



Full wwPDB NMR Structure Validation Report ⓘ

Jun 6, 2023 – 07:46 pm BST

PDB ID : 6TPH
BMRB ID : 34465
Title : Structure of a protein-RNA complex by ssNMR
Authors : Mumdooh, A.; Marchanka, A.; Carlomagno, T.
Deposited on : 2019-12-13

This is a Full wwPDB NMR Structure Validation Report for a publicly released PDB entry.

We welcome your comments at validation@mail.wwpdb.org

A user guide is available at

<https://www.wwpdb.org/validation/2017/NMRValidationReportHelp>

with specific help available everywhere you see the ⓘ symbol.

The types of validation reports are described at

<http://www.wwpdb.org/validation/2017/FAQs#types>.

The following versions of software and data (see [references ⓘ](#)) were used in the production of this report:

MolProbity : 4.02b-467
Percentile statistics : 20191225.v01 (using entries in the PDB archive December 25th 2019)
wwPDB-RCI : v_1n_11_5_13_A (Berjanski et al., 2005)
PANAV : Wang et al. (2010)
wwPDB-ShiftChecker : v1.2
BMRB Restraints Analysis : v1.2
Ideal geometry (proteins) : Engh & Huber (2001)
Ideal geometry (DNA, RNA) : Parkinson et al. (1996)
Validation Pipeline (wwPDB-VP) : 2.33

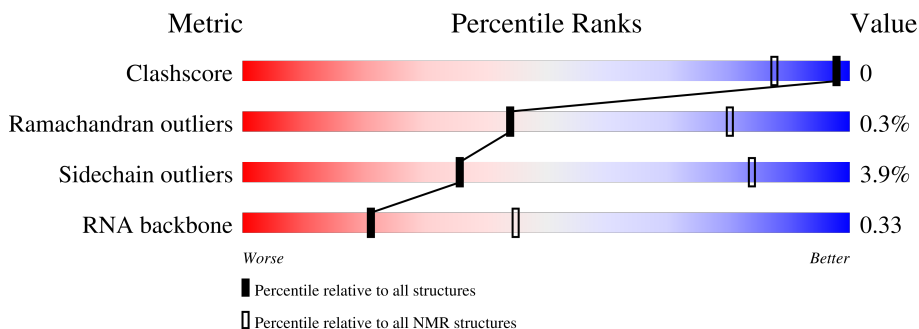
1 Overall quality at a glance

The following experimental techniques were used to determine the structure:

SOLID-STATE NMR

The overall completeness of chemical shifts assignment is 20%.

Percentile scores (ranging between 0-100) for global validation metrics of the entry are shown in the following graphic. The table shows the number of entries on which the scores are based.



Metric	Whole archive (#Entries)	NMR archive (#Entries)
Clashscore	158937	12864
Ramachandran outliers	154571	11451
Sidechain outliers	154315	11428
RNA backbone	4643	676

The table below summarises the geometric issues observed across the polymeric chains and their fit to the experimental data. The red, orange, yellow and green segments indicate the fraction of residues that contain outliers for ≥ 3 , 2, 1 and 0 types of geometric quality criteria. A cyan segment indicates the fraction of residues that are not part of the well-defined cores, and a grey segment represents the fraction of residues that are not modelled. The numeric value for each fraction is indicated below the corresponding segment, with a dot representing fractions $\leq 5\%$.

Mol	Chain	Length	Quality of chain
1	A	123	 90% 7% ..
2	B	26	 8% 81% 12%

2 Ensemble composition and analysis

This entry contains 10 models. Model 7 is the overall representative, medoid model (most similar to other models). The authors have identified model 1 as representative, based on the following criterion: *closest to the average*.

The following residues are included in the computation of the global validation metrics.

Well-defined (core) protein residues			
Well-defined core	Residue range (total)	Backbone RMSD (Å)	Medoid model
1	A:5-A:124 (120)	0.53	7

Ill-defined regions of proteins are excluded from the global statistics.

Ligands and non-protein polymers are included in the analysis.

The models can be grouped into 2 clusters and 4 single-model clusters were found.

Cluster number	Models
1	3, 4, 7, 10
2	2, 6
Single-model clusters	1; 5; 8; 9

3 Entry composition

There are 2 unique types of molecules in this entry. The entry contains 2647 atoms, of which 1227 are hydrogens and 0 are deuteriums.

- Molecule 1 is a protein called 50S ribosomal protein L7Ae.

Mol	Chain	Residues	Atoms						Trace
			Total	C	H	N	O	S	
1	A	121	1904	591	978	153	179	3	0

- Molecule 2 is a RNA chain called RNA (26-MER).

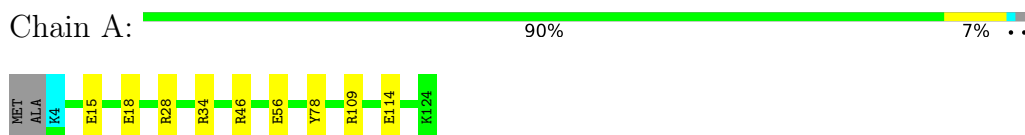
Mol	Chain	Residues	Atoms						Trace
			Total	C	H	N	O	P	
2	B	23	743	222	249	95	155	22	0

4 Residue-property plots

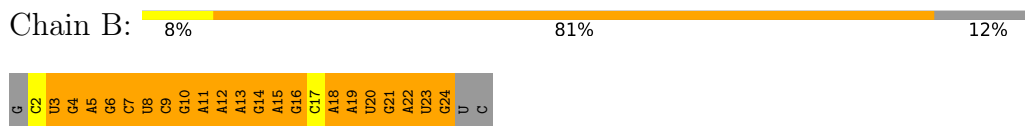
4.1 Average score per residue in the NMR ensemble

These plots are provided for all protein, RNA, DNA and oligosaccharide chains in the entry. The first graphic is the same as shown in the summary in section 1 of this report. The second graphic shows the sequence where residues are colour-coded according to the number of geometric quality criteria for which they contain at least one outlier: green = 0, yellow = 1, orange = 2 and red = 3 or more. Stretches of 2 or more consecutive residues without any outliers are shown as green connectors. Residues which are classified as ill-defined in the NMR ensemble, are shown in cyan with an underline colour-coded according to the previous scheme. Residues which were present in the experimental sample, but not modelled in the final structure are shown in grey.

- Molecule 1: 50S ribosomal protein L7Ae



- Molecule 2: RNA (26-MER)

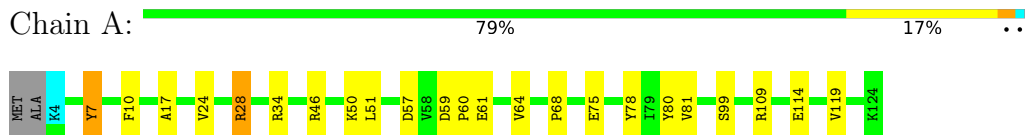


4.2 Scores per residue for each member of the ensemble

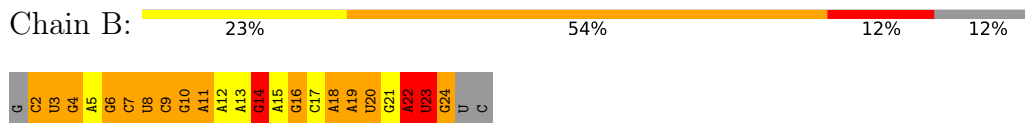
Colouring as in section 4.1 above.

4.2.1 Score per residue for model 1

- Molecule 1: 50S ribosomal protein L7Ae

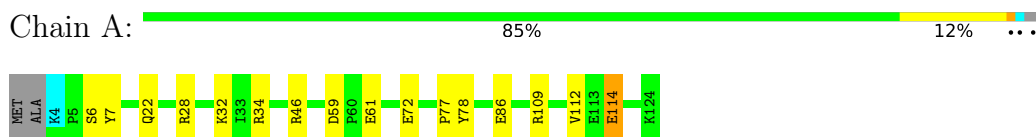


- Molecule 2: RNA (26-MER)



4.2.2 Score per residue for model 2

- Molecule 1: 50S ribosomal protein L7Ae

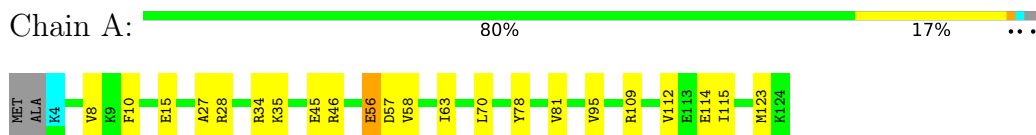


- Molecule 2: RNA (26-MER)

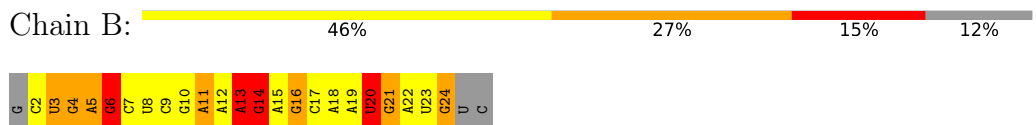


4.2.3 Score per residue for model 3

- Molecule 1: 50S ribosomal protein L7Ae

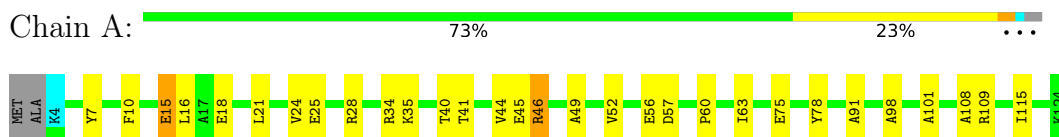


- Molecule 2: RNA (26-MER)



4.2.4 Score per residue for model 4

- Molecule 1: 50S ribosomal protein L7Ae

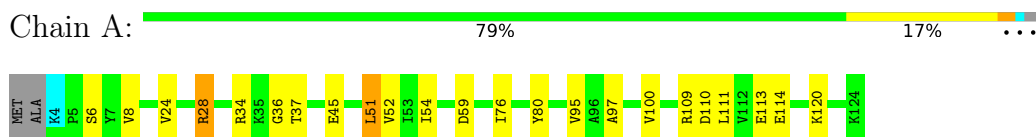


- Molecule 2: RNA (26-MER)

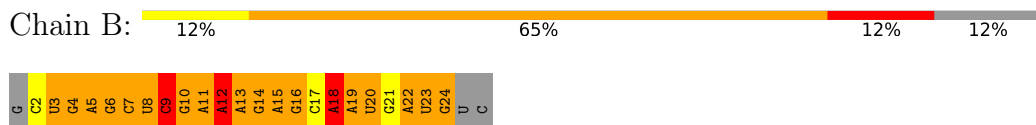


4.2.5 Score per residue for model 5

- Molecule 1: 50S ribosomal protein L7Ae

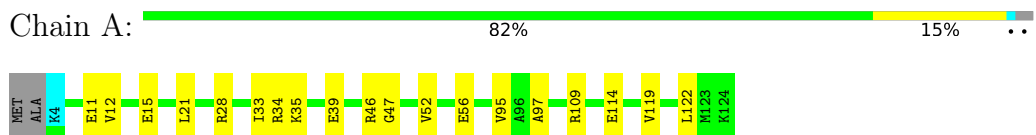


- Molecule 2: RNA (26-MER)

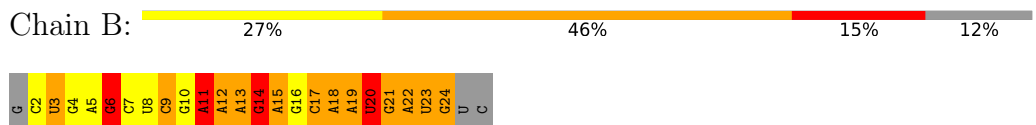


4.2.6 Score per residue for model 6

- Molecule 1: 50S ribosomal protein L7Ae

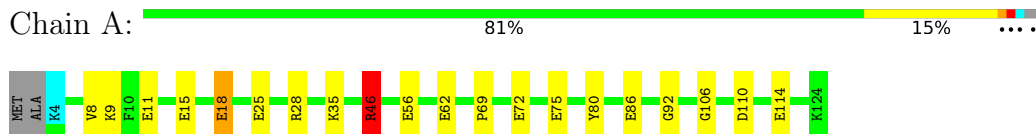


- Molecule 2: RNA (26-MER)



4.2.7 Score per residue for model 7 (medoid)

- Molecule 1: 50S ribosomal protein L7Ae

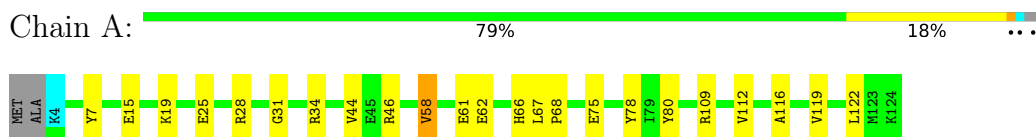


- Molecule 2: RNA (26-MER)

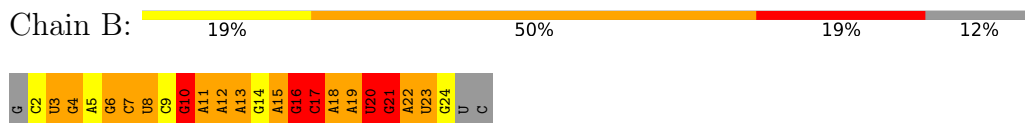


4.2.8 Score per residue for model 8

- Molecule 1: 50S ribosomal protein L7Ae

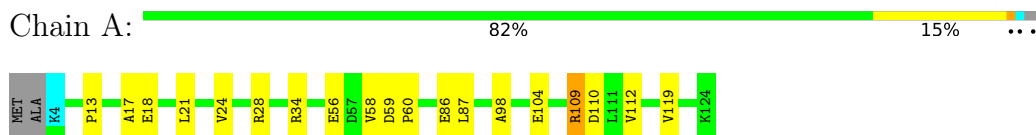


- Molecule 2: RNA (26-MER)



4.2.9 Score per residue for model 9

- Molecule 1: 50S ribosomal protein L7Ae

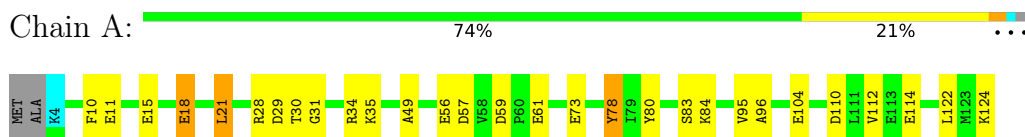


- Molecule 2: RNA (26-MER)



4.2.10 Score per residue for model 10

- Molecule 1: 50S ribosomal protein L7Ae



- Molecule 2: RNA (26-MER)



5 Refinement protocol and experimental data overview

The models were refined using the following method: *na*.

Of the 200 calculated structures, 10 were deposited, based on the following criterion: *target function*.

The following table shows the software used for structure solution, optimisation and refinement.

Software name	Classification	Version
Amber	refinement	
HADDOCK	structure calculation	

The following table shows chemical shift validation statistics as aggregates over all chemical shift files. Detailed validation can be found in section 7 of this report.

Chemical shift file(s)	working_cs.cif
Number of chemical shift lists	1
Total number of shifts	425
Number of shifts mapped to atoms	425
Number of unparsed shifts	0
Number of shifts with mapping errors	0
Number of shifts with mapping warnings	0
Assignment completeness (well-defined parts)	20%

Note: This is a solid-state NMR structure, where hydrogen atoms are typically not assigned a chemical shift value, which may lead to lower completeness of assignment measure.

6 Model quality i

6.1 Standard geometry i

The Z score for a bond length (or angle) is the number of standard deviations the observed value is removed from the expected value. A bond length (or angle) with $|Z| > 5$ is considered an outlier worth inspection. RMSZ is the (average) root-mean-square of all Z scores of the bond lengths (or angles).

Mol	Chain	Bond lengths		Bond angles	
		RMSZ	#Z>5	RMSZ	#Z>5
1	A	1.51±0.03	4±2/929 (0.4± 0.2%)	1.84±0.07	18±5/1252 (1.5± 0.4%)
2	B	3.18±0.04	64±8/554 (11.6± 1.4%)	3.93±0.15	146±12/863 (16.9± 1.4%)
All	All	2.28	676/14830 (4.6%)	2.88	1640/21150 (7.8%)

Chiral center outliers are detected by calculating the chiral volume of a chiral center and verifying if the center is modelled as a planar moiety or with the opposite hand. A planarity outlier is detected by checking planarity of atoms in a peptide group, atoms in a mainchain group or atoms of a sidechain that are expected to be planar.

Mol	Chain	Chirality	Planarity
1	A	0.0±0.0	1.7±1.1
2	B	0.0±0.0	14.0±2.4
All	All	0	157

All unique bond outliers are listed below. They are sorted according to the Z-score of the worst occurrence in the ensemble.

Mol	Chain	Res	Type	Atoms	Z	Observed(Å)	Ideal(Å)	Models	
								Worst	Total
2	B	16	G	N7-C5	15.50	1.48	1.39	2	6
2	B	15	A	N9-C4	15.25	1.47	1.37	9	1
2	B	10	G	C2-N2	-14.14	1.20	1.34	10	3
2	B	21	G	N9-C8	12.21	1.46	1.37	7	4
2	B	15	A	C8-N7	-12.04	1.23	1.31	1	3
2	B	24	G	N7-C5	11.94	1.46	1.39	4	1
2	B	7	C	C4-N4	-11.77	1.23	1.33	2	4
2	B	13	A	C6-N6	-11.47	1.24	1.33	3	2
2	B	12	A	N7-C5	11.38	1.46	1.39	2	5
2	B	22	A	P-O5'	11.32	1.71	1.59	3	3
2	B	5	A	N7-C5	11.04	1.45	1.39	6	5
2	B	12	A	N3-C4	10.67	1.41	1.34	3	5
2	B	13	A	N9-C4	10.54	1.44	1.37	6	2
2	B	5	A	N3-C4	10.32	1.41	1.34	5	2

Continued on next page...

Continued from previous page...

Mol	Chain	Res	Type	Atoms	Z	Observed(Å)	Ideal(Å)	Models	
								Worst	Total
2	B	7	C	N3-C4	-10.31	1.26	1.33	2	2
2	B	23	U	C2-N3	10.31	1.45	1.37	7	2
2	B	22	A	N3-C4	10.29	1.41	1.34	5	3
2	B	4	G	N3-C4	10.28	1.42	1.35	9	4
2	B	11	A	N7-C5	10.24	1.45	1.39	1	6
2	B	4	G	C5-C4	-10.17	1.31	1.38	4	2
2	B	22	A	N9-C4	-10.01	1.31	1.37	8	6
2	B	6	G	N7-C5	9.94	1.45	1.39	7	1
2	B	10	G	N7-C5	9.92	1.45	1.39	2	4
2	B	24	G	C8-N7	9.90	1.36	1.30	5	2
2	B	19	A	N7-C5	9.88	1.45	1.39	1	5
2	B	20	U	N1-C2	9.69	1.47	1.38	7	2
2	B	14	G	N3-C4	9.66	1.42	1.35	5	1
2	B	7	C	P-O5'	-9.65	1.50	1.59	6	3
2	B	6	G	N1-C2	-9.56	1.30	1.37	10	2
2	B	15	A	N7-C5	9.41	1.44	1.39	2	5
2	B	19	A	N3-C4	9.40	1.40	1.34	4	5
2	B	20	U	C5'-C4'	9.38	1.62	1.51	4	1
2	B	10	G	C8-N7	-9.34	1.25	1.30	5	4
2	B	8	U	N3-C4	-9.33	1.30	1.38	6	2
2	B	24	G	C6-N1	-9.30	1.33	1.39	9	2
2	B	6	G	N9-C8	-9.18	1.31	1.37	1	1
2	B	9	C	C5-C6	9.13	1.41	1.34	8	5
2	B	22	A	C3'-C2'	9.11	1.62	1.52	8	3
2	B	12	A	C5-C4	-9.10	1.32	1.38	1	4
2	B	20	U	C2-N3	9.09	1.44	1.37	1	3
2	B	9	C	N1-C6	9.09	1.42	1.37	10	3
2	B	18	A	N3-C4	9.07	1.40	1.34	4	4
2	B	15	A	C5-C4	-9.04	1.32	1.38	3	2
2	B	16	G	C8-N7	9.01	1.36	1.30	3	1
2	B	14	G	N7-C5	8.98	1.44	1.39	10	2
2	B	18	A	C5-C4	-8.97	1.32	1.38	7	2
2	B	6	G	P-O5'	8.95	1.68	1.59	10	2
2	B	11	A	N9-C4	-8.95	1.32	1.37	8	1
2	B	3	U	C5-C6	8.94	1.42	1.34	5	3
2	B	18	A	N7-C5	8.92	1.44	1.39	4	8
2	B	10	G	C6-N1	-8.69	1.33	1.39	6	2
2	B	19	A	C5-C4	-8.66	1.32	1.38	5	3
2	B	3	U	C4-C5	8.62	1.51	1.43	5	1
2	B	2	C	C4-N4	-8.61	1.26	1.33	4	3
2	B	24	G	C2-N2	-8.60	1.25	1.34	1	2

Continued on next page...

Continued from previous page...

Mol	Chain	Res	Type	Atoms	Z	Observed(Å)	Ideal(Å)	Models	
								Worst	Total
2	B	7	C	N1-C6	-8.57	1.32	1.37	8	5
2	B	24	G	C5-C4	8.50	1.44	1.38	6	2
2	B	11	A	C6-N1	-8.49	1.29	1.35	2	2
2	B	22	A	C6-N1	-8.45	1.29	1.35	9	3
2	B	11	A	C5-C4	-8.45	1.32	1.38	8	2
2	B	9	C	O3'-P	8.45	1.71	1.61	10	3
2	B	19	A	C2'-O2'	8.42	1.52	1.41	2	1
2	B	14	G	C6-N1	-8.41	1.33	1.39	9	4
2	B	15	A	N3-C4	8.41	1.39	1.34	10	5
2	B	6	G	C5-C6	8.39	1.50	1.42	8	2
2	B	21	G	C2-N2	-8.36	1.26	1.34	4	2
2	B	5	A	N9-C4	8.34	1.42	1.37	3	4
2	B	16	G	C5-C4	-8.33	1.32	1.38	5	2
2	B	3	U	C2-N3	-8.27	1.31	1.37	4	3
2	B	6	G	C2-N2	-8.24	1.26	1.34	8	5
2	B	2	C	N3-C4	-8.14	1.28	1.33	10	2
2	B	12	A	C6-N6	-8.11	1.27	1.33	8	2
2	B	19	A	C6-N1	-8.11	1.29	1.35	10	5
2	B	13	A	C6-N1	-8.10	1.29	1.35	7	5
2	B	3	U	C4-O4	-8.07	1.17	1.23	4	2
2	B	2	C	O3'-P	-8.05	1.51	1.61	10	2
1	A	72	GLU	CD-OE2	-8.05	1.16	1.25	2	1
2	B	5	A	C3'-C2'	8.03	1.61	1.52	6	1
2	B	9	C	N1-C2	8.02	1.48	1.40	6	2
2	B	23	U	C5'-C4'	8.02	1.60	1.51	10	2
2	B	18	A	C3'-O3'	7.97	1.53	1.42	8	1
2	B	17	C	C4'-O4'	-7.97	1.35	1.45	9	1
2	B	19	A	C6-N6	-7.94	1.27	1.33	4	3
2	B	14	G	C8-N7	7.92	1.35	1.30	1	4
2	B	24	G	P-O5'	-7.91	1.51	1.59	2	2
2	B	19	A	O3'-P	-7.90	1.51	1.61	1	2
2	B	24	G	N9-C8	7.88	1.43	1.37	4	2
2	B	12	A	C6-N1	-7.87	1.30	1.35	4	3
2	B	14	G	C5'-C4'	7.87	1.60	1.51	5	1
2	B	15	A	N9-C8	7.85	1.44	1.37	2	2
2	B	10	G	C5'-C4'	7.81	1.60	1.51	3	2
2	B	4	G	C5'-C4'	7.81	1.60	1.51	8	1
2	B	5	A	N1-C2	-7.81	1.27	1.34	8	2
2	B	22	A	C2-N3	-7.81	1.26	1.33	1	3
2	B	22	A	C5-C4	7.75	1.44	1.38	3	1
2	B	17	C	C2'-O2'	7.75	1.51	1.41	5	1

Continued on next page...

Continued from previous page...

Mol	Chain	Res	Type	Atoms	Z	Observed(Å)	Ideal(Å)	Models	
								Worst	Total
2	B	21	G	N3-C4	7.68	1.40	1.35	1	3
2	B	19	A	P-O5'	7.68	1.67	1.59	2	3
1	A	31	GLY	CA-C	7.68	1.64	1.51	8	1
2	B	10	G	N1-C2	-7.66	1.31	1.37	1	3
2	B	4	G	P-O5'	-7.64	1.52	1.59	8	2
2	B	9	C	N3-C4	-7.61	1.28	1.33	5	3
2	B	7	C	C1'-N1	7.60	1.60	1.48	3	1
2	B	13	A	C4'-O4'	-7.59	1.35	1.45	8	1
2	B	15	A	C4'-O4'	-7.56	1.35	1.45	10	1
2	B	21	G	O3'-P	-7.54	1.52	1.61	4	3
2	B	2	C	C2-N3	-7.52	1.29	1.35	6	2
2	B	12	A	N9-C4	-7.51	1.33	1.37	3	2
2	B	20	U	C4'-C3'	7.50	1.61	1.53	7	1
2	B	15	A	C6-N6	-7.48	1.27	1.33	5	1
2	B	16	G	C5'-C4'	7.44	1.60	1.51	1	2
2	B	20	U	C5-C6	7.42	1.40	1.34	3	3
2	B	24	G	N1-C2	-7.39	1.31	1.37	3	1
2	B	10	G	C5-C4	-7.37	1.33	1.38	7	2
2	B	13	A	C4'-C3'	7.34	1.61	1.53	8	2
2	B	24	G	C5-C6	7.34	1.49	1.42	5	2
2	B	13	A	N3-C4	7.30	1.39	1.34	5	3
2	B	17	C	C2-O2	-7.30	1.17	1.24	5	1
2	B	21	G	N1-C2	-7.26	1.31	1.37	8	1
2	B	5	A	C8-N7	-7.25	1.26	1.31	9	2
2	B	2	C	N1-C6	7.24	1.41	1.37	4	1
2	B	16	G	N3-C4	7.22	1.40	1.35	6	3
2	B	15	A	C6-N1	-7.21	1.30	1.35	6	3
2	B	15	A	P-O5'	7.19	1.67	1.59	7	3
2	B	23	U	N1-C2	7.18	1.45	1.38	3	4
2	B	9	C	C2-N3	7.16	1.41	1.35	2	1
2	B	4	G	C6-N1	-7.15	1.34	1.39	10	1
2	B	17	C	C5'-C4'	7.12	1.59	1.51	1	3
2	B	20	U	C2-O2	7.10	1.28	1.22	3	2
2	B	8	U	O3'-P	7.06	1.69	1.61	7	2
1	A	106	GLY	CA-C	7.05	1.63	1.51	7	1
2	B	17	C	C2-N3	7.05	1.41	1.35	10	1
2	B	18	A	C8-N7	7.04	1.36	1.31	4	2
2	B	16	G	C2-N3	7.03	1.38	1.32	8	1
2	B	12	A	C4'-O4'	-7.02	1.36	1.45	10	3
2	B	21	G	N7-C5	7.01	1.43	1.39	5	1
2	B	23	U	N1-C6	-6.99	1.31	1.38	6	1

Continued on next page...

Continued from previous page...

Mol	Chain	Res	Type	Atoms	Z	Observed(Å)	Ideal(Å)	Models	
								Worst	Total
2	B	17	C	C4-N4	-6.97	1.27	1.33	2	1
2	B	18	A	P-O5'	-6.96	1.52	1.59	3	2
2	B	14	G	C2-N2	-6.95	1.27	1.34	4	5
2	B	7	C	C4'-O4'	-6.93	1.36	1.45	1	2
2	B	11	A	P-O5'	-6.92	1.52	1.59	5	3
2	B	4	G	C2-N3	-6.92	1.27	1.32	8	1
2	B	21	G	C8-N7	6.90	1.35	1.30	9	4
2	B	6	G	N3-C4	6.88	1.40	1.35	10	3
2	B	23	U	C5-C6	6.87	1.40	1.34	1	3
2	B	11	A	N3-C4	6.86	1.39	1.34	6	3
2	B	16	G	N1-C2	-6.85	1.32	1.37	4	2
2	B	21	G	C5-C4	6.85	1.43	1.38	6	2
2	B	15	A	N1-C2	-6.84	1.28	1.34	8	1
2	B	4	G	C4'-C3'	6.83	1.60	1.53	10	1
2	B	13	A	N7-C5	6.82	1.43	1.39	6	2
2	B	11	A	C6-N6	-6.81	1.28	1.33	7	4
2	B	21	G	C5-C6	6.81	1.49	1.42	3	3
2	B	6	G	C6-N1	-6.78	1.34	1.39	1	2
2	B	11	A	O4'-C1'	6.77	1.50	1.41	7	2
1	A	80	TYR	CE2-CZ	6.77	1.47	1.38	5	1
2	B	10	G	C2'-O2'	6.75	1.50	1.41	2	1
2	B	9	C	C2'-C1'	6.75	1.60	1.53	7	1
2	B	9	C	C2'-O2'	-6.74	1.32	1.41	9	1
2	B	13	A	P-O5'	-6.72	1.53	1.59	3	1
2	B	3	U	C5'-C4'	6.71	1.59	1.51	9	2
2	B	16	G	C2-N2	-6.70	1.27	1.34	5	3
2	B	9	C	C4-N4	-6.68	1.27	1.33	10	2
2	B	14	G	O5'-C5'	-6.67	1.32	1.42	3	1
2	B	22	A	O3'-P	-6.65	1.53	1.61	1	3
2	B	12	A	C8-N7	6.65	1.36	1.31	10	2
2	B	19	A	C8-N7	-6.64	1.26	1.31	4	1
2	B	3	U	C4'-C3'	6.58	1.60	1.53	6	1
2	B	11	A	C2-N3	-6.57	1.27	1.33	5	1
2	B	11	A	O3'-P	-6.57	1.53	1.61	7	3
2	B	13	A	C3'-O3'	6.55	1.51	1.42	3	1
2	B	13	A	C5'-C4'	-6.55	1.43	1.51	6	2
2	B	17	C	N1-C6	-6.54	1.33	1.37	4	2
2	B	21	G	P-O5'	6.53	1.66	1.59	3	2
2	B	18	A	N9-C4	6.52	1.41	1.37	6	4
2	B	3	U	C3'-C2'	6.51	1.60	1.52	6	1
2	B	8	U	N1-C6	6.50	1.43	1.38	4	3

Continued on next page...

Continued from previous page...

Mol	Chain	Res	Type	Atoms	Z	Observed(Å)	Ideal(Å)	Models	
								Worst	Total
2	B	22	A	C4'-C3'	-6.50	1.46	1.53	3	2
2	B	8	U	C4-C5	6.50	1.49	1.43	4	5
2	B	22	A	N7-C5	6.49	1.43	1.39	6	1
2	B	8	U	C2'-C1'	6.47	1.60	1.53	1	1
2	B	5	A	C6-N1	-6.47	1.31	1.35	9	5
2	B	19	A	N9-C4	-6.47	1.33	1.37	7	3
2	B	3	U	N1-C6	6.45	1.43	1.38	1	2
2	B	6	G	C3'-O3'	-6.44	1.33	1.42	3	1
2	B	24	G	N9-C4	-6.43	1.32	1.38	9	2
2	B	10	G	P-O5'	-6.43	1.53	1.59	7	1
2	B	17	C	C4-C5	6.43	1.48	1.43	1	2
2	B	7	C	C2-O2	-6.43	1.18	1.24	10	1
2	B	24	G	N3-C4	6.41	1.40	1.35	5	2
2	B	11	A	N1-C2	-6.40	1.28	1.34	2	3
2	B	16	G	P-O5'	6.40	1.66	1.59	5	1
2	B	3	U	N3-C4	-6.39	1.32	1.38	4	2
2	B	14	G	N1-C2	-6.38	1.32	1.37	8	2
2	B	19	A	C5'-C4'	6.38	1.59	1.51	4	1
2	B	8	U	C5-C6	6.35	1.39	1.34	4	3
1	A	109	ARG	CZ-NH2	-6.34	1.24	1.33	1	1
2	B	6	G	C2-N3	-6.33	1.27	1.32	3	1
2	B	10	G	C2-N3	6.33	1.37	1.32	4	1
2	B	18	A	C5'-C4'	6.32	1.58	1.51	4	2
2	B	8	U	N1-C2	6.30	1.44	1.38	1	2
2	B	8	U	C3'-C2'	6.30	1.59	1.52	6	1
2	B	4	G	N7-C5	6.29	1.43	1.39	1	3
2	B	4	G	C1'-N9	6.29	1.58	1.48	2	1
2	B	23	U	C4'-C3'	6.27	1.60	1.53	4	1
2	B	13	A	N9-C8	-6.25	1.32	1.37	5	3
2	B	14	G	C4'-C3'	6.21	1.59	1.53	8	2
2	B	10	G	N3-C4	6.21	1.39	1.35	10	2
2	B	4	G	N9-C8	-6.21	1.33	1.37	3	1
2	B	4	G	C6-O6	6.21	1.29	1.24	2	1
2	B	7	C	C5-C6	-6.21	1.29	1.34	7	1
2	B	19	A	C3'-C2'	6.20	1.59	1.52	8	1
2	B	2	C	C2'-C1'	6.20	1.60	1.53	4	2
1	A	66	HIS	CB-CG	6.18	1.61	1.50	8	1
2	B	12	A	C5-C6	6.17	1.46	1.41	1	1
2	B	23	U	P-O5'	6.17	1.66	1.59	4	1
2	B	18	A	O3'-P	-6.16	1.53	1.61	10	1
2	B	13	A	O4'-C1'	6.15	1.49	1.41	3	1

Continued on next page...

Continued from previous page...

Mol	Chain	Res	Type	Atoms	Z	Observed(Å)	Ideal(Å)	Models	
								Worst	Total
2	B	6	G	C4'-C3'	-6.14	1.46	1.53	4	1
2	B	6	G	C8-N7	6.13	1.34	1.30	2	1
1	A	78	TYR	CG-CD1	6.11	1.47	1.39	1	1
2	B	21	G	C2'-C1'	-6.11	1.46	1.53	1	1
2	B	5	A	O3'-P	-6.11	1.53	1.61	9	1
2	B	20	U	O4'-C1'	6.11	1.49	1.41	10	1
2	B	14	G	C3'-C2'	6.10	1.59	1.52	6	1
2	B	22	A	C2'-O2'	6.09	1.49	1.41	1	1
2	B	12	A	C2'-C1'	-6.09	1.46	1.53	1	1
2	B	7	C	C2'-C1'	-6.07	1.46	1.53	5	1
2	B	3	U	P-O5'	6.06	1.65	1.59	10	2
2	B	12	A	N9-C8	6.05	1.42	1.37	5	1
2	B	3	U	N1-C2	6.05	1.44	1.38	7	1
2	B	9	C	C5'-C4'	6.04	1.58	1.51	5	1
2	B	21	G	N9-C4	-6.04	1.33	1.38	7	1
2	B	4	G	N1-C2	-6.03	1.32	1.37	9	2
2	B	6	G	C5'-C4'	6.00	1.58	1.51	10	2
2	B	9	C	C4-C5	-5.99	1.38	1.43	8	1
2	B	7	C	C4-C5	-5.98	1.38	1.43	1	3
2	B	8	U	C4'-O4'	-5.97	1.37	1.45	8	1
1	A	25	GLU	CD-OE2	-5.95	1.19	1.25	4	1
2	B	14	G	N9-C8	-5.94	1.33	1.37	8	2
2	B	8	U	C2-N3	5.94	1.42	1.37	10	3
2	B	14	G	N9-C4	-5.94	1.33	1.38	6	1
2	B	16	G	C2'-O2'	5.92	1.49	1.41	3	1
2	B	15	A	C3'-C2'	5.91	1.59	1.52	6	1
2	B	7	C	C3'-C2'	-5.91	1.46	1.52	9	1
2	B	6	G	C4'-O4'	-5.90	1.37	1.45	7	2
2	B	23	U	N3-C4	-5.90	1.33	1.38	4	1
1	A	34	ARG	CZ-NH2	-5.89	1.25	1.33	8	2
2	B	14	G	O4'-C1'	5.89	1.49	1.41	6	1
1	A	7	TYR	CE2-CZ	5.89	1.46	1.38	2	1
1	A	45	GLU	CG-CD	5.87	1.60	1.51	5	1
2	B	20	U	C4'-O4'	-5.86	1.38	1.45	3	1
2	B	3	U	C2-O2	5.86	1.27	1.22	8	1
1	A	15	GLU	CB-CG	5.85	1.63	1.52	3	1
1	A	80	TYR	CE1-CZ	5.85	1.46	1.38	5	1
2	B	2	C	C5'-C4'	5.85	1.58	1.51	2	1
2	B	13	A	C5-C4	-5.84	1.34	1.38	3	2
1	A	31	GLY	N-CA	5.83	1.54	1.46	10	1
2	B	15	A	O3'-P	-5.82	1.54	1.61	10	2

Continued on next page...

Continued from previous page...

Mol	Chain	Res	Type	Atoms	Z	Observed(Å)	Ideal(Å)	Models	
								Worst	Total
2	B	18	A	C6-N6	5.80	1.38	1.33	5	2
2	B	17	C	N3-C4	-5.79	1.29	1.33	4	1
2	B	16	G	C5-C6	5.78	1.48	1.42	1	2
2	B	23	U	C2'-O2'	5.78	1.49	1.41	10	1
2	B	4	G	C2'-C1'	-5.78	1.47	1.53	1	1
2	B	3	U	O3'-P	-5.78	1.54	1.61	8	1
2	B	22	A	C4'-O4'	-5.78	1.38	1.45	8	1
2	B	9	C	C4'-O4'	-5.77	1.38	1.45	4	2
2	B	14	G	O3'-P	-5.77	1.54	1.61	7	1
2	B	6	G	C2'-C1'	5.76	1.59	1.53	5	2
2	B	23	U	O3'-P	5.74	1.68	1.61	8	1
2	B	5	A	C2'-O2'	5.74	1.49	1.41	2	3
2	B	18	A	C4'-C3'	-5.73	1.46	1.52	10	1
2	B	12	A	C2-N3	-5.71	1.28	1.33	8	1
2	B	13	A	C8-N7	5.71	1.35	1.31	2	2
2	B	16	G	C3'-C2'	5.71	1.59	1.52	5	3
2	B	20	U	P-O5'	5.71	1.65	1.59	3	2
1	A	80	TYR	CG-CD2	5.71	1.46	1.39	10	1
2	B	8	U	C5'-C4'	5.70	1.58	1.51	10	1
2	B	24	G	C4'-O4'	-5.70	1.38	1.45	3	1
2	B	8	U	C4-O4	-5.65	1.19	1.23	9	1
2	B	10	G	N9-C8	-5.65	1.33	1.37	3	1
2	B	10	G	C5-C6	5.63	1.48	1.42	3	1
1	A	32	LYS	N-CA	5.63	1.57	1.46	2	1
2	B	23	U	C4'-O4'	-5.61	1.38	1.45	1	2
2	B	17	C	C3'-C2'	5.61	1.59	1.52	10	1
2	B	22	A	C8-N7	-5.59	1.27	1.31	10	2
1	A	78	TYR	CE1-CZ	5.59	1.45	1.38	2	1
2	B	23	U	C2'-C1'	5.59	1.59	1.53	6	2
2	B	11	A	C4'-C3'	5.56	1.59	1.53	1	1
2	B	18	A	O5'-C5'	-5.56	1.33	1.42	4	1
2	B	11	A	C5-C6	5.53	1.46	1.41	10	1
2	B	12	A	N1-C2	-5.52	1.29	1.34	5	1
2	B	5	A	C3'-O3'	5.51	1.49	1.42	9	1
2	B	23	U	O4'-C1'	5.50	1.48	1.41	7	1
1	A	25	GLU	CG-CD	5.50	1.60	1.51	8	1
2	B	13	A	N1-C2	-5.50	1.29	1.34	10	1
2	B	15	A	C2'-O2'	5.50	1.48	1.41	5	1
2	B	7	C	C4'-C3'	5.49	1.59	1.53	7	1
2	B	3	U	C4'-O4'	-5.49	1.38	1.45	8	1
2	B	22	A	N9-C8	5.47	1.42	1.37	7	1

Continued on next page...

Continued from previous page...

Mol	Chain	Res	Type	Atoms	Z	Observed(Å)	Ideal(Å)	Models	
								Worst	Total
2	B	20	U	N3-C4	-5.46	1.33	1.38	10	1
1	A	6	SER	CA-CB	5.46	1.61	1.52	5	1
2	B	8	U	C1'-N1	5.46	1.56	1.48	9	1
2	B	12	A	C3'-C2'	5.46	1.58	1.52	4	2
2	B	12	A	C5'-C4'	5.46	1.57	1.51	8	1
2	B	24	G	O4'-C1'	-5.45	1.34	1.41	1	2
2	B	20	U	N1-C6	5.42	1.42	1.38	4	1
2	B	5	A	C2'-C1'	5.40	1.59	1.53	4	2
2	B	2	C	C4-C5	-5.40	1.38	1.43	9	1
1	A	34	ARG	CZ-NH1	-5.38	1.26	1.33	4	1
2	B	24	G	C2-N3	-5.38	1.28	1.32	7	1
2	B	8	U	O4'-C1'	-5.33	1.34	1.41	3	2
2	B	14	G	P-O5'	5.33	1.65	1.59	6	1
2	B	18	A	C6-N1	-5.31	1.31	1.35	7	2
1	A	28	ARG	N-CA	5.30	1.56	1.46	2	1
2	B	24	G	C5'-C4'	5.28	1.57	1.51	1	1
2	B	9	C	C3'-C2'	5.27	1.58	1.52	1	1
2	B	2	C	C2'-O2'	5.25	1.48	1.41	7	1
2	B	18	A	C2'-O2'	5.24	1.48	1.41	9	1
2	B	14	G	C2'-C1'	-5.22	1.47	1.53	8	2
1	A	36	GLY	N-CA	5.21	1.53	1.46	5	1
2	B	10	G	C2'-C1'	5.21	1.59	1.53	9	1
1	A	18	GLU	CD-OE2	-5.20	1.20	1.25	7	1
2	B	4	G	O3'-P	-5.20	1.54	1.61	5	1
2	B	19	A	N9-C8	5.18	1.41	1.37	9	1
2	B	18	A	N1-C2	-5.18	1.29	1.34	7	2
2	B	7	C	O3'-P	-5.18	1.54	1.61	9	1
2	B	21	G	C1'-N9	5.17	1.56	1.48	7	1
2	B	21	G	O4'-C1'	5.17	1.48	1.41	8	1
2	B	21	G	C3'-C2'	-5.16	1.47	1.52	7	1
2	B	24	G	C2'-O2'	-5.16	1.34	1.41	7	1
2	B	21	G	C4'-O4'	-5.15	1.38	1.45	3	1
1	A	7	TYR	CG-CD2	5.14	1.45	1.39	2	1
2	B	15	A	C5-C6	5.14	1.45	1.41	4	1
1	A	78	TYR	CE2-CZ	5.13	1.45	1.38	3	2
1	A	78	TYR	CD2-CE2	5.13	1.47	1.39	10	1
1	A	83	SER	CB-OG	5.13	1.49	1.42	10	1
2	B	19	A	C4'-C3'	-5.12	1.47	1.52	2	1
2	B	12	A	C3'-O3'	5.12	1.49	1.42	9	1
1	A	92	GLY	N-CA	5.10	1.53	1.46	7	1
2	B	13	A	C2'-C1'	-5.09	1.47	1.53	9	1

Continued on next page...

Continued from previous page...

Mol	Chain	Res	Type	Atoms	Z	Observed(Å)	Ideal(Å)	Models	
								Worst	Total
1	A	114	GLU	CD-OE2	-5.08	1.20	1.25	2	1
2	B	9	C	P-O5'	5.07	1.64	1.59	7	2
2	B	19	A	C3'-O3'	5.07	1.49	1.42	4	1
2	B	5	A	N9-C8	-5.07	1.33	1.37	6	1
2	B	19	A	C1'-N9	5.06	1.56	1.48	6	2
2	B	16	G	O3'-P	-5.06	1.55	1.61	8	1
1	A	56	GLU	CD-OE2	5.05	1.31	1.25	3	1
2	B	2	C	C1'-N1	5.05	1.56	1.48	8	1
2	B	7	C	C2-N3	5.05	1.39	1.35	4	1
2	B	18	A	N9-C8	5.05	1.41	1.37	6	1
1	A	95	VAL	CB-CG1	5.04	1.63	1.52	3	1
2	B	21	G	C6-N1	5.04	1.43	1.39	8	1
1	A	10	PHE	CG-CD1	5.03	1.46	1.38	1	1
1	A	109	ARG	CZ-NH1	5.03	1.39	1.33	9	1
2	B	20	U	C3'-C2'	5.02	1.58	1.52	7	1
1	A	75	GLU	CG-CD	5.02	1.59	1.51	4	1
2	B	14	G	C6-O6	-5.01	1.19	1.24	7	1
2	B	17	C	O4'-C1'	5.01	1.48	1.41	10	1

All unique angle outliers are listed below. They are sorted according to the Z-score of the worst occurrence in the ensemble.

Mol	Chain	Res	Type	Atoms	Z	Observed(°)	Ideal(°)	Models	
								Worst	Total
2	B	15	A	N1-C6-N6	-24.08	104.15	118.60	8	10
2	B	5	A	N1-C6-N6	-23.94	104.23	118.60	2	10
2	B	12	A	N1-C6-N6	-20.60	106.24	118.60	5	10
2	B	18	A	N1-C6-N6	-20.11	106.54	118.60	9	9
2	B	13	A	N1-C6-N6	-18.48	107.51	118.60	8	8
2	B	12	A	C5-C6-N1	18.43	126.91	117.70	5	6
2	B	18	A	C4-C5-C6	-18.27	107.87	117.00	6	6
1	A	109	ARG	NE-CZ-NH1	18.06	129.33	120.30	8	4
2	B	17	C	N3-C4-C5	18.03	129.11	121.90	4	7
2	B	7	C	N3-C4-C5	17.71	128.98	121.90	7	5
2	B	22	A	N1-C6-N6	-17.52	108.09	118.60	1	8
2	B	13	A	C5-C6-N1	17.38	126.39	117.70	6	7
2	B	15	A	N1-C2-N3	-17.09	120.75	129.30	3	5
2	B	19	A	N1-C6-N6	-16.94	108.43	118.60	5	10
2	B	16	G	O4'-C1'-N9	16.64	121.51	108.20	8	5
2	B	8	U	N3-C2-O2	-16.21	110.85	122.20	4	6
2	B	12	A	C4-C5-C6	-15.61	109.20	117.00	5	5
2	B	24	G	N7-C8-N9	-15.47	105.37	113.10	5	3

Continued on next page...

Continued from previous page...

Mol	Chain	Res	Type	Atoms	Z	Observed(°)	Ideal(°)	Models	
								Worst	Total
2	B	5	A	C4-C5-C6	-15.38	109.31	117.00	7	8
2	B	15	A	C2-N3-C4	15.18	118.19	110.60	3	5
2	B	5	A	C5-C6-N6	15.09	135.77	123.70	2	3
2	B	3	U	C5-C6-N1	-15.04	115.18	122.70	10	5
2	B	10	G	C3'-C2'-C1'	14.81	113.34	101.50	10	5
2	B	11	A	C4-C5-C6	-14.72	109.64	117.00	5	4
1	A	46	ARG	NE-CZ-NH1	14.64	127.62	120.30	1	5
2	B	4	G	N3-C2-N2	-14.50	109.75	119.90	4	6
2	B	2	C	N3-C2-O2	-14.41	111.81	121.90	9	6
2	B	16	G	N1-C6-O6	-14.36	111.28	119.90	10	4
2	B	11	A	C5-C6-N1	14.20	124.80	117.70	5	7
2	B	10	G	N1-C6-O6	-14.19	111.39	119.90	7	6
1	A	28	ARG	NE-CZ-NH1	14.11	127.36	120.30	4	8
2	B	9	C	N3-C2-O2	-14.09	112.04	121.90	9	7
2	B	7	C	C6-N1-C2	-14.04	114.69	120.30	3	5
2	B	13	A	C4-C5-C6	-14.02	109.99	117.00	3	7
2	B	11	A	N1-C6-N6	-13.85	110.29	118.60	5	8
2	B	23	U	O4'-C1'-N1	13.82	119.25	108.20	1	6
2	B	23	U	N1-C2-N3	13.73	123.14	114.90	4	4
2	B	7	C	C2-N3-C4	-13.70	113.05	119.90	7	4
2	B	17	C	N3-C2-O2	-13.58	112.39	121.90	9	7
2	B	18	A	C5-C6-N1	13.56	124.48	117.70	6	6
2	B	7	C	O4'-C1'-N1	13.55	119.04	108.20	8	4
2	B	20	U	N3-C2-O2	-13.53	112.73	122.20	6	4
2	B	11	A	N1-C2-N3	-13.51	122.55	129.30	10	5
2	B	24	G	C8-N9-C4	13.48	111.79	106.40	5	4
2	B	6	G	N3-C4-C5	-13.43	121.89	128.60	10	3
2	B	5	A	C5-C6-N1	13.37	124.39	117.70	4	6
2	B	19	A	C5-C6-N1	13.31	124.35	117.70	10	8
2	B	4	G	O4'-C4'-C3'	13.28	117.28	104.00	9	2
2	B	5	A	O4'-C1'-N9	13.24	118.80	108.20	5	6
2	B	22	A	C4-C5-C6	-13.11	110.45	117.00	8	7
2	B	17	C	C2-N3-C4	-13.11	113.35	119.90	4	3
2	B	22	A	C4-C5-N7	-13.11	104.15	110.70	3	4
2	B	17	C	C6-N1-C2	13.10	125.54	120.30	5	3
2	B	18	A	C5-C6-N6	12.94	134.05	123.70	9	3
2	B	22	A	C6-C5-N7	12.93	141.35	132.30	9	4
2	B	5	A	C8-N9-C4	-12.91	100.63	105.80	3	3
2	B	22	A	C5-C6-N6	12.91	134.03	123.70	1	4
2	B	8	U	N1-C2-O2	12.80	131.76	122.80	4	5
2	B	15	A	C5-C6-N6	12.74	133.89	123.70	8	2

Continued on next page...

Continued from previous page...

Mol	Chain	Res	Type	Atoms	Z	Observed(°)	Ideal(°)	Models	
								Worst	Total
1	A	34	ARG	NE-CZ-NH1	12.73	126.67	120.30	8	5
2	B	22	A	N9-C4-C5	12.73	110.89	105.80	9	7
2	B	14	G	C5-C6-N1	12.63	117.81	111.50	7	5
2	B	6	G	C4-C5-C6	-12.55	111.27	118.80	3	3
2	B	24	G	N1-C6-O6	-12.40	112.46	119.90	7	6
2	B	21	G	C6-N1-C2	-12.40	117.66	125.10	8	3
2	B	2	C	N3-C4-C5	12.35	126.84	121.90	10	4
1	A	28	ARG	NE-CZ-NH2	-12.34	114.13	120.30	1	6
2	B	21	G	N3-C4-C5	-12.30	122.45	128.60	8	6
2	B	24	G	C5-C6-O6	12.26	135.96	128.60	7	4
2	B	21	G	C8-N9-C4	-12.24	101.50	106.40	10	6
2	B	4	G	C3'-C2'-C1'	12.19	111.25	101.50	6	4
2	B	14	G	N3-C4-C5	-12.12	122.54	128.60	4	5
2	B	16	G	C4-C5-N7	-12.08	105.97	110.80	3	4
1	A	78	TYR	CB-CG-CD2	-12.00	113.80	121.00	8	3
2	B	18	A	C2-N3-C4	11.91	116.55	110.60	10	5
2	B	20	U	C5-C6-N1	-11.90	116.75	122.70	4	2
2	B	13	A	C4-C5-N7	11.88	116.64	110.70	3	2
2	B	13	A	N1-C2-N3	-11.88	123.36	129.30	4	8
2	B	4	G	N3-C4-C5	-11.88	122.66	128.60	6	6
2	B	16	G	N9-C4-C5	11.87	110.15	105.40	3	3
2	B	12	A	N9-C4-C5	11.83	110.53	105.80	7	5
2	B	8	U	C1'-O4'-C4'	-11.81	100.45	109.90	8	1
2	B	20	U	N3-C4-O4	11.77	127.64	119.40	4	1
2	B	12	A	C6-C5-N7	11.74	140.52	132.30	5	3
2	B	3	U	O4'-C1'-N1	11.65	117.52	108.20	8	4
2	B	3	U	N3-C2-O2	-11.63	114.06	122.20	5	4
2	B	2	C	O4'-C1'-N1	11.61	117.49	108.20	10	4
2	B	18	A	O4'-C1'-N9	11.61	117.49	108.20	7	2
2	B	11	A	C2-N3-C4	11.61	116.40	110.60	10	6
2	B	2	C	C6-N1-C2	-11.46	115.72	120.30	8	9
2	B	19	A	C8-N9-C4	-11.42	101.23	105.80	6	3
2	B	14	G	C2-N3-C4	11.40	117.60	111.90	6	1
2	B	21	G	N1-C6-O6	-11.39	113.07	119.90	5	5
2	B	19	A	C5-N7-C8	-11.37	98.22	103.90	5	5
2	B	6	G	N9-C4-C5	11.35	109.94	105.40	9	4
2	B	10	G	N7-C8-N9	11.34	118.77	113.10	5	2
2	B	14	G	N3-C2-N2	-11.32	111.98	119.90	9	6
2	B	21	G	C4-C5-N7	-11.31	106.27	110.80	6	3
2	B	22	A	C8-N9-C4	-11.29	101.28	105.80	3	5
2	B	21	G	C5-C6-N1	11.26	117.13	111.50	8	4

Continued on next page...

Continued from previous page...

Mol	Chain	Res	Type	Atoms	Z	Observed(°)	Ideal(°)	Models	
								Worst	Total
2	B	10	G	C5-N7-C8	-11.24	98.68	104.30	5	4
2	B	21	G	N9-C4-C5	11.22	109.89	105.40	9	4
1	A	46	ARG	NE-CZ-NH2	-11.22	114.69	120.30	4	4
2	B	24	G	N9-C4-C5	-11.13	100.95	105.40	6	4
2	B	21	G	N3-C2-N2	-11.13	112.11	119.90	3	2
2	B	5	A	C6-C5-N7	11.12	140.09	132.30	4	7
2	B	3	U	C4-C5-C6	11.12	126.37	119.70	7	3
2	B	16	G	C8-N9-C4	-11.11	101.96	106.40	3	3
2	B	14	G	C5-N7-C8	-11.08	98.76	104.30	9	1
2	B	19	A	C2-N3-C4	11.07	116.14	110.60	5	4
2	B	24	G	C3'-C2'-C1'	11.07	110.36	101.50	4	3
2	B	17	C	N1-C2-O2	11.06	125.54	118.90	5	5
2	B	17	C	O4'-C1'-N1	11.06	117.05	108.20	7	6
2	B	4	G	C6-N1-C2	-11.06	118.47	125.10	2	3
2	B	13	A	C5-C6-N6	11.02	132.51	123.70	5	2
2	B	12	A	N7-C8-N9	10.99	119.30	113.80	2	1
2	B	24	G	C1'-O4'-C4'	10.97	118.68	109.90	4	1
2	B	16	G	C2-N3-C4	-10.95	106.43	111.90	6	3
2	B	19	A	N7-C8-N9	10.94	119.27	113.80	6	2
2	B	7	C	C4-C5-C6	10.93	122.86	117.40	2	5
2	B	13	A	C5-N7-C8	-10.93	98.44	103.90	9	3
2	B	6	G	C5-C6-N1	10.91	116.96	111.50	3	5
2	B	19	A	C4-C5-N7	10.88	116.14	110.70	10	2
2	B	6	G	C5-C6-O6	-10.87	122.08	128.60	8	5
2	B	8	U	C5-C6-N1	-10.83	117.29	122.70	4	5
2	B	2	C	C4-C5-C6	10.81	122.81	117.40	9	5
2	B	4	G	C4-C5-N7	-10.78	106.49	110.80	6	2
2	B	10	G	C5-C6-N1	10.71	116.85	111.50	10	6
2	B	20	U	C5-C4-O4	-10.66	119.50	125.90	4	3
2	B	21	G	O4'-C1'-N9	-10.65	99.68	108.20	6	2
2	B	12	A	C2-N3-C4	10.64	115.92	110.60	1	4
2	B	14	G	C8-N9-C4	-10.63	102.15	106.40	4	5
2	B	16	G	C5-C6-N1	10.63	116.81	111.50	10	4
2	B	15	A	C4-C5-C6	-10.60	111.70	117.00	2	6
2	B	5	A	C2-N3-C4	10.59	115.89	110.60	2	4
2	B	10	G	N3-C4-C5	-10.57	123.31	128.60	5	4
2	B	9	C	N1-C2-O2	10.57	125.24	118.90	10	5
2	B	9	C	O4'-C1'-N1	10.55	116.64	108.20	8	6
2	B	20	U	C4-C5-C6	10.51	126.01	119.70	4	4
2	B	17	C	C4-C5-C6	10.46	122.63	117.40	9	7
2	B	22	A	C5-C6-N1	10.46	122.93	117.70	2	6

Continued on next page...

Continued from previous page...

Mol	Chain	Res	Type	Atoms	Z	Observed(°)	Ideal(°)	Models	
								Worst	Total
2	B	13	A	C6-N1-C2	-10.44	112.33	118.60	8	4
2	B	9	C	C6-N1-C2	-10.42	116.13	120.30	9	4
2	B	2	C	N1-C2-O2	10.40	125.14	118.90	9	5
2	B	24	G	C5-N7-C8	10.38	109.49	104.30	5	3
2	B	21	G	C2-N3-C4	10.29	117.05	111.90	8	3
2	B	6	G	C2-N3-C4	10.23	117.02	111.90	3	3
2	B	6	G	C6-N1-C2	-10.22	118.97	125.10	9	2
2	B	17	C	N3-C4-N4	-10.21	110.85	118.00	8	2
2	B	22	A	O4'-C4'-C3'	10.21	114.27	106.10	8	1
2	B	12	A	N1-C2-N3	-10.18	124.21	129.30	1	4
2	B	4	G	N9-C4-C5	10.15	109.46	105.40	6	3
2	B	10	G	O4'-C4'-C3'	10.14	114.21	106.10	9	2
2	B	13	A	N9-C4-C5	-10.05	101.78	105.80	3	2
2	B	19	A	C4-C5-C6	-10.04	111.98	117.00	3	5
2	B	12	A	O4'-C1'-N9	10.04	116.23	108.20	5	3
2	B	9	C	N3-C4-C5	10.04	125.92	121.90	8	6
2	B	17	C	C5-C6-N1	-10.03	115.99	121.00	5	5
2	B	6	G	C1'-O4'-C4'	10.02	117.92	109.90	7	3
2	B	5	A	C5-N7-C8	-10.02	98.89	103.90	7	3
2	B	13	A	C2-N3-C4	10.02	115.61	110.60	6	3
2	B	14	G	C6-N1-C2	-10.01	119.09	125.10	7	3
2	B	24	G	N3-C4-C5	-10.01	123.60	128.60	10	4
2	B	10	G	C4-C5-N7	9.98	114.79	110.80	10	3
2	B	21	G	N7-C8-N9	9.97	118.08	113.10	10	3
2	B	8	U	C5-C4-O4	-9.96	119.92	125.90	1	3
2	B	23	U	C6-N1-C2	-9.95	115.03	121.00	4	3
2	B	11	A	C6-C5-N7	9.93	139.25	132.30	5	2
2	B	20	U	N1-C2-O2	9.92	129.74	122.80	6	3
2	B	3	U	C3'-C2'-C1'	9.90	109.42	101.50	3	2
2	B	22	A	C2-N3-C4	9.88	115.54	110.60	6	3
2	B	11	A	C5-C6-N6	9.86	131.59	123.70	9	2
2	B	18	A	C1'-O4'-C4'	-9.83	102.03	109.90	3	2
2	B	8	U	O4'-C1'-N1	9.80	116.04	108.20	1	4
2	B	6	G	N1-C2-N3	9.80	129.78	123.90	8	2
2	B	14	G	N7-C8-N9	9.77	117.98	113.10	9	2
2	B	7	C	N3-C2-O2	-9.77	115.06	121.90	2	5
2	B	6	G	C3'-C2'-C1'	9.73	109.29	101.50	9	1
2	B	16	G	N3-C4-C5	-9.73	123.73	128.60	3	3
2	B	24	G	N3-C4-N9	9.73	131.84	126.00	10	3
2	B	13	A	N7-C8-N9	9.72	118.66	113.80	9	3
2	B	15	A	C8-N9-C4	9.71	109.69	105.80	7	3

Continued on next page...

Continued from previous page...

Mol	Chain	Res	Type	Atoms	Z	Observed(°)	Ideal(°)	Models	
								Worst	Total
2	B	2	C	C5-C6-N1	9.71	125.85	121.00	1	2
2	B	4	G	O4'-C1'-N9	9.71	115.97	108.20	10	5
2	B	14	G	N9-C4-C5	9.70	109.28	105.40	4	4
2	B	14	G	C4-C5-N7	9.69	114.67	110.80	9	3
2	B	6	G	C4-C5-N7	-9.68	106.93	110.80	1	6
2	B	17	C	C5-C4-N4	-9.67	113.43	120.20	4	3
2	B	24	G	C5-C6-N1	9.67	116.33	111.50	2	2
2	B	24	G	C4-C5-C6	-9.66	113.00	118.80	1	4
2	B	18	A	C3'-C2'-C1'	-9.65	93.78	101.50	9	3
2	B	24	G	O4'-C1'-C2'	-9.55	96.25	105.80	4	1
2	B	7	C	C5-C6-N1	-9.53	116.24	121.00	2	5
2	B	8	U	N3-C4-C5	-9.52	108.89	114.60	2	3
2	B	18	A	C8-N9-C4	-9.51	101.99	105.80	1	2
2	B	11	A	O4'-C1'-N9	9.49	115.80	108.20	6	7
2	B	22	A	C4'-C3'-C2'	-9.48	93.12	102.60	6	3
2	B	8	U	C2-N3-C4	9.46	132.68	127.00	2	2
2	B	7	C	N1-C2-O2	9.44	124.56	118.90	9	4
2	B	3	U	N1-C2-N3	9.43	120.56	114.90	2	5
2	B	12	A	C5-N7-C8	-9.43	99.18	103.90	2	2
2	B	15	A	C5-C6-N1	9.43	122.41	117.70	5	10
2	B	4	G	N1-C2-N3	9.41	129.55	123.90	8	4
2	B	3	U	P-O3'-C3'	9.40	130.98	119.70	4	1
2	B	15	A	O4'-C4'-C3'	9.38	113.61	106.10	1	1
2	B	6	G	N3-C2-N2	-9.37	113.34	119.90	4	2
2	B	8	U	N3-C4-O4	9.37	125.96	119.40	2	1
2	B	6	G	N7-C8-N9	9.31	117.75	113.10	1	2
2	B	15	A	C5-N7-C8	-9.28	99.26	103.90	8	2
2	B	14	G	C5-C6-O6	-9.26	123.04	128.60	8	5
2	B	13	A	C3'-C2'-C1'	9.17	108.84	101.50	7	3
2	B	12	A	C6-N1-C2	-9.16	113.11	118.60	5	2
2	B	10	G	C2-N3-C4	9.13	116.46	111.90	5	4
2	B	7	C	C3'-C2'-C1'	9.12	108.79	101.50	1	2
2	B	24	G	C4-C5-N7	9.12	114.45	110.80	8	4
2	B	11	A	C8-N9-C4	9.11	109.44	105.80	10	4
2	B	9	C	N3-C4-N4	-9.07	111.65	118.00	8	3
2	B	10	G	C8-N9-C4	-9.05	102.78	106.40	6	3
2	B	8	U	C6-N1-C2	9.04	126.42	121.00	9	2
1	A	24	VAL	CA-CB-CG1	9.04	124.46	110.90	9	4
2	B	14	G	N1-C6-O6	-9.02	114.49	119.90	7	3
2	B	11	A	O4'-C1'-C2'	-9.01	96.79	105.80	5	2
2	B	13	A	C8-N9-C4	-9.00	102.20	105.80	9	4

Continued on next page...

Continued from previous page...

Mol	Chain	Res	Type	Atoms	Z	Observed(°)	Ideal(°)	Models	
								Worst	Total
1	A	109	ARG	NE-CZ-NH2	8.99	124.80	120.30	2	2
2	B	11	A	C3'-C2'-C1'	8.96	108.67	101.50	1	2
2	B	23	U	N3-C2-O2	-8.95	115.94	122.20	9	5
2	B	24	G	C2-N3-C4	8.92	116.36	111.90	3	4
2	B	12	A	C4-C5-N7	-8.90	106.25	110.70	9	3
1	A	78	TYR	CB-CG-CD1	-8.87	115.68	121.00	3	4
2	B	15	A	N7-C8-N9	8.86	118.23	113.80	8	4
2	B	12	A	C5-C6-N6	8.86	130.79	123.70	6	3
2	B	16	G	C6-N1-C2	-8.86	119.78	125.10	3	3
2	B	10	G	N3-C2-N2	-8.83	113.72	119.90	10	5
2	B	5	A	N1-C2-N3	-8.77	124.91	129.30	1	5
2	B	6	G	N1-C6-O6	-8.77	114.64	119.90	3	8
2	B	19	A	N9-C4-C5	8.75	109.30	105.80	6	4
2	B	18	A	N9-C4-C5	-8.74	102.31	105.80	2	4
2	B	4	G	N3-C4-N9	-8.70	120.78	126.00	1	4
2	B	19	A	N1-C2-N3	-8.69	124.95	129.30	5	5
2	B	3	U	C6-N1-C2	-8.68	115.79	121.00	7	3
2	B	8	U	C3'-C2'-C1'	8.66	108.42	101.50	10	1
2	B	4	G	C8-N9-C4	-8.65	102.94	106.40	2	4
2	B	20	U	C1'-O4'-C4'	-8.60	103.02	109.90	4	1
2	B	20	U	P-O3'-C3'	8.60	130.02	119.70	2	2
2	B	10	G	O4'-C1'-N9	8.57	115.06	108.20	2	4
2	B	23	U	C4'-C3'-C2'	-8.54	94.06	102.60	10	2
2	B	21	G	C3'-C2'-C1'	-8.51	94.69	101.50	4	5
2	B	16	G	N1-C2-N3	8.45	128.97	123.90	6	2
1	A	119	VAL	CA-CB-CG1	8.45	123.58	110.90	9	4
2	B	14	G	C6-C5-N7	-8.44	125.34	130.40	9	3
2	B	23	U	C2-N3-C4	-8.42	121.95	127.00	7	4
2	B	13	A	O4'-C1'-N9	8.42	114.93	108.20	3	5
2	B	6	G	O4'-C1'-N9	8.41	114.93	108.20	3	4
2	B	6	G	C8-N9-C4	-8.40	103.04	106.40	8	4
2	B	22	A	N7-C8-N9	-8.39	109.61	113.80	7	2
2	B	18	A	N3-C4-C5	8.38	132.67	126.80	6	2
1	A	114	GLU	OE1-CD-OE2	-8.37	113.26	123.30	10	1
2	B	12	A	C8-N9-C4	-8.33	102.47	105.80	7	2
2	B	19	A	C5'-C4'-O4'	8.32	119.08	109.10	7	3
2	B	24	G	C6-C5-N7	8.31	135.39	130.40	5	5
2	B	24	G	C6-N1-C2	-8.27	120.14	125.10	2	2
2	B	7	C	C5'-C4'-O4'	8.25	119.00	109.10	5	4
2	B	22	A	C5-N7-C8	8.23	108.02	103.90	3	3
2	B	21	G	C6-C5-N7	8.21	135.33	130.40	6	3

Continued on next page...

Continued from previous page...

Mol	Chain	Res	Type	Atoms	Z	Observed(°)	Ideal(°)	Models	
								Worst	Total
2	B	4	G	N7-C8-N9	8.20	117.20	113.10	8	4
2	B	21	G	N3-C4-N9	8.20	130.92	126.00	2	2
2	B	21	G	O4'-C1'-C2'	-8.19	97.61	105.80	6	4
2	B	4	G	O4'-C1'-C2'	-8.17	97.63	105.80	7	1
2	B	13	A	C6-C5-N7	8.15	138.00	132.30	8	3
2	B	21	G	C5-N7-C8	-8.14	100.23	104.30	10	2
2	B	10	G	N9-C4-C5	-8.10	102.16	105.40	10	1
2	B	6	G	C6-C5-N7	8.07	135.25	130.40	1	2
1	A	62	GLU	OE1-CD-OE2	-8.07	113.62	123.30	7	2
2	B	7	C	N1-C1'-C2'	-8.06	103.13	112.00	3	1
2	B	10	G	C5'-C4'-O4'	8.05	118.76	109.10	3	1
1	A	104	GLU	OE1-CD-OE2	-7.99	113.71	123.30	9	2
2	B	10	G	N3-C4-N9	7.98	130.79	126.00	5	3
2	B	20	U	C5'-C4'-O4'	7.97	118.67	109.10	3	2
2	B	19	A	C6-C5-N7	7.96	137.88	132.30	3	2
2	B	18	A	N1-C2-N3	-7.95	125.33	129.30	10	2
2	B	12	A	C3'-C2'-C1'	7.94	107.85	101.50	9	4
2	B	19	A	O4'-C4'-C3'	7.92	112.44	106.10	2	1
2	B	10	G	N1-C2-N2	7.92	123.33	116.20	6	2
2	B	20	U	O4'-C1'-N1	7.92	114.53	108.20	3	3
1	A	57	ASP	CB-CG-OD2	-7.91	111.18	118.30	1	2
2	B	18	A	C5'-C4'-O4'	7.91	118.60	109.10	4	3
2	B	16	G	N3-C2-N2	-7.90	114.37	119.90	9	3
2	B	15	A	O4'-C1'-N9	7.89	114.52	108.20	7	1
2	B	3	U	C2-N3-C4	-7.88	122.27	127.00	7	3
1	A	59	ASP	CB-CG-OD1	7.87	125.39	118.30	1	4
2	B	6	G	C5-N7-C8	-7.86	100.37	104.30	3	3
2	B	3	U	O4'-C4'-C3'	7.83	112.37	106.10	4	4
2	B	19	A	O4'-C1'-N9	7.82	114.45	108.20	2	4
2	B	6	G	C5'-C4'-O4'	7.81	118.48	109.10	3	5
2	B	4	G	C1'-O4'-C4'	-7.80	103.66	109.90	9	2
2	B	16	G	C4'-C3'-C2'	-7.79	94.81	102.60	4	1
2	B	23	U	C3'-C2'-C1'	7.79	107.73	101.50	5	4
2	B	13	A	O4'-C4'-C3'	7.75	112.30	106.10	7	1
2	B	21	G	C1'-O4'-C4'	-7.70	103.74	109.90	4	3
1	A	73	GLU	OE1-CD-OE2	-7.70	114.06	123.30	10	1
2	B	24	G	N1-C2-N3	-7.70	119.28	123.90	4	4
2	B	11	A	N7-C8-N9	7.69	117.64	113.80	6	3
2	B	18	A	N7-C8-N9	7.69	117.64	113.80	5	3
2	B	18	A	C4-C5-N7	7.66	114.53	110.70	2	2
2	B	20	U	C3'-C2'-C1'	-7.66	95.37	101.50	10	1

Continued on next page...

Continued from previous page...

Mol	Chain	Res	Type	Atoms	Z	Observed(°)	Ideal(°)	Models	
								Worst	Total
2	B	18	A	O4'-C1'-C2'	-7.62	98.18	105.80	10	3
2	B	15	A	C4'-C3'-C2'	-7.61	94.99	102.60	6	3
2	B	17	C	N1-C1'-C2'	-7.60	103.64	112.00	4	1
2	B	6	G	N3-C4-N9	7.59	130.56	126.00	10	2
2	B	15	A	C5'-C4'-O4'	7.59	118.21	109.10	9	3
2	B	4	G	N1-C2-N2	7.57	123.01	116.20	4	2
1	A	109	ARG	NH1-CZ-NH2	-7.54	111.11	119.40	8	2
2	B	16	G	N7-C8-N9	7.53	116.87	113.10	8	1
2	B	2	C	C5-C4-N4	7.51	125.45	120.20	2	3
2	B	24	G	N3-C2-N2	-7.50	114.65	119.90	5	3
2	B	22	A	N3-C4-N9	-7.48	121.42	127.40	8	5
2	B	10	G	C1'-O4'-C4'	-7.46	103.93	109.90	4	2
2	B	23	U	C5-C6-N1	-7.46	118.97	122.70	4	3
2	B	10	G	N1-C2-N3	7.45	128.37	123.90	4	3
2	B	18	A	C6-N1-C2	-7.44	114.14	118.60	8	2
2	B	18	A	C4'-C3'-C2'	-7.37	95.23	102.60	8	2
2	B	9	C	C4-C5-C6	-7.35	113.72	117.40	3	2
2	B	11	A	N3-C4-C5	-7.33	121.67	126.80	2	2
2	B	17	C	C3'-C2'-C1'	-7.33	95.64	101.50	9	2
2	B	8	U	C4-C5-C6	-7.32	115.31	119.70	1	2
2	B	8	U	C4'-C3'-C2'	-7.32	95.28	102.60	6	3
2	B	18	A	O5'-P-OP2	-7.29	99.14	105.70	5	1
2	B	5	A	N7-C8-N9	7.28	117.44	113.80	1	2
2	B	14	G	C3'-C2'-C1'	7.27	107.32	101.50	8	3
2	B	17	C	N1-C2-N3	7.26	124.28	119.20	1	2
2	B	14	G	N1-C2-N3	7.22	128.23	123.90	2	1
2	B	16	G	C5-N7-C8	-7.22	100.69	104.30	9	3
2	B	9	C	N1-C1'-C2'	-7.21	104.06	112.00	8	3
2	B	16	G	C1'-O4'-C4'	-7.21	104.13	109.90	3	1
2	B	23	U	C5'-C4'-O4'	7.20	117.74	109.10	4	4
1	A	46	ARG	CD-NE-CZ	7.19	133.67	123.60	6	2
2	B	5	A	C4-C5-N7	-7.19	107.11	110.70	3	1
1	A	8	VAL	CG1-CB-CG2	-7.17	99.43	110.90	5	1
1	A	45	GLU	OE1-CD-OE2	-7.16	114.71	123.30	3	2
2	B	10	G	C4'-C3'-C2'	-7.14	95.46	102.60	4	4
2	B	12	A	C5'-C4'-O4'	7.12	117.64	109.10	2	1
2	B	4	G	C4-C5-C6	-7.11	114.53	118.80	1	1
1	A	34	ARG	NE-CZ-NH2	7.10	123.85	120.30	10	4
2	B	7	C	C5'-C4'-C3'	-7.07	104.68	116.00	7	2
2	B	15	A	C6-N1-C2	-7.05	114.37	118.60	4	3
1	A	29	ASP	CB-CG-OD2	-7.04	111.96	118.30	10	1

Continued on next page...

Continued from previous page...

Mol	Chain	Res	Type	Atoms	Z	Observed(°)	Ideal(°)	Models	
								Worst	Total
1	A	86	GLU	OE1-CD-OE2	-7.04	114.85	123.30	2	1
2	B	23	U	C5-C4-O4	-7.03	121.68	125.90	3	3
2	B	13	A	C5'-C4'-O4'	7.03	117.54	109.10	5	1
2	B	3	U	N3-C4-C5	-7.03	110.38	114.60	2	1
2	B	24	G	O4'-C1'-N9	7.00	113.80	108.20	8	4
2	B	5	A	N3-C4-C5	7.00	131.70	126.80	7	1
2	B	23	U	N3-C4-O4	6.99	124.30	119.40	3	3
2	B	16	G	C5'-C4'-O4'	6.98	117.47	109.10	7	3
2	B	18	A	C5-N7-C8	-6.96	100.42	103.90	5	2
2	B	22	A	N1-C2-N3	6.93	132.77	129.30	8	3
1	A	25	GLU	OE1-CD-OE2	-6.93	114.98	123.30	7	1
1	A	11	GLU	OE1-CD-OE2	-6.93	114.98	123.30	10	1
2	B	10	G	C4-C5-C6	-6.91	114.65	118.80	7	2
2	B	18	A	C6-C5-N7	6.90	137.13	132.30	8	4
2	B	9	C	N1-C2-N3	6.90	124.03	119.20	9	1
2	B	2	C	C5'-C4'-O4'	6.87	117.34	109.10	6	2
1	A	57	ASP	CB-CG-OD1	6.86	124.47	118.30	1	3
1	A	56	GLU	OE1-CD-OE2	-6.86	115.07	123.30	6	5
1	A	52	VAL	CA-CB-CG2	6.82	121.13	110.90	6	2
2	B	21	G	O4'-C4'-C3'	6.80	111.54	106.10	6	1
2	B	23	U	N1-C2-O2	-6.79	118.05	122.80	4	2
2	B	5	A	C6-N1-C2	-6.76	114.54	118.60	4	1
2	B	22	A	N3-C4-C5	-6.76	122.07	126.80	1	2
2	B	12	A	N3-C4-C5	-6.75	122.07	126.80	2	2
1	A	110	ASP	CB-CG-OD2	-6.75	112.22	118.30	7	2
2	B	11	A	C4-C5-N7	-6.74	107.33	110.70	4	1
2	B	4	G	C2-N3-C4	6.74	115.27	111.90	6	2
1	A	39	GLU	OE1-CD-OE2	-6.72	115.24	123.30	6	1
2	B	4	G	C5-C6-N1	6.71	114.86	111.50	4	5
2	B	5	A	O4'-C4'-C3'	6.71	111.47	106.10	1	2
2	B	4	G	C5-C6-O6	-6.70	124.58	128.60	9	2
1	A	44	VAL	CG1-CB-CG2	-6.70	100.17	110.90	8	1
2	B	21	G	C5-C6-O6	6.70	132.62	128.60	10	2
2	B	20	U	N1-C2-N3	6.70	118.92	114.90	4	2
2	B	22	A	C3'-C2'-C1'	6.70	106.86	101.50	7	1
2	B	3	U	C4'-C3'-C2'	-6.69	95.91	102.60	7	1
2	B	2	C	C2-N3-C4	-6.68	116.56	119.90	9	4
2	B	2	C	N3-C4-N4	-6.67	113.33	118.00	2	3
1	A	75	GLU	OE1-CD-OE2	-6.67	115.30	123.30	7	3
2	B	9	C	C3'-C2'-C1'	6.66	106.83	101.50	4	2
2	B	16	G	N3-C4-N9	6.66	130.00	126.00	4	1

Continued on next page...

Continued from previous page...

Mol	Chain	Res	Type	Atoms	Z	Observed(°)	Ideal(°)	Models	
								Worst	Total
2	B	10	G	O4'-C1'-C2'	-6.65	99.15	105.80	10	1
2	B	4	G	C5-N7-C8	-6.62	100.99	104.30	8	3
2	B	9	C	C2-N3-C4	-6.62	116.59	119.90	6	3
2	B	5	A	C5'-C4'-O4'	6.61	117.03	109.10	8	3
2	B	14	G	N3-C4-N9	-6.61	122.03	126.00	8	3
2	B	18	A	N3-C4-N9	6.61	132.69	127.40	10	3
1	A	109	ARG	CD-NE-CZ	6.59	132.83	123.60	2	3
1	A	29	ASP	CB-CG-OD1	6.59	124.23	118.30	10	1
2	B	3	U	C1'-O4'-C4'	-6.59	104.63	109.90	10	1
2	B	14	G	C4'-C3'-C2'	-6.58	96.02	102.60	5	1
2	B	4	G	C5'-C4'-C3'	-6.57	105.50	116.00	5	2
2	B	20	U	C2-N3-C4	-6.56	123.07	127.00	1	1
2	B	12	A	O4'-C4'-C3'	-6.55	97.45	104.00	10	2
2	B	19	A	C1'-O4'-C4'	6.55	115.14	109.90	4	2
1	A	96	ALA	O-C-N	6.54	133.17	122.70	10	1
1	A	80	TYR	CZ-CE2-CD2	-6.54	113.91	119.80	1	1
1	A	18	GLU	OE1-CD-OE2	-6.54	115.45	123.30	4	2
1	A	10	PHE	CB-CG-CD2	-6.54	116.22	120.80	4	1
2	B	10	G	C5-C6-O6	6.53	132.52	128.60	4	4
1	A	34	ARG	CD-NE-CZ	6.53	132.74	123.60	2	3
2	B	18	A	O4'-C4'-C3'	6.52	111.32	106.10	3	1
1	A	56	GLU	O-C-N	-6.52	112.27	122.70	7	1
2	B	19	A	C4'-C3'-C2'	-6.50	96.10	102.60	10	1
2	B	3	U	C5'-C4'-O4'	6.50	116.89	109.10	1	4
2	B	5	A	O4'-C1'-C2'	-6.49	99.31	105.80	5	1
1	A	41	THR	OG1-CB-CG2	-6.48	95.09	110.00	4	1
2	B	4	G	N1-C6-O6	6.47	123.78	119.90	9	5
2	B	23	U	O3'-P-O5'	6.47	116.29	104.00	7	1
2	B	12	A	N9-C1'-C2'	-6.46	104.89	112.00	6	1
2	B	22	A	C6-N1-C2	-6.45	114.73	118.60	2	2
2	B	3	U	C5-C4-O4	-6.45	122.03	125.90	6	1
2	B	3	U	N1-C2-O2	6.44	127.31	122.80	6	1
1	A	112	VAL	CA-CB-CG1	6.44	120.56	110.90	3	4
2	B	17	C	O5'-P-OP2	-6.44	99.91	105.70	8	1
1	A	34	ARG	NH1-CZ-NH2	-6.43	112.32	119.40	9	2
2	B	4	G	C6-C5-N7	6.42	134.25	130.40	1	2
2	B	4	G	C4'-C3'-C2'	-6.41	96.19	102.60	9	2
1	A	61	GLU	OE1-CD-OE2	-6.40	115.62	123.30	1	2
2	B	9	C	C1'-O4'-C4'	-6.38	104.80	109.90	5	2
2	B	11	A	C5-N7-C8	-6.37	100.71	103.90	8	2
2	B	2	C	C4'-C3'-C2'	-6.35	96.25	102.60	3	1

Continued on next page...

Continued from previous page...

Mol	Chain	Res	Type	Atoms	Z	Observed(°)	Ideal(°)	Models	
								Worst	Total
2	B	24	G	C5'-C4'-O4'	6.33	116.70	109.10	7	1
2	B	20	U	C6-N1-C2	-6.33	117.20	121.00	8	3
1	A	101	ALA	N-CA-CB	-6.32	101.25	110.10	4	1
2	B	14	G	N1-C2-N2	6.31	121.88	116.20	9	1
2	B	11	A	C5'-C4'-O4'	6.30	116.67	109.10	6	2
2	B	10	G	C6-N1-C2	-6.30	121.32	125.10	8	3
1	A	59	ASP	CB-CG-OD2	-6.29	112.64	118.30	9	2
1	A	80	TYR	CG-CD2-CE2	-6.28	116.27	121.30	8	2
2	B	7	C	C1'-O4'-C4'	-6.28	104.88	109.90	2	1
2	B	23	U	C1'-O4'-C4'	6.26	114.91	109.90	3	1
2	B	11	A	N9-C4-C5	-6.26	103.30	105.80	10	1
2	B	5	A	C1'-O4'-C4'	6.23	114.89	109.90	6	3
1	A	95	VAL	CA-CB-CG2	6.23	120.24	110.90	6	2
2	B	21	G	C4'-C3'-C2'	-6.20	96.40	102.60	6	1
2	B	9	C	O4'-C4'-C3'	6.19	111.06	106.10	5	2
2	B	15	A	C6-C5-N7	6.19	136.63	132.30	1	3
1	A	7	TYR	CG-CD2-CE2	-6.19	116.35	121.30	1	2
2	B	12	A	O4'-C1'-C2'	6.18	113.17	107.60	8	1
1	A	81	VAL	CA-CB-CG2	6.17	120.15	110.90	1	2
2	B	20	U	C5'-C4'-C3'	-6.16	106.15	116.00	5	3
2	B	20	U	N3-C4-C5	-6.13	110.92	114.60	5	3
2	B	24	G	O4'-C4'-C3'	6.12	110.99	106.10	5	1
2	B	19	A	C5'-C4'-C3'	-6.10	106.24	116.00	9	2
2	B	13	A	O4'-C1'-C2'	-6.07	99.73	105.80	8	1
2	B	23	U	O4'-C1'-C2'	-6.07	99.73	105.80	3	2
2	B	16	G	O4'-C4'-C3'	6.06	110.95	106.10	4	1
1	A	84	LYS	O-C-N	-6.06	113.00	122.70	10	1
2	B	14	G	P-O3'-C3'	6.04	126.95	119.70	8	1
2	B	5	A	N9-C4-C5	6.03	108.21	105.80	3	1
1	A	21	LEU	CB-CG-CD2	6.03	121.26	111.00	10	1
2	B	18	A	N9-C1'-C2'	-6.02	105.38	112.00	6	1
2	B	23	U	N3-C4-C5	6.00	118.20	114.60	10	1
2	B	5	A	C5'-C4'-C3'	-6.00	106.40	116.00	2	1
1	A	72	GLU	OE1-CD-OE2	-5.98	116.12	123.30	7	1
2	B	6	G	N9-C1'-C2'	-5.98	105.42	112.00	4	1
1	A	7	TYR	CB-CG-CD2	-5.96	117.42	121.00	4	3
1	A	28	ARG	NH1-CZ-NH2	-5.96	112.85	119.40	4	3
2	B	13	A	N3-C4-C5	5.95	130.97	126.80	5	2
1	A	54	ILE	O-C-N	-5.93	113.20	122.70	5	1
1	A	10	PHE	CB-CG-CD1	5.93	124.95	120.80	10	1
2	B	23	U	C4-C5-C6	5.92	123.25	119.70	4	3

Continued on next page...

Continued from previous page...

Mol	Chain	Res	Type	Atoms	Z	Observed(°)	Ideal(°)	Models	
								Worst	Total
2	B	4	G	O3'-P-O5'	-5.91	92.78	104.00	9	1
2	B	20	U	O4'-C4'-C3'	5.91	110.83	106.10	4	2
1	A	115	ILE	CA-CB-CG1	5.90	122.20	111.00	4	1
2	B	21	G	N1-C2-N3	5.89	127.44	123.90	5	1
1	A	111	LEU	CB-CG-CD1	-5.89	100.99	111.00	5	1
1	A	21	LEU	CB-CA-C	5.89	121.39	110.20	4	1
1	A	80	TYR	CB-CG-CD2	-5.88	117.47	121.00	8	1
2	B	15	A	N9-C4-C5	-5.88	103.45	105.80	7	1
2	B	12	A	C4'-C3'-C2'	5.87	108.47	102.60	10	3
2	B	20	U	O4'-C1'-C2'	-5.86	99.94	105.80	6	2
2	B	17	C	C5'-C4'-C3'	-5.86	106.63	116.00	7	2
2	B	21	G	P-O3'-C3'	5.86	126.73	119.70	7	1
2	B	5	A	P-O3'-C3'	5.85	126.72	119.70	1	3
2	B	17	C	C5'-C4'-O4'	5.85	116.12	109.10	8	1
2	B	11	A	C6-N1-C2	5.85	122.11	118.60	4	3
2	B	21	G	N1-C2-N2	5.83	121.45	116.20	3	2
2	B	2	C	C6-N1-C1'	5.83	127.79	120.80	5	1
1	A	6	SER	O-C-N	-5.78	113.45	122.70	2	1
2	B	7	C	N1-C2-N3	5.78	123.25	119.20	4	2
2	B	18	A	C2'-C3'-O3'	5.77	122.94	113.70	5	1
2	B	7	C	C4'-C3'-C2'	-5.77	96.83	102.60	8	1
2	B	7	C	N3-C4-N4	-5.76	113.97	118.00	7	1
2	B	14	G	O4'-C1'-N9	5.76	112.81	108.20	8	2
2	B	10	G	O5'-P-OP1	-5.72	100.55	105.70	8	1
1	A	68	PRO	N-CA-CB	5.71	110.16	103.30	1	2
2	B	2	C	O4'-C4'-C3'	5.70	110.66	106.10	4	2
1	A	80	TYR	CG-CD1-CE1	-5.69	116.75	121.30	1	1
1	A	49	ALA	CB-CA-C	5.68	118.62	110.10	4	2
2	B	9	C	C4'-C3'-C2'	-5.64	96.96	102.60	4	1
2	B	6	G	O4'-C1'-C2'	-5.64	100.16	105.80	7	1
1	A	58	VAL	CG1-CB-CG2	-5.63	101.89	110.90	3	2
1	A	27	ALA	N-CA-CB	-5.62	102.24	110.10	3	1
2	B	6	G	N1-C2-N2	5.62	121.25	116.20	4	1
1	A	77	PRO	N-CA-CB	5.61	110.03	103.30	2	1
2	B	15	A	O5'-C5'-C4'	5.61	122.35	111.70	4	1
2	B	7	C	C5-C4-N4	-5.59	116.29	120.20	10	3
2	B	23	U	O4'-C4'-C3'	5.59	110.57	106.10	7	1
1	A	59	ASP	N-CA-CB	-5.58	100.55	110.60	5	1
2	B	19	A	N3-C4-N9	5.58	131.87	127.40	2	1
2	B	8	U	C5'-C4'-C3'	-5.56	107.10	116.00	4	2
2	B	16	G	C3'-C2'-C1'	-5.55	97.06	101.50	7	2

Continued on next page...

Continued from previous page...

Mol	Chain	Res	Type	Atoms	Z	Observed(°)	Ideal(°)	Models	
								Worst	Total
2	B	7	C	O3'-P-O5'	5.55	114.55	104.00	10	1
2	B	2	C	O5'-C5'-C4'	5.55	122.24	111.70	2	1
1	A	98	ALA	N-CA-CB	-5.54	102.34	110.10	4	2
2	B	11	A	O5'-P-OP1	-5.54	100.71	105.70	4	1
2	B	14	G	C4-C5-C6	-5.53	115.48	118.80	8	1
2	B	12	A	N3-C4-N9	5.53	131.82	127.40	2	1
1	A	60	PRO	N-CD-CG	5.51	111.47	103.20	1	1
2	B	11	A	O4'-C4'-C3'	-5.51	98.49	104.00	1	1
1	A	99	SER	C-N-CA	5.50	135.46	121.70	1	1
2	B	8	U	N1-C2-N3	5.50	118.20	114.90	5	1
2	B	7	C	P-O3'-C3'	5.50	126.30	119.70	1	1
2	B	3	U	P-O5'-C5'	5.50	129.69	120.90	8	1
1	A	70	LEU	CB-CG-CD1	5.49	120.33	111.00	3	1
1	A	115	ILE	CG1-CB-CG2	-5.48	99.34	111.40	3	1
2	B	2	C	N1-C2-N3	5.47	123.03	119.20	9	2
1	A	120	LYS	N-CA-CB	-5.46	100.76	110.60	5	1
2	B	19	A	C3'-C2'-C1'	5.45	105.86	101.50	2	1
1	A	69	PRO	N-CA-CB	5.45	109.83	103.30	7	1
2	B	8	U	C5'-C4'-O4'	5.44	115.62	109.10	6	1
2	B	10	G	C5'-C4'-C3'	-5.43	107.31	116.00	10	1
1	A	116	ALA	N-CA-CB	-5.43	102.50	110.10	8	1
2	B	14	G	C5'-C4'-O4'	5.42	115.61	109.10	6	2
2	B	11	A	P-O3'-C3'	5.40	126.18	119.70	8	2
2	B	8	U	O5'-C5'-C4'	-5.39	101.45	111.70	8	1
2	B	19	A	N3-C4-C5	-5.39	123.03	126.80	6	1
2	B	2	C	C3'-C2'-C1'	5.38	105.80	101.50	1	1
1	A	30	THR	OG1-CB-CG2	-5.38	97.62	110.00	10	1
2	B	24	G	N1-C2-N2	5.38	121.04	116.20	3	1
1	A	100	VAL	CG1-CB-CG2	-5.34	102.35	110.90	5	1
2	B	22	A	O4'-C1'-N9	5.34	112.48	108.20	8	2
2	B	8	U	P-O3'-C3'	5.34	126.11	119.70	2	1
1	A	97	ALA	N-CA-CB	5.32	117.55	110.10	6	1
2	B	11	A	O5'-C5'-C4'	5.31	121.79	111.70	8	1
1	A	44	VAL	O-C-N	-5.31	114.21	122.70	4	1
2	B	24	G	C5'-C4'-C3'	-5.30	107.52	116.00	8	1
1	A	8	VAL	CA-CB-CG2	5.29	118.84	110.90	7	1
2	B	16	G	C5-C6-O6	5.29	131.78	128.60	10	2
2	B	19	A	P-O3'-C3'	5.29	126.05	119.70	8	2
2	B	11	A	N3-C4-N9	5.28	131.62	127.40	2	1
1	A	21	LEU	CA-CB-CG	5.28	127.44	115.30	9	1
2	B	6	G	P-O3'-C3'	5.25	126.00	119.70	1	1

Continued on next page...

Continued from previous page...

Mol	Chain	Res	Type	Atoms	Z	Observed(°)	Ideal(°)	Models	
								Worst	Total
2	B	23	U	C5'-C4'-C3'	-5.25	107.61	116.00	10	1
1	A	40	THR	CA-CB-CG2	5.24	119.73	112.40	4	1
2	B	3	U	N3-C4-O4	5.22	123.06	119.40	2	1
2	B	13	A	N9-C1'-C2'	-5.21	106.27	112.00	6	1
2	B	19	A	C5-C6-N6	5.20	127.86	123.70	7	1
1	A	64	VAL	CA-CB-CG2	5.19	118.69	110.90	1	1
2	B	5	A	C3'-C2'-C1'	-5.18	97.35	101.50	8	2
1	A	78	TYR	CG-CD2-CE2	-5.18	117.16	121.30	8	1
2	B	21	G	C5'-C4'-C3'	-5.17	107.72	116.00	2	1
2	B	10	G	P-O3'-C3'	5.17	125.90	119.70	7	1
2	B	9	C	O5'-P-OP1	5.17	116.90	110.70	5	1
1	A	15	GLU	OE1-CD-OE2	-5.14	117.14	123.30	4	1
2	B	19	A	C6-N1-C2	-5.13	115.52	118.60	10	1
1	A	112	VAL	CG1-CB-CG2	-5.13	102.69	110.90	10	1
2	B	21	G	C8-N9-C1'	5.12	133.66	127.00	9	1
2	B	19	A	C2'-C3'-O3'	-5.12	98.24	109.50	1	1
2	B	24	G	O5'-P-OP2	-5.11	101.10	105.70	7	1
1	A	97	ALA	CB-CA-C	-5.11	102.43	110.10	5	1
2	B	2	C	C5'-C4'-C3'	-5.08	107.86	116.00	2	1
2	B	16	G	N1-C2-N2	5.08	120.77	116.20	10	1
1	A	28	ARG	CD-NE-CZ	5.07	130.70	123.60	3	1
2	B	5	A	O3'-P-O5'	5.06	113.62	104.00	3	1
1	A	67	LEU	CB-CG-CD2	5.06	119.60	111.00	8	1
1	A	91	ALA	CB-CA-C	5.06	117.69	110.10	4	1
1	A	33	ILE	CA-CB-CG1	5.06	120.61	111.00	6	1
1	A	113	GLU	OE1-CD-OE2	-5.05	117.24	123.30	5	1
1	A	12	VAL	CB-CA-C	-5.04	101.81	111.40	6	1
1	A	12	VAL	N-CA-CB	5.04	122.59	111.50	6	1
2	B	13	A	C5'-C4'-C3'	-5.04	107.94	116.00	9	1
1	A	108	ALA	CB-CA-C	5.03	117.65	110.10	4	1
2	B	15	A	N9-C1'-C2'	-5.03	106.46	112.00	7	1
1	A	60	PRO	CA-N-CD	-5.03	104.46	111.50	9	1
2	B	16	G	OP1-P-OP2	-5.03	112.06	119.60	6	1
1	A	124	LYS	N-CA-CB	-5.03	101.56	110.60	10	1
2	B	15	A	C4-C5-N7	-5.02	108.19	110.70	1	1
2	B	6	G	C4'-C3'-C2'	-5.02	97.58	102.60	6	1
2	B	14	G	O4'-C4'-C3'	5.01	110.11	106.10	5	1
1	A	58	VAL	CA-CB-CG2	5.01	118.41	110.90	8	1
2	B	22	A	O3'-P-O5'	5.00	113.51	104.00	10	1

There are no chirality outliers.

All unique planar outliers are listed below. They are sorted by the frequency of occurrence in the ensemble.

Mol	Chain	Res	Type	Group	Models (Total)
2	B	3	U	Sidechain	10
2	B	4	G	Sidechain	9
2	B	14	G	Sidechain	8
2	B	18	A	Sidechain	8
2	B	20	U	Sidechain	8
2	B	16	G	Sidechain	7
2	B	24	G	Sidechain	7
2	B	9	C	Sidechain	6
2	B	11	A	Sidechain	6
2	B	22	A	Sidechain	6
2	B	23	U	Sidechain	6
2	B	12	A	Sidechain	6
2	B	15	A	Sidechain	6
2	B	6	G	Sidechain	6
2	B	10	G	Sidechain	6
2	B	19	A	Sidechain	6
2	B	7	C	Sidechain	5
2	B	8	U	Sidechain	5
2	B	13	A	Sidechain	5
2	B	21	G	Sidechain	5
2	B	5	A	Sidechain	4
2	B	17	C	Sidechain	3
1	A	7	TYR	Sidechain	2
1	A	17	ALA	Mainchain	2
1	A	28	ARG	Sidechain	2
2	B	2	C	Sidechain	2
1	A	46	ARG	Peptide,Sidechain	2
1	A	109	ARG	Sidechain	2
1	A	8	VAL	Mainchain	1
1	A	10	PHE	Sidechain	1
1	A	123	MET	Peptide	1
1	A	37	THR	Mainchain	1
1	A	87	LEU	Mainchain	1
1	A	18	GLU	Mainchain	1
1	A	78	TYR	Sidechain	1

6.2 Too-close contacts [i](#)

In the following table, the Non-H and H(model) columns list the number of non-hydrogen atoms and hydrogen atoms in each chain respectively. The H(added) column lists the number of hydrogen

atoms added and optimized by MolProbity. The Clashes column lists the number of clashes averaged over the ensemble.

Mol	Chain	Non-H	H(model)	H(added)	Clashes
1	A	917	965	965	0±0
2	B	494	249	241	1±1
All	All	14110	12140	12073	11

The all-atom clashscore is defined as the number of clashes found per 1000 atoms (including hydrogen atoms). The all-atom clashscore for this structure is 0.

All unique clashes are listed below, sorted by their clash magnitude.

Atom-1	Atom-2	Clash(Å)	Distance(Å)	Models	
				Worst	Total
1:A:60:PRO:O	1:A:63:ILE:HG22	0.60	1.97	4	1
1:A:46:ARG:HH22	2:B:3:U:P	0.49	2.31	7	1
1:A:51:LEU:HD23	1:A:52:VAL:H	0.47	1.68	5	1
2:B:8:U:H2'	2:B:9:C:C6	0.45	2.47	7	1
2:B:22:A:C5	2:B:23:U:C5	0.45	3.05	1	1
2:B:10:G:H1	2:B:14:G:N2	0.44	2.10	1	1
1:A:58:VAL:HG23	1:A:61:GLU:HA	0.44	1.90	8	1
2:B:4:G:N2	2:B:21:G:H1'	0.44	2.28	2	1
2:B:16:G:C5	2:B:17:C:C5	0.42	3.07	8	1
2:B:10:G:H3'	2:B:11:A:C8	0.41	2.50	2	1
1:A:21:LEU:C	1:A:21:LEU:HD13	0.41	2.36	10	1

6.3 Torsion angles [i](#)

6.3.1 Protein backbone [i](#)

In the following table, the Percentiles column shows the percent Ramachandran outliers of the chain as a percentile score with respect to all PDB entries followed by that with respect to all NMR entries. The Analysed column shows the number of residues for which the backbone conformation was analysed and the total number of residues.

Mol	Chain	Analysed	Favoured	Allowed	Outliers	Percentiles	
1	A	119/123 (97%)	111±2 (93±2%)	8±2 (6±2%)	0±0 (0±0%)	44	80
All	All	1190/1230 (97%)	1110 (93%)	76 (6%)	4 (0%)	44	80

All 4 unique Ramachandran outliers are listed below. They are sorted by the frequency of occurrence in the ensemble.

Mol	Chain	Res	Type	Models (Total)
1	A	16	LEU	1
1	A	95	VAL	1
1	A	47	GLY	1
1	A	13	PRO	1

6.3.2 Protein sidechains [i](#)

In the following table, the Percentiles column shows the percent sidechain outliers of the chain as a percentile score with respect to all PDB entries followed by that with respect to all NMR entries. The Analysed column shows the number of residues for which the sidechain conformation was analysed and the total number of residues.

Mol	Chain	Analysed	Rotameric	Outliers	Percentiles	
1	A	97/99 (98%)	93±2 (96±2%)	4±2 (4±2%)	36	84
All	All	970/990 (98%)	932 (96%)	38 (4%)	36	84

All 18 unique residues with a non-rotameric sidechain are listed below. They are sorted by the frequency of occurrence in the ensemble.

Mol	Chain	Res	Type	Models (Total)
1	A	114	GLU	6
1	A	35	LYS	5
1	A	15	GLU	5
1	A	122	LEU	3
1	A	51	LEU	2
1	A	110	ASP	2
1	A	11	GLU	2
1	A	18	GLU	2
1	A	86	GLU	2
1	A	50	LYS	1
1	A	22	GLN	1
1	A	56	GLU	1
1	A	63	ILE	1
1	A	76	ILE	1
1	A	21	LEU	1
1	A	9	LYS	1
1	A	19	LYS	1
1	A	61	GLU	1

6.3.3 RNA [i](#)

Mol	Chain	Analysed	Backbone Outliers	Pucker Outliers	Suiteness
2	B	22/26 (85%)	3±1 (15±6%)	2±1 (7±4%)	0.33±0.05
All	All	220/260 (85%)	34 (15%)	16 (7%)	0.33

The overall RNA backbone suiteness is 0.33.

All unique RNA backbone outliers are listed below:

Mol	Chain	Res	Type	Models (Total)
2	B	6	G	7
2	B	13	A	5
2	B	14	G	4
2	B	10	G	4
2	B	11	A	3
2	B	12	A	3
2	B	20	U	3
2	B	21	G	2
2	B	9	C	1
2	B	16	G	1
2	B	22	A	1

All unique RNA pucker outliers are listed below:

Mol	Chain	Res	Type	Models (Total)
2	B	13	A	3
2	B	20	U	2
2	B	12	A	2
2	B	11	A	2
2	B	19	A	1
2	B	6	G	1
2	B	7	C	1
2	B	5	A	1
2	B	18	A	1
2	B	21	G	1
2	B	10	G	1

6.4 Non-standard residues in protein, DNA, RNA chains [i](#)

There are no non-standard protein/DNA/RNA residues in this entry.

6.5 Carbohydrates [i](#)

There are no monosaccharides in this entry.

6.6 Ligand geometry [i](#)

There are no ligands in this entry.

6.7 Other polymers [i](#)

There are no such molecules in this entry.

6.8 Polymer linkage issues [i](#)

There are no chain breaks in this entry.

7 Chemical shift validation i

The completeness of assignment taking into account all chemical shift lists is 20% for the well-defined parts and 20% for the entire structure.

7.1 Chemical shift list 1

File name: working_cs.cif

Chemical shift list name: *starch_output*

7.1.1 Bookkeeping i

The following table shows the results of parsing the chemical shift list and reports the number of nuclei with statistically unusual chemical shifts.

Total number of shifts	425
Number of shifts mapped to atoms	425
Number of unparsed shifts	0
Number of shifts with mapping errors	0
Number of shifts with mapping warnings	0
Number of shift outliers (ShiftChecker)	1

7.1.2 Chemical shift referencing i

The following table shows the suggested chemical shift referencing corrections.

Nucleus	# values	Correction \pm precision, ppm	Suggested action
$^{13}\text{C}_\alpha$	97	-0.66 ± 0.30	Should be checked
$^{13}\text{C}_\beta$	70	0.75 ± 0.25	Should be checked
$^{13}\text{C}'$	94	-0.25 ± 0.23	None needed (< 0.5 ppm)
^{15}N	98	1.73 ± 0.55	Should be applied

7.1.3 Completeness of resonance assignments i

The following table shows the completeness of the chemical shift assignments for the well-defined regions of the structure. The overall completeness is 20%, i.e. 414 atoms were assigned a chemical shift out of a possible 2071. 0 out of 20 assigned methyl groups (LEU and VAL) were assigned stereospecifically.

	Total	^1H	^{13}C	^{15}N
Backbone	280/590 (47%)	0/238 (0%)	189/240 (79%)	91/112 (81%)
Sidechain	134/1001 (13%)	0/654 (0%)	134/318 (42%)	0/29 (0%)

Continued on next page...

Continued from previous page...

	Total	¹ H	¹³ C	¹⁵ N
Aromatic	0/44 (0%)	0/21 (0%)	0/22 (0%)	0/1 (0%)
Sugar	0/253 (0%)	0/138 (0%)	0/115 (0%)	0/0 (—%)
Base	0/183 (0%)	0/114 (0%)	0/39 (0%)	0/30 (0%)
Overall	414/2071 (20%)	0/1165 (0%)	323/734 (44%)	91/172 (53%)

Note: This is a solid-state NMR structure, where hydrogen atoms are typically not assigned a chemical shift value, which may lead to lower completeness of assignment measure.

The following table shows the completeness of the chemical shift assignments for the full structure. The overall completeness is 20%, i.e. 418 atoms were assigned a chemical shift out of a possible 2089. 0 out of 20 assigned methyl groups (LEU and VAL) were assigned stereospecifically.

	Total	¹ H	¹³ C	¹⁵ N
Backbone	283/595 (48%)	0/240 (0%)	191/242 (79%)	92/113 (81%)
Sidechain	135/1014 (13%)	0/662 (0%)	135/322 (42%)	0/30 (0%)
Aromatic	0/44 (0%)	0/21 (0%)	0/22 (0%)	0/1 (0%)
Sugar	0/253 (0%)	0/138 (0%)	0/115 (0%)	0/0 (—%)
Base	0/183 (0%)	0/114 (0%)	0/39 (0%)	0/30 (0%)
Overall	418/2089 (20%)	0/1175 (0%)	326/740 (44%)	92/174 (53%)

Note: This is a solid-state NMR structure, where hydrogen atoms are typically not assigned a chemical shift value, which may lead to lower completeness of assignment measure.

7.1.4 Statistically unusual chemical shifts [i](#)

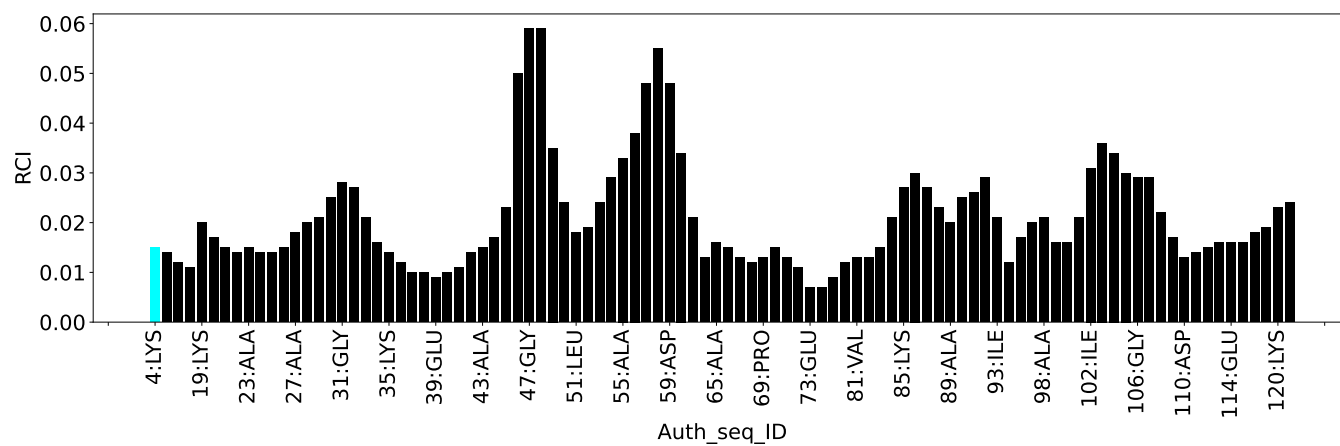
The following table lists the statistically unusual chemical shifts. These are statistical measures, and large deviations from the mean do not necessarily imply incorrect assignments. Molecules containing paramagnetic centres or hemes are expected to give rise to anomalous chemical shifts.

List Id	Chain	Res	Type	Atom	Shift, ppm	Expected range, ppm	Z-score
1	A	53	ILE	CG2	25.20	10.93 – 24.12	5.8

7.1.5 Random Coil Index (RCI) plots [i](#)

The image below reports *random coil index* values for the protein chains in the structure. The height of each bar gives a probability of a given residue to be disordered, as predicted from the available chemical shifts and the amino acid sequence. A value above 0.2 is an indication of significant predicted disorder. The colour of the bar shows whether the residue is in the well-defined core (black) or in the ill-defined residue ranges (cyan), as described in section 2 on ensemble composition. If well-defined core and ill-defined regions are not identified then it is shown as gray bars.

Random coil index (RCI) for chain A:



8 NMR restraints analysis

8.1 Conformationally restricting restraints

The following table provides the summary of experimentally observed NMR restraints in different categories. Restraints are classified into different categories based on the sequence separation of the atoms involved.

Description	Value
Total distance restraints	5
Intra-residue ($ i-j =0$)	0
Sequential ($ i-j =1$)	0
Medium range ($ i-j >1$ and $ i-j <5$)	0
Long range ($ i-j \geq 5$)	0
Inter-chain	5
Hydrogen bond restraints	0
Disulfide bond restraints	0
Total dihedral-angle restraints	0
Number of unmapped restraints	0
Number of restraints per residue	0.0
Number of long range restraints per residue ¹	0.0

¹Long range hydrogen bonds and disulfide bonds are counted as long range restraints while calculating the number of long range restraints per residue

8.2 Residual restraint violations

This section provides the overview of the restraint violations analysis. The violations are binned as small, medium and large violations based on its absolute value. Average number of violations per model is calculated by dividing the total number of violations in each bin by the size of the ensemble.

8.2.1 Average number of distance violations per model

Distance violations less than 0.1 Å are not included in the calculation.

Bins (Å)	Average number of violations per model	Max (Å)
0.1-0.2 (Small)	0.1	0.12
0.2-0.5 (Medium)	None	None
>0.5 (Large)	0.2	1.1

8.2.2 Average number of dihedral-angle violations per model

Dihedral-angle violations less than 1° are not included in the calculation. There are no dihedral-angle violations

9 Distance violation analysis

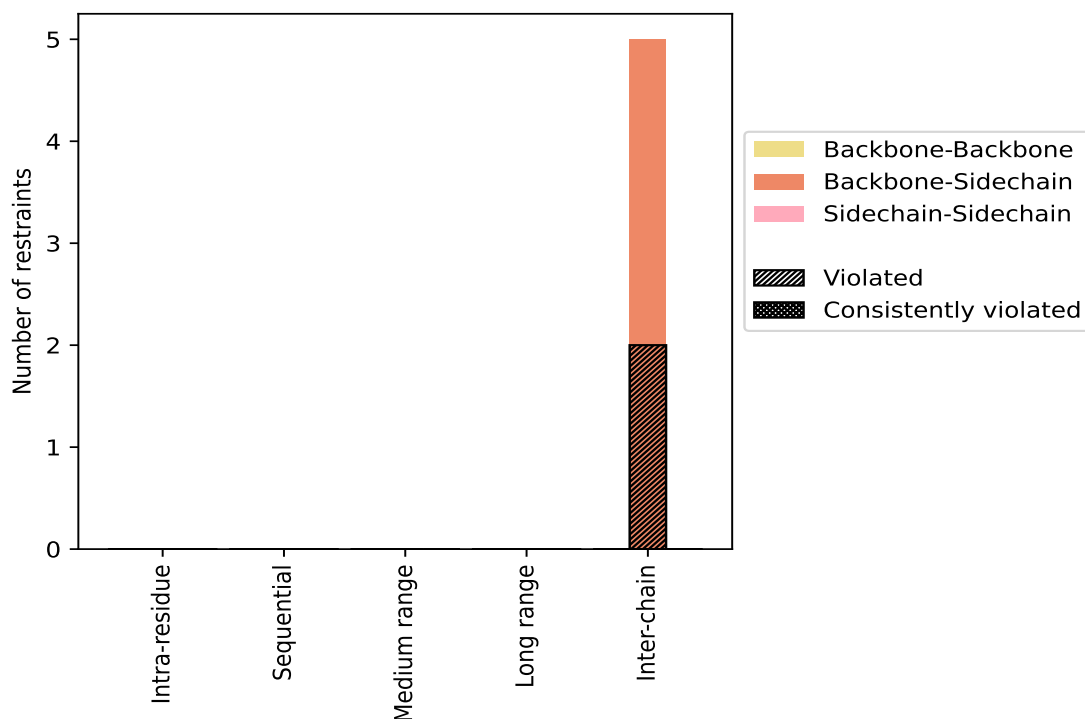
9.1 Summary of distance violations

The following table shows the summary of distance violations in different restraint categories based on the sequence separation of the atoms involved. Each category is further sub-divided into three sub-categories based on the atoms involved. Violations less than 0.1 Å are not included in the statistics.

Restrains type	Count	% ¹	Violated ³			Consistently Violated ⁴		
			Count	% ²	% ¹	Count	% ²	% ¹
Intra-residue ($ i-j =0$)	0	0.0	0	0.0	0.0	0	0.0	0.0
Backbone-Backbone	0	0.0	0	0.0	0.0	0	0.0	0.0
Backbone-Sidechain	0	0.0	0	0.0	0.0	0	0.0	0.0
Sidechain-Sidechain	0	0.0	0	0.0	0.0	0	0.0	0.0
Sequential ($ i-j =1$)	0	0.0	0	0.0	0.0	0	0.0	0.0
Backbone-Backbone	0	0.0	0	0.0	0.0	0	0.0	0.0
Backbone-Sidechain	0	0.0	0	0.0	0.0	0	0.0	0.0
Sidechain-Sidechain	0	0.0	0	0.0	0.0	0	0.0	0.0
Medium range ($ i-j >1$ & $ i-j <5$)	0	0.0	0	0.0	0.0	0	0.0	0.0
Backbone-Backbone	0	0.0	0	0.0	0.0	0	0.0	0.0
Backbone-Sidechain	0	0.0	0	0.0	0.0	0	0.0	0.0
Sidechain-Sidechain	0	0.0	0	0.0	0.0	0	0.0	0.0
Long range ($ i-j \geq 5$)	0	0.0	0	0.0	0.0	0	0.0	0.0
Backbone-Backbone	0	0.0	0	0.0	0.0	0	0.0	0.0
Backbone-Sidechain	0	0.0	0	0.0	0.0	0	0.0	0.0
Sidechain-Sidechain	0	0.0	0	0.0	0.0	0	0.0	0.0
Inter-chain	5	100.0	2	40.0	40.0	0	0.0	0.0
Backbone-Backbone	0	0.0	0	0.0	0.0	0	0.0	0.0
Backbone-Sidechain	5	100.0	2	40.0	40.0	0	0.0	0.0
Sidechain-Sidechain	0	0.0	0	0.0	0.0	0	0.0	0.0
Hydrogen bond	0	0.0	0	0.0	0.0	0	0.0	0.0
Disulfide bond	0	0.0	0	0.0	0.0	0	0.0	0.0
Total	5	100.0	2	40.0	40.0	0	0.0	0.0
Backbone-Backbone	0	0.0	0	0.0	0.0	0	0.0	0.0
Backbone-Sidechain	5	100.0	2	40.0	40.0	0	0.0	0.0
Sidechain-Sidechain	0	0.0	0	0.0	0.0	0	0.0	0.0

¹ percentage calculated with respect to the total number of distance restraints, ² percentage calculated with respect to the number of restraints in a particular restraint category, ³ violated in at least one model, ⁴ violated in all the models

9.1.1 Bar chart : Distribution of distance restraints and violations [i](#)



Violated and consistently violated restraints are shown using different hatch patterns in their respective categories. The hydrogen bonds and disulfid bonds are counted in their appropriate category on the x-axis

9.2 Distance violation statistics for each model [i](#)

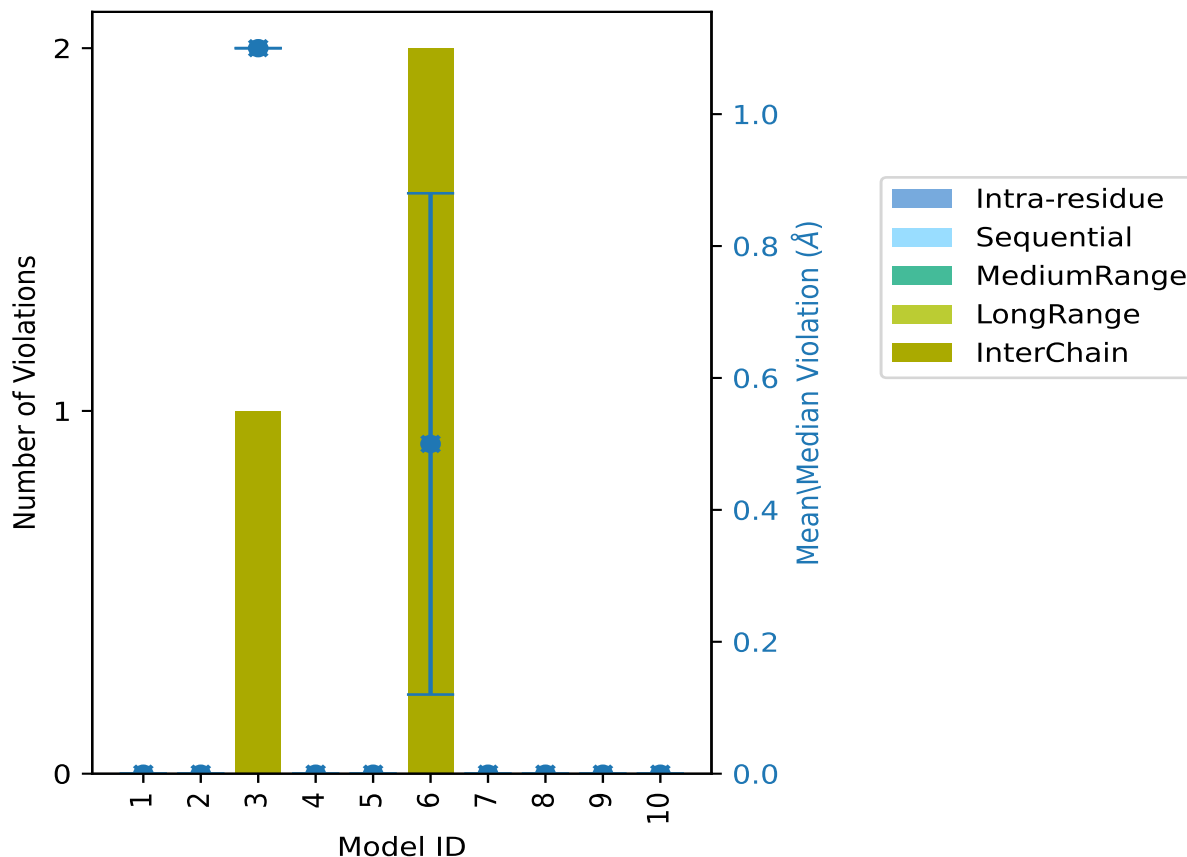
The following table provides the distance violation statistics for each model in the ensemble. Violations less than 0.1 Å are not included in the statistics.

Model ID	Number of violations						Mean (Å)	Max (Å)	SD ⁶ (Å)	Median (Å)
	IR ¹	SQ ²	MR ³	LR ⁴	IC ⁵	Total				
1	0	0	0	0	0	0	0.0	0.0	0.0	0.0
2	0	0	0	0	0	0	0.0	0.0	0.0	0.0
3	0	0	0	0	1	1	1.1	1.1	0.0	1.1
4	0	0	0	0	0	0	0.0	0.0	0.0	0.0
5	0	0	0	0	0	0	0.0	0.0	0.0	0.0
6	0	0	0	0	2	2	0.5	0.88	0.38	0.5
7	0	0	0	0	0	0	0.0	0.0	0.0	0.0
8	0	0	0	0	0	0	0.0	0.0	0.0	0.0
9	0	0	0	0	0	0	0.0	0.0	0.0	0.0
10	0	0	0	0	0	0	0.0	0.0	0.0	0.0

¹Intra-residue restraints, ²Sequential restraints, ³Medium range restraints, ⁴Long range restraints,

⁵Inter-chain restraints, ⁶Standard deviation

9.2.1 Bar graph : Distance Violation statistics for each model [i](#)



The mean(dot),median(x) and the standard deviation are shown in blue with respect to the y axis on the right

9.3 Distance violation statistics for the ensemble [i](#)

Violation analysis may find that some restraints are violated in few models and some are violated in most of models. The following table provides this information as number of violated restraints for a given fraction of the ensemble. In total, 3(IR:0, SQ:0, MR:0, LR:0, IC:3) restraints are not violated in the ensemble.

Number of violated restraints						Fraction of the ensemble	
IR ¹	SQ ²	MR ³	LR ⁴	IC ⁵	Total	Count ⁶	%
0	0	0	0	1	1	1	10.0
0	0	0	0	1	1	2	20.0
0	0	0	0	0	0	3	30.0
0	0	0	0	0	0	4	40.0

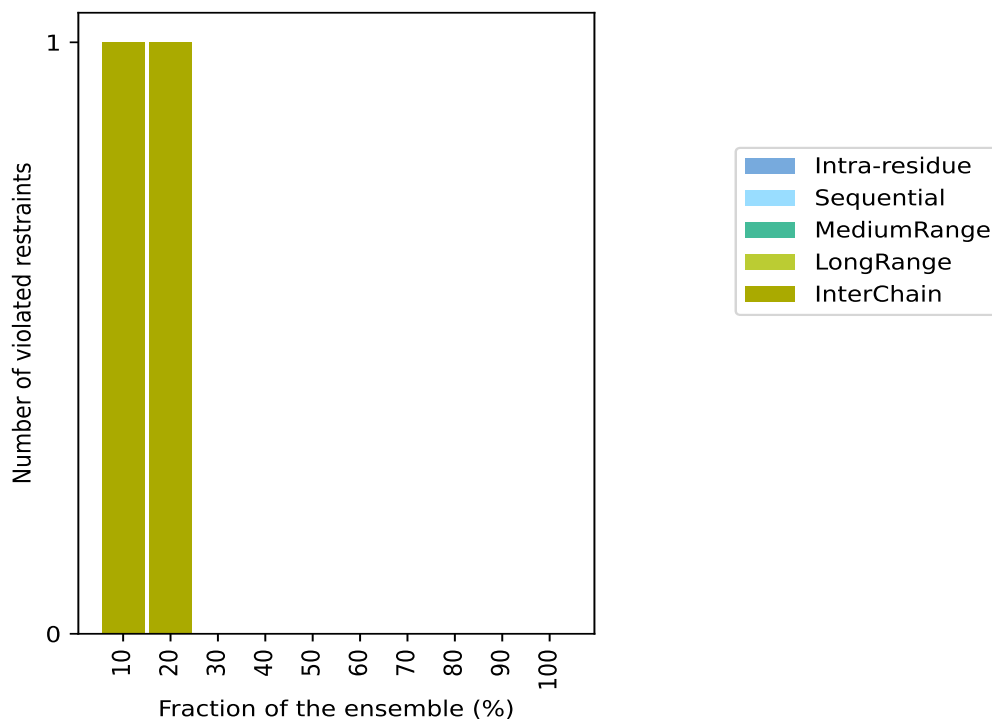
Continued on next page...

Continued from previous page...

Number of violated restraints						Fraction of the ensemble	
IR ¹	SQ ²	MR ³	LR ⁴	IC ⁵	Total	Count ⁶	%
0	0	0	0	0	0	5	50.0
0	0	0	0	0	0	6	60.0
0	0	0	0	0	0	7	70.0
0	0	0	0	0	0	8	80.0
0	0	0	0	0	0	9	90.0
0	0	0	0	0	0	10	100.0

¹Intra-residue restraints, ²Sequential restraints, ³Medium range restraints, ⁴Long range restraints, ⁵Inter-chain restraints, ⁶ Number of models with violations

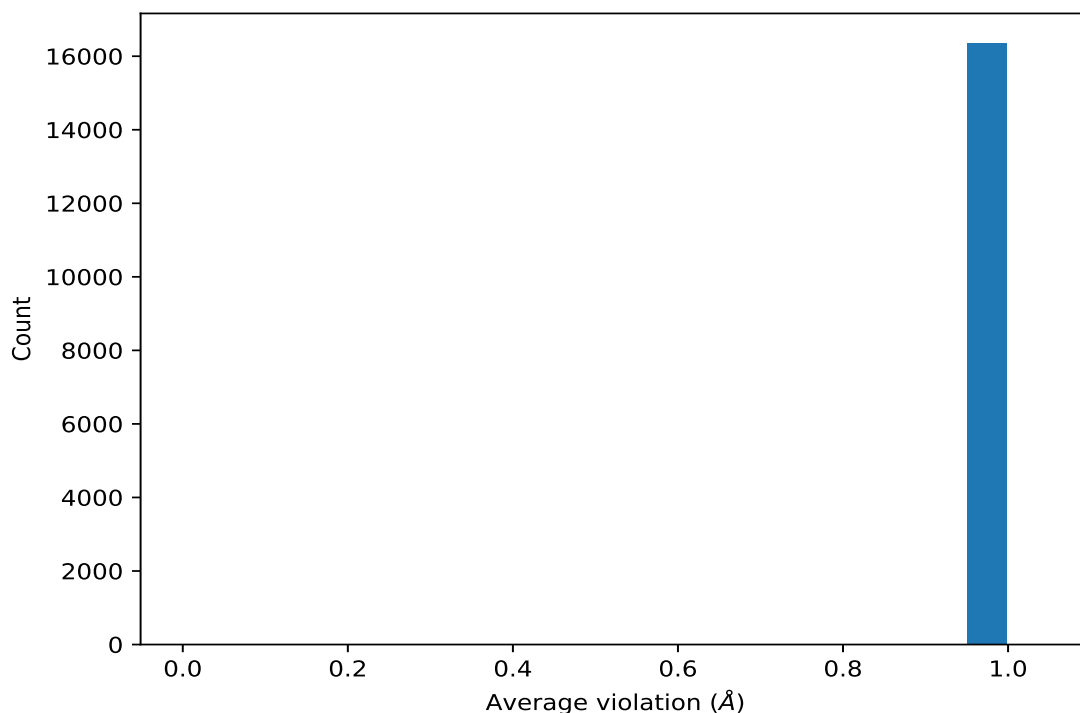
9.3.1 Bar graph : Distance violation statistics for the ensemble [i](#)



9.4 Most violated distance restraints in the ensemble [i](#)

9.4.1 Histogram : Distribution of mean distance violations [i](#)

The following histogram shows the distribution of the average value of the violation. The average is calculated for each restraint that is violated in more than one model over all the violated models in the ensemble



9.4.2 Table: Most violated distance restraints [i](#)

The following table provides the mean and the standard deviation of the violation for each restraint sorted by number of violated models and the mean value. The Key (restraint list ID, restraint ID) is the unique identifier for a given restraint. Rows with same key represent combinatorial or ambiguous restraints and are counted as a single restraint.

Key	Atom-1	Atom-2	Models ¹	Mean (Å)	SD ¹ (Å)	Median (Å)
(1,3)	1:A:84:LYS:C	2:B:2:C:C1'	2	0.99	0.11	0.99
(1,3)	1:A:84:LYS:C	2:B:2:C:C2	2	0.99	0.11	0.99
(1,3)	1:A:84:LYS:C	2:B:2:C:C2'	2	0.99	0.11	0.99
(1,3)	1:A:84:LYS:C	2:B:2:C:C3'	2	0.99	0.11	0.99
(1,3)	1:A:84:LYS:C	2:B:2:C:C4	2	0.99	0.11	0.99
(1,3)	1:A:84:LYS:C	2:B:2:C:C4'	2	0.99	0.11	0.99
(1,3)	1:A:84:LYS:C	2:B:2:C:C5	2	0.99	0.11	0.99
(1,3)	1:A:84:LYS:C	2:B:2:C:C5'	2	0.99	0.11	0.99
(1,3)	1:A:84:LYS:C	2:B:2:C:C6	2	0.99	0.11	0.99
(1,3)	1:A:84:LYS:C	2:B:2:C:H1'	2	0.99	0.11	0.99
(1,3)	1:A:84:LYS:C	2:B:2:C:H2'	2	0.99	0.11	0.99
(1,3)	1:A:84:LYS:C	2:B:2:C:H3'	2	0.99	0.11	0.99
(1,3)	1:A:84:LYS:C	2:B:2:C:H4'	2	0.99	0.11	0.99
(1,3)	1:A:84:LYS:C	2:B:2:C:H41	2	0.99	0.11	0.99
(1,3)	1:A:84:LYS:C	2:B:2:C:H42	2	0.99	0.11	0.99
(1,3)	1:A:84:LYS:C	2:B:2:C:H5	2	0.99	0.11	0.99

Continued on next page...

Continued from previous page...

Key	Atom-1	Atom-2	Models ¹	Mean (Å)	SD ¹ (Å)	Median (Å)
(1,3)	1:A:84:LYS:C	2:B:2:C:H5'	2	0.99	0.11	0.99
(1,3)	1:A:84:LYS:C	2:B:2:C:H5''	2	0.99	0.11	0.99
(1,3)	1:A:84:LYS:C	2:B:2:C:H6	2	0.99	0.11	0.99
(1,3)	1:A:84:LYS:C	2:B:2:C:HO2'	2	0.99	0.11	0.99
(1,3)	1:A:84:LYS:C	2:B:2:C:N1	2	0.99	0.11	0.99
(1,3)	1:A:84:LYS:C	2:B:2:C:N3	2	0.99	0.11	0.99
(1,3)	1:A:84:LYS:C	2:B:2:C:N4	2	0.99	0.11	0.99
(1,3)	1:A:84:LYS:C	2:B:2:C:O2	2	0.99	0.11	0.99
(1,3)	1:A:84:LYS:C	2:B:2:C:O2'	2	0.99	0.11	0.99
(1,3)	1:A:84:LYS:C	2:B:2:C:O3'	2	0.99	0.11	0.99
(1,3)	1:A:84:LYS:C	2:B:2:C:O4'	2	0.99	0.11	0.99
(1,3)	1:A:84:LYS:C	2:B:2:C:O5'	2	0.99	0.11	0.99
(1,3)	1:A:84:LYS:C	2:B:3:U:C1'	2	0.99	0.11	0.99
(1,3)	1:A:84:LYS:C	2:B:3:U:C2	2	0.99	0.11	0.99
(1,3)	1:A:84:LYS:C	2:B:3:U:C2'	2	0.99	0.11	0.99
(1,3)	1:A:84:LYS:C	2:B:3:U:C3'	2	0.99	0.11	0.99
(1,3)	1:A:84:LYS:C	2:B:3:U:C4	2	0.99	0.11	0.99
(1,3)	1:A:84:LYS:C	2:B:3:U:C4'	2	0.99	0.11	0.99
(1,3)	1:A:84:LYS:C	2:B:3:U:C5	2	0.99	0.11	0.99
(1,3)	1:A:84:LYS:C	2:B:3:U:C5'	2	0.99	0.11	0.99
(1,3)	1:A:84:LYS:C	2:B:3:U:C6	2	0.99	0.11	0.99
(1,3)	1:A:84:LYS:C	2:B:3:U:H1'	2	0.99	0.11	0.99
(1,3)	1:A:84:LYS:C	2:B:3:U:H2'	2	0.99	0.11	0.99
(1,3)	1:A:84:LYS:C	2:B:3:U:H3	2	0.99	0.11	0.99
(1,3)	1:A:84:LYS:C	2:B:3:U:H3'	2	0.99	0.11	0.99
(1,3)	1:A:84:LYS:C	2:B:3:U:H4'	2	0.99	0.11	0.99
(1,3)	1:A:84:LYS:C	2:B:3:U:H5	2	0.99	0.11	0.99
(1,3)	1:A:84:LYS:C	2:B:3:U:H5'	2	0.99	0.11	0.99
(1,3)	1:A:84:LYS:C	2:B:3:U:H5''	2	0.99	0.11	0.99
(1,3)	1:A:84:LYS:C	2:B:3:U:H6	2	0.99	0.11	0.99
(1,3)	1:A:84:LYS:C	2:B:3:U:HO2'	2	0.99	0.11	0.99
(1,3)	1:A:84:LYS:C	2:B:3:U:N1	2	0.99	0.11	0.99
(1,3)	1:A:84:LYS:C	2:B:3:U:N3	2	0.99	0.11	0.99
(1,3)	1:A:84:LYS:C	2:B:3:U:O2	2	0.99	0.11	0.99
(1,3)	1:A:84:LYS:C	2:B:3:U:O2'	2	0.99	0.11	0.99
(1,3)	1:A:84:LYS:C	2:B:3:U:O3'	2	0.99	0.11	0.99
(1,3)	1:A:84:LYS:C	2:B:3:U:O4	2	0.99	0.11	0.99
(1,3)	1:A:84:LYS:C	2:B:3:U:O4'	2	0.99	0.11	0.99
(1,3)	1:A:84:LYS:C	2:B:3:U:O5'	2	0.99	0.11	0.99
(1,3)	1:A:84:LYS:C	2:B:3:U:OP1	2	0.99	0.11	0.99
(1,3)	1:A:84:LYS:C	2:B:3:U:OP2	2	0.99	0.11	0.99
(1,3)	1:A:84:LYS:C	2:B:3:U:P	2	0.99	0.11	0.99

Continued on next page...

Continued from previous page...

Key	Atom-1	Atom-2	Models ¹	Mean (Å)	SD ¹ (Å)	Median (Å)
(1,3)	1:A:84:LYS:C	2:B:4:G:C1'	2	0.99	0.11	0.99
(1,3)	1:A:84:LYS:C	2:B:4:G:C2	2	0.99	0.11	0.99
(1,3)	1:A:84:LYS:C	2:B:4:G:C2'	2	0.99	0.11	0.99
(1,3)	1:A:84:LYS:C	2:B:4:G:C3'	2	0.99	0.11	0.99
(1,3)	1:A:84:LYS:C	2:B:4:G:C4	2	0.99	0.11	0.99
(1,3)	1:A:84:LYS:C	2:B:4:G:C4'	2	0.99	0.11	0.99
(1,3)	1:A:84:LYS:C	2:B:4:G:C5	2	0.99	0.11	0.99
(1,3)	1:A:84:LYS:C	2:B:4:G:C5'	2	0.99	0.11	0.99
(1,3)	1:A:84:LYS:C	2:B:4:G:C6	2	0.99	0.11	0.99
(1,3)	1:A:84:LYS:C	2:B:4:G:C8	2	0.99	0.11	0.99
(1,3)	1:A:84:LYS:C	2:B:4:G:H1	2	0.99	0.11	0.99
(1,3)	1:A:84:LYS:C	2:B:4:G:H1'	2	0.99	0.11	0.99
(1,3)	1:A:84:LYS:C	2:B:4:G:H2'	2	0.99	0.11	0.99
(1,3)	1:A:84:LYS:C	2:B:4:G:H21	2	0.99	0.11	0.99
(1,3)	1:A:84:LYS:C	2:B:4:G:H22	2	0.99	0.11	0.99
(1,3)	1:A:84:LYS:C	2:B:4:G:H3'	2	0.99	0.11	0.99
(1,3)	1:A:84:LYS:C	2:B:4:G:H4'	2	0.99	0.11	0.99
(1,3)	1:A:84:LYS:C	2:B:4:G:H5'	2	0.99	0.11	0.99
(1,3)	1:A:84:LYS:C	2:B:4:G:H5''	2	0.99	0.11	0.99
(1,3)	1:A:84:LYS:C	2:B:4:G:H8	2	0.99	0.11	0.99
(1,3)	1:A:84:LYS:C	2:B:4:G:HO2'	2	0.99	0.11	0.99
(1,3)	1:A:84:LYS:C	2:B:4:G:N1	2	0.99	0.11	0.99
(1,3)	1:A:84:LYS:C	2:B:4:G:N2	2	0.99	0.11	0.99
(1,3)	1:A:84:LYS:C	2:B:4:G:N3	2	0.99	0.11	0.99
(1,3)	1:A:84:LYS:C	2:B:4:G:N7	2	0.99	0.11	0.99
(1,3)	1:A:84:LYS:C	2:B:4:G:N9	2	0.99	0.11	0.99
(1,3)	1:A:84:LYS:C	2:B:4:G:O2'	2	0.99	0.11	0.99
(1,3)	1:A:84:LYS:C	2:B:4:G:O3'	2	0.99	0.11	0.99
(1,3)	1:A:84:LYS:C	2:B:4:G:O4'	2	0.99	0.11	0.99
(1,3)	1:A:84:LYS:C	2:B:4:G:O5'	2	0.99	0.11	0.99
(1,3)	1:A:84:LYS:C	2:B:4:G:O6	2	0.99	0.11	0.99
(1,3)	1:A:84:LYS:C	2:B:4:G:OP1	2	0.99	0.11	0.99
(1,3)	1:A:84:LYS:C	2:B:4:G:OP2	2	0.99	0.11	0.99
(1,3)	1:A:84:LYS:C	2:B:4:G:P	2	0.99	0.11	0.99
(1,3)	1:A:84:LYS:C	2:B:5:A:C1'	2	0.99	0.11	0.99
(1,3)	1:A:84:LYS:C	2:B:5:A:C2	2	0.99	0.11	0.99
(1,3)	1:A:84:LYS:C	2:B:5:A:C2'	2	0.99	0.11	0.99
(1,3)	1:A:84:LYS:C	2:B:5:A:C3'	2	0.99	0.11	0.99
(1,3)	1:A:84:LYS:C	2:B:5:A:C4	2	0.99	0.11	0.99
(1,3)	1:A:84:LYS:C	2:B:5:A:C4'	2	0.99	0.11	0.99
(1,3)	1:A:84:LYS:C	2:B:5:A:C5	2	0.99	0.11	0.99
(1,3)	1:A:84:LYS:C	2:B:5:A:C5'	2	0.99	0.11	0.99

Continued on next page...

Continued from previous page...

Key	Atom-1	Atom-2	Models ¹	Mean (Å)	SD ¹ (Å)	Median (Å)
(1,3)	1:A:84:LYS:C	2:B:5:A:C6	2	0.99	0.11	0.99
(1,3)	1:A:84:LYS:C	2:B:5:A:C8	2	0.99	0.11	0.99
(1,3)	1:A:84:LYS:C	2:B:5:A:H1'	2	0.99	0.11	0.99
(1,3)	1:A:84:LYS:C	2:B:5:A:H2	2	0.99	0.11	0.99
(1,3)	1:A:84:LYS:C	2:B:5:A:H2'	2	0.99	0.11	0.99
(1,3)	1:A:84:LYS:C	2:B:5:A:H3'	2	0.99	0.11	0.99
(1,3)	1:A:84:LYS:C	2:B:5:A:H4'	2	0.99	0.11	0.99
(1,3)	1:A:84:LYS:C	2:B:5:A:H5'	2	0.99	0.11	0.99
(1,3)	1:A:84:LYS:C	2:B:5:A:H5''	2	0.99	0.11	0.99
(1,3)	1:A:84:LYS:C	2:B:5:A:H61	2	0.99	0.11	0.99
(1,3)	1:A:84:LYS:C	2:B:5:A:H62	2	0.99	0.11	0.99
(1,3)	1:A:84:LYS:C	2:B:5:A:H8	2	0.99	0.11	0.99
(1,3)	1:A:84:LYS:C	2:B:5:A:HO2'	2	0.99	0.11	0.99
(1,3)	1:A:84:LYS:C	2:B:5:A:N1	2	0.99	0.11	0.99
(1,3)	1:A:84:LYS:C	2:B:5:A:N3	2	0.99	0.11	0.99
(1,3)	1:A:84:LYS:C	2:B:5:A:N6	2	0.99	0.11	0.99
(1,3)	1:A:84:LYS:C	2:B:5:A:N7	2	0.99	0.11	0.99
(1,3)	1:A:84:LYS:C	2:B:5:A:N9	2	0.99	0.11	0.99
(1,3)	1:A:84:LYS:C	2:B:5:A:O2'	2	0.99	0.11	0.99
(1,3)	1:A:84:LYS:C	2:B:5:A:O3'	2	0.99	0.11	0.99
(1,3)	1:A:84:LYS:C	2:B:5:A:O4'	2	0.99	0.11	0.99
(1,3)	1:A:84:LYS:C	2:B:5:A:O5'	2	0.99	0.11	0.99
(1,3)	1:A:84:LYS:C	2:B:5:A:OP1	2	0.99	0.11	0.99
(1,3)	1:A:84:LYS:C	2:B:5:A:OP2	2	0.99	0.11	0.99
(1,3)	1:A:84:LYS:C	2:B:5:A:P	2	0.99	0.11	0.99
(1,3)	1:A:84:LYS:C	2:B:6:G:C1'	2	0.99	0.11	0.99
(1,3)	1:A:84:LYS:C	2:B:6:G:C2	2	0.99	0.11	0.99
(1,3)	1:A:84:LYS:C	2:B:6:G:C2'	2	0.99	0.11	0.99
(1,3)	1:A:84:LYS:C	2:B:6:G:C3'	2	0.99	0.11	0.99
(1,3)	1:A:84:LYS:C	2:B:6:G:C4	2	0.99	0.11	0.99
(1,3)	1:A:84:LYS:C	2:B:6:G:C4'	2	0.99	0.11	0.99
(1,3)	1:A:84:LYS:C	2:B:6:G:C5	2	0.99	0.11	0.99
(1,3)	1:A:84:LYS:C	2:B:6:G:C5'	2	0.99	0.11	0.99
(1,3)	1:A:84:LYS:C	2:B:6:G:C6	2	0.99	0.11	0.99
(1,3)	1:A:84:LYS:C	2:B:6:G:C8	2	0.99	0.11	0.99
(1,3)	1:A:84:LYS:C	2:B:6:G:H1	2	0.99	0.11	0.99
(1,3)	1:A:84:LYS:C	2:B:6:G:H1'	2	0.99	0.11	0.99
(1,3)	1:A:84:LYS:C	2:B:6:G:H2'	2	0.99	0.11	0.99
(1,3)	1:A:84:LYS:C	2:B:6:G:H21	2	0.99	0.11	0.99
(1,3)	1:A:84:LYS:C	2:B:6:G:H22	2	0.99	0.11	0.99
(1,3)	1:A:84:LYS:C	2:B:6:G:H3'	2	0.99	0.11	0.99
(1,3)	1:A:84:LYS:C	2:B:6:G:H4'	2	0.99	0.11	0.99

Continued on next page...

Continued from previous page...

Key	Atom-1	Atom-2	Models ¹	Mean (Å)	SD ¹ (Å)	Median (Å)
(1,3)	1:A:84:LYS:C	2:B:6:G:H5'	2	0.99	0.11	0.99
(1,3)	1:A:84:LYS:C	2:B:6:G:H5''	2	0.99	0.11	0.99
(1,3)	1:A:84:LYS:C	2:B:6:G:H8	2	0.99	0.11	0.99
(1,3)	1:A:84:LYS:C	2:B:6:G:HO2'	2	0.99	0.11	0.99
(1,3)	1:A:84:LYS:C	2:B:6:G:N1	2	0.99	0.11	0.99
(1,3)	1:A:84:LYS:C	2:B:6:G:N2	2	0.99	0.11	0.99
(1,3)	1:A:84:LYS:C	2:B:6:G:N3	2	0.99	0.11	0.99
(1,3)	1:A:84:LYS:C	2:B:6:G:N7	2	0.99	0.11	0.99
(1,3)	1:A:84:LYS:C	2:B:6:G:N9	2	0.99	0.11	0.99
(1,3)	1:A:84:LYS:C	2:B:6:G:O2'	2	0.99	0.11	0.99
(1,3)	1:A:84:LYS:C	2:B:6:G:O3'	2	0.99	0.11	0.99
(1,3)	1:A:84:LYS:C	2:B:6:G:O4'	2	0.99	0.11	0.99
(1,3)	1:A:84:LYS:C	2:B:6:G:O5'	2	0.99	0.11	0.99
(1,3)	1:A:84:LYS:C	2:B:6:G:O6	2	0.99	0.11	0.99
(1,3)	1:A:84:LYS:C	2:B:6:G:OP1	2	0.99	0.11	0.99
(1,3)	1:A:84:LYS:C	2:B:6:G:OP2	2	0.99	0.11	0.99
(1,3)	1:A:84:LYS:C	2:B:6:G:P	2	0.99	0.11	0.99
(1,3)	1:A:84:LYS:C	2:B:7:C:C1'	2	0.99	0.11	0.99
(1,3)	1:A:84:LYS:C	2:B:7:C:C2	2	0.99	0.11	0.99
(1,3)	1:A:84:LYS:C	2:B:7:C:C2'	2	0.99	0.11	0.99
(1,3)	1:A:84:LYS:C	2:B:7:C:C3'	2	0.99	0.11	0.99
(1,3)	1:A:84:LYS:C	2:B:7:C:C4	2	0.99	0.11	0.99
(1,3)	1:A:84:LYS:C	2:B:7:C:C4'	2	0.99	0.11	0.99
(1,3)	1:A:84:LYS:C	2:B:7:C:C5	2	0.99	0.11	0.99
(1,3)	1:A:84:LYS:C	2:B:7:C:C5'	2	0.99	0.11	0.99
(1,3)	1:A:84:LYS:C	2:B:7:C:C6	2	0.99	0.11	0.99
(1,3)	1:A:84:LYS:C	2:B:7:C:H1'	2	0.99	0.11	0.99
(1,3)	1:A:84:LYS:C	2:B:7:C:H2'	2	0.99	0.11	0.99
(1,3)	1:A:84:LYS:C	2:B:7:C:H3'	2	0.99	0.11	0.99
(1,3)	1:A:84:LYS:C	2:B:7:C:H4'	2	0.99	0.11	0.99
(1,3)	1:A:84:LYS:C	2:B:7:C:H41	2	0.99	0.11	0.99
(1,3)	1:A:84:LYS:C	2:B:7:C:H42	2	0.99	0.11	0.99
(1,3)	1:A:84:LYS:C	2:B:7:C:H5	2	0.99	0.11	0.99
(1,3)	1:A:84:LYS:C	2:B:7:C:H5'	2	0.99	0.11	0.99
(1,3)	1:A:84:LYS:C	2:B:7:C:H5''	2	0.99	0.11	0.99
(1,3)	1:A:84:LYS:C	2:B:7:C:H6	2	0.99	0.11	0.99
(1,3)	1:A:84:LYS:C	2:B:7:C:HO2'	2	0.99	0.11	0.99
(1,3)	1:A:84:LYS:C	2:B:7:C:N1	2	0.99	0.11	0.99
(1,3)	1:A:84:LYS:C	2:B:7:C:N3	2	0.99	0.11	0.99
(1,3)	1:A:84:LYS:C	2:B:7:C:N4	2	0.99	0.11	0.99
(1,3)	1:A:84:LYS:C	2:B:7:C:O2	2	0.99	0.11	0.99
(1,3)	1:A:84:LYS:C	2:B:7:C:O2'	2	0.99	0.11	0.99

Continued on next page...

Continued from previous page...

Key	Atom-1	Atom-2	Models ¹	Mean (Å)	SD ¹ (Å)	Median (Å)
(1,3)	1:A:84:LYS:C	2:B:7:C:O3'	2	0.99	0.11	0.99
(1,3)	1:A:84:LYS:C	2:B:7:C:O4'	2	0.99	0.11	0.99
(1,3)	1:A:84:LYS:C	2:B:7:C:O5'	2	0.99	0.11	0.99
(1,3)	1:A:84:LYS:C	2:B:7:C:OP1	2	0.99	0.11	0.99
(1,3)	1:A:84:LYS:C	2:B:7:C:OP2	2	0.99	0.11	0.99
(1,3)	1:A:84:LYS:C	2:B:7:C:P	2	0.99	0.11	0.99
(1,3)	1:A:84:LYS:C	2:B:8:U:C1'	2	0.99	0.11	0.99
(1,3)	1:A:84:LYS:C	2:B:8:U:C2	2	0.99	0.11	0.99
(1,3)	1:A:84:LYS:C	2:B:8:U:C2'	2	0.99	0.11	0.99
(1,3)	1:A:84:LYS:C	2:B:8:U:C3'	2	0.99	0.11	0.99
(1,3)	1:A:84:LYS:C	2:B:8:U:C4	2	0.99	0.11	0.99
(1,3)	1:A:84:LYS:C	2:B:8:U:C4'	2	0.99	0.11	0.99
(1,3)	1:A:84:LYS:C	2:B:8:U:C5	2	0.99	0.11	0.99
(1,3)	1:A:84:LYS:C	2:B:8:U:C5'	2	0.99	0.11	0.99
(1,3)	1:A:84:LYS:C	2:B:8:U:C6	2	0.99	0.11	0.99
(1,3)	1:A:84:LYS:C	2:B:8:U:H1'	2	0.99	0.11	0.99
(1,3)	1:A:84:LYS:C	2:B:8:U:H2'	2	0.99	0.11	0.99
(1,3)	1:A:84:LYS:C	2:B:8:U:H3	2	0.99	0.11	0.99
(1,3)	1:A:84:LYS:C	2:B:8:U:H3'	2	0.99	0.11	0.99
(1,3)	1:A:84:LYS:C	2:B:8:U:H4'	2	0.99	0.11	0.99
(1,3)	1:A:84:LYS:C	2:B:8:U:H5	2	0.99	0.11	0.99
(1,3)	1:A:84:LYS:C	2:B:8:U:H5'	2	0.99	0.11	0.99
(1,3)	1:A:84:LYS:C	2:B:8:U:H5''	2	0.99	0.11	0.99
(1,3)	1:A:84:LYS:C	2:B:8:U:H6	2	0.99	0.11	0.99
(1,3)	1:A:84:LYS:C	2:B:8:U:HO2'	2	0.99	0.11	0.99
(1,3)	1:A:84:LYS:C	2:B:8:U:N1	2	0.99	0.11	0.99
(1,3)	1:A:84:LYS:C	2:B:8:U:N3	2	0.99	0.11	0.99
(1,3)	1:A:84:LYS:C	2:B:8:U:O2	2	0.99	0.11	0.99
(1,3)	1:A:84:LYS:C	2:B:8:U:O2'	2	0.99	0.11	0.99
(1,3)	1:A:84:LYS:C	2:B:8:U:O3'	2	0.99	0.11	0.99
(1,3)	1:A:84:LYS:C	2:B:8:U:O4	2	0.99	0.11	0.99
(1,3)	1:A:84:LYS:C	2:B:8:U:O4'	2	0.99	0.11	0.99
(1,3)	1:A:84:LYS:C	2:B:8:U:O5'	2	0.99	0.11	0.99
(1,3)	1:A:84:LYS:C	2:B:8:U:OP1	2	0.99	0.11	0.99
(1,3)	1:A:84:LYS:C	2:B:8:U:OP2	2	0.99	0.11	0.99
(1,3)	1:A:84:LYS:C	2:B:8:U:P	2	0.99	0.11	0.99
(1,3)	1:A:84:LYS:C	2:B:9:C:C1'	2	0.99	0.11	0.99
(1,3)	1:A:84:LYS:C	2:B:9:C:C2	2	0.99	0.11	0.99
(1,3)	1:A:84:LYS:C	2:B:9:C:C2'	2	0.99	0.11	0.99
(1,3)	1:A:84:LYS:C	2:B:9:C:C3'	2	0.99	0.11	0.99
(1,3)	1:A:84:LYS:C	2:B:9:C:C4	2	0.99	0.11	0.99
(1,3)	1:A:84:LYS:C	2:B:9:C:C4'	2	0.99	0.11	0.99

Continued on next page...

Continued from previous page...

Key	Atom-1	Atom-2	Models ¹	Mean (Å)	SD ¹ (Å)	Median (Å)
(1,3)	1:A:84:LYS:C	2:B:9:C:C5	2	0.99	0.11	0.99
(1,3)	1:A:84:LYS:C	2:B:9:C:C5'	2	0.99	0.11	0.99
(1,3)	1:A:84:LYS:C	2:B:9:C:C6	2	0.99	0.11	0.99
(1,3)	1:A:84:LYS:C	2:B:9:C:H1'	2	0.99	0.11	0.99
(1,3)	1:A:84:LYS:C	2:B:9:C:H2'	2	0.99	0.11	0.99
(1,3)	1:A:84:LYS:C	2:B:9:C:H3'	2	0.99	0.11	0.99
(1,3)	1:A:84:LYS:C	2:B:9:C:H4'	2	0.99	0.11	0.99
(1,3)	1:A:84:LYS:C	2:B:9:C:H41	2	0.99	0.11	0.99
(1,3)	1:A:84:LYS:C	2:B:9:C:H42	2	0.99	0.11	0.99
(1,3)	1:A:84:LYS:C	2:B:9:C:H5	2	0.99	0.11	0.99
(1,3)	1:A:84:LYS:C	2:B:9:C:H5'	2	0.99	0.11	0.99
(1,3)	1:A:84:LYS:C	2:B:9:C:H5''	2	0.99	0.11	0.99
(1,3)	1:A:84:LYS:C	2:B:9:C:H6	2	0.99	0.11	0.99
(1,3)	1:A:84:LYS:C	2:B:9:C:HO2'	2	0.99	0.11	0.99
(1,3)	1:A:84:LYS:C	2:B:9:C:N1	2	0.99	0.11	0.99
(1,3)	1:A:84:LYS:C	2:B:9:C:N3	2	0.99	0.11	0.99
(1,3)	1:A:84:LYS:C	2:B:9:C:N4	2	0.99	0.11	0.99
(1,3)	1:A:84:LYS:C	2:B:9:C:O2	2	0.99	0.11	0.99
(1,3)	1:A:84:LYS:C	2:B:9:C:O2'	2	0.99	0.11	0.99
(1,3)	1:A:84:LYS:C	2:B:9:C:O3'	2	0.99	0.11	0.99
(1,3)	1:A:84:LYS:C	2:B:9:C:O4'	2	0.99	0.11	0.99
(1,3)	1:A:84:LYS:C	2:B:9:C:O5'	2	0.99	0.11	0.99
(1,3)	1:A:84:LYS:C	2:B:9:C:OP1	2	0.99	0.11	0.99
(1,3)	1:A:84:LYS:C	2:B:9:C:OP2	2	0.99	0.11	0.99
(1,3)	1:A:84:LYS:C	2:B:9:C:P	2	0.99	0.11	0.99
(1,3)	1:A:84:LYS:C	2:B:10:G:C1'	2	0.99	0.11	0.99
(1,3)	1:A:84:LYS:C	2:B:10:G:C2	2	0.99	0.11	0.99
(1,3)	1:A:84:LYS:C	2:B:10:G:C2'	2	0.99	0.11	0.99
(1,3)	1:A:84:LYS:C	2:B:10:G:C3'	2	0.99	0.11	0.99
(1,3)	1:A:84:LYS:C	2:B:10:G:C4	2	0.99	0.11	0.99
(1,3)	1:A:84:LYS:C	2:B:10:G:C4'	2	0.99	0.11	0.99
(1,3)	1:A:84:LYS:C	2:B:10:G:C5	2	0.99	0.11	0.99
(1,3)	1:A:84:LYS:C	2:B:10:G:C5'	2	0.99	0.11	0.99
(1,3)	1:A:84:LYS:C	2:B:10:G:C6	2	0.99	0.11	0.99
(1,3)	1:A:84:LYS:C	2:B:10:G:C8	2	0.99	0.11	0.99
(1,3)	1:A:84:LYS:C	2:B:10:G:H1	2	0.99	0.11	0.99
(1,3)	1:A:84:LYS:C	2:B:10:G:H1'	2	0.99	0.11	0.99
(1,3)	1:A:84:LYS:C	2:B:10:G:H2'	2	0.99	0.11	0.99
(1,3)	1:A:84:LYS:C	2:B:10:G:H21	2	0.99	0.11	0.99
(1,3)	1:A:84:LYS:C	2:B:10:G:H22	2	0.99	0.11	0.99
(1,3)	1:A:84:LYS:C	2:B:10:G:H3'	2	0.99	0.11	0.99
(1,3)	1:A:84:LYS:C	2:B:10:G:H4'	2	0.99	0.11	0.99

Continued on next page...

Continued from previous page...

Key	Atom-1	Atom-2	Models ¹	Mean (Å)	SD ¹ (Å)	Median (Å)
(1,3)	1:A:84:LYS:C	2:B:10:G:H5'	2	0.99	0.11	0.99
(1,3)	1:A:84:LYS:C	2:B:10:G:H5''	2	0.99	0.11	0.99
(1,3)	1:A:84:LYS:C	2:B:10:G:H8	2	0.99	0.11	0.99
(1,3)	1:A:84:LYS:C	2:B:10:G:HO2'	2	0.99	0.11	0.99
(1,3)	1:A:84:LYS:C	2:B:10:G:N1	2	0.99	0.11	0.99
(1,3)	1:A:84:LYS:C	2:B:10:G:N2	2	0.99	0.11	0.99
(1,3)	1:A:84:LYS:C	2:B:10:G:N3	2	0.99	0.11	0.99
(1,3)	1:A:84:LYS:C	2:B:10:G:N7	2	0.99	0.11	0.99
(1,3)	1:A:84:LYS:C	2:B:10:G:N9	2	0.99	0.11	0.99
(1,3)	1:A:84:LYS:C	2:B:10:G:O2'	2	0.99	0.11	0.99
(1,3)	1:A:84:LYS:C	2:B:10:G:O3'	2	0.99	0.11	0.99
(1,3)	1:A:84:LYS:C	2:B:10:G:O4'	2	0.99	0.11	0.99
(1,3)	1:A:84:LYS:C	2:B:10:G:O5'	2	0.99	0.11	0.99
(1,3)	1:A:84:LYS:C	2:B:10:G:O6	2	0.99	0.11	0.99
(1,3)	1:A:84:LYS:C	2:B:10:G:OP1	2	0.99	0.11	0.99
(1,3)	1:A:84:LYS:C	2:B:10:G:OP2	2	0.99	0.11	0.99
(1,3)	1:A:84:LYS:C	2:B:10:G:P	2	0.99	0.11	0.99
(1,3)	1:A:84:LYS:C	2:B:11:A:C1'	2	0.99	0.11	0.99
(1,3)	1:A:84:LYS:C	2:B:11:A:C2	2	0.99	0.11	0.99
(1,3)	1:A:84:LYS:C	2:B:11:A:C2'	2	0.99	0.11	0.99
(1,3)	1:A:84:LYS:C	2:B:11:A:C3'	2	0.99	0.11	0.99
(1,3)	1:A:84:LYS:C	2:B:11:A:C4	2	0.99	0.11	0.99
(1,3)	1:A:84:LYS:C	2:B:11:A:C4'	2	0.99	0.11	0.99
(1,3)	1:A:84:LYS:C	2:B:11:A:C5	2	0.99	0.11	0.99
(1,3)	1:A:84:LYS:C	2:B:11:A:C5'	2	0.99	0.11	0.99
(1,3)	1:A:84:LYS:C	2:B:11:A:C6	2	0.99	0.11	0.99
(1,3)	1:A:84:LYS:C	2:B:11:A:C8	2	0.99	0.11	0.99
(1,3)	1:A:84:LYS:C	2:B:11:A:H1'	2	0.99	0.11	0.99
(1,3)	1:A:84:LYS:C	2:B:11:A:H2	2	0.99	0.11	0.99
(1,3)	1:A:84:LYS:C	2:B:11:A:H2'	2	0.99	0.11	0.99
(1,3)	1:A:84:LYS:C	2:B:11:A:H3'	2	0.99	0.11	0.99
(1,3)	1:A:84:LYS:C	2:B:11:A:H4'	2	0.99	0.11	0.99
(1,3)	1:A:84:LYS:C	2:B:11:A:H5'	2	0.99	0.11	0.99
(1,3)	1:A:84:LYS:C	2:B:11:A:H5''	2	0.99	0.11	0.99
(1,3)	1:A:84:LYS:C	2:B:11:A:H61	2	0.99	0.11	0.99
(1,3)	1:A:84:LYS:C	2:B:11:A:H62	2	0.99	0.11	0.99
(1,3)	1:A:84:LYS:C	2:B:11:A:H8	2	0.99	0.11	0.99
(1,3)	1:A:84:LYS:C	2:B:11:A:HO2'	2	0.99	0.11	0.99
(1,3)	1:A:84:LYS:C	2:B:11:A:N1	2	0.99	0.11	0.99
(1,3)	1:A:84:LYS:C	2:B:11:A:N3	2	0.99	0.11	0.99
(1,3)	1:A:84:LYS:C	2:B:11:A:N6	2	0.99	0.11	0.99
(1,3)	1:A:84:LYS:C	2:B:11:A:N7	2	0.99	0.11	0.99

Continued on next page...

Continued from previous page...

Key	Atom-1	Atom-2	Models ¹	Mean (Å)	SD ¹ (Å)	Median (Å)
(1,3)	1:A:84:LYS:C	2:B:11:A:N9	2	0.99	0.11	0.99
(1,3)	1:A:84:LYS:C	2:B:11:A:O2'	2	0.99	0.11	0.99
(1,3)	1:A:84:LYS:C	2:B:11:A:O3'	2	0.99	0.11	0.99
(1,3)	1:A:84:LYS:C	2:B:11:A:O4'	2	0.99	0.11	0.99
(1,3)	1:A:84:LYS:C	2:B:11:A:O5'	2	0.99	0.11	0.99
(1,3)	1:A:84:LYS:C	2:B:11:A:OP1	2	0.99	0.11	0.99
(1,3)	1:A:84:LYS:C	2:B:11:A:OP2	2	0.99	0.11	0.99
(1,3)	1:A:84:LYS:C	2:B:11:A:P	2	0.99	0.11	0.99
(1,3)	1:A:84:LYS:C	2:B:12:A:C1'	2	0.99	0.11	0.99
(1,3)	1:A:84:LYS:C	2:B:12:A:C2	2	0.99	0.11	0.99
(1,3)	1:A:84:LYS:C	2:B:12:A:C2'	2	0.99	0.11	0.99
(1,3)	1:A:84:LYS:C	2:B:12:A:C3'	2	0.99	0.11	0.99
(1,3)	1:A:84:LYS:C	2:B:12:A:C4	2	0.99	0.11	0.99
(1,3)	1:A:84:LYS:C	2:B:12:A:C4'	2	0.99	0.11	0.99
(1,3)	1:A:84:LYS:C	2:B:12:A:C5	2	0.99	0.11	0.99
(1,3)	1:A:84:LYS:C	2:B:12:A:C5'	2	0.99	0.11	0.99
(1,3)	1:A:84:LYS:C	2:B:12:A:C6	2	0.99	0.11	0.99
(1,3)	1:A:84:LYS:C	2:B:12:A:C8	2	0.99	0.11	0.99
(1,3)	1:A:84:LYS:C	2:B:12:A:H1'	2	0.99	0.11	0.99
(1,3)	1:A:84:LYS:C	2:B:12:A:H2	2	0.99	0.11	0.99
(1,3)	1:A:84:LYS:C	2:B:12:A:H2'	2	0.99	0.11	0.99
(1,3)	1:A:84:LYS:C	2:B:12:A:H3'	2	0.99	0.11	0.99
(1,3)	1:A:84:LYS:C	2:B:12:A:H4'	2	0.99	0.11	0.99
(1,3)	1:A:84:LYS:C	2:B:12:A:H5'	2	0.99	0.11	0.99
(1,3)	1:A:84:LYS:C	2:B:12:A:H5''	2	0.99	0.11	0.99
(1,3)	1:A:84:LYS:C	2:B:12:A:H61	2	0.99	0.11	0.99
(1,3)	1:A:84:LYS:C	2:B:12:A:H62	2	0.99	0.11	0.99
(1,3)	1:A:84:LYS:C	2:B:12:A:H8	2	0.99	0.11	0.99
(1,3)	1:A:84:LYS:C	2:B:12:A:HO2'	2	0.99	0.11	0.99
(1,3)	1:A:84:LYS:C	2:B:12:A:N1	2	0.99	0.11	0.99
(1,3)	1:A:84:LYS:C	2:B:12:A:N3	2	0.99	0.11	0.99
(1,3)	1:A:84:LYS:C	2:B:12:A:N6	2	0.99	0.11	0.99
(1,3)	1:A:84:LYS:C	2:B:12:A:N7	2	0.99	0.11	0.99
(1,3)	1:A:84:LYS:C	2:B:12:A:N9	2	0.99	0.11	0.99
(1,3)	1:A:84:LYS:C	2:B:12:A:O2'	2	0.99	0.11	0.99
(1,3)	1:A:84:LYS:C	2:B:12:A:O3'	2	0.99	0.11	0.99
(1,3)	1:A:84:LYS:C	2:B:12:A:O4'	2	0.99	0.11	0.99
(1,3)	1:A:84:LYS:C	2:B:12:A:O5'	2	0.99	0.11	0.99
(1,3)	1:A:84:LYS:C	2:B:12:A:OP1	2	0.99	0.11	0.99
(1,3)	1:A:84:LYS:C	2:B:12:A:OP2	2	0.99	0.11	0.99
(1,3)	1:A:84:LYS:C	2:B:12:A:P	2	0.99	0.11	0.99
(1,3)	1:A:84:LYS:C	2:B:13:A:C1'	2	0.99	0.11	0.99

Continued on next page...

Continued from previous page...

Key	Atom-1	Atom-2	Models ¹	Mean (Å)	SD ¹ (Å)	Median (Å)
(1,3)	1:A:84:LYS:C	2:B:13:A:C2	2	0.99	0.11	0.99
(1,3)	1:A:84:LYS:C	2:B:13:A:C2'	2	0.99	0.11	0.99
(1,3)	1:A:84:LYS:C	2:B:13:A:C3'	2	0.99	0.11	0.99
(1,3)	1:A:84:LYS:C	2:B:13:A:C4	2	0.99	0.11	0.99
(1,3)	1:A:84:LYS:C	2:B:13:A:C4'	2	0.99	0.11	0.99
(1,3)	1:A:84:LYS:C	2:B:13:A:C5	2	0.99	0.11	0.99
(1,3)	1:A:84:LYS:C	2:B:13:A:C5'	2	0.99	0.11	0.99
(1,3)	1:A:84:LYS:C	2:B:13:A:C6	2	0.99	0.11	0.99
(1,3)	1:A:84:LYS:C	2:B:13:A:C8	2	0.99	0.11	0.99
(1,3)	1:A:84:LYS:C	2:B:13:A:H1'	2	0.99	0.11	0.99
(1,3)	1:A:84:LYS:C	2:B:13:A:H2	2	0.99	0.11	0.99
(1,3)	1:A:84:LYS:C	2:B:13:A:H2'	2	0.99	0.11	0.99
(1,3)	1:A:84:LYS:C	2:B:13:A:H3'	2	0.99	0.11	0.99
(1,3)	1:A:84:LYS:C	2:B:13:A:H4'	2	0.99	0.11	0.99
(1,3)	1:A:84:LYS:C	2:B:13:A:H5'	2	0.99	0.11	0.99
(1,3)	1:A:84:LYS:C	2:B:13:A:H5''	2	0.99	0.11	0.99
(1,3)	1:A:84:LYS:C	2:B:13:A:H61	2	0.99	0.11	0.99
(1,3)	1:A:84:LYS:C	2:B:13:A:H62	2	0.99	0.11	0.99
(1,3)	1:A:84:LYS:C	2:B:13:A:H8	2	0.99	0.11	0.99
(1,3)	1:A:84:LYS:C	2:B:13:A:HO2'	2	0.99	0.11	0.99
(1,3)	1:A:84:LYS:C	2:B:13:A:N1	2	0.99	0.11	0.99
(1,3)	1:A:84:LYS:C	2:B:13:A:N3	2	0.99	0.11	0.99
(1,3)	1:A:84:LYS:C	2:B:13:A:N6	2	0.99	0.11	0.99
(1,3)	1:A:84:LYS:C	2:B:13:A:N7	2	0.99	0.11	0.99
(1,3)	1:A:84:LYS:C	2:B:13:A:N9	2	0.99	0.11	0.99
(1,3)	1:A:84:LYS:C	2:B:13:A:O2'	2	0.99	0.11	0.99
(1,3)	1:A:84:LYS:C	2:B:13:A:O3'	2	0.99	0.11	0.99
(1,3)	1:A:84:LYS:C	2:B:13:A:O4'	2	0.99	0.11	0.99
(1,3)	1:A:84:LYS:C	2:B:13:A:O5'	2	0.99	0.11	0.99
(1,3)	1:A:84:LYS:C	2:B:13:A:OP1	2	0.99	0.11	0.99
(1,3)	1:A:84:LYS:C	2:B:13:A:OP2	2	0.99	0.11	0.99
(1,3)	1:A:84:LYS:C	2:B:13:A:P	2	0.99	0.11	0.99
(1,3)	1:A:84:LYS:C	2:B:14:G:C1'	2	0.99	0.11	0.99
(1,3)	1:A:84:LYS:C	2:B:14:G:C2	2	0.99	0.11	0.99
(1,3)	1:A:84:LYS:C	2:B:14:G:C2'	2	0.99	0.11	0.99
(1,3)	1:A:84:LYS:C	2:B:14:G:C3'	2	0.99	0.11	0.99
(1,3)	1:A:84:LYS:C	2:B:14:G:C4	2	0.99	0.11	0.99
(1,3)	1:A:84:LYS:C	2:B:14:G:C4'	2	0.99	0.11	0.99
(1,3)	1:A:84:LYS:C	2:B:14:G:C5	2	0.99	0.11	0.99
(1,3)	1:A:84:LYS:C	2:B:14:G:C5'	2	0.99	0.11	0.99
(1,3)	1:A:84:LYS:C	2:B:14:G:C6	2	0.99	0.11	0.99
(1,3)	1:A:84:LYS:C	2:B:14:G:C8	2	0.99	0.11	0.99

Continued on next page...

Continued from previous page...

Key	Atom-1	Atom-2	Models ¹	Mean (Å)	SD ¹ (Å)	Median (Å)
(1,3)	1:A:84:LYS:C	2:B:14:G:H1	2	0.99	0.11	0.99
(1,3)	1:A:84:LYS:C	2:B:14:G:H1'	2	0.99	0.11	0.99
(1,3)	1:A:84:LYS:C	2:B:14:G:H2'	2	0.99	0.11	0.99
(1,3)	1:A:84:LYS:C	2:B:14:G:H21	2	0.99	0.11	0.99
(1,3)	1:A:84:LYS:C	2:B:14:G:H22	2	0.99	0.11	0.99
(1,3)	1:A:84:LYS:C	2:B:14:G:H3'	2	0.99	0.11	0.99
(1,3)	1:A:84:LYS:C	2:B:14:G:H4'	2	0.99	0.11	0.99
(1,3)	1:A:84:LYS:C	2:B:14:G:H5'	2	0.99	0.11	0.99
(1,3)	1:A:84:LYS:C	2:B:14:G:H5''	2	0.99	0.11	0.99
(1,3)	1:A:84:LYS:C	2:B:14:G:H8	2	0.99	0.11	0.99
(1,3)	1:A:84:LYS:C	2:B:14:G:HO2'	2	0.99	0.11	0.99
(1,3)	1:A:84:LYS:C	2:B:14:G:N1	2	0.99	0.11	0.99
(1,3)	1:A:84:LYS:C	2:B:14:G:N2	2	0.99	0.11	0.99
(1,3)	1:A:84:LYS:C	2:B:14:G:N3	2	0.99	0.11	0.99
(1,3)	1:A:84:LYS:C	2:B:14:G:N7	2	0.99	0.11	0.99
(1,3)	1:A:84:LYS:C	2:B:14:G:N9	2	0.99	0.11	0.99
(1,3)	1:A:84:LYS:C	2:B:14:G:O2'	2	0.99	0.11	0.99
(1,3)	1:A:84:LYS:C	2:B:14:G:O3'	2	0.99	0.11	0.99
(1,3)	1:A:84:LYS:C	2:B:14:G:O4'	2	0.99	0.11	0.99
(1,3)	1:A:84:LYS:C	2:B:14:G:O5'	2	0.99	0.11	0.99
(1,3)	1:A:84:LYS:C	2:B:14:G:O6	2	0.99	0.11	0.99
(1,3)	1:A:84:LYS:C	2:B:14:G:OP1	2	0.99	0.11	0.99
(1,3)	1:A:84:LYS:C	2:B:14:G:OP2	2	0.99	0.11	0.99
(1,3)	1:A:84:LYS:C	2:B:14:G:P	2	0.99	0.11	0.99
(1,3)	1:A:84:LYS:C	2:B:15:A:C1'	2	0.99	0.11	0.99
(1,3)	1:A:84:LYS:C	2:B:15:A:C2	2	0.99	0.11	0.99
(1,3)	1:A:84:LYS:C	2:B:15:A:C2'	2	0.99	0.11	0.99
(1,3)	1:A:84:LYS:C	2:B:15:A:C3'	2	0.99	0.11	0.99
(1,3)	1:A:84:LYS:C	2:B:15:A:C4	2	0.99	0.11	0.99
(1,3)	1:A:84:LYS:C	2:B:15:A:C4'	2	0.99	0.11	0.99
(1,3)	1:A:84:LYS:C	2:B:15:A:C5	2	0.99	0.11	0.99
(1,3)	1:A:84:LYS:C	2:B:15:A:C5'	2	0.99	0.11	0.99
(1,3)	1:A:84:LYS:C	2:B:15:A:C6	2	0.99	0.11	0.99
(1,3)	1:A:84:LYS:C	2:B:15:A:C8	2	0.99	0.11	0.99
(1,3)	1:A:84:LYS:C	2:B:15:A:H1'	2	0.99	0.11	0.99
(1,3)	1:A:84:LYS:C	2:B:15:A:H2	2	0.99	0.11	0.99
(1,3)	1:A:84:LYS:C	2:B:15:A:H2'	2	0.99	0.11	0.99
(1,3)	1:A:84:LYS:C	2:B:15:A:H3'	2	0.99	0.11	0.99
(1,3)	1:A:84:LYS:C	2:B:15:A:H4'	2	0.99	0.11	0.99
(1,3)	1:A:84:LYS:C	2:B:15:A:H5'	2	0.99	0.11	0.99
(1,3)	1:A:84:LYS:C	2:B:15:A:H5''	2	0.99	0.11	0.99
(1,3)	1:A:84:LYS:C	2:B:15:A:H61	2	0.99	0.11	0.99

Continued on next page...

Continued from previous page...

Key	Atom-1	Atom-2	Models ¹	Mean (Å)	SD ¹ (Å)	Median (Å)
(1,3)	1:A:84:LYS:C	2:B:15:A:H62	2	0.99	0.11	0.99
(1,3)	1:A:84:LYS:C	2:B:15:A:H8	2	0.99	0.11	0.99
(1,3)	1:A:84:LYS:C	2:B:15:A:HO2'	2	0.99	0.11	0.99
(1,3)	1:A:84:LYS:C	2:B:15:A:N1	2	0.99	0.11	0.99
(1,3)	1:A:84:LYS:C	2:B:15:A:N3	2	0.99	0.11	0.99
(1,3)	1:A:84:LYS:C	2:B:15:A:N6	2	0.99	0.11	0.99
(1,3)	1:A:84:LYS:C	2:B:15:A:N7	2	0.99	0.11	0.99
(1,3)	1:A:84:LYS:C	2:B:15:A:N9	2	0.99	0.11	0.99
(1,3)	1:A:84:LYS:C	2:B:15:A:O2'	2	0.99	0.11	0.99
(1,3)	1:A:84:LYS:C	2:B:15:A:O3'	2	0.99	0.11	0.99
(1,3)	1:A:84:LYS:C	2:B:15:A:O4'	2	0.99	0.11	0.99
(1,3)	1:A:84:LYS:C	2:B:15:A:O5'	2	0.99	0.11	0.99
(1,3)	1:A:84:LYS:C	2:B:15:A:OP1	2	0.99	0.11	0.99
(1,3)	1:A:84:LYS:C	2:B:15:A:OP2	2	0.99	0.11	0.99
(1,3)	1:A:84:LYS:C	2:B:15:A:P	2	0.99	0.11	0.99
(1,3)	1:A:84:LYS:C	2:B:16:G:C1'	2	0.99	0.11	0.99
(1,3)	1:A:84:LYS:C	2:B:16:G:C2	2	0.99	0.11	0.99
(1,3)	1:A:84:LYS:C	2:B:16:G:C2'	2	0.99	0.11	0.99
(1,3)	1:A:84:LYS:C	2:B:16:G:C3'	2	0.99	0.11	0.99
(1,3)	1:A:84:LYS:C	2:B:16:G:C4	2	0.99	0.11	0.99
(1,3)	1:A:84:LYS:C	2:B:16:G:C4'	2	0.99	0.11	0.99
(1,3)	1:A:84:LYS:C	2:B:16:G:C5	2	0.99	0.11	0.99
(1,3)	1:A:84:LYS:C	2:B:16:G:C5'	2	0.99	0.11	0.99
(1,3)	1:A:84:LYS:C	2:B:16:G:C6	2	0.99	0.11	0.99
(1,3)	1:A:84:LYS:C	2:B:16:G:C8	2	0.99	0.11	0.99
(1,3)	1:A:84:LYS:C	2:B:16:G:H1	2	0.99	0.11	0.99
(1,3)	1:A:84:LYS:C	2:B:16:G:H1'	2	0.99	0.11	0.99
(1,3)	1:A:84:LYS:C	2:B:16:G:H2'	2	0.99	0.11	0.99
(1,3)	1:A:84:LYS:C	2:B:16:G:H21	2	0.99	0.11	0.99
(1,3)	1:A:84:LYS:C	2:B:16:G:H22	2	0.99	0.11	0.99
(1,3)	1:A:84:LYS:C	2:B:16:G:H3'	2	0.99	0.11	0.99
(1,3)	1:A:84:LYS:C	2:B:16:G:H4'	2	0.99	0.11	0.99
(1,3)	1:A:84:LYS:C	2:B:16:G:H5'	2	0.99	0.11	0.99
(1,3)	1:A:84:LYS:C	2:B:16:G:H5''	2	0.99	0.11	0.99
(1,3)	1:A:84:LYS:C	2:B:16:G:H8	2	0.99	0.11	0.99
(1,3)	1:A:84:LYS:C	2:B:16:G:HO2'	2	0.99	0.11	0.99
(1,3)	1:A:84:LYS:C	2:B:16:G:N1	2	0.99	0.11	0.99
(1,3)	1:A:84:LYS:C	2:B:16:G:N2	2	0.99	0.11	0.99
(1,3)	1:A:84:LYS:C	2:B:16:G:N3	2	0.99	0.11	0.99
(1,3)	1:A:84:LYS:C	2:B:16:G:N7	2	0.99	0.11	0.99
(1,3)	1:A:84:LYS:C	2:B:16:G:N9	2	0.99	0.11	0.99
(1,3)	1:A:84:LYS:C	2:B:16:G:O2'	2	0.99	0.11	0.99

Continued on next page...

Continued from previous page...

Key	Atom-1	Atom-2	Models ¹	Mean (Å)	SD ¹ (Å)	Median (Å)
(1,3)	1:A:84:LYS:C	2:B:16:G:O3'	2	0.99	0.11	0.99
(1,3)	1:A:84:LYS:C	2:B:16:G:O4'	2	0.99	0.11	0.99
(1,3)	1:A:84:LYS:C	2:B:16:G:O5'	2	0.99	0.11	0.99
(1,3)	1:A:84:LYS:C	2:B:16:G:O6	2	0.99	0.11	0.99
(1,3)	1:A:84:LYS:C	2:B:16:G:OP1	2	0.99	0.11	0.99
(1,3)	1:A:84:LYS:C	2:B:16:G:OP2	2	0.99	0.11	0.99
(1,3)	1:A:84:LYS:C	2:B:16:G:P	2	0.99	0.11	0.99
(1,3)	1:A:84:LYS:C	2:B:17:C:C1'	2	0.99	0.11	0.99
(1,3)	1:A:84:LYS:C	2:B:17:C:C2	2	0.99	0.11	0.99
(1,3)	1:A:84:LYS:C	2:B:17:C:C2'	2	0.99	0.11	0.99
(1,3)	1:A:84:LYS:C	2:B:17:C:C3'	2	0.99	0.11	0.99
(1,3)	1:A:84:LYS:C	2:B:17:C:C4	2	0.99	0.11	0.99
(1,3)	1:A:84:LYS:C	2:B:17:C:C4'	2	0.99	0.11	0.99
(1,3)	1:A:84:LYS:C	2:B:17:C:C5	2	0.99	0.11	0.99
(1,3)	1:A:84:LYS:C	2:B:17:C:C5'	2	0.99	0.11	0.99
(1,3)	1:A:84:LYS:C	2:B:17:C:C6	2	0.99	0.11	0.99
(1,3)	1:A:84:LYS:C	2:B:17:C:H1'	2	0.99	0.11	0.99
(1,3)	1:A:84:LYS:C	2:B:17:C:H2'	2	0.99	0.11	0.99
(1,3)	1:A:84:LYS:C	2:B:17:C:H3'	2	0.99	0.11	0.99
(1,3)	1:A:84:LYS:C	2:B:17:C:H4'	2	0.99	0.11	0.99
(1,3)	1:A:84:LYS:C	2:B:17:C:H41	2	0.99	0.11	0.99
(1,3)	1:A:84:LYS:C	2:B:17:C:H42	2	0.99	0.11	0.99
(1,3)	1:A:84:LYS:C	2:B:17:C:H5	2	0.99	0.11	0.99
(1,3)	1:A:84:LYS:C	2:B:17:C:H5'	2	0.99	0.11	0.99
(1,3)	1:A:84:LYS:C	2:B:17:C:H5''	2	0.99	0.11	0.99
(1,3)	1:A:84:LYS:C	2:B:17:C:H6	2	0.99	0.11	0.99
(1,3)	1:A:84:LYS:C	2:B:17:C:HO2'	2	0.99	0.11	0.99
(1,3)	1:A:84:LYS:C	2:B:17:C:N1	2	0.99	0.11	0.99
(1,3)	1:A:84:LYS:C	2:B:17:C:N3	2	0.99	0.11	0.99
(1,3)	1:A:84:LYS:C	2:B:17:C:N4	2	0.99	0.11	0.99
(1,3)	1:A:84:LYS:C	2:B:17:C:O2	2	0.99	0.11	0.99
(1,3)	1:A:84:LYS:C	2:B:17:C:O2'	2	0.99	0.11	0.99
(1,3)	1:A:84:LYS:C	2:B:17:C:O3'	2	0.99	0.11	0.99
(1,3)	1:A:84:LYS:C	2:B:17:C:O4'	2	0.99	0.11	0.99
(1,3)	1:A:84:LYS:C	2:B:17:C:O5'	2	0.99	0.11	0.99
(1,3)	1:A:84:LYS:C	2:B:17:C:OP1	2	0.99	0.11	0.99
(1,3)	1:A:84:LYS:C	2:B:17:C:OP2	2	0.99	0.11	0.99
(1,3)	1:A:84:LYS:C	2:B:17:C:P	2	0.99	0.11	0.99
(1,3)	1:A:84:LYS:C	2:B:18:A:C1'	2	0.99	0.11	0.99
(1,3)	1:A:84:LYS:C	2:B:18:A:C2	2	0.99	0.11	0.99
(1,3)	1:A:84:LYS:C	2:B:18:A:C2'	2	0.99	0.11	0.99
(1,3)	1:A:84:LYS:C	2:B:18:A:C3'	2	0.99	0.11	0.99

Continued on next page...

Continued from previous page...

Key	Atom-1	Atom-2	Models ¹	Mean (Å)	SD ¹ (Å)	Median (Å)
(1,3)	1:A:84:LYS:C	2:B:18:A:C4	2	0.99	0.11	0.99
(1,3)	1:A:84:LYS:C	2:B:18:A:C4'	2	0.99	0.11	0.99
(1,3)	1:A:84:LYS:C	2:B:18:A:C5	2	0.99	0.11	0.99
(1,3)	1:A:84:LYS:C	2:B:18:A:C5'	2	0.99	0.11	0.99
(1,3)	1:A:84:LYS:C	2:B:18:A:C6	2	0.99	0.11	0.99
(1,3)	1:A:84:LYS:C	2:B:18:A:C8	2	0.99	0.11	0.99
(1,3)	1:A:84:LYS:C	2:B:18:A:H1'	2	0.99	0.11	0.99
(1,3)	1:A:84:LYS:C	2:B:18:A:H2	2	0.99	0.11	0.99
(1,3)	1:A:84:LYS:C	2:B:18:A:H2'	2	0.99	0.11	0.99
(1,3)	1:A:84:LYS:C	2:B:18:A:H3'	2	0.99	0.11	0.99
(1,3)	1:A:84:LYS:C	2:B:18:A:H4'	2	0.99	0.11	0.99
(1,3)	1:A:84:LYS:C	2:B:18:A:H5'	2	0.99	0.11	0.99
(1,3)	1:A:84:LYS:C	2:B:18:A:H5''	2	0.99	0.11	0.99
(1,3)	1:A:84:LYS:C	2:B:18:A:H61	2	0.99	0.11	0.99
(1,3)	1:A:84:LYS:C	2:B:18:A:H62	2	0.99	0.11	0.99
(1,3)	1:A:84:LYS:C	2:B:18:A:H8	2	0.99	0.11	0.99
(1,3)	1:A:84:LYS:C	2:B:18:A:HO2'	2	0.99	0.11	0.99
(1,3)	1:A:84:LYS:C	2:B:18:A:N1	2	0.99	0.11	0.99
(1,3)	1:A:84:LYS:C	2:B:18:A:N3	2	0.99	0.11	0.99
(1,3)	1:A:84:LYS:C	2:B:18:A:N6	2	0.99	0.11	0.99
(1,3)	1:A:84:LYS:C	2:B:18:A:N7	2	0.99	0.11	0.99
(1,3)	1:A:84:LYS:C	2:B:18:A:N9	2	0.99	0.11	0.99
(1,3)	1:A:84:LYS:C	2:B:18:A:O2'	2	0.99	0.11	0.99
(1,3)	1:A:84:LYS:C	2:B:18:A:O3'	2	0.99	0.11	0.99
(1,3)	1:A:84:LYS:C	2:B:18:A:O4'	2	0.99	0.11	0.99
(1,3)	1:A:84:LYS:C	2:B:18:A:O5'	2	0.99	0.11	0.99
(1,3)	1:A:84:LYS:C	2:B:18:A:OP1	2	0.99	0.11	0.99
(1,3)	1:A:84:LYS:C	2:B:18:A:OP2	2	0.99	0.11	0.99
(1,3)	1:A:84:LYS:C	2:B:18:A:P	2	0.99	0.11	0.99
(1,3)	1:A:84:LYS:C	2:B:19:A:C1'	2	0.99	0.11	0.99
(1,3)	1:A:84:LYS:C	2:B:19:A:C2	2	0.99	0.11	0.99
(1,3)	1:A:84:LYS:C	2:B:19:A:C2'	2	0.99	0.11	0.99
(1,3)	1:A:84:LYS:C	2:B:19:A:C3'	2	0.99	0.11	0.99
(1,3)	1:A:84:LYS:C	2:B:19:A:C4	2	0.99	0.11	0.99
(1,3)	1:A:84:LYS:C	2:B:19:A:C4'	2	0.99	0.11	0.99
(1,3)	1:A:84:LYS:C	2:B:19:A:C5	2	0.99	0.11	0.99
(1,3)	1:A:84:LYS:C	2:B:19:A:C5'	2	0.99	0.11	0.99
(1,3)	1:A:84:LYS:C	2:B:19:A:C6	2	0.99	0.11	0.99
(1,3)	1:A:84:LYS:C	2:B:19:A:C8	2	0.99	0.11	0.99
(1,3)	1:A:84:LYS:C	2:B:19:A:H1'	2	0.99	0.11	0.99
(1,3)	1:A:84:LYS:C	2:B:19:A:H2	2	0.99	0.11	0.99
(1,3)	1:A:84:LYS:C	2:B:19:A:H2'	2	0.99	0.11	0.99

Continued on next page...

Continued from previous page...

Key	Atom-1	Atom-2	Models ¹	Mean (Å)	SD ¹ (Å)	Median (Å)
(1,3)	1:A:84:LYS:C	2:B:19:A:H3'	2	0.99	0.11	0.99
(1,3)	1:A:84:LYS:C	2:B:19:A:H4'	2	0.99	0.11	0.99
(1,3)	1:A:84:LYS:C	2:B:19:A:H5'	2	0.99	0.11	0.99
(1,3)	1:A:84:LYS:C	2:B:19:A:H5''	2	0.99	0.11	0.99
(1,3)	1:A:84:LYS:C	2:B:19:A:H61	2	0.99	0.11	0.99
(1,3)	1:A:84:LYS:C	2:B:19:A:H62	2	0.99	0.11	0.99
(1,3)	1:A:84:LYS:C	2:B:19:A:H8	2	0.99	0.11	0.99
(1,3)	1:A:84:LYS:C	2:B:19:A:HO2'	2	0.99	0.11	0.99
(1,3)	1:A:84:LYS:C	2:B:19:A:N1	2	0.99	0.11	0.99
(1,3)	1:A:84:LYS:C	2:B:19:A:N3	2	0.99	0.11	0.99
(1,3)	1:A:84:LYS:C	2:B:19:A:N6	2	0.99	0.11	0.99
(1,3)	1:A:84:LYS:C	2:B:19:A:N7	2	0.99	0.11	0.99
(1,3)	1:A:84:LYS:C	2:B:19:A:N9	2	0.99	0.11	0.99
(1,3)	1:A:84:LYS:C	2:B:19:A:O2'	2	0.99	0.11	0.99
(1,3)	1:A:84:LYS:C	2:B:19:A:O3'	2	0.99	0.11	0.99
(1,3)	1:A:84:LYS:C	2:B:19:A:O4'	2	0.99	0.11	0.99
(1,3)	1:A:84:LYS:C	2:B:19:A:O5'	2	0.99	0.11	0.99
(1,3)	1:A:84:LYS:C	2:B:19:A:OP1	2	0.99	0.11	0.99
(1,3)	1:A:84:LYS:C	2:B:19:A:OP2	2	0.99	0.11	0.99
(1,3)	1:A:84:LYS:C	2:B:19:A:P	2	0.99	0.11	0.99
(1,3)	1:A:84:LYS:C	2:B:20:U:C1'	2	0.99	0.11	0.99
(1,3)	1:A:84:LYS:C	2:B:20:U:C2	2	0.99	0.11	0.99
(1,3)	1:A:84:LYS:C	2:B:20:U:C2'	2	0.99	0.11	0.99
(1,3)	1:A:84:LYS:C	2:B:20:U:C3'	2	0.99	0.11	0.99
(1,3)	1:A:84:LYS:C	2:B:20:U:C4	2	0.99	0.11	0.99
(1,3)	1:A:84:LYS:C	2:B:20:U:C4'	2	0.99	0.11	0.99
(1,3)	1:A:84:LYS:C	2:B:20:U:C5	2	0.99	0.11	0.99
(1,3)	1:A:84:LYS:C	2:B:20:U:C5'	2	0.99	0.11	0.99
(1,3)	1:A:84:LYS:C	2:B:20:U:C6	2	0.99	0.11	0.99
(1,3)	1:A:84:LYS:C	2:B:20:U:H1'	2	0.99	0.11	0.99
(1,3)	1:A:84:LYS:C	2:B:20:U:H2'	2	0.99	0.11	0.99
(1,3)	1:A:84:LYS:C	2:B:20:U:H3	2	0.99	0.11	0.99
(1,3)	1:A:84:LYS:C	2:B:20:U:H3'	2	0.99	0.11	0.99
(1,3)	1:A:84:LYS:C	2:B:20:U:H4'	2	0.99	0.11	0.99
(1,3)	1:A:84:LYS:C	2:B:20:U:H5	2	0.99	0.11	0.99
(1,3)	1:A:84:LYS:C	2:B:20:U:H5'	2	0.99	0.11	0.99
(1,3)	1:A:84:LYS:C	2:B:20:U:H5''	2	0.99	0.11	0.99
(1,3)	1:A:84:LYS:C	2:B:20:U:H6	2	0.99	0.11	0.99
(1,3)	1:A:84:LYS:C	2:B:20:U:HO2'	2	0.99	0.11	0.99
(1,3)	1:A:84:LYS:C	2:B:20:U:N1	2	0.99	0.11	0.99
(1,3)	1:A:84:LYS:C	2:B:20:U:N3	2	0.99	0.11	0.99
(1,3)	1:A:84:LYS:C	2:B:20:U:O2	2	0.99	0.11	0.99

Continued on next page...

Continued from previous page...

Key	Atom-1	Atom-2	Models ¹	Mean (Å)	SD ¹ (Å)	Median (Å)
(1,3)	1:A:84:LYS:C	2:B:20:U:O2'	2	0.99	0.11	0.99
(1,3)	1:A:84:LYS:C	2:B:20:U:O3'	2	0.99	0.11	0.99
(1,3)	1:A:84:LYS:C	2:B:20:U:O4	2	0.99	0.11	0.99
(1,3)	1:A:84:LYS:C	2:B:20:U:O4'	2	0.99	0.11	0.99
(1,3)	1:A:84:LYS:C	2:B:20:U:O5'	2	0.99	0.11	0.99
(1,3)	1:A:84:LYS:C	2:B:20:U:OP1	2	0.99	0.11	0.99
(1,3)	1:A:84:LYS:C	2:B:20:U:OP2	2	0.99	0.11	0.99
(1,3)	1:A:84:LYS:C	2:B:20:U:P	2	0.99	0.11	0.99
(1,3)	1:A:84:LYS:C	2:B:21:G:C1'	2	0.99	0.11	0.99
(1,3)	1:A:84:LYS:C	2:B:21:G:C2	2	0.99	0.11	0.99
(1,3)	1:A:84:LYS:C	2:B:21:G:C2'	2	0.99	0.11	0.99
(1,3)	1:A:84:LYS:C	2:B:21:G:C3'	2	0.99	0.11	0.99
(1,3)	1:A:84:LYS:C	2:B:21:G:C4	2	0.99	0.11	0.99
(1,3)	1:A:84:LYS:C	2:B:21:G:C4'	2	0.99	0.11	0.99
(1,3)	1:A:84:LYS:C	2:B:21:G:C5	2	0.99	0.11	0.99
(1,3)	1:A:84:LYS:C	2:B:21:G:C5'	2	0.99	0.11	0.99
(1,3)	1:A:84:LYS:C	2:B:21:G:C6	2	0.99	0.11	0.99
(1,3)	1:A:84:LYS:C	2:B:21:G:C8	2	0.99	0.11	0.99
(1,3)	1:A:84:LYS:C	2:B:21:G:H1	2	0.99	0.11	0.99
(1,3)	1:A:84:LYS:C	2:B:21:G:H1'	2	0.99	0.11	0.99
(1,3)	1:A:84:LYS:C	2:B:21:G:H2'	2	0.99	0.11	0.99
(1,3)	1:A:84:LYS:C	2:B:21:G:H21	2	0.99	0.11	0.99
(1,3)	1:A:84:LYS:C	2:B:21:G:H22	2	0.99	0.11	0.99
(1,3)	1:A:84:LYS:C	2:B:21:G:H3'	2	0.99	0.11	0.99
(1,3)	1:A:84:LYS:C	2:B:21:G:H4'	2	0.99	0.11	0.99
(1,3)	1:A:84:LYS:C	2:B:21:G:H5'	2	0.99	0.11	0.99
(1,3)	1:A:84:LYS:C	2:B:21:G:H5''	2	0.99	0.11	0.99
(1,3)	1:A:84:LYS:C	2:B:21:G:H8	2	0.99	0.11	0.99
(1,3)	1:A:84:LYS:C	2:B:21:G:HO2'	2	0.99	0.11	0.99
(1,3)	1:A:84:LYS:C	2:B:21:G:N1	2	0.99	0.11	0.99
(1,3)	1:A:84:LYS:C	2:B:21:G:N2	2	0.99	0.11	0.99
(1,3)	1:A:84:LYS:C	2:B:21:G:N3	2	0.99	0.11	0.99
(1,3)	1:A:84:LYS:C	2:B:21:G:N7	2	0.99	0.11	0.99
(1,3)	1:A:84:LYS:C	2:B:21:G:N9	2	0.99	0.11	0.99
(1,3)	1:A:84:LYS:C	2:B:21:G:O2'	2	0.99	0.11	0.99
(1,3)	1:A:84:LYS:C	2:B:21:G:O3'	2	0.99	0.11	0.99
(1,3)	1:A:84:LYS:C	2:B:21:G:O4'	2	0.99	0.11	0.99
(1,3)	1:A:84:LYS:C	2:B:21:G:O5'	2	0.99	0.11	0.99
(1,3)	1:A:84:LYS:C	2:B:21:G:O6	2	0.99	0.11	0.99
(1,3)	1:A:84:LYS:C	2:B:21:G:OP1	2	0.99	0.11	0.99
(1,3)	1:A:84:LYS:C	2:B:21:G:OP2	2	0.99	0.11	0.99
(1,3)	1:A:84:LYS:C	2:B:21:G:P	2	0.99	0.11	0.99

Continued on next page...

Continued from previous page...

Key	Atom-1	Atom-2	Models ¹	Mean (Å)	SD ¹ (Å)	Median (Å)
(1,3)	1:A:84:LYS:C	2:B:22:A:C1'	2	0.99	0.11	0.99
(1,3)	1:A:84:LYS:C	2:B:22:A:C2	2	0.99	0.11	0.99
(1,3)	1:A:84:LYS:C	2:B:22:A:C2'	2	0.99	0.11	0.99
(1,3)	1:A:84:LYS:C	2:B:22:A:C3'	2	0.99	0.11	0.99
(1,3)	1:A:84:LYS:C	2:B:22:A:C4	2	0.99	0.11	0.99
(1,3)	1:A:84:LYS:C	2:B:22:A:C4'	2	0.99	0.11	0.99
(1,3)	1:A:84:LYS:C	2:B:22:A:C5	2	0.99	0.11	0.99
(1,3)	1:A:84:LYS:C	2:B:22:A:C5'	2	0.99	0.11	0.99
(1,3)	1:A:84:LYS:C	2:B:22:A:C6	2	0.99	0.11	0.99
(1,3)	1:A:84:LYS:C	2:B:22:A:C8	2	0.99	0.11	0.99
(1,3)	1:A:84:LYS:C	2:B:22:A:H1'	2	0.99	0.11	0.99
(1,3)	1:A:84:LYS:C	2:B:22:A:H2	2	0.99	0.11	0.99
(1,3)	1:A:84:LYS:C	2:B:22:A:H2'	2	0.99	0.11	0.99
(1,3)	1:A:84:LYS:C	2:B:22:A:H3'	2	0.99	0.11	0.99
(1,3)	1:A:84:LYS:C	2:B:22:A:H4'	2	0.99	0.11	0.99
(1,3)	1:A:84:LYS:C	2:B:22:A:H5'	2	0.99	0.11	0.99
(1,3)	1:A:84:LYS:C	2:B:22:A:H5''	2	0.99	0.11	0.99
(1,3)	1:A:84:LYS:C	2:B:22:A:H61	2	0.99	0.11	0.99
(1,3)	1:A:84:LYS:C	2:B:22:A:H62	2	0.99	0.11	0.99
(1,3)	1:A:84:LYS:C	2:B:22:A:H8	2	0.99	0.11	0.99
(1,3)	1:A:84:LYS:C	2:B:22:A:HO2'	2	0.99	0.11	0.99
(1,3)	1:A:84:LYS:C	2:B:22:A:N1	2	0.99	0.11	0.99
(1,3)	1:A:84:LYS:C	2:B:22:A:N3	2	0.99	0.11	0.99
(1,3)	1:A:84:LYS:C	2:B:22:A:N6	2	0.99	0.11	0.99
(1,3)	1:A:84:LYS:C	2:B:22:A:N7	2	0.99	0.11	0.99
(1,3)	1:A:84:LYS:C	2:B:22:A:N9	2	0.99	0.11	0.99
(1,3)	1:A:84:LYS:C	2:B:22:A:O2'	2	0.99	0.11	0.99
(1,3)	1:A:84:LYS:C	2:B:22:A:O3'	2	0.99	0.11	0.99
(1,3)	1:A:84:LYS:C	2:B:22:A:O4'	2	0.99	0.11	0.99
(1,3)	1:A:84:LYS:C	2:B:22:A:O5'	2	0.99	0.11	0.99
(1,3)	1:A:84:LYS:C	2:B:22:A:OP1	2	0.99	0.11	0.99
(1,3)	1:A:84:LYS:C	2:B:22:A:OP2	2	0.99	0.11	0.99
(1,3)	1:A:84:LYS:C	2:B:22:A:P	2	0.99	0.11	0.99
(1,3)	1:A:84:LYS:C	2:B:23:U:C1'	2	0.99	0.11	0.99
(1,3)	1:A:84:LYS:C	2:B:23:U:C2	2	0.99	0.11	0.99
(1,3)	1:A:84:LYS:C	2:B:23:U:C2'	2	0.99	0.11	0.99
(1,3)	1:A:84:LYS:C	2:B:23:U:C3'	2	0.99	0.11	0.99
(1,3)	1:A:84:LYS:C	2:B:23:U:C4	2	0.99	0.11	0.99
(1,3)	1:A:84:LYS:C	2:B:23:U:C4'	2	0.99	0.11	0.99
(1,3)	1:A:84:LYS:C	2:B:23:U:C5	2	0.99	0.11	0.99
(1,3)	1:A:84:LYS:C	2:B:23:U:C5'	2	0.99	0.11	0.99
(1,3)	1:A:84:LYS:C	2:B:23:U:C6	2	0.99	0.11	0.99

Continued on next page...

Continued from previous page...

Key	Atom-1	Atom-2	Models ¹	Mean (Å)	SD ¹ (Å)	Median (Å)
(1,3)	1:A:84:LYS:C	2:B:23:U:H1'	2	0.99	0.11	0.99
(1,3)	1:A:84:LYS:C	2:B:23:U:H2'	2	0.99	0.11	0.99
(1,3)	1:A:84:LYS:C	2:B:23:U:H3	2	0.99	0.11	0.99
(1,3)	1:A:84:LYS:C	2:B:23:U:H3'	2	0.99	0.11	0.99
(1,3)	1:A:84:LYS:C	2:B:23:U:H4'	2	0.99	0.11	0.99
(1,3)	1:A:84:LYS:C	2:B:23:U:H5	2	0.99	0.11	0.99
(1,3)	1:A:84:LYS:C	2:B:23:U:H5'	2	0.99	0.11	0.99
(1,3)	1:A:84:LYS:C	2:B:23:U:H5''	2	0.99	0.11	0.99
(1,3)	1:A:84:LYS:C	2:B:23:U:H6	2	0.99	0.11	0.99
(1,3)	1:A:84:LYS:C	2:B:23:U:HO2'	2	0.99	0.11	0.99
(1,3)	1:A:84:LYS:C	2:B:23:U:N1	2	0.99	0.11	0.99
(1,3)	1:A:84:LYS:C	2:B:23:U:N3	2	0.99	0.11	0.99
(1,3)	1:A:84:LYS:C	2:B:23:U:O2	2	0.99	0.11	0.99
(1,3)	1:A:84:LYS:C	2:B:23:U:O2'	2	0.99	0.11	0.99
(1,3)	1:A:84:LYS:C	2:B:23:U:O3'	2	0.99	0.11	0.99
(1,3)	1:A:84:LYS:C	2:B:23:U:O4	2	0.99	0.11	0.99
(1,3)	1:A:84:LYS:C	2:B:23:U:O4'	2	0.99	0.11	0.99
(1,3)	1:A:84:LYS:C	2:B:23:U:O5'	2	0.99	0.11	0.99
(1,3)	1:A:84:LYS:C	2:B:23:U:OP1	2	0.99	0.11	0.99
(1,3)	1:A:84:LYS:C	2:B:23:U:OP2	2	0.99	0.11	0.99
(1,3)	1:A:84:LYS:C	2:B:23:U:P	2	0.99	0.11	0.99
(1,3)	1:A:84:LYS:C	2:B:24:G:C1'	2	0.99	0.11	0.99
(1,3)	1:A:84:LYS:C	2:B:24:G:C2	2	0.99	0.11	0.99
(1,3)	1:A:84:LYS:C	2:B:24:G:C2'	2	0.99	0.11	0.99
(1,3)	1:A:84:LYS:C	2:B:24:G:C3'	2	0.99	0.11	0.99
(1,3)	1:A:84:LYS:C	2:B:24:G:C4	2	0.99	0.11	0.99
(1,3)	1:A:84:LYS:C	2:B:24:G:C4'	2	0.99	0.11	0.99
(1,3)	1:A:84:LYS:C	2:B:24:G:C5	2	0.99	0.11	0.99
(1,3)	1:A:84:LYS:C	2:B:24:G:C5'	2	0.99	0.11	0.99
(1,3)	1:A:84:LYS:C	2:B:24:G:C6	2	0.99	0.11	0.99
(1,3)	1:A:84:LYS:C	2:B:24:G:C8	2	0.99	0.11	0.99
(1,3)	1:A:84:LYS:C	2:B:24:G:H1	2	0.99	0.11	0.99
(1,3)	1:A:84:LYS:C	2:B:24:G:H1'	2	0.99	0.11	0.99
(1,3)	1:A:84:LYS:C	2:B:24:G:H2'	2	0.99	0.11	0.99
(1,3)	1:A:84:LYS:C	2:B:24:G:H21	2	0.99	0.11	0.99
(1,3)	1:A:84:LYS:C	2:B:24:G:H22	2	0.99	0.11	0.99
(1,3)	1:A:84:LYS:C	2:B:24:G:H3'	2	0.99	0.11	0.99
(1,3)	1:A:84:LYS:C	2:B:24:G:H4'	2	0.99	0.11	0.99
(1,3)	1:A:84:LYS:C	2:B:24:G:H5'	2	0.99	0.11	0.99
(1,3)	1:A:84:LYS:C	2:B:24:G:H5''	2	0.99	0.11	0.99
(1,3)	1:A:84:LYS:C	2:B:24:G:H8	2	0.99	0.11	0.99
(1,3)	1:A:84:LYS:C	2:B:24:G:HO2'	2	0.99	0.11	0.99

Continued on next page...

Continued from previous page...

Key	Atom-1	Atom-2	Models ¹	Mean (Å)	SD ¹ (Å)	Median (Å)
(1,3)	1:A:84:LYS:C	2:B:24:G:N1	2	0.99	0.11	0.99
(1,3)	1:A:84:LYS:C	2:B:24:G:N2	2	0.99	0.11	0.99
(1,3)	1:A:84:LYS:C	2:B:24:G:N3	2	0.99	0.11	0.99
(1,3)	1:A:84:LYS:C	2:B:24:G:N7	2	0.99	0.11	0.99
(1,3)	1:A:84:LYS:C	2:B:24:G:N9	2	0.99	0.11	0.99
(1,3)	1:A:84:LYS:C	2:B:24:G:O2'	2	0.99	0.11	0.99
(1,3)	1:A:84:LYS:C	2:B:24:G:O3'	2	0.99	0.11	0.99
(1,3)	1:A:84:LYS:C	2:B:24:G:O4'	2	0.99	0.11	0.99
(1,3)	1:A:84:LYS:C	2:B:24:G:O5'	2	0.99	0.11	0.99
(1,3)	1:A:84:LYS:C	2:B:24:G:O6	2	0.99	0.11	0.99
(1,3)	1:A:84:LYS:C	2:B:24:G:OP1	2	0.99	0.11	0.99
(1,3)	1:A:84:LYS:C	2:B:24:G:OP2	2	0.99	0.11	0.99
(1,3)	1:A:84:LYS:C	2:B:24:G:P	2	0.99	0.11	0.99
(1,3)	1:A:84:LYS:CA	2:B:2:C:C1'	2	0.99	0.11	0.99
(1,3)	1:A:84:LYS:CA	2:B:2:C:C2	2	0.99	0.11	0.99
(1,3)	1:A:84:LYS:CA	2:B:2:C:C2'	2	0.99	0.11	0.99
(1,3)	1:A:84:LYS:CA	2:B:2:C:C3'	2	0.99	0.11	0.99
(1,3)	1:A:84:LYS:CA	2:B:2:C:C4	2	0.99	0.11	0.99
(1,3)	1:A:84:LYS:CA	2:B:2:C:C4'	2	0.99	0.11	0.99
(1,3)	1:A:84:LYS:CA	2:B:2:C:C5	2	0.99	0.11	0.99
(1,3)	1:A:84:LYS:CA	2:B:2:C:C5'	2	0.99	0.11	0.99
(1,3)	1:A:84:LYS:CA	2:B:2:C:C6	2	0.99	0.11	0.99
(1,3)	1:A:84:LYS:CA	2:B:2:C:H1'	2	0.99	0.11	0.99
(1,3)	1:A:84:LYS:CA	2:B:2:C:H2'	2	0.99	0.11	0.99
(1,3)	1:A:84:LYS:CA	2:B:2:C:H3'	2	0.99	0.11	0.99
(1,3)	1:A:84:LYS:CA	2:B:2:C:H4'	2	0.99	0.11	0.99
(1,3)	1:A:84:LYS:CA	2:B:2:C:H41	2	0.99	0.11	0.99
(1,3)	1:A:84:LYS:CA	2:B:2:C:H42	2	0.99	0.11	0.99
(1,3)	1:A:84:LYS:CA	2:B:2:C:H5	2	0.99	0.11	0.99
(1,3)	1:A:84:LYS:CA	2:B:2:C:H5'	2	0.99	0.11	0.99
(1,3)	1:A:84:LYS:CA	2:B:2:C:H5''	2	0.99	0.11	0.99
(1,3)	1:A:84:LYS:CA	2:B:2:C:H6	2	0.99	0.11	0.99
(1,3)	1:A:84:LYS:CA	2:B:2:C:HO2'	2	0.99	0.11	0.99
(1,3)	1:A:84:LYS:CA	2:B:2:C:N1	2	0.99	0.11	0.99
(1,3)	1:A:84:LYS:CA	2:B:2:C:N3	2	0.99	0.11	0.99
(1,3)	1:A:84:LYS:CA	2:B:2:C:N4	2	0.99	0.11	0.99
(1,3)	1:A:84:LYS:CA	2:B:2:C:O2	2	0.99	0.11	0.99
(1,3)	1:A:84:LYS:CA	2:B:2:C:O2'	2	0.99	0.11	0.99
(1,3)	1:A:84:LYS:CA	2:B:2:C:O3'	2	0.99	0.11	0.99
(1,3)	1:A:84:LYS:CA	2:B:2:C:O4'	2	0.99	0.11	0.99
(1,3)	1:A:84:LYS:CA	2:B:2:C:O5'	2	0.99	0.11	0.99
(1,3)	1:A:84:LYS:CA	2:B:3:U:C1'	2	0.99	0.11	0.99

Continued on next page...

Continued from previous page...

Key	Atom-1	Atom-2	Models ¹	Mean (Å)	SD ¹ (Å)	Median (Å)
(1,3)	1:A:84:LYS:CA	2:B:3:U:C2	2	0.99	0.11	0.99
(1,3)	1:A:84:LYS:CA	2:B:3:U:C2'	2	0.99	0.11	0.99
(1,3)	1:A:84:LYS:CA	2:B:3:U:C3'	2	0.99	0.11	0.99
(1,3)	1:A:84:LYS:CA	2:B:3:U:C4	2	0.99	0.11	0.99
(1,3)	1:A:84:LYS:CA	2:B:3:U:C4'	2	0.99	0.11	0.99
(1,3)	1:A:84:LYS:CA	2:B:3:U:C5	2	0.99	0.11	0.99
(1,3)	1:A:84:LYS:CA	2:B:3:U:C5'	2	0.99	0.11	0.99
(1,3)	1:A:84:LYS:CA	2:B:3:U:C6	2	0.99	0.11	0.99
(1,3)	1:A:84:LYS:CA	2:B:3:U:H1'	2	0.99	0.11	0.99
(1,3)	1:A:84:LYS:CA	2:B:3:U:H2'	2	0.99	0.11	0.99
(1,3)	1:A:84:LYS:CA	2:B:3:U:H3	2	0.99	0.11	0.99
(1,3)	1:A:84:LYS:CA	2:B:3:U:H3'	2	0.99	0.11	0.99
(1,3)	1:A:84:LYS:CA	2:B:3:U:H4'	2	0.99	0.11	0.99
(1,3)	1:A:84:LYS:CA	2:B:3:U:H5	2	0.99	0.11	0.99
(1,3)	1:A:84:LYS:CA	2:B:3:U:H5'	2	0.99	0.11	0.99
(1,3)	1:A:84:LYS:CA	2:B:3:U:H5''	2	0.99	0.11	0.99
(1,3)	1:A:84:LYS:CA	2:B:3:U:H6	2	0.99	0.11	0.99
(1,3)	1:A:84:LYS:CA	2:B:3:U:HO2'	2	0.99	0.11	0.99
(1,3)	1:A:84:LYS:CA	2:B:3:U:N1	2	0.99	0.11	0.99
(1,3)	1:A:84:LYS:CA	2:B:3:U:N3	2	0.99	0.11	0.99
(1,3)	1:A:84:LYS:CA	2:B:3:U:O2	2	0.99	0.11	0.99
(1,3)	1:A:84:LYS:CA	2:B:3:U:O2'	2	0.99	0.11	0.99
(1,3)	1:A:84:LYS:CA	2:B:3:U:O3'	2	0.99	0.11	0.99
(1,3)	1:A:84:LYS:CA	2:B:3:U:O4	2	0.99	0.11	0.99
(1,3)	1:A:84:LYS:CA	2:B:3:U:O4'	2	0.99	0.11	0.99
(1,3)	1:A:84:LYS:CA	2:B:3:U:O5'	2	0.99	0.11	0.99
(1,3)	1:A:84:LYS:CA	2:B:3:U:OP1	2	0.99	0.11	0.99
(1,3)	1:A:84:LYS:CA	2:B:3:U:OP2	2	0.99	0.11	0.99
(1,3)	1:A:84:LYS:CA	2:B:3:U:P	2	0.99	0.11	0.99
(1,3)	1:A:84:LYS:CA	2:B:4:G:C1'	2	0.99	0.11	0.99
(1,3)	1:A:84:LYS:CA	2:B:4:G:C2	2	0.99	0.11	0.99
(1,3)	1:A:84:LYS:CA	2:B:4:G:C2'	2	0.99	0.11	0.99
(1,3)	1:A:84:LYS:CA	2:B:4:G:C3'	2	0.99	0.11	0.99
(1,3)	1:A:84:LYS:CA	2:B:4:G:C4	2	0.99	0.11	0.99
(1,3)	1:A:84:LYS:CA	2:B:4:G:C4'	2	0.99	0.11	0.99
(1,3)	1:A:84:LYS:CA	2:B:4:G:C5	2	0.99	0.11	0.99
(1,3)	1:A:84:LYS:CA	2:B:4:G:C5'	2	0.99	0.11	0.99
(1,3)	1:A:84:LYS:CA	2:B:4:G:C6	2	0.99	0.11	0.99
(1,3)	1:A:84:LYS:CA	2:B:4:G:C8	2	0.99	0.11	0.99
(1,3)	1:A:84:LYS:CA	2:B:4:G:H1	2	0.99	0.11	0.99
(1,3)	1:A:84:LYS:CA	2:B:4:G:H1'	2	0.99	0.11	0.99
(1,3)	1:A:84:LYS:CA	2:B:4:G:H2'	2	0.99	0.11	0.99

Continued on next page...

Continued from previous page...

Key	Atom-1	Atom-2	Models ¹	Mean (Å)	SD ¹ (Å)	Median (Å)
(1,3)	1:A:84:LYS:CA	2:B:4:G:H21	2	0.99	0.11	0.99
(1,3)	1:A:84:LYS:CA	2:B:4:G:H22	2	0.99	0.11	0.99
(1,3)	1:A:84:LYS:CA	2:B:4:G:H3'	2	0.99	0.11	0.99
(1,3)	1:A:84:LYS:CA	2:B:4:G:H4'	2	0.99	0.11	0.99
(1,3)	1:A:84:LYS:CA	2:B:4:G:H5'	2	0.99	0.11	0.99
(1,3)	1:A:84:LYS:CA	2:B:4:G:H5''	2	0.99	0.11	0.99
(1,3)	1:A:84:LYS:CA	2:B:4:G:H8	2	0.99	0.11	0.99
(1,3)	1:A:84:LYS:CA	2:B:4:G:HO2'	2	0.99	0.11	0.99
(1,3)	1:A:84:LYS:CA	2:B:4:G:N1	2	0.99	0.11	0.99
(1,3)	1:A:84:LYS:CA	2:B:4:G:N2	2	0.99	0.11	0.99
(1,3)	1:A:84:LYS:CA	2:B:4:G:N3	2	0.99	0.11	0.99
(1,3)	1:A:84:LYS:CA	2:B:4:G:N7	2	0.99	0.11	0.99
(1,3)	1:A:84:LYS:CA	2:B:4:G:N9	2	0.99	0.11	0.99
(1,3)	1:A:84:LYS:CA	2:B:4:G:O2'	2	0.99	0.11	0.99
(1,3)	1:A:84:LYS:CA	2:B:4:G:O3'	2	0.99	0.11	0.99
(1,3)	1:A:84:LYS:CA	2:B:4:G:O4'	2	0.99	0.11	0.99
(1,3)	1:A:84:LYS:CA	2:B:4:G:O5'	2	0.99	0.11	0.99
(1,3)	1:A:84:LYS:CA	2:B:4:G:O6	2	0.99	0.11	0.99
(1,3)	1:A:84:LYS:CA	2:B:4:G:OP1	2	0.99	0.11	0.99
(1,3)	1:A:84:LYS:CA	2:B:4:G:OP2	2	0.99	0.11	0.99
(1,3)	1:A:84:LYS:CA	2:B:4:G:P	2	0.99	0.11	0.99
(1,3)	1:A:84:LYS:CA	2:B:5:A:C1'	2	0.99	0.11	0.99
(1,3)	1:A:84:LYS:CA	2:B:5:A:C2	2	0.99	0.11	0.99
(1,3)	1:A:84:LYS:CA	2:B:5:A:C2'	2	0.99	0.11	0.99
(1,3)	1:A:84:LYS:CA	2:B:5:A:C3'	2	0.99	0.11	0.99
(1,3)	1:A:84:LYS:CA	2:B:5:A:C4	2	0.99	0.11	0.99
(1,3)	1:A:84:LYS:CA	2:B:5:A:C4'	2	0.99	0.11	0.99
(1,3)	1:A:84:LYS:CA	2:B:5:A:C5	2	0.99	0.11	0.99
(1,3)	1:A:84:LYS:CA	2:B:5:A:C5'	2	0.99	0.11	0.99
(1,3)	1:A:84:LYS:CA	2:B:5:A:C6	2	0.99	0.11	0.99
(1,3)	1:A:84:LYS:CA	2:B:5:A:C8	2	0.99	0.11	0.99
(1,3)	1:A:84:LYS:CA	2:B:5:A:H1'	2	0.99	0.11	0.99
(1,3)	1:A:84:LYS:CA	2:B:5:A:H2	2	0.99	0.11	0.99
(1,3)	1:A:84:LYS:CA	2:B:5:A:H2'	2	0.99	0.11	0.99
(1,3)	1:A:84:LYS:CA	2:B:5:A:H3'	2	0.99	0.11	0.99
(1,3)	1:A:84:LYS:CA	2:B:5:A:H4'	2	0.99	0.11	0.99
(1,3)	1:A:84:LYS:CA	2:B:5:A:H5'	2	0.99	0.11	0.99
(1,3)	1:A:84:LYS:CA	2:B:5:A:H5''	2	0.99	0.11	0.99
(1,3)	1:A:84:LYS:CA	2:B:5:A:H61	2	0.99	0.11	0.99
(1,3)	1:A:84:LYS:CA	2:B:5:A:H62	2	0.99	0.11	0.99
(1,3)	1:A:84:LYS:CA	2:B:5:A:H8	2	0.99	0.11	0.99
(1,3)	1:A:84:LYS:CA	2:B:5:A:HO2'	2	0.99	0.11	0.99

Continued on next page...

Continued from previous page...

Key	Atom-1	Atom-2	Models ¹	Mean (Å)	SD ¹ (Å)	Median (Å)
(1,3)	1:A:84:LYS:CA	2:B:5:A:N1	2	0.99	0.11	0.99
(1,3)	1:A:84:LYS:CA	2:B:5:A:N3	2	0.99	0.11	0.99
(1,3)	1:A:84:LYS:CA	2:B:5:A:N6	2	0.99	0.11	0.99
(1,3)	1:A:84:LYS:CA	2:B:5:A:N7	2	0.99	0.11	0.99
(1,3)	1:A:84:LYS:CA	2:B:5:A:N9	2	0.99	0.11	0.99
(1,3)	1:A:84:LYS:CA	2:B:5:A:O2'	2	0.99	0.11	0.99
(1,3)	1:A:84:LYS:CA	2:B:5:A:O3'	2	0.99	0.11	0.99
(1,3)	1:A:84:LYS:CA	2:B:5:A:O4'	2	0.99	0.11	0.99
(1,3)	1:A:84:LYS:CA	2:B:5:A:O5'	2	0.99	0.11	0.99
(1,3)	1:A:84:LYS:CA	2:B:5:A:OP1	2	0.99	0.11	0.99
(1,3)	1:A:84:LYS:CA	2:B:5:A:OP2	2	0.99	0.11	0.99
(1,3)	1:A:84:LYS:CA	2:B:5:A:P	2	0.99	0.11	0.99
(1,3)	1:A:84:LYS:CA	2:B:6:G:C1'	2	0.99	0.11	0.99
(1,3)	1:A:84:LYS:CA	2:B:6:G:C2	2	0.99	0.11	0.99
(1,3)	1:A:84:LYS:CA	2:B:6:G:C2'	2	0.99	0.11	0.99
(1,3)	1:A:84:LYS:CA	2:B:6:G:C3'	2	0.99	0.11	0.99
(1,3)	1:A:84:LYS:CA	2:B:6:G:C4	2	0.99	0.11	0.99
(1,3)	1:A:84:LYS:CA	2:B:6:G:C4'	2	0.99	0.11	0.99
(1,3)	1:A:84:LYS:CA	2:B:6:G:C5	2	0.99	0.11	0.99
(1,3)	1:A:84:LYS:CA	2:B:6:G:C5'	2	0.99	0.11	0.99
(1,3)	1:A:84:LYS:CA	2:B:6:G:C6	2	0.99	0.11	0.99
(1,3)	1:A:84:LYS:CA	2:B:6:G:C8	2	0.99	0.11	0.99
(1,3)	1:A:84:LYS:CA	2:B:6:G:H1	2	0.99	0.11	0.99
(1,3)	1:A:84:LYS:CA	2:B:6:G:H1'	2	0.99	0.11	0.99
(1,3)	1:A:84:LYS:CA	2:B:6:G:H2'	2	0.99	0.11	0.99
(1,3)	1:A:84:LYS:CA	2:B:6:G:H21	2	0.99	0.11	0.99
(1,3)	1:A:84:LYS:CA	2:B:6:G:H22	2	0.99	0.11	0.99
(1,3)	1:A:84:LYS:CA	2:B:6:G:H3'	2	0.99	0.11	0.99
(1,3)	1:A:84:LYS:CA	2:B:6:G:H4'	2	0.99	0.11	0.99
(1,3)	1:A:84:LYS:CA	2:B:6:G:H5'	2	0.99	0.11	0.99
(1,3)	1:A:84:LYS:CA	2:B:6:G:H5''	2	0.99	0.11	0.99
(1,3)	1:A:84:LYS:CA	2:B:6:G:H8	2	0.99	0.11	0.99
(1,3)	1:A:84:LYS:CA	2:B:6:G:HO2'	2	0.99	0.11	0.99
(1,3)	1:A:84:LYS:CA	2:B:6:G:N1	2	0.99	0.11	0.99
(1,3)	1:A:84:LYS:CA	2:B:6:G:N2	2	0.99	0.11	0.99
(1,3)	1:A:84:LYS:CA	2:B:6:G:N3	2	0.99	0.11	0.99
(1,3)	1:A:84:LYS:CA	2:B:6:G:N7	2	0.99	0.11	0.99
(1,3)	1:A:84:LYS:CA	2:B:6:G:N9	2	0.99	0.11	0.99
(1,3)	1:A:84:LYS:CA	2:B:6:G:O2'	2	0.99	0.11	0.99
(1,3)	1:A:84:LYS:CA	2:B:6:G:O3'	2	0.99	0.11	0.99
(1,3)	1:A:84:LYS:CA	2:B:6:G:O4'	2	0.99	0.11	0.99
(1,3)	1:A:84:LYS:CA	2:B:6:G:O5'	2	0.99	0.11	0.99

Continued on next page...

Continued from previous page...

Key	Atom-1	Atom-2	Models ¹	Mean (Å)	SD ¹ (Å)	Median (Å)
(1,3)	1:A:84:LYS:CA	2:B:6:G:O6	2	0.99	0.11	0.99
(1,3)	1:A:84:LYS:CA	2:B:6:G:OP1	2	0.99	0.11	0.99
(1,3)	1:A:84:LYS:CA	2:B:6:G:OP2	2	0.99	0.11	0.99
(1,3)	1:A:84:LYS:CA	2:B:6:G:P	2	0.99	0.11	0.99
(1,3)	1:A:84:LYS:CA	2:B:7:C:C1'	2	0.99	0.11	0.99
(1,3)	1:A:84:LYS:CA	2:B:7:C:C2	2	0.99	0.11	0.99
(1,3)	1:A:84:LYS:CA	2:B:7:C:C2'	2	0.99	0.11	0.99
(1,3)	1:A:84:LYS:CA	2:B:7:C:C3'	2	0.99	0.11	0.99
(1,3)	1:A:84:LYS:CA	2:B:7:C:C4	2	0.99	0.11	0.99
(1,3)	1:A:84:LYS:CA	2:B:7:C:C4'	2	0.99	0.11	0.99
(1,3)	1:A:84:LYS:CA	2:B:7:C:C5	2	0.99	0.11	0.99
(1,3)	1:A:84:LYS:CA	2:B:7:C:C5'	2	0.99	0.11	0.99
(1,3)	1:A:84:LYS:CA	2:B:7:C:C6	2	0.99	0.11	0.99
(1,3)	1:A:84:LYS:CA	2:B:7:C:H1'	2	0.99	0.11	0.99
(1,3)	1:A:84:LYS:CA	2:B:7:C:H2'	2	0.99	0.11	0.99
(1,3)	1:A:84:LYS:CA	2:B:7:C:H3'	2	0.99	0.11	0.99
(1,3)	1:A:84:LYS:CA	2:B:7:C:H4'	2	0.99	0.11	0.99
(1,3)	1:A:84:LYS:CA	2:B:7:C:H41	2	0.99	0.11	0.99
(1,3)	1:A:84:LYS:CA	2:B:7:C:H42	2	0.99	0.11	0.99
(1,3)	1:A:84:LYS:CA	2:B:7:C:H5	2	0.99	0.11	0.99
(1,3)	1:A:84:LYS:CA	2:B:7:C:H5'	2	0.99	0.11	0.99
(1,3)	1:A:84:LYS:CA	2:B:7:C:H5''	2	0.99	0.11	0.99
(1,3)	1:A:84:LYS:CA	2:B:7:C:H6	2	0.99	0.11	0.99
(1,3)	1:A:84:LYS:CA	2:B:7:C:HO2'	2	0.99	0.11	0.99
(1,3)	1:A:84:LYS:CA	2:B:7:C:N1	2	0.99	0.11	0.99
(1,3)	1:A:84:LYS:CA	2:B:7:C:N3	2	0.99	0.11	0.99
(1,3)	1:A:84:LYS:CA	2:B:7:C:N4	2	0.99	0.11	0.99
(1,3)	1:A:84:LYS:CA	2:B:7:C:O2	2	0.99	0.11	0.99
(1,3)	1:A:84:LYS:CA	2:B:7:C:O2'	2	0.99	0.11	0.99
(1,3)	1:A:84:LYS:CA	2:B:7:C:O3'	2	0.99	0.11	0.99
(1,3)	1:A:84:LYS:CA	2:B:7:C:O4'	2	0.99	0.11	0.99
(1,3)	1:A:84:LYS:CA	2:B:7:C:O5'	2	0.99	0.11	0.99
(1,3)	1:A:84:LYS:CA	2:B:7:C:OP1	2	0.99	0.11	0.99
(1,3)	1:A:84:LYS:CA	2:B:7:C:OP2	2	0.99	0.11	0.99
(1,3)	1:A:84:LYS:CA	2:B:7:C:P	2	0.99	0.11	0.99
(1,3)	1:A:84:LYS:CA	2:B:8:U:C1'	2	0.99	0.11	0.99
(1,3)	1:A:84:LYS:CA	2:B:8:U:C2	2	0.99	0.11	0.99
(1,3)	1:A:84:LYS:CA	2:B:8:U:C2'	2	0.99	0.11	0.99
(1,3)	1:A:84:LYS:CA	2:B:8:U:C3'	2	0.99	0.11	0.99
(1,3)	1:A:84:LYS:CA	2:B:8:U:C4	2	0.99	0.11	0.99
(1,3)	1:A:84:LYS:CA	2:B:8:U:C4'	2	0.99	0.11	0.99
(1,3)	1:A:84:LYS:CA	2:B:8:U:C5	2	0.99	0.11	0.99

Continued on next page...

Continued from previous page...

Key	Atom-1	Atom-2	Models ¹	Mean (Å)	SD ¹ (Å)	Median (Å)
(1,3)	1:A:84:LYS:CA	2:B:8:U:C5'	2	0.99	0.11	0.99
(1,3)	1:A:84:LYS:CA	2:B:8:U:C6	2	0.99	0.11	0.99
(1,3)	1:A:84:LYS:CA	2:B:8:U:H1'	2	0.99	0.11	0.99
(1,3)	1:A:84:LYS:CA	2:B:8:U:H2'	2	0.99	0.11	0.99
(1,3)	1:A:84:LYS:CA	2:B:8:U:H3	2	0.99	0.11	0.99
(1,3)	1:A:84:LYS:CA	2:B:8:U:H3'	2	0.99	0.11	0.99
(1,3)	1:A:84:LYS:CA	2:B:8:U:H4'	2	0.99	0.11	0.99
(1,3)	1:A:84:LYS:CA	2:B:8:U:H5	2	0.99	0.11	0.99
(1,3)	1:A:84:LYS:CA	2:B:8:U:H5'	2	0.99	0.11	0.99
(1,3)	1:A:84:LYS:CA	2:B:8:U:H5''	2	0.99	0.11	0.99
(1,3)	1:A:84:LYS:CA	2:B:8:U:H6	2	0.99	0.11	0.99
(1,3)	1:A:84:LYS:CA	2:B:8:U:HO2'	2	0.99	0.11	0.99
(1,3)	1:A:84:LYS:CA	2:B:8:U:N1	2	0.99	0.11	0.99
(1,3)	1:A:84:LYS:CA	2:B:8:U:N3	2	0.99	0.11	0.99
(1,3)	1:A:84:LYS:CA	2:B:8:U:O2	2	0.99	0.11	0.99
(1,3)	1:A:84:LYS:CA	2:B:8:U:O2'	2	0.99	0.11	0.99
(1,3)	1:A:84:LYS:CA	2:B:8:U:O3'	2	0.99	0.11	0.99
(1,3)	1:A:84:LYS:CA	2:B:8:U:O4	2	0.99	0.11	0.99
(1,3)	1:A:84:LYS:CA	2:B:8:U:O4'	2	0.99	0.11	0.99
(1,3)	1:A:84:LYS:CA	2:B:8:U:O5'	2	0.99	0.11	0.99
(1,3)	1:A:84:LYS:CA	2:B:8:U:OP1	2	0.99	0.11	0.99
(1,3)	1:A:84:LYS:CA	2:B:8:U:OP2	2	0.99	0.11	0.99
(1,3)	1:A:84:LYS:CA	2:B:8:U:P	2	0.99	0.11	0.99
(1,3)	1:A:84:LYS:CA	2:B:9:C:C1'	2	0.99	0.11	0.99
(1,3)	1:A:84:LYS:CA	2:B:9:C:C2	2	0.99	0.11	0.99
(1,3)	1:A:84:LYS:CA	2:B:9:C:C2'	2	0.99	0.11	0.99
(1,3)	1:A:84:LYS:CA	2:B:9:C:C3'	2	0.99	0.11	0.99
(1,3)	1:A:84:LYS:CA	2:B:9:C:C4	2	0.99	0.11	0.99
(1,3)	1:A:84:LYS:CA	2:B:9:C:C4'	2	0.99	0.11	0.99
(1,3)	1:A:84:LYS:CA	2:B:9:C:C5	2	0.99	0.11	0.99
(1,3)	1:A:84:LYS:CA	2:B:9:C:C5'	2	0.99	0.11	0.99
(1,3)	1:A:84:LYS:CA	2:B:9:C:C6	2	0.99	0.11	0.99
(1,3)	1:A:84:LYS:CA	2:B:9:C:H1'	2	0.99	0.11	0.99
(1,3)	1:A:84:LYS:CA	2:B:9:C:H2'	2	0.99	0.11	0.99
(1,3)	1:A:84:LYS:CA	2:B:9:C:H3'	2	0.99	0.11	0.99
(1,3)	1:A:84:LYS:CA	2:B:9:C:H4'	2	0.99	0.11	0.99
(1,3)	1:A:84:LYS:CA	2:B:9:C:H41	2	0.99	0.11	0.99
(1,3)	1:A:84:LYS:CA	2:B:9:C:H42	2	0.99	0.11	0.99
(1,3)	1:A:84:LYS:CA	2:B:9:C:H5	2	0.99	0.11	0.99
(1,3)	1:A:84:LYS:CA	2:B:9:C:H5'	2	0.99	0.11	0.99
(1,3)	1:A:84:LYS:CA	2:B:9:C:H5''	2	0.99	0.11	0.99
(1,3)	1:A:84:LYS:CA	2:B:9:C:H6	2	0.99	0.11	0.99

Continued on next page...

Continued from previous page...

Key	Atom-1	Atom-2	Models ¹	Mean (Å)	SD ¹ (Å)	Median (Å)
(1,3)	1:A:84:LYS:CA	2:B:9:C:HO2'	2	0.99	0.11	0.99
(1,3)	1:A:84:LYS:CA	2:B:9:C:N1	2	0.99	0.11	0.99
(1,3)	1:A:84:LYS:CA	2:B:9:C:N3	2	0.99	0.11	0.99
(1,3)	1:A:84:LYS:CA	2:B:9:C:N4	2	0.99	0.11	0.99
(1,3)	1:A:84:LYS:CA	2:B:9:C:O2	2	0.99	0.11	0.99
(1,3)	1:A:84:LYS:CA	2:B:9:C:O2'	2	0.99	0.11	0.99
(1,3)	1:A:84:LYS:CA	2:B:9:C:O3'	2	0.99	0.11	0.99
(1,3)	1:A:84:LYS:CA	2:B:9:C:O4'	2	0.99	0.11	0.99
(1,3)	1:A:84:LYS:CA	2:B:9:C:O5'	2	0.99	0.11	0.99
(1,3)	1:A:84:LYS:CA	2:B:9:C:OP1	2	0.99	0.11	0.99
(1,3)	1:A:84:LYS:CA	2:B:9:C:OP2	2	0.99	0.11	0.99
(1,3)	1:A:84:LYS:CA	2:B:9:C:P	2	0.99	0.11	0.99
(1,3)	1:A:84:LYS:CA	2:B:10:G:C1'	2	0.99	0.11	0.99
(1,3)	1:A:84:LYS:CA	2:B:10:G:C2	2	0.99	0.11	0.99
(1,3)	1:A:84:LYS:CA	2:B:10:G:C2'	2	0.99	0.11	0.99
(1,3)	1:A:84:LYS:CA	2:B:10:G:C3'	2	0.99	0.11	0.99
(1,3)	1:A:84:LYS:CA	2:B:10:G:C4	2	0.99	0.11	0.99
(1,3)	1:A:84:LYS:CA	2:B:10:G:C4'	2	0.99	0.11	0.99
(1,3)	1:A:84:LYS:CA	2:B:10:G:C5	2	0.99	0.11	0.99
(1,3)	1:A:84:LYS:CA	2:B:10:G:C5'	2	0.99	0.11	0.99
(1,3)	1:A:84:LYS:CA	2:B:10:G:C6	2	0.99	0.11	0.99
(1,3)	1:A:84:LYS:CA	2:B:10:G:C8	2	0.99	0.11	0.99
(1,3)	1:A:84:LYS:CA	2:B:10:G:H1	2	0.99	0.11	0.99
(1,3)	1:A:84:LYS:CA	2:B:10:G:H1'	2	0.99	0.11	0.99
(1,3)	1:A:84:LYS:CA	2:B:10:G:H2'	2	0.99	0.11	0.99
(1,3)	1:A:84:LYS:CA	2:B:10:G:H21	2	0.99	0.11	0.99
(1,3)	1:A:84:LYS:CA	2:B:10:G:H22	2	0.99	0.11	0.99
(1,3)	1:A:84:LYS:CA	2:B:10:G:H3'	2	0.99	0.11	0.99
(1,3)	1:A:84:LYS:CA	2:B:10:G:H4'	2	0.99	0.11	0.99
(1,3)	1:A:84:LYS:CA	2:B:10:G:H5'	2	0.99	0.11	0.99
(1,3)	1:A:84:LYS:CA	2:B:10:G:H5''	2	0.99	0.11	0.99
(1,3)	1:A:84:LYS:CA	2:B:10:G:H8	2	0.99	0.11	0.99
(1,3)	1:A:84:LYS:CA	2:B:10:G:HO2'	2	0.99	0.11	0.99
(1,3)	1:A:84:LYS:CA	2:B:10:G:N1	2	0.99	0.11	0.99
(1,3)	1:A:84:LYS:CA	2:B:10:G:N2	2	0.99	0.11	0.99
(1,3)	1:A:84:LYS:CA	2:B:10:G:N3	2	0.99	0.11	0.99
(1,3)	1:A:84:LYS:CA	2:B:10:G:N7	2	0.99	0.11	0.99
(1,3)	1:A:84:LYS:CA	2:B:10:G:N9	2	0.99	0.11	0.99
(1,3)	1:A:84:LYS:CA	2:B:10:G:O2'	2	0.99	0.11	0.99
(1,3)	1:A:84:LYS:CA	2:B:10:G:O3'	2	0.99	0.11	0.99
(1,3)	1:A:84:LYS:CA	2:B:10:G:O4'	2	0.99	0.11	0.99
(1,3)	1:A:84:LYS:CA	2:B:10:G:O5'	2	0.99	0.11	0.99

Continued on next page...

Continued from previous page...

Key	Atom-1	Atom-2	Models ¹	Mean (Å)	SD ¹ (Å)	Median (Å)
(1,3)	1:A:84:LYS:CA	2:B:10:G:O6	2	0.99	0.11	0.99
(1,3)	1:A:84:LYS:CA	2:B:10:G:OP1	2	0.99	0.11	0.99
(1,3)	1:A:84:LYS:CA	2:B:10:G:OP2	2	0.99	0.11	0.99
(1,3)	1:A:84:LYS:CA	2:B:10:G:P	2	0.99	0.11	0.99
(1,3)	1:A:84:LYS:CA	2:B:11:A:C1'	2	0.99	0.11	0.99
(1,3)	1:A:84:LYS:CA	2:B:11:A:C2	2	0.99	0.11	0.99
(1,3)	1:A:84:LYS:CA	2:B:11:A:C2'	2	0.99	0.11	0.99
(1,3)	1:A:84:LYS:CA	2:B:11:A:C3'	2	0.99	0.11	0.99
(1,3)	1:A:84:LYS:CA	2:B:11:A:C4	2	0.99	0.11	0.99
(1,3)	1:A:84:LYS:CA	2:B:11:A:C4'	2	0.99	0.11	0.99
(1,3)	1:A:84:LYS:CA	2:B:11:A:C5	2	0.99	0.11	0.99
(1,3)	1:A:84:LYS:CA	2:B:11:A:C5'	2	0.99	0.11	0.99
(1,3)	1:A:84:LYS:CA	2:B:11:A:C6	2	0.99	0.11	0.99
(1,3)	1:A:84:LYS:CA	2:B:11:A:C8	2	0.99	0.11	0.99
(1,3)	1:A:84:LYS:CA	2:B:11:A:H1'	2	0.99	0.11	0.99
(1,3)	1:A:84:LYS:CA	2:B:11:A:H2	2	0.99	0.11	0.99
(1,3)	1:A:84:LYS:CA	2:B:11:A:H2'	2	0.99	0.11	0.99
(1,3)	1:A:84:LYS:CA	2:B:11:A:H3'	2	0.99	0.11	0.99
(1,3)	1:A:84:LYS:CA	2:B:11:A:H4'	2	0.99	0.11	0.99
(1,3)	1:A:84:LYS:CA	2:B:11:A:H5'	2	0.99	0.11	0.99
(1,3)	1:A:84:LYS:CA	2:B:11:A:H5''	2	0.99	0.11	0.99
(1,3)	1:A:84:LYS:CA	2:B:11:A:H61	2	0.99	0.11	0.99
(1,3)	1:A:84:LYS:CA	2:B:11:A:H62	2	0.99	0.11	0.99
(1,3)	1:A:84:LYS:CA	2:B:11:A:H8	2	0.99	0.11	0.99
(1,3)	1:A:84:LYS:CA	2:B:11:A:HO2'	2	0.99	0.11	0.99
(1,3)	1:A:84:LYS:CA	2:B:11:A:N1	2	0.99	0.11	0.99
(1,3)	1:A:84:LYS:CA	2:B:11:A:N3	2	0.99	0.11	0.99
(1,3)	1:A:84:LYS:CA	2:B:11:A:N6	2	0.99	0.11	0.99
(1,3)	1:A:84:LYS:CA	2:B:11:A:N7	2	0.99	0.11	0.99
(1,3)	1:A:84:LYS:CA	2:B:11:A:N9	2	0.99	0.11	0.99
(1,3)	1:A:84:LYS:CA	2:B:11:A:O2'	2	0.99	0.11	0.99
(1,3)	1:A:84:LYS:CA	2:B:11:A:O3'	2	0.99	0.11	0.99
(1,3)	1:A:84:LYS:CA	2:B:11:A:O4'	2	0.99	0.11	0.99
(1,3)	1:A:84:LYS:CA	2:B:11:A:O5'	2	0.99	0.11	0.99
(1,3)	1:A:84:LYS:CA	2:B:11:A:OP1	2	0.99	0.11	0.99
(1,3)	1:A:84:LYS:CA	2:B:11:A:OP2	2	0.99	0.11	0.99
(1,3)	1:A:84:LYS:CA	2:B:11:A:P	2	0.99	0.11	0.99
(1,3)	1:A:84:LYS:CA	2:B:12:A:C1'	2	0.99	0.11	0.99
(1,3)	1:A:84:LYS:CA	2:B:12:A:C2	2	0.99	0.11	0.99
(1,3)	1:A:84:LYS:CA	2:B:12:A:C2'	2	0.99	0.11	0.99
(1,3)	1:A:84:LYS:CA	2:B:12:A:C3'	2	0.99	0.11	0.99
(1,3)	1:A:84:LYS:CA	2:B:12:A:C4	2	0.99	0.11	0.99

Continued on next page...

Continued from previous page...

Key	Atom-1	Atom-2	Models ¹	Mean (Å)	SD ¹ (Å)	Median (Å)
(1,3)	1:A:84:LYS:CA	2:B:12:A:C4'	2	0.99	0.11	0.99
(1,3)	1:A:84:LYS:CA	2:B:12:A:C5	2	0.99	0.11	0.99
(1,3)	1:A:84:LYS:CA	2:B:12:A:C5'	2	0.99	0.11	0.99
(1,3)	1:A:84:LYS:CA	2:B:12:A:C6	2	0.99	0.11	0.99
(1,3)	1:A:84:LYS:CA	2:B:12:A:C8	2	0.99	0.11	0.99
(1,3)	1:A:84:LYS:CA	2:B:12:A:H1'	2	0.99	0.11	0.99
(1,3)	1:A:84:LYS:CA	2:B:12:A:H2	2	0.99	0.11	0.99
(1,3)	1:A:84:LYS:CA	2:B:12:A:H2'	2	0.99	0.11	0.99
(1,3)	1:A:84:LYS:CA	2:B:12:A:H3'	2	0.99	0.11	0.99
(1,3)	1:A:84:LYS:CA	2:B:12:A:H4'	2	0.99	0.11	0.99
(1,3)	1:A:84:LYS:CA	2:B:12:A:H5'	2	0.99	0.11	0.99
(1,3)	1:A:84:LYS:CA	2:B:12:A:H5''	2	0.99	0.11	0.99
(1,3)	1:A:84:LYS:CA	2:B:12:A:H61	2	0.99	0.11	0.99
(1,3)	1:A:84:LYS:CA	2:B:12:A:H62	2	0.99	0.11	0.99
(1,3)	1:A:84:LYS:CA	2:B:12:A:H8	2	0.99	0.11	0.99
(1,3)	1:A:84:LYS:CA	2:B:12:A:HO2'	2	0.99	0.11	0.99
(1,3)	1:A:84:LYS:CA	2:B:12:A:N1	2	0.99	0.11	0.99
(1,3)	1:A:84:LYS:CA	2:B:12:A:N3	2	0.99	0.11	0.99
(1,3)	1:A:84:LYS:CA	2:B:12:A:N6	2	0.99	0.11	0.99
(1,3)	1:A:84:LYS:CA	2:B:12:A:N7	2	0.99	0.11	0.99
(1,3)	1:A:84:LYS:CA	2:B:12:A:N9	2	0.99	0.11	0.99
(1,3)	1:A:84:LYS:CA	2:B:12:A:O2'	2	0.99	0.11	0.99
(1,3)	1:A:84:LYS:CA	2:B:12:A:O3'	2	0.99	0.11	0.99
(1,3)	1:A:84:LYS:CA	2:B:12:A:O4'	2	0.99	0.11	0.99
(1,3)	1:A:84:LYS:CA	2:B:12:A:O5'	2	0.99	0.11	0.99
(1,3)	1:A:84:LYS:CA	2:B:12:A:OP1	2	0.99	0.11	0.99
(1,3)	1:A:84:LYS:CA	2:B:12:A:OP2	2	0.99	0.11	0.99
(1,3)	1:A:84:LYS:CA	2:B:12:A:P	2	0.99	0.11	0.99
(1,3)	1:A:84:LYS:CA	2:B:13:A:C1'	2	0.99	0.11	0.99
(1,3)	1:A:84:LYS:CA	2:B:13:A:C2	2	0.99	0.11	0.99
(1,3)	1:A:84:LYS:CA	2:B:13:A:C2'	2	0.99	0.11	0.99
(1,3)	1:A:84:LYS:CA	2:B:13:A:C3'	2	0.99	0.11	0.99
(1,3)	1:A:84:LYS:CA	2:B:13:A:C4	2	0.99	0.11	0.99
(1,3)	1:A:84:LYS:CA	2:B:13:A:C4'	2	0.99	0.11	0.99
(1,3)	1:A:84:LYS:CA	2:B:13:A:C5	2	0.99	0.11	0.99
(1,3)	1:A:84:LYS:CA	2:B:13:A:C5'	2	0.99	0.11	0.99
(1,3)	1:A:84:LYS:CA	2:B:13:A:C6	2	0.99	0.11	0.99
(1,3)	1:A:84:LYS:CA	2:B:13:A:C8	2	0.99	0.11	0.99
(1,3)	1:A:84:LYS:CA	2:B:13:A:H1'	2	0.99	0.11	0.99
(1,3)	1:A:84:LYS:CA	2:B:13:A:H2	2	0.99	0.11	0.99
(1,3)	1:A:84:LYS:CA	2:B:13:A:H2'	2	0.99	0.11	0.99
(1,3)	1:A:84:LYS:CA	2:B:13:A:H3'	2	0.99	0.11	0.99

Continued on next page...

Continued from previous page...

Key	Atom-1	Atom-2	Models ¹	Mean (Å)	SD ¹ (Å)	Median (Å)
(1,3)	1:A:84:LYS:CA	2:B:13:A:H4'	2	0.99	0.11	0.99
(1,3)	1:A:84:LYS:CA	2:B:13:A:H5'	2	0.99	0.11	0.99
(1,3)	1:A:84:LYS:CA	2:B:13:A:H5''	2	0.99	0.11	0.99
(1,3)	1:A:84:LYS:CA	2:B:13:A:H61	2	0.99	0.11	0.99
(1,3)	1:A:84:LYS:CA	2:B:13:A:H62	2	0.99	0.11	0.99
(1,3)	1:A:84:LYS:CA	2:B:13:A:H8	2	0.99	0.11	0.99
(1,3)	1:A:84:LYS:CA	2:B:13:A:HO2'	2	0.99	0.11	0.99
(1,3)	1:A:84:LYS:CA	2:B:13:A:N1	2	0.99	0.11	0.99
(1,3)	1:A:84:LYS:CA	2:B:13:A:N3	2	0.99	0.11	0.99
(1,3)	1:A:84:LYS:CA	2:B:13:A:N6	2	0.99	0.11	0.99
(1,3)	1:A:84:LYS:CA	2:B:13:A:N7	2	0.99	0.11	0.99
(1,3)	1:A:84:LYS:CA	2:B:13:A:N9	2	0.99	0.11	0.99
(1,3)	1:A:84:LYS:CA	2:B:13:A:O2'	2	0.99	0.11	0.99
(1,3)	1:A:84:LYS:CA	2:B:13:A:O3'	2	0.99	0.11	0.99
(1,3)	1:A:84:LYS:CA	2:B:13:A:O4'	2	0.99	0.11	0.99
(1,3)	1:A:84:LYS:CA	2:B:13:A:O5'	2	0.99	0.11	0.99
(1,3)	1:A:84:LYS:CA	2:B:13:A:OP1	2	0.99	0.11	0.99
(1,3)	1:A:84:LYS:CA	2:B:13:A:OP2	2	0.99	0.11	0.99
(1,3)	1:A:84:LYS:CA	2:B:13:A:P	2	0.99	0.11	0.99
(1,3)	1:A:84:LYS:CA	2:B:14:G:C1'	2	0.99	0.11	0.99
(1,3)	1:A:84:LYS:CA	2:B:14:G:C2	2	0.99	0.11	0.99
(1,3)	1:A:84:LYS:CA	2:B:14:G:C2'	2	0.99	0.11	0.99
(1,3)	1:A:84:LYS:CA	2:B:14:G:C3'	2	0.99	0.11	0.99
(1,3)	1:A:84:LYS:CA	2:B:14:G:C4	2	0.99	0.11	0.99
(1,3)	1:A:84:LYS:CA	2:B:14:G:C4'	2	0.99	0.11	0.99
(1,3)	1:A:84:LYS:CA	2:B:14:G:C5	2	0.99	0.11	0.99
(1,3)	1:A:84:LYS:CA	2:B:14:G:C5'	2	0.99	0.11	0.99
(1,3)	1:A:84:LYS:CA	2:B:14:G:C6	2	0.99	0.11	0.99
(1,3)	1:A:84:LYS:CA	2:B:14:G:C8	2	0.99	0.11	0.99
(1,3)	1:A:84:LYS:CA	2:B:14:G:H1	2	0.99	0.11	0.99
(1,3)	1:A:84:LYS:CA	2:B:14:G:H1'	2	0.99	0.11	0.99
(1,3)	1:A:84:LYS:CA	2:B:14:G:H2'	2	0.99	0.11	0.99
(1,3)	1:A:84:LYS:CA	2:B:14:G:H21	2	0.99	0.11	0.99
(1,3)	1:A:84:LYS:CA	2:B:14:G:H22	2	0.99	0.11	0.99
(1,3)	1:A:84:LYS:CA	2:B:14:G:H3'	2	0.99	0.11	0.99
(1,3)	1:A:84:LYS:CA	2:B:14:G:H4'	2	0.99	0.11	0.99
(1,3)	1:A:84:LYS:CA	2:B:14:G:H5'	2	0.99	0.11	0.99
(1,3)	1:A:84:LYS:CA	2:B:14:G:H5''	2	0.99	0.11	0.99
(1,3)	1:A:84:LYS:CA	2:B:14:G:H8	2	0.99	0.11	0.99
(1,3)	1:A:84:LYS:CA	2:B:14:G:HO2'	2	0.99	0.11	0.99
(1,3)	1:A:84:LYS:CA	2:B:14:G:N1	2	0.99	0.11	0.99
(1,3)	1:A:84:LYS:CA	2:B:14:G:N2	2	0.99	0.11	0.99

Continued on next page...

Continued from previous page...

Key	Atom-1	Atom-2	Models ¹	Mean (Å)	SD ¹ (Å)	Median (Å)
(1,3)	1:A:84:LYS:CA	2:B:14:G:N3	2	0.99	0.11	0.99
(1,3)	1:A:84:LYS:CA	2:B:14:G:N7	2	0.99	0.11	0.99
(1,3)	1:A:84:LYS:CA	2:B:14:G:N9	2	0.99	0.11	0.99
(1,3)	1:A:84:LYS:CA	2:B:14:G:O2'	2	0.99	0.11	0.99
(1,3)	1:A:84:LYS:CA	2:B:14:G:O3'	2	0.99	0.11	0.99
(1,3)	1:A:84:LYS:CA	2:B:14:G:O4'	2	0.99	0.11	0.99
(1,3)	1:A:84:LYS:CA	2:B:14:G:O5'	2	0.99	0.11	0.99
(1,3)	1:A:84:LYS:CA	2:B:14:G:O6	2	0.99	0.11	0.99
(1,3)	1:A:84:LYS:CA	2:B:14:G:OP1	2	0.99	0.11	0.99
(1,3)	1:A:84:LYS:CA	2:B:14:G:OP2	2	0.99	0.11	0.99
(1,3)	1:A:84:LYS:CA	2:B:14:G:P	2	0.99	0.11	0.99
(1,3)	1:A:84:LYS:CA	2:B:15:A:C1'	2	0.99	0.11	0.99
(1,3)	1:A:84:LYS:CA	2:B:15:A:C2	2	0.99	0.11	0.99
(1,3)	1:A:84:LYS:CA	2:B:15:A:C2'	2	0.99	0.11	0.99
(1,3)	1:A:84:LYS:CA	2:B:15:A:C3'	2	0.99	0.11	0.99
(1,3)	1:A:84:LYS:CA	2:B:15:A:C4	2	0.99	0.11	0.99
(1,3)	1:A:84:LYS:CA	2:B:15:A:C4'	2	0.99	0.11	0.99
(1,3)	1:A:84:LYS:CA	2:B:15:A:C5	2	0.99	0.11	0.99
(1,3)	1:A:84:LYS:CA	2:B:15:A:C5'	2	0.99	0.11	0.99
(1,3)	1:A:84:LYS:CA	2:B:15:A:C6	2	0.99	0.11	0.99
(1,3)	1:A:84:LYS:CA	2:B:15:A:C8	2	0.99	0.11	0.99
(1,3)	1:A:84:LYS:CA	2:B:15:A:H1'	2	0.99	0.11	0.99
(1,3)	1:A:84:LYS:CA	2:B:15:A:H2	2	0.99	0.11	0.99
(1,3)	1:A:84:LYS:CA	2:B:15:A:H2'	2	0.99	0.11	0.99
(1,3)	1:A:84:LYS:CA	2:B:15:A:H3'	2	0.99	0.11	0.99
(1,3)	1:A:84:LYS:CA	2:B:15:A:H4'	2	0.99	0.11	0.99
(1,3)	1:A:84:LYS:CA	2:B:15:A:H5'	2	0.99	0.11	0.99
(1,3)	1:A:84:LYS:CA	2:B:15:A:H5''	2	0.99	0.11	0.99
(1,3)	1:A:84:LYS:CA	2:B:15:A:H61	2	0.99	0.11	0.99
(1,3)	1:A:84:LYS:CA	2:B:15:A:H62	2	0.99	0.11	0.99
(1,3)	1:A:84:LYS:CA	2:B:15:A:H8	2	0.99	0.11	0.99
(1,3)	1:A:84:LYS:CA	2:B:15:A:HO2'	2	0.99	0.11	0.99
(1,3)	1:A:84:LYS:CA	2:B:15:A:N1	2	0.99	0.11	0.99
(1,3)	1:A:84:LYS:CA	2:B:15:A:N3	2	0.99	0.11	0.99
(1,3)	1:A:84:LYS:CA	2:B:15:A:N6	2	0.99	0.11	0.99
(1,3)	1:A:84:LYS:CA	2:B:15:A:N7	2	0.99	0.11	0.99
(1,3)	1:A:84:LYS:CA	2:B:15:A:N9	2	0.99	0.11	0.99
(1,3)	1:A:84:LYS:CA	2:B:15:A:O2'	2	0.99	0.11	0.99
(1,3)	1:A:84:LYS:CA	2:B:15:A:O3'	2	0.99	0.11	0.99
(1,3)	1:A:84:LYS:CA	2:B:15:A:O4'	2	0.99	0.11	0.99
(1,3)	1:A:84:LYS:CA	2:B:15:A:O5'	2	0.99	0.11	0.99
(1,3)	1:A:84:LYS:CA	2:B:15:A:OP1	2	0.99	0.11	0.99

Continued on next page...

Continued from previous page...

Key	Atom-1	Atom-2	Models ¹	Mean (Å)	SD ¹ (Å)	Median (Å)
(1,3)	1:A:84:LYS:CA	2:B:15:A:OP2	2	0.99	0.11	0.99
(1,3)	1:A:84:LYS:CA	2:B:15:A:P	2	0.99	0.11	0.99
(1,3)	1:A:84:LYS:CA	2:B:16:G:C1'	2	0.99	0.11	0.99
(1,3)	1:A:84:LYS:CA	2:B:16:G:C2	2	0.99	0.11	0.99
(1,3)	1:A:84:LYS:CA	2:B:16:G:C2'	2	0.99	0.11	0.99
(1,3)	1:A:84:LYS:CA	2:B:16:G:C3'	2	0.99	0.11	0.99
(1,3)	1:A:84:LYS:CA	2:B:16:G:C4	2	0.99	0.11	0.99
(1,3)	1:A:84:LYS:CA	2:B:16:G:C4'	2	0.99	0.11	0.99
(1,3)	1:A:84:LYS:CA	2:B:16:G:C5	2	0.99	0.11	0.99
(1,3)	1:A:84:LYS:CA	2:B:16:G:C5'	2	0.99	0.11	0.99
(1,3)	1:A:84:LYS:CA	2:B:16:G:C6	2	0.99	0.11	0.99
(1,3)	1:A:84:LYS:CA	2:B:16:G:C8	2	0.99	0.11	0.99
(1,3)	1:A:84:LYS:CA	2:B:16:G:H1	2	0.99	0.11	0.99
(1,3)	1:A:84:LYS:CA	2:B:16:G:H1'	2	0.99	0.11	0.99
(1,3)	1:A:84:LYS:CA	2:B:16:G:H2'	2	0.99	0.11	0.99
(1,3)	1:A:84:LYS:CA	2:B:16:G:H21	2	0.99	0.11	0.99
(1,3)	1:A:84:LYS:CA	2:B:16:G:H22	2	0.99	0.11	0.99
(1,3)	1:A:84:LYS:CA	2:B:16:G:H3'	2	0.99	0.11	0.99
(1,3)	1:A:84:LYS:CA	2:B:16:G:H4'	2	0.99	0.11	0.99
(1,3)	1:A:84:LYS:CA	2:B:16:G:H5'	2	0.99	0.11	0.99
(1,3)	1:A:84:LYS:CA	2:B:16:G:H5''	2	0.99	0.11	0.99
(1,3)	1:A:84:LYS:CA	2:B:16:G:H8	2	0.99	0.11	0.99
(1,3)	1:A:84:LYS:CA	2:B:16:G:HO2'	2	0.99	0.11	0.99
(1,3)	1:A:84:LYS:CA	2:B:16:G:N1	2	0.99	0.11	0.99
(1,3)	1:A:84:LYS:CA	2:B:16:G:N2	2	0.99	0.11	0.99
(1,3)	1:A:84:LYS:CA	2:B:16:G:N3	2	0.99	0.11	0.99
(1,3)	1:A:84:LYS:CA	2:B:16:G:N7	2	0.99	0.11	0.99
(1,3)	1:A:84:LYS:CA	2:B:16:G:N9	2	0.99	0.11	0.99
(1,3)	1:A:84:LYS:CA	2:B:16:G:O2'	2	0.99	0.11	0.99
(1,3)	1:A:84:LYS:CA	2:B:16:G:O3'	2	0.99	0.11	0.99
(1,3)	1:A:84:LYS:CA	2:B:16:G:O4'	2	0.99	0.11	0.99
(1,3)	1:A:84:LYS:CA	2:B:16:G:O5'	2	0.99	0.11	0.99
(1,3)	1:A:84:LYS:CA	2:B:16:G:O6	2	0.99	0.11	0.99
(1,3)	1:A:84:LYS:CA	2:B:16:G:OP1	2	0.99	0.11	0.99
(1,3)	1:A:84:LYS:CA	2:B:16:G:OP2	2	0.99	0.11	0.99
(1,3)	1:A:84:LYS:CA	2:B:16:G:P	2	0.99	0.11	0.99
(1,3)	1:A:84:LYS:CA	2:B:17:C:C1'	2	0.99	0.11	0.99
(1,3)	1:A:84:LYS:CA	2:B:17:C:C2	2	0.99	0.11	0.99
(1,3)	1:A:84:LYS:CA	2:B:17:C:C2'	2	0.99	0.11	0.99
(1,3)	1:A:84:LYS:CA	2:B:17:C:C3'	2	0.99	0.11	0.99
(1,3)	1:A:84:LYS:CA	2:B:17:C:C4	2	0.99	0.11	0.99
(1,3)	1:A:84:LYS:CA	2:B:17:C:C4'	2	0.99	0.11	0.99

Continued on next page...

Continued from previous page...

Key	Atom-1	Atom-2	Models ¹	Mean (Å)	SD ¹ (Å)	Median (Å)
(1,3)	1:A:84:LYS:CA	2:B:17:C:C5	2	0.99	0.11	0.99
(1,3)	1:A:84:LYS:CA	2:B:17:C:C5'	2	0.99	0.11	0.99
(1,3)	1:A:84:LYS:CA	2:B:17:C:C6	2	0.99	0.11	0.99
(1,3)	1:A:84:LYS:CA	2:B:17:C:H1'	2	0.99	0.11	0.99
(1,3)	1:A:84:LYS:CA	2:B:17:C:H2'	2	0.99	0.11	0.99
(1,3)	1:A:84:LYS:CA	2:B:17:C:H3'	2	0.99	0.11	0.99
(1,3)	1:A:84:LYS:CA	2:B:17:C:H4'	2	0.99	0.11	0.99
(1,3)	1:A:84:LYS:CA	2:B:17:C:H41	2	0.99	0.11	0.99
(1,3)	1:A:84:LYS:CA	2:B:17:C:H42	2	0.99	0.11	0.99
(1,3)	1:A:84:LYS:CA	2:B:17:C:H5	2	0.99	0.11	0.99
(1,3)	1:A:84:LYS:CA	2:B:17:C:H5'	2	0.99	0.11	0.99
(1,3)	1:A:84:LYS:CA	2:B:17:C:H5''	2	0.99	0.11	0.99
(1,3)	1:A:84:LYS:CA	2:B:17:C:H6	2	0.99	0.11	0.99
(1,3)	1:A:84:LYS:CA	2:B:17:C:HO2'	2	0.99	0.11	0.99
(1,3)	1:A:84:LYS:CA	2:B:17:C:N1	2	0.99	0.11	0.99
(1,3)	1:A:84:LYS:CA	2:B:17:C:N3	2	0.99	0.11	0.99
(1,3)	1:A:84:LYS:CA	2:B:17:C:N4	2	0.99	0.11	0.99
(1,3)	1:A:84:LYS:CA	2:B:17:C:O2	2	0.99	0.11	0.99
(1,3)	1:A:84:LYS:CA	2:B:17:C:O2'	2	0.99	0.11	0.99
(1,3)	1:A:84:LYS:CA	2:B:17:C:O3'	2	0.99	0.11	0.99
(1,3)	1:A:84:LYS:CA	2:B:17:C:O4'	2	0.99	0.11	0.99
(1,3)	1:A:84:LYS:CA	2:B:17:C:O5'	2	0.99	0.11	0.99
(1,3)	1:A:84:LYS:CA	2:B:17:C:OP1	2	0.99	0.11	0.99
(1,3)	1:A:84:LYS:CA	2:B:17:C:OP2	2	0.99	0.11	0.99
(1,3)	1:A:84:LYS:CA	2:B:17:C:P	2	0.99	0.11	0.99
(1,3)	1:A:84:LYS:CA	2:B:18:A:C1'	2	0.99	0.11	0.99
(1,3)	1:A:84:LYS:CA	2:B:18:A:C2	2	0.99	0.11	0.99
(1,3)	1:A:84:LYS:CA	2:B:18:A:C2'	2	0.99	0.11	0.99
(1,3)	1:A:84:LYS:CA	2:B:18:A:C3'	2	0.99	0.11	0.99
(1,3)	1:A:84:LYS:CA	2:B:18:A:C4	2	0.99	0.11	0.99
(1,3)	1:A:84:LYS:CA	2:B:18:A:C4'	2	0.99	0.11	0.99
(1,3)	1:A:84:LYS:CA	2:B:18:A:C5	2	0.99	0.11	0.99
(1,3)	1:A:84:LYS:CA	2:B:18:A:C5'	2	0.99	0.11	0.99
(1,3)	1:A:84:LYS:CA	2:B:18:A:C6	2	0.99	0.11	0.99
(1,3)	1:A:84:LYS:CA	2:B:18:A:C8	2	0.99	0.11	0.99
(1,3)	1:A:84:LYS:CA	2:B:18:A:H1'	2	0.99	0.11	0.99
(1,3)	1:A:84:LYS:CA	2:B:18:A:H2	2	0.99	0.11	0.99
(1,3)	1:A:84:LYS:CA	2:B:18:A:H2'	2	0.99	0.11	0.99
(1,3)	1:A:84:LYS:CA	2:B:18:A:H3'	2	0.99	0.11	0.99
(1,3)	1:A:84:LYS:CA	2:B:18:A:H4'	2	0.99	0.11	0.99
(1,3)	1:A:84:LYS:CA	2:B:18:A:H5'	2	0.99	0.11	0.99
(1,3)	1:A:84:LYS:CA	2:B:18:A:H5''	2	0.99	0.11	0.99

Continued on next page...

Continued from previous page...

Key	Atom-1	Atom-2	Models ¹	Mean (Å)	SD ¹ (Å)	Median (Å)
(1,3)	1:A:84:LYS:CA	2:B:18:A:H61	2	0.99	0.11	0.99
(1,3)	1:A:84:LYS:CA	2:B:18:A:H62	2	0.99	0.11	0.99
(1,3)	1:A:84:LYS:CA	2:B:18:A:H8	2	0.99	0.11	0.99
(1,3)	1:A:84:LYS:CA	2:B:18:A:HO2'	2	0.99	0.11	0.99
(1,3)	1:A:84:LYS:CA	2:B:18:A:N1	2	0.99	0.11	0.99
(1,3)	1:A:84:LYS:CA	2:B:18:A:N3	2	0.99	0.11	0.99
(1,3)	1:A:84:LYS:CA	2:B:18:A:N6	2	0.99	0.11	0.99
(1,3)	1:A:84:LYS:CA	2:B:18:A:N7	2	0.99	0.11	0.99
(1,3)	1:A:84:LYS:CA	2:B:18:A:N9	2	0.99	0.11	0.99
(1,3)	1:A:84:LYS:CA	2:B:18:A:O2'	2	0.99	0.11	0.99
(1,3)	1:A:84:LYS:CA	2:B:18:A:O3'	2	0.99	0.11	0.99
(1,3)	1:A:84:LYS:CA	2:B:18:A:O4'	2	0.99	0.11	0.99
(1,3)	1:A:84:LYS:CA	2:B:18:A:O5'	2	0.99	0.11	0.99
(1,3)	1:A:84:LYS:CA	2:B:18:A:OP1	2	0.99	0.11	0.99
(1,3)	1:A:84:LYS:CA	2:B:18:A:OP2	2	0.99	0.11	0.99
(1,3)	1:A:84:LYS:CA	2:B:18:A:P	2	0.99	0.11	0.99
(1,3)	1:A:84:LYS:CA	2:B:19:A:C1'	2	0.99	0.11	0.99
(1,3)	1:A:84:LYS:CA	2:B:19:A:C2	2	0.99	0.11	0.99
(1,3)	1:A:84:LYS:CA	2:B:19:A:C2'	2	0.99	0.11	0.99
(1,3)	1:A:84:LYS:CA	2:B:19:A:C3'	2	0.99	0.11	0.99
(1,3)	1:A:84:LYS:CA	2:B:19:A:C4	2	0.99	0.11	0.99
(1,3)	1:A:84:LYS:CA	2:B:19:A:C4'	2	0.99	0.11	0.99
(1,3)	1:A:84:LYS:CA	2:B:19:A:C5	2	0.99	0.11	0.99
(1,3)	1:A:84:LYS:CA	2:B:19:A:C5'	2	0.99	0.11	0.99
(1,3)	1:A:84:LYS:CA	2:B:19:A:C6	2	0.99	0.11	0.99
(1,3)	1:A:84:LYS:CA	2:B:19:A:C8	2	0.99	0.11	0.99
(1,3)	1:A:84:LYS:CA	2:B:19:A:H1'	2	0.99	0.11	0.99
(1,3)	1:A:84:LYS:CA	2:B:19:A:H2	2	0.99	0.11	0.99
(1,3)	1:A:84:LYS:CA	2:B:19:A:H2'	2	0.99	0.11	0.99
(1,3)	1:A:84:LYS:CA	2:B:19:A:H3'	2	0.99	0.11	0.99
(1,3)	1:A:84:LYS:CA	2:B:19:A:H4'	2	0.99	0.11	0.99
(1,3)	1:A:84:LYS:CA	2:B:19:A:H5'	2	0.99	0.11	0.99
(1,3)	1:A:84:LYS:CA	2:B:19:A:H5''	2	0.99	0.11	0.99
(1,3)	1:A:84:LYS:CA	2:B:19:A:H61	2	0.99	0.11	0.99
(1,3)	1:A:84:LYS:CA	2:B:19:A:H62	2	0.99	0.11	0.99
(1,3)	1:A:84:LYS:CA	2:B:19:A:H8	2	0.99	0.11	0.99
(1,3)	1:A:84:LYS:CA	2:B:19:A:HO2'	2	0.99	0.11	0.99
(1,3)	1:A:84:LYS:CA	2:B:19:A:N1	2	0.99	0.11	0.99
(1,3)	1:A:84:LYS:CA	2:B:19:A:N3	2	0.99	0.11	0.99
(1,3)	1:A:84:LYS:CA	2:B:19:A:N6	2	0.99	0.11	0.99
(1,3)	1:A:84:LYS:CA	2:B:19:A:N7	2	0.99	0.11	0.99
(1,3)	1:A:84:LYS:CA	2:B:19:A:N9	2	0.99	0.11	0.99

Continued on next page...

Continued from previous page...

Key	Atom-1	Atom-2	Models ¹	Mean (Å)	SD ¹ (Å)	Median (Å)
(1,3)	1:A:84:LYS:CA	2:B:19:A:O2'	2	0.99	0.11	0.99
(1,3)	1:A:84:LYS:CA	2:B:19:A:O3'	2	0.99	0.11	0.99
(1,3)	1:A:84:LYS:CA	2:B:19:A:O4'	2	0.99	0.11	0.99
(1,3)	1:A:84:LYS:CA	2:B:19:A:O5'	2	0.99	0.11	0.99
(1,3)	1:A:84:LYS:CA	2:B:19:A:OP1	2	0.99	0.11	0.99
(1,3)	1:A:84:LYS:CA	2:B:19:A:OP2	2	0.99	0.11	0.99
(1,3)	1:A:84:LYS:CA	2:B:19:A:P	2	0.99	0.11	0.99
(1,3)	1:A:84:LYS:CA	2:B:20:U:C1'	2	0.99	0.11	0.99
(1,3)	1:A:84:LYS:CA	2:B:20:U:C2	2	0.99	0.11	0.99
(1,3)	1:A:84:LYS:CA	2:B:20:U:C2'	2	0.99	0.11	0.99
(1,3)	1:A:84:LYS:CA	2:B:20:U:C3'	2	0.99	0.11	0.99
(1,3)	1:A:84:LYS:CA	2:B:20:U:C4	2	0.99	0.11	0.99
(1,3)	1:A:84:LYS:CA	2:B:20:U:C4'	2	0.99	0.11	0.99
(1,3)	1:A:84:LYS:CA	2:B:20:U:C5	2	0.99	0.11	0.99
(1,3)	1:A:84:LYS:CA	2:B:20:U:C5'	2	0.99	0.11	0.99
(1,3)	1:A:84:LYS:CA	2:B:20:U:C6	2	0.99	0.11	0.99
(1,3)	1:A:84:LYS:CA	2:B:20:U:H1'	2	0.99	0.11	0.99
(1,3)	1:A:84:LYS:CA	2:B:20:U:H2'	2	0.99	0.11	0.99
(1,3)	1:A:84:LYS:CA	2:B:20:U:H3	2	0.99	0.11	0.99
(1,3)	1:A:84:LYS:CA	2:B:20:U:H3'	2	0.99	0.11	0.99
(1,3)	1:A:84:LYS:CA	2:B:20:U:H4'	2	0.99	0.11	0.99
(1,3)	1:A:84:LYS:CA	2:B:20:U:H5	2	0.99	0.11	0.99
(1,3)	1:A:84:LYS:CA	2:B:20:U:H5'	2	0.99	0.11	0.99
(1,3)	1:A:84:LYS:CA	2:B:20:U:H5''	2	0.99	0.11	0.99
(1,3)	1:A:84:LYS:CA	2:B:20:U:H6	2	0.99	0.11	0.99
(1,3)	1:A:84:LYS:CA	2:B:20:U:HO2'	2	0.99	0.11	0.99
(1,3)	1:A:84:LYS:CA	2:B:20:U:N1	2	0.99	0.11	0.99
(1,3)	1:A:84:LYS:CA	2:B:20:U:N3	2	0.99	0.11	0.99
(1,3)	1:A:84:LYS:CA	2:B:20:U:O2	2	0.99	0.11	0.99
(1,3)	1:A:84:LYS:CA	2:B:20:U:O2'	2	0.99	0.11	0.99
(1,3)	1:A:84:LYS:CA	2:B:20:U:O3'	2	0.99	0.11	0.99
(1,3)	1:A:84:LYS:CA	2:B:20:U:O4	2	0.99	0.11	0.99
(1,3)	1:A:84:LYS:CA	2:B:20:U:O4'	2	0.99	0.11	0.99
(1,3)	1:A:84:LYS:CA	2:B:20:U:O5'	2	0.99	0.11	0.99
(1,3)	1:A:84:LYS:CA	2:B:20:U:OP1	2	0.99	0.11	0.99
(1,3)	1:A:84:LYS:CA	2:B:20:U:OP2	2	0.99	0.11	0.99
(1,3)	1:A:84:LYS:CA	2:B:20:U:P	2	0.99	0.11	0.99
(1,3)	1:A:84:LYS:CA	2:B:21:G:C1'	2	0.99	0.11	0.99
(1,3)	1:A:84:LYS:CA	2:B:21:G:C2	2	0.99	0.11	0.99
(1,3)	1:A:84:LYS:CA	2:B:21:G:C2'	2	0.99	0.11	0.99
(1,3)	1:A:84:LYS:CA	2:B:21:G:C3'	2	0.99	0.11	0.99
(1,3)	1:A:84:LYS:CA	2:B:21:G:C4	2	0.99	0.11	0.99

Continued on next page...

Continued from previous page...

Key	Atom-1	Atom-2	Models ¹	Mean (Å)	SD ¹ (Å)	Median (Å)
(1,3)	1:A:84:LYS:CA	2:B:21:G:C4'	2	0.99	0.11	0.99
(1,3)	1:A:84:LYS:CA	2:B:21:G:C5	2	0.99	0.11	0.99
(1,3)	1:A:84:LYS:CA	2:B:21:G:C5'	2	0.99	0.11	0.99
(1,3)	1:A:84:LYS:CA	2:B:21:G:C6	2	0.99	0.11	0.99
(1,3)	1:A:84:LYS:CA	2:B:21:G:C8	2	0.99	0.11	0.99
(1,3)	1:A:84:LYS:CA	2:B:21:G:H1	2	0.99	0.11	0.99
(1,3)	1:A:84:LYS:CA	2:B:21:G:H1'	2	0.99	0.11	0.99
(1,3)	1:A:84:LYS:CA	2:B:21:G:H2'	2	0.99	0.11	0.99
(1,3)	1:A:84:LYS:CA	2:B:21:G:H21	2	0.99	0.11	0.99
(1,3)	1:A:84:LYS:CA	2:B:21:G:H22	2	0.99	0.11	0.99
(1,3)	1:A:84:LYS:CA	2:B:21:G:H3'	2	0.99	0.11	0.99
(1,3)	1:A:84:LYS:CA	2:B:21:G:H4'	2	0.99	0.11	0.99
(1,3)	1:A:84:LYS:CA	2:B:21:G:H5'	2	0.99	0.11	0.99
(1,3)	1:A:84:LYS:CA	2:B:21:G:H5''	2	0.99	0.11	0.99
(1,3)	1:A:84:LYS:CA	2:B:21:G:H8	2	0.99	0.11	0.99
(1,3)	1:A:84:LYS:CA	2:B:21:G:HO2'	2	0.99	0.11	0.99
(1,3)	1:A:84:LYS:CA	2:B:21:G:N1	2	0.99	0.11	0.99
(1,3)	1:A:84:LYS:CA	2:B:21:G:N2	2	0.99	0.11	0.99
(1,3)	1:A:84:LYS:CA	2:B:21:G:N3	2	0.99	0.11	0.99
(1,3)	1:A:84:LYS:CA	2:B:21:G:N7	2	0.99	0.11	0.99
(1,3)	1:A:84:LYS:CA	2:B:21:G:N9	2	0.99	0.11	0.99
(1,3)	1:A:84:LYS:CA	2:B:21:G:O2'	2	0.99	0.11	0.99
(1,3)	1:A:84:LYS:CA	2:B:21:G:O3'	2	0.99	0.11	0.99
(1,3)	1:A:84:LYS:CA	2:B:21:G:O4'	2	0.99	0.11	0.99
(1,3)	1:A:84:LYS:CA	2:B:21:G:O5'	2	0.99	0.11	0.99
(1,3)	1:A:84:LYS:CA	2:B:21:G:O6	2	0.99	0.11	0.99
(1,3)	1:A:84:LYS:CA	2:B:21:G:OP1	2	0.99	0.11	0.99
(1,3)	1:A:84:LYS:CA	2:B:21:G:OP2	2	0.99	0.11	0.99
(1,3)	1:A:84:LYS:CA	2:B:21:G:P	2	0.99	0.11	0.99
(1,3)	1:A:84:LYS:CA	2:B:22:A:C1'	2	0.99	0.11	0.99
(1,3)	1:A:84:LYS:CA	2:B:22:A:C2	2	0.99	0.11	0.99
(1,3)	1:A:84:LYS:CA	2:B:22:A:C2'	2	0.99	0.11	0.99
(1,3)	1:A:84:LYS:CA	2:B:22:A:C3'	2	0.99	0.11	0.99
(1,3)	1:A:84:LYS:CA	2:B:22:A:C4	2	0.99	0.11	0.99
(1,3)	1:A:84:LYS:CA	2:B:22:A:C4'	2	0.99	0.11	0.99
(1,3)	1:A:84:LYS:CA	2:B:22:A:C5	2	0.99	0.11	0.99
(1,3)	1:A:84:LYS:CA	2:B:22:A:C5'	2	0.99	0.11	0.99
(1,3)	1:A:84:LYS:CA	2:B:22:A:C6	2	0.99	0.11	0.99
(1,3)	1:A:84:LYS:CA	2:B:22:A:C8	2	0.99	0.11	0.99
(1,3)	1:A:84:LYS:CA	2:B:22:A:H1'	2	0.99	0.11	0.99
(1,3)	1:A:84:LYS:CA	2:B:22:A:H2	2	0.99	0.11	0.99
(1,3)	1:A:84:LYS:CA	2:B:22:A:H2'	2	0.99	0.11	0.99

Continued on next page...

Continued from previous page...

Key	Atom-1	Atom-2	Models ¹	Mean (Å)	SD ¹ (Å)	Median (Å)
(1,3)	1:A:84:LYS:CA	2:B:22:A:H3'	2	0.99	0.11	0.99
(1,3)	1:A:84:LYS:CA	2:B:22:A:H4'	2	0.99	0.11	0.99
(1,3)	1:A:84:LYS:CA	2:B:22:A:H5'	2	0.99	0.11	0.99
(1,3)	1:A:84:LYS:CA	2:B:22:A:H5''	2	0.99	0.11	0.99
(1,3)	1:A:84:LYS:CA	2:B:22:A:H61	2	0.99	0.11	0.99
(1,3)	1:A:84:LYS:CA	2:B:22:A:H62	2	0.99	0.11	0.99
(1,3)	1:A:84:LYS:CA	2:B:22:A:H8	2	0.99	0.11	0.99
(1,3)	1:A:84:LYS:CA	2:B:22:A:HO2'	2	0.99	0.11	0.99
(1,3)	1:A:84:LYS:CA	2:B:22:A:N1	2	0.99	0.11	0.99
(1,3)	1:A:84:LYS:CA	2:B:22:A:N3	2	0.99	0.11	0.99
(1,3)	1:A:84:LYS:CA	2:B:22:A:N6	2	0.99	0.11	0.99
(1,3)	1:A:84:LYS:CA	2:B:22:A:N7	2	0.99	0.11	0.99
(1,3)	1:A:84:LYS:CA	2:B:22:A:N9	2	0.99	0.11	0.99
(1,3)	1:A:84:LYS:CA	2:B:22:A:O2'	2	0.99	0.11	0.99
(1,3)	1:A:84:LYS:CA	2:B:22:A:O3'	2	0.99	0.11	0.99
(1,3)	1:A:84:LYS:CA	2:B:22:A:O4'	2	0.99	0.11	0.99
(1,3)	1:A:84:LYS:CA	2:B:22:A:O5'	2	0.99	0.11	0.99
(1,3)	1:A:84:LYS:CA	2:B:22:A:OP1	2	0.99	0.11	0.99
(1,3)	1:A:84:LYS:CA	2:B:22:A:OP2	2	0.99	0.11	0.99
(1,3)	1:A:84:LYS:CA	2:B:22:A:P	2	0.99	0.11	0.99
(1,3)	1:A:84:LYS:CA	2:B:23:U:C1'	2	0.99	0.11	0.99
(1,3)	1:A:84:LYS:CA	2:B:23:U:C2	2	0.99	0.11	0.99
(1,3)	1:A:84:LYS:CA	2:B:23:U:C2'	2	0.99	0.11	0.99
(1,3)	1:A:84:LYS:CA	2:B:23:U:C3'	2	0.99	0.11	0.99
(1,3)	1:A:84:LYS:CA	2:B:23:U:C4	2	0.99	0.11	0.99
(1,3)	1:A:84:LYS:CA	2:B:23:U:C4'	2	0.99	0.11	0.99
(1,3)	1:A:84:LYS:CA	2:B:23:U:C5	2	0.99	0.11	0.99
(1,3)	1:A:84:LYS:CA	2:B:23:U:C5'	2	0.99	0.11	0.99
(1,3)	1:A:84:LYS:CA	2:B:23:U:C6	2	0.99	0.11	0.99
(1,3)	1:A:84:LYS:CA	2:B:23:U:H1'	2	0.99	0.11	0.99
(1,3)	1:A:84:LYS:CA	2:B:23:U:H2'	2	0.99	0.11	0.99
(1,3)	1:A:84:LYS:CA	2:B:23:U:H3	2	0.99	0.11	0.99
(1,3)	1:A:84:LYS:CA	2:B:23:U:H3'	2	0.99	0.11	0.99
(1,3)	1:A:84:LYS:CA	2:B:23:U:H4'	2	0.99	0.11	0.99
(1,3)	1:A:84:LYS:CA	2:B:23:U:H5	2	0.99	0.11	0.99
(1,3)	1:A:84:LYS:CA	2:B:23:U:H5'	2	0.99	0.11	0.99
(1,3)	1:A:84:LYS:CA	2:B:23:U:H5''	2	0.99	0.11	0.99
(1,3)	1:A:84:LYS:CA	2:B:23:U:H6	2	0.99	0.11	0.99
(1,3)	1:A:84:LYS:CA	2:B:23:U:HO2'	2	0.99	0.11	0.99
(1,3)	1:A:84:LYS:CA	2:B:23:U:N1	2	0.99	0.11	0.99
(1,3)	1:A:84:LYS:CA	2:B:23:U:N3	2	0.99	0.11	0.99
(1,3)	1:A:84:LYS:CA	2:B:23:U:O2	2	0.99	0.11	0.99

Continued on next page...

Continued from previous page...

Key	Atom-1	Atom-2	Models ¹	Mean (Å)	SD ¹ (Å)	Median (Å)
(1,3)	1:A:84:LYS:CA	2:B:23:U:O2'	2	0.99	0.11	0.99
(1,3)	1:A:84:LYS:CA	2:B:23:U:O3'	2	0.99	0.11	0.99
(1,3)	1:A:84:LYS:CA	2:B:23:U:O4	2	0.99	0.11	0.99
(1,3)	1:A:84:LYS:CA	2:B:23:U:O4'	2	0.99	0.11	0.99
(1,3)	1:A:84:LYS:CA	2:B:23:U:O5'	2	0.99	0.11	0.99
(1,3)	1:A:84:LYS:CA	2:B:23:U:OP1	2	0.99	0.11	0.99
(1,3)	1:A:84:LYS:CA	2:B:23:U:OP2	2	0.99	0.11	0.99
(1,3)	1:A:84:LYS:CA	2:B:23:U:P	2	0.99	0.11	0.99
(1,3)	1:A:84:LYS:CA	2:B:24:G:C1'	2	0.99	0.11	0.99
(1,3)	1:A:84:LYS:CA	2:B:24:G:C2	2	0.99	0.11	0.99
(1,3)	1:A:84:LYS:CA	2:B:24:G:C2'	2	0.99	0.11	0.99
(1,3)	1:A:84:LYS:CA	2:B:24:G:C3'	2	0.99	0.11	0.99
(1,3)	1:A:84:LYS:CA	2:B:24:G:C4	2	0.99	0.11	0.99
(1,3)	1:A:84:LYS:CA	2:B:24:G:C4'	2	0.99	0.11	0.99
(1,3)	1:A:84:LYS:CA	2:B:24:G:C5	2	0.99	0.11	0.99
(1,3)	1:A:84:LYS:CA	2:B:24:G:C5'	2	0.99	0.11	0.99
(1,3)	1:A:84:LYS:CA	2:B:24:G:C6	2	0.99	0.11	0.99
(1,3)	1:A:84:LYS:CA	2:B:24:G:C8	2	0.99	0.11	0.99
(1,3)	1:A:84:LYS:CA	2:B:24:G:H1	2	0.99	0.11	0.99
(1,3)	1:A:84:LYS:CA	2:B:24:G:H1'	2	0.99	0.11	0.99
(1,3)	1:A:84:LYS:CA	2:B:24:G:H2'	2	0.99	0.11	0.99
(1,3)	1:A:84:LYS:CA	2:B:24:G:H21	2	0.99	0.11	0.99
(1,3)	1:A:84:LYS:CA	2:B:24:G:H22	2	0.99	0.11	0.99
(1,3)	1:A:84:LYS:CA	2:B:24:G:H3'	2	0.99	0.11	0.99
(1,3)	1:A:84:LYS:CA	2:B:24:G:H4'	2	0.99	0.11	0.99
(1,3)	1:A:84:LYS:CA	2:B:24:G:H5'	2	0.99	0.11	0.99
(1,3)	1:A:84:LYS:CA	2:B:24:G:H5''	2	0.99	0.11	0.99
(1,3)	1:A:84:LYS:CA	2:B:24:G:H8	2	0.99	0.11	0.99
(1,3)	1:A:84:LYS:CA	2:B:24:G:HO2'	2	0.99	0.11	0.99
(1,3)	1:A:84:LYS:CA	2:B:24:G:N1	2	0.99	0.11	0.99
(1,3)	1:A:84:LYS:CA	2:B:24:G:N2	2	0.99	0.11	0.99
(1,3)	1:A:84:LYS:CA	2:B:24:G:N3	2	0.99	0.11	0.99
(1,3)	1:A:84:LYS:CA	2:B:24:G:N7	2	0.99	0.11	0.99
(1,3)	1:A:84:LYS:CA	2:B:24:G:N9	2	0.99	0.11	0.99
(1,3)	1:A:84:LYS:CA	2:B:24:G:O2'	2	0.99	0.11	0.99
(1,3)	1:A:84:LYS:CA	2:B:24:G:O3'	2	0.99	0.11	0.99
(1,3)	1:A:84:LYS:CA	2:B:24:G:O4'	2	0.99	0.11	0.99
(1,3)	1:A:84:LYS:CA	2:B:24:G:O5'	2	0.99	0.11	0.99
(1,3)	1:A:84:LYS:CA	2:B:24:G:O6	2	0.99	0.11	0.99
(1,3)	1:A:84:LYS:CA	2:B:24:G:OP1	2	0.99	0.11	0.99
(1,3)	1:A:84:LYS:CA	2:B:24:G:OP2	2	0.99	0.11	0.99
(1,3)	1:A:84:LYS:CA	2:B:24:G:P	2	0.99	0.11	0.99

Continued on next page...

Continued from previous page...

Key	Atom-1	Atom-2	Models ¹	Mean (Å)	SD ¹ (Å)	Median (Å)
(1,3)	1:A:84:LYS:CB	2:B:2:C:C1'	2	0.99	0.11	0.99
(1,3)	1:A:84:LYS:CB	2:B:2:C:C2	2	0.99	0.11	0.99
(1,3)	1:A:84:LYS:CB	2:B:2:C:C2'	2	0.99	0.11	0.99
(1,3)	1:A:84:LYS:CB	2:B:2:C:C3'	2	0.99	0.11	0.99
(1,3)	1:A:84:LYS:CB	2:B:2:C:C4	2	0.99	0.11	0.99
(1,3)	1:A:84:LYS:CB	2:B:2:C:C4'	2	0.99	0.11	0.99
(1,3)	1:A:84:LYS:CB	2:B:2:C:C5	2	0.99	0.11	0.99
(1,3)	1:A:84:LYS:CB	2:B:2:C:C5'	2	0.99	0.11	0.99
(1,3)	1:A:84:LYS:CB	2:B:2:C:C6	2	0.99	0.11	0.99
(1,3)	1:A:84:LYS:CB	2:B:2:C:H1'	2	0.99	0.11	0.99
(1,3)	1:A:84:LYS:CB	2:B:2:C:H2'	2	0.99	0.11	0.99
(1,3)	1:A:84:LYS:CB	2:B:2:C:H3'	2	0.99	0.11	0.99
(1,3)	1:A:84:LYS:CB	2:B:2:C:H4'	2	0.99	0.11	0.99
(1,3)	1:A:84:LYS:CB	2:B:2:C:H41	2	0.99	0.11	0.99
(1,3)	1:A:84:LYS:CB	2:B:2:C:H42	2	0.99	0.11	0.99
(1,3)	1:A:84:LYS:CB	2:B:2:C:H5	2	0.99	0.11	0.99
(1,3)	1:A:84:LYS:CB	2:B:2:C:H5'	2	0.99	0.11	0.99
(1,3)	1:A:84:LYS:CB	2:B:2:C:H5''	2	0.99	0.11	0.99
(1,3)	1:A:84:LYS:CB	2:B:2:C:H6	2	0.99	0.11	0.99
(1,3)	1:A:84:LYS:CB	2:B:2:C:HO2'	2	0.99	0.11	0.99
(1,3)	1:A:84:LYS:CB	2:B:2:C:N1	2	0.99	0.11	0.99
(1,3)	1:A:84:LYS:CB	2:B:2:C:N3	2	0.99	0.11	0.99
(1,3)	1:A:84:LYS:CB	2:B:2:C:N4	2	0.99	0.11	0.99
(1,3)	1:A:84:LYS:CB	2:B:2:C:O2	2	0.99	0.11	0.99
(1,3)	1:A:84:LYS:CB	2:B:2:C:O2'	2	0.99	0.11	0.99
(1,3)	1:A:84:LYS:CB	2:B:2:C:O3'	2	0.99	0.11	0.99
(1,3)	1:A:84:LYS:CB	2:B:2:C:O4'	2	0.99	0.11	0.99
(1,3)	1:A:84:LYS:CB	2:B:2:C:O5'	2	0.99	0.11	0.99
(1,3)	1:A:84:LYS:CB	2:B:3:U:C1'	2	0.99	0.11	0.99
(1,3)	1:A:84:LYS:CB	2:B:3:U:C2	2	0.99	0.11	0.99
(1,3)	1:A:84:LYS:CB	2:B:3:U:C2'	2	0.99	0.11	0.99
(1,3)	1:A:84:LYS:CB	2:B:3:U:C3'	2	0.99	0.11	0.99
(1,3)	1:A:84:LYS:CB	2:B:3:U:C4	2	0.99	0.11	0.99
(1,3)	1:A:84:LYS:CB	2:B:3:U:C4'	2	0.99	0.11	0.99
(1,3)	1:A:84:LYS:CB	2:B:3:U:C5	2	0.99	0.11	0.99
(1,3)	1:A:84:LYS:CB	2:B:3:U:C5'	2	0.99	0.11	0.99
(1,3)	1:A:84:LYS:CB	2:B:3:U:C6	2	0.99	0.11	0.99
(1,3)	1:A:84:LYS:CB	2:B:3:U:H1'	2	0.99	0.11	0.99
(1,3)	1:A:84:LYS:CB	2:B:3:U:H2'	2	0.99	0.11	0.99
(1,3)	1:A:84:LYS:CB	2:B:3:U:H3	2	0.99	0.11	0.99
(1,3)	1:A:84:LYS:CB	2:B:3:U:H3'	2	0.99	0.11	0.99
(1,3)	1:A:84:LYS:CB	2:B:3:U:H4'	2	0.99	0.11	0.99

Continued on next page...

Continued from previous page...

Key	Atom-1	Atom-2	Models ¹	Mean (Å)	SD ¹ (Å)	Median (Å)
(1,3)	1:A:84:LYS:CB	2:B:3:U:H5	2	0.99	0.11	0.99
(1,3)	1:A:84:LYS:CB	2:B:3:U:H5'	2	0.99	0.11	0.99
(1,3)	1:A:84:LYS:CB	2:B:3:U:H5''	2	0.99	0.11	0.99
(1,3)	1:A:84:LYS:CB	2:B:3:U:H6	2	0.99	0.11	0.99
(1,3)	1:A:84:LYS:CB	2:B:3:U:HO2'	2	0.99	0.11	0.99
(1,3)	1:A:84:LYS:CB	2:B:3:U:N1	2	0.99	0.11	0.99
(1,3)	1:A:84:LYS:CB	2:B:3:U:N3	2	0.99	0.11	0.99
(1,3)	1:A:84:LYS:CB	2:B:3:U:O2	2	0.99	0.11	0.99
(1,3)	1:A:84:LYS:CB	2:B:3:U:O2'	2	0.99	0.11	0.99
(1,3)	1:A:84:LYS:CB	2:B:3:U:O3'	2	0.99	0.11	0.99
(1,3)	1:A:84:LYS:CB	2:B:3:U:O4	2	0.99	0.11	0.99
(1,3)	1:A:84:LYS:CB	2:B:3:U:O4'	2	0.99	0.11	0.99
(1,3)	1:A:84:LYS:CB	2:B:3:U:O5'	2	0.99	0.11	0.99
(1,3)	1:A:84:LYS:CB	2:B:3:U:OP1	2	0.99	0.11	0.99
(1,3)	1:A:84:LYS:CB	2:B:3:U:OP2	2	0.99	0.11	0.99
(1,3)	1:A:84:LYS:CB	2:B:3:U:P	2	0.99	0.11	0.99
(1,3)	1:A:84:LYS:CB	2:B:4:G:C1'	2	0.99	0.11	0.99
(1,3)	1:A:84:LYS:CB	2:B:4:G:C2	2	0.99	0.11	0.99
(1,3)	1:A:84:LYS:CB	2:B:4:G:C2'	2	0.99	0.11	0.99
(1,3)	1:A:84:LYS:CB	2:B:4:G:C3'	2	0.99	0.11	0.99
(1,3)	1:A:84:LYS:CB	2:B:4:G:C4	2	0.99	0.11	0.99
(1,3)	1:A:84:LYS:CB	2:B:4:G:C4'	2	0.99	0.11	0.99
(1,3)	1:A:84:LYS:CB	2:B:4:G:C5	2	0.99	0.11	0.99
(1,3)	1:A:84:LYS:CB	2:B:4:G:C5'	2	0.99	0.11	0.99
(1,3)	1:A:84:LYS:CB	2:B:4:G:C6	2	0.99	0.11	0.99
(1,3)	1:A:84:LYS:CB	2:B:4:G:C8	2	0.99	0.11	0.99
(1,3)	1:A:84:LYS:CB	2:B:4:G:H1	2	0.99	0.11	0.99
(1,3)	1:A:84:LYS:CB	2:B:4:G:H1'	2	0.99	0.11	0.99
(1,3)	1:A:84:LYS:CB	2:B:4:G:H2'	2	0.99	0.11	0.99
(1,3)	1:A:84:LYS:CB	2:B:4:G:H21	2	0.99	0.11	0.99
(1,3)	1:A:84:LYS:CB	2:B:4:G:H22	2	0.99	0.11	0.99
(1,3)	1:A:84:LYS:CB	2:B:4:G:H3'	2	0.99	0.11	0.99
(1,3)	1:A:84:LYS:CB	2:B:4:G:H4'	2	0.99	0.11	0.99
(1,3)	1:A:84:LYS:CB	2:B:4:G:H5'	2	0.99	0.11	0.99
(1,3)	1:A:84:LYS:CB	2:B:4:G:H5''	2	0.99	0.11	0.99
(1,3)	1:A:84:LYS:CB	2:B:4:G:H8	2	0.99	0.11	0.99
(1,3)	1:A:84:LYS:CB	2:B:4:G:HO2'	2	0.99	0.11	0.99
(1,3)	1:A:84:LYS:CB	2:B:4:G:N1	2	0.99	0.11	0.99
(1,3)	1:A:84:LYS:CB	2:B:4:G:N2	2	0.99	0.11	0.99
(1,3)	1:A:84:LYS:CB	2:B:4:G:N3	2	0.99	0.11	0.99
(1,3)	1:A:84:LYS:CB	2:B:4:G:N7	2	0.99	0.11	0.99
(1,3)	1:A:84:LYS:CB	2:B:4:G:N9	2	0.99	0.11	0.99

Continued on next page...

Continued from previous page...

Key	Atom-1	Atom-2	Models ¹	Mean (Å)	SD ¹ (Å)	Median (Å)
(1,3)	1:A:84:LYS:CB	2:B:4:G:O2'	2	0.99	0.11	0.99
(1,3)	1:A:84:LYS:CB	2:B:4:G:O3'	2	0.99	0.11	0.99
(1,3)	1:A:84:LYS:CB	2:B:4:G:O4'	2	0.99	0.11	0.99
(1,3)	1:A:84:LYS:CB	2:B:4:G:O5'	2	0.99	0.11	0.99
(1,3)	1:A:84:LYS:CB	2:B:4:G:O6	2	0.99	0.11	0.99
(1,3)	1:A:84:LYS:CB	2:B:4:G:OP1	2	0.99	0.11	0.99
(1,3)	1:A:84:LYS:CB	2:B:4:G:OP2	2	0.99	0.11	0.99
(1,3)	1:A:84:LYS:CB	2:B:4:G:P	2	0.99	0.11	0.99
(1,3)	1:A:84:LYS:CB	2:B:5:A:C1'	2	0.99	0.11	0.99
(1,3)	1:A:84:LYS:CB	2:B:5:A:C2	2	0.99	0.11	0.99
(1,3)	1:A:84:LYS:CB	2:B:5:A:C2'	2	0.99	0.11	0.99
(1,3)	1:A:84:LYS:CB	2:B:5:A:C3'	2	0.99	0.11	0.99
(1,3)	1:A:84:LYS:CB	2:B:5:A:C4	2	0.99	0.11	0.99
(1,3)	1:A:84:LYS:CB	2:B:5:A:C4'	2	0.99	0.11	0.99
(1,3)	1:A:84:LYS:CB	2:B:5:A:C5	2	0.99	0.11	0.99
(1,3)	1:A:84:LYS:CB	2:B:5:A:C5'	2	0.99	0.11	0.99
(1,3)	1:A:84:LYS:CB	2:B:5:A:C6	2	0.99	0.11	0.99
(1,3)	1:A:84:LYS:CB	2:B:5:A:C8	2	0.99	0.11	0.99
(1,3)	1:A:84:LYS:CB	2:B:5:A:H1'	2	0.99	0.11	0.99
(1,3)	1:A:84:LYS:CB	2:B:5:A:H2	2	0.99	0.11	0.99
(1,3)	1:A:84:LYS:CB	2:B:5:A:H2'	2	0.99	0.11	0.99
(1,3)	1:A:84:LYS:CB	2:B:5:A:H3'	2	0.99	0.11	0.99
(1,3)	1:A:84:LYS:CB	2:B:5:A:H4'	2	0.99	0.11	0.99
(1,3)	1:A:84:LYS:CB	2:B:5:A:H5'	2	0.99	0.11	0.99
(1,3)	1:A:84:LYS:CB	2:B:5:A:H5''	2	0.99	0.11	0.99
(1,3)	1:A:84:LYS:CB	2:B:5:A:H61	2	0.99	0.11	0.99
(1,3)	1:A:84:LYS:CB	2:B:5:A:H62	2	0.99	0.11	0.99
(1,3)	1:A:84:LYS:CB	2:B:5:A:H8	2	0.99	0.11	0.99
(1,3)	1:A:84:LYS:CB	2:B:5:A:HO2'	2	0.99	0.11	0.99
(1,3)	1:A:84:LYS:CB	2:B:5:A:N1	2	0.99	0.11	0.99
(1,3)	1:A:84:LYS:CB	2:B:5:A:N3	2	0.99	0.11	0.99
(1,3)	1:A:84:LYS:CB	2:B:5:A:N6	2	0.99	0.11	0.99
(1,3)	1:A:84:LYS:CB	2:B:5:A:N7	2	0.99	0.11	0.99
(1,3)	1:A:84:LYS:CB	2:B:5:A:N9	2	0.99	0.11	0.99
(1,3)	1:A:84:LYS:CB	2:B:5:A:O2'	2	0.99	0.11	0.99
(1,3)	1:A:84:LYS:CB	2:B:5:A:O3'	2	0.99	0.11	0.99
(1,3)	1:A:84:LYS:CB	2:B:5:A:O4'	2	0.99	0.11	0.99
(1,3)	1:A:84:LYS:CB	2:B:5:A:O5'	2	0.99	0.11	0.99
(1,3)	1:A:84:LYS:CB	2:B:5:A:OP1	2	0.99	0.11	0.99
(1,3)	1:A:84:LYS:CB	2:B:5:A:OP2	2	0.99	0.11	0.99
(1,3)	1:A:84:LYS:CB	2:B:5:A:P	2	0.99	0.11	0.99
(1,3)	1:A:84:LYS:CB	2:B:6:G:C1'	2	0.99	0.11	0.99

Continued on next page...

Continued from previous page...

Key	Atom-1	Atom-2	Models ¹	Mean (Å)	SD ¹ (Å)	Median (Å)
(1,3)	1:A:84:LYS:CB	2:B:6:G:C2	2	0.99	0.11	0.99
(1,3)	1:A:84:LYS:CB	2:B:6:G:C2'	2	0.99	0.11	0.99
(1,3)	1:A:84:LYS:CB	2:B:6:G:C3'	2	0.99	0.11	0.99
(1,3)	1:A:84:LYS:CB	2:B:6:G:C4	2	0.99	0.11	0.99
(1,3)	1:A:84:LYS:CB	2:B:6:G:C4'	2	0.99	0.11	0.99
(1,3)	1:A:84:LYS:CB	2:B:6:G:C5	2	0.99	0.11	0.99
(1,3)	1:A:84:LYS:CB	2:B:6:G:C5'	2	0.99	0.11	0.99
(1,3)	1:A:84:LYS:CB	2:B:6:G:C6	2	0.99	0.11	0.99
(1,3)	1:A:84:LYS:CB	2:B:6:G:C8	2	0.99	0.11	0.99
(1,3)	1:A:84:LYS:CB	2:B:6:G:H1	2	0.99	0.11	0.99
(1,3)	1:A:84:LYS:CB	2:B:6:G:H1'	2	0.99	0.11	0.99
(1,3)	1:A:84:LYS:CB	2:B:6:G:H2'	2	0.99	0.11	0.99
(1,3)	1:A:84:LYS:CB	2:B:6:G:H21	2	0.99	0.11	0.99
(1,3)	1:A:84:LYS:CB	2:B:6:G:H22	2	0.99	0.11	0.99
(1,3)	1:A:84:LYS:CB	2:B:6:G:H3'	2	0.99	0.11	0.99
(1,3)	1:A:84:LYS:CB	2:B:6:G:H4'	2	0.99	0.11	0.99
(1,3)	1:A:84:LYS:CB	2:B:6:G:H5'	2	0.99	0.11	0.99
(1,3)	1:A:84:LYS:CB	2:B:6:G:H5''	2	0.99	0.11	0.99
(1,3)	1:A:84:LYS:CB	2:B:6:G:H8	2	0.99	0.11	0.99
(1,3)	1:A:84:LYS:CB	2:B:6:G:HO2'	2	0.99	0.11	0.99
(1,3)	1:A:84:LYS:CB	2:B:6:G:N1	2	0.99	0.11	0.99
(1,3)	1:A:84:LYS:CB	2:B:6:G:N2	2	0.99	0.11	0.99
(1,3)	1:A:84:LYS:CB	2:B:6:G:N3	2	0.99	0.11	0.99
(1,3)	1:A:84:LYS:CB	2:B:6:G:N7	2	0.99	0.11	0.99
(1,3)	1:A:84:LYS:CB	2:B:6:G:N9	2	0.99	0.11	0.99
(1,3)	1:A:84:LYS:CB	2:B:6:G:O2'	2	0.99	0.11	0.99
(1,3)	1:A:84:LYS:CB	2:B:6:G:O3'	2	0.99	0.11	0.99
(1,3)	1:A:84:LYS:CB	2:B:6:G:O4'	2	0.99	0.11	0.99
(1,3)	1:A:84:LYS:CB	2:B:6:G:O5'	2	0.99	0.11	0.99
(1,3)	1:A:84:LYS:CB	2:B:6:G:O6	2	0.99	0.11	0.99
(1,3)	1:A:84:LYS:CB	2:B:6:G:OP1	2	0.99	0.11	0.99
(1,3)	1:A:84:LYS:CB	2:B:6:G:OP2	2	0.99	0.11	0.99
(1,3)	1:A:84:LYS:CB	2:B:6:G:P	2	0.99	0.11	0.99
(1,3)	1:A:84:LYS:CB	2:B:7:C:C1'	2	0.99	0.11	0.99
(1,3)	1:A:84:LYS:CB	2:B:7:C:C2	2	0.99	0.11	0.99
(1,3)	1:A:84:LYS:CB	2:B:7:C:C2'	2	0.99	0.11	0.99
(1,3)	1:A:84:LYS:CB	2:B:7:C:C3'	2	0.99	0.11	0.99
(1,3)	1:A:84:LYS:CB	2:B:7:C:C4	2	0.99	0.11	0.99
(1,3)	1:A:84:LYS:CB	2:B:7:C:C4'	2	0.99	0.11	0.99
(1,3)	1:A:84:LYS:CB	2:B:7:C:C5	2	0.99	0.11	0.99
(1,3)	1:A:84:LYS:CB	2:B:7:C:C5'	2	0.99	0.11	0.99
(1,3)	1:A:84:LYS:CB	2:B:7:C:C6	2	0.99	0.11	0.99

Continued on next page...

Continued from previous page...

Key	Atom-1	Atom-2	Models ¹	Mean (Å)	SD ¹ (Å)	Median (Å)
(1,3)	1:A:84:LYS:CB	2:B:7:C:H1'	2	0.99	0.11	0.99
(1,3)	1:A:84:LYS:CB	2:B:7:C:H2'	2	0.99	0.11	0.99
(1,3)	1:A:84:LYS:CB	2:B:7:C:H3'	2	0.99	0.11	0.99
(1,3)	1:A:84:LYS:CB	2:B:7:C:H4'	2	0.99	0.11	0.99
(1,3)	1:A:84:LYS:CB	2:B:7:C:H41	2	0.99	0.11	0.99
(1,3)	1:A:84:LYS:CB	2:B:7:C:H42	2	0.99	0.11	0.99
(1,3)	1:A:84:LYS:CB	2:B:7:C:H5	2	0.99	0.11	0.99
(1,3)	1:A:84:LYS:CB	2:B:7:C:H5'	2	0.99	0.11	0.99
(1,3)	1:A:84:LYS:CB	2:B:7:C:H5''	2	0.99	0.11	0.99
(1,3)	1:A:84:LYS:CB	2:B:7:C:H6	2	0.99	0.11	0.99
(1,3)	1:A:84:LYS:CB	2:B:7:C:HO2'	2	0.99	0.11	0.99
(1,3)	1:A:84:LYS:CB	2:B:7:C:N1	2	0.99	0.11	0.99
(1,3)	1:A:84:LYS:CB	2:B:7:C:N3	2	0.99	0.11	0.99
(1,3)	1:A:84:LYS:CB	2:B:7:C:N4	2	0.99	0.11	0.99
(1,3)	1:A:84:LYS:CB	2:B:7:C:O2	2	0.99	0.11	0.99
(1,3)	1:A:84:LYS:CB	2:B:7:C:O2'	2	0.99	0.11	0.99
(1,3)	1:A:84:LYS:CB	2:B:7:C:O3'	2	0.99	0.11	0.99
(1,3)	1:A:84:LYS:CB	2:B:7:C:O4'	2	0.99	0.11	0.99
(1,3)	1:A:84:LYS:CB	2:B:7:C:O5'	2	0.99	0.11	0.99
(1,3)	1:A:84:LYS:CB	2:B:7:C:OP1	2	0.99	0.11	0.99
(1,3)	1:A:84:LYS:CB	2:B:7:C:OP2	2	0.99	0.11	0.99
(1,3)	1:A:84:LYS:CB	2:B:7:C:P	2	0.99	0.11	0.99
(1,3)	1:A:84:LYS:CB	2:B:8:U:C1'	2	0.99	0.11	0.99
(1,3)	1:A:84:LYS:CB	2:B:8:U:C2	2	0.99	0.11	0.99
(1,3)	1:A:84:LYS:CB	2:B:8:U:C2'	2	0.99	0.11	0.99
(1,3)	1:A:84:LYS:CB	2:B:8:U:C3'	2	0.99	0.11	0.99
(1,3)	1:A:84:LYS:CB	2:B:8:U:C4	2	0.99	0.11	0.99
(1,3)	1:A:84:LYS:CB	2:B:8:U:C4'	2	0.99	0.11	0.99
(1,3)	1:A:84:LYS:CB	2:B:8:U:C5	2	0.99	0.11	0.99
(1,3)	1:A:84:LYS:CB	2:B:8:U:C5'	2	0.99	0.11	0.99
(1,3)	1:A:84:LYS:CB	2:B:8:U:C6	2	0.99	0.11	0.99
(1,3)	1:A:84:LYS:CB	2:B:8:U:H1'	2	0.99	0.11	0.99
(1,3)	1:A:84:LYS:CB	2:B:8:U:H2'	2	0.99	0.11	0.99
(1,3)	1:A:84:LYS:CB	2:B:8:U:H3	2	0.99	0.11	0.99
(1,3)	1:A:84:LYS:CB	2:B:8:U:H3'	2	0.99	0.11	0.99
(1,3)	1:A:84:LYS:CB	2:B:8:U:H4'	2	0.99	0.11	0.99
(1,3)	1:A:84:LYS:CB	2:B:8:U:H5	2	0.99	0.11	0.99
(1,3)	1:A:84:LYS:CB	2:B:8:U:H5'	2	0.99	0.11	0.99
(1,3)	1:A:84:LYS:CB	2:B:8:U:H5''	2	0.99	0.11	0.99
(1,3)	1:A:84:LYS:CB	2:B:8:U:H6	2	0.99	0.11	0.99
(1,3)	1:A:84:LYS:CB	2:B:8:U:HO2'	2	0.99	0.11	0.99
(1,3)	1:A:84:LYS:CB	2:B:8:U:N1	2	0.99	0.11	0.99

Continued on next page...

Continued from previous page...

Key	Atom-1	Atom-2	Models ¹	Mean (Å)	SD ¹ (Å)	Median (Å)
(1,3)	1:A:84:LYS:CB	2:B:8:U:N3	2	0.99	0.11	0.99
(1,3)	1:A:84:LYS:CB	2:B:8:U:O2	2	0.99	0.11	0.99
(1,3)	1:A:84:LYS:CB	2:B:8:U:O2'	2	0.99	0.11	0.99
(1,3)	1:A:84:LYS:CB	2:B:8:U:O3'	2	0.99	0.11	0.99
(1,3)	1:A:84:LYS:CB	2:B:8:U:O4	2	0.99	0.11	0.99
(1,3)	1:A:84:LYS:CB	2:B:8:U:O4'	2	0.99	0.11	0.99
(1,3)	1:A:84:LYS:CB	2:B:8:U:O5'	2	0.99	0.11	0.99
(1,3)	1:A:84:LYS:CB	2:B:8:U:OP1	2	0.99	0.11	0.99
(1,3)	1:A:84:LYS:CB	2:B:8:U:OP2	2	0.99	0.11	0.99
(1,3)	1:A:84:LYS:CB	2:B:8:U:P	2	0.99	0.11	0.99
(1,3)	1:A:84:LYS:CB	2:B:9:C:C1'	2	0.99	0.11	0.99
(1,3)	1:A:84:LYS:CB	2:B:9:C:C2	2	0.99	0.11	0.99
(1,3)	1:A:84:LYS:CB	2:B:9:C:C2'	2	0.99	0.11	0.99
(1,3)	1:A:84:LYS:CB	2:B:9:C:C3'	2	0.99	0.11	0.99
(1,3)	1:A:84:LYS:CB	2:B:9:C:C4	2	0.99	0.11	0.99
(1,3)	1:A:84:LYS:CB	2:B:9:C:C4'	2	0.99	0.11	0.99
(1,3)	1:A:84:LYS:CB	2:B:9:C:C5	2	0.99	0.11	0.99
(1,3)	1:A:84:LYS:CB	2:B:9:C:C5'	2	0.99	0.11	0.99
(1,3)	1:A:84:LYS:CB	2:B:9:C:C6	2	0.99	0.11	0.99
(1,3)	1:A:84:LYS:CB	2:B:9:C:H1'	2	0.99	0.11	0.99
(1,3)	1:A:84:LYS:CB	2:B:9:C:H2'	2	0.99	0.11	0.99
(1,3)	1:A:84:LYS:CB	2:B:9:C:H3'	2	0.99	0.11	0.99
(1,3)	1:A:84:LYS:CB	2:B:9:C:H4'	2	0.99	0.11	0.99
(1,3)	1:A:84:LYS:CB	2:B:9:C:H41	2	0.99	0.11	0.99
(1,3)	1:A:84:LYS:CB	2:B:9:C:H42	2	0.99	0.11	0.99
(1,3)	1:A:84:LYS:CB	2:B:9:C:H5	2	0.99	0.11	0.99
(1,3)	1:A:84:LYS:CB	2:B:9:C:H5'	2	0.99	0.11	0.99
(1,3)	1:A:84:LYS:CB	2:B:9:C:H5''	2	0.99	0.11	0.99
(1,3)	1:A:84:LYS:CB	2:B:9:C:H6	2	0.99	0.11	0.99
(1,3)	1:A:84:LYS:CB	2:B:9:C:HO2'	2	0.99	0.11	0.99
(1,3)	1:A:84:LYS:CB	2:B:9:C:N1	2	0.99	0.11	0.99
(1,3)	1:A:84:LYS:CB	2:B:9:C:N3	2	0.99	0.11	0.99
(1,3)	1:A:84:LYS:CB	2:B:9:C:N4	2	0.99	0.11	0.99
(1,3)	1:A:84:LYS:CB	2:B:9:C:O2	2	0.99	0.11	0.99
(1,3)	1:A:84:LYS:CB	2:B:9:C:O2'	2	0.99	0.11	0.99
(1,3)	1:A:84:LYS:CB	2:B:9:C:O3'	2	0.99	0.11	0.99
(1,3)	1:A:84:LYS:CB	2:B:9:C:O4'	2	0.99	0.11	0.99
(1,3)	1:A:84:LYS:CB	2:B:9:C:O5'	2	0.99	0.11	0.99
(1,3)	1:A:84:LYS:CB	2:B:9:C:OP1	2	0.99	0.11	0.99
(1,3)	1:A:84:LYS:CB	2:B:9:C:OP2	2	0.99	0.11	0.99
(1,3)	1:A:84:LYS:CB	2:B:9:C:P	2	0.99	0.11	0.99
(1,3)	1:A:84:LYS:CB	2:B:10:G:C1'	2	0.99	0.11	0.99

Continued on next page...

Continued from previous page...

Key	Atom-1	Atom-2	Models ¹	Mean (Å)	SD ¹ (Å)	Median (Å)
(1,3)	1:A:84:LYS:CB	2:B:10:G:C2	2	0.99	0.11	0.99
(1,3)	1:A:84:LYS:CB	2:B:10:G:C2'	2	0.99	0.11	0.99
(1,3)	1:A:84:LYS:CB	2:B:10:G:C3'	2	0.99	0.11	0.99
(1,3)	1:A:84:LYS:CB	2:B:10:G:C4	2	0.99	0.11	0.99
(1,3)	1:A:84:LYS:CB	2:B:10:G:C4'	2	0.99	0.11	0.99
(1,3)	1:A:84:LYS:CB	2:B:10:G:C5	2	0.99	0.11	0.99
(1,3)	1:A:84:LYS:CB	2:B:10:G:C5'	2	0.99	0.11	0.99
(1,3)	1:A:84:LYS:CB	2:B:10:G:C6	2	0.99	0.11	0.99
(1,3)	1:A:84:LYS:CB	2:B:10:G:C8	2	0.99	0.11	0.99
(1,3)	1:A:84:LYS:CB	2:B:10:G:H1	2	0.99	0.11	0.99
(1,3)	1:A:84:LYS:CB	2:B:10:G:H1'	2	0.99	0.11	0.99
(1,3)	1:A:84:LYS:CB	2:B:10:G:H2'	2	0.99	0.11	0.99
(1,3)	1:A:84:LYS:CB	2:B:10:G:H21	2	0.99	0.11	0.99
(1,3)	1:A:84:LYS:CB	2:B:10:G:H22	2	0.99	0.11	0.99
(1,3)	1:A:84:LYS:CB	2:B:10:G:H3'	2	0.99	0.11	0.99
(1,3)	1:A:84:LYS:CB	2:B:10:G:H4'	2	0.99	0.11	0.99
(1,3)	1:A:84:LYS:CB	2:B:10:G:H5'	2	0.99	0.11	0.99
(1,3)	1:A:84:LYS:CB	2:B:10:G:H5''	2	0.99	0.11	0.99
(1,3)	1:A:84:LYS:CB	2:B:10:G:H8	2	0.99	0.11	0.99
(1,3)	1:A:84:LYS:CB	2:B:10:G:HO2'	2	0.99	0.11	0.99
(1,3)	1:A:84:LYS:CB	2:B:10:G:N1	2	0.99	0.11	0.99
(1,3)	1:A:84:LYS:CB	2:B:10:G:N2	2	0.99	0.11	0.99
(1,3)	1:A:84:LYS:CB	2:B:10:G:N3	2	0.99	0.11	0.99
(1,3)	1:A:84:LYS:CB	2:B:10:G:N7	2	0.99	0.11	0.99
(1,3)	1:A:84:LYS:CB	2:B:10:G:N9	2	0.99	0.11	0.99
(1,3)	1:A:84:LYS:CB	2:B:10:G:O2'	2	0.99	0.11	0.99
(1,3)	1:A:84:LYS:CB	2:B:10:G:O3'	2	0.99	0.11	0.99
(1,3)	1:A:84:LYS:CB	2:B:10:G:O4'	2	0.99	0.11	0.99
(1,3)	1:A:84:LYS:CB	2:B:10:G:O5'	2	0.99	0.11	0.99
(1,3)	1:A:84:LYS:CB	2:B:10:G:O6	2	0.99	0.11	0.99
(1,3)	1:A:84:LYS:CB	2:B:10:G:OP1	2	0.99	0.11	0.99
(1,3)	1:A:84:LYS:CB	2:B:10:G:OP2	2	0.99	0.11	0.99
(1,3)	1:A:84:LYS:CB	2:B:10:G:P	2	0.99	0.11	0.99
(1,3)	1:A:84:LYS:CB	2:B:11:A:C1'	2	0.99	0.11	0.99
(1,3)	1:A:84:LYS:CB	2:B:11:A:C2	2	0.99	0.11	0.99
(1,3)	1:A:84:LYS:CB	2:B:11:A:C2'	2	0.99	0.11	0.99
(1,3)	1:A:84:LYS:CB	2:B:11:A:C3'	2	0.99	0.11	0.99
(1,3)	1:A:84:LYS:CB	2:B:11:A:C4	2	0.99	0.11	0.99
(1,3)	1:A:84:LYS:CB	2:B:11:A:C4'	2	0.99	0.11	0.99
(1,3)	1:A:84:LYS:CB	2:B:11:A:C5	2	0.99	0.11	0.99
(1,3)	1:A:84:LYS:CB	2:B:11:A:C5'	2	0.99	0.11	0.99
(1,3)	1:A:84:LYS:CB	2:B:11:A:C6	2	0.99	0.11	0.99

Continued on next page...

Continued from previous page...

Key	Atom-1	Atom-2	Models ¹	Mean (Å)	SD ¹ (Å)	Median (Å)
(1,3)	1:A:84:LYS:CB	2:B:11:A:C8	2	0.99	0.11	0.99
(1,3)	1:A:84:LYS:CB	2:B:11:A:H1'	2	0.99	0.11	0.99
(1,3)	1:A:84:LYS:CB	2:B:11:A:H2	2	0.99	0.11	0.99
(1,3)	1:A:84:LYS:CB	2:B:11:A:H2'	2	0.99	0.11	0.99
(1,3)	1:A:84:LYS:CB	2:B:11:A:H3'	2	0.99	0.11	0.99
(1,3)	1:A:84:LYS:CB	2:B:11:A:H4'	2	0.99	0.11	0.99
(1,3)	1:A:84:LYS:CB	2:B:11:A:H5'	2	0.99	0.11	0.99
(1,3)	1:A:84:LYS:CB	2:B:11:A:H5''	2	0.99	0.11	0.99
(1,3)	1:A:84:LYS:CB	2:B:11:A:H61	2	0.99	0.11	0.99
(1,3)	1:A:84:LYS:CB	2:B:11:A:H62	2	0.99	0.11	0.99
(1,3)	1:A:84:LYS:CB	2:B:11:A:H8	2	0.99	0.11	0.99
(1,3)	1:A:84:LYS:CB	2:B:11:A:HO2'	2	0.99	0.11	0.99
(1,3)	1:A:84:LYS:CB	2:B:11:A:N1	2	0.99	0.11	0.99
(1,3)	1:A:84:LYS:CB	2:B:11:A:N3	2	0.99	0.11	0.99
(1,3)	1:A:84:LYS:CB	2:B:11:A:N6	2	0.99	0.11	0.99
(1,3)	1:A:84:LYS:CB	2:B:11:A:N7	2	0.99	0.11	0.99
(1,3)	1:A:84:LYS:CB	2:B:11:A:N9	2	0.99	0.11	0.99
(1,3)	1:A:84:LYS:CB	2:B:11:A:O2'	2	0.99	0.11	0.99
(1,3)	1:A:84:LYS:CB	2:B:11:A:O3'	2	0.99	0.11	0.99
(1,3)	1:A:84:LYS:CB	2:B:11:A:O4'	2	0.99	0.11	0.99
(1,3)	1:A:84:LYS:CB	2:B:11:A:O5'	2	0.99	0.11	0.99
(1,3)	1:A:84:LYS:CB	2:B:11:A:OP1	2	0.99	0.11	0.99
(1,3)	1:A:84:LYS:CB	2:B:11:A:OP2	2	0.99	0.11	0.99
(1,3)	1:A:84:LYS:CB	2:B:11:A:P	2	0.99	0.11	0.99
(1,3)	1:A:84:LYS:CB	2:B:12:A:C1'	2	0.99	0.11	0.99
(1,3)	1:A:84:LYS:CB	2:B:12:A:C2	2	0.99	0.11	0.99
(1,3)	1:A:84:LYS:CB	2:B:12:A:C2'	2	0.99	0.11	0.99
(1,3)	1:A:84:LYS:CB	2:B:12:A:C3'	2	0.99	0.11	0.99
(1,3)	1:A:84:LYS:CB	2:B:12:A:C4	2	0.99	0.11	0.99
(1,3)	1:A:84:LYS:CB	2:B:12:A:C4'	2	0.99	0.11	0.99
(1,3)	1:A:84:LYS:CB	2:B:12:A:C5	2	0.99	0.11	0.99
(1,3)	1:A:84:LYS:CB	2:B:12:A:C5'	2	0.99	0.11	0.99
(1,3)	1:A:84:LYS:CB	2:B:12:A:C6	2	0.99	0.11	0.99
(1,3)	1:A:84:LYS:CB	2:B:12:A:C8	2	0.99	0.11	0.99
(1,3)	1:A:84:LYS:CB	2:B:12:A:H1'	2	0.99	0.11	0.99
(1,3)	1:A:84:LYS:CB	2:B:12:A:H2	2	0.99	0.11	0.99
(1,3)	1:A:84:LYS:CB	2:B:12:A:H2'	2	0.99	0.11	0.99
(1,3)	1:A:84:LYS:CB	2:B:12:A:H3'	2	0.99	0.11	0.99
(1,3)	1:A:84:LYS:CB	2:B:12:A:H4'	2	0.99	0.11	0.99
(1,3)	1:A:84:LYS:CB	2:B:12:A:H5'	2	0.99	0.11	0.99
(1,3)	1:A:84:LYS:CB	2:B:12:A:H5''	2	0.99	0.11	0.99
(1,3)	1:A:84:LYS:CB	2:B:12:A:H61	2	0.99	0.11	0.99

Continued on next page...

Continued from previous page...

Key	Atom-1	Atom-2	Models ¹	Mean (Å)	SD ¹ (Å)	Median (Å)
(1,3)	1:A:84:LYS:CB	2:B:12:A:H62	2	0.99	0.11	0.99
(1,3)	1:A:84:LYS:CB	2:B:12:A:H8	2	0.99	0.11	0.99
(1,3)	1:A:84:LYS:CB	2:B:12:A:HO2'	2	0.99	0.11	0.99
(1,3)	1:A:84:LYS:CB	2:B:12:A:N1	2	0.99	0.11	0.99
(1,3)	1:A:84:LYS:CB	2:B:12:A:N3	2	0.99	0.11	0.99
(1,3)	1:A:84:LYS:CB	2:B:12:A:N6	2	0.99	0.11	0.99
(1,3)	1:A:84:LYS:CB	2:B:12:A:N7	2	0.99	0.11	0.99
(1,3)	1:A:84:LYS:CB	2:B:12:A:N9	2	0.99	0.11	0.99
(1,3)	1:A:84:LYS:CB	2:B:12:A:O2'	2	0.99	0.11	0.99
(1,3)	1:A:84:LYS:CB	2:B:12:A:O3'	2	0.99	0.11	0.99
(1,3)	1:A:84:LYS:CB	2:B:12:A:O4'	2	0.99	0.11	0.99
(1,3)	1:A:84:LYS:CB	2:B:12:A:O5'	2	0.99	0.11	0.99
(1,3)	1:A:84:LYS:CB	2:B:12:A:OP1	2	0.99	0.11	0.99
(1,3)	1:A:84:LYS:CB	2:B:12:A:OP2	2	0.99	0.11	0.99
(1,3)	1:A:84:LYS:CB	2:B:12:A:P	2	0.99	0.11	0.99
(1,3)	1:A:84:LYS:CB	2:B:13:A:C1'	2	0.99	0.11	0.99
(1,3)	1:A:84:LYS:CB	2:B:13:A:C2	2	0.99	0.11	0.99
(1,3)	1:A:84:LYS:CB	2:B:13:A:C2'	2	0.99	0.11	0.99
(1,3)	1:A:84:LYS:CB	2:B:13:A:C3'	2	0.99	0.11	0.99
(1,3)	1:A:84:LYS:CB	2:B:13:A:C4	2	0.99	0.11	0.99
(1,3)	1:A:84:LYS:CB	2:B:13:A:C4'	2	0.99	0.11	0.99
(1,3)	1:A:84:LYS:CB	2:B:13:A:C5	2	0.99	0.11	0.99
(1,3)	1:A:84:LYS:CB	2:B:13:A:C5'	2	0.99	0.11	0.99
(1,3)	1:A:84:LYS:CB	2:B:13:A:C6	2	0.99	0.11	0.99
(1,3)	1:A:84:LYS:CB	2:B:13:A:C8	2	0.99	0.11	0.99
(1,3)	1:A:84:LYS:CB	2:B:13:A:H1'	2	0.99	0.11	0.99
(1,3)	1:A:84:LYS:CB	2:B:13:A:H2	2	0.99	0.11	0.99
(1,3)	1:A:84:LYS:CB	2:B:13:A:H2'	2	0.99	0.11	0.99
(1,3)	1:A:84:LYS:CB	2:B:13:A:H3'	2	0.99	0.11	0.99
(1,3)	1:A:84:LYS:CB	2:B:13:A:H4'	2	0.99	0.11	0.99
(1,3)	1:A:84:LYS:CB	2:B:13:A:H5'	2	0.99	0.11	0.99
(1,3)	1:A:84:LYS:CB	2:B:13:A:H5''	2	0.99	0.11	0.99
(1,3)	1:A:84:LYS:CB	2:B:13:A:H61	2	0.99	0.11	0.99
(1,3)	1:A:84:LYS:CB	2:B:13:A:H62	2	0.99	0.11	0.99
(1,3)	1:A:84:LYS:CB	2:B:13:A:H8	2	0.99	0.11	0.99
(1,3)	1:A:84:LYS:CB	2:B:13:A:HO2'	2	0.99	0.11	0.99
(1,3)	1:A:84:LYS:CB	2:B:13:A:N1	2	0.99	0.11	0.99
(1,3)	1:A:84:LYS:CB	2:B:13:A:N3	2	0.99	0.11	0.99
(1,3)	1:A:84:LYS:CB	2:B:13:A:N6	2	0.99	0.11	0.99
(1,3)	1:A:84:LYS:CB	2:B:13:A:N7	2	0.99	0.11	0.99
(1,3)	1:A:84:LYS:CB	2:B:13:A:N9	2	0.99	0.11	0.99
(1,3)	1:A:84:LYS:CB	2:B:13:A:O2'	2	0.99	0.11	0.99

Continued on next page...

Continued from previous page...

Key	Atom-1	Atom-2	Models ¹	Mean (Å)	SD ¹ (Å)	Median (Å)
(1,3)	1:A:84:LYS:CB	2:B:13:A:O3'	2	0.99	0.11	0.99
(1,3)	1:A:84:LYS:CB	2:B:13:A:O4'	2	0.99	0.11	0.99
(1,3)	1:A:84:LYS:CB	2:B:13:A:O5'	2	0.99	0.11	0.99
(1,3)	1:A:84:LYS:CB	2:B:13:A:OP1	2	0.99	0.11	0.99
(1,3)	1:A:84:LYS:CB	2:B:13:A:OP2	2	0.99	0.11	0.99
(1,3)	1:A:84:LYS:CB	2:B:13:A:P	2	0.99	0.11	0.99
(1,3)	1:A:84:LYS:CB	2:B:14:G:C1'	2	0.99	0.11	0.99
(1,3)	1:A:84:LYS:CB	2:B:14:G:C2	2	0.99	0.11	0.99
(1,3)	1:A:84:LYS:CB	2:B:14:G:C2'	2	0.99	0.11	0.99
(1,3)	1:A:84:LYS:CB	2:B:14:G:C3'	2	0.99	0.11	0.99
(1,3)	1:A:84:LYS:CB	2:B:14:G:C4	2	0.99	0.11	0.99
(1,3)	1:A:84:LYS:CB	2:B:14:G:C4'	2	0.99	0.11	0.99
(1,3)	1:A:84:LYS:CB	2:B:14:G:C5	2	0.99	0.11	0.99
(1,3)	1:A:84:LYS:CB	2:B:14:G:C5'	2	0.99	0.11	0.99
(1,3)	1:A:84:LYS:CB	2:B:14:G:C6	2	0.99	0.11	0.99
(1,3)	1:A:84:LYS:CB	2:B:14:G:C8	2	0.99	0.11	0.99
(1,3)	1:A:84:LYS:CB	2:B:14:G:H1	2	0.99	0.11	0.99
(1,3)	1:A:84:LYS:CB	2:B:14:G:H1'	2	0.99	0.11	0.99
(1,3)	1:A:84:LYS:CB	2:B:14:G:H2'	2	0.99	0.11	0.99
(1,3)	1:A:84:LYS:CB	2:B:14:G:H21	2	0.99	0.11	0.99
(1,3)	1:A:84:LYS:CB	2:B:14:G:H22	2	0.99	0.11	0.99
(1,3)	1:A:84:LYS:CB	2:B:14:G:H3'	2	0.99	0.11	0.99
(1,3)	1:A:84:LYS:CB	2:B:14:G:H4'	2	0.99	0.11	0.99
(1,3)	1:A:84:LYS:CB	2:B:14:G:H5'	2	0.99	0.11	0.99
(1,3)	1:A:84:LYS:CB	2:B:14:G:H5''	2	0.99	0.11	0.99
(1,3)	1:A:84:LYS:CB	2:B:14:G:H8	2	0.99	0.11	0.99
(1,3)	1:A:84:LYS:CB	2:B:14:G:HO2'	2	0.99	0.11	0.99
(1,3)	1:A:84:LYS:CB	2:B:14:G:N1	2	0.99	0.11	0.99
(1,3)	1:A:84:LYS:CB	2:B:14:G:N2	2	0.99	0.11	0.99
(1,3)	1:A:84:LYS:CB	2:B:14:G:N3	2	0.99	0.11	0.99
(1,3)	1:A:84:LYS:CB	2:B:14:G:N7	2	0.99	0.11	0.99
(1,3)	1:A:84:LYS:CB	2:B:14:G:N9	2	0.99	0.11	0.99
(1,3)	1:A:84:LYS:CB	2:B:14:G:O2'	2	0.99	0.11	0.99
(1,3)	1:A:84:LYS:CB	2:B:14:G:O3'	2	0.99	0.11	0.99
(1,3)	1:A:84:LYS:CB	2:B:14:G:O4'	2	0.99	0.11	0.99
(1,3)	1:A:84:LYS:CB	2:B:14:G:O5'	2	0.99	0.11	0.99
(1,3)	1:A:84:LYS:CB	2:B:14:G:O6	2	0.99	0.11	0.99
(1,3)	1:A:84:LYS:CB	2:B:14:G:OP1	2	0.99	0.11	0.99
(1,3)	1:A:84:LYS:CB	2:B:14:G:OP2	2	0.99	0.11	0.99
(1,3)	1:A:84:LYS:CB	2:B:14:G:P	2	0.99	0.11	0.99
(1,3)	1:A:84:LYS:CB	2:B:15:A:C1'	2	0.99	0.11	0.99
(1,3)	1:A:84:LYS:CB	2:B:15:A:C2	2	0.99	0.11	0.99

Continued on next page...

Continued from previous page...

Key	Atom-1	Atom-2	Models ¹	Mean (Å)	SD ¹ (Å)	Median (Å)
(1,3)	1:A:84:LYS:CB	2:B:15:A:C2'	2	0.99	0.11	0.99
(1,3)	1:A:84:LYS:CB	2:B:15:A:C3'	2	0.99	0.11	0.99
(1,3)	1:A:84:LYS:CB	2:B:15:A:C4	2	0.99	0.11	0.99
(1,3)	1:A:84:LYS:CB	2:B:15:A:C4'	2	0.99	0.11	0.99
(1,3)	1:A:84:LYS:CB	2:B:15:A:C5	2	0.99	0.11	0.99
(1,3)	1:A:84:LYS:CB	2:B:15:A:C5'	2	0.99	0.11	0.99
(1,3)	1:A:84:LYS:CB	2:B:15:A:C6	2	0.99	0.11	0.99
(1,3)	1:A:84:LYS:CB	2:B:15:A:C8	2	0.99	0.11	0.99
(1,3)	1:A:84:LYS:CB	2:B:15:A:H1'	2	0.99	0.11	0.99
(1,3)	1:A:84:LYS:CB	2:B:15:A:H2	2	0.99	0.11	0.99
(1,3)	1:A:84:LYS:CB	2:B:15:A:H2'	2	0.99	0.11	0.99
(1,3)	1:A:84:LYS:CB	2:B:15:A:H3'	2	0.99	0.11	0.99
(1,3)	1:A:84:LYS:CB	2:B:15:A:H4'	2	0.99	0.11	0.99
(1,3)	1:A:84:LYS:CB	2:B:15:A:H5'	2	0.99	0.11	0.99
(1,3)	1:A:84:LYS:CB	2:B:15:A:H5''	2	0.99	0.11	0.99
(1,3)	1:A:84:LYS:CB	2:B:15:A:H61	2	0.99	0.11	0.99
(1,3)	1:A:84:LYS:CB	2:B:15:A:H62	2	0.99	0.11	0.99
(1,3)	1:A:84:LYS:CB	2:B:15:A:H8	2	0.99	0.11	0.99
(1,3)	1:A:84:LYS:CB	2:B:15:A:HO2'	2	0.99	0.11	0.99
(1,3)	1:A:84:LYS:CB	2:B:15:A:N1	2	0.99	0.11	0.99
(1,3)	1:A:84:LYS:CB	2:B:15:A:N3	2	0.99	0.11	0.99
(1,3)	1:A:84:LYS:CB	2:B:15:A:N6	2	0.99	0.11	0.99
(1,3)	1:A:84:LYS:CB	2:B:15:A:N7	2	0.99	0.11	0.99
(1,3)	1:A:84:LYS:CB	2:B:15:A:N9	2	0.99	0.11	0.99
(1,3)	1:A:84:LYS:CB	2:B:15:A:O2'	2	0.99	0.11	0.99
(1,3)	1:A:84:LYS:CB	2:B:15:A:O3'	2	0.99	0.11	0.99
(1,3)	1:A:84:LYS:CB	2:B:15:A:O4'	2	0.99	0.11	0.99
(1,3)	1:A:84:LYS:CB	2:B:15:A:O5'	2	0.99	0.11	0.99
(1,3)	1:A:84:LYS:CB	2:B:15:A:OP1	2	0.99	0.11	0.99
(1,3)	1:A:84:LYS:CB	2:B:15:A:OP2	2	0.99	0.11	0.99
(1,3)	1:A:84:LYS:CB	2:B:15:A:P	2	0.99	0.11	0.99
(1,3)	1:A:84:LYS:CB	2:B:16:G:C1'	2	0.99	0.11	0.99
(1,3)	1:A:84:LYS:CB	2:B:16:G:C2	2	0.99	0.11	0.99
(1,3)	1:A:84:LYS:CB	2:B:16:G:C2'	2	0.99	0.11	0.99
(1,3)	1:A:84:LYS:CB	2:B:16:G:C3'	2	0.99	0.11	0.99
(1,3)	1:A:84:LYS:CB	2:B:16:G:C4	2	0.99	0.11	0.99
(1,3)	1:A:84:LYS:CB	2:B:16:G:C4'	2	0.99	0.11	0.99
(1,3)	1:A:84:LYS:CB	2:B:16:G:C5	2	0.99	0.11	0.99
(1,3)	1:A:84:LYS:CB	2:B:16:G:C5'	2	0.99	0.11	0.99
(1,3)	1:A:84:LYS:CB	2:B:16:G:C6	2	0.99	0.11	0.99
(1,3)	1:A:84:LYS:CB	2:B:16:G:C8	2	0.99	0.11	0.99
(1,3)	1:A:84:LYS:CB	2:B:16:G:H1	2	0.99	0.11	0.99

Continued on next page...

Continued from previous page...

Key	Atom-1	Atom-2	Models ¹	Mean (Å)	SD ¹ (Å)	Median (Å)
(1,3)	1:A:84:LYS:CB	2:B:16:G:H1'	2	0.99	0.11	0.99
(1,3)	1:A:84:LYS:CB	2:B:16:G:H2'	2	0.99	0.11	0.99
(1,3)	1:A:84:LYS:CB	2:B:16:G:H21	2	0.99	0.11	0.99
(1,3)	1:A:84:LYS:CB	2:B:16:G:H22	2	0.99	0.11	0.99
(1,3)	1:A:84:LYS:CB	2:B:16:G:H3'	2	0.99	0.11	0.99
(1,3)	1:A:84:LYS:CB	2:B:16:G:H4'	2	0.99	0.11	0.99
(1,3)	1:A:84:LYS:CB	2:B:16:G:H5'	2	0.99	0.11	0.99
(1,3)	1:A:84:LYS:CB	2:B:16:G:H5''	2	0.99	0.11	0.99
(1,3)	1:A:84:LYS:CB	2:B:16:G:H8	2	0.99	0.11	0.99
(1,3)	1:A:84:LYS:CB	2:B:16:G:HO2'	2	0.99	0.11	0.99
(1,3)	1:A:84:LYS:CB	2:B:16:G:N1	2	0.99	0.11	0.99
(1,3)	1:A:84:LYS:CB	2:B:16:G:N2	2	0.99	0.11	0.99
(1,3)	1:A:84:LYS:CB	2:B:16:G:N3	2	0.99	0.11	0.99
(1,3)	1:A:84:LYS:CB	2:B:16:G:N7	2	0.99	0.11	0.99
(1,3)	1:A:84:LYS:CB	2:B:16:G:N9	2	0.99	0.11	0.99
(1,3)	1:A:84:LYS:CB	2:B:16:G:O2'	2	0.99	0.11	0.99
(1,3)	1:A:84:LYS:CB	2:B:16:G:O3'	2	0.99	0.11	0.99
(1,3)	1:A:84:LYS:CB	2:B:16:G:O4'	2	0.99	0.11	0.99
(1,3)	1:A:84:LYS:CB	2:B:16:G:O5'	2	0.99	0.11	0.99
(1,3)	1:A:84:LYS:CB	2:B:16:G:O6	2	0.99	0.11	0.99
(1,3)	1:A:84:LYS:CB	2:B:16:G:OP1	2	0.99	0.11	0.99
(1,3)	1:A:84:LYS:CB	2:B:16:G:OP2	2	0.99	0.11	0.99
(1,3)	1:A:84:LYS:CB	2:B:16:G:P	2	0.99	0.11	0.99
(1,3)	1:A:84:LYS:CB	2:B:17:C:C1'	2	0.99	0.11	0.99
(1,3)	1:A:84:LYS:CB	2:B:17:C:C2	2	0.99	0.11	0.99
(1,3)	1:A:84:LYS:CB	2:B:17:C:C2'	2	0.99	0.11	0.99
(1,3)	1:A:84:LYS:CB	2:B:17:C:C3'	2	0.99	0.11	0.99
(1,3)	1:A:84:LYS:CB	2:B:17:C:C4	2	0.99	0.11	0.99
(1,3)	1:A:84:LYS:CB	2:B:17:C:C4'	2	0.99	0.11	0.99
(1,3)	1:A:84:LYS:CB	2:B:17:C:C5	2	0.99	0.11	0.99
(1,3)	1:A:84:LYS:CB	2:B:17:C:C5'	2	0.99	0.11	0.99
(1,3)	1:A:84:LYS:CB	2:B:17:C:C6	2	0.99	0.11	0.99
(1,3)	1:A:84:LYS:CB	2:B:17:C:H1'	2	0.99	0.11	0.99
(1,3)	1:A:84:LYS:CB	2:B:17:C:H2'	2	0.99	0.11	0.99
(1,3)	1:A:84:LYS:CB	2:B:17:C:H3'	2	0.99	0.11	0.99
(1,3)	1:A:84:LYS:CB	2:B:17:C:H4'	2	0.99	0.11	0.99
(1,3)	1:A:84:LYS:CB	2:B:17:C:H41	2	0.99	0.11	0.99
(1,3)	1:A:84:LYS:CB	2:B:17:C:H42	2	0.99	0.11	0.99
(1,3)	1:A:84:LYS:CB	2:B:17:C:H5	2	0.99	0.11	0.99
(1,3)	1:A:84:LYS:CB	2:B:17:C:H5'	2	0.99	0.11	0.99
(1,3)	1:A:84:LYS:CB	2:B:17:C:H5''	2	0.99	0.11	0.99
(1,3)	1:A:84:LYS:CB	2:B:17:C:H6	2	0.99	0.11	0.99

Continued on next page...

Continued from previous page...

Key	Atom-1	Atom-2	Models ¹	Mean (Å)	SD ¹ (Å)	Median (Å)
(1,3)	1:A:84:LYS:CB	2:B:17:C:HO2'	2	0.99	0.11	0.99
(1,3)	1:A:84:LYS:CB	2:B:17:C:N1	2	0.99	0.11	0.99
(1,3)	1:A:84:LYS:CB	2:B:17:C:N3	2	0.99	0.11	0.99
(1,3)	1:A:84:LYS:CB	2:B:17:C:N4	2	0.99	0.11	0.99
(1,3)	1:A:84:LYS:CB	2:B:17:C:O2	2	0.99	0.11	0.99
(1,3)	1:A:84:LYS:CB	2:B:17:C:O2'	2	0.99	0.11	0.99
(1,3)	1:A:84:LYS:CB	2:B:17:C:O3'	2	0.99	0.11	0.99
(1,3)	1:A:84:LYS:CB	2:B:17:C:O4'	2	0.99	0.11	0.99
(1,3)	1:A:84:LYS:CB	2:B:17:C:O5'	2	0.99	0.11	0.99
(1,3)	1:A:84:LYS:CB	2:B:17:C:OP1	2	0.99	0.11	0.99
(1,3)	1:A:84:LYS:CB	2:B:17:C:OP2	2	0.99	0.11	0.99
(1,3)	1:A:84:LYS:CB	2:B:17:C:P	2	0.99	0.11	0.99
(1,3)	1:A:84:LYS:CB	2:B:18:A:C1'	2	0.99	0.11	0.99
(1,3)	1:A:84:LYS:CB	2:B:18:A:C2	2	0.99	0.11	0.99
(1,3)	1:A:84:LYS:CB	2:B:18:A:C2'	2	0.99	0.11	0.99
(1,3)	1:A:84:LYS:CB	2:B:18:A:C3'	2	0.99	0.11	0.99
(1,3)	1:A:84:LYS:CB	2:B:18:A:C4	2	0.99	0.11	0.99
(1,3)	1:A:84:LYS:CB	2:B:18:A:C4'	2	0.99	0.11	0.99
(1,3)	1:A:84:LYS:CB	2:B:18:A:C5	2	0.99	0.11	0.99
(1,3)	1:A:84:LYS:CB	2:B:18:A:C5'	2	0.99	0.11	0.99
(1,3)	1:A:84:LYS:CB	2:B:18:A:C6	2	0.99	0.11	0.99
(1,3)	1:A:84:LYS:CB	2:B:18:A:C8	2	0.99	0.11	0.99
(1,3)	1:A:84:LYS:CB	2:B:18:A:H1'	2	0.99	0.11	0.99
(1,3)	1:A:84:LYS:CB	2:B:18:A:H2	2	0.99	0.11	0.99
(1,3)	1:A:84:LYS:CB	2:B:18:A:H2'	2	0.99	0.11	0.99
(1,3)	1:A:84:LYS:CB	2:B:18:A:H3'	2	0.99	0.11	0.99
(1,3)	1:A:84:LYS:CB	2:B:18:A:H4'	2	0.99	0.11	0.99
(1,3)	1:A:84:LYS:CB	2:B:18:A:H5'	2	0.99	0.11	0.99
(1,3)	1:A:84:LYS:CB	2:B:18:A:H5''	2	0.99	0.11	0.99
(1,3)	1:A:84:LYS:CB	2:B:18:A:H61	2	0.99	0.11	0.99
(1,3)	1:A:84:LYS:CB	2:B:18:A:H62	2	0.99	0.11	0.99
(1,3)	1:A:84:LYS:CB	2:B:18:A:H8	2	0.99	0.11	0.99
(1,3)	1:A:84:LYS:CB	2:B:18:A:HO2'	2	0.99	0.11	0.99
(1,3)	1:A:84:LYS:CB	2:B:18:A:N1	2	0.99	0.11	0.99
(1,3)	1:A:84:LYS:CB	2:B:18:A:N3	2	0.99	0.11	0.99
(1,3)	1:A:84:LYS:CB	2:B:18:A:N6	2	0.99	0.11	0.99
(1,3)	1:A:84:LYS:CB	2:B:18:A:N7	2	0.99	0.11	0.99
(1,3)	1:A:84:LYS:CB	2:B:18:A:N9	2	0.99	0.11	0.99
(1,3)	1:A:84:LYS:CB	2:B:18:A:O2'	2	0.99	0.11	0.99
(1,3)	1:A:84:LYS:CB	2:B:18:A:O3'	2	0.99	0.11	0.99
(1,3)	1:A:84:LYS:CB	2:B:18:A:O4'	2	0.99	0.11	0.99
(1,3)	1:A:84:LYS:CB	2:B:18:A:O5'	2	0.99	0.11	0.99

Continued on next page...

Continued from previous page...

Key	Atom-1	Atom-2	Models ¹	Mean (Å)	SD ¹ (Å)	Median (Å)
(1,3)	1:A:84:LYS:CB	2:B:18:A:OP1	2	0.99	0.11	0.99
(1,3)	1:A:84:LYS:CB	2:B:18:A:OP2	2	0.99	0.11	0.99
(1,3)	1:A:84:LYS:CB	2:B:18:A:P	2	0.99	0.11	0.99
(1,3)	1:A:84:LYS:CB	2:B:19:A:C1'	2	0.99	0.11	0.99
(1,3)	1:A:84:LYS:CB	2:B:19:A:C2	2	0.99	0.11	0.99
(1,3)	1:A:84:LYS:CB	2:B:19:A:C2'	2	0.99	0.11	0.99
(1,3)	1:A:84:LYS:CB	2:B:19:A:C3'	2	0.99	0.11	0.99
(1,3)	1:A:84:LYS:CB	2:B:19:A:C4	2	0.99	0.11	0.99
(1,3)	1:A:84:LYS:CB	2:B:19:A:C4'	2	0.99	0.11	0.99
(1,3)	1:A:84:LYS:CB	2:B:19:A:C5	2	0.99	0.11	0.99
(1,3)	1:A:84:LYS:CB	2:B:19:A:C5'	2	0.99	0.11	0.99
(1,3)	1:A:84:LYS:CB	2:B:19:A:C6	2	0.99	0.11	0.99
(1,3)	1:A:84:LYS:CB	2:B:19:A:C8	2	0.99	0.11	0.99
(1,3)	1:A:84:LYS:CB	2:B:19:A:H1'	2	0.99	0.11	0.99
(1,3)	1:A:84:LYS:CB	2:B:19:A:H2	2	0.99	0.11	0.99
(1,3)	1:A:84:LYS:CB	2:B:19:A:H2'	2	0.99	0.11	0.99
(1,3)	1:A:84:LYS:CB	2:B:19:A:H3'	2	0.99	0.11	0.99
(1,3)	1:A:84:LYS:CB	2:B:19:A:H4'	2	0.99	0.11	0.99
(1,3)	1:A:84:LYS:CB	2:B:19:A:H5'	2	0.99	0.11	0.99
(1,3)	1:A:84:LYS:CB	2:B:19:A:H5''	2	0.99	0.11	0.99
(1,3)	1:A:84:LYS:CB	2:B:19:A:H61	2	0.99	0.11	0.99
(1,3)	1:A:84:LYS:CB	2:B:19:A:H62	2	0.99	0.11	0.99
(1,3)	1:A:84:LYS:CB	2:B:19:A:H8	2	0.99	0.11	0.99
(1,3)	1:A:84:LYS:CB	2:B:19:A:HO2'	2	0.99	0.11	0.99
(1,3)	1:A:84:LYS:CB	2:B:19:A:N1	2	0.99	0.11	0.99
(1,3)	1:A:84:LYS:CB	2:B:19:A:N3	2	0.99	0.11	0.99
(1,3)	1:A:84:LYS:CB	2:B:19:A:N6	2	0.99	0.11	0.99
(1,3)	1:A:84:LYS:CB	2:B:19:A:N7	2	0.99	0.11	0.99
(1,3)	1:A:84:LYS:CB	2:B:19:A:N9	2	0.99	0.11	0.99
(1,3)	1:A:84:LYS:CB	2:B:19:A:O2'	2	0.99	0.11	0.99
(1,3)	1:A:84:LYS:CB	2:B:19:A:O3'	2	0.99	0.11	0.99
(1,3)	1:A:84:LYS:CB	2:B:19:A:O4'	2	0.99	0.11	0.99
(1,3)	1:A:84:LYS:CB	2:B:19:A:O5'	2	0.99	0.11	0.99
(1,3)	1:A:84:LYS:CB	2:B:19:A:OP1	2	0.99	0.11	0.99
(1,3)	1:A:84:LYS:CB	2:B:19:A:OP2	2	0.99	0.11	0.99
(1,3)	1:A:84:LYS:CB	2:B:19:A:P	2	0.99	0.11	0.99
(1,3)	1:A:84:LYS:CB	2:B:20:U:C1'	2	0.99	0.11	0.99
(1,3)	1:A:84:LYS:CB	2:B:20:U:C2	2	0.99	0.11	0.99
(1,3)	1:A:84:LYS:CB	2:B:20:U:C2'	2	0.99	0.11	0.99
(1,3)	1:A:84:LYS:CB	2:B:20:U:C3'	2	0.99	0.11	0.99
(1,3)	1:A:84:LYS:CB	2:B:20:U:C4	2	0.99	0.11	0.99
(1,3)	1:A:84:LYS:CB	2:B:20:U:C4'	2	0.99	0.11	0.99

Continued on next page...

Continued from previous page...

Key	Atom-1	Atom-2	Models ¹	Mean (Å)	SD ¹ (Å)	Median (Å)
(1,3)	1:A:84:LYS:CB	2:B:20:U:C5	2	0.99	0.11	0.99
(1,3)	1:A:84:LYS:CB	2:B:20:U:C5'	2	0.99	0.11	0.99
(1,3)	1:A:84:LYS:CB	2:B:20:U:C6	2	0.99	0.11	0.99
(1,3)	1:A:84:LYS:CB	2:B:20:U:H1'	2	0.99	0.11	0.99
(1,3)	1:A:84:LYS:CB	2:B:20:U:H2'	2	0.99	0.11	0.99
(1,3)	1:A:84:LYS:CB	2:B:20:U:H3	2	0.99	0.11	0.99
(1,3)	1:A:84:LYS:CB	2:B:20:U:H3'	2	0.99	0.11	0.99
(1,3)	1:A:84:LYS:CB	2:B:20:U:H4'	2	0.99	0.11	0.99
(1,3)	1:A:84:LYS:CB	2:B:20:U:H5	2	0.99	0.11	0.99
(1,3)	1:A:84:LYS:CB	2:B:20:U:H5'	2	0.99	0.11	0.99
(1,3)	1:A:84:LYS:CB	2:B:20:U:H5''	2	0.99	0.11	0.99
(1,3)	1:A:84:LYS:CB	2:B:20:U:H6	2	0.99	0.11	0.99
(1,3)	1:A:84:LYS:CB	2:B:20:U:HO2'	2	0.99	0.11	0.99
(1,3)	1:A:84:LYS:CB	2:B:20:U:N1	2	0.99	0.11	0.99
(1,3)	1:A:84:LYS:CB	2:B:20:U:N3	2	0.99	0.11	0.99
(1,3)	1:A:84:LYS:CB	2:B:20:U:O2	2	0.99	0.11	0.99
(1,3)	1:A:84:LYS:CB	2:B:20:U:O2'	2	0.99	0.11	0.99
(1,3)	1:A:84:LYS:CB	2:B:20:U:O3'	2	0.99	0.11	0.99
(1,3)	1:A:84:LYS:CB	2:B:20:U:O4	2	0.99	0.11	0.99
(1,3)	1:A:84:LYS:CB	2:B:20:U:O4'	2	0.99	0.11	0.99
(1,3)	1:A:84:LYS:CB	2:B:20:U:O5'	2	0.99	0.11	0.99
(1,3)	1:A:84:LYS:CB	2:B:20:U:OP1	2	0.99	0.11	0.99
(1,3)	1:A:84:LYS:CB	2:B:20:U:OP2	2	0.99	0.11	0.99
(1,3)	1:A:84:LYS:CB	2:B:20:U:P	2	0.99	0.11	0.99
(1,3)	1:A:84:LYS:CB	2:B:21:G:C1'	2	0.99	0.11	0.99
(1,3)	1:A:84:LYS:CB	2:B:21:G:C2	2	0.99	0.11	0.99
(1,3)	1:A:84:LYS:CB	2:B:21:G:C2'	2	0.99	0.11	0.99
(1,3)	1:A:84:LYS:CB	2:B:21:G:C3'	2	0.99	0.11	0.99
(1,3)	1:A:84:LYS:CB	2:B:21:G:C4	2	0.99	0.11	0.99
(1,3)	1:A:84:LYS:CB	2:B:21:G:C4'	2	0.99	0.11	0.99
(1,3)	1:A:84:LYS:CB	2:B:21:G:C5	2	0.99	0.11	0.99
(1,3)	1:A:84:LYS:CB	2:B:21:G:C5'	2	0.99	0.11	0.99
(1,3)	1:A:84:LYS:CB	2:B:21:G:C6	2	0.99	0.11	0.99
(1,3)	1:A:84:LYS:CB	2:B:21:G:C8	2	0.99	0.11	0.99
(1,3)	1:A:84:LYS:CB	2:B:21:G:H1	2	0.99	0.11	0.99
(1,3)	1:A:84:LYS:CB	2:B:21:G:H1'	2	0.99	0.11	0.99
(1,3)	1:A:84:LYS:CB	2:B:21:G:H2'	2	0.99	0.11	0.99
(1,3)	1:A:84:LYS:CB	2:B:21:G:H21	2	0.99	0.11	0.99
(1,3)	1:A:84:LYS:CB	2:B:21:G:H22	2	0.99	0.11	0.99
(1,3)	1:A:84:LYS:CB	2:B:21:G:H3'	2	0.99	0.11	0.99
(1,3)	1:A:84:LYS:CB	2:B:21:G:H4'	2	0.99	0.11	0.99
(1,3)	1:A:84:LYS:CB	2:B:21:G:H5'	2	0.99	0.11	0.99

Continued on next page...

Continued from previous page...

Key	Atom-1	Atom-2	Models ¹	Mean (Å)	SD ¹ (Å)	Median (Å)
(1,3)	1:A:84:LYS:CB	2:B:21:G:H5''	2	0.99	0.11	0.99
(1,3)	1:A:84:LYS:CB	2:B:21:G:H8	2	0.99	0.11	0.99
(1,3)	1:A:84:LYS:CB	2:B:21:G:HO2'	2	0.99	0.11	0.99
(1,3)	1:A:84:LYS:CB	2:B:21:G:N1	2	0.99	0.11	0.99
(1,3)	1:A:84:LYS:CB	2:B:21:G:N2	2	0.99	0.11	0.99
(1,3)	1:A:84:LYS:CB	2:B:21:G:N3	2	0.99	0.11	0.99
(1,3)	1:A:84:LYS:CB	2:B:21:G:N7	2	0.99	0.11	0.99
(1,3)	1:A:84:LYS:CB	2:B:21:G:N9	2	0.99	0.11	0.99
(1,3)	1:A:84:LYS:CB	2:B:21:G:O2'	2	0.99	0.11	0.99
(1,3)	1:A:84:LYS:CB	2:B:21:G:O3'	2	0.99	0.11	0.99
(1,3)	1:A:84:LYS:CB	2:B:21:G:O4'	2	0.99	0.11	0.99
(1,3)	1:A:84:LYS:CB	2:B:21:G:O5'	2	0.99	0.11	0.99
(1,3)	1:A:84:LYS:CB	2:B:21:G:O6	2	0.99	0.11	0.99
(1,3)	1:A:84:LYS:CB	2:B:21:G:OP1	2	0.99	0.11	0.99
(1,3)	1:A:84:LYS:CB	2:B:21:G:OP2	2	0.99	0.11	0.99
(1,3)	1:A:84:LYS:CB	2:B:21:G:P	2	0.99	0.11	0.99
(1,3)	1:A:84:LYS:CB	2:B:22:A:C1'	2	0.99	0.11	0.99
(1,3)	1:A:84:LYS:CB	2:B:22:A:C2	2	0.99	0.11	0.99
(1,3)	1:A:84:LYS:CB	2:B:22:A:C2'	2	0.99	0.11	0.99
(1,3)	1:A:84:LYS:CB	2:B:22:A:C3'	2	0.99	0.11	0.99
(1,3)	1:A:84:LYS:CB	2:B:22:A:C4	2	0.99	0.11	0.99
(1,3)	1:A:84:LYS:CB	2:B:22:A:C4'	2	0.99	0.11	0.99
(1,3)	1:A:84:LYS:CB	2:B:22:A:C5	2	0.99	0.11	0.99
(1,3)	1:A:84:LYS:CB	2:B:22:A:C5'	2	0.99	0.11	0.99
(1,3)	1:A:84:LYS:CB	2:B:22:A:C6	2	0.99	0.11	0.99
(1,3)	1:A:84:LYS:CB	2:B:22:A:C8	2	0.99	0.11	0.99
(1,3)	1:A:84:LYS:CB	2:B:22:A:H1'	2	0.99	0.11	0.99
(1,3)	1:A:84:LYS:CB	2:B:22:A:H2	2	0.99	0.11	0.99
(1,3)	1:A:84:LYS:CB	2:B:22:A:H2'	2	0.99	0.11	0.99
(1,3)	1:A:84:LYS:CB	2:B:22:A:H3'	2	0.99	0.11	0.99
(1,3)	1:A:84:LYS:CB	2:B:22:A:H4'	2	0.99	0.11	0.99
(1,3)	1:A:84:LYS:CB	2:B:22:A:H5'	2	0.99	0.11	0.99
(1,3)	1:A:84:LYS:CB	2:B:22:A:H5''	2	0.99	0.11	0.99
(1,3)	1:A:84:LYS:CB	2:B:22:A:H61	2	0.99	0.11	0.99
(1,3)	1:A:84:LYS:CB	2:B:22:A:H62	2	0.99	0.11	0.99
(1,3)	1:A:84:LYS:CB	2:B:22:A:H8	2	0.99	0.11	0.99
(1,3)	1:A:84:LYS:CB	2:B:22:A:HO2'	2	0.99	0.11	0.99
(1,3)	1:A:84:LYS:CB	2:B:22:A:N1	2	0.99	0.11	0.99
(1,3)	1:A:84:LYS:CB	2:B:22:A:N3	2	0.99	0.11	0.99
(1,3)	1:A:84:LYS:CB	2:B:22:A:N6	2	0.99	0.11	0.99
(1,3)	1:A:84:LYS:CB	2:B:22:A:N7	2	0.99	0.11	0.99
(1,3)	1:A:84:LYS:CB	2:B:22:A:N9	2	0.99	0.11	0.99

Continued on next page...

Continued from previous page...

Key	Atom-1	Atom-2	Models ¹	Mean (Å)	SD ¹ (Å)	Median (Å)
(1,3)	1:A:84:LYS:CB	2:B:22:A:O2'	2	0.99	0.11	0.99
(1,3)	1:A:84:LYS:CB	2:B:22:A:O3'	2	0.99	0.11	0.99
(1,3)	1:A:84:LYS:CB	2:B:22:A:O4'	2	0.99	0.11	0.99
(1,3)	1:A:84:LYS:CB	2:B:22:A:O5'	2	0.99	0.11	0.99
(1,3)	1:A:84:LYS:CB	2:B:22:A:OP1	2	0.99	0.11	0.99
(1,3)	1:A:84:LYS:CB	2:B:22:A:OP2	2	0.99	0.11	0.99
(1,3)	1:A:84:LYS:CB	2:B:22:A:P	2	0.99	0.11	0.99
(1,3)	1:A:84:LYS:CB	2:B:23:U:C1'	2	0.99	0.11	0.99
(1,3)	1:A:84:LYS:CB	2:B:23:U:C2	2	0.99	0.11	0.99
(1,3)	1:A:84:LYS:CB	2:B:23:U:C2'	2	0.99	0.11	0.99
(1,3)	1:A:84:LYS:CB	2:B:23:U:C3'	2	0.99	0.11	0.99
(1,3)	1:A:84:LYS:CB	2:B:23:U:C4	2	0.99	0.11	0.99
(1,3)	1:A:84:LYS:CB	2:B:23:U:C4'	2	0.99	0.11	0.99
(1,3)	1:A:84:LYS:CB	2:B:23:U:C5	2	0.99	0.11	0.99
(1,3)	1:A:84:LYS:CB	2:B:23:U:C5'	2	0.99	0.11	0.99
(1,3)	1:A:84:LYS:CB	2:B:23:U:C6	2	0.99	0.11	0.99
(1,3)	1:A:84:LYS:CB	2:B:23:U:H1'	2	0.99	0.11	0.99
(1,3)	1:A:84:LYS:CB	2:B:23:U:H2'	2	0.99	0.11	0.99
(1,3)	1:A:84:LYS:CB	2:B:23:U:H3	2	0.99	0.11	0.99
(1,3)	1:A:84:LYS:CB	2:B:23:U:H3'	2	0.99	0.11	0.99
(1,3)	1:A:84:LYS:CB	2:B:23:U:H4'	2	0.99	0.11	0.99
(1,3)	1:A:84:LYS:CB	2:B:23:U:H5	2	0.99	0.11	0.99
(1,3)	1:A:84:LYS:CB	2:B:23:U:H5'	2	0.99	0.11	0.99
(1,3)	1:A:84:LYS:CB	2:B:23:U:H5''	2	0.99	0.11	0.99
(1,3)	1:A:84:LYS:CB	2:B:23:U:H6	2	0.99	0.11	0.99
(1,3)	1:A:84:LYS:CB	2:B:23:U:HO2'	2	0.99	0.11	0.99
(1,3)	1:A:84:LYS:CB	2:B:23:U:N1	2	0.99	0.11	0.99
(1,3)	1:A:84:LYS:CB	2:B:23:U:N3	2	0.99	0.11	0.99
(1,3)	1:A:84:LYS:CB	2:B:23:U:O2	2	0.99	0.11	0.99
(1,3)	1:A:84:LYS:CB	2:B:23:U:O2'	2	0.99	0.11	0.99
(1,3)	1:A:84:LYS:CB	2:B:23:U:O3'	2	0.99	0.11	0.99
(1,3)	1:A:84:LYS:CB	2:B:23:U:O4	2	0.99	0.11	0.99
(1,3)	1:A:84:LYS:CB	2:B:23:U:O4'	2	0.99	0.11	0.99
(1,3)	1:A:84:LYS:CB	2:B:23:U:O5'	2	0.99	0.11	0.99
(1,3)	1:A:84:LYS:CB	2:B:23:U:OP1	2	0.99	0.11	0.99
(1,3)	1:A:84:LYS:CB	2:B:23:U:OP2	2	0.99	0.11	0.99
(1,3)	1:A:84:LYS:CB	2:B:23:U:P	2	0.99	0.11	0.99
(1,3)	1:A:84:LYS:CB	2:B:24:G:C1'	2	0.99	0.11	0.99
(1,3)	1:A:84:LYS:CB	2:B:24:G:C2	2	0.99	0.11	0.99
(1,3)	1:A:84:LYS:CB	2:B:24:G:C2'	2	0.99	0.11	0.99
(1,3)	1:A:84:LYS:CB	2:B:24:G:C3'	2	0.99	0.11	0.99
(1,3)	1:A:84:LYS:CB	2:B:24:G:C4	2	0.99	0.11	0.99

Continued on next page...

Continued from previous page...

Key	Atom-1	Atom-2	Models ¹	Mean (Å)	SD ¹ (Å)	Median (Å)
(1,3)	1:A:84:LYS:CB	2:B:24:G:C4'	2	0.99	0.11	0.99
(1,3)	1:A:84:LYS:CB	2:B:24:G:C5	2	0.99	0.11	0.99
(1,3)	1:A:84:LYS:CB	2:B:24:G:C5'	2	0.99	0.11	0.99
(1,3)	1:A:84:LYS:CB	2:B:24:G:C6	2	0.99	0.11	0.99
(1,3)	1:A:84:LYS:CB	2:B:24:G:C8	2	0.99	0.11	0.99
(1,3)	1:A:84:LYS:CB	2:B:24:G:H1	2	0.99	0.11	0.99
(1,3)	1:A:84:LYS:CB	2:B:24:G:H1'	2	0.99	0.11	0.99
(1,3)	1:A:84:LYS:CB	2:B:24:G:H2'	2	0.99	0.11	0.99
(1,3)	1:A:84:LYS:CB	2:B:24:G:H21	2	0.99	0.11	0.99
(1,3)	1:A:84:LYS:CB	2:B:24:G:H22	2	0.99	0.11	0.99
(1,3)	1:A:84:LYS:CB	2:B:24:G:H3'	2	0.99	0.11	0.99
(1,3)	1:A:84:LYS:CB	2:B:24:G:H4'	2	0.99	0.11	0.99
(1,3)	1:A:84:LYS:CB	2:B:24:G:H5'	2	0.99	0.11	0.99
(1,3)	1:A:84:LYS:CB	2:B:24:G:H5''	2	0.99	0.11	0.99
(1,3)	1:A:84:LYS:CB	2:B:24:G:H8	2	0.99	0.11	0.99
(1,3)	1:A:84:LYS:CB	2:B:24:G:HO2'	2	0.99	0.11	0.99
(1,3)	1:A:84:LYS:CB	2:B:24:G:N1	2	0.99	0.11	0.99
(1,3)	1:A:84:LYS:CB	2:B:24:G:N2	2	0.99	0.11	0.99
(1,3)	1:A:84:LYS:CB	2:B:24:G:N3	2	0.99	0.11	0.99
(1,3)	1:A:84:LYS:CB	2:B:24:G:N7	2	0.99	0.11	0.99
(1,3)	1:A:84:LYS:CB	2:B:24:G:N9	2	0.99	0.11	0.99
(1,3)	1:A:84:LYS:CB	2:B:24:G:O2'	2	0.99	0.11	0.99
(1,3)	1:A:84:LYS:CB	2:B:24:G:O3'	2	0.99	0.11	0.99
(1,3)	1:A:84:LYS:CB	2:B:24:G:O4'	2	0.99	0.11	0.99
(1,3)	1:A:84:LYS:CB	2:B:24:G:O5'	2	0.99	0.11	0.99
(1,3)	1:A:84:LYS:CB	2:B:24:G:O6	2	0.99	0.11	0.99
(1,3)	1:A:84:LYS:CB	2:B:24:G:OP1	2	0.99	0.11	0.99
(1,3)	1:A:84:LYS:CB	2:B:24:G:OP2	2	0.99	0.11	0.99
(1,3)	1:A:84:LYS:CB	2:B:24:G:P	2	0.99	0.11	0.99
(1,3)	1:A:84:LYS:CD	2:B:2:C:C1'	2	0.99	0.11	0.99
(1,3)	1:A:84:LYS:CD	2:B:2:C:C2	2	0.99	0.11	0.99
(1,3)	1:A:84:LYS:CD	2:B:2:C:C2'	2	0.99	0.11	0.99
(1,3)	1:A:84:LYS:CD	2:B:2:C:C3'	2	0.99	0.11	0.99
(1,3)	1:A:84:LYS:CD	2:B:2:C:C4	2	0.99	0.11	0.99
(1,3)	1:A:84:LYS:CD	2:B:2:C:C4'	2	0.99	0.11	0.99
(1,3)	1:A:84:LYS:CD	2:B:2:C:C5	2	0.99	0.11	0.99
(1,3)	1:A:84:LYS:CD	2:B:2:C:C5'	2	0.99	0.11	0.99
(1,3)	1:A:84:LYS:CD	2:B:2:C:C6	2	0.99	0.11	0.99
(1,3)	1:A:84:LYS:CD	2:B:2:C:H1'	2	0.99	0.11	0.99
(1,3)	1:A:84:LYS:CD	2:B:2:C:H2'	2	0.99	0.11	0.99
(1,3)	1:A:84:LYS:CD	2:B:2:C:H3'	2	0.99	0.11	0.99
(1,3)	1:A:84:LYS:CD	2:B:2:C:H4'	2	0.99	0.11	0.99

Continued on next page...

Continued from previous page...

Key	Atom-1	Atom-2	Models ¹	Mean (Å)	SD ¹ (Å)	Median (Å)
(1,3)	1:A:84:LYS:CD	2:B:2:C:H41	2	0.99	0.11	0.99
(1,3)	1:A:84:LYS:CD	2:B:2:C:H42	2	0.99	0.11	0.99
(1,3)	1:A:84:LYS:CD	2:B:2:C:H5	2	0.99	0.11	0.99
(1,3)	1:A:84:LYS:CD	2:B:2:C:H5'	2	0.99	0.11	0.99
(1,3)	1:A:84:LYS:CD	2:B:2:C:H5''	2	0.99	0.11	0.99
(1,3)	1:A:84:LYS:CD	2:B:2:C:H6	2	0.99	0.11	0.99
(1,3)	1:A:84:LYS:CD	2:B:2:C:HO2'	2	0.99	0.11	0.99
(1,3)	1:A:84:LYS:CD	2:B:2:C:N1	2	0.99	0.11	0.99
(1,3)	1:A:84:LYS:CD	2:B:2:C:N3	2	0.99	0.11	0.99
(1,3)	1:A:84:LYS:CD	2:B:2:C:N4	2	0.99	0.11	0.99
(1,3)	1:A:84:LYS:CD	2:B:2:C:O2	2	0.99	0.11	0.99
(1,3)	1:A:84:LYS:CD	2:B:2:C:O2'	2	0.99	0.11	0.99
(1,3)	1:A:84:LYS:CD	2:B:2:C:O3'	2	0.99	0.11	0.99
(1,3)	1:A:84:LYS:CD	2:B:2:C:O4'	2	0.99	0.11	0.99
(1,3)	1:A:84:LYS:CD	2:B:2:C:O5'	2	0.99	0.11	0.99
(1,3)	1:A:84:LYS:CD	2:B:3:U:C1'	2	0.99	0.11	0.99
(1,3)	1:A:84:LYS:CD	2:B:3:U:C2	2	0.99	0.11	0.99
(1,3)	1:A:84:LYS:CD	2:B:3:U:C2'	2	0.99	0.11	0.99
(1,3)	1:A:84:LYS:CD	2:B:3:U:C3'	2	0.99	0.11	0.99
(1,3)	1:A:84:LYS:CD	2:B:3:U:C4	2	0.99	0.11	0.99
(1,3)	1:A:84:LYS:CD	2:B:3:U:C4'	2	0.99	0.11	0.99
(1,3)	1:A:84:LYS:CD	2:B:3:U:C5	2	0.99	0.11	0.99
(1,3)	1:A:84:LYS:CD	2:B:3:U:C5'	2	0.99	0.11	0.99
(1,3)	1:A:84:LYS:CD	2:B:3:U:C6	2	0.99	0.11	0.99
(1,3)	1:A:84:LYS:CD	2:B:3:U:H1'	2	0.99	0.11	0.99
(1,3)	1:A:84:LYS:CD	2:B:3:U:H2'	2	0.99	0.11	0.99
(1,3)	1:A:84:LYS:CD	2:B:3:U:H3	2	0.99	0.11	0.99
(1,3)	1:A:84:LYS:CD	2:B:3:U:H3'	2	0.99	0.11	0.99
(1,3)	1:A:84:LYS:CD	2:B:3:U:H4'	2	0.99	0.11	0.99
(1,3)	1:A:84:LYS:CD	2:B:3:U:H5	2	0.99	0.11	0.99
(1,3)	1:A:84:LYS:CD	2:B:3:U:H5'	2	0.99	0.11	0.99
(1,3)	1:A:84:LYS:CD	2:B:3:U:H5''	2	0.99	0.11	0.99
(1,3)	1:A:84:LYS:CD	2:B:3:U:H6	2	0.99	0.11	0.99
(1,3)	1:A:84:LYS:CD	2:B:3:U:HO2'	2	0.99	0.11	0.99
(1,3)	1:A:84:LYS:CD	2:B:3:U:N1	2	0.99	0.11	0.99
(1,3)	1:A:84:LYS:CD	2:B:3:U:N3	2	0.99	0.11	0.99
(1,3)	1:A:84:LYS:CD	2:B:3:U:O2	2	0.99	0.11	0.99
(1,3)	1:A:84:LYS:CD	2:B:3:U:O2'	2	0.99	0.11	0.99
(1,3)	1:A:84:LYS:CD	2:B:3:U:O3'	2	0.99	0.11	0.99
(1,3)	1:A:84:LYS:CD	2:B:3:U:O4	2	0.99	0.11	0.99
(1,3)	1:A:84:LYS:CD	2:B:3:U:O4'	2	0.99	0.11	0.99
(1,3)	1:A:84:LYS:CD	2:B:3:U:O5'	2	0.99	0.11	0.99

Continued on next page...

Continued from previous page...

Key	Atom-1	Atom-2	Models ¹	Mean (Å)	SD ¹ (Å)	Median (Å)
(1,3)	1:A:84:LYS:CD	2:B:3:U:OP1	2	0.99	0.11	0.99
(1,3)	1:A:84:LYS:CD	2:B:3:U:OP2	2	0.99	0.11	0.99
(1,3)	1:A:84:LYS:CD	2:B:3:U:P	2	0.99	0.11	0.99
(1,3)	1:A:84:LYS:CD	2:B:4:G:C1'	2	0.99	0.11	0.99
(1,3)	1:A:84:LYS:CD	2:B:4:G:C2	2	0.99	0.11	0.99
(1,3)	1:A:84:LYS:CD	2:B:4:G:C2'	2	0.99	0.11	0.99
(1,3)	1:A:84:LYS:CD	2:B:4:G:C3'	2	0.99	0.11	0.99
(1,3)	1:A:84:LYS:CD	2:B:4:G:C4	2	0.99	0.11	0.99
(1,3)	1:A:84:LYS:CD	2:B:4:G:C4'	2	0.99	0.11	0.99
(1,3)	1:A:84:LYS:CD	2:B:4:G:C5	2	0.99	0.11	0.99
(1,3)	1:A:84:LYS:CD	2:B:4:G:C5'	2	0.99	0.11	0.99
(1,3)	1:A:84:LYS:CD	2:B:4:G:C6	2	0.99	0.11	0.99
(1,3)	1:A:84:LYS:CD	2:B:4:G:C8	2	0.99	0.11	0.99
(1,3)	1:A:84:LYS:CD	2:B:4:G:H1	2	0.99	0.11	0.99
(1,3)	1:A:84:LYS:CD	2:B:4:G:H1'	2	0.99	0.11	0.99
(1,3)	1:A:84:LYS:CD	2:B:4:G:H2'	2	0.99	0.11	0.99
(1,3)	1:A:84:LYS:CD	2:B:4:G:H21	2	0.99	0.11	0.99
(1,3)	1:A:84:LYS:CD	2:B:4:G:H22	2	0.99	0.11	0.99
(1,3)	1:A:84:LYS:CD	2:B:4:G:H3'	2	0.99	0.11	0.99
(1,3)	1:A:84:LYS:CD	2:B:4:G:H4'	2	0.99	0.11	0.99
(1,3)	1:A:84:LYS:CD	2:B:4:G:H5'	2	0.99	0.11	0.99
(1,3)	1:A:84:LYS:CD	2:B:4:G:H5''	2	0.99	0.11	0.99
(1,3)	1:A:84:LYS:CD	2:B:4:G:H8	2	0.99	0.11	0.99
(1,3)	1:A:84:LYS:CD	2:B:4:G:HO2'	2	0.99	0.11	0.99
(1,3)	1:A:84:LYS:CD	2:B:4:G:N1	2	0.99	0.11	0.99
(1,3)	1:A:84:LYS:CD	2:B:4:G:N2	2	0.99	0.11	0.99
(1,3)	1:A:84:LYS:CD	2:B:4:G:N3	2	0.99	0.11	0.99
(1,3)	1:A:84:LYS:CD	2:B:4:G:N7	2	0.99	0.11	0.99
(1,3)	1:A:84:LYS:CD	2:B:4:G:N9	2	0.99	0.11	0.99
(1,3)	1:A:84:LYS:CD	2:B:4:G:O2'	2	0.99	0.11	0.99
(1,3)	1:A:84:LYS:CD	2:B:4:G:O3'	2	0.99	0.11	0.99
(1,3)	1:A:84:LYS:CD	2:B:4:G:O4'	2	0.99	0.11	0.99
(1,3)	1:A:84:LYS:CD	2:B:4:G:O5'	2	0.99	0.11	0.99
(1,3)	1:A:84:LYS:CD	2:B:4:G:O6	2	0.99	0.11	0.99
(1,3)	1:A:84:LYS:CD	2:B:4:G:OP1	2	0.99	0.11	0.99
(1,3)	1:A:84:LYS:CD	2:B:4:G:OP2	2	0.99	0.11	0.99
(1,3)	1:A:84:LYS:CD	2:B:4:G:P	2	0.99	0.11	0.99
(1,3)	1:A:84:LYS:CD	2:B:5:A:C1'	2	0.99	0.11	0.99
(1,3)	1:A:84:LYS:CD	2:B:5:A:C2	2	0.99	0.11	0.99
(1,3)	1:A:84:LYS:CD	2:B:5:A:C2'	2	0.99	0.11	0.99
(1,3)	1:A:84:LYS:CD	2:B:5:A:C3'	2	0.99	0.11	0.99
(1,3)	1:A:84:LYS:CD	2:B:5:A:C4	2	0.99	0.11	0.99

Continued on next page...

Continued from previous page...

Key	Atom-1	Atom-2	Models ¹	Mean (Å)	SD ¹ (Å)	Median (Å)
(1,3)	1:A:84:LYS:CD	2:B:5:A:C4'	2	0.99	0.11	0.99
(1,3)	1:A:84:LYS:CD	2:B:5:A:C5	2	0.99	0.11	0.99
(1,3)	1:A:84:LYS:CD	2:B:5:A:C5'	2	0.99	0.11	0.99
(1,3)	1:A:84:LYS:CD	2:B:5:A:C6	2	0.99	0.11	0.99
(1,3)	1:A:84:LYS:CD	2:B:5:A:C8	2	0.99	0.11	0.99
(1,3)	1:A:84:LYS:CD	2:B:5:A:H1'	2	0.99	0.11	0.99
(1,3)	1:A:84:LYS:CD	2:B:5:A:H2	2	0.99	0.11	0.99
(1,3)	1:A:84:LYS:CD	2:B:5:A:H2'	2	0.99	0.11	0.99
(1,3)	1:A:84:LYS:CD	2:B:5:A:H3'	2	0.99	0.11	0.99
(1,3)	1:A:84:LYS:CD	2:B:5:A:H4'	2	0.99	0.11	0.99
(1,3)	1:A:84:LYS:CD	2:B:5:A:H5'	2	0.99	0.11	0.99
(1,3)	1:A:84:LYS:CD	2:B:5:A:H5''	2	0.99	0.11	0.99
(1,3)	1:A:84:LYS:CD	2:B:5:A:H61	2	0.99	0.11	0.99
(1,3)	1:A:84:LYS:CD	2:B:5:A:H62	2	0.99	0.11	0.99
(1,3)	1:A:84:LYS:CD	2:B:5:A:H8	2	0.99	0.11	0.99
(1,3)	1:A:84:LYS:CD	2:B:5:A:HO2'	2	0.99	0.11	0.99
(1,3)	1:A:84:LYS:CD	2:B:5:A:N1	2	0.99	0.11	0.99
(1,3)	1:A:84:LYS:CD	2:B:5:A:N3	2	0.99	0.11	0.99
(1,3)	1:A:84:LYS:CD	2:B:5:A:N6	2	0.99	0.11	0.99
(1,3)	1:A:84:LYS:CD	2:B:5:A:N7	2	0.99	0.11	0.99
(1,3)	1:A:84:LYS:CD	2:B:5:A:N9	2	0.99	0.11	0.99
(1,3)	1:A:84:LYS:CD	2:B:5:A:O2'	2	0.99	0.11	0.99
(1,3)	1:A:84:LYS:CD	2:B:5:A:O3'	2	0.99	0.11	0.99
(1,3)	1:A:84:LYS:CD	2:B:5:A:O4'	2	0.99	0.11	0.99
(1,3)	1:A:84:LYS:CD	2:B:5:A:O5'	2	0.99	0.11	0.99
(1,3)	1:A:84:LYS:CD	2:B:5:A:OP1	2	0.99	0.11	0.99
(1,3)	1:A:84:LYS:CD	2:B:5:A:OP2	2	0.99	0.11	0.99
(1,3)	1:A:84:LYS:CD	2:B:5:A:P	2	0.99	0.11	0.99
(1,3)	1:A:84:LYS:CD	2:B:6:G:C1'	2	0.99	0.11	0.99
(1,3)	1:A:84:LYS:CD	2:B:6:G:C2	2	0.99	0.11	0.99
(1,3)	1:A:84:LYS:CD	2:B:6:G:C2'	2	0.99	0.11	0.99
(1,3)	1:A:84:LYS:CD	2:B:6:G:C3'	2	0.99	0.11	0.99
(1,3)	1:A:84:LYS:CD	2:B:6:G:C4	2	0.99	0.11	0.99
(1,3)	1:A:84:LYS:CD	2:B:6:G:C4'	2	0.99	0.11	0.99
(1,3)	1:A:84:LYS:CD	2:B:6:G:C5	2	0.99	0.11	0.99
(1,3)	1:A:84:LYS:CD	2:B:6:G:C5'	2	0.99	0.11	0.99
(1,3)	1:A:84:LYS:CD	2:B:6:G:C6	2	0.99	0.11	0.99
(1,3)	1:A:84:LYS:CD	2:B:6:G:C8	2	0.99	0.11	0.99
(1,3)	1:A:84:LYS:CD	2:B:6:G:H1	2	0.99	0.11	0.99
(1,3)	1:A:84:LYS:CD	2:B:6:G:H1'	2	0.99	0.11	0.99
(1,3)	1:A:84:LYS:CD	2:B:6:G:H2'	2	0.99	0.11	0.99
(1,3)	1:A:84:LYS:CD	2:B:6:G:H21	2	0.99	0.11	0.99

Continued on next page...

Continued from previous page...

Key	Atom-1	Atom-2	Models ¹	Mean (Å)	SD ¹ (Å)	Median (Å)
(1,3)	1:A:84:LYS:CD	2:B:6:G:H22	2	0.99	0.11	0.99
(1,3)	1:A:84:LYS:CD	2:B:6:G:H3'	2	0.99	0.11	0.99
(1,3)	1:A:84:LYS:CD	2:B:6:G:H4'	2	0.99	0.11	0.99
(1,3)	1:A:84:LYS:CD	2:B:6:G:H5'	2	0.99	0.11	0.99
(1,3)	1:A:84:LYS:CD	2:B:6:G:H5''	2	0.99	0.11	0.99
(1,3)	1:A:84:LYS:CD	2:B:6:G:H8	2	0.99	0.11	0.99
(1,3)	1:A:84:LYS:CD	2:B:6:G:HO2'	2	0.99	0.11	0.99
(1,3)	1:A:84:LYS:CD	2:B:6:G:N1	2	0.99	0.11	0.99
(1,3)	1:A:84:LYS:CD	2:B:6:G:N2	2	0.99	0.11	0.99
(1,3)	1:A:84:LYS:CD	2:B:6:G:N3	2	0.99	0.11	0.99
(1,3)	1:A:84:LYS:CD	2:B:6:G:N7	2	0.99	0.11	0.99
(1,3)	1:A:84:LYS:CD	2:B:6:G:N9	2	0.99	0.11	0.99
(1,3)	1:A:84:LYS:CD	2:B:6:G:O2'	2	0.99	0.11	0.99
(1,3)	1:A:84:LYS:CD	2:B:6:G:O3'	2	0.99	0.11	0.99
(1,3)	1:A:84:LYS:CD	2:B:6:G:O4'	2	0.99	0.11	0.99
(1,3)	1:A:84:LYS:CD	2:B:6:G:O5'	2	0.99	0.11	0.99
(1,3)	1:A:84:LYS:CD	2:B:6:G:O6	2	0.99	0.11	0.99
(1,3)	1:A:84:LYS:CD	2:B:6:G:OP1	2	0.99	0.11	0.99
(1,3)	1:A:84:LYS:CD	2:B:6:G:OP2	2	0.99	0.11	0.99
(1,3)	1:A:84:LYS:CD	2:B:6:G:P	2	0.99	0.11	0.99
(1,3)	1:A:84:LYS:CD	2:B:7:C:C1'	2	0.99	0.11	0.99
(1,3)	1:A:84:LYS:CD	2:B:7:C:C2	2	0.99	0.11	0.99
(1,3)	1:A:84:LYS:CD	2:B:7:C:C2'	2	0.99	0.11	0.99
(1,3)	1:A:84:LYS:CD	2:B:7:C:C3'	2	0.99	0.11	0.99
(1,3)	1:A:84:LYS:CD	2:B:7:C:C4	2	0.99	0.11	0.99
(1,3)	1:A:84:LYS:CD	2:B:7:C:C4'	2	0.99	0.11	0.99
(1,3)	1:A:84:LYS:CD	2:B:7:C:C5	2	0.99	0.11	0.99
(1,3)	1:A:84:LYS:CD	2:B:7:C:C5'	2	0.99	0.11	0.99
(1,3)	1:A:84:LYS:CD	2:B:7:C:C6	2	0.99	0.11	0.99
(1,3)	1:A:84:LYS:CD	2:B:7:C:H1'	2	0.99	0.11	0.99
(1,3)	1:A:84:LYS:CD	2:B:7:C:H2'	2	0.99	0.11	0.99
(1,3)	1:A:84:LYS:CD	2:B:7:C:H3'	2	0.99	0.11	0.99
(1,3)	1:A:84:LYS:CD	2:B:7:C:H4'	2	0.99	0.11	0.99
(1,3)	1:A:84:LYS:CD	2:B:7:C:H41	2	0.99	0.11	0.99
(1,3)	1:A:84:LYS:CD	2:B:7:C:H42	2	0.99	0.11	0.99
(1,3)	1:A:84:LYS:CD	2:B:7:C:H5	2	0.99	0.11	0.99
(1,3)	1:A:84:LYS:CD	2:B:7:C:H5'	2	0.99	0.11	0.99
(1,3)	1:A:84:LYS:CD	2:B:7:C:H5''	2	0.99	0.11	0.99
(1,3)	1:A:84:LYS:CD	2:B:7:C:H6	2	0.99	0.11	0.99
(1,3)	1:A:84:LYS:CD	2:B:7:C:HO2'	2	0.99	0.11	0.99
(1,3)	1:A:84:LYS:CD	2:B:7:C:N1	2	0.99	0.11	0.99
(1,3)	1:A:84:LYS:CD	2:B:7:C:N3	2	0.99	0.11	0.99

Continued on next page...

Continued from previous page...

Key	Atom-1	Atom-2	Models ¹	Mean (Å)	SD ¹ (Å)	Median (Å)
(1,3)	1:A:84:LYS:CD	2:B:7:C:N4	2	0.99	0.11	0.99
(1,3)	1:A:84:LYS:CD	2:B:7:C:O2	2	0.99	0.11	0.99
(1,3)	1:A:84:LYS:CD	2:B:7:C:O2'	2	0.99	0.11	0.99
(1,3)	1:A:84:LYS:CD	2:B:7:C:O3'	2	0.99	0.11	0.99
(1,3)	1:A:84:LYS:CD	2:B:7:C:O4'	2	0.99	0.11	0.99
(1,3)	1:A:84:LYS:CD	2:B:7:C:O5'	2	0.99	0.11	0.99
(1,3)	1:A:84:LYS:CD	2:B:7:C:OP1	2	0.99	0.11	0.99
(1,3)	1:A:84:LYS:CD	2:B:7:C:OP2	2	0.99	0.11	0.99
(1,3)	1:A:84:LYS:CD	2:B:7:C:P	2	0.99	0.11	0.99
(1,3)	1:A:84:LYS:CD	2:B:8:U:C1'	2	0.99	0.11	0.99
(1,3)	1:A:84:LYS:CD	2:B:8:U:C2	2	0.99	0.11	0.99
(1,3)	1:A:84:LYS:CD	2:B:8:U:C2'	2	0.99	0.11	0.99
(1,3)	1:A:84:LYS:CD	2:B:8:U:C3'	2	0.99	0.11	0.99
(1,3)	1:A:84:LYS:CD	2:B:8:U:C4	2	0.99	0.11	0.99
(1,3)	1:A:84:LYS:CD	2:B:8:U:C4'	2	0.99	0.11	0.99
(1,3)	1:A:84:LYS:CD	2:B:8:U:C5	2	0.99	0.11	0.99
(1,3)	1:A:84:LYS:CD	2:B:8:U:C5'	2	0.99	0.11	0.99
(1,3)	1:A:84:LYS:CD	2:B:8:U:C6	2	0.99	0.11	0.99
(1,3)	1:A:84:LYS:CD	2:B:8:U:H1'	2	0.99	0.11	0.99
(1,3)	1:A:84:LYS:CD	2:B:8:U:H2'	2	0.99	0.11	0.99
(1,3)	1:A:84:LYS:CD	2:B:8:U:H3	2	0.99	0.11	0.99
(1,3)	1:A:84:LYS:CD	2:B:8:U:H3'	2	0.99	0.11	0.99
(1,3)	1:A:84:LYS:CD	2:B:8:U:H4'	2	0.99	0.11	0.99
(1,3)	1:A:84:LYS:CD	2:B:8:U:H5	2	0.99	0.11	0.99
(1,3)	1:A:84:LYS:CD	2:B:8:U:H5'	2	0.99	0.11	0.99
(1,3)	1:A:84:LYS:CD	2:B:8:U:H5''	2	0.99	0.11	0.99
(1,3)	1:A:84:LYS:CD	2:B:8:U:H6	2	0.99	0.11	0.99
(1,3)	1:A:84:LYS:CD	2:B:8:U:HO2'	2	0.99	0.11	0.99
(1,3)	1:A:84:LYS:CD	2:B:8:U:N1	2	0.99	0.11	0.99
(1,3)	1:A:84:LYS:CD	2:B:8:U:N3	2	0.99	0.11	0.99
(1,3)	1:A:84:LYS:CD	2:B:8:U:O2	2	0.99	0.11	0.99
(1,3)	1:A:84:LYS:CD	2:B:8:U:O2'	2	0.99	0.11	0.99
(1,3)	1:A:84:LYS:CD	2:B:8:U:O3'	2	0.99	0.11	0.99
(1,3)	1:A:84:LYS:CD	2:B:8:U:O4	2	0.99	0.11	0.99
(1,3)	1:A:84:LYS:CD	2:B:8:U:O4'	2	0.99	0.11	0.99
(1,3)	1:A:84:LYS:CD	2:B:8:U:O5'	2	0.99	0.11	0.99
(1,3)	1:A:84:LYS:CD	2:B:8:U:OP1	2	0.99	0.11	0.99
(1,3)	1:A:84:LYS:CD	2:B:8:U:OP2	2	0.99	0.11	0.99
(1,3)	1:A:84:LYS:CD	2:B:8:U:P	2	0.99	0.11	0.99
(1,3)	1:A:84:LYS:CD	2:B:9:C:C1'	2	0.99	0.11	0.99
(1,3)	1:A:84:LYS:CD	2:B:9:C:C2	2	0.99	0.11	0.99
(1,3)	1:A:84:LYS:CD	2:B:9:C:C2'	2	0.99	0.11	0.99

Continued on next page...

Continued from previous page...

Key	Atom-1	Atom-2	Models ¹	Mean (Å)	SD ¹ (Å)	Median (Å)
(1,3)	1:A:84:LYS:CD	2:B:9:C:C3'	2	0.99	0.11	0.99
(1,3)	1:A:84:LYS:CD	2:B:9:C:C4	2	0.99	0.11	0.99
(1,3)	1:A:84:LYS:CD	2:B:9:C:C4'	2	0.99	0.11	0.99
(1,3)	1:A:84:LYS:CD	2:B:9:C:C5	2	0.99	0.11	0.99
(1,3)	1:A:84:LYS:CD	2:B:9:C:C5'	2	0.99	0.11	0.99
(1,3)	1:A:84:LYS:CD	2:B:9:C:C6	2	0.99	0.11	0.99
(1,3)	1:A:84:LYS:CD	2:B:9:C:H1'	2	0.99	0.11	0.99
(1,3)	1:A:84:LYS:CD	2:B:9:C:H2'	2	0.99	0.11	0.99
(1,3)	1:A:84:LYS:CD	2:B:9:C:H3'	2	0.99	0.11	0.99
(1,3)	1:A:84:LYS:CD	2:B:9:C:H4'	2	0.99	0.11	0.99
(1,3)	1:A:84:LYS:CD	2:B:9:C:H41	2	0.99	0.11	0.99
(1,3)	1:A:84:LYS:CD	2:B:9:C:H42	2	0.99	0.11	0.99
(1,3)	1:A:84:LYS:CD	2:B:9:C:H5	2	0.99	0.11	0.99
(1,3)	1:A:84:LYS:CD	2:B:9:C:H5'	2	0.99	0.11	0.99
(1,3)	1:A:84:LYS:CD	2:B:9:C:H5''	2	0.99	0.11	0.99
(1,3)	1:A:84:LYS:CD	2:B:9:C:H6	2	0.99	0.11	0.99
(1,3)	1:A:84:LYS:CD	2:B:9:C:HO2'	2	0.99	0.11	0.99
(1,3)	1:A:84:LYS:CD	2:B:9:C:N1	2	0.99	0.11	0.99
(1,3)	1:A:84:LYS:CD	2:B:9:C:N3	2	0.99	0.11	0.99
(1,3)	1:A:84:LYS:CD	2:B:9:C:N4	2	0.99	0.11	0.99
(1,3)	1:A:84:LYS:CD	2:B:9:C:O2	2	0.99	0.11	0.99
(1,3)	1:A:84:LYS:CD	2:B:9:C:O2'	2	0.99	0.11	0.99
(1,3)	1:A:84:LYS:CD	2:B:9:C:O3'	2	0.99	0.11	0.99
(1,3)	1:A:84:LYS:CD	2:B:9:C:O4'	2	0.99	0.11	0.99
(1,3)	1:A:84:LYS:CD	2:B:9:C:O5'	2	0.99	0.11	0.99
(1,3)	1:A:84:LYS:CD	2:B:9:C:OP1	2	0.99	0.11	0.99
(1,3)	1:A:84:LYS:CD	2:B:9:C:OP2	2	0.99	0.11	0.99
(1,3)	1:A:84:LYS:CD	2:B:9:C:P	2	0.99	0.11	0.99
(1,3)	1:A:84:LYS:CD	2:B:10:G:C1'	2	0.99	0.11	0.99
(1,3)	1:A:84:LYS:CD	2:B:10:G:C2	2	0.99	0.11	0.99
(1,3)	1:A:84:LYS:CD	2:B:10:G:C2'	2	0.99	0.11	0.99
(1,3)	1:A:84:LYS:CD	2:B:10:G:C3'	2	0.99	0.11	0.99
(1,3)	1:A:84:LYS:CD	2:B:10:G:C4	2	0.99	0.11	0.99
(1,3)	1:A:84:LYS:CD	2:B:10:G:C4'	2	0.99	0.11	0.99
(1,3)	1:A:84:LYS:CD	2:B:10:G:C5	2	0.99	0.11	0.99
(1,3)	1:A:84:LYS:CD	2:B:10:G:C5'	2	0.99	0.11	0.99
(1,3)	1:A:84:LYS:CD	2:B:10:G:C6	2	0.99	0.11	0.99
(1,3)	1:A:84:LYS:CD	2:B:10:G:C8	2	0.99	0.11	0.99
(1,3)	1:A:84:LYS:CD	2:B:10:G:H1	2	0.99	0.11	0.99
(1,3)	1:A:84:LYS:CD	2:B:10:G:H1'	2	0.99	0.11	0.99
(1,3)	1:A:84:LYS:CD	2:B:10:G:H2'	2	0.99	0.11	0.99
(1,3)	1:A:84:LYS:CD	2:B:10:G:H21	2	0.99	0.11	0.99

Continued on next page...

Continued from previous page...

Key	Atom-1	Atom-2	Models ¹	Mean (Å)	SD ¹ (Å)	Median (Å)
(1,3)	1:A:84:LYS:CD	2:B:10:G:H22	2	0.99	0.11	0.99
(1,3)	1:A:84:LYS:CD	2:B:10:G:H3'	2	0.99	0.11	0.99
(1,3)	1:A:84:LYS:CD	2:B:10:G:H4'	2	0.99	0.11	0.99
(1,3)	1:A:84:LYS:CD	2:B:10:G:H5'	2	0.99	0.11	0.99
(1,3)	1:A:84:LYS:CD	2:B:10:G:H5''	2	0.99	0.11	0.99
(1,3)	1:A:84:LYS:CD	2:B:10:G:H8	2	0.99	0.11	0.99
(1,3)	1:A:84:LYS:CD	2:B:10:G:HO2'	2	0.99	0.11	0.99
(1,3)	1:A:84:LYS:CD	2:B:10:G:N1	2	0.99	0.11	0.99
(1,3)	1:A:84:LYS:CD	2:B:10:G:N2	2	0.99	0.11	0.99
(1,3)	1:A:84:LYS:CD	2:B:10:G:N3	2	0.99	0.11	0.99
(1,3)	1:A:84:LYS:CD	2:B:10:G:N7	2	0.99	0.11	0.99
(1,3)	1:A:84:LYS:CD	2:B:10:G:N9	2	0.99	0.11	0.99
(1,3)	1:A:84:LYS:CD	2:B:10:G:O2'	2	0.99	0.11	0.99
(1,3)	1:A:84:LYS:CD	2:B:10:G:O3'	2	0.99	0.11	0.99
(1,3)	1:A:84:LYS:CD	2:B:10:G:O4'	2	0.99	0.11	0.99
(1,3)	1:A:84:LYS:CD	2:B:10:G:O5'	2	0.99	0.11	0.99
(1,3)	1:A:84:LYS:CD	2:B:10:G:O6	2	0.99	0.11	0.99
(1,3)	1:A:84:LYS:CD	2:B:10:G:OP1	2	0.99	0.11	0.99
(1,3)	1:A:84:LYS:CD	2:B:10:G:OP2	2	0.99	0.11	0.99
(1,3)	1:A:84:LYS:CD	2:B:10:G:P	2	0.99	0.11	0.99
(1,3)	1:A:84:LYS:CD	2:B:11:A:C1'	2	0.99	0.11	0.99
(1,3)	1:A:84:LYS:CD	2:B:11:A:C2	2	0.99	0.11	0.99
(1,3)	1:A:84:LYS:CD	2:B:11:A:C2'	2	0.99	0.11	0.99
(1,3)	1:A:84:LYS:CD	2:B:11:A:C3'	2	0.99	0.11	0.99
(1,3)	1:A:84:LYS:CD	2:B:11:A:C4	2	0.99	0.11	0.99
(1,3)	1:A:84:LYS:CD	2:B:11:A:C4'	2	0.99	0.11	0.99
(1,3)	1:A:84:LYS:CD	2:B:11:A:C5	2	0.99	0.11	0.99
(1,3)	1:A:84:LYS:CD	2:B:11:A:C5'	2	0.99	0.11	0.99
(1,3)	1:A:84:LYS:CD	2:B:11:A:C6	2	0.99	0.11	0.99
(1,3)	1:A:84:LYS:CD	2:B:11:A:C8	2	0.99	0.11	0.99
(1,3)	1:A:84:LYS:CD	2:B:11:A:H1'	2	0.99	0.11	0.99
(1,3)	1:A:84:LYS:CD	2:B:11:A:H2	2	0.99	0.11	0.99
(1,3)	1:A:84:LYS:CD	2:B:11:A:H2'	2	0.99	0.11	0.99
(1,3)	1:A:84:LYS:CD	2:B:11:A:H3'	2	0.99	0.11	0.99
(1,3)	1:A:84:LYS:CD	2:B:11:A:H4'	2	0.99	0.11	0.99
(1,3)	1:A:84:LYS:CD	2:B:11:A:H5'	2	0.99	0.11	0.99
(1,3)	1:A:84:LYS:CD	2:B:11:A:H5''	2	0.99	0.11	0.99
(1,3)	1:A:84:LYS:CD	2:B:11:A:H61	2	0.99	0.11	0.99
(1,3)	1:A:84:LYS:CD	2:B:11:A:H62	2	0.99	0.11	0.99
(1,3)	1:A:84:LYS:CD	2:B:11:A:H8	2	0.99	0.11	0.99
(1,3)	1:A:84:LYS:CD	2:B:11:A:HO2'	2	0.99	0.11	0.99
(1,3)	1:A:84:LYS:CD	2:B:11:A:N1	2	0.99	0.11	0.99

Continued on next page...

Continued from previous page...

Key	Atom-1	Atom-2	Models ¹	Mean (Å)	SD ¹ (Å)	Median (Å)
(1,3)	1:A:84:LYS:CD	2:B:11:A:N3	2	0.99	0.11	0.99
(1,3)	1:A:84:LYS:CD	2:B:11:A:N6	2	0.99	0.11	0.99
(1,3)	1:A:84:LYS:CD	2:B:11:A:N7	2	0.99	0.11	0.99
(1,3)	1:A:84:LYS:CD	2:B:11:A:N9	2	0.99	0.11	0.99
(1,3)	1:A:84:LYS:CD	2:B:11:A:O2'	2	0.99	0.11	0.99
(1,3)	1:A:84:LYS:CD	2:B:11:A:O3'	2	0.99	0.11	0.99
(1,3)	1:A:84:LYS:CD	2:B:11:A:O4'	2	0.99	0.11	0.99
(1,3)	1:A:84:LYS:CD	2:B:11:A:O5'	2	0.99	0.11	0.99
(1,3)	1:A:84:LYS:CD	2:B:11:A:OP1	2	0.99	0.11	0.99
(1,3)	1:A:84:LYS:CD	2:B:11:A:OP2	2	0.99	0.11	0.99
(1,3)	1:A:84:LYS:CD	2:B:11:A:P	2	0.99	0.11	0.99
(1,3)	1:A:84:LYS:CD	2:B:12:A:C1'	2	0.99	0.11	0.99
(1,3)	1:A:84:LYS:CD	2:B:12:A:C2	2	0.99	0.11	0.99
(1,3)	1:A:84:LYS:CD	2:B:12:A:C2'	2	0.99	0.11	0.99
(1,3)	1:A:84:LYS:CD	2:B:12:A:C3'	2	0.99	0.11	0.99
(1,3)	1:A:84:LYS:CD	2:B:12:A:C4	2	0.99	0.11	0.99
(1,3)	1:A:84:LYS:CD	2:B:12:A:C4'	2	0.99	0.11	0.99
(1,3)	1:A:84:LYS:CD	2:B:12:A:C5	2	0.99	0.11	0.99
(1,3)	1:A:84:LYS:CD	2:B:12:A:C5'	2	0.99	0.11	0.99
(1,3)	1:A:84:LYS:CD	2:B:12:A:C6	2	0.99	0.11	0.99
(1,3)	1:A:84:LYS:CD	2:B:12:A:C8	2	0.99	0.11	0.99
(1,3)	1:A:84:LYS:CD	2:B:12:A:H1'	2	0.99	0.11	0.99
(1,3)	1:A:84:LYS:CD	2:B:12:A:H2	2	0.99	0.11	0.99
(1,3)	1:A:84:LYS:CD	2:B:12:A:H2'	2	0.99	0.11	0.99
(1,3)	1:A:84:LYS:CD	2:B:12:A:H3'	2	0.99	0.11	0.99
(1,3)	1:A:84:LYS:CD	2:B:12:A:H4'	2	0.99	0.11	0.99
(1,3)	1:A:84:LYS:CD	2:B:12:A:H5'	2	0.99	0.11	0.99
(1,3)	1:A:84:LYS:CD	2:B:12:A:H5''	2	0.99	0.11	0.99
(1,3)	1:A:84:LYS:CD	2:B:12:A:H61	2	0.99	0.11	0.99
(1,3)	1:A:84:LYS:CD	2:B:12:A:H62	2	0.99	0.11	0.99
(1,3)	1:A:84:LYS:CD	2:B:12:A:H8	2	0.99	0.11	0.99
(1,3)	1:A:84:LYS:CD	2:B:12:A:HO2'	2	0.99	0.11	0.99
(1,3)	1:A:84:LYS:CD	2:B:12:A:N1	2	0.99	0.11	0.99
(1,3)	1:A:84:LYS:CD	2:B:12:A:N3	2	0.99	0.11	0.99
(1,3)	1:A:84:LYS:CD	2:B:12:A:N6	2	0.99	0.11	0.99
(1,3)	1:A:84:LYS:CD	2:B:12:A:N7	2	0.99	0.11	0.99
(1,3)	1:A:84:LYS:CD	2:B:12:A:N9	2	0.99	0.11	0.99
(1,3)	1:A:84:LYS:CD	2:B:12:A:O2'	2	0.99	0.11	0.99
(1,3)	1:A:84:LYS:CD	2:B:12:A:O3'	2	0.99	0.11	0.99
(1,3)	1:A:84:LYS:CD	2:B:12:A:O4'	2	0.99	0.11	0.99
(1,3)	1:A:84:LYS:CD	2:B:12:A:O5'	2	0.99	0.11	0.99
(1,3)	1:A:84:LYS:CD	2:B:12:A:OP1	2	0.99	0.11	0.99

Continued on next page...

Continued from previous page...

Key	Atom-1	Atom-2	Models ¹	Mean (Å)	SD ¹ (Å)	Median (Å)
(1,3)	1:A:84:LYS:CD	2:B:12:A:OP2	2	0.99	0.11	0.99
(1,3)	1:A:84:LYS:CD	2:B:12:A:P	2	0.99	0.11	0.99
(1,3)	1:A:84:LYS:CD	2:B:13:A:C1'	2	0.99	0.11	0.99
(1,3)	1:A:84:LYS:CD	2:B:13:A:C2	2	0.99	0.11	0.99
(1,3)	1:A:84:LYS:CD	2:B:13:A:C2'	2	0.99	0.11	0.99
(1,3)	1:A:84:LYS:CD	2:B:13:A:C3'	2	0.99	0.11	0.99
(1,3)	1:A:84:LYS:CD	2:B:13:A:C4	2	0.99	0.11	0.99
(1,3)	1:A:84:LYS:CD	2:B:13:A:C4'	2	0.99	0.11	0.99
(1,3)	1:A:84:LYS:CD	2:B:13:A:C5	2	0.99	0.11	0.99
(1,3)	1:A:84:LYS:CD	2:B:13:A:C5'	2	0.99	0.11	0.99
(1,3)	1:A:84:LYS:CD	2:B:13:A:C6	2	0.99	0.11	0.99
(1,3)	1:A:84:LYS:CD	2:B:13:A:C8	2	0.99	0.11	0.99
(1,3)	1:A:84:LYS:CD	2:B:13:A:H1'	2	0.99	0.11	0.99
(1,3)	1:A:84:LYS:CD	2:B:13:A:H2	2	0.99	0.11	0.99
(1,3)	1:A:84:LYS:CD	2:B:13:A:H2'	2	0.99	0.11	0.99
(1,3)	1:A:84:LYS:CD	2:B:13:A:H3'	2	0.99	0.11	0.99
(1,3)	1:A:84:LYS:CD	2:B:13:A:H4'	2	0.99	0.11	0.99
(1,3)	1:A:84:LYS:CD	2:B:13:A:H5'	2	0.99	0.11	0.99
(1,3)	1:A:84:LYS:CD	2:B:13:A:H5''	2	0.99	0.11	0.99
(1,3)	1:A:84:LYS:CD	2:B:13:A:H61	2	0.99	0.11	0.99
(1,3)	1:A:84:LYS:CD	2:B:13:A:H62	2	0.99	0.11	0.99
(1,3)	1:A:84:LYS:CD	2:B:13:A:H8	2	0.99	0.11	0.99
(1,3)	1:A:84:LYS:CD	2:B:13:A:HO2'	2	0.99	0.11	0.99
(1,3)	1:A:84:LYS:CD	2:B:13:A:N1	2	0.99	0.11	0.99
(1,3)	1:A:84:LYS:CD	2:B:13:A:N3	2	0.99	0.11	0.99
(1,3)	1:A:84:LYS:CD	2:B:13:A:N6	2	0.99	0.11	0.99
(1,3)	1:A:84:LYS:CD	2:B:13:A:N7	2	0.99	0.11	0.99
(1,3)	1:A:84:LYS:CD	2:B:13:A:N9	2	0.99	0.11	0.99
(1,3)	1:A:84:LYS:CD	2:B:13:A:O2'	2	0.99	0.11	0.99
(1,3)	1:A:84:LYS:CD	2:B:13:A:O3'	2	0.99	0.11	0.99
(1,3)	1:A:84:LYS:CD	2:B:13:A:O4'	2	0.99	0.11	0.99
(1,3)	1:A:84:LYS:CD	2:B:13:A:O5'	2	0.99	0.11	0.99
(1,3)	1:A:84:LYS:CD	2:B:13:A:OP1	2	0.99	0.11	0.99
(1,3)	1:A:84:LYS:CD	2:B:13:A:OP2	2	0.99	0.11	0.99
(1,3)	1:A:84:LYS:CD	2:B:13:A:P	2	0.99	0.11	0.99
(1,3)	1:A:84:LYS:CD	2:B:14:G:C1'	2	0.99	0.11	0.99
(1,3)	1:A:84:LYS:CD	2:B:14:G:C2	2	0.99	0.11	0.99
(1,3)	1:A:84:LYS:CD	2:B:14:G:C2'	2	0.99	0.11	0.99
(1,3)	1:A:84:LYS:CD	2:B:14:G:C3'	2	0.99	0.11	0.99
(1,3)	1:A:84:LYS:CD	2:B:14:G:C4	2	0.99	0.11	0.99
(1,3)	1:A:84:LYS:CD	2:B:14:G:C4'	2	0.99	0.11	0.99
(1,3)	1:A:84:LYS:CD	2:B:14:G:C5	2	0.99	0.11	0.99

Continued on next page...

Continued from previous page...

Key	Atom-1	Atom-2	Models ¹	Mean (Å)	SD ¹ (Å)	Median (Å)
(1,3)	1:A:84:LYS:CD	2:B:14:G:C5'	2	0.99	0.11	0.99
(1,3)	1:A:84:LYS:CD	2:B:14:G:C6	2	0.99	0.11	0.99
(1,3)	1:A:84:LYS:CD	2:B:14:G:C8	2	0.99	0.11	0.99
(1,3)	1:A:84:LYS:CD	2:B:14:G:H1	2	0.99	0.11	0.99
(1,3)	1:A:84:LYS:CD	2:B:14:G:H1'	2	0.99	0.11	0.99
(1,3)	1:A:84:LYS:CD	2:B:14:G:H2'	2	0.99	0.11	0.99
(1,3)	1:A:84:LYS:CD	2:B:14:G:H21	2	0.99	0.11	0.99
(1,3)	1:A:84:LYS:CD	2:B:14:G:H22	2	0.99	0.11	0.99
(1,3)	1:A:84:LYS:CD	2:B:14:G:H3'	2	0.99	0.11	0.99
(1,3)	1:A:84:LYS:CD	2:B:14:G:H4'	2	0.99	0.11	0.99
(1,3)	1:A:84:LYS:CD	2:B:14:G:H5'	2	0.99	0.11	0.99
(1,3)	1:A:84:LYS:CD	2:B:14:G:H5''	2	0.99	0.11	0.99
(1,3)	1:A:84:LYS:CD	2:B:14:G:H8	2	0.99	0.11	0.99
(1,3)	1:A:84:LYS:CD	2:B:14:G:HO2'	2	0.99	0.11	0.99
(1,3)	1:A:84:LYS:CD	2:B:14:G:N1	2	0.99	0.11	0.99
(1,3)	1:A:84:LYS:CD	2:B:14:G:N2	2	0.99	0.11	0.99
(1,3)	1:A:84:LYS:CD	2:B:14:G:N3	2	0.99	0.11	0.99
(1,3)	1:A:84:LYS:CD	2:B:14:G:N7	2	0.99	0.11	0.99
(1,3)	1:A:84:LYS:CD	2:B:14:G:N9	2	0.99	0.11	0.99
(1,3)	1:A:84:LYS:CD	2:B:14:G:O2'	2	0.99	0.11	0.99
(1,3)	1:A:84:LYS:CD	2:B:14:G:O3'	2	0.99	0.11	0.99
(1,3)	1:A:84:LYS:CD	2:B:14:G:O4'	2	0.99	0.11	0.99
(1,3)	1:A:84:LYS:CD	2:B:14:G:O5'	2	0.99	0.11	0.99
(1,3)	1:A:84:LYS:CD	2:B:14:G:O6	2	0.99	0.11	0.99
(1,3)	1:A:84:LYS:CD	2:B:14:G:OP1	2	0.99	0.11	0.99
(1,3)	1:A:84:LYS:CD	2:B:14:G:OP2	2	0.99	0.11	0.99
(1,3)	1:A:84:LYS:CD	2:B:14:G:P	2	0.99	0.11	0.99
(1,3)	1:A:84:LYS:CD	2:B:15:A:C1'	2	0.99	0.11	0.99
(1,3)	1:A:84:LYS:CD	2:B:15:A:C2	2	0.99	0.11	0.99
(1,3)	1:A:84:LYS:CD	2:B:15:A:C2'	2	0.99	0.11	0.99
(1,3)	1:A:84:LYS:CD	2:B:15:A:C3'	2	0.99	0.11	0.99
(1,3)	1:A:84:LYS:CD	2:B:15:A:C4	2	0.99	0.11	0.99
(1,3)	1:A:84:LYS:CD	2:B:15:A:C4'	2	0.99	0.11	0.99
(1,3)	1:A:84:LYS:CD	2:B:15:A:C5	2	0.99	0.11	0.99
(1,3)	1:A:84:LYS:CD	2:B:15:A:C5'	2	0.99	0.11	0.99
(1,3)	1:A:84:LYS:CD	2:B:15:A:C6	2	0.99	0.11	0.99
(1,3)	1:A:84:LYS:CD	2:B:15:A:C8	2	0.99	0.11	0.99
(1,3)	1:A:84:LYS:CD	2:B:15:A:H1'	2	0.99	0.11	0.99
(1,3)	1:A:84:LYS:CD	2:B:15:A:H2	2	0.99	0.11	0.99
(1,3)	1:A:84:LYS:CD	2:B:15:A:H2'	2	0.99	0.11	0.99
(1,3)	1:A:84:LYS:CD	2:B:15:A:H3'	2	0.99	0.11	0.99
(1,3)	1:A:84:LYS:CD	2:B:15:A:H4'	2	0.99	0.11	0.99

Continued on next page...

Continued from previous page...

Key	Atom-1	Atom-2	Models ¹	Mean (Å)	SD ¹ (Å)	Median (Å)
(1,3)	1:A:84:LYS:CD	2:B:15:A:H5'	2	0.99	0.11	0.99
(1,3)	1:A:84:LYS:CD	2:B:15:A:H5''	2	0.99	0.11	0.99
(1,3)	1:A:84:LYS:CD	2:B:15:A:H61	2	0.99	0.11	0.99
(1,3)	1:A:84:LYS:CD	2:B:15:A:H62	2	0.99	0.11	0.99
(1,3)	1:A:84:LYS:CD	2:B:15:A:H8	2	0.99	0.11	0.99
(1,3)	1:A:84:LYS:CD	2:B:15:A:HO2'	2	0.99	0.11	0.99
(1,3)	1:A:84:LYS:CD	2:B:15:A:N1	2	0.99	0.11	0.99
(1,3)	1:A:84:LYS:CD	2:B:15:A:N3	2	0.99	0.11	0.99
(1,3)	1:A:84:LYS:CD	2:B:15:A:N6	2	0.99	0.11	0.99
(1,3)	1:A:84:LYS:CD	2:B:15:A:N7	2	0.99	0.11	0.99
(1,3)	1:A:84:LYS:CD	2:B:15:A:N9	2	0.99	0.11	0.99
(1,3)	1:A:84:LYS:CD	2:B:15:A:O2'	2	0.99	0.11	0.99
(1,3)	1:A:84:LYS:CD	2:B:15:A:O3'	2	0.99	0.11	0.99
(1,3)	1:A:84:LYS:CD	2:B:15:A:O4'	2	0.99	0.11	0.99
(1,3)	1:A:84:LYS:CD	2:B:15:A:O5'	2	0.99	0.11	0.99
(1,3)	1:A:84:LYS:CD	2:B:15:A:OP1	2	0.99	0.11	0.99
(1,3)	1:A:84:LYS:CD	2:B:15:A:OP2	2	0.99	0.11	0.99
(1,3)	1:A:84:LYS:CD	2:B:15:A:P	2	0.99	0.11	0.99
(1,3)	1:A:84:LYS:CD	2:B:16:G:C1'	2	0.99	0.11	0.99
(1,3)	1:A:84:LYS:CD	2:B:16:G:C2	2	0.99	0.11	0.99
(1,3)	1:A:84:LYS:CD	2:B:16:G:C2'	2	0.99	0.11	0.99
(1,3)	1:A:84:LYS:CD	2:B:16:G:C3'	2	0.99	0.11	0.99
(1,3)	1:A:84:LYS:CD	2:B:16:G:C4	2	0.99	0.11	0.99
(1,3)	1:A:84:LYS:CD	2:B:16:G:C4'	2	0.99	0.11	0.99
(1,3)	1:A:84:LYS:CD	2:B:16:G:C5	2	0.99	0.11	0.99
(1,3)	1:A:84:LYS:CD	2:B:16:G:C5'	2	0.99	0.11	0.99
(1,3)	1:A:84:LYS:CD	2:B:16:G:C6	2	0.99	0.11	0.99
(1,3)	1:A:84:LYS:CD	2:B:16:G:C8	2	0.99	0.11	0.99
(1,3)	1:A:84:LYS:CD	2:B:16:G:H1	2	0.99	0.11	0.99
(1,3)	1:A:84:LYS:CD	2:B:16:G:H1'	2	0.99	0.11	0.99
(1,3)	1:A:84:LYS:CD	2:B:16:G:H2'	2	0.99	0.11	0.99
(1,3)	1:A:84:LYS:CD	2:B:16:G:H21	2	0.99	0.11	0.99
(1,3)	1:A:84:LYS:CD	2:B:16:G:H22	2	0.99	0.11	0.99
(1,3)	1:A:84:LYS:CD	2:B:16:G:H3'	2	0.99	0.11	0.99
(1,3)	1:A:84:LYS:CD	2:B:16:G:H4'	2	0.99	0.11	0.99
(1,3)	1:A:84:LYS:CD	2:B:16:G:H5'	2	0.99	0.11	0.99
(1,3)	1:A:84:LYS:CD	2:B:16:G:H5''	2	0.99	0.11	0.99
(1,3)	1:A:84:LYS:CD	2:B:16:G:H8	2	0.99	0.11	0.99
(1,3)	1:A:84:LYS:CD	2:B:16:G:HO2'	2	0.99	0.11	0.99
(1,3)	1:A:84:LYS:CD	2:B:16:G:N1	2	0.99	0.11	0.99
(1,3)	1:A:84:LYS:CD	2:B:16:G:N2	2	0.99	0.11	0.99
(1,3)	1:A:84:LYS:CD	2:B:16:G:N3	2	0.99	0.11	0.99

Continued on next page...

Continued from previous page...

Key	Atom-1	Atom-2	Models ¹	Mean (Å)	SD ¹ (Å)	Median (Å)
(1,3)	1:A:84:LYS:CD	2:B:16:G:N7	2	0.99	0.11	0.99
(1,3)	1:A:84:LYS:CD	2:B:16:G:N9	2	0.99	0.11	0.99
(1,3)	1:A:84:LYS:CD	2:B:16:G:O2'	2	0.99	0.11	0.99
(1,3)	1:A:84:LYS:CD	2:B:16:G:O3'	2	0.99	0.11	0.99
(1,3)	1:A:84:LYS:CD	2:B:16:G:O4'	2	0.99	0.11	0.99
(1,3)	1:A:84:LYS:CD	2:B:16:G:O5'	2	0.99	0.11	0.99
(1,3)	1:A:84:LYS:CD	2:B:16:G:O6	2	0.99	0.11	0.99
(1,3)	1:A:84:LYS:CD	2:B:16:G:OP1	2	0.99	0.11	0.99
(1,3)	1:A:84:LYS:CD	2:B:16:G:OP2	2	0.99	0.11	0.99
(1,3)	1:A:84:LYS:CD	2:B:16:G:P	2	0.99	0.11	0.99
(1,3)	1:A:84:LYS:CD	2:B:17:C:C1'	2	0.99	0.11	0.99
(1,3)	1:A:84:LYS:CD	2:B:17:C:C2	2	0.99	0.11	0.99
(1,3)	1:A:84:LYS:CD	2:B:17:C:C2'	2	0.99	0.11	0.99
(1,3)	1:A:84:LYS:CD	2:B:17:C:C3'	2	0.99	0.11	0.99
(1,3)	1:A:84:LYS:CD	2:B:17:C:C4	2	0.99	0.11	0.99
(1,3)	1:A:84:LYS:CD	2:B:17:C:C4'	2	0.99	0.11	0.99
(1,3)	1:A:84:LYS:CD	2:B:17:C:C5	2	0.99	0.11	0.99
(1,3)	1:A:84:LYS:CD	2:B:17:C:C5'	2	0.99	0.11	0.99
(1,3)	1:A:84:LYS:CD	2:B:17:C:C6	2	0.99	0.11	0.99
(1,3)	1:A:84:LYS:CD	2:B:17:C:H1'	2	0.99	0.11	0.99
(1,3)	1:A:84:LYS:CD	2:B:17:C:H2'	2	0.99	0.11	0.99
(1,3)	1:A:84:LYS:CD	2:B:17:C:H3'	2	0.99	0.11	0.99
(1,3)	1:A:84:LYS:CD	2:B:17:C:H4'	2	0.99	0.11	0.99
(1,3)	1:A:84:LYS:CD	2:B:17:C:H41	2	0.99	0.11	0.99
(1,3)	1:A:84:LYS:CD	2:B:17:C:H42	2	0.99	0.11	0.99
(1,3)	1:A:84:LYS:CD	2:B:17:C:H5	2	0.99	0.11	0.99
(1,3)	1:A:84:LYS:CD	2:B:17:C:H5'	2	0.99	0.11	0.99
(1,3)	1:A:84:LYS:CD	2:B:17:C:H5''	2	0.99	0.11	0.99
(1,3)	1:A:84:LYS:CD	2:B:17:C:H6	2	0.99	0.11	0.99
(1,3)	1:A:84:LYS:CD	2:B:17:C:HO2'	2	0.99	0.11	0.99
(1,3)	1:A:84:LYS:CD	2:B:17:C:N1	2	0.99	0.11	0.99
(1,3)	1:A:84:LYS:CD	2:B:17:C:N3	2	0.99	0.11	0.99
(1,3)	1:A:84:LYS:CD	2:B:17:C:N4	2	0.99	0.11	0.99
(1,3)	1:A:84:LYS:CD	2:B:17:C:O2	2	0.99	0.11	0.99
(1,3)	1:A:84:LYS:CD	2:B:17:C:O2'	2	0.99	0.11	0.99
(1,3)	1:A:84:LYS:CD	2:B:17:C:O3'	2	0.99	0.11	0.99
(1,3)	1:A:84:LYS:CD	2:B:17:C:O4'	2	0.99	0.11	0.99
(1,3)	1:A:84:LYS:CD	2:B:17:C:O5'	2	0.99	0.11	0.99
(1,3)	1:A:84:LYS:CD	2:B:17:C:OP1	2	0.99	0.11	0.99
(1,3)	1:A:84:LYS:CD	2:B:17:C:OP2	2	0.99	0.11	0.99
(1,3)	1:A:84:LYS:CD	2:B:17:C:P	2	0.99	0.11	0.99
(1,3)	1:A:84:LYS:CD	2:B:18:A:C1'	2	0.99	0.11	0.99

Continued on next page...

Continued from previous page...

Key	Atom-1	Atom-2	Models ¹	Mean (Å)	SD ¹ (Å)	Median (Å)
(1,3)	1:A:84:LYS:CD	2:B:18:A:C2	2	0.99	0.11	0.99
(1,3)	1:A:84:LYS:CD	2:B:18:A:C2'	2	0.99	0.11	0.99
(1,3)	1:A:84:LYS:CD	2:B:18:A:C3'	2	0.99	0.11	0.99
(1,3)	1:A:84:LYS:CD	2:B:18:A:C4	2	0.99	0.11	0.99
(1,3)	1:A:84:LYS:CD	2:B:18:A:C4'	2	0.99	0.11	0.99
(1,3)	1:A:84:LYS:CD	2:B:18:A:C5	2	0.99	0.11	0.99
(1,3)	1:A:84:LYS:CD	2:B:18:A:C5'	2	0.99	0.11	0.99
(1,3)	1:A:84:LYS:CD	2:B:18:A:C6	2	0.99	0.11	0.99
(1,3)	1:A:84:LYS:CD	2:B:18:A:C8	2	0.99	0.11	0.99
(1,3)	1:A:84:LYS:CD	2:B:18:A:H1'	2	0.99	0.11	0.99
(1,3)	1:A:84:LYS:CD	2:B:18:A:H2	2	0.99	0.11	0.99
(1,3)	1:A:84:LYS:CD	2:B:18:A:H2'	2	0.99	0.11	0.99
(1,3)	1:A:84:LYS:CD	2:B:18:A:H3'	2	0.99	0.11	0.99
(1,3)	1:A:84:LYS:CD	2:B:18:A:H4'	2	0.99	0.11	0.99
(1,3)	1:A:84:LYS:CD	2:B:18:A:H5'	2	0.99	0.11	0.99
(1,3)	1:A:84:LYS:CD	2:B:18:A:H5''	2	0.99	0.11	0.99
(1,3)	1:A:84:LYS:CD	2:B:18:A:H61	2	0.99	0.11	0.99
(1,3)	1:A:84:LYS:CD	2:B:18:A:H62	2	0.99	0.11	0.99
(1,3)	1:A:84:LYS:CD	2:B:18:A:H8	2	0.99	0.11	0.99
(1,3)	1:A:84:LYS:CD	2:B:18:A:HO2'	2	0.99	0.11	0.99
(1,3)	1:A:84:LYS:CD	2:B:18:A:N1	2	0.99	0.11	0.99
(1,3)	1:A:84:LYS:CD	2:B:18:A:N3	2	0.99	0.11	0.99
(1,3)	1:A:84:LYS:CD	2:B:18:A:N6	2	0.99	0.11	0.99
(1,3)	1:A:84:LYS:CD	2:B:18:A:N7	2	0.99	0.11	0.99
(1,3)	1:A:84:LYS:CD	2:B:18:A:N9	2	0.99	0.11	0.99
(1,3)	1:A:84:LYS:CD	2:B:18:A:O2'	2	0.99	0.11	0.99
(1,3)	1:A:84:LYS:CD	2:B:18:A:O3'	2	0.99	0.11	0.99
(1,3)	1:A:84:LYS:CD	2:B:18:A:O4'	2	0.99	0.11	0.99
(1,3)	1:A:84:LYS:CD	2:B:18:A:O5'	2	0.99	0.11	0.99
(1,3)	1:A:84:LYS:CD	2:B:18:A:OP1	2	0.99	0.11	0.99
(1,3)	1:A:84:LYS:CD	2:B:18:A:OP2	2	0.99	0.11	0.99
(1,3)	1:A:84:LYS:CD	2:B:18:A:P	2	0.99	0.11	0.99
(1,3)	1:A:84:LYS:CD	2:B:19:A:C1'	2	0.99	0.11	0.99
(1,3)	1:A:84:LYS:CD	2:B:19:A:C2	2	0.99	0.11	0.99
(1,3)	1:A:84:LYS:CD	2:B:19:A:C2'	2	0.99	0.11	0.99
(1,3)	1:A:84:LYS:CD	2:B:19:A:C3'	2	0.99	0.11	0.99
(1,3)	1:A:84:LYS:CD	2:B:19:A:C4	2	0.99	0.11	0.99
(1,3)	1:A:84:LYS:CD	2:B:19:A:C4'	2	0.99	0.11	0.99
(1,3)	1:A:84:LYS:CD	2:B:19:A:C5	2	0.99	0.11	0.99
(1,3)	1:A:84:LYS:CD	2:B:19:A:C5'	2	0.99	0.11	0.99
(1,3)	1:A:84:LYS:CD	2:B:19:A:C6	2	0.99	0.11	0.99
(1,3)	1:A:84:LYS:CD	2:B:19:A:C8	2	0.99	0.11	0.99

Continued on next page...

Continued from previous page...

Key	Atom-1	Atom-2	Models ¹	Mean (Å)	SD ¹ (Å)	Median (Å)
(1,3)	1:A:84:LYS:CD	2:B:19:A:H1'	2	0.99	0.11	0.99
(1,3)	1:A:84:LYS:CD	2:B:19:A:H2	2	0.99	0.11	0.99
(1,3)	1:A:84:LYS:CD	2:B:19:A:H2'	2	0.99	0.11	0.99
(1,3)	1:A:84:LYS:CD	2:B:19:A:H3'	2	0.99	0.11	0.99
(1,3)	1:A:84:LYS:CD	2:B:19:A:H4'	2	0.99	0.11	0.99
(1,3)	1:A:84:LYS:CD	2:B:19:A:H5'	2	0.99	0.11	0.99
(1,3)	1:A:84:LYS:CD	2:B:19:A:H5''	2	0.99	0.11	0.99
(1,3)	1:A:84:LYS:CD	2:B:19:A:H61	2	0.99	0.11	0.99
(1,3)	1:A:84:LYS:CD	2:B:19:A:H62	2	0.99	0.11	0.99
(1,3)	1:A:84:LYS:CD	2:B:19:A:H8	2	0.99	0.11	0.99
(1,3)	1:A:84:LYS:CD	2:B:19:A:HO2'	2	0.99	0.11	0.99
(1,3)	1:A:84:LYS:CD	2:B:19:A:N1	2	0.99	0.11	0.99
(1,3)	1:A:84:LYS:CD	2:B:19:A:N3	2	0.99	0.11	0.99
(1,3)	1:A:84:LYS:CD	2:B:19:A:N6	2	0.99	0.11	0.99
(1,3)	1:A:84:LYS:CD	2:B:19:A:N7	2	0.99	0.11	0.99
(1,3)	1:A:84:LYS:CD	2:B:19:A:N9	2	0.99	0.11	0.99
(1,3)	1:A:84:LYS:CD	2:B:19:A:O2'	2	0.99	0.11	0.99
(1,3)	1:A:84:LYS:CD	2:B:19:A:O3'	2	0.99	0.11	0.99
(1,3)	1:A:84:LYS:CD	2:B:19:A:O4'	2	0.99	0.11	0.99
(1,3)	1:A:84:LYS:CD	2:B:19:A:O5'	2	0.99	0.11	0.99
(1,3)	1:A:84:LYS:CD	2:B:19:A:OP1	2	0.99	0.11	0.99
(1,3)	1:A:84:LYS:CD	2:B:19:A:OP2	2	0.99	0.11	0.99
(1,3)	1:A:84:LYS:CD	2:B:19:A:P	2	0.99	0.11	0.99
(1,3)	1:A:84:LYS:CD	2:B:20:U:C1'	2	0.99	0.11	0.99
(1,3)	1:A:84:LYS:CD	2:B:20:U:C2	2	0.99	0.11	0.99
(1,3)	1:A:84:LYS:CD	2:B:20:U:C2'	2	0.99	0.11	0.99
(1,3)	1:A:84:LYS:CD	2:B:20:U:C3'	2	0.99	0.11	0.99
(1,3)	1:A:84:LYS:CD	2:B:20:U:C4	2	0.99	0.11	0.99
(1,3)	1:A:84:LYS:CD	2:B:20:U:C4'	2	0.99	0.11	0.99
(1,3)	1:A:84:LYS:CD	2:B:20:U:C5	2	0.99	0.11	0.99
(1,3)	1:A:84:LYS:CD	2:B:20:U:C5'	2	0.99	0.11	0.99
(1,3)	1:A:84:LYS:CD	2:B:20:U:C6	2	0.99	0.11	0.99
(1,3)	1:A:84:LYS:CD	2:B:20:U:H1'	2	0.99	0.11	0.99
(1,3)	1:A:84:LYS:CD	2:B:20:U:H2'	2	0.99	0.11	0.99
(1,3)	1:A:84:LYS:CD	2:B:20:U:H3	2	0.99	0.11	0.99
(1,3)	1:A:84:LYS:CD	2:B:20:U:H3'	2	0.99	0.11	0.99
(1,3)	1:A:84:LYS:CD	2:B:20:U:H4'	2	0.99	0.11	0.99
(1,3)	1:A:84:LYS:CD	2:B:20:U:H5	2	0.99	0.11	0.99
(1,3)	1:A:84:LYS:CD	2:B:20:U:H5'	2	0.99	0.11	0.99
(1,3)	1:A:84:LYS:CD	2:B:20:U:H5''	2	0.99	0.11	0.99
(1,3)	1:A:84:LYS:CD	2:B:20:U:H6	2	0.99	0.11	0.99
(1,3)	1:A:84:LYS:CD	2:B:20:U:HO2'	2	0.99	0.11	0.99

Continued on next page...

Continued from previous page...

Key	Atom-1	Atom-2	Models ¹	Mean (Å)	SD ¹ (Å)	Median (Å)
(1,3)	1:A:84:LYS:CD	2:B:20:U:N1	2	0.99	0.11	0.99
(1,3)	1:A:84:LYS:CD	2:B:20:U:N3	2	0.99	0.11	0.99
(1,3)	1:A:84:LYS:CD	2:B:20:U:O2	2	0.99	0.11	0.99
(1,3)	1:A:84:LYS:CD	2:B:20:U:O2'	2	0.99	0.11	0.99
(1,3)	1:A:84:LYS:CD	2:B:20:U:O3'	2	0.99	0.11	0.99
(1,3)	1:A:84:LYS:CD	2:B:20:U:O4	2	0.99	0.11	0.99
(1,3)	1:A:84:LYS:CD	2:B:20:U:O4'	2	0.99	0.11	0.99
(1,3)	1:A:84:LYS:CD	2:B:20:U:O5'	2	0.99	0.11	0.99
(1,3)	1:A:84:LYS:CD	2:B:20:U:OP1	2	0.99	0.11	0.99
(1,3)	1:A:84:LYS:CD	2:B:20:U:OP2	2	0.99	0.11	0.99
(1,3)	1:A:84:LYS:CD	2:B:20:U:P	2	0.99	0.11	0.99
(1,3)	1:A:84:LYS:CD	2:B:21:G:C1'	2	0.99	0.11	0.99
(1,3)	1:A:84:LYS:CD	2:B:21:G:C2	2	0.99	0.11	0.99
(1,3)	1:A:84:LYS:CD	2:B:21:G:C2'	2	0.99	0.11	0.99
(1,3)	1:A:84:LYS:CD	2:B:21:G:C3'	2	0.99	0.11	0.99
(1,3)	1:A:84:LYS:CD	2:B:21:G:C4	2	0.99	0.11	0.99
(1,3)	1:A:84:LYS:CD	2:B:21:G:C4'	2	0.99	0.11	0.99
(1,3)	1:A:84:LYS:CD	2:B:21:G:C5	2	0.99	0.11	0.99
(1,3)	1:A:84:LYS:CD	2:B:21:G:C5'	2	0.99	0.11	0.99
(1,3)	1:A:84:LYS:CD	2:B:21:G:C6	2	0.99	0.11	0.99
(1,3)	1:A:84:LYS:CD	2:B:21:G:C8	2	0.99	0.11	0.99
(1,3)	1:A:84:LYS:CD	2:B:21:G:H1	2	0.99	0.11	0.99
(1,3)	1:A:84:LYS:CD	2:B:21:G:H1'	2	0.99	0.11	0.99
(1,3)	1:A:84:LYS:CD	2:B:21:G:H2'	2	0.99	0.11	0.99
(1,3)	1:A:84:LYS:CD	2:B:21:G:H21	2	0.99	0.11	0.99
(1,3)	1:A:84:LYS:CD	2:B:21:G:H22	2	0.99	0.11	0.99
(1,3)	1:A:84:LYS:CD	2:B:21:G:H3'	2	0.99	0.11	0.99
(1,3)	1:A:84:LYS:CD	2:B:21:G:H4'	2	0.99	0.11	0.99
(1,3)	1:A:84:LYS:CD	2:B:21:G:H5'	2	0.99	0.11	0.99
(1,3)	1:A:84:LYS:CD	2:B:21:G:H5''	2	0.99	0.11	0.99
(1,3)	1:A:84:LYS:CD	2:B:21:G:H8	2	0.99	0.11	0.99
(1,3)	1:A:84:LYS:CD	2:B:21:G:HO2'	2	0.99	0.11	0.99
(1,3)	1:A:84:LYS:CD	2:B:21:G:N1	2	0.99	0.11	0.99
(1,3)	1:A:84:LYS:CD	2:B:21:G:N2	2	0.99	0.11	0.99
(1,3)	1:A:84:LYS:CD	2:B:21:G:N3	2	0.99	0.11	0.99
(1,3)	1:A:84:LYS:CD	2:B:21:G:N7	2	0.99	0.11	0.99
(1,3)	1:A:84:LYS:CD	2:B:21:G:N9	2	0.99	0.11	0.99
(1,3)	1:A:84:LYS:CD	2:B:21:G:O2'	2	0.99	0.11	0.99
(1,3)	1:A:84:LYS:CD	2:B:21:G:O3'	2	0.99	0.11	0.99
(1,3)	1:A:84:LYS:CD	2:B:21:G:O4'	2	0.99	0.11	0.99
(1,3)	1:A:84:LYS:CD	2:B:21:G:O5'	2	0.99	0.11	0.99
(1,3)	1:A:84:LYS:CD	2:B:21:G:O6	2	0.99	0.11	0.99

Continued on next page...

Continued from previous page...

Key	Atom-1	Atom-2	Models ¹	Mean (Å)	SD ¹ (Å)	Median (Å)
(1,3)	1:A:84:LYS:CD	2:B:21:G:OP1	2	0.99	0.11	0.99
(1,3)	1:A:84:LYS:CD	2:B:21:G:OP2	2	0.99	0.11	0.99
(1,3)	1:A:84:LYS:CD	2:B:21:G:P	2	0.99	0.11	0.99
(1,3)	1:A:84:LYS:CD	2:B:22:A:C1'	2	0.99	0.11	0.99
(1,3)	1:A:84:LYS:CD	2:B:22:A:C2	2	0.99	0.11	0.99
(1,3)	1:A:84:LYS:CD	2:B:22:A:C2'	2	0.99	0.11	0.99
(1,3)	1:A:84:LYS:CD	2:B:22:A:C3'	2	0.99	0.11	0.99
(1,3)	1:A:84:LYS:CD	2:B:22:A:C4	2	0.99	0.11	0.99
(1,3)	1:A:84:LYS:CD	2:B:22:A:C4'	2	0.99	0.11	0.99
(1,3)	1:A:84:LYS:CD	2:B:22:A:C5	2	0.99	0.11	0.99
(1,3)	1:A:84:LYS:CD	2:B:22:A:C5'	2	0.99	0.11	0.99
(1,3)	1:A:84:LYS:CD	2:B:22:A:C6	2	0.99	0.11	0.99
(1,3)	1:A:84:LYS:CD	2:B:22:A:C8	2	0.99	0.11	0.99
(1,3)	1:A:84:LYS:CD	2:B:22:A:H1'	2	0.99	0.11	0.99
(1,3)	1:A:84:LYS:CD	2:B:22:A:H2	2	0.99	0.11	0.99
(1,3)	1:A:84:LYS:CD	2:B:22:A:H2'	2	0.99	0.11	0.99
(1,3)	1:A:84:LYS:CD	2:B:22:A:H3'	2	0.99	0.11	0.99
(1,3)	1:A:84:LYS:CD	2:B:22:A:H4'	2	0.99	0.11	0.99
(1,3)	1:A:84:LYS:CD	2:B:22:A:H5'	2	0.99	0.11	0.99
(1,3)	1:A:84:LYS:CD	2:B:22:A:H5''	2	0.99	0.11	0.99
(1,3)	1:A:84:LYS:CD	2:B:22:A:H61	2	0.99	0.11	0.99
(1,3)	1:A:84:LYS:CD	2:B:22:A:H62	2	0.99	0.11	0.99
(1,3)	1:A:84:LYS:CD	2:B:22:A:H8	2	0.99	0.11	0.99
(1,3)	1:A:84:LYS:CD	2:B:22:A:HO2'	2	0.99	0.11	0.99
(1,3)	1:A:84:LYS:CD	2:B:22:A:N1	2	0.99	0.11	0.99
(1,3)	1:A:84:LYS:CD	2:B:22:A:N3	2	0.99	0.11	0.99
(1,3)	1:A:84:LYS:CD	2:B:22:A:N6	2	0.99	0.11	0.99
(1,3)	1:A:84:LYS:CD	2:B:22:A:N7	2	0.99	0.11	0.99
(1,3)	1:A:84:LYS:CD	2:B:22:A:N9	2	0.99	0.11	0.99
(1,3)	1:A:84:LYS:CD	2:B:22:A:O2'	2	0.99	0.11	0.99
(1,3)	1:A:84:LYS:CD	2:B:22:A:O3'	2	0.99	0.11	0.99
(1,3)	1:A:84:LYS:CD	2:B:22:A:O4'	2	0.99	0.11	0.99
(1,3)	1:A:84:LYS:CD	2:B:22:A:O5'	2	0.99	0.11	0.99
(1,3)	1:A:84:LYS:CD	2:B:22:A:OP1	2	0.99	0.11	0.99
(1,3)	1:A:84:LYS:CD	2:B:22:A:OP2	2	0.99	0.11	0.99
(1,3)	1:A:84:LYS:CD	2:B:22:A:P	2	0.99	0.11	0.99
(1,3)	1:A:84:LYS:CD	2:B:23:U:C1'	2	0.99	0.11	0.99
(1,3)	1:A:84:LYS:CD	2:B:23:U:C2	2	0.99	0.11	0.99
(1,3)	1:A:84:LYS:CD	2:B:23:U:C2'	2	0.99	0.11	0.99
(1,3)	1:A:84:LYS:CD	2:B:23:U:C3'	2	0.99	0.11	0.99
(1,3)	1:A:84:LYS:CD	2:B:23:U:C4	2	0.99	0.11	0.99
(1,3)	1:A:84:LYS:CD	2:B:23:U:C4'	2	0.99	0.11	0.99

Continued on next page...

Continued from previous page...

Key	Atom-1	Atom-2	Models ¹	Mean (Å)	SD ¹ (Å)	Median (Å)
(1,3)	1:A:84:LYS:CD	2:B:23:U:C5	2	0.99	0.11	0.99
(1,3)	1:A:84:LYS:CD	2:B:23:U:C5'	2	0.99	0.11	0.99
(1,3)	1:A:84:LYS:CD	2:B:23:U:C6	2	0.99	0.11	0.99
(1,3)	1:A:84:LYS:CD	2:B:23:U:H1'	2	0.99	0.11	0.99
(1,3)	1:A:84:LYS:CD	2:B:23:U:H2'	2	0.99	0.11	0.99
(1,3)	1:A:84:LYS:CD	2:B:23:U:H3	2	0.99	0.11	0.99
(1,3)	1:A:84:LYS:CD	2:B:23:U:H3'	2	0.99	0.11	0.99
(1,3)	1:A:84:LYS:CD	2:B:23:U:H4'	2	0.99	0.11	0.99
(1,3)	1:A:84:LYS:CD	2:B:23:U:H5	2	0.99	0.11	0.99
(1,3)	1:A:84:LYS:CD	2:B:23:U:H5'	2	0.99	0.11	0.99
(1,3)	1:A:84:LYS:CD	2:B:23:U:H5''	2	0.99	0.11	0.99
(1,3)	1:A:84:LYS:CD	2:B:23:U:H6	2	0.99	0.11	0.99
(1,3)	1:A:84:LYS:CD	2:B:23:U:HO2'	2	0.99	0.11	0.99
(1,3)	1:A:84:LYS:CD	2:B:23:U:N1	2	0.99	0.11	0.99
(1,3)	1:A:84:LYS:CD	2:B:23:U:N3	2	0.99	0.11	0.99
(1,3)	1:A:84:LYS:CD	2:B:23:U:O2	2	0.99	0.11	0.99
(1,3)	1:A:84:LYS:CD	2:B:23:U:O2'	2	0.99	0.11	0.99
(1,3)	1:A:84:LYS:CD	2:B:23:U:O3'	2	0.99	0.11	0.99
(1,3)	1:A:84:LYS:CD	2:B:23:U:O4	2	0.99	0.11	0.99
(1,3)	1:A:84:LYS:CD	2:B:23:U:O4'	2	0.99	0.11	0.99
(1,3)	1:A:84:LYS:CD	2:B:23:U:O5'	2	0.99	0.11	0.99
(1,3)	1:A:84:LYS:CD	2:B:23:U:OP1	2	0.99	0.11	0.99
(1,3)	1:A:84:LYS:CD	2:B:23:U:OP2	2	0.99	0.11	0.99
(1,3)	1:A:84:LYS:CD	2:B:23:U:P	2	0.99	0.11	0.99
(1,3)	1:A:84:LYS:CD	2:B:24:G:C1'	2	0.99	0.11	0.99
(1,3)	1:A:84:LYS:CD	2:B:24:G:C2	2	0.99	0.11	0.99
(1,3)	1:A:84:LYS:CD	2:B:24:G:C2'	2	0.99	0.11	0.99
(1,3)	1:A:84:LYS:CD	2:B:24:G:C3'	2	0.99	0.11	0.99
(1,3)	1:A:84:LYS:CD	2:B:24:G:C4	2	0.99	0.11	0.99
(1,3)	1:A:84:LYS:CD	2:B:24:G:C4'	2	0.99	0.11	0.99
(1,3)	1:A:84:LYS:CD	2:B:24:G:C5	2	0.99	0.11	0.99
(1,3)	1:A:84:LYS:CD	2:B:24:G:C5'	2	0.99	0.11	0.99
(1,3)	1:A:84:LYS:CD	2:B:24:G:C6	2	0.99	0.11	0.99
(1,3)	1:A:84:LYS:CD	2:B:24:G:C8	2	0.99	0.11	0.99
(1,3)	1:A:84:LYS:CD	2:B:24:G:H1	2	0.99	0.11	0.99
(1,3)	1:A:84:LYS:CD	2:B:24:G:H1'	2	0.99	0.11	0.99
(1,3)	1:A:84:LYS:CD	2:B:24:G:H2'	2	0.99	0.11	0.99
(1,3)	1:A:84:LYS:CD	2:B:24:G:H21	2	0.99	0.11	0.99
(1,3)	1:A:84:LYS:CD	2:B:24:G:H22	2	0.99	0.11	0.99
(1,3)	1:A:84:LYS:CD	2:B:24:G:H3'	2	0.99	0.11	0.99
(1,3)	1:A:84:LYS:CD	2:B:24:G:H4'	2	0.99	0.11	0.99
(1,3)	1:A:84:LYS:CD	2:B:24:G:H5'	2	0.99	0.11	0.99

Continued on next page...

Continued from previous page...

Key	Atom-1	Atom-2	Models ¹	Mean (Å)	SD ¹ (Å)	Median (Å)
(1,3)	1:A:84:LYS:CD	2:B:24:G:H5''	2	0.99	0.11	0.99
(1,3)	1:A:84:LYS:CD	2:B:24:G:H8	2	0.99	0.11	0.99
(1,3)	1:A:84:LYS:CD	2:B:24:G:HO2'	2	0.99	0.11	0.99
(1,3)	1:A:84:LYS:CD	2:B:24:G:N1	2	0.99	0.11	0.99
(1,3)	1:A:84:LYS:CD	2:B:24:G:N2	2	0.99	0.11	0.99
(1,3)	1:A:84:LYS:CD	2:B:24:G:N3	2	0.99	0.11	0.99
(1,3)	1:A:84:LYS:CD	2:B:24:G:N7	2	0.99	0.11	0.99
(1,3)	1:A:84:LYS:CD	2:B:24:G:N9	2	0.99	0.11	0.99
(1,3)	1:A:84:LYS:CD	2:B:24:G:O2'	2	0.99	0.11	0.99
(1,3)	1:A:84:LYS:CD	2:B:24:G:O3'	2	0.99	0.11	0.99
(1,3)	1:A:84:LYS:CD	2:B:24:G:O4'	2	0.99	0.11	0.99
(1,3)	1:A:84:LYS:CD	2:B:24:G:O5'	2	0.99	0.11	0.99
(1,3)	1:A:84:LYS:CD	2:B:24:G:O6	2	0.99	0.11	0.99
(1,3)	1:A:84:LYS:CD	2:B:24:G:OP1	2	0.99	0.11	0.99
(1,3)	1:A:84:LYS:CD	2:B:24:G:OP2	2	0.99	0.11	0.99
(1,3)	1:A:84:LYS:CD	2:B:24:G:P	2	0.99	0.11	0.99
(1,3)	1:A:84:LYS:CE	2:B:2:C:C1'	2	0.99	0.11	0.99
(1,3)	1:A:84:LYS:CE	2:B:2:C:C2	2	0.99	0.11	0.99
(1,3)	1:A:84:LYS:CE	2:B:2:C:C2'	2	0.99	0.11	0.99
(1,3)	1:A:84:LYS:CE	2:B:2:C:C3'	2	0.99	0.11	0.99
(1,3)	1:A:84:LYS:CE	2:B:2:C:C4	2	0.99	0.11	0.99
(1,3)	1:A:84:LYS:CE	2:B:2:C:C4'	2	0.99	0.11	0.99
(1,3)	1:A:84:LYS:CE	2:B:2:C:C5	2	0.99	0.11	0.99
(1,3)	1:A:84:LYS:CE	2:B:2:C:C5'	2	0.99	0.11	0.99
(1,3)	1:A:84:LYS:CE	2:B:2:C:C6	2	0.99	0.11	0.99
(1,3)	1:A:84:LYS:CE	2:B:2:C:H1'	2	0.99	0.11	0.99
(1,3)	1:A:84:LYS:CE	2:B:2:C:H2'	2	0.99	0.11	0.99
(1,3)	1:A:84:LYS:CE	2:B:2:C:H3'	2	0.99	0.11	0.99
(1,3)	1:A:84:LYS:CE	2:B:2:C:H4'	2	0.99	0.11	0.99
(1,3)	1:A:84:LYS:CE	2:B:2:C:H41	2	0.99	0.11	0.99
(1,3)	1:A:84:LYS:CE	2:B:2:C:H42	2	0.99	0.11	0.99
(1,3)	1:A:84:LYS:CE	2:B:2:C:H5	2	0.99	0.11	0.99
(1,3)	1:A:84:LYS:CE	2:B:2:C:H5'	2	0.99	0.11	0.99
(1,3)	1:A:84:LYS:CE	2:B:2:C:H5''	2	0.99	0.11	0.99
(1,3)	1:A:84:LYS:CE	2:B:2:C:H6	2	0.99	0.11	0.99
(1,3)	1:A:84:LYS:CE	2:B:2:C:HO2'	2	0.99	0.11	0.99
(1,3)	1:A:84:LYS:CE	2:B:2:C:N1	2	0.99	0.11	0.99
(1,3)	1:A:84:LYS:CE	2:B:2:C:N3	2	0.99	0.11	0.99
(1,3)	1:A:84:LYS:CE	2:B:2:C:N4	2	0.99	0.11	0.99
(1,3)	1:A:84:LYS:CE	2:B:2:C:O2	2	0.99	0.11	0.99
(1,3)	1:A:84:LYS:CE	2:B:2:C:O2'	2	0.99	0.11	0.99
(1,3)	1:A:84:LYS:CE	2:B:2:C:O3'	2	0.99	0.11	0.99

Continued on next page...

Continued from previous page...

Key	Atom-1	Atom-2	Models ¹	Mean (Å)	SD ¹ (Å)	Median (Å)
(1,3)	1:A:84:LYS:CE	2:B:2:C:O4'	2	0.99	0.11	0.99
(1,3)	1:A:84:LYS:CE	2:B:2:C:O5'	2	0.99	0.11	0.99
(1,3)	1:A:84:LYS:CE	2:B:3:U:C1'	2	0.99	0.11	0.99
(1,3)	1:A:84:LYS:CE	2:B:3:U:C2	2	0.99	0.11	0.99
(1,3)	1:A:84:LYS:CE	2:B:3:U:C2'	2	0.99	0.11	0.99
(1,3)	1:A:84:LYS:CE	2:B:3:U:C3'	2	0.99	0.11	0.99
(1,3)	1:A:84:LYS:CE	2:B:3:U:C4	2	0.99	0.11	0.99
(1,3)	1:A:84:LYS:CE	2:B:3:U:C4'	2	0.99	0.11	0.99
(1,3)	1:A:84:LYS:CE	2:B:3:U:C5	2	0.99	0.11	0.99
(1,3)	1:A:84:LYS:CE	2:B:3:U:C5'	2	0.99	0.11	0.99
(1,3)	1:A:84:LYS:CE	2:B:3:U:C6	2	0.99	0.11	0.99
(1,3)	1:A:84:LYS:CE	2:B:3:U:H1'	2	0.99	0.11	0.99
(1,3)	1:A:84:LYS:CE	2:B:3:U:H2'	2	0.99	0.11	0.99
(1,3)	1:A:84:LYS:CE	2:B:3:U:H3	2	0.99	0.11	0.99
(1,3)	1:A:84:LYS:CE	2:B:3:U:H3'	2	0.99	0.11	0.99
(1,3)	1:A:84:LYS:CE	2:B:3:U:H4'	2	0.99	0.11	0.99
(1,3)	1:A:84:LYS:CE	2:B:3:U:H5	2	0.99	0.11	0.99
(1,3)	1:A:84:LYS:CE	2:B:3:U:H5'	2	0.99	0.11	0.99
(1,3)	1:A:84:LYS:CE	2:B:3:U:H5''	2	0.99	0.11	0.99
(1,3)	1:A:84:LYS:CE	2:B:3:U:H6	2	0.99	0.11	0.99
(1,3)	1:A:84:LYS:CE	2:B:3:U:HO2'	2	0.99	0.11	0.99
(1,3)	1:A:84:LYS:CE	2:B:3:U:N1	2	0.99	0.11	0.99
(1,3)	1:A:84:LYS:CE	2:B:3:U:N3	2	0.99	0.11	0.99
(1,3)	1:A:84:LYS:CE	2:B:3:U:O2	2	0.99	0.11	0.99
(1,3)	1:A:84:LYS:CE	2:B:3:U:O2'	2	0.99	0.11	0.99
(1,3)	1:A:84:LYS:CE	2:B:3:U:O3'	2	0.99	0.11	0.99
(1,3)	1:A:84:LYS:CE	2:B:3:U:O4	2	0.99	0.11	0.99
(1,3)	1:A:84:LYS:CE	2:B:3:U:O4'	2	0.99	0.11	0.99
(1,3)	1:A:84:LYS:CE	2:B:3:U:O5'	2	0.99	0.11	0.99
(1,3)	1:A:84:LYS:CE	2:B:3:U:OP1	2	0.99	0.11	0.99
(1,3)	1:A:84:LYS:CE	2:B:3:U:OP2	2	0.99	0.11	0.99
(1,3)	1:A:84:LYS:CE	2:B:3:U:P	2	0.99	0.11	0.99
(1,3)	1:A:84:LYS:CE	2:B:4:G:C1'	2	0.99	0.11	0.99
(1,3)	1:A:84:LYS:CE	2:B:4:G:C2	2	0.99	0.11	0.99
(1,3)	1:A:84:LYS:CE	2:B:4:G:C2'	2	0.99	0.11	0.99
(1,3)	1:A:84:LYS:CE	2:B:4:G:C3'	2	0.99	0.11	0.99
(1,3)	1:A:84:LYS:CE	2:B:4:G:C4	2	0.99	0.11	0.99
(1,3)	1:A:84:LYS:CE	2:B:4:G:C4'	2	0.99	0.11	0.99
(1,3)	1:A:84:LYS:CE	2:B:4:G:C5	2	0.99	0.11	0.99
(1,3)	1:A:84:LYS:CE	2:B:4:G:C5'	2	0.99	0.11	0.99
(1,3)	1:A:84:LYS:CE	2:B:4:G:C6	2	0.99	0.11	0.99
(1,3)	1:A:84:LYS:CE	2:B:4:G:C8	2	0.99	0.11	0.99

Continued on next page...

Continued from previous page...

Key	Atom-1	Atom-2	Models ¹	Mean (Å)	SD ¹ (Å)	Median (Å)
(1,3)	1:A:84:LYS:CE	2:B:4:G:H1	2	0.99	0.11	0.99
(1,3)	1:A:84:LYS:CE	2:B:4:G:H1'	2	0.99	0.11	0.99
(1,3)	1:A:84:LYS:CE	2:B:4:G:H2'	2	0.99	0.11	0.99
(1,3)	1:A:84:LYS:CE	2:B:4:G:H21	2	0.99	0.11	0.99
(1,3)	1:A:84:LYS:CE	2:B:4:G:H22	2	0.99	0.11	0.99
(1,3)	1:A:84:LYS:CE	2:B:4:G:H3'	2	0.99	0.11	0.99
(1,3)	1:A:84:LYS:CE	2:B:4:G:H4'	2	0.99	0.11	0.99
(1,3)	1:A:84:LYS:CE	2:B:4:G:H5'	2	0.99	0.11	0.99
(1,3)	1:A:84:LYS:CE	2:B:4:G:H5''	2	0.99	0.11	0.99
(1,3)	1:A:84:LYS:CE	2:B:4:G:H8	2	0.99	0.11	0.99
(1,3)	1:A:84:LYS:CE	2:B:4:G:HO2'	2	0.99	0.11	0.99
(1,3)	1:A:84:LYS:CE	2:B:4:G:N1	2	0.99	0.11	0.99
(1,3)	1:A:84:LYS:CE	2:B:4:G:N2	2	0.99	0.11	0.99
(1,3)	1:A:84:LYS:CE	2:B:4:G:N3	2	0.99	0.11	0.99
(1,3)	1:A:84:LYS:CE	2:B:4:G:N7	2	0.99	0.11	0.99
(1,3)	1:A:84:LYS:CE	2:B:4:G:N9	2	0.99	0.11	0.99
(1,3)	1:A:84:LYS:CE	2:B:4:G:O2'	2	0.99	0.11	0.99
(1,3)	1:A:84:LYS:CE	2:B:4:G:O3'	2	0.99	0.11	0.99
(1,3)	1:A:84:LYS:CE	2:B:4:G:O4'	2	0.99	0.11	0.99
(1,3)	1:A:84:LYS:CE	2:B:4:G:O5'	2	0.99	0.11	0.99
(1,3)	1:A:84:LYS:CE	2:B:4:G:O6	2	0.99	0.11	0.99
(1,3)	1:A:84:LYS:CE	2:B:4:G:OP1	2	0.99	0.11	0.99
(1,3)	1:A:84:LYS:CE	2:B:4:G:OP2	2	0.99	0.11	0.99
(1,3)	1:A:84:LYS:CE	2:B:4:G:P	2	0.99	0.11	0.99
(1,3)	1:A:84:LYS:CE	2:B:5:A:C1'	2	0.99	0.11	0.99
(1,3)	1:A:84:LYS:CE	2:B:5:A:C2	2	0.99	0.11	0.99
(1,3)	1:A:84:LYS:CE	2:B:5:A:C2'	2	0.99	0.11	0.99
(1,3)	1:A:84:LYS:CE	2:B:5:A:C3'	2	0.99	0.11	0.99
(1,3)	1:A:84:LYS:CE	2:B:5:A:C4	2	0.99	0.11	0.99
(1,3)	1:A:84:LYS:CE	2:B:5:A:C4'	2	0.99	0.11	0.99
(1,3)	1:A:84:LYS:CE	2:B:5:A:C5	2	0.99	0.11	0.99
(1,3)	1:A:84:LYS:CE	2:B:5:A:C5'	2	0.99	0.11	0.99
(1,3)	1:A:84:LYS:CE	2:B:5:A:C6	2	0.99	0.11	0.99
(1,3)	1:A:84:LYS:CE	2:B:5:A:C8	2	0.99	0.11	0.99
(1,3)	1:A:84:LYS:CE	2:B:5:A:H1'	2	0.99	0.11	0.99
(1,3)	1:A:84:LYS:CE	2:B:5:A:H2	2	0.99	0.11	0.99
(1,3)	1:A:84:LYS:CE	2:B:5:A:H2'	2	0.99	0.11	0.99
(1,3)	1:A:84:LYS:CE	2:B:5:A:H3'	2	0.99	0.11	0.99
(1,3)	1:A:84:LYS:CE	2:B:5:A:H4'	2	0.99	0.11	0.99
(1,3)	1:A:84:LYS:CE	2:B:5:A:H5'	2	0.99	0.11	0.99
(1,3)	1:A:84:LYS:CE	2:B:5:A:H5''	2	0.99	0.11	0.99
(1,3)	1:A:84:LYS:CE	2:B:5:A:H61	2	0.99	0.11	0.99

Continued on next page...

Continued from previous page...

Key	Atom-1	Atom-2	Models ¹	Mean (Å)	SD ¹ (Å)	Median (Å)
(1,3)	1:A:84:LYS:CE	2:B:5:A:H62	2	0.99	0.11	0.99
(1,3)	1:A:84:LYS:CE	2:B:5:A:H8	2	0.99	0.11	0.99
(1,3)	1:A:84:LYS:CE	2:B:5:A:HO2'	2	0.99	0.11	0.99
(1,3)	1:A:84:LYS:CE	2:B:5:A:N1	2	0.99	0.11	0.99
(1,3)	1:A:84:LYS:CE	2:B:5:A:N3	2	0.99	0.11	0.99
(1,3)	1:A:84:LYS:CE	2:B:5:A:N6	2	0.99	0.11	0.99
(1,3)	1:A:84:LYS:CE	2:B:5:A:N7	2	0.99	0.11	0.99
(1,3)	1:A:84:LYS:CE	2:B:5:A:N9	2	0.99	0.11	0.99
(1,3)	1:A:84:LYS:CE	2:B:5:A:O2'	2	0.99	0.11	0.99
(1,3)	1:A:84:LYS:CE	2:B:5:A:O3'	2	0.99	0.11	0.99
(1,3)	1:A:84:LYS:CE	2:B:5:A:O4'	2	0.99	0.11	0.99
(1,3)	1:A:84:LYS:CE	2:B:5:A:O5'	2	0.99	0.11	0.99
(1,3)	1:A:84:LYS:CE	2:B:5:A:OP1	2	0.99	0.11	0.99
(1,3)	1:A:84:LYS:CE	2:B:5:A:OP2	2	0.99	0.11	0.99
(1,3)	1:A:84:LYS:CE	2:B:5:A:P	2	0.99	0.11	0.99
(1,3)	1:A:84:LYS:CE	2:B:6:G:C1'	2	0.99	0.11	0.99
(1,3)	1:A:84:LYS:CE	2:B:6:G:C2	2	0.99	0.11	0.99
(1,3)	1:A:84:LYS:CE	2:B:6:G:C2'	2	0.99	0.11	0.99
(1,3)	1:A:84:LYS:CE	2:B:6:G:C3'	2	0.99	0.11	0.99
(1,3)	1:A:84:LYS:CE	2:B:6:G:C4	2	0.99	0.11	0.99
(1,3)	1:A:84:LYS:CE	2:B:6:G:C4'	2	0.99	0.11	0.99
(1,3)	1:A:84:LYS:CE	2:B:6:G:C5	2	0.99	0.11	0.99
(1,3)	1:A:84:LYS:CE	2:B:6:G:C5'	2	0.99	0.11	0.99
(1,3)	1:A:84:LYS:CE	2:B:6:G:C6	2	0.99	0.11	0.99
(1,3)	1:A:84:LYS:CE	2:B:6:G:C8	2	0.99	0.11	0.99
(1,3)	1:A:84:LYS:CE	2:B:6:G:H1	2	0.99	0.11	0.99
(1,3)	1:A:84:LYS:CE	2:B:6:G:H1'	2	0.99	0.11	0.99
(1,3)	1:A:84:LYS:CE	2:B:6:G:H2'	2	0.99	0.11	0.99
(1,3)	1:A:84:LYS:CE	2:B:6:G:H21	2	0.99	0.11	0.99
(1,3)	1:A:84:LYS:CE	2:B:6:G:H22	2	0.99	0.11	0.99
(1,3)	1:A:84:LYS:CE	2:B:6:G:H3'	2	0.99	0.11	0.99
(1,3)	1:A:84:LYS:CE	2:B:6:G:H4'	2	0.99	0.11	0.99
(1,3)	1:A:84:LYS:CE	2:B:6:G:H5'	2	0.99	0.11	0.99
(1,3)	1:A:84:LYS:CE	2:B:6:G:H5''	2	0.99	0.11	0.99
(1,3)	1:A:84:LYS:CE	2:B:6:G:H8	2	0.99	0.11	0.99
(1,3)	1:A:84:LYS:CE	2:B:6:G:HO2'	2	0.99	0.11	0.99
(1,3)	1:A:84:LYS:CE	2:B:6:G:N1	2	0.99	0.11	0.99
(1,3)	1:A:84:LYS:CE	2:B:6:G:N2	2	0.99	0.11	0.99
(1,3)	1:A:84:LYS:CE	2:B:6:G:N3	2	0.99	0.11	0.99
(1,3)	1:A:84:LYS:CE	2:B:6:G:N7	2	0.99	0.11	0.99
(1,3)	1:A:84:LYS:CE	2:B:6:G:N9	2	0.99	0.11	0.99
(1,3)	1:A:84:LYS:CE	2:B:6:G:O2'	2	0.99	0.11	0.99

Continued on next page...

Continued from previous page...

Key	Atom-1	Atom-2	Models ¹	Mean (Å)	SD ¹ (Å)	Median (Å)
(1,3)	1:A:84:LYS:CE	2:B:6:G:O3'	2	0.99	0.11	0.99
(1,3)	1:A:84:LYS:CE	2:B:6:G:O4'	2	0.99	0.11	0.99
(1,3)	1:A:84:LYS:CE	2:B:6:G:O5'	2	0.99	0.11	0.99
(1,3)	1:A:84:LYS:CE	2:B:6:G:O6	2	0.99	0.11	0.99
(1,3)	1:A:84:LYS:CE	2:B:6:G:OP1	2	0.99	0.11	0.99
(1,3)	1:A:84:LYS:CE	2:B:6:G:OP2	2	0.99	0.11	0.99
(1,3)	1:A:84:LYS:CE	2:B:6:G:P	2	0.99	0.11	0.99
(1,3)	1:A:84:LYS:CE	2:B:7:C:C1'	2	0.99	0.11	0.99
(1,3)	1:A:84:LYS:CE	2:B:7:C:C2	2	0.99	0.11	0.99
(1,3)	1:A:84:LYS:CE	2:B:7:C:C2'	2	0.99	0.11	0.99
(1,3)	1:A:84:LYS:CE	2:B:7:C:C3'	2	0.99	0.11	0.99
(1,3)	1:A:84:LYS:CE	2:B:7:C:C4	2	0.99	0.11	0.99
(1,3)	1:A:84:LYS:CE	2:B:7:C:C4'	2	0.99	0.11	0.99
(1,3)	1:A:84:LYS:CE	2:B:7:C:C5	2	0.99	0.11	0.99
(1,3)	1:A:84:LYS:CE	2:B:7:C:C5'	2	0.99	0.11	0.99
(1,3)	1:A:84:LYS:CE	2:B:7:C:C6	2	0.99	0.11	0.99
(1,3)	1:A:84:LYS:CE	2:B:7:C:H1'	2	0.99	0.11	0.99
(1,3)	1:A:84:LYS:CE	2:B:7:C:H2'	2	0.99	0.11	0.99
(1,3)	1:A:84:LYS:CE	2:B:7:C:H3'	2	0.99	0.11	0.99
(1,3)	1:A:84:LYS:CE	2:B:7:C:H4'	2	0.99	0.11	0.99
(1,3)	1:A:84:LYS:CE	2:B:7:C:H41	2	0.99	0.11	0.99
(1,3)	1:A:84:LYS:CE	2:B:7:C:H42	2	0.99	0.11	0.99
(1,3)	1:A:84:LYS:CE	2:B:7:C:H5	2	0.99	0.11	0.99
(1,3)	1:A:84:LYS:CE	2:B:7:C:H5'	2	0.99	0.11	0.99
(1,3)	1:A:84:LYS:CE	2:B:7:C:H5''	2	0.99	0.11	0.99
(1,3)	1:A:84:LYS:CE	2:B:7:C:H6	2	0.99	0.11	0.99
(1,3)	1:A:84:LYS:CE	2:B:7:C:HO2'	2	0.99	0.11	0.99
(1,3)	1:A:84:LYS:CE	2:B:7:C:N1	2	0.99	0.11	0.99
(1,3)	1:A:84:LYS:CE	2:B:7:C:N3	2	0.99	0.11	0.99
(1,3)	1:A:84:LYS:CE	2:B:7:C:N4	2	0.99	0.11	0.99
(1,3)	1:A:84:LYS:CE	2:B:7:C:O2	2	0.99	0.11	0.99
(1,3)	1:A:84:LYS:CE	2:B:7:C:O2'	2	0.99	0.11	0.99
(1,3)	1:A:84:LYS:CE	2:B:7:C:O3'	2	0.99	0.11	0.99
(1,3)	1:A:84:LYS:CE	2:B:7:C:O4'	2	0.99	0.11	0.99
(1,3)	1:A:84:LYS:CE	2:B:7:C:O5'	2	0.99	0.11	0.99
(1,3)	1:A:84:LYS:CE	2:B:7:C:OP1	2	0.99	0.11	0.99
(1,3)	1:A:84:LYS:CE	2:B:7:C:OP2	2	0.99	0.11	0.99
(1,3)	1:A:84:LYS:CE	2:B:7:C:P	2	0.99	0.11	0.99
(1,3)	1:A:84:LYS:CE	2:B:8:U:C1'	2	0.99	0.11	0.99
(1,3)	1:A:84:LYS:CE	2:B:8:U:C2	2	0.99	0.11	0.99
(1,3)	1:A:84:LYS:CE	2:B:8:U:C2'	2	0.99	0.11	0.99
(1,3)	1:A:84:LYS:CE	2:B:8:U:C3'	2	0.99	0.11	0.99

Continued on next page...

Continued from previous page...

Key	Atom-1	Atom-2	Models ¹	Mean (Å)	SD ¹ (Å)	Median (Å)
(1,3)	1:A:84:LYS:CE	2:B:8:U:C4	2	0.99	0.11	0.99
(1,3)	1:A:84:LYS:CE	2:B:8:U:C4'	2	0.99	0.11	0.99
(1,3)	1:A:84:LYS:CE	2:B:8:U:C5	2	0.99	0.11	0.99
(1,3)	1:A:84:LYS:CE	2:B:8:U:C5'	2	0.99	0.11	0.99
(1,3)	1:A:84:LYS:CE	2:B:8:U:C6	2	0.99	0.11	0.99
(1,3)	1:A:84:LYS:CE	2:B:8:U:H1'	2	0.99	0.11	0.99
(1,3)	1:A:84:LYS:CE	2:B:8:U:H2'	2	0.99	0.11	0.99
(1,3)	1:A:84:LYS:CE	2:B:8:U:H3	2	0.99	0.11	0.99
(1,3)	1:A:84:LYS:CE	2:B:8:U:H3'	2	0.99	0.11	0.99
(1,3)	1:A:84:LYS:CE	2:B:8:U:H4'	2	0.99	0.11	0.99
(1,3)	1:A:84:LYS:CE	2:B:8:U:H5	2	0.99	0.11	0.99
(1,3)	1:A:84:LYS:CE	2:B:8:U:H5'	2	0.99	0.11	0.99
(1,3)	1:A:84:LYS:CE	2:B:8:U:H5''	2	0.99	0.11	0.99
(1,3)	1:A:84:LYS:CE	2:B:8:U:H6	2	0.99	0.11	0.99
(1,3)	1:A:84:LYS:CE	2:B:8:U:HO2'	2	0.99	0.11	0.99
(1,3)	1:A:84:LYS:CE	2:B:8:U:N1	2	0.99	0.11	0.99
(1,3)	1:A:84:LYS:CE	2:B:8:U:N3	2	0.99	0.11	0.99
(1,3)	1:A:84:LYS:CE	2:B:8:U:O2	2	0.99	0.11	0.99
(1,3)	1:A:84:LYS:CE	2:B:8:U:O2'	2	0.99	0.11	0.99
(1,3)	1:A:84:LYS:CE	2:B:8:U:O3'	2	0.99	0.11	0.99
(1,3)	1:A:84:LYS:CE	2:B:8:U:O4	2	0.99	0.11	0.99
(1,3)	1:A:84:LYS:CE	2:B:8:U:O4'	2	0.99	0.11	0.99
(1,3)	1:A:84:LYS:CE	2:B:8:U:O5'	2	0.99	0.11	0.99
(1,3)	1:A:84:LYS:CE	2:B:8:U:OP1	2	0.99	0.11	0.99
(1,3)	1:A:84:LYS:CE	2:B:8:U:OP2	2	0.99	0.11	0.99
(1,3)	1:A:84:LYS:CE	2:B:8:U:P	2	0.99	0.11	0.99
(1,3)	1:A:84:LYS:CE	2:B:9:C:C1'	2	0.99	0.11	0.99
(1,3)	1:A:84:LYS:CE	2:B:9:C:C2	2	0.99	0.11	0.99
(1,3)	1:A:84:LYS:CE	2:B:9:C:C2'	2	0.99	0.11	0.99
(1,3)	1:A:84:LYS:CE	2:B:9:C:C3'	2	0.99	0.11	0.99
(1,3)	1:A:84:LYS:CE	2:B:9:C:C4	2	0.99	0.11	0.99
(1,3)	1:A:84:LYS:CE	2:B:9:C:C4'	2	0.99	0.11	0.99
(1,3)	1:A:84:LYS:CE	2:B:9:C:C5	2	0.99	0.11	0.99
(1,3)	1:A:84:LYS:CE	2:B:9:C:C5'	2	0.99	0.11	0.99
(1,3)	1:A:84:LYS:CE	2:B:9:C:C6	2	0.99	0.11	0.99
(1,3)	1:A:84:LYS:CE	2:B:9:C:H1'	2	0.99	0.11	0.99
(1,3)	1:A:84:LYS:CE	2:B:9:C:H2'	2	0.99	0.11	0.99
(1,3)	1:A:84:LYS:CE	2:B:9:C:H3'	2	0.99	0.11	0.99
(1,3)	1:A:84:LYS:CE	2:B:9:C:H4'	2	0.99	0.11	0.99
(1,3)	1:A:84:LYS:CE	2:B:9:C:H41	2	0.99	0.11	0.99
(1,3)	1:A:84:LYS:CE	2:B:9:C:H42	2	0.99	0.11	0.99
(1,3)	1:A:84:LYS:CE	2:B:9:C:H5	2	0.99	0.11	0.99

Continued on next page...

Continued from previous page...

Key	Atom-1	Atom-2	Models ¹	Mean (Å)	SD ¹ (Å)	Median (Å)
(1,3)	1:A:84:LYS:CE	2:B:9:C:H5'	2	0.99	0.11	0.99
(1,3)	1:A:84:LYS:CE	2:B:9:C:H5''	2	0.99	0.11	0.99
(1,3)	1:A:84:LYS:CE	2:B:9:C:H6	2	0.99	0.11	0.99
(1,3)	1:A:84:LYS:CE	2:B:9:C:HO2'	2	0.99	0.11	0.99
(1,3)	1:A:84:LYS:CE	2:B:9:C:N1	2	0.99	0.11	0.99
(1,3)	1:A:84:LYS:CE	2:B:9:C:N3	2	0.99	0.11	0.99
(1,3)	1:A:84:LYS:CE	2:B:9:C:N4	2	0.99	0.11	0.99
(1,3)	1:A:84:LYS:CE	2:B:9:C:O2	2	0.99	0.11	0.99
(1,3)	1:A:84:LYS:CE	2:B:9:C:O2'	2	0.99	0.11	0.99
(1,3)	1:A:84:LYS:CE	2:B:9:C:O3'	2	0.99	0.11	0.99
(1,3)	1:A:84:LYS:CE	2:B:9:C:O4'	2	0.99	0.11	0.99
(1,3)	1:A:84:LYS:CE	2:B:9:C:O5'	2	0.99	0.11	0.99
(1,3)	1:A:84:LYS:CE	2:B:9:C:OP1	2	0.99	0.11	0.99
(1,3)	1:A:84:LYS:CE	2:B:9:C:OP2	2	0.99	0.11	0.99
(1,3)	1:A:84:LYS:CE	2:B:9:C:P	2	0.99	0.11	0.99
(1,3)	1:A:84:LYS:CE	2:B:10:G:C1'	2	0.99	0.11	0.99
(1,3)	1:A:84:LYS:CE	2:B:10:G:C2	2	0.99	0.11	0.99
(1,3)	1:A:84:LYS:CE	2:B:10:G:C2'	2	0.99	0.11	0.99
(1,3)	1:A:84:LYS:CE	2:B:10:G:C3'	2	0.99	0.11	0.99
(1,3)	1:A:84:LYS:CE	2:B:10:G:C4	2	0.99	0.11	0.99
(1,3)	1:A:84:LYS:CE	2:B:10:G:C4'	2	0.99	0.11	0.99
(1,3)	1:A:84:LYS:CE	2:B:10:G:C5	2	0.99	0.11	0.99
(1,3)	1:A:84:LYS:CE	2:B:10:G:C5'	2	0.99	0.11	0.99
(1,3)	1:A:84:LYS:CE	2:B:10:G:C6	2	0.99	0.11	0.99
(1,3)	1:A:84:LYS:CE	2:B:10:G:C8	2	0.99	0.11	0.99
(1,3)	1:A:84:LYS:CE	2:B:10:G:H1	2	0.99	0.11	0.99
(1,3)	1:A:84:LYS:CE	2:B:10:G:H1'	2	0.99	0.11	0.99
(1,3)	1:A:84:LYS:CE	2:B:10:G:H2'	2	0.99	0.11	0.99
(1,3)	1:A:84:LYS:CE	2:B:10:G:H21	2	0.99	0.11	0.99
(1,3)	1:A:84:LYS:CE	2:B:10:G:H22	2	0.99	0.11	0.99
(1,3)	1:A:84:LYS:CE	2:B:10:G:H3'	2	0.99	0.11	0.99
(1,3)	1:A:84:LYS:CE	2:B:10:G:H4'	2	0.99	0.11	0.99
(1,3)	1:A:84:LYS:CE	2:B:10:G:H5'	2	0.99	0.11	0.99
(1,3)	1:A:84:LYS:CE	2:B:10:G:H5''	2	0.99	0.11	0.99
(1,3)	1:A:84:LYS:CE	2:B:10:G:H8	2	0.99	0.11	0.99
(1,3)	1:A:84:LYS:CE	2:B:10:G:HO2'	2	0.99	0.11	0.99
(1,3)	1:A:84:LYS:CE	2:B:10:G:N1	2	0.99	0.11	0.99
(1,3)	1:A:84:LYS:CE	2:B:10:G:N2	2	0.99	0.11	0.99
(1,3)	1:A:84:LYS:CE	2:B:10:G:N3	2	0.99	0.11	0.99
(1,3)	1:A:84:LYS:CE	2:B:10:G:N7	2	0.99	0.11	0.99
(1,3)	1:A:84:LYS:CE	2:B:10:G:N9	2	0.99	0.11	0.99
(1,3)	1:A:84:LYS:CE	2:B:10:G:O2'	2	0.99	0.11	0.99

Continued on next page...

Continued from previous page...

Key	Atom-1	Atom-2	Models ¹	Mean (Å)	SD ¹ (Å)	Median (Å)
(1,3)	1:A:84:LYS:CE	2:B:10:G:O3'	2	0.99	0.11	0.99
(1,3)	1:A:84:LYS:CE	2:B:10:G:O4'	2	0.99	0.11	0.99
(1,3)	1:A:84:LYS:CE	2:B:10:G:O5'	2	0.99	0.11	0.99
(1,3)	1:A:84:LYS:CE	2:B:10:G:O6	2	0.99	0.11	0.99
(1,3)	1:A:84:LYS:CE	2:B:10:G:OP1	2	0.99	0.11	0.99
(1,3)	1:A:84:LYS:CE	2:B:10:G:OP2	2	0.99	0.11	0.99
(1,3)	1:A:84:LYS:CE	2:B:10:G:P	2	0.99	0.11	0.99
(1,3)	1:A:84:LYS:CE	2:B:11:A:C1'	2	0.99	0.11	0.99
(1,3)	1:A:84:LYS:CE	2:B:11:A:C2	2	0.99	0.11	0.99
(1,3)	1:A:84:LYS:CE	2:B:11:A:C2'	2	0.99	0.11	0.99
(1,3)	1:A:84:LYS:CE	2:B:11:A:C3'	2	0.99	0.11	0.99
(1,3)	1:A:84:LYS:CE	2:B:11:A:C4	2	0.99	0.11	0.99
(1,3)	1:A:84:LYS:CE	2:B:11:A:C4'	2	0.99	0.11	0.99
(1,3)	1:A:84:LYS:CE	2:B:11:A:C5	2	0.99	0.11	0.99
(1,3)	1:A:84:LYS:CE	2:B:11:A:C5'	2	0.99	0.11	0.99
(1,3)	1:A:84:LYS:CE	2:B:11:A:C6	2	0.99	0.11	0.99
(1,3)	1:A:84:LYS:CE	2:B:11:A:C8	2	0.99	0.11	0.99
(1,3)	1:A:84:LYS:CE	2:B:11:A:H1'	2	0.99	0.11	0.99
(1,3)	1:A:84:LYS:CE	2:B:11:A:H2	2	0.99	0.11	0.99
(1,3)	1:A:84:LYS:CE	2:B:11:A:H2'	2	0.99	0.11	0.99
(1,3)	1:A:84:LYS:CE	2:B:11:A:H3'	2	0.99	0.11	0.99
(1,3)	1:A:84:LYS:CE	2:B:11:A:H4'	2	0.99	0.11	0.99
(1,3)	1:A:84:LYS:CE	2:B:11:A:H5'	2	0.99	0.11	0.99
(1,3)	1:A:84:LYS:CE	2:B:11:A:H5''	2	0.99	0.11	0.99
(1,3)	1:A:84:LYS:CE	2:B:11:A:H61	2	0.99	0.11	0.99
(1,3)	1:A:84:LYS:CE	2:B:11:A:H62	2	0.99	0.11	0.99
(1,3)	1:A:84:LYS:CE	2:B:11:A:H8	2	0.99	0.11	0.99
(1,3)	1:A:84:LYS:CE	2:B:11:A:HO2'	2	0.99	0.11	0.99
(1,3)	1:A:84:LYS:CE	2:B:11:A:N1	2	0.99	0.11	0.99
(1,3)	1:A:84:LYS:CE	2:B:11:A:N3	2	0.99	0.11	0.99
(1,3)	1:A:84:LYS:CE	2:B:11:A:N6	2	0.99	0.11	0.99
(1,3)	1:A:84:LYS:CE	2:B:11:A:N7	2	0.99	0.11	0.99
(1,3)	1:A:84:LYS:CE	2:B:11:A:N9	2	0.99	0.11	0.99
(1,3)	1:A:84:LYS:CE	2:B:11:A:O2'	2	0.99	0.11	0.99
(1,3)	1:A:84:LYS:CE	2:B:11:A:O3'	2	0.99	0.11	0.99
(1,3)	1:A:84:LYS:CE	2:B:11:A:O4'	2	0.99	0.11	0.99
(1,3)	1:A:84:LYS:CE	2:B:11:A:O5'	2	0.99	0.11	0.99
(1,3)	1:A:84:LYS:CE	2:B:11:A:OP1	2	0.99	0.11	0.99
(1,3)	1:A:84:LYS:CE	2:B:11:A:OP2	2	0.99	0.11	0.99
(1,3)	1:A:84:LYS:CE	2:B:11:A:P	2	0.99	0.11	0.99
(1,3)	1:A:84:LYS:CE	2:B:12:A:C1'	2	0.99	0.11	0.99
(1,3)	1:A:84:LYS:CE	2:B:12:A:C2	2	0.99	0.11	0.99

Continued on next page...

Continued from previous page...

Key	Atom-1	Atom-2	Models ¹	Mean (Å)	SD ¹ (Å)	Median (Å)
(1,3)	1:A:84:LYS:CE	2:B:12:A:C2'	2	0.99	0.11	0.99
(1,3)	1:A:84:LYS:CE	2:B:12:A:C3'	2	0.99	0.11	0.99
(1,3)	1:A:84:LYS:CE	2:B:12:A:C4	2	0.99	0.11	0.99
(1,3)	1:A:84:LYS:CE	2:B:12:A:C4'	2	0.99	0.11	0.99
(1,3)	1:A:84:LYS:CE	2:B:12:A:C5	2	0.99	0.11	0.99
(1,3)	1:A:84:LYS:CE	2:B:12:A:C5'	2	0.99	0.11	0.99
(1,3)	1:A:84:LYS:CE	2:B:12:A:C6	2	0.99	0.11	0.99
(1,3)	1:A:84:LYS:CE	2:B:12:A:C8	2	0.99	0.11	0.99
(1,3)	1:A:84:LYS:CE	2:B:12:A:H1'	2	0.99	0.11	0.99
(1,3)	1:A:84:LYS:CE	2:B:12:A:H2	2	0.99	0.11	0.99
(1,3)	1:A:84:LYS:CE	2:B:12:A:H2'	2	0.99	0.11	0.99
(1,3)	1:A:84:LYS:CE	2:B:12:A:H3'	2	0.99	0.11	0.99
(1,3)	1:A:84:LYS:CE	2:B:12:A:H4'	2	0.99	0.11	0.99
(1,3)	1:A:84:LYS:CE	2:B:12:A:H5'	2	0.99	0.11	0.99
(1,3)	1:A:84:LYS:CE	2:B:12:A:H5''	2	0.99	0.11	0.99
(1,3)	1:A:84:LYS:CE	2:B:12:A:H61	2	0.99	0.11	0.99
(1,3)	1:A:84:LYS:CE	2:B:12:A:H62	2	0.99	0.11	0.99
(1,3)	1:A:84:LYS:CE	2:B:12:A:H8	2	0.99	0.11	0.99
(1,3)	1:A:84:LYS:CE	2:B:12:A:HO2'	2	0.99	0.11	0.99
(1,3)	1:A:84:LYS:CE	2:B:12:A:N1	2	0.99	0.11	0.99
(1,3)	1:A:84:LYS:CE	2:B:12:A:N3	2	0.99	0.11	0.99
(1,3)	1:A:84:LYS:CE	2:B:12:A:N6	2	0.99	0.11	0.99
(1,3)	1:A:84:LYS:CE	2:B:12:A:N7	2	0.99	0.11	0.99
(1,3)	1:A:84:LYS:CE	2:B:12:A:N9	2	0.99	0.11	0.99
(1,3)	1:A:84:LYS:CE	2:B:12:A:O2'	2	0.99	0.11	0.99
(1,3)	1:A:84:LYS:CE	2:B:12:A:O3'	2	0.99	0.11	0.99
(1,3)	1:A:84:LYS:CE	2:B:12:A:O4'	2	0.99	0.11	0.99
(1,3)	1:A:84:LYS:CE	2:B:12:A:O5'	2	0.99	0.11	0.99
(1,3)	1:A:84:LYS:CE	2:B:12:A:OP1	2	0.99	0.11	0.99
(1,3)	1:A:84:LYS:CE	2:B:12:A:OP2	2	0.99	0.11	0.99
(1,3)	1:A:84:LYS:CE	2:B:12:A:P	2	0.99	0.11	0.99
(1,3)	1:A:84:LYS:CE	2:B:13:A:C1'	2	0.99	0.11	0.99
(1,3)	1:A:84:LYS:CE	2:B:13:A:C2	2	0.99	0.11	0.99
(1,3)	1:A:84:LYS:CE	2:B:13:A:C2'	2	0.99	0.11	0.99
(1,3)	1:A:84:LYS:CE	2:B:13:A:C3'	2	0.99	0.11	0.99
(1,3)	1:A:84:LYS:CE	2:B:13:A:C4	2	0.99	0.11	0.99
(1,3)	1:A:84:LYS:CE	2:B:13:A:C4'	2	0.99	0.11	0.99
(1,3)	1:A:84:LYS:CE	2:B:13:A:C5	2	0.99	0.11	0.99
(1,3)	1:A:84:LYS:CE	2:B:13:A:C5'	2	0.99	0.11	0.99
(1,3)	1:A:84:LYS:CE	2:B:13:A:C6	2	0.99	0.11	0.99
(1,3)	1:A:84:LYS:CE	2:B:13:A:C8	2	0.99	0.11	0.99
(1,3)	1:A:84:LYS:CE	2:B:13:A:H1'	2	0.99	0.11	0.99

Continued on next page...

Continued from previous page...

Key	Atom-1	Atom-2	Models ¹	Mean (Å)	SD ¹ (Å)	Median (Å)
(1,3)	1:A:84:LYS:CE	2:B:13:A:H2	2	0.99	0.11	0.99
(1,3)	1:A:84:LYS:CE	2:B:13:A:H2'	2	0.99	0.11	0.99
(1,3)	1:A:84:LYS:CE	2:B:13:A:H3'	2	0.99	0.11	0.99
(1,3)	1:A:84:LYS:CE	2:B:13:A:H4'	2	0.99	0.11	0.99
(1,3)	1:A:84:LYS:CE	2:B:13:A:H5'	2	0.99	0.11	0.99
(1,3)	1:A:84:LYS:CE	2:B:13:A:H5''	2	0.99	0.11	0.99
(1,3)	1:A:84:LYS:CE	2:B:13:A:H61	2	0.99	0.11	0.99
(1,3)	1:A:84:LYS:CE	2:B:13:A:H62	2	0.99	0.11	0.99
(1,3)	1:A:84:LYS:CE	2:B:13:A:H8	2	0.99	0.11	0.99
(1,3)	1:A:84:LYS:CE	2:B:13:A:HO2'	2	0.99	0.11	0.99
(1,3)	1:A:84:LYS:CE	2:B:13:A:N1	2	0.99	0.11	0.99
(1,3)	1:A:84:LYS:CE	2:B:13:A:N3	2	0.99	0.11	0.99
(1,3)	1:A:84:LYS:CE	2:B:13:A:N6	2	0.99	0.11	0.99
(1,3)	1:A:84:LYS:CE	2:B:13:A:N7	2	0.99	0.11	0.99
(1,3)	1:A:84:LYS:CE	2:B:13:A:N9	2	0.99	0.11	0.99
(1,3)	1:A:84:LYS:CE	2:B:13:A:O2'	2	0.99	0.11	0.99
(1,3)	1:A:84:LYS:CE	2:B:13:A:O3'	2	0.99	0.11	0.99
(1,3)	1:A:84:LYS:CE	2:B:13:A:O4'	2	0.99	0.11	0.99
(1,3)	1:A:84:LYS:CE	2:B:13:A:O5'	2	0.99	0.11	0.99
(1,3)	1:A:84:LYS:CE	2:B:13:A:OP1	2	0.99	0.11	0.99
(1,3)	1:A:84:LYS:CE	2:B:13:A:OP2	2	0.99	0.11	0.99
(1,3)	1:A:84:LYS:CE	2:B:13:A:P	2	0.99	0.11	0.99
(1,3)	1:A:84:LYS:CE	2:B:14:G:C1'	2	0.99	0.11	0.99
(1,3)	1:A:84:LYS:CE	2:B:14:G:C2	2	0.99	0.11	0.99
(1,3)	1:A:84:LYS:CE	2:B:14:G:C2'	2	0.99	0.11	0.99
(1,3)	1:A:84:LYS:CE	2:B:14:G:C3'	2	0.99	0.11	0.99
(1,3)	1:A:84:LYS:CE	2:B:14:G:C4	2	0.99	0.11	0.99
(1,3)	1:A:84:LYS:CE	2:B:14:G:C4'	2	0.99	0.11	0.99
(1,3)	1:A:84:LYS:CE	2:B:14:G:C5	2	0.99	0.11	0.99
(1,3)	1:A:84:LYS:CE	2:B:14:G:C5'	2	0.99	0.11	0.99
(1,3)	1:A:84:LYS:CE	2:B:14:G:C6	2	0.99	0.11	0.99
(1,3)	1:A:84:LYS:CE	2:B:14:G:C8	2	0.99	0.11	0.99
(1,3)	1:A:84:LYS:CE	2:B:14:G:H1	2	0.99	0.11	0.99
(1,3)	1:A:84:LYS:CE	2:B:14:G:H1'	2	0.99	0.11	0.99
(1,3)	1:A:84:LYS:CE	2:B:14:G:H2'	2	0.99	0.11	0.99
(1,3)	1:A:84:LYS:CE	2:B:14:G:H21	2	0.99	0.11	0.99
(1,3)	1:A:84:LYS:CE	2:B:14:G:H22	2	0.99	0.11	0.99
(1,3)	1:A:84:LYS:CE	2:B:14:G:H3'	2	0.99	0.11	0.99
(1,3)	1:A:84:LYS:CE	2:B:14:G:H4'	2	0.99	0.11	0.99
(1,3)	1:A:84:LYS:CE	2:B:14:G:H5'	2	0.99	0.11	0.99
(1,3)	1:A:84:LYS:CE	2:B:14:G:H5''	2	0.99	0.11	0.99
(1,3)	1:A:84:LYS:CE	2:B:14:G:H8	2	0.99	0.11	0.99

Continued on next page...

Continued from previous page...

Key	Atom-1	Atom-2	Models ¹	Mean (Å)	SD ¹ (Å)	Median (Å)
(1,3)	1:A:84:LYS:CE	2:B:14:G:HO2'	2	0.99	0.11	0.99
(1,3)	1:A:84:LYS:CE	2:B:14:G:N1	2	0.99	0.11	0.99
(1,3)	1:A:84:LYS:CE	2:B:14:G:N2	2	0.99	0.11	0.99
(1,3)	1:A:84:LYS:CE	2:B:14:G:N3	2	0.99	0.11	0.99
(1,3)	1:A:84:LYS:CE	2:B:14:G:N7	2	0.99	0.11	0.99
(1,3)	1:A:84:LYS:CE	2:B:14:G:N9	2	0.99	0.11	0.99
(1,3)	1:A:84:LYS:CE	2:B:14:G:O2'	2	0.99	0.11	0.99
(1,3)	1:A:84:LYS:CE	2:B:14:G:O3'	2	0.99	0.11	0.99
(1,3)	1:A:84:LYS:CE	2:B:14:G:O4'	2	0.99	0.11	0.99
(1,3)	1:A:84:LYS:CE	2:B:14:G:O5'	2	0.99	0.11	0.99
(1,3)	1:A:84:LYS:CE	2:B:14:G:O6	2	0.99	0.11	0.99
(1,3)	1:A:84:LYS:CE	2:B:14:G:OP1	2	0.99	0.11	0.99
(1,3)	1:A:84:LYS:CE	2:B:14:G:OP2	2	0.99	0.11	0.99
(1,3)	1:A:84:LYS:CE	2:B:14:G:P	2	0.99	0.11	0.99
(1,3)	1:A:84:LYS:CE	2:B:15:A:C1'	2	0.99	0.11	0.99
(1,3)	1:A:84:LYS:CE	2:B:15:A:C2	2	0.99	0.11	0.99
(1,3)	1:A:84:LYS:CE	2:B:15:A:C2'	2	0.99	0.11	0.99
(1,3)	1:A:84:LYS:CE	2:B:15:A:C3'	2	0.99	0.11	0.99
(1,3)	1:A:84:LYS:CE	2:B:15:A:C4	2	0.99	0.11	0.99
(1,3)	1:A:84:LYS:CE	2:B:15:A:C4'	2	0.99	0.11	0.99
(1,3)	1:A:84:LYS:CE	2:B:15:A:C5	2	0.99	0.11	0.99
(1,3)	1:A:84:LYS:CE	2:B:15:A:C5'	2	0.99	0.11	0.99
(1,3)	1:A:84:LYS:CE	2:B:15:A:C6	2	0.99	0.11	0.99
(1,3)	1:A:84:LYS:CE	2:B:15:A:C8	2	0.99	0.11	0.99
(1,3)	1:A:84:LYS:CE	2:B:15:A:H1'	2	0.99	0.11	0.99
(1,3)	1:A:84:LYS:CE	2:B:15:A:H2	2	0.99	0.11	0.99
(1,3)	1:A:84:LYS:CE	2:B:15:A:H2'	2	0.99	0.11	0.99
(1,3)	1:A:84:LYS:CE	2:B:15:A:H3'	2	0.99	0.11	0.99
(1,3)	1:A:84:LYS:CE	2:B:15:A:H4'	2	0.99	0.11	0.99
(1,3)	1:A:84:LYS:CE	2:B:15:A:H5'	2	0.99	0.11	0.99
(1,3)	1:A:84:LYS:CE	2:B:15:A:H5''	2	0.99	0.11	0.99
(1,3)	1:A:84:LYS:CE	2:B:15:A:H61	2	0.99	0.11	0.99
(1,3)	1:A:84:LYS:CE	2:B:15:A:H62	2	0.99	0.11	0.99
(1,3)	1:A:84:LYS:CE	2:B:15:A:H8	2	0.99	0.11	0.99
(1,3)	1:A:84:LYS:CE	2:B:15:A:HO2'	2	0.99	0.11	0.99
(1,3)	1:A:84:LYS:CE	2:B:15:A:N1	2	0.99	0.11	0.99
(1,3)	1:A:84:LYS:CE	2:B:15:A:N3	2	0.99	0.11	0.99
(1,3)	1:A:84:LYS:CE	2:B:15:A:N6	2	0.99	0.11	0.99
(1,3)	1:A:84:LYS:CE	2:B:15:A:N7	2	0.99	0.11	0.99
(1,3)	1:A:84:LYS:CE	2:B:15:A:N9	2	0.99	0.11	0.99
(1,3)	1:A:84:LYS:CE	2:B:15:A:O2'	2	0.99	0.11	0.99
(1,3)	1:A:84:LYS:CE	2:B:15:A:O3'	2	0.99	0.11	0.99

Continued on next page...

Continued from previous page...

Key	Atom-1	Atom-2	Models ¹	Mean (Å)	SD ¹ (Å)	Median (Å)
(1,3)	1:A:84:LYS:CE	2:B:15:A:O4'	2	0.99	0.11	0.99
(1,3)	1:A:84:LYS:CE	2:B:15:A:O5'	2	0.99	0.11	0.99
(1,3)	1:A:84:LYS:CE	2:B:15:A:OP1	2	0.99	0.11	0.99
(1,3)	1:A:84:LYS:CE	2:B:15:A:OP2	2	0.99	0.11	0.99
(1,3)	1:A:84:LYS:CE	2:B:15:A:P	2	0.99	0.11	0.99
(1,3)	1:A:84:LYS:CE	2:B:16:G:C1'	2	0.99	0.11	0.99
(1,3)	1:A:84:LYS:CE	2:B:16:G:C2	2	0.99	0.11	0.99
(1,3)	1:A:84:LYS:CE	2:B:16:G:C2'	2	0.99	0.11	0.99
(1,3)	1:A:84:LYS:CE	2:B:16:G:C3'	2	0.99	0.11	0.99
(1,3)	1:A:84:LYS:CE	2:B:16:G:C4	2	0.99	0.11	0.99
(1,3)	1:A:84:LYS:CE	2:B:16:G:C4'	2	0.99	0.11	0.99
(1,3)	1:A:84:LYS:CE	2:B:16:G:C5	2	0.99	0.11	0.99
(1,3)	1:A:84:LYS:CE	2:B:16:G:C5'	2	0.99	0.11	0.99
(1,3)	1:A:84:LYS:CE	2:B:16:G:C6	2	0.99	0.11	0.99
(1,3)	1:A:84:LYS:CE	2:B:16:G:C8	2	0.99	0.11	0.99
(1,3)	1:A:84:LYS:CE	2:B:16:G:H1	2	0.99	0.11	0.99
(1,3)	1:A:84:LYS:CE	2:B:16:G:H1'	2	0.99	0.11	0.99
(1,3)	1:A:84:LYS:CE	2:B:16:G:H2'	2	0.99	0.11	0.99
(1,3)	1:A:84:LYS:CE	2:B:16:G:H21	2	0.99	0.11	0.99
(1,3)	1:A:84:LYS:CE	2:B:16:G:H22	2	0.99	0.11	0.99
(1,3)	1:A:84:LYS:CE	2:B:16:G:H3'	2	0.99	0.11	0.99
(1,3)	1:A:84:LYS:CE	2:B:16:G:H4'	2	0.99	0.11	0.99
(1,3)	1:A:84:LYS:CE	2:B:16:G:H5'	2	0.99	0.11	0.99
(1,3)	1:A:84:LYS:CE	2:B:16:G:H5''	2	0.99	0.11	0.99
(1,3)	1:A:84:LYS:CE	2:B:16:G:H8	2	0.99	0.11	0.99
(1,3)	1:A:84:LYS:CE	2:B:16:G:HO2'	2	0.99	0.11	0.99
(1,3)	1:A:84:LYS:CE	2:B:16:G:N1	2	0.99	0.11	0.99
(1,3)	1:A:84:LYS:CE	2:B:16:G:N2	2	0.99	0.11	0.99
(1,3)	1:A:84:LYS:CE	2:B:16:G:N3	2	0.99	0.11	0.99
(1,3)	1:A:84:LYS:CE	2:B:16:G:N7	2	0.99	0.11	0.99
(1,3)	1:A:84:LYS:CE	2:B:16:G:N9	2	0.99	0.11	0.99
(1,3)	1:A:84:LYS:CE	2:B:16:G:O2'	2	0.99	0.11	0.99
(1,3)	1:A:84:LYS:CE	2:B:16:G:O3'	2	0.99	0.11	0.99
(1,3)	1:A:84:LYS:CE	2:B:16:G:O4'	2	0.99	0.11	0.99
(1,3)	1:A:84:LYS:CE	2:B:16:G:O5'	2	0.99	0.11	0.99
(1,3)	1:A:84:LYS:CE	2:B:16:G:O6	2	0.99	0.11	0.99
(1,3)	1:A:84:LYS:CE	2:B:16:G:OP1	2	0.99	0.11	0.99
(1,3)	1:A:84:LYS:CE	2:B:16:G:OP2	2	0.99	0.11	0.99
(1,3)	1:A:84:LYS:CE	2:B:16:G:P	2	0.99	0.11	0.99
(1,3)	1:A:84:LYS:CE	2:B:17:C:C1'	2	0.99	0.11	0.99
(1,3)	1:A:84:LYS:CE	2:B:17:C:C2	2	0.99	0.11	0.99
(1,3)	1:A:84:LYS:CE	2:B:17:C:C2'	2	0.99	0.11	0.99

Continued on next page...

Continued from previous page...

Key	Atom-1	Atom-2	Models ¹	Mean (Å)	SD ¹ (Å)	Median (Å)
(1,3)	1:A:84:LYS:CE	2:B:17:C:C3'	2	0.99	0.11	0.99
(1,3)	1:A:84:LYS:CE	2:B:17:C:C4	2	0.99	0.11	0.99
(1,3)	1:A:84:LYS:CE	2:B:17:C:C4'	2	0.99	0.11	0.99
(1,3)	1:A:84:LYS:CE	2:B:17:C:C5	2	0.99	0.11	0.99
(1,3)	1:A:84:LYS:CE	2:B:17:C:C5'	2	0.99	0.11	0.99
(1,3)	1:A:84:LYS:CE	2:B:17:C:C6	2	0.99	0.11	0.99
(1,3)	1:A:84:LYS:CE	2:B:17:C:H1'	2	0.99	0.11	0.99
(1,3)	1:A:84:LYS:CE	2:B:17:C:H2'	2	0.99	0.11	0.99
(1,3)	1:A:84:LYS:CE	2:B:17:C:H3'	2	0.99	0.11	0.99
(1,3)	1:A:84:LYS:CE	2:B:17:C:H4'	2	0.99	0.11	0.99
(1,3)	1:A:84:LYS:CE	2:B:17:C:H41	2	0.99	0.11	0.99
(1,3)	1:A:84:LYS:CE	2:B:17:C:H42	2	0.99	0.11	0.99
(1,3)	1:A:84:LYS:CE	2:B:17:C:H5	2	0.99	0.11	0.99
(1,3)	1:A:84:LYS:CE	2:B:17:C:H5'	2	0.99	0.11	0.99
(1,3)	1:A:84:LYS:CE	2:B:17:C:H5''	2	0.99	0.11	0.99
(1,3)	1:A:84:LYS:CE	2:B:17:C:H6	2	0.99	0.11	0.99
(1,3)	1:A:84:LYS:CE	2:B:17:C:HO2'	2	0.99	0.11	0.99
(1,3)	1:A:84:LYS:CE	2:B:17:C:N1	2	0.99	0.11	0.99
(1,3)	1:A:84:LYS:CE	2:B:17:C:N3	2	0.99	0.11	0.99
(1,3)	1:A:84:LYS:CE	2:B:17:C:N4	2	0.99	0.11	0.99
(1,3)	1:A:84:LYS:CE	2:B:17:C:O2	2	0.99	0.11	0.99
(1,3)	1:A:84:LYS:CE	2:B:17:C:O2'	2	0.99	0.11	0.99
(1,3)	1:A:84:LYS:CE	2:B:17:C:O3'	2	0.99	0.11	0.99
(1,3)	1:A:84:LYS:CE	2:B:17:C:O4'	2	0.99	0.11	0.99
(1,3)	1:A:84:LYS:CE	2:B:17:C:O5'	2	0.99	0.11	0.99
(1,3)	1:A:84:LYS:CE	2:B:17:C:OP1	2	0.99	0.11	0.99
(1,3)	1:A:84:LYS:CE	2:B:17:C:OP2	2	0.99	0.11	0.99
(1,3)	1:A:84:LYS:CE	2:B:17:C:P	2	0.99	0.11	0.99
(1,3)	1:A:84:LYS:CE	2:B:18:A:C1'	2	0.99	0.11	0.99
(1,3)	1:A:84:LYS:CE	2:B:18:A:C2	2	0.99	0.11	0.99
(1,3)	1:A:84:LYS:CE	2:B:18:A:C2'	2	0.99	0.11	0.99
(1,3)	1:A:84:LYS:CE	2:B:18:A:C3'	2	0.99	0.11	0.99
(1,3)	1:A:84:LYS:CE	2:B:18:A:C4	2	0.99	0.11	0.99
(1,3)	1:A:84:LYS:CE	2:B:18:A:C4'	2	0.99	0.11	0.99
(1,3)	1:A:84:LYS:CE	2:B:18:A:C5	2	0.99	0.11	0.99
(1,3)	1:A:84:LYS:CE	2:B:18:A:C5'	2	0.99	0.11	0.99
(1,3)	1:A:84:LYS:CE	2:B:18:A:C6	2	0.99	0.11	0.99
(1,3)	1:A:84:LYS:CE	2:B:18:A:C8	2	0.99	0.11	0.99
(1,3)	1:A:84:LYS:CE	2:B:18:A:H1'	2	0.99	0.11	0.99
(1,3)	1:A:84:LYS:CE	2:B:18:A:H2	2	0.99	0.11	0.99
(1,3)	1:A:84:LYS:CE	2:B:18:A:H2'	2	0.99	0.11	0.99
(1,3)	1:A:84:LYS:CE	2:B:18:A:H3'	2	0.99	0.11	0.99

Continued on next page...

Continued from previous page...

Key	Atom-1	Atom-2	Models ¹	Mean (Å)	SD ¹ (Å)	Median (Å)
(1,3)	1:A:84:LYS:CE	2:B:18:A:H4'	2	0.99	0.11	0.99
(1,3)	1:A:84:LYS:CE	2:B:18:A:H5'	2	0.99	0.11	0.99
(1,3)	1:A:84:LYS:CE	2:B:18:A:H5''	2	0.99	0.11	0.99
(1,3)	1:A:84:LYS:CE	2:B:18:A:H61	2	0.99	0.11	0.99
(1,3)	1:A:84:LYS:CE	2:B:18:A:H62	2	0.99	0.11	0.99
(1,3)	1:A:84:LYS:CE	2:B:18:A:H8	2	0.99	0.11	0.99
(1,3)	1:A:84:LYS:CE	2:B:18:A:HO2'	2	0.99	0.11	0.99
(1,3)	1:A:84:LYS:CE	2:B:18:A:N1	2	0.99	0.11	0.99
(1,3)	1:A:84:LYS:CE	2:B:18:A:N3	2	0.99	0.11	0.99
(1,3)	1:A:84:LYS:CE	2:B:18:A:N6	2	0.99	0.11	0.99
(1,3)	1:A:84:LYS:CE	2:B:18:A:N7	2	0.99	0.11	0.99
(1,3)	1:A:84:LYS:CE	2:B:18:A:N9	2	0.99	0.11	0.99
(1,3)	1:A:84:LYS:CE	2:B:18:A:O2'	2	0.99	0.11	0.99
(1,3)	1:A:84:LYS:CE	2:B:18:A:O3'	2	0.99	0.11	0.99
(1,3)	1:A:84:LYS:CE	2:B:18:A:O4'	2	0.99	0.11	0.99
(1,3)	1:A:84:LYS:CE	2:B:18:A:O5'	2	0.99	0.11	0.99
(1,3)	1:A:84:LYS:CE	2:B:18:A:OP1	2	0.99	0.11	0.99
(1,3)	1:A:84:LYS:CE	2:B:18:A:OP2	2	0.99	0.11	0.99
(1,3)	1:A:84:LYS:CE	2:B:18:A:P	2	0.99	0.11	0.99
(1,3)	1:A:84:LYS:CE	2:B:19:A:C1'	2	0.99	0.11	0.99
(1,3)	1:A:84:LYS:CE	2:B:19:A:C2	2	0.99	0.11	0.99
(1,3)	1:A:84:LYS:CE	2:B:19:A:C2'	2	0.99	0.11	0.99
(1,3)	1:A:84:LYS:CE	2:B:19:A:C3'	2	0.99	0.11	0.99
(1,3)	1:A:84:LYS:CE	2:B:19:A:C4	2	0.99	0.11	0.99
(1,3)	1:A:84:LYS:CE	2:B:19:A:C4'	2	0.99	0.11	0.99
(1,3)	1:A:84:LYS:CE	2:B:19:A:C5	2	0.99	0.11	0.99
(1,3)	1:A:84:LYS:CE	2:B:19:A:C5'	2	0.99	0.11	0.99
(1,3)	1:A:84:LYS:CE	2:B:19:A:C6	2	0.99	0.11	0.99
(1,3)	1:A:84:LYS:CE	2:B:19:A:C8	2	0.99	0.11	0.99
(1,3)	1:A:84:LYS:CE	2:B:19:A:H1'	2	0.99	0.11	0.99
(1,3)	1:A:84:LYS:CE	2:B:19:A:H2	2	0.99	0.11	0.99
(1,3)	1:A:84:LYS:CE	2:B:19:A:H2'	2	0.99	0.11	0.99
(1,3)	1:A:84:LYS:CE	2:B:19:A:H3'	2	0.99	0.11	0.99
(1,3)	1:A:84:LYS:CE	2:B:19:A:H4'	2	0.99	0.11	0.99
(1,3)	1:A:84:LYS:CE	2:B:19:A:H5'	2	0.99	0.11	0.99
(1,3)	1:A:84:LYS:CE	2:B:19:A:H5''	2	0.99	0.11	0.99
(1,3)	1:A:84:LYS:CE	2:B:19:A:H61	2	0.99	0.11	0.99
(1,3)	1:A:84:LYS:CE	2:B:19:A:H62	2	0.99	0.11	0.99
(1,3)	1:A:84:LYS:CE	2:B:19:A:H8	2	0.99	0.11	0.99
(1,3)	1:A:84:LYS:CE	2:B:19:A:HO2'	2	0.99	0.11	0.99
(1,3)	1:A:84:LYS:CE	2:B:19:A:N1	2	0.99	0.11	0.99
(1,3)	1:A:84:LYS:CE	2:B:19:A:N3	2	0.99	0.11	0.99

Continued on next page...

Continued from previous page...

Key	Atom-1	Atom-2	Models ¹	Mean (Å)	SD ¹ (Å)	Median (Å)
(1,3)	1:A:84:LYS:CE	2:B:19:A:N6	2	0.99	0.11	0.99
(1,3)	1:A:84:LYS:CE	2:B:19:A:N7	2	0.99	0.11	0.99
(1,3)	1:A:84:LYS:CE	2:B:19:A:N9	2	0.99	0.11	0.99
(1,3)	1:A:84:LYS:CE	2:B:19:A:O2'	2	0.99	0.11	0.99
(1,3)	1:A:84:LYS:CE	2:B:19:A:O3'	2	0.99	0.11	0.99
(1,3)	1:A:84:LYS:CE	2:B:19:A:O4'	2	0.99	0.11	0.99
(1,3)	1:A:84:LYS:CE	2:B:19:A:O5'	2	0.99	0.11	0.99
(1,3)	1:A:84:LYS:CE	2:B:19:A:OP1	2	0.99	0.11	0.99
(1,3)	1:A:84:LYS:CE	2:B:19:A:OP2	2	0.99	0.11	0.99
(1,3)	1:A:84:LYS:CE	2:B:19:A:P	2	0.99	0.11	0.99
(1,3)	1:A:84:LYS:CE	2:B:20:U:C1'	2	0.99	0.11	0.99
(1,3)	1:A:84:LYS:CE	2:B:20:U:C2	2	0.99	0.11	0.99
(1,3)	1:A:84:LYS:CE	2:B:20:U:C2'	2	0.99	0.11	0.99
(1,3)	1:A:84:LYS:CE	2:B:20:U:C3'	2	0.99	0.11	0.99
(1,3)	1:A:84:LYS:CE	2:B:20:U:C4	2	0.99	0.11	0.99
(1,3)	1:A:84:LYS:CE	2:B:20:U:C4'	2	0.99	0.11	0.99
(1,3)	1:A:84:LYS:CE	2:B:20:U:C5	2	0.99	0.11	0.99
(1,3)	1:A:84:LYS:CE	2:B:20:U:C5'	2	0.99	0.11	0.99
(1,3)	1:A:84:LYS:CE	2:B:20:U:C6	2	0.99	0.11	0.99
(1,3)	1:A:84:LYS:CE	2:B:20:U:H1'	2	0.99	0.11	0.99
(1,3)	1:A:84:LYS:CE	2:B:20:U:H2'	2	0.99	0.11	0.99
(1,3)	1:A:84:LYS:CE	2:B:20:U:H3	2	0.99	0.11	0.99
(1,3)	1:A:84:LYS:CE	2:B:20:U:H3'	2	0.99	0.11	0.99
(1,3)	1:A:84:LYS:CE	2:B:20:U:H4'	2	0.99	0.11	0.99
(1,3)	1:A:84:LYS:CE	2:B:20:U:H5	2	0.99	0.11	0.99
(1,3)	1:A:84:LYS:CE	2:B:20:U:H5'	2	0.99	0.11	0.99
(1,3)	1:A:84:LYS:CE	2:B:20:U:H5''	2	0.99	0.11	0.99
(1,3)	1:A:84:LYS:CE	2:B:20:U:H6	2	0.99	0.11	0.99
(1,3)	1:A:84:LYS:CE	2:B:20:U:HO2'	2	0.99	0.11	0.99
(1,3)	1:A:84:LYS:CE	2:B:20:U:N1	2	0.99	0.11	0.99
(1,3)	1:A:84:LYS:CE	2:B:20:U:N3	2	0.99	0.11	0.99
(1,3)	1:A:84:LYS:CE	2:B:20:U:O2	2	0.99	0.11	0.99
(1,3)	1:A:84:LYS:CE	2:B:20:U:O2'	2	0.99	0.11	0.99
(1,3)	1:A:84:LYS:CE	2:B:20:U:O3'	2	0.99	0.11	0.99
(1,3)	1:A:84:LYS:CE	2:B:20:U:O4	2	0.99	0.11	0.99
(1,3)	1:A:84:LYS:CE	2:B:20:U:O4'	2	0.99	0.11	0.99
(1,3)	1:A:84:LYS:CE	2:B:20:U:O5'	2	0.99	0.11	0.99
(1,3)	1:A:84:LYS:CE	2:B:20:U:OP1	2	0.99	0.11	0.99
(1,3)	1:A:84:LYS:CE	2:B:20:U:OP2	2	0.99	0.11	0.99
(1,3)	1:A:84:LYS:CE	2:B:20:U:P	2	0.99	0.11	0.99
(1,3)	1:A:84:LYS:CE	2:B:21:G:C1'	2	0.99	0.11	0.99
(1,3)	1:A:84:LYS:CE	2:B:21:G:C2	2	0.99	0.11	0.99

Continued on next page...

Continued from previous page...

Key	Atom-1	Atom-2	Models ¹	Mean (Å)	SD ¹ (Å)	Median (Å)
(1,3)	1:A:84:LYS:CE	2:B:21:G:C2'	2	0.99	0.11	0.99
(1,3)	1:A:84:LYS:CE	2:B:21:G:C3'	2	0.99	0.11	0.99
(1,3)	1:A:84:LYS:CE	2:B:21:G:C4	2	0.99	0.11	0.99
(1,3)	1:A:84:LYS:CE	2:B:21:G:C4'	2	0.99	0.11	0.99
(1,3)	1:A:84:LYS:CE	2:B:21:G:C5	2	0.99	0.11	0.99
(1,3)	1:A:84:LYS:CE	2:B:21:G:C5'	2	0.99	0.11	0.99
(1,3)	1:A:84:LYS:CE	2:B:21:G:C6	2	0.99	0.11	0.99
(1,3)	1:A:84:LYS:CE	2:B:21:G:C8	2	0.99	0.11	0.99
(1,3)	1:A:84:LYS:CE	2:B:21:G:H1	2	0.99	0.11	0.99
(1,3)	1:A:84:LYS:CE	2:B:21:G:H1'	2	0.99	0.11	0.99
(1,3)	1:A:84:LYS:CE	2:B:21:G:H2'	2	0.99	0.11	0.99
(1,3)	1:A:84:LYS:CE	2:B:21:G:H21	2	0.99	0.11	0.99
(1,3)	1:A:84:LYS:CE	2:B:21:G:H22	2	0.99	0.11	0.99
(1,3)	1:A:84:LYS:CE	2:B:21:G:H3'	2	0.99	0.11	0.99
(1,3)	1:A:84:LYS:CE	2:B:21:G:H4'	2	0.99	0.11	0.99
(1,3)	1:A:84:LYS:CE	2:B:21:G:H5'	2	0.99	0.11	0.99
(1,3)	1:A:84:LYS:CE	2:B:21:G:H5''	2	0.99	0.11	0.99
(1,3)	1:A:84:LYS:CE	2:B:21:G:H8	2	0.99	0.11	0.99
(1,3)	1:A:84:LYS:CE	2:B:21:G:HO2'	2	0.99	0.11	0.99
(1,3)	1:A:84:LYS:CE	2:B:21:G:N1	2	0.99	0.11	0.99
(1,3)	1:A:84:LYS:CE	2:B:21:G:N2	2	0.99	0.11	0.99
(1,3)	1:A:84:LYS:CE	2:B:21:G:N3	2	0.99	0.11	0.99
(1,3)	1:A:84:LYS:CE	2:B:21:G:N7	2	0.99	0.11	0.99
(1,3)	1:A:84:LYS:CE	2:B:21:G:N9	2	0.99	0.11	0.99
(1,3)	1:A:84:LYS:CE	2:B:21:G:O2'	2	0.99	0.11	0.99
(1,3)	1:A:84:LYS:CE	2:B:21:G:O3'	2	0.99	0.11	0.99
(1,3)	1:A:84:LYS:CE	2:B:21:G:O4'	2	0.99	0.11	0.99
(1,3)	1:A:84:LYS:CE	2:B:21:G:O5'	2	0.99	0.11	0.99
(1,3)	1:A:84:LYS:CE	2:B:21:G:O6	2	0.99	0.11	0.99
(1,3)	1:A:84:LYS:CE	2:B:21:G:OP1	2	0.99	0.11	0.99
(1,3)	1:A:84:LYS:CE	2:B:21:G:OP2	2	0.99	0.11	0.99
(1,3)	1:A:84:LYS:CE	2:B:21:G:P	2	0.99	0.11	0.99
(1,3)	1:A:84:LYS:CE	2:B:22:A:C1'	2	0.99	0.11	0.99
(1,3)	1:A:84:LYS:CE	2:B:22:A:C2	2	0.99	0.11	0.99
(1,3)	1:A:84:LYS:CE	2:B:22:A:C2'	2	0.99	0.11	0.99
(1,3)	1:A:84:LYS:CE	2:B:22:A:C3'	2	0.99	0.11	0.99
(1,3)	1:A:84:LYS:CE	2:B:22:A:C4	2	0.99	0.11	0.99
(1,3)	1:A:84:LYS:CE	2:B:22:A:C4'	2	0.99	0.11	0.99
(1,3)	1:A:84:LYS:CE	2:B:22:A:C5	2	0.99	0.11	0.99
(1,3)	1:A:84:LYS:CE	2:B:22:A:C5'	2	0.99	0.11	0.99
(1,3)	1:A:84:LYS:CE	2:B:22:A:C6	2	0.99	0.11	0.99
(1,3)	1:A:84:LYS:CE	2:B:22:A:C8	2	0.99	0.11	0.99

Continued on next page...

Continued from previous page...

Key	Atom-1	Atom-2	Models ¹	Mean (Å)	SD ¹ (Å)	Median (Å)
(1,3)	1:A:84:LYS:CE	2:B:22:A:H1'	2	0.99	0.11	0.99
(1,3)	1:A:84:LYS:CE	2:B:22:A:H2	2	0.99	0.11	0.99
(1,3)	1:A:84:LYS:CE	2:B:22:A:H2'	2	0.99	0.11	0.99
(1,3)	1:A:84:LYS:CE	2:B:22:A:H3'	2	0.99	0.11	0.99
(1,3)	1:A:84:LYS:CE	2:B:22:A:H4'	2	0.99	0.11	0.99
(1,3)	1:A:84:LYS:CE	2:B:22:A:H5'	2	0.99	0.11	0.99
(1,3)	1:A:84:LYS:CE	2:B:22:A:H5''	2	0.99	0.11	0.99
(1,3)	1:A:84:LYS:CE	2:B:22:A:H61	2	0.99	0.11	0.99
(1,3)	1:A:84:LYS:CE	2:B:22:A:H62	2	0.99	0.11	0.99
(1,3)	1:A:84:LYS:CE	2:B:22:A:H8	2	0.99	0.11	0.99
(1,3)	1:A:84:LYS:CE	2:B:22:A:HO2'	2	0.99	0.11	0.99
(1,3)	1:A:84:LYS:CE	2:B:22:A:N1	2	0.99	0.11	0.99
(1,3)	1:A:84:LYS:CE	2:B:22:A:N3	2	0.99	0.11	0.99
(1,3)	1:A:84:LYS:CE	2:B:22:A:N6	2	0.99	0.11	0.99
(1,3)	1:A:84:LYS:CE	2:B:22:A:N7	2	0.99	0.11	0.99
(1,3)	1:A:84:LYS:CE	2:B:22:A:N9	2	0.99	0.11	0.99
(1,3)	1:A:84:LYS:CE	2:B:22:A:O2'	2	0.99	0.11	0.99
(1,3)	1:A:84:LYS:CE	2:B:22:A:O3'	2	0.99	0.11	0.99
(1,3)	1:A:84:LYS:CE	2:B:22:A:O4'	2	0.99	0.11	0.99
(1,3)	1:A:84:LYS:CE	2:B:22:A:O5'	2	0.99	0.11	0.99
(1,3)	1:A:84:LYS:CE	2:B:22:A:OP1	2	0.99	0.11	0.99
(1,3)	1:A:84:LYS:CE	2:B:22:A:OP2	2	0.99	0.11	0.99
(1,3)	1:A:84:LYS:CE	2:B:22:A:P	2	0.99	0.11	0.99
(1,3)	1:A:84:LYS:CE	2:B:23:U:C1'	2	0.99	0.11	0.99
(1,3)	1:A:84:LYS:CE	2:B:23:U:C2	2	0.99	0.11	0.99
(1,3)	1:A:84:LYS:CE	2:B:23:U:C2'	2	0.99	0.11	0.99
(1,3)	1:A:84:LYS:CE	2:B:23:U:C3'	2	0.99	0.11	0.99
(1,3)	1:A:84:LYS:CE	2:B:23:U:C4	2	0.99	0.11	0.99
(1,3)	1:A:84:LYS:CE	2:B:23:U:C4'	2	0.99	0.11	0.99
(1,3)	1:A:84:LYS:CE	2:B:23:U:C5	2	0.99	0.11	0.99
(1,3)	1:A:84:LYS:CE	2:B:23:U:C5'	2	0.99	0.11	0.99
(1,3)	1:A:84:LYS:CE	2:B:23:U:C6	2	0.99	0.11	0.99
(1,3)	1:A:84:LYS:CE	2:B:23:U:H1'	2	0.99	0.11	0.99
(1,3)	1:A:84:LYS:CE	2:B:23:U:H2'	2	0.99	0.11	0.99
(1,3)	1:A:84:LYS:CE	2:B:23:U:H3	2	0.99	0.11	0.99
(1,3)	1:A:84:LYS:CE	2:B:23:U:H3'	2	0.99	0.11	0.99
(1,3)	1:A:84:LYS:CE	2:B:23:U:H4'	2	0.99	0.11	0.99
(1,3)	1:A:84:LYS:CE	2:B:23:U:H5	2	0.99	0.11	0.99
(1,3)	1:A:84:LYS:CE	2:B:23:U:H5'	2	0.99	0.11	0.99
(1,3)	1:A:84:LYS:CE	2:B:23:U:H5''	2	0.99	0.11	0.99
(1,3)	1:A:84:LYS:CE	2:B:23:U:H6	2	0.99	0.11	0.99
(1,3)	1:A:84:LYS:CE	2:B:23:U:HO2'	2	0.99	0.11	0.99

Continued on next page...

Continued from previous page...

Key	Atom-1	Atom-2	Models ¹	Mean (Å)	SD ¹ (Å)	Median (Å)
(1,3)	1:A:84:LYS:CE	2:B:23:U:N1	2	0.99	0.11	0.99
(1,3)	1:A:84:LYS:CE	2:B:23:U:N3	2	0.99	0.11	0.99
(1,3)	1:A:84:LYS:CE	2:B:23:U:O2	2	0.99	0.11	0.99
(1,3)	1:A:84:LYS:CE	2:B:23:U:O2'	2	0.99	0.11	0.99
(1,3)	1:A:84:LYS:CE	2:B:23:U:O3'	2	0.99	0.11	0.99
(1,3)	1:A:84:LYS:CE	2:B:23:U:O4	2	0.99	0.11	0.99
(1,3)	1:A:84:LYS:CE	2:B:23:U:O4'	2	0.99	0.11	0.99
(1,3)	1:A:84:LYS:CE	2:B:23:U:O5'	2	0.99	0.11	0.99
(1,3)	1:A:84:LYS:CE	2:B:23:U:OP1	2	0.99	0.11	0.99
(1,3)	1:A:84:LYS:CE	2:B:23:U:OP2	2	0.99	0.11	0.99
(1,3)	1:A:84:LYS:CE	2:B:23:U:P	2	0.99	0.11	0.99
(1,3)	1:A:84:LYS:CE	2:B:24:G:C1'	2	0.99	0.11	0.99
(1,3)	1:A:84:LYS:CE	2:B:24:G:C2	2	0.99	0.11	0.99
(1,3)	1:A:84:LYS:CE	2:B:24:G:C2'	2	0.99	0.11	0.99
(1,3)	1:A:84:LYS:CE	2:B:24:G:C3'	2	0.99	0.11	0.99
(1,3)	1:A:84:LYS:CE	2:B:24:G:C4	2	0.99	0.11	0.99
(1,3)	1:A:84:LYS:CE	2:B:24:G:C4'	2	0.99	0.11	0.99
(1,3)	1:A:84:LYS:CE	2:B:24:G:C5	2	0.99	0.11	0.99
(1,3)	1:A:84:LYS:CE	2:B:24:G:C5'	2	0.99	0.11	0.99
(1,3)	1:A:84:LYS:CE	2:B:24:G:C6	2	0.99	0.11	0.99
(1,3)	1:A:84:LYS:CE	2:B:24:G:C8	2	0.99	0.11	0.99
(1,3)	1:A:84:LYS:CE	2:B:24:G:H1	2	0.99	0.11	0.99
(1,3)	1:A:84:LYS:CE	2:B:24:G:H1'	2	0.99	0.11	0.99
(1,3)	1:A:84:LYS:CE	2:B:24:G:H2'	2	0.99	0.11	0.99
(1,3)	1:A:84:LYS:CE	2:B:24:G:H21	2	0.99	0.11	0.99
(1,3)	1:A:84:LYS:CE	2:B:24:G:H22	2	0.99	0.11	0.99
(1,3)	1:A:84:LYS:CE	2:B:24:G:H3'	2	0.99	0.11	0.99
(1,3)	1:A:84:LYS:CE	2:B:24:G:H4'	2	0.99	0.11	0.99
(1,3)	1:A:84:LYS:CE	2:B:24:G:H5'	2	0.99	0.11	0.99
(1,3)	1:A:84:LYS:CE	2:B:24:G:H5''	2	0.99	0.11	0.99
(1,3)	1:A:84:LYS:CE	2:B:24:G:H8	2	0.99	0.11	0.99
(1,3)	1:A:84:LYS:CE	2:B:24:G:HO2'	2	0.99	0.11	0.99
(1,3)	1:A:84:LYS:CE	2:B:24:G:N1	2	0.99	0.11	0.99
(1,3)	1:A:84:LYS:CE	2:B:24:G:N2	2	0.99	0.11	0.99
(1,3)	1:A:84:LYS:CE	2:B:24:G:N3	2	0.99	0.11	0.99
(1,3)	1:A:84:LYS:CE	2:B:24:G:N7	2	0.99	0.11	0.99
(1,3)	1:A:84:LYS:CE	2:B:24:G:N9	2	0.99	0.11	0.99
(1,3)	1:A:84:LYS:CE	2:B:24:G:O2'	2	0.99	0.11	0.99
(1,3)	1:A:84:LYS:CE	2:B:24:G:O3'	2	0.99	0.11	0.99
(1,3)	1:A:84:LYS:CE	2:B:24:G:O4'	2	0.99	0.11	0.99
(1,3)	1:A:84:LYS:CE	2:B:24:G:O5'	2	0.99	0.11	0.99
(1,3)	1:A:84:LYS:CE	2:B:24:G:O6	2	0.99	0.11	0.99

Continued on next page...

Continued from previous page...

Key	Atom-1	Atom-2	Models ¹	Mean (Å)	SD ¹ (Å)	Median (Å)
(1,3)	1:A:84:LYS:CE	2:B:24:G:OP1	2	0.99	0.11	0.99
(1,3)	1:A:84:LYS:CE	2:B:24:G:OP2	2	0.99	0.11	0.99
(1,3)	1:A:84:LYS:CE	2:B:24:G:P	2	0.99	0.11	0.99
(1,3)	1:A:84:LYS:CG	2:B:2:C:C1'	2	0.99	0.11	0.99
(1,3)	1:A:84:LYS:CG	2:B:2:C:C2	2	0.99	0.11	0.99
(1,3)	1:A:84:LYS:CG	2:B:2:C:C2'	2	0.99	0.11	0.99
(1,3)	1:A:84:LYS:CG	2:B:2:C:C3'	2	0.99	0.11	0.99
(1,3)	1:A:84:LYS:CG	2:B:2:C:C4	2	0.99	0.11	0.99
(1,3)	1:A:84:LYS:CG	2:B:2:C:C4'	2	0.99	0.11	0.99
(1,3)	1:A:84:LYS:CG	2:B:2:C:C5	2	0.99	0.11	0.99
(1,3)	1:A:84:LYS:CG	2:B:2:C:C5'	2	0.99	0.11	0.99
(1,3)	1:A:84:LYS:CG	2:B:2:C:C6	2	0.99	0.11	0.99
(1,3)	1:A:84:LYS:CG	2:B:2:C:H1'	2	0.99	0.11	0.99
(1,3)	1:A:84:LYS:CG	2:B:2:C:H2'	2	0.99	0.11	0.99
(1,3)	1:A:84:LYS:CG	2:B:2:C:H3'	2	0.99	0.11	0.99
(1,3)	1:A:84:LYS:CG	2:B:2:C:H4'	2	0.99	0.11	0.99
(1,3)	1:A:84:LYS:CG	2:B:2:C:H41	2	0.99	0.11	0.99
(1,3)	1:A:84:LYS:CG	2:B:2:C:H42	2	0.99	0.11	0.99
(1,3)	1:A:84:LYS:CG	2:B:2:C:H5	2	0.99	0.11	0.99
(1,3)	1:A:84:LYS:CG	2:B:2:C:H5'	2	0.99	0.11	0.99
(1,3)	1:A:84:LYS:CG	2:B:2:C:H5''	2	0.99	0.11	0.99
(1,3)	1:A:84:LYS:CG	2:B:2:C:H6	2	0.99	0.11	0.99
(1,3)	1:A:84:LYS:CG	2:B:2:C:HO2'	2	0.99	0.11	0.99
(1,3)	1:A:84:LYS:CG	2:B:2:C:N1	2	0.99	0.11	0.99
(1,3)	1:A:84:LYS:CG	2:B:2:C:N3	2	0.99	0.11	0.99
(1,3)	1:A:84:LYS:CG	2:B:2:C:N4	2	0.99	0.11	0.99
(1,3)	1:A:84:LYS:CG	2:B:2:C:O2	2	0.99	0.11	0.99
(1,3)	1:A:84:LYS:CG	2:B:2:C:O2'	2	0.99	0.11	0.99
(1,3)	1:A:84:LYS:CG	2:B:2:C:O3'	2	0.99	0.11	0.99
(1,3)	1:A:84:LYS:CG	2:B:2:C:O4'	2	0.99	0.11	0.99
(1,3)	1:A:84:LYS:CG	2:B:2:C:O5'	2	0.99	0.11	0.99
(1,3)	1:A:84:LYS:CG	2:B:3:U:C1'	2	0.99	0.11	0.99
(1,3)	1:A:84:LYS:CG	2:B:3:U:C2	2	0.99	0.11	0.99
(1,3)	1:A:84:LYS:CG	2:B:3:U:C2'	2	0.99	0.11	0.99
(1,3)	1:A:84:LYS:CG	2:B:3:U:C3'	2	0.99	0.11	0.99
(1,3)	1:A:84:LYS:CG	2:B:3:U:C4	2	0.99	0.11	0.99
(1,3)	1:A:84:LYS:CG	2:B:3:U:C4'	2	0.99	0.11	0.99
(1,3)	1:A:84:LYS:CG	2:B:3:U:C5	2	0.99	0.11	0.99
(1,3)	1:A:84:LYS:CG	2:B:3:U:C5'	2	0.99	0.11	0.99
(1,3)	1:A:84:LYS:CG	2:B:3:U:C6	2	0.99	0.11	0.99
(1,3)	1:A:84:LYS:CG	2:B:3:U:H1'	2	0.99	0.11	0.99
(1,3)	1:A:84:LYS:CG	2:B:3:U:H2'	2	0.99	0.11	0.99

Continued on next page...

Continued from previous page...

Key	Atom-1	Atom-2	Models ¹	Mean (Å)	SD ¹ (Å)	Median (Å)
(1,3)	1:A:84:LYS:CG	2:B:3:U:H3	2	0.99	0.11	0.99
(1,3)	1:A:84:LYS:CG	2:B:3:U:H3'	2	0.99	0.11	0.99
(1,3)	1:A:84:LYS:CG	2:B:3:U:H4'	2	0.99	0.11	0.99
(1,3)	1:A:84:LYS:CG	2:B:3:U:H5	2	0.99	0.11	0.99
(1,3)	1:A:84:LYS:CG	2:B:3:U:H5'	2	0.99	0.11	0.99
(1,3)	1:A:84:LYS:CG	2:B:3:U:H5''	2	0.99	0.11	0.99
(1,3)	1:A:84:LYS:CG	2:B:3:U:H6	2	0.99	0.11	0.99
(1,3)	1:A:84:LYS:CG	2:B:3:U:HO2'	2	0.99	0.11	0.99
(1,3)	1:A:84:LYS:CG	2:B:3:U:N1	2	0.99	0.11	0.99
(1,3)	1:A:84:LYS:CG	2:B:3:U:N3	2	0.99	0.11	0.99
(1,3)	1:A:84:LYS:CG	2:B:3:U:O2	2	0.99	0.11	0.99
(1,3)	1:A:84:LYS:CG	2:B:3:U:O2'	2	0.99	0.11	0.99
(1,3)	1:A:84:LYS:CG	2:B:3:U:O3'	2	0.99	0.11	0.99
(1,3)	1:A:84:LYS:CG	2:B:3:U:O4	2	0.99	0.11	0.99
(1,3)	1:A:84:LYS:CG	2:B:3:U:O4'	2	0.99	0.11	0.99
(1,3)	1:A:84:LYS:CG	2:B:3:U:O5'	2	0.99	0.11	0.99
(1,3)	1:A:84:LYS:CG	2:B:3:U:OP1	2	0.99	0.11	0.99
(1,3)	1:A:84:LYS:CG	2:B:3:U:OP2	2	0.99	0.11	0.99
(1,3)	1:A:84:LYS:CG	2:B:3:U:P	2	0.99	0.11	0.99
(1,3)	1:A:84:LYS:CG	2:B:4:G:C1'	2	0.99	0.11	0.99
(1,3)	1:A:84:LYS:CG	2:B:4:G:C2	2	0.99	0.11	0.99
(1,3)	1:A:84:LYS:CG	2:B:4:G:C2'	2	0.99	0.11	0.99
(1,3)	1:A:84:LYS:CG	2:B:4:G:C3'	2	0.99	0.11	0.99
(1,3)	1:A:84:LYS:CG	2:B:4:G:C4	2	0.99	0.11	0.99
(1,3)	1:A:84:LYS:CG	2:B:4:G:C4'	2	0.99	0.11	0.99
(1,3)	1:A:84:LYS:CG	2:B:4:G:C5	2	0.99	0.11	0.99
(1,3)	1:A:84:LYS:CG	2:B:4:G:C5'	2	0.99	0.11	0.99
(1,3)	1:A:84:LYS:CG	2:B:4:G:C6	2	0.99	0.11	0.99
(1,3)	1:A:84:LYS:CG	2:B:4:G:C8	2	0.99	0.11	0.99
(1,3)	1:A:84:LYS:CG	2:B:4:G:H1	2	0.99	0.11	0.99
(1,3)	1:A:84:LYS:CG	2:B:4:G:H1'	2	0.99	0.11	0.99
(1,3)	1:A:84:LYS:CG	2:B:4:G:H2'	2	0.99	0.11	0.99
(1,3)	1:A:84:LYS:CG	2:B:4:G:H21	2	0.99	0.11	0.99
(1,3)	1:A:84:LYS:CG	2:B:4:G:H22	2	0.99	0.11	0.99
(1,3)	1:A:84:LYS:CG	2:B:4:G:H3'	2	0.99	0.11	0.99
(1,3)	1:A:84:LYS:CG	2:B:4:G:H4'	2	0.99	0.11	0.99
(1,3)	1:A:84:LYS:CG	2:B:4:G:H5'	2	0.99	0.11	0.99
(1,3)	1:A:84:LYS:CG	2:B:4:G:H5''	2	0.99	0.11	0.99
(1,3)	1:A:84:LYS:CG	2:B:4:G:H8	2	0.99	0.11	0.99
(1,3)	1:A:84:LYS:CG	2:B:4:G:HO2'	2	0.99	0.11	0.99
(1,3)	1:A:84:LYS:CG	2:B:4:G:N1	2	0.99	0.11	0.99
(1,3)	1:A:84:LYS:CG	2:B:4:G:N2	2	0.99	0.11	0.99

Continued on next page...

Continued from previous page...

Key	Atom-1	Atom-2	Models ¹	Mean (Å)	SD ¹ (Å)	Median (Å)
(1,3)	1:A:84:LYS:CG	2:B:4:G:N3	2	0.99	0.11	0.99
(1,3)	1:A:84:LYS:CG	2:B:4:G:N7	2	0.99	0.11	0.99
(1,3)	1:A:84:LYS:CG	2:B:4:G:N9	2	0.99	0.11	0.99
(1,3)	1:A:84:LYS:CG	2:B:4:G:O2'	2	0.99	0.11	0.99
(1,3)	1:A:84:LYS:CG	2:B:4:G:O3'	2	0.99	0.11	0.99
(1,3)	1:A:84:LYS:CG	2:B:4:G:O4'	2	0.99	0.11	0.99
(1,3)	1:A:84:LYS:CG	2:B:4:G:O5'	2	0.99	0.11	0.99
(1,3)	1:A:84:LYS:CG	2:B:4:G:O6	2	0.99	0.11	0.99
(1,3)	1:A:84:LYS:CG	2:B:4:G:OP1	2	0.99	0.11	0.99
(1,3)	1:A:84:LYS:CG	2:B:4:G:OP2	2	0.99	0.11	0.99
(1,3)	1:A:84:LYS:CG	2:B:4:G:P	2	0.99	0.11	0.99
(1,3)	1:A:84:LYS:CG	2:B:5:A:C1'	2	0.99	0.11	0.99
(1,3)	1:A:84:LYS:CG	2:B:5:A:C2	2	0.99	0.11	0.99
(1,3)	1:A:84:LYS:CG	2:B:5:A:C2'	2	0.99	0.11	0.99
(1,3)	1:A:84:LYS:CG	2:B:5:A:C3'	2	0.99	0.11	0.99
(1,3)	1:A:84:LYS:CG	2:B:5:A:C4	2	0.99	0.11	0.99
(1,3)	1:A:84:LYS:CG	2:B:5:A:C4'	2	0.99	0.11	0.99
(1,3)	1:A:84:LYS:CG	2:B:5:A:C5	2	0.99	0.11	0.99
(1,3)	1:A:84:LYS:CG	2:B:5:A:C5'	2	0.99	0.11	0.99
(1,3)	1:A:84:LYS:CG	2:B:5:A:C6	2	0.99	0.11	0.99
(1,3)	1:A:84:LYS:CG	2:B:5:A:C8	2	0.99	0.11	0.99
(1,3)	1:A:84:LYS:CG	2:B:5:A:H1'	2	0.99	0.11	0.99
(1,3)	1:A:84:LYS:CG	2:B:5:A:H2	2	0.99	0.11	0.99
(1,3)	1:A:84:LYS:CG	2:B:5:A:H2'	2	0.99	0.11	0.99
(1,3)	1:A:84:LYS:CG	2:B:5:A:H3'	2	0.99	0.11	0.99
(1,3)	1:A:84:LYS:CG	2:B:5:A:H4'	2	0.99	0.11	0.99
(1,3)	1:A:84:LYS:CG	2:B:5:A:H5'	2	0.99	0.11	0.99
(1,3)	1:A:84:LYS:CG	2:B:5:A:H5''	2	0.99	0.11	0.99
(1,3)	1:A:84:LYS:CG	2:B:5:A:H61	2	0.99	0.11	0.99
(1,3)	1:A:84:LYS:CG	2:B:5:A:H62	2	0.99	0.11	0.99
(1,3)	1:A:84:LYS:CG	2:B:5:A:H8	2	0.99	0.11	0.99
(1,3)	1:A:84:LYS:CG	2:B:5:A:HO2'	2	0.99	0.11	0.99
(1,3)	1:A:84:LYS:CG	2:B:5:A:N1	2	0.99	0.11	0.99
(1,3)	1:A:84:LYS:CG	2:B:5:A:N3	2	0.99	0.11	0.99
(1,3)	1:A:84:LYS:CG	2:B:5:A:N6	2	0.99	0.11	0.99
(1,3)	1:A:84:LYS:CG	2:B:5:A:N7	2	0.99	0.11	0.99
(1,3)	1:A:84:LYS:CG	2:B:5:A:N9	2	0.99	0.11	0.99
(1,3)	1:A:84:LYS:CG	2:B:5:A:O2'	2	0.99	0.11	0.99
(1,3)	1:A:84:LYS:CG	2:B:5:A:O3'	2	0.99	0.11	0.99
(1,3)	1:A:84:LYS:CG	2:B:5:A:O4'	2	0.99	0.11	0.99
(1,3)	1:A:84:LYS:CG	2:B:5:A:O5'	2	0.99	0.11	0.99
(1,3)	1:A:84:LYS:CG	2:B:5:A:OP1	2	0.99	0.11	0.99

Continued on next page...

Continued from previous page...

Key	Atom-1	Atom-2	Models ¹	Mean (Å)	SD ¹ (Å)	Median (Å)
(1,3)	1:A:84:LYS:CG	2:B:5:A:OP2	2	0.99	0.11	0.99
(1,3)	1:A:84:LYS:CG	2:B:5:A:P	2	0.99	0.11	0.99
(1,3)	1:A:84:LYS:CG	2:B:6:G:C1'	2	0.99	0.11	0.99
(1,3)	1:A:84:LYS:CG	2:B:6:G:C2	2	0.99	0.11	0.99
(1,3)	1:A:84:LYS:CG	2:B:6:G:C2'	2	0.99	0.11	0.99
(1,3)	1:A:84:LYS:CG	2:B:6:G:C3'	2	0.99	0.11	0.99
(1,3)	1:A:84:LYS:CG	2:B:6:G:C4	2	0.99	0.11	0.99
(1,3)	1:A:84:LYS:CG	2:B:6:G:C4'	2	0.99	0.11	0.99
(1,3)	1:A:84:LYS:CG	2:B:6:G:C5	2	0.99	0.11	0.99
(1,3)	1:A:84:LYS:CG	2:B:6:G:C5'	2	0.99	0.11	0.99
(1,3)	1:A:84:LYS:CG	2:B:6:G:C6	2	0.99	0.11	0.99
(1,3)	1:A:84:LYS:CG	2:B:6:G:C8	2	0.99	0.11	0.99
(1,3)	1:A:84:LYS:CG	2:B:6:G:H1	2	0.99	0.11	0.99
(1,3)	1:A:84:LYS:CG	2:B:6:G:H1'	2	0.99	0.11	0.99
(1,3)	1:A:84:LYS:CG	2:B:6:G:H2'	2	0.99	0.11	0.99
(1,3)	1:A:84:LYS:CG	2:B:6:G:H21	2	0.99	0.11	0.99
(1,3)	1:A:84:LYS:CG	2:B:6:G:H22	2	0.99	0.11	0.99
(1,3)	1:A:84:LYS:CG	2:B:6:G:H3'	2	0.99	0.11	0.99
(1,3)	1:A:84:LYS:CG	2:B:6:G:H4'	2	0.99	0.11	0.99
(1,3)	1:A:84:LYS:CG	2:B:6:G:H5'	2	0.99	0.11	0.99
(1,3)	1:A:84:LYS:CG	2:B:6:G:H5''	2	0.99	0.11	0.99
(1,3)	1:A:84:LYS:CG	2:B:6:G:H8	2	0.99	0.11	0.99
(1,3)	1:A:84:LYS:CG	2:B:6:G:HO2'	2	0.99	0.11	0.99
(1,3)	1:A:84:LYS:CG	2:B:6:G:N1	2	0.99	0.11	0.99
(1,3)	1:A:84:LYS:CG	2:B:6:G:N2	2	0.99	0.11	0.99
(1,3)	1:A:84:LYS:CG	2:B:6:G:N3	2	0.99	0.11	0.99
(1,3)	1:A:84:LYS:CG	2:B:6:G:N7	2	0.99	0.11	0.99
(1,3)	1:A:84:LYS:CG	2:B:6:G:N9	2	0.99	0.11	0.99
(1,3)	1:A:84:LYS:CG	2:B:6:G:O2'	2	0.99	0.11	0.99
(1,3)	1:A:84:LYS:CG	2:B:6:G:O3'	2	0.99	0.11	0.99
(1,3)	1:A:84:LYS:CG	2:B:6:G:O4'	2	0.99	0.11	0.99
(1,3)	1:A:84:LYS:CG	2:B:6:G:O5'	2	0.99	0.11	0.99
(1,3)	1:A:84:LYS:CG	2:B:6:G:O6	2	0.99	0.11	0.99
(1,3)	1:A:84:LYS:CG	2:B:6:G:OP1	2	0.99	0.11	0.99
(1,3)	1:A:84:LYS:CG	2:B:6:G:OP2	2	0.99	0.11	0.99
(1,3)	1:A:84:LYS:CG	2:B:6:G:P	2	0.99	0.11	0.99
(1,3)	1:A:84:LYS:CG	2:B:7:C:C1'	2	0.99	0.11	0.99
(1,3)	1:A:84:LYS:CG	2:B:7:C:C2	2	0.99	0.11	0.99
(1,3)	1:A:84:LYS:CG	2:B:7:C:C2'	2	0.99	0.11	0.99
(1,3)	1:A:84:LYS:CG	2:B:7:C:C3'	2	0.99	0.11	0.99
(1,3)	1:A:84:LYS:CG	2:B:7:C:C4	2	0.99	0.11	0.99
(1,3)	1:A:84:LYS:CG	2:B:7:C:C4'	2	0.99	0.11	0.99

Continued on next page...

Continued from previous page...

Key	Atom-1	Atom-2	Models ¹	Mean (Å)	SD ¹ (Å)	Median (Å)
(1,3)	1:A:84:LYS:CG	2:B:7:C:C5	2	0.99	0.11	0.99
(1,3)	1:A:84:LYS:CG	2:B:7:C:C5'	2	0.99	0.11	0.99
(1,3)	1:A:84:LYS:CG	2:B:7:C:C6	2	0.99	0.11	0.99
(1,3)	1:A:84:LYS:CG	2:B:7:C:H1'	2	0.99	0.11	0.99
(1,3)	1:A:84:LYS:CG	2:B:7:C:H2'	2	0.99	0.11	0.99
(1,3)	1:A:84:LYS:CG	2:B:7:C:H3'	2	0.99	0.11	0.99
(1,3)	1:A:84:LYS:CG	2:B:7:C:H4'	2	0.99	0.11	0.99
(1,3)	1:A:84:LYS:CG	2:B:7:C:H41	2	0.99	0.11	0.99
(1,3)	1:A:84:LYS:CG	2:B:7:C:H42	2	0.99	0.11	0.99
(1,3)	1:A:84:LYS:CG	2:B:7:C:H5	2	0.99	0.11	0.99
(1,3)	1:A:84:LYS:CG	2:B:7:C:H5'	2	0.99	0.11	0.99
(1,3)	1:A:84:LYS:CG	2:B:7:C:H5''	2	0.99	0.11	0.99
(1,3)	1:A:84:LYS:CG	2:B:7:C:H6	2	0.99	0.11	0.99
(1,3)	1:A:84:LYS:CG	2:B:7:C:HO2'	2	0.99	0.11	0.99
(1,3)	1:A:84:LYS:CG	2:B:7:C:N1	2	0.99	0.11	0.99
(1,3)	1:A:84:LYS:CG	2:B:7:C:N3	2	0.99	0.11	0.99
(1,3)	1:A:84:LYS:CG	2:B:7:C:N4	2	0.99	0.11	0.99
(1,3)	1:A:84:LYS:CG	2:B:7:C:O2	2	0.99	0.11	0.99
(1,3)	1:A:84:LYS:CG	2:B:7:C:O2'	2	0.99	0.11	0.99
(1,3)	1:A:84:LYS:CG	2:B:7:C:O3'	2	0.99	0.11	0.99
(1,3)	1:A:84:LYS:CG	2:B:7:C:O4'	2	0.99	0.11	0.99
(1,3)	1:A:84:LYS:CG	2:B:7:C:O5'	2	0.99	0.11	0.99
(1,3)	1:A:84:LYS:CG	2:B:7:C:OP1	2	0.99	0.11	0.99
(1,3)	1:A:84:LYS:CG	2:B:7:C:OP2	2	0.99	0.11	0.99
(1,3)	1:A:84:LYS:CG	2:B:7:C:P	2	0.99	0.11	0.99
(1,3)	1:A:84:LYS:CG	2:B:8:U:C1'	2	0.99	0.11	0.99
(1,3)	1:A:84:LYS:CG	2:B:8:U:C2	2	0.99	0.11	0.99
(1,3)	1:A:84:LYS:CG	2:B:8:U:C2'	2	0.99	0.11	0.99
(1,3)	1:A:84:LYS:CG	2:B:8:U:C3'	2	0.99	0.11	0.99
(1,3)	1:A:84:LYS:CG	2:B:8:U:C4	2	0.99	0.11	0.99
(1,3)	1:A:84:LYS:CG	2:B:8:U:C4'	2	0.99	0.11	0.99
(1,3)	1:A:84:LYS:CG	2:B:8:U:C5	2	0.99	0.11	0.99
(1,3)	1:A:84:LYS:CG	2:B:8:U:C5'	2	0.99	0.11	0.99
(1,3)	1:A:84:LYS:CG	2:B:8:U:C6	2	0.99	0.11	0.99
(1,3)	1:A:84:LYS:CG	2:B:8:U:H1'	2	0.99	0.11	0.99
(1,3)	1:A:84:LYS:CG	2:B:8:U:H2'	2	0.99	0.11	0.99
(1,3)	1:A:84:LYS:CG	2:B:8:U:H3	2	0.99	0.11	0.99
(1,3)	1:A:84:LYS:CG	2:B:8:U:H3'	2	0.99	0.11	0.99
(1,3)	1:A:84:LYS:CG	2:B:8:U:H4'	2	0.99	0.11	0.99
(1,3)	1:A:84:LYS:CG	2:B:8:U:H5	2	0.99	0.11	0.99
(1,3)	1:A:84:LYS:CG	2:B:8:U:H5'	2	0.99	0.11	0.99
(1,3)	1:A:84:LYS:CG	2:B:8:U:H5''	2	0.99	0.11	0.99

Continued on next page...

Continued from previous page...

Key	Atom-1	Atom-2	Models ¹	Mean (Å)	SD ¹ (Å)	Median (Å)
(1,3)	1:A:84:LYS:CG	2:B:8:U:H6	2	0.99	0.11	0.99
(1,3)	1:A:84:LYS:CG	2:B:8:U:HO2'	2	0.99	0.11	0.99
(1,3)	1:A:84:LYS:CG	2:B:8:U:N1	2	0.99	0.11	0.99
(1,3)	1:A:84:LYS:CG	2:B:8:U:N3	2	0.99	0.11	0.99
(1,3)	1:A:84:LYS:CG	2:B:8:U:O2	2	0.99	0.11	0.99
(1,3)	1:A:84:LYS:CG	2:B:8:U:O2'	2	0.99	0.11	0.99
(1,3)	1:A:84:LYS:CG	2:B:8:U:O3'	2	0.99	0.11	0.99
(1,3)	1:A:84:LYS:CG	2:B:8:U:O4	2	0.99	0.11	0.99
(1,3)	1:A:84:LYS:CG	2:B:8:U:O4'	2	0.99	0.11	0.99
(1,3)	1:A:84:LYS:CG	2:B:8:U:O5'	2	0.99	0.11	0.99
(1,3)	1:A:84:LYS:CG	2:B:8:U:OP1	2	0.99	0.11	0.99
(1,3)	1:A:84:LYS:CG	2:B:8:U:OP2	2	0.99	0.11	0.99
(1,3)	1:A:84:LYS:CG	2:B:8:U:P	2	0.99	0.11	0.99
(1,3)	1:A:84:LYS:CG	2:B:9:C:C1'	2	0.99	0.11	0.99
(1,3)	1:A:84:LYS:CG	2:B:9:C:C2	2	0.99	0.11	0.99
(1,3)	1:A:84:LYS:CG	2:B:9:C:C2'	2	0.99	0.11	0.99
(1,3)	1:A:84:LYS:CG	2:B:9:C:C3'	2	0.99	0.11	0.99
(1,3)	1:A:84:LYS:CG	2:B:9:C:C4	2	0.99	0.11	0.99
(1,3)	1:A:84:LYS:CG	2:B:9:C:C4'	2	0.99	0.11	0.99
(1,3)	1:A:84:LYS:CG	2:B:9:C:C5	2	0.99	0.11	0.99
(1,3)	1:A:84:LYS:CG	2:B:9:C:C5'	2	0.99	0.11	0.99
(1,3)	1:A:84:LYS:CG	2:B:9:C:C6	2	0.99	0.11	0.99
(1,3)	1:A:84:LYS:CG	2:B:9:C:H1'	2	0.99	0.11	0.99
(1,3)	1:A:84:LYS:CG	2:B:9:C:H2'	2	0.99	0.11	0.99
(1,3)	1:A:84:LYS:CG	2:B:9:C:H3'	2	0.99	0.11	0.99
(1,3)	1:A:84:LYS:CG	2:B:9:C:H4'	2	0.99	0.11	0.99
(1,3)	1:A:84:LYS:CG	2:B:9:C:H41	2	0.99	0.11	0.99
(1,3)	1:A:84:LYS:CG	2:B:9:C:H42	2	0.99	0.11	0.99
(1,3)	1:A:84:LYS:CG	2:B:9:C:H5	2	0.99	0.11	0.99
(1,3)	1:A:84:LYS:CG	2:B:9:C:H5'	2	0.99	0.11	0.99
(1,3)	1:A:84:LYS:CG	2:B:9:C:H5''	2	0.99	0.11	0.99
(1,3)	1:A:84:LYS:CG	2:B:9:C:H6	2	0.99	0.11	0.99
(1,3)	1:A:84:LYS:CG	2:B:9:C:HO2'	2	0.99	0.11	0.99
(1,3)	1:A:84:LYS:CG	2:B:9:C:N1	2	0.99	0.11	0.99
(1,3)	1:A:84:LYS:CG	2:B:9:C:N3	2	0.99	0.11	0.99
(1,3)	1:A:84:LYS:CG	2:B:9:C:N4	2	0.99	0.11	0.99
(1,3)	1:A:84:LYS:CG	2:B:9:C:O2	2	0.99	0.11	0.99
(1,3)	1:A:84:LYS:CG	2:B:9:C:O2'	2	0.99	0.11	0.99
(1,3)	1:A:84:LYS:CG	2:B:9:C:O3'	2	0.99	0.11	0.99
(1,3)	1:A:84:LYS:CG	2:B:9:C:O4'	2	0.99	0.11	0.99
(1,3)	1:A:84:LYS:CG	2:B:9:C:O5'	2	0.99	0.11	0.99
(1,3)	1:A:84:LYS:CG	2:B:9:C:OP1	2	0.99	0.11	0.99

Continued on next page...

Continued from previous page...

Key	Atom-1	Atom-2	Models ¹	Mean (Å)	SD ¹ (Å)	Median (Å)
(1,3)	1:A:84:LYS:CG	2:B:9:C:OP2	2	0.99	0.11	0.99
(1,3)	1:A:84:LYS:CG	2:B:9:C:P	2	0.99	0.11	0.99
(1,3)	1:A:84:LYS:CG	2:B:10:G:C1'	2	0.99	0.11	0.99
(1,3)	1:A:84:LYS:CG	2:B:10:G:C2	2	0.99	0.11	0.99
(1,3)	1:A:84:LYS:CG	2:B:10:G:C2'	2	0.99	0.11	0.99
(1,3)	1:A:84:LYS:CG	2:B:10:G:C3'	2	0.99	0.11	0.99
(1,3)	1:A:84:LYS:CG	2:B:10:G:C4	2	0.99	0.11	0.99
(1,3)	1:A:84:LYS:CG	2:B:10:G:C4'	2	0.99	0.11	0.99
(1,3)	1:A:84:LYS:CG	2:B:10:G:C5	2	0.99	0.11	0.99
(1,3)	1:A:84:LYS:CG	2:B:10:G:C5'	2	0.99	0.11	0.99
(1,3)	1:A:84:LYS:CG	2:B:10:G:C6	2	0.99	0.11	0.99
(1,3)	1:A:84:LYS:CG	2:B:10:G:C8	2	0.99	0.11	0.99
(1,3)	1:A:84:LYS:CG	2:B:10:G:H1	2	0.99	0.11	0.99
(1,3)	1:A:84:LYS:CG	2:B:10:G:H1'	2	0.99	0.11	0.99
(1,3)	1:A:84:LYS:CG	2:B:10:G:H2'	2	0.99	0.11	0.99
(1,3)	1:A:84:LYS:CG	2:B:10:G:H21	2	0.99	0.11	0.99
(1,3)	1:A:84:LYS:CG	2:B:10:G:H22	2	0.99	0.11	0.99
(1,3)	1:A:84:LYS:CG	2:B:10:G:H3'	2	0.99	0.11	0.99
(1,3)	1:A:84:LYS:CG	2:B:10:G:H4'	2	0.99	0.11	0.99
(1,3)	1:A:84:LYS:CG	2:B:10:G:H5'	2	0.99	0.11	0.99
(1,3)	1:A:84:LYS:CG	2:B:10:G:H5''	2	0.99	0.11	0.99
(1,3)	1:A:84:LYS:CG	2:B:10:G:H8	2	0.99	0.11	0.99
(1,3)	1:A:84:LYS:CG	2:B:10:G:HO2'	2	0.99	0.11	0.99
(1,3)	1:A:84:LYS:CG	2:B:10:G:N1	2	0.99	0.11	0.99
(1,3)	1:A:84:LYS:CG	2:B:10:G:N2	2	0.99	0.11	0.99
(1,3)	1:A:84:LYS:CG	2:B:10:G:N3	2	0.99	0.11	0.99
(1,3)	1:A:84:LYS:CG	2:B:10:G:N7	2	0.99	0.11	0.99
(1,3)	1:A:84:LYS:CG	2:B:10:G:N9	2	0.99	0.11	0.99
(1,3)	1:A:84:LYS:CG	2:B:10:G:O2'	2	0.99	0.11	0.99
(1,3)	1:A:84:LYS:CG	2:B:10:G:O3'	2	0.99	0.11	0.99
(1,3)	1:A:84:LYS:CG	2:B:10:G:O4'	2	0.99	0.11	0.99
(1,3)	1:A:84:LYS:CG	2:B:10:G:O5'	2	0.99	0.11	0.99
(1,3)	1:A:84:LYS:CG	2:B:10:G:O6	2	0.99	0.11	0.99
(1,3)	1:A:84:LYS:CG	2:B:10:G:OP1	2	0.99	0.11	0.99
(1,3)	1:A:84:LYS:CG	2:B:10:G:OP2	2	0.99	0.11	0.99
(1,3)	1:A:84:LYS:CG	2:B:10:G:P	2	0.99	0.11	0.99
(1,3)	1:A:84:LYS:CG	2:B:11:A:C1'	2	0.99	0.11	0.99
(1,3)	1:A:84:LYS:CG	2:B:11:A:C2	2	0.99	0.11	0.99
(1,3)	1:A:84:LYS:CG	2:B:11:A:C2'	2	0.99	0.11	0.99
(1,3)	1:A:84:LYS:CG	2:B:11:A:C3'	2	0.99	0.11	0.99
(1,3)	1:A:84:LYS:CG	2:B:11:A:C4	2	0.99	0.11	0.99
(1,3)	1:A:84:LYS:CG	2:B:11:A:C4'	2	0.99	0.11	0.99

Continued on next page...

Continued from previous page...

Key	Atom-1	Atom-2	Models ¹	Mean (Å)	SD ¹ (Å)	Median (Å)
(1,3)	1:A:84:LYS:CG	2:B:11:A:C5	2	0.99	0.11	0.99
(1,3)	1:A:84:LYS:CG	2:B:11:A:C5'	2	0.99	0.11	0.99
(1,3)	1:A:84:LYS:CG	2:B:11:A:C6	2	0.99	0.11	0.99
(1,3)	1:A:84:LYS:CG	2:B:11:A:C8	2	0.99	0.11	0.99
(1,3)	1:A:84:LYS:CG	2:B:11:A:H1'	2	0.99	0.11	0.99
(1,3)	1:A:84:LYS:CG	2:B:11:A:H2	2	0.99	0.11	0.99
(1,3)	1:A:84:LYS:CG	2:B:11:A:H2'	2	0.99	0.11	0.99
(1,3)	1:A:84:LYS:CG	2:B:11:A:H3'	2	0.99	0.11	0.99
(1,3)	1:A:84:LYS:CG	2:B:11:A:H4'	2	0.99	0.11	0.99
(1,3)	1:A:84:LYS:CG	2:B:11:A:H5'	2	0.99	0.11	0.99
(1,3)	1:A:84:LYS:CG	2:B:11:A:H5''	2	0.99	0.11	0.99
(1,3)	1:A:84:LYS:CG	2:B:11:A:H61	2	0.99	0.11	0.99
(1,3)	1:A:84:LYS:CG	2:B:11:A:H62	2	0.99	0.11	0.99
(1,3)	1:A:84:LYS:CG	2:B:11:A:H8	2	0.99	0.11	0.99
(1,3)	1:A:84:LYS:CG	2:B:11:A:HO2'	2	0.99	0.11	0.99
(1,3)	1:A:84:LYS:CG	2:B:11:A:N1	2	0.99	0.11	0.99
(1,3)	1:A:84:LYS:CG	2:B:11:A:N3	2	0.99	0.11	0.99
(1,3)	1:A:84:LYS:CG	2:B:11:A:N6	2	0.99	0.11	0.99
(1,3)	1:A:84:LYS:CG	2:B:11:A:N7	2	0.99	0.11	0.99
(1,3)	1:A:84:LYS:CG	2:B:11:A:N9	2	0.99	0.11	0.99
(1,3)	1:A:84:LYS:CG	2:B:11:A:O2'	2	0.99	0.11	0.99
(1,3)	1:A:84:LYS:CG	2:B:11:A:O3'	2	0.99	0.11	0.99
(1,3)	1:A:84:LYS:CG	2:B:11:A:O4'	2	0.99	0.11	0.99
(1,3)	1:A:84:LYS:CG	2:B:11:A:O5'	2	0.99	0.11	0.99
(1,3)	1:A:84:LYS:CG	2:B:11:A:OP1	2	0.99	0.11	0.99
(1,3)	1:A:84:LYS:CG	2:B:11:A:OP2	2	0.99	0.11	0.99
(1,3)	1:A:84:LYS:CG	2:B:11:A:P	2	0.99	0.11	0.99
(1,3)	1:A:84:LYS:CG	2:B:12:A:C1'	2	0.99	0.11	0.99
(1,3)	1:A:84:LYS:CG	2:B:12:A:C2	2	0.99	0.11	0.99
(1,3)	1:A:84:LYS:CG	2:B:12:A:C2'	2	0.99	0.11	0.99
(1,3)	1:A:84:LYS:CG	2:B:12:A:C3'	2	0.99	0.11	0.99
(1,3)	1:A:84:LYS:CG	2:B:12:A:C4	2	0.99	0.11	0.99
(1,3)	1:A:84:LYS:CG	2:B:12:A:C4'	2	0.99	0.11	0.99
(1,3)	1:A:84:LYS:CG	2:B:12:A:C5	2	0.99	0.11	0.99
(1,3)	1:A:84:LYS:CG	2:B:12:A:C5'	2	0.99	0.11	0.99
(1,3)	1:A:84:LYS:CG	2:B:12:A:C6	2	0.99	0.11	0.99
(1,3)	1:A:84:LYS:CG	2:B:12:A:C8	2	0.99	0.11	0.99
(1,3)	1:A:84:LYS:CG	2:B:12:A:H1'	2	0.99	0.11	0.99
(1,3)	1:A:84:LYS:CG	2:B:12:A:H2	2	0.99	0.11	0.99
(1,3)	1:A:84:LYS:CG	2:B:12:A:H2'	2	0.99	0.11	0.99
(1,3)	1:A:84:LYS:CG	2:B:12:A:H3'	2	0.99	0.11	0.99
(1,3)	1:A:84:LYS:CG	2:B:12:A:H4'	2	0.99	0.11	0.99

Continued on next page...

Continued from previous page...

Key	Atom-1	Atom-2	Models ¹	Mean (Å)	SD ¹ (Å)	Median (Å)
(1,3)	1:A:84:LYS:CG	2:B:12:A:H5'	2	0.99	0.11	0.99
(1,3)	1:A:84:LYS:CG	2:B:12:A:H5''	2	0.99	0.11	0.99
(1,3)	1:A:84:LYS:CG	2:B:12:A:H61	2	0.99	0.11	0.99
(1,3)	1:A:84:LYS:CG	2:B:12:A:H62	2	0.99	0.11	0.99
(1,3)	1:A:84:LYS:CG	2:B:12:A:H8	2	0.99	0.11	0.99
(1,3)	1:A:84:LYS:CG	2:B:12:A:HO2'	2	0.99	0.11	0.99
(1,3)	1:A:84:LYS:CG	2:B:12:A:N1	2	0.99	0.11	0.99
(1,3)	1:A:84:LYS:CG	2:B:12:A:N3	2	0.99	0.11	0.99
(1,3)	1:A:84:LYS:CG	2:B:12:A:N6	2	0.99	0.11	0.99
(1,3)	1:A:84:LYS:CG	2:B:12:A:N7	2	0.99	0.11	0.99
(1,3)	1:A:84:LYS:CG	2:B:12:A:N9	2	0.99	0.11	0.99
(1,3)	1:A:84:LYS:CG	2:B:12:A:O2'	2	0.99	0.11	0.99
(1,3)	1:A:84:LYS:CG	2:B:12:A:O3'	2	0.99	0.11	0.99
(1,3)	1:A:84:LYS:CG	2:B:12:A:O4'	2	0.99	0.11	0.99
(1,3)	1:A:84:LYS:CG	2:B:12:A:O5'	2	0.99	0.11	0.99
(1,3)	1:A:84:LYS:CG	2:B:12:A:OP1	2	0.99	0.11	0.99
(1,3)	1:A:84:LYS:CG	2:B:12:A:OP2	2	0.99	0.11	0.99
(1,3)	1:A:84:LYS:CG	2:B:12:A:P	2	0.99	0.11	0.99
(1,3)	1:A:84:LYS:CG	2:B:13:A:C1'	2	0.99	0.11	0.99
(1,3)	1:A:84:LYS:CG	2:B:13:A:C2	2	0.99	0.11	0.99
(1,3)	1:A:84:LYS:CG	2:B:13:A:C2'	2	0.99	0.11	0.99
(1,3)	1:A:84:LYS:CG	2:B:13:A:C3'	2	0.99	0.11	0.99
(1,3)	1:A:84:LYS:CG	2:B:13:A:C4	2	0.99	0.11	0.99
(1,3)	1:A:84:LYS:CG	2:B:13:A:C4'	2	0.99	0.11	0.99
(1,3)	1:A:84:LYS:CG	2:B:13:A:C5	2	0.99	0.11	0.99
(1,3)	1:A:84:LYS:CG	2:B:13:A:C5'	2	0.99	0.11	0.99
(1,3)	1:A:84:LYS:CG	2:B:13:A:C6	2	0.99	0.11	0.99
(1,3)	1:A:84:LYS:CG	2:B:13:A:C8	2	0.99	0.11	0.99
(1,3)	1:A:84:LYS:CG	2:B:13:A:H1'	2	0.99	0.11	0.99
(1,3)	1:A:84:LYS:CG	2:B:13:A:H2	2	0.99	0.11	0.99
(1,3)	1:A:84:LYS:CG	2:B:13:A:H2'	2	0.99	0.11	0.99
(1,3)	1:A:84:LYS:CG	2:B:13:A:H3'	2	0.99	0.11	0.99
(1,3)	1:A:84:LYS:CG	2:B:13:A:H4'	2	0.99	0.11	0.99
(1,3)	1:A:84:LYS:CG	2:B:13:A:H5'	2	0.99	0.11	0.99
(1,3)	1:A:84:LYS:CG	2:B:13:A:H5''	2	0.99	0.11	0.99
(1,3)	1:A:84:LYS:CG	2:B:13:A:H61	2	0.99	0.11	0.99
(1,3)	1:A:84:LYS:CG	2:B:13:A:H62	2	0.99	0.11	0.99
(1,3)	1:A:84:LYS:CG	2:B:13:A:H8	2	0.99	0.11	0.99
(1,3)	1:A:84:LYS:CG	2:B:13:A:HO2'	2	0.99	0.11	0.99
(1,3)	1:A:84:LYS:CG	2:B:13:A:N1	2	0.99	0.11	0.99
(1,3)	1:A:84:LYS:CG	2:B:13:A:N3	2	0.99	0.11	0.99
(1,3)	1:A:84:LYS:CG	2:B:13:A:N6	2	0.99	0.11	0.99

Continued on next page...

Continued from previous page...

Key	Atom-1	Atom-2	Models ¹	Mean (Å)	SD ¹ (Å)	Median (Å)
(1,3)	1:A:84:LYS:CG	2:B:13:A:N7	2	0.99	0.11	0.99
(1,3)	1:A:84:LYS:CG	2:B:13:A:N9	2	0.99	0.11	0.99
(1,3)	1:A:84:LYS:CG	2:B:13:A:O2'	2	0.99	0.11	0.99
(1,3)	1:A:84:LYS:CG	2:B:13:A:O3'	2	0.99	0.11	0.99
(1,3)	1:A:84:LYS:CG	2:B:13:A:O4'	2	0.99	0.11	0.99
(1,3)	1:A:84:LYS:CG	2:B:13:A:O5'	2	0.99	0.11	0.99
(1,3)	1:A:84:LYS:CG	2:B:13:A:OP1	2	0.99	0.11	0.99
(1,3)	1:A:84:LYS:CG	2:B:13:A:OP2	2	0.99	0.11	0.99
(1,3)	1:A:84:LYS:CG	2:B:13:A:P	2	0.99	0.11	0.99
(1,3)	1:A:84:LYS:CG	2:B:14:G:C1'	2	0.99	0.11	0.99
(1,3)	1:A:84:LYS:CG	2:B:14:G:C2	2	0.99	0.11	0.99
(1,3)	1:A:84:LYS:CG	2:B:14:G:C2'	2	0.99	0.11	0.99
(1,3)	1:A:84:LYS:CG	2:B:14:G:C3'	2	0.99	0.11	0.99
(1,3)	1:A:84:LYS:CG	2:B:14:G:C4	2	0.99	0.11	0.99
(1,3)	1:A:84:LYS:CG	2:B:14:G:C4'	2	0.99	0.11	0.99
(1,3)	1:A:84:LYS:CG	2:B:14:G:C5	2	0.99	0.11	0.99
(1,3)	1:A:84:LYS:CG	2:B:14:G:C5'	2	0.99	0.11	0.99
(1,3)	1:A:84:LYS:CG	2:B:14:G:C6	2	0.99	0.11	0.99
(1,3)	1:A:84:LYS:CG	2:B:14:G:C8	2	0.99	0.11	0.99
(1,3)	1:A:84:LYS:CG	2:B:14:G:H1	2	0.99	0.11	0.99
(1,3)	1:A:84:LYS:CG	2:B:14:G:H1'	2	0.99	0.11	0.99
(1,3)	1:A:84:LYS:CG	2:B:14:G:H2'	2	0.99	0.11	0.99
(1,3)	1:A:84:LYS:CG	2:B:14:G:H21	2	0.99	0.11	0.99
(1,3)	1:A:84:LYS:CG	2:B:14:G:H22	2	0.99	0.11	0.99
(1,3)	1:A:84:LYS:CG	2:B:14:G:H3'	2	0.99	0.11	0.99
(1,3)	1:A:84:LYS:CG	2:B:14:G:H4'	2	0.99	0.11	0.99
(1,3)	1:A:84:LYS:CG	2:B:14:G:H5'	2	0.99	0.11	0.99
(1,3)	1:A:84:LYS:CG	2:B:14:G:H5''	2	0.99	0.11	0.99
(1,3)	1:A:84:LYS:CG	2:B:14:G:H8	2	0.99	0.11	0.99
(1,3)	1:A:84:LYS:CG	2:B:14:G:HO2'	2	0.99	0.11	0.99
(1,3)	1:A:84:LYS:CG	2:B:14:G:N1	2	0.99	0.11	0.99
(1,3)	1:A:84:LYS:CG	2:B:14:G:N2	2	0.99	0.11	0.99
(1,3)	1:A:84:LYS:CG	2:B:14:G:N3	2	0.99	0.11	0.99
(1,3)	1:A:84:LYS:CG	2:B:14:G:N7	2	0.99	0.11	0.99
(1,3)	1:A:84:LYS:CG	2:B:14:G:N9	2	0.99	0.11	0.99
(1,3)	1:A:84:LYS:CG	2:B:14:G:O2'	2	0.99	0.11	0.99
(1,3)	1:A:84:LYS:CG	2:B:14:G:O3'	2	0.99	0.11	0.99
(1,3)	1:A:84:LYS:CG	2:B:14:G:O4'	2	0.99	0.11	0.99
(1,3)	1:A:84:LYS:CG	2:B:14:G:O5'	2	0.99	0.11	0.99
(1,3)	1:A:84:LYS:CG	2:B:14:G:O6	2	0.99	0.11	0.99
(1,3)	1:A:84:LYS:CG	2:B:14:G:OP1	2	0.99	0.11	0.99
(1,3)	1:A:84:LYS:CG	2:B:14:G:OP2	2	0.99	0.11	0.99

Continued on next page...

Continued from previous page...

Key	Atom-1	Atom-2	Models ¹	Mean (Å)	SD ¹ (Å)	Median (Å)
(1,3)	1:A:84:LYS:CG	2:B:14:G:P	2	0.99	0.11	0.99
(1,3)	1:A:84:LYS:CG	2:B:15:A:C1'	2	0.99	0.11	0.99
(1,3)	1:A:84:LYS:CG	2:B:15:A:C2	2	0.99	0.11	0.99
(1,3)	1:A:84:LYS:CG	2:B:15:A:C2'	2	0.99	0.11	0.99
(1,3)	1:A:84:LYS:CG	2:B:15:A:C3'	2	0.99	0.11	0.99
(1,3)	1:A:84:LYS:CG	2:B:15:A:C4	2	0.99	0.11	0.99
(1,3)	1:A:84:LYS:CG	2:B:15:A:C4'	2	0.99	0.11	0.99
(1,3)	1:A:84:LYS:CG	2:B:15:A:C5	2	0.99	0.11	0.99
(1,3)	1:A:84:LYS:CG	2:B:15:A:C5'	2	0.99	0.11	0.99
(1,3)	1:A:84:LYS:CG	2:B:15:A:C6	2	0.99	0.11	0.99
(1,3)	1:A:84:LYS:CG	2:B:15:A:C8	2	0.99	0.11	0.99
(1,3)	1:A:84:LYS:CG	2:B:15:A:H1'	2	0.99	0.11	0.99
(1,3)	1:A:84:LYS:CG	2:B:15:A:H2	2	0.99	0.11	0.99
(1,3)	1:A:84:LYS:CG	2:B:15:A:H2'	2	0.99	0.11	0.99
(1,3)	1:A:84:LYS:CG	2:B:15:A:H3'	2	0.99	0.11	0.99
(1,3)	1:A:84:LYS:CG	2:B:15:A:H4'	2	0.99	0.11	0.99
(1,3)	1:A:84:LYS:CG	2:B:15:A:H5'	2	0.99	0.11	0.99
(1,3)	1:A:84:LYS:CG	2:B:15:A:H5''	2	0.99	0.11	0.99
(1,3)	1:A:84:LYS:CG	2:B:15:A:H61	2	0.99	0.11	0.99
(1,3)	1:A:84:LYS:CG	2:B:15:A:H62	2	0.99	0.11	0.99
(1,3)	1:A:84:LYS:CG	2:B:15:A:H8	2	0.99	0.11	0.99
(1,3)	1:A:84:LYS:CG	2:B:15:A:HO2'	2	0.99	0.11	0.99
(1,3)	1:A:84:LYS:CG	2:B:15:A:N1	2	0.99	0.11	0.99
(1,3)	1:A:84:LYS:CG	2:B:15:A:N3	2	0.99	0.11	0.99
(1,3)	1:A:84:LYS:CG	2:B:15:A:N6	2	0.99	0.11	0.99
(1,3)	1:A:84:LYS:CG	2:B:15:A:N7	2	0.99	0.11	0.99
(1,3)	1:A:84:LYS:CG	2:B:15:A:N9	2	0.99	0.11	0.99
(1,3)	1:A:84:LYS:CG	2:B:15:A:O2'	2	0.99	0.11	0.99
(1,3)	1:A:84:LYS:CG	2:B:15:A:O3'	2	0.99	0.11	0.99
(1,3)	1:A:84:LYS:CG	2:B:15:A:O4'	2	0.99	0.11	0.99
(1,3)	1:A:84:LYS:CG	2:B:15:A:O5'	2	0.99	0.11	0.99
(1,3)	1:A:84:LYS:CG	2:B:15:A:OP1	2	0.99	0.11	0.99
(1,3)	1:A:84:LYS:CG	2:B:15:A:OP2	2	0.99	0.11	0.99
(1,3)	1:A:84:LYS:CG	2:B:15:A:P	2	0.99	0.11	0.99
(1,3)	1:A:84:LYS:CG	2:B:16:G:C1'	2	0.99	0.11	0.99
(1,3)	1:A:84:LYS:CG	2:B:16:G:C2	2	0.99	0.11	0.99
(1,3)	1:A:84:LYS:CG	2:B:16:G:C2'	2	0.99	0.11	0.99
(1,3)	1:A:84:LYS:CG	2:B:16:G:C3'	2	0.99	0.11	0.99
(1,3)	1:A:84:LYS:CG	2:B:16:G:C4	2	0.99	0.11	0.99
(1,3)	1:A:84:LYS:CG	2:B:16:G:C4'	2	0.99	0.11	0.99
(1,3)	1:A:84:LYS:CG	2:B:16:G:C5	2	0.99	0.11	0.99
(1,3)	1:A:84:LYS:CG	2:B:16:G:C5'	2	0.99	0.11	0.99

Continued on next page...

Continued from previous page...

Key	Atom-1	Atom-2	Models ¹	Mean (Å)	SD ¹ (Å)	Median (Å)
(1,3)	1:A:84:LYS:CG	2:B:16:G:C6	2	0.99	0.11	0.99
(1,3)	1:A:84:LYS:CG	2:B:16:G:C8	2	0.99	0.11	0.99
(1,3)	1:A:84:LYS:CG	2:B:16:G:H1	2	0.99	0.11	0.99
(1,3)	1:A:84:LYS:CG	2:B:16:G:H1'	2	0.99	0.11	0.99
(1,3)	1:A:84:LYS:CG	2:B:16:G:H2'	2	0.99	0.11	0.99
(1,3)	1:A:84:LYS:CG	2:B:16:G:H21	2	0.99	0.11	0.99
(1,3)	1:A:84:LYS:CG	2:B:16:G:H22	2	0.99	0.11	0.99
(1,3)	1:A:84:LYS:CG	2:B:16:G:H3'	2	0.99	0.11	0.99
(1,3)	1:A:84:LYS:CG	2:B:16:G:H4'	2	0.99	0.11	0.99
(1,3)	1:A:84:LYS:CG	2:B:16:G:H5'	2	0.99	0.11	0.99
(1,3)	1:A:84:LYS:CG	2:B:16:G:H5''	2	0.99	0.11	0.99
(1,3)	1:A:84:LYS:CG	2:B:16:G:H8	2	0.99	0.11	0.99
(1,3)	1:A:84:LYS:CG	2:B:16:G:HO2'	2	0.99	0.11	0.99
(1,3)	1:A:84:LYS:CG	2:B:16:G:N1	2	0.99	0.11	0.99
(1,3)	1:A:84:LYS:CG	2:B:16:G:N2	2	0.99	0.11	0.99
(1,3)	1:A:84:LYS:CG	2:B:16:G:N3	2	0.99	0.11	0.99
(1,3)	1:A:84:LYS:CG	2:B:16:G:N7	2	0.99	0.11	0.99
(1,3)	1:A:84:LYS:CG	2:B:16:G:N9	2	0.99	0.11	0.99
(1,3)	1:A:84:LYS:CG	2:B:16:G:O2'	2	0.99	0.11	0.99
(1,3)	1:A:84:LYS:CG	2:B:16:G:O3'	2	0.99	0.11	0.99
(1,3)	1:A:84:LYS:CG	2:B:16:G:O4'	2	0.99	0.11	0.99
(1,3)	1:A:84:LYS:CG	2:B:16:G:O5'	2	0.99	0.11	0.99
(1,3)	1:A:84:LYS:CG	2:B:16:G:O6	2	0.99	0.11	0.99
(1,3)	1:A:84:LYS:CG	2:B:16:G:OP1	2	0.99	0.11	0.99
(1,3)	1:A:84:LYS:CG	2:B:16:G:OP2	2	0.99	0.11	0.99
(1,3)	1:A:84:LYS:CG	2:B:16:G:P	2	0.99	0.11	0.99
(1,3)	1:A:84:LYS:CG	2:B:17:C:C1'	2	0.99	0.11	0.99
(1,3)	1:A:84:LYS:CG	2:B:17:C:C2	2	0.99	0.11	0.99
(1,3)	1:A:84:LYS:CG	2:B:17:C:C2'	2	0.99	0.11	0.99
(1,3)	1:A:84:LYS:CG	2:B:17:C:C3'	2	0.99	0.11	0.99
(1,3)	1:A:84:LYS:CG	2:B:17:C:C4	2	0.99	0.11	0.99
(1,3)	1:A:84:LYS:CG	2:B:17:C:C4'	2	0.99	0.11	0.99
(1,3)	1:A:84:LYS:CG	2:B:17:C:C5	2	0.99	0.11	0.99
(1,3)	1:A:84:LYS:CG	2:B:17:C:C5'	2	0.99	0.11	0.99
(1,3)	1:A:84:LYS:CG	2:B:17:C:C6	2	0.99	0.11	0.99
(1,3)	1:A:84:LYS:CG	2:B:17:C:H1'	2	0.99	0.11	0.99
(1,3)	1:A:84:LYS:CG	2:B:17:C:H2'	2	0.99	0.11	0.99
(1,3)	1:A:84:LYS:CG	2:B:17:C:H3'	2	0.99	0.11	0.99
(1,3)	1:A:84:LYS:CG	2:B:17:C:H4'	2	0.99	0.11	0.99
(1,3)	1:A:84:LYS:CG	2:B:17:C:H41	2	0.99	0.11	0.99
(1,3)	1:A:84:LYS:CG	2:B:17:C:H42	2	0.99	0.11	0.99
(1,3)	1:A:84:LYS:CG	2:B:17:C:H5	2	0.99	0.11	0.99

Continued on next page...

Continued from previous page...

Key	Atom-1	Atom-2	Models ¹	Mean (Å)	SD ¹ (Å)	Median (Å)
(1,3)	1:A:84:LYS:CG	2:B:17:C:H5'	2	0.99	0.11	0.99
(1,3)	1:A:84:LYS:CG	2:B:17:C:H5''	2	0.99	0.11	0.99
(1,3)	1:A:84:LYS:CG	2:B:17:C:H6	2	0.99	0.11	0.99
(1,3)	1:A:84:LYS:CG	2:B:17:C:HO2'	2	0.99	0.11	0.99
(1,3)	1:A:84:LYS:CG	2:B:17:C:N1	2	0.99	0.11	0.99
(1,3)	1:A:84:LYS:CG	2:B:17:C:N3	2	0.99	0.11	0.99
(1,3)	1:A:84:LYS:CG	2:B:17:C:N4	2	0.99	0.11	0.99
(1,3)	1:A:84:LYS:CG	2:B:17:C:O2	2	0.99	0.11	0.99
(1,3)	1:A:84:LYS:CG	2:B:17:C:O2'	2	0.99	0.11	0.99
(1,3)	1:A:84:LYS:CG	2:B:17:C:O3'	2	0.99	0.11	0.99
(1,3)	1:A:84:LYS:CG	2:B:17:C:O4'	2	0.99	0.11	0.99
(1,3)	1:A:84:LYS:CG	2:B:17:C:O5'	2	0.99	0.11	0.99
(1,3)	1:A:84:LYS:CG	2:B:17:C:OP1	2	0.99	0.11	0.99
(1,3)	1:A:84:LYS:CG	2:B:17:C:OP2	2	0.99	0.11	0.99
(1,3)	1:A:84:LYS:CG	2:B:17:C:P	2	0.99	0.11	0.99
(1,3)	1:A:84:LYS:CG	2:B:18:A:C1'	2	0.99	0.11	0.99
(1,3)	1:A:84:LYS:CG	2:B:18:A:C2	2	0.99	0.11	0.99
(1,3)	1:A:84:LYS:CG	2:B:18:A:C2'	2	0.99	0.11	0.99
(1,3)	1:A:84:LYS:CG	2:B:18:A:C3'	2	0.99	0.11	0.99
(1,3)	1:A:84:LYS:CG	2:B:18:A:C4	2	0.99	0.11	0.99
(1,3)	1:A:84:LYS:CG	2:B:18:A:C4'	2	0.99	0.11	0.99
(1,3)	1:A:84:LYS:CG	2:B:18:A:C5	2	0.99	0.11	0.99
(1,3)	1:A:84:LYS:CG	2:B:18:A:C5'	2	0.99	0.11	0.99
(1,3)	1:A:84:LYS:CG	2:B:18:A:C6	2	0.99	0.11	0.99
(1,3)	1:A:84:LYS:CG	2:B:18:A:C8	2	0.99	0.11	0.99
(1,3)	1:A:84:LYS:CG	2:B:18:A:H1'	2	0.99	0.11	0.99
(1,3)	1:A:84:LYS:CG	2:B:18:A:H2	2	0.99	0.11	0.99
(1,3)	1:A:84:LYS:CG	2:B:18:A:H2'	2	0.99	0.11	0.99
(1,3)	1:A:84:LYS:CG	2:B:18:A:H3'	2	0.99	0.11	0.99
(1,3)	1:A:84:LYS:CG	2:B:18:A:H4'	2	0.99	0.11	0.99
(1,3)	1:A:84:LYS:CG	2:B:18:A:H5'	2	0.99	0.11	0.99
(1,3)	1:A:84:LYS:CG	2:B:18:A:H5''	2	0.99	0.11	0.99
(1,3)	1:A:84:LYS:CG	2:B:18:A:H61	2	0.99	0.11	0.99
(1,3)	1:A:84:LYS:CG	2:B:18:A:H62	2	0.99	0.11	0.99
(1,3)	1:A:84:LYS:CG	2:B:18:A:H8	2	0.99	0.11	0.99
(1,3)	1:A:84:LYS:CG	2:B:18:A:HO2'	2	0.99	0.11	0.99
(1,3)	1:A:84:LYS:CG	2:B:18:A:N1	2	0.99	0.11	0.99
(1,3)	1:A:84:LYS:CG	2:B:18:A:N3	2	0.99	0.11	0.99
(1,3)	1:A:84:LYS:CG	2:B:18:A:N6	2	0.99	0.11	0.99
(1,3)	1:A:84:LYS:CG	2:B:18:A:N7	2	0.99	0.11	0.99
(1,3)	1:A:84:LYS:CG	2:B:18:A:N9	2	0.99	0.11	0.99
(1,3)	1:A:84:LYS:CG	2:B:18:A:O2'	2	0.99	0.11	0.99

Continued on next page...

Continued from previous page...

Key	Atom-1	Atom-2	Models ¹	Mean (Å)	SD ¹ (Å)	Median (Å)
(1,3)	1:A:84:LYS:CG	2:B:18:A:O3'	2	0.99	0.11	0.99
(1,3)	1:A:84:LYS:CG	2:B:18:A:O4'	2	0.99	0.11	0.99
(1,3)	1:A:84:LYS:CG	2:B:18:A:O5'	2	0.99	0.11	0.99
(1,3)	1:A:84:LYS:CG	2:B:18:A:OP1	2	0.99	0.11	0.99
(1,3)	1:A:84:LYS:CG	2:B:18:A:OP2	2	0.99	0.11	0.99
(1,3)	1:A:84:LYS:CG	2:B:18:A:P	2	0.99	0.11	0.99
(1,3)	1:A:84:LYS:CG	2:B:19:A:C1'	2	0.99	0.11	0.99
(1,3)	1:A:84:LYS:CG	2:B:19:A:C2	2	0.99	0.11	0.99
(1,3)	1:A:84:LYS:CG	2:B:19:A:C2'	2	0.99	0.11	0.99
(1,3)	1:A:84:LYS:CG	2:B:19:A:C3'	2	0.99	0.11	0.99
(1,3)	1:A:84:LYS:CG	2:B:19:A:C4	2	0.99	0.11	0.99
(1,3)	1:A:84:LYS:CG	2:B:19:A:C4'	2	0.99	0.11	0.99
(1,3)	1:A:84:LYS:CG	2:B:19:A:C5	2	0.99	0.11	0.99
(1,3)	1:A:84:LYS:CG	2:B:19:A:C5'	2	0.99	0.11	0.99
(1,3)	1:A:84:LYS:CG	2:B:19:A:C6	2	0.99	0.11	0.99
(1,3)	1:A:84:LYS:CG	2:B:19:A:C8	2	0.99	0.11	0.99
(1,3)	1:A:84:LYS:CG	2:B:19:A:H1'	2	0.99	0.11	0.99
(1,3)	1:A:84:LYS:CG	2:B:19:A:H2	2	0.99	0.11	0.99
(1,3)	1:A:84:LYS:CG	2:B:19:A:H2'	2	0.99	0.11	0.99
(1,3)	1:A:84:LYS:CG	2:B:19:A:H3'	2	0.99	0.11	0.99
(1,3)	1:A:84:LYS:CG	2:B:19:A:H4'	2	0.99	0.11	0.99
(1,3)	1:A:84:LYS:CG	2:B:19:A:H5'	2	0.99	0.11	0.99
(1,3)	1:A:84:LYS:CG	2:B:19:A:H5''	2	0.99	0.11	0.99
(1,3)	1:A:84:LYS:CG	2:B:19:A:H61	2	0.99	0.11	0.99
(1,3)	1:A:84:LYS:CG	2:B:19:A:H62	2	0.99	0.11	0.99
(1,3)	1:A:84:LYS:CG	2:B:19:A:H8	2	0.99	0.11	0.99
(1,3)	1:A:84:LYS:CG	2:B:19:A:HO2'	2	0.99	0.11	0.99
(1,3)	1:A:84:LYS:CG	2:B:19:A:N1	2	0.99	0.11	0.99
(1,3)	1:A:84:LYS:CG	2:B:19:A:N3	2	0.99	0.11	0.99
(1,3)	1:A:84:LYS:CG	2:B:19:A:N6	2	0.99	0.11	0.99
(1,3)	1:A:84:LYS:CG	2:B:19:A:N7	2	0.99	0.11	0.99
(1,3)	1:A:84:LYS:CG	2:B:19:A:N9	2	0.99	0.11	0.99
(1,3)	1:A:84:LYS:CG	2:B:19:A:O2'	2	0.99	0.11	0.99
(1,3)	1:A:84:LYS:CG	2:B:19:A:O3'	2	0.99	0.11	0.99
(1,3)	1:A:84:LYS:CG	2:B:19:A:O4'	2	0.99	0.11	0.99
(1,3)	1:A:84:LYS:CG	2:B:19:A:O5'	2	0.99	0.11	0.99
(1,3)	1:A:84:LYS:CG	2:B:19:A:OP1	2	0.99	0.11	0.99
(1,3)	1:A:84:LYS:CG	2:B:19:A:OP2	2	0.99	0.11	0.99
(1,3)	1:A:84:LYS:CG	2:B:19:A:P	2	0.99	0.11	0.99
(1,3)	1:A:84:LYS:CG	2:B:20:U:C1'	2	0.99	0.11	0.99
(1,3)	1:A:84:LYS:CG	2:B:20:U:C2	2	0.99	0.11	0.99
(1,3)	1:A:84:LYS:CG	2:B:20:U:C2'	2	0.99	0.11	0.99

Continued on next page...

Continued from previous page...

Key	Atom-1	Atom-2	Models ¹	Mean (Å)	SD ¹ (Å)	Median (Å)
(1,3)	1:A:84:LYS:CG	2:B:20:U:C3'	2	0.99	0.11	0.99
(1,3)	1:A:84:LYS:CG	2:B:20:U:C4	2	0.99	0.11	0.99
(1,3)	1:A:84:LYS:CG	2:B:20:U:C4'	2	0.99	0.11	0.99
(1,3)	1:A:84:LYS:CG	2:B:20:U:C5	2	0.99	0.11	0.99
(1,3)	1:A:84:LYS:CG	2:B:20:U:C5'	2	0.99	0.11	0.99
(1,3)	1:A:84:LYS:CG	2:B:20:U:C6	2	0.99	0.11	0.99
(1,3)	1:A:84:LYS:CG	2:B:20:U:H1'	2	0.99	0.11	0.99
(1,3)	1:A:84:LYS:CG	2:B:20:U:H2'	2	0.99	0.11	0.99
(1,3)	1:A:84:LYS:CG	2:B:20:U:H3	2	0.99	0.11	0.99
(1,3)	1:A:84:LYS:CG	2:B:20:U:H3'	2	0.99	0.11	0.99
(1,3)	1:A:84:LYS:CG	2:B:20:U:H4'	2	0.99	0.11	0.99
(1,3)	1:A:84:LYS:CG	2:B:20:U:H5	2	0.99	0.11	0.99
(1,3)	1:A:84:LYS:CG	2:B:20:U:H5'	2	0.99	0.11	0.99
(1,3)	1:A:84:LYS:CG	2:B:20:U:H5''	2	0.99	0.11	0.99
(1,3)	1:A:84:LYS:CG	2:B:20:U:H6	2	0.99	0.11	0.99
(1,3)	1:A:84:LYS:CG	2:B:20:U:HO2'	2	0.99	0.11	0.99
(1,3)	1:A:84:LYS:CG	2:B:20:U:N1	2	0.99	0.11	0.99
(1,3)	1:A:84:LYS:CG	2:B:20:U:N3	2	0.99	0.11	0.99
(1,3)	1:A:84:LYS:CG	2:B:20:U:O2	2	0.99	0.11	0.99
(1,3)	1:A:84:LYS:CG	2:B:20:U:O2'	2	0.99	0.11	0.99
(1,3)	1:A:84:LYS:CG	2:B:20:U:O3'	2	0.99	0.11	0.99
(1,3)	1:A:84:LYS:CG	2:B:20:U:O4	2	0.99	0.11	0.99
(1,3)	1:A:84:LYS:CG	2:B:20:U:O4'	2	0.99	0.11	0.99
(1,3)	1:A:84:LYS:CG	2:B:20:U:O5'	2	0.99	0.11	0.99
(1,3)	1:A:84:LYS:CG	2:B:20:U:OP1	2	0.99	0.11	0.99
(1,3)	1:A:84:LYS:CG	2:B:20:U:OP2	2	0.99	0.11	0.99
(1,3)	1:A:84:LYS:CG	2:B:20:U:P	2	0.99	0.11	0.99
(1,3)	1:A:84:LYS:CG	2:B:21:G:C1'	2	0.99	0.11	0.99
(1,3)	1:A:84:LYS:CG	2:B:21:G:C2	2	0.99	0.11	0.99
(1,3)	1:A:84:LYS:CG	2:B:21:G:C2'	2	0.99	0.11	0.99
(1,3)	1:A:84:LYS:CG	2:B:21:G:C3'	2	0.99	0.11	0.99
(1,3)	1:A:84:LYS:CG	2:B:21:G:C4	2	0.99	0.11	0.99
(1,3)	1:A:84:LYS:CG	2:B:21:G:C4'	2	0.99	0.11	0.99
(1,3)	1:A:84:LYS:CG	2:B:21:G:C5	2	0.99	0.11	0.99
(1,3)	1:A:84:LYS:CG	2:B:21:G:C5'	2	0.99	0.11	0.99
(1,3)	1:A:84:LYS:CG	2:B:21:G:C6	2	0.99	0.11	0.99
(1,3)	1:A:84:LYS:CG	2:B:21:G:C8	2	0.99	0.11	0.99
(1,3)	1:A:84:LYS:CG	2:B:21:G:H1	2	0.99	0.11	0.99
(1,3)	1:A:84:LYS:CG	2:B:21:G:H1'	2	0.99	0.11	0.99
(1,3)	1:A:84:LYS:CG	2:B:21:G:H2'	2	0.99	0.11	0.99
(1,3)	1:A:84:LYS:CG	2:B:21:G:H21	2	0.99	0.11	0.99
(1,3)	1:A:84:LYS:CG	2:B:21:G:H22	2	0.99	0.11	0.99

Continued on next page...

Continued from previous page...

Key	Atom-1	Atom-2	Models ¹	Mean (Å)	SD ¹ (Å)	Median (Å)
(1,3)	1:A:84:LYS:CG	2:B:21:G:H3'	2	0.99	0.11	0.99
(1,3)	1:A:84:LYS:CG	2:B:21:G:H4'	2	0.99	0.11	0.99
(1,3)	1:A:84:LYS:CG	2:B:21:G:H5'	2	0.99	0.11	0.99
(1,3)	1:A:84:LYS:CG	2:B:21:G:H5''	2	0.99	0.11	0.99
(1,3)	1:A:84:LYS:CG	2:B:21:G:H8	2	0.99	0.11	0.99
(1,3)	1:A:84:LYS:CG	2:B:21:G:HO2'	2	0.99	0.11	0.99
(1,3)	1:A:84:LYS:CG	2:B:21:G:N1	2	0.99	0.11	0.99
(1,3)	1:A:84:LYS:CG	2:B:21:G:N2	2	0.99	0.11	0.99
(1,3)	1:A:84:LYS:CG	2:B:21:G:N3	2	0.99	0.11	0.99
(1,3)	1:A:84:LYS:CG	2:B:21:G:N7	2	0.99	0.11	0.99
(1,3)	1:A:84:LYS:CG	2:B:21:G:N9	2	0.99	0.11	0.99
(1,3)	1:A:84:LYS:CG	2:B:21:G:O2'	2	0.99	0.11	0.99
(1,3)	1:A:84:LYS:CG	2:B:21:G:O3'	2	0.99	0.11	0.99
(1,3)	1:A:84:LYS:CG	2:B:21:G:O4'	2	0.99	0.11	0.99
(1,3)	1:A:84:LYS:CG	2:B:21:G:O5'	2	0.99	0.11	0.99
(1,3)	1:A:84:LYS:CG	2:B:21:G:O6	2	0.99	0.11	0.99
(1,3)	1:A:84:LYS:CG	2:B:21:G:OP1	2	0.99	0.11	0.99
(1,3)	1:A:84:LYS:CG	2:B:21:G:OP2	2	0.99	0.11	0.99
(1,3)	1:A:84:LYS:CG	2:B:21:G:P	2	0.99	0.11	0.99
(1,3)	1:A:84:LYS:CG	2:B:22:A:C1'	2	0.99	0.11	0.99
(1,3)	1:A:84:LYS:CG	2:B:22:A:C2	2	0.99	0.11	0.99
(1,3)	1:A:84:LYS:CG	2:B:22:A:C2'	2	0.99	0.11	0.99
(1,3)	1:A:84:LYS:CG	2:B:22:A:C3'	2	0.99	0.11	0.99
(1,3)	1:A:84:LYS:CG	2:B:22:A:C4	2	0.99	0.11	0.99
(1,3)	1:A:84:LYS:CG	2:B:22:A:C4'	2	0.99	0.11	0.99
(1,3)	1:A:84:LYS:CG	2:B:22:A:C5'	2	0.99	0.11	0.99
(1,3)	1:A:84:LYS:CG	2:B:22:A:C6	2	0.99	0.11	0.99
(1,3)	1:A:84:LYS:CG	2:B:22:A:C8	2	0.99	0.11	0.99
(1,3)	1:A:84:LYS:CG	2:B:22:A:H1'	2	0.99	0.11	0.99
(1,3)	1:A:84:LYS:CG	2:B:22:A:H2	2	0.99	0.11	0.99
(1,3)	1:A:84:LYS:CG	2:B:22:A:H2'	2	0.99	0.11	0.99
(1,3)	1:A:84:LYS:CG	2:B:22:A:H3'	2	0.99	0.11	0.99
(1,3)	1:A:84:LYS:CG	2:B:22:A:H4'	2	0.99	0.11	0.99
(1,3)	1:A:84:LYS:CG	2:B:22:A:H5'	2	0.99	0.11	0.99
(1,3)	1:A:84:LYS:CG	2:B:22:A:H5''	2	0.99	0.11	0.99
(1,3)	1:A:84:LYS:CG	2:B:22:A:H61	2	0.99	0.11	0.99
(1,3)	1:A:84:LYS:CG	2:B:22:A:H62	2	0.99	0.11	0.99
(1,3)	1:A:84:LYS:CG	2:B:22:A:H8	2	0.99	0.11	0.99
(1,3)	1:A:84:LYS:CG	2:B:22:A:HO2'	2	0.99	0.11	0.99
(1,3)	1:A:84:LYS:CG	2:B:22:A:N1	2	0.99	0.11	0.99
(1,3)	1:A:84:LYS:CG	2:B:22:A:N3	2	0.99	0.11	0.99

Continued on next page...

Continued from previous page...

Key	Atom-1	Atom-2	Models ¹	Mean (Å)	SD ¹ (Å)	Median (Å)
(1,3)	1:A:84:LYS:CG	2:B:22:A:N6	2	0.99	0.11	0.99
(1,3)	1:A:84:LYS:CG	2:B:22:A:N7	2	0.99	0.11	0.99
(1,3)	1:A:84:LYS:CG	2:B:22:A:N9	2	0.99	0.11	0.99
(1,3)	1:A:84:LYS:CG	2:B:22:A:O2'	2	0.99	0.11	0.99
(1,3)	1:A:84:LYS:CG	2:B:22:A:O3'	2	0.99	0.11	0.99
(1,3)	1:A:84:LYS:CG	2:B:22:A:O4'	2	0.99	0.11	0.99
(1,3)	1:A:84:LYS:CG	2:B:22:A:O5'	2	0.99	0.11	0.99
(1,3)	1:A:84:LYS:CG	2:B:22:A:OP1	2	0.99	0.11	0.99
(1,3)	1:A:84:LYS:CG	2:B:22:A:OP2	2	0.99	0.11	0.99
(1,3)	1:A:84:LYS:CG	2:B:22:A:P	2	0.99	0.11	0.99
(1,3)	1:A:84:LYS:CG	2:B:23:U:C1'	2	0.99	0.11	0.99
(1,3)	1:A:84:LYS:CG	2:B:23:U:C2	2	0.99	0.11	0.99
(1,3)	1:A:84:LYS:CG	2:B:23:U:C2'	2	0.99	0.11	0.99
(1,3)	1:A:84:LYS:CG	2:B:23:U:C3'	2	0.99	0.11	0.99
(1,3)	1:A:84:LYS:CG	2:B:23:U:C4	2	0.99	0.11	0.99
(1,3)	1:A:84:LYS:CG	2:B:23:U:C4'	2	0.99	0.11	0.99
(1,3)	1:A:84:LYS:CG	2:B:23:U:C5	2	0.99	0.11	0.99
(1,3)	1:A:84:LYS:CG	2:B:23:U:C5'	2	0.99	0.11	0.99
(1,3)	1:A:84:LYS:CG	2:B:23:U:C6	2	0.99	0.11	0.99
(1,3)	1:A:84:LYS:CG	2:B:23:U:H1'	2	0.99	0.11	0.99
(1,3)	1:A:84:LYS:CG	2:B:23:U:H2'	2	0.99	0.11	0.99
(1,3)	1:A:84:LYS:CG	2:B:23:U:H3	2	0.99	0.11	0.99
(1,3)	1:A:84:LYS:CG	2:B:23:U:H3'	2	0.99	0.11	0.99
(1,3)	1:A:84:LYS:CG	2:B:23:U:H4'	2	0.99	0.11	0.99
(1,3)	1:A:84:LYS:CG	2:B:23:U:H5	2	0.99	0.11	0.99
(1,3)	1:A:84:LYS:CG	2:B:23:U:H5'	2	0.99	0.11	0.99
(1,3)	1:A:84:LYS:CG	2:B:23:U:H5''	2	0.99	0.11	0.99
(1,3)	1:A:84:LYS:CG	2:B:23:U:H6	2	0.99	0.11	0.99
(1,3)	1:A:84:LYS:CG	2:B:23:U:HO2'	2	0.99	0.11	0.99
(1,3)	1:A:84:LYS:CG	2:B:23:U:N1	2	0.99	0.11	0.99
(1,3)	1:A:84:LYS:CG	2:B:23:U:N3	2	0.99	0.11	0.99
(1,3)	1:A:84:LYS:CG	2:B:23:U:O2	2	0.99	0.11	0.99
(1,3)	1:A:84:LYS:CG	2:B:23:U:O2'	2	0.99	0.11	0.99
(1,3)	1:A:84:LYS:CG	2:B:23:U:O3'	2	0.99	0.11	0.99
(1,3)	1:A:84:LYS:CG	2:B:23:U:O4	2	0.99	0.11	0.99
(1,3)	1:A:84:LYS:CG	2:B:23:U:O4'	2	0.99	0.11	0.99
(1,3)	1:A:84:LYS:CG	2:B:23:U:O5'	2	0.99	0.11	0.99
(1,3)	1:A:84:LYS:CG	2:B:23:U:OP1	2	0.99	0.11	0.99
(1,3)	1:A:84:LYS:CG	2:B:23:U:OP2	2	0.99	0.11	0.99
(1,3)	1:A:84:LYS:CG	2:B:23:U:P	2	0.99	0.11	0.99
(1,3)	1:A:84:LYS:CG	2:B:24:G:C1'	2	0.99	0.11	0.99
(1,3)	1:A:84:LYS:CG	2:B:24:G:C2	2	0.99	0.11	0.99

Continued on next page...

Continued from previous page...

Key	Atom-1	Atom-2	Models ¹	Mean (Å)	SD ¹ (Å)	Median (Å)
(1,3)	1:A:84:LYS:CG	2:B:24:G:C2'	2	0.99	0.11	0.99
(1,3)	1:A:84:LYS:CG	2:B:24:G:C3'	2	0.99	0.11	0.99
(1,3)	1:A:84:LYS:CG	2:B:24:G:C4	2	0.99	0.11	0.99
(1,3)	1:A:84:LYS:CG	2:B:24:G:C4'	2	0.99	0.11	0.99
(1,3)	1:A:84:LYS:CG	2:B:24:G:C5	2	0.99	0.11	0.99
(1,3)	1:A:84:LYS:CG	2:B:24:G:C5'	2	0.99	0.11	0.99
(1,3)	1:A:84:LYS:CG	2:B:24:G:C6	2	0.99	0.11	0.99
(1,3)	1:A:84:LYS:CG	2:B:24:G:C8	2	0.99	0.11	0.99
(1,3)	1:A:84:LYS:CG	2:B:24:G:H1	2	0.99	0.11	0.99
(1,3)	1:A:84:LYS:CG	2:B:24:G:H1'	2	0.99	0.11	0.99
(1,3)	1:A:84:LYS:CG	2:B:24:G:H2'	2	0.99	0.11	0.99
(1,3)	1:A:84:LYS:CG	2:B:24:G:H21	2	0.99	0.11	0.99
(1,3)	1:A:84:LYS:CG	2:B:24:G:H22	2	0.99	0.11	0.99
(1,3)	1:A:84:LYS:CG	2:B:24:G:H3'	2	0.99	0.11	0.99
(1,3)	1:A:84:LYS:CG	2:B:24:G:H4'	2	0.99	0.11	0.99
(1,3)	1:A:84:LYS:CG	2:B:24:G:H5'	2	0.99	0.11	0.99
(1,3)	1:A:84:LYS:CG	2:B:24:G:H5''	2	0.99	0.11	0.99
(1,3)	1:A:84:LYS:CG	2:B:24:G:H8	2	0.99	0.11	0.99
(1,3)	1:A:84:LYS:CG	2:B:24:G:HO2'	2	0.99	0.11	0.99
(1,3)	1:A:84:LYS:CG	2:B:24:G:N1	2	0.99	0.11	0.99
(1,3)	1:A:84:LYS:CG	2:B:24:G:N2	2	0.99	0.11	0.99
(1,3)	1:A:84:LYS:CG	2:B:24:G:N3	2	0.99	0.11	0.99
(1,3)	1:A:84:LYS:CG	2:B:24:G:N7	2	0.99	0.11	0.99
(1,3)	1:A:84:LYS:CG	2:B:24:G:N9	2	0.99	0.11	0.99
(1,3)	1:A:84:LYS:CG	2:B:24:G:O2'	2	0.99	0.11	0.99
(1,3)	1:A:84:LYS:CG	2:B:24:G:O3'	2	0.99	0.11	0.99
(1,3)	1:A:84:LYS:CG	2:B:24:G:O4'	2	0.99	0.11	0.99
(1,3)	1:A:84:LYS:CG	2:B:24:G:O5'	2	0.99	0.11	0.99
(1,3)	1:A:84:LYS:CG	2:B:24:G:O6	2	0.99	0.11	0.99
(1,3)	1:A:84:LYS:CG	2:B:24:G:OP1	2	0.99	0.11	0.99
(1,3)	1:A:84:LYS:CG	2:B:24:G:OP2	2	0.99	0.11	0.99
(1,3)	1:A:84:LYS:CG	2:B:24:G:P	2	0.99	0.11	0.99
(1,3)	1:A:84:LYS:H	2:B:2:C:C1'	2	0.99	0.11	0.99
(1,3)	1:A:84:LYS:H	2:B:2:C:C2	2	0.99	0.11	0.99
(1,3)	1:A:84:LYS:H	2:B:2:C:C2'	2	0.99	0.11	0.99
(1,3)	1:A:84:LYS:H	2:B:2:C:C3'	2	0.99	0.11	0.99
(1,3)	1:A:84:LYS:H	2:B:2:C:C4	2	0.99	0.11	0.99
(1,3)	1:A:84:LYS:H	2:B:2:C:C4'	2	0.99	0.11	0.99
(1,3)	1:A:84:LYS:H	2:B:2:C:C5	2	0.99	0.11	0.99
(1,3)	1:A:84:LYS:H	2:B:2:C:C5'	2	0.99	0.11	0.99
(1,3)	1:A:84:LYS:H	2:B:2:C:C6	2	0.99	0.11	0.99
(1,3)	1:A:84:LYS:H	2:B:2:C:H1'	2	0.99	0.11	0.99

Continued on next page...

Continued from previous page...

Key	Atom-1	Atom-2	Models ¹	Mean (Å)	SD ¹ (Å)	Median (Å)
(1,3)	1:A:84:LYS:H	2:B:2:C:H2'	2	0.99	0.11	0.99
(1,3)	1:A:84:LYS:H	2:B:2:C:H3'	2	0.99	0.11	0.99
(1,3)	1:A:84:LYS:H	2:B:2:C:H4'	2	0.99	0.11	0.99
(1,3)	1:A:84:LYS:H	2:B:2:C:H41	2	0.99	0.11	0.99
(1,3)	1:A:84:LYS:H	2:B:2:C:H42	2	0.99	0.11	0.99
(1,3)	1:A:84:LYS:H	2:B:2:C:H5	2	0.99	0.11	0.99
(1,3)	1:A:84:LYS:H	2:B:2:C:H5'	2	0.99	0.11	0.99
(1,3)	1:A:84:LYS:H	2:B:2:C:H5''	2	0.99	0.11	0.99
(1,3)	1:A:84:LYS:H	2:B:2:C:H6	2	0.99	0.11	0.99
(1,3)	1:A:84:LYS:H	2:B:2:C:HO2'	2	0.99	0.11	0.99
(1,3)	1:A:84:LYS:H	2:B:2:C:N1	2	0.99	0.11	0.99
(1,3)	1:A:84:LYS:H	2:B:2:C:N3	2	0.99	0.11	0.99
(1,3)	1:A:84:LYS:H	2:B:2:C:N4	2	0.99	0.11	0.99
(1,3)	1:A:84:LYS:H	2:B:2:C:O2	2	0.99	0.11	0.99
(1,3)	1:A:84:LYS:H	2:B:2:C:O2'	2	0.99	0.11	0.99
(1,3)	1:A:84:LYS:H	2:B:2:C:O3'	2	0.99	0.11	0.99
(1,3)	1:A:84:LYS:H	2:B:2:C:O4'	2	0.99	0.11	0.99
(1,3)	1:A:84:LYS:H	2:B:2:C:O5'	2	0.99	0.11	0.99
(1,3)	1:A:84:LYS:H	2:B:3:U:C1'	2	0.99	0.11	0.99
(1,3)	1:A:84:LYS:H	2:B:3:U:C2	2	0.99	0.11	0.99
(1,3)	1:A:84:LYS:H	2:B:3:U:C2'	2	0.99	0.11	0.99
(1,3)	1:A:84:LYS:H	2:B:3:U:C3'	2	0.99	0.11	0.99
(1,3)	1:A:84:LYS:H	2:B:3:U:C4	2	0.99	0.11	0.99
(1,3)	1:A:84:LYS:H	2:B:3:U:C4'	2	0.99	0.11	0.99
(1,3)	1:A:84:LYS:H	2:B:3:U:C5	2	0.99	0.11	0.99
(1,3)	1:A:84:LYS:H	2:B:3:U:C5'	2	0.99	0.11	0.99
(1,3)	1:A:84:LYS:H	2:B:3:U:C6	2	0.99	0.11	0.99
(1,3)	1:A:84:LYS:H	2:B:3:U:H1'	2	0.99	0.11	0.99
(1,3)	1:A:84:LYS:H	2:B:3:U:H2'	2	0.99	0.11	0.99
(1,3)	1:A:84:LYS:H	2:B:3:U:H3	2	0.99	0.11	0.99
(1,3)	1:A:84:LYS:H	2:B:3:U:H3'	2	0.99	0.11	0.99
(1,3)	1:A:84:LYS:H	2:B:3:U:H4'	2	0.99	0.11	0.99
(1,3)	1:A:84:LYS:H	2:B:3:U:H5	2	0.99	0.11	0.99
(1,3)	1:A:84:LYS:H	2:B:3:U:H5'	2	0.99	0.11	0.99
(1,3)	1:A:84:LYS:H	2:B:3:U:H5''	2	0.99	0.11	0.99
(1,3)	1:A:84:LYS:H	2:B:3:U:H6	2	0.99	0.11	0.99
(1,3)	1:A:84:LYS:H	2:B:3:U:HO2'	2	0.99	0.11	0.99
(1,3)	1:A:84:LYS:H	2:B:3:U:N1	2	0.99	0.11	0.99
(1,3)	1:A:84:LYS:H	2:B:3:U:N3	2	0.99	0.11	0.99
(1,3)	1:A:84:LYS:H	2:B:3:U:O2	2	0.99	0.11	0.99
(1,3)	1:A:84:LYS:H	2:B:3:U:O2'	2	0.99	0.11	0.99
(1,3)	1:A:84:LYS:H	2:B:3:U:O3'	2	0.99	0.11	0.99

Continued on next page...

Continued from previous page...

Key	Atom-1	Atom-2	Models ¹	Mean (Å)	SD ¹ (Å)	Median (Å)
(1,3)	1:A:84:LYS:H	2:B:3:U:O4	2	0.99	0.11	0.99
(1,3)	1:A:84:LYS:H	2:B:3:U:O4'	2	0.99	0.11	0.99
(1,3)	1:A:84:LYS:H	2:B:3:U:O5'	2	0.99	0.11	0.99
(1,3)	1:A:84:LYS:H	2:B:3:U:OP1	2	0.99	0.11	0.99
(1,3)	1:A:84:LYS:H	2:B:3:U:OP2	2	0.99	0.11	0.99
(1,3)	1:A:84:LYS:H	2:B:3:U:P	2	0.99	0.11	0.99
(1,3)	1:A:84:LYS:H	2:B:4:G:C1'	2	0.99	0.11	0.99
(1,3)	1:A:84:LYS:H	2:B:4:G:C2	2	0.99	0.11	0.99
(1,3)	1:A:84:LYS:H	2:B:4:G:C2'	2	0.99	0.11	0.99
(1,3)	1:A:84:LYS:H	2:B:4:G:C3'	2	0.99	0.11	0.99
(1,3)	1:A:84:LYS:H	2:B:4:G:C4	2	0.99	0.11	0.99
(1,3)	1:A:84:LYS:H	2:B:4:G:C4'	2	0.99	0.11	0.99
(1,3)	1:A:84:LYS:H	2:B:4:G:C5	2	0.99	0.11	0.99
(1,3)	1:A:84:LYS:H	2:B:4:G:C5'	2	0.99	0.11	0.99
(1,3)	1:A:84:LYS:H	2:B:4:G:C6	2	0.99	0.11	0.99
(1,3)	1:A:84:LYS:H	2:B:4:G:C8	2	0.99	0.11	0.99
(1,3)	1:A:84:LYS:H	2:B:4:G:H1	2	0.99	0.11	0.99
(1,3)	1:A:84:LYS:H	2:B:4:G:H1'	2	0.99	0.11	0.99
(1,3)	1:A:84:LYS:H	2:B:4:G:H2'	2	0.99	0.11	0.99
(1,3)	1:A:84:LYS:H	2:B:4:G:H21	2	0.99	0.11	0.99
(1,3)	1:A:84:LYS:H	2:B:4:G:H22	2	0.99	0.11	0.99
(1,3)	1:A:84:LYS:H	2:B:4:G:H3'	2	0.99	0.11	0.99
(1,3)	1:A:84:LYS:H	2:B:4:G:H4'	2	0.99	0.11	0.99
(1,3)	1:A:84:LYS:H	2:B:4:G:H5'	2	0.99	0.11	0.99
(1,3)	1:A:84:LYS:H	2:B:4:G:H5''	2	0.99	0.11	0.99
(1,3)	1:A:84:LYS:H	2:B:4:G:H8	2	0.99	0.11	0.99
(1,3)	1:A:84:LYS:H	2:B:4:G:HO2'	2	0.99	0.11	0.99
(1,3)	1:A:84:LYS:H	2:B:4:G:N1	2	0.99	0.11	0.99
(1,3)	1:A:84:LYS:H	2:B:4:G:N2	2	0.99	0.11	0.99
(1,3)	1:A:84:LYS:H	2:B:4:G:N3	2	0.99	0.11	0.99
(1,3)	1:A:84:LYS:H	2:B:4:G:N7	2	0.99	0.11	0.99
(1,3)	1:A:84:LYS:H	2:B:4:G:N9	2	0.99	0.11	0.99
(1,3)	1:A:84:LYS:H	2:B:4:G:O2'	2	0.99	0.11	0.99
(1,3)	1:A:84:LYS:H	2:B:4:G:O3'	2	0.99	0.11	0.99
(1,3)	1:A:84:LYS:H	2:B:4:G:O4'	2	0.99	0.11	0.99
(1,3)	1:A:84:LYS:H	2:B:4:G:O5'	2	0.99	0.11	0.99
(1,3)	1:A:84:LYS:H	2:B:4:G:O6	2	0.99	0.11	0.99
(1,3)	1:A:84:LYS:H	2:B:4:G:OP1	2	0.99	0.11	0.99
(1,3)	1:A:84:LYS:H	2:B:4:G:OP2	2	0.99	0.11	0.99
(1,3)	1:A:84:LYS:H	2:B:4:G:P	2	0.99	0.11	0.99
(1,3)	1:A:84:LYS:H	2:B:5:A:C1'	2	0.99	0.11	0.99
(1,3)	1:A:84:LYS:H	2:B:5:A:C2	2	0.99	0.11	0.99

Continued on next page...

Continued from previous page...

Key	Atom-1	Atom-2	Models ¹	Mean (Å)	SD ¹ (Å)	Median (Å)
(1,3)	1:A:84:LYS:H	2:B:5:A:C2'	2	0.99	0.11	0.99
(1,3)	1:A:84:LYS:H	2:B:5:A:C3'	2	0.99	0.11	0.99
(1,3)	1:A:84:LYS:H	2:B:5:A:C4	2	0.99	0.11	0.99
(1,3)	1:A:84:LYS:H	2:B:5:A:C4'	2	0.99	0.11	0.99
(1,3)	1:A:84:LYS:H	2:B:5:A:C5	2	0.99	0.11	0.99
(1,3)	1:A:84:LYS:H	2:B:5:A:C5'	2	0.99	0.11	0.99
(1,3)	1:A:84:LYS:H	2:B:5:A:C6	2	0.99	0.11	0.99
(1,3)	1:A:84:LYS:H	2:B:5:A:C8	2	0.99	0.11	0.99
(1,3)	1:A:84:LYS:H	2:B:5:A:H1'	2	0.99	0.11	0.99
(1,3)	1:A:84:LYS:H	2:B:5:A:H2	2	0.99	0.11	0.99
(1,3)	1:A:84:LYS:H	2:B:5:A:H2'	2	0.99	0.11	0.99
(1,3)	1:A:84:LYS:H	2:B:5:A:H3'	2	0.99	0.11	0.99
(1,3)	1:A:84:LYS:H	2:B:5:A:H4'	2	0.99	0.11	0.99
(1,3)	1:A:84:LYS:H	2:B:5:A:H5'	2	0.99	0.11	0.99
(1,3)	1:A:84:LYS:H	2:B:5:A:H5''	2	0.99	0.11	0.99
(1,3)	1:A:84:LYS:H	2:B:5:A:H61	2	0.99	0.11	0.99
(1,3)	1:A:84:LYS:H	2:B:5:A:H62	2	0.99	0.11	0.99
(1,3)	1:A:84:LYS:H	2:B:5:A:H8	2	0.99	0.11	0.99
(1,3)	1:A:84:LYS:H	2:B:5:A:HO2'	2	0.99	0.11	0.99
(1,3)	1:A:84:LYS:H	2:B:5:A:N1	2	0.99	0.11	0.99
(1,3)	1:A:84:LYS:H	2:B:5:A:N3	2	0.99	0.11	0.99
(1,3)	1:A:84:LYS:H	2:B:5:A:N6	2	0.99	0.11	0.99
(1,3)	1:A:84:LYS:H	2:B:5:A:N7	2	0.99	0.11	0.99
(1,3)	1:A:84:LYS:H	2:B:5:A:N9	2	0.99	0.11	0.99
(1,3)	1:A:84:LYS:H	2:B:5:A:O2'	2	0.99	0.11	0.99
(1,3)	1:A:84:LYS:H	2:B:5:A:O3'	2	0.99	0.11	0.99
(1,3)	1:A:84:LYS:H	2:B:5:A:O4'	2	0.99	0.11	0.99
(1,3)	1:A:84:LYS:H	2:B:5:A:O5'	2	0.99	0.11	0.99
(1,3)	1:A:84:LYS:H	2:B:5:A:OP1	2	0.99	0.11	0.99
(1,3)	1:A:84:LYS:H	2:B:5:A:OP2	2	0.99	0.11	0.99
(1,3)	1:A:84:LYS:H	2:B:5:A:P	2	0.99	0.11	0.99
(1,3)	1:A:84:LYS:H	2:B:6:G:C1'	2	0.99	0.11	0.99
(1,3)	1:A:84:LYS:H	2:B:6:G:C2	2	0.99	0.11	0.99
(1,3)	1:A:84:LYS:H	2:B:6:G:C2'	2	0.99	0.11	0.99
(1,3)	1:A:84:LYS:H	2:B:6:G:C3'	2	0.99	0.11	0.99
(1,3)	1:A:84:LYS:H	2:B:6:G:C4	2	0.99	0.11	0.99
(1,3)	1:A:84:LYS:H	2:B:6:G:C4'	2	0.99	0.11	0.99
(1,3)	1:A:84:LYS:H	2:B:6:G:C5	2	0.99	0.11	0.99
(1,3)	1:A:84:LYS:H	2:B:6:G:C5'	2	0.99	0.11	0.99
(1,3)	1:A:84:LYS:H	2:B:6:G:C6	2	0.99	0.11	0.99
(1,3)	1:A:84:LYS:H	2:B:6:G:C8	2	0.99	0.11	0.99
(1,3)	1:A:84:LYS:H	2:B:6:G:H1	2	0.99	0.11	0.99

Continued on next page...

Continued from previous page...

Key	Atom-1	Atom-2	Models ¹	Mean (Å)	SD ¹ (Å)	Median (Å)
(1,3)	1:A:84:LYS:H	2:B:6:G:H1'	2	0.99	0.11	0.99
(1,3)	1:A:84:LYS:H	2:B:6:G:H2'	2	0.99	0.11	0.99
(1,3)	1:A:84:LYS:H	2:B:6:G:H21	2	0.99	0.11	0.99
(1,3)	1:A:84:LYS:H	2:B:6:G:H22	2	0.99	0.11	0.99
(1,3)	1:A:84:LYS:H	2:B:6:G:H3'	2	0.99	0.11	0.99
(1,3)	1:A:84:LYS:H	2:B:6:G:H4'	2	0.99	0.11	0.99
(1,3)	1:A:84:LYS:H	2:B:6:G:H5'	2	0.99	0.11	0.99
(1,3)	1:A:84:LYS:H	2:B:6:G:H5''	2	0.99	0.11	0.99
(1,3)	1:A:84:LYS:H	2:B:6:G:H8	2	0.99	0.11	0.99
(1,3)	1:A:84:LYS:H	2:B:6:G:HO2'	2	0.99	0.11	0.99
(1,3)	1:A:84:LYS:H	2:B:6:G:N1	2	0.99	0.11	0.99
(1,3)	1:A:84:LYS:H	2:B:6:G:N2	2	0.99	0.11	0.99
(1,3)	1:A:84:LYS:H	2:B:6:G:N3	2	0.99	0.11	0.99
(1,3)	1:A:84:LYS:H	2:B:6:G:N7	2	0.99	0.11	0.99
(1,3)	1:A:84:LYS:H	2:B:6:G:N9	2	0.99	0.11	0.99
(1,3)	1:A:84:LYS:H	2:B:6:G:O2'	2	0.99	0.11	0.99
(1,3)	1:A:84:LYS:H	2:B:6:G:O3'	2	0.99	0.11	0.99
(1,3)	1:A:84:LYS:H	2:B:6:G:O4'	2	0.99	0.11	0.99
(1,3)	1:A:84:LYS:H	2:B:6:G:O5'	2	0.99	0.11	0.99
(1,3)	1:A:84:LYS:H	2:B:6:G:O6	2	0.99	0.11	0.99
(1,3)	1:A:84:LYS:H	2:B:6:G:OP1	2	0.99	0.11	0.99
(1,3)	1:A:84:LYS:H	2:B:6:G:OP2	2	0.99	0.11	0.99
(1,3)	1:A:84:LYS:H	2:B:6:G:P	2	0.99	0.11	0.99
(1,3)	1:A:84:LYS:H	2:B:7:C:C1'	2	0.99	0.11	0.99
(1,3)	1:A:84:LYS:H	2:B:7:C:C2	2	0.99	0.11	0.99
(1,3)	1:A:84:LYS:H	2:B:7:C:C2'	2	0.99	0.11	0.99
(1,3)	1:A:84:LYS:H	2:B:7:C:C3'	2	0.99	0.11	0.99
(1,3)	1:A:84:LYS:H	2:B:7:C:C4	2	0.99	0.11	0.99
(1,3)	1:A:84:LYS:H	2:B:7:C:C4'	2	0.99	0.11	0.99
(1,3)	1:A:84:LYS:H	2:B:7:C:C5	2	0.99	0.11	0.99
(1,3)	1:A:84:LYS:H	2:B:7:C:C5'	2	0.99	0.11	0.99
(1,3)	1:A:84:LYS:H	2:B:7:C:C6	2	0.99	0.11	0.99
(1,3)	1:A:84:LYS:H	2:B:7:C:H1'	2	0.99	0.11	0.99
(1,3)	1:A:84:LYS:H	2:B:7:C:H2'	2	0.99	0.11	0.99
(1,3)	1:A:84:LYS:H	2:B:7:C:H3'	2	0.99	0.11	0.99
(1,3)	1:A:84:LYS:H	2:B:7:C:H4'	2	0.99	0.11	0.99
(1,3)	1:A:84:LYS:H	2:B:7:C:H41	2	0.99	0.11	0.99
(1,3)	1:A:84:LYS:H	2:B:7:C:H42	2	0.99	0.11	0.99
(1,3)	1:A:84:LYS:H	2:B:7:C:H5	2	0.99	0.11	0.99
(1,3)	1:A:84:LYS:H	2:B:7:C:H5'	2	0.99	0.11	0.99
(1,3)	1:A:84:LYS:H	2:B:7:C:H5''	2	0.99	0.11	0.99
(1,3)	1:A:84:LYS:H	2:B:7:C:H6	2	0.99	0.11	0.99

Continued on next page...

Continued from previous page...

Key	Atom-1	Atom-2	Models ¹	Mean (Å)	SD ¹ (Å)	Median (Å)
(1,3)	1:A:84:LYS:H	2:B:7:C:HO2'	2	0.99	0.11	0.99
(1,3)	1:A:84:LYS:H	2:B:7:C:N1	2	0.99	0.11	0.99
(1,3)	1:A:84:LYS:H	2:B:7:C:N3	2	0.99	0.11	0.99
(1,3)	1:A:84:LYS:H	2:B:7:C:N4	2	0.99	0.11	0.99
(1,3)	1:A:84:LYS:H	2:B:7:C:O2	2	0.99	0.11	0.99
(1,3)	1:A:84:LYS:H	2:B:7:C:O2'	2	0.99	0.11	0.99
(1,3)	1:A:84:LYS:H	2:B:7:C:O3'	2	0.99	0.11	0.99
(1,3)	1:A:84:LYS:H	2:B:7:C:O4'	2	0.99	0.11	0.99
(1,3)	1:A:84:LYS:H	2:B:7:C:O5'	2	0.99	0.11	0.99
(1,3)	1:A:84:LYS:H	2:B:7:C:OP1	2	0.99	0.11	0.99
(1,3)	1:A:84:LYS:H	2:B:7:C:OP2	2	0.99	0.11	0.99
(1,3)	1:A:84:LYS:H	2:B:7:C:P	2	0.99	0.11	0.99
(1,3)	1:A:84:LYS:H	2:B:8:U:C1'	2	0.99	0.11	0.99
(1,3)	1:A:84:LYS:H	2:B:8:U:C2	2	0.99	0.11	0.99
(1,3)	1:A:84:LYS:H	2:B:8:U:C2'	2	0.99	0.11	0.99
(1,3)	1:A:84:LYS:H	2:B:8:U:C3'	2	0.99	0.11	0.99
(1,3)	1:A:84:LYS:H	2:B:8:U:C4	2	0.99	0.11	0.99
(1,3)	1:A:84:LYS:H	2:B:8:U:C4'	2	0.99	0.11	0.99
(1,3)	1:A:84:LYS:H	2:B:8:U:C5	2	0.99	0.11	0.99
(1,3)	1:A:84:LYS:H	2:B:8:U:C5'	2	0.99	0.11	0.99
(1,3)	1:A:84:LYS:H	2:B:8:U:C6	2	0.99	0.11	0.99
(1,3)	1:A:84:LYS:H	2:B:8:U:H1'	2	0.99	0.11	0.99
(1,3)	1:A:84:LYS:H	2:B:8:U:H2'	2	0.99	0.11	0.99
(1,3)	1:A:84:LYS:H	2:B:8:U:H3	2	0.99	0.11	0.99
(1,3)	1:A:84:LYS:H	2:B:8:U:H3'	2	0.99	0.11	0.99
(1,3)	1:A:84:LYS:H	2:B:8:U:H4'	2	0.99	0.11	0.99
(1,3)	1:A:84:LYS:H	2:B:8:U:H5	2	0.99	0.11	0.99
(1,3)	1:A:84:LYS:H	2:B:8:U:H5'	2	0.99	0.11	0.99
(1,3)	1:A:84:LYS:H	2:B:8:U:H5''	2	0.99	0.11	0.99
(1,3)	1:A:84:LYS:H	2:B:8:U:H6	2	0.99	0.11	0.99
(1,3)	1:A:84:LYS:H	2:B:8:U:HO2'	2	0.99	0.11	0.99
(1,3)	1:A:84:LYS:H	2:B:8:U:N1	2	0.99	0.11	0.99
(1,3)	1:A:84:LYS:H	2:B:8:U:N3	2	0.99	0.11	0.99
(1,3)	1:A:84:LYS:H	2:B:8:U:O2	2	0.99	0.11	0.99
(1,3)	1:A:84:LYS:H	2:B:8:U:O2'	2	0.99	0.11	0.99
(1,3)	1:A:84:LYS:H	2:B:8:U:O3'	2	0.99	0.11	0.99
(1,3)	1:A:84:LYS:H	2:B:8:U:O4	2	0.99	0.11	0.99
(1,3)	1:A:84:LYS:H	2:B:8:U:O4'	2	0.99	0.11	0.99
(1,3)	1:A:84:LYS:H	2:B:8:U:O5'	2	0.99	0.11	0.99
(1,3)	1:A:84:LYS:H	2:B:8:U:OP1	2	0.99	0.11	0.99
(1,3)	1:A:84:LYS:H	2:B:8:U:OP2	2	0.99	0.11	0.99
(1,3)	1:A:84:LYS:H	2:B:8:U:P	2	0.99	0.11	0.99

Continued on next page...

Continued from previous page...

Key	Atom-1	Atom-2	Models ¹	Mean (Å)	SD ¹ (Å)	Median (Å)
(1,3)	1:A:84:LYS:H	2:B:9:C:C1'	2	0.99	0.11	0.99
(1,3)	1:A:84:LYS:H	2:B:9:C:C2	2	0.99	0.11	0.99
(1,3)	1:A:84:LYS:H	2:B:9:C:C2'	2	0.99	0.11	0.99
(1,3)	1:A:84:LYS:H	2:B:9:C:C3'	2	0.99	0.11	0.99
(1,3)	1:A:84:LYS:H	2:B:9:C:C4	2	0.99	0.11	0.99
(1,3)	1:A:84:LYS:H	2:B:9:C:C4'	2	0.99	0.11	0.99
(1,3)	1:A:84:LYS:H	2:B:9:C:C5	2	0.99	0.11	0.99
(1,3)	1:A:84:LYS:H	2:B:9:C:C5'	2	0.99	0.11	0.99
(1,3)	1:A:84:LYS:H	2:B:9:C:C6	2	0.99	0.11	0.99
(1,3)	1:A:84:LYS:H	2:B:9:C:H1'	2	0.99	0.11	0.99
(1,3)	1:A:84:LYS:H	2:B:9:C:H2'	2	0.99	0.11	0.99
(1,3)	1:A:84:LYS:H	2:B:9:C:H3'	2	0.99	0.11	0.99
(1,3)	1:A:84:LYS:H	2:B:9:C:H4'	2	0.99	0.11	0.99
(1,3)	1:A:84:LYS:H	2:B:9:C:H41	2	0.99	0.11	0.99
(1,3)	1:A:84:LYS:H	2:B:9:C:H42	2	0.99	0.11	0.99
(1,3)	1:A:84:LYS:H	2:B:9:C:H5	2	0.99	0.11	0.99
(1,3)	1:A:84:LYS:H	2:B:9:C:H5'	2	0.99	0.11	0.99
(1,3)	1:A:84:LYS:H	2:B:9:C:H5''	2	0.99	0.11	0.99
(1,3)	1:A:84:LYS:H	2:B:9:C:H6	2	0.99	0.11	0.99
(1,3)	1:A:84:LYS:H	2:B:9:C:HO2'	2	0.99	0.11	0.99
(1,3)	1:A:84:LYS:H	2:B:9:C:N1	2	0.99	0.11	0.99
(1,3)	1:A:84:LYS:H	2:B:9:C:N3	2	0.99	0.11	0.99
(1,3)	1:A:84:LYS:H	2:B:9:C:N4	2	0.99	0.11	0.99
(1,3)	1:A:84:LYS:H	2:B:9:C:O2	2	0.99	0.11	0.99
(1,3)	1:A:84:LYS:H	2:B:9:C:O2'	2	0.99	0.11	0.99
(1,3)	1:A:84:LYS:H	2:B:9:C:O3'	2	0.99	0.11	0.99
(1,3)	1:A:84:LYS:H	2:B:9:C:O4'	2	0.99	0.11	0.99
(1,3)	1:A:84:LYS:H	2:B:9:C:O5'	2	0.99	0.11	0.99
(1,3)	1:A:84:LYS:H	2:B:9:C:OP1	2	0.99	0.11	0.99
(1,3)	1:A:84:LYS:H	2:B:9:C:OP2	2	0.99	0.11	0.99
(1,3)	1:A:84:LYS:H	2:B:9:C:P	2	0.99	0.11	0.99
(1,3)	1:A:84:LYS:H	2:B:10:G:C1'	2	0.99	0.11	0.99
(1,3)	1:A:84:LYS:H	2:B:10:G:C2	2	0.99	0.11	0.99
(1,3)	1:A:84:LYS:H	2:B:10:G:C2'	2	0.99	0.11	0.99
(1,3)	1:A:84:LYS:H	2:B:10:G:C3'	2	0.99	0.11	0.99
(1,3)	1:A:84:LYS:H	2:B:10:G:C4	2	0.99	0.11	0.99
(1,3)	1:A:84:LYS:H	2:B:10:G:C4'	2	0.99	0.11	0.99
(1,3)	1:A:84:LYS:H	2:B:10:G:C5	2	0.99	0.11	0.99
(1,3)	1:A:84:LYS:H	2:B:10:G:C5'	2	0.99	0.11	0.99
(1,3)	1:A:84:LYS:H	2:B:10:G:C6	2	0.99	0.11	0.99
(1,3)	1:A:84:LYS:H	2:B:10:G:C8	2	0.99	0.11	0.99
(1,3)	1:A:84:LYS:H	2:B:10:G:H1	2	0.99	0.11	0.99

Continued on next page...

Continued from previous page...

Key	Atom-1	Atom-2	Models ¹	Mean (Å)	SD ¹ (Å)	Median (Å)
(1,3)	1:A:84:LYS:H	2:B:10:G:H1'	2	0.99	0.11	0.99
(1,3)	1:A:84:LYS:H	2:B:10:G:H2'	2	0.99	0.11	0.99
(1,3)	1:A:84:LYS:H	2:B:10:G:H21	2	0.99	0.11	0.99
(1,3)	1:A:84:LYS:H	2:B:10:G:H22	2	0.99	0.11	0.99
(1,3)	1:A:84:LYS:H	2:B:10:G:H3'	2	0.99	0.11	0.99
(1,3)	1:A:84:LYS:H	2:B:10:G:H4'	2	0.99	0.11	0.99
(1,3)	1:A:84:LYS:H	2:B:10:G:H5'	2	0.99	0.11	0.99
(1,3)	1:A:84:LYS:H	2:B:10:G:H5''	2	0.99	0.11	0.99
(1,3)	1:A:84:LYS:H	2:B:10:G:H8	2	0.99	0.11	0.99
(1,3)	1:A:84:LYS:H	2:B:10:G:HO2'	2	0.99	0.11	0.99
(1,3)	1:A:84:LYS:H	2:B:10:G:N1	2	0.99	0.11	0.99
(1,3)	1:A:84:LYS:H	2:B:10:G:N2	2	0.99	0.11	0.99
(1,3)	1:A:84:LYS:H	2:B:10:G:N3	2	0.99	0.11	0.99
(1,3)	1:A:84:LYS:H	2:B:10:G:N7	2	0.99	0.11	0.99
(1,3)	1:A:84:LYS:H	2:B:10:G:N9	2	0.99	0.11	0.99
(1,3)	1:A:84:LYS:H	2:B:10:G:O2'	2	0.99	0.11	0.99
(1,3)	1:A:84:LYS:H	2:B:10:G:O3'	2	0.99	0.11	0.99
(1,3)	1:A:84:LYS:H	2:B:10:G:O4'	2	0.99	0.11	0.99
(1,3)	1:A:84:LYS:H	2:B:10:G:O5'	2	0.99	0.11	0.99
(1,3)	1:A:84:LYS:H	2:B:10:G:O6	2	0.99	0.11	0.99
(1,3)	1:A:84:LYS:H	2:B:10:G:OP1	2	0.99	0.11	0.99
(1,3)	1:A:84:LYS:H	2:B:10:G:OP2	2	0.99	0.11	0.99
(1,3)	1:A:84:LYS:H	2:B:10:G:P	2	0.99	0.11	0.99
(1,3)	1:A:84:LYS:H	2:B:11:A:C1'	2	0.99	0.11	0.99
(1,3)	1:A:84:LYS:H	2:B:11:A:C2	2	0.99	0.11	0.99
(1,3)	1:A:84:LYS:H	2:B:11:A:C2'	2	0.99	0.11	0.99
(1,3)	1:A:84:LYS:H	2:B:11:A:C3'	2	0.99	0.11	0.99
(1,3)	1:A:84:LYS:H	2:B:11:A:C4	2	0.99	0.11	0.99
(1,3)	1:A:84:LYS:H	2:B:11:A:C4'	2	0.99	0.11	0.99
(1,3)	1:A:84:LYS:H	2:B:11:A:C5	2	0.99	0.11	0.99
(1,3)	1:A:84:LYS:H	2:B:11:A:C5'	2	0.99	0.11	0.99
(1,3)	1:A:84:LYS:H	2:B:11:A:C6	2	0.99	0.11	0.99
(1,3)	1:A:84:LYS:H	2:B:11:A:C8	2	0.99	0.11	0.99
(1,3)	1:A:84:LYS:H	2:B:11:A:H1'	2	0.99	0.11	0.99
(1,3)	1:A:84:LYS:H	2:B:11:A:H2	2	0.99	0.11	0.99
(1,3)	1:A:84:LYS:H	2:B:11:A:H2'	2	0.99	0.11	0.99
(1,3)	1:A:84:LYS:H	2:B:11:A:H3'	2	0.99	0.11	0.99
(1,3)	1:A:84:LYS:H	2:B:11:A:H4'	2	0.99	0.11	0.99
(1,3)	1:A:84:LYS:H	2:B:11:A:H5'	2	0.99	0.11	0.99
(1,3)	1:A:84:LYS:H	2:B:11:A:H5''	2	0.99	0.11	0.99
(1,3)	1:A:84:LYS:H	2:B:11:A:H61	2	0.99	0.11	0.99
(1,3)	1:A:84:LYS:H	2:B:11:A:H62	2	0.99	0.11	0.99

Continued on next page...

Continued from previous page...

Key	Atom-1	Atom-2	Models ¹	Mean (Å)	SD ¹ (Å)	Median (Å)
(1,3)	1:A:84:LYS:H	2:B:11:A:H8	2	0.99	0.11	0.99
(1,3)	1:A:84:LYS:H	2:B:11:A:HO2'	2	0.99	0.11	0.99
(1,3)	1:A:84:LYS:H	2:B:11:A:N1	2	0.99	0.11	0.99
(1,3)	1:A:84:LYS:H	2:B:11:A:N3	2	0.99	0.11	0.99
(1,3)	1:A:84:LYS:H	2:B:11:A:N6	2	0.99	0.11	0.99
(1,3)	1:A:84:LYS:H	2:B:11:A:N7	2	0.99	0.11	0.99
(1,3)	1:A:84:LYS:H	2:B:11:A:N9	2	0.99	0.11	0.99
(1,3)	1:A:84:LYS:H	2:B:11:A:O2'	2	0.99	0.11	0.99
(1,3)	1:A:84:LYS:H	2:B:11:A:O3'	2	0.99	0.11	0.99
(1,3)	1:A:84:LYS:H	2:B:11:A:O4'	2	0.99	0.11	0.99
(1,3)	1:A:84:LYS:H	2:B:11:A:O5'	2	0.99	0.11	0.99
(1,3)	1:A:84:LYS:H	2:B:11:A:OP1	2	0.99	0.11	0.99
(1,3)	1:A:84:LYS:H	2:B:11:A:OP2	2	0.99	0.11	0.99
(1,3)	1:A:84:LYS:H	2:B:11:A:P	2	0.99	0.11	0.99
(1,3)	1:A:84:LYS:H	2:B:12:A:C1'	2	0.99	0.11	0.99
(1,3)	1:A:84:LYS:H	2:B:12:A:C2	2	0.99	0.11	0.99
(1,3)	1:A:84:LYS:H	2:B:12:A:C2'	2	0.99	0.11	0.99
(1,3)	1:A:84:LYS:H	2:B:12:A:C3'	2	0.99	0.11	0.99
(1,3)	1:A:84:LYS:H	2:B:12:A:C4	2	0.99	0.11	0.99
(1,3)	1:A:84:LYS:H	2:B:12:A:C4'	2	0.99	0.11	0.99
(1,3)	1:A:84:LYS:H	2:B:12:A:C5	2	0.99	0.11	0.99
(1,3)	1:A:84:LYS:H	2:B:12:A:C5'	2	0.99	0.11	0.99
(1,3)	1:A:84:LYS:H	2:B:12:A:C6	2	0.99	0.11	0.99
(1,3)	1:A:84:LYS:H	2:B:12:A:C8	2	0.99	0.11	0.99
(1,3)	1:A:84:LYS:H	2:B:12:A:H1'	2	0.99	0.11	0.99
(1,3)	1:A:84:LYS:H	2:B:12:A:H2	2	0.99	0.11	0.99
(1,3)	1:A:84:LYS:H	2:B:12:A:H2'	2	0.99	0.11	0.99
(1,3)	1:A:84:LYS:H	2:B:12:A:H3'	2	0.99	0.11	0.99
(1,3)	1:A:84:LYS:H	2:B:12:A:H4'	2	0.99	0.11	0.99
(1,3)	1:A:84:LYS:H	2:B:12:A:H5'	2	0.99	0.11	0.99
(1,3)	1:A:84:LYS:H	2:B:12:A:H5''	2	0.99	0.11	0.99
(1,3)	1:A:84:LYS:H	2:B:12:A:H61	2	0.99	0.11	0.99
(1,3)	1:A:84:LYS:H	2:B:12:A:H62	2	0.99	0.11	0.99
(1,3)	1:A:84:LYS:H	2:B:12:A:H8	2	0.99	0.11	0.99
(1,3)	1:A:84:LYS:H	2:B:12:A:HO2'	2	0.99	0.11	0.99
(1,3)	1:A:84:LYS:H	2:B:12:A:N1	2	0.99	0.11	0.99
(1,3)	1:A:84:LYS:H	2:B:12:A:N3	2	0.99	0.11	0.99
(1,3)	1:A:84:LYS:H	2:B:12:A:N6	2	0.99	0.11	0.99
(1,3)	1:A:84:LYS:H	2:B:12:A:N7	2	0.99	0.11	0.99
(1,3)	1:A:84:LYS:H	2:B:12:A:N9	2	0.99	0.11	0.99
(1,3)	1:A:84:LYS:H	2:B:12:A:O2'	2	0.99	0.11	0.99
(1,3)	1:A:84:LYS:H	2:B:12:A:O3'	2	0.99	0.11	0.99

Continued on next page...

Continued from previous page...

Key	Atom-1	Atom-2	Models ¹	Mean (Å)	SD ¹ (Å)	Median (Å)
(1,3)	1:A:84:LYS:H	2:B:12:A:O4'	2	0.99	0.11	0.99
(1,3)	1:A:84:LYS:H	2:B:12:A:O5'	2	0.99	0.11	0.99
(1,3)	1:A:84:LYS:H	2:B:12:A:OP1	2	0.99	0.11	0.99
(1,3)	1:A:84:LYS:H	2:B:12:A:OP2	2	0.99	0.11	0.99
(1,3)	1:A:84:LYS:H	2:B:12:A:P	2	0.99	0.11	0.99
(1,3)	1:A:84:LYS:H	2:B:13:A:C1'	2	0.99	0.11	0.99
(1,3)	1:A:84:LYS:H	2:B:13:A:C2	2	0.99	0.11	0.99
(1,3)	1:A:84:LYS:H	2:B:13:A:C2'	2	0.99	0.11	0.99
(1,3)	1:A:84:LYS:H	2:B:13:A:C3'	2	0.99	0.11	0.99
(1,3)	1:A:84:LYS:H	2:B:13:A:C4	2	0.99	0.11	0.99
(1,3)	1:A:84:LYS:H	2:B:13:A:C4'	2	0.99	0.11	0.99
(1,3)	1:A:84:LYS:H	2:B:13:A:C5	2	0.99	0.11	0.99
(1,3)	1:A:84:LYS:H	2:B:13:A:C5'	2	0.99	0.11	0.99
(1,3)	1:A:84:LYS:H	2:B:13:A:C6	2	0.99	0.11	0.99
(1,3)	1:A:84:LYS:H	2:B:13:A:C8	2	0.99	0.11	0.99
(1,3)	1:A:84:LYS:H	2:B:13:A:H1'	2	0.99	0.11	0.99
(1,3)	1:A:84:LYS:H	2:B:13:A:H2	2	0.99	0.11	0.99
(1,3)	1:A:84:LYS:H	2:B:13:A:H2'	2	0.99	0.11	0.99
(1,3)	1:A:84:LYS:H	2:B:13:A:H3'	2	0.99	0.11	0.99
(1,3)	1:A:84:LYS:H	2:B:13:A:H4'	2	0.99	0.11	0.99
(1,3)	1:A:84:LYS:H	2:B:13:A:H5'	2	0.99	0.11	0.99
(1,3)	1:A:84:LYS:H	2:B:13:A:H5''	2	0.99	0.11	0.99
(1,3)	1:A:84:LYS:H	2:B:13:A:H61	2	0.99	0.11	0.99
(1,3)	1:A:84:LYS:H	2:B:13:A:H62	2	0.99	0.11	0.99
(1,3)	1:A:84:LYS:H	2:B:13:A:H8	2	0.99	0.11	0.99
(1,3)	1:A:84:LYS:H	2:B:13:A:HO2'	2	0.99	0.11	0.99
(1,3)	1:A:84:LYS:H	2:B:13:A:N1	2	0.99	0.11	0.99
(1,3)	1:A:84:LYS:H	2:B:13:A:N3	2	0.99	0.11	0.99
(1,3)	1:A:84:LYS:H	2:B:13:A:N6	2	0.99	0.11	0.99
(1,3)	1:A:84:LYS:H	2:B:13:A:N7	2	0.99	0.11	0.99
(1,3)	1:A:84:LYS:H	2:B:13:A:N9	2	0.99	0.11	0.99
(1,3)	1:A:84:LYS:H	2:B:13:A:O2'	2	0.99	0.11	0.99
(1,3)	1:A:84:LYS:H	2:B:13:A:O3'	2	0.99	0.11	0.99
(1,3)	1:A:84:LYS:H	2:B:13:A:O4'	2	0.99	0.11	0.99
(1,3)	1:A:84:LYS:H	2:B:13:A:O5'	2	0.99	0.11	0.99
(1,3)	1:A:84:LYS:H	2:B:13:A:OP1	2	0.99	0.11	0.99
(1,3)	1:A:84:LYS:H	2:B:13:A:OP2	2	0.99	0.11	0.99
(1,3)	1:A:84:LYS:H	2:B:13:A:P	2	0.99	0.11	0.99
(1,3)	1:A:84:LYS:H	2:B:14:G:C1'	2	0.99	0.11	0.99
(1,3)	1:A:84:LYS:H	2:B:14:G:C2	2	0.99	0.11	0.99
(1,3)	1:A:84:LYS:H	2:B:14:G:C2'	2	0.99	0.11	0.99
(1,3)	1:A:84:LYS:H	2:B:14:G:C3'	2	0.99	0.11	0.99

Continued on next page...

Continued from previous page...

Key	Atom-1	Atom-2	Models ¹	Mean (Å)	SD ¹ (Å)	Median (Å)
(1,3)	1:A:84:LYS:H	2:B:14:G:C4	2	0.99	0.11	0.99
(1,3)	1:A:84:LYS:H	2:B:14:G:C4'	2	0.99	0.11	0.99
(1,3)	1:A:84:LYS:H	2:B:14:G:C5	2	0.99	0.11	0.99
(1,3)	1:A:84:LYS:H	2:B:14:G:C5'	2	0.99	0.11	0.99
(1,3)	1:A:84:LYS:H	2:B:14:G:C6	2	0.99	0.11	0.99
(1,3)	1:A:84:LYS:H	2:B:14:G:C8	2	0.99	0.11	0.99
(1,3)	1:A:84:LYS:H	2:B:14:G:H1	2	0.99	0.11	0.99
(1,3)	1:A:84:LYS:H	2:B:14:G:H1'	2	0.99	0.11	0.99
(1,3)	1:A:84:LYS:H	2:B:14:G:H2'	2	0.99	0.11	0.99
(1,3)	1:A:84:LYS:H	2:B:14:G:H21	2	0.99	0.11	0.99
(1,3)	1:A:84:LYS:H	2:B:14:G:H22	2	0.99	0.11	0.99
(1,3)	1:A:84:LYS:H	2:B:14:G:H3'	2	0.99	0.11	0.99
(1,3)	1:A:84:LYS:H	2:B:14:G:H4'	2	0.99	0.11	0.99
(1,3)	1:A:84:LYS:H	2:B:14:G:H5'	2	0.99	0.11	0.99
(1,3)	1:A:84:LYS:H	2:B:14:G:H5''	2	0.99	0.11	0.99
(1,3)	1:A:84:LYS:H	2:B:14:G:H8	2	0.99	0.11	0.99
(1,3)	1:A:84:LYS:H	2:B:14:G:HO2'	2	0.99	0.11	0.99
(1,3)	1:A:84:LYS:H	2:B:14:G:N1	2	0.99	0.11	0.99
(1,3)	1:A:84:LYS:H	2:B:14:G:N2	2	0.99	0.11	0.99
(1,3)	1:A:84:LYS:H	2:B:14:G:N3	2	0.99	0.11	0.99
(1,3)	1:A:84:LYS:H	2:B:14:G:N7	2	0.99	0.11	0.99
(1,3)	1:A:84:LYS:H	2:B:14:G:N9	2	0.99	0.11	0.99
(1,3)	1:A:84:LYS:H	2:B:14:G:O2'	2	0.99	0.11	0.99
(1,3)	1:A:84:LYS:H	2:B:14:G:O3'	2	0.99	0.11	0.99
(1,3)	1:A:84:LYS:H	2:B:14:G:O4'	2	0.99	0.11	0.99
(1,3)	1:A:84:LYS:H	2:B:14:G:O5'	2	0.99	0.11	0.99
(1,3)	1:A:84:LYS:H	2:B:14:G:O6	2	0.99	0.11	0.99
(1,3)	1:A:84:LYS:H	2:B:14:G:OP1	2	0.99	0.11	0.99
(1,3)	1:A:84:LYS:H	2:B:14:G:OP2	2	0.99	0.11	0.99
(1,3)	1:A:84:LYS:H	2:B:14:G:P	2	0.99	0.11	0.99
(1,3)	1:A:84:LYS:H	2:B:15:A:C1'	2	0.99	0.11	0.99
(1,3)	1:A:84:LYS:H	2:B:15:A:C2	2	0.99	0.11	0.99
(1,3)	1:A:84:LYS:H	2:B:15:A:C2'	2	0.99	0.11	0.99
(1,3)	1:A:84:LYS:H	2:B:15:A:C3'	2	0.99	0.11	0.99
(1,3)	1:A:84:LYS:H	2:B:15:A:C4	2	0.99	0.11	0.99
(1,3)	1:A:84:LYS:H	2:B:15:A:C4'	2	0.99	0.11	0.99
(1,3)	1:A:84:LYS:H	2:B:15:A:C5	2	0.99	0.11	0.99
(1,3)	1:A:84:LYS:H	2:B:15:A:C5'	2	0.99	0.11	0.99
(1,3)	1:A:84:LYS:H	2:B:15:A:C6	2	0.99	0.11	0.99
(1,3)	1:A:84:LYS:H	2:B:15:A:C8	2	0.99	0.11	0.99
(1,3)	1:A:84:LYS:H	2:B:15:A:H1'	2	0.99	0.11	0.99
(1,3)	1:A:84:LYS:H	2:B:15:A:H2	2	0.99	0.11	0.99

Continued on next page...

Continued from previous page...

Key	Atom-1	Atom-2	Models ¹	Mean (Å)	SD ¹ (Å)	Median (Å)
(1,3)	1:A:84:LYS:H	2:B:15:A:H2'	2	0.99	0.11	0.99
(1,3)	1:A:84:LYS:H	2:B:15:A:H3'	2	0.99	0.11	0.99
(1,3)	1:A:84:LYS:H	2:B:15:A:H4'	2	0.99	0.11	0.99
(1,3)	1:A:84:LYS:H	2:B:15:A:H5'	2	0.99	0.11	0.99
(1,3)	1:A:84:LYS:H	2:B:15:A:H5''	2	0.99	0.11	0.99
(1,3)	1:A:84:LYS:H	2:B:15:A:H61	2	0.99	0.11	0.99
(1,3)	1:A:84:LYS:H	2:B:15:A:H62	2	0.99	0.11	0.99
(1,3)	1:A:84:LYS:H	2:B:15:A:H8	2	0.99	0.11	0.99
(1,3)	1:A:84:LYS:H	2:B:15:A:HO2'	2	0.99	0.11	0.99
(1,3)	1:A:84:LYS:H	2:B:15:A:N1	2	0.99	0.11	0.99
(1,3)	1:A:84:LYS:H	2:B:15:A:N3	2	0.99	0.11	0.99
(1,3)	1:A:84:LYS:H	2:B:15:A:N6	2	0.99	0.11	0.99
(1,3)	1:A:84:LYS:H	2:B:15:A:N7	2	0.99	0.11	0.99
(1,3)	1:A:84:LYS:H	2:B:15:A:N9	2	0.99	0.11	0.99
(1,3)	1:A:84:LYS:H	2:B:15:A:O2'	2	0.99	0.11	0.99
(1,3)	1:A:84:LYS:H	2:B:15:A:O3'	2	0.99	0.11	0.99
(1,3)	1:A:84:LYS:H	2:B:15:A:O4'	2	0.99	0.11	0.99
(1,3)	1:A:84:LYS:H	2:B:15:A:O5'	2	0.99	0.11	0.99
(1,3)	1:A:84:LYS:H	2:B:15:A:OP1	2	0.99	0.11	0.99
(1,3)	1:A:84:LYS:H	2:B:15:A:OP2	2	0.99	0.11	0.99
(1,3)	1:A:84:LYS:H	2:B:15:A:P	2	0.99	0.11	0.99
(1,3)	1:A:84:LYS:H	2:B:16:G:C1'	2	0.99	0.11	0.99
(1,3)	1:A:84:LYS:H	2:B:16:G:C2	2	0.99	0.11	0.99
(1,3)	1:A:84:LYS:H	2:B:16:G:C2'	2	0.99	0.11	0.99
(1,3)	1:A:84:LYS:H	2:B:16:G:C3'	2	0.99	0.11	0.99
(1,3)	1:A:84:LYS:H	2:B:16:G:C4	2	0.99	0.11	0.99
(1,3)	1:A:84:LYS:H	2:B:16:G:C4'	2	0.99	0.11	0.99
(1,3)	1:A:84:LYS:H	2:B:16:G:C5	2	0.99	0.11	0.99
(1,3)	1:A:84:LYS:H	2:B:16:G:C5'	2	0.99	0.11	0.99
(1,3)	1:A:84:LYS:H	2:B:16:G:C6	2	0.99	0.11	0.99
(1,3)	1:A:84:LYS:H	2:B:16:G:C8	2	0.99	0.11	0.99
(1,3)	1:A:84:LYS:H	2:B:16:G:H1	2	0.99	0.11	0.99
(1,3)	1:A:84:LYS:H	2:B:16:G:H1'	2	0.99	0.11	0.99
(1,3)	1:A:84:LYS:H	2:B:16:G:H2'	2	0.99	0.11	0.99
(1,3)	1:A:84:LYS:H	2:B:16:G:H21	2	0.99	0.11	0.99
(1,3)	1:A:84:LYS:H	2:B:16:G:H22	2	0.99	0.11	0.99
(1,3)	1:A:84:LYS:H	2:B:16:G:H3'	2	0.99	0.11	0.99
(1,3)	1:A:84:LYS:H	2:B:16:G:H4'	2	0.99	0.11	0.99
(1,3)	1:A:84:LYS:H	2:B:16:G:H5'	2	0.99	0.11	0.99
(1,3)	1:A:84:LYS:H	2:B:16:G:H5''	2	0.99	0.11	0.99
(1,3)	1:A:84:LYS:H	2:B:16:G:H8	2	0.99	0.11	0.99
(1,3)	1:A:84:LYS:H	2:B:16:G:HO2'	2	0.99	0.11	0.99

Continued on next page...

Continued from previous page...

Key	Atom-1	Atom-2	Models ¹	Mean (Å)	SD ¹ (Å)	Median (Å)
(1,3)	1:A:84:LYS:H	2:B:16:G:N1	2	0.99	0.11	0.99
(1,3)	1:A:84:LYS:H	2:B:16:G:N2	2	0.99	0.11	0.99
(1,3)	1:A:84:LYS:H	2:B:16:G:N3	2	0.99	0.11	0.99
(1,3)	1:A:84:LYS:H	2:B:16:G:N7	2	0.99	0.11	0.99
(1,3)	1:A:84:LYS:H	2:B:16:G:N9	2	0.99	0.11	0.99
(1,3)	1:A:84:LYS:H	2:B:16:G:O2'	2	0.99	0.11	0.99
(1,3)	1:A:84:LYS:H	2:B:16:G:O3'	2	0.99	0.11	0.99
(1,3)	1:A:84:LYS:H	2:B:16:G:O4'	2	0.99	0.11	0.99
(1,3)	1:A:84:LYS:H	2:B:16:G:O5'	2	0.99	0.11	0.99
(1,3)	1:A:84:LYS:H	2:B:16:G:O6	2	0.99	0.11	0.99
(1,3)	1:A:84:LYS:H	2:B:16:G:OP1	2	0.99	0.11	0.99
(1,3)	1:A:84:LYS:H	2:B:16:G:OP2	2	0.99	0.11	0.99
(1,3)	1:A:84:LYS:H	2:B:16:G:P	2	0.99	0.11	0.99
(1,3)	1:A:84:LYS:H	2:B:17:C:C1'	2	0.99	0.11	0.99
(1,3)	1:A:84:LYS:H	2:B:17:C:C2	2	0.99	0.11	0.99
(1,3)	1:A:84:LYS:H	2:B:17:C:C2'	2	0.99	0.11	0.99
(1,3)	1:A:84:LYS:H	2:B:17:C:C3'	2	0.99	0.11	0.99
(1,3)	1:A:84:LYS:H	2:B:17:C:C4	2	0.99	0.11	0.99
(1,3)	1:A:84:LYS:H	2:B:17:C:C4'	2	0.99	0.11	0.99
(1,3)	1:A:84:LYS:H	2:B:17:C:C5	2	0.99	0.11	0.99
(1,3)	1:A:84:LYS:H	2:B:17:C:C5'	2	0.99	0.11	0.99
(1,3)	1:A:84:LYS:H	2:B:17:C:C6	2	0.99	0.11	0.99
(1,3)	1:A:84:LYS:H	2:B:17:C:H1'	2	0.99	0.11	0.99
(1,3)	1:A:84:LYS:H	2:B:17:C:H2'	2	0.99	0.11	0.99
(1,3)	1:A:84:LYS:H	2:B:17:C:H3'	2	0.99	0.11	0.99
(1,3)	1:A:84:LYS:H	2:B:17:C:H4'	2	0.99	0.11	0.99
(1,3)	1:A:84:LYS:H	2:B:17:C:H41	2	0.99	0.11	0.99
(1,3)	1:A:84:LYS:H	2:B:17:C:H42	2	0.99	0.11	0.99
(1,3)	1:A:84:LYS:H	2:B:17:C:H5	2	0.99	0.11	0.99
(1,3)	1:A:84:LYS:H	2:B:17:C:H5'	2	0.99	0.11	0.99
(1,3)	1:A:84:LYS:H	2:B:17:C:H5''	2	0.99	0.11	0.99
(1,3)	1:A:84:LYS:H	2:B:17:C:H6	2	0.99	0.11	0.99
(1,3)	1:A:84:LYS:H	2:B:17:C:HO2'	2	0.99	0.11	0.99
(1,3)	1:A:84:LYS:H	2:B:17:C:N1	2	0.99	0.11	0.99
(1,3)	1:A:84:LYS:H	2:B:17:C:N3	2	0.99	0.11	0.99
(1,3)	1:A:84:LYS:H	2:B:17:C:N4	2	0.99	0.11	0.99
(1,3)	1:A:84:LYS:H	2:B:17:C:O2	2	0.99	0.11	0.99
(1,3)	1:A:84:LYS:H	2:B:17:C:O2'	2	0.99	0.11	0.99
(1,3)	1:A:84:LYS:H	2:B:17:C:O3'	2	0.99	0.11	0.99
(1,3)	1:A:84:LYS:H	2:B:17:C:O4'	2	0.99	0.11	0.99
(1,3)	1:A:84:LYS:H	2:B:17:C:O5'	2	0.99	0.11	0.99
(1,3)	1:A:84:LYS:H	2:B:17:C:OP1	2	0.99	0.11	0.99

Continued on next page...

Continued from previous page...

Key	Atom-1	Atom-2	Models ¹	Mean (Å)	SD ¹ (Å)	Median (Å)
(1,3)	1:A:84:LYS:H	2:B:17:C:OP2	2	0.99	0.11	0.99
(1,3)	1:A:84:LYS:H	2:B:17:C:P	2	0.99	0.11	0.99
(1,3)	1:A:84:LYS:H	2:B:18:A:C1'	2	0.99	0.11	0.99
(1,3)	1:A:84:LYS:H	2:B:18:A:C2	2	0.99	0.11	0.99
(1,3)	1:A:84:LYS:H	2:B:18:A:C2'	2	0.99	0.11	0.99
(1,3)	1:A:84:LYS:H	2:B:18:A:C3'	2	0.99	0.11	0.99
(1,3)	1:A:84:LYS:H	2:B:18:A:C4	2	0.99	0.11	0.99
(1,3)	1:A:84:LYS:H	2:B:18:A:C4'	2	0.99	0.11	0.99
(1,3)	1:A:84:LYS:H	2:B:18:A:C5	2	0.99	0.11	0.99
(1,3)	1:A:84:LYS:H	2:B:18:A:C5'	2	0.99	0.11	0.99
(1,3)	1:A:84:LYS:H	2:B:18:A:C6	2	0.99	0.11	0.99
(1,3)	1:A:84:LYS:H	2:B:18:A:C8	2	0.99	0.11	0.99
(1,3)	1:A:84:LYS:H	2:B:18:A:H1'	2	0.99	0.11	0.99
(1,3)	1:A:84:LYS:H	2:B:18:A:H2	2	0.99	0.11	0.99
(1,3)	1:A:84:LYS:H	2:B:18:A:H2'	2	0.99	0.11	0.99
(1,3)	1:A:84:LYS:H	2:B:18:A:H3'	2	0.99	0.11	0.99
(1,3)	1:A:84:LYS:H	2:B:18:A:H4'	2	0.99	0.11	0.99
(1,3)	1:A:84:LYS:H	2:B:18:A:H5'	2	0.99	0.11	0.99
(1,3)	1:A:84:LYS:H	2:B:18:A:H5''	2	0.99	0.11	0.99
(1,3)	1:A:84:LYS:H	2:B:18:A:H61	2	0.99	0.11	0.99
(1,3)	1:A:84:LYS:H	2:B:18:A:H62	2	0.99	0.11	0.99
(1,3)	1:A:84:LYS:H	2:B:18:A:H8	2	0.99	0.11	0.99
(1,3)	1:A:84:LYS:H	2:B:18:A:HO2'	2	0.99	0.11	0.99
(1,3)	1:A:84:LYS:H	2:B:18:A:N1	2	0.99	0.11	0.99
(1,3)	1:A:84:LYS:H	2:B:18:A:N3	2	0.99	0.11	0.99
(1,3)	1:A:84:LYS:H	2:B:18:A:N6	2	0.99	0.11	0.99
(1,3)	1:A:84:LYS:H	2:B:18:A:N7	2	0.99	0.11	0.99
(1,3)	1:A:84:LYS:H	2:B:18:A:N9	2	0.99	0.11	0.99
(1,3)	1:A:84:LYS:H	2:B:18:A:O2'	2	0.99	0.11	0.99
(1,3)	1:A:84:LYS:H	2:B:18:A:O3'	2	0.99	0.11	0.99
(1,3)	1:A:84:LYS:H	2:B:18:A:O4'	2	0.99	0.11	0.99
(1,3)	1:A:84:LYS:H	2:B:18:A:O5'	2	0.99	0.11	0.99
(1,3)	1:A:84:LYS:H	2:B:18:A:OP1	2	0.99	0.11	0.99
(1,3)	1:A:84:LYS:H	2:B:18:A:OP2	2	0.99	0.11	0.99
(1,3)	1:A:84:LYS:H	2:B:18:A:P	2	0.99	0.11	0.99
(1,3)	1:A:84:LYS:H	2:B:19:A:C1'	2	0.99	0.11	0.99
(1,3)	1:A:84:LYS:H	2:B:19:A:C2	2	0.99	0.11	0.99
(1,3)	1:A:84:LYS:H	2:B:19:A:C2'	2	0.99	0.11	0.99
(1,3)	1:A:84:LYS:H	2:B:19:A:C3'	2	0.99	0.11	0.99
(1,3)	1:A:84:LYS:H	2:B:19:A:C4	2	0.99	0.11	0.99
(1,3)	1:A:84:LYS:H	2:B:19:A:C4'	2	0.99	0.11	0.99
(1,3)	1:A:84:LYS:H	2:B:19:A:C5	2	0.99	0.11	0.99

Continued on next page...

Continued from previous page...

Key	Atom-1	Atom-2	Models ¹	Mean (Å)	SD ¹ (Å)	Median (Å)
(1,3)	1:A:84:LYS:H	2:B:19:A:C5'	2	0.99	0.11	0.99
(1,3)	1:A:84:LYS:H	2:B:19:A:C6	2	0.99	0.11	0.99
(1,3)	1:A:84:LYS:H	2:B:19:A:C8	2	0.99	0.11	0.99
(1,3)	1:A:84:LYS:H	2:B:19:A:H1'	2	0.99	0.11	0.99
(1,3)	1:A:84:LYS:H	2:B:19:A:H2	2	0.99	0.11	0.99
(1,3)	1:A:84:LYS:H	2:B:19:A:H2'	2	0.99	0.11	0.99
(1,3)	1:A:84:LYS:H	2:B:19:A:H3'	2	0.99	0.11	0.99
(1,3)	1:A:84:LYS:H	2:B:19:A:H4'	2	0.99	0.11	0.99
(1,3)	1:A:84:LYS:H	2:B:19:A:H5'	2	0.99	0.11	0.99
(1,3)	1:A:84:LYS:H	2:B:19:A:H5''	2	0.99	0.11	0.99
(1,3)	1:A:84:LYS:H	2:B:19:A:H61	2	0.99	0.11	0.99
(1,3)	1:A:84:LYS:H	2:B:19:A:H62	2	0.99	0.11	0.99
(1,3)	1:A:84:LYS:H	2:B:19:A:H8	2	0.99	0.11	0.99
(1,3)	1:A:84:LYS:H	2:B:19:A:HO2'	2	0.99	0.11	0.99
(1,3)	1:A:84:LYS:H	2:B:19:A:N1	2	0.99	0.11	0.99
(1,3)	1:A:84:LYS:H	2:B:19:A:N3	2	0.99	0.11	0.99
(1,3)	1:A:84:LYS:H	2:B:19:A:N6	2	0.99	0.11	0.99
(1,3)	1:A:84:LYS:H	2:B:19:A:N7	2	0.99	0.11	0.99
(1,3)	1:A:84:LYS:H	2:B:19:A:N9	2	0.99	0.11	0.99
(1,3)	1:A:84:LYS:H	2:B:19:A:O2'	2	0.99	0.11	0.99
(1,3)	1:A:84:LYS:H	2:B:19:A:O3'	2	0.99	0.11	0.99
(1,3)	1:A:84:LYS:H	2:B:19:A:O4'	2	0.99	0.11	0.99
(1,3)	1:A:84:LYS:H	2:B:19:A:O5'	2	0.99	0.11	0.99
(1,3)	1:A:84:LYS:H	2:B:19:A:OP1	2	0.99	0.11	0.99
(1,3)	1:A:84:LYS:H	2:B:19:A:OP2	2	0.99	0.11	0.99
(1,3)	1:A:84:LYS:H	2:B:19:A:P	2	0.99	0.11	0.99
(1,3)	1:A:84:LYS:H	2:B:20:U:C1'	2	0.99	0.11	0.99
(1,3)	1:A:84:LYS:H	2:B:20:U:C2	2	0.99	0.11	0.99
(1,3)	1:A:84:LYS:H	2:B:20:U:C2'	2	0.99	0.11	0.99
(1,3)	1:A:84:LYS:H	2:B:20:U:C3'	2	0.99	0.11	0.99
(1,3)	1:A:84:LYS:H	2:B:20:U:C4	2	0.99	0.11	0.99
(1,3)	1:A:84:LYS:H	2:B:20:U:C4'	2	0.99	0.11	0.99
(1,3)	1:A:84:LYS:H	2:B:20:U:C5	2	0.99	0.11	0.99
(1,3)	1:A:84:LYS:H	2:B:20:U:C5'	2	0.99	0.11	0.99
(1,3)	1:A:84:LYS:H	2:B:20:U:C6	2	0.99	0.11	0.99
(1,3)	1:A:84:LYS:H	2:B:20:U:H1'	2	0.99	0.11	0.99
(1,3)	1:A:84:LYS:H	2:B:20:U:H2'	2	0.99	0.11	0.99
(1,3)	1:A:84:LYS:H	2:B:20:U:H3	2	0.99	0.11	0.99
(1,3)	1:A:84:LYS:H	2:B:20:U:H3'	2	0.99	0.11	0.99
(1,3)	1:A:84:LYS:H	2:B:20:U:H4'	2	0.99	0.11	0.99
(1,3)	1:A:84:LYS:H	2:B:20:U:H5	2	0.99	0.11	0.99
(1,3)	1:A:84:LYS:H	2:B:20:U:H5'	2	0.99	0.11	0.99

Continued on next page...

Continued from previous page...

Key	Atom-1	Atom-2	Models ¹	Mean (Å)	SD ¹ (Å)	Median (Å)
(1,3)	1:A:84:LYS:H	2:B:20:U:H5''	2	0.99	0.11	0.99
(1,3)	1:A:84:LYS:H	2:B:20:U:H6	2	0.99	0.11	0.99
(1,3)	1:A:84:LYS:H	2:B:20:U:HO2'	2	0.99	0.11	0.99
(1,3)	1:A:84:LYS:H	2:B:20:U:N1	2	0.99	0.11	0.99
(1,3)	1:A:84:LYS:H	2:B:20:U:N3	2	0.99	0.11	0.99
(1,3)	1:A:84:LYS:H	2:B:20:U:O2	2	0.99	0.11	0.99
(1,3)	1:A:84:LYS:H	2:B:20:U:O2'	2	0.99	0.11	0.99
(1,3)	1:A:84:LYS:H	2:B:20:U:O3'	2	0.99	0.11	0.99
(1,3)	1:A:84:LYS:H	2:B:20:U:O4	2	0.99	0.11	0.99
(1,3)	1:A:84:LYS:H	2:B:20:U:O4'	2	0.99	0.11	0.99
(1,3)	1:A:84:LYS:H	2:B:20:U:O5'	2	0.99	0.11	0.99
(1,3)	1:A:84:LYS:H	2:B:20:U:OP1	2	0.99	0.11	0.99
(1,3)	1:A:84:LYS:H	2:B:20:U:OP2	2	0.99	0.11	0.99
(1,3)	1:A:84:LYS:H	2:B:20:U:P	2	0.99	0.11	0.99
(1,3)	1:A:84:LYS:H	2:B:21:G:C1'	2	0.99	0.11	0.99
(1,3)	1:A:84:LYS:H	2:B:21:G:C2	2	0.99	0.11	0.99
(1,3)	1:A:84:LYS:H	2:B:21:G:C2'	2	0.99	0.11	0.99
(1,3)	1:A:84:LYS:H	2:B:21:G:C3'	2	0.99	0.11	0.99
(1,3)	1:A:84:LYS:H	2:B:21:G:C4	2	0.99	0.11	0.99
(1,3)	1:A:84:LYS:H	2:B:21:G:C4'	2	0.99	0.11	0.99
(1,3)	1:A:84:LYS:H	2:B:21:G:C5	2	0.99	0.11	0.99
(1,3)	1:A:84:LYS:H	2:B:21:G:C5'	2	0.99	0.11	0.99
(1,3)	1:A:84:LYS:H	2:B:21:G:C6	2	0.99	0.11	0.99
(1,3)	1:A:84:LYS:H	2:B:21:G:C8	2	0.99	0.11	0.99
(1,3)	1:A:84:LYS:H	2:B:21:G:H1	2	0.99	0.11	0.99
(1,3)	1:A:84:LYS:H	2:B:21:G:H1'	2	0.99	0.11	0.99
(1,3)	1:A:84:LYS:H	2:B:21:G:H2'	2	0.99	0.11	0.99
(1,3)	1:A:84:LYS:H	2:B:21:G:H21	2	0.99	0.11	0.99
(1,3)	1:A:84:LYS:H	2:B:21:G:H22	2	0.99	0.11	0.99
(1,3)	1:A:84:LYS:H	2:B:21:G:H3'	2	0.99	0.11	0.99
(1,3)	1:A:84:LYS:H	2:B:21:G:H4'	2	0.99	0.11	0.99
(1,3)	1:A:84:LYS:H	2:B:21:G:H5'	2	0.99	0.11	0.99
(1,3)	1:A:84:LYS:H	2:B:21:G:H5''	2	0.99	0.11	0.99
(1,3)	1:A:84:LYS:H	2:B:21:G:H8	2	0.99	0.11	0.99
(1,3)	1:A:84:LYS:H	2:B:21:G:HO2'	2	0.99	0.11	0.99
(1,3)	1:A:84:LYS:H	2:B:21:G:N1	2	0.99	0.11	0.99
(1,3)	1:A:84:LYS:H	2:B:21:G:N2	2	0.99	0.11	0.99
(1,3)	1:A:84:LYS:H	2:B:21:G:N3	2	0.99	0.11	0.99
(1,3)	1:A:84:LYS:H	2:B:21:G:N7	2	0.99	0.11	0.99
(1,3)	1:A:84:LYS:H	2:B:21:G:N9	2	0.99	0.11	0.99
(1,3)	1:A:84:LYS:H	2:B:21:G:O2'	2	0.99	0.11	0.99
(1,3)	1:A:84:LYS:H	2:B:21:G:O3'	2	0.99	0.11	0.99

Continued on next page...

Continued from previous page...

Key	Atom-1	Atom-2	Models ¹	Mean (Å)	SD ¹ (Å)	Median (Å)
(1,3)	1:A:84:LYS:H	2:B:21:G:O4'	2	0.99	0.11	0.99
(1,3)	1:A:84:LYS:H	2:B:21:G:O5'	2	0.99	0.11	0.99
(1,3)	1:A:84:LYS:H	2:B:21:G:O6	2	0.99	0.11	0.99
(1,3)	1:A:84:LYS:H	2:B:21:G:OP1	2	0.99	0.11	0.99
(1,3)	1:A:84:LYS:H	2:B:21:G:OP2	2	0.99	0.11	0.99
(1,3)	1:A:84:LYS:H	2:B:21:G:P	2	0.99	0.11	0.99
(1,3)	1:A:84:LYS:H	2:B:22:A:C1'	2	0.99	0.11	0.99
(1,3)	1:A:84:LYS:H	2:B:22:A:C2	2	0.99	0.11	0.99
(1,3)	1:A:84:LYS:H	2:B:22:A:C2'	2	0.99	0.11	0.99
(1,3)	1:A:84:LYS:H	2:B:22:A:C3'	2	0.99	0.11	0.99
(1,3)	1:A:84:LYS:H	2:B:22:A:C4	2	0.99	0.11	0.99
(1,3)	1:A:84:LYS:H	2:B:22:A:C4'	2	0.99	0.11	0.99
(1,3)	1:A:84:LYS:H	2:B:22:A:C5	2	0.99	0.11	0.99
(1,3)	1:A:84:LYS:H	2:B:22:A:C5'	2	0.99	0.11	0.99
(1,3)	1:A:84:LYS:H	2:B:22:A:C6	2	0.99	0.11	0.99
(1,3)	1:A:84:LYS:H	2:B:22:A:C8	2	0.99	0.11	0.99
(1,3)	1:A:84:LYS:H	2:B:22:A:H1'	2	0.99	0.11	0.99
(1,3)	1:A:84:LYS:H	2:B:22:A:H2	2	0.99	0.11	0.99
(1,3)	1:A:84:LYS:H	2:B:22:A:H2'	2	0.99	0.11	0.99
(1,3)	1:A:84:LYS:H	2:B:22:A:H3'	2	0.99	0.11	0.99
(1,3)	1:A:84:LYS:H	2:B:22:A:H4'	2	0.99	0.11	0.99
(1,3)	1:A:84:LYS:H	2:B:22:A:H5'	2	0.99	0.11	0.99
(1,3)	1:A:84:LYS:H	2:B:22:A:H5''	2	0.99	0.11	0.99
(1,3)	1:A:84:LYS:H	2:B:22:A:H61	2	0.99	0.11	0.99
(1,3)	1:A:84:LYS:H	2:B:22:A:H62	2	0.99	0.11	0.99
(1,3)	1:A:84:LYS:H	2:B:22:A:H8	2	0.99	0.11	0.99
(1,3)	1:A:84:LYS:H	2:B:22:A:HO2'	2	0.99	0.11	0.99
(1,3)	1:A:84:LYS:H	2:B:22:A:N1	2	0.99	0.11	0.99
(1,3)	1:A:84:LYS:H	2:B:22:A:N3	2	0.99	0.11	0.99
(1,3)	1:A:84:LYS:H	2:B:22:A:N6	2	0.99	0.11	0.99
(1,3)	1:A:84:LYS:H	2:B:22:A:N7	2	0.99	0.11	0.99
(1,3)	1:A:84:LYS:H	2:B:22:A:N9	2	0.99	0.11	0.99
(1,3)	1:A:84:LYS:H	2:B:22:A:O2'	2	0.99	0.11	0.99
(1,3)	1:A:84:LYS:H	2:B:22:A:O3'	2	0.99	0.11	0.99
(1,3)	1:A:84:LYS:H	2:B:22:A:O4'	2	0.99	0.11	0.99
(1,3)	1:A:84:LYS:H	2:B:22:A:O5'	2	0.99	0.11	0.99
(1,3)	1:A:84:LYS:H	2:B:22:A:OP1	2	0.99	0.11	0.99
(1,3)	1:A:84:LYS:H	2:B:22:A:OP2	2	0.99	0.11	0.99
(1,3)	1:A:84:LYS:H	2:B:22:A:P	2	0.99	0.11	0.99
(1,3)	1:A:84:LYS:H	2:B:23:U:C1'	2	0.99	0.11	0.99
(1,3)	1:A:84:LYS:H	2:B:23:U:C2	2	0.99	0.11	0.99
(1,3)	1:A:84:LYS:H	2:B:23:U:C2'	2	0.99	0.11	0.99

Continued on next page...

Continued from previous page...

Key	Atom-1	Atom-2	Models ¹	Mean (Å)	SD ¹ (Å)	Median (Å)
(1,3)	1:A:84:LYS:H	2:B:23:U:C3'	2	0.99	0.11	0.99
(1,3)	1:A:84:LYS:H	2:B:23:U:C4	2	0.99	0.11	0.99
(1,3)	1:A:84:LYS:H	2:B:23:U:C4'	2	0.99	0.11	0.99
(1,3)	1:A:84:LYS:H	2:B:23:U:C5	2	0.99	0.11	0.99
(1,3)	1:A:84:LYS:H	2:B:23:U:C5'	2	0.99	0.11	0.99
(1,3)	1:A:84:LYS:H	2:B:23:U:C6	2	0.99	0.11	0.99
(1,3)	1:A:84:LYS:H	2:B:23:U:H1'	2	0.99	0.11	0.99
(1,3)	1:A:84:LYS:H	2:B:23:U:H2'	2	0.99	0.11	0.99
(1,3)	1:A:84:LYS:H	2:B:23:U:H3	2	0.99	0.11	0.99
(1,3)	1:A:84:LYS:H	2:B:23:U:H3'	2	0.99	0.11	0.99
(1,3)	1:A:84:LYS:H	2:B:23:U:H4'	2	0.99	0.11	0.99
(1,3)	1:A:84:LYS:H	2:B:23:U:H5	2	0.99	0.11	0.99
(1,3)	1:A:84:LYS:H	2:B:23:U:H5'	2	0.99	0.11	0.99
(1,3)	1:A:84:LYS:H	2:B:23:U:H5''	2	0.99	0.11	0.99
(1,3)	1:A:84:LYS:H	2:B:23:U:H6	2	0.99	0.11	0.99
(1,3)	1:A:84:LYS:H	2:B:23:U:HO2'	2	0.99	0.11	0.99
(1,3)	1:A:84:LYS:H	2:B:23:U:N1	2	0.99	0.11	0.99
(1,3)	1:A:84:LYS:H	2:B:23:U:N3	2	0.99	0.11	0.99
(1,3)	1:A:84:LYS:H	2:B:23:U:O2	2	0.99	0.11	0.99
(1,3)	1:A:84:LYS:H	2:B:23:U:O2'	2	0.99	0.11	0.99
(1,3)	1:A:84:LYS:H	2:B:23:U:O3'	2	0.99	0.11	0.99
(1,3)	1:A:84:LYS:H	2:B:23:U:O4	2	0.99	0.11	0.99
(1,3)	1:A:84:LYS:H	2:B:23:U:O4'	2	0.99	0.11	0.99
(1,3)	1:A:84:LYS:H	2:B:23:U:O5'	2	0.99	0.11	0.99
(1,3)	1:A:84:LYS:H	2:B:23:U:OP1	2	0.99	0.11	0.99
(1,3)	1:A:84:LYS:H	2:B:23:U:OP2	2	0.99	0.11	0.99
(1,3)	1:A:84:LYS:H	2:B:23:U:P	2	0.99	0.11	0.99
(1,3)	1:A:84:LYS:H	2:B:24:G:C1'	2	0.99	0.11	0.99
(1,3)	1:A:84:LYS:H	2:B:24:G:C2	2	0.99	0.11	0.99
(1,3)	1:A:84:LYS:H	2:B:24:G:C2'	2	0.99	0.11	0.99
(1,3)	1:A:84:LYS:H	2:B:24:G:C3'	2	0.99	0.11	0.99
(1,3)	1:A:84:LYS:H	2:B:24:G:C4	2	0.99	0.11	0.99
(1,3)	1:A:84:LYS:H	2:B:24:G:C4'	2	0.99	0.11	0.99
(1,3)	1:A:84:LYS:H	2:B:24:G:C5	2	0.99	0.11	0.99
(1,3)	1:A:84:LYS:H	2:B:24:G:C5'	2	0.99	0.11	0.99
(1,3)	1:A:84:LYS:H	2:B:24:G:C6	2	0.99	0.11	0.99
(1,3)	1:A:84:LYS:H	2:B:24:G:C8	2	0.99	0.11	0.99
(1,3)	1:A:84:LYS:H	2:B:24:G:H1	2	0.99	0.11	0.99
(1,3)	1:A:84:LYS:H	2:B:24:G:H1'	2	0.99	0.11	0.99
(1,3)	1:A:84:LYS:H	2:B:24:G:H2'	2	0.99	0.11	0.99
(1,3)	1:A:84:LYS:H	2:B:24:G:H21	2	0.99	0.11	0.99
(1,3)	1:A:84:LYS:H	2:B:24:G:H22	2	0.99	0.11	0.99

Continued on next page...

Continued from previous page...

Key	Atom-1	Atom-2	Models ¹	Mean (Å)	SD ¹ (Å)	Median (Å)
(1,3)	1:A:84:LYS:H	2:B:24:G:H3'	2	0.99	0.11	0.99
(1,3)	1:A:84:LYS:H	2:B:24:G:H4'	2	0.99	0.11	0.99
(1,3)	1:A:84:LYS:H	2:B:24:G:H5'	2	0.99	0.11	0.99
(1,3)	1:A:84:LYS:H	2:B:24:G:H5''	2	0.99	0.11	0.99
(1,3)	1:A:84:LYS:H	2:B:24:G:H8	2	0.99	0.11	0.99
(1,3)	1:A:84:LYS:H	2:B:24:G:HO2'	2	0.99	0.11	0.99
(1,3)	1:A:84:LYS:H	2:B:24:G:N1	2	0.99	0.11	0.99
(1,3)	1:A:84:LYS:H	2:B:24:G:N2	2	0.99	0.11	0.99
(1,3)	1:A:84:LYS:H	2:B:24:G:N3	2	0.99	0.11	0.99
(1,3)	1:A:84:LYS:H	2:B:24:G:N7	2	0.99	0.11	0.99
(1,3)	1:A:84:LYS:H	2:B:24:G:N9	2	0.99	0.11	0.99
(1,3)	1:A:84:LYS:H	2:B:24:G:O2'	2	0.99	0.11	0.99
(1,3)	1:A:84:LYS:H	2:B:24:G:O3'	2	0.99	0.11	0.99
(1,3)	1:A:84:LYS:H	2:B:24:G:O4'	2	0.99	0.11	0.99
(1,3)	1:A:84:LYS:H	2:B:24:G:O5'	2	0.99	0.11	0.99
(1,3)	1:A:84:LYS:H	2:B:24:G:O6	2	0.99	0.11	0.99
(1,3)	1:A:84:LYS:H	2:B:24:G:OP1	2	0.99	0.11	0.99
(1,3)	1:A:84:LYS:H	2:B:24:G:OP2	2	0.99	0.11	0.99
(1,3)	1:A:84:LYS:H	2:B:24:G:P	2	0.99	0.11	0.99
(1,3)	1:A:84:LYS:HA	2:B:2:C:C1'	2	0.99	0.11	0.99
(1,3)	1:A:84:LYS:HA	2:B:2:C:C2	2	0.99	0.11	0.99
(1,3)	1:A:84:LYS:HA	2:B:2:C:C2'	2	0.99	0.11	0.99
(1,3)	1:A:84:LYS:HA	2:B:2:C:C3'	2	0.99	0.11	0.99
(1,3)	1:A:84:LYS:HA	2:B:2:C:C4	2	0.99	0.11	0.99
(1,3)	1:A:84:LYS:HA	2:B:2:C:C4'	2	0.99	0.11	0.99
(1,3)	1:A:84:LYS:HA	2:B:2:C:C5	2	0.99	0.11	0.99
(1,3)	1:A:84:LYS:HA	2:B:2:C:C5'	2	0.99	0.11	0.99
(1,3)	1:A:84:LYS:HA	2:B:2:C:C6	2	0.99	0.11	0.99
(1,3)	1:A:84:LYS:HA	2:B:2:C:H1'	2	0.99	0.11	0.99
(1,3)	1:A:84:LYS:HA	2:B:2:C:H2'	2	0.99	0.11	0.99
(1,3)	1:A:84:LYS:HA	2:B:2:C:H3'	2	0.99	0.11	0.99
(1,3)	1:A:84:LYS:HA	2:B:2:C:H4'	2	0.99	0.11	0.99
(1,3)	1:A:84:LYS:HA	2:B:2:C:H41	2	0.99	0.11	0.99
(1,3)	1:A:84:LYS:HA	2:B:2:C:H42	2	0.99	0.11	0.99
(1,3)	1:A:84:LYS:HA	2:B:2:C:H5	2	0.99	0.11	0.99
(1,3)	1:A:84:LYS:HA	2:B:2:C:H5'	2	0.99	0.11	0.99
(1,3)	1:A:84:LYS:HA	2:B:2:C:H5''	2	0.99	0.11	0.99
(1,3)	1:A:84:LYS:HA	2:B:2:C:H6	2	0.99	0.11	0.99
(1,3)	1:A:84:LYS:HA	2:B:2:C:HO2'	2	0.99	0.11	0.99
(1,3)	1:A:84:LYS:HA	2:B:2:C:N1	2	0.99	0.11	0.99
(1,3)	1:A:84:LYS:HA	2:B:2:C:N3	2	0.99	0.11	0.99
(1,3)	1:A:84:LYS:HA	2:B:2:C:N4	2	0.99	0.11	0.99

Continued on next page...

Continued from previous page...

Key	Atom-1	Atom-2	Models ¹	Mean (Å)	SD ¹ (Å)	Median (Å)
(1,3)	1:A:84:LYS:HA	2:B:2:C:O2	2	0.99	0.11	0.99
(1,3)	1:A:84:LYS:HA	2:B:2:C:O2'	2	0.99	0.11	0.99
(1,3)	1:A:84:LYS:HA	2:B:2:C:O3'	2	0.99	0.11	0.99
(1,3)	1:A:84:LYS:HA	2:B:2:C:O4'	2	0.99	0.11	0.99
(1,3)	1:A:84:LYS:HA	2:B:2:C:O5'	2	0.99	0.11	0.99
(1,3)	1:A:84:LYS:HA	2:B:3:U:C1'	2	0.99	0.11	0.99
(1,3)	1:A:84:LYS:HA	2:B:3:U:C2	2	0.99	0.11	0.99
(1,3)	1:A:84:LYS:HA	2:B:3:U:C2'	2	0.99	0.11	0.99
(1,3)	1:A:84:LYS:HA	2:B:3:U:C3'	2	0.99	0.11	0.99
(1,3)	1:A:84:LYS:HA	2:B:3:U:C4	2	0.99	0.11	0.99
(1,3)	1:A:84:LYS:HA	2:B:3:U:C4'	2	0.99	0.11	0.99
(1,3)	1:A:84:LYS:HA	2:B:3:U:C5	2	0.99	0.11	0.99
(1,3)	1:A:84:LYS:HA	2:B:3:U:C5'	2	0.99	0.11	0.99
(1,3)	1:A:84:LYS:HA	2:B:3:U:C6	2	0.99	0.11	0.99
(1,3)	1:A:84:LYS:HA	2:B:3:U:H1'	2	0.99	0.11	0.99
(1,3)	1:A:84:LYS:HA	2:B:3:U:H2'	2	0.99	0.11	0.99
(1,3)	1:A:84:LYS:HA	2:B:3:U:H3	2	0.99	0.11	0.99
(1,3)	1:A:84:LYS:HA	2:B:3:U:H3'	2	0.99	0.11	0.99
(1,3)	1:A:84:LYS:HA	2:B:3:U:H4'	2	0.99	0.11	0.99
(1,3)	1:A:84:LYS:HA	2:B:3:U:H5	2	0.99	0.11	0.99
(1,3)	1:A:84:LYS:HA	2:B:3:U:H5'	2	0.99	0.11	0.99
(1,3)	1:A:84:LYS:HA	2:B:3:U:H5''	2	0.99	0.11	0.99
(1,3)	1:A:84:LYS:HA	2:B:3:U:H6	2	0.99	0.11	0.99
(1,3)	1:A:84:LYS:HA	2:B:3:U:HO2'	2	0.99	0.11	0.99
(1,3)	1:A:84:LYS:HA	2:B:3:U:N1	2	0.99	0.11	0.99
(1,3)	1:A:84:LYS:HA	2:B:3:U:N3	2	0.99	0.11	0.99
(1,3)	1:A:84:LYS:HA	2:B:3:U:O2	2	0.99	0.11	0.99
(1,3)	1:A:84:LYS:HA	2:B:3:U:O2'	2	0.99	0.11	0.99
(1,3)	1:A:84:LYS:HA	2:B:3:U:O3'	2	0.99	0.11	0.99
(1,3)	1:A:84:LYS:HA	2:B:3:U:O4	2	0.99	0.11	0.99
(1,3)	1:A:84:LYS:HA	2:B:3:U:O4'	2	0.99	0.11	0.99
(1,3)	1:A:84:LYS:HA	2:B:3:U:O5'	2	0.99	0.11	0.99
(1,3)	1:A:84:LYS:HA	2:B:3:U:OP1	2	0.99	0.11	0.99
(1,3)	1:A:84:LYS:HA	2:B:3:U:OP2	2	0.99	0.11	0.99
(1,3)	1:A:84:LYS:HA	2:B:3:U:P	2	0.99	0.11	0.99
(1,3)	1:A:84:LYS:HA	2:B:4:G:C1'	2	0.99	0.11	0.99
(1,3)	1:A:84:LYS:HA	2:B:4:G:C2	2	0.99	0.11	0.99
(1,3)	1:A:84:LYS:HA	2:B:4:G:C2'	2	0.99	0.11	0.99
(1,3)	1:A:84:LYS:HA	2:B:4:G:C3'	2	0.99	0.11	0.99
(1,3)	1:A:84:LYS:HA	2:B:4:G:C4	2	0.99	0.11	0.99
(1,3)	1:A:84:LYS:HA	2:B:4:G:C4'	2	0.99	0.11	0.99
(1,3)	1:A:84:LYS:HA	2:B:4:G:C5	2	0.99	0.11	0.99

Continued on next page...

Continued from previous page...

Key	Atom-1	Atom-2	Models ¹	Mean (Å)	SD ¹ (Å)	Median (Å)
(1,3)	1:A:84:LYS:HA	2:B:4:G:C5'	2	0.99	0.11	0.99
(1,3)	1:A:84:LYS:HA	2:B:4:G:C6	2	0.99	0.11	0.99
(1,3)	1:A:84:LYS:HA	2:B:4:G:C8	2	0.99	0.11	0.99
(1,3)	1:A:84:LYS:HA	2:B:4:G:H1	2	0.99	0.11	0.99
(1,3)	1:A:84:LYS:HA	2:B:4:G:H1'	2	0.99	0.11	0.99
(1,3)	1:A:84:LYS:HA	2:B:4:G:H2'	2	0.99	0.11	0.99
(1,3)	1:A:84:LYS:HA	2:B:4:G:H21	2	0.99	0.11	0.99
(1,3)	1:A:84:LYS:HA	2:B:4:G:H22	2	0.99	0.11	0.99
(1,3)	1:A:84:LYS:HA	2:B:4:G:H3'	2	0.99	0.11	0.99
(1,3)	1:A:84:LYS:HA	2:B:4:G:H4'	2	0.99	0.11	0.99
(1,3)	1:A:84:LYS:HA	2:B:4:G:H5'	2	0.99	0.11	0.99
(1,3)	1:A:84:LYS:HA	2:B:4:G:H5''	2	0.99	0.11	0.99
(1,3)	1:A:84:LYS:HA	2:B:4:G:H8	2	0.99	0.11	0.99
(1,3)	1:A:84:LYS:HA	2:B:4:G:HO2'	2	0.99	0.11	0.99
(1,3)	1:A:84:LYS:HA	2:B:4:G:N1	2	0.99	0.11	0.99
(1,3)	1:A:84:LYS:HA	2:B:4:G:N2	2	0.99	0.11	0.99
(1,3)	1:A:84:LYS:HA	2:B:4:G:N3	2	0.99	0.11	0.99
(1,3)	1:A:84:LYS:HA	2:B:4:G:N7	2	0.99	0.11	0.99
(1,3)	1:A:84:LYS:HA	2:B:4:G:N9	2	0.99	0.11	0.99
(1,3)	1:A:84:LYS:HA	2:B:4:G:O2'	2	0.99	0.11	0.99
(1,3)	1:A:84:LYS:HA	2:B:4:G:O3'	2	0.99	0.11	0.99
(1,3)	1:A:84:LYS:HA	2:B:4:G:O4'	2	0.99	0.11	0.99
(1,3)	1:A:84:LYS:HA	2:B:4:G:O5'	2	0.99	0.11	0.99
(1,3)	1:A:84:LYS:HA	2:B:4:G:O6	2	0.99	0.11	0.99
(1,3)	1:A:84:LYS:HA	2:B:4:G:OP1	2	0.99	0.11	0.99
(1,3)	1:A:84:LYS:HA	2:B:4:G:OP2	2	0.99	0.11	0.99
(1,3)	1:A:84:LYS:HA	2:B:4:G:P	2	0.99	0.11	0.99
(1,3)	1:A:84:LYS:HA	2:B:5:A:C1'	2	0.99	0.11	0.99
(1,3)	1:A:84:LYS:HA	2:B:5:A:C2	2	0.99	0.11	0.99
(1,3)	1:A:84:LYS:HA	2:B:5:A:C2'	2	0.99	0.11	0.99
(1,3)	1:A:84:LYS:HA	2:B:5:A:C3'	2	0.99	0.11	0.99
(1,3)	1:A:84:LYS:HA	2:B:5:A:C4	2	0.99	0.11	0.99
(1,3)	1:A:84:LYS:HA	2:B:5:A:C4'	2	0.99	0.11	0.99
(1,3)	1:A:84:LYS:HA	2:B:5:A:C5	2	0.99	0.11	0.99
(1,3)	1:A:84:LYS:HA	2:B:5:A:C5'	2	0.99	0.11	0.99
(1,3)	1:A:84:LYS:HA	2:B:5:A:C6	2	0.99	0.11	0.99
(1,3)	1:A:84:LYS:HA	2:B:5:A:C8	2	0.99	0.11	0.99
(1,3)	1:A:84:LYS:HA	2:B:5:A:H1'	2	0.99	0.11	0.99
(1,3)	1:A:84:LYS:HA	2:B:5:A:H2	2	0.99	0.11	0.99
(1,3)	1:A:84:LYS:HA	2:B:5:A:H2'	2	0.99	0.11	0.99
(1,3)	1:A:84:LYS:HA	2:B:5:A:H3'	2	0.99	0.11	0.99
(1,3)	1:A:84:LYS:HA	2:B:5:A:H4'	2	0.99	0.11	0.99

Continued on next page...

Continued from previous page...

Key	Atom-1	Atom-2	Models ¹	Mean (Å)	SD ¹ (Å)	Median (Å)
(1,3)	1:A:84:LYS:HA	2:B:5:A:H5'	2	0.99	0.11	0.99
(1,3)	1:A:84:LYS:HA	2:B:5:A:H5''	2	0.99	0.11	0.99
(1,3)	1:A:84:LYS:HA	2:B:5:A:H61	2	0.99	0.11	0.99
(1,3)	1:A:84:LYS:HA	2:B:5:A:H62	2	0.99	0.11	0.99
(1,3)	1:A:84:LYS:HA	2:B:5:A:H8	2	0.99	0.11	0.99
(1,3)	1:A:84:LYS:HA	2:B:5:A:HO2'	2	0.99	0.11	0.99
(1,3)	1:A:84:LYS:HA	2:B:5:A:N1	2	0.99	0.11	0.99
(1,3)	1:A:84:LYS:HA	2:B:5:A:N3	2	0.99	0.11	0.99
(1,3)	1:A:84:LYS:HA	2:B:5:A:N6	2	0.99	0.11	0.99
(1,3)	1:A:84:LYS:HA	2:B:5:A:N7	2	0.99	0.11	0.99
(1,3)	1:A:84:LYS:HA	2:B:5:A:N9	2	0.99	0.11	0.99
(1,3)	1:A:84:LYS:HA	2:B:5:A:O2'	2	0.99	0.11	0.99
(1,3)	1:A:84:LYS:HA	2:B:5:A:O3'	2	0.99	0.11	0.99
(1,3)	1:A:84:LYS:HA	2:B:5:A:O4'	2	0.99	0.11	0.99
(1,3)	1:A:84:LYS:HA	2:B:5:A:O5'	2	0.99	0.11	0.99
(1,3)	1:A:84:LYS:HA	2:B:5:A:OP1	2	0.99	0.11	0.99
(1,3)	1:A:84:LYS:HA	2:B:5:A:OP2	2	0.99	0.11	0.99
(1,3)	1:A:84:LYS:HA	2:B:5:A:P	2	0.99	0.11	0.99
(1,3)	1:A:84:LYS:HA	2:B:6:G:C1'	2	0.99	0.11	0.99
(1,3)	1:A:84:LYS:HA	2:B:6:G:C2	2	0.99	0.11	0.99
(1,3)	1:A:84:LYS:HA	2:B:6:G:C2'	2	0.99	0.11	0.99
(1,3)	1:A:84:LYS:HA	2:B:6:G:C3'	2	0.99	0.11	0.99
(1,3)	1:A:84:LYS:HA	2:B:6:G:C4	2	0.99	0.11	0.99
(1,3)	1:A:84:LYS:HA	2:B:6:G:C4'	2	0.99	0.11	0.99
(1,3)	1:A:84:LYS:HA	2:B:6:G:C5	2	0.99	0.11	0.99
(1,3)	1:A:84:LYS:HA	2:B:6:G:C5'	2	0.99	0.11	0.99
(1,3)	1:A:84:LYS:HA	2:B:6:G:C6	2	0.99	0.11	0.99
(1,3)	1:A:84:LYS:HA	2:B:6:G:C8	2	0.99	0.11	0.99
(1,3)	1:A:84:LYS:HA	2:B:6:G:H1	2	0.99	0.11	0.99
(1,3)	1:A:84:LYS:HA	2:B:6:G:H1'	2	0.99	0.11	0.99
(1,3)	1:A:84:LYS:HA	2:B:6:G:H2'	2	0.99	0.11	0.99
(1,3)	1:A:84:LYS:HA	2:B:6:G:H21	2	0.99	0.11	0.99
(1,3)	1:A:84:LYS:HA	2:B:6:G:H22	2	0.99	0.11	0.99
(1,3)	1:A:84:LYS:HA	2:B:6:G:H3'	2	0.99	0.11	0.99
(1,3)	1:A:84:LYS:HA	2:B:6:G:H4'	2	0.99	0.11	0.99
(1,3)	1:A:84:LYS:HA	2:B:6:G:H5'	2	0.99	0.11	0.99
(1,3)	1:A:84:LYS:HA	2:B:6:G:H5''	2	0.99	0.11	0.99
(1,3)	1:A:84:LYS:HA	2:B:6:G:H8	2	0.99	0.11	0.99
(1,3)	1:A:84:LYS:HA	2:B:6:G:HO2'	2	0.99	0.11	0.99
(1,3)	1:A:84:LYS:HA	2:B:6:G:N1	2	0.99	0.11	0.99
(1,3)	1:A:84:LYS:HA	2:B:6:G:N2	2	0.99	0.11	0.99
(1,3)	1:A:84:LYS:HA	2:B:6:G:N3	2	0.99	0.11	0.99

Continued on next page...

Continued from previous page...

Key	Atom-1	Atom-2	Models ¹	Mean (Å)	SD ¹ (Å)	Median (Å)
(1,3)	1:A:84:LYS:HA	2:B:6:G:N7	2	0.99	0.11	0.99
(1,3)	1:A:84:LYS:HA	2:B:6:G:N9	2	0.99	0.11	0.99
(1,3)	1:A:84:LYS:HA	2:B:6:G:O2'	2	0.99	0.11	0.99
(1,3)	1:A:84:LYS:HA	2:B:6:G:O3'	2	0.99	0.11	0.99
(1,3)	1:A:84:LYS:HA	2:B:6:G:O4'	2	0.99	0.11	0.99
(1,3)	1:A:84:LYS:HA	2:B:6:G:O5'	2	0.99	0.11	0.99
(1,3)	1:A:84:LYS:HA	2:B:6:G:O6	2	0.99	0.11	0.99
(1,3)	1:A:84:LYS:HA	2:B:6:G:OP1	2	0.99	0.11	0.99
(1,3)	1:A:84:LYS:HA	2:B:6:G:OP2	2	0.99	0.11	0.99
(1,3)	1:A:84:LYS:HA	2:B:6:G:P	2	0.99	0.11	0.99
(1,3)	1:A:84:LYS:HA	2:B:7:C:C1'	2	0.99	0.11	0.99
(1,3)	1:A:84:LYS:HA	2:B:7:C:C2	2	0.99	0.11	0.99
(1,3)	1:A:84:LYS:HA	2:B:7:C:C2'	2	0.99	0.11	0.99
(1,3)	1:A:84:LYS:HA	2:B:7:C:C3'	2	0.99	0.11	0.99
(1,3)	1:A:84:LYS:HA	2:B:7:C:C4	2	0.99	0.11	0.99
(1,3)	1:A:84:LYS:HA	2:B:7:C:C4'	2	0.99	0.11	0.99
(1,3)	1:A:84:LYS:HA	2:B:7:C:C5	2	0.99	0.11	0.99
(1,3)	1:A:84:LYS:HA	2:B:7:C:C5'	2	0.99	0.11	0.99
(1,3)	1:A:84:LYS:HA	2:B:7:C:C6	2	0.99	0.11	0.99
(1,3)	1:A:84:LYS:HA	2:B:7:C:H1'	2	0.99	0.11	0.99
(1,3)	1:A:84:LYS:HA	2:B:7:C:H2'	2	0.99	0.11	0.99
(1,3)	1:A:84:LYS:HA	2:B:7:C:H3'	2	0.99	0.11	0.99
(1,3)	1:A:84:LYS:HA	2:B:7:C:H4'	2	0.99	0.11	0.99
(1,3)	1:A:84:LYS:HA	2:B:7:C:H41	2	0.99	0.11	0.99
(1,3)	1:A:84:LYS:HA	2:B:7:C:H42	2	0.99	0.11	0.99
(1,3)	1:A:84:LYS:HA	2:B:7:C:H5	2	0.99	0.11	0.99
(1,3)	1:A:84:LYS:HA	2:B:7:C:H5'	2	0.99	0.11	0.99
(1,3)	1:A:84:LYS:HA	2:B:7:C:H5''	2	0.99	0.11	0.99
(1,3)	1:A:84:LYS:HA	2:B:7:C:H6	2	0.99	0.11	0.99
(1,3)	1:A:84:LYS:HA	2:B:7:C:HO2'	2	0.99	0.11	0.99
(1,3)	1:A:84:LYS:HA	2:B:7:C:N1	2	0.99	0.11	0.99
(1,3)	1:A:84:LYS:HA	2:B:7:C:N3	2	0.99	0.11	0.99
(1,3)	1:A:84:LYS:HA	2:B:7:C:N4	2	0.99	0.11	0.99
(1,3)	1:A:84:LYS:HA	2:B:7:C:O2	2	0.99	0.11	0.99
(1,3)	1:A:84:LYS:HA	2:B:7:C:O2'	2	0.99	0.11	0.99
(1,3)	1:A:84:LYS:HA	2:B:7:C:O3'	2	0.99	0.11	0.99
(1,3)	1:A:84:LYS:HA	2:B:7:C:O4'	2	0.99	0.11	0.99
(1,3)	1:A:84:LYS:HA	2:B:7:C:O5'	2	0.99	0.11	0.99
(1,3)	1:A:84:LYS:HA	2:B:7:C:OP1	2	0.99	0.11	0.99
(1,3)	1:A:84:LYS:HA	2:B:7:C:OP2	2	0.99	0.11	0.99
(1,3)	1:A:84:LYS:HA	2:B:7:C:P	2	0.99	0.11	0.99
(1,3)	1:A:84:LYS:HA	2:B:8:U:C1'	2	0.99	0.11	0.99

Continued on next page...

Continued from previous page...

Key	Atom-1	Atom-2	Models ¹	Mean (Å)	SD ¹ (Å)	Median (Å)
(1,3)	1:A:84:LYS:HA	2:B:8:U:C2	2	0.99	0.11	0.99
(1,3)	1:A:84:LYS:HA	2:B:8:U:C2'	2	0.99	0.11	0.99
(1,3)	1:A:84:LYS:HA	2:B:8:U:C3'	2	0.99	0.11	0.99
(1,3)	1:A:84:LYS:HA	2:B:8:U:C4	2	0.99	0.11	0.99
(1,3)	1:A:84:LYS:HA	2:B:8:U:C4'	2	0.99	0.11	0.99
(1,3)	1:A:84:LYS:HA	2:B:8:U:C5	2	0.99	0.11	0.99
(1,3)	1:A:84:LYS:HA	2:B:8:U:C5'	2	0.99	0.11	0.99
(1,3)	1:A:84:LYS:HA	2:B:8:U:C6	2	0.99	0.11	0.99
(1,3)	1:A:84:LYS:HA	2:B:8:U:H1'	2	0.99	0.11	0.99
(1,3)	1:A:84:LYS:HA	2:B:8:U:H2'	2	0.99	0.11	0.99
(1,3)	1:A:84:LYS:HA	2:B:8:U:H3	2	0.99	0.11	0.99
(1,3)	1:A:84:LYS:HA	2:B:8:U:H3'	2	0.99	0.11	0.99
(1,3)	1:A:84:LYS:HA	2:B:8:U:H4'	2	0.99	0.11	0.99
(1,3)	1:A:84:LYS:HA	2:B:8:U:H5	2	0.99	0.11	0.99
(1,3)	1:A:84:LYS:HA	2:B:8:U:H5'	2	0.99	0.11	0.99
(1,3)	1:A:84:LYS:HA	2:B:8:U:H5''	2	0.99	0.11	0.99
(1,3)	1:A:84:LYS:HA	2:B:8:U:H6	2	0.99	0.11	0.99
(1,3)	1:A:84:LYS:HA	2:B:8:U:HO2'	2	0.99	0.11	0.99
(1,3)	1:A:84:LYS:HA	2:B:8:U:N1	2	0.99	0.11	0.99
(1,3)	1:A:84:LYS:HA	2:B:8:U:N3	2	0.99	0.11	0.99
(1,3)	1:A:84:LYS:HA	2:B:8:U:O2	2	0.99	0.11	0.99
(1,3)	1:A:84:LYS:HA	2:B:8:U:O2'	2	0.99	0.11	0.99
(1,3)	1:A:84:LYS:HA	2:B:8:U:O3'	2	0.99	0.11	0.99
(1,3)	1:A:84:LYS:HA	2:B:8:U:O4	2	0.99	0.11	0.99
(1,3)	1:A:84:LYS:HA	2:B:8:U:O4'	2	0.99	0.11	0.99
(1,3)	1:A:84:LYS:HA	2:B:8:U:O5'	2	0.99	0.11	0.99
(1,3)	1:A:84:LYS:HA	2:B:8:U:OP1	2	0.99	0.11	0.99
(1,3)	1:A:84:LYS:HA	2:B:8:U:OP2	2	0.99	0.11	0.99
(1,3)	1:A:84:LYS:HA	2:B:8:U:P	2	0.99	0.11	0.99
(1,3)	1:A:84:LYS:HA	2:B:9:C:C1'	2	0.99	0.11	0.99
(1,3)	1:A:84:LYS:HA	2:B:9:C:C2	2	0.99	0.11	0.99
(1,3)	1:A:84:LYS:HA	2:B:9:C:C2'	2	0.99	0.11	0.99
(1,3)	1:A:84:LYS:HA	2:B:9:C:C3'	2	0.99	0.11	0.99
(1,3)	1:A:84:LYS:HA	2:B:9:C:C4	2	0.99	0.11	0.99
(1,3)	1:A:84:LYS:HA	2:B:9:C:C4'	2	0.99	0.11	0.99
(1,3)	1:A:84:LYS:HA	2:B:9:C:C5	2	0.99	0.11	0.99
(1,3)	1:A:84:LYS:HA	2:B:9:C:C5'	2	0.99	0.11	0.99
(1,3)	1:A:84:LYS:HA	2:B:9:C:C6	2	0.99	0.11	0.99
(1,3)	1:A:84:LYS:HA	2:B:9:C:H1'	2	0.99	0.11	0.99
(1,3)	1:A:84:LYS:HA	2:B:9:C:H2'	2	0.99	0.11	0.99
(1,3)	1:A:84:LYS:HA	2:B:9:C:H3'	2	0.99	0.11	0.99
(1,3)	1:A:84:LYS:HA	2:B:9:C:H4'	2	0.99	0.11	0.99

Continued on next page...

Continued from previous page...

Key	Atom-1	Atom-2	Models ¹	Mean (Å)	SD ¹ (Å)	Median (Å)
(1,3)	1:A:84:LYS:HA	2:B:9:C:H41	2	0.99	0.11	0.99
(1,3)	1:A:84:LYS:HA	2:B:9:C:H42	2	0.99	0.11	0.99
(1,3)	1:A:84:LYS:HA	2:B:9:C:H5	2	0.99	0.11	0.99
(1,3)	1:A:84:LYS:HA	2:B:9:C:H5'	2	0.99	0.11	0.99
(1,3)	1:A:84:LYS:HA	2:B:9:C:H5''	2	0.99	0.11	0.99
(1,3)	1:A:84:LYS:HA	2:B:9:C:H6	2	0.99	0.11	0.99
(1,3)	1:A:84:LYS:HA	2:B:9:C:HO2'	2	0.99	0.11	0.99
(1,3)	1:A:84:LYS:HA	2:B:9:C:N1	2	0.99	0.11	0.99
(1,3)	1:A:84:LYS:HA	2:B:9:C:N3	2	0.99	0.11	0.99
(1,3)	1:A:84:LYS:HA	2:B:9:C:N4	2	0.99	0.11	0.99
(1,3)	1:A:84:LYS:HA	2:B:9:C:O2	2	0.99	0.11	0.99
(1,3)	1:A:84:LYS:HA	2:B:9:C:O2'	2	0.99	0.11	0.99
(1,3)	1:A:84:LYS:HA	2:B:9:C:O3'	2	0.99	0.11	0.99
(1,3)	1:A:84:LYS:HA	2:B:9:C:O4'	2	0.99	0.11	0.99
(1,3)	1:A:84:LYS:HA	2:B:9:C:O5'	2	0.99	0.11	0.99
(1,3)	1:A:84:LYS:HA	2:B:9:C:OP1	2	0.99	0.11	0.99
(1,3)	1:A:84:LYS:HA	2:B:9:C:OP2	2	0.99	0.11	0.99
(1,3)	1:A:84:LYS:HA	2:B:9:C:P	2	0.99	0.11	0.99
(1,3)	1:A:84:LYS:HA	2:B:10:G:C1'	2	0.99	0.11	0.99
(1,3)	1:A:84:LYS:HA	2:B:10:G:C2	2	0.99	0.11	0.99
(1,3)	1:A:84:LYS:HA	2:B:10:G:C2'	2	0.99	0.11	0.99
(1,3)	1:A:84:LYS:HA	2:B:10:G:C3'	2	0.99	0.11	0.99
(1,3)	1:A:84:LYS:HA	2:B:10:G:C4	2	0.99	0.11	0.99
(1,3)	1:A:84:LYS:HA	2:B:10:G:C4'	2	0.99	0.11	0.99
(1,3)	1:A:84:LYS:HA	2:B:10:G:C5	2	0.99	0.11	0.99
(1,3)	1:A:84:LYS:HA	2:B:10:G:C5'	2	0.99	0.11	0.99
(1,3)	1:A:84:LYS:HA	2:B:10:G:C6	2	0.99	0.11	0.99
(1,3)	1:A:84:LYS:HA	2:B:10:G:C8	2	0.99	0.11	0.99
(1,3)	1:A:84:LYS:HA	2:B:10:G:H1	2	0.99	0.11	0.99
(1,3)	1:A:84:LYS:HA	2:B:10:G:H1'	2	0.99	0.11	0.99
(1,3)	1:A:84:LYS:HA	2:B:10:G:H2'	2	0.99	0.11	0.99
(1,3)	1:A:84:LYS:HA	2:B:10:G:H21	2	0.99	0.11	0.99
(1,3)	1:A:84:LYS:HA	2:B:10:G:H22	2	0.99	0.11	0.99
(1,3)	1:A:84:LYS:HA	2:B:10:G:H3'	2	0.99	0.11	0.99
(1,3)	1:A:84:LYS:HA	2:B:10:G:H4'	2	0.99	0.11	0.99
(1,3)	1:A:84:LYS:HA	2:B:10:G:H5'	2	0.99	0.11	0.99
(1,3)	1:A:84:LYS:HA	2:B:10:G:H5''	2	0.99	0.11	0.99
(1,3)	1:A:84:LYS:HA	2:B:10:G:H8	2	0.99	0.11	0.99
(1,3)	1:A:84:LYS:HA	2:B:10:G:HO2'	2	0.99	0.11	0.99
(1,3)	1:A:84:LYS:HA	2:B:10:G:N1	2	0.99	0.11	0.99
(1,3)	1:A:84:LYS:HA	2:B:10:G:N2	2	0.99	0.11	0.99
(1,3)	1:A:84:LYS:HA	2:B:10:G:N3	2	0.99	0.11	0.99

Continued on next page...

Continued from previous page...

Key	Atom-1	Atom-2	Models ¹	Mean (Å)	SD ¹ (Å)	Median (Å)
(1,3)	1:A:84:LYS:HA	2:B:10:G:N7	2	0.99	0.11	0.99
(1,3)	1:A:84:LYS:HA	2:B:10:G:N9	2	0.99	0.11	0.99
(1,3)	1:A:84:LYS:HA	2:B:10:G:O2'	2	0.99	0.11	0.99
(1,3)	1:A:84:LYS:HA	2:B:10:G:O3'	2	0.99	0.11	0.99
(1,3)	1:A:84:LYS:HA	2:B:10:G:O4'	2	0.99	0.11	0.99
(1,3)	1:A:84:LYS:HA	2:B:10:G:O5'	2	0.99	0.11	0.99
(1,3)	1:A:84:LYS:HA	2:B:10:G:O6	2	0.99	0.11	0.99
(1,3)	1:A:84:LYS:HA	2:B:10:G:OP1	2	0.99	0.11	0.99
(1,3)	1:A:84:LYS:HA	2:B:10:G:OP2	2	0.99	0.11	0.99
(1,3)	1:A:84:LYS:HA	2:B:10:G:P	2	0.99	0.11	0.99
(1,3)	1:A:84:LYS:HA	2:B:11:A:C1'	2	0.99	0.11	0.99
(1,3)	1:A:84:LYS:HA	2:B:11:A:C2	2	0.99	0.11	0.99
(1,3)	1:A:84:LYS:HA	2:B:11:A:C2'	2	0.99	0.11	0.99
(1,3)	1:A:84:LYS:HA	2:B:11:A:C3'	2	0.99	0.11	0.99
(1,3)	1:A:84:LYS:HA	2:B:11:A:C4	2	0.99	0.11	0.99
(1,3)	1:A:84:LYS:HA	2:B:11:A:C4'	2	0.99	0.11	0.99
(1,3)	1:A:84:LYS:HA	2:B:11:A:C5	2	0.99	0.11	0.99
(1,3)	1:A:84:LYS:HA	2:B:11:A:C5'	2	0.99	0.11	0.99
(1,3)	1:A:84:LYS:HA	2:B:11:A:C6	2	0.99	0.11	0.99
(1,3)	1:A:84:LYS:HA	2:B:11:A:C8	2	0.99	0.11	0.99
(1,3)	1:A:84:LYS:HA	2:B:11:A:H1'	2	0.99	0.11	0.99
(1,3)	1:A:84:LYS:HA	2:B:11:A:H2	2	0.99	0.11	0.99
(1,3)	1:A:84:LYS:HA	2:B:11:A:H2'	2	0.99	0.11	0.99
(1,3)	1:A:84:LYS:HA	2:B:11:A:H3'	2	0.99	0.11	0.99
(1,3)	1:A:84:LYS:HA	2:B:11:A:H4'	2	0.99	0.11	0.99
(1,3)	1:A:84:LYS:HA	2:B:11:A:H5'	2	0.99	0.11	0.99
(1,3)	1:A:84:LYS:HA	2:B:11:A:H5''	2	0.99	0.11	0.99
(1,3)	1:A:84:LYS:HA	2:B:11:A:H61	2	0.99	0.11	0.99
(1,3)	1:A:84:LYS:HA	2:B:11:A:H62	2	0.99	0.11	0.99
(1,3)	1:A:84:LYS:HA	2:B:11:A:H8	2	0.99	0.11	0.99
(1,3)	1:A:84:LYS:HA	2:B:11:A:HO2'	2	0.99	0.11	0.99
(1,3)	1:A:84:LYS:HA	2:B:11:A:N1	2	0.99	0.11	0.99
(1,3)	1:A:84:LYS:HA	2:B:11:A:N3	2	0.99	0.11	0.99
(1,3)	1:A:84:LYS:HA	2:B:11:A:N6	2	0.99	0.11	0.99
(1,3)	1:A:84:LYS:HA	2:B:11:A:N7	2	0.99	0.11	0.99
(1,3)	1:A:84:LYS:HA	2:B:11:A:N9	2	0.99	0.11	0.99
(1,3)	1:A:84:LYS:HA	2:B:11:A:O2'	2	0.99	0.11	0.99
(1,3)	1:A:84:LYS:HA	2:B:11:A:O3'	2	0.99	0.11	0.99
(1,3)	1:A:84:LYS:HA	2:B:11:A:O4'	2	0.99	0.11	0.99
(1,3)	1:A:84:LYS:HA	2:B:11:A:O5'	2	0.99	0.11	0.99
(1,3)	1:A:84:LYS:HA	2:B:11:A:OP1	2	0.99	0.11	0.99
(1,3)	1:A:84:LYS:HA	2:B:11:A:OP2	2	0.99	0.11	0.99

Continued on next page...

Continued from previous page...

Key	Atom-1	Atom-2	Models ¹	Mean (Å)	SD ¹ (Å)	Median (Å)
(1,3)	1:A:84:LYS:HA	2:B:11:A:P	2	0.99	0.11	0.99
(1,3)	1:A:84:LYS:HA	2:B:12:A:C1'	2	0.99	0.11	0.99
(1,3)	1:A:84:LYS:HA	2:B:12:A:C2	2	0.99	0.11	0.99
(1,3)	1:A:84:LYS:HA	2:B:12:A:C2'	2	0.99	0.11	0.99
(1,3)	1:A:84:LYS:HA	2:B:12:A:C3'	2	0.99	0.11	0.99
(1,3)	1:A:84:LYS:HA	2:B:12:A:C4	2	0.99	0.11	0.99
(1,3)	1:A:84:LYS:HA	2:B:12:A:C4'	2	0.99	0.11	0.99
(1,3)	1:A:84:LYS:HA	2:B:12:A:C5	2	0.99	0.11	0.99
(1,3)	1:A:84:LYS:HA	2:B:12:A:C5'	2	0.99	0.11	0.99
(1,3)	1:A:84:LYS:HA	2:B:12:A:C6	2	0.99	0.11	0.99
(1,3)	1:A:84:LYS:HA	2:B:12:A:C8	2	0.99	0.11	0.99
(1,3)	1:A:84:LYS:HA	2:B:12:A:H1'	2	0.99	0.11	0.99
(1,3)	1:A:84:LYS:HA	2:B:12:A:H2	2	0.99	0.11	0.99
(1,3)	1:A:84:LYS:HA	2:B:12:A:H2'	2	0.99	0.11	0.99
(1,3)	1:A:84:LYS:HA	2:B:12:A:H3'	2	0.99	0.11	0.99
(1,3)	1:A:84:LYS:HA	2:B:12:A:H4'	2	0.99	0.11	0.99
(1,3)	1:A:84:LYS:HA	2:B:12:A:H5'	2	0.99	0.11	0.99
(1,3)	1:A:84:LYS:HA	2:B:12:A:H5''	2	0.99	0.11	0.99
(1,3)	1:A:84:LYS:HA	2:B:12:A:H61	2	0.99	0.11	0.99
(1,3)	1:A:84:LYS:HA	2:B:12:A:H62	2	0.99	0.11	0.99
(1,3)	1:A:84:LYS:HA	2:B:12:A:H8	2	0.99	0.11	0.99
(1,3)	1:A:84:LYS:HA	2:B:12:A:HO2'	2	0.99	0.11	0.99
(1,3)	1:A:84:LYS:HA	2:B:12:A:N1	2	0.99	0.11	0.99
(1,3)	1:A:84:LYS:HA	2:B:12:A:N3	2	0.99	0.11	0.99
(1,3)	1:A:84:LYS:HA	2:B:12:A:N6	2	0.99	0.11	0.99
(1,3)	1:A:84:LYS:HA	2:B:12:A:N7	2	0.99	0.11	0.99
(1,3)	1:A:84:LYS:HA	2:B:12:A:N9	2	0.99	0.11	0.99
(1,3)	1:A:84:LYS:HA	2:B:12:A:O2'	2	0.99	0.11	0.99
(1,3)	1:A:84:LYS:HA	2:B:12:A:O3'	2	0.99	0.11	0.99
(1,3)	1:A:84:LYS:HA	2:B:12:A:O4'	2	0.99	0.11	0.99
(1,3)	1:A:84:LYS:HA	2:B:12:A:O5'	2	0.99	0.11	0.99
(1,3)	1:A:84:LYS:HA	2:B:12:A:OP1	2	0.99	0.11	0.99
(1,3)	1:A:84:LYS:HA	2:B:12:A:OP2	2	0.99	0.11	0.99
(1,3)	1:A:84:LYS:HA	2:B:12:A:P	2	0.99	0.11	0.99
(1,3)	1:A:84:LYS:HA	2:B:13:A:C1'	2	0.99	0.11	0.99
(1,3)	1:A:84:LYS:HA	2:B:13:A:C2	2	0.99	0.11	0.99
(1,3)	1:A:84:LYS:HA	2:B:13:A:C2'	2	0.99	0.11	0.99
(1,3)	1:A:84:LYS:HA	2:B:13:A:C3'	2	0.99	0.11	0.99
(1,3)	1:A:84:LYS:HA	2:B:13:A:C4	2	0.99	0.11	0.99
(1,3)	1:A:84:LYS:HA	2:B:13:A:C4'	2	0.99	0.11	0.99
(1,3)	1:A:84:LYS:HA	2:B:13:A:C5	2	0.99	0.11	0.99
(1,3)	1:A:84:LYS:HA	2:B:13:A:C5'	2	0.99	0.11	0.99

Continued on next page...

Continued from previous page...

Key	Atom-1	Atom-2	Models ¹	Mean (Å)	SD ¹ (Å)	Median (Å)
(1,3)	1:A:84:LYS:HA	2:B:13:A:C6	2	0.99	0.11	0.99
(1,3)	1:A:84:LYS:HA	2:B:13:A:C8	2	0.99	0.11	0.99
(1,3)	1:A:84:LYS:HA	2:B:13:A:H1'	2	0.99	0.11	0.99
(1,3)	1:A:84:LYS:HA	2:B:13:A:H2	2	0.99	0.11	0.99
(1,3)	1:A:84:LYS:HA	2:B:13:A:H2'	2	0.99	0.11	0.99
(1,3)	1:A:84:LYS:HA	2:B:13:A:H3'	2	0.99	0.11	0.99
(1,3)	1:A:84:LYS:HA	2:B:13:A:H4'	2	0.99	0.11	0.99
(1,3)	1:A:84:LYS:HA	2:B:13:A:H5'	2	0.99	0.11	0.99
(1,3)	1:A:84:LYS:HA	2:B:13:A:H5''	2	0.99	0.11	0.99
(1,3)	1:A:84:LYS:HA	2:B:13:A:H61	2	0.99	0.11	0.99
(1,3)	1:A:84:LYS:HA	2:B:13:A:H62	2	0.99	0.11	0.99
(1,3)	1:A:84:LYS:HA	2:B:13:A:H8	2	0.99	0.11	0.99
(1,3)	1:A:84:LYS:HA	2:B:13:A:HO2'	2	0.99	0.11	0.99
(1,3)	1:A:84:LYS:HA	2:B:13:A:N1	2	0.99	0.11	0.99
(1,3)	1:A:84:LYS:HA	2:B:13:A:N3	2	0.99	0.11	0.99
(1,3)	1:A:84:LYS:HA	2:B:13:A:N6	2	0.99	0.11	0.99
(1,3)	1:A:84:LYS:HA	2:B:13:A:N7	2	0.99	0.11	0.99
(1,3)	1:A:84:LYS:HA	2:B:13:A:N9	2	0.99	0.11	0.99
(1,3)	1:A:84:LYS:HA	2:B:13:A:O2'	2	0.99	0.11	0.99
(1,3)	1:A:84:LYS:HA	2:B:13:A:O3'	2	0.99	0.11	0.99
(1,3)	1:A:84:LYS:HA	2:B:13:A:O4'	2	0.99	0.11	0.99
(1,3)	1:A:84:LYS:HA	2:B:13:A:O5'	2	0.99	0.11	0.99
(1,3)	1:A:84:LYS:HA	2:B:13:A:OP1	2	0.99	0.11	0.99
(1,3)	1:A:84:LYS:HA	2:B:13:A:OP2	2	0.99	0.11	0.99
(1,3)	1:A:84:LYS:HA	2:B:13:A:P	2	0.99	0.11	0.99
(1,3)	1:A:84:LYS:HA	2:B:14:G:C1'	2	0.99	0.11	0.99
(1,3)	1:A:84:LYS:HA	2:B:14:G:C2	2	0.99	0.11	0.99
(1,3)	1:A:84:LYS:HA	2:B:14:G:C2'	2	0.99	0.11	0.99
(1,3)	1:A:84:LYS:HA	2:B:14:G:C3'	2	0.99	0.11	0.99
(1,3)	1:A:84:LYS:HA	2:B:14:G:C4	2	0.99	0.11	0.99
(1,3)	1:A:84:LYS:HA	2:B:14:G:C4'	2	0.99	0.11	0.99
(1,3)	1:A:84:LYS:HA	2:B:14:G:C5	2	0.99	0.11	0.99
(1,3)	1:A:84:LYS:HA	2:B:14:G:C5'	2	0.99	0.11	0.99
(1,3)	1:A:84:LYS:HA	2:B:14:G:C6	2	0.99	0.11	0.99
(1,3)	1:A:84:LYS:HA	2:B:14:G:C8	2	0.99	0.11	0.99
(1,3)	1:A:84:LYS:HA	2:B:14:G:H1	2	0.99	0.11	0.99
(1,3)	1:A:84:LYS:HA	2:B:14:G:H1'	2	0.99	0.11	0.99
(1,3)	1:A:84:LYS:HA	2:B:14:G:H2'	2	0.99	0.11	0.99
(1,3)	1:A:84:LYS:HA	2:B:14:G:H21	2	0.99	0.11	0.99
(1,3)	1:A:84:LYS:HA	2:B:14:G:H22	2	0.99	0.11	0.99
(1,3)	1:A:84:LYS:HA	2:B:14:G:H3'	2	0.99	0.11	0.99
(1,3)	1:A:84:LYS:HA	2:B:14:G:H4'	2	0.99	0.11	0.99

Continued on next page...

Continued from previous page...

Key	Atom-1	Atom-2	Models ¹	Mean (Å)	SD ¹ (Å)	Median (Å)
(1,3)	1:A:84:LYS:HA	2:B:14:G:H5'	2	0.99	0.11	0.99
(1,3)	1:A:84:LYS:HA	2:B:14:G:H5''	2	0.99	0.11	0.99
(1,3)	1:A:84:LYS:HA	2:B:14:G:H8	2	0.99	0.11	0.99
(1,3)	1:A:84:LYS:HA	2:B:14:G:HO2'	2	0.99	0.11	0.99
(1,3)	1:A:84:LYS:HA	2:B:14:G:N1	2	0.99	0.11	0.99
(1,3)	1:A:84:LYS:HA	2:B:14:G:N2	2	0.99	0.11	0.99
(1,3)	1:A:84:LYS:HA	2:B:14:G:N3	2	0.99	0.11	0.99
(1,3)	1:A:84:LYS:HA	2:B:14:G:N7	2	0.99	0.11	0.99
(1,3)	1:A:84:LYS:HA	2:B:14:G:N9	2	0.99	0.11	0.99
(1,3)	1:A:84:LYS:HA	2:B:14:G:O2'	2	0.99	0.11	0.99
(1,3)	1:A:84:LYS:HA	2:B:14:G:O3'	2	0.99	0.11	0.99
(1,3)	1:A:84:LYS:HA	2:B:14:G:O4'	2	0.99	0.11	0.99
(1,3)	1:A:84:LYS:HA	2:B:14:G:O5'	2	0.99	0.11	0.99
(1,3)	1:A:84:LYS:HA	2:B:14:G:O6	2	0.99	0.11	0.99
(1,3)	1:A:84:LYS:HA	2:B:14:G:OP1	2	0.99	0.11	0.99
(1,3)	1:A:84:LYS:HA	2:B:14:G:OP2	2	0.99	0.11	0.99
(1,3)	1:A:84:LYS:HA	2:B:14:G:P	2	0.99	0.11	0.99
(1,3)	1:A:84:LYS:HA	2:B:15:A:C1'	2	0.99	0.11	0.99
(1,3)	1:A:84:LYS:HA	2:B:15:A:C2	2	0.99	0.11	0.99
(1,3)	1:A:84:LYS:HA	2:B:15:A:C2'	2	0.99	0.11	0.99
(1,3)	1:A:84:LYS:HA	2:B:15:A:C3'	2	0.99	0.11	0.99
(1,3)	1:A:84:LYS:HA	2:B:15:A:C4	2	0.99	0.11	0.99
(1,3)	1:A:84:LYS:HA	2:B:15:A:C4'	2	0.99	0.11	0.99
(1,3)	1:A:84:LYS:HA	2:B:15:A:C5	2	0.99	0.11	0.99
(1,3)	1:A:84:LYS:HA	2:B:15:A:C5'	2	0.99	0.11	0.99
(1,3)	1:A:84:LYS:HA	2:B:15:A:C6	2	0.99	0.11	0.99
(1,3)	1:A:84:LYS:HA	2:B:15:A:C8	2	0.99	0.11	0.99
(1,3)	1:A:84:LYS:HA	2:B:15:A:H1'	2	0.99	0.11	0.99
(1,3)	1:A:84:LYS:HA	2:B:15:A:H2	2	0.99	0.11	0.99
(1,3)	1:A:84:LYS:HA	2:B:15:A:H2'	2	0.99	0.11	0.99
(1,3)	1:A:84:LYS:HA	2:B:15:A:H3'	2	0.99	0.11	0.99
(1,3)	1:A:84:LYS:HA	2:B:15:A:H4'	2	0.99	0.11	0.99
(1,3)	1:A:84:LYS:HA	2:B:15:A:H5'	2	0.99	0.11	0.99
(1,3)	1:A:84:LYS:HA	2:B:15:A:H5''	2	0.99	0.11	0.99
(1,3)	1:A:84:LYS:HA	2:B:15:A:H61	2	0.99	0.11	0.99
(1,3)	1:A:84:LYS:HA	2:B:15:A:H62	2	0.99	0.11	0.99
(1,3)	1:A:84:LYS:HA	2:B:15:A:H8	2	0.99	0.11	0.99
(1,3)	1:A:84:LYS:HA	2:B:15:A:HO2'	2	0.99	0.11	0.99
(1,3)	1:A:84:LYS:HA	2:B:15:A:N1	2	0.99	0.11	0.99
(1,3)	1:A:84:LYS:HA	2:B:15:A:N3	2	0.99	0.11	0.99
(1,3)	1:A:84:LYS:HA	2:B:15:A:N6	2	0.99	0.11	0.99
(1,3)	1:A:84:LYS:HA	2:B:15:A:N7	2	0.99	0.11	0.99

Continued on next page...

Continued from previous page...

Key	Atom-1	Atom-2	Models ¹	Mean (Å)	SD ¹ (Å)	Median (Å)
(1,3)	1:A:84:LYS:HA	2:B:15:A:N9	2	0.99	0.11	0.99
(1,3)	1:A:84:LYS:HA	2:B:15:A:O2'	2	0.99	0.11	0.99
(1,3)	1:A:84:LYS:HA	2:B:15:A:O3'	2	0.99	0.11	0.99
(1,3)	1:A:84:LYS:HA	2:B:15:A:O4'	2	0.99	0.11	0.99
(1,3)	1:A:84:LYS:HA	2:B:15:A:O5'	2	0.99	0.11	0.99
(1,3)	1:A:84:LYS:HA	2:B:15:A:OP1	2	0.99	0.11	0.99
(1,3)	1:A:84:LYS:HA	2:B:15:A:OP2	2	0.99	0.11	0.99
(1,3)	1:A:84:LYS:HA	2:B:15:A:P	2	0.99	0.11	0.99
(1,3)	1:A:84:LYS:HA	2:B:16:G:C1'	2	0.99	0.11	0.99
(1,3)	1:A:84:LYS:HA	2:B:16:G:C2	2	0.99	0.11	0.99
(1,3)	1:A:84:LYS:HA	2:B:16:G:C2'	2	0.99	0.11	0.99
(1,3)	1:A:84:LYS:HA	2:B:16:G:C3'	2	0.99	0.11	0.99
(1,3)	1:A:84:LYS:HA	2:B:16:G:C4	2	0.99	0.11	0.99
(1,3)	1:A:84:LYS:HA	2:B:16:G:C4'	2	0.99	0.11	0.99
(1,3)	1:A:84:LYS:HA	2:B:16:G:C5	2	0.99	0.11	0.99
(1,3)	1:A:84:LYS:HA	2:B:16:G:C5'	2	0.99	0.11	0.99
(1,3)	1:A:84:LYS:HA	2:B:16:G:C6	2	0.99	0.11	0.99
(1,3)	1:A:84:LYS:HA	2:B:16:G:C8	2	0.99	0.11	0.99
(1,3)	1:A:84:LYS:HA	2:B:16:G:H1	2	0.99	0.11	0.99
(1,3)	1:A:84:LYS:HA	2:B:16:G:H1'	2	0.99	0.11	0.99
(1,3)	1:A:84:LYS:HA	2:B:16:G:H2'	2	0.99	0.11	0.99
(1,3)	1:A:84:LYS:HA	2:B:16:G:H21	2	0.99	0.11	0.99
(1,3)	1:A:84:LYS:HA	2:B:16:G:H22	2	0.99	0.11	0.99
(1,3)	1:A:84:LYS:HA	2:B:16:G:H3'	2	0.99	0.11	0.99
(1,3)	1:A:84:LYS:HA	2:B:16:G:H4'	2	0.99	0.11	0.99
(1,3)	1:A:84:LYS:HA	2:B:16:G:H5'	2	0.99	0.11	0.99
(1,3)	1:A:84:LYS:HA	2:B:16:G:H5''	2	0.99	0.11	0.99
(1,3)	1:A:84:LYS:HA	2:B:16:G:H8	2	0.99	0.11	0.99
(1,3)	1:A:84:LYS:HA	2:B:16:G:HO2'	2	0.99	0.11	0.99
(1,3)	1:A:84:LYS:HA	2:B:16:G:N1	2	0.99	0.11	0.99
(1,3)	1:A:84:LYS:HA	2:B:16:G:N2	2	0.99	0.11	0.99
(1,3)	1:A:84:LYS:HA	2:B:16:G:N3	2	0.99	0.11	0.99
(1,3)	1:A:84:LYS:HA	2:B:16:G:N7	2	0.99	0.11	0.99
(1,3)	1:A:84:LYS:HA	2:B:16:G:N9	2	0.99	0.11	0.99
(1,3)	1:A:84:LYS:HA	2:B:16:G:O2'	2	0.99	0.11	0.99
(1,3)	1:A:84:LYS:HA	2:B:16:G:O3'	2	0.99	0.11	0.99
(1,3)	1:A:84:LYS:HA	2:B:16:G:O4'	2	0.99	0.11	0.99
(1,3)	1:A:84:LYS:HA	2:B:16:G:O5'	2	0.99	0.11	0.99
(1,3)	1:A:84:LYS:HA	2:B:16:G:O6	2	0.99	0.11	0.99
(1,3)	1:A:84:LYS:HA	2:B:16:G:OP1	2	0.99	0.11	0.99
(1,3)	1:A:84:LYS:HA	2:B:16:G:OP2	2	0.99	0.11	0.99
(1,3)	1:A:84:LYS:HA	2:B:16:G:P	2	0.99	0.11	0.99

Continued on next page...

Continued from previous page...

Key	Atom-1	Atom-2	Models ¹	Mean (Å)	SD ¹ (Å)	Median (Å)
(1,3)	1:A:84:LYS:HA	2:B:17:C:C1'	2	0.99	0.11	0.99
(1,3)	1:A:84:LYS:HA	2:B:17:C:C2	2	0.99	0.11	0.99
(1,3)	1:A:84:LYS:HA	2:B:17:C:C2'	2	0.99	0.11	0.99
(1,3)	1:A:84:LYS:HA	2:B:17:C:C3'	2	0.99	0.11	0.99
(1,3)	1:A:84:LYS:HA	2:B:17:C:C4	2	0.99	0.11	0.99
(1,3)	1:A:84:LYS:HA	2:B:17:C:C4'	2	0.99	0.11	0.99
(1,3)	1:A:84:LYS:HA	2:B:17:C:C5	2	0.99	0.11	0.99
(1,3)	1:A:84:LYS:HA	2:B:17:C:C5'	2	0.99	0.11	0.99
(1,3)	1:A:84:LYS:HA	2:B:17:C:C6	2	0.99	0.11	0.99
(1,3)	1:A:84:LYS:HA	2:B:17:C:H1'	2	0.99	0.11	0.99
(1,3)	1:A:84:LYS:HA	2:B:17:C:H2'	2	0.99	0.11	0.99
(1,3)	1:A:84:LYS:HA	2:B:17:C:H3'	2	0.99	0.11	0.99
(1,3)	1:A:84:LYS:HA	2:B:17:C:H4'	2	0.99	0.11	0.99
(1,3)	1:A:84:LYS:HA	2:B:17:C:H41	2	0.99	0.11	0.99
(1,3)	1:A:84:LYS:HA	2:B:17:C:H42	2	0.99	0.11	0.99
(1,3)	1:A:84:LYS:HA	2:B:17:C:H5	2	0.99	0.11	0.99
(1,3)	1:A:84:LYS:HA	2:B:17:C:H5'	2	0.99	0.11	0.99
(1,3)	1:A:84:LYS:HA	2:B:17:C:H5''	2	0.99	0.11	0.99
(1,3)	1:A:84:LYS:HA	2:B:17:C:H6	2	0.99	0.11	0.99
(1,3)	1:A:84:LYS:HA	2:B:17:C:HO2'	2	0.99	0.11	0.99
(1,3)	1:A:84:LYS:HA	2:B:17:C:N1	2	0.99	0.11	0.99
(1,3)	1:A:84:LYS:HA	2:B:17:C:N3	2	0.99	0.11	0.99
(1,3)	1:A:84:LYS:HA	2:B:17:C:N4	2	0.99	0.11	0.99
(1,3)	1:A:84:LYS:HA	2:B:17:C:O2	2	0.99	0.11	0.99
(1,3)	1:A:84:LYS:HA	2:B:17:C:O2'	2	0.99	0.11	0.99
(1,3)	1:A:84:LYS:HA	2:B:17:C:O3'	2	0.99	0.11	0.99
(1,3)	1:A:84:LYS:HA	2:B:17:C:O4'	2	0.99	0.11	0.99
(1,3)	1:A:84:LYS:HA	2:B:17:C:O5'	2	0.99	0.11	0.99
(1,3)	1:A:84:LYS:HA	2:B:17:C:OP1	2	0.99	0.11	0.99
(1,3)	1:A:84:LYS:HA	2:B:17:C:OP2	2	0.99	0.11	0.99
(1,3)	1:A:84:LYS:HA	2:B:17:C:P	2	0.99	0.11	0.99
(1,3)	1:A:84:LYS:HA	2:B:18:A:C1'	2	0.99	0.11	0.99
(1,3)	1:A:84:LYS:HA	2:B:18:A:C2	2	0.99	0.11	0.99
(1,3)	1:A:84:LYS:HA	2:B:18:A:C2'	2	0.99	0.11	0.99
(1,3)	1:A:84:LYS:HA	2:B:18:A:C3'	2	0.99	0.11	0.99
(1,3)	1:A:84:LYS:HA	2:B:18:A:C4	2	0.99	0.11	0.99
(1,3)	1:A:84:LYS:HA	2:B:18:A:C4'	2	0.99	0.11	0.99
(1,3)	1:A:84:LYS:HA	2:B:18:A:C5	2	0.99	0.11	0.99
(1,3)	1:A:84:LYS:HA	2:B:18:A:C5'	2	0.99	0.11	0.99
(1,3)	1:A:84:LYS:HA	2:B:18:A:C6	2	0.99	0.11	0.99
(1,3)	1:A:84:LYS:HA	2:B:18:A:C8	2	0.99	0.11	0.99
(1,3)	1:A:84:LYS:HA	2:B:18:A:H1'	2	0.99	0.11	0.99

Continued on next page...

Continued from previous page...

Key	Atom-1	Atom-2	Models ¹	Mean (Å)	SD ¹ (Å)	Median (Å)
(1,3)	1:A:84:LYS:HA	2:B:18:A:H2	2	0.99	0.11	0.99
(1,3)	1:A:84:LYS:HA	2:B:18:A:H2'	2	0.99	0.11	0.99
(1,3)	1:A:84:LYS:HA	2:B:18:A:H3'	2	0.99	0.11	0.99
(1,3)	1:A:84:LYS:HA	2:B:18:A:H4'	2	0.99	0.11	0.99
(1,3)	1:A:84:LYS:HA	2:B:18:A:H5'	2	0.99	0.11	0.99
(1,3)	1:A:84:LYS:HA	2:B:18:A:H5''	2	0.99	0.11	0.99
(1,3)	1:A:84:LYS:HA	2:B:18:A:H61	2	0.99	0.11	0.99
(1,3)	1:A:84:LYS:HA	2:B:18:A:H62	2	0.99	0.11	0.99
(1,3)	1:A:84:LYS:HA	2:B:18:A:H8	2	0.99	0.11	0.99
(1,3)	1:A:84:LYS:HA	2:B:18:A:HO2'	2	0.99	0.11	0.99
(1,3)	1:A:84:LYS:HA	2:B:18:A:N1	2	0.99	0.11	0.99
(1,3)	1:A:84:LYS:HA	2:B:18:A:N3	2	0.99	0.11	0.99
(1,3)	1:A:84:LYS:HA	2:B:18:A:N6	2	0.99	0.11	0.99
(1,3)	1:A:84:LYS:HA	2:B:18:A:N7	2	0.99	0.11	0.99
(1,3)	1:A:84:LYS:HA	2:B:18:A:N9	2	0.99	0.11	0.99
(1,3)	1:A:84:LYS:HA	2:B:18:A:O2'	2	0.99	0.11	0.99
(1,3)	1:A:84:LYS:HA	2:B:18:A:O3'	2	0.99	0.11	0.99
(1,3)	1:A:84:LYS:HA	2:B:18:A:O4'	2	0.99	0.11	0.99
(1,3)	1:A:84:LYS:HA	2:B:18:A:O5'	2	0.99	0.11	0.99
(1,3)	1:A:84:LYS:HA	2:B:18:A:OP1	2	0.99	0.11	0.99
(1,3)	1:A:84:LYS:HA	2:B:18:A:OP2	2	0.99	0.11	0.99
(1,3)	1:A:84:LYS:HA	2:B:18:A:P	2	0.99	0.11	0.99
(1,3)	1:A:84:LYS:HA	2:B:19:A:C1'	2	0.99	0.11	0.99
(1,3)	1:A:84:LYS:HA	2:B:19:A:C2	2	0.99	0.11	0.99
(1,3)	1:A:84:LYS:HA	2:B:19:A:C2'	2	0.99	0.11	0.99
(1,3)	1:A:84:LYS:HA	2:B:19:A:C3'	2	0.99	0.11	0.99
(1,3)	1:A:84:LYS:HA	2:B:19:A:C4	2	0.99	0.11	0.99
(1,3)	1:A:84:LYS:HA	2:B:19:A:C4'	2	0.99	0.11	0.99
(1,3)	1:A:84:LYS:HA	2:B:19:A:C5	2	0.99	0.11	0.99
(1,3)	1:A:84:LYS:HA	2:B:19:A:C5'	2	0.99	0.11	0.99
(1,3)	1:A:84:LYS:HA	2:B:19:A:C6	2	0.99	0.11	0.99
(1,3)	1:A:84:LYS:HA	2:B:19:A:C8	2	0.99	0.11	0.99
(1,3)	1:A:84:LYS:HA	2:B:19:A:H1'	2	0.99	0.11	0.99
(1,3)	1:A:84:LYS:HA	2:B:19:A:H2	2	0.99	0.11	0.99
(1,3)	1:A:84:LYS:HA	2:B:19:A:H2'	2	0.99	0.11	0.99
(1,3)	1:A:84:LYS:HA	2:B:19:A:H3'	2	0.99	0.11	0.99
(1,3)	1:A:84:LYS:HA	2:B:19:A:H4'	2	0.99	0.11	0.99
(1,3)	1:A:84:LYS:HA	2:B:19:A:H5'	2	0.99	0.11	0.99
(1,3)	1:A:84:LYS:HA	2:B:19:A:H5''	2	0.99	0.11	0.99
(1,3)	1:A:84:LYS:HA	2:B:19:A:H61	2	0.99	0.11	0.99
(1,3)	1:A:84:LYS:HA	2:B:19:A:H62	2	0.99	0.11	0.99
(1,3)	1:A:84:LYS:HA	2:B:19:A:H8	2	0.99	0.11	0.99

Continued on next page...

Continued from previous page...

Key	Atom-1	Atom-2	Models ¹	Mean (Å)	SD ¹ (Å)	Median (Å)
(1,3)	1:A:84:LYS:HA	2:B:19:A:HO2'	2	0.99	0.11	0.99
(1,3)	1:A:84:LYS:HA	2:B:19:A:N1	2	0.99	0.11	0.99
(1,3)	1:A:84:LYS:HA	2:B:19:A:N3	2	0.99	0.11	0.99
(1,3)	1:A:84:LYS:HA	2:B:19:A:N6	2	0.99	0.11	0.99
(1,3)	1:A:84:LYS:HA	2:B:19:A:N7	2	0.99	0.11	0.99
(1,3)	1:A:84:LYS:HA	2:B:19:A:N9	2	0.99	0.11	0.99
(1,3)	1:A:84:LYS:HA	2:B:19:A:O2'	2	0.99	0.11	0.99
(1,3)	1:A:84:LYS:HA	2:B:19:A:O3'	2	0.99	0.11	0.99
(1,3)	1:A:84:LYS:HA	2:B:19:A:O4'	2	0.99	0.11	0.99
(1,3)	1:A:84:LYS:HA	2:B:19:A:O5'	2	0.99	0.11	0.99
(1,3)	1:A:84:LYS:HA	2:B:19:A:OP1	2	0.99	0.11	0.99
(1,3)	1:A:84:LYS:HA	2:B:19:A:OP2	2	0.99	0.11	0.99
(1,3)	1:A:84:LYS:HA	2:B:19:A:P	2	0.99	0.11	0.99
(1,3)	1:A:84:LYS:HA	2:B:20:U:C1'	2	0.99	0.11	0.99
(1,3)	1:A:84:LYS:HA	2:B:20:U:C2	2	0.99	0.11	0.99
(1,3)	1:A:84:LYS:HA	2:B:20:U:C2'	2	0.99	0.11	0.99
(1,3)	1:A:84:LYS:HA	2:B:20:U:C3'	2	0.99	0.11	0.99
(1,3)	1:A:84:LYS:HA	2:B:20:U:C4	2	0.99	0.11	0.99
(1,3)	1:A:84:LYS:HA	2:B:20:U:C4'	2	0.99	0.11	0.99
(1,3)	1:A:84:LYS:HA	2:B:20:U:C5	2	0.99	0.11	0.99
(1,3)	1:A:84:LYS:HA	2:B:20:U:C5'	2	0.99	0.11	0.99
(1,3)	1:A:84:LYS:HA	2:B:20:U:C6	2	0.99	0.11	0.99
(1,3)	1:A:84:LYS:HA	2:B:20:U:H1'	2	0.99	0.11	0.99
(1,3)	1:A:84:LYS:HA	2:B:20:U:H2'	2	0.99	0.11	0.99
(1,3)	1:A:84:LYS:HA	2:B:20:U:H3	2	0.99	0.11	0.99
(1,3)	1:A:84:LYS:HA	2:B:20:U:H3'	2	0.99	0.11	0.99
(1,3)	1:A:84:LYS:HA	2:B:20:U:H4'	2	0.99	0.11	0.99
(1,3)	1:A:84:LYS:HA	2:B:20:U:H5	2	0.99	0.11	0.99
(1,3)	1:A:84:LYS:HA	2:B:20:U:H5'	2	0.99	0.11	0.99
(1,3)	1:A:84:LYS:HA	2:B:20:U:H5''	2	0.99	0.11	0.99
(1,3)	1:A:84:LYS:HA	2:B:20:U:H6	2	0.99	0.11	0.99
(1,3)	1:A:84:LYS:HA	2:B:20:U:HO2'	2	0.99	0.11	0.99
(1,3)	1:A:84:LYS:HA	2:B:20:U:N1	2	0.99	0.11	0.99
(1,3)	1:A:84:LYS:HA	2:B:20:U:N3	2	0.99	0.11	0.99
(1,3)	1:A:84:LYS:HA	2:B:20:U:O2	2	0.99	0.11	0.99
(1,3)	1:A:84:LYS:HA	2:B:20:U:O2'	2	0.99	0.11	0.99
(1,3)	1:A:84:LYS:HA	2:B:20:U:O3'	2	0.99	0.11	0.99
(1,3)	1:A:84:LYS:HA	2:B:20:U:O4	2	0.99	0.11	0.99
(1,3)	1:A:84:LYS:HA	2:B:20:U:O4'	2	0.99	0.11	0.99
(1,3)	1:A:84:LYS:HA	2:B:20:U:O5'	2	0.99	0.11	0.99
(1,3)	1:A:84:LYS:HA	2:B:20:U:OP1	2	0.99	0.11	0.99
(1,3)	1:A:84:LYS:HA	2:B:20:U:OP2	2	0.99	0.11	0.99

Continued on next page...

Continued from previous page...

Key	Atom-1	Atom-2	Models ¹	Mean (Å)	SD ¹ (Å)	Median (Å)
(1,3)	1:A:84:LYS:HA	2:B:20:U:P	2	0.99	0.11	0.99
(1,3)	1:A:84:LYS:HA	2:B:21:G:C1'	2	0.99	0.11	0.99
(1,3)	1:A:84:LYS:HA	2:B:21:G:C2	2	0.99	0.11	0.99
(1,3)	1:A:84:LYS:HA	2:B:21:G:C2'	2	0.99	0.11	0.99
(1,3)	1:A:84:LYS:HA	2:B:21:G:C3'	2	0.99	0.11	0.99
(1,3)	1:A:84:LYS:HA	2:B:21:G:C4	2	0.99	0.11	0.99
(1,3)	1:A:84:LYS:HA	2:B:21:G:C4'	2	0.99	0.11	0.99
(1,3)	1:A:84:LYS:HA	2:B:21:G:C5	2	0.99	0.11	0.99
(1,3)	1:A:84:LYS:HA	2:B:21:G:C5'	2	0.99	0.11	0.99
(1,3)	1:A:84:LYS:HA	2:B:21:G:C6	2	0.99	0.11	0.99
(1,3)	1:A:84:LYS:HA	2:B:21:G:C8	2	0.99	0.11	0.99
(1,3)	1:A:84:LYS:HA	2:B:21:G:H1	2	0.99	0.11	0.99
(1,3)	1:A:84:LYS:HA	2:B:21:G:H1'	2	0.99	0.11	0.99
(1,3)	1:A:84:LYS:HA	2:B:21:G:H2'	2	0.99	0.11	0.99
(1,3)	1:A:84:LYS:HA	2:B:21:G:H21	2	0.99	0.11	0.99
(1,3)	1:A:84:LYS:HA	2:B:21:G:H22	2	0.99	0.11	0.99
(1,3)	1:A:84:LYS:HA	2:B:21:G:H3'	2	0.99	0.11	0.99
(1,3)	1:A:84:LYS:HA	2:B:21:G:H4'	2	0.99	0.11	0.99
(1,3)	1:A:84:LYS:HA	2:B:21:G:H5'	2	0.99	0.11	0.99
(1,3)	1:A:84:LYS:HA	2:B:21:G:H5''	2	0.99	0.11	0.99
(1,3)	1:A:84:LYS:HA	2:B:21:G:H8	2	0.99	0.11	0.99
(1,3)	1:A:84:LYS:HA	2:B:21:G:HO2'	2	0.99	0.11	0.99
(1,3)	1:A:84:LYS:HA	2:B:21:G:N1	2	0.99	0.11	0.99
(1,3)	1:A:84:LYS:HA	2:B:21:G:N2	2	0.99	0.11	0.99
(1,3)	1:A:84:LYS:HA	2:B:21:G:N3	2	0.99	0.11	0.99
(1,3)	1:A:84:LYS:HA	2:B:21:G:N7	2	0.99	0.11	0.99
(1,3)	1:A:84:LYS:HA	2:B:21:G:N9	2	0.99	0.11	0.99
(1,3)	1:A:84:LYS:HA	2:B:21:G:O2'	2	0.99	0.11	0.99
(1,3)	1:A:84:LYS:HA	2:B:21:G:O3'	2	0.99	0.11	0.99
(1,3)	1:A:84:LYS:HA	2:B:21:G:O4'	2	0.99	0.11	0.99
(1,3)	1:A:84:LYS:HA	2:B:21:G:O5'	2	0.99	0.11	0.99
(1,3)	1:A:84:LYS:HA	2:B:21:G:O6	2	0.99	0.11	0.99
(1,3)	1:A:84:LYS:HA	2:B:21:G:OP1	2	0.99	0.11	0.99
(1,3)	1:A:84:LYS:HA	2:B:21:G:OP2	2	0.99	0.11	0.99
(1,3)	1:A:84:LYS:HA	2:B:21:G:P	2	0.99	0.11	0.99
(1,3)	1:A:84:LYS:HA	2:B:22:A:C1'	2	0.99	0.11	0.99
(1,3)	1:A:84:LYS:HA	2:B:22:A:C2	2	0.99	0.11	0.99
(1,3)	1:A:84:LYS:HA	2:B:22:A:C2'	2	0.99	0.11	0.99
(1,3)	1:A:84:LYS:HA	2:B:22:A:C3'	2	0.99	0.11	0.99
(1,3)	1:A:84:LYS:HA	2:B:22:A:C4	2	0.99	0.11	0.99
(1,3)	1:A:84:LYS:HA	2:B:22:A:C4'	2	0.99	0.11	0.99
(1,3)	1:A:84:LYS:HA	2:B:22:A:C5	2	0.99	0.11	0.99

Continued on next page...

Continued from previous page...

Key	Atom-1	Atom-2	Models ¹	Mean (Å)	SD ¹ (Å)	Median (Å)
(1,3)	1:A:84:LYS:HA	2:B:22:A:C5'	2	0.99	0.11	0.99
(1,3)	1:A:84:LYS:HA	2:B:22:A:C6	2	0.99	0.11	0.99
(1,3)	1:A:84:LYS:HA	2:B:22:A:C8	2	0.99	0.11	0.99
(1,3)	1:A:84:LYS:HA	2:B:22:A:H1'	2	0.99	0.11	0.99
(1,3)	1:A:84:LYS:HA	2:B:22:A:H2	2	0.99	0.11	0.99
(1,3)	1:A:84:LYS:HA	2:B:22:A:H2'	2	0.99	0.11	0.99
(1,3)	1:A:84:LYS:HA	2:B:22:A:H3'	2	0.99	0.11	0.99
(1,3)	1:A:84:LYS:HA	2:B:22:A:H4'	2	0.99	0.11	0.99
(1,3)	1:A:84:LYS:HA	2:B:22:A:H5'	2	0.99	0.11	0.99
(1,3)	1:A:84:LYS:HA	2:B:22:A:H5''	2	0.99	0.11	0.99
(1,3)	1:A:84:LYS:HA	2:B:22:A:H61	2	0.99	0.11	0.99
(1,3)	1:A:84:LYS:HA	2:B:22:A:H62	2	0.99	0.11	0.99
(1,3)	1:A:84:LYS:HA	2:B:22:A:H8	2	0.99	0.11	0.99
(1,3)	1:A:84:LYS:HA	2:B:22:A:HO2'	2	0.99	0.11	0.99
(1,3)	1:A:84:LYS:HA	2:B:22:A:N1	2	0.99	0.11	0.99
(1,3)	1:A:84:LYS:HA	2:B:22:A:N3	2	0.99	0.11	0.99
(1,3)	1:A:84:LYS:HA	2:B:22:A:N6	2	0.99	0.11	0.99
(1,3)	1:A:84:LYS:HA	2:B:22:A:N7	2	0.99	0.11	0.99
(1,3)	1:A:84:LYS:HA	2:B:22:A:N9	2	0.99	0.11	0.99
(1,3)	1:A:84:LYS:HA	2:B:22:A:O2'	2	0.99	0.11	0.99
(1,3)	1:A:84:LYS:HA	2:B:22:A:O3'	2	0.99	0.11	0.99
(1,3)	1:A:84:LYS:HA	2:B:22:A:O4'	2	0.99	0.11	0.99
(1,3)	1:A:84:LYS:HA	2:B:22:A:O5'	2	0.99	0.11	0.99
(1,3)	1:A:84:LYS:HA	2:B:22:A:OP1	2	0.99	0.11	0.99
(1,3)	1:A:84:LYS:HA	2:B:22:A:OP2	2	0.99	0.11	0.99
(1,3)	1:A:84:LYS:HA	2:B:22:A:P	2	0.99	0.11	0.99
(1,3)	1:A:84:LYS:HA	2:B:23:U:C1'	2	0.99	0.11	0.99
(1,3)	1:A:84:LYS:HA	2:B:23:U:C2	2	0.99	0.11	0.99
(1,3)	1:A:84:LYS:HA	2:B:23:U:C2'	2	0.99	0.11	0.99
(1,3)	1:A:84:LYS:HA	2:B:23:U:C3'	2	0.99	0.11	0.99
(1,3)	1:A:84:LYS:HA	2:B:23:U:C4	2	0.99	0.11	0.99
(1,3)	1:A:84:LYS:HA	2:B:23:U:C4'	2	0.99	0.11	0.99
(1,3)	1:A:84:LYS:HA	2:B:23:U:C5	2	0.99	0.11	0.99
(1,3)	1:A:84:LYS:HA	2:B:23:U:C5'	2	0.99	0.11	0.99
(1,3)	1:A:84:LYS:HA	2:B:23:U:C6	2	0.99	0.11	0.99
(1,3)	1:A:84:LYS:HA	2:B:23:U:H1'	2	0.99	0.11	0.99
(1,3)	1:A:84:LYS:HA	2:B:23:U:H2'	2	0.99	0.11	0.99
(1,3)	1:A:84:LYS:HA	2:B:23:U:H3	2	0.99	0.11	0.99
(1,3)	1:A:84:LYS:HA	2:B:23:U:H3'	2	0.99	0.11	0.99
(1,3)	1:A:84:LYS:HA	2:B:23:U:H4'	2	0.99	0.11	0.99
(1,3)	1:A:84:LYS:HA	2:B:23:U:H5	2	0.99	0.11	0.99
(1,3)	1:A:84:LYS:HA	2:B:23:U:H5'	2	0.99	0.11	0.99

Continued on next page...

Continued from previous page...

Key	Atom-1	Atom-2	Models ¹	Mean (Å)	SD ¹ (Å)	Median (Å)
(1,3)	1:A:84:LYS:HA	2:B:23:U:H5''	2	0.99	0.11	0.99
(1,3)	1:A:84:LYS:HA	2:B:23:U:H6	2	0.99	0.11	0.99
(1,3)	1:A:84:LYS:HA	2:B:23:U:HO2'	2	0.99	0.11	0.99
(1,3)	1:A:84:LYS:HA	2:B:23:U:N1	2	0.99	0.11	0.99
(1,3)	1:A:84:LYS:HA	2:B:23:U:N3	2	0.99	0.11	0.99
(1,3)	1:A:84:LYS:HA	2:B:23:U:O2	2	0.99	0.11	0.99
(1,3)	1:A:84:LYS:HA	2:B:23:U:O2'	2	0.99	0.11	0.99
(1,3)	1:A:84:LYS:HA	2:B:23:U:O3'	2	0.99	0.11	0.99
(1,3)	1:A:84:LYS:HA	2:B:23:U:O4	2	0.99	0.11	0.99
(1,3)	1:A:84:LYS:HA	2:B:23:U:O4'	2	0.99	0.11	0.99
(1,3)	1:A:84:LYS:HA	2:B:23:U:O5'	2	0.99	0.11	0.99
(1,3)	1:A:84:LYS:HA	2:B:23:U:OP1	2	0.99	0.11	0.99
(1,3)	1:A:84:LYS:HA	2:B:23:U:OP2	2	0.99	0.11	0.99
(1,3)	1:A:84:LYS:HA	2:B:23:U:P	2	0.99	0.11	0.99
(1,3)	1:A:84:LYS:HA	2:B:24:G:C1'	2	0.99	0.11	0.99
(1,3)	1:A:84:LYS:HA	2:B:24:G:C2	2	0.99	0.11	0.99
(1,3)	1:A:84:LYS:HA	2:B:24:G:C2'	2	0.99	0.11	0.99
(1,3)	1:A:84:LYS:HA	2:B:24:G:C3'	2	0.99	0.11	0.99
(1,3)	1:A:84:LYS:HA	2:B:24:G:C4	2	0.99	0.11	0.99
(1,3)	1:A:84:LYS:HA	2:B:24:G:C4'	2	0.99	0.11	0.99
(1,3)	1:A:84:LYS:HA	2:B:24:G:C5	2	0.99	0.11	0.99
(1,3)	1:A:84:LYS:HA	2:B:24:G:C5'	2	0.99	0.11	0.99
(1,3)	1:A:84:LYS:HA	2:B:24:G:C6	2	0.99	0.11	0.99
(1,3)	1:A:84:LYS:HA	2:B:24:G:C8	2	0.99	0.11	0.99
(1,3)	1:A:84:LYS:HA	2:B:24:G:H1	2	0.99	0.11	0.99
(1,3)	1:A:84:LYS:HA	2:B:24:G:H1'	2	0.99	0.11	0.99
(1,3)	1:A:84:LYS:HA	2:B:24:G:H2'	2	0.99	0.11	0.99
(1,3)	1:A:84:LYS:HA	2:B:24:G:H21	2	0.99	0.11	0.99
(1,3)	1:A:84:LYS:HA	2:B:24:G:H22	2	0.99	0.11	0.99
(1,3)	1:A:84:LYS:HA	2:B:24:G:H3'	2	0.99	0.11	0.99
(1,3)	1:A:84:LYS:HA	2:B:24:G:H4'	2	0.99	0.11	0.99
(1,3)	1:A:84:LYS:HA	2:B:24:G:H5'	2	0.99	0.11	0.99
(1,3)	1:A:84:LYS:HA	2:B:24:G:H5''	2	0.99	0.11	0.99
(1,3)	1:A:84:LYS:HA	2:B:24:G:H8	2	0.99	0.11	0.99
(1,3)	1:A:84:LYS:HA	2:B:24:G:HO2'	2	0.99	0.11	0.99
(1,3)	1:A:84:LYS:HA	2:B:24:G:N1	2	0.99	0.11	0.99
(1,3)	1:A:84:LYS:HA	2:B:24:G:N2	2	0.99	0.11	0.99
(1,3)	1:A:84:LYS:HA	2:B:24:G:N3	2	0.99	0.11	0.99
(1,3)	1:A:84:LYS:HA	2:B:24:G:N7	2	0.99	0.11	0.99
(1,3)	1:A:84:LYS:HA	2:B:24:G:N9	2	0.99	0.11	0.99
(1,3)	1:A:84:LYS:HA	2:B:24:G:O2'	2	0.99	0.11	0.99
(1,3)	1:A:84:LYS:HA	2:B:24:G:O3'	2	0.99	0.11	0.99

Continued on next page...

Continued from previous page...

Key	Atom-1	Atom-2	Models ¹	Mean (Å)	SD ¹ (Å)	Median (Å)
(1,3)	1:A:84:LYS:HA	2:B:24:G:O4'	2	0.99	0.11	0.99
(1,3)	1:A:84:LYS:HA	2:B:24:G:O5'	2	0.99	0.11	0.99
(1,3)	1:A:84:LYS:HA	2:B:24:G:O6	2	0.99	0.11	0.99
(1,3)	1:A:84:LYS:HA	2:B:24:G:OP1	2	0.99	0.11	0.99
(1,3)	1:A:84:LYS:HA	2:B:24:G:OP2	2	0.99	0.11	0.99
(1,3)	1:A:84:LYS:HA	2:B:24:G:P	2	0.99	0.11	0.99
(1,3)	1:A:84:LYS:HB2	2:B:2:C:C1'	2	0.99	0.11	0.99
(1,3)	1:A:84:LYS:HB2	2:B:2:C:C2	2	0.99	0.11	0.99
(1,3)	1:A:84:LYS:HB2	2:B:2:C:C2'	2	0.99	0.11	0.99
(1,3)	1:A:84:LYS:HB2	2:B:2:C:C3'	2	0.99	0.11	0.99
(1,3)	1:A:84:LYS:HB2	2:B:2:C:C4	2	0.99	0.11	0.99
(1,3)	1:A:84:LYS:HB2	2:B:2:C:C4'	2	0.99	0.11	0.99
(1,3)	1:A:84:LYS:HB2	2:B:2:C:C5	2	0.99	0.11	0.99
(1,3)	1:A:84:LYS:HB2	2:B:2:C:C5'	2	0.99	0.11	0.99
(1,3)	1:A:84:LYS:HB2	2:B:2:C:C6	2	0.99	0.11	0.99
(1,3)	1:A:84:LYS:HB2	2:B:2:C:H1'	2	0.99	0.11	0.99
(1,3)	1:A:84:LYS:HB2	2:B:2:C:H2'	2	0.99	0.11	0.99
(1,3)	1:A:84:LYS:HB2	2:B:2:C:H3'	2	0.99	0.11	0.99
(1,3)	1:A:84:LYS:HB2	2:B:2:C:H4'	2	0.99	0.11	0.99
(1,3)	1:A:84:LYS:HB2	2:B:2:C:H41	2	0.99	0.11	0.99
(1,3)	1:A:84:LYS:HB2	2:B:2:C:H42	2	0.99	0.11	0.99
(1,3)	1:A:84:LYS:HB2	2:B:2:C:H5	2	0.99	0.11	0.99
(1,3)	1:A:84:LYS:HB2	2:B:2:C:H5'	2	0.99	0.11	0.99
(1,3)	1:A:84:LYS:HB2	2:B:2:C:H5''	2	0.99	0.11	0.99
(1,3)	1:A:84:LYS:HB2	2:B:2:C:H6	2	0.99	0.11	0.99
(1,3)	1:A:84:LYS:HB2	2:B:2:C:HO2'	2	0.99	0.11	0.99
(1,3)	1:A:84:LYS:HB2	2:B:2:C:N1	2	0.99	0.11	0.99
(1,3)	1:A:84:LYS:HB2	2:B:2:C:N3	2	0.99	0.11	0.99
(1,3)	1:A:84:LYS:HB2	2:B:2:C:N4	2	0.99	0.11	0.99
(1,3)	1:A:84:LYS:HB2	2:B:2:C:O2	2	0.99	0.11	0.99
(1,3)	1:A:84:LYS:HB2	2:B:2:C:O2'	2	0.99	0.11	0.99
(1,3)	1:A:84:LYS:HB2	2:B:2:C:O3'	2	0.99	0.11	0.99
(1,3)	1:A:84:LYS:HB2	2:B:2:C:O4'	2	0.99	0.11	0.99
(1,3)	1:A:84:LYS:HB2	2:B:2:C:O5'	2	0.99	0.11	0.99
(1,3)	1:A:84:LYS:HB2	2:B:3:U:C1'	2	0.99	0.11	0.99
(1,3)	1:A:84:LYS:HB2	2:B:3:U:C2	2	0.99	0.11	0.99
(1,3)	1:A:84:LYS:HB2	2:B:3:U:C2'	2	0.99	0.11	0.99
(1,3)	1:A:84:LYS:HB2	2:B:3:U:C3'	2	0.99	0.11	0.99
(1,3)	1:A:84:LYS:HB2	2:B:3:U:C4	2	0.99	0.11	0.99
(1,3)	1:A:84:LYS:HB2	2:B:3:U:C4'	2	0.99	0.11	0.99
(1,3)	1:A:84:LYS:HB2	2:B:3:U:C5	2	0.99	0.11	0.99
(1,3)	1:A:84:LYS:HB2	2:B:3:U:C5'	2	0.99	0.11	0.99

Continued on next page...

Continued from previous page...

Key	Atom-1	Atom-2	Models ¹	Mean (Å)	SD ¹ (Å)	Median (Å)
(1,3)	1:A:84:LYS:HB2	2:B:3:U:C6	2	0.99	0.11	0.99
(1,3)	1:A:84:LYS:HB2	2:B:3:U:H1'	2	0.99	0.11	0.99
(1,3)	1:A:84:LYS:HB2	2:B:3:U:H2'	2	0.99	0.11	0.99
(1,3)	1:A:84:LYS:HB2	2:B:3:U:H3	2	0.99	0.11	0.99
(1,3)	1:A:84:LYS:HB2	2:B:3:U:H3'	2	0.99	0.11	0.99
(1,3)	1:A:84:LYS:HB2	2:B:3:U:H4'	2	0.99	0.11	0.99
(1,3)	1:A:84:LYS:HB2	2:B:3:U:H5	2	0.99	0.11	0.99
(1,3)	1:A:84:LYS:HB2	2:B:3:U:H5'	2	0.99	0.11	0.99
(1,3)	1:A:84:LYS:HB2	2:B:3:U:H5''	2	0.99	0.11	0.99
(1,3)	1:A:84:LYS:HB2	2:B:3:U:H6	2	0.99	0.11	0.99
(1,3)	1:A:84:LYS:HB2	2:B:3:U:HO2'	2	0.99	0.11	0.99
(1,3)	1:A:84:LYS:HB2	2:B:3:U:N1	2	0.99	0.11	0.99
(1,3)	1:A:84:LYS:HB2	2:B:3:U:N3	2	0.99	0.11	0.99
(1,3)	1:A:84:LYS:HB2	2:B:3:U:O2	2	0.99	0.11	0.99
(1,3)	1:A:84:LYS:HB2	2:B:3:U:O2'	2	0.99	0.11	0.99
(1,3)	1:A:84:LYS:HB2	2:B:3:U:O3'	2	0.99	0.11	0.99
(1,3)	1:A:84:LYS:HB2	2:B:3:U:O4	2	0.99	0.11	0.99
(1,3)	1:A:84:LYS:HB2	2:B:3:U:O4'	2	0.99	0.11	0.99
(1,3)	1:A:84:LYS:HB2	2:B:3:U:O5'	2	0.99	0.11	0.99
(1,3)	1:A:84:LYS:HB2	2:B:3:U:OP1	2	0.99	0.11	0.99
(1,3)	1:A:84:LYS:HB2	2:B:3:U:OP2	2	0.99	0.11	0.99
(1,3)	1:A:84:LYS:HB2	2:B:3:U:P	2	0.99	0.11	0.99
(1,3)	1:A:84:LYS:HB2	2:B:4:G:C1'	2	0.99	0.11	0.99
(1,3)	1:A:84:LYS:HB2	2:B:4:G:C2	2	0.99	0.11	0.99
(1,3)	1:A:84:LYS:HB2	2:B:4:G:C2'	2	0.99	0.11	0.99
(1,3)	1:A:84:LYS:HB2	2:B:4:G:C3'	2	0.99	0.11	0.99
(1,3)	1:A:84:LYS:HB2	2:B:4:G:C4	2	0.99	0.11	0.99
(1,3)	1:A:84:LYS:HB2	2:B:4:G:C4'	2	0.99	0.11	0.99
(1,3)	1:A:84:LYS:HB2	2:B:4:G:C5	2	0.99	0.11	0.99
(1,3)	1:A:84:LYS:HB2	2:B:4:G:C5'	2	0.99	0.11	0.99
(1,3)	1:A:84:LYS:HB2	2:B:4:G:C6	2	0.99	0.11	0.99
(1,3)	1:A:84:LYS:HB2	2:B:4:G:C8	2	0.99	0.11	0.99
(1,3)	1:A:84:LYS:HB2	2:B:4:G:H1	2	0.99	0.11	0.99
(1,3)	1:A:84:LYS:HB2	2:B:4:G:H1'	2	0.99	0.11	0.99
(1,3)	1:A:84:LYS:HB2	2:B:4:G:H2'	2	0.99	0.11	0.99
(1,3)	1:A:84:LYS:HB2	2:B:4:G:H21	2	0.99	0.11	0.99
(1,3)	1:A:84:LYS:HB2	2:B:4:G:H22	2	0.99	0.11	0.99
(1,3)	1:A:84:LYS:HB2	2:B:4:G:H3'	2	0.99	0.11	0.99
(1,3)	1:A:84:LYS:HB2	2:B:4:G:H4'	2	0.99	0.11	0.99
(1,3)	1:A:84:LYS:HB2	2:B:4:G:H5'	2	0.99	0.11	0.99
(1,3)	1:A:84:LYS:HB2	2:B:4:G:H5''	2	0.99	0.11	0.99
(1,3)	1:A:84:LYS:HB2	2:B:4:G:H8	2	0.99	0.11	0.99

Continued on next page...

Continued from previous page...

Key	Atom-1	Atom-2	Models ¹	Mean (Å)	SD ¹ (Å)	Median (Å)
(1,3)	1:A:84:LYS:HB2	2:B:4:G:HO2'	2	0.99	0.11	0.99
(1,3)	1:A:84:LYS:HB2	2:B:4:G:N1	2	0.99	0.11	0.99
(1,3)	1:A:84:LYS:HB2	2:B:4:G:N2	2	0.99	0.11	0.99
(1,3)	1:A:84:LYS:HB2	2:B:4:G:N3	2	0.99	0.11	0.99
(1,3)	1:A:84:LYS:HB2	2:B:4:G:N7	2	0.99	0.11	0.99
(1,3)	1:A:84:LYS:HB2	2:B:4:G:N9	2	0.99	0.11	0.99
(1,3)	1:A:84:LYS:HB2	2:B:4:G:O2'	2	0.99	0.11	0.99
(1,3)	1:A:84:LYS:HB2	2:B:4:G:O3'	2	0.99	0.11	0.99
(1,3)	1:A:84:LYS:HB2	2:B:4:G:O4'	2	0.99	0.11	0.99
(1,3)	1:A:84:LYS:HB2	2:B:4:G:O5'	2	0.99	0.11	0.99
(1,3)	1:A:84:LYS:HB2	2:B:4:G:O6	2	0.99	0.11	0.99
(1,3)	1:A:84:LYS:HB2	2:B:4:G:OP1	2	0.99	0.11	0.99
(1,3)	1:A:84:LYS:HB2	2:B:4:G:OP2	2	0.99	0.11	0.99
(1,3)	1:A:84:LYS:HB2	2:B:4:G:P	2	0.99	0.11	0.99
(1,3)	1:A:84:LYS:HB2	2:B:5:A:C1'	2	0.99	0.11	0.99
(1,3)	1:A:84:LYS:HB2	2:B:5:A:C2	2	0.99	0.11	0.99
(1,3)	1:A:84:LYS:HB2	2:B:5:A:C2'	2	0.99	0.11	0.99
(1,3)	1:A:84:LYS:HB2	2:B:5:A:C3'	2	0.99	0.11	0.99
(1,3)	1:A:84:LYS:HB2	2:B:5:A:C4	2	0.99	0.11	0.99
(1,3)	1:A:84:LYS:HB2	2:B:5:A:C4'	2	0.99	0.11	0.99
(1,3)	1:A:84:LYS:HB2	2:B:5:A:C5	2	0.99	0.11	0.99
(1,3)	1:A:84:LYS:HB2	2:B:5:A:C5'	2	0.99	0.11	0.99
(1,3)	1:A:84:LYS:HB2	2:B:5:A:C6	2	0.99	0.11	0.99
(1,3)	1:A:84:LYS:HB2	2:B:5:A:C8	2	0.99	0.11	0.99
(1,3)	1:A:84:LYS:HB2	2:B:5:A:H1'	2	0.99	0.11	0.99
(1,3)	1:A:84:LYS:HB2	2:B:5:A:H2	2	0.99	0.11	0.99
(1,3)	1:A:84:LYS:HB2	2:B:5:A:H2'	2	0.99	0.11	0.99
(1,3)	1:A:84:LYS:HB2	2:B:5:A:H3'	2	0.99	0.11	0.99
(1,3)	1:A:84:LYS:HB2	2:B:5:A:H4'	2	0.99	0.11	0.99
(1,3)	1:A:84:LYS:HB2	2:B:5:A:H5'	2	0.99	0.11	0.99
(1,3)	1:A:84:LYS:HB2	2:B:5:A:H5''	2	0.99	0.11	0.99
(1,3)	1:A:84:LYS:HB2	2:B:5:A:H61	2	0.99	0.11	0.99
(1,3)	1:A:84:LYS:HB2	2:B:5:A:H62	2	0.99	0.11	0.99
(1,3)	1:A:84:LYS:HB2	2:B:5:A:H8	2	0.99	0.11	0.99
(1,3)	1:A:84:LYS:HB2	2:B:5:A:HO2'	2	0.99	0.11	0.99
(1,3)	1:A:84:LYS:HB2	2:B:5:A:N1	2	0.99	0.11	0.99
(1,3)	1:A:84:LYS:HB2	2:B:5:A:N3	2	0.99	0.11	0.99
(1,3)	1:A:84:LYS:HB2	2:B:5:A:N6	2	0.99	0.11	0.99
(1,3)	1:A:84:LYS:HB2	2:B:5:A:N7	2	0.99	0.11	0.99
(1,3)	1:A:84:LYS:HB2	2:B:5:A:N9	2	0.99	0.11	0.99
(1,3)	1:A:84:LYS:HB2	2:B:5:A:O2'	2	0.99	0.11	0.99
(1,3)	1:A:84:LYS:HB2	2:B:5:A:O3'	2	0.99	0.11	0.99

Continued on next page...

Continued from previous page...

Key	Atom-1	Atom-2	Models ¹	Mean (Å)	SD ¹ (Å)	Median (Å)
(1,3)	1:A:84:LYS:HB2	2:B:5:A:O4'	2	0.99	0.11	0.99
(1,3)	1:A:84:LYS:HB2	2:B:5:A:O5'	2	0.99	0.11	0.99
(1,3)	1:A:84:LYS:HB2	2:B:5:A:OP1	2	0.99	0.11	0.99
(1,3)	1:A:84:LYS:HB2	2:B:5:A:OP2	2	0.99	0.11	0.99
(1,3)	1:A:84:LYS:HB2	2:B:5:A:P	2	0.99	0.11	0.99
(1,3)	1:A:84:LYS:HB2	2:B:6:G:C1'	2	0.99	0.11	0.99
(1,3)	1:A:84:LYS:HB2	2:B:6:G:C2	2	0.99	0.11	0.99
(1,3)	1:A:84:LYS:HB2	2:B:6:G:C2'	2	0.99	0.11	0.99
(1,3)	1:A:84:LYS:HB2	2:B:6:G:C3'	2	0.99	0.11	0.99
(1,3)	1:A:84:LYS:HB2	2:B:6:G:C4	2	0.99	0.11	0.99
(1,3)	1:A:84:LYS:HB2	2:B:6:G:C4'	2	0.99	0.11	0.99
(1,3)	1:A:84:LYS:HB2	2:B:6:G:C5	2	0.99	0.11	0.99
(1,3)	1:A:84:LYS:HB2	2:B:6:G:C5'	2	0.99	0.11	0.99
(1,3)	1:A:84:LYS:HB2	2:B:6:G:C6	2	0.99	0.11	0.99
(1,3)	1:A:84:LYS:HB2	2:B:6:G:C8	2	0.99	0.11	0.99
(1,3)	1:A:84:LYS:HB2	2:B:6:G:H1	2	0.99	0.11	0.99
(1,3)	1:A:84:LYS:HB2	2:B:6:G:H1'	2	0.99	0.11	0.99
(1,3)	1:A:84:LYS:HB2	2:B:6:G:H2'	2	0.99	0.11	0.99
(1,3)	1:A:84:LYS:HB2	2:B:6:G:H21	2	0.99	0.11	0.99
(1,3)	1:A:84:LYS:HB2	2:B:6:G:H22	2	0.99	0.11	0.99
(1,3)	1:A:84:LYS:HB2	2:B:6:G:H3'	2	0.99	0.11	0.99
(1,3)	1:A:84:LYS:HB2	2:B:6:G:H4'	2	0.99	0.11	0.99
(1,3)	1:A:84:LYS:HB2	2:B:6:G:H5'	2	0.99	0.11	0.99
(1,3)	1:A:84:LYS:HB2	2:B:6:G:H5''	2	0.99	0.11	0.99
(1,3)	1:A:84:LYS:HB2	2:B:6:G:H8	2	0.99	0.11	0.99
(1,3)	1:A:84:LYS:HB2	2:B:6:G:HO2'	2	0.99	0.11	0.99
(1,3)	1:A:84:LYS:HB2	2:B:6:G:N1	2	0.99	0.11	0.99
(1,3)	1:A:84:LYS:HB2	2:B:6:G:N2	2	0.99	0.11	0.99
(1,3)	1:A:84:LYS:HB2	2:B:6:G:N3	2	0.99	0.11	0.99
(1,3)	1:A:84:LYS:HB2	2:B:6:G:N7	2	0.99	0.11	0.99
(1,3)	1:A:84:LYS:HB2	2:B:6:G:N9	2	0.99	0.11	0.99
(1,3)	1:A:84:LYS:HB2	2:B:6:G:O2'	2	0.99	0.11	0.99
(1,3)	1:A:84:LYS:HB2	2:B:6:G:O3'	2	0.99	0.11	0.99
(1,3)	1:A:84:LYS:HB2	2:B:6:G:O4'	2	0.99	0.11	0.99
(1,3)	1:A:84:LYS:HB2	2:B:6:G:O5'	2	0.99	0.11	0.99
(1,3)	1:A:84:LYS:HB2	2:B:6:G:O6	2	0.99	0.11	0.99
(1,3)	1:A:84:LYS:HB2	2:B:6:G:OP1	2	0.99	0.11	0.99
(1,3)	1:A:84:LYS:HB2	2:B:6:G:OP2	2	0.99	0.11	0.99
(1,3)	1:A:84:LYS:HB2	2:B:6:G:P	2	0.99	0.11	0.99
(1,3)	1:A:84:LYS:HB2	2:B:7:C:C1'	2	0.99	0.11	0.99
(1,3)	1:A:84:LYS:HB2	2:B:7:C:C2	2	0.99	0.11	0.99
(1,3)	1:A:84:LYS:HB2	2:B:7:C:C2'	2	0.99	0.11	0.99

Continued on next page...

Continued from previous page...

Key	Atom-1	Atom-2	Models ¹	Mean (Å)	SD ¹ (Å)	Median (Å)
(1,3)	1:A:84:LYS:HB2	2:B:7:C:C3'	2	0.99	0.11	0.99
(1,3)	1:A:84:LYS:HB2	2:B:7:C:C4	2	0.99	0.11	0.99
(1,3)	1:A:84:LYS:HB2	2:B:7:C:C4'	2	0.99	0.11	0.99
(1,3)	1:A:84:LYS:HB2	2:B:7:C:C5	2	0.99	0.11	0.99
(1,3)	1:A:84:LYS:HB2	2:B:7:C:C5'	2	0.99	0.11	0.99
(1,3)	1:A:84:LYS:HB2	2:B:7:C:C6	2	0.99	0.11	0.99
(1,3)	1:A:84:LYS:HB2	2:B:7:C:H1'	2	0.99	0.11	0.99
(1,3)	1:A:84:LYS:HB2	2:B:7:C:H2'	2	0.99	0.11	0.99
(1,3)	1:A:84:LYS:HB2	2:B:7:C:H3'	2	0.99	0.11	0.99
(1,3)	1:A:84:LYS:HB2	2:B:7:C:H4'	2	0.99	0.11	0.99
(1,3)	1:A:84:LYS:HB2	2:B:7:C:H41	2	0.99	0.11	0.99
(1,3)	1:A:84:LYS:HB2	2:B:7:C:H42	2	0.99	0.11	0.99
(1,3)	1:A:84:LYS:HB2	2:B:7:C:H5	2	0.99	0.11	0.99
(1,3)	1:A:84:LYS:HB2	2:B:7:C:H5'	2	0.99	0.11	0.99
(1,3)	1:A:84:LYS:HB2	2:B:7:C:H5''	2	0.99	0.11	0.99
(1,3)	1:A:84:LYS:HB2	2:B:7:C:H6	2	0.99	0.11	0.99
(1,3)	1:A:84:LYS:HB2	2:B:7:C:HO2'	2	0.99	0.11	0.99
(1,3)	1:A:84:LYS:HB2	2:B:7:C:N1	2	0.99	0.11	0.99
(1,3)	1:A:84:LYS:HB2	2:B:7:C:N3	2	0.99	0.11	0.99
(1,3)	1:A:84:LYS:HB2	2:B:7:C:N4	2	0.99	0.11	0.99
(1,3)	1:A:84:LYS:HB2	2:B:7:C:O2	2	0.99	0.11	0.99
(1,3)	1:A:84:LYS:HB2	2:B:7:C:O2'	2	0.99	0.11	0.99
(1,3)	1:A:84:LYS:HB2	2:B:7:C:O3'	2	0.99	0.11	0.99
(1,3)	1:A:84:LYS:HB2	2:B:7:C:O4'	2	0.99	0.11	0.99
(1,3)	1:A:84:LYS:HB2	2:B:7:C:O5'	2	0.99	0.11	0.99
(1,3)	1:A:84:LYS:HB2	2:B:7:C:OP1	2	0.99	0.11	0.99
(1,3)	1:A:84:LYS:HB2	2:B:7:C:OP2	2	0.99	0.11	0.99
(1,3)	1:A:84:LYS:HB2	2:B:7:C:P	2	0.99	0.11	0.99
(1,3)	1:A:84:LYS:HB2	2:B:8:U:C1'	2	0.99	0.11	0.99
(1,3)	1:A:84:LYS:HB2	2:B:8:U:C2	2	0.99	0.11	0.99
(1,3)	1:A:84:LYS:HB2	2:B:8:U:C2'	2	0.99	0.11	0.99
(1,3)	1:A:84:LYS:HB2	2:B:8:U:C3'	2	0.99	0.11	0.99
(1,3)	1:A:84:LYS:HB2	2:B:8:U:C4	2	0.99	0.11	0.99
(1,3)	1:A:84:LYS:HB2	2:B:8:U:C4'	2	0.99	0.11	0.99
(1,3)	1:A:84:LYS:HB2	2:B:8:U:C5	2	0.99	0.11	0.99
(1,3)	1:A:84:LYS:HB2	2:B:8:U:C5'	2	0.99	0.11	0.99
(1,3)	1:A:84:LYS:HB2	2:B:8:U:C6	2	0.99	0.11	0.99
(1,3)	1:A:84:LYS:HB2	2:B:8:U:H1'	2	0.99	0.11	0.99
(1,3)	1:A:84:LYS:HB2	2:B:8:U:H2'	2	0.99	0.11	0.99
(1,3)	1:A:84:LYS:HB2	2:B:8:U:H3	2	0.99	0.11	0.99
(1,3)	1:A:84:LYS:HB2	2:B:8:U:H3'	2	0.99	0.11	0.99
(1,3)	1:A:84:LYS:HB2	2:B:8:U:H4'	2	0.99	0.11	0.99

Continued on next page...

Continued from previous page...

Key	Atom-1	Atom-2	Models ¹	Mean (Å)	SD ¹ (Å)	Median (Å)
(1,3)	1:A:84:LYS:HB2	2:B:8:U:H5	2	0.99	0.11	0.99
(1,3)	1:A:84:LYS:HB2	2:B:8:U:H5'	2	0.99	0.11	0.99
(1,3)	1:A:84:LYS:HB2	2:B:8:U:H5''	2	0.99	0.11	0.99
(1,3)	1:A:84:LYS:HB2	2:B:8:U:H6	2	0.99	0.11	0.99
(1,3)	1:A:84:LYS:HB2	2:B:8:U:HO2'	2	0.99	0.11	0.99
(1,3)	1:A:84:LYS:HB2	2:B:8:U:N1	2	0.99	0.11	0.99
(1,3)	1:A:84:LYS:HB2	2:B:8:U:N3	2	0.99	0.11	0.99
(1,3)	1:A:84:LYS:HB2	2:B:8:U:O2	2	0.99	0.11	0.99
(1,3)	1:A:84:LYS:HB2	2:B:8:U:O2'	2	0.99	0.11	0.99
(1,3)	1:A:84:LYS:HB2	2:B:8:U:O3'	2	0.99	0.11	0.99
(1,3)	1:A:84:LYS:HB2	2:B:8:U:O4	2	0.99	0.11	0.99
(1,3)	1:A:84:LYS:HB2	2:B:8:U:O4'	2	0.99	0.11	0.99
(1,3)	1:A:84:LYS:HB2	2:B:8:U:O5'	2	0.99	0.11	0.99
(1,3)	1:A:84:LYS:HB2	2:B:8:U:OP1	2	0.99	0.11	0.99
(1,3)	1:A:84:LYS:HB2	2:B:8:U:OP2	2	0.99	0.11	0.99
(1,3)	1:A:84:LYS:HB2	2:B:8:U:P	2	0.99	0.11	0.99
(1,3)	1:A:84:LYS:HB2	2:B:9:C:C1'	2	0.99	0.11	0.99
(1,3)	1:A:84:LYS:HB2	2:B:9:C:C2	2	0.99	0.11	0.99
(1,3)	1:A:84:LYS:HB2	2:B:9:C:C2'	2	0.99	0.11	0.99
(1,3)	1:A:84:LYS:HB2	2:B:9:C:C3'	2	0.99	0.11	0.99
(1,3)	1:A:84:LYS:HB2	2:B:9:C:C4	2	0.99	0.11	0.99
(1,3)	1:A:84:LYS:HB2	2:B:9:C:C4'	2	0.99	0.11	0.99
(1,3)	1:A:84:LYS:HB2	2:B:9:C:C5	2	0.99	0.11	0.99
(1,3)	1:A:84:LYS:HB2	2:B:9:C:C5'	2	0.99	0.11	0.99
(1,3)	1:A:84:LYS:HB2	2:B:9:C:C6	2	0.99	0.11	0.99
(1,3)	1:A:84:LYS:HB2	2:B:9:C:H1'	2	0.99	0.11	0.99
(1,3)	1:A:84:LYS:HB2	2:B:9:C:H2'	2	0.99	0.11	0.99
(1,3)	1:A:84:LYS:HB2	2:B:9:C:H3'	2	0.99	0.11	0.99
(1,3)	1:A:84:LYS:HB2	2:B:9:C:H4'	2	0.99	0.11	0.99
(1,3)	1:A:84:LYS:HB2	2:B:9:C:H41	2	0.99	0.11	0.99
(1,3)	1:A:84:LYS:HB2	2:B:9:C:H42	2	0.99	0.11	0.99
(1,3)	1:A:84:LYS:HB2	2:B:9:C:H5	2	0.99	0.11	0.99
(1,3)	1:A:84:LYS:HB2	2:B:9:C:H5'	2	0.99	0.11	0.99
(1,3)	1:A:84:LYS:HB2	2:B:9:C:H5''	2	0.99	0.11	0.99
(1,3)	1:A:84:LYS:HB2	2:B:9:C:H6	2	0.99	0.11	0.99
(1,3)	1:A:84:LYS:HB2	2:B:9:C:HO2'	2	0.99	0.11	0.99
(1,3)	1:A:84:LYS:HB2	2:B:9:C:N1	2	0.99	0.11	0.99
(1,3)	1:A:84:LYS:HB2	2:B:9:C:N3	2	0.99	0.11	0.99
(1,3)	1:A:84:LYS:HB2	2:B:9:C:N4	2	0.99	0.11	0.99
(1,3)	1:A:84:LYS:HB2	2:B:9:C:O2	2	0.99	0.11	0.99
(1,3)	1:A:84:LYS:HB2	2:B:9:C:O2'	2	0.99	0.11	0.99
(1,3)	1:A:84:LYS:HB2	2:B:9:C:O3'	2	0.99	0.11	0.99

Continued on next page...

Continued from previous page...

Key	Atom-1	Atom-2	Models ¹	Mean (Å)	SD ¹ (Å)	Median (Å)
(1,3)	1:A:84:LYS:HB2	2:B:9:C:O4'	2	0.99	0.11	0.99
(1,3)	1:A:84:LYS:HB2	2:B:9:C:O5'	2	0.99	0.11	0.99
(1,3)	1:A:84:LYS:HB2	2:B:9:C:OP1	2	0.99	0.11	0.99
(1,3)	1:A:84:LYS:HB2	2:B:9:C:OP2	2	0.99	0.11	0.99
(1,3)	1:A:84:LYS:HB2	2:B:9:C:P	2	0.99	0.11	0.99
(1,3)	1:A:84:LYS:HB2	2:B:10:G:C1'	2	0.99	0.11	0.99
(1,3)	1:A:84:LYS:HB2	2:B:10:G:C2	2	0.99	0.11	0.99
(1,3)	1:A:84:LYS:HB2	2:B:10:G:C2'	2	0.99	0.11	0.99
(1,3)	1:A:84:LYS:HB2	2:B:10:G:C3'	2	0.99	0.11	0.99
(1,3)	1:A:84:LYS:HB2	2:B:10:G:C4	2	0.99	0.11	0.99
(1,3)	1:A:84:LYS:HB2	2:B:10:G:C4'	2	0.99	0.11	0.99
(1,3)	1:A:84:LYS:HB2	2:B:10:G:C5	2	0.99	0.11	0.99
(1,3)	1:A:84:LYS:HB2	2:B:10:G:C5'	2	0.99	0.11	0.99
(1,3)	1:A:84:LYS:HB2	2:B:10:G:C6	2	0.99	0.11	0.99
(1,3)	1:A:84:LYS:HB2	2:B:10:G:C8	2	0.99	0.11	0.99
(1,3)	1:A:84:LYS:HB2	2:B:10:G:H1	2	0.99	0.11	0.99
(1,3)	1:A:84:LYS:HB2	2:B:10:G:H1'	2	0.99	0.11	0.99
(1,3)	1:A:84:LYS:HB2	2:B:10:G:H2'	2	0.99	0.11	0.99
(1,3)	1:A:84:LYS:HB2	2:B:10:G:H21	2	0.99	0.11	0.99
(1,3)	1:A:84:LYS:HB2	2:B:10:G:H22	2	0.99	0.11	0.99
(1,3)	1:A:84:LYS:HB2	2:B:10:G:H3'	2	0.99	0.11	0.99
(1,3)	1:A:84:LYS:HB2	2:B:10:G:H4'	2	0.99	0.11	0.99
(1,3)	1:A:84:LYS:HB2	2:B:10:G:H5'	2	0.99	0.11	0.99
(1,3)	1:A:84:LYS:HB2	2:B:10:G:H5''	2	0.99	0.11	0.99
(1,3)	1:A:84:LYS:HB2	2:B:10:G:H8	2	0.99	0.11	0.99
(1,3)	1:A:84:LYS:HB2	2:B:10:G:HO2'	2	0.99	0.11	0.99
(1,3)	1:A:84:LYS:HB2	2:B:10:G:N1	2	0.99	0.11	0.99
(1,3)	1:A:84:LYS:HB2	2:B:10:G:N2	2	0.99	0.11	0.99
(1,3)	1:A:84:LYS:HB2	2:B:10:G:N3	2	0.99	0.11	0.99
(1,3)	1:A:84:LYS:HB2	2:B:10:G:N7	2	0.99	0.11	0.99
(1,3)	1:A:84:LYS:HB2	2:B:10:G:N9	2	0.99	0.11	0.99
(1,3)	1:A:84:LYS:HB2	2:B:10:G:O2'	2	0.99	0.11	0.99
(1,3)	1:A:84:LYS:HB2	2:B:10:G:O3'	2	0.99	0.11	0.99
(1,3)	1:A:84:LYS:HB2	2:B:10:G:O4'	2	0.99	0.11	0.99
(1,3)	1:A:84:LYS:HB2	2:B:10:G:O5'	2	0.99	0.11	0.99
(1,3)	1:A:84:LYS:HB2	2:B:10:G:O6	2	0.99	0.11	0.99
(1,3)	1:A:84:LYS:HB2	2:B:10:G:OP1	2	0.99	0.11	0.99
(1,3)	1:A:84:LYS:HB2	2:B:10:G:OP2	2	0.99	0.11	0.99
(1,3)	1:A:84:LYS:HB2	2:B:10:G:P	2	0.99	0.11	0.99
(1,3)	1:A:84:LYS:HB2	2:B:11:A:C1'	2	0.99	0.11	0.99
(1,3)	1:A:84:LYS:HB2	2:B:11:A:C2	2	0.99	0.11	0.99
(1,3)	1:A:84:LYS:HB2	2:B:11:A:C2'	2	0.99	0.11	0.99

Continued on next page...

Continued from previous page...

Key	Atom-1	Atom-2	Models ¹	Mean (Å)	SD ¹ (Å)	Median (Å)
(1,3)	1:A:84:LYS:HB2	2:B:11:A:C3'	2	0.99	0.11	0.99
(1,3)	1:A:84:LYS:HB2	2:B:11:A:C4	2	0.99	0.11	0.99
(1,3)	1:A:84:LYS:HB2	2:B:11:A:C4'	2	0.99	0.11	0.99
(1,3)	1:A:84:LYS:HB2	2:B:11:A:C5	2	0.99	0.11	0.99
(1,3)	1:A:84:LYS:HB2	2:B:11:A:C5'	2	0.99	0.11	0.99
(1,3)	1:A:84:LYS:HB2	2:B:11:A:C6	2	0.99	0.11	0.99
(1,3)	1:A:84:LYS:HB2	2:B:11:A:C8	2	0.99	0.11	0.99
(1,3)	1:A:84:LYS:HB2	2:B:11:A:H1'	2	0.99	0.11	0.99
(1,3)	1:A:84:LYS:HB2	2:B:11:A:H2	2	0.99	0.11	0.99
(1,3)	1:A:84:LYS:HB2	2:B:11:A:H2'	2	0.99	0.11	0.99
(1,3)	1:A:84:LYS:HB2	2:B:11:A:H3'	2	0.99	0.11	0.99
(1,3)	1:A:84:LYS:HB2	2:B:11:A:H4'	2	0.99	0.11	0.99
(1,3)	1:A:84:LYS:HB2	2:B:11:A:H5'	2	0.99	0.11	0.99
(1,3)	1:A:84:LYS:HB2	2:B:11:A:H5''	2	0.99	0.11	0.99
(1,3)	1:A:84:LYS:HB2	2:B:11:A:H61	2	0.99	0.11	0.99
(1,3)	1:A:84:LYS:HB2	2:B:11:A:H62	2	0.99	0.11	0.99
(1,3)	1:A:84:LYS:HB2	2:B:11:A:H8	2	0.99	0.11	0.99
(1,3)	1:A:84:LYS:HB2	2:B:11:A:HO2'	2	0.99	0.11	0.99
(1,3)	1:A:84:LYS:HB2	2:B:11:A:N1	2	0.99	0.11	0.99
(1,3)	1:A:84:LYS:HB2	2:B:11:A:N3	2	0.99	0.11	0.99
(1,3)	1:A:84:LYS:HB2	2:B:11:A:N6	2	0.99	0.11	0.99
(1,3)	1:A:84:LYS:HB2	2:B:11:A:N7	2	0.99	0.11	0.99
(1,3)	1:A:84:LYS:HB2	2:B:11:A:N9	2	0.99	0.11	0.99
(1,3)	1:A:84:LYS:HB2	2:B:11:A:O2'	2	0.99	0.11	0.99
(1,3)	1:A:84:LYS:HB2	2:B:11:A:O3'	2	0.99	0.11	0.99
(1,3)	1:A:84:LYS:HB2	2:B:11:A:O4'	2	0.99	0.11	0.99
(1,3)	1:A:84:LYS:HB2	2:B:11:A:O5'	2	0.99	0.11	0.99
(1,3)	1:A:84:LYS:HB2	2:B:11:A:OP1	2	0.99	0.11	0.99
(1,3)	1:A:84:LYS:HB2	2:B:11:A:OP2	2	0.99	0.11	0.99
(1,3)	1:A:84:LYS:HB2	2:B:11:A:P	2	0.99	0.11	0.99
(1,3)	1:A:84:LYS:HB2	2:B:12:A:C1'	2	0.99	0.11	0.99
(1,3)	1:A:84:LYS:HB2	2:B:12:A:C2	2	0.99	0.11	0.99
(1,3)	1:A:84:LYS:HB2	2:B:12:A:C2'	2	0.99	0.11	0.99
(1,3)	1:A:84:LYS:HB2	2:B:12:A:C3'	2	0.99	0.11	0.99
(1,3)	1:A:84:LYS:HB2	2:B:12:A:C4	2	0.99	0.11	0.99
(1,3)	1:A:84:LYS:HB2	2:B:12:A:C4'	2	0.99	0.11	0.99
(1,3)	1:A:84:LYS:HB2	2:B:12:A:C5	2	0.99	0.11	0.99
(1,3)	1:A:84:LYS:HB2	2:B:12:A:C5'	2	0.99	0.11	0.99
(1,3)	1:A:84:LYS:HB2	2:B:12:A:C6	2	0.99	0.11	0.99
(1,3)	1:A:84:LYS:HB2	2:B:12:A:C8	2	0.99	0.11	0.99
(1,3)	1:A:84:LYS:HB2	2:B:12:A:H1'	2	0.99	0.11	0.99
(1,3)	1:A:84:LYS:HB2	2:B:12:A:H2	2	0.99	0.11	0.99

Continued on next page...

Continued from previous page...

Key	Atom-1	Atom-2	Models ¹	Mean (Å)	SD ¹ (Å)	Median (Å)
(1,3)	1:A:84:LYS:HB2	2:B:12:A:H2'	2	0.99	0.11	0.99
(1,3)	1:A:84:LYS:HB2	2:B:12:A:H3'	2	0.99	0.11	0.99
(1,3)	1:A:84:LYS:HB2	2:B:12:A:H4'	2	0.99	0.11	0.99
(1,3)	1:A:84:LYS:HB2	2:B:12:A:H5'	2	0.99	0.11	0.99
(1,3)	1:A:84:LYS:HB2	2:B:12:A:H5''	2	0.99	0.11	0.99
(1,3)	1:A:84:LYS:HB2	2:B:12:A:H61	2	0.99	0.11	0.99
(1,3)	1:A:84:LYS:HB2	2:B:12:A:H62	2	0.99	0.11	0.99
(1,3)	1:A:84:LYS:HB2	2:B:12:A:H8	2	0.99	0.11	0.99
(1,3)	1:A:84:LYS:HB2	2:B:12:A:HO2'	2	0.99	0.11	0.99
(1,3)	1:A:84:LYS:HB2	2:B:12:A:N1	2	0.99	0.11	0.99
(1,3)	1:A:84:LYS:HB2	2:B:12:A:N3	2	0.99	0.11	0.99
(1,3)	1:A:84:LYS:HB2	2:B:12:A:N6	2	0.99	0.11	0.99
(1,3)	1:A:84:LYS:HB2	2:B:12:A:N7	2	0.99	0.11	0.99
(1,3)	1:A:84:LYS:HB2	2:B:12:A:N9	2	0.99	0.11	0.99
(1,3)	1:A:84:LYS:HB2	2:B:12:A:O2'	2	0.99	0.11	0.99
(1,3)	1:A:84:LYS:HB2	2:B:12:A:O3'	2	0.99	0.11	0.99
(1,3)	1:A:84:LYS:HB2	2:B:12:A:O4'	2	0.99	0.11	0.99
(1,3)	1:A:84:LYS:HB2	2:B:12:A:O5'	2	0.99	0.11	0.99
(1,3)	1:A:84:LYS:HB2	2:B:12:A:OP1	2	0.99	0.11	0.99
(1,3)	1:A:84:LYS:HB2	2:B:12:A:OP2	2	0.99	0.11	0.99
(1,3)	1:A:84:LYS:HB2	2:B:12:A:P	2	0.99	0.11	0.99
(1,3)	1:A:84:LYS:HB2	2:B:13:A:C1'	2	0.99	0.11	0.99
(1,3)	1:A:84:LYS:HB2	2:B:13:A:C2	2	0.99	0.11	0.99
(1,3)	1:A:84:LYS:HB2	2:B:13:A:C2'	2	0.99	0.11	0.99
(1,3)	1:A:84:LYS:HB2	2:B:13:A:C3'	2	0.99	0.11	0.99
(1,3)	1:A:84:LYS:HB2	2:B:13:A:C4	2	0.99	0.11	0.99
(1,3)	1:A:84:LYS:HB2	2:B:13:A:C4'	2	0.99	0.11	0.99
(1,3)	1:A:84:LYS:HB2	2:B:13:A:C5	2	0.99	0.11	0.99
(1,3)	1:A:84:LYS:HB2	2:B:13:A:C5'	2	0.99	0.11	0.99
(1,3)	1:A:84:LYS:HB2	2:B:13:A:C6	2	0.99	0.11	0.99
(1,3)	1:A:84:LYS:HB2	2:B:13:A:C8	2	0.99	0.11	0.99
(1,3)	1:A:84:LYS:HB2	2:B:13:A:H1'	2	0.99	0.11	0.99
(1,3)	1:A:84:LYS:HB2	2:B:13:A:H2	2	0.99	0.11	0.99
(1,3)	1:A:84:LYS:HB2	2:B:13:A:H2'	2	0.99	0.11	0.99
(1,3)	1:A:84:LYS:HB2	2:B:13:A:H3'	2	0.99	0.11	0.99
(1,3)	1:A:84:LYS:HB2	2:B:13:A:H4'	2	0.99	0.11	0.99
(1,3)	1:A:84:LYS:HB2	2:B:13:A:H5'	2	0.99	0.11	0.99
(1,3)	1:A:84:LYS:HB2	2:B:13:A:H5''	2	0.99	0.11	0.99
(1,3)	1:A:84:LYS:HB2	2:B:13:A:H61	2	0.99	0.11	0.99
(1,3)	1:A:84:LYS:HB2	2:B:13:A:H62	2	0.99	0.11	0.99
(1,3)	1:A:84:LYS:HB2	2:B:13:A:H8	2	0.99	0.11	0.99
(1,3)	1:A:84:LYS:HB2	2:B:13:A:HO2'	2	0.99	0.11	0.99

Continued on next page...

Continued from previous page...

Key	Atom-1	Atom-2	Models ¹	Mean (Å)	SD ¹ (Å)	Median (Å)
(1,3)	1:A:84:LYS:HB2	2:B:13:A:N1	2	0.99	0.11	0.99
(1,3)	1:A:84:LYS:HB2	2:B:13:A:N3	2	0.99	0.11	0.99
(1,3)	1:A:84:LYS:HB2	2:B:13:A:N6	2	0.99	0.11	0.99
(1,3)	1:A:84:LYS:HB2	2:B:13:A:N7	2	0.99	0.11	0.99
(1,3)	1:A:84:LYS:HB2	2:B:13:A:N9	2	0.99	0.11	0.99
(1,3)	1:A:84:LYS:HB2	2:B:13:A:O2'	2	0.99	0.11	0.99
(1,3)	1:A:84:LYS:HB2	2:B:13:A:O3'	2	0.99	0.11	0.99
(1,3)	1:A:84:LYS:HB2	2:B:13:A:O4'	2	0.99	0.11	0.99
(1,3)	1:A:84:LYS:HB2	2:B:13:A:O5'	2	0.99	0.11	0.99
(1,3)	1:A:84:LYS:HB2	2:B:13:A:OP1	2	0.99	0.11	0.99
(1,3)	1:A:84:LYS:HB2	2:B:13:A:OP2	2	0.99	0.11	0.99
(1,3)	1:A:84:LYS:HB2	2:B:13:A:P	2	0.99	0.11	0.99
(1,3)	1:A:84:LYS:HB2	2:B:14:G:C1'	2	0.99	0.11	0.99
(1,3)	1:A:84:LYS:HB2	2:B:14:G:C2	2	0.99	0.11	0.99
(1,3)	1:A:84:LYS:HB2	2:B:14:G:C2'	2	0.99	0.11	0.99
(1,3)	1:A:84:LYS:HB2	2:B:14:G:C3'	2	0.99	0.11	0.99
(1,3)	1:A:84:LYS:HB2	2:B:14:G:C4	2	0.99	0.11	0.99
(1,3)	1:A:84:LYS:HB2	2:B:14:G:C4'	2	0.99	0.11	0.99
(1,3)	1:A:84:LYS:HB2	2:B:14:G:C5	2	0.99	0.11	0.99
(1,3)	1:A:84:LYS:HB2	2:B:14:G:C5'	2	0.99	0.11	0.99
(1,3)	1:A:84:LYS:HB2	2:B:14:G:C6	2	0.99	0.11	0.99
(1,3)	1:A:84:LYS:HB2	2:B:14:G:C8	2	0.99	0.11	0.99
(1,3)	1:A:84:LYS:HB2	2:B:14:G:H1	2	0.99	0.11	0.99
(1,3)	1:A:84:LYS:HB2	2:B:14:G:H1'	2	0.99	0.11	0.99
(1,3)	1:A:84:LYS:HB2	2:B:14:G:H2'	2	0.99	0.11	0.99
(1,3)	1:A:84:LYS:HB2	2:B:14:G:H21	2	0.99	0.11	0.99
(1,3)	1:A:84:LYS:HB2	2:B:14:G:H22	2	0.99	0.11	0.99
(1,3)	1:A:84:LYS:HB2	2:B:14:G:H3'	2	0.99	0.11	0.99
(1,3)	1:A:84:LYS:HB2	2:B:14:G:H4'	2	0.99	0.11	0.99
(1,3)	1:A:84:LYS:HB2	2:B:14:G:H5'	2	0.99	0.11	0.99
(1,3)	1:A:84:LYS:HB2	2:B:14:G:H5''	2	0.99	0.11	0.99
(1,3)	1:A:84:LYS:HB2	2:B:14:G:H8	2	0.99	0.11	0.99
(1,3)	1:A:84:LYS:HB2	2:B:14:G:HO2'	2	0.99	0.11	0.99
(1,3)	1:A:84:LYS:HB2	2:B:14:G:N1	2	0.99	0.11	0.99
(1,3)	1:A:84:LYS:HB2	2:B:14:G:N2	2	0.99	0.11	0.99
(1,3)	1:A:84:LYS:HB2	2:B:14:G:N3	2	0.99	0.11	0.99
(1,3)	1:A:84:LYS:HB2	2:B:14:G:N7	2	0.99	0.11	0.99
(1,3)	1:A:84:LYS:HB2	2:B:14:G:N9	2	0.99	0.11	0.99
(1,3)	1:A:84:LYS:HB2	2:B:14:G:O2'	2	0.99	0.11	0.99
(1,3)	1:A:84:LYS:HB2	2:B:14:G:O3'	2	0.99	0.11	0.99
(1,3)	1:A:84:LYS:HB2	2:B:14:G:O4'	2	0.99	0.11	0.99
(1,3)	1:A:84:LYS:HB2	2:B:14:G:O5'	2	0.99	0.11	0.99

Continued on next page...

Continued from previous page...

Key	Atom-1	Atom-2	Models ¹	Mean (Å)	SD ¹ (Å)	Median (Å)
(1,3)	1:A:84:LYS:HB2	2:B:14:G:O6	2	0.99	0.11	0.99
(1,3)	1:A:84:LYS:HB2	2:B:14:G:OP1	2	0.99	0.11	0.99
(1,3)	1:A:84:LYS:HB2	2:B:14:G:OP2	2	0.99	0.11	0.99
(1,3)	1:A:84:LYS:HB2	2:B:14:G:P	2	0.99	0.11	0.99
(1,3)	1:A:84:LYS:HB2	2:B:15:A:C1'	2	0.99	0.11	0.99
(1,3)	1:A:84:LYS:HB2	2:B:15:A:C2	2	0.99	0.11	0.99
(1,3)	1:A:84:LYS:HB2	2:B:15:A:C2'	2	0.99	0.11	0.99
(1,3)	1:A:84:LYS:HB2	2:B:15:A:C3'	2	0.99	0.11	0.99
(1,3)	1:A:84:LYS:HB2	2:B:15:A:C4	2	0.99	0.11	0.99
(1,3)	1:A:84:LYS:HB2	2:B:15:A:C4'	2	0.99	0.11	0.99
(1,3)	1:A:84:LYS:HB2	2:B:15:A:C5	2	0.99	0.11	0.99
(1,3)	1:A:84:LYS:HB2	2:B:15:A:C5'	2	0.99	0.11	0.99
(1,3)	1:A:84:LYS:HB2	2:B:15:A:C6	2	0.99	0.11	0.99
(1,3)	1:A:84:LYS:HB2	2:B:15:A:C8	2	0.99	0.11	0.99
(1,3)	1:A:84:LYS:HB2	2:B:15:A:H1'	2	0.99	0.11	0.99
(1,3)	1:A:84:LYS:HB2	2:B:15:A:H2	2	0.99	0.11	0.99
(1,3)	1:A:84:LYS:HB2	2:B:15:A:H2'	2	0.99	0.11	0.99
(1,3)	1:A:84:LYS:HB2	2:B:15:A:H3'	2	0.99	0.11	0.99
(1,3)	1:A:84:LYS:HB2	2:B:15:A:H4'	2	0.99	0.11	0.99
(1,3)	1:A:84:LYS:HB2	2:B:15:A:H5'	2	0.99	0.11	0.99
(1,3)	1:A:84:LYS:HB2	2:B:15:A:H5''	2	0.99	0.11	0.99
(1,3)	1:A:84:LYS:HB2	2:B:15:A:H61	2	0.99	0.11	0.99
(1,3)	1:A:84:LYS:HB2	2:B:15:A:H62	2	0.99	0.11	0.99
(1,3)	1:A:84:LYS:HB2	2:B:15:A:H8	2	0.99	0.11	0.99
(1,3)	1:A:84:LYS:HB2	2:B:15:A:HO2'	2	0.99	0.11	0.99
(1,3)	1:A:84:LYS:HB2	2:B:15:A:N1	2	0.99	0.11	0.99
(1,3)	1:A:84:LYS:HB2	2:B:15:A:N3	2	0.99	0.11	0.99
(1,3)	1:A:84:LYS:HB2	2:B:15:A:N6	2	0.99	0.11	0.99
(1,3)	1:A:84:LYS:HB2	2:B:15:A:N7	2	0.99	0.11	0.99
(1,3)	1:A:84:LYS:HB2	2:B:15:A:N9	2	0.99	0.11	0.99
(1,3)	1:A:84:LYS:HB2	2:B:15:A:O2'	2	0.99	0.11	0.99
(1,3)	1:A:84:LYS:HB2	2:B:15:A:O3'	2	0.99	0.11	0.99
(1,3)	1:A:84:LYS:HB2	2:B:15:A:O4'	2	0.99	0.11	0.99
(1,3)	1:A:84:LYS:HB2	2:B:15:A:O5'	2	0.99	0.11	0.99
(1,3)	1:A:84:LYS:HB2	2:B:15:A:OP1	2	0.99	0.11	0.99
(1,3)	1:A:84:LYS:HB2	2:B:15:A:OP2	2	0.99	0.11	0.99
(1,3)	1:A:84:LYS:HB2	2:B:15:A:P	2	0.99	0.11	0.99
(1,3)	1:A:84:LYS:HB2	2:B:16:G:C1'	2	0.99	0.11	0.99
(1,3)	1:A:84:LYS:HB2	2:B:16:G:C2	2	0.99	0.11	0.99
(1,3)	1:A:84:LYS:HB2	2:B:16:G:C2'	2	0.99	0.11	0.99
(1,3)	1:A:84:LYS:HB2	2:B:16:G:C3'	2	0.99	0.11	0.99
(1,3)	1:A:84:LYS:HB2	2:B:16:G:C4	2	0.99	0.11	0.99

Continued on next page...

Continued from previous page...

Key	Atom-1	Atom-2	Models ¹	Mean (Å)	SD ¹ (Å)	Median (Å)
(1,3)	1:A:84:LYS:HB2	2:B:16:G:C4'	2	0.99	0.11	0.99
(1,3)	1:A:84:LYS:HB2	2:B:16:G:C5	2	0.99	0.11	0.99
(1,3)	1:A:84:LYS:HB2	2:B:16:G:C5'	2	0.99	0.11	0.99
(1,3)	1:A:84:LYS:HB2	2:B:16:G:C6	2	0.99	0.11	0.99
(1,3)	1:A:84:LYS:HB2	2:B:16:G:C8	2	0.99	0.11	0.99
(1,3)	1:A:84:LYS:HB2	2:B:16:G:H1	2	0.99	0.11	0.99
(1,3)	1:A:84:LYS:HB2	2:B:16:G:H1'	2	0.99	0.11	0.99
(1,3)	1:A:84:LYS:HB2	2:B:16:G:H2'	2	0.99	0.11	0.99
(1,3)	1:A:84:LYS:HB2	2:B:16:G:H21	2	0.99	0.11	0.99
(1,3)	1:A:84:LYS:HB2	2:B:16:G:H22	2	0.99	0.11	0.99
(1,3)	1:A:84:LYS:HB2	2:B:16:G:H3'	2	0.99	0.11	0.99
(1,3)	1:A:84:LYS:HB2	2:B:16:G:H4'	2	0.99	0.11	0.99
(1,3)	1:A:84:LYS:HB2	2:B:16:G:H5'	2	0.99	0.11	0.99
(1,3)	1:A:84:LYS:HB2	2:B:16:G:H5''	2	0.99	0.11	0.99
(1,3)	1:A:84:LYS:HB2	2:B:16:G:H8	2	0.99	0.11	0.99
(1,3)	1:A:84:LYS:HB2	2:B:16:G:HO2'	2	0.99	0.11	0.99
(1,3)	1:A:84:LYS:HB2	2:B:16:G:N1	2	0.99	0.11	0.99
(1,3)	1:A:84:LYS:HB2	2:B:16:G:N2	2	0.99	0.11	0.99
(1,3)	1:A:84:LYS:HB2	2:B:16:G:N3	2	0.99	0.11	0.99
(1,3)	1:A:84:LYS:HB2	2:B:16:G:N7	2	0.99	0.11	0.99
(1,3)	1:A:84:LYS:HB2	2:B:16:G:N9	2	0.99	0.11	0.99
(1,3)	1:A:84:LYS:HB2	2:B:16:G:O2'	2	0.99	0.11	0.99
(1,3)	1:A:84:LYS:HB2	2:B:16:G:O3'	2	0.99	0.11	0.99
(1,3)	1:A:84:LYS:HB2	2:B:16:G:O4'	2	0.99	0.11	0.99
(1,3)	1:A:84:LYS:HB2	2:B:16:G:O5'	2	0.99	0.11	0.99
(1,3)	1:A:84:LYS:HB2	2:B:16:G:O6	2	0.99	0.11	0.99
(1,3)	1:A:84:LYS:HB2	2:B:16:G:OP1	2	0.99	0.11	0.99
(1,3)	1:A:84:LYS:HB2	2:B:16:G:OP2	2	0.99	0.11	0.99
(1,3)	1:A:84:LYS:HB2	2:B:16:G:P	2	0.99	0.11	0.99
(1,3)	1:A:84:LYS:HB2	2:B:17:C:C1'	2	0.99	0.11	0.99
(1,3)	1:A:84:LYS:HB2	2:B:17:C:C2	2	0.99	0.11	0.99
(1,3)	1:A:84:LYS:HB2	2:B:17:C:C2'	2	0.99	0.11	0.99
(1,3)	1:A:84:LYS:HB2	2:B:17:C:C3'	2	0.99	0.11	0.99
(1,3)	1:A:84:LYS:HB2	2:B:17:C:C4	2	0.99	0.11	0.99
(1,3)	1:A:84:LYS:HB2	2:B:17:C:C4'	2	0.99	0.11	0.99
(1,3)	1:A:84:LYS:HB2	2:B:17:C:C5	2	0.99	0.11	0.99
(1,3)	1:A:84:LYS:HB2	2:B:17:C:C5'	2	0.99	0.11	0.99
(1,3)	1:A:84:LYS:HB2	2:B:17:C:C6	2	0.99	0.11	0.99
(1,3)	1:A:84:LYS:HB2	2:B:17:C:H1'	2	0.99	0.11	0.99
(1,3)	1:A:84:LYS:HB2	2:B:17:C:H2'	2	0.99	0.11	0.99
(1,3)	1:A:84:LYS:HB2	2:B:17:C:H3'	2	0.99	0.11	0.99
(1,3)	1:A:84:LYS:HB2	2:B:17:C:H4'	2	0.99	0.11	0.99

Continued on next page...

Continued from previous page...

Key	Atom-1	Atom-2	Models ¹	Mean (Å)	SD ¹ (Å)	Median (Å)
(1,3)	1:A:84:LYS:HB2	2:B:17:C:H41	2	0.99	0.11	0.99
(1,3)	1:A:84:LYS:HB2	2:B:17:C:H42	2	0.99	0.11	0.99
(1,3)	1:A:84:LYS:HB2	2:B:17:C:H5	2	0.99	0.11	0.99
(1,3)	1:A:84:LYS:HB2	2:B:17:C:H5'	2	0.99	0.11	0.99
(1,3)	1:A:84:LYS:HB2	2:B:17:C:H5''	2	0.99	0.11	0.99
(1,3)	1:A:84:LYS:HB2	2:B:17:C:H6	2	0.99	0.11	0.99
(1,3)	1:A:84:LYS:HB2	2:B:17:C:HO2'	2	0.99	0.11	0.99
(1,3)	1:A:84:LYS:HB2	2:B:17:C:N1	2	0.99	0.11	0.99
(1,3)	1:A:84:LYS:HB2	2:B:17:C:N3	2	0.99	0.11	0.99
(1,3)	1:A:84:LYS:HB2	2:B:17:C:N4	2	0.99	0.11	0.99
(1,3)	1:A:84:LYS:HB2	2:B:17:C:O2	2	0.99	0.11	0.99
(1,3)	1:A:84:LYS:HB2	2:B:17:C:O2'	2	0.99	0.11	0.99
(1,3)	1:A:84:LYS:HB2	2:B:17:C:O3'	2	0.99	0.11	0.99
(1,3)	1:A:84:LYS:HB2	2:B:17:C:O4'	2	0.99	0.11	0.99
(1,3)	1:A:84:LYS:HB2	2:B:17:C:O5'	2	0.99	0.11	0.99
(1,3)	1:A:84:LYS:HB2	2:B:17:C:OP1	2	0.99	0.11	0.99
(1,3)	1:A:84:LYS:HB2	2:B:17:C:OP2	2	0.99	0.11	0.99
(1,3)	1:A:84:LYS:HB2	2:B:17:C:P	2	0.99	0.11	0.99
(1,3)	1:A:84:LYS:HB2	2:B:18:A:C1'	2	0.99	0.11	0.99
(1,3)	1:A:84:LYS:HB2	2:B:18:A:C2	2	0.99	0.11	0.99
(1,3)	1:A:84:LYS:HB2	2:B:18:A:C2'	2	0.99	0.11	0.99
(1,3)	1:A:84:LYS:HB2	2:B:18:A:C3'	2	0.99	0.11	0.99
(1,3)	1:A:84:LYS:HB2	2:B:18:A:C4	2	0.99	0.11	0.99
(1,3)	1:A:84:LYS:HB2	2:B:18:A:C4'	2	0.99	0.11	0.99
(1,3)	1:A:84:LYS:HB2	2:B:18:A:C5	2	0.99	0.11	0.99
(1,3)	1:A:84:LYS:HB2	2:B:18:A:C5'	2	0.99	0.11	0.99
(1,3)	1:A:84:LYS:HB2	2:B:18:A:C6	2	0.99	0.11	0.99
(1,3)	1:A:84:LYS:HB2	2:B:18:A:C8	2	0.99	0.11	0.99
(1,3)	1:A:84:LYS:HB2	2:B:18:A:H1'	2	0.99	0.11	0.99
(1,3)	1:A:84:LYS:HB2	2:B:18:A:H2	2	0.99	0.11	0.99
(1,3)	1:A:84:LYS:HB2	2:B:18:A:H2'	2	0.99	0.11	0.99
(1,3)	1:A:84:LYS:HB2	2:B:18:A:H3'	2	0.99	0.11	0.99
(1,3)	1:A:84:LYS:HB2	2:B:18:A:H4'	2	0.99	0.11	0.99
(1,3)	1:A:84:LYS:HB2	2:B:18:A:H5'	2	0.99	0.11	0.99
(1,3)	1:A:84:LYS:HB2	2:B:18:A:H5''	2	0.99	0.11	0.99
(1,3)	1:A:84:LYS:HB2	2:B:18:A:H61	2	0.99	0.11	0.99
(1,3)	1:A:84:LYS:HB2	2:B:18:A:H62	2	0.99	0.11	0.99
(1,3)	1:A:84:LYS:HB2	2:B:18:A:H8	2	0.99	0.11	0.99
(1,3)	1:A:84:LYS:HB2	2:B:18:A:HO2'	2	0.99	0.11	0.99
(1,3)	1:A:84:LYS:HB2	2:B:18:A:N1	2	0.99	0.11	0.99
(1,3)	1:A:84:LYS:HB2	2:B:18:A:N3	2	0.99	0.11	0.99
(1,3)	1:A:84:LYS:HB2	2:B:18:A:N6	2	0.99	0.11	0.99

Continued on next page...

Continued from previous page...

Key	Atom-1	Atom-2	Models ¹	Mean (Å)	SD ¹ (Å)	Median (Å)
(1,3)	1:A:84:LYS:HB2	2:B:18:A:N7	2	0.99	0.11	0.99
(1,3)	1:A:84:LYS:HB2	2:B:18:A:N9	2	0.99	0.11	0.99
(1,3)	1:A:84:LYS:HB2	2:B:18:A:O2'	2	0.99	0.11	0.99
(1,3)	1:A:84:LYS:HB2	2:B:18:A:O3'	2	0.99	0.11	0.99
(1,3)	1:A:84:LYS:HB2	2:B:18:A:O4'	2	0.99	0.11	0.99
(1,3)	1:A:84:LYS:HB2	2:B:18:A:O5'	2	0.99	0.11	0.99
(1,3)	1:A:84:LYS:HB2	2:B:18:A:OP1	2	0.99	0.11	0.99
(1,3)	1:A:84:LYS:HB2	2:B:18:A:OP2	2	0.99	0.11	0.99
(1,3)	1:A:84:LYS:HB2	2:B:18:A:P	2	0.99	0.11	0.99
(1,3)	1:A:84:LYS:HB2	2:B:19:A:C1'	2	0.99	0.11	0.99
(1,3)	1:A:84:LYS:HB2	2:B:19:A:C2	2	0.99	0.11	0.99
(1,3)	1:A:84:LYS:HB2	2:B:19:A:C2'	2	0.99	0.11	0.99
(1,3)	1:A:84:LYS:HB2	2:B:19:A:C3'	2	0.99	0.11	0.99
(1,3)	1:A:84:LYS:HB2	2:B:19:A:C4	2	0.99	0.11	0.99
(1,3)	1:A:84:LYS:HB2	2:B:19:A:C4'	2	0.99	0.11	0.99
(1,3)	1:A:84:LYS:HB2	2:B:19:A:C5	2	0.99	0.11	0.99
(1,3)	1:A:84:LYS:HB2	2:B:19:A:C5'	2	0.99	0.11	0.99
(1,3)	1:A:84:LYS:HB2	2:B:19:A:C6	2	0.99	0.11	0.99
(1,3)	1:A:84:LYS:HB2	2:B:19:A:C8	2	0.99	0.11	0.99
(1,3)	1:A:84:LYS:HB2	2:B:19:A:H1'	2	0.99	0.11	0.99
(1,3)	1:A:84:LYS:HB2	2:B:19:A:H2	2	0.99	0.11	0.99
(1,3)	1:A:84:LYS:HB2	2:B:19:A:H2'	2	0.99	0.11	0.99
(1,3)	1:A:84:LYS:HB2	2:B:19:A:H3'	2	0.99	0.11	0.99
(1,3)	1:A:84:LYS:HB2	2:B:19:A:H4'	2	0.99	0.11	0.99
(1,3)	1:A:84:LYS:HB2	2:B:19:A:H5'	2	0.99	0.11	0.99
(1,3)	1:A:84:LYS:HB2	2:B:19:A:H5''	2	0.99	0.11	0.99
(1,3)	1:A:84:LYS:HB2	2:B:19:A:H61	2	0.99	0.11	0.99
(1,3)	1:A:84:LYS:HB2	2:B:19:A:H62	2	0.99	0.11	0.99
(1,3)	1:A:84:LYS:HB2	2:B:19:A:H8	2	0.99	0.11	0.99
(1,3)	1:A:84:LYS:HB2	2:B:19:A:HO2'	2	0.99	0.11	0.99
(1,3)	1:A:84:LYS:HB2	2:B:19:A:N1	2	0.99	0.11	0.99
(1,3)	1:A:84:LYS:HB2	2:B:19:A:N3	2	0.99	0.11	0.99
(1,3)	1:A:84:LYS:HB2	2:B:19:A:N6	2	0.99	0.11	0.99
(1,3)	1:A:84:LYS:HB2	2:B:19:A:N7	2	0.99	0.11	0.99
(1,3)	1:A:84:LYS:HB2	2:B:19:A:N9	2	0.99	0.11	0.99
(1,3)	1:A:84:LYS:HB2	2:B:19:A:O2'	2	0.99	0.11	0.99
(1,3)	1:A:84:LYS:HB2	2:B:19:A:O3'	2	0.99	0.11	0.99
(1,3)	1:A:84:LYS:HB2	2:B:19:A:O4'	2	0.99	0.11	0.99
(1,3)	1:A:84:LYS:HB2	2:B:19:A:O5'	2	0.99	0.11	0.99
(1,3)	1:A:84:LYS:HB2	2:B:19:A:OP1	2	0.99	0.11	0.99
(1,3)	1:A:84:LYS:HB2	2:B:19:A:OP2	2	0.99	0.11	0.99
(1,3)	1:A:84:LYS:HB2	2:B:19:A:P	2	0.99	0.11	0.99

Continued on next page...

Continued from previous page...

Key	Atom-1	Atom-2	Models ¹	Mean (Å)	SD ¹ (Å)	Median (Å)
(1,3)	1:A:84:LYS:HB2	2:B:20:U:C1'	2	0.99	0.11	0.99
(1,3)	1:A:84:LYS:HB2	2:B:20:U:C2	2	0.99	0.11	0.99
(1,3)	1:A:84:LYS:HB2	2:B:20:U:C2'	2	0.99	0.11	0.99
(1,3)	1:A:84:LYS:HB2	2:B:20:U:C3'	2	0.99	0.11	0.99
(1,3)	1:A:84:LYS:HB2	2:B:20:U:C4	2	0.99	0.11	0.99
(1,3)	1:A:84:LYS:HB2	2:B:20:U:C4'	2	0.99	0.11	0.99
(1,3)	1:A:84:LYS:HB2	2:B:20:U:C5	2	0.99	0.11	0.99
(1,3)	1:A:84:LYS:HB2	2:B:20:U:C5'	2	0.99	0.11	0.99
(1,3)	1:A:84:LYS:HB2	2:B:20:U:C6	2	0.99	0.11	0.99
(1,3)	1:A:84:LYS:HB2	2:B:20:U:H1'	2	0.99	0.11	0.99
(1,3)	1:A:84:LYS:HB2	2:B:20:U:H2'	2	0.99	0.11	0.99
(1,3)	1:A:84:LYS:HB2	2:B:20:U:H3	2	0.99	0.11	0.99
(1,3)	1:A:84:LYS:HB2	2:B:20:U:H3'	2	0.99	0.11	0.99
(1,3)	1:A:84:LYS:HB2	2:B:20:U:H4'	2	0.99	0.11	0.99
(1,3)	1:A:84:LYS:HB2	2:B:20:U:H5	2	0.99	0.11	0.99
(1,3)	1:A:84:LYS:HB2	2:B:20:U:H5'	2	0.99	0.11	0.99
(1,3)	1:A:84:LYS:HB2	2:B:20:U:H5''	2	0.99	0.11	0.99
(1,3)	1:A:84:LYS:HB2	2:B:20:U:H6	2	0.99	0.11	0.99
(1,3)	1:A:84:LYS:HB2	2:B:20:U:HO2'	2	0.99	0.11	0.99
(1,3)	1:A:84:LYS:HB2	2:B:20:U:N1	2	0.99	0.11	0.99
(1,3)	1:A:84:LYS:HB2	2:B:20:U:N3	2	0.99	0.11	0.99
(1,3)	1:A:84:LYS:HB2	2:B:20:U:O2	2	0.99	0.11	0.99
(1,3)	1:A:84:LYS:HB2	2:B:20:U:O2'	2	0.99	0.11	0.99
(1,3)	1:A:84:LYS:HB2	2:B:20:U:O3'	2	0.99	0.11	0.99
(1,3)	1:A:84:LYS:HB2	2:B:20:U:O4	2	0.99	0.11	0.99
(1,3)	1:A:84:LYS:HB2	2:B:20:U:O4'	2	0.99	0.11	0.99
(1,3)	1:A:84:LYS:HB2	2:B:20:U:O5'	2	0.99	0.11	0.99
(1,3)	1:A:84:LYS:HB2	2:B:20:U:OP1	2	0.99	0.11	0.99
(1,3)	1:A:84:LYS:HB2	2:B:20:U:OP2	2	0.99	0.11	0.99
(1,3)	1:A:84:LYS:HB2	2:B:20:U:P	2	0.99	0.11	0.99
(1,3)	1:A:84:LYS:HB2	2:B:21:G:C1'	2	0.99	0.11	0.99
(1,3)	1:A:84:LYS:HB2	2:B:21:G:C2	2	0.99	0.11	0.99
(1,3)	1:A:84:LYS:HB2	2:B:21:G:C2'	2	0.99	0.11	0.99
(1,3)	1:A:84:LYS:HB2	2:B:21:G:C3'	2	0.99	0.11	0.99
(1,3)	1:A:84:LYS:HB2	2:B:21:G:C4	2	0.99	0.11	0.99
(1,3)	1:A:84:LYS:HB2	2:B:21:G:C4'	2	0.99	0.11	0.99
(1,3)	1:A:84:LYS:HB2	2:B:21:G:C5	2	0.99	0.11	0.99
(1,3)	1:A:84:LYS:HB2	2:B:21:G:C5'	2	0.99	0.11	0.99
(1,3)	1:A:84:LYS:HB2	2:B:21:G:C6	2	0.99	0.11	0.99
(1,3)	1:A:84:LYS:HB2	2:B:21:G:C8	2	0.99	0.11	0.99
(1,3)	1:A:84:LYS:HB2	2:B:21:G:H1	2	0.99	0.11	0.99
(1,3)	1:A:84:LYS:HB2	2:B:21:G:H1'	2	0.99	0.11	0.99

Continued on next page...

Continued from previous page...

Key	Atom-1	Atom-2	Models ¹	Mean (Å)	SD ¹ (Å)	Median (Å)
(1,3)	1:A:84:LYS:HB2	2:B:21:G:H2'	2	0.99	0.11	0.99
(1,3)	1:A:84:LYS:HB2	2:B:21:G:H21	2	0.99	0.11	0.99
(1,3)	1:A:84:LYS:HB2	2:B:21:G:H22	2	0.99	0.11	0.99
(1,3)	1:A:84:LYS:HB2	2:B:21:G:H3'	2	0.99	0.11	0.99
(1,3)	1:A:84:LYS:HB2	2:B:21:G:H4'	2	0.99	0.11	0.99
(1,3)	1:A:84:LYS:HB2	2:B:21:G:H5'	2	0.99	0.11	0.99
(1,3)	1:A:84:LYS:HB2	2:B:21:G:H5''	2	0.99	0.11	0.99
(1,3)	1:A:84:LYS:HB2	2:B:21:G:H8	2	0.99	0.11	0.99
(1,3)	1:A:84:LYS:HB2	2:B:21:G:HO2'	2	0.99	0.11	0.99
(1,3)	1:A:84:LYS:HB2	2:B:21:G:N1	2	0.99	0.11	0.99
(1,3)	1:A:84:LYS:HB2	2:B:21:G:N2	2	0.99	0.11	0.99
(1,3)	1:A:84:LYS:HB2	2:B:21:G:N3	2	0.99	0.11	0.99
(1,3)	1:A:84:LYS:HB2	2:B:21:G:N7	2	0.99	0.11	0.99
(1,3)	1:A:84:LYS:HB2	2:B:21:G:N9	2	0.99	0.11	0.99
(1,3)	1:A:84:LYS:HB2	2:B:21:G:O2'	2	0.99	0.11	0.99
(1,3)	1:A:84:LYS:HB2	2:B:21:G:O3'	2	0.99	0.11	0.99
(1,3)	1:A:84:LYS:HB2	2:B:21:G:O4'	2	0.99	0.11	0.99
(1,3)	1:A:84:LYS:HB2	2:B:21:G:O5'	2	0.99	0.11	0.99
(1,3)	1:A:84:LYS:HB2	2:B:21:G:O6	2	0.99	0.11	0.99
(1,3)	1:A:84:LYS:HB2	2:B:21:G:OP1	2	0.99	0.11	0.99
(1,3)	1:A:84:LYS:HB2	2:B:21:G:OP2	2	0.99	0.11	0.99
(1,3)	1:A:84:LYS:HB2	2:B:21:G:P	2	0.99	0.11	0.99
(1,3)	1:A:84:LYS:HB2	2:B:22:A:C1'	2	0.99	0.11	0.99
(1,3)	1:A:84:LYS:HB2	2:B:22:A:C2	2	0.99	0.11	0.99
(1,3)	1:A:84:LYS:HB2	2:B:22:A:C2'	2	0.99	0.11	0.99
(1,3)	1:A:84:LYS:HB2	2:B:22:A:C3'	2	0.99	0.11	0.99
(1,3)	1:A:84:LYS:HB2	2:B:22:A:C4	2	0.99	0.11	0.99
(1,3)	1:A:84:LYS:HB2	2:B:22:A:C4'	2	0.99	0.11	0.99
(1,3)	1:A:84:LYS:HB2	2:B:22:A:C5	2	0.99	0.11	0.99
(1,3)	1:A:84:LYS:HB2	2:B:22:A:C5'	2	0.99	0.11	0.99
(1,3)	1:A:84:LYS:HB2	2:B:22:A:C6	2	0.99	0.11	0.99
(1,3)	1:A:84:LYS:HB2	2:B:22:A:C8	2	0.99	0.11	0.99
(1,3)	1:A:84:LYS:HB2	2:B:22:A:H1'	2	0.99	0.11	0.99
(1,3)	1:A:84:LYS:HB2	2:B:22:A:H2	2	0.99	0.11	0.99
(1,3)	1:A:84:LYS:HB2	2:B:22:A:H2'	2	0.99	0.11	0.99
(1,3)	1:A:84:LYS:HB2	2:B:22:A:H3'	2	0.99	0.11	0.99
(1,3)	1:A:84:LYS:HB2	2:B:22:A:H4'	2	0.99	0.11	0.99
(1,3)	1:A:84:LYS:HB2	2:B:22:A:H5'	2	0.99	0.11	0.99
(1,3)	1:A:84:LYS:HB2	2:B:22:A:H5''	2	0.99	0.11	0.99
(1,3)	1:A:84:LYS:HB2	2:B:22:A:H61	2	0.99	0.11	0.99
(1,3)	1:A:84:LYS:HB2	2:B:22:A:H62	2	0.99	0.11	0.99
(1,3)	1:A:84:LYS:HB2	2:B:22:A:H8	2	0.99	0.11	0.99

Continued on next page...

Continued from previous page...

Key	Atom-1	Atom-2	Models ¹	Mean (Å)	SD ¹ (Å)	Median (Å)
(1,3)	1:A:84:LYS:HB2	2:B:22:A:HO2'	2	0.99	0.11	0.99
(1,3)	1:A:84:LYS:HB2	2:B:22:A:N1	2	0.99	0.11	0.99
(1,3)	1:A:84:LYS:HB2	2:B:22:A:N3	2	0.99	0.11	0.99
(1,3)	1:A:84:LYS:HB2	2:B:22:A:N6	2	0.99	0.11	0.99
(1,3)	1:A:84:LYS:HB2	2:B:22:A:N7	2	0.99	0.11	0.99
(1,3)	1:A:84:LYS:HB2	2:B:22:A:N9	2	0.99	0.11	0.99
(1,3)	1:A:84:LYS:HB2	2:B:22:A:O2'	2	0.99	0.11	0.99
(1,3)	1:A:84:LYS:HB2	2:B:22:A:O3'	2	0.99	0.11	0.99
(1,3)	1:A:84:LYS:HB2	2:B:22:A:O4'	2	0.99	0.11	0.99
(1,3)	1:A:84:LYS:HB2	2:B:22:A:O5'	2	0.99	0.11	0.99
(1,3)	1:A:84:LYS:HB2	2:B:22:A:OP1	2	0.99	0.11	0.99
(1,3)	1:A:84:LYS:HB2	2:B:22:A:OP2	2	0.99	0.11	0.99
(1,3)	1:A:84:LYS:HB2	2:B:22:A:P	2	0.99	0.11	0.99
(1,3)	1:A:84:LYS:HB2	2:B:23:U:C1'	2	0.99	0.11	0.99
(1,3)	1:A:84:LYS:HB2	2:B:23:U:C2	2	0.99	0.11	0.99
(1,3)	1:A:84:LYS:HB2	2:B:23:U:C2'	2	0.99	0.11	0.99
(1,3)	1:A:84:LYS:HB2	2:B:23:U:C3'	2	0.99	0.11	0.99
(1,3)	1:A:84:LYS:HB2	2:B:23:U:C4	2	0.99	0.11	0.99
(1,3)	1:A:84:LYS:HB2	2:B:23:U:C4'	2	0.99	0.11	0.99
(1,3)	1:A:84:LYS:HB2	2:B:23:U:C5	2	0.99	0.11	0.99
(1,3)	1:A:84:LYS:HB2	2:B:23:U:C5'	2	0.99	0.11	0.99
(1,3)	1:A:84:LYS:HB2	2:B:23:U:C6	2	0.99	0.11	0.99
(1,3)	1:A:84:LYS:HB2	2:B:23:U:H1'	2	0.99	0.11	0.99
(1,3)	1:A:84:LYS:HB2	2:B:23:U:H2'	2	0.99	0.11	0.99
(1,3)	1:A:84:LYS:HB2	2:B:23:U:H3	2	0.99	0.11	0.99
(1,3)	1:A:84:LYS:HB2	2:B:23:U:H3'	2	0.99	0.11	0.99
(1,3)	1:A:84:LYS:HB2	2:B:23:U:H4'	2	0.99	0.11	0.99
(1,3)	1:A:84:LYS:HB2	2:B:23:U:H5	2	0.99	0.11	0.99
(1,3)	1:A:84:LYS:HB2	2:B:23:U:H5'	2	0.99	0.11	0.99
(1,3)	1:A:84:LYS:HB2	2:B:23:U:H5''	2	0.99	0.11	0.99
(1,3)	1:A:84:LYS:HB2	2:B:23:U:H6	2	0.99	0.11	0.99
(1,3)	1:A:84:LYS:HB2	2:B:23:U:HO2'	2	0.99	0.11	0.99
(1,3)	1:A:84:LYS:HB2	2:B:23:U:N1	2	0.99	0.11	0.99
(1,3)	1:A:84:LYS:HB2	2:B:23:U:N3	2	0.99	0.11	0.99
(1,3)	1:A:84:LYS:HB2	2:B:23:U:O2	2	0.99	0.11	0.99
(1,3)	1:A:84:LYS:HB2	2:B:23:U:O2'	2	0.99	0.11	0.99
(1,3)	1:A:84:LYS:HB2	2:B:23:U:O3'	2	0.99	0.11	0.99
(1,3)	1:A:84:LYS:HB2	2:B:23:U:O4	2	0.99	0.11	0.99
(1,3)	1:A:84:LYS:HB2	2:B:23:U:O4'	2	0.99	0.11	0.99
(1,3)	1:A:84:LYS:HB2	2:B:23:U:O5'	2	0.99	0.11	0.99
(1,3)	1:A:84:LYS:HB2	2:B:23:U:OP1	2	0.99	0.11	0.99
(1,3)	1:A:84:LYS:HB2	2:B:23:U:OP2	2	0.99	0.11	0.99

Continued on next page...

Continued from previous page...

Key	Atom-1	Atom-2	Models ¹	Mean (Å)	SD ¹ (Å)	Median (Å)
(1,3)	1:A:84:LYS:HB2	2:B:23:U:P	2	0.99	0.11	0.99
(1,3)	1:A:84:LYS:HB2	2:B:24:G:C1'	2	0.99	0.11	0.99
(1,3)	1:A:84:LYS:HB2	2:B:24:G:C2	2	0.99	0.11	0.99
(1,3)	1:A:84:LYS:HB2	2:B:24:G:C2'	2	0.99	0.11	0.99
(1,3)	1:A:84:LYS:HB2	2:B:24:G:C3'	2	0.99	0.11	0.99
(1,3)	1:A:84:LYS:HB2	2:B:24:G:C4	2	0.99	0.11	0.99
(1,3)	1:A:84:LYS:HB2	2:B:24:G:C4'	2	0.99	0.11	0.99
(1,3)	1:A:84:LYS:HB2	2:B:24:G:C5	2	0.99	0.11	0.99
(1,3)	1:A:84:LYS:HB2	2:B:24:G:C5'	2	0.99	0.11	0.99
(1,3)	1:A:84:LYS:HB2	2:B:24:G:C6	2	0.99	0.11	0.99
(1,3)	1:A:84:LYS:HB2	2:B:24:G:C8	2	0.99	0.11	0.99
(1,3)	1:A:84:LYS:HB2	2:B:24:G:H1	2	0.99	0.11	0.99
(1,3)	1:A:84:LYS:HB2	2:B:24:G:H1'	2	0.99	0.11	0.99
(1,3)	1:A:84:LYS:HB2	2:B:24:G:H2'	2	0.99	0.11	0.99
(1,3)	1:A:84:LYS:HB2	2:B:24:G:H21	2	0.99	0.11	0.99
(1,3)	1:A:84:LYS:HB2	2:B:24:G:H22	2	0.99	0.11	0.99
(1,3)	1:A:84:LYS:HB2	2:B:24:G:H3'	2	0.99	0.11	0.99
(1,3)	1:A:84:LYS:HB2	2:B:24:G:H4'	2	0.99	0.11	0.99
(1,3)	1:A:84:LYS:HB2	2:B:24:G:H5'	2	0.99	0.11	0.99
(1,3)	1:A:84:LYS:HB2	2:B:24:G:H5''	2	0.99	0.11	0.99
(1,3)	1:A:84:LYS:HB2	2:B:24:G:H8	2	0.99	0.11	0.99
(1,3)	1:A:84:LYS:HB2	2:B:24:G:HO2'	2	0.99	0.11	0.99
(1,3)	1:A:84:LYS:HB2	2:B:24:G:N1	2	0.99	0.11	0.99
(1,3)	1:A:84:LYS:HB2	2:B:24:G:N2	2	0.99	0.11	0.99
(1,3)	1:A:84:LYS:HB2	2:B:24:G:N3	2	0.99	0.11	0.99
(1,3)	1:A:84:LYS:HB2	2:B:24:G:N7	2	0.99	0.11	0.99
(1,3)	1:A:84:LYS:HB2	2:B:24:G:N9	2	0.99	0.11	0.99
(1,3)	1:A:84:LYS:HB2	2:B:24:G:O2'	2	0.99	0.11	0.99
(1,3)	1:A:84:LYS:HB2	2:B:24:G:O3'	2	0.99	0.11	0.99
(1,3)	1:A:84:LYS:HB2	2:B:24:G:O4'	2	0.99	0.11	0.99
(1,3)	1:A:84:LYS:HB2	2:B:24:G:O5'	2	0.99	0.11	0.99
(1,3)	1:A:84:LYS:HB2	2:B:24:G:O6	2	0.99	0.11	0.99
(1,3)	1:A:84:LYS:HB2	2:B:24:G:OP1	2	0.99	0.11	0.99
(1,3)	1:A:84:LYS:HB2	2:B:24:G:OP2	2	0.99	0.11	0.99
(1,3)	1:A:84:LYS:HB2	2:B:24:G:P	2	0.99	0.11	0.99
(1,3)	1:A:84:LYS:HB3	2:B:2:C:C1'	2	0.99	0.11	0.99
(1,3)	1:A:84:LYS:HB3	2:B:2:C:C2	2	0.99	0.11	0.99
(1,3)	1:A:84:LYS:HB3	2:B:2:C:C2'	2	0.99	0.11	0.99
(1,3)	1:A:84:LYS:HB3	2:B:2:C:C3'	2	0.99	0.11	0.99
(1,3)	1:A:84:LYS:HB3	2:B:2:C:C4	2	0.99	0.11	0.99
(1,3)	1:A:84:LYS:HB3	2:B:2:C:C4'	2	0.99	0.11	0.99
(1,3)	1:A:84:LYS:HB3	2:B:2:C:C5	2	0.99	0.11	0.99

Continued on next page...

Continued from previous page...

Key	Atom-1	Atom-2	Models ¹	Mean (Å)	SD ¹ (Å)	Median (Å)
(1,3)	1:A:84:LYS:HB3	2:B:2:C:C5'	2	0.99	0.11	0.99
(1,3)	1:A:84:LYS:HB3	2:B:2:C:C6	2	0.99	0.11	0.99
(1,3)	1:A:84:LYS:HB3	2:B:2:C:H1'	2	0.99	0.11	0.99
(1,3)	1:A:84:LYS:HB3	2:B:2:C:H2'	2	0.99	0.11	0.99
(1,3)	1:A:84:LYS:HB3	2:B:2:C:H3'	2	0.99	0.11	0.99
(1,3)	1:A:84:LYS:HB3	2:B:2:C:H4'	2	0.99	0.11	0.99
(1,3)	1:A:84:LYS:HB3	2:B:2:C:H41	2	0.99	0.11	0.99
(1,3)	1:A:84:LYS:HB3	2:B:2:C:H42	2	0.99	0.11	0.99
(1,3)	1:A:84:LYS:HB3	2:B:2:C:H5	2	0.99	0.11	0.99
(1,3)	1:A:84:LYS:HB3	2:B:2:C:H5'	2	0.99	0.11	0.99
(1,3)	1:A:84:LYS:HB3	2:B:2:C:H5''	2	0.99	0.11	0.99
(1,3)	1:A:84:LYS:HB3	2:B:2:C:H6	2	0.99	0.11	0.99
(1,3)	1:A:84:LYS:HB3	2:B:2:C:HO2'	2	0.99	0.11	0.99
(1,3)	1:A:84:LYS:HB3	2:B:2:C:N1	2	0.99	0.11	0.99
(1,3)	1:A:84:LYS:HB3	2:B:2:C:N3	2	0.99	0.11	0.99
(1,3)	1:A:84:LYS:HB3	2:B:2:C:N4	2	0.99	0.11	0.99
(1,3)	1:A:84:LYS:HB3	2:B:2:C:O2	2	0.99	0.11	0.99
(1,3)	1:A:84:LYS:HB3	2:B:2:C:O2'	2	0.99	0.11	0.99
(1,3)	1:A:84:LYS:HB3	2:B:2:C:O3'	2	0.99	0.11	0.99
(1,3)	1:A:84:LYS:HB3	2:B:2:C:O4'	2	0.99	0.11	0.99
(1,3)	1:A:84:LYS:HB3	2:B:2:C:O5'	2	0.99	0.11	0.99
(1,3)	1:A:84:LYS:HB3	2:B:3:U:C1'	2	0.99	0.11	0.99
(1,3)	1:A:84:LYS:HB3	2:B:3:U:C2	2	0.99	0.11	0.99
(1,3)	1:A:84:LYS:HB3	2:B:3:U:C2'	2	0.99	0.11	0.99
(1,3)	1:A:84:LYS:HB3	2:B:3:U:C3'	2	0.99	0.11	0.99
(1,3)	1:A:84:LYS:HB3	2:B:3:U:C4	2	0.99	0.11	0.99
(1,3)	1:A:84:LYS:HB3	2:B:3:U:C4'	2	0.99	0.11	0.99
(1,3)	1:A:84:LYS:HB3	2:B:3:U:C5	2	0.99	0.11	0.99
(1,3)	1:A:84:LYS:HB3	2:B:3:U:C5'	2	0.99	0.11	0.99
(1,3)	1:A:84:LYS:HB3	2:B:3:U:C6	2	0.99	0.11	0.99
(1,3)	1:A:84:LYS:HB3	2:B:3:U:H1'	2	0.99	0.11	0.99
(1,3)	1:A:84:LYS:HB3	2:B:3:U:H2'	2	0.99	0.11	0.99
(1,3)	1:A:84:LYS:HB3	2:B:3:U:H3	2	0.99	0.11	0.99
(1,3)	1:A:84:LYS:HB3	2:B:3:U:H3'	2	0.99	0.11	0.99
(1,3)	1:A:84:LYS:HB3	2:B:3:U:H4'	2	0.99	0.11	0.99
(1,3)	1:A:84:LYS:HB3	2:B:3:U:H5	2	0.99	0.11	0.99
(1,3)	1:A:84:LYS:HB3	2:B:3:U:H5'	2	0.99	0.11	0.99
(1,3)	1:A:84:LYS:HB3	2:B:3:U:H5''	2	0.99	0.11	0.99
(1,3)	1:A:84:LYS:HB3	2:B:3:U:H6	2	0.99	0.11	0.99
(1,3)	1:A:84:LYS:HB3	2:B:3:U:HO2'	2	0.99	0.11	0.99
(1,3)	1:A:84:LYS:HB3	2:B:3:U:N1	2	0.99	0.11	0.99
(1,3)	1:A:84:LYS:HB3	2:B:3:U:N3	2	0.99	0.11	0.99

Continued on next page...

Continued from previous page...

Key	Atom-1	Atom-2	Models ¹	Mean (Å)	SD ¹ (Å)	Median (Å)
(1,3)	1:A:84:LYS:HB3	2:B:3:U:O2	2	0.99	0.11	0.99
(1,3)	1:A:84:LYS:HB3	2:B:3:U:O2'	2	0.99	0.11	0.99
(1,3)	1:A:84:LYS:HB3	2:B:3:U:O3'	2	0.99	0.11	0.99
(1,3)	1:A:84:LYS:HB3	2:B:3:U:O4	2	0.99	0.11	0.99
(1,3)	1:A:84:LYS:HB3	2:B:3:U:O4'	2	0.99	0.11	0.99
(1,3)	1:A:84:LYS:HB3	2:B:3:U:O5'	2	0.99	0.11	0.99
(1,3)	1:A:84:LYS:HB3	2:B:3:U:OP1	2	0.99	0.11	0.99
(1,3)	1:A:84:LYS:HB3	2:B:3:U:OP2	2	0.99	0.11	0.99
(1,3)	1:A:84:LYS:HB3	2:B:3:U:P	2	0.99	0.11	0.99
(1,3)	1:A:84:LYS:HB3	2:B:4:G:C1'	2	0.99	0.11	0.99
(1,3)	1:A:84:LYS:HB3	2:B:4:G:C2	2	0.99	0.11	0.99
(1,3)	1:A:84:LYS:HB3	2:B:4:G:C2'	2	0.99	0.11	0.99
(1,3)	1:A:84:LYS:HB3	2:B:4:G:C3'	2	0.99	0.11	0.99
(1,3)	1:A:84:LYS:HB3	2:B:4:G:C4	2	0.99	0.11	0.99
(1,3)	1:A:84:LYS:HB3	2:B:4:G:C4'	2	0.99	0.11	0.99
(1,3)	1:A:84:LYS:HB3	2:B:4:G:C5	2	0.99	0.11	0.99
(1,3)	1:A:84:LYS:HB3	2:B:4:G:C5'	2	0.99	0.11	0.99
(1,3)	1:A:84:LYS:HB3	2:B:4:G:C6	2	0.99	0.11	0.99
(1,3)	1:A:84:LYS:HB3	2:B:4:G:C8	2	0.99	0.11	0.99
(1,3)	1:A:84:LYS:HB3	2:B:4:G:H1	2	0.99	0.11	0.99
(1,3)	1:A:84:LYS:HB3	2:B:4:G:H1'	2	0.99	0.11	0.99
(1,3)	1:A:84:LYS:HB3	2:B:4:G:H2'	2	0.99	0.11	0.99
(1,3)	1:A:84:LYS:HB3	2:B:4:G:H21	2	0.99	0.11	0.99
(1,3)	1:A:84:LYS:HB3	2:B:4:G:H22	2	0.99	0.11	0.99
(1,3)	1:A:84:LYS:HB3	2:B:4:G:H3'	2	0.99	0.11	0.99
(1,3)	1:A:84:LYS:HB3	2:B:4:G:H4'	2	0.99	0.11	0.99
(1,3)	1:A:84:LYS:HB3	2:B:4:G:H5'	2	0.99	0.11	0.99
(1,3)	1:A:84:LYS:HB3	2:B:4:G:H5''	2	0.99	0.11	0.99
(1,3)	1:A:84:LYS:HB3	2:B:4:G:H8	2	0.99	0.11	0.99
(1,3)	1:A:84:LYS:HB3	2:B:4:G:HO2'	2	0.99	0.11	0.99
(1,3)	1:A:84:LYS:HB3	2:B:4:G:N1	2	0.99	0.11	0.99
(1,3)	1:A:84:LYS:HB3	2:B:4:G:N2	2	0.99	0.11	0.99
(1,3)	1:A:84:LYS:HB3	2:B:4:G:N3	2	0.99	0.11	0.99
(1,3)	1:A:84:LYS:HB3	2:B:4:G:N7	2	0.99	0.11	0.99
(1,3)	1:A:84:LYS:HB3	2:B:4:G:N9	2	0.99	0.11	0.99
(1,3)	1:A:84:LYS:HB3	2:B:4:G:O2'	2	0.99	0.11	0.99
(1,3)	1:A:84:LYS:HB3	2:B:4:G:O3'	2	0.99	0.11	0.99
(1,3)	1:A:84:LYS:HB3	2:B:4:G:O4'	2	0.99	0.11	0.99
(1,3)	1:A:84:LYS:HB3	2:B:4:G:O5'	2	0.99	0.11	0.99
(1,3)	1:A:84:LYS:HB3	2:B:4:G:O6	2	0.99	0.11	0.99
(1,3)	1:A:84:LYS:HB3	2:B:4:G:OP1	2	0.99	0.11	0.99
(1,3)	1:A:84:LYS:HB3	2:B:4:G:OP2	2	0.99	0.11	0.99

Continued on next page...

Continued from previous page...

Key	Atom-1	Atom-2	Models ¹	Mean (Å)	SD ¹ (Å)	Median (Å)
(1,3)	1:A:84:LYS:HB3	2:B:4:G:P	2	0.99	0.11	0.99
(1,3)	1:A:84:LYS:HB3	2:B:5:A:C1'	2	0.99	0.11	0.99
(1,3)	1:A:84:LYS:HB3	2:B:5:A:C2	2	0.99	0.11	0.99
(1,3)	1:A:84:LYS:HB3	2:B:5:A:C2'	2	0.99	0.11	0.99
(1,3)	1:A:84:LYS:HB3	2:B:5:A:C3'	2	0.99	0.11	0.99
(1,3)	1:A:84:LYS:HB3	2:B:5:A:C4	2	0.99	0.11	0.99
(1,3)	1:A:84:LYS:HB3	2:B:5:A:C4'	2	0.99	0.11	0.99
(1,3)	1:A:84:LYS:HB3	2:B:5:A:C5	2	0.99	0.11	0.99
(1,3)	1:A:84:LYS:HB3	2:B:5:A:C5'	2	0.99	0.11	0.99
(1,3)	1:A:84:LYS:HB3	2:B:5:A:C6	2	0.99	0.11	0.99
(1,3)	1:A:84:LYS:HB3	2:B:5:A:C8	2	0.99	0.11	0.99
(1,3)	1:A:84:LYS:HB3	2:B:5:A:H1'	2	0.99	0.11	0.99
(1,3)	1:A:84:LYS:HB3	2:B:5:A:H2	2	0.99	0.11	0.99
(1,3)	1:A:84:LYS:HB3	2:B:5:A:H2'	2	0.99	0.11	0.99
(1,3)	1:A:84:LYS:HB3	2:B:5:A:H3'	2	0.99	0.11	0.99
(1,3)	1:A:84:LYS:HB3	2:B:5:A:H4'	2	0.99	0.11	0.99
(1,3)	1:A:84:LYS:HB3	2:B:5:A:H5'	2	0.99	0.11	0.99
(1,3)	1:A:84:LYS:HB3	2:B:5:A:H5''	2	0.99	0.11	0.99
(1,3)	1:A:84:LYS:HB3	2:B:5:A:H61	2	0.99	0.11	0.99
(1,3)	1:A:84:LYS:HB3	2:B:5:A:H62	2	0.99	0.11	0.99
(1,3)	1:A:84:LYS:HB3	2:B:5:A:H8	2	0.99	0.11	0.99
(1,3)	1:A:84:LYS:HB3	2:B:5:A:HO2'	2	0.99	0.11	0.99
(1,3)	1:A:84:LYS:HB3	2:B:5:A:N1	2	0.99	0.11	0.99
(1,3)	1:A:84:LYS:HB3	2:B:5:A:N3	2	0.99	0.11	0.99
(1,3)	1:A:84:LYS:HB3	2:B:5:A:N6	2	0.99	0.11	0.99
(1,3)	1:A:84:LYS:HB3	2:B:5:A:N7	2	0.99	0.11	0.99
(1,3)	1:A:84:LYS:HB3	2:B:5:A:N9	2	0.99	0.11	0.99
(1,3)	1:A:84:LYS:HB3	2:B:5:A:O2'	2	0.99	0.11	0.99
(1,3)	1:A:84:LYS:HB3	2:B:5:A:O3'	2	0.99	0.11	0.99
(1,3)	1:A:84:LYS:HB3	2:B:5:A:O4'	2	0.99	0.11	0.99
(1,3)	1:A:84:LYS:HB3	2:B:5:A:O5'	2	0.99	0.11	0.99
(1,3)	1:A:84:LYS:HB3	2:B:5:A:OP1	2	0.99	0.11	0.99
(1,3)	1:A:84:LYS:HB3	2:B:5:A:OP2	2	0.99	0.11	0.99
(1,3)	1:A:84:LYS:HB3	2:B:5:A:P	2	0.99	0.11	0.99
(1,3)	1:A:84:LYS:HB3	2:B:6:G:C1'	2	0.99	0.11	0.99
(1,3)	1:A:84:LYS:HB3	2:B:6:G:C2	2	0.99	0.11	0.99
(1,3)	1:A:84:LYS:HB3	2:B:6:G:C2'	2	0.99	0.11	0.99
(1,3)	1:A:84:LYS:HB3	2:B:6:G:C3'	2	0.99	0.11	0.99
(1,3)	1:A:84:LYS:HB3	2:B:6:G:C4	2	0.99	0.11	0.99
(1,3)	1:A:84:LYS:HB3	2:B:6:G:C4'	2	0.99	0.11	0.99
(1,3)	1:A:84:LYS:HB3	2:B:6:G:C5	2	0.99	0.11	0.99
(1,3)	1:A:84:LYS:HB3	2:B:6:G:C5'	2	0.99	0.11	0.99

Continued on next page...

Continued from previous page...

Key	Atom-1	Atom-2	Models ¹	Mean (Å)	SD ¹ (Å)	Median (Å)
(1,3)	1:A:84:LYS:HB3	2:B:6:G:C6	2	0.99	0.11	0.99
(1,3)	1:A:84:LYS:HB3	2:B:6:G:C8	2	0.99	0.11	0.99
(1,3)	1:A:84:LYS:HB3	2:B:6:G:H1	2	0.99	0.11	0.99
(1,3)	1:A:84:LYS:HB3	2:B:6:G:H1'	2	0.99	0.11	0.99
(1,3)	1:A:84:LYS:HB3	2:B:6:G:H2'	2	0.99	0.11	0.99
(1,3)	1:A:84:LYS:HB3	2:B:6:G:H21	2	0.99	0.11	0.99
(1,3)	1:A:84:LYS:HB3	2:B:6:G:H22	2	0.99	0.11	0.99
(1,3)	1:A:84:LYS:HB3	2:B:6:G:H3'	2	0.99	0.11	0.99
(1,3)	1:A:84:LYS:HB3	2:B:6:G:H4'	2	0.99	0.11	0.99
(1,3)	1:A:84:LYS:HB3	2:B:6:G:H5'	2	0.99	0.11	0.99
(1,3)	1:A:84:LYS:HB3	2:B:6:G:H5''	2	0.99	0.11	0.99
(1,3)	1:A:84:LYS:HB3	2:B:6:G:H8	2	0.99	0.11	0.99
(1,3)	1:A:84:LYS:HB3	2:B:6:G:HO2'	2	0.99	0.11	0.99
(1,3)	1:A:84:LYS:HB3	2:B:6:G:N1	2	0.99	0.11	0.99
(1,3)	1:A:84:LYS:HB3	2:B:6:G:N2	2	0.99	0.11	0.99
(1,3)	1:A:84:LYS:HB3	2:B:6:G:N3	2	0.99	0.11	0.99
(1,3)	1:A:84:LYS:HB3	2:B:6:G:N7	2	0.99	0.11	0.99
(1,3)	1:A:84:LYS:HB3	2:B:6:G:N9	2	0.99	0.11	0.99
(1,3)	1:A:84:LYS:HB3	2:B:6:G:O2'	2	0.99	0.11	0.99
(1,3)	1:A:84:LYS:HB3	2:B:6:G:O3'	2	0.99	0.11	0.99
(1,3)	1:A:84:LYS:HB3	2:B:6:G:O4'	2	0.99	0.11	0.99
(1,3)	1:A:84:LYS:HB3	2:B:6:G:O5'	2	0.99	0.11	0.99
(1,3)	1:A:84:LYS:HB3	2:B:6:G:O6	2	0.99	0.11	0.99
(1,3)	1:A:84:LYS:HB3	2:B:6:G:OP1	2	0.99	0.11	0.99
(1,3)	1:A:84:LYS:HB3	2:B:6:G:OP2	2	0.99	0.11	0.99
(1,3)	1:A:84:LYS:HB3	2:B:6:G:P	2	0.99	0.11	0.99
(1,3)	1:A:84:LYS:HB3	2:B:7:C:C1'	2	0.99	0.11	0.99
(1,3)	1:A:84:LYS:HB3	2:B:7:C:C2	2	0.99	0.11	0.99
(1,3)	1:A:84:LYS:HB3	2:B:7:C:C2'	2	0.99	0.11	0.99
(1,3)	1:A:84:LYS:HB3	2:B:7:C:C3'	2	0.99	0.11	0.99
(1,3)	1:A:84:LYS:HB3	2:B:7:C:C4	2	0.99	0.11	0.99
(1,3)	1:A:84:LYS:HB3	2:B:7:C:C4'	2	0.99	0.11	0.99
(1,3)	1:A:84:LYS:HB3	2:B:7:C:C5	2	0.99	0.11	0.99
(1,3)	1:A:84:LYS:HB3	2:B:7:C:C5'	2	0.99	0.11	0.99
(1,3)	1:A:84:LYS:HB3	2:B:7:C:C6	2	0.99	0.11	0.99
(1,3)	1:A:84:LYS:HB3	2:B:7:C:H1'	2	0.99	0.11	0.99
(1,3)	1:A:84:LYS:HB3	2:B:7:C:H2'	2	0.99	0.11	0.99
(1,3)	1:A:84:LYS:HB3	2:B:7:C:H3'	2	0.99	0.11	0.99
(1,3)	1:A:84:LYS:HB3	2:B:7:C:H4'	2	0.99	0.11	0.99
(1,3)	1:A:84:LYS:HB3	2:B:7:C:H41	2	0.99	0.11	0.99
(1,3)	1:A:84:LYS:HB3	2:B:7:C:H42	2	0.99	0.11	0.99
(1,3)	1:A:84:LYS:HB3	2:B:7:C:H5	2	0.99	0.11	0.99

Continued on next page...

Continued from previous page...

Key	Atom-1	Atom-2	Models ¹	Mean (Å)	SD ¹ (Å)	Median (Å)
(1,3)	1:A:84:LYS:HB3	2:B:7:C:H5'	2	0.99	0.11	0.99
(1,3)	1:A:84:LYS:HB3	2:B:7:C:H5''	2	0.99	0.11	0.99
(1,3)	1:A:84:LYS:HB3	2:B:7:C:H6	2	0.99	0.11	0.99
(1,3)	1:A:84:LYS:HB3	2:B:7:C:HO2'	2	0.99	0.11	0.99
(1,3)	1:A:84:LYS:HB3	2:B:7:C:N1	2	0.99	0.11	0.99
(1,3)	1:A:84:LYS:HB3	2:B:7:C:N3	2	0.99	0.11	0.99
(1,3)	1:A:84:LYS:HB3	2:B:7:C:N4	2	0.99	0.11	0.99
(1,3)	1:A:84:LYS:HB3	2:B:7:C:O2	2	0.99	0.11	0.99
(1,3)	1:A:84:LYS:HB3	2:B:7:C:O2'	2	0.99	0.11	0.99
(1,3)	1:A:84:LYS:HB3	2:B:7:C:O3'	2	0.99	0.11	0.99
(1,3)	1:A:84:LYS:HB3	2:B:7:C:O4'	2	0.99	0.11	0.99
(1,3)	1:A:84:LYS:HB3	2:B:7:C:O5'	2	0.99	0.11	0.99
(1,3)	1:A:84:LYS:HB3	2:B:7:C:OP1	2	0.99	0.11	0.99
(1,3)	1:A:84:LYS:HB3	2:B:7:C:OP2	2	0.99	0.11	0.99
(1,3)	1:A:84:LYS:HB3	2:B:7:C:P	2	0.99	0.11	0.99
(1,3)	1:A:84:LYS:HB3	2:B:8:U:C1'	2	0.99	0.11	0.99
(1,3)	1:A:84:LYS:HB3	2:B:8:U:C2	2	0.99	0.11	0.99
(1,3)	1:A:84:LYS:HB3	2:B:8:U:C2'	2	0.99	0.11	0.99
(1,3)	1:A:84:LYS:HB3	2:B:8:U:C3'	2	0.99	0.11	0.99
(1,3)	1:A:84:LYS:HB3	2:B:8:U:C4	2	0.99	0.11	0.99
(1,3)	1:A:84:LYS:HB3	2:B:8:U:C4'	2	0.99	0.11	0.99
(1,3)	1:A:84:LYS:HB3	2:B:8:U:C5	2	0.99	0.11	0.99
(1,3)	1:A:84:LYS:HB3	2:B:8:U:C5'	2	0.99	0.11	0.99
(1,3)	1:A:84:LYS:HB3	2:B:8:U:C6	2	0.99	0.11	0.99
(1,3)	1:A:84:LYS:HB3	2:B:8:U:H1'	2	0.99	0.11	0.99
(1,3)	1:A:84:LYS:HB3	2:B:8:U:H2'	2	0.99	0.11	0.99
(1,3)	1:A:84:LYS:HB3	2:B:8:U:H3	2	0.99	0.11	0.99
(1,3)	1:A:84:LYS:HB3	2:B:8:U:H3'	2	0.99	0.11	0.99
(1,3)	1:A:84:LYS:HB3	2:B:8:U:H4'	2	0.99	0.11	0.99
(1,3)	1:A:84:LYS:HB3	2:B:8:U:H5	2	0.99	0.11	0.99
(1,3)	1:A:84:LYS:HB3	2:B:8:U:H5'	2	0.99	0.11	0.99
(1,3)	1:A:84:LYS:HB3	2:B:8:U:H5''	2	0.99	0.11	0.99
(1,3)	1:A:84:LYS:HB3	2:B:8:U:H6	2	0.99	0.11	0.99
(1,3)	1:A:84:LYS:HB3	2:B:8:U:HO2'	2	0.99	0.11	0.99
(1,3)	1:A:84:LYS:HB3	2:B:8:U:N1	2	0.99	0.11	0.99
(1,3)	1:A:84:LYS:HB3	2:B:8:U:N3	2	0.99	0.11	0.99
(1,3)	1:A:84:LYS:HB3	2:B:8:U:O2	2	0.99	0.11	0.99
(1,3)	1:A:84:LYS:HB3	2:B:8:U:O2'	2	0.99	0.11	0.99
(1,3)	1:A:84:LYS:HB3	2:B:8:U:O3'	2	0.99	0.11	0.99
(1,3)	1:A:84:LYS:HB3	2:B:8:U:O4	2	0.99	0.11	0.99
(1,3)	1:A:84:LYS:HB3	2:B:8:U:O4'	2	0.99	0.11	0.99
(1,3)	1:A:84:LYS:HB3	2:B:8:U:O5'	2	0.99	0.11	0.99

Continued on next page...

Continued from previous page...

Key	Atom-1	Atom-2	Models ¹	Mean (Å)	SD ¹ (Å)	Median (Å)
(1,3)	1:A:84:LYS:HB3	2:B:8:U:OP1	2	0.99	0.11	0.99
(1,3)	1:A:84:LYS:HB3	2:B:8:U:OP2	2	0.99	0.11	0.99
(1,3)	1:A:84:LYS:HB3	2:B:8:U:P	2	0.99	0.11	0.99
(1,3)	1:A:84:LYS:HB3	2:B:9:C:C1'	2	0.99	0.11	0.99
(1,3)	1:A:84:LYS:HB3	2:B:9:C:C2	2	0.99	0.11	0.99
(1,3)	1:A:84:LYS:HB3	2:B:9:C:C2'	2	0.99	0.11	0.99
(1,3)	1:A:84:LYS:HB3	2:B:9:C:C3'	2	0.99	0.11	0.99
(1,3)	1:A:84:LYS:HB3	2:B:9:C:C4	2	0.99	0.11	0.99
(1,3)	1:A:84:LYS:HB3	2:B:9:C:C4'	2	0.99	0.11	0.99
(1,3)	1:A:84:LYS:HB3	2:B:9:C:C5	2	0.99	0.11	0.99
(1,3)	1:A:84:LYS:HB3	2:B:9:C:C5'	2	0.99	0.11	0.99
(1,3)	1:A:84:LYS:HB3	2:B:9:C:C6	2	0.99	0.11	0.99
(1,3)	1:A:84:LYS:HB3	2:B:9:C:H1'	2	0.99	0.11	0.99
(1,3)	1:A:84:LYS:HB3	2:B:9:C:H2'	2	0.99	0.11	0.99
(1,3)	1:A:84:LYS:HB3	2:B:9:C:H3'	2	0.99	0.11	0.99
(1,3)	1:A:84:LYS:HB3	2:B:9:C:H4'	2	0.99	0.11	0.99
(1,3)	1:A:84:LYS:HB3	2:B:9:C:H41	2	0.99	0.11	0.99
(1,3)	1:A:84:LYS:HB3	2:B:9:C:H42	2	0.99	0.11	0.99
(1,3)	1:A:84:LYS:HB3	2:B:9:C:H5	2	0.99	0.11	0.99
(1,3)	1:A:84:LYS:HB3	2:B:9:C:H5'	2	0.99	0.11	0.99
(1,3)	1:A:84:LYS:HB3	2:B:9:C:H5''	2	0.99	0.11	0.99
(1,3)	1:A:84:LYS:HB3	2:B:9:C:H6	2	0.99	0.11	0.99
(1,3)	1:A:84:LYS:HB3	2:B:9:C:HO2'	2	0.99	0.11	0.99
(1,3)	1:A:84:LYS:HB3	2:B:9:C:N1	2	0.99	0.11	0.99
(1,3)	1:A:84:LYS:HB3	2:B:9:C:N3	2	0.99	0.11	0.99
(1,3)	1:A:84:LYS:HB3	2:B:9:C:N4	2	0.99	0.11	0.99
(1,3)	1:A:84:LYS:HB3	2:B:9:C:O2	2	0.99	0.11	0.99
(1,3)	1:A:84:LYS:HB3	2:B:9:C:O2'	2	0.99	0.11	0.99
(1,3)	1:A:84:LYS:HB3	2:B:9:C:O3'	2	0.99	0.11	0.99
(1,3)	1:A:84:LYS:HB3	2:B:9:C:O4'	2	0.99	0.11	0.99
(1,3)	1:A:84:LYS:HB3	2:B:9:C:O5'	2	0.99	0.11	0.99
(1,3)	1:A:84:LYS:HB3	2:B:9:C:OP1	2	0.99	0.11	0.99
(1,3)	1:A:84:LYS:HB3	2:B:9:C:OP2	2	0.99	0.11	0.99
(1,3)	1:A:84:LYS:HB3	2:B:9:C:P	2	0.99	0.11	0.99
(1,3)	1:A:84:LYS:HB3	2:B:10:G:C1'	2	0.99	0.11	0.99
(1,3)	1:A:84:LYS:HB3	2:B:10:G:C2	2	0.99	0.11	0.99
(1,3)	1:A:84:LYS:HB3	2:B:10:G:C2'	2	0.99	0.11	0.99
(1,3)	1:A:84:LYS:HB3	2:B:10:G:C3'	2	0.99	0.11	0.99
(1,3)	1:A:84:LYS:HB3	2:B:10:G:C4	2	0.99	0.11	0.99
(1,3)	1:A:84:LYS:HB3	2:B:10:G:C4'	2	0.99	0.11	0.99
(1,3)	1:A:84:LYS:HB3	2:B:10:G:C5	2	0.99	0.11	0.99
(1,3)	1:A:84:LYS:HB3	2:B:10:G:C5'	2	0.99	0.11	0.99

Continued on next page...

Continued from previous page...

Key	Atom-1	Atom-2	Models ¹	Mean (Å)	SD ¹ (Å)	Median (Å)
(1,3)	1:A:84:LYS:HB3	2:B:10:G:C6	2	0.99	0.11	0.99
(1,3)	1:A:84:LYS:HB3	2:B:10:G:C8	2	0.99	0.11	0.99
(1,3)	1:A:84:LYS:HB3	2:B:10:G:H1	2	0.99	0.11	0.99
(1,3)	1:A:84:LYS:HB3	2:B:10:G:H1'	2	0.99	0.11	0.99
(1,3)	1:A:84:LYS:HB3	2:B:10:G:H2'	2	0.99	0.11	0.99
(1,3)	1:A:84:LYS:HB3	2:B:10:G:H21	2	0.99	0.11	0.99
(1,3)	1:A:84:LYS:HB3	2:B:10:G:H22	2	0.99	0.11	0.99
(1,3)	1:A:84:LYS:HB3	2:B:10:G:H3'	2	0.99	0.11	0.99
(1,3)	1:A:84:LYS:HB3	2:B:10:G:H4'	2	0.99	0.11	0.99
(1,3)	1:A:84:LYS:HB3	2:B:10:G:H5'	2	0.99	0.11	0.99
(1,3)	1:A:84:LYS:HB3	2:B:10:G:H5''	2	0.99	0.11	0.99
(1,3)	1:A:84:LYS:HB3	2:B:10:G:H8	2	0.99	0.11	0.99
(1,3)	1:A:84:LYS:HB3	2:B:10:G:HO2'	2	0.99	0.11	0.99
(1,3)	1:A:84:LYS:HB3	2:B:10:G:N1	2	0.99	0.11	0.99
(1,3)	1:A:84:LYS:HB3	2:B:10:G:N2	2	0.99	0.11	0.99
(1,3)	1:A:84:LYS:HB3	2:B:10:G:N3	2	0.99	0.11	0.99
(1,3)	1:A:84:LYS:HB3	2:B:10:G:N7	2	0.99	0.11	0.99
(1,3)	1:A:84:LYS:HB3	2:B:10:G:N9	2	0.99	0.11	0.99
(1,3)	1:A:84:LYS:HB3	2:B:10:G:O2'	2	0.99	0.11	0.99
(1,3)	1:A:84:LYS:HB3	2:B:10:G:O3'	2	0.99	0.11	0.99
(1,3)	1:A:84:LYS:HB3	2:B:10:G:O4'	2	0.99	0.11	0.99
(1,3)	1:A:84:LYS:HB3	2:B:10:G:O5'	2	0.99	0.11	0.99
(1,3)	1:A:84:LYS:HB3	2:B:10:G:O6	2	0.99	0.11	0.99
(1,3)	1:A:84:LYS:HB3	2:B:10:G:OP1	2	0.99	0.11	0.99
(1,3)	1:A:84:LYS:HB3	2:B:10:G:OP2	2	0.99	0.11	0.99
(1,3)	1:A:84:LYS:HB3	2:B:10:G:P	2	0.99	0.11	0.99
(1,3)	1:A:84:LYS:HB3	2:B:11:A:C1'	2	0.99	0.11	0.99
(1,3)	1:A:84:LYS:HB3	2:B:11:A:C2	2	0.99	0.11	0.99
(1,3)	1:A:84:LYS:HB3	2:B:11:A:C2'	2	0.99	0.11	0.99
(1,3)	1:A:84:LYS:HB3	2:B:11:A:C3'	2	0.99	0.11	0.99
(1,3)	1:A:84:LYS:HB3	2:B:11:A:C4	2	0.99	0.11	0.99
(1,3)	1:A:84:LYS:HB3	2:B:11:A:C4'	2	0.99	0.11	0.99
(1,3)	1:A:84:LYS:HB3	2:B:11:A:C5	2	0.99	0.11	0.99
(1,3)	1:A:84:LYS:HB3	2:B:11:A:C5'	2	0.99	0.11	0.99
(1,3)	1:A:84:LYS:HB3	2:B:11:A:C6	2	0.99	0.11	0.99
(1,3)	1:A:84:LYS:HB3	2:B:11:A:C8	2	0.99	0.11	0.99
(1,3)	1:A:84:LYS:HB3	2:B:11:A:H1'	2	0.99	0.11	0.99
(1,3)	1:A:84:LYS:HB3	2:B:11:A:H2	2	0.99	0.11	0.99
(1,3)	1:A:84:LYS:HB3	2:B:11:A:H2'	2	0.99	0.11	0.99
(1,3)	1:A:84:LYS:HB3	2:B:11:A:H3'	2	0.99	0.11	0.99
(1,3)	1:A:84:LYS:HB3	2:B:11:A:H4'	2	0.99	0.11	0.99
(1,3)	1:A:84:LYS:HB3	2:B:11:A:H5'	2	0.99	0.11	0.99

Continued on next page...

Continued from previous page...

Key	Atom-1	Atom-2	Models ¹	Mean (Å)	SD ¹ (Å)	Median (Å)
(1,3)	1:A:84:LYS:HB3	2:B:11:A:H5''	2	0.99	0.11	0.99
(1,3)	1:A:84:LYS:HB3	2:B:11:A:H61	2	0.99	0.11	0.99
(1,3)	1:A:84:LYS:HB3	2:B:11:A:H62	2	0.99	0.11	0.99
(1,3)	1:A:84:LYS:HB3	2:B:11:A:H8	2	0.99	0.11	0.99
(1,3)	1:A:84:LYS:HB3	2:B:11:A:HO2''	2	0.99	0.11	0.99
(1,3)	1:A:84:LYS:HB3	2:B:11:A:N1	2	0.99	0.11	0.99
(1,3)	1:A:84:LYS:HB3	2:B:11:A:N3	2	0.99	0.11	0.99
(1,3)	1:A:84:LYS:HB3	2:B:11:A:N6	2	0.99	0.11	0.99
(1,3)	1:A:84:LYS:HB3	2:B:11:A:N7	2	0.99	0.11	0.99
(1,3)	1:A:84:LYS:HB3	2:B:11:A:N9	2	0.99	0.11	0.99
(1,3)	1:A:84:LYS:HB3	2:B:11:A:O2''	2	0.99	0.11	0.99
(1,3)	1:A:84:LYS:HB3	2:B:11:A:O3''	2	0.99	0.11	0.99
(1,3)	1:A:84:LYS:HB3	2:B:11:A:O4''	2	0.99	0.11	0.99
(1,3)	1:A:84:LYS:HB3	2:B:11:A:O5''	2	0.99	0.11	0.99
(1,3)	1:A:84:LYS:HB3	2:B:11:A:OP1	2	0.99	0.11	0.99
(1,3)	1:A:84:LYS:HB3	2:B:11:A:OP2	2	0.99	0.11	0.99
(1,3)	1:A:84:LYS:HB3	2:B:11:A:P	2	0.99	0.11	0.99
(1,3)	1:A:84:LYS:HB3	2:B:12:A:C1''	2	0.99	0.11	0.99
(1,3)	1:A:84:LYS:HB3	2:B:12:A:C2	2	0.99	0.11	0.99
(1,3)	1:A:84:LYS:HB3	2:B:12:A:C2''	2	0.99	0.11	0.99
(1,3)	1:A:84:LYS:HB3	2:B:12:A:C3''	2	0.99	0.11	0.99
(1,3)	1:A:84:LYS:HB3	2:B:12:A:C4	2	0.99	0.11	0.99
(1,3)	1:A:84:LYS:HB3	2:B:12:A:C4''	2	0.99	0.11	0.99
(1,3)	1:A:84:LYS:HB3	2:B:12:A:C5	2	0.99	0.11	0.99
(1,3)	1:A:84:LYS:HB3	2:B:12:A:C5''	2	0.99	0.11	0.99
(1,3)	1:A:84:LYS:HB3	2:B:12:A:C6	2	0.99	0.11	0.99
(1,3)	1:A:84:LYS:HB3	2:B:12:A:C8	2	0.99	0.11	0.99
(1,3)	1:A:84:LYS:HB3	2:B:12:A:H1''	2	0.99	0.11	0.99
(1,3)	1:A:84:LYS:HB3	2:B:12:A:H2	2	0.99	0.11	0.99
(1,3)	1:A:84:LYS:HB3	2:B:12:A:H2''	2	0.99	0.11	0.99
(1,3)	1:A:84:LYS:HB3	2:B:12:A:H3''	2	0.99	0.11	0.99
(1,3)	1:A:84:LYS:HB3	2:B:12:A:H4''	2	0.99	0.11	0.99
(1,3)	1:A:84:LYS:HB3	2:B:12:A:H5''	2	0.99	0.11	0.99
(1,3)	1:A:84:LYS:HB3	2:B:12:A:H5''	2	0.99	0.11	0.99
(1,3)	1:A:84:LYS:HB3	2:B:12:A:H61	2	0.99	0.11	0.99
(1,3)	1:A:84:LYS:HB3	2:B:12:A:H62	2	0.99	0.11	0.99
(1,3)	1:A:84:LYS:HB3	2:B:12:A:H8	2	0.99	0.11	0.99
(1,3)	1:A:84:LYS:HB3	2:B:12:A:HO2''	2	0.99	0.11	0.99
(1,3)	1:A:84:LYS:HB3	2:B:12:A:N1	2	0.99	0.11	0.99
(1,3)	1:A:84:LYS:HB3	2:B:12:A:N3	2	0.99	0.11	0.99
(1,3)	1:A:84:LYS:HB3	2:B:12:A:N6	2	0.99	0.11	0.99
(1,3)	1:A:84:LYS:HB3	2:B:12:A:N7	2	0.99	0.11	0.99

Continued on next page...

Continued from previous page...

Key	Atom-1	Atom-2	Models ¹	Mean (Å)	SD ¹ (Å)	Median (Å)
(1,3)	1:A:84:LYS:HB3	2:B:12:A:N9	2	0.99	0.11	0.99
(1,3)	1:A:84:LYS:HB3	2:B:12:A:O2'	2	0.99	0.11	0.99
(1,3)	1:A:84:LYS:HB3	2:B:12:A:O3'	2	0.99	0.11	0.99
(1,3)	1:A:84:LYS:HB3	2:B:12:A:O4'	2	0.99	0.11	0.99
(1,3)	1:A:84:LYS:HB3	2:B:12:A:O5'	2	0.99	0.11	0.99
(1,3)	1:A:84:LYS:HB3	2:B:12:A:OP1	2	0.99	0.11	0.99
(1,3)	1:A:84:LYS:HB3	2:B:12:A:OP2	2	0.99	0.11	0.99
(1,3)	1:A:84:LYS:HB3	2:B:12:A:P	2	0.99	0.11	0.99
(1,3)	1:A:84:LYS:HB3	2:B:13:A:C1'	2	0.99	0.11	0.99
(1,3)	1:A:84:LYS:HB3	2:B:13:A:C2	2	0.99	0.11	0.99
(1,3)	1:A:84:LYS:HB3	2:B:13:A:C2'	2	0.99	0.11	0.99
(1,3)	1:A:84:LYS:HB3	2:B:13:A:C3'	2	0.99	0.11	0.99
(1,3)	1:A:84:LYS:HB3	2:B:13:A:C4	2	0.99	0.11	0.99
(1,3)	1:A:84:LYS:HB3	2:B:13:A:C4'	2	0.99	0.11	0.99
(1,3)	1:A:84:LYS:HB3	2:B:13:A:C5	2	0.99	0.11	0.99
(1,3)	1:A:84:LYS:HB3	2:B:13:A:C5'	2	0.99	0.11	0.99
(1,3)	1:A:84:LYS:HB3	2:B:13:A:C6	2	0.99	0.11	0.99
(1,3)	1:A:84:LYS:HB3	2:B:13:A:C8	2	0.99	0.11	0.99
(1,3)	1:A:84:LYS:HB3	2:B:13:A:H1'	2	0.99	0.11	0.99
(1,3)	1:A:84:LYS:HB3	2:B:13:A:H2	2	0.99	0.11	0.99
(1,3)	1:A:84:LYS:HB3	2:B:13:A:H2'	2	0.99	0.11	0.99
(1,3)	1:A:84:LYS:HB3	2:B:13:A:H3'	2	0.99	0.11	0.99
(1,3)	1:A:84:LYS:HB3	2:B:13:A:H4'	2	0.99	0.11	0.99
(1,3)	1:A:84:LYS:HB3	2:B:13:A:H5'	2	0.99	0.11	0.99
(1,3)	1:A:84:LYS:HB3	2:B:13:A:H5''	2	0.99	0.11	0.99
(1,3)	1:A:84:LYS:HB3	2:B:13:A:H61	2	0.99	0.11	0.99
(1,3)	1:A:84:LYS:HB3	2:B:13:A:H62	2	0.99	0.11	0.99
(1,3)	1:A:84:LYS:HB3	2:B:13:A:H8	2	0.99	0.11	0.99
(1,3)	1:A:84:LYS:HB3	2:B:13:A:HO2'	2	0.99	0.11	0.99
(1,3)	1:A:84:LYS:HB3	2:B:13:A:N1	2	0.99	0.11	0.99
(1,3)	1:A:84:LYS:HB3	2:B:13:A:N3	2	0.99	0.11	0.99
(1,3)	1:A:84:LYS:HB3	2:B:13:A:N6	2	0.99	0.11	0.99
(1,3)	1:A:84:LYS:HB3	2:B:13:A:N7	2	0.99	0.11	0.99
(1,3)	1:A:84:LYS:HB3	2:B:13:A:N9	2	0.99	0.11	0.99
(1,3)	1:A:84:LYS:HB3	2:B:13:A:O2'	2	0.99	0.11	0.99
(1,3)	1:A:84:LYS:HB3	2:B:13:A:O3'	2	0.99	0.11	0.99
(1,3)	1:A:84:LYS:HB3	2:B:13:A:O4'	2	0.99	0.11	0.99
(1,3)	1:A:84:LYS:HB3	2:B:13:A:O5'	2	0.99	0.11	0.99
(1,3)	1:A:84:LYS:HB3	2:B:13:A:OP1	2	0.99	0.11	0.99
(1,3)	1:A:84:LYS:HB3	2:B:13:A:OP2	2	0.99	0.11	0.99
(1,3)	1:A:84:LYS:HB3	2:B:13:A:P	2	0.99	0.11	0.99
(1,3)	1:A:84:LYS:HB3	2:B:14:G:C1'	2	0.99	0.11	0.99

Continued on next page...

Continued from previous page...

Key	Atom-1	Atom-2	Models ¹	Mean (Å)	SD ¹ (Å)	Median (Å)
(1,3)	1:A:84:LYS:HB3	2:B:14:G:C2	2	0.99	0.11	0.99
(1,3)	1:A:84:LYS:HB3	2:B:14:G:C2'	2	0.99	0.11	0.99
(1,3)	1:A:84:LYS:HB3	2:B:14:G:C3'	2	0.99	0.11	0.99
(1,3)	1:A:84:LYS:HB3	2:B:14:G:C4	2	0.99	0.11	0.99
(1,3)	1:A:84:LYS:HB3	2:B:14:G:C4'	2	0.99	0.11	0.99
(1,3)	1:A:84:LYS:HB3	2:B:14:G:C5	2	0.99	0.11	0.99
(1,3)	1:A:84:LYS:HB3	2:B:14:G:C5'	2	0.99	0.11	0.99
(1,3)	1:A:84:LYS:HB3	2:B:14:G:C6	2	0.99	0.11	0.99
(1,3)	1:A:84:LYS:HB3	2:B:14:G:C8	2	0.99	0.11	0.99
(1,3)	1:A:84:LYS:HB3	2:B:14:G:H1	2	0.99	0.11	0.99
(1,3)	1:A:84:LYS:HB3	2:B:14:G:H1'	2	0.99	0.11	0.99
(1,3)	1:A:84:LYS:HB3	2:B:14:G:H2'	2	0.99	0.11	0.99
(1,3)	1:A:84:LYS:HB3	2:B:14:G:H21	2	0.99	0.11	0.99
(1,3)	1:A:84:LYS:HB3	2:B:14:G:H22	2	0.99	0.11	0.99
(1,3)	1:A:84:LYS:HB3	2:B:14:G:H3'	2	0.99	0.11	0.99
(1,3)	1:A:84:LYS:HB3	2:B:14:G:H4'	2	0.99	0.11	0.99
(1,3)	1:A:84:LYS:HB3	2:B:14:G:H5'	2	0.99	0.11	0.99
(1,3)	1:A:84:LYS:HB3	2:B:14:G:H5''	2	0.99	0.11	0.99
(1,3)	1:A:84:LYS:HB3	2:B:14:G:H8	2	0.99	0.11	0.99
(1,3)	1:A:84:LYS:HB3	2:B:14:G:HO2'	2	0.99	0.11	0.99
(1,3)	1:A:84:LYS:HB3	2:B:14:G:N1	2	0.99	0.11	0.99
(1,3)	1:A:84:LYS:HB3	2:B:14:G:N2	2	0.99	0.11	0.99
(1,3)	1:A:84:LYS:HB3	2:B:14:G:N3	2	0.99	0.11	0.99
(1,3)	1:A:84:LYS:HB3	2:B:14:G:N7	2	0.99	0.11	0.99
(1,3)	1:A:84:LYS:HB3	2:B:14:G:N9	2	0.99	0.11	0.99
(1,3)	1:A:84:LYS:HB3	2:B:14:G:O2'	2	0.99	0.11	0.99
(1,3)	1:A:84:LYS:HB3	2:B:14:G:O3'	2	0.99	0.11	0.99
(1,3)	1:A:84:LYS:HB3	2:B:14:G:O4'	2	0.99	0.11	0.99
(1,3)	1:A:84:LYS:HB3	2:B:14:G:O5'	2	0.99	0.11	0.99
(1,3)	1:A:84:LYS:HB3	2:B:14:G:O6	2	0.99	0.11	0.99
(1,3)	1:A:84:LYS:HB3	2:B:14:G:OP1	2	0.99	0.11	0.99
(1,3)	1:A:84:LYS:HB3	2:B:14:G:OP2	2	0.99	0.11	0.99
(1,3)	1:A:84:LYS:HB3	2:B:14:G:P	2	0.99	0.11	0.99
(1,3)	1:A:84:LYS:HB3	2:B:15:A:C1'	2	0.99	0.11	0.99
(1,3)	1:A:84:LYS:HB3	2:B:15:A:C2	2	0.99	0.11	0.99
(1,3)	1:A:84:LYS:HB3	2:B:15:A:C2'	2	0.99	0.11	0.99
(1,3)	1:A:84:LYS:HB3	2:B:15:A:C3'	2	0.99	0.11	0.99
(1,3)	1:A:84:LYS:HB3	2:B:15:A:C4	2	0.99	0.11	0.99
(1,3)	1:A:84:LYS:HB3	2:B:15:A:C4'	2	0.99	0.11	0.99
(1,3)	1:A:84:LYS:HB3	2:B:15:A:C5	2	0.99	0.11	0.99
(1,3)	1:A:84:LYS:HB3	2:B:15:A:C5'	2	0.99	0.11	0.99
(1,3)	1:A:84:LYS:HB3	2:B:15:A:C6	2	0.99	0.11	0.99

Continued on next page...

Continued from previous page...

Key	Atom-1	Atom-2	Models ¹	Mean (Å)	SD ¹ (Å)	Median (Å)
(1,3)	1:A:84:LYS:HB3	2:B:15:A:C8	2	0.99	0.11	0.99
(1,3)	1:A:84:LYS:HB3	2:B:15:A:H1'	2	0.99	0.11	0.99
(1,3)	1:A:84:LYS:HB3	2:B:15:A:H2	2	0.99	0.11	0.99
(1,3)	1:A:84:LYS:HB3	2:B:15:A:H2'	2	0.99	0.11	0.99
(1,3)	1:A:84:LYS:HB3	2:B:15:A:H3'	2	0.99	0.11	0.99
(1,3)	1:A:84:LYS:HB3	2:B:15:A:H4'	2	0.99	0.11	0.99
(1,3)	1:A:84:LYS:HB3	2:B:15:A:H5'	2	0.99	0.11	0.99
(1,3)	1:A:84:LYS:HB3	2:B:15:A:H5''	2	0.99	0.11	0.99
(1,3)	1:A:84:LYS:HB3	2:B:15:A:H61	2	0.99	0.11	0.99
(1,3)	1:A:84:LYS:HB3	2:B:15:A:H62	2	0.99	0.11	0.99
(1,3)	1:A:84:LYS:HB3	2:B:15:A:H8	2	0.99	0.11	0.99
(1,3)	1:A:84:LYS:HB3	2:B:15:A:HO2'	2	0.99	0.11	0.99
(1,3)	1:A:84:LYS:HB3	2:B:15:A:N1	2	0.99	0.11	0.99
(1,3)	1:A:84:LYS:HB3	2:B:15:A:N3	2	0.99	0.11	0.99
(1,3)	1:A:84:LYS:HB3	2:B:15:A:N6	2	0.99	0.11	0.99
(1,3)	1:A:84:LYS:HB3	2:B:15:A:N7	2	0.99	0.11	0.99
(1,3)	1:A:84:LYS:HB3	2:B:15:A:N9	2	0.99	0.11	0.99
(1,3)	1:A:84:LYS:HB3	2:B:15:A:O2'	2	0.99	0.11	0.99
(1,3)	1:A:84:LYS:HB3	2:B:15:A:O3'	2	0.99	0.11	0.99
(1,3)	1:A:84:LYS:HB3	2:B:15:A:O4'	2	0.99	0.11	0.99
(1,3)	1:A:84:LYS:HB3	2:B:15:A:O5'	2	0.99	0.11	0.99
(1,3)	1:A:84:LYS:HB3	2:B:15:A:OP1	2	0.99	0.11	0.99
(1,3)	1:A:84:LYS:HB3	2:B:15:A:OP2	2	0.99	0.11	0.99
(1,3)	1:A:84:LYS:HB3	2:B:15:A:P	2	0.99	0.11	0.99
(1,3)	1:A:84:LYS:HB3	2:B:16:G:C1'	2	0.99	0.11	0.99
(1,3)	1:A:84:LYS:HB3	2:B:16:G:C2	2	0.99	0.11	0.99
(1,3)	1:A:84:LYS:HB3	2:B:16:G:C2'	2	0.99	0.11	0.99
(1,3)	1:A:84:LYS:HB3	2:B:16:G:C3'	2	0.99	0.11	0.99
(1,3)	1:A:84:LYS:HB3	2:B:16:G:C4	2	0.99	0.11	0.99
(1,3)	1:A:84:LYS:HB3	2:B:16:G:C4'	2	0.99	0.11	0.99
(1,3)	1:A:84:LYS:HB3	2:B:16:G:C5	2	0.99	0.11	0.99
(1,3)	1:A:84:LYS:HB3	2:B:16:G:C5'	2	0.99	0.11	0.99
(1,3)	1:A:84:LYS:HB3	2:B:16:G:C6	2	0.99	0.11	0.99
(1,3)	1:A:84:LYS:HB3	2:B:16:G:C8	2	0.99	0.11	0.99
(1,3)	1:A:84:LYS:HB3	2:B:16:G:H1	2	0.99	0.11	0.99
(1,3)	1:A:84:LYS:HB3	2:B:16:G:H1'	2	0.99	0.11	0.99
(1,3)	1:A:84:LYS:HB3	2:B:16:G:H2'	2	0.99	0.11	0.99
(1,3)	1:A:84:LYS:HB3	2:B:16:G:H21	2	0.99	0.11	0.99
(1,3)	1:A:84:LYS:HB3	2:B:16:G:H22	2	0.99	0.11	0.99
(1,3)	1:A:84:LYS:HB3	2:B:16:G:H3'	2	0.99	0.11	0.99
(1,3)	1:A:84:LYS:HB3	2:B:16:G:H4'	2	0.99	0.11	0.99
(1,3)	1:A:84:LYS:HB3	2:B:16:G:H5'	2	0.99	0.11	0.99

Continued on next page...

Continued from previous page...

Key	Atom-1	Atom-2	Models ¹	Mean (Å)	SD ¹ (Å)	Median (Å)
(1,3)	1:A:84:LYS:HB3	2:B:16:G:H5''	2	0.99	0.11	0.99
(1,3)	1:A:84:LYS:HB3	2:B:16:G:H8	2	0.99	0.11	0.99
(1,3)	1:A:84:LYS:HB3	2:B:16:G:HO2'	2	0.99	0.11	0.99
(1,3)	1:A:84:LYS:HB3	2:B:16:G:N1	2	0.99	0.11	0.99
(1,3)	1:A:84:LYS:HB3	2:B:16:G:N2	2	0.99	0.11	0.99
(1,3)	1:A:84:LYS:HB3	2:B:16:G:N3	2	0.99	0.11	0.99
(1,3)	1:A:84:LYS:HB3	2:B:16:G:N7	2	0.99	0.11	0.99
(1,3)	1:A:84:LYS:HB3	2:B:16:G:N9	2	0.99	0.11	0.99
(1,3)	1:A:84:LYS:HB3	2:B:16:G:O2'	2	0.99	0.11	0.99
(1,3)	1:A:84:LYS:HB3	2:B:16:G:O3'	2	0.99	0.11	0.99
(1,3)	1:A:84:LYS:HB3	2:B:16:G:O4'	2	0.99	0.11	0.99
(1,3)	1:A:84:LYS:HB3	2:B:16:G:O5'	2	0.99	0.11	0.99
(1,3)	1:A:84:LYS:HB3	2:B:16:G:O6	2	0.99	0.11	0.99
(1,3)	1:A:84:LYS:HB3	2:B:16:G:OP1	2	0.99	0.11	0.99
(1,3)	1:A:84:LYS:HB3	2:B:16:G:OP2	2	0.99	0.11	0.99
(1,3)	1:A:84:LYS:HB3	2:B:16:G:P	2	0.99	0.11	0.99
(1,3)	1:A:84:LYS:HB3	2:B:17:C:C1'	2	0.99	0.11	0.99
(1,3)	1:A:84:LYS:HB3	2:B:17:C:C2	2	0.99	0.11	0.99
(1,3)	1:A:84:LYS:HB3	2:B:17:C:C2'	2	0.99	0.11	0.99
(1,3)	1:A:84:LYS:HB3	2:B:17:C:C3'	2	0.99	0.11	0.99
(1,3)	1:A:84:LYS:HB3	2:B:17:C:C4	2	0.99	0.11	0.99
(1,3)	1:A:84:LYS:HB3	2:B:17:C:C4'	2	0.99	0.11	0.99
(1,3)	1:A:84:LYS:HB3	2:B:17:C:C5	2	0.99	0.11	0.99
(1,3)	1:A:84:LYS:HB3	2:B:17:C:C5'	2	0.99	0.11	0.99
(1,3)	1:A:84:LYS:HB3	2:B:17:C:C6	2	0.99	0.11	0.99
(1,3)	1:A:84:LYS:HB3	2:B:17:C:H1'	2	0.99	0.11	0.99
(1,3)	1:A:84:LYS:HB3	2:B:17:C:H2'	2	0.99	0.11	0.99
(1,3)	1:A:84:LYS:HB3	2:B:17:C:H3'	2	0.99	0.11	0.99
(1,3)	1:A:84:LYS:HB3	2:B:17:C:H4'	2	0.99	0.11	0.99
(1,3)	1:A:84:LYS:HB3	2:B:17:C:H41	2	0.99	0.11	0.99
(1,3)	1:A:84:LYS:HB3	2:B:17:C:H42	2	0.99	0.11	0.99
(1,3)	1:A:84:LYS:HB3	2:B:17:C:H5	2	0.99	0.11	0.99
(1,3)	1:A:84:LYS:HB3	2:B:17:C:H5'	2	0.99	0.11	0.99
(1,3)	1:A:84:LYS:HB3	2:B:17:C:H5''	2	0.99	0.11	0.99
(1,3)	1:A:84:LYS:HB3	2:B:17:C:H6	2	0.99	0.11	0.99
(1,3)	1:A:84:LYS:HB3	2:B:17:C:HO2'	2	0.99	0.11	0.99
(1,3)	1:A:84:LYS:HB3	2:B:17:C:N1	2	0.99	0.11	0.99
(1,3)	1:A:84:LYS:HB3	2:B:17:C:N3	2	0.99	0.11	0.99
(1,3)	1:A:84:LYS:HB3	2:B:17:C:N4	2	0.99	0.11	0.99
(1,3)	1:A:84:LYS:HB3	2:B:17:C:O2	2	0.99	0.11	0.99
(1,3)	1:A:84:LYS:HB3	2:B:17:C:O2'	2	0.99	0.11	0.99
(1,3)	1:A:84:LYS:HB3	2:B:17:C:O3'	2	0.99	0.11	0.99

Continued on next page...

Continued from previous page...

Key	Atom-1	Atom-2	Models ¹	Mean (Å)	SD ¹ (Å)	Median (Å)
(1,3)	1:A:84:LYS:HB3	2:B:17:C:O4'	2	0.99	0.11	0.99
(1,3)	1:A:84:LYS:HB3	2:B:17:C:O5'	2	0.99	0.11	0.99
(1,3)	1:A:84:LYS:HB3	2:B:17:C:OP1	2	0.99	0.11	0.99
(1,3)	1:A:84:LYS:HB3	2:B:17:C:OP2	2	0.99	0.11	0.99
(1,3)	1:A:84:LYS:HB3	2:B:17:C:P	2	0.99	0.11	0.99
(1,3)	1:A:84:LYS:HB3	2:B:18:A:C1'	2	0.99	0.11	0.99
(1,3)	1:A:84:LYS:HB3	2:B:18:A:C2	2	0.99	0.11	0.99
(1,3)	1:A:84:LYS:HB3	2:B:18:A:C2'	2	0.99	0.11	0.99
(1,3)	1:A:84:LYS:HB3	2:B:18:A:C3'	2	0.99	0.11	0.99
(1,3)	1:A:84:LYS:HB3	2:B:18:A:C4	2	0.99	0.11	0.99
(1,3)	1:A:84:LYS:HB3	2:B:18:A:C4'	2	0.99	0.11	0.99
(1,3)	1:A:84:LYS:HB3	2:B:18:A:C5	2	0.99	0.11	0.99
(1,3)	1:A:84:LYS:HB3	2:B:18:A:C5'	2	0.99	0.11	0.99
(1,3)	1:A:84:LYS:HB3	2:B:18:A:C6	2	0.99	0.11	0.99
(1,3)	1:A:84:LYS:HB3	2:B:18:A:C8	2	0.99	0.11	0.99
(1,3)	1:A:84:LYS:HB3	2:B:18:A:H1'	2	0.99	0.11	0.99
(1,3)	1:A:84:LYS:HB3	2:B:18:A:H2	2	0.99	0.11	0.99
(1,3)	1:A:84:LYS:HB3	2:B:18:A:H2'	2	0.99	0.11	0.99
(1,3)	1:A:84:LYS:HB3	2:B:18:A:H3'	2	0.99	0.11	0.99
(1,3)	1:A:84:LYS:HB3	2:B:18:A:H4'	2	0.99	0.11	0.99
(1,3)	1:A:84:LYS:HB3	2:B:18:A:H5'	2	0.99	0.11	0.99
(1,3)	1:A:84:LYS:HB3	2:B:18:A:H5''	2	0.99	0.11	0.99
(1,3)	1:A:84:LYS:HB3	2:B:18:A:H61	2	0.99	0.11	0.99
(1,3)	1:A:84:LYS:HB3	2:B:18:A:H62	2	0.99	0.11	0.99
(1,3)	1:A:84:LYS:HB3	2:B:18:A:H8	2	0.99	0.11	0.99
(1,3)	1:A:84:LYS:HB3	2:B:18:A:HO2'	2	0.99	0.11	0.99
(1,3)	1:A:84:LYS:HB3	2:B:18:A:N1	2	0.99	0.11	0.99
(1,3)	1:A:84:LYS:HB3	2:B:18:A:N3	2	0.99	0.11	0.99
(1,3)	1:A:84:LYS:HB3	2:B:18:A:N6	2	0.99	0.11	0.99
(1,3)	1:A:84:LYS:HB3	2:B:18:A:N7	2	0.99	0.11	0.99
(1,3)	1:A:84:LYS:HB3	2:B:18:A:N9	2	0.99	0.11	0.99
(1,3)	1:A:84:LYS:HB3	2:B:18:A:O2'	2	0.99	0.11	0.99
(1,3)	1:A:84:LYS:HB3	2:B:18:A:O3'	2	0.99	0.11	0.99
(1,3)	1:A:84:LYS:HB3	2:B:18:A:O4'	2	0.99	0.11	0.99
(1,3)	1:A:84:LYS:HB3	2:B:18:A:O5'	2	0.99	0.11	0.99
(1,3)	1:A:84:LYS:HB3	2:B:18:A:OP1	2	0.99	0.11	0.99
(1,3)	1:A:84:LYS:HB3	2:B:18:A:OP2	2	0.99	0.11	0.99
(1,3)	1:A:84:LYS:HB3	2:B:18:A:P	2	0.99	0.11	0.99
(1,3)	1:A:84:LYS:HB3	2:B:19:A:C1'	2	0.99	0.11	0.99
(1,3)	1:A:84:LYS:HB3	2:B:19:A:C2	2	0.99	0.11	0.99
(1,3)	1:A:84:LYS:HB3	2:B:19:A:C2'	2	0.99	0.11	0.99
(1,3)	1:A:84:LYS:HB3	2:B:19:A:C3'	2	0.99	0.11	0.99

Continued on next page...

Continued from previous page...

Key	Atom-1	Atom-2	Models ¹	Mean (Å)	SD ¹ (Å)	Median (Å)
(1,3)	1:A:84:LYS:HB3	2:B:19:A:C4	2	0.99	0.11	0.99
(1,3)	1:A:84:LYS:HB3	2:B:19:A:C4'	2	0.99	0.11	0.99
(1,3)	1:A:84:LYS:HB3	2:B:19:A:C5	2	0.99	0.11	0.99
(1,3)	1:A:84:LYS:HB3	2:B:19:A:C5'	2	0.99	0.11	0.99
(1,3)	1:A:84:LYS:HB3	2:B:19:A:C6	2	0.99	0.11	0.99
(1,3)	1:A:84:LYS:HB3	2:B:19:A:C8	2	0.99	0.11	0.99
(1,3)	1:A:84:LYS:HB3	2:B:19:A:H1'	2	0.99	0.11	0.99
(1,3)	1:A:84:LYS:HB3	2:B:19:A:H2	2	0.99	0.11	0.99
(1,3)	1:A:84:LYS:HB3	2:B:19:A:H2'	2	0.99	0.11	0.99
(1,3)	1:A:84:LYS:HB3	2:B:19:A:H3'	2	0.99	0.11	0.99
(1,3)	1:A:84:LYS:HB3	2:B:19:A:H4'	2	0.99	0.11	0.99
(1,3)	1:A:84:LYS:HB3	2:B:19:A:H5'	2	0.99	0.11	0.99
(1,3)	1:A:84:LYS:HB3	2:B:19:A:H5''	2	0.99	0.11	0.99
(1,3)	1:A:84:LYS:HB3	2:B:19:A:H61	2	0.99	0.11	0.99
(1,3)	1:A:84:LYS:HB3	2:B:19:A:H62	2	0.99	0.11	0.99
(1,3)	1:A:84:LYS:HB3	2:B:19:A:H8	2	0.99	0.11	0.99
(1,3)	1:A:84:LYS:HB3	2:B:19:A:HO2'	2	0.99	0.11	0.99
(1,3)	1:A:84:LYS:HB3	2:B:19:A:N1	2	0.99	0.11	0.99
(1,3)	1:A:84:LYS:HB3	2:B:19:A:N3	2	0.99	0.11	0.99
(1,3)	1:A:84:LYS:HB3	2:B:19:A:N6	2	0.99	0.11	0.99
(1,3)	1:A:84:LYS:HB3	2:B:19:A:N7	2	0.99	0.11	0.99
(1,3)	1:A:84:LYS:HB3	2:B:19:A:N9	2	0.99	0.11	0.99
(1,3)	1:A:84:LYS:HB3	2:B:19:A:O2'	2	0.99	0.11	0.99
(1,3)	1:A:84:LYS:HB3	2:B:19:A:O3'	2	0.99	0.11	0.99
(1,3)	1:A:84:LYS:HB3	2:B:19:A:O4'	2	0.99	0.11	0.99
(1,3)	1:A:84:LYS:HB3	2:B:19:A:O5'	2	0.99	0.11	0.99
(1,3)	1:A:84:LYS:HB3	2:B:19:A:OP1	2	0.99	0.11	0.99
(1,3)	1:A:84:LYS:HB3	2:B:19:A:OP2	2	0.99	0.11	0.99
(1,3)	1:A:84:LYS:HB3	2:B:19:A:P	2	0.99	0.11	0.99
(1,3)	1:A:84:LYS:HB3	2:B:20:U:C1'	2	0.99	0.11	0.99
(1,3)	1:A:84:LYS:HB3	2:B:20:U:C2	2	0.99	0.11	0.99
(1,3)	1:A:84:LYS:HB3	2:B:20:U:C2'	2	0.99	0.11	0.99
(1,3)	1:A:84:LYS:HB3	2:B:20:U:C3'	2	0.99	0.11	0.99
(1,3)	1:A:84:LYS:HB3	2:B:20:U:C4	2	0.99	0.11	0.99
(1,3)	1:A:84:LYS:HB3	2:B:20:U:C4'	2	0.99	0.11	0.99
(1,3)	1:A:84:LYS:HB3	2:B:20:U:C5	2	0.99	0.11	0.99
(1,3)	1:A:84:LYS:HB3	2:B:20:U:C5'	2	0.99	0.11	0.99
(1,3)	1:A:84:LYS:HB3	2:B:20:U:C6	2	0.99	0.11	0.99
(1,3)	1:A:84:LYS:HB3	2:B:20:U:H1'	2	0.99	0.11	0.99
(1,3)	1:A:84:LYS:HB3	2:B:20:U:H2'	2	0.99	0.11	0.99
(1,3)	1:A:84:LYS:HB3	2:B:20:U:H3	2	0.99	0.11	0.99
(1,3)	1:A:84:LYS:HB3	2:B:20:U:H3'	2	0.99	0.11	0.99

Continued on next page...

Continued from previous page...

Key	Atom-1	Atom-2	Models ¹	Mean (Å)	SD ¹ (Å)	Median (Å)
(1,3)	1:A:84:LYS:HB3	2:B:20:U:H4'	2	0.99	0.11	0.99
(1,3)	1:A:84:LYS:HB3	2:B:20:U:H5	2	0.99	0.11	0.99
(1,3)	1:A:84:LYS:HB3	2:B:20:U:H5'	2	0.99	0.11	0.99
(1,3)	1:A:84:LYS:HB3	2:B:20:U:H5''	2	0.99	0.11	0.99
(1,3)	1:A:84:LYS:HB3	2:B:20:U:H6	2	0.99	0.11	0.99
(1,3)	1:A:84:LYS:HB3	2:B:20:U:HO2'	2	0.99	0.11	0.99
(1,3)	1:A:84:LYS:HB3	2:B:20:U:N1	2	0.99	0.11	0.99
(1,3)	1:A:84:LYS:HB3	2:B:20:U:N3	2	0.99	0.11	0.99
(1,3)	1:A:84:LYS:HB3	2:B:20:U:O2	2	0.99	0.11	0.99
(1,3)	1:A:84:LYS:HB3	2:B:20:U:O2'	2	0.99	0.11	0.99
(1,3)	1:A:84:LYS:HB3	2:B:20:U:O3'	2	0.99	0.11	0.99
(1,3)	1:A:84:LYS:HB3	2:B:20:U:O4	2	0.99	0.11	0.99
(1,3)	1:A:84:LYS:HB3	2:B:20:U:O4'	2	0.99	0.11	0.99
(1,3)	1:A:84:LYS:HB3	2:B:20:U:O5'	2	0.99	0.11	0.99
(1,3)	1:A:84:LYS:HB3	2:B:20:U:OP1	2	0.99	0.11	0.99
(1,3)	1:A:84:LYS:HB3	2:B:20:U:OP2	2	0.99	0.11	0.99
(1,3)	1:A:84:LYS:HB3	2:B:20:U:P	2	0.99	0.11	0.99
(1,3)	1:A:84:LYS:HB3	2:B:21:G:C1'	2	0.99	0.11	0.99
(1,3)	1:A:84:LYS:HB3	2:B:21:G:C2	2	0.99	0.11	0.99
(1,3)	1:A:84:LYS:HB3	2:B:21:G:C2'	2	0.99	0.11	0.99
(1,3)	1:A:84:LYS:HB3	2:B:21:G:C3'	2	0.99	0.11	0.99
(1,3)	1:A:84:LYS:HB3	2:B:21:G:C4	2	0.99	0.11	0.99
(1,3)	1:A:84:LYS:HB3	2:B:21:G:C4'	2	0.99	0.11	0.99
(1,3)	1:A:84:LYS:HB3	2:B:21:G:C5	2	0.99	0.11	0.99
(1,3)	1:A:84:LYS:HB3	2:B:21:G:C5'	2	0.99	0.11	0.99
(1,3)	1:A:84:LYS:HB3	2:B:21:G:C6	2	0.99	0.11	0.99
(1,3)	1:A:84:LYS:HB3	2:B:21:G:C8	2	0.99	0.11	0.99
(1,3)	1:A:84:LYS:HB3	2:B:21:G:H1	2	0.99	0.11	0.99
(1,3)	1:A:84:LYS:HB3	2:B:21:G:H1'	2	0.99	0.11	0.99
(1,3)	1:A:84:LYS:HB3	2:B:21:G:H2'	2	0.99	0.11	0.99
(1,3)	1:A:84:LYS:HB3	2:B:21:G:H21	2	0.99	0.11	0.99
(1,3)	1:A:84:LYS:HB3	2:B:21:G:H22	2	0.99	0.11	0.99
(1,3)	1:A:84:LYS:HB3	2:B:21:G:H3'	2	0.99	0.11	0.99
(1,3)	1:A:84:LYS:HB3	2:B:21:G:H4'	2	0.99	0.11	0.99
(1,3)	1:A:84:LYS:HB3	2:B:21:G:H5'	2	0.99	0.11	0.99
(1,3)	1:A:84:LYS:HB3	2:B:21:G:H5''	2	0.99	0.11	0.99
(1,3)	1:A:84:LYS:HB3	2:B:21:G:H8	2	0.99	0.11	0.99
(1,3)	1:A:84:LYS:HB3	2:B:21:G:HO2'	2	0.99	0.11	0.99
(1,3)	1:A:84:LYS:HB3	2:B:21:G:N1	2	0.99	0.11	0.99
(1,3)	1:A:84:LYS:HB3	2:B:21:G:N2	2	0.99	0.11	0.99
(1,3)	1:A:84:LYS:HB3	2:B:21:G:N3	2	0.99	0.11	0.99
(1,3)	1:A:84:LYS:HB3	2:B:21:G:N7	2	0.99	0.11	0.99

Continued on next page...

Continued from previous page...

Key	Atom-1	Atom-2	Models ¹	Mean (Å)	SD ¹ (Å)	Median (Å)
(1,3)	1:A:84:LYS:HB3	2:B:21:G:N9	2	0.99	0.11	0.99
(1,3)	1:A:84:LYS:HB3	2:B:21:G:O2'	2	0.99	0.11	0.99
(1,3)	1:A:84:LYS:HB3	2:B:21:G:O3'	2	0.99	0.11	0.99
(1,3)	1:A:84:LYS:HB3	2:B:21:G:O4'	2	0.99	0.11	0.99
(1,3)	1:A:84:LYS:HB3	2:B:21:G:O5'	2	0.99	0.11	0.99
(1,3)	1:A:84:LYS:HB3	2:B:21:G:O6	2	0.99	0.11	0.99
(1,3)	1:A:84:LYS:HB3	2:B:21:G:OP1	2	0.99	0.11	0.99
(1,3)	1:A:84:LYS:HB3	2:B:21:G:OP2	2	0.99	0.11	0.99
(1,3)	1:A:84:LYS:HB3	2:B:21:G:P	2	0.99	0.11	0.99
(1,3)	1:A:84:LYS:HB3	2:B:22:A:C1'	2	0.99	0.11	0.99
(1,3)	1:A:84:LYS:HB3	2:B:22:A:C2	2	0.99	0.11	0.99
(1,3)	1:A:84:LYS:HB3	2:B:22:A:C2'	2	0.99	0.11	0.99
(1,3)	1:A:84:LYS:HB3	2:B:22:A:C3'	2	0.99	0.11	0.99
(1,3)	1:A:84:LYS:HB3	2:B:22:A:C4	2	0.99	0.11	0.99
(1,3)	1:A:84:LYS:HB3	2:B:22:A:C4'	2	0.99	0.11	0.99
(1,3)	1:A:84:LYS:HB3	2:B:22:A:C5	2	0.99	0.11	0.99
(1,3)	1:A:84:LYS:HB3	2:B:22:A:C5'	2	0.99	0.11	0.99
(1,3)	1:A:84:LYS:HB3	2:B:22:A:C6	2	0.99	0.11	0.99
(1,3)	1:A:84:LYS:HB3	2:B:22:A:C8	2	0.99	0.11	0.99
(1,3)	1:A:84:LYS:HB3	2:B:22:A:H1'	2	0.99	0.11	0.99
(1,3)	1:A:84:LYS:HB3	2:B:22:A:H2	2	0.99	0.11	0.99
(1,3)	1:A:84:LYS:HB3	2:B:22:A:H2'	2	0.99	0.11	0.99
(1,3)	1:A:84:LYS:HB3	2:B:22:A:H3'	2	0.99	0.11	0.99
(1,3)	1:A:84:LYS:HB3	2:B:22:A:H4'	2	0.99	0.11	0.99
(1,3)	1:A:84:LYS:HB3	2:B:22:A:H5'	2	0.99	0.11	0.99
(1,3)	1:A:84:LYS:HB3	2:B:22:A:H5''	2	0.99	0.11	0.99
(1,3)	1:A:84:LYS:HB3	2:B:22:A:H61	2	0.99	0.11	0.99
(1,3)	1:A:84:LYS:HB3	2:B:22:A:H62	2	0.99	0.11	0.99
(1,3)	1:A:84:LYS:HB3	2:B:22:A:H8	2	0.99	0.11	0.99
(1,3)	1:A:84:LYS:HB3	2:B:22:A:HO2'	2	0.99	0.11	0.99
(1,3)	1:A:84:LYS:HB3	2:B:22:A:N1	2	0.99	0.11	0.99
(1,3)	1:A:84:LYS:HB3	2:B:22:A:N3	2	0.99	0.11	0.99
(1,3)	1:A:84:LYS:HB3	2:B:22:A:N6	2	0.99	0.11	0.99
(1,3)	1:A:84:LYS:HB3	2:B:22:A:N7	2	0.99	0.11	0.99
(1,3)	1:A:84:LYS:HB3	2:B:22:A:N9	2	0.99	0.11	0.99
(1,3)	1:A:84:LYS:HB3	2:B:22:A:O2'	2	0.99	0.11	0.99
(1,3)	1:A:84:LYS:HB3	2:B:22:A:O3'	2	0.99	0.11	0.99
(1,3)	1:A:84:LYS:HB3	2:B:22:A:O4'	2	0.99	0.11	0.99
(1,3)	1:A:84:LYS:HB3	2:B:22:A:O5'	2	0.99	0.11	0.99
(1,3)	1:A:84:LYS:HB3	2:B:22:A:OP1	2	0.99	0.11	0.99
(1,3)	1:A:84:LYS:HB3	2:B:22:A:OP2	2	0.99	0.11	0.99
(1,3)	1:A:84:LYS:HB3	2:B:22:A:P	2	0.99	0.11	0.99

Continued on next page...

Continued from previous page...

Key	Atom-1	Atom-2	Models ¹	Mean (Å)	SD ¹ (Å)	Median (Å)
(1,3)	1:A:84:LYS:HB3	2:B:23:U:C1'	2	0.99	0.11	0.99
(1,3)	1:A:84:LYS:HB3	2:B:23:U:C2	2	0.99	0.11	0.99
(1,3)	1:A:84:LYS:HB3	2:B:23:U:C2'	2	0.99	0.11	0.99
(1,3)	1:A:84:LYS:HB3	2:B:23:U:C3'	2	0.99	0.11	0.99
(1,3)	1:A:84:LYS:HB3	2:B:23:U:C4	2	0.99	0.11	0.99
(1,3)	1:A:84:LYS:HB3	2:B:23:U:C4'	2	0.99	0.11	0.99
(1,3)	1:A:84:LYS:HB3	2:B:23:U:C5	2	0.99	0.11	0.99
(1,3)	1:A:84:LYS:HB3	2:B:23:U:C5'	2	0.99	0.11	0.99
(1,3)	1:A:84:LYS:HB3	2:B:23:U:C6	2	0.99	0.11	0.99
(1,3)	1:A:84:LYS:HB3	2:B:23:U:H1'	2	0.99	0.11	0.99
(1,3)	1:A:84:LYS:HB3	2:B:23:U:H2'	2	0.99	0.11	0.99
(1,3)	1:A:84:LYS:HB3	2:B:23:U:H3	2	0.99	0.11	0.99
(1,3)	1:A:84:LYS:HB3	2:B:23:U:H3'	2	0.99	0.11	0.99
(1,3)	1:A:84:LYS:HB3	2:B:23:U:H4'	2	0.99	0.11	0.99
(1,3)	1:A:84:LYS:HB3	2:B:23:U:H5	2	0.99	0.11	0.99
(1,3)	1:A:84:LYS:HB3	2:B:23:U:H5'	2	0.99	0.11	0.99
(1,3)	1:A:84:LYS:HB3	2:B:23:U:H5''	2	0.99	0.11	0.99
(1,3)	1:A:84:LYS:HB3	2:B:23:U:H6	2	0.99	0.11	0.99
(1,3)	1:A:84:LYS:HB3	2:B:23:U:HO2'	2	0.99	0.11	0.99
(1,3)	1:A:84:LYS:HB3	2:B:23:U:N1	2	0.99	0.11	0.99
(1,3)	1:A:84:LYS:HB3	2:B:23:U:N3	2	0.99	0.11	0.99
(1,3)	1:A:84:LYS:HB3	2:B:23:U:O2	2	0.99	0.11	0.99
(1,3)	1:A:84:LYS:HB3	2:B:23:U:O2'	2	0.99	0.11	0.99
(1,3)	1:A:84:LYS:HB3	2:B:23:U:O3'	2	0.99	0.11	0.99
(1,3)	1:A:84:LYS:HB3	2:B:23:U:O4	2	0.99	0.11	0.99
(1,3)	1:A:84:LYS:HB3	2:B:23:U:O4'	2	0.99	0.11	0.99
(1,3)	1:A:84:LYS:HB3	2:B:23:U:O5'	2	0.99	0.11	0.99
(1,3)	1:A:84:LYS:HB3	2:B:23:U:OP1	2	0.99	0.11	0.99
(1,3)	1:A:84:LYS:HB3	2:B:23:U:OP2	2	0.99	0.11	0.99
(1,3)	1:A:84:LYS:HB3	2:B:23:U:P	2	0.99	0.11	0.99
(1,3)	1:A:84:LYS:HB3	2:B:24:G:C1'	2	0.99	0.11	0.99
(1,3)	1:A:84:LYS:HB3	2:B:24:G:C2	2	0.99	0.11	0.99
(1,3)	1:A:84:LYS:HB3	2:B:24:G:C2'	2	0.99	0.11	0.99
(1,3)	1:A:84:LYS:HB3	2:B:24:G:C3'	2	0.99	0.11	0.99
(1,3)	1:A:84:LYS:HB3	2:B:24:G:C4	2	0.99	0.11	0.99
(1,3)	1:A:84:LYS:HB3	2:B:24:G:C4'	2	0.99	0.11	0.99
(1,3)	1:A:84:LYS:HB3	2:B:24:G:C5	2	0.99	0.11	0.99
(1,3)	1:A:84:LYS:HB3	2:B:24:G:C5'	2	0.99	0.11	0.99
(1,3)	1:A:84:LYS:HB3	2:B:24:G:C6	2	0.99	0.11	0.99
(1,3)	1:A:84:LYS:HB3	2:B:24:G:C8	2	0.99	0.11	0.99
(1,3)	1:A:84:LYS:HB3	2:B:24:G:H1	2	0.99	0.11	0.99
(1,3)	1:A:84:LYS:HB3	2:B:24:G:H1'	2	0.99	0.11	0.99

Continued on next page...

Continued from previous page...

Key	Atom-1	Atom-2	Models ¹	Mean (Å)	SD ¹ (Å)	Median (Å)
(1,3)	1:A:84:LYS:HB3	2:B:24:G:H2'	2	0.99	0.11	0.99
(1,3)	1:A:84:LYS:HB3	2:B:24:G:H21	2	0.99	0.11	0.99
(1,3)	1:A:84:LYS:HB3	2:B:24:G:H22	2	0.99	0.11	0.99
(1,3)	1:A:84:LYS:HB3	2:B:24:G:H3'	2	0.99	0.11	0.99
(1,3)	1:A:84:LYS:HB3	2:B:24:G:H4'	2	0.99	0.11	0.99
(1,3)	1:A:84:LYS:HB3	2:B:24:G:H5'	2	0.99	0.11	0.99
(1,3)	1:A:84:LYS:HB3	2:B:24:G:H5''	2	0.99	0.11	0.99
(1,3)	1:A:84:LYS:HB3	2:B:24:G:H8	2	0.99	0.11	0.99
(1,3)	1:A:84:LYS:HB3	2:B:24:G:HO2'	2	0.99	0.11	0.99
(1,3)	1:A:84:LYS:HB3	2:B:24:G:N1	2	0.99	0.11	0.99
(1,3)	1:A:84:LYS:HB3	2:B:24:G:N2	2	0.99	0.11	0.99
(1,3)	1:A:84:LYS:HB3	2:B:24:G:N3	2	0.99	0.11	0.99
(1,3)	1:A:84:LYS:HB3	2:B:24:G:N7	2	0.99	0.11	0.99
(1,3)	1:A:84:LYS:HB3	2:B:24:G:N9	2	0.99	0.11	0.99
(1,3)	1:A:84:LYS:HB3	2:B:24:G:O2'	2	0.99	0.11	0.99
(1,3)	1:A:84:LYS:HB3	2:B:24:G:O3'	2	0.99	0.11	0.99
(1,3)	1:A:84:LYS:HB3	2:B:24:G:O4'	2	0.99	0.11	0.99
(1,3)	1:A:84:LYS:HB3	2:B:24:G:O5'	2	0.99	0.11	0.99
(1,3)	1:A:84:LYS:HB3	2:B:24:G:O6	2	0.99	0.11	0.99
(1,3)	1:A:84:LYS:HB3	2:B:24:G:OP1	2	0.99	0.11	0.99
(1,3)	1:A:84:LYS:HB3	2:B:24:G:OP2	2	0.99	0.11	0.99
(1,3)	1:A:84:LYS:HB3	2:B:24:G:P	2	0.99	0.11	0.99
(1,3)	1:A:84:LYS:HD2	2:B:2:C:C1'	2	0.99	0.11	0.99
(1,3)	1:A:84:LYS:HD2	2:B:2:C:C2	2	0.99	0.11	0.99
(1,3)	1:A:84:LYS:HD2	2:B:2:C:C2'	2	0.99	0.11	0.99
(1,3)	1:A:84:LYS:HD2	2:B:2:C:C3'	2	0.99	0.11	0.99
(1,3)	1:A:84:LYS:HD2	2:B:2:C:C4	2	0.99	0.11	0.99
(1,3)	1:A:84:LYS:HD2	2:B:2:C:C4'	2	0.99	0.11	0.99
(1,3)	1:A:84:LYS:HD2	2:B:2:C:C5	2	0.99	0.11	0.99
(1,3)	1:A:84:LYS:HD2	2:B:2:C:C5'	2	0.99	0.11	0.99
(1,3)	1:A:84:LYS:HD2	2:B:2:C:C6	2	0.99	0.11	0.99
(1,3)	1:A:84:LYS:HD2	2:B:2:C:H1'	2	0.99	0.11	0.99
(1,3)	1:A:84:LYS:HD2	2:B:2:C:H2'	2	0.99	0.11	0.99
(1,3)	1:A:84:LYS:HD2	2:B:2:C:H3'	2	0.99	0.11	0.99
(1,3)	1:A:84:LYS:HD2	2:B:2:C:H4'	2	0.99	0.11	0.99
(1,3)	1:A:84:LYS:HD2	2:B:2:C:H41	2	0.99	0.11	0.99
(1,3)	1:A:84:LYS:HD2	2:B:2:C:H42	2	0.99	0.11	0.99
(1,3)	1:A:84:LYS:HD2	2:B:2:C:H5	2	0.99	0.11	0.99
(1,3)	1:A:84:LYS:HD2	2:B:2:C:H5'	2	0.99	0.11	0.99
(1,3)	1:A:84:LYS:HD2	2:B:2:C:H5''	2	0.99	0.11	0.99
(1,3)	1:A:84:LYS:HD2	2:B:2:C:H6	2	0.99	0.11	0.99
(1,3)	1:A:84:LYS:HD2	2:B:2:C:HO2'	2	0.99	0.11	0.99

Continued on next page...

Continued from previous page...

Key	Atom-1	Atom-2	Models ¹	Mean (Å)	SD ¹ (Å)	Median (Å)
(1,3)	1:A:84:LYS:HD2	2:B:2:C:N1	2	0.99	0.11	0.99
(1,3)	1:A:84:LYS:HD2	2:B:2:C:N3	2	0.99	0.11	0.99
(1,3)	1:A:84:LYS:HD2	2:B:2:C:N4	2	0.99	0.11	0.99
(1,3)	1:A:84:LYS:HD2	2:B:2:C:O2	2	0.99	0.11	0.99
(1,3)	1:A:84:LYS:HD2	2:B:2:C:O2'	2	0.99	0.11	0.99
(1,3)	1:A:84:LYS:HD2	2:B:2:C:O3'	2	0.99	0.11	0.99
(1,3)	1:A:84:LYS:HD2	2:B:2:C:O4'	2	0.99	0.11	0.99
(1,3)	1:A:84:LYS:HD2	2:B:2:C:O5'	2	0.99	0.11	0.99
(1,3)	1:A:84:LYS:HD2	2:B:3:U:C1'	2	0.99	0.11	0.99
(1,3)	1:A:84:LYS:HD2	2:B:3:U:C2	2	0.99	0.11	0.99
(1,3)	1:A:84:LYS:HD2	2:B:3:U:C2'	2	0.99	0.11	0.99
(1,3)	1:A:84:LYS:HD2	2:B:3:U:C3'	2	0.99	0.11	0.99
(1,3)	1:A:84:LYS:HD2	2:B:3:U:C4	2	0.99	0.11	0.99
(1,3)	1:A:84:LYS:HD2	2:B:3:U:C4'	2	0.99	0.11	0.99
(1,3)	1:A:84:LYS:HD2	2:B:3:U:C5	2	0.99	0.11	0.99
(1,3)	1:A:84:LYS:HD2	2:B:3:U:C5'	2	0.99	0.11	0.99
(1,3)	1:A:84:LYS:HD2	2:B:3:U:C6	2	0.99	0.11	0.99
(1,3)	1:A:84:LYS:HD2	2:B:3:U:H1'	2	0.99	0.11	0.99
(1,3)	1:A:84:LYS:HD2	2:B:3:U:H2'	2	0.99	0.11	0.99
(1,3)	1:A:84:LYS:HD2	2:B:3:U:H3	2	0.99	0.11	0.99
(1,3)	1:A:84:LYS:HD2	2:B:3:U:H3'	2	0.99	0.11	0.99
(1,3)	1:A:84:LYS:HD2	2:B:3:U:H4'	2	0.99	0.11	0.99
(1,3)	1:A:84:LYS:HD2	2:B:3:U:H5	2	0.99	0.11	0.99
(1,3)	1:A:84:LYS:HD2	2:B:3:U:H5'	2	0.99	0.11	0.99
(1,3)	1:A:84:LYS:HD2	2:B:3:U:H5''	2	0.99	0.11	0.99
(1,3)	1:A:84:LYS:HD2	2:B:3:U:H6	2	0.99	0.11	0.99
(1,3)	1:A:84:LYS:HD2	2:B:3:U:HO2'	2	0.99	0.11	0.99
(1,3)	1:A:84:LYS:HD2	2:B:3:U:N1	2	0.99	0.11	0.99
(1,3)	1:A:84:LYS:HD2	2:B:3:U:N3	2	0.99	0.11	0.99
(1,3)	1:A:84:LYS:HD2	2:B:3:U:O2	2	0.99	0.11	0.99
(1,3)	1:A:84:LYS:HD2	2:B:3:U:O2'	2	0.99	0.11	0.99
(1,3)	1:A:84:LYS:HD2	2:B:3:U:O3'	2	0.99	0.11	0.99
(1,3)	1:A:84:LYS:HD2	2:B:3:U:O4	2	0.99	0.11	0.99
(1,3)	1:A:84:LYS:HD2	2:B:3:U:O4'	2	0.99	0.11	0.99
(1,3)	1:A:84:LYS:HD2	2:B:3:U:O5'	2	0.99	0.11	0.99
(1,3)	1:A:84:LYS:HD2	2:B:3:U:OP1	2	0.99	0.11	0.99
(1,3)	1:A:84:LYS:HD2	2:B:3:U:OP2	2	0.99	0.11	0.99
(1,3)	1:A:84:LYS:HD2	2:B:3:U:P	2	0.99	0.11	0.99
(1,3)	1:A:84:LYS:HD2	2:B:4:G:C1'	2	0.99	0.11	0.99
(1,3)	1:A:84:LYS:HD2	2:B:4:G:C2	2	0.99	0.11	0.99
(1,3)	1:A:84:LYS:HD2	2:B:4:G:C2'	2	0.99	0.11	0.99
(1,3)	1:A:84:LYS:HD2	2:B:4:G:C3'	2	0.99	0.11	0.99

Continued on next page...

Continued from previous page...

Key	Atom-1	Atom-2	Models ¹	Mean (Å)	SD ¹ (Å)	Median (Å)
(1,3)	1:A:84:LYS:HD2	2:B:4:G:C4	2	0.99	0.11	0.99
(1,3)	1:A:84:LYS:HD2	2:B:4:G:C4'	2	0.99	0.11	0.99
(1,3)	1:A:84:LYS:HD2	2:B:4:G:C5	2	0.99	0.11	0.99
(1,3)	1:A:84:LYS:HD2	2:B:4:G:C5'	2	0.99	0.11	0.99
(1,3)	1:A:84:LYS:HD2	2:B:4:G:C6	2	0.99	0.11	0.99
(1,3)	1:A:84:LYS:HD2	2:B:4:G:C8	2	0.99	0.11	0.99
(1,3)	1:A:84:LYS:HD2	2:B:4:G:H1	2	0.99	0.11	0.99
(1,3)	1:A:84:LYS:HD2	2:B:4:G:H1'	2	0.99	0.11	0.99
(1,3)	1:A:84:LYS:HD2	2:B:4:G:H2'	2	0.99	0.11	0.99
(1,3)	1:A:84:LYS:HD2	2:B:4:G:H21	2	0.99	0.11	0.99
(1,3)	1:A:84:LYS:HD2	2:B:4:G:H22	2	0.99	0.11	0.99
(1,3)	1:A:84:LYS:HD2	2:B:4:G:H3'	2	0.99	0.11	0.99
(1,3)	1:A:84:LYS:HD2	2:B:4:G:H4'	2	0.99	0.11	0.99
(1,3)	1:A:84:LYS:HD2	2:B:4:G:H5'	2	0.99	0.11	0.99
(1,3)	1:A:84:LYS:HD2	2:B:4:G:H5''	2	0.99	0.11	0.99
(1,3)	1:A:84:LYS:HD2	2:B:4:G:H8	2	0.99	0.11	0.99
(1,3)	1:A:84:LYS:HD2	2:B:4:G:HO2'	2	0.99	0.11	0.99
(1,3)	1:A:84:LYS:HD2	2:B:4:G:N1	2	0.99	0.11	0.99
(1,3)	1:A:84:LYS:HD2	2:B:4:G:N2	2	0.99	0.11	0.99
(1,3)	1:A:84:LYS:HD2	2:B:4:G:N3	2	0.99	0.11	0.99
(1,3)	1:A:84:LYS:HD2	2:B:4:G:N7	2	0.99	0.11	0.99
(1,3)	1:A:84:LYS:HD2	2:B:4:G:N9	2	0.99	0.11	0.99
(1,3)	1:A:84:LYS:HD2	2:B:4:G:O2'	2	0.99	0.11	0.99
(1,3)	1:A:84:LYS:HD2	2:B:4:G:O3'	2	0.99	0.11	0.99
(1,3)	1:A:84:LYS:HD2	2:B:4:G:O4'	2	0.99	0.11	0.99
(1,3)	1:A:84:LYS:HD2	2:B:4:G:O5'	2	0.99	0.11	0.99
(1,3)	1:A:84:LYS:HD2	2:B:4:G:O6	2	0.99	0.11	0.99
(1,3)	1:A:84:LYS:HD2	2:B:4:G:OP1	2	0.99	0.11	0.99
(1,3)	1:A:84:LYS:HD2	2:B:4:G:OP2	2	0.99	0.11	0.99
(1,3)	1:A:84:LYS:HD2	2:B:4:G:P	2	0.99	0.11	0.99
(1,3)	1:A:84:LYS:HD2	2:B:5:A:C1'	2	0.99	0.11	0.99
(1,3)	1:A:84:LYS:HD2	2:B:5:A:C2	2	0.99	0.11	0.99
(1,3)	1:A:84:LYS:HD2	2:B:5:A:C2'	2	0.99	0.11	0.99
(1,3)	1:A:84:LYS:HD2	2:B:5:A:C3'	2	0.99	0.11	0.99
(1,3)	1:A:84:LYS:HD2	2:B:5:A:C4	2	0.99	0.11	0.99
(1,3)	1:A:84:LYS:HD2	2:B:5:A:C4'	2	0.99	0.11	0.99
(1,3)	1:A:84:LYS:HD2	2:B:5:A:C5	2	0.99	0.11	0.99
(1,3)	1:A:84:LYS:HD2	2:B:5:A:C5'	2	0.99	0.11	0.99
(1,3)	1:A:84:LYS:HD2	2:B:5:A:C6	2	0.99	0.11	0.99
(1,3)	1:A:84:LYS:HD2	2:B:5:A:C8	2	0.99	0.11	0.99
(1,3)	1:A:84:LYS:HD2	2:B:5:A:H1'	2	0.99	0.11	0.99
(1,3)	1:A:84:LYS:HD2	2:B:5:A:H2	2	0.99	0.11	0.99

Continued on next page...

Continued from previous page...

Key	Atom-1	Atom-2	Models ¹	Mean (Å)	SD ¹ (Å)	Median (Å)
(1,3)	1:A:84:LYS:HD2	2:B:5:A:H2'	2	0.99	0.11	0.99
(1,3)	1:A:84:LYS:HD2	2:B:5:A:H3'	2	0.99	0.11	0.99
(1,3)	1:A:84:LYS:HD2	2:B:5:A:H4'	2	0.99	0.11	0.99
(1,3)	1:A:84:LYS:HD2	2:B:5:A:H5'	2	0.99	0.11	0.99
(1,3)	1:A:84:LYS:HD2	2:B:5:A:H5''	2	0.99	0.11	0.99
(1,3)	1:A:84:LYS:HD2	2:B:5:A:H61	2	0.99	0.11	0.99
(1,3)	1:A:84:LYS:HD2	2:B:5:A:H62	2	0.99	0.11	0.99
(1,3)	1:A:84:LYS:HD2	2:B:5:A:H8	2	0.99	0.11	0.99
(1,3)	1:A:84:LYS:HD2	2:B:5:A:HO2'	2	0.99	0.11	0.99
(1,3)	1:A:84:LYS:HD2	2:B:5:A:N1	2	0.99	0.11	0.99
(1,3)	1:A:84:LYS:HD2	2:B:5:A:N3	2	0.99	0.11	0.99
(1,3)	1:A:84:LYS:HD2	2:B:5:A:N6	2	0.99	0.11	0.99
(1,3)	1:A:84:LYS:HD2	2:B:5:A:N7	2	0.99	0.11	0.99
(1,3)	1:A:84:LYS:HD2	2:B:5:A:N9	2	0.99	0.11	0.99
(1,3)	1:A:84:LYS:HD2	2:B:5:A:O2'	2	0.99	0.11	0.99
(1,3)	1:A:84:LYS:HD2	2:B:5:A:O3'	2	0.99	0.11	0.99
(1,3)	1:A:84:LYS:HD2	2:B:5:A:O4'	2	0.99	0.11	0.99
(1,3)	1:A:84:LYS:HD2	2:B:5:A:O5'	2	0.99	0.11	0.99
(1,3)	1:A:84:LYS:HD2	2:B:5:A:OP1	2	0.99	0.11	0.99
(1,3)	1:A:84:LYS:HD2	2:B:5:A:OP2	2	0.99	0.11	0.99
(1,3)	1:A:84:LYS:HD2	2:B:5:A:P	2	0.99	0.11	0.99
(1,3)	1:A:84:LYS:HD2	2:B:6:G:C1'	2	0.99	0.11	0.99
(1,3)	1:A:84:LYS:HD2	2:B:6:G:C2	2	0.99	0.11	0.99
(1,3)	1:A:84:LYS:HD2	2:B:6:G:C2'	2	0.99	0.11	0.99
(1,3)	1:A:84:LYS:HD2	2:B:6:G:C3'	2	0.99	0.11	0.99
(1,3)	1:A:84:LYS:HD2	2:B:6:G:C4	2	0.99	0.11	0.99
(1,3)	1:A:84:LYS:HD2	2:B:6:G:C4'	2	0.99	0.11	0.99
(1,3)	1:A:84:LYS:HD2	2:B:6:G:C5	2	0.99	0.11	0.99
(1,3)	1:A:84:LYS:HD2	2:B:6:G:C5'	2	0.99	0.11	0.99
(1,3)	1:A:84:LYS:HD2	2:B:6:G:C6	2	0.99	0.11	0.99
(1,3)	1:A:84:LYS:HD2	2:B:6:G:C8	2	0.99	0.11	0.99
(1,3)	1:A:84:LYS:HD2	2:B:6:G:H1	2	0.99	0.11	0.99
(1,3)	1:A:84:LYS:HD2	2:B:6:G:H1'	2	0.99	0.11	0.99
(1,3)	1:A:84:LYS:HD2	2:B:6:G:H2'	2	0.99	0.11	0.99
(1,3)	1:A:84:LYS:HD2	2:B:6:G:H21	2	0.99	0.11	0.99
(1,3)	1:A:84:LYS:HD2	2:B:6:G:H22	2	0.99	0.11	0.99
(1,3)	1:A:84:LYS:HD2	2:B:6:G:H3'	2	0.99	0.11	0.99
(1,3)	1:A:84:LYS:HD2	2:B:6:G:H4'	2	0.99	0.11	0.99
(1,3)	1:A:84:LYS:HD2	2:B:6:G:H5'	2	0.99	0.11	0.99
(1,3)	1:A:84:LYS:HD2	2:B:6:G:H5''	2	0.99	0.11	0.99
(1,3)	1:A:84:LYS:HD2	2:B:6:G:H8	2	0.99	0.11	0.99
(1,3)	1:A:84:LYS:HD2	2:B:6:G:HO2'	2	0.99	0.11	0.99

Continued on next page...

Continued from previous page...

Key	Atom-1	Atom-2	Models ¹	Mean (Å)	SD ¹ (Å)	Median (Å)
(1,3)	1:A:84:LYS:HD2	2:B:6:G:N1	2	0.99	0.11	0.99
(1,3)	1:A:84:LYS:HD2	2:B:6:G:N2	2	0.99	0.11	0.99
(1,3)	1:A:84:LYS:HD2	2:B:6:G:N3	2	0.99	0.11	0.99
(1,3)	1:A:84:LYS:HD2	2:B:6:G:N7	2	0.99	0.11	0.99
(1,3)	1:A:84:LYS:HD2	2:B:6:G:N9	2	0.99	0.11	0.99
(1,3)	1:A:84:LYS:HD2	2:B:6:G:O2'	2	0.99	0.11	0.99
(1,3)	1:A:84:LYS:HD2	2:B:6:G:O3'	2	0.99	0.11	0.99
(1,3)	1:A:84:LYS:HD2	2:B:6:G:O4'	2	0.99	0.11	0.99
(1,3)	1:A:84:LYS:HD2	2:B:6:G:O5'	2	0.99	0.11	0.99
(1,3)	1:A:84:LYS:HD2	2:B:6:G:O6	2	0.99	0.11	0.99
(1,3)	1:A:84:LYS:HD2	2:B:6:G:OP1	2	0.99	0.11	0.99
(1,3)	1:A:84:LYS:HD2	2:B:6:G:OP2	2	0.99	0.11	0.99
(1,3)	1:A:84:LYS:HD2	2:B:6:G:P	2	0.99	0.11	0.99
(1,3)	1:A:84:LYS:HD2	2:B:7:C:C1'	2	0.99	0.11	0.99
(1,3)	1:A:84:LYS:HD2	2:B:7:C:C2	2	0.99	0.11	0.99
(1,3)	1:A:84:LYS:HD2	2:B:7:C:C2'	2	0.99	0.11	0.99
(1,3)	1:A:84:LYS:HD2	2:B:7:C:C3'	2	0.99	0.11	0.99
(1,3)	1:A:84:LYS:HD2	2:B:7:C:C4	2	0.99	0.11	0.99
(1,3)	1:A:84:LYS:HD2	2:B:7:C:C4'	2	0.99	0.11	0.99
(1,3)	1:A:84:LYS:HD2	2:B:7:C:C5	2	0.99	0.11	0.99
(1,3)	1:A:84:LYS:HD2	2:B:7:C:C5'	2	0.99	0.11	0.99
(1,3)	1:A:84:LYS:HD2	2:B:7:C:C6	2	0.99	0.11	0.99
(1,3)	1:A:84:LYS:HD2	2:B:7:C:H1'	2	0.99	0.11	0.99
(1,3)	1:A:84:LYS:HD2	2:B:7:C:H2'	2	0.99	0.11	0.99
(1,3)	1:A:84:LYS:HD2	2:B:7:C:H3'	2	0.99	0.11	0.99
(1,3)	1:A:84:LYS:HD2	2:B:7:C:H4'	2	0.99	0.11	0.99
(1,3)	1:A:84:LYS:HD2	2:B:7:C:H41	2	0.99	0.11	0.99
(1,3)	1:A:84:LYS:HD2	2:B:7:C:H42	2	0.99	0.11	0.99
(1,3)	1:A:84:LYS:HD2	2:B:7:C:H5	2	0.99	0.11	0.99
(1,3)	1:A:84:LYS:HD2	2:B:7:C:H5'	2	0.99	0.11	0.99
(1,3)	1:A:84:LYS:HD2	2:B:7:C:H5''	2	0.99	0.11	0.99
(1,3)	1:A:84:LYS:HD2	2:B:7:C:H6	2	0.99	0.11	0.99
(1,3)	1:A:84:LYS:HD2	2:B:7:C:HO2'	2	0.99	0.11	0.99
(1,3)	1:A:84:LYS:HD2	2:B:7:C:N1	2	0.99	0.11	0.99
(1,3)	1:A:84:LYS:HD2	2:B:7:C:N3	2	0.99	0.11	0.99
(1,3)	1:A:84:LYS:HD2	2:B:7:C:N4	2	0.99	0.11	0.99
(1,3)	1:A:84:LYS:HD2	2:B:7:C:O2	2	0.99	0.11	0.99
(1,3)	1:A:84:LYS:HD2	2:B:7:C:O2'	2	0.99	0.11	0.99
(1,3)	1:A:84:LYS:HD2	2:B:7:C:O3'	2	0.99	0.11	0.99
(1,3)	1:A:84:LYS:HD2	2:B:7:C:O4'	2	0.99	0.11	0.99
(1,3)	1:A:84:LYS:HD2	2:B:7:C:O5'	2	0.99	0.11	0.99
(1,3)	1:A:84:LYS:HD2	2:B:7:C:OP1	2	0.99	0.11	0.99

Continued on next page...

Continued from previous page...

Key	Atom-1	Atom-2	Models ¹	Mean (Å)	SD ¹ (Å)	Median (Å)
(1,3)	1:A:84:LYS:HD2	2:B:7:C:OP2	2	0.99	0.11	0.99
(1,3)	1:A:84:LYS:HD2	2:B:7:C:P	2	0.99	0.11	0.99
(1,3)	1:A:84:LYS:HD2	2:B:8:U:C1'	2	0.99	0.11	0.99
(1,3)	1:A:84:LYS:HD2	2:B:8:U:C2	2	0.99	0.11	0.99
(1,3)	1:A:84:LYS:HD2	2:B:8:U:C2'	2	0.99	0.11	0.99
(1,3)	1:A:84:LYS:HD2	2:B:8:U:C3'	2	0.99	0.11	0.99
(1,3)	1:A:84:LYS:HD2	2:B:8:U:C4	2	0.99	0.11	0.99
(1,3)	1:A:84:LYS:HD2	2:B:8:U:C4'	2	0.99	0.11	0.99
(1,3)	1:A:84:LYS:HD2	2:B:8:U:C5	2	0.99	0.11	0.99
(1,3)	1:A:84:LYS:HD2	2:B:8:U:C5'	2	0.99	0.11	0.99
(1,3)	1:A:84:LYS:HD2	2:B:8:U:C6	2	0.99	0.11	0.99
(1,3)	1:A:84:LYS:HD2	2:B:8:U:H1'	2	0.99	0.11	0.99
(1,3)	1:A:84:LYS:HD2	2:B:8:U:H2'	2	0.99	0.11	0.99
(1,3)	1:A:84:LYS:HD2	2:B:8:U:H3	2	0.99	0.11	0.99
(1,3)	1:A:84:LYS:HD2	2:B:8:U:H3'	2	0.99	0.11	0.99
(1,3)	1:A:84:LYS:HD2	2:B:8:U:H4'	2	0.99	0.11	0.99
(1,3)	1:A:84:LYS:HD2	2:B:8:U:H5	2	0.99	0.11	0.99
(1,3)	1:A:84:LYS:HD2	2:B:8:U:H5'	2	0.99	0.11	0.99
(1,3)	1:A:84:LYS:HD2	2:B:8:U:H5''	2	0.99	0.11	0.99
(1,3)	1:A:84:LYS:HD2	2:B:8:U:H6	2	0.99	0.11	0.99
(1,3)	1:A:84:LYS:HD2	2:B:8:U:HO2'	2	0.99	0.11	0.99
(1,3)	1:A:84:LYS:HD2	2:B:8:U:N1	2	0.99	0.11	0.99
(1,3)	1:A:84:LYS:HD2	2:B:8:U:N3	2	0.99	0.11	0.99
(1,3)	1:A:84:LYS:HD2	2:B:8:U:O2	2	0.99	0.11	0.99
(1,3)	1:A:84:LYS:HD2	2:B:8:U:O2'	2	0.99	0.11	0.99
(1,3)	1:A:84:LYS:HD2	2:B:8:U:O3'	2	0.99	0.11	0.99
(1,3)	1:A:84:LYS:HD2	2:B:8:U:O4	2	0.99	0.11	0.99
(1,3)	1:A:84:LYS:HD2	2:B:8:U:O4'	2	0.99	0.11	0.99
(1,3)	1:A:84:LYS:HD2	2:B:8:U:O5'	2	0.99	0.11	0.99
(1,3)	1:A:84:LYS:HD2	2:B:8:U:OP1	2	0.99	0.11	0.99
(1,3)	1:A:84:LYS:HD2	2:B:8:U:OP2	2	0.99	0.11	0.99
(1,3)	1:A:84:LYS:HD2	2:B:8:U:P	2	0.99	0.11	0.99
(1,3)	1:A:84:LYS:HD2	2:B:9:C:C1'	2	0.99	0.11	0.99
(1,3)	1:A:84:LYS:HD2	2:B:9:C:C2	2	0.99	0.11	0.99
(1,3)	1:A:84:LYS:HD2	2:B:9:C:C2'	2	0.99	0.11	0.99
(1,3)	1:A:84:LYS:HD2	2:B:9:C:C3'	2	0.99	0.11	0.99
(1,3)	1:A:84:LYS:HD2	2:B:9:C:C4	2	0.99	0.11	0.99
(1,3)	1:A:84:LYS:HD2	2:B:9:C:C4'	2	0.99	0.11	0.99
(1,3)	1:A:84:LYS:HD2	2:B:9:C:C5	2	0.99	0.11	0.99
(1,3)	1:A:84:LYS:HD2	2:B:9:C:C5'	2	0.99	0.11	0.99
(1,3)	1:A:84:LYS:HD2	2:B:9:C:C6	2	0.99	0.11	0.99
(1,3)	1:A:84:LYS:HD2	2:B:9:C:H1'	2	0.99	0.11	0.99

Continued on next page...

Continued from previous page...

Key	Atom-1	Atom-2	Models ¹	Mean (Å)	SD ¹ (Å)	Median (Å)
(1,3)	1:A:84:LYS:HD2	2:B:9:C:H2'	2	0.99	0.11	0.99
(1,3)	1:A:84:LYS:HD2	2:B:9:C:H3'	2	0.99	0.11	0.99
(1,3)	1:A:84:LYS:HD2	2:B:9:C:H4'	2	0.99	0.11	0.99
(1,3)	1:A:84:LYS:HD2	2:B:9:C:H41	2	0.99	0.11	0.99
(1,3)	1:A:84:LYS:HD2	2:B:9:C:H42	2	0.99	0.11	0.99
(1,3)	1:A:84:LYS:HD2	2:B:9:C:H5	2	0.99	0.11	0.99
(1,3)	1:A:84:LYS:HD2	2:B:9:C:H5'	2	0.99	0.11	0.99
(1,3)	1:A:84:LYS:HD2	2:B:9:C:H5''	2	0.99	0.11	0.99
(1,3)	1:A:84:LYS:HD2	2:B:9:C:H6	2	0.99	0.11	0.99
(1,3)	1:A:84:LYS:HD2	2:B:9:C:HO2'	2	0.99	0.11	0.99
(1,3)	1:A:84:LYS:HD2	2:B:9:C:N1	2	0.99	0.11	0.99
(1,3)	1:A:84:LYS:HD2	2:B:9:C:N3	2	0.99	0.11	0.99
(1,3)	1:A:84:LYS:HD2	2:B:9:C:N4	2	0.99	0.11	0.99
(1,3)	1:A:84:LYS:HD2	2:B:9:C:O2	2	0.99	0.11	0.99
(1,3)	1:A:84:LYS:HD2	2:B:9:C:O2'	2	0.99	0.11	0.99
(1,3)	1:A:84:LYS:HD2	2:B:9:C:O3'	2	0.99	0.11	0.99
(1,3)	1:A:84:LYS:HD2	2:B:9:C:O4'	2	0.99	0.11	0.99
(1,3)	1:A:84:LYS:HD2	2:B:9:C:O5'	2	0.99	0.11	0.99
(1,3)	1:A:84:LYS:HD2	2:B:9:C:OP1	2	0.99	0.11	0.99
(1,3)	1:A:84:LYS:HD2	2:B:9:C:OP2	2	0.99	0.11	0.99
(1,3)	1:A:84:LYS:HD2	2:B:9:C:P	2	0.99	0.11	0.99
(1,3)	1:A:84:LYS:HD2	2:B:10:G:C1'	2	0.99	0.11	0.99
(1,3)	1:A:84:LYS:HD2	2:B:10:G:C2	2	0.99	0.11	0.99
(1,3)	1:A:84:LYS:HD2	2:B:10:G:C2'	2	0.99	0.11	0.99
(1,3)	1:A:84:LYS:HD2	2:B:10:G:C3'	2	0.99	0.11	0.99
(1,3)	1:A:84:LYS:HD2	2:B:10:G:C4	2	0.99	0.11	0.99
(1,3)	1:A:84:LYS:HD2	2:B:10:G:C4'	2	0.99	0.11	0.99
(1,3)	1:A:84:LYS:HD2	2:B:10:G:C5	2	0.99	0.11	0.99
(1,3)	1:A:84:LYS:HD2	2:B:10:G:C5'	2	0.99	0.11	0.99
(1,3)	1:A:84:LYS:HD2	2:B:10:G:C6	2	0.99	0.11	0.99
(1,3)	1:A:84:LYS:HD2	2:B:10:G:C8	2	0.99	0.11	0.99
(1,3)	1:A:84:LYS:HD2	2:B:10:G:H1	2	0.99	0.11	0.99
(1,3)	1:A:84:LYS:HD2	2:B:10:G:H1'	2	0.99	0.11	0.99
(1,3)	1:A:84:LYS:HD2	2:B:10:G:H2'	2	0.99	0.11	0.99
(1,3)	1:A:84:LYS:HD2	2:B:10:G:H21	2	0.99	0.11	0.99
(1,3)	1:A:84:LYS:HD2	2:B:10:G:H22	2	0.99	0.11	0.99
(1,3)	1:A:84:LYS:HD2	2:B:10:G:H3'	2	0.99	0.11	0.99
(1,3)	1:A:84:LYS:HD2	2:B:10:G:H4'	2	0.99	0.11	0.99
(1,3)	1:A:84:LYS:HD2	2:B:10:G:H5'	2	0.99	0.11	0.99
(1,3)	1:A:84:LYS:HD2	2:B:10:G:H5''	2	0.99	0.11	0.99
(1,3)	1:A:84:LYS:HD2	2:B:10:G:H8	2	0.99	0.11	0.99
(1,3)	1:A:84:LYS:HD2	2:B:10:G:HO2'	2	0.99	0.11	0.99

Continued on next page...

Continued from previous page...

Key	Atom-1	Atom-2	Models ¹	Mean (Å)	SD ¹ (Å)	Median (Å)
(1,3)	1:A:84:LYS:HD2	2:B:10:G:N1	2	0.99	0.11	0.99
(1,3)	1:A:84:LYS:HD2	2:B:10:G:N2	2	0.99	0.11	0.99
(1,3)	1:A:84:LYS:HD2	2:B:10:G:N3	2	0.99	0.11	0.99
(1,3)	1:A:84:LYS:HD2	2:B:10:G:N7	2	0.99	0.11	0.99
(1,3)	1:A:84:LYS:HD2	2:B:10:G:N9	2	0.99	0.11	0.99
(1,3)	1:A:84:LYS:HD2	2:B:10:G:O2'	2	0.99	0.11	0.99
(1,3)	1:A:84:LYS:HD2	2:B:10:G:O3'	2	0.99	0.11	0.99
(1,3)	1:A:84:LYS:HD2	2:B:10:G:O4'	2	0.99	0.11	0.99
(1,3)	1:A:84:LYS:HD2	2:B:10:G:O5'	2	0.99	0.11	0.99
(1,3)	1:A:84:LYS:HD2	2:B:10:G:O6	2	0.99	0.11	0.99
(1,3)	1:A:84:LYS:HD2	2:B:10:G:OP1	2	0.99	0.11	0.99
(1,3)	1:A:84:LYS:HD2	2:B:10:G:OP2	2	0.99	0.11	0.99
(1,3)	1:A:84:LYS:HD2	2:B:10:G:P	2	0.99	0.11	0.99
(1,3)	1:A:84:LYS:HD2	2:B:11:A:C1'	2	0.99	0.11	0.99
(1,3)	1:A:84:LYS:HD2	2:B:11:A:C2	2	0.99	0.11	0.99
(1,3)	1:A:84:LYS:HD2	2:B:11:A:C2'	2	0.99	0.11	0.99
(1,3)	1:A:84:LYS:HD2	2:B:11:A:C3'	2	0.99	0.11	0.99
(1,3)	1:A:84:LYS:HD2	2:B:11:A:C4	2	0.99	0.11	0.99
(1,3)	1:A:84:LYS:HD2	2:B:11:A:C4'	2	0.99	0.11	0.99
(1,3)	1:A:84:LYS:HD2	2:B:11:A:C5	2	0.99	0.11	0.99
(1,3)	1:A:84:LYS:HD2	2:B:11:A:C5'	2	0.99	0.11	0.99
(1,3)	1:A:84:LYS:HD2	2:B:11:A:C6	2	0.99	0.11	0.99
(1,3)	1:A:84:LYS:HD2	2:B:11:A:C8	2	0.99	0.11	0.99
(1,3)	1:A:84:LYS:HD2	2:B:11:A:H1'	2	0.99	0.11	0.99
(1,3)	1:A:84:LYS:HD2	2:B:11:A:H2	2	0.99	0.11	0.99
(1,3)	1:A:84:LYS:HD2	2:B:11:A:H2'	2	0.99	0.11	0.99
(1,3)	1:A:84:LYS:HD2	2:B:11:A:H3'	2	0.99	0.11	0.99
(1,3)	1:A:84:LYS:HD2	2:B:11:A:H4'	2	0.99	0.11	0.99
(1,3)	1:A:84:LYS:HD2	2:B:11:A:H5'	2	0.99	0.11	0.99
(1,3)	1:A:84:LYS:HD2	2:B:11:A:H5''	2	0.99	0.11	0.99
(1,3)	1:A:84:LYS:HD2	2:B:11:A:H61	2	0.99	0.11	0.99
(1,3)	1:A:84:LYS:HD2	2:B:11:A:H62	2	0.99	0.11	0.99
(1,3)	1:A:84:LYS:HD2	2:B:11:A:H8	2	0.99	0.11	0.99
(1,3)	1:A:84:LYS:HD2	2:B:11:A:HO2'	2	0.99	0.11	0.99
(1,3)	1:A:84:LYS:HD2	2:B:11:A:N1	2	0.99	0.11	0.99
(1,3)	1:A:84:LYS:HD2	2:B:11:A:N3	2	0.99	0.11	0.99
(1,3)	1:A:84:LYS:HD2	2:B:11:A:N6	2	0.99	0.11	0.99
(1,3)	1:A:84:LYS:HD2	2:B:11:A:N7	2	0.99	0.11	0.99
(1,3)	1:A:84:LYS:HD2	2:B:11:A:N9	2	0.99	0.11	0.99
(1,3)	1:A:84:LYS:HD2	2:B:11:A:O2'	2	0.99	0.11	0.99
(1,3)	1:A:84:LYS:HD2	2:B:11:A:O3'	2	0.99	0.11	0.99
(1,3)	1:A:84:LYS:HD2	2:B:11:A:O4'	2	0.99	0.11	0.99

Continued on next page...

Continued from previous page...

Key	Atom-1	Atom-2	Models ¹	Mean (Å)	SD ¹ (Å)	Median (Å)
(1,3)	1:A:84:LYS:HD2	2:B:11:A:O5'	2	0.99	0.11	0.99
(1,3)	1:A:84:LYS:HD2	2:B:11:A:OP1	2	0.99	0.11	0.99
(1,3)	1:A:84:LYS:HD2	2:B:11:A:OP2	2	0.99	0.11	0.99
(1,3)	1:A:84:LYS:HD2	2:B:11:A:P	2	0.99	0.11	0.99
(1,3)	1:A:84:LYS:HD2	2:B:12:A:C1'	2	0.99	0.11	0.99
(1,3)	1:A:84:LYS:HD2	2:B:12:A:C2	2	0.99	0.11	0.99
(1,3)	1:A:84:LYS:HD2	2:B:12:A:C2'	2	0.99	0.11	0.99
(1,3)	1:A:84:LYS:HD2	2:B:12:A:C3'	2	0.99	0.11	0.99
(1,3)	1:A:84:LYS:HD2	2:B:12:A:C4	2	0.99	0.11	0.99
(1,3)	1:A:84:LYS:HD2	2:B:12:A:C4'	2	0.99	0.11	0.99
(1,3)	1:A:84:LYS:HD2	2:B:12:A:C5	2	0.99	0.11	0.99
(1,3)	1:A:84:LYS:HD2	2:B:12:A:C5'	2	0.99	0.11	0.99
(1,3)	1:A:84:LYS:HD2	2:B:12:A:C6	2	0.99	0.11	0.99
(1,3)	1:A:84:LYS:HD2	2:B:12:A:C8	2	0.99	0.11	0.99
(1,3)	1:A:84:LYS:HD2	2:B:12:A:H1'	2	0.99	0.11	0.99
(1,3)	1:A:84:LYS:HD2	2:B:12:A:H2	2	0.99	0.11	0.99
(1,3)	1:A:84:LYS:HD2	2:B:12:A:H2'	2	0.99	0.11	0.99
(1,3)	1:A:84:LYS:HD2	2:B:12:A:H3'	2	0.99	0.11	0.99
(1,3)	1:A:84:LYS:HD2	2:B:12:A:H4'	2	0.99	0.11	0.99
(1,3)	1:A:84:LYS:HD2	2:B:12:A:H5'	2	0.99	0.11	0.99
(1,3)	1:A:84:LYS:HD2	2:B:12:A:H5''	2	0.99	0.11	0.99
(1,3)	1:A:84:LYS:HD2	2:B:12:A:H61	2	0.99	0.11	0.99
(1,3)	1:A:84:LYS:HD2	2:B:12:A:H62	2	0.99	0.11	0.99
(1,3)	1:A:84:LYS:HD2	2:B:12:A:H8	2	0.99	0.11	0.99
(1,3)	1:A:84:LYS:HD2	2:B:12:A:HO2'	2	0.99	0.11	0.99
(1,3)	1:A:84:LYS:HD2	2:B:12:A:N1	2	0.99	0.11	0.99
(1,3)	1:A:84:LYS:HD2	2:B:12:A:N3	2	0.99	0.11	0.99
(1,3)	1:A:84:LYS:HD2	2:B:12:A:N6	2	0.99	0.11	0.99
(1,3)	1:A:84:LYS:HD2	2:B:12:A:N7	2	0.99	0.11	0.99
(1,3)	1:A:84:LYS:HD2	2:B:12:A:N9	2	0.99	0.11	0.99
(1,3)	1:A:84:LYS:HD2	2:B:12:A:O2'	2	0.99	0.11	0.99
(1,3)	1:A:84:LYS:HD2	2:B:12:A:O3'	2	0.99	0.11	0.99
(1,3)	1:A:84:LYS:HD2	2:B:12:A:O4'	2	0.99	0.11	0.99
(1,3)	1:A:84:LYS:HD2	2:B:12:A:O5'	2	0.99	0.11	0.99
(1,3)	1:A:84:LYS:HD2	2:B:12:A:OP1	2	0.99	0.11	0.99
(1,3)	1:A:84:LYS:HD2	2:B:12:A:OP2	2	0.99	0.11	0.99
(1,3)	1:A:84:LYS:HD2	2:B:12:A:P	2	0.99	0.11	0.99
(1,3)	1:A:84:LYS:HD2	2:B:13:A:C1'	2	0.99	0.11	0.99
(1,3)	1:A:84:LYS:HD2	2:B:13:A:C2	2	0.99	0.11	0.99
(1,3)	1:A:84:LYS:HD2	2:B:13:A:C2'	2	0.99	0.11	0.99
(1,3)	1:A:84:LYS:HD2	2:B:13:A:C3'	2	0.99	0.11	0.99
(1,3)	1:A:84:LYS:HD2	2:B:13:A:C4	2	0.99	0.11	0.99

Continued on next page...

Continued from previous page...

Key	Atom-1	Atom-2	Models ¹	Mean (Å)	SD ¹ (Å)	Median (Å)
(1,3)	1:A:84:LYS:HD2	2:B:13:A:C4'	2	0.99	0.11	0.99
(1,3)	1:A:84:LYS:HD2	2:B:13:A:C5	2	0.99	0.11	0.99
(1,3)	1:A:84:LYS:HD2	2:B:13:A:C5'	2	0.99	0.11	0.99
(1,3)	1:A:84:LYS:HD2	2:B:13:A:C6	2	0.99	0.11	0.99
(1,3)	1:A:84:LYS:HD2	2:B:13:A:C8	2	0.99	0.11	0.99
(1,3)	1:A:84:LYS:HD2	2:B:13:A:H1'	2	0.99	0.11	0.99
(1,3)	1:A:84:LYS:HD2	2:B:13:A:H2	2	0.99	0.11	0.99
(1,3)	1:A:84:LYS:HD2	2:B:13:A:H2'	2	0.99	0.11	0.99
(1,3)	1:A:84:LYS:HD2	2:B:13:A:H3'	2	0.99	0.11	0.99
(1,3)	1:A:84:LYS:HD2	2:B:13:A:H4'	2	0.99	0.11	0.99
(1,3)	1:A:84:LYS:HD2	2:B:13:A:H5'	2	0.99	0.11	0.99
(1,3)	1:A:84:LYS:HD2	2:B:13:A:H5''	2	0.99	0.11	0.99
(1,3)	1:A:84:LYS:HD2	2:B:13:A:H61	2	0.99	0.11	0.99
(1,3)	1:A:84:LYS:HD2	2:B:13:A:H62	2	0.99	0.11	0.99
(1,3)	1:A:84:LYS:HD2	2:B:13:A:H8	2	0.99	0.11	0.99
(1,3)	1:A:84:LYS:HD2	2:B:13:A:HO2'	2	0.99	0.11	0.99
(1,3)	1:A:84:LYS:HD2	2:B:13:A:N1	2	0.99	0.11	0.99
(1,3)	1:A:84:LYS:HD2	2:B:13:A:N3	2	0.99	0.11	0.99
(1,3)	1:A:84:LYS:HD2	2:B:13:A:N6	2	0.99	0.11	0.99
(1,3)	1:A:84:LYS:HD2	2:B:13:A:N7	2	0.99	0.11	0.99
(1,3)	1:A:84:LYS:HD2	2:B:13:A:N9	2	0.99	0.11	0.99
(1,3)	1:A:84:LYS:HD2	2:B:13:A:O2'	2	0.99	0.11	0.99
(1,3)	1:A:84:LYS:HD2	2:B:13:A:O3'	2	0.99	0.11	0.99
(1,3)	1:A:84:LYS:HD2	2:B:13:A:O4'	2	0.99	0.11	0.99
(1,3)	1:A:84:LYS:HD2	2:B:13:A:O5'	2	0.99	0.11	0.99
(1,3)	1:A:84:LYS:HD2	2:B:13:A:OP1	2	0.99	0.11	0.99
(1,3)	1:A:84:LYS:HD2	2:B:13:A:OP2	2	0.99	0.11	0.99
(1,3)	1:A:84:LYS:HD2	2:B:13:A:P	2	0.99	0.11	0.99
(1,3)	1:A:84:LYS:HD2	2:B:14:G:C1'	2	0.99	0.11	0.99
(1,3)	1:A:84:LYS:HD2	2:B:14:G:C2	2	0.99	0.11	0.99
(1,3)	1:A:84:LYS:HD2	2:B:14:G:C2'	2	0.99	0.11	0.99
(1,3)	1:A:84:LYS:HD2	2:B:14:G:C3'	2	0.99	0.11	0.99
(1,3)	1:A:84:LYS:HD2	2:B:14:G:C4	2	0.99	0.11	0.99
(1,3)	1:A:84:LYS:HD2	2:B:14:G:C4'	2	0.99	0.11	0.99
(1,3)	1:A:84:LYS:HD2	2:B:14:G:C5	2	0.99	0.11	0.99
(1,3)	1:A:84:LYS:HD2	2:B:14:G:C5'	2	0.99	0.11	0.99
(1,3)	1:A:84:LYS:HD2	2:B:14:G:C6	2	0.99	0.11	0.99
(1,3)	1:A:84:LYS:HD2	2:B:14:G:C8	2	0.99	0.11	0.99
(1,3)	1:A:84:LYS:HD2	2:B:14:G:H1	2	0.99	0.11	0.99
(1,3)	1:A:84:LYS:HD2	2:B:14:G:H1'	2	0.99	0.11	0.99
(1,3)	1:A:84:LYS:HD2	2:B:14:G:H2'	2	0.99	0.11	0.99
(1,3)	1:A:84:LYS:HD2	2:B:14:G:H21	2	0.99	0.11	0.99

Continued on next page...

Continued from previous page...

Key	Atom-1	Atom-2	Models ¹	Mean (Å)	SD ¹ (Å)	Median (Å)
(1,3)	1:A:84:LYS:HD2	2:B:14:G:H22	2	0.99	0.11	0.99
(1,3)	1:A:84:LYS:HD2	2:B:14:G:H3'	2	0.99	0.11	0.99
(1,3)	1:A:84:LYS:HD2	2:B:14:G:H4'	2	0.99	0.11	0.99
(1,3)	1:A:84:LYS:HD2	2:B:14:G:H5'	2	0.99	0.11	0.99
(1,3)	1:A:84:LYS:HD2	2:B:14:G:H5''	2	0.99	0.11	0.99
(1,3)	1:A:84:LYS:HD2	2:B:14:G:H8	2	0.99	0.11	0.99
(1,3)	1:A:84:LYS:HD2	2:B:14:G:HO2'	2	0.99	0.11	0.99
(1,3)	1:A:84:LYS:HD2	2:B:14:G:N1	2	0.99	0.11	0.99
(1,3)	1:A:84:LYS:HD2	2:B:14:G:N2	2	0.99	0.11	0.99
(1,3)	1:A:84:LYS:HD2	2:B:14:G:N3	2	0.99	0.11	0.99
(1,3)	1:A:84:LYS:HD2	2:B:14:G:N7	2	0.99	0.11	0.99
(1,3)	1:A:84:LYS:HD2	2:B:14:G:N9	2	0.99	0.11	0.99
(1,3)	1:A:84:LYS:HD2	2:B:14:G:O2'	2	0.99	0.11	0.99
(1,3)	1:A:84:LYS:HD2	2:B:14:G:O3'	2	0.99	0.11	0.99
(1,3)	1:A:84:LYS:HD2	2:B:14:G:O4'	2	0.99	0.11	0.99
(1,3)	1:A:84:LYS:HD2	2:B:14:G:O5'	2	0.99	0.11	0.99
(1,3)	1:A:84:LYS:HD2	2:B:14:G:O6	2	0.99	0.11	0.99
(1,3)	1:A:84:LYS:HD2	2:B:14:G:OP1	2	0.99	0.11	0.99
(1,3)	1:A:84:LYS:HD2	2:B:14:G:OP2	2	0.99	0.11	0.99
(1,3)	1:A:84:LYS:HD2	2:B:14:G:P	2	0.99	0.11	0.99
(1,3)	1:A:84:LYS:HD2	2:B:15:A:C1'	2	0.99	0.11	0.99
(1,3)	1:A:84:LYS:HD2	2:B:15:A:C2	2	0.99	0.11	0.99
(1,3)	1:A:84:LYS:HD2	2:B:15:A:C2'	2	0.99	0.11	0.99
(1,3)	1:A:84:LYS:HD2	2:B:15:A:C3'	2	0.99	0.11	0.99
(1,3)	1:A:84:LYS:HD2	2:B:15:A:C4	2	0.99	0.11	0.99
(1,3)	1:A:84:LYS:HD2	2:B:15:A:C4'	2	0.99	0.11	0.99
(1,3)	1:A:84:LYS:HD2	2:B:15:A:C5	2	0.99	0.11	0.99
(1,3)	1:A:84:LYS:HD2	2:B:15:A:C5'	2	0.99	0.11	0.99
(1,3)	1:A:84:LYS:HD2	2:B:15:A:C6	2	0.99	0.11	0.99
(1,3)	1:A:84:LYS:HD2	2:B:15:A:C8	2	0.99	0.11	0.99
(1,3)	1:A:84:LYS:HD2	2:B:15:A:H1'	2	0.99	0.11	0.99
(1,3)	1:A:84:LYS:HD2	2:B:15:A:H2	2	0.99	0.11	0.99
(1,3)	1:A:84:LYS:HD2	2:B:15:A:H2'	2	0.99	0.11	0.99
(1,3)	1:A:84:LYS:HD2	2:B:15:A:H3'	2	0.99	0.11	0.99
(1,3)	1:A:84:LYS:HD2	2:B:15:A:H4'	2	0.99	0.11	0.99
(1,3)	1:A:84:LYS:HD2	2:B:15:A:H5'	2	0.99	0.11	0.99
(1,3)	1:A:84:LYS:HD2	2:B:15:A:H5''	2	0.99	0.11	0.99
(1,3)	1:A:84:LYS:HD2	2:B:15:A:H61	2	0.99	0.11	0.99
(1,3)	1:A:84:LYS:HD2	2:B:15:A:H62	2	0.99	0.11	0.99
(1,3)	1:A:84:LYS:HD2	2:B:15:A:H8	2	0.99	0.11	0.99
(1,3)	1:A:84:LYS:HD2	2:B:15:A:HO2'	2	0.99	0.11	0.99
(1,3)	1:A:84:LYS:HD2	2:B:15:A:N1	2	0.99	0.11	0.99

Continued on next page...

Continued from previous page...

Key	Atom-1	Atom-2	Models ¹	Mean (Å)	SD ¹ (Å)	Median (Å)
(1,3)	1:A:84:LYS:HD2	2:B:15:A:N3	2	0.99	0.11	0.99
(1,3)	1:A:84:LYS:HD2	2:B:15:A:N6	2	0.99	0.11	0.99
(1,3)	1:A:84:LYS:HD2	2:B:15:A:N7	2	0.99	0.11	0.99
(1,3)	1:A:84:LYS:HD2	2:B:15:A:N9	2	0.99	0.11	0.99
(1,3)	1:A:84:LYS:HD2	2:B:15:A:O2'	2	0.99	0.11	0.99
(1,3)	1:A:84:LYS:HD2	2:B:15:A:O3'	2	0.99	0.11	0.99
(1,3)	1:A:84:LYS:HD2	2:B:15:A:O4'	2	0.99	0.11	0.99
(1,3)	1:A:84:LYS:HD2	2:B:15:A:O5'	2	0.99	0.11	0.99
(1,3)	1:A:84:LYS:HD2	2:B:15:A:OP1	2	0.99	0.11	0.99
(1,3)	1:A:84:LYS:HD2	2:B:15:A:OP2	2	0.99	0.11	0.99
(1,3)	1:A:84:LYS:HD2	2:B:15:A:P	2	0.99	0.11	0.99
(1,3)	1:A:84:LYS:HD2	2:B:16:G:C1'	2	0.99	0.11	0.99
(1,3)	1:A:84:LYS:HD2	2:B:16:G:C2	2	0.99	0.11	0.99
(1,3)	1:A:84:LYS:HD2	2:B:16:G:C2'	2	0.99	0.11	0.99
(1,3)	1:A:84:LYS:HD2	2:B:16:G:C3'	2	0.99	0.11	0.99
(1,3)	1:A:84:LYS:HD2	2:B:16:G:C4	2	0.99	0.11	0.99
(1,3)	1:A:84:LYS:HD2	2:B:16:G:C4'	2	0.99	0.11	0.99
(1,3)	1:A:84:LYS:HD2	2:B:16:G:C5	2	0.99	0.11	0.99
(1,3)	1:A:84:LYS:HD2	2:B:16:G:C5'	2	0.99	0.11	0.99
(1,3)	1:A:84:LYS:HD2	2:B:16:G:C6	2	0.99	0.11	0.99
(1,3)	1:A:84:LYS:HD2	2:B:16:G:C8	2	0.99	0.11	0.99
(1,3)	1:A:84:LYS:HD2	2:B:16:G:H1	2	0.99	0.11	0.99
(1,3)	1:A:84:LYS:HD2	2:B:16:G:H1'	2	0.99	0.11	0.99
(1,3)	1:A:84:LYS:HD2	2:B:16:G:H2'	2	0.99	0.11	0.99
(1,3)	1:A:84:LYS:HD2	2:B:16:G:H21	2	0.99	0.11	0.99
(1,3)	1:A:84:LYS:HD2	2:B:16:G:H22	2	0.99	0.11	0.99
(1,3)	1:A:84:LYS:HD2	2:B:16:G:H3'	2	0.99	0.11	0.99
(1,3)	1:A:84:LYS:HD2	2:B:16:G:H4'	2	0.99	0.11	0.99
(1,3)	1:A:84:LYS:HD2	2:B:16:G:H5'	2	0.99	0.11	0.99
(1,3)	1:A:84:LYS:HD2	2:B:16:G:H5''	2	0.99	0.11	0.99
(1,3)	1:A:84:LYS:HD2	2:B:16:G:H8	2	0.99	0.11	0.99
(1,3)	1:A:84:LYS:HD2	2:B:16:G:HO2'	2	0.99	0.11	0.99
(1,3)	1:A:84:LYS:HD2	2:B:16:G:N1	2	0.99	0.11	0.99
(1,3)	1:A:84:LYS:HD2	2:B:16:G:N2	2	0.99	0.11	0.99
(1,3)	1:A:84:LYS:HD2	2:B:16:G:N3	2	0.99	0.11	0.99
(1,3)	1:A:84:LYS:HD2	2:B:16:G:N7	2	0.99	0.11	0.99
(1,3)	1:A:84:LYS:HD2	2:B:16:G:N9	2	0.99	0.11	0.99
(1,3)	1:A:84:LYS:HD2	2:B:16:G:O2'	2	0.99	0.11	0.99
(1,3)	1:A:84:LYS:HD2	2:B:16:G:O3'	2	0.99	0.11	0.99
(1,3)	1:A:84:LYS:HD2	2:B:16:G:O4'	2	0.99	0.11	0.99
(1,3)	1:A:84:LYS:HD2	2:B:16:G:O5'	2	0.99	0.11	0.99
(1,3)	1:A:84:LYS:HD2	2:B:16:G:O6	2	0.99	0.11	0.99

Continued on next page...

Continued from previous page...

Key	Atom-1	Atom-2	Models ¹	Mean (Å)	SD ¹ (Å)	Median (Å)
(1,3)	1:A:84:LYS:HD2	2:B:16:G:OP1	2	0.99	0.11	0.99
(1,3)	1:A:84:LYS:HD2	2:B:16:G:OP2	2	0.99	0.11	0.99
(1,3)	1:A:84:LYS:HD2	2:B:16:G:P	2	0.99	0.11	0.99
(1,3)	1:A:84:LYS:HD2	2:B:17:C:C1'	2	0.99	0.11	0.99
(1,3)	1:A:84:LYS:HD2	2:B:17:C:C2	2	0.99	0.11	0.99
(1,3)	1:A:84:LYS:HD2	2:B:17:C:C2'	2	0.99	0.11	0.99
(1,3)	1:A:84:LYS:HD2	2:B:17:C:C3'	2	0.99	0.11	0.99
(1,3)	1:A:84:LYS:HD2	2:B:17:C:C4	2	0.99	0.11	0.99
(1,3)	1:A:84:LYS:HD2	2:B:17:C:C4'	2	0.99	0.11	0.99
(1,3)	1:A:84:LYS:HD2	2:B:17:C:C5	2	0.99	0.11	0.99
(1,3)	1:A:84:LYS:HD2	2:B:17:C:C5'	2	0.99	0.11	0.99
(1,3)	1:A:84:LYS:HD2	2:B:17:C:C6	2	0.99	0.11	0.99
(1,3)	1:A:84:LYS:HD2	2:B:17:C:H1'	2	0.99	0.11	0.99
(1,3)	1:A:84:LYS:HD2	2:B:17:C:H2'	2	0.99	0.11	0.99
(1,3)	1:A:84:LYS:HD2	2:B:17:C:H3'	2	0.99	0.11	0.99
(1,3)	1:A:84:LYS:HD2	2:B:17:C:H4'	2	0.99	0.11	0.99
(1,3)	1:A:84:LYS:HD2	2:B:17:C:H41	2	0.99	0.11	0.99
(1,3)	1:A:84:LYS:HD2	2:B:17:C:H42	2	0.99	0.11	0.99
(1,3)	1:A:84:LYS:HD2	2:B:17:C:H5	2	0.99	0.11	0.99
(1,3)	1:A:84:LYS:HD2	2:B:17:C:H5'	2	0.99	0.11	0.99
(1,3)	1:A:84:LYS:HD2	2:B:17:C:H5''	2	0.99	0.11	0.99
(1,3)	1:A:84:LYS:HD2	2:B:17:C:H6	2	0.99	0.11	0.99
(1,3)	1:A:84:LYS:HD2	2:B:17:C:HO2'	2	0.99	0.11	0.99
(1,3)	1:A:84:LYS:HD2	2:B:17:C:N1	2	0.99	0.11	0.99
(1,3)	1:A:84:LYS:HD2	2:B:17:C:N3	2	0.99	0.11	0.99
(1,3)	1:A:84:LYS:HD2	2:B:17:C:N4	2	0.99	0.11	0.99
(1,3)	1:A:84:LYS:HD2	2:B:17:C:O2	2	0.99	0.11	0.99
(1,3)	1:A:84:LYS:HD2	2:B:17:C:O2'	2	0.99	0.11	0.99
(1,3)	1:A:84:LYS:HD2	2:B:17:C:O3'	2	0.99	0.11	0.99
(1,3)	1:A:84:LYS:HD2	2:B:17:C:O4'	2	0.99	0.11	0.99
(1,3)	1:A:84:LYS:HD2	2:B:17:C:O5'	2	0.99	0.11	0.99
(1,3)	1:A:84:LYS:HD2	2:B:17:C:OP1	2	0.99	0.11	0.99
(1,3)	1:A:84:LYS:HD2	2:B:17:C:OP2	2	0.99	0.11	0.99
(1,3)	1:A:84:LYS:HD2	2:B:17:C:P	2	0.99	0.11	0.99
(1,3)	1:A:84:LYS:HD2	2:B:18:A:C1'	2	0.99	0.11	0.99
(1,3)	1:A:84:LYS:HD2	2:B:18:A:C2	2	0.99	0.11	0.99
(1,3)	1:A:84:LYS:HD2	2:B:18:A:C2'	2	0.99	0.11	0.99
(1,3)	1:A:84:LYS:HD2	2:B:18:A:C3'	2	0.99	0.11	0.99
(1,3)	1:A:84:LYS:HD2	2:B:18:A:C4	2	0.99	0.11	0.99
(1,3)	1:A:84:LYS:HD2	2:B:18:A:C4'	2	0.99	0.11	0.99
(1,3)	1:A:84:LYS:HD2	2:B:18:A:C5	2	0.99	0.11	0.99
(1,3)	1:A:84:LYS:HD2	2:B:18:A:C5'	2	0.99	0.11	0.99

Continued on next page...

Continued from previous page...

Key	Atom-1	Atom-2	Models ¹	Mean (Å)	SD ¹ (Å)	Median (Å)
(1,3)	1:A:84:LYS:HD2	2:B:18:A:C6	2	0.99	0.11	0.99
(1,3)	1:A:84:LYS:HD2	2:B:18:A:C8	2	0.99	0.11	0.99
(1,3)	1:A:84:LYS:HD2	2:B:18:A:H1'	2	0.99	0.11	0.99
(1,3)	1:A:84:LYS:HD2	2:B:18:A:H2	2	0.99	0.11	0.99
(1,3)	1:A:84:LYS:HD2	2:B:18:A:H2'	2	0.99	0.11	0.99
(1,3)	1:A:84:LYS:HD2	2:B:18:A:H3'	2	0.99	0.11	0.99
(1,3)	1:A:84:LYS:HD2	2:B:18:A:H4'	2	0.99	0.11	0.99
(1,3)	1:A:84:LYS:HD2	2:B:18:A:H5'	2	0.99	0.11	0.99
(1,3)	1:A:84:LYS:HD2	2:B:18:A:H5''	2	0.99	0.11	0.99
(1,3)	1:A:84:LYS:HD2	2:B:18:A:H61	2	0.99	0.11	0.99
(1,3)	1:A:84:LYS:HD2	2:B:18:A:H62	2	0.99	0.11	0.99
(1,3)	1:A:84:LYS:HD2	2:B:18:A:H8	2	0.99	0.11	0.99
(1,3)	1:A:84:LYS:HD2	2:B:18:A:HO2'	2	0.99	0.11	0.99
(1,3)	1:A:84:LYS:HD2	2:B:18:A:N1	2	0.99	0.11	0.99
(1,3)	1:A:84:LYS:HD2	2:B:18:A:N3	2	0.99	0.11	0.99
(1,3)	1:A:84:LYS:HD2	2:B:18:A:N6	2	0.99	0.11	0.99
(1,3)	1:A:84:LYS:HD2	2:B:18:A:N7	2	0.99	0.11	0.99
(1,3)	1:A:84:LYS:HD2	2:B:18:A:N9	2	0.99	0.11	0.99
(1,3)	1:A:84:LYS:HD2	2:B:18:A:O2'	2	0.99	0.11	0.99
(1,3)	1:A:84:LYS:HD2	2:B:18:A:O3'	2	0.99	0.11	0.99
(1,3)	1:A:84:LYS:HD2	2:B:18:A:O4'	2	0.99	0.11	0.99
(1,3)	1:A:84:LYS:HD2	2:B:18:A:O5'	2	0.99	0.11	0.99
(1,3)	1:A:84:LYS:HD2	2:B:18:A:OP1	2	0.99	0.11	0.99
(1,3)	1:A:84:LYS:HD2	2:B:18:A:OP2	2	0.99	0.11	0.99
(1,3)	1:A:84:LYS:HD2	2:B:18:A:P	2	0.99	0.11	0.99
(1,3)	1:A:84:LYS:HD2	2:B:19:A:C1'	2	0.99	0.11	0.99
(1,3)	1:A:84:LYS:HD2	2:B:19:A:C2	2	0.99	0.11	0.99
(1,3)	1:A:84:LYS:HD2	2:B:19:A:C2'	2	0.99	0.11	0.99
(1,3)	1:A:84:LYS:HD2	2:B:19:A:C3'	2	0.99	0.11	0.99
(1,3)	1:A:84:LYS:HD2	2:B:19:A:C4	2	0.99	0.11	0.99
(1,3)	1:A:84:LYS:HD2	2:B:19:A:C4'	2	0.99	0.11	0.99
(1,3)	1:A:84:LYS:HD2	2:B:19:A:C5	2	0.99	0.11	0.99
(1,3)	1:A:84:LYS:HD2	2:B:19:A:C5'	2	0.99	0.11	0.99
(1,3)	1:A:84:LYS:HD2	2:B:19:A:C6	2	0.99	0.11	0.99
(1,3)	1:A:84:LYS:HD2	2:B:19:A:C8	2	0.99	0.11	0.99
(1,3)	1:A:84:LYS:HD2	2:B:19:A:H1'	2	0.99	0.11	0.99
(1,3)	1:A:84:LYS:HD2	2:B:19:A:H2	2	0.99	0.11	0.99
(1,3)	1:A:84:LYS:HD2	2:B:19:A:H2'	2	0.99	0.11	0.99
(1,3)	1:A:84:LYS:HD2	2:B:19:A:H3'	2	0.99	0.11	0.99
(1,3)	1:A:84:LYS:HD2	2:B:19:A:H4'	2	0.99	0.11	0.99
(1,3)	1:A:84:LYS:HD2	2:B:19:A:H5'	2	0.99	0.11	0.99
(1,3)	1:A:84:LYS:HD2	2:B:19:A:H5''	2	0.99	0.11	0.99

Continued on next page...

Continued from previous page...

Key	Atom-1	Atom-2	Models ¹	Mean (Å)	SD ¹ (Å)	Median (Å)
(1,3)	1:A:84:LYS:HD2	2:B:19:A:H61	2	0.99	0.11	0.99
(1,3)	1:A:84:LYS:HD2	2:B:19:A:H62	2	0.99	0.11	0.99
(1,3)	1:A:84:LYS:HD2	2:B:19:A:H8	2	0.99	0.11	0.99
(1,3)	1:A:84:LYS:HD2	2:B:19:A:HO2'	2	0.99	0.11	0.99
(1,3)	1:A:84:LYS:HD2	2:B:19:A:N1	2	0.99	0.11	0.99
(1,3)	1:A:84:LYS:HD2	2:B:19:A:N3	2	0.99	0.11	0.99
(1,3)	1:A:84:LYS:HD2	2:B:19:A:N6	2	0.99	0.11	0.99
(1,3)	1:A:84:LYS:HD2	2:B:19:A:N7	2	0.99	0.11	0.99
(1,3)	1:A:84:LYS:HD2	2:B:19:A:N9	2	0.99	0.11	0.99
(1,3)	1:A:84:LYS:HD2	2:B:19:A:O2'	2	0.99	0.11	0.99
(1,3)	1:A:84:LYS:HD2	2:B:19:A:O3'	2	0.99	0.11	0.99
(1,3)	1:A:84:LYS:HD2	2:B:19:A:O4'	2	0.99	0.11	0.99
(1,3)	1:A:84:LYS:HD2	2:B:19:A:O5'	2	0.99	0.11	0.99
(1,3)	1:A:84:LYS:HD2	2:B:19:A:OP1	2	0.99	0.11	0.99
(1,3)	1:A:84:LYS:HD2	2:B:19:A:OP2	2	0.99	0.11	0.99
(1,3)	1:A:84:LYS:HD2	2:B:19:A:P	2	0.99	0.11	0.99
(1,3)	1:A:84:LYS:HD2	2:B:20:U:C1'	2	0.99	0.11	0.99
(1,3)	1:A:84:LYS:HD2	2:B:20:U:C2	2	0.99	0.11	0.99
(1,3)	1:A:84:LYS:HD2	2:B:20:U:C2'	2	0.99	0.11	0.99
(1,3)	1:A:84:LYS:HD2	2:B:20:U:C3'	2	0.99	0.11	0.99
(1,3)	1:A:84:LYS:HD2	2:B:20:U:C4	2	0.99	0.11	0.99
(1,3)	1:A:84:LYS:HD2	2:B:20:U:C4'	2	0.99	0.11	0.99
(1,3)	1:A:84:LYS:HD2	2:B:20:U:C5	2	0.99	0.11	0.99
(1,3)	1:A:84:LYS:HD2	2:B:20:U:C5'	2	0.99	0.11	0.99
(1,3)	1:A:84:LYS:HD2	2:B:20:U:C6	2	0.99	0.11	0.99
(1,3)	1:A:84:LYS:HD2	2:B:20:U:H1'	2	0.99	0.11	0.99
(1,3)	1:A:84:LYS:HD2	2:B:20:U:H2'	2	0.99	0.11	0.99
(1,3)	1:A:84:LYS:HD2	2:B:20:U:H3	2	0.99	0.11	0.99
(1,3)	1:A:84:LYS:HD2	2:B:20:U:H3'	2	0.99	0.11	0.99
(1,3)	1:A:84:LYS:HD2	2:B:20:U:H4'	2	0.99	0.11	0.99
(1,3)	1:A:84:LYS:HD2	2:B:20:U:H5	2	0.99	0.11	0.99
(1,3)	1:A:84:LYS:HD2	2:B:20:U:H5'	2	0.99	0.11	0.99
(1,3)	1:A:84:LYS:HD2	2:B:20:U:H5''	2	0.99	0.11	0.99
(1,3)	1:A:84:LYS:HD2	2:B:20:U:H6	2	0.99	0.11	0.99
(1,3)	1:A:84:LYS:HD2	2:B:20:U:HO2'	2	0.99	0.11	0.99
(1,3)	1:A:84:LYS:HD2	2:B:20:U:N1	2	0.99	0.11	0.99
(1,3)	1:A:84:LYS:HD2	2:B:20:U:N3	2	0.99	0.11	0.99
(1,3)	1:A:84:LYS:HD2	2:B:20:U:O2	2	0.99	0.11	0.99
(1,3)	1:A:84:LYS:HD2	2:B:20:U:O2'	2	0.99	0.11	0.99
(1,3)	1:A:84:LYS:HD2	2:B:20:U:O3'	2	0.99	0.11	0.99
(1,3)	1:A:84:LYS:HD2	2:B:20:U:O4	2	0.99	0.11	0.99
(1,3)	1:A:84:LYS:HD2	2:B:20:U:O4'	2	0.99	0.11	0.99

Continued on next page...

Continued from previous page...

Key	Atom-1	Atom-2	Models ¹	Mean (Å)	SD ¹ (Å)	Median (Å)
(1,3)	1:A:84:LYS:HD2	2:B:20:U:O5'	2	0.99	0.11	0.99
(1,3)	1:A:84:LYS:HD2	2:B:20:U:OP1	2	0.99	0.11	0.99
(1,3)	1:A:84:LYS:HD2	2:B:20:U:OP2	2	0.99	0.11	0.99
(1,3)	1:A:84:LYS:HD2	2:B:20:U:P	2	0.99	0.11	0.99
(1,3)	1:A:84:LYS:HD2	2:B:21:G:C1'	2	0.99	0.11	0.99
(1,3)	1:A:84:LYS:HD2	2:B:21:G:C2	2	0.99	0.11	0.99
(1,3)	1:A:84:LYS:HD2	2:B:21:G:C2'	2	0.99	0.11	0.99
(1,3)	1:A:84:LYS:HD2	2:B:21:G:C3'	2	0.99	0.11	0.99
(1,3)	1:A:84:LYS:HD2	2:B:21:G:C4	2	0.99	0.11	0.99
(1,3)	1:A:84:LYS:HD2	2:B:21:G:C4'	2	0.99	0.11	0.99
(1,3)	1:A:84:LYS:HD2	2:B:21:G:C5	2	0.99	0.11	0.99
(1,3)	1:A:84:LYS:HD2	2:B:21:G:C5'	2	0.99	0.11	0.99
(1,3)	1:A:84:LYS:HD2	2:B:21:G:C6	2	0.99	0.11	0.99
(1,3)	1:A:84:LYS:HD2	2:B:21:G:C8	2	0.99	0.11	0.99
(1,3)	1:A:84:LYS:HD2	2:B:21:G:H1	2	0.99	0.11	0.99
(1,3)	1:A:84:LYS:HD2	2:B:21:G:H1'	2	0.99	0.11	0.99
(1,3)	1:A:84:LYS:HD2	2:B:21:G:H2'	2	0.99	0.11	0.99
(1,3)	1:A:84:LYS:HD2	2:B:21:G:H21	2	0.99	0.11	0.99
(1,3)	1:A:84:LYS:HD2	2:B:21:G:H22	2	0.99	0.11	0.99
(1,3)	1:A:84:LYS:HD2	2:B:21:G:H3'	2	0.99	0.11	0.99
(1,3)	1:A:84:LYS:HD2	2:B:21:G:H4'	2	0.99	0.11	0.99
(1,3)	1:A:84:LYS:HD2	2:B:21:G:H5'	2	0.99	0.11	0.99
(1,3)	1:A:84:LYS:HD2	2:B:21:G:H5''	2	0.99	0.11	0.99
(1,3)	1:A:84:LYS:HD2	2:B:21:G:H8	2	0.99	0.11	0.99
(1,3)	1:A:84:LYS:HD2	2:B:21:G:HO2'	2	0.99	0.11	0.99
(1,3)	1:A:84:LYS:HD2	2:B:21:G:N1	2	0.99	0.11	0.99
(1,3)	1:A:84:LYS:HD2	2:B:21:G:N2	2	0.99	0.11	0.99
(1,3)	1:A:84:LYS:HD2	2:B:21:G:N3	2	0.99	0.11	0.99
(1,3)	1:A:84:LYS:HD2	2:B:21:G:N7	2	0.99	0.11	0.99
(1,3)	1:A:84:LYS:HD2	2:B:21:G:N9	2	0.99	0.11	0.99
(1,3)	1:A:84:LYS:HD2	2:B:21:G:O2'	2	0.99	0.11	0.99
(1,3)	1:A:84:LYS:HD2	2:B:21:G:O3'	2	0.99	0.11	0.99
(1,3)	1:A:84:LYS:HD2	2:B:21:G:O4'	2	0.99	0.11	0.99
(1,3)	1:A:84:LYS:HD2	2:B:21:G:O5'	2	0.99	0.11	0.99
(1,3)	1:A:84:LYS:HD2	2:B:21:G:O6	2	0.99	0.11	0.99
(1,3)	1:A:84:LYS:HD2	2:B:21:G:OP1	2	0.99	0.11	0.99
(1,3)	1:A:84:LYS:HD2	2:B:21:G:OP2	2	0.99	0.11	0.99
(1,3)	1:A:84:LYS:HD2	2:B:21:G:P	2	0.99	0.11	0.99
(1,3)	1:A:84:LYS:HD2	2:B:22:A:C1'	2	0.99	0.11	0.99
(1,3)	1:A:84:LYS:HD2	2:B:22:A:C2	2	0.99	0.11	0.99
(1,3)	1:A:84:LYS:HD2	2:B:22:A:C2'	2	0.99	0.11	0.99
(1,3)	1:A:84:LYS:HD2	2:B:22:A:C3'	2	0.99	0.11	0.99

Continued on next page...

Continued from previous page...

Key	Atom-1	Atom-2	Models ¹	Mean (Å)	SD ¹ (Å)	Median (Å)
(1,3)	1:A:84:LYS:HD2	2:B:22:A:C4	2	0.99	0.11	0.99
(1,3)	1:A:84:LYS:HD2	2:B:22:A:C4'	2	0.99	0.11	0.99
(1,3)	1:A:84:LYS:HD2	2:B:22:A:C5	2	0.99	0.11	0.99
(1,3)	1:A:84:LYS:HD2	2:B:22:A:C5'	2	0.99	0.11	0.99
(1,3)	1:A:84:LYS:HD2	2:B:22:A:C6	2	0.99	0.11	0.99
(1,3)	1:A:84:LYS:HD2	2:B:22:A:C8	2	0.99	0.11	0.99
(1,3)	1:A:84:LYS:HD2	2:B:22:A:H1'	2	0.99	0.11	0.99
(1,3)	1:A:84:LYS:HD2	2:B:22:A:H2	2	0.99	0.11	0.99
(1,3)	1:A:84:LYS:HD2	2:B:22:A:H2'	2	0.99	0.11	0.99
(1,3)	1:A:84:LYS:HD2	2:B:22:A:H3'	2	0.99	0.11	0.99
(1,3)	1:A:84:LYS:HD2	2:B:22:A:H4'	2	0.99	0.11	0.99
(1,3)	1:A:84:LYS:HD2	2:B:22:A:H5'	2	0.99	0.11	0.99
(1,3)	1:A:84:LYS:HD2	2:B:22:A:H5''	2	0.99	0.11	0.99
(1,3)	1:A:84:LYS:HD2	2:B:22:A:H61	2	0.99	0.11	0.99
(1,3)	1:A:84:LYS:HD2	2:B:22:A:H62	2	0.99	0.11	0.99
(1,3)	1:A:84:LYS:HD2	2:B:22:A:H8	2	0.99	0.11	0.99
(1,3)	1:A:84:LYS:HD2	2:B:22:A:HO2'	2	0.99	0.11	0.99
(1,3)	1:A:84:LYS:HD2	2:B:22:A:N1	2	0.99	0.11	0.99
(1,3)	1:A:84:LYS:HD2	2:B:22:A:N3	2	0.99	0.11	0.99
(1,3)	1:A:84:LYS:HD2	2:B:22:A:N6	2	0.99	0.11	0.99
(1,3)	1:A:84:LYS:HD2	2:B:22:A:N7	2	0.99	0.11	0.99
(1,3)	1:A:84:LYS:HD2	2:B:22:A:N9	2	0.99	0.11	0.99
(1,3)	1:A:84:LYS:HD2	2:B:22:A:O2'	2	0.99	0.11	0.99
(1,3)	1:A:84:LYS:HD2	2:B:22:A:O3'	2	0.99	0.11	0.99
(1,3)	1:A:84:LYS:HD2	2:B:22:A:O4'	2	0.99	0.11	0.99
(1,3)	1:A:84:LYS:HD2	2:B:22:A:O5'	2	0.99	0.11	0.99
(1,3)	1:A:84:LYS:HD2	2:B:22:A:OP1	2	0.99	0.11	0.99
(1,3)	1:A:84:LYS:HD2	2:B:22:A:OP2	2	0.99	0.11	0.99
(1,3)	1:A:84:LYS:HD2	2:B:22:A:P	2	0.99	0.11	0.99
(1,3)	1:A:84:LYS:HD2	2:B:23:U:C1'	2	0.99	0.11	0.99
(1,3)	1:A:84:LYS:HD2	2:B:23:U:C2	2	0.99	0.11	0.99
(1,3)	1:A:84:LYS:HD2	2:B:23:U:C2'	2	0.99	0.11	0.99
(1,3)	1:A:84:LYS:HD2	2:B:23:U:C3'	2	0.99	0.11	0.99
(1,3)	1:A:84:LYS:HD2	2:B:23:U:C4	2	0.99	0.11	0.99
(1,3)	1:A:84:LYS:HD2	2:B:23:U:C4'	2	0.99	0.11	0.99
(1,3)	1:A:84:LYS:HD2	2:B:23:U:C5	2	0.99	0.11	0.99
(1,3)	1:A:84:LYS:HD2	2:B:23:U:C5'	2	0.99	0.11	0.99
(1,3)	1:A:84:LYS:HD2	2:B:23:U:C6	2	0.99	0.11	0.99
(1,3)	1:A:84:LYS:HD2	2:B:23:U:H1'	2	0.99	0.11	0.99
(1,3)	1:A:84:LYS:HD2	2:B:23:U:H2'	2	0.99	0.11	0.99
(1,3)	1:A:84:LYS:HD2	2:B:23:U:H3	2	0.99	0.11	0.99
(1,3)	1:A:84:LYS:HD2	2:B:23:U:H3'	2	0.99	0.11	0.99

Continued on next page...

Continued from previous page...

Key	Atom-1	Atom-2	Models ¹	Mean (Å)	SD ¹ (Å)	Median (Å)
(1,3)	1:A:84:LYS:HD2	2:B:23:U:H4'	2	0.99	0.11	0.99
(1,3)	1:A:84:LYS:HD2	2:B:23:U:H5	2	0.99	0.11	0.99
(1,3)	1:A:84:LYS:HD2	2:B:23:U:H5'	2	0.99	0.11	0.99
(1,3)	1:A:84:LYS:HD2	2:B:23:U:H5''	2	0.99	0.11	0.99
(1,3)	1:A:84:LYS:HD2	2:B:23:U:H6	2	0.99	0.11	0.99
(1,3)	1:A:84:LYS:HD2	2:B:23:U:HO2'	2	0.99	0.11	0.99
(1,3)	1:A:84:LYS:HD2	2:B:23:U:N1	2	0.99	0.11	0.99
(1,3)	1:A:84:LYS:HD2	2:B:23:U:N3	2	0.99	0.11	0.99
(1,3)	1:A:84:LYS:HD2	2:B:23:U:O2	2	0.99	0.11	0.99
(1,3)	1:A:84:LYS:HD2	2:B:23:U:O2'	2	0.99	0.11	0.99
(1,3)	1:A:84:LYS:HD2	2:B:23:U:O3'	2	0.99	0.11	0.99
(1,3)	1:A:84:LYS:HD2	2:B:23:U:O4	2	0.99	0.11	0.99
(1,3)	1:A:84:LYS:HD2	2:B:23:U:O4'	2	0.99	0.11	0.99
(1,3)	1:A:84:LYS:HD2	2:B:23:U:O5'	2	0.99	0.11	0.99
(1,3)	1:A:84:LYS:HD2	2:B:23:U:OP1	2	0.99	0.11	0.99
(1,3)	1:A:84:LYS:HD2	2:B:23:U:OP2	2	0.99	0.11	0.99
(1,3)	1:A:84:LYS:HD2	2:B:23:U:P	2	0.99	0.11	0.99
(1,3)	1:A:84:LYS:HD2	2:B:24:G:C1'	2	0.99	0.11	0.99
(1,3)	1:A:84:LYS:HD2	2:B:24:G:C2	2	0.99	0.11	0.99
(1,3)	1:A:84:LYS:HD2	2:B:24:G:C2'	2	0.99	0.11	0.99
(1,3)	1:A:84:LYS:HD2	2:B:24:G:C3'	2	0.99	0.11	0.99
(1,3)	1:A:84:LYS:HD2	2:B:24:G:C4	2	0.99	0.11	0.99
(1,3)	1:A:84:LYS:HD2	2:B:24:G:C4'	2	0.99	0.11	0.99
(1,3)	1:A:84:LYS:HD2	2:B:24:G:C5	2	0.99	0.11	0.99
(1,3)	1:A:84:LYS:HD2	2:B:24:G:C5'	2	0.99	0.11	0.99
(1,3)	1:A:84:LYS:HD2	2:B:24:G:C6	2	0.99	0.11	0.99
(1,3)	1:A:84:LYS:HD2	2:B:24:G:C8	2	0.99	0.11	0.99
(1,3)	1:A:84:LYS:HD2	2:B:24:G:H1	2	0.99	0.11	0.99
(1,3)	1:A:84:LYS:HD2	2:B:24:G:H1'	2	0.99	0.11	0.99
(1,3)	1:A:84:LYS:HD2	2:B:24:G:H2'	2	0.99	0.11	0.99
(1,3)	1:A:84:LYS:HD2	2:B:24:G:H21	2	0.99	0.11	0.99
(1,3)	1:A:84:LYS:HD2	2:B:24:G:H22	2	0.99	0.11	0.99
(1,3)	1:A:84:LYS:HD2	2:B:24:G:H3'	2	0.99	0.11	0.99
(1,3)	1:A:84:LYS:HD2	2:B:24:G:H4'	2	0.99	0.11	0.99
(1,3)	1:A:84:LYS:HD2	2:B:24:G:H5'	2	0.99	0.11	0.99
(1,3)	1:A:84:LYS:HD2	2:B:24:G:H5''	2	0.99	0.11	0.99
(1,3)	1:A:84:LYS:HD2	2:B:24:G:H8	2	0.99	0.11	0.99
(1,3)	1:A:84:LYS:HD2	2:B:24:G:HO2'	2	0.99	0.11	0.99
(1,3)	1:A:84:LYS:HD2	2:B:24:G:N1	2	0.99	0.11	0.99
(1,3)	1:A:84:LYS:HD2	2:B:24:G:N2	2	0.99	0.11	0.99
(1,3)	1:A:84:LYS:HD2	2:B:24:G:N3	2	0.99	0.11	0.99
(1,3)	1:A:84:LYS:HD2	2:B:24:G:N7	2	0.99	0.11	0.99

Continued on next page...

Continued from previous page...

Key	Atom-1	Atom-2	Models ¹	Mean (Å)	SD ¹ (Å)	Median (Å)
(1,3)	1:A:84:LYS:HD2	2:B:24:G:N9	2	0.99	0.11	0.99
(1,3)	1:A:84:LYS:HD2	2:B:24:G:O2'	2	0.99	0.11	0.99
(1,3)	1:A:84:LYS:HD2	2:B:24:G:O3'	2	0.99	0.11	0.99
(1,3)	1:A:84:LYS:HD2	2:B:24:G:O4'	2	0.99	0.11	0.99
(1,3)	1:A:84:LYS:HD2	2:B:24:G:O5'	2	0.99	0.11	0.99
(1,3)	1:A:84:LYS:HD2	2:B:24:G:O6	2	0.99	0.11	0.99
(1,3)	1:A:84:LYS:HD2	2:B:24:G:OP1	2	0.99	0.11	0.99
(1,3)	1:A:84:LYS:HD2	2:B:24:G:OP2	2	0.99	0.11	0.99
(1,3)	1:A:84:LYS:HD2	2:B:24:G:P	2	0.99	0.11	0.99
(1,3)	1:A:84:LYS:HD3	2:B:2:C:C1'	2	0.99	0.11	0.99
(1,3)	1:A:84:LYS:HD3	2:B:2:C:C2	2	0.99	0.11	0.99
(1,3)	1:A:84:LYS:HD3	2:B:2:C:C2'	2	0.99	0.11	0.99
(1,3)	1:A:84:LYS:HD3	2:B:2:C:C3'	2	0.99	0.11	0.99
(1,3)	1:A:84:LYS:HD3	2:B:2:C:C4	2	0.99	0.11	0.99
(1,3)	1:A:84:LYS:HD3	2:B:2:C:C4'	2	0.99	0.11	0.99
(1,3)	1:A:84:LYS:HD3	2:B:2:C:C5	2	0.99	0.11	0.99
(1,3)	1:A:84:LYS:HD3	2:B:2:C:C5'	2	0.99	0.11	0.99
(1,3)	1:A:84:LYS:HD3	2:B:2:C:C6	2	0.99	0.11	0.99
(1,3)	1:A:84:LYS:HD3	2:B:2:C:H1'	2	0.99	0.11	0.99
(1,3)	1:A:84:LYS:HD3	2:B:2:C:H2'	2	0.99	0.11	0.99
(1,3)	1:A:84:LYS:HD3	2:B:2:C:H3'	2	0.99	0.11	0.99
(1,3)	1:A:84:LYS:HD3	2:B:2:C:H4'	2	0.99	0.11	0.99
(1,3)	1:A:84:LYS:HD3	2:B:2:C:H41	2	0.99	0.11	0.99
(1,3)	1:A:84:LYS:HD3	2:B:2:C:H42	2	0.99	0.11	0.99
(1,3)	1:A:84:LYS:HD3	2:B:2:C:H5	2	0.99	0.11	0.99
(1,3)	1:A:84:LYS:HD3	2:B:2:C:H5'	2	0.99	0.11	0.99
(1,3)	1:A:84:LYS:HD3	2:B:2:C:H5''	2	0.99	0.11	0.99
(1,3)	1:A:84:LYS:HD3	2:B:2:C:H6	2	0.99	0.11	0.99
(1,3)	1:A:84:LYS:HD3	2:B:2:C:HO2'	2	0.99	0.11	0.99
(1,3)	1:A:84:LYS:HD3	2:B:2:C:N1	2	0.99	0.11	0.99
(1,3)	1:A:84:LYS:HD3	2:B:2:C:N3	2	0.99	0.11	0.99
(1,3)	1:A:84:LYS:HD3	2:B:2:C:N4	2	0.99	0.11	0.99
(1,3)	1:A:84:LYS:HD3	2:B:2:C:O2	2	0.99	0.11	0.99
(1,3)	1:A:84:LYS:HD3	2:B:2:C:O2'	2	0.99	0.11	0.99
(1,3)	1:A:84:LYS:HD3	2:B:2:C:O3'	2	0.99	0.11	0.99
(1,3)	1:A:84:LYS:HD3	2:B:2:C:O4'	2	0.99	0.11	0.99
(1,3)	1:A:84:LYS:HD3	2:B:2:C:O5'	2	0.99	0.11	0.99
(1,3)	1:A:84:LYS:HD3	2:B:3:U:C1'	2	0.99	0.11	0.99
(1,3)	1:A:84:LYS:HD3	2:B:3:U:C2	2	0.99	0.11	0.99
(1,3)	1:A:84:LYS:HD3	2:B:3:U:C2'	2	0.99	0.11	0.99
(1,3)	1:A:84:LYS:HD3	2:B:3:U:C3'	2	0.99	0.11	0.99
(1,3)	1:A:84:LYS:HD3	2:B:3:U:C4	2	0.99	0.11	0.99

Continued on next page...

Continued from previous page...

Key	Atom-1	Atom-2	Models ¹	Mean (Å)	SD ¹ (Å)	Median (Å)
(1,3)	1:A:84:LYS:HD3	2:B:3:U:C4'	2	0.99	0.11	0.99
(1,3)	1:A:84:LYS:HD3	2:B:3:U:C5	2	0.99	0.11	0.99
(1,3)	1:A:84:LYS:HD3	2:B:3:U:C5'	2	0.99	0.11	0.99
(1,3)	1:A:84:LYS:HD3	2:B:3:U:C6	2	0.99	0.11	0.99
(1,3)	1:A:84:LYS:HD3	2:B:3:U:H1'	2	0.99	0.11	0.99
(1,3)	1:A:84:LYS:HD3	2:B:3:U:H2'	2	0.99	0.11	0.99
(1,3)	1:A:84:LYS:HD3	2:B:3:U:H3	2	0.99	0.11	0.99
(1,3)	1:A:84:LYS:HD3	2:B:3:U:H3'	2	0.99	0.11	0.99
(1,3)	1:A:84:LYS:HD3	2:B:3:U:H4'	2	0.99	0.11	0.99
(1,3)	1:A:84:LYS:HD3	2:B:3:U:H5	2	0.99	0.11	0.99
(1,3)	1:A:84:LYS:HD3	2:B:3:U:H5'	2	0.99	0.11	0.99
(1,3)	1:A:84:LYS:HD3	2:B:3:U:H5''	2	0.99	0.11	0.99
(1,3)	1:A:84:LYS:HD3	2:B:3:U:H6	2	0.99	0.11	0.99
(1,3)	1:A:84:LYS:HD3	2:B:3:U:HO2'	2	0.99	0.11	0.99
(1,3)	1:A:84:LYS:HD3	2:B:3:U:N1	2	0.99	0.11	0.99
(1,3)	1:A:84:LYS:HD3	2:B:3:U:N3	2	0.99	0.11	0.99
(1,3)	1:A:84:LYS:HD3	2:B:3:U:O2	2	0.99	0.11	0.99
(1,3)	1:A:84:LYS:HD3	2:B:3:U:O2'	2	0.99	0.11	0.99
(1,3)	1:A:84:LYS:HD3	2:B:3:U:O3'	2	0.99	0.11	0.99
(1,3)	1:A:84:LYS:HD3	2:B:3:U:O4	2	0.99	0.11	0.99
(1,3)	1:A:84:LYS:HD3	2:B:3:U:O4'	2	0.99	0.11	0.99
(1,3)	1:A:84:LYS:HD3	2:B:3:U:O5'	2	0.99	0.11	0.99
(1,3)	1:A:84:LYS:HD3	2:B:3:U:OP1	2	0.99	0.11	0.99
(1,3)	1:A:84:LYS:HD3	2:B:3:U:OP2	2	0.99	0.11	0.99
(1,3)	1:A:84:LYS:HD3	2:B:3:U:P	2	0.99	0.11	0.99
(1,3)	1:A:84:LYS:HD3	2:B:4:G:C1'	2	0.99	0.11	0.99
(1,3)	1:A:84:LYS:HD3	2:B:4:G:C2	2	0.99	0.11	0.99
(1,3)	1:A:84:LYS:HD3	2:B:4:G:C2'	2	0.99	0.11	0.99
(1,3)	1:A:84:LYS:HD3	2:B:4:G:C3'	2	0.99	0.11	0.99
(1,3)	1:A:84:LYS:HD3	2:B:4:G:C4	2	0.99	0.11	0.99
(1,3)	1:A:84:LYS:HD3	2:B:4:G:C4'	2	0.99	0.11	0.99
(1,3)	1:A:84:LYS:HD3	2:B:4:G:C5	2	0.99	0.11	0.99
(1,3)	1:A:84:LYS:HD3	2:B:4:G:C5'	2	0.99	0.11	0.99
(1,3)	1:A:84:LYS:HD3	2:B:4:G:C6	2	0.99	0.11	0.99
(1,3)	1:A:84:LYS:HD3	2:B:4:G:C8	2	0.99	0.11	0.99
(1,3)	1:A:84:LYS:HD3	2:B:4:G:H1	2	0.99	0.11	0.99
(1,3)	1:A:84:LYS:HD3	2:B:4:G:H1'	2	0.99	0.11	0.99
(1,3)	1:A:84:LYS:HD3	2:B:4:G:H2'	2	0.99	0.11	0.99
(1,3)	1:A:84:LYS:HD3	2:B:4:G:H21	2	0.99	0.11	0.99
(1,3)	1:A:84:LYS:HD3	2:B:4:G:H22	2	0.99	0.11	0.99
(1,3)	1:A:84:LYS:HD3	2:B:4:G:H3'	2	0.99	0.11	0.99
(1,3)	1:A:84:LYS:HD3	2:B:4:G:H4'	2	0.99	0.11	0.99

Continued on next page...

Continued from previous page...

Key	Atom-1	Atom-2	Models ¹	Mean (Å)	SD ¹ (Å)	Median (Å)
(1,3)	1:A:84:LYS:HD3	2:B:4:G:H5'	2	0.99	0.11	0.99
(1,3)	1:A:84:LYS:HD3	2:B:4:G:H5''	2	0.99	0.11	0.99
(1,3)	1:A:84:LYS:HD3	2:B:4:G:H8	2	0.99	0.11	0.99
(1,3)	1:A:84:LYS:HD3	2:B:4:G:HO2'	2	0.99	0.11	0.99
(1,3)	1:A:84:LYS:HD3	2:B:4:G:N1	2	0.99	0.11	0.99
(1,3)	1:A:84:LYS:HD3	2:B:4:G:N2	2	0.99	0.11	0.99
(1,3)	1:A:84:LYS:HD3	2:B:4:G:N3	2	0.99	0.11	0.99
(1,3)	1:A:84:LYS:HD3	2:B:4:G:N7	2	0.99	0.11	0.99
(1,3)	1:A:84:LYS:HD3	2:B:4:G:N9	2	0.99	0.11	0.99
(1,3)	1:A:84:LYS:HD3	2:B:4:G:O2'	2	0.99	0.11	0.99
(1,3)	1:A:84:LYS:HD3	2:B:4:G:O3'	2	0.99	0.11	0.99
(1,3)	1:A:84:LYS:HD3	2:B:4:G:O4'	2	0.99	0.11	0.99
(1,3)	1:A:84:LYS:HD3	2:B:4:G:O5'	2	0.99	0.11	0.99
(1,3)	1:A:84:LYS:HD3	2:B:4:G:O6	2	0.99	0.11	0.99
(1,3)	1:A:84:LYS:HD3	2:B:4:G:OP1	2	0.99	0.11	0.99
(1,3)	1:A:84:LYS:HD3	2:B:4:G:OP2	2	0.99	0.11	0.99
(1,3)	1:A:84:LYS:HD3	2:B:4:G:P	2	0.99	0.11	0.99
(1,3)	1:A:84:LYS:HD3	2:B:5:A:C1'	2	0.99	0.11	0.99
(1,3)	1:A:84:LYS:HD3	2:B:5:A:C2	2	0.99	0.11	0.99
(1,3)	1:A:84:LYS:HD3	2:B:5:A:C2'	2	0.99	0.11	0.99
(1,3)	1:A:84:LYS:HD3	2:B:5:A:C3'	2	0.99	0.11	0.99
(1,3)	1:A:84:LYS:HD3	2:B:5:A:C4	2	0.99	0.11	0.99
(1,3)	1:A:84:LYS:HD3	2:B:5:A:C4'	2	0.99	0.11	0.99
(1,3)	1:A:84:LYS:HD3	2:B:5:A:C5	2	0.99	0.11	0.99
(1,3)	1:A:84:LYS:HD3	2:B:5:A:C5'	2	0.99	0.11	0.99
(1,3)	1:A:84:LYS:HD3	2:B:5:A:C6	2	0.99	0.11	0.99
(1,3)	1:A:84:LYS:HD3	2:B:5:A:C8	2	0.99	0.11	0.99
(1,3)	1:A:84:LYS:HD3	2:B:5:A:H1'	2	0.99	0.11	0.99
(1,3)	1:A:84:LYS:HD3	2:B:5:A:H2	2	0.99	0.11	0.99
(1,3)	1:A:84:LYS:HD3	2:B:5:A:H2'	2	0.99	0.11	0.99
(1,3)	1:A:84:LYS:HD3	2:B:5:A:H3'	2	0.99	0.11	0.99
(1,3)	1:A:84:LYS:HD3	2:B:5:A:H4'	2	0.99	0.11	0.99
(1,3)	1:A:84:LYS:HD3	2:B:5:A:H5'	2	0.99	0.11	0.99
(1,3)	1:A:84:LYS:HD3	2:B:5:A:H5''	2	0.99	0.11	0.99
(1,3)	1:A:84:LYS:HD3	2:B:5:A:H61	2	0.99	0.11	0.99
(1,3)	1:A:84:LYS:HD3	2:B:5:A:H62	2	0.99	0.11	0.99
(1,3)	1:A:84:LYS:HD3	2:B:5:A:H8	2	0.99	0.11	0.99
(1,3)	1:A:84:LYS:HD3	2:B:5:A:HO2'	2	0.99	0.11	0.99
(1,3)	1:A:84:LYS:HD3	2:B:5:A:N1	2	0.99	0.11	0.99
(1,3)	1:A:84:LYS:HD3	2:B:5:A:N3	2	0.99	0.11	0.99
(1,3)	1:A:84:LYS:HD3	2:B:5:A:N6	2	0.99	0.11	0.99
(1,3)	1:A:84:LYS:HD3	2:B:5:A:N7	2	0.99	0.11	0.99

Continued on next page...

Continued from previous page...

Key	Atom-1	Atom-2	Models ¹	Mean (Å)	SD ¹ (Å)	Median (Å)
(1,3)	1:A:84:LYS:HD3	2:B:5:A:N9	2	0.99	0.11	0.99
(1,3)	1:A:84:LYS:HD3	2:B:5:A:O2'	2	0.99	0.11	0.99
(1,3)	1:A:84:LYS:HD3	2:B:5:A:O3'	2	0.99	0.11	0.99
(1,3)	1:A:84:LYS:HD3	2:B:5:A:O4'	2	0.99	0.11	0.99
(1,3)	1:A:84:LYS:HD3	2:B:5:A:O5'	2	0.99	0.11	0.99
(1,3)	1:A:84:LYS:HD3	2:B:5:A:OP1	2	0.99	0.11	0.99
(1,3)	1:A:84:LYS:HD3	2:B:5:A:OP2	2	0.99	0.11	0.99
(1,3)	1:A:84:LYS:HD3	2:B:5:A:P	2	0.99	0.11	0.99
(1,3)	1:A:84:LYS:HD3	2:B:6:G:C1'	2	0.99	0.11	0.99
(1,3)	1:A:84:LYS:HD3	2:B:6:G:C2	2	0.99	0.11	0.99
(1,3)	1:A:84:LYS:HD3	2:B:6:G:C2'	2	0.99	0.11	0.99
(1,3)	1:A:84:LYS:HD3	2:B:6:G:C3'	2	0.99	0.11	0.99
(1,3)	1:A:84:LYS:HD3	2:B:6:G:C4	2	0.99	0.11	0.99
(1,3)	1:A:84:LYS:HD3	2:B:6:G:C4'	2	0.99	0.11	0.99
(1,3)	1:A:84:LYS:HD3	2:B:6:G:C5	2	0.99	0.11	0.99
(1,3)	1:A:84:LYS:HD3	2:B:6:G:C5'	2	0.99	0.11	0.99
(1,3)	1:A:84:LYS:HD3	2:B:6:G:C6	2	0.99	0.11	0.99
(1,3)	1:A:84:LYS:HD3	2:B:6:G:C8	2	0.99	0.11	0.99
(1,3)	1:A:84:LYS:HD3	2:B:6:G:H1	2	0.99	0.11	0.99
(1,3)	1:A:84:LYS:HD3	2:B:6:G:H1'	2	0.99	0.11	0.99
(1,3)	1:A:84:LYS:HD3	2:B:6:G:H2'	2	0.99	0.11	0.99
(1,3)	1:A:84:LYS:HD3	2:B:6:G:H21	2	0.99	0.11	0.99
(1,3)	1:A:84:LYS:HD3	2:B:6:G:H22	2	0.99	0.11	0.99
(1,3)	1:A:84:LYS:HD3	2:B:6:G:H3'	2	0.99	0.11	0.99
(1,3)	1:A:84:LYS:HD3	2:B:6:G:H4'	2	0.99	0.11	0.99
(1,3)	1:A:84:LYS:HD3	2:B:6:G:H5'	2	0.99	0.11	0.99
(1,3)	1:A:84:LYS:HD3	2:B:6:G:H5''	2	0.99	0.11	0.99
(1,3)	1:A:84:LYS:HD3	2:B:6:G:H8	2	0.99	0.11	0.99
(1,3)	1:A:84:LYS:HD3	2:B:6:G:HO2'	2	0.99	0.11	0.99
(1,3)	1:A:84:LYS:HD3	2:B:6:G:N1	2	0.99	0.11	0.99
(1,3)	1:A:84:LYS:HD3	2:B:6:G:N2	2	0.99	0.11	0.99
(1,3)	1:A:84:LYS:HD3	2:B:6:G:N3	2	0.99	0.11	0.99
(1,3)	1:A:84:LYS:HD3	2:B:6:G:N7	2	0.99	0.11	0.99
(1,3)	1:A:84:LYS:HD3	2:B:6:G:N9	2	0.99	0.11	0.99
(1,3)	1:A:84:LYS:HD3	2:B:6:G:O2'	2	0.99	0.11	0.99
(1,3)	1:A:84:LYS:HD3	2:B:6:G:O3'	2	0.99	0.11	0.99
(1,3)	1:A:84:LYS:HD3	2:B:6:G:O4'	2	0.99	0.11	0.99
(1,3)	1:A:84:LYS:HD3	2:B:6:G:O5'	2	0.99	0.11	0.99
(1,3)	1:A:84:LYS:HD3	2:B:6:G:O6	2	0.99	0.11	0.99
(1,3)	1:A:84:LYS:HD3	2:B:6:G:OP1	2	0.99	0.11	0.99
(1,3)	1:A:84:LYS:HD3	2:B:6:G:OP2	2	0.99	0.11	0.99
(1,3)	1:A:84:LYS:HD3	2:B:6:G:P	2	0.99	0.11	0.99

Continued on next page...

Continued from previous page...

Key	Atom-1	Atom-2	Models ¹	Mean (Å)	SD ¹ (Å)	Median (Å)
(1,3)	1:A:84:LYS:HD3	2:B:7:C:C1'	2	0.99	0.11	0.99
(1,3)	1:A:84:LYS:HD3	2:B:7:C:C2	2	0.99	0.11	0.99
(1,3)	1:A:84:LYS:HD3	2:B:7:C:C2'	2	0.99	0.11	0.99
(1,3)	1:A:84:LYS:HD3	2:B:7:C:C3'	2	0.99	0.11	0.99
(1,3)	1:A:84:LYS:HD3	2:B:7:C:C4	2	0.99	0.11	0.99
(1,3)	1:A:84:LYS:HD3	2:B:7:C:C4'	2	0.99	0.11	0.99
(1,3)	1:A:84:LYS:HD3	2:B:7:C:C5	2	0.99	0.11	0.99
(1,3)	1:A:84:LYS:HD3	2:B:7:C:C5'	2	0.99	0.11	0.99
(1,3)	1:A:84:LYS:HD3	2:B:7:C:C6	2	0.99	0.11	0.99
(1,3)	1:A:84:LYS:HD3	2:B:7:C:H1'	2	0.99	0.11	0.99
(1,3)	1:A:84:LYS:HD3	2:B:7:C:H2'	2	0.99	0.11	0.99
(1,3)	1:A:84:LYS:HD3	2:B:7:C:H3'	2	0.99	0.11	0.99
(1,3)	1:A:84:LYS:HD3	2:B:7:C:H4'	2	0.99	0.11	0.99
(1,3)	1:A:84:LYS:HD3	2:B:7:C:H41	2	0.99	0.11	0.99
(1,3)	1:A:84:LYS:HD3	2:B:7:C:H42	2	0.99	0.11	0.99
(1,3)	1:A:84:LYS:HD3	2:B:7:C:H5	2	0.99	0.11	0.99
(1,3)	1:A:84:LYS:HD3	2:B:7:C:H5'	2	0.99	0.11	0.99
(1,3)	1:A:84:LYS:HD3	2:B:7:C:H5''	2	0.99	0.11	0.99
(1,3)	1:A:84:LYS:HD3	2:B:7:C:H6	2	0.99	0.11	0.99
(1,3)	1:A:84:LYS:HD3	2:B:7:C:HO2'	2	0.99	0.11	0.99
(1,3)	1:A:84:LYS:HD3	2:B:7:C:N1	2	0.99	0.11	0.99
(1,3)	1:A:84:LYS:HD3	2:B:7:C:N3	2	0.99	0.11	0.99
(1,3)	1:A:84:LYS:HD3	2:B:7:C:N4	2	0.99	0.11	0.99
(1,3)	1:A:84:LYS:HD3	2:B:7:C:O2	2	0.99	0.11	0.99
(1,3)	1:A:84:LYS:HD3	2:B:7:C:O2'	2	0.99	0.11	0.99
(1,3)	1:A:84:LYS:HD3	2:B:7:C:O3'	2	0.99	0.11	0.99
(1,3)	1:A:84:LYS:HD3	2:B:7:C:O4'	2	0.99	0.11	0.99
(1,3)	1:A:84:LYS:HD3	2:B:7:C:O5'	2	0.99	0.11	0.99
(1,3)	1:A:84:LYS:HD3	2:B:7:C:OP1	2	0.99	0.11	0.99
(1,3)	1:A:84:LYS:HD3	2:B:7:C:OP2	2	0.99	0.11	0.99
(1,3)	1:A:84:LYS:HD3	2:B:7:C:P	2	0.99	0.11	0.99
(1,3)	1:A:84:LYS:HD3	2:B:8:U:C1'	2	0.99	0.11	0.99
(1,3)	1:A:84:LYS:HD3	2:B:8:U:C2	2	0.99	0.11	0.99
(1,3)	1:A:84:LYS:HD3	2:B:8:U:C2'	2	0.99	0.11	0.99
(1,3)	1:A:84:LYS:HD3	2:B:8:U:C3'	2	0.99	0.11	0.99
(1,3)	1:A:84:LYS:HD3	2:B:8:U:C4	2	0.99	0.11	0.99
(1,3)	1:A:84:LYS:HD3	2:B:8:U:C4'	2	0.99	0.11	0.99
(1,3)	1:A:84:LYS:HD3	2:B:8:U:C5	2	0.99	0.11	0.99
(1,3)	1:A:84:LYS:HD3	2:B:8:U:C5'	2	0.99	0.11	0.99
(1,3)	1:A:84:LYS:HD3	2:B:8:U:C6	2	0.99	0.11	0.99
(1,3)	1:A:84:LYS:HD3	2:B:8:U:H1'	2	0.99	0.11	0.99
(1,3)	1:A:84:LYS:HD3	2:B:8:U:H2'	2	0.99	0.11	0.99

Continued on next page...

Continued from previous page...

Key	Atom-1	Atom-2	Models ¹	Mean (Å)	SD ¹ (Å)	Median (Å)
(1,3)	1:A:84:LYS:HD3	2:B:8:U:H3	2	0.99	0.11	0.99
(1,3)	1:A:84:LYS:HD3	2:B:8:U:H3'	2	0.99	0.11	0.99
(1,3)	1:A:84:LYS:HD3	2:B:8:U:H4'	2	0.99	0.11	0.99
(1,3)	1:A:84:LYS:HD3	2:B:8:U:H5	2	0.99	0.11	0.99
(1,3)	1:A:84:LYS:HD3	2:B:8:U:H5'	2	0.99	0.11	0.99
(1,3)	1:A:84:LYS:HD3	2:B:8:U:H5''	2	0.99	0.11	0.99
(1,3)	1:A:84:LYS:HD3	2:B:8:U:H6	2	0.99	0.11	0.99
(1,3)	1:A:84:LYS:HD3	2:B:8:U:HO2'	2	0.99	0.11	0.99
(1,3)	1:A:84:LYS:HD3	2:B:8:U:N1	2	0.99	0.11	0.99
(1,3)	1:A:84:LYS:HD3	2:B:8:U:N3	2	0.99	0.11	0.99
(1,3)	1:A:84:LYS:HD3	2:B:8:U:O2	2	0.99	0.11	0.99
(1,3)	1:A:84:LYS:HD3	2:B:8:U:O2'	2	0.99	0.11	0.99
(1,3)	1:A:84:LYS:HD3	2:B:8:U:O3'	2	0.99	0.11	0.99
(1,3)	1:A:84:LYS:HD3	2:B:8:U:O4	2	0.99	0.11	0.99
(1,3)	1:A:84:LYS:HD3	2:B:8:U:O4'	2	0.99	0.11	0.99
(1,3)	1:A:84:LYS:HD3	2:B:8:U:O5'	2	0.99	0.11	0.99
(1,3)	1:A:84:LYS:HD3	2:B:8:U:OP1	2	0.99	0.11	0.99
(1,3)	1:A:84:LYS:HD3	2:B:8:U:OP2	2	0.99	0.11	0.99
(1,3)	1:A:84:LYS:HD3	2:B:8:U:P	2	0.99	0.11	0.99
(1,3)	1:A:84:LYS:HD3	2:B:9:C:C1'	2	0.99	0.11	0.99
(1,3)	1:A:84:LYS:HD3	2:B:9:C:C2	2	0.99	0.11	0.99
(1,3)	1:A:84:LYS:HD3	2:B:9:C:C2'	2	0.99	0.11	0.99
(1,3)	1:A:84:LYS:HD3	2:B:9:C:C3'	2	0.99	0.11	0.99
(1,3)	1:A:84:LYS:HD3	2:B:9:C:C4	2	0.99	0.11	0.99
(1,3)	1:A:84:LYS:HD3	2:B:9:C:C4'	2	0.99	0.11	0.99
(1,3)	1:A:84:LYS:HD3	2:B:9:C:C5	2	0.99	0.11	0.99
(1,3)	1:A:84:LYS:HD3	2:B:9:C:C5'	2	0.99	0.11	0.99
(1,3)	1:A:84:LYS:HD3	2:B:9:C:C6	2	0.99	0.11	0.99
(1,3)	1:A:84:LYS:HD3	2:B:9:C:H1'	2	0.99	0.11	0.99
(1,3)	1:A:84:LYS:HD3	2:B:9:C:H2'	2	0.99	0.11	0.99
(1,3)	1:A:84:LYS:HD3	2:B:9:C:H3'	2	0.99	0.11	0.99
(1,3)	1:A:84:LYS:HD3	2:B:9:C:H4'	2	0.99	0.11	0.99
(1,3)	1:A:84:LYS:HD3	2:B:9:C:H41	2	0.99	0.11	0.99
(1,3)	1:A:84:LYS:HD3	2:B:9:C:H42	2	0.99	0.11	0.99
(1,3)	1:A:84:LYS:HD3	2:B:9:C:H5	2	0.99	0.11	0.99
(1,3)	1:A:84:LYS:HD3	2:B:9:C:H5'	2	0.99	0.11	0.99
(1,3)	1:A:84:LYS:HD3	2:B:9:C:H5''	2	0.99	0.11	0.99
(1,3)	1:A:84:LYS:HD3	2:B:9:C:H6	2	0.99	0.11	0.99
(1,3)	1:A:84:LYS:HD3	2:B:9:C:HO2'	2	0.99	0.11	0.99
(1,3)	1:A:84:LYS:HD3	2:B:9:C:N1	2	0.99	0.11	0.99
(1,3)	1:A:84:LYS:HD3	2:B:9:C:N3	2	0.99	0.11	0.99
(1,3)	1:A:84:LYS:HD3	2:B:9:C:N4	2	0.99	0.11	0.99

Continued on next page...

Continued from previous page...

Key	Atom-1	Atom-2	Models ¹	Mean (Å)	SD ¹ (Å)	Median (Å)
(1,3)	1:A:84:LYS:HD3	2:B:9:C:O2	2	0.99	0.11	0.99
(1,3)	1:A:84:LYS:HD3	2:B:9:C:O2'	2	0.99	0.11	0.99
(1,3)	1:A:84:LYS:HD3	2:B:9:C:O3'	2	0.99	0.11	0.99
(1,3)	1:A:84:LYS:HD3	2:B:9:C:O4'	2	0.99	0.11	0.99
(1,3)	1:A:84:LYS:HD3	2:B:9:C:O5'	2	0.99	0.11	0.99
(1,3)	1:A:84:LYS:HD3	2:B:9:C:OP1	2	0.99	0.11	0.99
(1,3)	1:A:84:LYS:HD3	2:B:9:C:OP2	2	0.99	0.11	0.99
(1,3)	1:A:84:LYS:HD3	2:B:9:C:P	2	0.99	0.11	0.99
(1,3)	1:A:84:LYS:HD3	2:B:10:G:C1'	2	0.99	0.11	0.99
(1,3)	1:A:84:LYS:HD3	2:B:10:G:C2	2	0.99	0.11	0.99
(1,3)	1:A:84:LYS:HD3	2:B:10:G:C2'	2	0.99	0.11	0.99
(1,3)	1:A:84:LYS:HD3	2:B:10:G:C3'	2	0.99	0.11	0.99
(1,3)	1:A:84:LYS:HD3	2:B:10:G:C4	2	0.99	0.11	0.99
(1,3)	1:A:84:LYS:HD3	2:B:10:G:C4'	2	0.99	0.11	0.99
(1,3)	1:A:84:LYS:HD3	2:B:10:G:C5	2	0.99	0.11	0.99
(1,3)	1:A:84:LYS:HD3	2:B:10:G:C5'	2	0.99	0.11	0.99
(1,3)	1:A:84:LYS:HD3	2:B:10:G:C6	2	0.99	0.11	0.99
(1,3)	1:A:84:LYS:HD3	2:B:10:G:C8	2	0.99	0.11	0.99
(1,3)	1:A:84:LYS:HD3	2:B:10:G:H1	2	0.99	0.11	0.99
(1,3)	1:A:84:LYS:HD3	2:B:10:G:H1'	2	0.99	0.11	0.99
(1,3)	1:A:84:LYS:HD3	2:B:10:G:H2'	2	0.99	0.11	0.99
(1,3)	1:A:84:LYS:HD3	2:B:10:G:H21	2	0.99	0.11	0.99
(1,3)	1:A:84:LYS:HD3	2:B:10:G:H22	2	0.99	0.11	0.99
(1,3)	1:A:84:LYS:HD3	2:B:10:G:H3'	2	0.99	0.11	0.99
(1,3)	1:A:84:LYS:HD3	2:B:10:G:H4'	2	0.99	0.11	0.99
(1,3)	1:A:84:LYS:HD3	2:B:10:G:H5'	2	0.99	0.11	0.99
(1,3)	1:A:84:LYS:HD3	2:B:10:G:H5''	2	0.99	0.11	0.99
(1,3)	1:A:84:LYS:HD3	2:B:10:G:H8	2	0.99	0.11	0.99
(1,3)	1:A:84:LYS:HD3	2:B:10:G:HO2'	2	0.99	0.11	0.99
(1,3)	1:A:84:LYS:HD3	2:B:10:G:N1	2	0.99	0.11	0.99
(1,3)	1:A:84:LYS:HD3	2:B:10:G:N2	2	0.99	0.11	0.99
(1,3)	1:A:84:LYS:HD3	2:B:10:G:N3	2	0.99	0.11	0.99
(1,3)	1:A:84:LYS:HD3	2:B:10:G:N7	2	0.99	0.11	0.99
(1,3)	1:A:84:LYS:HD3	2:B:10:G:N9	2	0.99	0.11	0.99
(1,3)	1:A:84:LYS:HD3	2:B:10:G:O2'	2	0.99	0.11	0.99
(1,3)	1:A:84:LYS:HD3	2:B:10:G:O3'	2	0.99	0.11	0.99
(1,3)	1:A:84:LYS:HD3	2:B:10:G:O4'	2	0.99	0.11	0.99
(1,3)	1:A:84:LYS:HD3	2:B:10:G:O5'	2	0.99	0.11	0.99
(1,3)	1:A:84:LYS:HD3	2:B:10:G:O6	2	0.99	0.11	0.99
(1,3)	1:A:84:LYS:HD3	2:B:10:G:OP1	2	0.99	0.11	0.99
(1,3)	1:A:84:LYS:HD3	2:B:10:G:OP2	2	0.99	0.11	0.99
(1,3)	1:A:84:LYS:HD3	2:B:10:G:P	2	0.99	0.11	0.99

Continued on next page...

Continued from previous page...

Key	Atom-1	Atom-2	Models ¹	Mean (Å)	SD ¹ (Å)	Median (Å)
(1,3)	1:A:84:LYS:HD3	2:B:11:A:C1'	2	0.99	0.11	0.99
(1,3)	1:A:84:LYS:HD3	2:B:11:A:C2	2	0.99	0.11	0.99
(1,3)	1:A:84:LYS:HD3	2:B:11:A:C2'	2	0.99	0.11	0.99
(1,3)	1:A:84:LYS:HD3	2:B:11:A:C3'	2	0.99	0.11	0.99
(1,3)	1:A:84:LYS:HD3	2:B:11:A:C4	2	0.99	0.11	0.99
(1,3)	1:A:84:LYS:HD3	2:B:11:A:C4'	2	0.99	0.11	0.99
(1,3)	1:A:84:LYS:HD3	2:B:11:A:C5	2	0.99	0.11	0.99
(1,3)	1:A:84:LYS:HD3	2:B:11:A:C5'	2	0.99	0.11	0.99
(1,3)	1:A:84:LYS:HD3	2:B:11:A:C6	2	0.99	0.11	0.99
(1,3)	1:A:84:LYS:HD3	2:B:11:A:C8	2	0.99	0.11	0.99
(1,3)	1:A:84:LYS:HD3	2:B:11:A:H1'	2	0.99	0.11	0.99
(1,3)	1:A:84:LYS:HD3	2:B:11:A:H2	2	0.99	0.11	0.99
(1,3)	1:A:84:LYS:HD3	2:B:11:A:H2'	2	0.99	0.11	0.99
(1,3)	1:A:84:LYS:HD3	2:B:11:A:H3'	2	0.99	0.11	0.99
(1,3)	1:A:84:LYS:HD3	2:B:11:A:H4'	2	0.99	0.11	0.99
(1,3)	1:A:84:LYS:HD3	2:B:11:A:H5'	2	0.99	0.11	0.99
(1,3)	1:A:84:LYS:HD3	2:B:11:A:H5''	2	0.99	0.11	0.99
(1,3)	1:A:84:LYS:HD3	2:B:11:A:H61	2	0.99	0.11	0.99
(1,3)	1:A:84:LYS:HD3	2:B:11:A:H62	2	0.99	0.11	0.99
(1,3)	1:A:84:LYS:HD3	2:B:11:A:H8	2	0.99	0.11	0.99
(1,3)	1:A:84:LYS:HD3	2:B:11:A:HO2'	2	0.99	0.11	0.99
(1,3)	1:A:84:LYS:HD3	2:B:11:A:N1	2	0.99	0.11	0.99
(1,3)	1:A:84:LYS:HD3	2:B:11:A:N3	2	0.99	0.11	0.99
(1,3)	1:A:84:LYS:HD3	2:B:11:A:N6	2	0.99	0.11	0.99
(1,3)	1:A:84:LYS:HD3	2:B:11:A:N7	2	0.99	0.11	0.99
(1,3)	1:A:84:LYS:HD3	2:B:11:A:N9	2	0.99	0.11	0.99
(1,3)	1:A:84:LYS:HD3	2:B:11:A:O2'	2	0.99	0.11	0.99
(1,3)	1:A:84:LYS:HD3	2:B:11:A:O3'	2	0.99	0.11	0.99
(1,3)	1:A:84:LYS:HD3	2:B:11:A:O4'	2	0.99	0.11	0.99
(1,3)	1:A:84:LYS:HD3	2:B:11:A:O5'	2	0.99	0.11	0.99
(1,3)	1:A:84:LYS:HD3	2:B:11:A:OP1	2	0.99	0.11	0.99
(1,3)	1:A:84:LYS:HD3	2:B:11:A:OP2	2	0.99	0.11	0.99
(1,3)	1:A:84:LYS:HD3	2:B:11:A:P	2	0.99	0.11	0.99
(1,3)	1:A:84:LYS:HD3	2:B:12:A:C1'	2	0.99	0.11	0.99
(1,3)	1:A:84:LYS:HD3	2:B:12:A:C2	2	0.99	0.11	0.99
(1,3)	1:A:84:LYS:HD3	2:B:12:A:C2'	2	0.99	0.11	0.99
(1,3)	1:A:84:LYS:HD3	2:B:12:A:C3'	2	0.99	0.11	0.99
(1,3)	1:A:84:LYS:HD3	2:B:12:A:C4	2	0.99	0.11	0.99
(1,3)	1:A:84:LYS:HD3	2:B:12:A:C4'	2	0.99	0.11	0.99
(1,3)	1:A:84:LYS:HD3	2:B:12:A:C5	2	0.99	0.11	0.99
(1,3)	1:A:84:LYS:HD3	2:B:12:A:C5'	2	0.99	0.11	0.99
(1,3)	1:A:84:LYS:HD3	2:B:12:A:C6	2	0.99	0.11	0.99

Continued on next page...

Continued from previous page...

Key	Atom-1	Atom-2	Models ¹	Mean (Å)	SD ¹ (Å)	Median (Å)
(1,3)	1:A:84:LYS:HD3	2:B:12:A:C8	2	0.99	0.11	0.99
(1,3)	1:A:84:LYS:HD3	2:B:12:A:H1'	2	0.99	0.11	0.99
(1,3)	1:A:84:LYS:HD3	2:B:12:A:H2	2	0.99	0.11	0.99
(1,3)	1:A:84:LYS:HD3	2:B:12:A:H2'	2	0.99	0.11	0.99
(1,3)	1:A:84:LYS:HD3	2:B:12:A:H3'	2	0.99	0.11	0.99
(1,3)	1:A:84:LYS:HD3	2:B:12:A:H4'	2	0.99	0.11	0.99
(1,3)	1:A:84:LYS:HD3	2:B:12:A:H5'	2	0.99	0.11	0.99
(1,3)	1:A:84:LYS:HD3	2:B:12:A:H5''	2	0.99	0.11	0.99
(1,3)	1:A:84:LYS:HD3	2:B:12:A:H61	2	0.99	0.11	0.99
(1,3)	1:A:84:LYS:HD3	2:B:12:A:H62	2	0.99	0.11	0.99
(1,3)	1:A:84:LYS:HD3	2:B:12:A:H8	2	0.99	0.11	0.99
(1,3)	1:A:84:LYS:HD3	2:B:12:A:HO2'	2	0.99	0.11	0.99
(1,3)	1:A:84:LYS:HD3	2:B:12:A:N1	2	0.99	0.11	0.99
(1,3)	1:A:84:LYS:HD3	2:B:12:A:N3	2	0.99	0.11	0.99
(1,3)	1:A:84:LYS:HD3	2:B:12:A:N6	2	0.99	0.11	0.99
(1,3)	1:A:84:LYS:HD3	2:B:12:A:N7	2	0.99	0.11	0.99
(1,3)	1:A:84:LYS:HD3	2:B:12:A:N9	2	0.99	0.11	0.99
(1,3)	1:A:84:LYS:HD3	2:B:12:A:O2'	2	0.99	0.11	0.99
(1,3)	1:A:84:LYS:HD3	2:B:12:A:O3'	2	0.99	0.11	0.99
(1,3)	1:A:84:LYS:HD3	2:B:12:A:O4'	2	0.99	0.11	0.99
(1,3)	1:A:84:LYS:HD3	2:B:12:A:O5'	2	0.99	0.11	0.99
(1,3)	1:A:84:LYS:HD3	2:B:12:A:OP1	2	0.99	0.11	0.99
(1,3)	1:A:84:LYS:HD3	2:B:12:A:OP2	2	0.99	0.11	0.99
(1,3)	1:A:84:LYS:HD3	2:B:12:A:P	2	0.99	0.11	0.99
(1,3)	1:A:84:LYS:HD3	2:B:13:A:C1'	2	0.99	0.11	0.99
(1,3)	1:A:84:LYS:HD3	2:B:13:A:C2	2	0.99	0.11	0.99
(1,3)	1:A:84:LYS:HD3	2:B:13:A:C2'	2	0.99	0.11	0.99
(1,3)	1:A:84:LYS:HD3	2:B:13:A:C3'	2	0.99	0.11	0.99
(1,3)	1:A:84:LYS:HD3	2:B:13:A:C4	2	0.99	0.11	0.99
(1,3)	1:A:84:LYS:HD3	2:B:13:A:C4'	2	0.99	0.11	0.99
(1,3)	1:A:84:LYS:HD3	2:B:13:A:C5	2	0.99	0.11	0.99
(1,3)	1:A:84:LYS:HD3	2:B:13:A:C5'	2	0.99	0.11	0.99
(1,3)	1:A:84:LYS:HD3	2:B:13:A:C6	2	0.99	0.11	0.99
(1,3)	1:A:84:LYS:HD3	2:B:13:A:C8	2	0.99	0.11	0.99
(1,3)	1:A:84:LYS:HD3	2:B:13:A:H1'	2	0.99	0.11	0.99
(1,3)	1:A:84:LYS:HD3	2:B:13:A:H2	2	0.99	0.11	0.99
(1,3)	1:A:84:LYS:HD3	2:B:13:A:H2'	2	0.99	0.11	0.99
(1,3)	1:A:84:LYS:HD3	2:B:13:A:H3'	2	0.99	0.11	0.99
(1,3)	1:A:84:LYS:HD3	2:B:13:A:H4'	2	0.99	0.11	0.99
(1,3)	1:A:84:LYS:HD3	2:B:13:A:H5'	2	0.99	0.11	0.99
(1,3)	1:A:84:LYS:HD3	2:B:13:A:H5''	2	0.99	0.11	0.99
(1,3)	1:A:84:LYS:HD3	2:B:13:A:H61	2	0.99	0.11	0.99

Continued on next page...

Continued from previous page...

Key	Atom-1	Atom-2	Models ¹	Mean (Å)	SD ¹ (Å)	Median (Å)
(1,3)	1:A:84:LYS:HD3	2:B:13:A:H62	2	0.99	0.11	0.99
(1,3)	1:A:84:LYS:HD3	2:B:13:A:H8	2	0.99	0.11	0.99
(1,3)	1:A:84:LYS:HD3	2:B:13:A:HO2'	2	0.99	0.11	0.99
(1,3)	1:A:84:LYS:HD3	2:B:13:A:N1	2	0.99	0.11	0.99
(1,3)	1:A:84:LYS:HD3	2:B:13:A:N3	2	0.99	0.11	0.99
(1,3)	1:A:84:LYS:HD3	2:B:13:A:N6	2	0.99	0.11	0.99
(1,3)	1:A:84:LYS:HD3	2:B:13:A:N7	2	0.99	0.11	0.99
(1,3)	1:A:84:LYS:HD3	2:B:13:A:N9	2	0.99	0.11	0.99
(1,3)	1:A:84:LYS:HD3	2:B:13:A:O2'	2	0.99	0.11	0.99
(1,3)	1:A:84:LYS:HD3	2:B:13:A:O3'	2	0.99	0.11	0.99
(1,3)	1:A:84:LYS:HD3	2:B:13:A:O4'	2	0.99	0.11	0.99
(1,3)	1:A:84:LYS:HD3	2:B:13:A:O5'	2	0.99	0.11	0.99
(1,3)	1:A:84:LYS:HD3	2:B:13:A:OP1	2	0.99	0.11	0.99
(1,3)	1:A:84:LYS:HD3	2:B:13:A:OP2	2	0.99	0.11	0.99
(1,3)	1:A:84:LYS:HD3	2:B:13:A:P	2	0.99	0.11	0.99
(1,3)	1:A:84:LYS:HD3	2:B:14:G:C1'	2	0.99	0.11	0.99
(1,3)	1:A:84:LYS:HD3	2:B:14:G:C2	2	0.99	0.11	0.99
(1,3)	1:A:84:LYS:HD3	2:B:14:G:C2'	2	0.99	0.11	0.99
(1,3)	1:A:84:LYS:HD3	2:B:14:G:C3'	2	0.99	0.11	0.99
(1,3)	1:A:84:LYS:HD3	2:B:14:G:C4	2	0.99	0.11	0.99
(1,3)	1:A:84:LYS:HD3	2:B:14:G:C4'	2	0.99	0.11	0.99
(1,3)	1:A:84:LYS:HD3	2:B:14:G:C5	2	0.99	0.11	0.99
(1,3)	1:A:84:LYS:HD3	2:B:14:G:C5'	2	0.99	0.11	0.99
(1,3)	1:A:84:LYS:HD3	2:B:14:G:C6	2	0.99	0.11	0.99
(1,3)	1:A:84:LYS:HD3	2:B:14:G:C8	2	0.99	0.11	0.99
(1,3)	1:A:84:LYS:HD3	2:B:14:G:H1	2	0.99	0.11	0.99
(1,3)	1:A:84:LYS:HD3	2:B:14:G:H1'	2	0.99	0.11	0.99
(1,3)	1:A:84:LYS:HD3	2:B:14:G:H2'	2	0.99	0.11	0.99
(1,3)	1:A:84:LYS:HD3	2:B:14:G:H21	2	0.99	0.11	0.99
(1,3)	1:A:84:LYS:HD3	2:B:14:G:H22	2	0.99	0.11	0.99
(1,3)	1:A:84:LYS:HD3	2:B:14:G:H3'	2	0.99	0.11	0.99
(1,3)	1:A:84:LYS:HD3	2:B:14:G:H4'	2	0.99	0.11	0.99
(1,3)	1:A:84:LYS:HD3	2:B:14:G:H5'	2	0.99	0.11	0.99
(1,3)	1:A:84:LYS:HD3	2:B:14:G:H5''	2	0.99	0.11	0.99
(1,3)	1:A:84:LYS:HD3	2:B:14:G:H8	2	0.99	0.11	0.99
(1,3)	1:A:84:LYS:HD3	2:B:14:G:HO2'	2	0.99	0.11	0.99
(1,3)	1:A:84:LYS:HD3	2:B:14:G:N1	2	0.99	0.11	0.99
(1,3)	1:A:84:LYS:HD3	2:B:14:G:N2	2	0.99	0.11	0.99
(1,3)	1:A:84:LYS:HD3	2:B:14:G:N3	2	0.99	0.11	0.99
(1,3)	1:A:84:LYS:HD3	2:B:14:G:N7	2	0.99	0.11	0.99
(1,3)	1:A:84:LYS:HD3	2:B:14:G:N9	2	0.99	0.11	0.99
(1,3)	1:A:84:LYS:HD3	2:B:14:G:O2'	2	0.99	0.11	0.99

Continued on next page...

Continued from previous page...

Key	Atom-1	Atom-2	Models ¹	Mean (Å)	SD ¹ (Å)	Median (Å)
(1,3)	1:A:84:LYS:HD3	2:B:14:G:O3'	2	0.99	0.11	0.99
(1,3)	1:A:84:LYS:HD3	2:B:14:G:O4'	2	0.99	0.11	0.99
(1,3)	1:A:84:LYS:HD3	2:B:14:G:O5'	2	0.99	0.11	0.99
(1,3)	1:A:84:LYS:HD3	2:B:14:G:O6	2	0.99	0.11	0.99
(1,3)	1:A:84:LYS:HD3	2:B:14:G:OP1	2	0.99	0.11	0.99
(1,3)	1:A:84:LYS:HD3	2:B:14:G:OP2	2	0.99	0.11	0.99
(1,3)	1:A:84:LYS:HD3	2:B:14:G:P	2	0.99	0.11	0.99
(1,3)	1:A:84:LYS:HD3	2:B:15:A:C1'	2	0.99	0.11	0.99
(1,3)	1:A:84:LYS:HD3	2:B:15:A:C2	2	0.99	0.11	0.99
(1,3)	1:A:84:LYS:HD3	2:B:15:A:C2'	2	0.99	0.11	0.99
(1,3)	1:A:84:LYS:HD3	2:B:15:A:C3'	2	0.99	0.11	0.99
(1,3)	1:A:84:LYS:HD3	2:B:15:A:C4	2	0.99	0.11	0.99
(1,3)	1:A:84:LYS:HD3	2:B:15:A:C4'	2	0.99	0.11	0.99
(1,3)	1:A:84:LYS:HD3	2:B:15:A:C5	2	0.99	0.11	0.99
(1,3)	1:A:84:LYS:HD3	2:B:15:A:C5'	2	0.99	0.11	0.99
(1,3)	1:A:84:LYS:HD3	2:B:15:A:C6	2	0.99	0.11	0.99
(1,3)	1:A:84:LYS:HD3	2:B:15:A:C8	2	0.99	0.11	0.99
(1,3)	1:A:84:LYS:HD3	2:B:15:A:H1'	2	0.99	0.11	0.99
(1,3)	1:A:84:LYS:HD3	2:B:15:A:H2	2	0.99	0.11	0.99
(1,3)	1:A:84:LYS:HD3	2:B:15:A:H2'	2	0.99	0.11	0.99
(1,3)	1:A:84:LYS:HD3	2:B:15:A:H3'	2	0.99	0.11	0.99
(1,3)	1:A:84:LYS:HD3	2:B:15:A:H4'	2	0.99	0.11	0.99
(1,3)	1:A:84:LYS:HD3	2:B:15:A:H5'	2	0.99	0.11	0.99
(1,3)	1:A:84:LYS:HD3	2:B:15:A:H5''	2	0.99	0.11	0.99
(1,3)	1:A:84:LYS:HD3	2:B:15:A:H61	2	0.99	0.11	0.99
(1,3)	1:A:84:LYS:HD3	2:B:15:A:H62	2	0.99	0.11	0.99
(1,3)	1:A:84:LYS:HD3	2:B:15:A:H8	2	0.99	0.11	0.99
(1,3)	1:A:84:LYS:HD3	2:B:15:A:HO2'	2	0.99	0.11	0.99
(1,3)	1:A:84:LYS:HD3	2:B:15:A:N1	2	0.99	0.11	0.99
(1,3)	1:A:84:LYS:HD3	2:B:15:A:N3	2	0.99	0.11	0.99
(1,3)	1:A:84:LYS:HD3	2:B:15:A:N6	2	0.99	0.11	0.99
(1,3)	1:A:84:LYS:HD3	2:B:15:A:N7	2	0.99	0.11	0.99
(1,3)	1:A:84:LYS:HD3	2:B:15:A:N9	2	0.99	0.11	0.99
(1,3)	1:A:84:LYS:HD3	2:B:15:A:O2'	2	0.99	0.11	0.99
(1,3)	1:A:84:LYS:HD3	2:B:15:A:O3'	2	0.99	0.11	0.99
(1,3)	1:A:84:LYS:HD3	2:B:15:A:O4'	2	0.99	0.11	0.99
(1,3)	1:A:84:LYS:HD3	2:B:15:A:O5'	2	0.99	0.11	0.99
(1,3)	1:A:84:LYS:HD3	2:B:15:A:OP1	2	0.99	0.11	0.99
(1,3)	1:A:84:LYS:HD3	2:B:15:A:OP2	2	0.99	0.11	0.99
(1,3)	1:A:84:LYS:HD3	2:B:15:A:P	2	0.99	0.11	0.99
(1,3)	1:A:84:LYS:HD3	2:B:16:G:C1'	2	0.99	0.11	0.99
(1,3)	1:A:84:LYS:HD3	2:B:16:G:C2	2	0.99	0.11	0.99

Continued on next page...

Continued from previous page...

Key	Atom-1	Atom-2	Models ¹	Mean (Å)	SD ¹ (Å)	Median (Å)
(1,3)	1:A:84:LYS:HD3	2:B:16:G:C2'	2	0.99	0.11	0.99
(1,3)	1:A:84:LYS:HD3	2:B:16:G:C3'	2	0.99	0.11	0.99
(1,3)	1:A:84:LYS:HD3	2:B:16:G:C4	2	0.99	0.11	0.99
(1,3)	1:A:84:LYS:HD3	2:B:16:G:C4'	2	0.99	0.11	0.99
(1,3)	1:A:84:LYS:HD3	2:B:16:G:C5	2	0.99	0.11	0.99
(1,3)	1:A:84:LYS:HD3	2:B:16:G:C5'	2	0.99	0.11	0.99
(1,3)	1:A:84:LYS:HD3	2:B:16:G:C6	2	0.99	0.11	0.99
(1,3)	1:A:84:LYS:HD3	2:B:16:G:C8	2	0.99	0.11	0.99
(1,3)	1:A:84:LYS:HD3	2:B:16:G:H1	2	0.99	0.11	0.99
(1,3)	1:A:84:LYS:HD3	2:B:16:G:H1'	2	0.99	0.11	0.99
(1,3)	1:A:84:LYS:HD3	2:B:16:G:H2'	2	0.99	0.11	0.99
(1,3)	1:A:84:LYS:HD3	2:B:16:G:H21	2	0.99	0.11	0.99
(1,3)	1:A:84:LYS:HD3	2:B:16:G:H22	2	0.99	0.11	0.99
(1,3)	1:A:84:LYS:HD3	2:B:16:G:H3'	2	0.99	0.11	0.99
(1,3)	1:A:84:LYS:HD3	2:B:16:G:H4'	2	0.99	0.11	0.99
(1,3)	1:A:84:LYS:HD3	2:B:16:G:H5'	2	0.99	0.11	0.99
(1,3)	1:A:84:LYS:HD3	2:B:16:G:H5''	2	0.99	0.11	0.99
(1,3)	1:A:84:LYS:HD3	2:B:16:G:H8	2	0.99	0.11	0.99
(1,3)	1:A:84:LYS:HD3	2:B:16:G:HO2'	2	0.99	0.11	0.99
(1,3)	1:A:84:LYS:HD3	2:B:16:G:N1	2	0.99	0.11	0.99
(1,3)	1:A:84:LYS:HD3	2:B:16:G:N2	2	0.99	0.11	0.99
(1,3)	1:A:84:LYS:HD3	2:B:16:G:N3	2	0.99	0.11	0.99
(1,3)	1:A:84:LYS:HD3	2:B:16:G:N7	2	0.99	0.11	0.99
(1,3)	1:A:84:LYS:HD3	2:B:16:G:N9	2	0.99	0.11	0.99
(1,3)	1:A:84:LYS:HD3	2:B:16:G:O2'	2	0.99	0.11	0.99
(1,3)	1:A:84:LYS:HD3	2:B:16:G:O3'	2	0.99	0.11	0.99
(1,3)	1:A:84:LYS:HD3	2:B:16:G:O4'	2	0.99	0.11	0.99
(1,3)	1:A:84:LYS:HD3	2:B:16:G:O5'	2	0.99	0.11	0.99
(1,3)	1:A:84:LYS:HD3	2:B:16:G:O6	2	0.99	0.11	0.99
(1,3)	1:A:84:LYS:HD3	2:B:16:G:OP1	2	0.99	0.11	0.99
(1,3)	1:A:84:LYS:HD3	2:B:16:G:OP2	2	0.99	0.11	0.99
(1,3)	1:A:84:LYS:HD3	2:B:16:G:P	2	0.99	0.11	0.99
(1,3)	1:A:84:LYS:HD3	2:B:17:C:C1'	2	0.99	0.11	0.99
(1,3)	1:A:84:LYS:HD3	2:B:17:C:C2	2	0.99	0.11	0.99
(1,3)	1:A:84:LYS:HD3	2:B:17:C:C2'	2	0.99	0.11	0.99
(1,3)	1:A:84:LYS:HD3	2:B:17:C:C3'	2	0.99	0.11	0.99
(1,3)	1:A:84:LYS:HD3	2:B:17:C:C4	2	0.99	0.11	0.99
(1,3)	1:A:84:LYS:HD3	2:B:17:C:C4'	2	0.99	0.11	0.99
(1,3)	1:A:84:LYS:HD3	2:B:17:C:C5	2	0.99	0.11	0.99
(1,3)	1:A:84:LYS:HD3	2:B:17:C:C5'	2	0.99	0.11	0.99
(1,3)	1:A:84:LYS:HD3	2:B:17:C:C6	2	0.99	0.11	0.99
(1,3)	1:A:84:LYS:HD3	2:B:17:C:H1'	2	0.99	0.11	0.99

Continued on next page...

Continued from previous page...

Key	Atom-1	Atom-2	Models ¹	Mean (Å)	SD ¹ (Å)	Median (Å)
(1,3)	1:A:84:LYS:HD3	2:B:17:C:H2'	2	0.99	0.11	0.99
(1,3)	1:A:84:LYS:HD3	2:B:17:C:H3'	2	0.99	0.11	0.99
(1,3)	1:A:84:LYS:HD3	2:B:17:C:H4'	2	0.99	0.11	0.99
(1,3)	1:A:84:LYS:HD3	2:B:17:C:H41	2	0.99	0.11	0.99
(1,3)	1:A:84:LYS:HD3	2:B:17:C:H42	2	0.99	0.11	0.99
(1,3)	1:A:84:LYS:HD3	2:B:17:C:H5	2	0.99	0.11	0.99
(1,3)	1:A:84:LYS:HD3	2:B:17:C:H5'	2	0.99	0.11	0.99
(1,3)	1:A:84:LYS:HD3	2:B:17:C:H5''	2	0.99	0.11	0.99
(1,3)	1:A:84:LYS:HD3	2:B:17:C:H6	2	0.99	0.11	0.99
(1,3)	1:A:84:LYS:HD3	2:B:17:C:HO2'	2	0.99	0.11	0.99
(1,3)	1:A:84:LYS:HD3	2:B:17:C:N1	2	0.99	0.11	0.99
(1,3)	1:A:84:LYS:HD3	2:B:17:C:N3	2	0.99	0.11	0.99
(1,3)	1:A:84:LYS:HD3	2:B:17:C:N4	2	0.99	0.11	0.99
(1,3)	1:A:84:LYS:HD3	2:B:17:C:O2	2	0.99	0.11	0.99
(1,3)	1:A:84:LYS:HD3	2:B:17:C:O2'	2	0.99	0.11	0.99
(1,3)	1:A:84:LYS:HD3	2:B:17:C:O3'	2	0.99	0.11	0.99
(1,3)	1:A:84:LYS:HD3	2:B:17:C:O4'	2	0.99	0.11	0.99
(1,3)	1:A:84:LYS:HD3	2:B:17:C:O5'	2	0.99	0.11	0.99
(1,3)	1:A:84:LYS:HD3	2:B:17:C:OP1	2	0.99	0.11	0.99
(1,3)	1:A:84:LYS:HD3	2:B:17:C:OP2	2	0.99	0.11	0.99
(1,3)	1:A:84:LYS:HD3	2:B:17:C:P	2	0.99	0.11	0.99
(1,3)	1:A:84:LYS:HD3	2:B:18:A:C1'	2	0.99	0.11	0.99
(1,3)	1:A:84:LYS:HD3	2:B:18:A:C2	2	0.99	0.11	0.99
(1,3)	1:A:84:LYS:HD3	2:B:18:A:C2'	2	0.99	0.11	0.99
(1,3)	1:A:84:LYS:HD3	2:B:18:A:C3'	2	0.99	0.11	0.99
(1,3)	1:A:84:LYS:HD3	2:B:18:A:C4	2	0.99	0.11	0.99
(1,3)	1:A:84:LYS:HD3	2:B:18:A:C4'	2	0.99	0.11	0.99
(1,3)	1:A:84:LYS:HD3	2:B:18:A:C5	2	0.99	0.11	0.99
(1,3)	1:A:84:LYS:HD3	2:B:18:A:C5'	2	0.99	0.11	0.99
(1,3)	1:A:84:LYS:HD3	2:B:18:A:C6	2	0.99	0.11	0.99
(1,3)	1:A:84:LYS:HD3	2:B:18:A:C8	2	0.99	0.11	0.99
(1,3)	1:A:84:LYS:HD3	2:B:18:A:H1'	2	0.99	0.11	0.99
(1,3)	1:A:84:LYS:HD3	2:B:18:A:H2	2	0.99	0.11	0.99
(1,3)	1:A:84:LYS:HD3	2:B:18:A:H2'	2	0.99	0.11	0.99
(1,3)	1:A:84:LYS:HD3	2:B:18:A:H3'	2	0.99	0.11	0.99
(1,3)	1:A:84:LYS:HD3	2:B:18:A:H4'	2	0.99	0.11	0.99
(1,3)	1:A:84:LYS:HD3	2:B:18:A:H5'	2	0.99	0.11	0.99
(1,3)	1:A:84:LYS:HD3	2:B:18:A:H5''	2	0.99	0.11	0.99
(1,3)	1:A:84:LYS:HD3	2:B:18:A:H61	2	0.99	0.11	0.99
(1,3)	1:A:84:LYS:HD3	2:B:18:A:H62	2	0.99	0.11	0.99
(1,3)	1:A:84:LYS:HD3	2:B:18:A:H8	2	0.99	0.11	0.99
(1,3)	1:A:84:LYS:HD3	2:B:18:A:HO2'	2	0.99	0.11	0.99

Continued on next page...

Continued from previous page...

Key	Atom-1	Atom-2	Models ¹	Mean (Å)	SD ¹ (Å)	Median (Å)
(1,3)	1:A:84:LYS:HD3	2:B:18:A:N1	2	0.99	0.11	0.99
(1,3)	1:A:84:LYS:HD3	2:B:18:A:N3	2	0.99	0.11	0.99
(1,3)	1:A:84:LYS:HD3	2:B:18:A:N6	2	0.99	0.11	0.99
(1,3)	1:A:84:LYS:HD3	2:B:18:A:N7	2	0.99	0.11	0.99
(1,3)	1:A:84:LYS:HD3	2:B:18:A:N9	2	0.99	0.11	0.99
(1,3)	1:A:84:LYS:HD3	2:B:18:A:O2'	2	0.99	0.11	0.99
(1,3)	1:A:84:LYS:HD3	2:B:18:A:O3'	2	0.99	0.11	0.99
(1,3)	1:A:84:LYS:HD3	2:B:18:A:O4'	2	0.99	0.11	0.99
(1,3)	1:A:84:LYS:HD3	2:B:18:A:O5'	2	0.99	0.11	0.99
(1,3)	1:A:84:LYS:HD3	2:B:18:A:OP1	2	0.99	0.11	0.99
(1,3)	1:A:84:LYS:HD3	2:B:18:A:OP2	2	0.99	0.11	0.99
(1,3)	1:A:84:LYS:HD3	2:B:18:A:P	2	0.99	0.11	0.99
(1,3)	1:A:84:LYS:HD3	2:B:19:A:C1'	2	0.99	0.11	0.99
(1,3)	1:A:84:LYS:HD3	2:B:19:A:C2	2	0.99	0.11	0.99
(1,3)	1:A:84:LYS:HD3	2:B:19:A:C2'	2	0.99	0.11	0.99
(1,3)	1:A:84:LYS:HD3	2:B:19:A:C3'	2	0.99	0.11	0.99
(1,3)	1:A:84:LYS:HD3	2:B:19:A:C4	2	0.99	0.11	0.99
(1,3)	1:A:84:LYS:HD3	2:B:19:A:C4'	2	0.99	0.11	0.99
(1,3)	1:A:84:LYS:HD3	2:B:19:A:C5	2	0.99	0.11	0.99
(1,3)	1:A:84:LYS:HD3	2:B:19:A:C5'	2	0.99	0.11	0.99
(1,3)	1:A:84:LYS:HD3	2:B:19:A:C6	2	0.99	0.11	0.99
(1,3)	1:A:84:LYS:HD3	2:B:19:A:C8	2	0.99	0.11	0.99
(1,3)	1:A:84:LYS:HD3	2:B:19:A:H1'	2	0.99	0.11	0.99
(1,3)	1:A:84:LYS:HD3	2:B:19:A:H2	2	0.99	0.11	0.99
(1,3)	1:A:84:LYS:HD3	2:B:19:A:H2'	2	0.99	0.11	0.99
(1,3)	1:A:84:LYS:HD3	2:B:19:A:H3'	2	0.99	0.11	0.99
(1,3)	1:A:84:LYS:HD3	2:B:19:A:H4'	2	0.99	0.11	0.99
(1,3)	1:A:84:LYS:HD3	2:B:19:A:H5'	2	0.99	0.11	0.99
(1,3)	1:A:84:LYS:HD3	2:B:19:A:H5''	2	0.99	0.11	0.99
(1,3)	1:A:84:LYS:HD3	2:B:19:A:H61	2	0.99	0.11	0.99
(1,3)	1:A:84:LYS:HD3	2:B:19:A:H62	2	0.99	0.11	0.99
(1,3)	1:A:84:LYS:HD3	2:B:19:A:H8	2	0.99	0.11	0.99
(1,3)	1:A:84:LYS:HD3	2:B:19:A:HO2'	2	0.99	0.11	0.99
(1,3)	1:A:84:LYS:HD3	2:B:19:A:N1	2	0.99	0.11	0.99
(1,3)	1:A:84:LYS:HD3	2:B:19:A:N3	2	0.99	0.11	0.99
(1,3)	1:A:84:LYS:HD3	2:B:19:A:N6	2	0.99	0.11	0.99
(1,3)	1:A:84:LYS:HD3	2:B:19:A:N7	2	0.99	0.11	0.99
(1,3)	1:A:84:LYS:HD3	2:B:19:A:N9	2	0.99	0.11	0.99
(1,3)	1:A:84:LYS:HD3	2:B:19:A:O2'	2	0.99	0.11	0.99
(1,3)	1:A:84:LYS:HD3	2:B:19:A:O3'	2	0.99	0.11	0.99
(1,3)	1:A:84:LYS:HD3	2:B:19:A:O4'	2	0.99	0.11	0.99
(1,3)	1:A:84:LYS:HD3	2:B:19:A:O5'	2	0.99	0.11	0.99

Continued on next page...

Continued from previous page...

Key	Atom-1	Atom-2	Models ¹	Mean (Å)	SD ¹ (Å)	Median (Å)
(1,3)	1:A:84:LYS:HD3	2:B:19:A:OP1	2	0.99	0.11	0.99
(1,3)	1:A:84:LYS:HD3	2:B:19:A:OP2	2	0.99	0.11	0.99
(1,3)	1:A:84:LYS:HD3	2:B:19:A:P	2	0.99	0.11	0.99
(1,3)	1:A:84:LYS:HD3	2:B:20:U:C1'	2	0.99	0.11	0.99
(1,3)	1:A:84:LYS:HD3	2:B:20:U:C2	2	0.99	0.11	0.99
(1,3)	1:A:84:LYS:HD3	2:B:20:U:C2'	2	0.99	0.11	0.99
(1,3)	1:A:84:LYS:HD3	2:B:20:U:C3'	2	0.99	0.11	0.99
(1,3)	1:A:84:LYS:HD3	2:B:20:U:C4	2	0.99	0.11	0.99
(1,3)	1:A:84:LYS:HD3	2:B:20:U:C4'	2	0.99	0.11	0.99
(1,3)	1:A:84:LYS:HD3	2:B:20:U:C5	2	0.99	0.11	0.99
(1,3)	1:A:84:LYS:HD3	2:B:20:U:C5'	2	0.99	0.11	0.99
(1,3)	1:A:84:LYS:HD3	2:B:20:U:C6	2	0.99	0.11	0.99
(1,3)	1:A:84:LYS:HD3	2:B:20:U:H1'	2	0.99	0.11	0.99
(1,3)	1:A:84:LYS:HD3	2:B:20:U:H2'	2	0.99	0.11	0.99
(1,3)	1:A:84:LYS:HD3	2:B:20:U:H3	2	0.99	0.11	0.99
(1,3)	1:A:84:LYS:HD3	2:B:20:U:H3'	2	0.99	0.11	0.99
(1,3)	1:A:84:LYS:HD3	2:B:20:U:H4'	2	0.99	0.11	0.99
(1,3)	1:A:84:LYS:HD3	2:B:20:U:H5	2	0.99	0.11	0.99
(1,3)	1:A:84:LYS:HD3	2:B:20:U:H5'	2	0.99	0.11	0.99
(1,3)	1:A:84:LYS:HD3	2:B:20:U:H5''	2	0.99	0.11	0.99
(1,3)	1:A:84:LYS:HD3	2:B:20:U:H6	2	0.99	0.11	0.99
(1,3)	1:A:84:LYS:HD3	2:B:20:U:HO2'	2	0.99	0.11	0.99
(1,3)	1:A:84:LYS:HD3	2:B:20:U:N1	2	0.99	0.11	0.99
(1,3)	1:A:84:LYS:HD3	2:B:20:U:N3	2	0.99	0.11	0.99
(1,3)	1:A:84:LYS:HD3	2:B:20:U:O2	2	0.99	0.11	0.99
(1,3)	1:A:84:LYS:HD3	2:B:20:U:O2'	2	0.99	0.11	0.99
(1,3)	1:A:84:LYS:HD3	2:B:20:U:O3'	2	0.99	0.11	0.99
(1,3)	1:A:84:LYS:HD3	2:B:20:U:O4	2	0.99	0.11	0.99
(1,3)	1:A:84:LYS:HD3	2:B:20:U:O4'	2	0.99	0.11	0.99
(1,3)	1:A:84:LYS:HD3	2:B:20:U:O5'	2	0.99	0.11	0.99
(1,3)	1:A:84:LYS:HD3	2:B:20:U:OP1	2	0.99	0.11	0.99
(1,3)	1:A:84:LYS:HD3	2:B:20:U:OP2	2	0.99	0.11	0.99
(1,3)	1:A:84:LYS:HD3	2:B:20:U:P	2	0.99	0.11	0.99
(1,3)	1:A:84:LYS:HD3	2:B:21:G:C1'	2	0.99	0.11	0.99
(1,3)	1:A:84:LYS:HD3	2:B:21:G:C2	2	0.99	0.11	0.99
(1,3)	1:A:84:LYS:HD3	2:B:21:G:C2'	2	0.99	0.11	0.99
(1,3)	1:A:84:LYS:HD3	2:B:21:G:C3'	2	0.99	0.11	0.99
(1,3)	1:A:84:LYS:HD3	2:B:21:G:C4	2	0.99	0.11	0.99
(1,3)	1:A:84:LYS:HD3	2:B:21:G:C4'	2	0.99	0.11	0.99
(1,3)	1:A:84:LYS:HD3	2:B:21:G:C5	2	0.99	0.11	0.99
(1,3)	1:A:84:LYS:HD3	2:B:21:G:C5'	2	0.99	0.11	0.99
(1,3)	1:A:84:LYS:HD3	2:B:21:G:C6	2	0.99	0.11	0.99

Continued on next page...

Continued from previous page...

Key	Atom-1	Atom-2	Models ¹	Mean (Å)	SD ¹ (Å)	Median (Å)
(1,3)	1:A:84:LYS:HD3	2:B:21:G:C8	2	0.99	0.11	0.99
(1,3)	1:A:84:LYS:HD3	2:B:21:G:H1	2	0.99	0.11	0.99
(1,3)	1:A:84:LYS:HD3	2:B:21:G:H1'	2	0.99	0.11	0.99
(1,3)	1:A:84:LYS:HD3	2:B:21:G:H2'	2	0.99	0.11	0.99
(1,3)	1:A:84:LYS:HD3	2:B:21:G:H21	2	0.99	0.11	0.99
(1,3)	1:A:84:LYS:HD3	2:B:21:G:H22	2	0.99	0.11	0.99
(1,3)	1:A:84:LYS:HD3	2:B:21:G:H3'	2	0.99	0.11	0.99
(1,3)	1:A:84:LYS:HD3	2:B:21:G:H4'	2	0.99	0.11	0.99
(1,3)	1:A:84:LYS:HD3	2:B:21:G:H5'	2	0.99	0.11	0.99
(1,3)	1:A:84:LYS:HD3	2:B:21:G:H5''	2	0.99	0.11	0.99
(1,3)	1:A:84:LYS:HD3	2:B:21:G:H8	2	0.99	0.11	0.99
(1,3)	1:A:84:LYS:HD3	2:B:21:G:HO2'	2	0.99	0.11	0.99
(1,3)	1:A:84:LYS:HD3	2:B:21:G:N1	2	0.99	0.11	0.99
(1,3)	1:A:84:LYS:HD3	2:B:21:G:N2	2	0.99	0.11	0.99
(1,3)	1:A:84:LYS:HD3	2:B:21:G:N3	2	0.99	0.11	0.99
(1,3)	1:A:84:LYS:HD3	2:B:21:G:N7	2	0.99	0.11	0.99
(1,3)	1:A:84:LYS:HD3	2:B:21:G:N9	2	0.99	0.11	0.99
(1,3)	1:A:84:LYS:HD3	2:B:21:G:O2'	2	0.99	0.11	0.99
(1,3)	1:A:84:LYS:HD3	2:B:21:G:O3'	2	0.99	0.11	0.99
(1,3)	1:A:84:LYS:HD3	2:B:21:G:O4'	2	0.99	0.11	0.99
(1,3)	1:A:84:LYS:HD3	2:B:21:G:O5'	2	0.99	0.11	0.99
(1,3)	1:A:84:LYS:HD3	2:B:21:G:O6	2	0.99	0.11	0.99
(1,3)	1:A:84:LYS:HD3	2:B:21:G:OP1	2	0.99	0.11	0.99
(1,3)	1:A:84:LYS:HD3	2:B:21:G:OP2	2	0.99	0.11	0.99
(1,3)	1:A:84:LYS:HD3	2:B:21:G:P	2	0.99	0.11	0.99
(1,3)	1:A:84:LYS:HD3	2:B:22:A:C1'	2	0.99	0.11	0.99
(1,3)	1:A:84:LYS:HD3	2:B:22:A:C2	2	0.99	0.11	0.99
(1,3)	1:A:84:LYS:HD3	2:B:22:A:C2'	2	0.99	0.11	0.99
(1,3)	1:A:84:LYS:HD3	2:B:22:A:C3'	2	0.99	0.11	0.99
(1,3)	1:A:84:LYS:HD3	2:B:22:A:C4	2	0.99	0.11	0.99
(1,3)	1:A:84:LYS:HD3	2:B:22:A:C4'	2	0.99	0.11	0.99
(1,3)	1:A:84:LYS:HD3	2:B:22:A:C5	2	0.99	0.11	0.99
(1,3)	1:A:84:LYS:HD3	2:B:22:A:C5'	2	0.99	0.11	0.99
(1,3)	1:A:84:LYS:HD3	2:B:22:A:C6	2	0.99	0.11	0.99
(1,3)	1:A:84:LYS:HD3	2:B:22:A:C8	2	0.99	0.11	0.99
(1,3)	1:A:84:LYS:HD3	2:B:22:A:H1'	2	0.99	0.11	0.99
(1,3)	1:A:84:LYS:HD3	2:B:22:A:H2	2	0.99	0.11	0.99
(1,3)	1:A:84:LYS:HD3	2:B:22:A:H2'	2	0.99	0.11	0.99
(1,3)	1:A:84:LYS:HD3	2:B:22:A:H3'	2	0.99	0.11	0.99
(1,3)	1:A:84:LYS:HD3	2:B:22:A:H4'	2	0.99	0.11	0.99
(1,3)	1:A:84:LYS:HD3	2:B:22:A:H5'	2	0.99	0.11	0.99
(1,3)	1:A:84:LYS:HD3	2:B:22:A:H5''	2	0.99	0.11	0.99

Continued on next page...

Continued from previous page...

Key	Atom-1	Atom-2	Models ¹	Mean (Å)	SD ¹ (Å)	Median (Å)
(1,3)	1:A:84:LYS:HD3	2:B:22:A:H61	2	0.99	0.11	0.99
(1,3)	1:A:84:LYS:HD3	2:B:22:A:H62	2	0.99	0.11	0.99
(1,3)	1:A:84:LYS:HD3	2:B:22:A:H8	2	0.99	0.11	0.99
(1,3)	1:A:84:LYS:HD3	2:B:22:A:HO2'	2	0.99	0.11	0.99
(1,3)	1:A:84:LYS:HD3	2:B:22:A:N1	2	0.99	0.11	0.99
(1,3)	1:A:84:LYS:HD3	2:B:22:A:N3	2	0.99	0.11	0.99
(1,3)	1:A:84:LYS:HD3	2:B:22:A:N6	2	0.99	0.11	0.99
(1,3)	1:A:84:LYS:HD3	2:B:22:A:N7	2	0.99	0.11	0.99
(1,3)	1:A:84:LYS:HD3	2:B:22:A:N9	2	0.99	0.11	0.99
(1,3)	1:A:84:LYS:HD3	2:B:22:A:O2'	2	0.99	0.11	0.99
(1,3)	1:A:84:LYS:HD3	2:B:22:A:O3'	2	0.99	0.11	0.99
(1,3)	1:A:84:LYS:HD3	2:B:22:A:O4'	2	0.99	0.11	0.99
(1,3)	1:A:84:LYS:HD3	2:B:22:A:O5'	2	0.99	0.11	0.99
(1,3)	1:A:84:LYS:HD3	2:B:22:A:OP1	2	0.99	0.11	0.99
(1,3)	1:A:84:LYS:HD3	2:B:22:A:OP2	2	0.99	0.11	0.99
(1,3)	1:A:84:LYS:HD3	2:B:22:A:P	2	0.99	0.11	0.99
(1,3)	1:A:84:LYS:HD3	2:B:23:U:C1'	2	0.99	0.11	0.99
(1,3)	1:A:84:LYS:HD3	2:B:23:U:C2	2	0.99	0.11	0.99
(1,3)	1:A:84:LYS:HD3	2:B:23:U:C2'	2	0.99	0.11	0.99
(1,3)	1:A:84:LYS:HD3	2:B:23:U:C3'	2	0.99	0.11	0.99
(1,3)	1:A:84:LYS:HD3	2:B:23:U:C4	2	0.99	0.11	0.99
(1,3)	1:A:84:LYS:HD3	2:B:23:U:C4'	2	0.99	0.11	0.99
(1,3)	1:A:84:LYS:HD3	2:B:23:U:C5	2	0.99	0.11	0.99
(1,3)	1:A:84:LYS:HD3	2:B:23:U:C5'	2	0.99	0.11	0.99
(1,3)	1:A:84:LYS:HD3	2:B:23:U:C6	2	0.99	0.11	0.99
(1,3)	1:A:84:LYS:HD3	2:B:23:U:H1'	2	0.99	0.11	0.99
(1,3)	1:A:84:LYS:HD3	2:B:23:U:H2'	2	0.99	0.11	0.99
(1,3)	1:A:84:LYS:HD3	2:B:23:U:H3	2	0.99	0.11	0.99
(1,3)	1:A:84:LYS:HD3	2:B:23:U:H3'	2	0.99	0.11	0.99
(1,3)	1:A:84:LYS:HD3	2:B:23:U:H4'	2	0.99	0.11	0.99
(1,3)	1:A:84:LYS:HD3	2:B:23:U:H5	2	0.99	0.11	0.99
(1,3)	1:A:84:LYS:HD3	2:B:23:U:H5'	2	0.99	0.11	0.99
(1,3)	1:A:84:LYS:HD3	2:B:23:U:H5''	2	0.99	0.11	0.99
(1,3)	1:A:84:LYS:HD3	2:B:23:U:H6	2	0.99	0.11	0.99
(1,3)	1:A:84:LYS:HD3	2:B:23:U:HO2'	2	0.99	0.11	0.99
(1,3)	1:A:84:LYS:HD3	2:B:23:U:N1	2	0.99	0.11	0.99
(1,3)	1:A:84:LYS:HD3	2:B:23:U:N3	2	0.99	0.11	0.99
(1,3)	1:A:84:LYS:HD3	2:B:23:U:O2	2	0.99	0.11	0.99
(1,3)	1:A:84:LYS:HD3	2:B:23:U:O2'	2	0.99	0.11	0.99
(1,3)	1:A:84:LYS:HD3	2:B:23:U:O3'	2	0.99	0.11	0.99
(1,3)	1:A:84:LYS:HD3	2:B:23:U:O4	2	0.99	0.11	0.99
(1,3)	1:A:84:LYS:HD3	2:B:23:U:O4'	2	0.99	0.11	0.99

Continued on next page...

Continued from previous page...

Key	Atom-1	Atom-2	Models ¹	Mean (Å)	SD ¹ (Å)	Median (Å)
(1,3)	1:A:84:LYS:HD3	2:B:23:U:O5'	2	0.99	0.11	0.99
(1,3)	1:A:84:LYS:HD3	2:B:23:U:OP1	2	0.99	0.11	0.99
(1,3)	1:A:84:LYS:HD3	2:B:23:U:OP2	2	0.99	0.11	0.99
(1,3)	1:A:84:LYS:HD3	2:B:23:U:P	2	0.99	0.11	0.99
(1,3)	1:A:84:LYS:HD3	2:B:24:G:C1'	2	0.99	0.11	0.99
(1,3)	1:A:84:LYS:HD3	2:B:24:G:C2	2	0.99	0.11	0.99
(1,3)	1:A:84:LYS:HD3	2:B:24:G:C2'	2	0.99	0.11	0.99
(1,3)	1:A:84:LYS:HD3	2:B:24:G:C3'	2	0.99	0.11	0.99
(1,3)	1:A:84:LYS:HD3	2:B:24:G:C4	2	0.99	0.11	0.99
(1,3)	1:A:84:LYS:HD3	2:B:24:G:C4'	2	0.99	0.11	0.99
(1,3)	1:A:84:LYS:HD3	2:B:24:G:C5	2	0.99	0.11	0.99
(1,3)	1:A:84:LYS:HD3	2:B:24:G:C5'	2	0.99	0.11	0.99
(1,3)	1:A:84:LYS:HD3	2:B:24:G:C6	2	0.99	0.11	0.99
(1,3)	1:A:84:LYS:HD3	2:B:24:G:C8	2	0.99	0.11	0.99
(1,3)	1:A:84:LYS:HD3	2:B:24:G:H1	2	0.99	0.11	0.99
(1,3)	1:A:84:LYS:HD3	2:B:24:G:H1'	2	0.99	0.11	0.99
(1,3)	1:A:84:LYS:HD3	2:B:24:G:H2'	2	0.99	0.11	0.99
(1,3)	1:A:84:LYS:HD3	2:B:24:G:H21	2	0.99	0.11	0.99
(1,3)	1:A:84:LYS:HD3	2:B:24:G:H22	2	0.99	0.11	0.99
(1,3)	1:A:84:LYS:HD3	2:B:24:G:H3'	2	0.99	0.11	0.99
(1,3)	1:A:84:LYS:HD3	2:B:24:G:H4'	2	0.99	0.11	0.99
(1,3)	1:A:84:LYS:HD3	2:B:24:G:H5'	2	0.99	0.11	0.99
(1,3)	1:A:84:LYS:HD3	2:B:24:G:H5''	2	0.99	0.11	0.99
(1,3)	1:A:84:LYS:HD3	2:B:24:G:H8	2	0.99	0.11	0.99
(1,3)	1:A:84:LYS:HD3	2:B:24:G:HO2'	2	0.99	0.11	0.99
(1,3)	1:A:84:LYS:HD3	2:B:24:G:N1	2	0.99	0.11	0.99
(1,3)	1:A:84:LYS:HD3	2:B:24:G:N2	2	0.99	0.11	0.99
(1,3)	1:A:84:LYS:HD3	2:B:24:G:N3	2	0.99	0.11	0.99
(1,3)	1:A:84:LYS:HD3	2:B:24:G:N7	2	0.99	0.11	0.99
(1,3)	1:A:84:LYS:HD3	2:B:24:G:N9	2	0.99	0.11	0.99
(1,3)	1:A:84:LYS:HD3	2:B:24:G:O2'	2	0.99	0.11	0.99
(1,3)	1:A:84:LYS:HD3	2:B:24:G:O3'	2	0.99	0.11	0.99
(1,3)	1:A:84:LYS:HD3	2:B:24:G:O4'	2	0.99	0.11	0.99
(1,3)	1:A:84:LYS:HD3	2:B:24:G:O5'	2	0.99	0.11	0.99
(1,3)	1:A:84:LYS:HD3	2:B:24:G:O6	2	0.99	0.11	0.99
(1,3)	1:A:84:LYS:HD3	2:B:24:G:OP1	2	0.99	0.11	0.99
(1,3)	1:A:84:LYS:HD3	2:B:24:G:OP2	2	0.99	0.11	0.99
(1,3)	1:A:84:LYS:HD3	2:B:24:G:P	2	0.99	0.11	0.99
(1,3)	1:A:84:LYS:HE2	2:B:2:C:C1'	2	0.99	0.11	0.99
(1,3)	1:A:84:LYS:HE2	2:B:2:C:C2	2	0.99	0.11	0.99
(1,3)	1:A:84:LYS:HE2	2:B:2:C:C2'	2	0.99	0.11	0.99
(1,3)	1:A:84:LYS:HE2	2:B:2:C:C3'	2	0.99	0.11	0.99

Continued on next page...

Continued from previous page...

Key	Atom-1	Atom-2	Models ¹	Mean (Å)	SD ¹ (Å)	Median (Å)
(1,3)	1:A:84:LYS:HE2	2:B:2:C:C4	2	0.99	0.11	0.99
(1,3)	1:A:84:LYS:HE2	2:B:2:C:C4'	2	0.99	0.11	0.99
(1,3)	1:A:84:LYS:HE2	2:B:2:C:C5	2	0.99	0.11	0.99
(1,3)	1:A:84:LYS:HE2	2:B:2:C:C5'	2	0.99	0.11	0.99
(1,3)	1:A:84:LYS:HE2	2:B:2:C:C6	2	0.99	0.11	0.99
(1,3)	1:A:84:LYS:HE2	2:B:2:C:H1'	2	0.99	0.11	0.99
(1,3)	1:A:84:LYS:HE2	2:B:2:C:H2'	2	0.99	0.11	0.99
(1,3)	1:A:84:LYS:HE2	2:B:2:C:H3'	2	0.99	0.11	0.99
(1,3)	1:A:84:LYS:HE2	2:B:2:C:H4'	2	0.99	0.11	0.99
(1,3)	1:A:84:LYS:HE2	2:B:2:C:H41	2	0.99	0.11	0.99
(1,3)	1:A:84:LYS:HE2	2:B:2:C:H42	2	0.99	0.11	0.99
(1,3)	1:A:84:LYS:HE2	2:B:2:C:H5	2	0.99	0.11	0.99
(1,3)	1:A:84:LYS:HE2	2:B:2:C:H5'	2	0.99	0.11	0.99
(1,3)	1:A:84:LYS:HE2	2:B:2:C:H5''	2	0.99	0.11	0.99
(1,3)	1:A:84:LYS:HE2	2:B:2:C:H6	2	0.99	0.11	0.99
(1,3)	1:A:84:LYS:HE2	2:B:2:C:HO2'	2	0.99	0.11	0.99
(1,3)	1:A:84:LYS:HE2	2:B:2:C:N1	2	0.99	0.11	0.99
(1,3)	1:A:84:LYS:HE2	2:B:2:C:N3	2	0.99	0.11	0.99
(1,3)	1:A:84:LYS:HE2	2:B:2:C:N4	2	0.99	0.11	0.99
(1,3)	1:A:84:LYS:HE2	2:B:2:C:O2	2	0.99	0.11	0.99
(1,3)	1:A:84:LYS:HE2	2:B:2:C:O2'	2	0.99	0.11	0.99
(1,3)	1:A:84:LYS:HE2	2:B:2:C:O3'	2	0.99	0.11	0.99
(1,3)	1:A:84:LYS:HE2	2:B:2:C:O4'	2	0.99	0.11	0.99
(1,3)	1:A:84:LYS:HE2	2:B:2:C:O5'	2	0.99	0.11	0.99
(1,3)	1:A:84:LYS:HE2	2:B:3:U:C1'	2	0.99	0.11	0.99
(1,3)	1:A:84:LYS:HE2	2:B:3:U:C2	2	0.99	0.11	0.99
(1,3)	1:A:84:LYS:HE2	2:B:3:U:C2'	2	0.99	0.11	0.99
(1,3)	1:A:84:LYS:HE2	2:B:3:U:C3'	2	0.99	0.11	0.99
(1,3)	1:A:84:LYS:HE2	2:B:3:U:C4	2	0.99	0.11	0.99
(1,3)	1:A:84:LYS:HE2	2:B:3:U:C4'	2	0.99	0.11	0.99
(1,3)	1:A:84:LYS:HE2	2:B:3:U:C5	2	0.99	0.11	0.99
(1,3)	1:A:84:LYS:HE2	2:B:3:U:C5'	2	0.99	0.11	0.99
(1,3)	1:A:84:LYS:HE2	2:B:3:U:C6	2	0.99	0.11	0.99
(1,3)	1:A:84:LYS:HE2	2:B:3:U:H1'	2	0.99	0.11	0.99
(1,3)	1:A:84:LYS:HE2	2:B:3:U:H2'	2	0.99	0.11	0.99
(1,3)	1:A:84:LYS:HE2	2:B:3:U:H3	2	0.99	0.11	0.99
(1,3)	1:A:84:LYS:HE2	2:B:3:U:H3'	2	0.99	0.11	0.99
(1,3)	1:A:84:LYS:HE2	2:B:3:U:H4'	2	0.99	0.11	0.99
(1,3)	1:A:84:LYS:HE2	2:B:3:U:H5	2	0.99	0.11	0.99
(1,3)	1:A:84:LYS:HE2	2:B:3:U:H5'	2	0.99	0.11	0.99
(1,3)	1:A:84:LYS:HE2	2:B:3:U:H5''	2	0.99	0.11	0.99
(1,3)	1:A:84:LYS:HE2	2:B:3:U:H6	2	0.99	0.11	0.99

Continued on next page...

Continued from previous page...

Key	Atom-1	Atom-2	Models ¹	Mean (Å)	SD ¹ (Å)	Median (Å)
(1,3)	1:A:84:LYS:HE2	2:B:3:U:HO2'	2	0.99	0.11	0.99
(1,3)	1:A:84:LYS:HE2	2:B:3:U:N1	2	0.99	0.11	0.99
(1,3)	1:A:84:LYS:HE2	2:B:3:U:N3	2	0.99	0.11	0.99
(1,3)	1:A:84:LYS:HE2	2:B:3:U:O2	2	0.99	0.11	0.99
(1,3)	1:A:84:LYS:HE2	2:B:3:U:O2'	2	0.99	0.11	0.99
(1,3)	1:A:84:LYS:HE2	2:B:3:U:O3'	2	0.99	0.11	0.99
(1,3)	1:A:84:LYS:HE2	2:B:3:U:O4	2	0.99	0.11	0.99
(1,3)	1:A:84:LYS:HE2	2:B:3:U:O4'	2	0.99	0.11	0.99
(1,3)	1:A:84:LYS:HE2	2:B:3:U:O5'	2	0.99	0.11	0.99
(1,3)	1:A:84:LYS:HE2	2:B:3:U:OP1	2	0.99	0.11	0.99
(1,3)	1:A:84:LYS:HE2	2:B:3:U:OP2	2	0.99	0.11	0.99
(1,3)	1:A:84:LYS:HE2	2:B:3:U:P	2	0.99	0.11	0.99
(1,3)	1:A:84:LYS:HE2	2:B:4:G:C1'	2	0.99	0.11	0.99
(1,3)	1:A:84:LYS:HE2	2:B:4:G:C2	2	0.99	0.11	0.99
(1,3)	1:A:84:LYS:HE2	2:B:4:G:C2'	2	0.99	0.11	0.99
(1,3)	1:A:84:LYS:HE2	2:B:4:G:C3'	2	0.99	0.11	0.99
(1,3)	1:A:84:LYS:HE2	2:B:4:G:C4	2	0.99	0.11	0.99
(1,3)	1:A:84:LYS:HE2	2:B:4:G:C4'	2	0.99	0.11	0.99
(1,3)	1:A:84:LYS:HE2	2:B:4:G:C5	2	0.99	0.11	0.99
(1,3)	1:A:84:LYS:HE2	2:B:4:G:C5'	2	0.99	0.11	0.99
(1,3)	1:A:84:LYS:HE2	2:B:4:G:C6	2	0.99	0.11	0.99
(1,3)	1:A:84:LYS:HE2	2:B:4:G:C8	2	0.99	0.11	0.99
(1,3)	1:A:84:LYS:HE2	2:B:4:G:H1	2	0.99	0.11	0.99
(1,3)	1:A:84:LYS:HE2	2:B:4:G:H1'	2	0.99	0.11	0.99
(1,3)	1:A:84:LYS:HE2	2:B:4:G:H2'	2	0.99	0.11	0.99
(1,3)	1:A:84:LYS:HE2	2:B:4:G:H21	2	0.99	0.11	0.99
(1,3)	1:A:84:LYS:HE2	2:B:4:G:H22	2	0.99	0.11	0.99
(1,3)	1:A:84:LYS:HE2	2:B:4:G:H3'	2	0.99	0.11	0.99
(1,3)	1:A:84:LYS:HE2	2:B:4:G:H4'	2	0.99	0.11	0.99
(1,3)	1:A:84:LYS:HE2	2:B:4:G:H5'	2	0.99	0.11	0.99
(1,3)	1:A:84:LYS:HE2	2:B:4:G:H5''	2	0.99	0.11	0.99
(1,3)	1:A:84:LYS:HE2	2:B:4:G:H8	2	0.99	0.11	0.99
(1,3)	1:A:84:LYS:HE2	2:B:4:G:HO2'	2	0.99	0.11	0.99
(1,3)	1:A:84:LYS:HE2	2:B:4:G:N1	2	0.99	0.11	0.99
(1,3)	1:A:84:LYS:HE2	2:B:4:G:N2	2	0.99	0.11	0.99
(1,3)	1:A:84:LYS:HE2	2:B:4:G:N3	2	0.99	0.11	0.99
(1,3)	1:A:84:LYS:HE2	2:B:4:G:N7	2	0.99	0.11	0.99
(1,3)	1:A:84:LYS:HE2	2:B:4:G:N9	2	0.99	0.11	0.99
(1,3)	1:A:84:LYS:HE2	2:B:4:G:O2'	2	0.99	0.11	0.99
(1,3)	1:A:84:LYS:HE2	2:B:4:G:O3'	2	0.99	0.11	0.99
(1,3)	1:A:84:LYS:HE2	2:B:4:G:O4'	2	0.99	0.11	0.99
(1,3)	1:A:84:LYS:HE2	2:B:4:G:O5'	2	0.99	0.11	0.99

Continued on next page...

Continued from previous page...

Key	Atom-1	Atom-2	Models ¹	Mean (Å)	SD ¹ (Å)	Median (Å)
(1,3)	1:A:84:LYS:HE2	2:B:4:G:O6	2	0.99	0.11	0.99
(1,3)	1:A:84:LYS:HE2	2:B:4:G:OP1	2	0.99	0.11	0.99
(1,3)	1:A:84:LYS:HE2	2:B:4:G:OP2	2	0.99	0.11	0.99
(1,3)	1:A:84:LYS:HE2	2:B:4:G:P	2	0.99	0.11	0.99
(1,3)	1:A:84:LYS:HE2	2:B:5:A:C1'	2	0.99	0.11	0.99
(1,3)	1:A:84:LYS:HE2	2:B:5:A:C2	2	0.99	0.11	0.99
(1,3)	1:A:84:LYS:HE2	2:B:5:A:C2'	2	0.99	0.11	0.99
(1,3)	1:A:84:LYS:HE2	2:B:5:A:C3'	2	0.99	0.11	0.99
(1,3)	1:A:84:LYS:HE2	2:B:5:A:C4	2	0.99	0.11	0.99
(1,3)	1:A:84:LYS:HE2	2:B:5:A:C4'	2	0.99	0.11	0.99
(1,3)	1:A:84:LYS:HE2	2:B:5:A:C5	2	0.99	0.11	0.99
(1,3)	1:A:84:LYS:HE2	2:B:5:A:C5'	2	0.99	0.11	0.99
(1,3)	1:A:84:LYS:HE2	2:B:5:A:C6	2	0.99	0.11	0.99
(1,3)	1:A:84:LYS:HE2	2:B:5:A:C8	2	0.99	0.11	0.99
(1,3)	1:A:84:LYS:HE2	2:B:5:A:H1'	2	0.99	0.11	0.99
(1,3)	1:A:84:LYS:HE2	2:B:5:A:H2	2	0.99	0.11	0.99
(1,3)	1:A:84:LYS:HE2	2:B:5:A:H2'	2	0.99	0.11	0.99
(1,3)	1:A:84:LYS:HE2	2:B:5:A:H3'	2	0.99	0.11	0.99
(1,3)	1:A:84:LYS:HE2	2:B:5:A:H4'	2	0.99	0.11	0.99
(1,3)	1:A:84:LYS:HE2	2:B:5:A:H5'	2	0.99	0.11	0.99
(1,3)	1:A:84:LYS:HE2	2:B:5:A:H5''	2	0.99	0.11	0.99
(1,3)	1:A:84:LYS:HE2	2:B:5:A:H61	2	0.99	0.11	0.99
(1,3)	1:A:84:LYS:HE2	2:B:5:A:H62	2	0.99	0.11	0.99
(1,3)	1:A:84:LYS:HE2	2:B:5:A:H8	2	0.99	0.11	0.99
(1,3)	1:A:84:LYS:HE2	2:B:5:A:HO2'	2	0.99	0.11	0.99
(1,3)	1:A:84:LYS:HE2	2:B:5:A:N1	2	0.99	0.11	0.99
(1,3)	1:A:84:LYS:HE2	2:B:5:A:N3	2	0.99	0.11	0.99
(1,3)	1:A:84:LYS:HE2	2:B:5:A:N6	2	0.99	0.11	0.99
(1,3)	1:A:84:LYS:HE2	2:B:5:A:N7	2	0.99	0.11	0.99
(1,3)	1:A:84:LYS:HE2	2:B:5:A:N9	2	0.99	0.11	0.99
(1,3)	1:A:84:LYS:HE2	2:B:5:A:O2'	2	0.99	0.11	0.99
(1,3)	1:A:84:LYS:HE2	2:B:5:A:O3'	2	0.99	0.11	0.99
(1,3)	1:A:84:LYS:HE2	2:B:5:A:O4'	2	0.99	0.11	0.99
(1,3)	1:A:84:LYS:HE2	2:B:5:A:O5'	2	0.99	0.11	0.99
(1,3)	1:A:84:LYS:HE2	2:B:5:A:OP1	2	0.99	0.11	0.99
(1,3)	1:A:84:LYS:HE2	2:B:5:A:OP2	2	0.99	0.11	0.99
(1,3)	1:A:84:LYS:HE2	2:B:5:A:P	2	0.99	0.11	0.99
(1,3)	1:A:84:LYS:HE2	2:B:6:G:C1'	2	0.99	0.11	0.99
(1,3)	1:A:84:LYS:HE2	2:B:6:G:C2	2	0.99	0.11	0.99
(1,3)	1:A:84:LYS:HE2	2:B:6:G:C2'	2	0.99	0.11	0.99
(1,3)	1:A:84:LYS:HE2	2:B:6:G:C3'	2	0.99	0.11	0.99
(1,3)	1:A:84:LYS:HE2	2:B:6:G:C4	2	0.99	0.11	0.99

Continued on next page...

Continued from previous page...

Key	Atom-1	Atom-2	Models ¹	Mean (Å)	SD ¹ (Å)	Median (Å)
(1,3)	1:A:84:LYS:HE2	2:B:6:G:C4'	2	0.99	0.11	0.99
(1,3)	1:A:84:LYS:HE2	2:B:6:G:C5	2	0.99	0.11	0.99
(1,3)	1:A:84:LYS:HE2	2:B:6:G:C5'	2	0.99	0.11	0.99
(1,3)	1:A:84:LYS:HE2	2:B:6:G:C6	2	0.99	0.11	0.99
(1,3)	1:A:84:LYS:HE2	2:B:6:G:C8	2	0.99	0.11	0.99
(1,3)	1:A:84:LYS:HE2	2:B:6:G:H1	2	0.99	0.11	0.99
(1,3)	1:A:84:LYS:HE2	2:B:6:G:H1'	2	0.99	0.11	0.99
(1,3)	1:A:84:LYS:HE2	2:B:6:G:H2'	2	0.99	0.11	0.99
(1,3)	1:A:84:LYS:HE2	2:B:6:G:H21	2	0.99	0.11	0.99
(1,3)	1:A:84:LYS:HE2	2:B:6:G:H22	2	0.99	0.11	0.99
(1,3)	1:A:84:LYS:HE2	2:B:6:G:H3'	2	0.99	0.11	0.99
(1,3)	1:A:84:LYS:HE2	2:B:6:G:H4'	2	0.99	0.11	0.99
(1,3)	1:A:84:LYS:HE2	2:B:6:G:H5'	2	0.99	0.11	0.99
(1,3)	1:A:84:LYS:HE2	2:B:6:G:H5''	2	0.99	0.11	0.99
(1,3)	1:A:84:LYS:HE2	2:B:6:G:H8	2	0.99	0.11	0.99
(1,3)	1:A:84:LYS:HE2	2:B:6:G:HO2'	2	0.99	0.11	0.99
(1,3)	1:A:84:LYS:HE2	2:B:6:G:N1	2	0.99	0.11	0.99
(1,3)	1:A:84:LYS:HE2	2:B:6:G:N2	2	0.99	0.11	0.99
(1,3)	1:A:84:LYS:HE2	2:B:6:G:N3	2	0.99	0.11	0.99
(1,3)	1:A:84:LYS:HE2	2:B:6:G:N7	2	0.99	0.11	0.99
(1,3)	1:A:84:LYS:HE2	2:B:6:G:N9	2	0.99	0.11	0.99
(1,3)	1:A:84:LYS:HE2	2:B:6:G:O2'	2	0.99	0.11	0.99
(1,3)	1:A:84:LYS:HE2	2:B:6:G:O3'	2	0.99	0.11	0.99
(1,3)	1:A:84:LYS:HE2	2:B:6:G:O4'	2	0.99	0.11	0.99
(1,3)	1:A:84:LYS:HE2	2:B:6:G:O5'	2	0.99	0.11	0.99
(1,3)	1:A:84:LYS:HE2	2:B:6:G:O6	2	0.99	0.11	0.99
(1,3)	1:A:84:LYS:HE2	2:B:6:G:OP1	2	0.99	0.11	0.99
(1,3)	1:A:84:LYS:HE2	2:B:6:G:OP2	2	0.99	0.11	0.99
(1,3)	1:A:84:LYS:HE2	2:B:6:G:P	2	0.99	0.11	0.99
(1,3)	1:A:84:LYS:HE2	2:B:7:C:C1'	2	0.99	0.11	0.99
(1,3)	1:A:84:LYS:HE2	2:B:7:C:C2	2	0.99	0.11	0.99
(1,3)	1:A:84:LYS:HE2	2:B:7:C:C2'	2	0.99	0.11	0.99
(1,3)	1:A:84:LYS:HE2	2:B:7:C:C3'	2	0.99	0.11	0.99
(1,3)	1:A:84:LYS:HE2	2:B:7:C:C4	2	0.99	0.11	0.99
(1,3)	1:A:84:LYS:HE2	2:B:7:C:C4'	2	0.99	0.11	0.99
(1,3)	1:A:84:LYS:HE2	2:B:7:C:C5	2	0.99	0.11	0.99
(1,3)	1:A:84:LYS:HE2	2:B:7:C:C5'	2	0.99	0.11	0.99
(1,3)	1:A:84:LYS:HE2	2:B:7:C:C6	2	0.99	0.11	0.99
(1,3)	1:A:84:LYS:HE2	2:B:7:C:H1'	2	0.99	0.11	0.99
(1,3)	1:A:84:LYS:HE2	2:B:7:C:H2'	2	0.99	0.11	0.99
(1,3)	1:A:84:LYS:HE2	2:B:7:C:H3'	2	0.99	0.11	0.99
(1,3)	1:A:84:LYS:HE2	2:B:7:C:H4'	2	0.99	0.11	0.99

Continued on next page...

Continued from previous page...

Key	Atom-1	Atom-2	Models ¹	Mean (Å)	SD ¹ (Å)	Median (Å)
(1,3)	1:A:84:LYS:HE2	2:B:7:C:H41	2	0.99	0.11	0.99
(1,3)	1:A:84:LYS:HE2	2:B:7:C:H42	2	0.99	0.11	0.99
(1,3)	1:A:84:LYS:HE2	2:B:7:C:H5	2	0.99	0.11	0.99
(1,3)	1:A:84:LYS:HE2	2:B:7:C:H5'	2	0.99	0.11	0.99
(1,3)	1:A:84:LYS:HE2	2:B:7:C:H5''	2	0.99	0.11	0.99
(1,3)	1:A:84:LYS:HE2	2:B:7:C:H6	2	0.99	0.11	0.99
(1,3)	1:A:84:LYS:HE2	2:B:7:C:HO2'	2	0.99	0.11	0.99
(1,3)	1:A:84:LYS:HE2	2:B:7:C:N1	2	0.99	0.11	0.99
(1,3)	1:A:84:LYS:HE2	2:B:7:C:N3	2	0.99	0.11	0.99
(1,3)	1:A:84:LYS:HE2	2:B:7:C:N4	2	0.99	0.11	0.99
(1,3)	1:A:84:LYS:HE2	2:B:7:C:O2	2	0.99	0.11	0.99
(1,3)	1:A:84:LYS:HE2	2:B:7:C:O2'	2	0.99	0.11	0.99
(1,3)	1:A:84:LYS:HE2	2:B:7:C:O3'	2	0.99	0.11	0.99
(1,3)	1:A:84:LYS:HE2	2:B:7:C:O4'	2	0.99	0.11	0.99
(1,3)	1:A:84:LYS:HE2	2:B:7:C:O5'	2	0.99	0.11	0.99
(1,3)	1:A:84:LYS:HE2	2:B:7:C:OP1	2	0.99	0.11	0.99
(1,3)	1:A:84:LYS:HE2	2:B:7:C:OP2	2	0.99	0.11	0.99
(1,3)	1:A:84:LYS:HE2	2:B:7:C:P	2	0.99	0.11	0.99
(1,3)	1:A:84:LYS:HE2	2:B:8:U:C1'	2	0.99	0.11	0.99
(1,3)	1:A:84:LYS:HE2	2:B:8:U:C2	2	0.99	0.11	0.99
(1,3)	1:A:84:LYS:HE2	2:B:8:U:C2'	2	0.99	0.11	0.99
(1,3)	1:A:84:LYS:HE2	2:B:8:U:C3'	2	0.99	0.11	0.99
(1,3)	1:A:84:LYS:HE2	2:B:8:U:C4	2	0.99	0.11	0.99
(1,3)	1:A:84:LYS:HE2	2:B:8:U:C4'	2	0.99	0.11	0.99
(1,3)	1:A:84:LYS:HE2	2:B:8:U:C5	2	0.99	0.11	0.99
(1,3)	1:A:84:LYS:HE2	2:B:8:U:C5'	2	0.99	0.11	0.99
(1,3)	1:A:84:LYS:HE2	2:B:8:U:C6	2	0.99	0.11	0.99
(1,3)	1:A:84:LYS:HE2	2:B:8:U:H1'	2	0.99	0.11	0.99
(1,3)	1:A:84:LYS:HE2	2:B:8:U:H2'	2	0.99	0.11	0.99
(1,3)	1:A:84:LYS:HE2	2:B:8:U:H3	2	0.99	0.11	0.99
(1,3)	1:A:84:LYS:HE2	2:B:8:U:H3'	2	0.99	0.11	0.99
(1,3)	1:A:84:LYS:HE2	2:B:8:U:H4'	2	0.99	0.11	0.99
(1,3)	1:A:84:LYS:HE2	2:B:8:U:H5	2	0.99	0.11	0.99
(1,3)	1:A:84:LYS:HE2	2:B:8:U:H5'	2	0.99	0.11	0.99
(1,3)	1:A:84:LYS:HE2	2:B:8:U:H5''	2	0.99	0.11	0.99
(1,3)	1:A:84:LYS:HE2	2:B:8:U:H6	2	0.99	0.11	0.99
(1,3)	1:A:84:LYS:HE2	2:B:8:U:HO2'	2	0.99	0.11	0.99
(1,3)	1:A:84:LYS:HE2	2:B:8:U:N1	2	0.99	0.11	0.99
(1,3)	1:A:84:LYS:HE2	2:B:8:U:N3	2	0.99	0.11	0.99
(1,3)	1:A:84:LYS:HE2	2:B:8:U:O2	2	0.99	0.11	0.99
(1,3)	1:A:84:LYS:HE2	2:B:8:U:O2'	2	0.99	0.11	0.99
(1,3)	1:A:84:LYS:HE2	2:B:8:U:O3'	2	0.99	0.11	0.99

Continued on next page...

Continued from previous page...

Key	Atom-1	Atom-2	Models ¹	Mean (Å)	SD ¹ (Å)	Median (Å)
(1,3)	1:A:84:LYS:HE2	2:B:8:U:O4	2	0.99	0.11	0.99
(1,3)	1:A:84:LYS:HE2	2:B:8:U:O4'	2	0.99	0.11	0.99
(1,3)	1:A:84:LYS:HE2	2:B:8:U:O5'	2	0.99	0.11	0.99
(1,3)	1:A:84:LYS:HE2	2:B:8:U:OP1	2	0.99	0.11	0.99
(1,3)	1:A:84:LYS:HE2	2:B:8:U:OP2	2	0.99	0.11	0.99
(1,3)	1:A:84:LYS:HE2	2:B:8:U:P	2	0.99	0.11	0.99
(1,3)	1:A:84:LYS:HE2	2:B:9:C:C1'	2	0.99	0.11	0.99
(1,3)	1:A:84:LYS:HE2	2:B:9:C:C2	2	0.99	0.11	0.99
(1,3)	1:A:84:LYS:HE2	2:B:9:C:C2'	2	0.99	0.11	0.99
(1,3)	1:A:84:LYS:HE2	2:B:9:C:C3'	2	0.99	0.11	0.99
(1,3)	1:A:84:LYS:HE2	2:B:9:C:C4	2	0.99	0.11	0.99
(1,3)	1:A:84:LYS:HE2	2:B:9:C:C4'	2	0.99	0.11	0.99
(1,3)	1:A:84:LYS:HE2	2:B:9:C:C5	2	0.99	0.11	0.99
(1,3)	1:A:84:LYS:HE2	2:B:9:C:C5'	2	0.99	0.11	0.99
(1,3)	1:A:84:LYS:HE2	2:B:9:C:C6	2	0.99	0.11	0.99
(1,3)	1:A:84:LYS:HE2	2:B:9:C:H1'	2	0.99	0.11	0.99
(1,3)	1:A:84:LYS:HE2	2:B:9:C:H2'	2	0.99	0.11	0.99
(1,3)	1:A:84:LYS:HE2	2:B:9:C:H3'	2	0.99	0.11	0.99
(1,3)	1:A:84:LYS:HE2	2:B:9:C:H4'	2	0.99	0.11	0.99
(1,3)	1:A:84:LYS:HE2	2:B:9:C:H41	2	0.99	0.11	0.99
(1,3)	1:A:84:LYS:HE2	2:B:9:C:H42	2	0.99	0.11	0.99
(1,3)	1:A:84:LYS:HE2	2:B:9:C:H5	2	0.99	0.11	0.99
(1,3)	1:A:84:LYS:HE2	2:B:9:C:H5'	2	0.99	0.11	0.99
(1,3)	1:A:84:LYS:HE2	2:B:9:C:H5''	2	0.99	0.11	0.99
(1,3)	1:A:84:LYS:HE2	2:B:9:C:H6	2	0.99	0.11	0.99
(1,3)	1:A:84:LYS:HE2	2:B:9:C:HO2'	2	0.99	0.11	0.99
(1,3)	1:A:84:LYS:HE2	2:B:9:C:N1	2	0.99	0.11	0.99
(1,3)	1:A:84:LYS:HE2	2:B:9:C:N3	2	0.99	0.11	0.99
(1,3)	1:A:84:LYS:HE2	2:B:9:C:N4	2	0.99	0.11	0.99
(1,3)	1:A:84:LYS:HE2	2:B:9:C:O2	2	0.99	0.11	0.99
(1,3)	1:A:84:LYS:HE2	2:B:9:C:O2'	2	0.99	0.11	0.99
(1,3)	1:A:84:LYS:HE2	2:B:9:C:O3'	2	0.99	0.11	0.99
(1,3)	1:A:84:LYS:HE2	2:B:9:C:O4'	2	0.99	0.11	0.99
(1,3)	1:A:84:LYS:HE2	2:B:9:C:O5'	2	0.99	0.11	0.99
(1,3)	1:A:84:LYS:HE2	2:B:9:C:OP1	2	0.99	0.11	0.99
(1,3)	1:A:84:LYS:HE2	2:B:9:C:OP2	2	0.99	0.11	0.99
(1,3)	1:A:84:LYS:HE2	2:B:9:C:P	2	0.99	0.11	0.99
(1,3)	1:A:84:LYS:HE2	2:B:10:G:C1'	2	0.99	0.11	0.99
(1,3)	1:A:84:LYS:HE2	2:B:10:G:C2	2	0.99	0.11	0.99
(1,3)	1:A:84:LYS:HE2	2:B:10:G:C2'	2	0.99	0.11	0.99
(1,3)	1:A:84:LYS:HE2	2:B:10:G:C3'	2	0.99	0.11	0.99
(1,3)	1:A:84:LYS:HE2	2:B:10:G:C4	2	0.99	0.11	0.99

Continued on next page...

Continued from previous page...

Key	Atom-1	Atom-2	Models ¹	Mean (Å)	SD ¹ (Å)	Median (Å)
(1,3)	1:A:84:LYS:HE2	2:B:10:G:C4'	2	0.99	0.11	0.99
(1,3)	1:A:84:LYS:HE2	2:B:10:G:C5	2	0.99	0.11	0.99
(1,3)	1:A:84:LYS:HE2	2:B:10:G:C5'	2	0.99	0.11	0.99
(1,3)	1:A:84:LYS:HE2	2:B:10:G:C6	2	0.99	0.11	0.99
(1,3)	1:A:84:LYS:HE2	2:B:10:G:C8	2	0.99	0.11	0.99
(1,3)	1:A:84:LYS:HE2	2:B:10:G:H1	2	0.99	0.11	0.99
(1,3)	1:A:84:LYS:HE2	2:B:10:G:H1'	2	0.99	0.11	0.99
(1,3)	1:A:84:LYS:HE2	2:B:10:G:H2'	2	0.99	0.11	0.99
(1,3)	1:A:84:LYS:HE2	2:B:10:G:H21	2	0.99	0.11	0.99
(1,3)	1:A:84:LYS:HE2	2:B:10:G:H22	2	0.99	0.11	0.99
(1,3)	1:A:84:LYS:HE2	2:B:10:G:H3'	2	0.99	0.11	0.99
(1,3)	1:A:84:LYS:HE2	2:B:10:G:H4'	2	0.99	0.11	0.99
(1,3)	1:A:84:LYS:HE2	2:B:10:G:H5'	2	0.99	0.11	0.99
(1,3)	1:A:84:LYS:HE2	2:B:10:G:H5''	2	0.99	0.11	0.99
(1,3)	1:A:84:LYS:HE2	2:B:10:G:H8	2	0.99	0.11	0.99
(1,3)	1:A:84:LYS:HE2	2:B:10:G:HO2'	2	0.99	0.11	0.99
(1,3)	1:A:84:LYS:HE2	2:B:10:G:N1	2	0.99	0.11	0.99
(1,3)	1:A:84:LYS:HE2	2:B:10:G:N2	2	0.99	0.11	0.99
(1,3)	1:A:84:LYS:HE2	2:B:10:G:N3	2	0.99	0.11	0.99
(1,3)	1:A:84:LYS:HE2	2:B:10:G:N7	2	0.99	0.11	0.99
(1,3)	1:A:84:LYS:HE2	2:B:10:G:N9	2	0.99	0.11	0.99
(1,3)	1:A:84:LYS:HE2	2:B:10:G:O2'	2	0.99	0.11	0.99
(1,3)	1:A:84:LYS:HE2	2:B:10:G:O3'	2	0.99	0.11	0.99
(1,3)	1:A:84:LYS:HE2	2:B:10:G:O4'	2	0.99	0.11	0.99
(1,3)	1:A:84:LYS:HE2	2:B:10:G:O5'	2	0.99	0.11	0.99
(1,3)	1:A:84:LYS:HE2	2:B:10:G:O6	2	0.99	0.11	0.99
(1,3)	1:A:84:LYS:HE2	2:B:10:G:OP1	2	0.99	0.11	0.99
(1,3)	1:A:84:LYS:HE2	2:B:10:G:OP2	2	0.99	0.11	0.99
(1,3)	1:A:84:LYS:HE2	2:B:10:G:P	2	0.99	0.11	0.99
(1,3)	1:A:84:LYS:HE2	2:B:11:A:C1'	2	0.99	0.11	0.99
(1,3)	1:A:84:LYS:HE2	2:B:11:A:C2	2	0.99	0.11	0.99
(1,3)	1:A:84:LYS:HE2	2:B:11:A:C2'	2	0.99	0.11	0.99
(1,3)	1:A:84:LYS:HE2	2:B:11:A:C3'	2	0.99	0.11	0.99
(1,3)	1:A:84:LYS:HE2	2:B:11:A:C4	2	0.99	0.11	0.99
(1,3)	1:A:84:LYS:HE2	2:B:11:A:C4'	2	0.99	0.11	0.99
(1,3)	1:A:84:LYS:HE2	2:B:11:A:C5	2	0.99	0.11	0.99
(1,3)	1:A:84:LYS:HE2	2:B:11:A:C5'	2	0.99	0.11	0.99
(1,3)	1:A:84:LYS:HE2	2:B:11:A:C6	2	0.99	0.11	0.99
(1,3)	1:A:84:LYS:HE2	2:B:11:A:C8	2	0.99	0.11	0.99
(1,3)	1:A:84:LYS:HE2	2:B:11:A:H1'	2	0.99	0.11	0.99
(1,3)	1:A:84:LYS:HE2	2:B:11:A:H2	2	0.99	0.11	0.99
(1,3)	1:A:84:LYS:HE2	2:B:11:A:H2'	2	0.99	0.11	0.99

Continued on next page...

Continued from previous page...

Key	Atom-1	Atom-2	Models ¹	Mean (Å)	SD ¹ (Å)	Median (Å)
(1,3)	1:A:84:LYS:HE2	2:B:11:A:H3'	2	0.99	0.11	0.99
(1,3)	1:A:84:LYS:HE2	2:B:11:A:H4'	2	0.99	0.11	0.99
(1,3)	1:A:84:LYS:HE2	2:B:11:A:H5'	2	0.99	0.11	0.99
(1,3)	1:A:84:LYS:HE2	2:B:11:A:H5''	2	0.99	0.11	0.99
(1,3)	1:A:84:LYS:HE2	2:B:11:A:H61	2	0.99	0.11	0.99
(1,3)	1:A:84:LYS:HE2	2:B:11:A:H62	2	0.99	0.11	0.99
(1,3)	1:A:84:LYS:HE2	2:B:11:A:H8	2	0.99	0.11	0.99
(1,3)	1:A:84:LYS:HE2	2:B:11:A:HO2'	2	0.99	0.11	0.99
(1,3)	1:A:84:LYS:HE2	2:B:11:A:N1	2	0.99	0.11	0.99
(1,3)	1:A:84:LYS:HE2	2:B:11:A:N3	2	0.99	0.11	0.99
(1,3)	1:A:84:LYS:HE2	2:B:11:A:N6	2	0.99	0.11	0.99
(1,3)	1:A:84:LYS:HE2	2:B:11:A:N7	2	0.99	0.11	0.99
(1,3)	1:A:84:LYS:HE2	2:B:11:A:N9	2	0.99	0.11	0.99
(1,3)	1:A:84:LYS:HE2	2:B:11:A:O2'	2	0.99	0.11	0.99
(1,3)	1:A:84:LYS:HE2	2:B:11:A:O3'	2	0.99	0.11	0.99
(1,3)	1:A:84:LYS:HE2	2:B:11:A:O4'	2	0.99	0.11	0.99
(1,3)	1:A:84:LYS:HE2	2:B:11:A:O5'	2	0.99	0.11	0.99
(1,3)	1:A:84:LYS:HE2	2:B:11:A:OP1	2	0.99	0.11	0.99
(1,3)	1:A:84:LYS:HE2	2:B:11:A:OP2	2	0.99	0.11	0.99
(1,3)	1:A:84:LYS:HE2	2:B:11:A:P	2	0.99	0.11	0.99
(1,3)	1:A:84:LYS:HE2	2:B:12:A:C1'	2	0.99	0.11	0.99
(1,3)	1:A:84:LYS:HE2	2:B:12:A:C2	2	0.99	0.11	0.99
(1,3)	1:A:84:LYS:HE2	2:B:12:A:C2'	2	0.99	0.11	0.99
(1,3)	1:A:84:LYS:HE2	2:B:12:A:C3'	2	0.99	0.11	0.99
(1,3)	1:A:84:LYS:HE2	2:B:12:A:C4	2	0.99	0.11	0.99
(1,3)	1:A:84:LYS:HE2	2:B:12:A:C4'	2	0.99	0.11	0.99
(1,3)	1:A:84:LYS:HE2	2:B:12:A:C5	2	0.99	0.11	0.99
(1,3)	1:A:84:LYS:HE2	2:B:12:A:C5'	2	0.99	0.11	0.99
(1,3)	1:A:84:LYS:HE2	2:B:12:A:C6	2	0.99	0.11	0.99
(1,3)	1:A:84:LYS:HE2	2:B:12:A:C8	2	0.99	0.11	0.99
(1,3)	1:A:84:LYS:HE2	2:B:12:A:H1'	2	0.99	0.11	0.99
(1,3)	1:A:84:LYS:HE2	2:B:12:A:H2	2	0.99	0.11	0.99
(1,3)	1:A:84:LYS:HE2	2:B:12:A:H2'	2	0.99	0.11	0.99
(1,3)	1:A:84:LYS:HE2	2:B:12:A:H3'	2	0.99	0.11	0.99
(1,3)	1:A:84:LYS:HE2	2:B:12:A:H4'	2	0.99	0.11	0.99
(1,3)	1:A:84:LYS:HE2	2:B:12:A:H5'	2	0.99	0.11	0.99
(1,3)	1:A:84:LYS:HE2	2:B:12:A:H5''	2	0.99	0.11	0.99
(1,3)	1:A:84:LYS:HE2	2:B:12:A:H61	2	0.99	0.11	0.99
(1,3)	1:A:84:LYS:HE2	2:B:12:A:H62	2	0.99	0.11	0.99
(1,3)	1:A:84:LYS:HE2	2:B:12:A:H8	2	0.99	0.11	0.99
(1,3)	1:A:84:LYS:HE2	2:B:12:A:HO2'	2	0.99	0.11	0.99
(1,3)	1:A:84:LYS:HE2	2:B:12:A:N1	2	0.99	0.11	0.99

Continued on next page...

Continued from previous page...

Key	Atom-1	Atom-2	Models ¹	Mean (Å)	SD ¹ (Å)	Median (Å)
(1,3)	1:A:84:LYS:HE2	2:B:12:A:N3	2	0.99	0.11	0.99
(1,3)	1:A:84:LYS:HE2	2:B:12:A:N6	2	0.99	0.11	0.99
(1,3)	1:A:84:LYS:HE2	2:B:12:A:N7	2	0.99	0.11	0.99
(1,3)	1:A:84:LYS:HE2	2:B:12:A:N9	2	0.99	0.11	0.99
(1,3)	1:A:84:LYS:HE2	2:B:12:A:O2'	2	0.99	0.11	0.99
(1,3)	1:A:84:LYS:HE2	2:B:12:A:O3'	2	0.99	0.11	0.99
(1,3)	1:A:84:LYS:HE2	2:B:12:A:O4'	2	0.99	0.11	0.99
(1,3)	1:A:84:LYS:HE2	2:B:12:A:O5'	2	0.99	0.11	0.99
(1,3)	1:A:84:LYS:HE2	2:B:12:A:OP1	2	0.99	0.11	0.99
(1,3)	1:A:84:LYS:HE2	2:B:12:A:OP2	2	0.99	0.11	0.99
(1,3)	1:A:84:LYS:HE2	2:B:12:A:P	2	0.99	0.11	0.99
(1,3)	1:A:84:LYS:HE2	2:B:13:A:C1'	2	0.99	0.11	0.99
(1,3)	1:A:84:LYS:HE2	2:B:13:A:C2	2	0.99	0.11	0.99
(1,3)	1:A:84:LYS:HE2	2:B:13:A:C2'	2	0.99	0.11	0.99
(1,3)	1:A:84:LYS:HE2	2:B:13:A:C3'	2	0.99	0.11	0.99
(1,3)	1:A:84:LYS:HE2	2:B:13:A:C4	2	0.99	0.11	0.99
(1,3)	1:A:84:LYS:HE2	2:B:13:A:C4'	2	0.99	0.11	0.99
(1,3)	1:A:84:LYS:HE2	2:B:13:A:C5	2	0.99	0.11	0.99
(1,3)	1:A:84:LYS:HE2	2:B:13:A:C5'	2	0.99	0.11	0.99
(1,3)	1:A:84:LYS:HE2	2:B:13:A:C6	2	0.99	0.11	0.99
(1,3)	1:A:84:LYS:HE2	2:B:13:A:C8	2	0.99	0.11	0.99
(1,3)	1:A:84:LYS:HE2	2:B:13:A:H1'	2	0.99	0.11	0.99
(1,3)	1:A:84:LYS:HE2	2:B:13:A:H2	2	0.99	0.11	0.99
(1,3)	1:A:84:LYS:HE2	2:B:13:A:H2'	2	0.99	0.11	0.99
(1,3)	1:A:84:LYS:HE2	2:B:13:A:H3'	2	0.99	0.11	0.99
(1,3)	1:A:84:LYS:HE2	2:B:13:A:H4'	2	0.99	0.11	0.99
(1,3)	1:A:84:LYS:HE2	2:B:13:A:H5'	2	0.99	0.11	0.99
(1,3)	1:A:84:LYS:HE2	2:B:13:A:H5''	2	0.99	0.11	0.99
(1,3)	1:A:84:LYS:HE2	2:B:13:A:H61	2	0.99	0.11	0.99
(1,3)	1:A:84:LYS:HE2	2:B:13:A:H62	2	0.99	0.11	0.99
(1,3)	1:A:84:LYS:HE2	2:B:13:A:H8	2	0.99	0.11	0.99
(1,3)	1:A:84:LYS:HE2	2:B:13:A:HO2'	2	0.99	0.11	0.99
(1,3)	1:A:84:LYS:HE2	2:B:13:A:N1	2	0.99	0.11	0.99
(1,3)	1:A:84:LYS:HE2	2:B:13:A:N3	2	0.99	0.11	0.99
(1,3)	1:A:84:LYS:HE2	2:B:13:A:N6	2	0.99	0.11	0.99
(1,3)	1:A:84:LYS:HE2	2:B:13:A:N7	2	0.99	0.11	0.99
(1,3)	1:A:84:LYS:HE2	2:B:13:A:N9	2	0.99	0.11	0.99
(1,3)	1:A:84:LYS:HE2	2:B:13:A:O2'	2	0.99	0.11	0.99
(1,3)	1:A:84:LYS:HE2	2:B:13:A:O3'	2	0.99	0.11	0.99
(1,3)	1:A:84:LYS:HE2	2:B:13:A:O4'	2	0.99	0.11	0.99
(1,3)	1:A:84:LYS:HE2	2:B:13:A:O5'	2	0.99	0.11	0.99
(1,3)	1:A:84:LYS:HE2	2:B:13:A:OP1	2	0.99	0.11	0.99

Continued on next page...

Continued from previous page...

Key	Atom-1	Atom-2	Models ¹	Mean (Å)	SD ¹ (Å)	Median (Å)
(1,3)	1:A:84:LYS:HE2	2:B:13:A:OP2	2	0.99	0.11	0.99
(1,3)	1:A:84:LYS:HE2	2:B:13:A:P	2	0.99	0.11	0.99
(1,3)	1:A:84:LYS:HE2	2:B:14:G:C1'	2	0.99	0.11	0.99
(1,3)	1:A:84:LYS:HE2	2:B:14:G:C2	2	0.99	0.11	0.99
(1,3)	1:A:84:LYS:HE2	2:B:14:G:C2'	2	0.99	0.11	0.99
(1,3)	1:A:84:LYS:HE2	2:B:14:G:C3'	2	0.99	0.11	0.99
(1,3)	1:A:84:LYS:HE2	2:B:14:G:C4	2	0.99	0.11	0.99
(1,3)	1:A:84:LYS:HE2	2:B:14:G:C4'	2	0.99	0.11	0.99
(1,3)	1:A:84:LYS:HE2	2:B:14:G:C5	2	0.99	0.11	0.99
(1,3)	1:A:84:LYS:HE2	2:B:14:G:C5'	2	0.99	0.11	0.99
(1,3)	1:A:84:LYS:HE2	2:B:14:G:C6	2	0.99	0.11	0.99
(1,3)	1:A:84:LYS:HE2	2:B:14:G:C8	2	0.99	0.11	0.99
(1,3)	1:A:84:LYS:HE2	2:B:14:G:H1	2	0.99	0.11	0.99
(1,3)	1:A:84:LYS:HE2	2:B:14:G:H1'	2	0.99	0.11	0.99
(1,3)	1:A:84:LYS:HE2	2:B:14:G:H2'	2	0.99	0.11	0.99
(1,3)	1:A:84:LYS:HE2	2:B:14:G:H21	2	0.99	0.11	0.99
(1,3)	1:A:84:LYS:HE2	2:B:14:G:H22	2	0.99	0.11	0.99
(1,3)	1:A:84:LYS:HE2	2:B:14:G:H3'	2	0.99	0.11	0.99
(1,3)	1:A:84:LYS:HE2	2:B:14:G:H4'	2	0.99	0.11	0.99
(1,3)	1:A:84:LYS:HE2	2:B:14:G:H5'	2	0.99	0.11	0.99
(1,3)	1:A:84:LYS:HE2	2:B:14:G:H5''	2	0.99	0.11	0.99
(1,3)	1:A:84:LYS:HE2	2:B:14:G:H8	2	0.99	0.11	0.99
(1,3)	1:A:84:LYS:HE2	2:B:14:G:HO2'	2	0.99	0.11	0.99
(1,3)	1:A:84:LYS:HE2	2:B:14:G:N1	2	0.99	0.11	0.99
(1,3)	1:A:84:LYS:HE2	2:B:14:G:N2	2	0.99	0.11	0.99
(1,3)	1:A:84:LYS:HE2	2:B:14:G:N3	2	0.99	0.11	0.99
(1,3)	1:A:84:LYS:HE2	2:B:14:G:N7	2	0.99	0.11	0.99
(1,3)	1:A:84:LYS:HE2	2:B:14:G:N9	2	0.99	0.11	0.99
(1,3)	1:A:84:LYS:HE2	2:B:14:G:O2'	2	0.99	0.11	0.99
(1,3)	1:A:84:LYS:HE2	2:B:14:G:O3'	2	0.99	0.11	0.99
(1,3)	1:A:84:LYS:HE2	2:B:14:G:O4'	2	0.99	0.11	0.99
(1,3)	1:A:84:LYS:HE2	2:B:14:G:O5'	2	0.99	0.11	0.99
(1,3)	1:A:84:LYS:HE2	2:B:14:G:O6	2	0.99	0.11	0.99
(1,3)	1:A:84:LYS:HE2	2:B:14:G:OP1	2	0.99	0.11	0.99
(1,3)	1:A:84:LYS:HE2	2:B:14:G:OP2	2	0.99	0.11	0.99
(1,3)	1:A:84:LYS:HE2	2:B:14:G:P	2	0.99	0.11	0.99
(1,3)	1:A:84:LYS:HE2	2:B:15:A:C1'	2	0.99	0.11	0.99
(1,3)	1:A:84:LYS:HE2	2:B:15:A:C2	2	0.99	0.11	0.99
(1,3)	1:A:84:LYS:HE2	2:B:15:A:C2'	2	0.99	0.11	0.99
(1,3)	1:A:84:LYS:HE2	2:B:15:A:C3'	2	0.99	0.11	0.99
(1,3)	1:A:84:LYS:HE2	2:B:15:A:C4	2	0.99	0.11	0.99
(1,3)	1:A:84:LYS:HE2	2:B:15:A:C4'	2	0.99	0.11	0.99

Continued on next page...

Continued from previous page...

Key	Atom-1	Atom-2	Models ¹	Mean (Å)	SD ¹ (Å)	Median (Å)
(1,3)	1:A:84:LYS:HE2	2:B:15:A:C5	2	0.99	0.11	0.99
(1,3)	1:A:84:LYS:HE2	2:B:15:A:C5'	2	0.99	0.11	0.99
(1,3)	1:A:84:LYS:HE2	2:B:15:A:C6	2	0.99	0.11	0.99
(1,3)	1:A:84:LYS:HE2	2:B:15:A:C8	2	0.99	0.11	0.99
(1,3)	1:A:84:LYS:HE2	2:B:15:A:H1'	2	0.99	0.11	0.99
(1,3)	1:A:84:LYS:HE2	2:B:15:A:H2	2	0.99	0.11	0.99
(1,3)	1:A:84:LYS:HE2	2:B:15:A:H2'	2	0.99	0.11	0.99
(1,3)	1:A:84:LYS:HE2	2:B:15:A:H3'	2	0.99	0.11	0.99
(1,3)	1:A:84:LYS:HE2	2:B:15:A:H4'	2	0.99	0.11	0.99
(1,3)	1:A:84:LYS:HE2	2:B:15:A:H5'	2	0.99	0.11	0.99
(1,3)	1:A:84:LYS:HE2	2:B:15:A:H5''	2	0.99	0.11	0.99
(1,3)	1:A:84:LYS:HE2	2:B:15:A:H61	2	0.99	0.11	0.99
(1,3)	1:A:84:LYS:HE2	2:B:15:A:H62	2	0.99	0.11	0.99
(1,3)	1:A:84:LYS:HE2	2:B:15:A:H8	2	0.99	0.11	0.99
(1,3)	1:A:84:LYS:HE2	2:B:15:A:HO2'	2	0.99	0.11	0.99
(1,3)	1:A:84:LYS:HE2	2:B:15:A:N1	2	0.99	0.11	0.99
(1,3)	1:A:84:LYS:HE2	2:B:15:A:N3	2	0.99	0.11	0.99
(1,3)	1:A:84:LYS:HE2	2:B:15:A:N6	2	0.99	0.11	0.99
(1,3)	1:A:84:LYS:HE2	2:B:15:A:N7	2	0.99	0.11	0.99
(1,3)	1:A:84:LYS:HE2	2:B:15:A:N9	2	0.99	0.11	0.99
(1,3)	1:A:84:LYS:HE2	2:B:15:A:O2'	2	0.99	0.11	0.99
(1,3)	1:A:84:LYS:HE2	2:B:15:A:O3'	2	0.99	0.11	0.99
(1,3)	1:A:84:LYS:HE2	2:B:15:A:O4'	2	0.99	0.11	0.99
(1,3)	1:A:84:LYS:HE2	2:B:15:A:O5'	2	0.99	0.11	0.99
(1,3)	1:A:84:LYS:HE2	2:B:15:A:OP1	2	0.99	0.11	0.99
(1,3)	1:A:84:LYS:HE2	2:B:15:A:OP2	2	0.99	0.11	0.99
(1,3)	1:A:84:LYS:HE2	2:B:15:A:P	2	0.99	0.11	0.99
(1,3)	1:A:84:LYS:HE2	2:B:16:G:C1'	2	0.99	0.11	0.99
(1,3)	1:A:84:LYS:HE2	2:B:16:G:C2	2	0.99	0.11	0.99
(1,3)	1:A:84:LYS:HE2	2:B:16:G:C2'	2	0.99	0.11	0.99
(1,3)	1:A:84:LYS:HE2	2:B:16:G:C3'	2	0.99	0.11	0.99
(1,3)	1:A:84:LYS:HE2	2:B:16:G:C4	2	0.99	0.11	0.99
(1,3)	1:A:84:LYS:HE2	2:B:16:G:C4'	2	0.99	0.11	0.99
(1,3)	1:A:84:LYS:HE2	2:B:16:G:C5	2	0.99	0.11	0.99
(1,3)	1:A:84:LYS:HE2	2:B:16:G:C5'	2	0.99	0.11	0.99
(1,3)	1:A:84:LYS:HE2	2:B:16:G:C6	2	0.99	0.11	0.99
(1,3)	1:A:84:LYS:HE2	2:B:16:G:C8	2	0.99	0.11	0.99
(1,3)	1:A:84:LYS:HE2	2:B:16:G:H1	2	0.99	0.11	0.99
(1,3)	1:A:84:LYS:HE2	2:B:16:G:H1'	2	0.99	0.11	0.99
(1,3)	1:A:84:LYS:HE2	2:B:16:G:H2'	2	0.99	0.11	0.99
(1,3)	1:A:84:LYS:HE2	2:B:16:G:H21	2	0.99	0.11	0.99
(1,3)	1:A:84:LYS:HE2	2:B:16:G:H22	2	0.99	0.11	0.99

Continued on next page...

Continued from previous page...

Key	Atom-1	Atom-2	Models ¹	Mean (Å)	SD ¹ (Å)	Median (Å)
(1,3)	1:A:84:LYS:HE2	2:B:16:G:H3'	2	0.99	0.11	0.99
(1,3)	1:A:84:LYS:HE2	2:B:16:G:H4'	2	0.99	0.11	0.99
(1,3)	1:A:84:LYS:HE2	2:B:16:G:H5'	2	0.99	0.11	0.99
(1,3)	1:A:84:LYS:HE2	2:B:16:G:H5''	2	0.99	0.11	0.99
(1,3)	1:A:84:LYS:HE2	2:B:16:G:H8	2	0.99	0.11	0.99
(1,3)	1:A:84:LYS:HE2	2:B:16:G:HO2'	2	0.99	0.11	0.99
(1,3)	1:A:84:LYS:HE2	2:B:16:G:N1	2	0.99	0.11	0.99
(1,3)	1:A:84:LYS:HE2	2:B:16:G:N2	2	0.99	0.11	0.99
(1,3)	1:A:84:LYS:HE2	2:B:16:G:N3	2	0.99	0.11	0.99
(1,3)	1:A:84:LYS:HE2	2:B:16:G:N7	2	0.99	0.11	0.99
(1,3)	1:A:84:LYS:HE2	2:B:16:G:N9	2	0.99	0.11	0.99
(1,3)	1:A:84:LYS:HE2	2:B:16:G:O2'	2	0.99	0.11	0.99
(1,3)	1:A:84:LYS:HE2	2:B:16:G:O3'	2	0.99	0.11	0.99
(1,3)	1:A:84:LYS:HE2	2:B:16:G:O4'	2	0.99	0.11	0.99
(1,3)	1:A:84:LYS:HE2	2:B:16:G:O5'	2	0.99	0.11	0.99
(1,3)	1:A:84:LYS:HE2	2:B:16:G:O6	2	0.99	0.11	0.99
(1,3)	1:A:84:LYS:HE2	2:B:16:G:OP1	2	0.99	0.11	0.99
(1,3)	1:A:84:LYS:HE2	2:B:16:G:OP2	2	0.99	0.11	0.99
(1,3)	1:A:84:LYS:HE2	2:B:16:G:P	2	0.99	0.11	0.99
(1,3)	1:A:84:LYS:HE2	2:B:17:C:C1'	2	0.99	0.11	0.99
(1,3)	1:A:84:LYS:HE2	2:B:17:C:C2	2	0.99	0.11	0.99
(1,3)	1:A:84:LYS:HE2	2:B:17:C:C2'	2	0.99	0.11	0.99
(1,3)	1:A:84:LYS:HE2	2:B:17:C:C3'	2	0.99	0.11	0.99
(1,3)	1:A:84:LYS:HE2	2:B:17:C:C4	2	0.99	0.11	0.99
(1,3)	1:A:84:LYS:HE2	2:B:17:C:C4'	2	0.99	0.11	0.99
(1,3)	1:A:84:LYS:HE2	2:B:17:C:C5	2	0.99	0.11	0.99
(1,3)	1:A:84:LYS:HE2	2:B:17:C:C5'	2	0.99	0.11	0.99
(1,3)	1:A:84:LYS:HE2	2:B:17:C:C6	2	0.99	0.11	0.99
(1,3)	1:A:84:LYS:HE2	2:B:17:C:H1'	2	0.99	0.11	0.99
(1,3)	1:A:84:LYS:HE2	2:B:17:C:H2'	2	0.99	0.11	0.99
(1,3)	1:A:84:LYS:HE2	2:B:17:C:H3'	2	0.99	0.11	0.99
(1,3)	1:A:84:LYS:HE2	2:B:17:C:H4'	2	0.99	0.11	0.99
(1,3)	1:A:84:LYS:HE2	2:B:17:C:H41	2	0.99	0.11	0.99
(1,3)	1:A:84:LYS:HE2	2:B:17:C:H42	2	0.99	0.11	0.99
(1,3)	1:A:84:LYS:HE2	2:B:17:C:H5	2	0.99	0.11	0.99
(1,3)	1:A:84:LYS:HE2	2:B:17:C:H5'	2	0.99	0.11	0.99
(1,3)	1:A:84:LYS:HE2	2:B:17:C:H5''	2	0.99	0.11	0.99
(1,3)	1:A:84:LYS:HE2	2:B:17:C:H6	2	0.99	0.11	0.99
(1,3)	1:A:84:LYS:HE2	2:B:17:C:HO2'	2	0.99	0.11	0.99
(1,3)	1:A:84:LYS:HE2	2:B:17:C:N1	2	0.99	0.11	0.99
(1,3)	1:A:84:LYS:HE2	2:B:17:C:N3	2	0.99	0.11	0.99
(1,3)	1:A:84:LYS:HE2	2:B:17:C:N4	2	0.99	0.11	0.99

Continued on next page...

Continued from previous page...

Key	Atom-1	Atom-2	Models ¹	Mean (Å)	SD ¹ (Å)	Median (Å)
(1,3)	1:A:84:LYS:HE2	2:B:17:C:O2	2	0.99	0.11	0.99
(1,3)	1:A:84:LYS:HE2	2:B:17:C:O2'	2	0.99	0.11	0.99
(1,3)	1:A:84:LYS:HE2	2:B:17:C:O3'	2	0.99	0.11	0.99
(1,3)	1:A:84:LYS:HE2	2:B:17:C:O4'	2	0.99	0.11	0.99
(1,3)	1:A:84:LYS:HE2	2:B:17:C:O5'	2	0.99	0.11	0.99
(1,3)	1:A:84:LYS:HE2	2:B:17:C:OP1	2	0.99	0.11	0.99
(1,3)	1:A:84:LYS:HE2	2:B:17:C:OP2	2	0.99	0.11	0.99
(1,3)	1:A:84:LYS:HE2	2:B:17:C:P	2	0.99	0.11	0.99
(1,3)	1:A:84:LYS:HE2	2:B:18:A:C1'	2	0.99	0.11	0.99
(1,3)	1:A:84:LYS:HE2	2:B:18:A:C2	2	0.99	0.11	0.99
(1,3)	1:A:84:LYS:HE2	2:B:18:A:C2'	2	0.99	0.11	0.99
(1,3)	1:A:84:LYS:HE2	2:B:18:A:C3'	2	0.99	0.11	0.99
(1,3)	1:A:84:LYS:HE2	2:B:18:A:C4	2	0.99	0.11	0.99
(1,3)	1:A:84:LYS:HE2	2:B:18:A:C4'	2	0.99	0.11	0.99
(1,3)	1:A:84:LYS:HE2	2:B:18:A:C5	2	0.99	0.11	0.99
(1,3)	1:A:84:LYS:HE2	2:B:18:A:C5'	2	0.99	0.11	0.99
(1,3)	1:A:84:LYS:HE2	2:B:18:A:C6	2	0.99	0.11	0.99
(1,3)	1:A:84:LYS:HE2	2:B:18:A:C8	2	0.99	0.11	0.99
(1,3)	1:A:84:LYS:HE2	2:B:18:A:H1'	2	0.99	0.11	0.99
(1,3)	1:A:84:LYS:HE2	2:B:18:A:H2	2	0.99	0.11	0.99
(1,3)	1:A:84:LYS:HE2	2:B:18:A:H2'	2	0.99	0.11	0.99
(1,3)	1:A:84:LYS:HE2	2:B:18:A:H3'	2	0.99	0.11	0.99
(1,3)	1:A:84:LYS:HE2	2:B:18:A:H4'	2	0.99	0.11	0.99
(1,3)	1:A:84:LYS:HE2	2:B:18:A:H5'	2	0.99	0.11	0.99
(1,3)	1:A:84:LYS:HE2	2:B:18:A:H5''	2	0.99	0.11	0.99
(1,3)	1:A:84:LYS:HE2	2:B:18:A:H61	2	0.99	0.11	0.99
(1,3)	1:A:84:LYS:HE2	2:B:18:A:H62	2	0.99	0.11	0.99
(1,3)	1:A:84:LYS:HE2	2:B:18:A:H8	2	0.99	0.11	0.99
(1,3)	1:A:84:LYS:HE2	2:B:18:A:HO2'	2	0.99	0.11	0.99
(1,3)	1:A:84:LYS:HE2	2:B:18:A:N1	2	0.99	0.11	0.99
(1,3)	1:A:84:LYS:HE2	2:B:18:A:N3	2	0.99	0.11	0.99
(1,3)	1:A:84:LYS:HE2	2:B:18:A:N6	2	0.99	0.11	0.99
(1,3)	1:A:84:LYS:HE2	2:B:18:A:N7	2	0.99	0.11	0.99
(1,3)	1:A:84:LYS:HE2	2:B:18:A:N9	2	0.99	0.11	0.99
(1,3)	1:A:84:LYS:HE2	2:B:18:A:O2'	2	0.99	0.11	0.99
(1,3)	1:A:84:LYS:HE2	2:B:18:A:O3'	2	0.99	0.11	0.99
(1,3)	1:A:84:LYS:HE2	2:B:18:A:O4'	2	0.99	0.11	0.99
(1,3)	1:A:84:LYS:HE2	2:B:18:A:O5'	2	0.99	0.11	0.99
(1,3)	1:A:84:LYS:HE2	2:B:18:A:OP1	2	0.99	0.11	0.99
(1,3)	1:A:84:LYS:HE2	2:B:18:A:OP2	2	0.99	0.11	0.99
(1,3)	1:A:84:LYS:HE2	2:B:18:A:P	2	0.99	0.11	0.99
(1,3)	1:A:84:LYS:HE2	2:B:19:A:C1'	2	0.99	0.11	0.99

Continued on next page...

Continued from previous page...

Key	Atom-1	Atom-2	Models ¹	Mean (Å)	SD ¹ (Å)	Median (Å)
(1,3)	1:A:84:LYS:HE2	2:B:19:A:C2	2	0.99	0.11	0.99
(1,3)	1:A:84:LYS:HE2	2:B:19:A:C2'	2	0.99	0.11	0.99
(1,3)	1:A:84:LYS:HE2	2:B:19:A:C3'	2	0.99	0.11	0.99
(1,3)	1:A:84:LYS:HE2	2:B:19:A:C4	2	0.99	0.11	0.99
(1,3)	1:A:84:LYS:HE2	2:B:19:A:C4'	2	0.99	0.11	0.99
(1,3)	1:A:84:LYS:HE2	2:B:19:A:C5	2	0.99	0.11	0.99
(1,3)	1:A:84:LYS:HE2	2:B:19:A:C5'	2	0.99	0.11	0.99
(1,3)	1:A:84:LYS:HE2	2:B:19:A:C6	2	0.99	0.11	0.99
(1,3)	1:A:84:LYS:HE2	2:B:19:A:C8	2	0.99	0.11	0.99
(1,3)	1:A:84:LYS:HE2	2:B:19:A:H1'	2	0.99	0.11	0.99
(1,3)	1:A:84:LYS:HE2	2:B:19:A:H2	2	0.99	0.11	0.99
(1,3)	1:A:84:LYS:HE2	2:B:19:A:H2'	2	0.99	0.11	0.99
(1,3)	1:A:84:LYS:HE2	2:B:19:A:H3'	2	0.99	0.11	0.99
(1,3)	1:A:84:LYS:HE2	2:B:19:A:H4'	2	0.99	0.11	0.99
(1,3)	1:A:84:LYS:HE2	2:B:19:A:H5'	2	0.99	0.11	0.99
(1,3)	1:A:84:LYS:HE2	2:B:19:A:H5''	2	0.99	0.11	0.99
(1,3)	1:A:84:LYS:HE2	2:B:19:A:H61	2	0.99	0.11	0.99
(1,3)	1:A:84:LYS:HE2	2:B:19:A:H62	2	0.99	0.11	0.99
(1,3)	1:A:84:LYS:HE2	2:B:19:A:H8	2	0.99	0.11	0.99
(1,3)	1:A:84:LYS:HE2	2:B:19:A:HO2'	2	0.99	0.11	0.99
(1,3)	1:A:84:LYS:HE2	2:B:19:A:N1	2	0.99	0.11	0.99
(1,3)	1:A:84:LYS:HE2	2:B:19:A:N3	2	0.99	0.11	0.99
(1,3)	1:A:84:LYS:HE2	2:B:19:A:N6	2	0.99	0.11	0.99
(1,3)	1:A:84:LYS:HE2	2:B:19:A:N7	2	0.99	0.11	0.99
(1,3)	1:A:84:LYS:HE2	2:B:19:A:N9	2	0.99	0.11	0.99
(1,3)	1:A:84:LYS:HE2	2:B:19:A:O2'	2	0.99	0.11	0.99
(1,3)	1:A:84:LYS:HE2	2:B:19:A:O3'	2	0.99	0.11	0.99
(1,3)	1:A:84:LYS:HE2	2:B:19:A:O4'	2	0.99	0.11	0.99
(1,3)	1:A:84:LYS:HE2	2:B:19:A:O5'	2	0.99	0.11	0.99
(1,3)	1:A:84:LYS:HE2	2:B:19:A:OP1	2	0.99	0.11	0.99
(1,3)	1:A:84:LYS:HE2	2:B:19:A:OP2	2	0.99	0.11	0.99
(1,3)	1:A:84:LYS:HE2	2:B:19:A:P	2	0.99	0.11	0.99
(1,3)	1:A:84:LYS:HE2	2:B:20:U:C1'	2	0.99	0.11	0.99
(1,3)	1:A:84:LYS:HE2	2:B:20:U:C2	2	0.99	0.11	0.99
(1,3)	1:A:84:LYS:HE2	2:B:20:U:C2'	2	0.99	0.11	0.99
(1,3)	1:A:84:LYS:HE2	2:B:20:U:C3'	2	0.99	0.11	0.99
(1,3)	1:A:84:LYS:HE2	2:B:20:U:C4	2	0.99	0.11	0.99
(1,3)	1:A:84:LYS:HE2	2:B:20:U:C4'	2	0.99	0.11	0.99
(1,3)	1:A:84:LYS:HE2	2:B:20:U:C5	2	0.99	0.11	0.99
(1,3)	1:A:84:LYS:HE2	2:B:20:U:C5'	2	0.99	0.11	0.99
(1,3)	1:A:84:LYS:HE2	2:B:20:U:C6	2	0.99	0.11	0.99
(1,3)	1:A:84:LYS:HE2	2:B:20:U:H1'	2	0.99	0.11	0.99

Continued on next page...

Continued from previous page...

Key	Atom-1	Atom-2	Models ¹	Mean (Å)	SD ¹ (Å)	Median (Å)
(1,3)	1:A:84:LYS:HE2	2:B:20:U:H2'	2	0.99	0.11	0.99
(1,3)	1:A:84:LYS:HE2	2:B:20:U:H3	2	0.99	0.11	0.99
(1,3)	1:A:84:LYS:HE2	2:B:20:U:H3'	2	0.99	0.11	0.99
(1,3)	1:A:84:LYS:HE2	2:B:20:U:H4'	2	0.99	0.11	0.99
(1,3)	1:A:84:LYS:HE2	2:B:20:U:H5	2	0.99	0.11	0.99
(1,3)	1:A:84:LYS:HE2	2:B:20:U:H5'	2	0.99	0.11	0.99
(1,3)	1:A:84:LYS:HE2	2:B:20:U:H5''	2	0.99	0.11	0.99
(1,3)	1:A:84:LYS:HE2	2:B:20:U:H6	2	0.99	0.11	0.99
(1,3)	1:A:84:LYS:HE2	2:B:20:U:HO2'	2	0.99	0.11	0.99
(1,3)	1:A:84:LYS:HE2	2:B:20:U:N1	2	0.99	0.11	0.99
(1,3)	1:A:84:LYS:HE2	2:B:20:U:N3	2	0.99	0.11	0.99
(1,3)	1:A:84:LYS:HE2	2:B:20:U:O2	2	0.99	0.11	0.99
(1,3)	1:A:84:LYS:HE2	2:B:20:U:O2'	2	0.99	0.11	0.99
(1,3)	1:A:84:LYS:HE2	2:B:20:U:O3'	2	0.99	0.11	0.99
(1,3)	1:A:84:LYS:HE2	2:B:20:U:O4	2	0.99	0.11	0.99
(1,3)	1:A:84:LYS:HE2	2:B:20:U:O4'	2	0.99	0.11	0.99
(1,3)	1:A:84:LYS:HE2	2:B:20:U:O5'	2	0.99	0.11	0.99
(1,3)	1:A:84:LYS:HE2	2:B:20:U:OP1	2	0.99	0.11	0.99
(1,3)	1:A:84:LYS:HE2	2:B:20:U:OP2	2	0.99	0.11	0.99
(1,3)	1:A:84:LYS:HE2	2:B:20:U:P	2	0.99	0.11	0.99
(1,3)	1:A:84:LYS:HE2	2:B:21:G:C1'	2	0.99	0.11	0.99
(1,3)	1:A:84:LYS:HE2	2:B:21:G:C2	2	0.99	0.11	0.99
(1,3)	1:A:84:LYS:HE2	2:B:21:G:C2'	2	0.99	0.11	0.99
(1,3)	1:A:84:LYS:HE2	2:B:21:G:C3'	2	0.99	0.11	0.99
(1,3)	1:A:84:LYS:HE2	2:B:21:G:C4	2	0.99	0.11	0.99
(1,3)	1:A:84:LYS:HE2	2:B:21:G:C4'	2	0.99	0.11	0.99
(1,3)	1:A:84:LYS:HE2	2:B:21:G:C5	2	0.99	0.11	0.99
(1,3)	1:A:84:LYS:HE2	2:B:21:G:C5'	2	0.99	0.11	0.99
(1,3)	1:A:84:LYS:HE2	2:B:21:G:C6	2	0.99	0.11	0.99
(1,3)	1:A:84:LYS:HE2	2:B:21:G:C8	2	0.99	0.11	0.99
(1,3)	1:A:84:LYS:HE2	2:B:21:G:H1	2	0.99	0.11	0.99
(1,3)	1:A:84:LYS:HE2	2:B:21:G:H1'	2	0.99	0.11	0.99
(1,3)	1:A:84:LYS:HE2	2:B:21:G:H2'	2	0.99	0.11	0.99
(1,3)	1:A:84:LYS:HE2	2:B:21:G:H21	2	0.99	0.11	0.99
(1,3)	1:A:84:LYS:HE2	2:B:21:G:H22	2	0.99	0.11	0.99
(1,3)	1:A:84:LYS:HE2	2:B:21:G:H3'	2	0.99	0.11	0.99
(1,3)	1:A:84:LYS:HE2	2:B:21:G:H4'	2	0.99	0.11	0.99
(1,3)	1:A:84:LYS:HE2	2:B:21:G:H5'	2	0.99	0.11	0.99
(1,3)	1:A:84:LYS:HE2	2:B:21:G:H5''	2	0.99	0.11	0.99
(1,3)	1:A:84:LYS:HE2	2:B:21:G:H8	2	0.99	0.11	0.99
(1,3)	1:A:84:LYS:HE2	2:B:21:G:HO2'	2	0.99	0.11	0.99
(1,3)	1:A:84:LYS:HE2	2:B:21:G:N1	2	0.99	0.11	0.99

Continued on next page...

Continued from previous page...

Key	Atom-1	Atom-2	Models ¹	Mean (Å)	SD ¹ (Å)	Median (Å)
(1,3)	1:A:84:LYS:HE2	2:B:21:G:N2	2	0.99	0.11	0.99
(1,3)	1:A:84:LYS:HE2	2:B:21:G:N3	2	0.99	0.11	0.99
(1,3)	1:A:84:LYS:HE2	2:B:21:G:N7	2	0.99	0.11	0.99
(1,3)	1:A:84:LYS:HE2	2:B:21:G:N9	2	0.99	0.11	0.99
(1,3)	1:A:84:LYS:HE2	2:B:21:G:O2'	2	0.99	0.11	0.99
(1,3)	1:A:84:LYS:HE2	2:B:21:G:O3'	2	0.99	0.11	0.99
(1,3)	1:A:84:LYS:HE2	2:B:21:G:O4'	2	0.99	0.11	0.99
(1,3)	1:A:84:LYS:HE2	2:B:21:G:O5'	2	0.99	0.11	0.99
(1,3)	1:A:84:LYS:HE2	2:B:21:G:O6	2	0.99	0.11	0.99
(1,3)	1:A:84:LYS:HE2	2:B:21:G:OP1	2	0.99	0.11	0.99
(1,3)	1:A:84:LYS:HE2	2:B:21:G:OP2	2	0.99	0.11	0.99
(1,3)	1:A:84:LYS:HE2	2:B:21:G:P	2	0.99	0.11	0.99
(1,3)	1:A:84:LYS:HE2	2:B:22:A:C1'	2	0.99	0.11	0.99
(1,3)	1:A:84:LYS:HE2	2:B:22:A:C2	2	0.99	0.11	0.99
(1,3)	1:A:84:LYS:HE2	2:B:22:A:C2'	2	0.99	0.11	0.99
(1,3)	1:A:84:LYS:HE2	2:B:22:A:C3'	2	0.99	0.11	0.99
(1,3)	1:A:84:LYS:HE2	2:B:22:A:C4	2	0.99	0.11	0.99
(1,3)	1:A:84:LYS:HE2	2:B:22:A:C4'	2	0.99	0.11	0.99
(1,3)	1:A:84:LYS:HE2	2:B:22:A:C5	2	0.99	0.11	0.99
(1,3)	1:A:84:LYS:HE2	2:B:22:A:C5'	2	0.99	0.11	0.99
(1,3)	1:A:84:LYS:HE2	2:B:22:A:C6	2	0.99	0.11	0.99
(1,3)	1:A:84:LYS:HE2	2:B:22:A:C8	2	0.99	0.11	0.99
(1,3)	1:A:84:LYS:HE2	2:B:22:A:H1'	2	0.99	0.11	0.99
(1,3)	1:A:84:LYS:HE2	2:B:22:A:H2	2	0.99	0.11	0.99
(1,3)	1:A:84:LYS:HE2	2:B:22:A:H2'	2	0.99	0.11	0.99
(1,3)	1:A:84:LYS:HE2	2:B:22:A:H3'	2	0.99	0.11	0.99
(1,3)	1:A:84:LYS:HE2	2:B:22:A:H4'	2	0.99	0.11	0.99
(1,3)	1:A:84:LYS:HE2	2:B:22:A:H5'	2	0.99	0.11	0.99
(1,3)	1:A:84:LYS:HE2	2:B:22:A:H5''	2	0.99	0.11	0.99
(1,3)	1:A:84:LYS:HE2	2:B:22:A:H61	2	0.99	0.11	0.99
(1,3)	1:A:84:LYS:HE2	2:B:22:A:H62	2	0.99	0.11	0.99
(1,3)	1:A:84:LYS:HE2	2:B:22:A:H8	2	0.99	0.11	0.99
(1,3)	1:A:84:LYS:HE2	2:B:22:A:HO2'	2	0.99	0.11	0.99
(1,3)	1:A:84:LYS:HE2	2:B:22:A:N1	2	0.99	0.11	0.99
(1,3)	1:A:84:LYS:HE2	2:B:22:A:N3	2	0.99	0.11	0.99
(1,3)	1:A:84:LYS:HE2	2:B:22:A:N6	2	0.99	0.11	0.99
(1,3)	1:A:84:LYS:HE2	2:B:22:A:N7	2	0.99	0.11	0.99
(1,3)	1:A:84:LYS:HE2	2:B:22:A:N9	2	0.99	0.11	0.99
(1,3)	1:A:84:LYS:HE2	2:B:22:A:O2'	2	0.99	0.11	0.99
(1,3)	1:A:84:LYS:HE2	2:B:22:A:O3'	2	0.99	0.11	0.99
(1,3)	1:A:84:LYS:HE2	2:B:22:A:O4'	2	0.99	0.11	0.99
(1,3)	1:A:84:LYS:HE2	2:B:22:A:O5'	2	0.99	0.11	0.99

Continued on next page...

Continued from previous page...

Key	Atom-1	Atom-2	Models ¹	Mean (Å)	SD ¹ (Å)	Median (Å)
(1,3)	1:A:84:LYS:HE2	2:B:22:A:OP1	2	0.99	0.11	0.99
(1,3)	1:A:84:LYS:HE2	2:B:22:A:OP2	2	0.99	0.11	0.99
(1,3)	1:A:84:LYS:HE2	2:B:22:A:P	2	0.99	0.11	0.99
(1,3)	1:A:84:LYS:HE2	2:B:23:U:C1'	2	0.99	0.11	0.99
(1,3)	1:A:84:LYS:HE2	2:B:23:U:C2	2	0.99	0.11	0.99
(1,3)	1:A:84:LYS:HE2	2:B:23:U:C2'	2	0.99	0.11	0.99
(1,3)	1:A:84:LYS:HE2	2:B:23:U:C3'	2	0.99	0.11	0.99
(1,3)	1:A:84:LYS:HE2	2:B:23:U:C4	2	0.99	0.11	0.99
(1,3)	1:A:84:LYS:HE2	2:B:23:U:C4'	2	0.99	0.11	0.99
(1,3)	1:A:84:LYS:HE2	2:B:23:U:C5	2	0.99	0.11	0.99
(1,3)	1:A:84:LYS:HE2	2:B:23:U:C5'	2	0.99	0.11	0.99
(1,3)	1:A:84:LYS:HE2	2:B:23:U:C6	2	0.99	0.11	0.99
(1,3)	1:A:84:LYS:HE2	2:B:23:U:H1'	2	0.99	0.11	0.99
(1,3)	1:A:84:LYS:HE2	2:B:23:U:H2'	2	0.99	0.11	0.99
(1,3)	1:A:84:LYS:HE2	2:B:23:U:H3	2	0.99	0.11	0.99
(1,3)	1:A:84:LYS:HE2	2:B:23:U:H3'	2	0.99	0.11	0.99
(1,3)	1:A:84:LYS:HE2	2:B:23:U:H4'	2	0.99	0.11	0.99
(1,3)	1:A:84:LYS:HE2	2:B:23:U:H5	2	0.99	0.11	0.99
(1,3)	1:A:84:LYS:HE2	2:B:23:U:H5'	2	0.99	0.11	0.99
(1,3)	1:A:84:LYS:HE2	2:B:23:U:H5''	2	0.99	0.11	0.99
(1,3)	1:A:84:LYS:HE2	2:B:23:U:H6	2	0.99	0.11	0.99
(1,3)	1:A:84:LYS:HE2	2:B:23:U:HO2'	2	0.99	0.11	0.99
(1,3)	1:A:84:LYS:HE2	2:B:23:U:N1	2	0.99	0.11	0.99
(1,3)	1:A:84:LYS:HE2	2:B:23:U:N3	2	0.99	0.11	0.99
(1,3)	1:A:84:LYS:HE2	2:B:23:U:O2	2	0.99	0.11	0.99
(1,3)	1:A:84:LYS:HE2	2:B:23:U:O2'	2	0.99	0.11	0.99
(1,3)	1:A:84:LYS:HE2	2:B:23:U:O3'	2	0.99	0.11	0.99
(1,3)	1:A:84:LYS:HE2	2:B:23:U:O4	2	0.99	0.11	0.99
(1,3)	1:A:84:LYS:HE2	2:B:23:U:O4'	2	0.99	0.11	0.99
(1,3)	1:A:84:LYS:HE2	2:B:23:U:O5'	2	0.99	0.11	0.99
(1,3)	1:A:84:LYS:HE2	2:B:23:U:OP1	2	0.99	0.11	0.99
(1,3)	1:A:84:LYS:HE2	2:B:23:U:OP2	2	0.99	0.11	0.99
(1,3)	1:A:84:LYS:HE2	2:B:23:U:P	2	0.99	0.11	0.99
(1,3)	1:A:84:LYS:HE2	2:B:24:G:C1'	2	0.99	0.11	0.99
(1,3)	1:A:84:LYS:HE2	2:B:24:G:C2	2	0.99	0.11	0.99
(1,3)	1:A:84:LYS:HE2	2:B:24:G:C2'	2	0.99	0.11	0.99
(1,3)	1:A:84:LYS:HE2	2:B:24:G:C3'	2	0.99	0.11	0.99
(1,3)	1:A:84:LYS:HE2	2:B:24:G:C4	2	0.99	0.11	0.99
(1,3)	1:A:84:LYS:HE2	2:B:24:G:C4'	2	0.99	0.11	0.99
(1,3)	1:A:84:LYS:HE2	2:B:24:G:C5	2	0.99	0.11	0.99
(1,3)	1:A:84:LYS:HE2	2:B:24:G:C5'	2	0.99	0.11	0.99
(1,3)	1:A:84:LYS:HE2	2:B:24:G:C6	2	0.99	0.11	0.99

Continued on next page...

Continued from previous page...

Key	Atom-1	Atom-2	Models ¹	Mean (Å)	SD ¹ (Å)	Median (Å)
(1,3)	1:A:84:LYS:HE2	2:B:24:G:C8	2	0.99	0.11	0.99
(1,3)	1:A:84:LYS:HE2	2:B:24:G:H1	2	0.99	0.11	0.99
(1,3)	1:A:84:LYS:HE2	2:B:24:G:H1'	2	0.99	0.11	0.99
(1,3)	1:A:84:LYS:HE2	2:B:24:G:H2'	2	0.99	0.11	0.99
(1,3)	1:A:84:LYS:HE2	2:B:24:G:H21	2	0.99	0.11	0.99
(1,3)	1:A:84:LYS:HE2	2:B:24:G:H22	2	0.99	0.11	0.99
(1,3)	1:A:84:LYS:HE2	2:B:24:G:H3'	2	0.99	0.11	0.99
(1,3)	1:A:84:LYS:HE2	2:B:24:G:H4'	2	0.99	0.11	0.99
(1,3)	1:A:84:LYS:HE2	2:B:24:G:H5'	2	0.99	0.11	0.99
(1,3)	1:A:84:LYS:HE2	2:B:24:G:H5''	2	0.99	0.11	0.99
(1,3)	1:A:84:LYS:HE2	2:B:24:G:H8	2	0.99	0.11	0.99
(1,3)	1:A:84:LYS:HE2	2:B:24:G:HO2'	2	0.99	0.11	0.99
(1,3)	1:A:84:LYS:HE2	2:B:24:G:N1	2	0.99	0.11	0.99
(1,3)	1:A:84:LYS:HE2	2:B:24:G:N2	2	0.99	0.11	0.99
(1,3)	1:A:84:LYS:HE2	2:B:24:G:N3	2	0.99	0.11	0.99
(1,3)	1:A:84:LYS:HE2	2:B:24:G:N7	2	0.99	0.11	0.99
(1,3)	1:A:84:LYS:HE2	2:B:24:G:N9	2	0.99	0.11	0.99
(1,3)	1:A:84:LYS:HE2	2:B:24:G:O2'	2	0.99	0.11	0.99
(1,3)	1:A:84:LYS:HE2	2:B:24:G:O3'	2	0.99	0.11	0.99
(1,3)	1:A:84:LYS:HE2	2:B:24:G:O4'	2	0.99	0.11	0.99
(1,3)	1:A:84:LYS:HE2	2:B:24:G:O5'	2	0.99	0.11	0.99
(1,3)	1:A:84:LYS:HE2	2:B:24:G:O6	2	0.99	0.11	0.99
(1,3)	1:A:84:LYS:HE2	2:B:24:G:OP1	2	0.99	0.11	0.99
(1,3)	1:A:84:LYS:HE2	2:B:24:G:OP2	2	0.99	0.11	0.99
(1,3)	1:A:84:LYS:HE2	2:B:24:G:P	2	0.99	0.11	0.99
(1,3)	1:A:84:LYS:HE3	2:B:2:C:C1'	2	0.99	0.11	0.99
(1,3)	1:A:84:LYS:HE3	2:B:2:C:C2	2	0.99	0.11	0.99
(1,3)	1:A:84:LYS:HE3	2:B:2:C:C2'	2	0.99	0.11	0.99
(1,3)	1:A:84:LYS:HE3	2:B:2:C:C3'	2	0.99	0.11	0.99
(1,3)	1:A:84:LYS:HE3	2:B:2:C:C4	2	0.99	0.11	0.99
(1,3)	1:A:84:LYS:HE3	2:B:2:C:C4'	2	0.99	0.11	0.99
(1,3)	1:A:84:LYS:HE3	2:B:2:C:C5	2	0.99	0.11	0.99
(1,3)	1:A:84:LYS:HE3	2:B:2:C:C5'	2	0.99	0.11	0.99
(1,3)	1:A:84:LYS:HE3	2:B:2:C:C6	2	0.99	0.11	0.99
(1,3)	1:A:84:LYS:HE3	2:B:2:C:H1'	2	0.99	0.11	0.99
(1,3)	1:A:84:LYS:HE3	2:B:2:C:H2'	2	0.99	0.11	0.99
(1,3)	1:A:84:LYS:HE3	2:B:2:C:H3'	2	0.99	0.11	0.99
(1,3)	1:A:84:LYS:HE3	2:B:2:C:H4'	2	0.99	0.11	0.99
(1,3)	1:A:84:LYS:HE3	2:B:2:C:H41	2	0.99	0.11	0.99
(1,3)	1:A:84:LYS:HE3	2:B:2:C:H42	2	0.99	0.11	0.99
(1,3)	1:A:84:LYS:HE3	2:B:2:C:H5	2	0.99	0.11	0.99
(1,3)	1:A:84:LYS:HE3	2:B:2:C:H5'	2	0.99	0.11	0.99

Continued on next page...

Continued from previous page...

Key	Atom-1	Atom-2	Models ¹	Mean (Å)	SD ¹ (Å)	Median (Å)
(1,3)	1:A:84:LYS:HE3	2:B:2:C:H5''	2	0.99	0.11	0.99
(1,3)	1:A:84:LYS:HE3	2:B:2:C:H6	2	0.99	0.11	0.99
(1,3)	1:A:84:LYS:HE3	2:B:2:C:HO2'	2	0.99	0.11	0.99
(1,3)	1:A:84:LYS:HE3	2:B:2:C:N1	2	0.99	0.11	0.99
(1,3)	1:A:84:LYS:HE3	2:B:2:C:N3	2	0.99	0.11	0.99
(1,3)	1:A:84:LYS:HE3	2:B:2:C:N4	2	0.99	0.11	0.99
(1,3)	1:A:84:LYS:HE3	2:B:2:C:O2	2	0.99	0.11	0.99
(1,3)	1:A:84:LYS:HE3	2:B:2:C:O2'	2	0.99	0.11	0.99
(1,3)	1:A:84:LYS:HE3	2:B:2:C:O3'	2	0.99	0.11	0.99
(1,3)	1:A:84:LYS:HE3	2:B:2:C:O4'	2	0.99	0.11	0.99
(1,3)	1:A:84:LYS:HE3	2:B:2:C:O5'	2	0.99	0.11	0.99
(1,3)	1:A:84:LYS:HE3	2:B:3:U:C1'	2	0.99	0.11	0.99
(1,3)	1:A:84:LYS:HE3	2:B:3:U:C2	2	0.99	0.11	0.99
(1,3)	1:A:84:LYS:HE3	2:B:3:U:C2'	2	0.99	0.11	0.99
(1,3)	1:A:84:LYS:HE3	2:B:3:U:C3'	2	0.99	0.11	0.99
(1,3)	1:A:84:LYS:HE3	2:B:3:U:C4	2	0.99	0.11	0.99
(1,3)	1:A:84:LYS:HE3	2:B:3:U:C4'	2	0.99	0.11	0.99
(1,3)	1:A:84:LYS:HE3	2:B:3:U:C5	2	0.99	0.11	0.99
(1,3)	1:A:84:LYS:HE3	2:B:3:U:C5'	2	0.99	0.11	0.99
(1,3)	1:A:84:LYS:HE3	2:B:3:U:C6	2	0.99	0.11	0.99
(1,3)	1:A:84:LYS:HE3	2:B:3:U:H1'	2	0.99	0.11	0.99
(1,3)	1:A:84:LYS:HE3	2:B:3:U:H2'	2	0.99	0.11	0.99
(1,3)	1:A:84:LYS:HE3	2:B:3:U:H3	2	0.99	0.11	0.99
(1,3)	1:A:84:LYS:HE3	2:B:3:U:H3'	2	0.99	0.11	0.99
(1,3)	1:A:84:LYS:HE3	2:B:3:U:H4'	2	0.99	0.11	0.99
(1,3)	1:A:84:LYS:HE3	2:B:3:U:H5	2	0.99	0.11	0.99
(1,3)	1:A:84:LYS:HE3	2:B:3:U:H5'	2	0.99	0.11	0.99
(1,3)	1:A:84:LYS:HE3	2:B:3:U:H5''	2	0.99	0.11	0.99
(1,3)	1:A:84:LYS:HE3	2:B:3:U:H6	2	0.99	0.11	0.99
(1,3)	1:A:84:LYS:HE3	2:B:3:U:HO2'	2	0.99	0.11	0.99
(1,3)	1:A:84:LYS:HE3	2:B:3:U:N1	2	0.99	0.11	0.99
(1,3)	1:A:84:LYS:HE3	2:B:3:U:N3	2	0.99	0.11	0.99
(1,3)	1:A:84:LYS:HE3	2:B:3:U:O2	2	0.99	0.11	0.99
(1,3)	1:A:84:LYS:HE3	2:B:3:U:O2'	2	0.99	0.11	0.99
(1,3)	1:A:84:LYS:HE3	2:B:3:U:O3'	2	0.99	0.11	0.99
(1,3)	1:A:84:LYS:HE3	2:B:3:U:O4	2	0.99	0.11	0.99
(1,3)	1:A:84:LYS:HE3	2:B:3:U:O4'	2	0.99	0.11	0.99
(1,3)	1:A:84:LYS:HE3	2:B:3:U:O5'	2	0.99	0.11	0.99
(1,3)	1:A:84:LYS:HE3	2:B:3:U:OP1	2	0.99	0.11	0.99
(1,3)	1:A:84:LYS:HE3	2:B:3:U:OP2	2	0.99	0.11	0.99
(1,3)	1:A:84:LYS:HE3	2:B:3:U:P	2	0.99	0.11	0.99
(1,3)	1:A:84:LYS:HE3	2:B:4:G:C1'	2	0.99	0.11	0.99

Continued on next page...

Continued from previous page...

Key	Atom-1	Atom-2	Models ¹	Mean (Å)	SD ¹ (Å)	Median (Å)
(1,3)	1:A:84:LYS:HE3	2:B:4:G:C2	2	0.99	0.11	0.99
(1,3)	1:A:84:LYS:HE3	2:B:4:G:C2'	2	0.99	0.11	0.99
(1,3)	1:A:84:LYS:HE3	2:B:4:G:C3'	2	0.99	0.11	0.99
(1,3)	1:A:84:LYS:HE3	2:B:4:G:C4	2	0.99	0.11	0.99
(1,3)	1:A:84:LYS:HE3	2:B:4:G:C4'	2	0.99	0.11	0.99
(1,3)	1:A:84:LYS:HE3	2:B:4:G:C5	2	0.99	0.11	0.99
(1,3)	1:A:84:LYS:HE3	2:B:4:G:C5'	2	0.99	0.11	0.99
(1,3)	1:A:84:LYS:HE3	2:B:4:G:C6	2	0.99	0.11	0.99
(1,3)	1:A:84:LYS:HE3	2:B:4:G:C8	2	0.99	0.11	0.99
(1,3)	1:A:84:LYS:HE3	2:B:4:G:H1	2	0.99	0.11	0.99
(1,3)	1:A:84:LYS:HE3	2:B:4:G:H1'	2	0.99	0.11	0.99
(1,3)	1:A:84:LYS:HE3	2:B:4:G:H2'	2	0.99	0.11	0.99
(1,3)	1:A:84:LYS:HE3	2:B:4:G:H21	2	0.99	0.11	0.99
(1,3)	1:A:84:LYS:HE3	2:B:4:G:H22	2	0.99	0.11	0.99
(1,3)	1:A:84:LYS:HE3	2:B:4:G:H3'	2	0.99	0.11	0.99
(1,3)	1:A:84:LYS:HE3	2:B:4:G:H4'	2	0.99	0.11	0.99
(1,3)	1:A:84:LYS:HE3	2:B:4:G:H5'	2	0.99	0.11	0.99
(1,3)	1:A:84:LYS:HE3	2:B:4:G:H5''	2	0.99	0.11	0.99
(1,3)	1:A:84:LYS:HE3	2:B:4:G:H8	2	0.99	0.11	0.99
(1,3)	1:A:84:LYS:HE3	2:B:4:G:HO2'	2	0.99	0.11	0.99
(1,3)	1:A:84:LYS:HE3	2:B:4:G:N1	2	0.99	0.11	0.99
(1,3)	1:A:84:LYS:HE3	2:B:4:G:N2	2	0.99	0.11	0.99
(1,3)	1:A:84:LYS:HE3	2:B:4:G:N3	2	0.99	0.11	0.99
(1,3)	1:A:84:LYS:HE3	2:B:4:G:N7	2	0.99	0.11	0.99
(1,3)	1:A:84:LYS:HE3	2:B:4:G:N9	2	0.99	0.11	0.99
(1,3)	1:A:84:LYS:HE3	2:B:4:G:O2'	2	0.99	0.11	0.99
(1,3)	1:A:84:LYS:HE3	2:B:4:G:O3'	2	0.99	0.11	0.99
(1,3)	1:A:84:LYS:HE3	2:B:4:G:O4'	2	0.99	0.11	0.99
(1,3)	1:A:84:LYS:HE3	2:B:4:G:O5'	2	0.99	0.11	0.99
(1,3)	1:A:84:LYS:HE3	2:B:4:G:O6	2	0.99	0.11	0.99
(1,3)	1:A:84:LYS:HE3	2:B:4:G:OP1	2	0.99	0.11	0.99
(1,3)	1:A:84:LYS:HE3	2:B:4:G:OP2	2	0.99	0.11	0.99
(1,3)	1:A:84:LYS:HE3	2:B:4:G:P	2	0.99	0.11	0.99
(1,3)	1:A:84:LYS:HE3	2:B:5:A:C1'	2	0.99	0.11	0.99
(1,3)	1:A:84:LYS:HE3	2:B:5:A:C2	2	0.99	0.11	0.99
(1,3)	1:A:84:LYS:HE3	2:B:5:A:C2'	2	0.99	0.11	0.99
(1,3)	1:A:84:LYS:HE3	2:B:5:A:C3'	2	0.99	0.11	0.99
(1,3)	1:A:84:LYS:HE3	2:B:5:A:C4	2	0.99	0.11	0.99
(1,3)	1:A:84:LYS:HE3	2:B:5:A:C4'	2	0.99	0.11	0.99
(1,3)	1:A:84:LYS:HE3	2:B:5:A:C5	2	0.99	0.11	0.99
(1,3)	1:A:84:LYS:HE3	2:B:5:A:C5'	2	0.99	0.11	0.99
(1,3)	1:A:84:LYS:HE3	2:B:5:A:C6	2	0.99	0.11	0.99

Continued on next page...

Continued from previous page...

Key	Atom-1	Atom-2	Models ¹	Mean (Å)	SD ¹ (Å)	Median (Å)
(1,3)	1:A:84:LYS:HE3	2:B:5:A:C8	2	0.99	0.11	0.99
(1,3)	1:A:84:LYS:HE3	2:B:5:A:H1'	2	0.99	0.11	0.99
(1,3)	1:A:84:LYS:HE3	2:B:5:A:H2	2	0.99	0.11	0.99
(1,3)	1:A:84:LYS:HE3	2:B:5:A:H2'	2	0.99	0.11	0.99
(1,3)	1:A:84:LYS:HE3	2:B:5:A:H3'	2	0.99	0.11	0.99
(1,3)	1:A:84:LYS:HE3	2:B:5:A:H4'	2	0.99	0.11	0.99
(1,3)	1:A:84:LYS:HE3	2:B:5:A:H5'	2	0.99	0.11	0.99
(1,3)	1:A:84:LYS:HE3	2:B:5:A:H5''	2	0.99	0.11	0.99
(1,3)	1:A:84:LYS:HE3	2:B:5:A:H61	2	0.99	0.11	0.99
(1,3)	1:A:84:LYS:HE3	2:B:5:A:H62	2	0.99	0.11	0.99
(1,3)	1:A:84:LYS:HE3	2:B:5:A:H8	2	0.99	0.11	0.99
(1,3)	1:A:84:LYS:HE3	2:B:5:A:HO2'	2	0.99	0.11	0.99
(1,3)	1:A:84:LYS:HE3	2:B:5:A:N1	2	0.99	0.11	0.99
(1,3)	1:A:84:LYS:HE3	2:B:5:A:N3	2	0.99	0.11	0.99
(1,3)	1:A:84:LYS:HE3	2:B:5:A:N6	2	0.99	0.11	0.99
(1,3)	1:A:84:LYS:HE3	2:B:5:A:N7	2	0.99	0.11	0.99
(1,3)	1:A:84:LYS:HE3	2:B:5:A:N9	2	0.99	0.11	0.99
(1,3)	1:A:84:LYS:HE3	2:B:5:A:O2'	2	0.99	0.11	0.99
(1,3)	1:A:84:LYS:HE3	2:B:5:A:O3'	2	0.99	0.11	0.99
(1,3)	1:A:84:LYS:HE3	2:B:5:A:O4'	2	0.99	0.11	0.99
(1,3)	1:A:84:LYS:HE3	2:B:5:A:O5'	2	0.99	0.11	0.99
(1,3)	1:A:84:LYS:HE3	2:B:5:A:OP1	2	0.99	0.11	0.99
(1,3)	1:A:84:LYS:HE3	2:B:5:A:OP2	2	0.99	0.11	0.99
(1,3)	1:A:84:LYS:HE3	2:B:5:A:P	2	0.99	0.11	0.99
(1,3)	1:A:84:LYS:HE3	2:B:6:G:C1'	2	0.99	0.11	0.99
(1,3)	1:A:84:LYS:HE3	2:B:6:G:C2	2	0.99	0.11	0.99
(1,3)	1:A:84:LYS:HE3	2:B:6:G:C2'	2	0.99	0.11	0.99
(1,3)	1:A:84:LYS:HE3	2:B:6:G:C3'	2	0.99	0.11	0.99
(1,3)	1:A:84:LYS:HE3	2:B:6:G:C4	2	0.99	0.11	0.99
(1,3)	1:A:84:LYS:HE3	2:B:6:G:C4'	2	0.99	0.11	0.99
(1,3)	1:A:84:LYS:HE3	2:B:6:G:C5	2	0.99	0.11	0.99
(1,3)	1:A:84:LYS:HE3	2:B:6:G:C5'	2	0.99	0.11	0.99
(1,3)	1:A:84:LYS:HE3	2:B:6:G:C6	2	0.99	0.11	0.99
(1,3)	1:A:84:LYS:HE3	2:B:6:G:C8	2	0.99	0.11	0.99
(1,3)	1:A:84:LYS:HE3	2:B:6:G:H1	2	0.99	0.11	0.99
(1,3)	1:A:84:LYS:HE3	2:B:6:G:H1'	2	0.99	0.11	0.99
(1,3)	1:A:84:LYS:HE3	2:B:6:G:H2'	2	0.99	0.11	0.99
(1,3)	1:A:84:LYS:HE3	2:B:6:G:H21	2	0.99	0.11	0.99
(1,3)	1:A:84:LYS:HE3	2:B:6:G:H22	2	0.99	0.11	0.99
(1,3)	1:A:84:LYS:HE3	2:B:6:G:H3'	2	0.99	0.11	0.99
(1,3)	1:A:84:LYS:HE3	2:B:6:G:H4'	2	0.99	0.11	0.99
(1,3)	1:A:84:LYS:HE3	2:B:6:G:H5'	2	0.99	0.11	0.99

Continued on next page...

Continued from previous page...

Key	Atom-1	Atom-2	Models ¹	Mean (Å)	SD ¹ (Å)	Median (Å)
(1,3)	1:A:84:LYS:HE3	2:B:6:G:H5''	2	0.99	0.11	0.99
(1,3)	1:A:84:LYS:HE3	2:B:6:G:H8	2	0.99	0.11	0.99
(1,3)	1:A:84:LYS:HE3	2:B:6:G:HO2'	2	0.99	0.11	0.99
(1,3)	1:A:84:LYS:HE3	2:B:6:G:N1	2	0.99	0.11	0.99
(1,3)	1:A:84:LYS:HE3	2:B:6:G:N2	2	0.99	0.11	0.99
(1,3)	1:A:84:LYS:HE3	2:B:6:G:N3	2	0.99	0.11	0.99
(1,3)	1:A:84:LYS:HE3	2:B:6:G:N7	2	0.99	0.11	0.99
(1,3)	1:A:84:LYS:HE3	2:B:6:G:N9	2	0.99	0.11	0.99
(1,3)	1:A:84:LYS:HE3	2:B:6:G:O2'	2	0.99	0.11	0.99
(1,3)	1:A:84:LYS:HE3	2:B:6:G:O3'	2	0.99	0.11	0.99
(1,3)	1:A:84:LYS:HE3	2:B:6:G:O4'	2	0.99	0.11	0.99
(1,3)	1:A:84:LYS:HE3	2:B:6:G:O5'	2	0.99	0.11	0.99
(1,3)	1:A:84:LYS:HE3	2:B:6:G:O6	2	0.99	0.11	0.99
(1,3)	1:A:84:LYS:HE3	2:B:6:G:OP1	2	0.99	0.11	0.99
(1,3)	1:A:84:LYS:HE3	2:B:6:G:OP2	2	0.99	0.11	0.99
(1,3)	1:A:84:LYS:HE3	2:B:6:G:P	2	0.99	0.11	0.99
(1,3)	1:A:84:LYS:HE3	2:B:7:C:C1'	2	0.99	0.11	0.99
(1,3)	1:A:84:LYS:HE3	2:B:7:C:C2	2	0.99	0.11	0.99
(1,3)	1:A:84:LYS:HE3	2:B:7:C:C2'	2	0.99	0.11	0.99
(1,3)	1:A:84:LYS:HE3	2:B:7:C:C3'	2	0.99	0.11	0.99
(1,3)	1:A:84:LYS:HE3	2:B:7:C:C4	2	0.99	0.11	0.99
(1,3)	1:A:84:LYS:HE3	2:B:7:C:C4'	2	0.99	0.11	0.99
(1,3)	1:A:84:LYS:HE3	2:B:7:C:C5	2	0.99	0.11	0.99
(1,3)	1:A:84:LYS:HE3	2:B:7:C:C5'	2	0.99	0.11	0.99
(1,3)	1:A:84:LYS:HE3	2:B:7:C:C6	2	0.99	0.11	0.99
(1,3)	1:A:84:LYS:HE3	2:B:7:C:H1'	2	0.99	0.11	0.99
(1,3)	1:A:84:LYS:HE3	2:B:7:C:H2'	2	0.99	0.11	0.99
(1,3)	1:A:84:LYS:HE3	2:B:7:C:H3'	2	0.99	0.11	0.99
(1,3)	1:A:84:LYS:HE3	2:B:7:C:H4'	2	0.99	0.11	0.99
(1,3)	1:A:84:LYS:HE3	2:B:7:C:H41	2	0.99	0.11	0.99
(1,3)	1:A:84:LYS:HE3	2:B:7:C:H42	2	0.99	0.11	0.99
(1,3)	1:A:84:LYS:HE3	2:B:7:C:H5	2	0.99	0.11	0.99
(1,3)	1:A:84:LYS:HE3	2:B:7:C:H5'	2	0.99	0.11	0.99
(1,3)	1:A:84:LYS:HE3	2:B:7:C:H5''	2	0.99	0.11	0.99
(1,3)	1:A:84:LYS:HE3	2:B:7:C:H6	2	0.99	0.11	0.99
(1,3)	1:A:84:LYS:HE3	2:B:7:C:HO2'	2	0.99	0.11	0.99
(1,3)	1:A:84:LYS:HE3	2:B:7:C:N1	2	0.99	0.11	0.99
(1,3)	1:A:84:LYS:HE3	2:B:7:C:N3	2	0.99	0.11	0.99
(1,3)	1:A:84:LYS:HE3	2:B:7:C:N4	2	0.99	0.11	0.99
(1,3)	1:A:84:LYS:HE3	2:B:7:C:O2	2	0.99	0.11	0.99
(1,3)	1:A:84:LYS:HE3	2:B:7:C:O2'	2	0.99	0.11	0.99
(1,3)	1:A:84:LYS:HE3	2:B:7:C:O3'	2	0.99	0.11	0.99

Continued on next page...

Continued from previous page...

Key	Atom-1	Atom-2	Models ¹	Mean (Å)	SD ¹ (Å)	Median (Å)
(1,3)	1:A:84:LYS:HE3	2:B:7:C:O4'	2	0.99	0.11	0.99
(1,3)	1:A:84:LYS:HE3	2:B:7:C:O5'	2	0.99	0.11	0.99
(1,3)	1:A:84:LYS:HE3	2:B:7:C:OP1	2	0.99	0.11	0.99
(1,3)	1:A:84:LYS:HE3	2:B:7:C:OP2	2	0.99	0.11	0.99
(1,3)	1:A:84:LYS:HE3	2:B:7:C:P	2	0.99	0.11	0.99
(1,3)	1:A:84:LYS:HE3	2:B:8:U:C1'	2	0.99	0.11	0.99
(1,3)	1:A:84:LYS:HE3	2:B:8:U:C2	2	0.99	0.11	0.99
(1,3)	1:A:84:LYS:HE3	2:B:8:U:C2'	2	0.99	0.11	0.99
(1,3)	1:A:84:LYS:HE3	2:B:8:U:C3'	2	0.99	0.11	0.99
(1,3)	1:A:84:LYS:HE3	2:B:8:U:C4	2	0.99	0.11	0.99
(1,3)	1:A:84:LYS:HE3	2:B:8:U:C4'	2	0.99	0.11	0.99
(1,3)	1:A:84:LYS:HE3	2:B:8:U:C5	2	0.99	0.11	0.99
(1,3)	1:A:84:LYS:HE3	2:B:8:U:C5'	2	0.99	0.11	0.99
(1,3)	1:A:84:LYS:HE3	2:B:8:U:C6	2	0.99	0.11	0.99
(1,3)	1:A:84:LYS:HE3	2:B:8:U:H1'	2	0.99	0.11	0.99
(1,3)	1:A:84:LYS:HE3	2:B:8:U:H2'	2	0.99	0.11	0.99
(1,3)	1:A:84:LYS:HE3	2:B:8:U:H3	2	0.99	0.11	0.99
(1,3)	1:A:84:LYS:HE3	2:B:8:U:H3'	2	0.99	0.11	0.99
(1,3)	1:A:84:LYS:HE3	2:B:8:U:H4'	2	0.99	0.11	0.99
(1,3)	1:A:84:LYS:HE3	2:B:8:U:H5	2	0.99	0.11	0.99
(1,3)	1:A:84:LYS:HE3	2:B:8:U:H5'	2	0.99	0.11	0.99
(1,3)	1:A:84:LYS:HE3	2:B:8:U:H5''	2	0.99	0.11	0.99
(1,3)	1:A:84:LYS:HE3	2:B:8:U:H6	2	0.99	0.11	0.99
(1,3)	1:A:84:LYS:HE3	2:B:8:U:HO2'	2	0.99	0.11	0.99
(1,3)	1:A:84:LYS:HE3	2:B:8:U:N1	2	0.99	0.11	0.99
(1,3)	1:A:84:LYS:HE3	2:B:8:U:N3	2	0.99	0.11	0.99
(1,3)	1:A:84:LYS:HE3	2:B:8:U:O2	2	0.99	0.11	0.99
(1,3)	1:A:84:LYS:HE3	2:B:8:U:O2'	2	0.99	0.11	0.99
(1,3)	1:A:84:LYS:HE3	2:B:8:U:O3'	2	0.99	0.11	0.99
(1,3)	1:A:84:LYS:HE3	2:B:8:U:O4	2	0.99	0.11	0.99
(1,3)	1:A:84:LYS:HE3	2:B:8:U:O4'	2	0.99	0.11	0.99
(1,3)	1:A:84:LYS:HE3	2:B:8:U:O5'	2	0.99	0.11	0.99
(1,3)	1:A:84:LYS:HE3	2:B:8:U:OP1	2	0.99	0.11	0.99
(1,3)	1:A:84:LYS:HE3	2:B:8:U:OP2	2	0.99	0.11	0.99
(1,3)	1:A:84:LYS:HE3	2:B:8:U:P	2	0.99	0.11	0.99
(1,3)	1:A:84:LYS:HE3	2:B:9:C:C1'	2	0.99	0.11	0.99
(1,3)	1:A:84:LYS:HE3	2:B:9:C:C2	2	0.99	0.11	0.99
(1,3)	1:A:84:LYS:HE3	2:B:9:C:C2'	2	0.99	0.11	0.99
(1,3)	1:A:84:LYS:HE3	2:B:9:C:C3'	2	0.99	0.11	0.99
(1,3)	1:A:84:LYS:HE3	2:B:9:C:C4	2	0.99	0.11	0.99
(1,3)	1:A:84:LYS:HE3	2:B:9:C:C4'	2	0.99	0.11	0.99
(1,3)	1:A:84:LYS:HE3	2:B:9:C:C5	2	0.99	0.11	0.99

Continued on next page...

Continued from previous page...

Key	Atom-1	Atom-2	Models ¹	Mean (Å)	SD ¹ (Å)	Median (Å)
(1,3)	1:A:84:LYS:HE3	2:B:9:C:C5'	2	0.99	0.11	0.99
(1,3)	1:A:84:LYS:HE3	2:B:9:C:C6	2	0.99	0.11	0.99
(1,3)	1:A:84:LYS:HE3	2:B:9:C:H1'	2	0.99	0.11	0.99
(1,3)	1:A:84:LYS:HE3	2:B:9:C:H2'	2	0.99	0.11	0.99
(1,3)	1:A:84:LYS:HE3	2:B:9:C:H3'	2	0.99	0.11	0.99
(1,3)	1:A:84:LYS:HE3	2:B:9:C:H4'	2	0.99	0.11	0.99
(1,3)	1:A:84:LYS:HE3	2:B:9:C:H41	2	0.99	0.11	0.99
(1,3)	1:A:84:LYS:HE3	2:B:9:C:H42	2	0.99	0.11	0.99
(1,3)	1:A:84:LYS:HE3	2:B:9:C:H5	2	0.99	0.11	0.99
(1,3)	1:A:84:LYS:HE3	2:B:9:C:H5'	2	0.99	0.11	0.99
(1,3)	1:A:84:LYS:HE3	2:B:9:C:H5''	2	0.99	0.11	0.99
(1,3)	1:A:84:LYS:HE3	2:B:9:C:H6	2	0.99	0.11	0.99
(1,3)	1:A:84:LYS:HE3	2:B:9:C:HO2'	2	0.99	0.11	0.99
(1,3)	1:A:84:LYS:HE3	2:B:9:C:N1	2	0.99	0.11	0.99
(1,3)	1:A:84:LYS:HE3	2:B:9:C:N3	2	0.99	0.11	0.99
(1,3)	1:A:84:LYS:HE3	2:B:9:C:N4	2	0.99	0.11	0.99
(1,3)	1:A:84:LYS:HE3	2:B:9:C:O2	2	0.99	0.11	0.99
(1,3)	1:A:84:LYS:HE3	2:B:9:C:O2'	2	0.99	0.11	0.99
(1,3)	1:A:84:LYS:HE3	2:B:9:C:O3'	2	0.99	0.11	0.99
(1,3)	1:A:84:LYS:HE3	2:B:9:C:O4'	2	0.99	0.11	0.99
(1,3)	1:A:84:LYS:HE3	2:B:9:C:O5'	2	0.99	0.11	0.99
(1,3)	1:A:84:LYS:HE3	2:B:9:C:OP1	2	0.99	0.11	0.99
(1,3)	1:A:84:LYS:HE3	2:B:9:C:OP2	2	0.99	0.11	0.99
(1,3)	1:A:84:LYS:HE3	2:B:9:C:P	2	0.99	0.11	0.99
(1,3)	1:A:84:LYS:HE3	2:B:10:G:C1'	2	0.99	0.11	0.99
(1,3)	1:A:84:LYS:HE3	2:B:10:G:C2	2	0.99	0.11	0.99
(1,3)	1:A:84:LYS:HE3	2:B:10:G:C2'	2	0.99	0.11	0.99
(1,3)	1:A:84:LYS:HE3	2:B:10:G:C3'	2	0.99	0.11	0.99
(1,3)	1:A:84:LYS:HE3	2:B:10:G:C4	2	0.99	0.11	0.99
(1,3)	1:A:84:LYS:HE3	2:B:10:G:C4'	2	0.99	0.11	0.99
(1,3)	1:A:84:LYS:HE3	2:B:10:G:C5	2	0.99	0.11	0.99
(1,3)	1:A:84:LYS:HE3	2:B:10:G:C5'	2	0.99	0.11	0.99
(1,3)	1:A:84:LYS:HE3	2:B:10:G:C6	2	0.99	0.11	0.99
(1,3)	1:A:84:LYS:HE3	2:B:10:G:C8	2	0.99	0.11	0.99
(1,3)	1:A:84:LYS:HE3	2:B:10:G:H1	2	0.99	0.11	0.99
(1,3)	1:A:84:LYS:HE3	2:B:10:G:H1'	2	0.99	0.11	0.99
(1,3)	1:A:84:LYS:HE3	2:B:10:G:H2'	2	0.99	0.11	0.99
(1,3)	1:A:84:LYS:HE3	2:B:10:G:H21	2	0.99	0.11	0.99
(1,3)	1:A:84:LYS:HE3	2:B:10:G:H22	2	0.99	0.11	0.99
(1,3)	1:A:84:LYS:HE3	2:B:10:G:H3'	2	0.99	0.11	0.99
(1,3)	1:A:84:LYS:HE3	2:B:10:G:H4'	2	0.99	0.11	0.99
(1,3)	1:A:84:LYS:HE3	2:B:10:G:H5'	2	0.99	0.11	0.99

Continued on next page...

Continued from previous page...

Key	Atom-1	Atom-2	Models ¹	Mean (Å)	SD ¹ (Å)	Median (Å)
(1,3)	1:A:84:LYS:HE3	2:B:10:G:H5''	2	0.99	0.11	0.99
(1,3)	1:A:84:LYS:HE3	2:B:10:G:H8	2	0.99	0.11	0.99
(1,3)	1:A:84:LYS:HE3	2:B:10:G:HO2'	2	0.99	0.11	0.99
(1,3)	1:A:84:LYS:HE3	2:B:10:G:N1	2	0.99	0.11	0.99
(1,3)	1:A:84:LYS:HE3	2:B:10:G:N2	2	0.99	0.11	0.99
(1,3)	1:A:84:LYS:HE3	2:B:10:G:N3	2	0.99	0.11	0.99
(1,3)	1:A:84:LYS:HE3	2:B:10:G:N7	2	0.99	0.11	0.99
(1,3)	1:A:84:LYS:HE3	2:B:10:G:N9	2	0.99	0.11	0.99
(1,3)	1:A:84:LYS:HE3	2:B:10:G:O2'	2	0.99	0.11	0.99
(1,3)	1:A:84:LYS:HE3	2:B:10:G:O3'	2	0.99	0.11	0.99
(1,3)	1:A:84:LYS:HE3	2:B:10:G:O4'	2	0.99	0.11	0.99
(1,3)	1:A:84:LYS:HE3	2:B:10:G:O5'	2	0.99	0.11	0.99
(1,3)	1:A:84:LYS:HE3	2:B:10:G:O6	2	0.99	0.11	0.99
(1,3)	1:A:84:LYS:HE3	2:B:10:G:OP1	2	0.99	0.11	0.99
(1,3)	1:A:84:LYS:HE3	2:B:10:G:OP2	2	0.99	0.11	0.99
(1,3)	1:A:84:LYS:HE3	2:B:10:G:P	2	0.99	0.11	0.99
(1,3)	1:A:84:LYS:HE3	2:B:11:A:C1'	2	0.99	0.11	0.99
(1,3)	1:A:84:LYS:HE3	2:B:11:A:C2	2	0.99	0.11	0.99
(1,3)	1:A:84:LYS:HE3	2:B:11:A:C2'	2	0.99	0.11	0.99
(1,3)	1:A:84:LYS:HE3	2:B:11:A:C3'	2	0.99	0.11	0.99
(1,3)	1:A:84:LYS:HE3	2:B:11:A:C4	2	0.99	0.11	0.99
(1,3)	1:A:84:LYS:HE3	2:B:11:A:C4'	2	0.99	0.11	0.99
(1,3)	1:A:84:LYS:HE3	2:B:11:A:C5	2	0.99	0.11	0.99
(1,3)	1:A:84:LYS:HE3	2:B:11:A:C5'	2	0.99	0.11	0.99
(1,3)	1:A:84:LYS:HE3	2:B:11:A:C6	2	0.99	0.11	0.99
(1,3)	1:A:84:LYS:HE3	2:B:11:A:C8	2	0.99	0.11	0.99
(1,3)	1:A:84:LYS:HE3	2:B:11:A:H1'	2	0.99	0.11	0.99
(1,3)	1:A:84:LYS:HE3	2:B:11:A:H2	2	0.99	0.11	0.99
(1,3)	1:A:84:LYS:HE3	2:B:11:A:H2'	2	0.99	0.11	0.99
(1,3)	1:A:84:LYS:HE3	2:B:11:A:H3'	2	0.99	0.11	0.99
(1,3)	1:A:84:LYS:HE3	2:B:11:A:H4'	2	0.99	0.11	0.99
(1,3)	1:A:84:LYS:HE3	2:B:11:A:H5'	2	0.99	0.11	0.99
(1,3)	1:A:84:LYS:HE3	2:B:11:A:H5''	2	0.99	0.11	0.99
(1,3)	1:A:84:LYS:HE3	2:B:11:A:H61	2	0.99	0.11	0.99
(1,3)	1:A:84:LYS:HE3	2:B:11:A:H62	2	0.99	0.11	0.99
(1,3)	1:A:84:LYS:HE3	2:B:11:A:H8	2	0.99	0.11	0.99
(1,3)	1:A:84:LYS:HE3	2:B:11:A:HO2'	2	0.99	0.11	0.99
(1,3)	1:A:84:LYS:HE3	2:B:11:A:N1	2	0.99	0.11	0.99
(1,3)	1:A:84:LYS:HE3	2:B:11:A:N3	2	0.99	0.11	0.99
(1,3)	1:A:84:LYS:HE3	2:B:11:A:N6	2	0.99	0.11	0.99
(1,3)	1:A:84:LYS:HE3	2:B:11:A:N7	2	0.99	0.11	0.99
(1,3)	1:A:84:LYS:HE3	2:B:11:A:N9	2	0.99	0.11	0.99

Continued on next page...

Continued from previous page...

Key	Atom-1	Atom-2	Models ¹	Mean (Å)	SD ¹ (Å)	Median (Å)
(1,3)	1:A:84:LYS:HE3	2:B:11:A:O2'	2	0.99	0.11	0.99
(1,3)	1:A:84:LYS:HE3	2:B:11:A:O3'	2	0.99	0.11	0.99
(1,3)	1:A:84:LYS:HE3	2:B:11:A:O4'	2	0.99	0.11	0.99
(1,3)	1:A:84:LYS:HE3	2:B:11:A:O5'	2	0.99	0.11	0.99
(1,3)	1:A:84:LYS:HE3	2:B:11:A:OP1	2	0.99	0.11	0.99
(1,3)	1:A:84:LYS:HE3	2:B:11:A:OP2	2	0.99	0.11	0.99
(1,3)	1:A:84:LYS:HE3	2:B:11:A:P	2	0.99	0.11	0.99
(1,3)	1:A:84:LYS:HE3	2:B:12:A:C1'	2	0.99	0.11	0.99
(1,3)	1:A:84:LYS:HE3	2:B:12:A:C2	2	0.99	0.11	0.99
(1,3)	1:A:84:LYS:HE3	2:B:12:A:C2'	2	0.99	0.11	0.99
(1,3)	1:A:84:LYS:HE3	2:B:12:A:C3'	2	0.99	0.11	0.99
(1,3)	1:A:84:LYS:HE3	2:B:12:A:C4	2	0.99	0.11	0.99
(1,3)	1:A:84:LYS:HE3	2:B:12:A:C4'	2	0.99	0.11	0.99
(1,3)	1:A:84:LYS:HE3	2:B:12:A:C5	2	0.99	0.11	0.99
(1,3)	1:A:84:LYS:HE3	2:B:12:A:C5'	2	0.99	0.11	0.99
(1,3)	1:A:84:LYS:HE3	2:B:12:A:C6	2	0.99	0.11	0.99
(1,3)	1:A:84:LYS:HE3	2:B:12:A:C8	2	0.99	0.11	0.99
(1,3)	1:A:84:LYS:HE3	2:B:12:A:H1'	2	0.99	0.11	0.99
(1,3)	1:A:84:LYS:HE3	2:B:12:A:H2	2	0.99	0.11	0.99
(1,3)	1:A:84:LYS:HE3	2:B:12:A:H2'	2	0.99	0.11	0.99
(1,3)	1:A:84:LYS:HE3	2:B:12:A:H3'	2	0.99	0.11	0.99
(1,3)	1:A:84:LYS:HE3	2:B:12:A:H4'	2	0.99	0.11	0.99
(1,3)	1:A:84:LYS:HE3	2:B:12:A:H5'	2	0.99	0.11	0.99
(1,3)	1:A:84:LYS:HE3	2:B:12:A:H5''	2	0.99	0.11	0.99
(1,3)	1:A:84:LYS:HE3	2:B:12:A:H61	2	0.99	0.11	0.99
(1,3)	1:A:84:LYS:HE3	2:B:12:A:H62	2	0.99	0.11	0.99
(1,3)	1:A:84:LYS:HE3	2:B:12:A:H8	2	0.99	0.11	0.99
(1,3)	1:A:84:LYS:HE3	2:B:12:A:HO2'	2	0.99	0.11	0.99
(1,3)	1:A:84:LYS:HE3	2:B:12:A:N1	2	0.99	0.11	0.99
(1,3)	1:A:84:LYS:HE3	2:B:12:A:N3	2	0.99	0.11	0.99
(1,3)	1:A:84:LYS:HE3	2:B:12:A:N6	2	0.99	0.11	0.99
(1,3)	1:A:84:LYS:HE3	2:B:12:A:N7	2	0.99	0.11	0.99
(1,3)	1:A:84:LYS:HE3	2:B:12:A:N9	2	0.99	0.11	0.99
(1,3)	1:A:84:LYS:HE3	2:B:12:A:O2'	2	0.99	0.11	0.99
(1,3)	1:A:84:LYS:HE3	2:B:12:A:O3'	2	0.99	0.11	0.99
(1,3)	1:A:84:LYS:HE3	2:B:12:A:O4'	2	0.99	0.11	0.99
(1,3)	1:A:84:LYS:HE3	2:B:12:A:O5'	2	0.99	0.11	0.99
(1,3)	1:A:84:LYS:HE3	2:B:12:A:OP1	2	0.99	0.11	0.99
(1,3)	1:A:84:LYS:HE3	2:B:12:A:OP2	2	0.99	0.11	0.99
(1,3)	1:A:84:LYS:HE3	2:B:12:A:P	2	0.99	0.11	0.99
(1,3)	1:A:84:LYS:HE3	2:B:13:A:C1'	2	0.99	0.11	0.99
(1,3)	1:A:84:LYS:HE3	2:B:13:A:C2	2	0.99	0.11	0.99

Continued on next page...

Continued from previous page...

Key	Atom-1	Atom-2	Models ¹	Mean (Å)	SD ¹ (Å)	Median (Å)
(1,3)	1:A:84:LYS:HE3	2:B:13:A:C2'	2	0.99	0.11	0.99
(1,3)	1:A:84:LYS:HE3	2:B:13:A:C3'	2	0.99	0.11	0.99
(1,3)	1:A:84:LYS:HE3	2:B:13:A:C4	2	0.99	0.11	0.99
(1,3)	1:A:84:LYS:HE3	2:B:13:A:C4'	2	0.99	0.11	0.99
(1,3)	1:A:84:LYS:HE3	2:B:13:A:C5	2	0.99	0.11	0.99
(1,3)	1:A:84:LYS:HE3	2:B:13:A:C5'	2	0.99	0.11	0.99
(1,3)	1:A:84:LYS:HE3	2:B:13:A:C6	2	0.99	0.11	0.99
(1,3)	1:A:84:LYS:HE3	2:B:13:A:C8	2	0.99	0.11	0.99
(1,3)	1:A:84:LYS:HE3	2:B:13:A:H1'	2	0.99	0.11	0.99
(1,3)	1:A:84:LYS:HE3	2:B:13:A:H2	2	0.99	0.11	0.99
(1,3)	1:A:84:LYS:HE3	2:B:13:A:H2'	2	0.99	0.11	0.99
(1,3)	1:A:84:LYS:HE3	2:B:13:A:H3'	2	0.99	0.11	0.99
(1,3)	1:A:84:LYS:HE3	2:B:13:A:H4'	2	0.99	0.11	0.99
(1,3)	1:A:84:LYS:HE3	2:B:13:A:H5'	2	0.99	0.11	0.99
(1,3)	1:A:84:LYS:HE3	2:B:13:A:H5''	2	0.99	0.11	0.99
(1,3)	1:A:84:LYS:HE3	2:B:13:A:H61	2	0.99	0.11	0.99
(1,3)	1:A:84:LYS:HE3	2:B:13:A:H62	2	0.99	0.11	0.99
(1,3)	1:A:84:LYS:HE3	2:B:13:A:H8	2	0.99	0.11	0.99
(1,3)	1:A:84:LYS:HE3	2:B:13:A:HO2'	2	0.99	0.11	0.99
(1,3)	1:A:84:LYS:HE3	2:B:13:A:N1	2	0.99	0.11	0.99
(1,3)	1:A:84:LYS:HE3	2:B:13:A:N3	2	0.99	0.11	0.99
(1,3)	1:A:84:LYS:HE3	2:B:13:A:N6	2	0.99	0.11	0.99
(1,3)	1:A:84:LYS:HE3	2:B:13:A:N7	2	0.99	0.11	0.99
(1,3)	1:A:84:LYS:HE3	2:B:13:A:N9	2	0.99	0.11	0.99
(1,3)	1:A:84:LYS:HE3	2:B:13:A:O2'	2	0.99	0.11	0.99
(1,3)	1:A:84:LYS:HE3	2:B:13:A:O3'	2	0.99	0.11	0.99
(1,3)	1:A:84:LYS:HE3	2:B:13:A:O4'	2	0.99	0.11	0.99
(1,3)	1:A:84:LYS:HE3	2:B:13:A:O5'	2	0.99	0.11	0.99
(1,3)	1:A:84:LYS:HE3	2:B:13:A:OP1	2	0.99	0.11	0.99
(1,3)	1:A:84:LYS:HE3	2:B:13:A:OP2	2	0.99	0.11	0.99
(1,3)	1:A:84:LYS:HE3	2:B:13:A:P	2	0.99	0.11	0.99
(1,3)	1:A:84:LYS:HE3	2:B:14:G:C1'	2	0.99	0.11	0.99
(1,3)	1:A:84:LYS:HE3	2:B:14:G:C2	2	0.99	0.11	0.99
(1,3)	1:A:84:LYS:HE3	2:B:14:G:C2'	2	0.99	0.11	0.99
(1,3)	1:A:84:LYS:HE3	2:B:14:G:C3'	2	0.99	0.11	0.99
(1,3)	1:A:84:LYS:HE3	2:B:14:G:C4	2	0.99	0.11	0.99
(1,3)	1:A:84:LYS:HE3	2:B:14:G:C4'	2	0.99	0.11	0.99
(1,3)	1:A:84:LYS:HE3	2:B:14:G:C5	2	0.99	0.11	0.99
(1,3)	1:A:84:LYS:HE3	2:B:14:G:C5'	2	0.99	0.11	0.99
(1,3)	1:A:84:LYS:HE3	2:B:14:G:C6	2	0.99	0.11	0.99
(1,3)	1:A:84:LYS:HE3	2:B:14:G:C8	2	0.99	0.11	0.99
(1,3)	1:A:84:LYS:HE3	2:B:14:G:H1	2	0.99	0.11	0.99

Continued on next page...

Continued from previous page...

Key	Atom-1	Atom-2	Models ¹	Mean (Å)	SD ¹ (Å)	Median (Å)
(1,3)	1:A:84:LYS:HE3	2:B:14:G:H1'	2	0.99	0.11	0.99
(1,3)	1:A:84:LYS:HE3	2:B:14:G:H2'	2	0.99	0.11	0.99
(1,3)	1:A:84:LYS:HE3	2:B:14:G:H21	2	0.99	0.11	0.99
(1,3)	1:A:84:LYS:HE3	2:B:14:G:H22	2	0.99	0.11	0.99
(1,3)	1:A:84:LYS:HE3	2:B:14:G:H3'	2	0.99	0.11	0.99
(1,3)	1:A:84:LYS:HE3	2:B:14:G:H4'	2	0.99	0.11	0.99
(1,3)	1:A:84:LYS:HE3	2:B:14:G:H5'	2	0.99	0.11	0.99
(1,3)	1:A:84:LYS:HE3	2:B:14:G:H5''	2	0.99	0.11	0.99
(1,3)	1:A:84:LYS:HE3	2:B:14:G:H8	2	0.99	0.11	0.99
(1,3)	1:A:84:LYS:HE3	2:B:14:G:HO2'	2	0.99	0.11	0.99
(1,3)	1:A:84:LYS:HE3	2:B:14:G:N1	2	0.99	0.11	0.99
(1,3)	1:A:84:LYS:HE3	2:B:14:G:N2	2	0.99	0.11	0.99
(1,3)	1:A:84:LYS:HE3	2:B:14:G:N3	2	0.99	0.11	0.99
(1,3)	1:A:84:LYS:HE3	2:B:14:G:N7	2	0.99	0.11	0.99
(1,3)	1:A:84:LYS:HE3	2:B:14:G:N9	2	0.99	0.11	0.99
(1,3)	1:A:84:LYS:HE3	2:B:14:G:O2'	2	0.99	0.11	0.99
(1,3)	1:A:84:LYS:HE3	2:B:14:G:O3'	2	0.99	0.11	0.99
(1,3)	1:A:84:LYS:HE3	2:B:14:G:O4'	2	0.99	0.11	0.99
(1,3)	1:A:84:LYS:HE3	2:B:14:G:O5'	2	0.99	0.11	0.99
(1,3)	1:A:84:LYS:HE3	2:B:14:G:O6	2	0.99	0.11	0.99
(1,3)	1:A:84:LYS:HE3	2:B:14:G:OP1	2	0.99	0.11	0.99
(1,3)	1:A:84:LYS:HE3	2:B:14:G:OP2	2	0.99	0.11	0.99
(1,3)	1:A:84:LYS:HE3	2:B:14:G:P	2	0.99	0.11	0.99
(1,3)	1:A:84:LYS:HE3	2:B:15:A:C1'	2	0.99	0.11	0.99
(1,3)	1:A:84:LYS:HE3	2:B:15:A:C2	2	0.99	0.11	0.99
(1,3)	1:A:84:LYS:HE3	2:B:15:A:C2'	2	0.99	0.11	0.99
(1,3)	1:A:84:LYS:HE3	2:B:15:A:C3'	2	0.99	0.11	0.99
(1,3)	1:A:84:LYS:HE3	2:B:15:A:C4	2	0.99	0.11	0.99
(1,3)	1:A:84:LYS:HE3	2:B:15:A:C4'	2	0.99	0.11	0.99
(1,3)	1:A:84:LYS:HE3	2:B:15:A:C5	2	0.99	0.11	0.99
(1,3)	1:A:84:LYS:HE3	2:B:15:A:C5'	2	0.99	0.11	0.99
(1,3)	1:A:84:LYS:HE3	2:B:15:A:C6	2	0.99	0.11	0.99
(1,3)	1:A:84:LYS:HE3	2:B:15:A:C8	2	0.99	0.11	0.99
(1,3)	1:A:84:LYS:HE3	2:B:15:A:H1'	2	0.99	0.11	0.99
(1,3)	1:A:84:LYS:HE3	2:B:15:A:H2	2	0.99	0.11	0.99
(1,3)	1:A:84:LYS:HE3	2:B:15:A:H2'	2	0.99	0.11	0.99
(1,3)	1:A:84:LYS:HE3	2:B:15:A:H3'	2	0.99	0.11	0.99
(1,3)	1:A:84:LYS:HE3	2:B:15:A:H4'	2	0.99	0.11	0.99
(1,3)	1:A:84:LYS:HE3	2:B:15:A:H5'	2	0.99	0.11	0.99
(1,3)	1:A:84:LYS:HE3	2:B:15:A:H5''	2	0.99	0.11	0.99
(1,3)	1:A:84:LYS:HE3	2:B:15:A:H61	2	0.99	0.11	0.99
(1,3)	1:A:84:LYS:HE3	2:B:15:A:H62	2	0.99	0.11	0.99

Continued on next page...

Continued from previous page...

Key	Atom-1	Atom-2	Models ¹	Mean (Å)	SD ¹ (Å)	Median (Å)
(1,3)	1:A:84:LYS:HE3	2:B:15:A:H8	2	0.99	0.11	0.99
(1,3)	1:A:84:LYS:HE3	2:B:15:A:HO2'	2	0.99	0.11	0.99
(1,3)	1:A:84:LYS:HE3	2:B:15:A:N1	2	0.99	0.11	0.99
(1,3)	1:A:84:LYS:HE3	2:B:15:A:N3	2	0.99	0.11	0.99
(1,3)	1:A:84:LYS:HE3	2:B:15:A:N6	2	0.99	0.11	0.99
(1,3)	1:A:84:LYS:HE3	2:B:15:A:N7	2	0.99	0.11	0.99
(1,3)	1:A:84:LYS:HE3	2:B:15:A:N9	2	0.99	0.11	0.99
(1,3)	1:A:84:LYS:HE3	2:B:15:A:O2'	2	0.99	0.11	0.99
(1,3)	1:A:84:LYS:HE3	2:B:15:A:O3'	2	0.99	0.11	0.99
(1,3)	1:A:84:LYS:HE3	2:B:15:A:O4'	2	0.99	0.11	0.99
(1,3)	1:A:84:LYS:HE3	2:B:15:A:O5'	2	0.99	0.11	0.99
(1,3)	1:A:84:LYS:HE3	2:B:15:A:OP1	2	0.99	0.11	0.99
(1,3)	1:A:84:LYS:HE3	2:B:15:A:OP2	2	0.99	0.11	0.99
(1,3)	1:A:84:LYS:HE3	2:B:15:A:P	2	0.99	0.11	0.99
(1,3)	1:A:84:LYS:HE3	2:B:16:G:C1'	2	0.99	0.11	0.99
(1,3)	1:A:84:LYS:HE3	2:B:16:G:C2	2	0.99	0.11	0.99
(1,3)	1:A:84:LYS:HE3	2:B:16:G:C2'	2	0.99	0.11	0.99
(1,3)	1:A:84:LYS:HE3	2:B:16:G:C3'	2	0.99	0.11	0.99
(1,3)	1:A:84:LYS:HE3	2:B:16:G:C4	2	0.99	0.11	0.99
(1,3)	1:A:84:LYS:HE3	2:B:16:G:C4'	2	0.99	0.11	0.99
(1,3)	1:A:84:LYS:HE3	2:B:16:G:C5	2	0.99	0.11	0.99
(1,3)	1:A:84:LYS:HE3	2:B:16:G:C5'	2	0.99	0.11	0.99
(1,3)	1:A:84:LYS:HE3	2:B:16:G:C6	2	0.99	0.11	0.99
(1,3)	1:A:84:LYS:HE3	2:B:16:G:C8	2	0.99	0.11	0.99
(1,3)	1:A:84:LYS:HE3	2:B:16:G:H1	2	0.99	0.11	0.99
(1,3)	1:A:84:LYS:HE3	2:B:16:G:H1'	2	0.99	0.11	0.99
(1,3)	1:A:84:LYS:HE3	2:B:16:G:H2'	2	0.99	0.11	0.99
(1,3)	1:A:84:LYS:HE3	2:B:16:G:H21	2	0.99	0.11	0.99
(1,3)	1:A:84:LYS:HE3	2:B:16:G:H22	2	0.99	0.11	0.99
(1,3)	1:A:84:LYS:HE3	2:B:16:G:H3'	2	0.99	0.11	0.99
(1,3)	1:A:84:LYS:HE3	2:B:16:G:H4'	2	0.99	0.11	0.99
(1,3)	1:A:84:LYS:HE3	2:B:16:G:H5'	2	0.99	0.11	0.99
(1,3)	1:A:84:LYS:HE3	2:B:16:G:H5''	2	0.99	0.11	0.99
(1,3)	1:A:84:LYS:HE3	2:B:16:G:H8	2	0.99	0.11	0.99
(1,3)	1:A:84:LYS:HE3	2:B:16:G:HO2'	2	0.99	0.11	0.99
(1,3)	1:A:84:LYS:HE3	2:B:16:G:N1	2	0.99	0.11	0.99
(1,3)	1:A:84:LYS:HE3	2:B:16:G:N2	2	0.99	0.11	0.99
(1,3)	1:A:84:LYS:HE3	2:B:16:G:N3	2	0.99	0.11	0.99
(1,3)	1:A:84:LYS:HE3	2:B:16:G:N7	2	0.99	0.11	0.99
(1,3)	1:A:84:LYS:HE3	2:B:16:G:N9	2	0.99	0.11	0.99
(1,3)	1:A:84:LYS:HE3	2:B:16:G:O2'	2	0.99	0.11	0.99
(1,3)	1:A:84:LYS:HE3	2:B:16:G:O3'	2	0.99	0.11	0.99

Continued on next page...

Continued from previous page...

Key	Atom-1	Atom-2	Models ¹	Mean (Å)	SD ¹ (Å)	Median (Å)
(1,3)	1:A:84:LYS:HE3	2:B:16:G:O4'	2	0.99	0.11	0.99
(1,3)	1:A:84:LYS:HE3	2:B:16:G:O5'	2	0.99	0.11	0.99
(1,3)	1:A:84:LYS:HE3	2:B:16:G:O6	2	0.99	0.11	0.99
(1,3)	1:A:84:LYS:HE3	2:B:16:G:OP1	2	0.99	0.11	0.99
(1,3)	1:A:84:LYS:HE3	2:B:16:G:OP2	2	0.99	0.11	0.99
(1,3)	1:A:84:LYS:HE3	2:B:16:G:P	2	0.99	0.11	0.99
(1,3)	1:A:84:LYS:HE3	2:B:17:C:C1'	2	0.99	0.11	0.99
(1,3)	1:A:84:LYS:HE3	2:B:17:C:C2	2	0.99	0.11	0.99
(1,3)	1:A:84:LYS:HE3	2:B:17:C:C2'	2	0.99	0.11	0.99
(1,3)	1:A:84:LYS:HE3	2:B:17:C:C3'	2	0.99	0.11	0.99
(1,3)	1:A:84:LYS:HE3	2:B:17:C:C4	2	0.99	0.11	0.99
(1,3)	1:A:84:LYS:HE3	2:B:17:C:C4'	2	0.99	0.11	0.99
(1,3)	1:A:84:LYS:HE3	2:B:17:C:C5	2	0.99	0.11	0.99
(1,3)	1:A:84:LYS:HE3	2:B:17:C:C5'	2	0.99	0.11	0.99
(1,3)	1:A:84:LYS:HE3	2:B:17:C:C6	2	0.99	0.11	0.99
(1,3)	1:A:84:LYS:HE3	2:B:17:C:H1'	2	0.99	0.11	0.99
(1,3)	1:A:84:LYS:HE3	2:B:17:C:H2'	2	0.99	0.11	0.99
(1,3)	1:A:84:LYS:HE3	2:B:17:C:H3'	2	0.99	0.11	0.99
(1,3)	1:A:84:LYS:HE3	2:B:17:C:H4'	2	0.99	0.11	0.99
(1,3)	1:A:84:LYS:HE3	2:B:17:C:H41	2	0.99	0.11	0.99
(1,3)	1:A:84:LYS:HE3	2:B:17:C:H42	2	0.99	0.11	0.99
(1,3)	1:A:84:LYS:HE3	2:B:17:C:H5	2	0.99	0.11	0.99
(1,3)	1:A:84:LYS:HE3	2:B:17:C:H5'	2	0.99	0.11	0.99
(1,3)	1:A:84:LYS:HE3	2:B:17:C:H5''	2	0.99	0.11	0.99
(1,3)	1:A:84:LYS:HE3	2:B:17:C:H6	2	0.99	0.11	0.99
(1,3)	1:A:84:LYS:HE3	2:B:17:C:HO2'	2	0.99	0.11	0.99
(1,3)	1:A:84:LYS:HE3	2:B:17:C:N1	2	0.99	0.11	0.99
(1,3)	1:A:84:LYS:HE3	2:B:17:C:N3	2	0.99	0.11	0.99
(1,3)	1:A:84:LYS:HE3	2:B:17:C:N4	2	0.99	0.11	0.99
(1,3)	1:A:84:LYS:HE3	2:B:17:C:O2	2	0.99	0.11	0.99
(1,3)	1:A:84:LYS:HE3	2:B:17:C:O2'	2	0.99	0.11	0.99
(1,3)	1:A:84:LYS:HE3	2:B:17:C:O3'	2	0.99	0.11	0.99
(1,3)	1:A:84:LYS:HE3	2:B:17:C:O4'	2	0.99	0.11	0.99
(1,3)	1:A:84:LYS:HE3	2:B:17:C:O5'	2	0.99	0.11	0.99
(1,3)	1:A:84:LYS:HE3	2:B:17:C:OP1	2	0.99	0.11	0.99
(1,3)	1:A:84:LYS:HE3	2:B:17:C:OP2	2	0.99	0.11	0.99
(1,3)	1:A:84:LYS:HE3	2:B:17:C:P	2	0.99	0.11	0.99
(1,3)	1:A:84:LYS:HE3	2:B:18:A:C1'	2	0.99	0.11	0.99
(1,3)	1:A:84:LYS:HE3	2:B:18:A:C2	2	0.99	0.11	0.99
(1,3)	1:A:84:LYS:HE3	2:B:18:A:C2'	2	0.99	0.11	0.99
(1,3)	1:A:84:LYS:HE3	2:B:18:A:C3'	2	0.99	0.11	0.99
(1,3)	1:A:84:LYS:HE3	2:B:18:A:C4	2	0.99	0.11	0.99

Continued on next page...

Continued from previous page...

Key	Atom-1	Atom-2	Models ¹	Mean (Å)	SD ¹ (Å)	Median (Å)
(1,3)	1:A:84:LYS:HE3	2:B:18:A:C4'	2	0.99	0.11	0.99
(1,3)	1:A:84:LYS:HE3	2:B:18:A:C5	2	0.99	0.11	0.99
(1,3)	1:A:84:LYS:HE3	2:B:18:A:C5'	2	0.99	0.11	0.99
(1,3)	1:A:84:LYS:HE3	2:B:18:A:C6	2	0.99	0.11	0.99
(1,3)	1:A:84:LYS:HE3	2:B:18:A:C8	2	0.99	0.11	0.99
(1,3)	1:A:84:LYS:HE3	2:B:18:A:H1'	2	0.99	0.11	0.99
(1,3)	1:A:84:LYS:HE3	2:B:18:A:H2	2	0.99	0.11	0.99
(1,3)	1:A:84:LYS:HE3	2:B:18:A:H2'	2	0.99	0.11	0.99
(1,3)	1:A:84:LYS:HE3	2:B:18:A:H3'	2	0.99	0.11	0.99
(1,3)	1:A:84:LYS:HE3	2:B:18:A:H4'	2	0.99	0.11	0.99
(1,3)	1:A:84:LYS:HE3	2:B:18:A:H5'	2	0.99	0.11	0.99
(1,3)	1:A:84:LYS:HE3	2:B:18:A:H5''	2	0.99	0.11	0.99
(1,3)	1:A:84:LYS:HE3	2:B:18:A:H61	2	0.99	0.11	0.99
(1,3)	1:A:84:LYS:HE3	2:B:18:A:H62	2	0.99	0.11	0.99
(1,3)	1:A:84:LYS:HE3	2:B:18:A:H8	2	0.99	0.11	0.99
(1,3)	1:A:84:LYS:HE3	2:B:18:A:HO2'	2	0.99	0.11	0.99
(1,3)	1:A:84:LYS:HE3	2:B:18:A:N1	2	0.99	0.11	0.99
(1,3)	1:A:84:LYS:HE3	2:B:18:A:N3	2	0.99	0.11	0.99
(1,3)	1:A:84:LYS:HE3	2:B:18:A:N6	2	0.99	0.11	0.99
(1,3)	1:A:84:LYS:HE3	2:B:18:A:N7	2	0.99	0.11	0.99
(1,3)	1:A:84:LYS:HE3	2:B:18:A:N9	2	0.99	0.11	0.99
(1,3)	1:A:84:LYS:HE3	2:B:18:A:O2'	2	0.99	0.11	0.99
(1,3)	1:A:84:LYS:HE3	2:B:18:A:O3'	2	0.99	0.11	0.99
(1,3)	1:A:84:LYS:HE3	2:B:18:A:O4'	2	0.99	0.11	0.99
(1,3)	1:A:84:LYS:HE3	2:B:18:A:O5'	2	0.99	0.11	0.99
(1,3)	1:A:84:LYS:HE3	2:B:18:A:OP1	2	0.99	0.11	0.99
(1,3)	1:A:84:LYS:HE3	2:B:18:A:OP2	2	0.99	0.11	0.99
(1,3)	1:A:84:LYS:HE3	2:B:18:A:P	2	0.99	0.11	0.99
(1,3)	1:A:84:LYS:HE3	2:B:19:A:C1'	2	0.99	0.11	0.99
(1,3)	1:A:84:LYS:HE3	2:B:19:A:C2	2	0.99	0.11	0.99
(1,3)	1:A:84:LYS:HE3	2:B:19:A:C2'	2	0.99	0.11	0.99
(1,3)	1:A:84:LYS:HE3	2:B:19:A:C3'	2	0.99	0.11	0.99
(1,3)	1:A:84:LYS:HE3	2:B:19:A:C4	2	0.99	0.11	0.99
(1,3)	1:A:84:LYS:HE3	2:B:19:A:C4'	2	0.99	0.11	0.99
(1,3)	1:A:84:LYS:HE3	2:B:19:A:C5	2	0.99	0.11	0.99
(1,3)	1:A:84:LYS:HE3	2:B:19:A:C5'	2	0.99	0.11	0.99
(1,3)	1:A:84:LYS:HE3	2:B:19:A:C6	2	0.99	0.11	0.99
(1,3)	1:A:84:LYS:HE3	2:B:19:A:C8	2	0.99	0.11	0.99
(1,3)	1:A:84:LYS:HE3	2:B:19:A:H1'	2	0.99	0.11	0.99
(1,3)	1:A:84:LYS:HE3	2:B:19:A:H2	2	0.99	0.11	0.99
(1,3)	1:A:84:LYS:HE3	2:B:19:A:H2'	2	0.99	0.11	0.99
(1,3)	1:A:84:LYS:HE3	2:B:19:A:H3'	2	0.99	0.11	0.99

Continued on next page...

Continued from previous page...

Key	Atom-1	Atom-2	Models ¹	Mean (Å)	SD ¹ (Å)	Median (Å)
(1,3)	1:A:84:LYS:HE3	2:B:19:A:H4'	2	0.99	0.11	0.99
(1,3)	1:A:84:LYS:HE3	2:B:19:A:H5'	2	0.99	0.11	0.99
(1,3)	1:A:84:LYS:HE3	2:B:19:A:H5''	2	0.99	0.11	0.99
(1,3)	1:A:84:LYS:HE3	2:B:19:A:H61	2	0.99	0.11	0.99
(1,3)	1:A:84:LYS:HE3	2:B:19:A:H62	2	0.99	0.11	0.99
(1,3)	1:A:84:LYS:HE3	2:B:19:A:H8	2	0.99	0.11	0.99
(1,3)	1:A:84:LYS:HE3	2:B:19:A:HO2'	2	0.99	0.11	0.99
(1,3)	1:A:84:LYS:HE3	2:B:19:A:N1	2	0.99	0.11	0.99
(1,3)	1:A:84:LYS:HE3	2:B:19:A:N3	2	0.99	0.11	0.99
(1,3)	1:A:84:LYS:HE3	2:B:19:A:N6	2	0.99	0.11	0.99
(1,3)	1:A:84:LYS:HE3	2:B:19:A:N7	2	0.99	0.11	0.99
(1,3)	1:A:84:LYS:HE3	2:B:19:A:N9	2	0.99	0.11	0.99
(1,3)	1:A:84:LYS:HE3	2:B:19:A:O2'	2	0.99	0.11	0.99
(1,3)	1:A:84:LYS:HE3	2:B:19:A:O3'	2	0.99	0.11	0.99
(1,3)	1:A:84:LYS:HE3	2:B:19:A:O4'	2	0.99	0.11	0.99
(1,3)	1:A:84:LYS:HE3	2:B:19:A:O5'	2	0.99	0.11	0.99
(1,3)	1:A:84:LYS:HE3	2:B:19:A:OP1	2	0.99	0.11	0.99
(1,3)	1:A:84:LYS:HE3	2:B:19:A:OP2	2	0.99	0.11	0.99
(1,3)	1:A:84:LYS:HE3	2:B:19:A:P	2	0.99	0.11	0.99
(1,3)	1:A:84:LYS:HE3	2:B:20:U:C1'	2	0.99	0.11	0.99
(1,3)	1:A:84:LYS:HE3	2:B:20:U:C2	2	0.99	0.11	0.99
(1,3)	1:A:84:LYS:HE3	2:B:20:U:C2'	2	0.99	0.11	0.99
(1,3)	1:A:84:LYS:HE3	2:B:20:U:C3'	2	0.99	0.11	0.99
(1,3)	1:A:84:LYS:HE3	2:B:20:U:C4	2	0.99	0.11	0.99
(1,3)	1:A:84:LYS:HE3	2:B:20:U:C4'	2	0.99	0.11	0.99
(1,3)	1:A:84:LYS:HE3	2:B:20:U:C5	2	0.99	0.11	0.99
(1,3)	1:A:84:LYS:HE3	2:B:20:U:C5'	2	0.99	0.11	0.99
(1,3)	1:A:84:LYS:HE3	2:B:20:U:C6	2	0.99	0.11	0.99
(1,3)	1:A:84:LYS:HE3	2:B:20:U:H1'	2	0.99	0.11	0.99
(1,3)	1:A:84:LYS:HE3	2:B:20:U:H2'	2	0.99	0.11	0.99
(1,3)	1:A:84:LYS:HE3	2:B:20:U:H3	2	0.99	0.11	0.99
(1,3)	1:A:84:LYS:HE3	2:B:20:U:H3'	2	0.99	0.11	0.99
(1,3)	1:A:84:LYS:HE3	2:B:20:U:H4'	2	0.99	0.11	0.99
(1,3)	1:A:84:LYS:HE3	2:B:20:U:H5	2	0.99	0.11	0.99
(1,3)	1:A:84:LYS:HE3	2:B:20:U:H5'	2	0.99	0.11	0.99
(1,3)	1:A:84:LYS:HE3	2:B:20:U:H5''	2	0.99	0.11	0.99
(1,3)	1:A:84:LYS:HE3	2:B:20:U:H6	2	0.99	0.11	0.99
(1,3)	1:A:84:LYS:HE3	2:B:20:U:HO2'	2	0.99	0.11	0.99
(1,3)	1:A:84:LYS:HE3	2:B:20:U:N1	2	0.99	0.11	0.99
(1,3)	1:A:84:LYS:HE3	2:B:20:U:N3	2	0.99	0.11	0.99
(1,3)	1:A:84:LYS:HE3	2:B:20:U:O2	2	0.99	0.11	0.99
(1,3)	1:A:84:LYS:HE3	2:B:20:U:O2'	2	0.99	0.11	0.99

Continued on next page...

Continued from previous page...

Key	Atom-1	Atom-2	Models ¹	Mean (Å)	SD ¹ (Å)	Median (Å)
(1,3)	1:A:84:LYS:HE3	2:B:20:U:O3'	2	0.99	0.11	0.99
(1,3)	1:A:84:LYS:HE3	2:B:20:U:O4	2	0.99	0.11	0.99
(1,3)	1:A:84:LYS:HE3	2:B:20:U:O4'	2	0.99	0.11	0.99
(1,3)	1:A:84:LYS:HE3	2:B:20:U:O5'	2	0.99	0.11	0.99
(1,3)	1:A:84:LYS:HE3	2:B:20:U:OP1	2	0.99	0.11	0.99
(1,3)	1:A:84:LYS:HE3	2:B:20:U:OP2	2	0.99	0.11	0.99
(1,3)	1:A:84:LYS:HE3	2:B:20:U:P	2	0.99	0.11	0.99
(1,3)	1:A:84:LYS:HE3	2:B:21:G:C1'	2	0.99	0.11	0.99
(1,3)	1:A:84:LYS:HE3	2:B:21:G:C2	2	0.99	0.11	0.99
(1,3)	1:A:84:LYS:HE3	2:B:21:G:C2'	2	0.99	0.11	0.99
(1,3)	1:A:84:LYS:HE3	2:B:21:G:C3'	2	0.99	0.11	0.99
(1,3)	1:A:84:LYS:HE3	2:B:21:G:C4	2	0.99	0.11	0.99
(1,3)	1:A:84:LYS:HE3	2:B:21:G:C4'	2	0.99	0.11	0.99
(1,3)	1:A:84:LYS:HE3	2:B:21:G:C5	2	0.99	0.11	0.99
(1,3)	1:A:84:LYS:HE3	2:B:21:G:C5'	2	0.99	0.11	0.99
(1,3)	1:A:84:LYS:HE3	2:B:21:G:C6	2	0.99	0.11	0.99
(1,3)	1:A:84:LYS:HE3	2:B:21:G:C8	2	0.99	0.11	0.99
(1,3)	1:A:84:LYS:HE3	2:B:21:G:H1	2	0.99	0.11	0.99
(1,3)	1:A:84:LYS:HE3	2:B:21:G:H1'	2	0.99	0.11	0.99
(1,3)	1:A:84:LYS:HE3	2:B:21:G:H2'	2	0.99	0.11	0.99
(1,3)	1:A:84:LYS:HE3	2:B:21:G:H21	2	0.99	0.11	0.99
(1,3)	1:A:84:LYS:HE3	2:B:21:G:H22	2	0.99	0.11	0.99
(1,3)	1:A:84:LYS:HE3	2:B:21:G:H3'	2	0.99	0.11	0.99
(1,3)	1:A:84:LYS:HE3	2:B:21:G:H4'	2	0.99	0.11	0.99
(1,3)	1:A:84:LYS:HE3	2:B:21:G:H5'	2	0.99	0.11	0.99
(1,3)	1:A:84:LYS:HE3	2:B:21:G:H5''	2	0.99	0.11	0.99
(1,3)	1:A:84:LYS:HE3	2:B:21:G:H8	2	0.99	0.11	0.99
(1,3)	1:A:84:LYS:HE3	2:B:21:G:HO2'	2	0.99	0.11	0.99
(1,3)	1:A:84:LYS:HE3	2:B:21:G:N1	2	0.99	0.11	0.99
(1,3)	1:A:84:LYS:HE3	2:B:21:G:N2	2	0.99	0.11	0.99
(1,3)	1:A:84:LYS:HE3	2:B:21:G:N3	2	0.99	0.11	0.99
(1,3)	1:A:84:LYS:HE3	2:B:21:G:N7	2	0.99	0.11	0.99
(1,3)	1:A:84:LYS:HE3	2:B:21:G:N9	2	0.99	0.11	0.99
(1,3)	1:A:84:LYS:HE3	2:B:21:G:O2'	2	0.99	0.11	0.99
(1,3)	1:A:84:LYS:HE3	2:B:21:G:O3'	2	0.99	0.11	0.99
(1,3)	1:A:84:LYS:HE3	2:B:21:G:O4'	2	0.99	0.11	0.99
(1,3)	1:A:84:LYS:HE3	2:B:21:G:O5'	2	0.99	0.11	0.99
(1,3)	1:A:84:LYS:HE3	2:B:21:G:O6	2	0.99	0.11	0.99
(1,3)	1:A:84:LYS:HE3	2:B:21:G:OP1	2	0.99	0.11	0.99
(1,3)	1:A:84:LYS:HE3	2:B:21:G:OP2	2	0.99	0.11	0.99
(1,3)	1:A:84:LYS:HE3	2:B:21:G:P	2	0.99	0.11	0.99
(1,3)	1:A:84:LYS:HE3	2:B:22:A:C1'	2	0.99	0.11	0.99

Continued on next page...

Continued from previous page...

Key	Atom-1	Atom-2	Models ¹	Mean (Å)	SD ¹ (Å)	Median (Å)
(1,3)	1:A:84:LYS:HE3	2:B:22:A:C2	2	0.99	0.11	0.99
(1,3)	1:A:84:LYS:HE3	2:B:22:A:C2'	2	0.99	0.11	0.99
(1,3)	1:A:84:LYS:HE3	2:B:22:A:C3'	2	0.99	0.11	0.99
(1,3)	1:A:84:LYS:HE3	2:B:22:A:C4	2	0.99	0.11	0.99
(1,3)	1:A:84:LYS:HE3	2:B:22:A:C4'	2	0.99	0.11	0.99
(1,3)	1:A:84:LYS:HE3	2:B:22:A:C5	2	0.99	0.11	0.99
(1,3)	1:A:84:LYS:HE3	2:B:22:A:C5'	2	0.99	0.11	0.99
(1,3)	1:A:84:LYS:HE3	2:B:22:A:C6	2	0.99	0.11	0.99
(1,3)	1:A:84:LYS:HE3	2:B:22:A:C8	2	0.99	0.11	0.99
(1,3)	1:A:84:LYS:HE3	2:B:22:A:H1'	2	0.99	0.11	0.99
(1,3)	1:A:84:LYS:HE3	2:B:22:A:H2	2	0.99	0.11	0.99
(1,3)	1:A:84:LYS:HE3	2:B:22:A:H2'	2	0.99	0.11	0.99
(1,3)	1:A:84:LYS:HE3	2:B:22:A:H3'	2	0.99	0.11	0.99
(1,3)	1:A:84:LYS:HE3	2:B:22:A:H4'	2	0.99	0.11	0.99
(1,3)	1:A:84:LYS:HE3	2:B:22:A:H5'	2	0.99	0.11	0.99
(1,3)	1:A:84:LYS:HE3	2:B:22:A:H5''	2	0.99	0.11	0.99
(1,3)	1:A:84:LYS:HE3	2:B:22:A:H61	2	0.99	0.11	0.99
(1,3)	1:A:84:LYS:HE3	2:B:22:A:H62	2	0.99	0.11	0.99
(1,3)	1:A:84:LYS:HE3	2:B:22:A:H8	2	0.99	0.11	0.99
(1,3)	1:A:84:LYS:HE3	2:B:22:A:HO2'	2	0.99	0.11	0.99
(1,3)	1:A:84:LYS:HE3	2:B:22:A:N1	2	0.99	0.11	0.99
(1,3)	1:A:84:LYS:HE3	2:B:22:A:N3	2	0.99	0.11	0.99
(1,3)	1:A:84:LYS:HE3	2:B:22:A:N6	2	0.99	0.11	0.99
(1,3)	1:A:84:LYS:HE3	2:B:22:A:N7	2	0.99	0.11	0.99
(1,3)	1:A:84:LYS:HE3	2:B:22:A:N9	2	0.99	0.11	0.99
(1,3)	1:A:84:LYS:HE3	2:B:22:A:O2'	2	0.99	0.11	0.99
(1,3)	1:A:84:LYS:HE3	2:B:22:A:O3'	2	0.99	0.11	0.99
(1,3)	1:A:84:LYS:HE3	2:B:22:A:O4'	2	0.99	0.11	0.99
(1,3)	1:A:84:LYS:HE3	2:B:22:A:O5'	2	0.99	0.11	0.99
(1,3)	1:A:84:LYS:HE3	2:B:22:A:OP1	2	0.99	0.11	0.99
(1,3)	1:A:84:LYS:HE3	2:B:22:A:OP2	2	0.99	0.11	0.99
(1,3)	1:A:84:LYS:HE3	2:B:22:A:P	2	0.99	0.11	0.99
(1,3)	1:A:84:LYS:HE3	2:B:23:U:C1'	2	0.99	0.11	0.99
(1,3)	1:A:84:LYS:HE3	2:B:23:U:C2	2	0.99	0.11	0.99
(1,3)	1:A:84:LYS:HE3	2:B:23:U:C2'	2	0.99	0.11	0.99
(1,3)	1:A:84:LYS:HE3	2:B:23:U:C3'	2	0.99	0.11	0.99
(1,3)	1:A:84:LYS:HE3	2:B:23:U:C4	2	0.99	0.11	0.99
(1,3)	1:A:84:LYS:HE3	2:B:23:U:C4'	2	0.99	0.11	0.99
(1,3)	1:A:84:LYS:HE3	2:B:23:U:C5	2	0.99	0.11	0.99
(1,3)	1:A:84:LYS:HE3	2:B:23:U:C5'	2	0.99	0.11	0.99
(1,3)	1:A:84:LYS:HE3	2:B:23:U:C6	2	0.99	0.11	0.99
(1,3)	1:A:84:LYS:HE3	2:B:23:U:H1'	2	0.99	0.11	0.99

Continued on next page...

Continued from previous page...

Key	Atom-1	Atom-2	Models ¹	Mean (Å)	SD ¹ (Å)	Median (Å)
(1,3)	1:A:84:LYS:HE3	2:B:23:U:H2'	2	0.99	0.11	0.99
(1,3)	1:A:84:LYS:HE3	2:B:23:U:H3	2	0.99	0.11	0.99
(1,3)	1:A:84:LYS:HE3	2:B:23:U:H3'	2	0.99	0.11	0.99
(1,3)	1:A:84:LYS:HE3	2:B:23:U:H4'	2	0.99	0.11	0.99
(1,3)	1:A:84:LYS:HE3	2:B:23:U:H5	2	0.99	0.11	0.99
(1,3)	1:A:84:LYS:HE3	2:B:23:U:H5'	2	0.99	0.11	0.99
(1,3)	1:A:84:LYS:HE3	2:B:23:U:H5''	2	0.99	0.11	0.99
(1,3)	1:A:84:LYS:HE3	2:B:23:U:H6	2	0.99	0.11	0.99
(1,3)	1:A:84:LYS:HE3	2:B:23:U:HO2'	2	0.99	0.11	0.99
(1,3)	1:A:84:LYS:HE3	2:B:23:U:N1	2	0.99	0.11	0.99
(1,3)	1:A:84:LYS:HE3	2:B:23:U:N3	2	0.99	0.11	0.99
(1,3)	1:A:84:LYS:HE3	2:B:23:U:O2	2	0.99	0.11	0.99
(1,3)	1:A:84:LYS:HE3	2:B:23:U:O2'	2	0.99	0.11	0.99
(1,3)	1:A:84:LYS:HE3	2:B:23:U:O3'	2	0.99	0.11	0.99
(1,3)	1:A:84:LYS:HE3	2:B:23:U:O4	2	0.99	0.11	0.99
(1,3)	1:A:84:LYS:HE3	2:B:23:U:O4'	2	0.99	0.11	0.99
(1,3)	1:A:84:LYS:HE3	2:B:23:U:O5'	2	0.99	0.11	0.99
(1,3)	1:A:84:LYS:HE3	2:B:23:U:OP1	2	0.99	0.11	0.99
(1,3)	1:A:84:LYS:HE3	2:B:23:U:OP2	2	0.99	0.11	0.99
(1,3)	1:A:84:LYS:HE3	2:B:23:U:P	2	0.99	0.11	0.99
(1,3)	1:A:84:LYS:HE3	2:B:24:G:C1'	2	0.99	0.11	0.99
(1,3)	1:A:84:LYS:HE3	2:B:24:G:C2	2	0.99	0.11	0.99
(1,3)	1:A:84:LYS:HE3	2:B:24:G:C2'	2	0.99	0.11	0.99
(1,3)	1:A:84:LYS:HE3	2:B:24:G:C3'	2	0.99	0.11	0.99
(1,3)	1:A:84:LYS:HE3	2:B:24:G:C4	2	0.99	0.11	0.99
(1,3)	1:A:84:LYS:HE3	2:B:24:G:C4'	2	0.99	0.11	0.99
(1,3)	1:A:84:LYS:HE3	2:B:24:G:C5	2	0.99	0.11	0.99
(1,3)	1:A:84:LYS:HE3	2:B:24:G:C5'	2	0.99	0.11	0.99
(1,3)	1:A:84:LYS:HE3	2:B:24:G:C6	2	0.99	0.11	0.99
(1,3)	1:A:84:LYS:HE3	2:B:24:G:C8	2	0.99	0.11	0.99
(1,3)	1:A:84:LYS:HE3	2:B:24:G:H1	2	0.99	0.11	0.99
(1,3)	1:A:84:LYS:HE3	2:B:24:G:H1'	2	0.99	0.11	0.99
(1,3)	1:A:84:LYS:HE3	2:B:24:G:H2'	2	0.99	0.11	0.99
(1,3)	1:A:84:LYS:HE3	2:B:24:G:H21	2	0.99	0.11	0.99
(1,3)	1:A:84:LYS:HE3	2:B:24:G:H22	2	0.99	0.11	0.99
(1,3)	1:A:84:LYS:HE3	2:B:24:G:H3'	2	0.99	0.11	0.99
(1,3)	1:A:84:LYS:HE3	2:B:24:G:H4'	2	0.99	0.11	0.99
(1,3)	1:A:84:LYS:HE3	2:B:24:G:H5'	2	0.99	0.11	0.99
(1,3)	1:A:84:LYS:HE3	2:B:24:G:H5''	2	0.99	0.11	0.99
(1,3)	1:A:84:LYS:HE3	2:B:24:G:H8	2	0.99	0.11	0.99
(1,3)	1:A:84:LYS:HE3	2:B:24:G:HO2'	2	0.99	0.11	0.99
(1,3)	1:A:84:LYS:HE3	2:B:24:G:N1	2	0.99	0.11	0.99

Continued on next page...

Continued from previous page...

Key	Atom-1	Atom-2	Models ¹	Mean (Å)	SD ¹ (Å)	Median (Å)
(1,3)	1:A:84:LYS:HE3	2:B:24:G:N2	2	0.99	0.11	0.99
(1,3)	1:A:84:LYS:HE3	2:B:24:G:N3	2	0.99	0.11	0.99
(1,3)	1:A:84:LYS:HE3	2:B:24:G:N7	2	0.99	0.11	0.99
(1,3)	1:A:84:LYS:HE3	2:B:24:G:N9	2	0.99	0.11	0.99
(1,3)	1:A:84:LYS:HE3	2:B:24:G:O2'	2	0.99	0.11	0.99
(1,3)	1:A:84:LYS:HE3	2:B:24:G:O3'	2	0.99	0.11	0.99
(1,3)	1:A:84:LYS:HE3	2:B:24:G:O4'	2	0.99	0.11	0.99
(1,3)	1:A:84:LYS:HE3	2:B:24:G:O5'	2	0.99	0.11	0.99
(1,3)	1:A:84:LYS:HE3	2:B:24:G:O6	2	0.99	0.11	0.99
(1,3)	1:A:84:LYS:HE3	2:B:24:G:OP1	2	0.99	0.11	0.99
(1,3)	1:A:84:LYS:HE3	2:B:24:G:OP2	2	0.99	0.11	0.99
(1,3)	1:A:84:LYS:HE3	2:B:24:G:P	2	0.99	0.11	0.99
(1,3)	1:A:84:LYS:HG2	2:B:2:C:C1'	2	0.99	0.11	0.99
(1,3)	1:A:84:LYS:HG2	2:B:2:C:C2	2	0.99	0.11	0.99
(1,3)	1:A:84:LYS:HG2	2:B:2:C:C2'	2	0.99	0.11	0.99
(1,3)	1:A:84:LYS:HG2	2:B:2:C:C3'	2	0.99	0.11	0.99
(1,3)	1:A:84:LYS:HG2	2:B:2:C:C4	2	0.99	0.11	0.99
(1,3)	1:A:84:LYS:HG2	2:B:2:C:C4'	2	0.99	0.11	0.99
(1,3)	1:A:84:LYS:HG2	2:B:2:C:C5	2	0.99	0.11	0.99
(1,3)	1:A:84:LYS:HG2	2:B:2:C:C5'	2	0.99	0.11	0.99
(1,3)	1:A:84:LYS:HG2	2:B:2:C:C6	2	0.99	0.11	0.99
(1,3)	1:A:84:LYS:HG2	2:B:2:C:H1'	2	0.99	0.11	0.99
(1,3)	1:A:84:LYS:HG2	2:B:2:C:H2'	2	0.99	0.11	0.99
(1,3)	1:A:84:LYS:HG2	2:B:2:C:H3'	2	0.99	0.11	0.99
(1,3)	1:A:84:LYS:HG2	2:B:2:C:H4'	2	0.99	0.11	0.99
(1,3)	1:A:84:LYS:HG2	2:B:2:C:H41	2	0.99	0.11	0.99
(1,3)	1:A:84:LYS:HG2	2:B:2:C:H42	2	0.99	0.11	0.99
(1,3)	1:A:84:LYS:HG2	2:B:2:C:H5	2	0.99	0.11	0.99
(1,3)	1:A:84:LYS:HG2	2:B:2:C:H5'	2	0.99	0.11	0.99
(1,3)	1:A:84:LYS:HG2	2:B:2:C:H5''	2	0.99	0.11	0.99
(1,3)	1:A:84:LYS:HG2	2:B:2:C:H6	2	0.99	0.11	0.99
(1,3)	1:A:84:LYS:HG2	2:B:2:C:HO2'	2	0.99	0.11	0.99
(1,3)	1:A:84:LYS:HG2	2:B:2:C:N1	2	0.99	0.11	0.99
(1,3)	1:A:84:LYS:HG2	2:B:2:C:N3	2	0.99	0.11	0.99
(1,3)	1:A:84:LYS:HG2	2:B:2:C:N4	2	0.99	0.11	0.99
(1,3)	1:A:84:LYS:HG2	2:B:2:C:O2	2	0.99	0.11	0.99
(1,3)	1:A:84:LYS:HG2	2:B:2:C:O2'	2	0.99	0.11	0.99
(1,3)	1:A:84:LYS:HG2	2:B:2:C:O3'	2	0.99	0.11	0.99
(1,3)	1:A:84:LYS:HG2	2:B:2:C:O4'	2	0.99	0.11	0.99
(1,3)	1:A:84:LYS:HG2	2:B:2:C:O5'	2	0.99	0.11	0.99
(1,3)	1:A:84:LYS:HG2	2:B:3:U:C1'	2	0.99	0.11	0.99
(1,3)	1:A:84:LYS:HG2	2:B:3:U:C2	2	0.99	0.11	0.99

Continued on next page...

Continued from previous page...

Key	Atom-1	Atom-2	Models ¹	Mean (Å)	SD ¹ (Å)	Median (Å)
(1,3)	1:A:84:LYS:HG2	2:B:3:U:C2'	2	0.99	0.11	0.99
(1,3)	1:A:84:LYS:HG2	2:B:3:U:C3'	2	0.99	0.11	0.99
(1,3)	1:A:84:LYS:HG2	2:B:3:U:C4	2	0.99	0.11	0.99
(1,3)	1:A:84:LYS:HG2	2:B:3:U:C4'	2	0.99	0.11	0.99
(1,3)	1:A:84:LYS:HG2	2:B:3:U:C5	2	0.99	0.11	0.99
(1,3)	1:A:84:LYS:HG2	2:B:3:U:C5'	2	0.99	0.11	0.99
(1,3)	1:A:84:LYS:HG2	2:B:3:U:C6	2	0.99	0.11	0.99
(1,3)	1:A:84:LYS:HG2	2:B:3:U:H1'	2	0.99	0.11	0.99
(1,3)	1:A:84:LYS:HG2	2:B:3:U:H2'	2	0.99	0.11	0.99
(1,3)	1:A:84:LYS:HG2	2:B:3:U:H3	2	0.99	0.11	0.99
(1,3)	1:A:84:LYS:HG2	2:B:3:U:H3'	2	0.99	0.11	0.99
(1,3)	1:A:84:LYS:HG2	2:B:3:U:H4'	2	0.99	0.11	0.99
(1,3)	1:A:84:LYS:HG2	2:B:3:U:H5	2	0.99	0.11	0.99
(1,3)	1:A:84:LYS:HG2	2:B:3:U:H5'	2	0.99	0.11	0.99
(1,3)	1:A:84:LYS:HG2	2:B:3:U:H5''	2	0.99	0.11	0.99
(1,3)	1:A:84:LYS:HG2	2:B:3:U:H6	2	0.99	0.11	0.99
(1,3)	1:A:84:LYS:HG2	2:B:3:U:HO2'	2	0.99	0.11	0.99
(1,3)	1:A:84:LYS:HG2	2:B:3:U:N1	2	0.99	0.11	0.99
(1,3)	1:A:84:LYS:HG2	2:B:3:U:N3	2	0.99	0.11	0.99
(1,3)	1:A:84:LYS:HG2	2:B:3:U:O2	2	0.99	0.11	0.99
(1,3)	1:A:84:LYS:HG2	2:B:3:U:O2'	2	0.99	0.11	0.99
(1,3)	1:A:84:LYS:HG2	2:B:3:U:O3'	2	0.99	0.11	0.99
(1,3)	1:A:84:LYS:HG2	2:B:3:U:O4	2	0.99	0.11	0.99
(1,3)	1:A:84:LYS:HG2	2:B:3:U:O4'	2	0.99	0.11	0.99
(1,3)	1:A:84:LYS:HG2	2:B:3:U:O5'	2	0.99	0.11	0.99
(1,3)	1:A:84:LYS:HG2	2:B:3:U:OP1	2	0.99	0.11	0.99
(1,3)	1:A:84:LYS:HG2	2:B:3:U:OP2	2	0.99	0.11	0.99
(1,3)	1:A:84:LYS:HG2	2:B:3:U:P	2	0.99	0.11	0.99
(1,3)	1:A:84:LYS:HG2	2:B:4:G:C1'	2	0.99	0.11	0.99
(1,3)	1:A:84:LYS:HG2	2:B:4:G:C2	2	0.99	0.11	0.99
(1,3)	1:A:84:LYS:HG2	2:B:4:G:C2'	2	0.99	0.11	0.99
(1,3)	1:A:84:LYS:HG2	2:B:4:G:C3'	2	0.99	0.11	0.99
(1,3)	1:A:84:LYS:HG2	2:B:4:G:C4	2	0.99	0.11	0.99
(1,3)	1:A:84:LYS:HG2	2:B:4:G:C4'	2	0.99	0.11	0.99
(1,3)	1:A:84:LYS:HG2	2:B:4:G:C5	2	0.99	0.11	0.99
(1,3)	1:A:84:LYS:HG2	2:B:4:G:C5'	2	0.99	0.11	0.99
(1,3)	1:A:84:LYS:HG2	2:B:4:G:C6	2	0.99	0.11	0.99
(1,3)	1:A:84:LYS:HG2	2:B:4:G:C8	2	0.99	0.11	0.99
(1,3)	1:A:84:LYS:HG2	2:B:4:G:H1	2	0.99	0.11	0.99
(1,3)	1:A:84:LYS:HG2	2:B:4:G:H1'	2	0.99	0.11	0.99
(1,3)	1:A:84:LYS:HG2	2:B:4:G:H2'	2	0.99	0.11	0.99
(1,3)	1:A:84:LYS:HG2	2:B:4:G:H21	2	0.99	0.11	0.99

Continued on next page...

Continued from previous page...

Key	Atom-1	Atom-2	Models ¹	Mean (Å)	SD ¹ (Å)	Median (Å)
(1,3)	1:A:84:LYS:HG2	2:B:4:G:H22	2	0.99	0.11	0.99
(1,3)	1:A:84:LYS:HG2	2:B:4:G:H3'	2	0.99	0.11	0.99
(1,3)	1:A:84:LYS:HG2	2:B:4:G:H4'	2	0.99	0.11	0.99
(1,3)	1:A:84:LYS:HG2	2:B:4:G:H5'	2	0.99	0.11	0.99
(1,3)	1:A:84:LYS:HG2	2:B:4:G:H5''	2	0.99	0.11	0.99
(1,3)	1:A:84:LYS:HG2	2:B:4:G:H8	2	0.99	0.11	0.99
(1,3)	1:A:84:LYS:HG2	2:B:4:G:HO2'	2	0.99	0.11	0.99
(1,3)	1:A:84:LYS:HG2	2:B:4:G:N1	2	0.99	0.11	0.99
(1,3)	1:A:84:LYS:HG2	2:B:4:G:N2	2	0.99	0.11	0.99
(1,3)	1:A:84:LYS:HG2	2:B:4:G:N3	2	0.99	0.11	0.99
(1,3)	1:A:84:LYS:HG2	2:B:4:G:N7	2	0.99	0.11	0.99
(1,3)	1:A:84:LYS:HG2	2:B:4:G:N9	2	0.99	0.11	0.99
(1,3)	1:A:84:LYS:HG2	2:B:4:G:O2'	2	0.99	0.11	0.99
(1,3)	1:A:84:LYS:HG2	2:B:4:G:O3'	2	0.99	0.11	0.99
(1,3)	1:A:84:LYS:HG2	2:B:4:G:O4'	2	0.99	0.11	0.99
(1,3)	1:A:84:LYS:HG2	2:B:4:G:O5'	2	0.99	0.11	0.99
(1,3)	1:A:84:LYS:HG2	2:B:4:G:O6	2	0.99	0.11	0.99
(1,3)	1:A:84:LYS:HG2	2:B:4:G:OP1	2	0.99	0.11	0.99
(1,3)	1:A:84:LYS:HG2	2:B:4:G:OP2	2	0.99	0.11	0.99
(1,3)	1:A:84:LYS:HG2	2:B:4:G:P	2	0.99	0.11	0.99
(1,3)	1:A:84:LYS:HG2	2:B:5:A:C1'	2	0.99	0.11	0.99
(1,3)	1:A:84:LYS:HG2	2:B:5:A:C2	2	0.99	0.11	0.99
(1,3)	1:A:84:LYS:HG2	2:B:5:A:C2'	2	0.99	0.11	0.99
(1,3)	1:A:84:LYS:HG2	2:B:5:A:C3'	2	0.99	0.11	0.99
(1,3)	1:A:84:LYS:HG2	2:B:5:A:C4	2	0.99	0.11	0.99
(1,3)	1:A:84:LYS:HG2	2:B:5:A:C4'	2	0.99	0.11	0.99
(1,3)	1:A:84:LYS:HG2	2:B:5:A:C5	2	0.99	0.11	0.99
(1,3)	1:A:84:LYS:HG2	2:B:5:A:C5'	2	0.99	0.11	0.99
(1,3)	1:A:84:LYS:HG2	2:B:5:A:C6	2	0.99	0.11	0.99
(1,3)	1:A:84:LYS:HG2	2:B:5:A:C8	2	0.99	0.11	0.99
(1,3)	1:A:84:LYS:HG2	2:B:5:A:H1'	2	0.99	0.11	0.99
(1,3)	1:A:84:LYS:HG2	2:B:5:A:H2	2	0.99	0.11	0.99
(1,3)	1:A:84:LYS:HG2	2:B:5:A:H2'	2	0.99	0.11	0.99
(1,3)	1:A:84:LYS:HG2	2:B:5:A:H3'	2	0.99	0.11	0.99
(1,3)	1:A:84:LYS:HG2	2:B:5:A:H4'	2	0.99	0.11	0.99
(1,3)	1:A:84:LYS:HG2	2:B:5:A:H5'	2	0.99	0.11	0.99
(1,3)	1:A:84:LYS:HG2	2:B:5:A:H5''	2	0.99	0.11	0.99
(1,3)	1:A:84:LYS:HG2	2:B:5:A:H61	2	0.99	0.11	0.99
(1,3)	1:A:84:LYS:HG2	2:B:5:A:H62	2	0.99	0.11	0.99
(1,3)	1:A:84:LYS:HG2	2:B:5:A:H8	2	0.99	0.11	0.99
(1,3)	1:A:84:LYS:HG2	2:B:5:A:HO2'	2	0.99	0.11	0.99
(1,3)	1:A:84:LYS:HG2	2:B:5:A:N1	2	0.99	0.11	0.99

Continued on next page...

Continued from previous page...

Key	Atom-1	Atom-2	Models ¹	Mean (Å)	SD ¹ (Å)	Median (Å)
(1,3)	1:A:84:LYS:HG2	2:B:5:A:N3	2	0.99	0.11	0.99
(1,3)	1:A:84:LYS:HG2	2:B:5:A:N6	2	0.99	0.11	0.99
(1,3)	1:A:84:LYS:HG2	2:B:5:A:N7	2	0.99	0.11	0.99
(1,3)	1:A:84:LYS:HG2	2:B:5:A:N9	2	0.99	0.11	0.99
(1,3)	1:A:84:LYS:HG2	2:B:5:A:O2'	2	0.99	0.11	0.99
(1,3)	1:A:84:LYS:HG2	2:B:5:A:O3'	2	0.99	0.11	0.99
(1,3)	1:A:84:LYS:HG2	2:B:5:A:O4'	2	0.99	0.11	0.99
(1,3)	1:A:84:LYS:HG2	2:B:5:A:O5'	2	0.99	0.11	0.99
(1,3)	1:A:84:LYS:HG2	2:B:5:A:OP1	2	0.99	0.11	0.99
(1,3)	1:A:84:LYS:HG2	2:B:5:A:OP2	2	0.99	0.11	0.99
(1,3)	1:A:84:LYS:HG2	2:B:5:A:P	2	0.99	0.11	0.99
(1,3)	1:A:84:LYS:HG2	2:B:6:G:C1'	2	0.99	0.11	0.99
(1,3)	1:A:84:LYS:HG2	2:B:6:G:C2	2	0.99	0.11	0.99
(1,3)	1:A:84:LYS:HG2	2:B:6:G:C2'	2	0.99	0.11	0.99
(1,3)	1:A:84:LYS:HG2	2:B:6:G:C3'	2	0.99	0.11	0.99
(1,3)	1:A:84:LYS:HG2	2:B:6:G:C4	2	0.99	0.11	0.99
(1,3)	1:A:84:LYS:HG2	2:B:6:G:C4'	2	0.99	0.11	0.99
(1,3)	1:A:84:LYS:HG2	2:B:6:G:C5	2	0.99	0.11	0.99
(1,3)	1:A:84:LYS:HG2	2:B:6:G:C5'	2	0.99	0.11	0.99
(1,3)	1:A:84:LYS:HG2	2:B:6:G:C6	2	0.99	0.11	0.99
(1,3)	1:A:84:LYS:HG2	2:B:6:G:C8	2	0.99	0.11	0.99
(1,3)	1:A:84:LYS:HG2	2:B:6:G:H1	2	0.99	0.11	0.99
(1,3)	1:A:84:LYS:HG2	2:B:6:G:H1'	2	0.99	0.11	0.99
(1,3)	1:A:84:LYS:HG2	2:B:6:G:H2'	2	0.99	0.11	0.99
(1,3)	1:A:84:LYS:HG2	2:B:6:G:H21	2	0.99	0.11	0.99
(1,3)	1:A:84:LYS:HG2	2:B:6:G:H22	2	0.99	0.11	0.99
(1,3)	1:A:84:LYS:HG2	2:B:6:G:H3'	2	0.99	0.11	0.99
(1,3)	1:A:84:LYS:HG2	2:B:6:G:H4'	2	0.99	0.11	0.99
(1,3)	1:A:84:LYS:HG2	2:B:6:G:H5'	2	0.99	0.11	0.99
(1,3)	1:A:84:LYS:HG2	2:B:6:G:H5''	2	0.99	0.11	0.99
(1,3)	1:A:84:LYS:HG2	2:B:6:G:H8	2	0.99	0.11	0.99
(1,3)	1:A:84:LYS:HG2	2:B:6:G:HO2'	2	0.99	0.11	0.99
(1,3)	1:A:84:LYS:HG2	2:B:6:G:N1	2	0.99	0.11	0.99
(1,3)	1:A:84:LYS:HG2	2:B:6:G:N2	2	0.99	0.11	0.99
(1,3)	1:A:84:LYS:HG2	2:B:6:G:N3	2	0.99	0.11	0.99
(1,3)	1:A:84:LYS:HG2	2:B:6:G:N7	2	0.99	0.11	0.99
(1,3)	1:A:84:LYS:HG2	2:B:6:G:N9	2	0.99	0.11	0.99
(1,3)	1:A:84:LYS:HG2	2:B:6:G:O2'	2	0.99	0.11	0.99
(1,3)	1:A:84:LYS:HG2	2:B:6:G:O3'	2	0.99	0.11	0.99
(1,3)	1:A:84:LYS:HG2	2:B:6:G:O4'	2	0.99	0.11	0.99
(1,3)	1:A:84:LYS:HG2	2:B:6:G:O5'	2	0.99	0.11	0.99
(1,3)	1:A:84:LYS:HG2	2:B:6:G:O6	2	0.99	0.11	0.99

Continued on next page...

Continued from previous page...

Key	Atom-1	Atom-2	Models ¹	Mean (Å)	SD ¹ (Å)	Median (Å)
(1,3)	1:A:84:LYS:HG2	2:B:6:G:OP1	2	0.99	0.11	0.99
(1,3)	1:A:84:LYS:HG2	2:B:6:G:OP2	2	0.99	0.11	0.99
(1,3)	1:A:84:LYS:HG2	2:B:6:G:P	2	0.99	0.11	0.99
(1,3)	1:A:84:LYS:HG2	2:B:7:C:C1'	2	0.99	0.11	0.99
(1,3)	1:A:84:LYS:HG2	2:B:7:C:C2	2	0.99	0.11	0.99
(1,3)	1:A:84:LYS:HG2	2:B:7:C:C2'	2	0.99	0.11	0.99
(1,3)	1:A:84:LYS:HG2	2:B:7:C:C3'	2	0.99	0.11	0.99
(1,3)	1:A:84:LYS:HG2	2:B:7:C:C4	2	0.99	0.11	0.99
(1,3)	1:A:84:LYS:HG2	2:B:7:C:C4'	2	0.99	0.11	0.99
(1,3)	1:A:84:LYS:HG2	2:B:7:C:C5	2	0.99	0.11	0.99
(1,3)	1:A:84:LYS:HG2	2:B:7:C:C5'	2	0.99	0.11	0.99
(1,3)	1:A:84:LYS:HG2	2:B:7:C:C6	2	0.99	0.11	0.99
(1,3)	1:A:84:LYS:HG2	2:B:7:C:H1'	2	0.99	0.11	0.99
(1,3)	1:A:84:LYS:HG2	2:B:7:C:H2'	2	0.99	0.11	0.99
(1,3)	1:A:84:LYS:HG2	2:B:7:C:H3'	2	0.99	0.11	0.99
(1,3)	1:A:84:LYS:HG2	2:B:7:C:H4'	2	0.99	0.11	0.99
(1,3)	1:A:84:LYS:HG2	2:B:7:C:H41	2	0.99	0.11	0.99
(1,3)	1:A:84:LYS:HG2	2:B:7:C:H42	2	0.99	0.11	0.99
(1,3)	1:A:84:LYS:HG2	2:B:7:C:H5	2	0.99	0.11	0.99
(1,3)	1:A:84:LYS:HG2	2:B:7:C:H5'	2	0.99	0.11	0.99
(1,3)	1:A:84:LYS:HG2	2:B:7:C:H5''	2	0.99	0.11	0.99
(1,3)	1:A:84:LYS:HG2	2:B:7:C:H6	2	0.99	0.11	0.99
(1,3)	1:A:84:LYS:HG2	2:B:7:C:HO2'	2	0.99	0.11	0.99
(1,3)	1:A:84:LYS:HG2	2:B:7:C:N1	2	0.99	0.11	0.99
(1,3)	1:A:84:LYS:HG2	2:B:7:C:N3	2	0.99	0.11	0.99
(1,3)	1:A:84:LYS:HG2	2:B:7:C:N4	2	0.99	0.11	0.99
(1,3)	1:A:84:LYS:HG2	2:B:7:C:O2	2	0.99	0.11	0.99
(1,3)	1:A:84:LYS:HG2	2:B:7:C:O2'	2	0.99	0.11	0.99
(1,3)	1:A:84:LYS:HG2	2:B:7:C:O3'	2	0.99	0.11	0.99
(1,3)	1:A:84:LYS:HG2	2:B:7:C:O4'	2	0.99	0.11	0.99
(1,3)	1:A:84:LYS:HG2	2:B:7:C:O5'	2	0.99	0.11	0.99
(1,3)	1:A:84:LYS:HG2	2:B:7:C:OP1	2	0.99	0.11	0.99
(1,3)	1:A:84:LYS:HG2	2:B:7:C:OP2	2	0.99	0.11	0.99
(1,3)	1:A:84:LYS:HG2	2:B:7:C:P	2	0.99	0.11	0.99
(1,3)	1:A:84:LYS:HG2	2:B:8:U:C1'	2	0.99	0.11	0.99
(1,3)	1:A:84:LYS:HG2	2:B:8:U:C2	2	0.99	0.11	0.99
(1,3)	1:A:84:LYS:HG2	2:B:8:U:C2'	2	0.99	0.11	0.99
(1,3)	1:A:84:LYS:HG2	2:B:8:U:C3'	2	0.99	0.11	0.99
(1,3)	1:A:84:LYS:HG2	2:B:8:U:C4	2	0.99	0.11	0.99
(1,3)	1:A:84:LYS:HG2	2:B:8:U:C4'	2	0.99	0.11	0.99
(1,3)	1:A:84:LYS:HG2	2:B:8:U:C5	2	0.99	0.11	0.99
(1,3)	1:A:84:LYS:HG2	2:B:8:U:C5'	2	0.99	0.11	0.99

Continued on next page...

Continued from previous page...

Key	Atom-1	Atom-2	Models ¹	Mean (Å)	SD ¹ (Å)	Median (Å)
(1,3)	1:A:84:LYS:HG2	2:B:8:U:C6	2	0.99	0.11	0.99
(1,3)	1:A:84:LYS:HG2	2:B:8:U:H1'	2	0.99	0.11	0.99
(1,3)	1:A:84:LYS:HG2	2:B:8:U:H2'	2	0.99	0.11	0.99
(1,3)	1:A:84:LYS:HG2	2:B:8:U:H3	2	0.99	0.11	0.99
(1,3)	1:A:84:LYS:HG2	2:B:8:U:H3'	2	0.99	0.11	0.99
(1,3)	1:A:84:LYS:HG2	2:B:8:U:H4'	2	0.99	0.11	0.99
(1,3)	1:A:84:LYS:HG2	2:B:8:U:H5	2	0.99	0.11	0.99
(1,3)	1:A:84:LYS:HG2	2:B:8:U:H5'	2	0.99	0.11	0.99
(1,3)	1:A:84:LYS:HG2	2:B:8:U:H5''	2	0.99	0.11	0.99
(1,3)	1:A:84:LYS:HG2	2:B:8:U:H6	2	0.99	0.11	0.99
(1,3)	1:A:84:LYS:HG2	2:B:8:U:HO2'	2	0.99	0.11	0.99
(1,3)	1:A:84:LYS:HG2	2:B:8:U:N1	2	0.99	0.11	0.99
(1,3)	1:A:84:LYS:HG2	2:B:8:U:N3	2	0.99	0.11	0.99
(1,3)	1:A:84:LYS:HG2	2:B:8:U:O2	2	0.99	0.11	0.99
(1,3)	1:A:84:LYS:HG2	2:B:8:U:O2'	2	0.99	0.11	0.99
(1,3)	1:A:84:LYS:HG2	2:B:8:U:O3'	2	0.99	0.11	0.99
(1,3)	1:A:84:LYS:HG2	2:B:8:U:O4	2	0.99	0.11	0.99
(1,3)	1:A:84:LYS:HG2	2:B:8:U:O4'	2	0.99	0.11	0.99
(1,3)	1:A:84:LYS:HG2	2:B:8:U:O5'	2	0.99	0.11	0.99
(1,3)	1:A:84:LYS:HG2	2:B:8:U:OP1	2	0.99	0.11	0.99
(1,3)	1:A:84:LYS:HG2	2:B:8:U:OP2	2	0.99	0.11	0.99
(1,3)	1:A:84:LYS:HG2	2:B:8:U:P	2	0.99	0.11	0.99
(1,3)	1:A:84:LYS:HG2	2:B:9:C:C1'	2	0.99	0.11	0.99
(1,3)	1:A:84:LYS:HG2	2:B:9:C:C2	2	0.99	0.11	0.99
(1,3)	1:A:84:LYS:HG2	2:B:9:C:C2'	2	0.99	0.11	0.99
(1,3)	1:A:84:LYS:HG2	2:B:9:C:C3'	2	0.99	0.11	0.99
(1,3)	1:A:84:LYS:HG2	2:B:9:C:C4	2	0.99	0.11	0.99
(1,3)	1:A:84:LYS:HG2	2:B:9:C:C4'	2	0.99	0.11	0.99
(1,3)	1:A:84:LYS:HG2	2:B:9:C:C5	2	0.99	0.11	0.99
(1,3)	1:A:84:LYS:HG2	2:B:9:C:C5'	2	0.99	0.11	0.99
(1,3)	1:A:84:LYS:HG2	2:B:9:C:C6	2	0.99	0.11	0.99
(1,3)	1:A:84:LYS:HG2	2:B:9:C:H1'	2	0.99	0.11	0.99
(1,3)	1:A:84:LYS:HG2	2:B:9:C:H2'	2	0.99	0.11	0.99
(1,3)	1:A:84:LYS:HG2	2:B:9:C:H3'	2	0.99	0.11	0.99
(1,3)	1:A:84:LYS:HG2	2:B:9:C:H4'	2	0.99	0.11	0.99
(1,3)	1:A:84:LYS:HG2	2:B:9:C:H41	2	0.99	0.11	0.99
(1,3)	1:A:84:LYS:HG2	2:B:9:C:H42	2	0.99	0.11	0.99
(1,3)	1:A:84:LYS:HG2	2:B:9:C:H5	2	0.99	0.11	0.99
(1,3)	1:A:84:LYS:HG2	2:B:9:C:H5'	2	0.99	0.11	0.99
(1,3)	1:A:84:LYS:HG2	2:B:9:C:H5''	2	0.99	0.11	0.99
(1,3)	1:A:84:LYS:HG2	2:B:9:C:H6	2	0.99	0.11	0.99
(1,3)	1:A:84:LYS:HG2	2:B:9:C:HO2'	2	0.99	0.11	0.99

Continued on next page...

Continued from previous page...

Key	Atom-1	Atom-2	Models ¹	Mean (Å)	SD ¹ (Å)	Median (Å)
(1,3)	1:A:84:LYS:HG2	2:B:9:C:N1	2	0.99	0.11	0.99
(1,3)	1:A:84:LYS:HG2	2:B:9:C:N3	2	0.99	0.11	0.99
(1,3)	1:A:84:LYS:HG2	2:B:9:C:N4	2	0.99	0.11	0.99
(1,3)	1:A:84:LYS:HG2	2:B:9:C:O2	2	0.99	0.11	0.99
(1,3)	1:A:84:LYS:HG2	2:B:9:C:O2'	2	0.99	0.11	0.99
(1,3)	1:A:84:LYS:HG2	2:B:9:C:O3'	2	0.99	0.11	0.99
(1,3)	1:A:84:LYS:HG2	2:B:9:C:O4'	2	0.99	0.11	0.99
(1,3)	1:A:84:LYS:HG2	2:B:9:C:O5'	2	0.99	0.11	0.99
(1,3)	1:A:84:LYS:HG2	2:B:9:C:OP1	2	0.99	0.11	0.99
(1,3)	1:A:84:LYS:HG2	2:B:9:C:OP2	2	0.99	0.11	0.99
(1,3)	1:A:84:LYS:HG2	2:B:9:C:P	2	0.99	0.11	0.99
(1,3)	1:A:84:LYS:HG2	2:B:10:G:C1'	2	0.99	0.11	0.99
(1,3)	1:A:84:LYS:HG2	2:B:10:G:C2	2	0.99	0.11	0.99
(1,3)	1:A:84:LYS:HG2	2:B:10:G:C2'	2	0.99	0.11	0.99
(1,3)	1:A:84:LYS:HG2	2:B:10:G:C3'	2	0.99	0.11	0.99
(1,3)	1:A:84:LYS:HG2	2:B:10:G:C4	2	0.99	0.11	0.99
(1,3)	1:A:84:LYS:HG2	2:B:10:G:C4'	2	0.99	0.11	0.99
(1,3)	1:A:84:LYS:HG2	2:B:10:G:C5	2	0.99	0.11	0.99
(1,3)	1:A:84:LYS:HG2	2:B:10:G:C5'	2	0.99	0.11	0.99
(1,3)	1:A:84:LYS:HG2	2:B:10:G:C6	2	0.99	0.11	0.99
(1,3)	1:A:84:LYS:HG2	2:B:10:G:C8	2	0.99	0.11	0.99
(1,3)	1:A:84:LYS:HG2	2:B:10:G:H1	2	0.99	0.11	0.99
(1,3)	1:A:84:LYS:HG2	2:B:10:G:H1'	2	0.99	0.11	0.99
(1,3)	1:A:84:LYS:HG2	2:B:10:G:H2'	2	0.99	0.11	0.99
(1,3)	1:A:84:LYS:HG2	2:B:10:G:H21	2	0.99	0.11	0.99
(1,3)	1:A:84:LYS:HG2	2:B:10:G:H22	2	0.99	0.11	0.99
(1,3)	1:A:84:LYS:HG2	2:B:10:G:H3'	2	0.99	0.11	0.99
(1,3)	1:A:84:LYS:HG2	2:B:10:G:H4'	2	0.99	0.11	0.99
(1,3)	1:A:84:LYS:HG2	2:B:10:G:H5'	2	0.99	0.11	0.99
(1,3)	1:A:84:LYS:HG2	2:B:10:G:H5''	2	0.99	0.11	0.99
(1,3)	1:A:84:LYS:HG2	2:B:10:G:H8	2	0.99	0.11	0.99
(1,3)	1:A:84:LYS:HG2	2:B:10:G:HO2'	2	0.99	0.11	0.99
(1,3)	1:A:84:LYS:HG2	2:B:10:G:N1	2	0.99	0.11	0.99
(1,3)	1:A:84:LYS:HG2	2:B:10:G:N2	2	0.99	0.11	0.99
(1,3)	1:A:84:LYS:HG2	2:B:10:G:N3	2	0.99	0.11	0.99
(1,3)	1:A:84:LYS:HG2	2:B:10:G:N7	2	0.99	0.11	0.99
(1,3)	1:A:84:LYS:HG2	2:B:10:G:N9	2	0.99	0.11	0.99
(1,3)	1:A:84:LYS:HG2	2:B:10:G:O2'	2	0.99	0.11	0.99
(1,3)	1:A:84:LYS:HG2	2:B:10:G:O3'	2	0.99	0.11	0.99
(1,3)	1:A:84:LYS:HG2	2:B:10:G:O4'	2	0.99	0.11	0.99
(1,3)	1:A:84:LYS:HG2	2:B:10:G:O5'	2	0.99	0.11	0.99
(1,3)	1:A:84:LYS:HG2	2:B:10:G:O6	2	0.99	0.11	0.99

Continued on next page...

Continued from previous page...

Key	Atom-1	Atom-2	Models ¹	Mean (Å)	SD ¹ (Å)	Median (Å)
(1,3)	1:A:84:LYS:HG2	2:B:10:G:OP1	2	0.99	0.11	0.99
(1,3)	1:A:84:LYS:HG2	2:B:10:G:OP2	2	0.99	0.11	0.99
(1,3)	1:A:84:LYS:HG2	2:B:10:G:P	2	0.99	0.11	0.99
(1,3)	1:A:84:LYS:HG2	2:B:11:A:C1'	2	0.99	0.11	0.99
(1,3)	1:A:84:LYS:HG2	2:B:11:A:C2	2	0.99	0.11	0.99
(1,3)	1:A:84:LYS:HG2	2:B:11:A:C2'	2	0.99	0.11	0.99
(1,3)	1:A:84:LYS:HG2	2:B:11:A:C3'	2	0.99	0.11	0.99
(1,3)	1:A:84:LYS:HG2	2:B:11:A:C4	2	0.99	0.11	0.99
(1,3)	1:A:84:LYS:HG2	2:B:11:A:C4'	2	0.99	0.11	0.99
(1,3)	1:A:84:LYS:HG2	2:B:11:A:C5	2	0.99	0.11	0.99
(1,3)	1:A:84:LYS:HG2	2:B:11:A:C5'	2	0.99	0.11	0.99
(1,3)	1:A:84:LYS:HG2	2:B:11:A:C6	2	0.99	0.11	0.99
(1,3)	1:A:84:LYS:HG2	2:B:11:A:C8	2	0.99	0.11	0.99
(1,3)	1:A:84:LYS:HG2	2:B:11:A:H1'	2	0.99	0.11	0.99
(1,3)	1:A:84:LYS:HG2	2:B:11:A:H2	2	0.99	0.11	0.99
(1,3)	1:A:84:LYS:HG2	2:B:11:A:H2'	2	0.99	0.11	0.99
(1,3)	1:A:84:LYS:HG2	2:B:11:A:H3'	2	0.99	0.11	0.99
(1,3)	1:A:84:LYS:HG2	2:B:11:A:H4'	2	0.99	0.11	0.99
(1,3)	1:A:84:LYS:HG2	2:B:11:A:H5'	2	0.99	0.11	0.99
(1,3)	1:A:84:LYS:HG2	2:B:11:A:H5''	2	0.99	0.11	0.99
(1,3)	1:A:84:LYS:HG2	2:B:11:A:H61	2	0.99	0.11	0.99
(1,3)	1:A:84:LYS:HG2	2:B:11:A:H62	2	0.99	0.11	0.99
(1,3)	1:A:84:LYS:HG2	2:B:11:A:H8	2	0.99	0.11	0.99
(1,3)	1:A:84:LYS:HG2	2:B:11:A:HO2'	2	0.99	0.11	0.99
(1,3)	1:A:84:LYS:HG2	2:B:11:A:N1	2	0.99	0.11	0.99
(1,3)	1:A:84:LYS:HG2	2:B:11:A:N3	2	0.99	0.11	0.99
(1,3)	1:A:84:LYS:HG2	2:B:11:A:N6	2	0.99	0.11	0.99
(1,3)	1:A:84:LYS:HG2	2:B:11:A:N7	2	0.99	0.11	0.99
(1,3)	1:A:84:LYS:HG2	2:B:11:A:N9	2	0.99	0.11	0.99
(1,3)	1:A:84:LYS:HG2	2:B:11:A:O2'	2	0.99	0.11	0.99
(1,3)	1:A:84:LYS:HG2	2:B:11:A:O3'	2	0.99	0.11	0.99
(1,3)	1:A:84:LYS:HG2	2:B:11:A:O4'	2	0.99	0.11	0.99
(1,3)	1:A:84:LYS:HG2	2:B:11:A:O5'	2	0.99	0.11	0.99
(1,3)	1:A:84:LYS:HG2	2:B:11:A:OP1	2	0.99	0.11	0.99
(1,3)	1:A:84:LYS:HG2	2:B:11:A:OP2	2	0.99	0.11	0.99
(1,3)	1:A:84:LYS:HG2	2:B:11:A:P	2	0.99	0.11	0.99
(1,3)	1:A:84:LYS:HG2	2:B:12:A:C1'	2	0.99	0.11	0.99
(1,3)	1:A:84:LYS:HG2	2:B:12:A:C2	2	0.99	0.11	0.99
(1,3)	1:A:84:LYS:HG2	2:B:12:A:C2'	2	0.99	0.11	0.99
(1,3)	1:A:84:LYS:HG2	2:B:12:A:C3'	2	0.99	0.11	0.99
(1,3)	1:A:84:LYS:HG2	2:B:12:A:C4	2	0.99	0.11	0.99
(1,3)	1:A:84:LYS:HG2	2:B:12:A:C4'	2	0.99	0.11	0.99

Continued on next page...

Continued from previous page...

Key	Atom-1	Atom-2	Models ¹	Mean (Å)	SD ¹ (Å)	Median (Å)
(1,3)	1:A:84:LYS:HG2	2:B:12:A:C5	2	0.99	0.11	0.99
(1,3)	1:A:84:LYS:HG2	2:B:12:A:C5'	2	0.99	0.11	0.99
(1,3)	1:A:84:LYS:HG2	2:B:12:A:C6	2	0.99	0.11	0.99
(1,3)	1:A:84:LYS:HG2	2:B:12:A:C8	2	0.99	0.11	0.99
(1,3)	1:A:84:LYS:HG2	2:B:12:A:H1'	2	0.99	0.11	0.99
(1,3)	1:A:84:LYS:HG2	2:B:12:A:H2	2	0.99	0.11	0.99
(1,3)	1:A:84:LYS:HG2	2:B:12:A:H2'	2	0.99	0.11	0.99
(1,3)	1:A:84:LYS:HG2	2:B:12:A:H3'	2	0.99	0.11	0.99
(1,3)	1:A:84:LYS:HG2	2:B:12:A:H4'	2	0.99	0.11	0.99
(1,3)	1:A:84:LYS:HG2	2:B:12:A:H5'	2	0.99	0.11	0.99
(1,3)	1:A:84:LYS:HG2	2:B:12:A:H5''	2	0.99	0.11	0.99
(1,3)	1:A:84:LYS:HG2	2:B:12:A:H61	2	0.99	0.11	0.99
(1,3)	1:A:84:LYS:HG2	2:B:12:A:H62	2	0.99	0.11	0.99
(1,3)	1:A:84:LYS:HG2	2:B:12:A:H8	2	0.99	0.11	0.99
(1,3)	1:A:84:LYS:HG2	2:B:12:A:HO2'	2	0.99	0.11	0.99
(1,3)	1:A:84:LYS:HG2	2:B:12:A:N1	2	0.99	0.11	0.99
(1,3)	1:A:84:LYS:HG2	2:B:12:A:N3	2	0.99	0.11	0.99
(1,3)	1:A:84:LYS:HG2	2:B:12:A:N6	2	0.99	0.11	0.99
(1,3)	1:A:84:LYS:HG2	2:B:12:A:N7	2	0.99	0.11	0.99
(1,3)	1:A:84:LYS:HG2	2:B:12:A:N9	2	0.99	0.11	0.99
(1,3)	1:A:84:LYS:HG2	2:B:12:A:O2'	2	0.99	0.11	0.99
(1,3)	1:A:84:LYS:HG2	2:B:12:A:O3'	2	0.99	0.11	0.99
(1,3)	1:A:84:LYS:HG2	2:B:12:A:O4'	2	0.99	0.11	0.99
(1,3)	1:A:84:LYS:HG2	2:B:12:A:O5'	2	0.99	0.11	0.99
(1,3)	1:A:84:LYS:HG2	2:B:12:A:OP1	2	0.99	0.11	0.99
(1,3)	1:A:84:LYS:HG2	2:B:12:A:OP2	2	0.99	0.11	0.99
(1,3)	1:A:84:LYS:HG2	2:B:12:A:P	2	0.99	0.11	0.99
(1,3)	1:A:84:LYS:HG2	2:B:13:A:C1'	2	0.99	0.11	0.99
(1,3)	1:A:84:LYS:HG2	2:B:13:A:C2	2	0.99	0.11	0.99
(1,3)	1:A:84:LYS:HG2	2:B:13:A:C2'	2	0.99	0.11	0.99
(1,3)	1:A:84:LYS:HG2	2:B:13:A:C3'	2	0.99	0.11	0.99
(1,3)	1:A:84:LYS:HG2	2:B:13:A:C4	2	0.99	0.11	0.99
(1,3)	1:A:84:LYS:HG2	2:B:13:A:C4'	2	0.99	0.11	0.99
(1,3)	1:A:84:LYS:HG2	2:B:13:A:C5	2	0.99	0.11	0.99
(1,3)	1:A:84:LYS:HG2	2:B:13:A:C5'	2	0.99	0.11	0.99
(1,3)	1:A:84:LYS:HG2	2:B:13:A:C6	2	0.99	0.11	0.99
(1,3)	1:A:84:LYS:HG2	2:B:13:A:C8	2	0.99	0.11	0.99
(1,3)	1:A:84:LYS:HG2	2:B:13:A:H1'	2	0.99	0.11	0.99
(1,3)	1:A:84:LYS:HG2	2:B:13:A:H2	2	0.99	0.11	0.99
(1,3)	1:A:84:LYS:HG2	2:B:13:A:H2'	2	0.99	0.11	0.99
(1,3)	1:A:84:LYS:HG2	2:B:13:A:H3'	2	0.99	0.11	0.99
(1,3)	1:A:84:LYS:HG2	2:B:13:A:H4'	2	0.99	0.11	0.99

Continued on next page...

Continued from previous page...

Key	Atom-1	Atom-2	Models ¹	Mean (Å)	SD ¹ (Å)	Median (Å)
(1,3)	1:A:84:LYS:HG2	2:B:13:A:H5'	2	0.99	0.11	0.99
(1,3)	1:A:84:LYS:HG2	2:B:13:A:H5''	2	0.99	0.11	0.99
(1,3)	1:A:84:LYS:HG2	2:B:13:A:H61	2	0.99	0.11	0.99
(1,3)	1:A:84:LYS:HG2	2:B:13:A:H62	2	0.99	0.11	0.99
(1,3)	1:A:84:LYS:HG2	2:B:13:A:H8	2	0.99	0.11	0.99
(1,3)	1:A:84:LYS:HG2	2:B:13:A:HO2'	2	0.99	0.11	0.99
(1,3)	1:A:84:LYS:HG2	2:B:13:A:N1	2	0.99	0.11	0.99
(1,3)	1:A:84:LYS:HG2	2:B:13:A:N3	2	0.99	0.11	0.99
(1,3)	1:A:84:LYS:HG2	2:B:13:A:N6	2	0.99	0.11	0.99
(1,3)	1:A:84:LYS:HG2	2:B:13:A:N7	2	0.99	0.11	0.99
(1,3)	1:A:84:LYS:HG2	2:B:13:A:N9	2	0.99	0.11	0.99
(1,3)	1:A:84:LYS:HG2	2:B:13:A:O2'	2	0.99	0.11	0.99
(1,3)	1:A:84:LYS:HG2	2:B:13:A:O3'	2	0.99	0.11	0.99
(1,3)	1:A:84:LYS:HG2	2:B:13:A:O4'	2	0.99	0.11	0.99
(1,3)	1:A:84:LYS:HG2	2:B:13:A:O5'	2	0.99	0.11	0.99
(1,3)	1:A:84:LYS:HG2	2:B:13:A:OP1	2	0.99	0.11	0.99
(1,3)	1:A:84:LYS:HG2	2:B:13:A:OP2	2	0.99	0.11	0.99
(1,3)	1:A:84:LYS:HG2	2:B:13:A:P	2	0.99	0.11	0.99
(1,3)	1:A:84:LYS:HG2	2:B:14:G:C1'	2	0.99	0.11	0.99
(1,3)	1:A:84:LYS:HG2	2:B:14:G:C2	2	0.99	0.11	0.99
(1,3)	1:A:84:LYS:HG2	2:B:14:G:C2'	2	0.99	0.11	0.99
(1,3)	1:A:84:LYS:HG2	2:B:14:G:C3'	2	0.99	0.11	0.99
(1,3)	1:A:84:LYS:HG2	2:B:14:G:C4	2	0.99	0.11	0.99
(1,3)	1:A:84:LYS:HG2	2:B:14:G:C4'	2	0.99	0.11	0.99
(1,3)	1:A:84:LYS:HG2	2:B:14:G:C5	2	0.99	0.11	0.99
(1,3)	1:A:84:LYS:HG2	2:B:14:G:C5'	2	0.99	0.11	0.99
(1,3)	1:A:84:LYS:HG2	2:B:14:G:C6	2	0.99	0.11	0.99
(1,3)	1:A:84:LYS:HG2	2:B:14:G:C8	2	0.99	0.11	0.99
(1,3)	1:A:84:LYS:HG2	2:B:14:G:H1	2	0.99	0.11	0.99
(1,3)	1:A:84:LYS:HG2	2:B:14:G:H1'	2	0.99	0.11	0.99
(1,3)	1:A:84:LYS:HG2	2:B:14:G:H2'	2	0.99	0.11	0.99
(1,3)	1:A:84:LYS:HG2	2:B:14:G:H21	2	0.99	0.11	0.99
(1,3)	1:A:84:LYS:HG2	2:B:14:G:H22	2	0.99	0.11	0.99
(1,3)	1:A:84:LYS:HG2	2:B:14:G:H3'	2	0.99	0.11	0.99
(1,3)	1:A:84:LYS:HG2	2:B:14:G:H4'	2	0.99	0.11	0.99
(1,3)	1:A:84:LYS:HG2	2:B:14:G:H5'	2	0.99	0.11	0.99
(1,3)	1:A:84:LYS:HG2	2:B:14:G:H5''	2	0.99	0.11	0.99
(1,3)	1:A:84:LYS:HG2	2:B:14:G:H8	2	0.99	0.11	0.99
(1,3)	1:A:84:LYS:HG2	2:B:14:G:HO2'	2	0.99	0.11	0.99
(1,3)	1:A:84:LYS:HG2	2:B:14:G:N1	2	0.99	0.11	0.99
(1,3)	1:A:84:LYS:HG2	2:B:14:G:N2	2	0.99	0.11	0.99
(1,3)	1:A:84:LYS:HG2	2:B:14:G:N3	2	0.99	0.11	0.99

Continued on next page...

Continued from previous page...

Key	Atom-1	Atom-2	Models ¹	Mean (Å)	SD ¹ (Å)	Median (Å)
(1,3)	1:A:84:LYS:HG2	2:B:14:G:N7	2	0.99	0.11	0.99
(1,3)	1:A:84:LYS:HG2	2:B:14:G:N9	2	0.99	0.11	0.99
(1,3)	1:A:84:LYS:HG2	2:B:14:G:O2'	2	0.99	0.11	0.99
(1,3)	1:A:84:LYS:HG2	2:B:14:G:O3'	2	0.99	0.11	0.99
(1,3)	1:A:84:LYS:HG2	2:B:14:G:O4'	2	0.99	0.11	0.99
(1,3)	1:A:84:LYS:HG2	2:B:14:G:O5'	2	0.99	0.11	0.99
(1,3)	1:A:84:LYS:HG2	2:B:14:G:O6	2	0.99	0.11	0.99
(1,3)	1:A:84:LYS:HG2	2:B:14:G:OP1	2	0.99	0.11	0.99
(1,3)	1:A:84:LYS:HG2	2:B:14:G:OP2	2	0.99	0.11	0.99
(1,3)	1:A:84:LYS:HG2	2:B:14:G:P	2	0.99	0.11	0.99
(1,3)	1:A:84:LYS:HG2	2:B:15:A:C1'	2	0.99	0.11	0.99
(1,3)	1:A:84:LYS:HG2	2:B:15:A:C2	2	0.99	0.11	0.99
(1,3)	1:A:84:LYS:HG2	2:B:15:A:C2'	2	0.99	0.11	0.99
(1,3)	1:A:84:LYS:HG2	2:B:15:A:C3'	2	0.99	0.11	0.99
(1,3)	1:A:84:LYS:HG2	2:B:15:A:C4	2	0.99	0.11	0.99
(1,3)	1:A:84:LYS:HG2	2:B:15:A:C4'	2	0.99	0.11	0.99
(1,3)	1:A:84:LYS:HG2	2:B:15:A:C5	2	0.99	0.11	0.99
(1,3)	1:A:84:LYS:HG2	2:B:15:A:C5'	2	0.99	0.11	0.99
(1,3)	1:A:84:LYS:HG2	2:B:15:A:C6	2	0.99	0.11	0.99
(1,3)	1:A:84:LYS:HG2	2:B:15:A:C8	2	0.99	0.11	0.99
(1,3)	1:A:84:LYS:HG2	2:B:15:A:H1'	2	0.99	0.11	0.99
(1,3)	1:A:84:LYS:HG2	2:B:15:A:H2	2	0.99	0.11	0.99
(1,3)	1:A:84:LYS:HG2	2:B:15:A:H2'	2	0.99	0.11	0.99
(1,3)	1:A:84:LYS:HG2	2:B:15:A:H3'	2	0.99	0.11	0.99
(1,3)	1:A:84:LYS:HG2	2:B:15:A:H4'	2	0.99	0.11	0.99
(1,3)	1:A:84:LYS:HG2	2:B:15:A:H5'	2	0.99	0.11	0.99
(1,3)	1:A:84:LYS:HG2	2:B:15:A:H5''	2	0.99	0.11	0.99
(1,3)	1:A:84:LYS:HG2	2:B:15:A:H61	2	0.99	0.11	0.99
(1,3)	1:A:84:LYS:HG2	2:B:15:A:H62	2	0.99	0.11	0.99
(1,3)	1:A:84:LYS:HG2	2:B:15:A:H8	2	0.99	0.11	0.99
(1,3)	1:A:84:LYS:HG2	2:B:15:A:HO2'	2	0.99	0.11	0.99
(1,3)	1:A:84:LYS:HG2	2:B:15:A:N1	2	0.99	0.11	0.99
(1,3)	1:A:84:LYS:HG2	2:B:15:A:N3	2	0.99	0.11	0.99
(1,3)	1:A:84:LYS:HG2	2:B:15:A:N6	2	0.99	0.11	0.99
(1,3)	1:A:84:LYS:HG2	2:B:15:A:N7	2	0.99	0.11	0.99
(1,3)	1:A:84:LYS:HG2	2:B:15:A:N9	2	0.99	0.11	0.99
(1,3)	1:A:84:LYS:HG2	2:B:15:A:O2'	2	0.99	0.11	0.99
(1,3)	1:A:84:LYS:HG2	2:B:15:A:O3'	2	0.99	0.11	0.99
(1,3)	1:A:84:LYS:HG2	2:B:15:A:O4'	2	0.99	0.11	0.99
(1,3)	1:A:84:LYS:HG2	2:B:15:A:O5'	2	0.99	0.11	0.99
(1,3)	1:A:84:LYS:HG2	2:B:15:A:OP1	2	0.99	0.11	0.99
(1,3)	1:A:84:LYS:HG2	2:B:15:A:OP2	2	0.99	0.11	0.99

Continued on next page...

Continued from previous page...

Key	Atom-1	Atom-2	Models ¹	Mean (Å)	SD ¹ (Å)	Median (Å)
(1,3)	1:A:84:LYS:HG2	2:B:15:A:P	2	0.99	0.11	0.99
(1,3)	1:A:84:LYS:HG2	2:B:16:G:C1'	2	0.99	0.11	0.99
(1,3)	1:A:84:LYS:HG2	2:B:16:G:C2	2	0.99	0.11	0.99
(1,3)	1:A:84:LYS:HG2	2:B:16:G:C2'	2	0.99	0.11	0.99
(1,3)	1:A:84:LYS:HG2	2:B:16:G:C3'	2	0.99	0.11	0.99
(1,3)	1:A:84:LYS:HG2	2:B:16:G:C4	2	0.99	0.11	0.99
(1,3)	1:A:84:LYS:HG2	2:B:16:G:C4'	2	0.99	0.11	0.99
(1,3)	1:A:84:LYS:HG2	2:B:16:G:C5	2	0.99	0.11	0.99
(1,3)	1:A:84:LYS:HG2	2:B:16:G:C5'	2	0.99	0.11	0.99
(1,3)	1:A:84:LYS:HG2	2:B:16:G:C6	2	0.99	0.11	0.99
(1,3)	1:A:84:LYS:HG2	2:B:16:G:C8	2	0.99	0.11	0.99
(1,3)	1:A:84:LYS:HG2	2:B:16:G:H1	2	0.99	0.11	0.99
(1,3)	1:A:84:LYS:HG2	2:B:16:G:H1'	2	0.99	0.11	0.99
(1,3)	1:A:84:LYS:HG2	2:B:16:G:H2'	2	0.99	0.11	0.99
(1,3)	1:A:84:LYS:HG2	2:B:16:G:H21	2	0.99	0.11	0.99
(1,3)	1:A:84:LYS:HG2	2:B:16:G:H22	2	0.99	0.11	0.99
(1,3)	1:A:84:LYS:HG2	2:B:16:G:H3'	2	0.99	0.11	0.99
(1,3)	1:A:84:LYS:HG2	2:B:16:G:H4'	2	0.99	0.11	0.99
(1,3)	1:A:84:LYS:HG2	2:B:16:G:H5'	2	0.99	0.11	0.99
(1,3)	1:A:84:LYS:HG2	2:B:16:G:H5''	2	0.99	0.11	0.99
(1,3)	1:A:84:LYS:HG2	2:B:16:G:H8	2	0.99	0.11	0.99
(1,3)	1:A:84:LYS:HG2	2:B:16:G:HO2'	2	0.99	0.11	0.99
(1,3)	1:A:84:LYS:HG2	2:B:16:G:N1	2	0.99	0.11	0.99
(1,3)	1:A:84:LYS:HG2	2:B:16:G:N2	2	0.99	0.11	0.99
(1,3)	1:A:84:LYS:HG2	2:B:16:G:N3	2	0.99	0.11	0.99
(1,3)	1:A:84:LYS:HG2	2:B:16:G:N7	2	0.99	0.11	0.99
(1,3)	1:A:84:LYS:HG2	2:B:16:G:N9	2	0.99	0.11	0.99
(1,3)	1:A:84:LYS:HG2	2:B:16:G:O2'	2	0.99	0.11	0.99
(1,3)	1:A:84:LYS:HG2	2:B:16:G:O3'	2	0.99	0.11	0.99
(1,3)	1:A:84:LYS:HG2	2:B:16:G:O4'	2	0.99	0.11	0.99
(1,3)	1:A:84:LYS:HG2	2:B:16:G:O5'	2	0.99	0.11	0.99
(1,3)	1:A:84:LYS:HG2	2:B:16:G:O6	2	0.99	0.11	0.99
(1,3)	1:A:84:LYS:HG2	2:B:16:G:OP1	2	0.99	0.11	0.99
(1,3)	1:A:84:LYS:HG2	2:B:16:G:OP2	2	0.99	0.11	0.99
(1,3)	1:A:84:LYS:HG2	2:B:16:G:P	2	0.99	0.11	0.99
(1,3)	1:A:84:LYS:HG2	2:B:17:C:C1'	2	0.99	0.11	0.99
(1,3)	1:A:84:LYS:HG2	2:B:17:C:C2	2	0.99	0.11	0.99
(1,3)	1:A:84:LYS:HG2	2:B:17:C:C2'	2	0.99	0.11	0.99
(1,3)	1:A:84:LYS:HG2	2:B:17:C:C3'	2	0.99	0.11	0.99
(1,3)	1:A:84:LYS:HG2	2:B:17:C:C4	2	0.99	0.11	0.99
(1,3)	1:A:84:LYS:HG2	2:B:17:C:C4'	2	0.99	0.11	0.99
(1,3)	1:A:84:LYS:HG2	2:B:17:C:C5	2	0.99	0.11	0.99

Continued on next page...

Continued from previous page...

Key	Atom-1	Atom-2	Models ¹	Mean (Å)	SD ¹ (Å)	Median (Å)
(1,3)	1:A:84:LYS:HG2	2:B:17:C:C5'	2	0.99	0.11	0.99
(1,3)	1:A:84:LYS:HG2	2:B:17:C:C6	2	0.99	0.11	0.99
(1,3)	1:A:84:LYS:HG2	2:B:17:C:H1'	2	0.99	0.11	0.99
(1,3)	1:A:84:LYS:HG2	2:B:17:C:H2'	2	0.99	0.11	0.99
(1,3)	1:A:84:LYS:HG2	2:B:17:C:H3'	2	0.99	0.11	0.99
(1,3)	1:A:84:LYS:HG2	2:B:17:C:H4'	2	0.99	0.11	0.99
(1,3)	1:A:84:LYS:HG2	2:B:17:C:H41	2	0.99	0.11	0.99
(1,3)	1:A:84:LYS:HG2	2:B:17:C:H42	2	0.99	0.11	0.99
(1,3)	1:A:84:LYS:HG2	2:B:17:C:H5	2	0.99	0.11	0.99
(1,3)	1:A:84:LYS:HG2	2:B:17:C:H5'	2	0.99	0.11	0.99
(1,3)	1:A:84:LYS:HG2	2:B:17:C:H5''	2	0.99	0.11	0.99
(1,3)	1:A:84:LYS:HG2	2:B:17:C:H6	2	0.99	0.11	0.99
(1,3)	1:A:84:LYS:HG2	2:B:17:C:HO2'	2	0.99	0.11	0.99
(1,3)	1:A:84:LYS:HG2	2:B:17:C:N1	2	0.99	0.11	0.99
(1,3)	1:A:84:LYS:HG2	2:B:17:C:N3	2	0.99	0.11	0.99
(1,3)	1:A:84:LYS:HG2	2:B:17:C:N4	2	0.99	0.11	0.99
(1,3)	1:A:84:LYS:HG2	2:B:17:C:O2	2	0.99	0.11	0.99
(1,3)	1:A:84:LYS:HG2	2:B:17:C:O2'	2	0.99	0.11	0.99
(1,3)	1:A:84:LYS:HG2	2:B:17:C:O3'	2	0.99	0.11	0.99
(1,3)	1:A:84:LYS:HG2	2:B:17:C:O4'	2	0.99	0.11	0.99
(1,3)	1:A:84:LYS:HG2	2:B:17:C:O5'	2	0.99	0.11	0.99
(1,3)	1:A:84:LYS:HG2	2:B:17:C:OP1	2	0.99	0.11	0.99
(1,3)	1:A:84:LYS:HG2	2:B:17:C:OP2	2	0.99	0.11	0.99
(1,3)	1:A:84:LYS:HG2	2:B:17:C:P	2	0.99	0.11	0.99
(1,3)	1:A:84:LYS:HG2	2:B:18:A:C1'	2	0.99	0.11	0.99
(1,3)	1:A:84:LYS:HG2	2:B:18:A:C2	2	0.99	0.11	0.99
(1,3)	1:A:84:LYS:HG2	2:B:18:A:C2'	2	0.99	0.11	0.99
(1,3)	1:A:84:LYS:HG2	2:B:18:A:C3'	2	0.99	0.11	0.99
(1,3)	1:A:84:LYS:HG2	2:B:18:A:C4	2	0.99	0.11	0.99
(1,3)	1:A:84:LYS:HG2	2:B:18:A:C4'	2	0.99	0.11	0.99
(1,3)	1:A:84:LYS:HG2	2:B:18:A:C5	2	0.99	0.11	0.99
(1,3)	1:A:84:LYS:HG2	2:B:18:A:C5'	2	0.99	0.11	0.99
(1,3)	1:A:84:LYS:HG2	2:B:18:A:C6	2	0.99	0.11	0.99
(1,3)	1:A:84:LYS:HG2	2:B:18:A:C8	2	0.99	0.11	0.99
(1,3)	1:A:84:LYS:HG2	2:B:18:A:H1'	2	0.99	0.11	0.99
(1,3)	1:A:84:LYS:HG2	2:B:18:A:H2	2	0.99	0.11	0.99
(1,3)	1:A:84:LYS:HG2	2:B:18:A:H2'	2	0.99	0.11	0.99
(1,3)	1:A:84:LYS:HG2	2:B:18:A:H3'	2	0.99	0.11	0.99
(1,3)	1:A:84:LYS:HG2	2:B:18:A:H4'	2	0.99	0.11	0.99
(1,3)	1:A:84:LYS:HG2	2:B:18:A:H5'	2	0.99	0.11	0.99
(1,3)	1:A:84:LYS:HG2	2:B:18:A:H5''	2	0.99	0.11	0.99
(1,3)	1:A:84:LYS:HG2	2:B:18:A:H61	2	0.99	0.11	0.99

Continued on next page...

Continued from previous page...

Key	Atom-1	Atom-2	Models ¹	Mean (Å)	SD ¹ (Å)	Median (Å)
(1,3)	1:A:84:LYS:HG2	2:B:18:A:H62	2	0.99	0.11	0.99
(1,3)	1:A:84:LYS:HG2	2:B:18:A:H8	2	0.99	0.11	0.99
(1,3)	1:A:84:LYS:HG2	2:B:18:A:HO2'	2	0.99	0.11	0.99
(1,3)	1:A:84:LYS:HG2	2:B:18:A:N1	2	0.99	0.11	0.99
(1,3)	1:A:84:LYS:HG2	2:B:18:A:N3	2	0.99	0.11	0.99
(1,3)	1:A:84:LYS:HG2	2:B:18:A:N6	2	0.99	0.11	0.99
(1,3)	1:A:84:LYS:HG2	2:B:18:A:N7	2	0.99	0.11	0.99
(1,3)	1:A:84:LYS:HG2	2:B:18:A:N9	2	0.99	0.11	0.99
(1,3)	1:A:84:LYS:HG2	2:B:18:A:O2'	2	0.99	0.11	0.99
(1,3)	1:A:84:LYS:HG2	2:B:18:A:O3'	2	0.99	0.11	0.99
(1,3)	1:A:84:LYS:HG2	2:B:18:A:O4'	2	0.99	0.11	0.99
(1,3)	1:A:84:LYS:HG2	2:B:18:A:O5'	2	0.99	0.11	0.99
(1,3)	1:A:84:LYS:HG2	2:B:18:A:OP1	2	0.99	0.11	0.99
(1,3)	1:A:84:LYS:HG2	2:B:18:A:OP2	2	0.99	0.11	0.99
(1,3)	1:A:84:LYS:HG2	2:B:18:A:P	2	0.99	0.11	0.99
(1,3)	1:A:84:LYS:HG2	2:B:19:A:C1'	2	0.99	0.11	0.99
(1,3)	1:A:84:LYS:HG2	2:B:19:A:C2	2	0.99	0.11	0.99
(1,3)	1:A:84:LYS:HG2	2:B:19:A:C2'	2	0.99	0.11	0.99
(1,3)	1:A:84:LYS:HG2	2:B:19:A:C3'	2	0.99	0.11	0.99
(1,3)	1:A:84:LYS:HG2	2:B:19:A:C4	2	0.99	0.11	0.99
(1,3)	1:A:84:LYS:HG2	2:B:19:A:C4'	2	0.99	0.11	0.99
(1,3)	1:A:84:LYS:HG2	2:B:19:A:C5	2	0.99	0.11	0.99
(1,3)	1:A:84:LYS:HG2	2:B:19:A:C5'	2	0.99	0.11	0.99
(1,3)	1:A:84:LYS:HG2	2:B:19:A:C6	2	0.99	0.11	0.99
(1,3)	1:A:84:LYS:HG2	2:B:19:A:C8	2	0.99	0.11	0.99
(1,3)	1:A:84:LYS:HG2	2:B:19:A:H1'	2	0.99	0.11	0.99
(1,3)	1:A:84:LYS:HG2	2:B:19:A:H2	2	0.99	0.11	0.99
(1,3)	1:A:84:LYS:HG2	2:B:19:A:H2'	2	0.99	0.11	0.99
(1,3)	1:A:84:LYS:HG2	2:B:19:A:H3'	2	0.99	0.11	0.99
(1,3)	1:A:84:LYS:HG2	2:B:19:A:H4'	2	0.99	0.11	0.99
(1,3)	1:A:84:LYS:HG2	2:B:19:A:H5'	2	0.99	0.11	0.99
(1,3)	1:A:84:LYS:HG2	2:B:19:A:H5''	2	0.99	0.11	0.99
(1,3)	1:A:84:LYS:HG2	2:B:19:A:H61	2	0.99	0.11	0.99
(1,3)	1:A:84:LYS:HG2	2:B:19:A:H62	2	0.99	0.11	0.99
(1,3)	1:A:84:LYS:HG2	2:B:19:A:H8	2	0.99	0.11	0.99
(1,3)	1:A:84:LYS:HG2	2:B:19:A:HO2'	2	0.99	0.11	0.99
(1,3)	1:A:84:LYS:HG2	2:B:19:A:N1	2	0.99	0.11	0.99
(1,3)	1:A:84:LYS:HG2	2:B:19:A:N3	2	0.99	0.11	0.99
(1,3)	1:A:84:LYS:HG2	2:B:19:A:N6	2	0.99	0.11	0.99
(1,3)	1:A:84:LYS:HG2	2:B:19:A:N7	2	0.99	0.11	0.99
(1,3)	1:A:84:LYS:HG2	2:B:19:A:N9	2	0.99	0.11	0.99
(1,3)	1:A:84:LYS:HG2	2:B:19:A:O2'	2	0.99	0.11	0.99

Continued on next page...

Continued from previous page...

Key	Atom-1	Atom-2	Models ¹	Mean (Å)	SD ¹ (Å)	Median (Å)
(1,3)	1:A:84:LYS:HG2	2:B:19:A:O3'	2	0.99	0.11	0.99
(1,3)	1:A:84:LYS:HG2	2:B:19:A:O4'	2	0.99	0.11	0.99
(1,3)	1:A:84:LYS:HG2	2:B:19:A:O5'	2	0.99	0.11	0.99
(1,3)	1:A:84:LYS:HG2	2:B:19:A:OP1	2	0.99	0.11	0.99
(1,3)	1:A:84:LYS:HG2	2:B:19:A:OP2	2	0.99	0.11	0.99
(1,3)	1:A:84:LYS:HG2	2:B:19:A:P	2	0.99	0.11	0.99
(1,3)	1:A:84:LYS:HG2	2:B:20:U:C1'	2	0.99	0.11	0.99
(1,3)	1:A:84:LYS:HG2	2:B:20:U:C2	2	0.99	0.11	0.99
(1,3)	1:A:84:LYS:HG2	2:B:20:U:C2'	2	0.99	0.11	0.99
(1,3)	1:A:84:LYS:HG2	2:B:20:U:C3'	2	0.99	0.11	0.99
(1,3)	1:A:84:LYS:HG2	2:B:20:U:C4	2	0.99	0.11	0.99
(1,3)	1:A:84:LYS:HG2	2:B:20:U:C4'	2	0.99	0.11	0.99
(1,3)	1:A:84:LYS:HG2	2:B:20:U:C5	2	0.99	0.11	0.99
(1,3)	1:A:84:LYS:HG2	2:B:20:U:C5'	2	0.99	0.11	0.99
(1,3)	1:A:84:LYS:HG2	2:B:20:U:C6	2	0.99	0.11	0.99
(1,3)	1:A:84:LYS:HG2	2:B:20:U:H1'	2	0.99	0.11	0.99
(1,3)	1:A:84:LYS:HG2	2:B:20:U:H2'	2	0.99	0.11	0.99
(1,3)	1:A:84:LYS:HG2	2:B:20:U:H3	2	0.99	0.11	0.99
(1,3)	1:A:84:LYS:HG2	2:B:20:U:H3'	2	0.99	0.11	0.99
(1,3)	1:A:84:LYS:HG2	2:B:20:U:H4'	2	0.99	0.11	0.99
(1,3)	1:A:84:LYS:HG2	2:B:20:U:H5	2	0.99	0.11	0.99
(1,3)	1:A:84:LYS:HG2	2:B:20:U:H5'	2	0.99	0.11	0.99
(1,3)	1:A:84:LYS:HG2	2:B:20:U:H5''	2	0.99	0.11	0.99
(1,3)	1:A:84:LYS:HG2	2:B:20:U:H6	2	0.99	0.11	0.99
(1,3)	1:A:84:LYS:HG2	2:B:20:U:HO2'	2	0.99	0.11	0.99
(1,3)	1:A:84:LYS:HG2	2:B:20:U:N1	2	0.99	0.11	0.99
(1,3)	1:A:84:LYS:HG2	2:B:20:U:N3	2	0.99	0.11	0.99
(1,3)	1:A:84:LYS:HG2	2:B:20:U:O2	2	0.99	0.11	0.99
(1,3)	1:A:84:LYS:HG2	2:B:20:U:O2'	2	0.99	0.11	0.99
(1,3)	1:A:84:LYS:HG2	2:B:20:U:O3'	2	0.99	0.11	0.99
(1,3)	1:A:84:LYS:HG2	2:B:20:U:O4	2	0.99	0.11	0.99
(1,3)	1:A:84:LYS:HG2	2:B:20:U:O4'	2	0.99	0.11	0.99
(1,3)	1:A:84:LYS:HG2	2:B:20:U:O5'	2	0.99	0.11	0.99
(1,3)	1:A:84:LYS:HG2	2:B:20:U:OP1	2	0.99	0.11	0.99
(1,3)	1:A:84:LYS:HG2	2:B:20:U:OP2	2	0.99	0.11	0.99
(1,3)	1:A:84:LYS:HG2	2:B:20:U:P	2	0.99	0.11	0.99
(1,3)	1:A:84:LYS:HG2	2:B:21:G:C1'	2	0.99	0.11	0.99
(1,3)	1:A:84:LYS:HG2	2:B:21:G:C2	2	0.99	0.11	0.99
(1,3)	1:A:84:LYS:HG2	2:B:21:G:C2'	2	0.99	0.11	0.99
(1,3)	1:A:84:LYS:HG2	2:B:21:G:C3'	2	0.99	0.11	0.99
(1,3)	1:A:84:LYS:HG2	2:B:21:G:C4	2	0.99	0.11	0.99
(1,3)	1:A:84:LYS:HG2	2:B:21:G:C4'	2	0.99	0.11	0.99

Continued on next page...

Continued from previous page...

Key	Atom-1	Atom-2	Models ¹	Mean (Å)	SD ¹ (Å)	Median (Å)
(1,3)	1:A:84:LYS:HG2	2:B:21:G:C5	2	0.99	0.11	0.99
(1,3)	1:A:84:LYS:HG2	2:B:21:G:C5'	2	0.99	0.11	0.99
(1,3)	1:A:84:LYS:HG2	2:B:21:G:C6	2	0.99	0.11	0.99
(1,3)	1:A:84:LYS:HG2	2:B:21:G:C8	2	0.99	0.11	0.99
(1,3)	1:A:84:LYS:HG2	2:B:21:G:H1	2	0.99	0.11	0.99
(1,3)	1:A:84:LYS:HG2	2:B:21:G:H1'	2	0.99	0.11	0.99
(1,3)	1:A:84:LYS:HG2	2:B:21:G:H2'	2	0.99	0.11	0.99
(1,3)	1:A:84:LYS:HG2	2:B:21:G:H21	2	0.99	0.11	0.99
(1,3)	1:A:84:LYS:HG2	2:B:21:G:H22	2	0.99	0.11	0.99
(1,3)	1:A:84:LYS:HG2	2:B:21:G:H3'	2	0.99	0.11	0.99
(1,3)	1:A:84:LYS:HG2	2:B:21:G:H4'	2	0.99	0.11	0.99
(1,3)	1:A:84:LYS:HG2	2:B:21:G:H5'	2	0.99	0.11	0.99
(1,3)	1:A:84:LYS:HG2	2:B:21:G:H5''	2	0.99	0.11	0.99
(1,3)	1:A:84:LYS:HG2	2:B:21:G:H8	2	0.99	0.11	0.99
(1,3)	1:A:84:LYS:HG2	2:B:21:G:HO2'	2	0.99	0.11	0.99
(1,3)	1:A:84:LYS:HG2	2:B:21:G:N1	2	0.99	0.11	0.99
(1,3)	1:A:84:LYS:HG2	2:B:21:G:N2	2	0.99	0.11	0.99
(1,3)	1:A:84:LYS:HG2	2:B:21:G:N3	2	0.99	0.11	0.99
(1,3)	1:A:84:LYS:HG2	2:B:21:G:N7	2	0.99	0.11	0.99
(1,3)	1:A:84:LYS:HG2	2:B:21:G:N9	2	0.99	0.11	0.99
(1,3)	1:A:84:LYS:HG2	2:B:21:G:O2'	2	0.99	0.11	0.99
(1,3)	1:A:84:LYS:HG2	2:B:21:G:O3'	2	0.99	0.11	0.99
(1,3)	1:A:84:LYS:HG2	2:B:21:G:O4'	2	0.99	0.11	0.99
(1,3)	1:A:84:LYS:HG2	2:B:21:G:O5'	2	0.99	0.11	0.99
(1,3)	1:A:84:LYS:HG2	2:B:21:G:O6	2	0.99	0.11	0.99
(1,3)	1:A:84:LYS:HG2	2:B:21:G:OP1	2	0.99	0.11	0.99
(1,3)	1:A:84:LYS:HG2	2:B:21:G:OP2	2	0.99	0.11	0.99
(1,3)	1:A:84:LYS:HG2	2:B:21:G:P	2	0.99	0.11	0.99
(1,3)	1:A:84:LYS:HG2	2:B:22:A:C1'	2	0.99	0.11	0.99
(1,3)	1:A:84:LYS:HG2	2:B:22:A:C2	2	0.99	0.11	0.99
(1,3)	1:A:84:LYS:HG2	2:B:22:A:C2'	2	0.99	0.11	0.99
(1,3)	1:A:84:LYS:HG2	2:B:22:A:C3'	2	0.99	0.11	0.99
(1,3)	1:A:84:LYS:HG2	2:B:22:A:C4	2	0.99	0.11	0.99
(1,3)	1:A:84:LYS:HG2	2:B:22:A:C4'	2	0.99	0.11	0.99
(1,3)	1:A:84:LYS:HG2	2:B:22:A:C5	2	0.99	0.11	0.99
(1,3)	1:A:84:LYS:HG2	2:B:22:A:C5'	2	0.99	0.11	0.99
(1,3)	1:A:84:LYS:HG2	2:B:22:A:C6	2	0.99	0.11	0.99
(1,3)	1:A:84:LYS:HG2	2:B:22:A:C8	2	0.99	0.11	0.99
(1,3)	1:A:84:LYS:HG2	2:B:22:A:H1'	2	0.99	0.11	0.99
(1,3)	1:A:84:LYS:HG2	2:B:22:A:H2	2	0.99	0.11	0.99
(1,3)	1:A:84:LYS:HG2	2:B:22:A:H2'	2	0.99	0.11	0.99
(1,3)	1:A:84:LYS:HG2	2:B:22:A:H3'	2	0.99	0.11	0.99

Continued on next page...

Continued from previous page...

Key	Atom-1	Atom-2	Models ¹	Mean (Å)	SD ¹ (Å)	Median (Å)
(1,3)	1:A:84:LYS:HG2	2:B:22:A:H4'	2	0.99	0.11	0.99
(1,3)	1:A:84:LYS:HG2	2:B:22:A:H5'	2	0.99	0.11	0.99
(1,3)	1:A:84:LYS:HG2	2:B:22:A:H5''	2	0.99	0.11	0.99
(1,3)	1:A:84:LYS:HG2	2:B:22:A:H61	2	0.99	0.11	0.99
(1,3)	1:A:84:LYS:HG2	2:B:22:A:H62	2	0.99	0.11	0.99
(1,3)	1:A:84:LYS:HG2	2:B:22:A:H8	2	0.99	0.11	0.99
(1,3)	1:A:84:LYS:HG2	2:B:22:A:HO2'	2	0.99	0.11	0.99
(1,3)	1:A:84:LYS:HG2	2:B:22:A:N1	2	0.99	0.11	0.99
(1,3)	1:A:84:LYS:HG2	2:B:22:A:N3	2	0.99	0.11	0.99
(1,3)	1:A:84:LYS:HG2	2:B:22:A:N6	2	0.99	0.11	0.99
(1,3)	1:A:84:LYS:HG2	2:B:22:A:N7	2	0.99	0.11	0.99
(1,3)	1:A:84:LYS:HG2	2:B:22:A:N9	2	0.99	0.11	0.99
(1,3)	1:A:84:LYS:HG2	2:B:22:A:O2'	2	0.99	0.11	0.99
(1,3)	1:A:84:LYS:HG2	2:B:22:A:O3'	2	0.99	0.11	0.99
(1,3)	1:A:84:LYS:HG2	2:B:22:A:O4'	2	0.99	0.11	0.99
(1,3)	1:A:84:LYS:HG2	2:B:22:A:O5'	2	0.99	0.11	0.99
(1,3)	1:A:84:LYS:HG2	2:B:22:A:OP1	2	0.99	0.11	0.99
(1,3)	1:A:84:LYS:HG2	2:B:22:A:OP2	2	0.99	0.11	0.99
(1,3)	1:A:84:LYS:HG2	2:B:22:A:P	2	0.99	0.11	0.99
(1,3)	1:A:84:LYS:HG2	2:B:23:U:C1'	2	0.99	0.11	0.99
(1,3)	1:A:84:LYS:HG2	2:B:23:U:C2	2	0.99	0.11	0.99
(1,3)	1:A:84:LYS:HG2	2:B:23:U:C2'	2	0.99	0.11	0.99
(1,3)	1:A:84:LYS:HG2	2:B:23:U:C3'	2	0.99	0.11	0.99
(1,3)	1:A:84:LYS:HG2	2:B:23:U:C4	2	0.99	0.11	0.99
(1,3)	1:A:84:LYS:HG2	2:B:23:U:C4'	2	0.99	0.11	0.99
(1,3)	1:A:84:LYS:HG2	2:B:23:U:C5	2	0.99	0.11	0.99
(1,3)	1:A:84:LYS:HG2	2:B:23:U:C5'	2	0.99	0.11	0.99
(1,3)	1:A:84:LYS:HG2	2:B:23:U:C6	2	0.99	0.11	0.99
(1,3)	1:A:84:LYS:HG2	2:B:23:U:H1'	2	0.99	0.11	0.99
(1,3)	1:A:84:LYS:HG2	2:B:23:U:H2'	2	0.99	0.11	0.99
(1,3)	1:A:84:LYS:HG2	2:B:23:U:H3	2	0.99	0.11	0.99
(1,3)	1:A:84:LYS:HG2	2:B:23:U:H3'	2	0.99	0.11	0.99
(1,3)	1:A:84:LYS:HG2	2:B:23:U:H4'	2	0.99	0.11	0.99
(1,3)	1:A:84:LYS:HG2	2:B:23:U:H5	2	0.99	0.11	0.99
(1,3)	1:A:84:LYS:HG2	2:B:23:U:H5'	2	0.99	0.11	0.99
(1,3)	1:A:84:LYS:HG2	2:B:23:U:H5''	2	0.99	0.11	0.99
(1,3)	1:A:84:LYS:HG2	2:B:23:U:H6	2	0.99	0.11	0.99
(1,3)	1:A:84:LYS:HG2	2:B:23:U:HO2'	2	0.99	0.11	0.99
(1,3)	1:A:84:LYS:HG2	2:B:23:U:N1	2	0.99	0.11	0.99
(1,3)	1:A:84:LYS:HG2	2:B:23:U:N3	2	0.99	0.11	0.99
(1,3)	1:A:84:LYS:HG2	2:B:23:U:O2	2	0.99	0.11	0.99
(1,3)	1:A:84:LYS:HG2	2:B:23:U:O2'	2	0.99	0.11	0.99

Continued on next page...

Continued from previous page...

Key	Atom-1	Atom-2	Models ¹	Mean (Å)	SD ¹ (Å)	Median (Å)
(1,3)	1:A:84:LYS:HG2	2:B:23:U:O3'	2	0.99	0.11	0.99
(1,3)	1:A:84:LYS:HG2	2:B:23:U:O4	2	0.99	0.11	0.99
(1,3)	1:A:84:LYS:HG2	2:B:23:U:O4'	2	0.99	0.11	0.99
(1,3)	1:A:84:LYS:HG2	2:B:23:U:O5'	2	0.99	0.11	0.99
(1,3)	1:A:84:LYS:HG2	2:B:23:U:OP1	2	0.99	0.11	0.99
(1,3)	1:A:84:LYS:HG2	2:B:23:U:OP2	2	0.99	0.11	0.99
(1,3)	1:A:84:LYS:HG2	2:B:23:U:P	2	0.99	0.11	0.99
(1,3)	1:A:84:LYS:HG2	2:B:24:G:C1'	2	0.99	0.11	0.99
(1,3)	1:A:84:LYS:HG2	2:B:24:G:C2	2	0.99	0.11	0.99
(1,3)	1:A:84:LYS:HG2	2:B:24:G:C2'	2	0.99	0.11	0.99
(1,3)	1:A:84:LYS:HG2	2:B:24:G:C3'	2	0.99	0.11	0.99
(1,3)	1:A:84:LYS:HG2	2:B:24:G:C4	2	0.99	0.11	0.99
(1,3)	1:A:84:LYS:HG2	2:B:24:G:C4'	2	0.99	0.11	0.99
(1,3)	1:A:84:LYS:HG2	2:B:24:G:C5	2	0.99	0.11	0.99
(1,3)	1:A:84:LYS:HG2	2:B:24:G:C5'	2	0.99	0.11	0.99
(1,3)	1:A:84:LYS:HG2	2:B:24:G:C6	2	0.99	0.11	0.99
(1,3)	1:A:84:LYS:HG2	2:B:24:G:C8	2	0.99	0.11	0.99
(1,3)	1:A:84:LYS:HG2	2:B:24:G:H1	2	0.99	0.11	0.99
(1,3)	1:A:84:LYS:HG2	2:B:24:G:H1'	2	0.99	0.11	0.99
(1,3)	1:A:84:LYS:HG2	2:B:24:G:H2'	2	0.99	0.11	0.99
(1,3)	1:A:84:LYS:HG2	2:B:24:G:H21	2	0.99	0.11	0.99
(1,3)	1:A:84:LYS:HG2	2:B:24:G:H22	2	0.99	0.11	0.99
(1,3)	1:A:84:LYS:HG2	2:B:24:G:H3'	2	0.99	0.11	0.99
(1,3)	1:A:84:LYS:HG2	2:B:24:G:H4'	2	0.99	0.11	0.99
(1,3)	1:A:84:LYS:HG2	2:B:24:G:H5'	2	0.99	0.11	0.99
(1,3)	1:A:84:LYS:HG2	2:B:24:G:H5''	2	0.99	0.11	0.99
(1,3)	1:A:84:LYS:HG2	2:B:24:G:H8	2	0.99	0.11	0.99
(1,3)	1:A:84:LYS:HG2	2:B:24:G:HO2'	2	0.99	0.11	0.99
(1,3)	1:A:84:LYS:HG2	2:B:24:G:N1	2	0.99	0.11	0.99
(1,3)	1:A:84:LYS:HG2	2:B:24:G:N2	2	0.99	0.11	0.99
(1,3)	1:A:84:LYS:HG2	2:B:24:G:N3	2	0.99	0.11	0.99
(1,3)	1:A:84:LYS:HG2	2:B:24:G:N7	2	0.99	0.11	0.99
(1,3)	1:A:84:LYS:HG2	2:B:24:G:N9	2	0.99	0.11	0.99
(1,3)	1:A:84:LYS:HG2	2:B:24:G:O2'	2	0.99	0.11	0.99
(1,3)	1:A:84:LYS:HG2	2:B:24:G:O3'	2	0.99	0.11	0.99
(1,3)	1:A:84:LYS:HG2	2:B:24:G:O4'	2	0.99	0.11	0.99
(1,3)	1:A:84:LYS:HG2	2:B:24:G:O5'	2	0.99	0.11	0.99
(1,3)	1:A:84:LYS:HG2	2:B:24:G:O6	2	0.99	0.11	0.99
(1,3)	1:A:84:LYS:HG2	2:B:24:G:OP1	2	0.99	0.11	0.99
(1,3)	1:A:84:LYS:HG2	2:B:24:G:OP2	2	0.99	0.11	0.99
(1,3)	1:A:84:LYS:HG2	2:B:24:G:P	2	0.99	0.11	0.99
(1,3)	1:A:84:LYS:HG3	2:B:2:C:C1'	2	0.99	0.11	0.99

Continued on next page...

Continued from previous page...

Key	Atom-1	Atom-2	Models ¹	Mean (Å)	SD ¹ (Å)	Median (Å)
(1,3)	1:A:84:LYS:HG3	2:B:2:C:C2	2	0.99	0.11	0.99
(1,3)	1:A:84:LYS:HG3	2:B:2:C:C2'	2	0.99	0.11	0.99
(1,3)	1:A:84:LYS:HG3	2:B:2:C:C3'	2	0.99	0.11	0.99
(1,3)	1:A:84:LYS:HG3	2:B:2:C:C4	2	0.99	0.11	0.99
(1,3)	1:A:84:LYS:HG3	2:B:2:C:C4'	2	0.99	0.11	0.99
(1,3)	1:A:84:LYS:HG3	2:B:2:C:C5	2	0.99	0.11	0.99
(1,3)	1:A:84:LYS:HG3	2:B:2:C:C5'	2	0.99	0.11	0.99
(1,3)	1:A:84:LYS:HG3	2:B:2:C:C6	2	0.99	0.11	0.99
(1,3)	1:A:84:LYS:HG3	2:B:2:C:H1'	2	0.99	0.11	0.99
(1,3)	1:A:84:LYS:HG3	2:B:2:C:H2'	2	0.99	0.11	0.99
(1,3)	1:A:84:LYS:HG3	2:B:2:C:H3'	2	0.99	0.11	0.99
(1,3)	1:A:84:LYS:HG3	2:B:2:C:H4'	2	0.99	0.11	0.99
(1,3)	1:A:84:LYS:HG3	2:B:2:C:H41	2	0.99	0.11	0.99
(1,3)	1:A:84:LYS:HG3	2:B:2:C:H42	2	0.99	0.11	0.99
(1,3)	1:A:84:LYS:HG3	2:B:2:C:H5	2	0.99	0.11	0.99
(1,3)	1:A:84:LYS:HG3	2:B:2:C:H5'	2	0.99	0.11	0.99
(1,3)	1:A:84:LYS:HG3	2:B:2:C:H5''	2	0.99	0.11	0.99
(1,3)	1:A:84:LYS:HG3	2:B:2:C:H6	2	0.99	0.11	0.99
(1,3)	1:A:84:LYS:HG3	2:B:2:C:HO2'	2	0.99	0.11	0.99
(1,3)	1:A:84:LYS:HG3	2:B:2:C:N1	2	0.99	0.11	0.99
(1,3)	1:A:84:LYS:HG3	2:B:2:C:N3	2	0.99	0.11	0.99
(1,3)	1:A:84:LYS:HG3	2:B:2:C:N4	2	0.99	0.11	0.99
(1,3)	1:A:84:LYS:HG3	2:B:2:C:O2	2	0.99	0.11	0.99
(1,3)	1:A:84:LYS:HG3	2:B:2:C:O2'	2	0.99	0.11	0.99
(1,3)	1:A:84:LYS:HG3	2:B:2:C:O3'	2	0.99	0.11	0.99
(1,3)	1:A:84:LYS:HG3	2:B:2:C:O4'	2	0.99	0.11	0.99
(1,3)	1:A:84:LYS:HG3	2:B:2:C:O5'	2	0.99	0.11	0.99
(1,3)	1:A:84:LYS:HG3	2:B:3:U:C1'	2	0.99	0.11	0.99
(1,3)	1:A:84:LYS:HG3	2:B:3:U:C2	2	0.99	0.11	0.99
(1,3)	1:A:84:LYS:HG3	2:B:3:U:C2'	2	0.99	0.11	0.99
(1,3)	1:A:84:LYS:HG3	2:B:3:U:C3'	2	0.99	0.11	0.99
(1,3)	1:A:84:LYS:HG3	2:B:3:U:C4	2	0.99	0.11	0.99
(1,3)	1:A:84:LYS:HG3	2:B:3:U:C4'	2	0.99	0.11	0.99
(1,3)	1:A:84:LYS:HG3	2:B:3:U:C5	2	0.99	0.11	0.99
(1,3)	1:A:84:LYS:HG3	2:B:3:U:C5'	2	0.99	0.11	0.99
(1,3)	1:A:84:LYS:HG3	2:B:3:U:C6	2	0.99	0.11	0.99
(1,3)	1:A:84:LYS:HG3	2:B:3:U:H1'	2	0.99	0.11	0.99
(1,3)	1:A:84:LYS:HG3	2:B:3:U:H2'	2	0.99	0.11	0.99
(1,3)	1:A:84:LYS:HG3	2:B:3:U:H3	2	0.99	0.11	0.99
(1,3)	1:A:84:LYS:HG3	2:B:3:U:H3'	2	0.99	0.11	0.99
(1,3)	1:A:84:LYS:HG3	2:B:3:U:H4'	2	0.99	0.11	0.99
(1,3)	1:A:84:LYS:HG3	2:B:3:U:H5	2	0.99	0.11	0.99

Continued on next page...

Continued from previous page...

Key	Atom-1	Atom-2	Models ¹	Mean (Å)	SD ¹ (Å)	Median (Å)
(1,3)	1:A:84:LYS:HG3	2:B:3:U:H5'	2	0.99	0.11	0.99
(1,3)	1:A:84:LYS:HG3	2:B:3:U:H5''	2	0.99	0.11	0.99
(1,3)	1:A:84:LYS:HG3	2:B:3:U:H6	2	0.99	0.11	0.99
(1,3)	1:A:84:LYS:HG3	2:B:3:U:HO2'	2	0.99	0.11	0.99
(1,3)	1:A:84:LYS:HG3	2:B:3:U:N1	2	0.99	0.11	0.99
(1,3)	1:A:84:LYS:HG3	2:B:3:U:N3	2	0.99	0.11	0.99
(1,3)	1:A:84:LYS:HG3	2:B:3:U:O2	2	0.99	0.11	0.99
(1,3)	1:A:84:LYS:HG3	2:B:3:U:O2'	2	0.99	0.11	0.99
(1,3)	1:A:84:LYS:HG3	2:B:3:U:O3'	2	0.99	0.11	0.99
(1,3)	1:A:84:LYS:HG3	2:B:3:U:O4	2	0.99	0.11	0.99
(1,3)	1:A:84:LYS:HG3	2:B:3:U:O4'	2	0.99	0.11	0.99
(1,3)	1:A:84:LYS:HG3	2:B:3:U:O5'	2	0.99	0.11	0.99
(1,3)	1:A:84:LYS:HG3	2:B:3:U:OP1	2	0.99	0.11	0.99
(1,3)	1:A:84:LYS:HG3	2:B:3:U:OP2	2	0.99	0.11	0.99
(1,3)	1:A:84:LYS:HG3	2:B:3:U:P	2	0.99	0.11	0.99
(1,3)	1:A:84:LYS:HG3	2:B:4:G:C1'	2	0.99	0.11	0.99
(1,3)	1:A:84:LYS:HG3	2:B:4:G:C2	2	0.99	0.11	0.99
(1,3)	1:A:84:LYS:HG3	2:B:4:G:C2'	2	0.99	0.11	0.99
(1,3)	1:A:84:LYS:HG3	2:B:4:G:C3'	2	0.99	0.11	0.99
(1,3)	1:A:84:LYS:HG3	2:B:4:G:C4	2	0.99	0.11	0.99
(1,3)	1:A:84:LYS:HG3	2:B:4:G:C4'	2	0.99	0.11	0.99
(1,3)	1:A:84:LYS:HG3	2:B:4:G:C5	2	0.99	0.11	0.99
(1,3)	1:A:84:LYS:HG3	2:B:4:G:C5'	2	0.99	0.11	0.99
(1,3)	1:A:84:LYS:HG3	2:B:4:G:C6	2	0.99	0.11	0.99
(1,3)	1:A:84:LYS:HG3	2:B:4:G:C8	2	0.99	0.11	0.99
(1,3)	1:A:84:LYS:HG3	2:B:4:G:H1	2	0.99	0.11	0.99
(1,3)	1:A:84:LYS:HG3	2:B:4:G:H1'	2	0.99	0.11	0.99
(1,3)	1:A:84:LYS:HG3	2:B:4:G:H2'	2	0.99	0.11	0.99
(1,3)	1:A:84:LYS:HG3	2:B:4:G:H21	2	0.99	0.11	0.99
(1,3)	1:A:84:LYS:HG3	2:B:4:G:H22	2	0.99	0.11	0.99
(1,3)	1:A:84:LYS:HG3	2:B:4:G:H3'	2	0.99	0.11	0.99
(1,3)	1:A:84:LYS:HG3	2:B:4:G:H4'	2	0.99	0.11	0.99
(1,3)	1:A:84:LYS:HG3	2:B:4:G:H5'	2	0.99	0.11	0.99
(1,3)	1:A:84:LYS:HG3	2:B:4:G:H5''	2	0.99	0.11	0.99
(1,3)	1:A:84:LYS:HG3	2:B:4:G:H8	2	0.99	0.11	0.99
(1,3)	1:A:84:LYS:HG3	2:B:4:G:HO2'	2	0.99	0.11	0.99
(1,3)	1:A:84:LYS:HG3	2:B:4:G:N1	2	0.99	0.11	0.99
(1,3)	1:A:84:LYS:HG3	2:B:4:G:N2	2	0.99	0.11	0.99
(1,3)	1:A:84:LYS:HG3	2:B:4:G:N3	2	0.99	0.11	0.99
(1,3)	1:A:84:LYS:HG3	2:B:4:G:N7	2	0.99	0.11	0.99
(1,3)	1:A:84:LYS:HG3	2:B:4:G:N9	2	0.99	0.11	0.99
(1,3)	1:A:84:LYS:HG3	2:B:4:G:O2'	2	0.99	0.11	0.99

Continued on next page...

Continued from previous page...

Key	Atom-1	Atom-2	Models ¹	Mean (Å)	SD ¹ (Å)	Median (Å)
(1,3)	1:A:84:LYS:HG3	2:B:4:G:O3'	2	0.99	0.11	0.99
(1,3)	1:A:84:LYS:HG3	2:B:4:G:O4'	2	0.99	0.11	0.99
(1,3)	1:A:84:LYS:HG3	2:B:4:G:O5'	2	0.99	0.11	0.99
(1,3)	1:A:84:LYS:HG3	2:B:4:G:O6	2	0.99	0.11	0.99
(1,3)	1:A:84:LYS:HG3	2:B:4:G:OP1	2	0.99	0.11	0.99
(1,3)	1:A:84:LYS:HG3	2:B:4:G:OP2	2	0.99	0.11	0.99
(1,3)	1:A:84:LYS:HG3	2:B:4:G:P	2	0.99	0.11	0.99
(1,3)	1:A:84:LYS:HG3	2:B:5:A:C1'	2	0.99	0.11	0.99
(1,3)	1:A:84:LYS:HG3	2:B:5:A:C2	2	0.99	0.11	0.99
(1,3)	1:A:84:LYS:HG3	2:B:5:A:C2'	2	0.99	0.11	0.99
(1,3)	1:A:84:LYS:HG3	2:B:5:A:C3'	2	0.99	0.11	0.99
(1,3)	1:A:84:LYS:HG3	2:B:5:A:C4	2	0.99	0.11	0.99
(1,3)	1:A:84:LYS:HG3	2:B:5:A:C4'	2	0.99	0.11	0.99
(1,3)	1:A:84:LYS:HG3	2:B:5:A:C5	2	0.99	0.11	0.99
(1,3)	1:A:84:LYS:HG3	2:B:5:A:C5'	2	0.99	0.11	0.99
(1,3)	1:A:84:LYS:HG3	2:B:5:A:C6	2	0.99	0.11	0.99
(1,3)	1:A:84:LYS:HG3	2:B:5:A:C8	2	0.99	0.11	0.99
(1,3)	1:A:84:LYS:HG3	2:B:5:A:H1'	2	0.99	0.11	0.99
(1,3)	1:A:84:LYS:HG3	2:B:5:A:H2	2	0.99	0.11	0.99
(1,3)	1:A:84:LYS:HG3	2:B:5:A:H2'	2	0.99	0.11	0.99
(1,3)	1:A:84:LYS:HG3	2:B:5:A:H3'	2	0.99	0.11	0.99
(1,3)	1:A:84:LYS:HG3	2:B:5:A:H4'	2	0.99	0.11	0.99
(1,3)	1:A:84:LYS:HG3	2:B:5:A:H5'	2	0.99	0.11	0.99
(1,3)	1:A:84:LYS:HG3	2:B:5:A:H5''	2	0.99	0.11	0.99
(1,3)	1:A:84:LYS:HG3	2:B:5:A:H61	2	0.99	0.11	0.99
(1,3)	1:A:84:LYS:HG3	2:B:5:A:H62	2	0.99	0.11	0.99
(1,3)	1:A:84:LYS:HG3	2:B:5:A:H8	2	0.99	0.11	0.99
(1,3)	1:A:84:LYS:HG3	2:B:5:A:HO2'	2	0.99	0.11	0.99
(1,3)	1:A:84:LYS:HG3	2:B:5:A:N1	2	0.99	0.11	0.99
(1,3)	1:A:84:LYS:HG3	2:B:5:A:N3	2	0.99	0.11	0.99
(1,3)	1:A:84:LYS:HG3	2:B:5:A:N6	2	0.99	0.11	0.99
(1,3)	1:A:84:LYS:HG3	2:B:5:A:N7	2	0.99	0.11	0.99
(1,3)	1:A:84:LYS:HG3	2:B:5:A:N9	2	0.99	0.11	0.99
(1,3)	1:A:84:LYS:HG3	2:B:5:A:O2'	2	0.99	0.11	0.99
(1,3)	1:A:84:LYS:HG3	2:B:5:A:O3'	2	0.99	0.11	0.99
(1,3)	1:A:84:LYS:HG3	2:B:5:A:O4'	2	0.99	0.11	0.99
(1,3)	1:A:84:LYS:HG3	2:B:5:A:O5'	2	0.99	0.11	0.99
(1,3)	1:A:84:LYS:HG3	2:B:5:A:OP1	2	0.99	0.11	0.99
(1,3)	1:A:84:LYS:HG3	2:B:5:A:OP2	2	0.99	0.11	0.99
(1,3)	1:A:84:LYS:HG3	2:B:5:A:P	2	0.99	0.11	0.99
(1,3)	1:A:84:LYS:HG3	2:B:6:G:C1'	2	0.99	0.11	0.99
(1,3)	1:A:84:LYS:HG3	2:B:6:G:C2	2	0.99	0.11	0.99

Continued on next page...

Continued from previous page...

Key	Atom-1	Atom-2	Models ¹	Mean (Å)	SD ¹ (Å)	Median (Å)
(1,3)	1:A:84:LYS:HG3	2:B:6:G:C2'	2	0.99	0.11	0.99
(1,3)	1:A:84:LYS:HG3	2:B:6:G:C3'	2	0.99	0.11	0.99
(1,3)	1:A:84:LYS:HG3	2:B:6:G:C4	2	0.99	0.11	0.99
(1,3)	1:A:84:LYS:HG3	2:B:6:G:C4'	2	0.99	0.11	0.99
(1,3)	1:A:84:LYS:HG3	2:B:6:G:C5	2	0.99	0.11	0.99
(1,3)	1:A:84:LYS:HG3	2:B:6:G:C5'	2	0.99	0.11	0.99
(1,3)	1:A:84:LYS:HG3	2:B:6:G:C6	2	0.99	0.11	0.99
(1,3)	1:A:84:LYS:HG3	2:B:6:G:C8	2	0.99	0.11	0.99
(1,3)	1:A:84:LYS:HG3	2:B:6:G:H1	2	0.99	0.11	0.99
(1,3)	1:A:84:LYS:HG3	2:B:6:G:H1'	2	0.99	0.11	0.99
(1,3)	1:A:84:LYS:HG3	2:B:6:G:H2'	2	0.99	0.11	0.99
(1,3)	1:A:84:LYS:HG3	2:B:6:G:H21	2	0.99	0.11	0.99
(1,3)	1:A:84:LYS:HG3	2:B:6:G:H22	2	0.99	0.11	0.99
(1,3)	1:A:84:LYS:HG3	2:B:6:G:H3'	2	0.99	0.11	0.99
(1,3)	1:A:84:LYS:HG3	2:B:6:G:H4'	2	0.99	0.11	0.99
(1,3)	1:A:84:LYS:HG3	2:B:6:G:H5'	2	0.99	0.11	0.99
(1,3)	1:A:84:LYS:HG3	2:B:6:G:H5''	2	0.99	0.11	0.99
(1,3)	1:A:84:LYS:HG3	2:B:6:G:H8	2	0.99	0.11	0.99
(1,3)	1:A:84:LYS:HG3	2:B:6:G:HO2'	2	0.99	0.11	0.99
(1,3)	1:A:84:LYS:HG3	2:B:6:G:N1	2	0.99	0.11	0.99
(1,3)	1:A:84:LYS:HG3	2:B:6:G:N2	2	0.99	0.11	0.99
(1,3)	1:A:84:LYS:HG3	2:B:6:G:N3	2	0.99	0.11	0.99
(1,3)	1:A:84:LYS:HG3	2:B:6:G:N7	2	0.99	0.11	0.99
(1,3)	1:A:84:LYS:HG3	2:B:6:G:N9	2	0.99	0.11	0.99
(1,3)	1:A:84:LYS:HG3	2:B:6:G:O2'	2	0.99	0.11	0.99
(1,3)	1:A:84:LYS:HG3	2:B:6:G:O3'	2	0.99	0.11	0.99
(1,3)	1:A:84:LYS:HG3	2:B:6:G:O4'	2	0.99	0.11	0.99
(1,3)	1:A:84:LYS:HG3	2:B:6:G:O5'	2	0.99	0.11	0.99
(1,3)	1:A:84:LYS:HG3	2:B:6:G:O6	2	0.99	0.11	0.99
(1,3)	1:A:84:LYS:HG3	2:B:6:G:OP1	2	0.99	0.11	0.99
(1,3)	1:A:84:LYS:HG3	2:B:6:G:OP2	2	0.99	0.11	0.99
(1,3)	1:A:84:LYS:HG3	2:B:6:G:P	2	0.99	0.11	0.99
(1,3)	1:A:84:LYS:HG3	2:B:7:C:C1'	2	0.99	0.11	0.99
(1,3)	1:A:84:LYS:HG3	2:B:7:C:C2	2	0.99	0.11	0.99
(1,3)	1:A:84:LYS:HG3	2:B:7:C:C2'	2	0.99	0.11	0.99
(1,3)	1:A:84:LYS:HG3	2:B:7:C:C3'	2	0.99	0.11	0.99
(1,3)	1:A:84:LYS:HG3	2:B:7:C:C4	2	0.99	0.11	0.99
(1,3)	1:A:84:LYS:HG3	2:B:7:C:C4'	2	0.99	0.11	0.99
(1,3)	1:A:84:LYS:HG3	2:B:7:C:C5	2	0.99	0.11	0.99
(1,3)	1:A:84:LYS:HG3	2:B:7:C:C5'	2	0.99	0.11	0.99
(1,3)	1:A:84:LYS:HG3	2:B:7:C:C6	2	0.99	0.11	0.99
(1,3)	1:A:84:LYS:HG3	2:B:7:C:H1'	2	0.99	0.11	0.99

Continued on next page...

Continued from previous page...

Key	Atom-1	Atom-2	Models ¹	Mean (Å)	SD ¹ (Å)	Median (Å)
(1,3)	1:A:84:LYS:HG3	2:B:7:C:H2'	2	0.99	0.11	0.99
(1,3)	1:A:84:LYS:HG3	2:B:7:C:H3'	2	0.99	0.11	0.99
(1,3)	1:A:84:LYS:HG3	2:B:7:C:H4'	2	0.99	0.11	0.99
(1,3)	1:A:84:LYS:HG3	2:B:7:C:H41	2	0.99	0.11	0.99
(1,3)	1:A:84:LYS:HG3	2:B:7:C:H42	2	0.99	0.11	0.99
(1,3)	1:A:84:LYS:HG3	2:B:7:C:H5	2	0.99	0.11	0.99
(1,3)	1:A:84:LYS:HG3	2:B:7:C:H5'	2	0.99	0.11	0.99
(1,3)	1:A:84:LYS:HG3	2:B:7:C:H5''	2	0.99	0.11	0.99
(1,3)	1:A:84:LYS:HG3	2:B:7:C:H6	2	0.99	0.11	0.99
(1,3)	1:A:84:LYS:HG3	2:B:7:C:HO2'	2	0.99	0.11	0.99
(1,3)	1:A:84:LYS:HG3	2:B:7:C:N1	2	0.99	0.11	0.99
(1,3)	1:A:84:LYS:HG3	2:B:7:C:N3	2	0.99	0.11	0.99
(1,3)	1:A:84:LYS:HG3	2:B:7:C:N4	2	0.99	0.11	0.99
(1,3)	1:A:84:LYS:HG3	2:B:7:C:O2	2	0.99	0.11	0.99
(1,3)	1:A:84:LYS:HG3	2:B:7:C:O2'	2	0.99	0.11	0.99
(1,3)	1:A:84:LYS:HG3	2:B:7:C:O3'	2	0.99	0.11	0.99
(1,3)	1:A:84:LYS:HG3	2:B:7:C:O4'	2	0.99	0.11	0.99
(1,3)	1:A:84:LYS:HG3	2:B:7:C:O5'	2	0.99	0.11	0.99
(1,3)	1:A:84:LYS:HG3	2:B:7:C:OP1	2	0.99	0.11	0.99
(1,3)	1:A:84:LYS:HG3	2:B:7:C:OP2	2	0.99	0.11	0.99
(1,3)	1:A:84:LYS:HG3	2:B:7:C:P	2	0.99	0.11	0.99
(1,3)	1:A:84:LYS:HG3	2:B:8:U:C1'	2	0.99	0.11	0.99
(1,3)	1:A:84:LYS:HG3	2:B:8:U:C2	2	0.99	0.11	0.99
(1,3)	1:A:84:LYS:HG3	2:B:8:U:C2'	2	0.99	0.11	0.99
(1,3)	1:A:84:LYS:HG3	2:B:8:U:C3'	2	0.99	0.11	0.99
(1,3)	1:A:84:LYS:HG3	2:B:8:U:C4	2	0.99	0.11	0.99
(1,3)	1:A:84:LYS:HG3	2:B:8:U:C4'	2	0.99	0.11	0.99
(1,3)	1:A:84:LYS:HG3	2:B:8:U:C5	2	0.99	0.11	0.99
(1,3)	1:A:84:LYS:HG3	2:B:8:U:C5'	2	0.99	0.11	0.99
(1,3)	1:A:84:LYS:HG3	2:B:8:U:C6	2	0.99	0.11	0.99
(1,3)	1:A:84:LYS:HG3	2:B:8:U:H1'	2	0.99	0.11	0.99
(1,3)	1:A:84:LYS:HG3	2:B:8:U:H2'	2	0.99	0.11	0.99
(1,3)	1:A:84:LYS:HG3	2:B:8:U:H3	2	0.99	0.11	0.99
(1,3)	1:A:84:LYS:HG3	2:B:8:U:H3'	2	0.99	0.11	0.99
(1,3)	1:A:84:LYS:HG3	2:B:8:U:H4'	2	0.99	0.11	0.99
(1,3)	1:A:84:LYS:HG3	2:B:8:U:H5	2	0.99	0.11	0.99
(1,3)	1:A:84:LYS:HG3	2:B:8:U:H5'	2	0.99	0.11	0.99
(1,3)	1:A:84:LYS:HG3	2:B:8:U:H5''	2	0.99	0.11	0.99
(1,3)	1:A:84:LYS:HG3	2:B:8:U:H6	2	0.99	0.11	0.99
(1,3)	1:A:84:LYS:HG3	2:B:8:U:HO2'	2	0.99	0.11	0.99
(1,3)	1:A:84:LYS:HG3	2:B:8:U:N1	2	0.99	0.11	0.99
(1,3)	1:A:84:LYS:HG3	2:B:8:U:N3	2	0.99	0.11	0.99

Continued on next page...

Continued from previous page...

Key	Atom-1	Atom-2	Models ¹	Mean (Å)	SD ¹ (Å)	Median (Å)
(1,3)	1:A:84:LYS:HG3	2:B:8:U:O2	2	0.99	0.11	0.99
(1,3)	1:A:84:LYS:HG3	2:B:8:U:O2'	2	0.99	0.11	0.99
(1,3)	1:A:84:LYS:HG3	2:B:8:U:O3'	2	0.99	0.11	0.99
(1,3)	1:A:84:LYS:HG3	2:B:8:U:O4	2	0.99	0.11	0.99
(1,3)	1:A:84:LYS:HG3	2:B:8:U:O4'	2	0.99	0.11	0.99
(1,3)	1:A:84:LYS:HG3	2:B:8:U:O5'	2	0.99	0.11	0.99
(1,3)	1:A:84:LYS:HG3	2:B:8:U:OP1	2	0.99	0.11	0.99
(1,3)	1:A:84:LYS:HG3	2:B:8:U:OP2	2	0.99	0.11	0.99
(1,3)	1:A:84:LYS:HG3	2:B:8:U:P	2	0.99	0.11	0.99
(1,3)	1:A:84:LYS:HG3	2:B:9:C:C1'	2	0.99	0.11	0.99
(1,3)	1:A:84:LYS:HG3	2:B:9:C:C2	2	0.99	0.11	0.99
(1,3)	1:A:84:LYS:HG3	2:B:9:C:C2'	2	0.99	0.11	0.99
(1,3)	1:A:84:LYS:HG3	2:B:9:C:C3'	2	0.99	0.11	0.99
(1,3)	1:A:84:LYS:HG3	2:B:9:C:C4	2	0.99	0.11	0.99
(1,3)	1:A:84:LYS:HG3	2:B:9:C:C4'	2	0.99	0.11	0.99
(1,3)	1:A:84:LYS:HG3	2:B:9:C:C5	2	0.99	0.11	0.99
(1,3)	1:A:84:LYS:HG3	2:B:9:C:C5'	2	0.99	0.11	0.99
(1,3)	1:A:84:LYS:HG3	2:B:9:C:C6	2	0.99	0.11	0.99
(1,3)	1:A:84:LYS:HG3	2:B:9:C:H1'	2	0.99	0.11	0.99
(1,3)	1:A:84:LYS:HG3	2:B:9:C:H2'	2	0.99	0.11	0.99
(1,3)	1:A:84:LYS:HG3	2:B:9:C:H3'	2	0.99	0.11	0.99
(1,3)	1:A:84:LYS:HG3	2:B:9:C:H4'	2	0.99	0.11	0.99
(1,3)	1:A:84:LYS:HG3	2:B:9:C:H41	2	0.99	0.11	0.99
(1,3)	1:A:84:LYS:HG3	2:B:9:C:H42	2	0.99	0.11	0.99
(1,3)	1:A:84:LYS:HG3	2:B:9:C:H5	2	0.99	0.11	0.99
(1,3)	1:A:84:LYS:HG3	2:B:9:C:H5'	2	0.99	0.11	0.99
(1,3)	1:A:84:LYS:HG3	2:B:9:C:H5''	2	0.99	0.11	0.99
(1,3)	1:A:84:LYS:HG3	2:B:9:C:H6	2	0.99	0.11	0.99
(1,3)	1:A:84:LYS:HG3	2:B:9:C:HO2'	2	0.99	0.11	0.99
(1,3)	1:A:84:LYS:HG3	2:B:9:C:N1	2	0.99	0.11	0.99
(1,3)	1:A:84:LYS:HG3	2:B:9:C:N3	2	0.99	0.11	0.99
(1,3)	1:A:84:LYS:HG3	2:B:9:C:N4	2	0.99	0.11	0.99
(1,3)	1:A:84:LYS:HG3	2:B:9:C:O2	2	0.99	0.11	0.99
(1,3)	1:A:84:LYS:HG3	2:B:9:C:O2'	2	0.99	0.11	0.99
(1,3)	1:A:84:LYS:HG3	2:B:9:C:O3'	2	0.99	0.11	0.99
(1,3)	1:A:84:LYS:HG3	2:B:9:C:O4'	2	0.99	0.11	0.99
(1,3)	1:A:84:LYS:HG3	2:B:9:C:O5'	2	0.99	0.11	0.99
(1,3)	1:A:84:LYS:HG3	2:B:9:C:OP1	2	0.99	0.11	0.99
(1,3)	1:A:84:LYS:HG3	2:B:9:C:OP2	2	0.99	0.11	0.99
(1,3)	1:A:84:LYS:HG3	2:B:9:C:P	2	0.99	0.11	0.99
(1,3)	1:A:84:LYS:HG3	2:B:10:G:C1'	2	0.99	0.11	0.99
(1,3)	1:A:84:LYS:HG3	2:B:10:G:C2	2	0.99	0.11	0.99

Continued on next page...

Continued from previous page...

Key	Atom-1	Atom-2	Models ¹	Mean (Å)	SD ¹ (Å)	Median (Å)
(1,3)	1:A:84:LYS:HG3	2:B:10:G:C2'	2	0.99	0.11	0.99
(1,3)	1:A:84:LYS:HG3	2:B:10:G:C3'	2	0.99	0.11	0.99
(1,3)	1:A:84:LYS:HG3	2:B:10:G:C4	2	0.99	0.11	0.99
(1,3)	1:A:84:LYS:HG3	2:B:10:G:C4'	2	0.99	0.11	0.99
(1,3)	1:A:84:LYS:HG3	2:B:10:G:C5	2	0.99	0.11	0.99
(1,3)	1:A:84:LYS:HG3	2:B:10:G:C5'	2	0.99	0.11	0.99
(1,3)	1:A:84:LYS:HG3	2:B:10:G:C6	2	0.99	0.11	0.99
(1,3)	1:A:84:LYS:HG3	2:B:10:G:C8	2	0.99	0.11	0.99
(1,3)	1:A:84:LYS:HG3	2:B:10:G:H1	2	0.99	0.11	0.99
(1,3)	1:A:84:LYS:HG3	2:B:10:G:H1'	2	0.99	0.11	0.99
(1,3)	1:A:84:LYS:HG3	2:B:10:G:H2'	2	0.99	0.11	0.99
(1,3)	1:A:84:LYS:HG3	2:B:10:G:H21	2	0.99	0.11	0.99
(1,3)	1:A:84:LYS:HG3	2:B:10:G:H22	2	0.99	0.11	0.99
(1,3)	1:A:84:LYS:HG3	2:B:10:G:H3'	2	0.99	0.11	0.99
(1,3)	1:A:84:LYS:HG3	2:B:10:G:H4'	2	0.99	0.11	0.99
(1,3)	1:A:84:LYS:HG3	2:B:10:G:H5'	2	0.99	0.11	0.99
(1,3)	1:A:84:LYS:HG3	2:B:10:G:H5''	2	0.99	0.11	0.99
(1,3)	1:A:84:LYS:HG3	2:B:10:G:H8	2	0.99	0.11	0.99
(1,3)	1:A:84:LYS:HG3	2:B:10:G:HO2'	2	0.99	0.11	0.99
(1,3)	1:A:84:LYS:HG3	2:B:10:G:N1	2	0.99	0.11	0.99
(1,3)	1:A:84:LYS:HG3	2:B:10:G:N2	2	0.99	0.11	0.99
(1,3)	1:A:84:LYS:HG3	2:B:10:G:N3	2	0.99	0.11	0.99
(1,3)	1:A:84:LYS:HG3	2:B:10:G:N7	2	0.99	0.11	0.99
(1,3)	1:A:84:LYS:HG3	2:B:10:G:N9	2	0.99	0.11	0.99
(1,3)	1:A:84:LYS:HG3	2:B:10:G:O2'	2	0.99	0.11	0.99
(1,3)	1:A:84:LYS:HG3	2:B:10:G:O3'	2	0.99	0.11	0.99
(1,3)	1:A:84:LYS:HG3	2:B:10:G:O4'	2	0.99	0.11	0.99
(1,3)	1:A:84:LYS:HG3	2:B:10:G:O5'	2	0.99	0.11	0.99
(1,3)	1:A:84:LYS:HG3	2:B:10:G:O6	2	0.99	0.11	0.99
(1,3)	1:A:84:LYS:HG3	2:B:10:G:OP1	2	0.99	0.11	0.99
(1,3)	1:A:84:LYS:HG3	2:B:10:G:OP2	2	0.99	0.11	0.99
(1,3)	1:A:84:LYS:HG3	2:B:10:G:P	2	0.99	0.11	0.99
(1,3)	1:A:84:LYS:HG3	2:B:11:A:C1'	2	0.99	0.11	0.99
(1,3)	1:A:84:LYS:HG3	2:B:11:A:C2	2	0.99	0.11	0.99
(1,3)	1:A:84:LYS:HG3	2:B:11:A:C2'	2	0.99	0.11	0.99
(1,3)	1:A:84:LYS:HG3	2:B:11:A:C3'	2	0.99	0.11	0.99
(1,3)	1:A:84:LYS:HG3	2:B:11:A:C4	2	0.99	0.11	0.99
(1,3)	1:A:84:LYS:HG3	2:B:11:A:C4'	2	0.99	0.11	0.99
(1,3)	1:A:84:LYS:HG3	2:B:11:A:C5	2	0.99	0.11	0.99
(1,3)	1:A:84:LYS:HG3	2:B:11:A:C5'	2	0.99	0.11	0.99
(1,3)	1:A:84:LYS:HG3	2:B:11:A:C6	2	0.99	0.11	0.99
(1,3)	1:A:84:LYS:HG3	2:B:11:A:C8	2	0.99	0.11	0.99

Continued on next page...

Continued from previous page...

Key	Atom-1	Atom-2	Models ¹	Mean (Å)	SD ¹ (Å)	Median (Å)
(1,3)	1:A:84:LYS:HG3	2:B:11:A:H1'	2	0.99	0.11	0.99
(1,3)	1:A:84:LYS:HG3	2:B:11:A:H2	2	0.99	0.11	0.99
(1,3)	1:A:84:LYS:HG3	2:B:11:A:H2'	2	0.99	0.11	0.99
(1,3)	1:A:84:LYS:HG3	2:B:11:A:H3'	2	0.99	0.11	0.99
(1,3)	1:A:84:LYS:HG3	2:B:11:A:H4'	2	0.99	0.11	0.99
(1,3)	1:A:84:LYS:HG3	2:B:11:A:H5'	2	0.99	0.11	0.99
(1,3)	1:A:84:LYS:HG3	2:B:11:A:H5''	2	0.99	0.11	0.99
(1,3)	1:A:84:LYS:HG3	2:B:11:A:H61	2	0.99	0.11	0.99
(1,3)	1:A:84:LYS:HG3	2:B:11:A:H62	2	0.99	0.11	0.99
(1,3)	1:A:84:LYS:HG3	2:B:11:A:H8	2	0.99	0.11	0.99
(1,3)	1:A:84:LYS:HG3	2:B:11:A:HO2'	2	0.99	0.11	0.99
(1,3)	1:A:84:LYS:HG3	2:B:11:A:N1	2	0.99	0.11	0.99
(1,3)	1:A:84:LYS:HG3	2:B:11:A:N3	2	0.99	0.11	0.99
(1,3)	1:A:84:LYS:HG3	2:B:11:A:N6	2	0.99	0.11	0.99
(1,3)	1:A:84:LYS:HG3	2:B:11:A:N7	2	0.99	0.11	0.99
(1,3)	1:A:84:LYS:HG3	2:B:11:A:N9	2	0.99	0.11	0.99
(1,3)	1:A:84:LYS:HG3	2:B:11:A:O2'	2	0.99	0.11	0.99
(1,3)	1:A:84:LYS:HG3	2:B:11:A:O3'	2	0.99	0.11	0.99
(1,3)	1:A:84:LYS:HG3	2:B:11:A:O4'	2	0.99	0.11	0.99
(1,3)	1:A:84:LYS:HG3	2:B:11:A:O5'	2	0.99	0.11	0.99
(1,3)	1:A:84:LYS:HG3	2:B:11:A:OP1	2	0.99	0.11	0.99
(1,3)	1:A:84:LYS:HG3	2:B:11:A:OP2	2	0.99	0.11	0.99
(1,3)	1:A:84:LYS:HG3	2:B:11:A:P	2	0.99	0.11	0.99
(1,3)	1:A:84:LYS:HG3	2:B:12:A:C1'	2	0.99	0.11	0.99
(1,3)	1:A:84:LYS:HG3	2:B:12:A:C2	2	0.99	0.11	0.99
(1,3)	1:A:84:LYS:HG3	2:B:12:A:C2'	2	0.99	0.11	0.99
(1,3)	1:A:84:LYS:HG3	2:B:12:A:C3'	2	0.99	0.11	0.99
(1,3)	1:A:84:LYS:HG3	2:B:12:A:C4	2	0.99	0.11	0.99
(1,3)	1:A:84:LYS:HG3	2:B:12:A:C4'	2	0.99	0.11	0.99
(1,3)	1:A:84:LYS:HG3	2:B:12:A:C5	2	0.99	0.11	0.99
(1,3)	1:A:84:LYS:HG3	2:B:12:A:C5'	2	0.99	0.11	0.99
(1,3)	1:A:84:LYS:HG3	2:B:12:A:C6	2	0.99	0.11	0.99
(1,3)	1:A:84:LYS:HG3	2:B:12:A:C8	2	0.99	0.11	0.99
(1,3)	1:A:84:LYS:HG3	2:B:12:A:H1'	2	0.99	0.11	0.99
(1,3)	1:A:84:LYS:HG3	2:B:12:A:H2	2	0.99	0.11	0.99
(1,3)	1:A:84:LYS:HG3	2:B:12:A:H2'	2	0.99	0.11	0.99
(1,3)	1:A:84:LYS:HG3	2:B:12:A:H3'	2	0.99	0.11	0.99
(1,3)	1:A:84:LYS:HG3	2:B:12:A:H4'	2	0.99	0.11	0.99
(1,3)	1:A:84:LYS:HG3	2:B:12:A:H5'	2	0.99	0.11	0.99
(1,3)	1:A:84:LYS:HG3	2:B:12:A:H5''	2	0.99	0.11	0.99
(1,3)	1:A:84:LYS:HG3	2:B:12:A:H61	2	0.99	0.11	0.99
(1,3)	1:A:84:LYS:HG3	2:B:12:A:H62	2	0.99	0.11	0.99

Continued on next page...

Continued from previous page...

Key	Atom-1	Atom-2	Models ¹	Mean (Å)	SD ¹ (Å)	Median (Å)
(1,3)	1:A:84:LYS:HG3	2:B:12:A:H8	2	0.99	0.11	0.99
(1,3)	1:A:84:LYS:HG3	2:B:12:A:HO2'	2	0.99	0.11	0.99
(1,3)	1:A:84:LYS:HG3	2:B:12:A:N1	2	0.99	0.11	0.99
(1,3)	1:A:84:LYS:HG3	2:B:12:A:N3	2	0.99	0.11	0.99
(1,3)	1:A:84:LYS:HG3	2:B:12:A:N6	2	0.99	0.11	0.99
(1,3)	1:A:84:LYS:HG3	2:B:12:A:N7	2	0.99	0.11	0.99
(1,3)	1:A:84:LYS:HG3	2:B:12:A:N9	2	0.99	0.11	0.99
(1,3)	1:A:84:LYS:HG3	2:B:12:A:O2'	2	0.99	0.11	0.99
(1,3)	1:A:84:LYS:HG3	2:B:12:A:O3'	2	0.99	0.11	0.99
(1,3)	1:A:84:LYS:HG3	2:B:12:A:O4'	2	0.99	0.11	0.99
(1,3)	1:A:84:LYS:HG3	2:B:12:A:O5'	2	0.99	0.11	0.99
(1,3)	1:A:84:LYS:HG3	2:B:12:A:OP1	2	0.99	0.11	0.99
(1,3)	1:A:84:LYS:HG3	2:B:12:A:OP2	2	0.99	0.11	0.99
(1,3)	1:A:84:LYS:HG3	2:B:12:A:P	2	0.99	0.11	0.99
(1,3)	1:A:84:LYS:HG3	2:B:13:A:C1'	2	0.99	0.11	0.99
(1,3)	1:A:84:LYS:HG3	2:B:13:A:C2	2	0.99	0.11	0.99
(1,3)	1:A:84:LYS:HG3	2:B:13:A:C2'	2	0.99	0.11	0.99
(1,3)	1:A:84:LYS:HG3	2:B:13:A:C3'	2	0.99	0.11	0.99
(1,3)	1:A:84:LYS:HG3	2:B:13:A:C4	2	0.99	0.11	0.99
(1,3)	1:A:84:LYS:HG3	2:B:13:A:C4'	2	0.99	0.11	0.99
(1,3)	1:A:84:LYS:HG3	2:B:13:A:C5	2	0.99	0.11	0.99
(1,3)	1:A:84:LYS:HG3	2:B:13:A:C5'	2	0.99	0.11	0.99
(1,3)	1:A:84:LYS:HG3	2:B:13:A:C6	2	0.99	0.11	0.99
(1,3)	1:A:84:LYS:HG3	2:B:13:A:C8	2	0.99	0.11	0.99
(1,3)	1:A:84:LYS:HG3	2:B:13:A:H1'	2	0.99	0.11	0.99
(1,3)	1:A:84:LYS:HG3	2:B:13:A:H2	2	0.99	0.11	0.99
(1,3)	1:A:84:LYS:HG3	2:B:13:A:H2'	2	0.99	0.11	0.99
(1,3)	1:A:84:LYS:HG3	2:B:13:A:H3'	2	0.99	0.11	0.99
(1,3)	1:A:84:LYS:HG3	2:B:13:A:H4'	2	0.99	0.11	0.99
(1,3)	1:A:84:LYS:HG3	2:B:13:A:H5'	2	0.99	0.11	0.99
(1,3)	1:A:84:LYS:HG3	2:B:13:A:H5''	2	0.99	0.11	0.99
(1,3)	1:A:84:LYS:HG3	2:B:13:A:H61	2	0.99	0.11	0.99
(1,3)	1:A:84:LYS:HG3	2:B:13:A:H62	2	0.99	0.11	0.99
(1,3)	1:A:84:LYS:HG3	2:B:13:A:H8	2	0.99	0.11	0.99
(1,3)	1:A:84:LYS:HG3	2:B:13:A:HO2'	2	0.99	0.11	0.99
(1,3)	1:A:84:LYS:HG3	2:B:13:A:N1	2	0.99	0.11	0.99
(1,3)	1:A:84:LYS:HG3	2:B:13:A:N3	2	0.99	0.11	0.99
(1,3)	1:A:84:LYS:HG3	2:B:13:A:N6	2	0.99	0.11	0.99
(1,3)	1:A:84:LYS:HG3	2:B:13:A:N7	2	0.99	0.11	0.99
(1,3)	1:A:84:LYS:HG3	2:B:13:A:N9	2	0.99	0.11	0.99
(1,3)	1:A:84:LYS:HG3	2:B:13:A:O2'	2	0.99	0.11	0.99
(1,3)	1:A:84:LYS:HG3	2:B:13:A:O3'	2	0.99	0.11	0.99

Continued on next page...

Continued from previous page...

Key	Atom-1	Atom-2	Models ¹	Mean (Å)	SD ¹ (Å)	Median (Å)
(1,3)	1:A:84:LYS:HG3	2:B:13:A:O4'	2	0.99	0.11	0.99
(1,3)	1:A:84:LYS:HG3	2:B:13:A:O5'	2	0.99	0.11	0.99
(1,3)	1:A:84:LYS:HG3	2:B:13:A:OP1	2	0.99	0.11	0.99
(1,3)	1:A:84:LYS:HG3	2:B:13:A:OP2	2	0.99	0.11	0.99
(1,3)	1:A:84:LYS:HG3	2:B:13:A:P	2	0.99	0.11	0.99
(1,3)	1:A:84:LYS:HG3	2:B:14:G:C1'	2	0.99	0.11	0.99
(1,3)	1:A:84:LYS:HG3	2:B:14:G:C2	2	0.99	0.11	0.99
(1,3)	1:A:84:LYS:HG3	2:B:14:G:C2'	2	0.99	0.11	0.99
(1,3)	1:A:84:LYS:HG3	2:B:14:G:C3'	2	0.99	0.11	0.99
(1,3)	1:A:84:LYS:HG3	2:B:14:G:C4	2	0.99	0.11	0.99
(1,3)	1:A:84:LYS:HG3	2:B:14:G:C4'	2	0.99	0.11	0.99
(1,3)	1:A:84:LYS:HG3	2:B:14:G:C5	2	0.99	0.11	0.99
(1,3)	1:A:84:LYS:HG3	2:B:14:G:C5'	2	0.99	0.11	0.99
(1,3)	1:A:84:LYS:HG3	2:B:14:G:C6	2	0.99	0.11	0.99
(1,3)	1:A:84:LYS:HG3	2:B:14:G:C8	2	0.99	0.11	0.99
(1,3)	1:A:84:LYS:HG3	2:B:14:G:H1	2	0.99	0.11	0.99
(1,3)	1:A:84:LYS:HG3	2:B:14:G:H1'	2	0.99	0.11	0.99
(1,3)	1:A:84:LYS:HG3	2:B:14:G:H2'	2	0.99	0.11	0.99
(1,3)	1:A:84:LYS:HG3	2:B:14:G:H21	2	0.99	0.11	0.99
(1,3)	1:A:84:LYS:HG3	2:B:14:G:H22	2	0.99	0.11	0.99
(1,3)	1:A:84:LYS:HG3	2:B:14:G:H3'	2	0.99	0.11	0.99
(1,3)	1:A:84:LYS:HG3	2:B:14:G:H4'	2	0.99	0.11	0.99
(1,3)	1:A:84:LYS:HG3	2:B:14:G:H5'	2	0.99	0.11	0.99
(1,3)	1:A:84:LYS:HG3	2:B:14:G:H5''	2	0.99	0.11	0.99
(1,3)	1:A:84:LYS:HG3	2:B:14:G:H8	2	0.99	0.11	0.99
(1,3)	1:A:84:LYS:HG3	2:B:14:G:HO2'	2	0.99	0.11	0.99
(1,3)	1:A:84:LYS:HG3	2:B:14:G:N1	2	0.99	0.11	0.99
(1,3)	1:A:84:LYS:HG3	2:B:14:G:N2	2	0.99	0.11	0.99
(1,3)	1:A:84:LYS:HG3	2:B:14:G:N3	2	0.99	0.11	0.99
(1,3)	1:A:84:LYS:HG3	2:B:14:G:N7	2	0.99	0.11	0.99
(1,3)	1:A:84:LYS:HG3	2:B:14:G:N9	2	0.99	0.11	0.99
(1,3)	1:A:84:LYS:HG3	2:B:14:G:O2'	2	0.99	0.11	0.99
(1,3)	1:A:84:LYS:HG3	2:B:14:G:O3'	2	0.99	0.11	0.99
(1,3)	1:A:84:LYS:HG3	2:B:14:G:O4'	2	0.99	0.11	0.99
(1,3)	1:A:84:LYS:HG3	2:B:14:G:O5'	2	0.99	0.11	0.99
(1,3)	1:A:84:LYS:HG3	2:B:14:G:O6	2	0.99	0.11	0.99
(1,3)	1:A:84:LYS:HG3	2:B:14:G:OP1	2	0.99	0.11	0.99
(1,3)	1:A:84:LYS:HG3	2:B:14:G:OP2	2	0.99	0.11	0.99
(1,3)	1:A:84:LYS:HG3	2:B:14:G:P	2	0.99	0.11	0.99
(1,3)	1:A:84:LYS:HG3	2:B:15:A:C1'	2	0.99	0.11	0.99
(1,3)	1:A:84:LYS:HG3	2:B:15:A:C2	2	0.99	0.11	0.99
(1,3)	1:A:84:LYS:HG3	2:B:15:A:C2'	2	0.99	0.11	0.99

Continued on next page...

Continued from previous page...

Key	Atom-1	Atom-2	Models ¹	Mean (Å)	SD ¹ (Å)	Median (Å)
(1,3)	1:A:84:LYS:HG3	2:B:15:A:C3'	2	0.99	0.11	0.99
(1,3)	1:A:84:LYS:HG3	2:B:15:A:C4	2	0.99	0.11	0.99
(1,3)	1:A:84:LYS:HG3	2:B:15:A:C4'	2	0.99	0.11	0.99
(1,3)	1:A:84:LYS:HG3	2:B:15:A:C5	2	0.99	0.11	0.99
(1,3)	1:A:84:LYS:HG3	2:B:15:A:C5'	2	0.99	0.11	0.99
(1,3)	1:A:84:LYS:HG3	2:B:15:A:C6	2	0.99	0.11	0.99
(1,3)	1:A:84:LYS:HG3	2:B:15:A:C8	2	0.99	0.11	0.99
(1,3)	1:A:84:LYS:HG3	2:B:15:A:H1'	2	0.99	0.11	0.99
(1,3)	1:A:84:LYS:HG3	2:B:15:A:H2	2	0.99	0.11	0.99
(1,3)	1:A:84:LYS:HG3	2:B:15:A:H2'	2	0.99	0.11	0.99
(1,3)	1:A:84:LYS:HG3	2:B:15:A:H3'	2	0.99	0.11	0.99
(1,3)	1:A:84:LYS:HG3	2:B:15:A:H4'	2	0.99	0.11	0.99
(1,3)	1:A:84:LYS:HG3	2:B:15:A:H5'	2	0.99	0.11	0.99
(1,3)	1:A:84:LYS:HG3	2:B:15:A:H5''	2	0.99	0.11	0.99
(1,3)	1:A:84:LYS:HG3	2:B:15:A:H61	2	0.99	0.11	0.99
(1,3)	1:A:84:LYS:HG3	2:B:15:A:H62	2	0.99	0.11	0.99
(1,3)	1:A:84:LYS:HG3	2:B:15:A:H8	2	0.99	0.11	0.99
(1,3)	1:A:84:LYS:HG3	2:B:15:A:HO2'	2	0.99	0.11	0.99
(1,3)	1:A:84:LYS:HG3	2:B:15:A:N1	2	0.99	0.11	0.99
(1,3)	1:A:84:LYS:HG3	2:B:15:A:N3	2	0.99	0.11	0.99
(1,3)	1:A:84:LYS:HG3	2:B:15:A:N6	2	0.99	0.11	0.99
(1,3)	1:A:84:LYS:HG3	2:B:15:A:N7	2	0.99	0.11	0.99
(1,3)	1:A:84:LYS:HG3	2:B:15:A:N9	2	0.99	0.11	0.99
(1,3)	1:A:84:LYS:HG3	2:B:15:A:O2'	2	0.99	0.11	0.99
(1,3)	1:A:84:LYS:HG3	2:B:15:A:O3'	2	0.99	0.11	0.99
(1,3)	1:A:84:LYS:HG3	2:B:15:A:O4'	2	0.99	0.11	0.99
(1,3)	1:A:84:LYS:HG3	2:B:15:A:O5'	2	0.99	0.11	0.99
(1,3)	1:A:84:LYS:HG3	2:B:15:A:OP1	2	0.99	0.11	0.99
(1,3)	1:A:84:LYS:HG3	2:B:15:A:OP2	2	0.99	0.11	0.99
(1,3)	1:A:84:LYS:HG3	2:B:15:A:P	2	0.99	0.11	0.99
(1,3)	1:A:84:LYS:HG3	2:B:16:G:C1'	2	0.99	0.11	0.99
(1,3)	1:A:84:LYS:HG3	2:B:16:G:C2	2	0.99	0.11	0.99
(1,3)	1:A:84:LYS:HG3	2:B:16:G:C2'	2	0.99	0.11	0.99
(1,3)	1:A:84:LYS:HG3	2:B:16:G:C3'	2	0.99	0.11	0.99
(1,3)	1:A:84:LYS:HG3	2:B:16:G:C4	2	0.99	0.11	0.99
(1,3)	1:A:84:LYS:HG3	2:B:16:G:C4'	2	0.99	0.11	0.99
(1,3)	1:A:84:LYS:HG3	2:B:16:G:C5	2	0.99	0.11	0.99
(1,3)	1:A:84:LYS:HG3	2:B:16:G:C5'	2	0.99	0.11	0.99
(1,3)	1:A:84:LYS:HG3	2:B:16:G:C6	2	0.99	0.11	0.99
(1,3)	1:A:84:LYS:HG3	2:B:16:G:C8	2	0.99	0.11	0.99
(1,3)	1:A:84:LYS:HG3	2:B:16:G:H1	2	0.99	0.11	0.99
(1,3)	1:A:84:LYS:HG3	2:B:16:G:H1'	2	0.99	0.11	0.99

Continued on next page...

Continued from previous page...

Key	Atom-1	Atom-2	Models ¹	Mean (Å)	SD ¹ (Å)	Median (Å)
(1,3)	1:A:84:LYS:HG3	2:B:16:G:H2'	2	0.99	0.11	0.99
(1,3)	1:A:84:LYS:HG3	2:B:16:G:H21	2	0.99	0.11	0.99
(1,3)	1:A:84:LYS:HG3	2:B:16:G:H22	2	0.99	0.11	0.99
(1,3)	1:A:84:LYS:HG3	2:B:16:G:H3'	2	0.99	0.11	0.99
(1,3)	1:A:84:LYS:HG3	2:B:16:G:H4'	2	0.99	0.11	0.99
(1,3)	1:A:84:LYS:HG3	2:B:16:G:H5'	2	0.99	0.11	0.99
(1,3)	1:A:84:LYS:HG3	2:B:16:G:H5''	2	0.99	0.11	0.99
(1,3)	1:A:84:LYS:HG3	2:B:16:G:H8	2	0.99	0.11	0.99
(1,3)	1:A:84:LYS:HG3	2:B:16:G:HO2'	2	0.99	0.11	0.99
(1,3)	1:A:84:LYS:HG3	2:B:16:G:N1	2	0.99	0.11	0.99
(1,3)	1:A:84:LYS:HG3	2:B:16:G:N2	2	0.99	0.11	0.99
(1,3)	1:A:84:LYS:HG3	2:B:16:G:N3	2	0.99	0.11	0.99
(1,3)	1:A:84:LYS:HG3	2:B:16:G:N7	2	0.99	0.11	0.99
(1,3)	1:A:84:LYS:HG3	2:B:16:G:N9	2	0.99	0.11	0.99
(1,3)	1:A:84:LYS:HG3	2:B:16:G:O2'	2	0.99	0.11	0.99
(1,3)	1:A:84:LYS:HG3	2:B:16:G:O3'	2	0.99	0.11	0.99
(1,3)	1:A:84:LYS:HG3	2:B:16:G:O4'	2	0.99	0.11	0.99
(1,3)	1:A:84:LYS:HG3	2:B:16:G:O5'	2	0.99	0.11	0.99
(1,3)	1:A:84:LYS:HG3	2:B:16:G:O6	2	0.99	0.11	0.99
(1,3)	1:A:84:LYS:HG3	2:B:16:G:OP1	2	0.99	0.11	0.99
(1,3)	1:A:84:LYS:HG3	2:B:16:G:OP2	2	0.99	0.11	0.99
(1,3)	1:A:84:LYS:HG3	2:B:16:G:P	2	0.99	0.11	0.99
(1,3)	1:A:84:LYS:HG3	2:B:17:C:C1'	2	0.99	0.11	0.99
(1,3)	1:A:84:LYS:HG3	2:B:17:C:C2	2	0.99	0.11	0.99
(1,3)	1:A:84:LYS:HG3	2:B:17:C:C2'	2	0.99	0.11	0.99
(1,3)	1:A:84:LYS:HG3	2:B:17:C:C3'	2	0.99	0.11	0.99
(1,3)	1:A:84:LYS:HG3	2:B:17:C:C4	2	0.99	0.11	0.99
(1,3)	1:A:84:LYS:HG3	2:B:17:C:C4'	2	0.99	0.11	0.99
(1,3)	1:A:84:LYS:HG3	2:B:17:C:C5	2	0.99	0.11	0.99
(1,3)	1:A:84:LYS:HG3	2:B:17:C:C5'	2	0.99	0.11	0.99
(1,3)	1:A:84:LYS:HG3	2:B:17:C:C6	2	0.99	0.11	0.99
(1,3)	1:A:84:LYS:HG3	2:B:17:C:H1'	2	0.99	0.11	0.99
(1,3)	1:A:84:LYS:HG3	2:B:17:C:H2'	2	0.99	0.11	0.99
(1,3)	1:A:84:LYS:HG3	2:B:17:C:H3'	2	0.99	0.11	0.99
(1,3)	1:A:84:LYS:HG3	2:B:17:C:H4'	2	0.99	0.11	0.99
(1,3)	1:A:84:LYS:HG3	2:B:17:C:H41	2	0.99	0.11	0.99
(1,3)	1:A:84:LYS:HG3	2:B:17:C:H42	2	0.99	0.11	0.99
(1,3)	1:A:84:LYS:HG3	2:B:17:C:H5	2	0.99	0.11	0.99
(1,3)	1:A:84:LYS:HG3	2:B:17:C:H5'	2	0.99	0.11	0.99
(1,3)	1:A:84:LYS:HG3	2:B:17:C:H5''	2	0.99	0.11	0.99
(1,3)	1:A:84:LYS:HG3	2:B:17:C:H6	2	0.99	0.11	0.99
(1,3)	1:A:84:LYS:HG3	2:B:17:C:HO2'	2	0.99	0.11	0.99

Continued on next page...

Continued from previous page...

Key	Atom-1	Atom-2	Models ¹	Mean (Å)	SD ¹ (Å)	Median (Å)
(1,3)	1:A:84:LYS:HG3	2:B:17:C:N1	2	0.99	0.11	0.99
(1,3)	1:A:84:LYS:HG3	2:B:17:C:N3	2	0.99	0.11	0.99
(1,3)	1:A:84:LYS:HG3	2:B:17:C:N4	2	0.99	0.11	0.99
(1,3)	1:A:84:LYS:HG3	2:B:17:C:O2	2	0.99	0.11	0.99
(1,3)	1:A:84:LYS:HG3	2:B:17:C:O2'	2	0.99	0.11	0.99
(1,3)	1:A:84:LYS:HG3	2:B:17:C:O3'	2	0.99	0.11	0.99
(1,3)	1:A:84:LYS:HG3	2:B:17:C:O4'	2	0.99	0.11	0.99
(1,3)	1:A:84:LYS:HG3	2:B:17:C:O5'	2	0.99	0.11	0.99
(1,3)	1:A:84:LYS:HG3	2:B:17:C:OP1	2	0.99	0.11	0.99
(1,3)	1:A:84:LYS:HG3	2:B:17:C:OP2	2	0.99	0.11	0.99
(1,3)	1:A:84:LYS:HG3	2:B:17:C:P	2	0.99	0.11	0.99
(1,3)	1:A:84:LYS:HG3	2:B:18:A:C1'	2	0.99	0.11	0.99
(1,3)	1:A:84:LYS:HG3	2:B:18:A:C2	2	0.99	0.11	0.99
(1,3)	1:A:84:LYS:HG3	2:B:18:A:C2'	2	0.99	0.11	0.99
(1,3)	1:A:84:LYS:HG3	2:B:18:A:C3'	2	0.99	0.11	0.99
(1,3)	1:A:84:LYS:HG3	2:B:18:A:C4	2	0.99	0.11	0.99
(1,3)	1:A:84:LYS:HG3	2:B:18:A:C4'	2	0.99	0.11	0.99
(1,3)	1:A:84:LYS:HG3	2:B:18:A:C5	2	0.99	0.11	0.99
(1,3)	1:A:84:LYS:HG3	2:B:18:A:C5'	2	0.99	0.11	0.99
(1,3)	1:A:84:LYS:HG3	2:B:18:A:C6	2	0.99	0.11	0.99
(1,3)	1:A:84:LYS:HG3	2:B:18:A:C8	2	0.99	0.11	0.99
(1,3)	1:A:84:LYS:HG3	2:B:18:A:H1'	2	0.99	0.11	0.99
(1,3)	1:A:84:LYS:HG3	2:B:18:A:H2	2	0.99	0.11	0.99
(1,3)	1:A:84:LYS:HG3	2:B:18:A:H2'	2	0.99	0.11	0.99
(1,3)	1:A:84:LYS:HG3	2:B:18:A:H3'	2	0.99	0.11	0.99
(1,3)	1:A:84:LYS:HG3	2:B:18:A:H4'	2	0.99	0.11	0.99
(1,3)	1:A:84:LYS:HG3	2:B:18:A:H5'	2	0.99	0.11	0.99
(1,3)	1:A:84:LYS:HG3	2:B:18:A:H5''	2	0.99	0.11	0.99
(1,3)	1:A:84:LYS:HG3	2:B:18:A:H61	2	0.99	0.11	0.99
(1,3)	1:A:84:LYS:HG3	2:B:18:A:H62	2	0.99	0.11	0.99
(1,3)	1:A:84:LYS:HG3	2:B:18:A:H8	2	0.99	0.11	0.99
(1,3)	1:A:84:LYS:HG3	2:B:18:A:HO2'	2	0.99	0.11	0.99
(1,3)	1:A:84:LYS:HG3	2:B:18:A:N1	2	0.99	0.11	0.99
(1,3)	1:A:84:LYS:HG3	2:B:18:A:N3	2	0.99	0.11	0.99
(1,3)	1:A:84:LYS:HG3	2:B:18:A:N6	2	0.99	0.11	0.99
(1,3)	1:A:84:LYS:HG3	2:B:18:A:N7	2	0.99	0.11	0.99
(1,3)	1:A:84:LYS:HG3	2:B:18:A:N9	2	0.99	0.11	0.99
(1,3)	1:A:84:LYS:HG3	2:B:18:A:O2'	2	0.99	0.11	0.99
(1,3)	1:A:84:LYS:HG3	2:B:18:A:O3'	2	0.99	0.11	0.99
(1,3)	1:A:84:LYS:HG3	2:B:18:A:O4'	2	0.99	0.11	0.99
(1,3)	1:A:84:LYS:HG3	2:B:18:A:O5'	2	0.99	0.11	0.99
(1,3)	1:A:84:LYS:HG3	2:B:18:A:OP1	2	0.99	0.11	0.99

Continued on next page...

Continued from previous page...

Key	Atom-1	Atom-2	Models ¹	Mean (Å)	SD ¹ (Å)	Median (Å)
(1,3)	1:A:84:LYS:HG3	2:B:18:A:OP2	2	0.99	0.11	0.99
(1,3)	1:A:84:LYS:HG3	2:B:18:A:P	2	0.99	0.11	0.99
(1,3)	1:A:84:LYS:HG3	2:B:19:A:C1'	2	0.99	0.11	0.99
(1,3)	1:A:84:LYS:HG3	2:B:19:A:C2	2	0.99	0.11	0.99
(1,3)	1:A:84:LYS:HG3	2:B:19:A:C2'	2	0.99	0.11	0.99
(1,3)	1:A:84:LYS:HG3	2:B:19:A:C3'	2	0.99	0.11	0.99
(1,3)	1:A:84:LYS:HG3	2:B:19:A:C4	2	0.99	0.11	0.99
(1,3)	1:A:84:LYS:HG3	2:B:19:A:C4'	2	0.99	0.11	0.99
(1,3)	1:A:84:LYS:HG3	2:B:19:A:C5	2	0.99	0.11	0.99
(1,3)	1:A:84:LYS:HG3	2:B:19:A:C5'	2	0.99	0.11	0.99
(1,3)	1:A:84:LYS:HG3	2:B:19:A:C6	2	0.99	0.11	0.99
(1,3)	1:A:84:LYS:HG3	2:B:19:A:C8	2	0.99	0.11	0.99
(1,3)	1:A:84:LYS:HG3	2:B:19:A:H1'	2	0.99	0.11	0.99
(1,3)	1:A:84:LYS:HG3	2:B:19:A:H2	2	0.99	0.11	0.99
(1,3)	1:A:84:LYS:HG3	2:B:19:A:H2'	2	0.99	0.11	0.99
(1,3)	1:A:84:LYS:HG3	2:B:19:A:H3'	2	0.99	0.11	0.99
(1,3)	1:A:84:LYS:HG3	2:B:19:A:H4'	2	0.99	0.11	0.99
(1,3)	1:A:84:LYS:HG3	2:B:19:A:H5'	2	0.99	0.11	0.99
(1,3)	1:A:84:LYS:HG3	2:B:19:A:H5''	2	0.99	0.11	0.99
(1,3)	1:A:84:LYS:HG3	2:B:19:A:H61	2	0.99	0.11	0.99
(1,3)	1:A:84:LYS:HG3	2:B:19:A:H62	2	0.99	0.11	0.99
(1,3)	1:A:84:LYS:HG3	2:B:19:A:H8	2	0.99	0.11	0.99
(1,3)	1:A:84:LYS:HG3	2:B:19:A:HO2'	2	0.99	0.11	0.99
(1,3)	1:A:84:LYS:HG3	2:B:19:A:N1	2	0.99	0.11	0.99
(1,3)	1:A:84:LYS:HG3	2:B:19:A:N3	2	0.99	0.11	0.99
(1,3)	1:A:84:LYS:HG3	2:B:19:A:N6	2	0.99	0.11	0.99
(1,3)	1:A:84:LYS:HG3	2:B:19:A:N7	2	0.99	0.11	0.99
(1,3)	1:A:84:LYS:HG3	2:B:19:A:N9	2	0.99	0.11	0.99
(1,3)	1:A:84:LYS:HG3	2:B:19:A:O2'	2	0.99	0.11	0.99
(1,3)	1:A:84:LYS:HG3	2:B:19:A:O3'	2	0.99	0.11	0.99
(1,3)	1:A:84:LYS:HG3	2:B:19:A:O4'	2	0.99	0.11	0.99
(1,3)	1:A:84:LYS:HG3	2:B:19:A:O5'	2	0.99	0.11	0.99
(1,3)	1:A:84:LYS:HG3	2:B:19:A:OP1	2	0.99	0.11	0.99
(1,3)	1:A:84:LYS:HG3	2:B:19:A:OP2	2	0.99	0.11	0.99
(1,3)	1:A:84:LYS:HG3	2:B:19:A:P	2	0.99	0.11	0.99
(1,3)	1:A:84:LYS:HG3	2:B:20:U:C1'	2	0.99	0.11	0.99
(1,3)	1:A:84:LYS:HG3	2:B:20:U:C2	2	0.99	0.11	0.99
(1,3)	1:A:84:LYS:HG3	2:B:20:U:C2'	2	0.99	0.11	0.99
(1,3)	1:A:84:LYS:HG3	2:B:20:U:C3'	2	0.99	0.11	0.99
(1,3)	1:A:84:LYS:HG3	2:B:20:U:C4	2	0.99	0.11	0.99
(1,3)	1:A:84:LYS:HG3	2:B:20:U:C4'	2	0.99	0.11	0.99
(1,3)	1:A:84:LYS:HG3	2:B:20:U:C5	2	0.99	0.11	0.99

Continued on next page...

Continued from previous page...

Key	Atom-1	Atom-2	Models ¹	Mean (Å)	SD ¹ (Å)	Median (Å)
(1,3)	1:A:84:LYS:HG3	2:B:20:U:C5'	2	0.99	0.11	0.99
(1,3)	1:A:84:LYS:HG3	2:B:20:U:C6	2	0.99	0.11	0.99
(1,3)	1:A:84:LYS:HG3	2:B:20:U:H1'	2	0.99	0.11	0.99
(1,3)	1:A:84:LYS:HG3	2:B:20:U:H2'	2	0.99	0.11	0.99
(1,3)	1:A:84:LYS:HG3	2:B:20:U:H3	2	0.99	0.11	0.99
(1,3)	1:A:84:LYS:HG3	2:B:20:U:H3'	2	0.99	0.11	0.99
(1,3)	1:A:84:LYS:HG3	2:B:20:U:H4'	2	0.99	0.11	0.99
(1,3)	1:A:84:LYS:HG3	2:B:20:U:H5	2	0.99	0.11	0.99
(1,3)	1:A:84:LYS:HG3	2:B:20:U:H5'	2	0.99	0.11	0.99
(1,3)	1:A:84:LYS:HG3	2:B:20:U:H5''	2	0.99	0.11	0.99
(1,3)	1:A:84:LYS:HG3	2:B:20:U:H6	2	0.99	0.11	0.99
(1,3)	1:A:84:LYS:HG3	2:B:20:U:HO2'	2	0.99	0.11	0.99
(1,3)	1:A:84:LYS:HG3	2:B:20:U:N1	2	0.99	0.11	0.99
(1,3)	1:A:84:LYS:HG3	2:B:20:U:N3	2	0.99	0.11	0.99
(1,3)	1:A:84:LYS:HG3	2:B:20:U:O2	2	0.99	0.11	0.99
(1,3)	1:A:84:LYS:HG3	2:B:20:U:O2'	2	0.99	0.11	0.99
(1,3)	1:A:84:LYS:HG3	2:B:20:U:O3'	2	0.99	0.11	0.99
(1,3)	1:A:84:LYS:HG3	2:B:20:U:O4	2	0.99	0.11	0.99
(1,3)	1:A:84:LYS:HG3	2:B:20:U:O4'	2	0.99	0.11	0.99
(1,3)	1:A:84:LYS:HG3	2:B:20:U:O5'	2	0.99	0.11	0.99
(1,3)	1:A:84:LYS:HG3	2:B:20:U:OP1	2	0.99	0.11	0.99
(1,3)	1:A:84:LYS:HG3	2:B:20:U:OP2	2	0.99	0.11	0.99
(1,3)	1:A:84:LYS:HG3	2:B:20:U:P	2	0.99	0.11	0.99
(1,3)	1:A:84:LYS:HG3	2:B:21:G:C1'	2	0.99	0.11	0.99
(1,3)	1:A:84:LYS:HG3	2:B:21:G:C2	2	0.99	0.11	0.99
(1,3)	1:A:84:LYS:HG3	2:B:21:G:C2'	2	0.99	0.11	0.99
(1,3)	1:A:84:LYS:HG3	2:B:21:G:C3'	2	0.99	0.11	0.99
(1,3)	1:A:84:LYS:HG3	2:B:21:G:C4	2	0.99	0.11	0.99
(1,3)	1:A:84:LYS:HG3	2:B:21:G:C4'	2	0.99	0.11	0.99
(1,3)	1:A:84:LYS:HG3	2:B:21:G:C5	2	0.99	0.11	0.99
(1,3)	1:A:84:LYS:HG3	2:B:21:G:C5'	2	0.99	0.11	0.99
(1,3)	1:A:84:LYS:HG3	2:B:21:G:C6	2	0.99	0.11	0.99
(1,3)	1:A:84:LYS:HG3	2:B:21:G:C8	2	0.99	0.11	0.99
(1,3)	1:A:84:LYS:HG3	2:B:21:G:H1	2	0.99	0.11	0.99
(1,3)	1:A:84:LYS:HG3	2:B:21:G:H1'	2	0.99	0.11	0.99
(1,3)	1:A:84:LYS:HG3	2:B:21:G:H2'	2	0.99	0.11	0.99
(1,3)	1:A:84:LYS:HG3	2:B:21:G:H21	2	0.99	0.11	0.99
(1,3)	1:A:84:LYS:HG3	2:B:21:G:H22	2	0.99	0.11	0.99
(1,3)	1:A:84:LYS:HG3	2:B:21:G:H3'	2	0.99	0.11	0.99
(1,3)	1:A:84:LYS:HG3	2:B:21:G:H4'	2	0.99	0.11	0.99
(1,3)	1:A:84:LYS:HG3	2:B:21:G:H5'	2	0.99	0.11	0.99
(1,3)	1:A:84:LYS:HG3	2:B:21:G:H5''	2	0.99	0.11	0.99

Continued on next page...

Continued from previous page...

Key	Atom-1	Atom-2	Models ¹	Mean (Å)	SD ¹ (Å)	Median (Å)
(1,3)	1:A:84:LYS:HG3	2:B:21:G:H8	2	0.99	0.11	0.99
(1,3)	1:A:84:LYS:HG3	2:B:21:G:HO2'	2	0.99	0.11	0.99
(1,3)	1:A:84:LYS:HG3	2:B:21:G:N1	2	0.99	0.11	0.99
(1,3)	1:A:84:LYS:HG3	2:B:21:G:N2	2	0.99	0.11	0.99
(1,3)	1:A:84:LYS:HG3	2:B:21:G:N3	2	0.99	0.11	0.99
(1,3)	1:A:84:LYS:HG3	2:B:21:G:N7	2	0.99	0.11	0.99
(1,3)	1:A:84:LYS:HG3	2:B:21:G:N9	2	0.99	0.11	0.99
(1,3)	1:A:84:LYS:HG3	2:B:21:G:O2'	2	0.99	0.11	0.99
(1,3)	1:A:84:LYS:HG3	2:B:21:G:O3'	2	0.99	0.11	0.99
(1,3)	1:A:84:LYS:HG3	2:B:21:G:O4'	2	0.99	0.11	0.99
(1,3)	1:A:84:LYS:HG3	2:B:21:G:O5'	2	0.99	0.11	0.99
(1,3)	1:A:84:LYS:HG3	2:B:21:G:O6	2	0.99	0.11	0.99
(1,3)	1:A:84:LYS:HG3	2:B:21:G:OP1	2	0.99	0.11	0.99
(1,3)	1:A:84:LYS:HG3	2:B:21:G:OP2	2	0.99	0.11	0.99
(1,3)	1:A:84:LYS:HG3	2:B:21:G:P	2	0.99	0.11	0.99
(1,3)	1:A:84:LYS:HG3	2:B:22:A:C1'	2	0.99	0.11	0.99
(1,3)	1:A:84:LYS:HG3	2:B:22:A:C2	2	0.99	0.11	0.99
(1,3)	1:A:84:LYS:HG3	2:B:22:A:C2'	2	0.99	0.11	0.99
(1,3)	1:A:84:LYS:HG3	2:B:22:A:C3'	2	0.99	0.11	0.99
(1,3)	1:A:84:LYS:HG3	2:B:22:A:C4	2	0.99	0.11	0.99
(1,3)	1:A:84:LYS:HG3	2:B:22:A:C4'	2	0.99	0.11	0.99
(1,3)	1:A:84:LYS:HG3	2:B:22:A:C5	2	0.99	0.11	0.99
(1,3)	1:A:84:LYS:HG3	2:B:22:A:C5'	2	0.99	0.11	0.99
(1,3)	1:A:84:LYS:HG3	2:B:22:A:C6	2	0.99	0.11	0.99
(1,3)	1:A:84:LYS:HG3	2:B:22:A:C8	2	0.99	0.11	0.99
(1,3)	1:A:84:LYS:HG3	2:B:22:A:H1'	2	0.99	0.11	0.99
(1,3)	1:A:84:LYS:HG3	2:B:22:A:H2	2	0.99	0.11	0.99
(1,3)	1:A:84:LYS:HG3	2:B:22:A:H2'	2	0.99	0.11	0.99
(1,3)	1:A:84:LYS:HG3	2:B:22:A:H3'	2	0.99	0.11	0.99
(1,3)	1:A:84:LYS:HG3	2:B:22:A:H4'	2	0.99	0.11	0.99
(1,3)	1:A:84:LYS:HG3	2:B:22:A:H5'	2	0.99	0.11	0.99
(1,3)	1:A:84:LYS:HG3	2:B:22:A:H5''	2	0.99	0.11	0.99
(1,3)	1:A:84:LYS:HG3	2:B:22:A:H61	2	0.99	0.11	0.99
(1,3)	1:A:84:LYS:HG3	2:B:22:A:H62	2	0.99	0.11	0.99
(1,3)	1:A:84:LYS:HG3	2:B:22:A:H8	2	0.99	0.11	0.99
(1,3)	1:A:84:LYS:HG3	2:B:22:A:HO2'	2	0.99	0.11	0.99
(1,3)	1:A:84:LYS:HG3	2:B:22:A:N1	2	0.99	0.11	0.99
(1,3)	1:A:84:LYS:HG3	2:B:22:A:N3	2	0.99	0.11	0.99
(1,3)	1:A:84:LYS:HG3	2:B:22:A:N6	2	0.99	0.11	0.99
(1,3)	1:A:84:LYS:HG3	2:B:22:A:N7	2	0.99	0.11	0.99
(1,3)	1:A:84:LYS:HG3	2:B:22:A:N9	2	0.99	0.11	0.99
(1,3)	1:A:84:LYS:HG3	2:B:22:A:O2'	2	0.99	0.11	0.99

Continued on next page...

Continued from previous page...

Key	Atom-1	Atom-2	Models ¹	Mean (Å)	SD ¹ (Å)	Median (Å)
(1,3)	1:A:84:LYS:HG3	2:B:22:A:O3'	2	0.99	0.11	0.99
(1,3)	1:A:84:LYS:HG3	2:B:22:A:O4'	2	0.99	0.11	0.99
(1,3)	1:A:84:LYS:HG3	2:B:22:A:O5'	2	0.99	0.11	0.99
(1,3)	1:A:84:LYS:HG3	2:B:22:A:OP1	2	0.99	0.11	0.99
(1,3)	1:A:84:LYS:HG3	2:B:22:A:OP2	2	0.99	0.11	0.99
(1,3)	1:A:84:LYS:HG3	2:B:22:A:P	2	0.99	0.11	0.99
(1,3)	1:A:84:LYS:HG3	2:B:23:U:C1'	2	0.99	0.11	0.99
(1,3)	1:A:84:LYS:HG3	2:B:23:U:C2	2	0.99	0.11	0.99
(1,3)	1:A:84:LYS:HG3	2:B:23:U:C2'	2	0.99	0.11	0.99
(1,3)	1:A:84:LYS:HG3	2:B:23:U:C3'	2	0.99	0.11	0.99
(1,3)	1:A:84:LYS:HG3	2:B:23:U:C4	2	0.99	0.11	0.99
(1,3)	1:A:84:LYS:HG3	2:B:23:U:C4'	2	0.99	0.11	0.99
(1,3)	1:A:84:LYS:HG3	2:B:23:U:C5	2	0.99	0.11	0.99
(1,3)	1:A:84:LYS:HG3	2:B:23:U:C5'	2	0.99	0.11	0.99
(1,3)	1:A:84:LYS:HG3	2:B:23:U:C6	2	0.99	0.11	0.99
(1,3)	1:A:84:LYS:HG3	2:B:23:U:H1'	2	0.99	0.11	0.99
(1,3)	1:A:84:LYS:HG3	2:B:23:U:H2'	2	0.99	0.11	0.99
(1,3)	1:A:84:LYS:HG3	2:B:23:U:H3	2	0.99	0.11	0.99
(1,3)	1:A:84:LYS:HG3	2:B:23:U:H3'	2	0.99	0.11	0.99
(1,3)	1:A:84:LYS:HG3	2:B:23:U:H4'	2	0.99	0.11	0.99
(1,3)	1:A:84:LYS:HG3	2:B:23:U:H5	2	0.99	0.11	0.99
(1,3)	1:A:84:LYS:HG3	2:B:23:U:H5'	2	0.99	0.11	0.99
(1,3)	1:A:84:LYS:HG3	2:B:23:U:H5''	2	0.99	0.11	0.99
(1,3)	1:A:84:LYS:HG3	2:B:23:U:H6	2	0.99	0.11	0.99
(1,3)	1:A:84:LYS:HG3	2:B:23:U:HO2'	2	0.99	0.11	0.99
(1,3)	1:A:84:LYS:HG3	2:B:23:U:N1	2	0.99	0.11	0.99
(1,3)	1:A:84:LYS:HG3	2:B:23:U:N3	2	0.99	0.11	0.99
(1,3)	1:A:84:LYS:HG3	2:B:23:U:O2	2	0.99	0.11	0.99
(1,3)	1:A:84:LYS:HG3	2:B:23:U:O2'	2	0.99	0.11	0.99
(1,3)	1:A:84:LYS:HG3	2:B:23:U:O3'	2	0.99	0.11	0.99
(1,3)	1:A:84:LYS:HG3	2:B:23:U:O4	2	0.99	0.11	0.99
(1,3)	1:A:84:LYS:HG3	2:B:23:U:O4'	2	0.99	0.11	0.99
(1,3)	1:A:84:LYS:HG3	2:B:23:U:O5'	2	0.99	0.11	0.99
(1,3)	1:A:84:LYS:HG3	2:B:23:U:OP1	2	0.99	0.11	0.99
(1,3)	1:A:84:LYS:HG3	2:B:23:U:OP2	2	0.99	0.11	0.99
(1,3)	1:A:84:LYS:HG3	2:B:23:U:P	2	0.99	0.11	0.99
(1,3)	1:A:84:LYS:HG3	2:B:24:G:C1'	2	0.99	0.11	0.99
(1,3)	1:A:84:LYS:HG3	2:B:24:G:C2	2	0.99	0.11	0.99
(1,3)	1:A:84:LYS:HG3	2:B:24:G:C2'	2	0.99	0.11	0.99
(1,3)	1:A:84:LYS:HG3	2:B:24:G:C3'	2	0.99	0.11	0.99
(1,3)	1:A:84:LYS:HG3	2:B:24:G:C4	2	0.99	0.11	0.99
(1,3)	1:A:84:LYS:HG3	2:B:24:G:C4'	2	0.99	0.11	0.99

Continued on next page...

Continued from previous page...

Key	Atom-1	Atom-2	Models ¹	Mean (Å)	SD ¹ (Å)	Median (Å)
(1,3)	1:A:84:LYS:HG3	2:B:24:G:C5	2	0.99	0.11	0.99
(1,3)	1:A:84:LYS:HG3	2:B:24:G:C5'	2	0.99	0.11	0.99
(1,3)	1:A:84:LYS:HG3	2:B:24:G:C6	2	0.99	0.11	0.99
(1,3)	1:A:84:LYS:HG3	2:B:24:G:C8	2	0.99	0.11	0.99
(1,3)	1:A:84:LYS:HG3	2:B:24:G:H1	2	0.99	0.11	0.99
(1,3)	1:A:84:LYS:HG3	2:B:24:G:H1'	2	0.99	0.11	0.99
(1,3)	1:A:84:LYS:HG3	2:B:24:G:H2'	2	0.99	0.11	0.99
(1,3)	1:A:84:LYS:HG3	2:B:24:G:H21	2	0.99	0.11	0.99
(1,3)	1:A:84:LYS:HG3	2:B:24:G:H22	2	0.99	0.11	0.99
(1,3)	1:A:84:LYS:HG3	2:B:24:G:H3'	2	0.99	0.11	0.99
(1,3)	1:A:84:LYS:HG3	2:B:24:G:H4'	2	0.99	0.11	0.99
(1,3)	1:A:84:LYS:HG3	2:B:24:G:H5'	2	0.99	0.11	0.99
(1,3)	1:A:84:LYS:HG3	2:B:24:G:H5''	2	0.99	0.11	0.99
(1,3)	1:A:84:LYS:HG3	2:B:24:G:H8	2	0.99	0.11	0.99
(1,3)	1:A:84:LYS:HG3	2:B:24:G:HO2'	2	0.99	0.11	0.99
(1,3)	1:A:84:LYS:HG3	2:B:24:G:N1	2	0.99	0.11	0.99
(1,3)	1:A:84:LYS:HG3	2:B:24:G:N2	2	0.99	0.11	0.99
(1,3)	1:A:84:LYS:HG3	2:B:24:G:N3	2	0.99	0.11	0.99
(1,3)	1:A:84:LYS:HG3	2:B:24:G:N7	2	0.99	0.11	0.99
(1,3)	1:A:84:LYS:HG3	2:B:24:G:N9	2	0.99	0.11	0.99
(1,3)	1:A:84:LYS:HG3	2:B:24:G:O2'	2	0.99	0.11	0.99
(1,3)	1:A:84:LYS:HG3	2:B:24:G:O3'	2	0.99	0.11	0.99
(1,3)	1:A:84:LYS:HG3	2:B:24:G:O4'	2	0.99	0.11	0.99
(1,3)	1:A:84:LYS:HG3	2:B:24:G:O5'	2	0.99	0.11	0.99
(1,3)	1:A:84:LYS:HG3	2:B:24:G:O6	2	0.99	0.11	0.99
(1,3)	1:A:84:LYS:HG3	2:B:24:G:OP1	2	0.99	0.11	0.99
(1,3)	1:A:84:LYS:HG3	2:B:24:G:OP2	2	0.99	0.11	0.99
(1,3)	1:A:84:LYS:HG3	2:B:24:G:P	2	0.99	0.11	0.99
(1,3)	1:A:84:LYS:HZ1	2:B:2:C:C1'	2	0.99	0.11	0.99
(1,3)	1:A:84:LYS:HZ1	2:B:2:C:C2	2	0.99	0.11	0.99
(1,3)	1:A:84:LYS:HZ1	2:B:2:C:C2'	2	0.99	0.11	0.99
(1,3)	1:A:84:LYS:HZ1	2:B:2:C:C3'	2	0.99	0.11	0.99
(1,3)	1:A:84:LYS:HZ1	2:B:2:C:C4	2	0.99	0.11	0.99
(1,3)	1:A:84:LYS:HZ1	2:B:2:C:C4'	2	0.99	0.11	0.99
(1,3)	1:A:84:LYS:HZ1	2:B:2:C:C5	2	0.99	0.11	0.99
(1,3)	1:A:84:LYS:HZ1	2:B:2:C:C5'	2	0.99	0.11	0.99
(1,3)	1:A:84:LYS:HZ1	2:B:2:C:C6	2	0.99	0.11	0.99
(1,3)	1:A:84:LYS:HZ1	2:B:2:C:H1'	2	0.99	0.11	0.99
(1,3)	1:A:84:LYS:HZ1	2:B:2:C:H2'	2	0.99	0.11	0.99
(1,3)	1:A:84:LYS:HZ1	2:B:2:C:H3'	2	0.99	0.11	0.99
(1,3)	1:A:84:LYS:HZ1	2:B:2:C:H4'	2	0.99	0.11	0.99
(1,3)	1:A:84:LYS:HZ1	2:B:2:C:H41	2	0.99	0.11	0.99

Continued on next page...

Continued from previous page...

Key	Atom-1	Atom-2	Models ¹	Mean (Å)	SD ¹ (Å)	Median (Å)
(1,3)	1:A:84:LYS:HZ1	2:B:2:C:H42	2	0.99	0.11	0.99
(1,3)	1:A:84:LYS:HZ1	2:B:2:C:H5	2	0.99	0.11	0.99
(1,3)	1:A:84:LYS:HZ1	2:B:2:C:H5'	2	0.99	0.11	0.99
(1,3)	1:A:84:LYS:HZ1	2:B:2:C:H5''	2	0.99	0.11	0.99
(1,3)	1:A:84:LYS:HZ1	2:B:2:C:H6	2	0.99	0.11	0.99
(1,3)	1:A:84:LYS:HZ1	2:B:2:C:HO2'	2	0.99	0.11	0.99
(1,3)	1:A:84:LYS:HZ1	2:B:2:C:N1	2	0.99	0.11	0.99
(1,3)	1:A:84:LYS:HZ1	2:B:2:C:N3	2	0.99	0.11	0.99
(1,3)	1:A:84:LYS:HZ1	2:B:2:C:N4	2	0.99	0.11	0.99
(1,3)	1:A:84:LYS:HZ1	2:B:2:C:O2	2	0.99	0.11	0.99
(1,3)	1:A:84:LYS:HZ1	2:B:2:C:O2'	2	0.99	0.11	0.99
(1,3)	1:A:84:LYS:HZ1	2:B:2:C:O3'	2	0.99	0.11	0.99
(1,3)	1:A:84:LYS:HZ1	2:B:2:C:O4'	2	0.99	0.11	0.99
(1,3)	1:A:84:LYS:HZ1	2:B:2:C:O5'	2	0.99	0.11	0.99
(1,3)	1:A:84:LYS:HZ1	2:B:3:U:C1'	2	0.99	0.11	0.99
(1,3)	1:A:84:LYS:HZ1	2:B:3:U:C2	2	0.99	0.11	0.99
(1,3)	1:A:84:LYS:HZ1	2:B:3:U:C2'	2	0.99	0.11	0.99
(1,3)	1:A:84:LYS:HZ1	2:B:3:U:C3'	2	0.99	0.11	0.99
(1,3)	1:A:84:LYS:HZ1	2:B:3:U:C4	2	0.99	0.11	0.99
(1,3)	1:A:84:LYS:HZ1	2:B:3:U:C4'	2	0.99	0.11	0.99
(1,3)	1:A:84:LYS:HZ1	2:B:3:U:C5	2	0.99	0.11	0.99
(1,3)	1:A:84:LYS:HZ1	2:B:3:U:C5'	2	0.99	0.11	0.99
(1,3)	1:A:84:LYS:HZ1	2:B:3:U:C6	2	0.99	0.11	0.99
(1,3)	1:A:84:LYS:HZ1	2:B:3:U:H1'	2	0.99	0.11	0.99
(1,3)	1:A:84:LYS:HZ1	2:B:3:U:H2'	2	0.99	0.11	0.99
(1,3)	1:A:84:LYS:HZ1	2:B:3:U:H3	2	0.99	0.11	0.99
(1,3)	1:A:84:LYS:HZ1	2:B:3:U:H3'	2	0.99	0.11	0.99
(1,3)	1:A:84:LYS:HZ1	2:B:3:U:H4'	2	0.99	0.11	0.99
(1,3)	1:A:84:LYS:HZ1	2:B:3:U:H5	2	0.99	0.11	0.99
(1,3)	1:A:84:LYS:HZ1	2:B:3:U:H5'	2	0.99	0.11	0.99
(1,3)	1:A:84:LYS:HZ1	2:B:3:U:H5''	2	0.99	0.11	0.99
(1,3)	1:A:84:LYS:HZ1	2:B:3:U:H6	2	0.99	0.11	0.99
(1,3)	1:A:84:LYS:HZ1	2:B:3:U:HO2'	2	0.99	0.11	0.99
(1,3)	1:A:84:LYS:HZ1	2:B:3:U:N1	2	0.99	0.11	0.99
(1,3)	1:A:84:LYS:HZ1	2:B:3:U:N3	2	0.99	0.11	0.99
(1,3)	1:A:84:LYS:HZ1	2:B:3:U:O2	2	0.99	0.11	0.99
(1,3)	1:A:84:LYS:HZ1	2:B:3:U:O2'	2	0.99	0.11	0.99
(1,3)	1:A:84:LYS:HZ1	2:B:3:U:O3'	2	0.99	0.11	0.99
(1,3)	1:A:84:LYS:HZ1	2:B:3:U:O4	2	0.99	0.11	0.99
(1,3)	1:A:84:LYS:HZ1	2:B:3:U:O4'	2	0.99	0.11	0.99
(1,3)	1:A:84:LYS:HZ1	2:B:3:U:O5'	2	0.99	0.11	0.99
(1,3)	1:A:84:LYS:HZ1	2:B:3:U:OP1	2	0.99	0.11	0.99

Continued on next page...

Continued from previous page...

Key	Atom-1	Atom-2	Models ¹	Mean (Å)	SD ¹ (Å)	Median (Å)
(1,3)	1:A:84:LYS:HZ1	2:B:3:U:OP2	2	0.99	0.11	0.99
(1,3)	1:A:84:LYS:HZ1	2:B:3:U:P	2	0.99	0.11	0.99
(1,3)	1:A:84:LYS:HZ1	2:B:4:G:C1'	2	0.99	0.11	0.99
(1,3)	1:A:84:LYS:HZ1	2:B:4:G:C2	2	0.99	0.11	0.99
(1,3)	1:A:84:LYS:HZ1	2:B:4:G:C2'	2	0.99	0.11	0.99
(1,3)	1:A:84:LYS:HZ1	2:B:4:G:C3'	2	0.99	0.11	0.99
(1,3)	1:A:84:LYS:HZ1	2:B:4:G:C4	2	0.99	0.11	0.99
(1,3)	1:A:84:LYS:HZ1	2:B:4:G:C4'	2	0.99	0.11	0.99
(1,3)	1:A:84:LYS:HZ1	2:B:4:G:C5	2	0.99	0.11	0.99
(1,3)	1:A:84:LYS:HZ1	2:B:4:G:C5'	2	0.99	0.11	0.99
(1,3)	1:A:84:LYS:HZ1	2:B:4:G:C6	2	0.99	0.11	0.99
(1,3)	1:A:84:LYS:HZ1	2:B:4:G:C8	2	0.99	0.11	0.99
(1,3)	1:A:84:LYS:HZ1	2:B:4:G:H1	2	0.99	0.11	0.99
(1,3)	1:A:84:LYS:HZ1	2:B:4:G:H1'	2	0.99	0.11	0.99
(1,3)	1:A:84:LYS:HZ1	2:B:4:G:H2'	2	0.99	0.11	0.99
(1,3)	1:A:84:LYS:HZ1	2:B:4:G:H21	2	0.99	0.11	0.99
(1,3)	1:A:84:LYS:HZ1	2:B:4:G:H22	2	0.99	0.11	0.99
(1,3)	1:A:84:LYS:HZ1	2:B:4:G:H3'	2	0.99	0.11	0.99
(1,3)	1:A:84:LYS:HZ1	2:B:4:G:H4'	2	0.99	0.11	0.99
(1,3)	1:A:84:LYS:HZ1	2:B:4:G:H5'	2	0.99	0.11	0.99
(1,3)	1:A:84:LYS:HZ1	2:B:4:G:H5''	2	0.99	0.11	0.99
(1,3)	1:A:84:LYS:HZ1	2:B:4:G:H8	2	0.99	0.11	0.99
(1,3)	1:A:84:LYS:HZ1	2:B:4:G:HO2'	2	0.99	0.11	0.99
(1,3)	1:A:84:LYS:HZ1	2:B:4:G:N1	2	0.99	0.11	0.99
(1,3)	1:A:84:LYS:HZ1	2:B:4:G:N2	2	0.99	0.11	0.99
(1,3)	1:A:84:LYS:HZ1	2:B:4:G:N3	2	0.99	0.11	0.99
(1,3)	1:A:84:LYS:HZ1	2:B:4:G:N7	2	0.99	0.11	0.99
(1,3)	1:A:84:LYS:HZ1	2:B:4:G:N9	2	0.99	0.11	0.99
(1,3)	1:A:84:LYS:HZ1	2:B:4:G:O2'	2	0.99	0.11	0.99
(1,3)	1:A:84:LYS:HZ1	2:B:4:G:O3'	2	0.99	0.11	0.99
(1,3)	1:A:84:LYS:HZ1	2:B:4:G:O4'	2	0.99	0.11	0.99
(1,3)	1:A:84:LYS:HZ1	2:B:4:G:O5'	2	0.99	0.11	0.99
(1,3)	1:A:84:LYS:HZ1	2:B:4:G:O6	2	0.99	0.11	0.99
(1,3)	1:A:84:LYS:HZ1	2:B:4:G:OP1	2	0.99	0.11	0.99
(1,3)	1:A:84:LYS:HZ1	2:B:4:G:OP2	2	0.99	0.11	0.99
(1,3)	1:A:84:LYS:HZ1	2:B:4:G:P	2	0.99	0.11	0.99
(1,3)	1:A:84:LYS:HZ1	2:B:5:A:C1'	2	0.99	0.11	0.99
(1,3)	1:A:84:LYS:HZ1	2:B:5:A:C2	2	0.99	0.11	0.99
(1,3)	1:A:84:LYS:HZ1	2:B:5:A:C2'	2	0.99	0.11	0.99
(1,3)	1:A:84:LYS:HZ1	2:B:5:A:C3'	2	0.99	0.11	0.99
(1,3)	1:A:84:LYS:HZ1	2:B:5:A:C4	2	0.99	0.11	0.99
(1,3)	1:A:84:LYS:HZ1	2:B:5:A:C4'	2	0.99	0.11	0.99

Continued on next page...

Continued from previous page...

Key	Atom-1	Atom-2	Models ¹	Mean (Å)	SD ¹ (Å)	Median (Å)
(1,3)	1:A:84:LYS:HZ1	2:B:5:A:C5	2	0.99	0.11	0.99
(1,3)	1:A:84:LYS:HZ1	2:B:5:A:C5'	2	0.99	0.11	0.99
(1,3)	1:A:84:LYS:HZ1	2:B:5:A:C6	2	0.99	0.11	0.99
(1,3)	1:A:84:LYS:HZ1	2:B:5:A:C8	2	0.99	0.11	0.99
(1,3)	1:A:84:LYS:HZ1	2:B:5:A:H1'	2	0.99	0.11	0.99
(1,3)	1:A:84:LYS:HZ1	2:B:5:A:H2	2	0.99	0.11	0.99
(1,3)	1:A:84:LYS:HZ1	2:B:5:A:H2'	2	0.99	0.11	0.99
(1,3)	1:A:84:LYS:HZ1	2:B:5:A:H3'	2	0.99	0.11	0.99
(1,3)	1:A:84:LYS:HZ1	2:B:5:A:H4'	2	0.99	0.11	0.99
(1,3)	1:A:84:LYS:HZ1	2:B:5:A:H5'	2	0.99	0.11	0.99
(1,3)	1:A:84:LYS:HZ1	2:B:5:A:H5''	2	0.99	0.11	0.99
(1,3)	1:A:84:LYS:HZ1	2:B:5:A:H61	2	0.99	0.11	0.99
(1,3)	1:A:84:LYS:HZ1	2:B:5:A:H62	2	0.99	0.11	0.99
(1,3)	1:A:84:LYS:HZ1	2:B:5:A:H8	2	0.99	0.11	0.99
(1,3)	1:A:84:LYS:HZ1	2:B:5:A:HO2'	2	0.99	0.11	0.99
(1,3)	1:A:84:LYS:HZ1	2:B:5:A:N1	2	0.99	0.11	0.99
(1,3)	1:A:84:LYS:HZ1	2:B:5:A:N3	2	0.99	0.11	0.99
(1,3)	1:A:84:LYS:HZ1	2:B:5:A:N6	2	0.99	0.11	0.99
(1,3)	1:A:84:LYS:HZ1	2:B:5:A:N7	2	0.99	0.11	0.99
(1,3)	1:A:84:LYS:HZ1	2:B:5:A:N9	2	0.99	0.11	0.99
(1,3)	1:A:84:LYS:HZ1	2:B:5:A:O2'	2	0.99	0.11	0.99
(1,3)	1:A:84:LYS:HZ1	2:B:5:A:O3'	2	0.99	0.11	0.99
(1,3)	1:A:84:LYS:HZ1	2:B:5:A:O4'	2	0.99	0.11	0.99
(1,3)	1:A:84:LYS:HZ1	2:B:5:A:O5'	2	0.99	0.11	0.99
(1,3)	1:A:84:LYS:HZ1	2:B:5:A:OP1	2	0.99	0.11	0.99
(1,3)	1:A:84:LYS:HZ1	2:B:5:A:OP2	2	0.99	0.11	0.99
(1,3)	1:A:84:LYS:HZ1	2:B:5:A:P	2	0.99	0.11	0.99
(1,3)	1:A:84:LYS:HZ1	2:B:6:G:C1'	2	0.99	0.11	0.99
(1,3)	1:A:84:LYS:HZ1	2:B:6:G:C2	2	0.99	0.11	0.99
(1,3)	1:A:84:LYS:HZ1	2:B:6:G:C2'	2	0.99	0.11	0.99
(1,3)	1:A:84:LYS:HZ1	2:B:6:G:C3'	2	0.99	0.11	0.99
(1,3)	1:A:84:LYS:HZ1	2:B:6:G:C4	2	0.99	0.11	0.99
(1,3)	1:A:84:LYS:HZ1	2:B:6:G:C4'	2	0.99	0.11	0.99
(1,3)	1:A:84:LYS:HZ1	2:B:6:G:C5	2	0.99	0.11	0.99
(1,3)	1:A:84:LYS:HZ1	2:B:6:G:C5'	2	0.99	0.11	0.99
(1,3)	1:A:84:LYS:HZ1	2:B:6:G:C6	2	0.99	0.11	0.99
(1,3)	1:A:84:LYS:HZ1	2:B:6:G:C8	2	0.99	0.11	0.99
(1,3)	1:A:84:LYS:HZ1	2:B:6:G:H1	2	0.99	0.11	0.99
(1,3)	1:A:84:LYS:HZ1	2:B:6:G:H1'	2	0.99	0.11	0.99
(1,3)	1:A:84:LYS:HZ1	2:B:6:G:H2'	2	0.99	0.11	0.99
(1,3)	1:A:84:LYS:HZ1	2:B:6:G:H21	2	0.99	0.11	0.99
(1,3)	1:A:84:LYS:HZ1	2:B:6:G:H22	2	0.99	0.11	0.99

Continued on next page...

Continued from previous page...

Key	Atom-1	Atom-2	Models ¹	Mean (Å)	SD ¹ (Å)	Median (Å)
(1,3)	1:A:84:LYS:HZ1	2:B:6:G:H3'	2	0.99	0.11	0.99
(1,3)	1:A:84:LYS:HZ1	2:B:6:G:H4'	2	0.99	0.11	0.99
(1,3)	1:A:84:LYS:HZ1	2:B:6:G:H5'	2	0.99	0.11	0.99
(1,3)	1:A:84:LYS:HZ1	2:B:6:G:H5''	2	0.99	0.11	0.99
(1,3)	1:A:84:LYS:HZ1	2:B:6:G:H8	2	0.99	0.11	0.99
(1,3)	1:A:84:LYS:HZ1	2:B:6:G:HO2'	2	0.99	0.11	0.99
(1,3)	1:A:84:LYS:HZ1	2:B:6:G:N1	2	0.99	0.11	0.99
(1,3)	1:A:84:LYS:HZ1	2:B:6:G:N2	2	0.99	0.11	0.99
(1,3)	1:A:84:LYS:HZ1	2:B:6:G:N3	2	0.99	0.11	0.99
(1,3)	1:A:84:LYS:HZ1	2:B:6:G:N7	2	0.99	0.11	0.99
(1,3)	1:A:84:LYS:HZ1	2:B:6:G:N9	2	0.99	0.11	0.99
(1,3)	1:A:84:LYS:HZ1	2:B:6:G:O2'	2	0.99	0.11	0.99
(1,3)	1:A:84:LYS:HZ1	2:B:6:G:O3'	2	0.99	0.11	0.99
(1,3)	1:A:84:LYS:HZ1	2:B:6:G:O4'	2	0.99	0.11	0.99
(1,3)	1:A:84:LYS:HZ1	2:B:6:G:O5'	2	0.99	0.11	0.99
(1,3)	1:A:84:LYS:HZ1	2:B:6:G:O6	2	0.99	0.11	0.99
(1,3)	1:A:84:LYS:HZ1	2:B:6:G:OP1	2	0.99	0.11	0.99
(1,3)	1:A:84:LYS:HZ1	2:B:6:G:OP2	2	0.99	0.11	0.99
(1,3)	1:A:84:LYS:HZ1	2:B:6:G:P	2	0.99	0.11	0.99
(1,3)	1:A:84:LYS:HZ1	2:B:7:C:C1'	2	0.99	0.11	0.99
(1,3)	1:A:84:LYS:HZ1	2:B:7:C:C2	2	0.99	0.11	0.99
(1,3)	1:A:84:LYS:HZ1	2:B:7:C:C2'	2	0.99	0.11	0.99
(1,3)	1:A:84:LYS:HZ1	2:B:7:C:C3'	2	0.99	0.11	0.99
(1,3)	1:A:84:LYS:HZ1	2:B:7:C:C4	2	0.99	0.11	0.99
(1,3)	1:A:84:LYS:HZ1	2:B:7:C:C4'	2	0.99	0.11	0.99
(1,3)	1:A:84:LYS:HZ1	2:B:7:C:C5	2	0.99	0.11	0.99
(1,3)	1:A:84:LYS:HZ1	2:B:7:C:C5'	2	0.99	0.11	0.99
(1,3)	1:A:84:LYS:HZ1	2:B:7:C:C6	2	0.99	0.11	0.99
(1,3)	1:A:84:LYS:HZ1	2:B:7:C:H1'	2	0.99	0.11	0.99
(1,3)	1:A:84:LYS:HZ1	2:B:7:C:H2'	2	0.99	0.11	0.99
(1,3)	1:A:84:LYS:HZ1	2:B:7:C:H3'	2	0.99	0.11	0.99
(1,3)	1:A:84:LYS:HZ1	2:B:7:C:H4'	2	0.99	0.11	0.99
(1,3)	1:A:84:LYS:HZ1	2:B:7:C:H41	2	0.99	0.11	0.99
(1,3)	1:A:84:LYS:HZ1	2:B:7:C:H42	2	0.99	0.11	0.99
(1,3)	1:A:84:LYS:HZ1	2:B:7:C:H5	2	0.99	0.11	0.99
(1,3)	1:A:84:LYS:HZ1	2:B:7:C:H5'	2	0.99	0.11	0.99
(1,3)	1:A:84:LYS:HZ1	2:B:7:C:H5''	2	0.99	0.11	0.99
(1,3)	1:A:84:LYS:HZ1	2:B:7:C:H6	2	0.99	0.11	0.99
(1,3)	1:A:84:LYS:HZ1	2:B:7:C:HO2'	2	0.99	0.11	0.99
(1,3)	1:A:84:LYS:HZ1	2:B:7:C:N1	2	0.99	0.11	0.99
(1,3)	1:A:84:LYS:HZ1	2:B:7:C:N3	2	0.99	0.11	0.99
(1,3)	1:A:84:LYS:HZ1	2:B:7:C:N4	2	0.99	0.11	0.99

Continued on next page...

Continued from previous page...

Key	Atom-1	Atom-2	Models ¹	Mean (Å)	SD ¹ (Å)	Median (Å)
(1,3)	1:A:84:LYS:HZ1	2:B:7:C:O2	2	0.99	0.11	0.99
(1,3)	1:A:84:LYS:HZ1	2:B:7:C:O2'	2	0.99	0.11	0.99
(1,3)	1:A:84:LYS:HZ1	2:B:7:C:O3'	2	0.99	0.11	0.99
(1,3)	1:A:84:LYS:HZ1	2:B:7:C:O4'	2	0.99	0.11	0.99
(1,3)	1:A:84:LYS:HZ1	2:B:7:C:O5'	2	0.99	0.11	0.99
(1,3)	1:A:84:LYS:HZ1	2:B:7:C:OP1	2	0.99	0.11	0.99
(1,3)	1:A:84:LYS:HZ1	2:B:7:C:OP2	2	0.99	0.11	0.99
(1,3)	1:A:84:LYS:HZ1	2:B:7:C:P	2	0.99	0.11	0.99
(1,3)	1:A:84:LYS:HZ1	2:B:8:U:C1'	2	0.99	0.11	0.99
(1,3)	1:A:84:LYS:HZ1	2:B:8:U:C2	2	0.99	0.11	0.99
(1,3)	1:A:84:LYS:HZ1	2:B:8:U:C2'	2	0.99	0.11	0.99
(1,3)	1:A:84:LYS:HZ1	2:B:8:U:C3'	2	0.99	0.11	0.99
(1,3)	1:A:84:LYS:HZ1	2:B:8:U:C4	2	0.99	0.11	0.99
(1,3)	1:A:84:LYS:HZ1	2:B:8:U:C4'	2	0.99	0.11	0.99
(1,3)	1:A:84:LYS:HZ1	2:B:8:U:C5	2	0.99	0.11	0.99
(1,3)	1:A:84:LYS:HZ1	2:B:8:U:C5'	2	0.99	0.11	0.99
(1,3)	1:A:84:LYS:HZ1	2:B:8:U:C6	2	0.99	0.11	0.99
(1,3)	1:A:84:LYS:HZ1	2:B:8:U:H1'	2	0.99	0.11	0.99
(1,3)	1:A:84:LYS:HZ1	2:B:8:U:H2'	2	0.99	0.11	0.99
(1,3)	1:A:84:LYS:HZ1	2:B:8:U:H3	2	0.99	0.11	0.99
(1,3)	1:A:84:LYS:HZ1	2:B:8:U:H3'	2	0.99	0.11	0.99
(1,3)	1:A:84:LYS:HZ1	2:B:8:U:H4'	2	0.99	0.11	0.99
(1,3)	1:A:84:LYS:HZ1	2:B:8:U:H5	2	0.99	0.11	0.99
(1,3)	1:A:84:LYS:HZ1	2:B:8:U:H5'	2	0.99	0.11	0.99
(1,3)	1:A:84:LYS:HZ1	2:B:8:U:H5''	2	0.99	0.11	0.99
(1,3)	1:A:84:LYS:HZ1	2:B:8:U:H6	2	0.99	0.11	0.99
(1,3)	1:A:84:LYS:HZ1	2:B:8:U:HO2'	2	0.99	0.11	0.99
(1,3)	1:A:84:LYS:HZ1	2:B:8:U:N1	2	0.99	0.11	0.99
(1,3)	1:A:84:LYS:HZ1	2:B:8:U:N3	2	0.99	0.11	0.99
(1,3)	1:A:84:LYS:HZ1	2:B:8:U:O2	2	0.99	0.11	0.99
(1,3)	1:A:84:LYS:HZ1	2:B:8:U:O2'	2	0.99	0.11	0.99
(1,3)	1:A:84:LYS:HZ1	2:B:8:U:O3'	2	0.99	0.11	0.99
(1,3)	1:A:84:LYS:HZ1	2:B:8:U:O4	2	0.99	0.11	0.99
(1,3)	1:A:84:LYS:HZ1	2:B:8:U:O4'	2	0.99	0.11	0.99
(1,3)	1:A:84:LYS:HZ1	2:B:8:U:O5'	2	0.99	0.11	0.99
(1,3)	1:A:84:LYS:HZ1	2:B:8:U:OP1	2	0.99	0.11	0.99
(1,3)	1:A:84:LYS:HZ1	2:B:8:U:OP2	2	0.99	0.11	0.99
(1,3)	1:A:84:LYS:HZ1	2:B:8:U:P	2	0.99	0.11	0.99
(1,3)	1:A:84:LYS:HZ1	2:B:9:C:C1'	2	0.99	0.11	0.99
(1,3)	1:A:84:LYS:HZ1	2:B:9:C:C2	2	0.99	0.11	0.99
(1,3)	1:A:84:LYS:HZ1	2:B:9:C:C2'	2	0.99	0.11	0.99
(1,3)	1:A:84:LYS:HZ1	2:B:9:C:C3'	2	0.99	0.11	0.99

Continued on next page...

Continued from previous page...

Key	Atom-1	Atom-2	Models ¹	Mean (Å)	SD ¹ (Å)	Median (Å)
(1,3)	1:A:84:LYS:HZ1	2:B:9:C:C4	2	0.99	0.11	0.99
(1,3)	1:A:84:LYS:HZ1	2:B:9:C:C4'	2	0.99	0.11	0.99
(1,3)	1:A:84:LYS:HZ1	2:B:9:C:C5	2	0.99	0.11	0.99
(1,3)	1:A:84:LYS:HZ1	2:B:9:C:C5'	2	0.99	0.11	0.99
(1,3)	1:A:84:LYS:HZ1	2:B:9:C:C6	2	0.99	0.11	0.99
(1,3)	1:A:84:LYS:HZ1	2:B:9:C:H1'	2	0.99	0.11	0.99
(1,3)	1:A:84:LYS:HZ1	2:B:9:C:H2'	2	0.99	0.11	0.99
(1,3)	1:A:84:LYS:HZ1	2:B:9:C:H3'	2	0.99	0.11	0.99
(1,3)	1:A:84:LYS:HZ1	2:B:9:C:H4'	2	0.99	0.11	0.99
(1,3)	1:A:84:LYS:HZ1	2:B:9:C:H41	2	0.99	0.11	0.99
(1,3)	1:A:84:LYS:HZ1	2:B:9:C:H42	2	0.99	0.11	0.99
(1,3)	1:A:84:LYS:HZ1	2:B:9:C:H5	2	0.99	0.11	0.99
(1,3)	1:A:84:LYS:HZ1	2:B:9:C:H5'	2	0.99	0.11	0.99
(1,3)	1:A:84:LYS:HZ1	2:B:9:C:H5''	2	0.99	0.11	0.99
(1,3)	1:A:84:LYS:HZ1	2:B:9:C:H6	2	0.99	0.11	0.99
(1,3)	1:A:84:LYS:HZ1	2:B:9:C:HO2'	2	0.99	0.11	0.99
(1,3)	1:A:84:LYS:HZ1	2:B:9:C:N1	2	0.99	0.11	0.99
(1,3)	1:A:84:LYS:HZ1	2:B:9:C:N3	2	0.99	0.11	0.99
(1,3)	1:A:84:LYS:HZ1	2:B:9:C:N4	2	0.99	0.11	0.99
(1,3)	1:A:84:LYS:HZ1	2:B:9:C:O2	2	0.99	0.11	0.99
(1,3)	1:A:84:LYS:HZ1	2:B:9:C:O2'	2	0.99	0.11	0.99
(1,3)	1:A:84:LYS:HZ1	2:B:9:C:O3'	2	0.99	0.11	0.99
(1,3)	1:A:84:LYS:HZ1	2:B:9:C:O4'	2	0.99	0.11	0.99
(1,3)	1:A:84:LYS:HZ1	2:B:9:C:O5'	2	0.99	0.11	0.99
(1,3)	1:A:84:LYS:HZ1	2:B:9:C:OP1	2	0.99	0.11	0.99
(1,3)	1:A:84:LYS:HZ1	2:B:9:C:OP2	2	0.99	0.11	0.99
(1,3)	1:A:84:LYS:HZ1	2:B:9:C:P	2	0.99	0.11	0.99
(1,3)	1:A:84:LYS:HZ1	2:B:10:G:C1'	2	0.99	0.11	0.99
(1,3)	1:A:84:LYS:HZ1	2:B:10:G:C2	2	0.99	0.11	0.99
(1,3)	1:A:84:LYS:HZ1	2:B:10:G:C2'	2	0.99	0.11	0.99
(1,3)	1:A:84:LYS:HZ1	2:B:10:G:C3'	2	0.99	0.11	0.99
(1,3)	1:A:84:LYS:HZ1	2:B:10:G:C4	2	0.99	0.11	0.99
(1,3)	1:A:84:LYS:HZ1	2:B:10:G:C4'	2	0.99	0.11	0.99
(1,3)	1:A:84:LYS:HZ1	2:B:10:G:C5	2	0.99	0.11	0.99
(1,3)	1:A:84:LYS:HZ1	2:B:10:G:C5'	2	0.99	0.11	0.99
(1,3)	1:A:84:LYS:HZ1	2:B:10:G:C6	2	0.99	0.11	0.99
(1,3)	1:A:84:LYS:HZ1	2:B:10:G:C8	2	0.99	0.11	0.99
(1,3)	1:A:84:LYS:HZ1	2:B:10:G:H1	2	0.99	0.11	0.99
(1,3)	1:A:84:LYS:HZ1	2:B:10:G:H1'	2	0.99	0.11	0.99
(1,3)	1:A:84:LYS:HZ1	2:B:10:G:H2'	2	0.99	0.11	0.99
(1,3)	1:A:84:LYS:HZ1	2:B:10:G:H21	2	0.99	0.11	0.99
(1,3)	1:A:84:LYS:HZ1	2:B:10:G:H22	2	0.99	0.11	0.99

Continued on next page...

Continued from previous page...

Key	Atom-1	Atom-2	Models ¹	Mean (Å)	SD ¹ (Å)	Median (Å)
(1,3)	1:A:84:LYS:HZ1	2:B:10:G:H3'	2	0.99	0.11	0.99
(1,3)	1:A:84:LYS:HZ1	2:B:10:G:H4'	2	0.99	0.11	0.99
(1,3)	1:A:84:LYS:HZ1	2:B:10:G:H5'	2	0.99	0.11	0.99
(1,3)	1:A:84:LYS:HZ1	2:B:10:G:H5''	2	0.99	0.11	0.99
(1,3)	1:A:84:LYS:HZ1	2:B:10:G:H8	2	0.99	0.11	0.99
(1,3)	1:A:84:LYS:HZ1	2:B:10:G:HO2'	2	0.99	0.11	0.99
(1,3)	1:A:84:LYS:HZ1	2:B:10:G:N1	2	0.99	0.11	0.99
(1,3)	1:A:84:LYS:HZ1	2:B:10:G:N2	2	0.99	0.11	0.99
(1,3)	1:A:84:LYS:HZ1	2:B:10:G:N3	2	0.99	0.11	0.99
(1,3)	1:A:84:LYS:HZ1	2:B:10:G:N7	2	0.99	0.11	0.99
(1,3)	1:A:84:LYS:HZ1	2:B:10:G:N9	2	0.99	0.11	0.99
(1,3)	1:A:84:LYS:HZ1	2:B:10:G:O2'	2	0.99	0.11	0.99
(1,3)	1:A:84:LYS:HZ1	2:B:10:G:O3'	2	0.99	0.11	0.99
(1,3)	1:A:84:LYS:HZ1	2:B:10:G:O4'	2	0.99	0.11	0.99
(1,3)	1:A:84:LYS:HZ1	2:B:10:G:O5'	2	0.99	0.11	0.99
(1,3)	1:A:84:LYS:HZ1	2:B:10:G:O6	2	0.99	0.11	0.99
(1,3)	1:A:84:LYS:HZ1	2:B:10:G:OP1	2	0.99	0.11	0.99
(1,3)	1:A:84:LYS:HZ1	2:B:10:G:OP2	2	0.99	0.11	0.99
(1,3)	1:A:84:LYS:HZ1	2:B:10:G:P	2	0.99	0.11	0.99
(1,3)	1:A:84:LYS:HZ1	2:B:11:A:C1'	2	0.99	0.11	0.99
(1,3)	1:A:84:LYS:HZ1	2:B:11:A:C2	2	0.99	0.11	0.99
(1,3)	1:A:84:LYS:HZ1	2:B:11:A:C2'	2	0.99	0.11	0.99
(1,3)	1:A:84:LYS:HZ1	2:B:11:A:C3'	2	0.99	0.11	0.99
(1,3)	1:A:84:LYS:HZ1	2:B:11:A:C4	2	0.99	0.11	0.99
(1,3)	1:A:84:LYS:HZ1	2:B:11:A:C4'	2	0.99	0.11	0.99
(1,3)	1:A:84:LYS:HZ1	2:B:11:A:C5	2	0.99	0.11	0.99
(1,3)	1:A:84:LYS:HZ1	2:B:11:A:C5'	2	0.99	0.11	0.99
(1,3)	1:A:84:LYS:HZ1	2:B:11:A:C6	2	0.99	0.11	0.99
(1,3)	1:A:84:LYS:HZ1	2:B:11:A:C8	2	0.99	0.11	0.99
(1,3)	1:A:84:LYS:HZ1	2:B:11:A:H1'	2	0.99	0.11	0.99
(1,3)	1:A:84:LYS:HZ1	2:B:11:A:H2	2	0.99	0.11	0.99
(1,3)	1:A:84:LYS:HZ1	2:B:11:A:H2'	2	0.99	0.11	0.99
(1,3)	1:A:84:LYS:HZ1	2:B:11:A:H3'	2	0.99	0.11	0.99
(1,3)	1:A:84:LYS:HZ1	2:B:11:A:H4'	2	0.99	0.11	0.99
(1,3)	1:A:84:LYS:HZ1	2:B:11:A:H5'	2	0.99	0.11	0.99
(1,3)	1:A:84:LYS:HZ1	2:B:11:A:H5''	2	0.99	0.11	0.99
(1,3)	1:A:84:LYS:HZ1	2:B:11:A:H61	2	0.99	0.11	0.99
(1,3)	1:A:84:LYS:HZ1	2:B:11:A:H62	2	0.99	0.11	0.99
(1,3)	1:A:84:LYS:HZ1	2:B:11:A:H8	2	0.99	0.11	0.99
(1,3)	1:A:84:LYS:HZ1	2:B:11:A:HO2'	2	0.99	0.11	0.99
(1,3)	1:A:84:LYS:HZ1	2:B:11:A:N1	2	0.99	0.11	0.99
(1,3)	1:A:84:LYS:HZ1	2:B:11:A:N3	2	0.99	0.11	0.99

Continued on next page...

Continued from previous page...

Key	Atom-1	Atom-2	Models ¹	Mean (Å)	SD ¹ (Å)	Median (Å)
(1,3)	1:A:84:LYS:HZ1	2:B:11:A:N6	2	0.99	0.11	0.99
(1,3)	1:A:84:LYS:HZ1	2:B:11:A:N7	2	0.99	0.11	0.99
(1,3)	1:A:84:LYS:HZ1	2:B:11:A:N9	2	0.99	0.11	0.99
(1,3)	1:A:84:LYS:HZ1	2:B:11:A:O2'	2	0.99	0.11	0.99
(1,3)	1:A:84:LYS:HZ1	2:B:11:A:O3'	2	0.99	0.11	0.99
(1,3)	1:A:84:LYS:HZ1	2:B:11:A:O4'	2	0.99	0.11	0.99
(1,3)	1:A:84:LYS:HZ1	2:B:11:A:O5'	2	0.99	0.11	0.99
(1,3)	1:A:84:LYS:HZ1	2:B:11:A:OP1	2	0.99	0.11	0.99
(1,3)	1:A:84:LYS:HZ1	2:B:11:A:OP2	2	0.99	0.11	0.99
(1,3)	1:A:84:LYS:HZ1	2:B:11:A:P	2	0.99	0.11	0.99
(1,3)	1:A:84:LYS:HZ1	2:B:12:A:C1'	2	0.99	0.11	0.99
(1,3)	1:A:84:LYS:HZ1	2:B:12:A:C2	2	0.99	0.11	0.99
(1,3)	1:A:84:LYS:HZ1	2:B:12:A:C2'	2	0.99	0.11	0.99
(1,3)	1:A:84:LYS:HZ1	2:B:12:A:C3'	2	0.99	0.11	0.99
(1,3)	1:A:84:LYS:HZ1	2:B:12:A:C4	2	0.99	0.11	0.99
(1,3)	1:A:84:LYS:HZ1	2:B:12:A:C4'	2	0.99	0.11	0.99
(1,3)	1:A:84:LYS:HZ1	2:B:12:A:C5	2	0.99	0.11	0.99
(1,3)	1:A:84:LYS:HZ1	2:B:12:A:C5'	2	0.99	0.11	0.99
(1,3)	1:A:84:LYS:HZ1	2:B:12:A:C6	2	0.99	0.11	0.99
(1,3)	1:A:84:LYS:HZ1	2:B:12:A:C8	2	0.99	0.11	0.99
(1,3)	1:A:84:LYS:HZ1	2:B:12:A:H1'	2	0.99	0.11	0.99
(1,3)	1:A:84:LYS:HZ1	2:B:12:A:H2	2	0.99	0.11	0.99
(1,3)	1:A:84:LYS:HZ1	2:B:12:A:H2'	2	0.99	0.11	0.99
(1,3)	1:A:84:LYS:HZ1	2:B:12:A:H3'	2	0.99	0.11	0.99
(1,3)	1:A:84:LYS:HZ1	2:B:12:A:H4'	2	0.99	0.11	0.99
(1,3)	1:A:84:LYS:HZ1	2:B:12:A:H5'	2	0.99	0.11	0.99
(1,3)	1:A:84:LYS:HZ1	2:B:12:A:H5''	2	0.99	0.11	0.99
(1,3)	1:A:84:LYS:HZ1	2:B:12:A:H61	2	0.99	0.11	0.99
(1,3)	1:A:84:LYS:HZ1	2:B:12:A:H62	2	0.99	0.11	0.99
(1,3)	1:A:84:LYS:HZ1	2:B:12:A:H8	2	0.99	0.11	0.99
(1,3)	1:A:84:LYS:HZ1	2:B:12:A:HO2'	2	0.99	0.11	0.99
(1,3)	1:A:84:LYS:HZ1	2:B:12:A:N1	2	0.99	0.11	0.99
(1,3)	1:A:84:LYS:HZ1	2:B:12:A:N3	2	0.99	0.11	0.99
(1,3)	1:A:84:LYS:HZ1	2:B:12:A:N6	2	0.99	0.11	0.99
(1,3)	1:A:84:LYS:HZ1	2:B:12:A:N7	2	0.99	0.11	0.99
(1,3)	1:A:84:LYS:HZ1	2:B:12:A:N9	2	0.99	0.11	0.99
(1,3)	1:A:84:LYS:HZ1	2:B:12:A:O2'	2	0.99	0.11	0.99
(1,3)	1:A:84:LYS:HZ1	2:B:12:A:O3'	2	0.99	0.11	0.99
(1,3)	1:A:84:LYS:HZ1	2:B:12:A:O4'	2	0.99	0.11	0.99
(1,3)	1:A:84:LYS:HZ1	2:B:12:A:O5'	2	0.99	0.11	0.99
(1,3)	1:A:84:LYS:HZ1	2:B:12:A:OP1	2	0.99	0.11	0.99
(1,3)	1:A:84:LYS:HZ1	2:B:12:A:OP2	2	0.99	0.11	0.99

Continued on next page...

Continued from previous page...

Key	Atom-1	Atom-2	Models ¹	Mean (Å)	SD ¹ (Å)	Median (Å)
(1,3)	1:A:84:LYS:HZ1	2:B:12:A:P	2	0.99	0.11	0.99
(1,3)	1:A:84:LYS:HZ1	2:B:13:A:C1'	2	0.99	0.11	0.99
(1,3)	1:A:84:LYS:HZ1	2:B:13:A:C2	2	0.99	0.11	0.99
(1,3)	1:A:84:LYS:HZ1	2:B:13:A:C2'	2	0.99	0.11	0.99
(1,3)	1:A:84:LYS:HZ1	2:B:13:A:C3'	2	0.99	0.11	0.99
(1,3)	1:A:84:LYS:HZ1	2:B:13:A:C4	2	0.99	0.11	0.99
(1,3)	1:A:84:LYS:HZ1	2:B:13:A:C4'	2	0.99	0.11	0.99
(1,3)	1:A:84:LYS:HZ1	2:B:13:A:C5	2	0.99	0.11	0.99
(1,3)	1:A:84:LYS:HZ1	2:B:13:A:C5'	2	0.99	0.11	0.99
(1,3)	1:A:84:LYS:HZ1	2:B:13:A:C6	2	0.99	0.11	0.99
(1,3)	1:A:84:LYS:HZ1	2:B:13:A:C8	2	0.99	0.11	0.99
(1,3)	1:A:84:LYS:HZ1	2:B:13:A:H1'	2	0.99	0.11	0.99
(1,3)	1:A:84:LYS:HZ1	2:B:13:A:H2	2	0.99	0.11	0.99
(1,3)	1:A:84:LYS:HZ1	2:B:13:A:H2'	2	0.99	0.11	0.99
(1,3)	1:A:84:LYS:HZ1	2:B:13:A:H3'	2	0.99	0.11	0.99
(1,3)	1:A:84:LYS:HZ1	2:B:13:A:H4'	2	0.99	0.11	0.99
(1,3)	1:A:84:LYS:HZ1	2:B:13:A:H5'	2	0.99	0.11	0.99
(1,3)	1:A:84:LYS:HZ1	2:B:13:A:H5''	2	0.99	0.11	0.99
(1,3)	1:A:84:LYS:HZ1	2:B:13:A:H61	2	0.99	0.11	0.99
(1,3)	1:A:84:LYS:HZ1	2:B:13:A:H62	2	0.99	0.11	0.99
(1,3)	1:A:84:LYS:HZ1	2:B:13:A:H8	2	0.99	0.11	0.99
(1,3)	1:A:84:LYS:HZ1	2:B:13:A:HO2'	2	0.99	0.11	0.99
(1,3)	1:A:84:LYS:HZ1	2:B:13:A:N1	2	0.99	0.11	0.99
(1,3)	1:A:84:LYS:HZ1	2:B:13:A:N3	2	0.99	0.11	0.99
(1,3)	1:A:84:LYS:HZ1	2:B:13:A:N6	2	0.99	0.11	0.99
(1,3)	1:A:84:LYS:HZ1	2:B:13:A:N7	2	0.99	0.11	0.99
(1,3)	1:A:84:LYS:HZ1	2:B:13:A:N9	2	0.99	0.11	0.99
(1,3)	1:A:84:LYS:HZ1	2:B:13:A:O2'	2	0.99	0.11	0.99
(1,3)	1:A:84:LYS:HZ1	2:B:13:A:O3'	2	0.99	0.11	0.99
(1,3)	1:A:84:LYS:HZ1	2:B:13:A:O4'	2	0.99	0.11	0.99
(1,3)	1:A:84:LYS:HZ1	2:B:13:A:O5'	2	0.99	0.11	0.99
(1,3)	1:A:84:LYS:HZ1	2:B:13:A:OP1	2	0.99	0.11	0.99
(1,3)	1:A:84:LYS:HZ1	2:B:13:A:OP2	2	0.99	0.11	0.99
(1,3)	1:A:84:LYS:HZ1	2:B:13:A:P	2	0.99	0.11	0.99
(1,3)	1:A:84:LYS:HZ1	2:B:14:G:C1'	2	0.99	0.11	0.99
(1,3)	1:A:84:LYS:HZ1	2:B:14:G:C2	2	0.99	0.11	0.99
(1,3)	1:A:84:LYS:HZ1	2:B:14:G:C2'	2	0.99	0.11	0.99
(1,3)	1:A:84:LYS:HZ1	2:B:14:G:C3'	2	0.99	0.11	0.99
(1,3)	1:A:84:LYS:HZ1	2:B:14:G:C4	2	0.99	0.11	0.99
(1,3)	1:A:84:LYS:HZ1	2:B:14:G:C4'	2	0.99	0.11	0.99
(1,3)	1:A:84:LYS:HZ1	2:B:14:G:C5	2	0.99	0.11	0.99
(1,3)	1:A:84:LYS:HZ1	2:B:14:G:C5'	2	0.99	0.11	0.99

Continued on next page...

Continued from previous page...

Key	Atom-1	Atom-2	Models ¹	Mean (Å)	SD ¹ (Å)	Median (Å)
(1,3)	1:A:84:LYS:HZ1	2:B:14:G:C6	2	0.99	0.11	0.99
(1,3)	1:A:84:LYS:HZ1	2:B:14:G:C8	2	0.99	0.11	0.99
(1,3)	1:A:84:LYS:HZ1	2:B:14:G:H1	2	0.99	0.11	0.99
(1,3)	1:A:84:LYS:HZ1	2:B:14:G:H1'	2	0.99	0.11	0.99
(1,3)	1:A:84:LYS:HZ1	2:B:14:G:H2'	2	0.99	0.11	0.99
(1,3)	1:A:84:LYS:HZ1	2:B:14:G:H21	2	0.99	0.11	0.99
(1,3)	1:A:84:LYS:HZ1	2:B:14:G:H22	2	0.99	0.11	0.99
(1,3)	1:A:84:LYS:HZ1	2:B:14:G:H3'	2	0.99	0.11	0.99
(1,3)	1:A:84:LYS:HZ1	2:B:14:G:H4'	2	0.99	0.11	0.99
(1,3)	1:A:84:LYS:HZ1	2:B:14:G:H5'	2	0.99	0.11	0.99
(1,3)	1:A:84:LYS:HZ1	2:B:14:G:H5''	2	0.99	0.11	0.99
(1,3)	1:A:84:LYS:HZ1	2:B:14:G:H8	2	0.99	0.11	0.99
(1,3)	1:A:84:LYS:HZ1	2:B:14:G:HO2'	2	0.99	0.11	0.99
(1,3)	1:A:84:LYS:HZ1	2:B:14:G:N1	2	0.99	0.11	0.99
(1,3)	1:A:84:LYS:HZ1	2:B:14:G:N2	2	0.99	0.11	0.99
(1,3)	1:A:84:LYS:HZ1	2:B:14:G:N3	2	0.99	0.11	0.99
(1,3)	1:A:84:LYS:HZ1	2:B:14:G:N7	2	0.99	0.11	0.99
(1,3)	1:A:84:LYS:HZ1	2:B:14:G:N9	2	0.99	0.11	0.99
(1,3)	1:A:84:LYS:HZ1	2:B:14:G:O2'	2	0.99	0.11	0.99
(1,3)	1:A:84:LYS:HZ1	2:B:14:G:O3'	2	0.99	0.11	0.99
(1,3)	1:A:84:LYS:HZ1	2:B:14:G:O4'	2	0.99	0.11	0.99
(1,3)	1:A:84:LYS:HZ1	2:B:14:G:O5'	2	0.99	0.11	0.99
(1,3)	1:A:84:LYS:HZ1	2:B:14:G:O6	2	0.99	0.11	0.99
(1,3)	1:A:84:LYS:HZ1	2:B:14:G:OP1	2	0.99	0.11	0.99
(1,3)	1:A:84:LYS:HZ1	2:B:14:G:OP2	2	0.99	0.11	0.99
(1,3)	1:A:84:LYS:HZ1	2:B:14:G:P	2	0.99	0.11	0.99
(1,3)	1:A:84:LYS:HZ1	2:B:15:A:C1'	2	0.99	0.11	0.99
(1,3)	1:A:84:LYS:HZ1	2:B:15:A:C2	2	0.99	0.11	0.99
(1,3)	1:A:84:LYS:HZ1	2:B:15:A:C2'	2	0.99	0.11	0.99
(1,3)	1:A:84:LYS:HZ1	2:B:15:A:C3'	2	0.99	0.11	0.99
(1,3)	1:A:84:LYS:HZ1	2:B:15:A:C4	2	0.99	0.11	0.99
(1,3)	1:A:84:LYS:HZ1	2:B:15:A:C4'	2	0.99	0.11	0.99
(1,3)	1:A:84:LYS:HZ1	2:B:15:A:C5	2	0.99	0.11	0.99
(1,3)	1:A:84:LYS:HZ1	2:B:15:A:C5'	2	0.99	0.11	0.99
(1,3)	1:A:84:LYS:HZ1	2:B:15:A:C6	2	0.99	0.11	0.99
(1,3)	1:A:84:LYS:HZ1	2:B:15:A:C8	2	0.99	0.11	0.99
(1,3)	1:A:84:LYS:HZ1	2:B:15:A:H1'	2	0.99	0.11	0.99
(1,3)	1:A:84:LYS:HZ1	2:B:15:A:H2	2	0.99	0.11	0.99
(1,3)	1:A:84:LYS:HZ1	2:B:15:A:H2'	2	0.99	0.11	0.99
(1,3)	1:A:84:LYS:HZ1	2:B:15:A:H3'	2	0.99	0.11	0.99
(1,3)	1:A:84:LYS:HZ1	2:B:15:A:H4'	2	0.99	0.11	0.99
(1,3)	1:A:84:LYS:HZ1	2:B:15:A:H5'	2	0.99	0.11	0.99

Continued on next page...

Continued from previous page...

Key	Atom-1	Atom-2	Models ¹	Mean (Å)	SD ¹ (Å)	Median (Å)
(1,3)	1:A:84:LYS:HZ1	2:B:15:A:H5''	2	0.99	0.11	0.99
(1,3)	1:A:84:LYS:HZ1	2:B:15:A:H61	2	0.99	0.11	0.99
(1,3)	1:A:84:LYS:HZ1	2:B:15:A:H62	2	0.99	0.11	0.99
(1,3)	1:A:84:LYS:HZ1	2:B:15:A:H8	2	0.99	0.11	0.99
(1,3)	1:A:84:LYS:HZ1	2:B:15:A:HO2'	2	0.99	0.11	0.99
(1,3)	1:A:84:LYS:HZ1	2:B:15:A:N1	2	0.99	0.11	0.99
(1,3)	1:A:84:LYS:HZ1	2:B:15:A:N3	2	0.99	0.11	0.99
(1,3)	1:A:84:LYS:HZ1	2:B:15:A:N6	2	0.99	0.11	0.99
(1,3)	1:A:84:LYS:HZ1	2:B:15:A:N7	2	0.99	0.11	0.99
(1,3)	1:A:84:LYS:HZ1	2:B:15:A:N9	2	0.99	0.11	0.99
(1,3)	1:A:84:LYS:HZ1	2:B:15:A:O2'	2	0.99	0.11	0.99
(1,3)	1:A:84:LYS:HZ1	2:B:15:A:O3'	2	0.99	0.11	0.99
(1,3)	1:A:84:LYS:HZ1	2:B:15:A:O4'	2	0.99	0.11	0.99
(1,3)	1:A:84:LYS:HZ1	2:B:15:A:O5'	2	0.99	0.11	0.99
(1,3)	1:A:84:LYS:HZ1	2:B:15:A:OP1	2	0.99	0.11	0.99
(1,3)	1:A:84:LYS:HZ1	2:B:15:A:OP2	2	0.99	0.11	0.99
(1,3)	1:A:84:LYS:HZ1	2:B:15:A:P	2	0.99	0.11	0.99
(1,3)	1:A:84:LYS:HZ1	2:B:16:G:C1'	2	0.99	0.11	0.99
(1,3)	1:A:84:LYS:HZ1	2:B:16:G:C2	2	0.99	0.11	0.99
(1,3)	1:A:84:LYS:HZ1	2:B:16:G:C2'	2	0.99	0.11	0.99
(1,3)	1:A:84:LYS:HZ1	2:B:16:G:C3'	2	0.99	0.11	0.99
(1,3)	1:A:84:LYS:HZ1	2:B:16:G:C4	2	0.99	0.11	0.99
(1,3)	1:A:84:LYS:HZ1	2:B:16:G:C4'	2	0.99	0.11	0.99
(1,3)	1:A:84:LYS:HZ1	2:B:16:G:C5	2	0.99	0.11	0.99
(1,3)	1:A:84:LYS:HZ1	2:B:16:G:C5'	2	0.99	0.11	0.99
(1,3)	1:A:84:LYS:HZ1	2:B:16:G:C6	2	0.99	0.11	0.99
(1,3)	1:A:84:LYS:HZ1	2:B:16:G:C8	2	0.99	0.11	0.99
(1,3)	1:A:84:LYS:HZ1	2:B:16:G:H1	2	0.99	0.11	0.99
(1,3)	1:A:84:LYS:HZ1	2:B:16:G:H1'	2	0.99	0.11	0.99
(1,3)	1:A:84:LYS:HZ1	2:B:16:G:H2'	2	0.99	0.11	0.99
(1,3)	1:A:84:LYS:HZ1	2:B:16:G:H21	2	0.99	0.11	0.99
(1,3)	1:A:84:LYS:HZ1	2:B:16:G:H22	2	0.99	0.11	0.99
(1,3)	1:A:84:LYS:HZ1	2:B:16:G:H3'	2	0.99	0.11	0.99
(1,3)	1:A:84:LYS:HZ1	2:B:16:G:H4'	2	0.99	0.11	0.99
(1,3)	1:A:84:LYS:HZ1	2:B:16:G:H5'	2	0.99	0.11	0.99
(1,3)	1:A:84:LYS:HZ1	2:B:16:G:H5''	2	0.99	0.11	0.99
(1,3)	1:A:84:LYS:HZ1	2:B:16:G:H8	2	0.99	0.11	0.99
(1,3)	1:A:84:LYS:HZ1	2:B:16:G:HO2'	2	0.99	0.11	0.99
(1,3)	1:A:84:LYS:HZ1	2:B:16:G:N1	2	0.99	0.11	0.99
(1,3)	1:A:84:LYS:HZ1	2:B:16:G:N2	2	0.99	0.11	0.99
(1,3)	1:A:84:LYS:HZ1	2:B:16:G:N3	2	0.99	0.11	0.99
(1,3)	1:A:84:LYS:HZ1	2:B:16:G:N7	2	0.99	0.11	0.99

Continued on next page...

Continued from previous page...

Key	Atom-1	Atom-2	Models ¹	Mean (Å)	SD ¹ (Å)	Median (Å)
(1,3)	1:A:84:LYS:HZ1	2:B:16:G:N9	2	0.99	0.11	0.99
(1,3)	1:A:84:LYS:HZ1	2:B:16:G:O2'	2	0.99	0.11	0.99
(1,3)	1:A:84:LYS:HZ1	2:B:16:G:O3'	2	0.99	0.11	0.99
(1,3)	1:A:84:LYS:HZ1	2:B:16:G:O4'	2	0.99	0.11	0.99
(1,3)	1:A:84:LYS:HZ1	2:B:16:G:O5'	2	0.99	0.11	0.99
(1,3)	1:A:84:LYS:HZ1	2:B:16:G:O6	2	0.99	0.11	0.99
(1,3)	1:A:84:LYS:HZ1	2:B:16:G:OP1	2	0.99	0.11	0.99
(1,3)	1:A:84:LYS:HZ1	2:B:16:G:OP2	2	0.99	0.11	0.99
(1,3)	1:A:84:LYS:HZ1	2:B:16:G:P	2	0.99	0.11	0.99
(1,3)	1:A:84:LYS:HZ1	2:B:17:C:C1'	2	0.99	0.11	0.99
(1,3)	1:A:84:LYS:HZ1	2:B:17:C:C2	2	0.99	0.11	0.99
(1,3)	1:A:84:LYS:HZ1	2:B:17:C:C2'	2	0.99	0.11	0.99
(1,3)	1:A:84:LYS:HZ1	2:B:17:C:C3'	2	0.99	0.11	0.99
(1,3)	1:A:84:LYS:HZ1	2:B:17:C:C4	2	0.99	0.11	0.99
(1,3)	1:A:84:LYS:HZ1	2:B:17:C:C4'	2	0.99	0.11	0.99
(1,3)	1:A:84:LYS:HZ1	2:B:17:C:C5	2	0.99	0.11	0.99
(1,3)	1:A:84:LYS:HZ1	2:B:17:C:C5'	2	0.99	0.11	0.99
(1,3)	1:A:84:LYS:HZ1	2:B:17:C:C6	2	0.99	0.11	0.99
(1,3)	1:A:84:LYS:HZ1	2:B:17:C:H1'	2	0.99	0.11	0.99
(1,3)	1:A:84:LYS:HZ1	2:B:17:C:H2'	2	0.99	0.11	0.99
(1,3)	1:A:84:LYS:HZ1	2:B:17:C:H3'	2	0.99	0.11	0.99
(1,3)	1:A:84:LYS:HZ1	2:B:17:C:H4'	2	0.99	0.11	0.99
(1,3)	1:A:84:LYS:HZ1	2:B:17:C:H41	2	0.99	0.11	0.99
(1,3)	1:A:84:LYS:HZ1	2:B:17:C:H42	2	0.99	0.11	0.99
(1,3)	1:A:84:LYS:HZ1	2:B:17:C:H5	2	0.99	0.11	0.99
(1,3)	1:A:84:LYS:HZ1	2:B:17:C:H5'	2	0.99	0.11	0.99
(1,3)	1:A:84:LYS:HZ1	2:B:17:C:H5''	2	0.99	0.11	0.99
(1,3)	1:A:84:LYS:HZ1	2:B:17:C:H6	2	0.99	0.11	0.99
(1,3)	1:A:84:LYS:HZ1	2:B:17:C:HO2'	2	0.99	0.11	0.99
(1,3)	1:A:84:LYS:HZ1	2:B:17:C:N1	2	0.99	0.11	0.99
(1,3)	1:A:84:LYS:HZ1	2:B:17:C:N3	2	0.99	0.11	0.99
(1,3)	1:A:84:LYS:HZ1	2:B:17:C:N4	2	0.99	0.11	0.99
(1,3)	1:A:84:LYS:HZ1	2:B:17:C:O2	2	0.99	0.11	0.99
(1,3)	1:A:84:LYS:HZ1	2:B:17:C:O2'	2	0.99	0.11	0.99
(1,3)	1:A:84:LYS:HZ1	2:B:17:C:O3'	2	0.99	0.11	0.99
(1,3)	1:A:84:LYS:HZ1	2:B:17:C:O4'	2	0.99	0.11	0.99
(1,3)	1:A:84:LYS:HZ1	2:B:17:C:O5'	2	0.99	0.11	0.99
(1,3)	1:A:84:LYS:HZ1	2:B:17:C:OP1	2	0.99	0.11	0.99
(1,3)	1:A:84:LYS:HZ1	2:B:17:C:OP2	2	0.99	0.11	0.99
(1,3)	1:A:84:LYS:HZ1	2:B:17:C:P	2	0.99	0.11	0.99
(1,3)	1:A:84:LYS:HZ1	2:B:18:A:C1'	2	0.99	0.11	0.99
(1,3)	1:A:84:LYS:HZ1	2:B:18:A:C2	2	0.99	0.11	0.99

Continued on next page...

Continued from previous page...

Key	Atom-1	Atom-2	Models ¹	Mean (Å)	SD ¹ (Å)	Median (Å)
(1,3)	1:A:84:LYS:HZ1	2:B:18:A:C2'	2	0.99	0.11	0.99
(1,3)	1:A:84:LYS:HZ1	2:B:18:A:C3'	2	0.99	0.11	0.99
(1,3)	1:A:84:LYS:HZ1	2:B:18:A:C4	2	0.99	0.11	0.99
(1,3)	1:A:84:LYS:HZ1	2:B:18:A:C4'	2	0.99	0.11	0.99
(1,3)	1:A:84:LYS:HZ1	2:B:18:A:C5	2	0.99	0.11	0.99
(1,3)	1:A:84:LYS:HZ1	2:B:18:A:C5'	2	0.99	0.11	0.99
(1,3)	1:A:84:LYS:HZ1	2:B:18:A:C6	2	0.99	0.11	0.99
(1,3)	1:A:84:LYS:HZ1	2:B:18:A:C8	2	0.99	0.11	0.99
(1,3)	1:A:84:LYS:HZ1	2:B:18:A:H1'	2	0.99	0.11	0.99
(1,3)	1:A:84:LYS:HZ1	2:B:18:A:H2	2	0.99	0.11	0.99
(1,3)	1:A:84:LYS:HZ1	2:B:18:A:H2'	2	0.99	0.11	0.99
(1,3)	1:A:84:LYS:HZ1	2:B:18:A:H3'	2	0.99	0.11	0.99
(1,3)	1:A:84:LYS:HZ1	2:B:18:A:H4'	2	0.99	0.11	0.99
(1,3)	1:A:84:LYS:HZ1	2:B:18:A:H5'	2	0.99	0.11	0.99
(1,3)	1:A:84:LYS:HZ1	2:B:18:A:H5''	2	0.99	0.11	0.99
(1,3)	1:A:84:LYS:HZ1	2:B:18:A:H61	2	0.99	0.11	0.99
(1,3)	1:A:84:LYS:HZ1	2:B:18:A:H62	2	0.99	0.11	0.99
(1,3)	1:A:84:LYS:HZ1	2:B:18:A:H8	2	0.99	0.11	0.99
(1,3)	1:A:84:LYS:HZ1	2:B:18:A:HO2'	2	0.99	0.11	0.99
(1,3)	1:A:84:LYS:HZ1	2:B:18:A:N1	2	0.99	0.11	0.99
(1,3)	1:A:84:LYS:HZ1	2:B:18:A:N3	2	0.99	0.11	0.99
(1,3)	1:A:84:LYS:HZ1	2:B:18:A:N6	2	0.99	0.11	0.99
(1,3)	1:A:84:LYS:HZ1	2:B:18:A:N7	2	0.99	0.11	0.99
(1,3)	1:A:84:LYS:HZ1	2:B:18:A:N9	2	0.99	0.11	0.99
(1,3)	1:A:84:LYS:HZ1	2:B:18:A:O2'	2	0.99	0.11	0.99
(1,3)	1:A:84:LYS:HZ1	2:B:18:A:O3'	2	0.99	0.11	0.99
(1,3)	1:A:84:LYS:HZ1	2:B:18:A:O4'	2	0.99	0.11	0.99
(1,3)	1:A:84:LYS:HZ1	2:B:18:A:O5'	2	0.99	0.11	0.99
(1,3)	1:A:84:LYS:HZ1	2:B:18:A:OP1	2	0.99	0.11	0.99
(1,3)	1:A:84:LYS:HZ1	2:B:18:A:OP2	2	0.99	0.11	0.99
(1,3)	1:A:84:LYS:HZ1	2:B:18:A:P	2	0.99	0.11	0.99
(1,3)	1:A:84:LYS:HZ1	2:B:19:A:C1'	2	0.99	0.11	0.99
(1,3)	1:A:84:LYS:HZ1	2:B:19:A:C2	2	0.99	0.11	0.99
(1,3)	1:A:84:LYS:HZ1	2:B:19:A:C2'	2	0.99	0.11	0.99
(1,3)	1:A:84:LYS:HZ1	2:B:19:A:C3'	2	0.99	0.11	0.99
(1,3)	1:A:84:LYS:HZ1	2:B:19:A:C4	2	0.99	0.11	0.99
(1,3)	1:A:84:LYS:HZ1	2:B:19:A:C4'	2	0.99	0.11	0.99
(1,3)	1:A:84:LYS:HZ1	2:B:19:A:C5	2	0.99	0.11	0.99
(1,3)	1:A:84:LYS:HZ1	2:B:19:A:C5'	2	0.99	0.11	0.99
(1,3)	1:A:84:LYS:HZ1	2:B:19:A:C6	2	0.99	0.11	0.99
(1,3)	1:A:84:LYS:HZ1	2:B:19:A:C8	2	0.99	0.11	0.99
(1,3)	1:A:84:LYS:HZ1	2:B:19:A:H1'	2	0.99	0.11	0.99

Continued on next page...

Continued from previous page...

Key	Atom-1	Atom-2	Models ¹	Mean (Å)	SD ¹ (Å)	Median (Å)
(1,3)	1:A:84:LYS:HZ1	2:B:19:A:H2	2	0.99	0.11	0.99
(1,3)	1:A:84:LYS:HZ1	2:B:19:A:H2'	2	0.99	0.11	0.99
(1,3)	1:A:84:LYS:HZ1	2:B:19:A:H3'	2	0.99	0.11	0.99
(1,3)	1:A:84:LYS:HZ1	2:B:19:A:H4'	2	0.99	0.11	0.99
(1,3)	1:A:84:LYS:HZ1	2:B:19:A:H5'	2	0.99	0.11	0.99
(1,3)	1:A:84:LYS:HZ1	2:B:19:A:H5''	2	0.99	0.11	0.99
(1,3)	1:A:84:LYS:HZ1	2:B:19:A:H61	2	0.99	0.11	0.99
(1,3)	1:A:84:LYS:HZ1	2:B:19:A:H62	2	0.99	0.11	0.99
(1,3)	1:A:84:LYS:HZ1	2:B:19:A:H8	2	0.99	0.11	0.99
(1,3)	1:A:84:LYS:HZ1	2:B:19:A:HO2'	2	0.99	0.11	0.99
(1,3)	1:A:84:LYS:HZ1	2:B:19:A:N1	2	0.99	0.11	0.99
(1,3)	1:A:84:LYS:HZ1	2:B:19:A:N3	2	0.99	0.11	0.99
(1,3)	1:A:84:LYS:HZ1	2:B:19:A:N6	2	0.99	0.11	0.99
(1,3)	1:A:84:LYS:HZ1	2:B:19:A:N7	2	0.99	0.11	0.99
(1,3)	1:A:84:LYS:HZ1	2:B:19:A:N9	2	0.99	0.11	0.99
(1,3)	1:A:84:LYS:HZ1	2:B:19:A:O2'	2	0.99	0.11	0.99
(1,3)	1:A:84:LYS:HZ1	2:B:19:A:O3'	2	0.99	0.11	0.99
(1,3)	1:A:84:LYS:HZ1	2:B:19:A:O4'	2	0.99	0.11	0.99
(1,3)	1:A:84:LYS:HZ1	2:B:19:A:O5'	2	0.99	0.11	0.99
(1,3)	1:A:84:LYS:HZ1	2:B:19:A:OP1	2	0.99	0.11	0.99
(1,3)	1:A:84:LYS:HZ1	2:B:19:A:OP2	2	0.99	0.11	0.99
(1,3)	1:A:84:LYS:HZ1	2:B:19:A:P	2	0.99	0.11	0.99
(1,3)	1:A:84:LYS:HZ1	2:B:20:U:C1'	2	0.99	0.11	0.99
(1,3)	1:A:84:LYS:HZ1	2:B:20:U:C2	2	0.99	0.11	0.99
(1,3)	1:A:84:LYS:HZ1	2:B:20:U:C2'	2	0.99	0.11	0.99
(1,3)	1:A:84:LYS:HZ1	2:B:20:U:C3'	2	0.99	0.11	0.99
(1,3)	1:A:84:LYS:HZ1	2:B:20:U:C4	2	0.99	0.11	0.99
(1,3)	1:A:84:LYS:HZ1	2:B:20:U:C4'	2	0.99	0.11	0.99
(1,3)	1:A:84:LYS:HZ1	2:B:20:U:C5	2	0.99	0.11	0.99
(1,3)	1:A:84:LYS:HZ1	2:B:20:U:C5'	2	0.99	0.11	0.99
(1,3)	1:A:84:LYS:HZ1	2:B:20:U:C6	2	0.99	0.11	0.99
(1,3)	1:A:84:LYS:HZ1	2:B:20:U:H1'	2	0.99	0.11	0.99
(1,3)	1:A:84:LYS:HZ1	2:B:20:U:H2'	2	0.99	0.11	0.99
(1,3)	1:A:84:LYS:HZ1	2:B:20:U:H3	2	0.99	0.11	0.99
(1,3)	1:A:84:LYS:HZ1	2:B:20:U:H3'	2	0.99	0.11	0.99
(1,3)	1:A:84:LYS:HZ1	2:B:20:U:H4'	2	0.99	0.11	0.99
(1,3)	1:A:84:LYS:HZ1	2:B:20:U:H5	2	0.99	0.11	0.99
(1,3)	1:A:84:LYS:HZ1	2:B:20:U:H5'	2	0.99	0.11	0.99
(1,3)	1:A:84:LYS:HZ1	2:B:20:U:H5''	2	0.99	0.11	0.99
(1,3)	1:A:84:LYS:HZ1	2:B:20:U:H6	2	0.99	0.11	0.99
(1,3)	1:A:84:LYS:HZ1	2:B:20:U:HO2'	2	0.99	0.11	0.99
(1,3)	1:A:84:LYS:HZ1	2:B:20:U:N1	2	0.99	0.11	0.99

Continued on next page...

Continued from previous page...

Key	Atom-1	Atom-2	Models ¹	Mean (Å)	SD ¹ (Å)	Median (Å)
(1,3)	1:A:84:LYS:HZ1	2:B:20:U:N3	2	0.99	0.11	0.99
(1,3)	1:A:84:LYS:HZ1	2:B:20:U:O2	2	0.99	0.11	0.99
(1,3)	1:A:84:LYS:HZ1	2:B:20:U:O2'	2	0.99	0.11	0.99
(1,3)	1:A:84:LYS:HZ1	2:B:20:U:O3'	2	0.99	0.11	0.99
(1,3)	1:A:84:LYS:HZ1	2:B:20:U:O4	2	0.99	0.11	0.99
(1,3)	1:A:84:LYS:HZ1	2:B:20:U:O4'	2	0.99	0.11	0.99
(1,3)	1:A:84:LYS:HZ1	2:B:20:U:O5'	2	0.99	0.11	0.99
(1,3)	1:A:84:LYS:HZ1	2:B:20:U:OP1	2	0.99	0.11	0.99
(1,3)	1:A:84:LYS:HZ1	2:B:20:U:OP2	2	0.99	0.11	0.99
(1,3)	1:A:84:LYS:HZ1	2:B:20:U:P	2	0.99	0.11	0.99
(1,3)	1:A:84:LYS:HZ1	2:B:21:G:C1'	2	0.99	0.11	0.99
(1,3)	1:A:84:LYS:HZ1	2:B:21:G:C2	2	0.99	0.11	0.99
(1,3)	1:A:84:LYS:HZ1	2:B:21:G:C2'	2	0.99	0.11	0.99
(1,3)	1:A:84:LYS:HZ1	2:B:21:G:C3'	2	0.99	0.11	0.99
(1,3)	1:A:84:LYS:HZ1	2:B:21:G:C4	2	0.99	0.11	0.99
(1,3)	1:A:84:LYS:HZ1	2:B:21:G:C4'	2	0.99	0.11	0.99
(1,3)	1:A:84:LYS:HZ1	2:B:21:G:C5	2	0.99	0.11	0.99
(1,3)	1:A:84:LYS:HZ1	2:B:21:G:C5'	2	0.99	0.11	0.99
(1,3)	1:A:84:LYS:HZ1	2:B:21:G:C6	2	0.99	0.11	0.99
(1,3)	1:A:84:LYS:HZ1	2:B:21:G:C8	2	0.99	0.11	0.99
(1,3)	1:A:84:LYS:HZ1	2:B:21:G:H1	2	0.99	0.11	0.99
(1,3)	1:A:84:LYS:HZ1	2:B:21:G:H1'	2	0.99	0.11	0.99
(1,3)	1:A:84:LYS:HZ1	2:B:21:G:H2'	2	0.99	0.11	0.99
(1,3)	1:A:84:LYS:HZ1	2:B:21:G:H21	2	0.99	0.11	0.99
(1,3)	1:A:84:LYS:HZ1	2:B:21:G:H22	2	0.99	0.11	0.99
(1,3)	1:A:84:LYS:HZ1	2:B:21:G:H3'	2	0.99	0.11	0.99
(1,3)	1:A:84:LYS:HZ1	2:B:21:G:H4'	2	0.99	0.11	0.99
(1,3)	1:A:84:LYS:HZ1	2:B:21:G:H5'	2	0.99	0.11	0.99
(1,3)	1:A:84:LYS:HZ1	2:B:21:G:H5''	2	0.99	0.11	0.99
(1,3)	1:A:84:LYS:HZ1	2:B:21:G:H8	2	0.99	0.11	0.99
(1,3)	1:A:84:LYS:HZ1	2:B:21:G:HO2'	2	0.99	0.11	0.99
(1,3)	1:A:84:LYS:HZ1	2:B:21:G:N1	2	0.99	0.11	0.99
(1,3)	1:A:84:LYS:HZ1	2:B:21:G:N2	2	0.99	0.11	0.99
(1,3)	1:A:84:LYS:HZ1	2:B:21:G:N3	2	0.99	0.11	0.99
(1,3)	1:A:84:LYS:HZ1	2:B:21:G:N7	2	0.99	0.11	0.99
(1,3)	1:A:84:LYS:HZ1	2:B:21:G:N9	2	0.99	0.11	0.99
(1,3)	1:A:84:LYS:HZ1	2:B:21:G:O2'	2	0.99	0.11	0.99
(1,3)	1:A:84:LYS:HZ1	2:B:21:G:O3'	2	0.99	0.11	0.99
(1,3)	1:A:84:LYS:HZ1	2:B:21:G:O4'	2	0.99	0.11	0.99
(1,3)	1:A:84:LYS:HZ1	2:B:21:G:O5'	2	0.99	0.11	0.99
(1,3)	1:A:84:LYS:HZ1	2:B:21:G:O6	2	0.99	0.11	0.99
(1,3)	1:A:84:LYS:HZ1	2:B:21:G:OP1	2	0.99	0.11	0.99

Continued on next page...

Continued from previous page...

Key	Atom-1	Atom-2	Models ¹	Mean (Å)	SD ¹ (Å)	Median (Å)
(1,3)	1:A:84:LYS:HZ1	2:B:21:G:OP2	2	0.99	0.11	0.99
(1,3)	1:A:84:LYS:HZ1	2:B:21:G:P	2	0.99	0.11	0.99
(1,3)	1:A:84:LYS:HZ1	2:B:22:A:C1'	2	0.99	0.11	0.99
(1,3)	1:A:84:LYS:HZ1	2:B:22:A:C2	2	0.99	0.11	0.99
(1,3)	1:A:84:LYS:HZ1	2:B:22:A:C2'	2	0.99	0.11	0.99
(1,3)	1:A:84:LYS:HZ1	2:B:22:A:C3'	2	0.99	0.11	0.99
(1,3)	1:A:84:LYS:HZ1	2:B:22:A:C4	2	0.99	0.11	0.99
(1,3)	1:A:84:LYS:HZ1	2:B:22:A:C4'	2	0.99	0.11	0.99
(1,3)	1:A:84:LYS:HZ1	2:B:22:A:C5	2	0.99	0.11	0.99
(1,3)	1:A:84:LYS:HZ1	2:B:22:A:C5'	2	0.99	0.11	0.99
(1,3)	1:A:84:LYS:HZ1	2:B:22:A:C6	2	0.99	0.11	0.99
(1,3)	1:A:84:LYS:HZ1	2:B:22:A:C8	2	0.99	0.11	0.99
(1,3)	1:A:84:LYS:HZ1	2:B:22:A:H1'	2	0.99	0.11	0.99
(1,3)	1:A:84:LYS:HZ1	2:B:22:A:H2	2	0.99	0.11	0.99
(1,3)	1:A:84:LYS:HZ1	2:B:22:A:H2'	2	0.99	0.11	0.99
(1,3)	1:A:84:LYS:HZ1	2:B:22:A:H3'	2	0.99	0.11	0.99
(1,3)	1:A:84:LYS:HZ1	2:B:22:A:H4'	2	0.99	0.11	0.99
(1,3)	1:A:84:LYS:HZ1	2:B:22:A:H5'	2	0.99	0.11	0.99
(1,3)	1:A:84:LYS:HZ1	2:B:22:A:H5''	2	0.99	0.11	0.99
(1,3)	1:A:84:LYS:HZ1	2:B:22:A:H61	2	0.99	0.11	0.99
(1,3)	1:A:84:LYS:HZ1	2:B:22:A:H62	2	0.99	0.11	0.99
(1,3)	1:A:84:LYS:HZ1	2:B:22:A:H8	2	0.99	0.11	0.99
(1,3)	1:A:84:LYS:HZ1	2:B:22:A:HO2'	2	0.99	0.11	0.99
(1,3)	1:A:84:LYS:HZ1	2:B:22:A:N1	2	0.99	0.11	0.99
(1,3)	1:A:84:LYS:HZ1	2:B:22:A:N3	2	0.99	0.11	0.99
(1,3)	1:A:84:LYS:HZ1	2:B:22:A:N6	2	0.99	0.11	0.99
(1,3)	1:A:84:LYS:HZ1	2:B:22:A:N7	2	0.99	0.11	0.99
(1,3)	1:A:84:LYS:HZ1	2:B:22:A:N9	2	0.99	0.11	0.99
(1,3)	1:A:84:LYS:HZ1	2:B:22:A:O2'	2	0.99	0.11	0.99
(1,3)	1:A:84:LYS:HZ1	2:B:22:A:O3'	2	0.99	0.11	0.99
(1,3)	1:A:84:LYS:HZ1	2:B:22:A:O4'	2	0.99	0.11	0.99
(1,3)	1:A:84:LYS:HZ1	2:B:22:A:O5'	2	0.99	0.11	0.99
(1,3)	1:A:84:LYS:HZ1	2:B:22:A:OP1	2	0.99	0.11	0.99
(1,3)	1:A:84:LYS:HZ1	2:B:22:A:OP2	2	0.99	0.11	0.99
(1,3)	1:A:84:LYS:HZ1	2:B:22:A:P	2	0.99	0.11	0.99
(1,3)	1:A:84:LYS:HZ1	2:B:23:U:C1'	2	0.99	0.11	0.99
(1,3)	1:A:84:LYS:HZ1	2:B:23:U:C2	2	0.99	0.11	0.99
(1,3)	1:A:84:LYS:HZ1	2:B:23:U:C2'	2	0.99	0.11	0.99
(1,3)	1:A:84:LYS:HZ1	2:B:23:U:C3'	2	0.99	0.11	0.99
(1,3)	1:A:84:LYS:HZ1	2:B:23:U:C4	2	0.99	0.11	0.99
(1,3)	1:A:84:LYS:HZ1	2:B:23:U:C4'	2	0.99	0.11	0.99
(1,3)	1:A:84:LYS:HZ1	2:B:23:U:C5	2	0.99	0.11	0.99

Continued on next page...

Continued from previous page...

Key	Atom-1	Atom-2	Models ¹	Mean (Å)	SD ¹ (Å)	Median (Å)
(1,3)	1:A:84:LYS:HZ1	2:B:23:U:C5'	2	0.99	0.11	0.99
(1,3)	1:A:84:LYS:HZ1	2:B:23:U:C6	2	0.99	0.11	0.99
(1,3)	1:A:84:LYS:HZ1	2:B:23:U:H1'	2	0.99	0.11	0.99
(1,3)	1:A:84:LYS:HZ1	2:B:23:U:H2'	2	0.99	0.11	0.99
(1,3)	1:A:84:LYS:HZ1	2:B:23:U:H3	2	0.99	0.11	0.99
(1,3)	1:A:84:LYS:HZ1	2:B:23:U:H3'	2	0.99	0.11	0.99
(1,3)	1:A:84:LYS:HZ1	2:B:23:U:H4'	2	0.99	0.11	0.99
(1,3)	1:A:84:LYS:HZ1	2:B:23:U:H5	2	0.99	0.11	0.99
(1,3)	1:A:84:LYS:HZ1	2:B:23:U:H5'	2	0.99	0.11	0.99
(1,3)	1:A:84:LYS:HZ1	2:B:23:U:H5''	2	0.99	0.11	0.99
(1,3)	1:A:84:LYS:HZ1	2:B:23:U:H6	2	0.99	0.11	0.99
(1,3)	1:A:84:LYS:HZ1	2:B:23:U:HO2'	2	0.99	0.11	0.99
(1,3)	1:A:84:LYS:HZ1	2:B:23:U:N1	2	0.99	0.11	0.99
(1,3)	1:A:84:LYS:HZ1	2:B:23:U:N3	2	0.99	0.11	0.99
(1,3)	1:A:84:LYS:HZ1	2:B:23:U:O2	2	0.99	0.11	0.99
(1,3)	1:A:84:LYS:HZ1	2:B:23:U:O2'	2	0.99	0.11	0.99
(1,3)	1:A:84:LYS:HZ1	2:B:23:U:O3'	2	0.99	0.11	0.99
(1,3)	1:A:84:LYS:HZ1	2:B:23:U:O4	2	0.99	0.11	0.99
(1,3)	1:A:84:LYS:HZ1	2:B:23:U:O4'	2	0.99	0.11	0.99
(1,3)	1:A:84:LYS:HZ1	2:B:23:U:O5'	2	0.99	0.11	0.99
(1,3)	1:A:84:LYS:HZ1	2:B:23:U:OP1	2	0.99	0.11	0.99
(1,3)	1:A:84:LYS:HZ1	2:B:23:U:OP2	2	0.99	0.11	0.99
(1,3)	1:A:84:LYS:HZ1	2:B:23:U:P	2	0.99	0.11	0.99
(1,3)	1:A:84:LYS:HZ1	2:B:24:G:C1'	2	0.99	0.11	0.99
(1,3)	1:A:84:LYS:HZ1	2:B:24:G:C2	2	0.99	0.11	0.99
(1,3)	1:A:84:LYS:HZ1	2:B:24:G:C2'	2	0.99	0.11	0.99
(1,3)	1:A:84:LYS:HZ1	2:B:24:G:C3'	2	0.99	0.11	0.99
(1,3)	1:A:84:LYS:HZ1	2:B:24:G:C4	2	0.99	0.11	0.99
(1,3)	1:A:84:LYS:HZ1	2:B:24:G:C4'	2	0.99	0.11	0.99
(1,3)	1:A:84:LYS:HZ1	2:B:24:G:C5	2	0.99	0.11	0.99
(1,3)	1:A:84:LYS:HZ1	2:B:24:G:C5'	2	0.99	0.11	0.99
(1,3)	1:A:84:LYS:HZ1	2:B:24:G:C6	2	0.99	0.11	0.99
(1,3)	1:A:84:LYS:HZ1	2:B:24:G:C8	2	0.99	0.11	0.99
(1,3)	1:A:84:LYS:HZ1	2:B:24:G:H1	2	0.99	0.11	0.99
(1,3)	1:A:84:LYS:HZ1	2:B:24:G:H1'	2	0.99	0.11	0.99
(1,3)	1:A:84:LYS:HZ1	2:B:24:G:H2'	2	0.99	0.11	0.99
(1,3)	1:A:84:LYS:HZ1	2:B:24:G:H21	2	0.99	0.11	0.99
(1,3)	1:A:84:LYS:HZ1	2:B:24:G:H22	2	0.99	0.11	0.99
(1,3)	1:A:84:LYS:HZ1	2:B:24:G:H3'	2	0.99	0.11	0.99
(1,3)	1:A:84:LYS:HZ1	2:B:24:G:H4'	2	0.99	0.11	0.99
(1,3)	1:A:84:LYS:HZ1	2:B:24:G:H5'	2	0.99	0.11	0.99
(1,3)	1:A:84:LYS:HZ1	2:B:24:G:H5''	2	0.99	0.11	0.99

Continued on next page...

Continued from previous page...

Key	Atom-1	Atom-2	Models ¹	Mean (Å)	SD ¹ (Å)	Median (Å)
(1,3)	1:A:84:LYS:HZ1	2:B:24:G:H8	2	0.99	0.11	0.99
(1,3)	1:A:84:LYS:HZ1	2:B:24:G:HO2'	2	0.99	0.11	0.99
(1,3)	1:A:84:LYS:HZ1	2:B:24:G:N1	2	0.99	0.11	0.99
(1,3)	1:A:84:LYS:HZ1	2:B:24:G:N2	2	0.99	0.11	0.99
(1,3)	1:A:84:LYS:HZ1	2:B:24:G:N3	2	0.99	0.11	0.99
(1,3)	1:A:84:LYS:HZ1	2:B:24:G:N7	2	0.99	0.11	0.99
(1,3)	1:A:84:LYS:HZ1	2:B:24:G:N9	2	0.99	0.11	0.99
(1,3)	1:A:84:LYS:HZ1	2:B:24:G:O2'	2	0.99	0.11	0.99
(1,3)	1:A:84:LYS:HZ1	2:B:24:G:O3'	2	0.99	0.11	0.99
(1,3)	1:A:84:LYS:HZ1	2:B:24:G:O4'	2	0.99	0.11	0.99
(1,3)	1:A:84:LYS:HZ1	2:B:24:G:O5'	2	0.99	0.11	0.99
(1,3)	1:A:84:LYS:HZ1	2:B:24:G:O6	2	0.99	0.11	0.99
(1,3)	1:A:84:LYS:HZ1	2:B:24:G:OP1	2	0.99	0.11	0.99
(1,3)	1:A:84:LYS:HZ1	2:B:24:G:OP2	2	0.99	0.11	0.99
(1,3)	1:A:84:LYS:HZ1	2:B:24:G:P	2	0.99	0.11	0.99
(1,3)	1:A:84:LYS:HZ2	2:B:2:C:C1'	2	0.99	0.11	0.99
(1,3)	1:A:84:LYS:HZ2	2:B:2:C:C2	2	0.99	0.11	0.99
(1,3)	1:A:84:LYS:HZ2	2:B:2:C:C2'	2	0.99	0.11	0.99
(1,3)	1:A:84:LYS:HZ2	2:B:2:C:C3'	2	0.99	0.11	0.99
(1,3)	1:A:84:LYS:HZ2	2:B:2:C:C4	2	0.99	0.11	0.99
(1,3)	1:A:84:LYS:HZ2	2:B:2:C:C4'	2	0.99	0.11	0.99
(1,3)	1:A:84:LYS:HZ2	2:B:2:C:C5	2	0.99	0.11	0.99
(1,3)	1:A:84:LYS:HZ2	2:B:2:C:C5'	2	0.99	0.11	0.99
(1,3)	1:A:84:LYS:HZ2	2:B:2:C:C6	2	0.99	0.11	0.99
(1,3)	1:A:84:LYS:HZ2	2:B:2:C:H1'	2	0.99	0.11	0.99
(1,3)	1:A:84:LYS:HZ2	2:B:2:C:H2'	2	0.99	0.11	0.99
(1,3)	1:A:84:LYS:HZ2	2:B:2:C:H3'	2	0.99	0.11	0.99
(1,3)	1:A:84:LYS:HZ2	2:B:2:C:H4'	2	0.99	0.11	0.99
(1,3)	1:A:84:LYS:HZ2	2:B:2:C:H41	2	0.99	0.11	0.99
(1,3)	1:A:84:LYS:HZ2	2:B:2:C:H42	2	0.99	0.11	0.99
(1,3)	1:A:84:LYS:HZ2	2:B:2:C:H5	2	0.99	0.11	0.99
(1,3)	1:A:84:LYS:HZ2	2:B:2:C:H5'	2	0.99	0.11	0.99
(1,3)	1:A:84:LYS:HZ2	2:B:2:C:H5''	2	0.99	0.11	0.99
(1,3)	1:A:84:LYS:HZ2	2:B:2:C:H6	2	0.99	0.11	0.99
(1,3)	1:A:84:LYS:HZ2	2:B:2:C:HO2'	2	0.99	0.11	0.99
(1,3)	1:A:84:LYS:HZ2	2:B:2:C:N1	2	0.99	0.11	0.99
(1,3)	1:A:84:LYS:HZ2	2:B:2:C:N3	2	0.99	0.11	0.99
(1,3)	1:A:84:LYS:HZ2	2:B:2:C:N4	2	0.99	0.11	0.99
(1,3)	1:A:84:LYS:HZ2	2:B:2:C:O2	2	0.99	0.11	0.99
(1,3)	1:A:84:LYS:HZ2	2:B:2:C:O2'	2	0.99	0.11	0.99
(1,3)	1:A:84:LYS:HZ2	2:B:2:C:O3'	2	0.99	0.11	0.99
(1,3)	1:A:84:LYS:HZ2	2:B:2:C:O4'	2	0.99	0.11	0.99

Continued on next page...

Continued from previous page...

Key	Atom-1	Atom-2	Models ¹	Mean (Å)	SD ¹ (Å)	Median (Å)
(1,3)	1:A:84:LYS:HZ2	2:B:2:C:O5'	2	0.99	0.11	0.99
(1,3)	1:A:84:LYS:HZ2	2:B:3:U:C1'	2	0.99	0.11	0.99
(1,3)	1:A:84:LYS:HZ2	2:B:3:U:C2	2	0.99	0.11	0.99
(1,3)	1:A:84:LYS:HZ2	2:B:3:U:C2'	2	0.99	0.11	0.99
(1,3)	1:A:84:LYS:HZ2	2:B:3:U:C3'	2	0.99	0.11	0.99
(1,3)	1:A:84:LYS:HZ2	2:B:3:U:C4	2	0.99	0.11	0.99
(1,3)	1:A:84:LYS:HZ2	2:B:3:U:C4'	2	0.99	0.11	0.99
(1,3)	1:A:84:LYS:HZ2	2:B:3:U:C5	2	0.99	0.11	0.99
(1,3)	1:A:84:LYS:HZ2	2:B:3:U:C5'	2	0.99	0.11	0.99
(1,3)	1:A:84:LYS:HZ2	2:B:3:U:C6	2	0.99	0.11	0.99
(1,3)	1:A:84:LYS:HZ2	2:B:3:U:H1'	2	0.99	0.11	0.99
(1,3)	1:A:84:LYS:HZ2	2:B:3:U:H2'	2	0.99	0.11	0.99
(1,3)	1:A:84:LYS:HZ2	2:B:3:U:H3	2	0.99	0.11	0.99
(1,3)	1:A:84:LYS:HZ2	2:B:3:U:H3'	2	0.99	0.11	0.99
(1,3)	1:A:84:LYS:HZ2	2:B:3:U:H4'	2	0.99	0.11	0.99
(1,3)	1:A:84:LYS:HZ2	2:B:3:U:H5	2	0.99	0.11	0.99
(1,3)	1:A:84:LYS:HZ2	2:B:3:U:H5'	2	0.99	0.11	0.99
(1,3)	1:A:84:LYS:HZ2	2:B:3:U:H5''	2	0.99	0.11	0.99
(1,3)	1:A:84:LYS:HZ2	2:B:3:U:H6	2	0.99	0.11	0.99
(1,3)	1:A:84:LYS:HZ2	2:B:3:U:HO2'	2	0.99	0.11	0.99
(1,3)	1:A:84:LYS:HZ2	2:B:3:U:N1	2	0.99	0.11	0.99
(1,3)	1:A:84:LYS:HZ2	2:B:3:U:N3	2	0.99	0.11	0.99
(1,3)	1:A:84:LYS:HZ2	2:B:3:U:O2	2	0.99	0.11	0.99
(1,3)	1:A:84:LYS:HZ2	2:B:3:U:O2'	2	0.99	0.11	0.99
(1,3)	1:A:84:LYS:HZ2	2:B:3:U:O3'	2	0.99	0.11	0.99
(1,3)	1:A:84:LYS:HZ2	2:B:3:U:O4	2	0.99	0.11	0.99
(1,3)	1:A:84:LYS:HZ2	2:B:3:U:O4'	2	0.99	0.11	0.99
(1,3)	1:A:84:LYS:HZ2	2:B:3:U:O5'	2	0.99	0.11	0.99
(1,3)	1:A:84:LYS:HZ2	2:B:3:U:OP1	2	0.99	0.11	0.99
(1,3)	1:A:84:LYS:HZ2	2:B:3:U:OP2	2	0.99	0.11	0.99
(1,3)	1:A:84:LYS:HZ2	2:B:3:U:P	2	0.99	0.11	0.99
(1,3)	1:A:84:LYS:HZ2	2:B:4:G:C1'	2	0.99	0.11	0.99
(1,3)	1:A:84:LYS:HZ2	2:B:4:G:C2	2	0.99	0.11	0.99
(1,3)	1:A:84:LYS:HZ2	2:B:4:G:C2'	2	0.99	0.11	0.99
(1,3)	1:A:84:LYS:HZ2	2:B:4:G:C3'	2	0.99	0.11	0.99
(1,3)	1:A:84:LYS:HZ2	2:B:4:G:C4	2	0.99	0.11	0.99
(1,3)	1:A:84:LYS:HZ2	2:B:4:G:C4'	2	0.99	0.11	0.99
(1,3)	1:A:84:LYS:HZ2	2:B:4:G:C5	2	0.99	0.11	0.99
(1,3)	1:A:84:LYS:HZ2	2:B:4:G:C5'	2	0.99	0.11	0.99
(1,3)	1:A:84:LYS:HZ2	2:B:4:G:C6	2	0.99	0.11	0.99
(1,3)	1:A:84:LYS:HZ2	2:B:4:G:C8	2	0.99	0.11	0.99
(1,3)	1:A:84:LYS:HZ2	2:B:4:G:H1	2	0.99	0.11	0.99

Continued on next page...

Continued from previous page...

Key	Atom-1	Atom-2	Models ¹	Mean (Å)	SD ¹ (Å)	Median (Å)
(1,3)	1:A:84:LYS:HZ2	2:B:4:G:H1'	2	0.99	0.11	0.99
(1,3)	1:A:84:LYS:HZ2	2:B:4:G:H2'	2	0.99	0.11	0.99
(1,3)	1:A:84:LYS:HZ2	2:B:4:G:H21	2	0.99	0.11	0.99
(1,3)	1:A:84:LYS:HZ2	2:B:4:G:H22	2	0.99	0.11	0.99
(1,3)	1:A:84:LYS:HZ2	2:B:4:G:H3'	2	0.99	0.11	0.99
(1,3)	1:A:84:LYS:HZ2	2:B:4:G:H4'	2	0.99	0.11	0.99
(1,3)	1:A:84:LYS:HZ2	2:B:4:G:H5'	2	0.99	0.11	0.99
(1,3)	1:A:84:LYS:HZ2	2:B:4:G:H5''	2	0.99	0.11	0.99
(1,3)	1:A:84:LYS:HZ2	2:B:4:G:H8	2	0.99	0.11	0.99
(1,3)	1:A:84:LYS:HZ2	2:B:4:G:HO2'	2	0.99	0.11	0.99
(1,3)	1:A:84:LYS:HZ2	2:B:4:G:N1	2	0.99	0.11	0.99
(1,3)	1:A:84:LYS:HZ2	2:B:4:G:N2	2	0.99	0.11	0.99
(1,3)	1:A:84:LYS:HZ2	2:B:4:G:N3	2	0.99	0.11	0.99
(1,3)	1:A:84:LYS:HZ2	2:B:4:G:N7	2	0.99	0.11	0.99
(1,3)	1:A:84:LYS:HZ2	2:B:4:G:N9	2	0.99	0.11	0.99
(1,3)	1:A:84:LYS:HZ2	2:B:4:G:O2'	2	0.99	0.11	0.99
(1,3)	1:A:84:LYS:HZ2	2:B:4:G:O3'	2	0.99	0.11	0.99
(1,3)	1:A:84:LYS:HZ2	2:B:4:G:O4'	2	0.99	0.11	0.99
(1,3)	1:A:84:LYS:HZ2	2:B:4:G:O5'	2	0.99	0.11	0.99
(1,3)	1:A:84:LYS:HZ2	2:B:4:G:O6	2	0.99	0.11	0.99
(1,3)	1:A:84:LYS:HZ2	2:B:4:G:OP1	2	0.99	0.11	0.99
(1,3)	1:A:84:LYS:HZ2	2:B:4:G:OP2	2	0.99	0.11	0.99
(1,3)	1:A:84:LYS:HZ2	2:B:4:G:P	2	0.99	0.11	0.99
(1,3)	1:A:84:LYS:HZ2	2:B:5:A:C1'	2	0.99	0.11	0.99
(1,3)	1:A:84:LYS:HZ2	2:B:5:A:C2	2	0.99	0.11	0.99
(1,3)	1:A:84:LYS:HZ2	2:B:5:A:C2'	2	0.99	0.11	0.99
(1,3)	1:A:84:LYS:HZ2	2:B:5:A:C3'	2	0.99	0.11	0.99
(1,3)	1:A:84:LYS:HZ2	2:B:5:A:C4	2	0.99	0.11	0.99
(1,3)	1:A:84:LYS:HZ2	2:B:5:A:C4'	2	0.99	0.11	0.99
(1,3)	1:A:84:LYS:HZ2	2:B:5:A:C5	2	0.99	0.11	0.99
(1,3)	1:A:84:LYS:HZ2	2:B:5:A:C5'	2	0.99	0.11	0.99
(1,3)	1:A:84:LYS:HZ2	2:B:5:A:C6	2	0.99	0.11	0.99
(1,3)	1:A:84:LYS:HZ2	2:B:5:A:C8	2	0.99	0.11	0.99
(1,3)	1:A:84:LYS:HZ2	2:B:5:A:H1'	2	0.99	0.11	0.99
(1,3)	1:A:84:LYS:HZ2	2:B:5:A:H2	2	0.99	0.11	0.99
(1,3)	1:A:84:LYS:HZ2	2:B:5:A:H2'	2	0.99	0.11	0.99
(1,3)	1:A:84:LYS:HZ2	2:B:5:A:H3'	2	0.99	0.11	0.99
(1,3)	1:A:84:LYS:HZ2	2:B:5:A:H4'	2	0.99	0.11	0.99
(1,3)	1:A:84:LYS:HZ2	2:B:5:A:H5'	2	0.99	0.11	0.99
(1,3)	1:A:84:LYS:HZ2	2:B:5:A:H5''	2	0.99	0.11	0.99
(1,3)	1:A:84:LYS:HZ2	2:B:5:A:H61	2	0.99	0.11	0.99
(1,3)	1:A:84:LYS:HZ2	2:B:5:A:H62	2	0.99	0.11	0.99

Continued on next page...

Continued from previous page...

Key	Atom-1	Atom-2	Models ¹	Mean (Å)	SD ¹ (Å)	Median (Å)
(1,3)	1:A:84:LYS:HZ2	2:B:5:A:H8	2	0.99	0.11	0.99
(1,3)	1:A:84:LYS:HZ2	2:B:5:A:HO2'	2	0.99	0.11	0.99
(1,3)	1:A:84:LYS:HZ2	2:B:5:A:N1	2	0.99	0.11	0.99
(1,3)	1:A:84:LYS:HZ2	2:B:5:A:N3	2	0.99	0.11	0.99
(1,3)	1:A:84:LYS:HZ2	2:B:5:A:N6	2	0.99	0.11	0.99
(1,3)	1:A:84:LYS:HZ2	2:B:5:A:N7	2	0.99	0.11	0.99
(1,3)	1:A:84:LYS:HZ2	2:B:5:A:N9	2	0.99	0.11	0.99
(1,3)	1:A:84:LYS:HZ2	2:B:5:A:O2'	2	0.99	0.11	0.99
(1,3)	1:A:84:LYS:HZ2	2:B:5:A:O3'	2	0.99	0.11	0.99
(1,3)	1:A:84:LYS:HZ2	2:B:5:A:O4'	2	0.99	0.11	0.99
(1,3)	1:A:84:LYS:HZ2	2:B:5:A:O5'	2	0.99	0.11	0.99
(1,3)	1:A:84:LYS:HZ2	2:B:5:A:OP1	2	0.99	0.11	0.99
(1,3)	1:A:84:LYS:HZ2	2:B:5:A:OP2	2	0.99	0.11	0.99
(1,3)	1:A:84:LYS:HZ2	2:B:5:A:P	2	0.99	0.11	0.99
(1,3)	1:A:84:LYS:HZ2	2:B:6:G:C1'	2	0.99	0.11	0.99
(1,3)	1:A:84:LYS:HZ2	2:B:6:G:C2	2	0.99	0.11	0.99
(1,3)	1:A:84:LYS:HZ2	2:B:6:G:C2'	2	0.99	0.11	0.99
(1,3)	1:A:84:LYS:HZ2	2:B:6:G:C3'	2	0.99	0.11	0.99
(1,3)	1:A:84:LYS:HZ2	2:B:6:G:C4	2	0.99	0.11	0.99
(1,3)	1:A:84:LYS:HZ2	2:B:6:G:C4'	2	0.99	0.11	0.99
(1,3)	1:A:84:LYS:HZ2	2:B:6:G:C5	2	0.99	0.11	0.99
(1,3)	1:A:84:LYS:HZ2	2:B:6:G:C5'	2	0.99	0.11	0.99
(1,3)	1:A:84:LYS:HZ2	2:B:6:G:C6	2	0.99	0.11	0.99
(1,3)	1:A:84:LYS:HZ2	2:B:6:G:C8	2	0.99	0.11	0.99
(1,3)	1:A:84:LYS:HZ2	2:B:6:G:H1	2	0.99	0.11	0.99
(1,3)	1:A:84:LYS:HZ2	2:B:6:G:H1'	2	0.99	0.11	0.99
(1,3)	1:A:84:LYS:HZ2	2:B:6:G:H2'	2	0.99	0.11	0.99
(1,3)	1:A:84:LYS:HZ2	2:B:6:G:H21	2	0.99	0.11	0.99
(1,3)	1:A:84:LYS:HZ2	2:B:6:G:H22	2	0.99	0.11	0.99
(1,3)	1:A:84:LYS:HZ2	2:B:6:G:H3'	2	0.99	0.11	0.99
(1,3)	1:A:84:LYS:HZ2	2:B:6:G:H4'	2	0.99	0.11	0.99
(1,3)	1:A:84:LYS:HZ2	2:B:6:G:H5'	2	0.99	0.11	0.99
(1,3)	1:A:84:LYS:HZ2	2:B:6:G:H5''	2	0.99	0.11	0.99
(1,3)	1:A:84:LYS:HZ2	2:B:6:G:H8	2	0.99	0.11	0.99
(1,3)	1:A:84:LYS:HZ2	2:B:6:G:HO2'	2	0.99	0.11	0.99
(1,3)	1:A:84:LYS:HZ2	2:B:6:G:N1	2	0.99	0.11	0.99
(1,3)	1:A:84:LYS:HZ2	2:B:6:G:N2	2	0.99	0.11	0.99
(1,3)	1:A:84:LYS:HZ2	2:B:6:G:N3	2	0.99	0.11	0.99
(1,3)	1:A:84:LYS:HZ2	2:B:6:G:N7	2	0.99	0.11	0.99
(1,3)	1:A:84:LYS:HZ2	2:B:6:G:N9	2	0.99	0.11	0.99
(1,3)	1:A:84:LYS:HZ2	2:B:6:G:O2'	2	0.99	0.11	0.99
(1,3)	1:A:84:LYS:HZ2	2:B:6:G:O3'	2	0.99	0.11	0.99

Continued on next page...

Continued from previous page...

Key	Atom-1	Atom-2	Models ¹	Mean (Å)	SD ¹ (Å)	Median (Å)
(1,3)	1:A:84:LYS:HZ2	2:B:6:G:O4'	2	0.99	0.11	0.99
(1,3)	1:A:84:LYS:HZ2	2:B:6:G:O5'	2	0.99	0.11	0.99
(1,3)	1:A:84:LYS:HZ2	2:B:6:G:O6	2	0.99	0.11	0.99
(1,3)	1:A:84:LYS:HZ2	2:B:6:G:OP1	2	0.99	0.11	0.99
(1,3)	1:A:84:LYS:HZ2	2:B:6:G:OP2	2	0.99	0.11	0.99
(1,3)	1:A:84:LYS:HZ2	2:B:6:G:P	2	0.99	0.11	0.99
(1,3)	1:A:84:LYS:HZ2	2:B:7:C:C1'	2	0.99	0.11	0.99
(1,3)	1:A:84:LYS:HZ2	2:B:7:C:C2	2	0.99	0.11	0.99
(1,3)	1:A:84:LYS:HZ2	2:B:7:C:C2'	2	0.99	0.11	0.99
(1,3)	1:A:84:LYS:HZ2	2:B:7:C:C3'	2	0.99	0.11	0.99
(1,3)	1:A:84:LYS:HZ2	2:B:7:C:C4	2	0.99	0.11	0.99
(1,3)	1:A:84:LYS:HZ2	2:B:7:C:C4'	2	0.99	0.11	0.99
(1,3)	1:A:84:LYS:HZ2	2:B:7:C:C5	2	0.99	0.11	0.99
(1,3)	1:A:84:LYS:HZ2	2:B:7:C:C5'	2	0.99	0.11	0.99
(1,3)	1:A:84:LYS:HZ2	2:B:7:C:C6	2	0.99	0.11	0.99
(1,3)	1:A:84:LYS:HZ2	2:B:7:C:H1'	2	0.99	0.11	0.99
(1,3)	1:A:84:LYS:HZ2	2:B:7:C:H2'	2	0.99	0.11	0.99
(1,3)	1:A:84:LYS:HZ2	2:B:7:C:H3'	2	0.99	0.11	0.99
(1,3)	1:A:84:LYS:HZ2	2:B:7:C:H4'	2	0.99	0.11	0.99
(1,3)	1:A:84:LYS:HZ2	2:B:7:C:H41	2	0.99	0.11	0.99
(1,3)	1:A:84:LYS:HZ2	2:B:7:C:H42	2	0.99	0.11	0.99
(1,3)	1:A:84:LYS:HZ2	2:B:7:C:H5	2	0.99	0.11	0.99
(1,3)	1:A:84:LYS:HZ2	2:B:7:C:H5'	2	0.99	0.11	0.99
(1,3)	1:A:84:LYS:HZ2	2:B:7:C:H5''	2	0.99	0.11	0.99
(1,3)	1:A:84:LYS:HZ2	2:B:7:C:H6	2	0.99	0.11	0.99
(1,3)	1:A:84:LYS:HZ2	2:B:7:C:HO2'	2	0.99	0.11	0.99
(1,3)	1:A:84:LYS:HZ2	2:B:7:C:N1	2	0.99	0.11	0.99
(1,3)	1:A:84:LYS:HZ2	2:B:7:C:N3	2	0.99	0.11	0.99
(1,3)	1:A:84:LYS:HZ2	2:B:7:C:N4	2	0.99	0.11	0.99
(1,3)	1:A:84:LYS:HZ2	2:B:7:C:O2	2	0.99	0.11	0.99
(1,3)	1:A:84:LYS:HZ2	2:B:7:C:O2'	2	0.99	0.11	0.99
(1,3)	1:A:84:LYS:HZ2	2:B:7:C:O3'	2	0.99	0.11	0.99
(1,3)	1:A:84:LYS:HZ2	2:B:7:C:O4'	2	0.99	0.11	0.99
(1,3)	1:A:84:LYS:HZ2	2:B:7:C:O5'	2	0.99	0.11	0.99
(1,3)	1:A:84:LYS:HZ2	2:B:7:C:OP1	2	0.99	0.11	0.99
(1,3)	1:A:84:LYS:HZ2	2:B:7:C:OP2	2	0.99	0.11	0.99
(1,3)	1:A:84:LYS:HZ2	2:B:7:C:P	2	0.99	0.11	0.99
(1,3)	1:A:84:LYS:HZ2	2:B:8:U:C1'	2	0.99	0.11	0.99
(1,3)	1:A:84:LYS:HZ2	2:B:8:U:C2	2	0.99	0.11	0.99
(1,3)	1:A:84:LYS:HZ2	2:B:8:U:C2'	2	0.99	0.11	0.99
(1,3)	1:A:84:LYS:HZ2	2:B:8:U:C3'	2	0.99	0.11	0.99
(1,3)	1:A:84:LYS:HZ2	2:B:8:U:C4	2	0.99	0.11	0.99

Continued on next page...

Continued from previous page...

Key	Atom-1	Atom-2	Models ¹	Mean (Å)	SD ¹ (Å)	Median (Å)
(1,3)	1:A:84:LYS:HZ2	2:B:8:U:C4'	2	0.99	0.11	0.99
(1,3)	1:A:84:LYS:HZ2	2:B:8:U:C5	2	0.99	0.11	0.99
(1,3)	1:A:84:LYS:HZ2	2:B:8:U:C5'	2	0.99	0.11	0.99
(1,3)	1:A:84:LYS:HZ2	2:B:8:U:C6	2	0.99	0.11	0.99
(1,3)	1:A:84:LYS:HZ2	2:B:8:U:H1'	2	0.99	0.11	0.99
(1,3)	1:A:84:LYS:HZ2	2:B:8:U:H2'	2	0.99	0.11	0.99
(1,3)	1:A:84:LYS:HZ2	2:B:8:U:H3	2	0.99	0.11	0.99
(1,3)	1:A:84:LYS:HZ2	2:B:8:U:H3'	2	0.99	0.11	0.99
(1,3)	1:A:84:LYS:HZ2	2:B:8:U:H4'	2	0.99	0.11	0.99
(1,3)	1:A:84:LYS:HZ2	2:B:8:U:H5	2	0.99	0.11	0.99
(1,3)	1:A:84:LYS:HZ2	2:B:8:U:H5'	2	0.99	0.11	0.99
(1,3)	1:A:84:LYS:HZ2	2:B:8:U:H5''	2	0.99	0.11	0.99
(1,3)	1:A:84:LYS:HZ2	2:B:8:U:H6	2	0.99	0.11	0.99
(1,3)	1:A:84:LYS:HZ2	2:B:8:U:HO2'	2	0.99	0.11	0.99
(1,3)	1:A:84:LYS:HZ2	2:B:8:U:N1	2	0.99	0.11	0.99
(1,3)	1:A:84:LYS:HZ2	2:B:8:U:N3	2	0.99	0.11	0.99
(1,3)	1:A:84:LYS:HZ2	2:B:8:U:O2	2	0.99	0.11	0.99
(1,3)	1:A:84:LYS:HZ2	2:B:8:U:O2'	2	0.99	0.11	0.99
(1,3)	1:A:84:LYS:HZ2	2:B:8:U:O3'	2	0.99	0.11	0.99
(1,3)	1:A:84:LYS:HZ2	2:B:8:U:O4	2	0.99	0.11	0.99
(1,3)	1:A:84:LYS:HZ2	2:B:8:U:O4'	2	0.99	0.11	0.99
(1,3)	1:A:84:LYS:HZ2	2:B:8:U:O5'	2	0.99	0.11	0.99
(1,3)	1:A:84:LYS:HZ2	2:B:8:U:OP1	2	0.99	0.11	0.99
(1,3)	1:A:84:LYS:HZ2	2:B:8:U:OP2	2	0.99	0.11	0.99
(1,3)	1:A:84:LYS:HZ2	2:B:8:U:P	2	0.99	0.11	0.99
(1,3)	1:A:84:LYS:HZ2	2:B:9:C:C1'	2	0.99	0.11	0.99
(1,3)	1:A:84:LYS:HZ2	2:B:9:C:C2	2	0.99	0.11	0.99
(1,3)	1:A:84:LYS:HZ2	2:B:9:C:C2'	2	0.99	0.11	0.99
(1,3)	1:A:84:LYS:HZ2	2:B:9:C:C3'	2	0.99	0.11	0.99
(1,3)	1:A:84:LYS:HZ2	2:B:9:C:C4	2	0.99	0.11	0.99
(1,3)	1:A:84:LYS:HZ2	2:B:9:C:C4'	2	0.99	0.11	0.99
(1,3)	1:A:84:LYS:HZ2	2:B:9:C:C5	2	0.99	0.11	0.99
(1,3)	1:A:84:LYS:HZ2	2:B:9:C:C5'	2	0.99	0.11	0.99
(1,3)	1:A:84:LYS:HZ2	2:B:9:C:C6	2	0.99	0.11	0.99
(1,3)	1:A:84:LYS:HZ2	2:B:9:C:H1'	2	0.99	0.11	0.99
(1,3)	1:A:84:LYS:HZ2	2:B:9:C:H2'	2	0.99	0.11	0.99
(1,3)	1:A:84:LYS:HZ2	2:B:9:C:H3'	2	0.99	0.11	0.99
(1,3)	1:A:84:LYS:HZ2	2:B:9:C:H4'	2	0.99	0.11	0.99
(1,3)	1:A:84:LYS:HZ2	2:B:9:C:H41	2	0.99	0.11	0.99
(1,3)	1:A:84:LYS:HZ2	2:B:9:C:H42	2	0.99	0.11	0.99
(1,3)	1:A:84:LYS:HZ2	2:B:9:C:H5	2	0.99	0.11	0.99
(1,3)	1:A:84:LYS:HZ2	2:B:9:C:H5'	2	0.99	0.11	0.99

Continued on next page...

Continued from previous page...

Key	Atom-1	Atom-2	Models ¹	Mean (Å)	SD ¹ (Å)	Median (Å)
(1,3)	1:A:84:LYS:HZ2	2:B:9:C:H5''	2	0.99	0.11	0.99
(1,3)	1:A:84:LYS:HZ2	2:B:9:C:H6	2	0.99	0.11	0.99
(1,3)	1:A:84:LYS:HZ2	2:B:9:C:HO2'	2	0.99	0.11	0.99
(1,3)	1:A:84:LYS:HZ2	2:B:9:C:N1	2	0.99	0.11	0.99
(1,3)	1:A:84:LYS:HZ2	2:B:9:C:N3	2	0.99	0.11	0.99
(1,3)	1:A:84:LYS:HZ2	2:B:9:C:N4	2	0.99	0.11	0.99
(1,3)	1:A:84:LYS:HZ2	2:B:9:C:O2	2	0.99	0.11	0.99
(1,3)	1:A:84:LYS:HZ2	2:B:9:C:O2'	2	0.99	0.11	0.99
(1,3)	1:A:84:LYS:HZ2	2:B:9:C:O3'	2	0.99	0.11	0.99
(1,3)	1:A:84:LYS:HZ2	2:B:9:C:O4'	2	0.99	0.11	0.99
(1,3)	1:A:84:LYS:HZ2	2:B:9:C:O5'	2	0.99	0.11	0.99
(1,3)	1:A:84:LYS:HZ2	2:B:9:C:OP1	2	0.99	0.11	0.99
(1,3)	1:A:84:LYS:HZ2	2:B:9:C:OP2	2	0.99	0.11	0.99
(1,3)	1:A:84:LYS:HZ2	2:B:9:C:P	2	0.99	0.11	0.99
(1,3)	1:A:84:LYS:HZ2	2:B:10:G:C1'	2	0.99	0.11	0.99
(1,3)	1:A:84:LYS:HZ2	2:B:10:G:C2	2	0.99	0.11	0.99
(1,3)	1:A:84:LYS:HZ2	2:B:10:G:C2'	2	0.99	0.11	0.99
(1,3)	1:A:84:LYS:HZ2	2:B:10:G:C3'	2	0.99	0.11	0.99
(1,3)	1:A:84:LYS:HZ2	2:B:10:G:C4	2	0.99	0.11	0.99
(1,3)	1:A:84:LYS:HZ2	2:B:10:G:C4'	2	0.99	0.11	0.99
(1,3)	1:A:84:LYS:HZ2	2:B:10:G:C5	2	0.99	0.11	0.99
(1,3)	1:A:84:LYS:HZ2	2:B:10:G:C5'	2	0.99	0.11	0.99
(1,3)	1:A:84:LYS:HZ2	2:B:10:G:C6	2	0.99	0.11	0.99
(1,3)	1:A:84:LYS:HZ2	2:B:10:G:C8	2	0.99	0.11	0.99
(1,3)	1:A:84:LYS:HZ2	2:B:10:G:H1	2	0.99	0.11	0.99
(1,3)	1:A:84:LYS:HZ2	2:B:10:G:H1'	2	0.99	0.11	0.99
(1,3)	1:A:84:LYS:HZ2	2:B:10:G:H2'	2	0.99	0.11	0.99
(1,3)	1:A:84:LYS:HZ2	2:B:10:G:H21	2	0.99	0.11	0.99
(1,3)	1:A:84:LYS:HZ2	2:B:10:G:H22	2	0.99	0.11	0.99
(1,3)	1:A:84:LYS:HZ2	2:B:10:G:H3'	2	0.99	0.11	0.99
(1,3)	1:A:84:LYS:HZ2	2:B:10:G:H4'	2	0.99	0.11	0.99
(1,3)	1:A:84:LYS:HZ2	2:B:10:G:H5'	2	0.99	0.11	0.99
(1,3)	1:A:84:LYS:HZ2	2:B:10:G:H5''	2	0.99	0.11	0.99
(1,3)	1:A:84:LYS:HZ2	2:B:10:G:H8	2	0.99	0.11	0.99
(1,3)	1:A:84:LYS:HZ2	2:B:10:G:HO2'	2	0.99	0.11	0.99
(1,3)	1:A:84:LYS:HZ2	2:B:10:G:N1	2	0.99	0.11	0.99
(1,3)	1:A:84:LYS:HZ2	2:B:10:G:N2	2	0.99	0.11	0.99
(1,3)	1:A:84:LYS:HZ2	2:B:10:G:N3	2	0.99	0.11	0.99
(1,3)	1:A:84:LYS:HZ2	2:B:10:G:N7	2	0.99	0.11	0.99
(1,3)	1:A:84:LYS:HZ2	2:B:10:G:N9	2	0.99	0.11	0.99
(1,3)	1:A:84:LYS:HZ2	2:B:10:G:O2'	2	0.99	0.11	0.99
(1,3)	1:A:84:LYS:HZ2	2:B:10:G:O3'	2	0.99	0.11	0.99

Continued on next page...

Continued from previous page...

Key	Atom-1	Atom-2	Models ¹	Mean (Å)	SD ¹ (Å)	Median (Å)
(1,3)	1:A:84:LYS:HZ2	2:B:10:G:O4'	2	0.99	0.11	0.99
(1,3)	1:A:84:LYS:HZ2	2:B:10:G:O5'	2	0.99	0.11	0.99
(1,3)	1:A:84:LYS:HZ2	2:B:10:G:O6	2	0.99	0.11	0.99
(1,3)	1:A:84:LYS:HZ2	2:B:10:G:OP1	2	0.99	0.11	0.99
(1,3)	1:A:84:LYS:HZ2	2:B:10:G:OP2	2	0.99	0.11	0.99
(1,3)	1:A:84:LYS:HZ2	2:B:10:G:P	2	0.99	0.11	0.99
(1,3)	1:A:84:LYS:HZ2	2:B:11:A:C1'	2	0.99	0.11	0.99
(1,3)	1:A:84:LYS:HZ2	2:B:11:A:C2	2	0.99	0.11	0.99
(1,3)	1:A:84:LYS:HZ2	2:B:11:A:C2'	2	0.99	0.11	0.99
(1,3)	1:A:84:LYS:HZ2	2:B:11:A:C3'	2	0.99	0.11	0.99
(1,3)	1:A:84:LYS:HZ2	2:B:11:A:C4	2	0.99	0.11	0.99
(1,3)	1:A:84:LYS:HZ2	2:B:11:A:C4'	2	0.99	0.11	0.99
(1,3)	1:A:84:LYS:HZ2	2:B:11:A:C5	2	0.99	0.11	0.99
(1,3)	1:A:84:LYS:HZ2	2:B:11:A:C5'	2	0.99	0.11	0.99
(1,3)	1:A:84:LYS:HZ2	2:B:11:A:C6	2	0.99	0.11	0.99
(1,3)	1:A:84:LYS:HZ2	2:B:11:A:C8	2	0.99	0.11	0.99
(1,3)	1:A:84:LYS:HZ2	2:B:11:A:H1'	2	0.99	0.11	0.99
(1,3)	1:A:84:LYS:HZ2	2:B:11:A:H2	2	0.99	0.11	0.99
(1,3)	1:A:84:LYS:HZ2	2:B:11:A:H2'	2	0.99	0.11	0.99
(1,3)	1:A:84:LYS:HZ2	2:B:11:A:H3'	2	0.99	0.11	0.99
(1,3)	1:A:84:LYS:HZ2	2:B:11:A:H4'	2	0.99	0.11	0.99
(1,3)	1:A:84:LYS:HZ2	2:B:11:A:H5'	2	0.99	0.11	0.99
(1,3)	1:A:84:LYS:HZ2	2:B:11:A:H5''	2	0.99	0.11	0.99
(1,3)	1:A:84:LYS:HZ2	2:B:11:A:H61	2	0.99	0.11	0.99
(1,3)	1:A:84:LYS:HZ2	2:B:11:A:H62	2	0.99	0.11	0.99
(1,3)	1:A:84:LYS:HZ2	2:B:11:A:H8	2	0.99	0.11	0.99
(1,3)	1:A:84:LYS:HZ2	2:B:11:A:HO2'	2	0.99	0.11	0.99
(1,3)	1:A:84:LYS:HZ2	2:B:11:A:N1	2	0.99	0.11	0.99
(1,3)	1:A:84:LYS:HZ2	2:B:11:A:N3	2	0.99	0.11	0.99
(1,3)	1:A:84:LYS:HZ2	2:B:11:A:N6	2	0.99	0.11	0.99
(1,3)	1:A:84:LYS:HZ2	2:B:11:A:N7	2	0.99	0.11	0.99
(1,3)	1:A:84:LYS:HZ2	2:B:11:A:N9	2	0.99	0.11	0.99
(1,3)	1:A:84:LYS:HZ2	2:B:11:A:O2'	2	0.99	0.11	0.99
(1,3)	1:A:84:LYS:HZ2	2:B:11:A:O3'	2	0.99	0.11	0.99
(1,3)	1:A:84:LYS:HZ2	2:B:11:A:O4'	2	0.99	0.11	0.99
(1,3)	1:A:84:LYS:HZ2	2:B:11:A:O5'	2	0.99	0.11	0.99
(1,3)	1:A:84:LYS:HZ2	2:B:11:A:OP1	2	0.99	0.11	0.99
(1,3)	1:A:84:LYS:HZ2	2:B:11:A:OP2	2	0.99	0.11	0.99
(1,3)	1:A:84:LYS:HZ2	2:B:11:A:P	2	0.99	0.11	0.99
(1,3)	1:A:84:LYS:HZ2	2:B:12:A:C1'	2	0.99	0.11	0.99
(1,3)	1:A:84:LYS:HZ2	2:B:12:A:C2	2	0.99	0.11	0.99
(1,3)	1:A:84:LYS:HZ2	2:B:12:A:C2'	2	0.99	0.11	0.99

Continued on next page...

Continued from previous page...

Key	Atom-1	Atom-2	Models ¹	Mean (Å)	SD ¹ (Å)	Median (Å)
(1,3)	1:A:84:LYS:HZ2	2:B:12:A:C3'	2	0.99	0.11	0.99
(1,3)	1:A:84:LYS:HZ2	2:B:12:A:C4	2	0.99	0.11	0.99
(1,3)	1:A:84:LYS:HZ2	2:B:12:A:C4'	2	0.99	0.11	0.99
(1,3)	1:A:84:LYS:HZ2	2:B:12:A:C5	2	0.99	0.11	0.99
(1,3)	1:A:84:LYS:HZ2	2:B:12:A:C5'	2	0.99	0.11	0.99
(1,3)	1:A:84:LYS:HZ2	2:B:12:A:C6	2	0.99	0.11	0.99
(1,3)	1:A:84:LYS:HZ2	2:B:12:A:C8	2	0.99	0.11	0.99
(1,3)	1:A:84:LYS:HZ2	2:B:12:A:H1'	2	0.99	0.11	0.99
(1,3)	1:A:84:LYS:HZ2	2:B:12:A:H2	2	0.99	0.11	0.99
(1,3)	1:A:84:LYS:HZ2	2:B:12:A:H2'	2	0.99	0.11	0.99
(1,3)	1:A:84:LYS:HZ2	2:B:12:A:H3'	2	0.99	0.11	0.99
(1,3)	1:A:84:LYS:HZ2	2:B:12:A:H4'	2	0.99	0.11	0.99
(1,3)	1:A:84:LYS:HZ2	2:B:12:A:H5'	2	0.99	0.11	0.99
(1,3)	1:A:84:LYS:HZ2	2:B:12:A:H5''	2	0.99	0.11	0.99
(1,3)	1:A:84:LYS:HZ2	2:B:12:A:H61	2	0.99	0.11	0.99
(1,3)	1:A:84:LYS:HZ2	2:B:12:A:H62	2	0.99	0.11	0.99
(1,3)	1:A:84:LYS:HZ2	2:B:12:A:H8	2	0.99	0.11	0.99
(1,3)	1:A:84:LYS:HZ2	2:B:12:A:HO2'	2	0.99	0.11	0.99
(1,3)	1:A:84:LYS:HZ2	2:B:12:A:N1	2	0.99	0.11	0.99
(1,3)	1:A:84:LYS:HZ2	2:B:12:A:N3	2	0.99	0.11	0.99
(1,3)	1:A:84:LYS:HZ2	2:B:12:A:N6	2	0.99	0.11	0.99
(1,3)	1:A:84:LYS:HZ2	2:B:12:A:N7	2	0.99	0.11	0.99
(1,3)	1:A:84:LYS:HZ2	2:B:12:A:N9	2	0.99	0.11	0.99
(1,3)	1:A:84:LYS:HZ2	2:B:12:A:O2'	2	0.99	0.11	0.99
(1,3)	1:A:84:LYS:HZ2	2:B:12:A:O3'	2	0.99	0.11	0.99
(1,3)	1:A:84:LYS:HZ2	2:B:12:A:O4'	2	0.99	0.11	0.99
(1,3)	1:A:84:LYS:HZ2	2:B:12:A:O5'	2	0.99	0.11	0.99
(1,3)	1:A:84:LYS:HZ2	2:B:12:A:OP1	2	0.99	0.11	0.99
(1,3)	1:A:84:LYS:HZ2	2:B:12:A:OP2	2	0.99	0.11	0.99
(1,3)	1:A:84:LYS:HZ2	2:B:12:A:P	2	0.99	0.11	0.99
(1,3)	1:A:84:LYS:HZ2	2:B:13:A:C1'	2	0.99	0.11	0.99
(1,3)	1:A:84:LYS:HZ2	2:B:13:A:C2	2	0.99	0.11	0.99
(1,3)	1:A:84:LYS:HZ2	2:B:13:A:C2'	2	0.99	0.11	0.99
(1,3)	1:A:84:LYS:HZ2	2:B:13:A:C3'	2	0.99	0.11	0.99
(1,3)	1:A:84:LYS:HZ2	2:B:13:A:C4	2	0.99	0.11	0.99
(1,3)	1:A:84:LYS:HZ2	2:B:13:A:C4'	2	0.99	0.11	0.99
(1,3)	1:A:84:LYS:HZ2	2:B:13:A:C5	2	0.99	0.11	0.99
(1,3)	1:A:84:LYS:HZ2	2:B:13:A:C5'	2	0.99	0.11	0.99
(1,3)	1:A:84:LYS:HZ2	2:B:13:A:C6	2	0.99	0.11	0.99
(1,3)	1:A:84:LYS:HZ2	2:B:13:A:C8	2	0.99	0.11	0.99
(1,3)	1:A:84:LYS:HZ2	2:B:13:A:H1'	2	0.99	0.11	0.99
(1,3)	1:A:84:LYS:HZ2	2:B:13:A:H2	2	0.99	0.11	0.99

Continued on next page...

Continued from previous page...

Key	Atom-1	Atom-2	Models ¹	Mean (Å)	SD ¹ (Å)	Median (Å)
(1,3)	1:A:84:LYS:HZ2	2:B:13:A:H2'	2	0.99	0.11	0.99
(1,3)	1:A:84:LYS:HZ2	2:B:13:A:H3'	2	0.99	0.11	0.99
(1,3)	1:A:84:LYS:HZ2	2:B:13:A:H4'	2	0.99	0.11	0.99
(1,3)	1:A:84:LYS:HZ2	2:B:13:A:H5'	2	0.99	0.11	0.99
(1,3)	1:A:84:LYS:HZ2	2:B:13:A:H5''	2	0.99	0.11	0.99
(1,3)	1:A:84:LYS:HZ2	2:B:13:A:H61	2	0.99	0.11	0.99
(1,3)	1:A:84:LYS:HZ2	2:B:13:A:H62	2	0.99	0.11	0.99
(1,3)	1:A:84:LYS:HZ2	2:B:13:A:H8	2	0.99	0.11	0.99
(1,3)	1:A:84:LYS:HZ2	2:B:13:A:HO2'	2	0.99	0.11	0.99
(1,3)	1:A:84:LYS:HZ2	2:B:13:A:N1	2	0.99	0.11	0.99
(1,3)	1:A:84:LYS:HZ2	2:B:13:A:N3	2	0.99	0.11	0.99
(1,3)	1:A:84:LYS:HZ2	2:B:13:A:N6	2	0.99	0.11	0.99
(1,3)	1:A:84:LYS:HZ2	2:B:13:A:N7	2	0.99	0.11	0.99
(1,3)	1:A:84:LYS:HZ2	2:B:13:A:N9	2	0.99	0.11	0.99
(1,3)	1:A:84:LYS:HZ2	2:B:13:A:O2'	2	0.99	0.11	0.99
(1,3)	1:A:84:LYS:HZ2	2:B:13:A:O3'	2	0.99	0.11	0.99
(1,3)	1:A:84:LYS:HZ2	2:B:13:A:O4'	2	0.99	0.11	0.99
(1,3)	1:A:84:LYS:HZ2	2:B:13:A:O5'	2	0.99	0.11	0.99
(1,3)	1:A:84:LYS:HZ2	2:B:13:A:OP1	2	0.99	0.11	0.99
(1,3)	1:A:84:LYS:HZ2	2:B:13:A:OP2	2	0.99	0.11	0.99
(1,3)	1:A:84:LYS:HZ2	2:B:13:A:P	2	0.99	0.11	0.99
(1,3)	1:A:84:LYS:HZ2	2:B:14:G:C1'	2	0.99	0.11	0.99
(1,3)	1:A:84:LYS:HZ2	2:B:14:G:C2	2	0.99	0.11	0.99
(1,3)	1:A:84:LYS:HZ2	2:B:14:G:C2'	2	0.99	0.11	0.99
(1,3)	1:A:84:LYS:HZ2	2:B:14:G:C3'	2	0.99	0.11	0.99
(1,3)	1:A:84:LYS:HZ2	2:B:14:G:C4	2	0.99	0.11	0.99
(1,3)	1:A:84:LYS:HZ2	2:B:14:G:C4'	2	0.99	0.11	0.99
(1,3)	1:A:84:LYS:HZ2	2:B:14:G:C5	2	0.99	0.11	0.99
(1,3)	1:A:84:LYS:HZ2	2:B:14:G:C5'	2	0.99	0.11	0.99
(1,3)	1:A:84:LYS:HZ2	2:B:14:G:C6	2	0.99	0.11	0.99
(1,3)	1:A:84:LYS:HZ2	2:B:14:G:C8	2	0.99	0.11	0.99
(1,3)	1:A:84:LYS:HZ2	2:B:14:G:H1	2	0.99	0.11	0.99
(1,3)	1:A:84:LYS:HZ2	2:B:14:G:H1'	2	0.99	0.11	0.99
(1,3)	1:A:84:LYS:HZ2	2:B:14:G:H2'	2	0.99	0.11	0.99
(1,3)	1:A:84:LYS:HZ2	2:B:14:G:H21	2	0.99	0.11	0.99
(1,3)	1:A:84:LYS:HZ2	2:B:14:G:H22	2	0.99	0.11	0.99
(1,3)	1:A:84:LYS:HZ2	2:B:14:G:H3'	2	0.99	0.11	0.99
(1,3)	1:A:84:LYS:HZ2	2:B:14:G:H4'	2	0.99	0.11	0.99
(1,3)	1:A:84:LYS:HZ2	2:B:14:G:H5'	2	0.99	0.11	0.99
(1,3)	1:A:84:LYS:HZ2	2:B:14:G:H5''	2	0.99	0.11	0.99
(1,3)	1:A:84:LYS:HZ2	2:B:14:G:H8	2	0.99	0.11	0.99
(1,3)	1:A:84:LYS:HZ2	2:B:14:G:HO2'	2	0.99	0.11	0.99

Continued on next page...

Continued from previous page...

Key	Atom-1	Atom-2	Models ¹	Mean (Å)	SD ¹ (Å)	Median (Å)
(1,3)	1:A:84:LYS:HZ2	2:B:14:G:N1	2	0.99	0.11	0.99
(1,3)	1:A:84:LYS:HZ2	2:B:14:G:N2	2	0.99	0.11	0.99
(1,3)	1:A:84:LYS:HZ2	2:B:14:G:N3	2	0.99	0.11	0.99
(1,3)	1:A:84:LYS:HZ2	2:B:14:G:N7	2	0.99	0.11	0.99
(1,3)	1:A:84:LYS:HZ2	2:B:14:G:N9	2	0.99	0.11	0.99
(1,3)	1:A:84:LYS:HZ2	2:B:14:G:O2'	2	0.99	0.11	0.99
(1,3)	1:A:84:LYS:HZ2	2:B:14:G:O3'	2	0.99	0.11	0.99
(1,3)	1:A:84:LYS:HZ2	2:B:14:G:O4'	2	0.99	0.11	0.99
(1,3)	1:A:84:LYS:HZ2	2:B:14:G:O5'	2	0.99	0.11	0.99
(1,3)	1:A:84:LYS:HZ2	2:B:14:G:O6	2	0.99	0.11	0.99
(1,3)	1:A:84:LYS:HZ2	2:B:14:G:OP1	2	0.99	0.11	0.99
(1,3)	1:A:84:LYS:HZ2	2:B:14:G:OP2	2	0.99	0.11	0.99
(1,3)	1:A:84:LYS:HZ2	2:B:14:G:P	2	0.99	0.11	0.99
(1,3)	1:A:84:LYS:HZ2	2:B:15:A:C1'	2	0.99	0.11	0.99
(1,3)	1:A:84:LYS:HZ2	2:B:15:A:C2	2	0.99	0.11	0.99
(1,3)	1:A:84:LYS:HZ2	2:B:15:A:C2'	2	0.99	0.11	0.99
(1,3)	1:A:84:LYS:HZ2	2:B:15:A:C3'	2	0.99	0.11	0.99
(1,3)	1:A:84:LYS:HZ2	2:B:15:A:C4	2	0.99	0.11	0.99
(1,3)	1:A:84:LYS:HZ2	2:B:15:A:C4'	2	0.99	0.11	0.99
(1,3)	1:A:84:LYS:HZ2	2:B:15:A:C5	2	0.99	0.11	0.99
(1,3)	1:A:84:LYS:HZ2	2:B:15:A:C5'	2	0.99	0.11	0.99
(1,3)	1:A:84:LYS:HZ2	2:B:15:A:C6	2	0.99	0.11	0.99
(1,3)	1:A:84:LYS:HZ2	2:B:15:A:C8	2	0.99	0.11	0.99
(1,3)	1:A:84:LYS:HZ2	2:B:15:A:H1'	2	0.99	0.11	0.99
(1,3)	1:A:84:LYS:HZ2	2:B:15:A:H2	2	0.99	0.11	0.99
(1,3)	1:A:84:LYS:HZ2	2:B:15:A:H2'	2	0.99	0.11	0.99
(1,3)	1:A:84:LYS:HZ2	2:B:15:A:H3'	2	0.99	0.11	0.99
(1,3)	1:A:84:LYS:HZ2	2:B:15:A:H4'	2	0.99	0.11	0.99
(1,3)	1:A:84:LYS:HZ2	2:B:15:A:H5'	2	0.99	0.11	0.99
(1,3)	1:A:84:LYS:HZ2	2:B:15:A:H5''	2	0.99	0.11	0.99
(1,3)	1:A:84:LYS:HZ2	2:B:15:A:H61	2	0.99	0.11	0.99
(1,3)	1:A:84:LYS:HZ2	2:B:15:A:H62	2	0.99	0.11	0.99
(1,3)	1:A:84:LYS:HZ2	2:B:15:A:H8	2	0.99	0.11	0.99
(1,3)	1:A:84:LYS:HZ2	2:B:15:A:HO2'	2	0.99	0.11	0.99
(1,3)	1:A:84:LYS:HZ2	2:B:15:A:N1	2	0.99	0.11	0.99
(1,3)	1:A:84:LYS:HZ2	2:B:15:A:N3	2	0.99	0.11	0.99
(1,3)	1:A:84:LYS:HZ2	2:B:15:A:N6	2	0.99	0.11	0.99
(1,3)	1:A:84:LYS:HZ2	2:B:15:A:N7	2	0.99	0.11	0.99
(1,3)	1:A:84:LYS:HZ2	2:B:15:A:N9	2	0.99	0.11	0.99
(1,3)	1:A:84:LYS:HZ2	2:B:15:A:O2'	2	0.99	0.11	0.99
(1,3)	1:A:84:LYS:HZ2	2:B:15:A:O3'	2	0.99	0.11	0.99
(1,3)	1:A:84:LYS:HZ2	2:B:15:A:O4'	2	0.99	0.11	0.99

Continued on next page...

Continued from previous page...

Key	Atom-1	Atom-2	Models ¹	Mean (Å)	SD ¹ (Å)	Median (Å)
(1,3)	1:A:84:LYS:HZ2	2:B:15:A:O5'	2	0.99	0.11	0.99
(1,3)	1:A:84:LYS:HZ2	2:B:15:A:OP1	2	0.99	0.11	0.99
(1,3)	1:A:84:LYS:HZ2	2:B:15:A:OP2	2	0.99	0.11	0.99
(1,3)	1:A:84:LYS:HZ2	2:B:15:A:P	2	0.99	0.11	0.99
(1,3)	1:A:84:LYS:HZ2	2:B:16:G:C1'	2	0.99	0.11	0.99
(1,3)	1:A:84:LYS:HZ2	2:B:16:G:C2	2	0.99	0.11	0.99
(1,3)	1:A:84:LYS:HZ2	2:B:16:G:C2'	2	0.99	0.11	0.99
(1,3)	1:A:84:LYS:HZ2	2:B:16:G:C3'	2	0.99	0.11	0.99
(1,3)	1:A:84:LYS:HZ2	2:B:16:G:C4	2	0.99	0.11	0.99
(1,3)	1:A:84:LYS:HZ2	2:B:16:G:C4'	2	0.99	0.11	0.99
(1,3)	1:A:84:LYS:HZ2	2:B:16:G:C5	2	0.99	0.11	0.99
(1,3)	1:A:84:LYS:HZ2	2:B:16:G:C5'	2	0.99	0.11	0.99
(1,3)	1:A:84:LYS:HZ2	2:B:16:G:C6	2	0.99	0.11	0.99
(1,3)	1:A:84:LYS:HZ2	2:B:16:G:C8	2	0.99	0.11	0.99
(1,3)	1:A:84:LYS:HZ2	2:B:16:G:H1	2	0.99	0.11	0.99
(1,3)	1:A:84:LYS:HZ2	2:B:16:G:H1'	2	0.99	0.11	0.99
(1,3)	1:A:84:LYS:HZ2	2:B:16:G:H2'	2	0.99	0.11	0.99
(1,3)	1:A:84:LYS:HZ2	2:B:16:G:H21	2	0.99	0.11	0.99
(1,3)	1:A:84:LYS:HZ2	2:B:16:G:H22	2	0.99	0.11	0.99
(1,3)	1:A:84:LYS:HZ2	2:B:16:G:H3'	2	0.99	0.11	0.99
(1,3)	1:A:84:LYS:HZ2	2:B:16:G:H4'	2	0.99	0.11	0.99
(1,3)	1:A:84:LYS:HZ2	2:B:16:G:H5'	2	0.99	0.11	0.99
(1,3)	1:A:84:LYS:HZ2	2:B:16:G:H5''	2	0.99	0.11	0.99
(1,3)	1:A:84:LYS:HZ2	2:B:16:G:H8	2	0.99	0.11	0.99
(1,3)	1:A:84:LYS:HZ2	2:B:16:G:HO2'	2	0.99	0.11	0.99
(1,3)	1:A:84:LYS:HZ2	2:B:16:G:N1	2	0.99	0.11	0.99
(1,3)	1:A:84:LYS:HZ2	2:B:16:G:N2	2	0.99	0.11	0.99
(1,3)	1:A:84:LYS:HZ2	2:B:16:G:N3	2	0.99	0.11	0.99
(1,3)	1:A:84:LYS:HZ2	2:B:16:G:N7	2	0.99	0.11	0.99
(1,3)	1:A:84:LYS:HZ2	2:B:16:G:N9	2	0.99	0.11	0.99
(1,3)	1:A:84:LYS:HZ2	2:B:16:G:O2'	2	0.99	0.11	0.99
(1,3)	1:A:84:LYS:HZ2	2:B:16:G:O3'	2	0.99	0.11	0.99
(1,3)	1:A:84:LYS:HZ2	2:B:16:G:O4'	2	0.99	0.11	0.99
(1,3)	1:A:84:LYS:HZ2	2:B:16:G:O5'	2	0.99	0.11	0.99
(1,3)	1:A:84:LYS:HZ2	2:B:16:G:O6	2	0.99	0.11	0.99
(1,3)	1:A:84:LYS:HZ2	2:B:16:G:OP1	2	0.99	0.11	0.99
(1,3)	1:A:84:LYS:HZ2	2:B:16:G:OP2	2	0.99	0.11	0.99
(1,3)	1:A:84:LYS:HZ2	2:B:16:G:P	2	0.99	0.11	0.99
(1,3)	1:A:84:LYS:HZ2	2:B:17:C:C1'	2	0.99	0.11	0.99
(1,3)	1:A:84:LYS:HZ2	2:B:17:C:C2	2	0.99	0.11	0.99
(1,3)	1:A:84:LYS:HZ2	2:B:17:C:C2'	2	0.99	0.11	0.99
(1,3)	1:A:84:LYS:HZ2	2:B:17:C:C3'	2	0.99	0.11	0.99

Continued on next page...

Continued from previous page...

Key	Atom-1	Atom-2	Models ¹	Mean (Å)	SD ¹ (Å)	Median (Å)
(1,3)	1:A:84:LYS:HZ2	2:B:17:C:C4	2	0.99	0.11	0.99
(1,3)	1:A:84:LYS:HZ2	2:B:17:C:C4'	2	0.99	0.11	0.99
(1,3)	1:A:84:LYS:HZ2	2:B:17:C:C5	2	0.99	0.11	0.99
(1,3)	1:A:84:LYS:HZ2	2:B:17:C:C5'	2	0.99	0.11	0.99
(1,3)	1:A:84:LYS:HZ2	2:B:17:C:C6	2	0.99	0.11	0.99
(1,3)	1:A:84:LYS:HZ2	2:B:17:C:H1'	2	0.99	0.11	0.99
(1,3)	1:A:84:LYS:HZ2	2:B:17:C:H2'	2	0.99	0.11	0.99
(1,3)	1:A:84:LYS:HZ2	2:B:17:C:H3'	2	0.99	0.11	0.99
(1,3)	1:A:84:LYS:HZ2	2:B:17:C:H4'	2	0.99	0.11	0.99
(1,3)	1:A:84:LYS:HZ2	2:B:17:C:H41	2	0.99	0.11	0.99
(1,3)	1:A:84:LYS:HZ2	2:B:17:C:H42	2	0.99	0.11	0.99
(1,3)	1:A:84:LYS:HZ2	2:B:17:C:H5	2	0.99	0.11	0.99
(1,3)	1:A:84:LYS:HZ2	2:B:17:C:H5'	2	0.99	0.11	0.99
(1,3)	1:A:84:LYS:HZ2	2:B:17:C:H5''	2	0.99	0.11	0.99
(1,3)	1:A:84:LYS:HZ2	2:B:17:C:H6	2	0.99	0.11	0.99
(1,3)	1:A:84:LYS:HZ2	2:B:17:C:HO2'	2	0.99	0.11	0.99
(1,3)	1:A:84:LYS:HZ2	2:B:17:C:N1	2	0.99	0.11	0.99
(1,3)	1:A:84:LYS:HZ2	2:B:17:C:N3	2	0.99	0.11	0.99
(1,3)	1:A:84:LYS:HZ2	2:B:17:C:N4	2	0.99	0.11	0.99
(1,3)	1:A:84:LYS:HZ2	2:B:17:C:O2	2	0.99	0.11	0.99
(1,3)	1:A:84:LYS:HZ2	2:B:17:C:O2'	2	0.99	0.11	0.99
(1,3)	1:A:84:LYS:HZ2	2:B:17:C:O3'	2	0.99	0.11	0.99
(1,3)	1:A:84:LYS:HZ2	2:B:17:C:O4'	2	0.99	0.11	0.99
(1,3)	1:A:84:LYS:HZ2	2:B:17:C:O5'	2	0.99	0.11	0.99
(1,3)	1:A:84:LYS:HZ2	2:B:17:C:OP1	2	0.99	0.11	0.99
(1,3)	1:A:84:LYS:HZ2	2:B:17:C:OP2	2	0.99	0.11	0.99
(1,3)	1:A:84:LYS:HZ2	2:B:17:C:P	2	0.99	0.11	0.99
(1,3)	1:A:84:LYS:HZ2	2:B:18:A:C1'	2	0.99	0.11	0.99
(1,3)	1:A:84:LYS:HZ2	2:B:18:A:C2	2	0.99	0.11	0.99
(1,3)	1:A:84:LYS:HZ2	2:B:18:A:C2'	2	0.99	0.11	0.99
(1,3)	1:A:84:LYS:HZ2	2:B:18:A:C3'	2	0.99	0.11	0.99
(1,3)	1:A:84:LYS:HZ2	2:B:18:A:C4	2	0.99	0.11	0.99
(1,3)	1:A:84:LYS:HZ2	2:B:18:A:C4'	2	0.99	0.11	0.99
(1,3)	1:A:84:LYS:HZ2	2:B:18:A:C5	2	0.99	0.11	0.99
(1,3)	1:A:84:LYS:HZ2	2:B:18:A:C5'	2	0.99	0.11	0.99
(1,3)	1:A:84:LYS:HZ2	2:B:18:A:C6	2	0.99	0.11	0.99
(1,3)	1:A:84:LYS:HZ2	2:B:18:A:C8	2	0.99	0.11	0.99
(1,3)	1:A:84:LYS:HZ2	2:B:18:A:H1'	2	0.99	0.11	0.99
(1,3)	1:A:84:LYS:HZ2	2:B:18:A:H2	2	0.99	0.11	0.99
(1,3)	1:A:84:LYS:HZ2	2:B:18:A:H2'	2	0.99	0.11	0.99
(1,3)	1:A:84:LYS:HZ2	2:B:18:A:H3'	2	0.99	0.11	0.99
(1,3)	1:A:84:LYS:HZ2	2:B:18:A:H4'	2	0.99	0.11	0.99

Continued on next page...

Continued from previous page...

Key	Atom-1	Atom-2	Models ¹	Mean (Å)	SD ¹ (Å)	Median (Å)
(1,3)	1:A:84:LYS:HZ2	2:B:18:A:H5'	2	0.99	0.11	0.99
(1,3)	1:A:84:LYS:HZ2	2:B:18:A:H5''	2	0.99	0.11	0.99
(1,3)	1:A:84:LYS:HZ2	2:B:18:A:H61	2	0.99	0.11	0.99
(1,3)	1:A:84:LYS:HZ2	2:B:18:A:H62	2	0.99	0.11	0.99
(1,3)	1:A:84:LYS:HZ2	2:B:18:A:H8	2	0.99	0.11	0.99
(1,3)	1:A:84:LYS:HZ2	2:B:18:A:HO2'	2	0.99	0.11	0.99
(1,3)	1:A:84:LYS:HZ2	2:B:18:A:N1	2	0.99	0.11	0.99
(1,3)	1:A:84:LYS:HZ2	2:B:18:A:N3	2	0.99	0.11	0.99
(1,3)	1:A:84:LYS:HZ2	2:B:18:A:N6	2	0.99	0.11	0.99
(1,3)	1:A:84:LYS:HZ2	2:B:18:A:N7	2	0.99	0.11	0.99
(1,3)	1:A:84:LYS:HZ2	2:B:18:A:N9	2	0.99	0.11	0.99
(1,3)	1:A:84:LYS:HZ2	2:B:18:A:O2'	2	0.99	0.11	0.99
(1,3)	1:A:84:LYS:HZ2	2:B:18:A:O3'	2	0.99	0.11	0.99
(1,3)	1:A:84:LYS:HZ2	2:B:18:A:O4'	2	0.99	0.11	0.99
(1,3)	1:A:84:LYS:HZ2	2:B:18:A:O5'	2	0.99	0.11	0.99
(1,3)	1:A:84:LYS:HZ2	2:B:18:A:OP1	2	0.99	0.11	0.99
(1,3)	1:A:84:LYS:HZ2	2:B:18:A:OP2	2	0.99	0.11	0.99
(1,3)	1:A:84:LYS:HZ2	2:B:18:A:P	2	0.99	0.11	0.99
(1,3)	1:A:84:LYS:HZ2	2:B:19:A:C1'	2	0.99	0.11	0.99
(1,3)	1:A:84:LYS:HZ2	2:B:19:A:C2	2	0.99	0.11	0.99
(1,3)	1:A:84:LYS:HZ2	2:B:19:A:C2'	2	0.99	0.11	0.99
(1,3)	1:A:84:LYS:HZ2	2:B:19:A:C3'	2	0.99	0.11	0.99
(1,3)	1:A:84:LYS:HZ2	2:B:19:A:C4	2	0.99	0.11	0.99
(1,3)	1:A:84:LYS:HZ2	2:B:19:A:C4'	2	0.99	0.11	0.99
(1,3)	1:A:84:LYS:HZ2	2:B:19:A:C5	2	0.99	0.11	0.99
(1,3)	1:A:84:LYS:HZ2	2:B:19:A:C5'	2	0.99	0.11	0.99
(1,3)	1:A:84:LYS:HZ2	2:B:19:A:C6	2	0.99	0.11	0.99
(1,3)	1:A:84:LYS:HZ2	2:B:19:A:C8	2	0.99	0.11	0.99
(1,3)	1:A:84:LYS:HZ2	2:B:19:A:H1'	2	0.99	0.11	0.99
(1,3)	1:A:84:LYS:HZ2	2:B:19:A:H2	2	0.99	0.11	0.99
(1,3)	1:A:84:LYS:HZ2	2:B:19:A:H2'	2	0.99	0.11	0.99
(1,3)	1:A:84:LYS:HZ2	2:B:19:A:H3'	2	0.99	0.11	0.99
(1,3)	1:A:84:LYS:HZ2	2:B:19:A:H4'	2	0.99	0.11	0.99
(1,3)	1:A:84:LYS:HZ2	2:B:19:A:H5'	2	0.99	0.11	0.99
(1,3)	1:A:84:LYS:HZ2	2:B:19:A:H5''	2	0.99	0.11	0.99
(1,3)	1:A:84:LYS:HZ2	2:B:19:A:H61	2	0.99	0.11	0.99
(1,3)	1:A:84:LYS:HZ2	2:B:19:A:H62	2	0.99	0.11	0.99
(1,3)	1:A:84:LYS:HZ2	2:B:19:A:H8	2	0.99	0.11	0.99
(1,3)	1:A:84:LYS:HZ2	2:B:19:A:HO2'	2	0.99	0.11	0.99
(1,3)	1:A:84:LYS:HZ2	2:B:19:A:N1	2	0.99	0.11	0.99
(1,3)	1:A:84:LYS:HZ2	2:B:19:A:N3	2	0.99	0.11	0.99
(1,3)	1:A:84:LYS:HZ2	2:B:19:A:N6	2	0.99	0.11	0.99

Continued on next page...

Continued from previous page...

Key	Atom-1	Atom-2	Models ¹	Mean (Å)	SD ¹ (Å)	Median (Å)
(1,3)	1:A:84:LYS:HZ2	2:B:19:A:N7	2	0.99	0.11	0.99
(1,3)	1:A:84:LYS:HZ2	2:B:19:A:N9	2	0.99	0.11	0.99
(1,3)	1:A:84:LYS:HZ2	2:B:19:A:O2'	2	0.99	0.11	0.99
(1,3)	1:A:84:LYS:HZ2	2:B:19:A:O3'	2	0.99	0.11	0.99
(1,3)	1:A:84:LYS:HZ2	2:B:19:A:O4'	2	0.99	0.11	0.99
(1,3)	1:A:84:LYS:HZ2	2:B:19:A:O5'	2	0.99	0.11	0.99
(1,3)	1:A:84:LYS:HZ2	2:B:19:A:OP1	2	0.99	0.11	0.99
(1,3)	1:A:84:LYS:HZ2	2:B:19:A:OP2	2	0.99	0.11	0.99
(1,3)	1:A:84:LYS:HZ2	2:B:19:A:P	2	0.99	0.11	0.99
(1,3)	1:A:84:LYS:HZ2	2:B:20:U:C1'	2	0.99	0.11	0.99
(1,3)	1:A:84:LYS:HZ2	2:B:20:U:C2	2	0.99	0.11	0.99
(1,3)	1:A:84:LYS:HZ2	2:B:20:U:C2'	2	0.99	0.11	0.99
(1,3)	1:A:84:LYS:HZ2	2:B:20:U:C3'	2	0.99	0.11	0.99
(1,3)	1:A:84:LYS:HZ2	2:B:20:U:C4	2	0.99	0.11	0.99
(1,3)	1:A:84:LYS:HZ2	2:B:20:U:C4'	2	0.99	0.11	0.99
(1,3)	1:A:84:LYS:HZ2	2:B:20:U:C5	2	0.99	0.11	0.99
(1,3)	1:A:84:LYS:HZ2	2:B:20:U:C5'	2	0.99	0.11	0.99
(1,3)	1:A:84:LYS:HZ2	2:B:20:U:C6	2	0.99	0.11	0.99
(1,3)	1:A:84:LYS:HZ2	2:B:20:U:H1'	2	0.99	0.11	0.99
(1,3)	1:A:84:LYS:HZ2	2:B:20:U:H2'	2	0.99	0.11	0.99
(1,3)	1:A:84:LYS:HZ2	2:B:20:U:H3	2	0.99	0.11	0.99
(1,3)	1:A:84:LYS:HZ2	2:B:20:U:H3'	2	0.99	0.11	0.99
(1,3)	1:A:84:LYS:HZ2	2:B:20:U:H4'	2	0.99	0.11	0.99
(1,3)	1:A:84:LYS:HZ2	2:B:20:U:H5	2	0.99	0.11	0.99
(1,3)	1:A:84:LYS:HZ2	2:B:20:U:H5'	2	0.99	0.11	0.99
(1,3)	1:A:84:LYS:HZ2	2:B:20:U:H5''	2	0.99	0.11	0.99
(1,3)	1:A:84:LYS:HZ2	2:B:20:U:H6	2	0.99	0.11	0.99
(1,3)	1:A:84:LYS:HZ2	2:B:20:U:HO2'	2	0.99	0.11	0.99
(1,3)	1:A:84:LYS:HZ2	2:B:20:U:N1	2	0.99	0.11	0.99
(1,3)	1:A:84:LYS:HZ2	2:B:20:U:N3	2	0.99	0.11	0.99
(1,3)	1:A:84:LYS:HZ2	2:B:20:U:O2	2	0.99	0.11	0.99
(1,3)	1:A:84:LYS:HZ2	2:B:20:U:O2'	2	0.99	0.11	0.99
(1,3)	1:A:84:LYS:HZ2	2:B:20:U:O3'	2	0.99	0.11	0.99
(1,3)	1:A:84:LYS:HZ2	2:B:20:U:O4	2	0.99	0.11	0.99
(1,3)	1:A:84:LYS:HZ2	2:B:20:U:O4'	2	0.99	0.11	0.99
(1,3)	1:A:84:LYS:HZ2	2:B:20:U:O5'	2	0.99	0.11	0.99
(1,3)	1:A:84:LYS:HZ2	2:B:20:U:OP1	2	0.99	0.11	0.99
(1,3)	1:A:84:LYS:HZ2	2:B:20:U:OP2	2	0.99	0.11	0.99
(1,3)	1:A:84:LYS:HZ2	2:B:20:U:P	2	0.99	0.11	0.99
(1,3)	1:A:84:LYS:HZ2	2:B:21:G:C1'	2	0.99	0.11	0.99
(1,3)	1:A:84:LYS:HZ2	2:B:21:G:C2	2	0.99	0.11	0.99
(1,3)	1:A:84:LYS:HZ2	2:B:21:G:C2'	2	0.99	0.11	0.99

Continued on next page...

Continued from previous page...

Key	Atom-1	Atom-2	Models ¹	Mean (Å)	SD ¹ (Å)	Median (Å)
(1,3)	1:A:84:LYS:HZ2	2:B:21:G:C3'	2	0.99	0.11	0.99
(1,3)	1:A:84:LYS:HZ2	2:B:21:G:C4	2	0.99	0.11	0.99
(1,3)	1:A:84:LYS:HZ2	2:B:21:G:C4'	2	0.99	0.11	0.99
(1,3)	1:A:84:LYS:HZ2	2:B:21:G:C5	2	0.99	0.11	0.99
(1,3)	1:A:84:LYS:HZ2	2:B:21:G:C5'	2	0.99	0.11	0.99
(1,3)	1:A:84:LYS:HZ2	2:B:21:G:C6	2	0.99	0.11	0.99
(1,3)	1:A:84:LYS:HZ2	2:B:21:G:C8	2	0.99	0.11	0.99
(1,3)	1:A:84:LYS:HZ2	2:B:21:G:H1	2	0.99	0.11	0.99
(1,3)	1:A:84:LYS:HZ2	2:B:21:G:H1'	2	0.99	0.11	0.99
(1,3)	1:A:84:LYS:HZ2	2:B:21:G:H2'	2	0.99	0.11	0.99
(1,3)	1:A:84:LYS:HZ2	2:B:21:G:H21	2	0.99	0.11	0.99
(1,3)	1:A:84:LYS:HZ2	2:B:21:G:H22	2	0.99	0.11	0.99
(1,3)	1:A:84:LYS:HZ2	2:B:21:G:H3'	2	0.99	0.11	0.99
(1,3)	1:A:84:LYS:HZ2	2:B:21:G:H4'	2	0.99	0.11	0.99
(1,3)	1:A:84:LYS:HZ2	2:B:21:G:H5'	2	0.99	0.11	0.99
(1,3)	1:A:84:LYS:HZ2	2:B:21:G:H5''	2	0.99	0.11	0.99
(1,3)	1:A:84:LYS:HZ2	2:B:21:G:H8	2	0.99	0.11	0.99
(1,3)	1:A:84:LYS:HZ2	2:B:21:G:HO2'	2	0.99	0.11	0.99
(1,3)	1:A:84:LYS:HZ2	2:B:21:G:N1	2	0.99	0.11	0.99
(1,3)	1:A:84:LYS:HZ2	2:B:21:G:N2	2	0.99	0.11	0.99
(1,3)	1:A:84:LYS:HZ2	2:B:21:G:N3	2	0.99	0.11	0.99
(1,3)	1:A:84:LYS:HZ2	2:B:21:G:N7	2	0.99	0.11	0.99
(1,3)	1:A:84:LYS:HZ2	2:B:21:G:N9	2	0.99	0.11	0.99
(1,3)	1:A:84:LYS:HZ2	2:B:21:G:O2'	2	0.99	0.11	0.99
(1,3)	1:A:84:LYS:HZ2	2:B:21:G:O3'	2	0.99	0.11	0.99
(1,3)	1:A:84:LYS:HZ2	2:B:21:G:O4'	2	0.99	0.11	0.99
(1,3)	1:A:84:LYS:HZ2	2:B:21:G:O5'	2	0.99	0.11	0.99
(1,3)	1:A:84:LYS:HZ2	2:B:21:G:O6	2	0.99	0.11	0.99
(1,3)	1:A:84:LYS:HZ2	2:B:21:G:OP1	2	0.99	0.11	0.99
(1,3)	1:A:84:LYS:HZ2	2:B:21:G:OP2	2	0.99	0.11	0.99
(1,3)	1:A:84:LYS:HZ2	2:B:21:G:P	2	0.99	0.11	0.99
(1,3)	1:A:84:LYS:HZ2	2:B:22:A:C1'	2	0.99	0.11	0.99
(1,3)	1:A:84:LYS:HZ2	2:B:22:A:C2	2	0.99	0.11	0.99
(1,3)	1:A:84:LYS:HZ2	2:B:22:A:C2'	2	0.99	0.11	0.99
(1,3)	1:A:84:LYS:HZ2	2:B:22:A:C3'	2	0.99	0.11	0.99
(1,3)	1:A:84:LYS:HZ2	2:B:22:A:C4	2	0.99	0.11	0.99
(1,3)	1:A:84:LYS:HZ2	2:B:22:A:C4'	2	0.99	0.11	0.99
(1,3)	1:A:84:LYS:HZ2	2:B:22:A:C5	2	0.99	0.11	0.99
(1,3)	1:A:84:LYS:HZ2	2:B:22:A:C5'	2	0.99	0.11	0.99
(1,3)	1:A:84:LYS:HZ2	2:B:22:A:C6	2	0.99	0.11	0.99
(1,3)	1:A:84:LYS:HZ2	2:B:22:A:C8	2	0.99	0.11	0.99
(1,3)	1:A:84:LYS:HZ2	2:B:22:A:H1'	2	0.99	0.11	0.99

Continued on next page...

Continued from previous page...

Key	Atom-1	Atom-2	Models ¹	Mean (Å)	SD ¹ (Å)	Median (Å)
(1,3)	1:A:84:LYS:HZ2	2:B:22:A:H2	2	0.99	0.11	0.99
(1,3)	1:A:84:LYS:HZ2	2:B:22:A:H2'	2	0.99	0.11	0.99
(1,3)	1:A:84:LYS:HZ2	2:B:22:A:H3'	2	0.99	0.11	0.99
(1,3)	1:A:84:LYS:HZ2	2:B:22:A:H4'	2	0.99	0.11	0.99
(1,3)	1:A:84:LYS:HZ2	2:B:22:A:H5'	2	0.99	0.11	0.99
(1,3)	1:A:84:LYS:HZ2	2:B:22:A:H5''	2	0.99	0.11	0.99
(1,3)	1:A:84:LYS:HZ2	2:B:22:A:H61	2	0.99	0.11	0.99
(1,3)	1:A:84:LYS:HZ2	2:B:22:A:H62	2	0.99	0.11	0.99
(1,3)	1:A:84:LYS:HZ2	2:B:22:A:H8	2	0.99	0.11	0.99
(1,3)	1:A:84:LYS:HZ2	2:B:22:A:HO2'	2	0.99	0.11	0.99
(1,3)	1:A:84:LYS:HZ2	2:B:22:A:N1	2	0.99	0.11	0.99
(1,3)	1:A:84:LYS:HZ2	2:B:22:A:N3	2	0.99	0.11	0.99
(1,3)	1:A:84:LYS:HZ2	2:B:22:A:N6	2	0.99	0.11	0.99
(1,3)	1:A:84:LYS:HZ2	2:B:22:A:N7	2	0.99	0.11	0.99
(1,3)	1:A:84:LYS:HZ2	2:B:22:A:N9	2	0.99	0.11	0.99
(1,3)	1:A:84:LYS:HZ2	2:B:22:A:O2'	2	0.99	0.11	0.99
(1,3)	1:A:84:LYS:HZ2	2:B:22:A:O3'	2	0.99	0.11	0.99
(1,3)	1:A:84:LYS:HZ2	2:B:22:A:O4'	2	0.99	0.11	0.99
(1,3)	1:A:84:LYS:HZ2	2:B:22:A:O5'	2	0.99	0.11	0.99
(1,3)	1:A:84:LYS:HZ2	2:B:22:A:OP1	2	0.99	0.11	0.99
(1,3)	1:A:84:LYS:HZ2	2:B:22:A:OP2	2	0.99	0.11	0.99
(1,3)	1:A:84:LYS:HZ2	2:B:22:A:P	2	0.99	0.11	0.99
(1,3)	1:A:84:LYS:HZ2	2:B:23:U:C1'	2	0.99	0.11	0.99
(1,3)	1:A:84:LYS:HZ2	2:B:23:U:C2	2	0.99	0.11	0.99
(1,3)	1:A:84:LYS:HZ2	2:B:23:U:C2'	2	0.99	0.11	0.99
(1,3)	1:A:84:LYS:HZ2	2:B:23:U:C3'	2	0.99	0.11	0.99
(1,3)	1:A:84:LYS:HZ2	2:B:23:U:C4	2	0.99	0.11	0.99
(1,3)	1:A:84:LYS:HZ2	2:B:23:U:C4'	2	0.99	0.11	0.99
(1,3)	1:A:84:LYS:HZ2	2:B:23:U:C5	2	0.99	0.11	0.99
(1,3)	1:A:84:LYS:HZ2	2:B:23:U:C5'	2	0.99	0.11	0.99
(1,3)	1:A:84:LYS:HZ2	2:B:23:U:C6	2	0.99	0.11	0.99
(1,3)	1:A:84:LYS:HZ2	2:B:23:U:H1'	2	0.99	0.11	0.99
(1,3)	1:A:84:LYS:HZ2	2:B:23:U:H2'	2	0.99	0.11	0.99
(1,3)	1:A:84:LYS:HZ2	2:B:23:U:H3	2	0.99	0.11	0.99
(1,3)	1:A:84:LYS:HZ2	2:B:23:U:H3'	2	0.99	0.11	0.99
(1,3)	1:A:84:LYS:HZ2	2:B:23:U:H4'	2	0.99	0.11	0.99
(1,3)	1:A:84:LYS:HZ2	2:B:23:U:H5	2	0.99	0.11	0.99
(1,3)	1:A:84:LYS:HZ2	2:B:23:U:H5'	2	0.99	0.11	0.99
(1,3)	1:A:84:LYS:HZ2	2:B:23:U:H5''	2	0.99	0.11	0.99
(1,3)	1:A:84:LYS:HZ2	2:B:23:U:H6	2	0.99	0.11	0.99
(1,3)	1:A:84:LYS:HZ2	2:B:23:U:HO2'	2	0.99	0.11	0.99
(1,3)	1:A:84:LYS:HZ2	2:B:23:U:N1	2	0.99	0.11	0.99

Continued on next page...

Continued from previous page...

Key	Atom-1	Atom-2	Models ¹	Mean (Å)	SD ¹ (Å)	Median (Å)
(1,3)	1:A:84:LYS:HZ2	2:B:23:U:N3	2	0.99	0.11	0.99
(1,3)	1:A:84:LYS:HZ2	2:B:23:U:O2	2	0.99	0.11	0.99
(1,3)	1:A:84:LYS:HZ2	2:B:23:U:O2'	2	0.99	0.11	0.99
(1,3)	1:A:84:LYS:HZ2	2:B:23:U:O3'	2	0.99	0.11	0.99
(1,3)	1:A:84:LYS:HZ2	2:B:23:U:O4	2	0.99	0.11	0.99
(1,3)	1:A:84:LYS:HZ2	2:B:23:U:O4'	2	0.99	0.11	0.99
(1,3)	1:A:84:LYS:HZ2	2:B:23:U:O5'	2	0.99	0.11	0.99
(1,3)	1:A:84:LYS:HZ2	2:B:23:U:OP1	2	0.99	0.11	0.99
(1,3)	1:A:84:LYS:HZ2	2:B:23:U:OP2	2	0.99	0.11	0.99
(1,3)	1:A:84:LYS:HZ2	2:B:23:U:P	2	0.99	0.11	0.99
(1,3)	1:A:84:LYS:HZ2	2:B:24:G:C1'	2	0.99	0.11	0.99
(1,3)	1:A:84:LYS:HZ2	2:B:24:G:C2	2	0.99	0.11	0.99
(1,3)	1:A:84:LYS:HZ2	2:B:24:G:C2'	2	0.99	0.11	0.99
(1,3)	1:A:84:LYS:HZ2	2:B:24:G:C3'	2	0.99	0.11	0.99
(1,3)	1:A:84:LYS:HZ2	2:B:24:G:C4	2	0.99	0.11	0.99
(1,3)	1:A:84:LYS:HZ2	2:B:24:G:C4'	2	0.99	0.11	0.99
(1,3)	1:A:84:LYS:HZ2	2:B:24:G:C5	2	0.99	0.11	0.99
(1,3)	1:A:84:LYS:HZ2	2:B:24:G:C5'	2	0.99	0.11	0.99
(1,3)	1:A:84:LYS:HZ2	2:B:24:G:C6	2	0.99	0.11	0.99
(1,3)	1:A:84:LYS:HZ2	2:B:24:G:C8	2	0.99	0.11	0.99
(1,3)	1:A:84:LYS:HZ2	2:B:24:G:H1	2	0.99	0.11	0.99
(1,3)	1:A:84:LYS:HZ2	2:B:24:G:H1'	2	0.99	0.11	0.99
(1,3)	1:A:84:LYS:HZ2	2:B:24:G:H2'	2	0.99	0.11	0.99
(1,3)	1:A:84:LYS:HZ2	2:B:24:G:H21	2	0.99	0.11	0.99
(1,3)	1:A:84:LYS:HZ2	2:B:24:G:H22	2	0.99	0.11	0.99
(1,3)	1:A:84:LYS:HZ2	2:B:24:G:H3'	2	0.99	0.11	0.99
(1,3)	1:A:84:LYS:HZ2	2:B:24:G:H4'	2	0.99	0.11	0.99
(1,3)	1:A:84:LYS:HZ2	2:B:24:G:H5'	2	0.99	0.11	0.99
(1,3)	1:A:84:LYS:HZ2	2:B:24:G:H5''	2	0.99	0.11	0.99
(1,3)	1:A:84:LYS:HZ2	2:B:24:G:H8	2	0.99	0.11	0.99
(1,3)	1:A:84:LYS:HZ2	2:B:24:G:HO2'	2	0.99	0.11	0.99
(1,3)	1:A:84:LYS:HZ2	2:B:24:G:N1	2	0.99	0.11	0.99
(1,3)	1:A:84:LYS:HZ2	2:B:24:G:N2	2	0.99	0.11	0.99
(1,3)	1:A:84:LYS:HZ2	2:B:24:G:N3	2	0.99	0.11	0.99
(1,3)	1:A:84:LYS:HZ2	2:B:24:G:N7	2	0.99	0.11	0.99
(1,3)	1:A:84:LYS:HZ2	2:B:24:G:N9	2	0.99	0.11	0.99
(1,3)	1:A:84:LYS:HZ2	2:B:24:G:O2'	2	0.99	0.11	0.99
(1,3)	1:A:84:LYS:HZ2	2:B:24:G:O3'	2	0.99	0.11	0.99
(1,3)	1:A:84:LYS:HZ2	2:B:24:G:O4'	2	0.99	0.11	0.99
(1,3)	1:A:84:LYS:HZ2	2:B:24:G:O5'	2	0.99	0.11	0.99
(1,3)	1:A:84:LYS:HZ2	2:B:24:G:O6	2	0.99	0.11	0.99
(1,3)	1:A:84:LYS:HZ2	2:B:24:G:OP1	2	0.99	0.11	0.99

Continued on next page...

Continued from previous page...

Key	Atom-1	Atom-2	Models ¹	Mean (Å)	SD ¹ (Å)	Median (Å)
(1,3)	1:A:84:LYS:HZ2	2:B:24:G:OP2	2	0.99	0.11	0.99
(1,3)	1:A:84:LYS:HZ2	2:B:24:G:P	2	0.99	0.11	0.99
(1,3)	1:A:84:LYS:HZ3	2:B:2:C:C1'	2	0.99	0.11	0.99
(1,3)	1:A:84:LYS:HZ3	2:B:2:C:C2	2	0.99	0.11	0.99
(1,3)	1:A:84:LYS:HZ3	2:B:2:C:C2'	2	0.99	0.11	0.99
(1,3)	1:A:84:LYS:HZ3	2:B:2:C:C3'	2	0.99	0.11	0.99
(1,3)	1:A:84:LYS:HZ3	2:B:2:C:C4	2	0.99	0.11	0.99
(1,3)	1:A:84:LYS:HZ3	2:B:2:C:C4'	2	0.99	0.11	0.99
(1,3)	1:A:84:LYS:HZ3	2:B:2:C:C5	2	0.99	0.11	0.99
(1,3)	1:A:84:LYS:HZ3	2:B:2:C:C5'	2	0.99	0.11	0.99
(1,3)	1:A:84:LYS:HZ3	2:B:2:C:C6	2	0.99	0.11	0.99
(1,3)	1:A:84:LYS:HZ3	2:B:2:C:H1'	2	0.99	0.11	0.99
(1,3)	1:A:84:LYS:HZ3	2:B:2:C:H2'	2	0.99	0.11	0.99
(1,3)	1:A:84:LYS:HZ3	2:B:2:C:H3'	2	0.99	0.11	0.99
(1,3)	1:A:84:LYS:HZ3	2:B:2:C:H4'	2	0.99	0.11	0.99
(1,3)	1:A:84:LYS:HZ3	2:B:2:C:H41	2	0.99	0.11	0.99
(1,3)	1:A:84:LYS:HZ3	2:B:2:C:H42	2	0.99	0.11	0.99
(1,3)	1:A:84:LYS:HZ3	2:B:2:C:H5	2	0.99	0.11	0.99
(1,3)	1:A:84:LYS:HZ3	2:B:2:C:H5'	2	0.99	0.11	0.99
(1,3)	1:A:84:LYS:HZ3	2:B:2:C:H5''	2	0.99	0.11	0.99
(1,3)	1:A:84:LYS:HZ3	2:B:2:C:H6	2	0.99	0.11	0.99
(1,3)	1:A:84:LYS:HZ3	2:B:2:C:HO2'	2	0.99	0.11	0.99
(1,3)	1:A:84:LYS:HZ3	2:B:2:C:N1	2	0.99	0.11	0.99
(1,3)	1:A:84:LYS:HZ3	2:B:2:C:N3	2	0.99	0.11	0.99
(1,3)	1:A:84:LYS:HZ3	2:B:2:C:N4	2	0.99	0.11	0.99
(1,3)	1:A:84:LYS:HZ3	2:B:2:C:O2	2	0.99	0.11	0.99
(1,3)	1:A:84:LYS:HZ3	2:B:2:C:O2'	2	0.99	0.11	0.99
(1,3)	1:A:84:LYS:HZ3	2:B:2:C:O3'	2	0.99	0.11	0.99
(1,3)	1:A:84:LYS:HZ3	2:B:2:C:O4'	2	0.99	0.11	0.99
(1,3)	1:A:84:LYS:HZ3	2:B:2:C:O5'	2	0.99	0.11	0.99
(1,3)	1:A:84:LYS:HZ3	2:B:3:U:C1'	2	0.99	0.11	0.99
(1,3)	1:A:84:LYS:HZ3	2:B:3:U:C2	2	0.99	0.11	0.99
(1,3)	1:A:84:LYS:HZ3	2:B:3:U:C2'	2	0.99	0.11	0.99
(1,3)	1:A:84:LYS:HZ3	2:B:3:U:C3'	2	0.99	0.11	0.99
(1,3)	1:A:84:LYS:HZ3	2:B:3:U:C4	2	0.99	0.11	0.99
(1,3)	1:A:84:LYS:HZ3	2:B:3:U:C4'	2	0.99	0.11	0.99
(1,3)	1:A:84:LYS:HZ3	2:B:3:U:C5	2	0.99	0.11	0.99
(1,3)	1:A:84:LYS:HZ3	2:B:3:U:C5'	2	0.99	0.11	0.99
(1,3)	1:A:84:LYS:HZ3	2:B:3:U:C6	2	0.99	0.11	0.99
(1,3)	1:A:84:LYS:HZ3	2:B:3:U:H1'	2	0.99	0.11	0.99
(1,3)	1:A:84:LYS:HZ3	2:B:3:U:H2'	2	0.99	0.11	0.99
(1,3)	1:A:84:LYS:HZ3	2:B:3:U:H3	2	0.99	0.11	0.99

Continued on next page...

Continued from previous page...

Key	Atom-1	Atom-2	Models ¹	Mean (Å)	SD ¹ (Å)	Median (Å)
(1,3)	1:A:84:LYS:HZ3	2:B:3:U:H3'	2	0.99	0.11	0.99
(1,3)	1:A:84:LYS:HZ3	2:B:3:U:H4'	2	0.99	0.11	0.99
(1,3)	1:A:84:LYS:HZ3	2:B:3:U:H5	2	0.99	0.11	0.99
(1,3)	1:A:84:LYS:HZ3	2:B:3:U:H5'	2	0.99	0.11	0.99
(1,3)	1:A:84:LYS:HZ3	2:B:3:U:H5''	2	0.99	0.11	0.99
(1,3)	1:A:84:LYS:HZ3	2:B:3:U:H6	2	0.99	0.11	0.99
(1,3)	1:A:84:LYS:HZ3	2:B:3:U:HO2'	2	0.99	0.11	0.99
(1,3)	1:A:84:LYS:HZ3	2:B:3:U:N1	2	0.99	0.11	0.99
(1,3)	1:A:84:LYS:HZ3	2:B:3:U:N3	2	0.99	0.11	0.99
(1,3)	1:A:84:LYS:HZ3	2:B:3:U:O2	2	0.99	0.11	0.99
(1,3)	1:A:84:LYS:HZ3	2:B:3:U:O2'	2	0.99	0.11	0.99
(1,3)	1:A:84:LYS:HZ3	2:B:3:U:O3'	2	0.99	0.11	0.99
(1,3)	1:A:84:LYS:HZ3	2:B:3:U:O4	2	0.99	0.11	0.99
(1,3)	1:A:84:LYS:HZ3	2:B:3:U:O4'	2	0.99	0.11	0.99
(1,3)	1:A:84:LYS:HZ3	2:B:3:U:O5'	2	0.99	0.11	0.99
(1,3)	1:A:84:LYS:HZ3	2:B:3:U:OP1	2	0.99	0.11	0.99
(1,3)	1:A:84:LYS:HZ3	2:B:3:U:OP2	2	0.99	0.11	0.99
(1,3)	1:A:84:LYS:HZ3	2:B:3:U:P	2	0.99	0.11	0.99
(1,3)	1:A:84:LYS:HZ3	2:B:4:G:C1'	2	0.99	0.11	0.99
(1,3)	1:A:84:LYS:HZ3	2:B:4:G:C2	2	0.99	0.11	0.99
(1,3)	1:A:84:LYS:HZ3	2:B:4:G:C2'	2	0.99	0.11	0.99
(1,3)	1:A:84:LYS:HZ3	2:B:4:G:C3'	2	0.99	0.11	0.99
(1,3)	1:A:84:LYS:HZ3	2:B:4:G:C4	2	0.99	0.11	0.99
(1,3)	1:A:84:LYS:HZ3	2:B:4:G:C4'	2	0.99	0.11	0.99
(1,3)	1:A:84:LYS:HZ3	2:B:4:G:C5	2	0.99	0.11	0.99
(1,3)	1:A:84:LYS:HZ3	2:B:4:G:C5'	2	0.99	0.11	0.99
(1,3)	1:A:84:LYS:HZ3	2:B:4:G:C6	2	0.99	0.11	0.99
(1,3)	1:A:84:LYS:HZ3	2:B:4:G:C8	2	0.99	0.11	0.99
(1,3)	1:A:84:LYS:HZ3	2:B:4:G:H1	2	0.99	0.11	0.99
(1,3)	1:A:84:LYS:HZ3	2:B:4:G:H1'	2	0.99	0.11	0.99
(1,3)	1:A:84:LYS:HZ3	2:B:4:G:H2'	2	0.99	0.11	0.99
(1,3)	1:A:84:LYS:HZ3	2:B:4:G:H21	2	0.99	0.11	0.99
(1,3)	1:A:84:LYS:HZ3	2:B:4:G:H22	2	0.99	0.11	0.99
(1,3)	1:A:84:LYS:HZ3	2:B:4:G:H3'	2	0.99	0.11	0.99
(1,3)	1:A:84:LYS:HZ3	2:B:4:G:H4'	2	0.99	0.11	0.99
(1,3)	1:A:84:LYS:HZ3	2:B:4:G:H5'	2	0.99	0.11	0.99
(1,3)	1:A:84:LYS:HZ3	2:B:4:G:H5''	2	0.99	0.11	0.99
(1,3)	1:A:84:LYS:HZ3	2:B:4:G:H8	2	0.99	0.11	0.99
(1,3)	1:A:84:LYS:HZ3	2:B:4:G:HO2'	2	0.99	0.11	0.99
(1,3)	1:A:84:LYS:HZ3	2:B:4:G:N1	2	0.99	0.11	0.99
(1,3)	1:A:84:LYS:HZ3	2:B:4:G:N2	2	0.99	0.11	0.99
(1,3)	1:A:84:LYS:HZ3	2:B:4:G:N3	2	0.99	0.11	0.99

Continued on next page...

Continued from previous page...

Key	Atom-1	Atom-2	Models ¹	Mean (Å)	SD ¹ (Å)	Median (Å)
(1,3)	1:A:84:LYS:HZ3	2:B:4:G:N7	2	0.99	0.11	0.99
(1,3)	1:A:84:LYS:HZ3	2:B:4:G:N9	2	0.99	0.11	0.99
(1,3)	1:A:84:LYS:HZ3	2:B:4:G:O2'	2	0.99	0.11	0.99
(1,3)	1:A:84:LYS:HZ3	2:B:4:G:O3'	2	0.99	0.11	0.99
(1,3)	1:A:84:LYS:HZ3	2:B:4:G:O4'	2	0.99	0.11	0.99
(1,3)	1:A:84:LYS:HZ3	2:B:4:G:O5'	2	0.99	0.11	0.99
(1,3)	1:A:84:LYS:HZ3	2:B:4:G:O6	2	0.99	0.11	0.99
(1,3)	1:A:84:LYS:HZ3	2:B:4:G:OP1	2	0.99	0.11	0.99
(1,3)	1:A:84:LYS:HZ3	2:B:4:G:OP2	2	0.99	0.11	0.99
(1,3)	1:A:84:LYS:HZ3	2:B:4:G:P	2	0.99	0.11	0.99
(1,3)	1:A:84:LYS:HZ3	2:B:5:A:C1'	2	0.99	0.11	0.99
(1,3)	1:A:84:LYS:HZ3	2:B:5:A:C2	2	0.99	0.11	0.99
(1,3)	1:A:84:LYS:HZ3	2:B:5:A:C2'	2	0.99	0.11	0.99
(1,3)	1:A:84:LYS:HZ3	2:B:5:A:C3'	2	0.99	0.11	0.99
(1,3)	1:A:84:LYS:HZ3	2:B:5:A:C4	2	0.99	0.11	0.99
(1,3)	1:A:84:LYS:HZ3	2:B:5:A:C4'	2	0.99	0.11	0.99
(1,3)	1:A:84:LYS:HZ3	2:B:5:A:C5	2	0.99	0.11	0.99
(1,3)	1:A:84:LYS:HZ3	2:B:5:A:C5'	2	0.99	0.11	0.99
(1,3)	1:A:84:LYS:HZ3	2:B:5:A:C6	2	0.99	0.11	0.99
(1,3)	1:A:84:LYS:HZ3	2:B:5:A:C8	2	0.99	0.11	0.99
(1,3)	1:A:84:LYS:HZ3	2:B:5:A:H1'	2	0.99	0.11	0.99
(1,3)	1:A:84:LYS:HZ3	2:B:5:A:H2	2	0.99	0.11	0.99
(1,3)	1:A:84:LYS:HZ3	2:B:5:A:H2'	2	0.99	0.11	0.99
(1,3)	1:A:84:LYS:HZ3	2:B:5:A:H3'	2	0.99	0.11	0.99
(1,3)	1:A:84:LYS:HZ3	2:B:5:A:H4'	2	0.99	0.11	0.99
(1,3)	1:A:84:LYS:HZ3	2:B:5:A:H5'	2	0.99	0.11	0.99
(1,3)	1:A:84:LYS:HZ3	2:B:5:A:H5''	2	0.99	0.11	0.99
(1,3)	1:A:84:LYS:HZ3	2:B:5:A:H61	2	0.99	0.11	0.99
(1,3)	1:A:84:LYS:HZ3	2:B:5:A:H62	2	0.99	0.11	0.99
(1,3)	1:A:84:LYS:HZ3	2:B:5:A:H8	2	0.99	0.11	0.99
(1,3)	1:A:84:LYS:HZ3	2:B:5:A:HO2'	2	0.99	0.11	0.99
(1,3)	1:A:84:LYS:HZ3	2:B:5:A:N1	2	0.99	0.11	0.99
(1,3)	1:A:84:LYS:HZ3	2:B:5:A:N3	2	0.99	0.11	0.99
(1,3)	1:A:84:LYS:HZ3	2:B:5:A:N6	2	0.99	0.11	0.99
(1,3)	1:A:84:LYS:HZ3	2:B:5:A:N7	2	0.99	0.11	0.99
(1,3)	1:A:84:LYS:HZ3	2:B:5:A:N9	2	0.99	0.11	0.99
(1,3)	1:A:84:LYS:HZ3	2:B:5:A:O2'	2	0.99	0.11	0.99
(1,3)	1:A:84:LYS:HZ3	2:B:5:A:O3'	2	0.99	0.11	0.99
(1,3)	1:A:84:LYS:HZ3	2:B:5:A:O4'	2	0.99	0.11	0.99
(1,3)	1:A:84:LYS:HZ3	2:B:5:A:O5'	2	0.99	0.11	0.99
(1,3)	1:A:84:LYS:HZ3	2:B:5:A:OP1	2	0.99	0.11	0.99
(1,3)	1:A:84:LYS:HZ3	2:B:5:A:OP2	2	0.99	0.11	0.99

Continued on next page...

Continued from previous page...

Key	Atom-1	Atom-2	Models ¹	Mean (Å)	SD ¹ (Å)	Median (Å)
(1,3)	1:A:84:LYS:HZ3	2:B:5:A:P	2	0.99	0.11	0.99
(1,3)	1:A:84:LYS:HZ3	2:B:6:G:C1'	2	0.99	0.11	0.99
(1,3)	1:A:84:LYS:HZ3	2:B:6:G:C2	2	0.99	0.11	0.99
(1,3)	1:A:84:LYS:HZ3	2:B:6:G:C2'	2	0.99	0.11	0.99
(1,3)	1:A:84:LYS:HZ3	2:B:6:G:C3'	2	0.99	0.11	0.99
(1,3)	1:A:84:LYS:HZ3	2:B:6:G:C4	2	0.99	0.11	0.99
(1,3)	1:A:84:LYS:HZ3	2:B:6:G:C4'	2	0.99	0.11	0.99
(1,3)	1:A:84:LYS:HZ3	2:B:6:G:C5	2	0.99	0.11	0.99
(1,3)	1:A:84:LYS:HZ3	2:B:6:G:C5'	2	0.99	0.11	0.99
(1,3)	1:A:84:LYS:HZ3	2:B:6:G:C6	2	0.99	0.11	0.99
(1,3)	1:A:84:LYS:HZ3	2:B:6:G:C8	2	0.99	0.11	0.99
(1,3)	1:A:84:LYS:HZ3	2:B:6:G:H1	2	0.99	0.11	0.99
(1,3)	1:A:84:LYS:HZ3	2:B:6:G:H1'	2	0.99	0.11	0.99
(1,3)	1:A:84:LYS:HZ3	2:B:6:G:H2'	2	0.99	0.11	0.99
(1,3)	1:A:84:LYS:HZ3	2:B:6:G:H21	2	0.99	0.11	0.99
(1,3)	1:A:84:LYS:HZ3	2:B:6:G:H22	2	0.99	0.11	0.99
(1,3)	1:A:84:LYS:HZ3	2:B:6:G:H3'	2	0.99	0.11	0.99
(1,3)	1:A:84:LYS:HZ3	2:B:6:G:H4'	2	0.99	0.11	0.99
(1,3)	1:A:84:LYS:HZ3	2:B:6:G:H5'	2	0.99	0.11	0.99
(1,3)	1:A:84:LYS:HZ3	2:B:6:G:H5''	2	0.99	0.11	0.99
(1,3)	1:A:84:LYS:HZ3	2:B:6:G:H8	2	0.99	0.11	0.99
(1,3)	1:A:84:LYS:HZ3	2:B:6:G:HO2'	2	0.99	0.11	0.99
(1,3)	1:A:84:LYS:HZ3	2:B:6:G:N1	2	0.99	0.11	0.99
(1,3)	1:A:84:LYS:HZ3	2:B:6:G:N2	2	0.99	0.11	0.99
(1,3)	1:A:84:LYS:HZ3	2:B:6:G:N3	2	0.99	0.11	0.99
(1,3)	1:A:84:LYS:HZ3	2:B:6:G:N7	2	0.99	0.11	0.99
(1,3)	1:A:84:LYS:HZ3	2:B:6:G:N9	2	0.99	0.11	0.99
(1,3)	1:A:84:LYS:HZ3	2:B:6:G:O2'	2	0.99	0.11	0.99
(1,3)	1:A:84:LYS:HZ3	2:B:6:G:O3'	2	0.99	0.11	0.99
(1,3)	1:A:84:LYS:HZ3	2:B:6:G:O4'	2	0.99	0.11	0.99
(1,3)	1:A:84:LYS:HZ3	2:B:6:G:O5'	2	0.99	0.11	0.99
(1,3)	1:A:84:LYS:HZ3	2:B:6:G:O6	2	0.99	0.11	0.99
(1,3)	1:A:84:LYS:HZ3	2:B:6:G:OP1	2	0.99	0.11	0.99
(1,3)	1:A:84:LYS:HZ3	2:B:6:G:OP2	2	0.99	0.11	0.99
(1,3)	1:A:84:LYS:HZ3	2:B:6:G:P	2	0.99	0.11	0.99
(1,3)	1:A:84:LYS:HZ3	2:B:7:C:C1'	2	0.99	0.11	0.99
(1,3)	1:A:84:LYS:HZ3	2:B:7:C:C2	2	0.99	0.11	0.99
(1,3)	1:A:84:LYS:HZ3	2:B:7:C:C2'	2	0.99	0.11	0.99
(1,3)	1:A:84:LYS:HZ3	2:B:7:C:C3'	2	0.99	0.11	0.99
(1,3)	1:A:84:LYS:HZ3	2:B:7:C:C4	2	0.99	0.11	0.99
(1,3)	1:A:84:LYS:HZ3	2:B:7:C:C4'	2	0.99	0.11	0.99
(1,3)	1:A:84:LYS:HZ3	2:B:7:C:C5	2	0.99	0.11	0.99

Continued on next page...

Continued from previous page...

Key	Atom-1	Atom-2	Models ¹	Mean (Å)	SD ¹ (Å)	Median (Å)
(1,3)	1:A:84:LYS:HZ3	2:B:7:C:C5'	2	0.99	0.11	0.99
(1,3)	1:A:84:LYS:HZ3	2:B:7:C:C6	2	0.99	0.11	0.99
(1,3)	1:A:84:LYS:HZ3	2:B:7:C:H1'	2	0.99	0.11	0.99
(1,3)	1:A:84:LYS:HZ3	2:B:7:C:H2'	2	0.99	0.11	0.99
(1,3)	1:A:84:LYS:HZ3	2:B:7:C:H3'	2	0.99	0.11	0.99
(1,3)	1:A:84:LYS:HZ3	2:B:7:C:H4'	2	0.99	0.11	0.99
(1,3)	1:A:84:LYS:HZ3	2:B:7:C:H41	2	0.99	0.11	0.99
(1,3)	1:A:84:LYS:HZ3	2:B:7:C:H42	2	0.99	0.11	0.99
(1,3)	1:A:84:LYS:HZ3	2:B:7:C:H5	2	0.99	0.11	0.99
(1,3)	1:A:84:LYS:HZ3	2:B:7:C:H5'	2	0.99	0.11	0.99
(1,3)	1:A:84:LYS:HZ3	2:B:7:C:H5''	2	0.99	0.11	0.99
(1,3)	1:A:84:LYS:HZ3	2:B:7:C:H6	2	0.99	0.11	0.99
(1,3)	1:A:84:LYS:HZ3	2:B:7:C:HO2'	2	0.99	0.11	0.99
(1,3)	1:A:84:LYS:HZ3	2:B:7:C:N1	2	0.99	0.11	0.99
(1,3)	1:A:84:LYS:HZ3	2:B:7:C:N3	2	0.99	0.11	0.99
(1,3)	1:A:84:LYS:HZ3	2:B:7:C:N4	2	0.99	0.11	0.99
(1,3)	1:A:84:LYS:HZ3	2:B:7:C:O2	2	0.99	0.11	0.99
(1,3)	1:A:84:LYS:HZ3	2:B:7:C:O2'	2	0.99	0.11	0.99
(1,3)	1:A:84:LYS:HZ3	2:B:7:C:O3'	2	0.99	0.11	0.99
(1,3)	1:A:84:LYS:HZ3	2:B:7:C:O4'	2	0.99	0.11	0.99
(1,3)	1:A:84:LYS:HZ3	2:B:7:C:O5'	2	0.99	0.11	0.99
(1,3)	1:A:84:LYS:HZ3	2:B:7:C:OP1	2	0.99	0.11	0.99
(1,3)	1:A:84:LYS:HZ3	2:B:7:C:OP2	2	0.99	0.11	0.99
(1,3)	1:A:84:LYS:HZ3	2:B:7:C:P	2	0.99	0.11	0.99
(1,3)	1:A:84:LYS:HZ3	2:B:8:U:C1'	2	0.99	0.11	0.99
(1,3)	1:A:84:LYS:HZ3	2:B:8:U:C2	2	0.99	0.11	0.99
(1,3)	1:A:84:LYS:HZ3	2:B:8:U:C2'	2	0.99	0.11	0.99
(1,3)	1:A:84:LYS:HZ3	2:B:8:U:C3'	2	0.99	0.11	0.99
(1,3)	1:A:84:LYS:HZ3	2:B:8:U:C4	2	0.99	0.11	0.99
(1,3)	1:A:84:LYS:HZ3	2:B:8:U:C4'	2	0.99	0.11	0.99
(1,3)	1:A:84:LYS:HZ3	2:B:8:U:C5	2	0.99	0.11	0.99
(1,3)	1:A:84:LYS:HZ3	2:B:8:U:C5'	2	0.99	0.11	0.99
(1,3)	1:A:84:LYS:HZ3	2:B:8:U:C6	2	0.99	0.11	0.99
(1,3)	1:A:84:LYS:HZ3	2:B:8:U:H1'	2	0.99	0.11	0.99
(1,3)	1:A:84:LYS:HZ3	2:B:8:U:H2'	2	0.99	0.11	0.99
(1,3)	1:A:84:LYS:HZ3	2:B:8:U:H3	2	0.99	0.11	0.99
(1,3)	1:A:84:LYS:HZ3	2:B:8:U:H3'	2	0.99	0.11	0.99
(1,3)	1:A:84:LYS:HZ3	2:B:8:U:H4'	2	0.99	0.11	0.99
(1,3)	1:A:84:LYS:HZ3	2:B:8:U:H5	2	0.99	0.11	0.99
(1,3)	1:A:84:LYS:HZ3	2:B:8:U:H5'	2	0.99	0.11	0.99
(1,3)	1:A:84:LYS:HZ3	2:B:8:U:H5''	2	0.99	0.11	0.99
(1,3)	1:A:84:LYS:HZ3	2:B:8:U:H6	2	0.99	0.11	0.99

Continued on next page...

Continued from previous page...

Key	Atom-1	Atom-2	Models ¹	Mean (Å)	SD ¹ (Å)	Median (Å)
(1,3)	1:A:84:LYS:HZ3	2:B:8:U:HO2'	2	0.99	0.11	0.99
(1,3)	1:A:84:LYS:HZ3	2:B:8:U:N1	2	0.99	0.11	0.99
(1,3)	1:A:84:LYS:HZ3	2:B:8:U:N3	2	0.99	0.11	0.99
(1,3)	1:A:84:LYS:HZ3	2:B:8:U:O2	2	0.99	0.11	0.99
(1,3)	1:A:84:LYS:HZ3	2:B:8:U:O2'	2	0.99	0.11	0.99
(1,3)	1:A:84:LYS:HZ3	2:B:8:U:O3'	2	0.99	0.11	0.99
(1,3)	1:A:84:LYS:HZ3	2:B:8:U:O4	2	0.99	0.11	0.99
(1,3)	1:A:84:LYS:HZ3	2:B:8:U:O4'	2	0.99	0.11	0.99
(1,3)	1:A:84:LYS:HZ3	2:B:8:U:O5'	2	0.99	0.11	0.99
(1,3)	1:A:84:LYS:HZ3	2:B:8:U:OP1	2	0.99	0.11	0.99
(1,3)	1:A:84:LYS:HZ3	2:B:8:U:OP2	2	0.99	0.11	0.99
(1,3)	1:A:84:LYS:HZ3	2:B:8:U:P	2	0.99	0.11	0.99
(1,3)	1:A:84:LYS:HZ3	2:B:9:C:C1'	2	0.99	0.11	0.99
(1,3)	1:A:84:LYS:HZ3	2:B:9:C:C2	2	0.99	0.11	0.99
(1,3)	1:A:84:LYS:HZ3	2:B:9:C:C2'	2	0.99	0.11	0.99
(1,3)	1:A:84:LYS:HZ3	2:B:9:C:C3'	2	0.99	0.11	0.99
(1,3)	1:A:84:LYS:HZ3	2:B:9:C:C4	2	0.99	0.11	0.99
(1,3)	1:A:84:LYS:HZ3	2:B:9:C:C4'	2	0.99	0.11	0.99
(1,3)	1:A:84:LYS:HZ3	2:B:9:C:C5	2	0.99	0.11	0.99
(1,3)	1:A:84:LYS:HZ3	2:B:9:C:C5'	2	0.99	0.11	0.99
(1,3)	1:A:84:LYS:HZ3	2:B:9:C:C6	2	0.99	0.11	0.99
(1,3)	1:A:84:LYS:HZ3	2:B:9:C:H1'	2	0.99	0.11	0.99
(1,3)	1:A:84:LYS:HZ3	2:B:9:C:H2'	2	0.99	0.11	0.99
(1,3)	1:A:84:LYS:HZ3	2:B:9:C:H3'	2	0.99	0.11	0.99
(1,3)	1:A:84:LYS:HZ3	2:B:9:C:H4'	2	0.99	0.11	0.99
(1,3)	1:A:84:LYS:HZ3	2:B:9:C:H41	2	0.99	0.11	0.99
(1,3)	1:A:84:LYS:HZ3	2:B:9:C:H42	2	0.99	0.11	0.99
(1,3)	1:A:84:LYS:HZ3	2:B:9:C:H5	2	0.99	0.11	0.99
(1,3)	1:A:84:LYS:HZ3	2:B:9:C:H5'	2	0.99	0.11	0.99
(1,3)	1:A:84:LYS:HZ3	2:B:9:C:H5''	2	0.99	0.11	0.99
(1,3)	1:A:84:LYS:HZ3	2:B:9:C:H6	2	0.99	0.11	0.99
(1,3)	1:A:84:LYS:HZ3	2:B:9:C:HO2'	2	0.99	0.11	0.99
(1,3)	1:A:84:LYS:HZ3	2:B:9:C:N1	2	0.99	0.11	0.99
(1,3)	1:A:84:LYS:HZ3	2:B:9:C:N3	2	0.99	0.11	0.99
(1,3)	1:A:84:LYS:HZ3	2:B:9:C:N4	2	0.99	0.11	0.99
(1,3)	1:A:84:LYS:HZ3	2:B:9:C:O2	2	0.99	0.11	0.99
(1,3)	1:A:84:LYS:HZ3	2:B:9:C:O2'	2	0.99	0.11	0.99
(1,3)	1:A:84:LYS:HZ3	2:B:9:C:O3'	2	0.99	0.11	0.99
(1,3)	1:A:84:LYS:HZ3	2:B:9:C:O4'	2	0.99	0.11	0.99
(1,3)	1:A:84:LYS:HZ3	2:B:9:C:O5'	2	0.99	0.11	0.99
(1,3)	1:A:84:LYS:HZ3	2:B:9:C:OP1	2	0.99	0.11	0.99
(1,3)	1:A:84:LYS:HZ3	2:B:9:C:OP2	2	0.99	0.11	0.99

Continued on next page...

Continued from previous page...

Key	Atom-1	Atom-2	Models ¹	Mean (Å)	SD ¹ (Å)	Median (Å)
(1,3)	1:A:84:LYS:HZ3	2:B:9:C:P	2	0.99	0.11	0.99
(1,3)	1:A:84:LYS:HZ3	2:B:10:G:C1'	2	0.99	0.11	0.99
(1,3)	1:A:84:LYS:HZ3	2:B:10:G:C2	2	0.99	0.11	0.99
(1,3)	1:A:84:LYS:HZ3	2:B:10:G:C2'	2	0.99	0.11	0.99
(1,3)	1:A:84:LYS:HZ3	2:B:10:G:C3'	2	0.99	0.11	0.99
(1,3)	1:A:84:LYS:HZ3	2:B:10:G:C4	2	0.99	0.11	0.99
(1,3)	1:A:84:LYS:HZ3	2:B:10:G:C4'	2	0.99	0.11	0.99
(1,3)	1:A:84:LYS:HZ3	2:B:10:G:C5	2	0.99	0.11	0.99
(1,3)	1:A:84:LYS:HZ3	2:B:10:G:C5'	2	0.99	0.11	0.99
(1,3)	1:A:84:LYS:HZ3	2:B:10:G:C6	2	0.99	0.11	0.99
(1,3)	1:A:84:LYS:HZ3	2:B:10:G:C8	2	0.99	0.11	0.99
(1,3)	1:A:84:LYS:HZ3	2:B:10:G:H1	2	0.99	0.11	0.99
(1,3)	1:A:84:LYS:HZ3	2:B:10:G:H1'	2	0.99	0.11	0.99
(1,3)	1:A:84:LYS:HZ3	2:B:10:G:H2'	2	0.99	0.11	0.99
(1,3)	1:A:84:LYS:HZ3	2:B:10:G:H21	2	0.99	0.11	0.99
(1,3)	1:A:84:LYS:HZ3	2:B:10:G:H22	2	0.99	0.11	0.99
(1,3)	1:A:84:LYS:HZ3	2:B:10:G:H3'	2	0.99	0.11	0.99
(1,3)	1:A:84:LYS:HZ3	2:B:10:G:H4'	2	0.99	0.11	0.99
(1,3)	1:A:84:LYS:HZ3	2:B:10:G:H5'	2	0.99	0.11	0.99
(1,3)	1:A:84:LYS:HZ3	2:B:10:G:H5''	2	0.99	0.11	0.99
(1,3)	1:A:84:LYS:HZ3	2:B:10:G:H8	2	0.99	0.11	0.99
(1,3)	1:A:84:LYS:HZ3	2:B:10:G:HO2'	2	0.99	0.11	0.99
(1,3)	1:A:84:LYS:HZ3	2:B:10:G:N1	2	0.99	0.11	0.99
(1,3)	1:A:84:LYS:HZ3	2:B:10:G:N2	2	0.99	0.11	0.99
(1,3)	1:A:84:LYS:HZ3	2:B:10:G:N3	2	0.99	0.11	0.99
(1,3)	1:A:84:LYS:HZ3	2:B:10:G:N7	2	0.99	0.11	0.99
(1,3)	1:A:84:LYS:HZ3	2:B:10:G:N9	2	0.99	0.11	0.99
(1,3)	1:A:84:LYS:HZ3	2:B:10:G:O2'	2	0.99	0.11	0.99
(1,3)	1:A:84:LYS:HZ3	2:B:10:G:O3'	2	0.99	0.11	0.99
(1,3)	1:A:84:LYS:HZ3	2:B:10:G:O4'	2	0.99	0.11	0.99
(1,3)	1:A:84:LYS:HZ3	2:B:10:G:O5'	2	0.99	0.11	0.99
(1,3)	1:A:84:LYS:HZ3	2:B:10:G:O6	2	0.99	0.11	0.99
(1,3)	1:A:84:LYS:HZ3	2:B:10:G:OP1	2	0.99	0.11	0.99
(1,3)	1:A:84:LYS:HZ3	2:B:10:G:OP2	2	0.99	0.11	0.99
(1,3)	1:A:84:LYS:HZ3	2:B:10:G:P	2	0.99	0.11	0.99
(1,3)	1:A:84:LYS:HZ3	2:B:11:A:C1'	2	0.99	0.11	0.99
(1,3)	1:A:84:LYS:HZ3	2:B:11:A:C2	2	0.99	0.11	0.99
(1,3)	1:A:84:LYS:HZ3	2:B:11:A:C2'	2	0.99	0.11	0.99
(1,3)	1:A:84:LYS:HZ3	2:B:11:A:C3'	2	0.99	0.11	0.99
(1,3)	1:A:84:LYS:HZ3	2:B:11:A:C4	2	0.99	0.11	0.99
(1,3)	1:A:84:LYS:HZ3	2:B:11:A:C4'	2	0.99	0.11	0.99
(1,3)	1:A:84:LYS:HZ3	2:B:11:A:C5	2	0.99	0.11	0.99

Continued on next page...

Continued from previous page...

Key	Atom-1	Atom-2	Models ¹	Mean (Å)	SD ¹ (Å)	Median (Å)
(1,3)	1:A:84:LYS:HZ3	2:B:11:A:C5'	2	0.99	0.11	0.99
(1,3)	1:A:84:LYS:HZ3	2:B:11:A:C6	2	0.99	0.11	0.99
(1,3)	1:A:84:LYS:HZ3	2:B:11:A:C8	2	0.99	0.11	0.99
(1,3)	1:A:84:LYS:HZ3	2:B:11:A:H1'	2	0.99	0.11	0.99
(1,3)	1:A:84:LYS:HZ3	2:B:11:A:H2	2	0.99	0.11	0.99
(1,3)	1:A:84:LYS:HZ3	2:B:11:A:H2'	2	0.99	0.11	0.99
(1,3)	1:A:84:LYS:HZ3	2:B:11:A:H3'	2	0.99	0.11	0.99
(1,3)	1:A:84:LYS:HZ3	2:B:11:A:H4'	2	0.99	0.11	0.99
(1,3)	1:A:84:LYS:HZ3	2:B:11:A:H5'	2	0.99	0.11	0.99
(1,3)	1:A:84:LYS:HZ3	2:B:11:A:H5''	2	0.99	0.11	0.99
(1,3)	1:A:84:LYS:HZ3	2:B:11:A:H61	2	0.99	0.11	0.99
(1,3)	1:A:84:LYS:HZ3	2:B:11:A:H62	2	0.99	0.11	0.99
(1,3)	1:A:84:LYS:HZ3	2:B:11:A:H8	2	0.99	0.11	0.99
(1,3)	1:A:84:LYS:HZ3	2:B:11:A:HO2'	2	0.99	0.11	0.99
(1,3)	1:A:84:LYS:HZ3	2:B:11:A:N1	2	0.99	0.11	0.99
(1,3)	1:A:84:LYS:HZ3	2:B:11:A:N3	2	0.99	0.11	0.99
(1,3)	1:A:84:LYS:HZ3	2:B:11:A:N6	2	0.99	0.11	0.99
(1,3)	1:A:84:LYS:HZ3	2:B:11:A:N7	2	0.99	0.11	0.99
(1,3)	1:A:84:LYS:HZ3	2:B:11:A:N9	2	0.99	0.11	0.99
(1,3)	1:A:84:LYS:HZ3	2:B:11:A:O2'	2	0.99	0.11	0.99
(1,3)	1:A:84:LYS:HZ3	2:B:11:A:O3'	2	0.99	0.11	0.99
(1,3)	1:A:84:LYS:HZ3	2:B:11:A:O4'	2	0.99	0.11	0.99
(1,3)	1:A:84:LYS:HZ3	2:B:11:A:O5'	2	0.99	0.11	0.99
(1,3)	1:A:84:LYS:HZ3	2:B:11:A:OP1	2	0.99	0.11	0.99
(1,3)	1:A:84:LYS:HZ3	2:B:11:A:OP2	2	0.99	0.11	0.99
(1,3)	1:A:84:LYS:HZ3	2:B:11:A:P	2	0.99	0.11	0.99
(1,3)	1:A:84:LYS:HZ3	2:B:12:A:C1'	2	0.99	0.11	0.99
(1,3)	1:A:84:LYS:HZ3	2:B:12:A:C2	2	0.99	0.11	0.99
(1,3)	1:A:84:LYS:HZ3	2:B:12:A:C2'	2	0.99	0.11	0.99
(1,3)	1:A:84:LYS:HZ3	2:B:12:A:C3'	2	0.99	0.11	0.99
(1,3)	1:A:84:LYS:HZ3	2:B:12:A:C4	2	0.99	0.11	0.99
(1,3)	1:A:84:LYS:HZ3	2:B:12:A:C4'	2	0.99	0.11	0.99
(1,3)	1:A:84:LYS:HZ3	2:B:12:A:C5	2	0.99	0.11	0.99
(1,3)	1:A:84:LYS:HZ3	2:B:12:A:C5'	2	0.99	0.11	0.99
(1,3)	1:A:84:LYS:HZ3	2:B:12:A:C6	2	0.99	0.11	0.99
(1,3)	1:A:84:LYS:HZ3	2:B:12:A:C8	2	0.99	0.11	0.99
(1,3)	1:A:84:LYS:HZ3	2:B:12:A:H1'	2	0.99	0.11	0.99
(1,3)	1:A:84:LYS:HZ3	2:B:12:A:H2	2	0.99	0.11	0.99
(1,3)	1:A:84:LYS:HZ3	2:B:12:A:H2'	2	0.99	0.11	0.99
(1,3)	1:A:84:LYS:HZ3	2:B:12:A:H3'	2	0.99	0.11	0.99
(1,3)	1:A:84:LYS:HZ3	2:B:12:A:H4'	2	0.99	0.11	0.99
(1,3)	1:A:84:LYS:HZ3	2:B:12:A:H5'	2	0.99	0.11	0.99

Continued on next page...

Continued from previous page...

Key	Atom-1	Atom-2	Models ¹	Mean (Å)	SD ¹ (Å)	Median (Å)
(1,3)	1:A:84:LYS:HZ3	2:B:12:A:H5''	2	0.99	0.11	0.99
(1,3)	1:A:84:LYS:HZ3	2:B:12:A:H61	2	0.99	0.11	0.99
(1,3)	1:A:84:LYS:HZ3	2:B:12:A:H62	2	0.99	0.11	0.99
(1,3)	1:A:84:LYS:HZ3	2:B:12:A:H8	2	0.99	0.11	0.99
(1,3)	1:A:84:LYS:HZ3	2:B:12:A:HO2''	2	0.99	0.11	0.99
(1,3)	1:A:84:LYS:HZ3	2:B:12:A:N1	2	0.99	0.11	0.99
(1,3)	1:A:84:LYS:HZ3	2:B:12:A:N3	2	0.99	0.11	0.99
(1,3)	1:A:84:LYS:HZ3	2:B:12:A:N6	2	0.99	0.11	0.99
(1,3)	1:A:84:LYS:HZ3	2:B:12:A:N7	2	0.99	0.11	0.99
(1,3)	1:A:84:LYS:HZ3	2:B:12:A:N9	2	0.99	0.11	0.99
(1,3)	1:A:84:LYS:HZ3	2:B:12:A:O2''	2	0.99	0.11	0.99
(1,3)	1:A:84:LYS:HZ3	2:B:12:A:O3''	2	0.99	0.11	0.99
(1,3)	1:A:84:LYS:HZ3	2:B:12:A:O4''	2	0.99	0.11	0.99
(1,3)	1:A:84:LYS:HZ3	2:B:12:A:O5''	2	0.99	0.11	0.99
(1,3)	1:A:84:LYS:HZ3	2:B:12:A:OP1	2	0.99	0.11	0.99
(1,3)	1:A:84:LYS:HZ3	2:B:12:A:OP2	2	0.99	0.11	0.99
(1,3)	1:A:84:LYS:HZ3	2:B:12:A:P	2	0.99	0.11	0.99
(1,3)	1:A:84:LYS:HZ3	2:B:13:A:C1''	2	0.99	0.11	0.99
(1,3)	1:A:84:LYS:HZ3	2:B:13:A:C2	2	0.99	0.11	0.99
(1,3)	1:A:84:LYS:HZ3	2:B:13:A:C2''	2	0.99	0.11	0.99
(1,3)	1:A:84:LYS:HZ3	2:B:13:A:C3''	2	0.99	0.11	0.99
(1,3)	1:A:84:LYS:HZ3	2:B:13:A:C4	2	0.99	0.11	0.99
(1,3)	1:A:84:LYS:HZ3	2:B:13:A:C4''	2	0.99	0.11	0.99
(1,3)	1:A:84:LYS:HZ3	2:B:13:A:C5	2	0.99	0.11	0.99
(1,3)	1:A:84:LYS:HZ3	2:B:13:A:C5''	2	0.99	0.11	0.99
(1,3)	1:A:84:LYS:HZ3	2:B:13:A:C6	2	0.99	0.11	0.99
(1,3)	1:A:84:LYS:HZ3	2:B:13:A:C8	2	0.99	0.11	0.99
(1,3)	1:A:84:LYS:HZ3	2:B:13:A:H1''	2	0.99	0.11	0.99
(1,3)	1:A:84:LYS:HZ3	2:B:13:A:H2	2	0.99	0.11	0.99
(1,3)	1:A:84:LYS:HZ3	2:B:13:A:H2''	2	0.99	0.11	0.99
(1,3)	1:A:84:LYS:HZ3	2:B:13:A:H3''	2	0.99	0.11	0.99
(1,3)	1:A:84:LYS:HZ3	2:B:13:A:H4''	2	0.99	0.11	0.99
(1,3)	1:A:84:LYS:HZ3	2:B:13:A:H5''	2	0.99	0.11	0.99
(1,3)	1:A:84:LYS:HZ3	2:B:13:A:H5''	2	0.99	0.11	0.99
(1,3)	1:A:84:LYS:HZ3	2:B:13:A:H61	2	0.99	0.11	0.99
(1,3)	1:A:84:LYS:HZ3	2:B:13:A:H62	2	0.99	0.11	0.99
(1,3)	1:A:84:LYS:HZ3	2:B:13:A:H8	2	0.99	0.11	0.99
(1,3)	1:A:84:LYS:HZ3	2:B:13:A:HO2''	2	0.99	0.11	0.99
(1,3)	1:A:84:LYS:HZ3	2:B:13:A:N1	2	0.99	0.11	0.99
(1,3)	1:A:84:LYS:HZ3	2:B:13:A:N3	2	0.99	0.11	0.99
(1,3)	1:A:84:LYS:HZ3	2:B:13:A:N6	2	0.99	0.11	0.99
(1,3)	1:A:84:LYS:HZ3	2:B:13:A:N7	2	0.99	0.11	0.99

Continued on next page...

Continued from previous page...

Key	Atom-1	Atom-2	Models ¹	Mean (Å)	SD ¹ (Å)	Median (Å)
(1,3)	1:A:84:LYS:HZ3	2:B:13:A:N9	2	0.99	0.11	0.99
(1,3)	1:A:84:LYS:HZ3	2:B:13:A:O2'	2	0.99	0.11	0.99
(1,3)	1:A:84:LYS:HZ3	2:B:13:A:O3'	2	0.99	0.11	0.99
(1,3)	1:A:84:LYS:HZ3	2:B:13:A:O4'	2	0.99	0.11	0.99
(1,3)	1:A:84:LYS:HZ3	2:B:13:A:O5'	2	0.99	0.11	0.99
(1,3)	1:A:84:LYS:HZ3	2:B:13:A:OP1	2	0.99	0.11	0.99
(1,3)	1:A:84:LYS:HZ3	2:B:13:A:OP2	2	0.99	0.11	0.99
(1,3)	1:A:84:LYS:HZ3	2:B:13:A:P	2	0.99	0.11	0.99
(1,3)	1:A:84:LYS:HZ3	2:B:14:G:C1'	2	0.99	0.11	0.99
(1,3)	1:A:84:LYS:HZ3	2:B:14:G:C2	2	0.99	0.11	0.99
(1,3)	1:A:84:LYS:HZ3	2:B:14:G:C2'	2	0.99	0.11	0.99
(1,3)	1:A:84:LYS:HZ3	2:B:14:G:C3'	2	0.99	0.11	0.99
(1,3)	1:A:84:LYS:HZ3	2:B:14:G:C4	2	0.99	0.11	0.99
(1,3)	1:A:84:LYS:HZ3	2:B:14:G:C4'	2	0.99	0.11	0.99
(1,3)	1:A:84:LYS:HZ3	2:B:14:G:C5	2	0.99	0.11	0.99
(1,3)	1:A:84:LYS:HZ3	2:B:14:G:C5'	2	0.99	0.11	0.99
(1,3)	1:A:84:LYS:HZ3	2:B:14:G:C6	2	0.99	0.11	0.99
(1,3)	1:A:84:LYS:HZ3	2:B:14:G:C8	2	0.99	0.11	0.99
(1,3)	1:A:84:LYS:HZ3	2:B:14:G:H1	2	0.99	0.11	0.99
(1,3)	1:A:84:LYS:HZ3	2:B:14:G:H1'	2	0.99	0.11	0.99
(1,3)	1:A:84:LYS:HZ3	2:B:14:G:H2'	2	0.99	0.11	0.99
(1,3)	1:A:84:LYS:HZ3	2:B:14:G:H21	2	0.99	0.11	0.99
(1,3)	1:A:84:LYS:HZ3	2:B:14:G:H22	2	0.99	0.11	0.99
(1,3)	1:A:84:LYS:HZ3	2:B:14:G:H3'	2	0.99	0.11	0.99
(1,3)	1:A:84:LYS:HZ3	2:B:14:G:H4'	2	0.99	0.11	0.99
(1,3)	1:A:84:LYS:HZ3	2:B:14:G:H5'	2	0.99	0.11	0.99
(1,3)	1:A:84:LYS:HZ3	2:B:14:G:H5''	2	0.99	0.11	0.99
(1,3)	1:A:84:LYS:HZ3	2:B:14:G:H8	2	0.99	0.11	0.99
(1,3)	1:A:84:LYS:HZ3	2:B:14:G:HO2'	2	0.99	0.11	0.99
(1,3)	1:A:84:LYS:HZ3	2:B:14:G:N1	2	0.99	0.11	0.99
(1,3)	1:A:84:LYS:HZ3	2:B:14:G:N2	2	0.99	0.11	0.99
(1,3)	1:A:84:LYS:HZ3	2:B:14:G:N3	2	0.99	0.11	0.99
(1,3)	1:A:84:LYS:HZ3	2:B:14:G:N7	2	0.99	0.11	0.99
(1,3)	1:A:84:LYS:HZ3	2:B:14:G:N9	2	0.99	0.11	0.99
(1,3)	1:A:84:LYS:HZ3	2:B:14:G:O2'	2	0.99	0.11	0.99
(1,3)	1:A:84:LYS:HZ3	2:B:14:G:O3'	2	0.99	0.11	0.99
(1,3)	1:A:84:LYS:HZ3	2:B:14:G:O4'	2	0.99	0.11	0.99
(1,3)	1:A:84:LYS:HZ3	2:B:14:G:O5'	2	0.99	0.11	0.99
(1,3)	1:A:84:LYS:HZ3	2:B:14:G:O6	2	0.99	0.11	0.99
(1,3)	1:A:84:LYS:HZ3	2:B:14:G:OP1	2	0.99	0.11	0.99
(1,3)	1:A:84:LYS:HZ3	2:B:14:G:OP2	2	0.99	0.11	0.99
(1,3)	1:A:84:LYS:HZ3	2:B:14:G:P	2	0.99	0.11	0.99

Continued on next page...

Continued from previous page...

Key	Atom-1	Atom-2	Models ¹	Mean (Å)	SD ¹ (Å)	Median (Å)
(1,3)	1:A:84:LYS:HZ3	2:B:15:A:C1'	2	0.99	0.11	0.99
(1,3)	1:A:84:LYS:HZ3	2:B:15:A:C2	2	0.99	0.11	0.99
(1,3)	1:A:84:LYS:HZ3	2:B:15:A:C2'	2	0.99	0.11	0.99
(1,3)	1:A:84:LYS:HZ3	2:B:15:A:C3'	2	0.99	0.11	0.99
(1,3)	1:A:84:LYS:HZ3	2:B:15:A:C4	2	0.99	0.11	0.99
(1,3)	1:A:84:LYS:HZ3	2:B:15:A:C4'	2	0.99	0.11	0.99
(1,3)	1:A:84:LYS:HZ3	2:B:15:A:C5	2	0.99	0.11	0.99
(1,3)	1:A:84:LYS:HZ3	2:B:15:A:C5'	2	0.99	0.11	0.99
(1,3)	1:A:84:LYS:HZ3	2:B:15:A:C6	2	0.99	0.11	0.99
(1,3)	1:A:84:LYS:HZ3	2:B:15:A:C8	2	0.99	0.11	0.99
(1,3)	1:A:84:LYS:HZ3	2:B:15:A:H1'	2	0.99	0.11	0.99
(1,3)	1:A:84:LYS:HZ3	2:B:15:A:H2	2	0.99	0.11	0.99
(1,3)	1:A:84:LYS:HZ3	2:B:15:A:H2'	2	0.99	0.11	0.99
(1,3)	1:A:84:LYS:HZ3	2:B:15:A:H3'	2	0.99	0.11	0.99
(1,3)	1:A:84:LYS:HZ3	2:B:15:A:H4'	2	0.99	0.11	0.99
(1,3)	1:A:84:LYS:HZ3	2:B:15:A:H5'	2	0.99	0.11	0.99
(1,3)	1:A:84:LYS:HZ3	2:B:15:A:H5''	2	0.99	0.11	0.99
(1,3)	1:A:84:LYS:HZ3	2:B:15:A:H61	2	0.99	0.11	0.99
(1,3)	1:A:84:LYS:HZ3	2:B:15:A:H62	2	0.99	0.11	0.99
(1,3)	1:A:84:LYS:HZ3	2:B:15:A:H8	2	0.99	0.11	0.99
(1,3)	1:A:84:LYS:HZ3	2:B:15:A:HO2'	2	0.99	0.11	0.99
(1,3)	1:A:84:LYS:HZ3	2:B:15:A:N1	2	0.99	0.11	0.99
(1,3)	1:A:84:LYS:HZ3	2:B:15:A:N3	2	0.99	0.11	0.99
(1,3)	1:A:84:LYS:HZ3	2:B:15:A:N6	2	0.99	0.11	0.99
(1,3)	1:A:84:LYS:HZ3	2:B:15:A:N7	2	0.99	0.11	0.99
(1,3)	1:A:84:LYS:HZ3	2:B:15:A:N9	2	0.99	0.11	0.99
(1,3)	1:A:84:LYS:HZ3	2:B:15:A:O2'	2	0.99	0.11	0.99
(1,3)	1:A:84:LYS:HZ3	2:B:15:A:O3'	2	0.99	0.11	0.99
(1,3)	1:A:84:LYS:HZ3	2:B:15:A:O4'	2	0.99	0.11	0.99
(1,3)	1:A:84:LYS:HZ3	2:B:15:A:O5'	2	0.99	0.11	0.99
(1,3)	1:A:84:LYS:HZ3	2:B:15:A:OP1	2	0.99	0.11	0.99
(1,3)	1:A:84:LYS:HZ3	2:B:15:A:OP2	2	0.99	0.11	0.99
(1,3)	1:A:84:LYS:HZ3	2:B:15:A:P	2	0.99	0.11	0.99
(1,3)	1:A:84:LYS:HZ3	2:B:16:G:C1'	2	0.99	0.11	0.99
(1,3)	1:A:84:LYS:HZ3	2:B:16:G:C2	2	0.99	0.11	0.99
(1,3)	1:A:84:LYS:HZ3	2:B:16:G:C2'	2	0.99	0.11	0.99
(1,3)	1:A:84:LYS:HZ3	2:B:16:G:C3'	2	0.99	0.11	0.99
(1,3)	1:A:84:LYS:HZ3	2:B:16:G:C4	2	0.99	0.11	0.99
(1,3)	1:A:84:LYS:HZ3	2:B:16:G:C4'	2	0.99	0.11	0.99
(1,3)	1:A:84:LYS:HZ3	2:B:16:G:C5	2	0.99	0.11	0.99
(1,3)	1:A:84:LYS:HZ3	2:B:16:G:C5'	2	0.99	0.11	0.99
(1,3)	1:A:84:LYS:HZ3	2:B:16:G:C6	2	0.99	0.11	0.99

Continued on next page...

Continued from previous page...

Key	Atom-1	Atom-2	Models ¹	Mean (Å)	SD ¹ (Å)	Median (Å)
(1,3)	1:A:84:LYS:HZ3	2:B:16:G:C8	2	0.99	0.11	0.99
(1,3)	1:A:84:LYS:HZ3	2:B:16:G:H1	2	0.99	0.11	0.99
(1,3)	1:A:84:LYS:HZ3	2:B:16:G:H1'	2	0.99	0.11	0.99
(1,3)	1:A:84:LYS:HZ3	2:B:16:G:H2'	2	0.99	0.11	0.99
(1,3)	1:A:84:LYS:HZ3	2:B:16:G:H21	2	0.99	0.11	0.99
(1,3)	1:A:84:LYS:HZ3	2:B:16:G:H22	2	0.99	0.11	0.99
(1,3)	1:A:84:LYS:HZ3	2:B:16:G:H3'	2	0.99	0.11	0.99
(1,3)	1:A:84:LYS:HZ3	2:B:16:G:H4'	2	0.99	0.11	0.99
(1,3)	1:A:84:LYS:HZ3	2:B:16:G:H5'	2	0.99	0.11	0.99
(1,3)	1:A:84:LYS:HZ3	2:B:16:G:H5''	2	0.99	0.11	0.99
(1,3)	1:A:84:LYS:HZ3	2:B:16:G:H8	2	0.99	0.11	0.99
(1,3)	1:A:84:LYS:HZ3	2:B:16:G:HO2'	2	0.99	0.11	0.99
(1,3)	1:A:84:LYS:HZ3	2:B:16:G:N1	2	0.99	0.11	0.99
(1,3)	1:A:84:LYS:HZ3	2:B:16:G:N2	2	0.99	0.11	0.99
(1,3)	1:A:84:LYS:HZ3	2:B:16:G:N3	2	0.99	0.11	0.99
(1,3)	1:A:84:LYS:HZ3	2:B:16:G:N7	2	0.99	0.11	0.99
(1,3)	1:A:84:LYS:HZ3	2:B:16:G:N9	2	0.99	0.11	0.99
(1,3)	1:A:84:LYS:HZ3	2:B:16:G:O2'	2	0.99	0.11	0.99
(1,3)	1:A:84:LYS:HZ3	2:B:16:G:O3'	2	0.99	0.11	0.99
(1,3)	1:A:84:LYS:HZ3	2:B:16:G:O4'	2	0.99	0.11	0.99
(1,3)	1:A:84:LYS:HZ3	2:B:16:G:O5'	2	0.99	0.11	0.99
(1,3)	1:A:84:LYS:HZ3	2:B:16:G:O6	2	0.99	0.11	0.99
(1,3)	1:A:84:LYS:HZ3	2:B:16:G:OP1	2	0.99	0.11	0.99
(1,3)	1:A:84:LYS:HZ3	2:B:16:G:OP2	2	0.99	0.11	0.99
(1,3)	1:A:84:LYS:HZ3	2:B:16:G:P	2	0.99	0.11	0.99
(1,3)	1:A:84:LYS:HZ3	2:B:17:C:C1'	2	0.99	0.11	0.99
(1,3)	1:A:84:LYS:HZ3	2:B:17:C:C2	2	0.99	0.11	0.99
(1,3)	1:A:84:LYS:HZ3	2:B:17:C:C2'	2	0.99	0.11	0.99
(1,3)	1:A:84:LYS:HZ3	2:B:17:C:C3'	2	0.99	0.11	0.99
(1,3)	1:A:84:LYS:HZ3	2:B:17:C:C4	2	0.99	0.11	0.99
(1,3)	1:A:84:LYS:HZ3	2:B:17:C:C4'	2	0.99	0.11	0.99
(1,3)	1:A:84:LYS:HZ3	2:B:17:C:C5	2	0.99	0.11	0.99
(1,3)	1:A:84:LYS:HZ3	2:B:17:C:C5'	2	0.99	0.11	0.99
(1,3)	1:A:84:LYS:HZ3	2:B:17:C:C6	2	0.99	0.11	0.99
(1,3)	1:A:84:LYS:HZ3	2:B:17:C:H1'	2	0.99	0.11	0.99
(1,3)	1:A:84:LYS:HZ3	2:B:17:C:H2'	2	0.99	0.11	0.99
(1,3)	1:A:84:LYS:HZ3	2:B:17:C:H3'	2	0.99	0.11	0.99
(1,3)	1:A:84:LYS:HZ3	2:B:17:C:H4'	2	0.99	0.11	0.99
(1,3)	1:A:84:LYS:HZ3	2:B:17:C:H41	2	0.99	0.11	0.99
(1,3)	1:A:84:LYS:HZ3	2:B:17:C:H42	2	0.99	0.11	0.99
(1,3)	1:A:84:LYS:HZ3	2:B:17:C:H5	2	0.99	0.11	0.99
(1,3)	1:A:84:LYS:HZ3	2:B:17:C:H5'	2	0.99	0.11	0.99

Continued on next page...

Continued from previous page...

Key	Atom-1	Atom-2	Models ¹	Mean (Å)	SD ¹ (Å)	Median (Å)
(1,3)	1:A:84:LYS:HZ3	2:B:17:C:H5''	2	0.99	0.11	0.99
(1,3)	1:A:84:LYS:HZ3	2:B:17:C:H6	2	0.99	0.11	0.99
(1,3)	1:A:84:LYS:HZ3	2:B:17:C:HO2'	2	0.99	0.11	0.99
(1,3)	1:A:84:LYS:HZ3	2:B:17:C:N1	2	0.99	0.11	0.99
(1,3)	1:A:84:LYS:HZ3	2:B:17:C:N3	2	0.99	0.11	0.99
(1,3)	1:A:84:LYS:HZ3	2:B:17:C:N4	2	0.99	0.11	0.99
(1,3)	1:A:84:LYS:HZ3	2:B:17:C:O2	2	0.99	0.11	0.99
(1,3)	1:A:84:LYS:HZ3	2:B:17:C:O2'	2	0.99	0.11	0.99
(1,3)	1:A:84:LYS:HZ3	2:B:17:C:O3'	2	0.99	0.11	0.99
(1,3)	1:A:84:LYS:HZ3	2:B:17:C:O4'	2	0.99	0.11	0.99
(1,3)	1:A:84:LYS:HZ3	2:B:17:C:O5'	2	0.99	0.11	0.99
(1,3)	1:A:84:LYS:HZ3	2:B:17:C:OP1	2	0.99	0.11	0.99
(1,3)	1:A:84:LYS:HZ3	2:B:17:C:OP2	2	0.99	0.11	0.99
(1,3)	1:A:84:LYS:HZ3	2:B:17:C:P	2	0.99	0.11	0.99
(1,3)	1:A:84:LYS:HZ3	2:B:18:A:C1'	2	0.99	0.11	0.99
(1,3)	1:A:84:LYS:HZ3	2:B:18:A:C2	2	0.99	0.11	0.99
(1,3)	1:A:84:LYS:HZ3	2:B:18:A:C2'	2	0.99	0.11	0.99
(1,3)	1:A:84:LYS:HZ3	2:B:18:A:C3'	2	0.99	0.11	0.99
(1,3)	1:A:84:LYS:HZ3	2:B:18:A:C4	2	0.99	0.11	0.99
(1,3)	1:A:84:LYS:HZ3	2:B:18:A:C4'	2	0.99	0.11	0.99
(1,3)	1:A:84:LYS:HZ3	2:B:18:A:C5	2	0.99	0.11	0.99
(1,3)	1:A:84:LYS:HZ3	2:B:18:A:C5'	2	0.99	0.11	0.99
(1,3)	1:A:84:LYS:HZ3	2:B:18:A:C6	2	0.99	0.11	0.99
(1,3)	1:A:84:LYS:HZ3	2:B:18:A:C8	2	0.99	0.11	0.99
(1,3)	1:A:84:LYS:HZ3	2:B:18:A:H1'	2	0.99	0.11	0.99
(1,3)	1:A:84:LYS:HZ3	2:B:18:A:H2	2	0.99	0.11	0.99
(1,3)	1:A:84:LYS:HZ3	2:B:18:A:H2'	2	0.99	0.11	0.99
(1,3)	1:A:84:LYS:HZ3	2:B:18:A:H3'	2	0.99	0.11	0.99
(1,3)	1:A:84:LYS:HZ3	2:B:18:A:H4'	2	0.99	0.11	0.99
(1,3)	1:A:84:LYS:HZ3	2:B:18:A:H5'	2	0.99	0.11	0.99
(1,3)	1:A:84:LYS:HZ3	2:B:18:A:H5''	2	0.99	0.11	0.99
(1,3)	1:A:84:LYS:HZ3	2:B:18:A:H61	2	0.99	0.11	0.99
(1,3)	1:A:84:LYS:HZ3	2:B:18:A:H62	2	0.99	0.11	0.99
(1,3)	1:A:84:LYS:HZ3	2:B:18:A:H8	2	0.99	0.11	0.99
(1,3)	1:A:84:LYS:HZ3	2:B:18:A:HO2'	2	0.99	0.11	0.99
(1,3)	1:A:84:LYS:HZ3	2:B:18:A:N1	2	0.99	0.11	0.99
(1,3)	1:A:84:LYS:HZ3	2:B:18:A:N3	2	0.99	0.11	0.99
(1,3)	1:A:84:LYS:HZ3	2:B:18:A:N6	2	0.99	0.11	0.99
(1,3)	1:A:84:LYS:HZ3	2:B:18:A:N7	2	0.99	0.11	0.99
(1,3)	1:A:84:LYS:HZ3	2:B:18:A:N9	2	0.99	0.11	0.99
(1,3)	1:A:84:LYS:HZ3	2:B:18:A:O2'	2	0.99	0.11	0.99
(1,3)	1:A:84:LYS:HZ3	2:B:18:A:O3'	2	0.99	0.11	0.99

Continued on next page...

Continued from previous page...

Key	Atom-1	Atom-2	Models ¹	Mean (Å)	SD ¹ (Å)	Median (Å)
(1,3)	1:A:84:LYS:HZ3	2:B:18:A:O4'	2	0.99	0.11	0.99
(1,3)	1:A:84:LYS:HZ3	2:B:18:A:O5'	2	0.99	0.11	0.99
(1,3)	1:A:84:LYS:HZ3	2:B:18:A:OP1	2	0.99	0.11	0.99
(1,3)	1:A:84:LYS:HZ3	2:B:18:A:OP2	2	0.99	0.11	0.99
(1,3)	1:A:84:LYS:HZ3	2:B:18:A:P	2	0.99	0.11	0.99
(1,3)	1:A:84:LYS:HZ3	2:B:19:A:C1'	2	0.99	0.11	0.99
(1,3)	1:A:84:LYS:HZ3	2:B:19:A:C2	2	0.99	0.11	0.99
(1,3)	1:A:84:LYS:HZ3	2:B:19:A:C2'	2	0.99	0.11	0.99
(1,3)	1:A:84:LYS:HZ3	2:B:19:A:C3'	2	0.99	0.11	0.99
(1,3)	1:A:84:LYS:HZ3	2:B:19:A:C4	2	0.99	0.11	0.99
(1,3)	1:A:84:LYS:HZ3	2:B:19:A:C4'	2	0.99	0.11	0.99
(1,3)	1:A:84:LYS:HZ3	2:B:19:A:C5	2	0.99	0.11	0.99
(1,3)	1:A:84:LYS:HZ3	2:B:19:A:C5'	2	0.99	0.11	0.99
(1,3)	1:A:84:LYS:HZ3	2:B:19:A:C6	2	0.99	0.11	0.99
(1,3)	1:A:84:LYS:HZ3	2:B:19:A:C8	2	0.99	0.11	0.99
(1,3)	1:A:84:LYS:HZ3	2:B:19:A:H1'	2	0.99	0.11	0.99
(1,3)	1:A:84:LYS:HZ3	2:B:19:A:H2	2	0.99	0.11	0.99
(1,3)	1:A:84:LYS:HZ3	2:B:19:A:H2'	2	0.99	0.11	0.99
(1,3)	1:A:84:LYS:HZ3	2:B:19:A:H3'	2	0.99	0.11	0.99
(1,3)	1:A:84:LYS:HZ3	2:B:19:A:H4'	2	0.99	0.11	0.99
(1,3)	1:A:84:LYS:HZ3	2:B:19:A:H5'	2	0.99	0.11	0.99
(1,3)	1:A:84:LYS:HZ3	2:B:19:A:H5''	2	0.99	0.11	0.99
(1,3)	1:A:84:LYS:HZ3	2:B:19:A:H61	2	0.99	0.11	0.99
(1,3)	1:A:84:LYS:HZ3	2:B:19:A:H62	2	0.99	0.11	0.99
(1,3)	1:A:84:LYS:HZ3	2:B:19:A:H8	2	0.99	0.11	0.99
(1,3)	1:A:84:LYS:HZ3	2:B:19:A:HO2'	2	0.99	0.11	0.99
(1,3)	1:A:84:LYS:HZ3	2:B:19:A:N1	2	0.99	0.11	0.99
(1,3)	1:A:84:LYS:HZ3	2:B:19:A:N3	2	0.99	0.11	0.99
(1,3)	1:A:84:LYS:HZ3	2:B:19:A:N6	2	0.99	0.11	0.99
(1,3)	1:A:84:LYS:HZ3	2:B:19:A:N7	2	0.99	0.11	0.99
(1,3)	1:A:84:LYS:HZ3	2:B:19:A:N9	2	0.99	0.11	0.99
(1,3)	1:A:84:LYS:HZ3	2:B:19:A:O2'	2	0.99	0.11	0.99
(1,3)	1:A:84:LYS:HZ3	2:B:19:A:O3'	2	0.99	0.11	0.99
(1,3)	1:A:84:LYS:HZ3	2:B:19:A:O4'	2	0.99	0.11	0.99
(1,3)	1:A:84:LYS:HZ3	2:B:19:A:O5'	2	0.99	0.11	0.99
(1,3)	1:A:84:LYS:HZ3	2:B:19:A:OP1	2	0.99	0.11	0.99
(1,3)	1:A:84:LYS:HZ3	2:B:19:A:OP2	2	0.99	0.11	0.99
(1,3)	1:A:84:LYS:HZ3	2:B:19:A:P	2	0.99	0.11	0.99
(1,3)	1:A:84:LYS:HZ3	2:B:20:U:C1'	2	0.99	0.11	0.99
(1,3)	1:A:84:LYS:HZ3	2:B:20:U:C2	2	0.99	0.11	0.99
(1,3)	1:A:84:LYS:HZ3	2:B:20:U:C2'	2	0.99	0.11	0.99
(1,3)	1:A:84:LYS:HZ3	2:B:20:U:C3'	2	0.99	0.11	0.99

Continued on next page...

Continued from previous page...

Key	Atom-1	Atom-2	Models ¹	Mean (Å)	SD ¹ (Å)	Median (Å)
(1,3)	1:A:84:LYS:HZ3	2:B:20:U:C4	2	0.99	0.11	0.99
(1,3)	1:A:84:LYS:HZ3	2:B:20:U:C4'	2	0.99	0.11	0.99
(1,3)	1:A:84:LYS:HZ3	2:B:20:U:C5	2	0.99	0.11	0.99
(1,3)	1:A:84:LYS:HZ3	2:B:20:U:C5'	2	0.99	0.11	0.99
(1,3)	1:A:84:LYS:HZ3	2:B:20:U:C6	2	0.99	0.11	0.99
(1,3)	1:A:84:LYS:HZ3	2:B:20:U:H1'	2	0.99	0.11	0.99
(1,3)	1:A:84:LYS:HZ3	2:B:20:U:H2'	2	0.99	0.11	0.99
(1,3)	1:A:84:LYS:HZ3	2:B:20:U:H3	2	0.99	0.11	0.99
(1,3)	1:A:84:LYS:HZ3	2:B:20:U:H3'	2	0.99	0.11	0.99
(1,3)	1:A:84:LYS:HZ3	2:B:20:U:H4'	2	0.99	0.11	0.99
(1,3)	1:A:84:LYS:HZ3	2:B:20:U:H5	2	0.99	0.11	0.99
(1,3)	1:A:84:LYS:HZ3	2:B:20:U:H5'	2	0.99	0.11	0.99
(1,3)	1:A:84:LYS:HZ3	2:B:20:U:H5''	2	0.99	0.11	0.99
(1,3)	1:A:84:LYS:HZ3	2:B:20:U:H6	2	0.99	0.11	0.99
(1,3)	1:A:84:LYS:HZ3	2:B:20:U:HO2'	2	0.99	0.11	0.99
(1,3)	1:A:84:LYS:HZ3	2:B:20:U:N1	2	0.99	0.11	0.99
(1,3)	1:A:84:LYS:HZ3	2:B:20:U:N3	2	0.99	0.11	0.99
(1,3)	1:A:84:LYS:HZ3	2:B:20:U:O2	2	0.99	0.11	0.99
(1,3)	1:A:84:LYS:HZ3	2:B:20:U:O2'	2	0.99	0.11	0.99
(1,3)	1:A:84:LYS:HZ3	2:B:20:U:O3'	2	0.99	0.11	0.99
(1,3)	1:A:84:LYS:HZ3	2:B:20:U:O4	2	0.99	0.11	0.99
(1,3)	1:A:84:LYS:HZ3	2:B:20:U:O4'	2	0.99	0.11	0.99
(1,3)	1:A:84:LYS:HZ3	2:B:20:U:O5'	2	0.99	0.11	0.99
(1,3)	1:A:84:LYS:HZ3	2:B:20:U:OP1	2	0.99	0.11	0.99
(1,3)	1:A:84:LYS:HZ3	2:B:20:U:OP2	2	0.99	0.11	0.99
(1,3)	1:A:84:LYS:HZ3	2:B:20:U:P	2	0.99	0.11	0.99
(1,3)	1:A:84:LYS:HZ3	2:B:21:G:C1'	2	0.99	0.11	0.99
(1,3)	1:A:84:LYS:HZ3	2:B:21:G:C2	2	0.99	0.11	0.99
(1,3)	1:A:84:LYS:HZ3	2:B:21:G:C2'	2	0.99	0.11	0.99
(1,3)	1:A:84:LYS:HZ3	2:B:21:G:C3'	2	0.99	0.11	0.99
(1,3)	1:A:84:LYS:HZ3	2:B:21:G:C4	2	0.99	0.11	0.99
(1,3)	1:A:84:LYS:HZ3	2:B:21:G:C4'	2	0.99	0.11	0.99
(1,3)	1:A:84:LYS:HZ3	2:B:21:G:C5	2	0.99	0.11	0.99
(1,3)	1:A:84:LYS:HZ3	2:B:21:G:C5'	2	0.99	0.11	0.99
(1,3)	1:A:84:LYS:HZ3	2:B:21:G:C6	2	0.99	0.11	0.99
(1,3)	1:A:84:LYS:HZ3	2:B:21:G:C8	2	0.99	0.11	0.99
(1,3)	1:A:84:LYS:HZ3	2:B:21:G:H1	2	0.99	0.11	0.99
(1,3)	1:A:84:LYS:HZ3	2:B:21:G:H1'	2	0.99	0.11	0.99
(1,3)	1:A:84:LYS:HZ3	2:B:21:G:H2'	2	0.99	0.11	0.99
(1,3)	1:A:84:LYS:HZ3	2:B:21:G:H21	2	0.99	0.11	0.99
(1,3)	1:A:84:LYS:HZ3	2:B:21:G:H22	2	0.99	0.11	0.99
(1,3)	1:A:84:LYS:HZ3	2:B:21:G:H3'	2	0.99	0.11	0.99

Continued on next page...

Continued from previous page...

Key	Atom-1	Atom-2	Models ¹	Mean (Å)	SD ¹ (Å)	Median (Å)
(1,3)	1:A:84:LYS:HZ3	2:B:21:G:H4'	2	0.99	0.11	0.99
(1,3)	1:A:84:LYS:HZ3	2:B:21:G:H5'	2	0.99	0.11	0.99
(1,3)	1:A:84:LYS:HZ3	2:B:21:G:H5''	2	0.99	0.11	0.99
(1,3)	1:A:84:LYS:HZ3	2:B:21:G:H8	2	0.99	0.11	0.99
(1,3)	1:A:84:LYS:HZ3	2:B:21:G:HO2'	2	0.99	0.11	0.99
(1,3)	1:A:84:LYS:HZ3	2:B:21:G:N1	2	0.99	0.11	0.99
(1,3)	1:A:84:LYS:HZ3	2:B:21:G:N2	2	0.99	0.11	0.99
(1,3)	1:A:84:LYS:HZ3	2:B:21:G:N3	2	0.99	0.11	0.99
(1,3)	1:A:84:LYS:HZ3	2:B:21:G:N7	2	0.99	0.11	0.99
(1,3)	1:A:84:LYS:HZ3	2:B:21:G:N9	2	0.99	0.11	0.99
(1,3)	1:A:84:LYS:HZ3	2:B:21:G:O2'	2	0.99	0.11	0.99
(1,3)	1:A:84:LYS:HZ3	2:B:21:G:O3'	2	0.99	0.11	0.99
(1,3)	1:A:84:LYS:HZ3	2:B:21:G:O4'	2	0.99	0.11	0.99
(1,3)	1:A:84:LYS:HZ3	2:B:21:G:O5'	2	0.99	0.11	0.99
(1,3)	1:A:84:LYS:HZ3	2:B:21:G:O6	2	0.99	0.11	0.99
(1,3)	1:A:84:LYS:HZ3	2:B:21:G:OP1	2	0.99	0.11	0.99
(1,3)	1:A:84:LYS:HZ3	2:B:21:G:OP2	2	0.99	0.11	0.99
(1,3)	1:A:84:LYS:HZ3	2:B:21:G:P	2	0.99	0.11	0.99
(1,3)	1:A:84:LYS:HZ3	2:B:22:A:C1'	2	0.99	0.11	0.99
(1,3)	1:A:84:LYS:HZ3	2:B:22:A:C2	2	0.99	0.11	0.99
(1,3)	1:A:84:LYS:HZ3	2:B:22:A:C2'	2	0.99	0.11	0.99
(1,3)	1:A:84:LYS:HZ3	2:B:22:A:C3'	2	0.99	0.11	0.99
(1,3)	1:A:84:LYS:HZ3	2:B:22:A:C4	2	0.99	0.11	0.99
(1,3)	1:A:84:LYS:HZ3	2:B:22:A:C4'	2	0.99	0.11	0.99
(1,3)	1:A:84:LYS:HZ3	2:B:22:A:C5	2	0.99	0.11	0.99
(1,3)	1:A:84:LYS:HZ3	2:B:22:A:C5'	2	0.99	0.11	0.99
(1,3)	1:A:84:LYS:HZ3	2:B:22:A:C6	2	0.99	0.11	0.99
(1,3)	1:A:84:LYS:HZ3	2:B:22:A:C8	2	0.99	0.11	0.99
(1,3)	1:A:84:LYS:HZ3	2:B:22:A:H1'	2	0.99	0.11	0.99
(1,3)	1:A:84:LYS:HZ3	2:B:22:A:H2	2	0.99	0.11	0.99
(1,3)	1:A:84:LYS:HZ3	2:B:22:A:H2'	2	0.99	0.11	0.99
(1,3)	1:A:84:LYS:HZ3	2:B:22:A:H3'	2	0.99	0.11	0.99
(1,3)	1:A:84:LYS:HZ3	2:B:22:A:H4'	2	0.99	0.11	0.99
(1,3)	1:A:84:LYS:HZ3	2:B:22:A:H5'	2	0.99	0.11	0.99
(1,3)	1:A:84:LYS:HZ3	2:B:22:A:H5''	2	0.99	0.11	0.99
(1,3)	1:A:84:LYS:HZ3	2:B:22:A:H61	2	0.99	0.11	0.99
(1,3)	1:A:84:LYS:HZ3	2:B:22:A:H62	2	0.99	0.11	0.99
(1,3)	1:A:84:LYS:HZ3	2:B:22:A:H8	2	0.99	0.11	0.99
(1,3)	1:A:84:LYS:HZ3	2:B:22:A:HO2'	2	0.99	0.11	0.99
(1,3)	1:A:84:LYS:HZ3	2:B:22:A:N1	2	0.99	0.11	0.99
(1,3)	1:A:84:LYS:HZ3	2:B:22:A:N3	2	0.99	0.11	0.99
(1,3)	1:A:84:LYS:HZ3	2:B:22:A:N6	2	0.99	0.11	0.99

Continued on next page...

Continued from previous page...

Key	Atom-1	Atom-2	Models ¹	Mean (Å)	SD ¹ (Å)	Median (Å)
(1,3)	1:A:84:LYS:HZ3	2:B:22:A:N7	2	0.99	0.11	0.99
(1,3)	1:A:84:LYS:HZ3	2:B:22:A:N9	2	0.99	0.11	0.99
(1,3)	1:A:84:LYS:HZ3	2:B:22:A:O2'	2	0.99	0.11	0.99
(1,3)	1:A:84:LYS:HZ3	2:B:22:A:O3'	2	0.99	0.11	0.99
(1,3)	1:A:84:LYS:HZ3	2:B:22:A:O4'	2	0.99	0.11	0.99
(1,3)	1:A:84:LYS:HZ3	2:B:22:A:O5'	2	0.99	0.11	0.99
(1,3)	1:A:84:LYS:HZ3	2:B:22:A:OP1	2	0.99	0.11	0.99
(1,3)	1:A:84:LYS:HZ3	2:B:22:A:OP2	2	0.99	0.11	0.99
(1,3)	1:A:84:LYS:HZ3	2:B:22:A:P	2	0.99	0.11	0.99
(1,3)	1:A:84:LYS:HZ3	2:B:23:U:C1'	2	0.99	0.11	0.99
(1,3)	1:A:84:LYS:HZ3	2:B:23:U:C2	2	0.99	0.11	0.99
(1,3)	1:A:84:LYS:HZ3	2:B:23:U:C2'	2	0.99	0.11	0.99
(1,3)	1:A:84:LYS:HZ3	2:B:23:U:C3'	2	0.99	0.11	0.99
(1,3)	1:A:84:LYS:HZ3	2:B:23:U:C4	2	0.99	0.11	0.99
(1,3)	1:A:84:LYS:HZ3	2:B:23:U:C4'	2	0.99	0.11	0.99
(1,3)	1:A:84:LYS:HZ3	2:B:23:U:C5	2	0.99	0.11	0.99
(1,3)	1:A:84:LYS:HZ3	2:B:23:U:C5'	2	0.99	0.11	0.99
(1,3)	1:A:84:LYS:HZ3	2:B:23:U:C6	2	0.99	0.11	0.99
(1,3)	1:A:84:LYS:HZ3	2:B:23:U:H1'	2	0.99	0.11	0.99
(1,3)	1:A:84:LYS:HZ3	2:B:23:U:H2'	2	0.99	0.11	0.99
(1,3)	1:A:84:LYS:HZ3	2:B:23:U:H3	2	0.99	0.11	0.99
(1,3)	1:A:84:LYS:HZ3	2:B:23:U:H3'	2	0.99	0.11	0.99
(1,3)	1:A:84:LYS:HZ3	2:B:23:U:H4'	2	0.99	0.11	0.99
(1,3)	1:A:84:LYS:HZ3	2:B:23:U:H5	2	0.99	0.11	0.99
(1,3)	1:A:84:LYS:HZ3	2:B:23:U:H5'	2	0.99	0.11	0.99
(1,3)	1:A:84:LYS:HZ3	2:B:23:U:H5''	2	0.99	0.11	0.99
(1,3)	1:A:84:LYS:HZ3	2:B:23:U:H6	2	0.99	0.11	0.99
(1,3)	1:A:84:LYS:HZ3	2:B:23:U:HO2'	2	0.99	0.11	0.99
(1,3)	1:A:84:LYS:HZ3	2:B:23:U:N1	2	0.99	0.11	0.99
(1,3)	1:A:84:LYS:HZ3	2:B:23:U:N3	2	0.99	0.11	0.99
(1,3)	1:A:84:LYS:HZ3	2:B:23:U:O2	2	0.99	0.11	0.99
(1,3)	1:A:84:LYS:HZ3	2:B:23:U:O2'	2	0.99	0.11	0.99
(1,3)	1:A:84:LYS:HZ3	2:B:23:U:O3'	2	0.99	0.11	0.99
(1,3)	1:A:84:LYS:HZ3	2:B:23:U:O4	2	0.99	0.11	0.99
(1,3)	1:A:84:LYS:HZ3	2:B:23:U:O4'	2	0.99	0.11	0.99
(1,3)	1:A:84:LYS:HZ3	2:B:23:U:O5'	2	0.99	0.11	0.99
(1,3)	1:A:84:LYS:HZ3	2:B:23:U:OP1	2	0.99	0.11	0.99
(1,3)	1:A:84:LYS:HZ3	2:B:23:U:OP2	2	0.99	0.11	0.99
(1,3)	1:A:84:LYS:HZ3	2:B:23:U:P	2	0.99	0.11	0.99
(1,3)	1:A:84:LYS:HZ3	2:B:24:G:C1'	2	0.99	0.11	0.99
(1,3)	1:A:84:LYS:HZ3	2:B:24:G:C2	2	0.99	0.11	0.99
(1,3)	1:A:84:LYS:HZ3	2:B:24:G:C2'	2	0.99	0.11	0.99

Continued on next page...

Continued from previous page...

Key	Atom-1	Atom-2	Models ¹	Mean (Å)	SD ¹ (Å)	Median (Å)
(1,3)	1:A:84:LYS:HZ3	2:B:24:G:C3'	2	0.99	0.11	0.99
(1,3)	1:A:84:LYS:HZ3	2:B:24:G:C4	2	0.99	0.11	0.99
(1,3)	1:A:84:LYS:HZ3	2:B:24:G:C4'	2	0.99	0.11	0.99
(1,3)	1:A:84:LYS:HZ3	2:B:24:G:C5	2	0.99	0.11	0.99
(1,3)	1:A:84:LYS:HZ3	2:B:24:G:C5'	2	0.99	0.11	0.99
(1,3)	1:A:84:LYS:HZ3	2:B:24:G:C6	2	0.99	0.11	0.99
(1,3)	1:A:84:LYS:HZ3	2:B:24:G:C8	2	0.99	0.11	0.99
(1,3)	1:A:84:LYS:HZ3	2:B:24:G:H1	2	0.99	0.11	0.99
(1,3)	1:A:84:LYS:HZ3	2:B:24:G:H1'	2	0.99	0.11	0.99
(1,3)	1:A:84:LYS:HZ3	2:B:24:G:H2'	2	0.99	0.11	0.99
(1,3)	1:A:84:LYS:HZ3	2:B:24:G:H21	2	0.99	0.11	0.99
(1,3)	1:A:84:LYS:HZ3	2:B:24:G:H22	2	0.99	0.11	0.99
(1,3)	1:A:84:LYS:HZ3	2:B:24:G:H3'	2	0.99	0.11	0.99
(1,3)	1:A:84:LYS:HZ3	2:B:24:G:H4'	2	0.99	0.11	0.99
(1,3)	1:A:84:LYS:HZ3	2:B:24:G:H5'	2	0.99	0.11	0.99
(1,3)	1:A:84:LYS:HZ3	2:B:24:G:H5''	2	0.99	0.11	0.99
(1,3)	1:A:84:LYS:HZ3	2:B:24:G:H8	2	0.99	0.11	0.99
(1,3)	1:A:84:LYS:HZ3	2:B:24:G:HO2'	2	0.99	0.11	0.99
(1,3)	1:A:84:LYS:HZ3	2:B:24:G:N1	2	0.99	0.11	0.99
(1,3)	1:A:84:LYS:HZ3	2:B:24:G:N2	2	0.99	0.11	0.99
(1,3)	1:A:84:LYS:HZ3	2:B:24:G:N3	2	0.99	0.11	0.99
(1,3)	1:A:84:LYS:HZ3	2:B:24:G:N7	2	0.99	0.11	0.99
(1,3)	1:A:84:LYS:HZ3	2:B:24:G:N9	2	0.99	0.11	0.99
(1,3)	1:A:84:LYS:HZ3	2:B:24:G:O2'	2	0.99	0.11	0.99
(1,3)	1:A:84:LYS:HZ3	2:B:24:G:O3'	2	0.99	0.11	0.99
(1,3)	1:A:84:LYS:HZ3	2:B:24:G:O4'	2	0.99	0.11	0.99
(1,3)	1:A:84:LYS:HZ3	2:B:24:G:O5'	2	0.99	0.11	0.99
(1,3)	1:A:84:LYS:HZ3	2:B:24:G:O6	2	0.99	0.11	0.99
(1,3)	1:A:84:LYS:HZ3	2:B:24:G:OP1	2	0.99	0.11	0.99
(1,3)	1:A:84:LYS:HZ3	2:B:24:G:OP2	2	0.99	0.11	0.99
(1,3)	1:A:84:LYS:HZ3	2:B:24:G:P	2	0.99	0.11	0.99
(1,3)	1:A:84:LYS:N	2:B:2:C:C1'	2	0.99	0.11	0.99
(1,3)	1:A:84:LYS:N	2:B:2:C:C2	2	0.99	0.11	0.99
(1,3)	1:A:84:LYS:N	2:B:2:C:C2'	2	0.99	0.11	0.99
(1,3)	1:A:84:LYS:N	2:B:2:C:C3'	2	0.99	0.11	0.99
(1,3)	1:A:84:LYS:N	2:B:2:C:C4	2	0.99	0.11	0.99
(1,3)	1:A:84:LYS:N	2:B:2:C:C4'	2	0.99	0.11	0.99
(1,3)	1:A:84:LYS:N	2:B:2:C:C5	2	0.99	0.11	0.99
(1,3)	1:A:84:LYS:N	2:B:2:C:C5'	2	0.99	0.11	0.99
(1,3)	1:A:84:LYS:N	2:B:2:C:C6	2	0.99	0.11	0.99
(1,3)	1:A:84:LYS:N	2:B:2:C:H1'	2	0.99	0.11	0.99
(1,3)	1:A:84:LYS:N	2:B:2:C:H2'	2	0.99	0.11	0.99

Continued on next page...

Continued from previous page...

Key	Atom-1	Atom-2	Models ¹	Mean (Å)	SD ¹ (Å)	Median (Å)
(1,3)	1:A:84:LYS:N	2:B:2:C:H3'	2	0.99	0.11	0.99
(1,3)	1:A:84:LYS:N	2:B:2:C:H4'	2	0.99	0.11	0.99
(1,3)	1:A:84:LYS:N	2:B:2:C:H41	2	0.99	0.11	0.99
(1,3)	1:A:84:LYS:N	2:B:2:C:H42	2	0.99	0.11	0.99
(1,3)	1:A:84:LYS:N	2:B:2:C:H5	2	0.99	0.11	0.99
(1,3)	1:A:84:LYS:N	2:B:2:C:H5'	2	0.99	0.11	0.99
(1,3)	1:A:84:LYS:N	2:B:2:C:H5''	2	0.99	0.11	0.99
(1,3)	1:A:84:LYS:N	2:B:2:C:H6	2	0.99	0.11	0.99
(1,3)	1:A:84:LYS:N	2:B:2:C:HO2'	2	0.99	0.11	0.99
(1,3)	1:A:84:LYS:N	2:B:2:C:N1	2	0.99	0.11	0.99
(1,3)	1:A:84:LYS:N	2:B:2:C:N3	2	0.99	0.11	0.99
(1,3)	1:A:84:LYS:N	2:B:2:C:N4	2	0.99	0.11	0.99
(1,3)	1:A:84:LYS:N	2:B:2:C:O2	2	0.99	0.11	0.99
(1,3)	1:A:84:LYS:N	2:B:2:C:O2'	2	0.99	0.11	0.99
(1,3)	1:A:84:LYS:N	2:B:2:C:O3'	2	0.99	0.11	0.99
(1,3)	1:A:84:LYS:N	2:B:2:C:O4'	2	0.99	0.11	0.99
(1,3)	1:A:84:LYS:N	2:B:2:C:O5'	2	0.99	0.11	0.99
(1,3)	1:A:84:LYS:N	2:B:3:U:C1'	2	0.99	0.11	0.99
(1,3)	1:A:84:LYS:N	2:B:3:U:C2	2	0.99	0.11	0.99
(1,3)	1:A:84:LYS:N	2:B:3:U:C2'	2	0.99	0.11	0.99
(1,3)	1:A:84:LYS:N	2:B:3:U:C3'	2	0.99	0.11	0.99
(1,3)	1:A:84:LYS:N	2:B:3:U:C4	2	0.99	0.11	0.99
(1,3)	1:A:84:LYS:N	2:B:3:U:C4'	2	0.99	0.11	0.99
(1,3)	1:A:84:LYS:N	2:B:3:U:C5	2	0.99	0.11	0.99
(1,3)	1:A:84:LYS:N	2:B:3:U:C5'	2	0.99	0.11	0.99
(1,3)	1:A:84:LYS:N	2:B:3:U:C6	2	0.99	0.11	0.99
(1,3)	1:A:84:LYS:N	2:B:3:U:H1'	2	0.99	0.11	0.99
(1,3)	1:A:84:LYS:N	2:B:3:U:H2'	2	0.99	0.11	0.99
(1,3)	1:A:84:LYS:N	2:B:3:U:H3	2	0.99	0.11	0.99
(1,3)	1:A:84:LYS:N	2:B:3:U:H3'	2	0.99	0.11	0.99
(1,3)	1:A:84:LYS:N	2:B:3:U:H4'	2	0.99	0.11	0.99
(1,3)	1:A:84:LYS:N	2:B:3:U:H5	2	0.99	0.11	0.99
(1,3)	1:A:84:LYS:N	2:B:3:U:H5'	2	0.99	0.11	0.99
(1,3)	1:A:84:LYS:N	2:B:3:U:H5''	2	0.99	0.11	0.99
(1,3)	1:A:84:LYS:N	2:B:3:U:H6	2	0.99	0.11	0.99
(1,3)	1:A:84:LYS:N	2:B:3:U:HO2'	2	0.99	0.11	0.99
(1,3)	1:A:84:LYS:N	2:B:3:U:N1	2	0.99	0.11	0.99
(1,3)	1:A:84:LYS:N	2:B:3:U:N3	2	0.99	0.11	0.99
(1,3)	1:A:84:LYS:N	2:B:3:U:O2	2	0.99	0.11	0.99
(1,3)	1:A:84:LYS:N	2:B:3:U:O2'	2	0.99	0.11	0.99
(1,3)	1:A:84:LYS:N	2:B:3:U:O3'	2	0.99	0.11	0.99
(1,3)	1:A:84:LYS:N	2:B:3:U:O4	2	0.99	0.11	0.99

Continued on next page...

Continued from previous page...

Key	Atom-1	Atom-2	Models ¹	Mean (Å)	SD ¹ (Å)	Median (Å)
(1,3)	1:A:84:LYS:N	2:B:3:U:O4'	2	0.99	0.11	0.99
(1,3)	1:A:84:LYS:N	2:B:3:U:O5'	2	0.99	0.11	0.99
(1,3)	1:A:84:LYS:N	2:B:3:U:OP1	2	0.99	0.11	0.99
(1,3)	1:A:84:LYS:N	2:B:3:U:OP2	2	0.99	0.11	0.99
(1,3)	1:A:84:LYS:N	2:B:3:U:P	2	0.99	0.11	0.99
(1,3)	1:A:84:LYS:N	2:B:4:G:C1'	2	0.99	0.11	0.99
(1,3)	1:A:84:LYS:N	2:B:4:G:C2	2	0.99	0.11	0.99
(1,3)	1:A:84:LYS:N	2:B:4:G:C2'	2	0.99	0.11	0.99
(1,3)	1:A:84:LYS:N	2:B:4:G:C3'	2	0.99	0.11	0.99
(1,3)	1:A:84:LYS:N	2:B:4:G:C4	2	0.99	0.11	0.99
(1,3)	1:A:84:LYS:N	2:B:4:G:C4'	2	0.99	0.11	0.99
(1,3)	1:A:84:LYS:N	2:B:4:G:C5	2	0.99	0.11	0.99
(1,3)	1:A:84:LYS:N	2:B:4:G:C5'	2	0.99	0.11	0.99
(1,3)	1:A:84:LYS:N	2:B:4:G:C6	2	0.99	0.11	0.99
(1,3)	1:A:84:LYS:N	2:B:4:G:C8	2	0.99	0.11	0.99
(1,3)	1:A:84:LYS:N	2:B:4:G:H1	2	0.99	0.11	0.99
(1,3)	1:A:84:LYS:N	2:B:4:G:H1'	2	0.99	0.11	0.99
(1,3)	1:A:84:LYS:N	2:B:4:G:H2'	2	0.99	0.11	0.99
(1,3)	1:A:84:LYS:N	2:B:4:G:H21	2	0.99	0.11	0.99
(1,3)	1:A:84:LYS:N	2:B:4:G:H22	2	0.99	0.11	0.99
(1,3)	1:A:84:LYS:N	2:B:4:G:H3'	2	0.99	0.11	0.99
(1,3)	1:A:84:LYS:N	2:B:4:G:H4'	2	0.99	0.11	0.99
(1,3)	1:A:84:LYS:N	2:B:4:G:H5'	2	0.99	0.11	0.99
(1,3)	1:A:84:LYS:N	2:B:4:G:H5''	2	0.99	0.11	0.99
(1,3)	1:A:84:LYS:N	2:B:4:G:H8	2	0.99	0.11	0.99
(1,3)	1:A:84:LYS:N	2:B:4:G:HO2'	2	0.99	0.11	0.99
(1,3)	1:A:84:LYS:N	2:B:4:G:N1	2	0.99	0.11	0.99
(1,3)	1:A:84:LYS:N	2:B:4:G:N2	2	0.99	0.11	0.99
(1,3)	1:A:84:LYS:N	2:B:4:G:N3	2	0.99	0.11	0.99
(1,3)	1:A:84:LYS:N	2:B:4:G:N7	2	0.99	0.11	0.99
(1,3)	1:A:84:LYS:N	2:B:4:G:N9	2	0.99	0.11	0.99
(1,3)	1:A:84:LYS:N	2:B:4:G:O2'	2	0.99	0.11	0.99
(1,3)	1:A:84:LYS:N	2:B:4:G:O3'	2	0.99	0.11	0.99
(1,3)	1:A:84:LYS:N	2:B:4:G:O4'	2	0.99	0.11	0.99
(1,3)	1:A:84:LYS:N	2:B:4:G:O5'	2	0.99	0.11	0.99
(1,3)	1:A:84:LYS:N	2:B:4:G:O6	2	0.99	0.11	0.99
(1,3)	1:A:84:LYS:N	2:B:4:G:OP1	2	0.99	0.11	0.99
(1,3)	1:A:84:LYS:N	2:B:4:G:OP2	2	0.99	0.11	0.99
(1,3)	1:A:84:LYS:N	2:B:4:G:P	2	0.99	0.11	0.99
(1,3)	1:A:84:LYS:N	2:B:5:A:C1'	2	0.99	0.11	0.99
(1,3)	1:A:84:LYS:N	2:B:5:A:C2	2	0.99	0.11	0.99
(1,3)	1:A:84:LYS:N	2:B:5:A:C2'	2	0.99	0.11	0.99

Continued on next page...

Continued from previous page...

Key	Atom-1	Atom-2	Models ¹	Mean (Å)	SD ¹ (Å)	Median (Å)
(1,3)	1:A:84:LYS:N	2:B:5:A:C3'	2	0.99	0.11	0.99
(1,3)	1:A:84:LYS:N	2:B:5:A:C4	2	0.99	0.11	0.99
(1,3)	1:A:84:LYS:N	2:B:5:A:C4'	2	0.99	0.11	0.99
(1,3)	1:A:84:LYS:N	2:B:5:A:C5	2	0.99	0.11	0.99
(1,3)	1:A:84:LYS:N	2:B:5:A:C5'	2	0.99	0.11	0.99
(1,3)	1:A:84:LYS:N	2:B:5:A:C6	2	0.99	0.11	0.99
(1,3)	1:A:84:LYS:N	2:B:5:A:C8	2	0.99	0.11	0.99
(1,3)	1:A:84:LYS:N	2:B:5:A:H1'	2	0.99	0.11	0.99
(1,3)	1:A:84:LYS:N	2:B:5:A:H2	2	0.99	0.11	0.99
(1,3)	1:A:84:LYS:N	2:B:5:A:H2'	2	0.99	0.11	0.99
(1,3)	1:A:84:LYS:N	2:B:5:A:H3'	2	0.99	0.11	0.99
(1,3)	1:A:84:LYS:N	2:B:5:A:H4'	2	0.99	0.11	0.99
(1,3)	1:A:84:LYS:N	2:B:5:A:H5'	2	0.99	0.11	0.99
(1,3)	1:A:84:LYS:N	2:B:5:A:H5''	2	0.99	0.11	0.99
(1,3)	1:A:84:LYS:N	2:B:5:A:H61	2	0.99	0.11	0.99
(1,3)	1:A:84:LYS:N	2:B:5:A:H62	2	0.99	0.11	0.99
(1,3)	1:A:84:LYS:N	2:B:5:A:H8	2	0.99	0.11	0.99
(1,3)	1:A:84:LYS:N	2:B:5:A:HO2'	2	0.99	0.11	0.99
(1,3)	1:A:84:LYS:N	2:B:5:A:N1	2	0.99	0.11	0.99
(1,3)	1:A:84:LYS:N	2:B:5:A:N3	2	0.99	0.11	0.99
(1,3)	1:A:84:LYS:N	2:B:5:A:N6	2	0.99	0.11	0.99
(1,3)	1:A:84:LYS:N	2:B:5:A:N7	2	0.99	0.11	0.99
(1,3)	1:A:84:LYS:N	2:B:5:A:N9	2	0.99	0.11	0.99
(1,3)	1:A:84:LYS:N	2:B:5:A:O2'	2	0.99	0.11	0.99
(1,3)	1:A:84:LYS:N	2:B:5:A:O3'	2	0.99	0.11	0.99
(1,3)	1:A:84:LYS:N	2:B:5:A:O4'	2	0.99	0.11	0.99
(1,3)	1:A:84:LYS:N	2:B:5:A:O5'	2	0.99	0.11	0.99
(1,3)	1:A:84:LYS:N	2:B:5:A:OP1	2	0.99	0.11	0.99
(1,3)	1:A:84:LYS:N	2:B:5:A:OP2	2	0.99	0.11	0.99
(1,3)	1:A:84:LYS:N	2:B:5:A:P	2	0.99	0.11	0.99
(1,3)	1:A:84:LYS:N	2:B:6:G:C1'	2	0.99	0.11	0.99
(1,3)	1:A:84:LYS:N	2:B:6:G:C2	2	0.99	0.11	0.99
(1,3)	1:A:84:LYS:N	2:B:6:G:C2'	2	0.99	0.11	0.99
(1,3)	1:A:84:LYS:N	2:B:6:G:C3'	2	0.99	0.11	0.99
(1,3)	1:A:84:LYS:N	2:B:6:G:C4	2	0.99	0.11	0.99
(1,3)	1:A:84:LYS:N	2:B:6:G:C4'	2	0.99	0.11	0.99
(1,3)	1:A:84:LYS:N	2:B:6:G:C5	2	0.99	0.11	0.99
(1,3)	1:A:84:LYS:N	2:B:6:G:C5'	2	0.99	0.11	0.99
(1,3)	1:A:84:LYS:N	2:B:6:G:C6	2	0.99	0.11	0.99
(1,3)	1:A:84:LYS:N	2:B:6:G:C8	2	0.99	0.11	0.99
(1,3)	1:A:84:LYS:N	2:B:6:G:H1	2	0.99	0.11	0.99
(1,3)	1:A:84:LYS:N	2:B:6:G:H1'	2	0.99	0.11	0.99

Continued on next page...

Continued from previous page...

Key	Atom-1	Atom-2	Models ¹	Mean (Å)	SD ¹ (Å)	Median (Å)
(1,3)	1:A:84:LYS:N	2:B:6:G:H2'	2	0.99	0.11	0.99
(1,3)	1:A:84:LYS:N	2:B:6:G:H21	2	0.99	0.11	0.99
(1,3)	1:A:84:LYS:N	2:B:6:G:H22	2	0.99	0.11	0.99
(1,3)	1:A:84:LYS:N	2:B:6:G:H3'	2	0.99	0.11	0.99
(1,3)	1:A:84:LYS:N	2:B:6:G:H4'	2	0.99	0.11	0.99
(1,3)	1:A:84:LYS:N	2:B:6:G:H5'	2	0.99	0.11	0.99
(1,3)	1:A:84:LYS:N	2:B:6:G:H5''	2	0.99	0.11	0.99
(1,3)	1:A:84:LYS:N	2:B:6:G:H8	2	0.99	0.11	0.99
(1,3)	1:A:84:LYS:N	2:B:6:G:HO2'	2	0.99	0.11	0.99
(1,3)	1:A:84:LYS:N	2:B:6:G:N1	2	0.99	0.11	0.99
(1,3)	1:A:84:LYS:N	2:B:6:G:N2	2	0.99	0.11	0.99
(1,3)	1:A:84:LYS:N	2:B:6:G:N3	2	0.99	0.11	0.99
(1,3)	1:A:84:LYS:N	2:B:6:G:N7	2	0.99	0.11	0.99
(1,3)	1:A:84:LYS:N	2:B:6:G:N9	2	0.99	0.11	0.99
(1,3)	1:A:84:LYS:N	2:B:6:G:O2'	2	0.99	0.11	0.99
(1,3)	1:A:84:LYS:N	2:B:6:G:O3'	2	0.99	0.11	0.99
(1,3)	1:A:84:LYS:N	2:B:6:G:O4'	2	0.99	0.11	0.99
(1,3)	1:A:84:LYS:N	2:B:6:G:O5'	2	0.99	0.11	0.99
(1,3)	1:A:84:LYS:N	2:B:6:G:O6	2	0.99	0.11	0.99
(1,3)	1:A:84:LYS:N	2:B:6:G:OP1	2	0.99	0.11	0.99
(1,3)	1:A:84:LYS:N	2:B:6:G:OP2	2	0.99	0.11	0.99
(1,3)	1:A:84:LYS:N	2:B:6:G:P	2	0.99	0.11	0.99
(1,3)	1:A:84:LYS:N	2:B:7:C:C1'	2	0.99	0.11	0.99
(1,3)	1:A:84:LYS:N	2:B:7:C:C2	2	0.99	0.11	0.99
(1,3)	1:A:84:LYS:N	2:B:7:C:C2'	2	0.99	0.11	0.99
(1,3)	1:A:84:LYS:N	2:B:7:C:C3'	2	0.99	0.11	0.99
(1,3)	1:A:84:LYS:N	2:B:7:C:C4	2	0.99	0.11	0.99
(1,3)	1:A:84:LYS:N	2:B:7:C:C4'	2	0.99	0.11	0.99
(1,3)	1:A:84:LYS:N	2:B:7:C:C5	2	0.99	0.11	0.99
(1,3)	1:A:84:LYS:N	2:B:7:C:C5'	2	0.99	0.11	0.99
(1,3)	1:A:84:LYS:N	2:B:7:C:C6	2	0.99	0.11	0.99
(1,3)	1:A:84:LYS:N	2:B:7:C:H1'	2	0.99	0.11	0.99
(1,3)	1:A:84:LYS:N	2:B:7:C:H2'	2	0.99	0.11	0.99
(1,3)	1:A:84:LYS:N	2:B:7:C:H3'	2	0.99	0.11	0.99
(1,3)	1:A:84:LYS:N	2:B:7:C:H4'	2	0.99	0.11	0.99
(1,3)	1:A:84:LYS:N	2:B:7:C:H41	2	0.99	0.11	0.99
(1,3)	1:A:84:LYS:N	2:B:7:C:H42	2	0.99	0.11	0.99
(1,3)	1:A:84:LYS:N	2:B:7:C:H5	2	0.99	0.11	0.99
(1,3)	1:A:84:LYS:N	2:B:7:C:H5'	2	0.99	0.11	0.99
(1,3)	1:A:84:LYS:N	2:B:7:C:H5''	2	0.99	0.11	0.99
(1,3)	1:A:84:LYS:N	2:B:7:C:H6	2	0.99	0.11	0.99
(1,3)	1:A:84:LYS:N	2:B:7:C:HO2'	2	0.99	0.11	0.99

Continued on next page...

Continued from previous page...

Key	Atom-1	Atom-2	Models ¹	Mean (Å)	SD ¹ (Å)	Median (Å)
(1,3)	1:A:84:LYS:N	2:B:7:C:N1	2	0.99	0.11	0.99
(1,3)	1:A:84:LYS:N	2:B:7:C:N3	2	0.99	0.11	0.99
(1,3)	1:A:84:LYS:N	2:B:7:C:N4	2	0.99	0.11	0.99
(1,3)	1:A:84:LYS:N	2:B:7:C:O2	2	0.99	0.11	0.99
(1,3)	1:A:84:LYS:N	2:B:7:C:O2'	2	0.99	0.11	0.99
(1,3)	1:A:84:LYS:N	2:B:7:C:O3'	2	0.99	0.11	0.99
(1,3)	1:A:84:LYS:N	2:B:7:C:O4'	2	0.99	0.11	0.99
(1,3)	1:A:84:LYS:N	2:B:7:C:O5'	2	0.99	0.11	0.99
(1,3)	1:A:84:LYS:N	2:B:7:C:OP1	2	0.99	0.11	0.99
(1,3)	1:A:84:LYS:N	2:B:7:C:OP2	2	0.99	0.11	0.99
(1,3)	1:A:84:LYS:N	2:B:7:C:P	2	0.99	0.11	0.99
(1,3)	1:A:84:LYS:N	2:B:8:U:C1'	2	0.99	0.11	0.99
(1,3)	1:A:84:LYS:N	2:B:8:U:C2	2	0.99	0.11	0.99
(1,3)	1:A:84:LYS:N	2:B:8:U:C2'	2	0.99	0.11	0.99
(1,3)	1:A:84:LYS:N	2:B:8:U:C3'	2	0.99	0.11	0.99
(1,3)	1:A:84:LYS:N	2:B:8:U:C4	2	0.99	0.11	0.99
(1,3)	1:A:84:LYS:N	2:B:8:U:C4'	2	0.99	0.11	0.99
(1,3)	1:A:84:LYS:N	2:B:8:U:C5	2	0.99	0.11	0.99
(1,3)	1:A:84:LYS:N	2:B:8:U:C5'	2	0.99	0.11	0.99
(1,3)	1:A:84:LYS:N	2:B:8:U:C6	2	0.99	0.11	0.99
(1,3)	1:A:84:LYS:N	2:B:8:U:H1'	2	0.99	0.11	0.99
(1,3)	1:A:84:LYS:N	2:B:8:U:H2'	2	0.99	0.11	0.99
(1,3)	1:A:84:LYS:N	2:B:8:U:H3	2	0.99	0.11	0.99
(1,3)	1:A:84:LYS:N	2:B:8:U:H3'	2	0.99	0.11	0.99
(1,3)	1:A:84:LYS:N	2:B:8:U:H4'	2	0.99	0.11	0.99
(1,3)	1:A:84:LYS:N	2:B:8:U:H5	2	0.99	0.11	0.99
(1,3)	1:A:84:LYS:N	2:B:8:U:H5'	2	0.99	0.11	0.99
(1,3)	1:A:84:LYS:N	2:B:8:U:H5''	2	0.99	0.11	0.99
(1,3)	1:A:84:LYS:N	2:B:8:U:H6	2	0.99	0.11	0.99
(1,3)	1:A:84:LYS:N	2:B:8:U:HO2'	2	0.99	0.11	0.99
(1,3)	1:A:84:LYS:N	2:B:8:U:N1	2	0.99	0.11	0.99
(1,3)	1:A:84:LYS:N	2:B:8:U:N3	2	0.99	0.11	0.99
(1,3)	1:A:84:LYS:N	2:B:8:U:O2	2	0.99	0.11	0.99
(1,3)	1:A:84:LYS:N	2:B:8:U:O2'	2	0.99	0.11	0.99
(1,3)	1:A:84:LYS:N	2:B:8:U:O3'	2	0.99	0.11	0.99
(1,3)	1:A:84:LYS:N	2:B:8:U:O4	2	0.99	0.11	0.99
(1,3)	1:A:84:LYS:N	2:B:8:U:O4'	2	0.99	0.11	0.99
(1,3)	1:A:84:LYS:N	2:B:8:U:O5'	2	0.99	0.11	0.99
(1,3)	1:A:84:LYS:N	2:B:8:U:OP1	2	0.99	0.11	0.99
(1,3)	1:A:84:LYS:N	2:B:8:U:OP2	2	0.99	0.11	0.99
(1,3)	1:A:84:LYS:N	2:B:8:U:P	2	0.99	0.11	0.99
(1,3)	1:A:84:LYS:N	2:B:9:C:C1'	2	0.99	0.11	0.99

Continued on next page...

Continued from previous page...

Key	Atom-1	Atom-2	Models ¹	Mean (Å)	SD ¹ (Å)	Median (Å)
(1,3)	1:A:84:LYS:N	2:B:9:C:C2	2	0.99	0.11	0.99
(1,3)	1:A:84:LYS:N	2:B:9:C:C2'	2	0.99	0.11	0.99
(1,3)	1:A:84:LYS:N	2:B:9:C:C3'	2	0.99	0.11	0.99
(1,3)	1:A:84:LYS:N	2:B:9:C:C4	2	0.99	0.11	0.99
(1,3)	1:A:84:LYS:N	2:B:9:C:C4'	2	0.99	0.11	0.99
(1,3)	1:A:84:LYS:N	2:B:9:C:C5	2	0.99	0.11	0.99
(1,3)	1:A:84:LYS:N	2:B:9:C:C5'	2	0.99	0.11	0.99
(1,3)	1:A:84:LYS:N	2:B:9:C:C6	2	0.99	0.11	0.99
(1,3)	1:A:84:LYS:N	2:B:9:C:H1'	2	0.99	0.11	0.99
(1,3)	1:A:84:LYS:N	2:B:9:C:H2'	2	0.99	0.11	0.99
(1,3)	1:A:84:LYS:N	2:B:9:C:H3'	2	0.99	0.11	0.99
(1,3)	1:A:84:LYS:N	2:B:9:C:H4'	2	0.99	0.11	0.99
(1,3)	1:A:84:LYS:N	2:B:9:C:H41	2	0.99	0.11	0.99
(1,3)	1:A:84:LYS:N	2:B:9:C:H42	2	0.99	0.11	0.99
(1,3)	1:A:84:LYS:N	2:B:9:C:H5	2	0.99	0.11	0.99
(1,3)	1:A:84:LYS:N	2:B:9:C:H5'	2	0.99	0.11	0.99
(1,3)	1:A:84:LYS:N	2:B:9:C:H5''	2	0.99	0.11	0.99
(1,3)	1:A:84:LYS:N	2:B:9:C:H6	2	0.99	0.11	0.99
(1,3)	1:A:84:LYS:N	2:B:9:C:HO2'	2	0.99	0.11	0.99
(1,3)	1:A:84:LYS:N	2:B:9:C:N1	2	0.99	0.11	0.99
(1,3)	1:A:84:LYS:N	2:B:9:C:N3	2	0.99	0.11	0.99
(1,3)	1:A:84:LYS:N	2:B:9:C:N4	2	0.99	0.11	0.99
(1,3)	1:A:84:LYS:N	2:B:9:C:O2	2	0.99	0.11	0.99
(1,3)	1:A:84:LYS:N	2:B:9:C:O2'	2	0.99	0.11	0.99
(1,3)	1:A:84:LYS:N	2:B:9:C:O3'	2	0.99	0.11	0.99
(1,3)	1:A:84:LYS:N	2:B:9:C:O4'	2	0.99	0.11	0.99
(1,3)	1:A:84:LYS:N	2:B:9:C:O5'	2	0.99	0.11	0.99
(1,3)	1:A:84:LYS:N	2:B:9:C:OP1	2	0.99	0.11	0.99
(1,3)	1:A:84:LYS:N	2:B:9:C:OP2	2	0.99	0.11	0.99
(1,3)	1:A:84:LYS:N	2:B:9:C:P	2	0.99	0.11	0.99
(1,3)	1:A:84:LYS:N	2:B:10:G:C1'	2	0.99	0.11	0.99
(1,3)	1:A:84:LYS:N	2:B:10:G:C2	2	0.99	0.11	0.99
(1,3)	1:A:84:LYS:N	2:B:10:G:C2'	2	0.99	0.11	0.99
(1,3)	1:A:84:LYS:N	2:B:10:G:C3'	2	0.99	0.11	0.99
(1,3)	1:A:84:LYS:N	2:B:10:G:C4	2	0.99	0.11	0.99
(1,3)	1:A:84:LYS:N	2:B:10:G:C4'	2	0.99	0.11	0.99
(1,3)	1:A:84:LYS:N	2:B:10:G:C5	2	0.99	0.11	0.99
(1,3)	1:A:84:LYS:N	2:B:10:G:C5'	2	0.99	0.11	0.99
(1,3)	1:A:84:LYS:N	2:B:10:G:C6	2	0.99	0.11	0.99
(1,3)	1:A:84:LYS:N	2:B:10:G:C8	2	0.99	0.11	0.99
(1,3)	1:A:84:LYS:N	2:B:10:G:H1	2	0.99	0.11	0.99
(1,3)	1:A:84:LYS:N	2:B:10:G:H1'	2	0.99	0.11	0.99

Continued on next page...

Continued from previous page...

Key	Atom-1	Atom-2	Models ¹	Mean (Å)	SD ¹ (Å)	Median (Å)
(1,3)	1:A:84:LYS:N	2:B:10:G:H2'	2	0.99	0.11	0.99
(1,3)	1:A:84:LYS:N	2:B:10:G:H21	2	0.99	0.11	0.99
(1,3)	1:A:84:LYS:N	2:B:10:G:H22	2	0.99	0.11	0.99
(1,3)	1:A:84:LYS:N	2:B:10:G:H3'	2	0.99	0.11	0.99
(1,3)	1:A:84:LYS:N	2:B:10:G:H4'	2	0.99	0.11	0.99
(1,3)	1:A:84:LYS:N	2:B:10:G:H5'	2	0.99	0.11	0.99
(1,3)	1:A:84:LYS:N	2:B:10:G:H5''	2	0.99	0.11	0.99
(1,3)	1:A:84:LYS:N	2:B:10:G:H8	2	0.99	0.11	0.99
(1,3)	1:A:84:LYS:N	2:B:10:G:HO2'	2	0.99	0.11	0.99
(1,3)	1:A:84:LYS:N	2:B:10:G:N1	2	0.99	0.11	0.99
(1,3)	1:A:84:LYS:N	2:B:10:G:N2	2	0.99	0.11	0.99
(1,3)	1:A:84:LYS:N	2:B:10:G:N3	2	0.99	0.11	0.99
(1,3)	1:A:84:LYS:N	2:B:10:G:N7	2	0.99	0.11	0.99
(1,3)	1:A:84:LYS:N	2:B:10:G:N9	2	0.99	0.11	0.99
(1,3)	1:A:84:LYS:N	2:B:10:G:O2'	2	0.99	0.11	0.99
(1,3)	1:A:84:LYS:N	2:B:10:G:O3'	2	0.99	0.11	0.99
(1,3)	1:A:84:LYS:N	2:B:10:G:O4'	2	0.99	0.11	0.99
(1,3)	1:A:84:LYS:N	2:B:10:G:O5'	2	0.99	0.11	0.99
(1,3)	1:A:84:LYS:N	2:B:10:G:O6	2	0.99	0.11	0.99
(1,3)	1:A:84:LYS:N	2:B:10:G:OP1	2	0.99	0.11	0.99
(1,3)	1:A:84:LYS:N	2:B:10:G:OP2	2	0.99	0.11	0.99
(1,3)	1:A:84:LYS:N	2:B:10:G:P	2	0.99	0.11	0.99
(1,3)	1:A:84:LYS:N	2:B:11:A:C1'	2	0.99	0.11	0.99
(1,3)	1:A:84:LYS:N	2:B:11:A:C2	2	0.99	0.11	0.99
(1,3)	1:A:84:LYS:N	2:B:11:A:C2'	2	0.99	0.11	0.99
(1,3)	1:A:84:LYS:N	2:B:11:A:C3'	2	0.99	0.11	0.99
(1,3)	1:A:84:LYS:N	2:B:11:A:C4	2	0.99	0.11	0.99
(1,3)	1:A:84:LYS:N	2:B:11:A:C4'	2	0.99	0.11	0.99
(1,3)	1:A:84:LYS:N	2:B:11:A:C5	2	0.99	0.11	0.99
(1,3)	1:A:84:LYS:N	2:B:11:A:C5'	2	0.99	0.11	0.99
(1,3)	1:A:84:LYS:N	2:B:11:A:C6	2	0.99	0.11	0.99
(1,3)	1:A:84:LYS:N	2:B:11:A:C8	2	0.99	0.11	0.99
(1,3)	1:A:84:LYS:N	2:B:11:A:H1'	2	0.99	0.11	0.99
(1,3)	1:A:84:LYS:N	2:B:11:A:H2	2	0.99	0.11	0.99
(1,3)	1:A:84:LYS:N	2:B:11:A:H2'	2	0.99	0.11	0.99
(1,3)	1:A:84:LYS:N	2:B:11:A:H3'	2	0.99	0.11	0.99
(1,3)	1:A:84:LYS:N	2:B:11:A:H4'	2	0.99	0.11	0.99
(1,3)	1:A:84:LYS:N	2:B:11:A:H5'	2	0.99	0.11	0.99
(1,3)	1:A:84:LYS:N	2:B:11:A:H5''	2	0.99	0.11	0.99
(1,3)	1:A:84:LYS:N	2:B:11:A:H61	2	0.99	0.11	0.99
(1,3)	1:A:84:LYS:N	2:B:11:A:H62	2	0.99	0.11	0.99
(1,3)	1:A:84:LYS:N	2:B:11:A:H8	2	0.99	0.11	0.99

Continued on next page...

Continued from previous page...

Key	Atom-1	Atom-2	Models ¹	Mean (Å)	SD ¹ (Å)	Median (Å)
(1,3)	1:A:84:LYS:N	2:B:11:A:HO2'	2	0.99	0.11	0.99
(1,3)	1:A:84:LYS:N	2:B:11:A:N1	2	0.99	0.11	0.99
(1,3)	1:A:84:LYS:N	2:B:11:A:N3	2	0.99	0.11	0.99
(1,3)	1:A:84:LYS:N	2:B:11:A:N6	2	0.99	0.11	0.99
(1,3)	1:A:84:LYS:N	2:B:11:A:N7	2	0.99	0.11	0.99
(1,3)	1:A:84:LYS:N	2:B:11:A:N9	2	0.99	0.11	0.99
(1,3)	1:A:84:LYS:N	2:B:11:A:O2'	2	0.99	0.11	0.99
(1,3)	1:A:84:LYS:N	2:B:11:A:O3'	2	0.99	0.11	0.99
(1,3)	1:A:84:LYS:N	2:B:11:A:O4'	2	0.99	0.11	0.99
(1,3)	1:A:84:LYS:N	2:B:11:A:O5'	2	0.99	0.11	0.99
(1,3)	1:A:84:LYS:N	2:B:11:A:OP1	2	0.99	0.11	0.99
(1,3)	1:A:84:LYS:N	2:B:11:A:OP2	2	0.99	0.11	0.99
(1,3)	1:A:84:LYS:N	2:B:11:A:P	2	0.99	0.11	0.99
(1,3)	1:A:84:LYS:N	2:B:12:A:C1'	2	0.99	0.11	0.99
(1,3)	1:A:84:LYS:N	2:B:12:A:C2	2	0.99	0.11	0.99
(1,3)	1:A:84:LYS:N	2:B:12:A:C2'	2	0.99	0.11	0.99
(1,3)	1:A:84:LYS:N	2:B:12:A:C3'	2	0.99	0.11	0.99
(1,3)	1:A:84:LYS:N	2:B:12:A:C4	2	0.99	0.11	0.99
(1,3)	1:A:84:LYS:N	2:B:12:A:C4'	2	0.99	0.11	0.99
(1,3)	1:A:84:LYS:N	2:B:12:A:C5	2	0.99	0.11	0.99
(1,3)	1:A:84:LYS:N	2:B:12:A:C5'	2	0.99	0.11	0.99
(1,3)	1:A:84:LYS:N	2:B:12:A:C6	2	0.99	0.11	0.99
(1,3)	1:A:84:LYS:N	2:B:12:A:C8	2	0.99	0.11	0.99
(1,3)	1:A:84:LYS:N	2:B:12:A:H1'	2	0.99	0.11	0.99
(1,3)	1:A:84:LYS:N	2:B:12:A:H2	2	0.99	0.11	0.99
(1,3)	1:A:84:LYS:N	2:B:12:A:H2'	2	0.99	0.11	0.99
(1,3)	1:A:84:LYS:N	2:B:12:A:H3'	2	0.99	0.11	0.99
(1,3)	1:A:84:LYS:N	2:B:12:A:H4'	2	0.99	0.11	0.99
(1,3)	1:A:84:LYS:N	2:B:12:A:H5'	2	0.99	0.11	0.99
(1,3)	1:A:84:LYS:N	2:B:12:A:H5''	2	0.99	0.11	0.99
(1,3)	1:A:84:LYS:N	2:B:12:A:H61	2	0.99	0.11	0.99
(1,3)	1:A:84:LYS:N	2:B:12:A:H62	2	0.99	0.11	0.99
(1,3)	1:A:84:LYS:N	2:B:12:A:H8	2	0.99	0.11	0.99
(1,3)	1:A:84:LYS:N	2:B:12:A:HO2'	2	0.99	0.11	0.99
(1,3)	1:A:84:LYS:N	2:B:12:A:N1	2	0.99	0.11	0.99
(1,3)	1:A:84:LYS:N	2:B:12:A:N3	2	0.99	0.11	0.99
(1,3)	1:A:84:LYS:N	2:B:12:A:N6	2	0.99	0.11	0.99
(1,3)	1:A:84:LYS:N	2:B:12:A:N7	2	0.99	0.11	0.99
(1,3)	1:A:84:LYS:N	2:B:12:A:N9	2	0.99	0.11	0.99
(1,3)	1:A:84:LYS:N	2:B:12:A:O2'	2	0.99	0.11	0.99
(1,3)	1:A:84:LYS:N	2:B:12:A:O3'	2	0.99	0.11	0.99
(1,3)	1:A:84:LYS:N	2:B:12:A:O4'	2	0.99	0.11	0.99

Continued on next page...

Continued from previous page...

Key	Atom-1	Atom-2	Models ¹	Mean (Å)	SD ¹ (Å)	Median (Å)
(1,3)	1:A:84:LYS:N	2:B:12:A:O5'	2	0.99	0.11	0.99
(1,3)	1:A:84:LYS:N	2:B:12:A:OP1	2	0.99	0.11	0.99
(1,3)	1:A:84:LYS:N	2:B:12:A:OP2	2	0.99	0.11	0.99
(1,3)	1:A:84:LYS:N	2:B:12:A:P	2	0.99	0.11	0.99
(1,3)	1:A:84:LYS:N	2:B:13:A:C1'	2	0.99	0.11	0.99
(1,3)	1:A:84:LYS:N	2:B:13:A:C2	2	0.99	0.11	0.99
(1,3)	1:A:84:LYS:N	2:B:13:A:C2'	2	0.99	0.11	0.99
(1,3)	1:A:84:LYS:N	2:B:13:A:C3'	2	0.99	0.11	0.99
(1,3)	1:A:84:LYS:N	2:B:13:A:C4	2	0.99	0.11	0.99
(1,3)	1:A:84:LYS:N	2:B:13:A:C4'	2	0.99	0.11	0.99
(1,3)	1:A:84:LYS:N	2:B:13:A:C5	2	0.99	0.11	0.99
(1,3)	1:A:84:LYS:N	2:B:13:A:C5'	2	0.99	0.11	0.99
(1,3)	1:A:84:LYS:N	2:B:13:A:C6	2	0.99	0.11	0.99
(1,3)	1:A:84:LYS:N	2:B:13:A:C8	2	0.99	0.11	0.99
(1,3)	1:A:84:LYS:N	2:B:13:A:H1'	2	0.99	0.11	0.99
(1,3)	1:A:84:LYS:N	2:B:13:A:H2	2	0.99	0.11	0.99
(1,3)	1:A:84:LYS:N	2:B:13:A:H2'	2	0.99	0.11	0.99
(1,3)	1:A:84:LYS:N	2:B:13:A:H3'	2	0.99	0.11	0.99
(1,3)	1:A:84:LYS:N	2:B:13:A:H4'	2	0.99	0.11	0.99
(1,3)	1:A:84:LYS:N	2:B:13:A:H5'	2	0.99	0.11	0.99
(1,3)	1:A:84:LYS:N	2:B:13:A:H5''	2	0.99	0.11	0.99
(1,3)	1:A:84:LYS:N	2:B:13:A:H61	2	0.99	0.11	0.99
(1,3)	1:A:84:LYS:N	2:B:13:A:H62	2	0.99	0.11	0.99
(1,3)	1:A:84:LYS:N	2:B:13:A:H8	2	0.99	0.11	0.99
(1,3)	1:A:84:LYS:N	2:B:13:A:HO2'	2	0.99	0.11	0.99
(1,3)	1:A:84:LYS:N	2:B:13:A:N1	2	0.99	0.11	0.99
(1,3)	1:A:84:LYS:N	2:B:13:A:N3	2	0.99	0.11	0.99
(1,3)	1:A:84:LYS:N	2:B:13:A:N6	2	0.99	0.11	0.99
(1,3)	1:A:84:LYS:N	2:B:13:A:N7	2	0.99	0.11	0.99
(1,3)	1:A:84:LYS:N	2:B:13:A:N9	2	0.99	0.11	0.99
(1,3)	1:A:84:LYS:N	2:B:13:A:O2'	2	0.99	0.11	0.99
(1,3)	1:A:84:LYS:N	2:B:13:A:O3'	2	0.99	0.11	0.99
(1,3)	1:A:84:LYS:N	2:B:13:A:O4'	2	0.99	0.11	0.99
(1,3)	1:A:84:LYS:N	2:B:13:A:O5'	2	0.99	0.11	0.99
(1,3)	1:A:84:LYS:N	2:B:13:A:OP1	2	0.99	0.11	0.99
(1,3)	1:A:84:LYS:N	2:B:13:A:OP2	2	0.99	0.11	0.99
(1,3)	1:A:84:LYS:N	2:B:13:A:P	2	0.99	0.11	0.99
(1,3)	1:A:84:LYS:N	2:B:14:G:C1'	2	0.99	0.11	0.99
(1,3)	1:A:84:LYS:N	2:B:14:G:C2	2	0.99	0.11	0.99
(1,3)	1:A:84:LYS:N	2:B:14:G:C2'	2	0.99	0.11	0.99
(1,3)	1:A:84:LYS:N	2:B:14:G:C3'	2	0.99	0.11	0.99
(1,3)	1:A:84:LYS:N	2:B:14:G:C4	2	0.99	0.11	0.99

Continued on next page...

Continued from previous page...

Key	Atom-1	Atom-2	Models ¹	Mean (Å)	SD ¹ (Å)	Median (Å)
(1,3)	1:A:84:LYS:N	2:B:14:G:C4'	2	0.99	0.11	0.99
(1,3)	1:A:84:LYS:N	2:B:14:G:C5	2	0.99	0.11	0.99
(1,3)	1:A:84:LYS:N	2:B:14:G:C5'	2	0.99	0.11	0.99
(1,3)	1:A:84:LYS:N	2:B:14:G:C6	2	0.99	0.11	0.99
(1,3)	1:A:84:LYS:N	2:B:14:G:C8	2	0.99	0.11	0.99
(1,3)	1:A:84:LYS:N	2:B:14:G:H1	2	0.99	0.11	0.99
(1,3)	1:A:84:LYS:N	2:B:14:G:H1'	2	0.99	0.11	0.99
(1,3)	1:A:84:LYS:N	2:B:14:G:H2'	2	0.99	0.11	0.99
(1,3)	1:A:84:LYS:N	2:B:14:G:H21	2	0.99	0.11	0.99
(1,3)	1:A:84:LYS:N	2:B:14:G:H22	2	0.99	0.11	0.99
(1,3)	1:A:84:LYS:N	2:B:14:G:H3'	2	0.99	0.11	0.99
(1,3)	1:A:84:LYS:N	2:B:14:G:H4'	2	0.99	0.11	0.99
(1,3)	1:A:84:LYS:N	2:B:14:G:H5'	2	0.99	0.11	0.99
(1,3)	1:A:84:LYS:N	2:B:14:G:H5''	2	0.99	0.11	0.99
(1,3)	1:A:84:LYS:N	2:B:14:G:H8	2	0.99	0.11	0.99
(1,3)	1:A:84:LYS:N	2:B:14:G:HO2'	2	0.99	0.11	0.99
(1,3)	1:A:84:LYS:N	2:B:14:G:N1	2	0.99	0.11	0.99
(1,3)	1:A:84:LYS:N	2:B:14:G:N2	2	0.99	0.11	0.99
(1,3)	1:A:84:LYS:N	2:B:14:G:N3	2	0.99	0.11	0.99
(1,3)	1:A:84:LYS:N	2:B:14:G:N7	2	0.99	0.11	0.99
(1,3)	1:A:84:LYS:N	2:B:14:G:N9	2	0.99	0.11	0.99
(1,3)	1:A:84:LYS:N	2:B:14:G:O2'	2	0.99	0.11	0.99
(1,3)	1:A:84:LYS:N	2:B:14:G:O3'	2	0.99	0.11	0.99
(1,3)	1:A:84:LYS:N	2:B:14:G:O4'	2	0.99	0.11	0.99
(1,3)	1:A:84:LYS:N	2:B:14:G:O5'	2	0.99	0.11	0.99
(1,3)	1:A:84:LYS:N	2:B:14:G:O6	2	0.99	0.11	0.99
(1,3)	1:A:84:LYS:N	2:B:14:G:OP1	2	0.99	0.11	0.99
(1,3)	1:A:84:LYS:N	2:B:14:G:OP2	2	0.99	0.11	0.99
(1,3)	1:A:84:LYS:N	2:B:14:G:P	2	0.99	0.11	0.99
(1,3)	1:A:84:LYS:N	2:B:15:A:C1'	2	0.99	0.11	0.99
(1,3)	1:A:84:LYS:N	2:B:15:A:C2	2	0.99	0.11	0.99
(1,3)	1:A:84:LYS:N	2:B:15:A:C2'	2	0.99	0.11	0.99
(1,3)	1:A:84:LYS:N	2:B:15:A:C3'	2	0.99	0.11	0.99
(1,3)	1:A:84:LYS:N	2:B:15:A:C4	2	0.99	0.11	0.99
(1,3)	1:A:84:LYS:N	2:B:15:A:C4'	2	0.99	0.11	0.99
(1,3)	1:A:84:LYS:N	2:B:15:A:C5	2	0.99	0.11	0.99
(1,3)	1:A:84:LYS:N	2:B:15:A:C5'	2	0.99	0.11	0.99
(1,3)	1:A:84:LYS:N	2:B:15:A:C6	2	0.99	0.11	0.99
(1,3)	1:A:84:LYS:N	2:B:15:A:C8	2	0.99	0.11	0.99
(1,3)	1:A:84:LYS:N	2:B:15:A:H1'	2	0.99	0.11	0.99
(1,3)	1:A:84:LYS:N	2:B:15:A:H2	2	0.99	0.11	0.99
(1,3)	1:A:84:LYS:N	2:B:15:A:H2'	2	0.99	0.11	0.99

Continued on next page...

Continued from previous page...

Key	Atom-1	Atom-2	Models ¹	Mean (Å)	SD ¹ (Å)	Median (Å)
(1,3)	1:A:84:LYS:N	2:B:15:A:H3'	2	0.99	0.11	0.99
(1,3)	1:A:84:LYS:N	2:B:15:A:H4'	2	0.99	0.11	0.99
(1,3)	1:A:84:LYS:N	2:B:15:A:H5'	2	0.99	0.11	0.99
(1,3)	1:A:84:LYS:N	2:B:15:A:H5''	2	0.99	0.11	0.99
(1,3)	1:A:84:LYS:N	2:B:15:A:H61	2	0.99	0.11	0.99
(1,3)	1:A:84:LYS:N	2:B:15:A:H62	2	0.99	0.11	0.99
(1,3)	1:A:84:LYS:N	2:B:15:A:H8	2	0.99	0.11	0.99
(1,3)	1:A:84:LYS:N	2:B:15:A:HO2'	2	0.99	0.11	0.99
(1,3)	1:A:84:LYS:N	2:B:15:A:N1	2	0.99	0.11	0.99
(1,3)	1:A:84:LYS:N	2:B:15:A:N3	2	0.99	0.11	0.99
(1,3)	1:A:84:LYS:N	2:B:15:A:N6	2	0.99	0.11	0.99
(1,3)	1:A:84:LYS:N	2:B:15:A:N7	2	0.99	0.11	0.99
(1,3)	1:A:84:LYS:N	2:B:15:A:N9	2	0.99	0.11	0.99
(1,3)	1:A:84:LYS:N	2:B:15:A:O2'	2	0.99	0.11	0.99
(1,3)	1:A:84:LYS:N	2:B:15:A:O3'	2	0.99	0.11	0.99
(1,3)	1:A:84:LYS:N	2:B:15:A:O4'	2	0.99	0.11	0.99
(1,3)	1:A:84:LYS:N	2:B:15:A:O5'	2	0.99	0.11	0.99
(1,3)	1:A:84:LYS:N	2:B:15:A:OP1	2	0.99	0.11	0.99
(1,3)	1:A:84:LYS:N	2:B:15:A:OP2	2	0.99	0.11	0.99
(1,3)	1:A:84:LYS:N	2:B:15:A:P	2	0.99	0.11	0.99
(1,3)	1:A:84:LYS:N	2:B:16:G:C1'	2	0.99	0.11	0.99
(1,3)	1:A:84:LYS:N	2:B:16:G:C2	2	0.99	0.11	0.99
(1,3)	1:A:84:LYS:N	2:B:16:G:C2'	2	0.99	0.11	0.99
(1,3)	1:A:84:LYS:N	2:B:16:G:C3'	2	0.99	0.11	0.99
(1,3)	1:A:84:LYS:N	2:B:16:G:C4	2	0.99	0.11	0.99
(1,3)	1:A:84:LYS:N	2:B:16:G:C4'	2	0.99	0.11	0.99
(1,3)	1:A:84:LYS:N	2:B:16:G:C5	2	0.99	0.11	0.99
(1,3)	1:A:84:LYS:N	2:B:16:G:C5'	2	0.99	0.11	0.99
(1,3)	1:A:84:LYS:N	2:B:16:G:C6	2	0.99	0.11	0.99
(1,3)	1:A:84:LYS:N	2:B:16:G:C8	2	0.99	0.11	0.99
(1,3)	1:A:84:LYS:N	2:B:16:G:H1	2	0.99	0.11	0.99
(1,3)	1:A:84:LYS:N	2:B:16:G:H1'	2	0.99	0.11	0.99
(1,3)	1:A:84:LYS:N	2:B:16:G:H2'	2	0.99	0.11	0.99
(1,3)	1:A:84:LYS:N	2:B:16:G:H21	2	0.99	0.11	0.99
(1,3)	1:A:84:LYS:N	2:B:16:G:H22	2	0.99	0.11	0.99
(1,3)	1:A:84:LYS:N	2:B:16:G:H3'	2	0.99	0.11	0.99
(1,3)	1:A:84:LYS:N	2:B:16:G:H4'	2	0.99	0.11	0.99
(1,3)	1:A:84:LYS:N	2:B:16:G:H5'	2	0.99	0.11	0.99
(1,3)	1:A:84:LYS:N	2:B:16:G:H5''	2	0.99	0.11	0.99
(1,3)	1:A:84:LYS:N	2:B:16:G:H8	2	0.99	0.11	0.99
(1,3)	1:A:84:LYS:N	2:B:16:G:HO2'	2	0.99	0.11	0.99
(1,3)	1:A:84:LYS:N	2:B:16:G:N1	2	0.99	0.11	0.99

Continued on next page...

Continued from previous page...

Key	Atom-1	Atom-2	Models ¹	Mean (Å)	SD ¹ (Å)	Median (Å)
(1,3)	1:A:84:LYS:N	2:B:16:G:N2	2	0.99	0.11	0.99
(1,3)	1:A:84:LYS:N	2:B:16:G:N3	2	0.99	0.11	0.99
(1,3)	1:A:84:LYS:N	2:B:16:G:N7	2	0.99	0.11	0.99
(1,3)	1:A:84:LYS:N	2:B:16:G:N9	2	0.99	0.11	0.99
(1,3)	1:A:84:LYS:N	2:B:16:G:O2'	2	0.99	0.11	0.99
(1,3)	1:A:84:LYS:N	2:B:16:G:O3'	2	0.99	0.11	0.99
(1,3)	1:A:84:LYS:N	2:B:16:G:O4'	2	0.99	0.11	0.99
(1,3)	1:A:84:LYS:N	2:B:16:G:O5'	2	0.99	0.11	0.99
(1,3)	1:A:84:LYS:N	2:B:16:G:O6	2	0.99	0.11	0.99
(1,3)	1:A:84:LYS:N	2:B:16:G:OP1	2	0.99	0.11	0.99
(1,3)	1:A:84:LYS:N	2:B:16:G:OP2	2	0.99	0.11	0.99
(1,3)	1:A:84:LYS:N	2:B:16:G:P	2	0.99	0.11	0.99
(1,3)	1:A:84:LYS:N	2:B:17:C:C1'	2	0.99	0.11	0.99
(1,3)	1:A:84:LYS:N	2:B:17:C:C2	2	0.99	0.11	0.99
(1,3)	1:A:84:LYS:N	2:B:17:C:C2'	2	0.99	0.11	0.99
(1,3)	1:A:84:LYS:N	2:B:17:C:C3'	2	0.99	0.11	0.99
(1,3)	1:A:84:LYS:N	2:B:17:C:C4	2	0.99	0.11	0.99
(1,3)	1:A:84:LYS:N	2:B:17:C:C4'	2	0.99	0.11	0.99
(1,3)	1:A:84:LYS:N	2:B:17:C:C5	2	0.99	0.11	0.99
(1,3)	1:A:84:LYS:N	2:B:17:C:C5'	2	0.99	0.11	0.99
(1,3)	1:A:84:LYS:N	2:B:17:C:C6	2	0.99	0.11	0.99
(1,3)	1:A:84:LYS:N	2:B:17:C:H1'	2	0.99	0.11	0.99
(1,3)	1:A:84:LYS:N	2:B:17:C:H2'	2	0.99	0.11	0.99
(1,3)	1:A:84:LYS:N	2:B:17:C:H3'	2	0.99	0.11	0.99
(1,3)	1:A:84:LYS:N	2:B:17:C:H4'	2	0.99	0.11	0.99
(1,3)	1:A:84:LYS:N	2:B:17:C:H41	2	0.99	0.11	0.99
(1,3)	1:A:84:LYS:N	2:B:17:C:H42	2	0.99	0.11	0.99
(1,3)	1:A:84:LYS:N	2:B:17:C:H5	2	0.99	0.11	0.99
(1,3)	1:A:84:LYS:N	2:B:17:C:H5'	2	0.99	0.11	0.99
(1,3)	1:A:84:LYS:N	2:B:17:C:H5''	2	0.99	0.11	0.99
(1,3)	1:A:84:LYS:N	2:B:17:C:H6	2	0.99	0.11	0.99
(1,3)	1:A:84:LYS:N	2:B:17:C:HO2'	2	0.99	0.11	0.99
(1,3)	1:A:84:LYS:N	2:B:17:C:N1	2	0.99	0.11	0.99
(1,3)	1:A:84:LYS:N	2:B:17:C:N3	2	0.99	0.11	0.99
(1,3)	1:A:84:LYS:N	2:B:17:C:N4	2	0.99	0.11	0.99
(1,3)	1:A:84:LYS:N	2:B:17:C:O2	2	0.99	0.11	0.99
(1,3)	1:A:84:LYS:N	2:B:17:C:O2'	2	0.99	0.11	0.99
(1,3)	1:A:84:LYS:N	2:B:17:C:O3'	2	0.99	0.11	0.99
(1,3)	1:A:84:LYS:N	2:B:17:C:O4'	2	0.99	0.11	0.99
(1,3)	1:A:84:LYS:N	2:B:17:C:O5'	2	0.99	0.11	0.99
(1,3)	1:A:84:LYS:N	2:B:17:C:OP1	2	0.99	0.11	0.99
(1,3)	1:A:84:LYS:N	2:B:17:C:OP2	2	0.99	0.11	0.99

Continued on next page...

Continued from previous page...

Key	Atom-1	Atom-2	Models ¹	Mean (Å)	SD ¹ (Å)	Median (Å)
(1,3)	1:A:84:LYS:N	2:B:17:C:P	2	0.99	0.11	0.99
(1,3)	1:A:84:LYS:N	2:B:18:A:C1'	2	0.99	0.11	0.99
(1,3)	1:A:84:LYS:N	2:B:18:A:C2	2	0.99	0.11	0.99
(1,3)	1:A:84:LYS:N	2:B:18:A:C2'	2	0.99	0.11	0.99
(1,3)	1:A:84:LYS:N	2:B:18:A:C3'	2	0.99	0.11	0.99
(1,3)	1:A:84:LYS:N	2:B:18:A:C4	2	0.99	0.11	0.99
(1,3)	1:A:84:LYS:N	2:B:18:A:C4'	2	0.99	0.11	0.99
(1,3)	1:A:84:LYS:N	2:B:18:A:C5	2	0.99	0.11	0.99
(1,3)	1:A:84:LYS:N	2:B:18:A:C5'	2	0.99	0.11	0.99
(1,3)	1:A:84:LYS:N	2:B:18:A:C6	2	0.99	0.11	0.99
(1,3)	1:A:84:LYS:N	2:B:18:A:C8	2	0.99	0.11	0.99
(1,3)	1:A:84:LYS:N	2:B:18:A:H1'	2	0.99	0.11	0.99
(1,3)	1:A:84:LYS:N	2:B:18:A:H2	2	0.99	0.11	0.99
(1,3)	1:A:84:LYS:N	2:B:18:A:H2'	2	0.99	0.11	0.99
(1,3)	1:A:84:LYS:N	2:B:18:A:H3'	2	0.99	0.11	0.99
(1,3)	1:A:84:LYS:N	2:B:18:A:H4'	2	0.99	0.11	0.99
(1,3)	1:A:84:LYS:N	2:B:18:A:H5'	2	0.99	0.11	0.99
(1,3)	1:A:84:LYS:N	2:B:18:A:H5''	2	0.99	0.11	0.99
(1,3)	1:A:84:LYS:N	2:B:18:A:H61	2	0.99	0.11	0.99
(1,3)	1:A:84:LYS:N	2:B:18:A:H62	2	0.99	0.11	0.99
(1,3)	1:A:84:LYS:N	2:B:18:A:H8	2	0.99	0.11	0.99
(1,3)	1:A:84:LYS:N	2:B:18:A:HO2'	2	0.99	0.11	0.99
(1,3)	1:A:84:LYS:N	2:B:18:A:N1	2	0.99	0.11	0.99
(1,3)	1:A:84:LYS:N	2:B:18:A:N3	2	0.99	0.11	0.99
(1,3)	1:A:84:LYS:N	2:B:18:A:N6	2	0.99	0.11	0.99
(1,3)	1:A:84:LYS:N	2:B:18:A:N7	2	0.99	0.11	0.99
(1,3)	1:A:84:LYS:N	2:B:18:A:N9	2	0.99	0.11	0.99
(1,3)	1:A:84:LYS:N	2:B:18:A:O2'	2	0.99	0.11	0.99
(1,3)	1:A:84:LYS:N	2:B:18:A:O3'	2	0.99	0.11	0.99
(1,3)	1:A:84:LYS:N	2:B:18:A:O4'	2	0.99	0.11	0.99
(1,3)	1:A:84:LYS:N	2:B:18:A:O5'	2	0.99	0.11	0.99
(1,3)	1:A:84:LYS:N	2:B:18:A:OP1	2	0.99	0.11	0.99
(1,3)	1:A:84:LYS:N	2:B:18:A:OP2	2	0.99	0.11	0.99
(1,3)	1:A:84:LYS:N	2:B:18:A:P	2	0.99	0.11	0.99
(1,3)	1:A:84:LYS:N	2:B:19:A:C1'	2	0.99	0.11	0.99
(1,3)	1:A:84:LYS:N	2:B:19:A:C2	2	0.99	0.11	0.99
(1,3)	1:A:84:LYS:N	2:B:19:A:C2'	2	0.99	0.11	0.99
(1,3)	1:A:84:LYS:N	2:B:19:A:C3'	2	0.99	0.11	0.99
(1,3)	1:A:84:LYS:N	2:B:19:A:C4	2	0.99	0.11	0.99
(1,3)	1:A:84:LYS:N	2:B:19:A:C4'	2	0.99	0.11	0.99
(1,3)	1:A:84:LYS:N	2:B:19:A:C5	2	0.99	0.11	0.99
(1,3)	1:A:84:LYS:N	2:B:19:A:C5'	2	0.99	0.11	0.99

Continued on next page...

Continued from previous page...

Key	Atom-1	Atom-2	Models ¹	Mean (Å)	SD ¹ (Å)	Median (Å)
(1,3)	1:A:84:LYS:N	2:B:19:A:C6	2	0.99	0.11	0.99
(1,3)	1:A:84:LYS:N	2:B:19:A:C8	2	0.99	0.11	0.99
(1,3)	1:A:84:LYS:N	2:B:19:A:H1'	2	0.99	0.11	0.99
(1,3)	1:A:84:LYS:N	2:B:19:A:H2	2	0.99	0.11	0.99
(1,3)	1:A:84:LYS:N	2:B:19:A:H2'	2	0.99	0.11	0.99
(1,3)	1:A:84:LYS:N	2:B:19:A:H3'	2	0.99	0.11	0.99
(1,3)	1:A:84:LYS:N	2:B:19:A:H4'	2	0.99	0.11	0.99
(1,3)	1:A:84:LYS:N	2:B:19:A:H5'	2	0.99	0.11	0.99
(1,3)	1:A:84:LYS:N	2:B:19:A:H5''	2	0.99	0.11	0.99
(1,3)	1:A:84:LYS:N	2:B:19:A:H61	2	0.99	0.11	0.99
(1,3)	1:A:84:LYS:N	2:B:19:A:H62	2	0.99	0.11	0.99
(1,3)	1:A:84:LYS:N	2:B:19:A:H8	2	0.99	0.11	0.99
(1,3)	1:A:84:LYS:N	2:B:19:A:HO2'	2	0.99	0.11	0.99
(1,3)	1:A:84:LYS:N	2:B:19:A:N1	2	0.99	0.11	0.99
(1,3)	1:A:84:LYS:N	2:B:19:A:N3	2	0.99	0.11	0.99
(1,3)	1:A:84:LYS:N	2:B:19:A:N6	2	0.99	0.11	0.99
(1,3)	1:A:84:LYS:N	2:B:19:A:N7	2	0.99	0.11	0.99
(1,3)	1:A:84:LYS:N	2:B:19:A:N9	2	0.99	0.11	0.99
(1,3)	1:A:84:LYS:N	2:B:19:A:O2'	2	0.99	0.11	0.99
(1,3)	1:A:84:LYS:N	2:B:19:A:O3'	2	0.99	0.11	0.99
(1,3)	1:A:84:LYS:N	2:B:19:A:O4'	2	0.99	0.11	0.99
(1,3)	1:A:84:LYS:N	2:B:19:A:O5'	2	0.99	0.11	0.99
(1,3)	1:A:84:LYS:N	2:B:19:A:OP1	2	0.99	0.11	0.99
(1,3)	1:A:84:LYS:N	2:B:19:A:OP2	2	0.99	0.11	0.99
(1,3)	1:A:84:LYS:N	2:B:19:A:P	2	0.99	0.11	0.99
(1,3)	1:A:84:LYS:N	2:B:20:U:C1'	2	0.99	0.11	0.99
(1,3)	1:A:84:LYS:N	2:B:20:U:C2	2	0.99	0.11	0.99
(1,3)	1:A:84:LYS:N	2:B:20:U:C2'	2	0.99	0.11	0.99
(1,3)	1:A:84:LYS:N	2:B:20:U:C3'	2	0.99	0.11	0.99
(1,3)	1:A:84:LYS:N	2:B:20:U:C4	2	0.99	0.11	0.99
(1,3)	1:A:84:LYS:N	2:B:20:U:C4'	2	0.99	0.11	0.99
(1,3)	1:A:84:LYS:N	2:B:20:U:C5	2	0.99	0.11	0.99
(1,3)	1:A:84:LYS:N	2:B:20:U:C5'	2	0.99	0.11	0.99
(1,3)	1:A:84:LYS:N	2:B:20:U:C6	2	0.99	0.11	0.99
(1,3)	1:A:84:LYS:N	2:B:20:U:H1'	2	0.99	0.11	0.99
(1,3)	1:A:84:LYS:N	2:B:20:U:H2'	2	0.99	0.11	0.99
(1,3)	1:A:84:LYS:N	2:B:20:U:H3	2	0.99	0.11	0.99
(1,3)	1:A:84:LYS:N	2:B:20:U:H3'	2	0.99	0.11	0.99
(1,3)	1:A:84:LYS:N	2:B:20:U:H4'	2	0.99	0.11	0.99
(1,3)	1:A:84:LYS:N	2:B:20:U:H5	2	0.99	0.11	0.99
(1,3)	1:A:84:LYS:N	2:B:20:U:H5'	2	0.99	0.11	0.99
(1,3)	1:A:84:LYS:N	2:B:20:U:H5''	2	0.99	0.11	0.99

Continued on next page...

Continued from previous page...

Key	Atom-1	Atom-2	Models ¹	Mean (Å)	SD ¹ (Å)	Median (Å)
(1,3)	1:A:84:LYS:N	2:B:20:U:H6	2	0.99	0.11	0.99
(1,3)	1:A:84:LYS:N	2:B:20:U:HO2'	2	0.99	0.11	0.99
(1,3)	1:A:84:LYS:N	2:B:20:U:N1	2	0.99	0.11	0.99
(1,3)	1:A:84:LYS:N	2:B:20:U:N3	2	0.99	0.11	0.99
(1,3)	1:A:84:LYS:N	2:B:20:U:O2	2	0.99	0.11	0.99
(1,3)	1:A:84:LYS:N	2:B:20:U:O2'	2	0.99	0.11	0.99
(1,3)	1:A:84:LYS:N	2:B:20:U:O3'	2	0.99	0.11	0.99
(1,3)	1:A:84:LYS:N	2:B:20:U:O4	2	0.99	0.11	0.99
(1,3)	1:A:84:LYS:N	2:B:20:U:O4'	2	0.99	0.11	0.99
(1,3)	1:A:84:LYS:N	2:B:20:U:O5'	2	0.99	0.11	0.99
(1,3)	1:A:84:LYS:N	2:B:20:U:OP1	2	0.99	0.11	0.99
(1,3)	1:A:84:LYS:N	2:B:20:U:OP2	2	0.99	0.11	0.99
(1,3)	1:A:84:LYS:N	2:B:20:U:P	2	0.99	0.11	0.99
(1,3)	1:A:84:LYS:N	2:B:21:G:C1'	2	0.99	0.11	0.99
(1,3)	1:A:84:LYS:N	2:B:21:G:C2	2	0.99	0.11	0.99
(1,3)	1:A:84:LYS:N	2:B:21:G:C2'	2	0.99	0.11	0.99
(1,3)	1:A:84:LYS:N	2:B:21:G:C3'	2	0.99	0.11	0.99
(1,3)	1:A:84:LYS:N	2:B:21:G:C4	2	0.99	0.11	0.99
(1,3)	1:A:84:LYS:N	2:B:21:G:C4'	2	0.99	0.11	0.99
(1,3)	1:A:84:LYS:N	2:B:21:G:C5	2	0.99	0.11	0.99
(1,3)	1:A:84:LYS:N	2:B:21:G:C5'	2	0.99	0.11	0.99
(1,3)	1:A:84:LYS:N	2:B:21:G:C6	2	0.99	0.11	0.99
(1,3)	1:A:84:LYS:N	2:B:21:G:C8	2	0.99	0.11	0.99
(1,3)	1:A:84:LYS:N	2:B:21:G:H1	2	0.99	0.11	0.99
(1,3)	1:A:84:LYS:N	2:B:21:G:H1'	2	0.99	0.11	0.99
(1,3)	1:A:84:LYS:N	2:B:21:G:H2'	2	0.99	0.11	0.99
(1,3)	1:A:84:LYS:N	2:B:21:G:H21	2	0.99	0.11	0.99
(1,3)	1:A:84:LYS:N	2:B:21:G:H22	2	0.99	0.11	0.99
(1,3)	1:A:84:LYS:N	2:B:21:G:H3'	2	0.99	0.11	0.99
(1,3)	1:A:84:LYS:N	2:B:21:G:H4'	2	0.99	0.11	0.99
(1,3)	1:A:84:LYS:N	2:B:21:G:H5'	2	0.99	0.11	0.99
(1,3)	1:A:84:LYS:N	2:B:21:G:H5''	2	0.99	0.11	0.99
(1,3)	1:A:84:LYS:N	2:B:21:G:H8	2	0.99	0.11	0.99
(1,3)	1:A:84:LYS:N	2:B:21:G:HO2'	2	0.99	0.11	0.99
(1,3)	1:A:84:LYS:N	2:B:21:G:N1	2	0.99	0.11	0.99
(1,3)	1:A:84:LYS:N	2:B:21:G:N2	2	0.99	0.11	0.99
(1,3)	1:A:84:LYS:N	2:B:21:G:N3	2	0.99	0.11	0.99
(1,3)	1:A:84:LYS:N	2:B:21:G:N7	2	0.99	0.11	0.99
(1,3)	1:A:84:LYS:N	2:B:21:G:N9	2	0.99	0.11	0.99
(1,3)	1:A:84:LYS:N	2:B:21:G:O2'	2	0.99	0.11	0.99
(1,3)	1:A:84:LYS:N	2:B:21:G:O3'	2	0.99	0.11	0.99
(1,3)	1:A:84:LYS:N	2:B:21:G:O4'	2	0.99	0.11	0.99

Continued on next page...

Continued from previous page...

Key	Atom-1	Atom-2	Models ¹	Mean (Å)	SD ¹ (Å)	Median (Å)
(1,3)	1:A:84:LYS:N	2:B:21:G:O5'	2	0.99	0.11	0.99
(1,3)	1:A:84:LYS:N	2:B:21:G:O6	2	0.99	0.11	0.99
(1,3)	1:A:84:LYS:N	2:B:21:G:OP1	2	0.99	0.11	0.99
(1,3)	1:A:84:LYS:N	2:B:21:G:OP2	2	0.99	0.11	0.99
(1,3)	1:A:84:LYS:N	2:B:21:G:P	2	0.99	0.11	0.99
(1,3)	1:A:84:LYS:N	2:B:22:A:C1'	2	0.99	0.11	0.99
(1,3)	1:A:84:LYS:N	2:B:22:A:C2	2	0.99	0.11	0.99
(1,3)	1:A:84:LYS:N	2:B:22:A:C2'	2	0.99	0.11	0.99
(1,3)	1:A:84:LYS:N	2:B:22:A:C3'	2	0.99	0.11	0.99
(1,3)	1:A:84:LYS:N	2:B:22:A:C4	2	0.99	0.11	0.99
(1,3)	1:A:84:LYS:N	2:B:22:A:C4'	2	0.99	0.11	0.99
(1,3)	1:A:84:LYS:N	2:B:22:A:C5	2	0.99	0.11	0.99
(1,3)	1:A:84:LYS:N	2:B:22:A:C5'	2	0.99	0.11	0.99
(1,3)	1:A:84:LYS:N	2:B:22:A:C6	2	0.99	0.11	0.99
(1,3)	1:A:84:LYS:N	2:B:22:A:C8	2	0.99	0.11	0.99
(1,3)	1:A:84:LYS:N	2:B:22:A:H1'	2	0.99	0.11	0.99
(1,3)	1:A:84:LYS:N	2:B:22:A:H2	2	0.99	0.11	0.99
(1,3)	1:A:84:LYS:N	2:B:22:A:H2'	2	0.99	0.11	0.99
(1,3)	1:A:84:LYS:N	2:B:22:A:H3'	2	0.99	0.11	0.99
(1,3)	1:A:84:LYS:N	2:B:22:A:H4'	2	0.99	0.11	0.99
(1,3)	1:A:84:LYS:N	2:B:22:A:H5'	2	0.99	0.11	0.99
(1,3)	1:A:84:LYS:N	2:B:22:A:H5''	2	0.99	0.11	0.99
(1,3)	1:A:84:LYS:N	2:B:22:A:H61	2	0.99	0.11	0.99
(1,3)	1:A:84:LYS:N	2:B:22:A:H62	2	0.99	0.11	0.99
(1,3)	1:A:84:LYS:N	2:B:22:A:H8	2	0.99	0.11	0.99
(1,3)	1:A:84:LYS:N	2:B:22:A:HO2'	2	0.99	0.11	0.99
(1,3)	1:A:84:LYS:N	2:B:22:A:N1	2	0.99	0.11	0.99
(1,3)	1:A:84:LYS:N	2:B:22:A:N3	2	0.99	0.11	0.99
(1,3)	1:A:84:LYS:N	2:B:22:A:N6	2	0.99	0.11	0.99
(1,3)	1:A:84:LYS:N	2:B:22:A:N7	2	0.99	0.11	0.99
(1,3)	1:A:84:LYS:N	2:B:22:A:N9	2	0.99	0.11	0.99
(1,3)	1:A:84:LYS:N	2:B:22:A:O2'	2	0.99	0.11	0.99
(1,3)	1:A:84:LYS:N	2:B:22:A:O3'	2	0.99	0.11	0.99
(1,3)	1:A:84:LYS:N	2:B:22:A:O4'	2	0.99	0.11	0.99
(1,3)	1:A:84:LYS:N	2:B:22:A:O5'	2	0.99	0.11	0.99
(1,3)	1:A:84:LYS:N	2:B:22:A:OP1	2	0.99	0.11	0.99
(1,3)	1:A:84:LYS:N	2:B:22:A:OP2	2	0.99	0.11	0.99
(1,3)	1:A:84:LYS:N	2:B:22:A:P	2	0.99	0.11	0.99
(1,3)	1:A:84:LYS:N	2:B:23:U:C1'	2	0.99	0.11	0.99
(1,3)	1:A:84:LYS:N	2:B:23:U:C2	2	0.99	0.11	0.99
(1,3)	1:A:84:LYS:N	2:B:23:U:C2'	2	0.99	0.11	0.99
(1,3)	1:A:84:LYS:N	2:B:23:U:C3'	2	0.99	0.11	0.99

Continued on next page...

Continued from previous page...

Key	Atom-1	Atom-2	Models ¹	Mean (Å)	SD ¹ (Å)	Median (Å)
(1,3)	1:A:84:LYS:N	2:B:23:U:C4	2	0.99	0.11	0.99
(1,3)	1:A:84:LYS:N	2:B:23:U:C4'	2	0.99	0.11	0.99
(1,3)	1:A:84:LYS:N	2:B:23:U:C5	2	0.99	0.11	0.99
(1,3)	1:A:84:LYS:N	2:B:23:U:C5'	2	0.99	0.11	0.99
(1,3)	1:A:84:LYS:N	2:B:23:U:C6	2	0.99	0.11	0.99
(1,3)	1:A:84:LYS:N	2:B:23:U:H1'	2	0.99	0.11	0.99
(1,3)	1:A:84:LYS:N	2:B:23:U:H2'	2	0.99	0.11	0.99
(1,3)	1:A:84:LYS:N	2:B:23:U:H3	2	0.99	0.11	0.99
(1,3)	1:A:84:LYS:N	2:B:23:U:H3'	2	0.99	0.11	0.99
(1,3)	1:A:84:LYS:N	2:B:23:U:H4'	2	0.99	0.11	0.99
(1,3)	1:A:84:LYS:N	2:B:23:U:H5	2	0.99	0.11	0.99
(1,3)	1:A:84:LYS:N	2:B:23:U:H5'	2	0.99	0.11	0.99
(1,3)	1:A:84:LYS:N	2:B:23:U:H5''	2	0.99	0.11	0.99
(1,3)	1:A:84:LYS:N	2:B:23:U:H6	2	0.99	0.11	0.99
(1,3)	1:A:84:LYS:N	2:B:23:U:HO2'	2	0.99	0.11	0.99
(1,3)	1:A:84:LYS:N	2:B:23:U:N1	2	0.99	0.11	0.99
(1,3)	1:A:84:LYS:N	2:B:23:U:N3	2	0.99	0.11	0.99
(1,3)	1:A:84:LYS:N	2:B:23:U:O2	2	0.99	0.11	0.99
(1,3)	1:A:84:LYS:N	2:B:23:U:O2'	2	0.99	0.11	0.99
(1,3)	1:A:84:LYS:N	2:B:23:U:O3'	2	0.99	0.11	0.99
(1,3)	1:A:84:LYS:N	2:B:23:U:O4	2	0.99	0.11	0.99
(1,3)	1:A:84:LYS:N	2:B:23:U:O4'	2	0.99	0.11	0.99
(1,3)	1:A:84:LYS:N	2:B:23:U:O5'	2	0.99	0.11	0.99
(1,3)	1:A:84:LYS:N	2:B:23:U:OP1	2	0.99	0.11	0.99
(1,3)	1:A:84:LYS:N	2:B:23:U:OP2	2	0.99	0.11	0.99
(1,3)	1:A:84:LYS:N	2:B:23:U:P	2	0.99	0.11	0.99
(1,3)	1:A:84:LYS:N	2:B:24:G:C1'	2	0.99	0.11	0.99
(1,3)	1:A:84:LYS:N	2:B:24:G:C2	2	0.99	0.11	0.99
(1,3)	1:A:84:LYS:N	2:B:24:G:C2'	2	0.99	0.11	0.99
(1,3)	1:A:84:LYS:N	2:B:24:G:C3'	2	0.99	0.11	0.99
(1,3)	1:A:84:LYS:N	2:B:24:G:C4	2	0.99	0.11	0.99
(1,3)	1:A:84:LYS:N	2:B:24:G:C4'	2	0.99	0.11	0.99
(1,3)	1:A:84:LYS:N	2:B:24:G:C5	2	0.99	0.11	0.99
(1,3)	1:A:84:LYS:N	2:B:24:G:C5'	2	0.99	0.11	0.99
(1,3)	1:A:84:LYS:N	2:B:24:G:C6	2	0.99	0.11	0.99
(1,3)	1:A:84:LYS:N	2:B:24:G:C8	2	0.99	0.11	0.99
(1,3)	1:A:84:LYS:N	2:B:24:G:H1	2	0.99	0.11	0.99
(1,3)	1:A:84:LYS:N	2:B:24:G:H1'	2	0.99	0.11	0.99
(1,3)	1:A:84:LYS:N	2:B:24:G:H2'	2	0.99	0.11	0.99
(1,3)	1:A:84:LYS:N	2:B:24:G:H21	2	0.99	0.11	0.99
(1,3)	1:A:84:LYS:N	2:B:24:G:H22	2	0.99	0.11	0.99
(1,3)	1:A:84:LYS:N	2:B:24:G:H3'	2	0.99	0.11	0.99

Continued on next page...

Continued from previous page...

Key	Atom-1	Atom-2	Models ¹	Mean (Å)	SD ¹ (Å)	Median (Å)
(1,3)	1:A:84:LYS:N	2:B:24:G:H4'	2	0.99	0.11	0.99
(1,3)	1:A:84:LYS:N	2:B:24:G:H5'	2	0.99	0.11	0.99
(1,3)	1:A:84:LYS:N	2:B:24:G:H5''	2	0.99	0.11	0.99
(1,3)	1:A:84:LYS:N	2:B:24:G:H8	2	0.99	0.11	0.99
(1,3)	1:A:84:LYS:N	2:B:24:G:HO2'	2	0.99	0.11	0.99
(1,3)	1:A:84:LYS:N	2:B:24:G:N1	2	0.99	0.11	0.99
(1,3)	1:A:84:LYS:N	2:B:24:G:N2	2	0.99	0.11	0.99
(1,3)	1:A:84:LYS:N	2:B:24:G:N3	2	0.99	0.11	0.99
(1,3)	1:A:84:LYS:N	2:B:24:G:N7	2	0.99	0.11	0.99
(1,3)	1:A:84:LYS:N	2:B:24:G:N9	2	0.99	0.11	0.99
(1,3)	1:A:84:LYS:N	2:B:24:G:O2'	2	0.99	0.11	0.99
(1,3)	1:A:84:LYS:N	2:B:24:G:O3'	2	0.99	0.11	0.99
(1,3)	1:A:84:LYS:N	2:B:24:G:O4'	2	0.99	0.11	0.99
(1,3)	1:A:84:LYS:N	2:B:24:G:O5'	2	0.99	0.11	0.99
(1,3)	1:A:84:LYS:N	2:B:24:G:O6	2	0.99	0.11	0.99
(1,3)	1:A:84:LYS:N	2:B:24:G:OP1	2	0.99	0.11	0.99
(1,3)	1:A:84:LYS:N	2:B:24:G:OP2	2	0.99	0.11	0.99
(1,3)	1:A:84:LYS:N	2:B:24:G:P	2	0.99	0.11	0.99
(1,3)	1:A:84:LYS:NZ	2:B:2:C:C1'	2	0.99	0.11	0.99
(1,3)	1:A:84:LYS:NZ	2:B:2:C:C2	2	0.99	0.11	0.99
(1,3)	1:A:84:LYS:NZ	2:B:2:C:C2'	2	0.99	0.11	0.99
(1,3)	1:A:84:LYS:NZ	2:B:2:C:C3'	2	0.99	0.11	0.99
(1,3)	1:A:84:LYS:NZ	2:B:2:C:C4	2	0.99	0.11	0.99
(1,3)	1:A:84:LYS:NZ	2:B:2:C:C4'	2	0.99	0.11	0.99
(1,3)	1:A:84:LYS:NZ	2:B:2:C:C5	2	0.99	0.11	0.99
(1,3)	1:A:84:LYS:NZ	2:B:2:C:C5'	2	0.99	0.11	0.99
(1,3)	1:A:84:LYS:NZ	2:B:2:C:C6	2	0.99	0.11	0.99
(1,3)	1:A:84:LYS:NZ	2:B:2:C:H1'	2	0.99	0.11	0.99
(1,3)	1:A:84:LYS:NZ	2:B:2:C:H2'	2	0.99	0.11	0.99
(1,3)	1:A:84:LYS:NZ	2:B:2:C:H3'	2	0.99	0.11	0.99
(1,3)	1:A:84:LYS:NZ	2:B:2:C:H4'	2	0.99	0.11	0.99
(1,3)	1:A:84:LYS:NZ	2:B:2:C:H41	2	0.99	0.11	0.99
(1,3)	1:A:84:LYS:NZ	2:B:2:C:H42	2	0.99	0.11	0.99
(1,3)	1:A:84:LYS:NZ	2:B:2:C:H5	2	0.99	0.11	0.99
(1,3)	1:A:84:LYS:NZ	2:B:2:C:H5'	2	0.99	0.11	0.99
(1,3)	1:A:84:LYS:NZ	2:B:2:C:H5''	2	0.99	0.11	0.99
(1,3)	1:A:84:LYS:NZ	2:B:2:C:H6	2	0.99	0.11	0.99
(1,3)	1:A:84:LYS:NZ	2:B:2:C:HO2'	2	0.99	0.11	0.99
(1,3)	1:A:84:LYS:NZ	2:B:2:C:N1	2	0.99	0.11	0.99
(1,3)	1:A:84:LYS:NZ	2:B:2:C:N3	2	0.99	0.11	0.99
(1,3)	1:A:84:LYS:NZ	2:B:2:C:N4	2	0.99	0.11	0.99
(1,3)	1:A:84:LYS:NZ	2:B:2:C:O2	2	0.99	0.11	0.99

Continued on next page...

Continued from previous page...

Key	Atom-1	Atom-2	Models ¹	Mean (Å)	SD ¹ (Å)	Median (Å)
(1,3)	1:A:84:LYS:NZ	2:B:2:C:O2'	2	0.99	0.11	0.99
(1,3)	1:A:84:LYS:NZ	2:B:2:C:O3'	2	0.99	0.11	0.99
(1,3)	1:A:84:LYS:NZ	2:B:2:C:O4'	2	0.99	0.11	0.99
(1,3)	1:A:84:LYS:NZ	2:B:2:C:O5'	2	0.99	0.11	0.99
(1,3)	1:A:84:LYS:NZ	2:B:3:U:C1'	2	0.99	0.11	0.99
(1,3)	1:A:84:LYS:NZ	2:B:3:U:C2	2	0.99	0.11	0.99
(1,3)	1:A:84:LYS:NZ	2:B:3:U:C2'	2	0.99	0.11	0.99
(1,3)	1:A:84:LYS:NZ	2:B:3:U:C3'	2	0.99	0.11	0.99
(1,3)	1:A:84:LYS:NZ	2:B:3:U:C4	2	0.99	0.11	0.99
(1,3)	1:A:84:LYS:NZ	2:B:3:U:C4'	2	0.99	0.11	0.99
(1,3)	1:A:84:LYS:NZ	2:B:3:U:C5	2	0.99	0.11	0.99
(1,3)	1:A:84:LYS:NZ	2:B:3:U:C5'	2	0.99	0.11	0.99
(1,3)	1:A:84:LYS:NZ	2:B:3:U:C6	2	0.99	0.11	0.99
(1,3)	1:A:84:LYS:NZ	2:B:3:U:H1'	2	0.99	0.11	0.99
(1,3)	1:A:84:LYS:NZ	2:B:3:U:H2'	2	0.99	0.11	0.99
(1,3)	1:A:84:LYS:NZ	2:B:3:U:H3	2	0.99	0.11	0.99
(1,3)	1:A:84:LYS:NZ	2:B:3:U:H3'	2	0.99	0.11	0.99
(1,3)	1:A:84:LYS:NZ	2:B:3:U:H4'	2	0.99	0.11	0.99
(1,3)	1:A:84:LYS:NZ	2:B:3:U:H5	2	0.99	0.11	0.99
(1,3)	1:A:84:LYS:NZ	2:B:3:U:H5'	2	0.99	0.11	0.99
(1,3)	1:A:84:LYS:NZ	2:B:3:U:H5''	2	0.99	0.11	0.99
(1,3)	1:A:84:LYS:NZ	2:B:3:U:H6	2	0.99	0.11	0.99
(1,3)	1:A:84:LYS:NZ	2:B:3:U:HO2'	2	0.99	0.11	0.99
(1,3)	1:A:84:LYS:NZ	2:B:3:U:N1	2	0.99	0.11	0.99
(1,3)	1:A:84:LYS:NZ	2:B:3:U:N3	2	0.99	0.11	0.99
(1,3)	1:A:84:LYS:NZ	2:B:3:U:O2	2	0.99	0.11	0.99
(1,3)	1:A:84:LYS:NZ	2:B:3:U:O2'	2	0.99	0.11	0.99
(1,3)	1:A:84:LYS:NZ	2:B:3:U:O3'	2	0.99	0.11	0.99
(1,3)	1:A:84:LYS:NZ	2:B:3:U:O4	2	0.99	0.11	0.99
(1,3)	1:A:84:LYS:NZ	2:B:3:U:O4'	2	0.99	0.11	0.99
(1,3)	1:A:84:LYS:NZ	2:B:3:U:O5'	2	0.99	0.11	0.99
(1,3)	1:A:84:LYS:NZ	2:B:3:U:OP1	2	0.99	0.11	0.99
(1,3)	1:A:84:LYS:NZ	2:B:3:U:OP2	2	0.99	0.11	0.99
(1,3)	1:A:84:LYS:NZ	2:B:3:U:P	2	0.99	0.11	0.99
(1,3)	1:A:84:LYS:NZ	2:B:4:G:C1'	2	0.99	0.11	0.99
(1,3)	1:A:84:LYS:NZ	2:B:4:G:C2	2	0.99	0.11	0.99
(1,3)	1:A:84:LYS:NZ	2:B:4:G:C2'	2	0.99	0.11	0.99
(1,3)	1:A:84:LYS:NZ	2:B:4:G:C3'	2	0.99	0.11	0.99
(1,3)	1:A:84:LYS:NZ	2:B:4:G:C4	2	0.99	0.11	0.99
(1,3)	1:A:84:LYS:NZ	2:B:4:G:C4'	2	0.99	0.11	0.99
(1,3)	1:A:84:LYS:NZ	2:B:4:G:C5	2	0.99	0.11	0.99
(1,3)	1:A:84:LYS:NZ	2:B:4:G:C5'	2	0.99	0.11	0.99

Continued on next page...

Continued from previous page...

Key	Atom-1	Atom-2	Models ¹	Mean (Å)	SD ¹ (Å)	Median (Å)
(1,3)	1:A:84:LYS:NZ	2:B:4:G:C6	2	0.99	0.11	0.99
(1,3)	1:A:84:LYS:NZ	2:B:4:G:C8	2	0.99	0.11	0.99
(1,3)	1:A:84:LYS:NZ	2:B:4:G:H1	2	0.99	0.11	0.99
(1,3)	1:A:84:LYS:NZ	2:B:4:G:H1'	2	0.99	0.11	0.99
(1,3)	1:A:84:LYS:NZ	2:B:4:G:H2'	2	0.99	0.11	0.99
(1,3)	1:A:84:LYS:NZ	2:B:4:G:H21	2	0.99	0.11	0.99
(1,3)	1:A:84:LYS:NZ	2:B:4:G:H22	2	0.99	0.11	0.99
(1,3)	1:A:84:LYS:NZ	2:B:4:G:H3'	2	0.99	0.11	0.99
(1,3)	1:A:84:LYS:NZ	2:B:4:G:H4'	2	0.99	0.11	0.99
(1,3)	1:A:84:LYS:NZ	2:B:4:G:H5'	2	0.99	0.11	0.99
(1,3)	1:A:84:LYS:NZ	2:B:4:G:H5''	2	0.99	0.11	0.99
(1,3)	1:A:84:LYS:NZ	2:B:4:G:H8	2	0.99	0.11	0.99
(1,3)	1:A:84:LYS:NZ	2:B:4:G:HO2'	2	0.99	0.11	0.99
(1,3)	1:A:84:LYS:NZ	2:B:4:G:N1	2	0.99	0.11	0.99
(1,3)	1:A:84:LYS:NZ	2:B:4:G:N2	2	0.99	0.11	0.99
(1,3)	1:A:84:LYS:NZ	2:B:4:G:N3	2	0.99	0.11	0.99
(1,3)	1:A:84:LYS:NZ	2:B:4:G:N7	2	0.99	0.11	0.99
(1,3)	1:A:84:LYS:NZ	2:B:4:G:N9	2	0.99	0.11	0.99
(1,3)	1:A:84:LYS:NZ	2:B:4:G:O2'	2	0.99	0.11	0.99
(1,3)	1:A:84:LYS:NZ	2:B:4:G:O3'	2	0.99	0.11	0.99
(1,3)	1:A:84:LYS:NZ	2:B:4:G:O4'	2	0.99	0.11	0.99
(1,3)	1:A:84:LYS:NZ	2:B:4:G:O5'	2	0.99	0.11	0.99
(1,3)	1:A:84:LYS:NZ	2:B:4:G:O6	2	0.99	0.11	0.99
(1,3)	1:A:84:LYS:NZ	2:B:4:G:OP1	2	0.99	0.11	0.99
(1,3)	1:A:84:LYS:NZ	2:B:4:G:OP2	2	0.99	0.11	0.99
(1,3)	1:A:84:LYS:NZ	2:B:4:G:P	2	0.99	0.11	0.99
(1,3)	1:A:84:LYS:NZ	2:B:5:A:C1'	2	0.99	0.11	0.99
(1,3)	1:A:84:LYS:NZ	2:B:5:A:C2	2	0.99	0.11	0.99
(1,3)	1:A:84:LYS:NZ	2:B:5:A:C2'	2	0.99	0.11	0.99
(1,3)	1:A:84:LYS:NZ	2:B:5:A:C3'	2	0.99	0.11	0.99
(1,3)	1:A:84:LYS:NZ	2:B:5:A:C4	2	0.99	0.11	0.99
(1,3)	1:A:84:LYS:NZ	2:B:5:A:C4'	2	0.99	0.11	0.99
(1,3)	1:A:84:LYS:NZ	2:B:5:A:C5	2	0.99	0.11	0.99
(1,3)	1:A:84:LYS:NZ	2:B:5:A:C5'	2	0.99	0.11	0.99
(1,3)	1:A:84:LYS:NZ	2:B:5:A:C6	2	0.99	0.11	0.99
(1,3)	1:A:84:LYS:NZ	2:B:5:A:C8	2	0.99	0.11	0.99
(1,3)	1:A:84:LYS:NZ	2:B:5:A:H1'	2	0.99	0.11	0.99
(1,3)	1:A:84:LYS:NZ	2:B:5:A:H2	2	0.99	0.11	0.99
(1,3)	1:A:84:LYS:NZ	2:B:5:A:H2'	2	0.99	0.11	0.99
(1,3)	1:A:84:LYS:NZ	2:B:5:A:H3'	2	0.99	0.11	0.99
(1,3)	1:A:84:LYS:NZ	2:B:5:A:H4'	2	0.99	0.11	0.99
(1,3)	1:A:84:LYS:NZ	2:B:5:A:H5'	2	0.99	0.11	0.99

Continued on next page...

Continued from previous page...

Key	Atom-1	Atom-2	Models ¹	Mean (Å)	SD ¹ (Å)	Median (Å)
(1,3)	1:A:84:LYS:NZ	2:B:5:A:H5''	2	0.99	0.11	0.99
(1,3)	1:A:84:LYS:NZ	2:B:5:A:H61	2	0.99	0.11	0.99
(1,3)	1:A:84:LYS:NZ	2:B:5:A:H62	2	0.99	0.11	0.99
(1,3)	1:A:84:LYS:NZ	2:B:5:A:H8	2	0.99	0.11	0.99
(1,3)	1:A:84:LYS:NZ	2:B:5:A:HO2'	2	0.99	0.11	0.99
(1,3)	1:A:84:LYS:NZ	2:B:5:A:N1	2	0.99	0.11	0.99
(1,3)	1:A:84:LYS:NZ	2:B:5:A:N3	2	0.99	0.11	0.99
(1,3)	1:A:84:LYS:NZ	2:B:5:A:N6	2	0.99	0.11	0.99
(1,3)	1:A:84:LYS:NZ	2:B:5:A:N7	2	0.99	0.11	0.99
(1,3)	1:A:84:LYS:NZ	2:B:5:A:N9	2	0.99	0.11	0.99
(1,3)	1:A:84:LYS:NZ	2:B:5:A:O2'	2	0.99	0.11	0.99
(1,3)	1:A:84:LYS:NZ	2:B:5:A:O3'	2	0.99	0.11	0.99
(1,3)	1:A:84:LYS:NZ	2:B:5:A:O4'	2	0.99	0.11	0.99
(1,3)	1:A:84:LYS:NZ	2:B:5:A:O5'	2	0.99	0.11	0.99
(1,3)	1:A:84:LYS:NZ	2:B:5:A:OP1	2	0.99	0.11	0.99
(1,3)	1:A:84:LYS:NZ	2:B:5:A:OP2	2	0.99	0.11	0.99
(1,3)	1:A:84:LYS:NZ	2:B:5:A:P	2	0.99	0.11	0.99
(1,3)	1:A:84:LYS:NZ	2:B:6:G:C1'	2	0.99	0.11	0.99
(1,3)	1:A:84:LYS:NZ	2:B:6:G:C2	2	0.99	0.11	0.99
(1,3)	1:A:84:LYS:NZ	2:B:6:G:C2'	2	0.99	0.11	0.99
(1,3)	1:A:84:LYS:NZ	2:B:6:G:C3'	2	0.99	0.11	0.99
(1,3)	1:A:84:LYS:NZ	2:B:6:G:C4	2	0.99	0.11	0.99
(1,3)	1:A:84:LYS:NZ	2:B:6:G:C4'	2	0.99	0.11	0.99
(1,3)	1:A:84:LYS:NZ	2:B:6:G:C5	2	0.99	0.11	0.99
(1,3)	1:A:84:LYS:NZ	2:B:6:G:C5'	2	0.99	0.11	0.99
(1,3)	1:A:84:LYS:NZ	2:B:6:G:C6	2	0.99	0.11	0.99
(1,3)	1:A:84:LYS:NZ	2:B:6:G:C8	2	0.99	0.11	0.99
(1,3)	1:A:84:LYS:NZ	2:B:6:G:H1	2	0.99	0.11	0.99
(1,3)	1:A:84:LYS:NZ	2:B:6:G:H1'	2	0.99	0.11	0.99
(1,3)	1:A:84:LYS:NZ	2:B:6:G:H2'	2	0.99	0.11	0.99
(1,3)	1:A:84:LYS:NZ	2:B:6:G:H21	2	0.99	0.11	0.99
(1,3)	1:A:84:LYS:NZ	2:B:6:G:H22	2	0.99	0.11	0.99
(1,3)	1:A:84:LYS:NZ	2:B:6:G:H3'	2	0.99	0.11	0.99
(1,3)	1:A:84:LYS:NZ	2:B:6:G:H4'	2	0.99	0.11	0.99
(1,3)	1:A:84:LYS:NZ	2:B:6:G:H5'	2	0.99	0.11	0.99
(1,3)	1:A:84:LYS:NZ	2:B:6:G:H5''	2	0.99	0.11	0.99
(1,3)	1:A:84:LYS:NZ	2:B:6:G:H8	2	0.99	0.11	0.99
(1,3)	1:A:84:LYS:NZ	2:B:6:G:HO2'	2	0.99	0.11	0.99
(1,3)	1:A:84:LYS:NZ	2:B:6:G:N1	2	0.99	0.11	0.99
(1,3)	1:A:84:LYS:NZ	2:B:6:G:N2	2	0.99	0.11	0.99
(1,3)	1:A:84:LYS:NZ	2:B:6:G:N3	2	0.99	0.11	0.99
(1,3)	1:A:84:LYS:NZ	2:B:6:G:N7	2	0.99	0.11	0.99

Continued on next page...

Continued from previous page...

Key	Atom-1	Atom-2	Models ¹	Mean (Å)	SD ¹ (Å)	Median (Å)
(1,3)	1:A:84:LYS:NZ	2:B:6:G:N9	2	0.99	0.11	0.99
(1,3)	1:A:84:LYS:NZ	2:B:6:G:O2'	2	0.99	0.11	0.99
(1,3)	1:A:84:LYS:NZ	2:B:6:G:O3'	2	0.99	0.11	0.99
(1,3)	1:A:84:LYS:NZ	2:B:6:G:O4'	2	0.99	0.11	0.99
(1,3)	1:A:84:LYS:NZ	2:B:6:G:O5'	2	0.99	0.11	0.99
(1,3)	1:A:84:LYS:NZ	2:B:6:G:O6	2	0.99	0.11	0.99
(1,3)	1:A:84:LYS:NZ	2:B:6:G:OP1	2	0.99	0.11	0.99
(1,3)	1:A:84:LYS:NZ	2:B:6:G:OP2	2	0.99	0.11	0.99
(1,3)	1:A:84:LYS:NZ	2:B:6:G:P	2	0.99	0.11	0.99
(1,3)	1:A:84:LYS:NZ	2:B:7:C:C1'	2	0.99	0.11	0.99
(1,3)	1:A:84:LYS:NZ	2:B:7:C:C2	2	0.99	0.11	0.99
(1,3)	1:A:84:LYS:NZ	2:B:7:C:C2'	2	0.99	0.11	0.99
(1,3)	1:A:84:LYS:NZ	2:B:7:C:C3'	2	0.99	0.11	0.99
(1,3)	1:A:84:LYS:NZ	2:B:7:C:C4	2	0.99	0.11	0.99
(1,3)	1:A:84:LYS:NZ	2:B:7:C:C4'	2	0.99	0.11	0.99
(1,3)	1:A:84:LYS:NZ	2:B:7:C:C5	2	0.99	0.11	0.99
(1,3)	1:A:84:LYS:NZ	2:B:7:C:C5'	2	0.99	0.11	0.99
(1,3)	1:A:84:LYS:NZ	2:B:7:C:C6	2	0.99	0.11	0.99
(1,3)	1:A:84:LYS:NZ	2:B:7:C:H1'	2	0.99	0.11	0.99
(1,3)	1:A:84:LYS:NZ	2:B:7:C:H2'	2	0.99	0.11	0.99
(1,3)	1:A:84:LYS:NZ	2:B:7:C:H3'	2	0.99	0.11	0.99
(1,3)	1:A:84:LYS:NZ	2:B:7:C:H4'	2	0.99	0.11	0.99
(1,3)	1:A:84:LYS:NZ	2:B:7:C:H41	2	0.99	0.11	0.99
(1,3)	1:A:84:LYS:NZ	2:B:7:C:H42	2	0.99	0.11	0.99
(1,3)	1:A:84:LYS:NZ	2:B:7:C:H5	2	0.99	0.11	0.99
(1,3)	1:A:84:LYS:NZ	2:B:7:C:H5'	2	0.99	0.11	0.99
(1,3)	1:A:84:LYS:NZ	2:B:7:C:H5''	2	0.99	0.11	0.99
(1,3)	1:A:84:LYS:NZ	2:B:7:C:H6	2	0.99	0.11	0.99
(1,3)	1:A:84:LYS:NZ	2:B:7:C:HO2'	2	0.99	0.11	0.99
(1,3)	1:A:84:LYS:NZ	2:B:7:C:N1	2	0.99	0.11	0.99
(1,3)	1:A:84:LYS:NZ	2:B:7:C:N3	2	0.99	0.11	0.99
(1,3)	1:A:84:LYS:NZ	2:B:7:C:N4	2	0.99	0.11	0.99
(1,3)	1:A:84:LYS:NZ	2:B:7:C:O2	2	0.99	0.11	0.99
(1,3)	1:A:84:LYS:NZ	2:B:7:C:O2'	2	0.99	0.11	0.99
(1,3)	1:A:84:LYS:NZ	2:B:7:C:O3'	2	0.99	0.11	0.99
(1,3)	1:A:84:LYS:NZ	2:B:7:C:O4'	2	0.99	0.11	0.99
(1,3)	1:A:84:LYS:NZ	2:B:7:C:O5'	2	0.99	0.11	0.99
(1,3)	1:A:84:LYS:NZ	2:B:7:C:OP1	2	0.99	0.11	0.99
(1,3)	1:A:84:LYS:NZ	2:B:7:C:OP2	2	0.99	0.11	0.99
(1,3)	1:A:84:LYS:NZ	2:B:7:C:P	2	0.99	0.11	0.99
(1,3)	1:A:84:LYS:NZ	2:B:8:U:C1'	2	0.99	0.11	0.99
(1,3)	1:A:84:LYS:NZ	2:B:8:U:C2	2	0.99	0.11	0.99

Continued on next page...

Continued from previous page...

Key	Atom-1	Atom-2	Models ¹	Mean (Å)	SD ¹ (Å)	Median (Å)
(1,3)	1:A:84:LYS:NZ	2:B:8:U:C2'	2	0.99	0.11	0.99
(1,3)	1:A:84:LYS:NZ	2:B:8:U:C3'	2	0.99	0.11	0.99
(1,3)	1:A:84:LYS:NZ	2:B:8:U:C4	2	0.99	0.11	0.99
(1,3)	1:A:84:LYS:NZ	2:B:8:U:C4'	2	0.99	0.11	0.99
(1,3)	1:A:84:LYS:NZ	2:B:8:U:C5	2	0.99	0.11	0.99
(1,3)	1:A:84:LYS:NZ	2:B:8:U:C5'	2	0.99	0.11	0.99
(1,3)	1:A:84:LYS:NZ	2:B:8:U:C6	2	0.99	0.11	0.99
(1,3)	1:A:84:LYS:NZ	2:B:8:U:H1'	2	0.99	0.11	0.99
(1,3)	1:A:84:LYS:NZ	2:B:8:U:H2'	2	0.99	0.11	0.99
(1,3)	1:A:84:LYS:NZ	2:B:8:U:H3	2	0.99	0.11	0.99
(1,3)	1:A:84:LYS:NZ	2:B:8:U:H3'	2	0.99	0.11	0.99
(1,3)	1:A:84:LYS:NZ	2:B:8:U:H4'	2	0.99	0.11	0.99
(1,3)	1:A:84:LYS:NZ	2:B:8:U:H5	2	0.99	0.11	0.99
(1,3)	1:A:84:LYS:NZ	2:B:8:U:H5'	2	0.99	0.11	0.99
(1,3)	1:A:84:LYS:NZ	2:B:8:U:H5''	2	0.99	0.11	0.99
(1,3)	1:A:84:LYS:NZ	2:B:8:U:H6	2	0.99	0.11	0.99
(1,3)	1:A:84:LYS:NZ	2:B:8:U:HO2'	2	0.99	0.11	0.99
(1,3)	1:A:84:LYS:NZ	2:B:8:U:N1	2	0.99	0.11	0.99
(1,3)	1:A:84:LYS:NZ	2:B:8:U:N3	2	0.99	0.11	0.99
(1,3)	1:A:84:LYS:NZ	2:B:8:U:O2	2	0.99	0.11	0.99
(1,3)	1:A:84:LYS:NZ	2:B:8:U:O2'	2	0.99	0.11	0.99
(1,3)	1:A:84:LYS:NZ	2:B:8:U:O3'	2	0.99	0.11	0.99
(1,3)	1:A:84:LYS:NZ	2:B:8:U:O4	2	0.99	0.11	0.99
(1,3)	1:A:84:LYS:NZ	2:B:8:U:O4'	2	0.99	0.11	0.99
(1,3)	1:A:84:LYS:NZ	2:B:8:U:O5'	2	0.99	0.11	0.99
(1,3)	1:A:84:LYS:NZ	2:B:8:U:OP1	2	0.99	0.11	0.99
(1,3)	1:A:84:LYS:NZ	2:B:8:U:OP2	2	0.99	0.11	0.99
(1,3)	1:A:84:LYS:NZ	2:B:8:U:P	2	0.99	0.11	0.99
(1,3)	1:A:84:LYS:NZ	2:B:9:C:C1'	2	0.99	0.11	0.99
(1,3)	1:A:84:LYS:NZ	2:B:9:C:C2	2	0.99	0.11	0.99
(1,3)	1:A:84:LYS:NZ	2:B:9:C:C2'	2	0.99	0.11	0.99
(1,3)	1:A:84:LYS:NZ	2:B:9:C:C3'	2	0.99	0.11	0.99
(1,3)	1:A:84:LYS:NZ	2:B:9:C:C4	2	0.99	0.11	0.99
(1,3)	1:A:84:LYS:NZ	2:B:9:C:C4'	2	0.99	0.11	0.99
(1,3)	1:A:84:LYS:NZ	2:B:9:C:C5	2	0.99	0.11	0.99
(1,3)	1:A:84:LYS:NZ	2:B:9:C:C5'	2	0.99	0.11	0.99
(1,3)	1:A:84:LYS:NZ	2:B:9:C:C6	2	0.99	0.11	0.99
(1,3)	1:A:84:LYS:NZ	2:B:9:C:H1'	2	0.99	0.11	0.99
(1,3)	1:A:84:LYS:NZ	2:B:9:C:H2'	2	0.99	0.11	0.99
(1,3)	1:A:84:LYS:NZ	2:B:9:C:H3'	2	0.99	0.11	0.99
(1,3)	1:A:84:LYS:NZ	2:B:9:C:H4'	2	0.99	0.11	0.99
(1,3)	1:A:84:LYS:NZ	2:B:9:C:H41	2	0.99	0.11	0.99

Continued on next page...

Continued from previous page...

Key	Atom-1	Atom-2	Models ¹	Mean (Å)	SD ¹ (Å)	Median (Å)
(1,3)	1:A:84:LYS:NZ	2:B:9:C:H42	2	0.99	0.11	0.99
(1,3)	1:A:84:LYS:NZ	2:B:9:C:H5	2	0.99	0.11	0.99
(1,3)	1:A:84:LYS:NZ	2:B:9:C:H5'	2	0.99	0.11	0.99
(1,3)	1:A:84:LYS:NZ	2:B:9:C:H5''	2	0.99	0.11	0.99
(1,3)	1:A:84:LYS:NZ	2:B:9:C:H6	2	0.99	0.11	0.99
(1,3)	1:A:84:LYS:NZ	2:B:9:C:HO2'	2	0.99	0.11	0.99
(1,3)	1:A:84:LYS:NZ	2:B:9:C:N1	2	0.99	0.11	0.99
(1,3)	1:A:84:LYS:NZ	2:B:9:C:N3	2	0.99	0.11	0.99
(1,3)	1:A:84:LYS:NZ	2:B:9:C:N4	2	0.99	0.11	0.99
(1,3)	1:A:84:LYS:NZ	2:B:9:C:O2	2	0.99	0.11	0.99
(1,3)	1:A:84:LYS:NZ	2:B:9:C:O2'	2	0.99	0.11	0.99
(1,3)	1:A:84:LYS:NZ	2:B:9:C:O3'	2	0.99	0.11	0.99
(1,3)	1:A:84:LYS:NZ	2:B:9:C:O4'	2	0.99	0.11	0.99
(1,3)	1:A:84:LYS:NZ	2:B:9:C:O5'	2	0.99	0.11	0.99
(1,3)	1:A:84:LYS:NZ	2:B:9:C:OP1	2	0.99	0.11	0.99
(1,3)	1:A:84:LYS:NZ	2:B:9:C:OP2	2	0.99	0.11	0.99
(1,3)	1:A:84:LYS:NZ	2:B:9:C:P	2	0.99	0.11	0.99
(1,3)	1:A:84:LYS:NZ	2:B:10:G:C1'	2	0.99	0.11	0.99
(1,3)	1:A:84:LYS:NZ	2:B:10:G:C2	2	0.99	0.11	0.99
(1,3)	1:A:84:LYS:NZ	2:B:10:G:C2'	2	0.99	0.11	0.99
(1,3)	1:A:84:LYS:NZ	2:B:10:G:C3'	2	0.99	0.11	0.99
(1,3)	1:A:84:LYS:NZ	2:B:10:G:C4	2	0.99	0.11	0.99
(1,3)	1:A:84:LYS:NZ	2:B:10:G:C4'	2	0.99	0.11	0.99
(1,3)	1:A:84:LYS:NZ	2:B:10:G:C5	2	0.99	0.11	0.99
(1,3)	1:A:84:LYS:NZ	2:B:10:G:C5'	2	0.99	0.11	0.99
(1,3)	1:A:84:LYS:NZ	2:B:10:G:C6	2	0.99	0.11	0.99
(1,3)	1:A:84:LYS:NZ	2:B:10:G:C8	2	0.99	0.11	0.99
(1,3)	1:A:84:LYS:NZ	2:B:10:G:H1	2	0.99	0.11	0.99
(1,3)	1:A:84:LYS:NZ	2:B:10:G:H1'	2	0.99	0.11	0.99
(1,3)	1:A:84:LYS:NZ	2:B:10:G:H2'	2	0.99	0.11	0.99
(1,3)	1:A:84:LYS:NZ	2:B:10:G:H21	2	0.99	0.11	0.99
(1,3)	1:A:84:LYS:NZ	2:B:10:G:H22	2	0.99	0.11	0.99
(1,3)	1:A:84:LYS:NZ	2:B:10:G:H3'	2	0.99	0.11	0.99
(1,3)	1:A:84:LYS:NZ	2:B:10:G:H4'	2	0.99	0.11	0.99
(1,3)	1:A:84:LYS:NZ	2:B:10:G:H5'	2	0.99	0.11	0.99
(1,3)	1:A:84:LYS:NZ	2:B:10:G:H5''	2	0.99	0.11	0.99
(1,3)	1:A:84:LYS:NZ	2:B:10:G:H8	2	0.99	0.11	0.99
(1,3)	1:A:84:LYS:NZ	2:B:10:G:HO2'	2	0.99	0.11	0.99
(1,3)	1:A:84:LYS:NZ	2:B:10:G:N1	2	0.99	0.11	0.99
(1,3)	1:A:84:LYS:NZ	2:B:10:G:N2	2	0.99	0.11	0.99
(1,3)	1:A:84:LYS:NZ	2:B:10:G:N3	2	0.99	0.11	0.99
(1,3)	1:A:84:LYS:NZ	2:B:10:G:N7	2	0.99	0.11	0.99

Continued on next page...

Continued from previous page...

Key	Atom-1	Atom-2	Models ¹	Mean (Å)	SD ¹ (Å)	Median (Å)
(1,3)	1:A:84:LYS:NZ	2:B:10:G:N9	2	0.99	0.11	0.99
(1,3)	1:A:84:LYS:NZ	2:B:10:G:O2'	2	0.99	0.11	0.99
(1,3)	1:A:84:LYS:NZ	2:B:10:G:O3'	2	0.99	0.11	0.99
(1,3)	1:A:84:LYS:NZ	2:B:10:G:O4'	2	0.99	0.11	0.99
(1,3)	1:A:84:LYS:NZ	2:B:10:G:O5'	2	0.99	0.11	0.99
(1,3)	1:A:84:LYS:NZ	2:B:10:G:O6	2	0.99	0.11	0.99
(1,3)	1:A:84:LYS:NZ	2:B:10:G:OP1	2	0.99	0.11	0.99
(1,3)	1:A:84:LYS:NZ	2:B:10:G:OP2	2	0.99	0.11	0.99
(1,3)	1:A:84:LYS:NZ	2:B:10:G:P	2	0.99	0.11	0.99
(1,3)	1:A:84:LYS:NZ	2:B:11:A:C1'	2	0.99	0.11	0.99
(1,3)	1:A:84:LYS:NZ	2:B:11:A:C2	2	0.99	0.11	0.99
(1,3)	1:A:84:LYS:NZ	2:B:11:A:C2'	2	0.99	0.11	0.99
(1,3)	1:A:84:LYS:NZ	2:B:11:A:C3'	2	0.99	0.11	0.99
(1,3)	1:A:84:LYS:NZ	2:B:11:A:C4	2	0.99	0.11	0.99
(1,3)	1:A:84:LYS:NZ	2:B:11:A:C4'	2	0.99	0.11	0.99
(1,3)	1:A:84:LYS:NZ	2:B:11:A:C5	2	0.99	0.11	0.99
(1,3)	1:A:84:LYS:NZ	2:B:11:A:C5'	2	0.99	0.11	0.99
(1,3)	1:A:84:LYS:NZ	2:B:11:A:C6	2	0.99	0.11	0.99
(1,3)	1:A:84:LYS:NZ	2:B:11:A:C8	2	0.99	0.11	0.99
(1,3)	1:A:84:LYS:NZ	2:B:11:A:H1'	2	0.99	0.11	0.99
(1,3)	1:A:84:LYS:NZ	2:B:11:A:H2	2	0.99	0.11	0.99
(1,3)	1:A:84:LYS:NZ	2:B:11:A:H2'	2	0.99	0.11	0.99
(1,3)	1:A:84:LYS:NZ	2:B:11:A:H3'	2	0.99	0.11	0.99
(1,3)	1:A:84:LYS:NZ	2:B:11:A:H4'	2	0.99	0.11	0.99
(1,3)	1:A:84:LYS:NZ	2:B:11:A:H5'	2	0.99	0.11	0.99
(1,3)	1:A:84:LYS:NZ	2:B:11:A:H5''	2	0.99	0.11	0.99
(1,3)	1:A:84:LYS:NZ	2:B:11:A:H61	2	0.99	0.11	0.99
(1,3)	1:A:84:LYS:NZ	2:B:11:A:H62	2	0.99	0.11	0.99
(1,3)	1:A:84:LYS:NZ	2:B:11:A:H8	2	0.99	0.11	0.99
(1,3)	1:A:84:LYS:NZ	2:B:11:A:HO2'	2	0.99	0.11	0.99
(1,3)	1:A:84:LYS:NZ	2:B:11:A:N1	2	0.99	0.11	0.99
(1,3)	1:A:84:LYS:NZ	2:B:11:A:N3	2	0.99	0.11	0.99
(1,3)	1:A:84:LYS:NZ	2:B:11:A:N6	2	0.99	0.11	0.99
(1,3)	1:A:84:LYS:NZ	2:B:11:A:N7	2	0.99	0.11	0.99
(1,3)	1:A:84:LYS:NZ	2:B:11:A:N9	2	0.99	0.11	0.99
(1,3)	1:A:84:LYS:NZ	2:B:11:A:O2'	2	0.99	0.11	0.99
(1,3)	1:A:84:LYS:NZ	2:B:11:A:O3'	2	0.99	0.11	0.99
(1,3)	1:A:84:LYS:NZ	2:B:11:A:O4'	2	0.99	0.11	0.99
(1,3)	1:A:84:LYS:NZ	2:B:11:A:O5'	2	0.99	0.11	0.99
(1,3)	1:A:84:LYS:NZ	2:B:11:A:OP1	2	0.99	0.11	0.99
(1,3)	1:A:84:LYS:NZ	2:B:11:A:OP2	2	0.99	0.11	0.99
(1,3)	1:A:84:LYS:NZ	2:B:11:A:P	2	0.99	0.11	0.99

Continued on next page...

Continued from previous page...

Key	Atom-1	Atom-2	Models ¹	Mean (Å)	SD ¹ (Å)	Median (Å)
(1,3)	1:A:84:LYS:NZ	2:B:12:A:C1'	2	0.99	0.11	0.99
(1,3)	1:A:84:LYS:NZ	2:B:12:A:C2	2	0.99	0.11	0.99
(1,3)	1:A:84:LYS:NZ	2:B:12:A:C2'	2	0.99	0.11	0.99
(1,3)	1:A:84:LYS:NZ	2:B:12:A:C3'	2	0.99	0.11	0.99
(1,3)	1:A:84:LYS:NZ	2:B:12:A:C4	2	0.99	0.11	0.99
(1,3)	1:A:84:LYS:NZ	2:B:12:A:C4'	2	0.99	0.11	0.99
(1,3)	1:A:84:LYS:NZ	2:B:12:A:C5	2	0.99	0.11	0.99
(1,3)	1:A:84:LYS:NZ	2:B:12:A:C5'	2	0.99	0.11	0.99
(1,3)	1:A:84:LYS:NZ	2:B:12:A:C6	2	0.99	0.11	0.99
(1,3)	1:A:84:LYS:NZ	2:B:12:A:C8	2	0.99	0.11	0.99
(1,3)	1:A:84:LYS:NZ	2:B:12:A:H1'	2	0.99	0.11	0.99
(1,3)	1:A:84:LYS:NZ	2:B:12:A:H2	2	0.99	0.11	0.99
(1,3)	1:A:84:LYS:NZ	2:B:12:A:H2'	2	0.99	0.11	0.99
(1,3)	1:A:84:LYS:NZ	2:B:12:A:H3'	2	0.99	0.11	0.99
(1,3)	1:A:84:LYS:NZ	2:B:12:A:H4'	2	0.99	0.11	0.99
(1,3)	1:A:84:LYS:NZ	2:B:12:A:H5'	2	0.99	0.11	0.99
(1,3)	1:A:84:LYS:NZ	2:B:12:A:H5''	2	0.99	0.11	0.99
(1,3)	1:A:84:LYS:NZ	2:B:12:A:H61	2	0.99	0.11	0.99
(1,3)	1:A:84:LYS:NZ	2:B:12:A:H62	2	0.99	0.11	0.99
(1,3)	1:A:84:LYS:NZ	2:B:12:A:H8	2	0.99	0.11	0.99
(1,3)	1:A:84:LYS:NZ	2:B:12:A:HO2'	2	0.99	0.11	0.99
(1,3)	1:A:84:LYS:NZ	2:B:12:A:N1	2	0.99	0.11	0.99
(1,3)	1:A:84:LYS:NZ	2:B:12:A:N3	2	0.99	0.11	0.99
(1,3)	1:A:84:LYS:NZ	2:B:12:A:N6	2	0.99	0.11	0.99
(1,3)	1:A:84:LYS:NZ	2:B:12:A:N7	2	0.99	0.11	0.99
(1,3)	1:A:84:LYS:NZ	2:B:12:A:N9	2	0.99	0.11	0.99
(1,3)	1:A:84:LYS:NZ	2:B:12:A:O2'	2	0.99	0.11	0.99
(1,3)	1:A:84:LYS:NZ	2:B:12:A:O3'	2	0.99	0.11	0.99
(1,3)	1:A:84:LYS:NZ	2:B:12:A:O4'	2	0.99	0.11	0.99
(1,3)	1:A:84:LYS:NZ	2:B:12:A:O5'	2	0.99	0.11	0.99
(1,3)	1:A:84:LYS:NZ	2:B:12:A:OP1	2	0.99	0.11	0.99
(1,3)	1:A:84:LYS:NZ	2:B:12:A:OP2	2	0.99	0.11	0.99
(1,3)	1:A:84:LYS:NZ	2:B:12:A:P	2	0.99	0.11	0.99
(1,3)	1:A:84:LYS:NZ	2:B:13:A:C1'	2	0.99	0.11	0.99
(1,3)	1:A:84:LYS:NZ	2:B:13:A:C2	2	0.99	0.11	0.99
(1,3)	1:A:84:LYS:NZ	2:B:13:A:C2'	2	0.99	0.11	0.99
(1,3)	1:A:84:LYS:NZ	2:B:13:A:C3'	2	0.99	0.11	0.99
(1,3)	1:A:84:LYS:NZ	2:B:13:A:C4	2	0.99	0.11	0.99
(1,3)	1:A:84:LYS:NZ	2:B:13:A:C4'	2	0.99	0.11	0.99
(1,3)	1:A:84:LYS:NZ	2:B:13:A:C5	2	0.99	0.11	0.99
(1,3)	1:A:84:LYS:NZ	2:B:13:A:C5'	2	0.99	0.11	0.99
(1,3)	1:A:84:LYS:NZ	2:B:13:A:C6	2	0.99	0.11	0.99

Continued on next page...

Continued from previous page...

Key	Atom-1	Atom-2	Models ¹	Mean (Å)	SD ¹ (Å)	Median (Å)
(1,3)	1:A:84:LYS:NZ	2:B:13:A:C8	2	0.99	0.11	0.99
(1,3)	1:A:84:LYS:NZ	2:B:13:A:H1'	2	0.99	0.11	0.99
(1,3)	1:A:84:LYS:NZ	2:B:13:A:H2	2	0.99	0.11	0.99
(1,3)	1:A:84:LYS:NZ	2:B:13:A:H2'	2	0.99	0.11	0.99
(1,3)	1:A:84:LYS:NZ	2:B:13:A:H3'	2	0.99	0.11	0.99
(1,3)	1:A:84:LYS:NZ	2:B:13:A:H4'	2	0.99	0.11	0.99
(1,3)	1:A:84:LYS:NZ	2:B:13:A:H5'	2	0.99	0.11	0.99
(1,3)	1:A:84:LYS:NZ	2:B:13:A:H5''	2	0.99	0.11	0.99
(1,3)	1:A:84:LYS:NZ	2:B:13:A:H61	2	0.99	0.11	0.99
(1,3)	1:A:84:LYS:NZ	2:B:13:A:H62	2	0.99	0.11	0.99
(1,3)	1:A:84:LYS:NZ	2:B:13:A:H8	2	0.99	0.11	0.99
(1,3)	1:A:84:LYS:NZ	2:B:13:A:HO2'	2	0.99	0.11	0.99
(1,3)	1:A:84:LYS:NZ	2:B:13:A:N1	2	0.99	0.11	0.99
(1,3)	1:A:84:LYS:NZ	2:B:13:A:N3	2	0.99	0.11	0.99
(1,3)	1:A:84:LYS:NZ	2:B:13:A:N6	2	0.99	0.11	0.99
(1,3)	1:A:84:LYS:NZ	2:B:13:A:N7	2	0.99	0.11	0.99
(1,3)	1:A:84:LYS:NZ	2:B:13:A:N9	2	0.99	0.11	0.99
(1,3)	1:A:84:LYS:NZ	2:B:13:A:O2'	2	0.99	0.11	0.99
(1,3)	1:A:84:LYS:NZ	2:B:13:A:O3'	2	0.99	0.11	0.99
(1,3)	1:A:84:LYS:NZ	2:B:13:A:O4'	2	0.99	0.11	0.99
(1,3)	1:A:84:LYS:NZ	2:B:13:A:O5'	2	0.99	0.11	0.99
(1,3)	1:A:84:LYS:NZ	2:B:13:A:OP1	2	0.99	0.11	0.99
(1,3)	1:A:84:LYS:NZ	2:B:13:A:OP2	2	0.99	0.11	0.99
(1,3)	1:A:84:LYS:NZ	2:B:13:A:P	2	0.99	0.11	0.99
(1,3)	1:A:84:LYS:NZ	2:B:14:G:C1'	2	0.99	0.11	0.99
(1,3)	1:A:84:LYS:NZ	2:B:14:G:C2	2	0.99	0.11	0.99
(1,3)	1:A:84:LYS:NZ	2:B:14:G:C2'	2	0.99	0.11	0.99
(1,3)	1:A:84:LYS:NZ	2:B:14:G:C3'	2	0.99	0.11	0.99
(1,3)	1:A:84:LYS:NZ	2:B:14:G:C4	2	0.99	0.11	0.99
(1,3)	1:A:84:LYS:NZ	2:B:14:G:C4'	2	0.99	0.11	0.99
(1,3)	1:A:84:LYS:NZ	2:B:14:G:C5	2	0.99	0.11	0.99
(1,3)	1:A:84:LYS:NZ	2:B:14:G:C5'	2	0.99	0.11	0.99
(1,3)	1:A:84:LYS:NZ	2:B:14:G:C6	2	0.99	0.11	0.99
(1,3)	1:A:84:LYS:NZ	2:B:14:G:C8	2	0.99	0.11	0.99
(1,3)	1:A:84:LYS:NZ	2:B:14:G:H1	2	0.99	0.11	0.99
(1,3)	1:A:84:LYS:NZ	2:B:14:G:H1'	2	0.99	0.11	0.99
(1,3)	1:A:84:LYS:NZ	2:B:14:G:H2'	2	0.99	0.11	0.99
(1,3)	1:A:84:LYS:NZ	2:B:14:G:H21	2	0.99	0.11	0.99
(1,3)	1:A:84:LYS:NZ	2:B:14:G:H22	2	0.99	0.11	0.99
(1,3)	1:A:84:LYS:NZ	2:B:14:G:H3'	2	0.99	0.11	0.99
(1,3)	1:A:84:LYS:NZ	2:B:14:G:H4'	2	0.99	0.11	0.99
(1,3)	1:A:84:LYS:NZ	2:B:14:G:H5'	2	0.99	0.11	0.99

Continued on next page...

Continued from previous page...

Key	Atom-1	Atom-2	Models ¹	Mean (Å)	SD ¹ (Å)	Median (Å)
(1,3)	1:A:84:LYS:NZ	2:B:14:G:H5''	2	0.99	0.11	0.99
(1,3)	1:A:84:LYS:NZ	2:B:14:G:H8	2	0.99	0.11	0.99
(1,3)	1:A:84:LYS:NZ	2:B:14:G:HO2'	2	0.99	0.11	0.99
(1,3)	1:A:84:LYS:NZ	2:B:14:G:N1	2	0.99	0.11	0.99
(1,3)	1:A:84:LYS:NZ	2:B:14:G:N2	2	0.99	0.11	0.99
(1,3)	1:A:84:LYS:NZ	2:B:14:G:N3	2	0.99	0.11	0.99
(1,3)	1:A:84:LYS:NZ	2:B:14:G:N7	2	0.99	0.11	0.99
(1,3)	1:A:84:LYS:NZ	2:B:14:G:N9	2	0.99	0.11	0.99
(1,3)	1:A:84:LYS:NZ	2:B:14:G:O2'	2	0.99	0.11	0.99
(1,3)	1:A:84:LYS:NZ	2:B:14:G:O3'	2	0.99	0.11	0.99
(1,3)	1:A:84:LYS:NZ	2:B:14:G:O4'	2	0.99	0.11	0.99
(1,3)	1:A:84:LYS:NZ	2:B:14:G:O5'	2	0.99	0.11	0.99
(1,3)	1:A:84:LYS:NZ	2:B:14:G:O6	2	0.99	0.11	0.99
(1,3)	1:A:84:LYS:NZ	2:B:14:G:OP1	2	0.99	0.11	0.99
(1,3)	1:A:84:LYS:NZ	2:B:14:G:OP2	2	0.99	0.11	0.99
(1,3)	1:A:84:LYS:NZ	2:B:14:G:P	2	0.99	0.11	0.99
(1,3)	1:A:84:LYS:NZ	2:B:15:A:C1'	2	0.99	0.11	0.99
(1,3)	1:A:84:LYS:NZ	2:B:15:A:C2	2	0.99	0.11	0.99
(1,3)	1:A:84:LYS:NZ	2:B:15:A:C2'	2	0.99	0.11	0.99
(1,3)	1:A:84:LYS:NZ	2:B:15:A:C3'	2	0.99	0.11	0.99
(1,3)	1:A:84:LYS:NZ	2:B:15:A:C4	2	0.99	0.11	0.99
(1,3)	1:A:84:LYS:NZ	2:B:15:A:C4'	2	0.99	0.11	0.99
(1,3)	1:A:84:LYS:NZ	2:B:15:A:C5	2	0.99	0.11	0.99
(1,3)	1:A:84:LYS:NZ	2:B:15:A:C5'	2	0.99	0.11	0.99
(1,3)	1:A:84:LYS:NZ	2:B:15:A:C6	2	0.99	0.11	0.99
(1,3)	1:A:84:LYS:NZ	2:B:15:A:C8	2	0.99	0.11	0.99
(1,3)	1:A:84:LYS:NZ	2:B:15:A:H1'	2	0.99	0.11	0.99
(1,3)	1:A:84:LYS:NZ	2:B:15:A:H2	2	0.99	0.11	0.99
(1,3)	1:A:84:LYS:NZ	2:B:15:A:H2'	2	0.99	0.11	0.99
(1,3)	1:A:84:LYS:NZ	2:B:15:A:H3'	2	0.99	0.11	0.99
(1,3)	1:A:84:LYS:NZ	2:B:15:A:H4'	2	0.99	0.11	0.99
(1,3)	1:A:84:LYS:NZ	2:B:15:A:H5'	2	0.99	0.11	0.99
(1,3)	1:A:84:LYS:NZ	2:B:15:A:H5''	2	0.99	0.11	0.99
(1,3)	1:A:84:LYS:NZ	2:B:15:A:H61	2	0.99	0.11	0.99
(1,3)	1:A:84:LYS:NZ	2:B:15:A:H62	2	0.99	0.11	0.99
(1,3)	1:A:84:LYS:NZ	2:B:15:A:H8	2	0.99	0.11	0.99
(1,3)	1:A:84:LYS:NZ	2:B:15:A:HO2'	2	0.99	0.11	0.99
(1,3)	1:A:84:LYS:NZ	2:B:15:A:N1	2	0.99	0.11	0.99
(1,3)	1:A:84:LYS:NZ	2:B:15:A:N3	2	0.99	0.11	0.99
(1,3)	1:A:84:LYS:NZ	2:B:15:A:N6	2	0.99	0.11	0.99
(1,3)	1:A:84:LYS:NZ	2:B:15:A:N7	2	0.99	0.11	0.99
(1,3)	1:A:84:LYS:NZ	2:B:15:A:N9	2	0.99	0.11	0.99

Continued on next page...

Continued from previous page...

Key	Atom-1	Atom-2	Models ¹	Mean (Å)	SD ¹ (Å)	Median (Å)
(1,3)	1:A:84:LYS:NZ	2:B:15:A:O2'	2	0.99	0.11	0.99
(1,3)	1:A:84:LYS:NZ	2:B:15:A:O3'	2	0.99	0.11	0.99
(1,3)	1:A:84:LYS:NZ	2:B:15:A:O4'	2	0.99	0.11	0.99
(1,3)	1:A:84:LYS:NZ	2:B:15:A:O5'	2	0.99	0.11	0.99
(1,3)	1:A:84:LYS:NZ	2:B:15:A:OP1	2	0.99	0.11	0.99
(1,3)	1:A:84:LYS:NZ	2:B:15:A:OP2	2	0.99	0.11	0.99
(1,3)	1:A:84:LYS:NZ	2:B:15:A:P	2	0.99	0.11	0.99
(1,3)	1:A:84:LYS:NZ	2:B:16:G:C1'	2	0.99	0.11	0.99
(1,3)	1:A:84:LYS:NZ	2:B:16:G:C2	2	0.99	0.11	0.99
(1,3)	1:A:84:LYS:NZ	2:B:16:G:C2'	2	0.99	0.11	0.99
(1,3)	1:A:84:LYS:NZ	2:B:16:G:C3'	2	0.99	0.11	0.99
(1,3)	1:A:84:LYS:NZ	2:B:16:G:C4	2	0.99	0.11	0.99
(1,3)	1:A:84:LYS:NZ	2:B:16:G:C4'	2	0.99	0.11	0.99
(1,3)	1:A:84:LYS:NZ	2:B:16:G:C5	2	0.99	0.11	0.99
(1,3)	1:A:84:LYS:NZ	2:B:16:G:C5'	2	0.99	0.11	0.99
(1,3)	1:A:84:LYS:NZ	2:B:16:G:C6	2	0.99	0.11	0.99
(1,3)	1:A:84:LYS:NZ	2:B:16:G:C8	2	0.99	0.11	0.99
(1,3)	1:A:84:LYS:NZ	2:B:16:G:H1	2	0.99	0.11	0.99
(1,3)	1:A:84:LYS:NZ	2:B:16:G:H1'	2	0.99	0.11	0.99
(1,3)	1:A:84:LYS:NZ	2:B:16:G:H2'	2	0.99	0.11	0.99
(1,3)	1:A:84:LYS:NZ	2:B:16:G:H21	2	0.99	0.11	0.99
(1,3)	1:A:84:LYS:NZ	2:B:16:G:H22	2	0.99	0.11	0.99
(1,3)	1:A:84:LYS:NZ	2:B:16:G:H3'	2	0.99	0.11	0.99
(1,3)	1:A:84:LYS:NZ	2:B:16:G:H4'	2	0.99	0.11	0.99
(1,3)	1:A:84:LYS:NZ	2:B:16:G:H5'	2	0.99	0.11	0.99
(1,3)	1:A:84:LYS:NZ	2:B:16:G:H5''	2	0.99	0.11	0.99
(1,3)	1:A:84:LYS:NZ	2:B:16:G:H8	2	0.99	0.11	0.99
(1,3)	1:A:84:LYS:NZ	2:B:16:G:HO2'	2	0.99	0.11	0.99
(1,3)	1:A:84:LYS:NZ	2:B:16:G:N1	2	0.99	0.11	0.99
(1,3)	1:A:84:LYS:NZ	2:B:16:G:N2	2	0.99	0.11	0.99
(1,3)	1:A:84:LYS:NZ	2:B:16:G:N3	2	0.99	0.11	0.99
(1,3)	1:A:84:LYS:NZ	2:B:16:G:N7	2	0.99	0.11	0.99
(1,3)	1:A:84:LYS:NZ	2:B:16:G:N9	2	0.99	0.11	0.99
(1,3)	1:A:84:LYS:NZ	2:B:16:G:O2'	2	0.99	0.11	0.99
(1,3)	1:A:84:LYS:NZ	2:B:16:G:O3'	2	0.99	0.11	0.99
(1,3)	1:A:84:LYS:NZ	2:B:16:G:O4'	2	0.99	0.11	0.99
(1,3)	1:A:84:LYS:NZ	2:B:16:G:O5'	2	0.99	0.11	0.99
(1,3)	1:A:84:LYS:NZ	2:B:16:G:O6	2	0.99	0.11	0.99
(1,3)	1:A:84:LYS:NZ	2:B:16:G:OP1	2	0.99	0.11	0.99
(1,3)	1:A:84:LYS:NZ	2:B:16:G:OP2	2	0.99	0.11	0.99
(1,3)	1:A:84:LYS:NZ	2:B:16:G:P	2	0.99	0.11	0.99
(1,3)	1:A:84:LYS:NZ	2:B:17:C:C1'	2	0.99	0.11	0.99

Continued on next page...

Continued from previous page...

Key	Atom-1	Atom-2	Models ¹	Mean (Å)	SD ¹ (Å)	Median (Å)
(1,3)	1:A:84:LYS:NZ	2:B:17:C:C2	2	0.99	0.11	0.99
(1,3)	1:A:84:LYS:NZ	2:B:17:C:C2'	2	0.99	0.11	0.99
(1,3)	1:A:84:LYS:NZ	2:B:17:C:C3'	2	0.99	0.11	0.99
(1,3)	1:A:84:LYS:NZ	2:B:17:C:C4	2	0.99	0.11	0.99
(1,3)	1:A:84:LYS:NZ	2:B:17:C:C4'	2	0.99	0.11	0.99
(1,3)	1:A:84:LYS:NZ	2:B:17:C:C5	2	0.99	0.11	0.99
(1,3)	1:A:84:LYS:NZ	2:B:17:C:C5'	2	0.99	0.11	0.99
(1,3)	1:A:84:LYS:NZ	2:B:17:C:C6	2	0.99	0.11	0.99
(1,3)	1:A:84:LYS:NZ	2:B:17:C:H1'	2	0.99	0.11	0.99
(1,3)	1:A:84:LYS:NZ	2:B:17:C:H2'	2	0.99	0.11	0.99
(1,3)	1:A:84:LYS:NZ	2:B:17:C:H3'	2	0.99	0.11	0.99
(1,3)	1:A:84:LYS:NZ	2:B:17:C:H4'	2	0.99	0.11	0.99
(1,3)	1:A:84:LYS:NZ	2:B:17:C:H41	2	0.99	0.11	0.99
(1,3)	1:A:84:LYS:NZ	2:B:17:C:H42	2	0.99	0.11	0.99
(1,3)	1:A:84:LYS:NZ	2:B:17:C:H5	2	0.99	0.11	0.99
(1,3)	1:A:84:LYS:NZ	2:B:17:C:H5'	2	0.99	0.11	0.99
(1,3)	1:A:84:LYS:NZ	2:B:17:C:H5''	2	0.99	0.11	0.99
(1,3)	1:A:84:LYS:NZ	2:B:17:C:H6	2	0.99	0.11	0.99
(1,3)	1:A:84:LYS:NZ	2:B:17:C:HO2'	2	0.99	0.11	0.99
(1,3)	1:A:84:LYS:NZ	2:B:17:C:N1	2	0.99	0.11	0.99
(1,3)	1:A:84:LYS:NZ	2:B:17:C:N3	2	0.99	0.11	0.99
(1,3)	1:A:84:LYS:NZ	2:B:17:C:N4	2	0.99	0.11	0.99
(1,3)	1:A:84:LYS:NZ	2:B:17:C:O2	2	0.99	0.11	0.99
(1,3)	1:A:84:LYS:NZ	2:B:17:C:O2'	2	0.99	0.11	0.99
(1,3)	1:A:84:LYS:NZ	2:B:17:C:O3'	2	0.99	0.11	0.99
(1,3)	1:A:84:LYS:NZ	2:B:17:C:O4'	2	0.99	0.11	0.99
(1,3)	1:A:84:LYS:NZ	2:B:17:C:O5'	2	0.99	0.11	0.99
(1,3)	1:A:84:LYS:NZ	2:B:17:C:OP1	2	0.99	0.11	0.99
(1,3)	1:A:84:LYS:NZ	2:B:17:C:OP2	2	0.99	0.11	0.99
(1,3)	1:A:84:LYS:NZ	2:B:17:C:P	2	0.99	0.11	0.99
(1,3)	1:A:84:LYS:NZ	2:B:18:A:C1'	2	0.99	0.11	0.99
(1,3)	1:A:84:LYS:NZ	2:B:18:A:C2	2	0.99	0.11	0.99
(1,3)	1:A:84:LYS:NZ	2:B:18:A:C2'	2	0.99	0.11	0.99
(1,3)	1:A:84:LYS:NZ	2:B:18:A:C3'	2	0.99	0.11	0.99
(1,3)	1:A:84:LYS:NZ	2:B:18:A:C4	2	0.99	0.11	0.99
(1,3)	1:A:84:LYS:NZ	2:B:18:A:C4'	2	0.99	0.11	0.99
(1,3)	1:A:84:LYS:NZ	2:B:18:A:C5	2	0.99	0.11	0.99
(1,3)	1:A:84:LYS:NZ	2:B:18:A:C5'	2	0.99	0.11	0.99
(1,3)	1:A:84:LYS:NZ	2:B:18:A:C6	2	0.99	0.11	0.99
(1,3)	1:A:84:LYS:NZ	2:B:18:A:C8	2	0.99	0.11	0.99
(1,3)	1:A:84:LYS:NZ	2:B:18:A:H1'	2	0.99	0.11	0.99
(1,3)	1:A:84:LYS:NZ	2:B:18:A:H2	2	0.99	0.11	0.99

Continued on next page...

Continued from previous page...

Key	Atom-1	Atom-2	Models ¹	Mean (Å)	SD ¹ (Å)	Median (Å)
(1,3)	1:A:84:LYS:NZ	2:B:18:A:H2'	2	0.99	0.11	0.99
(1,3)	1:A:84:LYS:NZ	2:B:18:A:H3'	2	0.99	0.11	0.99
(1,3)	1:A:84:LYS:NZ	2:B:18:A:H4'	2	0.99	0.11	0.99
(1,3)	1:A:84:LYS:NZ	2:B:18:A:H5'	2	0.99	0.11	0.99
(1,3)	1:A:84:LYS:NZ	2:B:18:A:H5''	2	0.99	0.11	0.99
(1,3)	1:A:84:LYS:NZ	2:B:18:A:H61	2	0.99	0.11	0.99
(1,3)	1:A:84:LYS:NZ	2:B:18:A:H62	2	0.99	0.11	0.99
(1,3)	1:A:84:LYS:NZ	2:B:18:A:H8	2	0.99	0.11	0.99
(1,3)	1:A:84:LYS:NZ	2:B:18:A:HO2'	2	0.99	0.11	0.99
(1,3)	1:A:84:LYS:NZ	2:B:18:A:N1	2	0.99	0.11	0.99
(1,3)	1:A:84:LYS:NZ	2:B:18:A:N3	2	0.99	0.11	0.99
(1,3)	1:A:84:LYS:NZ	2:B:18:A:N6	2	0.99	0.11	0.99
(1,3)	1:A:84:LYS:NZ	2:B:18:A:N7	2	0.99	0.11	0.99
(1,3)	1:A:84:LYS:NZ	2:B:18:A:N9	2	0.99	0.11	0.99
(1,3)	1:A:84:LYS:NZ	2:B:18:A:O2'	2	0.99	0.11	0.99
(1,3)	1:A:84:LYS:NZ	2:B:18:A:O3'	2	0.99	0.11	0.99
(1,3)	1:A:84:LYS:NZ	2:B:18:A:O4'	2	0.99	0.11	0.99
(1,3)	1:A:84:LYS:NZ	2:B:18:A:O5'	2	0.99	0.11	0.99
(1,3)	1:A:84:LYS:NZ	2:B:18:A:OP1	2	0.99	0.11	0.99
(1,3)	1:A:84:LYS:NZ	2:B:18:A:OP2	2	0.99	0.11	0.99
(1,3)	1:A:84:LYS:NZ	2:B:18:A:P	2	0.99	0.11	0.99
(1,3)	1:A:84:LYS:NZ	2:B:19:A:C1'	2	0.99	0.11	0.99
(1,3)	1:A:84:LYS:NZ	2:B:19:A:C2	2	0.99	0.11	0.99
(1,3)	1:A:84:LYS:NZ	2:B:19:A:C2'	2	0.99	0.11	0.99
(1,3)	1:A:84:LYS:NZ	2:B:19:A:C3'	2	0.99	0.11	0.99
(1,3)	1:A:84:LYS:NZ	2:B:19:A:C4	2	0.99	0.11	0.99
(1,3)	1:A:84:LYS:NZ	2:B:19:A:C4'	2	0.99	0.11	0.99
(1,3)	1:A:84:LYS:NZ	2:B:19:A:C5	2	0.99	0.11	0.99
(1,3)	1:A:84:LYS:NZ	2:B:19:A:C5'	2	0.99	0.11	0.99
(1,3)	1:A:84:LYS:NZ	2:B:19:A:C6	2	0.99	0.11	0.99
(1,3)	1:A:84:LYS:NZ	2:B:19:A:C8	2	0.99	0.11	0.99
(1,3)	1:A:84:LYS:NZ	2:B:19:A:H1'	2	0.99	0.11	0.99
(1,3)	1:A:84:LYS:NZ	2:B:19:A:H2	2	0.99	0.11	0.99
(1,3)	1:A:84:LYS:NZ	2:B:19:A:H2'	2	0.99	0.11	0.99
(1,3)	1:A:84:LYS:NZ	2:B:19:A:H3'	2	0.99	0.11	0.99
(1,3)	1:A:84:LYS:NZ	2:B:19:A:H4'	2	0.99	0.11	0.99
(1,3)	1:A:84:LYS:NZ	2:B:19:A:H5'	2	0.99	0.11	0.99
(1,3)	1:A:84:LYS:NZ	2:B:19:A:H5''	2	0.99	0.11	0.99
(1,3)	1:A:84:LYS:NZ	2:B:19:A:H61	2	0.99	0.11	0.99
(1,3)	1:A:84:LYS:NZ	2:B:19:A:H62	2	0.99	0.11	0.99
(1,3)	1:A:84:LYS:NZ	2:B:19:A:H8	2	0.99	0.11	0.99
(1,3)	1:A:84:LYS:NZ	2:B:19:A:HO2'	2	0.99	0.11	0.99

Continued on next page...

Continued from previous page...

Key	Atom-1	Atom-2	Models ¹	Mean (Å)	SD ¹ (Å)	Median (Å)
(1,3)	1:A:84:LYS:NZ	2:B:19:A:N1	2	0.99	0.11	0.99
(1,3)	1:A:84:LYS:NZ	2:B:19:A:N3	2	0.99	0.11	0.99
(1,3)	1:A:84:LYS:NZ	2:B:19:A:N6	2	0.99	0.11	0.99
(1,3)	1:A:84:LYS:NZ	2:B:19:A:N7	2	0.99	0.11	0.99
(1,3)	1:A:84:LYS:NZ	2:B:19:A:N9	2	0.99	0.11	0.99
(1,3)	1:A:84:LYS:NZ	2:B:19:A:O2'	2	0.99	0.11	0.99
(1,3)	1:A:84:LYS:NZ	2:B:19:A:O3'	2	0.99	0.11	0.99
(1,3)	1:A:84:LYS:NZ	2:B:19:A:O4'	2	0.99	0.11	0.99
(1,3)	1:A:84:LYS:NZ	2:B:19:A:O5'	2	0.99	0.11	0.99
(1,3)	1:A:84:LYS:NZ	2:B:19:A:OP1	2	0.99	0.11	0.99
(1,3)	1:A:84:LYS:NZ	2:B:19:A:OP2	2	0.99	0.11	0.99
(1,3)	1:A:84:LYS:NZ	2:B:19:A:P	2	0.99	0.11	0.99
(1,3)	1:A:84:LYS:NZ	2:B:20:U:C1'	2	0.99	0.11	0.99
(1,3)	1:A:84:LYS:NZ	2:B:20:U:C2	2	0.99	0.11	0.99
(1,3)	1:A:84:LYS:NZ	2:B:20:U:C2'	2	0.99	0.11	0.99
(1,3)	1:A:84:LYS:NZ	2:B:20:U:C3'	2	0.99	0.11	0.99
(1,3)	1:A:84:LYS:NZ	2:B:20:U:C4	2	0.99	0.11	0.99
(1,3)	1:A:84:LYS:NZ	2:B:20:U:C4'	2	0.99	0.11	0.99
(1,3)	1:A:84:LYS:NZ	2:B:20:U:C5	2	0.99	0.11	0.99
(1,3)	1:A:84:LYS:NZ	2:B:20:U:C5'	2	0.99	0.11	0.99
(1,3)	1:A:84:LYS:NZ	2:B:20:U:C6	2	0.99	0.11	0.99
(1,3)	1:A:84:LYS:NZ	2:B:20:U:H1'	2	0.99	0.11	0.99
(1,3)	1:A:84:LYS:NZ	2:B:20:U:H2'	2	0.99	0.11	0.99
(1,3)	1:A:84:LYS:NZ	2:B:20:U:H3	2	0.99	0.11	0.99
(1,3)	1:A:84:LYS:NZ	2:B:20:U:H3'	2	0.99	0.11	0.99
(1,3)	1:A:84:LYS:NZ	2:B:20:U:H4'	2	0.99	0.11	0.99
(1,3)	1:A:84:LYS:NZ	2:B:20:U:H5	2	0.99	0.11	0.99
(1,3)	1:A:84:LYS:NZ	2:B:20:U:H5'	2	0.99	0.11	0.99
(1,3)	1:A:84:LYS:NZ	2:B:20:U:H5''	2	0.99	0.11	0.99
(1,3)	1:A:84:LYS:NZ	2:B:20:U:H6	2	0.99	0.11	0.99
(1,3)	1:A:84:LYS:NZ	2:B:20:U:HO2'	2	0.99	0.11	0.99
(1,3)	1:A:84:LYS:NZ	2:B:20:U:N1	2	0.99	0.11	0.99
(1,3)	1:A:84:LYS:NZ	2:B:20:U:N3	2	0.99	0.11	0.99
(1,3)	1:A:84:LYS:NZ	2:B:20:U:O2	2	0.99	0.11	0.99
(1,3)	1:A:84:LYS:NZ	2:B:20:U:O2'	2	0.99	0.11	0.99
(1,3)	1:A:84:LYS:NZ	2:B:20:U:O3'	2	0.99	0.11	0.99
(1,3)	1:A:84:LYS:NZ	2:B:20:U:O4	2	0.99	0.11	0.99
(1,3)	1:A:84:LYS:NZ	2:B:20:U:O4'	2	0.99	0.11	0.99
(1,3)	1:A:84:LYS:NZ	2:B:20:U:O5'	2	0.99	0.11	0.99
(1,3)	1:A:84:LYS:NZ	2:B:20:U:OP1	2	0.99	0.11	0.99
(1,3)	1:A:84:LYS:NZ	2:B:20:U:OP2	2	0.99	0.11	0.99
(1,3)	1:A:84:LYS:NZ	2:B:20:U:P	2	0.99	0.11	0.99

Continued on next page...

Continued from previous page...

Key	Atom-1	Atom-2	Models ¹	Mean (Å)	SD ¹ (Å)	Median (Å)
(1,3)	1:A:84:LYS:NZ	2:B:21:G:C1'	2	0.99	0.11	0.99
(1,3)	1:A:84:LYS:NZ	2:B:21:G:C2	2	0.99	0.11	0.99
(1,3)	1:A:84:LYS:NZ	2:B:21:G:C2'	2	0.99	0.11	0.99
(1,3)	1:A:84:LYS:NZ	2:B:21:G:C3'	2	0.99	0.11	0.99
(1,3)	1:A:84:LYS:NZ	2:B:21:G:C4	2	0.99	0.11	0.99
(1,3)	1:A:84:LYS:NZ	2:B:21:G:C4'	2	0.99	0.11	0.99
(1,3)	1:A:84:LYS:NZ	2:B:21:G:C5	2	0.99	0.11	0.99
(1,3)	1:A:84:LYS:NZ	2:B:21:G:C5'	2	0.99	0.11	0.99
(1,3)	1:A:84:LYS:NZ	2:B:21:G:C6	2	0.99	0.11	0.99
(1,3)	1:A:84:LYS:NZ	2:B:21:G:C8	2	0.99	0.11	0.99
(1,3)	1:A:84:LYS:NZ	2:B:21:G:H1	2	0.99	0.11	0.99
(1,3)	1:A:84:LYS:NZ	2:B:21:G:H1'	2	0.99	0.11	0.99
(1,3)	1:A:84:LYS:NZ	2:B:21:G:H2'	2	0.99	0.11	0.99
(1,3)	1:A:84:LYS:NZ	2:B:21:G:H21	2	0.99	0.11	0.99
(1,3)	1:A:84:LYS:NZ	2:B:21:G:H22	2	0.99	0.11	0.99
(1,3)	1:A:84:LYS:NZ	2:B:21:G:H3'	2	0.99	0.11	0.99
(1,3)	1:A:84:LYS:NZ	2:B:21:G:H4'	2	0.99	0.11	0.99
(1,3)	1:A:84:LYS:NZ	2:B:21:G:H5'	2	0.99	0.11	0.99
(1,3)	1:A:84:LYS:NZ	2:B:21:G:H5''	2	0.99	0.11	0.99
(1,3)	1:A:84:LYS:NZ	2:B:21:G:H8	2	0.99	0.11	0.99
(1,3)	1:A:84:LYS:NZ	2:B:21:G:HO2'	2	0.99	0.11	0.99
(1,3)	1:A:84:LYS:NZ	2:B:21:G:N1	2	0.99	0.11	0.99
(1,3)	1:A:84:LYS:NZ	2:B:21:G:N2	2	0.99	0.11	0.99
(1,3)	1:A:84:LYS:NZ	2:B:21:G:N3	2	0.99	0.11	0.99
(1,3)	1:A:84:LYS:NZ	2:B:21:G:N7	2	0.99	0.11	0.99
(1,3)	1:A:84:LYS:NZ	2:B:21:G:N9	2	0.99	0.11	0.99
(1,3)	1:A:84:LYS:NZ	2:B:21:G:O2'	2	0.99	0.11	0.99
(1,3)	1:A:84:LYS:NZ	2:B:21:G:O3'	2	0.99	0.11	0.99
(1,3)	1:A:84:LYS:NZ	2:B:21:G:O4'	2	0.99	0.11	0.99
(1,3)	1:A:84:LYS:NZ	2:B:21:G:O5'	2	0.99	0.11	0.99
(1,3)	1:A:84:LYS:NZ	2:B:21:G:O6	2	0.99	0.11	0.99
(1,3)	1:A:84:LYS:NZ	2:B:21:G:OP1	2	0.99	0.11	0.99
(1,3)	1:A:84:LYS:NZ	2:B:21:G:OP2	2	0.99	0.11	0.99
(1,3)	1:A:84:LYS:NZ	2:B:21:G:P	2	0.99	0.11	0.99
(1,3)	1:A:84:LYS:NZ	2:B:22:A:C1'	2	0.99	0.11	0.99
(1,3)	1:A:84:LYS:NZ	2:B:22:A:C2	2	0.99	0.11	0.99
(1,3)	1:A:84:LYS:NZ	2:B:22:A:C2'	2	0.99	0.11	0.99
(1,3)	1:A:84:LYS:NZ	2:B:22:A:C3'	2	0.99	0.11	0.99
(1,3)	1:A:84:LYS:NZ	2:B:22:A:C4	2	0.99	0.11	0.99
(1,3)	1:A:84:LYS:NZ	2:B:22:A:C4'	2	0.99	0.11	0.99
(1,3)	1:A:84:LYS:NZ	2:B:22:A:C5	2	0.99	0.11	0.99
(1,3)	1:A:84:LYS:NZ	2:B:22:A:C5'	2	0.99	0.11	0.99

Continued on next page...

Continued from previous page...

Key	Atom-1	Atom-2	Models ¹	Mean (Å)	SD ¹ (Å)	Median (Å)
(1,3)	1:A:84:LYS:NZ	2:B:22:A:C6	2	0.99	0.11	0.99
(1,3)	1:A:84:LYS:NZ	2:B:22:A:C8	2	0.99	0.11	0.99
(1,3)	1:A:84:LYS:NZ	2:B:22:A:H1'	2	0.99	0.11	0.99
(1,3)	1:A:84:LYS:NZ	2:B:22:A:H2	2	0.99	0.11	0.99
(1,3)	1:A:84:LYS:NZ	2:B:22:A:H2'	2	0.99	0.11	0.99
(1,3)	1:A:84:LYS:NZ	2:B:22:A:H3'	2	0.99	0.11	0.99
(1,3)	1:A:84:LYS:NZ	2:B:22:A:H4'	2	0.99	0.11	0.99
(1,3)	1:A:84:LYS:NZ	2:B:22:A:H5'	2	0.99	0.11	0.99
(1,3)	1:A:84:LYS:NZ	2:B:22:A:H5''	2	0.99	0.11	0.99
(1,3)	1:A:84:LYS:NZ	2:B:22:A:H61	2	0.99	0.11	0.99
(1,3)	1:A:84:LYS:NZ	2:B:22:A:H62	2	0.99	0.11	0.99
(1,3)	1:A:84:LYS:NZ	2:B:22:A:H8	2	0.99	0.11	0.99
(1,3)	1:A:84:LYS:NZ	2:B:22:A:HO2'	2	0.99	0.11	0.99
(1,3)	1:A:84:LYS:NZ	2:B:22:A:N1	2	0.99	0.11	0.99
(1,3)	1:A:84:LYS:NZ	2:B:22:A:N3	2	0.99	0.11	0.99
(1,3)	1:A:84:LYS:NZ	2:B:22:A:N6	2	0.99	0.11	0.99
(1,3)	1:A:84:LYS:NZ	2:B:22:A:N7	2	0.99	0.11	0.99
(1,3)	1:A:84:LYS:NZ	2:B:22:A:N9	2	0.99	0.11	0.99
(1,3)	1:A:84:LYS:NZ	2:B:22:A:O2'	2	0.99	0.11	0.99
(1,3)	1:A:84:LYS:NZ	2:B:22:A:O3'	2	0.99	0.11	0.99
(1,3)	1:A:84:LYS:NZ	2:B:22:A:O4'	2	0.99	0.11	0.99
(1,3)	1:A:84:LYS:NZ	2:B:22:A:O5'	2	0.99	0.11	0.99
(1,3)	1:A:84:LYS:NZ	2:B:22:A:OP1	2	0.99	0.11	0.99
(1,3)	1:A:84:LYS:NZ	2:B:22:A:OP2	2	0.99	0.11	0.99
(1,3)	1:A:84:LYS:NZ	2:B:22:A:P	2	0.99	0.11	0.99
(1,3)	1:A:84:LYS:NZ	2:B:23:U:C1'	2	0.99	0.11	0.99
(1,3)	1:A:84:LYS:NZ	2:B:23:U:C2	2	0.99	0.11	0.99
(1,3)	1:A:84:LYS:NZ	2:B:23:U:C2'	2	0.99	0.11	0.99
(1,3)	1:A:84:LYS:NZ	2:B:23:U:C3'	2	0.99	0.11	0.99
(1,3)	1:A:84:LYS:NZ	2:B:23:U:C4	2	0.99	0.11	0.99
(1,3)	1:A:84:LYS:NZ	2:B:23:U:C4'	2	0.99	0.11	0.99
(1,3)	1:A:84:LYS:NZ	2:B:23:U:C5	2	0.99	0.11	0.99
(1,3)	1:A:84:LYS:NZ	2:B:23:U:C5'	2	0.99	0.11	0.99
(1,3)	1:A:84:LYS:NZ	2:B:23:U:C6	2	0.99	0.11	0.99
(1,3)	1:A:84:LYS:NZ	2:B:23:U:H1'	2	0.99	0.11	0.99
(1,3)	1:A:84:LYS:NZ	2:B:23:U:H2'	2	0.99	0.11	0.99
(1,3)	1:A:84:LYS:NZ	2:B:23:U:H3	2	0.99	0.11	0.99
(1,3)	1:A:84:LYS:NZ	2:B:23:U:H3'	2	0.99	0.11	0.99
(1,3)	1:A:84:LYS:NZ	2:B:23:U:H4'	2	0.99	0.11	0.99
(1,3)	1:A:84:LYS:NZ	2:B:23:U:H5	2	0.99	0.11	0.99
(1,3)	1:A:84:LYS:NZ	2:B:23:U:H5'	2	0.99	0.11	0.99
(1,3)	1:A:84:LYS:NZ	2:B:23:U:H5''	2	0.99	0.11	0.99

Continued on next page...

Continued from previous page...

Key	Atom-1	Atom-2	Models ¹	Mean (Å)	SD ¹ (Å)	Median (Å)
(1,3)	1:A:84:LYS:NZ	2:B:23:U:H6	2	0.99	0.11	0.99
(1,3)	1:A:84:LYS:NZ	2:B:23:U:HO2'	2	0.99	0.11	0.99
(1,3)	1:A:84:LYS:NZ	2:B:23:U:N1	2	0.99	0.11	0.99
(1,3)	1:A:84:LYS:NZ	2:B:23:U:N3	2	0.99	0.11	0.99
(1,3)	1:A:84:LYS:NZ	2:B:23:U:O2	2	0.99	0.11	0.99
(1,3)	1:A:84:LYS:NZ	2:B:23:U:O2'	2	0.99	0.11	0.99
(1,3)	1:A:84:LYS:NZ	2:B:23:U:O3'	2	0.99	0.11	0.99
(1,3)	1:A:84:LYS:NZ	2:B:23:U:O4	2	0.99	0.11	0.99
(1,3)	1:A:84:LYS:NZ	2:B:23:U:O4'	2	0.99	0.11	0.99
(1,3)	1:A:84:LYS:NZ	2:B:23:U:O5'	2	0.99	0.11	0.99
(1,3)	1:A:84:LYS:NZ	2:B:23:U:OP1	2	0.99	0.11	0.99
(1,3)	1:A:84:LYS:NZ	2:B:23:U:OP2	2	0.99	0.11	0.99
(1,3)	1:A:84:LYS:NZ	2:B:23:U:P	2	0.99	0.11	0.99
(1,3)	1:A:84:LYS:NZ	2:B:24:G:C1'	2	0.99	0.11	0.99
(1,3)	1:A:84:LYS:NZ	2:B:24:G:C2	2	0.99	0.11	0.99
(1,3)	1:A:84:LYS:NZ	2:B:24:G:C2'	2	0.99	0.11	0.99
(1,3)	1:A:84:LYS:NZ	2:B:24:G:C3'	2	0.99	0.11	0.99
(1,3)	1:A:84:LYS:NZ	2:B:24:G:C4	2	0.99	0.11	0.99
(1,3)	1:A:84:LYS:NZ	2:B:24:G:C4'	2	0.99	0.11	0.99
(1,3)	1:A:84:LYS:NZ	2:B:24:G:C5	2	0.99	0.11	0.99
(1,3)	1:A:84:LYS:NZ	2:B:24:G:C5'	2	0.99	0.11	0.99
(1,3)	1:A:84:LYS:NZ	2:B:24:G:C6	2	0.99	0.11	0.99
(1,3)	1:A:84:LYS:NZ	2:B:24:G:C8	2	0.99	0.11	0.99
(1,3)	1:A:84:LYS:NZ	2:B:24:G:H1	2	0.99	0.11	0.99
(1,3)	1:A:84:LYS:NZ	2:B:24:G:H1'	2	0.99	0.11	0.99
(1,3)	1:A:84:LYS:NZ	2:B:24:G:H2'	2	0.99	0.11	0.99
(1,3)	1:A:84:LYS:NZ	2:B:24:G:H21	2	0.99	0.11	0.99
(1,3)	1:A:84:LYS:NZ	2:B:24:G:H22	2	0.99	0.11	0.99
(1,3)	1:A:84:LYS:NZ	2:B:24:G:H3'	2	0.99	0.11	0.99
(1,3)	1:A:84:LYS:NZ	2:B:24:G:H4'	2	0.99	0.11	0.99
(1,3)	1:A:84:LYS:NZ	2:B:24:G:H5'	2	0.99	0.11	0.99
(1,3)	1:A:84:LYS:NZ	2:B:24:G:H5''	2	0.99	0.11	0.99
(1,3)	1:A:84:LYS:NZ	2:B:24:G:H8	2	0.99	0.11	0.99
(1,3)	1:A:84:LYS:NZ	2:B:24:G:HO2'	2	0.99	0.11	0.99
(1,3)	1:A:84:LYS:NZ	2:B:24:G:N1	2	0.99	0.11	0.99
(1,3)	1:A:84:LYS:NZ	2:B:24:G:N2	2	0.99	0.11	0.99
(1,3)	1:A:84:LYS:NZ	2:B:24:G:N3	2	0.99	0.11	0.99
(1,3)	1:A:84:LYS:NZ	2:B:24:G:N7	2	0.99	0.11	0.99
(1,3)	1:A:84:LYS:NZ	2:B:24:G:N9	2	0.99	0.11	0.99
(1,3)	1:A:84:LYS:NZ	2:B:24:G:O2'	2	0.99	0.11	0.99
(1,3)	1:A:84:LYS:NZ	2:B:24:G:O3'	2	0.99	0.11	0.99
(1,3)	1:A:84:LYS:NZ	2:B:24:G:O4'	2	0.99	0.11	0.99

Continued on next page...

Continued from previous page...

Key	Atom-1	Atom-2	Models ¹	Mean (Å)	SD ¹ (Å)	Median (Å)
(1,3)	1:A:84:LYS:NZ	2:B:24:G:O5'	2	0.99	0.11	0.99
(1,3)	1:A:84:LYS:NZ	2:B:24:G:O6	2	0.99	0.11	0.99
(1,3)	1:A:84:LYS:NZ	2:B:24:G:OP1	2	0.99	0.11	0.99
(1,3)	1:A:84:LYS:NZ	2:B:24:G:OP2	2	0.99	0.11	0.99
(1,3)	1:A:84:LYS:NZ	2:B:24:G:P	2	0.99	0.11	0.99
(1,3)	1:A:84:LYS:O	2:B:2:C:C1'	2	0.99	0.11	0.99
(1,3)	1:A:84:LYS:O	2:B:2:C:C2	2	0.99	0.11	0.99
(1,3)	1:A:84:LYS:O	2:B:2:C:C2'	2	0.99	0.11	0.99
(1,3)	1:A:84:LYS:O	2:B:2:C:C3'	2	0.99	0.11	0.99
(1,3)	1:A:84:LYS:O	2:B:2:C:C4	2	0.99	0.11	0.99
(1,3)	1:A:84:LYS:O	2:B:2:C:C4'	2	0.99	0.11	0.99
(1,3)	1:A:84:LYS:O	2:B:2:C:C5	2	0.99	0.11	0.99
(1,3)	1:A:84:LYS:O	2:B:2:C:C5'	2	0.99	0.11	0.99
(1,3)	1:A:84:LYS:O	2:B:2:C:C6	2	0.99	0.11	0.99
(1,3)	1:A:84:LYS:O	2:B:2:C:H1'	2	0.99	0.11	0.99
(1,3)	1:A:84:LYS:O	2:B:2:C:H2'	2	0.99	0.11	0.99
(1,3)	1:A:84:LYS:O	2:B:2:C:H3'	2	0.99	0.11	0.99
(1,3)	1:A:84:LYS:O	2:B:2:C:H4'	2	0.99	0.11	0.99
(1,3)	1:A:84:LYS:O	2:B:2:C:H41	2	0.99	0.11	0.99
(1,3)	1:A:84:LYS:O	2:B:2:C:H42	2	0.99	0.11	0.99
(1,3)	1:A:84:LYS:O	2:B:2:C:H5	2	0.99	0.11	0.99
(1,3)	1:A:84:LYS:O	2:B:2:C:H5'	2	0.99	0.11	0.99
(1,3)	1:A:84:LYS:O	2:B:2:C:H5''	2	0.99	0.11	0.99
(1,3)	1:A:84:LYS:O	2:B:2:C:H6	2	0.99	0.11	0.99
(1,3)	1:A:84:LYS:O	2:B:2:C:HO2'	2	0.99	0.11	0.99
(1,3)	1:A:84:LYS:O	2:B:2:C:N1	2	0.99	0.11	0.99
(1,3)	1:A:84:LYS:O	2:B:2:C:N3	2	0.99	0.11	0.99
(1,3)	1:A:84:LYS:O	2:B:2:C:N4	2	0.99	0.11	0.99
(1,3)	1:A:84:LYS:O	2:B:2:C:O2	2	0.99	0.11	0.99
(1,3)	1:A:84:LYS:O	2:B:2:C:O2'	2	0.99	0.11	0.99
(1,3)	1:A:84:LYS:O	2:B:2:C:O3'	2	0.99	0.11	0.99
(1,3)	1:A:84:LYS:O	2:B:2:C:O4'	2	0.99	0.11	0.99
(1,3)	1:A:84:LYS:O	2:B:2:C:O5'	2	0.99	0.11	0.99
(1,3)	1:A:84:LYS:O	2:B:3:U:C1'	2	0.99	0.11	0.99
(1,3)	1:A:84:LYS:O	2:B:3:U:C2	2	0.99	0.11	0.99
(1,3)	1:A:84:LYS:O	2:B:3:U:C2'	2	0.99	0.11	0.99
(1,3)	1:A:84:LYS:O	2:B:3:U:C3'	2	0.99	0.11	0.99
(1,3)	1:A:84:LYS:O	2:B:3:U:C4	2	0.99	0.11	0.99
(1,3)	1:A:84:LYS:O	2:B:3:U:C4'	2	0.99	0.11	0.99
(1,3)	1:A:84:LYS:O	2:B:3:U:C5	2	0.99	0.11	0.99
(1,3)	1:A:84:LYS:O	2:B:3:U:C5'	2	0.99	0.11	0.99
(1,3)	1:A:84:LYS:O	2:B:3:U:C6	2	0.99	0.11	0.99

Continued on next page...

Continued from previous page...

Key	Atom-1	Atom-2	Models ¹	Mean (Å)	SD ¹ (Å)	Median (Å)
(1,3)	1:A:84:LYS:O	2:B:3:U:H1'	2	0.99	0.11	0.99
(1,3)	1:A:84:LYS:O	2:B:3:U:H2'	2	0.99	0.11	0.99
(1,3)	1:A:84:LYS:O	2:B:3:U:H3	2	0.99	0.11	0.99
(1,3)	1:A:84:LYS:O	2:B:3:U:H3'	2	0.99	0.11	0.99
(1,3)	1:A:84:LYS:O	2:B:3:U:H4'	2	0.99	0.11	0.99
(1,3)	1:A:84:LYS:O	2:B:3:U:H5	2	0.99	0.11	0.99
(1,3)	1:A:84:LYS:O	2:B:3:U:H5'	2	0.99	0.11	0.99
(1,3)	1:A:84:LYS:O	2:B:3:U:H5''	2	0.99	0.11	0.99
(1,3)	1:A:84:LYS:O	2:B:3:U:H6	2	0.99	0.11	0.99
(1,3)	1:A:84:LYS:O	2:B:3:U:HO2'	2	0.99	0.11	0.99
(1,3)	1:A:84:LYS:O	2:B:3:U:N1	2	0.99	0.11	0.99
(1,3)	1:A:84:LYS:O	2:B:3:U:N3	2	0.99	0.11	0.99
(1,3)	1:A:84:LYS:O	2:B:3:U:O2	2	0.99	0.11	0.99
(1,3)	1:A:84:LYS:O	2:B:3:U:O2'	2	0.99	0.11	0.99
(1,3)	1:A:84:LYS:O	2:B:3:U:O3'	2	0.99	0.11	0.99
(1,3)	1:A:84:LYS:O	2:B:3:U:O4	2	0.99	0.11	0.99
(1,3)	1:A:84:LYS:O	2:B:3:U:O4'	2	0.99	0.11	0.99
(1,3)	1:A:84:LYS:O	2:B:3:U:O5'	2	0.99	0.11	0.99
(1,3)	1:A:84:LYS:O	2:B:3:U:OP1	2	0.99	0.11	0.99
(1,3)	1:A:84:LYS:O	2:B:3:U:OP2	2	0.99	0.11	0.99
(1,3)	1:A:84:LYS:O	2:B:3:U:P	2	0.99	0.11	0.99
(1,3)	1:A:84:LYS:O	2:B:4:G:C1'	2	0.99	0.11	0.99
(1,3)	1:A:84:LYS:O	2:B:4:G:C2	2	0.99	0.11	0.99
(1,3)	1:A:84:LYS:O	2:B:4:G:C2'	2	0.99	0.11	0.99
(1,3)	1:A:84:LYS:O	2:B:4:G:C3'	2	0.99	0.11	0.99
(1,3)	1:A:84:LYS:O	2:B:4:G:C4	2	0.99	0.11	0.99
(1,3)	1:A:84:LYS:O	2:B:4:G:C4'	2	0.99	0.11	0.99
(1,3)	1:A:84:LYS:O	2:B:4:G:C5	2	0.99	0.11	0.99
(1,3)	1:A:84:LYS:O	2:B:4:G:C5'	2	0.99	0.11	0.99
(1,3)	1:A:84:LYS:O	2:B:4:G:C6	2	0.99	0.11	0.99
(1,3)	1:A:84:LYS:O	2:B:4:G:C8	2	0.99	0.11	0.99
(1,3)	1:A:84:LYS:O	2:B:4:G:H1	2	0.99	0.11	0.99
(1,3)	1:A:84:LYS:O	2:B:4:G:H1'	2	0.99	0.11	0.99
(1,3)	1:A:84:LYS:O	2:B:4:G:H2'	2	0.99	0.11	0.99
(1,3)	1:A:84:LYS:O	2:B:4:G:H21	2	0.99	0.11	0.99
(1,3)	1:A:84:LYS:O	2:B:4:G:H22	2	0.99	0.11	0.99
(1,3)	1:A:84:LYS:O	2:B:4:G:H3'	2	0.99	0.11	0.99
(1,3)	1:A:84:LYS:O	2:B:4:G:H4'	2	0.99	0.11	0.99
(1,3)	1:A:84:LYS:O	2:B:4:G:H5'	2	0.99	0.11	0.99
(1,3)	1:A:84:LYS:O	2:B:4:G:H5''	2	0.99	0.11	0.99
(1,3)	1:A:84:LYS:O	2:B:4:G:H8	2	0.99	0.11	0.99
(1,3)	1:A:84:LYS:O	2:B:4:G:HO2'	2	0.99	0.11	0.99

Continued on next page...

Continued from previous page...

Key	Atom-1	Atom-2	Models ¹	Mean (Å)	SD ¹ (Å)	Median (Å)
(1,3)	1:A:84:LYS:O	2:B:4:G:N1	2	0.99	0.11	0.99
(1,3)	1:A:84:LYS:O	2:B:4:G:N2	2	0.99	0.11	0.99
(1,3)	1:A:84:LYS:O	2:B:4:G:N3	2	0.99	0.11	0.99
(1,3)	1:A:84:LYS:O	2:B:4:G:N7	2	0.99	0.11	0.99
(1,3)	1:A:84:LYS:O	2:B:4:G:N9	2	0.99	0.11	0.99
(1,3)	1:A:84:LYS:O	2:B:4:G:O2'	2	0.99	0.11	0.99
(1,3)	1:A:84:LYS:O	2:B:4:G:O3'	2	0.99	0.11	0.99
(1,3)	1:A:84:LYS:O	2:B:4:G:O4'	2	0.99	0.11	0.99
(1,3)	1:A:84:LYS:O	2:B:4:G:O5'	2	0.99	0.11	0.99
(1,3)	1:A:84:LYS:O	2:B:4:G:O6	2	0.99	0.11	0.99
(1,3)	1:A:84:LYS:O	2:B:4:G:OP1	2	0.99	0.11	0.99
(1,3)	1:A:84:LYS:O	2:B:4:G:OP2	2	0.99	0.11	0.99
(1,3)	1:A:84:LYS:O	2:B:4:G:P	2	0.99	0.11	0.99
(1,3)	1:A:84:LYS:O	2:B:5:A:C1'	2	0.99	0.11	0.99
(1,3)	1:A:84:LYS:O	2:B:5:A:C2	2	0.99	0.11	0.99
(1,3)	1:A:84:LYS:O	2:B:5:A:C2'	2	0.99	0.11	0.99
(1,3)	1:A:84:LYS:O	2:B:5:A:C3'	2	0.99	0.11	0.99
(1,3)	1:A:84:LYS:O	2:B:5:A:C4	2	0.99	0.11	0.99
(1,3)	1:A:84:LYS:O	2:B:5:A:C4'	2	0.99	0.11	0.99
(1,3)	1:A:84:LYS:O	2:B:5:A:C5	2	0.99	0.11	0.99
(1,3)	1:A:84:LYS:O	2:B:5:A:C5'	2	0.99	0.11	0.99
(1,3)	1:A:84:LYS:O	2:B:5:A:C6	2	0.99	0.11	0.99
(1,3)	1:A:84:LYS:O	2:B:5:A:C8	2	0.99	0.11	0.99
(1,3)	1:A:84:LYS:O	2:B:5:A:H1'	2	0.99	0.11	0.99
(1,3)	1:A:84:LYS:O	2:B:5:A:H2	2	0.99	0.11	0.99
(1,3)	1:A:84:LYS:O	2:B:5:A:H2'	2	0.99	0.11	0.99
(1,3)	1:A:84:LYS:O	2:B:5:A:H3'	2	0.99	0.11	0.99
(1,3)	1:A:84:LYS:O	2:B:5:A:H4'	2	0.99	0.11	0.99
(1,3)	1:A:84:LYS:O	2:B:5:A:H5'	2	0.99	0.11	0.99
(1,3)	1:A:84:LYS:O	2:B:5:A:H5''	2	0.99	0.11	0.99
(1,3)	1:A:84:LYS:O	2:B:5:A:H61	2	0.99	0.11	0.99
(1,3)	1:A:84:LYS:O	2:B:5:A:H62	2	0.99	0.11	0.99
(1,3)	1:A:84:LYS:O	2:B:5:A:H8	2	0.99	0.11	0.99
(1,3)	1:A:84:LYS:O	2:B:5:A:HO2'	2	0.99	0.11	0.99
(1,3)	1:A:84:LYS:O	2:B:5:A:N1	2	0.99	0.11	0.99
(1,3)	1:A:84:LYS:O	2:B:5:A:N3	2	0.99	0.11	0.99
(1,3)	1:A:84:LYS:O	2:B:5:A:N6	2	0.99	0.11	0.99
(1,3)	1:A:84:LYS:O	2:B:5:A:N7	2	0.99	0.11	0.99
(1,3)	1:A:84:LYS:O	2:B:5:A:N9	2	0.99	0.11	0.99
(1,3)	1:A:84:LYS:O	2:B:5:A:O2'	2	0.99	0.11	0.99
(1,3)	1:A:84:LYS:O	2:B:5:A:O3'	2	0.99	0.11	0.99
(1,3)	1:A:84:LYS:O	2:B:5:A:O4'	2	0.99	0.11	0.99

Continued on next page...

Continued from previous page...

Key	Atom-1	Atom-2	Models ¹	Mean (Å)	SD ¹ (Å)	Median (Å)
(1,3)	1:A:84:LYS:O	2:B:5:A:O5'	2	0.99	0.11	0.99
(1,3)	1:A:84:LYS:O	2:B:5:A:OP1	2	0.99	0.11	0.99
(1,3)	1:A:84:LYS:O	2:B:5:A:OP2	2	0.99	0.11	0.99
(1,3)	1:A:84:LYS:O	2:B:5:A:P	2	0.99	0.11	0.99
(1,3)	1:A:84:LYS:O	2:B:6:G:C1'	2	0.99	0.11	0.99
(1,3)	1:A:84:LYS:O	2:B:6:G:C2	2	0.99	0.11	0.99
(1,3)	1:A:84:LYS:O	2:B:6:G:C2'	2	0.99	0.11	0.99
(1,3)	1:A:84:LYS:O	2:B:6:G:C3'	2	0.99	0.11	0.99
(1,3)	1:A:84:LYS:O	2:B:6:G:C4	2	0.99	0.11	0.99
(1,3)	1:A:84:LYS:O	2:B:6:G:C4'	2	0.99	0.11	0.99
(1,3)	1:A:84:LYS:O	2:B:6:G:C5	2	0.99	0.11	0.99
(1,3)	1:A:84:LYS:O	2:B:6:G:C5'	2	0.99	0.11	0.99
(1,3)	1:A:84:LYS:O	2:B:6:G:C6	2	0.99	0.11	0.99
(1,3)	1:A:84:LYS:O	2:B:6:G:C8	2	0.99	0.11	0.99
(1,3)	1:A:84:LYS:O	2:B:6:G:H1	2	0.99	0.11	0.99
(1,3)	1:A:84:LYS:O	2:B:6:G:H1'	2	0.99	0.11	0.99
(1,3)	1:A:84:LYS:O	2:B:6:G:H2'	2	0.99	0.11	0.99
(1,3)	1:A:84:LYS:O	2:B:6:G:H21	2	0.99	0.11	0.99
(1,3)	1:A:84:LYS:O	2:B:6:G:H22	2	0.99	0.11	0.99
(1,3)	1:A:84:LYS:O	2:B:6:G:H3'	2	0.99	0.11	0.99
(1,3)	1:A:84:LYS:O	2:B:6:G:H4'	2	0.99	0.11	0.99
(1,3)	1:A:84:LYS:O	2:B:6:G:H5'	2	0.99	0.11	0.99
(1,3)	1:A:84:LYS:O	2:B:6:G:H5''	2	0.99	0.11	0.99
(1,3)	1:A:84:LYS:O	2:B:6:G:H8	2	0.99	0.11	0.99
(1,3)	1:A:84:LYS:O	2:B:6:G:HO2'	2	0.99	0.11	0.99
(1,3)	1:A:84:LYS:O	2:B:6:G:N1	2	0.99	0.11	0.99
(1,3)	1:A:84:LYS:O	2:B:6:G:N2	2	0.99	0.11	0.99
(1,3)	1:A:84:LYS:O	2:B:6:G:N3	2	0.99	0.11	0.99
(1,3)	1:A:84:LYS:O	2:B:6:G:N7	2	0.99	0.11	0.99
(1,3)	1:A:84:LYS:O	2:B:6:G:N9	2	0.99	0.11	0.99
(1,3)	1:A:84:LYS:O	2:B:6:G:O2'	2	0.99	0.11	0.99
(1,3)	1:A:84:LYS:O	2:B:6:G:O3'	2	0.99	0.11	0.99
(1,3)	1:A:84:LYS:O	2:B:6:G:O4'	2	0.99	0.11	0.99
(1,3)	1:A:84:LYS:O	2:B:6:G:O5'	2	0.99	0.11	0.99
(1,3)	1:A:84:LYS:O	2:B:6:G:O6	2	0.99	0.11	0.99
(1,3)	1:A:84:LYS:O	2:B:6:G:OP1	2	0.99	0.11	0.99
(1,3)	1:A:84:LYS:O	2:B:6:G:OP2	2	0.99	0.11	0.99
(1,3)	1:A:84:LYS:O	2:B:6:G:P	2	0.99	0.11	0.99
(1,3)	1:A:84:LYS:O	2:B:7:C:C1'	2	0.99	0.11	0.99
(1,3)	1:A:84:LYS:O	2:B:7:C:C2	2	0.99	0.11	0.99
(1,3)	1:A:84:LYS:O	2:B:7:C:C2'	2	0.99	0.11	0.99
(1,3)	1:A:84:LYS:O	2:B:7:C:C3'	2	0.99	0.11	0.99

Continued on next page...

Continued from previous page...

Key	Atom-1	Atom-2	Models ¹	Mean (Å)	SD ¹ (Å)	Median (Å)
(1,3)	1:A:84:LYS:O	2:B:7:C:C4	2	0.99	0.11	0.99
(1,3)	1:A:84:LYS:O	2:B:7:C:C4'	2	0.99	0.11	0.99
(1,3)	1:A:84:LYS:O	2:B:7:C:C5	2	0.99	0.11	0.99
(1,3)	1:A:84:LYS:O	2:B:7:C:C5'	2	0.99	0.11	0.99
(1,3)	1:A:84:LYS:O	2:B:7:C:C6	2	0.99	0.11	0.99
(1,3)	1:A:84:LYS:O	2:B:7:C:H1'	2	0.99	0.11	0.99
(1,3)	1:A:84:LYS:O	2:B:7:C:H2'	2	0.99	0.11	0.99
(1,3)	1:A:84:LYS:O	2:B:7:C:H3'	2	0.99	0.11	0.99
(1,3)	1:A:84:LYS:O	2:B:7:C:H4'	2	0.99	0.11	0.99
(1,3)	1:A:84:LYS:O	2:B:7:C:H41	2	0.99	0.11	0.99
(1,3)	1:A:84:LYS:O	2:B:7:C:H42	2	0.99	0.11	0.99
(1,3)	1:A:84:LYS:O	2:B:7:C:H5	2	0.99	0.11	0.99
(1,3)	1:A:84:LYS:O	2:B:7:C:H5'	2	0.99	0.11	0.99
(1,3)	1:A:84:LYS:O	2:B:7:C:H5''	2	0.99	0.11	0.99
(1,3)	1:A:84:LYS:O	2:B:7:C:H6	2	0.99	0.11	0.99
(1,3)	1:A:84:LYS:O	2:B:7:C:HO2'	2	0.99	0.11	0.99
(1,3)	1:A:84:LYS:O	2:B:7:C:N1	2	0.99	0.11	0.99
(1,3)	1:A:84:LYS:O	2:B:7:C:N3	2	0.99	0.11	0.99
(1,3)	1:A:84:LYS:O	2:B:7:C:N4	2	0.99	0.11	0.99
(1,3)	1:A:84:LYS:O	2:B:7:C:O2	2	0.99	0.11	0.99
(1,3)	1:A:84:LYS:O	2:B:7:C:O2'	2	0.99	0.11	0.99
(1,3)	1:A:84:LYS:O	2:B:7:C:O3'	2	0.99	0.11	0.99
(1,3)	1:A:84:LYS:O	2:B:7:C:O4'	2	0.99	0.11	0.99
(1,3)	1:A:84:LYS:O	2:B:7:C:O5'	2	0.99	0.11	0.99
(1,3)	1:A:84:LYS:O	2:B:7:C:OP1	2	0.99	0.11	0.99
(1,3)	1:A:84:LYS:O	2:B:7:C:OP2	2	0.99	0.11	0.99
(1,3)	1:A:84:LYS:O	2:B:7:C:P	2	0.99	0.11	0.99
(1,3)	1:A:84:LYS:O	2:B:8:U:C1'	2	0.99	0.11	0.99
(1,3)	1:A:84:LYS:O	2:B:8:U:C2	2	0.99	0.11	0.99
(1,3)	1:A:84:LYS:O	2:B:8:U:C2'	2	0.99	0.11	0.99
(1,3)	1:A:84:LYS:O	2:B:8:U:C3'	2	0.99	0.11	0.99
(1,3)	1:A:84:LYS:O	2:B:8:U:C4	2	0.99	0.11	0.99
(1,3)	1:A:84:LYS:O	2:B:8:U:C4'	2	0.99	0.11	0.99
(1,3)	1:A:84:LYS:O	2:B:8:U:C5	2	0.99	0.11	0.99
(1,3)	1:A:84:LYS:O	2:B:8:U:C5'	2	0.99	0.11	0.99
(1,3)	1:A:84:LYS:O	2:B:8:U:C6	2	0.99	0.11	0.99
(1,3)	1:A:84:LYS:O	2:B:8:U:H1'	2	0.99	0.11	0.99
(1,3)	1:A:84:LYS:O	2:B:8:U:H2'	2	0.99	0.11	0.99
(1,3)	1:A:84:LYS:O	2:B:8:U:H3	2	0.99	0.11	0.99
(1,3)	1:A:84:LYS:O	2:B:8:U:H3'	2	0.99	0.11	0.99
(1,3)	1:A:84:LYS:O	2:B:8:U:H4'	2	0.99	0.11	0.99
(1,3)	1:A:84:LYS:O	2:B:8:U:H5	2	0.99	0.11	0.99

Continued on next page...

Continued from previous page...

Key	Atom-1	Atom-2	Models ¹	Mean (Å)	SD ¹ (Å)	Median (Å)
(1,3)	1:A:84:LYS:O	2:B:8:U:H5'	2	0.99	0.11	0.99
(1,3)	1:A:84:LYS:O	2:B:8:U:H5''	2	0.99	0.11	0.99
(1,3)	1:A:84:LYS:O	2:B:8:U:H6	2	0.99	0.11	0.99
(1,3)	1:A:84:LYS:O	2:B:8:U:HO2'	2	0.99	0.11	0.99
(1,3)	1:A:84:LYS:O	2:B:8:U:N1	2	0.99	0.11	0.99
(1,3)	1:A:84:LYS:O	2:B:8:U:N3	2	0.99	0.11	0.99
(1,3)	1:A:84:LYS:O	2:B:8:U:O2	2	0.99	0.11	0.99
(1,3)	1:A:84:LYS:O	2:B:8:U:O2'	2	0.99	0.11	0.99
(1,3)	1:A:84:LYS:O	2:B:8:U:O3'	2	0.99	0.11	0.99
(1,3)	1:A:84:LYS:O	2:B:8:U:O4	2	0.99	0.11	0.99
(1,3)	1:A:84:LYS:O	2:B:8:U:O4'	2	0.99	0.11	0.99
(1,3)	1:A:84:LYS:O	2:B:8:U:O5'	2	0.99	0.11	0.99
(1,3)	1:A:84:LYS:O	2:B:8:U:OP1	2	0.99	0.11	0.99
(1,3)	1:A:84:LYS:O	2:B:8:U:OP2	2	0.99	0.11	0.99
(1,3)	1:A:84:LYS:O	2:B:8:U:P	2	0.99	0.11	0.99
(1,3)	1:A:84:LYS:O	2:B:9:C:C1'	2	0.99	0.11	0.99
(1,3)	1:A:84:LYS:O	2:B:9:C:C2	2	0.99	0.11	0.99
(1,3)	1:A:84:LYS:O	2:B:9:C:C2'	2	0.99	0.11	0.99
(1,3)	1:A:84:LYS:O	2:B:9:C:C3'	2	0.99	0.11	0.99
(1,3)	1:A:84:LYS:O	2:B:9:C:C4	2	0.99	0.11	0.99
(1,3)	1:A:84:LYS:O	2:B:9:C:C4'	2	0.99	0.11	0.99
(1,3)	1:A:84:LYS:O	2:B:9:C:C5	2	0.99	0.11	0.99
(1,3)	1:A:84:LYS:O	2:B:9:C:C5'	2	0.99	0.11	0.99
(1,3)	1:A:84:LYS:O	2:B:9:C:C6	2	0.99	0.11	0.99
(1,3)	1:A:84:LYS:O	2:B:9:C:H1'	2	0.99	0.11	0.99
(1,3)	1:A:84:LYS:O	2:B:9:C:H2'	2	0.99	0.11	0.99
(1,3)	1:A:84:LYS:O	2:B:9:C:H3'	2	0.99	0.11	0.99
(1,3)	1:A:84:LYS:O	2:B:9:C:H4'	2	0.99	0.11	0.99
(1,3)	1:A:84:LYS:O	2:B:9:C:H41	2	0.99	0.11	0.99
(1,3)	1:A:84:LYS:O	2:B:9:C:H42	2	0.99	0.11	0.99
(1,3)	1:A:84:LYS:O	2:B:9:C:H5	2	0.99	0.11	0.99
(1,3)	1:A:84:LYS:O	2:B:9:C:H5'	2	0.99	0.11	0.99
(1,3)	1:A:84:LYS:O	2:B:9:C:H5''	2	0.99	0.11	0.99
(1,3)	1:A:84:LYS:O	2:B:9:C:H6	2	0.99	0.11	0.99
(1,3)	1:A:84:LYS:O	2:B:9:C:HO2'	2	0.99	0.11	0.99
(1,3)	1:A:84:LYS:O	2:B:9:C:N1	2	0.99	0.11	0.99
(1,3)	1:A:84:LYS:O	2:B:9:C:N3	2	0.99	0.11	0.99
(1,3)	1:A:84:LYS:O	2:B:9:C:N4	2	0.99	0.11	0.99
(1,3)	1:A:84:LYS:O	2:B:9:C:O2	2	0.99	0.11	0.99
(1,3)	1:A:84:LYS:O	2:B:9:C:O2'	2	0.99	0.11	0.99
(1,3)	1:A:84:LYS:O	2:B:9:C:O3'	2	0.99	0.11	0.99
(1,3)	1:A:84:LYS:O	2:B:9:C:O4'	2	0.99	0.11	0.99

Continued on next page...

Continued from previous page...

Key	Atom-1	Atom-2	Models ¹	Mean (Å)	SD ¹ (Å)	Median (Å)
(1,3)	1:A:84:LYS:O	2:B:9:C:O5'	2	0.99	0.11	0.99
(1,3)	1:A:84:LYS:O	2:B:9:C:OP1	2	0.99	0.11	0.99
(1,3)	1:A:84:LYS:O	2:B:9:C:OP2	2	0.99	0.11	0.99
(1,3)	1:A:84:LYS:O	2:B:9:C:P	2	0.99	0.11	0.99
(1,3)	1:A:84:LYS:O	2:B:10:G:C1'	2	0.99	0.11	0.99
(1,3)	1:A:84:LYS:O	2:B:10:G:C2	2	0.99	0.11	0.99
(1,3)	1:A:84:LYS:O	2:B:10:G:C2'	2	0.99	0.11	0.99
(1,3)	1:A:84:LYS:O	2:B:10:G:C3'	2	0.99	0.11	0.99
(1,3)	1:A:84:LYS:O	2:B:10:G:C4	2	0.99	0.11	0.99
(1,3)	1:A:84:LYS:O	2:B:10:G:C4'	2	0.99	0.11	0.99
(1,3)	1:A:84:LYS:O	2:B:10:G:C5	2	0.99	0.11	0.99
(1,3)	1:A:84:LYS:O	2:B:10:G:C5'	2	0.99	0.11	0.99
(1,3)	1:A:84:LYS:O	2:B:10:G:C6	2	0.99	0.11	0.99
(1,3)	1:A:84:LYS:O	2:B:10:G:C8	2	0.99	0.11	0.99
(1,3)	1:A:84:LYS:O	2:B:10:G:H1	2	0.99	0.11	0.99
(1,3)	1:A:84:LYS:O	2:B:10:G:H1'	2	0.99	0.11	0.99
(1,3)	1:A:84:LYS:O	2:B:10:G:H2'	2	0.99	0.11	0.99
(1,3)	1:A:84:LYS:O	2:B:10:G:H21	2	0.99	0.11	0.99
(1,3)	1:A:84:LYS:O	2:B:10:G:H22	2	0.99	0.11	0.99
(1,3)	1:A:84:LYS:O	2:B:10:G:H3'	2	0.99	0.11	0.99
(1,3)	1:A:84:LYS:O	2:B:10:G:H4'	2	0.99	0.11	0.99
(1,3)	1:A:84:LYS:O	2:B:10:G:H5'	2	0.99	0.11	0.99
(1,3)	1:A:84:LYS:O	2:B:10:G:H5''	2	0.99	0.11	0.99
(1,3)	1:A:84:LYS:O	2:B:10:G:H8	2	0.99	0.11	0.99
(1,3)	1:A:84:LYS:O	2:B:10:G:HO2'	2	0.99	0.11	0.99
(1,3)	1:A:84:LYS:O	2:B:10:G:N1	2	0.99	0.11	0.99
(1,3)	1:A:84:LYS:O	2:B:10:G:N2	2	0.99	0.11	0.99
(1,3)	1:A:84:LYS:O	2:B:10:G:N3	2	0.99	0.11	0.99
(1,3)	1:A:84:LYS:O	2:B:10:G:N7	2	0.99	0.11	0.99
(1,3)	1:A:84:LYS:O	2:B:10:G:N9	2	0.99	0.11	0.99
(1,3)	1:A:84:LYS:O	2:B:10:G:O2'	2	0.99	0.11	0.99
(1,3)	1:A:84:LYS:O	2:B:10:G:O3'	2	0.99	0.11	0.99
(1,3)	1:A:84:LYS:O	2:B:10:G:O4'	2	0.99	0.11	0.99
(1,3)	1:A:84:LYS:O	2:B:10:G:O5'	2	0.99	0.11	0.99
(1,3)	1:A:84:LYS:O	2:B:10:G:O6	2	0.99	0.11	0.99
(1,3)	1:A:84:LYS:O	2:B:10:G:OP1	2	0.99	0.11	0.99
(1,3)	1:A:84:LYS:O	2:B:10:G:OP2	2	0.99	0.11	0.99
(1,3)	1:A:84:LYS:O	2:B:10:G:P	2	0.99	0.11	0.99
(1,3)	1:A:84:LYS:O	2:B:11:A:C1'	2	0.99	0.11	0.99
(1,3)	1:A:84:LYS:O	2:B:11:A:C2	2	0.99	0.11	0.99
(1,3)	1:A:84:LYS:O	2:B:11:A:C2'	2	0.99	0.11	0.99
(1,3)	1:A:84:LYS:O	2:B:11:A:C3'	2	0.99	0.11	0.99

Continued on next page...

Continued from previous page...

Key	Atom-1	Atom-2	Models ¹	Mean (Å)	SD ¹ (Å)	Median (Å)
(1,3)	1:A:84:LYS:O	2:B:11:A:C4	2	0.99	0.11	0.99
(1,3)	1:A:84:LYS:O	2:B:11:A:C4'	2	0.99	0.11	0.99
(1,3)	1:A:84:LYS:O	2:B:11:A:C5	2	0.99	0.11	0.99
(1,3)	1:A:84:LYS:O	2:B:11:A:C5'	2	0.99	0.11	0.99
(1,3)	1:A:84:LYS:O	2:B:11:A:C6	2	0.99	0.11	0.99
(1,3)	1:A:84:LYS:O	2:B:11:A:C8	2	0.99	0.11	0.99
(1,3)	1:A:84:LYS:O	2:B:11:A:H1'	2	0.99	0.11	0.99
(1,3)	1:A:84:LYS:O	2:B:11:A:H2	2	0.99	0.11	0.99
(1,3)	1:A:84:LYS:O	2:B:11:A:H2'	2	0.99	0.11	0.99
(1,3)	1:A:84:LYS:O	2:B:11:A:H3'	2	0.99	0.11	0.99
(1,3)	1:A:84:LYS:O	2:B:11:A:H4'	2	0.99	0.11	0.99
(1,3)	1:A:84:LYS:O	2:B:11:A:H5'	2	0.99	0.11	0.99
(1,3)	1:A:84:LYS:O	2:B:11:A:H5''	2	0.99	0.11	0.99
(1,3)	1:A:84:LYS:O	2:B:11:A:H61	2	0.99	0.11	0.99
(1,3)	1:A:84:LYS:O	2:B:11:A:H62	2	0.99	0.11	0.99
(1,3)	1:A:84:LYS:O	2:B:11:A:H8	2	0.99	0.11	0.99
(1,3)	1:A:84:LYS:O	2:B:11:A:HO2'	2	0.99	0.11	0.99
(1,3)	1:A:84:LYS:O	2:B:11:A:N1	2	0.99	0.11	0.99
(1,3)	1:A:84:LYS:O	2:B:11:A:N3	2	0.99	0.11	0.99
(1,3)	1:A:84:LYS:O	2:B:11:A:N6	2	0.99	0.11	0.99
(1,3)	1:A:84:LYS:O	2:B:11:A:N7	2	0.99	0.11	0.99
(1,3)	1:A:84:LYS:O	2:B:11:A:N9	2	0.99	0.11	0.99
(1,3)	1:A:84:LYS:O	2:B:11:A:O2'	2	0.99	0.11	0.99
(1,3)	1:A:84:LYS:O	2:B:11:A:O3'	2	0.99	0.11	0.99
(1,3)	1:A:84:LYS:O	2:B:11:A:O4'	2	0.99	0.11	0.99
(1,3)	1:A:84:LYS:O	2:B:11:A:O5'	2	0.99	0.11	0.99
(1,3)	1:A:84:LYS:O	2:B:11:A:OP1	2	0.99	0.11	0.99
(1,3)	1:A:84:LYS:O	2:B:11:A:OP2	2	0.99	0.11	0.99
(1,3)	1:A:84:LYS:O	2:B:11:A:P	2	0.99	0.11	0.99
(1,3)	1:A:84:LYS:O	2:B:12:A:C1'	2	0.99	0.11	0.99
(1,3)	1:A:84:LYS:O	2:B:12:A:C2	2	0.99	0.11	0.99
(1,3)	1:A:84:LYS:O	2:B:12:A:C2'	2	0.99	0.11	0.99
(1,3)	1:A:84:LYS:O	2:B:12:A:C3'	2	0.99	0.11	0.99
(1,3)	1:A:84:LYS:O	2:B:12:A:C4	2	0.99	0.11	0.99
(1,3)	1:A:84:LYS:O	2:B:12:A:C4'	2	0.99	0.11	0.99
(1,3)	1:A:84:LYS:O	2:B:12:A:C5	2	0.99	0.11	0.99
(1,3)	1:A:84:LYS:O	2:B:12:A:C5'	2	0.99	0.11	0.99
(1,3)	1:A:84:LYS:O	2:B:12:A:C6	2	0.99	0.11	0.99
(1,3)	1:A:84:LYS:O	2:B:12:A:C8	2	0.99	0.11	0.99
(1,3)	1:A:84:LYS:O	2:B:12:A:H1'	2	0.99	0.11	0.99
(1,3)	1:A:84:LYS:O	2:B:12:A:H2	2	0.99	0.11	0.99
(1,3)	1:A:84:LYS:O	2:B:12:A:H2'	2	0.99	0.11	0.99

Continued on next page...

Continued from previous page...

Key	Atom-1	Atom-2	Models ¹	Mean (Å)	SD ¹ (Å)	Median (Å)
(1,3)	1:A:84:LYS:O	2:B:12:A:H3'	2	0.99	0.11	0.99
(1,3)	1:A:84:LYS:O	2:B:12:A:H4'	2	0.99	0.11	0.99
(1,3)	1:A:84:LYS:O	2:B:12:A:H5'	2	0.99	0.11	0.99
(1,3)	1:A:84:LYS:O	2:B:12:A:H5''	2	0.99	0.11	0.99
(1,3)	1:A:84:LYS:O	2:B:12:A:H61	2	0.99	0.11	0.99
(1,3)	1:A:84:LYS:O	2:B:12:A:H62	2	0.99	0.11	0.99
(1,3)	1:A:84:LYS:O	2:B:12:A:H8	2	0.99	0.11	0.99
(1,3)	1:A:84:LYS:O	2:B:12:A:HO2'	2	0.99	0.11	0.99
(1,3)	1:A:84:LYS:O	2:B:12:A:N1	2	0.99	0.11	0.99
(1,3)	1:A:84:LYS:O	2:B:12:A:N3	2	0.99	0.11	0.99
(1,3)	1:A:84:LYS:O	2:B:12:A:N6	2	0.99	0.11	0.99
(1,3)	1:A:84:LYS:O	2:B:12:A:N7	2	0.99	0.11	0.99
(1,3)	1:A:84:LYS:O	2:B:12:A:N9	2	0.99	0.11	0.99
(1,3)	1:A:84:LYS:O	2:B:12:A:O2'	2	0.99	0.11	0.99
(1,3)	1:A:84:LYS:O	2:B:12:A:O3'	2	0.99	0.11	0.99
(1,3)	1:A:84:LYS:O	2:B:12:A:O4'	2	0.99	0.11	0.99
(1,3)	1:A:84:LYS:O	2:B:12:A:O5'	2	0.99	0.11	0.99
(1,3)	1:A:84:LYS:O	2:B:12:A:OP1	2	0.99	0.11	0.99
(1,3)	1:A:84:LYS:O	2:B:12:A:OP2	2	0.99	0.11	0.99
(1,3)	1:A:84:LYS:O	2:B:12:A:P	2	0.99	0.11	0.99
(1,3)	1:A:84:LYS:O	2:B:13:A:C1'	2	0.99	0.11	0.99
(1,3)	1:A:84:LYS:O	2:B:13:A:C2	2	0.99	0.11	0.99
(1,3)	1:A:84:LYS:O	2:B:13:A:C2'	2	0.99	0.11	0.99
(1,3)	1:A:84:LYS:O	2:B:13:A:C3'	2	0.99	0.11	0.99
(1,3)	1:A:84:LYS:O	2:B:13:A:C4	2	0.99	0.11	0.99
(1,3)	1:A:84:LYS:O	2:B:13:A:C4'	2	0.99	0.11	0.99
(1,3)	1:A:84:LYS:O	2:B:13:A:C5	2	0.99	0.11	0.99
(1,3)	1:A:84:LYS:O	2:B:13:A:C5'	2	0.99	0.11	0.99
(1,3)	1:A:84:LYS:O	2:B:13:A:C6	2	0.99	0.11	0.99
(1,3)	1:A:84:LYS:O	2:B:13:A:C8	2	0.99	0.11	0.99
(1,3)	1:A:84:LYS:O	2:B:13:A:H1'	2	0.99	0.11	0.99
(1,3)	1:A:84:LYS:O	2:B:13:A:H2	2	0.99	0.11	0.99
(1,3)	1:A:84:LYS:O	2:B:13:A:H2'	2	0.99	0.11	0.99
(1,3)	1:A:84:LYS:O	2:B:13:A:H3'	2	0.99	0.11	0.99
(1,3)	1:A:84:LYS:O	2:B:13:A:H4'	2	0.99	0.11	0.99
(1,3)	1:A:84:LYS:O	2:B:13:A:H5'	2	0.99	0.11	0.99
(1,3)	1:A:84:LYS:O	2:B:13:A:H5''	2	0.99	0.11	0.99
(1,3)	1:A:84:LYS:O	2:B:13:A:H61	2	0.99	0.11	0.99
(1,3)	1:A:84:LYS:O	2:B:13:A:H62	2	0.99	0.11	0.99
(1,3)	1:A:84:LYS:O	2:B:13:A:H8	2	0.99	0.11	0.99
(1,3)	1:A:84:LYS:O	2:B:13:A:HO2'	2	0.99	0.11	0.99
(1,3)	1:A:84:LYS:O	2:B:13:A:N1	2	0.99	0.11	0.99

Continued on next page...

Continued from previous page...

Key	Atom-1	Atom-2	Models ¹	Mean (Å)	SD ¹ (Å)	Median (Å)
(1,3)	1:A:84:LYS:O	2:B:13:A:N3	2	0.99	0.11	0.99
(1,3)	1:A:84:LYS:O	2:B:13:A:N6	2	0.99	0.11	0.99
(1,3)	1:A:84:LYS:O	2:B:13:A:N7	2	0.99	0.11	0.99
(1,3)	1:A:84:LYS:O	2:B:13:A:N9	2	0.99	0.11	0.99
(1,3)	1:A:84:LYS:O	2:B:13:A:O2'	2	0.99	0.11	0.99
(1,3)	1:A:84:LYS:O	2:B:13:A:O3'	2	0.99	0.11	0.99
(1,3)	1:A:84:LYS:O	2:B:13:A:O4'	2	0.99	0.11	0.99
(1,3)	1:A:84:LYS:O	2:B:13:A:O5'	2	0.99	0.11	0.99
(1,3)	1:A:84:LYS:O	2:B:13:A:OP1	2	0.99	0.11	0.99
(1,3)	1:A:84:LYS:O	2:B:13:A:OP2	2	0.99	0.11	0.99
(1,3)	1:A:84:LYS:O	2:B:13:A:P	2	0.99	0.11	0.99
(1,3)	1:A:84:LYS:O	2:B:14:G:C1'	2	0.99	0.11	0.99
(1,3)	1:A:84:LYS:O	2:B:14:G:C2	2	0.99	0.11	0.99
(1,3)	1:A:84:LYS:O	2:B:14:G:C2'	2	0.99	0.11	0.99
(1,3)	1:A:84:LYS:O	2:B:14:G:C3'	2	0.99	0.11	0.99
(1,3)	1:A:84:LYS:O	2:B:14:G:C4	2	0.99	0.11	0.99
(1,3)	1:A:84:LYS:O	2:B:14:G:C4'	2	0.99	0.11	0.99
(1,3)	1:A:84:LYS:O	2:B:14:G:C5	2	0.99	0.11	0.99
(1,3)	1:A:84:LYS:O	2:B:14:G:C5'	2	0.99	0.11	0.99
(1,3)	1:A:84:LYS:O	2:B:14:G:C6	2	0.99	0.11	0.99
(1,3)	1:A:84:LYS:O	2:B:14:G:C8	2	0.99	0.11	0.99
(1,3)	1:A:84:LYS:O	2:B:14:G:H1	2	0.99	0.11	0.99
(1,3)	1:A:84:LYS:O	2:B:14:G:H1'	2	0.99	0.11	0.99
(1,3)	1:A:84:LYS:O	2:B:14:G:H2'	2	0.99	0.11	0.99
(1,3)	1:A:84:LYS:O	2:B:14:G:H21	2	0.99	0.11	0.99
(1,3)	1:A:84:LYS:O	2:B:14:G:H22	2	0.99	0.11	0.99
(1,3)	1:A:84:LYS:O	2:B:14:G:H3'	2	0.99	0.11	0.99
(1,3)	1:A:84:LYS:O	2:B:14:G:H4'	2	0.99	0.11	0.99
(1,3)	1:A:84:LYS:O	2:B:14:G:H5'	2	0.99	0.11	0.99
(1,3)	1:A:84:LYS:O	2:B:14:G:H5''	2	0.99	0.11	0.99
(1,3)	1:A:84:LYS:O	2:B:14:G:H8	2	0.99	0.11	0.99
(1,3)	1:A:84:LYS:O	2:B:14:G:HO2'	2	0.99	0.11	0.99
(1,3)	1:A:84:LYS:O	2:B:14:G:N1	2	0.99	0.11	0.99
(1,3)	1:A:84:LYS:O	2:B:14:G:N2	2	0.99	0.11	0.99
(1,3)	1:A:84:LYS:O	2:B:14:G:N3	2	0.99	0.11	0.99
(1,3)	1:A:84:LYS:O	2:B:14:G:N7	2	0.99	0.11	0.99
(1,3)	1:A:84:LYS:O	2:B:14:G:N9	2	0.99	0.11	0.99
(1,3)	1:A:84:LYS:O	2:B:14:G:O2'	2	0.99	0.11	0.99
(1,3)	1:A:84:LYS:O	2:B:14:G:O3'	2	0.99	0.11	0.99
(1,3)	1:A:84:LYS:O	2:B:14:G:O4'	2	0.99	0.11	0.99
(1,3)	1:A:84:LYS:O	2:B:14:G:O5'	2	0.99	0.11	0.99
(1,3)	1:A:84:LYS:O	2:B:14:G:O6	2	0.99	0.11	0.99

Continued on next page...

Continued from previous page...

Key	Atom-1	Atom-2	Models ¹	Mean (Å)	SD ¹ (Å)	Median (Å)
(1,3)	1:A:84:LYS:O	2:B:14:G:OP1	2	0.99	0.11	0.99
(1,3)	1:A:84:LYS:O	2:B:14:G:OP2	2	0.99	0.11	0.99
(1,3)	1:A:84:LYS:O	2:B:14:G:P	2	0.99	0.11	0.99
(1,3)	1:A:84:LYS:O	2:B:15:A:C1'	2	0.99	0.11	0.99
(1,3)	1:A:84:LYS:O	2:B:15:A:C2	2	0.99	0.11	0.99
(1,3)	1:A:84:LYS:O	2:B:15:A:C2'	2	0.99	0.11	0.99
(1,3)	1:A:84:LYS:O	2:B:15:A:C3'	2	0.99	0.11	0.99
(1,3)	1:A:84:LYS:O	2:B:15:A:C4	2	0.99	0.11	0.99
(1,3)	1:A:84:LYS:O	2:B:15:A:C4'	2	0.99	0.11	0.99
(1,3)	1:A:84:LYS:O	2:B:15:A:C5	2	0.99	0.11	0.99
(1,3)	1:A:84:LYS:O	2:B:15:A:C5'	2	0.99	0.11	0.99
(1,3)	1:A:84:LYS:O	2:B:15:A:C6	2	0.99	0.11	0.99
(1,3)	1:A:84:LYS:O	2:B:15:A:C8	2	0.99	0.11	0.99
(1,3)	1:A:84:LYS:O	2:B:15:A:H1'	2	0.99	0.11	0.99
(1,3)	1:A:84:LYS:O	2:B:15:A:H2	2	0.99	0.11	0.99
(1,3)	1:A:84:LYS:O	2:B:15:A:H2'	2	0.99	0.11	0.99
(1,3)	1:A:84:LYS:O	2:B:15:A:H3'	2	0.99	0.11	0.99
(1,3)	1:A:84:LYS:O	2:B:15:A:H4'	2	0.99	0.11	0.99
(1,3)	1:A:84:LYS:O	2:B:15:A:H5'	2	0.99	0.11	0.99
(1,3)	1:A:84:LYS:O	2:B:15:A:H5''	2	0.99	0.11	0.99
(1,3)	1:A:84:LYS:O	2:B:15:A:H61	2	0.99	0.11	0.99
(1,3)	1:A:84:LYS:O	2:B:15:A:H62	2	0.99	0.11	0.99
(1,3)	1:A:84:LYS:O	2:B:15:A:H8	2	0.99	0.11	0.99
(1,3)	1:A:84:LYS:O	2:B:15:A:HO2'	2	0.99	0.11	0.99
(1,3)	1:A:84:LYS:O	2:B:15:A:N1	2	0.99	0.11	0.99
(1,3)	1:A:84:LYS:O	2:B:15:A:N3	2	0.99	0.11	0.99
(1,3)	1:A:84:LYS:O	2:B:15:A:N6	2	0.99	0.11	0.99
(1,3)	1:A:84:LYS:O	2:B:15:A:N7	2	0.99	0.11	0.99
(1,3)	1:A:84:LYS:O	2:B:15:A:N9	2	0.99	0.11	0.99
(1,3)	1:A:84:LYS:O	2:B:15:A:O2'	2	0.99	0.11	0.99
(1,3)	1:A:84:LYS:O	2:B:15:A:O3'	2	0.99	0.11	0.99
(1,3)	1:A:84:LYS:O	2:B:15:A:O4'	2	0.99	0.11	0.99
(1,3)	1:A:84:LYS:O	2:B:15:A:O5'	2	0.99	0.11	0.99
(1,3)	1:A:84:LYS:O	2:B:15:A:OP1	2	0.99	0.11	0.99
(1,3)	1:A:84:LYS:O	2:B:15:A:OP2	2	0.99	0.11	0.99
(1,3)	1:A:84:LYS:O	2:B:15:A:P	2	0.99	0.11	0.99
(1,3)	1:A:84:LYS:O	2:B:16:G:C1'	2	0.99	0.11	0.99
(1,3)	1:A:84:LYS:O	2:B:16:G:C2	2	0.99	0.11	0.99
(1,3)	1:A:84:LYS:O	2:B:16:G:C2'	2	0.99	0.11	0.99
(1,3)	1:A:84:LYS:O	2:B:16:G:C3'	2	0.99	0.11	0.99
(1,3)	1:A:84:LYS:O	2:B:16:G:C4	2	0.99	0.11	0.99
(1,3)	1:A:84:LYS:O	2:B:16:G:C4'	2	0.99	0.11	0.99

Continued on next page...

Continued from previous page...

Key	Atom-1	Atom-2	Models ¹	Mean (Å)	SD ¹ (Å)	Median (Å)
(1,3)	1:A:84:LYS:O	2:B:16:G:C5	2	0.99	0.11	0.99
(1,3)	1:A:84:LYS:O	2:B:16:G:C5'	2	0.99	0.11	0.99
(1,3)	1:A:84:LYS:O	2:B:16:G:C6	2	0.99	0.11	0.99
(1,3)	1:A:84:LYS:O	2:B:16:G:C8	2	0.99	0.11	0.99
(1,3)	1:A:84:LYS:O	2:B:16:G:H1	2	0.99	0.11	0.99
(1,3)	1:A:84:LYS:O	2:B:16:G:H1'	2	0.99	0.11	0.99
(1,3)	1:A:84:LYS:O	2:B:16:G:H2'	2	0.99	0.11	0.99
(1,3)	1:A:84:LYS:O	2:B:16:G:H21	2	0.99	0.11	0.99
(1,3)	1:A:84:LYS:O	2:B:16:G:H22	2	0.99	0.11	0.99
(1,3)	1:A:84:LYS:O	2:B:16:G:H3'	2	0.99	0.11	0.99
(1,3)	1:A:84:LYS:O	2:B:16:G:H4'	2	0.99	0.11	0.99
(1,3)	1:A:84:LYS:O	2:B:16:G:H5'	2	0.99	0.11	0.99
(1,3)	1:A:84:LYS:O	2:B:16:G:H5''	2	0.99	0.11	0.99
(1,3)	1:A:84:LYS:O	2:B:16:G:H8	2	0.99	0.11	0.99
(1,3)	1:A:84:LYS:O	2:B:16:G:HO2'	2	0.99	0.11	0.99
(1,3)	1:A:84:LYS:O	2:B:16:G:N1	2	0.99	0.11	0.99
(1,3)	1:A:84:LYS:O	2:B:16:G:N2	2	0.99	0.11	0.99
(1,3)	1:A:84:LYS:O	2:B:16:G:N3	2	0.99	0.11	0.99
(1,3)	1:A:84:LYS:O	2:B:16:G:N7	2	0.99	0.11	0.99
(1,3)	1:A:84:LYS:O	2:B:16:G:N9	2	0.99	0.11	0.99
(1,3)	1:A:84:LYS:O	2:B:16:G:O2'	2	0.99	0.11	0.99
(1,3)	1:A:84:LYS:O	2:B:16:G:O3'	2	0.99	0.11	0.99
(1,3)	1:A:84:LYS:O	2:B:16:G:O4'	2	0.99	0.11	0.99
(1,3)	1:A:84:LYS:O	2:B:16:G:O5'	2	0.99	0.11	0.99
(1,3)	1:A:84:LYS:O	2:B:16:G:O6	2	0.99	0.11	0.99
(1,3)	1:A:84:LYS:O	2:B:16:G:OP1	2	0.99	0.11	0.99
(1,3)	1:A:84:LYS:O	2:B:16:G:OP2	2	0.99	0.11	0.99
(1,3)	1:A:84:LYS:O	2:B:16:G:P	2	0.99	0.11	0.99
(1,3)	1:A:84:LYS:O	2:B:17:C:C1'	2	0.99	0.11	0.99
(1,3)	1:A:84:LYS:O	2:B:17:C:C2	2	0.99	0.11	0.99
(1,3)	1:A:84:LYS:O	2:B:17:C:C2'	2	0.99	0.11	0.99
(1,3)	1:A:84:LYS:O	2:B:17:C:C3'	2	0.99	0.11	0.99
(1,3)	1:A:84:LYS:O	2:B:17:C:C4	2	0.99	0.11	0.99
(1,3)	1:A:84:LYS:O	2:B:17:C:C4'	2	0.99	0.11	0.99
(1,3)	1:A:84:LYS:O	2:B:17:C:C5	2	0.99	0.11	0.99
(1,3)	1:A:84:LYS:O	2:B:17:C:C5'	2	0.99	0.11	0.99
(1,3)	1:A:84:LYS:O	2:B:17:C:C6	2	0.99	0.11	0.99
(1,3)	1:A:84:LYS:O	2:B:17:C:H1'	2	0.99	0.11	0.99
(1,3)	1:A:84:LYS:O	2:B:17:C:H2'	2	0.99	0.11	0.99
(1,3)	1:A:84:LYS:O	2:B:17:C:H3'	2	0.99	0.11	0.99
(1,3)	1:A:84:LYS:O	2:B:17:C:H4'	2	0.99	0.11	0.99
(1,3)	1:A:84:LYS:O	2:B:17:C:H41	2	0.99	0.11	0.99

Continued on next page...

Continued from previous page...

Key	Atom-1	Atom-2	Models ¹	Mean (Å)	SD ¹ (Å)	Median (Å)
(1,3)	1:A:84:LYS:O	2:B:17:C:H42	2	0.99	0.11	0.99
(1,3)	1:A:84:LYS:O	2:B:17:C:H5	2	0.99	0.11	0.99
(1,3)	1:A:84:LYS:O	2:B:17:C:H5'	2	0.99	0.11	0.99
(1,3)	1:A:84:LYS:O	2:B:17:C:H5''	2	0.99	0.11	0.99
(1,3)	1:A:84:LYS:O	2:B:17:C:H6	2	0.99	0.11	0.99
(1,3)	1:A:84:LYS:O	2:B:17:C:HO2'	2	0.99	0.11	0.99
(1,3)	1:A:84:LYS:O	2:B:17:C:N1	2	0.99	0.11	0.99
(1,3)	1:A:84:LYS:O	2:B:17:C:N3	2	0.99	0.11	0.99
(1,3)	1:A:84:LYS:O	2:B:17:C:N4	2	0.99	0.11	0.99
(1,3)	1:A:84:LYS:O	2:B:17:C:O2	2	0.99	0.11	0.99
(1,3)	1:A:84:LYS:O	2:B:17:C:O2'	2	0.99	0.11	0.99
(1,3)	1:A:84:LYS:O	2:B:17:C:O3'	2	0.99	0.11	0.99
(1,3)	1:A:84:LYS:O	2:B:17:C:O4'	2	0.99	0.11	0.99
(1,3)	1:A:84:LYS:O	2:B:17:C:O5'	2	0.99	0.11	0.99
(1,3)	1:A:84:LYS:O	2:B:17:C:OP1	2	0.99	0.11	0.99
(1,3)	1:A:84:LYS:O	2:B:17:C:OP2	2	0.99	0.11	0.99
(1,3)	1:A:84:LYS:O	2:B:17:C:P	2	0.99	0.11	0.99
(1,3)	1:A:84:LYS:O	2:B:18:A:C1'	2	0.99	0.11	0.99
(1,3)	1:A:84:LYS:O	2:B:18:A:C2	2	0.99	0.11	0.99
(1,3)	1:A:84:LYS:O	2:B:18:A:C2'	2	0.99	0.11	0.99
(1,3)	1:A:84:LYS:O	2:B:18:A:C3'	2	0.99	0.11	0.99
(1,3)	1:A:84:LYS:O	2:B:18:A:C4	2	0.99	0.11	0.99
(1,3)	1:A:84:LYS:O	2:B:18:A:C4'	2	0.99	0.11	0.99
(1,3)	1:A:84:LYS:O	2:B:18:A:C5	2	0.99	0.11	0.99
(1,3)	1:A:84:LYS:O	2:B:18:A:C5'	2	0.99	0.11	0.99
(1,3)	1:A:84:LYS:O	2:B:18:A:C6	2	0.99	0.11	0.99
(1,3)	1:A:84:LYS:O	2:B:18:A:C8	2	0.99	0.11	0.99
(1,3)	1:A:84:LYS:O	2:B:18:A:H1'	2	0.99	0.11	0.99
(1,3)	1:A:84:LYS:O	2:B:18:A:H2	2	0.99	0.11	0.99
(1,3)	1:A:84:LYS:O	2:B:18:A:H2'	2	0.99	0.11	0.99
(1,3)	1:A:84:LYS:O	2:B:18:A:H3'	2	0.99	0.11	0.99
(1,3)	1:A:84:LYS:O	2:B:18:A:H4'	2	0.99	0.11	0.99
(1,3)	1:A:84:LYS:O	2:B:18:A:H5'	2	0.99	0.11	0.99
(1,3)	1:A:84:LYS:O	2:B:18:A:H5''	2	0.99	0.11	0.99
(1,3)	1:A:84:LYS:O	2:B:18:A:H61	2	0.99	0.11	0.99
(1,3)	1:A:84:LYS:O	2:B:18:A:H62	2	0.99	0.11	0.99
(1,3)	1:A:84:LYS:O	2:B:18:A:H8	2	0.99	0.11	0.99
(1,3)	1:A:84:LYS:O	2:B:18:A:HO2'	2	0.99	0.11	0.99
(1,3)	1:A:84:LYS:O	2:B:18:A:N1	2	0.99	0.11	0.99
(1,3)	1:A:84:LYS:O	2:B:18:A:N3	2	0.99	0.11	0.99
(1,3)	1:A:84:LYS:O	2:B:18:A:N6	2	0.99	0.11	0.99
(1,3)	1:A:84:LYS:O	2:B:18:A:N7	2	0.99	0.11	0.99

Continued on next page...

Continued from previous page...

Key	Atom-1	Atom-2	Models ¹	Mean (Å)	SD ¹ (Å)	Median (Å)
(1,3)	1:A:84:LYS:O	2:B:18:A:N9	2	0.99	0.11	0.99
(1,3)	1:A:84:LYS:O	2:B:18:A:O2'	2	0.99	0.11	0.99
(1,3)	1:A:84:LYS:O	2:B:18:A:O3'	2	0.99	0.11	0.99
(1,3)	1:A:84:LYS:O	2:B:18:A:O4'	2	0.99	0.11	0.99
(1,3)	1:A:84:LYS:O	2:B:18:A:O5'	2	0.99	0.11	0.99
(1,3)	1:A:84:LYS:O	2:B:18:A:OP1	2	0.99	0.11	0.99
(1,3)	1:A:84:LYS:O	2:B:18:A:OP2	2	0.99	0.11	0.99
(1,3)	1:A:84:LYS:O	2:B:18:A:P	2	0.99	0.11	0.99
(1,3)	1:A:84:LYS:O	2:B:19:A:C1'	2	0.99	0.11	0.99
(1,3)	1:A:84:LYS:O	2:B:19:A:C2	2	0.99	0.11	0.99
(1,3)	1:A:84:LYS:O	2:B:19:A:C2'	2	0.99	0.11	0.99
(1,3)	1:A:84:LYS:O	2:B:19:A:C3'	2	0.99	0.11	0.99
(1,3)	1:A:84:LYS:O	2:B:19:A:C4	2	0.99	0.11	0.99
(1,3)	1:A:84:LYS:O	2:B:19:A:C4'	2	0.99	0.11	0.99
(1,3)	1:A:84:LYS:O	2:B:19:A:C5	2	0.99	0.11	0.99
(1,3)	1:A:84:LYS:O	2:B:19:A:C5'	2	0.99	0.11	0.99
(1,3)	1:A:84:LYS:O	2:B:19:A:C6	2	0.99	0.11	0.99
(1,3)	1:A:84:LYS:O	2:B:19:A:C8	2	0.99	0.11	0.99
(1,3)	1:A:84:LYS:O	2:B:19:A:H1'	2	0.99	0.11	0.99
(1,3)	1:A:84:LYS:O	2:B:19:A:H2	2	0.99	0.11	0.99
(1,3)	1:A:84:LYS:O	2:B:19:A:H2'	2	0.99	0.11	0.99
(1,3)	1:A:84:LYS:O	2:B:19:A:H3'	2	0.99	0.11	0.99
(1,3)	1:A:84:LYS:O	2:B:19:A:H4'	2	0.99	0.11	0.99
(1,3)	1:A:84:LYS:O	2:B:19:A:H5'	2	0.99	0.11	0.99
(1,3)	1:A:84:LYS:O	2:B:19:A:H5''	2	0.99	0.11	0.99
(1,3)	1:A:84:LYS:O	2:B:19:A:H61	2	0.99	0.11	0.99
(1,3)	1:A:84:LYS:O	2:B:19:A:H62	2	0.99	0.11	0.99
(1,3)	1:A:84:LYS:O	2:B:19:A:H8	2	0.99	0.11	0.99
(1,3)	1:A:84:LYS:O	2:B:19:A:HO2'	2	0.99	0.11	0.99
(1,3)	1:A:84:LYS:O	2:B:19:A:N1	2	0.99	0.11	0.99
(1,3)	1:A:84:LYS:O	2:B:19:A:N3	2	0.99	0.11	0.99
(1,3)	1:A:84:LYS:O	2:B:19:A:N6	2	0.99	0.11	0.99
(1,3)	1:A:84:LYS:O	2:B:19:A:N7	2	0.99	0.11	0.99
(1,3)	1:A:84:LYS:O	2:B:19:A:N9	2	0.99	0.11	0.99
(1,3)	1:A:84:LYS:O	2:B:19:A:O2'	2	0.99	0.11	0.99
(1,3)	1:A:84:LYS:O	2:B:19:A:O3'	2	0.99	0.11	0.99
(1,3)	1:A:84:LYS:O	2:B:19:A:O4'	2	0.99	0.11	0.99
(1,3)	1:A:84:LYS:O	2:B:19:A:O5'	2	0.99	0.11	0.99
(1,3)	1:A:84:LYS:O	2:B:19:A:OP1	2	0.99	0.11	0.99
(1,3)	1:A:84:LYS:O	2:B:19:A:OP2	2	0.99	0.11	0.99
(1,3)	1:A:84:LYS:O	2:B:19:A:P	2	0.99	0.11	0.99
(1,3)	1:A:84:LYS:O	2:B:20:U:C1'	2	0.99	0.11	0.99

Continued on next page...

Continued from previous page...

Key	Atom-1	Atom-2	Models ¹	Mean (Å)	SD ¹ (Å)	Median (Å)
(1,3)	1:A:84:LYS:O	2:B:20:U:C2	2	0.99	0.11	0.99
(1,3)	1:A:84:LYS:O	2:B:20:U:C2'	2	0.99	0.11	0.99
(1,3)	1:A:84:LYS:O	2:B:20:U:C3'	2	0.99	0.11	0.99
(1,3)	1:A:84:LYS:O	2:B:20:U:C4	2	0.99	0.11	0.99
(1,3)	1:A:84:LYS:O	2:B:20:U:C4'	2	0.99	0.11	0.99
(1,3)	1:A:84:LYS:O	2:B:20:U:C5	2	0.99	0.11	0.99
(1,3)	1:A:84:LYS:O	2:B:20:U:C5'	2	0.99	0.11	0.99
(1,3)	1:A:84:LYS:O	2:B:20:U:C6	2	0.99	0.11	0.99
(1,3)	1:A:84:LYS:O	2:B:20:U:H1'	2	0.99	0.11	0.99
(1,3)	1:A:84:LYS:O	2:B:20:U:H2'	2	0.99	0.11	0.99
(1,3)	1:A:84:LYS:O	2:B:20:U:H3	2	0.99	0.11	0.99
(1,3)	1:A:84:LYS:O	2:B:20:U:H3'	2	0.99	0.11	0.99
(1,3)	1:A:84:LYS:O	2:B:20:U:H4'	2	0.99	0.11	0.99
(1,3)	1:A:84:LYS:O	2:B:20:U:H5	2	0.99	0.11	0.99
(1,3)	1:A:84:LYS:O	2:B:20:U:H5'	2	0.99	0.11	0.99
(1,3)	1:A:84:LYS:O	2:B:20:U:H5''	2	0.99	0.11	0.99
(1,3)	1:A:84:LYS:O	2:B:20:U:H6	2	0.99	0.11	0.99
(1,3)	1:A:84:LYS:O	2:B:20:U:HO2'	2	0.99	0.11	0.99
(1,3)	1:A:84:LYS:O	2:B:20:U:N1	2	0.99	0.11	0.99
(1,3)	1:A:84:LYS:O	2:B:20:U:N3	2	0.99	0.11	0.99
(1,3)	1:A:84:LYS:O	2:B:20:U:O2	2	0.99	0.11	0.99
(1,3)	1:A:84:LYS:O	2:B:20:U:O2'	2	0.99	0.11	0.99
(1,3)	1:A:84:LYS:O	2:B:20:U:O3'	2	0.99	0.11	0.99
(1,3)	1:A:84:LYS:O	2:B:20:U:O4	2	0.99	0.11	0.99
(1,3)	1:A:84:LYS:O	2:B:20:U:O4'	2	0.99	0.11	0.99
(1,3)	1:A:84:LYS:O	2:B:20:U:O5'	2	0.99	0.11	0.99
(1,3)	1:A:84:LYS:O	2:B:20:U:OP1	2	0.99	0.11	0.99
(1,3)	1:A:84:LYS:O	2:B:20:U:OP2	2	0.99	0.11	0.99
(1,3)	1:A:84:LYS:O	2:B:20:U:P	2	0.99	0.11	0.99
(1,3)	1:A:84:LYS:O	2:B:21:G:C1'	2	0.99	0.11	0.99
(1,3)	1:A:84:LYS:O	2:B:21:G:C2	2	0.99	0.11	0.99
(1,3)	1:A:84:LYS:O	2:B:21:G:C2'	2	0.99	0.11	0.99
(1,3)	1:A:84:LYS:O	2:B:21:G:C3'	2	0.99	0.11	0.99
(1,3)	1:A:84:LYS:O	2:B:21:G:C4	2	0.99	0.11	0.99
(1,3)	1:A:84:LYS:O	2:B:21:G:C4'	2	0.99	0.11	0.99
(1,3)	1:A:84:LYS:O	2:B:21:G:C5	2	0.99	0.11	0.99
(1,3)	1:A:84:LYS:O	2:B:21:G:C5'	2	0.99	0.11	0.99
(1,3)	1:A:84:LYS:O	2:B:21:G:C6	2	0.99	0.11	0.99
(1,3)	1:A:84:LYS:O	2:B:21:G:C8	2	0.99	0.11	0.99
(1,3)	1:A:84:LYS:O	2:B:21:G:H1	2	0.99	0.11	0.99
(1,3)	1:A:84:LYS:O	2:B:21:G:H1'	2	0.99	0.11	0.99
(1,3)	1:A:84:LYS:O	2:B:21:G:H2'	2	0.99	0.11	0.99

Continued on next page...

Continued from previous page...

Key	Atom-1	Atom-2	Models ¹	Mean (Å)	SD ¹ (Å)	Median (Å)
(1,3)	1:A:84:LYS:O	2:B:21:G:H21	2	0.99	0.11	0.99
(1,3)	1:A:84:LYS:O	2:B:21:G:H22	2	0.99	0.11	0.99
(1,3)	1:A:84:LYS:O	2:B:21:G:H3'	2	0.99	0.11	0.99
(1,3)	1:A:84:LYS:O	2:B:21:G:H4'	2	0.99	0.11	0.99
(1,3)	1:A:84:LYS:O	2:B:21:G:H5'	2	0.99	0.11	0.99
(1,3)	1:A:84:LYS:O	2:B:21:G:H5''	2	0.99	0.11	0.99
(1,3)	1:A:84:LYS:O	2:B:21:G:H8	2	0.99	0.11	0.99
(1,3)	1:A:84:LYS:O	2:B:21:G:HO2'	2	0.99	0.11	0.99
(1,3)	1:A:84:LYS:O	2:B:21:G:N1	2	0.99	0.11	0.99
(1,3)	1:A:84:LYS:O	2:B:21:G:N2	2	0.99	0.11	0.99
(1,3)	1:A:84:LYS:O	2:B:21:G:N3	2	0.99	0.11	0.99
(1,3)	1:A:84:LYS:O	2:B:21:G:N7	2	0.99	0.11	0.99
(1,3)	1:A:84:LYS:O	2:B:21:G:N9	2	0.99	0.11	0.99
(1,3)	1:A:84:LYS:O	2:B:21:G:O2'	2	0.99	0.11	0.99
(1,3)	1:A:84:LYS:O	2:B:21:G:O3'	2	0.99	0.11	0.99
(1,3)	1:A:84:LYS:O	2:B:21:G:O4'	2	0.99	0.11	0.99
(1,3)	1:A:84:LYS:O	2:B:21:G:O5'	2	0.99	0.11	0.99
(1,3)	1:A:84:LYS:O	2:B:21:G:O6	2	0.99	0.11	0.99
(1,3)	1:A:84:LYS:O	2:B:21:G:OP1	2	0.99	0.11	0.99
(1,3)	1:A:84:LYS:O	2:B:21:G:OP2	2	0.99	0.11	0.99
(1,3)	1:A:84:LYS:O	2:B:21:G:P	2	0.99	0.11	0.99
(1,3)	1:A:84:LYS:O	2:B:22:A:C1'	2	0.99	0.11	0.99
(1,3)	1:A:84:LYS:O	2:B:22:A:C2	2	0.99	0.11	0.99
(1,3)	1:A:84:LYS:O	2:B:22:A:C2'	2	0.99	0.11	0.99
(1,3)	1:A:84:LYS:O	2:B:22:A:C3'	2	0.99	0.11	0.99
(1,3)	1:A:84:LYS:O	2:B:22:A:C4	2	0.99	0.11	0.99
(1,3)	1:A:84:LYS:O	2:B:22:A:C4'	2	0.99	0.11	0.99
(1,3)	1:A:84:LYS:O	2:B:22:A:C5	2	0.99	0.11	0.99
(1,3)	1:A:84:LYS:O	2:B:22:A:C5'	2	0.99	0.11	0.99
(1,3)	1:A:84:LYS:O	2:B:22:A:C6	2	0.99	0.11	0.99
(1,3)	1:A:84:LYS:O	2:B:22:A:C8	2	0.99	0.11	0.99
(1,3)	1:A:84:LYS:O	2:B:22:A:H1'	2	0.99	0.11	0.99
(1,3)	1:A:84:LYS:O	2:B:22:A:H2	2	0.99	0.11	0.99
(1,3)	1:A:84:LYS:O	2:B:22:A:H2'	2	0.99	0.11	0.99
(1,3)	1:A:84:LYS:O	2:B:22:A:H3'	2	0.99	0.11	0.99
(1,3)	1:A:84:LYS:O	2:B:22:A:H4'	2	0.99	0.11	0.99
(1,3)	1:A:84:LYS:O	2:B:22:A:H5'	2	0.99	0.11	0.99
(1,3)	1:A:84:LYS:O	2:B:22:A:H5''	2	0.99	0.11	0.99
(1,3)	1:A:84:LYS:O	2:B:22:A:H61	2	0.99	0.11	0.99
(1,3)	1:A:84:LYS:O	2:B:22:A:H62	2	0.99	0.11	0.99
(1,3)	1:A:84:LYS:O	2:B:22:A:H8	2	0.99	0.11	0.99
(1,3)	1:A:84:LYS:O	2:B:22:A:HO2'	2	0.99	0.11	0.99

Continued on next page...

Continued from previous page...

Key	Atom-1	Atom-2	Models ¹	Mean (Å)	SD ¹ (Å)	Median (Å)
(1,3)	1:A:84:LYS:O	2:B:22:A:N1	2	0.99	0.11	0.99
(1,3)	1:A:84:LYS:O	2:B:22:A:N3	2	0.99	0.11	0.99
(1,3)	1:A:84:LYS:O	2:B:22:A:N6	2	0.99	0.11	0.99
(1,3)	1:A:84:LYS:O	2:B:22:A:N7	2	0.99	0.11	0.99
(1,3)	1:A:84:LYS:O	2:B:22:A:N9	2	0.99	0.11	0.99
(1,3)	1:A:84:LYS:O	2:B:22:A:O2'	2	0.99	0.11	0.99
(1,3)	1:A:84:LYS:O	2:B:22:A:O3'	2	0.99	0.11	0.99
(1,3)	1:A:84:LYS:O	2:B:22:A:O4'	2	0.99	0.11	0.99
(1,3)	1:A:84:LYS:O	2:B:22:A:O5'	2	0.99	0.11	0.99
(1,3)	1:A:84:LYS:O	2:B:22:A:OP1	2	0.99	0.11	0.99
(1,3)	1:A:84:LYS:O	2:B:22:A:OP2	2	0.99	0.11	0.99
(1,3)	1:A:84:LYS:O	2:B:22:A:P	2	0.99	0.11	0.99
(1,3)	1:A:84:LYS:O	2:B:23:U:C1'	2	0.99	0.11	0.99
(1,3)	1:A:84:LYS:O	2:B:23:U:C2	2	0.99	0.11	0.99
(1,3)	1:A:84:LYS:O	2:B:23:U:C2'	2	0.99	0.11	0.99
(1,3)	1:A:84:LYS:O	2:B:23:U:C3'	2	0.99	0.11	0.99
(1,3)	1:A:84:LYS:O	2:B:23:U:C4	2	0.99	0.11	0.99
(1,3)	1:A:84:LYS:O	2:B:23:U:C4'	2	0.99	0.11	0.99
(1,3)	1:A:84:LYS:O	2:B:23:U:C5	2	0.99	0.11	0.99
(1,3)	1:A:84:LYS:O	2:B:23:U:C5'	2	0.99	0.11	0.99
(1,3)	1:A:84:LYS:O	2:B:23:U:C6	2	0.99	0.11	0.99
(1,3)	1:A:84:LYS:O	2:B:23:U:H1'	2	0.99	0.11	0.99
(1,3)	1:A:84:LYS:O	2:B:23:U:H2'	2	0.99	0.11	0.99
(1,3)	1:A:84:LYS:O	2:B:23:U:H3	2	0.99	0.11	0.99
(1,3)	1:A:84:LYS:O	2:B:23:U:H3'	2	0.99	0.11	0.99
(1,3)	1:A:84:LYS:O	2:B:23:U:H4'	2	0.99	0.11	0.99
(1,3)	1:A:84:LYS:O	2:B:23:U:H5	2	0.99	0.11	0.99
(1,3)	1:A:84:LYS:O	2:B:23:U:H5'	2	0.99	0.11	0.99
(1,3)	1:A:84:LYS:O	2:B:23:U:H5''	2	0.99	0.11	0.99
(1,3)	1:A:84:LYS:O	2:B:23:U:H6	2	0.99	0.11	0.99
(1,3)	1:A:84:LYS:O	2:B:23:U:HO2'	2	0.99	0.11	0.99
(1,3)	1:A:84:LYS:O	2:B:23:U:N1	2	0.99	0.11	0.99
(1,3)	1:A:84:LYS:O	2:B:23:U:N3	2	0.99	0.11	0.99
(1,3)	1:A:84:LYS:O	2:B:23:U:O2	2	0.99	0.11	0.99
(1,3)	1:A:84:LYS:O	2:B:23:U:O2'	2	0.99	0.11	0.99
(1,3)	1:A:84:LYS:O	2:B:23:U:O3'	2	0.99	0.11	0.99
(1,3)	1:A:84:LYS:O	2:B:23:U:O4	2	0.99	0.11	0.99
(1,3)	1:A:84:LYS:O	2:B:23:U:O4'	2	0.99	0.11	0.99
(1,3)	1:A:84:LYS:O	2:B:23:U:O5'	2	0.99	0.11	0.99
(1,3)	1:A:84:LYS:O	2:B:23:U:OP1	2	0.99	0.11	0.99
(1,3)	1:A:84:LYS:O	2:B:23:U:OP2	2	0.99	0.11	0.99
(1,3)	1:A:84:LYS:O	2:B:23:U:P	2	0.99	0.11	0.99

Continued on next page...

Continued from previous page...

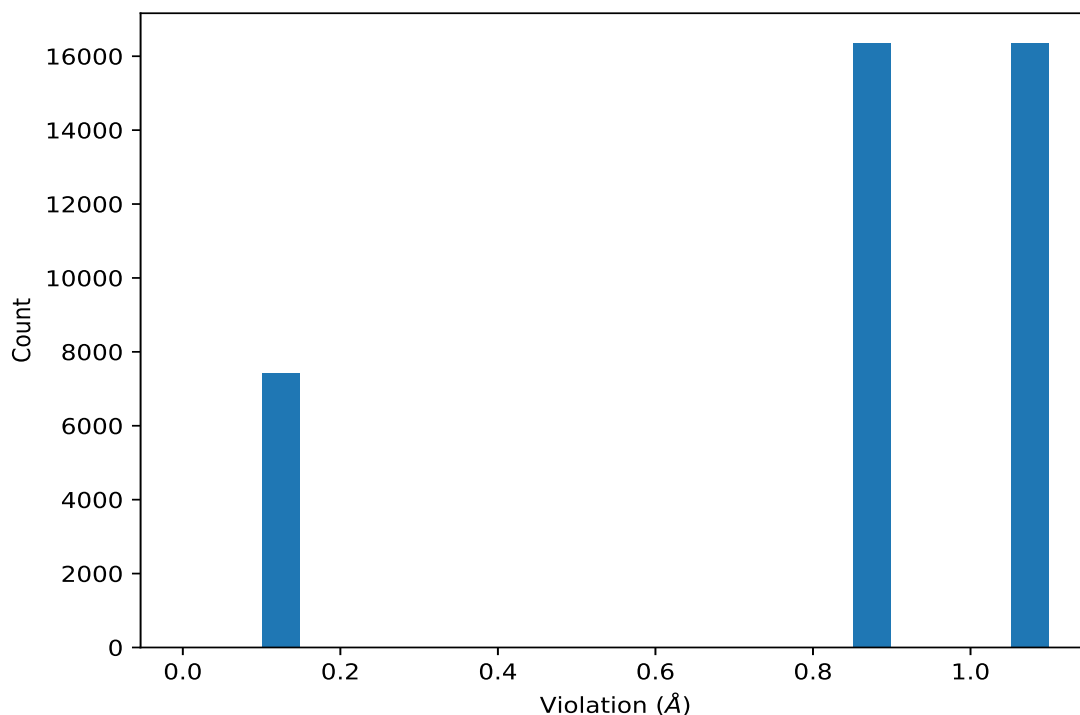
Key	Atom-1	Atom-2	Models ¹	Mean (Å)	SD ¹ (Å)	Median (Å)
(1,3)	1:A:84:LYS:O	2:B:24:G:C1'	2	0.99	0.11	0.99
(1,3)	1:A:84:LYS:O	2:B:24:G:C2	2	0.99	0.11	0.99
(1,3)	1:A:84:LYS:O	2:B:24:G:C2'	2	0.99	0.11	0.99
(1,3)	1:A:84:LYS:O	2:B:24:G:C3'	2	0.99	0.11	0.99
(1,3)	1:A:84:LYS:O	2:B:24:G:C4	2	0.99	0.11	0.99
(1,3)	1:A:84:LYS:O	2:B:24:G:C4'	2	0.99	0.11	0.99
(1,3)	1:A:84:LYS:O	2:B:24:G:C5	2	0.99	0.11	0.99
(1,3)	1:A:84:LYS:O	2:B:24:G:C5'	2	0.99	0.11	0.99
(1,3)	1:A:84:LYS:O	2:B:24:G:C6	2	0.99	0.11	0.99
(1,3)	1:A:84:LYS:O	2:B:24:G:C8	2	0.99	0.11	0.99
(1,3)	1:A:84:LYS:O	2:B:24:G:H1	2	0.99	0.11	0.99
(1,3)	1:A:84:LYS:O	2:B:24:G:H1'	2	0.99	0.11	0.99
(1,3)	1:A:84:LYS:O	2:B:24:G:H2'	2	0.99	0.11	0.99
(1,3)	1:A:84:LYS:O	2:B:24:G:H21	2	0.99	0.11	0.99
(1,3)	1:A:84:LYS:O	2:B:24:G:H22	2	0.99	0.11	0.99
(1,3)	1:A:84:LYS:O	2:B:24:G:H3'	2	0.99	0.11	0.99
(1,3)	1:A:84:LYS:O	2:B:24:G:H4'	2	0.99	0.11	0.99
(1,3)	1:A:84:LYS:O	2:B:24:G:H5'	2	0.99	0.11	0.99
(1,3)	1:A:84:LYS:O	2:B:24:G:H5''	2	0.99	0.11	0.99
(1,3)	1:A:84:LYS:O	2:B:24:G:H8	2	0.99	0.11	0.99
(1,3)	1:A:84:LYS:O	2:B:24:G:HO2'	2	0.99	0.11	0.99
(1,3)	1:A:84:LYS:O	2:B:24:G:N1	2	0.99	0.11	0.99
(1,3)	1:A:84:LYS:O	2:B:24:G:N2	2	0.99	0.11	0.99
(1,3)	1:A:84:LYS:O	2:B:24:G:N3	2	0.99	0.11	0.99
(1,3)	1:A:84:LYS:O	2:B:24:G:N7	2	0.99	0.11	0.99
(1,3)	1:A:84:LYS:O	2:B:24:G:N9	2	0.99	0.11	0.99
(1,3)	1:A:84:LYS:O	2:B:24:G:O2'	2	0.99	0.11	0.99
(1,3)	1:A:84:LYS:O	2:B:24:G:O3'	2	0.99	0.11	0.99
(1,3)	1:A:84:LYS:O	2:B:24:G:O4'	2	0.99	0.11	0.99
(1,3)	1:A:84:LYS:O	2:B:24:G:O5'	2	0.99	0.11	0.99
(1,3)	1:A:84:LYS:O	2:B:24:G:O6	2	0.99	0.11	0.99
(1,3)	1:A:84:LYS:O	2:B:24:G:OP1	2	0.99	0.11	0.99
(1,3)	1:A:84:LYS:O	2:B:24:G:OP2	2	0.99	0.11	0.99
(1,3)	1:A:84:LYS:O	2:B:24:G:P	2	0.99	0.11	0.99

¹Number of violated models, ²Standard deviation

9.5 All violated distance restraints [i](#)

9.5.1 Histogram : Distribution of distance violations [i](#)

The following histogram shows the distribution of the absolute value of the violation for all violated restraints in the ensemble.



9.5.2 Table : All distance violations [i](#)

The following table lists the absolute value of the violation for each restraint in the ensemble sorted by its value. The Key (restraint list ID, restraint ID) is the unique identifier for a given restraint. Rows with same key represent combinatorial or ambiguous restraints and are counted as a single restraint.

Key	Atom-1	Atom-2	Model ID	Violation (Å)
(1,3)	1:A:84:LYS:C	2:B:2:C:C1'	3	1.1
(1,3)	1:A:84:LYS:C	2:B:2:C:C2	3	1.1
(1,3)	1:A:84:LYS:C	2:B:2:C:C2'	3	1.1
(1,3)	1:A:84:LYS:C	2:B:2:C:C3'	3	1.1
(1,3)	1:A:84:LYS:C	2:B:2:C:C4	3	1.1
(1,3)	1:A:84:LYS:C	2:B:2:C:C4'	3	1.1
(1,3)	1:A:84:LYS:C	2:B:2:C:C5	3	1.1
(1,3)	1:A:84:LYS:C	2:B:2:C:C5'	3	1.1
(1,3)	1:A:84:LYS:C	2:B:2:C:C6	3	1.1
(1,3)	1:A:84:LYS:C	2:B:2:C:H1'	3	1.1

Continued on next page...

Continued from previous page...

Key	Atom-1	Atom-2	Model ID	Violation (Å)
(1,3)	1:A:84:LYS:C	2:B:2:C:H2'	3	1.1
(1,3)	1:A:84:LYS:C	2:B:2:C:H3'	3	1.1
(1,3)	1:A:84:LYS:C	2:B:2:C:H4'	3	1.1
(1,3)	1:A:84:LYS:C	2:B:2:C:H41	3	1.1
(1,3)	1:A:84:LYS:C	2:B:2:C:H42	3	1.1
(1,3)	1:A:84:LYS:C	2:B:2:C:H5	3	1.1
(1,3)	1:A:84:LYS:C	2:B:2:C:H5'	3	1.1
(1,3)	1:A:84:LYS:C	2:B:2:C:H5''	3	1.1
(1,3)	1:A:84:LYS:C	2:B:2:C:H6	3	1.1
(1,3)	1:A:84:LYS:C	2:B:2:C:HO2'	3	1.1
(1,3)	1:A:84:LYS:C	2:B:2:C:N1	3	1.1
(1,3)	1:A:84:LYS:C	2:B:2:C:N3	3	1.1
(1,3)	1:A:84:LYS:C	2:B:2:C:N4	3	1.1
(1,3)	1:A:84:LYS:C	2:B:2:C:O2	3	1.1
(1,3)	1:A:84:LYS:C	2:B:2:C:O2'	3	1.1
(1,3)	1:A:84:LYS:C	2:B:2:C:O3'	3	1.1
(1,3)	1:A:84:LYS:C	2:B:2:C:O4'	3	1.1
(1,3)	1:A:84:LYS:C	2:B:2:C:O5'	3	1.1
(1,3)	1:A:84:LYS:C	2:B:3:U:C1'	3	1.1
(1,3)	1:A:84:LYS:C	2:B:3:U:C2	3	1.1
(1,3)	1:A:84:LYS:C	2:B:3:U:C2'	3	1.1
(1,3)	1:A:84:LYS:C	2:B:3:U:C3'	3	1.1
(1,3)	1:A:84:LYS:C	2:B:3:U:C4	3	1.1
(1,3)	1:A:84:LYS:C	2:B:3:U:C4'	3	1.1
(1,3)	1:A:84:LYS:C	2:B:3:U:C5	3	1.1
(1,3)	1:A:84:LYS:C	2:B:3:U:C5'	3	1.1
(1,3)	1:A:84:LYS:C	2:B:3:U:C6	3	1.1
(1,3)	1:A:84:LYS:C	2:B:3:U:H1'	3	1.1
(1,3)	1:A:84:LYS:C	2:B:3:U:H2'	3	1.1
(1,3)	1:A:84:LYS:C	2:B:3:U:H3	3	1.1
(1,3)	1:A:84:LYS:C	2:B:3:U:H3'	3	1.1
(1,3)	1:A:84:LYS:C	2:B:3:U:H4'	3	1.1
(1,3)	1:A:84:LYS:C	2:B:3:U:H5	3	1.1
(1,3)	1:A:84:LYS:C	2:B:3:U:H5'	3	1.1
(1,3)	1:A:84:LYS:C	2:B:3:U:H5''	3	1.1
(1,3)	1:A:84:LYS:C	2:B:3:U:H6	3	1.1
(1,3)	1:A:84:LYS:C	2:B:3:U:HO2'	3	1.1
(1,3)	1:A:84:LYS:C	2:B:3:U:N1	3	1.1
(1,3)	1:A:84:LYS:C	2:B:3:U:N3	3	1.1
(1,3)	1:A:84:LYS:C	2:B:3:U:O2	3	1.1
(1,3)	1:A:84:LYS:C	2:B:3:U:O2'	3	1.1
(1,3)	1:A:84:LYS:C	2:B:3:U:O3'	3	1.1

Continued on next page...

Continued from previous page...

Key	Atom-1	Atom-2	Model ID	Violation (Å)
(1,3)	1:A:84:LYS:C	2:B:3:U:O4	3	1.1
(1,3)	1:A:84:LYS:C	2:B:3:U:O4'	3	1.1
(1,3)	1:A:84:LYS:C	2:B:3:U:O5'	3	1.1
(1,3)	1:A:84:LYS:C	2:B:3:U:OP1	3	1.1
(1,3)	1:A:84:LYS:C	2:B:3:U:OP2	3	1.1
(1,3)	1:A:84:LYS:C	2:B:3:U:P	3	1.1
(1,3)	1:A:84:LYS:C	2:B:4:G:C1'	3	1.1
(1,3)	1:A:84:LYS:C	2:B:4:G:C2	3	1.1
(1,3)	1:A:84:LYS:C	2:B:4:G:C2'	3	1.1
(1,3)	1:A:84:LYS:C	2:B:4:G:C3'	3	1.1
(1,3)	1:A:84:LYS:C	2:B:4:G:C4	3	1.1
(1,3)	1:A:84:LYS:C	2:B:4:G:C4'	3	1.1
(1,3)	1:A:84:LYS:C	2:B:4:G:C5	3	1.1
(1,3)	1:A:84:LYS:C	2:B:4:G:C5'	3	1.1
(1,3)	1:A:84:LYS:C	2:B:4:G:C6	3	1.1
(1,3)	1:A:84:LYS:C	2:B:4:G:C8	3	1.1
(1,3)	1:A:84:LYS:C	2:B:4:G:H1	3	1.1
(1,3)	1:A:84:LYS:C	2:B:4:G:H1'	3	1.1
(1,3)	1:A:84:LYS:C	2:B:4:G:H2'	3	1.1
(1,3)	1:A:84:LYS:C	2:B:4:G:H21	3	1.1
(1,3)	1:A:84:LYS:C	2:B:4:G:H22	3	1.1
(1,3)	1:A:84:LYS:C	2:B:4:G:H3'	3	1.1
(1,3)	1:A:84:LYS:C	2:B:4:G:H4'	3	1.1
(1,3)	1:A:84:LYS:C	2:B:4:G:H5'	3	1.1
(1,3)	1:A:84:LYS:C	2:B:4:G:H5''	3	1.1
(1,3)	1:A:84:LYS:C	2:B:4:G:H8	3	1.1
(1,3)	1:A:84:LYS:C	2:B:4:G:HO2'	3	1.1
(1,3)	1:A:84:LYS:C	2:B:4:G:N1	3	1.1
(1,3)	1:A:84:LYS:C	2:B:4:G:N2	3	1.1
(1,3)	1:A:84:LYS:C	2:B:4:G:N3	3	1.1
(1,3)	1:A:84:LYS:C	2:B:4:G:N7	3	1.1
(1,3)	1:A:84:LYS:C	2:B:4:G:N9	3	1.1
(1,3)	1:A:84:LYS:C	2:B:4:G:O2'	3	1.1
(1,3)	1:A:84:LYS:C	2:B:4:G:O3'	3	1.1
(1,3)	1:A:84:LYS:C	2:B:4:G:O4'	3	1.1
(1,3)	1:A:84:LYS:C	2:B:4:G:O5'	3	1.1
(1,3)	1:A:84:LYS:C	2:B:4:G:O6	3	1.1
(1,3)	1:A:84:LYS:C	2:B:4:G:OP1	3	1.1
(1,3)	1:A:84:LYS:C	2:B:4:G:OP2	3	1.1
(1,3)	1:A:84:LYS:C	2:B:4:G:P	3	1.1
(1,3)	1:A:84:LYS:C	2:B:5:A:C1'	3	1.1
(1,3)	1:A:84:LYS:C	2:B:5:A:C2	3	1.1

Continued on next page...

Continued from previous page...

Key	Atom-1	Atom-2	Model ID	Violation (Å)
(1,3)	1:A:84:LYS:C	2:B:5:A:C2'	3	1.1
(1,3)	1:A:84:LYS:C	2:B:5:A:C3'	3	1.1
(1,3)	1:A:84:LYS:C	2:B:5:A:C4	3	1.1
(1,3)	1:A:84:LYS:C	2:B:5:A:C4'	3	1.1
(1,3)	1:A:84:LYS:C	2:B:5:A:C5	3	1.1
(1,3)	1:A:84:LYS:C	2:B:5:A:C5'	3	1.1
(1,3)	1:A:84:LYS:C	2:B:5:A:C6	3	1.1
(1,3)	1:A:84:LYS:C	2:B:5:A:C8	3	1.1
(1,3)	1:A:84:LYS:C	2:B:5:A:H1'	3	1.1
(1,3)	1:A:84:LYS:C	2:B:5:A:H2	3	1.1
(1,3)	1:A:84:LYS:C	2:B:5:A:H2'	3	1.1
(1,3)	1:A:84:LYS:C	2:B:5:A:H3'	3	1.1
(1,3)	1:A:84:LYS:C	2:B:5:A:H4'	3	1.1
(1,3)	1:A:84:LYS:C	2:B:5:A:H5'	3	1.1
(1,3)	1:A:84:LYS:C	2:B:5:A:H5''	3	1.1
(1,3)	1:A:84:LYS:C	2:B:5:A:H61	3	1.1
(1,3)	1:A:84:LYS:C	2:B:5:A:H62	3	1.1
(1,3)	1:A:84:LYS:C	2:B:5:A:H8	3	1.1
(1,3)	1:A:84:LYS:C	2:B:5:A:HO2'	3	1.1
(1,3)	1:A:84:LYS:C	2:B:5:A:N1	3	1.1
(1,3)	1:A:84:LYS:C	2:B:5:A:N3	3	1.1
(1,3)	1:A:84:LYS:C	2:B:5:A:N6	3	1.1
(1,3)	1:A:84:LYS:C	2:B:5:A:N7	3	1.1
(1,3)	1:A:84:LYS:C	2:B:5:A:N9	3	1.1
(1,3)	1:A:84:LYS:C	2:B:5:A:O2'	3	1.1
(1,3)	1:A:84:LYS:C	2:B:5:A:O3'	3	1.1
(1,3)	1:A:84:LYS:C	2:B:5:A:O4'	3	1.1
(1,3)	1:A:84:LYS:C	2:B:5:A:O5'	3	1.1
(1,3)	1:A:84:LYS:C	2:B:5:A:OP1	3	1.1
(1,3)	1:A:84:LYS:C	2:B:5:A:OP2	3	1.1
(1,3)	1:A:84:LYS:C	2:B:5:A:P	3	1.1
(1,3)	1:A:84:LYS:C	2:B:6:G:C1'	3	1.1
(1,3)	1:A:84:LYS:C	2:B:6:G:C2	3	1.1
(1,3)	1:A:84:LYS:C	2:B:6:G:C2'	3	1.1
(1,3)	1:A:84:LYS:C	2:B:6:G:C3'	3	1.1
(1,3)	1:A:84:LYS:C	2:B:6:G:C4	3	1.1
(1,3)	1:A:84:LYS:C	2:B:6:G:C4'	3	1.1
(1,3)	1:A:84:LYS:C	2:B:6:G:C5	3	1.1
(1,3)	1:A:84:LYS:C	2:B:6:G:C5'	3	1.1
(1,3)	1:A:84:LYS:C	2:B:6:G:C6	3	1.1
(1,3)	1:A:84:LYS:C	2:B:6:G:C8	3	1.1
(1,3)	1:A:84:LYS:C	2:B:6:G:H1	3	1.1

Continued on next page...

Continued from previous page...

Key	Atom-1	Atom-2	Model ID	Violation (Å)
(1,3)	1:A:84:LYS:C	2:B:6:G:H1'	3	1.1
(1,3)	1:A:84:LYS:C	2:B:6:G:H2'	3	1.1
(1,3)	1:A:84:LYS:C	2:B:6:G:H21	3	1.1
(1,3)	1:A:84:LYS:C	2:B:6:G:H22	3	1.1
(1,3)	1:A:84:LYS:C	2:B:6:G:H3'	3	1.1
(1,3)	1:A:84:LYS:C	2:B:6:G:H4'	3	1.1
(1,3)	1:A:84:LYS:C	2:B:6:G:H5'	3	1.1
(1,3)	1:A:84:LYS:C	2:B:6:G:H5''	3	1.1
(1,3)	1:A:84:LYS:C	2:B:6:G:H8	3	1.1
(1,3)	1:A:84:LYS:C	2:B:6:G:HO2'	3	1.1
(1,3)	1:A:84:LYS:C	2:B:6:G:N1	3	1.1
(1,3)	1:A:84:LYS:C	2:B:6:G:N2	3	1.1
(1,3)	1:A:84:LYS:C	2:B:6:G:N3	3	1.1
(1,3)	1:A:84:LYS:C	2:B:6:G:N7	3	1.1
(1,3)	1:A:84:LYS:C	2:B:6:G:N9	3	1.1
(1,3)	1:A:84:LYS:C	2:B:6:G:O2'	3	1.1
(1,3)	1:A:84:LYS:C	2:B:6:G:O3'	3	1.1
(1,3)	1:A:84:LYS:C	2:B:6:G:O4'	3	1.1
(1,3)	1:A:84:LYS:C	2:B:6:G:O5'	3	1.1
(1,3)	1:A:84:LYS:C	2:B:6:G:O6	3	1.1
(1,3)	1:A:84:LYS:C	2:B:6:G:OP1	3	1.1
(1,3)	1:A:84:LYS:C	2:B:6:G:OP2	3	1.1
(1,3)	1:A:84:LYS:C	2:B:6:G:P	3	1.1
(1,3)	1:A:84:LYS:C	2:B:7:C:C1'	3	1.1
(1,3)	1:A:84:LYS:C	2:B:7:C:C2	3	1.1
(1,3)	1:A:84:LYS:C	2:B:7:C:C2'	3	1.1
(1,3)	1:A:84:LYS:C	2:B:7:C:C3'	3	1.1
(1,3)	1:A:84:LYS:C	2:B:7:C:C4	3	1.1
(1,3)	1:A:84:LYS:C	2:B:7:C:C4'	3	1.1
(1,3)	1:A:84:LYS:C	2:B:7:C:C5	3	1.1
(1,3)	1:A:84:LYS:C	2:B:7:C:C5'	3	1.1
(1,3)	1:A:84:LYS:C	2:B:7:C:C6	3	1.1
(1,3)	1:A:84:LYS:C	2:B:7:C:H1'	3	1.1
(1,3)	1:A:84:LYS:C	2:B:7:C:H2'	3	1.1
(1,3)	1:A:84:LYS:C	2:B:7:C:H3'	3	1.1
(1,3)	1:A:84:LYS:C	2:B:7:C:H4'	3	1.1
(1,3)	1:A:84:LYS:C	2:B:7:C:H41	3	1.1
(1,3)	1:A:84:LYS:C	2:B:7:C:H42	3	1.1
(1,3)	1:A:84:LYS:C	2:B:7:C:H5	3	1.1
(1,3)	1:A:84:LYS:C	2:B:7:C:H5'	3	1.1
(1,3)	1:A:84:LYS:C	2:B:7:C:H5''	3	1.1
(1,3)	1:A:84:LYS:C	2:B:7:C:H6	3	1.1

Continued on next page...

Continued from previous page...

Key	Atom-1	Atom-2	Model ID	Violation (Å)
(1,3)	1:A:84:LYS:C	2:B:7:C:HO2'	3	1.1
(1,3)	1:A:84:LYS:C	2:B:7:C:N1	3	1.1
(1,3)	1:A:84:LYS:C	2:B:7:C:N3	3	1.1
(1,3)	1:A:84:LYS:C	2:B:7:C:N4	3	1.1
(1,3)	1:A:84:LYS:C	2:B:7:C:O2	3	1.1
(1,3)	1:A:84:LYS:C	2:B:7:C:O2'	3	1.1
(1,3)	1:A:84:LYS:C	2:B:7:C:O3'	3	1.1
(1,3)	1:A:84:LYS:C	2:B:7:C:O4'	3	1.1
(1,3)	1:A:84:LYS:C	2:B:7:C:O5'	3	1.1
(1,3)	1:A:84:LYS:C	2:B:7:C:OP1	3	1.1
(1,3)	1:A:84:LYS:C	2:B:7:C:OP2	3	1.1
(1,3)	1:A:84:LYS:C	2:B:7:C:P	3	1.1
(1,3)	1:A:84:LYS:C	2:B:8:U:C1'	3	1.1
(1,3)	1:A:84:LYS:C	2:B:8:U:C2	3	1.1
(1,3)	1:A:84:LYS:C	2:B:8:U:C2'	3	1.1
(1,3)	1:A:84:LYS:C	2:B:8:U:C3'	3	1.1
(1,3)	1:A:84:LYS:C	2:B:8:U:C4	3	1.1
(1,3)	1:A:84:LYS:C	2:B:8:U:C4'	3	1.1
(1,3)	1:A:84:LYS:C	2:B:8:U:C5	3	1.1
(1,3)	1:A:84:LYS:C	2:B:8:U:C5'	3	1.1
(1,3)	1:A:84:LYS:C	2:B:8:U:C6	3	1.1
(1,3)	1:A:84:LYS:C	2:B:8:U:H1'	3	1.1
(1,3)	1:A:84:LYS:C	2:B:8:U:H2'	3	1.1
(1,3)	1:A:84:LYS:C	2:B:8:U:H3	3	1.1
(1,3)	1:A:84:LYS:C	2:B:8:U:H3'	3	1.1
(1,3)	1:A:84:LYS:C	2:B:8:U:H4'	3	1.1
(1,3)	1:A:84:LYS:C	2:B:8:U:H5	3	1.1
(1,3)	1:A:84:LYS:C	2:B:8:U:H5'	3	1.1
(1,3)	1:A:84:LYS:C	2:B:8:U:H5''	3	1.1
(1,3)	1:A:84:LYS:C	2:B:8:U:H6	3	1.1
(1,3)	1:A:84:LYS:C	2:B:8:U:HO2'	3	1.1
(1,3)	1:A:84:LYS:C	2:B:8:U:N1	3	1.1
(1,3)	1:A:84:LYS:C	2:B:8:U:N3	3	1.1
(1,3)	1:A:84:LYS:C	2:B:8:U:O2	3	1.1
(1,3)	1:A:84:LYS:C	2:B:8:U:O2'	3	1.1
(1,3)	1:A:84:LYS:C	2:B:8:U:O3'	3	1.1
(1,3)	1:A:84:LYS:C	2:B:8:U:O4	3	1.1
(1,3)	1:A:84:LYS:C	2:B:8:U:O4'	3	1.1
(1,3)	1:A:84:LYS:C	2:B:8:U:O5'	3	1.1
(1,3)	1:A:84:LYS:C	2:B:8:U:OP1	3	1.1
(1,3)	1:A:84:LYS:C	2:B:8:U:OP2	3	1.1
(1,3)	1:A:84:LYS:C	2:B:8:U:P	3	1.1

Continued on next page...

Continued from previous page...

Key	Atom-1	Atom-2	Model ID	Violation (Å)
(1,3)	1:A:84:LYS:C	2:B:9:C:C1'	3	1.1
(1,3)	1:A:84:LYS:C	2:B:9:C:C2	3	1.1
(1,3)	1:A:84:LYS:C	2:B:9:C:C2'	3	1.1
(1,3)	1:A:84:LYS:C	2:B:9:C:C3'	3	1.1
(1,3)	1:A:84:LYS:C	2:B:9:C:C4	3	1.1
(1,3)	1:A:84:LYS:C	2:B:9:C:C4'	3	1.1
(1,3)	1:A:84:LYS:C	2:B:9:C:C5	3	1.1
(1,3)	1:A:84:LYS:C	2:B:9:C:C5'	3	1.1
(1,3)	1:A:84:LYS:C	2:B:9:C:C6	3	1.1
(1,3)	1:A:84:LYS:C	2:B:9:C:H1'	3	1.1
(1,3)	1:A:84:LYS:C	2:B:9:C:H2'	3	1.1
(1,3)	1:A:84:LYS:C	2:B:9:C:H3'	3	1.1
(1,3)	1:A:84:LYS:C	2:B:9:C:H4'	3	1.1
(1,3)	1:A:84:LYS:C	2:B:9:C:H41	3	1.1
(1,3)	1:A:84:LYS:C	2:B:9:C:H42	3	1.1
(1,3)	1:A:84:LYS:C	2:B:9:C:H5	3	1.1
(1,3)	1:A:84:LYS:C	2:B:9:C:H5'	3	1.1
(1,3)	1:A:84:LYS:C	2:B:9:C:H5''	3	1.1
(1,3)	1:A:84:LYS:C	2:B:9:C:H6	3	1.1
(1,3)	1:A:84:LYS:C	2:B:9:C:HO2'	3	1.1
(1,3)	1:A:84:LYS:C	2:B:9:C:N1	3	1.1
(1,3)	1:A:84:LYS:C	2:B:9:C:N3	3	1.1
(1,3)	1:A:84:LYS:C	2:B:9:C:N4	3	1.1
(1,3)	1:A:84:LYS:C	2:B:9:C:O2	3	1.1
(1,3)	1:A:84:LYS:C	2:B:9:C:O2'	3	1.1
(1,3)	1:A:84:LYS:C	2:B:9:C:O3'	3	1.1
(1,3)	1:A:84:LYS:C	2:B:9:C:O4'	3	1.1
(1,3)	1:A:84:LYS:C	2:B:9:C:O5'	3	1.1
(1,3)	1:A:84:LYS:C	2:B:9:C:OP1	3	1.1
(1,3)	1:A:84:LYS:C	2:B:9:C:OP2	3	1.1
(1,3)	1:A:84:LYS:C	2:B:9:C:P	3	1.1
(1,3)	1:A:84:LYS:C	2:B:10:G:C1'	3	1.1
(1,3)	1:A:84:LYS:C	2:B:10:G:C2	3	1.1
(1,3)	1:A:84:LYS:C	2:B:10:G:C2'	3	1.1
(1,3)	1:A:84:LYS:C	2:B:10:G:C3'	3	1.1
(1,3)	1:A:84:LYS:C	2:B:10:G:C4	3	1.1
(1,3)	1:A:84:LYS:C	2:B:10:G:C4'	3	1.1
(1,3)	1:A:84:LYS:C	2:B:10:G:C5	3	1.1
(1,3)	1:A:84:LYS:C	2:B:10:G:C5'	3	1.1
(1,3)	1:A:84:LYS:C	2:B:10:G:C6	3	1.1
(1,3)	1:A:84:LYS:C	2:B:10:G:C8	3	1.1
(1,3)	1:A:84:LYS:C	2:B:10:G:H1	3	1.1

Continued on next page...

Continued from previous page...

Key	Atom-1	Atom-2	Model ID	Violation (Å)
(1,3)	1:A:84:LYS:C	2:B:10:G:H1'	3	1.1
(1,3)	1:A:84:LYS:C	2:B:10:G:H2'	3	1.1
(1,3)	1:A:84:LYS:C	2:B:10:G:H21	3	1.1
(1,3)	1:A:84:LYS:C	2:B:10:G:H22	3	1.1
(1,3)	1:A:84:LYS:C	2:B:10:G:H3'	3	1.1
(1,3)	1:A:84:LYS:C	2:B:10:G:H4'	3	1.1
(1,3)	1:A:84:LYS:C	2:B:10:G:H5'	3	1.1
(1,3)	1:A:84:LYS:C	2:B:10:G:H5''	3	1.1
(1,3)	1:A:84:LYS:C	2:B:10:G:H8	3	1.1
(1,3)	1:A:84:LYS:C	2:B:10:G:HO2'	3	1.1
(1,3)	1:A:84:LYS:C	2:B:10:G:N1	3	1.1
(1,3)	1:A:84:LYS:C	2:B:10:G:N2	3	1.1
(1,3)	1:A:84:LYS:C	2:B:10:G:N3	3	1.1
(1,3)	1:A:84:LYS:C	2:B:10:G:N7	3	1.1
(1,3)	1:A:84:LYS:C	2:B:10:G:N9	3	1.1
(1,3)	1:A:84:LYS:C	2:B:10:G:O2'	3	1.1
(1,3)	1:A:84:LYS:C	2:B:10:G:O3'	3	1.1
(1,3)	1:A:84:LYS:C	2:B:10:G:O4'	3	1.1
(1,3)	1:A:84:LYS:C	2:B:10:G:O5'	3	1.1
(1,3)	1:A:84:LYS:C	2:B:10:G:O6	3	1.1
(1,3)	1:A:84:LYS:C	2:B:10:G:OP1	3	1.1
(1,3)	1:A:84:LYS:C	2:B:10:G:OP2	3	1.1
(1,3)	1:A:84:LYS:C	2:B:10:G:P	3	1.1
(1,3)	1:A:84:LYS:C	2:B:11:A:C1'	3	1.1
(1,3)	1:A:84:LYS:C	2:B:11:A:C2	3	1.1
(1,3)	1:A:84:LYS:C	2:B:11:A:C2'	3	1.1
(1,3)	1:A:84:LYS:C	2:B:11:A:C3'	3	1.1
(1,3)	1:A:84:LYS:C	2:B:11:A:C4	3	1.1
(1,3)	1:A:84:LYS:C	2:B:11:A:C4'	3	1.1
(1,3)	1:A:84:LYS:C	2:B:11:A:C5	3	1.1
(1,3)	1:A:84:LYS:C	2:B:11:A:C5'	3	1.1
(1,3)	1:A:84:LYS:C	2:B:11:A:C6	3	1.1
(1,3)	1:A:84:LYS:C	2:B:11:A:C8	3	1.1
(1,3)	1:A:84:LYS:C	2:B:11:A:H1'	3	1.1
(1,3)	1:A:84:LYS:C	2:B:11:A:H2	3	1.1
(1,3)	1:A:84:LYS:C	2:B:11:A:H2'	3	1.1
(1,3)	1:A:84:LYS:C	2:B:11:A:H3'	3	1.1
(1,3)	1:A:84:LYS:C	2:B:11:A:H4'	3	1.1
(1,3)	1:A:84:LYS:C	2:B:11:A:H5'	3	1.1
(1,3)	1:A:84:LYS:C	2:B:11:A:H5''	3	1.1
(1,3)	1:A:84:LYS:C	2:B:11:A:H61	3	1.1
(1,3)	1:A:84:LYS:C	2:B:11:A:H62	3	1.1

Continued on next page...

Continued from previous page...

Key	Atom-1	Atom-2	Model ID	Violation (Å)
(1,3)	1:A:84:LYS:C	2:B:11:A:H8	3	1.1
(1,3)	1:A:84:LYS:C	2:B:11:A:HO2'	3	1.1
(1,3)	1:A:84:LYS:C	2:B:11:A:N1	3	1.1
(1,3)	1:A:84:LYS:C	2:B:11:A:N3	3	1.1
(1,3)	1:A:84:LYS:C	2:B:11:A:N6	3	1.1
(1,3)	1:A:84:LYS:C	2:B:11:A:N7	3	1.1
(1,3)	1:A:84:LYS:C	2:B:11:A:N9	3	1.1
(1,3)	1:A:84:LYS:C	2:B:11:A:O2'	3	1.1
(1,3)	1:A:84:LYS:C	2:B:11:A:O3'	3	1.1
(1,3)	1:A:84:LYS:C	2:B:11:A:O4'	3	1.1
(1,3)	1:A:84:LYS:C	2:B:11:A:O5'	3	1.1
(1,3)	1:A:84:LYS:C	2:B:11:A:OP1	3	1.1
(1,3)	1:A:84:LYS:C	2:B:11:A:OP2	3	1.1
(1,3)	1:A:84:LYS:C	2:B:11:A:P	3	1.1
(1,3)	1:A:84:LYS:C	2:B:12:A:C1'	3	1.1
(1,3)	1:A:84:LYS:C	2:B:12:A:C2	3	1.1
(1,3)	1:A:84:LYS:C	2:B:12:A:C2'	3	1.1
(1,3)	1:A:84:LYS:C	2:B:12:A:C3'	3	1.1
(1,3)	1:A:84:LYS:C	2:B:12:A:C4	3	1.1
(1,3)	1:A:84:LYS:C	2:B:12:A:C4'	3	1.1
(1,3)	1:A:84:LYS:C	2:B:12:A:C5	3	1.1
(1,3)	1:A:84:LYS:C	2:B:12:A:C5'	3	1.1
(1,3)	1:A:84:LYS:C	2:B:12:A:C6	3	1.1
(1,3)	1:A:84:LYS:C	2:B:12:A:C8	3	1.1
(1,3)	1:A:84:LYS:C	2:B:12:A:H1'	3	1.1
(1,3)	1:A:84:LYS:C	2:B:12:A:H2	3	1.1
(1,3)	1:A:84:LYS:C	2:B:12:A:H2'	3	1.1
(1,3)	1:A:84:LYS:C	2:B:12:A:H3'	3	1.1
(1,3)	1:A:84:LYS:C	2:B:12:A:H4'	3	1.1
(1,3)	1:A:84:LYS:C	2:B:12:A:H5'	3	1.1
(1,3)	1:A:84:LYS:C	2:B:12:A:H5''	3	1.1
(1,3)	1:A:84:LYS:C	2:B:12:A:H61	3	1.1
(1,3)	1:A:84:LYS:C	2:B:12:A:H62	3	1.1
(1,3)	1:A:84:LYS:C	2:B:12:A:H8	3	1.1
(1,3)	1:A:84:LYS:C	2:B:12:A:HO2'	3	1.1
(1,3)	1:A:84:LYS:C	2:B:12:A:N1	3	1.1
(1,3)	1:A:84:LYS:C	2:B:12:A:N3	3	1.1
(1,3)	1:A:84:LYS:C	2:B:12:A:N6	3	1.1
(1,3)	1:A:84:LYS:C	2:B:12:A:N7	3	1.1
(1,3)	1:A:84:LYS:C	2:B:12:A:N9	3	1.1
(1,3)	1:A:84:LYS:C	2:B:12:A:O2'	3	1.1
(1,3)	1:A:84:LYS:C	2:B:12:A:O3'	3	1.1

Continued on next page...

Continued from previous page...

Key	Atom-1	Atom-2	Model ID	Violation (Å)
(1,3)	1:A:84:LYS:C	2:B:12:A:O4'	3	1.1
(1,3)	1:A:84:LYS:C	2:B:12:A:O5'	3	1.1
(1,3)	1:A:84:LYS:C	2:B:12:A:OP1	3	1.1
(1,3)	1:A:84:LYS:C	2:B:12:A:OP2	3	1.1
(1,3)	1:A:84:LYS:C	2:B:12:A:P	3	1.1
(1,3)	1:A:84:LYS:C	2:B:13:A:C1'	3	1.1
(1,3)	1:A:84:LYS:C	2:B:13:A:C2	3	1.1
(1,3)	1:A:84:LYS:C	2:B:13:A:C2'	3	1.1
(1,3)	1:A:84:LYS:C	2:B:13:A:C3'	3	1.1
(1,3)	1:A:84:LYS:C	2:B:13:A:C4	3	1.1
(1,3)	1:A:84:LYS:C	2:B:13:A:C4'	3	1.1
(1,3)	1:A:84:LYS:C	2:B:13:A:C5	3	1.1
(1,3)	1:A:84:LYS:C	2:B:13:A:C5'	3	1.1
(1,3)	1:A:84:LYS:C	2:B:13:A:C6	3	1.1
(1,3)	1:A:84:LYS:C	2:B:13:A:C8	3	1.1
(1,3)	1:A:84:LYS:C	2:B:13:A:H1'	3	1.1
(1,3)	1:A:84:LYS:C	2:B:13:A:H2	3	1.1
(1,3)	1:A:84:LYS:C	2:B:13:A:H2'	3	1.1
(1,3)	1:A:84:LYS:C	2:B:13:A:H3'	3	1.1
(1,3)	1:A:84:LYS:C	2:B:13:A:H4'	3	1.1
(1,3)	1:A:84:LYS:C	2:B:13:A:H5'	3	1.1
(1,3)	1:A:84:LYS:C	2:B:13:A:H5''	3	1.1
(1,3)	1:A:84:LYS:C	2:B:13:A:H61	3	1.1
(1,3)	1:A:84:LYS:C	2:B:13:A:H62	3	1.1
(1,3)	1:A:84:LYS:C	2:B:13:A:H8	3	1.1
(1,3)	1:A:84:LYS:C	2:B:13:A:HO2'	3	1.1
(1,3)	1:A:84:LYS:C	2:B:13:A:N1	3	1.1
(1,3)	1:A:84:LYS:C	2:B:13:A:N3	3	1.1
(1,3)	1:A:84:LYS:C	2:B:13:A:N6	3	1.1
(1,3)	1:A:84:LYS:C	2:B:13:A:N7	3	1.1
(1,3)	1:A:84:LYS:C	2:B:13:A:N9	3	1.1
(1,3)	1:A:84:LYS:C	2:B:13:A:O2'	3	1.1
(1,3)	1:A:84:LYS:C	2:B:13:A:O3'	3	1.1
(1,3)	1:A:84:LYS:C	2:B:13:A:O4'	3	1.1
(1,3)	1:A:84:LYS:C	2:B:13:A:O5'	3	1.1
(1,3)	1:A:84:LYS:C	2:B:13:A:OP1	3	1.1
(1,3)	1:A:84:LYS:C	2:B:13:A:OP2	3	1.1
(1,3)	1:A:84:LYS:C	2:B:13:A:P	3	1.1
(1,3)	1:A:84:LYS:C	2:B:14:G:C1'	3	1.1
(1,3)	1:A:84:LYS:C	2:B:14:G:C2	3	1.1
(1,3)	1:A:84:LYS:C	2:B:14:G:C2'	3	1.1
(1,3)	1:A:84:LYS:C	2:B:14:G:C3'	3	1.1

Continued on next page...

Continued from previous page...

Key	Atom-1	Atom-2	Model ID	Violation (Å)
(1,3)	1:A:84:LYS:C	2:B:14:G:C4	3	1.1
(1,3)	1:A:84:LYS:C	2:B:14:G:C4'	3	1.1
(1,3)	1:A:84:LYS:C	2:B:14:G:C5	3	1.1
(1,3)	1:A:84:LYS:C	2:B:14:G:C5'	3	1.1
(1,3)	1:A:84:LYS:C	2:B:14:G:C6	3	1.1
(1,3)	1:A:84:LYS:C	2:B:14:G:C8	3	1.1
(1,3)	1:A:84:LYS:C	2:B:14:G:H1	3	1.1
(1,3)	1:A:84:LYS:C	2:B:14:G:H1'	3	1.1
(1,3)	1:A:84:LYS:C	2:B:14:G:H2'	3	1.1
(1,3)	1:A:84:LYS:C	2:B:14:G:H21	3	1.1
(1,3)	1:A:84:LYS:C	2:B:14:G:H22	3	1.1
(1,3)	1:A:84:LYS:C	2:B:14:G:H3'	3	1.1
(1,3)	1:A:84:LYS:C	2:B:14:G:H4'	3	1.1
(1,3)	1:A:84:LYS:C	2:B:14:G:H5'	3	1.1
(1,3)	1:A:84:LYS:C	2:B:14:G:H5''	3	1.1
(1,3)	1:A:84:LYS:C	2:B:14:G:H8	3	1.1
(1,3)	1:A:84:LYS:C	2:B:14:G:HO2'	3	1.1
(1,3)	1:A:84:LYS:C	2:B:14:G:N1	3	1.1
(1,3)	1:A:84:LYS:C	2:B:14:G:N2	3	1.1
(1,3)	1:A:84:LYS:C	2:B:14:G:N3	3	1.1
(1,3)	1:A:84:LYS:C	2:B:14:G:N7	3	1.1
(1,3)	1:A:84:LYS:C	2:B:14:G:N9	3	1.1
(1,3)	1:A:84:LYS:C	2:B:14:G:O2'	3	1.1
(1,3)	1:A:84:LYS:C	2:B:14:G:O3'	3	1.1
(1,3)	1:A:84:LYS:C	2:B:14:G:O4'	3	1.1
(1,3)	1:A:84:LYS:C	2:B:14:G:O5'	3	1.1
(1,3)	1:A:84:LYS:C	2:B:14:G:O6	3	1.1
(1,3)	1:A:84:LYS:C	2:B:14:G:OP1	3	1.1
(1,3)	1:A:84:LYS:C	2:B:14:G:OP2	3	1.1
(1,3)	1:A:84:LYS:C	2:B:14:G:P	3	1.1
(1,3)	1:A:84:LYS:C	2:B:15:A:C1'	3	1.1
(1,3)	1:A:84:LYS:C	2:B:15:A:C2	3	1.1
(1,3)	1:A:84:LYS:C	2:B:15:A:C2'	3	1.1
(1,3)	1:A:84:LYS:C	2:B:15:A:C3'	3	1.1
(1,3)	1:A:84:LYS:C	2:B:15:A:C4	3	1.1
(1,3)	1:A:84:LYS:C	2:B:15:A:C4'	3	1.1
(1,3)	1:A:84:LYS:C	2:B:15:A:C5	3	1.1
(1,3)	1:A:84:LYS:C	2:B:15:A:C5'	3	1.1
(1,3)	1:A:84:LYS:C	2:B:15:A:C6	3	1.1
(1,3)	1:A:84:LYS:C	2:B:15:A:C8	3	1.1
(1,3)	1:A:84:LYS:C	2:B:15:A:H1'	3	1.1
(1,3)	1:A:84:LYS:C	2:B:15:A:H2	3	1.1

Continued on next page...

Continued from previous page...

Key	Atom-1	Atom-2	Model ID	Violation (Å)
(1,3)	1:A:84:LYS:C	2:B:15:A:H2'	3	1.1
(1,3)	1:A:84:LYS:C	2:B:15:A:H3'	3	1.1
(1,3)	1:A:84:LYS:C	2:B:15:A:H4'	3	1.1
(1,3)	1:A:84:LYS:C	2:B:15:A:H5'	3	1.1
(1,3)	1:A:84:LYS:C	2:B:15:A:H5''	3	1.1
(1,3)	1:A:84:LYS:C	2:B:15:A:H61	3	1.1
(1,3)	1:A:84:LYS:C	2:B:15:A:H62	3	1.1
(1,3)	1:A:84:LYS:C	2:B:15:A:H8	3	1.1
(1,3)	1:A:84:LYS:C	2:B:15:A:HO2'	3	1.1
(1,3)	1:A:84:LYS:C	2:B:15:A:N1	3	1.1
(1,3)	1:A:84:LYS:C	2:B:15:A:N3	3	1.1
(1,3)	1:A:84:LYS:C	2:B:15:A:N6	3	1.1
(1,3)	1:A:84:LYS:C	2:B:15:A:N7	3	1.1
(1,3)	1:A:84:LYS:C	2:B:15:A:N9	3	1.1
(1,3)	1:A:84:LYS:C	2:B:15:A:O2'	3	1.1
(1,3)	1:A:84:LYS:C	2:B:15:A:O3'	3	1.1
(1,3)	1:A:84:LYS:C	2:B:15:A:O4'	3	1.1
(1,3)	1:A:84:LYS:C	2:B:15:A:O5'	3	1.1
(1,3)	1:A:84:LYS:C	2:B:15:A:OP1	3	1.1
(1,3)	1:A:84:LYS:C	2:B:15:A:OP2	3	1.1
(1,3)	1:A:84:LYS:C	2:B:15:A:P	3	1.1
(1,3)	1:A:84:LYS:C	2:B:16:G:C1'	3	1.1
(1,3)	1:A:84:LYS:C	2:B:16:G:C2	3	1.1
(1,3)	1:A:84:LYS:C	2:B:16:G:C2'	3	1.1
(1,3)	1:A:84:LYS:C	2:B:16:G:C3'	3	1.1
(1,3)	1:A:84:LYS:C	2:B:16:G:C4	3	1.1
(1,3)	1:A:84:LYS:C	2:B:16:G:C4'	3	1.1
(1,3)	1:A:84:LYS:C	2:B:16:G:C5	3	1.1
(1,3)	1:A:84:LYS:C	2:B:16:G:C5'	3	1.1
(1,3)	1:A:84:LYS:C	2:B:16:G:C6	3	1.1
(1,3)	1:A:84:LYS:C	2:B:16:G:C8	3	1.1
(1,3)	1:A:84:LYS:C	2:B:16:G:H1	3	1.1
(1,3)	1:A:84:LYS:C	2:B:16:G:H1'	3	1.1
(1,3)	1:A:84:LYS:C	2:B:16:G:H2'	3	1.1
(1,3)	1:A:84:LYS:C	2:B:16:G:H21	3	1.1
(1,3)	1:A:84:LYS:C	2:B:16:G:H22	3	1.1
(1,3)	1:A:84:LYS:C	2:B:16:G:H3'	3	1.1
(1,3)	1:A:84:LYS:C	2:B:16:G:H4'	3	1.1
(1,3)	1:A:84:LYS:C	2:B:16:G:H5'	3	1.1
(1,3)	1:A:84:LYS:C	2:B:16:G:H5''	3	1.1
(1,3)	1:A:84:LYS:C	2:B:16:G:H8	3	1.1
(1,3)	1:A:84:LYS:C	2:B:16:G:HO2'	3	1.1

Continued on next page...

Continued from previous page...

Key	Atom-1	Atom-2	Model ID	Violation (Å)
(1,3)	1:A:84:LYS:C	2:B:16:G:N1	3	1.1
(1,3)	1:A:84:LYS:C	2:B:16:G:N2	3	1.1
(1,3)	1:A:84:LYS:C	2:B:16:G:N3	3	1.1
(1,3)	1:A:84:LYS:C	2:B:16:G:N7	3	1.1
(1,3)	1:A:84:LYS:C	2:B:16:G:N9	3	1.1
(1,3)	1:A:84:LYS:C	2:B:16:G:O2'	3	1.1
(1,3)	1:A:84:LYS:C	2:B:16:G:O3'	3	1.1
(1,3)	1:A:84:LYS:C	2:B:16:G:O4'	3	1.1
(1,3)	1:A:84:LYS:C	2:B:16:G:O5'	3	1.1
(1,3)	1:A:84:LYS:C	2:B:16:G:O6	3	1.1
(1,3)	1:A:84:LYS:C	2:B:16:G:OP1	3	1.1
(1,3)	1:A:84:LYS:C	2:B:16:G:OP2	3	1.1
(1,3)	1:A:84:LYS:C	2:B:16:G:P	3	1.1
(1,3)	1:A:84:LYS:C	2:B:17:C:C1'	3	1.1
(1,3)	1:A:84:LYS:C	2:B:17:C:C2	3	1.1
(1,3)	1:A:84:LYS:C	2:B:17:C:C2'	3	1.1
(1,3)	1:A:84:LYS:C	2:B:17:C:C3'	3	1.1
(1,3)	1:A:84:LYS:C	2:B:17:C:C4	3	1.1
(1,3)	1:A:84:LYS:C	2:B:17:C:C4'	3	1.1
(1,3)	1:A:84:LYS:C	2:B:17:C:C5	3	1.1
(1,3)	1:A:84:LYS:C	2:B:17:C:C5'	3	1.1
(1,3)	1:A:84:LYS:C	2:B:17:C:C6	3	1.1
(1,3)	1:A:84:LYS:C	2:B:17:C:H1'	3	1.1
(1,3)	1:A:84:LYS:C	2:B:17:C:H2'	3	1.1
(1,3)	1:A:84:LYS:C	2:B:17:C:H3'	3	1.1
(1,3)	1:A:84:LYS:C	2:B:17:C:H4'	3	1.1
(1,3)	1:A:84:LYS:C	2:B:17:C:H41	3	1.1
(1,3)	1:A:84:LYS:C	2:B:17:C:H42	3	1.1
(1,3)	1:A:84:LYS:C	2:B:17:C:H5	3	1.1
(1,3)	1:A:84:LYS:C	2:B:17:C:H5'	3	1.1
(1,3)	1:A:84:LYS:C	2:B:17:C:H5''	3	1.1
(1,3)	1:A:84:LYS:C	2:B:17:C:H6	3	1.1
(1,3)	1:A:84:LYS:C	2:B:17:C:HO2'	3	1.1
(1,3)	1:A:84:LYS:C	2:B:17:C:N1	3	1.1
(1,3)	1:A:84:LYS:C	2:B:17:C:N3	3	1.1
(1,3)	1:A:84:LYS:C	2:B:17:C:N4	3	1.1
(1,3)	1:A:84:LYS:C	2:B:17:C:O2	3	1.1
(1,3)	1:A:84:LYS:C	2:B:17:C:O2'	3	1.1
(1,3)	1:A:84:LYS:C	2:B:17:C:O3'	3	1.1
(1,3)	1:A:84:LYS:C	2:B:17:C:O4'	3	1.1
(1,3)	1:A:84:LYS:C	2:B:17:C:O5'	3	1.1
(1,3)	1:A:84:LYS:C	2:B:17:C:OP1	3	1.1

Continued on next page...

Continued from previous page...

Key	Atom-1	Atom-2	Model ID	Violation (Å)
(1,3)	1:A:84:LYS:C	2:B:17:C:OP2	3	1.1
(1,3)	1:A:84:LYS:C	2:B:17:C:P	3	1.1
(1,3)	1:A:84:LYS:C	2:B:18:A:C1'	3	1.1
(1,3)	1:A:84:LYS:C	2:B:18:A:C2	3	1.1
(1,3)	1:A:84:LYS:C	2:B:18:A:C2'	3	1.1
(1,3)	1:A:84:LYS:C	2:B:18:A:C3'	3	1.1
(1,3)	1:A:84:LYS:C	2:B:18:A:C4	3	1.1
(1,3)	1:A:84:LYS:C	2:B:18:A:C4'	3	1.1
(1,3)	1:A:84:LYS:C	2:B:18:A:C5	3	1.1
(1,3)	1:A:84:LYS:C	2:B:18:A:C5'	3	1.1
(1,3)	1:A:84:LYS:C	2:B:18:A:C6	3	1.1
(1,3)	1:A:84:LYS:C	2:B:18:A:C8	3	1.1
(1,3)	1:A:84:LYS:C	2:B:18:A:H1'	3	1.1
(1,3)	1:A:84:LYS:C	2:B:18:A:H2	3	1.1
(1,3)	1:A:84:LYS:C	2:B:18:A:H2'	3	1.1
(1,3)	1:A:84:LYS:C	2:B:18:A:H3'	3	1.1
(1,3)	1:A:84:LYS:C	2:B:18:A:H4'	3	1.1
(1,3)	1:A:84:LYS:C	2:B:18:A:H5'	3	1.1
(1,3)	1:A:84:LYS:C	2:B:18:A:H5''	3	1.1
(1,3)	1:A:84:LYS:C	2:B:18:A:H61	3	1.1
(1,3)	1:A:84:LYS:C	2:B:18:A:H62	3	1.1
(1,3)	1:A:84:LYS:C	2:B:18:A:H8	3	1.1
(1,3)	1:A:84:LYS:C	2:B:18:A:HO2'	3	1.1
(1,3)	1:A:84:LYS:C	2:B:18:A:N1	3	1.1
(1,3)	1:A:84:LYS:C	2:B:18:A:N3	3	1.1
(1,3)	1:A:84:LYS:C	2:B:18:A:N6	3	1.1
(1,3)	1:A:84:LYS:C	2:B:18:A:N7	3	1.1
(1,3)	1:A:84:LYS:C	2:B:18:A:N9	3	1.1
(1,3)	1:A:84:LYS:C	2:B:18:A:O2'	3	1.1
(1,3)	1:A:84:LYS:C	2:B:18:A:O3'	3	1.1
(1,3)	1:A:84:LYS:C	2:B:18:A:O4'	3	1.1
(1,3)	1:A:84:LYS:C	2:B:18:A:O5'	3	1.1
(1,3)	1:A:84:LYS:C	2:B:18:A:OP1	3	1.1
(1,3)	1:A:84:LYS:C	2:B:18:A:OP2	3	1.1
(1,3)	1:A:84:LYS:C	2:B:18:A:P	3	1.1
(1,3)	1:A:84:LYS:C	2:B:19:A:C1'	3	1.1
(1,3)	1:A:84:LYS:C	2:B:19:A:C2	3	1.1
(1,3)	1:A:84:LYS:C	2:B:19:A:C2'	3	1.1
(1,3)	1:A:84:LYS:C	2:B:19:A:C3'	3	1.1
(1,3)	1:A:84:LYS:C	2:B:19:A:C4	3	1.1
(1,3)	1:A:84:LYS:C	2:B:19:A:C4'	3	1.1
(1,3)	1:A:84:LYS:C	2:B:19:A:C5	3	1.1

Continued on next page...

Continued from previous page...

Key	Atom-1	Atom-2	Model ID	Violation (Å)
(1,3)	1:A:84:LYS:C	2:B:19:A:C5'	3	1.1
(1,3)	1:A:84:LYS:C	2:B:19:A:C6	3	1.1
(1,3)	1:A:84:LYS:C	2:B:19:A:C8	3	1.1
(1,3)	1:A:84:LYS:C	2:B:19:A:H1'	3	1.1
(1,3)	1:A:84:LYS:C	2:B:19:A:H2	3	1.1
(1,3)	1:A:84:LYS:C	2:B:19:A:H2'	3	1.1
(1,3)	1:A:84:LYS:C	2:B:19:A:H3'	3	1.1
(1,3)	1:A:84:LYS:C	2:B:19:A:H4'	3	1.1
(1,3)	1:A:84:LYS:C	2:B:19:A:H5'	3	1.1
(1,3)	1:A:84:LYS:C	2:B:19:A:H5''	3	1.1
(1,3)	1:A:84:LYS:C	2:B:19:A:H61	3	1.1
(1,3)	1:A:84:LYS:C	2:B:19:A:H62	3	1.1
(1,3)	1:A:84:LYS:C	2:B:19:A:H8	3	1.1
(1,3)	1:A:84:LYS:C	2:B:19:A:HO2'	3	1.1
(1,3)	1:A:84:LYS:C	2:B:19:A:N1	3	1.1
(1,3)	1:A:84:LYS:C	2:B:19:A:N3	3	1.1
(1,3)	1:A:84:LYS:C	2:B:19:A:N6	3	1.1
(1,3)	1:A:84:LYS:C	2:B:19:A:N7	3	1.1
(1,3)	1:A:84:LYS:C	2:B:19:A:N9	3	1.1
(1,3)	1:A:84:LYS:C	2:B:19:A:O2'	3	1.1
(1,3)	1:A:84:LYS:C	2:B:19:A:O3'	3	1.1
(1,3)	1:A:84:LYS:C	2:B:19:A:O4'	3	1.1
(1,3)	1:A:84:LYS:C	2:B:19:A:O5'	3	1.1
(1,3)	1:A:84:LYS:C	2:B:19:A:OP1	3	1.1
(1,3)	1:A:84:LYS:C	2:B:19:A:OP2	3	1.1
(1,3)	1:A:84:LYS:C	2:B:19:A:P	3	1.1
(1,3)	1:A:84:LYS:C	2:B:20:U:C1'	3	1.1
(1,3)	1:A:84:LYS:C	2:B:20:U:C2	3	1.1
(1,3)	1:A:84:LYS:C	2:B:20:U:C2'	3	1.1
(1,3)	1:A:84:LYS:C	2:B:20:U:C3'	3	1.1
(1,3)	1:A:84:LYS:C	2:B:20:U:C4	3	1.1
(1,3)	1:A:84:LYS:C	2:B:20:U:C4'	3	1.1
(1,3)	1:A:84:LYS:C	2:B:20:U:C5	3	1.1
(1,3)	1:A:84:LYS:C	2:B:20:U:C5'	3	1.1
(1,3)	1:A:84:LYS:C	2:B:20:U:C6	3	1.1
(1,3)	1:A:84:LYS:C	2:B:20:U:H1'	3	1.1
(1,3)	1:A:84:LYS:C	2:B:20:U:H2'	3	1.1
(1,3)	1:A:84:LYS:C	2:B:20:U:H3	3	1.1
(1,3)	1:A:84:LYS:C	2:B:20:U:H3'	3	1.1
(1,3)	1:A:84:LYS:C	2:B:20:U:H4'	3	1.1
(1,3)	1:A:84:LYS:C	2:B:20:U:H5	3	1.1
(1,3)	1:A:84:LYS:C	2:B:20:U:H5'	3	1.1

Continued on next page...

Continued from previous page...

Key	Atom-1	Atom-2	Model ID	Violation (Å)
(1,3)	1:A:84:LYS:C	2:B:20:U:H5''	3	1.1
(1,3)	1:A:84:LYS:C	2:B:20:U:H6	3	1.1
(1,3)	1:A:84:LYS:C	2:B:20:U:HO2'	3	1.1
(1,3)	1:A:84:LYS:C	2:B:20:U:N1	3	1.1
(1,3)	1:A:84:LYS:C	2:B:20:U:N3	3	1.1
(1,3)	1:A:84:LYS:C	2:B:20:U:O2	3	1.1
(1,3)	1:A:84:LYS:C	2:B:20:U:O2'	3	1.1
(1,3)	1:A:84:LYS:C	2:B:20:U:O3'	3	1.1
(1,3)	1:A:84:LYS:C	2:B:20:U:O4	3	1.1
(1,3)	1:A:84:LYS:C	2:B:20:U:O4'	3	1.1
(1,3)	1:A:84:LYS:C	2:B:20:U:O5'	3	1.1
(1,3)	1:A:84:LYS:C	2:B:20:U:OP1	3	1.1
(1,3)	1:A:84:LYS:C	2:B:20:U:OP2	3	1.1
(1,3)	1:A:84:LYS:C	2:B:20:U:P	3	1.1
(1,3)	1:A:84:LYS:C	2:B:21:G:C1'	3	1.1
(1,3)	1:A:84:LYS:C	2:B:21:G:C2	3	1.1
(1,3)	1:A:84:LYS:C	2:B:21:G:C2'	3	1.1
(1,3)	1:A:84:LYS:C	2:B:21:G:C3'	3	1.1
(1,3)	1:A:84:LYS:C	2:B:21:G:C4	3	1.1
(1,3)	1:A:84:LYS:C	2:B:21:G:C4'	3	1.1
(1,3)	1:A:84:LYS:C	2:B:21:G:C5	3	1.1
(1,3)	1:A:84:LYS:C	2:B:21:G:C5'	3	1.1
(1,3)	1:A:84:LYS:C	2:B:21:G:C6	3	1.1
(1,3)	1:A:84:LYS:C	2:B:21:G:C8	3	1.1
(1,3)	1:A:84:LYS:C	2:B:21:G:H1	3	1.1
(1,3)	1:A:84:LYS:C	2:B:21:G:H1'	3	1.1
(1,3)	1:A:84:LYS:C	2:B:21:G:H2'	3	1.1
(1,3)	1:A:84:LYS:C	2:B:21:G:H21	3	1.1
(1,3)	1:A:84:LYS:C	2:B:21:G:H22	3	1.1
(1,3)	1:A:84:LYS:C	2:B:21:G:H3'	3	1.1
(1,3)	1:A:84:LYS:C	2:B:21:G:H4'	3	1.1
(1,3)	1:A:84:LYS:C	2:B:21:G:H5'	3	1.1
(1,3)	1:A:84:LYS:C	2:B:21:G:H5''	3	1.1
(1,3)	1:A:84:LYS:C	2:B:21:G:H8	3	1.1
(1,3)	1:A:84:LYS:C	2:B:21:G:HO2'	3	1.1
(1,3)	1:A:84:LYS:C	2:B:21:G:N1	3	1.1
(1,3)	1:A:84:LYS:C	2:B:21:G:N2	3	1.1
(1,3)	1:A:84:LYS:C	2:B:21:G:N3	3	1.1
(1,3)	1:A:84:LYS:C	2:B:21:G:N7	3	1.1
(1,3)	1:A:84:LYS:C	2:B:21:G:N9	3	1.1
(1,3)	1:A:84:LYS:C	2:B:21:G:O2'	3	1.1
(1,3)	1:A:84:LYS:C	2:B:21:G:O3'	3	1.1

Continued on next page...

Continued from previous page...

Key	Atom-1	Atom-2	Model ID	Violation (Å)
(1,3)	1:A:84:LYS:C	2:B:21:G:O4'	3	1.1
(1,3)	1:A:84:LYS:C	2:B:21:G:O5'	3	1.1
(1,3)	1:A:84:LYS:C	2:B:21:G:O6	3	1.1
(1,3)	1:A:84:LYS:C	2:B:21:G:OP1	3	1.1
(1,3)	1:A:84:LYS:C	2:B:21:G:OP2	3	1.1
(1,3)	1:A:84:LYS:C	2:B:21:G:P	3	1.1
(1,3)	1:A:84:LYS:C	2:B:22:A:C1'	3	1.1
(1,3)	1:A:84:LYS:C	2:B:22:A:C2	3	1.1
(1,3)	1:A:84:LYS:C	2:B:22:A:C2'	3	1.1
(1,3)	1:A:84:LYS:C	2:B:22:A:C3'	3	1.1
(1,3)	1:A:84:LYS:C	2:B:22:A:C4	3	1.1
(1,3)	1:A:84:LYS:C	2:B:22:A:C4'	3	1.1
(1,3)	1:A:84:LYS:C	2:B:22:A:C5	3	1.1
(1,3)	1:A:84:LYS:C	2:B:22:A:C5'	3	1.1
(1,3)	1:A:84:LYS:C	2:B:22:A:C6	3	1.1
(1,3)	1:A:84:LYS:C	2:B:22:A:C8	3	1.1
(1,3)	1:A:84:LYS:C	2:B:22:A:H1'	3	1.1
(1,3)	1:A:84:LYS:C	2:B:22:A:H2	3	1.1
(1,3)	1:A:84:LYS:C	2:B:22:A:H2'	3	1.1
(1,3)	1:A:84:LYS:C	2:B:22:A:H3'	3	1.1
(1,3)	1:A:84:LYS:C	2:B:22:A:H4'	3	1.1
(1,3)	1:A:84:LYS:C	2:B:22:A:H5'	3	1.1
(1,3)	1:A:84:LYS:C	2:B:22:A:H5''	3	1.1
(1,3)	1:A:84:LYS:C	2:B:22:A:H61	3	1.1
(1,3)	1:A:84:LYS:C	2:B:22:A:H62	3	1.1
(1,3)	1:A:84:LYS:C	2:B:22:A:H8	3	1.1
(1,3)	1:A:84:LYS:C	2:B:22:A:HO2'	3	1.1
(1,3)	1:A:84:LYS:C	2:B:22:A:N1	3	1.1
(1,3)	1:A:84:LYS:C	2:B:22:A:N3	3	1.1
(1,3)	1:A:84:LYS:C	2:B:22:A:N6	3	1.1
(1,3)	1:A:84:LYS:C	2:B:22:A:N7	3	1.1
(1,3)	1:A:84:LYS:C	2:B:22:A:N9	3	1.1
(1,3)	1:A:84:LYS:C	2:B:22:A:O2'	3	1.1
(1,3)	1:A:84:LYS:C	2:B:22:A:O3'	3	1.1
(1,3)	1:A:84:LYS:C	2:B:22:A:O4'	3	1.1
(1,3)	1:A:84:LYS:C	2:B:22:A:O5'	3	1.1
(1,3)	1:A:84:LYS:C	2:B:22:A:OP1	3	1.1
(1,3)	1:A:84:LYS:C	2:B:22:A:OP2	3	1.1
(1,3)	1:A:84:LYS:C	2:B:22:A:P	3	1.1
(1,3)	1:A:84:LYS:C	2:B:23:U:C1'	3	1.1
(1,3)	1:A:84:LYS:C	2:B:23:U:C2	3	1.1
(1,3)	1:A:84:LYS:C	2:B:23:U:C2'	3	1.1

Continued on next page...

Continued from previous page...

Key	Atom-1	Atom-2	Model ID	Violation (Å)
(1,3)	1:A:84:LYS:C	2:B:23:U:C3'	3	1.1
(1,3)	1:A:84:LYS:C	2:B:23:U:C4	3	1.1
(1,3)	1:A:84:LYS:C	2:B:23:U:C4'	3	1.1
(1,3)	1:A:84:LYS:C	2:B:23:U:C5	3	1.1
(1,3)	1:A:84:LYS:C	2:B:23:U:C5'	3	1.1
(1,3)	1:A:84:LYS:C	2:B:23:U:C6	3	1.1
(1,3)	1:A:84:LYS:C	2:B:23:U:H1'	3	1.1
(1,3)	1:A:84:LYS:C	2:B:23:U:H2'	3	1.1
(1,3)	1:A:84:LYS:C	2:B:23:U:H3	3	1.1
(1,3)	1:A:84:LYS:C	2:B:23:U:H3'	3	1.1
(1,3)	1:A:84:LYS:C	2:B:23:U:H4'	3	1.1
(1,3)	1:A:84:LYS:C	2:B:23:U:H5	3	1.1
(1,3)	1:A:84:LYS:C	2:B:23:U:H5'	3	1.1
(1,3)	1:A:84:LYS:C	2:B:23:U:H5''	3	1.1
(1,3)	1:A:84:LYS:C	2:B:23:U:H6	3	1.1
(1,3)	1:A:84:LYS:C	2:B:23:U:HO2'	3	1.1
(1,3)	1:A:84:LYS:C	2:B:23:U:N1	3	1.1
(1,3)	1:A:84:LYS:C	2:B:23:U:N3	3	1.1
(1,3)	1:A:84:LYS:C	2:B:23:U:O2	3	1.1
(1,3)	1:A:84:LYS:C	2:B:23:U:O2'	3	1.1
(1,3)	1:A:84:LYS:C	2:B:23:U:O3'	3	1.1
(1,3)	1:A:84:LYS:C	2:B:23:U:O4	3	1.1
(1,3)	1:A:84:LYS:C	2:B:23:U:O4'	3	1.1
(1,3)	1:A:84:LYS:C	2:B:23:U:O5'	3	1.1
(1,3)	1:A:84:LYS:C	2:B:23:U:OP1	3	1.1
(1,3)	1:A:84:LYS:C	2:B:23:U:OP2	3	1.1
(1,3)	1:A:84:LYS:C	2:B:23:U:P	3	1.1
(1,3)	1:A:84:LYS:C	2:B:24:G:C1'	3	1.1
(1,3)	1:A:84:LYS:C	2:B:24:G:C2	3	1.1
(1,3)	1:A:84:LYS:C	2:B:24:G:C2'	3	1.1
(1,3)	1:A:84:LYS:C	2:B:24:G:C3'	3	1.1
(1,3)	1:A:84:LYS:C	2:B:24:G:C4	3	1.1
(1,3)	1:A:84:LYS:C	2:B:24:G:C4'	3	1.1
(1,3)	1:A:84:LYS:C	2:B:24:G:C5	3	1.1
(1,3)	1:A:84:LYS:C	2:B:24:G:C5'	3	1.1
(1,3)	1:A:84:LYS:C	2:B:24:G:C6	3	1.1
(1,3)	1:A:84:LYS:C	2:B:24:G:C8	3	1.1
(1,3)	1:A:84:LYS:C	2:B:24:G:H1	3	1.1
(1,3)	1:A:84:LYS:C	2:B:24:G:H1'	3	1.1
(1,3)	1:A:84:LYS:C	2:B:24:G:H2'	3	1.1
(1,3)	1:A:84:LYS:C	2:B:24:G:H21	3	1.1
(1,3)	1:A:84:LYS:C	2:B:24:G:H22	3	1.1

Continued on next page...

Continued from previous page...

Key	Atom-1	Atom-2	Model ID	Violation (Å)
(1,3)	1:A:84:LYS:C	2:B:24:G:H3'	3	1.1
(1,3)	1:A:84:LYS:C	2:B:24:G:H4'	3	1.1
(1,3)	1:A:84:LYS:C	2:B:24:G:H5'	3	1.1
(1,3)	1:A:84:LYS:C	2:B:24:G:H5''	3	1.1
(1,3)	1:A:84:LYS:C	2:B:24:G:H8	3	1.1
(1,3)	1:A:84:LYS:C	2:B:24:G:HO2'	3	1.1
(1,3)	1:A:84:LYS:C	2:B:24:G:N1	3	1.1
(1,3)	1:A:84:LYS:C	2:B:24:G:N2	3	1.1
(1,3)	1:A:84:LYS:C	2:B:24:G:N3	3	1.1
(1,3)	1:A:84:LYS:C	2:B:24:G:N7	3	1.1
(1,3)	1:A:84:LYS:C	2:B:24:G:N9	3	1.1
(1,3)	1:A:84:LYS:C	2:B:24:G:O2'	3	1.1
(1,3)	1:A:84:LYS:C	2:B:24:G:O3'	3	1.1
(1,3)	1:A:84:LYS:C	2:B:24:G:O4'	3	1.1
(1,3)	1:A:84:LYS:C	2:B:24:G:O5'	3	1.1
(1,3)	1:A:84:LYS:C	2:B:24:G:O6	3	1.1
(1,3)	1:A:84:LYS:C	2:B:24:G:OP1	3	1.1
(1,3)	1:A:84:LYS:C	2:B:24:G:OP2	3	1.1
(1,3)	1:A:84:LYS:C	2:B:24:G:P	3	1.1
(1,3)	1:A:84:LYS:CA	2:B:2:C:C1'	3	1.1
(1,3)	1:A:84:LYS:CA	2:B:2:C:C2	3	1.1
(1,3)	1:A:84:LYS:CA	2:B:2:C:C2'	3	1.1
(1,3)	1:A:84:LYS:CA	2:B:2:C:C3'	3	1.1
(1,3)	1:A:84:LYS:CA	2:B:2:C:C4	3	1.1
(1,3)	1:A:84:LYS:CA	2:B:2:C:C4'	3	1.1
(1,3)	1:A:84:LYS:CA	2:B:2:C:C5	3	1.1
(1,3)	1:A:84:LYS:CA	2:B:2:C:C5'	3	1.1
(1,3)	1:A:84:LYS:CA	2:B:2:C:C6	3	1.1
(1,3)	1:A:84:LYS:CA	2:B:2:C:H1'	3	1.1
(1,3)	1:A:84:LYS:CA	2:B:2:C:H2'	3	1.1
(1,3)	1:A:84:LYS:CA	2:B:2:C:H3'	3	1.1
(1,3)	1:A:84:LYS:CA	2:B:2:C:H4'	3	1.1
(1,3)	1:A:84:LYS:CA	2:B:2:C:H41	3	1.1
(1,3)	1:A:84:LYS:CA	2:B:2:C:H42	3	1.1
(1,3)	1:A:84:LYS:CA	2:B:2:C:H5	3	1.1
(1,3)	1:A:84:LYS:CA	2:B:2:C:H5'	3	1.1
(1,3)	1:A:84:LYS:CA	2:B:2:C:H5''	3	1.1
(1,3)	1:A:84:LYS:CA	2:B:2:C:H6	3	1.1
(1,3)	1:A:84:LYS:CA	2:B:2:C:HO2'	3	1.1
(1,3)	1:A:84:LYS:CA	2:B:2:C:N1	3	1.1
(1,3)	1:A:84:LYS:CA	2:B:2:C:N3	3	1.1
(1,3)	1:A:84:LYS:CA	2:B:2:C:N4	3	1.1

Continued on next page...

Continued from previous page...

Key	Atom-1	Atom-2	Model ID	Violation (Å)
(1,3)	1:A:84:LYS:CA	2:B:2:C:O2	3	1.1
(1,3)	1:A:84:LYS:CA	2:B:2:C:O2'	3	1.1
(1,3)	1:A:84:LYS:CA	2:B:2:C:O3'	3	1.1
(1,3)	1:A:84:LYS:CA	2:B:2:C:O4'	3	1.1
(1,3)	1:A:84:LYS:CA	2:B:2:C:O5'	3	1.1
(1,3)	1:A:84:LYS:CA	2:B:3:U:C1'	3	1.1
(1,3)	1:A:84:LYS:CA	2:B:3:U:C2	3	1.1
(1,3)	1:A:84:LYS:CA	2:B:3:U:C2'	3	1.1
(1,3)	1:A:84:LYS:CA	2:B:3:U:C3'	3	1.1
(1,3)	1:A:84:LYS:CA	2:B:3:U:C4	3	1.1
(1,3)	1:A:84:LYS:CA	2:B:3:U:C4'	3	1.1
(1,3)	1:A:84:LYS:CA	2:B:3:U:C5	3	1.1
(1,3)	1:A:84:LYS:CA	2:B:3:U:C5'	3	1.1
(1,3)	1:A:84:LYS:CA	2:B:3:U:C6	3	1.1
(1,3)	1:A:84:LYS:CA	2:B:3:U:H1'	3	1.1
(1,3)	1:A:84:LYS:CA	2:B:3:U:H2'	3	1.1
(1,3)	1:A:84:LYS:CA	2:B:3:U:H3	3	1.1
(1,3)	1:A:84:LYS:CA	2:B:3:U:H3'	3	1.1
(1,3)	1:A:84:LYS:CA	2:B:3:U:H4'	3	1.1
(1,3)	1:A:84:LYS:CA	2:B:3:U:H5	3	1.1
(1,3)	1:A:84:LYS:CA	2:B:3:U:H5'	3	1.1
(1,3)	1:A:84:LYS:CA	2:B:3:U:H5''	3	1.1
(1,3)	1:A:84:LYS:CA	2:B:3:U:H6	3	1.1
(1,3)	1:A:84:LYS:CA	2:B:3:U:HO2'	3	1.1
(1,3)	1:A:84:LYS:CA	2:B:3:U:N1	3	1.1
(1,3)	1:A:84:LYS:CA	2:B:3:U:N3	3	1.1
(1,3)	1:A:84:LYS:CA	2:B:3:U:O2	3	1.1
(1,3)	1:A:84:LYS:CA	2:B:3:U:O2'	3	1.1
(1,3)	1:A:84:LYS:CA	2:B:3:U:O3'	3	1.1
(1,3)	1:A:84:LYS:CA	2:B:3:U:O4	3	1.1
(1,3)	1:A:84:LYS:CA	2:B:3:U:O4'	3	1.1
(1,3)	1:A:84:LYS:CA	2:B:3:U:O5'	3	1.1
(1,3)	1:A:84:LYS:CA	2:B:3:U:OP1	3	1.1
(1,3)	1:A:84:LYS:CA	2:B:3:U:OP2	3	1.1
(1,3)	1:A:84:LYS:CA	2:B:3:U:P	3	1.1
(1,3)	1:A:84:LYS:CA	2:B:4:G:C1'	3	1.1
(1,3)	1:A:84:LYS:CA	2:B:4:G:C2	3	1.1
(1,3)	1:A:84:LYS:CA	2:B:4:G:C2'	3	1.1
(1,3)	1:A:84:LYS:CA	2:B:4:G:C3'	3	1.1
(1,3)	1:A:84:LYS:CA	2:B:4:G:C4	3	1.1
(1,3)	1:A:84:LYS:CA	2:B:4:G:C4'	3	1.1
(1,3)	1:A:84:LYS:CA	2:B:4:G:C5	3	1.1

Continued on next page...

Continued from previous page...

Key	Atom-1	Atom-2	Model ID	Violation (Å)
(1,3)	1:A:84:LYS:CA	2:B:4:G:C5'	3	1.1
(1,3)	1:A:84:LYS:CA	2:B:4:G:C6	3	1.1
(1,3)	1:A:84:LYS:CA	2:B:4:G:C8	3	1.1
(1,3)	1:A:84:LYS:CA	2:B:4:G:H1	3	1.1
(1,3)	1:A:84:LYS:CA	2:B:4:G:H1'	3	1.1
(1,3)	1:A:84:LYS:CA	2:B:4:G:H2'	3	1.1
(1,3)	1:A:84:LYS:CA	2:B:4:G:H21	3	1.1
(1,3)	1:A:84:LYS:CA	2:B:4:G:H22	3	1.1
(1,3)	1:A:84:LYS:CA	2:B:4:G:H3'	3	1.1
(1,3)	1:A:84:LYS:CA	2:B:4:G:H4'	3	1.1
(1,3)	1:A:84:LYS:CA	2:B:4:G:H5'	3	1.1
(1,3)	1:A:84:LYS:CA	2:B:4:G:H5''	3	1.1
(1,3)	1:A:84:LYS:CA	2:B:4:G:H8	3	1.1
(1,3)	1:A:84:LYS:CA	2:B:4:G:HO2'	3	1.1
(1,3)	1:A:84:LYS:CA	2:B:4:G:N1	3	1.1
(1,3)	1:A:84:LYS:CA	2:B:4:G:N2	3	1.1
(1,3)	1:A:84:LYS:CA	2:B:4:G:N3	3	1.1
(1,3)	1:A:84:LYS:CA	2:B:4:G:N7	3	1.1
(1,3)	1:A:84:LYS:CA	2:B:4:G:N9	3	1.1
(1,3)	1:A:84:LYS:CA	2:B:4:G:O2'	3	1.1
(1,3)	1:A:84:LYS:CA	2:B:4:G:O3'	3	1.1
(1,3)	1:A:84:LYS:CA	2:B:4:G:O4'	3	1.1
(1,3)	1:A:84:LYS:CA	2:B:4:G:O5'	3	1.1
(1,3)	1:A:84:LYS:CA	2:B:4:G:O6	3	1.1
(1,3)	1:A:84:LYS:CA	2:B:4:G:OP1	3	1.1
(1,3)	1:A:84:LYS:CA	2:B:4:G:OP2	3	1.1
(1,3)	1:A:84:LYS:CA	2:B:4:G:P	3	1.1
(1,3)	1:A:84:LYS:CA	2:B:5:A:C1'	3	1.1
(1,3)	1:A:84:LYS:CA	2:B:5:A:C2	3	1.1
(1,3)	1:A:84:LYS:CA	2:B:5:A:C2'	3	1.1
(1,3)	1:A:84:LYS:CA	2:B:5:A:C3'	3	1.1
(1,3)	1:A:84:LYS:CA	2:B:5:A:C4	3	1.1
(1,3)	1:A:84:LYS:CA	2:B:5:A:C4'	3	1.1
(1,3)	1:A:84:LYS:CA	2:B:5:A:C5	3	1.1
(1,3)	1:A:84:LYS:CA	2:B:5:A:C5'	3	1.1
(1,3)	1:A:84:LYS:CA	2:B:5:A:C6	3	1.1
(1,3)	1:A:84:LYS:CA	2:B:5:A:C8	3	1.1
(1,3)	1:A:84:LYS:CA	2:B:5:A:H1'	3	1.1
(1,3)	1:A:84:LYS:CA	2:B:5:A:H2	3	1.1
(1,3)	1:A:84:LYS:CA	2:B:5:A:H2'	3	1.1
(1,3)	1:A:84:LYS:CA	2:B:5:A:H3'	3	1.1
(1,3)	1:A:84:LYS:CA	2:B:5:A:H4'	3	1.1

Continued on next page...

Continued from previous page...

Key	Atom-1	Atom-2	Model ID	Violation (Å)
(1,3)	1:A:84:LYS:CA	2:B:5:A:H5'	3	1.1
(1,3)	1:A:84:LYS:CA	2:B:5:A:H5''	3	1.1
(1,3)	1:A:84:LYS:CA	2:B:5:A:H61	3	1.1
(1,3)	1:A:84:LYS:CA	2:B:5:A:H62	3	1.1
(1,3)	1:A:84:LYS:CA	2:B:5:A:H8	3	1.1
(1,3)	1:A:84:LYS:CA	2:B:5:A:HO2'	3	1.1
(1,3)	1:A:84:LYS:CA	2:B:5:A:N1	3	1.1
(1,3)	1:A:84:LYS:CA	2:B:5:A:N3	3	1.1
(1,3)	1:A:84:LYS:CA	2:B:5:A:N6	3	1.1
(1,3)	1:A:84:LYS:CA	2:B:5:A:N7	3	1.1
(1,3)	1:A:84:LYS:CA	2:B:5:A:N9	3	1.1
(1,3)	1:A:84:LYS:CA	2:B:5:A:O2'	3	1.1
(1,3)	1:A:84:LYS:CA	2:B:5:A:O3'	3	1.1
(1,3)	1:A:84:LYS:CA	2:B:5:A:O4'	3	1.1
(1,3)	1:A:84:LYS:CA	2:B:5:A:O5'	3	1.1
(1,3)	1:A:84:LYS:CA	2:B:5:A:OP1	3	1.1
(1,3)	1:A:84:LYS:CA	2:B:5:A:OP2	3	1.1
(1,3)	1:A:84:LYS:CA	2:B:5:A:P	3	1.1
(1,3)	1:A:84:LYS:CA	2:B:6:G:C1'	3	1.1
(1,3)	1:A:84:LYS:CA	2:B:6:G:C2	3	1.1
(1,3)	1:A:84:LYS:CA	2:B:6:G:C2'	3	1.1
(1,3)	1:A:84:LYS:CA	2:B:6:G:C3'	3	1.1
(1,3)	1:A:84:LYS:CA	2:B:6:G:C4	3	1.1
(1,3)	1:A:84:LYS:CA	2:B:6:G:C4'	3	1.1
(1,3)	1:A:84:LYS:CA	2:B:6:G:C5	3	1.1
(1,3)	1:A:84:LYS:CA	2:B:6:G:C5'	3	1.1
(1,3)	1:A:84:LYS:CA	2:B:6:G:C6	3	1.1
(1,3)	1:A:84:LYS:CA	2:B:6:G:C8	3	1.1
(1,3)	1:A:84:LYS:CA	2:B:6:G:H1	3	1.1
(1,3)	1:A:84:LYS:CA	2:B:6:G:H1'	3	1.1
(1,3)	1:A:84:LYS:CA	2:B:6:G:H2'	3	1.1
(1,3)	1:A:84:LYS:CA	2:B:6:G:H21	3	1.1
(1,3)	1:A:84:LYS:CA	2:B:6:G:H22	3	1.1
(1,3)	1:A:84:LYS:CA	2:B:6:G:H3'	3	1.1
(1,3)	1:A:84:LYS:CA	2:B:6:G:H4'	3	1.1
(1,3)	1:A:84:LYS:CA	2:B:6:G:H5'	3	1.1
(1,3)	1:A:84:LYS:CA	2:B:6:G:H5''	3	1.1
(1,3)	1:A:84:LYS:CA	2:B:6:G:H8	3	1.1
(1,3)	1:A:84:LYS:CA	2:B:6:G:HO2'	3	1.1
(1,3)	1:A:84:LYS:CA	2:B:6:G:N1	3	1.1
(1,3)	1:A:84:LYS:CA	2:B:6:G:N2	3	1.1
(1,3)	1:A:84:LYS:CA	2:B:6:G:N3	3	1.1

Continued on next page...

Continued from previous page...

Key	Atom-1	Atom-2	Model ID	Violation (Å)
(1,3)	1:A:84:LYS:CA	2:B:6:G:N7	3	1.1
(1,3)	1:A:84:LYS:CA	2:B:6:G:N9	3	1.1
(1,3)	1:A:84:LYS:CA	2:B:6:G:O2'	3	1.1
(1,3)	1:A:84:LYS:CA	2:B:6:G:O3'	3	1.1
(1,3)	1:A:84:LYS:CA	2:B:6:G:O4'	3	1.1
(1,3)	1:A:84:LYS:CA	2:B:6:G:O5'	3	1.1
(1,3)	1:A:84:LYS:CA	2:B:6:G:O6	3	1.1
(1,3)	1:A:84:LYS:CA	2:B:6:G:OP1	3	1.1
(1,3)	1:A:84:LYS:CA	2:B:6:G:OP2	3	1.1
(1,3)	1:A:84:LYS:CA	2:B:6:G:P	3	1.1
(1,3)	1:A:84:LYS:CA	2:B:7:C:C1'	3	1.1
(1,3)	1:A:84:LYS:CA	2:B:7:C:C2	3	1.1
(1,3)	1:A:84:LYS:CA	2:B:7:C:C2'	3	1.1
(1,3)	1:A:84:LYS:CA	2:B:7:C:C3'	3	1.1
(1,3)	1:A:84:LYS:CA	2:B:7:C:C4	3	1.1
(1,3)	1:A:84:LYS:CA	2:B:7:C:C4'	3	1.1
(1,3)	1:A:84:LYS:CA	2:B:7:C:C5	3	1.1
(1,3)	1:A:84:LYS:CA	2:B:7:C:C5'	3	1.1
(1,3)	1:A:84:LYS:CA	2:B:7:C:C6	3	1.1
(1,3)	1:A:84:LYS:CA	2:B:7:C:H1'	3	1.1
(1,3)	1:A:84:LYS:CA	2:B:7:C:H2'	3	1.1
(1,3)	1:A:84:LYS:CA	2:B:7:C:H3'	3	1.1
(1,3)	1:A:84:LYS:CA	2:B:7:C:H4'	3	1.1
(1,3)	1:A:84:LYS:CA	2:B:7:C:H41	3	1.1
(1,3)	1:A:84:LYS:CA	2:B:7:C:H42	3	1.1
(1,3)	1:A:84:LYS:CA	2:B:7:C:H5	3	1.1
(1,3)	1:A:84:LYS:CA	2:B:7:C:H5'	3	1.1
(1,3)	1:A:84:LYS:CA	2:B:7:C:H5''	3	1.1
(1,3)	1:A:84:LYS:CA	2:B:7:C:H6	3	1.1
(1,3)	1:A:84:LYS:CA	2:B:7:C:HO2'	3	1.1
(1,3)	1:A:84:LYS:CA	2:B:7:C:N1	3	1.1
(1,3)	1:A:84:LYS:CA	2:B:7:C:N3	3	1.1
(1,3)	1:A:84:LYS:CA	2:B:7:C:N4	3	1.1
(1,3)	1:A:84:LYS:CA	2:B:7:C:O2	3	1.1
(1,3)	1:A:84:LYS:CA	2:B:7:C:O2'	3	1.1
(1,3)	1:A:84:LYS:CA	2:B:7:C:O3'	3	1.1
(1,3)	1:A:84:LYS:CA	2:B:7:C:O4'	3	1.1
(1,3)	1:A:84:LYS:CA	2:B:7:C:O5'	3	1.1
(1,3)	1:A:84:LYS:CA	2:B:7:C:OP1	3	1.1
(1,3)	1:A:84:LYS:CA	2:B:7:C:OP2	3	1.1
(1,3)	1:A:84:LYS:CA	2:B:7:C:P	3	1.1
(1,3)	1:A:84:LYS:CA	2:B:8:U:C1'	3	1.1

Continued on next page...

Continued from previous page...

Key	Atom-1	Atom-2	Model ID	Violation (Å)
(1,3)	1:A:84:LYS:CA	2:B:8:U:C2	3	1.1
(1,3)	1:A:84:LYS:CA	2:B:8:U:C2'	3	1.1
(1,3)	1:A:84:LYS:CA	2:B:8:U:C3'	3	1.1
(1,3)	1:A:84:LYS:CA	2:B:8:U:C4	3	1.1
(1,3)	1:A:84:LYS:CA	2:B:8:U:C4'	3	1.1
(1,3)	1:A:84:LYS:CA	2:B:8:U:C5	3	1.1
(1,3)	1:A:84:LYS:CA	2:B:8:U:C5'	3	1.1
(1,3)	1:A:84:LYS:CA	2:B:8:U:C6	3	1.1
(1,3)	1:A:84:LYS:CA	2:B:8:U:H1'	3	1.1
(1,3)	1:A:84:LYS:CA	2:B:8:U:H2'	3	1.1
(1,3)	1:A:84:LYS:CA	2:B:8:U:H3	3	1.1
(1,3)	1:A:84:LYS:CA	2:B:8:U:H3'	3	1.1
(1,3)	1:A:84:LYS:CA	2:B:8:U:H4'	3	1.1
(1,3)	1:A:84:LYS:CA	2:B:8:U:H5	3	1.1
(1,3)	1:A:84:LYS:CA	2:B:8:U:H5'	3	1.1
(1,3)	1:A:84:LYS:CA	2:B:8:U:H5''	3	1.1
(1,3)	1:A:84:LYS:CA	2:B:8:U:H6	3	1.1
(1,3)	1:A:84:LYS:CA	2:B:8:U:HO2'	3	1.1
(1,3)	1:A:84:LYS:CA	2:B:8:U:N1	3	1.1
(1,3)	1:A:84:LYS:CA	2:B:8:U:N3	3	1.1
(1,3)	1:A:84:LYS:CA	2:B:8:U:O2	3	1.1
(1,3)	1:A:84:LYS:CA	2:B:8:U:O2'	3	1.1
(1,3)	1:A:84:LYS:CA	2:B:8:U:O3'	3	1.1
(1,3)	1:A:84:LYS:CA	2:B:8:U:O4	3	1.1
(1,3)	1:A:84:LYS:CA	2:B:8:U:O4'	3	1.1
(1,3)	1:A:84:LYS:CA	2:B:8:U:O5'	3	1.1
(1,3)	1:A:84:LYS:CA	2:B:8:U:OP1	3	1.1
(1,3)	1:A:84:LYS:CA	2:B:8:U:OP2	3	1.1
(1,3)	1:A:84:LYS:CA	2:B:8:U:P	3	1.1
(1,3)	1:A:84:LYS:CA	2:B:9:C:C1'	3	1.1
(1,3)	1:A:84:LYS:CA	2:B:9:C:C2	3	1.1
(1,3)	1:A:84:LYS:CA	2:B:9:C:C2'	3	1.1
(1,3)	1:A:84:LYS:CA	2:B:9:C:C3'	3	1.1
(1,3)	1:A:84:LYS:CA	2:B:9:C:C4	3	1.1
(1,3)	1:A:84:LYS:CA	2:B:9:C:C4'	3	1.1
(1,3)	1:A:84:LYS:CA	2:B:9:C:C5	3	1.1
(1,3)	1:A:84:LYS:CA	2:B:9:C:C5'	3	1.1
(1,3)	1:A:84:LYS:CA	2:B:9:C:C6	3	1.1
(1,3)	1:A:84:LYS:CA	2:B:9:C:H1'	3	1.1
(1,3)	1:A:84:LYS:CA	2:B:9:C:H2'	3	1.1
(1,3)	1:A:84:LYS:CA	2:B:9:C:H3'	3	1.1
(1,3)	1:A:84:LYS:CA	2:B:9:C:H4'	3	1.1

Continued on next page...

Continued from previous page...

Key	Atom-1	Atom-2	Model ID	Violation (Å)
(1,3)	1:A:84:LYS:CA	2:B:9:C:H41	3	1.1
(1,3)	1:A:84:LYS:CA	2:B:9:C:H42	3	1.1
(1,3)	1:A:84:LYS:CA	2:B:9:C:H5	3	1.1
(1,3)	1:A:84:LYS:CA	2:B:9:C:H5'	3	1.1
(1,3)	1:A:84:LYS:CA	2:B:9:C:H5''	3	1.1
(1,3)	1:A:84:LYS:CA	2:B:9:C:H6	3	1.1
(1,3)	1:A:84:LYS:CA	2:B:9:C:HO2'	3	1.1
(1,3)	1:A:84:LYS:CA	2:B:9:C:N1	3	1.1
(1,3)	1:A:84:LYS:CA	2:B:9:C:N3	3	1.1
(1,3)	1:A:84:LYS:CA	2:B:9:C:N4	3	1.1
(1,3)	1:A:84:LYS:CA	2:B:9:C:O2	3	1.1
(1,3)	1:A:84:LYS:CA	2:B:9:C:O2'	3	1.1
(1,3)	1:A:84:LYS:CA	2:B:9:C:O3'	3	1.1
(1,3)	1:A:84:LYS:CA	2:B:9:C:O4'	3	1.1
(1,3)	1:A:84:LYS:CA	2:B:9:C:O5'	3	1.1
(1,3)	1:A:84:LYS:CA	2:B:9:C:OP1	3	1.1
(1,3)	1:A:84:LYS:CA	2:B:9:C:OP2	3	1.1
(1,3)	1:A:84:LYS:CA	2:B:9:C:P	3	1.1
(1,3)	1:A:84:LYS:CA	2:B:10:G:C1'	3	1.1
(1,3)	1:A:84:LYS:CA	2:B:10:G:C2	3	1.1
(1,3)	1:A:84:LYS:CA	2:B:10:G:C2'	3	1.1
(1,3)	1:A:84:LYS:CA	2:B:10:G:C3'	3	1.1
(1,3)	1:A:84:LYS:CA	2:B:10:G:C4	3	1.1
(1,3)	1:A:84:LYS:CA	2:B:10:G:C4'	3	1.1
(1,3)	1:A:84:LYS:CA	2:B:10:G:C5	3	1.1
(1,3)	1:A:84:LYS:CA	2:B:10:G:C5'	3	1.1
(1,3)	1:A:84:LYS:CA	2:B:10:G:C6	3	1.1
(1,3)	1:A:84:LYS:CA	2:B:10:G:C8	3	1.1
(1,3)	1:A:84:LYS:CA	2:B:10:G:H1	3	1.1
(1,3)	1:A:84:LYS:CA	2:B:10:G:H1'	3	1.1
(1,3)	1:A:84:LYS:CA	2:B:10:G:H2'	3	1.1
(1,3)	1:A:84:LYS:CA	2:B:10:G:H21	3	1.1
(1,3)	1:A:84:LYS:CA	2:B:10:G:H22	3	1.1
(1,3)	1:A:84:LYS:CA	2:B:10:G:H3'	3	1.1
(1,3)	1:A:84:LYS:CA	2:B:10:G:H4'	3	1.1
(1,3)	1:A:84:LYS:CA	2:B:10:G:H5'	3	1.1
(1,3)	1:A:84:LYS:CA	2:B:10:G:H5''	3	1.1
(1,3)	1:A:84:LYS:CA	2:B:10:G:H8	3	1.1
(1,3)	1:A:84:LYS:CA	2:B:10:G:HO2'	3	1.1
(1,3)	1:A:84:LYS:CA	2:B:10:G:N1	3	1.1
(1,3)	1:A:84:LYS:CA	2:B:10:G:N2	3	1.1
(1,3)	1:A:84:LYS:CA	2:B:10:G:N3	3	1.1

Continued on next page...

Continued from previous page...

Key	Atom-1	Atom-2	Model ID	Violation (Å)
(1,3)	1:A:84:LYS:CA	2:B:10:G:N7	3	1.1
(1,3)	1:A:84:LYS:CA	2:B:10:G:N9	3	1.1
(1,3)	1:A:84:LYS:CA	2:B:10:G:O2'	3	1.1
(1,3)	1:A:84:LYS:CA	2:B:10:G:O3'	3	1.1
(1,3)	1:A:84:LYS:CA	2:B:10:G:O4'	3	1.1
(1,3)	1:A:84:LYS:CA	2:B:10:G:O5'	3	1.1
(1,3)	1:A:84:LYS:CA	2:B:10:G:O6	3	1.1
(1,3)	1:A:84:LYS:CA	2:B:10:G:OP1	3	1.1
(1,3)	1:A:84:LYS:CA	2:B:10:G:OP2	3	1.1
(1,3)	1:A:84:LYS:CA	2:B:10:G:P	3	1.1
(1,3)	1:A:84:LYS:CA	2:B:11:A:C1'	3	1.1
(1,3)	1:A:84:LYS:CA	2:B:11:A:C2	3	1.1
(1,3)	1:A:84:LYS:CA	2:B:11:A:C2'	3	1.1
(1,3)	1:A:84:LYS:CA	2:B:11:A:C3'	3	1.1
(1,3)	1:A:84:LYS:CA	2:B:11:A:C4	3	1.1
(1,3)	1:A:84:LYS:CA	2:B:11:A:C4'	3	1.1
(1,3)	1:A:84:LYS:CA	2:B:11:A:C5	3	1.1
(1,3)	1:A:84:LYS:CA	2:B:11:A:C5'	3	1.1
(1,3)	1:A:84:LYS:CA	2:B:11:A:C6	3	1.1
(1,3)	1:A:84:LYS:CA	2:B:11:A:C8	3	1.1
(1,3)	1:A:84:LYS:CA	2:B:11:A:H1'	3	1.1
(1,3)	1:A:84:LYS:CA	2:B:11:A:H2	3	1.1
(1,3)	1:A:84:LYS:CA	2:B:11:A:H2'	3	1.1
(1,3)	1:A:84:LYS:CA	2:B:11:A:H3'	3	1.1
(1,3)	1:A:84:LYS:CA	2:B:11:A:H4'	3	1.1
(1,3)	1:A:84:LYS:CA	2:B:11:A:H5'	3	1.1
(1,3)	1:A:84:LYS:CA	2:B:11:A:H5''	3	1.1
(1,3)	1:A:84:LYS:CA	2:B:11:A:H61	3	1.1
(1,3)	1:A:84:LYS:CA	2:B:11:A:H62	3	1.1
(1,3)	1:A:84:LYS:CA	2:B:11:A:H8	3	1.1
(1,3)	1:A:84:LYS:CA	2:B:11:A:HO2'	3	1.1
(1,3)	1:A:84:LYS:CA	2:B:11:A:N1	3	1.1
(1,3)	1:A:84:LYS:CA	2:B:11:A:N3	3	1.1
(1,3)	1:A:84:LYS:CA	2:B:11:A:N6	3	1.1
(1,3)	1:A:84:LYS:CA	2:B:11:A:N7	3	1.1
(1,3)	1:A:84:LYS:CA	2:B:11:A:N9	3	1.1
(1,3)	1:A:84:LYS:CA	2:B:11:A:O2'	3	1.1
(1,3)	1:A:84:LYS:CA	2:B:11:A:O3'	3	1.1
(1,3)	1:A:84:LYS:CA	2:B:11:A:O4'	3	1.1
(1,3)	1:A:84:LYS:CA	2:B:11:A:O5'	3	1.1
(1,3)	1:A:84:LYS:CA	2:B:11:A:OP1	3	1.1
(1,3)	1:A:84:LYS:CA	2:B:11:A:OP2	3	1.1

Continued on next page...

Continued from previous page...

Key	Atom-1	Atom-2	Model ID	Violation (Å)
(1,3)	1:A:84:LYS:CA	2:B:11:A:P	3	1.1
(1,3)	1:A:84:LYS:CA	2:B:12:A:C1'	3	1.1
(1,3)	1:A:84:LYS:CA	2:B:12:A:C2	3	1.1
(1,3)	1:A:84:LYS:CA	2:B:12:A:C2'	3	1.1
(1,3)	1:A:84:LYS:CA	2:B:12:A:C3'	3	1.1
(1,3)	1:A:84:LYS:CA	2:B:12:A:C4	3	1.1
(1,3)	1:A:84:LYS:CA	2:B:12:A:C4'	3	1.1
(1,3)	1:A:84:LYS:CA	2:B:12:A:C5	3	1.1
(1,3)	1:A:84:LYS:CA	2:B:12:A:C5'	3	1.1
(1,3)	1:A:84:LYS:CA	2:B:12:A:C6	3	1.1
(1,3)	1:A:84:LYS:CA	2:B:12:A:C8	3	1.1
(1,3)	1:A:84:LYS:CA	2:B:12:A:H1'	3	1.1
(1,3)	1:A:84:LYS:CA	2:B:12:A:H2	3	1.1
(1,3)	1:A:84:LYS:CA	2:B:12:A:H2'	3	1.1
(1,3)	1:A:84:LYS:CA	2:B:12:A:H3'	3	1.1
(1,3)	1:A:84:LYS:CA	2:B:12:A:H4'	3	1.1
(1,3)	1:A:84:LYS:CA	2:B:12:A:H5'	3	1.1
(1,3)	1:A:84:LYS:CA	2:B:12:A:H5''	3	1.1
(1,3)	1:A:84:LYS:CA	2:B:12:A:H61	3	1.1
(1,3)	1:A:84:LYS:CA	2:B:12:A:H62	3	1.1
(1,3)	1:A:84:LYS:CA	2:B:12:A:H8	3	1.1
(1,3)	1:A:84:LYS:CA	2:B:12:A:HO2'	3	1.1
(1,3)	1:A:84:LYS:CA	2:B:12:A:N1	3	1.1
(1,3)	1:A:84:LYS:CA	2:B:12:A:N3	3	1.1
(1,3)	1:A:84:LYS:CA	2:B:12:A:N6	3	1.1
(1,3)	1:A:84:LYS:CA	2:B:12:A:N7	3	1.1
(1,3)	1:A:84:LYS:CA	2:B:12:A:N9	3	1.1
(1,3)	1:A:84:LYS:CA	2:B:12:A:O2'	3	1.1
(1,3)	1:A:84:LYS:CA	2:B:12:A:O3'	3	1.1
(1,3)	1:A:84:LYS:CA	2:B:12:A:O4'	3	1.1
(1,3)	1:A:84:LYS:CA	2:B:12:A:O5'	3	1.1
(1,3)	1:A:84:LYS:CA	2:B:12:A:OP1	3	1.1
(1,3)	1:A:84:LYS:CA	2:B:12:A:OP2	3	1.1
(1,3)	1:A:84:LYS:CA	2:B:12:A:P	3	1.1
(1,3)	1:A:84:LYS:CA	2:B:13:A:C1'	3	1.1
(1,3)	1:A:84:LYS:CA	2:B:13:A:C2	3	1.1
(1,3)	1:A:84:LYS:CA	2:B:13:A:C2'	3	1.1
(1,3)	1:A:84:LYS:CA	2:B:13:A:C3'	3	1.1
(1,3)	1:A:84:LYS:CA	2:B:13:A:C4	3	1.1
(1,3)	1:A:84:LYS:CA	2:B:13:A:C4'	3	1.1
(1,3)	1:A:84:LYS:CA	2:B:13:A:C5	3	1.1
(1,3)	1:A:84:LYS:CA	2:B:13:A:C5'	3	1.1

Continued on next page...

Continued from previous page...

Key	Atom-1	Atom-2	Model ID	Violation (Å)
(1,3)	1:A:84:LYS:CA	2:B:13:A:C6	3	1.1
(1,3)	1:A:84:LYS:CA	2:B:13:A:C8	3	1.1
(1,3)	1:A:84:LYS:CA	2:B:13:A:H1'	3	1.1
(1,3)	1:A:84:LYS:CA	2:B:13:A:H2	3	1.1
(1,3)	1:A:84:LYS:CA	2:B:13:A:H2'	3	1.1
(1,3)	1:A:84:LYS:CA	2:B:13:A:H3'	3	1.1
(1,3)	1:A:84:LYS:CA	2:B:13:A:H4'	3	1.1
(1,3)	1:A:84:LYS:CA	2:B:13:A:H5'	3	1.1
(1,3)	1:A:84:LYS:CA	2:B:13:A:H5''	3	1.1
(1,3)	1:A:84:LYS:CA	2:B:13:A:H61	3	1.1
(1,3)	1:A:84:LYS:CA	2:B:13:A:H62	3	1.1
(1,3)	1:A:84:LYS:CA	2:B:13:A:H8	3	1.1
(1,3)	1:A:84:LYS:CA	2:B:13:A:HO2'	3	1.1
(1,3)	1:A:84:LYS:CA	2:B:13:A:N1	3	1.1
(1,3)	1:A:84:LYS:CA	2:B:13:A:N3	3	1.1
(1,3)	1:A:84:LYS:CA	2:B:13:A:N6	3	1.1
(1,3)	1:A:84:LYS:CA	2:B:13:A:N7	3	1.1
(1,3)	1:A:84:LYS:CA	2:B:13:A:N9	3	1.1
(1,3)	1:A:84:LYS:CA	2:B:13:A:O2'	3	1.1
(1,3)	1:A:84:LYS:CA	2:B:13:A:O3'	3	1.1
(1,3)	1:A:84:LYS:CA	2:B:13:A:O4'	3	1.1
(1,3)	1:A:84:LYS:CA	2:B:13:A:O5'	3	1.1
(1,3)	1:A:84:LYS:CA	2:B:13:A:OP1	3	1.1
(1,3)	1:A:84:LYS:CA	2:B:13:A:OP2	3	1.1
(1,3)	1:A:84:LYS:CA	2:B:13:A:P	3	1.1
(1,3)	1:A:84:LYS:CA	2:B:14:G:C1'	3	1.1
(1,3)	1:A:84:LYS:CA	2:B:14:G:C2	3	1.1
(1,3)	1:A:84:LYS:CA	2:B:14:G:C2'	3	1.1
(1,3)	1:A:84:LYS:CA	2:B:14:G:C3'	3	1.1
(1,3)	1:A:84:LYS:CA	2:B:14:G:C4	3	1.1
(1,3)	1:A:84:LYS:CA	2:B:14:G:C4'	3	1.1
(1,3)	1:A:84:LYS:CA	2:B:14:G:C5	3	1.1
(1,3)	1:A:84:LYS:CA	2:B:14:G:C5'	3	1.1
(1,3)	1:A:84:LYS:CA	2:B:14:G:C6	3	1.1
(1,3)	1:A:84:LYS:CA	2:B:14:G:C8	3	1.1
(1,3)	1:A:84:LYS:CA	2:B:14:G:H1	3	1.1
(1,3)	1:A:84:LYS:CA	2:B:14:G:H1'	3	1.1
(1,3)	1:A:84:LYS:CA	2:B:14:G:H2'	3	1.1
(1,3)	1:A:84:LYS:CA	2:B:14:G:H21	3	1.1
(1,3)	1:A:84:LYS:CA	2:B:14:G:H22	3	1.1
(1,3)	1:A:84:LYS:CA	2:B:14:G:H3'	3	1.1
(1,3)	1:A:84:LYS:CA	2:B:14:G:H4'	3	1.1

Continued on next page...

Continued from previous page...

Key	Atom-1	Atom-2	Model ID	Violation (Å)
(1,3)	1:A:84:LYS:CA	2:B:14:G:H5'	3	1.1
(1,3)	1:A:84:LYS:CA	2:B:14:G:H5''	3	1.1
(1,3)	1:A:84:LYS:CA	2:B:14:G:H8	3	1.1
(1,3)	1:A:84:LYS:CA	2:B:14:G:HO2'	3	1.1
(1,3)	1:A:84:LYS:CA	2:B:14:G:N1	3	1.1
(1,3)	1:A:84:LYS:CA	2:B:14:G:N2	3	1.1
(1,3)	1:A:84:LYS:CA	2:B:14:G:N3	3	1.1
(1,3)	1:A:84:LYS:CA	2:B:14:G:N7	3	1.1
(1,3)	1:A:84:LYS:CA	2:B:14:G:N9	3	1.1
(1,3)	1:A:84:LYS:CA	2:B:14:G:O2'	3	1.1
(1,3)	1:A:84:LYS:CA	2:B:14:G:O3'	3	1.1
(1,3)	1:A:84:LYS:CA	2:B:14:G:O4'	3	1.1
(1,3)	1:A:84:LYS:CA	2:B:14:G:O5'	3	1.1
(1,3)	1:A:84:LYS:CA	2:B:14:G:O6	3	1.1
(1,3)	1:A:84:LYS:CA	2:B:14:G:OP1	3	1.1
(1,3)	1:A:84:LYS:CA	2:B:14:G:OP2	3	1.1
(1,3)	1:A:84:LYS:CA	2:B:14:G:P	3	1.1
(1,3)	1:A:84:LYS:CA	2:B:15:A:C1'	3	1.1
(1,3)	1:A:84:LYS:CA	2:B:15:A:C2	3	1.1
(1,3)	1:A:84:LYS:CA	2:B:15:A:C2'	3	1.1
(1,3)	1:A:84:LYS:CA	2:B:15:A:C3'	3	1.1
(1,3)	1:A:84:LYS:CA	2:B:15:A:C4	3	1.1
(1,3)	1:A:84:LYS:CA	2:B:15:A:C4'	3	1.1
(1,3)	1:A:84:LYS:CA	2:B:15:A:C5	3	1.1
(1,3)	1:A:84:LYS:CA	2:B:15:A:C5'	3	1.1
(1,3)	1:A:84:LYS:CA	2:B:15:A:C6	3	1.1
(1,3)	1:A:84:LYS:CA	2:B:15:A:C8	3	1.1
(1,3)	1:A:84:LYS:CA	2:B:15:A:H1'	3	1.1
(1,3)	1:A:84:LYS:CA	2:B:15:A:H2	3	1.1
(1,3)	1:A:84:LYS:CA	2:B:15:A:H2'	3	1.1
(1,3)	1:A:84:LYS:CA	2:B:15:A:H3'	3	1.1
(1,3)	1:A:84:LYS:CA	2:B:15:A:H4'	3	1.1
(1,3)	1:A:84:LYS:CA	2:B:15:A:H5'	3	1.1
(1,3)	1:A:84:LYS:CA	2:B:15:A:H5''	3	1.1
(1,3)	1:A:84:LYS:CA	2:B:15:A:H61	3	1.1
(1,3)	1:A:84:LYS:CA	2:B:15:A:H62	3	1.1
(1,3)	1:A:84:LYS:CA	2:B:15:A:H8	3	1.1
(1,3)	1:A:84:LYS:CA	2:B:15:A:HO2'	3	1.1
(1,3)	1:A:84:LYS:CA	2:B:15:A:N1	3	1.1
(1,3)	1:A:84:LYS:CA	2:B:15:A:N3	3	1.1
(1,3)	1:A:84:LYS:CA	2:B:15:A:N6	3	1.1
(1,3)	1:A:84:LYS:CA	2:B:15:A:N7	3	1.1

Continued on next page...

Continued from previous page...

Key	Atom-1	Atom-2	Model ID	Violation (Å)
(1,3)	1:A:84:LYS:CA	2:B:15:A:N9	3	1.1
(1,3)	1:A:84:LYS:CA	2:B:15:A:O2'	3	1.1
(1,3)	1:A:84:LYS:CA	2:B:15:A:O3'	3	1.1
(1,3)	1:A:84:LYS:CA	2:B:15:A:O4'	3	1.1
(1,3)	1:A:84:LYS:CA	2:B:15:A:O5'	3	1.1
(1,3)	1:A:84:LYS:CA	2:B:15:A:OP1	3	1.1
(1,3)	1:A:84:LYS:CA	2:B:15:A:OP2	3	1.1
(1,3)	1:A:84:LYS:CA	2:B:15:A:P	3	1.1
(1,3)	1:A:84:LYS:CA	2:B:16:G:C1'	3	1.1
(1,3)	1:A:84:LYS:CA	2:B:16:G:C2	3	1.1
(1,3)	1:A:84:LYS:CA	2:B:16:G:C2'	3	1.1
(1,3)	1:A:84:LYS:CA	2:B:16:G:C3'	3	1.1
(1,3)	1:A:84:LYS:CA	2:B:16:G:C4	3	1.1
(1,3)	1:A:84:LYS:CA	2:B:16:G:C4'	3	1.1
(1,3)	1:A:84:LYS:CA	2:B:16:G:C5	3	1.1
(1,3)	1:A:84:LYS:CA	2:B:16:G:C5'	3	1.1
(1,3)	1:A:84:LYS:CA	2:B:16:G:C6	3	1.1
(1,3)	1:A:84:LYS:CA	2:B:16:G:C8	3	1.1
(1,3)	1:A:84:LYS:CA	2:B:16:G:H1	3	1.1
(1,3)	1:A:84:LYS:CA	2:B:16:G:H1'	3	1.1
(1,3)	1:A:84:LYS:CA	2:B:16:G:H2'	3	1.1
(1,3)	1:A:84:LYS:CA	2:B:16:G:H21	3	1.1
(1,3)	1:A:84:LYS:CA	2:B:16:G:H22	3	1.1
(1,3)	1:A:84:LYS:CA	2:B:16:G:H3'	3	1.1
(1,3)	1:A:84:LYS:CA	2:B:16:G:H4'	3	1.1
(1,3)	1:A:84:LYS:CA	2:B:16:G:H5'	3	1.1
(1,3)	1:A:84:LYS:CA	2:B:16:G:H5''	3	1.1
(1,3)	1:A:84:LYS:CA	2:B:16:G:H8	3	1.1
(1,3)	1:A:84:LYS:CA	2:B:16:G:HO2'	3	1.1
(1,3)	1:A:84:LYS:CA	2:B:16:G:N1	3	1.1
(1,3)	1:A:84:LYS:CA	2:B:16:G:N2	3	1.1
(1,3)	1:A:84:LYS:CA	2:B:16:G:N3	3	1.1
(1,3)	1:A:84:LYS:CA	2:B:16:G:N7	3	1.1
(1,3)	1:A:84:LYS:CA	2:B:16:G:N9	3	1.1
(1,3)	1:A:84:LYS:CA	2:B:16:G:O2'	3	1.1
(1,3)	1:A:84:LYS:CA	2:B:16:G:O3'	3	1.1
(1,3)	1:A:84:LYS:CA	2:B:16:G:O4'	3	1.1
(1,3)	1:A:84:LYS:CA	2:B:16:G:O5'	3	1.1
(1,3)	1:A:84:LYS:CA	2:B:16:G:O6	3	1.1
(1,3)	1:A:84:LYS:CA	2:B:16:G:OP1	3	1.1
(1,3)	1:A:84:LYS:CA	2:B:16:G:OP2	3	1.1
(1,3)	1:A:84:LYS:CA	2:B:16:G:P	3	1.1

Continued on next page...

Continued from previous page...

Key	Atom-1	Atom-2	Model ID	Violation (Å)
(1,3)	1:A:84:LYS:CA	2:B:17:C:C1'	3	1.1
(1,3)	1:A:84:LYS:CA	2:B:17:C:C2	3	1.1
(1,3)	1:A:84:LYS:CA	2:B:17:C:C2'	3	1.1
(1,3)	1:A:84:LYS:CA	2:B:17:C:C3'	3	1.1
(1,3)	1:A:84:LYS:CA	2:B:17:C:C4	3	1.1
(1,3)	1:A:84:LYS:CA	2:B:17:C:C4'	3	1.1
(1,3)	1:A:84:LYS:CA	2:B:17:C:C5	3	1.1
(1,3)	1:A:84:LYS:CA	2:B:17:C:C5'	3	1.1
(1,3)	1:A:84:LYS:CA	2:B:17:C:C6	3	1.1
(1,3)	1:A:84:LYS:CA	2:B:17:C:H1'	3	1.1
(1,3)	1:A:84:LYS:CA	2:B:17:C:H2'	3	1.1
(1,3)	1:A:84:LYS:CA	2:B:17:C:H3'	3	1.1
(1,3)	1:A:84:LYS:CA	2:B:17:C:H4'	3	1.1
(1,3)	1:A:84:LYS:CA	2:B:17:C:H41	3	1.1
(1,3)	1:A:84:LYS:CA	2:B:17:C:H42	3	1.1
(1,3)	1:A:84:LYS:CA	2:B:17:C:H5	3	1.1
(1,3)	1:A:84:LYS:CA	2:B:17:C:H5'	3	1.1
(1,3)	1:A:84:LYS:CA	2:B:17:C:H5''	3	1.1
(1,3)	1:A:84:LYS:CA	2:B:17:C:H6	3	1.1
(1,3)	1:A:84:LYS:CA	2:B:17:C:HO2'	3	1.1
(1,3)	1:A:84:LYS:CA	2:B:17:C:N1	3	1.1
(1,3)	1:A:84:LYS:CA	2:B:17:C:N3	3	1.1
(1,3)	1:A:84:LYS:CA	2:B:17:C:N4	3	1.1
(1,3)	1:A:84:LYS:CA	2:B:17:C:O2	3	1.1
(1,3)	1:A:84:LYS:CA	2:B:17:C:O2'	3	1.1
(1,3)	1:A:84:LYS:CA	2:B:17:C:O3'	3	1.1
(1,3)	1:A:84:LYS:CA	2:B:17:C:O4'	3	1.1
(1,3)	1:A:84:LYS:CA	2:B:17:C:O5'	3	1.1
(1,3)	1:A:84:LYS:CA	2:B:17:C:OP1	3	1.1
(1,3)	1:A:84:LYS:CA	2:B:17:C:OP2	3	1.1
(1,3)	1:A:84:LYS:CA	2:B:17:C:P	3	1.1
(1,3)	1:A:84:LYS:CA	2:B:18:A:C1'	3	1.1
(1,3)	1:A:84:LYS:CA	2:B:18:A:C2	3	1.1
(1,3)	1:A:84:LYS:CA	2:B:18:A:C2'	3	1.1
(1,3)	1:A:84:LYS:CA	2:B:18:A:C3'	3	1.1
(1,3)	1:A:84:LYS:CA	2:B:18:A:C4	3	1.1
(1,3)	1:A:84:LYS:CA	2:B:18:A:C4'	3	1.1
(1,3)	1:A:84:LYS:CA	2:B:18:A:C5	3	1.1
(1,3)	1:A:84:LYS:CA	2:B:18:A:C5'	3	1.1
(1,3)	1:A:84:LYS:CA	2:B:18:A:C6	3	1.1
(1,3)	1:A:84:LYS:CA	2:B:18:A:C8	3	1.1
(1,3)	1:A:84:LYS:CA	2:B:18:A:H1'	3	1.1

Continued on next page...

Continued from previous page...

Key	Atom-1	Atom-2	Model ID	Violation (Å)
(1,3)	1:A:84:LYS:CA	2:B:18:A:H2	3	1.1
(1,3)	1:A:84:LYS:CA	2:B:18:A:H2'	3	1.1
(1,3)	1:A:84:LYS:CA	2:B:18:A:H3'	3	1.1
(1,3)	1:A:84:LYS:CA	2:B:18:A:H4'	3	1.1
(1,3)	1:A:84:LYS:CA	2:B:18:A:H5'	3	1.1
(1,3)	1:A:84:LYS:CA	2:B:18:A:H5''	3	1.1
(1,3)	1:A:84:LYS:CA	2:B:18:A:H61	3	1.1
(1,3)	1:A:84:LYS:CA	2:B:18:A:H62	3	1.1
(1,3)	1:A:84:LYS:CA	2:B:18:A:H8	3	1.1
(1,3)	1:A:84:LYS:CA	2:B:18:A:HO2'	3	1.1
(1,3)	1:A:84:LYS:CA	2:B:18:A:N1	3	1.1
(1,3)	1:A:84:LYS:CA	2:B:18:A:N3	3	1.1
(1,3)	1:A:84:LYS:CA	2:B:18:A:N6	3	1.1
(1,3)	1:A:84:LYS:CA	2:B:18:A:N7	3	1.1
(1,3)	1:A:84:LYS:CA	2:B:18:A:N9	3	1.1
(1,3)	1:A:84:LYS:CA	2:B:18:A:O2'	3	1.1
(1,3)	1:A:84:LYS:CA	2:B:18:A:O3'	3	1.1
(1,3)	1:A:84:LYS:CA	2:B:18:A:O4'	3	1.1
(1,3)	1:A:84:LYS:CA	2:B:18:A:O5'	3	1.1
(1,3)	1:A:84:LYS:CA	2:B:18:A:OP1	3	1.1
(1,3)	1:A:84:LYS:CA	2:B:18:A:OP2	3	1.1
(1,3)	1:A:84:LYS:CA	2:B:18:A:P	3	1.1
(1,3)	1:A:84:LYS:CA	2:B:19:A:C1'	3	1.1
(1,3)	1:A:84:LYS:CA	2:B:19:A:C2	3	1.1
(1,3)	1:A:84:LYS:CA	2:B:19:A:C2'	3	1.1
(1,3)	1:A:84:LYS:CA	2:B:19:A:C3'	3	1.1
(1,3)	1:A:84:LYS:CA	2:B:19:A:C4	3	1.1
(1,3)	1:A:84:LYS:CA	2:B:19:A:C4'	3	1.1
(1,3)	1:A:84:LYS:CA	2:B:19:A:C5	3	1.1
(1,3)	1:A:84:LYS:CA	2:B:19:A:C5'	3	1.1
(1,3)	1:A:84:LYS:CA	2:B:19:A:C6	3	1.1
(1,3)	1:A:84:LYS:CA	2:B:19:A:C8	3	1.1
(1,3)	1:A:84:LYS:CA	2:B:19:A:H1'	3	1.1
(1,3)	1:A:84:LYS:CA	2:B:19:A:H2	3	1.1
(1,3)	1:A:84:LYS:CA	2:B:19:A:H2'	3	1.1
(1,3)	1:A:84:LYS:CA	2:B:19:A:H3'	3	1.1
(1,3)	1:A:84:LYS:CA	2:B:19:A:H4'	3	1.1
(1,3)	1:A:84:LYS:CA	2:B:19:A:H5'	3	1.1
(1,3)	1:A:84:LYS:CA	2:B:19:A:H5''	3	1.1
(1,3)	1:A:84:LYS:CA	2:B:19:A:H61	3	1.1
(1,3)	1:A:84:LYS:CA	2:B:19:A:H62	3	1.1
(1,3)	1:A:84:LYS:CA	2:B:19:A:H8	3	1.1

Continued on next page...

Continued from previous page...

Key	Atom-1	Atom-2	Model ID	Violation (Å)
(1,3)	1:A:84:LYS:CA	2:B:19:A:HO2'	3	1.1
(1,3)	1:A:84:LYS:CA	2:B:19:A:N1	3	1.1
(1,3)	1:A:84:LYS:CA	2:B:19:A:N3	3	1.1
(1,3)	1:A:84:LYS:CA	2:B:19:A:N6	3	1.1
(1,3)	1:A:84:LYS:CA	2:B:19:A:N7	3	1.1
(1,3)	1:A:84:LYS:CA	2:B:19:A:N9	3	1.1
(1,3)	1:A:84:LYS:CA	2:B:19:A:O2'	3	1.1
(1,3)	1:A:84:LYS:CA	2:B:19:A:O3'	3	1.1
(1,3)	1:A:84:LYS:CA	2:B:19:A:O4'	3	1.1
(1,3)	1:A:84:LYS:CA	2:B:19:A:O5'	3	1.1
(1,3)	1:A:84:LYS:CA	2:B:19:A:OP1	3	1.1
(1,3)	1:A:84:LYS:CA	2:B:19:A:OP2	3	1.1
(1,3)	1:A:84:LYS:CA	2:B:19:A:P	3	1.1
(1,3)	1:A:84:LYS:CA	2:B:20:U:C1'	3	1.1
(1,3)	1:A:84:LYS:CA	2:B:20:U:C2	3	1.1
(1,3)	1:A:84:LYS:CA	2:B:20:U:C2'	3	1.1
(1,3)	1:A:84:LYS:CA	2:B:20:U:C3'	3	1.1
(1,3)	1:A:84:LYS:CA	2:B:20:U:C4	3	1.1
(1,3)	1:A:84:LYS:CA	2:B:20:U:C4'	3	1.1
(1,3)	1:A:84:LYS:CA	2:B:20:U:C5	3	1.1
(1,3)	1:A:84:LYS:CA	2:B:20:U:C5'	3	1.1
(1,3)	1:A:84:LYS:CA	2:B:20:U:C6	3	1.1
(1,3)	1:A:84:LYS:CA	2:B:20:U:H1'	3	1.1
(1,3)	1:A:84:LYS:CA	2:B:20:U:H2'	3	1.1
(1,3)	1:A:84:LYS:CA	2:B:20:U:H3	3	1.1
(1,3)	1:A:84:LYS:CA	2:B:20:U:H3'	3	1.1
(1,3)	1:A:84:LYS:CA	2:B:20:U:H4'	3	1.1
(1,3)	1:A:84:LYS:CA	2:B:20:U:H5	3	1.1
(1,3)	1:A:84:LYS:CA	2:B:20:U:H5'	3	1.1
(1,3)	1:A:84:LYS:CA	2:B:20:U:H5''	3	1.1
(1,3)	1:A:84:LYS:CA	2:B:20:U:H6	3	1.1
(1,3)	1:A:84:LYS:CA	2:B:20:U:HO2'	3	1.1
(1,3)	1:A:84:LYS:CA	2:B:20:U:N1	3	1.1
(1,3)	1:A:84:LYS:CA	2:B:20:U:N3	3	1.1
(1,3)	1:A:84:LYS:CA	2:B:20:U:O2	3	1.1
(1,3)	1:A:84:LYS:CA	2:B:20:U:O2'	3	1.1
(1,3)	1:A:84:LYS:CA	2:B:20:U:O3'	3	1.1
(1,3)	1:A:84:LYS:CA	2:B:20:U:O4	3	1.1
(1,3)	1:A:84:LYS:CA	2:B:20:U:O4'	3	1.1
(1,3)	1:A:84:LYS:CA	2:B:20:U:O5'	3	1.1
(1,3)	1:A:84:LYS:CA	2:B:20:U:OP1	3	1.1
(1,3)	1:A:84:LYS:CA	2:B:20:U:OP2	3	1.1

Continued on next page...

Continued from previous page...

Key	Atom-1	Atom-2	Model ID	Violation (Å)
(1,3)	1:A:84:LYS:CA	2:B:20:U:P	3	1.1
(1,3)	1:A:84:LYS:CA	2:B:21:G:C1'	3	1.1
(1,3)	1:A:84:LYS:CA	2:B:21:G:C2	3	1.1
(1,3)	1:A:84:LYS:CA	2:B:21:G:C2'	3	1.1
(1,3)	1:A:84:LYS:CA	2:B:21:G:C3'	3	1.1
(1,3)	1:A:84:LYS:CA	2:B:21:G:C4	3	1.1
(1,3)	1:A:84:LYS:CA	2:B:21:G:C4'	3	1.1
(1,3)	1:A:84:LYS:CA	2:B:21:G:C5	3	1.1
(1,3)	1:A:84:LYS:CA	2:B:21:G:C5'	3	1.1
(1,3)	1:A:84:LYS:CA	2:B:21:G:C6	3	1.1
(1,3)	1:A:84:LYS:CA	2:B:21:G:C8	3	1.1
(1,3)	1:A:84:LYS:CA	2:B:21:G:H1	3	1.1
(1,3)	1:A:84:LYS:CA	2:B:21:G:H1'	3	1.1
(1,3)	1:A:84:LYS:CA	2:B:21:G:H2'	3	1.1
(1,3)	1:A:84:LYS:CA	2:B:21:G:H21	3	1.1
(1,3)	1:A:84:LYS:CA	2:B:21:G:H22	3	1.1
(1,3)	1:A:84:LYS:CA	2:B:21:G:H3'	3	1.1
(1,3)	1:A:84:LYS:CA	2:B:21:G:H4'	3	1.1
(1,3)	1:A:84:LYS:CA	2:B:21:G:H5'	3	1.1
(1,3)	1:A:84:LYS:CA	2:B:21:G:H5''	3	1.1
(1,3)	1:A:84:LYS:CA	2:B:21:G:H8	3	1.1
(1,3)	1:A:84:LYS:CA	2:B:21:G:HO2'	3	1.1
(1,3)	1:A:84:LYS:CA	2:B:21:G:N1	3	1.1
(1,3)	1:A:84:LYS:CA	2:B:21:G:N2	3	1.1
(1,3)	1:A:84:LYS:CA	2:B:21:G:N3	3	1.1
(1,3)	1:A:84:LYS:CA	2:B:21:G:N7	3	1.1
(1,3)	1:A:84:LYS:CA	2:B:21:G:N9	3	1.1
(1,3)	1:A:84:LYS:CA	2:B:21:G:O2'	3	1.1
(1,3)	1:A:84:LYS:CA	2:B:21:G:O3'	3	1.1
(1,3)	1:A:84:LYS:CA	2:B:21:G:O4'	3	1.1
(1,3)	1:A:84:LYS:CA	2:B:21:G:O5'	3	1.1
(1,3)	1:A:84:LYS:CA	2:B:21:G:O6	3	1.1
(1,3)	1:A:84:LYS:CA	2:B:21:G:OP1	3	1.1
(1,3)	1:A:84:LYS:CA	2:B:21:G:OP2	3	1.1
(1,3)	1:A:84:LYS:CA	2:B:21:G:P	3	1.1
(1,3)	1:A:84:LYS:CA	2:B:22:A:C1'	3	1.1
(1,3)	1:A:84:LYS:CA	2:B:22:A:C2	3	1.1
(1,3)	1:A:84:LYS:CA	2:B:22:A:C2'	3	1.1
(1,3)	1:A:84:LYS:CA	2:B:22:A:C3'	3	1.1
(1,3)	1:A:84:LYS:CA	2:B:22:A:C4	3	1.1
(1,3)	1:A:84:LYS:CA	2:B:22:A:C4'	3	1.1
(1,3)	1:A:84:LYS:CA	2:B:22:A:C5	3	1.1

Continued on next page...

Continued from previous page...

Key	Atom-1	Atom-2	Model ID	Violation (Å)
(1,3)	1:A:84:LYS:CA	2:B:22:A:C5'	3	1.1
(1,3)	1:A:84:LYS:CA	2:B:22:A:C6	3	1.1
(1,3)	1:A:84:LYS:CA	2:B:22:A:C8	3	1.1
(1,3)	1:A:84:LYS:CA	2:B:22:A:H1'	3	1.1
(1,3)	1:A:84:LYS:CA	2:B:22:A:H2	3	1.1
(1,3)	1:A:84:LYS:CA	2:B:22:A:H2'	3	1.1
(1,3)	1:A:84:LYS:CA	2:B:22:A:H3'	3	1.1
(1,3)	1:A:84:LYS:CA	2:B:22:A:H4'	3	1.1
(1,3)	1:A:84:LYS:CA	2:B:22:A:H5'	3	1.1
(1,3)	1:A:84:LYS:CA	2:B:22:A:H5''	3	1.1
(1,3)	1:A:84:LYS:CA	2:B:22:A:H61	3	1.1
(1,3)	1:A:84:LYS:CA	2:B:22:A:H62	3	1.1
(1,3)	1:A:84:LYS:CA	2:B:22:A:H8	3	1.1
(1,3)	1:A:84:LYS:CA	2:B:22:A:HO2'	3	1.1
(1,3)	1:A:84:LYS:CA	2:B:22:A:N1	3	1.1
(1,3)	1:A:84:LYS:CA	2:B:22:A:N3	3	1.1
(1,3)	1:A:84:LYS:CA	2:B:22:A:N6	3	1.1
(1,3)	1:A:84:LYS:CA	2:B:22:A:N7	3	1.1
(1,3)	1:A:84:LYS:CA	2:B:22:A:N9	3	1.1
(1,3)	1:A:84:LYS:CA	2:B:22:A:O2'	3	1.1
(1,3)	1:A:84:LYS:CA	2:B:22:A:O3'	3	1.1
(1,3)	1:A:84:LYS:CA	2:B:22:A:O4'	3	1.1
(1,3)	1:A:84:LYS:CA	2:B:22:A:O5'	3	1.1
(1,3)	1:A:84:LYS:CA	2:B:22:A:OP1	3	1.1
(1,3)	1:A:84:LYS:CA	2:B:22:A:OP2	3	1.1
(1,3)	1:A:84:LYS:CA	2:B:22:A:P	3	1.1
(1,3)	1:A:84:LYS:CA	2:B:23:U:C1'	3	1.1
(1,3)	1:A:84:LYS:CA	2:B:23:U:C2	3	1.1
(1,3)	1:A:84:LYS:CA	2:B:23:U:C2'	3	1.1
(1,3)	1:A:84:LYS:CA	2:B:23:U:C3'	3	1.1
(1,3)	1:A:84:LYS:CA	2:B:23:U:C4	3	1.1
(1,3)	1:A:84:LYS:CA	2:B:23:U:C4'	3	1.1
(1,3)	1:A:84:LYS:CA	2:B:23:U:C5	3	1.1
(1,3)	1:A:84:LYS:CA	2:B:23:U:C5'	3	1.1
(1,3)	1:A:84:LYS:CA	2:B:23:U:C6	3	1.1
(1,3)	1:A:84:LYS:CA	2:B:23:U:H1'	3	1.1
(1,3)	1:A:84:LYS:CA	2:B:23:U:H2'	3	1.1
(1,3)	1:A:84:LYS:CA	2:B:23:U:H3	3	1.1
(1,3)	1:A:84:LYS:CA	2:B:23:U:H3'	3	1.1
(1,3)	1:A:84:LYS:CA	2:B:23:U:H4'	3	1.1
(1,3)	1:A:84:LYS:CA	2:B:23:U:H5	3	1.1
(1,3)	1:A:84:LYS:CA	2:B:23:U:H5'	3	1.1

Continued on next page...

Continued from previous page...

Key	Atom-1	Atom-2	Model ID	Violation (Å)
(1,3)	1:A:84:LYS:CA	2:B:23:U:H5''	3	1.1
(1,3)	1:A:84:LYS:CA	2:B:23:U:H6	3	1.1
(1,3)	1:A:84:LYS:CA	2:B:23:U:HO2'	3	1.1
(1,3)	1:A:84:LYS:CA	2:B:23:U:N1	3	1.1
(1,3)	1:A:84:LYS:CA	2:B:23:U:N3	3	1.1
(1,3)	1:A:84:LYS:CA	2:B:23:U:O2	3	1.1
(1,3)	1:A:84:LYS:CA	2:B:23:U:O2'	3	1.1
(1,3)	1:A:84:LYS:CA	2:B:23:U:O3'	3	1.1
(1,3)	1:A:84:LYS:CA	2:B:23:U:O4	3	1.1
(1,3)	1:A:84:LYS:CA	2:B:23:U:O4'	3	1.1
(1,3)	1:A:84:LYS:CA	2:B:23:U:O5'	3	1.1
(1,3)	1:A:84:LYS:CA	2:B:23:U:OP1	3	1.1
(1,3)	1:A:84:LYS:CA	2:B:23:U:OP2	3	1.1
(1,3)	1:A:84:LYS:CA	2:B:23:U:P	3	1.1
(1,3)	1:A:84:LYS:CA	2:B:24:G:C1'	3	1.1
(1,3)	1:A:84:LYS:CA	2:B:24:G:C2	3	1.1
(1,3)	1:A:84:LYS:CA	2:B:24:G:C2'	3	1.1
(1,3)	1:A:84:LYS:CA	2:B:24:G:C3'	3	1.1
(1,3)	1:A:84:LYS:CA	2:B:24:G:C4	3	1.1
(1,3)	1:A:84:LYS:CA	2:B:24:G:C4'	3	1.1
(1,3)	1:A:84:LYS:CA	2:B:24:G:C5	3	1.1
(1,3)	1:A:84:LYS:CA	2:B:24:G:C5'	3	1.1
(1,3)	1:A:84:LYS:CA	2:B:24:G:C6	3	1.1
(1,3)	1:A:84:LYS:CA	2:B:24:G:C8	3	1.1
(1,3)	1:A:84:LYS:CA	2:B:24:G:H1	3	1.1
(1,3)	1:A:84:LYS:CA	2:B:24:G:H1'	3	1.1
(1,3)	1:A:84:LYS:CA	2:B:24:G:H2'	3	1.1
(1,3)	1:A:84:LYS:CA	2:B:24:G:H21	3	1.1
(1,3)	1:A:84:LYS:CA	2:B:24:G:H22	3	1.1
(1,3)	1:A:84:LYS:CA	2:B:24:G:H3'	3	1.1
(1,3)	1:A:84:LYS:CA	2:B:24:G:H4'	3	1.1
(1,3)	1:A:84:LYS:CA	2:B:24:G:H5'	3	1.1
(1,3)	1:A:84:LYS:CA	2:B:24:G:H5''	3	1.1
(1,3)	1:A:84:LYS:CA	2:B:24:G:H8	3	1.1
(1,3)	1:A:84:LYS:CA	2:B:24:G:HO2'	3	1.1
(1,3)	1:A:84:LYS:CA	2:B:24:G:N1	3	1.1
(1,3)	1:A:84:LYS:CA	2:B:24:G:N2	3	1.1
(1,3)	1:A:84:LYS:CA	2:B:24:G:N3	3	1.1
(1,3)	1:A:84:LYS:CA	2:B:24:G:N7	3	1.1
(1,3)	1:A:84:LYS:CA	2:B:24:G:N9	3	1.1
(1,3)	1:A:84:LYS:CA	2:B:24:G:O2'	3	1.1
(1,3)	1:A:84:LYS:CA	2:B:24:G:O3'	3	1.1

Continued on next page...

Continued from previous page...

Key	Atom-1	Atom-2	Model ID	Violation (Å)
(1,3)	1:A:84:LYS:CA	2:B:24:G:O4'	3	1.1
(1,3)	1:A:84:LYS:CA	2:B:24:G:O5'	3	1.1
(1,3)	1:A:84:LYS:CA	2:B:24:G:O6	3	1.1
(1,3)	1:A:84:LYS:CA	2:B:24:G:OP1	3	1.1
(1,3)	1:A:84:LYS:CA	2:B:24:G:OP2	3	1.1
(1,3)	1:A:84:LYS:CA	2:B:24:G:P	3	1.1
(1,3)	1:A:84:LYS:CB	2:B:2:C:C1'	3	1.1
(1,3)	1:A:84:LYS:CB	2:B:2:C:C2	3	1.1
(1,3)	1:A:84:LYS:CB	2:B:2:C:C2'	3	1.1
(1,3)	1:A:84:LYS:CB	2:B:2:C:C3'	3	1.1
(1,3)	1:A:84:LYS:CB	2:B:2:C:C4	3	1.1
(1,3)	1:A:84:LYS:CB	2:B:2:C:C4'	3	1.1
(1,3)	1:A:84:LYS:CB	2:B:2:C:C5	3	1.1
(1,3)	1:A:84:LYS:CB	2:B:2:C:C5'	3	1.1
(1,3)	1:A:84:LYS:CB	2:B:2:C:C6	3	1.1
(1,3)	1:A:84:LYS:CB	2:B:2:C:H1'	3	1.1
(1,3)	1:A:84:LYS:CB	2:B:2:C:H2'	3	1.1
(1,3)	1:A:84:LYS:CB	2:B:2:C:H3'	3	1.1
(1,3)	1:A:84:LYS:CB	2:B:2:C:H4'	3	1.1
(1,3)	1:A:84:LYS:CB	2:B:2:C:H41	3	1.1
(1,3)	1:A:84:LYS:CB	2:B:2:C:H42	3	1.1
(1,3)	1:A:84:LYS:CB	2:B:2:C:H5	3	1.1
(1,3)	1:A:84:LYS:CB	2:B:2:C:H5'	3	1.1
(1,3)	1:A:84:LYS:CB	2:B:2:C:H5''	3	1.1
(1,3)	1:A:84:LYS:CB	2:B:2:C:H6	3	1.1
(1,3)	1:A:84:LYS:CB	2:B:2:C:HO2'	3	1.1
(1,3)	1:A:84:LYS:CB	2:B:2:C:N1	3	1.1
(1,3)	1:A:84:LYS:CB	2:B:2:C:N3	3	1.1
(1,3)	1:A:84:LYS:CB	2:B:2:C:N4	3	1.1
(1,3)	1:A:84:LYS:CB	2:B:2:C:O2	3	1.1
(1,3)	1:A:84:LYS:CB	2:B:2:C:O2'	3	1.1
(1,3)	1:A:84:LYS:CB	2:B:2:C:O3'	3	1.1
(1,3)	1:A:84:LYS:CB	2:B:2:C:O4'	3	1.1
(1,3)	1:A:84:LYS:CB	2:B:2:C:O5'	3	1.1
(1,3)	1:A:84:LYS:CB	2:B:3:U:C1'	3	1.1
(1,3)	1:A:84:LYS:CB	2:B:3:U:C2	3	1.1
(1,3)	1:A:84:LYS:CB	2:B:3:U:C2'	3	1.1
(1,3)	1:A:84:LYS:CB	2:B:3:U:C3'	3	1.1
(1,3)	1:A:84:LYS:CB	2:B:3:U:C4	3	1.1
(1,3)	1:A:84:LYS:CB	2:B:3:U:C4'	3	1.1
(1,3)	1:A:84:LYS:CB	2:B:3:U:C5	3	1.1
(1,3)	1:A:84:LYS:CB	2:B:3:U:C5'	3	1.1

Continued on next page...

Continued from previous page...

Key	Atom-1	Atom-2	Model ID	Violation (Å)
(1,3)	1:A:84:LYS:CB	2:B:3:U:C6	3	1.1
(1,3)	1:A:84:LYS:CB	2:B:3:U:H1'	3	1.1
(1,3)	1:A:84:LYS:CB	2:B:3:U:H2'	3	1.1
(1,3)	1:A:84:LYS:CB	2:B:3:U:H3	3	1.1
(1,3)	1:A:84:LYS:CB	2:B:3:U:H3'	3	1.1
(1,3)	1:A:84:LYS:CB	2:B:3:U:H4'	3	1.1
(1,3)	1:A:84:LYS:CB	2:B:3:U:H5	3	1.1
(1,3)	1:A:84:LYS:CB	2:B:3:U:H5'	3	1.1
(1,3)	1:A:84:LYS:CB	2:B:3:U:H5''	3	1.1
(1,3)	1:A:84:LYS:CB	2:B:3:U:H6	3	1.1
(1,3)	1:A:84:LYS:CB	2:B:3:U:HO2'	3	1.1
(1,3)	1:A:84:LYS:CB	2:B:3:U:N1	3	1.1
(1,3)	1:A:84:LYS:CB	2:B:3:U:N3	3	1.1
(1,3)	1:A:84:LYS:CB	2:B:3:U:O2	3	1.1
(1,3)	1:A:84:LYS:CB	2:B:3:U:O2'	3	1.1
(1,3)	1:A:84:LYS:CB	2:B:3:U:O3'	3	1.1
(1,3)	1:A:84:LYS:CB	2:B:3:U:O4	3	1.1
(1,3)	1:A:84:LYS:CB	2:B:3:U:O4'	3	1.1
(1,3)	1:A:84:LYS:CB	2:B:3:U:O5'	3	1.1
(1,3)	1:A:84:LYS:CB	2:B:3:U:OP1	3	1.1
(1,3)	1:A:84:LYS:CB	2:B:3:U:OP2	3	1.1
(1,3)	1:A:84:LYS:CB	2:B:3:U:P	3	1.1
(1,3)	1:A:84:LYS:CB	2:B:4:G:C1'	3	1.1
(1,3)	1:A:84:LYS:CB	2:B:4:G:C2	3	1.1
(1,3)	1:A:84:LYS:CB	2:B:4:G:C2'	3	1.1
(1,3)	1:A:84:LYS:CB	2:B:4:G:C3'	3	1.1
(1,3)	1:A:84:LYS:CB	2:B:4:G:C4	3	1.1
(1,3)	1:A:84:LYS:CB	2:B:4:G:C4'	3	1.1
(1,3)	1:A:84:LYS:CB	2:B:4:G:C5	3	1.1
(1,3)	1:A:84:LYS:CB	2:B:4:G:C5'	3	1.1
(1,3)	1:A:84:LYS:CB	2:B:4:G:C6	3	1.1
(1,3)	1:A:84:LYS:CB	2:B:4:G:C8	3	1.1
(1,3)	1:A:84:LYS:CB	2:B:4:G:H1	3	1.1
(1,3)	1:A:84:LYS:CB	2:B:4:G:H1'	3	1.1
(1,3)	1:A:84:LYS:CB	2:B:4:G:H2'	3	1.1
(1,3)	1:A:84:LYS:CB	2:B:4:G:H21	3	1.1
(1,3)	1:A:84:LYS:CB	2:B:4:G:H22	3	1.1
(1,3)	1:A:84:LYS:CB	2:B:4:G:H3'	3	1.1
(1,3)	1:A:84:LYS:CB	2:B:4:G:H4'	3	1.1
(1,3)	1:A:84:LYS:CB	2:B:4:G:H5'	3	1.1
(1,3)	1:A:84:LYS:CB	2:B:4:G:H5''	3	1.1
(1,3)	1:A:84:LYS:CB	2:B:4:G:H8	3	1.1

Continued on next page...

Continued from previous page...

Key	Atom-1	Atom-2	Model ID	Violation (Å)
(1,3)	1:A:84:LYS:CB	2:B:4:G:HO2'	3	1.1
(1,3)	1:A:84:LYS:CB	2:B:4:G:N1	3	1.1
(1,3)	1:A:84:LYS:CB	2:B:4:G:N2	3	1.1
(1,3)	1:A:84:LYS:CB	2:B:4:G:N3	3	1.1
(1,3)	1:A:84:LYS:CB	2:B:4:G:N7	3	1.1
(1,3)	1:A:84:LYS:CB	2:B:4:G:N9	3	1.1
(1,3)	1:A:84:LYS:CB	2:B:4:G:O2'	3	1.1
(1,3)	1:A:84:LYS:CB	2:B:4:G:O3'	3	1.1
(1,3)	1:A:84:LYS:CB	2:B:4:G:O4'	3	1.1
(1,3)	1:A:84:LYS:CB	2:B:4:G:O5'	3	1.1
(1,3)	1:A:84:LYS:CB	2:B:4:G:O6	3	1.1
(1,3)	1:A:84:LYS:CB	2:B:4:G:OP1	3	1.1
(1,3)	1:A:84:LYS:CB	2:B:4:G:OP2	3	1.1
(1,3)	1:A:84:LYS:CB	2:B:4:G:P	3	1.1
(1,3)	1:A:84:LYS:CB	2:B:5:A:C1'	3	1.1
(1,3)	1:A:84:LYS:CB	2:B:5:A:C2	3	1.1
(1,3)	1:A:84:LYS:CB	2:B:5:A:C2'	3	1.1
(1,3)	1:A:84:LYS:CB	2:B:5:A:C3'	3	1.1
(1,3)	1:A:84:LYS:CB	2:B:5:A:C4	3	1.1
(1,3)	1:A:84:LYS:CB	2:B:5:A:C4'	3	1.1
(1,3)	1:A:84:LYS:CB	2:B:5:A:C5	3	1.1
(1,3)	1:A:84:LYS:CB	2:B:5:A:C5'	3	1.1
(1,3)	1:A:84:LYS:CB	2:B:5:A:C6	3	1.1
(1,3)	1:A:84:LYS:CB	2:B:5:A:C8	3	1.1
(1,3)	1:A:84:LYS:CB	2:B:5:A:H1'	3	1.1
(1,3)	1:A:84:LYS:CB	2:B:5:A:H2	3	1.1
(1,3)	1:A:84:LYS:CB	2:B:5:A:H2'	3	1.1
(1,3)	1:A:84:LYS:CB	2:B:5:A:H3'	3	1.1
(1,3)	1:A:84:LYS:CB	2:B:5:A:H4'	3	1.1
(1,3)	1:A:84:LYS:CB	2:B:5:A:H5'	3	1.1
(1,3)	1:A:84:LYS:CB	2:B:5:A:H5''	3	1.1
(1,3)	1:A:84:LYS:CB	2:B:5:A:H61	3	1.1
(1,3)	1:A:84:LYS:CB	2:B:5:A:H62	3	1.1
(1,3)	1:A:84:LYS:CB	2:B:5:A:H8	3	1.1
(1,3)	1:A:84:LYS:CB	2:B:5:A:HO2'	3	1.1
(1,3)	1:A:84:LYS:CB	2:B:5:A:N1	3	1.1
(1,3)	1:A:84:LYS:CB	2:B:5:A:N3	3	1.1
(1,3)	1:A:84:LYS:CB	2:B:5:A:N6	3	1.1
(1,3)	1:A:84:LYS:CB	2:B:5:A:N7	3	1.1
(1,3)	1:A:84:LYS:CB	2:B:5:A:N9	3	1.1
(1,3)	1:A:84:LYS:CB	2:B:5:A:O2'	3	1.1
(1,3)	1:A:84:LYS:CB	2:B:5:A:O3'	3	1.1

Continued on next page...

Continued from previous page...

Key	Atom-1	Atom-2	Model ID	Violation (Å)
(1,3)	1:A:84:LYS:CB	2:B:5:A:O4'	3	1.1
(1,3)	1:A:84:LYS:CB	2:B:5:A:O5'	3	1.1
(1,3)	1:A:84:LYS:CB	2:B:5:A:OP1	3	1.1
(1,3)	1:A:84:LYS:CB	2:B:5:A:OP2	3	1.1
(1,3)	1:A:84:LYS:CB	2:B:5:A:P	3	1.1
(1,3)	1:A:84:LYS:CB	2:B:6:G:C1'	3	1.1
(1,3)	1:A:84:LYS:CB	2:B:6:G:C2	3	1.1
(1,3)	1:A:84:LYS:CB	2:B:6:G:C2'	3	1.1
(1,3)	1:A:84:LYS:CB	2:B:6:G:C3'	3	1.1
(1,3)	1:A:84:LYS:CB	2:B:6:G:C4	3	1.1
(1,3)	1:A:84:LYS:CB	2:B:6:G:C4'	3	1.1
(1,3)	1:A:84:LYS:CB	2:B:6:G:C5	3	1.1
(1,3)	1:A:84:LYS:CB	2:B:6:G:C5'	3	1.1
(1,3)	1:A:84:LYS:CB	2:B:6:G:C6	3	1.1
(1,3)	1:A:84:LYS:CB	2:B:6:G:C8	3	1.1
(1,3)	1:A:84:LYS:CB	2:B:6:G:H1	3	1.1
(1,3)	1:A:84:LYS:CB	2:B:6:G:H1'	3	1.1
(1,3)	1:A:84:LYS:CB	2:B:6:G:H2'	3	1.1
(1,3)	1:A:84:LYS:CB	2:B:6:G:H21	3	1.1
(1,3)	1:A:84:LYS:CB	2:B:6:G:H22	3	1.1
(1,3)	1:A:84:LYS:CB	2:B:6:G:H3'	3	1.1
(1,3)	1:A:84:LYS:CB	2:B:6:G:H4'	3	1.1
(1,3)	1:A:84:LYS:CB	2:B:6:G:H5'	3	1.1
(1,3)	1:A:84:LYS:CB	2:B:6:G:H5''	3	1.1
(1,3)	1:A:84:LYS:CB	2:B:6:G:H8	3	1.1
(1,3)	1:A:84:LYS:CB	2:B:6:G:HO2'	3	1.1
(1,3)	1:A:84:LYS:CB	2:B:6:G:N1	3	1.1
(1,3)	1:A:84:LYS:CB	2:B:6:G:N2	3	1.1
(1,3)	1:A:84:LYS:CB	2:B:6:G:N3	3	1.1
(1,3)	1:A:84:LYS:CB	2:B:6:G:N7	3	1.1
(1,3)	1:A:84:LYS:CB	2:B:6:G:N9	3	1.1
(1,3)	1:A:84:LYS:CB	2:B:6:G:O2'	3	1.1
(1,3)	1:A:84:LYS:CB	2:B:6:G:O3'	3	1.1
(1,3)	1:A:84:LYS:CB	2:B:6:G:O4'	3	1.1
(1,3)	1:A:84:LYS:CB	2:B:6:G:O5'	3	1.1
(1,3)	1:A:84:LYS:CB	2:B:6:G:O6	3	1.1
(1,3)	1:A:84:LYS:CB	2:B:6:G:OP1	3	1.1
(1,3)	1:A:84:LYS:CB	2:B:6:G:OP2	3	1.1
(1,3)	1:A:84:LYS:CB	2:B:6:G:P	3	1.1
(1,3)	1:A:84:LYS:CB	2:B:7:C:C1'	3	1.1
(1,3)	1:A:84:LYS:CB	2:B:7:C:C2	3	1.1
(1,3)	1:A:84:LYS:CB	2:B:7:C:C2'	3	1.1

Continued on next page...

Continued from previous page...

Key	Atom-1	Atom-2	Model ID	Violation (Å)
(1,3)	1:A:84:LYS:CB	2:B:7:C:C3'	3	1.1
(1,3)	1:A:84:LYS:CB	2:B:7:C:C4	3	1.1
(1,3)	1:A:84:LYS:CB	2:B:7:C:C4'	3	1.1
(1,3)	1:A:84:LYS:CB	2:B:7:C:C5	3	1.1
(1,3)	1:A:84:LYS:CB	2:B:7:C:C5'	3	1.1
(1,3)	1:A:84:LYS:CB	2:B:7:C:C6	3	1.1
(1,3)	1:A:84:LYS:CB	2:B:7:C:H1'	3	1.1
(1,3)	1:A:84:LYS:CB	2:B:7:C:H2'	3	1.1
(1,3)	1:A:84:LYS:CB	2:B:7:C:H3'	3	1.1
(1,3)	1:A:84:LYS:CB	2:B:7:C:H4'	3	1.1
(1,3)	1:A:84:LYS:CB	2:B:7:C:H41	3	1.1
(1,3)	1:A:84:LYS:CB	2:B:7:C:H42	3	1.1
(1,3)	1:A:84:LYS:CB	2:B:7:C:H5	3	1.1
(1,3)	1:A:84:LYS:CB	2:B:7:C:H5'	3	1.1
(1,3)	1:A:84:LYS:CB	2:B:7:C:H5''	3	1.1
(1,3)	1:A:84:LYS:CB	2:B:7:C:H6	3	1.1
(1,3)	1:A:84:LYS:CB	2:B:7:C:HO2'	3	1.1
(1,3)	1:A:84:LYS:CB	2:B:7:C:N1	3	1.1
(1,3)	1:A:84:LYS:CB	2:B:7:C:N3	3	1.1
(1,3)	1:A:84:LYS:CB	2:B:7:C:N4	3	1.1
(1,3)	1:A:84:LYS:CB	2:B:7:C:O2	3	1.1
(1,3)	1:A:84:LYS:CB	2:B:7:C:O2'	3	1.1
(1,3)	1:A:84:LYS:CB	2:B:7:C:O3'	3	1.1
(1,3)	1:A:84:LYS:CB	2:B:7:C:O4'	3	1.1
(1,3)	1:A:84:LYS:CB	2:B:7:C:O5'	3	1.1
(1,3)	1:A:84:LYS:CB	2:B:7:C:OP1	3	1.1
(1,3)	1:A:84:LYS:CB	2:B:7:C:OP2	3	1.1
(1,3)	1:A:84:LYS:CB	2:B:7:C:P	3	1.1
(1,3)	1:A:84:LYS:CB	2:B:8:U:C1'	3	1.1
(1,3)	1:A:84:LYS:CB	2:B:8:U:C2	3	1.1
(1,3)	1:A:84:LYS:CB	2:B:8:U:C2'	3	1.1
(1,3)	1:A:84:LYS:CB	2:B:8:U:C3'	3	1.1
(1,3)	1:A:84:LYS:CB	2:B:8:U:C4	3	1.1
(1,3)	1:A:84:LYS:CB	2:B:8:U:C4'	3	1.1
(1,3)	1:A:84:LYS:CB	2:B:8:U:C5	3	1.1
(1,3)	1:A:84:LYS:CB	2:B:8:U:C5'	3	1.1
(1,3)	1:A:84:LYS:CB	2:B:8:U:C6	3	1.1
(1,3)	1:A:84:LYS:CB	2:B:8:U:H1'	3	1.1
(1,3)	1:A:84:LYS:CB	2:B:8:U:H2'	3	1.1
(1,3)	1:A:84:LYS:CB	2:B:8:U:H3	3	1.1
(1,3)	1:A:84:LYS:CB	2:B:8:U:H3'	3	1.1
(1,3)	1:A:84:LYS:CB	2:B:8:U:H4'	3	1.1

Continued on next page...

Continued from previous page...

Key	Atom-1	Atom-2	Model ID	Violation (Å)
(1,3)	1:A:84:LYS:CB	2:B:8:U:H5	3	1.1
(1,3)	1:A:84:LYS:CB	2:B:8:U:H5'	3	1.1
(1,3)	1:A:84:LYS:CB	2:B:8:U:H5''	3	1.1
(1,3)	1:A:84:LYS:CB	2:B:8:U:H6	3	1.1
(1,3)	1:A:84:LYS:CB	2:B:8:U:HO2'	3	1.1
(1,3)	1:A:84:LYS:CB	2:B:8:U:N1	3	1.1
(1,3)	1:A:84:LYS:CB	2:B:8:U:N3	3	1.1
(1,3)	1:A:84:LYS:CB	2:B:8:U:O2	3	1.1
(1,3)	1:A:84:LYS:CB	2:B:8:U:O2'	3	1.1
(1,3)	1:A:84:LYS:CB	2:B:8:U:O3'	3	1.1
(1,3)	1:A:84:LYS:CB	2:B:8:U:O4	3	1.1
(1,3)	1:A:84:LYS:CB	2:B:8:U:O4'	3	1.1
(1,3)	1:A:84:LYS:CB	2:B:8:U:O5'	3	1.1
(1,3)	1:A:84:LYS:CB	2:B:8:U:OP1	3	1.1
(1,3)	1:A:84:LYS:CB	2:B:8:U:OP2	3	1.1
(1,3)	1:A:84:LYS:CB	2:B:8:U:P	3	1.1
(1,3)	1:A:84:LYS:CB	2:B:9:C:C1'	3	1.1
(1,3)	1:A:84:LYS:CB	2:B:9:C:C2	3	1.1
(1,3)	1:A:84:LYS:CB	2:B:9:C:C2'	3	1.1
(1,3)	1:A:84:LYS:CB	2:B:9:C:C3'	3	1.1
(1,3)	1:A:84:LYS:CB	2:B:9:C:C4	3	1.1
(1,3)	1:A:84:LYS:CB	2:B:9:C:C4'	3	1.1
(1,3)	1:A:84:LYS:CB	2:B:9:C:C5	3	1.1
(1,3)	1:A:84:LYS:CB	2:B:9:C:C5'	3	1.1
(1,3)	1:A:84:LYS:CB	2:B:9:C:C6	3	1.1
(1,3)	1:A:84:LYS:CB	2:B:9:C:H1'	3	1.1
(1,3)	1:A:84:LYS:CB	2:B:9:C:H2'	3	1.1
(1,3)	1:A:84:LYS:CB	2:B:9:C:H3'	3	1.1
(1,3)	1:A:84:LYS:CB	2:B:9:C:H4'	3	1.1
(1,3)	1:A:84:LYS:CB	2:B:9:C:H41	3	1.1
(1,3)	1:A:84:LYS:CB	2:B:9:C:H42	3	1.1
(1,3)	1:A:84:LYS:CB	2:B:9:C:H5	3	1.1
(1,3)	1:A:84:LYS:CB	2:B:9:C:H5'	3	1.1
(1,3)	1:A:84:LYS:CB	2:B:9:C:H5''	3	1.1
(1,3)	1:A:84:LYS:CB	2:B:9:C:H6	3	1.1
(1,3)	1:A:84:LYS:CB	2:B:9:C:HO2'	3	1.1
(1,3)	1:A:84:LYS:CB	2:B:9:C:N1	3	1.1
(1,3)	1:A:84:LYS:CB	2:B:9:C:N3	3	1.1
(1,3)	1:A:84:LYS:CB	2:B:9:C:N4	3	1.1
(1,3)	1:A:84:LYS:CB	2:B:9:C:O2	3	1.1
(1,3)	1:A:84:LYS:CB	2:B:9:C:O2'	3	1.1
(1,3)	1:A:84:LYS:CB	2:B:9:C:O3'	3	1.1

Continued on next page...

Continued from previous page...

Key	Atom-1	Atom-2	Model ID	Violation (Å)
(1,3)	1:A:84:LYS:CB	2:B:9:C:O4'	3	1.1
(1,3)	1:A:84:LYS:CB	2:B:9:C:O5'	3	1.1
(1,3)	1:A:84:LYS:CB	2:B:9:C:OP1	3	1.1
(1,3)	1:A:84:LYS:CB	2:B:9:C:OP2	3	1.1
(1,3)	1:A:84:LYS:CB	2:B:9:C:P	3	1.1
(1,3)	1:A:84:LYS:CB	2:B:10:G:C1'	3	1.1
(1,3)	1:A:84:LYS:CB	2:B:10:G:C2	3	1.1
(1,3)	1:A:84:LYS:CB	2:B:10:G:C2'	3	1.1
(1,3)	1:A:84:LYS:CB	2:B:10:G:C3'	3	1.1
(1,3)	1:A:84:LYS:CB	2:B:10:G:C4	3	1.1
(1,3)	1:A:84:LYS:CB	2:B:10:G:C4'	3	1.1
(1,3)	1:A:84:LYS:CB	2:B:10:G:C5	3	1.1
(1,3)	1:A:84:LYS:CB	2:B:10:G:C5'	3	1.1
(1,3)	1:A:84:LYS:CB	2:B:10:G:C6	3	1.1
(1,3)	1:A:84:LYS:CB	2:B:10:G:C8	3	1.1
(1,3)	1:A:84:LYS:CB	2:B:10:G:H1	3	1.1
(1,3)	1:A:84:LYS:CB	2:B:10:G:H1'	3	1.1
(1,3)	1:A:84:LYS:CB	2:B:10:G:H2'	3	1.1
(1,3)	1:A:84:LYS:CB	2:B:10:G:H21	3	1.1
(1,3)	1:A:84:LYS:CB	2:B:10:G:H22	3	1.1
(1,3)	1:A:84:LYS:CB	2:B:10:G:H3'	3	1.1
(1,3)	1:A:84:LYS:CB	2:B:10:G:H4'	3	1.1
(1,3)	1:A:84:LYS:CB	2:B:10:G:H5'	3	1.1
(1,3)	1:A:84:LYS:CB	2:B:10:G:H5''	3	1.1
(1,3)	1:A:84:LYS:CB	2:B:10:G:H8	3	1.1
(1,3)	1:A:84:LYS:CB	2:B:10:G:HO2'	3	1.1
(1,3)	1:A:84:LYS:CB	2:B:10:G:N1	3	1.1
(1,3)	1:A:84:LYS:CB	2:B:10:G:N2	3	1.1
(1,3)	1:A:84:LYS:CB	2:B:10:G:N3	3	1.1
(1,3)	1:A:84:LYS:CB	2:B:10:G:N7	3	1.1
(1,3)	1:A:84:LYS:CB	2:B:10:G:N9	3	1.1
(1,3)	1:A:84:LYS:CB	2:B:10:G:O2'	3	1.1
(1,3)	1:A:84:LYS:CB	2:B:10:G:O3'	3	1.1
(1,3)	1:A:84:LYS:CB	2:B:10:G:O4'	3	1.1
(1,3)	1:A:84:LYS:CB	2:B:10:G:O5'	3	1.1
(1,3)	1:A:84:LYS:CB	2:B:10:G:O6	3	1.1
(1,3)	1:A:84:LYS:CB	2:B:10:G:OP1	3	1.1
(1,3)	1:A:84:LYS:CB	2:B:10:G:OP2	3	1.1
(1,3)	1:A:84:LYS:CB	2:B:10:G:P	3	1.1
(1,3)	1:A:84:LYS:CB	2:B:11:A:C1'	3	1.1
(1,3)	1:A:84:LYS:CB	2:B:11:A:C2	3	1.1
(1,3)	1:A:84:LYS:CB	2:B:11:A:C2'	3	1.1

Continued on next page...

Continued from previous page...

Key	Atom-1	Atom-2	Model ID	Violation (Å)
(1,3)	1:A:84:LYS:CB	2:B:11:A:C3'	3	1.1
(1,3)	1:A:84:LYS:CB	2:B:11:A:C4	3	1.1
(1,3)	1:A:84:LYS:CB	2:B:11:A:C4'	3	1.1
(1,3)	1:A:84:LYS:CB	2:B:11:A:C5	3	1.1
(1,3)	1:A:84:LYS:CB	2:B:11:A:C5'	3	1.1
(1,3)	1:A:84:LYS:CB	2:B:11:A:C6	3	1.1
(1,3)	1:A:84:LYS:CB	2:B:11:A:C8	3	1.1
(1,3)	1:A:84:LYS:CB	2:B:11:A:H1'	3	1.1
(1,3)	1:A:84:LYS:CB	2:B:11:A:H2	3	1.1
(1,3)	1:A:84:LYS:CB	2:B:11:A:H2'	3	1.1
(1,3)	1:A:84:LYS:CB	2:B:11:A:H3'	3	1.1
(1,3)	1:A:84:LYS:CB	2:B:11:A:H4'	3	1.1
(1,3)	1:A:84:LYS:CB	2:B:11:A:H5'	3	1.1
(1,3)	1:A:84:LYS:CB	2:B:11:A:H5''	3	1.1
(1,3)	1:A:84:LYS:CB	2:B:11:A:H61	3	1.1
(1,3)	1:A:84:LYS:CB	2:B:11:A:H62	3	1.1
(1,3)	1:A:84:LYS:CB	2:B:11:A:H8	3	1.1
(1,3)	1:A:84:LYS:CB	2:B:11:A:HO2'	3	1.1
(1,3)	1:A:84:LYS:CB	2:B:11:A:N1	3	1.1
(1,3)	1:A:84:LYS:CB	2:B:11:A:N3	3	1.1
(1,3)	1:A:84:LYS:CB	2:B:11:A:N6	3	1.1
(1,3)	1:A:84:LYS:CB	2:B:11:A:N7	3	1.1
(1,3)	1:A:84:LYS:CB	2:B:11:A:N9	3	1.1
(1,3)	1:A:84:LYS:CB	2:B:11:A:O2'	3	1.1
(1,3)	1:A:84:LYS:CB	2:B:11:A:O3'	3	1.1
(1,3)	1:A:84:LYS:CB	2:B:11:A:O4'	3	1.1
(1,3)	1:A:84:LYS:CB	2:B:11:A:O5'	3	1.1
(1,3)	1:A:84:LYS:CB	2:B:11:A:OP1	3	1.1
(1,3)	1:A:84:LYS:CB	2:B:11:A:OP2	3	1.1
(1,3)	1:A:84:LYS:CB	2:B:11:A:P	3	1.1
(1,3)	1:A:84:LYS:CB	2:B:12:A:C1'	3	1.1
(1,3)	1:A:84:LYS:CB	2:B:12:A:C2	3	1.1
(1,3)	1:A:84:LYS:CB	2:B:12:A:C2'	3	1.1
(1,3)	1:A:84:LYS:CB	2:B:12:A:C3'	3	1.1
(1,3)	1:A:84:LYS:CB	2:B:12:A:C4	3	1.1
(1,3)	1:A:84:LYS:CB	2:B:12:A:C4'	3	1.1
(1,3)	1:A:84:LYS:CB	2:B:12:A:C5	3	1.1
(1,3)	1:A:84:LYS:CB	2:B:12:A:C5'	3	1.1
(1,3)	1:A:84:LYS:CB	2:B:12:A:C6	3	1.1
(1,3)	1:A:84:LYS:CB	2:B:12:A:C8	3	1.1
(1,3)	1:A:84:LYS:CB	2:B:12:A:H1'	3	1.1
(1,3)	1:A:84:LYS:CB	2:B:12:A:H2	3	1.1

Continued on next page...

Continued from previous page...

Key	Atom-1	Atom-2	Model ID	Violation (Å)
(1,3)	1:A:84:LYS:CB	2:B:12:A:H2'	3	1.1
(1,3)	1:A:84:LYS:CB	2:B:12:A:H3'	3	1.1
(1,3)	1:A:84:LYS:CB	2:B:12:A:H4'	3	1.1
(1,3)	1:A:84:LYS:CB	2:B:12:A:H5'	3	1.1
(1,3)	1:A:84:LYS:CB	2:B:12:A:H5''	3	1.1
(1,3)	1:A:84:LYS:CB	2:B:12:A:H61	3	1.1
(1,3)	1:A:84:LYS:CB	2:B:12:A:H62	3	1.1
(1,3)	1:A:84:LYS:CB	2:B:12:A:H8	3	1.1
(1,3)	1:A:84:LYS:CB	2:B:12:A:HO2'	3	1.1
(1,3)	1:A:84:LYS:CB	2:B:12:A:N1	3	1.1
(1,3)	1:A:84:LYS:CB	2:B:12:A:N3	3	1.1
(1,3)	1:A:84:LYS:CB	2:B:12:A:N6	3	1.1
(1,3)	1:A:84:LYS:CB	2:B:12:A:N7	3	1.1
(1,3)	1:A:84:LYS:CB	2:B:12:A:N9	3	1.1
(1,3)	1:A:84:LYS:CB	2:B:12:A:O2'	3	1.1
(1,3)	1:A:84:LYS:CB	2:B:12:A:O3'	3	1.1
(1,3)	1:A:84:LYS:CB	2:B:12:A:O4'	3	1.1
(1,3)	1:A:84:LYS:CB	2:B:12:A:O5'	3	1.1
(1,3)	1:A:84:LYS:CB	2:B:12:A:OP1	3	1.1
(1,3)	1:A:84:LYS:CB	2:B:12:A:OP2	3	1.1
(1,3)	1:A:84:LYS:CB	2:B:12:A:P	3	1.1
(1,3)	1:A:84:LYS:CB	2:B:13:A:C1'	3	1.1
(1,3)	1:A:84:LYS:CB	2:B:13:A:C2	3	1.1
(1,3)	1:A:84:LYS:CB	2:B:13:A:C2'	3	1.1
(1,3)	1:A:84:LYS:CB	2:B:13:A:C3'	3	1.1
(1,3)	1:A:84:LYS:CB	2:B:13:A:C4	3	1.1
(1,3)	1:A:84:LYS:CB	2:B:13:A:C4'	3	1.1
(1,3)	1:A:84:LYS:CB	2:B:13:A:C5	3	1.1
(1,3)	1:A:84:LYS:CB	2:B:13:A:C5'	3	1.1
(1,3)	1:A:84:LYS:CB	2:B:13:A:C6	3	1.1
(1,3)	1:A:84:LYS:CB	2:B:13:A:C8	3	1.1
(1,3)	1:A:84:LYS:CB	2:B:13:A:H1'	3	1.1
(1,3)	1:A:84:LYS:CB	2:B:13:A:H2	3	1.1
(1,3)	1:A:84:LYS:CB	2:B:13:A:H2'	3	1.1
(1,3)	1:A:84:LYS:CB	2:B:13:A:H3'	3	1.1
(1,3)	1:A:84:LYS:CB	2:B:13:A:H4'	3	1.1
(1,3)	1:A:84:LYS:CB	2:B:13:A:H5'	3	1.1
(1,3)	1:A:84:LYS:CB	2:B:13:A:H5''	3	1.1
(1,3)	1:A:84:LYS:CB	2:B:13:A:H61	3	1.1
(1,3)	1:A:84:LYS:CB	2:B:13:A:H62	3	1.1
(1,3)	1:A:84:LYS:CB	2:B:13:A:H8	3	1.1
(1,3)	1:A:84:LYS:CB	2:B:13:A:HO2'	3	1.1

Continued on next page...

Continued from previous page...

Key	Atom-1	Atom-2	Model ID	Violation (Å)
(1,3)	1:A:84:LYS:CB	2:B:13:A:N1	3	1.1
(1,3)	1:A:84:LYS:CB	2:B:13:A:N3	3	1.1
(1,3)	1:A:84:LYS:CB	2:B:13:A:N6	3	1.1
(1,3)	1:A:84:LYS:CB	2:B:13:A:N7	3	1.1
(1,3)	1:A:84:LYS:CB	2:B:13:A:N9	3	1.1
(1,3)	1:A:84:LYS:CB	2:B:13:A:O2'	3	1.1
(1,3)	1:A:84:LYS:CB	2:B:13:A:O3'	3	1.1
(1,3)	1:A:84:LYS:CB	2:B:13:A:O4'	3	1.1
(1,3)	1:A:84:LYS:CB	2:B:13:A:O5'	3	1.1
(1,3)	1:A:84:LYS:CB	2:B:13:A:OP1	3	1.1
(1,3)	1:A:84:LYS:CB	2:B:13:A:OP2	3	1.1
(1,3)	1:A:84:LYS:CB	2:B:13:A:P	3	1.1
(1,3)	1:A:84:LYS:CB	2:B:14:G:C1'	3	1.1
(1,3)	1:A:84:LYS:CB	2:B:14:G:C2	3	1.1
(1,3)	1:A:84:LYS:CB	2:B:14:G:C2'	3	1.1
(1,3)	1:A:84:LYS:CB	2:B:14:G:C3'	3	1.1
(1,3)	1:A:84:LYS:CB	2:B:14:G:C4	3	1.1
(1,3)	1:A:84:LYS:CB	2:B:14:G:C4'	3	1.1
(1,3)	1:A:84:LYS:CB	2:B:14:G:C5	3	1.1
(1,3)	1:A:84:LYS:CB	2:B:14:G:C5'	3	1.1
(1,3)	1:A:84:LYS:CB	2:B:14:G:C6	3	1.1
(1,3)	1:A:84:LYS:CB	2:B:14:G:C8	3	1.1
(1,3)	1:A:84:LYS:CB	2:B:14:G:H1	3	1.1
(1,3)	1:A:84:LYS:CB	2:B:14:G:H1'	3	1.1
(1,3)	1:A:84:LYS:CB	2:B:14:G:H2'	3	1.1
(1,3)	1:A:84:LYS:CB	2:B:14:G:H21	3	1.1
(1,3)	1:A:84:LYS:CB	2:B:14:G:H22	3	1.1
(1,3)	1:A:84:LYS:CB	2:B:14:G:H3'	3	1.1
(1,3)	1:A:84:LYS:CB	2:B:14:G:H4'	3	1.1
(1,3)	1:A:84:LYS:CB	2:B:14:G:H5'	3	1.1
(1,3)	1:A:84:LYS:CB	2:B:14:G:H5''	3	1.1
(1,3)	1:A:84:LYS:CB	2:B:14:G:H8	3	1.1
(1,3)	1:A:84:LYS:CB	2:B:14:G:HO2'	3	1.1
(1,3)	1:A:84:LYS:CB	2:B:14:G:N1	3	1.1
(1,3)	1:A:84:LYS:CB	2:B:14:G:N2	3	1.1
(1,3)	1:A:84:LYS:CB	2:B:14:G:N3	3	1.1
(1,3)	1:A:84:LYS:CB	2:B:14:G:N7	3	1.1
(1,3)	1:A:84:LYS:CB	2:B:14:G:N9	3	1.1
(1,3)	1:A:84:LYS:CB	2:B:14:G:O2'	3	1.1
(1,3)	1:A:84:LYS:CB	2:B:14:G:O3'	3	1.1
(1,3)	1:A:84:LYS:CB	2:B:14:G:O4'	3	1.1
(1,3)	1:A:84:LYS:CB	2:B:14:G:O5'	3	1.1

Continued on next page...

Continued from previous page...

Key	Atom-1	Atom-2	Model ID	Violation (Å)
(1,3)	1:A:84:LYS:CB	2:B:14:G:O6	3	1.1
(1,3)	1:A:84:LYS:CB	2:B:14:G:OP1	3	1.1
(1,3)	1:A:84:LYS:CB	2:B:14:G:OP2	3	1.1
(1,3)	1:A:84:LYS:CB	2:B:14:G:P	3	1.1
(1,3)	1:A:84:LYS:CB	2:B:15:A:C1'	3	1.1
(1,3)	1:A:84:LYS:CB	2:B:15:A:C2	3	1.1
(1,3)	1:A:84:LYS:CB	2:B:15:A:C2'	3	1.1
(1,3)	1:A:84:LYS:CB	2:B:15:A:C3'	3	1.1
(1,3)	1:A:84:LYS:CB	2:B:15:A:C4	3	1.1
(1,3)	1:A:84:LYS:CB	2:B:15:A:C4'	3	1.1
(1,3)	1:A:84:LYS:CB	2:B:15:A:C5	3	1.1
(1,3)	1:A:84:LYS:CB	2:B:15:A:C5'	3	1.1
(1,3)	1:A:84:LYS:CB	2:B:15:A:C6	3	1.1
(1,3)	1:A:84:LYS:CB	2:B:15:A:C8	3	1.1
(1,3)	1:A:84:LYS:CB	2:B:15:A:H1'	3	1.1
(1,3)	1:A:84:LYS:CB	2:B:15:A:H2	3	1.1
(1,3)	1:A:84:LYS:CB	2:B:15:A:H2'	3	1.1
(1,3)	1:A:84:LYS:CB	2:B:15:A:H3'	3	1.1
(1,3)	1:A:84:LYS:CB	2:B:15:A:H4'	3	1.1
(1,3)	1:A:84:LYS:CB	2:B:15:A:H5'	3	1.1
(1,3)	1:A:84:LYS:CB	2:B:15:A:H5''	3	1.1
(1,3)	1:A:84:LYS:CB	2:B:15:A:H61	3	1.1
(1,3)	1:A:84:LYS:CB	2:B:15:A:H62	3	1.1
(1,3)	1:A:84:LYS:CB	2:B:15:A:H8	3	1.1
(1,3)	1:A:84:LYS:CB	2:B:15:A:HO2'	3	1.1
(1,3)	1:A:84:LYS:CB	2:B:15:A:N1	3	1.1
(1,3)	1:A:84:LYS:CB	2:B:15:A:N3	3	1.1
(1,3)	1:A:84:LYS:CB	2:B:15:A:N6	3	1.1
(1,3)	1:A:84:LYS:CB	2:B:15:A:N7	3	1.1
(1,3)	1:A:84:LYS:CB	2:B:15:A:N9	3	1.1
(1,3)	1:A:84:LYS:CB	2:B:15:A:O2'	3	1.1
(1,3)	1:A:84:LYS:CB	2:B:15:A:O3'	3	1.1
(1,3)	1:A:84:LYS:CB	2:B:15:A:O4'	3	1.1
(1,3)	1:A:84:LYS:CB	2:B:15:A:O5'	3	1.1
(1,3)	1:A:84:LYS:CB	2:B:15:A:OP1	3	1.1
(1,3)	1:A:84:LYS:CB	2:B:15:A:OP2	3	1.1
(1,3)	1:A:84:LYS:CB	2:B:15:A:P	3	1.1
(1,3)	1:A:84:LYS:CB	2:B:16:G:C1'	3	1.1
(1,3)	1:A:84:LYS:CB	2:B:16:G:C2	3	1.1
(1,3)	1:A:84:LYS:CB	2:B:16:G:C2'	3	1.1
(1,3)	1:A:84:LYS:CB	2:B:16:G:C3'	3	1.1
(1,3)	1:A:84:LYS:CB	2:B:16:G:C4	3	1.1

Continued on next page...

Continued from previous page...

Key	Atom-1	Atom-2	Model ID	Violation (Å)
(1,3)	1:A:84:LYS:CB	2:B:16:G:C4'	3	1.1
(1,3)	1:A:84:LYS:CB	2:B:16:G:C5	3	1.1
(1,3)	1:A:84:LYS:CB	2:B:16:G:C5'	3	1.1
(1,3)	1:A:84:LYS:CB	2:B:16:G:C6	3	1.1
(1,3)	1:A:84:LYS:CB	2:B:16:G:C8	3	1.1
(1,3)	1:A:84:LYS:CB	2:B:16:G:H1	3	1.1
(1,3)	1:A:84:LYS:CB	2:B:16:G:H1'	3	1.1
(1,3)	1:A:84:LYS:CB	2:B:16:G:H2'	3	1.1
(1,3)	1:A:84:LYS:CB	2:B:16:G:H21	3	1.1
(1,3)	1:A:84:LYS:CB	2:B:16:G:H22	3	1.1
(1,3)	1:A:84:LYS:CB	2:B:16:G:H3'	3	1.1
(1,3)	1:A:84:LYS:CB	2:B:16:G:H4'	3	1.1
(1,3)	1:A:84:LYS:CB	2:B:16:G:H5'	3	1.1
(1,3)	1:A:84:LYS:CB	2:B:16:G:H5''	3	1.1
(1,3)	1:A:84:LYS:CB	2:B:16:G:H8	3	1.1
(1,3)	1:A:84:LYS:CB	2:B:16:G:HO2'	3	1.1
(1,3)	1:A:84:LYS:CB	2:B:16:G:N1	3	1.1
(1,3)	1:A:84:LYS:CB	2:B:16:G:N2	3	1.1
(1,3)	1:A:84:LYS:CB	2:B:16:G:N3	3	1.1
(1,3)	1:A:84:LYS:CB	2:B:16:G:N7	3	1.1
(1,3)	1:A:84:LYS:CB	2:B:16:G:N9	3	1.1
(1,3)	1:A:84:LYS:CB	2:B:16:G:O2'	3	1.1
(1,3)	1:A:84:LYS:CB	2:B:16:G:O3'	3	1.1
(1,3)	1:A:84:LYS:CB	2:B:16:G:O4'	3	1.1
(1,3)	1:A:84:LYS:CB	2:B:16:G:O5'	3	1.1
(1,3)	1:A:84:LYS:CB	2:B:16:G:O6	3	1.1
(1,3)	1:A:84:LYS:CB	2:B:16:G:OP1	3	1.1
(1,3)	1:A:84:LYS:CB	2:B:16:G:OP2	3	1.1
(1,3)	1:A:84:LYS:CB	2:B:16:G:P	3	1.1
(1,3)	1:A:84:LYS:CB	2:B:17:C:C1'	3	1.1
(1,3)	1:A:84:LYS:CB	2:B:17:C:C2	3	1.1
(1,3)	1:A:84:LYS:CB	2:B:17:C:C2'	3	1.1
(1,3)	1:A:84:LYS:CB	2:B:17:C:C3'	3	1.1
(1,3)	1:A:84:LYS:CB	2:B:17:C:C4	3	1.1
(1,3)	1:A:84:LYS:CB	2:B:17:C:C4'	3	1.1
(1,3)	1:A:84:LYS:CB	2:B:17:C:C5	3	1.1
(1,3)	1:A:84:LYS:CB	2:B:17:C:C5'	3	1.1
(1,3)	1:A:84:LYS:CB	2:B:17:C:C6	3	1.1
(1,3)	1:A:84:LYS:CB	2:B:17:C:H1'	3	1.1
(1,3)	1:A:84:LYS:CB	2:B:17:C:H2'	3	1.1
(1,3)	1:A:84:LYS:CB	2:B:17:C:H3'	3	1.1
(1,3)	1:A:84:LYS:CB	2:B:17:C:H4'	3	1.1

Continued on next page...

Continued from previous page...

Key	Atom-1	Atom-2	Model ID	Violation (Å)
(1,3)	1:A:84:LYS:CB	2:B:17:C:H41	3	1.1
(1,3)	1:A:84:LYS:CB	2:B:17:C:H42	3	1.1
(1,3)	1:A:84:LYS:CB	2:B:17:C:H5	3	1.1
(1,3)	1:A:84:LYS:CB	2:B:17:C:H5'	3	1.1
(1,3)	1:A:84:LYS:CB	2:B:17:C:H5''	3	1.1
(1,3)	1:A:84:LYS:CB	2:B:17:C:H6	3	1.1
(1,3)	1:A:84:LYS:CB	2:B:17:C:HO2'	3	1.1
(1,3)	1:A:84:LYS:CB	2:B:17:C:N1	3	1.1
(1,3)	1:A:84:LYS:CB	2:B:17:C:N3	3	1.1
(1,3)	1:A:84:LYS:CB	2:B:17:C:N4	3	1.1
(1,3)	1:A:84:LYS:CB	2:B:17:C:O2	3	1.1
(1,3)	1:A:84:LYS:CB	2:B:17:C:O2'	3	1.1
(1,3)	1:A:84:LYS:CB	2:B:17:C:O3'	3	1.1
(1,3)	1:A:84:LYS:CB	2:B:17:C:O4'	3	1.1
(1,3)	1:A:84:LYS:CB	2:B:17:C:O5'	3	1.1
(1,3)	1:A:84:LYS:CB	2:B:17:C:OP1	3	1.1
(1,3)	1:A:84:LYS:CB	2:B:17:C:OP2	3	1.1
(1,3)	1:A:84:LYS:CB	2:B:17:C:P	3	1.1
(1,3)	1:A:84:LYS:CB	2:B:18:A:C1'	3	1.1
(1,3)	1:A:84:LYS:CB	2:B:18:A:C2	3	1.1
(1,3)	1:A:84:LYS:CB	2:B:18:A:C2'	3	1.1
(1,3)	1:A:84:LYS:CB	2:B:18:A:C3'	3	1.1
(1,3)	1:A:84:LYS:CB	2:B:18:A:C4	3	1.1
(1,3)	1:A:84:LYS:CB	2:B:18:A:C4'	3	1.1
(1,3)	1:A:84:LYS:CB	2:B:18:A:C5	3	1.1
(1,3)	1:A:84:LYS:CB	2:B:18:A:C5'	3	1.1
(1,3)	1:A:84:LYS:CB	2:B:18:A:C6	3	1.1
(1,3)	1:A:84:LYS:CB	2:B:18:A:C8	3	1.1
(1,3)	1:A:84:LYS:CB	2:B:18:A:H1'	3	1.1
(1,3)	1:A:84:LYS:CB	2:B:18:A:H2	3	1.1
(1,3)	1:A:84:LYS:CB	2:B:18:A:H2'	3	1.1
(1,3)	1:A:84:LYS:CB	2:B:18:A:H3'	3	1.1
(1,3)	1:A:84:LYS:CB	2:B:18:A:H4'	3	1.1
(1,3)	1:A:84:LYS:CB	2:B:18:A:H5'	3	1.1
(1,3)	1:A:84:LYS:CB	2:B:18:A:H5''	3	1.1
(1,3)	1:A:84:LYS:CB	2:B:18:A:H61	3	1.1
(1,3)	1:A:84:LYS:CB	2:B:18:A:H62	3	1.1
(1,3)	1:A:84:LYS:CB	2:B:18:A:H8	3	1.1
(1,3)	1:A:84:LYS:CB	2:B:18:A:HO2'	3	1.1
(1,3)	1:A:84:LYS:CB	2:B:18:A:N1	3	1.1
(1,3)	1:A:84:LYS:CB	2:B:18:A:N3	3	1.1
(1,3)	1:A:84:LYS:CB	2:B:18:A:N6	3	1.1

Continued on next page...

Continued from previous page...

Key	Atom-1	Atom-2	Model ID	Violation (Å)
(1,3)	1:A:84:LYS:CB	2:B:18:A:N7	3	1.1
(1,3)	1:A:84:LYS:CB	2:B:18:A:N9	3	1.1
(1,3)	1:A:84:LYS:CB	2:B:18:A:O2'	3	1.1
(1,3)	1:A:84:LYS:CB	2:B:18:A:O3'	3	1.1
(1,3)	1:A:84:LYS:CB	2:B:18:A:O4'	3	1.1
(1,3)	1:A:84:LYS:CB	2:B:18:A:O5'	3	1.1
(1,3)	1:A:84:LYS:CB	2:B:18:A:OP1	3	1.1
(1,3)	1:A:84:LYS:CB	2:B:18:A:OP2	3	1.1
(1,3)	1:A:84:LYS:CB	2:B:18:A:P	3	1.1
(1,3)	1:A:84:LYS:CB	2:B:19:A:C1'	3	1.1
(1,3)	1:A:84:LYS:CB	2:B:19:A:C2	3	1.1
(1,3)	1:A:84:LYS:CB	2:B:19:A:C2'	3	1.1
(1,3)	1:A:84:LYS:CB	2:B:19:A:C3'	3	1.1
(1,3)	1:A:84:LYS:CB	2:B:19:A:C4	3	1.1
(1,3)	1:A:84:LYS:CB	2:B:19:A:C4'	3	1.1
(1,3)	1:A:84:LYS:CB	2:B:19:A:C5	3	1.1
(1,3)	1:A:84:LYS:CB	2:B:19:A:C5'	3	1.1
(1,3)	1:A:84:LYS:CB	2:B:19:A:C6	3	1.1
(1,3)	1:A:84:LYS:CB	2:B:19:A:C8	3	1.1
(1,3)	1:A:84:LYS:CB	2:B:19:A:H1'	3	1.1
(1,3)	1:A:84:LYS:CB	2:B:19:A:H2	3	1.1
(1,3)	1:A:84:LYS:CB	2:B:19:A:H2'	3	1.1
(1,3)	1:A:84:LYS:CB	2:B:19:A:H3'	3	1.1
(1,3)	1:A:84:LYS:CB	2:B:19:A:H4'	3	1.1
(1,3)	1:A:84:LYS:CB	2:B:19:A:H5'	3	1.1
(1,3)	1:A:84:LYS:CB	2:B:19:A:H5''	3	1.1
(1,3)	1:A:84:LYS:CB	2:B:19:A:H61	3	1.1
(1,3)	1:A:84:LYS:CB	2:B:19:A:H62	3	1.1
(1,3)	1:A:84:LYS:CB	2:B:19:A:H8	3	1.1
(1,3)	1:A:84:LYS:CB	2:B:19:A:HO2'	3	1.1
(1,3)	1:A:84:LYS:CB	2:B:19:A:N1	3	1.1
(1,3)	1:A:84:LYS:CB	2:B:19:A:N3	3	1.1
(1,3)	1:A:84:LYS:CB	2:B:19:A:N6	3	1.1
(1,3)	1:A:84:LYS:CB	2:B:19:A:N7	3	1.1
(1,3)	1:A:84:LYS:CB	2:B:19:A:N9	3	1.1
(1,3)	1:A:84:LYS:CB	2:B:19:A:O2'	3	1.1
(1,3)	1:A:84:LYS:CB	2:B:19:A:O3'	3	1.1
(1,3)	1:A:84:LYS:CB	2:B:19:A:O4'	3	1.1
(1,3)	1:A:84:LYS:CB	2:B:19:A:O5'	3	1.1
(1,3)	1:A:84:LYS:CB	2:B:19:A:OP1	3	1.1
(1,3)	1:A:84:LYS:CB	2:B:19:A:OP2	3	1.1
(1,3)	1:A:84:LYS:CB	2:B:19:A:P	3	1.1

Continued on next page...

Continued from previous page...

Key	Atom-1	Atom-2	Model ID	Violation (Å)
(1,3)	1:A:84:LYS:CB	2:B:20:U:C1'	3	1.1
(1,3)	1:A:84:LYS:CB	2:B:20:U:C2	3	1.1
(1,3)	1:A:84:LYS:CB	2:B:20:U:C2'	3	1.1
(1,3)	1:A:84:LYS:CB	2:B:20:U:C3'	3	1.1
(1,3)	1:A:84:LYS:CB	2:B:20:U:C4	3	1.1
(1,3)	1:A:84:LYS:CB	2:B:20:U:C4'	3	1.1
(1,3)	1:A:84:LYS:CB	2:B:20:U:C5	3	1.1
(1,3)	1:A:84:LYS:CB	2:B:20:U:C5'	3	1.1
(1,3)	1:A:84:LYS:CB	2:B:20:U:C6	3	1.1
(1,3)	1:A:84:LYS:CB	2:B:20:U:H1'	3	1.1
(1,3)	1:A:84:LYS:CB	2:B:20:U:H2'	3	1.1
(1,3)	1:A:84:LYS:CB	2:B:20:U:H3	3	1.1
(1,3)	1:A:84:LYS:CB	2:B:20:U:H3'	3	1.1
(1,3)	1:A:84:LYS:CB	2:B:20:U:H4'	3	1.1
(1,3)	1:A:84:LYS:CB	2:B:20:U:H5	3	1.1
(1,3)	1:A:84:LYS:CB	2:B:20:U:H5'	3	1.1
(1,3)	1:A:84:LYS:CB	2:B:20:U:H5''	3	1.1
(1,3)	1:A:84:LYS:CB	2:B:20:U:H6	3	1.1
(1,3)	1:A:84:LYS:CB	2:B:20:U:HO2'	3	1.1
(1,3)	1:A:84:LYS:CB	2:B:20:U:N1	3	1.1
(1,3)	1:A:84:LYS:CB	2:B:20:U:N3	3	1.1
(1,3)	1:A:84:LYS:CB	2:B:20:U:O2	3	1.1
(1,3)	1:A:84:LYS:CB	2:B:20:U:O2'	3	1.1
(1,3)	1:A:84:LYS:CB	2:B:20:U:O3'	3	1.1
(1,3)	1:A:84:LYS:CB	2:B:20:U:O4	3	1.1
(1,3)	1:A:84:LYS:CB	2:B:20:U:O4'	3	1.1
(1,3)	1:A:84:LYS:CB	2:B:20:U:O5'	3	1.1
(1,3)	1:A:84:LYS:CB	2:B:20:U:OP1	3	1.1
(1,3)	1:A:84:LYS:CB	2:B:20:U:OP2	3	1.1
(1,3)	1:A:84:LYS:CB	2:B:20:U:P	3	1.1
(1,3)	1:A:84:LYS:CB	2:B:21:G:C1'	3	1.1
(1,3)	1:A:84:LYS:CB	2:B:21:G:C2	3	1.1
(1,3)	1:A:84:LYS:CB	2:B:21:G:C2'	3	1.1
(1,3)	1:A:84:LYS:CB	2:B:21:G:C3'	3	1.1
(1,3)	1:A:84:LYS:CB	2:B:21:G:C4	3	1.1
(1,3)	1:A:84:LYS:CB	2:B:21:G:C4'	3	1.1
(1,3)	1:A:84:LYS:CB	2:B:21:G:C5	3	1.1
(1,3)	1:A:84:LYS:CB	2:B:21:G:C5'	3	1.1
(1,3)	1:A:84:LYS:CB	2:B:21:G:C6	3	1.1
(1,3)	1:A:84:LYS:CB	2:B:21:G:C8	3	1.1
(1,3)	1:A:84:LYS:CB	2:B:21:G:H1	3	1.1
(1,3)	1:A:84:LYS:CB	2:B:21:G:H1'	3	1.1

Continued on next page...

Continued from previous page...

Key	Atom-1	Atom-2	Model ID	Violation (Å)
(1,3)	1:A:84:LYS:CB	2:B:21:G:H2'	3	1.1
(1,3)	1:A:84:LYS:CB	2:B:21:G:H21	3	1.1
(1,3)	1:A:84:LYS:CB	2:B:21:G:H22	3	1.1
(1,3)	1:A:84:LYS:CB	2:B:21:G:H3'	3	1.1
(1,3)	1:A:84:LYS:CB	2:B:21:G:H4'	3	1.1
(1,3)	1:A:84:LYS:CB	2:B:21:G:H5'	3	1.1
(1,3)	1:A:84:LYS:CB	2:B:21:G:H5''	3	1.1
(1,3)	1:A:84:LYS:CB	2:B:21:G:H8	3	1.1
(1,3)	1:A:84:LYS:CB	2:B:21:G:HO2'	3	1.1
(1,3)	1:A:84:LYS:CB	2:B:21:G:N1	3	1.1
(1,3)	1:A:84:LYS:CB	2:B:21:G:N2	3	1.1
(1,3)	1:A:84:LYS:CB	2:B:21:G:N3	3	1.1
(1,3)	1:A:84:LYS:CB	2:B:21:G:N7	3	1.1
(1,3)	1:A:84:LYS:CB	2:B:21:G:N9	3	1.1
(1,3)	1:A:84:LYS:CB	2:B:21:G:O2'	3	1.1
(1,3)	1:A:84:LYS:CB	2:B:21:G:O3'	3	1.1
(1,3)	1:A:84:LYS:CB	2:B:21:G:O4'	3	1.1
(1,3)	1:A:84:LYS:CB	2:B:21:G:O5'	3	1.1
(1,3)	1:A:84:LYS:CB	2:B:21:G:O6	3	1.1
(1,3)	1:A:84:LYS:CB	2:B:21:G:OP1	3	1.1
(1,3)	1:A:84:LYS:CB	2:B:21:G:OP2	3	1.1
(1,3)	1:A:84:LYS:CB	2:B:21:G:P	3	1.1
(1,3)	1:A:84:LYS:CB	2:B:22:A:C1'	3	1.1
(1,3)	1:A:84:LYS:CB	2:B:22:A:C2	3	1.1
(1,3)	1:A:84:LYS:CB	2:B:22:A:C2'	3	1.1
(1,3)	1:A:84:LYS:CB	2:B:22:A:C3'	3	1.1
(1,3)	1:A:84:LYS:CB	2:B:22:A:C4	3	1.1
(1,3)	1:A:84:LYS:CB	2:B:22:A:C4'	3	1.1
(1,3)	1:A:84:LYS:CB	2:B:22:A:C5	3	1.1
(1,3)	1:A:84:LYS:CB	2:B:22:A:C5'	3	1.1
(1,3)	1:A:84:LYS:CB	2:B:22:A:C6	3	1.1
(1,3)	1:A:84:LYS:CB	2:B:22:A:C8	3	1.1
(1,3)	1:A:84:LYS:CB	2:B:22:A:H1'	3	1.1
(1,3)	1:A:84:LYS:CB	2:B:22:A:H2	3	1.1
(1,3)	1:A:84:LYS:CB	2:B:22:A:H2'	3	1.1
(1,3)	1:A:84:LYS:CB	2:B:22:A:H3'	3	1.1
(1,3)	1:A:84:LYS:CB	2:B:22:A:H4'	3	1.1
(1,3)	1:A:84:LYS:CB	2:B:22:A:H5'	3	1.1
(1,3)	1:A:84:LYS:CB	2:B:22:A:H5''	3	1.1
(1,3)	1:A:84:LYS:CB	2:B:22:A:H61	3	1.1
(1,3)	1:A:84:LYS:CB	2:B:22:A:H62	3	1.1
(1,3)	1:A:84:LYS:CB	2:B:22:A:H8	3	1.1

Continued on next page...

Continued from previous page...

Key	Atom-1	Atom-2	Model ID	Violation (Å)
(1,3)	1:A:84:LYS:CB	2:B:22:A:HO2'	3	1.1
(1,3)	1:A:84:LYS:CB	2:B:22:A:N1	3	1.1
(1,3)	1:A:84:LYS:CB	2:B:22:A:N3	3	1.1
(1,3)	1:A:84:LYS:CB	2:B:22:A:N6	3	1.1
(1,3)	1:A:84:LYS:CB	2:B:22:A:N7	3	1.1
(1,3)	1:A:84:LYS:CB	2:B:22:A:N9	3	1.1
(1,3)	1:A:84:LYS:CB	2:B:22:A:O2'	3	1.1
(1,3)	1:A:84:LYS:CB	2:B:22:A:O3'	3	1.1
(1,3)	1:A:84:LYS:CB	2:B:22:A:O4'	3	1.1
(1,3)	1:A:84:LYS:CB	2:B:22:A:O5'	3	1.1
(1,3)	1:A:84:LYS:CB	2:B:22:A:OP1	3	1.1
(1,3)	1:A:84:LYS:CB	2:B:22:A:OP2	3	1.1
(1,3)	1:A:84:LYS:CB	2:B:22:A:P	3	1.1
(1,3)	1:A:84:LYS:CB	2:B:23:U:C1'	3	1.1
(1,3)	1:A:84:LYS:CB	2:B:23:U:C2	3	1.1
(1,3)	1:A:84:LYS:CB	2:B:23:U:C2'	3	1.1
(1,3)	1:A:84:LYS:CB	2:B:23:U:C3'	3	1.1
(1,3)	1:A:84:LYS:CB	2:B:23:U:C4	3	1.1
(1,3)	1:A:84:LYS:CB	2:B:23:U:C4'	3	1.1
(1,3)	1:A:84:LYS:CB	2:B:23:U:C5	3	1.1
(1,3)	1:A:84:LYS:CB	2:B:23:U:C5'	3	1.1
(1,3)	1:A:84:LYS:CB	2:B:23:U:C6	3	1.1
(1,3)	1:A:84:LYS:CB	2:B:23:U:H1'	3	1.1
(1,3)	1:A:84:LYS:CB	2:B:23:U:H2'	3	1.1
(1,3)	1:A:84:LYS:CB	2:B:23:U:H3	3	1.1
(1,3)	1:A:84:LYS:CB	2:B:23:U:H3'	3	1.1
(1,3)	1:A:84:LYS:CB	2:B:23:U:H4'	3	1.1
(1,3)	1:A:84:LYS:CB	2:B:23:U:H5	3	1.1
(1,3)	1:A:84:LYS:CB	2:B:23:U:H5'	3	1.1
(1,3)	1:A:84:LYS:CB	2:B:23:U:H5''	3	1.1
(1,3)	1:A:84:LYS:CB	2:B:23:U:H6	3	1.1
(1,3)	1:A:84:LYS:CB	2:B:23:U:HO2'	3	1.1
(1,3)	1:A:84:LYS:CB	2:B:23:U:N1	3	1.1
(1,3)	1:A:84:LYS:CB	2:B:23:U:N3	3	1.1
(1,3)	1:A:84:LYS:CB	2:B:23:U:O2	3	1.1
(1,3)	1:A:84:LYS:CB	2:B:23:U:O2'	3	1.1
(1,3)	1:A:84:LYS:CB	2:B:23:U:O3'	3	1.1
(1,3)	1:A:84:LYS:CB	2:B:23:U:O4	3	1.1
(1,3)	1:A:84:LYS:CB	2:B:23:U:O4'	3	1.1
(1,3)	1:A:84:LYS:CB	2:B:23:U:O5'	3	1.1
(1,3)	1:A:84:LYS:CB	2:B:23:U:OP1	3	1.1
(1,3)	1:A:84:LYS:CB	2:B:23:U:OP2	3	1.1

Continued on next page...

Continued from previous page...

Key	Atom-1	Atom-2	Model ID	Violation (Å)
(1,3)	1:A:84:LYS:CB	2:B:23:U:P	3	1.1
(1,3)	1:A:84:LYS:CB	2:B:24:G:C1'	3	1.1
(1,3)	1:A:84:LYS:CB	2:B:24:G:C2	3	1.1
(1,3)	1:A:84:LYS:CB	2:B:24:G:C2'	3	1.1
(1,3)	1:A:84:LYS:CB	2:B:24:G:C3'	3	1.1
(1,3)	1:A:84:LYS:CB	2:B:24:G:C4	3	1.1
(1,3)	1:A:84:LYS:CB	2:B:24:G:C4'	3	1.1
(1,3)	1:A:84:LYS:CB	2:B:24:G:C5	3	1.1
(1,3)	1:A:84:LYS:CB	2:B:24:G:C5'	3	1.1
(1,3)	1:A:84:LYS:CB	2:B:24:G:C6	3	1.1
(1,3)	1:A:84:LYS:CB	2:B:24:G:C8	3	1.1
(1,3)	1:A:84:LYS:CB	2:B:24:G:H1	3	1.1
(1,3)	1:A:84:LYS:CB	2:B:24:G:H1'	3	1.1
(1,3)	1:A:84:LYS:CB	2:B:24:G:H2'	3	1.1
(1,3)	1:A:84:LYS:CB	2:B:24:G:H21	3	1.1
(1,3)	1:A:84:LYS:CB	2:B:24:G:H22	3	1.1
(1,3)	1:A:84:LYS:CB	2:B:24:G:H3'	3	1.1
(1,3)	1:A:84:LYS:CB	2:B:24:G:H4'	3	1.1
(1,3)	1:A:84:LYS:CB	2:B:24:G:H5'	3	1.1
(1,3)	1:A:84:LYS:CB	2:B:24:G:H5''	3	1.1
(1,3)	1:A:84:LYS:CB	2:B:24:G:H8	3	1.1
(1,3)	1:A:84:LYS:CB	2:B:24:G:HO2'	3	1.1
(1,3)	1:A:84:LYS:CB	2:B:24:G:N1	3	1.1
(1,3)	1:A:84:LYS:CB	2:B:24:G:N2	3	1.1
(1,3)	1:A:84:LYS:CB	2:B:24:G:N3	3	1.1
(1,3)	1:A:84:LYS:CB	2:B:24:G:N7	3	1.1
(1,3)	1:A:84:LYS:CB	2:B:24:G:N9	3	1.1
(1,3)	1:A:84:LYS:CB	2:B:24:G:O2'	3	1.1
(1,3)	1:A:84:LYS:CB	2:B:24:G:O3'	3	1.1
(1,3)	1:A:84:LYS:CB	2:B:24:G:O4'	3	1.1
(1,3)	1:A:84:LYS:CB	2:B:24:G:O5'	3	1.1
(1,3)	1:A:84:LYS:CB	2:B:24:G:O6	3	1.1
(1,3)	1:A:84:LYS:CB	2:B:24:G:OP1	3	1.1
(1,3)	1:A:84:LYS:CB	2:B:24:G:OP2	3	1.1
(1,3)	1:A:84:LYS:CB	2:B:24:G:P	3	1.1
(1,3)	1:A:84:LYS:CD	2:B:2:C:C1'	3	1.1
(1,3)	1:A:84:LYS:CD	2:B:2:C:C2	3	1.1
(1,3)	1:A:84:LYS:CD	2:B:2:C:C2'	3	1.1
(1,3)	1:A:84:LYS:CD	2:B:2:C:C3'	3	1.1
(1,3)	1:A:84:LYS:CD	2:B:2:C:C4	3	1.1
(1,3)	1:A:84:LYS:CD	2:B:2:C:C4'	3	1.1
(1,3)	1:A:84:LYS:CD	2:B:2:C:C5	3	1.1

Continued on next page...

Continued from previous page...

Key	Atom-1	Atom-2	Model ID	Violation (Å)
(1,3)	1:A:84:LYS:CD	2:B:2:C:C5'	3	1.1
(1,3)	1:A:84:LYS:CD	2:B:2:C:C6	3	1.1
(1,3)	1:A:84:LYS:CD	2:B:2:C:H1'	3	1.1
(1,3)	1:A:84:LYS:CD	2:B:2:C:H2'	3	1.1
(1,3)	1:A:84:LYS:CD	2:B:2:C:H3'	3	1.1
(1,3)	1:A:84:LYS:CD	2:B:2:C:H4'	3	1.1
(1,3)	1:A:84:LYS:CD	2:B:2:C:H41	3	1.1
(1,3)	1:A:84:LYS:CD	2:B:2:C:H42	3	1.1
(1,3)	1:A:84:LYS:CD	2:B:2:C:H5	3	1.1
(1,3)	1:A:84:LYS:CD	2:B:2:C:H5'	3	1.1
(1,3)	1:A:84:LYS:CD	2:B:2:C:H5''	3	1.1
(1,3)	1:A:84:LYS:CD	2:B:2:C:H6	3	1.1
(1,3)	1:A:84:LYS:CD	2:B:2:C:HO2'	3	1.1
(1,3)	1:A:84:LYS:CD	2:B:2:C:N1	3	1.1
(1,3)	1:A:84:LYS:CD	2:B:2:C:N3	3	1.1
(1,3)	1:A:84:LYS:CD	2:B:2:C:N4	3	1.1
(1,3)	1:A:84:LYS:CD	2:B:2:C:O2	3	1.1
(1,3)	1:A:84:LYS:CD	2:B:2:C:O2'	3	1.1
(1,3)	1:A:84:LYS:CD	2:B:2:C:O3'	3	1.1
(1,3)	1:A:84:LYS:CD	2:B:2:C:O4'	3	1.1
(1,3)	1:A:84:LYS:CD	2:B:2:C:O5'	3	1.1
(1,3)	1:A:84:LYS:CD	2:B:3:U:C1'	3	1.1
(1,3)	1:A:84:LYS:CD	2:B:3:U:C2	3	1.1
(1,3)	1:A:84:LYS:CD	2:B:3:U:C2'	3	1.1
(1,3)	1:A:84:LYS:CD	2:B:3:U:C3'	3	1.1
(1,3)	1:A:84:LYS:CD	2:B:3:U:C4	3	1.1
(1,3)	1:A:84:LYS:CD	2:B:3:U:C4'	3	1.1
(1,3)	1:A:84:LYS:CD	2:B:3:U:C5	3	1.1
(1,3)	1:A:84:LYS:CD	2:B:3:U:C5'	3	1.1
(1,3)	1:A:84:LYS:CD	2:B:3:U:C6	3	1.1
(1,3)	1:A:84:LYS:CD	2:B:3:U:H1'	3	1.1
(1,3)	1:A:84:LYS:CD	2:B:3:U:H2'	3	1.1
(1,3)	1:A:84:LYS:CD	2:B:3:U:H3	3	1.1
(1,3)	1:A:84:LYS:CD	2:B:3:U:H3'	3	1.1
(1,3)	1:A:84:LYS:CD	2:B:3:U:H4'	3	1.1
(1,3)	1:A:84:LYS:CD	2:B:3:U:H5	3	1.1
(1,3)	1:A:84:LYS:CD	2:B:3:U:H5'	3	1.1
(1,3)	1:A:84:LYS:CD	2:B:3:U:H5''	3	1.1
(1,3)	1:A:84:LYS:CD	2:B:3:U:H6	3	1.1
(1,3)	1:A:84:LYS:CD	2:B:3:U:HO2'	3	1.1
(1,3)	1:A:84:LYS:CD	2:B:3:U:N1	3	1.1
(1,3)	1:A:84:LYS:CD	2:B:3:U:N3	3	1.1

Continued on next page...

Continued from previous page...

Key	Atom-1	Atom-2	Model ID	Violation (Å)
(1,3)	1:A:84:LYS:CD	2:B:3:U:O2	3	1.1
(1,3)	1:A:84:LYS:CD	2:B:3:U:O2'	3	1.1
(1,3)	1:A:84:LYS:CD	2:B:3:U:O3'	3	1.1
(1,3)	1:A:84:LYS:CD	2:B:3:U:O4	3	1.1
(1,3)	1:A:84:LYS:CD	2:B:3:U:O4'	3	1.1
(1,3)	1:A:84:LYS:CD	2:B:3:U:O5'	3	1.1
(1,3)	1:A:84:LYS:CD	2:B:3:U:OP1	3	1.1
(1,3)	1:A:84:LYS:CD	2:B:3:U:OP2	3	1.1
(1,3)	1:A:84:LYS:CD	2:B:3:U:P	3	1.1
(1,3)	1:A:84:LYS:CD	2:B:4:G:C1'	3	1.1
(1,3)	1:A:84:LYS:CD	2:B:4:G:C2	3	1.1
(1,3)	1:A:84:LYS:CD	2:B:4:G:C2'	3	1.1
(1,3)	1:A:84:LYS:CD	2:B:4:G:C3'	3	1.1
(1,3)	1:A:84:LYS:CD	2:B:4:G:C4	3	1.1
(1,3)	1:A:84:LYS:CD	2:B:4:G:C4'	3	1.1
(1,3)	1:A:84:LYS:CD	2:B:4:G:C5	3	1.1
(1,3)	1:A:84:LYS:CD	2:B:4:G:C5'	3	1.1
(1,3)	1:A:84:LYS:CD	2:B:4:G:C6	3	1.1
(1,3)	1:A:84:LYS:CD	2:B:4:G:C8	3	1.1
(1,3)	1:A:84:LYS:CD	2:B:4:G:H1	3	1.1
(1,3)	1:A:84:LYS:CD	2:B:4:G:H1'	3	1.1
(1,3)	1:A:84:LYS:CD	2:B:4:G:H2'	3	1.1
(1,3)	1:A:84:LYS:CD	2:B:4:G:H21	3	1.1
(1,3)	1:A:84:LYS:CD	2:B:4:G:H22	3	1.1
(1,3)	1:A:84:LYS:CD	2:B:4:G:H3'	3	1.1
(1,3)	1:A:84:LYS:CD	2:B:4:G:H4'	3	1.1
(1,3)	1:A:84:LYS:CD	2:B:4:G:H5'	3	1.1
(1,3)	1:A:84:LYS:CD	2:B:4:G:H5''	3	1.1
(1,3)	1:A:84:LYS:CD	2:B:4:G:H8	3	1.1
(1,3)	1:A:84:LYS:CD	2:B:4:G:HO2'	3	1.1
(1,3)	1:A:84:LYS:CD	2:B:4:G:N1	3	1.1
(1,3)	1:A:84:LYS:CD	2:B:4:G:N2	3	1.1
(1,3)	1:A:84:LYS:CD	2:B:4:G:N3	3	1.1
(1,3)	1:A:84:LYS:CD	2:B:4:G:N7	3	1.1
(1,3)	1:A:84:LYS:CD	2:B:4:G:N9	3	1.1
(1,3)	1:A:84:LYS:CD	2:B:4:G:O2'	3	1.1
(1,3)	1:A:84:LYS:CD	2:B:4:G:O3'	3	1.1
(1,3)	1:A:84:LYS:CD	2:B:4:G:O4'	3	1.1
(1,3)	1:A:84:LYS:CD	2:B:4:G:O5'	3	1.1
(1,3)	1:A:84:LYS:CD	2:B:4:G:O6	3	1.1
(1,3)	1:A:84:LYS:CD	2:B:4:G:OP1	3	1.1
(1,3)	1:A:84:LYS:CD	2:B:4:G:OP2	3	1.1

Continued on next page...

Continued from previous page...

Key	Atom-1	Atom-2	Model ID	Violation (Å)
(1,3)	1:A:84:LYS:CD	2:B:4:G:P	3	1.1
(1,3)	1:A:84:LYS:CD	2:B:5:A:C1'	3	1.1
(1,3)	1:A:84:LYS:CD	2:B:5:A:C2	3	1.1
(1,3)	1:A:84:LYS:CD	2:B:5:A:C2'	3	1.1
(1,3)	1:A:84:LYS:CD	2:B:5:A:C3'	3	1.1
(1,3)	1:A:84:LYS:CD	2:B:5:A:C4	3	1.1
(1,3)	1:A:84:LYS:CD	2:B:5:A:C4'	3	1.1
(1,3)	1:A:84:LYS:CD	2:B:5:A:C5	3	1.1
(1,3)	1:A:84:LYS:CD	2:B:5:A:C5'	3	1.1
(1,3)	1:A:84:LYS:CD	2:B:5:A:C6	3	1.1
(1,3)	1:A:84:LYS:CD	2:B:5:A:C8	3	1.1
(1,3)	1:A:84:LYS:CD	2:B:5:A:H1'	3	1.1
(1,3)	1:A:84:LYS:CD	2:B:5:A:H2	3	1.1
(1,3)	1:A:84:LYS:CD	2:B:5:A:H2'	3	1.1
(1,3)	1:A:84:LYS:CD	2:B:5:A:H3'	3	1.1
(1,3)	1:A:84:LYS:CD	2:B:5:A:H4'	3	1.1
(1,3)	1:A:84:LYS:CD	2:B:5:A:H5'	3	1.1
(1,3)	1:A:84:LYS:CD	2:B:5:A:H5''	3	1.1
(1,3)	1:A:84:LYS:CD	2:B:5:A:H61	3	1.1
(1,3)	1:A:84:LYS:CD	2:B:5:A:H62	3	1.1
(1,3)	1:A:84:LYS:CD	2:B:5:A:H8	3	1.1
(1,3)	1:A:84:LYS:CD	2:B:5:A:HO2'	3	1.1
(1,3)	1:A:84:LYS:CD	2:B:5:A:N1	3	1.1
(1,3)	1:A:84:LYS:CD	2:B:5:A:N3	3	1.1
(1,3)	1:A:84:LYS:CD	2:B:5:A:N6	3	1.1
(1,3)	1:A:84:LYS:CD	2:B:5:A:N7	3	1.1
(1,3)	1:A:84:LYS:CD	2:B:5:A:N9	3	1.1
(1,3)	1:A:84:LYS:CD	2:B:5:A:O2'	3	1.1
(1,3)	1:A:84:LYS:CD	2:B:5:A:O3'	3	1.1
(1,3)	1:A:84:LYS:CD	2:B:5:A:O4'	3	1.1
(1,3)	1:A:84:LYS:CD	2:B:5:A:O5'	3	1.1
(1,3)	1:A:84:LYS:CD	2:B:5:A:OP1	3	1.1
(1,3)	1:A:84:LYS:CD	2:B:5:A:OP2	3	1.1
(1,3)	1:A:84:LYS:CD	2:B:5:A:P	3	1.1
(1,3)	1:A:84:LYS:CD	2:B:6:G:C1'	3	1.1
(1,3)	1:A:84:LYS:CD	2:B:6:G:C2	3	1.1
(1,3)	1:A:84:LYS:CD	2:B:6:G:C2'	3	1.1
(1,3)	1:A:84:LYS:CD	2:B:6:G:C3'	3	1.1
(1,3)	1:A:84:LYS:CD	2:B:6:G:C4	3	1.1
(1,3)	1:A:84:LYS:CD	2:B:6:G:C4'	3	1.1
(1,3)	1:A:84:LYS:CD	2:B:6:G:C5	3	1.1
(1,3)	1:A:84:LYS:CD	2:B:6:G:C5'	3	1.1

Continued on next page...

Continued from previous page...

Key	Atom-1	Atom-2	Model ID	Violation (Å)
(1,3)	1:A:84:LYS:CD	2:B:6:G:C6	3	1.1
(1,3)	1:A:84:LYS:CD	2:B:6:G:C8	3	1.1
(1,3)	1:A:84:LYS:CD	2:B:6:G:H1	3	1.1
(1,3)	1:A:84:LYS:CD	2:B:6:G:H1'	3	1.1
(1,3)	1:A:84:LYS:CD	2:B:6:G:H2'	3	1.1
(1,3)	1:A:84:LYS:CD	2:B:6:G:H21	3	1.1
(1,3)	1:A:84:LYS:CD	2:B:6:G:H22	3	1.1
(1,3)	1:A:84:LYS:CD	2:B:6:G:H3'	3	1.1
(1,3)	1:A:84:LYS:CD	2:B:6:G:H4'	3	1.1
(1,3)	1:A:84:LYS:CD	2:B:6:G:H5'	3	1.1
(1,3)	1:A:84:LYS:CD	2:B:6:G:H5''	3	1.1
(1,3)	1:A:84:LYS:CD	2:B:6:G:H8	3	1.1
(1,3)	1:A:84:LYS:CD	2:B:6:G:HO2'	3	1.1
(1,3)	1:A:84:LYS:CD	2:B:6:G:N1	3	1.1
(1,3)	1:A:84:LYS:CD	2:B:6:G:N2	3	1.1
(1,3)	1:A:84:LYS:CD	2:B:6:G:N3	3	1.1
(1,3)	1:A:84:LYS:CD	2:B:6:G:N7	3	1.1
(1,3)	1:A:84:LYS:CD	2:B:6:G:N9	3	1.1
(1,3)	1:A:84:LYS:CD	2:B:6:G:O2'	3	1.1
(1,3)	1:A:84:LYS:CD	2:B:6:G:O3'	3	1.1
(1,3)	1:A:84:LYS:CD	2:B:6:G:O4'	3	1.1
(1,3)	1:A:84:LYS:CD	2:B:6:G:O5'	3	1.1
(1,3)	1:A:84:LYS:CD	2:B:6:G:O6	3	1.1
(1,3)	1:A:84:LYS:CD	2:B:6:G:OP1	3	1.1
(1,3)	1:A:84:LYS:CD	2:B:6:G:OP2	3	1.1
(1,3)	1:A:84:LYS:CD	2:B:6:G:P	3	1.1
(1,3)	1:A:84:LYS:CD	2:B:7:C:C1'	3	1.1
(1,3)	1:A:84:LYS:CD	2:B:7:C:C2	3	1.1
(1,3)	1:A:84:LYS:CD	2:B:7:C:C2'	3	1.1
(1,3)	1:A:84:LYS:CD	2:B:7:C:C3'	3	1.1
(1,3)	1:A:84:LYS:CD	2:B:7:C:C4	3	1.1
(1,3)	1:A:84:LYS:CD	2:B:7:C:C4'	3	1.1
(1,3)	1:A:84:LYS:CD	2:B:7:C:C5	3	1.1
(1,3)	1:A:84:LYS:CD	2:B:7:C:C5'	3	1.1
(1,3)	1:A:84:LYS:CD	2:B:7:C:C6	3	1.1
(1,3)	1:A:84:LYS:CD	2:B:7:C:H1'	3	1.1
(1,3)	1:A:84:LYS:CD	2:B:7:C:H2'	3	1.1
(1,3)	1:A:84:LYS:CD	2:B:7:C:H3'	3	1.1
(1,3)	1:A:84:LYS:CD	2:B:7:C:H4'	3	1.1
(1,3)	1:A:84:LYS:CD	2:B:7:C:H41	3	1.1
(1,3)	1:A:84:LYS:CD	2:B:7:C:H42	3	1.1
(1,3)	1:A:84:LYS:CD	2:B:7:C:H5	3	1.1

Continued on next page...

Continued from previous page...

Key	Atom-1	Atom-2	Model ID	Violation (Å)
(1,3)	1:A:84:LYS:CD	2:B:7:C:H5'	3	1.1
(1,3)	1:A:84:LYS:CD	2:B:7:C:H5''	3	1.1
(1,3)	1:A:84:LYS:CD	2:B:7:C:H6	3	1.1
(1,3)	1:A:84:LYS:CD	2:B:7:C:HO2'	3	1.1
(1,3)	1:A:84:LYS:CD	2:B:7:C:N1	3	1.1
(1,3)	1:A:84:LYS:CD	2:B:7:C:N3	3	1.1
(1,3)	1:A:84:LYS:CD	2:B:7:C:N4	3	1.1
(1,3)	1:A:84:LYS:CD	2:B:7:C:O2	3	1.1
(1,3)	1:A:84:LYS:CD	2:B:7:C:O2'	3	1.1
(1,3)	1:A:84:LYS:CD	2:B:7:C:O3'	3	1.1
(1,3)	1:A:84:LYS:CD	2:B:7:C:O4'	3	1.1
(1,3)	1:A:84:LYS:CD	2:B:7:C:O5'	3	1.1
(1,3)	1:A:84:LYS:CD	2:B:7:C:OP1	3	1.1
(1,3)	1:A:84:LYS:CD	2:B:7:C:OP2	3	1.1
(1,3)	1:A:84:LYS:CD	2:B:7:C:P	3	1.1
(1,3)	1:A:84:LYS:CD	2:B:8:U:C1'	3	1.1
(1,3)	1:A:84:LYS:CD	2:B:8:U:C2	3	1.1
(1,3)	1:A:84:LYS:CD	2:B:8:U:C2'	3	1.1
(1,3)	1:A:84:LYS:CD	2:B:8:U:C3'	3	1.1
(1,3)	1:A:84:LYS:CD	2:B:8:U:C4	3	1.1
(1,3)	1:A:84:LYS:CD	2:B:8:U:C4'	3	1.1
(1,3)	1:A:84:LYS:CD	2:B:8:U:C5	3	1.1
(1,3)	1:A:84:LYS:CD	2:B:8:U:C5'	3	1.1
(1,3)	1:A:84:LYS:CD	2:B:8:U:C6	3	1.1
(1,3)	1:A:84:LYS:CD	2:B:8:U:H1'	3	1.1
(1,3)	1:A:84:LYS:CD	2:B:8:U:H2'	3	1.1
(1,3)	1:A:84:LYS:CD	2:B:8:U:H3	3	1.1
(1,3)	1:A:84:LYS:CD	2:B:8:U:H3'	3	1.1
(1,3)	1:A:84:LYS:CD	2:B:8:U:H4'	3	1.1
(1,3)	1:A:84:LYS:CD	2:B:8:U:H5	3	1.1
(1,3)	1:A:84:LYS:CD	2:B:8:U:H5'	3	1.1
(1,3)	1:A:84:LYS:CD	2:B:8:U:H5''	3	1.1
(1,3)	1:A:84:LYS:CD	2:B:8:U:H6	3	1.1
(1,3)	1:A:84:LYS:CD	2:B:8:U:HO2'	3	1.1
(1,3)	1:A:84:LYS:CD	2:B:8:U:N1	3	1.1
(1,3)	1:A:84:LYS:CD	2:B:8:U:N3	3	1.1
(1,3)	1:A:84:LYS:CD	2:B:8:U:O2	3	1.1
(1,3)	1:A:84:LYS:CD	2:B:8:U:O2'	3	1.1
(1,3)	1:A:84:LYS:CD	2:B:8:U:O3'	3	1.1
(1,3)	1:A:84:LYS:CD	2:B:8:U:O4	3	1.1
(1,3)	1:A:84:LYS:CD	2:B:8:U:O4'	3	1.1
(1,3)	1:A:84:LYS:CD	2:B:8:U:O5'	3	1.1

Continued on next page...

Continued from previous page...

Key	Atom-1	Atom-2	Model ID	Violation (Å)
(1,3)	1:A:84:LYS:CD	2:B:8:U:OP1	3	1.1
(1,3)	1:A:84:LYS:CD	2:B:8:U:OP2	3	1.1
(1,3)	1:A:84:LYS:CD	2:B:8:U:P	3	1.1
(1,3)	1:A:84:LYS:CD	2:B:9:C:C1'	3	1.1
(1,3)	1:A:84:LYS:CD	2:B:9:C:C2	3	1.1
(1,3)	1:A:84:LYS:CD	2:B:9:C:C2'	3	1.1
(1,3)	1:A:84:LYS:CD	2:B:9:C:C3'	3	1.1
(1,3)	1:A:84:LYS:CD	2:B:9:C:C4	3	1.1
(1,3)	1:A:84:LYS:CD	2:B:9:C:C4'	3	1.1
(1,3)	1:A:84:LYS:CD	2:B:9:C:C5	3	1.1
(1,3)	1:A:84:LYS:CD	2:B:9:C:C5'	3	1.1
(1,3)	1:A:84:LYS:CD	2:B:9:C:C6	3	1.1
(1,3)	1:A:84:LYS:CD	2:B:9:C:H1'	3	1.1
(1,3)	1:A:84:LYS:CD	2:B:9:C:H2'	3	1.1
(1,3)	1:A:84:LYS:CD	2:B:9:C:H3'	3	1.1
(1,3)	1:A:84:LYS:CD	2:B:9:C:H4'	3	1.1
(1,3)	1:A:84:LYS:CD	2:B:9:C:H41	3	1.1
(1,3)	1:A:84:LYS:CD	2:B:9:C:H42	3	1.1
(1,3)	1:A:84:LYS:CD	2:B:9:C:H5	3	1.1
(1,3)	1:A:84:LYS:CD	2:B:9:C:H5'	3	1.1
(1,3)	1:A:84:LYS:CD	2:B:9:C:H5''	3	1.1
(1,3)	1:A:84:LYS:CD	2:B:9:C:H6	3	1.1
(1,3)	1:A:84:LYS:CD	2:B:9:C:HO2'	3	1.1
(1,3)	1:A:84:LYS:CD	2:B:9:C:N1	3	1.1
(1,3)	1:A:84:LYS:CD	2:B:9:C:N3	3	1.1
(1,3)	1:A:84:LYS:CD	2:B:9:C:N4	3	1.1
(1,3)	1:A:84:LYS:CD	2:B:9:C:O2	3	1.1
(1,3)	1:A:84:LYS:CD	2:B:9:C:O2'	3	1.1
(1,3)	1:A:84:LYS:CD	2:B:9:C:O3'	3	1.1
(1,3)	1:A:84:LYS:CD	2:B:9:C:O4'	3	1.1
(1,3)	1:A:84:LYS:CD	2:B:9:C:O5'	3	1.1
(1,3)	1:A:84:LYS:CD	2:B:9:C:OP1	3	1.1
(1,3)	1:A:84:LYS:CD	2:B:9:C:OP2	3	1.1
(1,3)	1:A:84:LYS:CD	2:B:9:C:P	3	1.1
(1,3)	1:A:84:LYS:CD	2:B:10:G:C1'	3	1.1
(1,3)	1:A:84:LYS:CD	2:B:10:G:C2	3	1.1
(1,3)	1:A:84:LYS:CD	2:B:10:G:C2'	3	1.1
(1,3)	1:A:84:LYS:CD	2:B:10:G:C3'	3	1.1
(1,3)	1:A:84:LYS:CD	2:B:10:G:C4	3	1.1
(1,3)	1:A:84:LYS:CD	2:B:10:G:C4'	3	1.1
(1,3)	1:A:84:LYS:CD	2:B:10:G:C5	3	1.1
(1,3)	1:A:84:LYS:CD	2:B:10:G:C5'	3	1.1

Continued on next page...

Continued from previous page...

Key	Atom-1	Atom-2	Model ID	Violation (Å)
(1,3)	1:A:84:LYS:CD	2:B:10:G:C6	3	1.1
(1,3)	1:A:84:LYS:CD	2:B:10:G:C8	3	1.1
(1,3)	1:A:84:LYS:CD	2:B:10:G:H1	3	1.1
(1,3)	1:A:84:LYS:CD	2:B:10:G:H1'	3	1.1
(1,3)	1:A:84:LYS:CD	2:B:10:G:H2'	3	1.1
(1,3)	1:A:84:LYS:CD	2:B:10:G:H21	3	1.1
(1,3)	1:A:84:LYS:CD	2:B:10:G:H22	3	1.1
(1,3)	1:A:84:LYS:CD	2:B:10:G:H3'	3	1.1
(1,3)	1:A:84:LYS:CD	2:B:10:G:H4'	3	1.1
(1,3)	1:A:84:LYS:CD	2:B:10:G:H5'	3	1.1
(1,3)	1:A:84:LYS:CD	2:B:10:G:H5''	3	1.1
(1,3)	1:A:84:LYS:CD	2:B:10:G:H8	3	1.1
(1,3)	1:A:84:LYS:CD	2:B:10:G:HO2'	3	1.1
(1,3)	1:A:84:LYS:CD	2:B:10:G:N1	3	1.1
(1,3)	1:A:84:LYS:CD	2:B:10:G:N2	3	1.1
(1,3)	1:A:84:LYS:CD	2:B:10:G:N3	3	1.1
(1,3)	1:A:84:LYS:CD	2:B:10:G:N7	3	1.1
(1,3)	1:A:84:LYS:CD	2:B:10:G:N9	3	1.1
(1,3)	1:A:84:LYS:CD	2:B:10:G:O2'	3	1.1
(1,3)	1:A:84:LYS:CD	2:B:10:G:O3'	3	1.1
(1,3)	1:A:84:LYS:CD	2:B:10:G:O4'	3	1.1
(1,3)	1:A:84:LYS:CD	2:B:10:G:O5'	3	1.1
(1,3)	1:A:84:LYS:CD	2:B:10:G:O6	3	1.1
(1,3)	1:A:84:LYS:CD	2:B:10:G:OP1	3	1.1
(1,3)	1:A:84:LYS:CD	2:B:10:G:OP2	3	1.1
(1,3)	1:A:84:LYS:CD	2:B:10:G:P	3	1.1
(1,3)	1:A:84:LYS:CD	2:B:11:A:C1'	3	1.1
(1,3)	1:A:84:LYS:CD	2:B:11:A:C2	3	1.1
(1,3)	1:A:84:LYS:CD	2:B:11:A:C2'	3	1.1
(1,3)	1:A:84:LYS:CD	2:B:11:A:C3'	3	1.1
(1,3)	1:A:84:LYS:CD	2:B:11:A:C4	3	1.1
(1,3)	1:A:84:LYS:CD	2:B:11:A:C4'	3	1.1
(1,3)	1:A:84:LYS:CD	2:B:11:A:C5	3	1.1
(1,3)	1:A:84:LYS:CD	2:B:11:A:C5'	3	1.1
(1,3)	1:A:84:LYS:CD	2:B:11:A:C6	3	1.1
(1,3)	1:A:84:LYS:CD	2:B:11:A:C8	3	1.1
(1,3)	1:A:84:LYS:CD	2:B:11:A:H1'	3	1.1
(1,3)	1:A:84:LYS:CD	2:B:11:A:H2	3	1.1
(1,3)	1:A:84:LYS:CD	2:B:11:A:H2'	3	1.1
(1,3)	1:A:84:LYS:CD	2:B:11:A:H3'	3	1.1
(1,3)	1:A:84:LYS:CD	2:B:11:A:H4'	3	1.1
(1,3)	1:A:84:LYS:CD	2:B:11:A:H5'	3	1.1

Continued on next page...

Continued from previous page...

Key	Atom-1	Atom-2	Model ID	Violation (Å)
(1,3)	1:A:84:LYS:CD	2:B:11:A:H5''	3	1.1
(1,3)	1:A:84:LYS:CD	2:B:11:A:H61	3	1.1
(1,3)	1:A:84:LYS:CD	2:B:11:A:H62	3	1.1
(1,3)	1:A:84:LYS:CD	2:B:11:A:H8	3	1.1
(1,3)	1:A:84:LYS:CD	2:B:11:A:HO2'	3	1.1
(1,3)	1:A:84:LYS:CD	2:B:11:A:N1	3	1.1
(1,3)	1:A:84:LYS:CD	2:B:11:A:N3	3	1.1
(1,3)	1:A:84:LYS:CD	2:B:11:A:N6	3	1.1
(1,3)	1:A:84:LYS:CD	2:B:11:A:N7	3	1.1
(1,3)	1:A:84:LYS:CD	2:B:11:A:N9	3	1.1
(1,3)	1:A:84:LYS:CD	2:B:11:A:O2'	3	1.1
(1,3)	1:A:84:LYS:CD	2:B:11:A:O3'	3	1.1
(1,3)	1:A:84:LYS:CD	2:B:11:A:O4'	3	1.1
(1,3)	1:A:84:LYS:CD	2:B:11:A:O5'	3	1.1
(1,3)	1:A:84:LYS:CD	2:B:11:A:OP1	3	1.1
(1,3)	1:A:84:LYS:CD	2:B:11:A:OP2	3	1.1
(1,3)	1:A:84:LYS:CD	2:B:11:A:P	3	1.1
(1,3)	1:A:84:LYS:CD	2:B:12:A:C1'	3	1.1
(1,3)	1:A:84:LYS:CD	2:B:12:A:C2	3	1.1
(1,3)	1:A:84:LYS:CD	2:B:12:A:C2'	3	1.1
(1,3)	1:A:84:LYS:CD	2:B:12:A:C3'	3	1.1
(1,3)	1:A:84:LYS:CD	2:B:12:A:C4	3	1.1
(1,3)	1:A:84:LYS:CD	2:B:12:A:C4'	3	1.1
(1,3)	1:A:84:LYS:CD	2:B:12:A:C5	3	1.1
(1,3)	1:A:84:LYS:CD	2:B:12:A:C5'	3	1.1
(1,3)	1:A:84:LYS:CD	2:B:12:A:C6	3	1.1
(1,3)	1:A:84:LYS:CD	2:B:12:A:C8	3	1.1
(1,3)	1:A:84:LYS:CD	2:B:12:A:H1'	3	1.1
(1,3)	1:A:84:LYS:CD	2:B:12:A:H2	3	1.1
(1,3)	1:A:84:LYS:CD	2:B:12:A:H2'	3	1.1
(1,3)	1:A:84:LYS:CD	2:B:12:A:H3'	3	1.1
(1,3)	1:A:84:LYS:CD	2:B:12:A:H4'	3	1.1
(1,3)	1:A:84:LYS:CD	2:B:12:A:H5'	3	1.1
(1,3)	1:A:84:LYS:CD	2:B:12:A:H5''	3	1.1
(1,3)	1:A:84:LYS:CD	2:B:12:A:H61	3	1.1
(1,3)	1:A:84:LYS:CD	2:B:12:A:H62	3	1.1
(1,3)	1:A:84:LYS:CD	2:B:12:A:H8	3	1.1
(1,3)	1:A:84:LYS:CD	2:B:12:A:HO2'	3	1.1
(1,3)	1:A:84:LYS:CD	2:B:12:A:N1	3	1.1
(1,3)	1:A:84:LYS:CD	2:B:12:A:N3	3	1.1
(1,3)	1:A:84:LYS:CD	2:B:12:A:N6	3	1.1
(1,3)	1:A:84:LYS:CD	2:B:12:A:N7	3	1.1

Continued on next page...

Continued from previous page...

Key	Atom-1	Atom-2	Model ID	Violation (Å)
(1,3)	1:A:84:LYS:CD	2:B:12:A:N9	3	1.1
(1,3)	1:A:84:LYS:CD	2:B:12:A:O2'	3	1.1
(1,3)	1:A:84:LYS:CD	2:B:12:A:O3'	3	1.1
(1,3)	1:A:84:LYS:CD	2:B:12:A:O4'	3	1.1
(1,3)	1:A:84:LYS:CD	2:B:12:A:O5'	3	1.1
(1,3)	1:A:84:LYS:CD	2:B:12:A:OP1	3	1.1
(1,3)	1:A:84:LYS:CD	2:B:12:A:OP2	3	1.1
(1,3)	1:A:84:LYS:CD	2:B:12:A:P	3	1.1
(1,3)	1:A:84:LYS:CD	2:B:13:A:C1'	3	1.1
(1,3)	1:A:84:LYS:CD	2:B:13:A:C2	3	1.1
(1,3)	1:A:84:LYS:CD	2:B:13:A:C2'	3	1.1
(1,3)	1:A:84:LYS:CD	2:B:13:A:C3'	3	1.1
(1,3)	1:A:84:LYS:CD	2:B:13:A:C4	3	1.1
(1,3)	1:A:84:LYS:CD	2:B:13:A:C4'	3	1.1
(1,3)	1:A:84:LYS:CD	2:B:13:A:C5	3	1.1
(1,3)	1:A:84:LYS:CD	2:B:13:A:C5'	3	1.1
(1,3)	1:A:84:LYS:CD	2:B:13:A:C6	3	1.1
(1,3)	1:A:84:LYS:CD	2:B:13:A:C8	3	1.1
(1,3)	1:A:84:LYS:CD	2:B:13:A:H1'	3	1.1
(1,3)	1:A:84:LYS:CD	2:B:13:A:H2	3	1.1
(1,3)	1:A:84:LYS:CD	2:B:13:A:H2'	3	1.1
(1,3)	1:A:84:LYS:CD	2:B:13:A:H3'	3	1.1
(1,3)	1:A:84:LYS:CD	2:B:13:A:H4'	3	1.1
(1,3)	1:A:84:LYS:CD	2:B:13:A:H5'	3	1.1
(1,3)	1:A:84:LYS:CD	2:B:13:A:H5''	3	1.1
(1,3)	1:A:84:LYS:CD	2:B:13:A:H61	3	1.1
(1,3)	1:A:84:LYS:CD	2:B:13:A:H62	3	1.1
(1,3)	1:A:84:LYS:CD	2:B:13:A:H8	3	1.1
(1,3)	1:A:84:LYS:CD	2:B:13:A:HO2'	3	1.1
(1,3)	1:A:84:LYS:CD	2:B:13:A:N1	3	1.1
(1,3)	1:A:84:LYS:CD	2:B:13:A:N3	3	1.1
(1,3)	1:A:84:LYS:CD	2:B:13:A:N6	3	1.1
(1,3)	1:A:84:LYS:CD	2:B:13:A:N7	3	1.1
(1,3)	1:A:84:LYS:CD	2:B:13:A:N9	3	1.1
(1,3)	1:A:84:LYS:CD	2:B:13:A:O2'	3	1.1
(1,3)	1:A:84:LYS:CD	2:B:13:A:O3'	3	1.1
(1,3)	1:A:84:LYS:CD	2:B:13:A:O4'	3	1.1
(1,3)	1:A:84:LYS:CD	2:B:13:A:O5'	3	1.1
(1,3)	1:A:84:LYS:CD	2:B:13:A:OP1	3	1.1
(1,3)	1:A:84:LYS:CD	2:B:13:A:OP2	3	1.1
(1,3)	1:A:84:LYS:CD	2:B:13:A:P	3	1.1
(1,3)	1:A:84:LYS:CD	2:B:14:G:C1'	3	1.1

Continued on next page...

Continued from previous page...

Key	Atom-1	Atom-2	Model ID	Violation (Å)
(1,3)	1:A:84:LYS:CD	2:B:14:G:C2	3	1.1
(1,3)	1:A:84:LYS:CD	2:B:14:G:C2'	3	1.1
(1,3)	1:A:84:LYS:CD	2:B:14:G:C3'	3	1.1
(1,3)	1:A:84:LYS:CD	2:B:14:G:C4	3	1.1
(1,3)	1:A:84:LYS:CD	2:B:14:G:C4'	3	1.1
(1,3)	1:A:84:LYS:CD	2:B:14:G:C5	3	1.1
(1,3)	1:A:84:LYS:CD	2:B:14:G:C5'	3	1.1
(1,3)	1:A:84:LYS:CD	2:B:14:G:C6	3	1.1
(1,3)	1:A:84:LYS:CD	2:B:14:G:C8	3	1.1
(1,3)	1:A:84:LYS:CD	2:B:14:G:H1	3	1.1
(1,3)	1:A:84:LYS:CD	2:B:14:G:H1'	3	1.1
(1,3)	1:A:84:LYS:CD	2:B:14:G:H2'	3	1.1
(1,3)	1:A:84:LYS:CD	2:B:14:G:H21	3	1.1
(1,3)	1:A:84:LYS:CD	2:B:14:G:H22	3	1.1
(1,3)	1:A:84:LYS:CD	2:B:14:G:H3'	3	1.1
(1,3)	1:A:84:LYS:CD	2:B:14:G:H4'	3	1.1
(1,3)	1:A:84:LYS:CD	2:B:14:G:H5'	3	1.1
(1,3)	1:A:84:LYS:CD	2:B:14:G:H5''	3	1.1
(1,3)	1:A:84:LYS:CD	2:B:14:G:H8	3	1.1
(1,3)	1:A:84:LYS:CD	2:B:14:G:HO2'	3	1.1
(1,3)	1:A:84:LYS:CD	2:B:14:G:N1	3	1.1
(1,3)	1:A:84:LYS:CD	2:B:14:G:N2	3	1.1
(1,3)	1:A:84:LYS:CD	2:B:14:G:N3	3	1.1
(1,3)	1:A:84:LYS:CD	2:B:14:G:N7	3	1.1
(1,3)	1:A:84:LYS:CD	2:B:14:G:N9	3	1.1
(1,3)	1:A:84:LYS:CD	2:B:14:G:O2'	3	1.1
(1,3)	1:A:84:LYS:CD	2:B:14:G:O3'	3	1.1
(1,3)	1:A:84:LYS:CD	2:B:14:G:O4'	3	1.1
(1,3)	1:A:84:LYS:CD	2:B:14:G:O5'	3	1.1
(1,3)	1:A:84:LYS:CD	2:B:14:G:O6	3	1.1
(1,3)	1:A:84:LYS:CD	2:B:14:G:OP1	3	1.1
(1,3)	1:A:84:LYS:CD	2:B:14:G:OP2	3	1.1
(1,3)	1:A:84:LYS:CD	2:B:14:G:P	3	1.1
(1,3)	1:A:84:LYS:CD	2:B:15:A:C1'	3	1.1
(1,3)	1:A:84:LYS:CD	2:B:15:A:C2	3	1.1
(1,3)	1:A:84:LYS:CD	2:B:15:A:C2'	3	1.1
(1,3)	1:A:84:LYS:CD	2:B:15:A:C3'	3	1.1
(1,3)	1:A:84:LYS:CD	2:B:15:A:C4	3	1.1
(1,3)	1:A:84:LYS:CD	2:B:15:A:C4'	3	1.1
(1,3)	1:A:84:LYS:CD	2:B:15:A:C5	3	1.1
(1,3)	1:A:84:LYS:CD	2:B:15:A:C5'	3	1.1
(1,3)	1:A:84:LYS:CD	2:B:15:A:C6	3	1.1

Continued on next page...

Continued from previous page...

Key	Atom-1	Atom-2	Model ID	Violation (Å)
(1,3)	1:A:84:LYS:CD	2:B:15:A:C8	3	1.1
(1,3)	1:A:84:LYS:CD	2:B:15:A:H1'	3	1.1
(1,3)	1:A:84:LYS:CD	2:B:15:A:H2	3	1.1
(1,3)	1:A:84:LYS:CD	2:B:15:A:H2'	3	1.1
(1,3)	1:A:84:LYS:CD	2:B:15:A:H3'	3	1.1
(1,3)	1:A:84:LYS:CD	2:B:15:A:H4'	3	1.1
(1,3)	1:A:84:LYS:CD	2:B:15:A:H5'	3	1.1
(1,3)	1:A:84:LYS:CD	2:B:15:A:H5''	3	1.1
(1,3)	1:A:84:LYS:CD	2:B:15:A:H61	3	1.1
(1,3)	1:A:84:LYS:CD	2:B:15:A:H62	3	1.1
(1,3)	1:A:84:LYS:CD	2:B:15:A:H8	3	1.1
(1,3)	1:A:84:LYS:CD	2:B:15:A:HO2'	3	1.1
(1,3)	1:A:84:LYS:CD	2:B:15:A:N1	3	1.1
(1,3)	1:A:84:LYS:CD	2:B:15:A:N3	3	1.1
(1,3)	1:A:84:LYS:CD	2:B:15:A:N6	3	1.1
(1,3)	1:A:84:LYS:CD	2:B:15:A:N7	3	1.1
(1,3)	1:A:84:LYS:CD	2:B:15:A:N9	3	1.1
(1,3)	1:A:84:LYS:CD	2:B:15:A:O2'	3	1.1
(1,3)	1:A:84:LYS:CD	2:B:15:A:O3'	3	1.1
(1,3)	1:A:84:LYS:CD	2:B:15:A:O4'	3	1.1
(1,3)	1:A:84:LYS:CD	2:B:15:A:O5'	3	1.1
(1,3)	1:A:84:LYS:CD	2:B:15:A:OP1	3	1.1
(1,3)	1:A:84:LYS:CD	2:B:15:A:OP2	3	1.1
(1,3)	1:A:84:LYS:CD	2:B:15:A:P	3	1.1
(1,3)	1:A:84:LYS:CD	2:B:16:G:C1'	3	1.1
(1,3)	1:A:84:LYS:CD	2:B:16:G:C2	3	1.1
(1,3)	1:A:84:LYS:CD	2:B:16:G:C2'	3	1.1
(1,3)	1:A:84:LYS:CD	2:B:16:G:C3'	3	1.1
(1,3)	1:A:84:LYS:CD	2:B:16:G:C4	3	1.1
(1,3)	1:A:84:LYS:CD	2:B:16:G:C4'	3	1.1
(1,3)	1:A:84:LYS:CD	2:B:16:G:C5	3	1.1
(1,3)	1:A:84:LYS:CD	2:B:16:G:C5'	3	1.1
(1,3)	1:A:84:LYS:CD	2:B:16:G:C6	3	1.1
(1,3)	1:A:84:LYS:CD	2:B:16:G:C8	3	1.1
(1,3)	1:A:84:LYS:CD	2:B:16:G:H1	3	1.1
(1,3)	1:A:84:LYS:CD	2:B:16:G:H1'	3	1.1
(1,3)	1:A:84:LYS:CD	2:B:16:G:H2'	3	1.1
(1,3)	1:A:84:LYS:CD	2:B:16:G:H21	3	1.1
(1,3)	1:A:84:LYS:CD	2:B:16:G:H22	3	1.1
(1,3)	1:A:84:LYS:CD	2:B:16:G:H3'	3	1.1
(1,3)	1:A:84:LYS:CD	2:B:16:G:H4'	3	1.1
(1,3)	1:A:84:LYS:CD	2:B:16:G:H5'	3	1.1

Continued on next page...

Continued from previous page...

Key	Atom-1	Atom-2	Model ID	Violation (Å)
(1,3)	1:A:84:LYS:CD	2:B:16:G:H5''	3	1.1
(1,3)	1:A:84:LYS:CD	2:B:16:G:H8	3	1.1
(1,3)	1:A:84:LYS:CD	2:B:16:G:HO2'	3	1.1
(1,3)	1:A:84:LYS:CD	2:B:16:G:N1	3	1.1
(1,3)	1:A:84:LYS:CD	2:B:16:G:N2	3	1.1
(1,3)	1:A:84:LYS:CD	2:B:16:G:N3	3	1.1
(1,3)	1:A:84:LYS:CD	2:B:16:G:N7	3	1.1
(1,3)	1:A:84:LYS:CD	2:B:16:G:N9	3	1.1
(1,3)	1:A:84:LYS:CD	2:B:16:G:O2'	3	1.1
(1,3)	1:A:84:LYS:CD	2:B:16:G:O3'	3	1.1
(1,3)	1:A:84:LYS:CD	2:B:16:G:O4'	3	1.1
(1,3)	1:A:84:LYS:CD	2:B:16:G:O5'	3	1.1
(1,3)	1:A:84:LYS:CD	2:B:16:G:O6	3	1.1
(1,3)	1:A:84:LYS:CD	2:B:16:G:OP1	3	1.1
(1,3)	1:A:84:LYS:CD	2:B:16:G:OP2	3	1.1
(1,3)	1:A:84:LYS:CD	2:B:16:G:P	3	1.1
(1,3)	1:A:84:LYS:CD	2:B:17:C:C1'	3	1.1
(1,3)	1:A:84:LYS:CD	2:B:17:C:C2	3	1.1
(1,3)	1:A:84:LYS:CD	2:B:17:C:C2'	3	1.1
(1,3)	1:A:84:LYS:CD	2:B:17:C:C3'	3	1.1
(1,3)	1:A:84:LYS:CD	2:B:17:C:C4	3	1.1
(1,3)	1:A:84:LYS:CD	2:B:17:C:C4'	3	1.1
(1,3)	1:A:84:LYS:CD	2:B:17:C:C5	3	1.1
(1,3)	1:A:84:LYS:CD	2:B:17:C:C5'	3	1.1
(1,3)	1:A:84:LYS:CD	2:B:17:C:C6	3	1.1
(1,3)	1:A:84:LYS:CD	2:B:17:C:H1'	3	1.1
(1,3)	1:A:84:LYS:CD	2:B:17:C:H2'	3	1.1
(1,3)	1:A:84:LYS:CD	2:B:17:C:H3'	3	1.1
(1,3)	1:A:84:LYS:CD	2:B:17:C:H4'	3	1.1
(1,3)	1:A:84:LYS:CD	2:B:17:C:H41	3	1.1
(1,3)	1:A:84:LYS:CD	2:B:17:C:H42	3	1.1
(1,3)	1:A:84:LYS:CD	2:B:17:C:H5	3	1.1
(1,3)	1:A:84:LYS:CD	2:B:17:C:H5'	3	1.1
(1,3)	1:A:84:LYS:CD	2:B:17:C:H5''	3	1.1
(1,3)	1:A:84:LYS:CD	2:B:17:C:H6	3	1.1
(1,3)	1:A:84:LYS:CD	2:B:17:C:HO2'	3	1.1
(1,3)	1:A:84:LYS:CD	2:B:17:C:N1	3	1.1
(1,3)	1:A:84:LYS:CD	2:B:17:C:N3	3	1.1
(1,3)	1:A:84:LYS:CD	2:B:17:C:N4	3	1.1
(1,3)	1:A:84:LYS:CD	2:B:17:C:O2	3	1.1
(1,3)	1:A:84:LYS:CD	2:B:17:C:O2'	3	1.1
(1,3)	1:A:84:LYS:CD	2:B:17:C:O3'	3	1.1

Continued on next page...

Continued from previous page...

Key	Atom-1	Atom-2	Model ID	Violation (Å)
(1,3)	1:A:84:LYS:CD	2:B:17:C:O4'	3	1.1
(1,3)	1:A:84:LYS:CD	2:B:17:C:O5'	3	1.1
(1,3)	1:A:84:LYS:CD	2:B:17:C:OP1	3	1.1
(1,3)	1:A:84:LYS:CD	2:B:17:C:OP2	3	1.1
(1,3)	1:A:84:LYS:CD	2:B:17:C:P	3	1.1
(1,3)	1:A:84:LYS:CD	2:B:18:A:C1'	3	1.1
(1,3)	1:A:84:LYS:CD	2:B:18:A:C2	3	1.1
(1,3)	1:A:84:LYS:CD	2:B:18:A:C2'	3	1.1
(1,3)	1:A:84:LYS:CD	2:B:18:A:C3'	3	1.1
(1,3)	1:A:84:LYS:CD	2:B:18:A:C4	3	1.1
(1,3)	1:A:84:LYS:CD	2:B:18:A:C4'	3	1.1
(1,3)	1:A:84:LYS:CD	2:B:18:A:C5	3	1.1
(1,3)	1:A:84:LYS:CD	2:B:18:A:C5'	3	1.1
(1,3)	1:A:84:LYS:CD	2:B:18:A:C6	3	1.1
(1,3)	1:A:84:LYS:CD	2:B:18:A:C8	3	1.1
(1,3)	1:A:84:LYS:CD	2:B:18:A:H1'	3	1.1
(1,3)	1:A:84:LYS:CD	2:B:18:A:H2	3	1.1
(1,3)	1:A:84:LYS:CD	2:B:18:A:H2'	3	1.1
(1,3)	1:A:84:LYS:CD	2:B:18:A:H3'	3	1.1
(1,3)	1:A:84:LYS:CD	2:B:18:A:H4'	3	1.1
(1,3)	1:A:84:LYS:CD	2:B:18:A:H5'	3	1.1
(1,3)	1:A:84:LYS:CD	2:B:18:A:H5''	3	1.1
(1,3)	1:A:84:LYS:CD	2:B:18:A:H61	3	1.1
(1,3)	1:A:84:LYS:CD	2:B:18:A:H62	3	1.1
(1,3)	1:A:84:LYS:CD	2:B:18:A:H8	3	1.1
(1,3)	1:A:84:LYS:CD	2:B:18:A:HO2'	3	1.1
(1,3)	1:A:84:LYS:CD	2:B:18:A:N1	3	1.1
(1,3)	1:A:84:LYS:CD	2:B:18:A:N3	3	1.1
(1,3)	1:A:84:LYS:CD	2:B:18:A:N6	3	1.1
(1,3)	1:A:84:LYS:CD	2:B:18:A:N7	3	1.1
(1,3)	1:A:84:LYS:CD	2:B:18:A:N9	3	1.1
(1,3)	1:A:84:LYS:CD	2:B:18:A:O2'	3	1.1
(1,3)	1:A:84:LYS:CD	2:B:18:A:O3'	3	1.1
(1,3)	1:A:84:LYS:CD	2:B:18:A:O4'	3	1.1
(1,3)	1:A:84:LYS:CD	2:B:18:A:O5'	3	1.1
(1,3)	1:A:84:LYS:CD	2:B:18:A:OP1	3	1.1
(1,3)	1:A:84:LYS:CD	2:B:18:A:OP2	3	1.1
(1,3)	1:A:84:LYS:CD	2:B:18:A:P	3	1.1
(1,3)	1:A:84:LYS:CD	2:B:19:A:C1'	3	1.1
(1,3)	1:A:84:LYS:CD	2:B:19:A:C2	3	1.1
(1,3)	1:A:84:LYS:CD	2:B:19:A:C2'	3	1.1
(1,3)	1:A:84:LYS:CD	2:B:19:A:C3'	3	1.1

Continued on next page...

Continued from previous page...

Key	Atom-1	Atom-2	Model ID	Violation (Å)
(1,3)	1:A:84:LYS:CD	2:B:19:A:C4	3	1.1
(1,3)	1:A:84:LYS:CD	2:B:19:A:C4'	3	1.1
(1,3)	1:A:84:LYS:CD	2:B:19:A:C5	3	1.1
(1,3)	1:A:84:LYS:CD	2:B:19:A:C5'	3	1.1
(1,3)	1:A:84:LYS:CD	2:B:19:A:C6	3	1.1
(1,3)	1:A:84:LYS:CD	2:B:19:A:C8	3	1.1
(1,3)	1:A:84:LYS:CD	2:B:19:A:H1'	3	1.1
(1,3)	1:A:84:LYS:CD	2:B:19:A:H2	3	1.1
(1,3)	1:A:84:LYS:CD	2:B:19:A:H2'	3	1.1
(1,3)	1:A:84:LYS:CD	2:B:19:A:H3'	3	1.1
(1,3)	1:A:84:LYS:CD	2:B:19:A:H4'	3	1.1
(1,3)	1:A:84:LYS:CD	2:B:19:A:H5'	3	1.1
(1,3)	1:A:84:LYS:CD	2:B:19:A:H5''	3	1.1
(1,3)	1:A:84:LYS:CD	2:B:19:A:H61	3	1.1
(1,3)	1:A:84:LYS:CD	2:B:19:A:H62	3	1.1
(1,3)	1:A:84:LYS:CD	2:B:19:A:H8	3	1.1
(1,3)	1:A:84:LYS:CD	2:B:19:A:HO2'	3	1.1
(1,3)	1:A:84:LYS:CD	2:B:19:A:N1	3	1.1
(1,3)	1:A:84:LYS:CD	2:B:19:A:N3	3	1.1
(1,3)	1:A:84:LYS:CD	2:B:19:A:N6	3	1.1
(1,3)	1:A:84:LYS:CD	2:B:19:A:N7	3	1.1
(1,3)	1:A:84:LYS:CD	2:B:19:A:N9	3	1.1
(1,3)	1:A:84:LYS:CD	2:B:19:A:O2'	3	1.1
(1,3)	1:A:84:LYS:CD	2:B:19:A:O3'	3	1.1
(1,3)	1:A:84:LYS:CD	2:B:19:A:O4'	3	1.1
(1,3)	1:A:84:LYS:CD	2:B:19:A:O5'	3	1.1
(1,3)	1:A:84:LYS:CD	2:B:19:A:OP1	3	1.1
(1,3)	1:A:84:LYS:CD	2:B:19:A:OP2	3	1.1
(1,3)	1:A:84:LYS:CD	2:B:19:A:P	3	1.1
(1,3)	1:A:84:LYS:CD	2:B:20:U:C1'	3	1.1
(1,3)	1:A:84:LYS:CD	2:B:20:U:C2	3	1.1
(1,3)	1:A:84:LYS:CD	2:B:20:U:C2'	3	1.1
(1,3)	1:A:84:LYS:CD	2:B:20:U:C3'	3	1.1
(1,3)	1:A:84:LYS:CD	2:B:20:U:C4	3	1.1
(1,3)	1:A:84:LYS:CD	2:B:20:U:C4'	3	1.1
(1,3)	1:A:84:LYS:CD	2:B:20:U:C5	3	1.1
(1,3)	1:A:84:LYS:CD	2:B:20:U:C5'	3	1.1
(1,3)	1:A:84:LYS:CD	2:B:20:U:C6	3	1.1
(1,3)	1:A:84:LYS:CD	2:B:20:U:H1'	3	1.1
(1,3)	1:A:84:LYS:CD	2:B:20:U:H2'	3	1.1
(1,3)	1:A:84:LYS:CD	2:B:20:U:H3	3	1.1
(1,3)	1:A:84:LYS:CD	2:B:20:U:H3'	3	1.1

Continued on next page...

Continued from previous page...

Key	Atom-1	Atom-2	Model ID	Violation (Å)
(1,3)	1:A:84:LYS:CD	2:B:20:U:H4'	3	1.1
(1,3)	1:A:84:LYS:CD	2:B:20:U:H5	3	1.1
(1,3)	1:A:84:LYS:CD	2:B:20:U:H5'	3	1.1
(1,3)	1:A:84:LYS:CD	2:B:20:U:H5''	3	1.1
(1,3)	1:A:84:LYS:CD	2:B:20:U:H6	3	1.1
(1,3)	1:A:84:LYS:CD	2:B:20:U:HO2'	3	1.1
(1,3)	1:A:84:LYS:CD	2:B:20:U:N1	3	1.1
(1,3)	1:A:84:LYS:CD	2:B:20:U:N3	3	1.1
(1,3)	1:A:84:LYS:CD	2:B:20:U:O2	3	1.1
(1,3)	1:A:84:LYS:CD	2:B:20:U:O2'	3	1.1
(1,3)	1:A:84:LYS:CD	2:B:20:U:O3'	3	1.1
(1,3)	1:A:84:LYS:CD	2:B:20:U:O4	3	1.1
(1,3)	1:A:84:LYS:CD	2:B:20:U:O4'	3	1.1
(1,3)	1:A:84:LYS:CD	2:B:20:U:O5'	3	1.1
(1,3)	1:A:84:LYS:CD	2:B:20:U:OP1	3	1.1
(1,3)	1:A:84:LYS:CD	2:B:20:U:OP2	3	1.1
(1,3)	1:A:84:LYS:CD	2:B:20:U:P	3	1.1
(1,3)	1:A:84:LYS:CD	2:B:21:G:C1'	3	1.1
(1,3)	1:A:84:LYS:CD	2:B:21:G:C2	3	1.1
(1,3)	1:A:84:LYS:CD	2:B:21:G:C2'	3	1.1
(1,3)	1:A:84:LYS:CD	2:B:21:G:C3'	3	1.1
(1,3)	1:A:84:LYS:CD	2:B:21:G:C4	3	1.1
(1,3)	1:A:84:LYS:CD	2:B:21:G:C4'	3	1.1
(1,3)	1:A:84:LYS:CD	2:B:21:G:C5	3	1.1
(1,3)	1:A:84:LYS:CD	2:B:21:G:C5'	3	1.1
(1,3)	1:A:84:LYS:CD	2:B:21:G:C6	3	1.1
(1,3)	1:A:84:LYS:CD	2:B:21:G:C8	3	1.1
(1,3)	1:A:84:LYS:CD	2:B:21:G:H1	3	1.1
(1,3)	1:A:84:LYS:CD	2:B:21:G:H1'	3	1.1
(1,3)	1:A:84:LYS:CD	2:B:21:G:H2'	3	1.1
(1,3)	1:A:84:LYS:CD	2:B:21:G:H21	3	1.1
(1,3)	1:A:84:LYS:CD	2:B:21:G:H22	3	1.1
(1,3)	1:A:84:LYS:CD	2:B:21:G:H3'	3	1.1
(1,3)	1:A:84:LYS:CD	2:B:21:G:H4'	3	1.1
(1,3)	1:A:84:LYS:CD	2:B:21:G:H5'	3	1.1
(1,3)	1:A:84:LYS:CD	2:B:21:G:H5''	3	1.1
(1,3)	1:A:84:LYS:CD	2:B:21:G:H8	3	1.1
(1,3)	1:A:84:LYS:CD	2:B:21:G:HO2'	3	1.1
(1,3)	1:A:84:LYS:CD	2:B:21:G:N1	3	1.1
(1,3)	1:A:84:LYS:CD	2:B:21:G:N2	3	1.1
(1,3)	1:A:84:LYS:CD	2:B:21:G:N3	3	1.1
(1,3)	1:A:84:LYS:CD	2:B:21:G:N7	3	1.1

Continued on next page...

Continued from previous page...

Key	Atom-1	Atom-2	Model ID	Violation (Å)
(1,3)	1:A:84:LYS:CD	2:B:21:G:N9	3	1.1
(1,3)	1:A:84:LYS:CD	2:B:21:G:O2'	3	1.1
(1,3)	1:A:84:LYS:CD	2:B:21:G:O3'	3	1.1
(1,3)	1:A:84:LYS:CD	2:B:21:G:O4'	3	1.1
(1,3)	1:A:84:LYS:CD	2:B:21:G:O5'	3	1.1
(1,3)	1:A:84:LYS:CD	2:B:21:G:O6	3	1.1
(1,3)	1:A:84:LYS:CD	2:B:21:G:OP1	3	1.1
(1,3)	1:A:84:LYS:CD	2:B:21:G:OP2	3	1.1
(1,3)	1:A:84:LYS:CD	2:B:21:G:P	3	1.1
(1,3)	1:A:84:LYS:CD	2:B:22:A:C1'	3	1.1
(1,3)	1:A:84:LYS:CD	2:B:22:A:C2	3	1.1
(1,3)	1:A:84:LYS:CD	2:B:22:A:C2'	3	1.1
(1,3)	1:A:84:LYS:CD	2:B:22:A:C3'	3	1.1
(1,3)	1:A:84:LYS:CD	2:B:22:A:C4	3	1.1
(1,3)	1:A:84:LYS:CD	2:B:22:A:C4'	3	1.1
(1,3)	1:A:84:LYS:CD	2:B:22:A:C5	3	1.1
(1,3)	1:A:84:LYS:CD	2:B:22:A:C5'	3	1.1
(1,3)	1:A:84:LYS:CD	2:B:22:A:C6	3	1.1
(1,3)	1:A:84:LYS:CD	2:B:22:A:C8	3	1.1
(1,3)	1:A:84:LYS:CD	2:B:22:A:H1'	3	1.1
(1,3)	1:A:84:LYS:CD	2:B:22:A:H2	3	1.1
(1,3)	1:A:84:LYS:CD	2:B:22:A:H2'	3	1.1
(1,3)	1:A:84:LYS:CD	2:B:22:A:H3'	3	1.1
(1,3)	1:A:84:LYS:CD	2:B:22:A:H4'	3	1.1
(1,3)	1:A:84:LYS:CD	2:B:22:A:H5'	3	1.1
(1,3)	1:A:84:LYS:CD	2:B:22:A:H5''	3	1.1
(1,3)	1:A:84:LYS:CD	2:B:22:A:H61	3	1.1
(1,3)	1:A:84:LYS:CD	2:B:22:A:H62	3	1.1
(1,3)	1:A:84:LYS:CD	2:B:22:A:H8	3	1.1
(1,3)	1:A:84:LYS:CD	2:B:22:A:HO2'	3	1.1
(1,3)	1:A:84:LYS:CD	2:B:22:A:N1	3	1.1
(1,3)	1:A:84:LYS:CD	2:B:22:A:N3	3	1.1
(1,3)	1:A:84:LYS:CD	2:B:22:A:N6	3	1.1
(1,3)	1:A:84:LYS:CD	2:B:22:A:N7	3	1.1
(1,3)	1:A:84:LYS:CD	2:B:22:A:N9	3	1.1
(1,3)	1:A:84:LYS:CD	2:B:22:A:O2'	3	1.1
(1,3)	1:A:84:LYS:CD	2:B:22:A:O3'	3	1.1
(1,3)	1:A:84:LYS:CD	2:B:22:A:O4'	3	1.1
(1,3)	1:A:84:LYS:CD	2:B:22:A:O5'	3	1.1
(1,3)	1:A:84:LYS:CD	2:B:22:A:OP1	3	1.1
(1,3)	1:A:84:LYS:CD	2:B:22:A:OP2	3	1.1
(1,3)	1:A:84:LYS:CD	2:B:22:A:P	3	1.1

Continued on next page...

Continued from previous page...

Key	Atom-1	Atom-2	Model ID	Violation (Å)
(1,3)	1:A:84:LYS:CD	2:B:23:U:C1'	3	1.1
(1,3)	1:A:84:LYS:CD	2:B:23:U:C2	3	1.1
(1,3)	1:A:84:LYS:CD	2:B:23:U:C2'	3	1.1
(1,3)	1:A:84:LYS:CD	2:B:23:U:C3'	3	1.1
(1,3)	1:A:84:LYS:CD	2:B:23:U:C4	3	1.1
(1,3)	1:A:84:LYS:CD	2:B:23:U:C4'	3	1.1
(1,3)	1:A:84:LYS:CD	2:B:23:U:C5	3	1.1
(1,3)	1:A:84:LYS:CD	2:B:23:U:C5'	3	1.1
(1,3)	1:A:84:LYS:CD	2:B:23:U:C6	3	1.1
(1,3)	1:A:84:LYS:CD	2:B:23:U:H1'	3	1.1
(1,3)	1:A:84:LYS:CD	2:B:23:U:H2'	3	1.1
(1,3)	1:A:84:LYS:CD	2:B:23:U:H3	3	1.1
(1,3)	1:A:84:LYS:CD	2:B:23:U:H3'	3	1.1
(1,3)	1:A:84:LYS:CD	2:B:23:U:H4'	3	1.1
(1,3)	1:A:84:LYS:CD	2:B:23:U:H5	3	1.1
(1,3)	1:A:84:LYS:CD	2:B:23:U:H5'	3	1.1
(1,3)	1:A:84:LYS:CD	2:B:23:U:H5''	3	1.1
(1,3)	1:A:84:LYS:CD	2:B:23:U:H6	3	1.1
(1,3)	1:A:84:LYS:CD	2:B:23:U:HO2'	3	1.1
(1,3)	1:A:84:LYS:CD	2:B:23:U:N1	3	1.1
(1,3)	1:A:84:LYS:CD	2:B:23:U:N3	3	1.1
(1,3)	1:A:84:LYS:CD	2:B:23:U:O2	3	1.1
(1,3)	1:A:84:LYS:CD	2:B:23:U:O2'	3	1.1
(1,3)	1:A:84:LYS:CD	2:B:23:U:O3'	3	1.1
(1,3)	1:A:84:LYS:CD	2:B:23:U:O4	3	1.1
(1,3)	1:A:84:LYS:CD	2:B:23:U:O4'	3	1.1
(1,3)	1:A:84:LYS:CD	2:B:23:U:O5'	3	1.1
(1,3)	1:A:84:LYS:CD	2:B:23:U:OP1	3	1.1
(1,3)	1:A:84:LYS:CD	2:B:23:U:OP2	3	1.1
(1,3)	1:A:84:LYS:CD	2:B:23:U:P	3	1.1
(1,3)	1:A:84:LYS:CD	2:B:24:G:C1'	3	1.1
(1,3)	1:A:84:LYS:CD	2:B:24:G:C2	3	1.1
(1,3)	1:A:84:LYS:CD	2:B:24:G:C2'	3	1.1
(1,3)	1:A:84:LYS:CD	2:B:24:G:C3'	3	1.1
(1,3)	1:A:84:LYS:CD	2:B:24:G:C4	3	1.1
(1,3)	1:A:84:LYS:CD	2:B:24:G:C4'	3	1.1
(1,3)	1:A:84:LYS:CD	2:B:24:G:C5	3	1.1
(1,3)	1:A:84:LYS:CD	2:B:24:G:C5'	3	1.1
(1,3)	1:A:84:LYS:CD	2:B:24:G:C6	3	1.1
(1,3)	1:A:84:LYS:CD	2:B:24:G:C8	3	1.1
(1,3)	1:A:84:LYS:CD	2:B:24:G:H1	3	1.1
(1,3)	1:A:84:LYS:CD	2:B:24:G:H1'	3	1.1

Continued on next page...

Continued from previous page...

Key	Atom-1	Atom-2	Model ID	Violation (Å)
(1,3)	1:A:84:LYS:CD	2:B:24:G:H2'	3	1.1
(1,3)	1:A:84:LYS:CD	2:B:24:G:H21	3	1.1
(1,3)	1:A:84:LYS:CD	2:B:24:G:H22	3	1.1
(1,3)	1:A:84:LYS:CD	2:B:24:G:H3'	3	1.1
(1,3)	1:A:84:LYS:CD	2:B:24:G:H4'	3	1.1
(1,3)	1:A:84:LYS:CD	2:B:24:G:H5'	3	1.1
(1,3)	1:A:84:LYS:CD	2:B:24:G:H5''	3	1.1
(1,3)	1:A:84:LYS:CD	2:B:24:G:H8	3	1.1
(1,3)	1:A:84:LYS:CD	2:B:24:G:HO2'	3	1.1
(1,3)	1:A:84:LYS:CD	2:B:24:G:N1	3	1.1
(1,3)	1:A:84:LYS:CD	2:B:24:G:N2	3	1.1
(1,3)	1:A:84:LYS:CD	2:B:24:G:N3	3	1.1
(1,3)	1:A:84:LYS:CD	2:B:24:G:N7	3	1.1
(1,3)	1:A:84:LYS:CD	2:B:24:G:N9	3	1.1
(1,3)	1:A:84:LYS:CD	2:B:24:G:O2'	3	1.1
(1,3)	1:A:84:LYS:CD	2:B:24:G:O3'	3	1.1
(1,3)	1:A:84:LYS:CD	2:B:24:G:O4'	3	1.1
(1,3)	1:A:84:LYS:CD	2:B:24:G:O5'	3	1.1
(1,3)	1:A:84:LYS:CD	2:B:24:G:O6	3	1.1
(1,3)	1:A:84:LYS:CD	2:B:24:G:OP1	3	1.1
(1,3)	1:A:84:LYS:CD	2:B:24:G:OP2	3	1.1
(1,3)	1:A:84:LYS:CD	2:B:24:G:P	3	1.1
(1,3)	1:A:84:LYS:CE	2:B:2:C:C1'	3	1.1
(1,3)	1:A:84:LYS:CE	2:B:2:C:C2	3	1.1
(1,3)	1:A:84:LYS:CE	2:B:2:C:C2'	3	1.1
(1,3)	1:A:84:LYS:CE	2:B:2:C:C3'	3	1.1
(1,3)	1:A:84:LYS:CE	2:B:2:C:C4	3	1.1
(1,3)	1:A:84:LYS:CE	2:B:2:C:C4'	3	1.1
(1,3)	1:A:84:LYS:CE	2:B:2:C:C5	3	1.1
(1,3)	1:A:84:LYS:CE	2:B:2:C:C5'	3	1.1
(1,3)	1:A:84:LYS:CE	2:B:2:C:C6	3	1.1
(1,3)	1:A:84:LYS:CE	2:B:2:C:H1'	3	1.1
(1,3)	1:A:84:LYS:CE	2:B:2:C:H2'	3	1.1
(1,3)	1:A:84:LYS:CE	2:B:2:C:H3'	3	1.1
(1,3)	1:A:84:LYS:CE	2:B:2:C:H4'	3	1.1
(1,3)	1:A:84:LYS:CE	2:B:2:C:H41	3	1.1
(1,3)	1:A:84:LYS:CE	2:B:2:C:H42	3	1.1
(1,3)	1:A:84:LYS:CE	2:B:2:C:H5	3	1.1
(1,3)	1:A:84:LYS:CE	2:B:2:C:H5'	3	1.1
(1,3)	1:A:84:LYS:CE	2:B:2:C:H5''	3	1.1
(1,3)	1:A:84:LYS:CE	2:B:2:C:H6	3	1.1
(1,3)	1:A:84:LYS:CE	2:B:2:C:HO2'	3	1.1

Continued on next page...

Continued from previous page...

Key	Atom-1	Atom-2	Model ID	Violation (Å)
(1,3)	1:A:84:LYS:CE	2:B:2:C:N1	3	1.1
(1,3)	1:A:84:LYS:CE	2:B:2:C:N3	3	1.1
(1,3)	1:A:84:LYS:CE	2:B:2:C:N4	3	1.1
(1,3)	1:A:84:LYS:CE	2:B:2:C:O2	3	1.1
(1,3)	1:A:84:LYS:CE	2:B:2:C:O2'	3	1.1
(1,3)	1:A:84:LYS:CE	2:B:2:C:O3'	3	1.1
(1,3)	1:A:84:LYS:CE	2:B:2:C:O4'	3	1.1
(1,3)	1:A:84:LYS:CE	2:B:2:C:O5'	3	1.1
(1,3)	1:A:84:LYS:CE	2:B:3:U:C1'	3	1.1
(1,3)	1:A:84:LYS:CE	2:B:3:U:C2	3	1.1
(1,3)	1:A:84:LYS:CE	2:B:3:U:C2'	3	1.1
(1,3)	1:A:84:LYS:CE	2:B:3:U:C3'	3	1.1
(1,3)	1:A:84:LYS:CE	2:B:3:U:C4	3	1.1
(1,3)	1:A:84:LYS:CE	2:B:3:U:C4'	3	1.1
(1,3)	1:A:84:LYS:CE	2:B:3:U:C5	3	1.1
(1,3)	1:A:84:LYS:CE	2:B:3:U:C5'	3	1.1
(1,3)	1:A:84:LYS:CE	2:B:3:U:C6	3	1.1
(1,3)	1:A:84:LYS:CE	2:B:3:U:H1'	3	1.1
(1,3)	1:A:84:LYS:CE	2:B:3:U:H2'	3	1.1
(1,3)	1:A:84:LYS:CE	2:B:3:U:H3	3	1.1
(1,3)	1:A:84:LYS:CE	2:B:3:U:H3'	3	1.1
(1,3)	1:A:84:LYS:CE	2:B:3:U:H4'	3	1.1
(1,3)	1:A:84:LYS:CE	2:B:3:U:H5	3	1.1
(1,3)	1:A:84:LYS:CE	2:B:3:U:H5'	3	1.1
(1,3)	1:A:84:LYS:CE	2:B:3:U:H5''	3	1.1
(1,3)	1:A:84:LYS:CE	2:B:3:U:H6	3	1.1
(1,3)	1:A:84:LYS:CE	2:B:3:U:HO2'	3	1.1
(1,3)	1:A:84:LYS:CE	2:B:3:U:N1	3	1.1
(1,3)	1:A:84:LYS:CE	2:B:3:U:N3	3	1.1
(1,3)	1:A:84:LYS:CE	2:B:3:U:O2	3	1.1
(1,3)	1:A:84:LYS:CE	2:B:3:U:O2'	3	1.1
(1,3)	1:A:84:LYS:CE	2:B:3:U:O3'	3	1.1
(1,3)	1:A:84:LYS:CE	2:B:3:U:O4	3	1.1
(1,3)	1:A:84:LYS:CE	2:B:3:U:O4'	3	1.1
(1,3)	1:A:84:LYS:CE	2:B:3:U:O5'	3	1.1
(1,3)	1:A:84:LYS:CE	2:B:3:U:OP1	3	1.1
(1,3)	1:A:84:LYS:CE	2:B:3:U:OP2	3	1.1
(1,3)	1:A:84:LYS:CE	2:B:3:U:P	3	1.1
(1,3)	1:A:84:LYS:CE	2:B:4:G:C1'	3	1.1
(1,3)	1:A:84:LYS:CE	2:B:4:G:C2	3	1.1
(1,3)	1:A:84:LYS:CE	2:B:4:G:C2'	3	1.1
(1,3)	1:A:84:LYS:CE	2:B:4:G:C3'	3	1.1

Continued on next page...

Continued from previous page...

Key	Atom-1	Atom-2	Model ID	Violation (Å)
(1,3)	1:A:84:LYS:CE	2:B:4:G:C4	3	1.1
(1,3)	1:A:84:LYS:CE	2:B:4:G:C4'	3	1.1
(1,3)	1:A:84:LYS:CE	2:B:4:G:C5	3	1.1
(1,3)	1:A:84:LYS:CE	2:B:4:G:C5'	3	1.1
(1,3)	1:A:84:LYS:CE	2:B:4:G:C6	3	1.1
(1,3)	1:A:84:LYS:CE	2:B:4:G:C8	3	1.1
(1,3)	1:A:84:LYS:CE	2:B:4:G:H1	3	1.1
(1,3)	1:A:84:LYS:CE	2:B:4:G:H1'	3	1.1
(1,3)	1:A:84:LYS:CE	2:B:4:G:H2'	3	1.1
(1,3)	1:A:84:LYS:CE	2:B:4:G:H21	3	1.1
(1,3)	1:A:84:LYS:CE	2:B:4:G:H22	3	1.1
(1,3)	1:A:84:LYS:CE	2:B:4:G:H3'	3	1.1
(1,3)	1:A:84:LYS:CE	2:B:4:G:H4'	3	1.1
(1,3)	1:A:84:LYS:CE	2:B:4:G:H5'	3	1.1
(1,3)	1:A:84:LYS:CE	2:B:4:G:H5''	3	1.1
(1,3)	1:A:84:LYS:CE	2:B:4:G:H8	3	1.1
(1,3)	1:A:84:LYS:CE	2:B:4:G:HO2'	3	1.1
(1,3)	1:A:84:LYS:CE	2:B:4:G:N1	3	1.1
(1,3)	1:A:84:LYS:CE	2:B:4:G:N2	3	1.1
(1,3)	1:A:84:LYS:CE	2:B:4:G:N3	3	1.1
(1,3)	1:A:84:LYS:CE	2:B:4:G:N7	3	1.1
(1,3)	1:A:84:LYS:CE	2:B:4:G:N9	3	1.1
(1,3)	1:A:84:LYS:CE	2:B:4:G:O2'	3	1.1
(1,3)	1:A:84:LYS:CE	2:B:4:G:O3'	3	1.1
(1,3)	1:A:84:LYS:CE	2:B:4:G:O4'	3	1.1
(1,3)	1:A:84:LYS:CE	2:B:4:G:O5'	3	1.1
(1,3)	1:A:84:LYS:CE	2:B:4:G:O6	3	1.1
(1,3)	1:A:84:LYS:CE	2:B:4:G:OP1	3	1.1
(1,3)	1:A:84:LYS:CE	2:B:4:G:OP2	3	1.1
(1,3)	1:A:84:LYS:CE	2:B:4:G:P	3	1.1
(1,3)	1:A:84:LYS:CE	2:B:5:A:C1'	3	1.1
(1,3)	1:A:84:LYS:CE	2:B:5:A:C2	3	1.1
(1,3)	1:A:84:LYS:CE	2:B:5:A:C2'	3	1.1
(1,3)	1:A:84:LYS:CE	2:B:5:A:C3'	3	1.1
(1,3)	1:A:84:LYS:CE	2:B:5:A:C4	3	1.1
(1,3)	1:A:84:LYS:CE	2:B:5:A:C4'	3	1.1
(1,3)	1:A:84:LYS:CE	2:B:5:A:C5	3	1.1
(1,3)	1:A:84:LYS:CE	2:B:5:A:C5'	3	1.1
(1,3)	1:A:84:LYS:CE	2:B:5:A:C6	3	1.1
(1,3)	1:A:84:LYS:CE	2:B:5:A:C8	3	1.1
(1,3)	1:A:84:LYS:CE	2:B:5:A:H1'	3	1.1
(1,3)	1:A:84:LYS:CE	2:B:5:A:H2	3	1.1

Continued on next page...

Continued from previous page...

Key	Atom-1	Atom-2	Model ID	Violation (Å)
(1,3)	1:A:84:LYS:CE	2:B:5:A:H2'	3	1.1
(1,3)	1:A:84:LYS:CE	2:B:5:A:H3'	3	1.1
(1,3)	1:A:84:LYS:CE	2:B:5:A:H4'	3	1.1
(1,3)	1:A:84:LYS:CE	2:B:5:A:H5'	3	1.1
(1,3)	1:A:84:LYS:CE	2:B:5:A:H5''	3	1.1
(1,3)	1:A:84:LYS:CE	2:B:5:A:H61	3	1.1
(1,3)	1:A:84:LYS:CE	2:B:5:A:H62	3	1.1
(1,3)	1:A:84:LYS:CE	2:B:5:A:H8	3	1.1
(1,3)	1:A:84:LYS:CE	2:B:5:A:HO2'	3	1.1
(1,3)	1:A:84:LYS:CE	2:B:5:A:N1	3	1.1
(1,3)	1:A:84:LYS:CE	2:B:5:A:N3	3	1.1
(1,3)	1:A:84:LYS:CE	2:B:5:A:N6	3	1.1
(1,3)	1:A:84:LYS:CE	2:B:5:A:N7	3	1.1
(1,3)	1:A:84:LYS:CE	2:B:5:A:N9	3	1.1
(1,3)	1:A:84:LYS:CE	2:B:5:A:O2'	3	1.1
(1,3)	1:A:84:LYS:CE	2:B:5:A:O3'	3	1.1
(1,3)	1:A:84:LYS:CE	2:B:5:A:O4'	3	1.1
(1,3)	1:A:84:LYS:CE	2:B:5:A:O5'	3	1.1
(1,3)	1:A:84:LYS:CE	2:B:5:A:OP1	3	1.1
(1,3)	1:A:84:LYS:CE	2:B:5:A:OP2	3	1.1
(1,3)	1:A:84:LYS:CE	2:B:5:A:P	3	1.1
(1,3)	1:A:84:LYS:CE	2:B:6:G:C1'	3	1.1
(1,3)	1:A:84:LYS:CE	2:B:6:G:C2	3	1.1
(1,3)	1:A:84:LYS:CE	2:B:6:G:C2'	3	1.1
(1,3)	1:A:84:LYS:CE	2:B:6:G:C3'	3	1.1
(1,3)	1:A:84:LYS:CE	2:B:6:G:C4	3	1.1
(1,3)	1:A:84:LYS:CE	2:B:6:G:C4'	3	1.1
(1,3)	1:A:84:LYS:CE	2:B:6:G:C5	3	1.1
(1,3)	1:A:84:LYS:CE	2:B:6:G:C5'	3	1.1
(1,3)	1:A:84:LYS:CE	2:B:6:G:C6	3	1.1
(1,3)	1:A:84:LYS:CE	2:B:6:G:C8	3	1.1
(1,3)	1:A:84:LYS:CE	2:B:6:G:H1	3	1.1
(1,3)	1:A:84:LYS:CE	2:B:6:G:H1'	3	1.1
(1,3)	1:A:84:LYS:CE	2:B:6:G:H2'	3	1.1
(1,3)	1:A:84:LYS:CE	2:B:6:G:H21	3	1.1
(1,3)	1:A:84:LYS:CE	2:B:6:G:H22	3	1.1
(1,3)	1:A:84:LYS:CE	2:B:6:G:H3'	3	1.1
(1,3)	1:A:84:LYS:CE	2:B:6:G:H4'	3	1.1
(1,3)	1:A:84:LYS:CE	2:B:6:G:H5'	3	1.1
(1,3)	1:A:84:LYS:CE	2:B:6:G:H5''	3	1.1
(1,3)	1:A:84:LYS:CE	2:B:6:G:H8	3	1.1
(1,3)	1:A:84:LYS:CE	2:B:6:G:HO2'	3	1.1

Continued on next page...

Continued from previous page...

Key	Atom-1	Atom-2	Model ID	Violation (Å)
(1,3)	1:A:84:LYS:CE	2:B:6:G:N1	3	1.1
(1,3)	1:A:84:LYS:CE	2:B:6:G:N2	3	1.1
(1,3)	1:A:84:LYS:CE	2:B:6:G:N3	3	1.1
(1,3)	1:A:84:LYS:CE	2:B:6:G:N7	3	1.1
(1,3)	1:A:84:LYS:CE	2:B:6:G:N9	3	1.1
(1,3)	1:A:84:LYS:CE	2:B:6:G:O2'	3	1.1
(1,3)	1:A:84:LYS:CE	2:B:6:G:O3'	3	1.1
(1,3)	1:A:84:LYS:CE	2:B:6:G:O4'	3	1.1
(1,3)	1:A:84:LYS:CE	2:B:6:G:O5'	3	1.1
(1,3)	1:A:84:LYS:CE	2:B:6:G:O6	3	1.1
(1,3)	1:A:84:LYS:CE	2:B:6:G:OP1	3	1.1
(1,3)	1:A:84:LYS:CE	2:B:6:G:OP2	3	1.1
(1,3)	1:A:84:LYS:CE	2:B:6:G:P	3	1.1
(1,3)	1:A:84:LYS:CE	2:B:7:C:C1'	3	1.1
(1,3)	1:A:84:LYS:CE	2:B:7:C:C2	3	1.1
(1,3)	1:A:84:LYS:CE	2:B:7:C:C2'	3	1.1
(1,3)	1:A:84:LYS:CE	2:B:7:C:C3'	3	1.1
(1,3)	1:A:84:LYS:CE	2:B:7:C:C4	3	1.1
(1,3)	1:A:84:LYS:CE	2:B:7:C:C4'	3	1.1
(1,3)	1:A:84:LYS:CE	2:B:7:C:C5	3	1.1
(1,3)	1:A:84:LYS:CE	2:B:7:C:C5'	3	1.1
(1,3)	1:A:84:LYS:CE	2:B:7:C:C6	3	1.1
(1,3)	1:A:84:LYS:CE	2:B:7:C:H1'	3	1.1
(1,3)	1:A:84:LYS:CE	2:B:7:C:H2'	3	1.1
(1,3)	1:A:84:LYS:CE	2:B:7:C:H3'	3	1.1
(1,3)	1:A:84:LYS:CE	2:B:7:C:H4'	3	1.1
(1,3)	1:A:84:LYS:CE	2:B:7:C:H41	3	1.1
(1,3)	1:A:84:LYS:CE	2:B:7:C:H42	3	1.1
(1,3)	1:A:84:LYS:CE	2:B:7:C:H5	3	1.1
(1,3)	1:A:84:LYS:CE	2:B:7:C:H5'	3	1.1
(1,3)	1:A:84:LYS:CE	2:B:7:C:H5''	3	1.1
(1,3)	1:A:84:LYS:CE	2:B:7:C:H6	3	1.1
(1,3)	1:A:84:LYS:CE	2:B:7:C:HO2'	3	1.1
(1,3)	1:A:84:LYS:CE	2:B:7:C:N1	3	1.1
(1,3)	1:A:84:LYS:CE	2:B:7:C:N3	3	1.1
(1,3)	1:A:84:LYS:CE	2:B:7:C:N4	3	1.1
(1,3)	1:A:84:LYS:CE	2:B:7:C:O2	3	1.1
(1,3)	1:A:84:LYS:CE	2:B:7:C:O2'	3	1.1
(1,3)	1:A:84:LYS:CE	2:B:7:C:O3'	3	1.1
(1,3)	1:A:84:LYS:CE	2:B:7:C:O4'	3	1.1
(1,3)	1:A:84:LYS:CE	2:B:7:C:O5'	3	1.1
(1,3)	1:A:84:LYS:CE	2:B:7:C:OP1	3	1.1

Continued on next page...

Continued from previous page...

Key	Atom-1	Atom-2	Model ID	Violation (Å)
(1,3)	1:A:84:LYS:CE	2:B:7:C:OP2	3	1.1
(1,3)	1:A:84:LYS:CE	2:B:7:C:P	3	1.1
(1,3)	1:A:84:LYS:CE	2:B:8:U:C1'	3	1.1
(1,3)	1:A:84:LYS:CE	2:B:8:U:C2	3	1.1
(1,3)	1:A:84:LYS:CE	2:B:8:U:C2'	3	1.1
(1,3)	1:A:84:LYS:CE	2:B:8:U:C3'	3	1.1
(1,3)	1:A:84:LYS:CE	2:B:8:U:C4	3	1.1
(1,3)	1:A:84:LYS:CE	2:B:8:U:C4'	3	1.1
(1,3)	1:A:84:LYS:CE	2:B:8:U:C5	3	1.1
(1,3)	1:A:84:LYS:CE	2:B:8:U:C5'	3	1.1
(1,3)	1:A:84:LYS:CE	2:B:8:U:C6	3	1.1
(1,3)	1:A:84:LYS:CE	2:B:8:U:H1'	3	1.1
(1,3)	1:A:84:LYS:CE	2:B:8:U:H2'	3	1.1
(1,3)	1:A:84:LYS:CE	2:B:8:U:H3	3	1.1
(1,3)	1:A:84:LYS:CE	2:B:8:U:H3'	3	1.1
(1,3)	1:A:84:LYS:CE	2:B:8:U:H4'	3	1.1
(1,3)	1:A:84:LYS:CE	2:B:8:U:H5	3	1.1
(1,3)	1:A:84:LYS:CE	2:B:8:U:H5'	3	1.1
(1,3)	1:A:84:LYS:CE	2:B:8:U:H5''	3	1.1
(1,3)	1:A:84:LYS:CE	2:B:8:U:H6	3	1.1
(1,3)	1:A:84:LYS:CE	2:B:8:U:HO2'	3	1.1
(1,3)	1:A:84:LYS:CE	2:B:8:U:N1	3	1.1
(1,3)	1:A:84:LYS:CE	2:B:8:U:N3	3	1.1
(1,3)	1:A:84:LYS:CE	2:B:8:U:O2	3	1.1
(1,3)	1:A:84:LYS:CE	2:B:8:U:O2'	3	1.1
(1,3)	1:A:84:LYS:CE	2:B:8:U:O3'	3	1.1
(1,3)	1:A:84:LYS:CE	2:B:8:U:O4	3	1.1
(1,3)	1:A:84:LYS:CE	2:B:8:U:O4'	3	1.1
(1,3)	1:A:84:LYS:CE	2:B:8:U:O5'	3	1.1
(1,3)	1:A:84:LYS:CE	2:B:8:U:OP1	3	1.1
(1,3)	1:A:84:LYS:CE	2:B:8:U:OP2	3	1.1
(1,3)	1:A:84:LYS:CE	2:B:8:U:P	3	1.1
(1,3)	1:A:84:LYS:CE	2:B:9:C:C1'	3	1.1
(1,3)	1:A:84:LYS:CE	2:B:9:C:C2	3	1.1
(1,3)	1:A:84:LYS:CE	2:B:9:C:C2'	3	1.1
(1,3)	1:A:84:LYS:CE	2:B:9:C:C3'	3	1.1
(1,3)	1:A:84:LYS:CE	2:B:9:C:C4	3	1.1
(1,3)	1:A:84:LYS:CE	2:B:9:C:C4'	3	1.1
(1,3)	1:A:84:LYS:CE	2:B:9:C:C5	3	1.1
(1,3)	1:A:84:LYS:CE	2:B:9:C:C5'	3	1.1
(1,3)	1:A:84:LYS:CE	2:B:9:C:C6	3	1.1
(1,3)	1:A:84:LYS:CE	2:B:9:C:H1'	3	1.1

Continued on next page...

Continued from previous page...

Key	Atom-1	Atom-2	Model ID	Violation (Å)
(1,3)	1:A:84:LYS:CE	2:B:9:C:H2'	3	1.1
(1,3)	1:A:84:LYS:CE	2:B:9:C:H3'	3	1.1
(1,3)	1:A:84:LYS:CE	2:B:9:C:H4'	3	1.1
(1,3)	1:A:84:LYS:CE	2:B:9:C:H41	3	1.1
(1,3)	1:A:84:LYS:CE	2:B:9:C:H42	3	1.1
(1,3)	1:A:84:LYS:CE	2:B:9:C:H5	3	1.1
(1,3)	1:A:84:LYS:CE	2:B:9:C:H5'	3	1.1
(1,3)	1:A:84:LYS:CE	2:B:9:C:H5''	3	1.1
(1,3)	1:A:84:LYS:CE	2:B:9:C:H6	3	1.1
(1,3)	1:A:84:LYS:CE	2:B:9:C:HO2'	3	1.1
(1,3)	1:A:84:LYS:CE	2:B:9:C:N1	3	1.1
(1,3)	1:A:84:LYS:CE	2:B:9:C:N3	3	1.1
(1,3)	1:A:84:LYS:CE	2:B:9:C:N4	3	1.1
(1,3)	1:A:84:LYS:CE	2:B:9:C:O2	3	1.1
(1,3)	1:A:84:LYS:CE	2:B:9:C:O2'	3	1.1
(1,3)	1:A:84:LYS:CE	2:B:9:C:O3'	3	1.1
(1,3)	1:A:84:LYS:CE	2:B:9:C:O4'	3	1.1
(1,3)	1:A:84:LYS:CE	2:B:9:C:O5'	3	1.1
(1,3)	1:A:84:LYS:CE	2:B:9:C:OP1	3	1.1
(1,3)	1:A:84:LYS:CE	2:B:9:C:OP2	3	1.1
(1,3)	1:A:84:LYS:CE	2:B:9:C:P	3	1.1
(1,3)	1:A:84:LYS:CE	2:B:10:G:C1'	3	1.1
(1,3)	1:A:84:LYS:CE	2:B:10:G:C2	3	1.1
(1,3)	1:A:84:LYS:CE	2:B:10:G:C2'	3	1.1
(1,3)	1:A:84:LYS:CE	2:B:10:G:C3'	3	1.1
(1,3)	1:A:84:LYS:CE	2:B:10:G:C4	3	1.1
(1,3)	1:A:84:LYS:CE	2:B:10:G:C4'	3	1.1
(1,3)	1:A:84:LYS:CE	2:B:10:G:C5	3	1.1
(1,3)	1:A:84:LYS:CE	2:B:10:G:C5'	3	1.1
(1,3)	1:A:84:LYS:CE	2:B:10:G:C6	3	1.1
(1,3)	1:A:84:LYS:CE	2:B:10:G:C8	3	1.1
(1,3)	1:A:84:LYS:CE	2:B:10:G:H1	3	1.1
(1,3)	1:A:84:LYS:CE	2:B:10:G:H1'	3	1.1
(1,3)	1:A:84:LYS:CE	2:B:10:G:H2'	3	1.1
(1,3)	1:A:84:LYS:CE	2:B:10:G:H21	3	1.1
(1,3)	1:A:84:LYS:CE	2:B:10:G:H22	3	1.1
(1,3)	1:A:84:LYS:CE	2:B:10:G:H3'	3	1.1
(1,3)	1:A:84:LYS:CE	2:B:10:G:H4'	3	1.1
(1,3)	1:A:84:LYS:CE	2:B:10:G:H5'	3	1.1
(1,3)	1:A:84:LYS:CE	2:B:10:G:H5''	3	1.1
(1,3)	1:A:84:LYS:CE	2:B:10:G:H8	3	1.1
(1,3)	1:A:84:LYS:CE	2:B:10:G:HO2'	3	1.1

Continued on next page...

Continued from previous page...

Key	Atom-1	Atom-2	Model ID	Violation (Å)
(1,3)	1:A:84:LYS:CE	2:B:10:G:N1	3	1.1
(1,3)	1:A:84:LYS:CE	2:B:10:G:N2	3	1.1
(1,3)	1:A:84:LYS:CE	2:B:10:G:N3	3	1.1
(1,3)	1:A:84:LYS:CE	2:B:10:G:N7	3	1.1
(1,3)	1:A:84:LYS:CE	2:B:10:G:N9	3	1.1
(1,3)	1:A:84:LYS:CE	2:B:10:G:O2'	3	1.1
(1,3)	1:A:84:LYS:CE	2:B:10:G:O3'	3	1.1
(1,3)	1:A:84:LYS:CE	2:B:10:G:O4'	3	1.1
(1,3)	1:A:84:LYS:CE	2:B:10:G:O5'	3	1.1
(1,3)	1:A:84:LYS:CE	2:B:10:G:O6	3	1.1
(1,3)	1:A:84:LYS:CE	2:B:10:G:OP1	3	1.1
(1,3)	1:A:84:LYS:CE	2:B:10:G:OP2	3	1.1
(1,3)	1:A:84:LYS:CE	2:B:10:G:P	3	1.1
(1,3)	1:A:84:LYS:CE	2:B:11:A:C1'	3	1.1
(1,3)	1:A:84:LYS:CE	2:B:11:A:C2	3	1.1
(1,3)	1:A:84:LYS:CE	2:B:11:A:C2'	3	1.1
(1,3)	1:A:84:LYS:CE	2:B:11:A:C3'	3	1.1
(1,3)	1:A:84:LYS:CE	2:B:11:A:C4	3	1.1
(1,3)	1:A:84:LYS:CE	2:B:11:A:C4'	3	1.1
(1,3)	1:A:84:LYS:CE	2:B:11:A:C5	3	1.1
(1,3)	1:A:84:LYS:CE	2:B:11:A:C5'	3	1.1
(1,3)	1:A:84:LYS:CE	2:B:11:A:C6	3	1.1
(1,3)	1:A:84:LYS:CE	2:B:11:A:C8	3	1.1
(1,3)	1:A:84:LYS:CE	2:B:11:A:H1'	3	1.1
(1,3)	1:A:84:LYS:CE	2:B:11:A:H2	3	1.1
(1,3)	1:A:84:LYS:CE	2:B:11:A:H2'	3	1.1
(1,3)	1:A:84:LYS:CE	2:B:11:A:H3'	3	1.1
(1,3)	1:A:84:LYS:CE	2:B:11:A:H4'	3	1.1
(1,3)	1:A:84:LYS:CE	2:B:11:A:H5'	3	1.1
(1,3)	1:A:84:LYS:CE	2:B:11:A:H5''	3	1.1
(1,3)	1:A:84:LYS:CE	2:B:11:A:H61	3	1.1
(1,3)	1:A:84:LYS:CE	2:B:11:A:H62	3	1.1
(1,3)	1:A:84:LYS:CE	2:B:11:A:H8	3	1.1
(1,3)	1:A:84:LYS:CE	2:B:11:A:HO2'	3	1.1
(1,3)	1:A:84:LYS:CE	2:B:11:A:N1	3	1.1
(1,3)	1:A:84:LYS:CE	2:B:11:A:N3	3	1.1
(1,3)	1:A:84:LYS:CE	2:B:11:A:N6	3	1.1
(1,3)	1:A:84:LYS:CE	2:B:11:A:N7	3	1.1
(1,3)	1:A:84:LYS:CE	2:B:11:A:N9	3	1.1
(1,3)	1:A:84:LYS:CE	2:B:11:A:O2'	3	1.1
(1,3)	1:A:84:LYS:CE	2:B:11:A:O3'	3	1.1
(1,3)	1:A:84:LYS:CE	2:B:11:A:O4'	3	1.1

Continued on next page...

Continued from previous page...

Key	Atom-1	Atom-2	Model ID	Violation (Å)
(1,3)	1:A:84:LYS:CE	2:B:11:A:O5'	3	1.1
(1,3)	1:A:84:LYS:CE	2:B:11:A:OP1	3	1.1
(1,3)	1:A:84:LYS:CE	2:B:11:A:OP2	3	1.1
(1,3)	1:A:84:LYS:CE	2:B:11:A:P	3	1.1
(1,3)	1:A:84:LYS:CE	2:B:12:A:C1'	3	1.1
(1,3)	1:A:84:LYS:CE	2:B:12:A:C2	3	1.1
(1,3)	1:A:84:LYS:CE	2:B:12:A:C2'	3	1.1
(1,3)	1:A:84:LYS:CE	2:B:12:A:C3'	3	1.1
(1,3)	1:A:84:LYS:CE	2:B:12:A:C4	3	1.1
(1,3)	1:A:84:LYS:CE	2:B:12:A:C4'	3	1.1
(1,3)	1:A:84:LYS:CE	2:B:12:A:C5	3	1.1
(1,3)	1:A:84:LYS:CE	2:B:12:A:C5'	3	1.1
(1,3)	1:A:84:LYS:CE	2:B:12:A:C6	3	1.1
(1,3)	1:A:84:LYS:CE	2:B:12:A:C8	3	1.1
(1,3)	1:A:84:LYS:CE	2:B:12:A:H1'	3	1.1
(1,3)	1:A:84:LYS:CE	2:B:12:A:H2	3	1.1
(1,3)	1:A:84:LYS:CE	2:B:12:A:H2'	3	1.1
(1,3)	1:A:84:LYS:CE	2:B:12:A:H3'	3	1.1
(1,3)	1:A:84:LYS:CE	2:B:12:A:H4'	3	1.1
(1,3)	1:A:84:LYS:CE	2:B:12:A:H5'	3	1.1
(1,3)	1:A:84:LYS:CE	2:B:12:A:H5''	3	1.1
(1,3)	1:A:84:LYS:CE	2:B:12:A:H61	3	1.1
(1,3)	1:A:84:LYS:CE	2:B:12:A:H62	3	1.1
(1,3)	1:A:84:LYS:CE	2:B:12:A:H8	3	1.1
(1,3)	1:A:84:LYS:CE	2:B:12:A:HO2'	3	1.1
(1,3)	1:A:84:LYS:CE	2:B:12:A:N1	3	1.1
(1,3)	1:A:84:LYS:CE	2:B:12:A:N3	3	1.1
(1,3)	1:A:84:LYS:CE	2:B:12:A:N6	3	1.1
(1,3)	1:A:84:LYS:CE	2:B:12:A:N7	3	1.1
(1,3)	1:A:84:LYS:CE	2:B:12:A:N9	3	1.1
(1,3)	1:A:84:LYS:CE	2:B:12:A:O2'	3	1.1
(1,3)	1:A:84:LYS:CE	2:B:12:A:O3'	3	1.1
(1,3)	1:A:84:LYS:CE	2:B:12:A:O4'	3	1.1
(1,3)	1:A:84:LYS:CE	2:B:12:A:O5'	3	1.1
(1,3)	1:A:84:LYS:CE	2:B:12:A:OP1	3	1.1
(1,3)	1:A:84:LYS:CE	2:B:12:A:OP2	3	1.1
(1,3)	1:A:84:LYS:CE	2:B:12:A:P	3	1.1
(1,3)	1:A:84:LYS:CE	2:B:13:A:C1'	3	1.1
(1,3)	1:A:84:LYS:CE	2:B:13:A:C2	3	1.1
(1,3)	1:A:84:LYS:CE	2:B:13:A:C2'	3	1.1
(1,3)	1:A:84:LYS:CE	2:B:13:A:C3'	3	1.1
(1,3)	1:A:84:LYS:CE	2:B:13:A:C4	3	1.1

Continued on next page...

Continued from previous page...

Key	Atom-1	Atom-2	Model ID	Violation (Å)
(1,3)	1:A:84:LYS:CE	2:B:13:A:C4'	3	1.1
(1,3)	1:A:84:LYS:CE	2:B:13:A:C5	3	1.1
(1,3)	1:A:84:LYS:CE	2:B:13:A:C5'	3	1.1
(1,3)	1:A:84:LYS:CE	2:B:13:A:C6	3	1.1
(1,3)	1:A:84:LYS:CE	2:B:13:A:C8	3	1.1
(1,3)	1:A:84:LYS:CE	2:B:13:A:H1'	3	1.1
(1,3)	1:A:84:LYS:CE	2:B:13:A:H2	3	1.1
(1,3)	1:A:84:LYS:CE	2:B:13:A:H2'	3	1.1
(1,3)	1:A:84:LYS:CE	2:B:13:A:H3'	3	1.1
(1,3)	1:A:84:LYS:CE	2:B:13:A:H4'	3	1.1
(1,3)	1:A:84:LYS:CE	2:B:13:A:H5'	3	1.1
(1,3)	1:A:84:LYS:CE	2:B:13:A:H5''	3	1.1
(1,3)	1:A:84:LYS:CE	2:B:13:A:H61	3	1.1
(1,3)	1:A:84:LYS:CE	2:B:13:A:H62	3	1.1
(1,3)	1:A:84:LYS:CE	2:B:13:A:H8	3	1.1
(1,3)	1:A:84:LYS:CE	2:B:13:A:HO2'	3	1.1
(1,3)	1:A:84:LYS:CE	2:B:13:A:N1	3	1.1
(1,3)	1:A:84:LYS:CE	2:B:13:A:N3	3	1.1
(1,3)	1:A:84:LYS:CE	2:B:13:A:N6	3	1.1
(1,3)	1:A:84:LYS:CE	2:B:13:A:N7	3	1.1
(1,3)	1:A:84:LYS:CE	2:B:13:A:N9	3	1.1
(1,3)	1:A:84:LYS:CE	2:B:13:A:O2'	3	1.1
(1,3)	1:A:84:LYS:CE	2:B:13:A:O3'	3	1.1
(1,3)	1:A:84:LYS:CE	2:B:13:A:O4'	3	1.1
(1,3)	1:A:84:LYS:CE	2:B:13:A:O5'	3	1.1
(1,3)	1:A:84:LYS:CE	2:B:13:A:OP1	3	1.1
(1,3)	1:A:84:LYS:CE	2:B:13:A:OP2	3	1.1
(1,3)	1:A:84:LYS:CE	2:B:13:A:P	3	1.1
(1,3)	1:A:84:LYS:CE	2:B:14:G:C1'	3	1.1
(1,3)	1:A:84:LYS:CE	2:B:14:G:C2	3	1.1
(1,3)	1:A:84:LYS:CE	2:B:14:G:C2'	3	1.1
(1,3)	1:A:84:LYS:CE	2:B:14:G:C3'	3	1.1
(1,3)	1:A:84:LYS:CE	2:B:14:G:C4	3	1.1
(1,3)	1:A:84:LYS:CE	2:B:14:G:C4'	3	1.1
(1,3)	1:A:84:LYS:CE	2:B:14:G:C5	3	1.1
(1,3)	1:A:84:LYS:CE	2:B:14:G:C5'	3	1.1
(1,3)	1:A:84:LYS:CE	2:B:14:G:C6	3	1.1
(1,3)	1:A:84:LYS:CE	2:B:14:G:C8	3	1.1
(1,3)	1:A:84:LYS:CE	2:B:14:G:H1	3	1.1
(1,3)	1:A:84:LYS:CE	2:B:14:G:H1'	3	1.1
(1,3)	1:A:84:LYS:CE	2:B:14:G:H2'	3	1.1
(1,3)	1:A:84:LYS:CE	2:B:14:G:H21	3	1.1

Continued on next page...

Continued from previous page...

Key	Atom-1	Atom-2	Model ID	Violation (Å)
(1,3)	1:A:84:LYS:CE	2:B:14:G:H22	3	1.1
(1,3)	1:A:84:LYS:CE	2:B:14:G:H3'	3	1.1
(1,3)	1:A:84:LYS:CE	2:B:14:G:H4'	3	1.1
(1,3)	1:A:84:LYS:CE	2:B:14:G:H5'	3	1.1
(1,3)	1:A:84:LYS:CE	2:B:14:G:H5''	3	1.1
(1,3)	1:A:84:LYS:CE	2:B:14:G:H8	3	1.1
(1,3)	1:A:84:LYS:CE	2:B:14:G:HO2'	3	1.1
(1,3)	1:A:84:LYS:CE	2:B:14:G:N1	3	1.1
(1,3)	1:A:84:LYS:CE	2:B:14:G:N2	3	1.1
(1,3)	1:A:84:LYS:CE	2:B:14:G:N3	3	1.1
(1,3)	1:A:84:LYS:CE	2:B:14:G:N7	3	1.1
(1,3)	1:A:84:LYS:CE	2:B:14:G:N9	3	1.1
(1,3)	1:A:84:LYS:CE	2:B:14:G:O2'	3	1.1
(1,3)	1:A:84:LYS:CE	2:B:14:G:O3'	3	1.1
(1,3)	1:A:84:LYS:CE	2:B:14:G:O4'	3	1.1
(1,3)	1:A:84:LYS:CE	2:B:14:G:O5'	3	1.1
(1,3)	1:A:84:LYS:CE	2:B:14:G:O6	3	1.1
(1,3)	1:A:84:LYS:CE	2:B:14:G:OP1	3	1.1
(1,3)	1:A:84:LYS:CE	2:B:14:G:OP2	3	1.1
(1,3)	1:A:84:LYS:CE	2:B:14:G:P	3	1.1
(1,3)	1:A:84:LYS:CE	2:B:15:A:C1'	3	1.1
(1,3)	1:A:84:LYS:CE	2:B:15:A:C2	3	1.1
(1,3)	1:A:84:LYS:CE	2:B:15:A:C2'	3	1.1
(1,3)	1:A:84:LYS:CE	2:B:15:A:C3'	3	1.1
(1,3)	1:A:84:LYS:CE	2:B:15:A:C4	3	1.1
(1,3)	1:A:84:LYS:CE	2:B:15:A:C4'	3	1.1
(1,3)	1:A:84:LYS:CE	2:B:15:A:C5	3	1.1
(1,3)	1:A:84:LYS:CE	2:B:15:A:C5'	3	1.1
(1,3)	1:A:84:LYS:CE	2:B:15:A:C6	3	1.1
(1,3)	1:A:84:LYS:CE	2:B:15:A:C8	3	1.1
(1,3)	1:A:84:LYS:CE	2:B:15:A:H1'	3	1.1
(1,3)	1:A:84:LYS:CE	2:B:15:A:H2	3	1.1
(1,3)	1:A:84:LYS:CE	2:B:15:A:H2'	3	1.1
(1,3)	1:A:84:LYS:CE	2:B:15:A:H3'	3	1.1
(1,3)	1:A:84:LYS:CE	2:B:15:A:H4'	3	1.1
(1,3)	1:A:84:LYS:CE	2:B:15:A:H5'	3	1.1
(1,3)	1:A:84:LYS:CE	2:B:15:A:H5''	3	1.1
(1,3)	1:A:84:LYS:CE	2:B:15:A:H61	3	1.1
(1,3)	1:A:84:LYS:CE	2:B:15:A:H62	3	1.1
(1,3)	1:A:84:LYS:CE	2:B:15:A:H8	3	1.1
(1,3)	1:A:84:LYS:CE	2:B:15:A:HO2'	3	1.1
(1,3)	1:A:84:LYS:CE	2:B:15:A:N1	3	1.1

Continued on next page...

Continued from previous page...

Key	Atom-1	Atom-2	Model ID	Violation (Å)
(1,3)	1:A:84:LYS:CE	2:B:15:A:N3	3	1.1
(1,3)	1:A:84:LYS:CE	2:B:15:A:N6	3	1.1
(1,3)	1:A:84:LYS:CE	2:B:15:A:N7	3	1.1
(1,3)	1:A:84:LYS:CE	2:B:15:A:N9	3	1.1
(1,3)	1:A:84:LYS:CE	2:B:15:A:O2'	3	1.1
(1,3)	1:A:84:LYS:CE	2:B:15:A:O3'	3	1.1
(1,3)	1:A:84:LYS:CE	2:B:15:A:O4'	3	1.1
(1,3)	1:A:84:LYS:CE	2:B:15:A:O5'	3	1.1
(1,3)	1:A:84:LYS:CE	2:B:15:A:OP1	3	1.1
(1,3)	1:A:84:LYS:CE	2:B:15:A:OP2	3	1.1
(1,3)	1:A:84:LYS:CE	2:B:15:A:P	3	1.1
(1,3)	1:A:84:LYS:CE	2:B:16:G:C1'	3	1.1
(1,3)	1:A:84:LYS:CE	2:B:16:G:C2	3	1.1
(1,3)	1:A:84:LYS:CE	2:B:16:G:C2'	3	1.1
(1,3)	1:A:84:LYS:CE	2:B:16:G:C3'	3	1.1
(1,3)	1:A:84:LYS:CE	2:B:16:G:C4	3	1.1
(1,3)	1:A:84:LYS:CE	2:B:16:G:C4'	3	1.1
(1,3)	1:A:84:LYS:CE	2:B:16:G:C5	3	1.1
(1,3)	1:A:84:LYS:CE	2:B:16:G:C5'	3	1.1
(1,3)	1:A:84:LYS:CE	2:B:16:G:C6	3	1.1
(1,3)	1:A:84:LYS:CE	2:B:16:G:C8	3	1.1
(1,3)	1:A:84:LYS:CE	2:B:16:G:H1	3	1.1
(1,3)	1:A:84:LYS:CE	2:B:16:G:H1'	3	1.1
(1,3)	1:A:84:LYS:CE	2:B:16:G:H2'	3	1.1
(1,3)	1:A:84:LYS:CE	2:B:16:G:H21	3	1.1
(1,3)	1:A:84:LYS:CE	2:B:16:G:H22	3	1.1
(1,3)	1:A:84:LYS:CE	2:B:16:G:H3'	3	1.1
(1,3)	1:A:84:LYS:CE	2:B:16:G:H4'	3	1.1
(1,3)	1:A:84:LYS:CE	2:B:16:G:H5'	3	1.1
(1,3)	1:A:84:LYS:CE	2:B:16:G:H5''	3	1.1
(1,3)	1:A:84:LYS:CE	2:B:16:G:H8	3	1.1
(1,3)	1:A:84:LYS:CE	2:B:16:G:HO2'	3	1.1
(1,3)	1:A:84:LYS:CE	2:B:16:G:N1	3	1.1
(1,3)	1:A:84:LYS:CE	2:B:16:G:N2	3	1.1
(1,3)	1:A:84:LYS:CE	2:B:16:G:N3	3	1.1
(1,3)	1:A:84:LYS:CE	2:B:16:G:N7	3	1.1
(1,3)	1:A:84:LYS:CE	2:B:16:G:N9	3	1.1
(1,3)	1:A:84:LYS:CE	2:B:16:G:O2'	3	1.1
(1,3)	1:A:84:LYS:CE	2:B:16:G:O3'	3	1.1
(1,3)	1:A:84:LYS:CE	2:B:16:G:O4'	3	1.1
(1,3)	1:A:84:LYS:CE	2:B:16:G:O5'	3	1.1
(1,3)	1:A:84:LYS:CE	2:B:16:G:O6	3	1.1

Continued on next page...

Continued from previous page...

Key	Atom-1	Atom-2	Model ID	Violation (Å)
(1,3)	1:A:84:LYS:CE	2:B:16:G:OP1	3	1.1
(1,3)	1:A:84:LYS:CE	2:B:16:G:OP2	3	1.1
(1,3)	1:A:84:LYS:CE	2:B:16:G:P	3	1.1
(1,3)	1:A:84:LYS:CE	2:B:17:C:C1'	3	1.1
(1,3)	1:A:84:LYS:CE	2:B:17:C:C2	3	1.1
(1,3)	1:A:84:LYS:CE	2:B:17:C:C2'	3	1.1
(1,3)	1:A:84:LYS:CE	2:B:17:C:C3'	3	1.1
(1,3)	1:A:84:LYS:CE	2:B:17:C:C4	3	1.1
(1,3)	1:A:84:LYS:CE	2:B:17:C:C4'	3	1.1
(1,3)	1:A:84:LYS:CE	2:B:17:C:C5	3	1.1
(1,3)	1:A:84:LYS:CE	2:B:17:C:C5'	3	1.1
(1,3)	1:A:84:LYS:CE	2:B:17:C:C6	3	1.1
(1,3)	1:A:84:LYS:CE	2:B:17:C:H1'	3	1.1
(1,3)	1:A:84:LYS:CE	2:B:17:C:H2'	3	1.1
(1,3)	1:A:84:LYS:CE	2:B:17:C:H3'	3	1.1
(1,3)	1:A:84:LYS:CE	2:B:17:C:H4'	3	1.1
(1,3)	1:A:84:LYS:CE	2:B:17:C:H41	3	1.1
(1,3)	1:A:84:LYS:CE	2:B:17:C:H42	3	1.1
(1,3)	1:A:84:LYS:CE	2:B:17:C:H5	3	1.1
(1,3)	1:A:84:LYS:CE	2:B:17:C:H5'	3	1.1
(1,3)	1:A:84:LYS:CE	2:B:17:C:H5''	3	1.1
(1,3)	1:A:84:LYS:CE	2:B:17:C:H6	3	1.1
(1,3)	1:A:84:LYS:CE	2:B:17:C:HO2'	3	1.1
(1,3)	1:A:84:LYS:CE	2:B:17:C:N1	3	1.1
(1,3)	1:A:84:LYS:CE	2:B:17:C:N3	3	1.1
(1,3)	1:A:84:LYS:CE	2:B:17:C:N4	3	1.1
(1,3)	1:A:84:LYS:CE	2:B:17:C:O2	3	1.1
(1,3)	1:A:84:LYS:CE	2:B:17:C:O2'	3	1.1
(1,3)	1:A:84:LYS:CE	2:B:17:C:O3'	3	1.1
(1,3)	1:A:84:LYS:CE	2:B:17:C:O4'	3	1.1
(1,3)	1:A:84:LYS:CE	2:B:17:C:O5'	3	1.1
(1,3)	1:A:84:LYS:CE	2:B:17:C:OP1	3	1.1
(1,3)	1:A:84:LYS:CE	2:B:17:C:OP2	3	1.1
(1,3)	1:A:84:LYS:CE	2:B:17:C:P	3	1.1
(1,3)	1:A:84:LYS:CE	2:B:18:A:C1'	3	1.1
(1,3)	1:A:84:LYS:CE	2:B:18:A:C2	3	1.1
(1,3)	1:A:84:LYS:CE	2:B:18:A:C2'	3	1.1
(1,3)	1:A:84:LYS:CE	2:B:18:A:C3'	3	1.1
(1,3)	1:A:84:LYS:CE	2:B:18:A:C4	3	1.1
(1,3)	1:A:84:LYS:CE	2:B:18:A:C4'	3	1.1
(1,3)	1:A:84:LYS:CE	2:B:18:A:C5	3	1.1
(1,3)	1:A:84:LYS:CE	2:B:18:A:C5'	3	1.1

Continued on next page...

Continued from previous page...

Key	Atom-1	Atom-2	Model ID	Violation (Å)
(1,3)	1:A:84:LYS:CE	2:B:18:A:C6	3	1.1
(1,3)	1:A:84:LYS:CE	2:B:18:A:C8	3	1.1
(1,3)	1:A:84:LYS:CE	2:B:18:A:H1'	3	1.1
(1,3)	1:A:84:LYS:CE	2:B:18:A:H2	3	1.1
(1,3)	1:A:84:LYS:CE	2:B:18:A:H2'	3	1.1
(1,3)	1:A:84:LYS:CE	2:B:18:A:H3'	3	1.1
(1,3)	1:A:84:LYS:CE	2:B:18:A:H4'	3	1.1
(1,3)	1:A:84:LYS:CE	2:B:18:A:H5'	3	1.1
(1,3)	1:A:84:LYS:CE	2:B:18:A:H5''	3	1.1
(1,3)	1:A:84:LYS:CE	2:B:18:A:H61	3	1.1
(1,3)	1:A:84:LYS:CE	2:B:18:A:H62	3	1.1
(1,3)	1:A:84:LYS:CE	2:B:18:A:H8	3	1.1
(1,3)	1:A:84:LYS:CE	2:B:18:A:HO2'	3	1.1
(1,3)	1:A:84:LYS:CE	2:B:18:A:N1	3	1.1
(1,3)	1:A:84:LYS:CE	2:B:18:A:N3	3	1.1
(1,3)	1:A:84:LYS:CE	2:B:18:A:N6	3	1.1
(1,3)	1:A:84:LYS:CE	2:B:18:A:N7	3	1.1
(1,3)	1:A:84:LYS:CE	2:B:18:A:N9	3	1.1
(1,3)	1:A:84:LYS:CE	2:B:18:A:O2'	3	1.1
(1,3)	1:A:84:LYS:CE	2:B:18:A:O3'	3	1.1
(1,3)	1:A:84:LYS:CE	2:B:18:A:O4'	3	1.1
(1,3)	1:A:84:LYS:CE	2:B:18:A:O5'	3	1.1
(1,3)	1:A:84:LYS:CE	2:B:18:A:OP1	3	1.1
(1,3)	1:A:84:LYS:CE	2:B:18:A:OP2	3	1.1
(1,3)	1:A:84:LYS:CE	2:B:18:A:P	3	1.1
(1,3)	1:A:84:LYS:CE	2:B:19:A:C1'	3	1.1
(1,3)	1:A:84:LYS:CE	2:B:19:A:C2	3	1.1
(1,3)	1:A:84:LYS:CE	2:B:19:A:C2'	3	1.1
(1,3)	1:A:84:LYS:CE	2:B:19:A:C3'	3	1.1
(1,3)	1:A:84:LYS:CE	2:B:19:A:C4	3	1.1
(1,3)	1:A:84:LYS:CE	2:B:19:A:C4'	3	1.1
(1,3)	1:A:84:LYS:CE	2:B:19:A:C5	3	1.1
(1,3)	1:A:84:LYS:CE	2:B:19:A:C5'	3	1.1
(1,3)	1:A:84:LYS:CE	2:B:19:A:C6	3	1.1
(1,3)	1:A:84:LYS:CE	2:B:19:A:C8	3	1.1
(1,3)	1:A:84:LYS:CE	2:B:19:A:H1'	3	1.1
(1,3)	1:A:84:LYS:CE	2:B:19:A:H2	3	1.1
(1,3)	1:A:84:LYS:CE	2:B:19:A:H2'	3	1.1
(1,3)	1:A:84:LYS:CE	2:B:19:A:H3'	3	1.1
(1,3)	1:A:84:LYS:CE	2:B:19:A:H4'	3	1.1
(1,3)	1:A:84:LYS:CE	2:B:19:A:H5'	3	1.1
(1,3)	1:A:84:LYS:CE	2:B:19:A:H5''	3	1.1

Continued on next page...

Continued from previous page...

Key	Atom-1	Atom-2	Model ID	Violation (Å)
(1,3)	1:A:84:LYS:CE	2:B:19:A:H61	3	1.1
(1,3)	1:A:84:LYS:CE	2:B:19:A:H62	3	1.1
(1,3)	1:A:84:LYS:CE	2:B:19:A:H8	3	1.1
(1,3)	1:A:84:LYS:CE	2:B:19:A:HO2'	3	1.1
(1,3)	1:A:84:LYS:CE	2:B:19:A:N1	3	1.1
(1,3)	1:A:84:LYS:CE	2:B:19:A:N3	3	1.1
(1,3)	1:A:84:LYS:CE	2:B:19:A:N6	3	1.1
(1,3)	1:A:84:LYS:CE	2:B:19:A:N7	3	1.1
(1,3)	1:A:84:LYS:CE	2:B:19:A:N9	3	1.1
(1,3)	1:A:84:LYS:CE	2:B:19:A:O2'	3	1.1
(1,3)	1:A:84:LYS:CE	2:B:19:A:O3'	3	1.1
(1,3)	1:A:84:LYS:CE	2:B:19:A:O4'	3	1.1
(1,3)	1:A:84:LYS:CE	2:B:19:A:O5'	3	1.1
(1,3)	1:A:84:LYS:CE	2:B:19:A:OP1	3	1.1
(1,3)	1:A:84:LYS:CE	2:B:19:A:OP2	3	1.1
(1,3)	1:A:84:LYS:CE	2:B:19:A:P	3	1.1
(1,3)	1:A:84:LYS:CE	2:B:20:U:C1'	3	1.1
(1,3)	1:A:84:LYS:CE	2:B:20:U:C2	3	1.1
(1,3)	1:A:84:LYS:CE	2:B:20:U:C2'	3	1.1
(1,3)	1:A:84:LYS:CE	2:B:20:U:C3'	3	1.1
(1,3)	1:A:84:LYS:CE	2:B:20:U:C4	3	1.1
(1,3)	1:A:84:LYS:CE	2:B:20:U:C4'	3	1.1
(1,3)	1:A:84:LYS:CE	2:B:20:U:C5	3	1.1
(1,3)	1:A:84:LYS:CE	2:B:20:U:C5'	3	1.1
(1,3)	1:A:84:LYS:CE	2:B:20:U:C6	3	1.1
(1,3)	1:A:84:LYS:CE	2:B:20:U:H1'	3	1.1
(1,3)	1:A:84:LYS:CE	2:B:20:U:H2'	3	1.1
(1,3)	1:A:84:LYS:CE	2:B:20:U:H3	3	1.1
(1,3)	1:A:84:LYS:CE	2:B:20:U:H3'	3	1.1
(1,3)	1:A:84:LYS:CE	2:B:20:U:H4'	3	1.1
(1,3)	1:A:84:LYS:CE	2:B:20:U:H5	3	1.1
(1,3)	1:A:84:LYS:CE	2:B:20:U:H5'	3	1.1
(1,3)	1:A:84:LYS:CE	2:B:20:U:H5''	3	1.1
(1,3)	1:A:84:LYS:CE	2:B:20:U:H6	3	1.1
(1,3)	1:A:84:LYS:CE	2:B:20:U:HO2'	3	1.1
(1,3)	1:A:84:LYS:CE	2:B:20:U:N1	3	1.1
(1,3)	1:A:84:LYS:CE	2:B:20:U:N3	3	1.1
(1,3)	1:A:84:LYS:CE	2:B:20:U:O2	3	1.1
(1,3)	1:A:84:LYS:CE	2:B:20:U:O2'	3	1.1
(1,3)	1:A:84:LYS:CE	2:B:20:U:O3'	3	1.1
(1,3)	1:A:84:LYS:CE	2:B:20:U:O4	3	1.1
(1,3)	1:A:84:LYS:CE	2:B:20:U:O4'	3	1.1

Continued on next page...

Continued from previous page...

Key	Atom-1	Atom-2	Model ID	Violation (Å)
(1,3)	1:A:84:LYS:CE	2:B:20:U:O5'	3	1.1
(1,3)	1:A:84:LYS:CE	2:B:20:U:OP1	3	1.1
(1,3)	1:A:84:LYS:CE	2:B:20:U:OP2	3	1.1
(1,3)	1:A:84:LYS:CE	2:B:20:U:P	3	1.1
(1,3)	1:A:84:LYS:CE	2:B:21:G:C1'	3	1.1
(1,3)	1:A:84:LYS:CE	2:B:21:G:C2	3	1.1
(1,3)	1:A:84:LYS:CE	2:B:21:G:C2'	3	1.1
(1,3)	1:A:84:LYS:CE	2:B:21:G:C3'	3	1.1
(1,3)	1:A:84:LYS:CE	2:B:21:G:C4	3	1.1
(1,3)	1:A:84:LYS:CE	2:B:21:G:C4'	3	1.1
(1,3)	1:A:84:LYS:CE	2:B:21:G:C5	3	1.1
(1,3)	1:A:84:LYS:CE	2:B:21:G:C5'	3	1.1
(1,3)	1:A:84:LYS:CE	2:B:21:G:C6	3	1.1
(1,3)	1:A:84:LYS:CE	2:B:21:G:C8	3	1.1
(1,3)	1:A:84:LYS:CE	2:B:21:G:H1	3	1.1
(1,3)	1:A:84:LYS:CE	2:B:21:G:H1'	3	1.1
(1,3)	1:A:84:LYS:CE	2:B:21:G:H2'	3	1.1
(1,3)	1:A:84:LYS:CE	2:B:21:G:H21	3	1.1
(1,3)	1:A:84:LYS:CE	2:B:21:G:H22	3	1.1
(1,3)	1:A:84:LYS:CE	2:B:21:G:H3'	3	1.1
(1,3)	1:A:84:LYS:CE	2:B:21:G:H4'	3	1.1
(1,3)	1:A:84:LYS:CE	2:B:21:G:H5'	3	1.1
(1,3)	1:A:84:LYS:CE	2:B:21:G:H5''	3	1.1
(1,3)	1:A:84:LYS:CE	2:B:21:G:H8	3	1.1
(1,3)	1:A:84:LYS:CE	2:B:21:G:HO2'	3	1.1
(1,3)	1:A:84:LYS:CE	2:B:21:G:N1	3	1.1
(1,3)	1:A:84:LYS:CE	2:B:21:G:N2	3	1.1
(1,3)	1:A:84:LYS:CE	2:B:21:G:N3	3	1.1
(1,3)	1:A:84:LYS:CE	2:B:21:G:N7	3	1.1
(1,3)	1:A:84:LYS:CE	2:B:21:G:N9	3	1.1
(1,3)	1:A:84:LYS:CE	2:B:21:G:O2'	3	1.1
(1,3)	1:A:84:LYS:CE	2:B:21:G:O3'	3	1.1
(1,3)	1:A:84:LYS:CE	2:B:21:G:O4'	3	1.1
(1,3)	1:A:84:LYS:CE	2:B:21:G:O5'	3	1.1
(1,3)	1:A:84:LYS:CE	2:B:21:G:O6	3	1.1
(1,3)	1:A:84:LYS:CE	2:B:21:G:OP1	3	1.1
(1,3)	1:A:84:LYS:CE	2:B:21:G:OP2	3	1.1
(1,3)	1:A:84:LYS:CE	2:B:21:G:P	3	1.1
(1,3)	1:A:84:LYS:CE	2:B:22:A:C1'	3	1.1
(1,3)	1:A:84:LYS:CE	2:B:22:A:C2	3	1.1
(1,3)	1:A:84:LYS:CE	2:B:22:A:C2'	3	1.1
(1,3)	1:A:84:LYS:CE	2:B:22:A:C3'	3	1.1

Continued on next page...

Continued from previous page...

Key	Atom-1	Atom-2	Model ID	Violation (Å)
(1,3)	1:A:84:LYS:CE	2:B:22:A:C4	3	1.1
(1,3)	1:A:84:LYS:CE	2:B:22:A:C4'	3	1.1
(1,3)	1:A:84:LYS:CE	2:B:22:A:C5	3	1.1
(1,3)	1:A:84:LYS:CE	2:B:22:A:C5'	3	1.1
(1,3)	1:A:84:LYS:CE	2:B:22:A:C6	3	1.1
(1,3)	1:A:84:LYS:CE	2:B:22:A:C8	3	1.1
(1,3)	1:A:84:LYS:CE	2:B:22:A:H1'	3	1.1
(1,3)	1:A:84:LYS:CE	2:B:22:A:H2	3	1.1
(1,3)	1:A:84:LYS:CE	2:B:22:A:H2'	3	1.1
(1,3)	1:A:84:LYS:CE	2:B:22:A:H3'	3	1.1
(1,3)	1:A:84:LYS:CE	2:B:22:A:H4'	3	1.1
(1,3)	1:A:84:LYS:CE	2:B:22:A:H5'	3	1.1
(1,3)	1:A:84:LYS:CE	2:B:22:A:H5''	3	1.1
(1,3)	1:A:84:LYS:CE	2:B:22:A:H61	3	1.1
(1,3)	1:A:84:LYS:CE	2:B:22:A:H62	3	1.1
(1,3)	1:A:84:LYS:CE	2:B:22:A:H8	3	1.1
(1,3)	1:A:84:LYS:CE	2:B:22:A:HO2'	3	1.1
(1,3)	1:A:84:LYS:CE	2:B:22:A:N1	3	1.1
(1,3)	1:A:84:LYS:CE	2:B:22:A:N3	3	1.1
(1,3)	1:A:84:LYS:CE	2:B:22:A:N6	3	1.1
(1,3)	1:A:84:LYS:CE	2:B:22:A:N7	3	1.1
(1,3)	1:A:84:LYS:CE	2:B:22:A:N9	3	1.1
(1,3)	1:A:84:LYS:CE	2:B:22:A:O2'	3	1.1
(1,3)	1:A:84:LYS:CE	2:B:22:A:O3'	3	1.1
(1,3)	1:A:84:LYS:CE	2:B:22:A:O4'	3	1.1
(1,3)	1:A:84:LYS:CE	2:B:22:A:O5'	3	1.1
(1,3)	1:A:84:LYS:CE	2:B:22:A:OP1	3	1.1
(1,3)	1:A:84:LYS:CE	2:B:22:A:OP2	3	1.1
(1,3)	1:A:84:LYS:CE	2:B:22:A:P	3	1.1
(1,3)	1:A:84:LYS:CE	2:B:23:U:C1'	3	1.1
(1,3)	1:A:84:LYS:CE	2:B:23:U:C2	3	1.1
(1,3)	1:A:84:LYS:CE	2:B:23:U:C2'	3	1.1
(1,3)	1:A:84:LYS:CE	2:B:23:U:C3'	3	1.1
(1,3)	1:A:84:LYS:CE	2:B:23:U:C4	3	1.1
(1,3)	1:A:84:LYS:CE	2:B:23:U:C4'	3	1.1
(1,3)	1:A:84:LYS:CE	2:B:23:U:C5	3	1.1
(1,3)	1:A:84:LYS:CE	2:B:23:U:C5'	3	1.1
(1,3)	1:A:84:LYS:CE	2:B:23:U:C6	3	1.1
(1,3)	1:A:84:LYS:CE	2:B:23:U:H1'	3	1.1
(1,3)	1:A:84:LYS:CE	2:B:23:U:H2'	3	1.1
(1,3)	1:A:84:LYS:CE	2:B:23:U:H3	3	1.1
(1,3)	1:A:84:LYS:CE	2:B:23:U:H3'	3	1.1

Continued on next page...

Continued from previous page...

Key	Atom-1	Atom-2	Model ID	Violation (Å)
(1,3)	1:A:84:LYS:CE	2:B:23:U:H4'	3	1.1
(1,3)	1:A:84:LYS:CE	2:B:23:U:H5	3	1.1
(1,3)	1:A:84:LYS:CE	2:B:23:U:H5'	3	1.1
(1,3)	1:A:84:LYS:CE	2:B:23:U:H5''	3	1.1
(1,3)	1:A:84:LYS:CE	2:B:23:U:H6	3	1.1
(1,3)	1:A:84:LYS:CE	2:B:23:U:HO2'	3	1.1
(1,3)	1:A:84:LYS:CE	2:B:23:U:N1	3	1.1
(1,3)	1:A:84:LYS:CE	2:B:23:U:N3	3	1.1
(1,3)	1:A:84:LYS:CE	2:B:23:U:O2	3	1.1
(1,3)	1:A:84:LYS:CE	2:B:23:U:O2'	3	1.1
(1,3)	1:A:84:LYS:CE	2:B:23:U:O3'	3	1.1
(1,3)	1:A:84:LYS:CE	2:B:23:U:O4	3	1.1
(1,3)	1:A:84:LYS:CE	2:B:23:U:O4'	3	1.1
(1,3)	1:A:84:LYS:CE	2:B:23:U:O5'	3	1.1
(1,3)	1:A:84:LYS:CE	2:B:23:U:OP1	3	1.1
(1,3)	1:A:84:LYS:CE	2:B:23:U:OP2	3	1.1
(1,3)	1:A:84:LYS:CE	2:B:23:U:P	3	1.1
(1,3)	1:A:84:LYS:CE	2:B:24:G:C1'	3	1.1
(1,3)	1:A:84:LYS:CE	2:B:24:G:C2	3	1.1
(1,3)	1:A:84:LYS:CE	2:B:24:G:C2'	3	1.1
(1,3)	1:A:84:LYS:CE	2:B:24:G:C3'	3	1.1
(1,3)	1:A:84:LYS:CE	2:B:24:G:C4	3	1.1
(1,3)	1:A:84:LYS:CE	2:B:24:G:C4'	3	1.1
(1,3)	1:A:84:LYS:CE	2:B:24:G:C5	3	1.1
(1,3)	1:A:84:LYS:CE	2:B:24:G:C5'	3	1.1
(1,3)	1:A:84:LYS:CE	2:B:24:G:C6	3	1.1
(1,3)	1:A:84:LYS:CE	2:B:24:G:C8	3	1.1
(1,3)	1:A:84:LYS:CE	2:B:24:G:H1	3	1.1
(1,3)	1:A:84:LYS:CE	2:B:24:G:H1'	3	1.1
(1,3)	1:A:84:LYS:CE	2:B:24:G:H2'	3	1.1
(1,3)	1:A:84:LYS:CE	2:B:24:G:H21	3	1.1
(1,3)	1:A:84:LYS:CE	2:B:24:G:H22	3	1.1
(1,3)	1:A:84:LYS:CE	2:B:24:G:H3'	3	1.1
(1,3)	1:A:84:LYS:CE	2:B:24:G:H4'	3	1.1
(1,3)	1:A:84:LYS:CE	2:B:24:G:H5'	3	1.1
(1,3)	1:A:84:LYS:CE	2:B:24:G:H5''	3	1.1
(1,3)	1:A:84:LYS:CE	2:B:24:G:H8	3	1.1
(1,3)	1:A:84:LYS:CE	2:B:24:G:HO2'	3	1.1
(1,3)	1:A:84:LYS:CE	2:B:24:G:N1	3	1.1
(1,3)	1:A:84:LYS:CE	2:B:24:G:N2	3	1.1
(1,3)	1:A:84:LYS:CE	2:B:24:G:N3	3	1.1
(1,3)	1:A:84:LYS:CE	2:B:24:G:N7	3	1.1

Continued on next page...

Continued from previous page...

Key	Atom-1	Atom-2	Model ID	Violation (Å)
(1,3)	1:A:84:LYS:CE	2:B:24:G:N9	3	1.1
(1,3)	1:A:84:LYS:CE	2:B:24:G:O2'	3	1.1
(1,3)	1:A:84:LYS:CE	2:B:24:G:O3'	3	1.1
(1,3)	1:A:84:LYS:CE	2:B:24:G:O4'	3	1.1
(1,3)	1:A:84:LYS:CE	2:B:24:G:O5'	3	1.1
(1,3)	1:A:84:LYS:CE	2:B:24:G:O6	3	1.1
(1,3)	1:A:84:LYS:CE	2:B:24:G:OP1	3	1.1
(1,3)	1:A:84:LYS:CE	2:B:24:G:OP2	3	1.1
(1,3)	1:A:84:LYS:CE	2:B:24:G:P	3	1.1
(1,3)	1:A:84:LYS:CG	2:B:2:C:C1'	3	1.1
(1,3)	1:A:84:LYS:CG	2:B:2:C:C2	3	1.1
(1,3)	1:A:84:LYS:CG	2:B:2:C:C2'	3	1.1
(1,3)	1:A:84:LYS:CG	2:B:2:C:C3'	3	1.1
(1,3)	1:A:84:LYS:CG	2:B:2:C:C4	3	1.1
(1,3)	1:A:84:LYS:CG	2:B:2:C:C4'	3	1.1
(1,3)	1:A:84:LYS:CG	2:B:2:C:C5	3	1.1
(1,3)	1:A:84:LYS:CG	2:B:2:C:C5'	3	1.1
(1,3)	1:A:84:LYS:CG	2:B:2:C:C6	3	1.1
(1,3)	1:A:84:LYS:CG	2:B:2:C:H1'	3	1.1
(1,3)	1:A:84:LYS:CG	2:B:2:C:H2'	3	1.1
(1,3)	1:A:84:LYS:CG	2:B:2:C:H3'	3	1.1
(1,3)	1:A:84:LYS:CG	2:B:2:C:H4'	3	1.1
(1,3)	1:A:84:LYS:CG	2:B:2:C:H41	3	1.1
(1,3)	1:A:84:LYS:CG	2:B:2:C:H42	3	1.1
(1,3)	1:A:84:LYS:CG	2:B:2:C:H5	3	1.1
(1,3)	1:A:84:LYS:CG	2:B:2:C:H5'	3	1.1
(1,3)	1:A:84:LYS:CG	2:B:2:C:H5''	3	1.1
(1,3)	1:A:84:LYS:CG	2:B:2:C:H6	3	1.1
(1,3)	1:A:84:LYS:CG	2:B:2:C:HO2'	3	1.1
(1,3)	1:A:84:LYS:CG	2:B:2:C:N1	3	1.1
(1,3)	1:A:84:LYS:CG	2:B:2:C:N3	3	1.1
(1,3)	1:A:84:LYS:CG	2:B:2:C:N4	3	1.1
(1,3)	1:A:84:LYS:CG	2:B:2:C:O2	3	1.1
(1,3)	1:A:84:LYS:CG	2:B:2:C:O2'	3	1.1
(1,3)	1:A:84:LYS:CG	2:B:2:C:O3'	3	1.1
(1,3)	1:A:84:LYS:CG	2:B:2:C:O4'	3	1.1
(1,3)	1:A:84:LYS:CG	2:B:2:C:O5'	3	1.1
(1,3)	1:A:84:LYS:CG	2:B:3:U:C1'	3	1.1
(1,3)	1:A:84:LYS:CG	2:B:3:U:C2	3	1.1
(1,3)	1:A:84:LYS:CG	2:B:3:U:C2'	3	1.1
(1,3)	1:A:84:LYS:CG	2:B:3:U:C3'	3	1.1
(1,3)	1:A:84:LYS:CG	2:B:3:U:C4	3	1.1

Continued on next page...

Continued from previous page...

Key	Atom-1	Atom-2	Model ID	Violation (Å)
(1,3)	1:A:84:LYS:CG	2:B:3:U:C4'	3	1.1
(1,3)	1:A:84:LYS:CG	2:B:3:U:C5	3	1.1
(1,3)	1:A:84:LYS:CG	2:B:3:U:C5'	3	1.1
(1,3)	1:A:84:LYS:CG	2:B:3:U:C6	3	1.1
(1,3)	1:A:84:LYS:CG	2:B:3:U:H1'	3	1.1
(1,3)	1:A:84:LYS:CG	2:B:3:U:H2'	3	1.1
(1,3)	1:A:84:LYS:CG	2:B:3:U:H3	3	1.1
(1,3)	1:A:84:LYS:CG	2:B:3:U:H3'	3	1.1
(1,3)	1:A:84:LYS:CG	2:B:3:U:H4'	3	1.1
(1,3)	1:A:84:LYS:CG	2:B:3:U:H5	3	1.1
(1,3)	1:A:84:LYS:CG	2:B:3:U:H5'	3	1.1
(1,3)	1:A:84:LYS:CG	2:B:3:U:H5''	3	1.1
(1,3)	1:A:84:LYS:CG	2:B:3:U:H6	3	1.1
(1,3)	1:A:84:LYS:CG	2:B:3:U:HO2'	3	1.1
(1,3)	1:A:84:LYS:CG	2:B:3:U:N1	3	1.1
(1,3)	1:A:84:LYS:CG	2:B:3:U:N3	3	1.1
(1,3)	1:A:84:LYS:CG	2:B:3:U:O2	3	1.1
(1,3)	1:A:84:LYS:CG	2:B:3:U:O2'	3	1.1
(1,3)	1:A:84:LYS:CG	2:B:3:U:O3'	3	1.1
(1,3)	1:A:84:LYS:CG	2:B:3:U:O4	3	1.1
(1,3)	1:A:84:LYS:CG	2:B:3:U:O4'	3	1.1
(1,3)	1:A:84:LYS:CG	2:B:3:U:O5'	3	1.1
(1,3)	1:A:84:LYS:CG	2:B:3:U:OP1	3	1.1
(1,3)	1:A:84:LYS:CG	2:B:3:U:OP2	3	1.1
(1,3)	1:A:84:LYS:CG	2:B:3:U:P	3	1.1
(1,3)	1:A:84:LYS:CG	2:B:4:G:C1'	3	1.1
(1,3)	1:A:84:LYS:CG	2:B:4:G:C2	3	1.1
(1,3)	1:A:84:LYS:CG	2:B:4:G:C2'	3	1.1
(1,3)	1:A:84:LYS:CG	2:B:4:G:C3'	3	1.1
(1,3)	1:A:84:LYS:CG	2:B:4:G:C4	3	1.1
(1,3)	1:A:84:LYS:CG	2:B:4:G:C4'	3	1.1
(1,3)	1:A:84:LYS:CG	2:B:4:G:C5	3	1.1
(1,3)	1:A:84:LYS:CG	2:B:4:G:C5'	3	1.1
(1,3)	1:A:84:LYS:CG	2:B:4:G:C6	3	1.1
(1,3)	1:A:84:LYS:CG	2:B:4:G:C8	3	1.1
(1,3)	1:A:84:LYS:CG	2:B:4:G:H1	3	1.1
(1,3)	1:A:84:LYS:CG	2:B:4:G:H1'	3	1.1
(1,3)	1:A:84:LYS:CG	2:B:4:G:H2'	3	1.1
(1,3)	1:A:84:LYS:CG	2:B:4:G:H21	3	1.1
(1,3)	1:A:84:LYS:CG	2:B:4:G:H22	3	1.1
(1,3)	1:A:84:LYS:CG	2:B:4:G:H3'	3	1.1
(1,3)	1:A:84:LYS:CG	2:B:4:G:H4'	3	1.1

Continued on next page...

Continued from previous page...

Key	Atom-1	Atom-2	Model ID	Violation (Å)
(1,3)	1:A:84:LYS:CG	2:B:4:G:H5'	3	1.1
(1,3)	1:A:84:LYS:CG	2:B:4:G:H5''	3	1.1
(1,3)	1:A:84:LYS:CG	2:B:4:G:H8	3	1.1
(1,3)	1:A:84:LYS:CG	2:B:4:G:HO2'	3	1.1
(1,3)	1:A:84:LYS:CG	2:B:4:G:N1	3	1.1
(1,3)	1:A:84:LYS:CG	2:B:4:G:N2	3	1.1
(1,3)	1:A:84:LYS:CG	2:B:4:G:N3	3	1.1
(1,3)	1:A:84:LYS:CG	2:B:4:G:N7	3	1.1
(1,3)	1:A:84:LYS:CG	2:B:4:G:N9	3	1.1
(1,3)	1:A:84:LYS:CG	2:B:4:G:O2'	3	1.1
(1,3)	1:A:84:LYS:CG	2:B:4:G:O3'	3	1.1
(1,3)	1:A:84:LYS:CG	2:B:4:G:O4'	3	1.1
(1,3)	1:A:84:LYS:CG	2:B:4:G:O5'	3	1.1
(1,3)	1:A:84:LYS:CG	2:B:4:G:O6	3	1.1
(1,3)	1:A:84:LYS:CG	2:B:4:G:OP1	3	1.1
(1,3)	1:A:84:LYS:CG	2:B:4:G:OP2	3	1.1
(1,3)	1:A:84:LYS:CG	2:B:4:G:P	3	1.1
(1,3)	1:A:84:LYS:CG	2:B:5:A:C1'	3	1.1
(1,3)	1:A:84:LYS:CG	2:B:5:A:C2	3	1.1
(1,3)	1:A:84:LYS:CG	2:B:5:A:C2'	3	1.1
(1,3)	1:A:84:LYS:CG	2:B:5:A:C3'	3	1.1
(1,3)	1:A:84:LYS:CG	2:B:5:A:C4	3	1.1
(1,3)	1:A:84:LYS:CG	2:B:5:A:C4'	3	1.1
(1,3)	1:A:84:LYS:CG	2:B:5:A:C5	3	1.1
(1,3)	1:A:84:LYS:CG	2:B:5:A:C5'	3	1.1
(1,3)	1:A:84:LYS:CG	2:B:5:A:C6	3	1.1
(1,3)	1:A:84:LYS:CG	2:B:5:A:C8	3	1.1
(1,3)	1:A:84:LYS:CG	2:B:5:A:H1'	3	1.1
(1,3)	1:A:84:LYS:CG	2:B:5:A:H2	3	1.1
(1,3)	1:A:84:LYS:CG	2:B:5:A:H2'	3	1.1
(1,3)	1:A:84:LYS:CG	2:B:5:A:H3'	3	1.1
(1,3)	1:A:84:LYS:CG	2:B:5:A:H4'	3	1.1
(1,3)	1:A:84:LYS:CG	2:B:5:A:H5'	3	1.1
(1,3)	1:A:84:LYS:CG	2:B:5:A:H5''	3	1.1
(1,3)	1:A:84:LYS:CG	2:B:5:A:H61	3	1.1
(1,3)	1:A:84:LYS:CG	2:B:5:A:H62	3	1.1
(1,3)	1:A:84:LYS:CG	2:B:5:A:H8	3	1.1
(1,3)	1:A:84:LYS:CG	2:B:5:A:HO2'	3	1.1
(1,3)	1:A:84:LYS:CG	2:B:5:A:N1	3	1.1
(1,3)	1:A:84:LYS:CG	2:B:5:A:N3	3	1.1
(1,3)	1:A:84:LYS:CG	2:B:5:A:N6	3	1.1
(1,3)	1:A:84:LYS:CG	2:B:5:A:N7	3	1.1

Continued on next page...

Continued from previous page...

Key	Atom-1	Atom-2	Model ID	Violation (Å)
(1,3)	1:A:84:LYS:CG	2:B:5:A:N9	3	1.1
(1,3)	1:A:84:LYS:CG	2:B:5:A:O2'	3	1.1
(1,3)	1:A:84:LYS:CG	2:B:5:A:O3'	3	1.1
(1,3)	1:A:84:LYS:CG	2:B:5:A:O4'	3	1.1
(1,3)	1:A:84:LYS:CG	2:B:5:A:O5'	3	1.1
(1,3)	1:A:84:LYS:CG	2:B:5:A:OP1	3	1.1
(1,3)	1:A:84:LYS:CG	2:B:5:A:OP2	3	1.1
(1,3)	1:A:84:LYS:CG	2:B:5:A:P	3	1.1
(1,3)	1:A:84:LYS:CG	2:B:6:G:C1'	3	1.1
(1,3)	1:A:84:LYS:CG	2:B:6:G:C2	3	1.1
(1,3)	1:A:84:LYS:CG	2:B:6:G:C2'	3	1.1
(1,3)	1:A:84:LYS:CG	2:B:6:G:C3'	3	1.1
(1,3)	1:A:84:LYS:CG	2:B:6:G:C4	3	1.1
(1,3)	1:A:84:LYS:CG	2:B:6:G:C4'	3	1.1
(1,3)	1:A:84:LYS:CG	2:B:6:G:C5	3	1.1
(1,3)	1:A:84:LYS:CG	2:B:6:G:C5'	3	1.1
(1,3)	1:A:84:LYS:CG	2:B:6:G:C6	3	1.1
(1,3)	1:A:84:LYS:CG	2:B:6:G:C8	3	1.1
(1,3)	1:A:84:LYS:CG	2:B:6:G:H1	3	1.1
(1,3)	1:A:84:LYS:CG	2:B:6:G:H1'	3	1.1
(1,3)	1:A:84:LYS:CG	2:B:6:G:H2'	3	1.1
(1,3)	1:A:84:LYS:CG	2:B:6:G:H21	3	1.1
(1,3)	1:A:84:LYS:CG	2:B:6:G:H22	3	1.1
(1,3)	1:A:84:LYS:CG	2:B:6:G:H3'	3	1.1
(1,3)	1:A:84:LYS:CG	2:B:6:G:H4'	3	1.1
(1,3)	1:A:84:LYS:CG	2:B:6:G:H5'	3	1.1
(1,3)	1:A:84:LYS:CG	2:B:6:G:H5''	3	1.1
(1,3)	1:A:84:LYS:CG	2:B:6:G:H8	3	1.1
(1,3)	1:A:84:LYS:CG	2:B:6:G:HO2'	3	1.1
(1,3)	1:A:84:LYS:CG	2:B:6:G:N1	3	1.1
(1,3)	1:A:84:LYS:CG	2:B:6:G:N2	3	1.1
(1,3)	1:A:84:LYS:CG	2:B:6:G:N3	3	1.1
(1,3)	1:A:84:LYS:CG	2:B:6:G:N7	3	1.1
(1,3)	1:A:84:LYS:CG	2:B:6:G:N9	3	1.1
(1,3)	1:A:84:LYS:CG	2:B:6:G:O2'	3	1.1
(1,3)	1:A:84:LYS:CG	2:B:6:G:O3'	3	1.1
(1,3)	1:A:84:LYS:CG	2:B:6:G:O4'	3	1.1
(1,3)	1:A:84:LYS:CG	2:B:6:G:O5'	3	1.1
(1,3)	1:A:84:LYS:CG	2:B:6:G:O6	3	1.1
(1,3)	1:A:84:LYS:CG	2:B:6:G:OP1	3	1.1
(1,3)	1:A:84:LYS:CG	2:B:6:G:OP2	3	1.1
(1,3)	1:A:84:LYS:CG	2:B:6:G:P	3	1.1

Continued on next page...

Continued from previous page...

Key	Atom-1	Atom-2	Model ID	Violation (Å)
(1,3)	1:A:84:LYS:CG	2:B:7:C:C1'	3	1.1
(1,3)	1:A:84:LYS:CG	2:B:7:C:C2	3	1.1
(1,3)	1:A:84:LYS:CG	2:B:7:C:C2'	3	1.1
(1,3)	1:A:84:LYS:CG	2:B:7:C:C3'	3	1.1
(1,3)	1:A:84:LYS:CG	2:B:7:C:C4	3	1.1
(1,3)	1:A:84:LYS:CG	2:B:7:C:C4'	3	1.1
(1,3)	1:A:84:LYS:CG	2:B:7:C:C5	3	1.1
(1,3)	1:A:84:LYS:CG	2:B:7:C:C5'	3	1.1
(1,3)	1:A:84:LYS:CG	2:B:7:C:C6	3	1.1
(1,3)	1:A:84:LYS:CG	2:B:7:C:H1'	3	1.1
(1,3)	1:A:84:LYS:CG	2:B:7:C:H2'	3	1.1
(1,3)	1:A:84:LYS:CG	2:B:7:C:H3'	3	1.1
(1,3)	1:A:84:LYS:CG	2:B:7:C:H4'	3	1.1
(1,3)	1:A:84:LYS:CG	2:B:7:C:H41	3	1.1
(1,3)	1:A:84:LYS:CG	2:B:7:C:H42	3	1.1
(1,3)	1:A:84:LYS:CG	2:B:7:C:H5	3	1.1
(1,3)	1:A:84:LYS:CG	2:B:7:C:H5'	3	1.1
(1,3)	1:A:84:LYS:CG	2:B:7:C:H5''	3	1.1
(1,3)	1:A:84:LYS:CG	2:B:7:C:H6	3	1.1
(1,3)	1:A:84:LYS:CG	2:B:7:C:HO2'	3	1.1
(1,3)	1:A:84:LYS:CG	2:B:7:C:N1	3	1.1
(1,3)	1:A:84:LYS:CG	2:B:7:C:N3	3	1.1
(1,3)	1:A:84:LYS:CG	2:B:7:C:N4	3	1.1
(1,3)	1:A:84:LYS:CG	2:B:7:C:O2	3	1.1
(1,3)	1:A:84:LYS:CG	2:B:7:C:O2'	3	1.1
(1,3)	1:A:84:LYS:CG	2:B:7:C:O3'	3	1.1
(1,3)	1:A:84:LYS:CG	2:B:7:C:O4'	3	1.1
(1,3)	1:A:84:LYS:CG	2:B:7:C:O5'	3	1.1
(1,3)	1:A:84:LYS:CG	2:B:7:C:OP1	3	1.1
(1,3)	1:A:84:LYS:CG	2:B:7:C:OP2	3	1.1
(1,3)	1:A:84:LYS:CG	2:B:7:C:P	3	1.1
(1,3)	1:A:84:LYS:CG	2:B:8:U:C1'	3	1.1
(1,3)	1:A:84:LYS:CG	2:B:8:U:C2	3	1.1
(1,3)	1:A:84:LYS:CG	2:B:8:U:C2'	3	1.1
(1,3)	1:A:84:LYS:CG	2:B:8:U:C3'	3	1.1
(1,3)	1:A:84:LYS:CG	2:B:8:U:C4	3	1.1
(1,3)	1:A:84:LYS:CG	2:B:8:U:C4'	3	1.1
(1,3)	1:A:84:LYS:CG	2:B:8:U:C5	3	1.1
(1,3)	1:A:84:LYS:CG	2:B:8:U:C5'	3	1.1
(1,3)	1:A:84:LYS:CG	2:B:8:U:C6	3	1.1
(1,3)	1:A:84:LYS:CG	2:B:8:U:H1'	3	1.1
(1,3)	1:A:84:LYS:CG	2:B:8:U:H2'	3	1.1

Continued on next page...

Continued from previous page...

Key	Atom-1	Atom-2	Model ID	Violation (Å)
(1,3)	1:A:84:LYS:CG	2:B:8:U:H3	3	1.1
(1,3)	1:A:84:LYS:CG	2:B:8:U:H3'	3	1.1
(1,3)	1:A:84:LYS:CG	2:B:8:U:H4'	3	1.1
(1,3)	1:A:84:LYS:CG	2:B:8:U:H5	3	1.1
(1,3)	1:A:84:LYS:CG	2:B:8:U:H5'	3	1.1
(1,3)	1:A:84:LYS:CG	2:B:8:U:H5''	3	1.1
(1,3)	1:A:84:LYS:CG	2:B:8:U:H6	3	1.1
(1,3)	1:A:84:LYS:CG	2:B:8:U:HO2'	3	1.1
(1,3)	1:A:84:LYS:CG	2:B:8:U:N1	3	1.1
(1,3)	1:A:84:LYS:CG	2:B:8:U:N3	3	1.1
(1,3)	1:A:84:LYS:CG	2:B:8:U:O2	3	1.1
(1,3)	1:A:84:LYS:CG	2:B:8:U:O2'	3	1.1
(1,3)	1:A:84:LYS:CG	2:B:8:U:O3'	3	1.1
(1,3)	1:A:84:LYS:CG	2:B:8:U:O4	3	1.1
(1,3)	1:A:84:LYS:CG	2:B:8:U:O4'	3	1.1
(1,3)	1:A:84:LYS:CG	2:B:8:U:O5'	3	1.1
(1,3)	1:A:84:LYS:CG	2:B:8:U:OP1	3	1.1
(1,3)	1:A:84:LYS:CG	2:B:8:U:OP2	3	1.1
(1,3)	1:A:84:LYS:CG	2:B:8:U:P	3	1.1
(1,3)	1:A:84:LYS:CG	2:B:9:C:C1'	3	1.1
(1,3)	1:A:84:LYS:CG	2:B:9:C:C2	3	1.1
(1,3)	1:A:84:LYS:CG	2:B:9:C:C2'	3	1.1
(1,3)	1:A:84:LYS:CG	2:B:9:C:C3'	3	1.1
(1,3)	1:A:84:LYS:CG	2:B:9:C:C4	3	1.1
(1,3)	1:A:84:LYS:CG	2:B:9:C:C4'	3	1.1
(1,3)	1:A:84:LYS:CG	2:B:9:C:C5	3	1.1
(1,3)	1:A:84:LYS:CG	2:B:9:C:C5'	3	1.1
(1,3)	1:A:84:LYS:CG	2:B:9:C:C6	3	1.1
(1,3)	1:A:84:LYS:CG	2:B:9:C:H1'	3	1.1
(1,3)	1:A:84:LYS:CG	2:B:9:C:H2'	3	1.1
(1,3)	1:A:84:LYS:CG	2:B:9:C:H3'	3	1.1
(1,3)	1:A:84:LYS:CG	2:B:9:C:H4'	3	1.1
(1,3)	1:A:84:LYS:CG	2:B:9:C:H41	3	1.1
(1,3)	1:A:84:LYS:CG	2:B:9:C:H42	3	1.1
(1,3)	1:A:84:LYS:CG	2:B:9:C:H5	3	1.1
(1,3)	1:A:84:LYS:CG	2:B:9:C:H5'	3	1.1
(1,3)	1:A:84:LYS:CG	2:B:9:C:H5''	3	1.1
(1,3)	1:A:84:LYS:CG	2:B:9:C:H6	3	1.1
(1,3)	1:A:84:LYS:CG	2:B:9:C:HO2'	3	1.1
(1,3)	1:A:84:LYS:CG	2:B:9:C:N1	3	1.1
(1,3)	1:A:84:LYS:CG	2:B:9:C:N3	3	1.1
(1,3)	1:A:84:LYS:CG	2:B:9:C:N4	3	1.1

Continued on next page...

Continued from previous page...

Key	Atom-1	Atom-2	Model ID	Violation (Å)
(1,3)	1:A:84:LYS:CG	2:B:9:C:O2	3	1.1
(1,3)	1:A:84:LYS:CG	2:B:9:C:O2'	3	1.1
(1,3)	1:A:84:LYS:CG	2:B:9:C:O3'	3	1.1
(1,3)	1:A:84:LYS:CG	2:B:9:C:O4'	3	1.1
(1,3)	1:A:84:LYS:CG	2:B:9:C:O5'	3	1.1
(1,3)	1:A:84:LYS:CG	2:B:9:C:OP1	3	1.1
(1,3)	1:A:84:LYS:CG	2:B:9:C:OP2	3	1.1
(1,3)	1:A:84:LYS:CG	2:B:9:C:P	3	1.1
(1,3)	1:A:84:LYS:CG	2:B:10:G:C1'	3	1.1
(1,3)	1:A:84:LYS:CG	2:B:10:G:C2	3	1.1
(1,3)	1:A:84:LYS:CG	2:B:10:G:C2'	3	1.1
(1,3)	1:A:84:LYS:CG	2:B:10:G:C3'	3	1.1
(1,3)	1:A:84:LYS:CG	2:B:10:G:C4	3	1.1
(1,3)	1:A:84:LYS:CG	2:B:10:G:C4'	3	1.1
(1,3)	1:A:84:LYS:CG	2:B:10:G:C5	3	1.1
(1,3)	1:A:84:LYS:CG	2:B:10:G:C5'	3	1.1
(1,3)	1:A:84:LYS:CG	2:B:10:G:C6	3	1.1
(1,3)	1:A:84:LYS:CG	2:B:10:G:C8	3	1.1
(1,3)	1:A:84:LYS:CG	2:B:10:G:H1	3	1.1
(1,3)	1:A:84:LYS:CG	2:B:10:G:H1'	3	1.1
(1,3)	1:A:84:LYS:CG	2:B:10:G:H2'	3	1.1
(1,3)	1:A:84:LYS:CG	2:B:10:G:H21	3	1.1
(1,3)	1:A:84:LYS:CG	2:B:10:G:H22	3	1.1
(1,3)	1:A:84:LYS:CG	2:B:10:G:H3'	3	1.1
(1,3)	1:A:84:LYS:CG	2:B:10:G:H4'	3	1.1
(1,3)	1:A:84:LYS:CG	2:B:10:G:H5'	3	1.1
(1,3)	1:A:84:LYS:CG	2:B:10:G:H5''	3	1.1
(1,3)	1:A:84:LYS:CG	2:B:10:G:H8	3	1.1
(1,3)	1:A:84:LYS:CG	2:B:10:G:HO2'	3	1.1
(1,3)	1:A:84:LYS:CG	2:B:10:G:N1	3	1.1
(1,3)	1:A:84:LYS:CG	2:B:10:G:N2	3	1.1
(1,3)	1:A:84:LYS:CG	2:B:10:G:N3	3	1.1
(1,3)	1:A:84:LYS:CG	2:B:10:G:N7	3	1.1
(1,3)	1:A:84:LYS:CG	2:B:10:G:N9	3	1.1
(1,3)	1:A:84:LYS:CG	2:B:10:G:O2'	3	1.1
(1,3)	1:A:84:LYS:CG	2:B:10:G:O3'	3	1.1
(1,3)	1:A:84:LYS:CG	2:B:10:G:O4'	3	1.1
(1,3)	1:A:84:LYS:CG	2:B:10:G:O5'	3	1.1
(1,3)	1:A:84:LYS:CG	2:B:10:G:O6	3	1.1
(1,3)	1:A:84:LYS:CG	2:B:10:G:OP1	3	1.1
(1,3)	1:A:84:LYS:CG	2:B:10:G:OP2	3	1.1
(1,3)	1:A:84:LYS:CG	2:B:10:G:P	3	1.1

Continued on next page...

Continued from previous page...

Key	Atom-1	Atom-2	Model ID	Violation (Å)
(1,3)	1:A:84:LYS:CG	2:B:11:A:C1'	3	1.1
(1,3)	1:A:84:LYS:CG	2:B:11:A:C2	3	1.1
(1,3)	1:A:84:LYS:CG	2:B:11:A:C2'	3	1.1
(1,3)	1:A:84:LYS:CG	2:B:11:A:C3'	3	1.1
(1,3)	1:A:84:LYS:CG	2:B:11:A:C4	3	1.1
(1,3)	1:A:84:LYS:CG	2:B:11:A:C4'	3	1.1
(1,3)	1:A:84:LYS:CG	2:B:11:A:C5	3	1.1
(1,3)	1:A:84:LYS:CG	2:B:11:A:C5'	3	1.1
(1,3)	1:A:84:LYS:CG	2:B:11:A:C6	3	1.1
(1,3)	1:A:84:LYS:CG	2:B:11:A:C8	3	1.1
(1,3)	1:A:84:LYS:CG	2:B:11:A:H1'	3	1.1
(1,3)	1:A:84:LYS:CG	2:B:11:A:H2	3	1.1
(1,3)	1:A:84:LYS:CG	2:B:11:A:H2'	3	1.1
(1,3)	1:A:84:LYS:CG	2:B:11:A:H3'	3	1.1
(1,3)	1:A:84:LYS:CG	2:B:11:A:H4'	3	1.1
(1,3)	1:A:84:LYS:CG	2:B:11:A:H5'	3	1.1
(1,3)	1:A:84:LYS:CG	2:B:11:A:H5''	3	1.1
(1,3)	1:A:84:LYS:CG	2:B:11:A:H61	3	1.1
(1,3)	1:A:84:LYS:CG	2:B:11:A:H62	3	1.1
(1,3)	1:A:84:LYS:CG	2:B:11:A:H8	3	1.1
(1,3)	1:A:84:LYS:CG	2:B:11:A:HO2'	3	1.1
(1,3)	1:A:84:LYS:CG	2:B:11:A:N1	3	1.1
(1,3)	1:A:84:LYS:CG	2:B:11:A:N3	3	1.1
(1,3)	1:A:84:LYS:CG	2:B:11:A:N6	3	1.1
(1,3)	1:A:84:LYS:CG	2:B:11:A:N7	3	1.1
(1,3)	1:A:84:LYS:CG	2:B:11:A:N9	3	1.1
(1,3)	1:A:84:LYS:CG	2:B:11:A:O2'	3	1.1
(1,3)	1:A:84:LYS:CG	2:B:11:A:O3'	3	1.1
(1,3)	1:A:84:LYS:CG	2:B:11:A:O4'	3	1.1
(1,3)	1:A:84:LYS:CG	2:B:11:A:O5'	3	1.1
(1,3)	1:A:84:LYS:CG	2:B:11:A:OP1	3	1.1
(1,3)	1:A:84:LYS:CG	2:B:11:A:OP2	3	1.1
(1,3)	1:A:84:LYS:CG	2:B:11:A:P	3	1.1
(1,3)	1:A:84:LYS:CG	2:B:12:A:C1'	3	1.1
(1,3)	1:A:84:LYS:CG	2:B:12:A:C2	3	1.1
(1,3)	1:A:84:LYS:CG	2:B:12:A:C2'	3	1.1
(1,3)	1:A:84:LYS:CG	2:B:12:A:C3'	3	1.1
(1,3)	1:A:84:LYS:CG	2:B:12:A:C4	3	1.1
(1,3)	1:A:84:LYS:CG	2:B:12:A:C4'	3	1.1
(1,3)	1:A:84:LYS:CG	2:B:12:A:C5	3	1.1
(1,3)	1:A:84:LYS:CG	2:B:12:A:C5'	3	1.1
(1,3)	1:A:84:LYS:CG	2:B:12:A:C6	3	1.1

Continued on next page...

Continued from previous page...

Key	Atom-1	Atom-2	Model ID	Violation (Å)
(1,3)	1:A:84:LYS:CG	2:B:12:A:C8	3	1.1
(1,3)	1:A:84:LYS:CG	2:B:12:A:H1'	3	1.1
(1,3)	1:A:84:LYS:CG	2:B:12:A:H2	3	1.1
(1,3)	1:A:84:LYS:CG	2:B:12:A:H2'	3	1.1
(1,3)	1:A:84:LYS:CG	2:B:12:A:H3'	3	1.1
(1,3)	1:A:84:LYS:CG	2:B:12:A:H4'	3	1.1
(1,3)	1:A:84:LYS:CG	2:B:12:A:H5'	3	1.1
(1,3)	1:A:84:LYS:CG	2:B:12:A:H5''	3	1.1
(1,3)	1:A:84:LYS:CG	2:B:12:A:H61	3	1.1
(1,3)	1:A:84:LYS:CG	2:B:12:A:H62	3	1.1
(1,3)	1:A:84:LYS:CG	2:B:12:A:H8	3	1.1
(1,3)	1:A:84:LYS:CG	2:B:12:A:HO2'	3	1.1
(1,3)	1:A:84:LYS:CG	2:B:12:A:N1	3	1.1
(1,3)	1:A:84:LYS:CG	2:B:12:A:N3	3	1.1
(1,3)	1:A:84:LYS:CG	2:B:12:A:N6	3	1.1
(1,3)	1:A:84:LYS:CG	2:B:12:A:N7	3	1.1
(1,3)	1:A:84:LYS:CG	2:B:12:A:N9	3	1.1
(1,3)	1:A:84:LYS:CG	2:B:12:A:O2'	3	1.1
(1,3)	1:A:84:LYS:CG	2:B:12:A:O3'	3	1.1
(1,3)	1:A:84:LYS:CG	2:B:12:A:O4'	3	1.1
(1,3)	1:A:84:LYS:CG	2:B:12:A:O5'	3	1.1
(1,3)	1:A:84:LYS:CG	2:B:12:A:OP1	3	1.1
(1,3)	1:A:84:LYS:CG	2:B:12:A:OP2	3	1.1
(1,3)	1:A:84:LYS:CG	2:B:12:A:P	3	1.1
(1,3)	1:A:84:LYS:CG	2:B:13:A:C1'	3	1.1
(1,3)	1:A:84:LYS:CG	2:B:13:A:C2	3	1.1
(1,3)	1:A:84:LYS:CG	2:B:13:A:C2'	3	1.1
(1,3)	1:A:84:LYS:CG	2:B:13:A:C3'	3	1.1
(1,3)	1:A:84:LYS:CG	2:B:13:A:C4	3	1.1
(1,3)	1:A:84:LYS:CG	2:B:13:A:C4'	3	1.1
(1,3)	1:A:84:LYS:CG	2:B:13:A:C5	3	1.1
(1,3)	1:A:84:LYS:CG	2:B:13:A:C5'	3	1.1
(1,3)	1:A:84:LYS:CG	2:B:13:A:C6	3	1.1
(1,3)	1:A:84:LYS:CG	2:B:13:A:C8	3	1.1
(1,3)	1:A:84:LYS:CG	2:B:13:A:H1'	3	1.1
(1,3)	1:A:84:LYS:CG	2:B:13:A:H2	3	1.1
(1,3)	1:A:84:LYS:CG	2:B:13:A:H2'	3	1.1
(1,3)	1:A:84:LYS:CG	2:B:13:A:H3'	3	1.1
(1,3)	1:A:84:LYS:CG	2:B:13:A:H4'	3	1.1
(1,3)	1:A:84:LYS:CG	2:B:13:A:H5'	3	1.1
(1,3)	1:A:84:LYS:CG	2:B:13:A:H5''	3	1.1
(1,3)	1:A:84:LYS:CG	2:B:13:A:H61	3	1.1

Continued on next page...

Continued from previous page...

Key	Atom-1	Atom-2	Model ID	Violation (Å)
(1,3)	1:A:84:LYS:CG	2:B:13:A:H62	3	1.1
(1,3)	1:A:84:LYS:CG	2:B:13:A:H8	3	1.1
(1,3)	1:A:84:LYS:CG	2:B:13:A:HO2'	3	1.1
(1,3)	1:A:84:LYS:CG	2:B:13:A:N1	3	1.1
(1,3)	1:A:84:LYS:CG	2:B:13:A:N3	3	1.1
(1,3)	1:A:84:LYS:CG	2:B:13:A:N6	3	1.1
(1,3)	1:A:84:LYS:CG	2:B:13:A:N7	3	1.1
(1,3)	1:A:84:LYS:CG	2:B:13:A:N9	3	1.1
(1,3)	1:A:84:LYS:CG	2:B:13:A:O2'	3	1.1
(1,3)	1:A:84:LYS:CG	2:B:13:A:O3'	3	1.1
(1,3)	1:A:84:LYS:CG	2:B:13:A:O4'	3	1.1
(1,3)	1:A:84:LYS:CG	2:B:13:A:O5'	3	1.1
(1,3)	1:A:84:LYS:CG	2:B:13:A:OP1	3	1.1
(1,3)	1:A:84:LYS:CG	2:B:13:A:OP2	3	1.1
(1,3)	1:A:84:LYS:CG	2:B:13:A:P	3	1.1
(1,3)	1:A:84:LYS:CG	2:B:14:G:C1'	3	1.1
(1,3)	1:A:84:LYS:CG	2:B:14:G:C2	3	1.1
(1,3)	1:A:84:LYS:CG	2:B:14:G:C2'	3	1.1
(1,3)	1:A:84:LYS:CG	2:B:14:G:C3'	3	1.1
(1,3)	1:A:84:LYS:CG	2:B:14:G:C4	3	1.1
(1,3)	1:A:84:LYS:CG	2:B:14:G:C4'	3	1.1
(1,3)	1:A:84:LYS:CG	2:B:14:G:C5	3	1.1
(1,3)	1:A:84:LYS:CG	2:B:14:G:C5'	3	1.1
(1,3)	1:A:84:LYS:CG	2:B:14:G:C6	3	1.1
(1,3)	1:A:84:LYS:CG	2:B:14:G:C8	3	1.1
(1,3)	1:A:84:LYS:CG	2:B:14:G:H1	3	1.1
(1,3)	1:A:84:LYS:CG	2:B:14:G:H1'	3	1.1
(1,3)	1:A:84:LYS:CG	2:B:14:G:H2'	3	1.1
(1,3)	1:A:84:LYS:CG	2:B:14:G:H21	3	1.1
(1,3)	1:A:84:LYS:CG	2:B:14:G:H22	3	1.1
(1,3)	1:A:84:LYS:CG	2:B:14:G:H3'	3	1.1
(1,3)	1:A:84:LYS:CG	2:B:14:G:H4'	3	1.1
(1,3)	1:A:84:LYS:CG	2:B:14:G:H5'	3	1.1
(1,3)	1:A:84:LYS:CG	2:B:14:G:H5''	3	1.1
(1,3)	1:A:84:LYS:CG	2:B:14:G:H8	3	1.1
(1,3)	1:A:84:LYS:CG	2:B:14:G:HO2'	3	1.1
(1,3)	1:A:84:LYS:CG	2:B:14:G:N1	3	1.1
(1,3)	1:A:84:LYS:CG	2:B:14:G:N2	3	1.1
(1,3)	1:A:84:LYS:CG	2:B:14:G:N3	3	1.1
(1,3)	1:A:84:LYS:CG	2:B:14:G:N7	3	1.1
(1,3)	1:A:84:LYS:CG	2:B:14:G:N9	3	1.1
(1,3)	1:A:84:LYS:CG	2:B:14:G:O2'	3	1.1

Continued on next page...

Continued from previous page...

Key	Atom-1	Atom-2	Model ID	Violation (Å)
(1,3)	1:A:84:LYS:CG	2:B:14:G:O3'	3	1.1
(1,3)	1:A:84:LYS:CG	2:B:14:G:O4'	3	1.1
(1,3)	1:A:84:LYS:CG	2:B:14:G:O5'	3	1.1
(1,3)	1:A:84:LYS:CG	2:B:14:G:O6	3	1.1
(1,3)	1:A:84:LYS:CG	2:B:14:G:OP1	3	1.1
(1,3)	1:A:84:LYS:CG	2:B:14:G:OP2	3	1.1
(1,3)	1:A:84:LYS:CG	2:B:14:G:P	3	1.1
(1,3)	1:A:84:LYS:CG	2:B:15:A:C1'	3	1.1
(1,3)	1:A:84:LYS:CG	2:B:15:A:C2	3	1.1
(1,3)	1:A:84:LYS:CG	2:B:15:A:C2'	3	1.1
(1,3)	1:A:84:LYS:CG	2:B:15:A:C3'	3	1.1
(1,3)	1:A:84:LYS:CG	2:B:15:A:C4	3	1.1
(1,3)	1:A:84:LYS:CG	2:B:15:A:C4'	3	1.1
(1,3)	1:A:84:LYS:CG	2:B:15:A:C5	3	1.1
(1,3)	1:A:84:LYS:CG	2:B:15:A:C5'	3	1.1
(1,3)	1:A:84:LYS:CG	2:B:15:A:C6	3	1.1
(1,3)	1:A:84:LYS:CG	2:B:15:A:C8	3	1.1
(1,3)	1:A:84:LYS:CG	2:B:15:A:H1'	3	1.1
(1,3)	1:A:84:LYS:CG	2:B:15:A:H2	3	1.1
(1,3)	1:A:84:LYS:CG	2:B:15:A:H2'	3	1.1
(1,3)	1:A:84:LYS:CG	2:B:15:A:H3'	3	1.1
(1,3)	1:A:84:LYS:CG	2:B:15:A:H4'	3	1.1
(1,3)	1:A:84:LYS:CG	2:B:15:A:H5'	3	1.1
(1,3)	1:A:84:LYS:CG	2:B:15:A:H5''	3	1.1
(1,3)	1:A:84:LYS:CG	2:B:15:A:H61	3	1.1
(1,3)	1:A:84:LYS:CG	2:B:15:A:H62	3	1.1
(1,3)	1:A:84:LYS:CG	2:B:15:A:H8	3	1.1
(1,3)	1:A:84:LYS:CG	2:B:15:A:HO2'	3	1.1
(1,3)	1:A:84:LYS:CG	2:B:15:A:N1	3	1.1
(1,3)	1:A:84:LYS:CG	2:B:15:A:N3	3	1.1
(1,3)	1:A:84:LYS:CG	2:B:15:A:N6	3	1.1
(1,3)	1:A:84:LYS:CG	2:B:15:A:N7	3	1.1
(1,3)	1:A:84:LYS:CG	2:B:15:A:N9	3	1.1
(1,3)	1:A:84:LYS:CG	2:B:15:A:O2'	3	1.1
(1,3)	1:A:84:LYS:CG	2:B:15:A:O3'	3	1.1
(1,3)	1:A:84:LYS:CG	2:B:15:A:O4'	3	1.1
(1,3)	1:A:84:LYS:CG	2:B:15:A:O5'	3	1.1
(1,3)	1:A:84:LYS:CG	2:B:15:A:OP1	3	1.1
(1,3)	1:A:84:LYS:CG	2:B:15:A:OP2	3	1.1
(1,3)	1:A:84:LYS:CG	2:B:15:A:P	3	1.1
(1,3)	1:A:84:LYS:CG	2:B:16:G:C1'	3	1.1
(1,3)	1:A:84:LYS:CG	2:B:16:G:C2	3	1.1

Continued on next page...

Continued from previous page...

Key	Atom-1	Atom-2	Model ID	Violation (Å)
(1,3)	1:A:84:LYS:CG	2:B:16:G:C2'	3	1.1
(1,3)	1:A:84:LYS:CG	2:B:16:G:C3'	3	1.1
(1,3)	1:A:84:LYS:CG	2:B:16:G:C4	3	1.1
(1,3)	1:A:84:LYS:CG	2:B:16:G:C4'	3	1.1
(1,3)	1:A:84:LYS:CG	2:B:16:G:C5	3	1.1
(1,3)	1:A:84:LYS:CG	2:B:16:G:C5'	3	1.1
(1,3)	1:A:84:LYS:CG	2:B:16:G:C6	3	1.1
(1,3)	1:A:84:LYS:CG	2:B:16:G:C8	3	1.1
(1,3)	1:A:84:LYS:CG	2:B:16:G:H1	3	1.1
(1,3)	1:A:84:LYS:CG	2:B:16:G:H1'	3	1.1
(1,3)	1:A:84:LYS:CG	2:B:16:G:H2'	3	1.1
(1,3)	1:A:84:LYS:CG	2:B:16:G:H21	3	1.1
(1,3)	1:A:84:LYS:CG	2:B:16:G:H22	3	1.1
(1,3)	1:A:84:LYS:CG	2:B:16:G:H3'	3	1.1
(1,3)	1:A:84:LYS:CG	2:B:16:G:H4'	3	1.1
(1,3)	1:A:84:LYS:CG	2:B:16:G:H5'	3	1.1
(1,3)	1:A:84:LYS:CG	2:B:16:G:H5''	3	1.1
(1,3)	1:A:84:LYS:CG	2:B:16:G:H8	3	1.1
(1,3)	1:A:84:LYS:CG	2:B:16:G:HO2'	3	1.1
(1,3)	1:A:84:LYS:CG	2:B:16:G:N1	3	1.1
(1,3)	1:A:84:LYS:CG	2:B:16:G:N2	3	1.1
(1,3)	1:A:84:LYS:CG	2:B:16:G:N3	3	1.1
(1,3)	1:A:84:LYS:CG	2:B:16:G:N7	3	1.1
(1,3)	1:A:84:LYS:CG	2:B:16:G:N9	3	1.1
(1,3)	1:A:84:LYS:CG	2:B:16:G:O2'	3	1.1
(1,3)	1:A:84:LYS:CG	2:B:16:G:O3'	3	1.1
(1,3)	1:A:84:LYS:CG	2:B:16:G:O4'	3	1.1
(1,3)	1:A:84:LYS:CG	2:B:16:G:O5'	3	1.1
(1,3)	1:A:84:LYS:CG	2:B:16:G:O6	3	1.1
(1,3)	1:A:84:LYS:CG	2:B:16:G:OP1	3	1.1
(1,3)	1:A:84:LYS:CG	2:B:16:G:OP2	3	1.1
(1,3)	1:A:84:LYS:CG	2:B:16:G:P	3	1.1
(1,3)	1:A:84:LYS:CG	2:B:17:C:C1'	3	1.1
(1,3)	1:A:84:LYS:CG	2:B:17:C:C2	3	1.1
(1,3)	1:A:84:LYS:CG	2:B:17:C:C2'	3	1.1
(1,3)	1:A:84:LYS:CG	2:B:17:C:C3'	3	1.1
(1,3)	1:A:84:LYS:CG	2:B:17:C:C4	3	1.1
(1,3)	1:A:84:LYS:CG	2:B:17:C:C4'	3	1.1
(1,3)	1:A:84:LYS:CG	2:B:17:C:C5	3	1.1
(1,3)	1:A:84:LYS:CG	2:B:17:C:C5'	3	1.1
(1,3)	1:A:84:LYS:CG	2:B:17:C:C6	3	1.1
(1,3)	1:A:84:LYS:CG	2:B:17:C:H1'	3	1.1

Continued on next page...

Continued from previous page...

Key	Atom-1	Atom-2	Model ID	Violation (Å)
(1,3)	1:A:84:LYS:CG	2:B:17:C:H2'	3	1.1
(1,3)	1:A:84:LYS:CG	2:B:17:C:H3'	3	1.1
(1,3)	1:A:84:LYS:CG	2:B:17:C:H4'	3	1.1
(1,3)	1:A:84:LYS:CG	2:B:17:C:H41	3	1.1
(1,3)	1:A:84:LYS:CG	2:B:17:C:H42	3	1.1
(1,3)	1:A:84:LYS:CG	2:B:17:C:H5	3	1.1
(1,3)	1:A:84:LYS:CG	2:B:17:C:H5'	3	1.1
(1,3)	1:A:84:LYS:CG	2:B:17:C:H5''	3	1.1
(1,3)	1:A:84:LYS:CG	2:B:17:C:H6	3	1.1
(1,3)	1:A:84:LYS:CG	2:B:17:C:HO2'	3	1.1
(1,3)	1:A:84:LYS:CG	2:B:17:C:N1	3	1.1
(1,3)	1:A:84:LYS:CG	2:B:17:C:N3	3	1.1
(1,3)	1:A:84:LYS:CG	2:B:17:C:N4	3	1.1
(1,3)	1:A:84:LYS:CG	2:B:17:C:O2	3	1.1
(1,3)	1:A:84:LYS:CG	2:B:17:C:O2'	3	1.1
(1,3)	1:A:84:LYS:CG	2:B:17:C:O3'	3	1.1
(1,3)	1:A:84:LYS:CG	2:B:17:C:O4'	3	1.1
(1,3)	1:A:84:LYS:CG	2:B:17:C:O5'	3	1.1
(1,3)	1:A:84:LYS:CG	2:B:17:C:OP1	3	1.1
(1,3)	1:A:84:LYS:CG	2:B:17:C:OP2	3	1.1
(1,3)	1:A:84:LYS:CG	2:B:17:C:P	3	1.1
(1,3)	1:A:84:LYS:CG	2:B:18:A:C1'	3	1.1
(1,3)	1:A:84:LYS:CG	2:B:18:A:C2	3	1.1
(1,3)	1:A:84:LYS:CG	2:B:18:A:C2'	3	1.1
(1,3)	1:A:84:LYS:CG	2:B:18:A:C3'	3	1.1
(1,3)	1:A:84:LYS:CG	2:B:18:A:C4	3	1.1
(1,3)	1:A:84:LYS:CG	2:B:18:A:C4'	3	1.1
(1,3)	1:A:84:LYS:CG	2:B:18:A:C5	3	1.1
(1,3)	1:A:84:LYS:CG	2:B:18:A:C5'	3	1.1
(1,3)	1:A:84:LYS:CG	2:B:18:A:C6	3	1.1
(1,3)	1:A:84:LYS:CG	2:B:18:A:C8	3	1.1
(1,3)	1:A:84:LYS:CG	2:B:18:A:H1'	3	1.1
(1,3)	1:A:84:LYS:CG	2:B:18:A:H2	3	1.1
(1,3)	1:A:84:LYS:CG	2:B:18:A:H2'	3	1.1
(1,3)	1:A:84:LYS:CG	2:B:18:A:H3'	3	1.1
(1,3)	1:A:84:LYS:CG	2:B:18:A:H4'	3	1.1
(1,3)	1:A:84:LYS:CG	2:B:18:A:H5'	3	1.1
(1,3)	1:A:84:LYS:CG	2:B:18:A:H5''	3	1.1
(1,3)	1:A:84:LYS:CG	2:B:18:A:H61	3	1.1
(1,3)	1:A:84:LYS:CG	2:B:18:A:H62	3	1.1
(1,3)	1:A:84:LYS:CG	2:B:18:A:H8	3	1.1
(1,3)	1:A:84:LYS:CG	2:B:18:A:HO2'	3	1.1

Continued on next page...

Continued from previous page...

Key	Atom-1	Atom-2	Model ID	Violation (Å)
(1,3)	1:A:84:LYS:CG	2:B:18:A:N1	3	1.1
(1,3)	1:A:84:LYS:CG	2:B:18:A:N3	3	1.1
(1,3)	1:A:84:LYS:CG	2:B:18:A:N6	3	1.1
(1,3)	1:A:84:LYS:CG	2:B:18:A:N7	3	1.1
(1,3)	1:A:84:LYS:CG	2:B:18:A:N9	3	1.1
(1,3)	1:A:84:LYS:CG	2:B:18:A:O2'	3	1.1
(1,3)	1:A:84:LYS:CG	2:B:18:A:O3'	3	1.1
(1,3)	1:A:84:LYS:CG	2:B:18:A:O4'	3	1.1
(1,3)	1:A:84:LYS:CG	2:B:18:A:O5'	3	1.1
(1,3)	1:A:84:LYS:CG	2:B:18:A:OP1	3	1.1
(1,3)	1:A:84:LYS:CG	2:B:18:A:OP2	3	1.1
(1,3)	1:A:84:LYS:CG	2:B:18:A:P	3	1.1
(1,3)	1:A:84:LYS:CG	2:B:19:A:C1'	3	1.1
(1,3)	1:A:84:LYS:CG	2:B:19:A:C2	3	1.1
(1,3)	1:A:84:LYS:CG	2:B:19:A:C2'	3	1.1
(1,3)	1:A:84:LYS:CG	2:B:19:A:C3'	3	1.1
(1,3)	1:A:84:LYS:CG	2:B:19:A:C4	3	1.1
(1,3)	1:A:84:LYS:CG	2:B:19:A:C4'	3	1.1
(1,3)	1:A:84:LYS:CG	2:B:19:A:C5	3	1.1
(1,3)	1:A:84:LYS:CG	2:B:19:A:C5'	3	1.1
(1,3)	1:A:84:LYS:CG	2:B:19:A:C6	3	1.1
(1,3)	1:A:84:LYS:CG	2:B:19:A:C8	3	1.1
(1,3)	1:A:84:LYS:CG	2:B:19:A:H1'	3	1.1
(1,3)	1:A:84:LYS:CG	2:B:19:A:H2	3	1.1
(1,3)	1:A:84:LYS:CG	2:B:19:A:H2'	3	1.1
(1,3)	1:A:84:LYS:CG	2:B:19:A:H3'	3	1.1
(1,3)	1:A:84:LYS:CG	2:B:19:A:H4'	3	1.1
(1,3)	1:A:84:LYS:CG	2:B:19:A:H5'	3	1.1
(1,3)	1:A:84:LYS:CG	2:B:19:A:H5''	3	1.1
(1,3)	1:A:84:LYS:CG	2:B:19:A:H61	3	1.1
(1,3)	1:A:84:LYS:CG	2:B:19:A:H62	3	1.1
(1,3)	1:A:84:LYS:CG	2:B:19:A:H8	3	1.1
(1,3)	1:A:84:LYS:CG	2:B:19:A:HO2'	3	1.1
(1,3)	1:A:84:LYS:CG	2:B:19:A:N1	3	1.1
(1,3)	1:A:84:LYS:CG	2:B:19:A:N3	3	1.1
(1,3)	1:A:84:LYS:CG	2:B:19:A:N6	3	1.1
(1,3)	1:A:84:LYS:CG	2:B:19:A:N7	3	1.1
(1,3)	1:A:84:LYS:CG	2:B:19:A:N9	3	1.1
(1,3)	1:A:84:LYS:CG	2:B:19:A:O2'	3	1.1
(1,3)	1:A:84:LYS:CG	2:B:19:A:O3'	3	1.1
(1,3)	1:A:84:LYS:CG	2:B:19:A:O4'	3	1.1
(1,3)	1:A:84:LYS:CG	2:B:19:A:O5'	3	1.1

Continued on next page...

Continued from previous page...

Key	Atom-1	Atom-2	Model ID	Violation (Å)
(1,3)	1:A:84:LYS:CG	2:B:19:A:OP1	3	1.1
(1,3)	1:A:84:LYS:CG	2:B:19:A:OP2	3	1.1
(1,3)	1:A:84:LYS:CG	2:B:19:A:P	3	1.1
(1,3)	1:A:84:LYS:CG	2:B:20:U:C1'	3	1.1
(1,3)	1:A:84:LYS:CG	2:B:20:U:C2	3	1.1
(1,3)	1:A:84:LYS:CG	2:B:20:U:C2'	3	1.1
(1,3)	1:A:84:LYS:CG	2:B:20:U:C3'	3	1.1
(1,3)	1:A:84:LYS:CG	2:B:20:U:C4	3	1.1
(1,3)	1:A:84:LYS:CG	2:B:20:U:C4'	3	1.1
(1,3)	1:A:84:LYS:CG	2:B:20:U:C5	3	1.1
(1,3)	1:A:84:LYS:CG	2:B:20:U:C5'	3	1.1
(1,3)	1:A:84:LYS:CG	2:B:20:U:C6	3	1.1
(1,3)	1:A:84:LYS:CG	2:B:20:U:H1'	3	1.1
(1,3)	1:A:84:LYS:CG	2:B:20:U:H2'	3	1.1
(1,3)	1:A:84:LYS:CG	2:B:20:U:H3	3	1.1
(1,3)	1:A:84:LYS:CG	2:B:20:U:H3'	3	1.1
(1,3)	1:A:84:LYS:CG	2:B:20:U:H4'	3	1.1
(1,3)	1:A:84:LYS:CG	2:B:20:U:H5	3	1.1
(1,3)	1:A:84:LYS:CG	2:B:20:U:H5'	3	1.1
(1,3)	1:A:84:LYS:CG	2:B:20:U:H5''	3	1.1
(1,3)	1:A:84:LYS:CG	2:B:20:U:H6	3	1.1
(1,3)	1:A:84:LYS:CG	2:B:20:U:HO2'	3	1.1
(1,3)	1:A:84:LYS:CG	2:B:20:U:N1	3	1.1
(1,3)	1:A:84:LYS:CG	2:B:20:U:N3	3	1.1
(1,3)	1:A:84:LYS:CG	2:B:20:U:O2	3	1.1
(1,3)	1:A:84:LYS:CG	2:B:20:U:O2'	3	1.1
(1,3)	1:A:84:LYS:CG	2:B:20:U:O3'	3	1.1
(1,3)	1:A:84:LYS:CG	2:B:20:U:O4	3	1.1
(1,3)	1:A:84:LYS:CG	2:B:20:U:O4'	3	1.1
(1,3)	1:A:84:LYS:CG	2:B:20:U:O5'	3	1.1
(1,3)	1:A:84:LYS:CG	2:B:20:U:OP1	3	1.1
(1,3)	1:A:84:LYS:CG	2:B:20:U:OP2	3	1.1
(1,3)	1:A:84:LYS:CG	2:B:20:U:P	3	1.1
(1,3)	1:A:84:LYS:CG	2:B:21:G:C1'	3	1.1
(1,3)	1:A:84:LYS:CG	2:B:21:G:C2	3	1.1
(1,3)	1:A:84:LYS:CG	2:B:21:G:C2'	3	1.1
(1,3)	1:A:84:LYS:CG	2:B:21:G:C3'	3	1.1
(1,3)	1:A:84:LYS:CG	2:B:21:G:C4	3	1.1
(1,3)	1:A:84:LYS:CG	2:B:21:G:C4'	3	1.1
(1,3)	1:A:84:LYS:CG	2:B:21:G:C5	3	1.1
(1,3)	1:A:84:LYS:CG	2:B:21:G:C5'	3	1.1
(1,3)	1:A:84:LYS:CG	2:B:21:G:C6	3	1.1

Continued on next page...

Continued from previous page...

Key	Atom-1	Atom-2	Model ID	Violation (Å)
(1,3)	1:A:84:LYS:CG	2:B:21:G:C8	3	1.1
(1,3)	1:A:84:LYS:CG	2:B:21:G:H1	3	1.1
(1,3)	1:A:84:LYS:CG	2:B:21:G:H1'	3	1.1
(1,3)	1:A:84:LYS:CG	2:B:21:G:H2'	3	1.1
(1,3)	1:A:84:LYS:CG	2:B:21:G:H21	3	1.1
(1,3)	1:A:84:LYS:CG	2:B:21:G:H22	3	1.1
(1,3)	1:A:84:LYS:CG	2:B:21:G:H3'	3	1.1
(1,3)	1:A:84:LYS:CG	2:B:21:G:H4'	3	1.1
(1,3)	1:A:84:LYS:CG	2:B:21:G:H5'	3	1.1
(1,3)	1:A:84:LYS:CG	2:B:21:G:H5''	3	1.1
(1,3)	1:A:84:LYS:CG	2:B:21:G:H8	3	1.1
(1,3)	1:A:84:LYS:CG	2:B:21:G:HO2'	3	1.1
(1,3)	1:A:84:LYS:CG	2:B:21:G:N1	3	1.1
(1,3)	1:A:84:LYS:CG	2:B:21:G:N2	3	1.1
(1,3)	1:A:84:LYS:CG	2:B:21:G:N3	3	1.1
(1,3)	1:A:84:LYS:CG	2:B:21:G:N7	3	1.1
(1,3)	1:A:84:LYS:CG	2:B:21:G:N9	3	1.1
(1,3)	1:A:84:LYS:CG	2:B:21:G:O2'	3	1.1
(1,3)	1:A:84:LYS:CG	2:B:21:G:O3'	3	1.1
(1,3)	1:A:84:LYS:CG	2:B:21:G:O4'	3	1.1
(1,3)	1:A:84:LYS:CG	2:B:21:G:O5'	3	1.1
(1,3)	1:A:84:LYS:CG	2:B:21:G:O6	3	1.1
(1,3)	1:A:84:LYS:CG	2:B:21:G:OP1	3	1.1
(1,3)	1:A:84:LYS:CG	2:B:21:G:OP2	3	1.1
(1,3)	1:A:84:LYS:CG	2:B:21:G:P	3	1.1
(1,3)	1:A:84:LYS:CG	2:B:22:A:C1'	3	1.1
(1,3)	1:A:84:LYS:CG	2:B:22:A:C2	3	1.1
(1,3)	1:A:84:LYS:CG	2:B:22:A:C2'	3	1.1
(1,3)	1:A:84:LYS:CG	2:B:22:A:C3'	3	1.1
(1,3)	1:A:84:LYS:CG	2:B:22:A:C4	3	1.1
(1,3)	1:A:84:LYS:CG	2:B:22:A:C4'	3	1.1
(1,3)	1:A:84:LYS:CG	2:B:22:A:C5	3	1.1
(1,3)	1:A:84:LYS:CG	2:B:22:A:C5'	3	1.1
(1,3)	1:A:84:LYS:CG	2:B:22:A:C6	3	1.1
(1,3)	1:A:84:LYS:CG	2:B:22:A:C8	3	1.1
(1,3)	1:A:84:LYS:CG	2:B:22:A:H1'	3	1.1
(1,3)	1:A:84:LYS:CG	2:B:22:A:H2	3	1.1
(1,3)	1:A:84:LYS:CG	2:B:22:A:H2'	3	1.1
(1,3)	1:A:84:LYS:CG	2:B:22:A:H3'	3	1.1
(1,3)	1:A:84:LYS:CG	2:B:22:A:H4'	3	1.1
(1,3)	1:A:84:LYS:CG	2:B:22:A:H5'	3	1.1
(1,3)	1:A:84:LYS:CG	2:B:22:A:H5''	3	1.1

Continued on next page...

Continued from previous page...

Key	Atom-1	Atom-2	Model ID	Violation (Å)
(1,3)	1:A:84:LYS:CG	2:B:22:A:H61	3	1.1
(1,3)	1:A:84:LYS:CG	2:B:22:A:H62	3	1.1
(1,3)	1:A:84:LYS:CG	2:B:22:A:H8	3	1.1
(1,3)	1:A:84:LYS:CG	2:B:22:A:HO2'	3	1.1
(1,3)	1:A:84:LYS:CG	2:B:22:A:N1	3	1.1
(1,3)	1:A:84:LYS:CG	2:B:22:A:N3	3	1.1
(1,3)	1:A:84:LYS:CG	2:B:22:A:N6	3	1.1
(1,3)	1:A:84:LYS:CG	2:B:22:A:N7	3	1.1
(1,3)	1:A:84:LYS:CG	2:B:22:A:N9	3	1.1
(1,3)	1:A:84:LYS:CG	2:B:22:A:O2'	3	1.1
(1,3)	1:A:84:LYS:CG	2:B:22:A:O3'	3	1.1
(1,3)	1:A:84:LYS:CG	2:B:22:A:O4'	3	1.1
(1,3)	1:A:84:LYS:CG	2:B:22:A:O5'	3	1.1
(1,3)	1:A:84:LYS:CG	2:B:22:A:OP1	3	1.1
(1,3)	1:A:84:LYS:CG	2:B:22:A:OP2	3	1.1
(1,3)	1:A:84:LYS:CG	2:B:22:A:P	3	1.1
(1,3)	1:A:84:LYS:CG	2:B:23:U:C1'	3	1.1
(1,3)	1:A:84:LYS:CG	2:B:23:U:C2	3	1.1
(1,3)	1:A:84:LYS:CG	2:B:23:U:C2'	3	1.1
(1,3)	1:A:84:LYS:CG	2:B:23:U:C3'	3	1.1
(1,3)	1:A:84:LYS:CG	2:B:23:U:C4	3	1.1
(1,3)	1:A:84:LYS:CG	2:B:23:U:C4'	3	1.1
(1,3)	1:A:84:LYS:CG	2:B:23:U:C5	3	1.1
(1,3)	1:A:84:LYS:CG	2:B:23:U:C5'	3	1.1
(1,3)	1:A:84:LYS:CG	2:B:23:U:C6	3	1.1
(1,3)	1:A:84:LYS:CG	2:B:23:U:H1'	3	1.1
(1,3)	1:A:84:LYS:CG	2:B:23:U:H2'	3	1.1
(1,3)	1:A:84:LYS:CG	2:B:23:U:H3	3	1.1
(1,3)	1:A:84:LYS:CG	2:B:23:U:H3'	3	1.1
(1,3)	1:A:84:LYS:CG	2:B:23:U:H4'	3	1.1
(1,3)	1:A:84:LYS:CG	2:B:23:U:H5	3	1.1
(1,3)	1:A:84:LYS:CG	2:B:23:U:H5'	3	1.1
(1,3)	1:A:84:LYS:CG	2:B:23:U:H5''	3	1.1
(1,3)	1:A:84:LYS:CG	2:B:23:U:H6	3	1.1
(1,3)	1:A:84:LYS:CG	2:B:23:U:HO2'	3	1.1
(1,3)	1:A:84:LYS:CG	2:B:23:U:N1	3	1.1
(1,3)	1:A:84:LYS:CG	2:B:23:U:N3	3	1.1
(1,3)	1:A:84:LYS:CG	2:B:23:U:O2	3	1.1
(1,3)	1:A:84:LYS:CG	2:B:23:U:O2'	3	1.1
(1,3)	1:A:84:LYS:CG	2:B:23:U:O3'	3	1.1
(1,3)	1:A:84:LYS:CG	2:B:23:U:O4	3	1.1
(1,3)	1:A:84:LYS:CG	2:B:23:U:O4'	3	1.1

Continued on next page...

Continued from previous page...

Key	Atom-1	Atom-2	Model ID	Violation (Å)
(1,3)	1:A:84:LYS:CG	2:B:23:U:O5'	3	1.1
(1,3)	1:A:84:LYS:CG	2:B:23:U:OP1	3	1.1
(1,3)	1:A:84:LYS:CG	2:B:23:U:OP2	3	1.1
(1,3)	1:A:84:LYS:CG	2:B:23:U:P	3	1.1
(1,3)	1:A:84:LYS:CG	2:B:24:G:C1'	3	1.1
(1,3)	1:A:84:LYS:CG	2:B:24:G:C2	3	1.1
(1,3)	1:A:84:LYS:CG	2:B:24:G:C2'	3	1.1
(1,3)	1:A:84:LYS:CG	2:B:24:G:C3'	3	1.1
(1,3)	1:A:84:LYS:CG	2:B:24:G:C4	3	1.1
(1,3)	1:A:84:LYS:CG	2:B:24:G:C4'	3	1.1
(1,3)	1:A:84:LYS:CG	2:B:24:G:C5	3	1.1
(1,3)	1:A:84:LYS:CG	2:B:24:G:C5'	3	1.1
(1,3)	1:A:84:LYS:CG	2:B:24:G:C6	3	1.1
(1,3)	1:A:84:LYS:CG	2:B:24:G:C8	3	1.1
(1,3)	1:A:84:LYS:CG	2:B:24:G:H1	3	1.1
(1,3)	1:A:84:LYS:CG	2:B:24:G:H1'	3	1.1
(1,3)	1:A:84:LYS:CG	2:B:24:G:H2'	3	1.1
(1,3)	1:A:84:LYS:CG	2:B:24:G:H21	3	1.1
(1,3)	1:A:84:LYS:CG	2:B:24:G:H22	3	1.1
(1,3)	1:A:84:LYS:CG	2:B:24:G:H3'	3	1.1
(1,3)	1:A:84:LYS:CG	2:B:24:G:H4'	3	1.1
(1,3)	1:A:84:LYS:CG	2:B:24:G:H5'	3	1.1
(1,3)	1:A:84:LYS:CG	2:B:24:G:H5''	3	1.1
(1,3)	1:A:84:LYS:CG	2:B:24:G:H8	3	1.1
(1,3)	1:A:84:LYS:CG	2:B:24:G:HO2'	3	1.1
(1,3)	1:A:84:LYS:CG	2:B:24:G:N1	3	1.1
(1,3)	1:A:84:LYS:CG	2:B:24:G:N2	3	1.1
(1,3)	1:A:84:LYS:CG	2:B:24:G:N3	3	1.1
(1,3)	1:A:84:LYS:CG	2:B:24:G:N7	3	1.1
(1,3)	1:A:84:LYS:CG	2:B:24:G:N9	3	1.1
(1,3)	1:A:84:LYS:CG	2:B:24:G:O2'	3	1.1
(1,3)	1:A:84:LYS:CG	2:B:24:G:O3'	3	1.1
(1,3)	1:A:84:LYS:CG	2:B:24:G:O4'	3	1.1
(1,3)	1:A:84:LYS:CG	2:B:24:G:O5'	3	1.1
(1,3)	1:A:84:LYS:CG	2:B:24:G:O6	3	1.1
(1,3)	1:A:84:LYS:CG	2:B:24:G:OP1	3	1.1
(1,3)	1:A:84:LYS:CG	2:B:24:G:OP2	3	1.1
(1,3)	1:A:84:LYS:CG	2:B:24:G:P	3	1.1
(1,3)	1:A:84:LYS:H	2:B:2:C:C1'	3	1.1
(1,3)	1:A:84:LYS:H	2:B:2:C:C2	3	1.1
(1,3)	1:A:84:LYS:H	2:B:2:C:C2'	3	1.1
(1,3)	1:A:84:LYS:H	2:B:2:C:C3'	3	1.1

Continued on next page...

Continued from previous page...

Key	Atom-1	Atom-2	Model ID	Violation (Å)
(1,3)	1:A:84:LYS:H	2:B:2:C:C4	3	1.1
(1,3)	1:A:84:LYS:H	2:B:2:C:C4'	3	1.1
(1,3)	1:A:84:LYS:H	2:B:2:C:C5	3	1.1
(1,3)	1:A:84:LYS:H	2:B:2:C:C5'	3	1.1
(1,3)	1:A:84:LYS:H	2:B:2:C:C6	3	1.1
(1,3)	1:A:84:LYS:H	2:B:2:C:H1'	3	1.1
(1,3)	1:A:84:LYS:H	2:B:2:C:H2'	3	1.1
(1,3)	1:A:84:LYS:H	2:B:2:C:H3'	3	1.1
(1,3)	1:A:84:LYS:H	2:B:2:C:H4'	3	1.1
(1,3)	1:A:84:LYS:H	2:B:2:C:H41	3	1.1
(1,3)	1:A:84:LYS:H	2:B:2:C:H42	3	1.1
(1,3)	1:A:84:LYS:H	2:B:2:C:H5	3	1.1
(1,3)	1:A:84:LYS:H	2:B:2:C:H5'	3	1.1
(1,3)	1:A:84:LYS:H	2:B:2:C:H5''	3	1.1
(1,3)	1:A:84:LYS:H	2:B:2:C:H6	3	1.1
(1,3)	1:A:84:LYS:H	2:B:2:C:HO2'	3	1.1
(1,3)	1:A:84:LYS:H	2:B:2:C:N1	3	1.1
(1,3)	1:A:84:LYS:H	2:B:2:C:N3	3	1.1
(1,3)	1:A:84:LYS:H	2:B:2:C:N4	3	1.1
(1,3)	1:A:84:LYS:H	2:B:2:C:O2	3	1.1
(1,3)	1:A:84:LYS:H	2:B:2:C:O2'	3	1.1
(1,3)	1:A:84:LYS:H	2:B:2:C:O3'	3	1.1
(1,3)	1:A:84:LYS:H	2:B:2:C:O4'	3	1.1
(1,3)	1:A:84:LYS:H	2:B:2:C:O5'	3	1.1
(1,3)	1:A:84:LYS:H	2:B:3:U:C1'	3	1.1
(1,3)	1:A:84:LYS:H	2:B:3:U:C2	3	1.1
(1,3)	1:A:84:LYS:H	2:B:3:U:C2'	3	1.1
(1,3)	1:A:84:LYS:H	2:B:3:U:C3'	3	1.1
(1,3)	1:A:84:LYS:H	2:B:3:U:C4	3	1.1
(1,3)	1:A:84:LYS:H	2:B:3:U:C4'	3	1.1
(1,3)	1:A:84:LYS:H	2:B:3:U:C5	3	1.1
(1,3)	1:A:84:LYS:H	2:B:3:U:C5'	3	1.1
(1,3)	1:A:84:LYS:H	2:B:3:U:C6	3	1.1
(1,3)	1:A:84:LYS:H	2:B:3:U:H1'	3	1.1
(1,3)	1:A:84:LYS:H	2:B:3:U:H2'	3	1.1
(1,3)	1:A:84:LYS:H	2:B:3:U:H3	3	1.1
(1,3)	1:A:84:LYS:H	2:B:3:U:H3'	3	1.1
(1,3)	1:A:84:LYS:H	2:B:3:U:H4'	3	1.1
(1,3)	1:A:84:LYS:H	2:B:3:U:H5	3	1.1
(1,3)	1:A:84:LYS:H	2:B:3:U:H5'	3	1.1
(1,3)	1:A:84:LYS:H	2:B:3:U:H5''	3	1.1
(1,3)	1:A:84:LYS:H	2:B:3:U:H6	3	1.1

Continued on next page...

Continued from previous page...

Key	Atom-1	Atom-2	Model ID	Violation (Å)
(1,3)	1:A:84:LYS:H	2:B:3:U:HO2'	3	1.1
(1,3)	1:A:84:LYS:H	2:B:3:U:N1	3	1.1
(1,3)	1:A:84:LYS:H	2:B:3:U:N3	3	1.1
(1,3)	1:A:84:LYS:H	2:B:3:U:O2	3	1.1
(1,3)	1:A:84:LYS:H	2:B:3:U:O2'	3	1.1
(1,3)	1:A:84:LYS:H	2:B:3:U:O3'	3	1.1
(1,3)	1:A:84:LYS:H	2:B:3:U:O4	3	1.1
(1,3)	1:A:84:LYS:H	2:B:3:U:O4'	3	1.1
(1,3)	1:A:84:LYS:H	2:B:3:U:O5'	3	1.1
(1,3)	1:A:84:LYS:H	2:B:3:U:OP1	3	1.1
(1,3)	1:A:84:LYS:H	2:B:3:U:OP2	3	1.1
(1,3)	1:A:84:LYS:H	2:B:3:U:P	3	1.1
(1,3)	1:A:84:LYS:H	2:B:4:G:C1'	3	1.1
(1,3)	1:A:84:LYS:H	2:B:4:G:C2	3	1.1
(1,3)	1:A:84:LYS:H	2:B:4:G:C2'	3	1.1
(1,3)	1:A:84:LYS:H	2:B:4:G:C3'	3	1.1
(1,3)	1:A:84:LYS:H	2:B:4:G:C4	3	1.1
(1,3)	1:A:84:LYS:H	2:B:4:G:C4'	3	1.1
(1,3)	1:A:84:LYS:H	2:B:4:G:C5	3	1.1
(1,3)	1:A:84:LYS:H	2:B:4:G:C5'	3	1.1
(1,3)	1:A:84:LYS:H	2:B:4:G:C6	3	1.1
(1,3)	1:A:84:LYS:H	2:B:4:G:C8	3	1.1
(1,3)	1:A:84:LYS:H	2:B:4:G:H1	3	1.1
(1,3)	1:A:84:LYS:H	2:B:4:G:H1'	3	1.1
(1,3)	1:A:84:LYS:H	2:B:4:G:H2'	3	1.1
(1,3)	1:A:84:LYS:H	2:B:4:G:H21	3	1.1
(1,3)	1:A:84:LYS:H	2:B:4:G:H22	3	1.1
(1,3)	1:A:84:LYS:H	2:B:4:G:H3'	3	1.1
(1,3)	1:A:84:LYS:H	2:B:4:G:H4'	3	1.1
(1,3)	1:A:84:LYS:H	2:B:4:G:H5'	3	1.1
(1,3)	1:A:84:LYS:H	2:B:4:G:H5''	3	1.1
(1,3)	1:A:84:LYS:H	2:B:4:G:H8	3	1.1
(1,3)	1:A:84:LYS:H	2:B:4:G:HO2'	3	1.1
(1,3)	1:A:84:LYS:H	2:B:4:G:N1	3	1.1
(1,3)	1:A:84:LYS:H	2:B:4:G:N2	3	1.1
(1,3)	1:A:84:LYS:H	2:B:4:G:N3	3	1.1
(1,3)	1:A:84:LYS:H	2:B:4:G:N7	3	1.1
(1,3)	1:A:84:LYS:H	2:B:4:G:N9	3	1.1
(1,3)	1:A:84:LYS:H	2:B:4:G:O2'	3	1.1
(1,3)	1:A:84:LYS:H	2:B:4:G:O3'	3	1.1
(1,3)	1:A:84:LYS:H	2:B:4:G:O4'	3	1.1
(1,3)	1:A:84:LYS:H	2:B:4:G:O5'	3	1.1

Continued on next page...

Continued from previous page...

Key	Atom-1	Atom-2	Model ID	Violation (Å)
(1,3)	1:A:84:LYS:H	2:B:4:G:O6	3	1.1
(1,3)	1:A:84:LYS:H	2:B:4:G:OP1	3	1.1
(1,3)	1:A:84:LYS:H	2:B:4:G:OP2	3	1.1
(1,3)	1:A:84:LYS:H	2:B:4:G:P	3	1.1
(1,3)	1:A:84:LYS:H	2:B:5:A:C1'	3	1.1
(1,3)	1:A:84:LYS:H	2:B:5:A:C2	3	1.1
(1,3)	1:A:84:LYS:H	2:B:5:A:C2'	3	1.1
(1,3)	1:A:84:LYS:H	2:B:5:A:C3'	3	1.1
(1,3)	1:A:84:LYS:H	2:B:5:A:C4	3	1.1
(1,3)	1:A:84:LYS:H	2:B:5:A:C4'	3	1.1
(1,3)	1:A:84:LYS:H	2:B:5:A:C5	3	1.1
(1,3)	1:A:84:LYS:H	2:B:5:A:C5'	3	1.1
(1,3)	1:A:84:LYS:H	2:B:5:A:C6	3	1.1
(1,3)	1:A:84:LYS:H	2:B:5:A:C8	3	1.1
(1,3)	1:A:84:LYS:H	2:B:5:A:H1'	3	1.1
(1,3)	1:A:84:LYS:H	2:B:5:A:H2	3	1.1
(1,3)	1:A:84:LYS:H	2:B:5:A:H2'	3	1.1
(1,3)	1:A:84:LYS:H	2:B:5:A:H3'	3	1.1
(1,3)	1:A:84:LYS:H	2:B:5:A:H4'	3	1.1
(1,3)	1:A:84:LYS:H	2:B:5:A:H5'	3	1.1
(1,3)	1:A:84:LYS:H	2:B:5:A:H5''	3	1.1
(1,3)	1:A:84:LYS:H	2:B:5:A:H61	3	1.1
(1,3)	1:A:84:LYS:H	2:B:5:A:H62	3	1.1
(1,3)	1:A:84:LYS:H	2:B:5:A:H8	3	1.1
(1,3)	1:A:84:LYS:H	2:B:5:A:HO2'	3	1.1
(1,3)	1:A:84:LYS:H	2:B:5:A:N1	3	1.1
(1,3)	1:A:84:LYS:H	2:B:5:A:N3	3	1.1
(1,3)	1:A:84:LYS:H	2:B:5:A:N6	3	1.1
(1,3)	1:A:84:LYS:H	2:B:5:A:N7	3	1.1
(1,3)	1:A:84:LYS:H	2:B:5:A:N9	3	1.1
(1,3)	1:A:84:LYS:H	2:B:5:A:O2'	3	1.1
(1,3)	1:A:84:LYS:H	2:B:5:A:O3'	3	1.1
(1,3)	1:A:84:LYS:H	2:B:5:A:O4'	3	1.1
(1,3)	1:A:84:LYS:H	2:B:5:A:O5'	3	1.1
(1,3)	1:A:84:LYS:H	2:B:5:A:OP1	3	1.1
(1,3)	1:A:84:LYS:H	2:B:5:A:OP2	3	1.1
(1,3)	1:A:84:LYS:H	2:B:5:A:P	3	1.1
(1,3)	1:A:84:LYS:H	2:B:6:G:C1'	3	1.1
(1,3)	1:A:84:LYS:H	2:B:6:G:C2	3	1.1
(1,3)	1:A:84:LYS:H	2:B:6:G:C2'	3	1.1
(1,3)	1:A:84:LYS:H	2:B:6:G:C3'	3	1.1
(1,3)	1:A:84:LYS:H	2:B:6:G:C4	3	1.1

Continued on next page...

Continued from previous page...

Key	Atom-1	Atom-2	Model ID	Violation (Å)
(1,3)	1:A:84:LYS:H	2:B:6:G:C4'	3	1.1
(1,3)	1:A:84:LYS:H	2:B:6:G:C5	3	1.1
(1,3)	1:A:84:LYS:H	2:B:6:G:C5'	3	1.1
(1,3)	1:A:84:LYS:H	2:B:6:G:C6	3	1.1
(1,3)	1:A:84:LYS:H	2:B:6:G:C8	3	1.1
(1,3)	1:A:84:LYS:H	2:B:6:G:H1	3	1.1
(1,3)	1:A:84:LYS:H	2:B:6:G:H1'	3	1.1
(1,3)	1:A:84:LYS:H	2:B:6:G:H2'	3	1.1
(1,3)	1:A:84:LYS:H	2:B:6:G:H21	3	1.1
(1,3)	1:A:84:LYS:H	2:B:6:G:H22	3	1.1
(1,3)	1:A:84:LYS:H	2:B:6:G:H3'	3	1.1
(1,3)	1:A:84:LYS:H	2:B:6:G:H4'	3	1.1
(1,3)	1:A:84:LYS:H	2:B:6:G:H5'	3	1.1
(1,3)	1:A:84:LYS:H	2:B:6:G:H5''	3	1.1
(1,3)	1:A:84:LYS:H	2:B:6:G:H8	3	1.1
(1,3)	1:A:84:LYS:H	2:B:6:G:HO2'	3	1.1
(1,3)	1:A:84:LYS:H	2:B:6:G:N1	3	1.1
(1,3)	1:A:84:LYS:H	2:B:6:G:N2	3	1.1
(1,3)	1:A:84:LYS:H	2:B:6:G:N3	3	1.1
(1,3)	1:A:84:LYS:H	2:B:6:G:N7	3	1.1
(1,3)	1:A:84:LYS:H	2:B:6:G:N9	3	1.1
(1,3)	1:A:84:LYS:H	2:B:6:G:O2'	3	1.1
(1,3)	1:A:84:LYS:H	2:B:6:G:O3'	3	1.1
(1,3)	1:A:84:LYS:H	2:B:6:G:O4'	3	1.1
(1,3)	1:A:84:LYS:H	2:B:6:G:O5'	3	1.1
(1,3)	1:A:84:LYS:H	2:B:6:G:O6	3	1.1
(1,3)	1:A:84:LYS:H	2:B:6:G:OP1	3	1.1
(1,3)	1:A:84:LYS:H	2:B:6:G:OP2	3	1.1
(1,3)	1:A:84:LYS:H	2:B:6:G:P	3	1.1
(1,3)	1:A:84:LYS:H	2:B:7:C:C1'	3	1.1
(1,3)	1:A:84:LYS:H	2:B:7:C:C2	3	1.1
(1,3)	1:A:84:LYS:H	2:B:7:C:C2'	3	1.1
(1,3)	1:A:84:LYS:H	2:B:7:C:C3'	3	1.1
(1,3)	1:A:84:LYS:H	2:B:7:C:C4	3	1.1
(1,3)	1:A:84:LYS:H	2:B:7:C:C4'	3	1.1
(1,3)	1:A:84:LYS:H	2:B:7:C:C5	3	1.1
(1,3)	1:A:84:LYS:H	2:B:7:C:C5'	3	1.1
(1,3)	1:A:84:LYS:H	2:B:7:C:C6	3	1.1
(1,3)	1:A:84:LYS:H	2:B:7:C:H1'	3	1.1
(1,3)	1:A:84:LYS:H	2:B:7:C:H2'	3	1.1
(1,3)	1:A:84:LYS:H	2:B:7:C:H3'	3	1.1
(1,3)	1:A:84:LYS:H	2:B:7:C:H4'	3	1.1

Continued on next page...

Continued from previous page...

Key	Atom-1	Atom-2	Model ID	Violation (Å)
(1,3)	1:A:84:LYS:H	2:B:7:C:H41	3	1.1
(1,3)	1:A:84:LYS:H	2:B:7:C:H42	3	1.1
(1,3)	1:A:84:LYS:H	2:B:7:C:H5	3	1.1
(1,3)	1:A:84:LYS:H	2:B:7:C:H5'	3	1.1
(1,3)	1:A:84:LYS:H	2:B:7:C:H5''	3	1.1
(1,3)	1:A:84:LYS:H	2:B:7:C:H6	3	1.1
(1,3)	1:A:84:LYS:H	2:B:7:C:HO2'	3	1.1
(1,3)	1:A:84:LYS:H	2:B:7:C:N1	3	1.1
(1,3)	1:A:84:LYS:H	2:B:7:C:N3	3	1.1
(1,3)	1:A:84:LYS:H	2:B:7:C:N4	3	1.1
(1,3)	1:A:84:LYS:H	2:B:7:C:O2	3	1.1
(1,3)	1:A:84:LYS:H	2:B:7:C:O2'	3	1.1
(1,3)	1:A:84:LYS:H	2:B:7:C:O3'	3	1.1
(1,3)	1:A:84:LYS:H	2:B:7:C:O4'	3	1.1
(1,3)	1:A:84:LYS:H	2:B:7:C:O5'	3	1.1
(1,3)	1:A:84:LYS:H	2:B:7:C:OP1	3	1.1
(1,3)	1:A:84:LYS:H	2:B:7:C:OP2	3	1.1
(1,3)	1:A:84:LYS:H	2:B:7:C:P	3	1.1
(1,3)	1:A:84:LYS:H	2:B:8:U:C1'	3	1.1
(1,3)	1:A:84:LYS:H	2:B:8:U:C2	3	1.1
(1,3)	1:A:84:LYS:H	2:B:8:U:C2'	3	1.1
(1,3)	1:A:84:LYS:H	2:B:8:U:C3'	3	1.1
(1,3)	1:A:84:LYS:H	2:B:8:U:C4	3	1.1
(1,3)	1:A:84:LYS:H	2:B:8:U:C4'	3	1.1
(1,3)	1:A:84:LYS:H	2:B:8:U:C5	3	1.1
(1,3)	1:A:84:LYS:H	2:B:8:U:C5'	3	1.1
(1,3)	1:A:84:LYS:H	2:B:8:U:C6	3	1.1
(1,3)	1:A:84:LYS:H	2:B:8:U:H1'	3	1.1
(1,3)	1:A:84:LYS:H	2:B:8:U:H2'	3	1.1
(1,3)	1:A:84:LYS:H	2:B:8:U:H3	3	1.1
(1,3)	1:A:84:LYS:H	2:B:8:U:H3'	3	1.1
(1,3)	1:A:84:LYS:H	2:B:8:U:H4'	3	1.1
(1,3)	1:A:84:LYS:H	2:B:8:U:H5	3	1.1
(1,3)	1:A:84:LYS:H	2:B:8:U:H5'	3	1.1
(1,3)	1:A:84:LYS:H	2:B:8:U:H5''	3	1.1
(1,3)	1:A:84:LYS:H	2:B:8:U:H6	3	1.1
(1,3)	1:A:84:LYS:H	2:B:8:U:HO2'	3	1.1
(1,3)	1:A:84:LYS:H	2:B:8:U:N1	3	1.1
(1,3)	1:A:84:LYS:H	2:B:8:U:N3	3	1.1
(1,3)	1:A:84:LYS:H	2:B:8:U:O2	3	1.1
(1,3)	1:A:84:LYS:H	2:B:8:U:O2'	3	1.1
(1,3)	1:A:84:LYS:H	2:B:8:U:O3'	3	1.1

Continued on next page...

Continued from previous page...

Key	Atom-1	Atom-2	Model ID	Violation (Å)
(1,3)	1:A:84:LYS:H	2:B:8:U:O4	3	1.1
(1,3)	1:A:84:LYS:H	2:B:8:U:O4'	3	1.1
(1,3)	1:A:84:LYS:H	2:B:8:U:O5'	3	1.1
(1,3)	1:A:84:LYS:H	2:B:8:U:OP1	3	1.1
(1,3)	1:A:84:LYS:H	2:B:8:U:OP2	3	1.1
(1,3)	1:A:84:LYS:H	2:B:8:U:P	3	1.1
(1,3)	1:A:84:LYS:H	2:B:9:C:C1'	3	1.1
(1,3)	1:A:84:LYS:H	2:B:9:C:C2	3	1.1
(1,3)	1:A:84:LYS:H	2:B:9:C:C2'	3	1.1
(1,3)	1:A:84:LYS:H	2:B:9:C:C3'	3	1.1
(1,3)	1:A:84:LYS:H	2:B:9:C:C4	3	1.1
(1,3)	1:A:84:LYS:H	2:B:9:C:C4'	3	1.1
(1,3)	1:A:84:LYS:H	2:B:9:C:C5	3	1.1
(1,3)	1:A:84:LYS:H	2:B:9:C:C5'	3	1.1
(1,3)	1:A:84:LYS:H	2:B:9:C:C6	3	1.1
(1,3)	1:A:84:LYS:H	2:B:9:C:H1'	3	1.1
(1,3)	1:A:84:LYS:H	2:B:9:C:H2'	3	1.1
(1,3)	1:A:84:LYS:H	2:B:9:C:H3'	3	1.1
(1,3)	1:A:84:LYS:H	2:B:9:C:H4'	3	1.1
(1,3)	1:A:84:LYS:H	2:B:9:C:H41	3	1.1
(1,3)	1:A:84:LYS:H	2:B:9:C:H42	3	1.1
(1,3)	1:A:84:LYS:H	2:B:9:C:H5	3	1.1
(1,3)	1:A:84:LYS:H	2:B:9:C:H5'	3	1.1
(1,3)	1:A:84:LYS:H	2:B:9:C:H5''	3	1.1
(1,3)	1:A:84:LYS:H	2:B:9:C:H6	3	1.1
(1,3)	1:A:84:LYS:H	2:B:9:C:HO2'	3	1.1
(1,3)	1:A:84:LYS:H	2:B:9:C:N1	3	1.1
(1,3)	1:A:84:LYS:H	2:B:9:C:N3	3	1.1
(1,3)	1:A:84:LYS:H	2:B:9:C:N4	3	1.1
(1,3)	1:A:84:LYS:H	2:B:9:C:O2	3	1.1
(1,3)	1:A:84:LYS:H	2:B:9:C:O2'	3	1.1
(1,3)	1:A:84:LYS:H	2:B:9:C:O3'	3	1.1
(1,3)	1:A:84:LYS:H	2:B:9:C:O4'	3	1.1
(1,3)	1:A:84:LYS:H	2:B:9:C:O5'	3	1.1
(1,3)	1:A:84:LYS:H	2:B:9:C:OP1	3	1.1
(1,3)	1:A:84:LYS:H	2:B:9:C:OP2	3	1.1
(1,3)	1:A:84:LYS:H	2:B:9:C:P	3	1.1
(1,3)	1:A:84:LYS:H	2:B:10:G:C1'	3	1.1
(1,3)	1:A:84:LYS:H	2:B:10:G:C2	3	1.1
(1,3)	1:A:84:LYS:H	2:B:10:G:C2'	3	1.1
(1,3)	1:A:84:LYS:H	2:B:10:G:C3'	3	1.1
(1,3)	1:A:84:LYS:H	2:B:10:G:C4	3	1.1

Continued on next page...

Continued from previous page...

Key	Atom-1	Atom-2	Model ID	Violation (Å)
(1,3)	1:A:84:LYS:H	2:B:10:G:C4'	3	1.1
(1,3)	1:A:84:LYS:H	2:B:10:G:C5	3	1.1
(1,3)	1:A:84:LYS:H	2:B:10:G:C5'	3	1.1
(1,3)	1:A:84:LYS:H	2:B:10:G:C6	3	1.1
(1,3)	1:A:84:LYS:H	2:B:10:G:C8	3	1.1
(1,3)	1:A:84:LYS:H	2:B:10:G:H1	3	1.1
(1,3)	1:A:84:LYS:H	2:B:10:G:H1'	3	1.1
(1,3)	1:A:84:LYS:H	2:B:10:G:H2'	3	1.1
(1,3)	1:A:84:LYS:H	2:B:10:G:H21	3	1.1
(1,3)	1:A:84:LYS:H	2:B:10:G:H22	3	1.1
(1,3)	1:A:84:LYS:H	2:B:10:G:H3'	3	1.1
(1,3)	1:A:84:LYS:H	2:B:10:G:H4'	3	1.1
(1,3)	1:A:84:LYS:H	2:B:10:G:H5'	3	1.1
(1,3)	1:A:84:LYS:H	2:B:10:G:H5''	3	1.1
(1,3)	1:A:84:LYS:H	2:B:10:G:H8	3	1.1
(1,3)	1:A:84:LYS:H	2:B:10:G:HO2'	3	1.1
(1,3)	1:A:84:LYS:H	2:B:10:G:N1	3	1.1
(1,3)	1:A:84:LYS:H	2:B:10:G:N2	3	1.1
(1,3)	1:A:84:LYS:H	2:B:10:G:N3	3	1.1
(1,3)	1:A:84:LYS:H	2:B:10:G:N7	3	1.1
(1,3)	1:A:84:LYS:H	2:B:10:G:N9	3	1.1
(1,3)	1:A:84:LYS:H	2:B:10:G:O2'	3	1.1
(1,3)	1:A:84:LYS:H	2:B:10:G:O3'	3	1.1
(1,3)	1:A:84:LYS:H	2:B:10:G:O4'	3	1.1
(1,3)	1:A:84:LYS:H	2:B:10:G:O5'	3	1.1
(1,3)	1:A:84:LYS:H	2:B:10:G:O6	3	1.1
(1,3)	1:A:84:LYS:H	2:B:10:G:OP1	3	1.1
(1,3)	1:A:84:LYS:H	2:B:10:G:OP2	3	1.1
(1,3)	1:A:84:LYS:H	2:B:10:G:P	3	1.1
(1,3)	1:A:84:LYS:H	2:B:11:A:C1'	3	1.1
(1,3)	1:A:84:LYS:H	2:B:11:A:C2	3	1.1
(1,3)	1:A:84:LYS:H	2:B:11:A:C2'	3	1.1
(1,3)	1:A:84:LYS:H	2:B:11:A:C3'	3	1.1
(1,3)	1:A:84:LYS:H	2:B:11:A:C4	3	1.1
(1,3)	1:A:84:LYS:H	2:B:11:A:C4'	3	1.1
(1,3)	1:A:84:LYS:H	2:B:11:A:C5	3	1.1
(1,3)	1:A:84:LYS:H	2:B:11:A:C5'	3	1.1
(1,3)	1:A:84:LYS:H	2:B:11:A:C6	3	1.1
(1,3)	1:A:84:LYS:H	2:B:11:A:C8	3	1.1
(1,3)	1:A:84:LYS:H	2:B:11:A:H1'	3	1.1
(1,3)	1:A:84:LYS:H	2:B:11:A:H2	3	1.1
(1,3)	1:A:84:LYS:H	2:B:11:A:H2'	3	1.1

Continued on next page...

Continued from previous page...

Key	Atom-1	Atom-2	Model ID	Violation (Å)
(1,3)	1:A:84:LYS:H	2:B:11:A:H3'	3	1.1
(1,3)	1:A:84:LYS:H	2:B:11:A:H4'	3	1.1
(1,3)	1:A:84:LYS:H	2:B:11:A:H5'	3	1.1
(1,3)	1:A:84:LYS:H	2:B:11:A:H5''	3	1.1
(1,3)	1:A:84:LYS:H	2:B:11:A:H61	3	1.1
(1,3)	1:A:84:LYS:H	2:B:11:A:H62	3	1.1
(1,3)	1:A:84:LYS:H	2:B:11:A:H8	3	1.1
(1,3)	1:A:84:LYS:H	2:B:11:A:HO2'	3	1.1
(1,3)	1:A:84:LYS:H	2:B:11:A:N1	3	1.1
(1,3)	1:A:84:LYS:H	2:B:11:A:N3	3	1.1
(1,3)	1:A:84:LYS:H	2:B:11:A:N6	3	1.1
(1,3)	1:A:84:LYS:H	2:B:11:A:N7	3	1.1
(1,3)	1:A:84:LYS:H	2:B:11:A:N9	3	1.1
(1,3)	1:A:84:LYS:H	2:B:11:A:O2'	3	1.1
(1,3)	1:A:84:LYS:H	2:B:11:A:O3'	3	1.1
(1,3)	1:A:84:LYS:H	2:B:11:A:O4'	3	1.1
(1,3)	1:A:84:LYS:H	2:B:11:A:O5'	3	1.1
(1,3)	1:A:84:LYS:H	2:B:11:A:OP1	3	1.1
(1,3)	1:A:84:LYS:H	2:B:11:A:OP2	3	1.1
(1,3)	1:A:84:LYS:H	2:B:11:A:P	3	1.1
(1,3)	1:A:84:LYS:H	2:B:12:A:C1'	3	1.1
(1,3)	1:A:84:LYS:H	2:B:12:A:C2	3	1.1
(1,3)	1:A:84:LYS:H	2:B:12:A:C2'	3	1.1
(1,3)	1:A:84:LYS:H	2:B:12:A:C3'	3	1.1
(1,3)	1:A:84:LYS:H	2:B:12:A:C4	3	1.1
(1,3)	1:A:84:LYS:H	2:B:12:A:C4'	3	1.1
(1,3)	1:A:84:LYS:H	2:B:12:A:C5	3	1.1
(1,3)	1:A:84:LYS:H	2:B:12:A:C5'	3	1.1
(1,3)	1:A:84:LYS:H	2:B:12:A:C6	3	1.1
(1,3)	1:A:84:LYS:H	2:B:12:A:C8	3	1.1
(1,3)	1:A:84:LYS:H	2:B:12:A:H1'	3	1.1
(1,3)	1:A:84:LYS:H	2:B:12:A:H2	3	1.1
(1,3)	1:A:84:LYS:H	2:B:12:A:H2'	3	1.1
(1,3)	1:A:84:LYS:H	2:B:12:A:H3'	3	1.1
(1,3)	1:A:84:LYS:H	2:B:12:A:H4'	3	1.1
(1,3)	1:A:84:LYS:H	2:B:12:A:H5'	3	1.1
(1,3)	1:A:84:LYS:H	2:B:12:A:H5''	3	1.1
(1,3)	1:A:84:LYS:H	2:B:12:A:H61	3	1.1
(1,3)	1:A:84:LYS:H	2:B:12:A:H62	3	1.1
(1,3)	1:A:84:LYS:H	2:B:12:A:H8	3	1.1
(1,3)	1:A:84:LYS:H	2:B:12:A:HO2'	3	1.1
(1,3)	1:A:84:LYS:H	2:B:12:A:N1	3	1.1

Continued on next page...

Continued from previous page...

Key	Atom-1	Atom-2	Model ID	Violation (Å)
(1,3)	1:A:84:LYS:H	2:B:12:A:N3	3	1.1
(1,3)	1:A:84:LYS:H	2:B:12:A:N6	3	1.1
(1,3)	1:A:84:LYS:H	2:B:12:A:N7	3	1.1
(1,3)	1:A:84:LYS:H	2:B:12:A:N9	3	1.1
(1,3)	1:A:84:LYS:H	2:B:12:A:O2'	3	1.1
(1,3)	1:A:84:LYS:H	2:B:12:A:O3'	3	1.1
(1,3)	1:A:84:LYS:H	2:B:12:A:O4'	3	1.1
(1,3)	1:A:84:LYS:H	2:B:12:A:O5'	3	1.1
(1,3)	1:A:84:LYS:H	2:B:12:A:OP1	3	1.1
(1,3)	1:A:84:LYS:H	2:B:12:A:OP2	3	1.1
(1,3)	1:A:84:LYS:H	2:B:12:A:P	3	1.1
(1,3)	1:A:84:LYS:H	2:B:13:A:C1'	3	1.1
(1,3)	1:A:84:LYS:H	2:B:13:A:C2	3	1.1
(1,3)	1:A:84:LYS:H	2:B:13:A:C2'	3	1.1
(1,3)	1:A:84:LYS:H	2:B:13:A:C3'	3	1.1
(1,3)	1:A:84:LYS:H	2:B:13:A:C4	3	1.1
(1,3)	1:A:84:LYS:H	2:B:13:A:C4'	3	1.1
(1,3)	1:A:84:LYS:H	2:B:13:A:C5	3	1.1
(1,3)	1:A:84:LYS:H	2:B:13:A:C5'	3	1.1
(1,3)	1:A:84:LYS:H	2:B:13:A:C6	3	1.1
(1,3)	1:A:84:LYS:H	2:B:13:A:C8	3	1.1
(1,3)	1:A:84:LYS:H	2:B:13:A:H1'	3	1.1
(1,3)	1:A:84:LYS:H	2:B:13:A:H2	3	1.1
(1,3)	1:A:84:LYS:H	2:B:13:A:H2'	3	1.1
(1,3)	1:A:84:LYS:H	2:B:13:A:H3'	3	1.1
(1,3)	1:A:84:LYS:H	2:B:13:A:H4'	3	1.1
(1,3)	1:A:84:LYS:H	2:B:13:A:H5'	3	1.1
(1,3)	1:A:84:LYS:H	2:B:13:A:H5''	3	1.1
(1,3)	1:A:84:LYS:H	2:B:13:A:H61	3	1.1
(1,3)	1:A:84:LYS:H	2:B:13:A:H62	3	1.1
(1,3)	1:A:84:LYS:H	2:B:13:A:H8	3	1.1
(1,3)	1:A:84:LYS:H	2:B:13:A:HO2'	3	1.1
(1,3)	1:A:84:LYS:H	2:B:13:A:N1	3	1.1
(1,3)	1:A:84:LYS:H	2:B:13:A:N3	3	1.1
(1,3)	1:A:84:LYS:H	2:B:13:A:N6	3	1.1
(1,3)	1:A:84:LYS:H	2:B:13:A:N7	3	1.1
(1,3)	1:A:84:LYS:H	2:B:13:A:N9	3	1.1
(1,3)	1:A:84:LYS:H	2:B:13:A:O2'	3	1.1
(1,3)	1:A:84:LYS:H	2:B:13:A:O3'	3	1.1
(1,3)	1:A:84:LYS:H	2:B:13:A:O4'	3	1.1
(1,3)	1:A:84:LYS:H	2:B:13:A:O5'	3	1.1
(1,3)	1:A:84:LYS:H	2:B:13:A:OP1	3	1.1

Continued on next page...

Continued from previous page...

Key	Atom-1	Atom-2	Model ID	Violation (Å)
(1,3)	1:A:84:LYS:H	2:B:13:A:OP2	3	1.1
(1,3)	1:A:84:LYS:H	2:B:13:A:P	3	1.1
(1,3)	1:A:84:LYS:H	2:B:14:G:C1'	3	1.1
(1,3)	1:A:84:LYS:H	2:B:14:G:C2	3	1.1
(1,3)	1:A:84:LYS:H	2:B:14:G:C2'	3	1.1
(1,3)	1:A:84:LYS:H	2:B:14:G:C3'	3	1.1
(1,3)	1:A:84:LYS:H	2:B:14:G:C4	3	1.1
(1,3)	1:A:84:LYS:H	2:B:14:G:C4'	3	1.1
(1,3)	1:A:84:LYS:H	2:B:14:G:C5	3	1.1
(1,3)	1:A:84:LYS:H	2:B:14:G:C5'	3	1.1
(1,3)	1:A:84:LYS:H	2:B:14:G:C6	3	1.1
(1,3)	1:A:84:LYS:H	2:B:14:G:C8	3	1.1
(1,3)	1:A:84:LYS:H	2:B:14:G:H1	3	1.1
(1,3)	1:A:84:LYS:H	2:B:14:G:H1'	3	1.1
(1,3)	1:A:84:LYS:H	2:B:14:G:H2'	3	1.1
(1,3)	1:A:84:LYS:H	2:B:14:G:H21	3	1.1
(1,3)	1:A:84:LYS:H	2:B:14:G:H22	3	1.1
(1,3)	1:A:84:LYS:H	2:B:14:G:H3'	3	1.1
(1,3)	1:A:84:LYS:H	2:B:14:G:H4'	3	1.1
(1,3)	1:A:84:LYS:H	2:B:14:G:H5'	3	1.1
(1,3)	1:A:84:LYS:H	2:B:14:G:H5''	3	1.1
(1,3)	1:A:84:LYS:H	2:B:14:G:H8	3	1.1
(1,3)	1:A:84:LYS:H	2:B:14:G:HO2'	3	1.1
(1,3)	1:A:84:LYS:H	2:B:14:G:N1	3	1.1
(1,3)	1:A:84:LYS:H	2:B:14:G:N2	3	1.1
(1,3)	1:A:84:LYS:H	2:B:14:G:N3	3	1.1
(1,3)	1:A:84:LYS:H	2:B:14:G:N7	3	1.1
(1,3)	1:A:84:LYS:H	2:B:14:G:N9	3	1.1
(1,3)	1:A:84:LYS:H	2:B:14:G:O2'	3	1.1
(1,3)	1:A:84:LYS:H	2:B:14:G:O3'	3	1.1
(1,3)	1:A:84:LYS:H	2:B:14:G:O4'	3	1.1
(1,3)	1:A:84:LYS:H	2:B:14:G:O5'	3	1.1
(1,3)	1:A:84:LYS:H	2:B:14:G:O6	3	1.1
(1,3)	1:A:84:LYS:H	2:B:14:G:OP1	3	1.1
(1,3)	1:A:84:LYS:H	2:B:14:G:OP2	3	1.1
(1,3)	1:A:84:LYS:H	2:B:14:G:P	3	1.1
(1,3)	1:A:84:LYS:H	2:B:15:A:C1'	3	1.1
(1,3)	1:A:84:LYS:H	2:B:15:A:C2	3	1.1
(1,3)	1:A:84:LYS:H	2:B:15:A:C2'	3	1.1
(1,3)	1:A:84:LYS:H	2:B:15:A:C3'	3	1.1
(1,3)	1:A:84:LYS:H	2:B:15:A:C4	3	1.1
(1,3)	1:A:84:LYS:H	2:B:15:A:C4'	3	1.1

Continued on next page...

Continued from previous page...

Key	Atom-1	Atom-2	Model ID	Violation (Å)
(1,3)	1:A:84:LYS:H	2:B:15:A:C5	3	1.1
(1,3)	1:A:84:LYS:H	2:B:15:A:C5'	3	1.1
(1,3)	1:A:84:LYS:H	2:B:15:A:C6	3	1.1
(1,3)	1:A:84:LYS:H	2:B:15:A:C8	3	1.1
(1,3)	1:A:84:LYS:H	2:B:15:A:H1'	3	1.1
(1,3)	1:A:84:LYS:H	2:B:15:A:H2	3	1.1
(1,3)	1:A:84:LYS:H	2:B:15:A:H2'	3	1.1
(1,3)	1:A:84:LYS:H	2:B:15:A:H3'	3	1.1
(1,3)	1:A:84:LYS:H	2:B:15:A:H4'	3	1.1
(1,3)	1:A:84:LYS:H	2:B:15:A:H5'	3	1.1
(1,3)	1:A:84:LYS:H	2:B:15:A:H5''	3	1.1
(1,3)	1:A:84:LYS:H	2:B:15:A:H61	3	1.1
(1,3)	1:A:84:LYS:H	2:B:15:A:H62	3	1.1
(1,3)	1:A:84:LYS:H	2:B:15:A:H8	3	1.1
(1,3)	1:A:84:LYS:H	2:B:15:A:HO2'	3	1.1
(1,3)	1:A:84:LYS:H	2:B:15:A:N1	3	1.1
(1,3)	1:A:84:LYS:H	2:B:15:A:N3	3	1.1
(1,3)	1:A:84:LYS:H	2:B:15:A:N6	3	1.1
(1,3)	1:A:84:LYS:H	2:B:15:A:N7	3	1.1
(1,3)	1:A:84:LYS:H	2:B:15:A:N9	3	1.1
(1,3)	1:A:84:LYS:H	2:B:15:A:O2'	3	1.1
(1,3)	1:A:84:LYS:H	2:B:15:A:O3'	3	1.1
(1,3)	1:A:84:LYS:H	2:B:15:A:O4'	3	1.1
(1,3)	1:A:84:LYS:H	2:B:15:A:O5'	3	1.1
(1,3)	1:A:84:LYS:H	2:B:15:A:OP1	3	1.1
(1,3)	1:A:84:LYS:H	2:B:15:A:OP2	3	1.1
(1,3)	1:A:84:LYS:H	2:B:15:A:P	3	1.1
(1,3)	1:A:84:LYS:H	2:B:16:G:C1'	3	1.1
(1,3)	1:A:84:LYS:H	2:B:16:G:C2	3	1.1
(1,3)	1:A:84:LYS:H	2:B:16:G:C2'	3	1.1
(1,3)	1:A:84:LYS:H	2:B:16:G:C3'	3	1.1
(1,3)	1:A:84:LYS:H	2:B:16:G:C4	3	1.1
(1,3)	1:A:84:LYS:H	2:B:16:G:C4'	3	1.1
(1,3)	1:A:84:LYS:H	2:B:16:G:C5	3	1.1
(1,3)	1:A:84:LYS:H	2:B:16:G:C5'	3	1.1
(1,3)	1:A:84:LYS:H	2:B:16:G:C6	3	1.1
(1,3)	1:A:84:LYS:H	2:B:16:G:C8	3	1.1
(1,3)	1:A:84:LYS:H	2:B:16:G:H1	3	1.1
(1,3)	1:A:84:LYS:H	2:B:16:G:H1'	3	1.1
(1,3)	1:A:84:LYS:H	2:B:16:G:H2'	3	1.1
(1,3)	1:A:84:LYS:H	2:B:16:G:H21	3	1.1
(1,3)	1:A:84:LYS:H	2:B:16:G:H22	3	1.1

Continued on next page...

Continued from previous page...

Key	Atom-1	Atom-2	Model ID	Violation (Å)
(1,3)	1:A:84:LYS:H	2:B:16:G:H3'	3	1.1
(1,3)	1:A:84:LYS:H	2:B:16:G:H4'	3	1.1
(1,3)	1:A:84:LYS:H	2:B:16:G:H5'	3	1.1
(1,3)	1:A:84:LYS:H	2:B:16:G:H5''	3	1.1
(1,3)	1:A:84:LYS:H	2:B:16:G:H8	3	1.1
(1,3)	1:A:84:LYS:H	2:B:16:G:HO2'	3	1.1
(1,3)	1:A:84:LYS:H	2:B:16:G:N1	3	1.1
(1,3)	1:A:84:LYS:H	2:B:16:G:N2	3	1.1
(1,3)	1:A:84:LYS:H	2:B:16:G:N3	3	1.1
(1,3)	1:A:84:LYS:H	2:B:16:G:N7	3	1.1
(1,3)	1:A:84:LYS:H	2:B:16:G:N9	3	1.1
(1,3)	1:A:84:LYS:H	2:B:16:G:O2'	3	1.1
(1,3)	1:A:84:LYS:H	2:B:16:G:O3'	3	1.1
(1,3)	1:A:84:LYS:H	2:B:16:G:O4'	3	1.1
(1,3)	1:A:84:LYS:H	2:B:16:G:O5'	3	1.1
(1,3)	1:A:84:LYS:H	2:B:16:G:O6	3	1.1
(1,3)	1:A:84:LYS:H	2:B:16:G:OP1	3	1.1
(1,3)	1:A:84:LYS:H	2:B:16:G:OP2	3	1.1
(1,3)	1:A:84:LYS:H	2:B:16:G:P	3	1.1
(1,3)	1:A:84:LYS:H	2:B:17:C:C1'	3	1.1
(1,3)	1:A:84:LYS:H	2:B:17:C:C2	3	1.1
(1,3)	1:A:84:LYS:H	2:B:17:C:C2'	3	1.1
(1,3)	1:A:84:LYS:H	2:B:17:C:C3'	3	1.1
(1,3)	1:A:84:LYS:H	2:B:17:C:C4	3	1.1
(1,3)	1:A:84:LYS:H	2:B:17:C:C4'	3	1.1
(1,3)	1:A:84:LYS:H	2:B:17:C:C5	3	1.1
(1,3)	1:A:84:LYS:H	2:B:17:C:C5'	3	1.1
(1,3)	1:A:84:LYS:H	2:B:17:C:C6	3	1.1
(1,3)	1:A:84:LYS:H	2:B:17:C:H1'	3	1.1
(1,3)	1:A:84:LYS:H	2:B:17:C:H2'	3	1.1
(1,3)	1:A:84:LYS:H	2:B:17:C:H3'	3	1.1
(1,3)	1:A:84:LYS:H	2:B:17:C:H4'	3	1.1
(1,3)	1:A:84:LYS:H	2:B:17:C:H41	3	1.1
(1,3)	1:A:84:LYS:H	2:B:17:C:H42	3	1.1
(1,3)	1:A:84:LYS:H	2:B:17:C:H5	3	1.1
(1,3)	1:A:84:LYS:H	2:B:17:C:H5'	3	1.1
(1,3)	1:A:84:LYS:H	2:B:17:C:H5''	3	1.1
(1,3)	1:A:84:LYS:H	2:B:17:C:H6	3	1.1
(1,3)	1:A:84:LYS:H	2:B:17:C:HO2'	3	1.1
(1,3)	1:A:84:LYS:H	2:B:17:C:N1	3	1.1
(1,3)	1:A:84:LYS:H	2:B:17:C:N3	3	1.1
(1,3)	1:A:84:LYS:H	2:B:17:C:N4	3	1.1

Continued on next page...

Continued from previous page...

Key	Atom-1	Atom-2	Model ID	Violation (Å)
(1,3)	1:A:84:LYS:H	2:B:17:C:O2	3	1.1
(1,3)	1:A:84:LYS:H	2:B:17:C:O2'	3	1.1
(1,3)	1:A:84:LYS:H	2:B:17:C:O3'	3	1.1
(1,3)	1:A:84:LYS:H	2:B:17:C:O4'	3	1.1
(1,3)	1:A:84:LYS:H	2:B:17:C:O5'	3	1.1
(1,3)	1:A:84:LYS:H	2:B:17:C:OP1	3	1.1
(1,3)	1:A:84:LYS:H	2:B:17:C:OP2	3	1.1
(1,3)	1:A:84:LYS:H	2:B:17:C:P	3	1.1
(1,3)	1:A:84:LYS:H	2:B:18:A:C1'	3	1.1
(1,3)	1:A:84:LYS:H	2:B:18:A:C2	3	1.1
(1,3)	1:A:84:LYS:H	2:B:18:A:C2'	3	1.1
(1,3)	1:A:84:LYS:H	2:B:18:A:C3'	3	1.1
(1,3)	1:A:84:LYS:H	2:B:18:A:C4	3	1.1
(1,3)	1:A:84:LYS:H	2:B:18:A:C4'	3	1.1
(1,3)	1:A:84:LYS:H	2:B:18:A:C5	3	1.1
(1,3)	1:A:84:LYS:H	2:B:18:A:C5'	3	1.1
(1,3)	1:A:84:LYS:H	2:B:18:A:C6	3	1.1
(1,3)	1:A:84:LYS:H	2:B:18:A:C8	3	1.1
(1,3)	1:A:84:LYS:H	2:B:18:A:H1'	3	1.1
(1,3)	1:A:84:LYS:H	2:B:18:A:H2	3	1.1
(1,3)	1:A:84:LYS:H	2:B:18:A:H2'	3	1.1
(1,3)	1:A:84:LYS:H	2:B:18:A:H3'	3	1.1
(1,3)	1:A:84:LYS:H	2:B:18:A:H4'	3	1.1
(1,3)	1:A:84:LYS:H	2:B:18:A:H5'	3	1.1
(1,3)	1:A:84:LYS:H	2:B:18:A:H5''	3	1.1
(1,3)	1:A:84:LYS:H	2:B:18:A:H61	3	1.1
(1,3)	1:A:84:LYS:H	2:B:18:A:H62	3	1.1
(1,3)	1:A:84:LYS:H	2:B:18:A:H8	3	1.1
(1,3)	1:A:84:LYS:H	2:B:18:A:HO2'	3	1.1
(1,3)	1:A:84:LYS:H	2:B:18:A:N1	3	1.1
(1,3)	1:A:84:LYS:H	2:B:18:A:N3	3	1.1
(1,3)	1:A:84:LYS:H	2:B:18:A:N6	3	1.1
(1,3)	1:A:84:LYS:H	2:B:18:A:N7	3	1.1
(1,3)	1:A:84:LYS:H	2:B:18:A:N9	3	1.1
(1,3)	1:A:84:LYS:H	2:B:18:A:O2'	3	1.1
(1,3)	1:A:84:LYS:H	2:B:18:A:O3'	3	1.1
(1,3)	1:A:84:LYS:H	2:B:18:A:O4'	3	1.1
(1,3)	1:A:84:LYS:H	2:B:18:A:O5'	3	1.1
(1,3)	1:A:84:LYS:H	2:B:18:A:OP1	3	1.1
(1,3)	1:A:84:LYS:H	2:B:18:A:OP2	3	1.1
(1,3)	1:A:84:LYS:H	2:B:18:A:P	3	1.1
(1,3)	1:A:84:LYS:H	2:B:19:A:C1'	3	1.1

Continued on next page...

Continued from previous page...

Key	Atom-1	Atom-2	Model ID	Violation (Å)
(1,3)	1:A:84:LYS:H	2:B:19:A:C2	3	1.1
(1,3)	1:A:84:LYS:H	2:B:19:A:C2'	3	1.1
(1,3)	1:A:84:LYS:H	2:B:19:A:C3'	3	1.1
(1,3)	1:A:84:LYS:H	2:B:19:A:C4	3	1.1
(1,3)	1:A:84:LYS:H	2:B:19:A:C4'	3	1.1
(1,3)	1:A:84:LYS:H	2:B:19:A:C5	3	1.1
(1,3)	1:A:84:LYS:H	2:B:19:A:C5'	3	1.1
(1,3)	1:A:84:LYS:H	2:B:19:A:C6	3	1.1
(1,3)	1:A:84:LYS:H	2:B:19:A:C8	3	1.1
(1,3)	1:A:84:LYS:H	2:B:19:A:H1'	3	1.1
(1,3)	1:A:84:LYS:H	2:B:19:A:H2	3	1.1
(1,3)	1:A:84:LYS:H	2:B:19:A:H2'	3	1.1
(1,3)	1:A:84:LYS:H	2:B:19:A:H3'	3	1.1
(1,3)	1:A:84:LYS:H	2:B:19:A:H4'	3	1.1
(1,3)	1:A:84:LYS:H	2:B:19:A:H5'	3	1.1
(1,3)	1:A:84:LYS:H	2:B:19:A:H5''	3	1.1
(1,3)	1:A:84:LYS:H	2:B:19:A:H61	3	1.1
(1,3)	1:A:84:LYS:H	2:B:19:A:H62	3	1.1
(1,3)	1:A:84:LYS:H	2:B:19:A:H8	3	1.1
(1,3)	1:A:84:LYS:H	2:B:19:A:HO2'	3	1.1
(1,3)	1:A:84:LYS:H	2:B:19:A:N1	3	1.1
(1,3)	1:A:84:LYS:H	2:B:19:A:N3	3	1.1
(1,3)	1:A:84:LYS:H	2:B:19:A:N6	3	1.1
(1,3)	1:A:84:LYS:H	2:B:19:A:N7	3	1.1
(1,3)	1:A:84:LYS:H	2:B:19:A:N9	3	1.1
(1,3)	1:A:84:LYS:H	2:B:19:A:O2'	3	1.1
(1,3)	1:A:84:LYS:H	2:B:19:A:O3'	3	1.1
(1,3)	1:A:84:LYS:H	2:B:19:A:O4'	3	1.1
(1,3)	1:A:84:LYS:H	2:B:19:A:O5'	3	1.1
(1,3)	1:A:84:LYS:H	2:B:19:A:OP1	3	1.1
(1,3)	1:A:84:LYS:H	2:B:19:A:OP2	3	1.1
(1,3)	1:A:84:LYS:H	2:B:19:A:P	3	1.1
(1,3)	1:A:84:LYS:H	2:B:20:U:C1'	3	1.1
(1,3)	1:A:84:LYS:H	2:B:20:U:C2	3	1.1
(1,3)	1:A:84:LYS:H	2:B:20:U:C2'	3	1.1
(1,3)	1:A:84:LYS:H	2:B:20:U:C3'	3	1.1
(1,3)	1:A:84:LYS:H	2:B:20:U:C4	3	1.1
(1,3)	1:A:84:LYS:H	2:B:20:U:C4'	3	1.1
(1,3)	1:A:84:LYS:H	2:B:20:U:C5	3	1.1
(1,3)	1:A:84:LYS:H	2:B:20:U:C5'	3	1.1
(1,3)	1:A:84:LYS:H	2:B:20:U:C6	3	1.1
(1,3)	1:A:84:LYS:H	2:B:20:U:H1'	3	1.1

Continued on next page...

Continued from previous page...

Key	Atom-1	Atom-2	Model ID	Violation (Å)
(1,3)	1:A:84:LYS:H	2:B:20:U:H2'	3	1.1
(1,3)	1:A:84:LYS:H	2:B:20:U:H3	3	1.1
(1,3)	1:A:84:LYS:H	2:B:20:U:H3'	3	1.1
(1,3)	1:A:84:LYS:H	2:B:20:U:H4'	3	1.1
(1,3)	1:A:84:LYS:H	2:B:20:U:H5	3	1.1
(1,3)	1:A:84:LYS:H	2:B:20:U:H5'	3	1.1
(1,3)	1:A:84:LYS:H	2:B:20:U:H5''	3	1.1
(1,3)	1:A:84:LYS:H	2:B:20:U:H6	3	1.1
(1,3)	1:A:84:LYS:H	2:B:20:U:HO2'	3	1.1
(1,3)	1:A:84:LYS:H	2:B:20:U:N1	3	1.1
(1,3)	1:A:84:LYS:H	2:B:20:U:N3	3	1.1
(1,3)	1:A:84:LYS:H	2:B:20:U:O2	3	1.1
(1,3)	1:A:84:LYS:H	2:B:20:U:O2'	3	1.1
(1,3)	1:A:84:LYS:H	2:B:20:U:O3'	3	1.1
(1,3)	1:A:84:LYS:H	2:B:20:U:O4	3	1.1
(1,3)	1:A:84:LYS:H	2:B:20:U:O4'	3	1.1
(1,3)	1:A:84:LYS:H	2:B:20:U:O5'	3	1.1
(1,3)	1:A:84:LYS:H	2:B:20:U:OP1	3	1.1
(1,3)	1:A:84:LYS:H	2:B:20:U:OP2	3	1.1
(1,3)	1:A:84:LYS:H	2:B:20:U:P	3	1.1
(1,3)	1:A:84:LYS:H	2:B:21:G:C1'	3	1.1
(1,3)	1:A:84:LYS:H	2:B:21:G:C2	3	1.1
(1,3)	1:A:84:LYS:H	2:B:21:G:C2'	3	1.1
(1,3)	1:A:84:LYS:H	2:B:21:G:C3'	3	1.1
(1,3)	1:A:84:LYS:H	2:B:21:G:C4	3	1.1
(1,3)	1:A:84:LYS:H	2:B:21:G:C4'	3	1.1
(1,3)	1:A:84:LYS:H	2:B:21:G:C5	3	1.1
(1,3)	1:A:84:LYS:H	2:B:21:G:C5'	3	1.1
(1,3)	1:A:84:LYS:H	2:B:21:G:C6	3	1.1
(1,3)	1:A:84:LYS:H	2:B:21:G:C8	3	1.1
(1,3)	1:A:84:LYS:H	2:B:21:G:H1	3	1.1
(1,3)	1:A:84:LYS:H	2:B:21:G:H1'	3	1.1
(1,3)	1:A:84:LYS:H	2:B:21:G:H2'	3	1.1
(1,3)	1:A:84:LYS:H	2:B:21:G:H21	3	1.1
(1,3)	1:A:84:LYS:H	2:B:21:G:H22	3	1.1
(1,3)	1:A:84:LYS:H	2:B:21:G:H3'	3	1.1
(1,3)	1:A:84:LYS:H	2:B:21:G:H4'	3	1.1
(1,3)	1:A:84:LYS:H	2:B:21:G:H5'	3	1.1
(1,3)	1:A:84:LYS:H	2:B:21:G:H5''	3	1.1
(1,3)	1:A:84:LYS:H	2:B:21:G:H8	3	1.1
(1,3)	1:A:84:LYS:H	2:B:21:G:HO2'	3	1.1
(1,3)	1:A:84:LYS:H	2:B:21:G:N1	3	1.1

Continued on next page...

Continued from previous page...

Key	Atom-1	Atom-2	Model ID	Violation (Å)
(1,3)	1:A:84:LYS:H	2:B:21:G:N2	3	1.1
(1,3)	1:A:84:LYS:H	2:B:21:G:N3	3	1.1
(1,3)	1:A:84:LYS:H	2:B:21:G:N7	3	1.1
(1,3)	1:A:84:LYS:H	2:B:21:G:N9	3	1.1
(1,3)	1:A:84:LYS:H	2:B:21:G:O2'	3	1.1
(1,3)	1:A:84:LYS:H	2:B:21:G:O3'	3	1.1
(1,3)	1:A:84:LYS:H	2:B:21:G:O4'	3	1.1
(1,3)	1:A:84:LYS:H	2:B:21:G:O5'	3	1.1
(1,3)	1:A:84:LYS:H	2:B:21:G:O6	3	1.1
(1,3)	1:A:84:LYS:H	2:B:21:G:OP1	3	1.1
(1,3)	1:A:84:LYS:H	2:B:21:G:OP2	3	1.1
(1,3)	1:A:84:LYS:H	2:B:21:G:P	3	1.1
(1,3)	1:A:84:LYS:H	2:B:22:A:C1'	3	1.1
(1,3)	1:A:84:LYS:H	2:B:22:A:C2	3	1.1
(1,3)	1:A:84:LYS:H	2:B:22:A:C2'	3	1.1
(1,3)	1:A:84:LYS:H	2:B:22:A:C3'	3	1.1
(1,3)	1:A:84:LYS:H	2:B:22:A:C4	3	1.1
(1,3)	1:A:84:LYS:H	2:B:22:A:C4'	3	1.1
(1,3)	1:A:84:LYS:H	2:B:22:A:C5	3	1.1
(1,3)	1:A:84:LYS:H	2:B:22:A:C5'	3	1.1
(1,3)	1:A:84:LYS:H	2:B:22:A:C6	3	1.1
(1,3)	1:A:84:LYS:H	2:B:22:A:C8	3	1.1
(1,3)	1:A:84:LYS:H	2:B:22:A:H1'	3	1.1
(1,3)	1:A:84:LYS:H	2:B:22:A:H2	3	1.1
(1,3)	1:A:84:LYS:H	2:B:22:A:H2'	3	1.1
(1,3)	1:A:84:LYS:H	2:B:22:A:H3'	3	1.1
(1,3)	1:A:84:LYS:H	2:B:22:A:H4'	3	1.1
(1,3)	1:A:84:LYS:H	2:B:22:A:H5'	3	1.1
(1,3)	1:A:84:LYS:H	2:B:22:A:H5''	3	1.1
(1,3)	1:A:84:LYS:H	2:B:22:A:H61	3	1.1
(1,3)	1:A:84:LYS:H	2:B:22:A:H62	3	1.1
(1,3)	1:A:84:LYS:H	2:B:22:A:H8	3	1.1
(1,3)	1:A:84:LYS:H	2:B:22:A:HO2'	3	1.1
(1,3)	1:A:84:LYS:H	2:B:22:A:N1	3	1.1
(1,3)	1:A:84:LYS:H	2:B:22:A:N3	3	1.1
(1,3)	1:A:84:LYS:H	2:B:22:A:N6	3	1.1
(1,3)	1:A:84:LYS:H	2:B:22:A:N7	3	1.1
(1,3)	1:A:84:LYS:H	2:B:22:A:N9	3	1.1
(1,3)	1:A:84:LYS:H	2:B:22:A:O2'	3	1.1
(1,3)	1:A:84:LYS:H	2:B:22:A:O3'	3	1.1
(1,3)	1:A:84:LYS:H	2:B:22:A:O4'	3	1.1
(1,3)	1:A:84:LYS:H	2:B:22:A:O5'	3	1.1

Continued on next page...

Continued from previous page...

Key	Atom-1	Atom-2	Model ID	Violation (Å)
(1,3)	1:A:84:LYS:H	2:B:22:A:OP1	3	1.1
(1,3)	1:A:84:LYS:H	2:B:22:A:OP2	3	1.1
(1,3)	1:A:84:LYS:H	2:B:22:A:P	3	1.1
(1,3)	1:A:84:LYS:H	2:B:23:U:C1'	3	1.1
(1,3)	1:A:84:LYS:H	2:B:23:U:C2	3	1.1
(1,3)	1:A:84:LYS:H	2:B:23:U:C2'	3	1.1
(1,3)	1:A:84:LYS:H	2:B:23:U:C3'	3	1.1
(1,3)	1:A:84:LYS:H	2:B:23:U:C4	3	1.1
(1,3)	1:A:84:LYS:H	2:B:23:U:C4'	3	1.1
(1,3)	1:A:84:LYS:H	2:B:23:U:C5	3	1.1
(1,3)	1:A:84:LYS:H	2:B:23:U:C5'	3	1.1
(1,3)	1:A:84:LYS:H	2:B:23:U:C6	3	1.1
(1,3)	1:A:84:LYS:H	2:B:23:U:H1'	3	1.1
(1,3)	1:A:84:LYS:H	2:B:23:U:H2'	3	1.1
(1,3)	1:A:84:LYS:H	2:B:23:U:H3	3	1.1
(1,3)	1:A:84:LYS:H	2:B:23:U:H3'	3	1.1
(1,3)	1:A:84:LYS:H	2:B:23:U:H4'	3	1.1
(1,3)	1:A:84:LYS:H	2:B:23:U:H5	3	1.1
(1,3)	1:A:84:LYS:H	2:B:23:U:H5'	3	1.1
(1,3)	1:A:84:LYS:H	2:B:23:U:H5''	3	1.1
(1,3)	1:A:84:LYS:H	2:B:23:U:H6	3	1.1
(1,3)	1:A:84:LYS:H	2:B:23:U:HO2'	3	1.1
(1,3)	1:A:84:LYS:H	2:B:23:U:N1	3	1.1
(1,3)	1:A:84:LYS:H	2:B:23:U:N3	3	1.1
(1,3)	1:A:84:LYS:H	2:B:23:U:O2	3	1.1
(1,3)	1:A:84:LYS:H	2:B:23:U:O2'	3	1.1
(1,3)	1:A:84:LYS:H	2:B:23:U:O3'	3	1.1
(1,3)	1:A:84:LYS:H	2:B:23:U:O4	3	1.1
(1,3)	1:A:84:LYS:H	2:B:23:U:O4'	3	1.1
(1,3)	1:A:84:LYS:H	2:B:23:U:O5'	3	1.1
(1,3)	1:A:84:LYS:H	2:B:23:U:OP1	3	1.1
(1,3)	1:A:84:LYS:H	2:B:23:U:OP2	3	1.1
(1,3)	1:A:84:LYS:H	2:B:23:U:P	3	1.1
(1,3)	1:A:84:LYS:H	2:B:24:G:C1'	3	1.1
(1,3)	1:A:84:LYS:H	2:B:24:G:C2	3	1.1
(1,3)	1:A:84:LYS:H	2:B:24:G:C2'	3	1.1
(1,3)	1:A:84:LYS:H	2:B:24:G:C3'	3	1.1
(1,3)	1:A:84:LYS:H	2:B:24:G:C4	3	1.1
(1,3)	1:A:84:LYS:H	2:B:24:G:C4'	3	1.1
(1,3)	1:A:84:LYS:H	2:B:24:G:C5	3	1.1
(1,3)	1:A:84:LYS:H	2:B:24:G:C5'	3	1.1
(1,3)	1:A:84:LYS:H	2:B:24:G:C6	3	1.1

Continued on next page...

Continued from previous page...

Key	Atom-1	Atom-2	Model ID	Violation (Å)
(1,3)	1:A:84:LYS:H	2:B:24:G:C8	3	1.1
(1,3)	1:A:84:LYS:H	2:B:24:G:H1	3	1.1
(1,3)	1:A:84:LYS:H	2:B:24:G:H1'	3	1.1
(1,3)	1:A:84:LYS:H	2:B:24:G:H2'	3	1.1
(1,3)	1:A:84:LYS:H	2:B:24:G:H21	3	1.1
(1,3)	1:A:84:LYS:H	2:B:24:G:H22	3	1.1
(1,3)	1:A:84:LYS:H	2:B:24:G:H3'	3	1.1
(1,3)	1:A:84:LYS:H	2:B:24:G:H4'	3	1.1
(1,3)	1:A:84:LYS:H	2:B:24:G:H5'	3	1.1
(1,3)	1:A:84:LYS:H	2:B:24:G:H5''	3	1.1
(1,3)	1:A:84:LYS:H	2:B:24:G:H8	3	1.1
(1,3)	1:A:84:LYS:H	2:B:24:G:HO2'	3	1.1
(1,3)	1:A:84:LYS:H	2:B:24:G:N1	3	1.1
(1,3)	1:A:84:LYS:H	2:B:24:G:N2	3	1.1
(1,3)	1:A:84:LYS:H	2:B:24:G:N3	3	1.1
(1,3)	1:A:84:LYS:H	2:B:24:G:N7	3	1.1
(1,3)	1:A:84:LYS:H	2:B:24:G:N9	3	1.1
(1,3)	1:A:84:LYS:H	2:B:24:G:O2'	3	1.1
(1,3)	1:A:84:LYS:H	2:B:24:G:O3'	3	1.1
(1,3)	1:A:84:LYS:H	2:B:24:G:O4'	3	1.1
(1,3)	1:A:84:LYS:H	2:B:24:G:O5'	3	1.1
(1,3)	1:A:84:LYS:H	2:B:24:G:O6	3	1.1
(1,3)	1:A:84:LYS:H	2:B:24:G:OP1	3	1.1
(1,3)	1:A:84:LYS:H	2:B:24:G:OP2	3	1.1
(1,3)	1:A:84:LYS:H	2:B:24:G:P	3	1.1
(1,3)	1:A:84:LYS:HA	2:B:2:C:C1'	3	1.1
(1,3)	1:A:84:LYS:HA	2:B:2:C:C2	3	1.1
(1,3)	1:A:84:LYS:HA	2:B:2:C:C2'	3	1.1
(1,3)	1:A:84:LYS:HA	2:B:2:C:C3'	3	1.1
(1,3)	1:A:84:LYS:HA	2:B:2:C:C4	3	1.1
(1,3)	1:A:84:LYS:HA	2:B:2:C:C4'	3	1.1
(1,3)	1:A:84:LYS:HA	2:B:2:C:C5	3	1.1
(1,3)	1:A:84:LYS:HA	2:B:2:C:C5'	3	1.1
(1,3)	1:A:84:LYS:HA	2:B:2:C:C6	3	1.1
(1,3)	1:A:84:LYS:HA	2:B:2:C:H1'	3	1.1
(1,3)	1:A:84:LYS:HA	2:B:2:C:H2'	3	1.1
(1,3)	1:A:84:LYS:HA	2:B:2:C:H3'	3	1.1
(1,3)	1:A:84:LYS:HA	2:B:2:C:H4'	3	1.1
(1,3)	1:A:84:LYS:HA	2:B:2:C:H41	3	1.1
(1,3)	1:A:84:LYS:HA	2:B:2:C:H42	3	1.1
(1,3)	1:A:84:LYS:HA	2:B:2:C:H5	3	1.1
(1,3)	1:A:84:LYS:HA	2:B:2:C:H5'	3	1.1

Continued on next page...

Continued from previous page...

Key	Atom-1	Atom-2	Model ID	Violation (Å)
(1,3)	1:A:84:LYS:HA	2:B:2:C:H5''	3	1.1
(1,3)	1:A:84:LYS:HA	2:B:2:C:H6	3	1.1
(1,3)	1:A:84:LYS:HA	2:B:2:C:HO2'	3	1.1
(1,3)	1:A:84:LYS:HA	2:B:2:C:N1	3	1.1
(1,3)	1:A:84:LYS:HA	2:B:2:C:N3	3	1.1
(1,3)	1:A:84:LYS:HA	2:B:2:C:N4	3	1.1
(1,3)	1:A:84:LYS:HA	2:B:2:C:O2	3	1.1
(1,3)	1:A:84:LYS:HA	2:B:2:C:O2'	3	1.1
(1,3)	1:A:84:LYS:HA	2:B:2:C:O3'	3	1.1
(1,3)	1:A:84:LYS:HA	2:B:2:C:O4'	3	1.1
(1,3)	1:A:84:LYS:HA	2:B:2:C:O5'	3	1.1
(1,3)	1:A:84:LYS:HA	2:B:3:U:C1'	3	1.1
(1,3)	1:A:84:LYS:HA	2:B:3:U:C2	3	1.1
(1,3)	1:A:84:LYS:HA	2:B:3:U:C2'	3	1.1
(1,3)	1:A:84:LYS:HA	2:B:3:U:C3'	3	1.1
(1,3)	1:A:84:LYS:HA	2:B:3:U:C4	3	1.1
(1,3)	1:A:84:LYS:HA	2:B:3:U:C4'	3	1.1
(1,3)	1:A:84:LYS:HA	2:B:3:U:C5	3	1.1
(1,3)	1:A:84:LYS:HA	2:B:3:U:C5'	3	1.1
(1,3)	1:A:84:LYS:HA	2:B:3:U:C6	3	1.1
(1,3)	1:A:84:LYS:HA	2:B:3:U:H1'	3	1.1
(1,3)	1:A:84:LYS:HA	2:B:3:U:H2'	3	1.1
(1,3)	1:A:84:LYS:HA	2:B:3:U:H3	3	1.1
(1,3)	1:A:84:LYS:HA	2:B:3:U:H3'	3	1.1
(1,3)	1:A:84:LYS:HA	2:B:3:U:H4'	3	1.1
(1,3)	1:A:84:LYS:HA	2:B:3:U:H5	3	1.1
(1,3)	1:A:84:LYS:HA	2:B:3:U:H5'	3	1.1
(1,3)	1:A:84:LYS:HA	2:B:3:U:H5''	3	1.1
(1,3)	1:A:84:LYS:HA	2:B:3:U:H6	3	1.1
(1,3)	1:A:84:LYS:HA	2:B:3:U:HO2'	3	1.1
(1,3)	1:A:84:LYS:HA	2:B:3:U:N1	3	1.1
(1,3)	1:A:84:LYS:HA	2:B:3:U:N3	3	1.1
(1,3)	1:A:84:LYS:HA	2:B:3:U:O2	3	1.1
(1,3)	1:A:84:LYS:HA	2:B:3:U:O2'	3	1.1
(1,3)	1:A:84:LYS:HA	2:B:3:U:O3'	3	1.1
(1,3)	1:A:84:LYS:HA	2:B:3:U:O4	3	1.1
(1,3)	1:A:84:LYS:HA	2:B:3:U:O4'	3	1.1
(1,3)	1:A:84:LYS:HA	2:B:3:U:O5'	3	1.1
(1,3)	1:A:84:LYS:HA	2:B:3:U:OP1	3	1.1
(1,3)	1:A:84:LYS:HA	2:B:3:U:OP2	3	1.1
(1,3)	1:A:84:LYS:HA	2:B:3:U:P	3	1.1
(1,3)	1:A:84:LYS:HA	2:B:4:G:C1'	3	1.1

Continued on next page...

Continued from previous page...

Key	Atom-1	Atom-2	Model ID	Violation (Å)
(1,3)	1:A:84:LYS:HA	2:B:4:G:C2	3	1.1
(1,3)	1:A:84:LYS:HA	2:B:4:G:C2'	3	1.1
(1,3)	1:A:84:LYS:HA	2:B:4:G:C3'	3	1.1
(1,3)	1:A:84:LYS:HA	2:B:4:G:C4	3	1.1
(1,3)	1:A:84:LYS:HA	2:B:4:G:C4'	3	1.1
(1,3)	1:A:84:LYS:HA	2:B:4:G:C5	3	1.1
(1,3)	1:A:84:LYS:HA	2:B:4:G:C5'	3	1.1
(1,3)	1:A:84:LYS:HA	2:B:4:G:C6	3	1.1
(1,3)	1:A:84:LYS:HA	2:B:4:G:C8	3	1.1
(1,3)	1:A:84:LYS:HA	2:B:4:G:H1	3	1.1
(1,3)	1:A:84:LYS:HA	2:B:4:G:H1'	3	1.1
(1,3)	1:A:84:LYS:HA	2:B:4:G:H2'	3	1.1
(1,3)	1:A:84:LYS:HA	2:B:4:G:H21	3	1.1
(1,3)	1:A:84:LYS:HA	2:B:4:G:H22	3	1.1
(1,3)	1:A:84:LYS:HA	2:B:4:G:H3'	3	1.1
(1,3)	1:A:84:LYS:HA	2:B:4:G:H4'	3	1.1
(1,3)	1:A:84:LYS:HA	2:B:4:G:H5'	3	1.1
(1,3)	1:A:84:LYS:HA	2:B:4:G:H5''	3	1.1
(1,3)	1:A:84:LYS:HA	2:B:4:G:H8	3	1.1
(1,3)	1:A:84:LYS:HA	2:B:4:G:HO2'	3	1.1
(1,3)	1:A:84:LYS:HA	2:B:4:G:N1	3	1.1
(1,3)	1:A:84:LYS:HA	2:B:4:G:N2	3	1.1
(1,3)	1:A:84:LYS:HA	2:B:4:G:N3	3	1.1
(1,3)	1:A:84:LYS:HA	2:B:4:G:N7	3	1.1
(1,3)	1:A:84:LYS:HA	2:B:4:G:N9	3	1.1
(1,3)	1:A:84:LYS:HA	2:B:4:G:O2'	3	1.1
(1,3)	1:A:84:LYS:HA	2:B:4:G:O3'	3	1.1
(1,3)	1:A:84:LYS:HA	2:B:4:G:O4'	3	1.1
(1,3)	1:A:84:LYS:HA	2:B:4:G:O5'	3	1.1
(1,3)	1:A:84:LYS:HA	2:B:4:G:O6	3	1.1
(1,3)	1:A:84:LYS:HA	2:B:4:G:OP1	3	1.1
(1,3)	1:A:84:LYS:HA	2:B:4:G:OP2	3	1.1
(1,3)	1:A:84:LYS:HA	2:B:4:G:P	3	1.1
(1,3)	1:A:84:LYS:HA	2:B:5:A:C1'	3	1.1
(1,3)	1:A:84:LYS:HA	2:B:5:A:C2	3	1.1
(1,3)	1:A:84:LYS:HA	2:B:5:A:C2'	3	1.1
(1,3)	1:A:84:LYS:HA	2:B:5:A:C3'	3	1.1
(1,3)	1:A:84:LYS:HA	2:B:5:A:C4	3	1.1
(1,3)	1:A:84:LYS:HA	2:B:5:A:C4'	3	1.1
(1,3)	1:A:84:LYS:HA	2:B:5:A:C5	3	1.1
(1,3)	1:A:84:LYS:HA	2:B:5:A:C5'	3	1.1
(1,3)	1:A:84:LYS:HA	2:B:5:A:C6	3	1.1

Continued on next page...

Continued from previous page...

Key	Atom-1	Atom-2	Model ID	Violation (Å)
(1,3)	1:A:84:LYS:HA	2:B:5:A:C8	3	1.1
(1,3)	1:A:84:LYS:HA	2:B:5:A:H1'	3	1.1
(1,3)	1:A:84:LYS:HA	2:B:5:A:H2	3	1.1
(1,3)	1:A:84:LYS:HA	2:B:5:A:H2'	3	1.1
(1,3)	1:A:84:LYS:HA	2:B:5:A:H3'	3	1.1
(1,3)	1:A:84:LYS:HA	2:B:5:A:H4'	3	1.1
(1,3)	1:A:84:LYS:HA	2:B:5:A:H5'	3	1.1
(1,3)	1:A:84:LYS:HA	2:B:5:A:H5''	3	1.1
(1,3)	1:A:84:LYS:HA	2:B:5:A:H61	3	1.1
(1,3)	1:A:84:LYS:HA	2:B:5:A:H62	3	1.1
(1,3)	1:A:84:LYS:HA	2:B:5:A:H8	3	1.1
(1,3)	1:A:84:LYS:HA	2:B:5:A:HO2'	3	1.1
(1,3)	1:A:84:LYS:HA	2:B:5:A:N1	3	1.1
(1,3)	1:A:84:LYS:HA	2:B:5:A:N3	3	1.1
(1,3)	1:A:84:LYS:HA	2:B:5:A:N6	3	1.1
(1,3)	1:A:84:LYS:HA	2:B:5:A:N7	3	1.1
(1,3)	1:A:84:LYS:HA	2:B:5:A:N9	3	1.1
(1,3)	1:A:84:LYS:HA	2:B:5:A:O2'	3	1.1
(1,3)	1:A:84:LYS:HA	2:B:5:A:O3'	3	1.1
(1,3)	1:A:84:LYS:HA	2:B:5:A:O4'	3	1.1
(1,3)	1:A:84:LYS:HA	2:B:5:A:O5'	3	1.1
(1,3)	1:A:84:LYS:HA	2:B:5:A:OP1	3	1.1
(1,3)	1:A:84:LYS:HA	2:B:5:A:OP2	3	1.1
(1,3)	1:A:84:LYS:HA	2:B:5:A:P	3	1.1
(1,3)	1:A:84:LYS:HA	2:B:6:G:C1'	3	1.1
(1,3)	1:A:84:LYS:HA	2:B:6:G:C2	3	1.1
(1,3)	1:A:84:LYS:HA	2:B:6:G:C2'	3	1.1
(1,3)	1:A:84:LYS:HA	2:B:6:G:C3'	3	1.1
(1,3)	1:A:84:LYS:HA	2:B:6:G:C4	3	1.1
(1,3)	1:A:84:LYS:HA	2:B:6:G:C4'	3	1.1
(1,3)	1:A:84:LYS:HA	2:B:6:G:C5	3	1.1
(1,3)	1:A:84:LYS:HA	2:B:6:G:C5'	3	1.1
(1,3)	1:A:84:LYS:HA	2:B:6:G:C6	3	1.1
(1,3)	1:A:84:LYS:HA	2:B:6:G:C8	3	1.1
(1,3)	1:A:84:LYS:HA	2:B:6:G:H1	3	1.1
(1,3)	1:A:84:LYS:HA	2:B:6:G:H1'	3	1.1
(1,3)	1:A:84:LYS:HA	2:B:6:G:H2'	3	1.1
(1,3)	1:A:84:LYS:HA	2:B:6:G:H21	3	1.1
(1,3)	1:A:84:LYS:HA	2:B:6:G:H22	3	1.1
(1,3)	1:A:84:LYS:HA	2:B:6:G:H3'	3	1.1
(1,3)	1:A:84:LYS:HA	2:B:6:G:H4'	3	1.1
(1,3)	1:A:84:LYS:HA	2:B:6:G:H5'	3	1.1

Continued on next page...

Continued from previous page...

Key	Atom-1	Atom-2	Model ID	Violation (Å)
(1,3)	1:A:84:LYS:HA	2:B:6:G:H5''	3	1.1
(1,3)	1:A:84:LYS:HA	2:B:6:G:H8	3	1.1
(1,3)	1:A:84:LYS:HA	2:B:6:G:HO2'	3	1.1
(1,3)	1:A:84:LYS:HA	2:B:6:G:N1	3	1.1
(1,3)	1:A:84:LYS:HA	2:B:6:G:N2	3	1.1
(1,3)	1:A:84:LYS:HA	2:B:6:G:N3	3	1.1
(1,3)	1:A:84:LYS:HA	2:B:6:G:N7	3	1.1
(1,3)	1:A:84:LYS:HA	2:B:6:G:N9	3	1.1
(1,3)	1:A:84:LYS:HA	2:B:6:G:O2'	3	1.1
(1,3)	1:A:84:LYS:HA	2:B:6:G:O3'	3	1.1
(1,3)	1:A:84:LYS:HA	2:B:6:G:O4'	3	1.1
(1,3)	1:A:84:LYS:HA	2:B:6:G:O5'	3	1.1
(1,3)	1:A:84:LYS:HA	2:B:6:G:O6	3	1.1
(1,3)	1:A:84:LYS:HA	2:B:6:G:OP1	3	1.1
(1,3)	1:A:84:LYS:HA	2:B:6:G:OP2	3	1.1
(1,3)	1:A:84:LYS:HA	2:B:6:G:P	3	1.1
(1,3)	1:A:84:LYS:HA	2:B:7:C:C1'	3	1.1
(1,3)	1:A:84:LYS:HA	2:B:7:C:C2	3	1.1
(1,3)	1:A:84:LYS:HA	2:B:7:C:C2'	3	1.1
(1,3)	1:A:84:LYS:HA	2:B:7:C:C3'	3	1.1
(1,3)	1:A:84:LYS:HA	2:B:7:C:C4	3	1.1
(1,3)	1:A:84:LYS:HA	2:B:7:C:C4'	3	1.1
(1,3)	1:A:84:LYS:HA	2:B:7:C:C5	3	1.1
(1,3)	1:A:84:LYS:HA	2:B:7:C:C5'	3	1.1
(1,3)	1:A:84:LYS:HA	2:B:7:C:C6	3	1.1
(1,3)	1:A:84:LYS:HA	2:B:7:C:H1'	3	1.1
(1,3)	1:A:84:LYS:HA	2:B:7:C:H2'	3	1.1
(1,3)	1:A:84:LYS:HA	2:B:7:C:H3'	3	1.1
(1,3)	1:A:84:LYS:HA	2:B:7:C:H4'	3	1.1
(1,3)	1:A:84:LYS:HA	2:B:7:C:H41	3	1.1
(1,3)	1:A:84:LYS:HA	2:B:7:C:H42	3	1.1
(1,3)	1:A:84:LYS:HA	2:B:7:C:H5	3	1.1
(1,3)	1:A:84:LYS:HA	2:B:7:C:H5'	3	1.1
(1,3)	1:A:84:LYS:HA	2:B:7:C:H5''	3	1.1
(1,3)	1:A:84:LYS:HA	2:B:7:C:H6	3	1.1
(1,3)	1:A:84:LYS:HA	2:B:7:C:HO2'	3	1.1
(1,3)	1:A:84:LYS:HA	2:B:7:C:N1	3	1.1
(1,3)	1:A:84:LYS:HA	2:B:7:C:N3	3	1.1
(1,3)	1:A:84:LYS:HA	2:B:7:C:N4	3	1.1
(1,3)	1:A:84:LYS:HA	2:B:7:C:O2	3	1.1
(1,3)	1:A:84:LYS:HA	2:B:7:C:O2'	3	1.1
(1,3)	1:A:84:LYS:HA	2:B:7:C:O3'	3	1.1

Continued on next page...

Continued from previous page...

Key	Atom-1	Atom-2	Model ID	Violation (Å)
(1,3)	1:A:84:LYS:HA	2:B:7:C:O4'	3	1.1
(1,3)	1:A:84:LYS:HA	2:B:7:C:O5'	3	1.1
(1,3)	1:A:84:LYS:HA	2:B:7:C:OP1	3	1.1
(1,3)	1:A:84:LYS:HA	2:B:7:C:OP2	3	1.1
(1,3)	1:A:84:LYS:HA	2:B:7:C:P	3	1.1
(1,3)	1:A:84:LYS:HA	2:B:8:U:C1'	3	1.1
(1,3)	1:A:84:LYS:HA	2:B:8:U:C2	3	1.1
(1,3)	1:A:84:LYS:HA	2:B:8:U:C2'	3	1.1
(1,3)	1:A:84:LYS:HA	2:B:8:U:C3'	3	1.1
(1,3)	1:A:84:LYS:HA	2:B:8:U:C4	3	1.1
(1,3)	1:A:84:LYS:HA	2:B:8:U:C4'	3	1.1
(1,3)	1:A:84:LYS:HA	2:B:8:U:C5	3	1.1
(1,3)	1:A:84:LYS:HA	2:B:8:U:C5'	3	1.1
(1,3)	1:A:84:LYS:HA	2:B:8:U:C6	3	1.1
(1,3)	1:A:84:LYS:HA	2:B:8:U:H1'	3	1.1
(1,3)	1:A:84:LYS:HA	2:B:8:U:H2'	3	1.1
(1,3)	1:A:84:LYS:HA	2:B:8:U:H3	3	1.1
(1,3)	1:A:84:LYS:HA	2:B:8:U:H3'	3	1.1
(1,3)	1:A:84:LYS:HA	2:B:8:U:H4'	3	1.1
(1,3)	1:A:84:LYS:HA	2:B:8:U:H5	3	1.1
(1,3)	1:A:84:LYS:HA	2:B:8:U:H5'	3	1.1
(1,3)	1:A:84:LYS:HA	2:B:8:U:H5''	3	1.1
(1,3)	1:A:84:LYS:HA	2:B:8:U:H6	3	1.1
(1,3)	1:A:84:LYS:HA	2:B:8:U:HO2'	3	1.1
(1,3)	1:A:84:LYS:HA	2:B:8:U:N1	3	1.1
(1,3)	1:A:84:LYS:HA	2:B:8:U:N3	3	1.1
(1,3)	1:A:84:LYS:HA	2:B:8:U:O2	3	1.1
(1,3)	1:A:84:LYS:HA	2:B:8:U:O2'	3	1.1
(1,3)	1:A:84:LYS:HA	2:B:8:U:O3'	3	1.1
(1,3)	1:A:84:LYS:HA	2:B:8:U:O4	3	1.1
(1,3)	1:A:84:LYS:HA	2:B:8:U:O4'	3	1.1
(1,3)	1:A:84:LYS:HA	2:B:8:U:O5'	3	1.1
(1,3)	1:A:84:LYS:HA	2:B:8:U:OP1	3	1.1
(1,3)	1:A:84:LYS:HA	2:B:8:U:OP2	3	1.1
(1,3)	1:A:84:LYS:HA	2:B:8:U:P	3	1.1
(1,3)	1:A:84:LYS:HA	2:B:9:C:C1'	3	1.1
(1,3)	1:A:84:LYS:HA	2:B:9:C:C2	3	1.1
(1,3)	1:A:84:LYS:HA	2:B:9:C:C2'	3	1.1
(1,3)	1:A:84:LYS:HA	2:B:9:C:C3'	3	1.1
(1,3)	1:A:84:LYS:HA	2:B:9:C:C4	3	1.1
(1,3)	1:A:84:LYS:HA	2:B:9:C:C4'	3	1.1
(1,3)	1:A:84:LYS:HA	2:B:9:C:C5	3	1.1

Continued on next page...

Continued from previous page...

Key	Atom-1	Atom-2	Model ID	Violation (Å)
(1,3)	1:A:84:LYS:HA	2:B:9:C:C5'	3	1.1
(1,3)	1:A:84:LYS:HA	2:B:9:C:C6	3	1.1
(1,3)	1:A:84:LYS:HA	2:B:9:C:H1'	3	1.1
(1,3)	1:A:84:LYS:HA	2:B:9:C:H2'	3	1.1
(1,3)	1:A:84:LYS:HA	2:B:9:C:H3'	3	1.1
(1,3)	1:A:84:LYS:HA	2:B:9:C:H4'	3	1.1
(1,3)	1:A:84:LYS:HA	2:B:9:C:H41	3	1.1
(1,3)	1:A:84:LYS:HA	2:B:9:C:H42	3	1.1
(1,3)	1:A:84:LYS:HA	2:B:9:C:H5	3	1.1
(1,3)	1:A:84:LYS:HA	2:B:9:C:H5'	3	1.1
(1,3)	1:A:84:LYS:HA	2:B:9:C:H5''	3	1.1
(1,3)	1:A:84:LYS:HA	2:B:9:C:H6	3	1.1
(1,3)	1:A:84:LYS:HA	2:B:9:C:HO2'	3	1.1
(1,3)	1:A:84:LYS:HA	2:B:9:C:N1	3	1.1
(1,3)	1:A:84:LYS:HA	2:B:9:C:N3	3	1.1
(1,3)	1:A:84:LYS:HA	2:B:9:C:N4	3	1.1
(1,3)	1:A:84:LYS:HA	2:B:9:C:O2	3	1.1
(1,3)	1:A:84:LYS:HA	2:B:9:C:O2'	3	1.1
(1,3)	1:A:84:LYS:HA	2:B:9:C:O3'	3	1.1
(1,3)	1:A:84:LYS:HA	2:B:9:C:O4'	3	1.1
(1,3)	1:A:84:LYS:HA	2:B:9:C:O5'	3	1.1
(1,3)	1:A:84:LYS:HA	2:B:9:C:OP1	3	1.1
(1,3)	1:A:84:LYS:HA	2:B:9:C:OP2	3	1.1
(1,3)	1:A:84:LYS:HA	2:B:9:C:P	3	1.1
(1,3)	1:A:84:LYS:HA	2:B:10:G:C1'	3	1.1
(1,3)	1:A:84:LYS:HA	2:B:10:G:C2	3	1.1
(1,3)	1:A:84:LYS:HA	2:B:10:G:C2'	3	1.1
(1,3)	1:A:84:LYS:HA	2:B:10:G:C3'	3	1.1
(1,3)	1:A:84:LYS:HA	2:B:10:G:C4	3	1.1
(1,3)	1:A:84:LYS:HA	2:B:10:G:C4'	3	1.1
(1,3)	1:A:84:LYS:HA	2:B:10:G:C5	3	1.1
(1,3)	1:A:84:LYS:HA	2:B:10:G:C5'	3	1.1
(1,3)	1:A:84:LYS:HA	2:B:10:G:C6	3	1.1
(1,3)	1:A:84:LYS:HA	2:B:10:G:C8	3	1.1
(1,3)	1:A:84:LYS:HA	2:B:10:G:H1	3	1.1
(1,3)	1:A:84:LYS:HA	2:B:10:G:H1'	3	1.1
(1,3)	1:A:84:LYS:HA	2:B:10:G:H2'	3	1.1
(1,3)	1:A:84:LYS:HA	2:B:10:G:H21	3	1.1
(1,3)	1:A:84:LYS:HA	2:B:10:G:H22	3	1.1
(1,3)	1:A:84:LYS:HA	2:B:10:G:H3'	3	1.1
(1,3)	1:A:84:LYS:HA	2:B:10:G:H4'	3	1.1
(1,3)	1:A:84:LYS:HA	2:B:10:G:H5'	3	1.1

Continued on next page...

Continued from previous page...

Key	Atom-1	Atom-2	Model ID	Violation (Å)
(1,3)	1:A:84:LYS:HA	2:B:10:G:H5''	3	1.1
(1,3)	1:A:84:LYS:HA	2:B:10:G:H8	3	1.1
(1,3)	1:A:84:LYS:HA	2:B:10:G:HO2'	3	1.1
(1,3)	1:A:84:LYS:HA	2:B:10:G:N1	3	1.1
(1,3)	1:A:84:LYS:HA	2:B:10:G:N2	3	1.1
(1,3)	1:A:84:LYS:HA	2:B:10:G:N3	3	1.1
(1,3)	1:A:84:LYS:HA	2:B:10:G:N7	3	1.1
(1,3)	1:A:84:LYS:HA	2:B:10:G:N9	3	1.1
(1,3)	1:A:84:LYS:HA	2:B:10:G:O2'	3	1.1
(1,3)	1:A:84:LYS:HA	2:B:10:G:O3'	3	1.1
(1,3)	1:A:84:LYS:HA	2:B:10:G:O4'	3	1.1
(1,3)	1:A:84:LYS:HA	2:B:10:G:O5'	3	1.1
(1,3)	1:A:84:LYS:HA	2:B:10:G:O6	3	1.1
(1,3)	1:A:84:LYS:HA	2:B:10:G:OP1	3	1.1
(1,3)	1:A:84:LYS:HA	2:B:10:G:OP2	3	1.1
(1,3)	1:A:84:LYS:HA	2:B:10:G:P	3	1.1
(1,3)	1:A:84:LYS:HA	2:B:11:A:C1'	3	1.1
(1,3)	1:A:84:LYS:HA	2:B:11:A:C2	3	1.1
(1,3)	1:A:84:LYS:HA	2:B:11:A:C2'	3	1.1
(1,3)	1:A:84:LYS:HA	2:B:11:A:C3'	3	1.1
(1,3)	1:A:84:LYS:HA	2:B:11:A:C4	3	1.1
(1,3)	1:A:84:LYS:HA	2:B:11:A:C4'	3	1.1
(1,3)	1:A:84:LYS:HA	2:B:11:A:C5	3	1.1
(1,3)	1:A:84:LYS:HA	2:B:11:A:C5'	3	1.1
(1,3)	1:A:84:LYS:HA	2:B:11:A:C6	3	1.1
(1,3)	1:A:84:LYS:HA	2:B:11:A:C8	3	1.1
(1,3)	1:A:84:LYS:HA	2:B:11:A:H1'	3	1.1
(1,3)	1:A:84:LYS:HA	2:B:11:A:H2	3	1.1
(1,3)	1:A:84:LYS:HA	2:B:11:A:H2'	3	1.1
(1,3)	1:A:84:LYS:HA	2:B:11:A:H3'	3	1.1
(1,3)	1:A:84:LYS:HA	2:B:11:A:H4'	3	1.1
(1,3)	1:A:84:LYS:HA	2:B:11:A:H5'	3	1.1
(1,3)	1:A:84:LYS:HA	2:B:11:A:H5''	3	1.1
(1,3)	1:A:84:LYS:HA	2:B:11:A:H61	3	1.1
(1,3)	1:A:84:LYS:HA	2:B:11:A:H62	3	1.1
(1,3)	1:A:84:LYS:HA	2:B:11:A:H8	3	1.1
(1,3)	1:A:84:LYS:HA	2:B:11:A:HO2'	3	1.1
(1,3)	1:A:84:LYS:HA	2:B:11:A:N1	3	1.1
(1,3)	1:A:84:LYS:HA	2:B:11:A:N3	3	1.1
(1,3)	1:A:84:LYS:HA	2:B:11:A:N6	3	1.1
(1,3)	1:A:84:LYS:HA	2:B:11:A:N7	3	1.1
(1,3)	1:A:84:LYS:HA	2:B:11:A:N9	3	1.1

Continued on next page...

Continued from previous page...

Key	Atom-1	Atom-2	Model ID	Violation (Å)
(1,3)	1:A:84:LYS:HA	2:B:11:A:O2'	3	1.1
(1,3)	1:A:84:LYS:HA	2:B:11:A:O3'	3	1.1
(1,3)	1:A:84:LYS:HA	2:B:11:A:O4'	3	1.1
(1,3)	1:A:84:LYS:HA	2:B:11:A:O5'	3	1.1
(1,3)	1:A:84:LYS:HA	2:B:11:A:OP1	3	1.1
(1,3)	1:A:84:LYS:HA	2:B:11:A:OP2	3	1.1
(1,3)	1:A:84:LYS:HA	2:B:11:A:P	3	1.1
(1,3)	1:A:84:LYS:HA	2:B:12:A:C1'	3	1.1
(1,3)	1:A:84:LYS:HA	2:B:12:A:C2	3	1.1
(1,3)	1:A:84:LYS:HA	2:B:12:A:C2'	3	1.1
(1,3)	1:A:84:LYS:HA	2:B:12:A:C3'	3	1.1
(1,3)	1:A:84:LYS:HA	2:B:12:A:C4	3	1.1
(1,3)	1:A:84:LYS:HA	2:B:12:A:C4'	3	1.1
(1,3)	1:A:84:LYS:HA	2:B:12:A:C5	3	1.1
(1,3)	1:A:84:LYS:HA	2:B:12:A:C5'	3	1.1
(1,3)	1:A:84:LYS:HA	2:B:12:A:C6	3	1.1
(1,3)	1:A:84:LYS:HA	2:B:12:A:C8	3	1.1
(1,3)	1:A:84:LYS:HA	2:B:12:A:H1'	3	1.1
(1,3)	1:A:84:LYS:HA	2:B:12:A:H2	3	1.1
(1,3)	1:A:84:LYS:HA	2:B:12:A:H2'	3	1.1
(1,3)	1:A:84:LYS:HA	2:B:12:A:H3'	3	1.1
(1,3)	1:A:84:LYS:HA	2:B:12:A:H4'	3	1.1
(1,3)	1:A:84:LYS:HA	2:B:12:A:H5'	3	1.1
(1,3)	1:A:84:LYS:HA	2:B:12:A:H5''	3	1.1
(1,3)	1:A:84:LYS:HA	2:B:12:A:H61	3	1.1
(1,3)	1:A:84:LYS:HA	2:B:12:A:H62	3	1.1
(1,3)	1:A:84:LYS:HA	2:B:12:A:H8	3	1.1
(1,3)	1:A:84:LYS:HA	2:B:12:A:HO2'	3	1.1
(1,3)	1:A:84:LYS:HA	2:B:12:A:N1	3	1.1
(1,3)	1:A:84:LYS:HA	2:B:12:A:N3	3	1.1
(1,3)	1:A:84:LYS:HA	2:B:12:A:N6	3	1.1
(1,3)	1:A:84:LYS:HA	2:B:12:A:N7	3	1.1
(1,3)	1:A:84:LYS:HA	2:B:12:A:N9	3	1.1
(1,3)	1:A:84:LYS:HA	2:B:12:A:O2'	3	1.1
(1,3)	1:A:84:LYS:HA	2:B:12:A:O3'	3	1.1
(1,3)	1:A:84:LYS:HA	2:B:12:A:O4'	3	1.1
(1,3)	1:A:84:LYS:HA	2:B:12:A:O5'	3	1.1
(1,3)	1:A:84:LYS:HA	2:B:12:A:OP1	3	1.1
(1,3)	1:A:84:LYS:HA	2:B:12:A:OP2	3	1.1
(1,3)	1:A:84:LYS:HA	2:B:12:A:P	3	1.1
(1,3)	1:A:84:LYS:HA	2:B:13:A:C1'	3	1.1
(1,3)	1:A:84:LYS:HA	2:B:13:A:C2	3	1.1

Continued on next page...

Continued from previous page...

Key	Atom-1	Atom-2	Model ID	Violation (Å)
(1,3)	1:A:84:LYS:HA	2:B:13:A:C2'	3	1.1
(1,3)	1:A:84:LYS:HA	2:B:13:A:C3'	3	1.1
(1,3)	1:A:84:LYS:HA	2:B:13:A:C4	3	1.1
(1,3)	1:A:84:LYS:HA	2:B:13:A:C4'	3	1.1
(1,3)	1:A:84:LYS:HA	2:B:13:A:C5	3	1.1
(1,3)	1:A:84:LYS:HA	2:B:13:A:C5'	3	1.1
(1,3)	1:A:84:LYS:HA	2:B:13:A:C6	3	1.1
(1,3)	1:A:84:LYS:HA	2:B:13:A:C8	3	1.1
(1,3)	1:A:84:LYS:HA	2:B:13:A:H1'	3	1.1
(1,3)	1:A:84:LYS:HA	2:B:13:A:H2	3	1.1
(1,3)	1:A:84:LYS:HA	2:B:13:A:H2'	3	1.1
(1,3)	1:A:84:LYS:HA	2:B:13:A:H3'	3	1.1
(1,3)	1:A:84:LYS:HA	2:B:13:A:H4'	3	1.1
(1,3)	1:A:84:LYS:HA	2:B:13:A:H5'	3	1.1
(1,3)	1:A:84:LYS:HA	2:B:13:A:H5''	3	1.1
(1,3)	1:A:84:LYS:HA	2:B:13:A:H61	3	1.1
(1,3)	1:A:84:LYS:HA	2:B:13:A:H62	3	1.1
(1,3)	1:A:84:LYS:HA	2:B:13:A:H8	3	1.1
(1,3)	1:A:84:LYS:HA	2:B:13:A:HO2'	3	1.1
(1,3)	1:A:84:LYS:HA	2:B:13:A:N1	3	1.1
(1,3)	1:A:84:LYS:HA	2:B:13:A:N3	3	1.1
(1,3)	1:A:84:LYS:HA	2:B:13:A:N6	3	1.1
(1,3)	1:A:84:LYS:HA	2:B:13:A:N7	3	1.1
(1,3)	1:A:84:LYS:HA	2:B:13:A:N9	3	1.1
(1,3)	1:A:84:LYS:HA	2:B:13:A:O2'	3	1.1
(1,3)	1:A:84:LYS:HA	2:B:13:A:O3'	3	1.1
(1,3)	1:A:84:LYS:HA	2:B:13:A:O4'	3	1.1
(1,3)	1:A:84:LYS:HA	2:B:13:A:O5'	3	1.1
(1,3)	1:A:84:LYS:HA	2:B:13:A:OP1	3	1.1
(1,3)	1:A:84:LYS:HA	2:B:13:A:OP2	3	1.1
(1,3)	1:A:84:LYS:HA	2:B:13:A:P	3	1.1
(1,3)	1:A:84:LYS:HA	2:B:14:G:C1'	3	1.1
(1,3)	1:A:84:LYS:HA	2:B:14:G:C2	3	1.1
(1,3)	1:A:84:LYS:HA	2:B:14:G:C2'	3	1.1
(1,3)	1:A:84:LYS:HA	2:B:14:G:C3'	3	1.1
(1,3)	1:A:84:LYS:HA	2:B:14:G:C4	3	1.1
(1,3)	1:A:84:LYS:HA	2:B:14:G:C4'	3	1.1
(1,3)	1:A:84:LYS:HA	2:B:14:G:C5	3	1.1
(1,3)	1:A:84:LYS:HA	2:B:14:G:C5'	3	1.1
(1,3)	1:A:84:LYS:HA	2:B:14:G:C6	3	1.1
(1,3)	1:A:84:LYS:HA	2:B:14:G:C8	3	1.1
(1,3)	1:A:84:LYS:HA	2:B:14:G:H1	3	1.1

Continued on next page...

Continued from previous page...

Key	Atom-1	Atom-2	Model ID	Violation (Å)
(1,3)	1:A:84:LYS:HA	2:B:14:G:H1'	3	1.1
(1,3)	1:A:84:LYS:HA	2:B:14:G:H2'	3	1.1
(1,3)	1:A:84:LYS:HA	2:B:14:G:H21	3	1.1
(1,3)	1:A:84:LYS:HA	2:B:14:G:H22	3	1.1
(1,3)	1:A:84:LYS:HA	2:B:14:G:H3'	3	1.1
(1,3)	1:A:84:LYS:HA	2:B:14:G:H4'	3	1.1
(1,3)	1:A:84:LYS:HA	2:B:14:G:H5'	3	1.1
(1,3)	1:A:84:LYS:HA	2:B:14:G:H5''	3	1.1
(1,3)	1:A:84:LYS:HA	2:B:14:G:H8	3	1.1
(1,3)	1:A:84:LYS:HA	2:B:14:G:HO2'	3	1.1
(1,3)	1:A:84:LYS:HA	2:B:14:G:N1	3	1.1
(1,3)	1:A:84:LYS:HA	2:B:14:G:N2	3	1.1
(1,3)	1:A:84:LYS:HA	2:B:14:G:N3	3	1.1
(1,3)	1:A:84:LYS:HA	2:B:14:G:N7	3	1.1
(1,3)	1:A:84:LYS:HA	2:B:14:G:N9	3	1.1
(1,3)	1:A:84:LYS:HA	2:B:14:G:O2'	3	1.1
(1,3)	1:A:84:LYS:HA	2:B:14:G:O3'	3	1.1
(1,3)	1:A:84:LYS:HA	2:B:14:G:O4'	3	1.1
(1,3)	1:A:84:LYS:HA	2:B:14:G:O5'	3	1.1
(1,3)	1:A:84:LYS:HA	2:B:14:G:O6	3	1.1
(1,3)	1:A:84:LYS:HA	2:B:14:G:OP1	3	1.1
(1,3)	1:A:84:LYS:HA	2:B:14:G:OP2	3	1.1
(1,3)	1:A:84:LYS:HA	2:B:14:G:P	3	1.1
(1,3)	1:A:84:LYS:HA	2:B:15:A:C1'	3	1.1
(1,3)	1:A:84:LYS:HA	2:B:15:A:C2	3	1.1
(1,3)	1:A:84:LYS:HA	2:B:15:A:C2'	3	1.1
(1,3)	1:A:84:LYS:HA	2:B:15:A:C3'	3	1.1
(1,3)	1:A:84:LYS:HA	2:B:15:A:C4	3	1.1
(1,3)	1:A:84:LYS:HA	2:B:15:A:C4'	3	1.1
(1,3)	1:A:84:LYS:HA	2:B:15:A:C5	3	1.1
(1,3)	1:A:84:LYS:HA	2:B:15:A:C5'	3	1.1
(1,3)	1:A:84:LYS:HA	2:B:15:A:C6	3	1.1
(1,3)	1:A:84:LYS:HA	2:B:15:A:C8	3	1.1
(1,3)	1:A:84:LYS:HA	2:B:15:A:H1'	3	1.1
(1,3)	1:A:84:LYS:HA	2:B:15:A:H2	3	1.1
(1,3)	1:A:84:LYS:HA	2:B:15:A:H2'	3	1.1
(1,3)	1:A:84:LYS:HA	2:B:15:A:H3'	3	1.1
(1,3)	1:A:84:LYS:HA	2:B:15:A:H4'	3	1.1
(1,3)	1:A:84:LYS:HA	2:B:15:A:H5'	3	1.1
(1,3)	1:A:84:LYS:HA	2:B:15:A:H5''	3	1.1
(1,3)	1:A:84:LYS:HA	2:B:15:A:H61	3	1.1
(1,3)	1:A:84:LYS:HA	2:B:15:A:H62	3	1.1

Continued on next page...

Continued from previous page...

Key	Atom-1	Atom-2	Model ID	Violation (Å)
(1,3)	1:A:84:LYS:HA	2:B:15:A:H8	3	1.1
(1,3)	1:A:84:LYS:HA	2:B:15:A:HO2'	3	1.1
(1,3)	1:A:84:LYS:HA	2:B:15:A:N1	3	1.1
(1,3)	1:A:84:LYS:HA	2:B:15:A:N3	3	1.1
(1,3)	1:A:84:LYS:HA	2:B:15:A:N6	3	1.1
(1,3)	1:A:84:LYS:HA	2:B:15:A:N7	3	1.1
(1,3)	1:A:84:LYS:HA	2:B:15:A:N9	3	1.1
(1,3)	1:A:84:LYS:HA	2:B:15:A:O2'	3	1.1
(1,3)	1:A:84:LYS:HA	2:B:15:A:O3'	3	1.1
(1,3)	1:A:84:LYS:HA	2:B:15:A:O4'	3	1.1
(1,3)	1:A:84:LYS:HA	2:B:15:A:O5'	3	1.1
(1,3)	1:A:84:LYS:HA	2:B:15:A:OP1	3	1.1
(1,3)	1:A:84:LYS:HA	2:B:15:A:OP2	3	1.1
(1,3)	1:A:84:LYS:HA	2:B:15:A:P	3	1.1
(1,3)	1:A:84:LYS:HA	2:B:16:G:C1'	3	1.1
(1,3)	1:A:84:LYS:HA	2:B:16:G:C2	3	1.1
(1,3)	1:A:84:LYS:HA	2:B:16:G:C2'	3	1.1
(1,3)	1:A:84:LYS:HA	2:B:16:G:C3'	3	1.1
(1,3)	1:A:84:LYS:HA	2:B:16:G:C4	3	1.1
(1,3)	1:A:84:LYS:HA	2:B:16:G:C4'	3	1.1
(1,3)	1:A:84:LYS:HA	2:B:16:G:C5	3	1.1
(1,3)	1:A:84:LYS:HA	2:B:16:G:C5'	3	1.1
(1,3)	1:A:84:LYS:HA	2:B:16:G:C6	3	1.1
(1,3)	1:A:84:LYS:HA	2:B:16:G:C8	3	1.1
(1,3)	1:A:84:LYS:HA	2:B:16:G:H1	3	1.1
(1,3)	1:A:84:LYS:HA	2:B:16:G:H1'	3	1.1
(1,3)	1:A:84:LYS:HA	2:B:16:G:H2'	3	1.1
(1,3)	1:A:84:LYS:HA	2:B:16:G:H21	3	1.1
(1,3)	1:A:84:LYS:HA	2:B:16:G:H22	3	1.1
(1,3)	1:A:84:LYS:HA	2:B:16:G:H3'	3	1.1
(1,3)	1:A:84:LYS:HA	2:B:16:G:H4'	3	1.1
(1,3)	1:A:84:LYS:HA	2:B:16:G:H5'	3	1.1
(1,3)	1:A:84:LYS:HA	2:B:16:G:H5''	3	1.1
(1,3)	1:A:84:LYS:HA	2:B:16:G:H8	3	1.1
(1,3)	1:A:84:LYS:HA	2:B:16:G:HO2'	3	1.1
(1,3)	1:A:84:LYS:HA	2:B:16:G:N1	3	1.1
(1,3)	1:A:84:LYS:HA	2:B:16:G:N2	3	1.1
(1,3)	1:A:84:LYS:HA	2:B:16:G:N3	3	1.1
(1,3)	1:A:84:LYS:HA	2:B:16:G:N7	3	1.1
(1,3)	1:A:84:LYS:HA	2:B:16:G:N9	3	1.1
(1,3)	1:A:84:LYS:HA	2:B:16:G:O2'	3	1.1
(1,3)	1:A:84:LYS:HA	2:B:16:G:O3'	3	1.1

Continued on next page...

Continued from previous page...

Key	Atom-1	Atom-2	Model ID	Violation (Å)
(1,3)	1:A:84:LYS:HA	2:B:16:G:O4'	3	1.1
(1,3)	1:A:84:LYS:HA	2:B:16:G:O5'	3	1.1
(1,3)	1:A:84:LYS:HA	2:B:16:G:O6	3	1.1
(1,3)	1:A:84:LYS:HA	2:B:16:G:OP1	3	1.1
(1,3)	1:A:84:LYS:HA	2:B:16:G:OP2	3	1.1
(1,3)	1:A:84:LYS:HA	2:B:16:G:P	3	1.1
(1,3)	1:A:84:LYS:HA	2:B:17:C:C1'	3	1.1
(1,3)	1:A:84:LYS:HA	2:B:17:C:C2	3	1.1
(1,3)	1:A:84:LYS:HA	2:B:17:C:C2'	3	1.1
(1,3)	1:A:84:LYS:HA	2:B:17:C:C3'	3	1.1
(1,3)	1:A:84:LYS:HA	2:B:17:C:C4	3	1.1
(1,3)	1:A:84:LYS:HA	2:B:17:C:C4'	3	1.1
(1,3)	1:A:84:LYS:HA	2:B:17:C:C5	3	1.1
(1,3)	1:A:84:LYS:HA	2:B:17:C:C5'	3	1.1
(1,3)	1:A:84:LYS:HA	2:B:17:C:C6	3	1.1
(1,3)	1:A:84:LYS:HA	2:B:17:C:H1'	3	1.1
(1,3)	1:A:84:LYS:HA	2:B:17:C:H2'	3	1.1
(1,3)	1:A:84:LYS:HA	2:B:17:C:H3'	3	1.1
(1,3)	1:A:84:LYS:HA	2:B:17:C:H4'	3	1.1
(1,3)	1:A:84:LYS:HA	2:B:17:C:H41	3	1.1
(1,3)	1:A:84:LYS:HA	2:B:17:C:H42	3	1.1
(1,3)	1:A:84:LYS:HA	2:B:17:C:H5	3	1.1
(1,3)	1:A:84:LYS:HA	2:B:17:C:H5'	3	1.1
(1,3)	1:A:84:LYS:HA	2:B:17:C:H5''	3	1.1
(1,3)	1:A:84:LYS:HA	2:B:17:C:H6	3	1.1
(1,3)	1:A:84:LYS:HA	2:B:17:C:HO2'	3	1.1
(1,3)	1:A:84:LYS:HA	2:B:17:C:N1	3	1.1
(1,3)	1:A:84:LYS:HA	2:B:17:C:N3	3	1.1
(1,3)	1:A:84:LYS:HA	2:B:17:C:N4	3	1.1
(1,3)	1:A:84:LYS:HA	2:B:17:C:O2	3	1.1
(1,3)	1:A:84:LYS:HA	2:B:17:C:O2'	3	1.1
(1,3)	1:A:84:LYS:HA	2:B:17:C:O3'	3	1.1
(1,3)	1:A:84:LYS:HA	2:B:17:C:O4'	3	1.1
(1,3)	1:A:84:LYS:HA	2:B:17:C:O5'	3	1.1
(1,3)	1:A:84:LYS:HA	2:B:17:C:OP1	3	1.1
(1,3)	1:A:84:LYS:HA	2:B:17:C:OP2	3	1.1
(1,3)	1:A:84:LYS:HA	2:B:17:C:P	3	1.1
(1,3)	1:A:84:LYS:HA	2:B:18:A:C1'	3	1.1
(1,3)	1:A:84:LYS:HA	2:B:18:A:C2	3	1.1
(1,3)	1:A:84:LYS:HA	2:B:18:A:C2'	3	1.1
(1,3)	1:A:84:LYS:HA	2:B:18:A:C3'	3	1.1
(1,3)	1:A:84:LYS:HA	2:B:18:A:C4	3	1.1

Continued on next page...

Continued from previous page...

Key	Atom-1	Atom-2	Model ID	Violation (Å)
(1,3)	1:A:84:LYS:HA	2:B:18:A:C4'	3	1.1
(1,3)	1:A:84:LYS:HA	2:B:18:A:C5	3	1.1
(1,3)	1:A:84:LYS:HA	2:B:18:A:C5'	3	1.1
(1,3)	1:A:84:LYS:HA	2:B:18:A:C6	3	1.1
(1,3)	1:A:84:LYS:HA	2:B:18:A:C8	3	1.1
(1,3)	1:A:84:LYS:HA	2:B:18:A:H1'	3	1.1
(1,3)	1:A:84:LYS:HA	2:B:18:A:H2	3	1.1
(1,3)	1:A:84:LYS:HA	2:B:18:A:H2'	3	1.1
(1,3)	1:A:84:LYS:HA	2:B:18:A:H3'	3	1.1
(1,3)	1:A:84:LYS:HA	2:B:18:A:H4'	3	1.1
(1,3)	1:A:84:LYS:HA	2:B:18:A:H5'	3	1.1
(1,3)	1:A:84:LYS:HA	2:B:18:A:H5''	3	1.1
(1,3)	1:A:84:LYS:HA	2:B:18:A:H61	3	1.1
(1,3)	1:A:84:LYS:HA	2:B:18:A:H62	3	1.1
(1,3)	1:A:84:LYS:HA	2:B:18:A:H8	3	1.1
(1,3)	1:A:84:LYS:HA	2:B:18:A:HO2'	3	1.1
(1,3)	1:A:84:LYS:HA	2:B:18:A:N1	3	1.1
(1,3)	1:A:84:LYS:HA	2:B:18:A:N3	3	1.1
(1,3)	1:A:84:LYS:HA	2:B:18:A:N6	3	1.1
(1,3)	1:A:84:LYS:HA	2:B:18:A:N7	3	1.1
(1,3)	1:A:84:LYS:HA	2:B:18:A:N9	3	1.1
(1,3)	1:A:84:LYS:HA	2:B:18:A:O2'	3	1.1
(1,3)	1:A:84:LYS:HA	2:B:18:A:O3'	3	1.1
(1,3)	1:A:84:LYS:HA	2:B:18:A:O4'	3	1.1
(1,3)	1:A:84:LYS:HA	2:B:18:A:O5'	3	1.1
(1,3)	1:A:84:LYS:HA	2:B:18:A:OP1	3	1.1
(1,3)	1:A:84:LYS:HA	2:B:18:A:OP2	3	1.1
(1,3)	1:A:84:LYS:HA	2:B:18:A:P	3	1.1
(1,3)	1:A:84:LYS:HA	2:B:19:A:C1'	3	1.1
(1,3)	1:A:84:LYS:HA	2:B:19:A:C2	3	1.1
(1,3)	1:A:84:LYS:HA	2:B:19:A:C2'	3	1.1
(1,3)	1:A:84:LYS:HA	2:B:19:A:C3'	3	1.1
(1,3)	1:A:84:LYS:HA	2:B:19:A:C4	3	1.1
(1,3)	1:A:84:LYS:HA	2:B:19:A:C4'	3	1.1
(1,3)	1:A:84:LYS:HA	2:B:19:A:C5	3	1.1
(1,3)	1:A:84:LYS:HA	2:B:19:A:C5'	3	1.1
(1,3)	1:A:84:LYS:HA	2:B:19:A:C6	3	1.1
(1,3)	1:A:84:LYS:HA	2:B:19:A:C8	3	1.1
(1,3)	1:A:84:LYS:HA	2:B:19:A:H1'	3	1.1
(1,3)	1:A:84:LYS:HA	2:B:19:A:H2	3	1.1
(1,3)	1:A:84:LYS:HA	2:B:19:A:H2'	3	1.1
(1,3)	1:A:84:LYS:HA	2:B:19:A:H3'	3	1.1

Continued on next page...

Continued from previous page...

Key	Atom-1	Atom-2	Model ID	Violation (Å)
(1,3)	1:A:84:LYS:HA	2:B:19:A:H4'	3	1.1
(1,3)	1:A:84:LYS:HA	2:B:19:A:H5'	3	1.1
(1,3)	1:A:84:LYS:HA	2:B:19:A:H5''	3	1.1
(1,3)	1:A:84:LYS:HA	2:B:19:A:H61	3	1.1
(1,3)	1:A:84:LYS:HA	2:B:19:A:H62	3	1.1
(1,3)	1:A:84:LYS:HA	2:B:19:A:H8	3	1.1
(1,3)	1:A:84:LYS:HA	2:B:19:A:HO2'	3	1.1
(1,3)	1:A:84:LYS:HA	2:B:19:A:N1	3	1.1
(1,3)	1:A:84:LYS:HA	2:B:19:A:N3	3	1.1
(1,3)	1:A:84:LYS:HA	2:B:19:A:N6	3	1.1
(1,3)	1:A:84:LYS:HA	2:B:19:A:N7	3	1.1
(1,3)	1:A:84:LYS:HA	2:B:19:A:N9	3	1.1
(1,3)	1:A:84:LYS:HA	2:B:19:A:O2'	3	1.1
(1,3)	1:A:84:LYS:HA	2:B:19:A:O3'	3	1.1
(1,3)	1:A:84:LYS:HA	2:B:19:A:O4'	3	1.1
(1,3)	1:A:84:LYS:HA	2:B:19:A:O5'	3	1.1
(1,3)	1:A:84:LYS:HA	2:B:19:A:OP1	3	1.1
(1,3)	1:A:84:LYS:HA	2:B:19:A:OP2	3	1.1
(1,3)	1:A:84:LYS:HA	2:B:19:A:P	3	1.1
(1,3)	1:A:84:LYS:HA	2:B:20:U:C1'	3	1.1
(1,3)	1:A:84:LYS:HA	2:B:20:U:C2	3	1.1
(1,3)	1:A:84:LYS:HA	2:B:20:U:C2'	3	1.1
(1,3)	1:A:84:LYS:HA	2:B:20:U:C3'	3	1.1
(1,3)	1:A:84:LYS:HA	2:B:20:U:C4	3	1.1
(1,3)	1:A:84:LYS:HA	2:B:20:U:C4'	3	1.1
(1,3)	1:A:84:LYS:HA	2:B:20:U:C5	3	1.1
(1,3)	1:A:84:LYS:HA	2:B:20:U:C5'	3	1.1
(1,3)	1:A:84:LYS:HA	2:B:20:U:C6	3	1.1
(1,3)	1:A:84:LYS:HA	2:B:20:U:H1'	3	1.1
(1,3)	1:A:84:LYS:HA	2:B:20:U:H2'	3	1.1
(1,3)	1:A:84:LYS:HA	2:B:20:U:H3	3	1.1
(1,3)	1:A:84:LYS:HA	2:B:20:U:H3'	3	1.1
(1,3)	1:A:84:LYS:HA	2:B:20:U:H4'	3	1.1
(1,3)	1:A:84:LYS:HA	2:B:20:U:H5	3	1.1
(1,3)	1:A:84:LYS:HA	2:B:20:U:H5'	3	1.1
(1,3)	1:A:84:LYS:HA	2:B:20:U:H5''	3	1.1
(1,3)	1:A:84:LYS:HA	2:B:20:U:H6	3	1.1
(1,3)	1:A:84:LYS:HA	2:B:20:U:HO2'	3	1.1
(1,3)	1:A:84:LYS:HA	2:B:20:U:N1	3	1.1
(1,3)	1:A:84:LYS:HA	2:B:20:U:N3	3	1.1
(1,3)	1:A:84:LYS:HA	2:B:20:U:O2	3	1.1
(1,3)	1:A:84:LYS:HA	2:B:20:U:O2'	3	1.1

Continued on next page...

Continued from previous page...

Key	Atom-1	Atom-2	Model ID	Violation (Å)
(1,3)	1:A:84:LYS:HA	2:B:20:U:O3'	3	1.1
(1,3)	1:A:84:LYS:HA	2:B:20:U:O4	3	1.1
(1,3)	1:A:84:LYS:HA	2:B:20:U:O4'	3	1.1
(1,3)	1:A:84:LYS:HA	2:B:20:U:O5'	3	1.1
(1,3)	1:A:84:LYS:HA	2:B:20:U:OP1	3	1.1
(1,3)	1:A:84:LYS:HA	2:B:20:U:OP2	3	1.1
(1,3)	1:A:84:LYS:HA	2:B:20:U:P	3	1.1
(1,3)	1:A:84:LYS:HA	2:B:21:G:C1'	3	1.1
(1,3)	1:A:84:LYS:HA	2:B:21:G:C2	3	1.1
(1,3)	1:A:84:LYS:HA	2:B:21:G:C2'	3	1.1
(1,3)	1:A:84:LYS:HA	2:B:21:G:C3'	3	1.1
(1,3)	1:A:84:LYS:HA	2:B:21:G:C4	3	1.1
(1,3)	1:A:84:LYS:HA	2:B:21:G:C4'	3	1.1
(1,3)	1:A:84:LYS:HA	2:B:21:G:C5	3	1.1
(1,3)	1:A:84:LYS:HA	2:B:21:G:C5'	3	1.1
(1,3)	1:A:84:LYS:HA	2:B:21:G:C6	3	1.1
(1,3)	1:A:84:LYS:HA	2:B:21:G:C8	3	1.1
(1,3)	1:A:84:LYS:HA	2:B:21:G:H1	3	1.1
(1,3)	1:A:84:LYS:HA	2:B:21:G:H1'	3	1.1
(1,3)	1:A:84:LYS:HA	2:B:21:G:H2'	3	1.1
(1,3)	1:A:84:LYS:HA	2:B:21:G:H21	3	1.1
(1,3)	1:A:84:LYS:HA	2:B:21:G:H22	3	1.1
(1,3)	1:A:84:LYS:HA	2:B:21:G:H3'	3	1.1
(1,3)	1:A:84:LYS:HA	2:B:21:G:H4'	3	1.1
(1,3)	1:A:84:LYS:HA	2:B:21:G:H5'	3	1.1
(1,3)	1:A:84:LYS:HA	2:B:21:G:H5''	3	1.1
(1,3)	1:A:84:LYS:HA	2:B:21:G:H8	3	1.1
(1,3)	1:A:84:LYS:HA	2:B:21:G:HO2'	3	1.1
(1,3)	1:A:84:LYS:HA	2:B:21:G:N1	3	1.1
(1,3)	1:A:84:LYS:HA	2:B:21:G:N2	3	1.1
(1,3)	1:A:84:LYS:HA	2:B:21:G:N3	3	1.1
(1,3)	1:A:84:LYS:HA	2:B:21:G:N7	3	1.1
(1,3)	1:A:84:LYS:HA	2:B:21:G:N9	3	1.1
(1,3)	1:A:84:LYS:HA	2:B:21:G:O2'	3	1.1
(1,3)	1:A:84:LYS:HA	2:B:21:G:O3'	3	1.1
(1,3)	1:A:84:LYS:HA	2:B:21:G:O4'	3	1.1
(1,3)	1:A:84:LYS:HA	2:B:21:G:O5'	3	1.1
(1,3)	1:A:84:LYS:HA	2:B:21:G:O6	3	1.1
(1,3)	1:A:84:LYS:HA	2:B:21:G:OP1	3	1.1
(1,3)	1:A:84:LYS:HA	2:B:21:G:OP2	3	1.1
(1,3)	1:A:84:LYS:HA	2:B:21:G:P	3	1.1
(1,3)	1:A:84:LYS:HA	2:B:22:A:C1'	3	1.1

Continued on next page...

Continued from previous page...

Key	Atom-1	Atom-2	Model ID	Violation (Å)
(1,3)	1:A:84:LYS:HA	2:B:22:A:C2	3	1.1
(1,3)	1:A:84:LYS:HA	2:B:22:A:C2'	3	1.1
(1,3)	1:A:84:LYS:HA	2:B:22:A:C3'	3	1.1
(1,3)	1:A:84:LYS:HA	2:B:22:A:C4	3	1.1
(1,3)	1:A:84:LYS:HA	2:B:22:A:C4'	3	1.1
(1,3)	1:A:84:LYS:HA	2:B:22:A:C5	3	1.1
(1,3)	1:A:84:LYS:HA	2:B:22:A:C5'	3	1.1
(1,3)	1:A:84:LYS:HA	2:B:22:A:C6	3	1.1
(1,3)	1:A:84:LYS:HA	2:B:22:A:C8	3	1.1
(1,3)	1:A:84:LYS:HA	2:B:22:A:H1'	3	1.1
(1,3)	1:A:84:LYS:HA	2:B:22:A:H2	3	1.1
(1,3)	1:A:84:LYS:HA	2:B:22:A:H2'	3	1.1
(1,3)	1:A:84:LYS:HA	2:B:22:A:H3'	3	1.1
(1,3)	1:A:84:LYS:HA	2:B:22:A:H4'	3	1.1
(1,3)	1:A:84:LYS:HA	2:B:22:A:H5'	3	1.1
(1,3)	1:A:84:LYS:HA	2:B:22:A:H5''	3	1.1
(1,3)	1:A:84:LYS:HA	2:B:22:A:H61	3	1.1
(1,3)	1:A:84:LYS:HA	2:B:22:A:H62	3	1.1
(1,3)	1:A:84:LYS:HA	2:B:22:A:H8	3	1.1
(1,3)	1:A:84:LYS:HA	2:B:22:A:HO2'	3	1.1
(1,3)	1:A:84:LYS:HA	2:B:22:A:N1	3	1.1
(1,3)	1:A:84:LYS:HA	2:B:22:A:N3	3	1.1
(1,3)	1:A:84:LYS:HA	2:B:22:A:N6	3	1.1
(1,3)	1:A:84:LYS:HA	2:B:22:A:N7	3	1.1
(1,3)	1:A:84:LYS:HA	2:B:22:A:N9	3	1.1
(1,3)	1:A:84:LYS:HA	2:B:22:A:O2'	3	1.1
(1,3)	1:A:84:LYS:HA	2:B:22:A:O3'	3	1.1
(1,3)	1:A:84:LYS:HA	2:B:22:A:O4'	3	1.1
(1,3)	1:A:84:LYS:HA	2:B:22:A:O5'	3	1.1
(1,3)	1:A:84:LYS:HA	2:B:22:A:OP1	3	1.1
(1,3)	1:A:84:LYS:HA	2:B:22:A:OP2	3	1.1
(1,3)	1:A:84:LYS:HA	2:B:22:A:P	3	1.1
(1,3)	1:A:84:LYS:HA	2:B:23:U:C1'	3	1.1
(1,3)	1:A:84:LYS:HA	2:B:23:U:C2	3	1.1
(1,3)	1:A:84:LYS:HA	2:B:23:U:C2'	3	1.1
(1,3)	1:A:84:LYS:HA	2:B:23:U:C3'	3	1.1
(1,3)	1:A:84:LYS:HA	2:B:23:U:C4	3	1.1
(1,3)	1:A:84:LYS:HA	2:B:23:U:C4'	3	1.1
(1,3)	1:A:84:LYS:HA	2:B:23:U:C5	3	1.1
(1,3)	1:A:84:LYS:HA	2:B:23:U:C5'	3	1.1
(1,3)	1:A:84:LYS:HA	2:B:23:U:C6	3	1.1
(1,3)	1:A:84:LYS:HA	2:B:23:U:H1'	3	1.1

Continued on next page...

Continued from previous page...

Key	Atom-1	Atom-2	Model ID	Violation (Å)
(1,3)	1:A:84:LYS:HA	2:B:23:U:H2'	3	1.1
(1,3)	1:A:84:LYS:HA	2:B:23:U:H3	3	1.1
(1,3)	1:A:84:LYS:HA	2:B:23:U:H3'	3	1.1
(1,3)	1:A:84:LYS:HA	2:B:23:U:H4'	3	1.1
(1,3)	1:A:84:LYS:HA	2:B:23:U:H5	3	1.1
(1,3)	1:A:84:LYS:HA	2:B:23:U:H5'	3	1.1
(1,3)	1:A:84:LYS:HA	2:B:23:U:H5''	3	1.1
(1,3)	1:A:84:LYS:HA	2:B:23:U:H6	3	1.1
(1,3)	1:A:84:LYS:HA	2:B:23:U:HO2'	3	1.1
(1,3)	1:A:84:LYS:HA	2:B:23:U:N1	3	1.1
(1,3)	1:A:84:LYS:HA	2:B:23:U:N3	3	1.1
(1,3)	1:A:84:LYS:HA	2:B:23:U:O2	3	1.1
(1,3)	1:A:84:LYS:HA	2:B:23:U:O2'	3	1.1
(1,3)	1:A:84:LYS:HA	2:B:23:U:O3'	3	1.1
(1,3)	1:A:84:LYS:HA	2:B:23:U:O4	3	1.1
(1,3)	1:A:84:LYS:HA	2:B:23:U:O4'	3	1.1
(1,3)	1:A:84:LYS:HA	2:B:23:U:O5'	3	1.1
(1,3)	1:A:84:LYS:HA	2:B:23:U:OP1	3	1.1
(1,3)	1:A:84:LYS:HA	2:B:23:U:OP2	3	1.1
(1,3)	1:A:84:LYS:HA	2:B:23:U:P	3	1.1
(1,3)	1:A:84:LYS:HA	2:B:24:G:C1'	3	1.1
(1,3)	1:A:84:LYS:HA	2:B:24:G:C2	3	1.1
(1,3)	1:A:84:LYS:HA	2:B:24:G:C2'	3	1.1
(1,3)	1:A:84:LYS:HA	2:B:24:G:C3'	3	1.1
(1,3)	1:A:84:LYS:HA	2:B:24:G:C4	3	1.1
(1,3)	1:A:84:LYS:HA	2:B:24:G:C4'	3	1.1
(1,3)	1:A:84:LYS:HA	2:B:24:G:C5	3	1.1
(1,3)	1:A:84:LYS:HA	2:B:24:G:C5'	3	1.1
(1,3)	1:A:84:LYS:HA	2:B:24:G:C6	3	1.1
(1,3)	1:A:84:LYS:HA	2:B:24:G:C8	3	1.1
(1,3)	1:A:84:LYS:HA	2:B:24:G:H1	3	1.1
(1,3)	1:A:84:LYS:HA	2:B:24:G:H1'	3	1.1
(1,3)	1:A:84:LYS:HA	2:B:24:G:H2'	3	1.1
(1,3)	1:A:84:LYS:HA	2:B:24:G:H21	3	1.1
(1,3)	1:A:84:LYS:HA	2:B:24:G:H22	3	1.1
(1,3)	1:A:84:LYS:HA	2:B:24:G:H3'	3	1.1
(1,3)	1:A:84:LYS:HA	2:B:24:G:H4'	3	1.1
(1,3)	1:A:84:LYS:HA	2:B:24:G:H5'	3	1.1
(1,3)	1:A:84:LYS:HA	2:B:24:G:H5''	3	1.1
(1,3)	1:A:84:LYS:HA	2:B:24:G:H8	3	1.1
(1,3)	1:A:84:LYS:HA	2:B:24:G:HO2'	3	1.1
(1,3)	1:A:84:LYS:HA	2:B:24:G:N1	3	1.1

Continued on next page...

Continued from previous page...

Key	Atom-1	Atom-2	Model ID	Violation (Å)
(1,3)	1:A:84:LYS:HA	2:B:24:G:N2	3	1.1
(1,3)	1:A:84:LYS:HA	2:B:24:G:N3	3	1.1
(1,3)	1:A:84:LYS:HA	2:B:24:G:N7	3	1.1
(1,3)	1:A:84:LYS:HA	2:B:24:G:N9	3	1.1
(1,3)	1:A:84:LYS:HA	2:B:24:G:O2'	3	1.1
(1,3)	1:A:84:LYS:HA	2:B:24:G:O3'	3	1.1
(1,3)	1:A:84:LYS:HA	2:B:24:G:O4'	3	1.1
(1,3)	1:A:84:LYS:HA	2:B:24:G:O5'	3	1.1
(1,3)	1:A:84:LYS:HA	2:B:24:G:O6	3	1.1
(1,3)	1:A:84:LYS:HA	2:B:24:G:OP1	3	1.1
(1,3)	1:A:84:LYS:HA	2:B:24:G:OP2	3	1.1
(1,3)	1:A:84:LYS:HA	2:B:24:G:P	3	1.1
(1,3)	1:A:84:LYS:HB2	2:B:2:C:C1'	3	1.1
(1,3)	1:A:84:LYS:HB2	2:B:2:C:C2	3	1.1
(1,3)	1:A:84:LYS:HB2	2:B:2:C:C2'	3	1.1
(1,3)	1:A:84:LYS:HB2	2:B:2:C:C3'	3	1.1
(1,3)	1:A:84:LYS:HB2	2:B:2:C:C4	3	1.1
(1,3)	1:A:84:LYS:HB2	2:B:2:C:C4'	3	1.1
(1,3)	1:A:84:LYS:HB2	2:B:2:C:C5	3	1.1
(1,3)	1:A:84:LYS:HB2	2:B:2:C:C5'	3	1.1
(1,3)	1:A:84:LYS:HB2	2:B:2:C:C6	3	1.1
(1,3)	1:A:84:LYS:HB2	2:B:2:C:H1'	3	1.1
(1,3)	1:A:84:LYS:HB2	2:B:2:C:H2'	3	1.1
(1,3)	1:A:84:LYS:HB2	2:B:2:C:H3'	3	1.1
(1,3)	1:A:84:LYS:HB2	2:B:2:C:H4'	3	1.1
(1,3)	1:A:84:LYS:HB2	2:B:2:C:H41	3	1.1
(1,3)	1:A:84:LYS:HB2	2:B:2:C:H42	3	1.1
(1,3)	1:A:84:LYS:HB2	2:B:2:C:H5	3	1.1
(1,3)	1:A:84:LYS:HB2	2:B:2:C:H5'	3	1.1
(1,3)	1:A:84:LYS:HB2	2:B:2:C:H5''	3	1.1
(1,3)	1:A:84:LYS:HB2	2:B:2:C:H6	3	1.1
(1,3)	1:A:84:LYS:HB2	2:B:2:C:HO2'	3	1.1
(1,3)	1:A:84:LYS:HB2	2:B:2:C:N1	3	1.1
(1,3)	1:A:84:LYS:HB2	2:B:2:C:N3	3	1.1
(1,3)	1:A:84:LYS:HB2	2:B:2:C:N4	3	1.1
(1,3)	1:A:84:LYS:HB2	2:B:2:C:O2	3	1.1
(1,3)	1:A:84:LYS:HB2	2:B:2:C:O2'	3	1.1
(1,3)	1:A:84:LYS:HB2	2:B:2:C:O3'	3	1.1
(1,3)	1:A:84:LYS:HB2	2:B:2:C:O4'	3	1.1
(1,3)	1:A:84:LYS:HB2	2:B:2:C:O5'	3	1.1
(1,3)	1:A:84:LYS:HB2	2:B:3:U:C1'	3	1.1
(1,3)	1:A:84:LYS:HB2	2:B:3:U:C2	3	1.1

Continued on next page...

Continued from previous page...

Key	Atom-1	Atom-2	Model ID	Violation (Å)
(1,3)	1:A:84:LYS:HB2	2:B:3:U:C2'	3	1.1
(1,3)	1:A:84:LYS:HB2	2:B:3:U:C3'	3	1.1
(1,3)	1:A:84:LYS:HB2	2:B:3:U:C4	3	1.1
(1,3)	1:A:84:LYS:HB2	2:B:3:U:C4'	3	1.1
(1,3)	1:A:84:LYS:HB2	2:B:3:U:C5	3	1.1
(1,3)	1:A:84:LYS:HB2	2:B:3:U:C5'	3	1.1
(1,3)	1:A:84:LYS:HB2	2:B:3:U:C6	3	1.1
(1,3)	1:A:84:LYS:HB2	2:B:3:U:H1'	3	1.1
(1,3)	1:A:84:LYS:HB2	2:B:3:U:H2'	3	1.1
(1,3)	1:A:84:LYS:HB2	2:B:3:U:H3	3	1.1
(1,3)	1:A:84:LYS:HB2	2:B:3:U:H3'	3	1.1
(1,3)	1:A:84:LYS:HB2	2:B:3:U:H4'	3	1.1
(1,3)	1:A:84:LYS:HB2	2:B:3:U:H5	3	1.1
(1,3)	1:A:84:LYS:HB2	2:B:3:U:H5'	3	1.1
(1,3)	1:A:84:LYS:HB2	2:B:3:U:H5''	3	1.1
(1,3)	1:A:84:LYS:HB2	2:B:3:U:H6	3	1.1
(1,3)	1:A:84:LYS:HB2	2:B:3:U:HO2'	3	1.1
(1,3)	1:A:84:LYS:HB2	2:B:3:U:N1	3	1.1
(1,3)	1:A:84:LYS:HB2	2:B:3:U:N3	3	1.1
(1,3)	1:A:84:LYS:HB2	2:B:3:U:O2	3	1.1
(1,3)	1:A:84:LYS:HB2	2:B:3:U:O2'	3	1.1
(1,3)	1:A:84:LYS:HB2	2:B:3:U:O3'	3	1.1
(1,3)	1:A:84:LYS:HB2	2:B:3:U:O4	3	1.1
(1,3)	1:A:84:LYS:HB2	2:B:3:U:O4'	3	1.1
(1,3)	1:A:84:LYS:HB2	2:B:3:U:O5'	3	1.1
(1,3)	1:A:84:LYS:HB2	2:B:3:U:OP1	3	1.1
(1,3)	1:A:84:LYS:HB2	2:B:3:U:OP2	3	1.1
(1,3)	1:A:84:LYS:HB2	2:B:3:U:P	3	1.1
(1,3)	1:A:84:LYS:HB2	2:B:4:G:C1'	3	1.1
(1,3)	1:A:84:LYS:HB2	2:B:4:G:C2	3	1.1
(1,3)	1:A:84:LYS:HB2	2:B:4:G:C2'	3	1.1
(1,3)	1:A:84:LYS:HB2	2:B:4:G:C3'	3	1.1
(1,3)	1:A:84:LYS:HB2	2:B:4:G:C4	3	1.1
(1,3)	1:A:84:LYS:HB2	2:B:4:G:C4'	3	1.1
(1,3)	1:A:84:LYS:HB2	2:B:4:G:C5	3	1.1
(1,3)	1:A:84:LYS:HB2	2:B:4:G:C5'	3	1.1
(1,3)	1:A:84:LYS:HB2	2:B:4:G:C6	3	1.1
(1,3)	1:A:84:LYS:HB2	2:B:4:G:C8	3	1.1
(1,3)	1:A:84:LYS:HB2	2:B:4:G:H1	3	1.1
(1,3)	1:A:84:LYS:HB2	2:B:4:G:H1'	3	1.1
(1,3)	1:A:84:LYS:HB2	2:B:4:G:H2'	3	1.1
(1,3)	1:A:84:LYS:HB2	2:B:4:G:H21	3	1.1

Continued on next page...

Continued from previous page...

Key	Atom-1	Atom-2	Model ID	Violation (Å)
(1,3)	1:A:84:LYS:HB2	2:B:4:G:H22	3	1.1
(1,3)	1:A:84:LYS:HB2	2:B:4:G:H3'	3	1.1
(1,3)	1:A:84:LYS:HB2	2:B:4:G:H4'	3	1.1
(1,3)	1:A:84:LYS:HB2	2:B:4:G:H5'	3	1.1
(1,3)	1:A:84:LYS:HB2	2:B:4:G:H5''	3	1.1
(1,3)	1:A:84:LYS:HB2	2:B:4:G:H8	3	1.1
(1,3)	1:A:84:LYS:HB2	2:B:4:G:HO2'	3	1.1
(1,3)	1:A:84:LYS:HB2	2:B:4:G:N1	3	1.1
(1,3)	1:A:84:LYS:HB2	2:B:4:G:N2	3	1.1
(1,3)	1:A:84:LYS:HB2	2:B:4:G:N3	3	1.1
(1,3)	1:A:84:LYS:HB2	2:B:4:G:N7	3	1.1
(1,3)	1:A:84:LYS:HB2	2:B:4:G:N9	3	1.1
(1,3)	1:A:84:LYS:HB2	2:B:4:G:O2'	3	1.1
(1,3)	1:A:84:LYS:HB2	2:B:4:G:O3'	3	1.1
(1,3)	1:A:84:LYS:HB2	2:B:4:G:O4'	3	1.1
(1,3)	1:A:84:LYS:HB2	2:B:4:G:O5'	3	1.1
(1,3)	1:A:84:LYS:HB2	2:B:4:G:O6	3	1.1
(1,3)	1:A:84:LYS:HB2	2:B:4:G:OP1	3	1.1
(1,3)	1:A:84:LYS:HB2	2:B:4:G:OP2	3	1.1
(1,3)	1:A:84:LYS:HB2	2:B:4:G:P	3	1.1
(1,3)	1:A:84:LYS:HB2	2:B:5:A:C1'	3	1.1
(1,3)	1:A:84:LYS:HB2	2:B:5:A:C2	3	1.1
(1,3)	1:A:84:LYS:HB2	2:B:5:A:C2'	3	1.1
(1,3)	1:A:84:LYS:HB2	2:B:5:A:C3'	3	1.1
(1,3)	1:A:84:LYS:HB2	2:B:5:A:C4	3	1.1
(1,3)	1:A:84:LYS:HB2	2:B:5:A:C4'	3	1.1
(1,3)	1:A:84:LYS:HB2	2:B:5:A:C5	3	1.1
(1,3)	1:A:84:LYS:HB2	2:B:5:A:C5'	3	1.1
(1,3)	1:A:84:LYS:HB2	2:B:5:A:C6	3	1.1
(1,3)	1:A:84:LYS:HB2	2:B:5:A:C8	3	1.1
(1,3)	1:A:84:LYS:HB2	2:B:5:A:H1'	3	1.1
(1,3)	1:A:84:LYS:HB2	2:B:5:A:H2	3	1.1
(1,3)	1:A:84:LYS:HB2	2:B:5:A:H2'	3	1.1
(1,3)	1:A:84:LYS:HB2	2:B:5:A:H3'	3	1.1
(1,3)	1:A:84:LYS:HB2	2:B:5:A:H4'	3	1.1
(1,3)	1:A:84:LYS:HB2	2:B:5:A:H5'	3	1.1
(1,3)	1:A:84:LYS:HB2	2:B:5:A:H5''	3	1.1
(1,3)	1:A:84:LYS:HB2	2:B:5:A:H61	3	1.1
(1,3)	1:A:84:LYS:HB2	2:B:5:A:H62	3	1.1
(1,3)	1:A:84:LYS:HB2	2:B:5:A:H8	3	1.1
(1,3)	1:A:84:LYS:HB2	2:B:5:A:HO2'	3	1.1
(1,3)	1:A:84:LYS:HB2	2:B:5:A:N1	3	1.1

Continued on next page...

Continued from previous page...

Key	Atom-1	Atom-2	Model ID	Violation (Å)
(1,3)	1:A:84:LYS:HB2	2:B:5:A:N3	3	1.1
(1,3)	1:A:84:LYS:HB2	2:B:5:A:N6	3	1.1
(1,3)	1:A:84:LYS:HB2	2:B:5:A:N7	3	1.1
(1,3)	1:A:84:LYS:HB2	2:B:5:A:N9	3	1.1
(1,3)	1:A:84:LYS:HB2	2:B:5:A:O2'	3	1.1
(1,3)	1:A:84:LYS:HB2	2:B:5:A:O3'	3	1.1
(1,3)	1:A:84:LYS:HB2	2:B:5:A:O4'	3	1.1
(1,3)	1:A:84:LYS:HB2	2:B:5:A:O5'	3	1.1
(1,3)	1:A:84:LYS:HB2	2:B:5:A:OP1	3	1.1
(1,3)	1:A:84:LYS:HB2	2:B:5:A:OP2	3	1.1
(1,3)	1:A:84:LYS:HB2	2:B:5:A:P	3	1.1
(1,3)	1:A:84:LYS:HB2	2:B:6:G:C1'	3	1.1
(1,3)	1:A:84:LYS:HB2	2:B:6:G:C2	3	1.1
(1,3)	1:A:84:LYS:HB2	2:B:6:G:C2'	3	1.1
(1,3)	1:A:84:LYS:HB2	2:B:6:G:C3'	3	1.1
(1,3)	1:A:84:LYS:HB2	2:B:6:G:C4	3	1.1
(1,3)	1:A:84:LYS:HB2	2:B:6:G:C4'	3	1.1
(1,3)	1:A:84:LYS:HB2	2:B:6:G:C5	3	1.1
(1,3)	1:A:84:LYS:HB2	2:B:6:G:C5'	3	1.1
(1,3)	1:A:84:LYS:HB2	2:B:6:G:C6	3	1.1
(1,3)	1:A:84:LYS:HB2	2:B:6:G:C8	3	1.1
(1,3)	1:A:84:LYS:HB2	2:B:6:G:H1	3	1.1
(1,3)	1:A:84:LYS:HB2	2:B:6:G:H1'	3	1.1
(1,3)	1:A:84:LYS:HB2	2:B:6:G:H2'	3	1.1
(1,3)	1:A:84:LYS:HB2	2:B:6:G:H21	3	1.1
(1,3)	1:A:84:LYS:HB2	2:B:6:G:H22	3	1.1
(1,3)	1:A:84:LYS:HB2	2:B:6:G:H3'	3	1.1
(1,3)	1:A:84:LYS:HB2	2:B:6:G:H4'	3	1.1
(1,3)	1:A:84:LYS:HB2	2:B:6:G:H5'	3	1.1
(1,3)	1:A:84:LYS:HB2	2:B:6:G:H5''	3	1.1
(1,3)	1:A:84:LYS:HB2	2:B:6:G:H8	3	1.1
(1,3)	1:A:84:LYS:HB2	2:B:6:G:HO2'	3	1.1
(1,3)	1:A:84:LYS:HB2	2:B:6:G:N1	3	1.1
(1,3)	1:A:84:LYS:HB2	2:B:6:G:N2	3	1.1
(1,3)	1:A:84:LYS:HB2	2:B:6:G:N3	3	1.1
(1,3)	1:A:84:LYS:HB2	2:B:6:G:N7	3	1.1
(1,3)	1:A:84:LYS:HB2	2:B:6:G:N9	3	1.1
(1,3)	1:A:84:LYS:HB2	2:B:6:G:O2'	3	1.1
(1,3)	1:A:84:LYS:HB2	2:B:6:G:O3'	3	1.1
(1,3)	1:A:84:LYS:HB2	2:B:6:G:O4'	3	1.1
(1,3)	1:A:84:LYS:HB2	2:B:6:G:O5'	3	1.1
(1,3)	1:A:84:LYS:HB2	2:B:6:G:O6	3	1.1

Continued on next page...

Continued from previous page...

Key	Atom-1	Atom-2	Model ID	Violation (Å)
(1,3)	1:A:84:LYS:HB2	2:B:6:G:OP1	3	1.1
(1,3)	1:A:84:LYS:HB2	2:B:6:G:OP2	3	1.1
(1,3)	1:A:84:LYS:HB2	2:B:6:G:P	3	1.1
(1,3)	1:A:84:LYS:HB2	2:B:7:C:C1'	3	1.1
(1,3)	1:A:84:LYS:HB2	2:B:7:C:C2	3	1.1
(1,3)	1:A:84:LYS:HB2	2:B:7:C:C2'	3	1.1
(1,3)	1:A:84:LYS:HB2	2:B:7:C:C3'	3	1.1
(1,3)	1:A:84:LYS:HB2	2:B:7:C:C4	3	1.1
(1,3)	1:A:84:LYS:HB2	2:B:7:C:C4'	3	1.1
(1,3)	1:A:84:LYS:HB2	2:B:7:C:C5	3	1.1
(1,3)	1:A:84:LYS:HB2	2:B:7:C:C5'	3	1.1
(1,3)	1:A:84:LYS:HB2	2:B:7:C:C6	3	1.1
(1,3)	1:A:84:LYS:HB2	2:B:7:C:H1'	3	1.1
(1,3)	1:A:84:LYS:HB2	2:B:7:C:H2'	3	1.1
(1,3)	1:A:84:LYS:HB2	2:B:7:C:H3'	3	1.1
(1,3)	1:A:84:LYS:HB2	2:B:7:C:H4'	3	1.1
(1,3)	1:A:84:LYS:HB2	2:B:7:C:H41	3	1.1
(1,3)	1:A:84:LYS:HB2	2:B:7:C:H42	3	1.1
(1,3)	1:A:84:LYS:HB2	2:B:7:C:H5	3	1.1
(1,3)	1:A:84:LYS:HB2	2:B:7:C:H5'	3	1.1
(1,3)	1:A:84:LYS:HB2	2:B:7:C:H5''	3	1.1
(1,3)	1:A:84:LYS:HB2	2:B:7:C:H6	3	1.1
(1,3)	1:A:84:LYS:HB2	2:B:7:C:HO2'	3	1.1
(1,3)	1:A:84:LYS:HB2	2:B:7:C:N1	3	1.1
(1,3)	1:A:84:LYS:HB2	2:B:7:C:N3	3	1.1
(1,3)	1:A:84:LYS:HB2	2:B:7:C:N4	3	1.1
(1,3)	1:A:84:LYS:HB2	2:B:7:C:O2	3	1.1
(1,3)	1:A:84:LYS:HB2	2:B:7:C:O2'	3	1.1
(1,3)	1:A:84:LYS:HB2	2:B:7:C:O3'	3	1.1
(1,3)	1:A:84:LYS:HB2	2:B:7:C:O4'	3	1.1
(1,3)	1:A:84:LYS:HB2	2:B:7:C:O5'	3	1.1
(1,3)	1:A:84:LYS:HB2	2:B:7:C:OP1	3	1.1
(1,3)	1:A:84:LYS:HB2	2:B:7:C:OP2	3	1.1
(1,3)	1:A:84:LYS:HB2	2:B:7:C:P	3	1.1
(1,3)	1:A:84:LYS:HB2	2:B:8:U:C1'	3	1.1
(1,3)	1:A:84:LYS:HB2	2:B:8:U:C2	3	1.1
(1,3)	1:A:84:LYS:HB2	2:B:8:U:C2'	3	1.1
(1,3)	1:A:84:LYS:HB2	2:B:8:U:C3'	3	1.1
(1,3)	1:A:84:LYS:HB2	2:B:8:U:C4	3	1.1
(1,3)	1:A:84:LYS:HB2	2:B:8:U:C4'	3	1.1
(1,3)	1:A:84:LYS:HB2	2:B:8:U:C5	3	1.1
(1,3)	1:A:84:LYS:HB2	2:B:8:U:C5'	3	1.1

Continued on next page...

Continued from previous page...

Key	Atom-1	Atom-2	Model ID	Violation (Å)
(1,3)	1:A:84:LYS:HB2	2:B:8:U:C6	3	1.1
(1,3)	1:A:84:LYS:HB2	2:B:8:U:H1'	3	1.1
(1,3)	1:A:84:LYS:HB2	2:B:8:U:H2'	3	1.1
(1,3)	1:A:84:LYS:HB2	2:B:8:U:H3	3	1.1
(1,3)	1:A:84:LYS:HB2	2:B:8:U:H3'	3	1.1
(1,3)	1:A:84:LYS:HB2	2:B:8:U:H4'	3	1.1
(1,3)	1:A:84:LYS:HB2	2:B:8:U:H5	3	1.1
(1,3)	1:A:84:LYS:HB2	2:B:8:U:H5'	3	1.1
(1,3)	1:A:84:LYS:HB2	2:B:8:U:H5''	3	1.1
(1,3)	1:A:84:LYS:HB2	2:B:8:U:H6	3	1.1
(1,3)	1:A:84:LYS:HB2	2:B:8:U:HO2'	3	1.1
(1,3)	1:A:84:LYS:HB2	2:B:8:U:N1	3	1.1
(1,3)	1:A:84:LYS:HB2	2:B:8:U:N3	3	1.1
(1,3)	1:A:84:LYS:HB2	2:B:8:U:O2	3	1.1
(1,3)	1:A:84:LYS:HB2	2:B:8:U:O2'	3	1.1
(1,3)	1:A:84:LYS:HB2	2:B:8:U:O3'	3	1.1
(1,3)	1:A:84:LYS:HB2	2:B:8:U:O4	3	1.1
(1,3)	1:A:84:LYS:HB2	2:B:8:U:O4'	3	1.1
(1,3)	1:A:84:LYS:HB2	2:B:8:U:O5'	3	1.1
(1,3)	1:A:84:LYS:HB2	2:B:8:U:OP1	3	1.1
(1,3)	1:A:84:LYS:HB2	2:B:8:U:OP2	3	1.1
(1,3)	1:A:84:LYS:HB2	2:B:8:U:P	3	1.1
(1,3)	1:A:84:LYS:HB2	2:B:9:C:C1'	3	1.1
(1,3)	1:A:84:LYS:HB2	2:B:9:C:C2	3	1.1
(1,3)	1:A:84:LYS:HB2	2:B:9:C:C2'	3	1.1
(1,3)	1:A:84:LYS:HB2	2:B:9:C:C3'	3	1.1
(1,3)	1:A:84:LYS:HB2	2:B:9:C:C4	3	1.1
(1,3)	1:A:84:LYS:HB2	2:B:9:C:C4'	3	1.1
(1,3)	1:A:84:LYS:HB2	2:B:9:C:C5	3	1.1
(1,3)	1:A:84:LYS:HB2	2:B:9:C:C5'	3	1.1
(1,3)	1:A:84:LYS:HB2	2:B:9:C:C6	3	1.1
(1,3)	1:A:84:LYS:HB2	2:B:9:C:H1'	3	1.1
(1,3)	1:A:84:LYS:HB2	2:B:9:C:H2'	3	1.1
(1,3)	1:A:84:LYS:HB2	2:B:9:C:H3'	3	1.1
(1,3)	1:A:84:LYS:HB2	2:B:9:C:H4'	3	1.1
(1,3)	1:A:84:LYS:HB2	2:B:9:C:H41	3	1.1
(1,3)	1:A:84:LYS:HB2	2:B:9:C:H42	3	1.1
(1,3)	1:A:84:LYS:HB2	2:B:9:C:H5	3	1.1
(1,3)	1:A:84:LYS:HB2	2:B:9:C:H5'	3	1.1
(1,3)	1:A:84:LYS:HB2	2:B:9:C:H5''	3	1.1
(1,3)	1:A:84:LYS:HB2	2:B:9:C:H6	3	1.1
(1,3)	1:A:84:LYS:HB2	2:B:9:C:HO2'	3	1.1

Continued on next page...

Continued from previous page...

Key	Atom-1	Atom-2	Model ID	Violation (Å)
(1,3)	1:A:84:LYS:HB2	2:B:9:C:N1	3	1.1
(1,3)	1:A:84:LYS:HB2	2:B:9:C:N3	3	1.1
(1,3)	1:A:84:LYS:HB2	2:B:9:C:N4	3	1.1
(1,3)	1:A:84:LYS:HB2	2:B:9:C:O2	3	1.1
(1,3)	1:A:84:LYS:HB2	2:B:9:C:O2'	3	1.1
(1,3)	1:A:84:LYS:HB2	2:B:9:C:O3'	3	1.1
(1,3)	1:A:84:LYS:HB2	2:B:9:C:O4'	3	1.1
(1,3)	1:A:84:LYS:HB2	2:B:9:C:O5'	3	1.1
(1,3)	1:A:84:LYS:HB2	2:B:9:C:OP1	3	1.1
(1,3)	1:A:84:LYS:HB2	2:B:9:C:OP2	3	1.1
(1,3)	1:A:84:LYS:HB2	2:B:9:C:P	3	1.1
(1,3)	1:A:84:LYS:HB2	2:B:10:G:C1'	3	1.1
(1,3)	1:A:84:LYS:HB2	2:B:10:G:C2	3	1.1
(1,3)	1:A:84:LYS:HB2	2:B:10:G:C2'	3	1.1
(1,3)	1:A:84:LYS:HB2	2:B:10:G:C3'	3	1.1
(1,3)	1:A:84:LYS:HB2	2:B:10:G:C4	3	1.1
(1,3)	1:A:84:LYS:HB2	2:B:10:G:C4'	3	1.1
(1,3)	1:A:84:LYS:HB2	2:B:10:G:C5	3	1.1
(1,3)	1:A:84:LYS:HB2	2:B:10:G:C5'	3	1.1
(1,3)	1:A:84:LYS:HB2	2:B:10:G:C6	3	1.1
(1,3)	1:A:84:LYS:HB2	2:B:10:G:C8	3	1.1
(1,3)	1:A:84:LYS:HB2	2:B:10:G:H1	3	1.1
(1,3)	1:A:84:LYS:HB2	2:B:10:G:H1'	3	1.1
(1,3)	1:A:84:LYS:HB2	2:B:10:G:H2'	3	1.1
(1,3)	1:A:84:LYS:HB2	2:B:10:G:H21	3	1.1
(1,3)	1:A:84:LYS:HB2	2:B:10:G:H22	3	1.1
(1,3)	1:A:84:LYS:HB2	2:B:10:G:H3'	3	1.1
(1,3)	1:A:84:LYS:HB2	2:B:10:G:H4'	3	1.1
(1,3)	1:A:84:LYS:HB2	2:B:10:G:H5'	3	1.1
(1,3)	1:A:84:LYS:HB2	2:B:10:G:H5''	3	1.1
(1,3)	1:A:84:LYS:HB2	2:B:10:G:H8	3	1.1
(1,3)	1:A:84:LYS:HB2	2:B:10:G:HO2'	3	1.1
(1,3)	1:A:84:LYS:HB2	2:B:10:G:N1	3	1.1
(1,3)	1:A:84:LYS:HB2	2:B:10:G:N2	3	1.1
(1,3)	1:A:84:LYS:HB2	2:B:10:G:N3	3	1.1
(1,3)	1:A:84:LYS:HB2	2:B:10:G:N7	3	1.1
(1,3)	1:A:84:LYS:HB2	2:B:10:G:N9	3	1.1
(1,3)	1:A:84:LYS:HB2	2:B:10:G:O2'	3	1.1
(1,3)	1:A:84:LYS:HB2	2:B:10:G:O3'	3	1.1
(1,3)	1:A:84:LYS:HB2	2:B:10:G:O4'	3	1.1
(1,3)	1:A:84:LYS:HB2	2:B:10:G:O5'	3	1.1
(1,3)	1:A:84:LYS:HB2	2:B:10:G:O6	3	1.1

Continued on next page...

Continued from previous page...

Key	Atom-1	Atom-2	Model ID	Violation (Å)
(1,3)	1:A:84:LYS:HB2	2:B:10:G:OP1	3	1.1
(1,3)	1:A:84:LYS:HB2	2:B:10:G:OP2	3	1.1
(1,3)	1:A:84:LYS:HB2	2:B:10:G:P	3	1.1
(1,3)	1:A:84:LYS:HB2	2:B:11:A:C1'	3	1.1
(1,3)	1:A:84:LYS:HB2	2:B:11:A:C2	3	1.1
(1,3)	1:A:84:LYS:HB2	2:B:11:A:C2'	3	1.1
(1,3)	1:A:84:LYS:HB2	2:B:11:A:C3'	3	1.1
(1,3)	1:A:84:LYS:HB2	2:B:11:A:C4	3	1.1
(1,3)	1:A:84:LYS:HB2	2:B:11:A:C4'	3	1.1
(1,3)	1:A:84:LYS:HB2	2:B:11:A:C5	3	1.1
(1,3)	1:A:84:LYS:HB2	2:B:11:A:C5'	3	1.1
(1,3)	1:A:84:LYS:HB2	2:B:11:A:C6	3	1.1
(1,3)	1:A:84:LYS:HB2	2:B:11:A:C8	3	1.1
(1,3)	1:A:84:LYS:HB2	2:B:11:A:H1'	3	1.1
(1,3)	1:A:84:LYS:HB2	2:B:11:A:H2	3	1.1
(1,3)	1:A:84:LYS:HB2	2:B:11:A:H2'	3	1.1
(1,3)	1:A:84:LYS:HB2	2:B:11:A:H3'	3	1.1
(1,3)	1:A:84:LYS:HB2	2:B:11:A:H4'	3	1.1
(1,3)	1:A:84:LYS:HB2	2:B:11:A:H5'	3	1.1
(1,3)	1:A:84:LYS:HB2	2:B:11:A:H5''	3	1.1
(1,3)	1:A:84:LYS:HB2	2:B:11:A:H61	3	1.1
(1,3)	1:A:84:LYS:HB2	2:B:11:A:H62	3	1.1
(1,3)	1:A:84:LYS:HB2	2:B:11:A:H8	3	1.1
(1,3)	1:A:84:LYS:HB2	2:B:11:A:HO2'	3	1.1
(1,3)	1:A:84:LYS:HB2	2:B:11:A:N1	3	1.1
(1,3)	1:A:84:LYS:HB2	2:B:11:A:N3	3	1.1
(1,3)	1:A:84:LYS:HB2	2:B:11:A:N6	3	1.1
(1,3)	1:A:84:LYS:HB2	2:B:11:A:N7	3	1.1
(1,3)	1:A:84:LYS:HB2	2:B:11:A:N9	3	1.1
(1,3)	1:A:84:LYS:HB2	2:B:11:A:O2'	3	1.1
(1,3)	1:A:84:LYS:HB2	2:B:11:A:O3'	3	1.1
(1,3)	1:A:84:LYS:HB2	2:B:11:A:O4'	3	1.1
(1,3)	1:A:84:LYS:HB2	2:B:11:A:O5'	3	1.1
(1,3)	1:A:84:LYS:HB2	2:B:11:A:OP1	3	1.1
(1,3)	1:A:84:LYS:HB2	2:B:11:A:OP2	3	1.1
(1,3)	1:A:84:LYS:HB2	2:B:11:A:P	3	1.1
(1,3)	1:A:84:LYS:HB2	2:B:12:A:C1'	3	1.1
(1,3)	1:A:84:LYS:HB2	2:B:12:A:C2	3	1.1
(1,3)	1:A:84:LYS:HB2	2:B:12:A:C2'	3	1.1
(1,3)	1:A:84:LYS:HB2	2:B:12:A:C3'	3	1.1
(1,3)	1:A:84:LYS:HB2	2:B:12:A:C4	3	1.1
(1,3)	1:A:84:LYS:HB2	2:B:12:A:C4'	3	1.1

Continued on next page...

Continued from previous page...

Key	Atom-1	Atom-2	Model ID	Violation (Å)
(1,3)	1:A:84:LYS:HB2	2:B:12:A:C5	3	1.1
(1,3)	1:A:84:LYS:HB2	2:B:12:A:C5'	3	1.1
(1,3)	1:A:84:LYS:HB2	2:B:12:A:C6	3	1.1
(1,3)	1:A:84:LYS:HB2	2:B:12:A:C8	3	1.1
(1,3)	1:A:84:LYS:HB2	2:B:12:A:H1'	3	1.1
(1,3)	1:A:84:LYS:HB2	2:B:12:A:H2	3	1.1
(1,3)	1:A:84:LYS:HB2	2:B:12:A:H2'	3	1.1
(1,3)	1:A:84:LYS:HB2	2:B:12:A:H3'	3	1.1
(1,3)	1:A:84:LYS:HB2	2:B:12:A:H4'	3	1.1
(1,3)	1:A:84:LYS:HB2	2:B:12:A:H5'	3	1.1
(1,3)	1:A:84:LYS:HB2	2:B:12:A:H5''	3	1.1
(1,3)	1:A:84:LYS:HB2	2:B:12:A:H61	3	1.1
(1,3)	1:A:84:LYS:HB2	2:B:12:A:H62	3	1.1
(1,3)	1:A:84:LYS:HB2	2:B:12:A:H8	3	1.1
(1,3)	1:A:84:LYS:HB2	2:B:12:A:HO2'	3	1.1
(1,3)	1:A:84:LYS:HB2	2:B:12:A:N1	3	1.1
(1,3)	1:A:84:LYS:HB2	2:B:12:A:N3	3	1.1
(1,3)	1:A:84:LYS:HB2	2:B:12:A:N6	3	1.1
(1,3)	1:A:84:LYS:HB2	2:B:12:A:N7	3	1.1
(1,3)	1:A:84:LYS:HB2	2:B:12:A:N9	3	1.1
(1,3)	1:A:84:LYS:HB2	2:B:12:A:O2'	3	1.1
(1,3)	1:A:84:LYS:HB2	2:B:12:A:O3'	3	1.1
(1,3)	1:A:84:LYS:HB2	2:B:12:A:O4'	3	1.1
(1,3)	1:A:84:LYS:HB2	2:B:12:A:O5'	3	1.1
(1,3)	1:A:84:LYS:HB2	2:B:12:A:OP1	3	1.1
(1,3)	1:A:84:LYS:HB2	2:B:12:A:OP2	3	1.1
(1,3)	1:A:84:LYS:HB2	2:B:12:A:P	3	1.1
(1,3)	1:A:84:LYS:HB2	2:B:13:A:C1'	3	1.1
(1,3)	1:A:84:LYS:HB2	2:B:13:A:C2	3	1.1
(1,3)	1:A:84:LYS:HB2	2:B:13:A:C2'	3	1.1
(1,3)	1:A:84:LYS:HB2	2:B:13:A:C3'	3	1.1
(1,3)	1:A:84:LYS:HB2	2:B:13:A:C4	3	1.1
(1,3)	1:A:84:LYS:HB2	2:B:13:A:C4'	3	1.1
(1,3)	1:A:84:LYS:HB2	2:B:13:A:C5	3	1.1
(1,3)	1:A:84:LYS:HB2	2:B:13:A:C5'	3	1.1
(1,3)	1:A:84:LYS:HB2	2:B:13:A:C6	3	1.1
(1,3)	1:A:84:LYS:HB2	2:B:13:A:C8	3	1.1
(1,3)	1:A:84:LYS:HB2	2:B:13:A:H1'	3	1.1
(1,3)	1:A:84:LYS:HB2	2:B:13:A:H2	3	1.1
(1,3)	1:A:84:LYS:HB2	2:B:13:A:H2'	3	1.1
(1,3)	1:A:84:LYS:HB2	2:B:13:A:H3'	3	1.1
(1,3)	1:A:84:LYS:HB2	2:B:13:A:H4'	3	1.1

Continued on next page...

Continued from previous page...

Key	Atom-1	Atom-2	Model ID	Violation (Å)
(1,3)	1:A:84:LYS:HB2	2:B:13:A:H5'	3	1.1
(1,3)	1:A:84:LYS:HB2	2:B:13:A:H5''	3	1.1
(1,3)	1:A:84:LYS:HB2	2:B:13:A:H61	3	1.1
(1,3)	1:A:84:LYS:HB2	2:B:13:A:H62	3	1.1
(1,3)	1:A:84:LYS:HB2	2:B:13:A:H8	3	1.1
(1,3)	1:A:84:LYS:HB2	2:B:13:A:HO2'	3	1.1
(1,3)	1:A:84:LYS:HB2	2:B:13:A:N1	3	1.1
(1,3)	1:A:84:LYS:HB2	2:B:13:A:N3	3	1.1
(1,3)	1:A:84:LYS:HB2	2:B:13:A:N6	3	1.1
(1,3)	1:A:84:LYS:HB2	2:B:13:A:N7	3	1.1
(1,3)	1:A:84:LYS:HB2	2:B:13:A:N9	3	1.1
(1,3)	1:A:84:LYS:HB2	2:B:13:A:O2'	3	1.1
(1,3)	1:A:84:LYS:HB2	2:B:13:A:O3'	3	1.1
(1,3)	1:A:84:LYS:HB2	2:B:13:A:O4'	3	1.1
(1,3)	1:A:84:LYS:HB2	2:B:13:A:O5'	3	1.1
(1,3)	1:A:84:LYS:HB2	2:B:13:A:OP1	3	1.1
(1,3)	1:A:84:LYS:HB2	2:B:13:A:OP2	3	1.1
(1,3)	1:A:84:LYS:HB2	2:B:13:A:P	3	1.1
(1,3)	1:A:84:LYS:HB2	2:B:14:G:C1'	3	1.1
(1,3)	1:A:84:LYS:HB2	2:B:14:G:C2	3	1.1
(1,3)	1:A:84:LYS:HB2	2:B:14:G:C2'	3	1.1
(1,3)	1:A:84:LYS:HB2	2:B:14:G:C3'	3	1.1
(1,3)	1:A:84:LYS:HB2	2:B:14:G:C4	3	1.1
(1,3)	1:A:84:LYS:HB2	2:B:14:G:C4'	3	1.1
(1,3)	1:A:84:LYS:HB2	2:B:14:G:C5	3	1.1
(1,3)	1:A:84:LYS:HB2	2:B:14:G:C5'	3	1.1
(1,3)	1:A:84:LYS:HB2	2:B:14:G:C6	3	1.1
(1,3)	1:A:84:LYS:HB2	2:B:14:G:C8	3	1.1
(1,3)	1:A:84:LYS:HB2	2:B:14:G:H1	3	1.1
(1,3)	1:A:84:LYS:HB2	2:B:14:G:H1'	3	1.1
(1,3)	1:A:84:LYS:HB2	2:B:14:G:H2'	3	1.1
(1,3)	1:A:84:LYS:HB2	2:B:14:G:H21	3	1.1
(1,3)	1:A:84:LYS:HB2	2:B:14:G:H22	3	1.1
(1,3)	1:A:84:LYS:HB2	2:B:14:G:H3'	3	1.1
(1,3)	1:A:84:LYS:HB2	2:B:14:G:H4'	3	1.1
(1,3)	1:A:84:LYS:HB2	2:B:14:G:H5'	3	1.1
(1,3)	1:A:84:LYS:HB2	2:B:14:G:H5''	3	1.1
(1,3)	1:A:84:LYS:HB2	2:B:14:G:H8	3	1.1
(1,3)	1:A:84:LYS:HB2	2:B:14:G:HO2'	3	1.1
(1,3)	1:A:84:LYS:HB2	2:B:14:G:N1	3	1.1
(1,3)	1:A:84:LYS:HB2	2:B:14:G:N2	3	1.1
(1,3)	1:A:84:LYS:HB2	2:B:14:G:N3	3	1.1

Continued on next page...

Continued from previous page...

Key	Atom-1	Atom-2	Model ID	Violation (Å)
(1,3)	1:A:84:LYS:HB2	2:B:14:G:N7	3	1.1
(1,3)	1:A:84:LYS:HB2	2:B:14:G:N9	3	1.1
(1,3)	1:A:84:LYS:HB2	2:B:14:G:O2'	3	1.1
(1,3)	1:A:84:LYS:HB2	2:B:14:G:O3'	3	1.1
(1,3)	1:A:84:LYS:HB2	2:B:14:G:O4'	3	1.1
(1,3)	1:A:84:LYS:HB2	2:B:14:G:O5'	3	1.1
(1,3)	1:A:84:LYS:HB2	2:B:14:G:O6	3	1.1
(1,3)	1:A:84:LYS:HB2	2:B:14:G:OP1	3	1.1
(1,3)	1:A:84:LYS:HB2	2:B:14:G:OP2	3	1.1
(1,3)	1:A:84:LYS:HB2	2:B:14:G:P	3	1.1
(1,3)	1:A:84:LYS:HB2	2:B:15:A:C1'	3	1.1
(1,3)	1:A:84:LYS:HB2	2:B:15:A:C2	3	1.1
(1,3)	1:A:84:LYS:HB2	2:B:15:A:C2'	3	1.1
(1,3)	1:A:84:LYS:HB2	2:B:15:A:C3'	3	1.1
(1,3)	1:A:84:LYS:HB2	2:B:15:A:C4	3	1.1
(1,3)	1:A:84:LYS:HB2	2:B:15:A:C4'	3	1.1
(1,3)	1:A:84:LYS:HB2	2:B:15:A:C5	3	1.1
(1,3)	1:A:84:LYS:HB2	2:B:15:A:C5'	3	1.1
(1,3)	1:A:84:LYS:HB2	2:B:15:A:C6	3	1.1
(1,3)	1:A:84:LYS:HB2	2:B:15:A:C8	3	1.1
(1,3)	1:A:84:LYS:HB2	2:B:15:A:H1'	3	1.1
(1,3)	1:A:84:LYS:HB2	2:B:15:A:H2	3	1.1
(1,3)	1:A:84:LYS:HB2	2:B:15:A:H2'	3	1.1
(1,3)	1:A:84:LYS:HB2	2:B:15:A:H3'	3	1.1
(1,3)	1:A:84:LYS:HB2	2:B:15:A:H4'	3	1.1
(1,3)	1:A:84:LYS:HB2	2:B:15:A:H5'	3	1.1
(1,3)	1:A:84:LYS:HB2	2:B:15:A:H5''	3	1.1
(1,3)	1:A:84:LYS:HB2	2:B:15:A:H61	3	1.1
(1,3)	1:A:84:LYS:HB2	2:B:15:A:H62	3	1.1
(1,3)	1:A:84:LYS:HB2	2:B:15:A:H8	3	1.1
(1,3)	1:A:84:LYS:HB2	2:B:15:A:HO2'	3	1.1
(1,3)	1:A:84:LYS:HB2	2:B:15:A:N1	3	1.1
(1,3)	1:A:84:LYS:HB2	2:B:15:A:N3	3	1.1
(1,3)	1:A:84:LYS:HB2	2:B:15:A:N6	3	1.1
(1,3)	1:A:84:LYS:HB2	2:B:15:A:N7	3	1.1
(1,3)	1:A:84:LYS:HB2	2:B:15:A:N9	3	1.1
(1,3)	1:A:84:LYS:HB2	2:B:15:A:O2'	3	1.1
(1,3)	1:A:84:LYS:HB2	2:B:15:A:O3'	3	1.1
(1,3)	1:A:84:LYS:HB2	2:B:15:A:O4'	3	1.1
(1,3)	1:A:84:LYS:HB2	2:B:15:A:O5'	3	1.1
(1,3)	1:A:84:LYS:HB2	2:B:15:A:OP1	3	1.1
(1,3)	1:A:84:LYS:HB2	2:B:15:A:OP2	3	1.1

Continued on next page...

Continued from previous page...

Key	Atom-1	Atom-2	Model ID	Violation (Å)
(1,3)	1:A:84:LYS:HB2	2:B:15:A:P	3	1.1
(1,3)	1:A:84:LYS:HB2	2:B:16:G:C1'	3	1.1
(1,3)	1:A:84:LYS:HB2	2:B:16:G:C2	3	1.1
(1,3)	1:A:84:LYS:HB2	2:B:16:G:C2'	3	1.1
(1,3)	1:A:84:LYS:HB2	2:B:16:G:C3'	3	1.1
(1,3)	1:A:84:LYS:HB2	2:B:16:G:C4	3	1.1
(1,3)	1:A:84:LYS:HB2	2:B:16:G:C4'	3	1.1
(1,3)	1:A:84:LYS:HB2	2:B:16:G:C5	3	1.1
(1,3)	1:A:84:LYS:HB2	2:B:16:G:C5'	3	1.1
(1,3)	1:A:84:LYS:HB2	2:B:16:G:C6	3	1.1
(1,3)	1:A:84:LYS:HB2	2:B:16:G:C8	3	1.1
(1,3)	1:A:84:LYS:HB2	2:B:16:G:H1	3	1.1
(1,3)	1:A:84:LYS:HB2	2:B:16:G:H1'	3	1.1
(1,3)	1:A:84:LYS:HB2	2:B:16:G:H2'	3	1.1
(1,3)	1:A:84:LYS:HB2	2:B:16:G:H21	3	1.1
(1,3)	1:A:84:LYS:HB2	2:B:16:G:H22	3	1.1
(1,3)	1:A:84:LYS:HB2	2:B:16:G:H3'	3	1.1
(1,3)	1:A:84:LYS:HB2	2:B:16:G:H4'	3	1.1
(1,3)	1:A:84:LYS:HB2	2:B:16:G:H5'	3	1.1
(1,3)	1:A:84:LYS:HB2	2:B:16:G:H5''	3	1.1
(1,3)	1:A:84:LYS:HB2	2:B:16:G:H8	3	1.1
(1,3)	1:A:84:LYS:HB2	2:B:16:G:HO2'	3	1.1
(1,3)	1:A:84:LYS:HB2	2:B:16:G:N1	3	1.1
(1,3)	1:A:84:LYS:HB2	2:B:16:G:N2	3	1.1
(1,3)	1:A:84:LYS:HB2	2:B:16:G:N3	3	1.1
(1,3)	1:A:84:LYS:HB2	2:B:16:G:N7	3	1.1
(1,3)	1:A:84:LYS:HB2	2:B:16:G:N9	3	1.1
(1,3)	1:A:84:LYS:HB2	2:B:16:G:O2'	3	1.1
(1,3)	1:A:84:LYS:HB2	2:B:16:G:O3'	3	1.1
(1,3)	1:A:84:LYS:HB2	2:B:16:G:O4'	3	1.1
(1,3)	1:A:84:LYS:HB2	2:B:16:G:O5'	3	1.1
(1,3)	1:A:84:LYS:HB2	2:B:16:G:O6	3	1.1
(1,3)	1:A:84:LYS:HB2	2:B:16:G:OP1	3	1.1
(1,3)	1:A:84:LYS:HB2	2:B:16:G:OP2	3	1.1
(1,3)	1:A:84:LYS:HB2	2:B:16:G:P	3	1.1
(1,3)	1:A:84:LYS:HB2	2:B:17:C:C1'	3	1.1
(1,3)	1:A:84:LYS:HB2	2:B:17:C:C2	3	1.1
(1,3)	1:A:84:LYS:HB2	2:B:17:C:C2'	3	1.1
(1,3)	1:A:84:LYS:HB2	2:B:17:C:C3'	3	1.1
(1,3)	1:A:84:LYS:HB2	2:B:17:C:C4	3	1.1
(1,3)	1:A:84:LYS:HB2	2:B:17:C:C4'	3	1.1
(1,3)	1:A:84:LYS:HB2	2:B:17:C:C5	3	1.1

Continued on next page...

Continued from previous page...

Key	Atom-1	Atom-2	Model ID	Violation (Å)
(1,3)	1:A:84:LYS:HB2	2:B:17:C:C5'	3	1.1
(1,3)	1:A:84:LYS:HB2	2:B:17:C:C6	3	1.1
(1,3)	1:A:84:LYS:HB2	2:B:17:C:H1'	3	1.1
(1,3)	1:A:84:LYS:HB2	2:B:17:C:H2'	3	1.1
(1,3)	1:A:84:LYS:HB2	2:B:17:C:H3'	3	1.1
(1,3)	1:A:84:LYS:HB2	2:B:17:C:H4'	3	1.1
(1,3)	1:A:84:LYS:HB2	2:B:17:C:H41	3	1.1
(1,3)	1:A:84:LYS:HB2	2:B:17:C:H42	3	1.1
(1,3)	1:A:84:LYS:HB2	2:B:17:C:H5	3	1.1
(1,3)	1:A:84:LYS:HB2	2:B:17:C:H5'	3	1.1
(1,3)	1:A:84:LYS:HB2	2:B:17:C:H5''	3	1.1
(1,3)	1:A:84:LYS:HB2	2:B:17:C:H6	3	1.1
(1,3)	1:A:84:LYS:HB2	2:B:17:C:HO2'	3	1.1
(1,3)	1:A:84:LYS:HB2	2:B:17:C:N1	3	1.1
(1,3)	1:A:84:LYS:HB2	2:B:17:C:N3	3	1.1
(1,3)	1:A:84:LYS:HB2	2:B:17:C:N4	3	1.1
(1,3)	1:A:84:LYS:HB2	2:B:17:C:O2	3	1.1
(1,3)	1:A:84:LYS:HB2	2:B:17:C:O2'	3	1.1
(1,3)	1:A:84:LYS:HB2	2:B:17:C:O3'	3	1.1
(1,3)	1:A:84:LYS:HB2	2:B:17:C:O4'	3	1.1
(1,3)	1:A:84:LYS:HB2	2:B:17:C:O5'	3	1.1
(1,3)	1:A:84:LYS:HB2	2:B:17:C:OP1	3	1.1
(1,3)	1:A:84:LYS:HB2	2:B:17:C:OP2	3	1.1
(1,3)	1:A:84:LYS:HB2	2:B:17:C:P	3	1.1
(1,3)	1:A:84:LYS:HB2	2:B:18:A:C1'	3	1.1
(1,3)	1:A:84:LYS:HB2	2:B:18:A:C2	3	1.1
(1,3)	1:A:84:LYS:HB2	2:B:18:A:C2'	3	1.1
(1,3)	1:A:84:LYS:HB2	2:B:18:A:C3'	3	1.1
(1,3)	1:A:84:LYS:HB2	2:B:18:A:C4	3	1.1
(1,3)	1:A:84:LYS:HB2	2:B:18:A:C4'	3	1.1
(1,3)	1:A:84:LYS:HB2	2:B:18:A:C5	3	1.1
(1,3)	1:A:84:LYS:HB2	2:B:18:A:C5'	3	1.1
(1,3)	1:A:84:LYS:HB2	2:B:18:A:C6	3	1.1
(1,3)	1:A:84:LYS:HB2	2:B:18:A:C8	3	1.1
(1,3)	1:A:84:LYS:HB2	2:B:18:A:H1'	3	1.1
(1,3)	1:A:84:LYS:HB2	2:B:18:A:H2	3	1.1
(1,3)	1:A:84:LYS:HB2	2:B:18:A:H2'	3	1.1
(1,3)	1:A:84:LYS:HB2	2:B:18:A:H3'	3	1.1
(1,3)	1:A:84:LYS:HB2	2:B:18:A:H4'	3	1.1
(1,3)	1:A:84:LYS:HB2	2:B:18:A:H5'	3	1.1
(1,3)	1:A:84:LYS:HB2	2:B:18:A:H5''	3	1.1
(1,3)	1:A:84:LYS:HB2	2:B:18:A:H61	3	1.1

Continued on next page...

Continued from previous page...

Key	Atom-1	Atom-2	Model ID	Violation (Å)
(1,3)	1:A:84:LYS:HB2	2:B:18:A:H62	3	1.1
(1,3)	1:A:84:LYS:HB2	2:B:18:A:H8	3	1.1
(1,3)	1:A:84:LYS:HB2	2:B:18:A:HO2'	3	1.1
(1,3)	1:A:84:LYS:HB2	2:B:18:A:N1	3	1.1
(1,3)	1:A:84:LYS:HB2	2:B:18:A:N3	3	1.1
(1,3)	1:A:84:LYS:HB2	2:B:18:A:N6	3	1.1
(1,3)	1:A:84:LYS:HB2	2:B:18:A:N7	3	1.1
(1,3)	1:A:84:LYS:HB2	2:B:18:A:N9	3	1.1
(1,3)	1:A:84:LYS:HB2	2:B:18:A:O2'	3	1.1
(1,3)	1:A:84:LYS:HB2	2:B:18:A:O3'	3	1.1
(1,3)	1:A:84:LYS:HB2	2:B:18:A:O4'	3	1.1
(1,3)	1:A:84:LYS:HB2	2:B:18:A:O5'	3	1.1
(1,3)	1:A:84:LYS:HB2	2:B:18:A:OP1	3	1.1
(1,3)	1:A:84:LYS:HB2	2:B:18:A:OP2	3	1.1
(1,3)	1:A:84:LYS:HB2	2:B:18:A:P	3	1.1
(1,3)	1:A:84:LYS:HB2	2:B:19:A:C1'	3	1.1
(1,3)	1:A:84:LYS:HB2	2:B:19:A:C2	3	1.1
(1,3)	1:A:84:LYS:HB2	2:B:19:A:C2'	3	1.1
(1,3)	1:A:84:LYS:HB2	2:B:19:A:C3'	3	1.1
(1,3)	1:A:84:LYS:HB2	2:B:19:A:C4	3	1.1
(1,3)	1:A:84:LYS:HB2	2:B:19:A:C4'	3	1.1
(1,3)	1:A:84:LYS:HB2	2:B:19:A:C5	3	1.1
(1,3)	1:A:84:LYS:HB2	2:B:19:A:C5'	3	1.1
(1,3)	1:A:84:LYS:HB2	2:B:19:A:C6	3	1.1
(1,3)	1:A:84:LYS:HB2	2:B:19:A:C8	3	1.1
(1,3)	1:A:84:LYS:HB2	2:B:19:A:H1'	3	1.1
(1,3)	1:A:84:LYS:HB2	2:B:19:A:H2	3	1.1
(1,3)	1:A:84:LYS:HB2	2:B:19:A:H2'	3	1.1
(1,3)	1:A:84:LYS:HB2	2:B:19:A:H3'	3	1.1
(1,3)	1:A:84:LYS:HB2	2:B:19:A:H4'	3	1.1
(1,3)	1:A:84:LYS:HB2	2:B:19:A:H5'	3	1.1
(1,3)	1:A:84:LYS:HB2	2:B:19:A:H5''	3	1.1
(1,3)	1:A:84:LYS:HB2	2:B:19:A:H61	3	1.1
(1,3)	1:A:84:LYS:HB2	2:B:19:A:H62	3	1.1
(1,3)	1:A:84:LYS:HB2	2:B:19:A:H8	3	1.1
(1,3)	1:A:84:LYS:HB2	2:B:19:A:HO2'	3	1.1
(1,3)	1:A:84:LYS:HB2	2:B:19:A:N1	3	1.1
(1,3)	1:A:84:LYS:HB2	2:B:19:A:N3	3	1.1
(1,3)	1:A:84:LYS:HB2	2:B:19:A:N6	3	1.1
(1,3)	1:A:84:LYS:HB2	2:B:19:A:N7	3	1.1
(1,3)	1:A:84:LYS:HB2	2:B:19:A:N9	3	1.1
(1,3)	1:A:84:LYS:HB2	2:B:19:A:O2'	3	1.1

Continued on next page...

Continued from previous page...

Key	Atom-1	Atom-2	Model ID	Violation (Å)
(1,3)	1:A:84:LYS:HB2	2:B:19:A:O3'	3	1.1
(1,3)	1:A:84:LYS:HB2	2:B:19:A:O4'	3	1.1
(1,3)	1:A:84:LYS:HB2	2:B:19:A:O5'	3	1.1
(1,3)	1:A:84:LYS:HB2	2:B:19:A:OP1	3	1.1
(1,3)	1:A:84:LYS:HB2	2:B:19:A:OP2	3	1.1
(1,3)	1:A:84:LYS:HB2	2:B:19:A:P	3	1.1
(1,3)	1:A:84:LYS:HB2	2:B:20:U:C1'	3	1.1
(1,3)	1:A:84:LYS:HB2	2:B:20:U:C2	3	1.1
(1,3)	1:A:84:LYS:HB2	2:B:20:U:C2'	3	1.1
(1,3)	1:A:84:LYS:HB2	2:B:20:U:C3'	3	1.1
(1,3)	1:A:84:LYS:HB2	2:B:20:U:C4	3	1.1
(1,3)	1:A:84:LYS:HB2	2:B:20:U:C4'	3	1.1
(1,3)	1:A:84:LYS:HB2	2:B:20:U:C5	3	1.1
(1,3)	1:A:84:LYS:HB2	2:B:20:U:C5'	3	1.1
(1,3)	1:A:84:LYS:HB2	2:B:20:U:C6	3	1.1
(1,3)	1:A:84:LYS:HB2	2:B:20:U:H1'	3	1.1
(1,3)	1:A:84:LYS:HB2	2:B:20:U:H2'	3	1.1
(1,3)	1:A:84:LYS:HB2	2:B:20:U:H3	3	1.1
(1,3)	1:A:84:LYS:HB2	2:B:20:U:H3'	3	1.1
(1,3)	1:A:84:LYS:HB2	2:B:20:U:H4'	3	1.1
(1,3)	1:A:84:LYS:HB2	2:B:20:U:H5	3	1.1
(1,3)	1:A:84:LYS:HB2	2:B:20:U:H5'	3	1.1
(1,3)	1:A:84:LYS:HB2	2:B:20:U:H5''	3	1.1
(1,3)	1:A:84:LYS:HB2	2:B:20:U:H6	3	1.1
(1,3)	1:A:84:LYS:HB2	2:B:20:U:HO2'	3	1.1
(1,3)	1:A:84:LYS:HB2	2:B:20:U:N1	3	1.1
(1,3)	1:A:84:LYS:HB2	2:B:20:U:N3	3	1.1
(1,3)	1:A:84:LYS:HB2	2:B:20:U:O2	3	1.1
(1,3)	1:A:84:LYS:HB2	2:B:20:U:O2'	3	1.1
(1,3)	1:A:84:LYS:HB2	2:B:20:U:O3'	3	1.1
(1,3)	1:A:84:LYS:HB2	2:B:20:U:O4	3	1.1
(1,3)	1:A:84:LYS:HB2	2:B:20:U:O4'	3	1.1
(1,3)	1:A:84:LYS:HB2	2:B:20:U:O5'	3	1.1
(1,3)	1:A:84:LYS:HB2	2:B:20:U:OP1	3	1.1
(1,3)	1:A:84:LYS:HB2	2:B:20:U:OP2	3	1.1
(1,3)	1:A:84:LYS:HB2	2:B:20:U:P	3	1.1
(1,3)	1:A:84:LYS:HB2	2:B:21:G:C1'	3	1.1
(1,3)	1:A:84:LYS:HB2	2:B:21:G:C2	3	1.1
(1,3)	1:A:84:LYS:HB2	2:B:21:G:C2'	3	1.1
(1,3)	1:A:84:LYS:HB2	2:B:21:G:C3'	3	1.1
(1,3)	1:A:84:LYS:HB2	2:B:21:G:C4	3	1.1
(1,3)	1:A:84:LYS:HB2	2:B:21:G:C4'	3	1.1

Continued on next page...

Continued from previous page...

Key	Atom-1	Atom-2	Model ID	Violation (Å)
(1,3)	1:A:84:LYS:HB2	2:B:21:G:C5	3	1.1
(1,3)	1:A:84:LYS:HB2	2:B:21:G:C5'	3	1.1
(1,3)	1:A:84:LYS:HB2	2:B:21:G:C6	3	1.1
(1,3)	1:A:84:LYS:HB2	2:B:21:G:C8	3	1.1
(1,3)	1:A:84:LYS:HB2	2:B:21:G:H1	3	1.1
(1,3)	1:A:84:LYS:HB2	2:B:21:G:H1'	3	1.1
(1,3)	1:A:84:LYS:HB2	2:B:21:G:H2'	3	1.1
(1,3)	1:A:84:LYS:HB2	2:B:21:G:H21	3	1.1
(1,3)	1:A:84:LYS:HB2	2:B:21:G:H22	3	1.1
(1,3)	1:A:84:LYS:HB2	2:B:21:G:H3'	3	1.1
(1,3)	1:A:84:LYS:HB2	2:B:21:G:H4'	3	1.1
(1,3)	1:A:84:LYS:HB2	2:B:21:G:H5'	3	1.1
(1,3)	1:A:84:LYS:HB2	2:B:21:G:H5''	3	1.1
(1,3)	1:A:84:LYS:HB2	2:B:21:G:H8	3	1.1
(1,3)	1:A:84:LYS:HB2	2:B:21:G:HO2'	3	1.1
(1,3)	1:A:84:LYS:HB2	2:B:21:G:N1	3	1.1
(1,3)	1:A:84:LYS:HB2	2:B:21:G:N2	3	1.1
(1,3)	1:A:84:LYS:HB2	2:B:21:G:N3	3	1.1
(1,3)	1:A:84:LYS:HB2	2:B:21:G:N7	3	1.1
(1,3)	1:A:84:LYS:HB2	2:B:21:G:N9	3	1.1
(1,3)	1:A:84:LYS:HB2	2:B:21:G:O2'	3	1.1
(1,3)	1:A:84:LYS:HB2	2:B:21:G:O3'	3	1.1
(1,3)	1:A:84:LYS:HB2	2:B:21:G:O4'	3	1.1
(1,3)	1:A:84:LYS:HB2	2:B:21:G:O5'	3	1.1
(1,3)	1:A:84:LYS:HB2	2:B:21:G:O6	3	1.1
(1,3)	1:A:84:LYS:HB2	2:B:21:G:OP1	3	1.1
(1,3)	1:A:84:LYS:HB2	2:B:21:G:OP2	3	1.1
(1,3)	1:A:84:LYS:HB2	2:B:21:G:P	3	1.1
(1,3)	1:A:84:LYS:HB2	2:B:22:A:C1'	3	1.1
(1,3)	1:A:84:LYS:HB2	2:B:22:A:C2	3	1.1
(1,3)	1:A:84:LYS:HB2	2:B:22:A:C2'	3	1.1
(1,3)	1:A:84:LYS:HB2	2:B:22:A:C3'	3	1.1
(1,3)	1:A:84:LYS:HB2	2:B:22:A:C4	3	1.1
(1,3)	1:A:84:LYS:HB2	2:B:22:A:C4'	3	1.1
(1,3)	1:A:84:LYS:HB2	2:B:22:A:C5	3	1.1
(1,3)	1:A:84:LYS:HB2	2:B:22:A:C5'	3	1.1
(1,3)	1:A:84:LYS:HB2	2:B:22:A:C6	3	1.1
(1,3)	1:A:84:LYS:HB2	2:B:22:A:C8	3	1.1
(1,3)	1:A:84:LYS:HB2	2:B:22:A:H1'	3	1.1
(1,3)	1:A:84:LYS:HB2	2:B:22:A:H2	3	1.1
(1,3)	1:A:84:LYS:HB2	2:B:22:A:H2'	3	1.1
(1,3)	1:A:84:LYS:HB2	2:B:22:A:H3'	3	1.1

Continued on next page...

Continued from previous page...

Key	Atom-1	Atom-2	Model ID	Violation (Å)
(1,3)	1:A:84:LYS:HB2	2:B:22:A:H4'	3	1.1
(1,3)	1:A:84:LYS:HB2	2:B:22:A:H5'	3	1.1
(1,3)	1:A:84:LYS:HB2	2:B:22:A:H5''	3	1.1
(1,3)	1:A:84:LYS:HB2	2:B:22:A:H61	3	1.1
(1,3)	1:A:84:LYS:HB2	2:B:22:A:H62	3	1.1
(1,3)	1:A:84:LYS:HB2	2:B:22:A:H8	3	1.1
(1,3)	1:A:84:LYS:HB2	2:B:22:A:HO2'	3	1.1
(1,3)	1:A:84:LYS:HB2	2:B:22:A:N1	3	1.1
(1,3)	1:A:84:LYS:HB2	2:B:22:A:N3	3	1.1
(1,3)	1:A:84:LYS:HB2	2:B:22:A:N6	3	1.1
(1,3)	1:A:84:LYS:HB2	2:B:22:A:N7	3	1.1
(1,3)	1:A:84:LYS:HB2	2:B:22:A:N9	3	1.1
(1,3)	1:A:84:LYS:HB2	2:B:22:A:O2'	3	1.1
(1,3)	1:A:84:LYS:HB2	2:B:22:A:O3'	3	1.1
(1,3)	1:A:84:LYS:HB2	2:B:22:A:O4'	3	1.1
(1,3)	1:A:84:LYS:HB2	2:B:22:A:O5'	3	1.1
(1,3)	1:A:84:LYS:HB2	2:B:22:A:OP1	3	1.1
(1,3)	1:A:84:LYS:HB2	2:B:22:A:OP2	3	1.1
(1,3)	1:A:84:LYS:HB2	2:B:22:A:P	3	1.1
(1,3)	1:A:84:LYS:HB2	2:B:23:U:C1'	3	1.1
(1,3)	1:A:84:LYS:HB2	2:B:23:U:C2	3	1.1
(1,3)	1:A:84:LYS:HB2	2:B:23:U:C2'	3	1.1
(1,3)	1:A:84:LYS:HB2	2:B:23:U:C3'	3	1.1
(1,3)	1:A:84:LYS:HB2	2:B:23:U:C4	3	1.1
(1,3)	1:A:84:LYS:HB2	2:B:23:U:C4'	3	1.1
(1,3)	1:A:84:LYS:HB2	2:B:23:U:C5	3	1.1
(1,3)	1:A:84:LYS:HB2	2:B:23:U:C5'	3	1.1
(1,3)	1:A:84:LYS:HB2	2:B:23:U:C6	3	1.1
(1,3)	1:A:84:LYS:HB2	2:B:23:U:H1'	3	1.1
(1,3)	1:A:84:LYS:HB2	2:B:23:U:H2'	3	1.1
(1,3)	1:A:84:LYS:HB2	2:B:23:U:H3	3	1.1
(1,3)	1:A:84:LYS:HB2	2:B:23:U:H3'	3	1.1
(1,3)	1:A:84:LYS:HB2	2:B:23:U:H4'	3	1.1
(1,3)	1:A:84:LYS:HB2	2:B:23:U:H5	3	1.1
(1,3)	1:A:84:LYS:HB2	2:B:23:U:H5'	3	1.1
(1,3)	1:A:84:LYS:HB2	2:B:23:U:H5''	3	1.1
(1,3)	1:A:84:LYS:HB2	2:B:23:U:H6	3	1.1
(1,3)	1:A:84:LYS:HB2	2:B:23:U:HO2'	3	1.1
(1,3)	1:A:84:LYS:HB2	2:B:23:U:N1	3	1.1
(1,3)	1:A:84:LYS:HB2	2:B:23:U:N3	3	1.1
(1,3)	1:A:84:LYS:HB2	2:B:23:U:O2	3	1.1
(1,3)	1:A:84:LYS:HB2	2:B:23:U:O2'	3	1.1

Continued on next page...

Continued from previous page...

Key	Atom-1	Atom-2	Model ID	Violation (Å)
(1,3)	1:A:84:LYS:HB2	2:B:23:U:O3'	3	1.1
(1,3)	1:A:84:LYS:HB2	2:B:23:U:O4	3	1.1
(1,3)	1:A:84:LYS:HB2	2:B:23:U:O4'	3	1.1
(1,3)	1:A:84:LYS:HB2	2:B:23:U:O5'	3	1.1
(1,3)	1:A:84:LYS:HB2	2:B:23:U:OP1	3	1.1
(1,3)	1:A:84:LYS:HB2	2:B:23:U:OP2	3	1.1
(1,3)	1:A:84:LYS:HB2	2:B:23:U:P	3	1.1
(1,3)	1:A:84:LYS:HB2	2:B:24:G:C1'	3	1.1
(1,3)	1:A:84:LYS:HB2	2:B:24:G:C2	3	1.1
(1,3)	1:A:84:LYS:HB2	2:B:24:G:C2'	3	1.1
(1,3)	1:A:84:LYS:HB2	2:B:24:G:C3'	3	1.1
(1,3)	1:A:84:LYS:HB2	2:B:24:G:C4	3	1.1
(1,3)	1:A:84:LYS:HB2	2:B:24:G:C4'	3	1.1
(1,3)	1:A:84:LYS:HB2	2:B:24:G:C5	3	1.1
(1,3)	1:A:84:LYS:HB2	2:B:24:G:C5'	3	1.1
(1,3)	1:A:84:LYS:HB2	2:B:24:G:C6	3	1.1
(1,3)	1:A:84:LYS:HB2	2:B:24:G:C8	3	1.1
(1,3)	1:A:84:LYS:HB2	2:B:24:G:H1	3	1.1
(1,3)	1:A:84:LYS:HB2	2:B:24:G:H1'	3	1.1
(1,3)	1:A:84:LYS:HB2	2:B:24:G:H2'	3	1.1
(1,3)	1:A:84:LYS:HB2	2:B:24:G:H21	3	1.1
(1,3)	1:A:84:LYS:HB2	2:B:24:G:H22	3	1.1
(1,3)	1:A:84:LYS:HB2	2:B:24:G:H3'	3	1.1
(1,3)	1:A:84:LYS:HB2	2:B:24:G:H4'	3	1.1
(1,3)	1:A:84:LYS:HB2	2:B:24:G:H5'	3	1.1
(1,3)	1:A:84:LYS:HB2	2:B:24:G:H5''	3	1.1
(1,3)	1:A:84:LYS:HB2	2:B:24:G:H8	3	1.1
(1,3)	1:A:84:LYS:HB2	2:B:24:G:HO2'	3	1.1
(1,3)	1:A:84:LYS:HB2	2:B:24:G:N1	3	1.1
(1,3)	1:A:84:LYS:HB2	2:B:24:G:N2	3	1.1
(1,3)	1:A:84:LYS:HB2	2:B:24:G:N3	3	1.1
(1,3)	1:A:84:LYS:HB2	2:B:24:G:N7	3	1.1
(1,3)	1:A:84:LYS:HB2	2:B:24:G:N9	3	1.1
(1,3)	1:A:84:LYS:HB2	2:B:24:G:O2'	3	1.1
(1,3)	1:A:84:LYS:HB2	2:B:24:G:O3'	3	1.1
(1,3)	1:A:84:LYS:HB2	2:B:24:G:O4'	3	1.1
(1,3)	1:A:84:LYS:HB2	2:B:24:G:O5'	3	1.1
(1,3)	1:A:84:LYS:HB2	2:B:24:G:O6	3	1.1
(1,3)	1:A:84:LYS:HB2	2:B:24:G:OP1	3	1.1
(1,3)	1:A:84:LYS:HB2	2:B:24:G:OP2	3	1.1
(1,3)	1:A:84:LYS:HB2	2:B:24:G:P	3	1.1
(1,3)	1:A:84:LYS:HB3	2:B:2:C:C1'	3	1.1

Continued on next page...

Continued from previous page...

Key	Atom-1	Atom-2	Model ID	Violation (Å)
(1,3)	1:A:84:LYS:HB3	2:B:2:C:C2	3	1.1
(1,3)	1:A:84:LYS:HB3	2:B:2:C:C2'	3	1.1
(1,3)	1:A:84:LYS:HB3	2:B:2:C:C3'	3	1.1
(1,3)	1:A:84:LYS:HB3	2:B:2:C:C4	3	1.1
(1,3)	1:A:84:LYS:HB3	2:B:2:C:C4'	3	1.1
(1,3)	1:A:84:LYS:HB3	2:B:2:C:C5	3	1.1
(1,3)	1:A:84:LYS:HB3	2:B:2:C:C5'	3	1.1
(1,3)	1:A:84:LYS:HB3	2:B:2:C:C6	3	1.1
(1,3)	1:A:84:LYS:HB3	2:B:2:C:H1'	3	1.1
(1,3)	1:A:84:LYS:HB3	2:B:2:C:H2'	3	1.1
(1,3)	1:A:84:LYS:HB3	2:B:2:C:H3'	3	1.1
(1,3)	1:A:84:LYS:HB3	2:B:2:C:H4'	3	1.1
(1,3)	1:A:84:LYS:HB3	2:B:2:C:H41	3	1.1
(1,3)	1:A:84:LYS:HB3	2:B:2:C:H42	3	1.1
(1,3)	1:A:84:LYS:HB3	2:B:2:C:H5	3	1.1
(1,3)	1:A:84:LYS:HB3	2:B:2:C:H5'	3	1.1
(1,3)	1:A:84:LYS:HB3	2:B:2:C:H5''	3	1.1
(1,3)	1:A:84:LYS:HB3	2:B:2:C:H6	3	1.1
(1,3)	1:A:84:LYS:HB3	2:B:2:C:HO2'	3	1.1
(1,3)	1:A:84:LYS:HB3	2:B:2:C:N1	3	1.1
(1,3)	1:A:84:LYS:HB3	2:B:2:C:N3	3	1.1
(1,3)	1:A:84:LYS:HB3	2:B:2:C:N4	3	1.1
(1,3)	1:A:84:LYS:HB3	2:B:2:C:O2	3	1.1
(1,3)	1:A:84:LYS:HB3	2:B:2:C:O2'	3	1.1
(1,3)	1:A:84:LYS:HB3	2:B:2:C:O3'	3	1.1
(1,3)	1:A:84:LYS:HB3	2:B:2:C:O4'	3	1.1
(1,3)	1:A:84:LYS:HB3	2:B:2:C:O5'	3	1.1
(1,3)	1:A:84:LYS:HB3	2:B:3:U:C1'	3	1.1
(1,3)	1:A:84:LYS:HB3	2:B:3:U:C2	3	1.1
(1,3)	1:A:84:LYS:HB3	2:B:3:U:C2'	3	1.1
(1,3)	1:A:84:LYS:HB3	2:B:3:U:C3'	3	1.1
(1,3)	1:A:84:LYS:HB3	2:B:3:U:C4	3	1.1
(1,3)	1:A:84:LYS:HB3	2:B:3:U:C4'	3	1.1
(1,3)	1:A:84:LYS:HB3	2:B:3:U:C5	3	1.1
(1,3)	1:A:84:LYS:HB3	2:B:3:U:C5'	3	1.1
(1,3)	1:A:84:LYS:HB3	2:B:3:U:C6	3	1.1
(1,3)	1:A:84:LYS:HB3	2:B:3:U:H1'	3	1.1
(1,3)	1:A:84:LYS:HB3	2:B:3:U:H2'	3	1.1
(1,3)	1:A:84:LYS:HB3	2:B:3:U:H3	3	1.1
(1,3)	1:A:84:LYS:HB3	2:B:3:U:H3'	3	1.1
(1,3)	1:A:84:LYS:HB3	2:B:3:U:H4'	3	1.1
(1,3)	1:A:84:LYS:HB3	2:B:3:U:H5	3	1.1

Continued on next page...

Continued from previous page...

Key	Atom-1	Atom-2	Model ID	Violation (Å)
(1,3)	1:A:84:LYS:HB3	2:B:3:U:H5'	3	1.1
(1,3)	1:A:84:LYS:HB3	2:B:3:U:H5''	3	1.1
(1,3)	1:A:84:LYS:HB3	2:B:3:U:H6	3	1.1
(1,3)	1:A:84:LYS:HB3	2:B:3:U:HO2'	3	1.1
(1,3)	1:A:84:LYS:HB3	2:B:3:U:N1	3	1.1
(1,3)	1:A:84:LYS:HB3	2:B:3:U:N3	3	1.1
(1,3)	1:A:84:LYS:HB3	2:B:3:U:O2	3	1.1
(1,3)	1:A:84:LYS:HB3	2:B:3:U:O2'	3	1.1
(1,3)	1:A:84:LYS:HB3	2:B:3:U:O3'	3	1.1
(1,3)	1:A:84:LYS:HB3	2:B:3:U:O4	3	1.1
(1,3)	1:A:84:LYS:HB3	2:B:3:U:O4'	3	1.1
(1,3)	1:A:84:LYS:HB3	2:B:3:U:O5'	3	1.1
(1,3)	1:A:84:LYS:HB3	2:B:3:U:OP1	3	1.1
(1,3)	1:A:84:LYS:HB3	2:B:3:U:OP2	3	1.1
(1,3)	1:A:84:LYS:HB3	2:B:3:U:P	3	1.1
(1,3)	1:A:84:LYS:HB3	2:B:4:G:C1'	3	1.1
(1,3)	1:A:84:LYS:HB3	2:B:4:G:C2	3	1.1
(1,3)	1:A:84:LYS:HB3	2:B:4:G:C2'	3	1.1
(1,3)	1:A:84:LYS:HB3	2:B:4:G:C3'	3	1.1
(1,3)	1:A:84:LYS:HB3	2:B:4:G:C4	3	1.1
(1,3)	1:A:84:LYS:HB3	2:B:4:G:C4'	3	1.1
(1,3)	1:A:84:LYS:HB3	2:B:4:G:C5	3	1.1
(1,3)	1:A:84:LYS:HB3	2:B:4:G:C5'	3	1.1
(1,3)	1:A:84:LYS:HB3	2:B:4:G:C6	3	1.1
(1,3)	1:A:84:LYS:HB3	2:B:4:G:C8	3	1.1
(1,3)	1:A:84:LYS:HB3	2:B:4:G:H1	3	1.1
(1,3)	1:A:84:LYS:HB3	2:B:4:G:H1'	3	1.1
(1,3)	1:A:84:LYS:HB3	2:B:4:G:H2'	3	1.1
(1,3)	1:A:84:LYS:HB3	2:B:4:G:H21	3	1.1
(1,3)	1:A:84:LYS:HB3	2:B:4:G:H22	3	1.1
(1,3)	1:A:84:LYS:HB3	2:B:4:G:H3'	3	1.1
(1,3)	1:A:84:LYS:HB3	2:B:4:G:H4'	3	1.1
(1,3)	1:A:84:LYS:HB3	2:B:4:G:H5'	3	1.1
(1,3)	1:A:84:LYS:HB3	2:B:4:G:H5''	3	1.1
(1,3)	1:A:84:LYS:HB3	2:B:4:G:H8	3	1.1
(1,3)	1:A:84:LYS:HB3	2:B:4:G:HO2'	3	1.1
(1,3)	1:A:84:LYS:HB3	2:B:4:G:N1	3	1.1
(1,3)	1:A:84:LYS:HB3	2:B:4:G:N2	3	1.1
(1,3)	1:A:84:LYS:HB3	2:B:4:G:N3	3	1.1
(1,3)	1:A:84:LYS:HB3	2:B:4:G:N7	3	1.1
(1,3)	1:A:84:LYS:HB3	2:B:4:G:N9	3	1.1
(1,3)	1:A:84:LYS:HB3	2:B:4:G:O2'	3	1.1

Continued on next page...

Continued from previous page...

Key	Atom-1	Atom-2	Model ID	Violation (Å)
(1,3)	1:A:84:LYS:HB3	2:B:4:G:O3'	3	1.1
(1,3)	1:A:84:LYS:HB3	2:B:4:G:O4'	3	1.1
(1,3)	1:A:84:LYS:HB3	2:B:4:G:O5'	3	1.1
(1,3)	1:A:84:LYS:HB3	2:B:4:G:O6	3	1.1
(1,3)	1:A:84:LYS:HB3	2:B:4:G:OP1	3	1.1
(1,3)	1:A:84:LYS:HB3	2:B:4:G:OP2	3	1.1
(1,3)	1:A:84:LYS:HB3	2:B:4:G:P	3	1.1
(1,3)	1:A:84:LYS:HB3	2:B:5:A:C1'	3	1.1
(1,3)	1:A:84:LYS:HB3	2:B:5:A:C2	3	1.1
(1,3)	1:A:84:LYS:HB3	2:B:5:A:C2'	3	1.1
(1,3)	1:A:84:LYS:HB3	2:B:5:A:C3'	3	1.1
(1,3)	1:A:84:LYS:HB3	2:B:5:A:C4	3	1.1
(1,3)	1:A:84:LYS:HB3	2:B:5:A:C4'	3	1.1
(1,3)	1:A:84:LYS:HB3	2:B:5:A:C5	3	1.1
(1,3)	1:A:84:LYS:HB3	2:B:5:A:C5'	3	1.1
(1,3)	1:A:84:LYS:HB3	2:B:5:A:C6	3	1.1
(1,3)	1:A:84:LYS:HB3	2:B:5:A:C8	3	1.1
(1,3)	1:A:84:LYS:HB3	2:B:5:A:H1'	3	1.1
(1,3)	1:A:84:LYS:HB3	2:B:5:A:H2	3	1.1
(1,3)	1:A:84:LYS:HB3	2:B:5:A:H2'	3	1.1
(1,3)	1:A:84:LYS:HB3	2:B:5:A:H3'	3	1.1
(1,3)	1:A:84:LYS:HB3	2:B:5:A:H4'	3	1.1
(1,3)	1:A:84:LYS:HB3	2:B:5:A:H5'	3	1.1
(1,3)	1:A:84:LYS:HB3	2:B:5:A:H5''	3	1.1
(1,3)	1:A:84:LYS:HB3	2:B:5:A:H61	3	1.1
(1,3)	1:A:84:LYS:HB3	2:B:5:A:H62	3	1.1
(1,3)	1:A:84:LYS:HB3	2:B:5:A:H8	3	1.1
(1,3)	1:A:84:LYS:HB3	2:B:5:A:HO2'	3	1.1
(1,3)	1:A:84:LYS:HB3	2:B:5:A:N1	3	1.1
(1,3)	1:A:84:LYS:HB3	2:B:5:A:N3	3	1.1
(1,3)	1:A:84:LYS:HB3	2:B:5:A:N6	3	1.1
(1,3)	1:A:84:LYS:HB3	2:B:5:A:N7	3	1.1
(1,3)	1:A:84:LYS:HB3	2:B:5:A:N9	3	1.1
(1,3)	1:A:84:LYS:HB3	2:B:5:A:O2'	3	1.1
(1,3)	1:A:84:LYS:HB3	2:B:5:A:O3'	3	1.1
(1,3)	1:A:84:LYS:HB3	2:B:5:A:O4'	3	1.1
(1,3)	1:A:84:LYS:HB3	2:B:5:A:O5'	3	1.1
(1,3)	1:A:84:LYS:HB3	2:B:5:A:OP1	3	1.1
(1,3)	1:A:84:LYS:HB3	2:B:5:A:OP2	3	1.1
(1,3)	1:A:84:LYS:HB3	2:B:5:A:P	3	1.1
(1,3)	1:A:84:LYS:HB3	2:B:6:G:C1'	3	1.1
(1,3)	1:A:84:LYS:HB3	2:B:6:G:C2	3	1.1

Continued on next page...

Continued from previous page...

Key	Atom-1	Atom-2	Model ID	Violation (Å)
(1,3)	1:A:84:LYS:HB3	2:B:6:G:C2'	3	1.1
(1,3)	1:A:84:LYS:HB3	2:B:6:G:C3'	3	1.1
(1,3)	1:A:84:LYS:HB3	2:B:6:G:C4	3	1.1
(1,3)	1:A:84:LYS:HB3	2:B:6:G:C4'	3	1.1
(1,3)	1:A:84:LYS:HB3	2:B:6:G:C5	3	1.1
(1,3)	1:A:84:LYS:HB3	2:B:6:G:C5'	3	1.1
(1,3)	1:A:84:LYS:HB3	2:B:6:G:C6	3	1.1
(1,3)	1:A:84:LYS:HB3	2:B:6:G:C8	3	1.1
(1,3)	1:A:84:LYS:HB3	2:B:6:G:H1	3	1.1
(1,3)	1:A:84:LYS:HB3	2:B:6:G:H1'	3	1.1
(1,3)	1:A:84:LYS:HB3	2:B:6:G:H2'	3	1.1
(1,3)	1:A:84:LYS:HB3	2:B:6:G:H21	3	1.1
(1,3)	1:A:84:LYS:HB3	2:B:6:G:H22	3	1.1
(1,3)	1:A:84:LYS:HB3	2:B:6:G:H3'	3	1.1
(1,3)	1:A:84:LYS:HB3	2:B:6:G:H4'	3	1.1
(1,3)	1:A:84:LYS:HB3	2:B:6:G:H5'	3	1.1
(1,3)	1:A:84:LYS:HB3	2:B:6:G:H5''	3	1.1
(1,3)	1:A:84:LYS:HB3	2:B:6:G:H8	3	1.1
(1,3)	1:A:84:LYS:HB3	2:B:6:G:HO2'	3	1.1
(1,3)	1:A:84:LYS:HB3	2:B:6:G:N1	3	1.1
(1,3)	1:A:84:LYS:HB3	2:B:6:G:N2	3	1.1
(1,3)	1:A:84:LYS:HB3	2:B:6:G:N3	3	1.1
(1,3)	1:A:84:LYS:HB3	2:B:6:G:N7	3	1.1
(1,3)	1:A:84:LYS:HB3	2:B:6:G:N9	3	1.1
(1,3)	1:A:84:LYS:HB3	2:B:6:G:O2'	3	1.1
(1,3)	1:A:84:LYS:HB3	2:B:6:G:O3'	3	1.1
(1,3)	1:A:84:LYS:HB3	2:B:6:G:O4'	3	1.1
(1,3)	1:A:84:LYS:HB3	2:B:6:G:O5'	3	1.1
(1,3)	1:A:84:LYS:HB3	2:B:6:G:O6	3	1.1
(1,3)	1:A:84:LYS:HB3	2:B:6:G:OP1	3	1.1
(1,3)	1:A:84:LYS:HB3	2:B:6:G:OP2	3	1.1
(1,3)	1:A:84:LYS:HB3	2:B:6:G:P	3	1.1
(1,3)	1:A:84:LYS:HB3	2:B:7:C:C1'	3	1.1
(1,3)	1:A:84:LYS:HB3	2:B:7:C:C2	3	1.1
(1,3)	1:A:84:LYS:HB3	2:B:7:C:C2'	3	1.1
(1,3)	1:A:84:LYS:HB3	2:B:7:C:C3'	3	1.1
(1,3)	1:A:84:LYS:HB3	2:B:7:C:C4	3	1.1
(1,3)	1:A:84:LYS:HB3	2:B:7:C:C4'	3	1.1
(1,3)	1:A:84:LYS:HB3	2:B:7:C:C5	3	1.1
(1,3)	1:A:84:LYS:HB3	2:B:7:C:C5'	3	1.1
(1,3)	1:A:84:LYS:HB3	2:B:7:C:C6	3	1.1
(1,3)	1:A:84:LYS:HB3	2:B:7:C:H1'	3	1.1

Continued on next page...

Continued from previous page...

Key	Atom-1	Atom-2	Model ID	Violation (Å)
(1,3)	1:A:84:LYS:HB3	2:B:7:C:H2'	3	1.1
(1,3)	1:A:84:LYS:HB3	2:B:7:C:H3'	3	1.1
(1,3)	1:A:84:LYS:HB3	2:B:7:C:H4'	3	1.1
(1,3)	1:A:84:LYS:HB3	2:B:7:C:H41	3	1.1
(1,3)	1:A:84:LYS:HB3	2:B:7:C:H42	3	1.1
(1,3)	1:A:84:LYS:HB3	2:B:7:C:H5	3	1.1
(1,3)	1:A:84:LYS:HB3	2:B:7:C:H5'	3	1.1
(1,3)	1:A:84:LYS:HB3	2:B:7:C:H5''	3	1.1
(1,3)	1:A:84:LYS:HB3	2:B:7:C:H6	3	1.1
(1,3)	1:A:84:LYS:HB3	2:B:7:C:HO2'	3	1.1
(1,3)	1:A:84:LYS:HB3	2:B:7:C:N1	3	1.1
(1,3)	1:A:84:LYS:HB3	2:B:7:C:N3	3	1.1
(1,3)	1:A:84:LYS:HB3	2:B:7:C:N4	3	1.1
(1,3)	1:A:84:LYS:HB3	2:B:7:C:O2	3	1.1
(1,3)	1:A:84:LYS:HB3	2:B:7:C:O2'	3	1.1
(1,3)	1:A:84:LYS:HB3	2:B:7:C:O3'	3	1.1
(1,3)	1:A:84:LYS:HB3	2:B:7:C:O4'	3	1.1
(1,3)	1:A:84:LYS:HB3	2:B:7:C:O5'	3	1.1
(1,3)	1:A:84:LYS:HB3	2:B:7:C:OP1	3	1.1
(1,3)	1:A:84:LYS:HB3	2:B:7:C:OP2	3	1.1
(1,3)	1:A:84:LYS:HB3	2:B:7:C:P	3	1.1
(1,3)	1:A:84:LYS:HB3	2:B:8:U:C1'	3	1.1
(1,3)	1:A:84:LYS:HB3	2:B:8:U:C2	3	1.1
(1,3)	1:A:84:LYS:HB3	2:B:8:U:C2'	3	1.1
(1,3)	1:A:84:LYS:HB3	2:B:8:U:C3'	3	1.1
(1,3)	1:A:84:LYS:HB3	2:B:8:U:C4	3	1.1
(1,3)	1:A:84:LYS:HB3	2:B:8:U:C4'	3	1.1
(1,3)	1:A:84:LYS:HB3	2:B:8:U:C5	3	1.1
(1,3)	1:A:84:LYS:HB3	2:B:8:U:C5'	3	1.1
(1,3)	1:A:84:LYS:HB3	2:B:8:U:C6	3	1.1
(1,3)	1:A:84:LYS:HB3	2:B:8:U:H1'	3	1.1
(1,3)	1:A:84:LYS:HB3	2:B:8:U:H2'	3	1.1
(1,3)	1:A:84:LYS:HB3	2:B:8:U:H3	3	1.1
(1,3)	1:A:84:LYS:HB3	2:B:8:U:H3'	3	1.1
(1,3)	1:A:84:LYS:HB3	2:B:8:U:H4'	3	1.1
(1,3)	1:A:84:LYS:HB3	2:B:8:U:H5	3	1.1
(1,3)	1:A:84:LYS:HB3	2:B:8:U:H5'	3	1.1
(1,3)	1:A:84:LYS:HB3	2:B:8:U:H5''	3	1.1
(1,3)	1:A:84:LYS:HB3	2:B:8:U:H6	3	1.1
(1,3)	1:A:84:LYS:HB3	2:B:8:U:HO2'	3	1.1
(1,3)	1:A:84:LYS:HB3	2:B:8:U:N1	3	1.1
(1,3)	1:A:84:LYS:HB3	2:B:8:U:N3	3	1.1

Continued on next page...

Continued from previous page...

Key	Atom-1	Atom-2	Model ID	Violation (Å)
(1,3)	1:A:84:LYS:HB3	2:B:8:U:O2	3	1.1
(1,3)	1:A:84:LYS:HB3	2:B:8:U:O2'	3	1.1
(1,3)	1:A:84:LYS:HB3	2:B:8:U:O3'	3	1.1
(1,3)	1:A:84:LYS:HB3	2:B:8:U:O4	3	1.1
(1,3)	1:A:84:LYS:HB3	2:B:8:U:O4'	3	1.1
(1,3)	1:A:84:LYS:HB3	2:B:8:U:O5'	3	1.1
(1,3)	1:A:84:LYS:HB3	2:B:8:U:OP1	3	1.1
(1,3)	1:A:84:LYS:HB3	2:B:8:U:OP2	3	1.1
(1,3)	1:A:84:LYS:HB3	2:B:8:U:P	3	1.1
(1,3)	1:A:84:LYS:HB3	2:B:9:C:C1'	3	1.1
(1,3)	1:A:84:LYS:HB3	2:B:9:C:C2	3	1.1
(1,3)	1:A:84:LYS:HB3	2:B:9:C:C2'	3	1.1
(1,3)	1:A:84:LYS:HB3	2:B:9:C:C3'	3	1.1
(1,3)	1:A:84:LYS:HB3	2:B:9:C:C4	3	1.1
(1,3)	1:A:84:LYS:HB3	2:B:9:C:C4'	3	1.1
(1,3)	1:A:84:LYS:HB3	2:B:9:C:C5	3	1.1
(1,3)	1:A:84:LYS:HB3	2:B:9:C:C5'	3	1.1
(1,3)	1:A:84:LYS:HB3	2:B:9:C:C6	3	1.1
(1,3)	1:A:84:LYS:HB3	2:B:9:C:H1'	3	1.1
(1,3)	1:A:84:LYS:HB3	2:B:9:C:H2'	3	1.1
(1,3)	1:A:84:LYS:HB3	2:B:9:C:H3'	3	1.1
(1,3)	1:A:84:LYS:HB3	2:B:9:C:H4'	3	1.1
(1,3)	1:A:84:LYS:HB3	2:B:9:C:H41	3	1.1
(1,3)	1:A:84:LYS:HB3	2:B:9:C:H42	3	1.1
(1,3)	1:A:84:LYS:HB3	2:B:9:C:H5	3	1.1
(1,3)	1:A:84:LYS:HB3	2:B:9:C:H5'	3	1.1
(1,3)	1:A:84:LYS:HB3	2:B:9:C:H5''	3	1.1
(1,3)	1:A:84:LYS:HB3	2:B:9:C:H6	3	1.1
(1,3)	1:A:84:LYS:HB3	2:B:9:C:HO2'	3	1.1
(1,3)	1:A:84:LYS:HB3	2:B:9:C:N1	3	1.1
(1,3)	1:A:84:LYS:HB3	2:B:9:C:N3	3	1.1
(1,3)	1:A:84:LYS:HB3	2:B:9:C:N4	3	1.1
(1,3)	1:A:84:LYS:HB3	2:B:9:C:O2	3	1.1
(1,3)	1:A:84:LYS:HB3	2:B:9:C:O2'	3	1.1
(1,3)	1:A:84:LYS:HB3	2:B:9:C:O3'	3	1.1
(1,3)	1:A:84:LYS:HB3	2:B:9:C:O4'	3	1.1
(1,3)	1:A:84:LYS:HB3	2:B:9:C:O5'	3	1.1
(1,3)	1:A:84:LYS:HB3	2:B:9:C:OP1	3	1.1
(1,3)	1:A:84:LYS:HB3	2:B:9:C:OP2	3	1.1
(1,3)	1:A:84:LYS:HB3	2:B:9:C:P	3	1.1
(1,3)	1:A:84:LYS:HB3	2:B:10:G:C1'	3	1.1
(1,3)	1:A:84:LYS:HB3	2:B:10:G:C2	3	1.1

Continued on next page...

Continued from previous page...

Key	Atom-1	Atom-2	Model ID	Violation (Å)
(1,3)	1:A:84:LYS:HB3	2:B:10:G:C2'	3	1.1
(1,3)	1:A:84:LYS:HB3	2:B:10:G:C3'	3	1.1
(1,3)	1:A:84:LYS:HB3	2:B:10:G:C4	3	1.1
(1,3)	1:A:84:LYS:HB3	2:B:10:G:C4'	3	1.1
(1,3)	1:A:84:LYS:HB3	2:B:10:G:C5	3	1.1
(1,3)	1:A:84:LYS:HB3	2:B:10:G:C5'	3	1.1
(1,3)	1:A:84:LYS:HB3	2:B:10:G:C6	3	1.1
(1,3)	1:A:84:LYS:HB3	2:B:10:G:C8	3	1.1
(1,3)	1:A:84:LYS:HB3	2:B:10:G:H1	3	1.1
(1,3)	1:A:84:LYS:HB3	2:B:10:G:H1'	3	1.1
(1,3)	1:A:84:LYS:HB3	2:B:10:G:H2'	3	1.1
(1,3)	1:A:84:LYS:HB3	2:B:10:G:H21	3	1.1
(1,3)	1:A:84:LYS:HB3	2:B:10:G:H22	3	1.1
(1,3)	1:A:84:LYS:HB3	2:B:10:G:H3'	3	1.1
(1,3)	1:A:84:LYS:HB3	2:B:10:G:H4'	3	1.1
(1,3)	1:A:84:LYS:HB3	2:B:10:G:H5'	3	1.1
(1,3)	1:A:84:LYS:HB3	2:B:10:G:H5''	3	1.1
(1,3)	1:A:84:LYS:HB3	2:B:10:G:H8	3	1.1
(1,3)	1:A:84:LYS:HB3	2:B:10:G:HO2'	3	1.1
(1,3)	1:A:84:LYS:HB3	2:B:10:G:N1	3	1.1
(1,3)	1:A:84:LYS:HB3	2:B:10:G:N2	3	1.1
(1,3)	1:A:84:LYS:HB3	2:B:10:G:N3	3	1.1
(1,3)	1:A:84:LYS:HB3	2:B:10:G:N7	3	1.1
(1,3)	1:A:84:LYS:HB3	2:B:10:G:N9	3	1.1
(1,3)	1:A:84:LYS:HB3	2:B:10:G:O2'	3	1.1
(1,3)	1:A:84:LYS:HB3	2:B:10:G:O3'	3	1.1
(1,3)	1:A:84:LYS:HB3	2:B:10:G:O4'	3	1.1
(1,3)	1:A:84:LYS:HB3	2:B:10:G:O5'	3	1.1
(1,3)	1:A:84:LYS:HB3	2:B:10:G:O6	3	1.1
(1,3)	1:A:84:LYS:HB3	2:B:10:G:OP1	3	1.1
(1,3)	1:A:84:LYS:HB3	2:B:10:G:OP2	3	1.1
(1,3)	1:A:84:LYS:HB3	2:B:10:G:P	3	1.1
(1,3)	1:A:84:LYS:HB3	2:B:11:A:C1'	3	1.1
(1,3)	1:A:84:LYS:HB3	2:B:11:A:C2	3	1.1
(1,3)	1:A:84:LYS:HB3	2:B:11:A:C2'	3	1.1
(1,3)	1:A:84:LYS:HB3	2:B:11:A:C3'	3	1.1
(1,3)	1:A:84:LYS:HB3	2:B:11:A:C4	3	1.1
(1,3)	1:A:84:LYS:HB3	2:B:11:A:C4'	3	1.1
(1,3)	1:A:84:LYS:HB3	2:B:11:A:C5	3	1.1
(1,3)	1:A:84:LYS:HB3	2:B:11:A:C5'	3	1.1
(1,3)	1:A:84:LYS:HB3	2:B:11:A:C6	3	1.1
(1,3)	1:A:84:LYS:HB3	2:B:11:A:C8	3	1.1

Continued on next page...

Continued from previous page...

Key	Atom-1	Atom-2	Model ID	Violation (Å)
(1,3)	1:A:84:LYS:HB3	2:B:11:A:H1'	3	1.1
(1,3)	1:A:84:LYS:HB3	2:B:11:A:H2	3	1.1
(1,3)	1:A:84:LYS:HB3	2:B:11:A:H2'	3	1.1
(1,3)	1:A:84:LYS:HB3	2:B:11:A:H3'	3	1.1
(1,3)	1:A:84:LYS:HB3	2:B:11:A:H4'	3	1.1
(1,3)	1:A:84:LYS:HB3	2:B:11:A:H5'	3	1.1
(1,3)	1:A:84:LYS:HB3	2:B:11:A:H5''	3	1.1
(1,3)	1:A:84:LYS:HB3	2:B:11:A:H61	3	1.1
(1,3)	1:A:84:LYS:HB3	2:B:11:A:H62	3	1.1
(1,3)	1:A:84:LYS:HB3	2:B:11:A:H8	3	1.1
(1,3)	1:A:84:LYS:HB3	2:B:11:A:HO2'	3	1.1
(1,3)	1:A:84:LYS:HB3	2:B:11:A:N1	3	1.1
(1,3)	1:A:84:LYS:HB3	2:B:11:A:N3	3	1.1
(1,3)	1:A:84:LYS:HB3	2:B:11:A:N6	3	1.1
(1,3)	1:A:84:LYS:HB3	2:B:11:A:N7	3	1.1
(1,3)	1:A:84:LYS:HB3	2:B:11:A:N9	3	1.1
(1,3)	1:A:84:LYS:HB3	2:B:11:A:O2'	3	1.1
(1,3)	1:A:84:LYS:HB3	2:B:11:A:O3'	3	1.1
(1,3)	1:A:84:LYS:HB3	2:B:11:A:O4'	3	1.1
(1,3)	1:A:84:LYS:HB3	2:B:11:A:O5'	3	1.1
(1,3)	1:A:84:LYS:HB3	2:B:11:A:OP1	3	1.1
(1,3)	1:A:84:LYS:HB3	2:B:11:A:OP2	3	1.1
(1,3)	1:A:84:LYS:HB3	2:B:11:A:P	3	1.1
(1,3)	1:A:84:LYS:HB3	2:B:12:A:C1'	3	1.1
(1,3)	1:A:84:LYS:HB3	2:B:12:A:C2	3	1.1
(1,3)	1:A:84:LYS:HB3	2:B:12:A:C2'	3	1.1
(1,3)	1:A:84:LYS:HB3	2:B:12:A:C3'	3	1.1
(1,3)	1:A:84:LYS:HB3	2:B:12:A:C4	3	1.1
(1,3)	1:A:84:LYS:HB3	2:B:12:A:C4'	3	1.1
(1,3)	1:A:84:LYS:HB3	2:B:12:A:C5	3	1.1
(1,3)	1:A:84:LYS:HB3	2:B:12:A:C5'	3	1.1
(1,3)	1:A:84:LYS:HB3	2:B:12:A:C6	3	1.1
(1,3)	1:A:84:LYS:HB3	2:B:12:A:C8	3	1.1
(1,3)	1:A:84:LYS:HB3	2:B:12:A:H1'	3	1.1
(1,3)	1:A:84:LYS:HB3	2:B:12:A:H2	3	1.1
(1,3)	1:A:84:LYS:HB3	2:B:12:A:H2'	3	1.1
(1,3)	1:A:84:LYS:HB3	2:B:12:A:H3'	3	1.1
(1,3)	1:A:84:LYS:HB3	2:B:12:A:H4'	3	1.1
(1,3)	1:A:84:LYS:HB3	2:B:12:A:H5'	3	1.1
(1,3)	1:A:84:LYS:HB3	2:B:12:A:H5''	3	1.1
(1,3)	1:A:84:LYS:HB3	2:B:12:A:H61	3	1.1
(1,3)	1:A:84:LYS:HB3	2:B:12:A:H62	3	1.1

Continued on next page...

Continued from previous page...

Key	Atom-1	Atom-2	Model ID	Violation (Å)
(1,3)	1:A:84:LYS:HB3	2:B:12:A:H8	3	1.1
(1,3)	1:A:84:LYS:HB3	2:B:12:A:HO2'	3	1.1
(1,3)	1:A:84:LYS:HB3	2:B:12:A:N1	3	1.1
(1,3)	1:A:84:LYS:HB3	2:B:12:A:N3	3	1.1
(1,3)	1:A:84:LYS:HB3	2:B:12:A:N6	3	1.1
(1,3)	1:A:84:LYS:HB3	2:B:12:A:N7	3	1.1
(1,3)	1:A:84:LYS:HB3	2:B:12:A:N9	3	1.1
(1,3)	1:A:84:LYS:HB3	2:B:12:A:O2'	3	1.1
(1,3)	1:A:84:LYS:HB3	2:B:12:A:O3'	3	1.1
(1,3)	1:A:84:LYS:HB3	2:B:12:A:O4'	3	1.1
(1,3)	1:A:84:LYS:HB3	2:B:12:A:O5'	3	1.1
(1,3)	1:A:84:LYS:HB3	2:B:12:A:OP1	3	1.1
(1,3)	1:A:84:LYS:HB3	2:B:12:A:OP2	3	1.1
(1,3)	1:A:84:LYS:HB3	2:B:12:A:P	3	1.1
(1,3)	1:A:84:LYS:HB3	2:B:13:A:C1'	3	1.1
(1,3)	1:A:84:LYS:HB3	2:B:13:A:C2	3	1.1
(1,3)	1:A:84:LYS:HB3	2:B:13:A:C2'	3	1.1
(1,3)	1:A:84:LYS:HB3	2:B:13:A:C3'	3	1.1
(1,3)	1:A:84:LYS:HB3	2:B:13:A:C4	3	1.1
(1,3)	1:A:84:LYS:HB3	2:B:13:A:C4'	3	1.1
(1,3)	1:A:84:LYS:HB3	2:B:13:A:C5	3	1.1
(1,3)	1:A:84:LYS:HB3	2:B:13:A:C5'	3	1.1
(1,3)	1:A:84:LYS:HB3	2:B:13:A:C6	3	1.1
(1,3)	1:A:84:LYS:HB3	2:B:13:A:C8	3	1.1
(1,3)	1:A:84:LYS:HB3	2:B:13:A:H1'	3	1.1
(1,3)	1:A:84:LYS:HB3	2:B:13:A:H2	3	1.1
(1,3)	1:A:84:LYS:HB3	2:B:13:A:H2'	3	1.1
(1,3)	1:A:84:LYS:HB3	2:B:13:A:H3'	3	1.1
(1,3)	1:A:84:LYS:HB3	2:B:13:A:H4'	3	1.1
(1,3)	1:A:84:LYS:HB3	2:B:13:A:H5'	3	1.1
(1,3)	1:A:84:LYS:HB3	2:B:13:A:H5''	3	1.1
(1,3)	1:A:84:LYS:HB3	2:B:13:A:H61	3	1.1
(1,3)	1:A:84:LYS:HB3	2:B:13:A:H62	3	1.1
(1,3)	1:A:84:LYS:HB3	2:B:13:A:H8	3	1.1
(1,3)	1:A:84:LYS:HB3	2:B:13:A:HO2'	3	1.1
(1,3)	1:A:84:LYS:HB3	2:B:13:A:N1	3	1.1
(1,3)	1:A:84:LYS:HB3	2:B:13:A:N3	3	1.1
(1,3)	1:A:84:LYS:HB3	2:B:13:A:N6	3	1.1
(1,3)	1:A:84:LYS:HB3	2:B:13:A:N7	3	1.1
(1,3)	1:A:84:LYS:HB3	2:B:13:A:N9	3	1.1
(1,3)	1:A:84:LYS:HB3	2:B:13:A:O2'	3	1.1
(1,3)	1:A:84:LYS:HB3	2:B:13:A:O3'	3	1.1

Continued on next page...

Continued from previous page...

Key	Atom-1	Atom-2	Model ID	Violation (Å)
(1,3)	1:A:84:LYS:HB3	2:B:13:A:O4'	3	1.1
(1,3)	1:A:84:LYS:HB3	2:B:13:A:O5'	3	1.1
(1,3)	1:A:84:LYS:HB3	2:B:13:A:OP1	3	1.1
(1,3)	1:A:84:LYS:HB3	2:B:13:A:OP2	3	1.1
(1,3)	1:A:84:LYS:HB3	2:B:13:A:P	3	1.1
(1,3)	1:A:84:LYS:HB3	2:B:14:G:C1'	3	1.1
(1,3)	1:A:84:LYS:HB3	2:B:14:G:C2	3	1.1
(1,3)	1:A:84:LYS:HB3	2:B:14:G:C2'	3	1.1
(1,3)	1:A:84:LYS:HB3	2:B:14:G:C3'	3	1.1
(1,3)	1:A:84:LYS:HB3	2:B:14:G:C4	3	1.1
(1,3)	1:A:84:LYS:HB3	2:B:14:G:C4'	3	1.1
(1,3)	1:A:84:LYS:HB3	2:B:14:G:C5	3	1.1
(1,3)	1:A:84:LYS:HB3	2:B:14:G:C5'	3	1.1
(1,3)	1:A:84:LYS:HB3	2:B:14:G:C6	3	1.1
(1,3)	1:A:84:LYS:HB3	2:B:14:G:C8	3	1.1
(1,3)	1:A:84:LYS:HB3	2:B:14:G:H1	3	1.1
(1,3)	1:A:84:LYS:HB3	2:B:14:G:H1'	3	1.1
(1,3)	1:A:84:LYS:HB3	2:B:14:G:H2'	3	1.1
(1,3)	1:A:84:LYS:HB3	2:B:14:G:H21	3	1.1
(1,3)	1:A:84:LYS:HB3	2:B:14:G:H22	3	1.1
(1,3)	1:A:84:LYS:HB3	2:B:14:G:H3'	3	1.1
(1,3)	1:A:84:LYS:HB3	2:B:14:G:H4'	3	1.1
(1,3)	1:A:84:LYS:HB3	2:B:14:G:H5'	3	1.1
(1,3)	1:A:84:LYS:HB3	2:B:14:G:H5''	3	1.1
(1,3)	1:A:84:LYS:HB3	2:B:14:G:H8	3	1.1
(1,3)	1:A:84:LYS:HB3	2:B:14:G:HO2'	3	1.1
(1,3)	1:A:84:LYS:HB3	2:B:14:G:N1	3	1.1
(1,3)	1:A:84:LYS:HB3	2:B:14:G:N2	3	1.1
(1,3)	1:A:84:LYS:HB3	2:B:14:G:N3	3	1.1
(1,3)	1:A:84:LYS:HB3	2:B:14:G:N7	3	1.1
(1,3)	1:A:84:LYS:HB3	2:B:14:G:N9	3	1.1
(1,3)	1:A:84:LYS:HB3	2:B:14:G:O2'	3	1.1
(1,3)	1:A:84:LYS:HB3	2:B:14:G:O3'	3	1.1
(1,3)	1:A:84:LYS:HB3	2:B:14:G:O4'	3	1.1
(1,3)	1:A:84:LYS:HB3	2:B:14:G:O5'	3	1.1
(1,3)	1:A:84:LYS:HB3	2:B:14:G:O6	3	1.1
(1,3)	1:A:84:LYS:HB3	2:B:14:G:OP1	3	1.1
(1,3)	1:A:84:LYS:HB3	2:B:14:G:OP2	3	1.1
(1,3)	1:A:84:LYS:HB3	2:B:14:G:P	3	1.1
(1,3)	1:A:84:LYS:HB3	2:B:15:A:C1'	3	1.1
(1,3)	1:A:84:LYS:HB3	2:B:15:A:C2	3	1.1
(1,3)	1:A:84:LYS:HB3	2:B:15:A:C2'	3	1.1

Continued on next page...

Continued from previous page...

Key	Atom-1	Atom-2	Model ID	Violation (Å)
(1,3)	1:A:84:LYS:HB3	2:B:15:A:C3'	3	1.1
(1,3)	1:A:84:LYS:HB3	2:B:15:A:C4	3	1.1
(1,3)	1:A:84:LYS:HB3	2:B:15:A:C4'	3	1.1
(1,3)	1:A:84:LYS:HB3	2:B:15:A:C5	3	1.1
(1,3)	1:A:84:LYS:HB3	2:B:15:A:C5'	3	1.1
(1,3)	1:A:84:LYS:HB3	2:B:15:A:C6	3	1.1
(1,3)	1:A:84:LYS:HB3	2:B:15:A:C8	3	1.1
(1,3)	1:A:84:LYS:HB3	2:B:15:A:H1'	3	1.1
(1,3)	1:A:84:LYS:HB3	2:B:15:A:H2	3	1.1
(1,3)	1:A:84:LYS:HB3	2:B:15:A:H2'	3	1.1
(1,3)	1:A:84:LYS:HB3	2:B:15:A:H3'	3	1.1
(1,3)	1:A:84:LYS:HB3	2:B:15:A:H4'	3	1.1
(1,3)	1:A:84:LYS:HB3	2:B:15:A:H5'	3	1.1
(1,3)	1:A:84:LYS:HB3	2:B:15:A:H5''	3	1.1
(1,3)	1:A:84:LYS:HB3	2:B:15:A:H61	3	1.1
(1,3)	1:A:84:LYS:HB3	2:B:15:A:H62	3	1.1
(1,3)	1:A:84:LYS:HB3	2:B:15:A:H8	3	1.1
(1,3)	1:A:84:LYS:HB3	2:B:15:A:HO2'	3	1.1
(1,3)	1:A:84:LYS:HB3	2:B:15:A:N1	3	1.1
(1,3)	1:A:84:LYS:HB3	2:B:15:A:N3	3	1.1
(1,3)	1:A:84:LYS:HB3	2:B:15:A:N6	3	1.1
(1,3)	1:A:84:LYS:HB3	2:B:15:A:N7	3	1.1
(1,3)	1:A:84:LYS:HB3	2:B:15:A:N9	3	1.1
(1,3)	1:A:84:LYS:HB3	2:B:15:A:O2'	3	1.1
(1,3)	1:A:84:LYS:HB3	2:B:15:A:O3'	3	1.1
(1,3)	1:A:84:LYS:HB3	2:B:15:A:O4'	3	1.1
(1,3)	1:A:84:LYS:HB3	2:B:15:A:O5'	3	1.1
(1,3)	1:A:84:LYS:HB3	2:B:15:A:OP1	3	1.1
(1,3)	1:A:84:LYS:HB3	2:B:15:A:OP2	3	1.1
(1,3)	1:A:84:LYS:HB3	2:B:15:A:P	3	1.1
(1,3)	1:A:84:LYS:HB3	2:B:16:G:C1'	3	1.1
(1,3)	1:A:84:LYS:HB3	2:B:16:G:C2	3	1.1
(1,3)	1:A:84:LYS:HB3	2:B:16:G:C2'	3	1.1
(1,3)	1:A:84:LYS:HB3	2:B:16:G:C3'	3	1.1
(1,3)	1:A:84:LYS:HB3	2:B:16:G:C4	3	1.1
(1,3)	1:A:84:LYS:HB3	2:B:16:G:C4'	3	1.1
(1,3)	1:A:84:LYS:HB3	2:B:16:G:C5	3	1.1
(1,3)	1:A:84:LYS:HB3	2:B:16:G:C5'	3	1.1
(1,3)	1:A:84:LYS:HB3	2:B:16:G:C6	3	1.1
(1,3)	1:A:84:LYS:HB3	2:B:16:G:C8	3	1.1
(1,3)	1:A:84:LYS:HB3	2:B:16:G:H1	3	1.1
(1,3)	1:A:84:LYS:HB3	2:B:16:G:H1'	3	1.1

Continued on next page...

Continued from previous page...

Key	Atom-1	Atom-2	Model ID	Violation (Å)
(1,3)	1:A:84:LYS:HB3	2:B:16:G:H2'	3	1.1
(1,3)	1:A:84:LYS:HB3	2:B:16:G:H21	3	1.1
(1,3)	1:A:84:LYS:HB3	2:B:16:G:H22	3	1.1
(1,3)	1:A:84:LYS:HB3	2:B:16:G:H3'	3	1.1
(1,3)	1:A:84:LYS:HB3	2:B:16:G:H4'	3	1.1
(1,3)	1:A:84:LYS:HB3	2:B:16:G:H5'	3	1.1
(1,3)	1:A:84:LYS:HB3	2:B:16:G:H5''	3	1.1
(1,3)	1:A:84:LYS:HB3	2:B:16:G:H8	3	1.1
(1,3)	1:A:84:LYS:HB3	2:B:16:G:HO2'	3	1.1
(1,3)	1:A:84:LYS:HB3	2:B:16:G:N1	3	1.1
(1,3)	1:A:84:LYS:HB3	2:B:16:G:N2	3	1.1
(1,3)	1:A:84:LYS:HB3	2:B:16:G:N3	3	1.1
(1,3)	1:A:84:LYS:HB3	2:B:16:G:N7	3	1.1
(1,3)	1:A:84:LYS:HB3	2:B:16:G:N9	3	1.1
(1,3)	1:A:84:LYS:HB3	2:B:16:G:O2'	3	1.1
(1,3)	1:A:84:LYS:HB3	2:B:16:G:O3'	3	1.1
(1,3)	1:A:84:LYS:HB3	2:B:16:G:O4'	3	1.1
(1,3)	1:A:84:LYS:HB3	2:B:16:G:O5'	3	1.1
(1,3)	1:A:84:LYS:HB3	2:B:16:G:O6	3	1.1
(1,3)	1:A:84:LYS:HB3	2:B:16:G:OP1	3	1.1
(1,3)	1:A:84:LYS:HB3	2:B:16:G:OP2	3	1.1
(1,3)	1:A:84:LYS:HB3	2:B:16:G:P	3	1.1
(1,3)	1:A:84:LYS:HB3	2:B:17:C:C1'	3	1.1
(1,3)	1:A:84:LYS:HB3	2:B:17:C:C2	3	1.1
(1,3)	1:A:84:LYS:HB3	2:B:17:C:C2'	3	1.1
(1,3)	1:A:84:LYS:HB3	2:B:17:C:C3'	3	1.1
(1,3)	1:A:84:LYS:HB3	2:B:17:C:C4	3	1.1
(1,3)	1:A:84:LYS:HB3	2:B:17:C:C4'	3	1.1
(1,3)	1:A:84:LYS:HB3	2:B:17:C:C5	3	1.1
(1,3)	1:A:84:LYS:HB3	2:B:17:C:C5'	3	1.1
(1,3)	1:A:84:LYS:HB3	2:B:17:C:C6	3	1.1
(1,3)	1:A:84:LYS:HB3	2:B:17:C:H1'	3	1.1
(1,3)	1:A:84:LYS:HB3	2:B:17:C:H2'	3	1.1
(1,3)	1:A:84:LYS:HB3	2:B:17:C:H3'	3	1.1
(1,3)	1:A:84:LYS:HB3	2:B:17:C:H4'	3	1.1
(1,3)	1:A:84:LYS:HB3	2:B:17:C:H41	3	1.1
(1,3)	1:A:84:LYS:HB3	2:B:17:C:H42	3	1.1
(1,3)	1:A:84:LYS:HB3	2:B:17:C:H5	3	1.1
(1,3)	1:A:84:LYS:HB3	2:B:17:C:H5'	3	1.1
(1,3)	1:A:84:LYS:HB3	2:B:17:C:H5''	3	1.1
(1,3)	1:A:84:LYS:HB3	2:B:17:C:H6	3	1.1
(1,3)	1:A:84:LYS:HB3	2:B:17:C:HO2'	3	1.1

Continued on next page...

Continued from previous page...

Key	Atom-1	Atom-2	Model ID	Violation (Å)
(1,3)	1:A:84:LYS:HB3	2:B:17:C:N1	3	1.1
(1,3)	1:A:84:LYS:HB3	2:B:17:C:N3	3	1.1
(1,3)	1:A:84:LYS:HB3	2:B:17:C:N4	3	1.1
(1,3)	1:A:84:LYS:HB3	2:B:17:C:O2	3	1.1
(1,3)	1:A:84:LYS:HB3	2:B:17:C:O2'	3	1.1
(1,3)	1:A:84:LYS:HB3	2:B:17:C:O3'	3	1.1
(1,3)	1:A:84:LYS:HB3	2:B:17:C:O4'	3	1.1
(1,3)	1:A:84:LYS:HB3	2:B:17:C:O5'	3	1.1
(1,3)	1:A:84:LYS:HB3	2:B:17:C:OP1	3	1.1
(1,3)	1:A:84:LYS:HB3	2:B:17:C:OP2	3	1.1
(1,3)	1:A:84:LYS:HB3	2:B:17:C:P	3	1.1
(1,3)	1:A:84:LYS:HB3	2:B:18:A:C1'	3	1.1
(1,3)	1:A:84:LYS:HB3	2:B:18:A:C2	3	1.1
(1,3)	1:A:84:LYS:HB3	2:B:18:A:C2'	3	1.1
(1,3)	1:A:84:LYS:HB3	2:B:18:A:C3'	3	1.1
(1,3)	1:A:84:LYS:HB3	2:B:18:A:C4	3	1.1
(1,3)	1:A:84:LYS:HB3	2:B:18:A:C4'	3	1.1
(1,3)	1:A:84:LYS:HB3	2:B:18:A:C5	3	1.1
(1,3)	1:A:84:LYS:HB3	2:B:18:A:C5'	3	1.1
(1,3)	1:A:84:LYS:HB3	2:B:18:A:C6	3	1.1
(1,3)	1:A:84:LYS:HB3	2:B:18:A:C8	3	1.1
(1,3)	1:A:84:LYS:HB3	2:B:18:A:H1'	3	1.1
(1,3)	1:A:84:LYS:HB3	2:B:18:A:H2	3	1.1
(1,3)	1:A:84:LYS:HB3	2:B:18:A:H2'	3	1.1
(1,3)	1:A:84:LYS:HB3	2:B:18:A:H3'	3	1.1
(1,3)	1:A:84:LYS:HB3	2:B:18:A:H4'	3	1.1
(1,3)	1:A:84:LYS:HB3	2:B:18:A:H5'	3	1.1
(1,3)	1:A:84:LYS:HB3	2:B:18:A:H5''	3	1.1
(1,3)	1:A:84:LYS:HB3	2:B:18:A:H61	3	1.1
(1,3)	1:A:84:LYS:HB3	2:B:18:A:H62	3	1.1
(1,3)	1:A:84:LYS:HB3	2:B:18:A:H8	3	1.1
(1,3)	1:A:84:LYS:HB3	2:B:18:A:HO2'	3	1.1
(1,3)	1:A:84:LYS:HB3	2:B:18:A:N1	3	1.1
(1,3)	1:A:84:LYS:HB3	2:B:18:A:N3	3	1.1
(1,3)	1:A:84:LYS:HB3	2:B:18:A:N6	3	1.1
(1,3)	1:A:84:LYS:HB3	2:B:18:A:N7	3	1.1
(1,3)	1:A:84:LYS:HB3	2:B:18:A:N9	3	1.1
(1,3)	1:A:84:LYS:HB3	2:B:18:A:O2'	3	1.1
(1,3)	1:A:84:LYS:HB3	2:B:18:A:O3'	3	1.1
(1,3)	1:A:84:LYS:HB3	2:B:18:A:O4'	3	1.1
(1,3)	1:A:84:LYS:HB3	2:B:18:A:O5'	3	1.1
(1,3)	1:A:84:LYS:HB3	2:B:18:A:OP1	3	1.1

Continued on next page...

Continued from previous page...

Key	Atom-1	Atom-2	Model ID	Violation (Å)
(1,3)	1:A:84:LYS:HB3	2:B:18:A:OP2	3	1.1
(1,3)	1:A:84:LYS:HB3	2:B:18:A:P	3	1.1
(1,3)	1:A:84:LYS:HB3	2:B:19:A:C1'	3	1.1
(1,3)	1:A:84:LYS:HB3	2:B:19:A:C2	3	1.1
(1,3)	1:A:84:LYS:HB3	2:B:19:A:C2'	3	1.1
(1,3)	1:A:84:LYS:HB3	2:B:19:A:C3'	3	1.1
(1,3)	1:A:84:LYS:HB3	2:B:19:A:C4	3	1.1
(1,3)	1:A:84:LYS:HB3	2:B:19:A:C4'	3	1.1
(1,3)	1:A:84:LYS:HB3	2:B:19:A:C5	3	1.1
(1,3)	1:A:84:LYS:HB3	2:B:19:A:C5'	3	1.1
(1,3)	1:A:84:LYS:HB3	2:B:19:A:C6	3	1.1
(1,3)	1:A:84:LYS:HB3	2:B:19:A:C8	3	1.1
(1,3)	1:A:84:LYS:HB3	2:B:19:A:H1'	3	1.1
(1,3)	1:A:84:LYS:HB3	2:B:19:A:H2	3	1.1
(1,3)	1:A:84:LYS:HB3	2:B:19:A:H2'	3	1.1
(1,3)	1:A:84:LYS:HB3	2:B:19:A:H3'	3	1.1
(1,3)	1:A:84:LYS:HB3	2:B:19:A:H4'	3	1.1
(1,3)	1:A:84:LYS:HB3	2:B:19:A:H5'	3	1.1
(1,3)	1:A:84:LYS:HB3	2:B:19:A:H5''	3	1.1
(1,3)	1:A:84:LYS:HB3	2:B:19:A:H61	3	1.1
(1,3)	1:A:84:LYS:HB3	2:B:19:A:H62	3	1.1
(1,3)	1:A:84:LYS:HB3	2:B:19:A:H8	3	1.1
(1,3)	1:A:84:LYS:HB3	2:B:19:A:HO2'	3	1.1
(1,3)	1:A:84:LYS:HB3	2:B:19:A:N1	3	1.1
(1,3)	1:A:84:LYS:HB3	2:B:19:A:N3	3	1.1
(1,3)	1:A:84:LYS:HB3	2:B:19:A:N6	3	1.1
(1,3)	1:A:84:LYS:HB3	2:B:19:A:N7	3	1.1
(1,3)	1:A:84:LYS:HB3	2:B:19:A:N9	3	1.1
(1,3)	1:A:84:LYS:HB3	2:B:19:A:O2'	3	1.1
(1,3)	1:A:84:LYS:HB3	2:B:19:A:O3'	3	1.1
(1,3)	1:A:84:LYS:HB3	2:B:19:A:O4'	3	1.1
(1,3)	1:A:84:LYS:HB3	2:B:19:A:O5'	3	1.1
(1,3)	1:A:84:LYS:HB3	2:B:19:A:OP1	3	1.1
(1,3)	1:A:84:LYS:HB3	2:B:19:A:OP2	3	1.1
(1,3)	1:A:84:LYS:HB3	2:B:19:A:P	3	1.1
(1,3)	1:A:84:LYS:HB3	2:B:20:U:C1'	3	1.1
(1,3)	1:A:84:LYS:HB3	2:B:20:U:C2	3	1.1
(1,3)	1:A:84:LYS:HB3	2:B:20:U:C2'	3	1.1
(1,3)	1:A:84:LYS:HB3	2:B:20:U:C3'	3	1.1
(1,3)	1:A:84:LYS:HB3	2:B:20:U:C4	3	1.1
(1,3)	1:A:84:LYS:HB3	2:B:20:U:C4'	3	1.1
(1,3)	1:A:84:LYS:HB3	2:B:20:U:C5	3	1.1

Continued on next page...

Continued from previous page...

Key	Atom-1	Atom-2	Model ID	Violation (Å)
(1,3)	1:A:84:LYS:HB3	2:B:20:U:C5'	3	1.1
(1,3)	1:A:84:LYS:HB3	2:B:20:U:C6	3	1.1
(1,3)	1:A:84:LYS:HB3	2:B:20:U:H1'	3	1.1
(1,3)	1:A:84:LYS:HB3	2:B:20:U:H2'	3	1.1
(1,3)	1:A:84:LYS:HB3	2:B:20:U:H3	3	1.1
(1,3)	1:A:84:LYS:HB3	2:B:20:U:H3'	3	1.1
(1,3)	1:A:84:LYS:HB3	2:B:20:U:H4'	3	1.1
(1,3)	1:A:84:LYS:HB3	2:B:20:U:H5	3	1.1
(1,3)	1:A:84:LYS:HB3	2:B:20:U:H5'	3	1.1
(1,3)	1:A:84:LYS:HB3	2:B:20:U:H5''	3	1.1
(1,3)	1:A:84:LYS:HB3	2:B:20:U:H6	3	1.1
(1,3)	1:A:84:LYS:HB3	2:B:20:U:HO2'	3	1.1
(1,3)	1:A:84:LYS:HB3	2:B:20:U:N1	3	1.1
(1,3)	1:A:84:LYS:HB3	2:B:20:U:N3	3	1.1
(1,3)	1:A:84:LYS:HB3	2:B:20:U:O2	3	1.1
(1,3)	1:A:84:LYS:HB3	2:B:20:U:O2'	3	1.1
(1,3)	1:A:84:LYS:HB3	2:B:20:U:O3'	3	1.1
(1,3)	1:A:84:LYS:HB3	2:B:20:U:O4	3	1.1
(1,3)	1:A:84:LYS:HB3	2:B:20:U:O4'	3	1.1
(1,3)	1:A:84:LYS:HB3	2:B:20:U:O5'	3	1.1
(1,3)	1:A:84:LYS:HB3	2:B:20:U:OP1	3	1.1
(1,3)	1:A:84:LYS:HB3	2:B:20:U:OP2	3	1.1
(1,3)	1:A:84:LYS:HB3	2:B:20:U:P	3	1.1
(1,3)	1:A:84:LYS:HB3	2:B:21:G:C1'	3	1.1
(1,3)	1:A:84:LYS:HB3	2:B:21:G:C2	3	1.1
(1,3)	1:A:84:LYS:HB3	2:B:21:G:C2'	3	1.1
(1,3)	1:A:84:LYS:HB3	2:B:21:G:C3'	3	1.1
(1,3)	1:A:84:LYS:HB3	2:B:21:G:C4	3	1.1
(1,3)	1:A:84:LYS:HB3	2:B:21:G:C4'	3	1.1
(1,3)	1:A:84:LYS:HB3	2:B:21:G:C5	3	1.1
(1,3)	1:A:84:LYS:HB3	2:B:21:G:C5'	3	1.1
(1,3)	1:A:84:LYS:HB3	2:B:21:G:C6	3	1.1
(1,3)	1:A:84:LYS:HB3	2:B:21:G:C8	3	1.1
(1,3)	1:A:84:LYS:HB3	2:B:21:G:H1	3	1.1
(1,3)	1:A:84:LYS:HB3	2:B:21:G:H1'	3	1.1
(1,3)	1:A:84:LYS:HB3	2:B:21:G:H2'	3	1.1
(1,3)	1:A:84:LYS:HB3	2:B:21:G:H21	3	1.1
(1,3)	1:A:84:LYS:HB3	2:B:21:G:H22	3	1.1
(1,3)	1:A:84:LYS:HB3	2:B:21:G:H3'	3	1.1
(1,3)	1:A:84:LYS:HB3	2:B:21:G:H4'	3	1.1
(1,3)	1:A:84:LYS:HB3	2:B:21:G:H5'	3	1.1
(1,3)	1:A:84:LYS:HB3	2:B:21:G:H5''	3	1.1

Continued on next page...

Continued from previous page...

Key	Atom-1	Atom-2	Model ID	Violation (Å)
(1,3)	1:A:84:LYS:HB3	2:B:21:G:H8	3	1.1
(1,3)	1:A:84:LYS:HB3	2:B:21:G:HO2'	3	1.1
(1,3)	1:A:84:LYS:HB3	2:B:21:G:N1	3	1.1
(1,3)	1:A:84:LYS:HB3	2:B:21:G:N2	3	1.1
(1,3)	1:A:84:LYS:HB3	2:B:21:G:N3	3	1.1
(1,3)	1:A:84:LYS:HB3	2:B:21:G:N7	3	1.1
(1,3)	1:A:84:LYS:HB3	2:B:21:G:N9	3	1.1
(1,3)	1:A:84:LYS:HB3	2:B:21:G:O2'	3	1.1
(1,3)	1:A:84:LYS:HB3	2:B:21:G:O3'	3	1.1
(1,3)	1:A:84:LYS:HB3	2:B:21:G:O4'	3	1.1
(1,3)	1:A:84:LYS:HB3	2:B:21:G:O5'	3	1.1
(1,3)	1:A:84:LYS:HB3	2:B:21:G:O6	3	1.1
(1,3)	1:A:84:LYS:HB3	2:B:21:G:OP1	3	1.1
(1,3)	1:A:84:LYS:HB3	2:B:21:G:OP2	3	1.1
(1,3)	1:A:84:LYS:HB3	2:B:21:G:P	3	1.1
(1,3)	1:A:84:LYS:HB3	2:B:22:A:C1'	3	1.1
(1,3)	1:A:84:LYS:HB3	2:B:22:A:C2	3	1.1
(1,3)	1:A:84:LYS:HB3	2:B:22:A:C2'	3	1.1
(1,3)	1:A:84:LYS:HB3	2:B:22:A:C3'	3	1.1
(1,3)	1:A:84:LYS:HB3	2:B:22:A:C4	3	1.1
(1,3)	1:A:84:LYS:HB3	2:B:22:A:C4'	3	1.1
(1,3)	1:A:84:LYS:HB3	2:B:22:A:C5	3	1.1
(1,3)	1:A:84:LYS:HB3	2:B:22:A:C5'	3	1.1
(1,3)	1:A:84:LYS:HB3	2:B:22:A:C6	3	1.1
(1,3)	1:A:84:LYS:HB3	2:B:22:A:C8	3	1.1
(1,3)	1:A:84:LYS:HB3	2:B:22:A:H1'	3	1.1
(1,3)	1:A:84:LYS:HB3	2:B:22:A:H2	3	1.1
(1,3)	1:A:84:LYS:HB3	2:B:22:A:H2'	3	1.1
(1,3)	1:A:84:LYS:HB3	2:B:22:A:H3'	3	1.1
(1,3)	1:A:84:LYS:HB3	2:B:22:A:H4'	3	1.1
(1,3)	1:A:84:LYS:HB3	2:B:22:A:H5'	3	1.1
(1,3)	1:A:84:LYS:HB3	2:B:22:A:H5''	3	1.1
(1,3)	1:A:84:LYS:HB3	2:B:22:A:H61	3	1.1
(1,3)	1:A:84:LYS:HB3	2:B:22:A:H62	3	1.1
(1,3)	1:A:84:LYS:HB3	2:B:22:A:H8	3	1.1
(1,3)	1:A:84:LYS:HB3	2:B:22:A:HO2'	3	1.1
(1,3)	1:A:84:LYS:HB3	2:B:22:A:N1	3	1.1
(1,3)	1:A:84:LYS:HB3	2:B:22:A:N3	3	1.1
(1,3)	1:A:84:LYS:HB3	2:B:22:A:N6	3	1.1
(1,3)	1:A:84:LYS:HB3	2:B:22:A:N7	3	1.1
(1,3)	1:A:84:LYS:HB3	2:B:22:A:N9	3	1.1
(1,3)	1:A:84:LYS:HB3	2:B:22:A:O2'	3	1.1

Continued on next page...

Continued from previous page...

Key	Atom-1	Atom-2	Model ID	Violation (Å)
(1,3)	1:A:84:LYS:HB3	2:B:22:A:O3'	3	1.1
(1,3)	1:A:84:LYS:HB3	2:B:22:A:O4'	3	1.1
(1,3)	1:A:84:LYS:HB3	2:B:22:A:O5'	3	1.1
(1,3)	1:A:84:LYS:HB3	2:B:22:A:OP1	3	1.1
(1,3)	1:A:84:LYS:HB3	2:B:22:A:OP2	3	1.1
(1,3)	1:A:84:LYS:HB3	2:B:22:A:P	3	1.1
(1,3)	1:A:84:LYS:HB3	2:B:23:U:C1'	3	1.1
(1,3)	1:A:84:LYS:HB3	2:B:23:U:C2	3	1.1
(1,3)	1:A:84:LYS:HB3	2:B:23:U:C2'	3	1.1
(1,3)	1:A:84:LYS:HB3	2:B:23:U:C3'	3	1.1
(1,3)	1:A:84:LYS:HB3	2:B:23:U:C4	3	1.1
(1,3)	1:A:84:LYS:HB3	2:B:23:U:C4'	3	1.1
(1,3)	1:A:84:LYS:HB3	2:B:23:U:C5	3	1.1
(1,3)	1:A:84:LYS:HB3	2:B:23:U:C5'	3	1.1
(1,3)	1:A:84:LYS:HB3	2:B:23:U:C6	3	1.1
(1,3)	1:A:84:LYS:HB3	2:B:23:U:H1'	3	1.1
(1,3)	1:A:84:LYS:HB3	2:B:23:U:H2'	3	1.1
(1,3)	1:A:84:LYS:HB3	2:B:23:U:H3	3	1.1
(1,3)	1:A:84:LYS:HB3	2:B:23:U:H3'	3	1.1
(1,3)	1:A:84:LYS:HB3	2:B:23:U:H4'	3	1.1
(1,3)	1:A:84:LYS:HB3	2:B:23:U:H5	3	1.1
(1,3)	1:A:84:LYS:HB3	2:B:23:U:H5'	3	1.1
(1,3)	1:A:84:LYS:HB3	2:B:23:U:H5''	3	1.1
(1,3)	1:A:84:LYS:HB3	2:B:23:U:H6	3	1.1
(1,3)	1:A:84:LYS:HB3	2:B:23:U:HO2'	3	1.1
(1,3)	1:A:84:LYS:HB3	2:B:23:U:N1	3	1.1
(1,3)	1:A:84:LYS:HB3	2:B:23:U:N3	3	1.1
(1,3)	1:A:84:LYS:HB3	2:B:23:U:O2	3	1.1
(1,3)	1:A:84:LYS:HB3	2:B:23:U:O2'	3	1.1
(1,3)	1:A:84:LYS:HB3	2:B:23:U:O3'	3	1.1
(1,3)	1:A:84:LYS:HB3	2:B:23:U:O4	3	1.1
(1,3)	1:A:84:LYS:HB3	2:B:23:U:O4'	3	1.1
(1,3)	1:A:84:LYS:HB3	2:B:23:U:O5'	3	1.1
(1,3)	1:A:84:LYS:HB3	2:B:23:U:OP1	3	1.1
(1,3)	1:A:84:LYS:HB3	2:B:23:U:OP2	3	1.1
(1,3)	1:A:84:LYS:HB3	2:B:23:U:P	3	1.1
(1,3)	1:A:84:LYS:HB3	2:B:24:G:C1'	3	1.1
(1,3)	1:A:84:LYS:HB3	2:B:24:G:C2	3	1.1
(1,3)	1:A:84:LYS:HB3	2:B:24:G:C2'	3	1.1
(1,3)	1:A:84:LYS:HB3	2:B:24:G:C3'	3	1.1
(1,3)	1:A:84:LYS:HB3	2:B:24:G:C4	3	1.1
(1,3)	1:A:84:LYS:HB3	2:B:24:G:C4'	3	1.1

Continued on next page...

Continued from previous page...

Key	Atom-1	Atom-2	Model ID	Violation (Å)
(1,3)	1:A:84:LYS:HB3	2:B:24:G:C5	3	1.1
(1,3)	1:A:84:LYS:HB3	2:B:24:G:C5'	3	1.1
(1,3)	1:A:84:LYS:HB3	2:B:24:G:C6	3	1.1
(1,3)	1:A:84:LYS:HB3	2:B:24:G:C8	3	1.1
(1,3)	1:A:84:LYS:HB3	2:B:24:G:H1	3	1.1
(1,3)	1:A:84:LYS:HB3	2:B:24:G:H1'	3	1.1
(1,3)	1:A:84:LYS:HB3	2:B:24:G:H2'	3	1.1
(1,3)	1:A:84:LYS:HB3	2:B:24:G:H21	3	1.1
(1,3)	1:A:84:LYS:HB3	2:B:24:G:H22	3	1.1
(1,3)	1:A:84:LYS:HB3	2:B:24:G:H3'	3	1.1
(1,3)	1:A:84:LYS:HB3	2:B:24:G:H4'	3	1.1
(1,3)	1:A:84:LYS:HB3	2:B:24:G:H5'	3	1.1
(1,3)	1:A:84:LYS:HB3	2:B:24:G:H5''	3	1.1
(1,3)	1:A:84:LYS:HB3	2:B:24:G:H8	3	1.1
(1,3)	1:A:84:LYS:HB3	2:B:24:G:HO2'	3	1.1
(1,3)	1:A:84:LYS:HB3	2:B:24:G:N1	3	1.1
(1,3)	1:A:84:LYS:HB3	2:B:24:G:N2	3	1.1
(1,3)	1:A:84:LYS:HB3	2:B:24:G:N3	3	1.1
(1,3)	1:A:84:LYS:HB3	2:B:24:G:N7	3	1.1
(1,3)	1:A:84:LYS:HB3	2:B:24:G:N9	3	1.1
(1,3)	1:A:84:LYS:HB3	2:B:24:G:O2'	3	1.1
(1,3)	1:A:84:LYS:HB3	2:B:24:G:O3'	3	1.1
(1,3)	1:A:84:LYS:HB3	2:B:24:G:O4'	3	1.1
(1,3)	1:A:84:LYS:HB3	2:B:24:G:O5'	3	1.1
(1,3)	1:A:84:LYS:HB3	2:B:24:G:O6	3	1.1
(1,3)	1:A:84:LYS:HB3	2:B:24:G:OP1	3	1.1
(1,3)	1:A:84:LYS:HB3	2:B:24:G:OP2	3	1.1
(1,3)	1:A:84:LYS:HB3	2:B:24:G:P	3	1.1
(1,3)	1:A:84:LYS:HD2	2:B:2:C:C1'	3	1.1
(1,3)	1:A:84:LYS:HD2	2:B:2:C:C2	3	1.1
(1,3)	1:A:84:LYS:HD2	2:B:2:C:C2'	3	1.1
(1,3)	1:A:84:LYS:HD2	2:B:2:C:C3'	3	1.1
(1,3)	1:A:84:LYS:HD2	2:B:2:C:C4	3	1.1
(1,3)	1:A:84:LYS:HD2	2:B:2:C:C4'	3	1.1
(1,3)	1:A:84:LYS:HD2	2:B:2:C:C5	3	1.1
(1,3)	1:A:84:LYS:HD2	2:B:2:C:C5'	3	1.1
(1,3)	1:A:84:LYS:HD2	2:B:2:C:C6	3	1.1
(1,3)	1:A:84:LYS:HD2	2:B:2:C:H1'	3	1.1
(1,3)	1:A:84:LYS:HD2	2:B:2:C:H2'	3	1.1
(1,3)	1:A:84:LYS:HD2	2:B:2:C:H3'	3	1.1
(1,3)	1:A:84:LYS:HD2	2:B:2:C:H4'	3	1.1
(1,3)	1:A:84:LYS:HD2	2:B:2:C:H41	3	1.1

Continued on next page...

Continued from previous page...

Key	Atom-1	Atom-2	Model ID	Violation (Å)
(1,3)	1:A:84:LYS:HD2	2:B:2:C:H42	3	1.1
(1,3)	1:A:84:LYS:HD2	2:B:2:C:H5	3	1.1
(1,3)	1:A:84:LYS:HD2	2:B:2:C:H5'	3	1.1
(1,3)	1:A:84:LYS:HD2	2:B:2:C:H5''	3	1.1
(1,3)	1:A:84:LYS:HD2	2:B:2:C:H6	3	1.1
(1,3)	1:A:84:LYS:HD2	2:B:2:C:HO2'	3	1.1
(1,3)	1:A:84:LYS:HD2	2:B:2:C:N1	3	1.1
(1,3)	1:A:84:LYS:HD2	2:B:2:C:N3	3	1.1
(1,3)	1:A:84:LYS:HD2	2:B:2:C:N4	3	1.1
(1,3)	1:A:84:LYS:HD2	2:B:2:C:O2	3	1.1
(1,3)	1:A:84:LYS:HD2	2:B:2:C:O2'	3	1.1
(1,3)	1:A:84:LYS:HD2	2:B:2:C:O3'	3	1.1
(1,3)	1:A:84:LYS:HD2	2:B:2:C:O4'	3	1.1
(1,3)	1:A:84:LYS:HD2	2:B:2:C:O5'	3	1.1
(1,3)	1:A:84:LYS:HD2	2:B:3:U:C1'	3	1.1
(1,3)	1:A:84:LYS:HD2	2:B:3:U:C2	3	1.1
(1,3)	1:A:84:LYS:HD2	2:B:3:U:C2'	3	1.1
(1,3)	1:A:84:LYS:HD2	2:B:3:U:C3'	3	1.1
(1,3)	1:A:84:LYS:HD2	2:B:3:U:C4	3	1.1
(1,3)	1:A:84:LYS:HD2	2:B:3:U:C4'	3	1.1
(1,3)	1:A:84:LYS:HD2	2:B:3:U:C5	3	1.1
(1,3)	1:A:84:LYS:HD2	2:B:3:U:C5'	3	1.1
(1,3)	1:A:84:LYS:HD2	2:B:3:U:C6	3	1.1
(1,3)	1:A:84:LYS:HD2	2:B:3:U:H1'	3	1.1
(1,3)	1:A:84:LYS:HD2	2:B:3:U:H2'	3	1.1
(1,3)	1:A:84:LYS:HD2	2:B:3:U:H3	3	1.1
(1,3)	1:A:84:LYS:HD2	2:B:3:U:H3'	3	1.1
(1,3)	1:A:84:LYS:HD2	2:B:3:U:H4'	3	1.1
(1,3)	1:A:84:LYS:HD2	2:B:3:U:H5	3	1.1
(1,3)	1:A:84:LYS:HD2	2:B:3:U:H5'	3	1.1
(1,3)	1:A:84:LYS:HD2	2:B:3:U:H5''	3	1.1
(1,3)	1:A:84:LYS:HD2	2:B:3:U:H6	3	1.1
(1,3)	1:A:84:LYS:HD2	2:B:3:U:HO2'	3	1.1
(1,3)	1:A:84:LYS:HD2	2:B:3:U:N1	3	1.1
(1,3)	1:A:84:LYS:HD2	2:B:3:U:N3	3	1.1
(1,3)	1:A:84:LYS:HD2	2:B:3:U:O2	3	1.1
(1,3)	1:A:84:LYS:HD2	2:B:3:U:O2'	3	1.1
(1,3)	1:A:84:LYS:HD2	2:B:3:U:O3'	3	1.1
(1,3)	1:A:84:LYS:HD2	2:B:3:U:O4	3	1.1
(1,3)	1:A:84:LYS:HD2	2:B:3:U:O4'	3	1.1
(1,3)	1:A:84:LYS:HD2	2:B:3:U:O5'	3	1.1
(1,3)	1:A:84:LYS:HD2	2:B:3:U:OP1	3	1.1

Continued on next page...

Continued from previous page...

Key	Atom-1	Atom-2	Model ID	Violation (Å)
(1,3)	1:A:84:LYS:HD2	2:B:3:U:OP2	3	1.1
(1,3)	1:A:84:LYS:HD2	2:B:3:U:P	3	1.1
(1,3)	1:A:84:LYS:HD2	2:B:4:G:C1'	3	1.1
(1,3)	1:A:84:LYS:HD2	2:B:4:G:C2	3	1.1
(1,3)	1:A:84:LYS:HD2	2:B:4:G:C2'	3	1.1
(1,3)	1:A:84:LYS:HD2	2:B:4:G:C3'	3	1.1
(1,3)	1:A:84:LYS:HD2	2:B:4:G:C4	3	1.1
(1,3)	1:A:84:LYS:HD2	2:B:4:G:C4'	3	1.1
(1,3)	1:A:84:LYS:HD2	2:B:4:G:C5	3	1.1
(1,3)	1:A:84:LYS:HD2	2:B:4:G:C5'	3	1.1
(1,3)	1:A:84:LYS:HD2	2:B:4:G:C6	3	1.1
(1,3)	1:A:84:LYS:HD2	2:B:4:G:C8	3	1.1
(1,3)	1:A:84:LYS:HD2	2:B:4:G:H1	3	1.1
(1,3)	1:A:84:LYS:HD2	2:B:4:G:H1'	3	1.1
(1,3)	1:A:84:LYS:HD2	2:B:4:G:H2'	3	1.1
(1,3)	1:A:84:LYS:HD2	2:B:4:G:H21	3	1.1
(1,3)	1:A:84:LYS:HD2	2:B:4:G:H22	3	1.1
(1,3)	1:A:84:LYS:HD2	2:B:4:G:H3'	3	1.1
(1,3)	1:A:84:LYS:HD2	2:B:4:G:H4'	3	1.1
(1,3)	1:A:84:LYS:HD2	2:B:4:G:H5'	3	1.1
(1,3)	1:A:84:LYS:HD2	2:B:4:G:H5''	3	1.1
(1,3)	1:A:84:LYS:HD2	2:B:4:G:H8	3	1.1
(1,3)	1:A:84:LYS:HD2	2:B:4:G:HO2'	3	1.1
(1,3)	1:A:84:LYS:HD2	2:B:4:G:N1	3	1.1
(1,3)	1:A:84:LYS:HD2	2:B:4:G:N2	3	1.1
(1,3)	1:A:84:LYS:HD2	2:B:4:G:N3	3	1.1
(1,3)	1:A:84:LYS:HD2	2:B:4:G:N7	3	1.1
(1,3)	1:A:84:LYS:HD2	2:B:4:G:N9	3	1.1
(1,3)	1:A:84:LYS:HD2	2:B:4:G:O2'	3	1.1
(1,3)	1:A:84:LYS:HD2	2:B:4:G:O3'	3	1.1
(1,3)	1:A:84:LYS:HD2	2:B:4:G:O4'	3	1.1
(1,3)	1:A:84:LYS:HD2	2:B:4:G:O5'	3	1.1
(1,3)	1:A:84:LYS:HD2	2:B:4:G:O6	3	1.1
(1,3)	1:A:84:LYS:HD2	2:B:4:G:OP1	3	1.1
(1,3)	1:A:84:LYS:HD2	2:B:4:G:OP2	3	1.1
(1,3)	1:A:84:LYS:HD2	2:B:4:G:P	3	1.1
(1,3)	1:A:84:LYS:HD2	2:B:5:A:C1'	3	1.1
(1,3)	1:A:84:LYS:HD2	2:B:5:A:C2	3	1.1
(1,3)	1:A:84:LYS:HD2	2:B:5:A:C2'	3	1.1
(1,3)	1:A:84:LYS:HD2	2:B:5:A:C3'	3	1.1
(1,3)	1:A:84:LYS:HD2	2:B:5:A:C4	3	1.1
(1,3)	1:A:84:LYS:HD2	2:B:5:A:C4'	3	1.1

Continued on next page...

Continued from previous page...

Key	Atom-1	Atom-2	Model ID	Violation (Å)
(1,3)	1:A:84:LYS:HD2	2:B:5:A:C5	3	1.1
(1,3)	1:A:84:LYS:HD2	2:B:5:A:C5'	3	1.1
(1,3)	1:A:84:LYS:HD2	2:B:5:A:C6	3	1.1
(1,3)	1:A:84:LYS:HD2	2:B:5:A:C8	3	1.1
(1,3)	1:A:84:LYS:HD2	2:B:5:A:H1'	3	1.1
(1,3)	1:A:84:LYS:HD2	2:B:5:A:H2	3	1.1
(1,3)	1:A:84:LYS:HD2	2:B:5:A:H2'	3	1.1
(1,3)	1:A:84:LYS:HD2	2:B:5:A:H3'	3	1.1
(1,3)	1:A:84:LYS:HD2	2:B:5:A:H4'	3	1.1
(1,3)	1:A:84:LYS:HD2	2:B:5:A:H5'	3	1.1
(1,3)	1:A:84:LYS:HD2	2:B:5:A:H5''	3	1.1
(1,3)	1:A:84:LYS:HD2	2:B:5:A:H61	3	1.1
(1,3)	1:A:84:LYS:HD2	2:B:5:A:H62	3	1.1
(1,3)	1:A:84:LYS:HD2	2:B:5:A:H8	3	1.1
(1,3)	1:A:84:LYS:HD2	2:B:5:A:HO2'	3	1.1
(1,3)	1:A:84:LYS:HD2	2:B:5:A:N1	3	1.1
(1,3)	1:A:84:LYS:HD2	2:B:5:A:N3	3	1.1
(1,3)	1:A:84:LYS:HD2	2:B:5:A:N6	3	1.1
(1,3)	1:A:84:LYS:HD2	2:B:5:A:N7	3	1.1
(1,3)	1:A:84:LYS:HD2	2:B:5:A:N9	3	1.1
(1,3)	1:A:84:LYS:HD2	2:B:5:A:O2'	3	1.1
(1,3)	1:A:84:LYS:HD2	2:B:5:A:O3'	3	1.1
(1,3)	1:A:84:LYS:HD2	2:B:5:A:O4'	3	1.1
(1,3)	1:A:84:LYS:HD2	2:B:5:A:O5'	3	1.1
(1,3)	1:A:84:LYS:HD2	2:B:5:A:OP1	3	1.1
(1,3)	1:A:84:LYS:HD2	2:B:5:A:OP2	3	1.1
(1,3)	1:A:84:LYS:HD2	2:B:5:A:P	3	1.1
(1,3)	1:A:84:LYS:HD2	2:B:6:G:C1'	3	1.1
(1,3)	1:A:84:LYS:HD2	2:B:6:G:C2	3	1.1
(1,3)	1:A:84:LYS:HD2	2:B:6:G:C2'	3	1.1
(1,3)	1:A:84:LYS:HD2	2:B:6:G:C3'	3	1.1
(1,3)	1:A:84:LYS:HD2	2:B:6:G:C4	3	1.1
(1,3)	1:A:84:LYS:HD2	2:B:6:G:C4'	3	1.1
(1,3)	1:A:84:LYS:HD2	2:B:6:G:C5	3	1.1
(1,3)	1:A:84:LYS:HD2	2:B:6:G:C5'	3	1.1
(1,3)	1:A:84:LYS:HD2	2:B:6:G:C6	3	1.1
(1,3)	1:A:84:LYS:HD2	2:B:6:G:C8	3	1.1
(1,3)	1:A:84:LYS:HD2	2:B:6:G:H1	3	1.1
(1,3)	1:A:84:LYS:HD2	2:B:6:G:H1'	3	1.1
(1,3)	1:A:84:LYS:HD2	2:B:6:G:H2'	3	1.1
(1,3)	1:A:84:LYS:HD2	2:B:6:G:H21	3	1.1
(1,3)	1:A:84:LYS:HD2	2:B:6:G:H22	3	1.1

Continued on next page...

Continued from previous page...

Key	Atom-1	Atom-2	Model ID	Violation (Å)
(1,3)	1:A:84:LYS:HD2	2:B:6:G:H3'	3	1.1
(1,3)	1:A:84:LYS:HD2	2:B:6:G:H4'	3	1.1
(1,3)	1:A:84:LYS:HD2	2:B:6:G:H5'	3	1.1
(1,3)	1:A:84:LYS:HD2	2:B:6:G:H5''	3	1.1
(1,3)	1:A:84:LYS:HD2	2:B:6:G:H8	3	1.1
(1,3)	1:A:84:LYS:HD2	2:B:6:G:HO2'	3	1.1
(1,3)	1:A:84:LYS:HD2	2:B:6:G:N1	3	1.1
(1,3)	1:A:84:LYS:HD2	2:B:6:G:N2	3	1.1
(1,3)	1:A:84:LYS:HD2	2:B:6:G:N3	3	1.1
(1,3)	1:A:84:LYS:HD2	2:B:6:G:N7	3	1.1
(1,3)	1:A:84:LYS:HD2	2:B:6:G:N9	3	1.1
(1,3)	1:A:84:LYS:HD2	2:B:6:G:O2'	3	1.1
(1,3)	1:A:84:LYS:HD2	2:B:6:G:O3'	3	1.1
(1,3)	1:A:84:LYS:HD2	2:B:6:G:O4'	3	1.1
(1,3)	1:A:84:LYS:HD2	2:B:6:G:O5'	3	1.1
(1,3)	1:A:84:LYS:HD2	2:B:6:G:O6	3	1.1
(1,3)	1:A:84:LYS:HD2	2:B:6:G:OP1	3	1.1
(1,3)	1:A:84:LYS:HD2	2:B:6:G:OP2	3	1.1
(1,3)	1:A:84:LYS:HD2	2:B:6:G:P	3	1.1
(1,3)	1:A:84:LYS:HD2	2:B:7:C:C1'	3	1.1
(1,3)	1:A:84:LYS:HD2	2:B:7:C:C2	3	1.1
(1,3)	1:A:84:LYS:HD2	2:B:7:C:C2'	3	1.1
(1,3)	1:A:84:LYS:HD2	2:B:7:C:C3'	3	1.1
(1,3)	1:A:84:LYS:HD2	2:B:7:C:C4	3	1.1
(1,3)	1:A:84:LYS:HD2	2:B:7:C:C4'	3	1.1
(1,3)	1:A:84:LYS:HD2	2:B:7:C:C5	3	1.1
(1,3)	1:A:84:LYS:HD2	2:B:7:C:C5'	3	1.1
(1,3)	1:A:84:LYS:HD2	2:B:7:C:C6	3	1.1
(1,3)	1:A:84:LYS:HD2	2:B:7:C:H1'	3	1.1
(1,3)	1:A:84:LYS:HD2	2:B:7:C:H2'	3	1.1
(1,3)	1:A:84:LYS:HD2	2:B:7:C:H3'	3	1.1
(1,3)	1:A:84:LYS:HD2	2:B:7:C:H4'	3	1.1
(1,3)	1:A:84:LYS:HD2	2:B:7:C:H41	3	1.1
(1,3)	1:A:84:LYS:HD2	2:B:7:C:H42	3	1.1
(1,3)	1:A:84:LYS:HD2	2:B:7:C:H5	3	1.1
(1,3)	1:A:84:LYS:HD2	2:B:7:C:H5'	3	1.1
(1,3)	1:A:84:LYS:HD2	2:B:7:C:H5''	3	1.1
(1,3)	1:A:84:LYS:HD2	2:B:7:C:H6	3	1.1
(1,3)	1:A:84:LYS:HD2	2:B:7:C:HO2'	3	1.1
(1,3)	1:A:84:LYS:HD2	2:B:7:C:N1	3	1.1
(1,3)	1:A:84:LYS:HD2	2:B:7:C:N3	3	1.1
(1,3)	1:A:84:LYS:HD2	2:B:7:C:N4	3	1.1

Continued on next page...

Continued from previous page...

Key	Atom-1	Atom-2	Model ID	Violation (Å)
(1,3)	1:A:84:LYS:HD2	2:B:7:C:O2	3	1.1
(1,3)	1:A:84:LYS:HD2	2:B:7:C:O2'	3	1.1
(1,3)	1:A:84:LYS:HD2	2:B:7:C:O3'	3	1.1
(1,3)	1:A:84:LYS:HD2	2:B:7:C:O4'	3	1.1
(1,3)	1:A:84:LYS:HD2	2:B:7:C:O5'	3	1.1
(1,3)	1:A:84:LYS:HD2	2:B:7:C:OP1	3	1.1
(1,3)	1:A:84:LYS:HD2	2:B:7:C:OP2	3	1.1
(1,3)	1:A:84:LYS:HD2	2:B:7:C:P	3	1.1
(1,3)	1:A:84:LYS:HD2	2:B:8:U:C1'	3	1.1
(1,3)	1:A:84:LYS:HD2	2:B:8:U:C2	3	1.1
(1,3)	1:A:84:LYS:HD2	2:B:8:U:C2'	3	1.1
(1,3)	1:A:84:LYS:HD2	2:B:8:U:C3'	3	1.1
(1,3)	1:A:84:LYS:HD2	2:B:8:U:C4	3	1.1
(1,3)	1:A:84:LYS:HD2	2:B:8:U:C4'	3	1.1
(1,3)	1:A:84:LYS:HD2	2:B:8:U:C5	3	1.1
(1,3)	1:A:84:LYS:HD2	2:B:8:U:C5'	3	1.1
(1,3)	1:A:84:LYS:HD2	2:B:8:U:C6	3	1.1
(1,3)	1:A:84:LYS:HD2	2:B:8:U:H1'	3	1.1
(1,3)	1:A:84:LYS:HD2	2:B:8:U:H2'	3	1.1
(1,3)	1:A:84:LYS:HD2	2:B:8:U:H3	3	1.1
(1,3)	1:A:84:LYS:HD2	2:B:8:U:H3'	3	1.1
(1,3)	1:A:84:LYS:HD2	2:B:8:U:H4'	3	1.1
(1,3)	1:A:84:LYS:HD2	2:B:8:U:H5	3	1.1
(1,3)	1:A:84:LYS:HD2	2:B:8:U:H5'	3	1.1
(1,3)	1:A:84:LYS:HD2	2:B:8:U:H5''	3	1.1
(1,3)	1:A:84:LYS:HD2	2:B:8:U:H6	3	1.1
(1,3)	1:A:84:LYS:HD2	2:B:8:U:HO2'	3	1.1
(1,3)	1:A:84:LYS:HD2	2:B:8:U:N1	3	1.1
(1,3)	1:A:84:LYS:HD2	2:B:8:U:N3	3	1.1
(1,3)	1:A:84:LYS:HD2	2:B:8:U:O2	3	1.1
(1,3)	1:A:84:LYS:HD2	2:B:8:U:O2'	3	1.1
(1,3)	1:A:84:LYS:HD2	2:B:8:U:O3'	3	1.1
(1,3)	1:A:84:LYS:HD2	2:B:8:U:O4	3	1.1
(1,3)	1:A:84:LYS:HD2	2:B:8:U:O4'	3	1.1
(1,3)	1:A:84:LYS:HD2	2:B:8:U:O5'	3	1.1
(1,3)	1:A:84:LYS:HD2	2:B:8:U:OP1	3	1.1
(1,3)	1:A:84:LYS:HD2	2:B:8:U:OP2	3	1.1
(1,3)	1:A:84:LYS:HD2	2:B:8:U:P	3	1.1
(1,3)	1:A:84:LYS:HD2	2:B:9:C:C1'	3	1.1
(1,3)	1:A:84:LYS:HD2	2:B:9:C:C2	3	1.1
(1,3)	1:A:84:LYS:HD2	2:B:9:C:C2'	3	1.1
(1,3)	1:A:84:LYS:HD2	2:B:9:C:C3'	3	1.1

Continued on next page...

Continued from previous page...

Key	Atom-1	Atom-2	Model ID	Violation (Å)
(1,3)	1:A:84:LYS:HD2	2:B:9:C:C4	3	1.1
(1,3)	1:A:84:LYS:HD2	2:B:9:C:C4'	3	1.1
(1,3)	1:A:84:LYS:HD2	2:B:9:C:C5	3	1.1
(1,3)	1:A:84:LYS:HD2	2:B:9:C:C5'	3	1.1
(1,3)	1:A:84:LYS:HD2	2:B:9:C:C6	3	1.1
(1,3)	1:A:84:LYS:HD2	2:B:9:C:H1'	3	1.1
(1,3)	1:A:84:LYS:HD2	2:B:9:C:H2'	3	1.1
(1,3)	1:A:84:LYS:HD2	2:B:9:C:H3'	3	1.1
(1,3)	1:A:84:LYS:HD2	2:B:9:C:H4'	3	1.1
(1,3)	1:A:84:LYS:HD2	2:B:9:C:H41	3	1.1
(1,3)	1:A:84:LYS:HD2	2:B:9:C:H42	3	1.1
(1,3)	1:A:84:LYS:HD2	2:B:9:C:H5	3	1.1
(1,3)	1:A:84:LYS:HD2	2:B:9:C:H5'	3	1.1
(1,3)	1:A:84:LYS:HD2	2:B:9:C:H5''	3	1.1
(1,3)	1:A:84:LYS:HD2	2:B:9:C:H6	3	1.1
(1,3)	1:A:84:LYS:HD2	2:B:9:C:HO2'	3	1.1
(1,3)	1:A:84:LYS:HD2	2:B:9:C:N1	3	1.1
(1,3)	1:A:84:LYS:HD2	2:B:9:C:N3	3	1.1
(1,3)	1:A:84:LYS:HD2	2:B:9:C:N4	3	1.1
(1,3)	1:A:84:LYS:HD2	2:B:9:C:O2	3	1.1
(1,3)	1:A:84:LYS:HD2	2:B:9:C:O2'	3	1.1
(1,3)	1:A:84:LYS:HD2	2:B:9:C:O3'	3	1.1
(1,3)	1:A:84:LYS:HD2	2:B:9:C:O4'	3	1.1
(1,3)	1:A:84:LYS:HD2	2:B:9:C:O5'	3	1.1
(1,3)	1:A:84:LYS:HD2	2:B:9:C:OP1	3	1.1
(1,3)	1:A:84:LYS:HD2	2:B:9:C:OP2	3	1.1
(1,3)	1:A:84:LYS:HD2	2:B:9:C:P	3	1.1
(1,3)	1:A:84:LYS:HD2	2:B:10:G:C1'	3	1.1
(1,3)	1:A:84:LYS:HD2	2:B:10:G:C2	3	1.1
(1,3)	1:A:84:LYS:HD2	2:B:10:G:C2'	3	1.1
(1,3)	1:A:84:LYS:HD2	2:B:10:G:C3'	3	1.1
(1,3)	1:A:84:LYS:HD2	2:B:10:G:C4	3	1.1
(1,3)	1:A:84:LYS:HD2	2:B:10:G:C4'	3	1.1
(1,3)	1:A:84:LYS:HD2	2:B:10:G:C5	3	1.1
(1,3)	1:A:84:LYS:HD2	2:B:10:G:C5'	3	1.1
(1,3)	1:A:84:LYS:HD2	2:B:10:G:C6	3	1.1
(1,3)	1:A:84:LYS:HD2	2:B:10:G:C8	3	1.1
(1,3)	1:A:84:LYS:HD2	2:B:10:G:H1	3	1.1
(1,3)	1:A:84:LYS:HD2	2:B:10:G:H1'	3	1.1
(1,3)	1:A:84:LYS:HD2	2:B:10:G:H2'	3	1.1
(1,3)	1:A:84:LYS:HD2	2:B:10:G:H21	3	1.1
(1,3)	1:A:84:LYS:HD2	2:B:10:G:H22	3	1.1

Continued on next page...

Continued from previous page...

Key	Atom-1	Atom-2	Model ID	Violation (Å)
(1,3)	1:A:84:LYS:HD2	2:B:10:G:H3'	3	1.1
(1,3)	1:A:84:LYS:HD2	2:B:10:G:H4'	3	1.1
(1,3)	1:A:84:LYS:HD2	2:B:10:G:H5'	3	1.1
(1,3)	1:A:84:LYS:HD2	2:B:10:G:H5''	3	1.1
(1,3)	1:A:84:LYS:HD2	2:B:10:G:H8	3	1.1
(1,3)	1:A:84:LYS:HD2	2:B:10:G:HO2'	3	1.1
(1,3)	1:A:84:LYS:HD2	2:B:10:G:N1	3	1.1
(1,3)	1:A:84:LYS:HD2	2:B:10:G:N2	3	1.1
(1,3)	1:A:84:LYS:HD2	2:B:10:G:N3	3	1.1
(1,3)	1:A:84:LYS:HD2	2:B:10:G:N7	3	1.1
(1,3)	1:A:84:LYS:HD2	2:B:10:G:N9	3	1.1
(1,3)	1:A:84:LYS:HD2	2:B:10:G:O2'	3	1.1
(1,3)	1:A:84:LYS:HD2	2:B:10:G:O3'	3	1.1
(1,3)	1:A:84:LYS:HD2	2:B:10:G:O4'	3	1.1
(1,3)	1:A:84:LYS:HD2	2:B:10:G:O5'	3	1.1
(1,3)	1:A:84:LYS:HD2	2:B:10:G:O6	3	1.1
(1,3)	1:A:84:LYS:HD2	2:B:10:G:OP1	3	1.1
(1,3)	1:A:84:LYS:HD2	2:B:10:G:OP2	3	1.1
(1,3)	1:A:84:LYS:HD2	2:B:10:G:P	3	1.1
(1,3)	1:A:84:LYS:HD2	2:B:11:A:C1'	3	1.1
(1,3)	1:A:84:LYS:HD2	2:B:11:A:C2	3	1.1
(1,3)	1:A:84:LYS:HD2	2:B:11:A:C2'	3	1.1
(1,3)	1:A:84:LYS:HD2	2:B:11:A:C3'	3	1.1
(1,3)	1:A:84:LYS:HD2	2:B:11:A:C4	3	1.1
(1,3)	1:A:84:LYS:HD2	2:B:11:A:C4'	3	1.1
(1,3)	1:A:84:LYS:HD2	2:B:11:A:C5	3	1.1
(1,3)	1:A:84:LYS:HD2	2:B:11:A:C5'	3	1.1
(1,3)	1:A:84:LYS:HD2	2:B:11:A:C6	3	1.1
(1,3)	1:A:84:LYS:HD2	2:B:11:A:C8	3	1.1
(1,3)	1:A:84:LYS:HD2	2:B:11:A:H1'	3	1.1
(1,3)	1:A:84:LYS:HD2	2:B:11:A:H2	3	1.1
(1,3)	1:A:84:LYS:HD2	2:B:11:A:H2'	3	1.1
(1,3)	1:A:84:LYS:HD2	2:B:11:A:H3'	3	1.1
(1,3)	1:A:84:LYS:HD2	2:B:11:A:H4'	3	1.1
(1,3)	1:A:84:LYS:HD2	2:B:11:A:H5'	3	1.1
(1,3)	1:A:84:LYS:HD2	2:B:11:A:H5''	3	1.1
(1,3)	1:A:84:LYS:HD2	2:B:11:A:H61	3	1.1
(1,3)	1:A:84:LYS:HD2	2:B:11:A:H62	3	1.1
(1,3)	1:A:84:LYS:HD2	2:B:11:A:H8	3	1.1
(1,3)	1:A:84:LYS:HD2	2:B:11:A:HO2'	3	1.1
(1,3)	1:A:84:LYS:HD2	2:B:11:A:N1	3	1.1
(1,3)	1:A:84:LYS:HD2	2:B:11:A:N3	3	1.1

Continued on next page...

Continued from previous page...

Key	Atom-1	Atom-2	Model ID	Violation (Å)
(1,3)	1:A:84:LYS:HD2	2:B:11:A:N6	3	1.1
(1,3)	1:A:84:LYS:HD2	2:B:11:A:N7	3	1.1
(1,3)	1:A:84:LYS:HD2	2:B:11:A:N9	3	1.1
(1,3)	1:A:84:LYS:HD2	2:B:11:A:O2'	3	1.1
(1,3)	1:A:84:LYS:HD2	2:B:11:A:O3'	3	1.1
(1,3)	1:A:84:LYS:HD2	2:B:11:A:O4'	3	1.1
(1,3)	1:A:84:LYS:HD2	2:B:11:A:O5'	3	1.1
(1,3)	1:A:84:LYS:HD2	2:B:11:A:OP1	3	1.1
(1,3)	1:A:84:LYS:HD2	2:B:11:A:OP2	3	1.1
(1,3)	1:A:84:LYS:HD2	2:B:11:A:P	3	1.1
(1,3)	1:A:84:LYS:HD2	2:B:12:A:C1'	3	1.1
(1,3)	1:A:84:LYS:HD2	2:B:12:A:C2	3	1.1
(1,3)	1:A:84:LYS:HD2	2:B:12:A:C2'	3	1.1
(1,3)	1:A:84:LYS:HD2	2:B:12:A:C3'	3	1.1
(1,3)	1:A:84:LYS:HD2	2:B:12:A:C4	3	1.1
(1,3)	1:A:84:LYS:HD2	2:B:12:A:C4'	3	1.1
(1,3)	1:A:84:LYS:HD2	2:B:12:A:C5	3	1.1
(1,3)	1:A:84:LYS:HD2	2:B:12:A:C5'	3	1.1
(1,3)	1:A:84:LYS:HD2	2:B:12:A:C6	3	1.1
(1,3)	1:A:84:LYS:HD2	2:B:12:A:C8	3	1.1
(1,3)	1:A:84:LYS:HD2	2:B:12:A:H1'	3	1.1
(1,3)	1:A:84:LYS:HD2	2:B:12:A:H2	3	1.1
(1,3)	1:A:84:LYS:HD2	2:B:12:A:H2'	3	1.1
(1,3)	1:A:84:LYS:HD2	2:B:12:A:H3'	3	1.1
(1,3)	1:A:84:LYS:HD2	2:B:12:A:H4'	3	1.1
(1,3)	1:A:84:LYS:HD2	2:B:12:A:H5'	3	1.1
(1,3)	1:A:84:LYS:HD2	2:B:12:A:H5''	3	1.1
(1,3)	1:A:84:LYS:HD2	2:B:12:A:H61	3	1.1
(1,3)	1:A:84:LYS:HD2	2:B:12:A:H62	3	1.1
(1,3)	1:A:84:LYS:HD2	2:B:12:A:H8	3	1.1
(1,3)	1:A:84:LYS:HD2	2:B:12:A:HO2'	3	1.1
(1,3)	1:A:84:LYS:HD2	2:B:12:A:N1	3	1.1
(1,3)	1:A:84:LYS:HD2	2:B:12:A:N3	3	1.1
(1,3)	1:A:84:LYS:HD2	2:B:12:A:N6	3	1.1
(1,3)	1:A:84:LYS:HD2	2:B:12:A:N7	3	1.1
(1,3)	1:A:84:LYS:HD2	2:B:12:A:N9	3	1.1
(1,3)	1:A:84:LYS:HD2	2:B:12:A:O2'	3	1.1
(1,3)	1:A:84:LYS:HD2	2:B:12:A:O3'	3	1.1
(1,3)	1:A:84:LYS:HD2	2:B:12:A:O4'	3	1.1
(1,3)	1:A:84:LYS:HD2	2:B:12:A:O5'	3	1.1
(1,3)	1:A:84:LYS:HD2	2:B:12:A:OP1	3	1.1
(1,3)	1:A:84:LYS:HD2	2:B:12:A:OP2	3	1.1

Continued on next page...

Continued from previous page...

Key	Atom-1	Atom-2	Model ID	Violation (Å)
(1,3)	1:A:84:LYS:HD2	2:B:12:A:P	3	1.1
(1,3)	1:A:84:LYS:HD2	2:B:13:A:C1'	3	1.1
(1,3)	1:A:84:LYS:HD2	2:B:13:A:C2	3	1.1
(1,3)	1:A:84:LYS:HD2	2:B:13:A:C2'	3	1.1
(1,3)	1:A:84:LYS:HD2	2:B:13:A:C3'	3	1.1
(1,3)	1:A:84:LYS:HD2	2:B:13:A:C4	3	1.1
(1,3)	1:A:84:LYS:HD2	2:B:13:A:C4'	3	1.1
(1,3)	1:A:84:LYS:HD2	2:B:13:A:C5	3	1.1
(1,3)	1:A:84:LYS:HD2	2:B:13:A:C5'	3	1.1
(1,3)	1:A:84:LYS:HD2	2:B:13:A:C6	3	1.1
(1,3)	1:A:84:LYS:HD2	2:B:13:A:C8	3	1.1
(1,3)	1:A:84:LYS:HD2	2:B:13:A:H1'	3	1.1
(1,3)	1:A:84:LYS:HD2	2:B:13:A:H2	3	1.1
(1,3)	1:A:84:LYS:HD2	2:B:13:A:H2'	3	1.1
(1,3)	1:A:84:LYS:HD2	2:B:13:A:H3'	3	1.1
(1,3)	1:A:84:LYS:HD2	2:B:13:A:H4'	3	1.1
(1,3)	1:A:84:LYS:HD2	2:B:13:A:H5'	3	1.1
(1,3)	1:A:84:LYS:HD2	2:B:13:A:H5''	3	1.1
(1,3)	1:A:84:LYS:HD2	2:B:13:A:H61	3	1.1
(1,3)	1:A:84:LYS:HD2	2:B:13:A:H62	3	1.1
(1,3)	1:A:84:LYS:HD2	2:B:13:A:H8	3	1.1
(1,3)	1:A:84:LYS:HD2	2:B:13:A:HO2'	3	1.1
(1,3)	1:A:84:LYS:HD2	2:B:13:A:N1	3	1.1
(1,3)	1:A:84:LYS:HD2	2:B:13:A:N3	3	1.1
(1,3)	1:A:84:LYS:HD2	2:B:13:A:N6	3	1.1
(1,3)	1:A:84:LYS:HD2	2:B:13:A:N7	3	1.1
(1,3)	1:A:84:LYS:HD2	2:B:13:A:N9	3	1.1
(1,3)	1:A:84:LYS:HD2	2:B:13:A:O2'	3	1.1
(1,3)	1:A:84:LYS:HD2	2:B:13:A:O3'	3	1.1
(1,3)	1:A:84:LYS:HD2	2:B:13:A:O4'	3	1.1
(1,3)	1:A:84:LYS:HD2	2:B:13:A:O5'	3	1.1
(1,3)	1:A:84:LYS:HD2	2:B:13:A:OP1	3	1.1
(1,3)	1:A:84:LYS:HD2	2:B:13:A:OP2	3	1.1
(1,3)	1:A:84:LYS:HD2	2:B:13:A:P	3	1.1
(1,3)	1:A:84:LYS:HD2	2:B:14:G:C1'	3	1.1
(1,3)	1:A:84:LYS:HD2	2:B:14:G:C2	3	1.1
(1,3)	1:A:84:LYS:HD2	2:B:14:G:C2'	3	1.1
(1,3)	1:A:84:LYS:HD2	2:B:14:G:C3'	3	1.1
(1,3)	1:A:84:LYS:HD2	2:B:14:G:C4	3	1.1
(1,3)	1:A:84:LYS:HD2	2:B:14:G:C4'	3	1.1
(1,3)	1:A:84:LYS:HD2	2:B:14:G:C5	3	1.1
(1,3)	1:A:84:LYS:HD2	2:B:14:G:C5'	3	1.1

Continued on next page...

Continued from previous page...

Key	Atom-1	Atom-2	Model ID	Violation (Å)
(1,3)	1:A:84:LYS:HD2	2:B:14:G:C6	3	1.1
(1,3)	1:A:84:LYS:HD2	2:B:14:G:C8	3	1.1
(1,3)	1:A:84:LYS:HD2	2:B:14:G:H1	3	1.1
(1,3)	1:A:84:LYS:HD2	2:B:14:G:H1'	3	1.1
(1,3)	1:A:84:LYS:HD2	2:B:14:G:H2'	3	1.1
(1,3)	1:A:84:LYS:HD2	2:B:14:G:H21	3	1.1
(1,3)	1:A:84:LYS:HD2	2:B:14:G:H22	3	1.1
(1,3)	1:A:84:LYS:HD2	2:B:14:G:H3'	3	1.1
(1,3)	1:A:84:LYS:HD2	2:B:14:G:H4'	3	1.1
(1,3)	1:A:84:LYS:HD2	2:B:14:G:H5'	3	1.1
(1,3)	1:A:84:LYS:HD2	2:B:14:G:H5''	3	1.1
(1,3)	1:A:84:LYS:HD2	2:B:14:G:H8	3	1.1
(1,3)	1:A:84:LYS:HD2	2:B:14:G:HO2'	3	1.1
(1,3)	1:A:84:LYS:HD2	2:B:14:G:N1	3	1.1
(1,3)	1:A:84:LYS:HD2	2:B:14:G:N2	3	1.1
(1,3)	1:A:84:LYS:HD2	2:B:14:G:N3	3	1.1
(1,3)	1:A:84:LYS:HD2	2:B:14:G:N7	3	1.1
(1,3)	1:A:84:LYS:HD2	2:B:14:G:N9	3	1.1
(1,3)	1:A:84:LYS:HD2	2:B:14:G:O2'	3	1.1
(1,3)	1:A:84:LYS:HD2	2:B:14:G:O3'	3	1.1
(1,3)	1:A:84:LYS:HD2	2:B:14:G:O4'	3	1.1
(1,3)	1:A:84:LYS:HD2	2:B:14:G:O5'	3	1.1
(1,3)	1:A:84:LYS:HD2	2:B:14:G:O6	3	1.1
(1,3)	1:A:84:LYS:HD2	2:B:14:G:OP1	3	1.1
(1,3)	1:A:84:LYS:HD2	2:B:14:G:OP2	3	1.1
(1,3)	1:A:84:LYS:HD2	2:B:14:G:P	3	1.1
(1,3)	1:A:84:LYS:HD2	2:B:15:A:C1'	3	1.1
(1,3)	1:A:84:LYS:HD2	2:B:15:A:C2	3	1.1
(1,3)	1:A:84:LYS:HD2	2:B:15:A:C2'	3	1.1
(1,3)	1:A:84:LYS:HD2	2:B:15:A:C3'	3	1.1
(1,3)	1:A:84:LYS:HD2	2:B:15:A:C4	3	1.1
(1,3)	1:A:84:LYS:HD2	2:B:15:A:C4'	3	1.1
(1,3)	1:A:84:LYS:HD2	2:B:15:A:C5	3	1.1
(1,3)	1:A:84:LYS:HD2	2:B:15:A:C5'	3	1.1
(1,3)	1:A:84:LYS:HD2	2:B:15:A:C6	3	1.1
(1,3)	1:A:84:LYS:HD2	2:B:15:A:C8	3	1.1
(1,3)	1:A:84:LYS:HD2	2:B:15:A:H1'	3	1.1
(1,3)	1:A:84:LYS:HD2	2:B:15:A:H2	3	1.1
(1,3)	1:A:84:LYS:HD2	2:B:15:A:H2'	3	1.1
(1,3)	1:A:84:LYS:HD2	2:B:15:A:H3'	3	1.1
(1,3)	1:A:84:LYS:HD2	2:B:15:A:H4'	3	1.1
(1,3)	1:A:84:LYS:HD2	2:B:15:A:H5'	3	1.1

Continued on next page...

Continued from previous page...

Key	Atom-1	Atom-2	Model ID	Violation (Å)
(1,3)	1:A:84:LYS:HD2	2:B:15:A:H5''	3	1.1
(1,3)	1:A:84:LYS:HD2	2:B:15:A:H61	3	1.1
(1,3)	1:A:84:LYS:HD2	2:B:15:A:H62	3	1.1
(1,3)	1:A:84:LYS:HD2	2:B:15:A:H8	3	1.1
(1,3)	1:A:84:LYS:HD2	2:B:15:A:HO2'	3	1.1
(1,3)	1:A:84:LYS:HD2	2:B:15:A:N1	3	1.1
(1,3)	1:A:84:LYS:HD2	2:B:15:A:N3	3	1.1
(1,3)	1:A:84:LYS:HD2	2:B:15:A:N6	3	1.1
(1,3)	1:A:84:LYS:HD2	2:B:15:A:N7	3	1.1
(1,3)	1:A:84:LYS:HD2	2:B:15:A:N9	3	1.1
(1,3)	1:A:84:LYS:HD2	2:B:15:A:O2'	3	1.1
(1,3)	1:A:84:LYS:HD2	2:B:15:A:O3'	3	1.1
(1,3)	1:A:84:LYS:HD2	2:B:15:A:O4'	3	1.1
(1,3)	1:A:84:LYS:HD2	2:B:15:A:O5'	3	1.1
(1,3)	1:A:84:LYS:HD2	2:B:15:A:OP1	3	1.1
(1,3)	1:A:84:LYS:HD2	2:B:15:A:OP2	3	1.1
(1,3)	1:A:84:LYS:HD2	2:B:15:A:P	3	1.1
(1,3)	1:A:84:LYS:HD2	2:B:16:G:C1'	3	1.1
(1,3)	1:A:84:LYS:HD2	2:B:16:G:C2	3	1.1
(1,3)	1:A:84:LYS:HD2	2:B:16:G:C2'	3	1.1
(1,3)	1:A:84:LYS:HD2	2:B:16:G:C3'	3	1.1
(1,3)	1:A:84:LYS:HD2	2:B:16:G:C4	3	1.1
(1,3)	1:A:84:LYS:HD2	2:B:16:G:C4'	3	1.1
(1,3)	1:A:84:LYS:HD2	2:B:16:G:C5	3	1.1
(1,3)	1:A:84:LYS:HD2	2:B:16:G:C5'	3	1.1
(1,3)	1:A:84:LYS:HD2	2:B:16:G:C6	3	1.1
(1,3)	1:A:84:LYS:HD2	2:B:16:G:C8	3	1.1
(1,3)	1:A:84:LYS:HD2	2:B:16:G:H1	3	1.1
(1,3)	1:A:84:LYS:HD2	2:B:16:G:H1'	3	1.1
(1,3)	1:A:84:LYS:HD2	2:B:16:G:H2'	3	1.1
(1,3)	1:A:84:LYS:HD2	2:B:16:G:H21	3	1.1
(1,3)	1:A:84:LYS:HD2	2:B:16:G:H22	3	1.1
(1,3)	1:A:84:LYS:HD2	2:B:16:G:H3'	3	1.1
(1,3)	1:A:84:LYS:HD2	2:B:16:G:H4'	3	1.1
(1,3)	1:A:84:LYS:HD2	2:B:16:G:H5'	3	1.1
(1,3)	1:A:84:LYS:HD2	2:B:16:G:H5''	3	1.1
(1,3)	1:A:84:LYS:HD2	2:B:16:G:H8	3	1.1
(1,3)	1:A:84:LYS:HD2	2:B:16:G:HO2'	3	1.1
(1,3)	1:A:84:LYS:HD2	2:B:16:G:N1	3	1.1
(1,3)	1:A:84:LYS:HD2	2:B:16:G:N2	3	1.1
(1,3)	1:A:84:LYS:HD2	2:B:16:G:N3	3	1.1
(1,3)	1:A:84:LYS:HD2	2:B:16:G:N7	3	1.1

Continued on next page...

Continued from previous page...

Key	Atom-1	Atom-2	Model ID	Violation (Å)
(1,3)	1:A:84:LYS:HD2	2:B:16:G:N9	3	1.1
(1,3)	1:A:84:LYS:HD2	2:B:16:G:O2'	3	1.1
(1,3)	1:A:84:LYS:HD2	2:B:16:G:O3'	3	1.1
(1,3)	1:A:84:LYS:HD2	2:B:16:G:O4'	3	1.1
(1,3)	1:A:84:LYS:HD2	2:B:16:G:O5'	3	1.1
(1,3)	1:A:84:LYS:HD2	2:B:16:G:O6	3	1.1
(1,3)	1:A:84:LYS:HD2	2:B:16:G:OP1	3	1.1
(1,3)	1:A:84:LYS:HD2	2:B:16:G:OP2	3	1.1
(1,3)	1:A:84:LYS:HD2	2:B:16:G:P	3	1.1
(1,3)	1:A:84:LYS:HD2	2:B:17:C:C1'	3	1.1
(1,3)	1:A:84:LYS:HD2	2:B:17:C:C2	3	1.1
(1,3)	1:A:84:LYS:HD2	2:B:17:C:C2'	3	1.1
(1,3)	1:A:84:LYS:HD2	2:B:17:C:C3'	3	1.1
(1,3)	1:A:84:LYS:HD2	2:B:17:C:C4	3	1.1
(1,3)	1:A:84:LYS:HD2	2:B:17:C:C4'	3	1.1
(1,3)	1:A:84:LYS:HD2	2:B:17:C:C5	3	1.1
(1,3)	1:A:84:LYS:HD2	2:B:17:C:C5'	3	1.1
(1,3)	1:A:84:LYS:HD2	2:B:17:C:C6	3	1.1
(1,3)	1:A:84:LYS:HD2	2:B:17:C:H1'	3	1.1
(1,3)	1:A:84:LYS:HD2	2:B:17:C:H2'	3	1.1
(1,3)	1:A:84:LYS:HD2	2:B:17:C:H3'	3	1.1
(1,3)	1:A:84:LYS:HD2	2:B:17:C:H4'	3	1.1
(1,3)	1:A:84:LYS:HD2	2:B:17:C:H41	3	1.1
(1,3)	1:A:84:LYS:HD2	2:B:17:C:H42	3	1.1
(1,3)	1:A:84:LYS:HD2	2:B:17:C:H5	3	1.1
(1,3)	1:A:84:LYS:HD2	2:B:17:C:H5'	3	1.1
(1,3)	1:A:84:LYS:HD2	2:B:17:C:H5''	3	1.1
(1,3)	1:A:84:LYS:HD2	2:B:17:C:H6	3	1.1
(1,3)	1:A:84:LYS:HD2	2:B:17:C:HO2'	3	1.1
(1,3)	1:A:84:LYS:HD2	2:B:17:C:N1	3	1.1
(1,3)	1:A:84:LYS:HD2	2:B:17:C:N3	3	1.1
(1,3)	1:A:84:LYS:HD2	2:B:17:C:N4	3	1.1
(1,3)	1:A:84:LYS:HD2	2:B:17:C:O2	3	1.1
(1,3)	1:A:84:LYS:HD2	2:B:17:C:O2'	3	1.1
(1,3)	1:A:84:LYS:HD2	2:B:17:C:O3'	3	1.1
(1,3)	1:A:84:LYS:HD2	2:B:17:C:O4'	3	1.1
(1,3)	1:A:84:LYS:HD2	2:B:17:C:O5'	3	1.1
(1,3)	1:A:84:LYS:HD2	2:B:17:C:OP1	3	1.1
(1,3)	1:A:84:LYS:HD2	2:B:17:C:OP2	3	1.1
(1,3)	1:A:84:LYS:HD2	2:B:17:C:P	3	1.1
(1,3)	1:A:84:LYS:HD2	2:B:18:A:C1'	3	1.1
(1,3)	1:A:84:LYS:HD2	2:B:18:A:C2	3	1.1

Continued on next page...

Continued from previous page...

Key	Atom-1	Atom-2	Model ID	Violation (Å)
(1,3)	1:A:84:LYS:HD2	2:B:18:A:C2'	3	1.1
(1,3)	1:A:84:LYS:HD2	2:B:18:A:C3'	3	1.1
(1,3)	1:A:84:LYS:HD2	2:B:18:A:C4	3	1.1
(1,3)	1:A:84:LYS:HD2	2:B:18:A:C4'	3	1.1
(1,3)	1:A:84:LYS:HD2	2:B:18:A:C5	3	1.1
(1,3)	1:A:84:LYS:HD2	2:B:18:A:C5'	3	1.1
(1,3)	1:A:84:LYS:HD2	2:B:18:A:C6	3	1.1
(1,3)	1:A:84:LYS:HD2	2:B:18:A:C8	3	1.1
(1,3)	1:A:84:LYS:HD2	2:B:18:A:H1'	3	1.1
(1,3)	1:A:84:LYS:HD2	2:B:18:A:H2	3	1.1
(1,3)	1:A:84:LYS:HD2	2:B:18:A:H2'	3	1.1
(1,3)	1:A:84:LYS:HD2	2:B:18:A:H3'	3	1.1
(1,3)	1:A:84:LYS:HD2	2:B:18:A:H4'	3	1.1
(1,3)	1:A:84:LYS:HD2	2:B:18:A:H5'	3	1.1
(1,3)	1:A:84:LYS:HD2	2:B:18:A:H5''	3	1.1
(1,3)	1:A:84:LYS:HD2	2:B:18:A:H61	3	1.1
(1,3)	1:A:84:LYS:HD2	2:B:18:A:H62	3	1.1
(1,3)	1:A:84:LYS:HD2	2:B:18:A:H8	3	1.1
(1,3)	1:A:84:LYS:HD2	2:B:18:A:HO2'	3	1.1
(1,3)	1:A:84:LYS:HD2	2:B:18:A:N1	3	1.1
(1,3)	1:A:84:LYS:HD2	2:B:18:A:N3	3	1.1
(1,3)	1:A:84:LYS:HD2	2:B:18:A:N6	3	1.1
(1,3)	1:A:84:LYS:HD2	2:B:18:A:N7	3	1.1
(1,3)	1:A:84:LYS:HD2	2:B:18:A:N9	3	1.1
(1,3)	1:A:84:LYS:HD2	2:B:18:A:O2'	3	1.1
(1,3)	1:A:84:LYS:HD2	2:B:18:A:O3'	3	1.1
(1,3)	1:A:84:LYS:HD2	2:B:18:A:O4'	3	1.1
(1,3)	1:A:84:LYS:HD2	2:B:18:A:O5'	3	1.1
(1,3)	1:A:84:LYS:HD2	2:B:18:A:OP1	3	1.1
(1,3)	1:A:84:LYS:HD2	2:B:18:A:OP2	3	1.1
(1,3)	1:A:84:LYS:HD2	2:B:18:A:P	3	1.1
(1,3)	1:A:84:LYS:HD2	2:B:19:A:C1'	3	1.1
(1,3)	1:A:84:LYS:HD2	2:B:19:A:C2	3	1.1
(1,3)	1:A:84:LYS:HD2	2:B:19:A:C2'	3	1.1
(1,3)	1:A:84:LYS:HD2	2:B:19:A:C3'	3	1.1
(1,3)	1:A:84:LYS:HD2	2:B:19:A:C4	3	1.1
(1,3)	1:A:84:LYS:HD2	2:B:19:A:C4'	3	1.1
(1,3)	1:A:84:LYS:HD2	2:B:19:A:C5	3	1.1
(1,3)	1:A:84:LYS:HD2	2:B:19:A:C5'	3	1.1
(1,3)	1:A:84:LYS:HD2	2:B:19:A:C6	3	1.1
(1,3)	1:A:84:LYS:HD2	2:B:19:A:C8	3	1.1
(1,3)	1:A:84:LYS:HD2	2:B:19:A:H1'	3	1.1

Continued on next page...

Continued from previous page...

Key	Atom-1	Atom-2	Model ID	Violation (Å)
(1,3)	1:A:84:LYS:HD2	2:B:19:A:H2	3	1.1
(1,3)	1:A:84:LYS:HD2	2:B:19:A:H2'	3	1.1
(1,3)	1:A:84:LYS:HD2	2:B:19:A:H3'	3	1.1
(1,3)	1:A:84:LYS:HD2	2:B:19:A:H4'	3	1.1
(1,3)	1:A:84:LYS:HD2	2:B:19:A:H5'	3	1.1
(1,3)	1:A:84:LYS:HD2	2:B:19:A:H5''	3	1.1
(1,3)	1:A:84:LYS:HD2	2:B:19:A:H61	3	1.1
(1,3)	1:A:84:LYS:HD2	2:B:19:A:H62	3	1.1
(1,3)	1:A:84:LYS:HD2	2:B:19:A:H8	3	1.1
(1,3)	1:A:84:LYS:HD2	2:B:19:A:HO2'	3	1.1
(1,3)	1:A:84:LYS:HD2	2:B:19:A:N1	3	1.1
(1,3)	1:A:84:LYS:HD2	2:B:19:A:N3	3	1.1
(1,3)	1:A:84:LYS:HD2	2:B:19:A:N6	3	1.1
(1,3)	1:A:84:LYS:HD2	2:B:19:A:N7	3	1.1
(1,3)	1:A:84:LYS:HD2	2:B:19:A:N9	3	1.1
(1,3)	1:A:84:LYS:HD2	2:B:19:A:O2'	3	1.1
(1,3)	1:A:84:LYS:HD2	2:B:19:A:O3'	3	1.1
(1,3)	1:A:84:LYS:HD2	2:B:19:A:O4'	3	1.1
(1,3)	1:A:84:LYS:HD2	2:B:19:A:O5'	3	1.1
(1,3)	1:A:84:LYS:HD2	2:B:19:A:OP1	3	1.1
(1,3)	1:A:84:LYS:HD2	2:B:19:A:OP2	3	1.1
(1,3)	1:A:84:LYS:HD2	2:B:19:A:P	3	1.1
(1,3)	1:A:84:LYS:HD2	2:B:20:U:C1'	3	1.1
(1,3)	1:A:84:LYS:HD2	2:B:20:U:C2	3	1.1
(1,3)	1:A:84:LYS:HD2	2:B:20:U:C2'	3	1.1
(1,3)	1:A:84:LYS:HD2	2:B:20:U:C3'	3	1.1
(1,3)	1:A:84:LYS:HD2	2:B:20:U:C4	3	1.1
(1,3)	1:A:84:LYS:HD2	2:B:20:U:C4'	3	1.1
(1,3)	1:A:84:LYS:HD2	2:B:20:U:C5	3	1.1
(1,3)	1:A:84:LYS:HD2	2:B:20:U:C5'	3	1.1
(1,3)	1:A:84:LYS:HD2	2:B:20:U:C6	3	1.1
(1,3)	1:A:84:LYS:HD2	2:B:20:U:H1'	3	1.1
(1,3)	1:A:84:LYS:HD2	2:B:20:U:H2'	3	1.1
(1,3)	1:A:84:LYS:HD2	2:B:20:U:H3	3	1.1
(1,3)	1:A:84:LYS:HD2	2:B:20:U:H3'	3	1.1
(1,3)	1:A:84:LYS:HD2	2:B:20:U:H4'	3	1.1
(1,3)	1:A:84:LYS:HD2	2:B:20:U:H5	3	1.1
(1,3)	1:A:84:LYS:HD2	2:B:20:U:H5'	3	1.1
(1,3)	1:A:84:LYS:HD2	2:B:20:U:H5''	3	1.1
(1,3)	1:A:84:LYS:HD2	2:B:20:U:H6	3	1.1
(1,3)	1:A:84:LYS:HD2	2:B:20:U:HO2'	3	1.1
(1,3)	1:A:84:LYS:HD2	2:B:20:U:N1	3	1.1

Continued on next page...

Continued from previous page...

Key	Atom-1	Atom-2	Model ID	Violation (Å)
(1,3)	1:A:84:LYS:HD2	2:B:20:U:N3	3	1.1
(1,3)	1:A:84:LYS:HD2	2:B:20:U:O2	3	1.1
(1,3)	1:A:84:LYS:HD2	2:B:20:U:O2'	3	1.1
(1,3)	1:A:84:LYS:HD2	2:B:20:U:O3'	3	1.1
(1,3)	1:A:84:LYS:HD2	2:B:20:U:O4	3	1.1
(1,3)	1:A:84:LYS:HD2	2:B:20:U:O4'	3	1.1
(1,3)	1:A:84:LYS:HD2	2:B:20:U:O5'	3	1.1
(1,3)	1:A:84:LYS:HD2	2:B:20:U:OP1	3	1.1
(1,3)	1:A:84:LYS:HD2	2:B:20:U:OP2	3	1.1
(1,3)	1:A:84:LYS:HD2	2:B:20:U:P	3	1.1
(1,3)	1:A:84:LYS:HD2	2:B:21:G:C1'	3	1.1
(1,3)	1:A:84:LYS:HD2	2:B:21:G:C2	3	1.1
(1,3)	1:A:84:LYS:HD2	2:B:21:G:C2'	3	1.1
(1,3)	1:A:84:LYS:HD2	2:B:21:G:C3'	3	1.1
(1,3)	1:A:84:LYS:HD2	2:B:21:G:C4	3	1.1
(1,3)	1:A:84:LYS:HD2	2:B:21:G:C4'	3	1.1
(1,3)	1:A:84:LYS:HD2	2:B:21:G:C5	3	1.1
(1,3)	1:A:84:LYS:HD2	2:B:21:G:C5'	3	1.1
(1,3)	1:A:84:LYS:HD2	2:B:21:G:C6	3	1.1
(1,3)	1:A:84:LYS:HD2	2:B:21:G:C8	3	1.1
(1,3)	1:A:84:LYS:HD2	2:B:21:G:H1	3	1.1
(1,3)	1:A:84:LYS:HD2	2:B:21:G:H1'	3	1.1
(1,3)	1:A:84:LYS:HD2	2:B:21:G:H2'	3	1.1
(1,3)	1:A:84:LYS:HD2	2:B:21:G:H21	3	1.1
(1,3)	1:A:84:LYS:HD2	2:B:21:G:H22	3	1.1
(1,3)	1:A:84:LYS:HD2	2:B:21:G:H3'	3	1.1
(1,3)	1:A:84:LYS:HD2	2:B:21:G:H4'	3	1.1
(1,3)	1:A:84:LYS:HD2	2:B:21:G:H5'	3	1.1
(1,3)	1:A:84:LYS:HD2	2:B:21:G:H5''	3	1.1
(1,3)	1:A:84:LYS:HD2	2:B:21:G:H8	3	1.1
(1,3)	1:A:84:LYS:HD2	2:B:21:G:HO2'	3	1.1
(1,3)	1:A:84:LYS:HD2	2:B:21:G:N1	3	1.1
(1,3)	1:A:84:LYS:HD2	2:B:21:G:N2	3	1.1
(1,3)	1:A:84:LYS:HD2	2:B:21:G:N3	3	1.1
(1,3)	1:A:84:LYS:HD2	2:B:21:G:N7	3	1.1
(1,3)	1:A:84:LYS:HD2	2:B:21:G:N9	3	1.1
(1,3)	1:A:84:LYS:HD2	2:B:21:G:O2'	3	1.1
(1,3)	1:A:84:LYS:HD2	2:B:21:G:O3'	3	1.1
(1,3)	1:A:84:LYS:HD2	2:B:21:G:O4'	3	1.1
(1,3)	1:A:84:LYS:HD2	2:B:21:G:O5'	3	1.1
(1,3)	1:A:84:LYS:HD2	2:B:21:G:O6	3	1.1
(1,3)	1:A:84:LYS:HD2	2:B:21:G:OP1	3	1.1

Continued on next page...

Continued from previous page...

Key	Atom-1	Atom-2	Model ID	Violation (Å)
(1,3)	1:A:84:LYS:HD2	2:B:21:G:OP2	3	1.1
(1,3)	1:A:84:LYS:HD2	2:B:21:G:P	3	1.1
(1,3)	1:A:84:LYS:HD2	2:B:22:A:C1'	3	1.1
(1,3)	1:A:84:LYS:HD2	2:B:22:A:C2	3	1.1
(1,3)	1:A:84:LYS:HD2	2:B:22:A:C2'	3	1.1
(1,3)	1:A:84:LYS:HD2	2:B:22:A:C3'	3	1.1
(1,3)	1:A:84:LYS:HD2	2:B:22:A:C4	3	1.1
(1,3)	1:A:84:LYS:HD2	2:B:22:A:C4'	3	1.1
(1,3)	1:A:84:LYS:HD2	2:B:22:A:C5	3	1.1
(1,3)	1:A:84:LYS:HD2	2:B:22:A:C5'	3	1.1
(1,3)	1:A:84:LYS:HD2	2:B:22:A:C6	3	1.1
(1,3)	1:A:84:LYS:HD2	2:B:22:A:C8	3	1.1
(1,3)	1:A:84:LYS:HD2	2:B:22:A:H1'	3	1.1
(1,3)	1:A:84:LYS:HD2	2:B:22:A:H2	3	1.1
(1,3)	1:A:84:LYS:HD2	2:B:22:A:H2'	3	1.1
(1,3)	1:A:84:LYS:HD2	2:B:22:A:H3'	3	1.1
(1,3)	1:A:84:LYS:HD2	2:B:22:A:H4'	3	1.1
(1,3)	1:A:84:LYS:HD2	2:B:22:A:H5'	3	1.1
(1,3)	1:A:84:LYS:HD2	2:B:22:A:H5''	3	1.1
(1,3)	1:A:84:LYS:HD2	2:B:22:A:H61	3	1.1
(1,3)	1:A:84:LYS:HD2	2:B:22:A:H62	3	1.1
(1,3)	1:A:84:LYS:HD2	2:B:22:A:H8	3	1.1
(1,3)	1:A:84:LYS:HD2	2:B:22:A:HO2'	3	1.1
(1,3)	1:A:84:LYS:HD2	2:B:22:A:N1	3	1.1
(1,3)	1:A:84:LYS:HD2	2:B:22:A:N3	3	1.1
(1,3)	1:A:84:LYS:HD2	2:B:22:A:N6	3	1.1
(1,3)	1:A:84:LYS:HD2	2:B:22:A:N7	3	1.1
(1,3)	1:A:84:LYS:HD2	2:B:22:A:N9	3	1.1
(1,3)	1:A:84:LYS:HD2	2:B:22:A:O2'	3	1.1
(1,3)	1:A:84:LYS:HD2	2:B:22:A:O3'	3	1.1
(1,3)	1:A:84:LYS:HD2	2:B:22:A:O4'	3	1.1
(1,3)	1:A:84:LYS:HD2	2:B:22:A:O5'	3	1.1
(1,3)	1:A:84:LYS:HD2	2:B:22:A:OP1	3	1.1
(1,3)	1:A:84:LYS:HD2	2:B:22:A:OP2	3	1.1
(1,3)	1:A:84:LYS:HD2	2:B:22:A:P	3	1.1
(1,3)	1:A:84:LYS:HD2	2:B:23:U:C1'	3	1.1
(1,3)	1:A:84:LYS:HD2	2:B:23:U:C2	3	1.1
(1,3)	1:A:84:LYS:HD2	2:B:23:U:C2'	3	1.1
(1,3)	1:A:84:LYS:HD2	2:B:23:U:C3'	3	1.1
(1,3)	1:A:84:LYS:HD2	2:B:23:U:C4	3	1.1
(1,3)	1:A:84:LYS:HD2	2:B:23:U:C4'	3	1.1
(1,3)	1:A:84:LYS:HD2	2:B:23:U:C5	3	1.1

Continued on next page...

Continued from previous page...

Key	Atom-1	Atom-2	Model ID	Violation (Å)
(1,3)	1:A:84:LYS:HD2	2:B:23:U:C5'	3	1.1
(1,3)	1:A:84:LYS:HD2	2:B:23:U:C6	3	1.1
(1,3)	1:A:84:LYS:HD2	2:B:23:U:H1'	3	1.1
(1,3)	1:A:84:LYS:HD2	2:B:23:U:H2'	3	1.1
(1,3)	1:A:84:LYS:HD2	2:B:23:U:H3	3	1.1
(1,3)	1:A:84:LYS:HD2	2:B:23:U:H3'	3	1.1
(1,3)	1:A:84:LYS:HD2	2:B:23:U:H4'	3	1.1
(1,3)	1:A:84:LYS:HD2	2:B:23:U:H5	3	1.1
(1,3)	1:A:84:LYS:HD2	2:B:23:U:H5'	3	1.1
(1,3)	1:A:84:LYS:HD2	2:B:23:U:H5''	3	1.1
(1,3)	1:A:84:LYS:HD2	2:B:23:U:H6	3	1.1
(1,3)	1:A:84:LYS:HD2	2:B:23:U:HO2'	3	1.1
(1,3)	1:A:84:LYS:HD2	2:B:23:U:N1	3	1.1
(1,3)	1:A:84:LYS:HD2	2:B:23:U:N3	3	1.1
(1,3)	1:A:84:LYS:HD2	2:B:23:U:O2	3	1.1
(1,3)	1:A:84:LYS:HD2	2:B:23:U:O2'	3	1.1
(1,3)	1:A:84:LYS:HD2	2:B:23:U:O3'	3	1.1
(1,3)	1:A:84:LYS:HD2	2:B:23:U:O4	3	1.1
(1,3)	1:A:84:LYS:HD2	2:B:23:U:O4'	3	1.1
(1,3)	1:A:84:LYS:HD2	2:B:23:U:O5'	3	1.1
(1,3)	1:A:84:LYS:HD2	2:B:23:U:OP1	3	1.1
(1,3)	1:A:84:LYS:HD2	2:B:23:U:OP2	3	1.1
(1,3)	1:A:84:LYS:HD2	2:B:23:U:P	3	1.1
(1,3)	1:A:84:LYS:HD2	2:B:24:G:C1'	3	1.1
(1,3)	1:A:84:LYS:HD2	2:B:24:G:C2	3	1.1
(1,3)	1:A:84:LYS:HD2	2:B:24:G:C2'	3	1.1
(1,3)	1:A:84:LYS:HD2	2:B:24:G:C3'	3	1.1
(1,3)	1:A:84:LYS:HD2	2:B:24:G:C4	3	1.1
(1,3)	1:A:84:LYS:HD2	2:B:24:G:C4'	3	1.1
(1,3)	1:A:84:LYS:HD2	2:B:24:G:C5	3	1.1
(1,3)	1:A:84:LYS:HD2	2:B:24:G:C5'	3	1.1
(1,3)	1:A:84:LYS:HD2	2:B:24:G:C6	3	1.1
(1,3)	1:A:84:LYS:HD2	2:B:24:G:C8	3	1.1
(1,3)	1:A:84:LYS:HD2	2:B:24:G:H1	3	1.1
(1,3)	1:A:84:LYS:HD2	2:B:24:G:H1'	3	1.1
(1,3)	1:A:84:LYS:HD2	2:B:24:G:H2'	3	1.1
(1,3)	1:A:84:LYS:HD2	2:B:24:G:H21	3	1.1
(1,3)	1:A:84:LYS:HD2	2:B:24:G:H22	3	1.1
(1,3)	1:A:84:LYS:HD2	2:B:24:G:H3'	3	1.1
(1,3)	1:A:84:LYS:HD2	2:B:24:G:H4'	3	1.1
(1,3)	1:A:84:LYS:HD2	2:B:24:G:H5'	3	1.1
(1,3)	1:A:84:LYS:HD2	2:B:24:G:H5''	3	1.1

Continued on next page...

Continued from previous page...

Key	Atom-1	Atom-2	Model ID	Violation (Å)
(1,3)	1:A:84:LYS:HD2	2:B:24:G:H8	3	1.1
(1,3)	1:A:84:LYS:HD2	2:B:24:G:HO2'	3	1.1
(1,3)	1:A:84:LYS:HD2	2:B:24:G:N1	3	1.1
(1,3)	1:A:84:LYS:HD2	2:B:24:G:N2	3	1.1
(1,3)	1:A:84:LYS:HD2	2:B:24:G:N3	3	1.1
(1,3)	1:A:84:LYS:HD2	2:B:24:G:N7	3	1.1
(1,3)	1:A:84:LYS:HD2	2:B:24:G:N9	3	1.1
(1,3)	1:A:84:LYS:HD2	2:B:24:G:O2'	3	1.1
(1,3)	1:A:84:LYS:HD2	2:B:24:G:O3'	3	1.1
(1,3)	1:A:84:LYS:HD2	2:B:24:G:O4'	3	1.1
(1,3)	1:A:84:LYS:HD2	2:B:24:G:O5'	3	1.1
(1,3)	1:A:84:LYS:HD2	2:B:24:G:O6	3	1.1
(1,3)	1:A:84:LYS:HD2	2:B:24:G:OP1	3	1.1
(1,3)	1:A:84:LYS:HD2	2:B:24:G:OP2	3	1.1
(1,3)	1:A:84:LYS:HD2	2:B:24:G:P	3	1.1
(1,3)	1:A:84:LYS:HD3	2:B:2:C:C1'	3	1.1
(1,3)	1:A:84:LYS:HD3	2:B:2:C:C2	3	1.1
(1,3)	1:A:84:LYS:HD3	2:B:2:C:C2'	3	1.1
(1,3)	1:A:84:LYS:HD3	2:B:2:C:C3'	3	1.1
(1,3)	1:A:84:LYS:HD3	2:B:2:C:C4	3	1.1
(1,3)	1:A:84:LYS:HD3	2:B:2:C:C4'	3	1.1
(1,3)	1:A:84:LYS:HD3	2:B:2:C:C5	3	1.1
(1,3)	1:A:84:LYS:HD3	2:B:2:C:C5'	3	1.1
(1,3)	1:A:84:LYS:HD3	2:B:2:C:C6	3	1.1
(1,3)	1:A:84:LYS:HD3	2:B:2:C:H1'	3	1.1
(1,3)	1:A:84:LYS:HD3	2:B:2:C:H2'	3	1.1
(1,3)	1:A:84:LYS:HD3	2:B:2:C:H3'	3	1.1
(1,3)	1:A:84:LYS:HD3	2:B:2:C:H4'	3	1.1
(1,3)	1:A:84:LYS:HD3	2:B:2:C:H41	3	1.1
(1,3)	1:A:84:LYS:HD3	2:B:2:C:H42	3	1.1
(1,3)	1:A:84:LYS:HD3	2:B:2:C:H5	3	1.1
(1,3)	1:A:84:LYS:HD3	2:B:2:C:H5'	3	1.1
(1,3)	1:A:84:LYS:HD3	2:B:2:C:H5''	3	1.1
(1,3)	1:A:84:LYS:HD3	2:B:2:C:H6	3	1.1
(1,3)	1:A:84:LYS:HD3	2:B:2:C:HO2'	3	1.1
(1,3)	1:A:84:LYS:HD3	2:B:2:C:N1	3	1.1
(1,3)	1:A:84:LYS:HD3	2:B:2:C:N3	3	1.1
(1,3)	1:A:84:LYS:HD3	2:B:2:C:N4	3	1.1
(1,3)	1:A:84:LYS:HD3	2:B:2:C:O2	3	1.1
(1,3)	1:A:84:LYS:HD3	2:B:2:C:O2'	3	1.1
(1,3)	1:A:84:LYS:HD3	2:B:2:C:O3'	3	1.1
(1,3)	1:A:84:LYS:HD3	2:B:2:C:O4'	3	1.1

Continued on next page...

Continued from previous page...

Key	Atom-1	Atom-2	Model ID	Violation (Å)
(1,3)	1:A:84:LYS:HD3	2:B:2:C:O5'	3	1.1
(1,3)	1:A:84:LYS:HD3	2:B:3:U:C1'	3	1.1
(1,3)	1:A:84:LYS:HD3	2:B:3:U:C2	3	1.1
(1,3)	1:A:84:LYS:HD3	2:B:3:U:C2'	3	1.1
(1,3)	1:A:84:LYS:HD3	2:B:3:U:C3'	3	1.1
(1,3)	1:A:84:LYS:HD3	2:B:3:U:C4	3	1.1
(1,3)	1:A:84:LYS:HD3	2:B:3:U:C4'	3	1.1
(1,3)	1:A:84:LYS:HD3	2:B:3:U:C5	3	1.1
(1,3)	1:A:84:LYS:HD3	2:B:3:U:C5'	3	1.1
(1,3)	1:A:84:LYS:HD3	2:B:3:U:C6	3	1.1
(1,3)	1:A:84:LYS:HD3	2:B:3:U:H1'	3	1.1
(1,3)	1:A:84:LYS:HD3	2:B:3:U:H2'	3	1.1
(1,3)	1:A:84:LYS:HD3	2:B:3:U:H3	3	1.1
(1,3)	1:A:84:LYS:HD3	2:B:3:U:H3'	3	1.1
(1,3)	1:A:84:LYS:HD3	2:B:3:U:H4'	3	1.1
(1,3)	1:A:84:LYS:HD3	2:B:3:U:H5	3	1.1
(1,3)	1:A:84:LYS:HD3	2:B:3:U:H5'	3	1.1
(1,3)	1:A:84:LYS:HD3	2:B:3:U:H5''	3	1.1
(1,3)	1:A:84:LYS:HD3	2:B:3:U:H6	3	1.1
(1,3)	1:A:84:LYS:HD3	2:B:3:U:HO2'	3	1.1
(1,3)	1:A:84:LYS:HD3	2:B:3:U:N1	3	1.1
(1,3)	1:A:84:LYS:HD3	2:B:3:U:N3	3	1.1
(1,3)	1:A:84:LYS:HD3	2:B:3:U:O2	3	1.1
(1,3)	1:A:84:LYS:HD3	2:B:3:U:O2'	3	1.1
(1,3)	1:A:84:LYS:HD3	2:B:3:U:O3'	3	1.1
(1,3)	1:A:84:LYS:HD3	2:B:3:U:O4	3	1.1
(1,3)	1:A:84:LYS:HD3	2:B:3:U:O4'	3	1.1
(1,3)	1:A:84:LYS:HD3	2:B:3:U:O5'	3	1.1
(1,3)	1:A:84:LYS:HD3	2:B:3:U:OP1	3	1.1
(1,3)	1:A:84:LYS:HD3	2:B:3:U:OP2	3	1.1
(1,3)	1:A:84:LYS:HD3	2:B:3:U:P	3	1.1
(1,3)	1:A:84:LYS:HD3	2:B:4:G:C1'	3	1.1
(1,3)	1:A:84:LYS:HD3	2:B:4:G:C2	3	1.1
(1,3)	1:A:84:LYS:HD3	2:B:4:G:C2'	3	1.1
(1,3)	1:A:84:LYS:HD3	2:B:4:G:C3'	3	1.1
(1,3)	1:A:84:LYS:HD3	2:B:4:G:C4	3	1.1
(1,3)	1:A:84:LYS:HD3	2:B:4:G:C4'	3	1.1
(1,3)	1:A:84:LYS:HD3	2:B:4:G:C5	3	1.1
(1,3)	1:A:84:LYS:HD3	2:B:4:G:C5'	3	1.1
(1,3)	1:A:84:LYS:HD3	2:B:4:G:C6	3	1.1
(1,3)	1:A:84:LYS:HD3	2:B:4:G:C8	3	1.1
(1,3)	1:A:84:LYS:HD3	2:B:4:G:H1	3	1.1

Continued on next page...

Continued from previous page...

Key	Atom-1	Atom-2	Model ID	Violation (Å)
(1,3)	1:A:84:LYS:HD3	2:B:4:G:H1'	3	1.1
(1,3)	1:A:84:LYS:HD3	2:B:4:G:H2'	3	1.1
(1,3)	1:A:84:LYS:HD3	2:B:4:G:H21	3	1.1
(1,3)	1:A:84:LYS:HD3	2:B:4:G:H22	3	1.1
(1,3)	1:A:84:LYS:HD3	2:B:4:G:H3'	3	1.1
(1,3)	1:A:84:LYS:HD3	2:B:4:G:H4'	3	1.1
(1,3)	1:A:84:LYS:HD3	2:B:4:G:H5'	3	1.1
(1,3)	1:A:84:LYS:HD3	2:B:4:G:H5''	3	1.1
(1,3)	1:A:84:LYS:HD3	2:B:4:G:H8	3	1.1
(1,3)	1:A:84:LYS:HD3	2:B:4:G:HO2'	3	1.1
(1,3)	1:A:84:LYS:HD3	2:B:4:G:N1	3	1.1
(1,3)	1:A:84:LYS:HD3	2:B:4:G:N2	3	1.1
(1,3)	1:A:84:LYS:HD3	2:B:4:G:N3	3	1.1
(1,3)	1:A:84:LYS:HD3	2:B:4:G:N7	3	1.1
(1,3)	1:A:84:LYS:HD3	2:B:4:G:N9	3	1.1
(1,3)	1:A:84:LYS:HD3	2:B:4:G:O2'	3	1.1
(1,3)	1:A:84:LYS:HD3	2:B:4:G:O3'	3	1.1
(1,3)	1:A:84:LYS:HD3	2:B:4:G:O4'	3	1.1
(1,3)	1:A:84:LYS:HD3	2:B:4:G:O5'	3	1.1
(1,3)	1:A:84:LYS:HD3	2:B:4:G:O6	3	1.1
(1,3)	1:A:84:LYS:HD3	2:B:4:G:OP1	3	1.1
(1,3)	1:A:84:LYS:HD3	2:B:4:G:OP2	3	1.1
(1,3)	1:A:84:LYS:HD3	2:B:4:G:P	3	1.1
(1,3)	1:A:84:LYS:HD3	2:B:5:A:C1'	3	1.1
(1,3)	1:A:84:LYS:HD3	2:B:5:A:C2	3	1.1
(1,3)	1:A:84:LYS:HD3	2:B:5:A:C2'	3	1.1
(1,3)	1:A:84:LYS:HD3	2:B:5:A:C3'	3	1.1
(1,3)	1:A:84:LYS:HD3	2:B:5:A:C4	3	1.1
(1,3)	1:A:84:LYS:HD3	2:B:5:A:C4'	3	1.1
(1,3)	1:A:84:LYS:HD3	2:B:5:A:C5	3	1.1
(1,3)	1:A:84:LYS:HD3	2:B:5:A:C5'	3	1.1
(1,3)	1:A:84:LYS:HD3	2:B:5:A:C6	3	1.1
(1,3)	1:A:84:LYS:HD3	2:B:5:A:C8	3	1.1
(1,3)	1:A:84:LYS:HD3	2:B:5:A:H1'	3	1.1
(1,3)	1:A:84:LYS:HD3	2:B:5:A:H2	3	1.1
(1,3)	1:A:84:LYS:HD3	2:B:5:A:H2'	3	1.1
(1,3)	1:A:84:LYS:HD3	2:B:5:A:H3'	3	1.1
(1,3)	1:A:84:LYS:HD3	2:B:5:A:H4'	3	1.1
(1,3)	1:A:84:LYS:HD3	2:B:5:A:H5'	3	1.1
(1,3)	1:A:84:LYS:HD3	2:B:5:A:H5''	3	1.1
(1,3)	1:A:84:LYS:HD3	2:B:5:A:H61	3	1.1
(1,3)	1:A:84:LYS:HD3	2:B:5:A:H62	3	1.1

Continued on next page...

Continued from previous page...

Key	Atom-1	Atom-2	Model ID	Violation (Å)
(1,3)	1:A:84:LYS:HD3	2:B:5:A:H8	3	1.1
(1,3)	1:A:84:LYS:HD3	2:B:5:A:HO2'	3	1.1
(1,3)	1:A:84:LYS:HD3	2:B:5:A:N1	3	1.1
(1,3)	1:A:84:LYS:HD3	2:B:5:A:N3	3	1.1
(1,3)	1:A:84:LYS:HD3	2:B:5:A:N6	3	1.1
(1,3)	1:A:84:LYS:HD3	2:B:5:A:N7	3	1.1
(1,3)	1:A:84:LYS:HD3	2:B:5:A:N9	3	1.1
(1,3)	1:A:84:LYS:HD3	2:B:5:A:O2'	3	1.1
(1,3)	1:A:84:LYS:HD3	2:B:5:A:O3'	3	1.1
(1,3)	1:A:84:LYS:HD3	2:B:5:A:O4'	3	1.1
(1,3)	1:A:84:LYS:HD3	2:B:5:A:O5'	3	1.1
(1,3)	1:A:84:LYS:HD3	2:B:5:A:OP1	3	1.1
(1,3)	1:A:84:LYS:HD3	2:B:5:A:OP2	3	1.1
(1,3)	1:A:84:LYS:HD3	2:B:5:A:P	3	1.1
(1,3)	1:A:84:LYS:HD3	2:B:6:G:C1'	3	1.1
(1,3)	1:A:84:LYS:HD3	2:B:6:G:C2	3	1.1
(1,3)	1:A:84:LYS:HD3	2:B:6:G:C2'	3	1.1
(1,3)	1:A:84:LYS:HD3	2:B:6:G:C3'	3	1.1
(1,3)	1:A:84:LYS:HD3	2:B:6:G:C4	3	1.1
(1,3)	1:A:84:LYS:HD3	2:B:6:G:C4'	3	1.1
(1,3)	1:A:84:LYS:HD3	2:B:6:G:C5	3	1.1
(1,3)	1:A:84:LYS:HD3	2:B:6:G:C5'	3	1.1
(1,3)	1:A:84:LYS:HD3	2:B:6:G:C6	3	1.1
(1,3)	1:A:84:LYS:HD3	2:B:6:G:C8	3	1.1
(1,3)	1:A:84:LYS:HD3	2:B:6:G:H1	3	1.1
(1,3)	1:A:84:LYS:HD3	2:B:6:G:H1'	3	1.1
(1,3)	1:A:84:LYS:HD3	2:B:6:G:H2'	3	1.1
(1,3)	1:A:84:LYS:HD3	2:B:6:G:H21	3	1.1
(1,3)	1:A:84:LYS:HD3	2:B:6:G:H22	3	1.1
(1,3)	1:A:84:LYS:HD3	2:B:6:G:H3'	3	1.1
(1,3)	1:A:84:LYS:HD3	2:B:6:G:H4'	3	1.1
(1,3)	1:A:84:LYS:HD3	2:B:6:G:H5'	3	1.1
(1,3)	1:A:84:LYS:HD3	2:B:6:G:H5''	3	1.1
(1,3)	1:A:84:LYS:HD3	2:B:6:G:H8	3	1.1
(1,3)	1:A:84:LYS:HD3	2:B:6:G:HO2'	3	1.1
(1,3)	1:A:84:LYS:HD3	2:B:6:G:N1	3	1.1
(1,3)	1:A:84:LYS:HD3	2:B:6:G:N2	3	1.1
(1,3)	1:A:84:LYS:HD3	2:B:6:G:N3	3	1.1
(1,3)	1:A:84:LYS:HD3	2:B:6:G:N7	3	1.1
(1,3)	1:A:84:LYS:HD3	2:B:6:G:N9	3	1.1
(1,3)	1:A:84:LYS:HD3	2:B:6:G:O2'	3	1.1
(1,3)	1:A:84:LYS:HD3	2:B:6:G:O3'	3	1.1

Continued on next page...

Continued from previous page...

Key	Atom-1	Atom-2	Model ID	Violation (Å)
(1,3)	1:A:84:LYS:HD3	2:B:6:G:O4'	3	1.1
(1,3)	1:A:84:LYS:HD3	2:B:6:G:O5'	3	1.1
(1,3)	1:A:84:LYS:HD3	2:B:6:G:O6	3	1.1
(1,3)	1:A:84:LYS:HD3	2:B:6:G:OP1	3	1.1
(1,3)	1:A:84:LYS:HD3	2:B:6:G:OP2	3	1.1
(1,3)	1:A:84:LYS:HD3	2:B:6:G:P	3	1.1
(1,3)	1:A:84:LYS:HD3	2:B:7:C:C1'	3	1.1
(1,3)	1:A:84:LYS:HD3	2:B:7:C:C2	3	1.1
(1,3)	1:A:84:LYS:HD3	2:B:7:C:C2'	3	1.1
(1,3)	1:A:84:LYS:HD3	2:B:7:C:C3'	3	1.1
(1,3)	1:A:84:LYS:HD3	2:B:7:C:C4	3	1.1
(1,3)	1:A:84:LYS:HD3	2:B:7:C:C4'	3	1.1
(1,3)	1:A:84:LYS:HD3	2:B:7:C:C5	3	1.1
(1,3)	1:A:84:LYS:HD3	2:B:7:C:C5'	3	1.1
(1,3)	1:A:84:LYS:HD3	2:B:7:C:C6	3	1.1
(1,3)	1:A:84:LYS:HD3	2:B:7:C:H1'	3	1.1
(1,3)	1:A:84:LYS:HD3	2:B:7:C:H2'	3	1.1
(1,3)	1:A:84:LYS:HD3	2:B:7:C:H3'	3	1.1
(1,3)	1:A:84:LYS:HD3	2:B:7:C:H4'	3	1.1
(1,3)	1:A:84:LYS:HD3	2:B:7:C:H41	3	1.1
(1,3)	1:A:84:LYS:HD3	2:B:7:C:H42	3	1.1
(1,3)	1:A:84:LYS:HD3	2:B:7:C:H5	3	1.1
(1,3)	1:A:84:LYS:HD3	2:B:7:C:H5'	3	1.1
(1,3)	1:A:84:LYS:HD3	2:B:7:C:H5''	3	1.1
(1,3)	1:A:84:LYS:HD3	2:B:7:C:H6	3	1.1
(1,3)	1:A:84:LYS:HD3	2:B:7:C:HO2'	3	1.1
(1,3)	1:A:84:LYS:HD3	2:B:7:C:N1	3	1.1
(1,3)	1:A:84:LYS:HD3	2:B:7:C:N3	3	1.1
(1,3)	1:A:84:LYS:HD3	2:B:7:C:N4	3	1.1
(1,3)	1:A:84:LYS:HD3	2:B:7:C:O2	3	1.1
(1,3)	1:A:84:LYS:HD3	2:B:7:C:O2'	3	1.1
(1,3)	1:A:84:LYS:HD3	2:B:7:C:O3'	3	1.1
(1,3)	1:A:84:LYS:HD3	2:B:7:C:O4'	3	1.1
(1,3)	1:A:84:LYS:HD3	2:B:7:C:O5'	3	1.1
(1,3)	1:A:84:LYS:HD3	2:B:7:C:OP1	3	1.1
(1,3)	1:A:84:LYS:HD3	2:B:7:C:OP2	3	1.1
(1,3)	1:A:84:LYS:HD3	2:B:7:C:P	3	1.1
(1,3)	1:A:84:LYS:HD3	2:B:8:U:C1'	3	1.1
(1,3)	1:A:84:LYS:HD3	2:B:8:U:C2	3	1.1
(1,3)	1:A:84:LYS:HD3	2:B:8:U:C2'	3	1.1
(1,3)	1:A:84:LYS:HD3	2:B:8:U:C3'	3	1.1
(1,3)	1:A:84:LYS:HD3	2:B:8:U:C4	3	1.1

Continued on next page...

Continued from previous page...

Key	Atom-1	Atom-2	Model ID	Violation (Å)
(1,3)	1:A:84:LYS:HD3	2:B:8:U:C4'	3	1.1
(1,3)	1:A:84:LYS:HD3	2:B:8:U:C5	3	1.1
(1,3)	1:A:84:LYS:HD3	2:B:8:U:C5'	3	1.1
(1,3)	1:A:84:LYS:HD3	2:B:8:U:C6	3	1.1
(1,3)	1:A:84:LYS:HD3	2:B:8:U:H1'	3	1.1
(1,3)	1:A:84:LYS:HD3	2:B:8:U:H2'	3	1.1
(1,3)	1:A:84:LYS:HD3	2:B:8:U:H3	3	1.1
(1,3)	1:A:84:LYS:HD3	2:B:8:U:H3'	3	1.1
(1,3)	1:A:84:LYS:HD3	2:B:8:U:H4'	3	1.1
(1,3)	1:A:84:LYS:HD3	2:B:8:U:H5	3	1.1
(1,3)	1:A:84:LYS:HD3	2:B:8:U:H5'	3	1.1
(1,3)	1:A:84:LYS:HD3	2:B:8:U:H5''	3	1.1
(1,3)	1:A:84:LYS:HD3	2:B:8:U:H6	3	1.1
(1,3)	1:A:84:LYS:HD3	2:B:8:U:HO2'	3	1.1
(1,3)	1:A:84:LYS:HD3	2:B:8:U:N1	3	1.1
(1,3)	1:A:84:LYS:HD3	2:B:8:U:N3	3	1.1
(1,3)	1:A:84:LYS:HD3	2:B:8:U:O2	3	1.1
(1,3)	1:A:84:LYS:HD3	2:B:8:U:O2'	3	1.1
(1,3)	1:A:84:LYS:HD3	2:B:8:U:O3'	3	1.1
(1,3)	1:A:84:LYS:HD3	2:B:8:U:O4	3	1.1
(1,3)	1:A:84:LYS:HD3	2:B:8:U:O4'	3	1.1
(1,3)	1:A:84:LYS:HD3	2:B:8:U:O5'	3	1.1
(1,3)	1:A:84:LYS:HD3	2:B:8:U:OP1	3	1.1
(1,3)	1:A:84:LYS:HD3	2:B:8:U:OP2	3	1.1
(1,3)	1:A:84:LYS:HD3	2:B:8:U:P	3	1.1
(1,3)	1:A:84:LYS:HD3	2:B:9:C:C1'	3	1.1
(1,3)	1:A:84:LYS:HD3	2:B:9:C:C2	3	1.1
(1,3)	1:A:84:LYS:HD3	2:B:9:C:C2'	3	1.1
(1,3)	1:A:84:LYS:HD3	2:B:9:C:C3'	3	1.1
(1,3)	1:A:84:LYS:HD3	2:B:9:C:C4	3	1.1
(1,3)	1:A:84:LYS:HD3	2:B:9:C:C4'	3	1.1
(1,3)	1:A:84:LYS:HD3	2:B:9:C:C5	3	1.1
(1,3)	1:A:84:LYS:HD3	2:B:9:C:C5'	3	1.1
(1,3)	1:A:84:LYS:HD3	2:B:9:C:C6	3	1.1
(1,3)	1:A:84:LYS:HD3	2:B:9:C:H1'	3	1.1
(1,3)	1:A:84:LYS:HD3	2:B:9:C:H2'	3	1.1
(1,3)	1:A:84:LYS:HD3	2:B:9:C:H3'	3	1.1
(1,3)	1:A:84:LYS:HD3	2:B:9:C:H4'	3	1.1
(1,3)	1:A:84:LYS:HD3	2:B:9:C:H41	3	1.1
(1,3)	1:A:84:LYS:HD3	2:B:9:C:H42	3	1.1
(1,3)	1:A:84:LYS:HD3	2:B:9:C:H5	3	1.1
(1,3)	1:A:84:LYS:HD3	2:B:9:C:H5'	3	1.1

Continued on next page...

Continued from previous page...

Key	Atom-1	Atom-2	Model ID	Violation (Å)
(1,3)	1:A:84:LYS:HD3	2:B:9:C:H5''	3	1.1
(1,3)	1:A:84:LYS:HD3	2:B:9:C:H6	3	1.1
(1,3)	1:A:84:LYS:HD3	2:B:9:C:HO2'	3	1.1
(1,3)	1:A:84:LYS:HD3	2:B:9:C:N1	3	1.1
(1,3)	1:A:84:LYS:HD3	2:B:9:C:N3	3	1.1
(1,3)	1:A:84:LYS:HD3	2:B:9:C:N4	3	1.1
(1,3)	1:A:84:LYS:HD3	2:B:9:C:O2	3	1.1
(1,3)	1:A:84:LYS:HD3	2:B:9:C:O2'	3	1.1
(1,3)	1:A:84:LYS:HD3	2:B:9:C:O3'	3	1.1
(1,3)	1:A:84:LYS:HD3	2:B:9:C:O4'	3	1.1
(1,3)	1:A:84:LYS:HD3	2:B:9:C:O5'	3	1.1
(1,3)	1:A:84:LYS:HD3	2:B:9:C:OP1	3	1.1
(1,3)	1:A:84:LYS:HD3	2:B:9:C:OP2	3	1.1
(1,3)	1:A:84:LYS:HD3	2:B:9:C:P	3	1.1
(1,3)	1:A:84:LYS:HD3	2:B:10:G:C1'	3	1.1
(1,3)	1:A:84:LYS:HD3	2:B:10:G:C2	3	1.1
(1,3)	1:A:84:LYS:HD3	2:B:10:G:C2'	3	1.1
(1,3)	1:A:84:LYS:HD3	2:B:10:G:C3'	3	1.1
(1,3)	1:A:84:LYS:HD3	2:B:10:G:C4	3	1.1
(1,3)	1:A:84:LYS:HD3	2:B:10:G:C4'	3	1.1
(1,3)	1:A:84:LYS:HD3	2:B:10:G:C5	3	1.1
(1,3)	1:A:84:LYS:HD3	2:B:10:G:C5'	3	1.1
(1,3)	1:A:84:LYS:HD3	2:B:10:G:C6	3	1.1
(1,3)	1:A:84:LYS:HD3	2:B:10:G:C8	3	1.1
(1,3)	1:A:84:LYS:HD3	2:B:10:G:H1	3	1.1
(1,3)	1:A:84:LYS:HD3	2:B:10:G:H1'	3	1.1
(1,3)	1:A:84:LYS:HD3	2:B:10:G:H2'	3	1.1
(1,3)	1:A:84:LYS:HD3	2:B:10:G:H21	3	1.1
(1,3)	1:A:84:LYS:HD3	2:B:10:G:H22	3	1.1
(1,3)	1:A:84:LYS:HD3	2:B:10:G:H3'	3	1.1
(1,3)	1:A:84:LYS:HD3	2:B:10:G:H4'	3	1.1
(1,3)	1:A:84:LYS:HD3	2:B:10:G:H5'	3	1.1
(1,3)	1:A:84:LYS:HD3	2:B:10:G:H5''	3	1.1
(1,3)	1:A:84:LYS:HD3	2:B:10:G:H8	3	1.1
(1,3)	1:A:84:LYS:HD3	2:B:10:G:HO2'	3	1.1
(1,3)	1:A:84:LYS:HD3	2:B:10:G:N1	3	1.1
(1,3)	1:A:84:LYS:HD3	2:B:10:G:N2	3	1.1
(1,3)	1:A:84:LYS:HD3	2:B:10:G:N3	3	1.1
(1,3)	1:A:84:LYS:HD3	2:B:10:G:N7	3	1.1
(1,3)	1:A:84:LYS:HD3	2:B:10:G:N9	3	1.1
(1,3)	1:A:84:LYS:HD3	2:B:10:G:O2'	3	1.1
(1,3)	1:A:84:LYS:HD3	2:B:10:G:O3'	3	1.1

Continued on next page...

Continued from previous page...

Key	Atom-1	Atom-2	Model ID	Violation (Å)
(1,3)	1:A:84:LYS:HD3	2:B:10:G:O4'	3	1.1
(1,3)	1:A:84:LYS:HD3	2:B:10:G:O5'	3	1.1
(1,3)	1:A:84:LYS:HD3	2:B:10:G:O6	3	1.1
(1,3)	1:A:84:LYS:HD3	2:B:10:G:OP1	3	1.1
(1,3)	1:A:84:LYS:HD3	2:B:10:G:OP2	3	1.1
(1,3)	1:A:84:LYS:HD3	2:B:10:G:P	3	1.1
(1,3)	1:A:84:LYS:HD3	2:B:11:A:C1'	3	1.1
(1,3)	1:A:84:LYS:HD3	2:B:11:A:C2	3	1.1
(1,3)	1:A:84:LYS:HD3	2:B:11:A:C2'	3	1.1
(1,3)	1:A:84:LYS:HD3	2:B:11:A:C3'	3	1.1
(1,3)	1:A:84:LYS:HD3	2:B:11:A:C4	3	1.1
(1,3)	1:A:84:LYS:HD3	2:B:11:A:C4'	3	1.1
(1,3)	1:A:84:LYS:HD3	2:B:11:A:C5	3	1.1
(1,3)	1:A:84:LYS:HD3	2:B:11:A:C5'	3	1.1
(1,3)	1:A:84:LYS:HD3	2:B:11:A:C6	3	1.1
(1,3)	1:A:84:LYS:HD3	2:B:11:A:C8	3	1.1
(1,3)	1:A:84:LYS:HD3	2:B:11:A:H1'	3	1.1
(1,3)	1:A:84:LYS:HD3	2:B:11:A:H2	3	1.1
(1,3)	1:A:84:LYS:HD3	2:B:11:A:H2'	3	1.1
(1,3)	1:A:84:LYS:HD3	2:B:11:A:H3'	3	1.1
(1,3)	1:A:84:LYS:HD3	2:B:11:A:H4'	3	1.1
(1,3)	1:A:84:LYS:HD3	2:B:11:A:H5'	3	1.1
(1,3)	1:A:84:LYS:HD3	2:B:11:A:H5''	3	1.1
(1,3)	1:A:84:LYS:HD3	2:B:11:A:H61	3	1.1
(1,3)	1:A:84:LYS:HD3	2:B:11:A:H62	3	1.1
(1,3)	1:A:84:LYS:HD3	2:B:11:A:H8	3	1.1
(1,3)	1:A:84:LYS:HD3	2:B:11:A:HO2'	3	1.1
(1,3)	1:A:84:LYS:HD3	2:B:11:A:N1	3	1.1
(1,3)	1:A:84:LYS:HD3	2:B:11:A:N3	3	1.1
(1,3)	1:A:84:LYS:HD3	2:B:11:A:N6	3	1.1
(1,3)	1:A:84:LYS:HD3	2:B:11:A:N7	3	1.1
(1,3)	1:A:84:LYS:HD3	2:B:11:A:N9	3	1.1
(1,3)	1:A:84:LYS:HD3	2:B:11:A:O2'	3	1.1
(1,3)	1:A:84:LYS:HD3	2:B:11:A:O3'	3	1.1
(1,3)	1:A:84:LYS:HD3	2:B:11:A:O4'	3	1.1
(1,3)	1:A:84:LYS:HD3	2:B:11:A:O5'	3	1.1
(1,3)	1:A:84:LYS:HD3	2:B:11:A:OP1	3	1.1
(1,3)	1:A:84:LYS:HD3	2:B:11:A:OP2	3	1.1
(1,3)	1:A:84:LYS:HD3	2:B:11:A:P	3	1.1
(1,3)	1:A:84:LYS:HD3	2:B:12:A:C1'	3	1.1
(1,3)	1:A:84:LYS:HD3	2:B:12:A:C2	3	1.1
(1,3)	1:A:84:LYS:HD3	2:B:12:A:C2'	3	1.1

Continued on next page...

Continued from previous page...

Key	Atom-1	Atom-2	Model ID	Violation (Å)
(1,3)	1:A:84:LYS:HD3	2:B:12:A:C3'	3	1.1
(1,3)	1:A:84:LYS:HD3	2:B:12:A:C4	3	1.1
(1,3)	1:A:84:LYS:HD3	2:B:12:A:C4'	3	1.1
(1,3)	1:A:84:LYS:HD3	2:B:12:A:C5	3	1.1
(1,3)	1:A:84:LYS:HD3	2:B:12:A:C5'	3	1.1
(1,3)	1:A:84:LYS:HD3	2:B:12:A:C6	3	1.1
(1,3)	1:A:84:LYS:HD3	2:B:12:A:C8	3	1.1
(1,3)	1:A:84:LYS:HD3	2:B:12:A:H1'	3	1.1
(1,3)	1:A:84:LYS:HD3	2:B:12:A:H2	3	1.1
(1,3)	1:A:84:LYS:HD3	2:B:12:A:H2'	3	1.1
(1,3)	1:A:84:LYS:HD3	2:B:12:A:H3'	3	1.1
(1,3)	1:A:84:LYS:HD3	2:B:12:A:H4'	3	1.1
(1,3)	1:A:84:LYS:HD3	2:B:12:A:H5'	3	1.1
(1,3)	1:A:84:LYS:HD3	2:B:12:A:H5''	3	1.1
(1,3)	1:A:84:LYS:HD3	2:B:12:A:H61	3	1.1
(1,3)	1:A:84:LYS:HD3	2:B:12:A:H62	3	1.1
(1,3)	1:A:84:LYS:HD3	2:B:12:A:H8	3	1.1
(1,3)	1:A:84:LYS:HD3	2:B:12:A:HO2'	3	1.1
(1,3)	1:A:84:LYS:HD3	2:B:12:A:N1	3	1.1
(1,3)	1:A:84:LYS:HD3	2:B:12:A:N3	3	1.1
(1,3)	1:A:84:LYS:HD3	2:B:12:A:N6	3	1.1
(1,3)	1:A:84:LYS:HD3	2:B:12:A:N7	3	1.1
(1,3)	1:A:84:LYS:HD3	2:B:12:A:N9	3	1.1
(1,3)	1:A:84:LYS:HD3	2:B:12:A:O2'	3	1.1
(1,3)	1:A:84:LYS:HD3	2:B:12:A:O3'	3	1.1
(1,3)	1:A:84:LYS:HD3	2:B:12:A:O4'	3	1.1
(1,3)	1:A:84:LYS:HD3	2:B:12:A:O5'	3	1.1
(1,3)	1:A:84:LYS:HD3	2:B:12:A:OP1	3	1.1
(1,3)	1:A:84:LYS:HD3	2:B:12:A:OP2	3	1.1
(1,3)	1:A:84:LYS:HD3	2:B:12:A:P	3	1.1
(1,3)	1:A:84:LYS:HD3	2:B:13:A:C1'	3	1.1
(1,3)	1:A:84:LYS:HD3	2:B:13:A:C2	3	1.1
(1,3)	1:A:84:LYS:HD3	2:B:13:A:C2'	3	1.1
(1,3)	1:A:84:LYS:HD3	2:B:13:A:C3'	3	1.1
(1,3)	1:A:84:LYS:HD3	2:B:13:A:C4	3	1.1
(1,3)	1:A:84:LYS:HD3	2:B:13:A:C4'	3	1.1
(1,3)	1:A:84:LYS:HD3	2:B:13:A:C5	3	1.1
(1,3)	1:A:84:LYS:HD3	2:B:13:A:C5'	3	1.1
(1,3)	1:A:84:LYS:HD3	2:B:13:A:C6	3	1.1
(1,3)	1:A:84:LYS:HD3	2:B:13:A:C8	3	1.1
(1,3)	1:A:84:LYS:HD3	2:B:13:A:H1'	3	1.1
(1,3)	1:A:84:LYS:HD3	2:B:13:A:H2	3	1.1

Continued on next page...

Continued from previous page...

Key	Atom-1	Atom-2	Model ID	Violation (Å)
(1,3)	1:A:84:LYS:HD3	2:B:13:A:H2'	3	1.1
(1,3)	1:A:84:LYS:HD3	2:B:13:A:H3'	3	1.1
(1,3)	1:A:84:LYS:HD3	2:B:13:A:H4'	3	1.1
(1,3)	1:A:84:LYS:HD3	2:B:13:A:H5'	3	1.1
(1,3)	1:A:84:LYS:HD3	2:B:13:A:H5''	3	1.1
(1,3)	1:A:84:LYS:HD3	2:B:13:A:H61	3	1.1
(1,3)	1:A:84:LYS:HD3	2:B:13:A:H62	3	1.1
(1,3)	1:A:84:LYS:HD3	2:B:13:A:H8	3	1.1
(1,3)	1:A:84:LYS:HD3	2:B:13:A:HO2'	3	1.1
(1,3)	1:A:84:LYS:HD3	2:B:13:A:N1	3	1.1
(1,3)	1:A:84:LYS:HD3	2:B:13:A:N3	3	1.1
(1,3)	1:A:84:LYS:HD3	2:B:13:A:N6	3	1.1
(1,3)	1:A:84:LYS:HD3	2:B:13:A:N7	3	1.1
(1,3)	1:A:84:LYS:HD3	2:B:13:A:N9	3	1.1
(1,3)	1:A:84:LYS:HD3	2:B:13:A:O2'	3	1.1
(1,3)	1:A:84:LYS:HD3	2:B:13:A:O3'	3	1.1
(1,3)	1:A:84:LYS:HD3	2:B:13:A:O4'	3	1.1
(1,3)	1:A:84:LYS:HD3	2:B:13:A:O5'	3	1.1
(1,3)	1:A:84:LYS:HD3	2:B:13:A:OP1	3	1.1
(1,3)	1:A:84:LYS:HD3	2:B:13:A:OP2	3	1.1
(1,3)	1:A:84:LYS:HD3	2:B:13:A:P	3	1.1
(1,3)	1:A:84:LYS:HD3	2:B:14:G:C1'	3	1.1
(1,3)	1:A:84:LYS:HD3	2:B:14:G:C2	3	1.1
(1,3)	1:A:84:LYS:HD3	2:B:14:G:C2'	3	1.1
(1,3)	1:A:84:LYS:HD3	2:B:14:G:C3'	3	1.1
(1,3)	1:A:84:LYS:HD3	2:B:14:G:C4	3	1.1
(1,3)	1:A:84:LYS:HD3	2:B:14:G:C4'	3	1.1
(1,3)	1:A:84:LYS:HD3	2:B:14:G:C5	3	1.1
(1,3)	1:A:84:LYS:HD3	2:B:14:G:C5'	3	1.1
(1,3)	1:A:84:LYS:HD3	2:B:14:G:C6	3	1.1
(1,3)	1:A:84:LYS:HD3	2:B:14:G:C8	3	1.1
(1,3)	1:A:84:LYS:HD3	2:B:14:G:H1	3	1.1
(1,3)	1:A:84:LYS:HD3	2:B:14:G:H1'	3	1.1
(1,3)	1:A:84:LYS:HD3	2:B:14:G:H2'	3	1.1
(1,3)	1:A:84:LYS:HD3	2:B:14:G:H21	3	1.1
(1,3)	1:A:84:LYS:HD3	2:B:14:G:H22	3	1.1
(1,3)	1:A:84:LYS:HD3	2:B:14:G:H3'	3	1.1
(1,3)	1:A:84:LYS:HD3	2:B:14:G:H4'	3	1.1
(1,3)	1:A:84:LYS:HD3	2:B:14:G:H5'	3	1.1
(1,3)	1:A:84:LYS:HD3	2:B:14:G:H5''	3	1.1
(1,3)	1:A:84:LYS:HD3	2:B:14:G:H8	3	1.1
(1,3)	1:A:84:LYS:HD3	2:B:14:G:HO2'	3	1.1

Continued on next page...

Continued from previous page...

Key	Atom-1	Atom-2	Model ID	Violation (Å)
(1,3)	1:A:84:LYS:HD3	2:B:14:G:N1	3	1.1
(1,3)	1:A:84:LYS:HD3	2:B:14:G:N2	3	1.1
(1,3)	1:A:84:LYS:HD3	2:B:14:G:N3	3	1.1
(1,3)	1:A:84:LYS:HD3	2:B:14:G:N7	3	1.1
(1,3)	1:A:84:LYS:HD3	2:B:14:G:N9	3	1.1
(1,3)	1:A:84:LYS:HD3	2:B:14:G:O2'	3	1.1
(1,3)	1:A:84:LYS:HD3	2:B:14:G:O3'	3	1.1
(1,3)	1:A:84:LYS:HD3	2:B:14:G:O4'	3	1.1
(1,3)	1:A:84:LYS:HD3	2:B:14:G:O5'	3	1.1
(1,3)	1:A:84:LYS:HD3	2:B:14:G:O6	3	1.1
(1,3)	1:A:84:LYS:HD3	2:B:14:G:OP1	3	1.1
(1,3)	1:A:84:LYS:HD3	2:B:14:G:OP2	3	1.1
(1,3)	1:A:84:LYS:HD3	2:B:14:G:P	3	1.1
(1,3)	1:A:84:LYS:HD3	2:B:15:A:C1'	3	1.1
(1,3)	1:A:84:LYS:HD3	2:B:15:A:C2	3	1.1
(1,3)	1:A:84:LYS:HD3	2:B:15:A:C2'	3	1.1
(1,3)	1:A:84:LYS:HD3	2:B:15:A:C3'	3	1.1
(1,3)	1:A:84:LYS:HD3	2:B:15:A:C4	3	1.1
(1,3)	1:A:84:LYS:HD3	2:B:15:A:C4'	3	1.1
(1,3)	1:A:84:LYS:HD3	2:B:15:A:C5	3	1.1
(1,3)	1:A:84:LYS:HD3	2:B:15:A:C5'	3	1.1
(1,3)	1:A:84:LYS:HD3	2:B:15:A:C6	3	1.1
(1,3)	1:A:84:LYS:HD3	2:B:15:A:C8	3	1.1
(1,3)	1:A:84:LYS:HD3	2:B:15:A:H1'	3	1.1
(1,3)	1:A:84:LYS:HD3	2:B:15:A:H2	3	1.1
(1,3)	1:A:84:LYS:HD3	2:B:15:A:H2'	3	1.1
(1,3)	1:A:84:LYS:HD3	2:B:15:A:H3'	3	1.1
(1,3)	1:A:84:LYS:HD3	2:B:15:A:H4'	3	1.1
(1,3)	1:A:84:LYS:HD3	2:B:15:A:H5'	3	1.1
(1,3)	1:A:84:LYS:HD3	2:B:15:A:H5''	3	1.1
(1,3)	1:A:84:LYS:HD3	2:B:15:A:H61	3	1.1
(1,3)	1:A:84:LYS:HD3	2:B:15:A:H62	3	1.1
(1,3)	1:A:84:LYS:HD3	2:B:15:A:H8	3	1.1
(1,3)	1:A:84:LYS:HD3	2:B:15:A:HO2'	3	1.1
(1,3)	1:A:84:LYS:HD3	2:B:15:A:N1	3	1.1
(1,3)	1:A:84:LYS:HD3	2:B:15:A:N3	3	1.1
(1,3)	1:A:84:LYS:HD3	2:B:15:A:N6	3	1.1
(1,3)	1:A:84:LYS:HD3	2:B:15:A:N7	3	1.1
(1,3)	1:A:84:LYS:HD3	2:B:15:A:N9	3	1.1
(1,3)	1:A:84:LYS:HD3	2:B:15:A:O2'	3	1.1
(1,3)	1:A:84:LYS:HD3	2:B:15:A:O3'	3	1.1
(1,3)	1:A:84:LYS:HD3	2:B:15:A:O4'	3	1.1

Continued on next page...

Continued from previous page...

Key	Atom-1	Atom-2	Model ID	Violation (Å)
(1,3)	1:A:84:LYS:HD3	2:B:15:A:O5'	3	1.1
(1,3)	1:A:84:LYS:HD3	2:B:15:A:OP1	3	1.1
(1,3)	1:A:84:LYS:HD3	2:B:15:A:OP2	3	1.1
(1,3)	1:A:84:LYS:HD3	2:B:15:A:P	3	1.1
(1,3)	1:A:84:LYS:HD3	2:B:16:G:C1'	3	1.1
(1,3)	1:A:84:LYS:HD3	2:B:16:G:C2	3	1.1
(1,3)	1:A:84:LYS:HD3	2:B:16:G:C2'	3	1.1
(1,3)	1:A:84:LYS:HD3	2:B:16:G:C3'	3	1.1
(1,3)	1:A:84:LYS:HD3	2:B:16:G:C4	3	1.1
(1,3)	1:A:84:LYS:HD3	2:B:16:G:C4'	3	1.1
(1,3)	1:A:84:LYS:HD3	2:B:16:G:C5	3	1.1
(1,3)	1:A:84:LYS:HD3	2:B:16:G:C5'	3	1.1
(1,3)	1:A:84:LYS:HD3	2:B:16:G:C6	3	1.1
(1,3)	1:A:84:LYS:HD3	2:B:16:G:C8	3	1.1
(1,3)	1:A:84:LYS:HD3	2:B:16:G:H1	3	1.1
(1,3)	1:A:84:LYS:HD3	2:B:16:G:H1'	3	1.1
(1,3)	1:A:84:LYS:HD3	2:B:16:G:H2'	3	1.1
(1,3)	1:A:84:LYS:HD3	2:B:16:G:H21	3	1.1
(1,3)	1:A:84:LYS:HD3	2:B:16:G:H22	3	1.1
(1,3)	1:A:84:LYS:HD3	2:B:16:G:H3'	3	1.1
(1,3)	1:A:84:LYS:HD3	2:B:16:G:H4'	3	1.1
(1,3)	1:A:84:LYS:HD3	2:B:16:G:H5'	3	1.1
(1,3)	1:A:84:LYS:HD3	2:B:16:G:H5''	3	1.1
(1,3)	1:A:84:LYS:HD3	2:B:16:G:H8	3	1.1
(1,3)	1:A:84:LYS:HD3	2:B:16:G:HO2'	3	1.1
(1,3)	1:A:84:LYS:HD3	2:B:16:G:N1	3	1.1
(1,3)	1:A:84:LYS:HD3	2:B:16:G:N2	3	1.1
(1,3)	1:A:84:LYS:HD3	2:B:16:G:N3	3	1.1
(1,3)	1:A:84:LYS:HD3	2:B:16:G:N7	3	1.1
(1,3)	1:A:84:LYS:HD3	2:B:16:G:N9	3	1.1
(1,3)	1:A:84:LYS:HD3	2:B:16:G:O2'	3	1.1
(1,3)	1:A:84:LYS:HD3	2:B:16:G:O3'	3	1.1
(1,3)	1:A:84:LYS:HD3	2:B:16:G:O4'	3	1.1
(1,3)	1:A:84:LYS:HD3	2:B:16:G:O5'	3	1.1
(1,3)	1:A:84:LYS:HD3	2:B:16:G:O6	3	1.1
(1,3)	1:A:84:LYS:HD3	2:B:16:G:OP1	3	1.1
(1,3)	1:A:84:LYS:HD3	2:B:16:G:OP2	3	1.1
(1,3)	1:A:84:LYS:HD3	2:B:16:G:P	3	1.1
(1,3)	1:A:84:LYS:HD3	2:B:17:C:C1'	3	1.1
(1,3)	1:A:84:LYS:HD3	2:B:17:C:C2	3	1.1
(1,3)	1:A:84:LYS:HD3	2:B:17:C:C2'	3	1.1
(1,3)	1:A:84:LYS:HD3	2:B:17:C:C3'	3	1.1

Continued on next page...

Continued from previous page...

Key	Atom-1	Atom-2	Model ID	Violation (Å)
(1,3)	1:A:84:LYS:HD3	2:B:17:C:C4	3	1.1
(1,3)	1:A:84:LYS:HD3	2:B:17:C:C4'	3	1.1
(1,3)	1:A:84:LYS:HD3	2:B:17:C:C5	3	1.1
(1,3)	1:A:84:LYS:HD3	2:B:17:C:C5'	3	1.1
(1,3)	1:A:84:LYS:HD3	2:B:17:C:C6	3	1.1
(1,3)	1:A:84:LYS:HD3	2:B:17:C:H1'	3	1.1
(1,3)	1:A:84:LYS:HD3	2:B:17:C:H2'	3	1.1
(1,3)	1:A:84:LYS:HD3	2:B:17:C:H3'	3	1.1
(1,3)	1:A:84:LYS:HD3	2:B:17:C:H4'	3	1.1
(1,3)	1:A:84:LYS:HD3	2:B:17:C:H41	3	1.1
(1,3)	1:A:84:LYS:HD3	2:B:17:C:H42	3	1.1
(1,3)	1:A:84:LYS:HD3	2:B:17:C:H5	3	1.1
(1,3)	1:A:84:LYS:HD3	2:B:17:C:H5'	3	1.1
(1,3)	1:A:84:LYS:HD3	2:B:17:C:H5''	3	1.1
(1,3)	1:A:84:LYS:HD3	2:B:17:C:H6	3	1.1
(1,3)	1:A:84:LYS:HD3	2:B:17:C:HO2'	3	1.1
(1,3)	1:A:84:LYS:HD3	2:B:17:C:N1	3	1.1
(1,3)	1:A:84:LYS:HD3	2:B:17:C:N3	3	1.1
(1,3)	1:A:84:LYS:HD3	2:B:17:C:N4	3	1.1
(1,3)	1:A:84:LYS:HD3	2:B:17:C:O2	3	1.1
(1,3)	1:A:84:LYS:HD3	2:B:17:C:O2'	3	1.1
(1,3)	1:A:84:LYS:HD3	2:B:17:C:O3'	3	1.1
(1,3)	1:A:84:LYS:HD3	2:B:17:C:O4'	3	1.1
(1,3)	1:A:84:LYS:HD3	2:B:17:C:O5'	3	1.1
(1,3)	1:A:84:LYS:HD3	2:B:17:C:OP1	3	1.1
(1,3)	1:A:84:LYS:HD3	2:B:17:C:OP2	3	1.1
(1,3)	1:A:84:LYS:HD3	2:B:17:C:P	3	1.1
(1,3)	1:A:84:LYS:HD3	2:B:18:A:C1'	3	1.1
(1,3)	1:A:84:LYS:HD3	2:B:18:A:C2	3	1.1
(1,3)	1:A:84:LYS:HD3	2:B:18:A:C2'	3	1.1
(1,3)	1:A:84:LYS:HD3	2:B:18:A:C3'	3	1.1
(1,3)	1:A:84:LYS:HD3	2:B:18:A:C4	3	1.1
(1,3)	1:A:84:LYS:HD3	2:B:18:A:C4'	3	1.1
(1,3)	1:A:84:LYS:HD3	2:B:18:A:C5	3	1.1
(1,3)	1:A:84:LYS:HD3	2:B:18:A:C5'	3	1.1
(1,3)	1:A:84:LYS:HD3	2:B:18:A:C6	3	1.1
(1,3)	1:A:84:LYS:HD3	2:B:18:A:C8	3	1.1
(1,3)	1:A:84:LYS:HD3	2:B:18:A:H1'	3	1.1
(1,3)	1:A:84:LYS:HD3	2:B:18:A:H2	3	1.1
(1,3)	1:A:84:LYS:HD3	2:B:18:A:H2'	3	1.1
(1,3)	1:A:84:LYS:HD3	2:B:18:A:H3'	3	1.1
(1,3)	1:A:84:LYS:HD3	2:B:18:A:H4'	3	1.1

Continued on next page...

Continued from previous page...

Key	Atom-1	Atom-2	Model ID	Violation (Å)
(1,3)	1:A:84:LYS:HD3	2:B:18:A:H5'	3	1.1
(1,3)	1:A:84:LYS:HD3	2:B:18:A:H5''	3	1.1
(1,3)	1:A:84:LYS:HD3	2:B:18:A:H61	3	1.1
(1,3)	1:A:84:LYS:HD3	2:B:18:A:H62	3	1.1
(1,3)	1:A:84:LYS:HD3	2:B:18:A:H8	3	1.1
(1,3)	1:A:84:LYS:HD3	2:B:18:A:HO2'	3	1.1
(1,3)	1:A:84:LYS:HD3	2:B:18:A:N1	3	1.1
(1,3)	1:A:84:LYS:HD3	2:B:18:A:N3	3	1.1
(1,3)	1:A:84:LYS:HD3	2:B:18:A:N6	3	1.1
(1,3)	1:A:84:LYS:HD3	2:B:18:A:N7	3	1.1
(1,3)	1:A:84:LYS:HD3	2:B:18:A:N9	3	1.1
(1,3)	1:A:84:LYS:HD3	2:B:18:A:O2'	3	1.1
(1,3)	1:A:84:LYS:HD3	2:B:18:A:O3'	3	1.1
(1,3)	1:A:84:LYS:HD3	2:B:18:A:O4'	3	1.1
(1,3)	1:A:84:LYS:HD3	2:B:18:A:O5'	3	1.1
(1,3)	1:A:84:LYS:HD3	2:B:18:A:OP1	3	1.1
(1,3)	1:A:84:LYS:HD3	2:B:18:A:OP2	3	1.1
(1,3)	1:A:84:LYS:HD3	2:B:18:A:P	3	1.1
(1,3)	1:A:84:LYS:HD3	2:B:19:A:C1'	3	1.1
(1,3)	1:A:84:LYS:HD3	2:B:19:A:C2	3	1.1
(1,3)	1:A:84:LYS:HD3	2:B:19:A:C2'	3	1.1
(1,3)	1:A:84:LYS:HD3	2:B:19:A:C3'	3	1.1
(1,3)	1:A:84:LYS:HD3	2:B:19:A:C4	3	1.1
(1,3)	1:A:84:LYS:HD3	2:B:19:A:C4'	3	1.1
(1,3)	1:A:84:LYS:HD3	2:B:19:A:C5	3	1.1
(1,3)	1:A:84:LYS:HD3	2:B:19:A:C5'	3	1.1
(1,3)	1:A:84:LYS:HD3	2:B:19:A:C6	3	1.1
(1,3)	1:A:84:LYS:HD3	2:B:19:A:C8	3	1.1
(1,3)	1:A:84:LYS:HD3	2:B:19:A:H1'	3	1.1
(1,3)	1:A:84:LYS:HD3	2:B:19:A:H2	3	1.1
(1,3)	1:A:84:LYS:HD3	2:B:19:A:H2'	3	1.1
(1,3)	1:A:84:LYS:HD3	2:B:19:A:H3'	3	1.1
(1,3)	1:A:84:LYS:HD3	2:B:19:A:H4'	3	1.1
(1,3)	1:A:84:LYS:HD3	2:B:19:A:H5'	3	1.1
(1,3)	1:A:84:LYS:HD3	2:B:19:A:H5''	3	1.1
(1,3)	1:A:84:LYS:HD3	2:B:19:A:H61	3	1.1
(1,3)	1:A:84:LYS:HD3	2:B:19:A:H62	3	1.1
(1,3)	1:A:84:LYS:HD3	2:B:19:A:H8	3	1.1
(1,3)	1:A:84:LYS:HD3	2:B:19:A:HO2'	3	1.1
(1,3)	1:A:84:LYS:HD3	2:B:19:A:N1	3	1.1
(1,3)	1:A:84:LYS:HD3	2:B:19:A:N3	3	1.1
(1,3)	1:A:84:LYS:HD3	2:B:19:A:N6	3	1.1

Continued on next page...

Continued from previous page...

Key	Atom-1	Atom-2	Model ID	Violation (Å)
(1,3)	1:A:84:LYS:HD3	2:B:19:A:N7	3	1.1
(1,3)	1:A:84:LYS:HD3	2:B:19:A:N9	3	1.1
(1,3)	1:A:84:LYS:HD3	2:B:19:A:O2'	3	1.1
(1,3)	1:A:84:LYS:HD3	2:B:19:A:O3'	3	1.1
(1,3)	1:A:84:LYS:HD3	2:B:19:A:O4'	3	1.1
(1,3)	1:A:84:LYS:HD3	2:B:19:A:O5'	3	1.1
(1,3)	1:A:84:LYS:HD3	2:B:19:A:OP1	3	1.1
(1,3)	1:A:84:LYS:HD3	2:B:19:A:OP2	3	1.1
(1,3)	1:A:84:LYS:HD3	2:B:19:A:P	3	1.1
(1,3)	1:A:84:LYS:HD3	2:B:20:U:C1'	3	1.1
(1,3)	1:A:84:LYS:HD3	2:B:20:U:C2	3	1.1
(1,3)	1:A:84:LYS:HD3	2:B:20:U:C2'	3	1.1
(1,3)	1:A:84:LYS:HD3	2:B:20:U:C3'	3	1.1
(1,3)	1:A:84:LYS:HD3	2:B:20:U:C4	3	1.1
(1,3)	1:A:84:LYS:HD3	2:B:20:U:C4'	3	1.1
(1,3)	1:A:84:LYS:HD3	2:B:20:U:C5	3	1.1
(1,3)	1:A:84:LYS:HD3	2:B:20:U:C5'	3	1.1
(1,3)	1:A:84:LYS:HD3	2:B:20:U:C6	3	1.1
(1,3)	1:A:84:LYS:HD3	2:B:20:U:H1'	3	1.1
(1,3)	1:A:84:LYS:HD3	2:B:20:U:H2'	3	1.1
(1,3)	1:A:84:LYS:HD3	2:B:20:U:H3	3	1.1
(1,3)	1:A:84:LYS:HD3	2:B:20:U:H3'	3	1.1
(1,3)	1:A:84:LYS:HD3	2:B:20:U:H4'	3	1.1
(1,3)	1:A:84:LYS:HD3	2:B:20:U:H5	3	1.1
(1,3)	1:A:84:LYS:HD3	2:B:20:U:H5'	3	1.1
(1,3)	1:A:84:LYS:HD3	2:B:20:U:H5''	3	1.1
(1,3)	1:A:84:LYS:HD3	2:B:20:U:H6	3	1.1
(1,3)	1:A:84:LYS:HD3	2:B:20:U:HO2'	3	1.1
(1,3)	1:A:84:LYS:HD3	2:B:20:U:N1	3	1.1
(1,3)	1:A:84:LYS:HD3	2:B:20:U:N3	3	1.1
(1,3)	1:A:84:LYS:HD3	2:B:20:U:O2	3	1.1
(1,3)	1:A:84:LYS:HD3	2:B:20:U:O2'	3	1.1
(1,3)	1:A:84:LYS:HD3	2:B:20:U:O3'	3	1.1
(1,3)	1:A:84:LYS:HD3	2:B:20:U:O4	3	1.1
(1,3)	1:A:84:LYS:HD3	2:B:20:U:O4'	3	1.1
(1,3)	1:A:84:LYS:HD3	2:B:20:U:O5'	3	1.1
(1,3)	1:A:84:LYS:HD3	2:B:20:U:OP1	3	1.1
(1,3)	1:A:84:LYS:HD3	2:B:20:U:OP2	3	1.1
(1,3)	1:A:84:LYS:HD3	2:B:20:U:P	3	1.1
(1,3)	1:A:84:LYS:HD3	2:B:21:G:C1'	3	1.1
(1,3)	1:A:84:LYS:HD3	2:B:21:G:C2	3	1.1
(1,3)	1:A:84:LYS:HD3	2:B:21:G:C2'	3	1.1

Continued on next page...

Continued from previous page...

Key	Atom-1	Atom-2	Model ID	Violation (Å)
(1,3)	1:A:84:LYS:HD3	2:B:21:G:C3'	3	1.1
(1,3)	1:A:84:LYS:HD3	2:B:21:G:C4	3	1.1
(1,3)	1:A:84:LYS:HD3	2:B:21:G:C4'	3	1.1
(1,3)	1:A:84:LYS:HD3	2:B:21:G:C5	3	1.1
(1,3)	1:A:84:LYS:HD3	2:B:21:G:C5'	3	1.1
(1,3)	1:A:84:LYS:HD3	2:B:21:G:C6	3	1.1
(1,3)	1:A:84:LYS:HD3	2:B:21:G:C8	3	1.1
(1,3)	1:A:84:LYS:HD3	2:B:21:G:H1	3	1.1
(1,3)	1:A:84:LYS:HD3	2:B:21:G:H1'	3	1.1
(1,3)	1:A:84:LYS:HD3	2:B:21:G:H2'	3	1.1
(1,3)	1:A:84:LYS:HD3	2:B:21:G:H21	3	1.1
(1,3)	1:A:84:LYS:HD3	2:B:21:G:H22	3	1.1
(1,3)	1:A:84:LYS:HD3	2:B:21:G:H3'	3	1.1
(1,3)	1:A:84:LYS:HD3	2:B:21:G:H4'	3	1.1
(1,3)	1:A:84:LYS:HD3	2:B:21:G:H5'	3	1.1
(1,3)	1:A:84:LYS:HD3	2:B:21:G:H5''	3	1.1
(1,3)	1:A:84:LYS:HD3	2:B:21:G:H8	3	1.1
(1,3)	1:A:84:LYS:HD3	2:B:21:G:HO2'	3	1.1
(1,3)	1:A:84:LYS:HD3	2:B:21:G:N1	3	1.1
(1,3)	1:A:84:LYS:HD3	2:B:21:G:N2	3	1.1
(1,3)	1:A:84:LYS:HD3	2:B:21:G:N3	3	1.1
(1,3)	1:A:84:LYS:HD3	2:B:21:G:N7	3	1.1
(1,3)	1:A:84:LYS:HD3	2:B:21:G:N9	3	1.1
(1,3)	1:A:84:LYS:HD3	2:B:21:G:O2'	3	1.1
(1,3)	1:A:84:LYS:HD3	2:B:21:G:O3'	3	1.1
(1,3)	1:A:84:LYS:HD3	2:B:21:G:O4'	3	1.1
(1,3)	1:A:84:LYS:HD3	2:B:21:G:O5'	3	1.1
(1,3)	1:A:84:LYS:HD3	2:B:21:G:O6	3	1.1
(1,3)	1:A:84:LYS:HD3	2:B:21:G:OP1	3	1.1
(1,3)	1:A:84:LYS:HD3	2:B:21:G:OP2	3	1.1
(1,3)	1:A:84:LYS:HD3	2:B:21:G:P	3	1.1
(1,3)	1:A:84:LYS:HD3	2:B:22:A:C1'	3	1.1
(1,3)	1:A:84:LYS:HD3	2:B:22:A:C2	3	1.1
(1,3)	1:A:84:LYS:HD3	2:B:22:A:C2'	3	1.1
(1,3)	1:A:84:LYS:HD3	2:B:22:A:C3'	3	1.1
(1,3)	1:A:84:LYS:HD3	2:B:22:A:C4	3	1.1
(1,3)	1:A:84:LYS:HD3	2:B:22:A:C4'	3	1.1
(1,3)	1:A:84:LYS:HD3	2:B:22:A:C5	3	1.1
(1,3)	1:A:84:LYS:HD3	2:B:22:A:C5'	3	1.1
(1,3)	1:A:84:LYS:HD3	2:B:22:A:C6	3	1.1
(1,3)	1:A:84:LYS:HD3	2:B:22:A:C8	3	1.1
(1,3)	1:A:84:LYS:HD3	2:B:22:A:H1'	3	1.1

Continued on next page...

Continued from previous page...

Key	Atom-1	Atom-2	Model ID	Violation (Å)
(1,3)	1:A:84:LYS:HD3	2:B:22:A:H2	3	1.1
(1,3)	1:A:84:LYS:HD3	2:B:22:A:H2'	3	1.1
(1,3)	1:A:84:LYS:HD3	2:B:22:A:H3'	3	1.1
(1,3)	1:A:84:LYS:HD3	2:B:22:A:H4'	3	1.1
(1,3)	1:A:84:LYS:HD3	2:B:22:A:H5'	3	1.1
(1,3)	1:A:84:LYS:HD3	2:B:22:A:H5''	3	1.1
(1,3)	1:A:84:LYS:HD3	2:B:22:A:H61	3	1.1
(1,3)	1:A:84:LYS:HD3	2:B:22:A:H62	3	1.1
(1,3)	1:A:84:LYS:HD3	2:B:22:A:H8	3	1.1
(1,3)	1:A:84:LYS:HD3	2:B:22:A:HO2'	3	1.1
(1,3)	1:A:84:LYS:HD3	2:B:22:A:N1	3	1.1
(1,3)	1:A:84:LYS:HD3	2:B:22:A:N3	3	1.1
(1,3)	1:A:84:LYS:HD3	2:B:22:A:N6	3	1.1
(1,3)	1:A:84:LYS:HD3	2:B:22:A:N7	3	1.1
(1,3)	1:A:84:LYS:HD3	2:B:22:A:N9	3	1.1
(1,3)	1:A:84:LYS:HD3	2:B:22:A:O2'	3	1.1
(1,3)	1:A:84:LYS:HD3	2:B:22:A:O3'	3	1.1
(1,3)	1:A:84:LYS:HD3	2:B:22:A:O4'	3	1.1
(1,3)	1:A:84:LYS:HD3	2:B:22:A:O5'	3	1.1
(1,3)	1:A:84:LYS:HD3	2:B:22:A:OP1	3	1.1
(1,3)	1:A:84:LYS:HD3	2:B:22:A:OP2	3	1.1
(1,3)	1:A:84:LYS:HD3	2:B:22:A:P	3	1.1
(1,3)	1:A:84:LYS:HD3	2:B:23:U:C1'	3	1.1
(1,3)	1:A:84:LYS:HD3	2:B:23:U:C2	3	1.1
(1,3)	1:A:84:LYS:HD3	2:B:23:U:C2'	3	1.1
(1,3)	1:A:84:LYS:HD3	2:B:23:U:C3'	3	1.1
(1,3)	1:A:84:LYS:HD3	2:B:23:U:C4	3	1.1
(1,3)	1:A:84:LYS:HD3	2:B:23:U:C4'	3	1.1
(1,3)	1:A:84:LYS:HD3	2:B:23:U:C5	3	1.1
(1,3)	1:A:84:LYS:HD3	2:B:23:U:C5'	3	1.1
(1,3)	1:A:84:LYS:HD3	2:B:23:U:C6	3	1.1
(1,3)	1:A:84:LYS:HD3	2:B:23:U:H1'	3	1.1
(1,3)	1:A:84:LYS:HD3	2:B:23:U:H2'	3	1.1
(1,3)	1:A:84:LYS:HD3	2:B:23:U:H3	3	1.1
(1,3)	1:A:84:LYS:HD3	2:B:23:U:H3'	3	1.1
(1,3)	1:A:84:LYS:HD3	2:B:23:U:H4'	3	1.1
(1,3)	1:A:84:LYS:HD3	2:B:23:U:H5	3	1.1
(1,3)	1:A:84:LYS:HD3	2:B:23:U:H5'	3	1.1
(1,3)	1:A:84:LYS:HD3	2:B:23:U:H5''	3	1.1
(1,3)	1:A:84:LYS:HD3	2:B:23:U:H6	3	1.1
(1,3)	1:A:84:LYS:HD3	2:B:23:U:HO2'	3	1.1
(1,3)	1:A:84:LYS:HD3	2:B:23:U:N1	3	1.1

Continued on next page...

Continued from previous page...

Key	Atom-1	Atom-2	Model ID	Violation (Å)
(1,3)	1:A:84:LYS:HD3	2:B:23:U:N3	3	1.1
(1,3)	1:A:84:LYS:HD3	2:B:23:U:O2	3	1.1
(1,3)	1:A:84:LYS:HD3	2:B:23:U:O2'	3	1.1
(1,3)	1:A:84:LYS:HD3	2:B:23:U:O3'	3	1.1
(1,3)	1:A:84:LYS:HD3	2:B:23:U:O4	3	1.1
(1,3)	1:A:84:LYS:HD3	2:B:23:U:O4'	3	1.1
(1,3)	1:A:84:LYS:HD3	2:B:23:U:O5'	3	1.1
(1,3)	1:A:84:LYS:HD3	2:B:23:U:OP1	3	1.1
(1,3)	1:A:84:LYS:HD3	2:B:23:U:OP2	3	1.1
(1,3)	1:A:84:LYS:HD3	2:B:23:U:P	3	1.1
(1,3)	1:A:84:LYS:HD3	2:B:24:G:C1'	3	1.1
(1,3)	1:A:84:LYS:HD3	2:B:24:G:C2	3	1.1
(1,3)	1:A:84:LYS:HD3	2:B:24:G:C2'	3	1.1
(1,3)	1:A:84:LYS:HD3	2:B:24:G:C3'	3	1.1
(1,3)	1:A:84:LYS:HD3	2:B:24:G:C4	3	1.1
(1,3)	1:A:84:LYS:HD3	2:B:24:G:C4'	3	1.1
(1,3)	1:A:84:LYS:HD3	2:B:24:G:C5	3	1.1
(1,3)	1:A:84:LYS:HD3	2:B:24:G:C5'	3	1.1
(1,3)	1:A:84:LYS:HD3	2:B:24:G:C6	3	1.1
(1,3)	1:A:84:LYS:HD3	2:B:24:G:C8	3	1.1
(1,3)	1:A:84:LYS:HD3	2:B:24:G:H1	3	1.1
(1,3)	1:A:84:LYS:HD3	2:B:24:G:H1'	3	1.1
(1,3)	1:A:84:LYS:HD3	2:B:24:G:H2'	3	1.1
(1,3)	1:A:84:LYS:HD3	2:B:24:G:H21	3	1.1
(1,3)	1:A:84:LYS:HD3	2:B:24:G:H22	3	1.1
(1,3)	1:A:84:LYS:HD3	2:B:24:G:H3'	3	1.1
(1,3)	1:A:84:LYS:HD3	2:B:24:G:H4'	3	1.1
(1,3)	1:A:84:LYS:HD3	2:B:24:G:H5'	3	1.1
(1,3)	1:A:84:LYS:HD3	2:B:24:G:H5''	3	1.1
(1,3)	1:A:84:LYS:HD3	2:B:24:G:H8	3	1.1
(1,3)	1:A:84:LYS:HD3	2:B:24:G:HO2'	3	1.1
(1,3)	1:A:84:LYS:HD3	2:B:24:G:N1	3	1.1
(1,3)	1:A:84:LYS:HD3	2:B:24:G:N2	3	1.1
(1,3)	1:A:84:LYS:HD3	2:B:24:G:N3	3	1.1
(1,3)	1:A:84:LYS:HD3	2:B:24:G:N7	3	1.1
(1,3)	1:A:84:LYS:HD3	2:B:24:G:N9	3	1.1
(1,3)	1:A:84:LYS:HD3	2:B:24:G:O2'	3	1.1
(1,3)	1:A:84:LYS:HD3	2:B:24:G:O3'	3	1.1
(1,3)	1:A:84:LYS:HD3	2:B:24:G:O4'	3	1.1
(1,3)	1:A:84:LYS:HD3	2:B:24:G:O5'	3	1.1
(1,3)	1:A:84:LYS:HD3	2:B:24:G:O6	3	1.1
(1,3)	1:A:84:LYS:HD3	2:B:24:G:OP1	3	1.1

Continued on next page...

Continued from previous page...

Key	Atom-1	Atom-2	Model ID	Violation (Å)
(1,3)	1:A:84:LYS:HD3	2:B:24:G:OP2	3	1.1
(1,3)	1:A:84:LYS:HD3	2:B:24:G:P	3	1.1
(1,3)	1:A:84:LYS:HE2	2:B:2:C:C1'	3	1.1
(1,3)	1:A:84:LYS:HE2	2:B:2:C:C2	3	1.1
(1,3)	1:A:84:LYS:HE2	2:B:2:C:C2'	3	1.1
(1,3)	1:A:84:LYS:HE2	2:B:2:C:C3'	3	1.1
(1,3)	1:A:84:LYS:HE2	2:B:2:C:C4	3	1.1
(1,3)	1:A:84:LYS:HE2	2:B:2:C:C4'	3	1.1
(1,3)	1:A:84:LYS:HE2	2:B:2:C:C5	3	1.1
(1,3)	1:A:84:LYS:HE2	2:B:2:C:C5'	3	1.1
(1,3)	1:A:84:LYS:HE2	2:B:2:C:C6	3	1.1
(1,3)	1:A:84:LYS:HE2	2:B:2:C:H1'	3	1.1
(1,3)	1:A:84:LYS:HE2	2:B:2:C:H2'	3	1.1
(1,3)	1:A:84:LYS:HE2	2:B:2:C:H3'	3	1.1
(1,3)	1:A:84:LYS:HE2	2:B:2:C:H4'	3	1.1
(1,3)	1:A:84:LYS:HE2	2:B:2:C:H41	3	1.1
(1,3)	1:A:84:LYS:HE2	2:B:2:C:H42	3	1.1
(1,3)	1:A:84:LYS:HE2	2:B:2:C:H5	3	1.1
(1,3)	1:A:84:LYS:HE2	2:B:2:C:H5'	3	1.1
(1,3)	1:A:84:LYS:HE2	2:B:2:C:H5''	3	1.1
(1,3)	1:A:84:LYS:HE2	2:B:2:C:H6	3	1.1
(1,3)	1:A:84:LYS:HE2	2:B:2:C:HO2'	3	1.1
(1,3)	1:A:84:LYS:HE2	2:B:2:C:N1	3	1.1
(1,3)	1:A:84:LYS:HE2	2:B:2:C:N3	3	1.1
(1,3)	1:A:84:LYS:HE2	2:B:2:C:N4	3	1.1
(1,3)	1:A:84:LYS:HE2	2:B:2:C:O2	3	1.1
(1,3)	1:A:84:LYS:HE2	2:B:2:C:O2'	3	1.1
(1,3)	1:A:84:LYS:HE2	2:B:2:C:O3'	3	1.1
(1,3)	1:A:84:LYS:HE2	2:B:2:C:O4'	3	1.1
(1,3)	1:A:84:LYS:HE2	2:B:2:C:O5'	3	1.1
(1,3)	1:A:84:LYS:HE2	2:B:3:U:C1'	3	1.1
(1,3)	1:A:84:LYS:HE2	2:B:3:U:C2	3	1.1
(1,3)	1:A:84:LYS:HE2	2:B:3:U:C2'	3	1.1
(1,3)	1:A:84:LYS:HE2	2:B:3:U:C3'	3	1.1
(1,3)	1:A:84:LYS:HE2	2:B:3:U:C4	3	1.1
(1,3)	1:A:84:LYS:HE2	2:B:3:U:C4'	3	1.1
(1,3)	1:A:84:LYS:HE2	2:B:3:U:C5	3	1.1
(1,3)	1:A:84:LYS:HE2	2:B:3:U:C5'	3	1.1
(1,3)	1:A:84:LYS:HE2	2:B:3:U:C6	3	1.1
(1,3)	1:A:84:LYS:HE2	2:B:3:U:H1'	3	1.1
(1,3)	1:A:84:LYS:HE2	2:B:3:U:H2'	3	1.1
(1,3)	1:A:84:LYS:HE2	2:B:3:U:H3	3	1.1

Continued on next page...

Continued from previous page...

Key	Atom-1	Atom-2	Model ID	Violation (Å)
(1,3)	1:A:84:LYS:HE2	2:B:3:U:H3'	3	1.1
(1,3)	1:A:84:LYS:HE2	2:B:3:U:H4'	3	1.1
(1,3)	1:A:84:LYS:HE2	2:B:3:U:H5	3	1.1
(1,3)	1:A:84:LYS:HE2	2:B:3:U:H5'	3	1.1
(1,3)	1:A:84:LYS:HE2	2:B:3:U:H5''	3	1.1
(1,3)	1:A:84:LYS:HE2	2:B:3:U:H6	3	1.1
(1,3)	1:A:84:LYS:HE2	2:B:3:U:HO2'	3	1.1
(1,3)	1:A:84:LYS:HE2	2:B:3:U:N1	3	1.1
(1,3)	1:A:84:LYS:HE2	2:B:3:U:N3	3	1.1
(1,3)	1:A:84:LYS:HE2	2:B:3:U:O2	3	1.1
(1,3)	1:A:84:LYS:HE2	2:B:3:U:O2'	3	1.1
(1,3)	1:A:84:LYS:HE2	2:B:3:U:O3'	3	1.1
(1,3)	1:A:84:LYS:HE2	2:B:3:U:O4	3	1.1
(1,3)	1:A:84:LYS:HE2	2:B:3:U:O4'	3	1.1
(1,3)	1:A:84:LYS:HE2	2:B:3:U:O5'	3	1.1
(1,3)	1:A:84:LYS:HE2	2:B:3:U:OP1	3	1.1
(1,3)	1:A:84:LYS:HE2	2:B:3:U:OP2	3	1.1
(1,3)	1:A:84:LYS:HE2	2:B:3:U:P	3	1.1
(1,3)	1:A:84:LYS:HE2	2:B:4:G:C1'	3	1.1
(1,3)	1:A:84:LYS:HE2	2:B:4:G:C2	3	1.1
(1,3)	1:A:84:LYS:HE2	2:B:4:G:C2'	3	1.1
(1,3)	1:A:84:LYS:HE2	2:B:4:G:C3'	3	1.1
(1,3)	1:A:84:LYS:HE2	2:B:4:G:C4	3	1.1
(1,3)	1:A:84:LYS:HE2	2:B:4:G:C4'	3	1.1
(1,3)	1:A:84:LYS:HE2	2:B:4:G:C5	3	1.1
(1,3)	1:A:84:LYS:HE2	2:B:4:G:C5'	3	1.1
(1,3)	1:A:84:LYS:HE2	2:B:4:G:C6	3	1.1
(1,3)	1:A:84:LYS:HE2	2:B:4:G:C8	3	1.1
(1,3)	1:A:84:LYS:HE2	2:B:4:G:H1	3	1.1
(1,3)	1:A:84:LYS:HE2	2:B:4:G:H1'	3	1.1
(1,3)	1:A:84:LYS:HE2	2:B:4:G:H2'	3	1.1
(1,3)	1:A:84:LYS:HE2	2:B:4:G:H21	3	1.1
(1,3)	1:A:84:LYS:HE2	2:B:4:G:H22	3	1.1
(1,3)	1:A:84:LYS:HE2	2:B:4:G:H3'	3	1.1
(1,3)	1:A:84:LYS:HE2	2:B:4:G:H4'	3	1.1
(1,3)	1:A:84:LYS:HE2	2:B:4:G:H5'	3	1.1
(1,3)	1:A:84:LYS:HE2	2:B:4:G:H5''	3	1.1
(1,3)	1:A:84:LYS:HE2	2:B:4:G:H8	3	1.1
(1,3)	1:A:84:LYS:HE2	2:B:4:G:HO2'	3	1.1
(1,3)	1:A:84:LYS:HE2	2:B:4:G:N1	3	1.1
(1,3)	1:A:84:LYS:HE2	2:B:4:G:N2	3	1.1
(1,3)	1:A:84:LYS:HE2	2:B:4:G:N3	3	1.1

Continued on next page...

Continued from previous page...

Key	Atom-1	Atom-2	Model ID	Violation (Å)
(1,3)	1:A:84:LYS:HE2	2:B:4:G:N7	3	1.1
(1,3)	1:A:84:LYS:HE2	2:B:4:G:N9	3	1.1
(1,3)	1:A:84:LYS:HE2	2:B:4:G:O2'	3	1.1
(1,3)	1:A:84:LYS:HE2	2:B:4:G:O3'	3	1.1
(1,3)	1:A:84:LYS:HE2	2:B:4:G:O4'	3	1.1
(1,3)	1:A:84:LYS:HE2	2:B:4:G:O5'	3	1.1
(1,3)	1:A:84:LYS:HE2	2:B:4:G:O6	3	1.1
(1,3)	1:A:84:LYS:HE2	2:B:4:G:OP1	3	1.1
(1,3)	1:A:84:LYS:HE2	2:B:4:G:OP2	3	1.1
(1,3)	1:A:84:LYS:HE2	2:B:4:G:P	3	1.1
(1,3)	1:A:84:LYS:HE2	2:B:5:A:C1'	3	1.1
(1,3)	1:A:84:LYS:HE2	2:B:5:A:C2	3	1.1
(1,3)	1:A:84:LYS:HE2	2:B:5:A:C2'	3	1.1
(1,3)	1:A:84:LYS:HE2	2:B:5:A:C3'	3	1.1
(1,3)	1:A:84:LYS:HE2	2:B:5:A:C4	3	1.1
(1,3)	1:A:84:LYS:HE2	2:B:5:A:C4'	3	1.1
(1,3)	1:A:84:LYS:HE2	2:B:5:A:C5	3	1.1
(1,3)	1:A:84:LYS:HE2	2:B:5:A:C5'	3	1.1
(1,3)	1:A:84:LYS:HE2	2:B:5:A:C6	3	1.1
(1,3)	1:A:84:LYS:HE2	2:B:5:A:C8	3	1.1
(1,3)	1:A:84:LYS:HE2	2:B:5:A:H1'	3	1.1
(1,3)	1:A:84:LYS:HE2	2:B:5:A:H2	3	1.1
(1,3)	1:A:84:LYS:HE2	2:B:5:A:H2'	3	1.1
(1,3)	1:A:84:LYS:HE2	2:B:5:A:H3'	3	1.1
(1,3)	1:A:84:LYS:HE2	2:B:5:A:H4'	3	1.1
(1,3)	1:A:84:LYS:HE2	2:B:5:A:H5'	3	1.1
(1,3)	1:A:84:LYS:HE2	2:B:5:A:H5''	3	1.1
(1,3)	1:A:84:LYS:HE2	2:B:5:A:H61	3	1.1
(1,3)	1:A:84:LYS:HE2	2:B:5:A:H62	3	1.1
(1,3)	1:A:84:LYS:HE2	2:B:5:A:H8	3	1.1
(1,3)	1:A:84:LYS:HE2	2:B:5:A:HO2'	3	1.1
(1,3)	1:A:84:LYS:HE2	2:B:5:A:N1	3	1.1
(1,3)	1:A:84:LYS:HE2	2:B:5:A:N3	3	1.1
(1,3)	1:A:84:LYS:HE2	2:B:5:A:N6	3	1.1
(1,3)	1:A:84:LYS:HE2	2:B:5:A:N7	3	1.1
(1,3)	1:A:84:LYS:HE2	2:B:5:A:N9	3	1.1
(1,3)	1:A:84:LYS:HE2	2:B:5:A:O2'	3	1.1
(1,3)	1:A:84:LYS:HE2	2:B:5:A:O3'	3	1.1
(1,3)	1:A:84:LYS:HE2	2:B:5:A:O4'	3	1.1
(1,3)	1:A:84:LYS:HE2	2:B:5:A:O5'	3	1.1
(1,3)	1:A:84:LYS:HE2	2:B:5:A:OP1	3	1.1
(1,3)	1:A:84:LYS:HE2	2:B:5:A:OP2	3	1.1

Continued on next page...

Continued from previous page...

Key	Atom-1	Atom-2	Model ID	Violation (Å)
(1,3)	1:A:84:LYS:HE2	2:B:5:A:P	3	1.1
(1,3)	1:A:84:LYS:HE2	2:B:6:G:C1'	3	1.1
(1,3)	1:A:84:LYS:HE2	2:B:6:G:C2	3	1.1
(1,3)	1:A:84:LYS:HE2	2:B:6:G:C2'	3	1.1
(1,3)	1:A:84:LYS:HE2	2:B:6:G:C3'	3	1.1
(1,3)	1:A:84:LYS:HE2	2:B:6:G:C4	3	1.1
(1,3)	1:A:84:LYS:HE2	2:B:6:G:C4'	3	1.1
(1,3)	1:A:84:LYS:HE2	2:B:6:G:C5	3	1.1
(1,3)	1:A:84:LYS:HE2	2:B:6:G:C5'	3	1.1
(1,3)	1:A:84:LYS:HE2	2:B:6:G:C6	3	1.1
(1,3)	1:A:84:LYS:HE2	2:B:6:G:C8	3	1.1
(1,3)	1:A:84:LYS:HE2	2:B:6:G:H1	3	1.1
(1,3)	1:A:84:LYS:HE2	2:B:6:G:H1'	3	1.1
(1,3)	1:A:84:LYS:HE2	2:B:6:G:H2'	3	1.1
(1,3)	1:A:84:LYS:HE2	2:B:6:G:H21	3	1.1
(1,3)	1:A:84:LYS:HE2	2:B:6:G:H22	3	1.1
(1,3)	1:A:84:LYS:HE2	2:B:6:G:H3'	3	1.1
(1,3)	1:A:84:LYS:HE2	2:B:6:G:H4'	3	1.1
(1,3)	1:A:84:LYS:HE2	2:B:6:G:H5'	3	1.1
(1,3)	1:A:84:LYS:HE2	2:B:6:G:H5''	3	1.1
(1,3)	1:A:84:LYS:HE2	2:B:6:G:H8	3	1.1
(1,3)	1:A:84:LYS:HE2	2:B:6:G:HO2'	3	1.1
(1,3)	1:A:84:LYS:HE2	2:B:6:G:N1	3	1.1
(1,3)	1:A:84:LYS:HE2	2:B:6:G:N2	3	1.1
(1,3)	1:A:84:LYS:HE2	2:B:6:G:N3	3	1.1
(1,3)	1:A:84:LYS:HE2	2:B:6:G:N7	3	1.1
(1,3)	1:A:84:LYS:HE2	2:B:6:G:N9	3	1.1
(1,3)	1:A:84:LYS:HE2	2:B:6:G:O2'	3	1.1
(1,3)	1:A:84:LYS:HE2	2:B:6:G:O3'	3	1.1
(1,3)	1:A:84:LYS:HE2	2:B:6:G:O4'	3	1.1
(1,3)	1:A:84:LYS:HE2	2:B:6:G:O5'	3	1.1
(1,3)	1:A:84:LYS:HE2	2:B:6:G:O6	3	1.1
(1,3)	1:A:84:LYS:HE2	2:B:6:G:OP1	3	1.1
(1,3)	1:A:84:LYS:HE2	2:B:6:G:OP2	3	1.1
(1,3)	1:A:84:LYS:HE2	2:B:6:G:P	3	1.1
(1,3)	1:A:84:LYS:HE2	2:B:7:C:C1'	3	1.1
(1,3)	1:A:84:LYS:HE2	2:B:7:C:C2	3	1.1
(1,3)	1:A:84:LYS:HE2	2:B:7:C:C2'	3	1.1
(1,3)	1:A:84:LYS:HE2	2:B:7:C:C3'	3	1.1
(1,3)	1:A:84:LYS:HE2	2:B:7:C:C4	3	1.1
(1,3)	1:A:84:LYS:HE2	2:B:7:C:C4'	3	1.1
(1,3)	1:A:84:LYS:HE2	2:B:7:C:C5	3	1.1

Continued on next page...

Continued from previous page...

Key	Atom-1	Atom-2	Model ID	Violation (Å)
(1,3)	1:A:84:LYS:HE2	2:B:7:C:C5'	3	1.1
(1,3)	1:A:84:LYS:HE2	2:B:7:C:C6	3	1.1
(1,3)	1:A:84:LYS:HE2	2:B:7:C:H1'	3	1.1
(1,3)	1:A:84:LYS:HE2	2:B:7:C:H2'	3	1.1
(1,3)	1:A:84:LYS:HE2	2:B:7:C:H3'	3	1.1
(1,3)	1:A:84:LYS:HE2	2:B:7:C:H4'	3	1.1
(1,3)	1:A:84:LYS:HE2	2:B:7:C:H41	3	1.1
(1,3)	1:A:84:LYS:HE2	2:B:7:C:H42	3	1.1
(1,3)	1:A:84:LYS:HE2	2:B:7:C:H5	3	1.1
(1,3)	1:A:84:LYS:HE2	2:B:7:C:H5'	3	1.1
(1,3)	1:A:84:LYS:HE2	2:B:7:C:H5''	3	1.1
(1,3)	1:A:84:LYS:HE2	2:B:7:C:H6	3	1.1
(1,3)	1:A:84:LYS:HE2	2:B:7:C:HO2'	3	1.1
(1,3)	1:A:84:LYS:HE2	2:B:7:C:N1	3	1.1
(1,3)	1:A:84:LYS:HE2	2:B:7:C:N3	3	1.1
(1,3)	1:A:84:LYS:HE2	2:B:7:C:N4	3	1.1
(1,3)	1:A:84:LYS:HE2	2:B:7:C:O2	3	1.1
(1,3)	1:A:84:LYS:HE2	2:B:7:C:O2'	3	1.1
(1,3)	1:A:84:LYS:HE2	2:B:7:C:O3'	3	1.1
(1,3)	1:A:84:LYS:HE2	2:B:7:C:O4'	3	1.1
(1,3)	1:A:84:LYS:HE2	2:B:7:C:O5'	3	1.1
(1,3)	1:A:84:LYS:HE2	2:B:7:C:OP1	3	1.1
(1,3)	1:A:84:LYS:HE2	2:B:7:C:OP2	3	1.1
(1,3)	1:A:84:LYS:HE2	2:B:7:C:P	3	1.1
(1,3)	1:A:84:LYS:HE2	2:B:8:U:C1'	3	1.1
(1,3)	1:A:84:LYS:HE2	2:B:8:U:C2	3	1.1
(1,3)	1:A:84:LYS:HE2	2:B:8:U:C2'	3	1.1
(1,3)	1:A:84:LYS:HE2	2:B:8:U:C3'	3	1.1
(1,3)	1:A:84:LYS:HE2	2:B:8:U:C4	3	1.1
(1,3)	1:A:84:LYS:HE2	2:B:8:U:C4'	3	1.1
(1,3)	1:A:84:LYS:HE2	2:B:8:U:C5	3	1.1
(1,3)	1:A:84:LYS:HE2	2:B:8:U:C5'	3	1.1
(1,3)	1:A:84:LYS:HE2	2:B:8:U:C6	3	1.1
(1,3)	1:A:84:LYS:HE2	2:B:8:U:H1'	3	1.1
(1,3)	1:A:84:LYS:HE2	2:B:8:U:H2'	3	1.1
(1,3)	1:A:84:LYS:HE2	2:B:8:U:H3	3	1.1
(1,3)	1:A:84:LYS:HE2	2:B:8:U:H3'	3	1.1
(1,3)	1:A:84:LYS:HE2	2:B:8:U:H4'	3	1.1
(1,3)	1:A:84:LYS:HE2	2:B:8:U:H5	3	1.1
(1,3)	1:A:84:LYS:HE2	2:B:8:U:H5'	3	1.1
(1,3)	1:A:84:LYS:HE2	2:B:8:U:H5''	3	1.1
(1,3)	1:A:84:LYS:HE2	2:B:8:U:H6	3	1.1

Continued on next page...

Continued from previous page...

Key	Atom-1	Atom-2	Model ID	Violation (Å)
(1,3)	1:A:84:LYS:HE2	2:B:8:U:HO2'	3	1.1
(1,3)	1:A:84:LYS:HE2	2:B:8:U:N1	3	1.1
(1,3)	1:A:84:LYS:HE2	2:B:8:U:N3	3	1.1
(1,3)	1:A:84:LYS:HE2	2:B:8:U:O2	3	1.1
(1,3)	1:A:84:LYS:HE2	2:B:8:U:O2'	3	1.1
(1,3)	1:A:84:LYS:HE2	2:B:8:U:O3'	3	1.1
(1,3)	1:A:84:LYS:HE2	2:B:8:U:O4	3	1.1
(1,3)	1:A:84:LYS:HE2	2:B:8:U:O4'	3	1.1
(1,3)	1:A:84:LYS:HE2	2:B:8:U:O5'	3	1.1
(1,3)	1:A:84:LYS:HE2	2:B:8:U:OP1	3	1.1
(1,3)	1:A:84:LYS:HE2	2:B:8:U:OP2	3	1.1
(1,3)	1:A:84:LYS:HE2	2:B:8:U:P	3	1.1
(1,3)	1:A:84:LYS:HE2	2:B:9:C:C1'	3	1.1
(1,3)	1:A:84:LYS:HE2	2:B:9:C:C2	3	1.1
(1,3)	1:A:84:LYS:HE2	2:B:9:C:C2'	3	1.1
(1,3)	1:A:84:LYS:HE2	2:B:9:C:C3'	3	1.1
(1,3)	1:A:84:LYS:HE2	2:B:9:C:C4	3	1.1
(1,3)	1:A:84:LYS:HE2	2:B:9:C:C4'	3	1.1
(1,3)	1:A:84:LYS:HE2	2:B:9:C:C5	3	1.1
(1,3)	1:A:84:LYS:HE2	2:B:9:C:C5'	3	1.1
(1,3)	1:A:84:LYS:HE2	2:B:9:C:C6	3	1.1
(1,3)	1:A:84:LYS:HE2	2:B:9:C:H1'	3	1.1
(1,3)	1:A:84:LYS:HE2	2:B:9:C:H2'	3	1.1
(1,3)	1:A:84:LYS:HE2	2:B:9:C:H3'	3	1.1
(1,3)	1:A:84:LYS:HE2	2:B:9:C:H4'	3	1.1
(1,3)	1:A:84:LYS:HE2	2:B:9:C:H41	3	1.1
(1,3)	1:A:84:LYS:HE2	2:B:9:C:H42	3	1.1
(1,3)	1:A:84:LYS:HE2	2:B:9:C:H5	3	1.1
(1,3)	1:A:84:LYS:HE2	2:B:9:C:H5'	3	1.1
(1,3)	1:A:84:LYS:HE2	2:B:9:C:H5''	3	1.1
(1,3)	1:A:84:LYS:HE2	2:B:9:C:H6	3	1.1
(1,3)	1:A:84:LYS:HE2	2:B:9:C:HO2'	3	1.1
(1,3)	1:A:84:LYS:HE2	2:B:9:C:N1	3	1.1
(1,3)	1:A:84:LYS:HE2	2:B:9:C:N3	3	1.1
(1,3)	1:A:84:LYS:HE2	2:B:9:C:N4	3	1.1
(1,3)	1:A:84:LYS:HE2	2:B:9:C:O2	3	1.1
(1,3)	1:A:84:LYS:HE2	2:B:9:C:O2'	3	1.1
(1,3)	1:A:84:LYS:HE2	2:B:9:C:O3'	3	1.1
(1,3)	1:A:84:LYS:HE2	2:B:9:C:O4'	3	1.1
(1,3)	1:A:84:LYS:HE2	2:B:9:C:O5'	3	1.1
(1,3)	1:A:84:LYS:HE2	2:B:9:C:OP1	3	1.1
(1,3)	1:A:84:LYS:HE2	2:B:9:C:OP2	3	1.1

Continued on next page...

Continued from previous page...

Key	Atom-1	Atom-2	Model ID	Violation (Å)
(1,3)	1:A:84:LYS:HE2	2:B:9:C:P	3	1.1
(1,3)	1:A:84:LYS:HE2	2:B:10:G:C1'	3	1.1
(1,3)	1:A:84:LYS:HE2	2:B:10:G:C2	3	1.1
(1,3)	1:A:84:LYS:HE2	2:B:10:G:C2'	3	1.1
(1,3)	1:A:84:LYS:HE2	2:B:10:G:C3'	3	1.1
(1,3)	1:A:84:LYS:HE2	2:B:10:G:C4	3	1.1
(1,3)	1:A:84:LYS:HE2	2:B:10:G:C4'	3	1.1
(1,3)	1:A:84:LYS:HE2	2:B:10:G:C5	3	1.1
(1,3)	1:A:84:LYS:HE2	2:B:10:G:C5'	3	1.1
(1,3)	1:A:84:LYS:HE2	2:B:10:G:C6	3	1.1
(1,3)	1:A:84:LYS:HE2	2:B:10:G:C8	3	1.1
(1,3)	1:A:84:LYS:HE2	2:B:10:G:H1	3	1.1
(1,3)	1:A:84:LYS:HE2	2:B:10:G:H1'	3	1.1
(1,3)	1:A:84:LYS:HE2	2:B:10:G:H2'	3	1.1
(1,3)	1:A:84:LYS:HE2	2:B:10:G:H21	3	1.1
(1,3)	1:A:84:LYS:HE2	2:B:10:G:H22	3	1.1
(1,3)	1:A:84:LYS:HE2	2:B:10:G:H3'	3	1.1
(1,3)	1:A:84:LYS:HE2	2:B:10:G:H4'	3	1.1
(1,3)	1:A:84:LYS:HE2	2:B:10:G:H5'	3	1.1
(1,3)	1:A:84:LYS:HE2	2:B:10:G:H5''	3	1.1
(1,3)	1:A:84:LYS:HE2	2:B:10:G:H8	3	1.1
(1,3)	1:A:84:LYS:HE2	2:B:10:G:HO2'	3	1.1
(1,3)	1:A:84:LYS:HE2	2:B:10:G:N1	3	1.1
(1,3)	1:A:84:LYS:HE2	2:B:10:G:N2	3	1.1
(1,3)	1:A:84:LYS:HE2	2:B:10:G:N3	3	1.1
(1,3)	1:A:84:LYS:HE2	2:B:10:G:N7	3	1.1
(1,3)	1:A:84:LYS:HE2	2:B:10:G:N9	3	1.1
(1,3)	1:A:84:LYS:HE2	2:B:10:G:O2'	3	1.1
(1,3)	1:A:84:LYS:HE2	2:B:10:G:O3'	3	1.1
(1,3)	1:A:84:LYS:HE2	2:B:10:G:O4'	3	1.1
(1,3)	1:A:84:LYS:HE2	2:B:10:G:O5'	3	1.1
(1,3)	1:A:84:LYS:HE2	2:B:10:G:O6	3	1.1
(1,3)	1:A:84:LYS:HE2	2:B:10:G:OP1	3	1.1
(1,3)	1:A:84:LYS:HE2	2:B:10:G:OP2	3	1.1
(1,3)	1:A:84:LYS:HE2	2:B:10:G:P	3	1.1
(1,3)	1:A:84:LYS:HE2	2:B:11:A:C1'	3	1.1
(1,3)	1:A:84:LYS:HE2	2:B:11:A:C2	3	1.1
(1,3)	1:A:84:LYS:HE2	2:B:11:A:C2'	3	1.1
(1,3)	1:A:84:LYS:HE2	2:B:11:A:C3'	3	1.1
(1,3)	1:A:84:LYS:HE2	2:B:11:A:C4	3	1.1
(1,3)	1:A:84:LYS:HE2	2:B:11:A:C4'	3	1.1
(1,3)	1:A:84:LYS:HE2	2:B:11:A:C5	3	1.1

Continued on next page...

Continued from previous page...

Key	Atom-1	Atom-2	Model ID	Violation (Å)
(1,3)	1:A:84:LYS:HE2	2:B:11:A:C5'	3	1.1
(1,3)	1:A:84:LYS:HE2	2:B:11:A:C6	3	1.1
(1,3)	1:A:84:LYS:HE2	2:B:11:A:C8	3	1.1
(1,3)	1:A:84:LYS:HE2	2:B:11:A:H1'	3	1.1
(1,3)	1:A:84:LYS:HE2	2:B:11:A:H2	3	1.1
(1,3)	1:A:84:LYS:HE2	2:B:11:A:H2'	3	1.1
(1,3)	1:A:84:LYS:HE2	2:B:11:A:H3'	3	1.1
(1,3)	1:A:84:LYS:HE2	2:B:11:A:H4'	3	1.1
(1,3)	1:A:84:LYS:HE2	2:B:11:A:H5'	3	1.1
(1,3)	1:A:84:LYS:HE2	2:B:11:A:H5''	3	1.1
(1,3)	1:A:84:LYS:HE2	2:B:11:A:H61	3	1.1
(1,3)	1:A:84:LYS:HE2	2:B:11:A:H62	3	1.1
(1,3)	1:A:84:LYS:HE2	2:B:11:A:H8	3	1.1
(1,3)	1:A:84:LYS:HE2	2:B:11:A:HO2'	3	1.1
(1,3)	1:A:84:LYS:HE2	2:B:11:A:N1	3	1.1
(1,3)	1:A:84:LYS:HE2	2:B:11:A:N3	3	1.1
(1,3)	1:A:84:LYS:HE2	2:B:11:A:N6	3	1.1
(1,3)	1:A:84:LYS:HE2	2:B:11:A:N7	3	1.1
(1,3)	1:A:84:LYS:HE2	2:B:11:A:N9	3	1.1
(1,3)	1:A:84:LYS:HE2	2:B:11:A:O2'	3	1.1
(1,3)	1:A:84:LYS:HE2	2:B:11:A:O3'	3	1.1
(1,3)	1:A:84:LYS:HE2	2:B:11:A:O4'	3	1.1
(1,3)	1:A:84:LYS:HE2	2:B:11:A:O5'	3	1.1
(1,3)	1:A:84:LYS:HE2	2:B:11:A:OP1	3	1.1
(1,3)	1:A:84:LYS:HE2	2:B:11:A:OP2	3	1.1
(1,3)	1:A:84:LYS:HE2	2:B:11:A:P	3	1.1
(1,3)	1:A:84:LYS:HE2	2:B:12:A:C1'	3	1.1
(1,3)	1:A:84:LYS:HE2	2:B:12:A:C2	3	1.1
(1,3)	1:A:84:LYS:HE2	2:B:12:A:C2'	3	1.1
(1,3)	1:A:84:LYS:HE2	2:B:12:A:C3'	3	1.1
(1,3)	1:A:84:LYS:HE2	2:B:12:A:C4	3	1.1
(1,3)	1:A:84:LYS:HE2	2:B:12:A:C4'	3	1.1
(1,3)	1:A:84:LYS:HE2	2:B:12:A:C5	3	1.1
(1,3)	1:A:84:LYS:HE2	2:B:12:A:C5'	3	1.1
(1,3)	1:A:84:LYS:HE2	2:B:12:A:C6	3	1.1
(1,3)	1:A:84:LYS:HE2	2:B:12:A:C8	3	1.1
(1,3)	1:A:84:LYS:HE2	2:B:12:A:H1'	3	1.1
(1,3)	1:A:84:LYS:HE2	2:B:12:A:H2	3	1.1
(1,3)	1:A:84:LYS:HE2	2:B:12:A:H2'	3	1.1
(1,3)	1:A:84:LYS:HE2	2:B:12:A:H3'	3	1.1
(1,3)	1:A:84:LYS:HE2	2:B:12:A:H4'	3	1.1
(1,3)	1:A:84:LYS:HE2	2:B:12:A:H5'	3	1.1

Continued on next page...

Continued from previous page...

Key	Atom-1	Atom-2	Model ID	Violation (Å)
(1,3)	1:A:84:LYS:HE2	2:B:12:A:H5''	3	1.1
(1,3)	1:A:84:LYS:HE2	2:B:12:A:H61	3	1.1
(1,3)	1:A:84:LYS:HE2	2:B:12:A:H62	3	1.1
(1,3)	1:A:84:LYS:HE2	2:B:12:A:H8	3	1.1
(1,3)	1:A:84:LYS:HE2	2:B:12:A:HO2'	3	1.1
(1,3)	1:A:84:LYS:HE2	2:B:12:A:N1	3	1.1
(1,3)	1:A:84:LYS:HE2	2:B:12:A:N3	3	1.1
(1,3)	1:A:84:LYS:HE2	2:B:12:A:N6	3	1.1
(1,3)	1:A:84:LYS:HE2	2:B:12:A:N7	3	1.1
(1,3)	1:A:84:LYS:HE2	2:B:12:A:N9	3	1.1
(1,3)	1:A:84:LYS:HE2	2:B:12:A:O2'	3	1.1
(1,3)	1:A:84:LYS:HE2	2:B:12:A:O3'	3	1.1
(1,3)	1:A:84:LYS:HE2	2:B:12:A:O4'	3	1.1
(1,3)	1:A:84:LYS:HE2	2:B:12:A:O5'	3	1.1
(1,3)	1:A:84:LYS:HE2	2:B:12:A:OP1	3	1.1
(1,3)	1:A:84:LYS:HE2	2:B:12:A:OP2	3	1.1
(1,3)	1:A:84:LYS:HE2	2:B:12:A:P	3	1.1
(1,3)	1:A:84:LYS:HE2	2:B:13:A:C1'	3	1.1
(1,3)	1:A:84:LYS:HE2	2:B:13:A:C2	3	1.1
(1,3)	1:A:84:LYS:HE2	2:B:13:A:C2'	3	1.1
(1,3)	1:A:84:LYS:HE2	2:B:13:A:C3'	3	1.1
(1,3)	1:A:84:LYS:HE2	2:B:13:A:C4	3	1.1
(1,3)	1:A:84:LYS:HE2	2:B:13:A:C4'	3	1.1
(1,3)	1:A:84:LYS:HE2	2:B:13:A:C5	3	1.1
(1,3)	1:A:84:LYS:HE2	2:B:13:A:C5'	3	1.1
(1,3)	1:A:84:LYS:HE2	2:B:13:A:C6	3	1.1
(1,3)	1:A:84:LYS:HE2	2:B:13:A:C8	3	1.1
(1,3)	1:A:84:LYS:HE2	2:B:13:A:H1'	3	1.1
(1,3)	1:A:84:LYS:HE2	2:B:13:A:H2	3	1.1
(1,3)	1:A:84:LYS:HE2	2:B:13:A:H2'	3	1.1
(1,3)	1:A:84:LYS:HE2	2:B:13:A:H3'	3	1.1
(1,3)	1:A:84:LYS:HE2	2:B:13:A:H4'	3	1.1
(1,3)	1:A:84:LYS:HE2	2:B:13:A:H5'	3	1.1
(1,3)	1:A:84:LYS:HE2	2:B:13:A:H5''	3	1.1
(1,3)	1:A:84:LYS:HE2	2:B:13:A:H61	3	1.1
(1,3)	1:A:84:LYS:HE2	2:B:13:A:H62	3	1.1
(1,3)	1:A:84:LYS:HE2	2:B:13:A:H8	3	1.1
(1,3)	1:A:84:LYS:HE2	2:B:13:A:HO2'	3	1.1
(1,3)	1:A:84:LYS:HE2	2:B:13:A:N1	3	1.1
(1,3)	1:A:84:LYS:HE2	2:B:13:A:N3	3	1.1
(1,3)	1:A:84:LYS:HE2	2:B:13:A:N6	3	1.1
(1,3)	1:A:84:LYS:HE2	2:B:13:A:N7	3	1.1

Continued on next page...

Continued from previous page...

Key	Atom-1	Atom-2	Model ID	Violation (Å)
(1,3)	1:A:84:LYS:HE2	2:B:13:A:N9	3	1.1
(1,3)	1:A:84:LYS:HE2	2:B:13:A:O2'	3	1.1
(1,3)	1:A:84:LYS:HE2	2:B:13:A:O3'	3	1.1
(1,3)	1:A:84:LYS:HE2	2:B:13:A:O4'	3	1.1
(1,3)	1:A:84:LYS:HE2	2:B:13:A:O5'	3	1.1
(1,3)	1:A:84:LYS:HE2	2:B:13:A:OP1	3	1.1
(1,3)	1:A:84:LYS:HE2	2:B:13:A:OP2	3	1.1
(1,3)	1:A:84:LYS:HE2	2:B:13:A:P	3	1.1
(1,3)	1:A:84:LYS:HE2	2:B:14:G:C1'	3	1.1
(1,3)	1:A:84:LYS:HE2	2:B:14:G:C2	3	1.1
(1,3)	1:A:84:LYS:HE2	2:B:14:G:C2'	3	1.1
(1,3)	1:A:84:LYS:HE2	2:B:14:G:C3'	3	1.1
(1,3)	1:A:84:LYS:HE2	2:B:14:G:C4	3	1.1
(1,3)	1:A:84:LYS:HE2	2:B:14:G:C4'	3	1.1
(1,3)	1:A:84:LYS:HE2	2:B:14:G:C5	3	1.1
(1,3)	1:A:84:LYS:HE2	2:B:14:G:C5'	3	1.1
(1,3)	1:A:84:LYS:HE2	2:B:14:G:C6	3	1.1
(1,3)	1:A:84:LYS:HE2	2:B:14:G:C8	3	1.1
(1,3)	1:A:84:LYS:HE2	2:B:14:G:H1	3	1.1
(1,3)	1:A:84:LYS:HE2	2:B:14:G:H1'	3	1.1
(1,3)	1:A:84:LYS:HE2	2:B:14:G:H2'	3	1.1
(1,3)	1:A:84:LYS:HE2	2:B:14:G:H21	3	1.1
(1,3)	1:A:84:LYS:HE2	2:B:14:G:H22	3	1.1
(1,3)	1:A:84:LYS:HE2	2:B:14:G:H3'	3	1.1
(1,3)	1:A:84:LYS:HE2	2:B:14:G:H4'	3	1.1
(1,3)	1:A:84:LYS:HE2	2:B:14:G:H5'	3	1.1
(1,3)	1:A:84:LYS:HE2	2:B:14:G:H5''	3	1.1
(1,3)	1:A:84:LYS:HE2	2:B:14:G:H8	3	1.1
(1,3)	1:A:84:LYS:HE2	2:B:14:G:HO2'	3	1.1
(1,3)	1:A:84:LYS:HE2	2:B:14:G:N1	3	1.1
(1,3)	1:A:84:LYS:HE2	2:B:14:G:N2	3	1.1
(1,3)	1:A:84:LYS:HE2	2:B:14:G:N3	3	1.1
(1,3)	1:A:84:LYS:HE2	2:B:14:G:N7	3	1.1
(1,3)	1:A:84:LYS:HE2	2:B:14:G:N9	3	1.1
(1,3)	1:A:84:LYS:HE2	2:B:14:G:O2'	3	1.1
(1,3)	1:A:84:LYS:HE2	2:B:14:G:O3'	3	1.1
(1,3)	1:A:84:LYS:HE2	2:B:14:G:O4'	3	1.1
(1,3)	1:A:84:LYS:HE2	2:B:14:G:O5'	3	1.1
(1,3)	1:A:84:LYS:HE2	2:B:14:G:O6	3	1.1
(1,3)	1:A:84:LYS:HE2	2:B:14:G:OP1	3	1.1
(1,3)	1:A:84:LYS:HE2	2:B:14:G:OP2	3	1.1
(1,3)	1:A:84:LYS:HE2	2:B:14:G:P	3	1.1

Continued on next page...

Continued from previous page...

Key	Atom-1	Atom-2	Model ID	Violation (Å)
(1,3)	1:A:84:LYS:HE2	2:B:15:A:C1'	3	1.1
(1,3)	1:A:84:LYS:HE2	2:B:15:A:C2	3	1.1
(1,3)	1:A:84:LYS:HE2	2:B:15:A:C2'	3	1.1
(1,3)	1:A:84:LYS:HE2	2:B:15:A:C3'	3	1.1
(1,3)	1:A:84:LYS:HE2	2:B:15:A:C4	3	1.1
(1,3)	1:A:84:LYS:HE2	2:B:15:A:C4'	3	1.1
(1,3)	1:A:84:LYS:HE2	2:B:15:A:C5	3	1.1
(1,3)	1:A:84:LYS:HE2	2:B:15:A:C5'	3	1.1
(1,3)	1:A:84:LYS:HE2	2:B:15:A:C6	3	1.1
(1,3)	1:A:84:LYS:HE2	2:B:15:A:C8	3	1.1
(1,3)	1:A:84:LYS:HE2	2:B:15:A:H1'	3	1.1
(1,3)	1:A:84:LYS:HE2	2:B:15:A:H2	3	1.1
(1,3)	1:A:84:LYS:HE2	2:B:15:A:H2'	3	1.1
(1,3)	1:A:84:LYS:HE2	2:B:15:A:H3'	3	1.1
(1,3)	1:A:84:LYS:HE2	2:B:15:A:H4'	3	1.1
(1,3)	1:A:84:LYS:HE2	2:B:15:A:H5'	3	1.1
(1,3)	1:A:84:LYS:HE2	2:B:15:A:H5''	3	1.1
(1,3)	1:A:84:LYS:HE2	2:B:15:A:H61	3	1.1
(1,3)	1:A:84:LYS:HE2	2:B:15:A:H62	3	1.1
(1,3)	1:A:84:LYS:HE2	2:B:15:A:H8	3	1.1
(1,3)	1:A:84:LYS:HE2	2:B:15:A:HO2'	3	1.1
(1,3)	1:A:84:LYS:HE2	2:B:15:A:N1	3	1.1
(1,3)	1:A:84:LYS:HE2	2:B:15:A:N3	3	1.1
(1,3)	1:A:84:LYS:HE2	2:B:15:A:N6	3	1.1
(1,3)	1:A:84:LYS:HE2	2:B:15:A:N7	3	1.1
(1,3)	1:A:84:LYS:HE2	2:B:15:A:N9	3	1.1
(1,3)	1:A:84:LYS:HE2	2:B:15:A:O2'	3	1.1
(1,3)	1:A:84:LYS:HE2	2:B:15:A:O3'	3	1.1
(1,3)	1:A:84:LYS:HE2	2:B:15:A:O4'	3	1.1
(1,3)	1:A:84:LYS:HE2	2:B:15:A:O5'	3	1.1
(1,3)	1:A:84:LYS:HE2	2:B:15:A:OP1	3	1.1
(1,3)	1:A:84:LYS:HE2	2:B:15:A:OP2	3	1.1
(1,3)	1:A:84:LYS:HE2	2:B:15:A:P	3	1.1
(1,3)	1:A:84:LYS:HE2	2:B:16:G:C1'	3	1.1
(1,3)	1:A:84:LYS:HE2	2:B:16:G:C2	3	1.1
(1,3)	1:A:84:LYS:HE2	2:B:16:G:C2'	3	1.1
(1,3)	1:A:84:LYS:HE2	2:B:16:G:C3'	3	1.1
(1,3)	1:A:84:LYS:HE2	2:B:16:G:C4	3	1.1
(1,3)	1:A:84:LYS:HE2	2:B:16:G:C4'	3	1.1
(1,3)	1:A:84:LYS:HE2	2:B:16:G:C5	3	1.1
(1,3)	1:A:84:LYS:HE2	2:B:16:G:C5'	3	1.1
(1,3)	1:A:84:LYS:HE2	2:B:16:G:C6	3	1.1

Continued on next page...

Continued from previous page...

Key	Atom-1	Atom-2	Model ID	Violation (Å)
(1,3)	1:A:84:LYS:HE2	2:B:16:G:C8	3	1.1
(1,3)	1:A:84:LYS:HE2	2:B:16:G:H1	3	1.1
(1,3)	1:A:84:LYS:HE2	2:B:16:G:H1'	3	1.1
(1,3)	1:A:84:LYS:HE2	2:B:16:G:H2'	3	1.1
(1,3)	1:A:84:LYS:HE2	2:B:16:G:H21	3	1.1
(1,3)	1:A:84:LYS:HE2	2:B:16:G:H22	3	1.1
(1,3)	1:A:84:LYS:HE2	2:B:16:G:H3'	3	1.1
(1,3)	1:A:84:LYS:HE2	2:B:16:G:H4'	3	1.1
(1,3)	1:A:84:LYS:HE2	2:B:16:G:H5'	3	1.1
(1,3)	1:A:84:LYS:HE2	2:B:16:G:H5''	3	1.1
(1,3)	1:A:84:LYS:HE2	2:B:16:G:H8	3	1.1
(1,3)	1:A:84:LYS:HE2	2:B:16:G:HO2'	3	1.1
(1,3)	1:A:84:LYS:HE2	2:B:16:G:N1	3	1.1
(1,3)	1:A:84:LYS:HE2	2:B:16:G:N2	3	1.1
(1,3)	1:A:84:LYS:HE2	2:B:16:G:N3	3	1.1
(1,3)	1:A:84:LYS:HE2	2:B:16:G:N7	3	1.1
(1,3)	1:A:84:LYS:HE2	2:B:16:G:N9	3	1.1
(1,3)	1:A:84:LYS:HE2	2:B:16:G:O2'	3	1.1
(1,3)	1:A:84:LYS:HE2	2:B:16:G:O3'	3	1.1
(1,3)	1:A:84:LYS:HE2	2:B:16:G:O4'	3	1.1
(1,3)	1:A:84:LYS:HE2	2:B:16:G:O5'	3	1.1
(1,3)	1:A:84:LYS:HE2	2:B:16:G:O6	3	1.1
(1,3)	1:A:84:LYS:HE2	2:B:16:G:OP1	3	1.1
(1,3)	1:A:84:LYS:HE2	2:B:16:G:OP2	3	1.1
(1,3)	1:A:84:LYS:HE2	2:B:16:G:P	3	1.1
(1,3)	1:A:84:LYS:HE2	2:B:17:C:C1'	3	1.1
(1,3)	1:A:84:LYS:HE2	2:B:17:C:C2	3	1.1
(1,3)	1:A:84:LYS:HE2	2:B:17:C:C2'	3	1.1
(1,3)	1:A:84:LYS:HE2	2:B:17:C:C3'	3	1.1
(1,3)	1:A:84:LYS:HE2	2:B:17:C:C4	3	1.1
(1,3)	1:A:84:LYS:HE2	2:B:17:C:C4'	3	1.1
(1,3)	1:A:84:LYS:HE2	2:B:17:C:C5	3	1.1
(1,3)	1:A:84:LYS:HE2	2:B:17:C:C5'	3	1.1
(1,3)	1:A:84:LYS:HE2	2:B:17:C:C6	3	1.1
(1,3)	1:A:84:LYS:HE2	2:B:17:C:H1'	3	1.1
(1,3)	1:A:84:LYS:HE2	2:B:17:C:H2'	3	1.1
(1,3)	1:A:84:LYS:HE2	2:B:17:C:H3'	3	1.1
(1,3)	1:A:84:LYS:HE2	2:B:17:C:H4'	3	1.1
(1,3)	1:A:84:LYS:HE2	2:B:17:C:H41	3	1.1
(1,3)	1:A:84:LYS:HE2	2:B:17:C:H42	3	1.1
(1,3)	1:A:84:LYS:HE2	2:B:17:C:H5	3	1.1
(1,3)	1:A:84:LYS:HE2	2:B:17:C:H5'	3	1.1

Continued on next page...

Continued from previous page...

Key	Atom-1	Atom-2	Model ID	Violation (Å)
(1,3)	1:A:84:LYS:HE2	2:B:17:C:H5''	3	1.1
(1,3)	1:A:84:LYS:HE2	2:B:17:C:H6	3	1.1
(1,3)	1:A:84:LYS:HE2	2:B:17:C:HO2'	3	1.1
(1,3)	1:A:84:LYS:HE2	2:B:17:C:N1	3	1.1
(1,3)	1:A:84:LYS:HE2	2:B:17:C:N3	3	1.1
(1,3)	1:A:84:LYS:HE2	2:B:17:C:N4	3	1.1
(1,3)	1:A:84:LYS:HE2	2:B:17:C:O2	3	1.1
(1,3)	1:A:84:LYS:HE2	2:B:17:C:O2'	3	1.1
(1,3)	1:A:84:LYS:HE2	2:B:17:C:O3'	3	1.1
(1,3)	1:A:84:LYS:HE2	2:B:17:C:O4'	3	1.1
(1,3)	1:A:84:LYS:HE2	2:B:17:C:O5'	3	1.1
(1,3)	1:A:84:LYS:HE2	2:B:17:C:OP1	3	1.1
(1,3)	1:A:84:LYS:HE2	2:B:17:C:OP2	3	1.1
(1,3)	1:A:84:LYS:HE2	2:B:17:C:P	3	1.1
(1,3)	1:A:84:LYS:HE2	2:B:18:A:C1'	3	1.1
(1,3)	1:A:84:LYS:HE2	2:B:18:A:C2	3	1.1
(1,3)	1:A:84:LYS:HE2	2:B:18:A:C2'	3	1.1
(1,3)	1:A:84:LYS:HE2	2:B:18:A:C3'	3	1.1
(1,3)	1:A:84:LYS:HE2	2:B:18:A:C4	3	1.1
(1,3)	1:A:84:LYS:HE2	2:B:18:A:C4'	3	1.1
(1,3)	1:A:84:LYS:HE2	2:B:18:A:C5	3	1.1
(1,3)	1:A:84:LYS:HE2	2:B:18:A:C5'	3	1.1
(1,3)	1:A:84:LYS:HE2	2:B:18:A:C6	3	1.1
(1,3)	1:A:84:LYS:HE2	2:B:18:A:C8	3	1.1
(1,3)	1:A:84:LYS:HE2	2:B:18:A:H1'	3	1.1
(1,3)	1:A:84:LYS:HE2	2:B:18:A:H2	3	1.1
(1,3)	1:A:84:LYS:HE2	2:B:18:A:H2'	3	1.1
(1,3)	1:A:84:LYS:HE2	2:B:18:A:H3'	3	1.1
(1,3)	1:A:84:LYS:HE2	2:B:18:A:H4'	3	1.1
(1,3)	1:A:84:LYS:HE2	2:B:18:A:H5'	3	1.1
(1,3)	1:A:84:LYS:HE2	2:B:18:A:H5''	3	1.1
(1,3)	1:A:84:LYS:HE2	2:B:18:A:H61	3	1.1
(1,3)	1:A:84:LYS:HE2	2:B:18:A:H62	3	1.1
(1,3)	1:A:84:LYS:HE2	2:B:18:A:H8	3	1.1
(1,3)	1:A:84:LYS:HE2	2:B:18:A:HO2'	3	1.1
(1,3)	1:A:84:LYS:HE2	2:B:18:A:N1	3	1.1
(1,3)	1:A:84:LYS:HE2	2:B:18:A:N3	3	1.1
(1,3)	1:A:84:LYS:HE2	2:B:18:A:N6	3	1.1
(1,3)	1:A:84:LYS:HE2	2:B:18:A:N7	3	1.1
(1,3)	1:A:84:LYS:HE2	2:B:18:A:N9	3	1.1
(1,3)	1:A:84:LYS:HE2	2:B:18:A:O2'	3	1.1
(1,3)	1:A:84:LYS:HE2	2:B:18:A:O3'	3	1.1

Continued on next page...

Continued from previous page...

Key	Atom-1	Atom-2	Model ID	Violation (Å)
(1,3)	1:A:84:LYS:HE2	2:B:18:A:O4'	3	1.1
(1,3)	1:A:84:LYS:HE2	2:B:18:A:O5'	3	1.1
(1,3)	1:A:84:LYS:HE2	2:B:18:A:OP1	3	1.1
(1,3)	1:A:84:LYS:HE2	2:B:18:A:OP2	3	1.1
(1,3)	1:A:84:LYS:HE2	2:B:18:A:P	3	1.1
(1,3)	1:A:84:LYS:HE2	2:B:19:A:C1'	3	1.1
(1,3)	1:A:84:LYS:HE2	2:B:19:A:C2	3	1.1
(1,3)	1:A:84:LYS:HE2	2:B:19:A:C2'	3	1.1
(1,3)	1:A:84:LYS:HE2	2:B:19:A:C3'	3	1.1
(1,3)	1:A:84:LYS:HE2	2:B:19:A:C4	3	1.1
(1,3)	1:A:84:LYS:HE2	2:B:19:A:C4'	3	1.1
(1,3)	1:A:84:LYS:HE2	2:B:19:A:C5	3	1.1
(1,3)	1:A:84:LYS:HE2	2:B:19:A:C5'	3	1.1
(1,3)	1:A:84:LYS:HE2	2:B:19:A:C6	3	1.1
(1,3)	1:A:84:LYS:HE2	2:B:19:A:C8	3	1.1
(1,3)	1:A:84:LYS:HE2	2:B:19:A:H1'	3	1.1
(1,3)	1:A:84:LYS:HE2	2:B:19:A:H2	3	1.1
(1,3)	1:A:84:LYS:HE2	2:B:19:A:H2'	3	1.1
(1,3)	1:A:84:LYS:HE2	2:B:19:A:H3'	3	1.1
(1,3)	1:A:84:LYS:HE2	2:B:19:A:H4'	3	1.1
(1,3)	1:A:84:LYS:HE2	2:B:19:A:H5'	3	1.1
(1,3)	1:A:84:LYS:HE2	2:B:19:A:H5''	3	1.1
(1,3)	1:A:84:LYS:HE2	2:B:19:A:H61	3	1.1
(1,3)	1:A:84:LYS:HE2	2:B:19:A:H62	3	1.1
(1,3)	1:A:84:LYS:HE2	2:B:19:A:H8	3	1.1
(1,3)	1:A:84:LYS:HE2	2:B:19:A:HO2'	3	1.1
(1,3)	1:A:84:LYS:HE2	2:B:19:A:N1	3	1.1
(1,3)	1:A:84:LYS:HE2	2:B:19:A:N3	3	1.1
(1,3)	1:A:84:LYS:HE2	2:B:19:A:N6	3	1.1
(1,3)	1:A:84:LYS:HE2	2:B:19:A:N7	3	1.1
(1,3)	1:A:84:LYS:HE2	2:B:19:A:N9	3	1.1
(1,3)	1:A:84:LYS:HE2	2:B:19:A:O2'	3	1.1
(1,3)	1:A:84:LYS:HE2	2:B:19:A:O3'	3	1.1
(1,3)	1:A:84:LYS:HE2	2:B:19:A:O4'	3	1.1
(1,3)	1:A:84:LYS:HE2	2:B:19:A:O5'	3	1.1
(1,3)	1:A:84:LYS:HE2	2:B:19:A:OP1	3	1.1
(1,3)	1:A:84:LYS:HE2	2:B:19:A:OP2	3	1.1
(1,3)	1:A:84:LYS:HE2	2:B:19:A:P	3	1.1
(1,3)	1:A:84:LYS:HE2	2:B:20:U:C1'	3	1.1
(1,3)	1:A:84:LYS:HE2	2:B:20:U:C2	3	1.1
(1,3)	1:A:84:LYS:HE2	2:B:20:U:C2'	3	1.1
(1,3)	1:A:84:LYS:HE2	2:B:20:U:C3'	3	1.1

Continued on next page...

Continued from previous page...

Key	Atom-1	Atom-2	Model ID	Violation (Å)
(1,3)	1:A:84:LYS:HE2	2:B:20:U:C4	3	1.1
(1,3)	1:A:84:LYS:HE2	2:B:20:U:C4'	3	1.1
(1,3)	1:A:84:LYS:HE2	2:B:20:U:C5	3	1.1
(1,3)	1:A:84:LYS:HE2	2:B:20:U:C5'	3	1.1
(1,3)	1:A:84:LYS:HE2	2:B:20:U:C6	3	1.1
(1,3)	1:A:84:LYS:HE2	2:B:20:U:H1'	3	1.1
(1,3)	1:A:84:LYS:HE2	2:B:20:U:H2'	3	1.1
(1,3)	1:A:84:LYS:HE2	2:B:20:U:H3	3	1.1
(1,3)	1:A:84:LYS:HE2	2:B:20:U:H3'	3	1.1
(1,3)	1:A:84:LYS:HE2	2:B:20:U:H4'	3	1.1
(1,3)	1:A:84:LYS:HE2	2:B:20:U:H5	3	1.1
(1,3)	1:A:84:LYS:HE2	2:B:20:U:H5'	3	1.1
(1,3)	1:A:84:LYS:HE2	2:B:20:U:H5''	3	1.1
(1,3)	1:A:84:LYS:HE2	2:B:20:U:H6	3	1.1
(1,3)	1:A:84:LYS:HE2	2:B:20:U:HO2'	3	1.1
(1,3)	1:A:84:LYS:HE2	2:B:20:U:N1	3	1.1
(1,3)	1:A:84:LYS:HE2	2:B:20:U:N3	3	1.1
(1,3)	1:A:84:LYS:HE2	2:B:20:U:O2	3	1.1
(1,3)	1:A:84:LYS:HE2	2:B:20:U:O2'	3	1.1
(1,3)	1:A:84:LYS:HE2	2:B:20:U:O3'	3	1.1
(1,3)	1:A:84:LYS:HE2	2:B:20:U:O4	3	1.1
(1,3)	1:A:84:LYS:HE2	2:B:20:U:O4'	3	1.1
(1,3)	1:A:84:LYS:HE2	2:B:20:U:O5'	3	1.1
(1,3)	1:A:84:LYS:HE2	2:B:20:U:OP1	3	1.1
(1,3)	1:A:84:LYS:HE2	2:B:20:U:OP2	3	1.1
(1,3)	1:A:84:LYS:HE2	2:B:20:U:P	3	1.1
(1,3)	1:A:84:LYS:HE2	2:B:21:G:C1'	3	1.1
(1,3)	1:A:84:LYS:HE2	2:B:21:G:C2	3	1.1
(1,3)	1:A:84:LYS:HE2	2:B:21:G:C2'	3	1.1
(1,3)	1:A:84:LYS:HE2	2:B:21:G:C3'	3	1.1
(1,3)	1:A:84:LYS:HE2	2:B:21:G:C4	3	1.1
(1,3)	1:A:84:LYS:HE2	2:B:21:G:C4'	3	1.1
(1,3)	1:A:84:LYS:HE2	2:B:21:G:C5	3	1.1
(1,3)	1:A:84:LYS:HE2	2:B:21:G:C5'	3	1.1
(1,3)	1:A:84:LYS:HE2	2:B:21:G:C6	3	1.1
(1,3)	1:A:84:LYS:HE2	2:B:21:G:C8	3	1.1
(1,3)	1:A:84:LYS:HE2	2:B:21:G:H1	3	1.1
(1,3)	1:A:84:LYS:HE2	2:B:21:G:H1'	3	1.1
(1,3)	1:A:84:LYS:HE2	2:B:21:G:H2'	3	1.1
(1,3)	1:A:84:LYS:HE2	2:B:21:G:H21	3	1.1
(1,3)	1:A:84:LYS:HE2	2:B:21:G:H22	3	1.1
(1,3)	1:A:84:LYS:HE2	2:B:21:G:H3'	3	1.1

Continued on next page...

Continued from previous page...

Key	Atom-1	Atom-2	Model ID	Violation (Å)
(1,3)	1:A:84:LYS:HE2	2:B:21:G:H4'	3	1.1
(1,3)	1:A:84:LYS:HE2	2:B:21:G:H5'	3	1.1
(1,3)	1:A:84:LYS:HE2	2:B:21:G:H5''	3	1.1
(1,3)	1:A:84:LYS:HE2	2:B:21:G:H8	3	1.1
(1,3)	1:A:84:LYS:HE2	2:B:21:G:HO2'	3	1.1
(1,3)	1:A:84:LYS:HE2	2:B:21:G:N1	3	1.1
(1,3)	1:A:84:LYS:HE2	2:B:21:G:N2	3	1.1
(1,3)	1:A:84:LYS:HE2	2:B:21:G:N3	3	1.1
(1,3)	1:A:84:LYS:HE2	2:B:21:G:N7	3	1.1
(1,3)	1:A:84:LYS:HE2	2:B:21:G:N9	3	1.1
(1,3)	1:A:84:LYS:HE2	2:B:21:G:O2'	3	1.1
(1,3)	1:A:84:LYS:HE2	2:B:21:G:O3'	3	1.1
(1,3)	1:A:84:LYS:HE2	2:B:21:G:O4'	3	1.1
(1,3)	1:A:84:LYS:HE2	2:B:21:G:O5'	3	1.1
(1,3)	1:A:84:LYS:HE2	2:B:21:G:O6	3	1.1
(1,3)	1:A:84:LYS:HE2	2:B:21:G:OP1	3	1.1
(1,3)	1:A:84:LYS:HE2	2:B:21:G:OP2	3	1.1
(1,3)	1:A:84:LYS:HE2	2:B:21:G:P	3	1.1
(1,3)	1:A:84:LYS:HE2	2:B:22:A:C1'	3	1.1
(1,3)	1:A:84:LYS:HE2	2:B:22:A:C2	3	1.1
(1,3)	1:A:84:LYS:HE2	2:B:22:A:C2'	3	1.1
(1,3)	1:A:84:LYS:HE2	2:B:22:A:C3'	3	1.1
(1,3)	1:A:84:LYS:HE2	2:B:22:A:C4	3	1.1
(1,3)	1:A:84:LYS:HE2	2:B:22:A:C4'	3	1.1
(1,3)	1:A:84:LYS:HE2	2:B:22:A:C5	3	1.1
(1,3)	1:A:84:LYS:HE2	2:B:22:A:C5'	3	1.1
(1,3)	1:A:84:LYS:HE2	2:B:22:A:C6	3	1.1
(1,3)	1:A:84:LYS:HE2	2:B:22:A:C8	3	1.1
(1,3)	1:A:84:LYS:HE2	2:B:22:A:H1'	3	1.1
(1,3)	1:A:84:LYS:HE2	2:B:22:A:H2	3	1.1
(1,3)	1:A:84:LYS:HE2	2:B:22:A:H2'	3	1.1
(1,3)	1:A:84:LYS:HE2	2:B:22:A:H3'	3	1.1
(1,3)	1:A:84:LYS:HE2	2:B:22:A:H4'	3	1.1
(1,3)	1:A:84:LYS:HE2	2:B:22:A:H5'	3	1.1
(1,3)	1:A:84:LYS:HE2	2:B:22:A:H5''	3	1.1
(1,3)	1:A:84:LYS:HE2	2:B:22:A:H61	3	1.1
(1,3)	1:A:84:LYS:HE2	2:B:22:A:H62	3	1.1
(1,3)	1:A:84:LYS:HE2	2:B:22:A:H8	3	1.1
(1,3)	1:A:84:LYS:HE2	2:B:22:A:HO2'	3	1.1
(1,3)	1:A:84:LYS:HE2	2:B:22:A:N1	3	1.1
(1,3)	1:A:84:LYS:HE2	2:B:22:A:N3	3	1.1
(1,3)	1:A:84:LYS:HE2	2:B:22:A:N6	3	1.1

Continued on next page...

Continued from previous page...

Key	Atom-1	Atom-2	Model ID	Violation (Å)
(1,3)	1:A:84:LYS:HE2	2:B:22:A:N7	3	1.1
(1,3)	1:A:84:LYS:HE2	2:B:22:A:N9	3	1.1
(1,3)	1:A:84:LYS:HE2	2:B:22:A:O2'	3	1.1
(1,3)	1:A:84:LYS:HE2	2:B:22:A:O3'	3	1.1
(1,3)	1:A:84:LYS:HE2	2:B:22:A:O4'	3	1.1
(1,3)	1:A:84:LYS:HE2	2:B:22:A:O5'	3	1.1
(1,3)	1:A:84:LYS:HE2	2:B:22:A:OP1	3	1.1
(1,3)	1:A:84:LYS:HE2	2:B:22:A:OP2	3	1.1
(1,3)	1:A:84:LYS:HE2	2:B:22:A:P	3	1.1
(1,3)	1:A:84:LYS:HE2	2:B:23:U:C1'	3	1.1
(1,3)	1:A:84:LYS:HE2	2:B:23:U:C2	3	1.1
(1,3)	1:A:84:LYS:HE2	2:B:23:U:C2'	3	1.1
(1,3)	1:A:84:LYS:HE2	2:B:23:U:C3'	3	1.1
(1,3)	1:A:84:LYS:HE2	2:B:23:U:C4	3	1.1
(1,3)	1:A:84:LYS:HE2	2:B:23:U:C4'	3	1.1
(1,3)	1:A:84:LYS:HE2	2:B:23:U:C5	3	1.1
(1,3)	1:A:84:LYS:HE2	2:B:23:U:C5'	3	1.1
(1,3)	1:A:84:LYS:HE2	2:B:23:U:C6	3	1.1
(1,3)	1:A:84:LYS:HE2	2:B:23:U:H1'	3	1.1
(1,3)	1:A:84:LYS:HE2	2:B:23:U:H2'	3	1.1
(1,3)	1:A:84:LYS:HE2	2:B:23:U:H3	3	1.1
(1,3)	1:A:84:LYS:HE2	2:B:23:U:H3'	3	1.1
(1,3)	1:A:84:LYS:HE2	2:B:23:U:H4'	3	1.1
(1,3)	1:A:84:LYS:HE2	2:B:23:U:H5	3	1.1
(1,3)	1:A:84:LYS:HE2	2:B:23:U:H5'	3	1.1
(1,3)	1:A:84:LYS:HE2	2:B:23:U:H5''	3	1.1
(1,3)	1:A:84:LYS:HE2	2:B:23:U:H6	3	1.1
(1,3)	1:A:84:LYS:HE2	2:B:23:U:HO2'	3	1.1
(1,3)	1:A:84:LYS:HE2	2:B:23:U:N1	3	1.1
(1,3)	1:A:84:LYS:HE2	2:B:23:U:N3	3	1.1
(1,3)	1:A:84:LYS:HE2	2:B:23:U:O2	3	1.1
(1,3)	1:A:84:LYS:HE2	2:B:23:U:O2'	3	1.1
(1,3)	1:A:84:LYS:HE2	2:B:23:U:O3'	3	1.1
(1,3)	1:A:84:LYS:HE2	2:B:23:U:O4	3	1.1
(1,3)	1:A:84:LYS:HE2	2:B:23:U:O4'	3	1.1
(1,3)	1:A:84:LYS:HE2	2:B:23:U:O5'	3	1.1
(1,3)	1:A:84:LYS:HE2	2:B:23:U:OP1	3	1.1
(1,3)	1:A:84:LYS:HE2	2:B:23:U:OP2	3	1.1
(1,3)	1:A:84:LYS:HE2	2:B:23:U:P	3	1.1
(1,3)	1:A:84:LYS:HE2	2:B:24:G:C1'	3	1.1
(1,3)	1:A:84:LYS:HE2	2:B:24:G:C2	3	1.1
(1,3)	1:A:84:LYS:HE2	2:B:24:G:C2'	3	1.1

Continued on next page...

Continued from previous page...

Key	Atom-1	Atom-2	Model ID	Violation (Å)
(1,3)	1:A:84:LYS:HE2	2:B:24:G:C3'	3	1.1
(1,3)	1:A:84:LYS:HE2	2:B:24:G:C4	3	1.1
(1,3)	1:A:84:LYS:HE2	2:B:24:G:C4'	3	1.1
(1,3)	1:A:84:LYS:HE2	2:B:24:G:C5	3	1.1
(1,3)	1:A:84:LYS:HE2	2:B:24:G:C5'	3	1.1
(1,3)	1:A:84:LYS:HE2	2:B:24:G:C6	3	1.1
(1,3)	1:A:84:LYS:HE2	2:B:24:G:C8	3	1.1
(1,3)	1:A:84:LYS:HE2	2:B:24:G:H1	3	1.1
(1,3)	1:A:84:LYS:HE2	2:B:24:G:H1'	3	1.1
(1,3)	1:A:84:LYS:HE2	2:B:24:G:H2'	3	1.1
(1,3)	1:A:84:LYS:HE2	2:B:24:G:H21	3	1.1
(1,3)	1:A:84:LYS:HE2	2:B:24:G:H22	3	1.1
(1,3)	1:A:84:LYS:HE2	2:B:24:G:H3'	3	1.1
(1,3)	1:A:84:LYS:HE2	2:B:24:G:H4'	3	1.1
(1,3)	1:A:84:LYS:HE2	2:B:24:G:H5'	3	1.1
(1,3)	1:A:84:LYS:HE2	2:B:24:G:H5''	3	1.1
(1,3)	1:A:84:LYS:HE2	2:B:24:G:H8	3	1.1
(1,3)	1:A:84:LYS:HE2	2:B:24:G:HO2'	3	1.1
(1,3)	1:A:84:LYS:HE2	2:B:24:G:N1	3	1.1
(1,3)	1:A:84:LYS:HE2	2:B:24:G:N2	3	1.1
(1,3)	1:A:84:LYS:HE2	2:B:24:G:N3	3	1.1
(1,3)	1:A:84:LYS:HE2	2:B:24:G:N7	3	1.1
(1,3)	1:A:84:LYS:HE2	2:B:24:G:N9	3	1.1
(1,3)	1:A:84:LYS:HE2	2:B:24:G:O2'	3	1.1
(1,3)	1:A:84:LYS:HE2	2:B:24:G:O3'	3	1.1
(1,3)	1:A:84:LYS:HE2	2:B:24:G:O4'	3	1.1
(1,3)	1:A:84:LYS:HE2	2:B:24:G:O5'	3	1.1
(1,3)	1:A:84:LYS:HE2	2:B:24:G:O6	3	1.1
(1,3)	1:A:84:LYS:HE2	2:B:24:G:OP1	3	1.1
(1,3)	1:A:84:LYS:HE2	2:B:24:G:OP2	3	1.1
(1,3)	1:A:84:LYS:HE2	2:B:24:G:P	3	1.1
(1,3)	1:A:84:LYS:HE3	2:B:2:C:C1'	3	1.1
(1,3)	1:A:84:LYS:HE3	2:B:2:C:C2	3	1.1
(1,3)	1:A:84:LYS:HE3	2:B:2:C:C2'	3	1.1
(1,3)	1:A:84:LYS:HE3	2:B:2:C:C3'	3	1.1
(1,3)	1:A:84:LYS:HE3	2:B:2:C:C4	3	1.1
(1,3)	1:A:84:LYS:HE3	2:B:2:C:C4'	3	1.1
(1,3)	1:A:84:LYS:HE3	2:B:2:C:C5	3	1.1
(1,3)	1:A:84:LYS:HE3	2:B:2:C:C5'	3	1.1
(1,3)	1:A:84:LYS:HE3	2:B:2:C:C6	3	1.1
(1,3)	1:A:84:LYS:HE3	2:B:2:C:H1'	3	1.1
(1,3)	1:A:84:LYS:HE3	2:B:2:C:H2'	3	1.1

Continued on next page...

Continued from previous page...

Key	Atom-1	Atom-2	Model ID	Violation (Å)
(1,3)	1:A:84:LYS:HE3	2:B:2:C:H3'	3	1.1
(1,3)	1:A:84:LYS:HE3	2:B:2:C:H4'	3	1.1
(1,3)	1:A:84:LYS:HE3	2:B:2:C:H41	3	1.1
(1,3)	1:A:84:LYS:HE3	2:B:2:C:H42	3	1.1
(1,3)	1:A:84:LYS:HE3	2:B:2:C:H5	3	1.1
(1,3)	1:A:84:LYS:HE3	2:B:2:C:H5'	3	1.1
(1,3)	1:A:84:LYS:HE3	2:B:2:C:H5''	3	1.1
(1,3)	1:A:84:LYS:HE3	2:B:2:C:H6	3	1.1
(1,3)	1:A:84:LYS:HE3	2:B:2:C:HO2'	3	1.1
(1,3)	1:A:84:LYS:HE3	2:B:2:C:N1	3	1.1
(1,3)	1:A:84:LYS:HE3	2:B:2:C:N3	3	1.1
(1,3)	1:A:84:LYS:HE3	2:B:2:C:N4	3	1.1
(1,3)	1:A:84:LYS:HE3	2:B:2:C:O2	3	1.1
(1,3)	1:A:84:LYS:HE3	2:B:2:C:O2'	3	1.1
(1,3)	1:A:84:LYS:HE3	2:B:2:C:O3'	3	1.1
(1,3)	1:A:84:LYS:HE3	2:B:2:C:O4'	3	1.1
(1,3)	1:A:84:LYS:HE3	2:B:2:C:O5'	3	1.1
(1,3)	1:A:84:LYS:HE3	2:B:3:U:C1'	3	1.1
(1,3)	1:A:84:LYS:HE3	2:B:3:U:C2	3	1.1
(1,3)	1:A:84:LYS:HE3	2:B:3:U:C2'	3	1.1
(1,3)	1:A:84:LYS:HE3	2:B:3:U:C3'	3	1.1
(1,3)	1:A:84:LYS:HE3	2:B:3:U:C4	3	1.1
(1,3)	1:A:84:LYS:HE3	2:B:3:U:C4'	3	1.1
(1,3)	1:A:84:LYS:HE3	2:B:3:U:C5	3	1.1
(1,3)	1:A:84:LYS:HE3	2:B:3:U:C5'	3	1.1
(1,3)	1:A:84:LYS:HE3	2:B:3:U:C6	3	1.1
(1,3)	1:A:84:LYS:HE3	2:B:3:U:H1'	3	1.1
(1,3)	1:A:84:LYS:HE3	2:B:3:U:H2'	3	1.1
(1,3)	1:A:84:LYS:HE3	2:B:3:U:H3	3	1.1
(1,3)	1:A:84:LYS:HE3	2:B:3:U:H3'	3	1.1
(1,3)	1:A:84:LYS:HE3	2:B:3:U:H4'	3	1.1
(1,3)	1:A:84:LYS:HE3	2:B:3:U:H5	3	1.1
(1,3)	1:A:84:LYS:HE3	2:B:3:U:H5'	3	1.1
(1,3)	1:A:84:LYS:HE3	2:B:3:U:H5''	3	1.1
(1,3)	1:A:84:LYS:HE3	2:B:3:U:H6	3	1.1
(1,3)	1:A:84:LYS:HE3	2:B:3:U:HO2'	3	1.1
(1,3)	1:A:84:LYS:HE3	2:B:3:U:N1	3	1.1
(1,3)	1:A:84:LYS:HE3	2:B:3:U:N3	3	1.1
(1,3)	1:A:84:LYS:HE3	2:B:3:U:O2	3	1.1
(1,3)	1:A:84:LYS:HE3	2:B:3:U:O2'	3	1.1
(1,3)	1:A:84:LYS:HE3	2:B:3:U:O3'	3	1.1
(1,3)	1:A:84:LYS:HE3	2:B:3:U:O4	3	1.1

Continued on next page...

Continued from previous page...

Key	Atom-1	Atom-2	Model ID	Violation (Å)
(1,3)	1:A:84:LYS:HE3	2:B:3:U:O4'	3	1.1
(1,3)	1:A:84:LYS:HE3	2:B:3:U:O5'	3	1.1
(1,3)	1:A:84:LYS:HE3	2:B:3:U:OP1	3	1.1
(1,3)	1:A:84:LYS:HE3	2:B:3:U:OP2	3	1.1
(1,3)	1:A:84:LYS:HE3	2:B:3:U:P	3	1.1
(1,3)	1:A:84:LYS:HE3	2:B:4:G:C1'	3	1.1
(1,3)	1:A:84:LYS:HE3	2:B:4:G:C2	3	1.1
(1,3)	1:A:84:LYS:HE3	2:B:4:G:C2'	3	1.1
(1,3)	1:A:84:LYS:HE3	2:B:4:G:C3'	3	1.1
(1,3)	1:A:84:LYS:HE3	2:B:4:G:C4	3	1.1
(1,3)	1:A:84:LYS:HE3	2:B:4:G:C4'	3	1.1
(1,3)	1:A:84:LYS:HE3	2:B:4:G:C5	3	1.1
(1,3)	1:A:84:LYS:HE3	2:B:4:G:C5'	3	1.1
(1,3)	1:A:84:LYS:HE3	2:B:4:G:C6	3	1.1
(1,3)	1:A:84:LYS:HE3	2:B:4:G:C8	3	1.1
(1,3)	1:A:84:LYS:HE3	2:B:4:G:H1	3	1.1
(1,3)	1:A:84:LYS:HE3	2:B:4:G:H1'	3	1.1
(1,3)	1:A:84:LYS:HE3	2:B:4:G:H2'	3	1.1
(1,3)	1:A:84:LYS:HE3	2:B:4:G:H21	3	1.1
(1,3)	1:A:84:LYS:HE3	2:B:4:G:H22	3	1.1
(1,3)	1:A:84:LYS:HE3	2:B:4:G:H3'	3	1.1
(1,3)	1:A:84:LYS:HE3	2:B:4:G:H4'	3	1.1
(1,3)	1:A:84:LYS:HE3	2:B:4:G:H5'	3	1.1
(1,3)	1:A:84:LYS:HE3	2:B:4:G:H5''	3	1.1
(1,3)	1:A:84:LYS:HE3	2:B:4:G:H8	3	1.1
(1,3)	1:A:84:LYS:HE3	2:B:4:G:HO2'	3	1.1
(1,3)	1:A:84:LYS:HE3	2:B:4:G:N1	3	1.1
(1,3)	1:A:84:LYS:HE3	2:B:4:G:N2	3	1.1
(1,3)	1:A:84:LYS:HE3	2:B:4:G:N3	3	1.1
(1,3)	1:A:84:LYS:HE3	2:B:4:G:N7	3	1.1
(1,3)	1:A:84:LYS:HE3	2:B:4:G:N9	3	1.1
(1,3)	1:A:84:LYS:HE3	2:B:4:G:O2'	3	1.1
(1,3)	1:A:84:LYS:HE3	2:B:4:G:O3'	3	1.1
(1,3)	1:A:84:LYS:HE3	2:B:4:G:O4'	3	1.1
(1,3)	1:A:84:LYS:HE3	2:B:4:G:O5'	3	1.1
(1,3)	1:A:84:LYS:HE3	2:B:4:G:O6	3	1.1
(1,3)	1:A:84:LYS:HE3	2:B:4:G:OP1	3	1.1
(1,3)	1:A:84:LYS:HE3	2:B:4:G:OP2	3	1.1
(1,3)	1:A:84:LYS:HE3	2:B:4:G:P	3	1.1
(1,3)	1:A:84:LYS:HE3	2:B:5:A:C1'	3	1.1
(1,3)	1:A:84:LYS:HE3	2:B:5:A:C2	3	1.1
(1,3)	1:A:84:LYS:HE3	2:B:5:A:C2'	3	1.1

Continued on next page...

Continued from previous page...

Key	Atom-1	Atom-2	Model ID	Violation (Å)
(1,3)	1:A:84:LYS:HE3	2:B:5:A:C3'	3	1.1
(1,3)	1:A:84:LYS:HE3	2:B:5:A:C4	3	1.1
(1,3)	1:A:84:LYS:HE3	2:B:5:A:C4'	3	1.1
(1,3)	1:A:84:LYS:HE3	2:B:5:A:C5	3	1.1
(1,3)	1:A:84:LYS:HE3	2:B:5:A:C5'	3	1.1
(1,3)	1:A:84:LYS:HE3	2:B:5:A:C6	3	1.1
(1,3)	1:A:84:LYS:HE3	2:B:5:A:C8	3	1.1
(1,3)	1:A:84:LYS:HE3	2:B:5:A:H1'	3	1.1
(1,3)	1:A:84:LYS:HE3	2:B:5:A:H2	3	1.1
(1,3)	1:A:84:LYS:HE3	2:B:5:A:H2'	3	1.1
(1,3)	1:A:84:LYS:HE3	2:B:5:A:H3'	3	1.1
(1,3)	1:A:84:LYS:HE3	2:B:5:A:H4'	3	1.1
(1,3)	1:A:84:LYS:HE3	2:B:5:A:H5'	3	1.1
(1,3)	1:A:84:LYS:HE3	2:B:5:A:H5''	3	1.1
(1,3)	1:A:84:LYS:HE3	2:B:5:A:H61	3	1.1
(1,3)	1:A:84:LYS:HE3	2:B:5:A:H62	3	1.1
(1,3)	1:A:84:LYS:HE3	2:B:5:A:H8	3	1.1
(1,3)	1:A:84:LYS:HE3	2:B:5:A:HO2'	3	1.1
(1,3)	1:A:84:LYS:HE3	2:B:5:A:N1	3	1.1
(1,3)	1:A:84:LYS:HE3	2:B:5:A:N3	3	1.1
(1,3)	1:A:84:LYS:HE3	2:B:5:A:N6	3	1.1
(1,3)	1:A:84:LYS:HE3	2:B:5:A:N7	3	1.1
(1,3)	1:A:84:LYS:HE3	2:B:5:A:N9	3	1.1
(1,3)	1:A:84:LYS:HE3	2:B:5:A:O2'	3	1.1
(1,3)	1:A:84:LYS:HE3	2:B:5:A:O3'	3	1.1
(1,3)	1:A:84:LYS:HE3	2:B:5:A:O4'	3	1.1
(1,3)	1:A:84:LYS:HE3	2:B:5:A:O5'	3	1.1
(1,3)	1:A:84:LYS:HE3	2:B:5:A:OP1	3	1.1
(1,3)	1:A:84:LYS:HE3	2:B:5:A:OP2	3	1.1
(1,3)	1:A:84:LYS:HE3	2:B:5:A:P	3	1.1
(1,3)	1:A:84:LYS:HE3	2:B:6:G:C1'	3	1.1
(1,3)	1:A:84:LYS:HE3	2:B:6:G:C2	3	1.1
(1,3)	1:A:84:LYS:HE3	2:B:6:G:C2'	3	1.1
(1,3)	1:A:84:LYS:HE3	2:B:6:G:C3'	3	1.1
(1,3)	1:A:84:LYS:HE3	2:B:6:G:C4	3	1.1
(1,3)	1:A:84:LYS:HE3	2:B:6:G:C4'	3	1.1
(1,3)	1:A:84:LYS:HE3	2:B:6:G:C5	3	1.1
(1,3)	1:A:84:LYS:HE3	2:B:6:G:C5'	3	1.1
(1,3)	1:A:84:LYS:HE3	2:B:6:G:C6	3	1.1
(1,3)	1:A:84:LYS:HE3	2:B:6:G:C8	3	1.1
(1,3)	1:A:84:LYS:HE3	2:B:6:G:H1	3	1.1
(1,3)	1:A:84:LYS:HE3	2:B:6:G:H1'	3	1.1

Continued on next page...

Continued from previous page...

Key	Atom-1	Atom-2	Model ID	Violation (Å)
(1,3)	1:A:84:LYS:HE3	2:B:6:G:H2'	3	1.1
(1,3)	1:A:84:LYS:HE3	2:B:6:G:H21	3	1.1
(1,3)	1:A:84:LYS:HE3	2:B:6:G:H22	3	1.1
(1,3)	1:A:84:LYS:HE3	2:B:6:G:H3'	3	1.1
(1,3)	1:A:84:LYS:HE3	2:B:6:G:H4'	3	1.1
(1,3)	1:A:84:LYS:HE3	2:B:6:G:H5'	3	1.1
(1,3)	1:A:84:LYS:HE3	2:B:6:G:H5''	3	1.1
(1,3)	1:A:84:LYS:HE3	2:B:6:G:H8	3	1.1
(1,3)	1:A:84:LYS:HE3	2:B:6:G:HO2'	3	1.1
(1,3)	1:A:84:LYS:HE3	2:B:6:G:N1	3	1.1
(1,3)	1:A:84:LYS:HE3	2:B:6:G:N2	3	1.1
(1,3)	1:A:84:LYS:HE3	2:B:6:G:N3	3	1.1
(1,3)	1:A:84:LYS:HE3	2:B:6:G:N7	3	1.1
(1,3)	1:A:84:LYS:HE3	2:B:6:G:N9	3	1.1
(1,3)	1:A:84:LYS:HE3	2:B:6:G:O2'	3	1.1
(1,3)	1:A:84:LYS:HE3	2:B:6:G:O3'	3	1.1
(1,3)	1:A:84:LYS:HE3	2:B:6:G:O4'	3	1.1
(1,3)	1:A:84:LYS:HE3	2:B:6:G:O5'	3	1.1
(1,3)	1:A:84:LYS:HE3	2:B:6:G:O6	3	1.1
(1,3)	1:A:84:LYS:HE3	2:B:6:G:OP1	3	1.1
(1,3)	1:A:84:LYS:HE3	2:B:6:G:OP2	3	1.1
(1,3)	1:A:84:LYS:HE3	2:B:6:G:P	3	1.1
(1,3)	1:A:84:LYS:HE3	2:B:7:C:C1'	3	1.1
(1,3)	1:A:84:LYS:HE3	2:B:7:C:C2	3	1.1
(1,3)	1:A:84:LYS:HE3	2:B:7:C:C2'	3	1.1
(1,3)	1:A:84:LYS:HE3	2:B:7:C:C3'	3	1.1
(1,3)	1:A:84:LYS:HE3	2:B:7:C:C4	3	1.1
(1,3)	1:A:84:LYS:HE3	2:B:7:C:C4'	3	1.1
(1,3)	1:A:84:LYS:HE3	2:B:7:C:C5	3	1.1
(1,3)	1:A:84:LYS:HE3	2:B:7:C:C5'	3	1.1
(1,3)	1:A:84:LYS:HE3	2:B:7:C:C6	3	1.1
(1,3)	1:A:84:LYS:HE3	2:B:7:C:H1'	3	1.1
(1,3)	1:A:84:LYS:HE3	2:B:7:C:H2'	3	1.1
(1,3)	1:A:84:LYS:HE3	2:B:7:C:H3'	3	1.1
(1,3)	1:A:84:LYS:HE3	2:B:7:C:H4'	3	1.1
(1,3)	1:A:84:LYS:HE3	2:B:7:C:H41	3	1.1
(1,3)	1:A:84:LYS:HE3	2:B:7:C:H42	3	1.1
(1,3)	1:A:84:LYS:HE3	2:B:7:C:H5	3	1.1
(1,3)	1:A:84:LYS:HE3	2:B:7:C:H5'	3	1.1
(1,3)	1:A:84:LYS:HE3	2:B:7:C:H5''	3	1.1
(1,3)	1:A:84:LYS:HE3	2:B:7:C:H6	3	1.1
(1,3)	1:A:84:LYS:HE3	2:B:7:C:HO2'	3	1.1

Continued on next page...

Continued from previous page...

Key	Atom-1	Atom-2	Model ID	Violation (Å)
(1,3)	1:A:84:LYS:HE3	2:B:7:C:N1	3	1.1
(1,3)	1:A:84:LYS:HE3	2:B:7:C:N3	3	1.1
(1,3)	1:A:84:LYS:HE3	2:B:7:C:N4	3	1.1
(1,3)	1:A:84:LYS:HE3	2:B:7:C:O2	3	1.1
(1,3)	1:A:84:LYS:HE3	2:B:7:C:O2'	3	1.1
(1,3)	1:A:84:LYS:HE3	2:B:7:C:O3'	3	1.1
(1,3)	1:A:84:LYS:HE3	2:B:7:C:O4'	3	1.1
(1,3)	1:A:84:LYS:HE3	2:B:7:C:O5'	3	1.1
(1,3)	1:A:84:LYS:HE3	2:B:7:C:OP1	3	1.1
(1,3)	1:A:84:LYS:HE3	2:B:7:C:OP2	3	1.1
(1,3)	1:A:84:LYS:HE3	2:B:7:C:P	3	1.1
(1,3)	1:A:84:LYS:HE3	2:B:8:U:C1'	3	1.1
(1,3)	1:A:84:LYS:HE3	2:B:8:U:C2	3	1.1
(1,3)	1:A:84:LYS:HE3	2:B:8:U:C2'	3	1.1
(1,3)	1:A:84:LYS:HE3	2:B:8:U:C3'	3	1.1
(1,3)	1:A:84:LYS:HE3	2:B:8:U:C4	3	1.1
(1,3)	1:A:84:LYS:HE3	2:B:8:U:C4'	3	1.1
(1,3)	1:A:84:LYS:HE3	2:B:8:U:C5	3	1.1
(1,3)	1:A:84:LYS:HE3	2:B:8:U:C5'	3	1.1
(1,3)	1:A:84:LYS:HE3	2:B:8:U:C6	3	1.1
(1,3)	1:A:84:LYS:HE3	2:B:8:U:H1'	3	1.1
(1,3)	1:A:84:LYS:HE3	2:B:8:U:H2'	3	1.1
(1,3)	1:A:84:LYS:HE3	2:B:8:U:H3	3	1.1
(1,3)	1:A:84:LYS:HE3	2:B:8:U:H3'	3	1.1
(1,3)	1:A:84:LYS:HE3	2:B:8:U:H4'	3	1.1
(1,3)	1:A:84:LYS:HE3	2:B:8:U:H5	3	1.1
(1,3)	1:A:84:LYS:HE3	2:B:8:U:H5'	3	1.1
(1,3)	1:A:84:LYS:HE3	2:B:8:U:H5''	3	1.1
(1,3)	1:A:84:LYS:HE3	2:B:8:U:H6	3	1.1
(1,3)	1:A:84:LYS:HE3	2:B:8:U:HO2'	3	1.1
(1,3)	1:A:84:LYS:HE3	2:B:8:U:N1	3	1.1
(1,3)	1:A:84:LYS:HE3	2:B:8:U:N3	3	1.1
(1,3)	1:A:84:LYS:HE3	2:B:8:U:O2	3	1.1
(1,3)	1:A:84:LYS:HE3	2:B:8:U:O2'	3	1.1
(1,3)	1:A:84:LYS:HE3	2:B:8:U:O3'	3	1.1
(1,3)	1:A:84:LYS:HE3	2:B:8:U:O4	3	1.1
(1,3)	1:A:84:LYS:HE3	2:B:8:U:O4'	3	1.1
(1,3)	1:A:84:LYS:HE3	2:B:8:U:O5'	3	1.1
(1,3)	1:A:84:LYS:HE3	2:B:8:U:OP1	3	1.1
(1,3)	1:A:84:LYS:HE3	2:B:8:U:OP2	3	1.1
(1,3)	1:A:84:LYS:HE3	2:B:8:U:P	3	1.1
(1,3)	1:A:84:LYS:HE3	2:B:9:C:C1'	3	1.1

Continued on next page...

Continued from previous page...

Key	Atom-1	Atom-2	Model ID	Violation (Å)
(1,3)	1:A:84:LYS:HE3	2:B:9:C:C2	3	1.1
(1,3)	1:A:84:LYS:HE3	2:B:9:C:C2'	3	1.1
(1,3)	1:A:84:LYS:HE3	2:B:9:C:C3'	3	1.1
(1,3)	1:A:84:LYS:HE3	2:B:9:C:C4	3	1.1
(1,3)	1:A:84:LYS:HE3	2:B:9:C:C4'	3	1.1
(1,3)	1:A:84:LYS:HE3	2:B:9:C:C5	3	1.1
(1,3)	1:A:84:LYS:HE3	2:B:9:C:C5'	3	1.1
(1,3)	1:A:84:LYS:HE3	2:B:9:C:C6	3	1.1
(1,3)	1:A:84:LYS:HE3	2:B:9:C:H1'	3	1.1
(1,3)	1:A:84:LYS:HE3	2:B:9:C:H2'	3	1.1
(1,3)	1:A:84:LYS:HE3	2:B:9:C:H3'	3	1.1
(1,3)	1:A:84:LYS:HE3	2:B:9:C:H4'	3	1.1
(1,3)	1:A:84:LYS:HE3	2:B:9:C:H41	3	1.1
(1,3)	1:A:84:LYS:HE3	2:B:9:C:H42	3	1.1
(1,3)	1:A:84:LYS:HE3	2:B:9:C:H5	3	1.1
(1,3)	1:A:84:LYS:HE3	2:B:9:C:H5'	3	1.1
(1,3)	1:A:84:LYS:HE3	2:B:9:C:H5''	3	1.1
(1,3)	1:A:84:LYS:HE3	2:B:9:C:H6	3	1.1
(1,3)	1:A:84:LYS:HE3	2:B:9:C:HO2'	3	1.1
(1,3)	1:A:84:LYS:HE3	2:B:9:C:N1	3	1.1
(1,3)	1:A:84:LYS:HE3	2:B:9:C:N3	3	1.1
(1,3)	1:A:84:LYS:HE3	2:B:9:C:N4	3	1.1
(1,3)	1:A:84:LYS:HE3	2:B:9:C:O2	3	1.1
(1,3)	1:A:84:LYS:HE3	2:B:9:C:O2'	3	1.1
(1,3)	1:A:84:LYS:HE3	2:B:9:C:O3'	3	1.1
(1,3)	1:A:84:LYS:HE3	2:B:9:C:O4'	3	1.1
(1,3)	1:A:84:LYS:HE3	2:B:9:C:O5'	3	1.1
(1,3)	1:A:84:LYS:HE3	2:B:9:C:OP1	3	1.1
(1,3)	1:A:84:LYS:HE3	2:B:9:C:OP2	3	1.1
(1,3)	1:A:84:LYS:HE3	2:B:9:C:P	3	1.1
(1,3)	1:A:84:LYS:HE3	2:B:10:G:C1'	3	1.1
(1,3)	1:A:84:LYS:HE3	2:B:10:G:C2	3	1.1
(1,3)	1:A:84:LYS:HE3	2:B:10:G:C2'	3	1.1
(1,3)	1:A:84:LYS:HE3	2:B:10:G:C3'	3	1.1
(1,3)	1:A:84:LYS:HE3	2:B:10:G:C4	3	1.1
(1,3)	1:A:84:LYS:HE3	2:B:10:G:C4'	3	1.1
(1,3)	1:A:84:LYS:HE3	2:B:10:G:C5	3	1.1
(1,3)	1:A:84:LYS:HE3	2:B:10:G:C5'	3	1.1
(1,3)	1:A:84:LYS:HE3	2:B:10:G:C6	3	1.1
(1,3)	1:A:84:LYS:HE3	2:B:10:G:C8	3	1.1
(1,3)	1:A:84:LYS:HE3	2:B:10:G:H1	3	1.1
(1,3)	1:A:84:LYS:HE3	2:B:10:G:H1'	3	1.1

Continued on next page...

Continued from previous page...

Key	Atom-1	Atom-2	Model ID	Violation (Å)
(1,3)	1:A:84:LYS:HE3	2:B:10:G:H2'	3	1.1
(1,3)	1:A:84:LYS:HE3	2:B:10:G:H21	3	1.1
(1,3)	1:A:84:LYS:HE3	2:B:10:G:H22	3	1.1
(1,3)	1:A:84:LYS:HE3	2:B:10:G:H3'	3	1.1
(1,3)	1:A:84:LYS:HE3	2:B:10:G:H4'	3	1.1
(1,3)	1:A:84:LYS:HE3	2:B:10:G:H5'	3	1.1
(1,3)	1:A:84:LYS:HE3	2:B:10:G:H5''	3	1.1
(1,3)	1:A:84:LYS:HE3	2:B:10:G:H8	3	1.1
(1,3)	1:A:84:LYS:HE3	2:B:10:G:HO2'	3	1.1
(1,3)	1:A:84:LYS:HE3	2:B:10:G:N1	3	1.1
(1,3)	1:A:84:LYS:HE3	2:B:10:G:N2	3	1.1
(1,3)	1:A:84:LYS:HE3	2:B:10:G:N3	3	1.1
(1,3)	1:A:84:LYS:HE3	2:B:10:G:N7	3	1.1
(1,3)	1:A:84:LYS:HE3	2:B:10:G:N9	3	1.1
(1,3)	1:A:84:LYS:HE3	2:B:10:G:O2'	3	1.1
(1,3)	1:A:84:LYS:HE3	2:B:10:G:O3'	3	1.1
(1,3)	1:A:84:LYS:HE3	2:B:10:G:O4'	3	1.1
(1,3)	1:A:84:LYS:HE3	2:B:10:G:O5'	3	1.1
(1,3)	1:A:84:LYS:HE3	2:B:10:G:O6	3	1.1
(1,3)	1:A:84:LYS:HE3	2:B:10:G:OP1	3	1.1
(1,3)	1:A:84:LYS:HE3	2:B:10:G:OP2	3	1.1
(1,3)	1:A:84:LYS:HE3	2:B:10:G:P	3	1.1
(1,3)	1:A:84:LYS:HE3	2:B:11:A:C1'	3	1.1
(1,3)	1:A:84:LYS:HE3	2:B:11:A:C2	3	1.1
(1,3)	1:A:84:LYS:HE3	2:B:11:A:C2'	3	1.1
(1,3)	1:A:84:LYS:HE3	2:B:11:A:C3'	3	1.1
(1,3)	1:A:84:LYS:HE3	2:B:11:A:C4	3	1.1
(1,3)	1:A:84:LYS:HE3	2:B:11:A:C4'	3	1.1
(1,3)	1:A:84:LYS:HE3	2:B:11:A:C5	3	1.1
(1,3)	1:A:84:LYS:HE3	2:B:11:A:C5'	3	1.1
(1,3)	1:A:84:LYS:HE3	2:B:11:A:C6	3	1.1
(1,3)	1:A:84:LYS:HE3	2:B:11:A:C8	3	1.1
(1,3)	1:A:84:LYS:HE3	2:B:11:A:H1'	3	1.1
(1,3)	1:A:84:LYS:HE3	2:B:11:A:H2	3	1.1
(1,3)	1:A:84:LYS:HE3	2:B:11:A:H2'	3	1.1
(1,3)	1:A:84:LYS:HE3	2:B:11:A:H3'	3	1.1
(1,3)	1:A:84:LYS:HE3	2:B:11:A:H4'	3	1.1
(1,3)	1:A:84:LYS:HE3	2:B:11:A:H5'	3	1.1
(1,3)	1:A:84:LYS:HE3	2:B:11:A:H5''	3	1.1
(1,3)	1:A:84:LYS:HE3	2:B:11:A:H61	3	1.1
(1,3)	1:A:84:LYS:HE3	2:B:11:A:H62	3	1.1
(1,3)	1:A:84:LYS:HE3	2:B:11:A:H8	3	1.1

Continued on next page...

Continued from previous page...

Key	Atom-1	Atom-2	Model ID	Violation (Å)
(1,3)	1:A:84:LYS:HE3	2:B:11:A:HO2'	3	1.1
(1,3)	1:A:84:LYS:HE3	2:B:11:A:N1	3	1.1
(1,3)	1:A:84:LYS:HE3	2:B:11:A:N3	3	1.1
(1,3)	1:A:84:LYS:HE3	2:B:11:A:N6	3	1.1
(1,3)	1:A:84:LYS:HE3	2:B:11:A:N7	3	1.1
(1,3)	1:A:84:LYS:HE3	2:B:11:A:N9	3	1.1
(1,3)	1:A:84:LYS:HE3	2:B:11:A:O2'	3	1.1
(1,3)	1:A:84:LYS:HE3	2:B:11:A:O3'	3	1.1
(1,3)	1:A:84:LYS:HE3	2:B:11:A:O4'	3	1.1
(1,3)	1:A:84:LYS:HE3	2:B:11:A:O5'	3	1.1
(1,3)	1:A:84:LYS:HE3	2:B:11:A:OP1	3	1.1
(1,3)	1:A:84:LYS:HE3	2:B:11:A:OP2	3	1.1
(1,3)	1:A:84:LYS:HE3	2:B:11:A:P	3	1.1
(1,3)	1:A:84:LYS:HE3	2:B:12:A:C1'	3	1.1
(1,3)	1:A:84:LYS:HE3	2:B:12:A:C2	3	1.1
(1,3)	1:A:84:LYS:HE3	2:B:12:A:C2'	3	1.1
(1,3)	1:A:84:LYS:HE3	2:B:12:A:C3'	3	1.1
(1,3)	1:A:84:LYS:HE3	2:B:12:A:C4	3	1.1
(1,3)	1:A:84:LYS:HE3	2:B:12:A:C4'	3	1.1
(1,3)	1:A:84:LYS:HE3	2:B:12:A:C5	3	1.1
(1,3)	1:A:84:LYS:HE3	2:B:12:A:C5'	3	1.1
(1,3)	1:A:84:LYS:HE3	2:B:12:A:C6	3	1.1
(1,3)	1:A:84:LYS:HE3	2:B:12:A:C8	3	1.1
(1,3)	1:A:84:LYS:HE3	2:B:12:A:H1'	3	1.1
(1,3)	1:A:84:LYS:HE3	2:B:12:A:H2	3	1.1
(1,3)	1:A:84:LYS:HE3	2:B:12:A:H2'	3	1.1
(1,3)	1:A:84:LYS:HE3	2:B:12:A:H3'	3	1.1
(1,3)	1:A:84:LYS:HE3	2:B:12:A:H4'	3	1.1
(1,3)	1:A:84:LYS:HE3	2:B:12:A:H5'	3	1.1
(1,3)	1:A:84:LYS:HE3	2:B:12:A:H5''	3	1.1
(1,3)	1:A:84:LYS:HE3	2:B:12:A:H61	3	1.1
(1,3)	1:A:84:LYS:HE3	2:B:12:A:H62	3	1.1
(1,3)	1:A:84:LYS:HE3	2:B:12:A:H8	3	1.1
(1,3)	1:A:84:LYS:HE3	2:B:12:A:HO2'	3	1.1
(1,3)	1:A:84:LYS:HE3	2:B:12:A:N1	3	1.1
(1,3)	1:A:84:LYS:HE3	2:B:12:A:N3	3	1.1
(1,3)	1:A:84:LYS:HE3	2:B:12:A:N6	3	1.1
(1,3)	1:A:84:LYS:HE3	2:B:12:A:N7	3	1.1
(1,3)	1:A:84:LYS:HE3	2:B:12:A:N9	3	1.1
(1,3)	1:A:84:LYS:HE3	2:B:12:A:O2'	3	1.1
(1,3)	1:A:84:LYS:HE3	2:B:12:A:O3'	3	1.1
(1,3)	1:A:84:LYS:HE3	2:B:12:A:O4'	3	1.1

Continued on next page...

Continued from previous page...

Key	Atom-1	Atom-2	Model ID	Violation (Å)
(1,3)	1:A:84:LYS:HE3	2:B:12:A:O5'	3	1.1
(1,3)	1:A:84:LYS:HE3	2:B:12:A:OP1	3	1.1
(1,3)	1:A:84:LYS:HE3	2:B:12:A:OP2	3	1.1
(1,3)	1:A:84:LYS:HE3	2:B:12:A:P	3	1.1
(1,3)	1:A:84:LYS:HE3	2:B:13:A:C1'	3	1.1
(1,3)	1:A:84:LYS:HE3	2:B:13:A:C2	3	1.1
(1,3)	1:A:84:LYS:HE3	2:B:13:A:C2'	3	1.1
(1,3)	1:A:84:LYS:HE3	2:B:13:A:C3'	3	1.1
(1,3)	1:A:84:LYS:HE3	2:B:13:A:C4	3	1.1
(1,3)	1:A:84:LYS:HE3	2:B:13:A:C4'	3	1.1
(1,3)	1:A:84:LYS:HE3	2:B:13:A:C5	3	1.1
(1,3)	1:A:84:LYS:HE3	2:B:13:A:C5'	3	1.1
(1,3)	1:A:84:LYS:HE3	2:B:13:A:C6	3	1.1
(1,3)	1:A:84:LYS:HE3	2:B:13:A:C8	3	1.1
(1,3)	1:A:84:LYS:HE3	2:B:13:A:H1'	3	1.1
(1,3)	1:A:84:LYS:HE3	2:B:13:A:H2	3	1.1
(1,3)	1:A:84:LYS:HE3	2:B:13:A:H2'	3	1.1
(1,3)	1:A:84:LYS:HE3	2:B:13:A:H3'	3	1.1
(1,3)	1:A:84:LYS:HE3	2:B:13:A:H4'	3	1.1
(1,3)	1:A:84:LYS:HE3	2:B:13:A:H5'	3	1.1
(1,3)	1:A:84:LYS:HE3	2:B:13:A:H5''	3	1.1
(1,3)	1:A:84:LYS:HE3	2:B:13:A:H61	3	1.1
(1,3)	1:A:84:LYS:HE3	2:B:13:A:H62	3	1.1
(1,3)	1:A:84:LYS:HE3	2:B:13:A:H8	3	1.1
(1,3)	1:A:84:LYS:HE3	2:B:13:A:HO2'	3	1.1
(1,3)	1:A:84:LYS:HE3	2:B:13:A:N1	3	1.1
(1,3)	1:A:84:LYS:HE3	2:B:13:A:N3	3	1.1
(1,3)	1:A:84:LYS:HE3	2:B:13:A:N6	3	1.1
(1,3)	1:A:84:LYS:HE3	2:B:13:A:N7	3	1.1
(1,3)	1:A:84:LYS:HE3	2:B:13:A:N9	3	1.1
(1,3)	1:A:84:LYS:HE3	2:B:13:A:O2'	3	1.1
(1,3)	1:A:84:LYS:HE3	2:B:13:A:O3'	3	1.1
(1,3)	1:A:84:LYS:HE3	2:B:13:A:O4'	3	1.1
(1,3)	1:A:84:LYS:HE3	2:B:13:A:O5'	3	1.1
(1,3)	1:A:84:LYS:HE3	2:B:13:A:OP1	3	1.1
(1,3)	1:A:84:LYS:HE3	2:B:13:A:OP2	3	1.1
(1,3)	1:A:84:LYS:HE3	2:B:13:A:P	3	1.1
(1,3)	1:A:84:LYS:HE3	2:B:14:G:C1'	3	1.1
(1,3)	1:A:84:LYS:HE3	2:B:14:G:C2	3	1.1
(1,3)	1:A:84:LYS:HE3	2:B:14:G:C2'	3	1.1
(1,3)	1:A:84:LYS:HE3	2:B:14:G:C3'	3	1.1
(1,3)	1:A:84:LYS:HE3	2:B:14:G:C4	3	1.1

Continued on next page...

Continued from previous page...

Key	Atom-1	Atom-2	Model ID	Violation (Å)
(1,3)	1:A:84:LYS:HE3	2:B:14:G:C4'	3	1.1
(1,3)	1:A:84:LYS:HE3	2:B:14:G:C5	3	1.1
(1,3)	1:A:84:LYS:HE3	2:B:14:G:C5'	3	1.1
(1,3)	1:A:84:LYS:HE3	2:B:14:G:C6	3	1.1
(1,3)	1:A:84:LYS:HE3	2:B:14:G:C8	3	1.1
(1,3)	1:A:84:LYS:HE3	2:B:14:G:H1	3	1.1
(1,3)	1:A:84:LYS:HE3	2:B:14:G:H1'	3	1.1
(1,3)	1:A:84:LYS:HE3	2:B:14:G:H2'	3	1.1
(1,3)	1:A:84:LYS:HE3	2:B:14:G:H21	3	1.1
(1,3)	1:A:84:LYS:HE3	2:B:14:G:H22	3	1.1
(1,3)	1:A:84:LYS:HE3	2:B:14:G:H3'	3	1.1
(1,3)	1:A:84:LYS:HE3	2:B:14:G:H4'	3	1.1
(1,3)	1:A:84:LYS:HE3	2:B:14:G:H5'	3	1.1
(1,3)	1:A:84:LYS:HE3	2:B:14:G:H5''	3	1.1
(1,3)	1:A:84:LYS:HE3	2:B:14:G:H8	3	1.1
(1,3)	1:A:84:LYS:HE3	2:B:14:G:HO2'	3	1.1
(1,3)	1:A:84:LYS:HE3	2:B:14:G:N1	3	1.1
(1,3)	1:A:84:LYS:HE3	2:B:14:G:N2	3	1.1
(1,3)	1:A:84:LYS:HE3	2:B:14:G:N3	3	1.1
(1,3)	1:A:84:LYS:HE3	2:B:14:G:N7	3	1.1
(1,3)	1:A:84:LYS:HE3	2:B:14:G:N9	3	1.1
(1,3)	1:A:84:LYS:HE3	2:B:14:G:O2'	3	1.1
(1,3)	1:A:84:LYS:HE3	2:B:14:G:O3'	3	1.1
(1,3)	1:A:84:LYS:HE3	2:B:14:G:O4'	3	1.1
(1,3)	1:A:84:LYS:HE3	2:B:14:G:O5'	3	1.1
(1,3)	1:A:84:LYS:HE3	2:B:14:G:O6	3	1.1
(1,3)	1:A:84:LYS:HE3	2:B:14:G:OP1	3	1.1
(1,3)	1:A:84:LYS:HE3	2:B:14:G:OP2	3	1.1
(1,3)	1:A:84:LYS:HE3	2:B:14:G:P	3	1.1
(1,3)	1:A:84:LYS:HE3	2:B:15:A:C1'	3	1.1
(1,3)	1:A:84:LYS:HE3	2:B:15:A:C2	3	1.1
(1,3)	1:A:84:LYS:HE3	2:B:15:A:C2'	3	1.1
(1,3)	1:A:84:LYS:HE3	2:B:15:A:C3'	3	1.1
(1,3)	1:A:84:LYS:HE3	2:B:15:A:C4	3	1.1
(1,3)	1:A:84:LYS:HE3	2:B:15:A:C4'	3	1.1
(1,3)	1:A:84:LYS:HE3	2:B:15:A:C5	3	1.1
(1,3)	1:A:84:LYS:HE3	2:B:15:A:C5'	3	1.1
(1,3)	1:A:84:LYS:HE3	2:B:15:A:C6	3	1.1
(1,3)	1:A:84:LYS:HE3	2:B:15:A:C8	3	1.1
(1,3)	1:A:84:LYS:HE3	2:B:15:A:H1'	3	1.1
(1,3)	1:A:84:LYS:HE3	2:B:15:A:H2	3	1.1
(1,3)	1:A:84:LYS:HE3	2:B:15:A:H2'	3	1.1

Continued on next page...

Continued from previous page...

Key	Atom-1	Atom-2	Model ID	Violation (Å)
(1,3)	1:A:84:LYS:HE3	2:B:15:A:H3'	3	1.1
(1,3)	1:A:84:LYS:HE3	2:B:15:A:H4'	3	1.1
(1,3)	1:A:84:LYS:HE3	2:B:15:A:H5'	3	1.1
(1,3)	1:A:84:LYS:HE3	2:B:15:A:H5''	3	1.1
(1,3)	1:A:84:LYS:HE3	2:B:15:A:H61	3	1.1
(1,3)	1:A:84:LYS:HE3	2:B:15:A:H62	3	1.1
(1,3)	1:A:84:LYS:HE3	2:B:15:A:H8	3	1.1
(1,3)	1:A:84:LYS:HE3	2:B:15:A:HO2'	3	1.1
(1,3)	1:A:84:LYS:HE3	2:B:15:A:N1	3	1.1
(1,3)	1:A:84:LYS:HE3	2:B:15:A:N3	3	1.1
(1,3)	1:A:84:LYS:HE3	2:B:15:A:N6	3	1.1
(1,3)	1:A:84:LYS:HE3	2:B:15:A:N7	3	1.1
(1,3)	1:A:84:LYS:HE3	2:B:15:A:N9	3	1.1
(1,3)	1:A:84:LYS:HE3	2:B:15:A:O2'	3	1.1
(1,3)	1:A:84:LYS:HE3	2:B:15:A:O3'	3	1.1
(1,3)	1:A:84:LYS:HE3	2:B:15:A:O4'	3	1.1
(1,3)	1:A:84:LYS:HE3	2:B:15:A:O5'	3	1.1
(1,3)	1:A:84:LYS:HE3	2:B:15:A:OP1	3	1.1
(1,3)	1:A:84:LYS:HE3	2:B:15:A:OP2	3	1.1
(1,3)	1:A:84:LYS:HE3	2:B:15:A:P	3	1.1
(1,3)	1:A:84:LYS:HE3	2:B:16:G:C1'	3	1.1
(1,3)	1:A:84:LYS:HE3	2:B:16:G:C2	3	1.1
(1,3)	1:A:84:LYS:HE3	2:B:16:G:C2'	3	1.1
(1,3)	1:A:84:LYS:HE3	2:B:16:G:C3'	3	1.1
(1,3)	1:A:84:LYS:HE3	2:B:16:G:C4	3	1.1
(1,3)	1:A:84:LYS:HE3	2:B:16:G:C4'	3	1.1
(1,3)	1:A:84:LYS:HE3	2:B:16:G:C5	3	1.1
(1,3)	1:A:84:LYS:HE3	2:B:16:G:C5'	3	1.1
(1,3)	1:A:84:LYS:HE3	2:B:16:G:C6	3	1.1
(1,3)	1:A:84:LYS:HE3	2:B:16:G:C8	3	1.1
(1,3)	1:A:84:LYS:HE3	2:B:16:G:H1	3	1.1
(1,3)	1:A:84:LYS:HE3	2:B:16:G:H1'	3	1.1
(1,3)	1:A:84:LYS:HE3	2:B:16:G:H2'	3	1.1
(1,3)	1:A:84:LYS:HE3	2:B:16:G:H21	3	1.1
(1,3)	1:A:84:LYS:HE3	2:B:16:G:H22	3	1.1
(1,3)	1:A:84:LYS:HE3	2:B:16:G:H3'	3	1.1
(1,3)	1:A:84:LYS:HE3	2:B:16:G:H4'	3	1.1
(1,3)	1:A:84:LYS:HE3	2:B:16:G:H5'	3	1.1
(1,3)	1:A:84:LYS:HE3	2:B:16:G:H5''	3	1.1
(1,3)	1:A:84:LYS:HE3	2:B:16:G:H8	3	1.1
(1,3)	1:A:84:LYS:HE3	2:B:16:G:HO2'	3	1.1
(1,3)	1:A:84:LYS:HE3	2:B:16:G:N1	3	1.1

Continued on next page...

Continued from previous page...

Key	Atom-1	Atom-2	Model ID	Violation (Å)
(1,3)	1:A:84:LYS:HE3	2:B:16:G:N2	3	1.1
(1,3)	1:A:84:LYS:HE3	2:B:16:G:N3	3	1.1
(1,3)	1:A:84:LYS:HE3	2:B:16:G:N7	3	1.1
(1,3)	1:A:84:LYS:HE3	2:B:16:G:N9	3	1.1
(1,3)	1:A:84:LYS:HE3	2:B:16:G:O2'	3	1.1
(1,3)	1:A:84:LYS:HE3	2:B:16:G:O3'	3	1.1
(1,3)	1:A:84:LYS:HE3	2:B:16:G:O4'	3	1.1
(1,3)	1:A:84:LYS:HE3	2:B:16:G:O5'	3	1.1
(1,3)	1:A:84:LYS:HE3	2:B:16:G:O6	3	1.1
(1,3)	1:A:84:LYS:HE3	2:B:16:G:OP1	3	1.1
(1,3)	1:A:84:LYS:HE3	2:B:16:G:OP2	3	1.1
(1,3)	1:A:84:LYS:HE3	2:B:16:G:P	3	1.1
(1,3)	1:A:84:LYS:HE3	2:B:17:C:C1'	3	1.1
(1,3)	1:A:84:LYS:HE3	2:B:17:C:C2	3	1.1
(1,3)	1:A:84:LYS:HE3	2:B:17:C:C2'	3	1.1
(1,3)	1:A:84:LYS:HE3	2:B:17:C:C3'	3	1.1
(1,3)	1:A:84:LYS:HE3	2:B:17:C:C4	3	1.1
(1,3)	1:A:84:LYS:HE3	2:B:17:C:C4'	3	1.1
(1,3)	1:A:84:LYS:HE3	2:B:17:C:C5	3	1.1
(1,3)	1:A:84:LYS:HE3	2:B:17:C:C5'	3	1.1
(1,3)	1:A:84:LYS:HE3	2:B:17:C:C6	3	1.1
(1,3)	1:A:84:LYS:HE3	2:B:17:C:H1'	3	1.1
(1,3)	1:A:84:LYS:HE3	2:B:17:C:H2'	3	1.1
(1,3)	1:A:84:LYS:HE3	2:B:17:C:H3'	3	1.1
(1,3)	1:A:84:LYS:HE3	2:B:17:C:H4'	3	1.1
(1,3)	1:A:84:LYS:HE3	2:B:17:C:H41	3	1.1
(1,3)	1:A:84:LYS:HE3	2:B:17:C:H42	3	1.1
(1,3)	1:A:84:LYS:HE3	2:B:17:C:H5	3	1.1
(1,3)	1:A:84:LYS:HE3	2:B:17:C:H5'	3	1.1
(1,3)	1:A:84:LYS:HE3	2:B:17:C:H5''	3	1.1
(1,3)	1:A:84:LYS:HE3	2:B:17:C:H6	3	1.1
(1,3)	1:A:84:LYS:HE3	2:B:17:C:HO2'	3	1.1
(1,3)	1:A:84:LYS:HE3	2:B:17:C:N1	3	1.1
(1,3)	1:A:84:LYS:HE3	2:B:17:C:N3	3	1.1
(1,3)	1:A:84:LYS:HE3	2:B:17:C:N4	3	1.1
(1,3)	1:A:84:LYS:HE3	2:B:17:C:O2	3	1.1
(1,3)	1:A:84:LYS:HE3	2:B:17:C:O2'	3	1.1
(1,3)	1:A:84:LYS:HE3	2:B:17:C:O3'	3	1.1
(1,3)	1:A:84:LYS:HE3	2:B:17:C:O4'	3	1.1
(1,3)	1:A:84:LYS:HE3	2:B:17:C:O5'	3	1.1
(1,3)	1:A:84:LYS:HE3	2:B:17:C:OP1	3	1.1
(1,3)	1:A:84:LYS:HE3	2:B:17:C:OP2	3	1.1

Continued on next page...

Continued from previous page...

Key	Atom-1	Atom-2	Model ID	Violation (Å)
(1,3)	1:A:84:LYS:HE3	2:B:17:C:P	3	1.1
(1,3)	1:A:84:LYS:HE3	2:B:18:A:C1'	3	1.1
(1,3)	1:A:84:LYS:HE3	2:B:18:A:C2	3	1.1
(1,3)	1:A:84:LYS:HE3	2:B:18:A:C2'	3	1.1
(1,3)	1:A:84:LYS:HE3	2:B:18:A:C3'	3	1.1
(1,3)	1:A:84:LYS:HE3	2:B:18:A:C4	3	1.1
(1,3)	1:A:84:LYS:HE3	2:B:18:A:C4'	3	1.1
(1,3)	1:A:84:LYS:HE3	2:B:18:A:C5	3	1.1
(1,3)	1:A:84:LYS:HE3	2:B:18:A:C5'	3	1.1
(1,3)	1:A:84:LYS:HE3	2:B:18:A:C6	3	1.1
(1,3)	1:A:84:LYS:HE3	2:B:18:A:C8	3	1.1
(1,3)	1:A:84:LYS:HE3	2:B:18:A:H1'	3	1.1
(1,3)	1:A:84:LYS:HE3	2:B:18:A:H2	3	1.1
(1,3)	1:A:84:LYS:HE3	2:B:18:A:H2'	3	1.1
(1,3)	1:A:84:LYS:HE3	2:B:18:A:H3'	3	1.1
(1,3)	1:A:84:LYS:HE3	2:B:18:A:H4'	3	1.1
(1,3)	1:A:84:LYS:HE3	2:B:18:A:H5'	3	1.1
(1,3)	1:A:84:LYS:HE3	2:B:18:A:H5''	3	1.1
(1,3)	1:A:84:LYS:HE3	2:B:18:A:H61	3	1.1
(1,3)	1:A:84:LYS:HE3	2:B:18:A:H62	3	1.1
(1,3)	1:A:84:LYS:HE3	2:B:18:A:H8	3	1.1
(1,3)	1:A:84:LYS:HE3	2:B:18:A:HO2'	3	1.1
(1,3)	1:A:84:LYS:HE3	2:B:18:A:N1	3	1.1
(1,3)	1:A:84:LYS:HE3	2:B:18:A:N3	3	1.1
(1,3)	1:A:84:LYS:HE3	2:B:18:A:N6	3	1.1
(1,3)	1:A:84:LYS:HE3	2:B:18:A:N7	3	1.1
(1,3)	1:A:84:LYS:HE3	2:B:18:A:N9	3	1.1
(1,3)	1:A:84:LYS:HE3	2:B:18:A:O2'	3	1.1
(1,3)	1:A:84:LYS:HE3	2:B:18:A:O3'	3	1.1
(1,3)	1:A:84:LYS:HE3	2:B:18:A:O4'	3	1.1
(1,3)	1:A:84:LYS:HE3	2:B:18:A:O5'	3	1.1
(1,3)	1:A:84:LYS:HE3	2:B:18:A:OP1	3	1.1
(1,3)	1:A:84:LYS:HE3	2:B:18:A:OP2	3	1.1
(1,3)	1:A:84:LYS:HE3	2:B:18:A:P	3	1.1
(1,3)	1:A:84:LYS:HE3	2:B:19:A:C1'	3	1.1
(1,3)	1:A:84:LYS:HE3	2:B:19:A:C2	3	1.1
(1,3)	1:A:84:LYS:HE3	2:B:19:A:C2'	3	1.1
(1,3)	1:A:84:LYS:HE3	2:B:19:A:C3'	3	1.1
(1,3)	1:A:84:LYS:HE3	2:B:19:A:C4	3	1.1
(1,3)	1:A:84:LYS:HE3	2:B:19:A:C4'	3	1.1
(1,3)	1:A:84:LYS:HE3	2:B:19:A:C5	3	1.1
(1,3)	1:A:84:LYS:HE3	2:B:19:A:C5'	3	1.1

Continued on next page...

Continued from previous page...

Key	Atom-1	Atom-2	Model ID	Violation (Å)
(1,3)	1:A:84:LYS:HE3	2:B:19:A:C6	3	1.1
(1,3)	1:A:84:LYS:HE3	2:B:19:A:C8	3	1.1
(1,3)	1:A:84:LYS:HE3	2:B:19:A:H1'	3	1.1
(1,3)	1:A:84:LYS:HE3	2:B:19:A:H2	3	1.1
(1,3)	1:A:84:LYS:HE3	2:B:19:A:H2'	3	1.1
(1,3)	1:A:84:LYS:HE3	2:B:19:A:H3'	3	1.1
(1,3)	1:A:84:LYS:HE3	2:B:19:A:H4'	3	1.1
(1,3)	1:A:84:LYS:HE3	2:B:19:A:H5'	3	1.1
(1,3)	1:A:84:LYS:HE3	2:B:19:A:H5''	3	1.1
(1,3)	1:A:84:LYS:HE3	2:B:19:A:H61	3	1.1
(1,3)	1:A:84:LYS:HE3	2:B:19:A:H62	3	1.1
(1,3)	1:A:84:LYS:HE3	2:B:19:A:H8	3	1.1
(1,3)	1:A:84:LYS:HE3	2:B:19:A:HO2'	3	1.1
(1,3)	1:A:84:LYS:HE3	2:B:19:A:N1	3	1.1
(1,3)	1:A:84:LYS:HE3	2:B:19:A:N3	3	1.1
(1,3)	1:A:84:LYS:HE3	2:B:19:A:N6	3	1.1
(1,3)	1:A:84:LYS:HE3	2:B:19:A:N7	3	1.1
(1,3)	1:A:84:LYS:HE3	2:B:19:A:N9	3	1.1
(1,3)	1:A:84:LYS:HE3	2:B:19:A:O2'	3	1.1
(1,3)	1:A:84:LYS:HE3	2:B:19:A:O3'	3	1.1
(1,3)	1:A:84:LYS:HE3	2:B:19:A:O4'	3	1.1
(1,3)	1:A:84:LYS:HE3	2:B:19:A:O5'	3	1.1
(1,3)	1:A:84:LYS:HE3	2:B:19:A:OP1	3	1.1
(1,3)	1:A:84:LYS:HE3	2:B:19:A:OP2	3	1.1
(1,3)	1:A:84:LYS:HE3	2:B:19:A:P	3	1.1
(1,3)	1:A:84:LYS:HE3	2:B:20:U:C1'	3	1.1
(1,3)	1:A:84:LYS:HE3	2:B:20:U:C2	3	1.1
(1,3)	1:A:84:LYS:HE3	2:B:20:U:C2'	3	1.1
(1,3)	1:A:84:LYS:HE3	2:B:20:U:C3'	3	1.1
(1,3)	1:A:84:LYS:HE3	2:B:20:U:C4	3	1.1
(1,3)	1:A:84:LYS:HE3	2:B:20:U:C4'	3	1.1
(1,3)	1:A:84:LYS:HE3	2:B:20:U:C5	3	1.1
(1,3)	1:A:84:LYS:HE3	2:B:20:U:C5'	3	1.1
(1,3)	1:A:84:LYS:HE3	2:B:20:U:C6	3	1.1
(1,3)	1:A:84:LYS:HE3	2:B:20:U:H1'	3	1.1
(1,3)	1:A:84:LYS:HE3	2:B:20:U:H2'	3	1.1
(1,3)	1:A:84:LYS:HE3	2:B:20:U:H3	3	1.1
(1,3)	1:A:84:LYS:HE3	2:B:20:U:H3'	3	1.1
(1,3)	1:A:84:LYS:HE3	2:B:20:U:H4'	3	1.1
(1,3)	1:A:84:LYS:HE3	2:B:20:U:H5	3	1.1
(1,3)	1:A:84:LYS:HE3	2:B:20:U:H5'	3	1.1
(1,3)	1:A:84:LYS:HE3	2:B:20:U:H5''	3	1.1

Continued on next page...

Continued from previous page...

Key	Atom-1	Atom-2	Model ID	Violation (Å)
(1,3)	1:A:84:LYS:HE3	2:B:20:U:H6	3	1.1
(1,3)	1:A:84:LYS:HE3	2:B:20:U:HO2'	3	1.1
(1,3)	1:A:84:LYS:HE3	2:B:20:U:N1	3	1.1
(1,3)	1:A:84:LYS:HE3	2:B:20:U:N3	3	1.1
(1,3)	1:A:84:LYS:HE3	2:B:20:U:O2	3	1.1
(1,3)	1:A:84:LYS:HE3	2:B:20:U:O2'	3	1.1
(1,3)	1:A:84:LYS:HE3	2:B:20:U:O3'	3	1.1
(1,3)	1:A:84:LYS:HE3	2:B:20:U:O4	3	1.1
(1,3)	1:A:84:LYS:HE3	2:B:20:U:O4'	3	1.1
(1,3)	1:A:84:LYS:HE3	2:B:20:U:O5'	3	1.1
(1,3)	1:A:84:LYS:HE3	2:B:20:U:OP1	3	1.1
(1,3)	1:A:84:LYS:HE3	2:B:20:U:OP2	3	1.1
(1,3)	1:A:84:LYS:HE3	2:B:20:U:P	3	1.1
(1,3)	1:A:84:LYS:HE3	2:B:21:G:C1'	3	1.1
(1,3)	1:A:84:LYS:HE3	2:B:21:G:C2	3	1.1
(1,3)	1:A:84:LYS:HE3	2:B:21:G:C2'	3	1.1
(1,3)	1:A:84:LYS:HE3	2:B:21:G:C3'	3	1.1
(1,3)	1:A:84:LYS:HE3	2:B:21:G:C4	3	1.1
(1,3)	1:A:84:LYS:HE3	2:B:21:G:C4'	3	1.1
(1,3)	1:A:84:LYS:HE3	2:B:21:G:C5	3	1.1
(1,3)	1:A:84:LYS:HE3	2:B:21:G:C5'	3	1.1
(1,3)	1:A:84:LYS:HE3	2:B:21:G:C6	3	1.1
(1,3)	1:A:84:LYS:HE3	2:B:21:G:C8	3	1.1
(1,3)	1:A:84:LYS:HE3	2:B:21:G:H1	3	1.1
(1,3)	1:A:84:LYS:HE3	2:B:21:G:H1'	3	1.1
(1,3)	1:A:84:LYS:HE3	2:B:21:G:H2'	3	1.1
(1,3)	1:A:84:LYS:HE3	2:B:21:G:H21	3	1.1
(1,3)	1:A:84:LYS:HE3	2:B:21:G:H22	3	1.1
(1,3)	1:A:84:LYS:HE3	2:B:21:G:H3'	3	1.1
(1,3)	1:A:84:LYS:HE3	2:B:21:G:H4'	3	1.1
(1,3)	1:A:84:LYS:HE3	2:B:21:G:H5'	3	1.1
(1,3)	1:A:84:LYS:HE3	2:B:21:G:H5''	3	1.1
(1,3)	1:A:84:LYS:HE3	2:B:21:G:H8	3	1.1
(1,3)	1:A:84:LYS:HE3	2:B:21:G:HO2'	3	1.1
(1,3)	1:A:84:LYS:HE3	2:B:21:G:N1	3	1.1
(1,3)	1:A:84:LYS:HE3	2:B:21:G:N2	3	1.1
(1,3)	1:A:84:LYS:HE3	2:B:21:G:N3	3	1.1
(1,3)	1:A:84:LYS:HE3	2:B:21:G:N7	3	1.1
(1,3)	1:A:84:LYS:HE3	2:B:21:G:N9	3	1.1
(1,3)	1:A:84:LYS:HE3	2:B:21:G:O2'	3	1.1
(1,3)	1:A:84:LYS:HE3	2:B:21:G:O3'	3	1.1
(1,3)	1:A:84:LYS:HE3	2:B:21:G:O4'	3	1.1

Continued on next page...

Continued from previous page...

Key	Atom-1	Atom-2	Model ID	Violation (Å)
(1,3)	1:A:84:LYS:HE3	2:B:21:G:O5'	3	1.1
(1,3)	1:A:84:LYS:HE3	2:B:21:G:O6	3	1.1
(1,3)	1:A:84:LYS:HE3	2:B:21:G:OP1	3	1.1
(1,3)	1:A:84:LYS:HE3	2:B:21:G:OP2	3	1.1
(1,3)	1:A:84:LYS:HE3	2:B:21:G:P	3	1.1
(1,3)	1:A:84:LYS:HE3	2:B:22:A:C1'	3	1.1
(1,3)	1:A:84:LYS:HE3	2:B:22:A:C2	3	1.1
(1,3)	1:A:84:LYS:HE3	2:B:22:A:C2'	3	1.1
(1,3)	1:A:84:LYS:HE3	2:B:22:A:C3'	3	1.1
(1,3)	1:A:84:LYS:HE3	2:B:22:A:C4	3	1.1
(1,3)	1:A:84:LYS:HE3	2:B:22:A:C4'	3	1.1
(1,3)	1:A:84:LYS:HE3	2:B:22:A:C5	3	1.1
(1,3)	1:A:84:LYS:HE3	2:B:22:A:C5'	3	1.1
(1,3)	1:A:84:LYS:HE3	2:B:22:A:C6	3	1.1
(1,3)	1:A:84:LYS:HE3	2:B:22:A:C8	3	1.1
(1,3)	1:A:84:LYS:HE3	2:B:22:A:H1'	3	1.1
(1,3)	1:A:84:LYS:HE3	2:B:22:A:H2	3	1.1
(1,3)	1:A:84:LYS:HE3	2:B:22:A:H2'	3	1.1
(1,3)	1:A:84:LYS:HE3	2:B:22:A:H3'	3	1.1
(1,3)	1:A:84:LYS:HE3	2:B:22:A:H4'	3	1.1
(1,3)	1:A:84:LYS:HE3	2:B:22:A:H5'	3	1.1
(1,3)	1:A:84:LYS:HE3	2:B:22:A:H5''	3	1.1
(1,3)	1:A:84:LYS:HE3	2:B:22:A:H61	3	1.1
(1,3)	1:A:84:LYS:HE3	2:B:22:A:H62	3	1.1
(1,3)	1:A:84:LYS:HE3	2:B:22:A:H8	3	1.1
(1,3)	1:A:84:LYS:HE3	2:B:22:A:HO2'	3	1.1
(1,3)	1:A:84:LYS:HE3	2:B:22:A:N1	3	1.1
(1,3)	1:A:84:LYS:HE3	2:B:22:A:N3	3	1.1
(1,3)	1:A:84:LYS:HE3	2:B:22:A:N6	3	1.1
(1,3)	1:A:84:LYS:HE3	2:B:22:A:N7	3	1.1
(1,3)	1:A:84:LYS:HE3	2:B:22:A:N9	3	1.1
(1,3)	1:A:84:LYS:HE3	2:B:22:A:O2'	3	1.1
(1,3)	1:A:84:LYS:HE3	2:B:22:A:O3'	3	1.1
(1,3)	1:A:84:LYS:HE3	2:B:22:A:O4'	3	1.1
(1,3)	1:A:84:LYS:HE3	2:B:22:A:O5'	3	1.1
(1,3)	1:A:84:LYS:HE3	2:B:22:A:OP1	3	1.1
(1,3)	1:A:84:LYS:HE3	2:B:22:A:OP2	3	1.1
(1,3)	1:A:84:LYS:HE3	2:B:22:A:P	3	1.1
(1,3)	1:A:84:LYS:HE3	2:B:23:U:C1'	3	1.1
(1,3)	1:A:84:LYS:HE3	2:B:23:U:C2	3	1.1
(1,3)	1:A:84:LYS:HE3	2:B:23:U:C2'	3	1.1
(1,3)	1:A:84:LYS:HE3	2:B:23:U:C3'	3	1.1

Continued on next page...

Continued from previous page...

Key	Atom-1	Atom-2	Model ID	Violation (Å)
(1,3)	1:A:84:LYS:HE3	2:B:23:U:C4	3	1.1
(1,3)	1:A:84:LYS:HE3	2:B:23:U:C4'	3	1.1
(1,3)	1:A:84:LYS:HE3	2:B:23:U:C5	3	1.1
(1,3)	1:A:84:LYS:HE3	2:B:23:U:C5'	3	1.1
(1,3)	1:A:84:LYS:HE3	2:B:23:U:C6	3	1.1
(1,3)	1:A:84:LYS:HE3	2:B:23:U:H1'	3	1.1
(1,3)	1:A:84:LYS:HE3	2:B:23:U:H2'	3	1.1
(1,3)	1:A:84:LYS:HE3	2:B:23:U:H3	3	1.1
(1,3)	1:A:84:LYS:HE3	2:B:23:U:H3'	3	1.1
(1,3)	1:A:84:LYS:HE3	2:B:23:U:H4'	3	1.1
(1,3)	1:A:84:LYS:HE3	2:B:23:U:H5	3	1.1
(1,3)	1:A:84:LYS:HE3	2:B:23:U:H5'	3	1.1
(1,3)	1:A:84:LYS:HE3	2:B:23:U:H5''	3	1.1
(1,3)	1:A:84:LYS:HE3	2:B:23:U:H6	3	1.1
(1,3)	1:A:84:LYS:HE3	2:B:23:U:HO2'	3	1.1
(1,3)	1:A:84:LYS:HE3	2:B:23:U:N1	3	1.1
(1,3)	1:A:84:LYS:HE3	2:B:23:U:N3	3	1.1
(1,3)	1:A:84:LYS:HE3	2:B:23:U:O2	3	1.1
(1,3)	1:A:84:LYS:HE3	2:B:23:U:O2'	3	1.1
(1,3)	1:A:84:LYS:HE3	2:B:23:U:O3'	3	1.1
(1,3)	1:A:84:LYS:HE3	2:B:23:U:O4	3	1.1
(1,3)	1:A:84:LYS:HE3	2:B:23:U:O4'	3	1.1
(1,3)	1:A:84:LYS:HE3	2:B:23:U:O5'	3	1.1
(1,3)	1:A:84:LYS:HE3	2:B:23:U:OP1	3	1.1
(1,3)	1:A:84:LYS:HE3	2:B:23:U:OP2	3	1.1
(1,3)	1:A:84:LYS:HE3	2:B:23:U:P	3	1.1
(1,3)	1:A:84:LYS:HE3	2:B:24:G:C1'	3	1.1
(1,3)	1:A:84:LYS:HE3	2:B:24:G:C2	3	1.1
(1,3)	1:A:84:LYS:HE3	2:B:24:G:C2'	3	1.1
(1,3)	1:A:84:LYS:HE3	2:B:24:G:C3'	3	1.1
(1,3)	1:A:84:LYS:HE3	2:B:24:G:C4	3	1.1
(1,3)	1:A:84:LYS:HE3	2:B:24:G:C4'	3	1.1
(1,3)	1:A:84:LYS:HE3	2:B:24:G:C5	3	1.1
(1,3)	1:A:84:LYS:HE3	2:B:24:G:C5'	3	1.1
(1,3)	1:A:84:LYS:HE3	2:B:24:G:C6	3	1.1
(1,3)	1:A:84:LYS:HE3	2:B:24:G:C8	3	1.1
(1,3)	1:A:84:LYS:HE3	2:B:24:G:H1	3	1.1
(1,3)	1:A:84:LYS:HE3	2:B:24:G:H1'	3	1.1
(1,3)	1:A:84:LYS:HE3	2:B:24:G:H2'	3	1.1
(1,3)	1:A:84:LYS:HE3	2:B:24:G:H21	3	1.1
(1,3)	1:A:84:LYS:HE3	2:B:24:G:H22	3	1.1
(1,3)	1:A:84:LYS:HE3	2:B:24:G:H3'	3	1.1

Continued on next page...

Continued from previous page...

Key	Atom-1	Atom-2	Model ID	Violation (Å)
(1,3)	1:A:84:LYS:HE3	2:B:24:G:H4'	3	1.1
(1,3)	1:A:84:LYS:HE3	2:B:24:G:H5'	3	1.1
(1,3)	1:A:84:LYS:HE3	2:B:24:G:H5''	3	1.1
(1,3)	1:A:84:LYS:HE3	2:B:24:G:H8	3	1.1
(1,3)	1:A:84:LYS:HE3	2:B:24:G:HO2'	3	1.1
(1,3)	1:A:84:LYS:HE3	2:B:24:G:N1	3	1.1
(1,3)	1:A:84:LYS:HE3	2:B:24:G:N2	3	1.1
(1,3)	1:A:84:LYS:HE3	2:B:24:G:N3	3	1.1
(1,3)	1:A:84:LYS:HE3	2:B:24:G:N7	3	1.1
(1,3)	1:A:84:LYS:HE3	2:B:24:G:N9	3	1.1
(1,3)	1:A:84:LYS:HE3	2:B:24:G:O2'	3	1.1
(1,3)	1:A:84:LYS:HE3	2:B:24:G:O3'	3	1.1
(1,3)	1:A:84:LYS:HE3	2:B:24:G:O4'	3	1.1
(1,3)	1:A:84:LYS:HE3	2:B:24:G:O5'	3	1.1
(1,3)	1:A:84:LYS:HE3	2:B:24:G:O6	3	1.1
(1,3)	1:A:84:LYS:HE3	2:B:24:G:OP1	3	1.1
(1,3)	1:A:84:LYS:HE3	2:B:24:G:OP2	3	1.1
(1,3)	1:A:84:LYS:HE3	2:B:24:G:P	3	1.1
(1,3)	1:A:84:LYS:HG2	2:B:2:C:C1'	3	1.1
(1,3)	1:A:84:LYS:HG2	2:B:2:C:C2	3	1.1
(1,3)	1:A:84:LYS:HG2	2:B:2:C:C2'	3	1.1
(1,3)	1:A:84:LYS:HG2	2:B:2:C:C3'	3	1.1
(1,3)	1:A:84:LYS:HG2	2:B:2:C:C4	3	1.1
(1,3)	1:A:84:LYS:HG2	2:B:2:C:C4'	3	1.1
(1,3)	1:A:84:LYS:HG2	2:B:2:C:C5	3	1.1
(1,3)	1:A:84:LYS:HG2	2:B:2:C:C5'	3	1.1
(1,3)	1:A:84:LYS:HG2	2:B:2:C:C6	3	1.1
(1,3)	1:A:84:LYS:HG2	2:B:2:C:H1'	3	1.1
(1,3)	1:A:84:LYS:HG2	2:B:2:C:H2'	3	1.1
(1,3)	1:A:84:LYS:HG2	2:B:2:C:H3'	3	1.1
(1,3)	1:A:84:LYS:HG2	2:B:2:C:H4'	3	1.1
(1,3)	1:A:84:LYS:HG2	2:B:2:C:H41	3	1.1
(1,3)	1:A:84:LYS:HG2	2:B:2:C:H42	3	1.1
(1,3)	1:A:84:LYS:HG2	2:B:2:C:H5	3	1.1
(1,3)	1:A:84:LYS:HG2	2:B:2:C:H5'	3	1.1
(1,3)	1:A:84:LYS:HG2	2:B:2:C:H5''	3	1.1
(1,3)	1:A:84:LYS:HG2	2:B:2:C:H6	3	1.1
(1,3)	1:A:84:LYS:HG2	2:B:2:C:HO2'	3	1.1
(1,3)	1:A:84:LYS:HG2	2:B:2:C:N1	3	1.1
(1,3)	1:A:84:LYS:HG2	2:B:2:C:N3	3	1.1
(1,3)	1:A:84:LYS:HG2	2:B:2:C:N4	3	1.1
(1,3)	1:A:84:LYS:HG2	2:B:2:C:O2	3	1.1

Continued on next page...

Continued from previous page...

Key	Atom-1	Atom-2	Model ID	Violation (Å)
(1,3)	1:A:84:LYS:HG2	2:B:2:C:O2'	3	1.1
(1,3)	1:A:84:LYS:HG2	2:B:2:C:O3'	3	1.1
(1,3)	1:A:84:LYS:HG2	2:B:2:C:O4'	3	1.1
(1,3)	1:A:84:LYS:HG2	2:B:2:C:O5'	3	1.1
(1,3)	1:A:84:LYS:HG2	2:B:3:U:C1'	3	1.1
(1,3)	1:A:84:LYS:HG2	2:B:3:U:C2	3	1.1
(1,3)	1:A:84:LYS:HG2	2:B:3:U:C2'	3	1.1
(1,3)	1:A:84:LYS:HG2	2:B:3:U:C3'	3	1.1
(1,3)	1:A:84:LYS:HG2	2:B:3:U:C4	3	1.1
(1,3)	1:A:84:LYS:HG2	2:B:3:U:C4'	3	1.1
(1,3)	1:A:84:LYS:HG2	2:B:3:U:C5	3	1.1
(1,3)	1:A:84:LYS:HG2	2:B:3:U:C5'	3	1.1
(1,3)	1:A:84:LYS:HG2	2:B:3:U:C6	3	1.1
(1,3)	1:A:84:LYS:HG2	2:B:3:U:H1'	3	1.1
(1,3)	1:A:84:LYS:HG2	2:B:3:U:H2'	3	1.1
(1,3)	1:A:84:LYS:HG2	2:B:3:U:H3	3	1.1
(1,3)	1:A:84:LYS:HG2	2:B:3:U:H3'	3	1.1
(1,3)	1:A:84:LYS:HG2	2:B:3:U:H4'	3	1.1
(1,3)	1:A:84:LYS:HG2	2:B:3:U:H5	3	1.1
(1,3)	1:A:84:LYS:HG2	2:B:3:U:H5'	3	1.1
(1,3)	1:A:84:LYS:HG2	2:B:3:U:H5''	3	1.1
(1,3)	1:A:84:LYS:HG2	2:B:3:U:H6	3	1.1
(1,3)	1:A:84:LYS:HG2	2:B:3:U:HO2'	3	1.1
(1,3)	1:A:84:LYS:HG2	2:B:3:U:N1	3	1.1
(1,3)	1:A:84:LYS:HG2	2:B:3:U:N3	3	1.1
(1,3)	1:A:84:LYS:HG2	2:B:3:U:O2	3	1.1
(1,3)	1:A:84:LYS:HG2	2:B:3:U:O2'	3	1.1
(1,3)	1:A:84:LYS:HG2	2:B:3:U:O3'	3	1.1
(1,3)	1:A:84:LYS:HG2	2:B:3:U:O4	3	1.1
(1,3)	1:A:84:LYS:HG2	2:B:3:U:O4'	3	1.1
(1,3)	1:A:84:LYS:HG2	2:B:3:U:O5'	3	1.1
(1,3)	1:A:84:LYS:HG2	2:B:3:U:OP1	3	1.1
(1,3)	1:A:84:LYS:HG2	2:B:3:U:OP2	3	1.1
(1,3)	1:A:84:LYS:HG2	2:B:3:U:P	3	1.1
(1,3)	1:A:84:LYS:HG2	2:B:4:G:C1'	3	1.1
(1,3)	1:A:84:LYS:HG2	2:B:4:G:C2	3	1.1
(1,3)	1:A:84:LYS:HG2	2:B:4:G:C2'	3	1.1
(1,3)	1:A:84:LYS:HG2	2:B:4:G:C3'	3	1.1
(1,3)	1:A:84:LYS:HG2	2:B:4:G:C4	3	1.1
(1,3)	1:A:84:LYS:HG2	2:B:4:G:C4'	3	1.1
(1,3)	1:A:84:LYS:HG2	2:B:4:G:C5	3	1.1
(1,3)	1:A:84:LYS:HG2	2:B:4:G:C5'	3	1.1

Continued on next page...

Continued from previous page...

Key	Atom-1	Atom-2	Model ID	Violation (Å)
(1,3)	1:A:84:LYS:HG2	2:B:4:G:C6	3	1.1
(1,3)	1:A:84:LYS:HG2	2:B:4:G:C8	3	1.1
(1,3)	1:A:84:LYS:HG2	2:B:4:G:H1	3	1.1
(1,3)	1:A:84:LYS:HG2	2:B:4:G:H1'	3	1.1
(1,3)	1:A:84:LYS:HG2	2:B:4:G:H2'	3	1.1
(1,3)	1:A:84:LYS:HG2	2:B:4:G:H21	3	1.1
(1,3)	1:A:84:LYS:HG2	2:B:4:G:H22	3	1.1
(1,3)	1:A:84:LYS:HG2	2:B:4:G:H3'	3	1.1
(1,3)	1:A:84:LYS:HG2	2:B:4:G:H4'	3	1.1
(1,3)	1:A:84:LYS:HG2	2:B:4:G:H5'	3	1.1
(1,3)	1:A:84:LYS:HG2	2:B:4:G:H5''	3	1.1
(1,3)	1:A:84:LYS:HG2	2:B:4:G:H8	3	1.1
(1,3)	1:A:84:LYS:HG2	2:B:4:G:HO2'	3	1.1
(1,3)	1:A:84:LYS:HG2	2:B:4:G:N1	3	1.1
(1,3)	1:A:84:LYS:HG2	2:B:4:G:N2	3	1.1
(1,3)	1:A:84:LYS:HG2	2:B:4:G:N3	3	1.1
(1,3)	1:A:84:LYS:HG2	2:B:4:G:N7	3	1.1
(1,3)	1:A:84:LYS:HG2	2:B:4:G:N9	3	1.1
(1,3)	1:A:84:LYS:HG2	2:B:4:G:O2'	3	1.1
(1,3)	1:A:84:LYS:HG2	2:B:4:G:O3'	3	1.1
(1,3)	1:A:84:LYS:HG2	2:B:4:G:O4'	3	1.1
(1,3)	1:A:84:LYS:HG2	2:B:4:G:O5'	3	1.1
(1,3)	1:A:84:LYS:HG2	2:B:4:G:O6	3	1.1
(1,3)	1:A:84:LYS:HG2	2:B:4:G:OP1	3	1.1
(1,3)	1:A:84:LYS:HG2	2:B:4:G:OP2	3	1.1
(1,3)	1:A:84:LYS:HG2	2:B:4:G:P	3	1.1
(1,3)	1:A:84:LYS:HG2	2:B:5:A:C1'	3	1.1
(1,3)	1:A:84:LYS:HG2	2:B:5:A:C2	3	1.1
(1,3)	1:A:84:LYS:HG2	2:B:5:A:C2'	3	1.1
(1,3)	1:A:84:LYS:HG2	2:B:5:A:C3'	3	1.1
(1,3)	1:A:84:LYS:HG2	2:B:5:A:C4	3	1.1
(1,3)	1:A:84:LYS:HG2	2:B:5:A:C4'	3	1.1
(1,3)	1:A:84:LYS:HG2	2:B:5:A:C5	3	1.1
(1,3)	1:A:84:LYS:HG2	2:B:5:A:C5'	3	1.1
(1,3)	1:A:84:LYS:HG2	2:B:5:A:C6	3	1.1
(1,3)	1:A:84:LYS:HG2	2:B:5:A:C8	3	1.1
(1,3)	1:A:84:LYS:HG2	2:B:5:A:H1'	3	1.1
(1,3)	1:A:84:LYS:HG2	2:B:5:A:H2	3	1.1
(1,3)	1:A:84:LYS:HG2	2:B:5:A:H2'	3	1.1
(1,3)	1:A:84:LYS:HG2	2:B:5:A:H3'	3	1.1
(1,3)	1:A:84:LYS:HG2	2:B:5:A:H4'	3	1.1
(1,3)	1:A:84:LYS:HG2	2:B:5:A:H5'	3	1.1

Continued on next page...

Continued from previous page...

Key	Atom-1	Atom-2	Model ID	Violation (Å)
(1,3)	1:A:84:LYS:HG2	2:B:5:A:H5''	3	1.1
(1,3)	1:A:84:LYS:HG2	2:B:5:A:H61	3	1.1
(1,3)	1:A:84:LYS:HG2	2:B:5:A:H62	3	1.1
(1,3)	1:A:84:LYS:HG2	2:B:5:A:H8	3	1.1
(1,3)	1:A:84:LYS:HG2	2:B:5:A:HO2'	3	1.1
(1,3)	1:A:84:LYS:HG2	2:B:5:A:N1	3	1.1
(1,3)	1:A:84:LYS:HG2	2:B:5:A:N3	3	1.1
(1,3)	1:A:84:LYS:HG2	2:B:5:A:N6	3	1.1
(1,3)	1:A:84:LYS:HG2	2:B:5:A:N7	3	1.1
(1,3)	1:A:84:LYS:HG2	2:B:5:A:N9	3	1.1
(1,3)	1:A:84:LYS:HG2	2:B:5:A:O2'	3	1.1
(1,3)	1:A:84:LYS:HG2	2:B:5:A:O3'	3	1.1
(1,3)	1:A:84:LYS:HG2	2:B:5:A:O4'	3	1.1
(1,3)	1:A:84:LYS:HG2	2:B:5:A:O5'	3	1.1
(1,3)	1:A:84:LYS:HG2	2:B:5:A:OP1	3	1.1
(1,3)	1:A:84:LYS:HG2	2:B:5:A:OP2	3	1.1
(1,3)	1:A:84:LYS:HG2	2:B:5:A:P	3	1.1
(1,3)	1:A:84:LYS:HG2	2:B:6:G:C1'	3	1.1
(1,3)	1:A:84:LYS:HG2	2:B:6:G:C2	3	1.1
(1,3)	1:A:84:LYS:HG2	2:B:6:G:C2'	3	1.1
(1,3)	1:A:84:LYS:HG2	2:B:6:G:C3'	3	1.1
(1,3)	1:A:84:LYS:HG2	2:B:6:G:C4	3	1.1
(1,3)	1:A:84:LYS:HG2	2:B:6:G:C4'	3	1.1
(1,3)	1:A:84:LYS:HG2	2:B:6:G:C5	3	1.1
(1,3)	1:A:84:LYS:HG2	2:B:6:G:C5'	3	1.1
(1,3)	1:A:84:LYS:HG2	2:B:6:G:C6	3	1.1
(1,3)	1:A:84:LYS:HG2	2:B:6:G:C8	3	1.1
(1,3)	1:A:84:LYS:HG2	2:B:6:G:H1	3	1.1
(1,3)	1:A:84:LYS:HG2	2:B:6:G:H1'	3	1.1
(1,3)	1:A:84:LYS:HG2	2:B:6:G:H2'	3	1.1
(1,3)	1:A:84:LYS:HG2	2:B:6:G:H21	3	1.1
(1,3)	1:A:84:LYS:HG2	2:B:6:G:H22	3	1.1
(1,3)	1:A:84:LYS:HG2	2:B:6:G:H3'	3	1.1
(1,3)	1:A:84:LYS:HG2	2:B:6:G:H4'	3	1.1
(1,3)	1:A:84:LYS:HG2	2:B:6:G:H5'	3	1.1
(1,3)	1:A:84:LYS:HG2	2:B:6:G:H5''	3	1.1
(1,3)	1:A:84:LYS:HG2	2:B:6:G:H8	3	1.1
(1,3)	1:A:84:LYS:HG2	2:B:6:G:HO2'	3	1.1
(1,3)	1:A:84:LYS:HG2	2:B:6:G:N1	3	1.1
(1,3)	1:A:84:LYS:HG2	2:B:6:G:N2	3	1.1
(1,3)	1:A:84:LYS:HG2	2:B:6:G:N3	3	1.1
(1,3)	1:A:84:LYS:HG2	2:B:6:G:N7	3	1.1

Continued on next page...

Continued from previous page...

Key	Atom-1	Atom-2	Model ID	Violation (Å)
(1,3)	1:A:84:LYS:HG2	2:B:6:G:N9	3	1.1
(1,3)	1:A:84:LYS:HG2	2:B:6:G:O2'	3	1.1
(1,3)	1:A:84:LYS:HG2	2:B:6:G:O3'	3	1.1
(1,3)	1:A:84:LYS:HG2	2:B:6:G:O4'	3	1.1
(1,3)	1:A:84:LYS:HG2	2:B:6:G:O5'	3	1.1
(1,3)	1:A:84:LYS:HG2	2:B:6:G:O6	3	1.1
(1,3)	1:A:84:LYS:HG2	2:B:6:G:OP1	3	1.1
(1,3)	1:A:84:LYS:HG2	2:B:6:G:OP2	3	1.1
(1,3)	1:A:84:LYS:HG2	2:B:6:G:P	3	1.1
(1,3)	1:A:84:LYS:HG2	2:B:7:C:C1'	3	1.1
(1,3)	1:A:84:LYS:HG2	2:B:7:C:C2	3	1.1
(1,3)	1:A:84:LYS:HG2	2:B:7:C:C2'	3	1.1
(1,3)	1:A:84:LYS:HG2	2:B:7:C:C3'	3	1.1
(1,3)	1:A:84:LYS:HG2	2:B:7:C:C4	3	1.1
(1,3)	1:A:84:LYS:HG2	2:B:7:C:C4'	3	1.1
(1,3)	1:A:84:LYS:HG2	2:B:7:C:C5	3	1.1
(1,3)	1:A:84:LYS:HG2	2:B:7:C:C5'	3	1.1
(1,3)	1:A:84:LYS:HG2	2:B:7:C:C6	3	1.1
(1,3)	1:A:84:LYS:HG2	2:B:7:C:H1'	3	1.1
(1,3)	1:A:84:LYS:HG2	2:B:7:C:H2'	3	1.1
(1,3)	1:A:84:LYS:HG2	2:B:7:C:H3'	3	1.1
(1,3)	1:A:84:LYS:HG2	2:B:7:C:H4'	3	1.1
(1,3)	1:A:84:LYS:HG2	2:B:7:C:H41	3	1.1
(1,3)	1:A:84:LYS:HG2	2:B:7:C:H42	3	1.1
(1,3)	1:A:84:LYS:HG2	2:B:7:C:H5	3	1.1
(1,3)	1:A:84:LYS:HG2	2:B:7:C:H5'	3	1.1
(1,3)	1:A:84:LYS:HG2	2:B:7:C:H5''	3	1.1
(1,3)	1:A:84:LYS:HG2	2:B:7:C:H6	3	1.1
(1,3)	1:A:84:LYS:HG2	2:B:7:C:HO2'	3	1.1
(1,3)	1:A:84:LYS:HG2	2:B:7:C:N1	3	1.1
(1,3)	1:A:84:LYS:HG2	2:B:7:C:N3	3	1.1
(1,3)	1:A:84:LYS:HG2	2:B:7:C:N4	3	1.1
(1,3)	1:A:84:LYS:HG2	2:B:7:C:O2	3	1.1
(1,3)	1:A:84:LYS:HG2	2:B:7:C:O2'	3	1.1
(1,3)	1:A:84:LYS:HG2	2:B:7:C:O3'	3	1.1
(1,3)	1:A:84:LYS:HG2	2:B:7:C:O4'	3	1.1
(1,3)	1:A:84:LYS:HG2	2:B:7:C:O5'	3	1.1
(1,3)	1:A:84:LYS:HG2	2:B:7:C:OP1	3	1.1
(1,3)	1:A:84:LYS:HG2	2:B:7:C:OP2	3	1.1
(1,3)	1:A:84:LYS:HG2	2:B:7:C:P	3	1.1
(1,3)	1:A:84:LYS:HG2	2:B:8:U:C1'	3	1.1
(1,3)	1:A:84:LYS:HG2	2:B:8:U:C2	3	1.1

Continued on next page...

Continued from previous page...

Key	Atom-1	Atom-2	Model ID	Violation (Å)
(1,3)	1:A:84:LYS:HG2	2:B:8:U:C2'	3	1.1
(1,3)	1:A:84:LYS:HG2	2:B:8:U:C3'	3	1.1
(1,3)	1:A:84:LYS:HG2	2:B:8:U:C4	3	1.1
(1,3)	1:A:84:LYS:HG2	2:B:8:U:C4'	3	1.1
(1,3)	1:A:84:LYS:HG2	2:B:8:U:C5	3	1.1
(1,3)	1:A:84:LYS:HG2	2:B:8:U:C5'	3	1.1
(1,3)	1:A:84:LYS:HG2	2:B:8:U:C6	3	1.1
(1,3)	1:A:84:LYS:HG2	2:B:8:U:H1'	3	1.1
(1,3)	1:A:84:LYS:HG2	2:B:8:U:H2'	3	1.1
(1,3)	1:A:84:LYS:HG2	2:B:8:U:H3	3	1.1
(1,3)	1:A:84:LYS:HG2	2:B:8:U:H3'	3	1.1
(1,3)	1:A:84:LYS:HG2	2:B:8:U:H4'	3	1.1
(1,3)	1:A:84:LYS:HG2	2:B:8:U:H5	3	1.1
(1,3)	1:A:84:LYS:HG2	2:B:8:U:H5'	3	1.1
(1,3)	1:A:84:LYS:HG2	2:B:8:U:H5''	3	1.1
(1,3)	1:A:84:LYS:HG2	2:B:8:U:H6	3	1.1
(1,3)	1:A:84:LYS:HG2	2:B:8:U:HO2'	3	1.1
(1,3)	1:A:84:LYS:HG2	2:B:8:U:N1	3	1.1
(1,3)	1:A:84:LYS:HG2	2:B:8:U:N3	3	1.1
(1,3)	1:A:84:LYS:HG2	2:B:8:U:O2	3	1.1
(1,3)	1:A:84:LYS:HG2	2:B:8:U:O2'	3	1.1
(1,3)	1:A:84:LYS:HG2	2:B:8:U:O3'	3	1.1
(1,3)	1:A:84:LYS:HG2	2:B:8:U:O4	3	1.1
(1,3)	1:A:84:LYS:HG2	2:B:8:U:O4'	3	1.1
(1,3)	1:A:84:LYS:HG2	2:B:8:U:O5'	3	1.1
(1,3)	1:A:84:LYS:HG2	2:B:8:U:OP1	3	1.1
(1,3)	1:A:84:LYS:HG2	2:B:8:U:OP2	3	1.1
(1,3)	1:A:84:LYS:HG2	2:B:8:U:P	3	1.1
(1,3)	1:A:84:LYS:HG2	2:B:9:C:C1'	3	1.1
(1,3)	1:A:84:LYS:HG2	2:B:9:C:C2	3	1.1
(1,3)	1:A:84:LYS:HG2	2:B:9:C:C2'	3	1.1
(1,3)	1:A:84:LYS:HG2	2:B:9:C:C3'	3	1.1
(1,3)	1:A:84:LYS:HG2	2:B:9:C:C4	3	1.1
(1,3)	1:A:84:LYS:HG2	2:B:9:C:C4'	3	1.1
(1,3)	1:A:84:LYS:HG2	2:B:9:C:C5	3	1.1
(1,3)	1:A:84:LYS:HG2	2:B:9:C:C5'	3	1.1
(1,3)	1:A:84:LYS:HG2	2:B:9:C:C6	3	1.1
(1,3)	1:A:84:LYS:HG2	2:B:9:C:H1'	3	1.1
(1,3)	1:A:84:LYS:HG2	2:B:9:C:H2'	3	1.1
(1,3)	1:A:84:LYS:HG2	2:B:9:C:H3'	3	1.1
(1,3)	1:A:84:LYS:HG2	2:B:9:C:H4'	3	1.1
(1,3)	1:A:84:LYS:HG2	2:B:9:C:H41	3	1.1

Continued on next page...

Continued from previous page...

Key	Atom-1	Atom-2	Model ID	Violation (Å)
(1,3)	1:A:84:LYS:HG2	2:B:9:C:H42	3	1.1
(1,3)	1:A:84:LYS:HG2	2:B:9:C:H5	3	1.1
(1,3)	1:A:84:LYS:HG2	2:B:9:C:H5'	3	1.1
(1,3)	1:A:84:LYS:HG2	2:B:9:C:H5''	3	1.1
(1,3)	1:A:84:LYS:HG2	2:B:9:C:H6	3	1.1
(1,3)	1:A:84:LYS:HG2	2:B:9:C:HO2'	3	1.1
(1,3)	1:A:84:LYS:HG2	2:B:9:C:N1	3	1.1
(1,3)	1:A:84:LYS:HG2	2:B:9:C:N3	3	1.1
(1,3)	1:A:84:LYS:HG2	2:B:9:C:N4	3	1.1
(1,3)	1:A:84:LYS:HG2	2:B:9:C:O2	3	1.1
(1,3)	1:A:84:LYS:HG2	2:B:9:C:O2'	3	1.1
(1,3)	1:A:84:LYS:HG2	2:B:9:C:O3'	3	1.1
(1,3)	1:A:84:LYS:HG2	2:B:9:C:O4'	3	1.1
(1,3)	1:A:84:LYS:HG2	2:B:9:C:O5'	3	1.1
(1,3)	1:A:84:LYS:HG2	2:B:9:C:OP1	3	1.1
(1,3)	1:A:84:LYS:HG2	2:B:9:C:OP2	3	1.1
(1,3)	1:A:84:LYS:HG2	2:B:9:C:P	3	1.1
(1,3)	1:A:84:LYS:HG2	2:B:10:G:C1'	3	1.1
(1,3)	1:A:84:LYS:HG2	2:B:10:G:C2	3	1.1
(1,3)	1:A:84:LYS:HG2	2:B:10:G:C2'	3	1.1
(1,3)	1:A:84:LYS:HG2	2:B:10:G:C3'	3	1.1
(1,3)	1:A:84:LYS:HG2	2:B:10:G:C4	3	1.1
(1,3)	1:A:84:LYS:HG2	2:B:10:G:C4'	3	1.1
(1,3)	1:A:84:LYS:HG2	2:B:10:G:C5	3	1.1
(1,3)	1:A:84:LYS:HG2	2:B:10:G:C5'	3	1.1
(1,3)	1:A:84:LYS:HG2	2:B:10:G:C6	3	1.1
(1,3)	1:A:84:LYS:HG2	2:B:10:G:C8	3	1.1
(1,3)	1:A:84:LYS:HG2	2:B:10:G:H1	3	1.1
(1,3)	1:A:84:LYS:HG2	2:B:10:G:H1'	3	1.1
(1,3)	1:A:84:LYS:HG2	2:B:10:G:H2'	3	1.1
(1,3)	1:A:84:LYS:HG2	2:B:10:G:H21	3	1.1
(1,3)	1:A:84:LYS:HG2	2:B:10:G:H22	3	1.1
(1,3)	1:A:84:LYS:HG2	2:B:10:G:H3'	3	1.1
(1,3)	1:A:84:LYS:HG2	2:B:10:G:H4'	3	1.1
(1,3)	1:A:84:LYS:HG2	2:B:10:G:H5'	3	1.1
(1,3)	1:A:84:LYS:HG2	2:B:10:G:H5''	3	1.1
(1,3)	1:A:84:LYS:HG2	2:B:10:G:H8	3	1.1
(1,3)	1:A:84:LYS:HG2	2:B:10:G:HO2'	3	1.1
(1,3)	1:A:84:LYS:HG2	2:B:10:G:N1	3	1.1
(1,3)	1:A:84:LYS:HG2	2:B:10:G:N2	3	1.1
(1,3)	1:A:84:LYS:HG2	2:B:10:G:N3	3	1.1
(1,3)	1:A:84:LYS:HG2	2:B:10:G:N7	3	1.1

Continued on next page...

Continued from previous page...

Key	Atom-1	Atom-2	Model ID	Violation (Å)
(1,3)	1:A:84:LYS:HG2	2:B:10:G:N9	3	1.1
(1,3)	1:A:84:LYS:HG2	2:B:10:G:O2'	3	1.1
(1,3)	1:A:84:LYS:HG2	2:B:10:G:O3'	3	1.1
(1,3)	1:A:84:LYS:HG2	2:B:10:G:O4'	3	1.1
(1,3)	1:A:84:LYS:HG2	2:B:10:G:O5'	3	1.1
(1,3)	1:A:84:LYS:HG2	2:B:10:G:O6	3	1.1
(1,3)	1:A:84:LYS:HG2	2:B:10:G:OP1	3	1.1
(1,3)	1:A:84:LYS:HG2	2:B:10:G:OP2	3	1.1
(1,3)	1:A:84:LYS:HG2	2:B:10:G:P	3	1.1
(1,3)	1:A:84:LYS:HG2	2:B:11:A:C1'	3	1.1
(1,3)	1:A:84:LYS:HG2	2:B:11:A:C2	3	1.1
(1,3)	1:A:84:LYS:HG2	2:B:11:A:C2'	3	1.1
(1,3)	1:A:84:LYS:HG2	2:B:11:A:C3'	3	1.1
(1,3)	1:A:84:LYS:HG2	2:B:11:A:C4	3	1.1
(1,3)	1:A:84:LYS:HG2	2:B:11:A:C4'	3	1.1
(1,3)	1:A:84:LYS:HG2	2:B:11:A:C5	3	1.1
(1,3)	1:A:84:LYS:HG2	2:B:11:A:C5'	3	1.1
(1,3)	1:A:84:LYS:HG2	2:B:11:A:C6	3	1.1
(1,3)	1:A:84:LYS:HG2	2:B:11:A:C8	3	1.1
(1,3)	1:A:84:LYS:HG2	2:B:11:A:H1'	3	1.1
(1,3)	1:A:84:LYS:HG2	2:B:11:A:H2	3	1.1
(1,3)	1:A:84:LYS:HG2	2:B:11:A:H2'	3	1.1
(1,3)	1:A:84:LYS:HG2	2:B:11:A:H3'	3	1.1
(1,3)	1:A:84:LYS:HG2	2:B:11:A:H4'	3	1.1
(1,3)	1:A:84:LYS:HG2	2:B:11:A:H5'	3	1.1
(1,3)	1:A:84:LYS:HG2	2:B:11:A:H5''	3	1.1
(1,3)	1:A:84:LYS:HG2	2:B:11:A:H61	3	1.1
(1,3)	1:A:84:LYS:HG2	2:B:11:A:H62	3	1.1
(1,3)	1:A:84:LYS:HG2	2:B:11:A:H8	3	1.1
(1,3)	1:A:84:LYS:HG2	2:B:11:A:HO2'	3	1.1
(1,3)	1:A:84:LYS:HG2	2:B:11:A:N1	3	1.1
(1,3)	1:A:84:LYS:HG2	2:B:11:A:N3	3	1.1
(1,3)	1:A:84:LYS:HG2	2:B:11:A:N6	3	1.1
(1,3)	1:A:84:LYS:HG2	2:B:11:A:N7	3	1.1
(1,3)	1:A:84:LYS:HG2	2:B:11:A:N9	3	1.1
(1,3)	1:A:84:LYS:HG2	2:B:11:A:O2'	3	1.1
(1,3)	1:A:84:LYS:HG2	2:B:11:A:O3'	3	1.1
(1,3)	1:A:84:LYS:HG2	2:B:11:A:O4'	3	1.1
(1,3)	1:A:84:LYS:HG2	2:B:11:A:O5'	3	1.1
(1,3)	1:A:84:LYS:HG2	2:B:11:A:OP1	3	1.1
(1,3)	1:A:84:LYS:HG2	2:B:11:A:OP2	3	1.1
(1,3)	1:A:84:LYS:HG2	2:B:11:A:P	3	1.1

Continued on next page...

Continued from previous page...

Key	Atom-1	Atom-2	Model ID	Violation (Å)
(1,3)	1:A:84:LYS:HG2	2:B:12:A:C1'	3	1.1
(1,3)	1:A:84:LYS:HG2	2:B:12:A:C2	3	1.1
(1,3)	1:A:84:LYS:HG2	2:B:12:A:C2'	3	1.1
(1,3)	1:A:84:LYS:HG2	2:B:12:A:C3'	3	1.1
(1,3)	1:A:84:LYS:HG2	2:B:12:A:C4	3	1.1
(1,3)	1:A:84:LYS:HG2	2:B:12:A:C4'	3	1.1
(1,3)	1:A:84:LYS:HG2	2:B:12:A:C5	3	1.1
(1,3)	1:A:84:LYS:HG2	2:B:12:A:C5'	3	1.1
(1,3)	1:A:84:LYS:HG2	2:B:12:A:C6	3	1.1
(1,3)	1:A:84:LYS:HG2	2:B:12:A:C8	3	1.1
(1,3)	1:A:84:LYS:HG2	2:B:12:A:H1'	3	1.1
(1,3)	1:A:84:LYS:HG2	2:B:12:A:H2	3	1.1
(1,3)	1:A:84:LYS:HG2	2:B:12:A:H2'	3	1.1
(1,3)	1:A:84:LYS:HG2	2:B:12:A:H3'	3	1.1
(1,3)	1:A:84:LYS:HG2	2:B:12:A:H4'	3	1.1
(1,3)	1:A:84:LYS:HG2	2:B:12:A:H5'	3	1.1
(1,3)	1:A:84:LYS:HG2	2:B:12:A:H5''	3	1.1
(1,3)	1:A:84:LYS:HG2	2:B:12:A:H61	3	1.1
(1,3)	1:A:84:LYS:HG2	2:B:12:A:H62	3	1.1
(1,3)	1:A:84:LYS:HG2	2:B:12:A:H8	3	1.1
(1,3)	1:A:84:LYS:HG2	2:B:12:A:HO2'	3	1.1
(1,3)	1:A:84:LYS:HG2	2:B:12:A:N1	3	1.1
(1,3)	1:A:84:LYS:HG2	2:B:12:A:N3	3	1.1
(1,3)	1:A:84:LYS:HG2	2:B:12:A:N6	3	1.1
(1,3)	1:A:84:LYS:HG2	2:B:12:A:N7	3	1.1
(1,3)	1:A:84:LYS:HG2	2:B:12:A:N9	3	1.1
(1,3)	1:A:84:LYS:HG2	2:B:12:A:O2'	3	1.1
(1,3)	1:A:84:LYS:HG2	2:B:12:A:O3'	3	1.1
(1,3)	1:A:84:LYS:HG2	2:B:12:A:O4'	3	1.1
(1,3)	1:A:84:LYS:HG2	2:B:12:A:O5'	3	1.1
(1,3)	1:A:84:LYS:HG2	2:B:12:A:OP1	3	1.1
(1,3)	1:A:84:LYS:HG2	2:B:12:A:OP2	3	1.1
(1,3)	1:A:84:LYS:HG2	2:B:12:A:P	3	1.1
(1,3)	1:A:84:LYS:HG2	2:B:13:A:C1'	3	1.1
(1,3)	1:A:84:LYS:HG2	2:B:13:A:C2	3	1.1
(1,3)	1:A:84:LYS:HG2	2:B:13:A:C2'	3	1.1
(1,3)	1:A:84:LYS:HG2	2:B:13:A:C3'	3	1.1
(1,3)	1:A:84:LYS:HG2	2:B:13:A:C4	3	1.1
(1,3)	1:A:84:LYS:HG2	2:B:13:A:C4'	3	1.1
(1,3)	1:A:84:LYS:HG2	2:B:13:A:C5	3	1.1
(1,3)	1:A:84:LYS:HG2	2:B:13:A:C5'	3	1.1
(1,3)	1:A:84:LYS:HG2	2:B:13:A:C6	3	1.1

Continued on next page...

Continued from previous page...

Key	Atom-1	Atom-2	Model ID	Violation (Å)
(1,3)	1:A:84:LYS:HG2	2:B:13:A:C8	3	1.1
(1,3)	1:A:84:LYS:HG2	2:B:13:A:H1'	3	1.1
(1,3)	1:A:84:LYS:HG2	2:B:13:A:H2	3	1.1
(1,3)	1:A:84:LYS:HG2	2:B:13:A:H2'	3	1.1
(1,3)	1:A:84:LYS:HG2	2:B:13:A:H3'	3	1.1
(1,3)	1:A:84:LYS:HG2	2:B:13:A:H4'	3	1.1
(1,3)	1:A:84:LYS:HG2	2:B:13:A:H5'	3	1.1
(1,3)	1:A:84:LYS:HG2	2:B:13:A:H5''	3	1.1
(1,3)	1:A:84:LYS:HG2	2:B:13:A:H61	3	1.1
(1,3)	1:A:84:LYS:HG2	2:B:13:A:H62	3	1.1
(1,3)	1:A:84:LYS:HG2	2:B:13:A:H8	3	1.1
(1,3)	1:A:84:LYS:HG2	2:B:13:A:HO2'	3	1.1
(1,3)	1:A:84:LYS:HG2	2:B:13:A:N1	3	1.1
(1,3)	1:A:84:LYS:HG2	2:B:13:A:N3	3	1.1
(1,3)	1:A:84:LYS:HG2	2:B:13:A:N6	3	1.1
(1,3)	1:A:84:LYS:HG2	2:B:13:A:N7	3	1.1
(1,3)	1:A:84:LYS:HG2	2:B:13:A:N9	3	1.1
(1,3)	1:A:84:LYS:HG2	2:B:13:A:O2'	3	1.1
(1,3)	1:A:84:LYS:HG2	2:B:13:A:O3'	3	1.1
(1,3)	1:A:84:LYS:HG2	2:B:13:A:O4'	3	1.1
(1,3)	1:A:84:LYS:HG2	2:B:13:A:O5'	3	1.1
(1,3)	1:A:84:LYS:HG2	2:B:13:A:OP1	3	1.1
(1,3)	1:A:84:LYS:HG2	2:B:13:A:OP2	3	1.1
(1,3)	1:A:84:LYS:HG2	2:B:13:A:P	3	1.1
(1,3)	1:A:84:LYS:HG2	2:B:14:G:C1'	3	1.1
(1,3)	1:A:84:LYS:HG2	2:B:14:G:C2	3	1.1
(1,3)	1:A:84:LYS:HG2	2:B:14:G:C2'	3	1.1
(1,3)	1:A:84:LYS:HG2	2:B:14:G:C3'	3	1.1
(1,3)	1:A:84:LYS:HG2	2:B:14:G:C4	3	1.1
(1,3)	1:A:84:LYS:HG2	2:B:14:G:C4'	3	1.1
(1,3)	1:A:84:LYS:HG2	2:B:14:G:C5	3	1.1
(1,3)	1:A:84:LYS:HG2	2:B:14:G:C5'	3	1.1
(1,3)	1:A:84:LYS:HG2	2:B:14:G:C6	3	1.1
(1,3)	1:A:84:LYS:HG2	2:B:14:G:C8	3	1.1
(1,3)	1:A:84:LYS:HG2	2:B:14:G:H1	3	1.1
(1,3)	1:A:84:LYS:HG2	2:B:14:G:H1'	3	1.1
(1,3)	1:A:84:LYS:HG2	2:B:14:G:H2'	3	1.1
(1,3)	1:A:84:LYS:HG2	2:B:14:G:H21	3	1.1
(1,3)	1:A:84:LYS:HG2	2:B:14:G:H22	3	1.1
(1,3)	1:A:84:LYS:HG2	2:B:14:G:H3'	3	1.1
(1,3)	1:A:84:LYS:HG2	2:B:14:G:H4'	3	1.1
(1,3)	1:A:84:LYS:HG2	2:B:14:G:H5'	3	1.1

Continued on next page...

Continued from previous page...

Key	Atom-1	Atom-2	Model ID	Violation (Å)
(1,3)	1:A:84:LYS:HG2	2:B:14:G:H5''	3	1.1
(1,3)	1:A:84:LYS:HG2	2:B:14:G:H8	3	1.1
(1,3)	1:A:84:LYS:HG2	2:B:14:G:HO2'	3	1.1
(1,3)	1:A:84:LYS:HG2	2:B:14:G:N1	3	1.1
(1,3)	1:A:84:LYS:HG2	2:B:14:G:N2	3	1.1
(1,3)	1:A:84:LYS:HG2	2:B:14:G:N3	3	1.1
(1,3)	1:A:84:LYS:HG2	2:B:14:G:N7	3	1.1
(1,3)	1:A:84:LYS:HG2	2:B:14:G:N9	3	1.1
(1,3)	1:A:84:LYS:HG2	2:B:14:G:O2'	3	1.1
(1,3)	1:A:84:LYS:HG2	2:B:14:G:O3'	3	1.1
(1,3)	1:A:84:LYS:HG2	2:B:14:G:O4'	3	1.1
(1,3)	1:A:84:LYS:HG2	2:B:14:G:O5'	3	1.1
(1,3)	1:A:84:LYS:HG2	2:B:14:G:O6	3	1.1
(1,3)	1:A:84:LYS:HG2	2:B:14:G:OP1	3	1.1
(1,3)	1:A:84:LYS:HG2	2:B:14:G:OP2	3	1.1
(1,3)	1:A:84:LYS:HG2	2:B:14:G:P	3	1.1
(1,3)	1:A:84:LYS:HG2	2:B:15:A:C1'	3	1.1
(1,3)	1:A:84:LYS:HG2	2:B:15:A:C2	3	1.1
(1,3)	1:A:84:LYS:HG2	2:B:15:A:C2'	3	1.1
(1,3)	1:A:84:LYS:HG2	2:B:15:A:C3'	3	1.1
(1,3)	1:A:84:LYS:HG2	2:B:15:A:C4	3	1.1
(1,3)	1:A:84:LYS:HG2	2:B:15:A:C4'	3	1.1
(1,3)	1:A:84:LYS:HG2	2:B:15:A:C5	3	1.1
(1,3)	1:A:84:LYS:HG2	2:B:15:A:C5'	3	1.1
(1,3)	1:A:84:LYS:HG2	2:B:15:A:C6	3	1.1
(1,3)	1:A:84:LYS:HG2	2:B:15:A:C8	3	1.1
(1,3)	1:A:84:LYS:HG2	2:B:15:A:H1'	3	1.1
(1,3)	1:A:84:LYS:HG2	2:B:15:A:H2	3	1.1
(1,3)	1:A:84:LYS:HG2	2:B:15:A:H2'	3	1.1
(1,3)	1:A:84:LYS:HG2	2:B:15:A:H3'	3	1.1
(1,3)	1:A:84:LYS:HG2	2:B:15:A:H4'	3	1.1
(1,3)	1:A:84:LYS:HG2	2:B:15:A:H5'	3	1.1
(1,3)	1:A:84:LYS:HG2	2:B:15:A:H5''	3	1.1
(1,3)	1:A:84:LYS:HG2	2:B:15:A:H61	3	1.1
(1,3)	1:A:84:LYS:HG2	2:B:15:A:H62	3	1.1
(1,3)	1:A:84:LYS:HG2	2:B:15:A:H8	3	1.1
(1,3)	1:A:84:LYS:HG2	2:B:15:A:HO2'	3	1.1
(1,3)	1:A:84:LYS:HG2	2:B:15:A:N1	3	1.1
(1,3)	1:A:84:LYS:HG2	2:B:15:A:N3	3	1.1
(1,3)	1:A:84:LYS:HG2	2:B:15:A:N6	3	1.1
(1,3)	1:A:84:LYS:HG2	2:B:15:A:N7	3	1.1
(1,3)	1:A:84:LYS:HG2	2:B:15:A:N9	3	1.1

Continued on next page...

Continued from previous page...

Key	Atom-1	Atom-2	Model ID	Violation (Å)
(1,3)	1:A:84:LYS:HG2	2:B:15:A:O2'	3	1.1
(1,3)	1:A:84:LYS:HG2	2:B:15:A:O3'	3	1.1
(1,3)	1:A:84:LYS:HG2	2:B:15:A:O4'	3	1.1
(1,3)	1:A:84:LYS:HG2	2:B:15:A:O5'	3	1.1
(1,3)	1:A:84:LYS:HG2	2:B:15:A:OP1	3	1.1
(1,3)	1:A:84:LYS:HG2	2:B:15:A:OP2	3	1.1
(1,3)	1:A:84:LYS:HG2	2:B:15:A:P	3	1.1
(1,3)	1:A:84:LYS:HG2	2:B:16:G:C1'	3	1.1
(1,3)	1:A:84:LYS:HG2	2:B:16:G:C2	3	1.1
(1,3)	1:A:84:LYS:HG2	2:B:16:G:C2'	3	1.1
(1,3)	1:A:84:LYS:HG2	2:B:16:G:C3'	3	1.1
(1,3)	1:A:84:LYS:HG2	2:B:16:G:C4	3	1.1
(1,3)	1:A:84:LYS:HG2	2:B:16:G:C4'	3	1.1
(1,3)	1:A:84:LYS:HG2	2:B:16:G:C5	3	1.1
(1,3)	1:A:84:LYS:HG2	2:B:16:G:C5'	3	1.1
(1,3)	1:A:84:LYS:HG2	2:B:16:G:C6	3	1.1
(1,3)	1:A:84:LYS:HG2	2:B:16:G:C8	3	1.1
(1,3)	1:A:84:LYS:HG2	2:B:16:G:H1	3	1.1
(1,3)	1:A:84:LYS:HG2	2:B:16:G:H1'	3	1.1
(1,3)	1:A:84:LYS:HG2	2:B:16:G:H2'	3	1.1
(1,3)	1:A:84:LYS:HG2	2:B:16:G:H21	3	1.1
(1,3)	1:A:84:LYS:HG2	2:B:16:G:H22	3	1.1
(1,3)	1:A:84:LYS:HG2	2:B:16:G:H3'	3	1.1
(1,3)	1:A:84:LYS:HG2	2:B:16:G:H4'	3	1.1
(1,3)	1:A:84:LYS:HG2	2:B:16:G:H5'	3	1.1
(1,3)	1:A:84:LYS:HG2	2:B:16:G:H5''	3	1.1
(1,3)	1:A:84:LYS:HG2	2:B:16:G:H8	3	1.1
(1,3)	1:A:84:LYS:HG2	2:B:16:G:HO2'	3	1.1
(1,3)	1:A:84:LYS:HG2	2:B:16:G:N1	3	1.1
(1,3)	1:A:84:LYS:HG2	2:B:16:G:N2	3	1.1
(1,3)	1:A:84:LYS:HG2	2:B:16:G:N3	3	1.1
(1,3)	1:A:84:LYS:HG2	2:B:16:G:N7	3	1.1
(1,3)	1:A:84:LYS:HG2	2:B:16:G:N9	3	1.1
(1,3)	1:A:84:LYS:HG2	2:B:16:G:O2'	3	1.1
(1,3)	1:A:84:LYS:HG2	2:B:16:G:O3'	3	1.1
(1,3)	1:A:84:LYS:HG2	2:B:16:G:O4'	3	1.1
(1,3)	1:A:84:LYS:HG2	2:B:16:G:O5'	3	1.1
(1,3)	1:A:84:LYS:HG2	2:B:16:G:O6	3	1.1
(1,3)	1:A:84:LYS:HG2	2:B:16:G:OP1	3	1.1
(1,3)	1:A:84:LYS:HG2	2:B:16:G:OP2	3	1.1
(1,3)	1:A:84:LYS:HG2	2:B:16:G:P	3	1.1
(1,3)	1:A:84:LYS:HG2	2:B:17:C:C1'	3	1.1

Continued on next page...

Continued from previous page...

Key	Atom-1	Atom-2	Model ID	Violation (Å)
(1,3)	1:A:84:LYS:HG2	2:B:17:C:C2	3	1.1
(1,3)	1:A:84:LYS:HG2	2:B:17:C:C2'	3	1.1
(1,3)	1:A:84:LYS:HG2	2:B:17:C:C3'	3	1.1
(1,3)	1:A:84:LYS:HG2	2:B:17:C:C4	3	1.1
(1,3)	1:A:84:LYS:HG2	2:B:17:C:C4'	3	1.1
(1,3)	1:A:84:LYS:HG2	2:B:17:C:C5	3	1.1
(1,3)	1:A:84:LYS:HG2	2:B:17:C:C5'	3	1.1
(1,3)	1:A:84:LYS:HG2	2:B:17:C:C6	3	1.1
(1,3)	1:A:84:LYS:HG2	2:B:17:C:H1'	3	1.1
(1,3)	1:A:84:LYS:HG2	2:B:17:C:H2'	3	1.1
(1,3)	1:A:84:LYS:HG2	2:B:17:C:H3'	3	1.1
(1,3)	1:A:84:LYS:HG2	2:B:17:C:H4'	3	1.1
(1,3)	1:A:84:LYS:HG2	2:B:17:C:H41	3	1.1
(1,3)	1:A:84:LYS:HG2	2:B:17:C:H42	3	1.1
(1,3)	1:A:84:LYS:HG2	2:B:17:C:H5	3	1.1
(1,3)	1:A:84:LYS:HG2	2:B:17:C:H5'	3	1.1
(1,3)	1:A:84:LYS:HG2	2:B:17:C:H5''	3	1.1
(1,3)	1:A:84:LYS:HG2	2:B:17:C:H6	3	1.1
(1,3)	1:A:84:LYS:HG2	2:B:17:C:HO2'	3	1.1
(1,3)	1:A:84:LYS:HG2	2:B:17:C:N1	3	1.1
(1,3)	1:A:84:LYS:HG2	2:B:17:C:N3	3	1.1
(1,3)	1:A:84:LYS:HG2	2:B:17:C:N4	3	1.1
(1,3)	1:A:84:LYS:HG2	2:B:17:C:O2	3	1.1
(1,3)	1:A:84:LYS:HG2	2:B:17:C:O2'	3	1.1
(1,3)	1:A:84:LYS:HG2	2:B:17:C:O3'	3	1.1
(1,3)	1:A:84:LYS:HG2	2:B:17:C:O4'	3	1.1
(1,3)	1:A:84:LYS:HG2	2:B:17:C:O5'	3	1.1
(1,3)	1:A:84:LYS:HG2	2:B:17:C:OP1	3	1.1
(1,3)	1:A:84:LYS:HG2	2:B:17:C:OP2	3	1.1
(1,3)	1:A:84:LYS:HG2	2:B:17:C:P	3	1.1
(1,3)	1:A:84:LYS:HG2	2:B:18:A:C1'	3	1.1
(1,3)	1:A:84:LYS:HG2	2:B:18:A:C2	3	1.1
(1,3)	1:A:84:LYS:HG2	2:B:18:A:C2'	3	1.1
(1,3)	1:A:84:LYS:HG2	2:B:18:A:C3'	3	1.1
(1,3)	1:A:84:LYS:HG2	2:B:18:A:C4	3	1.1
(1,3)	1:A:84:LYS:HG2	2:B:18:A:C4'	3	1.1
(1,3)	1:A:84:LYS:HG2	2:B:18:A:C5	3	1.1
(1,3)	1:A:84:LYS:HG2	2:B:18:A:C5'	3	1.1
(1,3)	1:A:84:LYS:HG2	2:B:18:A:C6	3	1.1
(1,3)	1:A:84:LYS:HG2	2:B:18:A:C8	3	1.1
(1,3)	1:A:84:LYS:HG2	2:B:18:A:H1'	3	1.1
(1,3)	1:A:84:LYS:HG2	2:B:18:A:H2	3	1.1

Continued on next page...

Continued from previous page...

Key	Atom-1	Atom-2	Model ID	Violation (Å)
(1,3)	1:A:84:LYS:HG2	2:B:18:A:H2'	3	1.1
(1,3)	1:A:84:LYS:HG2	2:B:18:A:H3'	3	1.1
(1,3)	1:A:84:LYS:HG2	2:B:18:A:H4'	3	1.1
(1,3)	1:A:84:LYS:HG2	2:B:18:A:H5'	3	1.1
(1,3)	1:A:84:LYS:HG2	2:B:18:A:H5''	3	1.1
(1,3)	1:A:84:LYS:HG2	2:B:18:A:H61	3	1.1
(1,3)	1:A:84:LYS:HG2	2:B:18:A:H62	3	1.1
(1,3)	1:A:84:LYS:HG2	2:B:18:A:H8	3	1.1
(1,3)	1:A:84:LYS:HG2	2:B:18:A:HO2'	3	1.1
(1,3)	1:A:84:LYS:HG2	2:B:18:A:N1	3	1.1
(1,3)	1:A:84:LYS:HG2	2:B:18:A:N3	3	1.1
(1,3)	1:A:84:LYS:HG2	2:B:18:A:N6	3	1.1
(1,3)	1:A:84:LYS:HG2	2:B:18:A:N7	3	1.1
(1,3)	1:A:84:LYS:HG2	2:B:18:A:N9	3	1.1
(1,3)	1:A:84:LYS:HG2	2:B:18:A:O2'	3	1.1
(1,3)	1:A:84:LYS:HG2	2:B:18:A:O3'	3	1.1
(1,3)	1:A:84:LYS:HG2	2:B:18:A:O4'	3	1.1
(1,3)	1:A:84:LYS:HG2	2:B:18:A:O5'	3	1.1
(1,3)	1:A:84:LYS:HG2	2:B:18:A:OP1	3	1.1
(1,3)	1:A:84:LYS:HG2	2:B:18:A:OP2	3	1.1
(1,3)	1:A:84:LYS:HG2	2:B:18:A:P	3	1.1
(1,3)	1:A:84:LYS:HG2	2:B:19:A:C1'	3	1.1
(1,3)	1:A:84:LYS:HG2	2:B:19:A:C2	3	1.1
(1,3)	1:A:84:LYS:HG2	2:B:19:A:C2'	3	1.1
(1,3)	1:A:84:LYS:HG2	2:B:19:A:C3'	3	1.1
(1,3)	1:A:84:LYS:HG2	2:B:19:A:C4	3	1.1
(1,3)	1:A:84:LYS:HG2	2:B:19:A:C4'	3	1.1
(1,3)	1:A:84:LYS:HG2	2:B:19:A:C5	3	1.1
(1,3)	1:A:84:LYS:HG2	2:B:19:A:C5'	3	1.1
(1,3)	1:A:84:LYS:HG2	2:B:19:A:C6	3	1.1
(1,3)	1:A:84:LYS:HG2	2:B:19:A:C8	3	1.1
(1,3)	1:A:84:LYS:HG2	2:B:19:A:H1'	3	1.1
(1,3)	1:A:84:LYS:HG2	2:B:19:A:H2	3	1.1
(1,3)	1:A:84:LYS:HG2	2:B:19:A:H2'	3	1.1
(1,3)	1:A:84:LYS:HG2	2:B:19:A:H3'	3	1.1
(1,3)	1:A:84:LYS:HG2	2:B:19:A:H4'	3	1.1
(1,3)	1:A:84:LYS:HG2	2:B:19:A:H5'	3	1.1
(1,3)	1:A:84:LYS:HG2	2:B:19:A:H5''	3	1.1
(1,3)	1:A:84:LYS:HG2	2:B:19:A:H61	3	1.1
(1,3)	1:A:84:LYS:HG2	2:B:19:A:H62	3	1.1
(1,3)	1:A:84:LYS:HG2	2:B:19:A:H8	3	1.1
(1,3)	1:A:84:LYS:HG2	2:B:19:A:HO2'	3	1.1

Continued on next page...

Continued from previous page...

Key	Atom-1	Atom-2	Model ID	Violation (Å)
(1,3)	1:A:84:LYS:HG2	2:B:19:A:N1	3	1.1
(1,3)	1:A:84:LYS:HG2	2:B:19:A:N3	3	1.1
(1,3)	1:A:84:LYS:HG2	2:B:19:A:N6	3	1.1
(1,3)	1:A:84:LYS:HG2	2:B:19:A:N7	3	1.1
(1,3)	1:A:84:LYS:HG2	2:B:19:A:N9	3	1.1
(1,3)	1:A:84:LYS:HG2	2:B:19:A:O2'	3	1.1
(1,3)	1:A:84:LYS:HG2	2:B:19:A:O3'	3	1.1
(1,3)	1:A:84:LYS:HG2	2:B:19:A:O4'	3	1.1
(1,3)	1:A:84:LYS:HG2	2:B:19:A:O5'	3	1.1
(1,3)	1:A:84:LYS:HG2	2:B:19:A:OP1	3	1.1
(1,3)	1:A:84:LYS:HG2	2:B:19:A:OP2	3	1.1
(1,3)	1:A:84:LYS:HG2	2:B:19:A:P	3	1.1
(1,3)	1:A:84:LYS:HG2	2:B:20:U:C1'	3	1.1
(1,3)	1:A:84:LYS:HG2	2:B:20:U:C2	3	1.1
(1,3)	1:A:84:LYS:HG2	2:B:20:U:C2'	3	1.1
(1,3)	1:A:84:LYS:HG2	2:B:20:U:C3'	3	1.1
(1,3)	1:A:84:LYS:HG2	2:B:20:U:C4	3	1.1
(1,3)	1:A:84:LYS:HG2	2:B:20:U:C4'	3	1.1
(1,3)	1:A:84:LYS:HG2	2:B:20:U:C5	3	1.1
(1,3)	1:A:84:LYS:HG2	2:B:20:U:C5'	3	1.1
(1,3)	1:A:84:LYS:HG2	2:B:20:U:C6	3	1.1
(1,3)	1:A:84:LYS:HG2	2:B:20:U:H1'	3	1.1
(1,3)	1:A:84:LYS:HG2	2:B:20:U:H2'	3	1.1
(1,3)	1:A:84:LYS:HG2	2:B:20:U:H3	3	1.1
(1,3)	1:A:84:LYS:HG2	2:B:20:U:H3'	3	1.1
(1,3)	1:A:84:LYS:HG2	2:B:20:U:H4'	3	1.1
(1,3)	1:A:84:LYS:HG2	2:B:20:U:H5	3	1.1
(1,3)	1:A:84:LYS:HG2	2:B:20:U:H5'	3	1.1
(1,3)	1:A:84:LYS:HG2	2:B:20:U:H5''	3	1.1
(1,3)	1:A:84:LYS:HG2	2:B:20:U:H6	3	1.1
(1,3)	1:A:84:LYS:HG2	2:B:20:U:HO2'	3	1.1
(1,3)	1:A:84:LYS:HG2	2:B:20:U:N1	3	1.1
(1,3)	1:A:84:LYS:HG2	2:B:20:U:N3	3	1.1
(1,3)	1:A:84:LYS:HG2	2:B:20:U:O2	3	1.1
(1,3)	1:A:84:LYS:HG2	2:B:20:U:O2'	3	1.1
(1,3)	1:A:84:LYS:HG2	2:B:20:U:O3'	3	1.1
(1,3)	1:A:84:LYS:HG2	2:B:20:U:O4	3	1.1
(1,3)	1:A:84:LYS:HG2	2:B:20:U:O4'	3	1.1
(1,3)	1:A:84:LYS:HG2	2:B:20:U:O5'	3	1.1
(1,3)	1:A:84:LYS:HG2	2:B:20:U:OP1	3	1.1
(1,3)	1:A:84:LYS:HG2	2:B:20:U:OP2	3	1.1
(1,3)	1:A:84:LYS:HG2	2:B:20:U:P	3	1.1

Continued on next page...

Continued from previous page...

Key	Atom-1	Atom-2	Model ID	Violation (Å)
(1,3)	1:A:84:LYS:HG2	2:B:21:G:C1'	3	1.1
(1,3)	1:A:84:LYS:HG2	2:B:21:G:C2	3	1.1
(1,3)	1:A:84:LYS:HG2	2:B:21:G:C2'	3	1.1
(1,3)	1:A:84:LYS:HG2	2:B:21:G:C3'	3	1.1
(1,3)	1:A:84:LYS:HG2	2:B:21:G:C4	3	1.1
(1,3)	1:A:84:LYS:HG2	2:B:21:G:C4'	3	1.1
(1,3)	1:A:84:LYS:HG2	2:B:21:G:C5	3	1.1
(1,3)	1:A:84:LYS:HG2	2:B:21:G:C5'	3	1.1
(1,3)	1:A:84:LYS:HG2	2:B:21:G:C6	3	1.1
(1,3)	1:A:84:LYS:HG2	2:B:21:G:C8	3	1.1
(1,3)	1:A:84:LYS:HG2	2:B:21:G:H1	3	1.1
(1,3)	1:A:84:LYS:HG2	2:B:21:G:H1'	3	1.1
(1,3)	1:A:84:LYS:HG2	2:B:21:G:H2'	3	1.1
(1,3)	1:A:84:LYS:HG2	2:B:21:G:H21	3	1.1
(1,3)	1:A:84:LYS:HG2	2:B:21:G:H22	3	1.1
(1,3)	1:A:84:LYS:HG2	2:B:21:G:H3'	3	1.1
(1,3)	1:A:84:LYS:HG2	2:B:21:G:H4'	3	1.1
(1,3)	1:A:84:LYS:HG2	2:B:21:G:H5'	3	1.1
(1,3)	1:A:84:LYS:HG2	2:B:21:G:H5''	3	1.1
(1,3)	1:A:84:LYS:HG2	2:B:21:G:H8	3	1.1
(1,3)	1:A:84:LYS:HG2	2:B:21:G:HO2'	3	1.1
(1,3)	1:A:84:LYS:HG2	2:B:21:G:N1	3	1.1
(1,3)	1:A:84:LYS:HG2	2:B:21:G:N2	3	1.1
(1,3)	1:A:84:LYS:HG2	2:B:21:G:N3	3	1.1
(1,3)	1:A:84:LYS:HG2	2:B:21:G:N7	3	1.1
(1,3)	1:A:84:LYS:HG2	2:B:21:G:N9	3	1.1
(1,3)	1:A:84:LYS:HG2	2:B:21:G:O2'	3	1.1
(1,3)	1:A:84:LYS:HG2	2:B:21:G:O3'	3	1.1
(1,3)	1:A:84:LYS:HG2	2:B:21:G:O4'	3	1.1
(1,3)	1:A:84:LYS:HG2	2:B:21:G:O5'	3	1.1
(1,3)	1:A:84:LYS:HG2	2:B:21:G:O6	3	1.1
(1,3)	1:A:84:LYS:HG2	2:B:21:G:OP1	3	1.1
(1,3)	1:A:84:LYS:HG2	2:B:21:G:OP2	3	1.1
(1,3)	1:A:84:LYS:HG2	2:B:21:G:P	3	1.1
(1,3)	1:A:84:LYS:HG2	2:B:22:A:C1'	3	1.1
(1,3)	1:A:84:LYS:HG2	2:B:22:A:C2	3	1.1
(1,3)	1:A:84:LYS:HG2	2:B:22:A:C2'	3	1.1
(1,3)	1:A:84:LYS:HG2	2:B:22:A:C3'	3	1.1
(1,3)	1:A:84:LYS:HG2	2:B:22:A:C4	3	1.1
(1,3)	1:A:84:LYS:HG2	2:B:22:A:C4'	3	1.1
(1,3)	1:A:84:LYS:HG2	2:B:22:A:C5	3	1.1
(1,3)	1:A:84:LYS:HG2	2:B:22:A:C5'	3	1.1

Continued on next page...

Continued from previous page...

Key	Atom-1	Atom-2	Model ID	Violation (Å)
(1,3)	1:A:84:LYS:HG2	2:B:22:A:C6	3	1.1
(1,3)	1:A:84:LYS:HG2	2:B:22:A:C8	3	1.1
(1,3)	1:A:84:LYS:HG2	2:B:22:A:H1'	3	1.1
(1,3)	1:A:84:LYS:HG2	2:B:22:A:H2	3	1.1
(1,3)	1:A:84:LYS:HG2	2:B:22:A:H2'	3	1.1
(1,3)	1:A:84:LYS:HG2	2:B:22:A:H3'	3	1.1
(1,3)	1:A:84:LYS:HG2	2:B:22:A:H4'	3	1.1
(1,3)	1:A:84:LYS:HG2	2:B:22:A:H5'	3	1.1
(1,3)	1:A:84:LYS:HG2	2:B:22:A:H5''	3	1.1
(1,3)	1:A:84:LYS:HG2	2:B:22:A:H61	3	1.1
(1,3)	1:A:84:LYS:HG2	2:B:22:A:H62	3	1.1
(1,3)	1:A:84:LYS:HG2	2:B:22:A:H8	3	1.1
(1,3)	1:A:84:LYS:HG2	2:B:22:A:HO2'	3	1.1
(1,3)	1:A:84:LYS:HG2	2:B:22:A:N1	3	1.1
(1,3)	1:A:84:LYS:HG2	2:B:22:A:N3	3	1.1
(1,3)	1:A:84:LYS:HG2	2:B:22:A:N6	3	1.1
(1,3)	1:A:84:LYS:HG2	2:B:22:A:N7	3	1.1
(1,3)	1:A:84:LYS:HG2	2:B:22:A:N9	3	1.1
(1,3)	1:A:84:LYS:HG2	2:B:22:A:O2'	3	1.1
(1,3)	1:A:84:LYS:HG2	2:B:22:A:O3'	3	1.1
(1,3)	1:A:84:LYS:HG2	2:B:22:A:O4'	3	1.1
(1,3)	1:A:84:LYS:HG2	2:B:22:A:O5'	3	1.1
(1,3)	1:A:84:LYS:HG2	2:B:22:A:OP1	3	1.1
(1,3)	1:A:84:LYS:HG2	2:B:22:A:OP2	3	1.1
(1,3)	1:A:84:LYS:HG2	2:B:22:A:P	3	1.1
(1,3)	1:A:84:LYS:HG2	2:B:23:U:C1'	3	1.1
(1,3)	1:A:84:LYS:HG2	2:B:23:U:C2	3	1.1
(1,3)	1:A:84:LYS:HG2	2:B:23:U:C2'	3	1.1
(1,3)	1:A:84:LYS:HG2	2:B:23:U:C3'	3	1.1
(1,3)	1:A:84:LYS:HG2	2:B:23:U:C4	3	1.1
(1,3)	1:A:84:LYS:HG2	2:B:23:U:C4'	3	1.1
(1,3)	1:A:84:LYS:HG2	2:B:23:U:C5	3	1.1
(1,3)	1:A:84:LYS:HG2	2:B:23:U:C5'	3	1.1
(1,3)	1:A:84:LYS:HG2	2:B:23:U:C6	3	1.1
(1,3)	1:A:84:LYS:HG2	2:B:23:U:H1'	3	1.1
(1,3)	1:A:84:LYS:HG2	2:B:23:U:H2'	3	1.1
(1,3)	1:A:84:LYS:HG2	2:B:23:U:H3	3	1.1
(1,3)	1:A:84:LYS:HG2	2:B:23:U:H3'	3	1.1
(1,3)	1:A:84:LYS:HG2	2:B:23:U:H4'	3	1.1
(1,3)	1:A:84:LYS:HG2	2:B:23:U:H5	3	1.1
(1,3)	1:A:84:LYS:HG2	2:B:23:U:H5'	3	1.1
(1,3)	1:A:84:LYS:HG2	2:B:23:U:H5''	3	1.1

Continued on next page...

Continued from previous page...

Key	Atom-1	Atom-2	Model ID	Violation (Å)
(1,3)	1:A:84:LYS:HG2	2:B:23:U:H6	3	1.1
(1,3)	1:A:84:LYS:HG2	2:B:23:U:HO2'	3	1.1
(1,3)	1:A:84:LYS:HG2	2:B:23:U:N1	3	1.1
(1,3)	1:A:84:LYS:HG2	2:B:23:U:N3	3	1.1
(1,3)	1:A:84:LYS:HG2	2:B:23:U:O2	3	1.1
(1,3)	1:A:84:LYS:HG2	2:B:23:U:O2'	3	1.1
(1,3)	1:A:84:LYS:HG2	2:B:23:U:O3'	3	1.1
(1,3)	1:A:84:LYS:HG2	2:B:23:U:O4	3	1.1
(1,3)	1:A:84:LYS:HG2	2:B:23:U:O4'	3	1.1
(1,3)	1:A:84:LYS:HG2	2:B:23:U:O5'	3	1.1
(1,3)	1:A:84:LYS:HG2	2:B:23:U:OP1	3	1.1
(1,3)	1:A:84:LYS:HG2	2:B:23:U:OP2	3	1.1
(1,3)	1:A:84:LYS:HG2	2:B:23:U:P	3	1.1
(1,3)	1:A:84:LYS:HG2	2:B:24:G:C1'	3	1.1
(1,3)	1:A:84:LYS:HG2	2:B:24:G:C2	3	1.1
(1,3)	1:A:84:LYS:HG2	2:B:24:G:C2'	3	1.1
(1,3)	1:A:84:LYS:HG2	2:B:24:G:C3'	3	1.1
(1,3)	1:A:84:LYS:HG2	2:B:24:G:C4	3	1.1
(1,3)	1:A:84:LYS:HG2	2:B:24:G:C4'	3	1.1
(1,3)	1:A:84:LYS:HG2	2:B:24:G:C5	3	1.1
(1,3)	1:A:84:LYS:HG2	2:B:24:G:C5'	3	1.1
(1,3)	1:A:84:LYS:HG2	2:B:24:G:C6	3	1.1
(1,3)	1:A:84:LYS:HG2	2:B:24:G:C8	3	1.1
(1,3)	1:A:84:LYS:HG2	2:B:24:G:H1	3	1.1
(1,3)	1:A:84:LYS:HG2	2:B:24:G:H1'	3	1.1
(1,3)	1:A:84:LYS:HG2	2:B:24:G:H2'	3	1.1
(1,3)	1:A:84:LYS:HG2	2:B:24:G:H21	3	1.1
(1,3)	1:A:84:LYS:HG2	2:B:24:G:H22	3	1.1
(1,3)	1:A:84:LYS:HG2	2:B:24:G:H3'	3	1.1
(1,3)	1:A:84:LYS:HG2	2:B:24:G:H4'	3	1.1
(1,3)	1:A:84:LYS:HG2	2:B:24:G:H5'	3	1.1
(1,3)	1:A:84:LYS:HG2	2:B:24:G:H5''	3	1.1
(1,3)	1:A:84:LYS:HG2	2:B:24:G:H8	3	1.1
(1,3)	1:A:84:LYS:HG2	2:B:24:G:HO2'	3	1.1
(1,3)	1:A:84:LYS:HG2	2:B:24:G:N1	3	1.1
(1,3)	1:A:84:LYS:HG2	2:B:24:G:N2	3	1.1
(1,3)	1:A:84:LYS:HG2	2:B:24:G:N3	3	1.1
(1,3)	1:A:84:LYS:HG2	2:B:24:G:N7	3	1.1
(1,3)	1:A:84:LYS:HG2	2:B:24:G:N9	3	1.1
(1,3)	1:A:84:LYS:HG2	2:B:24:G:O2'	3	1.1
(1,3)	1:A:84:LYS:HG2	2:B:24:G:O3'	3	1.1
(1,3)	1:A:84:LYS:HG2	2:B:24:G:O4'	3	1.1

Continued on next page...

Continued from previous page...

Key	Atom-1	Atom-2	Model ID	Violation (Å)
(1,3)	1:A:84:LYS:HG2	2:B:24:G:O5'	3	1.1
(1,3)	1:A:84:LYS:HG2	2:B:24:G:O6	3	1.1
(1,3)	1:A:84:LYS:HG2	2:B:24:G:OP1	3	1.1
(1,3)	1:A:84:LYS:HG2	2:B:24:G:OP2	3	1.1
(1,3)	1:A:84:LYS:HG2	2:B:24:G:P	3	1.1
(1,3)	1:A:84:LYS:HG3	2:B:2:C:C1'	3	1.1
(1,3)	1:A:84:LYS:HG3	2:B:2:C:C2	3	1.1
(1,3)	1:A:84:LYS:HG3	2:B:2:C:C2'	3	1.1
(1,3)	1:A:84:LYS:HG3	2:B:2:C:C3'	3	1.1
(1,3)	1:A:84:LYS:HG3	2:B:2:C:C4	3	1.1
(1,3)	1:A:84:LYS:HG3	2:B:2:C:C4'	3	1.1
(1,3)	1:A:84:LYS:HG3	2:B:2:C:C5	3	1.1
(1,3)	1:A:84:LYS:HG3	2:B:2:C:C5'	3	1.1
(1,3)	1:A:84:LYS:HG3	2:B:2:C:C6	3	1.1
(1,3)	1:A:84:LYS:HG3	2:B:2:C:H1'	3	1.1
(1,3)	1:A:84:LYS:HG3	2:B:2:C:H2'	3	1.1
(1,3)	1:A:84:LYS:HG3	2:B:2:C:H3'	3	1.1
(1,3)	1:A:84:LYS:HG3	2:B:2:C:H4'	3	1.1
(1,3)	1:A:84:LYS:HG3	2:B:2:C:H41	3	1.1
(1,3)	1:A:84:LYS:HG3	2:B:2:C:H42	3	1.1
(1,3)	1:A:84:LYS:HG3	2:B:2:C:H5	3	1.1
(1,3)	1:A:84:LYS:HG3	2:B:2:C:H5'	3	1.1
(1,3)	1:A:84:LYS:HG3	2:B:2:C:H5''	3	1.1
(1,3)	1:A:84:LYS:HG3	2:B:2:C:H6	3	1.1
(1,3)	1:A:84:LYS:HG3	2:B:2:C:HO2'	3	1.1
(1,3)	1:A:84:LYS:HG3	2:B:2:C:N1	3	1.1
(1,3)	1:A:84:LYS:HG3	2:B:2:C:N3	3	1.1
(1,3)	1:A:84:LYS:HG3	2:B:2:C:N4	3	1.1
(1,3)	1:A:84:LYS:HG3	2:B:2:C:O2	3	1.1
(1,3)	1:A:84:LYS:HG3	2:B:2:C:O2'	3	1.1
(1,3)	1:A:84:LYS:HG3	2:B:2:C:O3'	3	1.1
(1,3)	1:A:84:LYS:HG3	2:B:2:C:O4'	3	1.1
(1,3)	1:A:84:LYS:HG3	2:B:2:C:O5'	3	1.1
(1,3)	1:A:84:LYS:HG3	2:B:3:U:C1'	3	1.1
(1,3)	1:A:84:LYS:HG3	2:B:3:U:C2	3	1.1
(1,3)	1:A:84:LYS:HG3	2:B:3:U:C2'	3	1.1
(1,3)	1:A:84:LYS:HG3	2:B:3:U:C3'	3	1.1
(1,3)	1:A:84:LYS:HG3	2:B:3:U:C4	3	1.1
(1,3)	1:A:84:LYS:HG3	2:B:3:U:C4'	3	1.1
(1,3)	1:A:84:LYS:HG3	2:B:3:U:C5	3	1.1
(1,3)	1:A:84:LYS:HG3	2:B:3:U:C5'	3	1.1
(1,3)	1:A:84:LYS:HG3	2:B:3:U:C6	3	1.1

Continued on next page...

Continued from previous page...

Key	Atom-1	Atom-2	Model ID	Violation (Å)
(1,3)	1:A:84:LYS:HG3	2:B:3:U:H1'	3	1.1
(1,3)	1:A:84:LYS:HG3	2:B:3:U:H2'	3	1.1
(1,3)	1:A:84:LYS:HG3	2:B:3:U:H3	3	1.1
(1,3)	1:A:84:LYS:HG3	2:B:3:U:H3'	3	1.1
(1,3)	1:A:84:LYS:HG3	2:B:3:U:H4'	3	1.1
(1,3)	1:A:84:LYS:HG3	2:B:3:U:H5	3	1.1
(1,3)	1:A:84:LYS:HG3	2:B:3:U:H5'	3	1.1
(1,3)	1:A:84:LYS:HG3	2:B:3:U:H5''	3	1.1
(1,3)	1:A:84:LYS:HG3	2:B:3:U:H6	3	1.1
(1,3)	1:A:84:LYS:HG3	2:B:3:U:HO2'	3	1.1
(1,3)	1:A:84:LYS:HG3	2:B:3:U:N1	3	1.1
(1,3)	1:A:84:LYS:HG3	2:B:3:U:N3	3	1.1
(1,3)	1:A:84:LYS:HG3	2:B:3:U:O2	3	1.1
(1,3)	1:A:84:LYS:HG3	2:B:3:U:O2'	3	1.1
(1,3)	1:A:84:LYS:HG3	2:B:3:U:O3'	3	1.1
(1,3)	1:A:84:LYS:HG3	2:B:3:U:O4	3	1.1
(1,3)	1:A:84:LYS:HG3	2:B:3:U:O4'	3	1.1
(1,3)	1:A:84:LYS:HG3	2:B:3:U:O5'	3	1.1
(1,3)	1:A:84:LYS:HG3	2:B:3:U:OP1	3	1.1
(1,3)	1:A:84:LYS:HG3	2:B:3:U:OP2	3	1.1
(1,3)	1:A:84:LYS:HG3	2:B:3:U:P	3	1.1
(1,3)	1:A:84:LYS:HG3	2:B:4:G:C1'	3	1.1
(1,3)	1:A:84:LYS:HG3	2:B:4:G:C2	3	1.1
(1,3)	1:A:84:LYS:HG3	2:B:4:G:C2'	3	1.1
(1,3)	1:A:84:LYS:HG3	2:B:4:G:C3'	3	1.1
(1,3)	1:A:84:LYS:HG3	2:B:4:G:C4	3	1.1
(1,3)	1:A:84:LYS:HG3	2:B:4:G:C4'	3	1.1
(1,3)	1:A:84:LYS:HG3	2:B:4:G:C5	3	1.1
(1,3)	1:A:84:LYS:HG3	2:B:4:G:C5'	3	1.1
(1,3)	1:A:84:LYS:HG3	2:B:4:G:C6	3	1.1
(1,3)	1:A:84:LYS:HG3	2:B:4:G:C8	3	1.1
(1,3)	1:A:84:LYS:HG3	2:B:4:G:H1	3	1.1
(1,3)	1:A:84:LYS:HG3	2:B:4:G:H1'	3	1.1
(1,3)	1:A:84:LYS:HG3	2:B:4:G:H2'	3	1.1
(1,3)	1:A:84:LYS:HG3	2:B:4:G:H21	3	1.1
(1,3)	1:A:84:LYS:HG3	2:B:4:G:H22	3	1.1
(1,3)	1:A:84:LYS:HG3	2:B:4:G:H3'	3	1.1
(1,3)	1:A:84:LYS:HG3	2:B:4:G:H4'	3	1.1
(1,3)	1:A:84:LYS:HG3	2:B:4:G:H5'	3	1.1
(1,3)	1:A:84:LYS:HG3	2:B:4:G:H5''	3	1.1
(1,3)	1:A:84:LYS:HG3	2:B:4:G:H8	3	1.1
(1,3)	1:A:84:LYS:HG3	2:B:4:G:HO2'	3	1.1

Continued on next page...

Continued from previous page...

Key	Atom-1	Atom-2	Model ID	Violation (Å)
(1,3)	1:A:84:LYS:HG3	2:B:4:G:N1	3	1.1
(1,3)	1:A:84:LYS:HG3	2:B:4:G:N2	3	1.1
(1,3)	1:A:84:LYS:HG3	2:B:4:G:N3	3	1.1
(1,3)	1:A:84:LYS:HG3	2:B:4:G:N7	3	1.1
(1,3)	1:A:84:LYS:HG3	2:B:4:G:N9	3	1.1
(1,3)	1:A:84:LYS:HG3	2:B:4:G:O2'	3	1.1
(1,3)	1:A:84:LYS:HG3	2:B:4:G:O3'	3	1.1
(1,3)	1:A:84:LYS:HG3	2:B:4:G:O4'	3	1.1
(1,3)	1:A:84:LYS:HG3	2:B:4:G:O5'	3	1.1
(1,3)	1:A:84:LYS:HG3	2:B:4:G:O6	3	1.1
(1,3)	1:A:84:LYS:HG3	2:B:4:G:OP1	3	1.1
(1,3)	1:A:84:LYS:HG3	2:B:4:G:OP2	3	1.1
(1,3)	1:A:84:LYS:HG3	2:B:4:G:P	3	1.1
(1,3)	1:A:84:LYS:HG3	2:B:5:A:C1'	3	1.1
(1,3)	1:A:84:LYS:HG3	2:B:5:A:C2	3	1.1
(1,3)	1:A:84:LYS:HG3	2:B:5:A:C2'	3	1.1
(1,3)	1:A:84:LYS:HG3	2:B:5:A:C3'	3	1.1
(1,3)	1:A:84:LYS:HG3	2:B:5:A:C4	3	1.1
(1,3)	1:A:84:LYS:HG3	2:B:5:A:C4'	3	1.1
(1,3)	1:A:84:LYS:HG3	2:B:5:A:C5	3	1.1
(1,3)	1:A:84:LYS:HG3	2:B:5:A:C5'	3	1.1
(1,3)	1:A:84:LYS:HG3	2:B:5:A:C6	3	1.1
(1,3)	1:A:84:LYS:HG3	2:B:5:A:C8	3	1.1
(1,3)	1:A:84:LYS:HG3	2:B:5:A:H1'	3	1.1
(1,3)	1:A:84:LYS:HG3	2:B:5:A:H2	3	1.1
(1,3)	1:A:84:LYS:HG3	2:B:5:A:H2'	3	1.1
(1,3)	1:A:84:LYS:HG3	2:B:5:A:H3'	3	1.1
(1,3)	1:A:84:LYS:HG3	2:B:5:A:H4'	3	1.1
(1,3)	1:A:84:LYS:HG3	2:B:5:A:H5'	3	1.1
(1,3)	1:A:84:LYS:HG3	2:B:5:A:H5''	3	1.1
(1,3)	1:A:84:LYS:HG3	2:B:5:A:H61	3	1.1
(1,3)	1:A:84:LYS:HG3	2:B:5:A:H62	3	1.1
(1,3)	1:A:84:LYS:HG3	2:B:5:A:H8	3	1.1
(1,3)	1:A:84:LYS:HG3	2:B:5:A:HO2'	3	1.1
(1,3)	1:A:84:LYS:HG3	2:B:5:A:N1	3	1.1
(1,3)	1:A:84:LYS:HG3	2:B:5:A:N3	3	1.1
(1,3)	1:A:84:LYS:HG3	2:B:5:A:N6	3	1.1
(1,3)	1:A:84:LYS:HG3	2:B:5:A:N7	3	1.1
(1,3)	1:A:84:LYS:HG3	2:B:5:A:N9	3	1.1
(1,3)	1:A:84:LYS:HG3	2:B:5:A:O2'	3	1.1
(1,3)	1:A:84:LYS:HG3	2:B:5:A:O3'	3	1.1
(1,3)	1:A:84:LYS:HG3	2:B:5:A:O4'	3	1.1

Continued on next page...

Continued from previous page...

Key	Atom-1	Atom-2	Model ID	Violation (Å)
(1,3)	1:A:84:LYS:HG3	2:B:5:A:O5'	3	1.1
(1,3)	1:A:84:LYS:HG3	2:B:5:A:OP1	3	1.1
(1,3)	1:A:84:LYS:HG3	2:B:5:A:OP2	3	1.1
(1,3)	1:A:84:LYS:HG3	2:B:5:A:P	3	1.1
(1,3)	1:A:84:LYS:HG3	2:B:6:G:C1'	3	1.1
(1,3)	1:A:84:LYS:HG3	2:B:6:G:C2	3	1.1
(1,3)	1:A:84:LYS:HG3	2:B:6:G:C2'	3	1.1
(1,3)	1:A:84:LYS:HG3	2:B:6:G:C3'	3	1.1
(1,3)	1:A:84:LYS:HG3	2:B:6:G:C4	3	1.1
(1,3)	1:A:84:LYS:HG3	2:B:6:G:C4'	3	1.1
(1,3)	1:A:84:LYS:HG3	2:B:6:G:C5	3	1.1
(1,3)	1:A:84:LYS:HG3	2:B:6:G:C5'	3	1.1
(1,3)	1:A:84:LYS:HG3	2:B:6:G:C6	3	1.1
(1,3)	1:A:84:LYS:HG3	2:B:6:G:C8	3	1.1
(1,3)	1:A:84:LYS:HG3	2:B:6:G:H1	3	1.1
(1,3)	1:A:84:LYS:HG3	2:B:6:G:H1'	3	1.1
(1,3)	1:A:84:LYS:HG3	2:B:6:G:H2'	3	1.1
(1,3)	1:A:84:LYS:HG3	2:B:6:G:H21	3	1.1
(1,3)	1:A:84:LYS:HG3	2:B:6:G:H22	3	1.1
(1,3)	1:A:84:LYS:HG3	2:B:6:G:H3'	3	1.1
(1,3)	1:A:84:LYS:HG3	2:B:6:G:H4'	3	1.1
(1,3)	1:A:84:LYS:HG3	2:B:6:G:H5'	3	1.1
(1,3)	1:A:84:LYS:HG3	2:B:6:G:H5''	3	1.1
(1,3)	1:A:84:LYS:HG3	2:B:6:G:H8	3	1.1
(1,3)	1:A:84:LYS:HG3	2:B:6:G:HO2'	3	1.1
(1,3)	1:A:84:LYS:HG3	2:B:6:G:N1	3	1.1
(1,3)	1:A:84:LYS:HG3	2:B:6:G:N2	3	1.1
(1,3)	1:A:84:LYS:HG3	2:B:6:G:N3	3	1.1
(1,3)	1:A:84:LYS:HG3	2:B:6:G:N7	3	1.1
(1,3)	1:A:84:LYS:HG3	2:B:6:G:N9	3	1.1
(1,3)	1:A:84:LYS:HG3	2:B:6:G:O2'	3	1.1
(1,3)	1:A:84:LYS:HG3	2:B:6:G:O3'	3	1.1
(1,3)	1:A:84:LYS:HG3	2:B:6:G:O4'	3	1.1
(1,3)	1:A:84:LYS:HG3	2:B:6:G:O5'	3	1.1
(1,3)	1:A:84:LYS:HG3	2:B:6:G:O6	3	1.1
(1,3)	1:A:84:LYS:HG3	2:B:6:G:OP1	3	1.1
(1,3)	1:A:84:LYS:HG3	2:B:6:G:OP2	3	1.1
(1,3)	1:A:84:LYS:HG3	2:B:6:G:P	3	1.1
(1,3)	1:A:84:LYS:HG3	2:B:7:C:C1'	3	1.1
(1,3)	1:A:84:LYS:HG3	2:B:7:C:C2	3	1.1
(1,3)	1:A:84:LYS:HG3	2:B:7:C:C2'	3	1.1
(1,3)	1:A:84:LYS:HG3	2:B:7:C:C3'	3	1.1

Continued on next page...

Continued from previous page...

Key	Atom-1	Atom-2	Model ID	Violation (Å)
(1,3)	1:A:84:LYS:HG3	2:B:7:C:C4	3	1.1
(1,3)	1:A:84:LYS:HG3	2:B:7:C:C4'	3	1.1
(1,3)	1:A:84:LYS:HG3	2:B:7:C:C5	3	1.1
(1,3)	1:A:84:LYS:HG3	2:B:7:C:C5'	3	1.1
(1,3)	1:A:84:LYS:HG3	2:B:7:C:C6	3	1.1
(1,3)	1:A:84:LYS:HG3	2:B:7:C:H1'	3	1.1
(1,3)	1:A:84:LYS:HG3	2:B:7:C:H2'	3	1.1
(1,3)	1:A:84:LYS:HG3	2:B:7:C:H3'	3	1.1
(1,3)	1:A:84:LYS:HG3	2:B:7:C:H4'	3	1.1
(1,3)	1:A:84:LYS:HG3	2:B:7:C:H41	3	1.1
(1,3)	1:A:84:LYS:HG3	2:B:7:C:H42	3	1.1
(1,3)	1:A:84:LYS:HG3	2:B:7:C:H5	3	1.1
(1,3)	1:A:84:LYS:HG3	2:B:7:C:H5'	3	1.1
(1,3)	1:A:84:LYS:HG3	2:B:7:C:H5''	3	1.1
(1,3)	1:A:84:LYS:HG3	2:B:7:C:H6	3	1.1
(1,3)	1:A:84:LYS:HG3	2:B:7:C:HO2'	3	1.1
(1,3)	1:A:84:LYS:HG3	2:B:7:C:N1	3	1.1
(1,3)	1:A:84:LYS:HG3	2:B:7:C:N3	3	1.1
(1,3)	1:A:84:LYS:HG3	2:B:7:C:N4	3	1.1
(1,3)	1:A:84:LYS:HG3	2:B:7:C:O2	3	1.1
(1,3)	1:A:84:LYS:HG3	2:B:7:C:O2'	3	1.1
(1,3)	1:A:84:LYS:HG3	2:B:7:C:O3'	3	1.1
(1,3)	1:A:84:LYS:HG3	2:B:7:C:O4'	3	1.1
(1,3)	1:A:84:LYS:HG3	2:B:7:C:O5'	3	1.1
(1,3)	1:A:84:LYS:HG3	2:B:7:C:OP1	3	1.1
(1,3)	1:A:84:LYS:HG3	2:B:7:C:OP2	3	1.1
(1,3)	1:A:84:LYS:HG3	2:B:7:C:P	3	1.1
(1,3)	1:A:84:LYS:HG3	2:B:8:U:C1'	3	1.1
(1,3)	1:A:84:LYS:HG3	2:B:8:U:C2	3	1.1
(1,3)	1:A:84:LYS:HG3	2:B:8:U:C2'	3	1.1
(1,3)	1:A:84:LYS:HG3	2:B:8:U:C3'	3	1.1
(1,3)	1:A:84:LYS:HG3	2:B:8:U:C4	3	1.1
(1,3)	1:A:84:LYS:HG3	2:B:8:U:C4'	3	1.1
(1,3)	1:A:84:LYS:HG3	2:B:8:U:C5	3	1.1
(1,3)	1:A:84:LYS:HG3	2:B:8:U:C5'	3	1.1
(1,3)	1:A:84:LYS:HG3	2:B:8:U:C6	3	1.1
(1,3)	1:A:84:LYS:HG3	2:B:8:U:H1'	3	1.1
(1,3)	1:A:84:LYS:HG3	2:B:8:U:H2'	3	1.1
(1,3)	1:A:84:LYS:HG3	2:B:8:U:H3	3	1.1
(1,3)	1:A:84:LYS:HG3	2:B:8:U:H3'	3	1.1
(1,3)	1:A:84:LYS:HG3	2:B:8:U:H4'	3	1.1
(1,3)	1:A:84:LYS:HG3	2:B:8:U:H5	3	1.1

Continued on next page...

Continued from previous page...

Key	Atom-1	Atom-2	Model ID	Violation (Å)
(1,3)	1:A:84:LYS:HG3	2:B:8:U:H5'	3	1.1
(1,3)	1:A:84:LYS:HG3	2:B:8:U:H5''	3	1.1
(1,3)	1:A:84:LYS:HG3	2:B:8:U:H6	3	1.1
(1,3)	1:A:84:LYS:HG3	2:B:8:U:HO2'	3	1.1
(1,3)	1:A:84:LYS:HG3	2:B:8:U:N1	3	1.1
(1,3)	1:A:84:LYS:HG3	2:B:8:U:N3	3	1.1
(1,3)	1:A:84:LYS:HG3	2:B:8:U:O2	3	1.1
(1,3)	1:A:84:LYS:HG3	2:B:8:U:O2'	3	1.1
(1,3)	1:A:84:LYS:HG3	2:B:8:U:O3'	3	1.1
(1,3)	1:A:84:LYS:HG3	2:B:8:U:O4	3	1.1
(1,3)	1:A:84:LYS:HG3	2:B:8:U:O4'	3	1.1
(1,3)	1:A:84:LYS:HG3	2:B:8:U:O5'	3	1.1
(1,3)	1:A:84:LYS:HG3	2:B:8:U:OP1	3	1.1
(1,3)	1:A:84:LYS:HG3	2:B:8:U:OP2	3	1.1
(1,3)	1:A:84:LYS:HG3	2:B:8:U:P	3	1.1
(1,3)	1:A:84:LYS:HG3	2:B:9:C:C1'	3	1.1
(1,3)	1:A:84:LYS:HG3	2:B:9:C:C2	3	1.1
(1,3)	1:A:84:LYS:HG3	2:B:9:C:C2'	3	1.1
(1,3)	1:A:84:LYS:HG3	2:B:9:C:C3'	3	1.1
(1,3)	1:A:84:LYS:HG3	2:B:9:C:C4	3	1.1
(1,3)	1:A:84:LYS:HG3	2:B:9:C:C4'	3	1.1
(1,3)	1:A:84:LYS:HG3	2:B:9:C:C5	3	1.1
(1,3)	1:A:84:LYS:HG3	2:B:9:C:C5'	3	1.1
(1,3)	1:A:84:LYS:HG3	2:B:9:C:C6	3	1.1
(1,3)	1:A:84:LYS:HG3	2:B:9:C:H1'	3	1.1
(1,3)	1:A:84:LYS:HG3	2:B:9:C:H2'	3	1.1
(1,3)	1:A:84:LYS:HG3	2:B:9:C:H3'	3	1.1
(1,3)	1:A:84:LYS:HG3	2:B:9:C:H4'	3	1.1
(1,3)	1:A:84:LYS:HG3	2:B:9:C:H41	3	1.1
(1,3)	1:A:84:LYS:HG3	2:B:9:C:H42	3	1.1
(1,3)	1:A:84:LYS:HG3	2:B:9:C:H5	3	1.1
(1,3)	1:A:84:LYS:HG3	2:B:9:C:H5'	3	1.1
(1,3)	1:A:84:LYS:HG3	2:B:9:C:H5''	3	1.1
(1,3)	1:A:84:LYS:HG3	2:B:9:C:H6	3	1.1
(1,3)	1:A:84:LYS:HG3	2:B:9:C:HO2'	3	1.1
(1,3)	1:A:84:LYS:HG3	2:B:9:C:N1	3	1.1
(1,3)	1:A:84:LYS:HG3	2:B:9:C:N3	3	1.1
(1,3)	1:A:84:LYS:HG3	2:B:9:C:N4	3	1.1
(1,3)	1:A:84:LYS:HG3	2:B:9:C:O2	3	1.1
(1,3)	1:A:84:LYS:HG3	2:B:9:C:O2'	3	1.1
(1,3)	1:A:84:LYS:HG3	2:B:9:C:O3'	3	1.1
(1,3)	1:A:84:LYS:HG3	2:B:9:C:O4'	3	1.1

Continued on next page...

Continued from previous page...

Key	Atom-1	Atom-2	Model ID	Violation (Å)
(1,3)	1:A:84:LYS:HG3	2:B:9:C:O5'	3	1.1
(1,3)	1:A:84:LYS:HG3	2:B:9:C:OP1	3	1.1
(1,3)	1:A:84:LYS:HG3	2:B:9:C:OP2	3	1.1
(1,3)	1:A:84:LYS:HG3	2:B:9:C:P	3	1.1
(1,3)	1:A:84:LYS:HG3	2:B:10:G:C1'	3	1.1
(1,3)	1:A:84:LYS:HG3	2:B:10:G:C2	3	1.1
(1,3)	1:A:84:LYS:HG3	2:B:10:G:C2'	3	1.1
(1,3)	1:A:84:LYS:HG3	2:B:10:G:C3'	3	1.1
(1,3)	1:A:84:LYS:HG3	2:B:10:G:C4	3	1.1
(1,3)	1:A:84:LYS:HG3	2:B:10:G:C4'	3	1.1
(1,3)	1:A:84:LYS:HG3	2:B:10:G:C5	3	1.1
(1,3)	1:A:84:LYS:HG3	2:B:10:G:C5'	3	1.1
(1,3)	1:A:84:LYS:HG3	2:B:10:G:C6	3	1.1
(1,3)	1:A:84:LYS:HG3	2:B:10:G:C8	3	1.1
(1,3)	1:A:84:LYS:HG3	2:B:10:G:H1	3	1.1
(1,3)	1:A:84:LYS:HG3	2:B:10:G:H1'	3	1.1
(1,3)	1:A:84:LYS:HG3	2:B:10:G:H2'	3	1.1
(1,3)	1:A:84:LYS:HG3	2:B:10:G:H21	3	1.1
(1,3)	1:A:84:LYS:HG3	2:B:10:G:H22	3	1.1
(1,3)	1:A:84:LYS:HG3	2:B:10:G:H3'	3	1.1
(1,3)	1:A:84:LYS:HG3	2:B:10:G:H4'	3	1.1
(1,3)	1:A:84:LYS:HG3	2:B:10:G:H5'	3	1.1
(1,3)	1:A:84:LYS:HG3	2:B:10:G:H5''	3	1.1
(1,3)	1:A:84:LYS:HG3	2:B:10:G:H8	3	1.1
(1,3)	1:A:84:LYS:HG3	2:B:10:G:HO2'	3	1.1
(1,3)	1:A:84:LYS:HG3	2:B:10:G:N1	3	1.1
(1,3)	1:A:84:LYS:HG3	2:B:10:G:N2	3	1.1
(1,3)	1:A:84:LYS:HG3	2:B:10:G:N3	3	1.1
(1,3)	1:A:84:LYS:HG3	2:B:10:G:N7	3	1.1
(1,3)	1:A:84:LYS:HG3	2:B:10:G:N9	3	1.1
(1,3)	1:A:84:LYS:HG3	2:B:10:G:O2'	3	1.1
(1,3)	1:A:84:LYS:HG3	2:B:10:G:O3'	3	1.1
(1,3)	1:A:84:LYS:HG3	2:B:10:G:O4'	3	1.1
(1,3)	1:A:84:LYS:HG3	2:B:10:G:O5'	3	1.1
(1,3)	1:A:84:LYS:HG3	2:B:10:G:O6	3	1.1
(1,3)	1:A:84:LYS:HG3	2:B:10:G:OP1	3	1.1
(1,3)	1:A:84:LYS:HG3	2:B:10:G:OP2	3	1.1
(1,3)	1:A:84:LYS:HG3	2:B:10:G:P	3	1.1
(1,3)	1:A:84:LYS:HG3	2:B:11:A:C1'	3	1.1
(1,3)	1:A:84:LYS:HG3	2:B:11:A:C2	3	1.1
(1,3)	1:A:84:LYS:HG3	2:B:11:A:C2'	3	1.1
(1,3)	1:A:84:LYS:HG3	2:B:11:A:C3'	3	1.1

Continued on next page...

Continued from previous page...

Key	Atom-1	Atom-2	Model ID	Violation (Å)
(1,3)	1:A:84:LYS:HG3	2:B:11:A:C4	3	1.1
(1,3)	1:A:84:LYS:HG3	2:B:11:A:C4'	3	1.1
(1,3)	1:A:84:LYS:HG3	2:B:11:A:C5	3	1.1
(1,3)	1:A:84:LYS:HG3	2:B:11:A:C5'	3	1.1
(1,3)	1:A:84:LYS:HG3	2:B:11:A:C6	3	1.1
(1,3)	1:A:84:LYS:HG3	2:B:11:A:C8	3	1.1
(1,3)	1:A:84:LYS:HG3	2:B:11:A:H1'	3	1.1
(1,3)	1:A:84:LYS:HG3	2:B:11:A:H2	3	1.1
(1,3)	1:A:84:LYS:HG3	2:B:11:A:H2'	3	1.1
(1,3)	1:A:84:LYS:HG3	2:B:11:A:H3'	3	1.1
(1,3)	1:A:84:LYS:HG3	2:B:11:A:H4'	3	1.1
(1,3)	1:A:84:LYS:HG3	2:B:11:A:H5'	3	1.1
(1,3)	1:A:84:LYS:HG3	2:B:11:A:H5''	3	1.1
(1,3)	1:A:84:LYS:HG3	2:B:11:A:H61	3	1.1
(1,3)	1:A:84:LYS:HG3	2:B:11:A:H62	3	1.1
(1,3)	1:A:84:LYS:HG3	2:B:11:A:H8	3	1.1
(1,3)	1:A:84:LYS:HG3	2:B:11:A:HO2'	3	1.1
(1,3)	1:A:84:LYS:HG3	2:B:11:A:N1	3	1.1
(1,3)	1:A:84:LYS:HG3	2:B:11:A:N3	3	1.1
(1,3)	1:A:84:LYS:HG3	2:B:11:A:N6	3	1.1
(1,3)	1:A:84:LYS:HG3	2:B:11:A:N7	3	1.1
(1,3)	1:A:84:LYS:HG3	2:B:11:A:N9	3	1.1
(1,3)	1:A:84:LYS:HG3	2:B:11:A:O2'	3	1.1
(1,3)	1:A:84:LYS:HG3	2:B:11:A:O3'	3	1.1
(1,3)	1:A:84:LYS:HG3	2:B:11:A:O4'	3	1.1
(1,3)	1:A:84:LYS:HG3	2:B:11:A:O5'	3	1.1
(1,3)	1:A:84:LYS:HG3	2:B:11:A:OP1	3	1.1
(1,3)	1:A:84:LYS:HG3	2:B:11:A:OP2	3	1.1
(1,3)	1:A:84:LYS:HG3	2:B:11:A:P	3	1.1
(1,3)	1:A:84:LYS:HG3	2:B:12:A:C1'	3	1.1
(1,3)	1:A:84:LYS:HG3	2:B:12:A:C2	3	1.1
(1,3)	1:A:84:LYS:HG3	2:B:12:A:C2'	3	1.1
(1,3)	1:A:84:LYS:HG3	2:B:12:A:C3'	3	1.1
(1,3)	1:A:84:LYS:HG3	2:B:12:A:C4	3	1.1
(1,3)	1:A:84:LYS:HG3	2:B:12:A:C4'	3	1.1
(1,3)	1:A:84:LYS:HG3	2:B:12:A:C5	3	1.1
(1,3)	1:A:84:LYS:HG3	2:B:12:A:C5'	3	1.1
(1,3)	1:A:84:LYS:HG3	2:B:12:A:C6	3	1.1
(1,3)	1:A:84:LYS:HG3	2:B:12:A:C8	3	1.1
(1,3)	1:A:84:LYS:HG3	2:B:12:A:H1'	3	1.1
(1,3)	1:A:84:LYS:HG3	2:B:12:A:H2	3	1.1
(1,3)	1:A:84:LYS:HG3	2:B:12:A:H2'	3	1.1

Continued on next page...

Continued from previous page...

Key	Atom-1	Atom-2	Model ID	Violation (Å)
(1,3)	1:A:84:LYS:HG3	2:B:12:A:H3'	3	1.1
(1,3)	1:A:84:LYS:HG3	2:B:12:A:H4'	3	1.1
(1,3)	1:A:84:LYS:HG3	2:B:12:A:H5'	3	1.1
(1,3)	1:A:84:LYS:HG3	2:B:12:A:H5''	3	1.1
(1,3)	1:A:84:LYS:HG3	2:B:12:A:H61	3	1.1
(1,3)	1:A:84:LYS:HG3	2:B:12:A:H62	3	1.1
(1,3)	1:A:84:LYS:HG3	2:B:12:A:H8	3	1.1
(1,3)	1:A:84:LYS:HG3	2:B:12:A:HO2'	3	1.1
(1,3)	1:A:84:LYS:HG3	2:B:12:A:N1	3	1.1
(1,3)	1:A:84:LYS:HG3	2:B:12:A:N3	3	1.1
(1,3)	1:A:84:LYS:HG3	2:B:12:A:N6	3	1.1
(1,3)	1:A:84:LYS:HG3	2:B:12:A:N7	3	1.1
(1,3)	1:A:84:LYS:HG3	2:B:12:A:N9	3	1.1
(1,3)	1:A:84:LYS:HG3	2:B:12:A:O2'	3	1.1
(1,3)	1:A:84:LYS:HG3	2:B:12:A:O3'	3	1.1
(1,3)	1:A:84:LYS:HG3	2:B:12:A:O4'	3	1.1
(1,3)	1:A:84:LYS:HG3	2:B:12:A:O5'	3	1.1
(1,3)	1:A:84:LYS:HG3	2:B:12:A:OP1	3	1.1
(1,3)	1:A:84:LYS:HG3	2:B:12:A:OP2	3	1.1
(1,3)	1:A:84:LYS:HG3	2:B:12:A:P	3	1.1
(1,3)	1:A:84:LYS:HG3	2:B:13:A:C1'	3	1.1
(1,3)	1:A:84:LYS:HG3	2:B:13:A:C2	3	1.1
(1,3)	1:A:84:LYS:HG3	2:B:13:A:C2'	3	1.1
(1,3)	1:A:84:LYS:HG3	2:B:13:A:C3'	3	1.1
(1,3)	1:A:84:LYS:HG3	2:B:13:A:C4	3	1.1
(1,3)	1:A:84:LYS:HG3	2:B:13:A:C4'	3	1.1
(1,3)	1:A:84:LYS:HG3	2:B:13:A:C5	3	1.1
(1,3)	1:A:84:LYS:HG3	2:B:13:A:C5'	3	1.1
(1,3)	1:A:84:LYS:HG3	2:B:13:A:C6	3	1.1
(1,3)	1:A:84:LYS:HG3	2:B:13:A:C8	3	1.1
(1,3)	1:A:84:LYS:HG3	2:B:13:A:H1'	3	1.1
(1,3)	1:A:84:LYS:HG3	2:B:13:A:H2	3	1.1
(1,3)	1:A:84:LYS:HG3	2:B:13:A:H2'	3	1.1
(1,3)	1:A:84:LYS:HG3	2:B:13:A:H3'	3	1.1
(1,3)	1:A:84:LYS:HG3	2:B:13:A:H4'	3	1.1
(1,3)	1:A:84:LYS:HG3	2:B:13:A:H5'	3	1.1
(1,3)	1:A:84:LYS:HG3	2:B:13:A:H5''	3	1.1
(1,3)	1:A:84:LYS:HG3	2:B:13:A:H61	3	1.1
(1,3)	1:A:84:LYS:HG3	2:B:13:A:H62	3	1.1
(1,3)	1:A:84:LYS:HG3	2:B:13:A:H8	3	1.1
(1,3)	1:A:84:LYS:HG3	2:B:13:A:HO2'	3	1.1
(1,3)	1:A:84:LYS:HG3	2:B:13:A:N1	3	1.1

Continued on next page...

Continued from previous page...

Key	Atom-1	Atom-2	Model ID	Violation (Å)
(1,3)	1:A:84:LYS:HG3	2:B:13:A:N3	3	1.1
(1,3)	1:A:84:LYS:HG3	2:B:13:A:N6	3	1.1
(1,3)	1:A:84:LYS:HG3	2:B:13:A:N7	3	1.1
(1,3)	1:A:84:LYS:HG3	2:B:13:A:N9	3	1.1
(1,3)	1:A:84:LYS:HG3	2:B:13:A:O2'	3	1.1
(1,3)	1:A:84:LYS:HG3	2:B:13:A:O3'	3	1.1
(1,3)	1:A:84:LYS:HG3	2:B:13:A:O4'	3	1.1
(1,3)	1:A:84:LYS:HG3	2:B:13:A:O5'	3	1.1
(1,3)	1:A:84:LYS:HG3	2:B:13:A:OP1	3	1.1
(1,3)	1:A:84:LYS:HG3	2:B:13:A:OP2	3	1.1
(1,3)	1:A:84:LYS:HG3	2:B:13:A:P	3	1.1
(1,3)	1:A:84:LYS:HG3	2:B:14:G:C1'	3	1.1
(1,3)	1:A:84:LYS:HG3	2:B:14:G:C2	3	1.1
(1,3)	1:A:84:LYS:HG3	2:B:14:G:C2'	3	1.1
(1,3)	1:A:84:LYS:HG3	2:B:14:G:C3'	3	1.1
(1,3)	1:A:84:LYS:HG3	2:B:14:G:C4	3	1.1
(1,3)	1:A:84:LYS:HG3	2:B:14:G:C4'	3	1.1
(1,3)	1:A:84:LYS:HG3	2:B:14:G:C5	3	1.1
(1,3)	1:A:84:LYS:HG3	2:B:14:G:C5'	3	1.1
(1,3)	1:A:84:LYS:HG3	2:B:14:G:C6	3	1.1
(1,3)	1:A:84:LYS:HG3	2:B:14:G:C8	3	1.1
(1,3)	1:A:84:LYS:HG3	2:B:14:G:H1	3	1.1
(1,3)	1:A:84:LYS:HG3	2:B:14:G:H1'	3	1.1
(1,3)	1:A:84:LYS:HG3	2:B:14:G:H2'	3	1.1
(1,3)	1:A:84:LYS:HG3	2:B:14:G:H21	3	1.1
(1,3)	1:A:84:LYS:HG3	2:B:14:G:H22	3	1.1
(1,3)	1:A:84:LYS:HG3	2:B:14:G:H3'	3	1.1
(1,3)	1:A:84:LYS:HG3	2:B:14:G:H4'	3	1.1
(1,3)	1:A:84:LYS:HG3	2:B:14:G:H5'	3	1.1
(1,3)	1:A:84:LYS:HG3	2:B:14:G:H5''	3	1.1
(1,3)	1:A:84:LYS:HG3	2:B:14:G:H8	3	1.1
(1,3)	1:A:84:LYS:HG3	2:B:14:G:HO2'	3	1.1
(1,3)	1:A:84:LYS:HG3	2:B:14:G:N1	3	1.1
(1,3)	1:A:84:LYS:HG3	2:B:14:G:N2	3	1.1
(1,3)	1:A:84:LYS:HG3	2:B:14:G:N3	3	1.1
(1,3)	1:A:84:LYS:HG3	2:B:14:G:N7	3	1.1
(1,3)	1:A:84:LYS:HG3	2:B:14:G:N9	3	1.1
(1,3)	1:A:84:LYS:HG3	2:B:14:G:O2'	3	1.1
(1,3)	1:A:84:LYS:HG3	2:B:14:G:O3'	3	1.1
(1,3)	1:A:84:LYS:HG3	2:B:14:G:O4'	3	1.1
(1,3)	1:A:84:LYS:HG3	2:B:14:G:O5'	3	1.1
(1,3)	1:A:84:LYS:HG3	2:B:14:G:O6	3	1.1

Continued on next page...

Continued from previous page...

Key	Atom-1	Atom-2	Model ID	Violation (Å)
(1,3)	1:A:84:LYS:HG3	2:B:14:G:OP1	3	1.1
(1,3)	1:A:84:LYS:HG3	2:B:14:G:OP2	3	1.1
(1,3)	1:A:84:LYS:HG3	2:B:14:G:P	3	1.1
(1,3)	1:A:84:LYS:HG3	2:B:15:A:C1'	3	1.1
(1,3)	1:A:84:LYS:HG3	2:B:15:A:C2	3	1.1
(1,3)	1:A:84:LYS:HG3	2:B:15:A:C2'	3	1.1
(1,3)	1:A:84:LYS:HG3	2:B:15:A:C3'	3	1.1
(1,3)	1:A:84:LYS:HG3	2:B:15:A:C4	3	1.1
(1,3)	1:A:84:LYS:HG3	2:B:15:A:C4'	3	1.1
(1,3)	1:A:84:LYS:HG3	2:B:15:A:C5	3	1.1
(1,3)	1:A:84:LYS:HG3	2:B:15:A:C5'	3	1.1
(1,3)	1:A:84:LYS:HG3	2:B:15:A:C6	3	1.1
(1,3)	1:A:84:LYS:HG3	2:B:15:A:C8	3	1.1
(1,3)	1:A:84:LYS:HG3	2:B:15:A:H1'	3	1.1
(1,3)	1:A:84:LYS:HG3	2:B:15:A:H2	3	1.1
(1,3)	1:A:84:LYS:HG3	2:B:15:A:H2'	3	1.1
(1,3)	1:A:84:LYS:HG3	2:B:15:A:H3'	3	1.1
(1,3)	1:A:84:LYS:HG3	2:B:15:A:H4'	3	1.1
(1,3)	1:A:84:LYS:HG3	2:B:15:A:H5'	3	1.1
(1,3)	1:A:84:LYS:HG3	2:B:15:A:H5''	3	1.1
(1,3)	1:A:84:LYS:HG3	2:B:15:A:H61	3	1.1
(1,3)	1:A:84:LYS:HG3	2:B:15:A:H62	3	1.1
(1,3)	1:A:84:LYS:HG3	2:B:15:A:H8	3	1.1
(1,3)	1:A:84:LYS:HG3	2:B:15:A:HO2'	3	1.1
(1,3)	1:A:84:LYS:HG3	2:B:15:A:N1	3	1.1
(1,3)	1:A:84:LYS:HG3	2:B:15:A:N3	3	1.1
(1,3)	1:A:84:LYS:HG3	2:B:15:A:N6	3	1.1
(1,3)	1:A:84:LYS:HG3	2:B:15:A:N7	3	1.1
(1,3)	1:A:84:LYS:HG3	2:B:15:A:N9	3	1.1
(1,3)	1:A:84:LYS:HG3	2:B:15:A:O2'	3	1.1
(1,3)	1:A:84:LYS:HG3	2:B:15:A:O3'	3	1.1
(1,3)	1:A:84:LYS:HG3	2:B:15:A:O4'	3	1.1
(1,3)	1:A:84:LYS:HG3	2:B:15:A:O5'	3	1.1
(1,3)	1:A:84:LYS:HG3	2:B:15:A:OP1	3	1.1
(1,3)	1:A:84:LYS:HG3	2:B:15:A:OP2	3	1.1
(1,3)	1:A:84:LYS:HG3	2:B:15:A:P	3	1.1
(1,3)	1:A:84:LYS:HG3	2:B:16:G:C1'	3	1.1
(1,3)	1:A:84:LYS:HG3	2:B:16:G:C2	3	1.1
(1,3)	1:A:84:LYS:HG3	2:B:16:G:C2'	3	1.1
(1,3)	1:A:84:LYS:HG3	2:B:16:G:C3'	3	1.1
(1,3)	1:A:84:LYS:HG3	2:B:16:G:C4	3	1.1
(1,3)	1:A:84:LYS:HG3	2:B:16:G:C4'	3	1.1

Continued on next page...

Continued from previous page...

Key	Atom-1	Atom-2	Model ID	Violation (Å)
(1,3)	1:A:84:LYS:HG3	2:B:16:G:C5	3	1.1
(1,3)	1:A:84:LYS:HG3	2:B:16:G:C5'	3	1.1
(1,3)	1:A:84:LYS:HG3	2:B:16:G:C6	3	1.1
(1,3)	1:A:84:LYS:HG3	2:B:16:G:C8	3	1.1
(1,3)	1:A:84:LYS:HG3	2:B:16:G:H1	3	1.1
(1,3)	1:A:84:LYS:HG3	2:B:16:G:H1'	3	1.1
(1,3)	1:A:84:LYS:HG3	2:B:16:G:H2'	3	1.1
(1,3)	1:A:84:LYS:HG3	2:B:16:G:H21	3	1.1
(1,3)	1:A:84:LYS:HG3	2:B:16:G:H22	3	1.1
(1,3)	1:A:84:LYS:HG3	2:B:16:G:H3'	3	1.1
(1,3)	1:A:84:LYS:HG3	2:B:16:G:H4'	3	1.1
(1,3)	1:A:84:LYS:HG3	2:B:16:G:H5'	3	1.1
(1,3)	1:A:84:LYS:HG3	2:B:16:G:H5''	3	1.1
(1,3)	1:A:84:LYS:HG3	2:B:16:G:H8	3	1.1
(1,3)	1:A:84:LYS:HG3	2:B:16:G:HO2'	3	1.1
(1,3)	1:A:84:LYS:HG3	2:B:16:G:N1	3	1.1
(1,3)	1:A:84:LYS:HG3	2:B:16:G:N2	3	1.1
(1,3)	1:A:84:LYS:HG3	2:B:16:G:N3	3	1.1
(1,3)	1:A:84:LYS:HG3	2:B:16:G:N7	3	1.1
(1,3)	1:A:84:LYS:HG3	2:B:16:G:N9	3	1.1
(1,3)	1:A:84:LYS:HG3	2:B:16:G:O2'	3	1.1
(1,3)	1:A:84:LYS:HG3	2:B:16:G:O3'	3	1.1
(1,3)	1:A:84:LYS:HG3	2:B:16:G:O4'	3	1.1
(1,3)	1:A:84:LYS:HG3	2:B:16:G:O5'	3	1.1
(1,3)	1:A:84:LYS:HG3	2:B:16:G:O6	3	1.1
(1,3)	1:A:84:LYS:HG3	2:B:16:G:OP1	3	1.1
(1,3)	1:A:84:LYS:HG3	2:B:16:G:OP2	3	1.1
(1,3)	1:A:84:LYS:HG3	2:B:16:G:P	3	1.1
(1,3)	1:A:84:LYS:HG3	2:B:17:C:C1'	3	1.1
(1,3)	1:A:84:LYS:HG3	2:B:17:C:C2	3	1.1
(1,3)	1:A:84:LYS:HG3	2:B:17:C:C2'	3	1.1
(1,3)	1:A:84:LYS:HG3	2:B:17:C:C3'	3	1.1
(1,3)	1:A:84:LYS:HG3	2:B:17:C:C4	3	1.1
(1,3)	1:A:84:LYS:HG3	2:B:17:C:C4'	3	1.1
(1,3)	1:A:84:LYS:HG3	2:B:17:C:C5	3	1.1
(1,3)	1:A:84:LYS:HG3	2:B:17:C:C5'	3	1.1
(1,3)	1:A:84:LYS:HG3	2:B:17:C:C6	3	1.1
(1,3)	1:A:84:LYS:HG3	2:B:17:C:H1'	3	1.1
(1,3)	1:A:84:LYS:HG3	2:B:17:C:H2'	3	1.1
(1,3)	1:A:84:LYS:HG3	2:B:17:C:H3'	3	1.1
(1,3)	1:A:84:LYS:HG3	2:B:17:C:H4'	3	1.1
(1,3)	1:A:84:LYS:HG3	2:B:17:C:H41	3	1.1

Continued on next page...

Continued from previous page...

Key	Atom-1	Atom-2	Model ID	Violation (Å)
(1,3)	1:A:84:LYS:HG3	2:B:17:C:H42	3	1.1
(1,3)	1:A:84:LYS:HG3	2:B:17:C:H5	3	1.1
(1,3)	1:A:84:LYS:HG3	2:B:17:C:H5'	3	1.1
(1,3)	1:A:84:LYS:HG3	2:B:17:C:H5''	3	1.1
(1,3)	1:A:84:LYS:HG3	2:B:17:C:H6	3	1.1
(1,3)	1:A:84:LYS:HG3	2:B:17:C:HO2'	3	1.1
(1,3)	1:A:84:LYS:HG3	2:B:17:C:N1	3	1.1
(1,3)	1:A:84:LYS:HG3	2:B:17:C:N3	3	1.1
(1,3)	1:A:84:LYS:HG3	2:B:17:C:N4	3	1.1
(1,3)	1:A:84:LYS:HG3	2:B:17:C:O2	3	1.1
(1,3)	1:A:84:LYS:HG3	2:B:17:C:O2'	3	1.1
(1,3)	1:A:84:LYS:HG3	2:B:17:C:O3'	3	1.1
(1,3)	1:A:84:LYS:HG3	2:B:17:C:O4'	3	1.1
(1,3)	1:A:84:LYS:HG3	2:B:17:C:O5'	3	1.1
(1,3)	1:A:84:LYS:HG3	2:B:17:C:OP1	3	1.1
(1,3)	1:A:84:LYS:HG3	2:B:17:C:OP2	3	1.1
(1,3)	1:A:84:LYS:HG3	2:B:17:C:P	3	1.1
(1,3)	1:A:84:LYS:HG3	2:B:18:A:C1'	3	1.1
(1,3)	1:A:84:LYS:HG3	2:B:18:A:C2	3	1.1
(1,3)	1:A:84:LYS:HG3	2:B:18:A:C2'	3	1.1
(1,3)	1:A:84:LYS:HG3	2:B:18:A:C3'	3	1.1
(1,3)	1:A:84:LYS:HG3	2:B:18:A:C4	3	1.1
(1,3)	1:A:84:LYS:HG3	2:B:18:A:C4'	3	1.1
(1,3)	1:A:84:LYS:HG3	2:B:18:A:C5	3	1.1
(1,3)	1:A:84:LYS:HG3	2:B:18:A:C5'	3	1.1
(1,3)	1:A:84:LYS:HG3	2:B:18:A:C6	3	1.1
(1,3)	1:A:84:LYS:HG3	2:B:18:A:C8	3	1.1
(1,3)	1:A:84:LYS:HG3	2:B:18:A:H1'	3	1.1
(1,3)	1:A:84:LYS:HG3	2:B:18:A:H2	3	1.1
(1,3)	1:A:84:LYS:HG3	2:B:18:A:H2'	3	1.1
(1,3)	1:A:84:LYS:HG3	2:B:18:A:H3'	3	1.1
(1,3)	1:A:84:LYS:HG3	2:B:18:A:H4'	3	1.1
(1,3)	1:A:84:LYS:HG3	2:B:18:A:H5'	3	1.1
(1,3)	1:A:84:LYS:HG3	2:B:18:A:H5''	3	1.1
(1,3)	1:A:84:LYS:HG3	2:B:18:A:H61	3	1.1
(1,3)	1:A:84:LYS:HG3	2:B:18:A:H62	3	1.1
(1,3)	1:A:84:LYS:HG3	2:B:18:A:H8	3	1.1
(1,3)	1:A:84:LYS:HG3	2:B:18:A:HO2'	3	1.1
(1,3)	1:A:84:LYS:HG3	2:B:18:A:N1	3	1.1
(1,3)	1:A:84:LYS:HG3	2:B:18:A:N3	3	1.1
(1,3)	1:A:84:LYS:HG3	2:B:18:A:N6	3	1.1
(1,3)	1:A:84:LYS:HG3	2:B:18:A:N7	3	1.1

Continued on next page...

Continued from previous page...

Key	Atom-1	Atom-2	Model ID	Violation (Å)
(1,3)	1:A:84:LYS:HG3	2:B:18:A:N9	3	1.1
(1,3)	1:A:84:LYS:HG3	2:B:18:A:O2'	3	1.1
(1,3)	1:A:84:LYS:HG3	2:B:18:A:O3'	3	1.1
(1,3)	1:A:84:LYS:HG3	2:B:18:A:O4'	3	1.1
(1,3)	1:A:84:LYS:HG3	2:B:18:A:O5'	3	1.1
(1,3)	1:A:84:LYS:HG3	2:B:18:A:OP1	3	1.1
(1,3)	1:A:84:LYS:HG3	2:B:18:A:OP2	3	1.1
(1,3)	1:A:84:LYS:HG3	2:B:18:A:P	3	1.1
(1,3)	1:A:84:LYS:HG3	2:B:19:A:C1'	3	1.1
(1,3)	1:A:84:LYS:HG3	2:B:19:A:C2	3	1.1
(1,3)	1:A:84:LYS:HG3	2:B:19:A:C2'	3	1.1
(1,3)	1:A:84:LYS:HG3	2:B:19:A:C3'	3	1.1
(1,3)	1:A:84:LYS:HG3	2:B:19:A:C4	3	1.1
(1,3)	1:A:84:LYS:HG3	2:B:19:A:C4'	3	1.1
(1,3)	1:A:84:LYS:HG3	2:B:19:A:C5	3	1.1
(1,3)	1:A:84:LYS:HG3	2:B:19:A:C5'	3	1.1
(1,3)	1:A:84:LYS:HG3	2:B:19:A:C6	3	1.1
(1,3)	1:A:84:LYS:HG3	2:B:19:A:C8	3	1.1
(1,3)	1:A:84:LYS:HG3	2:B:19:A:H1'	3	1.1
(1,3)	1:A:84:LYS:HG3	2:B:19:A:H2	3	1.1
(1,3)	1:A:84:LYS:HG3	2:B:19:A:H2'	3	1.1
(1,3)	1:A:84:LYS:HG3	2:B:19:A:H3'	3	1.1
(1,3)	1:A:84:LYS:HG3	2:B:19:A:H4'	3	1.1
(1,3)	1:A:84:LYS:HG3	2:B:19:A:H5'	3	1.1
(1,3)	1:A:84:LYS:HG3	2:B:19:A:H5''	3	1.1
(1,3)	1:A:84:LYS:HG3	2:B:19:A:H61	3	1.1
(1,3)	1:A:84:LYS:HG3	2:B:19:A:H62	3	1.1
(1,3)	1:A:84:LYS:HG3	2:B:19:A:H8	3	1.1
(1,3)	1:A:84:LYS:HG3	2:B:19:A:HO2'	3	1.1
(1,3)	1:A:84:LYS:HG3	2:B:19:A:N1	3	1.1
(1,3)	1:A:84:LYS:HG3	2:B:19:A:N3	3	1.1
(1,3)	1:A:84:LYS:HG3	2:B:19:A:N6	3	1.1
(1,3)	1:A:84:LYS:HG3	2:B:19:A:N7	3	1.1
(1,3)	1:A:84:LYS:HG3	2:B:19:A:N9	3	1.1
(1,3)	1:A:84:LYS:HG3	2:B:19:A:O2'	3	1.1
(1,3)	1:A:84:LYS:HG3	2:B:19:A:O3'	3	1.1
(1,3)	1:A:84:LYS:HG3	2:B:19:A:O4'	3	1.1
(1,3)	1:A:84:LYS:HG3	2:B:19:A:O5'	3	1.1
(1,3)	1:A:84:LYS:HG3	2:B:19:A:OP1	3	1.1
(1,3)	1:A:84:LYS:HG3	2:B:19:A:OP2	3	1.1
(1,3)	1:A:84:LYS:HG3	2:B:19:A:P	3	1.1
(1,3)	1:A:84:LYS:HG3	2:B:20:U:C1'	3	1.1

Continued on next page...

Continued from previous page...

Key	Atom-1	Atom-2	Model ID	Violation (Å)
(1,3)	1:A:84:LYS:HG3	2:B:20:U:C2	3	1.1
(1,3)	1:A:84:LYS:HG3	2:B:20:U:C2'	3	1.1
(1,3)	1:A:84:LYS:HG3	2:B:20:U:C3'	3	1.1
(1,3)	1:A:84:LYS:HG3	2:B:20:U:C4	3	1.1
(1,3)	1:A:84:LYS:HG3	2:B:20:U:C4'	3	1.1
(1,3)	1:A:84:LYS:HG3	2:B:20:U:C5	3	1.1
(1,3)	1:A:84:LYS:HG3	2:B:20:U:C5'	3	1.1
(1,3)	1:A:84:LYS:HG3	2:B:20:U:C6	3	1.1
(1,3)	1:A:84:LYS:HG3	2:B:20:U:H1'	3	1.1
(1,3)	1:A:84:LYS:HG3	2:B:20:U:H2'	3	1.1
(1,3)	1:A:84:LYS:HG3	2:B:20:U:H3	3	1.1
(1,3)	1:A:84:LYS:HG3	2:B:20:U:H3'	3	1.1
(1,3)	1:A:84:LYS:HG3	2:B:20:U:H4'	3	1.1
(1,3)	1:A:84:LYS:HG3	2:B:20:U:H5	3	1.1
(1,3)	1:A:84:LYS:HG3	2:B:20:U:H5'	3	1.1
(1,3)	1:A:84:LYS:HG3	2:B:20:U:H5''	3	1.1
(1,3)	1:A:84:LYS:HG3	2:B:20:U:H6	3	1.1
(1,3)	1:A:84:LYS:HG3	2:B:20:U:HO2'	3	1.1
(1,3)	1:A:84:LYS:HG3	2:B:20:U:N1	3	1.1
(1,3)	1:A:84:LYS:HG3	2:B:20:U:N3	3	1.1
(1,3)	1:A:84:LYS:HG3	2:B:20:U:O2	3	1.1
(1,3)	1:A:84:LYS:HG3	2:B:20:U:O2'	3	1.1
(1,3)	1:A:84:LYS:HG3	2:B:20:U:O3'	3	1.1
(1,3)	1:A:84:LYS:HG3	2:B:20:U:O4	3	1.1
(1,3)	1:A:84:LYS:HG3	2:B:20:U:O4'	3	1.1
(1,3)	1:A:84:LYS:HG3	2:B:20:U:O5'	3	1.1
(1,3)	1:A:84:LYS:HG3	2:B:20:U:OP1	3	1.1
(1,3)	1:A:84:LYS:HG3	2:B:20:U:OP2	3	1.1
(1,3)	1:A:84:LYS:HG3	2:B:20:U:P	3	1.1
(1,3)	1:A:84:LYS:HG3	2:B:21:G:C1'	3	1.1
(1,3)	1:A:84:LYS:HG3	2:B:21:G:C2	3	1.1
(1,3)	1:A:84:LYS:HG3	2:B:21:G:C2'	3	1.1
(1,3)	1:A:84:LYS:HG3	2:B:21:G:C3'	3	1.1
(1,3)	1:A:84:LYS:HG3	2:B:21:G:C4	3	1.1
(1,3)	1:A:84:LYS:HG3	2:B:21:G:C4'	3	1.1
(1,3)	1:A:84:LYS:HG3	2:B:21:G:C5	3	1.1
(1,3)	1:A:84:LYS:HG3	2:B:21:G:C5'	3	1.1
(1,3)	1:A:84:LYS:HG3	2:B:21:G:C6	3	1.1
(1,3)	1:A:84:LYS:HG3	2:B:21:G:C8	3	1.1
(1,3)	1:A:84:LYS:HG3	2:B:21:G:H1	3	1.1
(1,3)	1:A:84:LYS:HG3	2:B:21:G:H1'	3	1.1
(1,3)	1:A:84:LYS:HG3	2:B:21:G:H2'	3	1.1

Continued on next page...

Continued from previous page...

Key	Atom-1	Atom-2	Model ID	Violation (Å)
(1,3)	1:A:84:LYS:HG3	2:B:21:G:H21	3	1.1
(1,3)	1:A:84:LYS:HG3	2:B:21:G:H22	3	1.1
(1,3)	1:A:84:LYS:HG3	2:B:21:G:H3'	3	1.1
(1,3)	1:A:84:LYS:HG3	2:B:21:G:H4'	3	1.1
(1,3)	1:A:84:LYS:HG3	2:B:21:G:H5'	3	1.1
(1,3)	1:A:84:LYS:HG3	2:B:21:G:H5''	3	1.1
(1,3)	1:A:84:LYS:HG3	2:B:21:G:H8	3	1.1
(1,3)	1:A:84:LYS:HG3	2:B:21:G:HO2'	3	1.1
(1,3)	1:A:84:LYS:HG3	2:B:21:G:N1	3	1.1
(1,3)	1:A:84:LYS:HG3	2:B:21:G:N2	3	1.1
(1,3)	1:A:84:LYS:HG3	2:B:21:G:N3	3	1.1
(1,3)	1:A:84:LYS:HG3	2:B:21:G:N7	3	1.1
(1,3)	1:A:84:LYS:HG3	2:B:21:G:N9	3	1.1
(1,3)	1:A:84:LYS:HG3	2:B:21:G:O2'	3	1.1
(1,3)	1:A:84:LYS:HG3	2:B:21:G:O3'	3	1.1
(1,3)	1:A:84:LYS:HG3	2:B:21:G:O4'	3	1.1
(1,3)	1:A:84:LYS:HG3	2:B:21:G:O5'	3	1.1
(1,3)	1:A:84:LYS:HG3	2:B:21:G:O6	3	1.1
(1,3)	1:A:84:LYS:HG3	2:B:21:G:OP1	3	1.1
(1,3)	1:A:84:LYS:HG3	2:B:21:G:OP2	3	1.1
(1,3)	1:A:84:LYS:HG3	2:B:21:G:P	3	1.1
(1,3)	1:A:84:LYS:HG3	2:B:22:A:C1'	3	1.1
(1,3)	1:A:84:LYS:HG3	2:B:22:A:C2	3	1.1
(1,3)	1:A:84:LYS:HG3	2:B:22:A:C2'	3	1.1
(1,3)	1:A:84:LYS:HG3	2:B:22:A:C3'	3	1.1
(1,3)	1:A:84:LYS:HG3	2:B:22:A:C4	3	1.1
(1,3)	1:A:84:LYS:HG3	2:B:22:A:C4'	3	1.1
(1,3)	1:A:84:LYS:HG3	2:B:22:A:C5	3	1.1
(1,3)	1:A:84:LYS:HG3	2:B:22:A:C5'	3	1.1
(1,3)	1:A:84:LYS:HG3	2:B:22:A:C6	3	1.1
(1,3)	1:A:84:LYS:HG3	2:B:22:A:C8	3	1.1
(1,3)	1:A:84:LYS:HG3	2:B:22:A:H1'	3	1.1
(1,3)	1:A:84:LYS:HG3	2:B:22:A:H2	3	1.1
(1,3)	1:A:84:LYS:HG3	2:B:22:A:H2'	3	1.1
(1,3)	1:A:84:LYS:HG3	2:B:22:A:H3'	3	1.1
(1,3)	1:A:84:LYS:HG3	2:B:22:A:H4'	3	1.1
(1,3)	1:A:84:LYS:HG3	2:B:22:A:H5'	3	1.1
(1,3)	1:A:84:LYS:HG3	2:B:22:A:H5''	3	1.1
(1,3)	1:A:84:LYS:HG3	2:B:22:A:H61	3	1.1
(1,3)	1:A:84:LYS:HG3	2:B:22:A:H62	3	1.1
(1,3)	1:A:84:LYS:HG3	2:B:22:A:H8	3	1.1
(1,3)	1:A:84:LYS:HG3	2:B:22:A:HO2'	3	1.1

Continued on next page...

Continued from previous page...

Key	Atom-1	Atom-2	Model ID	Violation (Å)
(1,3)	1:A:84:LYS:HG3	2:B:22:A:N1	3	1.1
(1,3)	1:A:84:LYS:HG3	2:B:22:A:N3	3	1.1
(1,3)	1:A:84:LYS:HG3	2:B:22:A:N6	3	1.1
(1,3)	1:A:84:LYS:HG3	2:B:22:A:N7	3	1.1
(1,3)	1:A:84:LYS:HG3	2:B:22:A:N9	3	1.1
(1,3)	1:A:84:LYS:HG3	2:B:22:A:O2'	3	1.1
(1,3)	1:A:84:LYS:HG3	2:B:22:A:O3'	3	1.1
(1,3)	1:A:84:LYS:HG3	2:B:22:A:O4'	3	1.1
(1,3)	1:A:84:LYS:HG3	2:B:22:A:O5'	3	1.1
(1,3)	1:A:84:LYS:HG3	2:B:22:A:OP1	3	1.1
(1,3)	1:A:84:LYS:HG3	2:B:22:A:OP2	3	1.1
(1,3)	1:A:84:LYS:HG3	2:B:22:A:P	3	1.1
(1,3)	1:A:84:LYS:HG3	2:B:23:U:C1'	3	1.1
(1,3)	1:A:84:LYS:HG3	2:B:23:U:C2	3	1.1
(1,3)	1:A:84:LYS:HG3	2:B:23:U:C2'	3	1.1
(1,3)	1:A:84:LYS:HG3	2:B:23:U:C3'	3	1.1
(1,3)	1:A:84:LYS:HG3	2:B:23:U:C4	3	1.1
(1,3)	1:A:84:LYS:HG3	2:B:23:U:C4'	3	1.1
(1,3)	1:A:84:LYS:HG3	2:B:23:U:C5	3	1.1
(1,3)	1:A:84:LYS:HG3	2:B:23:U:C5'	3	1.1
(1,3)	1:A:84:LYS:HG3	2:B:23:U:C6	3	1.1
(1,3)	1:A:84:LYS:HG3	2:B:23:U:H1'	3	1.1
(1,3)	1:A:84:LYS:HG3	2:B:23:U:H2'	3	1.1
(1,3)	1:A:84:LYS:HG3	2:B:23:U:H3	3	1.1
(1,3)	1:A:84:LYS:HG3	2:B:23:U:H3'	3	1.1
(1,3)	1:A:84:LYS:HG3	2:B:23:U:H4'	3	1.1
(1,3)	1:A:84:LYS:HG3	2:B:23:U:H5	3	1.1
(1,3)	1:A:84:LYS:HG3	2:B:23:U:H5'	3	1.1
(1,3)	1:A:84:LYS:HG3	2:B:23:U:H5''	3	1.1
(1,3)	1:A:84:LYS:HG3	2:B:23:U:H6	3	1.1
(1,3)	1:A:84:LYS:HG3	2:B:23:U:HO2'	3	1.1
(1,3)	1:A:84:LYS:HG3	2:B:23:U:N1	3	1.1
(1,3)	1:A:84:LYS:HG3	2:B:23:U:N3	3	1.1
(1,3)	1:A:84:LYS:HG3	2:B:23:U:O2	3	1.1
(1,3)	1:A:84:LYS:HG3	2:B:23:U:O2'	3	1.1
(1,3)	1:A:84:LYS:HG3	2:B:23:U:O3'	3	1.1
(1,3)	1:A:84:LYS:HG3	2:B:23:U:O4	3	1.1
(1,3)	1:A:84:LYS:HG3	2:B:23:U:O4'	3	1.1
(1,3)	1:A:84:LYS:HG3	2:B:23:U:O5'	3	1.1
(1,3)	1:A:84:LYS:HG3	2:B:23:U:OP1	3	1.1
(1,3)	1:A:84:LYS:HG3	2:B:23:U:OP2	3	1.1
(1,3)	1:A:84:LYS:HG3	2:B:23:U:P	3	1.1

Continued on next page...

Continued from previous page...

Key	Atom-1	Atom-2	Model ID	Violation (Å)
(1,3)	1:A:84:LYS:HG3	2:B:24:G:C1'	3	1.1
(1,3)	1:A:84:LYS:HG3	2:B:24:G:C2	3	1.1
(1,3)	1:A:84:LYS:HG3	2:B:24:G:C2'	3	1.1
(1,3)	1:A:84:LYS:HG3	2:B:24:G:C3'	3	1.1
(1,3)	1:A:84:LYS:HG3	2:B:24:G:C4	3	1.1
(1,3)	1:A:84:LYS:HG3	2:B:24:G:C4'	3	1.1
(1,3)	1:A:84:LYS:HG3	2:B:24:G:C5	3	1.1
(1,3)	1:A:84:LYS:HG3	2:B:24:G:C5'	3	1.1
(1,3)	1:A:84:LYS:HG3	2:B:24:G:C6	3	1.1
(1,3)	1:A:84:LYS:HG3	2:B:24:G:C8	3	1.1
(1,3)	1:A:84:LYS:HG3	2:B:24:G:H1	3	1.1
(1,3)	1:A:84:LYS:HG3	2:B:24:G:H1'	3	1.1
(1,3)	1:A:84:LYS:HG3	2:B:24:G:H2'	3	1.1
(1,3)	1:A:84:LYS:HG3	2:B:24:G:H21	3	1.1
(1,3)	1:A:84:LYS:HG3	2:B:24:G:H22	3	1.1
(1,3)	1:A:84:LYS:HG3	2:B:24:G:H3'	3	1.1
(1,3)	1:A:84:LYS:HG3	2:B:24:G:H4'	3	1.1
(1,3)	1:A:84:LYS:HG3	2:B:24:G:H5'	3	1.1
(1,3)	1:A:84:LYS:HG3	2:B:24:G:H5''	3	1.1
(1,3)	1:A:84:LYS:HG3	2:B:24:G:H8	3	1.1
(1,3)	1:A:84:LYS:HG3	2:B:24:G:HO2'	3	1.1
(1,3)	1:A:84:LYS:HG3	2:B:24:G:N1	3	1.1
(1,3)	1:A:84:LYS:HG3	2:B:24:G:N2	3	1.1
(1,3)	1:A:84:LYS:HG3	2:B:24:G:N3	3	1.1
(1,3)	1:A:84:LYS:HG3	2:B:24:G:N7	3	1.1
(1,3)	1:A:84:LYS:HG3	2:B:24:G:N9	3	1.1
(1,3)	1:A:84:LYS:HG3	2:B:24:G:O2'	3	1.1
(1,3)	1:A:84:LYS:HG3	2:B:24:G:O3'	3	1.1
(1,3)	1:A:84:LYS:HG3	2:B:24:G:O4'	3	1.1
(1,3)	1:A:84:LYS:HG3	2:B:24:G:O5'	3	1.1
(1,3)	1:A:84:LYS:HG3	2:B:24:G:O6	3	1.1
(1,3)	1:A:84:LYS:HG3	2:B:24:G:OP1	3	1.1
(1,3)	1:A:84:LYS:HG3	2:B:24:G:OP2	3	1.1
(1,3)	1:A:84:LYS:HG3	2:B:24:G:P	3	1.1
(1,3)	1:A:84:LYS:HZ1	2:B:2:C:C1'	3	1.1
(1,3)	1:A:84:LYS:HZ1	2:B:2:C:C2	3	1.1
(1,3)	1:A:84:LYS:HZ1	2:B:2:C:C2'	3	1.1
(1,3)	1:A:84:LYS:HZ1	2:B:2:C:C3'	3	1.1
(1,3)	1:A:84:LYS:HZ1	2:B:2:C:C4	3	1.1
(1,3)	1:A:84:LYS:HZ1	2:B:2:C:C4'	3	1.1
(1,3)	1:A:84:LYS:HZ1	2:B:2:C:C5	3	1.1
(1,3)	1:A:84:LYS:HZ1	2:B:2:C:C5'	3	1.1

Continued on next page...

Continued from previous page...

Key	Atom-1	Atom-2	Model ID	Violation (Å)
(1,3)	1:A:84:LYS:HZ1	2:B:2:C:C6	3	1.1
(1,3)	1:A:84:LYS:HZ1	2:B:2:C:H1'	3	1.1
(1,3)	1:A:84:LYS:HZ1	2:B:2:C:H2'	3	1.1
(1,3)	1:A:84:LYS:HZ1	2:B:2:C:H3'	3	1.1
(1,3)	1:A:84:LYS:HZ1	2:B:2:C:H4'	3	1.1
(1,3)	1:A:84:LYS:HZ1	2:B:2:C:H41	3	1.1
(1,3)	1:A:84:LYS:HZ1	2:B:2:C:H42	3	1.1
(1,3)	1:A:84:LYS:HZ1	2:B:2:C:H5	3	1.1
(1,3)	1:A:84:LYS:HZ1	2:B:2:C:H5'	3	1.1
(1,3)	1:A:84:LYS:HZ1	2:B:2:C:H5''	3	1.1
(1,3)	1:A:84:LYS:HZ1	2:B:2:C:H6	3	1.1
(1,3)	1:A:84:LYS:HZ1	2:B:2:C:HO2'	3	1.1
(1,3)	1:A:84:LYS:HZ1	2:B:2:C:N1	3	1.1
(1,3)	1:A:84:LYS:HZ1	2:B:2:C:N3	3	1.1
(1,3)	1:A:84:LYS:HZ1	2:B:2:C:N4	3	1.1
(1,3)	1:A:84:LYS:HZ1	2:B:2:C:O2	3	1.1
(1,3)	1:A:84:LYS:HZ1	2:B:2:C:O2'	3	1.1
(1,3)	1:A:84:LYS:HZ1	2:B:2:C:O3'	3	1.1
(1,3)	1:A:84:LYS:HZ1	2:B:2:C:O4'	3	1.1
(1,3)	1:A:84:LYS:HZ1	2:B:2:C:O5'	3	1.1
(1,3)	1:A:84:LYS:HZ1	2:B:3:U:C1'	3	1.1
(1,3)	1:A:84:LYS:HZ1	2:B:3:U:C2	3	1.1
(1,3)	1:A:84:LYS:HZ1	2:B:3:U:C2'	3	1.1
(1,3)	1:A:84:LYS:HZ1	2:B:3:U:C3'	3	1.1
(1,3)	1:A:84:LYS:HZ1	2:B:3:U:C4	3	1.1
(1,3)	1:A:84:LYS:HZ1	2:B:3:U:C4'	3	1.1
(1,3)	1:A:84:LYS:HZ1	2:B:3:U:C5	3	1.1
(1,3)	1:A:84:LYS:HZ1	2:B:3:U:C5'	3	1.1
(1,3)	1:A:84:LYS:HZ1	2:B:3:U:C6	3	1.1
(1,3)	1:A:84:LYS:HZ1	2:B:3:U:H1'	3	1.1
(1,3)	1:A:84:LYS:HZ1	2:B:3:U:H2'	3	1.1
(1,3)	1:A:84:LYS:HZ1	2:B:3:U:H3	3	1.1
(1,3)	1:A:84:LYS:HZ1	2:B:3:U:H3'	3	1.1
(1,3)	1:A:84:LYS:HZ1	2:B:3:U:H4'	3	1.1
(1,3)	1:A:84:LYS:HZ1	2:B:3:U:H5	3	1.1
(1,3)	1:A:84:LYS:HZ1	2:B:3:U:H5'	3	1.1
(1,3)	1:A:84:LYS:HZ1	2:B:3:U:H5''	3	1.1
(1,3)	1:A:84:LYS:HZ1	2:B:3:U:H6	3	1.1
(1,3)	1:A:84:LYS:HZ1	2:B:3:U:HO2'	3	1.1
(1,3)	1:A:84:LYS:HZ1	2:B:3:U:N1	3	1.1
(1,3)	1:A:84:LYS:HZ1	2:B:3:U:N3	3	1.1
(1,3)	1:A:84:LYS:HZ1	2:B:3:U:O2	3	1.1

Continued on next page...

Continued from previous page...

Key	Atom-1	Atom-2	Model ID	Violation (Å)
(1,3)	1:A:84:LYS:HZ1	2:B:3:U:O2'	3	1.1
(1,3)	1:A:84:LYS:HZ1	2:B:3:U:O3'	3	1.1
(1,3)	1:A:84:LYS:HZ1	2:B:3:U:O4	3	1.1
(1,3)	1:A:84:LYS:HZ1	2:B:3:U:O4'	3	1.1
(1,3)	1:A:84:LYS:HZ1	2:B:3:U:O5'	3	1.1
(1,3)	1:A:84:LYS:HZ1	2:B:3:U:OP1	3	1.1
(1,3)	1:A:84:LYS:HZ1	2:B:3:U:OP2	3	1.1
(1,3)	1:A:84:LYS:HZ1	2:B:3:U:P	3	1.1
(1,3)	1:A:84:LYS:HZ1	2:B:4:G:C1'	3	1.1
(1,3)	1:A:84:LYS:HZ1	2:B:4:G:C2	3	1.1
(1,3)	1:A:84:LYS:HZ1	2:B:4:G:C2'	3	1.1
(1,3)	1:A:84:LYS:HZ1	2:B:4:G:C3'	3	1.1
(1,3)	1:A:84:LYS:HZ1	2:B:4:G:C4	3	1.1
(1,3)	1:A:84:LYS:HZ1	2:B:4:G:C4'	3	1.1
(1,3)	1:A:84:LYS:HZ1	2:B:4:G:C5	3	1.1
(1,3)	1:A:84:LYS:HZ1	2:B:4:G:C5'	3	1.1
(1,3)	1:A:84:LYS:HZ1	2:B:4:G:C6	3	1.1
(1,3)	1:A:84:LYS:HZ1	2:B:4:G:C8	3	1.1
(1,3)	1:A:84:LYS:HZ1	2:B:4:G:H1	3	1.1
(1,3)	1:A:84:LYS:HZ1	2:B:4:G:H1'	3	1.1
(1,3)	1:A:84:LYS:HZ1	2:B:4:G:H2'	3	1.1
(1,3)	1:A:84:LYS:HZ1	2:B:4:G:H21	3	1.1
(1,3)	1:A:84:LYS:HZ1	2:B:4:G:H22	3	1.1
(1,3)	1:A:84:LYS:HZ1	2:B:4:G:H3'	3	1.1
(1,3)	1:A:84:LYS:HZ1	2:B:4:G:H4'	3	1.1
(1,3)	1:A:84:LYS:HZ1	2:B:4:G:H5'	3	1.1
(1,3)	1:A:84:LYS:HZ1	2:B:4:G:H5''	3	1.1
(1,3)	1:A:84:LYS:HZ1	2:B:4:G:H8	3	1.1
(1,3)	1:A:84:LYS:HZ1	2:B:4:G:HO2'	3	1.1
(1,3)	1:A:84:LYS:HZ1	2:B:4:G:N1	3	1.1
(1,3)	1:A:84:LYS:HZ1	2:B:4:G:N2	3	1.1
(1,3)	1:A:84:LYS:HZ1	2:B:4:G:N3	3	1.1
(1,3)	1:A:84:LYS:HZ1	2:B:4:G:N7	3	1.1
(1,3)	1:A:84:LYS:HZ1	2:B:4:G:N9	3	1.1
(1,3)	1:A:84:LYS:HZ1	2:B:4:G:O2'	3	1.1
(1,3)	1:A:84:LYS:HZ1	2:B:4:G:O3'	3	1.1
(1,3)	1:A:84:LYS:HZ1	2:B:4:G:O4'	3	1.1
(1,3)	1:A:84:LYS:HZ1	2:B:4:G:O5'	3	1.1
(1,3)	1:A:84:LYS:HZ1	2:B:4:G:O6	3	1.1
(1,3)	1:A:84:LYS:HZ1	2:B:4:G:OP1	3	1.1
(1,3)	1:A:84:LYS:HZ1	2:B:4:G:OP2	3	1.1
(1,3)	1:A:84:LYS:HZ1	2:B:4:G:P	3	1.1

Continued on next page...

Continued from previous page...

Key	Atom-1	Atom-2	Model ID	Violation (Å)
(1,3)	1:A:84:LYS:HZ1	2:B:5:A:C1'	3	1.1
(1,3)	1:A:84:LYS:HZ1	2:B:5:A:C2	3	1.1
(1,3)	1:A:84:LYS:HZ1	2:B:5:A:C2'	3	1.1
(1,3)	1:A:84:LYS:HZ1	2:B:5:A:C3'	3	1.1
(1,3)	1:A:84:LYS:HZ1	2:B:5:A:C4	3	1.1
(1,3)	1:A:84:LYS:HZ1	2:B:5:A:C4'	3	1.1
(1,3)	1:A:84:LYS:HZ1	2:B:5:A:C5	3	1.1
(1,3)	1:A:84:LYS:HZ1	2:B:5:A:C5'	3	1.1
(1,3)	1:A:84:LYS:HZ1	2:B:5:A:C6	3	1.1
(1,3)	1:A:84:LYS:HZ1	2:B:5:A:C8	3	1.1
(1,3)	1:A:84:LYS:HZ1	2:B:5:A:H1'	3	1.1
(1,3)	1:A:84:LYS:HZ1	2:B:5:A:H2	3	1.1
(1,3)	1:A:84:LYS:HZ1	2:B:5:A:H2'	3	1.1
(1,3)	1:A:84:LYS:HZ1	2:B:5:A:H3'	3	1.1
(1,3)	1:A:84:LYS:HZ1	2:B:5:A:H4'	3	1.1
(1,3)	1:A:84:LYS:HZ1	2:B:5:A:H5'	3	1.1
(1,3)	1:A:84:LYS:HZ1	2:B:5:A:H5''	3	1.1
(1,3)	1:A:84:LYS:HZ1	2:B:5:A:H61	3	1.1
(1,3)	1:A:84:LYS:HZ1	2:B:5:A:H62	3	1.1
(1,3)	1:A:84:LYS:HZ1	2:B:5:A:H8	3	1.1
(1,3)	1:A:84:LYS:HZ1	2:B:5:A:HO2'	3	1.1
(1,3)	1:A:84:LYS:HZ1	2:B:5:A:N1	3	1.1
(1,3)	1:A:84:LYS:HZ1	2:B:5:A:N3	3	1.1
(1,3)	1:A:84:LYS:HZ1	2:B:5:A:N6	3	1.1
(1,3)	1:A:84:LYS:HZ1	2:B:5:A:N7	3	1.1
(1,3)	1:A:84:LYS:HZ1	2:B:5:A:N9	3	1.1
(1,3)	1:A:84:LYS:HZ1	2:B:5:A:O2'	3	1.1
(1,3)	1:A:84:LYS:HZ1	2:B:5:A:O3'	3	1.1
(1,3)	1:A:84:LYS:HZ1	2:B:5:A:O4'	3	1.1
(1,3)	1:A:84:LYS:HZ1	2:B:5:A:O5'	3	1.1
(1,3)	1:A:84:LYS:HZ1	2:B:5:A:OP1	3	1.1
(1,3)	1:A:84:LYS:HZ1	2:B:5:A:OP2	3	1.1
(1,3)	1:A:84:LYS:HZ1	2:B:5:A:P	3	1.1
(1,3)	1:A:84:LYS:HZ1	2:B:6:G:C1'	3	1.1
(1,3)	1:A:84:LYS:HZ1	2:B:6:G:C2	3	1.1
(1,3)	1:A:84:LYS:HZ1	2:B:6:G:C2'	3	1.1
(1,3)	1:A:84:LYS:HZ1	2:B:6:G:C3'	3	1.1
(1,3)	1:A:84:LYS:HZ1	2:B:6:G:C4	3	1.1
(1,3)	1:A:84:LYS:HZ1	2:B:6:G:C4'	3	1.1
(1,3)	1:A:84:LYS:HZ1	2:B:6:G:C5	3	1.1
(1,3)	1:A:84:LYS:HZ1	2:B:6:G:C5'	3	1.1
(1,3)	1:A:84:LYS:HZ1	2:B:6:G:C6	3	1.1

Continued on next page...

Continued from previous page...

Key	Atom-1	Atom-2	Model ID	Violation (Å)
(1,3)	1:A:84:LYS:HZ1	2:B:6:G:C8	3	1.1
(1,3)	1:A:84:LYS:HZ1	2:B:6:G:H1	3	1.1
(1,3)	1:A:84:LYS:HZ1	2:B:6:G:H1'	3	1.1
(1,3)	1:A:84:LYS:HZ1	2:B:6:G:H2'	3	1.1
(1,3)	1:A:84:LYS:HZ1	2:B:6:G:H21	3	1.1
(1,3)	1:A:84:LYS:HZ1	2:B:6:G:H22	3	1.1
(1,3)	1:A:84:LYS:HZ1	2:B:6:G:H3'	3	1.1
(1,3)	1:A:84:LYS:HZ1	2:B:6:G:H4'	3	1.1
(1,3)	1:A:84:LYS:HZ1	2:B:6:G:H5'	3	1.1
(1,3)	1:A:84:LYS:HZ1	2:B:6:G:H5''	3	1.1
(1,3)	1:A:84:LYS:HZ1	2:B:6:G:H8	3	1.1
(1,3)	1:A:84:LYS:HZ1	2:B:6:G:HO2'	3	1.1
(1,3)	1:A:84:LYS:HZ1	2:B:6:G:N1	3	1.1
(1,3)	1:A:84:LYS:HZ1	2:B:6:G:N2	3	1.1
(1,3)	1:A:84:LYS:HZ1	2:B:6:G:N3	3	1.1
(1,3)	1:A:84:LYS:HZ1	2:B:6:G:N7	3	1.1
(1,3)	1:A:84:LYS:HZ1	2:B:6:G:N9	3	1.1
(1,3)	1:A:84:LYS:HZ1	2:B:6:G:O2'	3	1.1
(1,3)	1:A:84:LYS:HZ1	2:B:6:G:O3'	3	1.1
(1,3)	1:A:84:LYS:HZ1	2:B:6:G:O4'	3	1.1
(1,3)	1:A:84:LYS:HZ1	2:B:6:G:O5'	3	1.1
(1,3)	1:A:84:LYS:HZ1	2:B:6:G:O6	3	1.1
(1,3)	1:A:84:LYS:HZ1	2:B:6:G:OP1	3	1.1
(1,3)	1:A:84:LYS:HZ1	2:B:6:G:OP2	3	1.1
(1,3)	1:A:84:LYS:HZ1	2:B:6:G:P	3	1.1
(1,3)	1:A:84:LYS:HZ1	2:B:7:C:C1'	3	1.1
(1,3)	1:A:84:LYS:HZ1	2:B:7:C:C2	3	1.1
(1,3)	1:A:84:LYS:HZ1	2:B:7:C:C2'	3	1.1
(1,3)	1:A:84:LYS:HZ1	2:B:7:C:C3'	3	1.1
(1,3)	1:A:84:LYS:HZ1	2:B:7:C:C4	3	1.1
(1,3)	1:A:84:LYS:HZ1	2:B:7:C:C4'	3	1.1
(1,3)	1:A:84:LYS:HZ1	2:B:7:C:C5	3	1.1
(1,3)	1:A:84:LYS:HZ1	2:B:7:C:C5'	3	1.1
(1,3)	1:A:84:LYS:HZ1	2:B:7:C:C6	3	1.1
(1,3)	1:A:84:LYS:HZ1	2:B:7:C:H1'	3	1.1
(1,3)	1:A:84:LYS:HZ1	2:B:7:C:H2'	3	1.1
(1,3)	1:A:84:LYS:HZ1	2:B:7:C:H3'	3	1.1
(1,3)	1:A:84:LYS:HZ1	2:B:7:C:H4'	3	1.1
(1,3)	1:A:84:LYS:HZ1	2:B:7:C:H41	3	1.1
(1,3)	1:A:84:LYS:HZ1	2:B:7:C:H42	3	1.1
(1,3)	1:A:84:LYS:HZ1	2:B:7:C:H5	3	1.1
(1,3)	1:A:84:LYS:HZ1	2:B:7:C:H5'	3	1.1

Continued on next page...

Continued from previous page...

Key	Atom-1	Atom-2	Model ID	Violation (Å)
(1,3)	1:A:84:LYS:HZ1	2:B:7:C:H5''	3	1.1
(1,3)	1:A:84:LYS:HZ1	2:B:7:C:H6	3	1.1
(1,3)	1:A:84:LYS:HZ1	2:B:7:C:HO2'	3	1.1
(1,3)	1:A:84:LYS:HZ1	2:B:7:C:N1	3	1.1
(1,3)	1:A:84:LYS:HZ1	2:B:7:C:N3	3	1.1
(1,3)	1:A:84:LYS:HZ1	2:B:7:C:N4	3	1.1
(1,3)	1:A:84:LYS:HZ1	2:B:7:C:O2	3	1.1
(1,3)	1:A:84:LYS:HZ1	2:B:7:C:O2'	3	1.1
(1,3)	1:A:84:LYS:HZ1	2:B:7:C:O3'	3	1.1
(1,3)	1:A:84:LYS:HZ1	2:B:7:C:O4'	3	1.1
(1,3)	1:A:84:LYS:HZ1	2:B:7:C:O5'	3	1.1
(1,3)	1:A:84:LYS:HZ1	2:B:7:C:OP1	3	1.1
(1,3)	1:A:84:LYS:HZ1	2:B:7:C:OP2	3	1.1
(1,3)	1:A:84:LYS:HZ1	2:B:7:C:P	3	1.1
(1,3)	1:A:84:LYS:HZ1	2:B:8:U:C1'	3	1.1
(1,3)	1:A:84:LYS:HZ1	2:B:8:U:C2	3	1.1
(1,3)	1:A:84:LYS:HZ1	2:B:8:U:C2'	3	1.1
(1,3)	1:A:84:LYS:HZ1	2:B:8:U:C3'	3	1.1
(1,3)	1:A:84:LYS:HZ1	2:B:8:U:C4	3	1.1
(1,3)	1:A:84:LYS:HZ1	2:B:8:U:C4'	3	1.1
(1,3)	1:A:84:LYS:HZ1	2:B:8:U:C5	3	1.1
(1,3)	1:A:84:LYS:HZ1	2:B:8:U:C5'	3	1.1
(1,3)	1:A:84:LYS:HZ1	2:B:8:U:C6	3	1.1
(1,3)	1:A:84:LYS:HZ1	2:B:8:U:H1'	3	1.1
(1,3)	1:A:84:LYS:HZ1	2:B:8:U:H2'	3	1.1
(1,3)	1:A:84:LYS:HZ1	2:B:8:U:H3	3	1.1
(1,3)	1:A:84:LYS:HZ1	2:B:8:U:H3'	3	1.1
(1,3)	1:A:84:LYS:HZ1	2:B:8:U:H4'	3	1.1
(1,3)	1:A:84:LYS:HZ1	2:B:8:U:H5	3	1.1
(1,3)	1:A:84:LYS:HZ1	2:B:8:U:H5'	3	1.1
(1,3)	1:A:84:LYS:HZ1	2:B:8:U:H5''	3	1.1
(1,3)	1:A:84:LYS:HZ1	2:B:8:U:H6	3	1.1
(1,3)	1:A:84:LYS:HZ1	2:B:8:U:HO2'	3	1.1
(1,3)	1:A:84:LYS:HZ1	2:B:8:U:N1	3	1.1
(1,3)	1:A:84:LYS:HZ1	2:B:8:U:N3	3	1.1
(1,3)	1:A:84:LYS:HZ1	2:B:8:U:O2	3	1.1
(1,3)	1:A:84:LYS:HZ1	2:B:8:U:O2'	3	1.1
(1,3)	1:A:84:LYS:HZ1	2:B:8:U:O3'	3	1.1
(1,3)	1:A:84:LYS:HZ1	2:B:8:U:O4	3	1.1
(1,3)	1:A:84:LYS:HZ1	2:B:8:U:O4'	3	1.1
(1,3)	1:A:84:LYS:HZ1	2:B:8:U:O5'	3	1.1
(1,3)	1:A:84:LYS:HZ1	2:B:8:U:OP1	3	1.1

Continued on next page...

Continued from previous page...

Key	Atom-1	Atom-2	Model ID	Violation (Å)
(1,3)	1:A:84:LYS:HZ1	2:B:8:U:OP2	3	1.1
(1,3)	1:A:84:LYS:HZ1	2:B:8:U:P	3	1.1
(1,3)	1:A:84:LYS:HZ1	2:B:9:C:C1'	3	1.1
(1,3)	1:A:84:LYS:HZ1	2:B:9:C:C2	3	1.1
(1,3)	1:A:84:LYS:HZ1	2:B:9:C:C2'	3	1.1
(1,3)	1:A:84:LYS:HZ1	2:B:9:C:C3'	3	1.1
(1,3)	1:A:84:LYS:HZ1	2:B:9:C:C4	3	1.1
(1,3)	1:A:84:LYS:HZ1	2:B:9:C:C4'	3	1.1
(1,3)	1:A:84:LYS:HZ1	2:B:9:C:C5	3	1.1
(1,3)	1:A:84:LYS:HZ1	2:B:9:C:C5'	3	1.1
(1,3)	1:A:84:LYS:HZ1	2:B:9:C:C6	3	1.1
(1,3)	1:A:84:LYS:HZ1	2:B:9:C:H1'	3	1.1
(1,3)	1:A:84:LYS:HZ1	2:B:9:C:H2'	3	1.1
(1,3)	1:A:84:LYS:HZ1	2:B:9:C:H3'	3	1.1
(1,3)	1:A:84:LYS:HZ1	2:B:9:C:H4'	3	1.1
(1,3)	1:A:84:LYS:HZ1	2:B:9:C:H41	3	1.1
(1,3)	1:A:84:LYS:HZ1	2:B:9:C:H42	3	1.1
(1,3)	1:A:84:LYS:HZ1	2:B:9:C:H5	3	1.1
(1,3)	1:A:84:LYS:HZ1	2:B:9:C:H5'	3	1.1
(1,3)	1:A:84:LYS:HZ1	2:B:9:C:H5''	3	1.1
(1,3)	1:A:84:LYS:HZ1	2:B:9:C:H6	3	1.1
(1,3)	1:A:84:LYS:HZ1	2:B:9:C:HO2'	3	1.1
(1,3)	1:A:84:LYS:HZ1	2:B:9:C:N1	3	1.1
(1,3)	1:A:84:LYS:HZ1	2:B:9:C:N3	3	1.1
(1,3)	1:A:84:LYS:HZ1	2:B:9:C:N4	3	1.1
(1,3)	1:A:84:LYS:HZ1	2:B:9:C:O2	3	1.1
(1,3)	1:A:84:LYS:HZ1	2:B:9:C:O2'	3	1.1
(1,3)	1:A:84:LYS:HZ1	2:B:9:C:O3'	3	1.1
(1,3)	1:A:84:LYS:HZ1	2:B:9:C:O4'	3	1.1
(1,3)	1:A:84:LYS:HZ1	2:B:9:C:O5'	3	1.1
(1,3)	1:A:84:LYS:HZ1	2:B:9:C:OP1	3	1.1
(1,3)	1:A:84:LYS:HZ1	2:B:9:C:OP2	3	1.1
(1,3)	1:A:84:LYS:HZ1	2:B:9:C:P	3	1.1
(1,3)	1:A:84:LYS:HZ1	2:B:10:G:C1'	3	1.1
(1,3)	1:A:84:LYS:HZ1	2:B:10:G:C2	3	1.1
(1,3)	1:A:84:LYS:HZ1	2:B:10:G:C2'	3	1.1
(1,3)	1:A:84:LYS:HZ1	2:B:10:G:C3'	3	1.1
(1,3)	1:A:84:LYS:HZ1	2:B:10:G:C4	3	1.1
(1,3)	1:A:84:LYS:HZ1	2:B:10:G:C4'	3	1.1
(1,3)	1:A:84:LYS:HZ1	2:B:10:G:C5	3	1.1
(1,3)	1:A:84:LYS:HZ1	2:B:10:G:C5'	3	1.1
(1,3)	1:A:84:LYS:HZ1	2:B:10:G:C6	3	1.1

Continued on next page...

Continued from previous page...

Key	Atom-1	Atom-2	Model ID	Violation (Å)
(1,3)	1:A:84:LYS:HZ1	2:B:10:G:C8	3	1.1
(1,3)	1:A:84:LYS:HZ1	2:B:10:G:H1	3	1.1
(1,3)	1:A:84:LYS:HZ1	2:B:10:G:H1'	3	1.1
(1,3)	1:A:84:LYS:HZ1	2:B:10:G:H2'	3	1.1
(1,3)	1:A:84:LYS:HZ1	2:B:10:G:H21	3	1.1
(1,3)	1:A:84:LYS:HZ1	2:B:10:G:H22	3	1.1
(1,3)	1:A:84:LYS:HZ1	2:B:10:G:H3'	3	1.1
(1,3)	1:A:84:LYS:HZ1	2:B:10:G:H4'	3	1.1
(1,3)	1:A:84:LYS:HZ1	2:B:10:G:H5'	3	1.1
(1,3)	1:A:84:LYS:HZ1	2:B:10:G:H5''	3	1.1
(1,3)	1:A:84:LYS:HZ1	2:B:10:G:H8	3	1.1
(1,3)	1:A:84:LYS:HZ1	2:B:10:G:HO2'	3	1.1
(1,3)	1:A:84:LYS:HZ1	2:B:10:G:N1	3	1.1
(1,3)	1:A:84:LYS:HZ1	2:B:10:G:N2	3	1.1
(1,3)	1:A:84:LYS:HZ1	2:B:10:G:N3	3	1.1
(1,3)	1:A:84:LYS:HZ1	2:B:10:G:N7	3	1.1
(1,3)	1:A:84:LYS:HZ1	2:B:10:G:N9	3	1.1
(1,3)	1:A:84:LYS:HZ1	2:B:10:G:O2'	3	1.1
(1,3)	1:A:84:LYS:HZ1	2:B:10:G:O3'	3	1.1
(1,3)	1:A:84:LYS:HZ1	2:B:10:G:O4'	3	1.1
(1,3)	1:A:84:LYS:HZ1	2:B:10:G:O5'	3	1.1
(1,3)	1:A:84:LYS:HZ1	2:B:10:G:O6	3	1.1
(1,3)	1:A:84:LYS:HZ1	2:B:10:G:OP1	3	1.1
(1,3)	1:A:84:LYS:HZ1	2:B:10:G:OP2	3	1.1
(1,3)	1:A:84:LYS:HZ1	2:B:10:G:P	3	1.1
(1,3)	1:A:84:LYS:HZ1	2:B:11:A:C1'	3	1.1
(1,3)	1:A:84:LYS:HZ1	2:B:11:A:C2	3	1.1
(1,3)	1:A:84:LYS:HZ1	2:B:11:A:C2'	3	1.1
(1,3)	1:A:84:LYS:HZ1	2:B:11:A:C3'	3	1.1
(1,3)	1:A:84:LYS:HZ1	2:B:11:A:C4	3	1.1
(1,3)	1:A:84:LYS:HZ1	2:B:11:A:C4'	3	1.1
(1,3)	1:A:84:LYS:HZ1	2:B:11:A:C5	3	1.1
(1,3)	1:A:84:LYS:HZ1	2:B:11:A:C5'	3	1.1
(1,3)	1:A:84:LYS:HZ1	2:B:11:A:C6	3	1.1
(1,3)	1:A:84:LYS:HZ1	2:B:11:A:C8	3	1.1
(1,3)	1:A:84:LYS:HZ1	2:B:11:A:H1'	3	1.1
(1,3)	1:A:84:LYS:HZ1	2:B:11:A:H2	3	1.1
(1,3)	1:A:84:LYS:HZ1	2:B:11:A:H2'	3	1.1
(1,3)	1:A:84:LYS:HZ1	2:B:11:A:H3'	3	1.1
(1,3)	1:A:84:LYS:HZ1	2:B:11:A:H4'	3	1.1
(1,3)	1:A:84:LYS:HZ1	2:B:11:A:H5'	3	1.1
(1,3)	1:A:84:LYS:HZ1	2:B:11:A:H5''	3	1.1

Continued on next page...

Continued from previous page...

Key	Atom-1	Atom-2	Model ID	Violation (Å)
(1,3)	1:A:84:LYS:HZ1	2:B:11:A:H61	3	1.1
(1,3)	1:A:84:LYS:HZ1	2:B:11:A:H62	3	1.1
(1,3)	1:A:84:LYS:HZ1	2:B:11:A:H8	3	1.1
(1,3)	1:A:84:LYS:HZ1	2:B:11:A:HO2'	3	1.1
(1,3)	1:A:84:LYS:HZ1	2:B:11:A:N1	3	1.1
(1,3)	1:A:84:LYS:HZ1	2:B:11:A:N3	3	1.1
(1,3)	1:A:84:LYS:HZ1	2:B:11:A:N6	3	1.1
(1,3)	1:A:84:LYS:HZ1	2:B:11:A:N7	3	1.1
(1,3)	1:A:84:LYS:HZ1	2:B:11:A:N9	3	1.1
(1,3)	1:A:84:LYS:HZ1	2:B:11:A:O2'	3	1.1
(1,3)	1:A:84:LYS:HZ1	2:B:11:A:O3'	3	1.1
(1,3)	1:A:84:LYS:HZ1	2:B:11:A:O4'	3	1.1
(1,3)	1:A:84:LYS:HZ1	2:B:11:A:O5'	3	1.1
(1,3)	1:A:84:LYS:HZ1	2:B:11:A:OP1	3	1.1
(1,3)	1:A:84:LYS:HZ1	2:B:11:A:OP2	3	1.1
(1,3)	1:A:84:LYS:HZ1	2:B:11:A:P	3	1.1
(1,3)	1:A:84:LYS:HZ1	2:B:12:A:C1'	3	1.1
(1,3)	1:A:84:LYS:HZ1	2:B:12:A:C2	3	1.1
(1,3)	1:A:84:LYS:HZ1	2:B:12:A:C2'	3	1.1
(1,3)	1:A:84:LYS:HZ1	2:B:12:A:C3'	3	1.1
(1,3)	1:A:84:LYS:HZ1	2:B:12:A:C4	3	1.1
(1,3)	1:A:84:LYS:HZ1	2:B:12:A:C4'	3	1.1
(1,3)	1:A:84:LYS:HZ1	2:B:12:A:C5	3	1.1
(1,3)	1:A:84:LYS:HZ1	2:B:12:A:C5'	3	1.1
(1,3)	1:A:84:LYS:HZ1	2:B:12:A:C6	3	1.1
(1,3)	1:A:84:LYS:HZ1	2:B:12:A:C8	3	1.1
(1,3)	1:A:84:LYS:HZ1	2:B:12:A:H1'	3	1.1
(1,3)	1:A:84:LYS:HZ1	2:B:12:A:H2	3	1.1
(1,3)	1:A:84:LYS:HZ1	2:B:12:A:H2'	3	1.1
(1,3)	1:A:84:LYS:HZ1	2:B:12:A:H3'	3	1.1
(1,3)	1:A:84:LYS:HZ1	2:B:12:A:H4'	3	1.1
(1,3)	1:A:84:LYS:HZ1	2:B:12:A:H5'	3	1.1
(1,3)	1:A:84:LYS:HZ1	2:B:12:A:H5''	3	1.1
(1,3)	1:A:84:LYS:HZ1	2:B:12:A:H61	3	1.1
(1,3)	1:A:84:LYS:HZ1	2:B:12:A:H62	3	1.1
(1,3)	1:A:84:LYS:HZ1	2:B:12:A:H8	3	1.1
(1,3)	1:A:84:LYS:HZ1	2:B:12:A:HO2'	3	1.1
(1,3)	1:A:84:LYS:HZ1	2:B:12:A:N1	3	1.1
(1,3)	1:A:84:LYS:HZ1	2:B:12:A:N3	3	1.1
(1,3)	1:A:84:LYS:HZ1	2:B:12:A:N6	3	1.1
(1,3)	1:A:84:LYS:HZ1	2:B:12:A:N7	3	1.1
(1,3)	1:A:84:LYS:HZ1	2:B:12:A:N9	3	1.1

Continued on next page...

Continued from previous page...

Key	Atom-1	Atom-2	Model ID	Violation (Å)
(1,3)	1:A:84:LYS:HZ1	2:B:12:A:O2'	3	1.1
(1,3)	1:A:84:LYS:HZ1	2:B:12:A:O3'	3	1.1
(1,3)	1:A:84:LYS:HZ1	2:B:12:A:O4'	3	1.1
(1,3)	1:A:84:LYS:HZ1	2:B:12:A:O5'	3	1.1
(1,3)	1:A:84:LYS:HZ1	2:B:12:A:OP1	3	1.1
(1,3)	1:A:84:LYS:HZ1	2:B:12:A:OP2	3	1.1
(1,3)	1:A:84:LYS:HZ1	2:B:12:A:P	3	1.1
(1,3)	1:A:84:LYS:HZ1	2:B:13:A:C1'	3	1.1
(1,3)	1:A:84:LYS:HZ1	2:B:13:A:C2	3	1.1
(1,3)	1:A:84:LYS:HZ1	2:B:13:A:C2'	3	1.1
(1,3)	1:A:84:LYS:HZ1	2:B:13:A:C3'	3	1.1
(1,3)	1:A:84:LYS:HZ1	2:B:13:A:C4	3	1.1
(1,3)	1:A:84:LYS:HZ1	2:B:13:A:C4'	3	1.1
(1,3)	1:A:84:LYS:HZ1	2:B:13:A:C5	3	1.1
(1,3)	1:A:84:LYS:HZ1	2:B:13:A:C5'	3	1.1
(1,3)	1:A:84:LYS:HZ1	2:B:13:A:C6	3	1.1
(1,3)	1:A:84:LYS:HZ1	2:B:13:A:C8	3	1.1
(1,3)	1:A:84:LYS:HZ1	2:B:13:A:H1'	3	1.1
(1,3)	1:A:84:LYS:HZ1	2:B:13:A:H2	3	1.1
(1,3)	1:A:84:LYS:HZ1	2:B:13:A:H2'	3	1.1
(1,3)	1:A:84:LYS:HZ1	2:B:13:A:H3'	3	1.1
(1,3)	1:A:84:LYS:HZ1	2:B:13:A:H4'	3	1.1
(1,3)	1:A:84:LYS:HZ1	2:B:13:A:H5'	3	1.1
(1,3)	1:A:84:LYS:HZ1	2:B:13:A:H5''	3	1.1
(1,3)	1:A:84:LYS:HZ1	2:B:13:A:H61	3	1.1
(1,3)	1:A:84:LYS:HZ1	2:B:13:A:H62	3	1.1
(1,3)	1:A:84:LYS:HZ1	2:B:13:A:H8	3	1.1
(1,3)	1:A:84:LYS:HZ1	2:B:13:A:HO2'	3	1.1
(1,3)	1:A:84:LYS:HZ1	2:B:13:A:N1	3	1.1
(1,3)	1:A:84:LYS:HZ1	2:B:13:A:N3	3	1.1
(1,3)	1:A:84:LYS:HZ1	2:B:13:A:N6	3	1.1
(1,3)	1:A:84:LYS:HZ1	2:B:13:A:N7	3	1.1
(1,3)	1:A:84:LYS:HZ1	2:B:13:A:N9	3	1.1
(1,3)	1:A:84:LYS:HZ1	2:B:13:A:O2'	3	1.1
(1,3)	1:A:84:LYS:HZ1	2:B:13:A:O3'	3	1.1
(1,3)	1:A:84:LYS:HZ1	2:B:13:A:O4'	3	1.1
(1,3)	1:A:84:LYS:HZ1	2:B:13:A:O5'	3	1.1
(1,3)	1:A:84:LYS:HZ1	2:B:13:A:OP1	3	1.1
(1,3)	1:A:84:LYS:HZ1	2:B:13:A:OP2	3	1.1
(1,3)	1:A:84:LYS:HZ1	2:B:13:A:P	3	1.1
(1,3)	1:A:84:LYS:HZ1	2:B:14:G:C1'	3	1.1
(1,3)	1:A:84:LYS:HZ1	2:B:14:G:C2	3	1.1

Continued on next page...

Continued from previous page...

Key	Atom-1	Atom-2	Model ID	Violation (Å)
(1,3)	1:A:84:LYS:HZ1	2:B:14:G:C2'	3	1.1
(1,3)	1:A:84:LYS:HZ1	2:B:14:G:C3'	3	1.1
(1,3)	1:A:84:LYS:HZ1	2:B:14:G:C4	3	1.1
(1,3)	1:A:84:LYS:HZ1	2:B:14:G:C4'	3	1.1
(1,3)	1:A:84:LYS:HZ1	2:B:14:G:C5	3	1.1
(1,3)	1:A:84:LYS:HZ1	2:B:14:G:C5'	3	1.1
(1,3)	1:A:84:LYS:HZ1	2:B:14:G:C6	3	1.1
(1,3)	1:A:84:LYS:HZ1	2:B:14:G:C8	3	1.1
(1,3)	1:A:84:LYS:HZ1	2:B:14:G:H1	3	1.1
(1,3)	1:A:84:LYS:HZ1	2:B:14:G:H1'	3	1.1
(1,3)	1:A:84:LYS:HZ1	2:B:14:G:H2'	3	1.1
(1,3)	1:A:84:LYS:HZ1	2:B:14:G:H21	3	1.1
(1,3)	1:A:84:LYS:HZ1	2:B:14:G:H22	3	1.1
(1,3)	1:A:84:LYS:HZ1	2:B:14:G:H3'	3	1.1
(1,3)	1:A:84:LYS:HZ1	2:B:14:G:H4'	3	1.1
(1,3)	1:A:84:LYS:HZ1	2:B:14:G:H5'	3	1.1
(1,3)	1:A:84:LYS:HZ1	2:B:14:G:H5''	3	1.1
(1,3)	1:A:84:LYS:HZ1	2:B:14:G:H8	3	1.1
(1,3)	1:A:84:LYS:HZ1	2:B:14:G:HO2'	3	1.1
(1,3)	1:A:84:LYS:HZ1	2:B:14:G:N1	3	1.1
(1,3)	1:A:84:LYS:HZ1	2:B:14:G:N2	3	1.1
(1,3)	1:A:84:LYS:HZ1	2:B:14:G:N3	3	1.1
(1,3)	1:A:84:LYS:HZ1	2:B:14:G:N7	3	1.1
(1,3)	1:A:84:LYS:HZ1	2:B:14:G:N9	3	1.1
(1,3)	1:A:84:LYS:HZ1	2:B:14:G:O2'	3	1.1
(1,3)	1:A:84:LYS:HZ1	2:B:14:G:O3'	3	1.1
(1,3)	1:A:84:LYS:HZ1	2:B:14:G:O4'	3	1.1
(1,3)	1:A:84:LYS:HZ1	2:B:14:G:O5'	3	1.1
(1,3)	1:A:84:LYS:HZ1	2:B:14:G:O6	3	1.1
(1,3)	1:A:84:LYS:HZ1	2:B:14:G:OP1	3	1.1
(1,3)	1:A:84:LYS:HZ1	2:B:14:G:OP2	3	1.1
(1,3)	1:A:84:LYS:HZ1	2:B:14:G:P	3	1.1
(1,3)	1:A:84:LYS:HZ1	2:B:15:A:C1'	3	1.1
(1,3)	1:A:84:LYS:HZ1	2:B:15:A:C2	3	1.1
(1,3)	1:A:84:LYS:HZ1	2:B:15:A:C2'	3	1.1
(1,3)	1:A:84:LYS:HZ1	2:B:15:A:C3'	3	1.1
(1,3)	1:A:84:LYS:HZ1	2:B:15:A:C4	3	1.1
(1,3)	1:A:84:LYS:HZ1	2:B:15:A:C4'	3	1.1
(1,3)	1:A:84:LYS:HZ1	2:B:15:A:C5	3	1.1
(1,3)	1:A:84:LYS:HZ1	2:B:15:A:C5'	3	1.1
(1,3)	1:A:84:LYS:HZ1	2:B:15:A:C6	3	1.1
(1,3)	1:A:84:LYS:HZ1	2:B:15:A:C8	3	1.1

Continued on next page...

Continued from previous page...

Key	Atom-1	Atom-2	Model ID	Violation (Å)
(1,3)	1:A:84:LYS:HZ1	2:B:15:A:H1'	3	1.1
(1,3)	1:A:84:LYS:HZ1	2:B:15:A:H2	3	1.1
(1,3)	1:A:84:LYS:HZ1	2:B:15:A:H2'	3	1.1
(1,3)	1:A:84:LYS:HZ1	2:B:15:A:H3'	3	1.1
(1,3)	1:A:84:LYS:HZ1	2:B:15:A:H4'	3	1.1
(1,3)	1:A:84:LYS:HZ1	2:B:15:A:H5'	3	1.1
(1,3)	1:A:84:LYS:HZ1	2:B:15:A:H5''	3	1.1
(1,3)	1:A:84:LYS:HZ1	2:B:15:A:H61	3	1.1
(1,3)	1:A:84:LYS:HZ1	2:B:15:A:H62	3	1.1
(1,3)	1:A:84:LYS:HZ1	2:B:15:A:H8	3	1.1
(1,3)	1:A:84:LYS:HZ1	2:B:15:A:HO2'	3	1.1
(1,3)	1:A:84:LYS:HZ1	2:B:15:A:N1	3	1.1
(1,3)	1:A:84:LYS:HZ1	2:B:15:A:N3	3	1.1
(1,3)	1:A:84:LYS:HZ1	2:B:15:A:N6	3	1.1
(1,3)	1:A:84:LYS:HZ1	2:B:15:A:N7	3	1.1
(1,3)	1:A:84:LYS:HZ1	2:B:15:A:N9	3	1.1
(1,3)	1:A:84:LYS:HZ1	2:B:15:A:O2'	3	1.1
(1,3)	1:A:84:LYS:HZ1	2:B:15:A:O3'	3	1.1
(1,3)	1:A:84:LYS:HZ1	2:B:15:A:O4'	3	1.1
(1,3)	1:A:84:LYS:HZ1	2:B:15:A:O5'	3	1.1
(1,3)	1:A:84:LYS:HZ1	2:B:15:A:OP1	3	1.1
(1,3)	1:A:84:LYS:HZ1	2:B:15:A:OP2	3	1.1
(1,3)	1:A:84:LYS:HZ1	2:B:15:A:P	3	1.1
(1,3)	1:A:84:LYS:HZ1	2:B:16:G:C1'	3	1.1
(1,3)	1:A:84:LYS:HZ1	2:B:16:G:C2	3	1.1
(1,3)	1:A:84:LYS:HZ1	2:B:16:G:C2'	3	1.1
(1,3)	1:A:84:LYS:HZ1	2:B:16:G:C3'	3	1.1
(1,3)	1:A:84:LYS:HZ1	2:B:16:G:C4	3	1.1
(1,3)	1:A:84:LYS:HZ1	2:B:16:G:C4'	3	1.1
(1,3)	1:A:84:LYS:HZ1	2:B:16:G:C5	3	1.1
(1,3)	1:A:84:LYS:HZ1	2:B:16:G:C5'	3	1.1
(1,3)	1:A:84:LYS:HZ1	2:B:16:G:C6	3	1.1
(1,3)	1:A:84:LYS:HZ1	2:B:16:G:C8	3	1.1
(1,3)	1:A:84:LYS:HZ1	2:B:16:G:H1	3	1.1
(1,3)	1:A:84:LYS:HZ1	2:B:16:G:H1'	3	1.1
(1,3)	1:A:84:LYS:HZ1	2:B:16:G:H2'	3	1.1
(1,3)	1:A:84:LYS:HZ1	2:B:16:G:H21	3	1.1
(1,3)	1:A:84:LYS:HZ1	2:B:16:G:H22	3	1.1
(1,3)	1:A:84:LYS:HZ1	2:B:16:G:H3'	3	1.1
(1,3)	1:A:84:LYS:HZ1	2:B:16:G:H4'	3	1.1
(1,3)	1:A:84:LYS:HZ1	2:B:16:G:H5'	3	1.1
(1,3)	1:A:84:LYS:HZ1	2:B:16:G:H5''	3	1.1

Continued on next page...

Continued from previous page...

Key	Atom-1	Atom-2	Model ID	Violation (Å)
(1,3)	1:A:84:LYS:HZ1	2:B:16:G:H8	3	1.1
(1,3)	1:A:84:LYS:HZ1	2:B:16:G:HO2'	3	1.1
(1,3)	1:A:84:LYS:HZ1	2:B:16:G:N1	3	1.1
(1,3)	1:A:84:LYS:HZ1	2:B:16:G:N2	3	1.1
(1,3)	1:A:84:LYS:HZ1	2:B:16:G:N3	3	1.1
(1,3)	1:A:84:LYS:HZ1	2:B:16:G:N7	3	1.1
(1,3)	1:A:84:LYS:HZ1	2:B:16:G:N9	3	1.1
(1,3)	1:A:84:LYS:HZ1	2:B:16:G:O2'	3	1.1
(1,3)	1:A:84:LYS:HZ1	2:B:16:G:O3'	3	1.1
(1,3)	1:A:84:LYS:HZ1	2:B:16:G:O4'	3	1.1
(1,3)	1:A:84:LYS:HZ1	2:B:16:G:O5'	3	1.1
(1,3)	1:A:84:LYS:HZ1	2:B:16:G:O6	3	1.1
(1,3)	1:A:84:LYS:HZ1	2:B:16:G:OP1	3	1.1
(1,3)	1:A:84:LYS:HZ1	2:B:16:G:OP2	3	1.1
(1,3)	1:A:84:LYS:HZ1	2:B:16:G:P	3	1.1
(1,3)	1:A:84:LYS:HZ1	2:B:17:C:C1'	3	1.1
(1,3)	1:A:84:LYS:HZ1	2:B:17:C:C2	3	1.1
(1,3)	1:A:84:LYS:HZ1	2:B:17:C:C2'	3	1.1
(1,3)	1:A:84:LYS:HZ1	2:B:17:C:C3'	3	1.1
(1,3)	1:A:84:LYS:HZ1	2:B:17:C:C4	3	1.1
(1,3)	1:A:84:LYS:HZ1	2:B:17:C:C4'	3	1.1
(1,3)	1:A:84:LYS:HZ1	2:B:17:C:C5	3	1.1
(1,3)	1:A:84:LYS:HZ1	2:B:17:C:C5'	3	1.1
(1,3)	1:A:84:LYS:HZ1	2:B:17:C:C6	3	1.1
(1,3)	1:A:84:LYS:HZ1	2:B:17:C:H1'	3	1.1
(1,3)	1:A:84:LYS:HZ1	2:B:17:C:H2'	3	1.1
(1,3)	1:A:84:LYS:HZ1	2:B:17:C:H3'	3	1.1
(1,3)	1:A:84:LYS:HZ1	2:B:17:C:H4'	3	1.1
(1,3)	1:A:84:LYS:HZ1	2:B:17:C:H41	3	1.1
(1,3)	1:A:84:LYS:HZ1	2:B:17:C:H42	3	1.1
(1,3)	1:A:84:LYS:HZ1	2:B:17:C:H5	3	1.1
(1,3)	1:A:84:LYS:HZ1	2:B:17:C:H5'	3	1.1
(1,3)	1:A:84:LYS:HZ1	2:B:17:C:H5''	3	1.1
(1,3)	1:A:84:LYS:HZ1	2:B:17:C:H6	3	1.1
(1,3)	1:A:84:LYS:HZ1	2:B:17:C:HO2'	3	1.1
(1,3)	1:A:84:LYS:HZ1	2:B:17:C:N1	3	1.1
(1,3)	1:A:84:LYS:HZ1	2:B:17:C:N3	3	1.1
(1,3)	1:A:84:LYS:HZ1	2:B:17:C:N4	3	1.1
(1,3)	1:A:84:LYS:HZ1	2:B:17:C:O2	3	1.1
(1,3)	1:A:84:LYS:HZ1	2:B:17:C:O2'	3	1.1
(1,3)	1:A:84:LYS:HZ1	2:B:17:C:O3'	3	1.1
(1,3)	1:A:84:LYS:HZ1	2:B:17:C:O4'	3	1.1

Continued on next page...

Continued from previous page...

Key	Atom-1	Atom-2	Model ID	Violation (Å)
(1,3)	1:A:84:LYS:HZ1	2:B:17:C:O5'	3	1.1
(1,3)	1:A:84:LYS:HZ1	2:B:17:C:OP1	3	1.1
(1,3)	1:A:84:LYS:HZ1	2:B:17:C:OP2	3	1.1
(1,3)	1:A:84:LYS:HZ1	2:B:17:C:P	3	1.1
(1,3)	1:A:84:LYS:HZ1	2:B:18:A:C1'	3	1.1
(1,3)	1:A:84:LYS:HZ1	2:B:18:A:C2	3	1.1
(1,3)	1:A:84:LYS:HZ1	2:B:18:A:C2'	3	1.1
(1,3)	1:A:84:LYS:HZ1	2:B:18:A:C3'	3	1.1
(1,3)	1:A:84:LYS:HZ1	2:B:18:A:C4	3	1.1
(1,3)	1:A:84:LYS:HZ1	2:B:18:A:C4'	3	1.1
(1,3)	1:A:84:LYS:HZ1	2:B:18:A:C5	3	1.1
(1,3)	1:A:84:LYS:HZ1	2:B:18:A:C5'	3	1.1
(1,3)	1:A:84:LYS:HZ1	2:B:18:A:C6	3	1.1
(1,3)	1:A:84:LYS:HZ1	2:B:18:A:C8	3	1.1
(1,3)	1:A:84:LYS:HZ1	2:B:18:A:H1'	3	1.1
(1,3)	1:A:84:LYS:HZ1	2:B:18:A:H2	3	1.1
(1,3)	1:A:84:LYS:HZ1	2:B:18:A:H2'	3	1.1
(1,3)	1:A:84:LYS:HZ1	2:B:18:A:H3'	3	1.1
(1,3)	1:A:84:LYS:HZ1	2:B:18:A:H4'	3	1.1
(1,3)	1:A:84:LYS:HZ1	2:B:18:A:H5'	3	1.1
(1,3)	1:A:84:LYS:HZ1	2:B:18:A:H5''	3	1.1
(1,3)	1:A:84:LYS:HZ1	2:B:18:A:H61	3	1.1
(1,3)	1:A:84:LYS:HZ1	2:B:18:A:H62	3	1.1
(1,3)	1:A:84:LYS:HZ1	2:B:18:A:H8	3	1.1
(1,3)	1:A:84:LYS:HZ1	2:B:18:A:HO2'	3	1.1
(1,3)	1:A:84:LYS:HZ1	2:B:18:A:N1	3	1.1
(1,3)	1:A:84:LYS:HZ1	2:B:18:A:N3	3	1.1
(1,3)	1:A:84:LYS:HZ1	2:B:18:A:N6	3	1.1
(1,3)	1:A:84:LYS:HZ1	2:B:18:A:N7	3	1.1
(1,3)	1:A:84:LYS:HZ1	2:B:18:A:N9	3	1.1
(1,3)	1:A:84:LYS:HZ1	2:B:18:A:O2'	3	1.1
(1,3)	1:A:84:LYS:HZ1	2:B:18:A:O3'	3	1.1
(1,3)	1:A:84:LYS:HZ1	2:B:18:A:O4'	3	1.1
(1,3)	1:A:84:LYS:HZ1	2:B:18:A:O5'	3	1.1
(1,3)	1:A:84:LYS:HZ1	2:B:18:A:OP1	3	1.1
(1,3)	1:A:84:LYS:HZ1	2:B:18:A:OP2	3	1.1
(1,3)	1:A:84:LYS:HZ1	2:B:18:A:P	3	1.1
(1,3)	1:A:84:LYS:HZ1	2:B:19:A:C1'	3	1.1
(1,3)	1:A:84:LYS:HZ1	2:B:19:A:C2	3	1.1
(1,3)	1:A:84:LYS:HZ1	2:B:19:A:C2'	3	1.1
(1,3)	1:A:84:LYS:HZ1	2:B:19:A:C3'	3	1.1
(1,3)	1:A:84:LYS:HZ1	2:B:19:A:C4	3	1.1

Continued on next page...

Continued from previous page...

Key	Atom-1	Atom-2	Model ID	Violation (Å)
(1,3)	1:A:84:LYS:HZ1	2:B:19:A:C4'	3	1.1
(1,3)	1:A:84:LYS:HZ1	2:B:19:A:C5	3	1.1
(1,3)	1:A:84:LYS:HZ1	2:B:19:A:C5'	3	1.1
(1,3)	1:A:84:LYS:HZ1	2:B:19:A:C6	3	1.1
(1,3)	1:A:84:LYS:HZ1	2:B:19:A:C8	3	1.1
(1,3)	1:A:84:LYS:HZ1	2:B:19:A:H1'	3	1.1
(1,3)	1:A:84:LYS:HZ1	2:B:19:A:H2	3	1.1
(1,3)	1:A:84:LYS:HZ1	2:B:19:A:H2'	3	1.1
(1,3)	1:A:84:LYS:HZ1	2:B:19:A:H3'	3	1.1
(1,3)	1:A:84:LYS:HZ1	2:B:19:A:H4'	3	1.1
(1,3)	1:A:84:LYS:HZ1	2:B:19:A:H5'	3	1.1
(1,3)	1:A:84:LYS:HZ1	2:B:19:A:H5''	3	1.1
(1,3)	1:A:84:LYS:HZ1	2:B:19:A:H61	3	1.1
(1,3)	1:A:84:LYS:HZ1	2:B:19:A:H62	3	1.1
(1,3)	1:A:84:LYS:HZ1	2:B:19:A:H8	3	1.1
(1,3)	1:A:84:LYS:HZ1	2:B:19:A:HO2'	3	1.1
(1,3)	1:A:84:LYS:HZ1	2:B:19:A:N1	3	1.1
(1,3)	1:A:84:LYS:HZ1	2:B:19:A:N3	3	1.1
(1,3)	1:A:84:LYS:HZ1	2:B:19:A:N6	3	1.1
(1,3)	1:A:84:LYS:HZ1	2:B:19:A:N7	3	1.1
(1,3)	1:A:84:LYS:HZ1	2:B:19:A:N9	3	1.1
(1,3)	1:A:84:LYS:HZ1	2:B:19:A:O2'	3	1.1
(1,3)	1:A:84:LYS:HZ1	2:B:19:A:O3'	3	1.1
(1,3)	1:A:84:LYS:HZ1	2:B:19:A:O4'	3	1.1
(1,3)	1:A:84:LYS:HZ1	2:B:19:A:O5'	3	1.1
(1,3)	1:A:84:LYS:HZ1	2:B:19:A:OP1	3	1.1
(1,3)	1:A:84:LYS:HZ1	2:B:19:A:OP2	3	1.1
(1,3)	1:A:84:LYS:HZ1	2:B:19:A:P	3	1.1
(1,3)	1:A:84:LYS:HZ1	2:B:20:U:C1'	3	1.1
(1,3)	1:A:84:LYS:HZ1	2:B:20:U:C2	3	1.1
(1,3)	1:A:84:LYS:HZ1	2:B:20:U:C2'	3	1.1
(1,3)	1:A:84:LYS:HZ1	2:B:20:U:C3'	3	1.1
(1,3)	1:A:84:LYS:HZ1	2:B:20:U:C4	3	1.1
(1,3)	1:A:84:LYS:HZ1	2:B:20:U:C4'	3	1.1
(1,3)	1:A:84:LYS:HZ1	2:B:20:U:C5	3	1.1
(1,3)	1:A:84:LYS:HZ1	2:B:20:U:C5'	3	1.1
(1,3)	1:A:84:LYS:HZ1	2:B:20:U:C6	3	1.1
(1,3)	1:A:84:LYS:HZ1	2:B:20:U:H1'	3	1.1
(1,3)	1:A:84:LYS:HZ1	2:B:20:U:H2'	3	1.1
(1,3)	1:A:84:LYS:HZ1	2:B:20:U:H3	3	1.1
(1,3)	1:A:84:LYS:HZ1	2:B:20:U:H3'	3	1.1
(1,3)	1:A:84:LYS:HZ1	2:B:20:U:H4'	3	1.1

Continued on next page...

Continued from previous page...

Key	Atom-1	Atom-2	Model ID	Violation (Å)
(1,3)	1:A:84:LYS:HZ1	2:B:20:U:H5	3	1.1
(1,3)	1:A:84:LYS:HZ1	2:B:20:U:H5'	3	1.1
(1,3)	1:A:84:LYS:HZ1	2:B:20:U:H5''	3	1.1
(1,3)	1:A:84:LYS:HZ1	2:B:20:U:H6	3	1.1
(1,3)	1:A:84:LYS:HZ1	2:B:20:U:HO2'	3	1.1
(1,3)	1:A:84:LYS:HZ1	2:B:20:U:N1	3	1.1
(1,3)	1:A:84:LYS:HZ1	2:B:20:U:N3	3	1.1
(1,3)	1:A:84:LYS:HZ1	2:B:20:U:O2	3	1.1
(1,3)	1:A:84:LYS:HZ1	2:B:20:U:O2'	3	1.1
(1,3)	1:A:84:LYS:HZ1	2:B:20:U:O3'	3	1.1
(1,3)	1:A:84:LYS:HZ1	2:B:20:U:O4	3	1.1
(1,3)	1:A:84:LYS:HZ1	2:B:20:U:O4'	3	1.1
(1,3)	1:A:84:LYS:HZ1	2:B:20:U:O5'	3	1.1
(1,3)	1:A:84:LYS:HZ1	2:B:20:U:OP1	3	1.1
(1,3)	1:A:84:LYS:HZ1	2:B:20:U:OP2	3	1.1
(1,3)	1:A:84:LYS:HZ1	2:B:20:U:P	3	1.1
(1,3)	1:A:84:LYS:HZ1	2:B:21:G:C1'	3	1.1
(1,3)	1:A:84:LYS:HZ1	2:B:21:G:C2	3	1.1
(1,3)	1:A:84:LYS:HZ1	2:B:21:G:C2'	3	1.1
(1,3)	1:A:84:LYS:HZ1	2:B:21:G:C3'	3	1.1
(1,3)	1:A:84:LYS:HZ1	2:B:21:G:C4	3	1.1
(1,3)	1:A:84:LYS:HZ1	2:B:21:G:C4'	3	1.1
(1,3)	1:A:84:LYS:HZ1	2:B:21:G:C5	3	1.1
(1,3)	1:A:84:LYS:HZ1	2:B:21:G:C5'	3	1.1
(1,3)	1:A:84:LYS:HZ1	2:B:21:G:C6	3	1.1
(1,3)	1:A:84:LYS:HZ1	2:B:21:G:C8	3	1.1
(1,3)	1:A:84:LYS:HZ1	2:B:21:G:H1	3	1.1
(1,3)	1:A:84:LYS:HZ1	2:B:21:G:H1'	3	1.1
(1,3)	1:A:84:LYS:HZ1	2:B:21:G:H2'	3	1.1
(1,3)	1:A:84:LYS:HZ1	2:B:21:G:H21	3	1.1
(1,3)	1:A:84:LYS:HZ1	2:B:21:G:H22	3	1.1
(1,3)	1:A:84:LYS:HZ1	2:B:21:G:H3'	3	1.1
(1,3)	1:A:84:LYS:HZ1	2:B:21:G:H4'	3	1.1
(1,3)	1:A:84:LYS:HZ1	2:B:21:G:H5'	3	1.1
(1,3)	1:A:84:LYS:HZ1	2:B:21:G:H5''	3	1.1
(1,3)	1:A:84:LYS:HZ1	2:B:21:G:H8	3	1.1
(1,3)	1:A:84:LYS:HZ1	2:B:21:G:HO2'	3	1.1
(1,3)	1:A:84:LYS:HZ1	2:B:21:G:N1	3	1.1
(1,3)	1:A:84:LYS:HZ1	2:B:21:G:N2	3	1.1
(1,3)	1:A:84:LYS:HZ1	2:B:21:G:N3	3	1.1
(1,3)	1:A:84:LYS:HZ1	2:B:21:G:N7	3	1.1
(1,3)	1:A:84:LYS:HZ1	2:B:21:G:N9	3	1.1

Continued on next page...

Continued from previous page...

Key	Atom-1	Atom-2	Model ID	Violation (Å)
(1,3)	1:A:84:LYS:HZ1	2:B:21:G:O2'	3	1.1
(1,3)	1:A:84:LYS:HZ1	2:B:21:G:O3'	3	1.1
(1,3)	1:A:84:LYS:HZ1	2:B:21:G:O4'	3	1.1
(1,3)	1:A:84:LYS:HZ1	2:B:21:G:O5'	3	1.1
(1,3)	1:A:84:LYS:HZ1	2:B:21:G:O6	3	1.1
(1,3)	1:A:84:LYS:HZ1	2:B:21:G:OP1	3	1.1
(1,3)	1:A:84:LYS:HZ1	2:B:21:G:OP2	3	1.1
(1,3)	1:A:84:LYS:HZ1	2:B:21:G:P	3	1.1
(1,3)	1:A:84:LYS:HZ1	2:B:22:A:C1'	3	1.1
(1,3)	1:A:84:LYS:HZ1	2:B:22:A:C2	3	1.1
(1,3)	1:A:84:LYS:HZ1	2:B:22:A:C2'	3	1.1
(1,3)	1:A:84:LYS:HZ1	2:B:22:A:C3'	3	1.1
(1,3)	1:A:84:LYS:HZ1	2:B:22:A:C4	3	1.1
(1,3)	1:A:84:LYS:HZ1	2:B:22:A:C4'	3	1.1
(1,3)	1:A:84:LYS:HZ1	2:B:22:A:C5	3	1.1
(1,3)	1:A:84:LYS:HZ1	2:B:22:A:C5'	3	1.1
(1,3)	1:A:84:LYS:HZ1	2:B:22:A:C6	3	1.1
(1,3)	1:A:84:LYS:HZ1	2:B:22:A:C8	3	1.1
(1,3)	1:A:84:LYS:HZ1	2:B:22:A:H1'	3	1.1
(1,3)	1:A:84:LYS:HZ1	2:B:22:A:H2	3	1.1
(1,3)	1:A:84:LYS:HZ1	2:B:22:A:H2'	3	1.1
(1,3)	1:A:84:LYS:HZ1	2:B:22:A:H3'	3	1.1
(1,3)	1:A:84:LYS:HZ1	2:B:22:A:H4'	3	1.1
(1,3)	1:A:84:LYS:HZ1	2:B:22:A:H5'	3	1.1
(1,3)	1:A:84:LYS:HZ1	2:B:22:A:H5''	3	1.1
(1,3)	1:A:84:LYS:HZ1	2:B:22:A:H61	3	1.1
(1,3)	1:A:84:LYS:HZ1	2:B:22:A:H62	3	1.1
(1,3)	1:A:84:LYS:HZ1	2:B:22:A:H8	3	1.1
(1,3)	1:A:84:LYS:HZ1	2:B:22:A:HO2'	3	1.1
(1,3)	1:A:84:LYS:HZ1	2:B:22:A:N1	3	1.1
(1,3)	1:A:84:LYS:HZ1	2:B:22:A:N3	3	1.1
(1,3)	1:A:84:LYS:HZ1	2:B:22:A:N6	3	1.1
(1,3)	1:A:84:LYS:HZ1	2:B:22:A:N7	3	1.1
(1,3)	1:A:84:LYS:HZ1	2:B:22:A:N9	3	1.1
(1,3)	1:A:84:LYS:HZ1	2:B:22:A:O2'	3	1.1
(1,3)	1:A:84:LYS:HZ1	2:B:22:A:O3'	3	1.1
(1,3)	1:A:84:LYS:HZ1	2:B:22:A:O4'	3	1.1
(1,3)	1:A:84:LYS:HZ1	2:B:22:A:O5'	3	1.1
(1,3)	1:A:84:LYS:HZ1	2:B:22:A:OP1	3	1.1
(1,3)	1:A:84:LYS:HZ1	2:B:22:A:OP2	3	1.1
(1,3)	1:A:84:LYS:HZ1	2:B:22:A:P	3	1.1
(1,3)	1:A:84:LYS:HZ1	2:B:23:U:C1'	3	1.1

Continued on next page...

Continued from previous page...

Key	Atom-1	Atom-2	Model ID	Violation (Å)
(1,3)	1:A:84:LYS:HZ1	2:B:23:U:C2	3	1.1
(1,3)	1:A:84:LYS:HZ1	2:B:23:U:C2'	3	1.1
(1,3)	1:A:84:LYS:HZ1	2:B:23:U:C3'	3	1.1
(1,3)	1:A:84:LYS:HZ1	2:B:23:U:C4	3	1.1
(1,3)	1:A:84:LYS:HZ1	2:B:23:U:C4'	3	1.1
(1,3)	1:A:84:LYS:HZ1	2:B:23:U:C5	3	1.1
(1,3)	1:A:84:LYS:HZ1	2:B:23:U:C5'	3	1.1
(1,3)	1:A:84:LYS:HZ1	2:B:23:U:C6	3	1.1
(1,3)	1:A:84:LYS:HZ1	2:B:23:U:H1'	3	1.1
(1,3)	1:A:84:LYS:HZ1	2:B:23:U:H2'	3	1.1
(1,3)	1:A:84:LYS:HZ1	2:B:23:U:H3	3	1.1
(1,3)	1:A:84:LYS:HZ1	2:B:23:U:H3'	3	1.1
(1,3)	1:A:84:LYS:HZ1	2:B:23:U:H4'	3	1.1
(1,3)	1:A:84:LYS:HZ1	2:B:23:U:H5	3	1.1
(1,3)	1:A:84:LYS:HZ1	2:B:23:U:H5'	3	1.1
(1,3)	1:A:84:LYS:HZ1	2:B:23:U:H5''	3	1.1
(1,3)	1:A:84:LYS:HZ1	2:B:23:U:H6	3	1.1
(1,3)	1:A:84:LYS:HZ1	2:B:23:U:HO2'	3	1.1
(1,3)	1:A:84:LYS:HZ1	2:B:23:U:N1	3	1.1
(1,3)	1:A:84:LYS:HZ1	2:B:23:U:N3	3	1.1
(1,3)	1:A:84:LYS:HZ1	2:B:23:U:O2	3	1.1
(1,3)	1:A:84:LYS:HZ1	2:B:23:U:O2'	3	1.1
(1,3)	1:A:84:LYS:HZ1	2:B:23:U:O3'	3	1.1
(1,3)	1:A:84:LYS:HZ1	2:B:23:U:O4	3	1.1
(1,3)	1:A:84:LYS:HZ1	2:B:23:U:O4'	3	1.1
(1,3)	1:A:84:LYS:HZ1	2:B:23:U:O5'	3	1.1
(1,3)	1:A:84:LYS:HZ1	2:B:23:U:OP1	3	1.1
(1,3)	1:A:84:LYS:HZ1	2:B:23:U:OP2	3	1.1
(1,3)	1:A:84:LYS:HZ1	2:B:23:U:P	3	1.1
(1,3)	1:A:84:LYS:HZ1	2:B:24:G:C1'	3	1.1
(1,3)	1:A:84:LYS:HZ1	2:B:24:G:C2	3	1.1
(1,3)	1:A:84:LYS:HZ1	2:B:24:G:C2'	3	1.1
(1,3)	1:A:84:LYS:HZ1	2:B:24:G:C3'	3	1.1
(1,3)	1:A:84:LYS:HZ1	2:B:24:G:C4	3	1.1
(1,3)	1:A:84:LYS:HZ1	2:B:24:G:C4'	3	1.1
(1,3)	1:A:84:LYS:HZ1	2:B:24:G:C5	3	1.1
(1,3)	1:A:84:LYS:HZ1	2:B:24:G:C5'	3	1.1
(1,3)	1:A:84:LYS:HZ1	2:B:24:G:C6	3	1.1
(1,3)	1:A:84:LYS:HZ1	2:B:24:G:C8	3	1.1
(1,3)	1:A:84:LYS:HZ1	2:B:24:G:H1	3	1.1
(1,3)	1:A:84:LYS:HZ1	2:B:24:G:H1'	3	1.1
(1,3)	1:A:84:LYS:HZ1	2:B:24:G:H2'	3	1.1

Continued on next page...

Continued from previous page...

Key	Atom-1	Atom-2	Model ID	Violation (Å)
(1,3)	1:A:84:LYS:HZ1	2:B:24:G:H21	3	1.1
(1,3)	1:A:84:LYS:HZ1	2:B:24:G:H22	3	1.1
(1,3)	1:A:84:LYS:HZ1	2:B:24:G:H3'	3	1.1
(1,3)	1:A:84:LYS:HZ1	2:B:24:G:H4'	3	1.1
(1,3)	1:A:84:LYS:HZ1	2:B:24:G:H5'	3	1.1
(1,3)	1:A:84:LYS:HZ1	2:B:24:G:H5''	3	1.1
(1,3)	1:A:84:LYS:HZ1	2:B:24:G:H8	3	1.1
(1,3)	1:A:84:LYS:HZ1	2:B:24:G:HO2'	3	1.1
(1,3)	1:A:84:LYS:HZ1	2:B:24:G:N1	3	1.1
(1,3)	1:A:84:LYS:HZ1	2:B:24:G:N2	3	1.1
(1,3)	1:A:84:LYS:HZ1	2:B:24:G:N3	3	1.1
(1,3)	1:A:84:LYS:HZ1	2:B:24:G:N7	3	1.1
(1,3)	1:A:84:LYS:HZ1	2:B:24:G:N9	3	1.1
(1,3)	1:A:84:LYS:HZ1	2:B:24:G:O2'	3	1.1
(1,3)	1:A:84:LYS:HZ1	2:B:24:G:O3'	3	1.1
(1,3)	1:A:84:LYS:HZ1	2:B:24:G:O4'	3	1.1
(1,3)	1:A:84:LYS:HZ1	2:B:24:G:O5'	3	1.1
(1,3)	1:A:84:LYS:HZ1	2:B:24:G:O6	3	1.1
(1,3)	1:A:84:LYS:HZ1	2:B:24:G:OP1	3	1.1
(1,3)	1:A:84:LYS:HZ1	2:B:24:G:OP2	3	1.1
(1,3)	1:A:84:LYS:HZ1	2:B:24:G:P	3	1.1
(1,3)	1:A:84:LYS:HZ2	2:B:2:C:C1'	3	1.1
(1,3)	1:A:84:LYS:HZ2	2:B:2:C:C2	3	1.1
(1,3)	1:A:84:LYS:HZ2	2:B:2:C:C2'	3	1.1
(1,3)	1:A:84:LYS:HZ2	2:B:2:C:C3'	3	1.1
(1,3)	1:A:84:LYS:HZ2	2:B:2:C:C4	3	1.1
(1,3)	1:A:84:LYS:HZ2	2:B:2:C:C4'	3	1.1
(1,3)	1:A:84:LYS:HZ2	2:B:2:C:C5	3	1.1
(1,3)	1:A:84:LYS:HZ2	2:B:2:C:C5'	3	1.1
(1,3)	1:A:84:LYS:HZ2	2:B:2:C:C6	3	1.1
(1,3)	1:A:84:LYS:HZ2	2:B:2:C:H1'	3	1.1
(1,3)	1:A:84:LYS:HZ2	2:B:2:C:H2'	3	1.1
(1,3)	1:A:84:LYS:HZ2	2:B:2:C:H3'	3	1.1
(1,3)	1:A:84:LYS:HZ2	2:B:2:C:H4'	3	1.1
(1,3)	1:A:84:LYS:HZ2	2:B:2:C:H41	3	1.1
(1,3)	1:A:84:LYS:HZ2	2:B:2:C:H42	3	1.1
(1,3)	1:A:84:LYS:HZ2	2:B:2:C:H5	3	1.1
(1,3)	1:A:84:LYS:HZ2	2:B:2:C:H5'	3	1.1
(1,3)	1:A:84:LYS:HZ2	2:B:2:C:H5''	3	1.1
(1,3)	1:A:84:LYS:HZ2	2:B:2:C:H6	3	1.1
(1,3)	1:A:84:LYS:HZ2	2:B:2:C:HO2'	3	1.1
(1,3)	1:A:84:LYS:HZ2	2:B:2:C:N1	3	1.1

Continued on next page...

Continued from previous page...

Key	Atom-1	Atom-2	Model ID	Violation (Å)
(1,3)	1:A:84:LYS:HZ2	2:B:2:C:N3	3	1.1
(1,3)	1:A:84:LYS:HZ2	2:B:2:C:N4	3	1.1
(1,3)	1:A:84:LYS:HZ2	2:B:2:C:O2	3	1.1
(1,3)	1:A:84:LYS:HZ2	2:B:2:C:O2'	3	1.1
(1,3)	1:A:84:LYS:HZ2	2:B:2:C:O3'	3	1.1
(1,3)	1:A:84:LYS:HZ2	2:B:2:C:O4'	3	1.1
(1,3)	1:A:84:LYS:HZ2	2:B:2:C:O5'	3	1.1
(1,3)	1:A:84:LYS:HZ2	2:B:3:U:C1'	3	1.1
(1,3)	1:A:84:LYS:HZ2	2:B:3:U:C2	3	1.1
(1,3)	1:A:84:LYS:HZ2	2:B:3:U:C2'	3	1.1
(1,3)	1:A:84:LYS:HZ2	2:B:3:U:C3'	3	1.1
(1,3)	1:A:84:LYS:HZ2	2:B:3:U:C4	3	1.1
(1,3)	1:A:84:LYS:HZ2	2:B:3:U:C4'	3	1.1
(1,3)	1:A:84:LYS:HZ2	2:B:3:U:C5	3	1.1
(1,3)	1:A:84:LYS:HZ2	2:B:3:U:C5'	3	1.1
(1,3)	1:A:84:LYS:HZ2	2:B:3:U:C6	3	1.1
(1,3)	1:A:84:LYS:HZ2	2:B:3:U:H1'	3	1.1
(1,3)	1:A:84:LYS:HZ2	2:B:3:U:H2'	3	1.1
(1,3)	1:A:84:LYS:HZ2	2:B:3:U:H3	3	1.1
(1,3)	1:A:84:LYS:HZ2	2:B:3:U:H3'	3	1.1
(1,3)	1:A:84:LYS:HZ2	2:B:3:U:H4'	3	1.1
(1,3)	1:A:84:LYS:HZ2	2:B:3:U:H5	3	1.1
(1,3)	1:A:84:LYS:HZ2	2:B:3:U:H5'	3	1.1
(1,3)	1:A:84:LYS:HZ2	2:B:3:U:H5''	3	1.1
(1,3)	1:A:84:LYS:HZ2	2:B:3:U:H6	3	1.1
(1,3)	1:A:84:LYS:HZ2	2:B:3:U:HO2'	3	1.1
(1,3)	1:A:84:LYS:HZ2	2:B:3:U:N1	3	1.1
(1,3)	1:A:84:LYS:HZ2	2:B:3:U:N3	3	1.1
(1,3)	1:A:84:LYS:HZ2	2:B:3:U:O2	3	1.1
(1,3)	1:A:84:LYS:HZ2	2:B:3:U:O2'	3	1.1
(1,3)	1:A:84:LYS:HZ2	2:B:3:U:O3'	3	1.1
(1,3)	1:A:84:LYS:HZ2	2:B:3:U:O4	3	1.1
(1,3)	1:A:84:LYS:HZ2	2:B:3:U:O4'	3	1.1
(1,3)	1:A:84:LYS:HZ2	2:B:3:U:O5'	3	1.1
(1,3)	1:A:84:LYS:HZ2	2:B:3:U:OP1	3	1.1
(1,3)	1:A:84:LYS:HZ2	2:B:3:U:OP2	3	1.1
(1,3)	1:A:84:LYS:HZ2	2:B:3:U:P	3	1.1
(1,3)	1:A:84:LYS:HZ2	2:B:4:G:C1'	3	1.1
(1,3)	1:A:84:LYS:HZ2	2:B:4:G:C2	3	1.1
(1,3)	1:A:84:LYS:HZ2	2:B:4:G:C2'	3	1.1
(1,3)	1:A:84:LYS:HZ2	2:B:4:G:C3'	3	1.1
(1,3)	1:A:84:LYS:HZ2	2:B:4:G:C4	3	1.1

Continued on next page...

Continued from previous page...

Key	Atom-1	Atom-2	Model ID	Violation (Å)
(1,3)	1:A:84:LYS:HZ2	2:B:4:G:C4'	3	1.1
(1,3)	1:A:84:LYS:HZ2	2:B:4:G:C5	3	1.1
(1,3)	1:A:84:LYS:HZ2	2:B:4:G:C5'	3	1.1
(1,3)	1:A:84:LYS:HZ2	2:B:4:G:C6	3	1.1
(1,3)	1:A:84:LYS:HZ2	2:B:4:G:C8	3	1.1
(1,3)	1:A:84:LYS:HZ2	2:B:4:G:H1	3	1.1
(1,3)	1:A:84:LYS:HZ2	2:B:4:G:H1'	3	1.1
(1,3)	1:A:84:LYS:HZ2	2:B:4:G:H2'	3	1.1
(1,3)	1:A:84:LYS:HZ2	2:B:4:G:H21	3	1.1
(1,3)	1:A:84:LYS:HZ2	2:B:4:G:H22	3	1.1
(1,3)	1:A:84:LYS:HZ2	2:B:4:G:H3'	3	1.1
(1,3)	1:A:84:LYS:HZ2	2:B:4:G:H4'	3	1.1
(1,3)	1:A:84:LYS:HZ2	2:B:4:G:H5'	3	1.1
(1,3)	1:A:84:LYS:HZ2	2:B:4:G:H5''	3	1.1
(1,3)	1:A:84:LYS:HZ2	2:B:4:G:H8	3	1.1
(1,3)	1:A:84:LYS:HZ2	2:B:4:G:HO2'	3	1.1
(1,3)	1:A:84:LYS:HZ2	2:B:4:G:N1	3	1.1
(1,3)	1:A:84:LYS:HZ2	2:B:4:G:N2	3	1.1
(1,3)	1:A:84:LYS:HZ2	2:B:4:G:N3	3	1.1
(1,3)	1:A:84:LYS:HZ2	2:B:4:G:N7	3	1.1
(1,3)	1:A:84:LYS:HZ2	2:B:4:G:N9	3	1.1
(1,3)	1:A:84:LYS:HZ2	2:B:4:G:O2'	3	1.1
(1,3)	1:A:84:LYS:HZ2	2:B:4:G:O3'	3	1.1
(1,3)	1:A:84:LYS:HZ2	2:B:4:G:O4'	3	1.1
(1,3)	1:A:84:LYS:HZ2	2:B:4:G:O5'	3	1.1
(1,3)	1:A:84:LYS:HZ2	2:B:4:G:O6	3	1.1
(1,3)	1:A:84:LYS:HZ2	2:B:4:G:OP1	3	1.1
(1,3)	1:A:84:LYS:HZ2	2:B:4:G:OP2	3	1.1
(1,3)	1:A:84:LYS:HZ2	2:B:4:G:P	3	1.1
(1,3)	1:A:84:LYS:HZ2	2:B:5:A:C1'	3	1.1
(1,3)	1:A:84:LYS:HZ2	2:B:5:A:C2	3	1.1
(1,3)	1:A:84:LYS:HZ2	2:B:5:A:C2'	3	1.1
(1,3)	1:A:84:LYS:HZ2	2:B:5:A:C3'	3	1.1
(1,3)	1:A:84:LYS:HZ2	2:B:5:A:C4	3	1.1
(1,3)	1:A:84:LYS:HZ2	2:B:5:A:C4'	3	1.1
(1,3)	1:A:84:LYS:HZ2	2:B:5:A:C5	3	1.1
(1,3)	1:A:84:LYS:HZ2	2:B:5:A:C5'	3	1.1
(1,3)	1:A:84:LYS:HZ2	2:B:5:A:C6	3	1.1
(1,3)	1:A:84:LYS:HZ2	2:B:5:A:C8	3	1.1
(1,3)	1:A:84:LYS:HZ2	2:B:5:A:H1'	3	1.1
(1,3)	1:A:84:LYS:HZ2	2:B:5:A:H2	3	1.1
(1,3)	1:A:84:LYS:HZ2	2:B:5:A:H2'	3	1.1

Continued on next page...

Continued from previous page...

Key	Atom-1	Atom-2	Model ID	Violation (Å)
(1,3)	1:A:84:LYS:HZ2	2:B:5:A:H3'	3	1.1
(1,3)	1:A:84:LYS:HZ2	2:B:5:A:H4'	3	1.1
(1,3)	1:A:84:LYS:HZ2	2:B:5:A:H5'	3	1.1
(1,3)	1:A:84:LYS:HZ2	2:B:5:A:H5''	3	1.1
(1,3)	1:A:84:LYS:HZ2	2:B:5:A:H61	3	1.1
(1,3)	1:A:84:LYS:HZ2	2:B:5:A:H62	3	1.1
(1,3)	1:A:84:LYS:HZ2	2:B:5:A:H8	3	1.1
(1,3)	1:A:84:LYS:HZ2	2:B:5:A:HO2'	3	1.1
(1,3)	1:A:84:LYS:HZ2	2:B:5:A:N1	3	1.1
(1,3)	1:A:84:LYS:HZ2	2:B:5:A:N3	3	1.1
(1,3)	1:A:84:LYS:HZ2	2:B:5:A:N6	3	1.1
(1,3)	1:A:84:LYS:HZ2	2:B:5:A:N7	3	1.1
(1,3)	1:A:84:LYS:HZ2	2:B:5:A:N9	3	1.1
(1,3)	1:A:84:LYS:HZ2	2:B:5:A:O2'	3	1.1
(1,3)	1:A:84:LYS:HZ2	2:B:5:A:O3'	3	1.1
(1,3)	1:A:84:LYS:HZ2	2:B:5:A:O4'	3	1.1
(1,3)	1:A:84:LYS:HZ2	2:B:5:A:O5'	3	1.1
(1,3)	1:A:84:LYS:HZ2	2:B:5:A:OP1	3	1.1
(1,3)	1:A:84:LYS:HZ2	2:B:5:A:OP2	3	1.1
(1,3)	1:A:84:LYS:HZ2	2:B:5:A:P	3	1.1
(1,3)	1:A:84:LYS:HZ2	2:B:6:G:C1'	3	1.1
(1,3)	1:A:84:LYS:HZ2	2:B:6:G:C2	3	1.1
(1,3)	1:A:84:LYS:HZ2	2:B:6:G:C2'	3	1.1
(1,3)	1:A:84:LYS:HZ2	2:B:6:G:C3'	3	1.1
(1,3)	1:A:84:LYS:HZ2	2:B:6:G:C4	3	1.1
(1,3)	1:A:84:LYS:HZ2	2:B:6:G:C4'	3	1.1
(1,3)	1:A:84:LYS:HZ2	2:B:6:G:C5	3	1.1
(1,3)	1:A:84:LYS:HZ2	2:B:6:G:C5'	3	1.1
(1,3)	1:A:84:LYS:HZ2	2:B:6:G:C6	3	1.1
(1,3)	1:A:84:LYS:HZ2	2:B:6:G:C8	3	1.1
(1,3)	1:A:84:LYS:HZ2	2:B:6:G:H1	3	1.1
(1,3)	1:A:84:LYS:HZ2	2:B:6:G:H1'	3	1.1
(1,3)	1:A:84:LYS:HZ2	2:B:6:G:H2'	3	1.1
(1,3)	1:A:84:LYS:HZ2	2:B:6:G:H21	3	1.1
(1,3)	1:A:84:LYS:HZ2	2:B:6:G:H22	3	1.1
(1,3)	1:A:84:LYS:HZ2	2:B:6:G:H3'	3	1.1
(1,3)	1:A:84:LYS:HZ2	2:B:6:G:H4'	3	1.1
(1,3)	1:A:84:LYS:HZ2	2:B:6:G:H5'	3	1.1
(1,3)	1:A:84:LYS:HZ2	2:B:6:G:H5''	3	1.1
(1,3)	1:A:84:LYS:HZ2	2:B:6:G:H8	3	1.1
(1,3)	1:A:84:LYS:HZ2	2:B:6:G:HO2'	3	1.1
(1,3)	1:A:84:LYS:HZ2	2:B:6:G:N1	3	1.1

Continued on next page...

Continued from previous page...

Key	Atom-1	Atom-2	Model ID	Violation (Å)
(1,3)	1:A:84:LYS:HZ2	2:B:6:G:N2	3	1.1
(1,3)	1:A:84:LYS:HZ2	2:B:6:G:N3	3	1.1
(1,3)	1:A:84:LYS:HZ2	2:B:6:G:N7	3	1.1
(1,3)	1:A:84:LYS:HZ2	2:B:6:G:N9	3	1.1
(1,3)	1:A:84:LYS:HZ2	2:B:6:G:O2'	3	1.1
(1,3)	1:A:84:LYS:HZ2	2:B:6:G:O3'	3	1.1
(1,3)	1:A:84:LYS:HZ2	2:B:6:G:O4'	3	1.1
(1,3)	1:A:84:LYS:HZ2	2:B:6:G:O5'	3	1.1
(1,3)	1:A:84:LYS:HZ2	2:B:6:G:O6	3	1.1
(1,3)	1:A:84:LYS:HZ2	2:B:6:G:OP1	3	1.1
(1,3)	1:A:84:LYS:HZ2	2:B:6:G:OP2	3	1.1
(1,3)	1:A:84:LYS:HZ2	2:B:6:G:P	3	1.1
(1,3)	1:A:84:LYS:HZ2	2:B:7:C:C1'	3	1.1
(1,3)	1:A:84:LYS:HZ2	2:B:7:C:C2	3	1.1
(1,3)	1:A:84:LYS:HZ2	2:B:7:C:C2'	3	1.1
(1,3)	1:A:84:LYS:HZ2	2:B:7:C:C3'	3	1.1
(1,3)	1:A:84:LYS:HZ2	2:B:7:C:C4	3	1.1
(1,3)	1:A:84:LYS:HZ2	2:B:7:C:C4'	3	1.1
(1,3)	1:A:84:LYS:HZ2	2:B:7:C:C5	3	1.1
(1,3)	1:A:84:LYS:HZ2	2:B:7:C:C5'	3	1.1
(1,3)	1:A:84:LYS:HZ2	2:B:7:C:C6	3	1.1
(1,3)	1:A:84:LYS:HZ2	2:B:7:C:H1'	3	1.1
(1,3)	1:A:84:LYS:HZ2	2:B:7:C:H2'	3	1.1
(1,3)	1:A:84:LYS:HZ2	2:B:7:C:H3'	3	1.1
(1,3)	1:A:84:LYS:HZ2	2:B:7:C:H4'	3	1.1
(1,3)	1:A:84:LYS:HZ2	2:B:7:C:H41	3	1.1
(1,3)	1:A:84:LYS:HZ2	2:B:7:C:H42	3	1.1
(1,3)	1:A:84:LYS:HZ2	2:B:7:C:H5	3	1.1
(1,3)	1:A:84:LYS:HZ2	2:B:7:C:H5'	3	1.1
(1,3)	1:A:84:LYS:HZ2	2:B:7:C:H5''	3	1.1
(1,3)	1:A:84:LYS:HZ2	2:B:7:C:H6	3	1.1
(1,3)	1:A:84:LYS:HZ2	2:B:7:C:HO2'	3	1.1
(1,3)	1:A:84:LYS:HZ2	2:B:7:C:N1	3	1.1
(1,3)	1:A:84:LYS:HZ2	2:B:7:C:N3	3	1.1
(1,3)	1:A:84:LYS:HZ2	2:B:7:C:N4	3	1.1
(1,3)	1:A:84:LYS:HZ2	2:B:7:C:O2	3	1.1
(1,3)	1:A:84:LYS:HZ2	2:B:7:C:O2'	3	1.1
(1,3)	1:A:84:LYS:HZ2	2:B:7:C:O3'	3	1.1
(1,3)	1:A:84:LYS:HZ2	2:B:7:C:O4'	3	1.1
(1,3)	1:A:84:LYS:HZ2	2:B:7:C:O5'	3	1.1
(1,3)	1:A:84:LYS:HZ2	2:B:7:C:OP1	3	1.1
(1,3)	1:A:84:LYS:HZ2	2:B:7:C:OP2	3	1.1

Continued on next page...

Continued from previous page...

Key	Atom-1	Atom-2	Model ID	Violation (Å)
(1,3)	1:A:84:LYS:HZ2	2:B:7:C:P	3	1.1
(1,3)	1:A:84:LYS:HZ2	2:B:8:U:C1'	3	1.1
(1,3)	1:A:84:LYS:HZ2	2:B:8:U:C2	3	1.1
(1,3)	1:A:84:LYS:HZ2	2:B:8:U:C2'	3	1.1
(1,3)	1:A:84:LYS:HZ2	2:B:8:U:C3'	3	1.1
(1,3)	1:A:84:LYS:HZ2	2:B:8:U:C4	3	1.1
(1,3)	1:A:84:LYS:HZ2	2:B:8:U:C4'	3	1.1
(1,3)	1:A:84:LYS:HZ2	2:B:8:U:C5	3	1.1
(1,3)	1:A:84:LYS:HZ2	2:B:8:U:C5'	3	1.1
(1,3)	1:A:84:LYS:HZ2	2:B:8:U:C6	3	1.1
(1,3)	1:A:84:LYS:HZ2	2:B:8:U:H1'	3	1.1
(1,3)	1:A:84:LYS:HZ2	2:B:8:U:H2'	3	1.1
(1,3)	1:A:84:LYS:HZ2	2:B:8:U:H3	3	1.1
(1,3)	1:A:84:LYS:HZ2	2:B:8:U:H3'	3	1.1
(1,3)	1:A:84:LYS:HZ2	2:B:8:U:H4'	3	1.1
(1,3)	1:A:84:LYS:HZ2	2:B:8:U:H5	3	1.1
(1,3)	1:A:84:LYS:HZ2	2:B:8:U:H5'	3	1.1
(1,3)	1:A:84:LYS:HZ2	2:B:8:U:H5''	3	1.1
(1,3)	1:A:84:LYS:HZ2	2:B:8:U:H6	3	1.1
(1,3)	1:A:84:LYS:HZ2	2:B:8:U:HO2'	3	1.1
(1,3)	1:A:84:LYS:HZ2	2:B:8:U:N1	3	1.1
(1,3)	1:A:84:LYS:HZ2	2:B:8:U:N3	3	1.1
(1,3)	1:A:84:LYS:HZ2	2:B:8:U:O2	3	1.1
(1,3)	1:A:84:LYS:HZ2	2:B:8:U:O2'	3	1.1
(1,3)	1:A:84:LYS:HZ2	2:B:8:U:O3'	3	1.1
(1,3)	1:A:84:LYS:HZ2	2:B:8:U:O4	3	1.1
(1,3)	1:A:84:LYS:HZ2	2:B:8:U:O4'	3	1.1
(1,3)	1:A:84:LYS:HZ2	2:B:8:U:O5'	3	1.1
(1,3)	1:A:84:LYS:HZ2	2:B:8:U:OP1	3	1.1
(1,3)	1:A:84:LYS:HZ2	2:B:8:U:OP2	3	1.1
(1,3)	1:A:84:LYS:HZ2	2:B:8:U:P	3	1.1
(1,3)	1:A:84:LYS:HZ2	2:B:9:C:C1'	3	1.1
(1,3)	1:A:84:LYS:HZ2	2:B:9:C:C2	3	1.1
(1,3)	1:A:84:LYS:HZ2	2:B:9:C:C2'	3	1.1
(1,3)	1:A:84:LYS:HZ2	2:B:9:C:C3'	3	1.1
(1,3)	1:A:84:LYS:HZ2	2:B:9:C:C4	3	1.1
(1,3)	1:A:84:LYS:HZ2	2:B:9:C:C4'	3	1.1
(1,3)	1:A:84:LYS:HZ2	2:B:9:C:C5	3	1.1
(1,3)	1:A:84:LYS:HZ2	2:B:9:C:C5'	3	1.1
(1,3)	1:A:84:LYS:HZ2	2:B:9:C:C6	3	1.1
(1,3)	1:A:84:LYS:HZ2	2:B:9:C:H1'	3	1.1
(1,3)	1:A:84:LYS:HZ2	2:B:9:C:H2'	3	1.1

Continued on next page...

Continued from previous page...

Key	Atom-1	Atom-2	Model ID	Violation (Å)
(1,3)	1:A:84:LYS:HZ2	2:B:9:C:H3'	3	1.1
(1,3)	1:A:84:LYS:HZ2	2:B:9:C:H4'	3	1.1
(1,3)	1:A:84:LYS:HZ2	2:B:9:C:H41	3	1.1
(1,3)	1:A:84:LYS:HZ2	2:B:9:C:H42	3	1.1
(1,3)	1:A:84:LYS:HZ2	2:B:9:C:H5	3	1.1
(1,3)	1:A:84:LYS:HZ2	2:B:9:C:H5'	3	1.1
(1,3)	1:A:84:LYS:HZ2	2:B:9:C:H5''	3	1.1
(1,3)	1:A:84:LYS:HZ2	2:B:9:C:H6	3	1.1
(1,3)	1:A:84:LYS:HZ2	2:B:9:C:HO2'	3	1.1
(1,3)	1:A:84:LYS:HZ2	2:B:9:C:N1	3	1.1
(1,3)	1:A:84:LYS:HZ2	2:B:9:C:N3	3	1.1
(1,3)	1:A:84:LYS:HZ2	2:B:9:C:N4	3	1.1
(1,3)	1:A:84:LYS:HZ2	2:B:9:C:O2	3	1.1
(1,3)	1:A:84:LYS:HZ2	2:B:9:C:O2'	3	1.1
(1,3)	1:A:84:LYS:HZ2	2:B:9:C:O3'	3	1.1
(1,3)	1:A:84:LYS:HZ2	2:B:9:C:O4'	3	1.1
(1,3)	1:A:84:LYS:HZ2	2:B:9:C:O5'	3	1.1
(1,3)	1:A:84:LYS:HZ2	2:B:9:C:OP1	3	1.1
(1,3)	1:A:84:LYS:HZ2	2:B:9:C:OP2	3	1.1
(1,3)	1:A:84:LYS:HZ2	2:B:9:C:P	3	1.1
(1,3)	1:A:84:LYS:HZ2	2:B:10:G:C1'	3	1.1
(1,3)	1:A:84:LYS:HZ2	2:B:10:G:C2	3	1.1
(1,3)	1:A:84:LYS:HZ2	2:B:10:G:C2'	3	1.1
(1,3)	1:A:84:LYS:HZ2	2:B:10:G:C3'	3	1.1
(1,3)	1:A:84:LYS:HZ2	2:B:10:G:C4	3	1.1
(1,3)	1:A:84:LYS:HZ2	2:B:10:G:C4'	3	1.1
(1,3)	1:A:84:LYS:HZ2	2:B:10:G:C5	3	1.1
(1,3)	1:A:84:LYS:HZ2	2:B:10:G:C5'	3	1.1
(1,3)	1:A:84:LYS:HZ2	2:B:10:G:C6	3	1.1
(1,3)	1:A:84:LYS:HZ2	2:B:10:G:C8	3	1.1
(1,3)	1:A:84:LYS:HZ2	2:B:10:G:H1	3	1.1
(1,3)	1:A:84:LYS:HZ2	2:B:10:G:H1'	3	1.1
(1,3)	1:A:84:LYS:HZ2	2:B:10:G:H2'	3	1.1
(1,3)	1:A:84:LYS:HZ2	2:B:10:G:H21	3	1.1
(1,3)	1:A:84:LYS:HZ2	2:B:10:G:H22	3	1.1
(1,3)	1:A:84:LYS:HZ2	2:B:10:G:H3'	3	1.1
(1,3)	1:A:84:LYS:HZ2	2:B:10:G:H4'	3	1.1
(1,3)	1:A:84:LYS:HZ2	2:B:10:G:H5'	3	1.1
(1,3)	1:A:84:LYS:HZ2	2:B:10:G:H5''	3	1.1
(1,3)	1:A:84:LYS:HZ2	2:B:10:G:H8	3	1.1
(1,3)	1:A:84:LYS:HZ2	2:B:10:G:HO2'	3	1.1
(1,3)	1:A:84:LYS:HZ2	2:B:10:G:N1	3	1.1

Continued on next page...

Continued from previous page...

Key	Atom-1	Atom-2	Model ID	Violation (Å)
(1,3)	1:A:84:LYS:HZ2	2:B:10:G:N2	3	1.1
(1,3)	1:A:84:LYS:HZ2	2:B:10:G:N3	3	1.1
(1,3)	1:A:84:LYS:HZ2	2:B:10:G:N7	3	1.1
(1,3)	1:A:84:LYS:HZ2	2:B:10:G:N9	3	1.1
(1,3)	1:A:84:LYS:HZ2	2:B:10:G:O2'	3	1.1
(1,3)	1:A:84:LYS:HZ2	2:B:10:G:O3'	3	1.1
(1,3)	1:A:84:LYS:HZ2	2:B:10:G:O4'	3	1.1
(1,3)	1:A:84:LYS:HZ2	2:B:10:G:O5'	3	1.1
(1,3)	1:A:84:LYS:HZ2	2:B:10:G:O6	3	1.1
(1,3)	1:A:84:LYS:HZ2	2:B:10:G:OP1	3	1.1
(1,3)	1:A:84:LYS:HZ2	2:B:10:G:OP2	3	1.1
(1,3)	1:A:84:LYS:HZ2	2:B:10:G:P	3	1.1
(1,3)	1:A:84:LYS:HZ2	2:B:11:A:C1'	3	1.1
(1,3)	1:A:84:LYS:HZ2	2:B:11:A:C2	3	1.1
(1,3)	1:A:84:LYS:HZ2	2:B:11:A:C2'	3	1.1
(1,3)	1:A:84:LYS:HZ2	2:B:11:A:C3'	3	1.1
(1,3)	1:A:84:LYS:HZ2	2:B:11:A:C4	3	1.1
(1,3)	1:A:84:LYS:HZ2	2:B:11:A:C4'	3	1.1
(1,3)	1:A:84:LYS:HZ2	2:B:11:A:C5	3	1.1
(1,3)	1:A:84:LYS:HZ2	2:B:11:A:C5'	3	1.1
(1,3)	1:A:84:LYS:HZ2	2:B:11:A:C6	3	1.1
(1,3)	1:A:84:LYS:HZ2	2:B:11:A:C8	3	1.1
(1,3)	1:A:84:LYS:HZ2	2:B:11:A:H1'	3	1.1
(1,3)	1:A:84:LYS:HZ2	2:B:11:A:H2	3	1.1
(1,3)	1:A:84:LYS:HZ2	2:B:11:A:H2'	3	1.1
(1,3)	1:A:84:LYS:HZ2	2:B:11:A:H3'	3	1.1
(1,3)	1:A:84:LYS:HZ2	2:B:11:A:H4'	3	1.1
(1,3)	1:A:84:LYS:HZ2	2:B:11:A:H5'	3	1.1
(1,3)	1:A:84:LYS:HZ2	2:B:11:A:H5''	3	1.1
(1,3)	1:A:84:LYS:HZ2	2:B:11:A:H61	3	1.1
(1,3)	1:A:84:LYS:HZ2	2:B:11:A:H62	3	1.1
(1,3)	1:A:84:LYS:HZ2	2:B:11:A:H8	3	1.1
(1,3)	1:A:84:LYS:HZ2	2:B:11:A:HO2'	3	1.1
(1,3)	1:A:84:LYS:HZ2	2:B:11:A:N1	3	1.1
(1,3)	1:A:84:LYS:HZ2	2:B:11:A:N3	3	1.1
(1,3)	1:A:84:LYS:HZ2	2:B:11:A:N6	3	1.1
(1,3)	1:A:84:LYS:HZ2	2:B:11:A:N7	3	1.1
(1,3)	1:A:84:LYS:HZ2	2:B:11:A:N9	3	1.1
(1,3)	1:A:84:LYS:HZ2	2:B:11:A:O2'	3	1.1
(1,3)	1:A:84:LYS:HZ2	2:B:11:A:O3'	3	1.1
(1,3)	1:A:84:LYS:HZ2	2:B:11:A:O4'	3	1.1
(1,3)	1:A:84:LYS:HZ2	2:B:11:A:O5'	3	1.1

Continued on next page...

Continued from previous page...

Key	Atom-1	Atom-2	Model ID	Violation (Å)
(1,3)	1:A:84:LYS:HZ2	2:B:11:A:OP1	3	1.1
(1,3)	1:A:84:LYS:HZ2	2:B:11:A:OP2	3	1.1
(1,3)	1:A:84:LYS:HZ2	2:B:11:A:P	3	1.1
(1,3)	1:A:84:LYS:HZ2	2:B:12:A:C1'	3	1.1
(1,3)	1:A:84:LYS:HZ2	2:B:12:A:C2	3	1.1
(1,3)	1:A:84:LYS:HZ2	2:B:12:A:C2'	3	1.1
(1,3)	1:A:84:LYS:HZ2	2:B:12:A:C3'	3	1.1
(1,3)	1:A:84:LYS:HZ2	2:B:12:A:C4	3	1.1
(1,3)	1:A:84:LYS:HZ2	2:B:12:A:C4'	3	1.1
(1,3)	1:A:84:LYS:HZ2	2:B:12:A:C5	3	1.1
(1,3)	1:A:84:LYS:HZ2	2:B:12:A:C5'	3	1.1
(1,3)	1:A:84:LYS:HZ2	2:B:12:A:C6	3	1.1
(1,3)	1:A:84:LYS:HZ2	2:B:12:A:C8	3	1.1
(1,3)	1:A:84:LYS:HZ2	2:B:12:A:H1'	3	1.1
(1,3)	1:A:84:LYS:HZ2	2:B:12:A:H2	3	1.1
(1,3)	1:A:84:LYS:HZ2	2:B:12:A:H2'	3	1.1
(1,3)	1:A:84:LYS:HZ2	2:B:12:A:H3'	3	1.1
(1,3)	1:A:84:LYS:HZ2	2:B:12:A:H4'	3	1.1
(1,3)	1:A:84:LYS:HZ2	2:B:12:A:H5'	3	1.1
(1,3)	1:A:84:LYS:HZ2	2:B:12:A:H5''	3	1.1
(1,3)	1:A:84:LYS:HZ2	2:B:12:A:H61	3	1.1
(1,3)	1:A:84:LYS:HZ2	2:B:12:A:H62	3	1.1
(1,3)	1:A:84:LYS:HZ2	2:B:12:A:H8	3	1.1
(1,3)	1:A:84:LYS:HZ2	2:B:12:A:HO2'	3	1.1
(1,3)	1:A:84:LYS:HZ2	2:B:12:A:N1	3	1.1
(1,3)	1:A:84:LYS:HZ2	2:B:12:A:N3	3	1.1
(1,3)	1:A:84:LYS:HZ2	2:B:12:A:N6	3	1.1
(1,3)	1:A:84:LYS:HZ2	2:B:12:A:N7	3	1.1
(1,3)	1:A:84:LYS:HZ2	2:B:12:A:N9	3	1.1
(1,3)	1:A:84:LYS:HZ2	2:B:12:A:O2'	3	1.1
(1,3)	1:A:84:LYS:HZ2	2:B:12:A:O3'	3	1.1
(1,3)	1:A:84:LYS:HZ2	2:B:12:A:O4'	3	1.1
(1,3)	1:A:84:LYS:HZ2	2:B:12:A:O5'	3	1.1
(1,3)	1:A:84:LYS:HZ2	2:B:12:A:OP1	3	1.1
(1,3)	1:A:84:LYS:HZ2	2:B:12:A:OP2	3	1.1
(1,3)	1:A:84:LYS:HZ2	2:B:12:A:P	3	1.1
(1,3)	1:A:84:LYS:HZ2	2:B:13:A:C1'	3	1.1
(1,3)	1:A:84:LYS:HZ2	2:B:13:A:C2	3	1.1
(1,3)	1:A:84:LYS:HZ2	2:B:13:A:C2'	3	1.1
(1,3)	1:A:84:LYS:HZ2	2:B:13:A:C3'	3	1.1
(1,3)	1:A:84:LYS:HZ2	2:B:13:A:C4	3	1.1
(1,3)	1:A:84:LYS:HZ2	2:B:13:A:C4'	3	1.1

Continued on next page...

Continued from previous page...

Key	Atom-1	Atom-2	Model ID	Violation (Å)
(1,3)	1:A:84:LYS:HZ2	2:B:13:A:C5	3	1.1
(1,3)	1:A:84:LYS:HZ2	2:B:13:A:C5'	3	1.1
(1,3)	1:A:84:LYS:HZ2	2:B:13:A:C6	3	1.1
(1,3)	1:A:84:LYS:HZ2	2:B:13:A:C8	3	1.1
(1,3)	1:A:84:LYS:HZ2	2:B:13:A:H1'	3	1.1
(1,3)	1:A:84:LYS:HZ2	2:B:13:A:H2	3	1.1
(1,3)	1:A:84:LYS:HZ2	2:B:13:A:H2'	3	1.1
(1,3)	1:A:84:LYS:HZ2	2:B:13:A:H3'	3	1.1
(1,3)	1:A:84:LYS:HZ2	2:B:13:A:H4'	3	1.1
(1,3)	1:A:84:LYS:HZ2	2:B:13:A:H5'	3	1.1
(1,3)	1:A:84:LYS:HZ2	2:B:13:A:H5''	3	1.1
(1,3)	1:A:84:LYS:HZ2	2:B:13:A:H61	3	1.1
(1,3)	1:A:84:LYS:HZ2	2:B:13:A:H62	3	1.1
(1,3)	1:A:84:LYS:HZ2	2:B:13:A:H8	3	1.1
(1,3)	1:A:84:LYS:HZ2	2:B:13:A:HO2'	3	1.1
(1,3)	1:A:84:LYS:HZ2	2:B:13:A:N1	3	1.1
(1,3)	1:A:84:LYS:HZ2	2:B:13:A:N3	3	1.1
(1,3)	1:A:84:LYS:HZ2	2:B:13:A:N6	3	1.1
(1,3)	1:A:84:LYS:HZ2	2:B:13:A:N7	3	1.1
(1,3)	1:A:84:LYS:HZ2	2:B:13:A:N9	3	1.1
(1,3)	1:A:84:LYS:HZ2	2:B:13:A:O2'	3	1.1
(1,3)	1:A:84:LYS:HZ2	2:B:13:A:O3'	3	1.1
(1,3)	1:A:84:LYS:HZ2	2:B:13:A:O4'	3	1.1
(1,3)	1:A:84:LYS:HZ2	2:B:13:A:O5'	3	1.1
(1,3)	1:A:84:LYS:HZ2	2:B:13:A:OP1	3	1.1
(1,3)	1:A:84:LYS:HZ2	2:B:13:A:OP2	3	1.1
(1,3)	1:A:84:LYS:HZ2	2:B:13:A:P	3	1.1
(1,3)	1:A:84:LYS:HZ2	2:B:14:G:C1'	3	1.1
(1,3)	1:A:84:LYS:HZ2	2:B:14:G:C2	3	1.1
(1,3)	1:A:84:LYS:HZ2	2:B:14:G:C2'	3	1.1
(1,3)	1:A:84:LYS:HZ2	2:B:14:G:C3'	3	1.1
(1,3)	1:A:84:LYS:HZ2	2:B:14:G:C4	3	1.1
(1,3)	1:A:84:LYS:HZ2	2:B:14:G:C4'	3	1.1
(1,3)	1:A:84:LYS:HZ2	2:B:14:G:C5	3	1.1
(1,3)	1:A:84:LYS:HZ2	2:B:14:G:C5'	3	1.1
(1,3)	1:A:84:LYS:HZ2	2:B:14:G:C6	3	1.1
(1,3)	1:A:84:LYS:HZ2	2:B:14:G:C8	3	1.1
(1,3)	1:A:84:LYS:HZ2	2:B:14:G:H1	3	1.1
(1,3)	1:A:84:LYS:HZ2	2:B:14:G:H1'	3	1.1
(1,3)	1:A:84:LYS:HZ2	2:B:14:G:H2'	3	1.1
(1,3)	1:A:84:LYS:HZ2	2:B:14:G:H21	3	1.1
(1,3)	1:A:84:LYS:HZ2	2:B:14:G:H22	3	1.1

Continued on next page...

Continued from previous page...

Key	Atom-1	Atom-2	Model ID	Violation (Å)
(1,3)	1:A:84:LYS:HZ2	2:B:14:G:H3'	3	1.1
(1,3)	1:A:84:LYS:HZ2	2:B:14:G:H4'	3	1.1
(1,3)	1:A:84:LYS:HZ2	2:B:14:G:H5'	3	1.1
(1,3)	1:A:84:LYS:HZ2	2:B:14:G:H5''	3	1.1
(1,3)	1:A:84:LYS:HZ2	2:B:14:G:H8	3	1.1
(1,3)	1:A:84:LYS:HZ2	2:B:14:G:HO2'	3	1.1
(1,3)	1:A:84:LYS:HZ2	2:B:14:G:N1	3	1.1
(1,3)	1:A:84:LYS:HZ2	2:B:14:G:N2	3	1.1
(1,3)	1:A:84:LYS:HZ2	2:B:14:G:N3	3	1.1
(1,3)	1:A:84:LYS:HZ2	2:B:14:G:N7	3	1.1
(1,3)	1:A:84:LYS:HZ2	2:B:14:G:N9	3	1.1
(1,3)	1:A:84:LYS:HZ2	2:B:14:G:O2'	3	1.1
(1,3)	1:A:84:LYS:HZ2	2:B:14:G:O3'	3	1.1
(1,3)	1:A:84:LYS:HZ2	2:B:14:G:O4'	3	1.1
(1,3)	1:A:84:LYS:HZ2	2:B:14:G:O5'	3	1.1
(1,3)	1:A:84:LYS:HZ2	2:B:14:G:O6	3	1.1
(1,3)	1:A:84:LYS:HZ2	2:B:14:G:OP1	3	1.1
(1,3)	1:A:84:LYS:HZ2	2:B:14:G:OP2	3	1.1
(1,3)	1:A:84:LYS:HZ2	2:B:14:G:P	3	1.1
(1,3)	1:A:84:LYS:HZ2	2:B:15:A:C1'	3	1.1
(1,3)	1:A:84:LYS:HZ2	2:B:15:A:C2	3	1.1
(1,3)	1:A:84:LYS:HZ2	2:B:15:A:C2'	3	1.1
(1,3)	1:A:84:LYS:HZ2	2:B:15:A:C3'	3	1.1
(1,3)	1:A:84:LYS:HZ2	2:B:15:A:C4	3	1.1
(1,3)	1:A:84:LYS:HZ2	2:B:15:A:C4'	3	1.1
(1,3)	1:A:84:LYS:HZ2	2:B:15:A:C5	3	1.1
(1,3)	1:A:84:LYS:HZ2	2:B:15:A:C5'	3	1.1
(1,3)	1:A:84:LYS:HZ2	2:B:15:A:C6	3	1.1
(1,3)	1:A:84:LYS:HZ2	2:B:15:A:C8	3	1.1
(1,3)	1:A:84:LYS:HZ2	2:B:15:A:H1'	3	1.1
(1,3)	1:A:84:LYS:HZ2	2:B:15:A:H2	3	1.1
(1,3)	1:A:84:LYS:HZ2	2:B:15:A:H2'	3	1.1
(1,3)	1:A:84:LYS:HZ2	2:B:15:A:H3'	3	1.1
(1,3)	1:A:84:LYS:HZ2	2:B:15:A:H4'	3	1.1
(1,3)	1:A:84:LYS:HZ2	2:B:15:A:H5'	3	1.1
(1,3)	1:A:84:LYS:HZ2	2:B:15:A:H5''	3	1.1
(1,3)	1:A:84:LYS:HZ2	2:B:15:A:H61	3	1.1
(1,3)	1:A:84:LYS:HZ2	2:B:15:A:H62	3	1.1
(1,3)	1:A:84:LYS:HZ2	2:B:15:A:H8	3	1.1
(1,3)	1:A:84:LYS:HZ2	2:B:15:A:HO2'	3	1.1
(1,3)	1:A:84:LYS:HZ2	2:B:15:A:N1	3	1.1
(1,3)	1:A:84:LYS:HZ2	2:B:15:A:N3	3	1.1

Continued on next page...

Continued from previous page...

Key	Atom-1	Atom-2	Model ID	Violation (Å)
(1,3)	1:A:84:LYS:HZ2	2:B:15:A:N6	3	1.1
(1,3)	1:A:84:LYS:HZ2	2:B:15:A:N7	3	1.1
(1,3)	1:A:84:LYS:HZ2	2:B:15:A:N9	3	1.1
(1,3)	1:A:84:LYS:HZ2	2:B:15:A:O2'	3	1.1
(1,3)	1:A:84:LYS:HZ2	2:B:15:A:O3'	3	1.1
(1,3)	1:A:84:LYS:HZ2	2:B:15:A:O4'	3	1.1
(1,3)	1:A:84:LYS:HZ2	2:B:15:A:O5'	3	1.1
(1,3)	1:A:84:LYS:HZ2	2:B:15:A:OP1	3	1.1
(1,3)	1:A:84:LYS:HZ2	2:B:15:A:OP2	3	1.1
(1,3)	1:A:84:LYS:HZ2	2:B:15:A:P	3	1.1
(1,3)	1:A:84:LYS:HZ2	2:B:16:G:C1'	3	1.1
(1,3)	1:A:84:LYS:HZ2	2:B:16:G:C2	3	1.1
(1,3)	1:A:84:LYS:HZ2	2:B:16:G:C2'	3	1.1
(1,3)	1:A:84:LYS:HZ2	2:B:16:G:C3'	3	1.1
(1,3)	1:A:84:LYS:HZ2	2:B:16:G:C4	3	1.1
(1,3)	1:A:84:LYS:HZ2	2:B:16:G:C4'	3	1.1
(1,3)	1:A:84:LYS:HZ2	2:B:16:G:C5	3	1.1
(1,3)	1:A:84:LYS:HZ2	2:B:16:G:C5'	3	1.1
(1,3)	1:A:84:LYS:HZ2	2:B:16:G:C6	3	1.1
(1,3)	1:A:84:LYS:HZ2	2:B:16:G:C8	3	1.1
(1,3)	1:A:84:LYS:HZ2	2:B:16:G:H1	3	1.1
(1,3)	1:A:84:LYS:HZ2	2:B:16:G:H1'	3	1.1
(1,3)	1:A:84:LYS:HZ2	2:B:16:G:H2'	3	1.1
(1,3)	1:A:84:LYS:HZ2	2:B:16:G:H21	3	1.1
(1,3)	1:A:84:LYS:HZ2	2:B:16:G:H22	3	1.1
(1,3)	1:A:84:LYS:HZ2	2:B:16:G:H3'	3	1.1
(1,3)	1:A:84:LYS:HZ2	2:B:16:G:H4'	3	1.1
(1,3)	1:A:84:LYS:HZ2	2:B:16:G:H5'	3	1.1
(1,3)	1:A:84:LYS:HZ2	2:B:16:G:H5''	3	1.1
(1,3)	1:A:84:LYS:HZ2	2:B:16:G:H8	3	1.1
(1,3)	1:A:84:LYS:HZ2	2:B:16:G:HO2'	3	1.1
(1,3)	1:A:84:LYS:HZ2	2:B:16:G:N1	3	1.1
(1,3)	1:A:84:LYS:HZ2	2:B:16:G:N2	3	1.1
(1,3)	1:A:84:LYS:HZ2	2:B:16:G:N3	3	1.1
(1,3)	1:A:84:LYS:HZ2	2:B:16:G:N7	3	1.1
(1,3)	1:A:84:LYS:HZ2	2:B:16:G:N9	3	1.1
(1,3)	1:A:84:LYS:HZ2	2:B:16:G:O2'	3	1.1
(1,3)	1:A:84:LYS:HZ2	2:B:16:G:O3'	3	1.1
(1,3)	1:A:84:LYS:HZ2	2:B:16:G:O4'	3	1.1
(1,3)	1:A:84:LYS:HZ2	2:B:16:G:O5'	3	1.1
(1,3)	1:A:84:LYS:HZ2	2:B:16:G:O6	3	1.1
(1,3)	1:A:84:LYS:HZ2	2:B:16:G:OP1	3	1.1

Continued on next page...

Continued from previous page...

Key	Atom-1	Atom-2	Model ID	Violation (Å)
(1,3)	1:A:84:LYS:HZ2	2:B:16:G:OP2	3	1.1
(1,3)	1:A:84:LYS:HZ2	2:B:16:G:P	3	1.1
(1,3)	1:A:84:LYS:HZ2	2:B:17:C:C1'	3	1.1
(1,3)	1:A:84:LYS:HZ2	2:B:17:C:C2	3	1.1
(1,3)	1:A:84:LYS:HZ2	2:B:17:C:C2'	3	1.1
(1,3)	1:A:84:LYS:HZ2	2:B:17:C:C3'	3	1.1
(1,3)	1:A:84:LYS:HZ2	2:B:17:C:C4	3	1.1
(1,3)	1:A:84:LYS:HZ2	2:B:17:C:C4'	3	1.1
(1,3)	1:A:84:LYS:HZ2	2:B:17:C:C5	3	1.1
(1,3)	1:A:84:LYS:HZ2	2:B:17:C:C5'	3	1.1
(1,3)	1:A:84:LYS:HZ2	2:B:17:C:C6	3	1.1
(1,3)	1:A:84:LYS:HZ2	2:B:17:C:H1'	3	1.1
(1,3)	1:A:84:LYS:HZ2	2:B:17:C:H2'	3	1.1
(1,3)	1:A:84:LYS:HZ2	2:B:17:C:H3'	3	1.1
(1,3)	1:A:84:LYS:HZ2	2:B:17:C:H4'	3	1.1
(1,3)	1:A:84:LYS:HZ2	2:B:17:C:H41	3	1.1
(1,3)	1:A:84:LYS:HZ2	2:B:17:C:H42	3	1.1
(1,3)	1:A:84:LYS:HZ2	2:B:17:C:H5	3	1.1
(1,3)	1:A:84:LYS:HZ2	2:B:17:C:H5'	3	1.1
(1,3)	1:A:84:LYS:HZ2	2:B:17:C:H5''	3	1.1
(1,3)	1:A:84:LYS:HZ2	2:B:17:C:H6	3	1.1
(1,3)	1:A:84:LYS:HZ2	2:B:17:C:HO2'	3	1.1
(1,3)	1:A:84:LYS:HZ2	2:B:17:C:N1	3	1.1
(1,3)	1:A:84:LYS:HZ2	2:B:17:C:N3	3	1.1
(1,3)	1:A:84:LYS:HZ2	2:B:17:C:N4	3	1.1
(1,3)	1:A:84:LYS:HZ2	2:B:17:C:O2	3	1.1
(1,3)	1:A:84:LYS:HZ2	2:B:17:C:O2'	3	1.1
(1,3)	1:A:84:LYS:HZ2	2:B:17:C:O3'	3	1.1
(1,3)	1:A:84:LYS:HZ2	2:B:17:C:O4'	3	1.1
(1,3)	1:A:84:LYS:HZ2	2:B:17:C:O5'	3	1.1
(1,3)	1:A:84:LYS:HZ2	2:B:17:C:OP1	3	1.1
(1,3)	1:A:84:LYS:HZ2	2:B:17:C:OP2	3	1.1
(1,3)	1:A:84:LYS:HZ2	2:B:17:C:P	3	1.1
(1,3)	1:A:84:LYS:HZ2	2:B:18:A:C1'	3	1.1
(1,3)	1:A:84:LYS:HZ2	2:B:18:A:C2	3	1.1
(1,3)	1:A:84:LYS:HZ2	2:B:18:A:C2'	3	1.1
(1,3)	1:A:84:LYS:HZ2	2:B:18:A:C3'	3	1.1
(1,3)	1:A:84:LYS:HZ2	2:B:18:A:C4	3	1.1
(1,3)	1:A:84:LYS:HZ2	2:B:18:A:C4'	3	1.1
(1,3)	1:A:84:LYS:HZ2	2:B:18:A:C5	3	1.1
(1,3)	1:A:84:LYS:HZ2	2:B:18:A:C5'	3	1.1
(1,3)	1:A:84:LYS:HZ2	2:B:18:A:C6	3	1.1

Continued on next page...

Continued from previous page...

Key	Atom-1	Atom-2	Model ID	Violation (Å)
(1,3)	1:A:84:LYS:HZ2	2:B:18:A:C8	3	1.1
(1,3)	1:A:84:LYS:HZ2	2:B:18:A:H1'	3	1.1
(1,3)	1:A:84:LYS:HZ2	2:B:18:A:H2	3	1.1
(1,3)	1:A:84:LYS:HZ2	2:B:18:A:H2'	3	1.1
(1,3)	1:A:84:LYS:HZ2	2:B:18:A:H3'	3	1.1
(1,3)	1:A:84:LYS:HZ2	2:B:18:A:H4'	3	1.1
(1,3)	1:A:84:LYS:HZ2	2:B:18:A:H5'	3	1.1
(1,3)	1:A:84:LYS:HZ2	2:B:18:A:H5''	3	1.1
(1,3)	1:A:84:LYS:HZ2	2:B:18:A:H61	3	1.1
(1,3)	1:A:84:LYS:HZ2	2:B:18:A:H62	3	1.1
(1,3)	1:A:84:LYS:HZ2	2:B:18:A:H8	3	1.1
(1,3)	1:A:84:LYS:HZ2	2:B:18:A:HO2'	3	1.1
(1,3)	1:A:84:LYS:HZ2	2:B:18:A:N1	3	1.1
(1,3)	1:A:84:LYS:HZ2	2:B:18:A:N3	3	1.1
(1,3)	1:A:84:LYS:HZ2	2:B:18:A:N6	3	1.1
(1,3)	1:A:84:LYS:HZ2	2:B:18:A:N7	3	1.1
(1,3)	1:A:84:LYS:HZ2	2:B:18:A:N9	3	1.1
(1,3)	1:A:84:LYS:HZ2	2:B:18:A:O2'	3	1.1
(1,3)	1:A:84:LYS:HZ2	2:B:18:A:O3'	3	1.1
(1,3)	1:A:84:LYS:HZ2	2:B:18:A:O4'	3	1.1
(1,3)	1:A:84:LYS:HZ2	2:B:18:A:O5'	3	1.1
(1,3)	1:A:84:LYS:HZ2	2:B:18:A:OP1	3	1.1
(1,3)	1:A:84:LYS:HZ2	2:B:18:A:OP2	3	1.1
(1,3)	1:A:84:LYS:HZ2	2:B:18:A:P	3	1.1
(1,3)	1:A:84:LYS:HZ2	2:B:19:A:C1'	3	1.1
(1,3)	1:A:84:LYS:HZ2	2:B:19:A:C2	3	1.1
(1,3)	1:A:84:LYS:HZ2	2:B:19:A:C2'	3	1.1
(1,3)	1:A:84:LYS:HZ2	2:B:19:A:C3'	3	1.1
(1,3)	1:A:84:LYS:HZ2	2:B:19:A:C4	3	1.1
(1,3)	1:A:84:LYS:HZ2	2:B:19:A:C4'	3	1.1
(1,3)	1:A:84:LYS:HZ2	2:B:19:A:C5	3	1.1
(1,3)	1:A:84:LYS:HZ2	2:B:19:A:C5'	3	1.1
(1,3)	1:A:84:LYS:HZ2	2:B:19:A:C6	3	1.1
(1,3)	1:A:84:LYS:HZ2	2:B:19:A:C8	3	1.1
(1,3)	1:A:84:LYS:HZ2	2:B:19:A:H1'	3	1.1
(1,3)	1:A:84:LYS:HZ2	2:B:19:A:H2	3	1.1
(1,3)	1:A:84:LYS:HZ2	2:B:19:A:H2'	3	1.1
(1,3)	1:A:84:LYS:HZ2	2:B:19:A:H3'	3	1.1
(1,3)	1:A:84:LYS:HZ2	2:B:19:A:H4'	3	1.1
(1,3)	1:A:84:LYS:HZ2	2:B:19:A:H5'	3	1.1
(1,3)	1:A:84:LYS:HZ2	2:B:19:A:H5''	3	1.1
(1,3)	1:A:84:LYS:HZ2	2:B:19:A:H61	3	1.1

Continued on next page...

Continued from previous page...

Key	Atom-1	Atom-2	Model ID	Violation (Å)
(1,3)	1:A:84:LYS:HZ2	2:B:19:A:H62	3	1.1
(1,3)	1:A:84:LYS:HZ2	2:B:19:A:H8	3	1.1
(1,3)	1:A:84:LYS:HZ2	2:B:19:A:HO2'	3	1.1
(1,3)	1:A:84:LYS:HZ2	2:B:19:A:N1	3	1.1
(1,3)	1:A:84:LYS:HZ2	2:B:19:A:N3	3	1.1
(1,3)	1:A:84:LYS:HZ2	2:B:19:A:N6	3	1.1
(1,3)	1:A:84:LYS:HZ2	2:B:19:A:N7	3	1.1
(1,3)	1:A:84:LYS:HZ2	2:B:19:A:N9	3	1.1
(1,3)	1:A:84:LYS:HZ2	2:B:19:A:O2'	3	1.1
(1,3)	1:A:84:LYS:HZ2	2:B:19:A:O3'	3	1.1
(1,3)	1:A:84:LYS:HZ2	2:B:19:A:O4'	3	1.1
(1,3)	1:A:84:LYS:HZ2	2:B:19:A:O5'	3	1.1
(1,3)	1:A:84:LYS:HZ2	2:B:19:A:OP1	3	1.1
(1,3)	1:A:84:LYS:HZ2	2:B:19:A:OP2	3	1.1
(1,3)	1:A:84:LYS:HZ2	2:B:19:A:P	3	1.1
(1,3)	1:A:84:LYS:HZ2	2:B:20:U:C1'	3	1.1
(1,3)	1:A:84:LYS:HZ2	2:B:20:U:C2	3	1.1
(1,3)	1:A:84:LYS:HZ2	2:B:20:U:C2'	3	1.1
(1,3)	1:A:84:LYS:HZ2	2:B:20:U:C3'	3	1.1
(1,3)	1:A:84:LYS:HZ2	2:B:20:U:C4	3	1.1
(1,3)	1:A:84:LYS:HZ2	2:B:20:U:C4'	3	1.1
(1,3)	1:A:84:LYS:HZ2	2:B:20:U:C5	3	1.1
(1,3)	1:A:84:LYS:HZ2	2:B:20:U:C5'	3	1.1
(1,3)	1:A:84:LYS:HZ2	2:B:20:U:C6	3	1.1
(1,3)	1:A:84:LYS:HZ2	2:B:20:U:H1'	3	1.1
(1,3)	1:A:84:LYS:HZ2	2:B:20:U:H2'	3	1.1
(1,3)	1:A:84:LYS:HZ2	2:B:20:U:H3	3	1.1
(1,3)	1:A:84:LYS:HZ2	2:B:20:U:H3'	3	1.1
(1,3)	1:A:84:LYS:HZ2	2:B:20:U:H4'	3	1.1
(1,3)	1:A:84:LYS:HZ2	2:B:20:U:H5	3	1.1
(1,3)	1:A:84:LYS:HZ2	2:B:20:U:H5'	3	1.1
(1,3)	1:A:84:LYS:HZ2	2:B:20:U:H5''	3	1.1
(1,3)	1:A:84:LYS:HZ2	2:B:20:U:H6	3	1.1
(1,3)	1:A:84:LYS:HZ2	2:B:20:U:HO2'	3	1.1
(1,3)	1:A:84:LYS:HZ2	2:B:20:U:N1	3	1.1
(1,3)	1:A:84:LYS:HZ2	2:B:20:U:N3	3	1.1
(1,3)	1:A:84:LYS:HZ2	2:B:20:U:O2	3	1.1
(1,3)	1:A:84:LYS:HZ2	2:B:20:U:O2'	3	1.1
(1,3)	1:A:84:LYS:HZ2	2:B:20:U:O3'	3	1.1
(1,3)	1:A:84:LYS:HZ2	2:B:20:U:O4	3	1.1
(1,3)	1:A:84:LYS:HZ2	2:B:20:U:O4'	3	1.1
(1,3)	1:A:84:LYS:HZ2	2:B:20:U:O5'	3	1.1

Continued on next page...

Continued from previous page...

Key	Atom-1	Atom-2	Model ID	Violation (Å)
(1,3)	1:A:84:LYS:HZ2	2:B:20:U:OP1	3	1.1
(1,3)	1:A:84:LYS:HZ2	2:B:20:U:OP2	3	1.1
(1,3)	1:A:84:LYS:HZ2	2:B:20:U:P	3	1.1
(1,3)	1:A:84:LYS:HZ2	2:B:21:G:C1'	3	1.1
(1,3)	1:A:84:LYS:HZ2	2:B:21:G:C2	3	1.1
(1,3)	1:A:84:LYS:HZ2	2:B:21:G:C2'	3	1.1
(1,3)	1:A:84:LYS:HZ2	2:B:21:G:C3'	3	1.1
(1,3)	1:A:84:LYS:HZ2	2:B:21:G:C4	3	1.1
(1,3)	1:A:84:LYS:HZ2	2:B:21:G:C4'	3	1.1
(1,3)	1:A:84:LYS:HZ2	2:B:21:G:C5	3	1.1
(1,3)	1:A:84:LYS:HZ2	2:B:21:G:C5'	3	1.1
(1,3)	1:A:84:LYS:HZ2	2:B:21:G:C6	3	1.1
(1,3)	1:A:84:LYS:HZ2	2:B:21:G:C8	3	1.1
(1,3)	1:A:84:LYS:HZ2	2:B:21:G:H1	3	1.1
(1,3)	1:A:84:LYS:HZ2	2:B:21:G:H1'	3	1.1
(1,3)	1:A:84:LYS:HZ2	2:B:21:G:H2'	3	1.1
(1,3)	1:A:84:LYS:HZ2	2:B:21:G:H21	3	1.1
(1,3)	1:A:84:LYS:HZ2	2:B:21:G:H22	3	1.1
(1,3)	1:A:84:LYS:HZ2	2:B:21:G:H3'	3	1.1
(1,3)	1:A:84:LYS:HZ2	2:B:21:G:H4'	3	1.1
(1,3)	1:A:84:LYS:HZ2	2:B:21:G:H5'	3	1.1
(1,3)	1:A:84:LYS:HZ2	2:B:21:G:H5''	3	1.1
(1,3)	1:A:84:LYS:HZ2	2:B:21:G:H8	3	1.1
(1,3)	1:A:84:LYS:HZ2	2:B:21:G:HO2'	3	1.1
(1,3)	1:A:84:LYS:HZ2	2:B:21:G:N1	3	1.1
(1,3)	1:A:84:LYS:HZ2	2:B:21:G:N2	3	1.1
(1,3)	1:A:84:LYS:HZ2	2:B:21:G:N3	3	1.1
(1,3)	1:A:84:LYS:HZ2	2:B:21:G:N7	3	1.1
(1,3)	1:A:84:LYS:HZ2	2:B:21:G:N9	3	1.1
(1,3)	1:A:84:LYS:HZ2	2:B:21:G:O2'	3	1.1
(1,3)	1:A:84:LYS:HZ2	2:B:21:G:O3'	3	1.1
(1,3)	1:A:84:LYS:HZ2	2:B:21:G:O4'	3	1.1
(1,3)	1:A:84:LYS:HZ2	2:B:21:G:O5'	3	1.1
(1,3)	1:A:84:LYS:HZ2	2:B:21:G:O6	3	1.1
(1,3)	1:A:84:LYS:HZ2	2:B:21:G:OP1	3	1.1
(1,3)	1:A:84:LYS:HZ2	2:B:21:G:OP2	3	1.1
(1,3)	1:A:84:LYS:HZ2	2:B:21:G:P	3	1.1
(1,3)	1:A:84:LYS:HZ2	2:B:22:A:C1'	3	1.1
(1,3)	1:A:84:LYS:HZ2	2:B:22:A:C2	3	1.1
(1,3)	1:A:84:LYS:HZ2	2:B:22:A:C2'	3	1.1
(1,3)	1:A:84:LYS:HZ2	2:B:22:A:C3'	3	1.1
(1,3)	1:A:84:LYS:HZ2	2:B:22:A:C4	3	1.1

Continued on next page...

Continued from previous page...

Key	Atom-1	Atom-2	Model ID	Violation (Å)
(1,3)	1:A:84:LYS:HZ2	2:B:22:A:C4'	3	1.1
(1,3)	1:A:84:LYS:HZ2	2:B:22:A:C5	3	1.1
(1,3)	1:A:84:LYS:HZ2	2:B:22:A:C5'	3	1.1
(1,3)	1:A:84:LYS:HZ2	2:B:22:A:C6	3	1.1
(1,3)	1:A:84:LYS:HZ2	2:B:22:A:C8	3	1.1
(1,3)	1:A:84:LYS:HZ2	2:B:22:A:H1'	3	1.1
(1,3)	1:A:84:LYS:HZ2	2:B:22:A:H2	3	1.1
(1,3)	1:A:84:LYS:HZ2	2:B:22:A:H2'	3	1.1
(1,3)	1:A:84:LYS:HZ2	2:B:22:A:H3'	3	1.1
(1,3)	1:A:84:LYS:HZ2	2:B:22:A:H4'	3	1.1
(1,3)	1:A:84:LYS:HZ2	2:B:22:A:H5'	3	1.1
(1,3)	1:A:84:LYS:HZ2	2:B:22:A:H5''	3	1.1
(1,3)	1:A:84:LYS:HZ2	2:B:22:A:H61	3	1.1
(1,3)	1:A:84:LYS:HZ2	2:B:22:A:H62	3	1.1
(1,3)	1:A:84:LYS:HZ2	2:B:22:A:H8	3	1.1
(1,3)	1:A:84:LYS:HZ2	2:B:22:A:HO2'	3	1.1
(1,3)	1:A:84:LYS:HZ2	2:B:22:A:N1	3	1.1
(1,3)	1:A:84:LYS:HZ2	2:B:22:A:N3	3	1.1
(1,3)	1:A:84:LYS:HZ2	2:B:22:A:N6	3	1.1
(1,3)	1:A:84:LYS:HZ2	2:B:22:A:N7	3	1.1
(1,3)	1:A:84:LYS:HZ2	2:B:22:A:N9	3	1.1
(1,3)	1:A:84:LYS:HZ2	2:B:22:A:O2'	3	1.1
(1,3)	1:A:84:LYS:HZ2	2:B:22:A:O3'	3	1.1
(1,3)	1:A:84:LYS:HZ2	2:B:22:A:O4'	3	1.1
(1,3)	1:A:84:LYS:HZ2	2:B:22:A:O5'	3	1.1
(1,3)	1:A:84:LYS:HZ2	2:B:22:A:OP1	3	1.1
(1,3)	1:A:84:LYS:HZ2	2:B:22:A:OP2	3	1.1
(1,3)	1:A:84:LYS:HZ2	2:B:22:A:P	3	1.1
(1,3)	1:A:84:LYS:HZ2	2:B:23:U:C1'	3	1.1
(1,3)	1:A:84:LYS:HZ2	2:B:23:U:C2	3	1.1
(1,3)	1:A:84:LYS:HZ2	2:B:23:U:C2'	3	1.1
(1,3)	1:A:84:LYS:HZ2	2:B:23:U:C3'	3	1.1
(1,3)	1:A:84:LYS:HZ2	2:B:23:U:C4	3	1.1
(1,3)	1:A:84:LYS:HZ2	2:B:23:U:C4'	3	1.1
(1,3)	1:A:84:LYS:HZ2	2:B:23:U:C5	3	1.1
(1,3)	1:A:84:LYS:HZ2	2:B:23:U:C5'	3	1.1
(1,3)	1:A:84:LYS:HZ2	2:B:23:U:C6	3	1.1
(1,3)	1:A:84:LYS:HZ2	2:B:23:U:H1'	3	1.1
(1,3)	1:A:84:LYS:HZ2	2:B:23:U:H2'	3	1.1
(1,3)	1:A:84:LYS:HZ2	2:B:23:U:H3	3	1.1
(1,3)	1:A:84:LYS:HZ2	2:B:23:U:H3'	3	1.1
(1,3)	1:A:84:LYS:HZ2	2:B:23:U:H4'	3	1.1

Continued on next page...

Continued from previous page...

Key	Atom-1	Atom-2	Model ID	Violation (Å)
(1,3)	1:A:84:LYS:HZ2	2:B:23:U:H5	3	1.1
(1,3)	1:A:84:LYS:HZ2	2:B:23:U:H5'	3	1.1
(1,3)	1:A:84:LYS:HZ2	2:B:23:U:H5''	3	1.1
(1,3)	1:A:84:LYS:HZ2	2:B:23:U:H6	3	1.1
(1,3)	1:A:84:LYS:HZ2	2:B:23:U:HO2'	3	1.1
(1,3)	1:A:84:LYS:HZ2	2:B:23:U:N1	3	1.1
(1,3)	1:A:84:LYS:HZ2	2:B:23:U:N3	3	1.1
(1,3)	1:A:84:LYS:HZ2	2:B:23:U:O2	3	1.1
(1,3)	1:A:84:LYS:HZ2	2:B:23:U:O2'	3	1.1
(1,3)	1:A:84:LYS:HZ2	2:B:23:U:O3'	3	1.1
(1,3)	1:A:84:LYS:HZ2	2:B:23:U:O4	3	1.1
(1,3)	1:A:84:LYS:HZ2	2:B:23:U:O4'	3	1.1
(1,3)	1:A:84:LYS:HZ2	2:B:23:U:O5'	3	1.1
(1,3)	1:A:84:LYS:HZ2	2:B:23:U:OP1	3	1.1
(1,3)	1:A:84:LYS:HZ2	2:B:23:U:OP2	3	1.1
(1,3)	1:A:84:LYS:HZ2	2:B:23:U:P	3	1.1
(1,3)	1:A:84:LYS:HZ2	2:B:24:G:C1'	3	1.1
(1,3)	1:A:84:LYS:HZ2	2:B:24:G:C2	3	1.1
(1,3)	1:A:84:LYS:HZ2	2:B:24:G:C2'	3	1.1
(1,3)	1:A:84:LYS:HZ2	2:B:24:G:C3'	3	1.1
(1,3)	1:A:84:LYS:HZ2	2:B:24:G:C4	3	1.1
(1,3)	1:A:84:LYS:HZ2	2:B:24:G:C4'	3	1.1
(1,3)	1:A:84:LYS:HZ2	2:B:24:G:C5	3	1.1
(1,3)	1:A:84:LYS:HZ2	2:B:24:G:C5'	3	1.1
(1,3)	1:A:84:LYS:HZ2	2:B:24:G:C6	3	1.1
(1,3)	1:A:84:LYS:HZ2	2:B:24:G:C8	3	1.1
(1,3)	1:A:84:LYS:HZ2	2:B:24:G:H1	3	1.1
(1,3)	1:A:84:LYS:HZ2	2:B:24:G:H1'	3	1.1
(1,3)	1:A:84:LYS:HZ2	2:B:24:G:H2'	3	1.1
(1,3)	1:A:84:LYS:HZ2	2:B:24:G:H21	3	1.1
(1,3)	1:A:84:LYS:HZ2	2:B:24:G:H22	3	1.1
(1,3)	1:A:84:LYS:HZ2	2:B:24:G:H3'	3	1.1
(1,3)	1:A:84:LYS:HZ2	2:B:24:G:H4'	3	1.1
(1,3)	1:A:84:LYS:HZ2	2:B:24:G:H5'	3	1.1
(1,3)	1:A:84:LYS:HZ2	2:B:24:G:H5''	3	1.1
(1,3)	1:A:84:LYS:HZ2	2:B:24:G:H8	3	1.1
(1,3)	1:A:84:LYS:HZ2	2:B:24:G:HO2'	3	1.1
(1,3)	1:A:84:LYS:HZ2	2:B:24:G:N1	3	1.1
(1,3)	1:A:84:LYS:HZ2	2:B:24:G:N2	3	1.1
(1,3)	1:A:84:LYS:HZ2	2:B:24:G:N3	3	1.1
(1,3)	1:A:84:LYS:HZ2	2:B:24:G:N7	3	1.1
(1,3)	1:A:84:LYS:HZ2	2:B:24:G:N9	3	1.1

Continued on next page...

Continued from previous page...

Key	Atom-1	Atom-2	Model ID	Violation (Å)
(1,3)	1:A:84:LYS:HZ2	2:B:24:G:O2'	3	1.1
(1,3)	1:A:84:LYS:HZ2	2:B:24:G:O3'	3	1.1
(1,3)	1:A:84:LYS:HZ2	2:B:24:G:O4'	3	1.1
(1,3)	1:A:84:LYS:HZ2	2:B:24:G:O5'	3	1.1
(1,3)	1:A:84:LYS:HZ2	2:B:24:G:O6	3	1.1
(1,3)	1:A:84:LYS:HZ2	2:B:24:G:OP1	3	1.1
(1,3)	1:A:84:LYS:HZ2	2:B:24:G:OP2	3	1.1
(1,3)	1:A:84:LYS:HZ2	2:B:24:G:P	3	1.1
(1,3)	1:A:84:LYS:HZ3	2:B:2:C:C1'	3	1.1
(1,3)	1:A:84:LYS:HZ3	2:B:2:C:C2	3	1.1
(1,3)	1:A:84:LYS:HZ3	2:B:2:C:C2'	3	1.1
(1,3)	1:A:84:LYS:HZ3	2:B:2:C:C3'	3	1.1
(1,3)	1:A:84:LYS:HZ3	2:B:2:C:C4	3	1.1
(1,3)	1:A:84:LYS:HZ3	2:B:2:C:C4'	3	1.1
(1,3)	1:A:84:LYS:HZ3	2:B:2:C:C5	3	1.1
(1,3)	1:A:84:LYS:HZ3	2:B:2:C:C5'	3	1.1
(1,3)	1:A:84:LYS:HZ3	2:B:2:C:C6	3	1.1
(1,3)	1:A:84:LYS:HZ3	2:B:2:C:H1'	3	1.1
(1,3)	1:A:84:LYS:HZ3	2:B:2:C:H2'	3	1.1
(1,3)	1:A:84:LYS:HZ3	2:B:2:C:H3'	3	1.1
(1,3)	1:A:84:LYS:HZ3	2:B:2:C:H4'	3	1.1
(1,3)	1:A:84:LYS:HZ3	2:B:2:C:H41	3	1.1
(1,3)	1:A:84:LYS:HZ3	2:B:2:C:H42	3	1.1
(1,3)	1:A:84:LYS:HZ3	2:B:2:C:H5	3	1.1
(1,3)	1:A:84:LYS:HZ3	2:B:2:C:H5'	3	1.1
(1,3)	1:A:84:LYS:HZ3	2:B:2:C:H5''	3	1.1
(1,3)	1:A:84:LYS:HZ3	2:B:2:C:H6	3	1.1
(1,3)	1:A:84:LYS:HZ3	2:B:2:C:HO2'	3	1.1
(1,3)	1:A:84:LYS:HZ3	2:B:2:C:N1	3	1.1
(1,3)	1:A:84:LYS:HZ3	2:B:2:C:N3	3	1.1
(1,3)	1:A:84:LYS:HZ3	2:B:2:C:N4	3	1.1
(1,3)	1:A:84:LYS:HZ3	2:B:2:C:O2	3	1.1
(1,3)	1:A:84:LYS:HZ3	2:B:2:C:O2'	3	1.1
(1,3)	1:A:84:LYS:HZ3	2:B:2:C:O3'	3	1.1
(1,3)	1:A:84:LYS:HZ3	2:B:2:C:O4'	3	1.1
(1,3)	1:A:84:LYS:HZ3	2:B:2:C:O5'	3	1.1
(1,3)	1:A:84:LYS:HZ3	2:B:3:U:C1'	3	1.1
(1,3)	1:A:84:LYS:HZ3	2:B:3:U:C2	3	1.1
(1,3)	1:A:84:LYS:HZ3	2:B:3:U:C2'	3	1.1
(1,3)	1:A:84:LYS:HZ3	2:B:3:U:C3'	3	1.1
(1,3)	1:A:84:LYS:HZ3	2:B:3:U:C4	3	1.1
(1,3)	1:A:84:LYS:HZ3	2:B:3:U:C4'	3	1.1

Continued on next page...

Continued from previous page...

Key	Atom-1	Atom-2	Model ID	Violation (Å)
(1,3)	1:A:84:LYS:HZ3	2:B:3:U:C5	3	1.1
(1,3)	1:A:84:LYS:HZ3	2:B:3:U:C5'	3	1.1
(1,3)	1:A:84:LYS:HZ3	2:B:3:U:C6	3	1.1
(1,3)	1:A:84:LYS:HZ3	2:B:3:U:H1'	3	1.1
(1,3)	1:A:84:LYS:HZ3	2:B:3:U:H2'	3	1.1
(1,3)	1:A:84:LYS:HZ3	2:B:3:U:H3	3	1.1
(1,3)	1:A:84:LYS:HZ3	2:B:3:U:H3'	3	1.1
(1,3)	1:A:84:LYS:HZ3	2:B:3:U:H4'	3	1.1
(1,3)	1:A:84:LYS:HZ3	2:B:3:U:H5	3	1.1
(1,3)	1:A:84:LYS:HZ3	2:B:3:U:H5'	3	1.1
(1,3)	1:A:84:LYS:HZ3	2:B:3:U:H5''	3	1.1
(1,3)	1:A:84:LYS:HZ3	2:B:3:U:H6	3	1.1
(1,3)	1:A:84:LYS:HZ3	2:B:3:U:HO2'	3	1.1
(1,3)	1:A:84:LYS:HZ3	2:B:3:U:N1	3	1.1
(1,3)	1:A:84:LYS:HZ3	2:B:3:U:N3	3	1.1
(1,3)	1:A:84:LYS:HZ3	2:B:3:U:O2	3	1.1
(1,3)	1:A:84:LYS:HZ3	2:B:3:U:O2'	3	1.1
(1,3)	1:A:84:LYS:HZ3	2:B:3:U:O3'	3	1.1
(1,3)	1:A:84:LYS:HZ3	2:B:3:U:O4	3	1.1
(1,3)	1:A:84:LYS:HZ3	2:B:3:U:O4'	3	1.1
(1,3)	1:A:84:LYS:HZ3	2:B:3:U:O5'	3	1.1
(1,3)	1:A:84:LYS:HZ3	2:B:3:U:OP1	3	1.1
(1,3)	1:A:84:LYS:HZ3	2:B:3:U:OP2	3	1.1
(1,3)	1:A:84:LYS:HZ3	2:B:3:U:P	3	1.1
(1,3)	1:A:84:LYS:HZ3	2:B:4:G:C1'	3	1.1
(1,3)	1:A:84:LYS:HZ3	2:B:4:G:C2	3	1.1
(1,3)	1:A:84:LYS:HZ3	2:B:4:G:C2'	3	1.1
(1,3)	1:A:84:LYS:HZ3	2:B:4:G:C3'	3	1.1
(1,3)	1:A:84:LYS:HZ3	2:B:4:G:C4	3	1.1
(1,3)	1:A:84:LYS:HZ3	2:B:4:G:C4'	3	1.1
(1,3)	1:A:84:LYS:HZ3	2:B:4:G:C5	3	1.1
(1,3)	1:A:84:LYS:HZ3	2:B:4:G:C5'	3	1.1
(1,3)	1:A:84:LYS:HZ3	2:B:4:G:C6	3	1.1
(1,3)	1:A:84:LYS:HZ3	2:B:4:G:C8	3	1.1
(1,3)	1:A:84:LYS:HZ3	2:B:4:G:H1	3	1.1
(1,3)	1:A:84:LYS:HZ3	2:B:4:G:H1'	3	1.1
(1,3)	1:A:84:LYS:HZ3	2:B:4:G:H2'	3	1.1
(1,3)	1:A:84:LYS:HZ3	2:B:4:G:H21	3	1.1
(1,3)	1:A:84:LYS:HZ3	2:B:4:G:H22	3	1.1
(1,3)	1:A:84:LYS:HZ3	2:B:4:G:H3'	3	1.1
(1,3)	1:A:84:LYS:HZ3	2:B:4:G:H4'	3	1.1
(1,3)	1:A:84:LYS:HZ3	2:B:4:G:H5'	3	1.1

Continued on next page...

Continued from previous page...

Key	Atom-1	Atom-2	Model ID	Violation (Å)
(1,3)	1:A:84:LYS:HZ3	2:B:4:G:H5''	3	1.1
(1,3)	1:A:84:LYS:HZ3	2:B:4:G:H8	3	1.1
(1,3)	1:A:84:LYS:HZ3	2:B:4:G:HO2'	3	1.1
(1,3)	1:A:84:LYS:HZ3	2:B:4:G:N1	3	1.1
(1,3)	1:A:84:LYS:HZ3	2:B:4:G:N2	3	1.1
(1,3)	1:A:84:LYS:HZ3	2:B:4:G:N3	3	1.1
(1,3)	1:A:84:LYS:HZ3	2:B:4:G:N7	3	1.1
(1,3)	1:A:84:LYS:HZ3	2:B:4:G:N9	3	1.1
(1,3)	1:A:84:LYS:HZ3	2:B:4:G:O2'	3	1.1
(1,3)	1:A:84:LYS:HZ3	2:B:4:G:O3'	3	1.1
(1,3)	1:A:84:LYS:HZ3	2:B:4:G:O4'	3	1.1
(1,3)	1:A:84:LYS:HZ3	2:B:4:G:O5'	3	1.1
(1,3)	1:A:84:LYS:HZ3	2:B:4:G:O6	3	1.1
(1,3)	1:A:84:LYS:HZ3	2:B:4:G:OP1	3	1.1
(1,3)	1:A:84:LYS:HZ3	2:B:4:G:OP2	3	1.1
(1,3)	1:A:84:LYS:HZ3	2:B:4:G:P	3	1.1
(1,3)	1:A:84:LYS:HZ3	2:B:5:A:C1'	3	1.1
(1,3)	1:A:84:LYS:HZ3	2:B:5:A:C2	3	1.1
(1,3)	1:A:84:LYS:HZ3	2:B:5:A:C2'	3	1.1
(1,3)	1:A:84:LYS:HZ3	2:B:5:A:C3'	3	1.1
(1,3)	1:A:84:LYS:HZ3	2:B:5:A:C4	3	1.1
(1,3)	1:A:84:LYS:HZ3	2:B:5:A:C4'	3	1.1
(1,3)	1:A:84:LYS:HZ3	2:B:5:A:C5	3	1.1
(1,3)	1:A:84:LYS:HZ3	2:B:5:A:C5'	3	1.1
(1,3)	1:A:84:LYS:HZ3	2:B:5:A:C6	3	1.1
(1,3)	1:A:84:LYS:HZ3	2:B:5:A:C8	3	1.1
(1,3)	1:A:84:LYS:HZ3	2:B:5:A:H1'	3	1.1
(1,3)	1:A:84:LYS:HZ3	2:B:5:A:H2	3	1.1
(1,3)	1:A:84:LYS:HZ3	2:B:5:A:H2'	3	1.1
(1,3)	1:A:84:LYS:HZ3	2:B:5:A:H3'	3	1.1
(1,3)	1:A:84:LYS:HZ3	2:B:5:A:H4'	3	1.1
(1,3)	1:A:84:LYS:HZ3	2:B:5:A:H5'	3	1.1
(1,3)	1:A:84:LYS:HZ3	2:B:5:A:H5''	3	1.1
(1,3)	1:A:84:LYS:HZ3	2:B:5:A:H61	3	1.1
(1,3)	1:A:84:LYS:HZ3	2:B:5:A:H62	3	1.1
(1,3)	1:A:84:LYS:HZ3	2:B:5:A:H8	3	1.1
(1,3)	1:A:84:LYS:HZ3	2:B:5:A:HO2'	3	1.1
(1,3)	1:A:84:LYS:HZ3	2:B:5:A:N1	3	1.1
(1,3)	1:A:84:LYS:HZ3	2:B:5:A:N3	3	1.1
(1,3)	1:A:84:LYS:HZ3	2:B:5:A:N6	3	1.1
(1,3)	1:A:84:LYS:HZ3	2:B:5:A:N7	3	1.1
(1,3)	1:A:84:LYS:HZ3	2:B:5:A:N9	3	1.1

Continued on next page...

Continued from previous page...

Key	Atom-1	Atom-2	Model ID	Violation (Å)
(1,3)	1:A:84:LYS:HZ3	2:B:5:A:O2'	3	1.1
(1,3)	1:A:84:LYS:HZ3	2:B:5:A:O3'	3	1.1
(1,3)	1:A:84:LYS:HZ3	2:B:5:A:O4'	3	1.1
(1,3)	1:A:84:LYS:HZ3	2:B:5:A:O5'	3	1.1
(1,3)	1:A:84:LYS:HZ3	2:B:5:A:OP1	3	1.1
(1,3)	1:A:84:LYS:HZ3	2:B:5:A:OP2	3	1.1
(1,3)	1:A:84:LYS:HZ3	2:B:5:A:P	3	1.1
(1,3)	1:A:84:LYS:HZ3	2:B:6:G:C1'	3	1.1
(1,3)	1:A:84:LYS:HZ3	2:B:6:G:C2	3	1.1
(1,3)	1:A:84:LYS:HZ3	2:B:6:G:C2'	3	1.1
(1,3)	1:A:84:LYS:HZ3	2:B:6:G:C3'	3	1.1
(1,3)	1:A:84:LYS:HZ3	2:B:6:G:C4	3	1.1
(1,3)	1:A:84:LYS:HZ3	2:B:6:G:C4'	3	1.1
(1,3)	1:A:84:LYS:HZ3	2:B:6:G:C5	3	1.1
(1,3)	1:A:84:LYS:HZ3	2:B:6:G:C5'	3	1.1
(1,3)	1:A:84:LYS:HZ3	2:B:6:G:C6	3	1.1
(1,3)	1:A:84:LYS:HZ3	2:B:6:G:C8	3	1.1
(1,3)	1:A:84:LYS:HZ3	2:B:6:G:H1	3	1.1
(1,3)	1:A:84:LYS:HZ3	2:B:6:G:H1'	3	1.1
(1,3)	1:A:84:LYS:HZ3	2:B:6:G:H2'	3	1.1
(1,3)	1:A:84:LYS:HZ3	2:B:6:G:H21	3	1.1
(1,3)	1:A:84:LYS:HZ3	2:B:6:G:H22	3	1.1
(1,3)	1:A:84:LYS:HZ3	2:B:6:G:H3'	3	1.1
(1,3)	1:A:84:LYS:HZ3	2:B:6:G:H4'	3	1.1
(1,3)	1:A:84:LYS:HZ3	2:B:6:G:H5'	3	1.1
(1,3)	1:A:84:LYS:HZ3	2:B:6:G:H5''	3	1.1
(1,3)	1:A:84:LYS:HZ3	2:B:6:G:H8	3	1.1
(1,3)	1:A:84:LYS:HZ3	2:B:6:G:HO2'	3	1.1
(1,3)	1:A:84:LYS:HZ3	2:B:6:G:N1	3	1.1
(1,3)	1:A:84:LYS:HZ3	2:B:6:G:N2	3	1.1
(1,3)	1:A:84:LYS:HZ3	2:B:6:G:N3	3	1.1
(1,3)	1:A:84:LYS:HZ3	2:B:6:G:N7	3	1.1
(1,3)	1:A:84:LYS:HZ3	2:B:6:G:N9	3	1.1
(1,3)	1:A:84:LYS:HZ3	2:B:6:G:O2'	3	1.1
(1,3)	1:A:84:LYS:HZ3	2:B:6:G:O3'	3	1.1
(1,3)	1:A:84:LYS:HZ3	2:B:6:G:O4'	3	1.1
(1,3)	1:A:84:LYS:HZ3	2:B:6:G:O5'	3	1.1
(1,3)	1:A:84:LYS:HZ3	2:B:6:G:O6	3	1.1
(1,3)	1:A:84:LYS:HZ3	2:B:6:G:OP1	3	1.1
(1,3)	1:A:84:LYS:HZ3	2:B:6:G:OP2	3	1.1
(1,3)	1:A:84:LYS:HZ3	2:B:6:G:P	3	1.1
(1,3)	1:A:84:LYS:HZ3	2:B:7:C:C1'	3	1.1

Continued on next page...

Continued from previous page...

Key	Atom-1	Atom-2	Model ID	Violation (Å)
(1,3)	1:A:84:LYS:HZ3	2:B:7:C:C2	3	1.1
(1,3)	1:A:84:LYS:HZ3	2:B:7:C:C2'	3	1.1
(1,3)	1:A:84:LYS:HZ3	2:B:7:C:C3'	3	1.1
(1,3)	1:A:84:LYS:HZ3	2:B:7:C:C4	3	1.1
(1,3)	1:A:84:LYS:HZ3	2:B:7:C:C4'	3	1.1
(1,3)	1:A:84:LYS:HZ3	2:B:7:C:C5	3	1.1
(1,3)	1:A:84:LYS:HZ3	2:B:7:C:C5'	3	1.1
(1,3)	1:A:84:LYS:HZ3	2:B:7:C:C6	3	1.1
(1,3)	1:A:84:LYS:HZ3	2:B:7:C:H1'	3	1.1
(1,3)	1:A:84:LYS:HZ3	2:B:7:C:H2'	3	1.1
(1,3)	1:A:84:LYS:HZ3	2:B:7:C:H3'	3	1.1
(1,3)	1:A:84:LYS:HZ3	2:B:7:C:H4'	3	1.1
(1,3)	1:A:84:LYS:HZ3	2:B:7:C:H41	3	1.1
(1,3)	1:A:84:LYS:HZ3	2:B:7:C:H42	3	1.1
(1,3)	1:A:84:LYS:HZ3	2:B:7:C:H5	3	1.1
(1,3)	1:A:84:LYS:HZ3	2:B:7:C:H5'	3	1.1
(1,3)	1:A:84:LYS:HZ3	2:B:7:C:H5''	3	1.1
(1,3)	1:A:84:LYS:HZ3	2:B:7:C:H6	3	1.1
(1,3)	1:A:84:LYS:HZ3	2:B:7:C:HO2'	3	1.1
(1,3)	1:A:84:LYS:HZ3	2:B:7:C:N1	3	1.1
(1,3)	1:A:84:LYS:HZ3	2:B:7:C:N3	3	1.1
(1,3)	1:A:84:LYS:HZ3	2:B:7:C:N4	3	1.1
(1,3)	1:A:84:LYS:HZ3	2:B:7:C:O2	3	1.1
(1,3)	1:A:84:LYS:HZ3	2:B:7:C:O2'	3	1.1
(1,3)	1:A:84:LYS:HZ3	2:B:7:C:O3'	3	1.1
(1,3)	1:A:84:LYS:HZ3	2:B:7:C:O4'	3	1.1
(1,3)	1:A:84:LYS:HZ3	2:B:7:C:O5'	3	1.1
(1,3)	1:A:84:LYS:HZ3	2:B:7:C:OP1	3	1.1
(1,3)	1:A:84:LYS:HZ3	2:B:7:C:OP2	3	1.1
(1,3)	1:A:84:LYS:HZ3	2:B:7:C:P	3	1.1
(1,3)	1:A:84:LYS:HZ3	2:B:8:U:C1'	3	1.1
(1,3)	1:A:84:LYS:HZ3	2:B:8:U:C2	3	1.1
(1,3)	1:A:84:LYS:HZ3	2:B:8:U:C2'	3	1.1
(1,3)	1:A:84:LYS:HZ3	2:B:8:U:C3'	3	1.1
(1,3)	1:A:84:LYS:HZ3	2:B:8:U:C4	3	1.1
(1,3)	1:A:84:LYS:HZ3	2:B:8:U:C4'	3	1.1
(1,3)	1:A:84:LYS:HZ3	2:B:8:U:C5	3	1.1
(1,3)	1:A:84:LYS:HZ3	2:B:8:U:C5'	3	1.1
(1,3)	1:A:84:LYS:HZ3	2:B:8:U:C6	3	1.1
(1,3)	1:A:84:LYS:HZ3	2:B:8:U:H1'	3	1.1
(1,3)	1:A:84:LYS:HZ3	2:B:8:U:H2'	3	1.1
(1,3)	1:A:84:LYS:HZ3	2:B:8:U:H3	3	1.1

Continued on next page...

Continued from previous page...

Key	Atom-1	Atom-2	Model ID	Violation (Å)
(1,3)	1:A:84:LYS:HZ3	2:B:8:U:H3'	3	1.1
(1,3)	1:A:84:LYS:HZ3	2:B:8:U:H4'	3	1.1
(1,3)	1:A:84:LYS:HZ3	2:B:8:U:H5	3	1.1
(1,3)	1:A:84:LYS:HZ3	2:B:8:U:H5'	3	1.1
(1,3)	1:A:84:LYS:HZ3	2:B:8:U:H5''	3	1.1
(1,3)	1:A:84:LYS:HZ3	2:B:8:U:H6	3	1.1
(1,3)	1:A:84:LYS:HZ3	2:B:8:U:HO2'	3	1.1
(1,3)	1:A:84:LYS:HZ3	2:B:8:U:N1	3	1.1
(1,3)	1:A:84:LYS:HZ3	2:B:8:U:N3	3	1.1
(1,3)	1:A:84:LYS:HZ3	2:B:8:U:O2	3	1.1
(1,3)	1:A:84:LYS:HZ3	2:B:8:U:O2'	3	1.1
(1,3)	1:A:84:LYS:HZ3	2:B:8:U:O3'	3	1.1
(1,3)	1:A:84:LYS:HZ3	2:B:8:U:O4	3	1.1
(1,3)	1:A:84:LYS:HZ3	2:B:8:U:O4'	3	1.1
(1,3)	1:A:84:LYS:HZ3	2:B:8:U:O5'	3	1.1
(1,3)	1:A:84:LYS:HZ3	2:B:8:U:OP1	3	1.1
(1,3)	1:A:84:LYS:HZ3	2:B:8:U:OP2	3	1.1
(1,3)	1:A:84:LYS:HZ3	2:B:8:U:P	3	1.1
(1,3)	1:A:84:LYS:HZ3	2:B:9:C:C1'	3	1.1
(1,3)	1:A:84:LYS:HZ3	2:B:9:C:C2	3	1.1
(1,3)	1:A:84:LYS:HZ3	2:B:9:C:C2'	3	1.1
(1,3)	1:A:84:LYS:HZ3	2:B:9:C:C3'	3	1.1
(1,3)	1:A:84:LYS:HZ3	2:B:9:C:C4	3	1.1
(1,3)	1:A:84:LYS:HZ3	2:B:9:C:C4'	3	1.1
(1,3)	1:A:84:LYS:HZ3	2:B:9:C:C5	3	1.1
(1,3)	1:A:84:LYS:HZ3	2:B:9:C:C5'	3	1.1
(1,3)	1:A:84:LYS:HZ3	2:B:9:C:C6	3	1.1
(1,3)	1:A:84:LYS:HZ3	2:B:9:C:H1'	3	1.1
(1,3)	1:A:84:LYS:HZ3	2:B:9:C:H2'	3	1.1
(1,3)	1:A:84:LYS:HZ3	2:B:9:C:H3'	3	1.1
(1,3)	1:A:84:LYS:HZ3	2:B:9:C:H4'	3	1.1
(1,3)	1:A:84:LYS:HZ3	2:B:9:C:H41	3	1.1
(1,3)	1:A:84:LYS:HZ3	2:B:9:C:H42	3	1.1
(1,3)	1:A:84:LYS:HZ3	2:B:9:C:H5	3	1.1
(1,3)	1:A:84:LYS:HZ3	2:B:9:C:H5'	3	1.1
(1,3)	1:A:84:LYS:HZ3	2:B:9:C:H5''	3	1.1
(1,3)	1:A:84:LYS:HZ3	2:B:9:C:H6	3	1.1
(1,3)	1:A:84:LYS:HZ3	2:B:9:C:HO2'	3	1.1
(1,3)	1:A:84:LYS:HZ3	2:B:9:C:N1	3	1.1
(1,3)	1:A:84:LYS:HZ3	2:B:9:C:N3	3	1.1
(1,3)	1:A:84:LYS:HZ3	2:B:9:C:N4	3	1.1
(1,3)	1:A:84:LYS:HZ3	2:B:9:C:O2	3	1.1

Continued on next page...

Continued from previous page...

Key	Atom-1	Atom-2	Model ID	Violation (Å)
(1,3)	1:A:84:LYS:HZ3	2:B:9:C:O2'	3	1.1
(1,3)	1:A:84:LYS:HZ3	2:B:9:C:O3'	3	1.1
(1,3)	1:A:84:LYS:HZ3	2:B:9:C:O4'	3	1.1
(1,3)	1:A:84:LYS:HZ3	2:B:9:C:O5'	3	1.1
(1,3)	1:A:84:LYS:HZ3	2:B:9:C:OP1	3	1.1
(1,3)	1:A:84:LYS:HZ3	2:B:9:C:OP2	3	1.1
(1,3)	1:A:84:LYS:HZ3	2:B:9:C:P	3	1.1
(1,3)	1:A:84:LYS:HZ3	2:B:10:G:C1'	3	1.1
(1,3)	1:A:84:LYS:HZ3	2:B:10:G:C2	3	1.1
(1,3)	1:A:84:LYS:HZ3	2:B:10:G:C2'	3	1.1
(1,3)	1:A:84:LYS:HZ3	2:B:10:G:C3'	3	1.1
(1,3)	1:A:84:LYS:HZ3	2:B:10:G:C4	3	1.1
(1,3)	1:A:84:LYS:HZ3	2:B:10:G:C4'	3	1.1
(1,3)	1:A:84:LYS:HZ3	2:B:10:G:C5	3	1.1
(1,3)	1:A:84:LYS:HZ3	2:B:10:G:C5'	3	1.1
(1,3)	1:A:84:LYS:HZ3	2:B:10:G:C6	3	1.1
(1,3)	1:A:84:LYS:HZ3	2:B:10:G:C8	3	1.1
(1,3)	1:A:84:LYS:HZ3	2:B:10:G:H1	3	1.1
(1,3)	1:A:84:LYS:HZ3	2:B:10:G:H1'	3	1.1
(1,3)	1:A:84:LYS:HZ3	2:B:10:G:H2'	3	1.1
(1,3)	1:A:84:LYS:HZ3	2:B:10:G:H21	3	1.1
(1,3)	1:A:84:LYS:HZ3	2:B:10:G:H22	3	1.1
(1,3)	1:A:84:LYS:HZ3	2:B:10:G:H3'	3	1.1
(1,3)	1:A:84:LYS:HZ3	2:B:10:G:H4'	3	1.1
(1,3)	1:A:84:LYS:HZ3	2:B:10:G:H5'	3	1.1
(1,3)	1:A:84:LYS:HZ3	2:B:10:G:H5''	3	1.1
(1,3)	1:A:84:LYS:HZ3	2:B:10:G:H8	3	1.1
(1,3)	1:A:84:LYS:HZ3	2:B:10:G:HO2'	3	1.1
(1,3)	1:A:84:LYS:HZ3	2:B:10:G:N1	3	1.1
(1,3)	1:A:84:LYS:HZ3	2:B:10:G:N2	3	1.1
(1,3)	1:A:84:LYS:HZ3	2:B:10:G:N3	3	1.1
(1,3)	1:A:84:LYS:HZ3	2:B:10:G:N7	3	1.1
(1,3)	1:A:84:LYS:HZ3	2:B:10:G:N9	3	1.1
(1,3)	1:A:84:LYS:HZ3	2:B:10:G:O2'	3	1.1
(1,3)	1:A:84:LYS:HZ3	2:B:10:G:O3'	3	1.1
(1,3)	1:A:84:LYS:HZ3	2:B:10:G:O4'	3	1.1
(1,3)	1:A:84:LYS:HZ3	2:B:10:G:O5'	3	1.1
(1,3)	1:A:84:LYS:HZ3	2:B:10:G:O6	3	1.1
(1,3)	1:A:84:LYS:HZ3	2:B:10:G:OP1	3	1.1
(1,3)	1:A:84:LYS:HZ3	2:B:10:G:OP2	3	1.1
(1,3)	1:A:84:LYS:HZ3	2:B:10:G:P	3	1.1
(1,3)	1:A:84:LYS:HZ3	2:B:11:A:C1'	3	1.1

Continued on next page...

Continued from previous page...

Key	Atom-1	Atom-2	Model ID	Violation (Å)
(1,3)	1:A:84:LYS:HZ3	2:B:11:A:C2	3	1.1
(1,3)	1:A:84:LYS:HZ3	2:B:11:A:C2'	3	1.1
(1,3)	1:A:84:LYS:HZ3	2:B:11:A:C3'	3	1.1
(1,3)	1:A:84:LYS:HZ3	2:B:11:A:C4	3	1.1
(1,3)	1:A:84:LYS:HZ3	2:B:11:A:C4'	3	1.1
(1,3)	1:A:84:LYS:HZ3	2:B:11:A:C5	3	1.1
(1,3)	1:A:84:LYS:HZ3	2:B:11:A:C5'	3	1.1
(1,3)	1:A:84:LYS:HZ3	2:B:11:A:C6	3	1.1
(1,3)	1:A:84:LYS:HZ3	2:B:11:A:C8	3	1.1
(1,3)	1:A:84:LYS:HZ3	2:B:11:A:H1'	3	1.1
(1,3)	1:A:84:LYS:HZ3	2:B:11:A:H2	3	1.1
(1,3)	1:A:84:LYS:HZ3	2:B:11:A:H2'	3	1.1
(1,3)	1:A:84:LYS:HZ3	2:B:11:A:H3'	3	1.1
(1,3)	1:A:84:LYS:HZ3	2:B:11:A:H4'	3	1.1
(1,3)	1:A:84:LYS:HZ3	2:B:11:A:H5'	3	1.1
(1,3)	1:A:84:LYS:HZ3	2:B:11:A:H5''	3	1.1
(1,3)	1:A:84:LYS:HZ3	2:B:11:A:H61	3	1.1
(1,3)	1:A:84:LYS:HZ3	2:B:11:A:H62	3	1.1
(1,3)	1:A:84:LYS:HZ3	2:B:11:A:H8	3	1.1
(1,3)	1:A:84:LYS:HZ3	2:B:11:A:HO2'	3	1.1
(1,3)	1:A:84:LYS:HZ3	2:B:11:A:N1	3	1.1
(1,3)	1:A:84:LYS:HZ3	2:B:11:A:N3	3	1.1
(1,3)	1:A:84:LYS:HZ3	2:B:11:A:N6	3	1.1
(1,3)	1:A:84:LYS:HZ3	2:B:11:A:N7	3	1.1
(1,3)	1:A:84:LYS:HZ3	2:B:11:A:N9	3	1.1
(1,3)	1:A:84:LYS:HZ3	2:B:11:A:O2'	3	1.1
(1,3)	1:A:84:LYS:HZ3	2:B:11:A:O3'	3	1.1
(1,3)	1:A:84:LYS:HZ3	2:B:11:A:O4'	3	1.1
(1,3)	1:A:84:LYS:HZ3	2:B:11:A:O5'	3	1.1
(1,3)	1:A:84:LYS:HZ3	2:B:11:A:OP1	3	1.1
(1,3)	1:A:84:LYS:HZ3	2:B:11:A:OP2	3	1.1
(1,3)	1:A:84:LYS:HZ3	2:B:11:A:P	3	1.1
(1,3)	1:A:84:LYS:HZ3	2:B:12:A:C1'	3	1.1
(1,3)	1:A:84:LYS:HZ3	2:B:12:A:C2	3	1.1
(1,3)	1:A:84:LYS:HZ3	2:B:12:A:C2'	3	1.1
(1,3)	1:A:84:LYS:HZ3	2:B:12:A:C3'	3	1.1
(1,3)	1:A:84:LYS:HZ3	2:B:12:A:C4	3	1.1
(1,3)	1:A:84:LYS:HZ3	2:B:12:A:C4'	3	1.1
(1,3)	1:A:84:LYS:HZ3	2:B:12:A:C5	3	1.1
(1,3)	1:A:84:LYS:HZ3	2:B:12:A:C5'	3	1.1
(1,3)	1:A:84:LYS:HZ3	2:B:12:A:C6	3	1.1
(1,3)	1:A:84:LYS:HZ3	2:B:12:A:C8	3	1.1

Continued on next page...

Continued from previous page...

Key	Atom-1	Atom-2	Model ID	Violation (Å)
(1,3)	1:A:84:LYS:HZ3	2:B:12:A:H1'	3	1.1
(1,3)	1:A:84:LYS:HZ3	2:B:12:A:H2	3	1.1
(1,3)	1:A:84:LYS:HZ3	2:B:12:A:H2'	3	1.1
(1,3)	1:A:84:LYS:HZ3	2:B:12:A:H3'	3	1.1
(1,3)	1:A:84:LYS:HZ3	2:B:12:A:H4'	3	1.1
(1,3)	1:A:84:LYS:HZ3	2:B:12:A:H5'	3	1.1
(1,3)	1:A:84:LYS:HZ3	2:B:12:A:H5''	3	1.1
(1,3)	1:A:84:LYS:HZ3	2:B:12:A:H61	3	1.1
(1,3)	1:A:84:LYS:HZ3	2:B:12:A:H62	3	1.1
(1,3)	1:A:84:LYS:HZ3	2:B:12:A:H8	3	1.1
(1,3)	1:A:84:LYS:HZ3	2:B:12:A:HO2'	3	1.1
(1,3)	1:A:84:LYS:HZ3	2:B:12:A:N1	3	1.1
(1,3)	1:A:84:LYS:HZ3	2:B:12:A:N3	3	1.1
(1,3)	1:A:84:LYS:HZ3	2:B:12:A:N6	3	1.1
(1,3)	1:A:84:LYS:HZ3	2:B:12:A:N7	3	1.1
(1,3)	1:A:84:LYS:HZ3	2:B:12:A:N9	3	1.1
(1,3)	1:A:84:LYS:HZ3	2:B:12:A:O2'	3	1.1
(1,3)	1:A:84:LYS:HZ3	2:B:12:A:O3'	3	1.1
(1,3)	1:A:84:LYS:HZ3	2:B:12:A:O4'	3	1.1
(1,3)	1:A:84:LYS:HZ3	2:B:12:A:O5'	3	1.1
(1,3)	1:A:84:LYS:HZ3	2:B:12:A:OP1	3	1.1
(1,3)	1:A:84:LYS:HZ3	2:B:12:A:OP2	3	1.1
(1,3)	1:A:84:LYS:HZ3	2:B:12:A:P	3	1.1
(1,3)	1:A:84:LYS:HZ3	2:B:13:A:C1'	3	1.1
(1,3)	1:A:84:LYS:HZ3	2:B:13:A:C2	3	1.1
(1,3)	1:A:84:LYS:HZ3	2:B:13:A:C2'	3	1.1
(1,3)	1:A:84:LYS:HZ3	2:B:13:A:C3'	3	1.1
(1,3)	1:A:84:LYS:HZ3	2:B:13:A:C4	3	1.1
(1,3)	1:A:84:LYS:HZ3	2:B:13:A:C4'	3	1.1
(1,3)	1:A:84:LYS:HZ3	2:B:13:A:C5	3	1.1
(1,3)	1:A:84:LYS:HZ3	2:B:13:A:C5'	3	1.1
(1,3)	1:A:84:LYS:HZ3	2:B:13:A:C6	3	1.1
(1,3)	1:A:84:LYS:HZ3	2:B:13:A:C8	3	1.1
(1,3)	1:A:84:LYS:HZ3	2:B:13:A:H1'	3	1.1
(1,3)	1:A:84:LYS:HZ3	2:B:13:A:H2	3	1.1
(1,3)	1:A:84:LYS:HZ3	2:B:13:A:H2'	3	1.1
(1,3)	1:A:84:LYS:HZ3	2:B:13:A:H3'	3	1.1
(1,3)	1:A:84:LYS:HZ3	2:B:13:A:H4'	3	1.1
(1,3)	1:A:84:LYS:HZ3	2:B:13:A:H5'	3	1.1
(1,3)	1:A:84:LYS:HZ3	2:B:13:A:H5''	3	1.1
(1,3)	1:A:84:LYS:HZ3	2:B:13:A:H61	3	1.1
(1,3)	1:A:84:LYS:HZ3	2:B:13:A:H62	3	1.1

Continued on next page...

Continued from previous page...

Key	Atom-1	Atom-2	Model ID	Violation (Å)
(1,3)	1:A:84:LYS:HZ3	2:B:13:A:H8	3	1.1
(1,3)	1:A:84:LYS:HZ3	2:B:13:A:HO2'	3	1.1
(1,3)	1:A:84:LYS:HZ3	2:B:13:A:N1	3	1.1
(1,3)	1:A:84:LYS:HZ3	2:B:13:A:N3	3	1.1
(1,3)	1:A:84:LYS:HZ3	2:B:13:A:N6	3	1.1
(1,3)	1:A:84:LYS:HZ3	2:B:13:A:N7	3	1.1
(1,3)	1:A:84:LYS:HZ3	2:B:13:A:N9	3	1.1
(1,3)	1:A:84:LYS:HZ3	2:B:13:A:O2'	3	1.1
(1,3)	1:A:84:LYS:HZ3	2:B:13:A:O3'	3	1.1
(1,3)	1:A:84:LYS:HZ3	2:B:13:A:O4'	3	1.1
(1,3)	1:A:84:LYS:HZ3	2:B:13:A:O5'	3	1.1
(1,3)	1:A:84:LYS:HZ3	2:B:13:A:OP1	3	1.1
(1,3)	1:A:84:LYS:HZ3	2:B:13:A:OP2	3	1.1
(1,3)	1:A:84:LYS:HZ3	2:B:13:A:P	3	1.1
(1,3)	1:A:84:LYS:HZ3	2:B:14:G:C1'	3	1.1
(1,3)	1:A:84:LYS:HZ3	2:B:14:G:C2	3	1.1
(1,3)	1:A:84:LYS:HZ3	2:B:14:G:C2'	3	1.1
(1,3)	1:A:84:LYS:HZ3	2:B:14:G:C3'	3	1.1
(1,3)	1:A:84:LYS:HZ3	2:B:14:G:C4	3	1.1
(1,3)	1:A:84:LYS:HZ3	2:B:14:G:C4'	3	1.1
(1,3)	1:A:84:LYS:HZ3	2:B:14:G:C5	3	1.1
(1,3)	1:A:84:LYS:HZ3	2:B:14:G:C5'	3	1.1
(1,3)	1:A:84:LYS:HZ3	2:B:14:G:C6	3	1.1
(1,3)	1:A:84:LYS:HZ3	2:B:14:G:C8	3	1.1
(1,3)	1:A:84:LYS:HZ3	2:B:14:G:H1	3	1.1
(1,3)	1:A:84:LYS:HZ3	2:B:14:G:H1'	3	1.1
(1,3)	1:A:84:LYS:HZ3	2:B:14:G:H2'	3	1.1
(1,3)	1:A:84:LYS:HZ3	2:B:14:G:H21	3	1.1
(1,3)	1:A:84:LYS:HZ3	2:B:14:G:H22	3	1.1
(1,3)	1:A:84:LYS:HZ3	2:B:14:G:H3'	3	1.1
(1,3)	1:A:84:LYS:HZ3	2:B:14:G:H4'	3	1.1
(1,3)	1:A:84:LYS:HZ3	2:B:14:G:H5'	3	1.1
(1,3)	1:A:84:LYS:HZ3	2:B:14:G:H5''	3	1.1
(1,3)	1:A:84:LYS:HZ3	2:B:14:G:H8	3	1.1
(1,3)	1:A:84:LYS:HZ3	2:B:14:G:HO2'	3	1.1
(1,3)	1:A:84:LYS:HZ3	2:B:14:G:N1	3	1.1
(1,3)	1:A:84:LYS:HZ3	2:B:14:G:N2	3	1.1
(1,3)	1:A:84:LYS:HZ3	2:B:14:G:N3	3	1.1
(1,3)	1:A:84:LYS:HZ3	2:B:14:G:N7	3	1.1
(1,3)	1:A:84:LYS:HZ3	2:B:14:G:N9	3	1.1
(1,3)	1:A:84:LYS:HZ3	2:B:14:G:O2'	3	1.1
(1,3)	1:A:84:LYS:HZ3	2:B:14:G:O3'	3	1.1

Continued on next page...

Continued from previous page...

Key	Atom-1	Atom-2	Model ID	Violation (Å)
(1,3)	1:A:84:LYS:HZ3	2:B:14:G:O4'	3	1.1
(1,3)	1:A:84:LYS:HZ3	2:B:14:G:O5'	3	1.1
(1,3)	1:A:84:LYS:HZ3	2:B:14:G:O6	3	1.1
(1,3)	1:A:84:LYS:HZ3	2:B:14:G:OP1	3	1.1
(1,3)	1:A:84:LYS:HZ3	2:B:14:G:OP2	3	1.1
(1,3)	1:A:84:LYS:HZ3	2:B:14:G:P	3	1.1
(1,3)	1:A:84:LYS:HZ3	2:B:15:A:C1'	3	1.1
(1,3)	1:A:84:LYS:HZ3	2:B:15:A:C2	3	1.1
(1,3)	1:A:84:LYS:HZ3	2:B:15:A:C2'	3	1.1
(1,3)	1:A:84:LYS:HZ3	2:B:15:A:C3'	3	1.1
(1,3)	1:A:84:LYS:HZ3	2:B:15:A:C4	3	1.1
(1,3)	1:A:84:LYS:HZ3	2:B:15:A:C4'	3	1.1
(1,3)	1:A:84:LYS:HZ3	2:B:15:A:C5	3	1.1
(1,3)	1:A:84:LYS:HZ3	2:B:15:A:C5'	3	1.1
(1,3)	1:A:84:LYS:HZ3	2:B:15:A:C6	3	1.1
(1,3)	1:A:84:LYS:HZ3	2:B:15:A:C8	3	1.1
(1,3)	1:A:84:LYS:HZ3	2:B:15:A:H1'	3	1.1
(1,3)	1:A:84:LYS:HZ3	2:B:15:A:H2	3	1.1
(1,3)	1:A:84:LYS:HZ3	2:B:15:A:H2'	3	1.1
(1,3)	1:A:84:LYS:HZ3	2:B:15:A:H3'	3	1.1
(1,3)	1:A:84:LYS:HZ3	2:B:15:A:H4'	3	1.1
(1,3)	1:A:84:LYS:HZ3	2:B:15:A:H5'	3	1.1
(1,3)	1:A:84:LYS:HZ3	2:B:15:A:H5''	3	1.1
(1,3)	1:A:84:LYS:HZ3	2:B:15:A:H61	3	1.1
(1,3)	1:A:84:LYS:HZ3	2:B:15:A:H62	3	1.1
(1,3)	1:A:84:LYS:HZ3	2:B:15:A:H8	3	1.1
(1,3)	1:A:84:LYS:HZ3	2:B:15:A:HO2'	3	1.1
(1,3)	1:A:84:LYS:HZ3	2:B:15:A:N1	3	1.1
(1,3)	1:A:84:LYS:HZ3	2:B:15:A:N3	3	1.1
(1,3)	1:A:84:LYS:HZ3	2:B:15:A:N6	3	1.1
(1,3)	1:A:84:LYS:HZ3	2:B:15:A:N7	3	1.1
(1,3)	1:A:84:LYS:HZ3	2:B:15:A:N9	3	1.1
(1,3)	1:A:84:LYS:HZ3	2:B:15:A:O2'	3	1.1
(1,3)	1:A:84:LYS:HZ3	2:B:15:A:O3'	3	1.1
(1,3)	1:A:84:LYS:HZ3	2:B:15:A:O4'	3	1.1
(1,3)	1:A:84:LYS:HZ3	2:B:15:A:O5'	3	1.1
(1,3)	1:A:84:LYS:HZ3	2:B:15:A:OP1	3	1.1
(1,3)	1:A:84:LYS:HZ3	2:B:15:A:OP2	3	1.1
(1,3)	1:A:84:LYS:HZ3	2:B:15:A:P	3	1.1
(1,3)	1:A:84:LYS:HZ3	2:B:16:G:C1'	3	1.1
(1,3)	1:A:84:LYS:HZ3	2:B:16:G:C2	3	1.1
(1,3)	1:A:84:LYS:HZ3	2:B:16:G:C2'	3	1.1

Continued on next page...

Continued from previous page...

Key	Atom-1	Atom-2	Model ID	Violation (Å)
(1,3)	1:A:84:LYS:HZ3	2:B:16:G:C3'	3	1.1
(1,3)	1:A:84:LYS:HZ3	2:B:16:G:C4	3	1.1
(1,3)	1:A:84:LYS:HZ3	2:B:16:G:C4'	3	1.1
(1,3)	1:A:84:LYS:HZ3	2:B:16:G:C5	3	1.1
(1,3)	1:A:84:LYS:HZ3	2:B:16:G:C5'	3	1.1
(1,3)	1:A:84:LYS:HZ3	2:B:16:G:C6	3	1.1
(1,3)	1:A:84:LYS:HZ3	2:B:16:G:C8	3	1.1
(1,3)	1:A:84:LYS:HZ3	2:B:16:G:H1	3	1.1
(1,3)	1:A:84:LYS:HZ3	2:B:16:G:H1'	3	1.1
(1,3)	1:A:84:LYS:HZ3	2:B:16:G:H2'	3	1.1
(1,3)	1:A:84:LYS:HZ3	2:B:16:G:H21	3	1.1
(1,3)	1:A:84:LYS:HZ3	2:B:16:G:H22	3	1.1
(1,3)	1:A:84:LYS:HZ3	2:B:16:G:H3'	3	1.1
(1,3)	1:A:84:LYS:HZ3	2:B:16:G:H4'	3	1.1
(1,3)	1:A:84:LYS:HZ3	2:B:16:G:H5'	3	1.1
(1,3)	1:A:84:LYS:HZ3	2:B:16:G:H5''	3	1.1
(1,3)	1:A:84:LYS:HZ3	2:B:16:G:H8	3	1.1
(1,3)	1:A:84:LYS:HZ3	2:B:16:G:HO2'	3	1.1
(1,3)	1:A:84:LYS:HZ3	2:B:16:G:N1	3	1.1
(1,3)	1:A:84:LYS:HZ3	2:B:16:G:N2	3	1.1
(1,3)	1:A:84:LYS:HZ3	2:B:16:G:N3	3	1.1
(1,3)	1:A:84:LYS:HZ3	2:B:16:G:N7	3	1.1
(1,3)	1:A:84:LYS:HZ3	2:B:16:G:N9	3	1.1
(1,3)	1:A:84:LYS:HZ3	2:B:16:G:O2'	3	1.1
(1,3)	1:A:84:LYS:HZ3	2:B:16:G:O3'	3	1.1
(1,3)	1:A:84:LYS:HZ3	2:B:16:G:O4'	3	1.1
(1,3)	1:A:84:LYS:HZ3	2:B:16:G:O5'	3	1.1
(1,3)	1:A:84:LYS:HZ3	2:B:16:G:O6	3	1.1
(1,3)	1:A:84:LYS:HZ3	2:B:16:G:OP1	3	1.1
(1,3)	1:A:84:LYS:HZ3	2:B:16:G:OP2	3	1.1
(1,3)	1:A:84:LYS:HZ3	2:B:16:G:P	3	1.1
(1,3)	1:A:84:LYS:HZ3	2:B:17:C:C1'	3	1.1
(1,3)	1:A:84:LYS:HZ3	2:B:17:C:C2	3	1.1
(1,3)	1:A:84:LYS:HZ3	2:B:17:C:C2'	3	1.1
(1,3)	1:A:84:LYS:HZ3	2:B:17:C:C3'	3	1.1
(1,3)	1:A:84:LYS:HZ3	2:B:17:C:C4	3	1.1
(1,3)	1:A:84:LYS:HZ3	2:B:17:C:C4'	3	1.1
(1,3)	1:A:84:LYS:HZ3	2:B:17:C:C5	3	1.1
(1,3)	1:A:84:LYS:HZ3	2:B:17:C:C5'	3	1.1
(1,3)	1:A:84:LYS:HZ3	2:B:17:C:C6	3	1.1
(1,3)	1:A:84:LYS:HZ3	2:B:17:C:H1'	3	1.1
(1,3)	1:A:84:LYS:HZ3	2:B:17:C:H2'	3	1.1

Continued on next page...

Continued from previous page...

Key	Atom-1	Atom-2	Model ID	Violation (Å)
(1,3)	1:A:84:LYS:HZ3	2:B:17:C:H3'	3	1.1
(1,3)	1:A:84:LYS:HZ3	2:B:17:C:H4'	3	1.1
(1,3)	1:A:84:LYS:HZ3	2:B:17:C:H41	3	1.1
(1,3)	1:A:84:LYS:HZ3	2:B:17:C:H42	3	1.1
(1,3)	1:A:84:LYS:HZ3	2:B:17:C:H5	3	1.1
(1,3)	1:A:84:LYS:HZ3	2:B:17:C:H5'	3	1.1
(1,3)	1:A:84:LYS:HZ3	2:B:17:C:H5''	3	1.1
(1,3)	1:A:84:LYS:HZ3	2:B:17:C:H6	3	1.1
(1,3)	1:A:84:LYS:HZ3	2:B:17:C:HO2'	3	1.1
(1,3)	1:A:84:LYS:HZ3	2:B:17:C:N1	3	1.1
(1,3)	1:A:84:LYS:HZ3	2:B:17:C:N3	3	1.1
(1,3)	1:A:84:LYS:HZ3	2:B:17:C:N4	3	1.1
(1,3)	1:A:84:LYS:HZ3	2:B:17:C:O2	3	1.1
(1,3)	1:A:84:LYS:HZ3	2:B:17:C:O2'	3	1.1
(1,3)	1:A:84:LYS:HZ3	2:B:17:C:O3'	3	1.1
(1,3)	1:A:84:LYS:HZ3	2:B:17:C:O4'	3	1.1
(1,3)	1:A:84:LYS:HZ3	2:B:17:C:O5'	3	1.1
(1,3)	1:A:84:LYS:HZ3	2:B:17:C:OP1	3	1.1
(1,3)	1:A:84:LYS:HZ3	2:B:17:C:OP2	3	1.1
(1,3)	1:A:84:LYS:HZ3	2:B:17:C:P	3	1.1
(1,3)	1:A:84:LYS:HZ3	2:B:18:A:C1'	3	1.1
(1,3)	1:A:84:LYS:HZ3	2:B:18:A:C2	3	1.1
(1,3)	1:A:84:LYS:HZ3	2:B:18:A:C2'	3	1.1
(1,3)	1:A:84:LYS:HZ3	2:B:18:A:C3'	3	1.1
(1,3)	1:A:84:LYS:HZ3	2:B:18:A:C4	3	1.1
(1,3)	1:A:84:LYS:HZ3	2:B:18:A:C4'	3	1.1
(1,3)	1:A:84:LYS:HZ3	2:B:18:A:C5	3	1.1
(1,3)	1:A:84:LYS:HZ3	2:B:18:A:C5'	3	1.1
(1,3)	1:A:84:LYS:HZ3	2:B:18:A:C6	3	1.1
(1,3)	1:A:84:LYS:HZ3	2:B:18:A:C8	3	1.1
(1,3)	1:A:84:LYS:HZ3	2:B:18:A:H1'	3	1.1
(1,3)	1:A:84:LYS:HZ3	2:B:18:A:H2	3	1.1
(1,3)	1:A:84:LYS:HZ3	2:B:18:A:H2'	3	1.1
(1,3)	1:A:84:LYS:HZ3	2:B:18:A:H3'	3	1.1
(1,3)	1:A:84:LYS:HZ3	2:B:18:A:H4'	3	1.1
(1,3)	1:A:84:LYS:HZ3	2:B:18:A:H5'	3	1.1
(1,3)	1:A:84:LYS:HZ3	2:B:18:A:H5''	3	1.1
(1,3)	1:A:84:LYS:HZ3	2:B:18:A:H61	3	1.1
(1,3)	1:A:84:LYS:HZ3	2:B:18:A:H62	3	1.1
(1,3)	1:A:84:LYS:HZ3	2:B:18:A:H8	3	1.1
(1,3)	1:A:84:LYS:HZ3	2:B:18:A:HO2'	3	1.1
(1,3)	1:A:84:LYS:HZ3	2:B:18:A:N1	3	1.1

Continued on next page...

Continued from previous page...

Key	Atom-1	Atom-2	Model ID	Violation (Å)
(1,3)	1:A:84:LYS:HZ3	2:B:18:A:N3	3	1.1
(1,3)	1:A:84:LYS:HZ3	2:B:18:A:N6	3	1.1
(1,3)	1:A:84:LYS:HZ3	2:B:18:A:N7	3	1.1
(1,3)	1:A:84:LYS:HZ3	2:B:18:A:N9	3	1.1
(1,3)	1:A:84:LYS:HZ3	2:B:18:A:O2'	3	1.1
(1,3)	1:A:84:LYS:HZ3	2:B:18:A:O3'	3	1.1
(1,3)	1:A:84:LYS:HZ3	2:B:18:A:O4'	3	1.1
(1,3)	1:A:84:LYS:HZ3	2:B:18:A:O5'	3	1.1
(1,3)	1:A:84:LYS:HZ3	2:B:18:A:OP1	3	1.1
(1,3)	1:A:84:LYS:HZ3	2:B:18:A:OP2	3	1.1
(1,3)	1:A:84:LYS:HZ3	2:B:18:A:P	3	1.1
(1,3)	1:A:84:LYS:HZ3	2:B:19:A:C1'	3	1.1
(1,3)	1:A:84:LYS:HZ3	2:B:19:A:C2	3	1.1
(1,3)	1:A:84:LYS:HZ3	2:B:19:A:C2'	3	1.1
(1,3)	1:A:84:LYS:HZ3	2:B:19:A:C3'	3	1.1
(1,3)	1:A:84:LYS:HZ3	2:B:19:A:C4	3	1.1
(1,3)	1:A:84:LYS:HZ3	2:B:19:A:C4'	3	1.1
(1,3)	1:A:84:LYS:HZ3	2:B:19:A:C5	3	1.1
(1,3)	1:A:84:LYS:HZ3	2:B:19:A:C5'	3	1.1
(1,3)	1:A:84:LYS:HZ3	2:B:19:A:C6	3	1.1
(1,3)	1:A:84:LYS:HZ3	2:B:19:A:C8	3	1.1
(1,3)	1:A:84:LYS:HZ3	2:B:19:A:H1'	3	1.1
(1,3)	1:A:84:LYS:HZ3	2:B:19:A:H2	3	1.1
(1,3)	1:A:84:LYS:HZ3	2:B:19:A:H2'	3	1.1
(1,3)	1:A:84:LYS:HZ3	2:B:19:A:H3'	3	1.1
(1,3)	1:A:84:LYS:HZ3	2:B:19:A:H4'	3	1.1
(1,3)	1:A:84:LYS:HZ3	2:B:19:A:H5'	3	1.1
(1,3)	1:A:84:LYS:HZ3	2:B:19:A:H5''	3	1.1
(1,3)	1:A:84:LYS:HZ3	2:B:19:A:H61	3	1.1
(1,3)	1:A:84:LYS:HZ3	2:B:19:A:H62	3	1.1
(1,3)	1:A:84:LYS:HZ3	2:B:19:A:H8	3	1.1
(1,3)	1:A:84:LYS:HZ3	2:B:19:A:HO2'	3	1.1
(1,3)	1:A:84:LYS:HZ3	2:B:19:A:N1	3	1.1
(1,3)	1:A:84:LYS:HZ3	2:B:19:A:N3	3	1.1
(1,3)	1:A:84:LYS:HZ3	2:B:19:A:N6	3	1.1
(1,3)	1:A:84:LYS:HZ3	2:B:19:A:N7	3	1.1
(1,3)	1:A:84:LYS:HZ3	2:B:19:A:N9	3	1.1
(1,3)	1:A:84:LYS:HZ3	2:B:19:A:O2'	3	1.1
(1,3)	1:A:84:LYS:HZ3	2:B:19:A:O3'	3	1.1
(1,3)	1:A:84:LYS:HZ3	2:B:19:A:O4'	3	1.1
(1,3)	1:A:84:LYS:HZ3	2:B:19:A:O5'	3	1.1
(1,3)	1:A:84:LYS:HZ3	2:B:19:A:OP1	3	1.1

Continued on next page...

Continued from previous page...

Key	Atom-1	Atom-2	Model ID	Violation (Å)
(1,3)	1:A:84:LYS:HZ3	2:B:19:A:OP2	3	1.1
(1,3)	1:A:84:LYS:HZ3	2:B:19:A:P	3	1.1
(1,3)	1:A:84:LYS:HZ3	2:B:20:U:C1'	3	1.1
(1,3)	1:A:84:LYS:HZ3	2:B:20:U:C2	3	1.1
(1,3)	1:A:84:LYS:HZ3	2:B:20:U:C2'	3	1.1
(1,3)	1:A:84:LYS:HZ3	2:B:20:U:C3'	3	1.1
(1,3)	1:A:84:LYS:HZ3	2:B:20:U:C4	3	1.1
(1,3)	1:A:84:LYS:HZ3	2:B:20:U:C4'	3	1.1
(1,3)	1:A:84:LYS:HZ3	2:B:20:U:C5	3	1.1
(1,3)	1:A:84:LYS:HZ3	2:B:20:U:C5'	3	1.1
(1,3)	1:A:84:LYS:HZ3	2:B:20:U:C6	3	1.1
(1,3)	1:A:84:LYS:HZ3	2:B:20:U:H1'	3	1.1
(1,3)	1:A:84:LYS:HZ3	2:B:20:U:H2'	3	1.1
(1,3)	1:A:84:LYS:HZ3	2:B:20:U:H3	3	1.1
(1,3)	1:A:84:LYS:HZ3	2:B:20:U:H3'	3	1.1
(1,3)	1:A:84:LYS:HZ3	2:B:20:U:H4'	3	1.1
(1,3)	1:A:84:LYS:HZ3	2:B:20:U:H5	3	1.1
(1,3)	1:A:84:LYS:HZ3	2:B:20:U:H5'	3	1.1
(1,3)	1:A:84:LYS:HZ3	2:B:20:U:H5''	3	1.1
(1,3)	1:A:84:LYS:HZ3	2:B:20:U:H6	3	1.1
(1,3)	1:A:84:LYS:HZ3	2:B:20:U:HO2'	3	1.1
(1,3)	1:A:84:LYS:HZ3	2:B:20:U:N1	3	1.1
(1,3)	1:A:84:LYS:HZ3	2:B:20:U:N3	3	1.1
(1,3)	1:A:84:LYS:HZ3	2:B:20:U:O2	3	1.1
(1,3)	1:A:84:LYS:HZ3	2:B:20:U:O2'	3	1.1
(1,3)	1:A:84:LYS:HZ3	2:B:20:U:O3'	3	1.1
(1,3)	1:A:84:LYS:HZ3	2:B:20:U:O4	3	1.1
(1,3)	1:A:84:LYS:HZ3	2:B:20:U:O4'	3	1.1
(1,3)	1:A:84:LYS:HZ3	2:B:20:U:O5'	3	1.1
(1,3)	1:A:84:LYS:HZ3	2:B:20:U:OP1	3	1.1
(1,3)	1:A:84:LYS:HZ3	2:B:20:U:OP2	3	1.1
(1,3)	1:A:84:LYS:HZ3	2:B:20:U:P	3	1.1
(1,3)	1:A:84:LYS:HZ3	2:B:21:G:C1'	3	1.1
(1,3)	1:A:84:LYS:HZ3	2:B:21:G:C2	3	1.1
(1,3)	1:A:84:LYS:HZ3	2:B:21:G:C2'	3	1.1
(1,3)	1:A:84:LYS:HZ3	2:B:21:G:C3'	3	1.1
(1,3)	1:A:84:LYS:HZ3	2:B:21:G:C4	3	1.1
(1,3)	1:A:84:LYS:HZ3	2:B:21:G:C4'	3	1.1
(1,3)	1:A:84:LYS:HZ3	2:B:21:G:C5	3	1.1
(1,3)	1:A:84:LYS:HZ3	2:B:21:G:C5'	3	1.1
(1,3)	1:A:84:LYS:HZ3	2:B:21:G:C6	3	1.1
(1,3)	1:A:84:LYS:HZ3	2:B:21:G:C8	3	1.1

Continued on next page...

Continued from previous page...

Key	Atom-1	Atom-2	Model ID	Violation (Å)
(1,3)	1:A:84:LYS:HZ3	2:B:21:G:H1	3	1.1
(1,3)	1:A:84:LYS:HZ3	2:B:21:G:H1'	3	1.1
(1,3)	1:A:84:LYS:HZ3	2:B:21:G:H2'	3	1.1
(1,3)	1:A:84:LYS:HZ3	2:B:21:G:H21	3	1.1
(1,3)	1:A:84:LYS:HZ3	2:B:21:G:H22	3	1.1
(1,3)	1:A:84:LYS:HZ3	2:B:21:G:H3'	3	1.1
(1,3)	1:A:84:LYS:HZ3	2:B:21:G:H4'	3	1.1
(1,3)	1:A:84:LYS:HZ3	2:B:21:G:H5'	3	1.1
(1,3)	1:A:84:LYS:HZ3	2:B:21:G:H5''	3	1.1
(1,3)	1:A:84:LYS:HZ3	2:B:21:G:H8	3	1.1
(1,3)	1:A:84:LYS:HZ3	2:B:21:G:HO2'	3	1.1
(1,3)	1:A:84:LYS:HZ3	2:B:21:G:N1	3	1.1
(1,3)	1:A:84:LYS:HZ3	2:B:21:G:N2	3	1.1
(1,3)	1:A:84:LYS:HZ3	2:B:21:G:N3	3	1.1
(1,3)	1:A:84:LYS:HZ3	2:B:21:G:N7	3	1.1
(1,3)	1:A:84:LYS:HZ3	2:B:21:G:N9	3	1.1
(1,3)	1:A:84:LYS:HZ3	2:B:21:G:O2'	3	1.1
(1,3)	1:A:84:LYS:HZ3	2:B:21:G:O3'	3	1.1
(1,3)	1:A:84:LYS:HZ3	2:B:21:G:O4'	3	1.1
(1,3)	1:A:84:LYS:HZ3	2:B:21:G:O5'	3	1.1
(1,3)	1:A:84:LYS:HZ3	2:B:21:G:O6	3	1.1
(1,3)	1:A:84:LYS:HZ3	2:B:21:G:OP1	3	1.1
(1,3)	1:A:84:LYS:HZ3	2:B:21:G:OP2	3	1.1
(1,3)	1:A:84:LYS:HZ3	2:B:21:G:P	3	1.1
(1,3)	1:A:84:LYS:HZ3	2:B:22:A:C1'	3	1.1
(1,3)	1:A:84:LYS:HZ3	2:B:22:A:C2	3	1.1
(1,3)	1:A:84:LYS:HZ3	2:B:22:A:C2'	3	1.1
(1,3)	1:A:84:LYS:HZ3	2:B:22:A:C3'	3	1.1
(1,3)	1:A:84:LYS:HZ3	2:B:22:A:C4	3	1.1
(1,3)	1:A:84:LYS:HZ3	2:B:22:A:C4'	3	1.1
(1,3)	1:A:84:LYS:HZ3	2:B:22:A:C5	3	1.1
(1,3)	1:A:84:LYS:HZ3	2:B:22:A:C5'	3	1.1
(1,3)	1:A:84:LYS:HZ3	2:B:22:A:C6	3	1.1
(1,3)	1:A:84:LYS:HZ3	2:B:22:A:C8	3	1.1
(1,3)	1:A:84:LYS:HZ3	2:B:22:A:H1'	3	1.1
(1,3)	1:A:84:LYS:HZ3	2:B:22:A:H2	3	1.1
(1,3)	1:A:84:LYS:HZ3	2:B:22:A:H2'	3	1.1
(1,3)	1:A:84:LYS:HZ3	2:B:22:A:H3'	3	1.1
(1,3)	1:A:84:LYS:HZ3	2:B:22:A:H4'	3	1.1
(1,3)	1:A:84:LYS:HZ3	2:B:22:A:H5'	3	1.1
(1,3)	1:A:84:LYS:HZ3	2:B:22:A:H5''	3	1.1
(1,3)	1:A:84:LYS:HZ3	2:B:22:A:H61	3	1.1

Continued on next page...

Continued from previous page...

Key	Atom-1	Atom-2	Model ID	Violation (Å)
(1,3)	1:A:84:LYS:HZ3	2:B:22:A:H62	3	1.1
(1,3)	1:A:84:LYS:HZ3	2:B:22:A:H8	3	1.1
(1,3)	1:A:84:LYS:HZ3	2:B:22:A:HO2'	3	1.1
(1,3)	1:A:84:LYS:HZ3	2:B:22:A:N1	3	1.1
(1,3)	1:A:84:LYS:HZ3	2:B:22:A:N3	3	1.1
(1,3)	1:A:84:LYS:HZ3	2:B:22:A:N6	3	1.1
(1,3)	1:A:84:LYS:HZ3	2:B:22:A:N7	3	1.1
(1,3)	1:A:84:LYS:HZ3	2:B:22:A:N9	3	1.1
(1,3)	1:A:84:LYS:HZ3	2:B:22:A:O2'	3	1.1
(1,3)	1:A:84:LYS:HZ3	2:B:22:A:O3'	3	1.1
(1,3)	1:A:84:LYS:HZ3	2:B:22:A:O4'	3	1.1
(1,3)	1:A:84:LYS:HZ3	2:B:22:A:O5'	3	1.1
(1,3)	1:A:84:LYS:HZ3	2:B:22:A:OP1	3	1.1
(1,3)	1:A:84:LYS:HZ3	2:B:22:A:OP2	3	1.1
(1,3)	1:A:84:LYS:HZ3	2:B:22:A:P	3	1.1
(1,3)	1:A:84:LYS:HZ3	2:B:23:U:C1'	3	1.1
(1,3)	1:A:84:LYS:HZ3	2:B:23:U:C2	3	1.1
(1,3)	1:A:84:LYS:HZ3	2:B:23:U:C2'	3	1.1
(1,3)	1:A:84:LYS:HZ3	2:B:23:U:C3'	3	1.1
(1,3)	1:A:84:LYS:HZ3	2:B:23:U:C4	3	1.1
(1,3)	1:A:84:LYS:HZ3	2:B:23:U:C4'	3	1.1
(1,3)	1:A:84:LYS:HZ3	2:B:23:U:C5	3	1.1
(1,3)	1:A:84:LYS:HZ3	2:B:23:U:C5'	3	1.1
(1,3)	1:A:84:LYS:HZ3	2:B:23:U:C6	3	1.1
(1,3)	1:A:84:LYS:HZ3	2:B:23:U:H1'	3	1.1
(1,3)	1:A:84:LYS:HZ3	2:B:23:U:H2'	3	1.1
(1,3)	1:A:84:LYS:HZ3	2:B:23:U:H3	3	1.1
(1,3)	1:A:84:LYS:HZ3	2:B:23:U:H3'	3	1.1
(1,3)	1:A:84:LYS:HZ3	2:B:23:U:H4'	3	1.1
(1,3)	1:A:84:LYS:HZ3	2:B:23:U:H5	3	1.1
(1,3)	1:A:84:LYS:HZ3	2:B:23:U:H5'	3	1.1
(1,3)	1:A:84:LYS:HZ3	2:B:23:U:H5''	3	1.1
(1,3)	1:A:84:LYS:HZ3	2:B:23:U:H6	3	1.1
(1,3)	1:A:84:LYS:HZ3	2:B:23:U:HO2'	3	1.1
(1,3)	1:A:84:LYS:HZ3	2:B:23:U:N1	3	1.1
(1,3)	1:A:84:LYS:HZ3	2:B:23:U:N3	3	1.1
(1,3)	1:A:84:LYS:HZ3	2:B:23:U:O2	3	1.1
(1,3)	1:A:84:LYS:HZ3	2:B:23:U:O2'	3	1.1
(1,3)	1:A:84:LYS:HZ3	2:B:23:U:O3'	3	1.1
(1,3)	1:A:84:LYS:HZ3	2:B:23:U:O4	3	1.1
(1,3)	1:A:84:LYS:HZ3	2:B:23:U:O4'	3	1.1
(1,3)	1:A:84:LYS:HZ3	2:B:23:U:O5'	3	1.1

Continued on next page...

Continued from previous page...

Key	Atom-1	Atom-2	Model ID	Violation (Å)
(1,3)	1:A:84:LYS:HZ3	2:B:23:U:OP1	3	1.1
(1,3)	1:A:84:LYS:HZ3	2:B:23:U:OP2	3	1.1
(1,3)	1:A:84:LYS:HZ3	2:B:23:U:P	3	1.1
(1,3)	1:A:84:LYS:HZ3	2:B:24:G:C1'	3	1.1
(1,3)	1:A:84:LYS:HZ3	2:B:24:G:C2	3	1.1
(1,3)	1:A:84:LYS:HZ3	2:B:24:G:C2'	3	1.1
(1,3)	1:A:84:LYS:HZ3	2:B:24:G:C3'	3	1.1
(1,3)	1:A:84:LYS:HZ3	2:B:24:G:C4	3	1.1
(1,3)	1:A:84:LYS:HZ3	2:B:24:G:C4'	3	1.1
(1,3)	1:A:84:LYS:HZ3	2:B:24:G:C5	3	1.1
(1,3)	1:A:84:LYS:HZ3	2:B:24:G:C5'	3	1.1
(1,3)	1:A:84:LYS:HZ3	2:B:24:G:C6	3	1.1
(1,3)	1:A:84:LYS:HZ3	2:B:24:G:C8	3	1.1
(1,3)	1:A:84:LYS:HZ3	2:B:24:G:H1	3	1.1
(1,3)	1:A:84:LYS:HZ3	2:B:24:G:H1'	3	1.1
(1,3)	1:A:84:LYS:HZ3	2:B:24:G:H2'	3	1.1
(1,3)	1:A:84:LYS:HZ3	2:B:24:G:H21	3	1.1
(1,3)	1:A:84:LYS:HZ3	2:B:24:G:H22	3	1.1
(1,3)	1:A:84:LYS:HZ3	2:B:24:G:H3'	3	1.1
(1,3)	1:A:84:LYS:HZ3	2:B:24:G:H4'	3	1.1
(1,3)	1:A:84:LYS:HZ3	2:B:24:G:H5'	3	1.1
(1,3)	1:A:84:LYS:HZ3	2:B:24:G:H5''	3	1.1
(1,3)	1:A:84:LYS:HZ3	2:B:24:G:H8	3	1.1
(1,3)	1:A:84:LYS:HZ3	2:B:24:G:HO2'	3	1.1
(1,3)	1:A:84:LYS:HZ3	2:B:24:G:N1	3	1.1
(1,3)	1:A:84:LYS:HZ3	2:B:24:G:N2	3	1.1
(1,3)	1:A:84:LYS:HZ3	2:B:24:G:N3	3	1.1
(1,3)	1:A:84:LYS:HZ3	2:B:24:G:N7	3	1.1
(1,3)	1:A:84:LYS:HZ3	2:B:24:G:N9	3	1.1
(1,3)	1:A:84:LYS:HZ3	2:B:24:G:O2'	3	1.1
(1,3)	1:A:84:LYS:HZ3	2:B:24:G:O3'	3	1.1
(1,3)	1:A:84:LYS:HZ3	2:B:24:G:O4'	3	1.1
(1,3)	1:A:84:LYS:HZ3	2:B:24:G:O5'	3	1.1
(1,3)	1:A:84:LYS:HZ3	2:B:24:G:O6	3	1.1
(1,3)	1:A:84:LYS:HZ3	2:B:24:G:OP1	3	1.1
(1,3)	1:A:84:LYS:HZ3	2:B:24:G:OP2	3	1.1
(1,3)	1:A:84:LYS:HZ3	2:B:24:G:P	3	1.1
(1,3)	1:A:84:LYS:N	2:B:2:C:C1'	3	1.1
(1,3)	1:A:84:LYS:N	2:B:2:C:C2	3	1.1
(1,3)	1:A:84:LYS:N	2:B:2:C:C2'	3	1.1
(1,3)	1:A:84:LYS:N	2:B:2:C:C3'	3	1.1
(1,3)	1:A:84:LYS:N	2:B:2:C:C4	3	1.1

Continued on next page...

Continued from previous page...

Key	Atom-1	Atom-2	Model ID	Violation (Å)
(1,3)	1:A:84:LYS:N	2:B:2:C:C4'	3	1.1
(1,3)	1:A:84:LYS:N	2:B:2:C:C5	3	1.1
(1,3)	1:A:84:LYS:N	2:B:2:C:C5'	3	1.1
(1,3)	1:A:84:LYS:N	2:B:2:C:C6	3	1.1
(1,3)	1:A:84:LYS:N	2:B:2:C:H1'	3	1.1
(1,3)	1:A:84:LYS:N	2:B:2:C:H2'	3	1.1
(1,3)	1:A:84:LYS:N	2:B:2:C:H3'	3	1.1
(1,3)	1:A:84:LYS:N	2:B:2:C:H4'	3	1.1
(1,3)	1:A:84:LYS:N	2:B:2:C:H41	3	1.1
(1,3)	1:A:84:LYS:N	2:B:2:C:H42	3	1.1
(1,3)	1:A:84:LYS:N	2:B:2:C:H5	3	1.1
(1,3)	1:A:84:LYS:N	2:B:2:C:H5'	3	1.1
(1,3)	1:A:84:LYS:N	2:B:2:C:H5''	3	1.1
(1,3)	1:A:84:LYS:N	2:B:2:C:H6	3	1.1
(1,3)	1:A:84:LYS:N	2:B:2:C:HO2'	3	1.1
(1,3)	1:A:84:LYS:N	2:B:2:C:N1	3	1.1
(1,3)	1:A:84:LYS:N	2:B:2:C:N3	3	1.1
(1,3)	1:A:84:LYS:N	2:B:2:C:N4	3	1.1
(1,3)	1:A:84:LYS:N	2:B:2:C:O2	3	1.1
(1,3)	1:A:84:LYS:N	2:B:2:C:O2'	3	1.1
(1,3)	1:A:84:LYS:N	2:B:2:C:O3'	3	1.1
(1,3)	1:A:84:LYS:N	2:B:2:C:O4'	3	1.1
(1,3)	1:A:84:LYS:N	2:B:2:C:O5'	3	1.1
(1,3)	1:A:84:LYS:N	2:B:3:U:C1'	3	1.1
(1,3)	1:A:84:LYS:N	2:B:3:U:C2	3	1.1
(1,3)	1:A:84:LYS:N	2:B:3:U:C2'	3	1.1
(1,3)	1:A:84:LYS:N	2:B:3:U:C3'	3	1.1
(1,3)	1:A:84:LYS:N	2:B:3:U:C4	3	1.1
(1,3)	1:A:84:LYS:N	2:B:3:U:C4'	3	1.1
(1,3)	1:A:84:LYS:N	2:B:3:U:C5	3	1.1
(1,3)	1:A:84:LYS:N	2:B:3:U:C5'	3	1.1
(1,3)	1:A:84:LYS:N	2:B:3:U:C6	3	1.1
(1,3)	1:A:84:LYS:N	2:B:3:U:H1'	3	1.1
(1,3)	1:A:84:LYS:N	2:B:3:U:H2'	3	1.1
(1,3)	1:A:84:LYS:N	2:B:3:U:H3	3	1.1
(1,3)	1:A:84:LYS:N	2:B:3:U:H3'	3	1.1
(1,3)	1:A:84:LYS:N	2:B:3:U:H4'	3	1.1
(1,3)	1:A:84:LYS:N	2:B:3:U:H5	3	1.1
(1,3)	1:A:84:LYS:N	2:B:3:U:H5'	3	1.1
(1,3)	1:A:84:LYS:N	2:B:3:U:H5''	3	1.1
(1,3)	1:A:84:LYS:N	2:B:3:U:H6	3	1.1
(1,3)	1:A:84:LYS:N	2:B:3:U:HO2'	3	1.1

Continued on next page...

Continued from previous page...

Key	Atom-1	Atom-2	Model ID	Violation (Å)
(1,3)	1:A:84:LYS:N	2:B:3:U:N1	3	1.1
(1,3)	1:A:84:LYS:N	2:B:3:U:N3	3	1.1
(1,3)	1:A:84:LYS:N	2:B:3:U:O2	3	1.1
(1,3)	1:A:84:LYS:N	2:B:3:U:O2'	3	1.1
(1,3)	1:A:84:LYS:N	2:B:3:U:O3'	3	1.1
(1,3)	1:A:84:LYS:N	2:B:3:U:O4	3	1.1
(1,3)	1:A:84:LYS:N	2:B:3:U:O4'	3	1.1
(1,3)	1:A:84:LYS:N	2:B:3:U:O5'	3	1.1
(1,3)	1:A:84:LYS:N	2:B:3:U:OP1	3	1.1
(1,3)	1:A:84:LYS:N	2:B:3:U:OP2	3	1.1
(1,3)	1:A:84:LYS:N	2:B:3:U:P	3	1.1
(1,3)	1:A:84:LYS:N	2:B:4:G:C1'	3	1.1
(1,3)	1:A:84:LYS:N	2:B:4:G:C2	3	1.1
(1,3)	1:A:84:LYS:N	2:B:4:G:C2'	3	1.1
(1,3)	1:A:84:LYS:N	2:B:4:G:C3'	3	1.1
(1,3)	1:A:84:LYS:N	2:B:4:G:C4	3	1.1
(1,3)	1:A:84:LYS:N	2:B:4:G:C4'	3	1.1
(1,3)	1:A:84:LYS:N	2:B:4:G:C5	3	1.1
(1,3)	1:A:84:LYS:N	2:B:4:G:C5'	3	1.1
(1,3)	1:A:84:LYS:N	2:B:4:G:C6	3	1.1
(1,3)	1:A:84:LYS:N	2:B:4:G:C8	3	1.1
(1,3)	1:A:84:LYS:N	2:B:4:G:H1	3	1.1
(1,3)	1:A:84:LYS:N	2:B:4:G:H1'	3	1.1
(1,3)	1:A:84:LYS:N	2:B:4:G:H2'	3	1.1
(1,3)	1:A:84:LYS:N	2:B:4:G:H21	3	1.1
(1,3)	1:A:84:LYS:N	2:B:4:G:H22	3	1.1
(1,3)	1:A:84:LYS:N	2:B:4:G:H3'	3	1.1
(1,3)	1:A:84:LYS:N	2:B:4:G:H4'	3	1.1
(1,3)	1:A:84:LYS:N	2:B:4:G:H5'	3	1.1
(1,3)	1:A:84:LYS:N	2:B:4:G:H5''	3	1.1
(1,3)	1:A:84:LYS:N	2:B:4:G:H8	3	1.1
(1,3)	1:A:84:LYS:N	2:B:4:G:HO2'	3	1.1
(1,3)	1:A:84:LYS:N	2:B:4:G:N1	3	1.1
(1,3)	1:A:84:LYS:N	2:B:4:G:N2	3	1.1
(1,3)	1:A:84:LYS:N	2:B:4:G:N3	3	1.1
(1,3)	1:A:84:LYS:N	2:B:4:G:N7	3	1.1
(1,3)	1:A:84:LYS:N	2:B:4:G:N9	3	1.1
(1,3)	1:A:84:LYS:N	2:B:4:G:O2'	3	1.1
(1,3)	1:A:84:LYS:N	2:B:4:G:O3'	3	1.1
(1,3)	1:A:84:LYS:N	2:B:4:G:O4'	3	1.1
(1,3)	1:A:84:LYS:N	2:B:4:G:O5'	3	1.1
(1,3)	1:A:84:LYS:N	2:B:4:G:O6	3	1.1

Continued on next page...

Continued from previous page...

Key	Atom-1	Atom-2	Model ID	Violation (Å)
(1,3)	1:A:84:LYS:N	2:B:4:G:OP1	3	1.1
(1,3)	1:A:84:LYS:N	2:B:4:G:OP2	3	1.1
(1,3)	1:A:84:LYS:N	2:B:4:G:P	3	1.1
(1,3)	1:A:84:LYS:N	2:B:5:A:C1'	3	1.1
(1,3)	1:A:84:LYS:N	2:B:5:A:C2	3	1.1
(1,3)	1:A:84:LYS:N	2:B:5:A:C2'	3	1.1
(1,3)	1:A:84:LYS:N	2:B:5:A:C3'	3	1.1
(1,3)	1:A:84:LYS:N	2:B:5:A:C4	3	1.1
(1,3)	1:A:84:LYS:N	2:B:5:A:C4'	3	1.1
(1,3)	1:A:84:LYS:N	2:B:5:A:C5	3	1.1
(1,3)	1:A:84:LYS:N	2:B:5:A:C5'	3	1.1
(1,3)	1:A:84:LYS:N	2:B:5:A:C6	3	1.1
(1,3)	1:A:84:LYS:N	2:B:5:A:C8	3	1.1
(1,3)	1:A:84:LYS:N	2:B:5:A:H1'	3	1.1
(1,3)	1:A:84:LYS:N	2:B:5:A:H2	3	1.1
(1,3)	1:A:84:LYS:N	2:B:5:A:H2'	3	1.1
(1,3)	1:A:84:LYS:N	2:B:5:A:H3'	3	1.1
(1,3)	1:A:84:LYS:N	2:B:5:A:H4'	3	1.1
(1,3)	1:A:84:LYS:N	2:B:5:A:H5'	3	1.1
(1,3)	1:A:84:LYS:N	2:B:5:A:H5''	3	1.1
(1,3)	1:A:84:LYS:N	2:B:5:A:H61	3	1.1
(1,3)	1:A:84:LYS:N	2:B:5:A:H62	3	1.1
(1,3)	1:A:84:LYS:N	2:B:5:A:H8	3	1.1
(1,3)	1:A:84:LYS:N	2:B:5:A:HO2'	3	1.1
(1,3)	1:A:84:LYS:N	2:B:5:A:N1	3	1.1
(1,3)	1:A:84:LYS:N	2:B:5:A:N3	3	1.1
(1,3)	1:A:84:LYS:N	2:B:5:A:N6	3	1.1
(1,3)	1:A:84:LYS:N	2:B:5:A:N7	3	1.1
(1,3)	1:A:84:LYS:N	2:B:5:A:N9	3	1.1
(1,3)	1:A:84:LYS:N	2:B:5:A:O2'	3	1.1
(1,3)	1:A:84:LYS:N	2:B:5:A:O3'	3	1.1
(1,3)	1:A:84:LYS:N	2:B:5:A:O4'	3	1.1
(1,3)	1:A:84:LYS:N	2:B:5:A:O5'	3	1.1
(1,3)	1:A:84:LYS:N	2:B:5:A:OP1	3	1.1
(1,3)	1:A:84:LYS:N	2:B:5:A:OP2	3	1.1
(1,3)	1:A:84:LYS:N	2:B:5:A:P	3	1.1
(1,3)	1:A:84:LYS:N	2:B:6:G:C1'	3	1.1
(1,3)	1:A:84:LYS:N	2:B:6:G:C2	3	1.1
(1,3)	1:A:84:LYS:N	2:B:6:G:C2'	3	1.1
(1,3)	1:A:84:LYS:N	2:B:6:G:C3'	3	1.1
(1,3)	1:A:84:LYS:N	2:B:6:G:C4	3	1.1
(1,3)	1:A:84:LYS:N	2:B:6:G:C4'	3	1.1

Continued on next page...

Continued from previous page...

Key	Atom-1	Atom-2	Model ID	Violation (Å)
(1,3)	1:A:84:LYS:N	2:B:6:G:C5	3	1.1
(1,3)	1:A:84:LYS:N	2:B:6:G:C5'	3	1.1
(1,3)	1:A:84:LYS:N	2:B:6:G:C6	3	1.1
(1,3)	1:A:84:LYS:N	2:B:6:G:C8	3	1.1
(1,3)	1:A:84:LYS:N	2:B:6:G:H1	3	1.1
(1,3)	1:A:84:LYS:N	2:B:6:G:H1'	3	1.1
(1,3)	1:A:84:LYS:N	2:B:6:G:H2'	3	1.1
(1,3)	1:A:84:LYS:N	2:B:6:G:H21	3	1.1
(1,3)	1:A:84:LYS:N	2:B:6:G:H22	3	1.1
(1,3)	1:A:84:LYS:N	2:B:6:G:H3'	3	1.1
(1,3)	1:A:84:LYS:N	2:B:6:G:H4'	3	1.1
(1,3)	1:A:84:LYS:N	2:B:6:G:H5'	3	1.1
(1,3)	1:A:84:LYS:N	2:B:6:G:H5''	3	1.1
(1,3)	1:A:84:LYS:N	2:B:6:G:H8	3	1.1
(1,3)	1:A:84:LYS:N	2:B:6:G:HO2'	3	1.1
(1,3)	1:A:84:LYS:N	2:B:6:G:N1	3	1.1
(1,3)	1:A:84:LYS:N	2:B:6:G:N2	3	1.1
(1,3)	1:A:84:LYS:N	2:B:6:G:N3	3	1.1
(1,3)	1:A:84:LYS:N	2:B:6:G:N7	3	1.1
(1,3)	1:A:84:LYS:N	2:B:6:G:N9	3	1.1
(1,3)	1:A:84:LYS:N	2:B:6:G:O2'	3	1.1
(1,3)	1:A:84:LYS:N	2:B:6:G:O3'	3	1.1
(1,3)	1:A:84:LYS:N	2:B:6:G:O4'	3	1.1
(1,3)	1:A:84:LYS:N	2:B:6:G:O5'	3	1.1
(1,3)	1:A:84:LYS:N	2:B:6:G:O6	3	1.1
(1,3)	1:A:84:LYS:N	2:B:6:G:OP1	3	1.1
(1,3)	1:A:84:LYS:N	2:B:6:G:OP2	3	1.1
(1,3)	1:A:84:LYS:N	2:B:6:G:P	3	1.1
(1,3)	1:A:84:LYS:N	2:B:7:C:C1'	3	1.1
(1,3)	1:A:84:LYS:N	2:B:7:C:C2	3	1.1
(1,3)	1:A:84:LYS:N	2:B:7:C:C2'	3	1.1
(1,3)	1:A:84:LYS:N	2:B:7:C:C3'	3	1.1
(1,3)	1:A:84:LYS:N	2:B:7:C:C4	3	1.1
(1,3)	1:A:84:LYS:N	2:B:7:C:C4'	3	1.1
(1,3)	1:A:84:LYS:N	2:B:7:C:C5	3	1.1
(1,3)	1:A:84:LYS:N	2:B:7:C:C5'	3	1.1
(1,3)	1:A:84:LYS:N	2:B:7:C:C6	3	1.1
(1,3)	1:A:84:LYS:N	2:B:7:C:H1'	3	1.1
(1,3)	1:A:84:LYS:N	2:B:7:C:H2'	3	1.1
(1,3)	1:A:84:LYS:N	2:B:7:C:H3'	3	1.1
(1,3)	1:A:84:LYS:N	2:B:7:C:H4'	3	1.1
(1,3)	1:A:84:LYS:N	2:B:7:C:H41	3	1.1

Continued on next page...

Continued from previous page...

Key	Atom-1	Atom-2	Model ID	Violation (Å)
(1,3)	1:A:84:LYS:N	2:B:7:C:H42	3	1.1
(1,3)	1:A:84:LYS:N	2:B:7:C:H5	3	1.1
(1,3)	1:A:84:LYS:N	2:B:7:C:H5'	3	1.1
(1,3)	1:A:84:LYS:N	2:B:7:C:H5''	3	1.1
(1,3)	1:A:84:LYS:N	2:B:7:C:H6	3	1.1
(1,3)	1:A:84:LYS:N	2:B:7:C:HO2'	3	1.1
(1,3)	1:A:84:LYS:N	2:B:7:C:N1	3	1.1
(1,3)	1:A:84:LYS:N	2:B:7:C:N3	3	1.1
(1,3)	1:A:84:LYS:N	2:B:7:C:N4	3	1.1
(1,3)	1:A:84:LYS:N	2:B:7:C:O2	3	1.1
(1,3)	1:A:84:LYS:N	2:B:7:C:O2'	3	1.1
(1,3)	1:A:84:LYS:N	2:B:7:C:O3'	3	1.1
(1,3)	1:A:84:LYS:N	2:B:7:C:O4'	3	1.1
(1,3)	1:A:84:LYS:N	2:B:7:C:O5'	3	1.1
(1,3)	1:A:84:LYS:N	2:B:7:C:OP1	3	1.1
(1,3)	1:A:84:LYS:N	2:B:7:C:OP2	3	1.1
(1,3)	1:A:84:LYS:N	2:B:7:C:P	3	1.1
(1,3)	1:A:84:LYS:N	2:B:8:U:C1'	3	1.1
(1,3)	1:A:84:LYS:N	2:B:8:U:C2	3	1.1
(1,3)	1:A:84:LYS:N	2:B:8:U:C2'	3	1.1
(1,3)	1:A:84:LYS:N	2:B:8:U:C3'	3	1.1
(1,3)	1:A:84:LYS:N	2:B:8:U:C4	3	1.1
(1,3)	1:A:84:LYS:N	2:B:8:U:C4'	3	1.1
(1,3)	1:A:84:LYS:N	2:B:8:U:C5	3	1.1
(1,3)	1:A:84:LYS:N	2:B:8:U:C5'	3	1.1
(1,3)	1:A:84:LYS:N	2:B:8:U:C6	3	1.1
(1,3)	1:A:84:LYS:N	2:B:8:U:H1'	3	1.1
(1,3)	1:A:84:LYS:N	2:B:8:U:H2'	3	1.1
(1,3)	1:A:84:LYS:N	2:B:8:U:H3	3	1.1
(1,3)	1:A:84:LYS:N	2:B:8:U:H3'	3	1.1
(1,3)	1:A:84:LYS:N	2:B:8:U:H4'	3	1.1
(1,3)	1:A:84:LYS:N	2:B:8:U:H5	3	1.1
(1,3)	1:A:84:LYS:N	2:B:8:U:H5'	3	1.1
(1,3)	1:A:84:LYS:N	2:B:8:U:H5''	3	1.1
(1,3)	1:A:84:LYS:N	2:B:8:U:H6	3	1.1
(1,3)	1:A:84:LYS:N	2:B:8:U:HO2'	3	1.1
(1,3)	1:A:84:LYS:N	2:B:8:U:N1	3	1.1
(1,3)	1:A:84:LYS:N	2:B:8:U:N3	3	1.1
(1,3)	1:A:84:LYS:N	2:B:8:U:O2	3	1.1
(1,3)	1:A:84:LYS:N	2:B:8:U:O2'	3	1.1
(1,3)	1:A:84:LYS:N	2:B:8:U:O3'	3	1.1
(1,3)	1:A:84:LYS:N	2:B:8:U:O4	3	1.1

Continued on next page...

Continued from previous page...

Key	Atom-1	Atom-2	Model ID	Violation (Å)
(1,3)	1:A:84:LYS:N	2:B:8:U:O4'	3	1.1
(1,3)	1:A:84:LYS:N	2:B:8:U:O5'	3	1.1
(1,3)	1:A:84:LYS:N	2:B:8:U:OP1	3	1.1
(1,3)	1:A:84:LYS:N	2:B:8:U:OP2	3	1.1
(1,3)	1:A:84:LYS:N	2:B:8:U:P	3	1.1
(1,3)	1:A:84:LYS:N	2:B:9:C:C1'	3	1.1
(1,3)	1:A:84:LYS:N	2:B:9:C:C2	3	1.1
(1,3)	1:A:84:LYS:N	2:B:9:C:C2'	3	1.1
(1,3)	1:A:84:LYS:N	2:B:9:C:C3'	3	1.1
(1,3)	1:A:84:LYS:N	2:B:9:C:C4	3	1.1
(1,3)	1:A:84:LYS:N	2:B:9:C:C4'	3	1.1
(1,3)	1:A:84:LYS:N	2:B:9:C:C5	3	1.1
(1,3)	1:A:84:LYS:N	2:B:9:C:C5'	3	1.1
(1,3)	1:A:84:LYS:N	2:B:9:C:C6	3	1.1
(1,3)	1:A:84:LYS:N	2:B:9:C:H1'	3	1.1
(1,3)	1:A:84:LYS:N	2:B:9:C:H2'	3	1.1
(1,3)	1:A:84:LYS:N	2:B:9:C:H3'	3	1.1
(1,3)	1:A:84:LYS:N	2:B:9:C:H4'	3	1.1
(1,3)	1:A:84:LYS:N	2:B:9:C:H41	3	1.1
(1,3)	1:A:84:LYS:N	2:B:9:C:H42	3	1.1
(1,3)	1:A:84:LYS:N	2:B:9:C:H5	3	1.1
(1,3)	1:A:84:LYS:N	2:B:9:C:H5'	3	1.1
(1,3)	1:A:84:LYS:N	2:B:9:C:H5''	3	1.1
(1,3)	1:A:84:LYS:N	2:B:9:C:H6	3	1.1
(1,3)	1:A:84:LYS:N	2:B:9:C:HO2'	3	1.1
(1,3)	1:A:84:LYS:N	2:B:9:C:N1	3	1.1
(1,3)	1:A:84:LYS:N	2:B:9:C:N3	3	1.1
(1,3)	1:A:84:LYS:N	2:B:9:C:N4	3	1.1
(1,3)	1:A:84:LYS:N	2:B:9:C:O2	3	1.1
(1,3)	1:A:84:LYS:N	2:B:9:C:O2'	3	1.1
(1,3)	1:A:84:LYS:N	2:B:9:C:O3'	3	1.1
(1,3)	1:A:84:LYS:N	2:B:9:C:O4'	3	1.1
(1,3)	1:A:84:LYS:N	2:B:9:C:O5'	3	1.1
(1,3)	1:A:84:LYS:N	2:B:9:C:OP1	3	1.1
(1,3)	1:A:84:LYS:N	2:B:9:C:OP2	3	1.1
(1,3)	1:A:84:LYS:N	2:B:9:C:P	3	1.1
(1,3)	1:A:84:LYS:N	2:B:10:G:C1'	3	1.1
(1,3)	1:A:84:LYS:N	2:B:10:G:C2	3	1.1
(1,3)	1:A:84:LYS:N	2:B:10:G:C2'	3	1.1
(1,3)	1:A:84:LYS:N	2:B:10:G:C3'	3	1.1
(1,3)	1:A:84:LYS:N	2:B:10:G:C4	3	1.1
(1,3)	1:A:84:LYS:N	2:B:10:G:C4'	3	1.1

Continued on next page...

Continued from previous page...

Key	Atom-1	Atom-2	Model ID	Violation (Å)
(1,3)	1:A:84:LYS:N	2:B:10:G:C5	3	1.1
(1,3)	1:A:84:LYS:N	2:B:10:G:C5'	3	1.1
(1,3)	1:A:84:LYS:N	2:B:10:G:C6	3	1.1
(1,3)	1:A:84:LYS:N	2:B:10:G:C8	3	1.1
(1,3)	1:A:84:LYS:N	2:B:10:G:H1	3	1.1
(1,3)	1:A:84:LYS:N	2:B:10:G:H1'	3	1.1
(1,3)	1:A:84:LYS:N	2:B:10:G:H2'	3	1.1
(1,3)	1:A:84:LYS:N	2:B:10:G:H21	3	1.1
(1,3)	1:A:84:LYS:N	2:B:10:G:H22	3	1.1
(1,3)	1:A:84:LYS:N	2:B:10:G:H3'	3	1.1
(1,3)	1:A:84:LYS:N	2:B:10:G:H4'	3	1.1
(1,3)	1:A:84:LYS:N	2:B:10:G:H5'	3	1.1
(1,3)	1:A:84:LYS:N	2:B:10:G:H5''	3	1.1
(1,3)	1:A:84:LYS:N	2:B:10:G:H8	3	1.1
(1,3)	1:A:84:LYS:N	2:B:10:G:HO2'	3	1.1
(1,3)	1:A:84:LYS:N	2:B:10:G:N1	3	1.1
(1,3)	1:A:84:LYS:N	2:B:10:G:N2	3	1.1
(1,3)	1:A:84:LYS:N	2:B:10:G:N3	3	1.1
(1,3)	1:A:84:LYS:N	2:B:10:G:N7	3	1.1
(1,3)	1:A:84:LYS:N	2:B:10:G:N9	3	1.1
(1,3)	1:A:84:LYS:N	2:B:10:G:O2'	3	1.1
(1,3)	1:A:84:LYS:N	2:B:10:G:O3'	3	1.1
(1,3)	1:A:84:LYS:N	2:B:10:G:O4'	3	1.1
(1,3)	1:A:84:LYS:N	2:B:10:G:O5'	3	1.1
(1,3)	1:A:84:LYS:N	2:B:10:G:O6	3	1.1
(1,3)	1:A:84:LYS:N	2:B:10:G:OP1	3	1.1
(1,3)	1:A:84:LYS:N	2:B:10:G:OP2	3	1.1
(1,3)	1:A:84:LYS:N	2:B:10:G:P	3	1.1
(1,3)	1:A:84:LYS:N	2:B:11:A:C1'	3	1.1
(1,3)	1:A:84:LYS:N	2:B:11:A:C2	3	1.1
(1,3)	1:A:84:LYS:N	2:B:11:A:C2'	3	1.1
(1,3)	1:A:84:LYS:N	2:B:11:A:C3'	3	1.1
(1,3)	1:A:84:LYS:N	2:B:11:A:C4	3	1.1
(1,3)	1:A:84:LYS:N	2:B:11:A:C4'	3	1.1
(1,3)	1:A:84:LYS:N	2:B:11:A:C5	3	1.1
(1,3)	1:A:84:LYS:N	2:B:11:A:C5'	3	1.1
(1,3)	1:A:84:LYS:N	2:B:11:A:C6	3	1.1
(1,3)	1:A:84:LYS:N	2:B:11:A:C8	3	1.1
(1,3)	1:A:84:LYS:N	2:B:11:A:H1'	3	1.1
(1,3)	1:A:84:LYS:N	2:B:11:A:H2	3	1.1
(1,3)	1:A:84:LYS:N	2:B:11:A:H2'	3	1.1
(1,3)	1:A:84:LYS:N	2:B:11:A:H3'	3	1.1

Continued on next page...

Continued from previous page...

Key	Atom-1	Atom-2	Model ID	Violation (Å)
(1,3)	1:A:84:LYS:N	2:B:11:A:H4'	3	1.1
(1,3)	1:A:84:LYS:N	2:B:11:A:H5'	3	1.1
(1,3)	1:A:84:LYS:N	2:B:11:A:H5''	3	1.1
(1,3)	1:A:84:LYS:N	2:B:11:A:H61	3	1.1
(1,3)	1:A:84:LYS:N	2:B:11:A:H62	3	1.1
(1,3)	1:A:84:LYS:N	2:B:11:A:H8	3	1.1
(1,3)	1:A:84:LYS:N	2:B:11:A:HO2'	3	1.1
(1,3)	1:A:84:LYS:N	2:B:11:A:N1	3	1.1
(1,3)	1:A:84:LYS:N	2:B:11:A:N3	3	1.1
(1,3)	1:A:84:LYS:N	2:B:11:A:N6	3	1.1
(1,3)	1:A:84:LYS:N	2:B:11:A:N7	3	1.1
(1,3)	1:A:84:LYS:N	2:B:11:A:N9	3	1.1
(1,3)	1:A:84:LYS:N	2:B:11:A:O2'	3	1.1
(1,3)	1:A:84:LYS:N	2:B:11:A:O3'	3	1.1
(1,3)	1:A:84:LYS:N	2:B:11:A:O4'	3	1.1
(1,3)	1:A:84:LYS:N	2:B:11:A:O5'	3	1.1
(1,3)	1:A:84:LYS:N	2:B:11:A:OP1	3	1.1
(1,3)	1:A:84:LYS:N	2:B:11:A:OP2	3	1.1
(1,3)	1:A:84:LYS:N	2:B:11:A:P	3	1.1
(1,3)	1:A:84:LYS:N	2:B:12:A:C1'	3	1.1
(1,3)	1:A:84:LYS:N	2:B:12:A:C2	3	1.1
(1,3)	1:A:84:LYS:N	2:B:12:A:C2'	3	1.1
(1,3)	1:A:84:LYS:N	2:B:12:A:C3'	3	1.1
(1,3)	1:A:84:LYS:N	2:B:12:A:C4	3	1.1
(1,3)	1:A:84:LYS:N	2:B:12:A:C4'	3	1.1
(1,3)	1:A:84:LYS:N	2:B:12:A:C5	3	1.1
(1,3)	1:A:84:LYS:N	2:B:12:A:C5'	3	1.1
(1,3)	1:A:84:LYS:N	2:B:12:A:C6	3	1.1
(1,3)	1:A:84:LYS:N	2:B:12:A:C8	3	1.1
(1,3)	1:A:84:LYS:N	2:B:12:A:H1'	3	1.1
(1,3)	1:A:84:LYS:N	2:B:12:A:H2	3	1.1
(1,3)	1:A:84:LYS:N	2:B:12:A:H2'	3	1.1
(1,3)	1:A:84:LYS:N	2:B:12:A:H3'	3	1.1
(1,3)	1:A:84:LYS:N	2:B:12:A:H4'	3	1.1
(1,3)	1:A:84:LYS:N	2:B:12:A:H5'	3	1.1
(1,3)	1:A:84:LYS:N	2:B:12:A:H5''	3	1.1
(1,3)	1:A:84:LYS:N	2:B:12:A:H61	3	1.1
(1,3)	1:A:84:LYS:N	2:B:12:A:H62	3	1.1
(1,3)	1:A:84:LYS:N	2:B:12:A:H8	3	1.1
(1,3)	1:A:84:LYS:N	2:B:12:A:HO2'	3	1.1
(1,3)	1:A:84:LYS:N	2:B:12:A:N1	3	1.1
(1,3)	1:A:84:LYS:N	2:B:12:A:N3	3	1.1

Continued on next page...

Continued from previous page...

Key	Atom-1	Atom-2	Model ID	Violation (Å)
(1,3)	1:A:84:LYS:N	2:B:12:A:N6	3	1.1
(1,3)	1:A:84:LYS:N	2:B:12:A:N7	3	1.1
(1,3)	1:A:84:LYS:N	2:B:12:A:N9	3	1.1
(1,3)	1:A:84:LYS:N	2:B:12:A:O2'	3	1.1
(1,3)	1:A:84:LYS:N	2:B:12:A:O3'	3	1.1
(1,3)	1:A:84:LYS:N	2:B:12:A:O4'	3	1.1
(1,3)	1:A:84:LYS:N	2:B:12:A:O5'	3	1.1
(1,3)	1:A:84:LYS:N	2:B:12:A:OP1	3	1.1
(1,3)	1:A:84:LYS:N	2:B:12:A:OP2	3	1.1
(1,3)	1:A:84:LYS:N	2:B:12:A:P	3	1.1
(1,3)	1:A:84:LYS:N	2:B:13:A:C1'	3	1.1
(1,3)	1:A:84:LYS:N	2:B:13:A:C2	3	1.1
(1,3)	1:A:84:LYS:N	2:B:13:A:C2'	3	1.1
(1,3)	1:A:84:LYS:N	2:B:13:A:C3'	3	1.1
(1,3)	1:A:84:LYS:N	2:B:13:A:C4	3	1.1
(1,3)	1:A:84:LYS:N	2:B:13:A:C4'	3	1.1
(1,3)	1:A:84:LYS:N	2:B:13:A:C5	3	1.1
(1,3)	1:A:84:LYS:N	2:B:13:A:C5'	3	1.1
(1,3)	1:A:84:LYS:N	2:B:13:A:C6	3	1.1
(1,3)	1:A:84:LYS:N	2:B:13:A:C8	3	1.1
(1,3)	1:A:84:LYS:N	2:B:13:A:H1'	3	1.1
(1,3)	1:A:84:LYS:N	2:B:13:A:H2	3	1.1
(1,3)	1:A:84:LYS:N	2:B:13:A:H2'	3	1.1
(1,3)	1:A:84:LYS:N	2:B:13:A:H3'	3	1.1
(1,3)	1:A:84:LYS:N	2:B:13:A:H4'	3	1.1
(1,3)	1:A:84:LYS:N	2:B:13:A:H5'	3	1.1
(1,3)	1:A:84:LYS:N	2:B:13:A:H5''	3	1.1
(1,3)	1:A:84:LYS:N	2:B:13:A:H61	3	1.1
(1,3)	1:A:84:LYS:N	2:B:13:A:H62	3	1.1
(1,3)	1:A:84:LYS:N	2:B:13:A:H8	3	1.1
(1,3)	1:A:84:LYS:N	2:B:13:A:HO2'	3	1.1
(1,3)	1:A:84:LYS:N	2:B:13:A:N1	3	1.1
(1,3)	1:A:84:LYS:N	2:B:13:A:N3	3	1.1
(1,3)	1:A:84:LYS:N	2:B:13:A:N6	3	1.1
(1,3)	1:A:84:LYS:N	2:B:13:A:N7	3	1.1
(1,3)	1:A:84:LYS:N	2:B:13:A:N9	3	1.1
(1,3)	1:A:84:LYS:N	2:B:13:A:O2'	3	1.1
(1,3)	1:A:84:LYS:N	2:B:13:A:O3'	3	1.1
(1,3)	1:A:84:LYS:N	2:B:13:A:O4'	3	1.1
(1,3)	1:A:84:LYS:N	2:B:13:A:O5'	3	1.1
(1,3)	1:A:84:LYS:N	2:B:13:A:OP1	3	1.1
(1,3)	1:A:84:LYS:N	2:B:13:A:OP2	3	1.1

Continued on next page...

Continued from previous page...

Key	Atom-1	Atom-2	Model ID	Violation (Å)
(1,3)	1:A:84:LYS:N	2:B:13:A:P	3	1.1
(1,3)	1:A:84:LYS:N	2:B:14:G:C1'	3	1.1
(1,3)	1:A:84:LYS:N	2:B:14:G:C2	3	1.1
(1,3)	1:A:84:LYS:N	2:B:14:G:C2'	3	1.1
(1,3)	1:A:84:LYS:N	2:B:14:G:C3'	3	1.1
(1,3)	1:A:84:LYS:N	2:B:14:G:C4	3	1.1
(1,3)	1:A:84:LYS:N	2:B:14:G:C4'	3	1.1
(1,3)	1:A:84:LYS:N	2:B:14:G:C5	3	1.1
(1,3)	1:A:84:LYS:N	2:B:14:G:C5'	3	1.1
(1,3)	1:A:84:LYS:N	2:B:14:G:C6	3	1.1
(1,3)	1:A:84:LYS:N	2:B:14:G:C8	3	1.1
(1,3)	1:A:84:LYS:N	2:B:14:G:H1	3	1.1
(1,3)	1:A:84:LYS:N	2:B:14:G:H1'	3	1.1
(1,3)	1:A:84:LYS:N	2:B:14:G:H2'	3	1.1
(1,3)	1:A:84:LYS:N	2:B:14:G:H21	3	1.1
(1,3)	1:A:84:LYS:N	2:B:14:G:H22	3	1.1
(1,3)	1:A:84:LYS:N	2:B:14:G:H3'	3	1.1
(1,3)	1:A:84:LYS:N	2:B:14:G:H4'	3	1.1
(1,3)	1:A:84:LYS:N	2:B:14:G:H5'	3	1.1
(1,3)	1:A:84:LYS:N	2:B:14:G:H5''	3	1.1
(1,3)	1:A:84:LYS:N	2:B:14:G:H8	3	1.1
(1,3)	1:A:84:LYS:N	2:B:14:G:HO2'	3	1.1
(1,3)	1:A:84:LYS:N	2:B:14:G:N1	3	1.1
(1,3)	1:A:84:LYS:N	2:B:14:G:N2	3	1.1
(1,3)	1:A:84:LYS:N	2:B:14:G:N3	3	1.1
(1,3)	1:A:84:LYS:N	2:B:14:G:N7	3	1.1
(1,3)	1:A:84:LYS:N	2:B:14:G:N9	3	1.1
(1,3)	1:A:84:LYS:N	2:B:14:G:O2'	3	1.1
(1,3)	1:A:84:LYS:N	2:B:14:G:O3'	3	1.1
(1,3)	1:A:84:LYS:N	2:B:14:G:O4'	3	1.1
(1,3)	1:A:84:LYS:N	2:B:14:G:O5'	3	1.1
(1,3)	1:A:84:LYS:N	2:B:14:G:O6	3	1.1
(1,3)	1:A:84:LYS:N	2:B:14:G:OP1	3	1.1
(1,3)	1:A:84:LYS:N	2:B:14:G:OP2	3	1.1
(1,3)	1:A:84:LYS:N	2:B:14:G:P	3	1.1
(1,3)	1:A:84:LYS:N	2:B:15:A:C1'	3	1.1
(1,3)	1:A:84:LYS:N	2:B:15:A:C2	3	1.1
(1,3)	1:A:84:LYS:N	2:B:15:A:C2'	3	1.1
(1,3)	1:A:84:LYS:N	2:B:15:A:C3'	3	1.1
(1,3)	1:A:84:LYS:N	2:B:15:A:C4	3	1.1
(1,3)	1:A:84:LYS:N	2:B:15:A:C4'	3	1.1
(1,3)	1:A:84:LYS:N	2:B:15:A:C5	3	1.1

Continued on next page...

Continued from previous page...

Key	Atom-1	Atom-2	Model ID	Violation (Å)
(1,3)	1:A:84:LYS:N	2:B:15:A:C5'	3	1.1
(1,3)	1:A:84:LYS:N	2:B:15:A:C6	3	1.1
(1,3)	1:A:84:LYS:N	2:B:15:A:C8	3	1.1
(1,3)	1:A:84:LYS:N	2:B:15:A:H1'	3	1.1
(1,3)	1:A:84:LYS:N	2:B:15:A:H2	3	1.1
(1,3)	1:A:84:LYS:N	2:B:15:A:H2'	3	1.1
(1,3)	1:A:84:LYS:N	2:B:15:A:H3'	3	1.1
(1,3)	1:A:84:LYS:N	2:B:15:A:H4'	3	1.1
(1,3)	1:A:84:LYS:N	2:B:15:A:H5'	3	1.1
(1,3)	1:A:84:LYS:N	2:B:15:A:H5''	3	1.1
(1,3)	1:A:84:LYS:N	2:B:15:A:H61	3	1.1
(1,3)	1:A:84:LYS:N	2:B:15:A:H62	3	1.1
(1,3)	1:A:84:LYS:N	2:B:15:A:H8	3	1.1
(1,3)	1:A:84:LYS:N	2:B:15:A:HO2'	3	1.1
(1,3)	1:A:84:LYS:N	2:B:15:A:N1	3	1.1
(1,3)	1:A:84:LYS:N	2:B:15:A:N3	3	1.1
(1,3)	1:A:84:LYS:N	2:B:15:A:N6	3	1.1
(1,3)	1:A:84:LYS:N	2:B:15:A:N7	3	1.1
(1,3)	1:A:84:LYS:N	2:B:15:A:N9	3	1.1
(1,3)	1:A:84:LYS:N	2:B:15:A:O2'	3	1.1
(1,3)	1:A:84:LYS:N	2:B:15:A:O3'	3	1.1
(1,3)	1:A:84:LYS:N	2:B:15:A:O4'	3	1.1
(1,3)	1:A:84:LYS:N	2:B:15:A:O5'	3	1.1
(1,3)	1:A:84:LYS:N	2:B:15:A:OP1	3	1.1
(1,3)	1:A:84:LYS:N	2:B:15:A:OP2	3	1.1
(1,3)	1:A:84:LYS:N	2:B:15:A:P	3	1.1
(1,3)	1:A:84:LYS:N	2:B:16:G:C1'	3	1.1
(1,3)	1:A:84:LYS:N	2:B:16:G:C2	3	1.1
(1,3)	1:A:84:LYS:N	2:B:16:G:C2'	3	1.1
(1,3)	1:A:84:LYS:N	2:B:16:G:C3'	3	1.1
(1,3)	1:A:84:LYS:N	2:B:16:G:C4	3	1.1
(1,3)	1:A:84:LYS:N	2:B:16:G:C4'	3	1.1
(1,3)	1:A:84:LYS:N	2:B:16:G:C5	3	1.1
(1,3)	1:A:84:LYS:N	2:B:16:G:C5'	3	1.1
(1,3)	1:A:84:LYS:N	2:B:16:G:C6	3	1.1
(1,3)	1:A:84:LYS:N	2:B:16:G:C8	3	1.1
(1,3)	1:A:84:LYS:N	2:B:16:G:H1	3	1.1
(1,3)	1:A:84:LYS:N	2:B:16:G:H1'	3	1.1
(1,3)	1:A:84:LYS:N	2:B:16:G:H2'	3	1.1
(1,3)	1:A:84:LYS:N	2:B:16:G:H21	3	1.1
(1,3)	1:A:84:LYS:N	2:B:16:G:H22	3	1.1
(1,3)	1:A:84:LYS:N	2:B:16:G:H3'	3	1.1

Continued on next page...

Continued from previous page...

Key	Atom-1	Atom-2	Model ID	Violation (Å)
(1,3)	1:A:84:LYS:N	2:B:16:G:H4'	3	1.1
(1,3)	1:A:84:LYS:N	2:B:16:G:H5'	3	1.1
(1,3)	1:A:84:LYS:N	2:B:16:G:H5''	3	1.1
(1,3)	1:A:84:LYS:N	2:B:16:G:H8	3	1.1
(1,3)	1:A:84:LYS:N	2:B:16:G:HO2'	3	1.1
(1,3)	1:A:84:LYS:N	2:B:16:G:N1	3	1.1
(1,3)	1:A:84:LYS:N	2:B:16:G:N2	3	1.1
(1,3)	1:A:84:LYS:N	2:B:16:G:N3	3	1.1
(1,3)	1:A:84:LYS:N	2:B:16:G:N7	3	1.1
(1,3)	1:A:84:LYS:N	2:B:16:G:N9	3	1.1
(1,3)	1:A:84:LYS:N	2:B:16:G:O2'	3	1.1
(1,3)	1:A:84:LYS:N	2:B:16:G:O3'	3	1.1
(1,3)	1:A:84:LYS:N	2:B:16:G:O4'	3	1.1
(1,3)	1:A:84:LYS:N	2:B:16:G:O5'	3	1.1
(1,3)	1:A:84:LYS:N	2:B:16:G:O6	3	1.1
(1,3)	1:A:84:LYS:N	2:B:16:G:OP1	3	1.1
(1,3)	1:A:84:LYS:N	2:B:16:G:OP2	3	1.1
(1,3)	1:A:84:LYS:N	2:B:16:G:P	3	1.1
(1,3)	1:A:84:LYS:N	2:B:17:C:C1'	3	1.1
(1,3)	1:A:84:LYS:N	2:B:17:C:C2	3	1.1
(1,3)	1:A:84:LYS:N	2:B:17:C:C2'	3	1.1
(1,3)	1:A:84:LYS:N	2:B:17:C:C3'	3	1.1
(1,3)	1:A:84:LYS:N	2:B:17:C:C4	3	1.1
(1,3)	1:A:84:LYS:N	2:B:17:C:C4'	3	1.1
(1,3)	1:A:84:LYS:N	2:B:17:C:C5	3	1.1
(1,3)	1:A:84:LYS:N	2:B:17:C:C5'	3	1.1
(1,3)	1:A:84:LYS:N	2:B:17:C:C6	3	1.1
(1,3)	1:A:84:LYS:N	2:B:17:C:H1'	3	1.1
(1,3)	1:A:84:LYS:N	2:B:17:C:H2'	3	1.1
(1,3)	1:A:84:LYS:N	2:B:17:C:H3'	3	1.1
(1,3)	1:A:84:LYS:N	2:B:17:C:H4'	3	1.1
(1,3)	1:A:84:LYS:N	2:B:17:C:H41	3	1.1
(1,3)	1:A:84:LYS:N	2:B:17:C:H42	3	1.1
(1,3)	1:A:84:LYS:N	2:B:17:C:H5	3	1.1
(1,3)	1:A:84:LYS:N	2:B:17:C:H5'	3	1.1
(1,3)	1:A:84:LYS:N	2:B:17:C:H5''	3	1.1
(1,3)	1:A:84:LYS:N	2:B:17:C:H6	3	1.1
(1,3)	1:A:84:LYS:N	2:B:17:C:HO2'	3	1.1
(1,3)	1:A:84:LYS:N	2:B:17:C:N1	3	1.1
(1,3)	1:A:84:LYS:N	2:B:17:C:N3	3	1.1
(1,3)	1:A:84:LYS:N	2:B:17:C:N4	3	1.1
(1,3)	1:A:84:LYS:N	2:B:17:C:O2	3	1.1

Continued on next page...

Continued from previous page...

Key	Atom-1	Atom-2	Model ID	Violation (Å)
(1,3)	1:A:84:LYS:N	2:B:17:C:O2'	3	1.1
(1,3)	1:A:84:LYS:N	2:B:17:C:O3'	3	1.1
(1,3)	1:A:84:LYS:N	2:B:17:C:O4'	3	1.1
(1,3)	1:A:84:LYS:N	2:B:17:C:O5'	3	1.1
(1,3)	1:A:84:LYS:N	2:B:17:C:OP1	3	1.1
(1,3)	1:A:84:LYS:N	2:B:17:C:OP2	3	1.1
(1,3)	1:A:84:LYS:N	2:B:17:C:P	3	1.1
(1,3)	1:A:84:LYS:N	2:B:18:A:C1'	3	1.1
(1,3)	1:A:84:LYS:N	2:B:18:A:C2	3	1.1
(1,3)	1:A:84:LYS:N	2:B:18:A:C2'	3	1.1
(1,3)	1:A:84:LYS:N	2:B:18:A:C3'	3	1.1
(1,3)	1:A:84:LYS:N	2:B:18:A:C4	3	1.1
(1,3)	1:A:84:LYS:N	2:B:18:A:C4'	3	1.1
(1,3)	1:A:84:LYS:N	2:B:18:A:C5	3	1.1
(1,3)	1:A:84:LYS:N	2:B:18:A:C5'	3	1.1
(1,3)	1:A:84:LYS:N	2:B:18:A:C6	3	1.1
(1,3)	1:A:84:LYS:N	2:B:18:A:C8	3	1.1
(1,3)	1:A:84:LYS:N	2:B:18:A:H1'	3	1.1
(1,3)	1:A:84:LYS:N	2:B:18:A:H2	3	1.1
(1,3)	1:A:84:LYS:N	2:B:18:A:H2'	3	1.1
(1,3)	1:A:84:LYS:N	2:B:18:A:H3'	3	1.1
(1,3)	1:A:84:LYS:N	2:B:18:A:H4'	3	1.1
(1,3)	1:A:84:LYS:N	2:B:18:A:H5'	3	1.1
(1,3)	1:A:84:LYS:N	2:B:18:A:H5''	3	1.1
(1,3)	1:A:84:LYS:N	2:B:18:A:H61	3	1.1
(1,3)	1:A:84:LYS:N	2:B:18:A:H62	3	1.1
(1,3)	1:A:84:LYS:N	2:B:18:A:H8	3	1.1
(1,3)	1:A:84:LYS:N	2:B:18:A:HO2'	3	1.1
(1,3)	1:A:84:LYS:N	2:B:18:A:N1	3	1.1
(1,3)	1:A:84:LYS:N	2:B:18:A:N3	3	1.1
(1,3)	1:A:84:LYS:N	2:B:18:A:N6	3	1.1
(1,3)	1:A:84:LYS:N	2:B:18:A:N7	3	1.1
(1,3)	1:A:84:LYS:N	2:B:18:A:N9	3	1.1
(1,3)	1:A:84:LYS:N	2:B:18:A:O2'	3	1.1
(1,3)	1:A:84:LYS:N	2:B:18:A:O3'	3	1.1
(1,3)	1:A:84:LYS:N	2:B:18:A:O4'	3	1.1
(1,3)	1:A:84:LYS:N	2:B:18:A:O5'	3	1.1
(1,3)	1:A:84:LYS:N	2:B:18:A:OP1	3	1.1
(1,3)	1:A:84:LYS:N	2:B:18:A:OP2	3	1.1
(1,3)	1:A:84:LYS:N	2:B:18:A:P	3	1.1
(1,3)	1:A:84:LYS:N	2:B:19:A:C1'	3	1.1
(1,3)	1:A:84:LYS:N	2:B:19:A:C2	3	1.1

Continued on next page...

Continued from previous page...

Key	Atom-1	Atom-2	Model ID	Violation (Å)
(1,3)	1:A:84:LYS:N	2:B:19:A:C2'	3	1.1
(1,3)	1:A:84:LYS:N	2:B:19:A:C3'	3	1.1
(1,3)	1:A:84:LYS:N	2:B:19:A:C4	3	1.1
(1,3)	1:A:84:LYS:N	2:B:19:A:C4'	3	1.1
(1,3)	1:A:84:LYS:N	2:B:19:A:C5	3	1.1
(1,3)	1:A:84:LYS:N	2:B:19:A:C5'	3	1.1
(1,3)	1:A:84:LYS:N	2:B:19:A:C6	3	1.1
(1,3)	1:A:84:LYS:N	2:B:19:A:C8	3	1.1
(1,3)	1:A:84:LYS:N	2:B:19:A:H1'	3	1.1
(1,3)	1:A:84:LYS:N	2:B:19:A:H2	3	1.1
(1,3)	1:A:84:LYS:N	2:B:19:A:H2'	3	1.1
(1,3)	1:A:84:LYS:N	2:B:19:A:H3'	3	1.1
(1,3)	1:A:84:LYS:N	2:B:19:A:H4'	3	1.1
(1,3)	1:A:84:LYS:N	2:B:19:A:H5'	3	1.1
(1,3)	1:A:84:LYS:N	2:B:19:A:H5''	3	1.1
(1,3)	1:A:84:LYS:N	2:B:19:A:H61	3	1.1
(1,3)	1:A:84:LYS:N	2:B:19:A:H62	3	1.1
(1,3)	1:A:84:LYS:N	2:B:19:A:H8	3	1.1
(1,3)	1:A:84:LYS:N	2:B:19:A:HO2'	3	1.1
(1,3)	1:A:84:LYS:N	2:B:19:A:N1	3	1.1
(1,3)	1:A:84:LYS:N	2:B:19:A:N3	3	1.1
(1,3)	1:A:84:LYS:N	2:B:19:A:N6	3	1.1
(1,3)	1:A:84:LYS:N	2:B:19:A:N7	3	1.1
(1,3)	1:A:84:LYS:N	2:B:19:A:N9	3	1.1
(1,3)	1:A:84:LYS:N	2:B:19:A:O2'	3	1.1
(1,3)	1:A:84:LYS:N	2:B:19:A:O3'	3	1.1
(1,3)	1:A:84:LYS:N	2:B:19:A:O4'	3	1.1
(1,3)	1:A:84:LYS:N	2:B:19:A:O5'	3	1.1
(1,3)	1:A:84:LYS:N	2:B:19:A:OP1	3	1.1
(1,3)	1:A:84:LYS:N	2:B:19:A:OP2	3	1.1
(1,3)	1:A:84:LYS:N	2:B:19:A:P	3	1.1
(1,3)	1:A:84:LYS:N	2:B:20:U:C1'	3	1.1
(1,3)	1:A:84:LYS:N	2:B:20:U:C2	3	1.1
(1,3)	1:A:84:LYS:N	2:B:20:U:C2'	3	1.1
(1,3)	1:A:84:LYS:N	2:B:20:U:C3'	3	1.1
(1,3)	1:A:84:LYS:N	2:B:20:U:C4	3	1.1
(1,3)	1:A:84:LYS:N	2:B:20:U:C4'	3	1.1
(1,3)	1:A:84:LYS:N	2:B:20:U:C5	3	1.1
(1,3)	1:A:84:LYS:N	2:B:20:U:C5'	3	1.1
(1,3)	1:A:84:LYS:N	2:B:20:U:C6	3	1.1
(1,3)	1:A:84:LYS:N	2:B:20:U:H1'	3	1.1
(1,3)	1:A:84:LYS:N	2:B:20:U:H2'	3	1.1

Continued on next page...

Continued from previous page...

Key	Atom-1	Atom-2	Model ID	Violation (Å)
(1,3)	1:A:84:LYS:N	2:B:20:U:H3	3	1.1
(1,3)	1:A:84:LYS:N	2:B:20:U:H3'	3	1.1
(1,3)	1:A:84:LYS:N	2:B:20:U:H4'	3	1.1
(1,3)	1:A:84:LYS:N	2:B:20:U:H5	3	1.1
(1,3)	1:A:84:LYS:N	2:B:20:U:H5'	3	1.1
(1,3)	1:A:84:LYS:N	2:B:20:U:H5''	3	1.1
(1,3)	1:A:84:LYS:N	2:B:20:U:H6	3	1.1
(1,3)	1:A:84:LYS:N	2:B:20:U:HO2'	3	1.1
(1,3)	1:A:84:LYS:N	2:B:20:U:N1	3	1.1
(1,3)	1:A:84:LYS:N	2:B:20:U:N3	3	1.1
(1,3)	1:A:84:LYS:N	2:B:20:U:O2	3	1.1
(1,3)	1:A:84:LYS:N	2:B:20:U:O2'	3	1.1
(1,3)	1:A:84:LYS:N	2:B:20:U:O3'	3	1.1
(1,3)	1:A:84:LYS:N	2:B:20:U:O4	3	1.1
(1,3)	1:A:84:LYS:N	2:B:20:U:O4'	3	1.1
(1,3)	1:A:84:LYS:N	2:B:20:U:O5'	3	1.1
(1,3)	1:A:84:LYS:N	2:B:20:U:OP1	3	1.1
(1,3)	1:A:84:LYS:N	2:B:20:U:OP2	3	1.1
(1,3)	1:A:84:LYS:N	2:B:20:U:P	3	1.1
(1,3)	1:A:84:LYS:N	2:B:21:G:C1'	3	1.1
(1,3)	1:A:84:LYS:N	2:B:21:G:C2	3	1.1
(1,3)	1:A:84:LYS:N	2:B:21:G:C2'	3	1.1
(1,3)	1:A:84:LYS:N	2:B:21:G:C3'	3	1.1
(1,3)	1:A:84:LYS:N	2:B:21:G:C4	3	1.1
(1,3)	1:A:84:LYS:N	2:B:21:G:C4'	3	1.1
(1,3)	1:A:84:LYS:N	2:B:21:G:C5	3	1.1
(1,3)	1:A:84:LYS:N	2:B:21:G:C5'	3	1.1
(1,3)	1:A:84:LYS:N	2:B:21:G:C6	3	1.1
(1,3)	1:A:84:LYS:N	2:B:21:G:C8	3	1.1
(1,3)	1:A:84:LYS:N	2:B:21:G:H1	3	1.1
(1,3)	1:A:84:LYS:N	2:B:21:G:H1'	3	1.1
(1,3)	1:A:84:LYS:N	2:B:21:G:H2'	3	1.1
(1,3)	1:A:84:LYS:N	2:B:21:G:H21	3	1.1
(1,3)	1:A:84:LYS:N	2:B:21:G:H22	3	1.1
(1,3)	1:A:84:LYS:N	2:B:21:G:H3'	3	1.1
(1,3)	1:A:84:LYS:N	2:B:21:G:H4'	3	1.1
(1,3)	1:A:84:LYS:N	2:B:21:G:H5'	3	1.1
(1,3)	1:A:84:LYS:N	2:B:21:G:H5''	3	1.1
(1,3)	1:A:84:LYS:N	2:B:21:G:H8	3	1.1
(1,3)	1:A:84:LYS:N	2:B:21:G:HO2'	3	1.1
(1,3)	1:A:84:LYS:N	2:B:21:G:N1	3	1.1
(1,3)	1:A:84:LYS:N	2:B:21:G:N2	3	1.1

Continued on next page...

Continued from previous page...

Key	Atom-1	Atom-2	Model ID	Violation (Å)
(1,3)	1:A:84:LYS:N	2:B:21:G:N3	3	1.1
(1,3)	1:A:84:LYS:N	2:B:21:G:N7	3	1.1
(1,3)	1:A:84:LYS:N	2:B:21:G:N9	3	1.1
(1,3)	1:A:84:LYS:N	2:B:21:G:O2'	3	1.1
(1,3)	1:A:84:LYS:N	2:B:21:G:O3'	3	1.1
(1,3)	1:A:84:LYS:N	2:B:21:G:O4'	3	1.1
(1,3)	1:A:84:LYS:N	2:B:21:G:O5'	3	1.1
(1,3)	1:A:84:LYS:N	2:B:21:G:O6	3	1.1
(1,3)	1:A:84:LYS:N	2:B:21:G:OP1	3	1.1
(1,3)	1:A:84:LYS:N	2:B:21:G:OP2	3	1.1
(1,3)	1:A:84:LYS:N	2:B:21:G:P	3	1.1
(1,3)	1:A:84:LYS:N	2:B:22:A:C1'	3	1.1
(1,3)	1:A:84:LYS:N	2:B:22:A:C2	3	1.1
(1,3)	1:A:84:LYS:N	2:B:22:A:C2'	3	1.1
(1,3)	1:A:84:LYS:N	2:B:22:A:C3'	3	1.1
(1,3)	1:A:84:LYS:N	2:B:22:A:C4	3	1.1
(1,3)	1:A:84:LYS:N	2:B:22:A:C4'	3	1.1
(1,3)	1:A:84:LYS:N	2:B:22:A:C5	3	1.1
(1,3)	1:A:84:LYS:N	2:B:22:A:C5'	3	1.1
(1,3)	1:A:84:LYS:N	2:B:22:A:C6	3	1.1
(1,3)	1:A:84:LYS:N	2:B:22:A:C8	3	1.1
(1,3)	1:A:84:LYS:N	2:B:22:A:H1'	3	1.1
(1,3)	1:A:84:LYS:N	2:B:22:A:H2	3	1.1
(1,3)	1:A:84:LYS:N	2:B:22:A:H2'	3	1.1
(1,3)	1:A:84:LYS:N	2:B:22:A:H3'	3	1.1
(1,3)	1:A:84:LYS:N	2:B:22:A:H4'	3	1.1
(1,3)	1:A:84:LYS:N	2:B:22:A:H5'	3	1.1
(1,3)	1:A:84:LYS:N	2:B:22:A:H5''	3	1.1
(1,3)	1:A:84:LYS:N	2:B:22:A:H61	3	1.1
(1,3)	1:A:84:LYS:N	2:B:22:A:H62	3	1.1
(1,3)	1:A:84:LYS:N	2:B:22:A:H8	3	1.1
(1,3)	1:A:84:LYS:N	2:B:22:A:HO2'	3	1.1
(1,3)	1:A:84:LYS:N	2:B:22:A:N1	3	1.1
(1,3)	1:A:84:LYS:N	2:B:22:A:N3	3	1.1
(1,3)	1:A:84:LYS:N	2:B:22:A:N6	3	1.1
(1,3)	1:A:84:LYS:N	2:B:22:A:N7	3	1.1
(1,3)	1:A:84:LYS:N	2:B:22:A:N9	3	1.1
(1,3)	1:A:84:LYS:N	2:B:22:A:O2'	3	1.1
(1,3)	1:A:84:LYS:N	2:B:22:A:O3'	3	1.1
(1,3)	1:A:84:LYS:N	2:B:22:A:O4'	3	1.1
(1,3)	1:A:84:LYS:N	2:B:22:A:O5'	3	1.1
(1,3)	1:A:84:LYS:N	2:B:22:A:OP1	3	1.1

Continued on next page...

Continued from previous page...

Key	Atom-1	Atom-2	Model ID	Violation (Å)
(1,3)	1:A:84:LYS:N	2:B:22:A:OP2	3	1.1
(1,3)	1:A:84:LYS:N	2:B:22:A:P	3	1.1
(1,3)	1:A:84:LYS:N	2:B:23:U:C1'	3	1.1
(1,3)	1:A:84:LYS:N	2:B:23:U:C2	3	1.1
(1,3)	1:A:84:LYS:N	2:B:23:U:C2'	3	1.1
(1,3)	1:A:84:LYS:N	2:B:23:U:C3'	3	1.1
(1,3)	1:A:84:LYS:N	2:B:23:U:C4	3	1.1
(1,3)	1:A:84:LYS:N	2:B:23:U:C4'	3	1.1
(1,3)	1:A:84:LYS:N	2:B:23:U:C5	3	1.1
(1,3)	1:A:84:LYS:N	2:B:23:U:C5'	3	1.1
(1,3)	1:A:84:LYS:N	2:B:23:U:C6	3	1.1
(1,3)	1:A:84:LYS:N	2:B:23:U:H1'	3	1.1
(1,3)	1:A:84:LYS:N	2:B:23:U:H2'	3	1.1
(1,3)	1:A:84:LYS:N	2:B:23:U:H3	3	1.1
(1,3)	1:A:84:LYS:N	2:B:23:U:H3'	3	1.1
(1,3)	1:A:84:LYS:N	2:B:23:U:H4'	3	1.1
(1,3)	1:A:84:LYS:N	2:B:23:U:H5	3	1.1
(1,3)	1:A:84:LYS:N	2:B:23:U:H5'	3	1.1
(1,3)	1:A:84:LYS:N	2:B:23:U:H5''	3	1.1
(1,3)	1:A:84:LYS:N	2:B:23:U:H6	3	1.1
(1,3)	1:A:84:LYS:N	2:B:23:U:HO2'	3	1.1
(1,3)	1:A:84:LYS:N	2:B:23:U:N1	3	1.1
(1,3)	1:A:84:LYS:N	2:B:23:U:N3	3	1.1
(1,3)	1:A:84:LYS:N	2:B:23:U:O2	3	1.1
(1,3)	1:A:84:LYS:N	2:B:23:U:O2'	3	1.1
(1,3)	1:A:84:LYS:N	2:B:23:U:O3'	3	1.1
(1,3)	1:A:84:LYS:N	2:B:23:U:O4	3	1.1
(1,3)	1:A:84:LYS:N	2:B:23:U:O4'	3	1.1
(1,3)	1:A:84:LYS:N	2:B:23:U:O5'	3	1.1
(1,3)	1:A:84:LYS:N	2:B:23:U:OP1	3	1.1
(1,3)	1:A:84:LYS:N	2:B:23:U:OP2	3	1.1
(1,3)	1:A:84:LYS:N	2:B:23:U:P	3	1.1
(1,3)	1:A:84:LYS:N	2:B:24:G:C1'	3	1.1
(1,3)	1:A:84:LYS:N	2:B:24:G:C2	3	1.1
(1,3)	1:A:84:LYS:N	2:B:24:G:C2'	3	1.1
(1,3)	1:A:84:LYS:N	2:B:24:G:C3'	3	1.1
(1,3)	1:A:84:LYS:N	2:B:24:G:C4	3	1.1
(1,3)	1:A:84:LYS:N	2:B:24:G:C4'	3	1.1
(1,3)	1:A:84:LYS:N	2:B:24:G:C5	3	1.1
(1,3)	1:A:84:LYS:N	2:B:24:G:C5'	3	1.1
(1,3)	1:A:84:LYS:N	2:B:24:G:C6	3	1.1
(1,3)	1:A:84:LYS:N	2:B:24:G:C8	3	1.1

Continued on next page...

Continued from previous page...

Key	Atom-1	Atom-2	Model ID	Violation (Å)
(1,3)	1:A:84:LYS:N	2:B:24:G:H1	3	1.1
(1,3)	1:A:84:LYS:N	2:B:24:G:H1'	3	1.1
(1,3)	1:A:84:LYS:N	2:B:24:G:H2'	3	1.1
(1,3)	1:A:84:LYS:N	2:B:24:G:H21	3	1.1
(1,3)	1:A:84:LYS:N	2:B:24:G:H22	3	1.1
(1,3)	1:A:84:LYS:N	2:B:24:G:H3'	3	1.1
(1,3)	1:A:84:LYS:N	2:B:24:G:H4'	3	1.1
(1,3)	1:A:84:LYS:N	2:B:24:G:H5'	3	1.1
(1,3)	1:A:84:LYS:N	2:B:24:G:H5''	3	1.1
(1,3)	1:A:84:LYS:N	2:B:24:G:H8	3	1.1
(1,3)	1:A:84:LYS:N	2:B:24:G:HO2'	3	1.1
(1,3)	1:A:84:LYS:N	2:B:24:G:N1	3	1.1
(1,3)	1:A:84:LYS:N	2:B:24:G:N2	3	1.1
(1,3)	1:A:84:LYS:N	2:B:24:G:N3	3	1.1
(1,3)	1:A:84:LYS:N	2:B:24:G:N7	3	1.1
(1,3)	1:A:84:LYS:N	2:B:24:G:N9	3	1.1
(1,3)	1:A:84:LYS:N	2:B:24:G:O2'	3	1.1
(1,3)	1:A:84:LYS:N	2:B:24:G:O3'	3	1.1
(1,3)	1:A:84:LYS:N	2:B:24:G:O4'	3	1.1
(1,3)	1:A:84:LYS:N	2:B:24:G:O5'	3	1.1
(1,3)	1:A:84:LYS:N	2:B:24:G:O6	3	1.1
(1,3)	1:A:84:LYS:N	2:B:24:G:OP1	3	1.1
(1,3)	1:A:84:LYS:N	2:B:24:G:OP2	3	1.1
(1,3)	1:A:84:LYS:N	2:B:24:G:P	3	1.1
(1,3)	1:A:84:LYS:NZ	2:B:2:C:C1'	3	1.1
(1,3)	1:A:84:LYS:NZ	2:B:2:C:C2	3	1.1
(1,3)	1:A:84:LYS:NZ	2:B:2:C:C2'	3	1.1
(1,3)	1:A:84:LYS:NZ	2:B:2:C:C3'	3	1.1
(1,3)	1:A:84:LYS:NZ	2:B:2:C:C4	3	1.1
(1,3)	1:A:84:LYS:NZ	2:B:2:C:C4'	3	1.1
(1,3)	1:A:84:LYS:NZ	2:B:2:C:C5	3	1.1
(1,3)	1:A:84:LYS:NZ	2:B:2:C:C5'	3	1.1
(1,3)	1:A:84:LYS:NZ	2:B:2:C:C6	3	1.1
(1,3)	1:A:84:LYS:NZ	2:B:2:C:H1'	3	1.1
(1,3)	1:A:84:LYS:NZ	2:B:2:C:H2'	3	1.1
(1,3)	1:A:84:LYS:NZ	2:B:2:C:H3'	3	1.1
(1,3)	1:A:84:LYS:NZ	2:B:2:C:H4'	3	1.1
(1,3)	1:A:84:LYS:NZ	2:B:2:C:H41	3	1.1
(1,3)	1:A:84:LYS:NZ	2:B:2:C:H42	3	1.1
(1,3)	1:A:84:LYS:NZ	2:B:2:C:H5	3	1.1
(1,3)	1:A:84:LYS:NZ	2:B:2:C:H5'	3	1.1
(1,3)	1:A:84:LYS:NZ	2:B:2:C:H5''	3	1.1

Continued on next page...

Continued from previous page...

Key	Atom-1	Atom-2	Model ID	Violation (Å)
(1,3)	1:A:84:LYS:NZ	2:B:2:C:H6	3	1.1
(1,3)	1:A:84:LYS:NZ	2:B:2:C:HO2'	3	1.1
(1,3)	1:A:84:LYS:NZ	2:B:2:C:N1	3	1.1
(1,3)	1:A:84:LYS:NZ	2:B:2:C:N3	3	1.1
(1,3)	1:A:84:LYS:NZ	2:B:2:C:N4	3	1.1
(1,3)	1:A:84:LYS:NZ	2:B:2:C:O2	3	1.1
(1,3)	1:A:84:LYS:NZ	2:B:2:C:O2'	3	1.1
(1,3)	1:A:84:LYS:NZ	2:B:2:C:O3'	3	1.1
(1,3)	1:A:84:LYS:NZ	2:B:2:C:O4'	3	1.1
(1,3)	1:A:84:LYS:NZ	2:B:2:C:O5'	3	1.1
(1,3)	1:A:84:LYS:NZ	2:B:3:U:C1'	3	1.1
(1,3)	1:A:84:LYS:NZ	2:B:3:U:C2	3	1.1
(1,3)	1:A:84:LYS:NZ	2:B:3:U:C2'	3	1.1
(1,3)	1:A:84:LYS:NZ	2:B:3:U:C3'	3	1.1
(1,3)	1:A:84:LYS:NZ	2:B:3:U:C4	3	1.1
(1,3)	1:A:84:LYS:NZ	2:B:3:U:C4'	3	1.1
(1,3)	1:A:84:LYS:NZ	2:B:3:U:C5	3	1.1
(1,3)	1:A:84:LYS:NZ	2:B:3:U:C5'	3	1.1
(1,3)	1:A:84:LYS:NZ	2:B:3:U:C6	3	1.1
(1,3)	1:A:84:LYS:NZ	2:B:3:U:H1'	3	1.1
(1,3)	1:A:84:LYS:NZ	2:B:3:U:H2'	3	1.1
(1,3)	1:A:84:LYS:NZ	2:B:3:U:H3	3	1.1
(1,3)	1:A:84:LYS:NZ	2:B:3:U:H3'	3	1.1
(1,3)	1:A:84:LYS:NZ	2:B:3:U:H4'	3	1.1
(1,3)	1:A:84:LYS:NZ	2:B:3:U:H5	3	1.1
(1,3)	1:A:84:LYS:NZ	2:B:3:U:H5'	3	1.1
(1,3)	1:A:84:LYS:NZ	2:B:3:U:H5''	3	1.1
(1,3)	1:A:84:LYS:NZ	2:B:3:U:H6	3	1.1
(1,3)	1:A:84:LYS:NZ	2:B:3:U:HO2'	3	1.1
(1,3)	1:A:84:LYS:NZ	2:B:3:U:N1	3	1.1
(1,3)	1:A:84:LYS:NZ	2:B:3:U:N3	3	1.1
(1,3)	1:A:84:LYS:NZ	2:B:3:U:O2	3	1.1
(1,3)	1:A:84:LYS:NZ	2:B:3:U:O2'	3	1.1
(1,3)	1:A:84:LYS:NZ	2:B:3:U:O3'	3	1.1
(1,3)	1:A:84:LYS:NZ	2:B:3:U:O4	3	1.1
(1,3)	1:A:84:LYS:NZ	2:B:3:U:O4'	3	1.1
(1,3)	1:A:84:LYS:NZ	2:B:3:U:O5'	3	1.1
(1,3)	1:A:84:LYS:NZ	2:B:3:U:OP1	3	1.1
(1,3)	1:A:84:LYS:NZ	2:B:3:U:OP2	3	1.1
(1,3)	1:A:84:LYS:NZ	2:B:3:U:P	3	1.1
(1,3)	1:A:84:LYS:NZ	2:B:4:G:C1'	3	1.1
(1,3)	1:A:84:LYS:NZ	2:B:4:G:C2	3	1.1

Continued on next page...

Continued from previous page...

Key	Atom-1	Atom-2	Model ID	Violation (Å)
(1,3)	1:A:84:LYS:NZ	2:B:4:G:C2'	3	1.1
(1,3)	1:A:84:LYS:NZ	2:B:4:G:C3'	3	1.1
(1,3)	1:A:84:LYS:NZ	2:B:4:G:C4	3	1.1
(1,3)	1:A:84:LYS:NZ	2:B:4:G:C4'	3	1.1
(1,3)	1:A:84:LYS:NZ	2:B:4:G:C5	3	1.1
(1,3)	1:A:84:LYS:NZ	2:B:4:G:C5'	3	1.1
(1,3)	1:A:84:LYS:NZ	2:B:4:G:C6	3	1.1
(1,3)	1:A:84:LYS:NZ	2:B:4:G:C8	3	1.1
(1,3)	1:A:84:LYS:NZ	2:B:4:G:H1	3	1.1
(1,3)	1:A:84:LYS:NZ	2:B:4:G:H1'	3	1.1
(1,3)	1:A:84:LYS:NZ	2:B:4:G:H2'	3	1.1
(1,3)	1:A:84:LYS:NZ	2:B:4:G:H21	3	1.1
(1,3)	1:A:84:LYS:NZ	2:B:4:G:H22	3	1.1
(1,3)	1:A:84:LYS:NZ	2:B:4:G:H3'	3	1.1
(1,3)	1:A:84:LYS:NZ	2:B:4:G:H4'	3	1.1
(1,3)	1:A:84:LYS:NZ	2:B:4:G:H5'	3	1.1
(1,3)	1:A:84:LYS:NZ	2:B:4:G:H5''	3	1.1
(1,3)	1:A:84:LYS:NZ	2:B:4:G:H8	3	1.1
(1,3)	1:A:84:LYS:NZ	2:B:4:G:HO2'	3	1.1
(1,3)	1:A:84:LYS:NZ	2:B:4:G:N1	3	1.1
(1,3)	1:A:84:LYS:NZ	2:B:4:G:N2	3	1.1
(1,3)	1:A:84:LYS:NZ	2:B:4:G:N3	3	1.1
(1,3)	1:A:84:LYS:NZ	2:B:4:G:N7	3	1.1
(1,3)	1:A:84:LYS:NZ	2:B:4:G:N9	3	1.1
(1,3)	1:A:84:LYS:NZ	2:B:4:G:O2'	3	1.1
(1,3)	1:A:84:LYS:NZ	2:B:4:G:O3'	3	1.1
(1,3)	1:A:84:LYS:NZ	2:B:4:G:O4'	3	1.1
(1,3)	1:A:84:LYS:NZ	2:B:4:G:O5'	3	1.1
(1,3)	1:A:84:LYS:NZ	2:B:4:G:O6	3	1.1
(1,3)	1:A:84:LYS:NZ	2:B:4:G:OP1	3	1.1
(1,3)	1:A:84:LYS:NZ	2:B:4:G:OP2	3	1.1
(1,3)	1:A:84:LYS:NZ	2:B:4:G:P	3	1.1
(1,3)	1:A:84:LYS:NZ	2:B:5:A:C1'	3	1.1
(1,3)	1:A:84:LYS:NZ	2:B:5:A:C2	3	1.1
(1,3)	1:A:84:LYS:NZ	2:B:5:A:C2'	3	1.1
(1,3)	1:A:84:LYS:NZ	2:B:5:A:C3'	3	1.1
(1,3)	1:A:84:LYS:NZ	2:B:5:A:C4	3	1.1
(1,3)	1:A:84:LYS:NZ	2:B:5:A:C4'	3	1.1
(1,3)	1:A:84:LYS:NZ	2:B:5:A:C5	3	1.1
(1,3)	1:A:84:LYS:NZ	2:B:5:A:C5'	3	1.1
(1,3)	1:A:84:LYS:NZ	2:B:5:A:C6	3	1.1
(1,3)	1:A:84:LYS:NZ	2:B:5:A:C8	3	1.1

Continued on next page...

Continued from previous page...

Key	Atom-1	Atom-2	Model ID	Violation (Å)
(1,3)	1:A:84:LYS:NZ	2:B:5:A:H1'	3	1.1
(1,3)	1:A:84:LYS:NZ	2:B:5:A:H2	3	1.1
(1,3)	1:A:84:LYS:NZ	2:B:5:A:H2'	3	1.1
(1,3)	1:A:84:LYS:NZ	2:B:5:A:H3'	3	1.1
(1,3)	1:A:84:LYS:NZ	2:B:5:A:H4'	3	1.1
(1,3)	1:A:84:LYS:NZ	2:B:5:A:H5'	3	1.1
(1,3)	1:A:84:LYS:NZ	2:B:5:A:H5''	3	1.1
(1,3)	1:A:84:LYS:NZ	2:B:5:A:H61	3	1.1
(1,3)	1:A:84:LYS:NZ	2:B:5:A:H62	3	1.1
(1,3)	1:A:84:LYS:NZ	2:B:5:A:H8	3	1.1
(1,3)	1:A:84:LYS:NZ	2:B:5:A:HO2'	3	1.1
(1,3)	1:A:84:LYS:NZ	2:B:5:A:N1	3	1.1
(1,3)	1:A:84:LYS:NZ	2:B:5:A:N3	3	1.1
(1,3)	1:A:84:LYS:NZ	2:B:5:A:N6	3	1.1
(1,3)	1:A:84:LYS:NZ	2:B:5:A:N7	3	1.1
(1,3)	1:A:84:LYS:NZ	2:B:5:A:N9	3	1.1
(1,3)	1:A:84:LYS:NZ	2:B:5:A:O2'	3	1.1
(1,3)	1:A:84:LYS:NZ	2:B:5:A:O3'	3	1.1
(1,3)	1:A:84:LYS:NZ	2:B:5:A:O4'	3	1.1
(1,3)	1:A:84:LYS:NZ	2:B:5:A:O5'	3	1.1
(1,3)	1:A:84:LYS:NZ	2:B:5:A:OP1	3	1.1
(1,3)	1:A:84:LYS:NZ	2:B:5:A:OP2	3	1.1
(1,3)	1:A:84:LYS:NZ	2:B:5:A:P	3	1.1
(1,3)	1:A:84:LYS:NZ	2:B:6:G:C1'	3	1.1
(1,3)	1:A:84:LYS:NZ	2:B:6:G:C2	3	1.1
(1,3)	1:A:84:LYS:NZ	2:B:6:G:C2'	3	1.1
(1,3)	1:A:84:LYS:NZ	2:B:6:G:C3'	3	1.1
(1,3)	1:A:84:LYS:NZ	2:B:6:G:C4	3	1.1
(1,3)	1:A:84:LYS:NZ	2:B:6:G:C4'	3	1.1
(1,3)	1:A:84:LYS:NZ	2:B:6:G:C5	3	1.1
(1,3)	1:A:84:LYS:NZ	2:B:6:G:C5'	3	1.1
(1,3)	1:A:84:LYS:NZ	2:B:6:G:C6	3	1.1
(1,3)	1:A:84:LYS:NZ	2:B:6:G:C8	3	1.1
(1,3)	1:A:84:LYS:NZ	2:B:6:G:H1	3	1.1
(1,3)	1:A:84:LYS:NZ	2:B:6:G:H1'	3	1.1
(1,3)	1:A:84:LYS:NZ	2:B:6:G:H2'	3	1.1
(1,3)	1:A:84:LYS:NZ	2:B:6:G:H21	3	1.1
(1,3)	1:A:84:LYS:NZ	2:B:6:G:H22	3	1.1
(1,3)	1:A:84:LYS:NZ	2:B:6:G:H3'	3	1.1
(1,3)	1:A:84:LYS:NZ	2:B:6:G:H4'	3	1.1
(1,3)	1:A:84:LYS:NZ	2:B:6:G:H5'	3	1.1
(1,3)	1:A:84:LYS:NZ	2:B:6:G:H5''	3	1.1

Continued on next page...

Continued from previous page...

Key	Atom-1	Atom-2	Model ID	Violation (Å)
(1,3)	1:A:84:LYS:NZ	2:B:6:G:H8	3	1.1
(1,3)	1:A:84:LYS:NZ	2:B:6:G:HO2'	3	1.1
(1,3)	1:A:84:LYS:NZ	2:B:6:G:N1	3	1.1
(1,3)	1:A:84:LYS:NZ	2:B:6:G:N2	3	1.1
(1,3)	1:A:84:LYS:NZ	2:B:6:G:N3	3	1.1
(1,3)	1:A:84:LYS:NZ	2:B:6:G:N7	3	1.1
(1,3)	1:A:84:LYS:NZ	2:B:6:G:N9	3	1.1
(1,3)	1:A:84:LYS:NZ	2:B:6:G:O2'	3	1.1
(1,3)	1:A:84:LYS:NZ	2:B:6:G:O3'	3	1.1
(1,3)	1:A:84:LYS:NZ	2:B:6:G:O4'	3	1.1
(1,3)	1:A:84:LYS:NZ	2:B:6:G:O5'	3	1.1
(1,3)	1:A:84:LYS:NZ	2:B:6:G:O6	3	1.1
(1,3)	1:A:84:LYS:NZ	2:B:6:G:OP1	3	1.1
(1,3)	1:A:84:LYS:NZ	2:B:6:G:OP2	3	1.1
(1,3)	1:A:84:LYS:NZ	2:B:6:G:P	3	1.1
(1,3)	1:A:84:LYS:NZ	2:B:7:C:C1'	3	1.1
(1,3)	1:A:84:LYS:NZ	2:B:7:C:C2	3	1.1
(1,3)	1:A:84:LYS:NZ	2:B:7:C:C2'	3	1.1
(1,3)	1:A:84:LYS:NZ	2:B:7:C:C3'	3	1.1
(1,3)	1:A:84:LYS:NZ	2:B:7:C:C4	3	1.1
(1,3)	1:A:84:LYS:NZ	2:B:7:C:C4'	3	1.1
(1,3)	1:A:84:LYS:NZ	2:B:7:C:C5	3	1.1
(1,3)	1:A:84:LYS:NZ	2:B:7:C:C5'	3	1.1
(1,3)	1:A:84:LYS:NZ	2:B:7:C:C6	3	1.1
(1,3)	1:A:84:LYS:NZ	2:B:7:C:H1'	3	1.1
(1,3)	1:A:84:LYS:NZ	2:B:7:C:H2'	3	1.1
(1,3)	1:A:84:LYS:NZ	2:B:7:C:H3'	3	1.1
(1,3)	1:A:84:LYS:NZ	2:B:7:C:H4'	3	1.1
(1,3)	1:A:84:LYS:NZ	2:B:7:C:H41	3	1.1
(1,3)	1:A:84:LYS:NZ	2:B:7:C:H42	3	1.1
(1,3)	1:A:84:LYS:NZ	2:B:7:C:H5	3	1.1
(1,3)	1:A:84:LYS:NZ	2:B:7:C:H5'	3	1.1
(1,3)	1:A:84:LYS:NZ	2:B:7:C:H5''	3	1.1
(1,3)	1:A:84:LYS:NZ	2:B:7:C:H6	3	1.1
(1,3)	1:A:84:LYS:NZ	2:B:7:C:HO2'	3	1.1
(1,3)	1:A:84:LYS:NZ	2:B:7:C:N1	3	1.1
(1,3)	1:A:84:LYS:NZ	2:B:7:C:N3	3	1.1
(1,3)	1:A:84:LYS:NZ	2:B:7:C:N4	3	1.1
(1,3)	1:A:84:LYS:NZ	2:B:7:C:O2	3	1.1
(1,3)	1:A:84:LYS:NZ	2:B:7:C:O2'	3	1.1
(1,3)	1:A:84:LYS:NZ	2:B:7:C:O3'	3	1.1
(1,3)	1:A:84:LYS:NZ	2:B:7:C:O4'	3	1.1

Continued on next page...

Continued from previous page...

Key	Atom-1	Atom-2	Model ID	Violation (Å)
(1,3)	1:A:84:LYS:NZ	2:B:7:C:O5'	3	1.1
(1,3)	1:A:84:LYS:NZ	2:B:7:C:OP1	3	1.1
(1,3)	1:A:84:LYS:NZ	2:B:7:C:OP2	3	1.1
(1,3)	1:A:84:LYS:NZ	2:B:7:C:P	3	1.1
(1,3)	1:A:84:LYS:NZ	2:B:8:U:C1'	3	1.1
(1,3)	1:A:84:LYS:NZ	2:B:8:U:C2	3	1.1
(1,3)	1:A:84:LYS:NZ	2:B:8:U:C2'	3	1.1
(1,3)	1:A:84:LYS:NZ	2:B:8:U:C3'	3	1.1
(1,3)	1:A:84:LYS:NZ	2:B:8:U:C4	3	1.1
(1,3)	1:A:84:LYS:NZ	2:B:8:U:C4'	3	1.1
(1,3)	1:A:84:LYS:NZ	2:B:8:U:C5	3	1.1
(1,3)	1:A:84:LYS:NZ	2:B:8:U:C5'	3	1.1
(1,3)	1:A:84:LYS:NZ	2:B:8:U:C6	3	1.1
(1,3)	1:A:84:LYS:NZ	2:B:8:U:H1'	3	1.1
(1,3)	1:A:84:LYS:NZ	2:B:8:U:H2'	3	1.1
(1,3)	1:A:84:LYS:NZ	2:B:8:U:H3	3	1.1
(1,3)	1:A:84:LYS:NZ	2:B:8:U:H3'	3	1.1
(1,3)	1:A:84:LYS:NZ	2:B:8:U:H4'	3	1.1
(1,3)	1:A:84:LYS:NZ	2:B:8:U:H5	3	1.1
(1,3)	1:A:84:LYS:NZ	2:B:8:U:H5'	3	1.1
(1,3)	1:A:84:LYS:NZ	2:B:8:U:H5''	3	1.1
(1,3)	1:A:84:LYS:NZ	2:B:8:U:H6	3	1.1
(1,3)	1:A:84:LYS:NZ	2:B:8:U:HO2'	3	1.1
(1,3)	1:A:84:LYS:NZ	2:B:8:U:N1	3	1.1
(1,3)	1:A:84:LYS:NZ	2:B:8:U:N3	3	1.1
(1,3)	1:A:84:LYS:NZ	2:B:8:U:O2	3	1.1
(1,3)	1:A:84:LYS:NZ	2:B:8:U:O2'	3	1.1
(1,3)	1:A:84:LYS:NZ	2:B:8:U:O3'	3	1.1
(1,3)	1:A:84:LYS:NZ	2:B:8:U:O4	3	1.1
(1,3)	1:A:84:LYS:NZ	2:B:8:U:O4'	3	1.1
(1,3)	1:A:84:LYS:NZ	2:B:8:U:O5'	3	1.1
(1,3)	1:A:84:LYS:NZ	2:B:8:U:OP1	3	1.1
(1,3)	1:A:84:LYS:NZ	2:B:8:U:OP2	3	1.1
(1,3)	1:A:84:LYS:NZ	2:B:8:U:P	3	1.1
(1,3)	1:A:84:LYS:NZ	2:B:9:C:C1'	3	1.1
(1,3)	1:A:84:LYS:NZ	2:B:9:C:C2	3	1.1
(1,3)	1:A:84:LYS:NZ	2:B:9:C:C2'	3	1.1
(1,3)	1:A:84:LYS:NZ	2:B:9:C:C3'	3	1.1
(1,3)	1:A:84:LYS:NZ	2:B:9:C:C4	3	1.1
(1,3)	1:A:84:LYS:NZ	2:B:9:C:C4'	3	1.1
(1,3)	1:A:84:LYS:NZ	2:B:9:C:C5	3	1.1
(1,3)	1:A:84:LYS:NZ	2:B:9:C:C5'	3	1.1

Continued on next page...

Continued from previous page...

Key	Atom-1	Atom-2	Model ID	Violation (Å)
(1,3)	1:A:84:LYS:NZ	2:B:9:C:C6	3	1.1
(1,3)	1:A:84:LYS:NZ	2:B:9:C:H1'	3	1.1
(1,3)	1:A:84:LYS:NZ	2:B:9:C:H2'	3	1.1
(1,3)	1:A:84:LYS:NZ	2:B:9:C:H3'	3	1.1
(1,3)	1:A:84:LYS:NZ	2:B:9:C:H4'	3	1.1
(1,3)	1:A:84:LYS:NZ	2:B:9:C:H41	3	1.1
(1,3)	1:A:84:LYS:NZ	2:B:9:C:H42	3	1.1
(1,3)	1:A:84:LYS:NZ	2:B:9:C:H5	3	1.1
(1,3)	1:A:84:LYS:NZ	2:B:9:C:H5'	3	1.1
(1,3)	1:A:84:LYS:NZ	2:B:9:C:H5''	3	1.1
(1,3)	1:A:84:LYS:NZ	2:B:9:C:H6	3	1.1
(1,3)	1:A:84:LYS:NZ	2:B:9:C:HO2'	3	1.1
(1,3)	1:A:84:LYS:NZ	2:B:9:C:N1	3	1.1
(1,3)	1:A:84:LYS:NZ	2:B:9:C:N3	3	1.1
(1,3)	1:A:84:LYS:NZ	2:B:9:C:N4	3	1.1
(1,3)	1:A:84:LYS:NZ	2:B:9:C:O2	3	1.1
(1,3)	1:A:84:LYS:NZ	2:B:9:C:O2'	3	1.1
(1,3)	1:A:84:LYS:NZ	2:B:9:C:O3'	3	1.1
(1,3)	1:A:84:LYS:NZ	2:B:9:C:O4'	3	1.1
(1,3)	1:A:84:LYS:NZ	2:B:9:C:O5'	3	1.1
(1,3)	1:A:84:LYS:NZ	2:B:9:C:OP1	3	1.1
(1,3)	1:A:84:LYS:NZ	2:B:9:C:OP2	3	1.1
(1,3)	1:A:84:LYS:NZ	2:B:9:C:P	3	1.1
(1,3)	1:A:84:LYS:NZ	2:B:10:G:C1'	3	1.1
(1,3)	1:A:84:LYS:NZ	2:B:10:G:C2	3	1.1
(1,3)	1:A:84:LYS:NZ	2:B:10:G:C2'	3	1.1
(1,3)	1:A:84:LYS:NZ	2:B:10:G:C3'	3	1.1
(1,3)	1:A:84:LYS:NZ	2:B:10:G:C4	3	1.1
(1,3)	1:A:84:LYS:NZ	2:B:10:G:C4'	3	1.1
(1,3)	1:A:84:LYS:NZ	2:B:10:G:C5	3	1.1
(1,3)	1:A:84:LYS:NZ	2:B:10:G:C5'	3	1.1
(1,3)	1:A:84:LYS:NZ	2:B:10:G:C6	3	1.1
(1,3)	1:A:84:LYS:NZ	2:B:10:G:C8	3	1.1
(1,3)	1:A:84:LYS:NZ	2:B:10:G:H1	3	1.1
(1,3)	1:A:84:LYS:NZ	2:B:10:G:H1'	3	1.1
(1,3)	1:A:84:LYS:NZ	2:B:10:G:H2'	3	1.1
(1,3)	1:A:84:LYS:NZ	2:B:10:G:H21	3	1.1
(1,3)	1:A:84:LYS:NZ	2:B:10:G:H22	3	1.1
(1,3)	1:A:84:LYS:NZ	2:B:10:G:H3'	3	1.1
(1,3)	1:A:84:LYS:NZ	2:B:10:G:H4'	3	1.1
(1,3)	1:A:84:LYS:NZ	2:B:10:G:H5'	3	1.1
(1,3)	1:A:84:LYS:NZ	2:B:10:G:H5''	3	1.1

Continued on next page...

Continued from previous page...

Key	Atom-1	Atom-2	Model ID	Violation (Å)
(1,3)	1:A:84:LYS:NZ	2:B:10:G:H8	3	1.1
(1,3)	1:A:84:LYS:NZ	2:B:10:G:HO2'	3	1.1
(1,3)	1:A:84:LYS:NZ	2:B:10:G:N1	3	1.1
(1,3)	1:A:84:LYS:NZ	2:B:10:G:N2	3	1.1
(1,3)	1:A:84:LYS:NZ	2:B:10:G:N3	3	1.1
(1,3)	1:A:84:LYS:NZ	2:B:10:G:N7	3	1.1
(1,3)	1:A:84:LYS:NZ	2:B:10:G:N9	3	1.1
(1,3)	1:A:84:LYS:NZ	2:B:10:G:O2'	3	1.1
(1,3)	1:A:84:LYS:NZ	2:B:10:G:O3'	3	1.1
(1,3)	1:A:84:LYS:NZ	2:B:10:G:O4'	3	1.1
(1,3)	1:A:84:LYS:NZ	2:B:10:G:O5'	3	1.1
(1,3)	1:A:84:LYS:NZ	2:B:10:G:O6	3	1.1
(1,3)	1:A:84:LYS:NZ	2:B:10:G:OP1	3	1.1
(1,3)	1:A:84:LYS:NZ	2:B:10:G:OP2	3	1.1
(1,3)	1:A:84:LYS:NZ	2:B:10:G:P	3	1.1
(1,3)	1:A:84:LYS:NZ	2:B:11:A:C1'	3	1.1
(1,3)	1:A:84:LYS:NZ	2:B:11:A:C2	3	1.1
(1,3)	1:A:84:LYS:NZ	2:B:11:A:C2'	3	1.1
(1,3)	1:A:84:LYS:NZ	2:B:11:A:C3'	3	1.1
(1,3)	1:A:84:LYS:NZ	2:B:11:A:C4	3	1.1
(1,3)	1:A:84:LYS:NZ	2:B:11:A:C4'	3	1.1
(1,3)	1:A:84:LYS:NZ	2:B:11:A:C5	3	1.1
(1,3)	1:A:84:LYS:NZ	2:B:11:A:C5'	3	1.1
(1,3)	1:A:84:LYS:NZ	2:B:11:A:C6	3	1.1
(1,3)	1:A:84:LYS:NZ	2:B:11:A:C8	3	1.1
(1,3)	1:A:84:LYS:NZ	2:B:11:A:H1'	3	1.1
(1,3)	1:A:84:LYS:NZ	2:B:11:A:H2	3	1.1
(1,3)	1:A:84:LYS:NZ	2:B:11:A:H2'	3	1.1
(1,3)	1:A:84:LYS:NZ	2:B:11:A:H3'	3	1.1
(1,3)	1:A:84:LYS:NZ	2:B:11:A:H4'	3	1.1
(1,3)	1:A:84:LYS:NZ	2:B:11:A:H5'	3	1.1
(1,3)	1:A:84:LYS:NZ	2:B:11:A:H5''	3	1.1
(1,3)	1:A:84:LYS:NZ	2:B:11:A:H61	3	1.1
(1,3)	1:A:84:LYS:NZ	2:B:11:A:H62	3	1.1
(1,3)	1:A:84:LYS:NZ	2:B:11:A:H8	3	1.1
(1,3)	1:A:84:LYS:NZ	2:B:11:A:HO2'	3	1.1
(1,3)	1:A:84:LYS:NZ	2:B:11:A:N1	3	1.1
(1,3)	1:A:84:LYS:NZ	2:B:11:A:N3	3	1.1
(1,3)	1:A:84:LYS:NZ	2:B:11:A:N6	3	1.1
(1,3)	1:A:84:LYS:NZ	2:B:11:A:N7	3	1.1
(1,3)	1:A:84:LYS:NZ	2:B:11:A:N9	3	1.1
(1,3)	1:A:84:LYS:NZ	2:B:11:A:O2'	3	1.1

Continued on next page...

Continued from previous page...

Key	Atom-1	Atom-2	Model ID	Violation (Å)
(1,3)	1:A:84:LYS:NZ	2:B:11:A:O3'	3	1.1
(1,3)	1:A:84:LYS:NZ	2:B:11:A:O4'	3	1.1
(1,3)	1:A:84:LYS:NZ	2:B:11:A:O5'	3	1.1
(1,3)	1:A:84:LYS:NZ	2:B:11:A:OP1	3	1.1
(1,3)	1:A:84:LYS:NZ	2:B:11:A:OP2	3	1.1
(1,3)	1:A:84:LYS:NZ	2:B:11:A:P	3	1.1
(1,3)	1:A:84:LYS:NZ	2:B:12:A:C1'	3	1.1
(1,3)	1:A:84:LYS:NZ	2:B:12:A:C2	3	1.1
(1,3)	1:A:84:LYS:NZ	2:B:12:A:C2'	3	1.1
(1,3)	1:A:84:LYS:NZ	2:B:12:A:C3'	3	1.1
(1,3)	1:A:84:LYS:NZ	2:B:12:A:C4	3	1.1
(1,3)	1:A:84:LYS:NZ	2:B:12:A:C4'	3	1.1
(1,3)	1:A:84:LYS:NZ	2:B:12:A:C5	3	1.1
(1,3)	1:A:84:LYS:NZ	2:B:12:A:C5'	3	1.1
(1,3)	1:A:84:LYS:NZ	2:B:12:A:C6	3	1.1
(1,3)	1:A:84:LYS:NZ	2:B:12:A:C8	3	1.1
(1,3)	1:A:84:LYS:NZ	2:B:12:A:H1'	3	1.1
(1,3)	1:A:84:LYS:NZ	2:B:12:A:H2	3	1.1
(1,3)	1:A:84:LYS:NZ	2:B:12:A:H2'	3	1.1
(1,3)	1:A:84:LYS:NZ	2:B:12:A:H3'	3	1.1
(1,3)	1:A:84:LYS:NZ	2:B:12:A:H4'	3	1.1
(1,3)	1:A:84:LYS:NZ	2:B:12:A:H5'	3	1.1
(1,3)	1:A:84:LYS:NZ	2:B:12:A:H5''	3	1.1
(1,3)	1:A:84:LYS:NZ	2:B:12:A:H61	3	1.1
(1,3)	1:A:84:LYS:NZ	2:B:12:A:H62	3	1.1
(1,3)	1:A:84:LYS:NZ	2:B:12:A:H8	3	1.1
(1,3)	1:A:84:LYS:NZ	2:B:12:A:HO2'	3	1.1
(1,3)	1:A:84:LYS:NZ	2:B:12:A:N1	3	1.1
(1,3)	1:A:84:LYS:NZ	2:B:12:A:N3	3	1.1
(1,3)	1:A:84:LYS:NZ	2:B:12:A:N6	3	1.1
(1,3)	1:A:84:LYS:NZ	2:B:12:A:N7	3	1.1
(1,3)	1:A:84:LYS:NZ	2:B:12:A:N9	3	1.1
(1,3)	1:A:84:LYS:NZ	2:B:12:A:O2'	3	1.1
(1,3)	1:A:84:LYS:NZ	2:B:12:A:O3'	3	1.1
(1,3)	1:A:84:LYS:NZ	2:B:12:A:O4'	3	1.1
(1,3)	1:A:84:LYS:NZ	2:B:12:A:O5'	3	1.1
(1,3)	1:A:84:LYS:NZ	2:B:12:A:OP1	3	1.1
(1,3)	1:A:84:LYS:NZ	2:B:12:A:OP2	3	1.1
(1,3)	1:A:84:LYS:NZ	2:B:12:A:P	3	1.1
(1,3)	1:A:84:LYS:NZ	2:B:13:A:C1'	3	1.1
(1,3)	1:A:84:LYS:NZ	2:B:13:A:C2	3	1.1
(1,3)	1:A:84:LYS:NZ	2:B:13:A:C2'	3	1.1

Continued on next page...

Continued from previous page...

Key	Atom-1	Atom-2	Model ID	Violation (Å)
(1,3)	1:A:84:LYS:NZ	2:B:13:A:C3'	3	1.1
(1,3)	1:A:84:LYS:NZ	2:B:13:A:C4	3	1.1
(1,3)	1:A:84:LYS:NZ	2:B:13:A:C4'	3	1.1
(1,3)	1:A:84:LYS:NZ	2:B:13:A:C5	3	1.1
(1,3)	1:A:84:LYS:NZ	2:B:13:A:C5'	3	1.1
(1,3)	1:A:84:LYS:NZ	2:B:13:A:C6	3	1.1
(1,3)	1:A:84:LYS:NZ	2:B:13:A:C8	3	1.1
(1,3)	1:A:84:LYS:NZ	2:B:13:A:H1'	3	1.1
(1,3)	1:A:84:LYS:NZ	2:B:13:A:H2	3	1.1
(1,3)	1:A:84:LYS:NZ	2:B:13:A:H2'	3	1.1
(1,3)	1:A:84:LYS:NZ	2:B:13:A:H3'	3	1.1
(1,3)	1:A:84:LYS:NZ	2:B:13:A:H4'	3	1.1
(1,3)	1:A:84:LYS:NZ	2:B:13:A:H5'	3	1.1
(1,3)	1:A:84:LYS:NZ	2:B:13:A:H5''	3	1.1
(1,3)	1:A:84:LYS:NZ	2:B:13:A:H61	3	1.1
(1,3)	1:A:84:LYS:NZ	2:B:13:A:H62	3	1.1
(1,3)	1:A:84:LYS:NZ	2:B:13:A:H8	3	1.1
(1,3)	1:A:84:LYS:NZ	2:B:13:A:HO2'	3	1.1
(1,3)	1:A:84:LYS:NZ	2:B:13:A:N1	3	1.1
(1,3)	1:A:84:LYS:NZ	2:B:13:A:N3	3	1.1
(1,3)	1:A:84:LYS:NZ	2:B:13:A:N6	3	1.1
(1,3)	1:A:84:LYS:NZ	2:B:13:A:N7	3	1.1
(1,3)	1:A:84:LYS:NZ	2:B:13:A:N9	3	1.1
(1,3)	1:A:84:LYS:NZ	2:B:13:A:O2'	3	1.1
(1,3)	1:A:84:LYS:NZ	2:B:13:A:O3'	3	1.1
(1,3)	1:A:84:LYS:NZ	2:B:13:A:O4'	3	1.1
(1,3)	1:A:84:LYS:NZ	2:B:13:A:O5'	3	1.1
(1,3)	1:A:84:LYS:NZ	2:B:13:A:OP1	3	1.1
(1,3)	1:A:84:LYS:NZ	2:B:13:A:OP2	3	1.1
(1,3)	1:A:84:LYS:NZ	2:B:13:A:P	3	1.1
(1,3)	1:A:84:LYS:NZ	2:B:14:G:C1'	3	1.1
(1,3)	1:A:84:LYS:NZ	2:B:14:G:C2	3	1.1
(1,3)	1:A:84:LYS:NZ	2:B:14:G:C2'	3	1.1
(1,3)	1:A:84:LYS:NZ	2:B:14:G:C3'	3	1.1
(1,3)	1:A:84:LYS:NZ	2:B:14:G:C4	3	1.1
(1,3)	1:A:84:LYS:NZ	2:B:14:G:C4'	3	1.1
(1,3)	1:A:84:LYS:NZ	2:B:14:G:C5	3	1.1
(1,3)	1:A:84:LYS:NZ	2:B:14:G:C5'	3	1.1
(1,3)	1:A:84:LYS:NZ	2:B:14:G:C6	3	1.1
(1,3)	1:A:84:LYS:NZ	2:B:14:G:C8	3	1.1
(1,3)	1:A:84:LYS:NZ	2:B:14:G:H1	3	1.1
(1,3)	1:A:84:LYS:NZ	2:B:14:G:H1'	3	1.1

Continued on next page...

Continued from previous page...

Key	Atom-1	Atom-2	Model ID	Violation (Å)
(1,3)	1:A:84:LYS:NZ	2:B:14:G:H2'	3	1.1
(1,3)	1:A:84:LYS:NZ	2:B:14:G:H21	3	1.1
(1,3)	1:A:84:LYS:NZ	2:B:14:G:H22	3	1.1
(1,3)	1:A:84:LYS:NZ	2:B:14:G:H3'	3	1.1
(1,3)	1:A:84:LYS:NZ	2:B:14:G:H4'	3	1.1
(1,3)	1:A:84:LYS:NZ	2:B:14:G:H5'	3	1.1
(1,3)	1:A:84:LYS:NZ	2:B:14:G:H5''	3	1.1
(1,3)	1:A:84:LYS:NZ	2:B:14:G:H8	3	1.1
(1,3)	1:A:84:LYS:NZ	2:B:14:G:HO2'	3	1.1
(1,3)	1:A:84:LYS:NZ	2:B:14:G:N1	3	1.1
(1,3)	1:A:84:LYS:NZ	2:B:14:G:N2	3	1.1
(1,3)	1:A:84:LYS:NZ	2:B:14:G:N3	3	1.1
(1,3)	1:A:84:LYS:NZ	2:B:14:G:N7	3	1.1
(1,3)	1:A:84:LYS:NZ	2:B:14:G:N9	3	1.1
(1,3)	1:A:84:LYS:NZ	2:B:14:G:O2'	3	1.1
(1,3)	1:A:84:LYS:NZ	2:B:14:G:O3'	3	1.1
(1,3)	1:A:84:LYS:NZ	2:B:14:G:O4'	3	1.1
(1,3)	1:A:84:LYS:NZ	2:B:14:G:O5'	3	1.1
(1,3)	1:A:84:LYS:NZ	2:B:14:G:O6	3	1.1
(1,3)	1:A:84:LYS:NZ	2:B:14:G:OP1	3	1.1
(1,3)	1:A:84:LYS:NZ	2:B:14:G:OP2	3	1.1
(1,3)	1:A:84:LYS:NZ	2:B:14:G:P	3	1.1
(1,3)	1:A:84:LYS:NZ	2:B:15:A:C1'	3	1.1
(1,3)	1:A:84:LYS:NZ	2:B:15:A:C2	3	1.1
(1,3)	1:A:84:LYS:NZ	2:B:15:A:C2'	3	1.1
(1,3)	1:A:84:LYS:NZ	2:B:15:A:C3'	3	1.1
(1,3)	1:A:84:LYS:NZ	2:B:15:A:C4	3	1.1
(1,3)	1:A:84:LYS:NZ	2:B:15:A:C4'	3	1.1
(1,3)	1:A:84:LYS:NZ	2:B:15:A:C5	3	1.1
(1,3)	1:A:84:LYS:NZ	2:B:15:A:C5'	3	1.1
(1,3)	1:A:84:LYS:NZ	2:B:15:A:C6	3	1.1
(1,3)	1:A:84:LYS:NZ	2:B:15:A:C8	3	1.1
(1,3)	1:A:84:LYS:NZ	2:B:15:A:H1'	3	1.1
(1,3)	1:A:84:LYS:NZ	2:B:15:A:H2	3	1.1
(1,3)	1:A:84:LYS:NZ	2:B:15:A:H2'	3	1.1
(1,3)	1:A:84:LYS:NZ	2:B:15:A:H3'	3	1.1
(1,3)	1:A:84:LYS:NZ	2:B:15:A:H4'	3	1.1
(1,3)	1:A:84:LYS:NZ	2:B:15:A:H5'	3	1.1
(1,3)	1:A:84:LYS:NZ	2:B:15:A:H5''	3	1.1
(1,3)	1:A:84:LYS:NZ	2:B:15:A:H61	3	1.1
(1,3)	1:A:84:LYS:NZ	2:B:15:A:H62	3	1.1
(1,3)	1:A:84:LYS:NZ	2:B:15:A:H8	3	1.1

Continued on next page...

Continued from previous page...

Key	Atom-1	Atom-2	Model ID	Violation (Å)
(1,3)	1:A:84:LYS:NZ	2:B:15:A:HO2'	3	1.1
(1,3)	1:A:84:LYS:NZ	2:B:15:A:N1	3	1.1
(1,3)	1:A:84:LYS:NZ	2:B:15:A:N3	3	1.1
(1,3)	1:A:84:LYS:NZ	2:B:15:A:N6	3	1.1
(1,3)	1:A:84:LYS:NZ	2:B:15:A:N7	3	1.1
(1,3)	1:A:84:LYS:NZ	2:B:15:A:N9	3	1.1
(1,3)	1:A:84:LYS:NZ	2:B:15:A:O2'	3	1.1
(1,3)	1:A:84:LYS:NZ	2:B:15:A:O3'	3	1.1
(1,3)	1:A:84:LYS:NZ	2:B:15:A:O4'	3	1.1
(1,3)	1:A:84:LYS:NZ	2:B:15:A:O5'	3	1.1
(1,3)	1:A:84:LYS:NZ	2:B:15:A:OP1	3	1.1
(1,3)	1:A:84:LYS:NZ	2:B:15:A:OP2	3	1.1
(1,3)	1:A:84:LYS:NZ	2:B:15:A:P	3	1.1
(1,3)	1:A:84:LYS:NZ	2:B:16:G:C1'	3	1.1
(1,3)	1:A:84:LYS:NZ	2:B:16:G:C2	3	1.1
(1,3)	1:A:84:LYS:NZ	2:B:16:G:C2'	3	1.1
(1,3)	1:A:84:LYS:NZ	2:B:16:G:C3'	3	1.1
(1,3)	1:A:84:LYS:NZ	2:B:16:G:C4	3	1.1
(1,3)	1:A:84:LYS:NZ	2:B:16:G:C4'	3	1.1
(1,3)	1:A:84:LYS:NZ	2:B:16:G:C5	3	1.1
(1,3)	1:A:84:LYS:NZ	2:B:16:G:C5'	3	1.1
(1,3)	1:A:84:LYS:NZ	2:B:16:G:C6	3	1.1
(1,3)	1:A:84:LYS:NZ	2:B:16:G:C8	3	1.1
(1,3)	1:A:84:LYS:NZ	2:B:16:G:H1	3	1.1
(1,3)	1:A:84:LYS:NZ	2:B:16:G:H1'	3	1.1
(1,3)	1:A:84:LYS:NZ	2:B:16:G:H2'	3	1.1
(1,3)	1:A:84:LYS:NZ	2:B:16:G:H21	3	1.1
(1,3)	1:A:84:LYS:NZ	2:B:16:G:H22	3	1.1
(1,3)	1:A:84:LYS:NZ	2:B:16:G:H3'	3	1.1
(1,3)	1:A:84:LYS:NZ	2:B:16:G:H4'	3	1.1
(1,3)	1:A:84:LYS:NZ	2:B:16:G:H5'	3	1.1
(1,3)	1:A:84:LYS:NZ	2:B:16:G:H5''	3	1.1
(1,3)	1:A:84:LYS:NZ	2:B:16:G:H8	3	1.1
(1,3)	1:A:84:LYS:NZ	2:B:16:G:HO2'	3	1.1
(1,3)	1:A:84:LYS:NZ	2:B:16:G:N1	3	1.1
(1,3)	1:A:84:LYS:NZ	2:B:16:G:N2	3	1.1
(1,3)	1:A:84:LYS:NZ	2:B:16:G:N3	3	1.1
(1,3)	1:A:84:LYS:NZ	2:B:16:G:N7	3	1.1
(1,3)	1:A:84:LYS:NZ	2:B:16:G:N9	3	1.1
(1,3)	1:A:84:LYS:NZ	2:B:16:G:O2'	3	1.1
(1,3)	1:A:84:LYS:NZ	2:B:16:G:O3'	3	1.1
(1,3)	1:A:84:LYS:NZ	2:B:16:G:O4'	3	1.1

Continued on next page...

Continued from previous page...

Key	Atom-1	Atom-2	Model ID	Violation (Å)
(1,3)	1:A:84:LYS:NZ	2:B:16:G:O5'	3	1.1
(1,3)	1:A:84:LYS:NZ	2:B:16:G:O6	3	1.1
(1,3)	1:A:84:LYS:NZ	2:B:16:G:OP1	3	1.1
(1,3)	1:A:84:LYS:NZ	2:B:16:G:OP2	3	1.1
(1,3)	1:A:84:LYS:NZ	2:B:16:G:P	3	1.1
(1,3)	1:A:84:LYS:NZ	2:B:17:C:C1'	3	1.1
(1,3)	1:A:84:LYS:NZ	2:B:17:C:C2	3	1.1
(1,3)	1:A:84:LYS:NZ	2:B:17:C:C2'	3	1.1
(1,3)	1:A:84:LYS:NZ	2:B:17:C:C3'	3	1.1
(1,3)	1:A:84:LYS:NZ	2:B:17:C:C4	3	1.1
(1,3)	1:A:84:LYS:NZ	2:B:17:C:C4'	3	1.1
(1,3)	1:A:84:LYS:NZ	2:B:17:C:C5	3	1.1
(1,3)	1:A:84:LYS:NZ	2:B:17:C:C5'	3	1.1
(1,3)	1:A:84:LYS:NZ	2:B:17:C:C6	3	1.1
(1,3)	1:A:84:LYS:NZ	2:B:17:C:H1'	3	1.1
(1,3)	1:A:84:LYS:NZ	2:B:17:C:H2'	3	1.1
(1,3)	1:A:84:LYS:NZ	2:B:17:C:H3'	3	1.1
(1,3)	1:A:84:LYS:NZ	2:B:17:C:H4'	3	1.1
(1,3)	1:A:84:LYS:NZ	2:B:17:C:H41	3	1.1
(1,3)	1:A:84:LYS:NZ	2:B:17:C:H42	3	1.1
(1,3)	1:A:84:LYS:NZ	2:B:17:C:H5	3	1.1
(1,3)	1:A:84:LYS:NZ	2:B:17:C:H5'	3	1.1
(1,3)	1:A:84:LYS:NZ	2:B:17:C:H5''	3	1.1
(1,3)	1:A:84:LYS:NZ	2:B:17:C:H6	3	1.1
(1,3)	1:A:84:LYS:NZ	2:B:17:C:HO2'	3	1.1
(1,3)	1:A:84:LYS:NZ	2:B:17:C:N1	3	1.1
(1,3)	1:A:84:LYS:NZ	2:B:17:C:N3	3	1.1
(1,3)	1:A:84:LYS:NZ	2:B:17:C:N4	3	1.1
(1,3)	1:A:84:LYS:NZ	2:B:17:C:O2	3	1.1
(1,3)	1:A:84:LYS:NZ	2:B:17:C:O2'	3	1.1
(1,3)	1:A:84:LYS:NZ	2:B:17:C:O3'	3	1.1
(1,3)	1:A:84:LYS:NZ	2:B:17:C:O4'	3	1.1
(1,3)	1:A:84:LYS:NZ	2:B:17:C:O5'	3	1.1
(1,3)	1:A:84:LYS:NZ	2:B:17:C:OP1	3	1.1
(1,3)	1:A:84:LYS:NZ	2:B:17:C:OP2	3	1.1
(1,3)	1:A:84:LYS:NZ	2:B:17:C:P	3	1.1
(1,3)	1:A:84:LYS:NZ	2:B:18:A:C1'	3	1.1
(1,3)	1:A:84:LYS:NZ	2:B:18:A:C2	3	1.1
(1,3)	1:A:84:LYS:NZ	2:B:18:A:C2'	3	1.1
(1,3)	1:A:84:LYS:NZ	2:B:18:A:C3'	3	1.1
(1,3)	1:A:84:LYS:NZ	2:B:18:A:C4	3	1.1
(1,3)	1:A:84:LYS:NZ	2:B:18:A:C4'	3	1.1

Continued on next page...

Continued from previous page...

Key	Atom-1	Atom-2	Model ID	Violation (Å)
(1,3)	1:A:84:LYS:NZ	2:B:18:A:C5	3	1.1
(1,3)	1:A:84:LYS:NZ	2:B:18:A:C5'	3	1.1
(1,3)	1:A:84:LYS:NZ	2:B:18:A:C6	3	1.1
(1,3)	1:A:84:LYS:NZ	2:B:18:A:C8	3	1.1
(1,3)	1:A:84:LYS:NZ	2:B:18:A:H1'	3	1.1
(1,3)	1:A:84:LYS:NZ	2:B:18:A:H2	3	1.1
(1,3)	1:A:84:LYS:NZ	2:B:18:A:H2'	3	1.1
(1,3)	1:A:84:LYS:NZ	2:B:18:A:H3'	3	1.1
(1,3)	1:A:84:LYS:NZ	2:B:18:A:H4'	3	1.1
(1,3)	1:A:84:LYS:NZ	2:B:18:A:H5'	3	1.1
(1,3)	1:A:84:LYS:NZ	2:B:18:A:H5''	3	1.1
(1,3)	1:A:84:LYS:NZ	2:B:18:A:H61	3	1.1
(1,3)	1:A:84:LYS:NZ	2:B:18:A:H62	3	1.1
(1,3)	1:A:84:LYS:NZ	2:B:18:A:H8	3	1.1
(1,3)	1:A:84:LYS:NZ	2:B:18:A:HO2'	3	1.1
(1,3)	1:A:84:LYS:NZ	2:B:18:A:N1	3	1.1
(1,3)	1:A:84:LYS:NZ	2:B:18:A:N3	3	1.1
(1,3)	1:A:84:LYS:NZ	2:B:18:A:N6	3	1.1
(1,3)	1:A:84:LYS:NZ	2:B:18:A:N7	3	1.1
(1,3)	1:A:84:LYS:NZ	2:B:18:A:N9	3	1.1
(1,3)	1:A:84:LYS:NZ	2:B:18:A:O2'	3	1.1
(1,3)	1:A:84:LYS:NZ	2:B:18:A:O3'	3	1.1
(1,3)	1:A:84:LYS:NZ	2:B:18:A:O4'	3	1.1
(1,3)	1:A:84:LYS:NZ	2:B:18:A:O5'	3	1.1
(1,3)	1:A:84:LYS:NZ	2:B:18:A:OP1	3	1.1
(1,3)	1:A:84:LYS:NZ	2:B:18:A:OP2	3	1.1
(1,3)	1:A:84:LYS:NZ	2:B:18:A:P	3	1.1
(1,3)	1:A:84:LYS:NZ	2:B:19:A:C1'	3	1.1
(1,3)	1:A:84:LYS:NZ	2:B:19:A:C2	3	1.1
(1,3)	1:A:84:LYS:NZ	2:B:19:A:C2'	3	1.1
(1,3)	1:A:84:LYS:NZ	2:B:19:A:C3'	3	1.1
(1,3)	1:A:84:LYS:NZ	2:B:19:A:C4	3	1.1
(1,3)	1:A:84:LYS:NZ	2:B:19:A:C4'	3	1.1
(1,3)	1:A:84:LYS:NZ	2:B:19:A:C5	3	1.1
(1,3)	1:A:84:LYS:NZ	2:B:19:A:C5'	3	1.1
(1,3)	1:A:84:LYS:NZ	2:B:19:A:C6	3	1.1
(1,3)	1:A:84:LYS:NZ	2:B:19:A:C8	3	1.1
(1,3)	1:A:84:LYS:NZ	2:B:19:A:H1'	3	1.1
(1,3)	1:A:84:LYS:NZ	2:B:19:A:H2	3	1.1
(1,3)	1:A:84:LYS:NZ	2:B:19:A:H2'	3	1.1
(1,3)	1:A:84:LYS:NZ	2:B:19:A:H3'	3	1.1
(1,3)	1:A:84:LYS:NZ	2:B:19:A:H4'	3	1.1

Continued on next page...

Continued from previous page...

Key	Atom-1	Atom-2	Model ID	Violation (Å)
(1,3)	1:A:84:LYS:NZ	2:B:19:A:H5'	3	1.1
(1,3)	1:A:84:LYS:NZ	2:B:19:A:H5''	3	1.1
(1,3)	1:A:84:LYS:NZ	2:B:19:A:H61	3	1.1
(1,3)	1:A:84:LYS:NZ	2:B:19:A:H62	3	1.1
(1,3)	1:A:84:LYS:NZ	2:B:19:A:H8	3	1.1
(1,3)	1:A:84:LYS:NZ	2:B:19:A:HO2'	3	1.1
(1,3)	1:A:84:LYS:NZ	2:B:19:A:N1	3	1.1
(1,3)	1:A:84:LYS:NZ	2:B:19:A:N3	3	1.1
(1,3)	1:A:84:LYS:NZ	2:B:19:A:N6	3	1.1
(1,3)	1:A:84:LYS:NZ	2:B:19:A:N7	3	1.1
(1,3)	1:A:84:LYS:NZ	2:B:19:A:N9	3	1.1
(1,3)	1:A:84:LYS:NZ	2:B:19:A:O2'	3	1.1
(1,3)	1:A:84:LYS:NZ	2:B:19:A:O3'	3	1.1
(1,3)	1:A:84:LYS:NZ	2:B:19:A:O4'	3	1.1
(1,3)	1:A:84:LYS:NZ	2:B:19:A:O5'	3	1.1
(1,3)	1:A:84:LYS:NZ	2:B:19:A:OP1	3	1.1
(1,3)	1:A:84:LYS:NZ	2:B:19:A:OP2	3	1.1
(1,3)	1:A:84:LYS:NZ	2:B:19:A:P	3	1.1
(1,3)	1:A:84:LYS:NZ	2:B:20:U:C1'	3	1.1
(1,3)	1:A:84:LYS:NZ	2:B:20:U:C2	3	1.1
(1,3)	1:A:84:LYS:NZ	2:B:20:U:C2'	3	1.1
(1,3)	1:A:84:LYS:NZ	2:B:20:U:C3'	3	1.1
(1,3)	1:A:84:LYS:NZ	2:B:20:U:C4	3	1.1
(1,3)	1:A:84:LYS:NZ	2:B:20:U:C4'	3	1.1
(1,3)	1:A:84:LYS:NZ	2:B:20:U:C5	3	1.1
(1,3)	1:A:84:LYS:NZ	2:B:20:U:C5'	3	1.1
(1,3)	1:A:84:LYS:NZ	2:B:20:U:C6	3	1.1
(1,3)	1:A:84:LYS:NZ	2:B:20:U:H1'	3	1.1
(1,3)	1:A:84:LYS:NZ	2:B:20:U:H2'	3	1.1
(1,3)	1:A:84:LYS:NZ	2:B:20:U:H3	3	1.1
(1,3)	1:A:84:LYS:NZ	2:B:20:U:H3'	3	1.1
(1,3)	1:A:84:LYS:NZ	2:B:20:U:H4'	3	1.1
(1,3)	1:A:84:LYS:NZ	2:B:20:U:H5	3	1.1
(1,3)	1:A:84:LYS:NZ	2:B:20:U:H5'	3	1.1
(1,3)	1:A:84:LYS:NZ	2:B:20:U:H5''	3	1.1
(1,3)	1:A:84:LYS:NZ	2:B:20:U:H6	3	1.1
(1,3)	1:A:84:LYS:NZ	2:B:20:U:HO2'	3	1.1
(1,3)	1:A:84:LYS:NZ	2:B:20:U:N1	3	1.1
(1,3)	1:A:84:LYS:NZ	2:B:20:U:N3	3	1.1
(1,3)	1:A:84:LYS:NZ	2:B:20:U:O2	3	1.1
(1,3)	1:A:84:LYS:NZ	2:B:20:U:O2'	3	1.1
(1,3)	1:A:84:LYS:NZ	2:B:20:U:O3'	3	1.1

Continued on next page...

Continued from previous page...

Key	Atom-1	Atom-2	Model ID	Violation (Å)
(1,3)	1:A:84:LYS:NZ	2:B:20:U:O4	3	1.1
(1,3)	1:A:84:LYS:NZ	2:B:20:U:O4'	3	1.1
(1,3)	1:A:84:LYS:NZ	2:B:20:U:O5'	3	1.1
(1,3)	1:A:84:LYS:NZ	2:B:20:U:OP1	3	1.1
(1,3)	1:A:84:LYS:NZ	2:B:20:U:OP2	3	1.1
(1,3)	1:A:84:LYS:NZ	2:B:20:U:P	3	1.1
(1,3)	1:A:84:LYS:NZ	2:B:21:G:C1'	3	1.1
(1,3)	1:A:84:LYS:NZ	2:B:21:G:C2	3	1.1
(1,3)	1:A:84:LYS:NZ	2:B:21:G:C2'	3	1.1
(1,3)	1:A:84:LYS:NZ	2:B:21:G:C3'	3	1.1
(1,3)	1:A:84:LYS:NZ	2:B:21:G:C4	3	1.1
(1,3)	1:A:84:LYS:NZ	2:B:21:G:C4'	3	1.1
(1,3)	1:A:84:LYS:NZ	2:B:21:G:C5	3	1.1
(1,3)	1:A:84:LYS:NZ	2:B:21:G:C5'	3	1.1
(1,3)	1:A:84:LYS:NZ	2:B:21:G:C6	3	1.1
(1,3)	1:A:84:LYS:NZ	2:B:21:G:C8	3	1.1
(1,3)	1:A:84:LYS:NZ	2:B:21:G:H1	3	1.1
(1,3)	1:A:84:LYS:NZ	2:B:21:G:H1'	3	1.1
(1,3)	1:A:84:LYS:NZ	2:B:21:G:H2'	3	1.1
(1,3)	1:A:84:LYS:NZ	2:B:21:G:H21	3	1.1
(1,3)	1:A:84:LYS:NZ	2:B:21:G:H22	3	1.1
(1,3)	1:A:84:LYS:NZ	2:B:21:G:H3'	3	1.1
(1,3)	1:A:84:LYS:NZ	2:B:21:G:H4'	3	1.1
(1,3)	1:A:84:LYS:NZ	2:B:21:G:H5'	3	1.1
(1,3)	1:A:84:LYS:NZ	2:B:21:G:H5''	3	1.1
(1,3)	1:A:84:LYS:NZ	2:B:21:G:H8	3	1.1
(1,3)	1:A:84:LYS:NZ	2:B:21:G:HO2'	3	1.1
(1,3)	1:A:84:LYS:NZ	2:B:21:G:N1	3	1.1
(1,3)	1:A:84:LYS:NZ	2:B:21:G:N2	3	1.1
(1,3)	1:A:84:LYS:NZ	2:B:21:G:N3	3	1.1
(1,3)	1:A:84:LYS:NZ	2:B:21:G:N7	3	1.1
(1,3)	1:A:84:LYS:NZ	2:B:21:G:N9	3	1.1
(1,3)	1:A:84:LYS:NZ	2:B:21:G:O2'	3	1.1
(1,3)	1:A:84:LYS:NZ	2:B:21:G:O3'	3	1.1
(1,3)	1:A:84:LYS:NZ	2:B:21:G:O4'	3	1.1
(1,3)	1:A:84:LYS:NZ	2:B:21:G:O5'	3	1.1
(1,3)	1:A:84:LYS:NZ	2:B:21:G:O6	3	1.1
(1,3)	1:A:84:LYS:NZ	2:B:21:G:OP1	3	1.1
(1,3)	1:A:84:LYS:NZ	2:B:21:G:OP2	3	1.1
(1,3)	1:A:84:LYS:NZ	2:B:21:G:P	3	1.1
(1,3)	1:A:84:LYS:NZ	2:B:22:A:C1'	3	1.1
(1,3)	1:A:84:LYS:NZ	2:B:22:A:C2	3	1.1

Continued on next page...

Continued from previous page...

Key	Atom-1	Atom-2	Model ID	Violation (Å)
(1,3)	1:A:84:LYS:NZ	2:B:22:A:C2'	3	1.1
(1,3)	1:A:84:LYS:NZ	2:B:22:A:C3'	3	1.1
(1,3)	1:A:84:LYS:NZ	2:B:22:A:C4	3	1.1
(1,3)	1:A:84:LYS:NZ	2:B:22:A:C4'	3	1.1
(1,3)	1:A:84:LYS:NZ	2:B:22:A:C5	3	1.1
(1,3)	1:A:84:LYS:NZ	2:B:22:A:C5'	3	1.1
(1,3)	1:A:84:LYS:NZ	2:B:22:A:C6	3	1.1
(1,3)	1:A:84:LYS:NZ	2:B:22:A:C8	3	1.1
(1,3)	1:A:84:LYS:NZ	2:B:22:A:H1'	3	1.1
(1,3)	1:A:84:LYS:NZ	2:B:22:A:H2	3	1.1
(1,3)	1:A:84:LYS:NZ	2:B:22:A:H2'	3	1.1
(1,3)	1:A:84:LYS:NZ	2:B:22:A:H3'	3	1.1
(1,3)	1:A:84:LYS:NZ	2:B:22:A:H4'	3	1.1
(1,3)	1:A:84:LYS:NZ	2:B:22:A:H5'	3	1.1
(1,3)	1:A:84:LYS:NZ	2:B:22:A:H5''	3	1.1
(1,3)	1:A:84:LYS:NZ	2:B:22:A:H61	3	1.1
(1,3)	1:A:84:LYS:NZ	2:B:22:A:H62	3	1.1
(1,3)	1:A:84:LYS:NZ	2:B:22:A:H8	3	1.1
(1,3)	1:A:84:LYS:NZ	2:B:22:A:HO2'	3	1.1
(1,3)	1:A:84:LYS:NZ	2:B:22:A:N1	3	1.1
(1,3)	1:A:84:LYS:NZ	2:B:22:A:N3	3	1.1
(1,3)	1:A:84:LYS:NZ	2:B:22:A:N6	3	1.1
(1,3)	1:A:84:LYS:NZ	2:B:22:A:N7	3	1.1
(1,3)	1:A:84:LYS:NZ	2:B:22:A:N9	3	1.1
(1,3)	1:A:84:LYS:NZ	2:B:22:A:O2'	3	1.1
(1,3)	1:A:84:LYS:NZ	2:B:22:A:O3'	3	1.1
(1,3)	1:A:84:LYS:NZ	2:B:22:A:O4'	3	1.1
(1,3)	1:A:84:LYS:NZ	2:B:22:A:O5'	3	1.1
(1,3)	1:A:84:LYS:NZ	2:B:22:A:OP1	3	1.1
(1,3)	1:A:84:LYS:NZ	2:B:22:A:OP2	3	1.1
(1,3)	1:A:84:LYS:NZ	2:B:22:A:P	3	1.1
(1,3)	1:A:84:LYS:NZ	2:B:23:U:C1'	3	1.1
(1,3)	1:A:84:LYS:NZ	2:B:23:U:C2	3	1.1
(1,3)	1:A:84:LYS:NZ	2:B:23:U:C2'	3	1.1
(1,3)	1:A:84:LYS:NZ	2:B:23:U:C3'	3	1.1
(1,3)	1:A:84:LYS:NZ	2:B:23:U:C4	3	1.1
(1,3)	1:A:84:LYS:NZ	2:B:23:U:C4'	3	1.1
(1,3)	1:A:84:LYS:NZ	2:B:23:U:C5	3	1.1
(1,3)	1:A:84:LYS:NZ	2:B:23:U:C5'	3	1.1
(1,3)	1:A:84:LYS:NZ	2:B:23:U:C6	3	1.1
(1,3)	1:A:84:LYS:NZ	2:B:23:U:H1'	3	1.1
(1,3)	1:A:84:LYS:NZ	2:B:23:U:H2'	3	1.1

Continued on next page...

Continued from previous page...

Key	Atom-1	Atom-2	Model ID	Violation (Å)
(1,3)	1:A:84:LYS:NZ	2:B:23:U:H3	3	1.1
(1,3)	1:A:84:LYS:NZ	2:B:23:U:H3'	3	1.1
(1,3)	1:A:84:LYS:NZ	2:B:23:U:H4'	3	1.1
(1,3)	1:A:84:LYS:NZ	2:B:23:U:H5	3	1.1
(1,3)	1:A:84:LYS:NZ	2:B:23:U:H5'	3	1.1
(1,3)	1:A:84:LYS:NZ	2:B:23:U:H5''	3	1.1
(1,3)	1:A:84:LYS:NZ	2:B:23:U:H6	3	1.1
(1,3)	1:A:84:LYS:NZ	2:B:23:U:HO2'	3	1.1
(1,3)	1:A:84:LYS:NZ	2:B:23:U:N1	3	1.1
(1,3)	1:A:84:LYS:NZ	2:B:23:U:N3	3	1.1
(1,3)	1:A:84:LYS:NZ	2:B:23:U:O2	3	1.1
(1,3)	1:A:84:LYS:NZ	2:B:23:U:O2'	3	1.1
(1,3)	1:A:84:LYS:NZ	2:B:23:U:O3'	3	1.1
(1,3)	1:A:84:LYS:NZ	2:B:23:U:O4	3	1.1
(1,3)	1:A:84:LYS:NZ	2:B:23:U:O4'	3	1.1
(1,3)	1:A:84:LYS:NZ	2:B:23:U:O5'	3	1.1
(1,3)	1:A:84:LYS:NZ	2:B:23:U:OP1	3	1.1
(1,3)	1:A:84:LYS:NZ	2:B:23:U:OP2	3	1.1
(1,3)	1:A:84:LYS:NZ	2:B:23:U:P	3	1.1
(1,3)	1:A:84:LYS:NZ	2:B:24:G:C1'	3	1.1
(1,3)	1:A:84:LYS:NZ	2:B:24:G:C2	3	1.1
(1,3)	1:A:84:LYS:NZ	2:B:24:G:C2'	3	1.1
(1,3)	1:A:84:LYS:NZ	2:B:24:G:C3'	3	1.1
(1,3)	1:A:84:LYS:NZ	2:B:24:G:C4	3	1.1
(1,3)	1:A:84:LYS:NZ	2:B:24:G:C4'	3	1.1
(1,3)	1:A:84:LYS:NZ	2:B:24:G:C5	3	1.1
(1,3)	1:A:84:LYS:NZ	2:B:24:G:C5'	3	1.1
(1,3)	1:A:84:LYS:NZ	2:B:24:G:C6	3	1.1
(1,3)	1:A:84:LYS:NZ	2:B:24:G:C8	3	1.1
(1,3)	1:A:84:LYS:NZ	2:B:24:G:H1	3	1.1
(1,3)	1:A:84:LYS:NZ	2:B:24:G:H1'	3	1.1
(1,3)	1:A:84:LYS:NZ	2:B:24:G:H2'	3	1.1
(1,3)	1:A:84:LYS:NZ	2:B:24:G:H21	3	1.1
(1,3)	1:A:84:LYS:NZ	2:B:24:G:H22	3	1.1
(1,3)	1:A:84:LYS:NZ	2:B:24:G:H3'	3	1.1
(1,3)	1:A:84:LYS:NZ	2:B:24:G:H4'	3	1.1
(1,3)	1:A:84:LYS:NZ	2:B:24:G:H5'	3	1.1
(1,3)	1:A:84:LYS:NZ	2:B:24:G:H5''	3	1.1
(1,3)	1:A:84:LYS:NZ	2:B:24:G:H8	3	1.1
(1,3)	1:A:84:LYS:NZ	2:B:24:G:HO2'	3	1.1
(1,3)	1:A:84:LYS:NZ	2:B:24:G:N1	3	1.1
(1,3)	1:A:84:LYS:NZ	2:B:24:G:N2	3	1.1

Continued on next page...

Continued from previous page...

Key	Atom-1	Atom-2	Model ID	Violation (Å)
(1,3)	1:A:84:LYS:NZ	2:B:24:G:N3	3	1.1
(1,3)	1:A:84:LYS:NZ	2:B:24:G:N7	3	1.1
(1,3)	1:A:84:LYS:NZ	2:B:24:G:N9	3	1.1
(1,3)	1:A:84:LYS:NZ	2:B:24:G:O2'	3	1.1
(1,3)	1:A:84:LYS:NZ	2:B:24:G:O3'	3	1.1
(1,3)	1:A:84:LYS:NZ	2:B:24:G:O4'	3	1.1
(1,3)	1:A:84:LYS:NZ	2:B:24:G:O5'	3	1.1
(1,3)	1:A:84:LYS:NZ	2:B:24:G:O6	3	1.1
(1,3)	1:A:84:LYS:NZ	2:B:24:G:OP1	3	1.1
(1,3)	1:A:84:LYS:NZ	2:B:24:G:OP2	3	1.1
(1,3)	1:A:84:LYS:NZ	2:B:24:G:P	3	1.1
(1,3)	1:A:84:LYS:O	2:B:2:C:C1'	3	1.1
(1,3)	1:A:84:LYS:O	2:B:2:C:C2	3	1.1
(1,3)	1:A:84:LYS:O	2:B:2:C:C2'	3	1.1
(1,3)	1:A:84:LYS:O	2:B:2:C:C3'	3	1.1
(1,3)	1:A:84:LYS:O	2:B:2:C:C4	3	1.1
(1,3)	1:A:84:LYS:O	2:B:2:C:C4'	3	1.1
(1,3)	1:A:84:LYS:O	2:B:2:C:C5	3	1.1
(1,3)	1:A:84:LYS:O	2:B:2:C:C5'	3	1.1
(1,3)	1:A:84:LYS:O	2:B:2:C:C6	3	1.1
(1,3)	1:A:84:LYS:O	2:B:2:C:H1'	3	1.1
(1,3)	1:A:84:LYS:O	2:B:2:C:H2'	3	1.1
(1,3)	1:A:84:LYS:O	2:B:2:C:H3'	3	1.1
(1,3)	1:A:84:LYS:O	2:B:2:C:H4'	3	1.1
(1,3)	1:A:84:LYS:O	2:B:2:C:H41	3	1.1
(1,3)	1:A:84:LYS:O	2:B:2:C:H42	3	1.1
(1,3)	1:A:84:LYS:O	2:B:2:C:H5	3	1.1
(1,3)	1:A:84:LYS:O	2:B:2:C:H5'	3	1.1
(1,3)	1:A:84:LYS:O	2:B:2:C:H5''	3	1.1
(1,3)	1:A:84:LYS:O	2:B:2:C:H6	3	1.1
(1,3)	1:A:84:LYS:O	2:B:2:C:HO2'	3	1.1
(1,3)	1:A:84:LYS:O	2:B:2:C:N1	3	1.1
(1,3)	1:A:84:LYS:O	2:B:2:C:N3	3	1.1
(1,3)	1:A:84:LYS:O	2:B:2:C:N4	3	1.1
(1,3)	1:A:84:LYS:O	2:B:2:C:O2	3	1.1
(1,3)	1:A:84:LYS:O	2:B:2:C:O2'	3	1.1
(1,3)	1:A:84:LYS:O	2:B:2:C:O3'	3	1.1
(1,3)	1:A:84:LYS:O	2:B:2:C:O4'	3	1.1
(1,3)	1:A:84:LYS:O	2:B:2:C:O5'	3	1.1
(1,3)	1:A:84:LYS:O	2:B:3:U:C1'	3	1.1
(1,3)	1:A:84:LYS:O	2:B:3:U:C2	3	1.1
(1,3)	1:A:84:LYS:O	2:B:3:U:C2'	3	1.1

Continued on next page...

Continued from previous page...

Key	Atom-1	Atom-2	Model ID	Violation (Å)
(1,3)	1:A:84:LYS:O	2:B:3:U:C3'	3	1.1
(1,3)	1:A:84:LYS:O	2:B:3:U:C4	3	1.1
(1,3)	1:A:84:LYS:O	2:B:3:U:C4'	3	1.1
(1,3)	1:A:84:LYS:O	2:B:3:U:C5	3	1.1
(1,3)	1:A:84:LYS:O	2:B:3:U:C5'	3	1.1
(1,3)	1:A:84:LYS:O	2:B:3:U:C6	3	1.1
(1,3)	1:A:84:LYS:O	2:B:3:U:H1'	3	1.1
(1,3)	1:A:84:LYS:O	2:B:3:U:H2'	3	1.1
(1,3)	1:A:84:LYS:O	2:B:3:U:H3	3	1.1
(1,3)	1:A:84:LYS:O	2:B:3:U:H3'	3	1.1
(1,3)	1:A:84:LYS:O	2:B:3:U:H4'	3	1.1
(1,3)	1:A:84:LYS:O	2:B:3:U:H5	3	1.1
(1,3)	1:A:84:LYS:O	2:B:3:U:H5'	3	1.1
(1,3)	1:A:84:LYS:O	2:B:3:U:H5''	3	1.1
(1,3)	1:A:84:LYS:O	2:B:3:U:H6	3	1.1
(1,3)	1:A:84:LYS:O	2:B:3:U:HO2'	3	1.1
(1,3)	1:A:84:LYS:O	2:B:3:U:N1	3	1.1
(1,3)	1:A:84:LYS:O	2:B:3:U:N3	3	1.1
(1,3)	1:A:84:LYS:O	2:B:3:U:O2	3	1.1
(1,3)	1:A:84:LYS:O	2:B:3:U:O2'	3	1.1
(1,3)	1:A:84:LYS:O	2:B:3:U:O3'	3	1.1
(1,3)	1:A:84:LYS:O	2:B:3:U:O4	3	1.1
(1,3)	1:A:84:LYS:O	2:B:3:U:O4'	3	1.1
(1,3)	1:A:84:LYS:O	2:B:3:U:O5'	3	1.1
(1,3)	1:A:84:LYS:O	2:B:3:U:OP1	3	1.1
(1,3)	1:A:84:LYS:O	2:B:3:U:OP2	3	1.1
(1,3)	1:A:84:LYS:O	2:B:3:U:P	3	1.1
(1,3)	1:A:84:LYS:O	2:B:4:G:C1'	3	1.1
(1,3)	1:A:84:LYS:O	2:B:4:G:C2	3	1.1
(1,3)	1:A:84:LYS:O	2:B:4:G:C2'	3	1.1
(1,3)	1:A:84:LYS:O	2:B:4:G:C3'	3	1.1
(1,3)	1:A:84:LYS:O	2:B:4:G:C4	3	1.1
(1,3)	1:A:84:LYS:O	2:B:4:G:C4'	3	1.1
(1,3)	1:A:84:LYS:O	2:B:4:G:C5	3	1.1
(1,3)	1:A:84:LYS:O	2:B:4:G:C5'	3	1.1
(1,3)	1:A:84:LYS:O	2:B:4:G:C6	3	1.1
(1,3)	1:A:84:LYS:O	2:B:4:G:C8	3	1.1
(1,3)	1:A:84:LYS:O	2:B:4:G:H1	3	1.1
(1,3)	1:A:84:LYS:O	2:B:4:G:H1'	3	1.1
(1,3)	1:A:84:LYS:O	2:B:4:G:H2'	3	1.1
(1,3)	1:A:84:LYS:O	2:B:4:G:H21	3	1.1
(1,3)	1:A:84:LYS:O	2:B:4:G:H22	3	1.1

Continued on next page...

Continued from previous page...

Key	Atom-1	Atom-2	Model ID	Violation (Å)
(1,3)	1:A:84:LYS:O	2:B:4:G:H3'	3	1.1
(1,3)	1:A:84:LYS:O	2:B:4:G:H4'	3	1.1
(1,3)	1:A:84:LYS:O	2:B:4:G:H5'	3	1.1
(1,3)	1:A:84:LYS:O	2:B:4:G:H5''	3	1.1
(1,3)	1:A:84:LYS:O	2:B:4:G:H8	3	1.1
(1,3)	1:A:84:LYS:O	2:B:4:G:HO2'	3	1.1
(1,3)	1:A:84:LYS:O	2:B:4:G:N1	3	1.1
(1,3)	1:A:84:LYS:O	2:B:4:G:N2	3	1.1
(1,3)	1:A:84:LYS:O	2:B:4:G:N3	3	1.1
(1,3)	1:A:84:LYS:O	2:B:4:G:N7	3	1.1
(1,3)	1:A:84:LYS:O	2:B:4:G:N9	3	1.1
(1,3)	1:A:84:LYS:O	2:B:4:G:O2'	3	1.1
(1,3)	1:A:84:LYS:O	2:B:4:G:O3'	3	1.1
(1,3)	1:A:84:LYS:O	2:B:4:G:O4'	3	1.1
(1,3)	1:A:84:LYS:O	2:B:4:G:O5'	3	1.1
(1,3)	1:A:84:LYS:O	2:B:4:G:O6	3	1.1
(1,3)	1:A:84:LYS:O	2:B:4:G:OP1	3	1.1
(1,3)	1:A:84:LYS:O	2:B:4:G:OP2	3	1.1
(1,3)	1:A:84:LYS:O	2:B:4:G:P	3	1.1
(1,3)	1:A:84:LYS:O	2:B:5:A:C1'	3	1.1
(1,3)	1:A:84:LYS:O	2:B:5:A:C2	3	1.1
(1,3)	1:A:84:LYS:O	2:B:5:A:C2'	3	1.1
(1,3)	1:A:84:LYS:O	2:B:5:A:C3'	3	1.1
(1,3)	1:A:84:LYS:O	2:B:5:A:C4	3	1.1
(1,3)	1:A:84:LYS:O	2:B:5:A:C4'	3	1.1
(1,3)	1:A:84:LYS:O	2:B:5:A:C5	3	1.1
(1,3)	1:A:84:LYS:O	2:B:5:A:C5'	3	1.1
(1,3)	1:A:84:LYS:O	2:B:5:A:C6	3	1.1
(1,3)	1:A:84:LYS:O	2:B:5:A:C8	3	1.1
(1,3)	1:A:84:LYS:O	2:B:5:A:H1'	3	1.1
(1,3)	1:A:84:LYS:O	2:B:5:A:H2	3	1.1
(1,3)	1:A:84:LYS:O	2:B:5:A:H2'	3	1.1
(1,3)	1:A:84:LYS:O	2:B:5:A:H3'	3	1.1
(1,3)	1:A:84:LYS:O	2:B:5:A:H4'	3	1.1
(1,3)	1:A:84:LYS:O	2:B:5:A:H5'	3	1.1
(1,3)	1:A:84:LYS:O	2:B:5:A:H5''	3	1.1
(1,3)	1:A:84:LYS:O	2:B:5:A:H61	3	1.1
(1,3)	1:A:84:LYS:O	2:B:5:A:H62	3	1.1
(1,3)	1:A:84:LYS:O	2:B:5:A:H8	3	1.1
(1,3)	1:A:84:LYS:O	2:B:5:A:HO2'	3	1.1
(1,3)	1:A:84:LYS:O	2:B:5:A:N1	3	1.1
(1,3)	1:A:84:LYS:O	2:B:5:A:N3	3	1.1

Continued on next page...

Continued from previous page...

Key	Atom-1	Atom-2	Model ID	Violation (Å)
(1,3)	1:A:84:LYS:O	2:B:5:A:N6	3	1.1
(1,3)	1:A:84:LYS:O	2:B:5:A:N7	3	1.1
(1,3)	1:A:84:LYS:O	2:B:5:A:N9	3	1.1
(1,3)	1:A:84:LYS:O	2:B:5:A:O2'	3	1.1
(1,3)	1:A:84:LYS:O	2:B:5:A:O3'	3	1.1
(1,3)	1:A:84:LYS:O	2:B:5:A:O4'	3	1.1
(1,3)	1:A:84:LYS:O	2:B:5:A:O5'	3	1.1
(1,3)	1:A:84:LYS:O	2:B:5:A:OP1	3	1.1
(1,3)	1:A:84:LYS:O	2:B:5:A:OP2	3	1.1
(1,3)	1:A:84:LYS:O	2:B:5:A:P	3	1.1
(1,3)	1:A:84:LYS:O	2:B:6:G:C1'	3	1.1
(1,3)	1:A:84:LYS:O	2:B:6:G:C2	3	1.1
(1,3)	1:A:84:LYS:O	2:B:6:G:C2'	3	1.1
(1,3)	1:A:84:LYS:O	2:B:6:G:C3'	3	1.1
(1,3)	1:A:84:LYS:O	2:B:6:G:C4	3	1.1
(1,3)	1:A:84:LYS:O	2:B:6:G:C4'	3	1.1
(1,3)	1:A:84:LYS:O	2:B:6:G:C5	3	1.1
(1,3)	1:A:84:LYS:O	2:B:6:G:C5'	3	1.1
(1,3)	1:A:84:LYS:O	2:B:6:G:C6	3	1.1
(1,3)	1:A:84:LYS:O	2:B:6:G:C8	3	1.1
(1,3)	1:A:84:LYS:O	2:B:6:G:H1	3	1.1
(1,3)	1:A:84:LYS:O	2:B:6:G:H1'	3	1.1
(1,3)	1:A:84:LYS:O	2:B:6:G:H2'	3	1.1
(1,3)	1:A:84:LYS:O	2:B:6:G:H21	3	1.1
(1,3)	1:A:84:LYS:O	2:B:6:G:H22	3	1.1
(1,3)	1:A:84:LYS:O	2:B:6:G:H3'	3	1.1
(1,3)	1:A:84:LYS:O	2:B:6:G:H4'	3	1.1
(1,3)	1:A:84:LYS:O	2:B:6:G:H5'	3	1.1
(1,3)	1:A:84:LYS:O	2:B:6:G:H5''	3	1.1
(1,3)	1:A:84:LYS:O	2:B:6:G:H8	3	1.1
(1,3)	1:A:84:LYS:O	2:B:6:G:HO2'	3	1.1
(1,3)	1:A:84:LYS:O	2:B:6:G:N1	3	1.1
(1,3)	1:A:84:LYS:O	2:B:6:G:N2	3	1.1
(1,3)	1:A:84:LYS:O	2:B:6:G:N3	3	1.1
(1,3)	1:A:84:LYS:O	2:B:6:G:N7	3	1.1
(1,3)	1:A:84:LYS:O	2:B:6:G:N9	3	1.1
(1,3)	1:A:84:LYS:O	2:B:6:G:O2'	3	1.1
(1,3)	1:A:84:LYS:O	2:B:6:G:O3'	3	1.1
(1,3)	1:A:84:LYS:O	2:B:6:G:O4'	3	1.1
(1,3)	1:A:84:LYS:O	2:B:6:G:O5'	3	1.1
(1,3)	1:A:84:LYS:O	2:B:6:G:O6	3	1.1
(1,3)	1:A:84:LYS:O	2:B:6:G:OP1	3	1.1

Continued on next page...

Continued from previous page...

Key	Atom-1	Atom-2	Model ID	Violation (Å)
(1,3)	1:A:84:LYS:O	2:B:6:G:OP2	3	1.1
(1,3)	1:A:84:LYS:O	2:B:6:G:P	3	1.1
(1,3)	1:A:84:LYS:O	2:B:7:C:C1'	3	1.1
(1,3)	1:A:84:LYS:O	2:B:7:C:C2	3	1.1
(1,3)	1:A:84:LYS:O	2:B:7:C:C2'	3	1.1
(1,3)	1:A:84:LYS:O	2:B:7:C:C3'	3	1.1
(1,3)	1:A:84:LYS:O	2:B:7:C:C4	3	1.1
(1,3)	1:A:84:LYS:O	2:B:7:C:C4'	3	1.1
(1,3)	1:A:84:LYS:O	2:B:7:C:C5	3	1.1
(1,3)	1:A:84:LYS:O	2:B:7:C:C5'	3	1.1
(1,3)	1:A:84:LYS:O	2:B:7:C:C6	3	1.1
(1,3)	1:A:84:LYS:O	2:B:7:C:H1'	3	1.1
(1,3)	1:A:84:LYS:O	2:B:7:C:H2'	3	1.1
(1,3)	1:A:84:LYS:O	2:B:7:C:H3'	3	1.1
(1,3)	1:A:84:LYS:O	2:B:7:C:H4'	3	1.1
(1,3)	1:A:84:LYS:O	2:B:7:C:H41	3	1.1
(1,3)	1:A:84:LYS:O	2:B:7:C:H42	3	1.1
(1,3)	1:A:84:LYS:O	2:B:7:C:H5	3	1.1
(1,3)	1:A:84:LYS:O	2:B:7:C:H5'	3	1.1
(1,3)	1:A:84:LYS:O	2:B:7:C:H5''	3	1.1
(1,3)	1:A:84:LYS:O	2:B:7:C:H6	3	1.1
(1,3)	1:A:84:LYS:O	2:B:7:C:HO2'	3	1.1
(1,3)	1:A:84:LYS:O	2:B:7:C:N1	3	1.1
(1,3)	1:A:84:LYS:O	2:B:7:C:N3	3	1.1
(1,3)	1:A:84:LYS:O	2:B:7:C:N4	3	1.1
(1,3)	1:A:84:LYS:O	2:B:7:C:O2	3	1.1
(1,3)	1:A:84:LYS:O	2:B:7:C:O2'	3	1.1
(1,3)	1:A:84:LYS:O	2:B:7:C:O3'	3	1.1
(1,3)	1:A:84:LYS:O	2:B:7:C:O4'	3	1.1
(1,3)	1:A:84:LYS:O	2:B:7:C:O5'	3	1.1
(1,3)	1:A:84:LYS:O	2:B:7:C:OP1	3	1.1
(1,3)	1:A:84:LYS:O	2:B:7:C:OP2	3	1.1
(1,3)	1:A:84:LYS:O	2:B:7:C:P	3	1.1
(1,3)	1:A:84:LYS:O	2:B:8:U:C1'	3	1.1
(1,3)	1:A:84:LYS:O	2:B:8:U:C2	3	1.1
(1,3)	1:A:84:LYS:O	2:B:8:U:C2'	3	1.1
(1,3)	1:A:84:LYS:O	2:B:8:U:C3'	3	1.1
(1,3)	1:A:84:LYS:O	2:B:8:U:C4	3	1.1
(1,3)	1:A:84:LYS:O	2:B:8:U:C4'	3	1.1
(1,3)	1:A:84:LYS:O	2:B:8:U:C5	3	1.1
(1,3)	1:A:84:LYS:O	2:B:8:U:C5'	3	1.1
(1,3)	1:A:84:LYS:O	2:B:8:U:C6	3	1.1

Continued on next page...

Continued from previous page...

Key	Atom-1	Atom-2	Model ID	Violation (Å)
(1,3)	1:A:84:LYS:O	2:B:8:U:H1'	3	1.1
(1,3)	1:A:84:LYS:O	2:B:8:U:H2'	3	1.1
(1,3)	1:A:84:LYS:O	2:B:8:U:H3	3	1.1
(1,3)	1:A:84:LYS:O	2:B:8:U:H3'	3	1.1
(1,3)	1:A:84:LYS:O	2:B:8:U:H4'	3	1.1
(1,3)	1:A:84:LYS:O	2:B:8:U:H5	3	1.1
(1,3)	1:A:84:LYS:O	2:B:8:U:H5'	3	1.1
(1,3)	1:A:84:LYS:O	2:B:8:U:H5''	3	1.1
(1,3)	1:A:84:LYS:O	2:B:8:U:H6	3	1.1
(1,3)	1:A:84:LYS:O	2:B:8:U:HO2'	3	1.1
(1,3)	1:A:84:LYS:O	2:B:8:U:N1	3	1.1
(1,3)	1:A:84:LYS:O	2:B:8:U:N3	3	1.1
(1,3)	1:A:84:LYS:O	2:B:8:U:O2	3	1.1
(1,3)	1:A:84:LYS:O	2:B:8:U:O2'	3	1.1
(1,3)	1:A:84:LYS:O	2:B:8:U:O3'	3	1.1
(1,3)	1:A:84:LYS:O	2:B:8:U:O4	3	1.1
(1,3)	1:A:84:LYS:O	2:B:8:U:O4'	3	1.1
(1,3)	1:A:84:LYS:O	2:B:8:U:O5'	3	1.1
(1,3)	1:A:84:LYS:O	2:B:8:U:OP1	3	1.1
(1,3)	1:A:84:LYS:O	2:B:8:U:OP2	3	1.1
(1,3)	1:A:84:LYS:O	2:B:8:U:P	3	1.1
(1,3)	1:A:84:LYS:O	2:B:9:C:C1'	3	1.1
(1,3)	1:A:84:LYS:O	2:B:9:C:C2	3	1.1
(1,3)	1:A:84:LYS:O	2:B:9:C:C2'	3	1.1
(1,3)	1:A:84:LYS:O	2:B:9:C:C3'	3	1.1
(1,3)	1:A:84:LYS:O	2:B:9:C:C4	3	1.1
(1,3)	1:A:84:LYS:O	2:B:9:C:C4'	3	1.1
(1,3)	1:A:84:LYS:O	2:B:9:C:C5	3	1.1
(1,3)	1:A:84:LYS:O	2:B:9:C:C5'	3	1.1
(1,3)	1:A:84:LYS:O	2:B:9:C:C6	3	1.1
(1,3)	1:A:84:LYS:O	2:B:9:C:H1'	3	1.1
(1,3)	1:A:84:LYS:O	2:B:9:C:H2'	3	1.1
(1,3)	1:A:84:LYS:O	2:B:9:C:H3'	3	1.1
(1,3)	1:A:84:LYS:O	2:B:9:C:H4'	3	1.1
(1,3)	1:A:84:LYS:O	2:B:9:C:H41	3	1.1
(1,3)	1:A:84:LYS:O	2:B:9:C:H42	3	1.1
(1,3)	1:A:84:LYS:O	2:B:9:C:H5	3	1.1
(1,3)	1:A:84:LYS:O	2:B:9:C:H5'	3	1.1
(1,3)	1:A:84:LYS:O	2:B:9:C:H5''	3	1.1
(1,3)	1:A:84:LYS:O	2:B:9:C:H6	3	1.1
(1,3)	1:A:84:LYS:O	2:B:9:C:HO2'	3	1.1
(1,3)	1:A:84:LYS:O	2:B:9:C:N1	3	1.1

Continued on next page...

Continued from previous page...

Key	Atom-1	Atom-2	Model ID	Violation (Å)
(1,3)	1:A:84:LYS:O	2:B:9:C:N3	3	1.1
(1,3)	1:A:84:LYS:O	2:B:9:C:N4	3	1.1
(1,3)	1:A:84:LYS:O	2:B:9:C:O2	3	1.1
(1,3)	1:A:84:LYS:O	2:B:9:C:O2'	3	1.1
(1,3)	1:A:84:LYS:O	2:B:9:C:O3'	3	1.1
(1,3)	1:A:84:LYS:O	2:B:9:C:O4'	3	1.1
(1,3)	1:A:84:LYS:O	2:B:9:C:O5'	3	1.1
(1,3)	1:A:84:LYS:O	2:B:9:C:OP1	3	1.1
(1,3)	1:A:84:LYS:O	2:B:9:C:OP2	3	1.1
(1,3)	1:A:84:LYS:O	2:B:9:C:P	3	1.1
(1,3)	1:A:84:LYS:O	2:B:10:G:C1'	3	1.1
(1,3)	1:A:84:LYS:O	2:B:10:G:C2	3	1.1
(1,3)	1:A:84:LYS:O	2:B:10:G:C2'	3	1.1
(1,3)	1:A:84:LYS:O	2:B:10:G:C3'	3	1.1
(1,3)	1:A:84:LYS:O	2:B:10:G:C4	3	1.1
(1,3)	1:A:84:LYS:O	2:B:10:G:C4'	3	1.1
(1,3)	1:A:84:LYS:O	2:B:10:G:C5	3	1.1
(1,3)	1:A:84:LYS:O	2:B:10:G:C5'	3	1.1
(1,3)	1:A:84:LYS:O	2:B:10:G:C6	3	1.1
(1,3)	1:A:84:LYS:O	2:B:10:G:C8	3	1.1
(1,3)	1:A:84:LYS:O	2:B:10:G:H1	3	1.1
(1,3)	1:A:84:LYS:O	2:B:10:G:H1'	3	1.1
(1,3)	1:A:84:LYS:O	2:B:10:G:H2'	3	1.1
(1,3)	1:A:84:LYS:O	2:B:10:G:H21	3	1.1
(1,3)	1:A:84:LYS:O	2:B:10:G:H22	3	1.1
(1,3)	1:A:84:LYS:O	2:B:10:G:H3'	3	1.1
(1,3)	1:A:84:LYS:O	2:B:10:G:H4'	3	1.1
(1,3)	1:A:84:LYS:O	2:B:10:G:H5'	3	1.1
(1,3)	1:A:84:LYS:O	2:B:10:G:H5''	3	1.1
(1,3)	1:A:84:LYS:O	2:B:10:G:H8	3	1.1
(1,3)	1:A:84:LYS:O	2:B:10:G:HO2'	3	1.1
(1,3)	1:A:84:LYS:O	2:B:10:G:N1	3	1.1
(1,3)	1:A:84:LYS:O	2:B:10:G:N2	3	1.1
(1,3)	1:A:84:LYS:O	2:B:10:G:N3	3	1.1
(1,3)	1:A:84:LYS:O	2:B:10:G:N7	3	1.1
(1,3)	1:A:84:LYS:O	2:B:10:G:N9	3	1.1
(1,3)	1:A:84:LYS:O	2:B:10:G:O2'	3	1.1
(1,3)	1:A:84:LYS:O	2:B:10:G:O3'	3	1.1
(1,3)	1:A:84:LYS:O	2:B:10:G:O4'	3	1.1
(1,3)	1:A:84:LYS:O	2:B:10:G:O5'	3	1.1
(1,3)	1:A:84:LYS:O	2:B:10:G:O6	3	1.1
(1,3)	1:A:84:LYS:O	2:B:10:G:OP1	3	1.1

Continued on next page...

Continued from previous page...

Key	Atom-1	Atom-2	Model ID	Violation (Å)
(1,3)	1:A:84:LYS:O	2:B:10:G:OP2	3	1.1
(1,3)	1:A:84:LYS:O	2:B:10:G:P	3	1.1
(1,3)	1:A:84:LYS:O	2:B:11:A:C1'	3	1.1
(1,3)	1:A:84:LYS:O	2:B:11:A:C2	3	1.1
(1,3)	1:A:84:LYS:O	2:B:11:A:C2'	3	1.1
(1,3)	1:A:84:LYS:O	2:B:11:A:C3'	3	1.1
(1,3)	1:A:84:LYS:O	2:B:11:A:C4	3	1.1
(1,3)	1:A:84:LYS:O	2:B:11:A:C4'	3	1.1
(1,3)	1:A:84:LYS:O	2:B:11:A:C5	3	1.1
(1,3)	1:A:84:LYS:O	2:B:11:A:C5'	3	1.1
(1,3)	1:A:84:LYS:O	2:B:11:A:C6	3	1.1
(1,3)	1:A:84:LYS:O	2:B:11:A:C8	3	1.1
(1,3)	1:A:84:LYS:O	2:B:11:A:H1'	3	1.1
(1,3)	1:A:84:LYS:O	2:B:11:A:H2	3	1.1
(1,3)	1:A:84:LYS:O	2:B:11:A:H2'	3	1.1
(1,3)	1:A:84:LYS:O	2:B:11:A:H3'	3	1.1
(1,3)	1:A:84:LYS:O	2:B:11:A:H4'	3	1.1
(1,3)	1:A:84:LYS:O	2:B:11:A:H5'	3	1.1
(1,3)	1:A:84:LYS:O	2:B:11:A:H5''	3	1.1
(1,3)	1:A:84:LYS:O	2:B:11:A:H61	3	1.1
(1,3)	1:A:84:LYS:O	2:B:11:A:H62	3	1.1
(1,3)	1:A:84:LYS:O	2:B:11:A:H8	3	1.1
(1,3)	1:A:84:LYS:O	2:B:11:A:HO2'	3	1.1
(1,3)	1:A:84:LYS:O	2:B:11:A:N1	3	1.1
(1,3)	1:A:84:LYS:O	2:B:11:A:N3	3	1.1
(1,3)	1:A:84:LYS:O	2:B:11:A:N6	3	1.1
(1,3)	1:A:84:LYS:O	2:B:11:A:N7	3	1.1
(1,3)	1:A:84:LYS:O	2:B:11:A:N9	3	1.1
(1,3)	1:A:84:LYS:O	2:B:11:A:O2'	3	1.1
(1,3)	1:A:84:LYS:O	2:B:11:A:O3'	3	1.1
(1,3)	1:A:84:LYS:O	2:B:11:A:O4'	3	1.1
(1,3)	1:A:84:LYS:O	2:B:11:A:O5'	3	1.1
(1,3)	1:A:84:LYS:O	2:B:11:A:OP1	3	1.1
(1,3)	1:A:84:LYS:O	2:B:11:A:OP2	3	1.1
(1,3)	1:A:84:LYS:O	2:B:11:A:P	3	1.1
(1,3)	1:A:84:LYS:O	2:B:12:A:C1'	3	1.1
(1,3)	1:A:84:LYS:O	2:B:12:A:C2	3	1.1
(1,3)	1:A:84:LYS:O	2:B:12:A:C2'	3	1.1
(1,3)	1:A:84:LYS:O	2:B:12:A:C3'	3	1.1
(1,3)	1:A:84:LYS:O	2:B:12:A:C4	3	1.1
(1,3)	1:A:84:LYS:O	2:B:12:A:C4'	3	1.1
(1,3)	1:A:84:LYS:O	2:B:12:A:C5	3	1.1

Continued on next page...

Continued from previous page...

Key	Atom-1	Atom-2	Model ID	Violation (Å)
(1,3)	1:A:84:LYS:O	2:B:12:A:C5'	3	1.1
(1,3)	1:A:84:LYS:O	2:B:12:A:C6	3	1.1
(1,3)	1:A:84:LYS:O	2:B:12:A:C8	3	1.1
(1,3)	1:A:84:LYS:O	2:B:12:A:H1'	3	1.1
(1,3)	1:A:84:LYS:O	2:B:12:A:H2	3	1.1
(1,3)	1:A:84:LYS:O	2:B:12:A:H2'	3	1.1
(1,3)	1:A:84:LYS:O	2:B:12:A:H3'	3	1.1
(1,3)	1:A:84:LYS:O	2:B:12:A:H4'	3	1.1
(1,3)	1:A:84:LYS:O	2:B:12:A:H5'	3	1.1
(1,3)	1:A:84:LYS:O	2:B:12:A:H5''	3	1.1
(1,3)	1:A:84:LYS:O	2:B:12:A:H61	3	1.1
(1,3)	1:A:84:LYS:O	2:B:12:A:H62	3	1.1
(1,3)	1:A:84:LYS:O	2:B:12:A:H8	3	1.1
(1,3)	1:A:84:LYS:O	2:B:12:A:HO2'	3	1.1
(1,3)	1:A:84:LYS:O	2:B:12:A:N1	3	1.1
(1,3)	1:A:84:LYS:O	2:B:12:A:N3	3	1.1
(1,3)	1:A:84:LYS:O	2:B:12:A:N6	3	1.1
(1,3)	1:A:84:LYS:O	2:B:12:A:N7	3	1.1
(1,3)	1:A:84:LYS:O	2:B:12:A:N9	3	1.1
(1,3)	1:A:84:LYS:O	2:B:12:A:O2'	3	1.1
(1,3)	1:A:84:LYS:O	2:B:12:A:O3'	3	1.1
(1,3)	1:A:84:LYS:O	2:B:12:A:O4'	3	1.1
(1,3)	1:A:84:LYS:O	2:B:12:A:O5'	3	1.1
(1,3)	1:A:84:LYS:O	2:B:12:A:OP1	3	1.1
(1,3)	1:A:84:LYS:O	2:B:12:A:OP2	3	1.1
(1,3)	1:A:84:LYS:O	2:B:12:A:P	3	1.1
(1,3)	1:A:84:LYS:O	2:B:13:A:C1'	3	1.1
(1,3)	1:A:84:LYS:O	2:B:13:A:C2	3	1.1
(1,3)	1:A:84:LYS:O	2:B:13:A:C2'	3	1.1
(1,3)	1:A:84:LYS:O	2:B:13:A:C3'	3	1.1
(1,3)	1:A:84:LYS:O	2:B:13:A:C4	3	1.1
(1,3)	1:A:84:LYS:O	2:B:13:A:C4'	3	1.1
(1,3)	1:A:84:LYS:O	2:B:13:A:C5	3	1.1
(1,3)	1:A:84:LYS:O	2:B:13:A:C5'	3	1.1
(1,3)	1:A:84:LYS:O	2:B:13:A:C6	3	1.1
(1,3)	1:A:84:LYS:O	2:B:13:A:C8	3	1.1
(1,3)	1:A:84:LYS:O	2:B:13:A:H1'	3	1.1
(1,3)	1:A:84:LYS:O	2:B:13:A:H2	3	1.1
(1,3)	1:A:84:LYS:O	2:B:13:A:H2'	3	1.1
(1,3)	1:A:84:LYS:O	2:B:13:A:H3'	3	1.1
(1,3)	1:A:84:LYS:O	2:B:13:A:H4'	3	1.1
(1,3)	1:A:84:LYS:O	2:B:13:A:H5'	3	1.1

Continued on next page...

Continued from previous page...

Key	Atom-1	Atom-2	Model ID	Violation (Å)
(1,3)	1:A:84:LYS:O	2:B:13:A:H5''	3	1.1
(1,3)	1:A:84:LYS:O	2:B:13:A:H61	3	1.1
(1,3)	1:A:84:LYS:O	2:B:13:A:H62	3	1.1
(1,3)	1:A:84:LYS:O	2:B:13:A:H8	3	1.1
(1,3)	1:A:84:LYS:O	2:B:13:A:HO2'	3	1.1
(1,3)	1:A:84:LYS:O	2:B:13:A:N1	3	1.1
(1,3)	1:A:84:LYS:O	2:B:13:A:N3	3	1.1
(1,3)	1:A:84:LYS:O	2:B:13:A:N6	3	1.1
(1,3)	1:A:84:LYS:O	2:B:13:A:N7	3	1.1
(1,3)	1:A:84:LYS:O	2:B:13:A:N9	3	1.1
(1,3)	1:A:84:LYS:O	2:B:13:A:O2'	3	1.1
(1,3)	1:A:84:LYS:O	2:B:13:A:O3'	3	1.1
(1,3)	1:A:84:LYS:O	2:B:13:A:O4'	3	1.1
(1,3)	1:A:84:LYS:O	2:B:13:A:O5'	3	1.1
(1,3)	1:A:84:LYS:O	2:B:13:A:OP1	3	1.1
(1,3)	1:A:84:LYS:O	2:B:13:A:OP2	3	1.1
(1,3)	1:A:84:LYS:O	2:B:13:A:P	3	1.1
(1,3)	1:A:84:LYS:O	2:B:14:G:C1'	3	1.1
(1,3)	1:A:84:LYS:O	2:B:14:G:C2	3	1.1
(1,3)	1:A:84:LYS:O	2:B:14:G:C2'	3	1.1
(1,3)	1:A:84:LYS:O	2:B:14:G:C3'	3	1.1
(1,3)	1:A:84:LYS:O	2:B:14:G:C4	3	1.1
(1,3)	1:A:84:LYS:O	2:B:14:G:C4'	3	1.1
(1,3)	1:A:84:LYS:O	2:B:14:G:C5	3	1.1
(1,3)	1:A:84:LYS:O	2:B:14:G:C5'	3	1.1
(1,3)	1:A:84:LYS:O	2:B:14:G:C6	3	1.1
(1,3)	1:A:84:LYS:O	2:B:14:G:C8	3	1.1
(1,3)	1:A:84:LYS:O	2:B:14:G:H1	3	1.1
(1,3)	1:A:84:LYS:O	2:B:14:G:H1'	3	1.1
(1,3)	1:A:84:LYS:O	2:B:14:G:H2'	3	1.1
(1,3)	1:A:84:LYS:O	2:B:14:G:H21	3	1.1
(1,3)	1:A:84:LYS:O	2:B:14:G:H22	3	1.1
(1,3)	1:A:84:LYS:O	2:B:14:G:H3'	3	1.1
(1,3)	1:A:84:LYS:O	2:B:14:G:H4'	3	1.1
(1,3)	1:A:84:LYS:O	2:B:14:G:H5'	3	1.1
(1,3)	1:A:84:LYS:O	2:B:14:G:H5''	3	1.1
(1,3)	1:A:84:LYS:O	2:B:14:G:H8	3	1.1
(1,3)	1:A:84:LYS:O	2:B:14:G:HO2'	3	1.1
(1,3)	1:A:84:LYS:O	2:B:14:G:N1	3	1.1
(1,3)	1:A:84:LYS:O	2:B:14:G:N2	3	1.1
(1,3)	1:A:84:LYS:O	2:B:14:G:N3	3	1.1
(1,3)	1:A:84:LYS:O	2:B:14:G:N7	3	1.1

Continued on next page...

Continued from previous page...

Key	Atom-1	Atom-2	Model ID	Violation (Å)
(1,3)	1:A:84:LYS:O	2:B:14:G:N9	3	1.1
(1,3)	1:A:84:LYS:O	2:B:14:G:O2'	3	1.1
(1,3)	1:A:84:LYS:O	2:B:14:G:O3'	3	1.1
(1,3)	1:A:84:LYS:O	2:B:14:G:O4'	3	1.1
(1,3)	1:A:84:LYS:O	2:B:14:G:O5'	3	1.1
(1,3)	1:A:84:LYS:O	2:B:14:G:O6	3	1.1
(1,3)	1:A:84:LYS:O	2:B:14:G:OP1	3	1.1
(1,3)	1:A:84:LYS:O	2:B:14:G:OP2	3	1.1
(1,3)	1:A:84:LYS:O	2:B:14:G:P	3	1.1
(1,3)	1:A:84:LYS:O	2:B:15:A:C1'	3	1.1
(1,3)	1:A:84:LYS:O	2:B:15:A:C2	3	1.1
(1,3)	1:A:84:LYS:O	2:B:15:A:C2'	3	1.1
(1,3)	1:A:84:LYS:O	2:B:15:A:C3'	3	1.1
(1,3)	1:A:84:LYS:O	2:B:15:A:C4	3	1.1
(1,3)	1:A:84:LYS:O	2:B:15:A:C4'	3	1.1
(1,3)	1:A:84:LYS:O	2:B:15:A:C5	3	1.1
(1,3)	1:A:84:LYS:O	2:B:15:A:C5'	3	1.1
(1,3)	1:A:84:LYS:O	2:B:15:A:C6	3	1.1
(1,3)	1:A:84:LYS:O	2:B:15:A:C8	3	1.1
(1,3)	1:A:84:LYS:O	2:B:15:A:H1'	3	1.1
(1,3)	1:A:84:LYS:O	2:B:15:A:H2	3	1.1
(1,3)	1:A:84:LYS:O	2:B:15:A:H2'	3	1.1
(1,3)	1:A:84:LYS:O	2:B:15:A:H3'	3	1.1
(1,3)	1:A:84:LYS:O	2:B:15:A:H4'	3	1.1
(1,3)	1:A:84:LYS:O	2:B:15:A:H5'	3	1.1
(1,3)	1:A:84:LYS:O	2:B:15:A:H5''	3	1.1
(1,3)	1:A:84:LYS:O	2:B:15:A:H61	3	1.1
(1,3)	1:A:84:LYS:O	2:B:15:A:H62	3	1.1
(1,3)	1:A:84:LYS:O	2:B:15:A:H8	3	1.1
(1,3)	1:A:84:LYS:O	2:B:15:A:HO2'	3	1.1
(1,3)	1:A:84:LYS:O	2:B:15:A:N1	3	1.1
(1,3)	1:A:84:LYS:O	2:B:15:A:N3	3	1.1
(1,3)	1:A:84:LYS:O	2:B:15:A:N6	3	1.1
(1,3)	1:A:84:LYS:O	2:B:15:A:N7	3	1.1
(1,3)	1:A:84:LYS:O	2:B:15:A:N9	3	1.1
(1,3)	1:A:84:LYS:O	2:B:15:A:O2'	3	1.1
(1,3)	1:A:84:LYS:O	2:B:15:A:O3'	3	1.1
(1,3)	1:A:84:LYS:O	2:B:15:A:O4'	3	1.1
(1,3)	1:A:84:LYS:O	2:B:15:A:O5'	3	1.1
(1,3)	1:A:84:LYS:O	2:B:15:A:OP1	3	1.1
(1,3)	1:A:84:LYS:O	2:B:15:A:OP2	3	1.1
(1,3)	1:A:84:LYS:O	2:B:15:A:P	3	1.1

Continued on next page...

Continued from previous page...

Key	Atom-1	Atom-2	Model ID	Violation (Å)
(1,3)	1:A:84:LYS:O	2:B:16:G:C1'	3	1.1
(1,3)	1:A:84:LYS:O	2:B:16:G:C2	3	1.1
(1,3)	1:A:84:LYS:O	2:B:16:G:C2'	3	1.1
(1,3)	1:A:84:LYS:O	2:B:16:G:C3'	3	1.1
(1,3)	1:A:84:LYS:O	2:B:16:G:C4	3	1.1
(1,3)	1:A:84:LYS:O	2:B:16:G:C4'	3	1.1
(1,3)	1:A:84:LYS:O	2:B:16:G:C5	3	1.1
(1,3)	1:A:84:LYS:O	2:B:16:G:C5'	3	1.1
(1,3)	1:A:84:LYS:O	2:B:16:G:C6	3	1.1
(1,3)	1:A:84:LYS:O	2:B:16:G:C8	3	1.1
(1,3)	1:A:84:LYS:O	2:B:16:G:H1	3	1.1
(1,3)	1:A:84:LYS:O	2:B:16:G:H1'	3	1.1
(1,3)	1:A:84:LYS:O	2:B:16:G:H2'	3	1.1
(1,3)	1:A:84:LYS:O	2:B:16:G:H21	3	1.1
(1,3)	1:A:84:LYS:O	2:B:16:G:H22	3	1.1
(1,3)	1:A:84:LYS:O	2:B:16:G:H3'	3	1.1
(1,3)	1:A:84:LYS:O	2:B:16:G:H4'	3	1.1
(1,3)	1:A:84:LYS:O	2:B:16:G:H5'	3	1.1
(1,3)	1:A:84:LYS:O	2:B:16:G:H5''	3	1.1
(1,3)	1:A:84:LYS:O	2:B:16:G:H8	3	1.1
(1,3)	1:A:84:LYS:O	2:B:16:G:HO2'	3	1.1
(1,3)	1:A:84:LYS:O	2:B:16:G:N1	3	1.1
(1,3)	1:A:84:LYS:O	2:B:16:G:N2	3	1.1
(1,3)	1:A:84:LYS:O	2:B:16:G:N3	3	1.1
(1,3)	1:A:84:LYS:O	2:B:16:G:N7	3	1.1
(1,3)	1:A:84:LYS:O	2:B:16:G:N9	3	1.1
(1,3)	1:A:84:LYS:O	2:B:16:G:O2'	3	1.1
(1,3)	1:A:84:LYS:O	2:B:16:G:O3'	3	1.1
(1,3)	1:A:84:LYS:O	2:B:16:G:O4'	3	1.1
(1,3)	1:A:84:LYS:O	2:B:16:G:O5'	3	1.1
(1,3)	1:A:84:LYS:O	2:B:16:G:O6	3	1.1
(1,3)	1:A:84:LYS:O	2:B:16:G:OP1	3	1.1
(1,3)	1:A:84:LYS:O	2:B:16:G:OP2	3	1.1
(1,3)	1:A:84:LYS:O	2:B:16:G:P	3	1.1
(1,3)	1:A:84:LYS:O	2:B:17:C:C1'	3	1.1
(1,3)	1:A:84:LYS:O	2:B:17:C:C2	3	1.1
(1,3)	1:A:84:LYS:O	2:B:17:C:C2'	3	1.1
(1,3)	1:A:84:LYS:O	2:B:17:C:C3'	3	1.1
(1,3)	1:A:84:LYS:O	2:B:17:C:C4	3	1.1
(1,3)	1:A:84:LYS:O	2:B:17:C:C4'	3	1.1
(1,3)	1:A:84:LYS:O	2:B:17:C:C5	3	1.1
(1,3)	1:A:84:LYS:O	2:B:17:C:C5'	3	1.1

Continued on next page...

Continued from previous page...

Key	Atom-1	Atom-2	Model ID	Violation (Å)
(1,3)	1:A:84:LYS:O	2:B:17:C:C6	3	1.1
(1,3)	1:A:84:LYS:O	2:B:17:C:H1'	3	1.1
(1,3)	1:A:84:LYS:O	2:B:17:C:H2'	3	1.1
(1,3)	1:A:84:LYS:O	2:B:17:C:H3'	3	1.1
(1,3)	1:A:84:LYS:O	2:B:17:C:H4'	3	1.1
(1,3)	1:A:84:LYS:O	2:B:17:C:H41	3	1.1
(1,3)	1:A:84:LYS:O	2:B:17:C:H42	3	1.1
(1,3)	1:A:84:LYS:O	2:B:17:C:H5	3	1.1
(1,3)	1:A:84:LYS:O	2:B:17:C:H5'	3	1.1
(1,3)	1:A:84:LYS:O	2:B:17:C:H5''	3	1.1
(1,3)	1:A:84:LYS:O	2:B:17:C:H6	3	1.1
(1,3)	1:A:84:LYS:O	2:B:17:C:HO2'	3	1.1
(1,3)	1:A:84:LYS:O	2:B:17:C:N1	3	1.1
(1,3)	1:A:84:LYS:O	2:B:17:C:N3	3	1.1
(1,3)	1:A:84:LYS:O	2:B:17:C:N4	3	1.1
(1,3)	1:A:84:LYS:O	2:B:17:C:O2	3	1.1
(1,3)	1:A:84:LYS:O	2:B:17:C:O2'	3	1.1
(1,3)	1:A:84:LYS:O	2:B:17:C:O3'	3	1.1
(1,3)	1:A:84:LYS:O	2:B:17:C:O4'	3	1.1
(1,3)	1:A:84:LYS:O	2:B:17:C:O5'	3	1.1
(1,3)	1:A:84:LYS:O	2:B:17:C:OP1	3	1.1
(1,3)	1:A:84:LYS:O	2:B:17:C:OP2	3	1.1
(1,3)	1:A:84:LYS:O	2:B:17:C:P	3	1.1
(1,3)	1:A:84:LYS:O	2:B:18:A:C1'	3	1.1
(1,3)	1:A:84:LYS:O	2:B:18:A:C2	3	1.1
(1,3)	1:A:84:LYS:O	2:B:18:A:C2'	3	1.1
(1,3)	1:A:84:LYS:O	2:B:18:A:C3'	3	1.1
(1,3)	1:A:84:LYS:O	2:B:18:A:C4	3	1.1
(1,3)	1:A:84:LYS:O	2:B:18:A:C4'	3	1.1
(1,3)	1:A:84:LYS:O	2:B:18:A:C5	3	1.1
(1,3)	1:A:84:LYS:O	2:B:18:A:C5'	3	1.1
(1,3)	1:A:84:LYS:O	2:B:18:A:C6	3	1.1
(1,3)	1:A:84:LYS:O	2:B:18:A:C8	3	1.1
(1,3)	1:A:84:LYS:O	2:B:18:A:H1'	3	1.1
(1,3)	1:A:84:LYS:O	2:B:18:A:H2	3	1.1
(1,3)	1:A:84:LYS:O	2:B:18:A:H2'	3	1.1
(1,3)	1:A:84:LYS:O	2:B:18:A:H3'	3	1.1
(1,3)	1:A:84:LYS:O	2:B:18:A:H4'	3	1.1
(1,3)	1:A:84:LYS:O	2:B:18:A:H5'	3	1.1
(1,3)	1:A:84:LYS:O	2:B:18:A:H5''	3	1.1
(1,3)	1:A:84:LYS:O	2:B:18:A:H61	3	1.1
(1,3)	1:A:84:LYS:O	2:B:18:A:H62	3	1.1

Continued on next page...

Continued from previous page...

Key	Atom-1	Atom-2	Model ID	Violation (Å)
(1,3)	1:A:84:LYS:O	2:B:18:A:H8	3	1.1
(1,3)	1:A:84:LYS:O	2:B:18:A:HO2'	3	1.1
(1,3)	1:A:84:LYS:O	2:B:18:A:N1	3	1.1
(1,3)	1:A:84:LYS:O	2:B:18:A:N3	3	1.1
(1,3)	1:A:84:LYS:O	2:B:18:A:N6	3	1.1
(1,3)	1:A:84:LYS:O	2:B:18:A:N7	3	1.1
(1,3)	1:A:84:LYS:O	2:B:18:A:N9	3	1.1
(1,3)	1:A:84:LYS:O	2:B:18:A:O2'	3	1.1
(1,3)	1:A:84:LYS:O	2:B:18:A:O3'	3	1.1
(1,3)	1:A:84:LYS:O	2:B:18:A:O4'	3	1.1
(1,3)	1:A:84:LYS:O	2:B:18:A:O5'	3	1.1
(1,3)	1:A:84:LYS:O	2:B:18:A:OP1	3	1.1
(1,3)	1:A:84:LYS:O	2:B:18:A:OP2	3	1.1
(1,3)	1:A:84:LYS:O	2:B:18:A:P	3	1.1
(1,3)	1:A:84:LYS:O	2:B:19:A:C1'	3	1.1
(1,3)	1:A:84:LYS:O	2:B:19:A:C2	3	1.1
(1,3)	1:A:84:LYS:O	2:B:19:A:C2'	3	1.1
(1,3)	1:A:84:LYS:O	2:B:19:A:C3'	3	1.1
(1,3)	1:A:84:LYS:O	2:B:19:A:C4	3	1.1
(1,3)	1:A:84:LYS:O	2:B:19:A:C4'	3	1.1
(1,3)	1:A:84:LYS:O	2:B:19:A:C5	3	1.1
(1,3)	1:A:84:LYS:O	2:B:19:A:C5'	3	1.1
(1,3)	1:A:84:LYS:O	2:B:19:A:C6	3	1.1
(1,3)	1:A:84:LYS:O	2:B:19:A:C8	3	1.1
(1,3)	1:A:84:LYS:O	2:B:19:A:H1'	3	1.1
(1,3)	1:A:84:LYS:O	2:B:19:A:H2	3	1.1
(1,3)	1:A:84:LYS:O	2:B:19:A:H2'	3	1.1
(1,3)	1:A:84:LYS:O	2:B:19:A:H3'	3	1.1
(1,3)	1:A:84:LYS:O	2:B:19:A:H4'	3	1.1
(1,3)	1:A:84:LYS:O	2:B:19:A:H5'	3	1.1
(1,3)	1:A:84:LYS:O	2:B:19:A:H5''	3	1.1
(1,3)	1:A:84:LYS:O	2:B:19:A:H61	3	1.1
(1,3)	1:A:84:LYS:O	2:B:19:A:H62	3	1.1
(1,3)	1:A:84:LYS:O	2:B:19:A:H8	3	1.1
(1,3)	1:A:84:LYS:O	2:B:19:A:HO2'	3	1.1
(1,3)	1:A:84:LYS:O	2:B:19:A:N1	3	1.1
(1,3)	1:A:84:LYS:O	2:B:19:A:N3	3	1.1
(1,3)	1:A:84:LYS:O	2:B:19:A:N6	3	1.1
(1,3)	1:A:84:LYS:O	2:B:19:A:N7	3	1.1
(1,3)	1:A:84:LYS:O	2:B:19:A:N9	3	1.1
(1,3)	1:A:84:LYS:O	2:B:19:A:O2'	3	1.1
(1,3)	1:A:84:LYS:O	2:B:19:A:O3'	3	1.1

Continued on next page...

Continued from previous page...

Key	Atom-1	Atom-2	Model ID	Violation (Å)
(1,3)	1:A:84:LYS:O	2:B:19:A:O4'	3	1.1
(1,3)	1:A:84:LYS:O	2:B:19:A:O5'	3	1.1
(1,3)	1:A:84:LYS:O	2:B:19:A:OP1	3	1.1
(1,3)	1:A:84:LYS:O	2:B:19:A:OP2	3	1.1
(1,3)	1:A:84:LYS:O	2:B:19:A:P	3	1.1
(1,3)	1:A:84:LYS:O	2:B:20:U:C1'	3	1.1
(1,3)	1:A:84:LYS:O	2:B:20:U:C2	3	1.1
(1,3)	1:A:84:LYS:O	2:B:20:U:C2'	3	1.1
(1,3)	1:A:84:LYS:O	2:B:20:U:C3'	3	1.1
(1,3)	1:A:84:LYS:O	2:B:20:U:C4	3	1.1
(1,3)	1:A:84:LYS:O	2:B:20:U:C4'	3	1.1
(1,3)	1:A:84:LYS:O	2:B:20:U:C5	3	1.1
(1,3)	1:A:84:LYS:O	2:B:20:U:C5'	3	1.1
(1,3)	1:A:84:LYS:O	2:B:20:U:C6	3	1.1
(1,3)	1:A:84:LYS:O	2:B:20:U:H1'	3	1.1
(1,3)	1:A:84:LYS:O	2:B:20:U:H2'	3	1.1
(1,3)	1:A:84:LYS:O	2:B:20:U:H3	3	1.1
(1,3)	1:A:84:LYS:O	2:B:20:U:H3'	3	1.1
(1,3)	1:A:84:LYS:O	2:B:20:U:H4'	3	1.1
(1,3)	1:A:84:LYS:O	2:B:20:U:H5	3	1.1
(1,3)	1:A:84:LYS:O	2:B:20:U:H5'	3	1.1
(1,3)	1:A:84:LYS:O	2:B:20:U:H5''	3	1.1
(1,3)	1:A:84:LYS:O	2:B:20:U:H6	3	1.1
(1,3)	1:A:84:LYS:O	2:B:20:U:HO2'	3	1.1
(1,3)	1:A:84:LYS:O	2:B:20:U:N1	3	1.1
(1,3)	1:A:84:LYS:O	2:B:20:U:N3	3	1.1
(1,3)	1:A:84:LYS:O	2:B:20:U:O2	3	1.1
(1,3)	1:A:84:LYS:O	2:B:20:U:O2'	3	1.1
(1,3)	1:A:84:LYS:O	2:B:20:U:O3'	3	1.1
(1,3)	1:A:84:LYS:O	2:B:20:U:O4	3	1.1
(1,3)	1:A:84:LYS:O	2:B:20:U:O4'	3	1.1
(1,3)	1:A:84:LYS:O	2:B:20:U:O5'	3	1.1
(1,3)	1:A:84:LYS:O	2:B:20:U:OP1	3	1.1
(1,3)	1:A:84:LYS:O	2:B:20:U:OP2	3	1.1
(1,3)	1:A:84:LYS:O	2:B:20:U:P	3	1.1
(1,3)	1:A:84:LYS:O	2:B:21:G:C1'	3	1.1
(1,3)	1:A:84:LYS:O	2:B:21:G:C2	3	1.1
(1,3)	1:A:84:LYS:O	2:B:21:G:C2'	3	1.1
(1,3)	1:A:84:LYS:O	2:B:21:G:C3'	3	1.1
(1,3)	1:A:84:LYS:O	2:B:21:G:C4	3	1.1
(1,3)	1:A:84:LYS:O	2:B:21:G:C4'	3	1.1
(1,3)	1:A:84:LYS:O	2:B:21:G:C5	3	1.1

Continued on next page...

Continued from previous page...

Key	Atom-1	Atom-2	Model ID	Violation (Å)
(1,3)	1:A:84:LYS:O	2:B:21:G:C5'	3	1.1
(1,3)	1:A:84:LYS:O	2:B:21:G:C6	3	1.1
(1,3)	1:A:84:LYS:O	2:B:21:G:C8	3	1.1
(1,3)	1:A:84:LYS:O	2:B:21:G:H1	3	1.1
(1,3)	1:A:84:LYS:O	2:B:21:G:H1'	3	1.1
(1,3)	1:A:84:LYS:O	2:B:21:G:H2'	3	1.1
(1,3)	1:A:84:LYS:O	2:B:21:G:H21	3	1.1
(1,3)	1:A:84:LYS:O	2:B:21:G:H22	3	1.1
(1,3)	1:A:84:LYS:O	2:B:21:G:H3'	3	1.1
(1,3)	1:A:84:LYS:O	2:B:21:G:H4'	3	1.1
(1,3)	1:A:84:LYS:O	2:B:21:G:H5'	3	1.1
(1,3)	1:A:84:LYS:O	2:B:21:G:H5''	3	1.1
(1,3)	1:A:84:LYS:O	2:B:21:G:H8	3	1.1
(1,3)	1:A:84:LYS:O	2:B:21:G:HO2'	3	1.1
(1,3)	1:A:84:LYS:O	2:B:21:G:N1	3	1.1
(1,3)	1:A:84:LYS:O	2:B:21:G:N2	3	1.1
(1,3)	1:A:84:LYS:O	2:B:21:G:N3	3	1.1
(1,3)	1:A:84:LYS:O	2:B:21:G:N7	3	1.1
(1,3)	1:A:84:LYS:O	2:B:21:G:N9	3	1.1
(1,3)	1:A:84:LYS:O	2:B:21:G:O2'	3	1.1
(1,3)	1:A:84:LYS:O	2:B:21:G:O3'	3	1.1
(1,3)	1:A:84:LYS:O	2:B:21:G:O4'	3	1.1
(1,3)	1:A:84:LYS:O	2:B:21:G:O5'	3	1.1
(1,3)	1:A:84:LYS:O	2:B:21:G:O6	3	1.1
(1,3)	1:A:84:LYS:O	2:B:21:G:OP1	3	1.1
(1,3)	1:A:84:LYS:O	2:B:21:G:OP2	3	1.1
(1,3)	1:A:84:LYS:O	2:B:21:G:P	3	1.1
(1,3)	1:A:84:LYS:O	2:B:22:A:C1'	3	1.1
(1,3)	1:A:84:LYS:O	2:B:22:A:C2	3	1.1
(1,3)	1:A:84:LYS:O	2:B:22:A:C2'	3	1.1
(1,3)	1:A:84:LYS:O	2:B:22:A:C3'	3	1.1
(1,3)	1:A:84:LYS:O	2:B:22:A:C4	3	1.1
(1,3)	1:A:84:LYS:O	2:B:22:A:C4'	3	1.1
(1,3)	1:A:84:LYS:O	2:B:22:A:C5	3	1.1
(1,3)	1:A:84:LYS:O	2:B:22:A:C5'	3	1.1
(1,3)	1:A:84:LYS:O	2:B:22:A:C6	3	1.1
(1,3)	1:A:84:LYS:O	2:B:22:A:C8	3	1.1
(1,3)	1:A:84:LYS:O	2:B:22:A:H1'	3	1.1
(1,3)	1:A:84:LYS:O	2:B:22:A:H2	3	1.1
(1,3)	1:A:84:LYS:O	2:B:22:A:H2'	3	1.1
(1,3)	1:A:84:LYS:O	2:B:22:A:H3'	3	1.1
(1,3)	1:A:84:LYS:O	2:B:22:A:H4'	3	1.1

Continued on next page...

Continued from previous page...

Key	Atom-1	Atom-2	Model ID	Violation (Å)
(1,3)	1:A:84:LYS:O	2:B:22:A:H5'	3	1.1
(1,3)	1:A:84:LYS:O	2:B:22:A:H5''	3	1.1
(1,3)	1:A:84:LYS:O	2:B:22:A:H61	3	1.1
(1,3)	1:A:84:LYS:O	2:B:22:A:H62	3	1.1
(1,3)	1:A:84:LYS:O	2:B:22:A:H8	3	1.1
(1,3)	1:A:84:LYS:O	2:B:22:A:HO2'	3	1.1
(1,3)	1:A:84:LYS:O	2:B:22:A:N1	3	1.1
(1,3)	1:A:84:LYS:O	2:B:22:A:N3	3	1.1
(1,3)	1:A:84:LYS:O	2:B:22:A:N6	3	1.1
(1,3)	1:A:84:LYS:O	2:B:22:A:N7	3	1.1
(1,3)	1:A:84:LYS:O	2:B:22:A:N9	3	1.1
(1,3)	1:A:84:LYS:O	2:B:22:A:O2'	3	1.1
(1,3)	1:A:84:LYS:O	2:B:22:A:O3'	3	1.1
(1,3)	1:A:84:LYS:O	2:B:22:A:O4'	3	1.1
(1,3)	1:A:84:LYS:O	2:B:22:A:O5'	3	1.1
(1,3)	1:A:84:LYS:O	2:B:22:A:OP1	3	1.1
(1,3)	1:A:84:LYS:O	2:B:22:A:OP2	3	1.1
(1,3)	1:A:84:LYS:O	2:B:22:A:P	3	1.1
(1,3)	1:A:84:LYS:O	2:B:23:U:C1'	3	1.1
(1,3)	1:A:84:LYS:O	2:B:23:U:C2	3	1.1
(1,3)	1:A:84:LYS:O	2:B:23:U:C2'	3	1.1
(1,3)	1:A:84:LYS:O	2:B:23:U:C3'	3	1.1
(1,3)	1:A:84:LYS:O	2:B:23:U:C4	3	1.1
(1,3)	1:A:84:LYS:O	2:B:23:U:C4'	3	1.1
(1,3)	1:A:84:LYS:O	2:B:23:U:C5	3	1.1
(1,3)	1:A:84:LYS:O	2:B:23:U:C5'	3	1.1
(1,3)	1:A:84:LYS:O	2:B:23:U:C6	3	1.1
(1,3)	1:A:84:LYS:O	2:B:23:U:H1'	3	1.1
(1,3)	1:A:84:LYS:O	2:B:23:U:H2'	3	1.1
(1,3)	1:A:84:LYS:O	2:B:23:U:H3	3	1.1
(1,3)	1:A:84:LYS:O	2:B:23:U:H3'	3	1.1
(1,3)	1:A:84:LYS:O	2:B:23:U:H4'	3	1.1
(1,3)	1:A:84:LYS:O	2:B:23:U:H5	3	1.1
(1,3)	1:A:84:LYS:O	2:B:23:U:H5'	3	1.1
(1,3)	1:A:84:LYS:O	2:B:23:U:H5''	3	1.1
(1,3)	1:A:84:LYS:O	2:B:23:U:H6	3	1.1
(1,3)	1:A:84:LYS:O	2:B:23:U:HO2'	3	1.1
(1,3)	1:A:84:LYS:O	2:B:23:U:N1	3	1.1
(1,3)	1:A:84:LYS:O	2:B:23:U:N3	3	1.1
(1,3)	1:A:84:LYS:O	2:B:23:U:O2	3	1.1
(1,3)	1:A:84:LYS:O	2:B:23:U:O2'	3	1.1
(1,3)	1:A:84:LYS:O	2:B:23:U:O3'	3	1.1

Continued on next page...

Continued from previous page...

Key	Atom-1	Atom-2	Model ID	Violation (Å)
(1,3)	1:A:84:LYS:O	2:B:23:U:O4	3	1.1
(1,3)	1:A:84:LYS:O	2:B:23:U:O4'	3	1.1
(1,3)	1:A:84:LYS:O	2:B:23:U:O5'	3	1.1
(1,3)	1:A:84:LYS:O	2:B:23:U:OP1	3	1.1
(1,3)	1:A:84:LYS:O	2:B:23:U:OP2	3	1.1
(1,3)	1:A:84:LYS:O	2:B:23:U:P	3	1.1
(1,3)	1:A:84:LYS:O	2:B:24:G:C1'	3	1.1
(1,3)	1:A:84:LYS:O	2:B:24:G:C2	3	1.1
(1,3)	1:A:84:LYS:O	2:B:24:G:C2'	3	1.1
(1,3)	1:A:84:LYS:O	2:B:24:G:C3'	3	1.1
(1,3)	1:A:84:LYS:O	2:B:24:G:C4	3	1.1
(1,3)	1:A:84:LYS:O	2:B:24:G:C4'	3	1.1
(1,3)	1:A:84:LYS:O	2:B:24:G:C5	3	1.1
(1,3)	1:A:84:LYS:O	2:B:24:G:C5'	3	1.1
(1,3)	1:A:84:LYS:O	2:B:24:G:C6	3	1.1
(1,3)	1:A:84:LYS:O	2:B:24:G:C8	3	1.1
(1,3)	1:A:84:LYS:O	2:B:24:G:H1	3	1.1
(1,3)	1:A:84:LYS:O	2:B:24:G:H1'	3	1.1
(1,3)	1:A:84:LYS:O	2:B:24:G:H2'	3	1.1
(1,3)	1:A:84:LYS:O	2:B:24:G:H21	3	1.1
(1,3)	1:A:84:LYS:O	2:B:24:G:H22	3	1.1
(1,3)	1:A:84:LYS:O	2:B:24:G:H3'	3	1.1
(1,3)	1:A:84:LYS:O	2:B:24:G:H4'	3	1.1
(1,3)	1:A:84:LYS:O	2:B:24:G:H5'	3	1.1
(1,3)	1:A:84:LYS:O	2:B:24:G:H5''	3	1.1
(1,3)	1:A:84:LYS:O	2:B:24:G:H8	3	1.1
(1,3)	1:A:84:LYS:O	2:B:24:G:HO2'	3	1.1
(1,3)	1:A:84:LYS:O	2:B:24:G:N1	3	1.1
(1,3)	1:A:84:LYS:O	2:B:24:G:N2	3	1.1
(1,3)	1:A:84:LYS:O	2:B:24:G:N3	3	1.1
(1,3)	1:A:84:LYS:O	2:B:24:G:N7	3	1.1
(1,3)	1:A:84:LYS:O	2:B:24:G:N9	3	1.1
(1,3)	1:A:84:LYS:O	2:B:24:G:O2'	3	1.1
(1,3)	1:A:84:LYS:O	2:B:24:G:O3'	3	1.1
(1,3)	1:A:84:LYS:O	2:B:24:G:O4'	3	1.1
(1,3)	1:A:84:LYS:O	2:B:24:G:O5'	3	1.1
(1,3)	1:A:84:LYS:O	2:B:24:G:O6	3	1.1
(1,3)	1:A:84:LYS:O	2:B:24:G:OP1	3	1.1
(1,3)	1:A:84:LYS:O	2:B:24:G:OP2	3	1.1
(1,3)	1:A:84:LYS:O	2:B:24:G:P	3	1.1
(1,3)	1:A:84:LYS:C	2:B:2:C:C1'	6	0.88
(1,3)	1:A:84:LYS:C	2:B:2:C:C2	6	0.88

Continued on next page...

Continued from previous page...

Key	Atom-1	Atom-2	Model ID	Violation (Å)
(1,3)	1:A:84:LYS:C	2:B:2:C:C2'	6	0.88
(1,3)	1:A:84:LYS:C	2:B:2:C:C3'	6	0.88
(1,3)	1:A:84:LYS:C	2:B:2:C:C4	6	0.88
(1,3)	1:A:84:LYS:C	2:B:2:C:C4'	6	0.88
(1,3)	1:A:84:LYS:C	2:B:2:C:C5	6	0.88
(1,3)	1:A:84:LYS:C	2:B:2:C:C5'	6	0.88
(1,3)	1:A:84:LYS:C	2:B:2:C:C6	6	0.88
(1,3)	1:A:84:LYS:C	2:B:2:C:H1'	6	0.88
(1,3)	1:A:84:LYS:C	2:B:2:C:H2'	6	0.88
(1,3)	1:A:84:LYS:C	2:B:2:C:H3'	6	0.88
(1,3)	1:A:84:LYS:C	2:B:2:C:H4'	6	0.88
(1,3)	1:A:84:LYS:C	2:B:2:C:H41	6	0.88
(1,3)	1:A:84:LYS:C	2:B:2:C:H42	6	0.88
(1,3)	1:A:84:LYS:C	2:B:2:C:H5	6	0.88
(1,3)	1:A:84:LYS:C	2:B:2:C:H5'	6	0.88
(1,3)	1:A:84:LYS:C	2:B:2:C:H5''	6	0.88
(1,3)	1:A:84:LYS:C	2:B:2:C:H6	6	0.88
(1,3)	1:A:84:LYS:C	2:B:2:C:HO2'	6	0.88
(1,3)	1:A:84:LYS:C	2:B:2:C:N1	6	0.88
(1,3)	1:A:84:LYS:C	2:B:2:C:N3	6	0.88
(1,3)	1:A:84:LYS:C	2:B:2:C:N4	6	0.88
(1,3)	1:A:84:LYS:C	2:B:2:C:O2	6	0.88
(1,3)	1:A:84:LYS:C	2:B:2:C:O2'	6	0.88
(1,3)	1:A:84:LYS:C	2:B:2:C:O3'	6	0.88
(1,3)	1:A:84:LYS:C	2:B:2:C:O4'	6	0.88
(1,3)	1:A:84:LYS:C	2:B:2:C:O5'	6	0.88
(1,3)	1:A:84:LYS:C	2:B:3:U:C1'	6	0.88
(1,3)	1:A:84:LYS:C	2:B:3:U:C2	6	0.88
(1,3)	1:A:84:LYS:C	2:B:3:U:C2'	6	0.88
(1,3)	1:A:84:LYS:C	2:B:3:U:C3'	6	0.88
(1,3)	1:A:84:LYS:C	2:B:3:U:C4	6	0.88
(1,3)	1:A:84:LYS:C	2:B:3:U:C4'	6	0.88
(1,3)	1:A:84:LYS:C	2:B:3:U:C5	6	0.88
(1,3)	1:A:84:LYS:C	2:B:3:U:C5'	6	0.88
(1,3)	1:A:84:LYS:C	2:B:3:U:C6	6	0.88
(1,3)	1:A:84:LYS:C	2:B:3:U:H1'	6	0.88
(1,3)	1:A:84:LYS:C	2:B:3:U:H2'	6	0.88
(1,3)	1:A:84:LYS:C	2:B:3:U:H3	6	0.88
(1,3)	1:A:84:LYS:C	2:B:3:U:H3'	6	0.88
(1,3)	1:A:84:LYS:C	2:B:3:U:H4'	6	0.88
(1,3)	1:A:84:LYS:C	2:B:3:U:H5	6	0.88
(1,3)	1:A:84:LYS:C	2:B:3:U:H5'	6	0.88

Continued on next page...

Continued from previous page...

Key	Atom-1	Atom-2	Model ID	Violation (Å)
(1,3)	1:A:84:LYS:C	2:B:3:U:H5''	6	0.88
(1,3)	1:A:84:LYS:C	2:B:3:U:H6	6	0.88
(1,3)	1:A:84:LYS:C	2:B:3:U:HO2'	6	0.88
(1,3)	1:A:84:LYS:C	2:B:3:U:N1	6	0.88
(1,3)	1:A:84:LYS:C	2:B:3:U:N3	6	0.88
(1,3)	1:A:84:LYS:C	2:B:3:U:O2	6	0.88
(1,3)	1:A:84:LYS:C	2:B:3:U:O2'	6	0.88
(1,3)	1:A:84:LYS:C	2:B:3:U:O3'	6	0.88
(1,3)	1:A:84:LYS:C	2:B:3:U:O4	6	0.88
(1,3)	1:A:84:LYS:C	2:B:3:U:O4'	6	0.88
(1,3)	1:A:84:LYS:C	2:B:3:U:O5'	6	0.88
(1,3)	1:A:84:LYS:C	2:B:3:U:OP1	6	0.88
(1,3)	1:A:84:LYS:C	2:B:3:U:OP2	6	0.88
(1,3)	1:A:84:LYS:C	2:B:3:U:P	6	0.88
(1,3)	1:A:84:LYS:C	2:B:4:G:C1'	6	0.88
(1,3)	1:A:84:LYS:C	2:B:4:G:C2	6	0.88
(1,3)	1:A:84:LYS:C	2:B:4:G:C2'	6	0.88
(1,3)	1:A:84:LYS:C	2:B:4:G:C3'	6	0.88
(1,3)	1:A:84:LYS:C	2:B:4:G:C4	6	0.88
(1,3)	1:A:84:LYS:C	2:B:4:G:C4'	6	0.88
(1,3)	1:A:84:LYS:C	2:B:4:G:C5	6	0.88
(1,3)	1:A:84:LYS:C	2:B:4:G:C5'	6	0.88
(1,3)	1:A:84:LYS:C	2:B:4:G:C6	6	0.88
(1,3)	1:A:84:LYS:C	2:B:4:G:C8	6	0.88
(1,3)	1:A:84:LYS:C	2:B:4:G:H1	6	0.88
(1,3)	1:A:84:LYS:C	2:B:4:G:H1'	6	0.88
(1,3)	1:A:84:LYS:C	2:B:4:G:H2'	6	0.88
(1,3)	1:A:84:LYS:C	2:B:4:G:H21	6	0.88
(1,3)	1:A:84:LYS:C	2:B:4:G:H22	6	0.88
(1,3)	1:A:84:LYS:C	2:B:4:G:H3'	6	0.88
(1,3)	1:A:84:LYS:C	2:B:4:G:H4'	6	0.88
(1,3)	1:A:84:LYS:C	2:B:4:G:H5'	6	0.88
(1,3)	1:A:84:LYS:C	2:B:4:G:H5''	6	0.88
(1,3)	1:A:84:LYS:C	2:B:4:G:H8	6	0.88
(1,3)	1:A:84:LYS:C	2:B:4:G:HO2'	6	0.88
(1,3)	1:A:84:LYS:C	2:B:4:G:N1	6	0.88
(1,3)	1:A:84:LYS:C	2:B:4:G:N2	6	0.88
(1,3)	1:A:84:LYS:C	2:B:4:G:N3	6	0.88
(1,3)	1:A:84:LYS:C	2:B:4:G:N7	6	0.88
(1,3)	1:A:84:LYS:C	2:B:4:G:N9	6	0.88
(1,3)	1:A:84:LYS:C	2:B:4:G:O2'	6	0.88
(1,3)	1:A:84:LYS:C	2:B:4:G:O3'	6	0.88

Continued on next page...

Continued from previous page...

Key	Atom-1	Atom-2	Model ID	Violation (Å)
(1,3)	1:A:84:LYS:C	2:B:4:G:O4'	6	0.88
(1,3)	1:A:84:LYS:C	2:B:4:G:O5'	6	0.88
(1,3)	1:A:84:LYS:C	2:B:4:G:O6	6	0.88
(1,3)	1:A:84:LYS:C	2:B:4:G:OP1	6	0.88
(1,3)	1:A:84:LYS:C	2:B:4:G:OP2	6	0.88
(1,3)	1:A:84:LYS:C	2:B:4:G:P	6	0.88
(1,3)	1:A:84:LYS:C	2:B:5:A:C1'	6	0.88
(1,3)	1:A:84:LYS:C	2:B:5:A:C2	6	0.88
(1,3)	1:A:84:LYS:C	2:B:5:A:C2'	6	0.88
(1,3)	1:A:84:LYS:C	2:B:5:A:C3'	6	0.88
(1,3)	1:A:84:LYS:C	2:B:5:A:C4	6	0.88
(1,3)	1:A:84:LYS:C	2:B:5:A:C4'	6	0.88
(1,3)	1:A:84:LYS:C	2:B:5:A:C5	6	0.88
(1,3)	1:A:84:LYS:C	2:B:5:A:C5'	6	0.88
(1,3)	1:A:84:LYS:C	2:B:5:A:C6	6	0.88
(1,3)	1:A:84:LYS:C	2:B:5:A:C8	6	0.88
(1,3)	1:A:84:LYS:C	2:B:5:A:H1'	6	0.88
(1,3)	1:A:84:LYS:C	2:B:5:A:H2	6	0.88
(1,3)	1:A:84:LYS:C	2:B:5:A:H2'	6	0.88
(1,3)	1:A:84:LYS:C	2:B:5:A:H3'	6	0.88
(1,3)	1:A:84:LYS:C	2:B:5:A:H4'	6	0.88
(1,3)	1:A:84:LYS:C	2:B:5:A:H5'	6	0.88
(1,3)	1:A:84:LYS:C	2:B:5:A:H5''	6	0.88
(1,3)	1:A:84:LYS:C	2:B:5:A:H61	6	0.88
(1,3)	1:A:84:LYS:C	2:B:5:A:H62	6	0.88
(1,3)	1:A:84:LYS:C	2:B:5:A:H8	6	0.88
(1,3)	1:A:84:LYS:C	2:B:5:A:HO2'	6	0.88
(1,3)	1:A:84:LYS:C	2:B:5:A:N1	6	0.88
(1,3)	1:A:84:LYS:C	2:B:5:A:N3	6	0.88
(1,3)	1:A:84:LYS:C	2:B:5:A:N6	6	0.88
(1,3)	1:A:84:LYS:C	2:B:5:A:N7	6	0.88
(1,3)	1:A:84:LYS:C	2:B:5:A:N9	6	0.88
(1,3)	1:A:84:LYS:C	2:B:5:A:O2'	6	0.88
(1,3)	1:A:84:LYS:C	2:B:5:A:O3'	6	0.88
(1,3)	1:A:84:LYS:C	2:B:5:A:O4'	6	0.88
(1,3)	1:A:84:LYS:C	2:B:5:A:O5'	6	0.88
(1,3)	1:A:84:LYS:C	2:B:5:A:OP1	6	0.88
(1,3)	1:A:84:LYS:C	2:B:5:A:OP2	6	0.88
(1,3)	1:A:84:LYS:C	2:B:5:A:P	6	0.88
(1,3)	1:A:84:LYS:C	2:B:6:G:C1'	6	0.88
(1,3)	1:A:84:LYS:C	2:B:6:G:C2	6	0.88
(1,3)	1:A:84:LYS:C	2:B:6:G:C2'	6	0.88

Continued on next page...

Continued from previous page...

Key	Atom-1	Atom-2	Model ID	Violation (Å)
(1,3)	1:A:84:LYS:C	2:B:6:G:C3'	6	0.88
(1,3)	1:A:84:LYS:C	2:B:6:G:C4	6	0.88
(1,3)	1:A:84:LYS:C	2:B:6:G:C4'	6	0.88
(1,3)	1:A:84:LYS:C	2:B:6:G:C5	6	0.88
(1,3)	1:A:84:LYS:C	2:B:6:G:C5'	6	0.88
(1,3)	1:A:84:LYS:C	2:B:6:G:C6	6	0.88
(1,3)	1:A:84:LYS:C	2:B:6:G:C8	6	0.88
(1,3)	1:A:84:LYS:C	2:B:6:G:H1	6	0.88
(1,3)	1:A:84:LYS:C	2:B:6:G:H1'	6	0.88
(1,3)	1:A:84:LYS:C	2:B:6:G:H2'	6	0.88
(1,3)	1:A:84:LYS:C	2:B:6:G:H21	6	0.88
(1,3)	1:A:84:LYS:C	2:B:6:G:H22	6	0.88
(1,3)	1:A:84:LYS:C	2:B:6:G:H3'	6	0.88
(1,3)	1:A:84:LYS:C	2:B:6:G:H4'	6	0.88
(1,3)	1:A:84:LYS:C	2:B:6:G:H5'	6	0.88
(1,3)	1:A:84:LYS:C	2:B:6:G:H5''	6	0.88
(1,3)	1:A:84:LYS:C	2:B:6:G:H8	6	0.88
(1,3)	1:A:84:LYS:C	2:B:6:G:HO2'	6	0.88
(1,3)	1:A:84:LYS:C	2:B:6:G:N1	6	0.88
(1,3)	1:A:84:LYS:C	2:B:6:G:N2	6	0.88
(1,3)	1:A:84:LYS:C	2:B:6:G:N3	6	0.88
(1,3)	1:A:84:LYS:C	2:B:6:G:N7	6	0.88
(1,3)	1:A:84:LYS:C	2:B:6:G:N9	6	0.88
(1,3)	1:A:84:LYS:C	2:B:6:G:O2'	6	0.88
(1,3)	1:A:84:LYS:C	2:B:6:G:O3'	6	0.88
(1,3)	1:A:84:LYS:C	2:B:6:G:O4'	6	0.88
(1,3)	1:A:84:LYS:C	2:B:6:G:O5'	6	0.88
(1,3)	1:A:84:LYS:C	2:B:6:G:O6	6	0.88
(1,3)	1:A:84:LYS:C	2:B:6:G:OP1	6	0.88
(1,3)	1:A:84:LYS:C	2:B:6:G:OP2	6	0.88
(1,3)	1:A:84:LYS:C	2:B:6:G:P	6	0.88
(1,3)	1:A:84:LYS:C	2:B:7:C:C1'	6	0.88
(1,3)	1:A:84:LYS:C	2:B:7:C:C2	6	0.88
(1,3)	1:A:84:LYS:C	2:B:7:C:C2'	6	0.88
(1,3)	1:A:84:LYS:C	2:B:7:C:C3'	6	0.88
(1,3)	1:A:84:LYS:C	2:B:7:C:C4	6	0.88
(1,3)	1:A:84:LYS:C	2:B:7:C:C4'	6	0.88
(1,3)	1:A:84:LYS:C	2:B:7:C:C5	6	0.88
(1,3)	1:A:84:LYS:C	2:B:7:C:C5'	6	0.88
(1,3)	1:A:84:LYS:C	2:B:7:C:C6	6	0.88
(1,3)	1:A:84:LYS:C	2:B:7:C:H1'	6	0.88
(1,3)	1:A:84:LYS:C	2:B:7:C:H2'	6	0.88

Continued on next page...

Continued from previous page...

Key	Atom-1	Atom-2	Model ID	Violation (Å)
(1,3)	1:A:84:LYS:C	2:B:7:C:H3'	6	0.88
(1,3)	1:A:84:LYS:C	2:B:7:C:H4'	6	0.88
(1,3)	1:A:84:LYS:C	2:B:7:C:H41	6	0.88
(1,3)	1:A:84:LYS:C	2:B:7:C:H42	6	0.88
(1,3)	1:A:84:LYS:C	2:B:7:C:H5	6	0.88
(1,3)	1:A:84:LYS:C	2:B:7:C:H5'	6	0.88
(1,3)	1:A:84:LYS:C	2:B:7:C:H5''	6	0.88
(1,3)	1:A:84:LYS:C	2:B:7:C:H6	6	0.88
(1,3)	1:A:84:LYS:C	2:B:7:C:HO2'	6	0.88
(1,3)	1:A:84:LYS:C	2:B:7:C:N1	6	0.88
(1,3)	1:A:84:LYS:C	2:B:7:C:N3	6	0.88
(1,3)	1:A:84:LYS:C	2:B:7:C:N4	6	0.88
(1,3)	1:A:84:LYS:C	2:B:7:C:O2	6	0.88
(1,3)	1:A:84:LYS:C	2:B:7:C:O2'	6	0.88
(1,3)	1:A:84:LYS:C	2:B:7:C:O3'	6	0.88
(1,3)	1:A:84:LYS:C	2:B:7:C:O4'	6	0.88
(1,3)	1:A:84:LYS:C	2:B:7:C:O5'	6	0.88
(1,3)	1:A:84:LYS:C	2:B:7:C:OP1	6	0.88
(1,3)	1:A:84:LYS:C	2:B:7:C:OP2	6	0.88
(1,3)	1:A:84:LYS:C	2:B:7:C:P	6	0.88
(1,3)	1:A:84:LYS:C	2:B:8:U:C1'	6	0.88
(1,3)	1:A:84:LYS:C	2:B:8:U:C2	6	0.88
(1,3)	1:A:84:LYS:C	2:B:8:U:C2'	6	0.88
(1,3)	1:A:84:LYS:C	2:B:8:U:C3'	6	0.88
(1,3)	1:A:84:LYS:C	2:B:8:U:C4	6	0.88
(1,3)	1:A:84:LYS:C	2:B:8:U:C4'	6	0.88
(1,3)	1:A:84:LYS:C	2:B:8:U:C5	6	0.88
(1,3)	1:A:84:LYS:C	2:B:8:U:C5'	6	0.88
(1,3)	1:A:84:LYS:C	2:B:8:U:C6	6	0.88
(1,3)	1:A:84:LYS:C	2:B:8:U:H1'	6	0.88
(1,3)	1:A:84:LYS:C	2:B:8:U:H2'	6	0.88
(1,3)	1:A:84:LYS:C	2:B:8:U:H3	6	0.88
(1,3)	1:A:84:LYS:C	2:B:8:U:H3'	6	0.88
(1,3)	1:A:84:LYS:C	2:B:8:U:H4'	6	0.88
(1,3)	1:A:84:LYS:C	2:B:8:U:H5	6	0.88
(1,3)	1:A:84:LYS:C	2:B:8:U:H5'	6	0.88
(1,3)	1:A:84:LYS:C	2:B:8:U:H5''	6	0.88
(1,3)	1:A:84:LYS:C	2:B:8:U:H6	6	0.88
(1,3)	1:A:84:LYS:C	2:B:8:U:HO2'	6	0.88
(1,3)	1:A:84:LYS:C	2:B:8:U:N1	6	0.88
(1,3)	1:A:84:LYS:C	2:B:8:U:N3	6	0.88
(1,3)	1:A:84:LYS:C	2:B:8:U:O2	6	0.88

Continued on next page...

Continued from previous page...

Key	Atom-1	Atom-2	Model ID	Violation (Å)
(1,3)	1:A:84:LYS:C	2:B:8:U:O2'	6	0.88
(1,3)	1:A:84:LYS:C	2:B:8:U:O3'	6	0.88
(1,3)	1:A:84:LYS:C	2:B:8:U:O4	6	0.88
(1,3)	1:A:84:LYS:C	2:B:8:U:O4'	6	0.88
(1,3)	1:A:84:LYS:C	2:B:8:U:O5'	6	0.88
(1,3)	1:A:84:LYS:C	2:B:8:U:OP1	6	0.88
(1,3)	1:A:84:LYS:C	2:B:8:U:OP2	6	0.88
(1,3)	1:A:84:LYS:C	2:B:8:U:P	6	0.88
(1,3)	1:A:84:LYS:C	2:B:9:C:C1'	6	0.88
(1,3)	1:A:84:LYS:C	2:B:9:C:C2	6	0.88
(1,3)	1:A:84:LYS:C	2:B:9:C:C2'	6	0.88
(1,3)	1:A:84:LYS:C	2:B:9:C:C3'	6	0.88
(1,3)	1:A:84:LYS:C	2:B:9:C:C4	6	0.88
(1,3)	1:A:84:LYS:C	2:B:9:C:C4'	6	0.88
(1,3)	1:A:84:LYS:C	2:B:9:C:C5	6	0.88
(1,3)	1:A:84:LYS:C	2:B:9:C:C5'	6	0.88
(1,3)	1:A:84:LYS:C	2:B:9:C:C6	6	0.88
(1,3)	1:A:84:LYS:C	2:B:9:C:H1'	6	0.88
(1,3)	1:A:84:LYS:C	2:B:9:C:H2'	6	0.88
(1,3)	1:A:84:LYS:C	2:B:9:C:H3'	6	0.88
(1,3)	1:A:84:LYS:C	2:B:9:C:H4'	6	0.88
(1,3)	1:A:84:LYS:C	2:B:9:C:H41	6	0.88
(1,3)	1:A:84:LYS:C	2:B:9:C:H42	6	0.88
(1,3)	1:A:84:LYS:C	2:B:9:C:H5	6	0.88
(1,3)	1:A:84:LYS:C	2:B:9:C:H5'	6	0.88
(1,3)	1:A:84:LYS:C	2:B:9:C:H5''	6	0.88
(1,3)	1:A:84:LYS:C	2:B:9:C:H6	6	0.88
(1,3)	1:A:84:LYS:C	2:B:9:C:HO2'	6	0.88
(1,3)	1:A:84:LYS:C	2:B:9:C:N1	6	0.88
(1,3)	1:A:84:LYS:C	2:B:9:C:N3	6	0.88
(1,3)	1:A:84:LYS:C	2:B:9:C:N4	6	0.88
(1,3)	1:A:84:LYS:C	2:B:9:C:O2	6	0.88
(1,3)	1:A:84:LYS:C	2:B:9:C:O2'	6	0.88
(1,3)	1:A:84:LYS:C	2:B:9:C:O3'	6	0.88
(1,3)	1:A:84:LYS:C	2:B:9:C:O4'	6	0.88
(1,3)	1:A:84:LYS:C	2:B:9:C:O5'	6	0.88
(1,3)	1:A:84:LYS:C	2:B:9:C:OP1	6	0.88
(1,3)	1:A:84:LYS:C	2:B:9:C:OP2	6	0.88
(1,3)	1:A:84:LYS:C	2:B:9:C:P	6	0.88
(1,3)	1:A:84:LYS:C	2:B:10:G:C1'	6	0.88
(1,3)	1:A:84:LYS:C	2:B:10:G:C2	6	0.88
(1,3)	1:A:84:LYS:C	2:B:10:G:C2'	6	0.88

Continued on next page...

Continued from previous page...

Key	Atom-1	Atom-2	Model ID	Violation (Å)
(1,3)	1:A:84:LYS:C	2:B:10:G:C3'	6	0.88
(1,3)	1:A:84:LYS:C	2:B:10:G:C4	6	0.88
(1,3)	1:A:84:LYS:C	2:B:10:G:C4'	6	0.88
(1,3)	1:A:84:LYS:C	2:B:10:G:C5	6	0.88
(1,3)	1:A:84:LYS:C	2:B:10:G:C5'	6	0.88
(1,3)	1:A:84:LYS:C	2:B:10:G:C6	6	0.88
(1,3)	1:A:84:LYS:C	2:B:10:G:C8	6	0.88
(1,3)	1:A:84:LYS:C	2:B:10:G:H1	6	0.88
(1,3)	1:A:84:LYS:C	2:B:10:G:H1'	6	0.88
(1,3)	1:A:84:LYS:C	2:B:10:G:H2'	6	0.88
(1,3)	1:A:84:LYS:C	2:B:10:G:H21	6	0.88
(1,3)	1:A:84:LYS:C	2:B:10:G:H22	6	0.88
(1,3)	1:A:84:LYS:C	2:B:10:G:H3'	6	0.88
(1,3)	1:A:84:LYS:C	2:B:10:G:H4'	6	0.88
(1,3)	1:A:84:LYS:C	2:B:10:G:H5'	6	0.88
(1,3)	1:A:84:LYS:C	2:B:10:G:H5''	6	0.88
(1,3)	1:A:84:LYS:C	2:B:10:G:H8	6	0.88
(1,3)	1:A:84:LYS:C	2:B:10:G:HO2'	6	0.88
(1,3)	1:A:84:LYS:C	2:B:10:G:N1	6	0.88
(1,3)	1:A:84:LYS:C	2:B:10:G:N2	6	0.88
(1,3)	1:A:84:LYS:C	2:B:10:G:N3	6	0.88
(1,3)	1:A:84:LYS:C	2:B:10:G:N7	6	0.88
(1,3)	1:A:84:LYS:C	2:B:10:G:N9	6	0.88
(1,3)	1:A:84:LYS:C	2:B:10:G:O2'	6	0.88
(1,3)	1:A:84:LYS:C	2:B:10:G:O3'	6	0.88
(1,3)	1:A:84:LYS:C	2:B:10:G:O4'	6	0.88
(1,3)	1:A:84:LYS:C	2:B:10:G:O5'	6	0.88
(1,3)	1:A:84:LYS:C	2:B:10:G:O6	6	0.88
(1,3)	1:A:84:LYS:C	2:B:10:G:OP1	6	0.88
(1,3)	1:A:84:LYS:C	2:B:10:G:OP2	6	0.88
(1,3)	1:A:84:LYS:C	2:B:10:G:P	6	0.88
(1,3)	1:A:84:LYS:C	2:B:11:A:C1'	6	0.88
(1,3)	1:A:84:LYS:C	2:B:11:A:C2	6	0.88
(1,3)	1:A:84:LYS:C	2:B:11:A:C2'	6	0.88
(1,3)	1:A:84:LYS:C	2:B:11:A:C3'	6	0.88
(1,3)	1:A:84:LYS:C	2:B:11:A:C4	6	0.88
(1,3)	1:A:84:LYS:C	2:B:11:A:C4'	6	0.88
(1,3)	1:A:84:LYS:C	2:B:11:A:C5	6	0.88
(1,3)	1:A:84:LYS:C	2:B:11:A:C5'	6	0.88
(1,3)	1:A:84:LYS:C	2:B:11:A:C6	6	0.88
(1,3)	1:A:84:LYS:C	2:B:11:A:C8	6	0.88
(1,3)	1:A:84:LYS:C	2:B:11:A:H1'	6	0.88

Continued on next page...

Continued from previous page...

Key	Atom-1	Atom-2	Model ID	Violation (Å)
(1,3)	1:A:84:LYS:C	2:B:11:A:H2	6	0.88
(1,3)	1:A:84:LYS:C	2:B:11:A:H2'	6	0.88
(1,3)	1:A:84:LYS:C	2:B:11:A:H3'	6	0.88
(1,3)	1:A:84:LYS:C	2:B:11:A:H4'	6	0.88
(1,3)	1:A:84:LYS:C	2:B:11:A:H5'	6	0.88
(1,3)	1:A:84:LYS:C	2:B:11:A:H5''	6	0.88
(1,3)	1:A:84:LYS:C	2:B:11:A:H61	6	0.88
(1,3)	1:A:84:LYS:C	2:B:11:A:H62	6	0.88
(1,3)	1:A:84:LYS:C	2:B:11:A:H8	6	0.88
(1,3)	1:A:84:LYS:C	2:B:11:A:HO2'	6	0.88
(1,3)	1:A:84:LYS:C	2:B:11:A:N1	6	0.88
(1,3)	1:A:84:LYS:C	2:B:11:A:N3	6	0.88
(1,3)	1:A:84:LYS:C	2:B:11:A:N6	6	0.88
(1,3)	1:A:84:LYS:C	2:B:11:A:N7	6	0.88
(1,3)	1:A:84:LYS:C	2:B:11:A:N9	6	0.88
(1,3)	1:A:84:LYS:C	2:B:11:A:O2'	6	0.88
(1,3)	1:A:84:LYS:C	2:B:11:A:O3'	6	0.88
(1,3)	1:A:84:LYS:C	2:B:11:A:O4'	6	0.88
(1,3)	1:A:84:LYS:C	2:B:11:A:O5'	6	0.88
(1,3)	1:A:84:LYS:C	2:B:11:A:OP1	6	0.88
(1,3)	1:A:84:LYS:C	2:B:11:A:OP2	6	0.88
(1,3)	1:A:84:LYS:C	2:B:11:A:P	6	0.88
(1,3)	1:A:84:LYS:C	2:B:12:A:C1'	6	0.88
(1,3)	1:A:84:LYS:C	2:B:12:A:C2	6	0.88
(1,3)	1:A:84:LYS:C	2:B:12:A:C2'	6	0.88
(1,3)	1:A:84:LYS:C	2:B:12:A:C3'	6	0.88
(1,3)	1:A:84:LYS:C	2:B:12:A:C4	6	0.88
(1,3)	1:A:84:LYS:C	2:B:12:A:C4'	6	0.88
(1,3)	1:A:84:LYS:C	2:B:12:A:C5	6	0.88
(1,3)	1:A:84:LYS:C	2:B:12:A:C5'	6	0.88
(1,3)	1:A:84:LYS:C	2:B:12:A:C6	6	0.88
(1,3)	1:A:84:LYS:C	2:B:12:A:C8	6	0.88
(1,3)	1:A:84:LYS:C	2:B:12:A:H1'	6	0.88
(1,3)	1:A:84:LYS:C	2:B:12:A:H2	6	0.88
(1,3)	1:A:84:LYS:C	2:B:12:A:H2'	6	0.88
(1,3)	1:A:84:LYS:C	2:B:12:A:H3'	6	0.88
(1,3)	1:A:84:LYS:C	2:B:12:A:H4'	6	0.88
(1,3)	1:A:84:LYS:C	2:B:12:A:H5'	6	0.88
(1,3)	1:A:84:LYS:C	2:B:12:A:H5''	6	0.88
(1,3)	1:A:84:LYS:C	2:B:12:A:H61	6	0.88
(1,3)	1:A:84:LYS:C	2:B:12:A:H62	6	0.88
(1,3)	1:A:84:LYS:C	2:B:12:A:H8	6	0.88

Continued on next page...

Continued from previous page...

Key	Atom-1	Atom-2	Model ID	Violation (Å)
(1,3)	1:A:84:LYS:C	2:B:12:A:HO2'	6	0.88
(1,3)	1:A:84:LYS:C	2:B:12:A:N1	6	0.88
(1,3)	1:A:84:LYS:C	2:B:12:A:N3	6	0.88
(1,3)	1:A:84:LYS:C	2:B:12:A:N6	6	0.88
(1,3)	1:A:84:LYS:C	2:B:12:A:N7	6	0.88
(1,3)	1:A:84:LYS:C	2:B:12:A:N9	6	0.88
(1,3)	1:A:84:LYS:C	2:B:12:A:O2'	6	0.88
(1,3)	1:A:84:LYS:C	2:B:12:A:O3'	6	0.88
(1,3)	1:A:84:LYS:C	2:B:12:A:O4'	6	0.88
(1,3)	1:A:84:LYS:C	2:B:12:A:O5'	6	0.88
(1,3)	1:A:84:LYS:C	2:B:12:A:OP1	6	0.88
(1,3)	1:A:84:LYS:C	2:B:12:A:OP2	6	0.88
(1,3)	1:A:84:LYS:C	2:B:12:A:P	6	0.88
(1,3)	1:A:84:LYS:C	2:B:13:A:C1'	6	0.88
(1,3)	1:A:84:LYS:C	2:B:13:A:C2	6	0.88
(1,3)	1:A:84:LYS:C	2:B:13:A:C2'	6	0.88
(1,3)	1:A:84:LYS:C	2:B:13:A:C3'	6	0.88
(1,3)	1:A:84:LYS:C	2:B:13:A:C4	6	0.88
(1,3)	1:A:84:LYS:C	2:B:13:A:C4'	6	0.88
(1,3)	1:A:84:LYS:C	2:B:13:A:C5	6	0.88
(1,3)	1:A:84:LYS:C	2:B:13:A:C5'	6	0.88
(1,3)	1:A:84:LYS:C	2:B:13:A:C6	6	0.88
(1,3)	1:A:84:LYS:C	2:B:13:A:C8	6	0.88
(1,3)	1:A:84:LYS:C	2:B:13:A:H1'	6	0.88
(1,3)	1:A:84:LYS:C	2:B:13:A:H2	6	0.88
(1,3)	1:A:84:LYS:C	2:B:13:A:H2'	6	0.88
(1,3)	1:A:84:LYS:C	2:B:13:A:H3'	6	0.88
(1,3)	1:A:84:LYS:C	2:B:13:A:H4'	6	0.88
(1,3)	1:A:84:LYS:C	2:B:13:A:H5'	6	0.88
(1,3)	1:A:84:LYS:C	2:B:13:A:H5''	6	0.88
(1,3)	1:A:84:LYS:C	2:B:13:A:H61	6	0.88
(1,3)	1:A:84:LYS:C	2:B:13:A:H62	6	0.88
(1,3)	1:A:84:LYS:C	2:B:13:A:H8	6	0.88
(1,3)	1:A:84:LYS:C	2:B:13:A:HO2'	6	0.88
(1,3)	1:A:84:LYS:C	2:B:13:A:N1	6	0.88
(1,3)	1:A:84:LYS:C	2:B:13:A:N3	6	0.88
(1,3)	1:A:84:LYS:C	2:B:13:A:N6	6	0.88
(1,3)	1:A:84:LYS:C	2:B:13:A:N7	6	0.88
(1,3)	1:A:84:LYS:C	2:B:13:A:N9	6	0.88
(1,3)	1:A:84:LYS:C	2:B:13:A:O2'	6	0.88
(1,3)	1:A:84:LYS:C	2:B:13:A:O3'	6	0.88
(1,3)	1:A:84:LYS:C	2:B:13:A:O4'	6	0.88

Continued on next page...

Continued from previous page...

Key	Atom-1	Atom-2	Model ID	Violation (Å)
(1,3)	1:A:84:LYS:C	2:B:13:A:O5'	6	0.88
(1,3)	1:A:84:LYS:C	2:B:13:A:OP1	6	0.88
(1,3)	1:A:84:LYS:C	2:B:13:A:OP2	6	0.88
(1,3)	1:A:84:LYS:C	2:B:13:A:P	6	0.88
(1,3)	1:A:84:LYS:C	2:B:14:G:C1'	6	0.88
(1,3)	1:A:84:LYS:C	2:B:14:G:C2	6	0.88
(1,3)	1:A:84:LYS:C	2:B:14:G:C2'	6	0.88
(1,3)	1:A:84:LYS:C	2:B:14:G:C3'	6	0.88
(1,3)	1:A:84:LYS:C	2:B:14:G:C4	6	0.88
(1,3)	1:A:84:LYS:C	2:B:14:G:C4'	6	0.88
(1,3)	1:A:84:LYS:C	2:B:14:G:C5	6	0.88
(1,3)	1:A:84:LYS:C	2:B:14:G:C5'	6	0.88
(1,3)	1:A:84:LYS:C	2:B:14:G:C6	6	0.88
(1,3)	1:A:84:LYS:C	2:B:14:G:C8	6	0.88
(1,3)	1:A:84:LYS:C	2:B:14:G:H1	6	0.88
(1,3)	1:A:84:LYS:C	2:B:14:G:H1'	6	0.88
(1,3)	1:A:84:LYS:C	2:B:14:G:H2'	6	0.88
(1,3)	1:A:84:LYS:C	2:B:14:G:H21	6	0.88
(1,3)	1:A:84:LYS:C	2:B:14:G:H22	6	0.88
(1,3)	1:A:84:LYS:C	2:B:14:G:H3'	6	0.88
(1,3)	1:A:84:LYS:C	2:B:14:G:H4'	6	0.88
(1,3)	1:A:84:LYS:C	2:B:14:G:H5'	6	0.88
(1,3)	1:A:84:LYS:C	2:B:14:G:H5''	6	0.88
(1,3)	1:A:84:LYS:C	2:B:14:G:H8	6	0.88
(1,3)	1:A:84:LYS:C	2:B:14:G:HO2'	6	0.88
(1,3)	1:A:84:LYS:C	2:B:14:G:N1	6	0.88
(1,3)	1:A:84:LYS:C	2:B:14:G:N2	6	0.88
(1,3)	1:A:84:LYS:C	2:B:14:G:N3	6	0.88
(1,3)	1:A:84:LYS:C	2:B:14:G:N7	6	0.88
(1,3)	1:A:84:LYS:C	2:B:14:G:N9	6	0.88
(1,3)	1:A:84:LYS:C	2:B:14:G:O2'	6	0.88
(1,3)	1:A:84:LYS:C	2:B:14:G:O3'	6	0.88
(1,3)	1:A:84:LYS:C	2:B:14:G:O4'	6	0.88
(1,3)	1:A:84:LYS:C	2:B:14:G:O5'	6	0.88
(1,3)	1:A:84:LYS:C	2:B:14:G:O6	6	0.88
(1,3)	1:A:84:LYS:C	2:B:14:G:OP1	6	0.88
(1,3)	1:A:84:LYS:C	2:B:14:G:OP2	6	0.88
(1,3)	1:A:84:LYS:C	2:B:14:G:P	6	0.88
(1,3)	1:A:84:LYS:C	2:B:15:A:C1'	6	0.88
(1,3)	1:A:84:LYS:C	2:B:15:A:C2	6	0.88
(1,3)	1:A:84:LYS:C	2:B:15:A:C2'	6	0.88
(1,3)	1:A:84:LYS:C	2:B:15:A:C3'	6	0.88

Continued on next page...

Continued from previous page...

Key	Atom-1	Atom-2	Model ID	Violation (Å)
(1,3)	1:A:84:LYS:C	2:B:15:A:C4	6	0.88
(1,3)	1:A:84:LYS:C	2:B:15:A:C4'	6	0.88
(1,3)	1:A:84:LYS:C	2:B:15:A:C5	6	0.88
(1,3)	1:A:84:LYS:C	2:B:15:A:C5'	6	0.88
(1,3)	1:A:84:LYS:C	2:B:15:A:C6	6	0.88
(1,3)	1:A:84:LYS:C	2:B:15:A:C8	6	0.88
(1,3)	1:A:84:LYS:C	2:B:15:A:H1'	6	0.88
(1,3)	1:A:84:LYS:C	2:B:15:A:H2	6	0.88
(1,3)	1:A:84:LYS:C	2:B:15:A:H2'	6	0.88
(1,3)	1:A:84:LYS:C	2:B:15:A:H3'	6	0.88
(1,3)	1:A:84:LYS:C	2:B:15:A:H4'	6	0.88
(1,3)	1:A:84:LYS:C	2:B:15:A:H5'	6	0.88
(1,3)	1:A:84:LYS:C	2:B:15:A:H5''	6	0.88
(1,3)	1:A:84:LYS:C	2:B:15:A:H61	6	0.88
(1,3)	1:A:84:LYS:C	2:B:15:A:H62	6	0.88
(1,3)	1:A:84:LYS:C	2:B:15:A:H8	6	0.88
(1,3)	1:A:84:LYS:C	2:B:15:A:HO2'	6	0.88
(1,3)	1:A:84:LYS:C	2:B:15:A:N1	6	0.88
(1,3)	1:A:84:LYS:C	2:B:15:A:N3	6	0.88
(1,3)	1:A:84:LYS:C	2:B:15:A:N6	6	0.88
(1,3)	1:A:84:LYS:C	2:B:15:A:N7	6	0.88
(1,3)	1:A:84:LYS:C	2:B:15:A:N9	6	0.88
(1,3)	1:A:84:LYS:C	2:B:15:A:O2'	6	0.88
(1,3)	1:A:84:LYS:C	2:B:15:A:O3'	6	0.88
(1,3)	1:A:84:LYS:C	2:B:15:A:O4'	6	0.88
(1,3)	1:A:84:LYS:C	2:B:15:A:O5'	6	0.88
(1,3)	1:A:84:LYS:C	2:B:15:A:OP1	6	0.88
(1,3)	1:A:84:LYS:C	2:B:15:A:OP2	6	0.88
(1,3)	1:A:84:LYS:C	2:B:15:A:P	6	0.88
(1,3)	1:A:84:LYS:C	2:B:16:G:C1'	6	0.88
(1,3)	1:A:84:LYS:C	2:B:16:G:C2	6	0.88
(1,3)	1:A:84:LYS:C	2:B:16:G:C2'	6	0.88
(1,3)	1:A:84:LYS:C	2:B:16:G:C3'	6	0.88
(1,3)	1:A:84:LYS:C	2:B:16:G:C4	6	0.88
(1,3)	1:A:84:LYS:C	2:B:16:G:C4'	6	0.88
(1,3)	1:A:84:LYS:C	2:B:16:G:C5	6	0.88
(1,3)	1:A:84:LYS:C	2:B:16:G:C5'	6	0.88
(1,3)	1:A:84:LYS:C	2:B:16:G:C6	6	0.88
(1,3)	1:A:84:LYS:C	2:B:16:G:C8	6	0.88
(1,3)	1:A:84:LYS:C	2:B:16:G:H1	6	0.88
(1,3)	1:A:84:LYS:C	2:B:16:G:H1'	6	0.88
(1,3)	1:A:84:LYS:C	2:B:16:G:H2'	6	0.88

Continued on next page...

Continued from previous page...

Key	Atom-1	Atom-2	Model ID	Violation (Å)
(1,3)	1:A:84:LYS:C	2:B:16:G:H21	6	0.88
(1,3)	1:A:84:LYS:C	2:B:16:G:H22	6	0.88
(1,3)	1:A:84:LYS:C	2:B:16:G:H3'	6	0.88
(1,3)	1:A:84:LYS:C	2:B:16:G:H4'	6	0.88
(1,3)	1:A:84:LYS:C	2:B:16:G:H5'	6	0.88
(1,3)	1:A:84:LYS:C	2:B:16:G:H5''	6	0.88
(1,3)	1:A:84:LYS:C	2:B:16:G:H8	6	0.88
(1,3)	1:A:84:LYS:C	2:B:16:G:HO2'	6	0.88
(1,3)	1:A:84:LYS:C	2:B:16:G:N1	6	0.88
(1,3)	1:A:84:LYS:C	2:B:16:G:N2	6	0.88
(1,3)	1:A:84:LYS:C	2:B:16:G:N3	6	0.88
(1,3)	1:A:84:LYS:C	2:B:16:G:N7	6	0.88
(1,3)	1:A:84:LYS:C	2:B:16:G:N9	6	0.88
(1,3)	1:A:84:LYS:C	2:B:16:G:O2'	6	0.88
(1,3)	1:A:84:LYS:C	2:B:16:G:O3'	6	0.88
(1,3)	1:A:84:LYS:C	2:B:16:G:O4'	6	0.88
(1,3)	1:A:84:LYS:C	2:B:16:G:O5'	6	0.88
(1,3)	1:A:84:LYS:C	2:B:16:G:O6	6	0.88
(1,3)	1:A:84:LYS:C	2:B:16:G:OP1	6	0.88
(1,3)	1:A:84:LYS:C	2:B:16:G:OP2	6	0.88
(1,3)	1:A:84:LYS:C	2:B:16:G:P	6	0.88
(1,3)	1:A:84:LYS:C	2:B:17:C:C1'	6	0.88
(1,3)	1:A:84:LYS:C	2:B:17:C:C2	6	0.88
(1,3)	1:A:84:LYS:C	2:B:17:C:C2'	6	0.88
(1,3)	1:A:84:LYS:C	2:B:17:C:C3'	6	0.88
(1,3)	1:A:84:LYS:C	2:B:17:C:C4	6	0.88
(1,3)	1:A:84:LYS:C	2:B:17:C:C4'	6	0.88
(1,3)	1:A:84:LYS:C	2:B:17:C:C5	6	0.88
(1,3)	1:A:84:LYS:C	2:B:17:C:C5'	6	0.88
(1,3)	1:A:84:LYS:C	2:B:17:C:C6	6	0.88
(1,3)	1:A:84:LYS:C	2:B:17:C:H1'	6	0.88
(1,3)	1:A:84:LYS:C	2:B:17:C:H2'	6	0.88
(1,3)	1:A:84:LYS:C	2:B:17:C:H3'	6	0.88
(1,3)	1:A:84:LYS:C	2:B:17:C:H4'	6	0.88
(1,3)	1:A:84:LYS:C	2:B:17:C:H41	6	0.88
(1,3)	1:A:84:LYS:C	2:B:17:C:H42	6	0.88
(1,3)	1:A:84:LYS:C	2:B:17:C:H5	6	0.88
(1,3)	1:A:84:LYS:C	2:B:17:C:H5'	6	0.88
(1,3)	1:A:84:LYS:C	2:B:17:C:H5''	6	0.88
(1,3)	1:A:84:LYS:C	2:B:17:C:H6	6	0.88
(1,3)	1:A:84:LYS:C	2:B:17:C:HO2'	6	0.88
(1,3)	1:A:84:LYS:C	2:B:17:C:N1	6	0.88

Continued on next page...

Continued from previous page...

Key	Atom-1	Atom-2	Model ID	Violation (Å)
(1,3)	1:A:84:LYS:C	2:B:17:C:N3	6	0.88
(1,3)	1:A:84:LYS:C	2:B:17:C:N4	6	0.88
(1,3)	1:A:84:LYS:C	2:B:17:C:O2	6	0.88
(1,3)	1:A:84:LYS:C	2:B:17:C:O2'	6	0.88
(1,3)	1:A:84:LYS:C	2:B:17:C:O3'	6	0.88
(1,3)	1:A:84:LYS:C	2:B:17:C:O4'	6	0.88
(1,3)	1:A:84:LYS:C	2:B:17:C:O5'	6	0.88
(1,3)	1:A:84:LYS:C	2:B:17:C:OP1	6	0.88
(1,3)	1:A:84:LYS:C	2:B:17:C:OP2	6	0.88
(1,3)	1:A:84:LYS:C	2:B:17:C:P	6	0.88
(1,3)	1:A:84:LYS:C	2:B:18:A:C1'	6	0.88
(1,3)	1:A:84:LYS:C	2:B:18:A:C2	6	0.88
(1,3)	1:A:84:LYS:C	2:B:18:A:C2'	6	0.88
(1,3)	1:A:84:LYS:C	2:B:18:A:C3'	6	0.88
(1,3)	1:A:84:LYS:C	2:B:18:A:C4	6	0.88
(1,3)	1:A:84:LYS:C	2:B:18:A:C4'	6	0.88
(1,3)	1:A:84:LYS:C	2:B:18:A:C5	6	0.88
(1,3)	1:A:84:LYS:C	2:B:18:A:C5'	6	0.88
(1,3)	1:A:84:LYS:C	2:B:18:A:C6	6	0.88
(1,3)	1:A:84:LYS:C	2:B:18:A:C8	6	0.88
(1,3)	1:A:84:LYS:C	2:B:18:A:H1'	6	0.88
(1,3)	1:A:84:LYS:C	2:B:18:A:H2	6	0.88
(1,3)	1:A:84:LYS:C	2:B:18:A:H2'	6	0.88
(1,3)	1:A:84:LYS:C	2:B:18:A:H3'	6	0.88
(1,3)	1:A:84:LYS:C	2:B:18:A:H4'	6	0.88
(1,3)	1:A:84:LYS:C	2:B:18:A:H5'	6	0.88
(1,3)	1:A:84:LYS:C	2:B:18:A:H5''	6	0.88
(1,3)	1:A:84:LYS:C	2:B:18:A:H61	6	0.88
(1,3)	1:A:84:LYS:C	2:B:18:A:H62	6	0.88
(1,3)	1:A:84:LYS:C	2:B:18:A:H8	6	0.88
(1,3)	1:A:84:LYS:C	2:B:18:A:HO2'	6	0.88
(1,3)	1:A:84:LYS:C	2:B:18:A:N1	6	0.88
(1,3)	1:A:84:LYS:C	2:B:18:A:N3	6	0.88
(1,3)	1:A:84:LYS:C	2:B:18:A:N6	6	0.88
(1,3)	1:A:84:LYS:C	2:B:18:A:N7	6	0.88
(1,3)	1:A:84:LYS:C	2:B:18:A:N9	6	0.88
(1,3)	1:A:84:LYS:C	2:B:18:A:O2'	6	0.88
(1,3)	1:A:84:LYS:C	2:B:18:A:O3'	6	0.88
(1,3)	1:A:84:LYS:C	2:B:18:A:O4'	6	0.88
(1,3)	1:A:84:LYS:C	2:B:18:A:O5'	6	0.88
(1,3)	1:A:84:LYS:C	2:B:18:A:OP1	6	0.88
(1,3)	1:A:84:LYS:C	2:B:18:A:OP2	6	0.88

Continued on next page...

Continued from previous page...

Key	Atom-1	Atom-2	Model ID	Violation (Å)
(1,3)	1:A:84:LYS:C	2:B:18:A:P	6	0.88
(1,3)	1:A:84:LYS:C	2:B:19:A:C1'	6	0.88
(1,3)	1:A:84:LYS:C	2:B:19:A:C2	6	0.88
(1,3)	1:A:84:LYS:C	2:B:19:A:C2'	6	0.88
(1,3)	1:A:84:LYS:C	2:B:19:A:C3'	6	0.88
(1,3)	1:A:84:LYS:C	2:B:19:A:C4	6	0.88
(1,3)	1:A:84:LYS:C	2:B:19:A:C4'	6	0.88
(1,3)	1:A:84:LYS:C	2:B:19:A:C5	6	0.88
(1,3)	1:A:84:LYS:C	2:B:19:A:C5'	6	0.88
(1,3)	1:A:84:LYS:C	2:B:19:A:C6	6	0.88
(1,3)	1:A:84:LYS:C	2:B:19:A:C8	6	0.88
(1,3)	1:A:84:LYS:C	2:B:19:A:H1'	6	0.88
(1,3)	1:A:84:LYS:C	2:B:19:A:H2	6	0.88
(1,3)	1:A:84:LYS:C	2:B:19:A:H2'	6	0.88
(1,3)	1:A:84:LYS:C	2:B:19:A:H3'	6	0.88
(1,3)	1:A:84:LYS:C	2:B:19:A:H4'	6	0.88
(1,3)	1:A:84:LYS:C	2:B:19:A:H5'	6	0.88
(1,3)	1:A:84:LYS:C	2:B:19:A:H5''	6	0.88
(1,3)	1:A:84:LYS:C	2:B:19:A:H61	6	0.88
(1,3)	1:A:84:LYS:C	2:B:19:A:H62	6	0.88
(1,3)	1:A:84:LYS:C	2:B:19:A:H8	6	0.88
(1,3)	1:A:84:LYS:C	2:B:19:A:HO2'	6	0.88
(1,3)	1:A:84:LYS:C	2:B:19:A:N1	6	0.88
(1,3)	1:A:84:LYS:C	2:B:19:A:N3	6	0.88
(1,3)	1:A:84:LYS:C	2:B:19:A:N6	6	0.88
(1,3)	1:A:84:LYS:C	2:B:19:A:N7	6	0.88
(1,3)	1:A:84:LYS:C	2:B:19:A:N9	6	0.88
(1,3)	1:A:84:LYS:C	2:B:19:A:O2'	6	0.88
(1,3)	1:A:84:LYS:C	2:B:19:A:O3'	6	0.88
(1,3)	1:A:84:LYS:C	2:B:19:A:O4'	6	0.88
(1,3)	1:A:84:LYS:C	2:B:19:A:O5'	6	0.88
(1,3)	1:A:84:LYS:C	2:B:19:A:OP1	6	0.88
(1,3)	1:A:84:LYS:C	2:B:19:A:OP2	6	0.88
(1,3)	1:A:84:LYS:C	2:B:19:A:P	6	0.88
(1,3)	1:A:84:LYS:C	2:B:20:U:C1'	6	0.88
(1,3)	1:A:84:LYS:C	2:B:20:U:C2	6	0.88
(1,3)	1:A:84:LYS:C	2:B:20:U:C2'	6	0.88
(1,3)	1:A:84:LYS:C	2:B:20:U:C3'	6	0.88
(1,3)	1:A:84:LYS:C	2:B:20:U:C4	6	0.88
(1,3)	1:A:84:LYS:C	2:B:20:U:C4'	6	0.88
(1,3)	1:A:84:LYS:C	2:B:20:U:C5	6	0.88
(1,3)	1:A:84:LYS:C	2:B:20:U:C5'	6	0.88

Continued on next page...

Continued from previous page...

Key	Atom-1	Atom-2	Model ID	Violation (Å)
(1,3)	1:A:84:LYS:C	2:B:20:U:C6	6	0.88
(1,3)	1:A:84:LYS:C	2:B:20:U:H1'	6	0.88
(1,3)	1:A:84:LYS:C	2:B:20:U:H2'	6	0.88
(1,3)	1:A:84:LYS:C	2:B:20:U:H3	6	0.88
(1,3)	1:A:84:LYS:C	2:B:20:U:H3'	6	0.88
(1,3)	1:A:84:LYS:C	2:B:20:U:H4'	6	0.88
(1,3)	1:A:84:LYS:C	2:B:20:U:H5	6	0.88
(1,3)	1:A:84:LYS:C	2:B:20:U:H5'	6	0.88
(1,3)	1:A:84:LYS:C	2:B:20:U:H5''	6	0.88
(1,3)	1:A:84:LYS:C	2:B:20:U:H6	6	0.88
(1,3)	1:A:84:LYS:C	2:B:20:U:HO2'	6	0.88
(1,3)	1:A:84:LYS:C	2:B:20:U:N1	6	0.88
(1,3)	1:A:84:LYS:C	2:B:20:U:N3	6	0.88
(1,3)	1:A:84:LYS:C	2:B:20:U:O2	6	0.88
(1,3)	1:A:84:LYS:C	2:B:20:U:O2'	6	0.88
(1,3)	1:A:84:LYS:C	2:B:20:U:O3'	6	0.88
(1,3)	1:A:84:LYS:C	2:B:20:U:O4	6	0.88
(1,3)	1:A:84:LYS:C	2:B:20:U:O4'	6	0.88
(1,3)	1:A:84:LYS:C	2:B:20:U:O5'	6	0.88
(1,3)	1:A:84:LYS:C	2:B:20:U:OP1	6	0.88
(1,3)	1:A:84:LYS:C	2:B:20:U:OP2	6	0.88
(1,3)	1:A:84:LYS:C	2:B:20:U:P	6	0.88
(1,3)	1:A:84:LYS:C	2:B:21:G:C1'	6	0.88
(1,3)	1:A:84:LYS:C	2:B:21:G:C2	6	0.88
(1,3)	1:A:84:LYS:C	2:B:21:G:C2'	6	0.88
(1,3)	1:A:84:LYS:C	2:B:21:G:C3'	6	0.88
(1,3)	1:A:84:LYS:C	2:B:21:G:C4	6	0.88
(1,3)	1:A:84:LYS:C	2:B:21:G:C4'	6	0.88
(1,3)	1:A:84:LYS:C	2:B:21:G:C5	6	0.88
(1,3)	1:A:84:LYS:C	2:B:21:G:C5'	6	0.88
(1,3)	1:A:84:LYS:C	2:B:21:G:C6	6	0.88
(1,3)	1:A:84:LYS:C	2:B:21:G:C8	6	0.88
(1,3)	1:A:84:LYS:C	2:B:21:G:H1	6	0.88
(1,3)	1:A:84:LYS:C	2:B:21:G:H1'	6	0.88
(1,3)	1:A:84:LYS:C	2:B:21:G:H2'	6	0.88
(1,3)	1:A:84:LYS:C	2:B:21:G:H21	6	0.88
(1,3)	1:A:84:LYS:C	2:B:21:G:H22	6	0.88
(1,3)	1:A:84:LYS:C	2:B:21:G:H3'	6	0.88
(1,3)	1:A:84:LYS:C	2:B:21:G:H4'	6	0.88
(1,3)	1:A:84:LYS:C	2:B:21:G:H5'	6	0.88
(1,3)	1:A:84:LYS:C	2:B:21:G:H5''	6	0.88
(1,3)	1:A:84:LYS:C	2:B:21:G:H8	6	0.88

Continued on next page...

Continued from previous page...

Key	Atom-1	Atom-2	Model ID	Violation (Å)
(1,3)	1:A:84:LYS:C	2:B:21:G:HO2'	6	0.88
(1,3)	1:A:84:LYS:C	2:B:21:G:N1	6	0.88
(1,3)	1:A:84:LYS:C	2:B:21:G:N2	6	0.88
(1,3)	1:A:84:LYS:C	2:B:21:G:N3	6	0.88
(1,3)	1:A:84:LYS:C	2:B:21:G:N7	6	0.88
(1,3)	1:A:84:LYS:C	2:B:21:G:N9	6	0.88
(1,3)	1:A:84:LYS:C	2:B:21:G:O2'	6	0.88
(1,3)	1:A:84:LYS:C	2:B:21:G:O3'	6	0.88
(1,3)	1:A:84:LYS:C	2:B:21:G:O4'	6	0.88
(1,3)	1:A:84:LYS:C	2:B:21:G:O5'	6	0.88
(1,3)	1:A:84:LYS:C	2:B:21:G:O6	6	0.88
(1,3)	1:A:84:LYS:C	2:B:21:G:OP1	6	0.88
(1,3)	1:A:84:LYS:C	2:B:21:G:OP2	6	0.88
(1,3)	1:A:84:LYS:C	2:B:21:G:P	6	0.88
(1,3)	1:A:84:LYS:C	2:B:22:A:C1'	6	0.88
(1,3)	1:A:84:LYS:C	2:B:22:A:C2	6	0.88
(1,3)	1:A:84:LYS:C	2:B:22:A:C2'	6	0.88
(1,3)	1:A:84:LYS:C	2:B:22:A:C3'	6	0.88
(1,3)	1:A:84:LYS:C	2:B:22:A:C4	6	0.88
(1,3)	1:A:84:LYS:C	2:B:22:A:C4'	6	0.88
(1,3)	1:A:84:LYS:C	2:B:22:A:C5	6	0.88
(1,3)	1:A:84:LYS:C	2:B:22:A:C5'	6	0.88
(1,3)	1:A:84:LYS:C	2:B:22:A:C6	6	0.88
(1,3)	1:A:84:LYS:C	2:B:22:A:C8	6	0.88
(1,3)	1:A:84:LYS:C	2:B:22:A:H1'	6	0.88
(1,3)	1:A:84:LYS:C	2:B:22:A:H2	6	0.88
(1,3)	1:A:84:LYS:C	2:B:22:A:H2'	6	0.88
(1,3)	1:A:84:LYS:C	2:B:22:A:H3'	6	0.88
(1,3)	1:A:84:LYS:C	2:B:22:A:H4'	6	0.88
(1,3)	1:A:84:LYS:C	2:B:22:A:H5'	6	0.88
(1,3)	1:A:84:LYS:C	2:B:22:A:H5''	6	0.88
(1,3)	1:A:84:LYS:C	2:B:22:A:H61	6	0.88
(1,3)	1:A:84:LYS:C	2:B:22:A:H62	6	0.88
(1,3)	1:A:84:LYS:C	2:B:22:A:H8	6	0.88
(1,3)	1:A:84:LYS:C	2:B:22:A:HO2'	6	0.88
(1,3)	1:A:84:LYS:C	2:B:22:A:N1	6	0.88
(1,3)	1:A:84:LYS:C	2:B:22:A:N3	6	0.88
(1,3)	1:A:84:LYS:C	2:B:22:A:N6	6	0.88
(1,3)	1:A:84:LYS:C	2:B:22:A:N7	6	0.88
(1,3)	1:A:84:LYS:C	2:B:22:A:N9	6	0.88
(1,3)	1:A:84:LYS:C	2:B:22:A:O2'	6	0.88
(1,3)	1:A:84:LYS:C	2:B:22:A:O3'	6	0.88

Continued on next page...

Continued from previous page...

Key	Atom-1	Atom-2	Model ID	Violation (Å)
(1,3)	1:A:84:LYS:C	2:B:22:A:O4'	6	0.88
(1,3)	1:A:84:LYS:C	2:B:22:A:O5'	6	0.88
(1,3)	1:A:84:LYS:C	2:B:22:A:OP1	6	0.88
(1,3)	1:A:84:LYS:C	2:B:22:A:OP2	6	0.88
(1,3)	1:A:84:LYS:C	2:B:22:A:P	6	0.88
(1,3)	1:A:84:LYS:C	2:B:23:U:C1'	6	0.88
(1,3)	1:A:84:LYS:C	2:B:23:U:C2	6	0.88
(1,3)	1:A:84:LYS:C	2:B:23:U:C2'	6	0.88
(1,3)	1:A:84:LYS:C	2:B:23:U:C3'	6	0.88
(1,3)	1:A:84:LYS:C	2:B:23:U:C4	6	0.88
(1,3)	1:A:84:LYS:C	2:B:23:U:C4'	6	0.88
(1,3)	1:A:84:LYS:C	2:B:23:U:C5	6	0.88
(1,3)	1:A:84:LYS:C	2:B:23:U:C5'	6	0.88
(1,3)	1:A:84:LYS:C	2:B:23:U:C6	6	0.88
(1,3)	1:A:84:LYS:C	2:B:23:U:H1'	6	0.88
(1,3)	1:A:84:LYS:C	2:B:23:U:H2'	6	0.88
(1,3)	1:A:84:LYS:C	2:B:23:U:H3	6	0.88
(1,3)	1:A:84:LYS:C	2:B:23:U:H3'	6	0.88
(1,3)	1:A:84:LYS:C	2:B:23:U:H4'	6	0.88
(1,3)	1:A:84:LYS:C	2:B:23:U:H5	6	0.88
(1,3)	1:A:84:LYS:C	2:B:23:U:H5'	6	0.88
(1,3)	1:A:84:LYS:C	2:B:23:U:H5''	6	0.88
(1,3)	1:A:84:LYS:C	2:B:23:U:H6	6	0.88
(1,3)	1:A:84:LYS:C	2:B:23:U:HO2'	6	0.88
(1,3)	1:A:84:LYS:C	2:B:23:U:N1	6	0.88
(1,3)	1:A:84:LYS:C	2:B:23:U:N3	6	0.88
(1,3)	1:A:84:LYS:C	2:B:23:U:O2	6	0.88
(1,3)	1:A:84:LYS:C	2:B:23:U:O2'	6	0.88
(1,3)	1:A:84:LYS:C	2:B:23:U:O3'	6	0.88
(1,3)	1:A:84:LYS:C	2:B:23:U:O4	6	0.88
(1,3)	1:A:84:LYS:C	2:B:23:U:O4'	6	0.88
(1,3)	1:A:84:LYS:C	2:B:23:U:O5'	6	0.88
(1,3)	1:A:84:LYS:C	2:B:23:U:OP1	6	0.88
(1,3)	1:A:84:LYS:C	2:B:23:U:OP2	6	0.88
(1,3)	1:A:84:LYS:C	2:B:23:U:P	6	0.88
(1,3)	1:A:84:LYS:C	2:B:24:G:C1'	6	0.88
(1,3)	1:A:84:LYS:C	2:B:24:G:C2	6	0.88
(1,3)	1:A:84:LYS:C	2:B:24:G:C2'	6	0.88
(1,3)	1:A:84:LYS:C	2:B:24:G:C3'	6	0.88
(1,3)	1:A:84:LYS:C	2:B:24:G:C4	6	0.88
(1,3)	1:A:84:LYS:C	2:B:24:G:C4'	6	0.88
(1,3)	1:A:84:LYS:C	2:B:24:G:C5	6	0.88

Continued on next page...

Continued from previous page...

Key	Atom-1	Atom-2	Model ID	Violation (Å)
(1,3)	1:A:84:LYS:C	2:B:24:G:C5'	6	0.88
(1,3)	1:A:84:LYS:C	2:B:24:G:C6	6	0.88
(1,3)	1:A:84:LYS:C	2:B:24:G:C8	6	0.88
(1,3)	1:A:84:LYS:C	2:B:24:G:H1	6	0.88
(1,3)	1:A:84:LYS:C	2:B:24:G:H1'	6	0.88
(1,3)	1:A:84:LYS:C	2:B:24:G:H2'	6	0.88
(1,3)	1:A:84:LYS:C	2:B:24:G:H21	6	0.88
(1,3)	1:A:84:LYS:C	2:B:24:G:H22	6	0.88
(1,3)	1:A:84:LYS:C	2:B:24:G:H3'	6	0.88
(1,3)	1:A:84:LYS:C	2:B:24:G:H4'	6	0.88
(1,3)	1:A:84:LYS:C	2:B:24:G:H5'	6	0.88
(1,3)	1:A:84:LYS:C	2:B:24:G:H5''	6	0.88
(1,3)	1:A:84:LYS:C	2:B:24:G:H8	6	0.88
(1,3)	1:A:84:LYS:C	2:B:24:G:HO2'	6	0.88
(1,3)	1:A:84:LYS:C	2:B:24:G:N1	6	0.88
(1,3)	1:A:84:LYS:C	2:B:24:G:N2	6	0.88
(1,3)	1:A:84:LYS:C	2:B:24:G:N3	6	0.88
(1,3)	1:A:84:LYS:C	2:B:24:G:N7	6	0.88
(1,3)	1:A:84:LYS:C	2:B:24:G:N9	6	0.88
(1,3)	1:A:84:LYS:C	2:B:24:G:O2'	6	0.88
(1,3)	1:A:84:LYS:C	2:B:24:G:O3'	6	0.88
(1,3)	1:A:84:LYS:C	2:B:24:G:O4'	6	0.88
(1,3)	1:A:84:LYS:C	2:B:24:G:O5'	6	0.88
(1,3)	1:A:84:LYS:C	2:B:24:G:O6	6	0.88
(1,3)	1:A:84:LYS:C	2:B:24:G:OP1	6	0.88
(1,3)	1:A:84:LYS:C	2:B:24:G:OP2	6	0.88
(1,3)	1:A:84:LYS:C	2:B:24:G:P	6	0.88
(1,3)	1:A:84:LYS:CA	2:B:2:C:C1'	6	0.88
(1,3)	1:A:84:LYS:CA	2:B:2:C:C2	6	0.88
(1,3)	1:A:84:LYS:CA	2:B:2:C:C2'	6	0.88
(1,3)	1:A:84:LYS:CA	2:B:2:C:C3'	6	0.88
(1,3)	1:A:84:LYS:CA	2:B:2:C:C4	6	0.88
(1,3)	1:A:84:LYS:CA	2:B:2:C:C4'	6	0.88
(1,3)	1:A:84:LYS:CA	2:B:2:C:C5	6	0.88
(1,3)	1:A:84:LYS:CA	2:B:2:C:C5'	6	0.88
(1,3)	1:A:84:LYS:CA	2:B:2:C:C6	6	0.88
(1,3)	1:A:84:LYS:CA	2:B:2:C:H1'	6	0.88
(1,3)	1:A:84:LYS:CA	2:B:2:C:H2'	6	0.88
(1,3)	1:A:84:LYS:CA	2:B:2:C:H3'	6	0.88
(1,3)	1:A:84:LYS:CA	2:B:2:C:H4'	6	0.88
(1,3)	1:A:84:LYS:CA	2:B:2:C:H41	6	0.88
(1,3)	1:A:84:LYS:CA	2:B:2:C:H42	6	0.88

Continued on next page...

Continued from previous page...

Key	Atom-1	Atom-2	Model ID	Violation (Å)
(1,3)	1:A:84:LYS:CA	2:B:2:C:H5	6	0.88
(1,3)	1:A:84:LYS:CA	2:B:2:C:H5'	6	0.88
(1,3)	1:A:84:LYS:CA	2:B:2:C:H5''	6	0.88
(1,3)	1:A:84:LYS:CA	2:B:2:C:H6	6	0.88
(1,3)	1:A:84:LYS:CA	2:B:2:C:HO2'	6	0.88
(1,3)	1:A:84:LYS:CA	2:B:2:C:N1	6	0.88
(1,3)	1:A:84:LYS:CA	2:B:2:C:N3	6	0.88
(1,3)	1:A:84:LYS:CA	2:B:2:C:N4	6	0.88
(1,3)	1:A:84:LYS:CA	2:B:2:C:O2	6	0.88
(1,3)	1:A:84:LYS:CA	2:B:2:C:O2'	6	0.88
(1,3)	1:A:84:LYS:CA	2:B:2:C:O3'	6	0.88
(1,3)	1:A:84:LYS:CA	2:B:2:C:O4'	6	0.88
(1,3)	1:A:84:LYS:CA	2:B:2:C:O5'	6	0.88
(1,3)	1:A:84:LYS:CA	2:B:3:U:C1'	6	0.88
(1,3)	1:A:84:LYS:CA	2:B:3:U:C2	6	0.88
(1,3)	1:A:84:LYS:CA	2:B:3:U:C2'	6	0.88
(1,3)	1:A:84:LYS:CA	2:B:3:U:C3'	6	0.88
(1,3)	1:A:84:LYS:CA	2:B:3:U:C4	6	0.88
(1,3)	1:A:84:LYS:CA	2:B:3:U:C4'	6	0.88
(1,3)	1:A:84:LYS:CA	2:B:3:U:C5	6	0.88
(1,3)	1:A:84:LYS:CA	2:B:3:U:C5'	6	0.88
(1,3)	1:A:84:LYS:CA	2:B:3:U:C6	6	0.88
(1,3)	1:A:84:LYS:CA	2:B:3:U:H1'	6	0.88
(1,3)	1:A:84:LYS:CA	2:B:3:U:H2'	6	0.88
(1,3)	1:A:84:LYS:CA	2:B:3:U:H3	6	0.88
(1,3)	1:A:84:LYS:CA	2:B:3:U:H3'	6	0.88
(1,3)	1:A:84:LYS:CA	2:B:3:U:H4'	6	0.88
(1,3)	1:A:84:LYS:CA	2:B:3:U:H5	6	0.88
(1,3)	1:A:84:LYS:CA	2:B:3:U:H5'	6	0.88
(1,3)	1:A:84:LYS:CA	2:B:3:U:H5''	6	0.88
(1,3)	1:A:84:LYS:CA	2:B:3:U:H6	6	0.88
(1,3)	1:A:84:LYS:CA	2:B:3:U:HO2'	6	0.88
(1,3)	1:A:84:LYS:CA	2:B:3:U:N1	6	0.88
(1,3)	1:A:84:LYS:CA	2:B:3:U:N3	6	0.88
(1,3)	1:A:84:LYS:CA	2:B:3:U:O2	6	0.88
(1,3)	1:A:84:LYS:CA	2:B:3:U:O2'	6	0.88
(1,3)	1:A:84:LYS:CA	2:B:3:U:O3'	6	0.88
(1,3)	1:A:84:LYS:CA	2:B:3:U:O4	6	0.88
(1,3)	1:A:84:LYS:CA	2:B:3:U:O4'	6	0.88
(1,3)	1:A:84:LYS:CA	2:B:3:U:O5'	6	0.88
(1,3)	1:A:84:LYS:CA	2:B:3:U:OP1	6	0.88
(1,3)	1:A:84:LYS:CA	2:B:3:U:OP2	6	0.88

Continued on next page...

Continued from previous page...

Key	Atom-1	Atom-2	Model ID	Violation (Å)
(1,3)	1:A:84:LYS:CA	2:B:3:U:P	6	0.88
(1,3)	1:A:84:LYS:CA	2:B:4:G:C1'	6	0.88
(1,3)	1:A:84:LYS:CA	2:B:4:G:C2	6	0.88
(1,3)	1:A:84:LYS:CA	2:B:4:G:C2'	6	0.88
(1,3)	1:A:84:LYS:CA	2:B:4:G:C3'	6	0.88
(1,3)	1:A:84:LYS:CA	2:B:4:G:C4	6	0.88
(1,3)	1:A:84:LYS:CA	2:B:4:G:C4'	6	0.88
(1,3)	1:A:84:LYS:CA	2:B:4:G:C5	6	0.88
(1,3)	1:A:84:LYS:CA	2:B:4:G:C5'	6	0.88
(1,3)	1:A:84:LYS:CA	2:B:4:G:C6	6	0.88
(1,3)	1:A:84:LYS:CA	2:B:4:G:C8	6	0.88
(1,3)	1:A:84:LYS:CA	2:B:4:G:H1	6	0.88
(1,3)	1:A:84:LYS:CA	2:B:4:G:H1'	6	0.88
(1,3)	1:A:84:LYS:CA	2:B:4:G:H2'	6	0.88
(1,3)	1:A:84:LYS:CA	2:B:4:G:H21	6	0.88
(1,3)	1:A:84:LYS:CA	2:B:4:G:H22	6	0.88
(1,3)	1:A:84:LYS:CA	2:B:4:G:H3'	6	0.88
(1,3)	1:A:84:LYS:CA	2:B:4:G:H4'	6	0.88
(1,3)	1:A:84:LYS:CA	2:B:4:G:H5'	6	0.88
(1,3)	1:A:84:LYS:CA	2:B:4:G:H5''	6	0.88
(1,3)	1:A:84:LYS:CA	2:B:4:G:H8	6	0.88
(1,3)	1:A:84:LYS:CA	2:B:4:G:HO2'	6	0.88
(1,3)	1:A:84:LYS:CA	2:B:4:G:N1	6	0.88
(1,3)	1:A:84:LYS:CA	2:B:4:G:N2	6	0.88
(1,3)	1:A:84:LYS:CA	2:B:4:G:N3	6	0.88
(1,3)	1:A:84:LYS:CA	2:B:4:G:N7	6	0.88
(1,3)	1:A:84:LYS:CA	2:B:4:G:N9	6	0.88
(1,3)	1:A:84:LYS:CA	2:B:4:G:O2'	6	0.88
(1,3)	1:A:84:LYS:CA	2:B:4:G:O3'	6	0.88
(1,3)	1:A:84:LYS:CA	2:B:4:G:O4'	6	0.88
(1,3)	1:A:84:LYS:CA	2:B:4:G:O5'	6	0.88
(1,3)	1:A:84:LYS:CA	2:B:4:G:O6	6	0.88
(1,3)	1:A:84:LYS:CA	2:B:4:G:OP1	6	0.88
(1,3)	1:A:84:LYS:CA	2:B:4:G:OP2	6	0.88
(1,3)	1:A:84:LYS:CA	2:B:4:G:P	6	0.88
(1,3)	1:A:84:LYS:CA	2:B:5:A:C1'	6	0.88
(1,3)	1:A:84:LYS:CA	2:B:5:A:C2	6	0.88
(1,3)	1:A:84:LYS:CA	2:B:5:A:C2'	6	0.88
(1,3)	1:A:84:LYS:CA	2:B:5:A:C3'	6	0.88
(1,3)	1:A:84:LYS:CA	2:B:5:A:C4	6	0.88
(1,3)	1:A:84:LYS:CA	2:B:5:A:C4'	6	0.88
(1,3)	1:A:84:LYS:CA	2:B:5:A:C5	6	0.88

Continued on next page...

Continued from previous page...

Key	Atom-1	Atom-2	Model ID	Violation (Å)
(1,3)	1:A:84:LYS:CA	2:B:5:A:C5'	6	0.88
(1,3)	1:A:84:LYS:CA	2:B:5:A:C6	6	0.88
(1,3)	1:A:84:LYS:CA	2:B:5:A:C8	6	0.88
(1,3)	1:A:84:LYS:CA	2:B:5:A:H1'	6	0.88
(1,3)	1:A:84:LYS:CA	2:B:5:A:H2	6	0.88
(1,3)	1:A:84:LYS:CA	2:B:5:A:H2'	6	0.88
(1,3)	1:A:84:LYS:CA	2:B:5:A:H3'	6	0.88
(1,3)	1:A:84:LYS:CA	2:B:5:A:H4'	6	0.88
(1,3)	1:A:84:LYS:CA	2:B:5:A:H5'	6	0.88
(1,3)	1:A:84:LYS:CA	2:B:5:A:H5''	6	0.88
(1,3)	1:A:84:LYS:CA	2:B:5:A:H61	6	0.88
(1,3)	1:A:84:LYS:CA	2:B:5:A:H62	6	0.88
(1,3)	1:A:84:LYS:CA	2:B:5:A:H8	6	0.88
(1,3)	1:A:84:LYS:CA	2:B:5:A:HO2'	6	0.88
(1,3)	1:A:84:LYS:CA	2:B:5:A:N1	6	0.88
(1,3)	1:A:84:LYS:CA	2:B:5:A:N3	6	0.88
(1,3)	1:A:84:LYS:CA	2:B:5:A:N6	6	0.88
(1,3)	1:A:84:LYS:CA	2:B:5:A:N7	6	0.88
(1,3)	1:A:84:LYS:CA	2:B:5:A:N9	6	0.88
(1,3)	1:A:84:LYS:CA	2:B:5:A:O2'	6	0.88
(1,3)	1:A:84:LYS:CA	2:B:5:A:O3'	6	0.88
(1,3)	1:A:84:LYS:CA	2:B:5:A:O4'	6	0.88
(1,3)	1:A:84:LYS:CA	2:B:5:A:O5'	6	0.88
(1,3)	1:A:84:LYS:CA	2:B:5:A:OP1	6	0.88
(1,3)	1:A:84:LYS:CA	2:B:5:A:OP2	6	0.88
(1,3)	1:A:84:LYS:CA	2:B:5:A:P	6	0.88
(1,3)	1:A:84:LYS:CA	2:B:6:G:C1'	6	0.88
(1,3)	1:A:84:LYS:CA	2:B:6:G:C2	6	0.88
(1,3)	1:A:84:LYS:CA	2:B:6:G:C2'	6	0.88
(1,3)	1:A:84:LYS:CA	2:B:6:G:C3'	6	0.88
(1,3)	1:A:84:LYS:CA	2:B:6:G:C4	6	0.88
(1,3)	1:A:84:LYS:CA	2:B:6:G:C4'	6	0.88
(1,3)	1:A:84:LYS:CA	2:B:6:G:C5	6	0.88
(1,3)	1:A:84:LYS:CA	2:B:6:G:C5'	6	0.88
(1,3)	1:A:84:LYS:CA	2:B:6:G:C6	6	0.88
(1,3)	1:A:84:LYS:CA	2:B:6:G:C8	6	0.88
(1,3)	1:A:84:LYS:CA	2:B:6:G:H1	6	0.88
(1,3)	1:A:84:LYS:CA	2:B:6:G:H1'	6	0.88
(1,3)	1:A:84:LYS:CA	2:B:6:G:H2'	6	0.88
(1,3)	1:A:84:LYS:CA	2:B:6:G:H21	6	0.88
(1,3)	1:A:84:LYS:CA	2:B:6:G:H22	6	0.88
(1,3)	1:A:84:LYS:CA	2:B:6:G:H3'	6	0.88

Continued on next page...

Continued from previous page...

Key	Atom-1	Atom-2	Model ID	Violation (Å)
(1,3)	1:A:84:LYS:CA	2:B:6:G:H4'	6	0.88
(1,3)	1:A:84:LYS:CA	2:B:6:G:H5'	6	0.88
(1,3)	1:A:84:LYS:CA	2:B:6:G:H5''	6	0.88
(1,3)	1:A:84:LYS:CA	2:B:6:G:H8	6	0.88
(1,3)	1:A:84:LYS:CA	2:B:6:G:HO2'	6	0.88
(1,3)	1:A:84:LYS:CA	2:B:6:G:N1	6	0.88
(1,3)	1:A:84:LYS:CA	2:B:6:G:N2	6	0.88
(1,3)	1:A:84:LYS:CA	2:B:6:G:N3	6	0.88
(1,3)	1:A:84:LYS:CA	2:B:6:G:N7	6	0.88
(1,3)	1:A:84:LYS:CA	2:B:6:G:N9	6	0.88
(1,3)	1:A:84:LYS:CA	2:B:6:G:O2'	6	0.88
(1,3)	1:A:84:LYS:CA	2:B:6:G:O3'	6	0.88
(1,3)	1:A:84:LYS:CA	2:B:6:G:O4'	6	0.88
(1,3)	1:A:84:LYS:CA	2:B:6:G:O5'	6	0.88
(1,3)	1:A:84:LYS:CA	2:B:6:G:O6	6	0.88
(1,3)	1:A:84:LYS:CA	2:B:6:G:OP1	6	0.88
(1,3)	1:A:84:LYS:CA	2:B:6:G:OP2	6	0.88
(1,3)	1:A:84:LYS:CA	2:B:6:G:P	6	0.88
(1,3)	1:A:84:LYS:CA	2:B:7:C:C1'	6	0.88
(1,3)	1:A:84:LYS:CA	2:B:7:C:C2	6	0.88
(1,3)	1:A:84:LYS:CA	2:B:7:C:C2'	6	0.88
(1,3)	1:A:84:LYS:CA	2:B:7:C:C3'	6	0.88
(1,3)	1:A:84:LYS:CA	2:B:7:C:C4	6	0.88
(1,3)	1:A:84:LYS:CA	2:B:7:C:C4'	6	0.88
(1,3)	1:A:84:LYS:CA	2:B:7:C:C5	6	0.88
(1,3)	1:A:84:LYS:CA	2:B:7:C:C5'	6	0.88
(1,3)	1:A:84:LYS:CA	2:B:7:C:C6	6	0.88
(1,3)	1:A:84:LYS:CA	2:B:7:C:H1'	6	0.88
(1,3)	1:A:84:LYS:CA	2:B:7:C:H2'	6	0.88
(1,3)	1:A:84:LYS:CA	2:B:7:C:H3'	6	0.88
(1,3)	1:A:84:LYS:CA	2:B:7:C:H4'	6	0.88
(1,3)	1:A:84:LYS:CA	2:B:7:C:H41	6	0.88
(1,3)	1:A:84:LYS:CA	2:B:7:C:H42	6	0.88
(1,3)	1:A:84:LYS:CA	2:B:7:C:H5	6	0.88
(1,3)	1:A:84:LYS:CA	2:B:7:C:H5'	6	0.88
(1,3)	1:A:84:LYS:CA	2:B:7:C:H5''	6	0.88
(1,3)	1:A:84:LYS:CA	2:B:7:C:H6	6	0.88
(1,3)	1:A:84:LYS:CA	2:B:7:C:HO2'	6	0.88
(1,3)	1:A:84:LYS:CA	2:B:7:C:N1	6	0.88
(1,3)	1:A:84:LYS:CA	2:B:7:C:N3	6	0.88
(1,3)	1:A:84:LYS:CA	2:B:7:C:N4	6	0.88
(1,3)	1:A:84:LYS:CA	2:B:7:C:O2	6	0.88

Continued on next page...

Continued from previous page...

Key	Atom-1	Atom-2	Model ID	Violation (Å)
(1,3)	1:A:84:LYS:CA	2:B:7:C:O2'	6	0.88
(1,3)	1:A:84:LYS:CA	2:B:7:C:O3'	6	0.88
(1,3)	1:A:84:LYS:CA	2:B:7:C:O4'	6	0.88
(1,3)	1:A:84:LYS:CA	2:B:7:C:O5'	6	0.88
(1,3)	1:A:84:LYS:CA	2:B:7:C:OP1	6	0.88
(1,3)	1:A:84:LYS:CA	2:B:7:C:OP2	6	0.88
(1,3)	1:A:84:LYS:CA	2:B:7:C:P	6	0.88
(1,3)	1:A:84:LYS:CA	2:B:8:U:C1'	6	0.88
(1,3)	1:A:84:LYS:CA	2:B:8:U:C2	6	0.88
(1,3)	1:A:84:LYS:CA	2:B:8:U:C2'	6	0.88
(1,3)	1:A:84:LYS:CA	2:B:8:U:C3'	6	0.88
(1,3)	1:A:84:LYS:CA	2:B:8:U:C4	6	0.88
(1,3)	1:A:84:LYS:CA	2:B:8:U:C4'	6	0.88
(1,3)	1:A:84:LYS:CA	2:B:8:U:C5	6	0.88
(1,3)	1:A:84:LYS:CA	2:B:8:U:C5'	6	0.88
(1,3)	1:A:84:LYS:CA	2:B:8:U:C6	6	0.88
(1,3)	1:A:84:LYS:CA	2:B:8:U:H1'	6	0.88
(1,3)	1:A:84:LYS:CA	2:B:8:U:H2'	6	0.88
(1,3)	1:A:84:LYS:CA	2:B:8:U:H3	6	0.88
(1,3)	1:A:84:LYS:CA	2:B:8:U:H3'	6	0.88
(1,3)	1:A:84:LYS:CA	2:B:8:U:H4'	6	0.88
(1,3)	1:A:84:LYS:CA	2:B:8:U:H5	6	0.88
(1,3)	1:A:84:LYS:CA	2:B:8:U:H5'	6	0.88
(1,3)	1:A:84:LYS:CA	2:B:8:U:H5''	6	0.88
(1,3)	1:A:84:LYS:CA	2:B:8:U:H6	6	0.88
(1,3)	1:A:84:LYS:CA	2:B:8:U:HO2'	6	0.88
(1,3)	1:A:84:LYS:CA	2:B:8:U:N1	6	0.88
(1,3)	1:A:84:LYS:CA	2:B:8:U:N3	6	0.88
(1,3)	1:A:84:LYS:CA	2:B:8:U:O2	6	0.88
(1,3)	1:A:84:LYS:CA	2:B:8:U:O2'	6	0.88
(1,3)	1:A:84:LYS:CA	2:B:8:U:O3'	6	0.88
(1,3)	1:A:84:LYS:CA	2:B:8:U:O4	6	0.88
(1,3)	1:A:84:LYS:CA	2:B:8:U:O4'	6	0.88
(1,3)	1:A:84:LYS:CA	2:B:8:U:O5'	6	0.88
(1,3)	1:A:84:LYS:CA	2:B:8:U:OP1	6	0.88
(1,3)	1:A:84:LYS:CA	2:B:8:U:OP2	6	0.88
(1,3)	1:A:84:LYS:CA	2:B:8:U:P	6	0.88
(1,3)	1:A:84:LYS:CA	2:B:9:C:C1'	6	0.88
(1,3)	1:A:84:LYS:CA	2:B:9:C:C2	6	0.88
(1,3)	1:A:84:LYS:CA	2:B:9:C:C2'	6	0.88
(1,3)	1:A:84:LYS:CA	2:B:9:C:C3'	6	0.88
(1,3)	1:A:84:LYS:CA	2:B:9:C:C4	6	0.88

Continued on next page...

Continued from previous page...

Key	Atom-1	Atom-2	Model ID	Violation (Å)
(1,3)	1:A:84:LYS:CA	2:B:9:C:C4'	6	0.88
(1,3)	1:A:84:LYS:CA	2:B:9:C:C5	6	0.88
(1,3)	1:A:84:LYS:CA	2:B:9:C:C5'	6	0.88
(1,3)	1:A:84:LYS:CA	2:B:9:C:C6	6	0.88
(1,3)	1:A:84:LYS:CA	2:B:9:C:H1'	6	0.88
(1,3)	1:A:84:LYS:CA	2:B:9:C:H2'	6	0.88
(1,3)	1:A:84:LYS:CA	2:B:9:C:H3'	6	0.88
(1,3)	1:A:84:LYS:CA	2:B:9:C:H4'	6	0.88
(1,3)	1:A:84:LYS:CA	2:B:9:C:H41	6	0.88
(1,3)	1:A:84:LYS:CA	2:B:9:C:H42	6	0.88
(1,3)	1:A:84:LYS:CA	2:B:9:C:H5	6	0.88
(1,3)	1:A:84:LYS:CA	2:B:9:C:H5'	6	0.88
(1,3)	1:A:84:LYS:CA	2:B:9:C:H5''	6	0.88
(1,3)	1:A:84:LYS:CA	2:B:9:C:H6	6	0.88
(1,3)	1:A:84:LYS:CA	2:B:9:C:HO2'	6	0.88
(1,3)	1:A:84:LYS:CA	2:B:9:C:N1	6	0.88
(1,3)	1:A:84:LYS:CA	2:B:9:C:N3	6	0.88
(1,3)	1:A:84:LYS:CA	2:B:9:C:N4	6	0.88
(1,3)	1:A:84:LYS:CA	2:B:9:C:O2	6	0.88
(1,3)	1:A:84:LYS:CA	2:B:9:C:O2'	6	0.88
(1,3)	1:A:84:LYS:CA	2:B:9:C:O3'	6	0.88
(1,3)	1:A:84:LYS:CA	2:B:9:C:O4'	6	0.88
(1,3)	1:A:84:LYS:CA	2:B:9:C:O5'	6	0.88
(1,3)	1:A:84:LYS:CA	2:B:9:C:OP1	6	0.88
(1,3)	1:A:84:LYS:CA	2:B:9:C:OP2	6	0.88
(1,3)	1:A:84:LYS:CA	2:B:9:C:P	6	0.88
(1,3)	1:A:84:LYS:CA	2:B:10:G:C1'	6	0.88
(1,3)	1:A:84:LYS:CA	2:B:10:G:C2	6	0.88
(1,3)	1:A:84:LYS:CA	2:B:10:G:C2'	6	0.88
(1,3)	1:A:84:LYS:CA	2:B:10:G:C3'	6	0.88
(1,3)	1:A:84:LYS:CA	2:B:10:G:C4	6	0.88
(1,3)	1:A:84:LYS:CA	2:B:10:G:C4'	6	0.88
(1,3)	1:A:84:LYS:CA	2:B:10:G:C5	6	0.88
(1,3)	1:A:84:LYS:CA	2:B:10:G:C5'	6	0.88
(1,3)	1:A:84:LYS:CA	2:B:10:G:C6	6	0.88
(1,3)	1:A:84:LYS:CA	2:B:10:G:C8	6	0.88
(1,3)	1:A:84:LYS:CA	2:B:10:G:H1	6	0.88
(1,3)	1:A:84:LYS:CA	2:B:10:G:H1'	6	0.88
(1,3)	1:A:84:LYS:CA	2:B:10:G:H2'	6	0.88
(1,3)	1:A:84:LYS:CA	2:B:10:G:H21	6	0.88
(1,3)	1:A:84:LYS:CA	2:B:10:G:H22	6	0.88
(1,3)	1:A:84:LYS:CA	2:B:10:G:H3'	6	0.88

Continued on next page...

Continued from previous page...

Key	Atom-1	Atom-2	Model ID	Violation (Å)
(1,3)	1:A:84:LYS:CA	2:B:10:G:H4'	6	0.88
(1,3)	1:A:84:LYS:CA	2:B:10:G:H5'	6	0.88
(1,3)	1:A:84:LYS:CA	2:B:10:G:H5''	6	0.88
(1,3)	1:A:84:LYS:CA	2:B:10:G:H8	6	0.88
(1,3)	1:A:84:LYS:CA	2:B:10:G:HO2'	6	0.88
(1,3)	1:A:84:LYS:CA	2:B:10:G:N1	6	0.88
(1,3)	1:A:84:LYS:CA	2:B:10:G:N2	6	0.88
(1,3)	1:A:84:LYS:CA	2:B:10:G:N3	6	0.88
(1,3)	1:A:84:LYS:CA	2:B:10:G:N7	6	0.88
(1,3)	1:A:84:LYS:CA	2:B:10:G:N9	6	0.88
(1,3)	1:A:84:LYS:CA	2:B:10:G:O2'	6	0.88
(1,3)	1:A:84:LYS:CA	2:B:10:G:O3'	6	0.88
(1,3)	1:A:84:LYS:CA	2:B:10:G:O4'	6	0.88
(1,3)	1:A:84:LYS:CA	2:B:10:G:O5'	6	0.88
(1,3)	1:A:84:LYS:CA	2:B:10:G:O6	6	0.88
(1,3)	1:A:84:LYS:CA	2:B:10:G:OP1	6	0.88
(1,3)	1:A:84:LYS:CA	2:B:10:G:OP2	6	0.88
(1,3)	1:A:84:LYS:CA	2:B:10:G:P	6	0.88
(1,3)	1:A:84:LYS:CA	2:B:11:A:C1'	6	0.88
(1,3)	1:A:84:LYS:CA	2:B:11:A:C2	6	0.88
(1,3)	1:A:84:LYS:CA	2:B:11:A:C2'	6	0.88
(1,3)	1:A:84:LYS:CA	2:B:11:A:C3'	6	0.88
(1,3)	1:A:84:LYS:CA	2:B:11:A:C4	6	0.88
(1,3)	1:A:84:LYS:CA	2:B:11:A:C4'	6	0.88
(1,3)	1:A:84:LYS:CA	2:B:11:A:C5	6	0.88
(1,3)	1:A:84:LYS:CA	2:B:11:A:C5'	6	0.88
(1,3)	1:A:84:LYS:CA	2:B:11:A:C6	6	0.88
(1,3)	1:A:84:LYS:CA	2:B:11:A:C8	6	0.88
(1,3)	1:A:84:LYS:CA	2:B:11:A:H1'	6	0.88
(1,3)	1:A:84:LYS:CA	2:B:11:A:H2	6	0.88
(1,3)	1:A:84:LYS:CA	2:B:11:A:H2'	6	0.88
(1,3)	1:A:84:LYS:CA	2:B:11:A:H3'	6	0.88
(1,3)	1:A:84:LYS:CA	2:B:11:A:H4'	6	0.88
(1,3)	1:A:84:LYS:CA	2:B:11:A:H5'	6	0.88
(1,3)	1:A:84:LYS:CA	2:B:11:A:H5''	6	0.88
(1,3)	1:A:84:LYS:CA	2:B:11:A:H61	6	0.88
(1,3)	1:A:84:LYS:CA	2:B:11:A:H62	6	0.88
(1,3)	1:A:84:LYS:CA	2:B:11:A:H8	6	0.88
(1,3)	1:A:84:LYS:CA	2:B:11:A:HO2'	6	0.88
(1,3)	1:A:84:LYS:CA	2:B:11:A:N1	6	0.88
(1,3)	1:A:84:LYS:CA	2:B:11:A:N3	6	0.88
(1,3)	1:A:84:LYS:CA	2:B:11:A:N6	6	0.88

Continued on next page...

Continued from previous page...

Key	Atom-1	Atom-2	Model ID	Violation (Å)
(1,3)	1:A:84:LYS:CA	2:B:11:A:N7	6	0.88
(1,3)	1:A:84:LYS:CA	2:B:11:A:N9	6	0.88
(1,3)	1:A:84:LYS:CA	2:B:11:A:O2'	6	0.88
(1,3)	1:A:84:LYS:CA	2:B:11:A:O3'	6	0.88
(1,3)	1:A:84:LYS:CA	2:B:11:A:O4'	6	0.88
(1,3)	1:A:84:LYS:CA	2:B:11:A:O5'	6	0.88
(1,3)	1:A:84:LYS:CA	2:B:11:A:OP1	6	0.88
(1,3)	1:A:84:LYS:CA	2:B:11:A:OP2	6	0.88
(1,3)	1:A:84:LYS:CA	2:B:11:A:P	6	0.88
(1,3)	1:A:84:LYS:CA	2:B:12:A:C1'	6	0.88
(1,3)	1:A:84:LYS:CA	2:B:12:A:C2	6	0.88
(1,3)	1:A:84:LYS:CA	2:B:12:A:C2'	6	0.88
(1,3)	1:A:84:LYS:CA	2:B:12:A:C3'	6	0.88
(1,3)	1:A:84:LYS:CA	2:B:12:A:C4	6	0.88
(1,3)	1:A:84:LYS:CA	2:B:12:A:C4'	6	0.88
(1,3)	1:A:84:LYS:CA	2:B:12:A:C5	6	0.88
(1,3)	1:A:84:LYS:CA	2:B:12:A:C5'	6	0.88
(1,3)	1:A:84:LYS:CA	2:B:12:A:C6	6	0.88
(1,3)	1:A:84:LYS:CA	2:B:12:A:C8	6	0.88
(1,3)	1:A:84:LYS:CA	2:B:12:A:H1'	6	0.88
(1,3)	1:A:84:LYS:CA	2:B:12:A:H2	6	0.88
(1,3)	1:A:84:LYS:CA	2:B:12:A:H2'	6	0.88
(1,3)	1:A:84:LYS:CA	2:B:12:A:H3'	6	0.88
(1,3)	1:A:84:LYS:CA	2:B:12:A:H4'	6	0.88
(1,3)	1:A:84:LYS:CA	2:B:12:A:H5'	6	0.88
(1,3)	1:A:84:LYS:CA	2:B:12:A:H5''	6	0.88
(1,3)	1:A:84:LYS:CA	2:B:12:A:H61	6	0.88
(1,3)	1:A:84:LYS:CA	2:B:12:A:H62	6	0.88
(1,3)	1:A:84:LYS:CA	2:B:12:A:H8	6	0.88
(1,3)	1:A:84:LYS:CA	2:B:12:A:HO2'	6	0.88
(1,3)	1:A:84:LYS:CA	2:B:12:A:N1	6	0.88
(1,3)	1:A:84:LYS:CA	2:B:12:A:N3	6	0.88
(1,3)	1:A:84:LYS:CA	2:B:12:A:N6	6	0.88
(1,3)	1:A:84:LYS:CA	2:B:12:A:N7	6	0.88
(1,3)	1:A:84:LYS:CA	2:B:12:A:N9	6	0.88
(1,3)	1:A:84:LYS:CA	2:B:12:A:O2'	6	0.88
(1,3)	1:A:84:LYS:CA	2:B:12:A:O3'	6	0.88
(1,3)	1:A:84:LYS:CA	2:B:12:A:O4'	6	0.88
(1,3)	1:A:84:LYS:CA	2:B:12:A:O5'	6	0.88
(1,3)	1:A:84:LYS:CA	2:B:12:A:OP1	6	0.88
(1,3)	1:A:84:LYS:CA	2:B:12:A:OP2	6	0.88
(1,3)	1:A:84:LYS:CA	2:B:12:A:P	6	0.88

Continued on next page...

Continued from previous page...

Key	Atom-1	Atom-2	Model ID	Violation (Å)
(1,3)	1:A:84:LYS:CA	2:B:13:A:C1'	6	0.88
(1,3)	1:A:84:LYS:CA	2:B:13:A:C2	6	0.88
(1,3)	1:A:84:LYS:CA	2:B:13:A:C2'	6	0.88
(1,3)	1:A:84:LYS:CA	2:B:13:A:C3'	6	0.88
(1,3)	1:A:84:LYS:CA	2:B:13:A:C4	6	0.88
(1,3)	1:A:84:LYS:CA	2:B:13:A:C4'	6	0.88
(1,3)	1:A:84:LYS:CA	2:B:13:A:C5	6	0.88
(1,3)	1:A:84:LYS:CA	2:B:13:A:C5'	6	0.88
(1,3)	1:A:84:LYS:CA	2:B:13:A:C6	6	0.88
(1,3)	1:A:84:LYS:CA	2:B:13:A:C8	6	0.88
(1,3)	1:A:84:LYS:CA	2:B:13:A:H1'	6	0.88
(1,3)	1:A:84:LYS:CA	2:B:13:A:H2	6	0.88
(1,3)	1:A:84:LYS:CA	2:B:13:A:H2'	6	0.88
(1,3)	1:A:84:LYS:CA	2:B:13:A:H3'	6	0.88
(1,3)	1:A:84:LYS:CA	2:B:13:A:H4'	6	0.88
(1,3)	1:A:84:LYS:CA	2:B:13:A:H5'	6	0.88
(1,3)	1:A:84:LYS:CA	2:B:13:A:H5''	6	0.88
(1,3)	1:A:84:LYS:CA	2:B:13:A:H61	6	0.88
(1,3)	1:A:84:LYS:CA	2:B:13:A:H62	6	0.88
(1,3)	1:A:84:LYS:CA	2:B:13:A:H8	6	0.88
(1,3)	1:A:84:LYS:CA	2:B:13:A:HO2'	6	0.88
(1,3)	1:A:84:LYS:CA	2:B:13:A:N1	6	0.88
(1,3)	1:A:84:LYS:CA	2:B:13:A:N3	6	0.88
(1,3)	1:A:84:LYS:CA	2:B:13:A:N6	6	0.88
(1,3)	1:A:84:LYS:CA	2:B:13:A:N7	6	0.88
(1,3)	1:A:84:LYS:CA	2:B:13:A:N9	6	0.88
(1,3)	1:A:84:LYS:CA	2:B:13:A:O2'	6	0.88
(1,3)	1:A:84:LYS:CA	2:B:13:A:O3'	6	0.88
(1,3)	1:A:84:LYS:CA	2:B:13:A:O4'	6	0.88
(1,3)	1:A:84:LYS:CA	2:B:13:A:O5'	6	0.88
(1,3)	1:A:84:LYS:CA	2:B:13:A:OP1	6	0.88
(1,3)	1:A:84:LYS:CA	2:B:13:A:OP2	6	0.88
(1,3)	1:A:84:LYS:CA	2:B:13:A:P	6	0.88
(1,3)	1:A:84:LYS:CA	2:B:14:G:C1'	6	0.88
(1,3)	1:A:84:LYS:CA	2:B:14:G:C2	6	0.88
(1,3)	1:A:84:LYS:CA	2:B:14:G:C2'	6	0.88
(1,3)	1:A:84:LYS:CA	2:B:14:G:C3'	6	0.88
(1,3)	1:A:84:LYS:CA	2:B:14:G:C4	6	0.88
(1,3)	1:A:84:LYS:CA	2:B:14:G:C4'	6	0.88
(1,3)	1:A:84:LYS:CA	2:B:14:G:C5	6	0.88
(1,3)	1:A:84:LYS:CA	2:B:14:G:C5'	6	0.88
(1,3)	1:A:84:LYS:CA	2:B:14:G:C6	6	0.88

Continued on next page...

Continued from previous page...

Key	Atom-1	Atom-2	Model ID	Violation (Å)
(1,3)	1:A:84:LYS:CA	2:B:14:G:C8	6	0.88
(1,3)	1:A:84:LYS:CA	2:B:14:G:H1	6	0.88
(1,3)	1:A:84:LYS:CA	2:B:14:G:H1'	6	0.88
(1,3)	1:A:84:LYS:CA	2:B:14:G:H2'	6	0.88
(1,3)	1:A:84:LYS:CA	2:B:14:G:H21	6	0.88
(1,3)	1:A:84:LYS:CA	2:B:14:G:H22	6	0.88
(1,3)	1:A:84:LYS:CA	2:B:14:G:H3'	6	0.88
(1,3)	1:A:84:LYS:CA	2:B:14:G:H4'	6	0.88
(1,3)	1:A:84:LYS:CA	2:B:14:G:H5'	6	0.88
(1,3)	1:A:84:LYS:CA	2:B:14:G:H5''	6	0.88
(1,3)	1:A:84:LYS:CA	2:B:14:G:H8	6	0.88
(1,3)	1:A:84:LYS:CA	2:B:14:G:HO2'	6	0.88
(1,3)	1:A:84:LYS:CA	2:B:14:G:N1	6	0.88
(1,3)	1:A:84:LYS:CA	2:B:14:G:N2	6	0.88
(1,3)	1:A:84:LYS:CA	2:B:14:G:N3	6	0.88
(1,3)	1:A:84:LYS:CA	2:B:14:G:N7	6	0.88
(1,3)	1:A:84:LYS:CA	2:B:14:G:N9	6	0.88
(1,3)	1:A:84:LYS:CA	2:B:14:G:O2'	6	0.88
(1,3)	1:A:84:LYS:CA	2:B:14:G:O3'	6	0.88
(1,3)	1:A:84:LYS:CA	2:B:14:G:O4'	6	0.88
(1,3)	1:A:84:LYS:CA	2:B:14:G:O5'	6	0.88
(1,3)	1:A:84:LYS:CA	2:B:14:G:O6	6	0.88
(1,3)	1:A:84:LYS:CA	2:B:14:G:OP1	6	0.88
(1,3)	1:A:84:LYS:CA	2:B:14:G:OP2	6	0.88
(1,3)	1:A:84:LYS:CA	2:B:14:G:P	6	0.88
(1,3)	1:A:84:LYS:CA	2:B:15:A:C1'	6	0.88
(1,3)	1:A:84:LYS:CA	2:B:15:A:C2	6	0.88
(1,3)	1:A:84:LYS:CA	2:B:15:A:C2'	6	0.88
(1,3)	1:A:84:LYS:CA	2:B:15:A:C3'	6	0.88
(1,3)	1:A:84:LYS:CA	2:B:15:A:C4	6	0.88
(1,3)	1:A:84:LYS:CA	2:B:15:A:C4'	6	0.88
(1,3)	1:A:84:LYS:CA	2:B:15:A:C5	6	0.88
(1,3)	1:A:84:LYS:CA	2:B:15:A:C5'	6	0.88
(1,3)	1:A:84:LYS:CA	2:B:15:A:C6	6	0.88
(1,3)	1:A:84:LYS:CA	2:B:15:A:C8	6	0.88
(1,3)	1:A:84:LYS:CA	2:B:15:A:H1'	6	0.88
(1,3)	1:A:84:LYS:CA	2:B:15:A:H2	6	0.88
(1,3)	1:A:84:LYS:CA	2:B:15:A:H2'	6	0.88
(1,3)	1:A:84:LYS:CA	2:B:15:A:H3'	6	0.88
(1,3)	1:A:84:LYS:CA	2:B:15:A:H4'	6	0.88
(1,3)	1:A:84:LYS:CA	2:B:15:A:H5'	6	0.88
(1,3)	1:A:84:LYS:CA	2:B:15:A:H5''	6	0.88

Continued on next page...

Continued from previous page...

Key	Atom-1	Atom-2	Model ID	Violation (Å)
(1,3)	1:A:84:LYS:CA	2:B:15:A:H61	6	0.88
(1,3)	1:A:84:LYS:CA	2:B:15:A:H62	6	0.88
(1,3)	1:A:84:LYS:CA	2:B:15:A:H8	6	0.88
(1,3)	1:A:84:LYS:CA	2:B:15:A:HO2'	6	0.88
(1,3)	1:A:84:LYS:CA	2:B:15:A:N1	6	0.88
(1,3)	1:A:84:LYS:CA	2:B:15:A:N3	6	0.88
(1,3)	1:A:84:LYS:CA	2:B:15:A:N6	6	0.88
(1,3)	1:A:84:LYS:CA	2:B:15:A:N7	6	0.88
(1,3)	1:A:84:LYS:CA	2:B:15:A:N9	6	0.88
(1,3)	1:A:84:LYS:CA	2:B:15:A:O2'	6	0.88
(1,3)	1:A:84:LYS:CA	2:B:15:A:O3'	6	0.88
(1,3)	1:A:84:LYS:CA	2:B:15:A:O4'	6	0.88
(1,3)	1:A:84:LYS:CA	2:B:15:A:O5'	6	0.88
(1,3)	1:A:84:LYS:CA	2:B:15:A:OP1	6	0.88
(1,3)	1:A:84:LYS:CA	2:B:15:A:OP2	6	0.88
(1,3)	1:A:84:LYS:CA	2:B:15:A:P	6	0.88
(1,3)	1:A:84:LYS:CA	2:B:16:G:C1'	6	0.88
(1,3)	1:A:84:LYS:CA	2:B:16:G:C2	6	0.88
(1,3)	1:A:84:LYS:CA	2:B:16:G:C2'	6	0.88
(1,3)	1:A:84:LYS:CA	2:B:16:G:C3'	6	0.88
(1,3)	1:A:84:LYS:CA	2:B:16:G:C4	6	0.88
(1,3)	1:A:84:LYS:CA	2:B:16:G:C4'	6	0.88
(1,3)	1:A:84:LYS:CA	2:B:16:G:C5	6	0.88
(1,3)	1:A:84:LYS:CA	2:B:16:G:C5'	6	0.88
(1,3)	1:A:84:LYS:CA	2:B:16:G:C6	6	0.88
(1,3)	1:A:84:LYS:CA	2:B:16:G:C8	6	0.88
(1,3)	1:A:84:LYS:CA	2:B:16:G:H1	6	0.88
(1,3)	1:A:84:LYS:CA	2:B:16:G:H1'	6	0.88
(1,3)	1:A:84:LYS:CA	2:B:16:G:H2'	6	0.88
(1,3)	1:A:84:LYS:CA	2:B:16:G:H21	6	0.88
(1,3)	1:A:84:LYS:CA	2:B:16:G:H22	6	0.88
(1,3)	1:A:84:LYS:CA	2:B:16:G:H3'	6	0.88
(1,3)	1:A:84:LYS:CA	2:B:16:G:H4'	6	0.88
(1,3)	1:A:84:LYS:CA	2:B:16:G:H5'	6	0.88
(1,3)	1:A:84:LYS:CA	2:B:16:G:H5''	6	0.88
(1,3)	1:A:84:LYS:CA	2:B:16:G:H8	6	0.88
(1,3)	1:A:84:LYS:CA	2:B:16:G:HO2'	6	0.88
(1,3)	1:A:84:LYS:CA	2:B:16:G:N1	6	0.88
(1,3)	1:A:84:LYS:CA	2:B:16:G:N2	6	0.88
(1,3)	1:A:84:LYS:CA	2:B:16:G:N3	6	0.88
(1,3)	1:A:84:LYS:CA	2:B:16:G:N7	6	0.88
(1,3)	1:A:84:LYS:CA	2:B:16:G:N9	6	0.88

Continued on next page...

Continued from previous page...

Key	Atom-1	Atom-2	Model ID	Violation (Å)
(1,3)	1:A:84:LYS:CA	2:B:16:G:O2'	6	0.88
(1,3)	1:A:84:LYS:CA	2:B:16:G:O3'	6	0.88
(1,3)	1:A:84:LYS:CA	2:B:16:G:O4'	6	0.88
(1,3)	1:A:84:LYS:CA	2:B:16:G:O5'	6	0.88
(1,3)	1:A:84:LYS:CA	2:B:16:G:O6	6	0.88
(1,3)	1:A:84:LYS:CA	2:B:16:G:OP1	6	0.88
(1,3)	1:A:84:LYS:CA	2:B:16:G:OP2	6	0.88
(1,3)	1:A:84:LYS:CA	2:B:16:G:P	6	0.88
(1,3)	1:A:84:LYS:CA	2:B:17:C:C1'	6	0.88
(1,3)	1:A:84:LYS:CA	2:B:17:C:C2	6	0.88
(1,3)	1:A:84:LYS:CA	2:B:17:C:C2'	6	0.88
(1,3)	1:A:84:LYS:CA	2:B:17:C:C3'	6	0.88
(1,3)	1:A:84:LYS:CA	2:B:17:C:C4	6	0.88
(1,3)	1:A:84:LYS:CA	2:B:17:C:C4'	6	0.88
(1,3)	1:A:84:LYS:CA	2:B:17:C:C5	6	0.88
(1,3)	1:A:84:LYS:CA	2:B:17:C:C5'	6	0.88
(1,3)	1:A:84:LYS:CA	2:B:17:C:C6	6	0.88
(1,3)	1:A:84:LYS:CA	2:B:17:C:H1'	6	0.88
(1,3)	1:A:84:LYS:CA	2:B:17:C:H2'	6	0.88
(1,3)	1:A:84:LYS:CA	2:B:17:C:H3'	6	0.88
(1,3)	1:A:84:LYS:CA	2:B:17:C:H4'	6	0.88
(1,3)	1:A:84:LYS:CA	2:B:17:C:H41	6	0.88
(1,3)	1:A:84:LYS:CA	2:B:17:C:H42	6	0.88
(1,3)	1:A:84:LYS:CA	2:B:17:C:H5	6	0.88
(1,3)	1:A:84:LYS:CA	2:B:17:C:H5'	6	0.88
(1,3)	1:A:84:LYS:CA	2:B:17:C:H5''	6	0.88
(1,3)	1:A:84:LYS:CA	2:B:17:C:H6	6	0.88
(1,3)	1:A:84:LYS:CA	2:B:17:C:HO2'	6	0.88
(1,3)	1:A:84:LYS:CA	2:B:17:C:N1	6	0.88
(1,3)	1:A:84:LYS:CA	2:B:17:C:N3	6	0.88
(1,3)	1:A:84:LYS:CA	2:B:17:C:N4	6	0.88
(1,3)	1:A:84:LYS:CA	2:B:17:C:O2	6	0.88
(1,3)	1:A:84:LYS:CA	2:B:17:C:O2'	6	0.88
(1,3)	1:A:84:LYS:CA	2:B:17:C:O3'	6	0.88
(1,3)	1:A:84:LYS:CA	2:B:17:C:O4'	6	0.88
(1,3)	1:A:84:LYS:CA	2:B:17:C:O5'	6	0.88
(1,3)	1:A:84:LYS:CA	2:B:17:C:OP1	6	0.88
(1,3)	1:A:84:LYS:CA	2:B:17:C:OP2	6	0.88
(1,3)	1:A:84:LYS:CA	2:B:17:C:P	6	0.88
(1,3)	1:A:84:LYS:CA	2:B:18:A:C1'	6	0.88
(1,3)	1:A:84:LYS:CA	2:B:18:A:C2	6	0.88
(1,3)	1:A:84:LYS:CA	2:B:18:A:C2'	6	0.88

Continued on next page...

Continued from previous page...

Key	Atom-1	Atom-2	Model ID	Violation (Å)
(1,3)	1:A:84:LYS:CA	2:B:18:A:C3'	6	0.88
(1,3)	1:A:84:LYS:CA	2:B:18:A:C4	6	0.88
(1,3)	1:A:84:LYS:CA	2:B:18:A:C4'	6	0.88
(1,3)	1:A:84:LYS:CA	2:B:18:A:C5	6	0.88
(1,3)	1:A:84:LYS:CA	2:B:18:A:C5'	6	0.88
(1,3)	1:A:84:LYS:CA	2:B:18:A:C6	6	0.88
(1,3)	1:A:84:LYS:CA	2:B:18:A:C8	6	0.88
(1,3)	1:A:84:LYS:CA	2:B:18:A:H1'	6	0.88
(1,3)	1:A:84:LYS:CA	2:B:18:A:H2	6	0.88
(1,3)	1:A:84:LYS:CA	2:B:18:A:H2'	6	0.88
(1,3)	1:A:84:LYS:CA	2:B:18:A:H3'	6	0.88
(1,3)	1:A:84:LYS:CA	2:B:18:A:H4'	6	0.88
(1,3)	1:A:84:LYS:CA	2:B:18:A:H5'	6	0.88
(1,3)	1:A:84:LYS:CA	2:B:18:A:H5''	6	0.88
(1,3)	1:A:84:LYS:CA	2:B:18:A:H61	6	0.88
(1,3)	1:A:84:LYS:CA	2:B:18:A:H62	6	0.88
(1,3)	1:A:84:LYS:CA	2:B:18:A:H8	6	0.88
(1,3)	1:A:84:LYS:CA	2:B:18:A:HO2'	6	0.88
(1,3)	1:A:84:LYS:CA	2:B:18:A:N1	6	0.88
(1,3)	1:A:84:LYS:CA	2:B:18:A:N3	6	0.88
(1,3)	1:A:84:LYS:CA	2:B:18:A:N6	6	0.88
(1,3)	1:A:84:LYS:CA	2:B:18:A:N7	6	0.88
(1,3)	1:A:84:LYS:CA	2:B:18:A:N9	6	0.88
(1,3)	1:A:84:LYS:CA	2:B:18:A:O2'	6	0.88
(1,3)	1:A:84:LYS:CA	2:B:18:A:O3'	6	0.88
(1,3)	1:A:84:LYS:CA	2:B:18:A:O4'	6	0.88
(1,3)	1:A:84:LYS:CA	2:B:18:A:O5'	6	0.88
(1,3)	1:A:84:LYS:CA	2:B:18:A:OP1	6	0.88
(1,3)	1:A:84:LYS:CA	2:B:18:A:OP2	6	0.88
(1,3)	1:A:84:LYS:CA	2:B:18:A:P	6	0.88
(1,3)	1:A:84:LYS:CA	2:B:19:A:C1'	6	0.88
(1,3)	1:A:84:LYS:CA	2:B:19:A:C2	6	0.88
(1,3)	1:A:84:LYS:CA	2:B:19:A:C2'	6	0.88
(1,3)	1:A:84:LYS:CA	2:B:19:A:C3'	6	0.88
(1,3)	1:A:84:LYS:CA	2:B:19:A:C4	6	0.88
(1,3)	1:A:84:LYS:CA	2:B:19:A:C4'	6	0.88
(1,3)	1:A:84:LYS:CA	2:B:19:A:C5	6	0.88
(1,3)	1:A:84:LYS:CA	2:B:19:A:C5'	6	0.88
(1,3)	1:A:84:LYS:CA	2:B:19:A:C6	6	0.88
(1,3)	1:A:84:LYS:CA	2:B:19:A:C8	6	0.88
(1,3)	1:A:84:LYS:CA	2:B:19:A:H1'	6	0.88
(1,3)	1:A:84:LYS:CA	2:B:19:A:H2	6	0.88

Continued on next page...

Continued from previous page...

Key	Atom-1	Atom-2	Model ID	Violation (Å)
(1,3)	1:A:84:LYS:CA	2:B:19:A:H2'	6	0.88
(1,3)	1:A:84:LYS:CA	2:B:19:A:H3'	6	0.88
(1,3)	1:A:84:LYS:CA	2:B:19:A:H4'	6	0.88
(1,3)	1:A:84:LYS:CA	2:B:19:A:H5'	6	0.88
(1,3)	1:A:84:LYS:CA	2:B:19:A:H5''	6	0.88
(1,3)	1:A:84:LYS:CA	2:B:19:A:H61	6	0.88
(1,3)	1:A:84:LYS:CA	2:B:19:A:H62	6	0.88
(1,3)	1:A:84:LYS:CA	2:B:19:A:H8	6	0.88
(1,3)	1:A:84:LYS:CA	2:B:19:A:HO2'	6	0.88
(1,3)	1:A:84:LYS:CA	2:B:19:A:N1	6	0.88
(1,3)	1:A:84:LYS:CA	2:B:19:A:N3	6	0.88
(1,3)	1:A:84:LYS:CA	2:B:19:A:N6	6	0.88
(1,3)	1:A:84:LYS:CA	2:B:19:A:N7	6	0.88
(1,3)	1:A:84:LYS:CA	2:B:19:A:N9	6	0.88
(1,3)	1:A:84:LYS:CA	2:B:19:A:O2'	6	0.88
(1,3)	1:A:84:LYS:CA	2:B:19:A:O3'	6	0.88
(1,3)	1:A:84:LYS:CA	2:B:19:A:O4'	6	0.88
(1,3)	1:A:84:LYS:CA	2:B:19:A:O5'	6	0.88
(1,3)	1:A:84:LYS:CA	2:B:19:A:OP1	6	0.88
(1,3)	1:A:84:LYS:CA	2:B:19:A:OP2	6	0.88
(1,3)	1:A:84:LYS:CA	2:B:19:A:P	6	0.88
(1,3)	1:A:84:LYS:CA	2:B:20:U:C1'	6	0.88
(1,3)	1:A:84:LYS:CA	2:B:20:U:C2	6	0.88
(1,3)	1:A:84:LYS:CA	2:B:20:U:C2'	6	0.88
(1,3)	1:A:84:LYS:CA	2:B:20:U:C3'	6	0.88
(1,3)	1:A:84:LYS:CA	2:B:20:U:C4	6	0.88
(1,3)	1:A:84:LYS:CA	2:B:20:U:C4'	6	0.88
(1,3)	1:A:84:LYS:CA	2:B:20:U:C5	6	0.88
(1,3)	1:A:84:LYS:CA	2:B:20:U:C5'	6	0.88
(1,3)	1:A:84:LYS:CA	2:B:20:U:C6	6	0.88
(1,3)	1:A:84:LYS:CA	2:B:20:U:H1'	6	0.88
(1,3)	1:A:84:LYS:CA	2:B:20:U:H2'	6	0.88
(1,3)	1:A:84:LYS:CA	2:B:20:U:H3	6	0.88
(1,3)	1:A:84:LYS:CA	2:B:20:U:H3'	6	0.88
(1,3)	1:A:84:LYS:CA	2:B:20:U:H4'	6	0.88
(1,3)	1:A:84:LYS:CA	2:B:20:U:H5	6	0.88
(1,3)	1:A:84:LYS:CA	2:B:20:U:H5'	6	0.88
(1,3)	1:A:84:LYS:CA	2:B:20:U:H5''	6	0.88
(1,3)	1:A:84:LYS:CA	2:B:20:U:H6	6	0.88
(1,3)	1:A:84:LYS:CA	2:B:20:U:HO2'	6	0.88
(1,3)	1:A:84:LYS:CA	2:B:20:U:N1	6	0.88
(1,3)	1:A:84:LYS:CA	2:B:20:U:N3	6	0.88

Continued on next page...

Continued from previous page...

Key	Atom-1	Atom-2	Model ID	Violation (Å)
(1,3)	1:A:84:LYS:CA	2:B:20:U:O2	6	0.88
(1,3)	1:A:84:LYS:CA	2:B:20:U:O2'	6	0.88
(1,3)	1:A:84:LYS:CA	2:B:20:U:O3'	6	0.88
(1,3)	1:A:84:LYS:CA	2:B:20:U:O4	6	0.88
(1,3)	1:A:84:LYS:CA	2:B:20:U:O4'	6	0.88
(1,3)	1:A:84:LYS:CA	2:B:20:U:O5'	6	0.88
(1,3)	1:A:84:LYS:CA	2:B:20:U:OP1	6	0.88
(1,3)	1:A:84:LYS:CA	2:B:20:U:OP2	6	0.88
(1,3)	1:A:84:LYS:CA	2:B:20:U:P	6	0.88
(1,3)	1:A:84:LYS:CA	2:B:21:G:C1'	6	0.88
(1,3)	1:A:84:LYS:CA	2:B:21:G:C2	6	0.88
(1,3)	1:A:84:LYS:CA	2:B:21:G:C2'	6	0.88
(1,3)	1:A:84:LYS:CA	2:B:21:G:C3'	6	0.88
(1,3)	1:A:84:LYS:CA	2:B:21:G:C4	6	0.88
(1,3)	1:A:84:LYS:CA	2:B:21:G:C4'	6	0.88
(1,3)	1:A:84:LYS:CA	2:B:21:G:C5	6	0.88
(1,3)	1:A:84:LYS:CA	2:B:21:G:C5'	6	0.88
(1,3)	1:A:84:LYS:CA	2:B:21:G:C6	6	0.88
(1,3)	1:A:84:LYS:CA	2:B:21:G:C8	6	0.88
(1,3)	1:A:84:LYS:CA	2:B:21:G:H1	6	0.88
(1,3)	1:A:84:LYS:CA	2:B:21:G:H1'	6	0.88
(1,3)	1:A:84:LYS:CA	2:B:21:G:H2'	6	0.88
(1,3)	1:A:84:LYS:CA	2:B:21:G:H21	6	0.88
(1,3)	1:A:84:LYS:CA	2:B:21:G:H22	6	0.88
(1,3)	1:A:84:LYS:CA	2:B:21:G:H3'	6	0.88
(1,3)	1:A:84:LYS:CA	2:B:21:G:H4'	6	0.88
(1,3)	1:A:84:LYS:CA	2:B:21:G:H5'	6	0.88
(1,3)	1:A:84:LYS:CA	2:B:21:G:H5''	6	0.88
(1,3)	1:A:84:LYS:CA	2:B:21:G:H8	6	0.88
(1,3)	1:A:84:LYS:CA	2:B:21:G:HO2'	6	0.88
(1,3)	1:A:84:LYS:CA	2:B:21:G:N1	6	0.88
(1,3)	1:A:84:LYS:CA	2:B:21:G:N2	6	0.88
(1,3)	1:A:84:LYS:CA	2:B:21:G:N3	6	0.88
(1,3)	1:A:84:LYS:CA	2:B:21:G:N7	6	0.88
(1,3)	1:A:84:LYS:CA	2:B:21:G:N9	6	0.88
(1,3)	1:A:84:LYS:CA	2:B:21:G:O2'	6	0.88
(1,3)	1:A:84:LYS:CA	2:B:21:G:O3'	6	0.88
(1,3)	1:A:84:LYS:CA	2:B:21:G:O4'	6	0.88
(1,3)	1:A:84:LYS:CA	2:B:21:G:O5'	6	0.88
(1,3)	1:A:84:LYS:CA	2:B:21:G:O6	6	0.88
(1,3)	1:A:84:LYS:CA	2:B:21:G:OP1	6	0.88
(1,3)	1:A:84:LYS:CA	2:B:21:G:OP2	6	0.88

Continued on next page...

Continued from previous page...

Key	Atom-1	Atom-2	Model ID	Violation (Å)
(1,3)	1:A:84:LYS:CA	2:B:21:G:P	6	0.88
(1,3)	1:A:84:LYS:CA	2:B:22:A:C1'	6	0.88
(1,3)	1:A:84:LYS:CA	2:B:22:A:C2	6	0.88
(1,3)	1:A:84:LYS:CA	2:B:22:A:C2'	6	0.88
(1,3)	1:A:84:LYS:CA	2:B:22:A:C3'	6	0.88
(1,3)	1:A:84:LYS:CA	2:B:22:A:C4	6	0.88
(1,3)	1:A:84:LYS:CA	2:B:22:A:C4'	6	0.88
(1,3)	1:A:84:LYS:CA	2:B:22:A:C5	6	0.88
(1,3)	1:A:84:LYS:CA	2:B:22:A:C5'	6	0.88
(1,3)	1:A:84:LYS:CA	2:B:22:A:C6	6	0.88
(1,3)	1:A:84:LYS:CA	2:B:22:A:C8	6	0.88
(1,3)	1:A:84:LYS:CA	2:B:22:A:H1'	6	0.88
(1,3)	1:A:84:LYS:CA	2:B:22:A:H2	6	0.88
(1,3)	1:A:84:LYS:CA	2:B:22:A:H2'	6	0.88
(1,3)	1:A:84:LYS:CA	2:B:22:A:H3'	6	0.88
(1,3)	1:A:84:LYS:CA	2:B:22:A:H4'	6	0.88
(1,3)	1:A:84:LYS:CA	2:B:22:A:H5'	6	0.88
(1,3)	1:A:84:LYS:CA	2:B:22:A:H5''	6	0.88
(1,3)	1:A:84:LYS:CA	2:B:22:A:H61	6	0.88
(1,3)	1:A:84:LYS:CA	2:B:22:A:H62	6	0.88
(1,3)	1:A:84:LYS:CA	2:B:22:A:H8	6	0.88
(1,3)	1:A:84:LYS:CA	2:B:22:A:HO2'	6	0.88
(1,3)	1:A:84:LYS:CA	2:B:22:A:N1	6	0.88
(1,3)	1:A:84:LYS:CA	2:B:22:A:N3	6	0.88
(1,3)	1:A:84:LYS:CA	2:B:22:A:N6	6	0.88
(1,3)	1:A:84:LYS:CA	2:B:22:A:N7	6	0.88
(1,3)	1:A:84:LYS:CA	2:B:22:A:N9	6	0.88
(1,3)	1:A:84:LYS:CA	2:B:22:A:O2'	6	0.88
(1,3)	1:A:84:LYS:CA	2:B:22:A:O3'	6	0.88
(1,3)	1:A:84:LYS:CA	2:B:22:A:O4'	6	0.88
(1,3)	1:A:84:LYS:CA	2:B:22:A:O5'	6	0.88
(1,3)	1:A:84:LYS:CA	2:B:22:A:OP1	6	0.88
(1,3)	1:A:84:LYS:CA	2:B:22:A:OP2	6	0.88
(1,3)	1:A:84:LYS:CA	2:B:22:A:P	6	0.88
(1,3)	1:A:84:LYS:CA	2:B:23:U:C1'	6	0.88
(1,3)	1:A:84:LYS:CA	2:B:23:U:C2	6	0.88
(1,3)	1:A:84:LYS:CA	2:B:23:U:C2'	6	0.88
(1,3)	1:A:84:LYS:CA	2:B:23:U:C3'	6	0.88
(1,3)	1:A:84:LYS:CA	2:B:23:U:C4	6	0.88
(1,3)	1:A:84:LYS:CA	2:B:23:U:C4'	6	0.88
(1,3)	1:A:84:LYS:CA	2:B:23:U:C5	6	0.88
(1,3)	1:A:84:LYS:CA	2:B:23:U:C5'	6	0.88

Continued on next page...

Continued from previous page...

Key	Atom-1	Atom-2	Model ID	Violation (Å)
(1,3)	1:A:84:LYS:CA	2:B:23:U:C6	6	0.88
(1,3)	1:A:84:LYS:CA	2:B:23:U:H1'	6	0.88
(1,3)	1:A:84:LYS:CA	2:B:23:U:H2'	6	0.88
(1,3)	1:A:84:LYS:CA	2:B:23:U:H3	6	0.88
(1,3)	1:A:84:LYS:CA	2:B:23:U:H3'	6	0.88
(1,3)	1:A:84:LYS:CA	2:B:23:U:H4'	6	0.88
(1,3)	1:A:84:LYS:CA	2:B:23:U:H5	6	0.88
(1,3)	1:A:84:LYS:CA	2:B:23:U:H5'	6	0.88
(1,3)	1:A:84:LYS:CA	2:B:23:U:H5''	6	0.88
(1,3)	1:A:84:LYS:CA	2:B:23:U:H6	6	0.88
(1,3)	1:A:84:LYS:CA	2:B:23:U:HO2'	6	0.88
(1,3)	1:A:84:LYS:CA	2:B:23:U:N1	6	0.88
(1,3)	1:A:84:LYS:CA	2:B:23:U:N3	6	0.88
(1,3)	1:A:84:LYS:CA	2:B:23:U:O2	6	0.88
(1,3)	1:A:84:LYS:CA	2:B:23:U:O2'	6	0.88
(1,3)	1:A:84:LYS:CA	2:B:23:U:O3'	6	0.88
(1,3)	1:A:84:LYS:CA	2:B:23:U:O4	6	0.88
(1,3)	1:A:84:LYS:CA	2:B:23:U:O4'	6	0.88
(1,3)	1:A:84:LYS:CA	2:B:23:U:O5'	6	0.88
(1,3)	1:A:84:LYS:CA	2:B:23:U:OP1	6	0.88
(1,3)	1:A:84:LYS:CA	2:B:23:U:OP2	6	0.88
(1,3)	1:A:84:LYS:CA	2:B:23:U:P	6	0.88
(1,3)	1:A:84:LYS:CA	2:B:24:G:C1'	6	0.88
(1,3)	1:A:84:LYS:CA	2:B:24:G:C2	6	0.88
(1,3)	1:A:84:LYS:CA	2:B:24:G:C2'	6	0.88
(1,3)	1:A:84:LYS:CA	2:B:24:G:C3'	6	0.88
(1,3)	1:A:84:LYS:CA	2:B:24:G:C4	6	0.88
(1,3)	1:A:84:LYS:CA	2:B:24:G:C4'	6	0.88
(1,3)	1:A:84:LYS:CA	2:B:24:G:C5	6	0.88
(1,3)	1:A:84:LYS:CA	2:B:24:G:C5'	6	0.88
(1,3)	1:A:84:LYS:CA	2:B:24:G:C6	6	0.88
(1,3)	1:A:84:LYS:CA	2:B:24:G:C8	6	0.88
(1,3)	1:A:84:LYS:CA	2:B:24:G:H1	6	0.88
(1,3)	1:A:84:LYS:CA	2:B:24:G:H1'	6	0.88
(1,3)	1:A:84:LYS:CA	2:B:24:G:H2'	6	0.88
(1,3)	1:A:84:LYS:CA	2:B:24:G:H21	6	0.88
(1,3)	1:A:84:LYS:CA	2:B:24:G:H22	6	0.88
(1,3)	1:A:84:LYS:CA	2:B:24:G:H3'	6	0.88
(1,3)	1:A:84:LYS:CA	2:B:24:G:H4'	6	0.88
(1,3)	1:A:84:LYS:CA	2:B:24:G:H5'	6	0.88
(1,3)	1:A:84:LYS:CA	2:B:24:G:H5''	6	0.88
(1,3)	1:A:84:LYS:CA	2:B:24:G:H8	6	0.88

Continued on next page...

Continued from previous page...

Key	Atom-1	Atom-2	Model ID	Violation (Å)
(1,3)	1:A:84:LYS:CA	2:B:24:G:HO2'	6	0.88
(1,3)	1:A:84:LYS:CA	2:B:24:G:N1	6	0.88
(1,3)	1:A:84:LYS:CA	2:B:24:G:N2	6	0.88
(1,3)	1:A:84:LYS:CA	2:B:24:G:N3	6	0.88
(1,3)	1:A:84:LYS:CA	2:B:24:G:N7	6	0.88
(1,3)	1:A:84:LYS:CA	2:B:24:G:N9	6	0.88
(1,3)	1:A:84:LYS:CA	2:B:24:G:O2'	6	0.88
(1,3)	1:A:84:LYS:CA	2:B:24:G:O3'	6	0.88
(1,3)	1:A:84:LYS:CA	2:B:24:G:O4'	6	0.88
(1,3)	1:A:84:LYS:CA	2:B:24:G:O5'	6	0.88
(1,3)	1:A:84:LYS:CA	2:B:24:G:O6	6	0.88
(1,3)	1:A:84:LYS:CA	2:B:24:G:OP1	6	0.88
(1,3)	1:A:84:LYS:CA	2:B:24:G:OP2	6	0.88
(1,3)	1:A:84:LYS:CA	2:B:24:G:P	6	0.88
(1,3)	1:A:84:LYS:CB	2:B:2:C:C1'	6	0.88
(1,3)	1:A:84:LYS:CB	2:B:2:C:C2	6	0.88
(1,3)	1:A:84:LYS:CB	2:B:2:C:C2'	6	0.88
(1,3)	1:A:84:LYS:CB	2:B:2:C:C3'	6	0.88
(1,3)	1:A:84:LYS:CB	2:B:2:C:C4	6	0.88
(1,3)	1:A:84:LYS:CB	2:B:2:C:C4'	6	0.88
(1,3)	1:A:84:LYS:CB	2:B:2:C:C5	6	0.88
(1,3)	1:A:84:LYS:CB	2:B:2:C:C5'	6	0.88
(1,3)	1:A:84:LYS:CB	2:B:2:C:C6	6	0.88
(1,3)	1:A:84:LYS:CB	2:B:2:C:H1'	6	0.88
(1,3)	1:A:84:LYS:CB	2:B:2:C:H2'	6	0.88
(1,3)	1:A:84:LYS:CB	2:B:2:C:H3'	6	0.88
(1,3)	1:A:84:LYS:CB	2:B:2:C:H4'	6	0.88
(1,3)	1:A:84:LYS:CB	2:B:2:C:H41	6	0.88
(1,3)	1:A:84:LYS:CB	2:B:2:C:H42	6	0.88
(1,3)	1:A:84:LYS:CB	2:B:2:C:H5	6	0.88
(1,3)	1:A:84:LYS:CB	2:B:2:C:H5'	6	0.88
(1,3)	1:A:84:LYS:CB	2:B:2:C:H5''	6	0.88
(1,3)	1:A:84:LYS:CB	2:B:2:C:H6	6	0.88
(1,3)	1:A:84:LYS:CB	2:B:2:C:HO2'	6	0.88
(1,3)	1:A:84:LYS:CB	2:B:2:C:N1	6	0.88
(1,3)	1:A:84:LYS:CB	2:B:2:C:N3	6	0.88
(1,3)	1:A:84:LYS:CB	2:B:2:C:N4	6	0.88
(1,3)	1:A:84:LYS:CB	2:B:2:C:O2	6	0.88
(1,3)	1:A:84:LYS:CB	2:B:2:C:O2'	6	0.88
(1,3)	1:A:84:LYS:CB	2:B:2:C:O3'	6	0.88
(1,3)	1:A:84:LYS:CB	2:B:2:C:O4'	6	0.88
(1,3)	1:A:84:LYS:CB	2:B:2:C:O5'	6	0.88

Continued on next page...

Continued from previous page...

Key	Atom-1	Atom-2	Model ID	Violation (Å)
(1,3)	1:A:84:LYS:CB	2:B:3:U:C1'	6	0.88
(1,3)	1:A:84:LYS:CB	2:B:3:U:C2	6	0.88
(1,3)	1:A:84:LYS:CB	2:B:3:U:C2'	6	0.88
(1,3)	1:A:84:LYS:CB	2:B:3:U:C3'	6	0.88
(1,3)	1:A:84:LYS:CB	2:B:3:U:C4	6	0.88
(1,3)	1:A:84:LYS:CB	2:B:3:U:C4'	6	0.88
(1,3)	1:A:84:LYS:CB	2:B:3:U:C5	6	0.88
(1,3)	1:A:84:LYS:CB	2:B:3:U:C5'	6	0.88
(1,3)	1:A:84:LYS:CB	2:B:3:U:C6	6	0.88
(1,3)	1:A:84:LYS:CB	2:B:3:U:H1'	6	0.88
(1,3)	1:A:84:LYS:CB	2:B:3:U:H2'	6	0.88
(1,3)	1:A:84:LYS:CB	2:B:3:U:H3	6	0.88
(1,3)	1:A:84:LYS:CB	2:B:3:U:H3'	6	0.88
(1,3)	1:A:84:LYS:CB	2:B:3:U:H4'	6	0.88
(1,3)	1:A:84:LYS:CB	2:B:3:U:H5	6	0.88
(1,3)	1:A:84:LYS:CB	2:B:3:U:H5'	6	0.88
(1,3)	1:A:84:LYS:CB	2:B:3:U:H5''	6	0.88
(1,3)	1:A:84:LYS:CB	2:B:3:U:H6	6	0.88
(1,3)	1:A:84:LYS:CB	2:B:3:U:HO2'	6	0.88
(1,3)	1:A:84:LYS:CB	2:B:3:U:N1	6	0.88
(1,3)	1:A:84:LYS:CB	2:B:3:U:N3	6	0.88
(1,3)	1:A:84:LYS:CB	2:B:3:U:O2	6	0.88
(1,3)	1:A:84:LYS:CB	2:B:3:U:O2'	6	0.88
(1,3)	1:A:84:LYS:CB	2:B:3:U:O3'	6	0.88
(1,3)	1:A:84:LYS:CB	2:B:3:U:O4	6	0.88
(1,3)	1:A:84:LYS:CB	2:B:3:U:O4'	6	0.88
(1,3)	1:A:84:LYS:CB	2:B:3:U:O5'	6	0.88
(1,3)	1:A:84:LYS:CB	2:B:3:U:OP1	6	0.88
(1,3)	1:A:84:LYS:CB	2:B:3:U:OP2	6	0.88
(1,3)	1:A:84:LYS:CB	2:B:3:U:P	6	0.88
(1,3)	1:A:84:LYS:CB	2:B:4:G:C1'	6	0.88
(1,3)	1:A:84:LYS:CB	2:B:4:G:C2	6	0.88
(1,3)	1:A:84:LYS:CB	2:B:4:G:C2'	6	0.88
(1,3)	1:A:84:LYS:CB	2:B:4:G:C3'	6	0.88
(1,3)	1:A:84:LYS:CB	2:B:4:G:C4	6	0.88
(1,3)	1:A:84:LYS:CB	2:B:4:G:C4'	6	0.88
(1,3)	1:A:84:LYS:CB	2:B:4:G:C5	6	0.88
(1,3)	1:A:84:LYS:CB	2:B:4:G:C5'	6	0.88
(1,3)	1:A:84:LYS:CB	2:B:4:G:C6	6	0.88
(1,3)	1:A:84:LYS:CB	2:B:4:G:C8	6	0.88
(1,3)	1:A:84:LYS:CB	2:B:4:G:H1	6	0.88
(1,3)	1:A:84:LYS:CB	2:B:4:G:H1'	6	0.88

Continued on next page...

Continued from previous page...

Key	Atom-1	Atom-2	Model ID	Violation (Å)
(1,3)	1:A:84:LYS:CB	2:B:4:G:H2'	6	0.88
(1,3)	1:A:84:LYS:CB	2:B:4:G:H21	6	0.88
(1,3)	1:A:84:LYS:CB	2:B:4:G:H22	6	0.88
(1,3)	1:A:84:LYS:CB	2:B:4:G:H3'	6	0.88
(1,3)	1:A:84:LYS:CB	2:B:4:G:H4'	6	0.88
(1,3)	1:A:84:LYS:CB	2:B:4:G:H5'	6	0.88
(1,3)	1:A:84:LYS:CB	2:B:4:G:H5''	6	0.88
(1,3)	1:A:84:LYS:CB	2:B:4:G:H8	6	0.88
(1,3)	1:A:84:LYS:CB	2:B:4:G:HO2'	6	0.88
(1,3)	1:A:84:LYS:CB	2:B:4:G:N1	6	0.88
(1,3)	1:A:84:LYS:CB	2:B:4:G:N2	6	0.88
(1,3)	1:A:84:LYS:CB	2:B:4:G:N3	6	0.88
(1,3)	1:A:84:LYS:CB	2:B:4:G:N7	6	0.88
(1,3)	1:A:84:LYS:CB	2:B:4:G:N9	6	0.88
(1,3)	1:A:84:LYS:CB	2:B:4:G:O2'	6	0.88
(1,3)	1:A:84:LYS:CB	2:B:4:G:O3'	6	0.88
(1,3)	1:A:84:LYS:CB	2:B:4:G:O4'	6	0.88
(1,3)	1:A:84:LYS:CB	2:B:4:G:O5'	6	0.88
(1,3)	1:A:84:LYS:CB	2:B:4:G:O6	6	0.88
(1,3)	1:A:84:LYS:CB	2:B:4:G:OP1	6	0.88
(1,3)	1:A:84:LYS:CB	2:B:4:G:OP2	6	0.88
(1,3)	1:A:84:LYS:CB	2:B:4:G:P	6	0.88
(1,3)	1:A:84:LYS:CB	2:B:5:A:C1'	6	0.88
(1,3)	1:A:84:LYS:CB	2:B:5:A:C2	6	0.88
(1,3)	1:A:84:LYS:CB	2:B:5:A:C2'	6	0.88
(1,3)	1:A:84:LYS:CB	2:B:5:A:C3'	6	0.88
(1,3)	1:A:84:LYS:CB	2:B:5:A:C4	6	0.88
(1,3)	1:A:84:LYS:CB	2:B:5:A:C4'	6	0.88
(1,3)	1:A:84:LYS:CB	2:B:5:A:C5	6	0.88
(1,3)	1:A:84:LYS:CB	2:B:5:A:C5'	6	0.88
(1,3)	1:A:84:LYS:CB	2:B:5:A:C6	6	0.88
(1,3)	1:A:84:LYS:CB	2:B:5:A:C8	6	0.88
(1,3)	1:A:84:LYS:CB	2:B:5:A:H1'	6	0.88
(1,3)	1:A:84:LYS:CB	2:B:5:A:H2	6	0.88
(1,3)	1:A:84:LYS:CB	2:B:5:A:H2'	6	0.88
(1,3)	1:A:84:LYS:CB	2:B:5:A:H3'	6	0.88
(1,3)	1:A:84:LYS:CB	2:B:5:A:H4'	6	0.88
(1,3)	1:A:84:LYS:CB	2:B:5:A:H5'	6	0.88
(1,3)	1:A:84:LYS:CB	2:B:5:A:H5''	6	0.88
(1,3)	1:A:84:LYS:CB	2:B:5:A:H61	6	0.88
(1,3)	1:A:84:LYS:CB	2:B:5:A:H62	6	0.88
(1,3)	1:A:84:LYS:CB	2:B:5:A:H8	6	0.88

Continued on next page...

Continued from previous page...

Key	Atom-1	Atom-2	Model ID	Violation (Å)
(1,3)	1:A:84:LYS:CB	2:B:5:A:HO2'	6	0.88
(1,3)	1:A:84:LYS:CB	2:B:5:A:N1	6	0.88
(1,3)	1:A:84:LYS:CB	2:B:5:A:N3	6	0.88
(1,3)	1:A:84:LYS:CB	2:B:5:A:N6	6	0.88
(1,3)	1:A:84:LYS:CB	2:B:5:A:N7	6	0.88
(1,3)	1:A:84:LYS:CB	2:B:5:A:N9	6	0.88
(1,3)	1:A:84:LYS:CB	2:B:5:A:O2'	6	0.88
(1,3)	1:A:84:LYS:CB	2:B:5:A:O3'	6	0.88
(1,3)	1:A:84:LYS:CB	2:B:5:A:O4'	6	0.88
(1,3)	1:A:84:LYS:CB	2:B:5:A:O5'	6	0.88
(1,3)	1:A:84:LYS:CB	2:B:5:A:OP1	6	0.88
(1,3)	1:A:84:LYS:CB	2:B:5:A:OP2	6	0.88
(1,3)	1:A:84:LYS:CB	2:B:5:A:P	6	0.88
(1,3)	1:A:84:LYS:CB	2:B:6:G:C1'	6	0.88
(1,3)	1:A:84:LYS:CB	2:B:6:G:C2	6	0.88
(1,3)	1:A:84:LYS:CB	2:B:6:G:C2'	6	0.88
(1,3)	1:A:84:LYS:CB	2:B:6:G:C3'	6	0.88
(1,3)	1:A:84:LYS:CB	2:B:6:G:C4	6	0.88
(1,3)	1:A:84:LYS:CB	2:B:6:G:C4'	6	0.88
(1,3)	1:A:84:LYS:CB	2:B:6:G:C5	6	0.88
(1,3)	1:A:84:LYS:CB	2:B:6:G:C5'	6	0.88
(1,3)	1:A:84:LYS:CB	2:B:6:G:C6	6	0.88
(1,3)	1:A:84:LYS:CB	2:B:6:G:C8	6	0.88
(1,3)	1:A:84:LYS:CB	2:B:6:G:H1	6	0.88
(1,3)	1:A:84:LYS:CB	2:B:6:G:H1'	6	0.88
(1,3)	1:A:84:LYS:CB	2:B:6:G:H2'	6	0.88
(1,3)	1:A:84:LYS:CB	2:B:6:G:H21	6	0.88
(1,3)	1:A:84:LYS:CB	2:B:6:G:H22	6	0.88
(1,3)	1:A:84:LYS:CB	2:B:6:G:H3'	6	0.88
(1,3)	1:A:84:LYS:CB	2:B:6:G:H4'	6	0.88
(1,3)	1:A:84:LYS:CB	2:B:6:G:H5'	6	0.88
(1,3)	1:A:84:LYS:CB	2:B:6:G:H5''	6	0.88
(1,3)	1:A:84:LYS:CB	2:B:6:G:H8	6	0.88
(1,3)	1:A:84:LYS:CB	2:B:6:G:HO2'	6	0.88
(1,3)	1:A:84:LYS:CB	2:B:6:G:N1	6	0.88
(1,3)	1:A:84:LYS:CB	2:B:6:G:N2	6	0.88
(1,3)	1:A:84:LYS:CB	2:B:6:G:N3	6	0.88
(1,3)	1:A:84:LYS:CB	2:B:6:G:N7	6	0.88
(1,3)	1:A:84:LYS:CB	2:B:6:G:N9	6	0.88
(1,3)	1:A:84:LYS:CB	2:B:6:G:O2'	6	0.88
(1,3)	1:A:84:LYS:CB	2:B:6:G:O3'	6	0.88
(1,3)	1:A:84:LYS:CB	2:B:6:G:O4'	6	0.88

Continued on next page...

Continued from previous page...

Key	Atom-1	Atom-2	Model ID	Violation (Å)
(1,3)	1:A:84:LYS:CB	2:B:6:G:O5'	6	0.88
(1,3)	1:A:84:LYS:CB	2:B:6:G:O6	6	0.88
(1,3)	1:A:84:LYS:CB	2:B:6:G:OP1	6	0.88
(1,3)	1:A:84:LYS:CB	2:B:6:G:OP2	6	0.88
(1,3)	1:A:84:LYS:CB	2:B:6:G:P	6	0.88
(1,3)	1:A:84:LYS:CB	2:B:7:C:C1'	6	0.88
(1,3)	1:A:84:LYS:CB	2:B:7:C:C2	6	0.88
(1,3)	1:A:84:LYS:CB	2:B:7:C:C2'	6	0.88
(1,3)	1:A:84:LYS:CB	2:B:7:C:C3'	6	0.88
(1,3)	1:A:84:LYS:CB	2:B:7:C:C4	6	0.88
(1,3)	1:A:84:LYS:CB	2:B:7:C:C4'	6	0.88
(1,3)	1:A:84:LYS:CB	2:B:7:C:C5	6	0.88
(1,3)	1:A:84:LYS:CB	2:B:7:C:C5'	6	0.88
(1,3)	1:A:84:LYS:CB	2:B:7:C:C6	6	0.88
(1,3)	1:A:84:LYS:CB	2:B:7:C:H1'	6	0.88
(1,3)	1:A:84:LYS:CB	2:B:7:C:H2'	6	0.88
(1,3)	1:A:84:LYS:CB	2:B:7:C:H3'	6	0.88
(1,3)	1:A:84:LYS:CB	2:B:7:C:H4'	6	0.88
(1,3)	1:A:84:LYS:CB	2:B:7:C:H41	6	0.88
(1,3)	1:A:84:LYS:CB	2:B:7:C:H42	6	0.88
(1,3)	1:A:84:LYS:CB	2:B:7:C:H5	6	0.88
(1,3)	1:A:84:LYS:CB	2:B:7:C:H5'	6	0.88
(1,3)	1:A:84:LYS:CB	2:B:7:C:H5''	6	0.88
(1,3)	1:A:84:LYS:CB	2:B:7:C:H6	6	0.88
(1,3)	1:A:84:LYS:CB	2:B:7:C:HO2'	6	0.88
(1,3)	1:A:84:LYS:CB	2:B:7:C:N1	6	0.88
(1,3)	1:A:84:LYS:CB	2:B:7:C:N3	6	0.88
(1,3)	1:A:84:LYS:CB	2:B:7:C:N4	6	0.88
(1,3)	1:A:84:LYS:CB	2:B:7:C:O2	6	0.88
(1,3)	1:A:84:LYS:CB	2:B:7:C:O2'	6	0.88
(1,3)	1:A:84:LYS:CB	2:B:7:C:O3'	6	0.88
(1,3)	1:A:84:LYS:CB	2:B:7:C:O4'	6	0.88
(1,3)	1:A:84:LYS:CB	2:B:7:C:O5'	6	0.88
(1,3)	1:A:84:LYS:CB	2:B:7:C:OP1	6	0.88
(1,3)	1:A:84:LYS:CB	2:B:7:C:OP2	6	0.88
(1,3)	1:A:84:LYS:CB	2:B:7:C:P	6	0.88
(1,3)	1:A:84:LYS:CB	2:B:8:U:C1'	6	0.88
(1,3)	1:A:84:LYS:CB	2:B:8:U:C2	6	0.88
(1,3)	1:A:84:LYS:CB	2:B:8:U:C2'	6	0.88
(1,3)	1:A:84:LYS:CB	2:B:8:U:C3'	6	0.88
(1,3)	1:A:84:LYS:CB	2:B:8:U:C4	6	0.88
(1,3)	1:A:84:LYS:CB	2:B:8:U:C4'	6	0.88

Continued on next page...

Continued from previous page...

Key	Atom-1	Atom-2	Model ID	Violation (Å)
(1,3)	1:A:84:LYS:CB	2:B:8:U:C5	6	0.88
(1,3)	1:A:84:LYS:CB	2:B:8:U:C5'	6	0.88
(1,3)	1:A:84:LYS:CB	2:B:8:U:C6	6	0.88
(1,3)	1:A:84:LYS:CB	2:B:8:U:H1'	6	0.88
(1,3)	1:A:84:LYS:CB	2:B:8:U:H2'	6	0.88
(1,3)	1:A:84:LYS:CB	2:B:8:U:H3	6	0.88
(1,3)	1:A:84:LYS:CB	2:B:8:U:H3'	6	0.88
(1,3)	1:A:84:LYS:CB	2:B:8:U:H4'	6	0.88
(1,3)	1:A:84:LYS:CB	2:B:8:U:H5	6	0.88
(1,3)	1:A:84:LYS:CB	2:B:8:U:H5'	6	0.88
(1,3)	1:A:84:LYS:CB	2:B:8:U:H5''	6	0.88
(1,3)	1:A:84:LYS:CB	2:B:8:U:H6	6	0.88
(1,3)	1:A:84:LYS:CB	2:B:8:U:HO2'	6	0.88
(1,3)	1:A:84:LYS:CB	2:B:8:U:N1	6	0.88
(1,3)	1:A:84:LYS:CB	2:B:8:U:N3	6	0.88
(1,3)	1:A:84:LYS:CB	2:B:8:U:O2	6	0.88
(1,3)	1:A:84:LYS:CB	2:B:8:U:O2'	6	0.88
(1,3)	1:A:84:LYS:CB	2:B:8:U:O3'	6	0.88
(1,3)	1:A:84:LYS:CB	2:B:8:U:O4	6	0.88
(1,3)	1:A:84:LYS:CB	2:B:8:U:O4'	6	0.88
(1,3)	1:A:84:LYS:CB	2:B:8:U:O5'	6	0.88
(1,3)	1:A:84:LYS:CB	2:B:8:U:OP1	6	0.88
(1,3)	1:A:84:LYS:CB	2:B:8:U:OP2	6	0.88
(1,3)	1:A:84:LYS:CB	2:B:8:U:P	6	0.88
(1,3)	1:A:84:LYS:CB	2:B:9:C:C1'	6	0.88
(1,3)	1:A:84:LYS:CB	2:B:9:C:C2	6	0.88
(1,3)	1:A:84:LYS:CB	2:B:9:C:C2'	6	0.88
(1,3)	1:A:84:LYS:CB	2:B:9:C:C3'	6	0.88
(1,3)	1:A:84:LYS:CB	2:B:9:C:C4	6	0.88
(1,3)	1:A:84:LYS:CB	2:B:9:C:C4'	6	0.88
(1,3)	1:A:84:LYS:CB	2:B:9:C:C5	6	0.88
(1,3)	1:A:84:LYS:CB	2:B:9:C:C5'	6	0.88
(1,3)	1:A:84:LYS:CB	2:B:9:C:C6	6	0.88
(1,3)	1:A:84:LYS:CB	2:B:9:C:H1'	6	0.88
(1,3)	1:A:84:LYS:CB	2:B:9:C:H2'	6	0.88
(1,3)	1:A:84:LYS:CB	2:B:9:C:H3'	6	0.88
(1,3)	1:A:84:LYS:CB	2:B:9:C:H4'	6	0.88
(1,3)	1:A:84:LYS:CB	2:B:9:C:H41	6	0.88
(1,3)	1:A:84:LYS:CB	2:B:9:C:H42	6	0.88
(1,3)	1:A:84:LYS:CB	2:B:9:C:H5	6	0.88
(1,3)	1:A:84:LYS:CB	2:B:9:C:H5'	6	0.88
(1,3)	1:A:84:LYS:CB	2:B:9:C:H5''	6	0.88

Continued on next page...

Continued from previous page...

Key	Atom-1	Atom-2	Model ID	Violation (Å)
(1,3)	1:A:84:LYS:CB	2:B:9:C:H6	6	0.88
(1,3)	1:A:84:LYS:CB	2:B:9:C:HO2'	6	0.88
(1,3)	1:A:84:LYS:CB	2:B:9:C:N1	6	0.88
(1,3)	1:A:84:LYS:CB	2:B:9:C:N3	6	0.88
(1,3)	1:A:84:LYS:CB	2:B:9:C:N4	6	0.88
(1,3)	1:A:84:LYS:CB	2:B:9:C:O2	6	0.88
(1,3)	1:A:84:LYS:CB	2:B:9:C:O2'	6	0.88
(1,3)	1:A:84:LYS:CB	2:B:9:C:O3'	6	0.88
(1,3)	1:A:84:LYS:CB	2:B:9:C:O4'	6	0.88
(1,3)	1:A:84:LYS:CB	2:B:9:C:O5'	6	0.88
(1,3)	1:A:84:LYS:CB	2:B:9:C:OP1	6	0.88
(1,3)	1:A:84:LYS:CB	2:B:9:C:OP2	6	0.88
(1,3)	1:A:84:LYS:CB	2:B:9:C:P	6	0.88
(1,3)	1:A:84:LYS:CB	2:B:10:G:C1'	6	0.88
(1,3)	1:A:84:LYS:CB	2:B:10:G:C2	6	0.88
(1,3)	1:A:84:LYS:CB	2:B:10:G:C2'	6	0.88
(1,3)	1:A:84:LYS:CB	2:B:10:G:C3'	6	0.88
(1,3)	1:A:84:LYS:CB	2:B:10:G:C4	6	0.88
(1,3)	1:A:84:LYS:CB	2:B:10:G:C4'	6	0.88
(1,3)	1:A:84:LYS:CB	2:B:10:G:C5	6	0.88
(1,3)	1:A:84:LYS:CB	2:B:10:G:C5'	6	0.88
(1,3)	1:A:84:LYS:CB	2:B:10:G:C6	6	0.88
(1,3)	1:A:84:LYS:CB	2:B:10:G:C8	6	0.88
(1,3)	1:A:84:LYS:CB	2:B:10:G:H1	6	0.88
(1,3)	1:A:84:LYS:CB	2:B:10:G:H1'	6	0.88
(1,3)	1:A:84:LYS:CB	2:B:10:G:H2'	6	0.88
(1,3)	1:A:84:LYS:CB	2:B:10:G:H21	6	0.88
(1,3)	1:A:84:LYS:CB	2:B:10:G:H22	6	0.88
(1,3)	1:A:84:LYS:CB	2:B:10:G:H3'	6	0.88
(1,3)	1:A:84:LYS:CB	2:B:10:G:H4'	6	0.88
(1,3)	1:A:84:LYS:CB	2:B:10:G:H5'	6	0.88
(1,3)	1:A:84:LYS:CB	2:B:10:G:H5''	6	0.88
(1,3)	1:A:84:LYS:CB	2:B:10:G:H8	6	0.88
(1,3)	1:A:84:LYS:CB	2:B:10:G:HO2'	6	0.88
(1,3)	1:A:84:LYS:CB	2:B:10:G:N1	6	0.88
(1,3)	1:A:84:LYS:CB	2:B:10:G:N2	6	0.88
(1,3)	1:A:84:LYS:CB	2:B:10:G:N3	6	0.88
(1,3)	1:A:84:LYS:CB	2:B:10:G:N7	6	0.88
(1,3)	1:A:84:LYS:CB	2:B:10:G:N9	6	0.88
(1,3)	1:A:84:LYS:CB	2:B:10:G:O2'	6	0.88
(1,3)	1:A:84:LYS:CB	2:B:10:G:O3'	6	0.88
(1,3)	1:A:84:LYS:CB	2:B:10:G:O4'	6	0.88

Continued on next page...

Continued from previous page...

Key	Atom-1	Atom-2	Model ID	Violation (Å)
(1,3)	1:A:84:LYS:CB	2:B:10:G:O5'	6	0.88
(1,3)	1:A:84:LYS:CB	2:B:10:G:O6	6	0.88
(1,3)	1:A:84:LYS:CB	2:B:10:G:OP1	6	0.88
(1,3)	1:A:84:LYS:CB	2:B:10:G:OP2	6	0.88
(1,3)	1:A:84:LYS:CB	2:B:10:G:P	6	0.88
(1,3)	1:A:84:LYS:CB	2:B:11:A:C1'	6	0.88
(1,3)	1:A:84:LYS:CB	2:B:11:A:C2	6	0.88
(1,3)	1:A:84:LYS:CB	2:B:11:A:C2'	6	0.88
(1,3)	1:A:84:LYS:CB	2:B:11:A:C3'	6	0.88
(1,3)	1:A:84:LYS:CB	2:B:11:A:C4	6	0.88
(1,3)	1:A:84:LYS:CB	2:B:11:A:C4'	6	0.88
(1,3)	1:A:84:LYS:CB	2:B:11:A:C5	6	0.88
(1,3)	1:A:84:LYS:CB	2:B:11:A:C5'	6	0.88
(1,3)	1:A:84:LYS:CB	2:B:11:A:C6	6	0.88
(1,3)	1:A:84:LYS:CB	2:B:11:A:C8	6	0.88
(1,3)	1:A:84:LYS:CB	2:B:11:A:H1'	6	0.88
(1,3)	1:A:84:LYS:CB	2:B:11:A:H2	6	0.88
(1,3)	1:A:84:LYS:CB	2:B:11:A:H2'	6	0.88
(1,3)	1:A:84:LYS:CB	2:B:11:A:H3'	6	0.88
(1,3)	1:A:84:LYS:CB	2:B:11:A:H4'	6	0.88
(1,3)	1:A:84:LYS:CB	2:B:11:A:H5'	6	0.88
(1,3)	1:A:84:LYS:CB	2:B:11:A:H5''	6	0.88
(1,3)	1:A:84:LYS:CB	2:B:11:A:H61	6	0.88
(1,3)	1:A:84:LYS:CB	2:B:11:A:H62	6	0.88
(1,3)	1:A:84:LYS:CB	2:B:11:A:H8	6	0.88
(1,3)	1:A:84:LYS:CB	2:B:11:A:HO2'	6	0.88
(1,3)	1:A:84:LYS:CB	2:B:11:A:N1	6	0.88
(1,3)	1:A:84:LYS:CB	2:B:11:A:N3	6	0.88
(1,3)	1:A:84:LYS:CB	2:B:11:A:N6	6	0.88
(1,3)	1:A:84:LYS:CB	2:B:11:A:N7	6	0.88
(1,3)	1:A:84:LYS:CB	2:B:11:A:N9	6	0.88
(1,3)	1:A:84:LYS:CB	2:B:11:A:O2'	6	0.88
(1,3)	1:A:84:LYS:CB	2:B:11:A:O3'	6	0.88
(1,3)	1:A:84:LYS:CB	2:B:11:A:O4'	6	0.88
(1,3)	1:A:84:LYS:CB	2:B:11:A:O5'	6	0.88
(1,3)	1:A:84:LYS:CB	2:B:11:A:OP1	6	0.88
(1,3)	1:A:84:LYS:CB	2:B:11:A:OP2	6	0.88
(1,3)	1:A:84:LYS:CB	2:B:11:A:P	6	0.88
(1,3)	1:A:84:LYS:CB	2:B:12:A:C1'	6	0.88
(1,3)	1:A:84:LYS:CB	2:B:12:A:C2	6	0.88
(1,3)	1:A:84:LYS:CB	2:B:12:A:C2'	6	0.88
(1,3)	1:A:84:LYS:CB	2:B:12:A:C3'	6	0.88

Continued on next page...

Continued from previous page...

Key	Atom-1	Atom-2	Model ID	Violation (Å)
(1,3)	1:A:84:LYS:CB	2:B:12:A:C4	6	0.88
(1,3)	1:A:84:LYS:CB	2:B:12:A:C4'	6	0.88
(1,3)	1:A:84:LYS:CB	2:B:12:A:C5	6	0.88
(1,3)	1:A:84:LYS:CB	2:B:12:A:C5'	6	0.88
(1,3)	1:A:84:LYS:CB	2:B:12:A:C6	6	0.88
(1,3)	1:A:84:LYS:CB	2:B:12:A:C8	6	0.88
(1,3)	1:A:84:LYS:CB	2:B:12:A:H1'	6	0.88
(1,3)	1:A:84:LYS:CB	2:B:12:A:H2	6	0.88
(1,3)	1:A:84:LYS:CB	2:B:12:A:H2'	6	0.88
(1,3)	1:A:84:LYS:CB	2:B:12:A:H3'	6	0.88
(1,3)	1:A:84:LYS:CB	2:B:12:A:H4'	6	0.88
(1,3)	1:A:84:LYS:CB	2:B:12:A:H5'	6	0.88
(1,3)	1:A:84:LYS:CB	2:B:12:A:H5''	6	0.88
(1,3)	1:A:84:LYS:CB	2:B:12:A:H61	6	0.88
(1,3)	1:A:84:LYS:CB	2:B:12:A:H62	6	0.88
(1,3)	1:A:84:LYS:CB	2:B:12:A:H8	6	0.88
(1,3)	1:A:84:LYS:CB	2:B:12:A:HO2'	6	0.88
(1,3)	1:A:84:LYS:CB	2:B:12:A:N1	6	0.88
(1,3)	1:A:84:LYS:CB	2:B:12:A:N3	6	0.88
(1,3)	1:A:84:LYS:CB	2:B:12:A:N6	6	0.88
(1,3)	1:A:84:LYS:CB	2:B:12:A:N7	6	0.88
(1,3)	1:A:84:LYS:CB	2:B:12:A:N9	6	0.88
(1,3)	1:A:84:LYS:CB	2:B:12:A:O2'	6	0.88
(1,3)	1:A:84:LYS:CB	2:B:12:A:O3'	6	0.88
(1,3)	1:A:84:LYS:CB	2:B:12:A:O4'	6	0.88
(1,3)	1:A:84:LYS:CB	2:B:12:A:O5'	6	0.88
(1,3)	1:A:84:LYS:CB	2:B:12:A:OP1	6	0.88
(1,3)	1:A:84:LYS:CB	2:B:12:A:OP2	6	0.88
(1,3)	1:A:84:LYS:CB	2:B:12:A:P	6	0.88
(1,3)	1:A:84:LYS:CB	2:B:13:A:C1'	6	0.88
(1,3)	1:A:84:LYS:CB	2:B:13:A:C2	6	0.88
(1,3)	1:A:84:LYS:CB	2:B:13:A:C2'	6	0.88
(1,3)	1:A:84:LYS:CB	2:B:13:A:C3'	6	0.88
(1,3)	1:A:84:LYS:CB	2:B:13:A:C4	6	0.88
(1,3)	1:A:84:LYS:CB	2:B:13:A:C4'	6	0.88
(1,3)	1:A:84:LYS:CB	2:B:13:A:C5	6	0.88
(1,3)	1:A:84:LYS:CB	2:B:13:A:C5'	6	0.88
(1,3)	1:A:84:LYS:CB	2:B:13:A:C6	6	0.88
(1,3)	1:A:84:LYS:CB	2:B:13:A:C8	6	0.88
(1,3)	1:A:84:LYS:CB	2:B:13:A:H1'	6	0.88
(1,3)	1:A:84:LYS:CB	2:B:13:A:H2	6	0.88
(1,3)	1:A:84:LYS:CB	2:B:13:A:H2'	6	0.88

Continued on next page...

Continued from previous page...

Key	Atom-1	Atom-2	Model ID	Violation (Å)
(1,3)	1:A:84:LYS:CB	2:B:13:A:H3'	6	0.88
(1,3)	1:A:84:LYS:CB	2:B:13:A:H4'	6	0.88
(1,3)	1:A:84:LYS:CB	2:B:13:A:H5'	6	0.88
(1,3)	1:A:84:LYS:CB	2:B:13:A:H5''	6	0.88
(1,3)	1:A:84:LYS:CB	2:B:13:A:H61	6	0.88
(1,3)	1:A:84:LYS:CB	2:B:13:A:H62	6	0.88
(1,3)	1:A:84:LYS:CB	2:B:13:A:H8	6	0.88
(1,3)	1:A:84:LYS:CB	2:B:13:A:HO2'	6	0.88
(1,3)	1:A:84:LYS:CB	2:B:13:A:N1	6	0.88
(1,3)	1:A:84:LYS:CB	2:B:13:A:N3	6	0.88
(1,3)	1:A:84:LYS:CB	2:B:13:A:N6	6	0.88
(1,3)	1:A:84:LYS:CB	2:B:13:A:N7	6	0.88
(1,3)	1:A:84:LYS:CB	2:B:13:A:N9	6	0.88
(1,3)	1:A:84:LYS:CB	2:B:13:A:O2'	6	0.88
(1,3)	1:A:84:LYS:CB	2:B:13:A:O3'	6	0.88
(1,3)	1:A:84:LYS:CB	2:B:13:A:O4'	6	0.88
(1,3)	1:A:84:LYS:CB	2:B:13:A:O5'	6	0.88
(1,3)	1:A:84:LYS:CB	2:B:13:A:OP1	6	0.88
(1,3)	1:A:84:LYS:CB	2:B:13:A:OP2	6	0.88
(1,3)	1:A:84:LYS:CB	2:B:13:A:P	6	0.88
(1,3)	1:A:84:LYS:CB	2:B:14:G:C1'	6	0.88
(1,3)	1:A:84:LYS:CB	2:B:14:G:C2	6	0.88
(1,3)	1:A:84:LYS:CB	2:B:14:G:C2'	6	0.88
(1,3)	1:A:84:LYS:CB	2:B:14:G:C3'	6	0.88
(1,3)	1:A:84:LYS:CB	2:B:14:G:C4	6	0.88
(1,3)	1:A:84:LYS:CB	2:B:14:G:C4'	6	0.88
(1,3)	1:A:84:LYS:CB	2:B:14:G:C5	6	0.88
(1,3)	1:A:84:LYS:CB	2:B:14:G:C5'	6	0.88
(1,3)	1:A:84:LYS:CB	2:B:14:G:C6	6	0.88
(1,3)	1:A:84:LYS:CB	2:B:14:G:C8	6	0.88
(1,3)	1:A:84:LYS:CB	2:B:14:G:H1	6	0.88
(1,3)	1:A:84:LYS:CB	2:B:14:G:H1'	6	0.88
(1,3)	1:A:84:LYS:CB	2:B:14:G:H2'	6	0.88
(1,3)	1:A:84:LYS:CB	2:B:14:G:H21	6	0.88
(1,3)	1:A:84:LYS:CB	2:B:14:G:H22	6	0.88
(1,3)	1:A:84:LYS:CB	2:B:14:G:H3'	6	0.88
(1,3)	1:A:84:LYS:CB	2:B:14:G:H4'	6	0.88
(1,3)	1:A:84:LYS:CB	2:B:14:G:H5'	6	0.88
(1,3)	1:A:84:LYS:CB	2:B:14:G:H5''	6	0.88
(1,3)	1:A:84:LYS:CB	2:B:14:G:H8	6	0.88
(1,3)	1:A:84:LYS:CB	2:B:14:G:HO2'	6	0.88
(1,3)	1:A:84:LYS:CB	2:B:14:G:N1	6	0.88

Continued on next page...

Continued from previous page...

Key	Atom-1	Atom-2	Model ID	Violation (Å)
(1,3)	1:A:84:LYS:CB	2:B:14:G:N2	6	0.88
(1,3)	1:A:84:LYS:CB	2:B:14:G:N3	6	0.88
(1,3)	1:A:84:LYS:CB	2:B:14:G:N7	6	0.88
(1,3)	1:A:84:LYS:CB	2:B:14:G:N9	6	0.88
(1,3)	1:A:84:LYS:CB	2:B:14:G:O2'	6	0.88
(1,3)	1:A:84:LYS:CB	2:B:14:G:O3'	6	0.88
(1,3)	1:A:84:LYS:CB	2:B:14:G:O4'	6	0.88
(1,3)	1:A:84:LYS:CB	2:B:14:G:O5'	6	0.88
(1,3)	1:A:84:LYS:CB	2:B:14:G:O6	6	0.88
(1,3)	1:A:84:LYS:CB	2:B:14:G:OP1	6	0.88
(1,3)	1:A:84:LYS:CB	2:B:14:G:OP2	6	0.88
(1,3)	1:A:84:LYS:CB	2:B:14:G:P	6	0.88
(1,3)	1:A:84:LYS:CB	2:B:15:A:C1'	6	0.88
(1,3)	1:A:84:LYS:CB	2:B:15:A:C2	6	0.88
(1,3)	1:A:84:LYS:CB	2:B:15:A:C2'	6	0.88
(1,3)	1:A:84:LYS:CB	2:B:15:A:C3'	6	0.88
(1,3)	1:A:84:LYS:CB	2:B:15:A:C4	6	0.88
(1,3)	1:A:84:LYS:CB	2:B:15:A:C4'	6	0.88
(1,3)	1:A:84:LYS:CB	2:B:15:A:C5	6	0.88
(1,3)	1:A:84:LYS:CB	2:B:15:A:C5'	6	0.88
(1,3)	1:A:84:LYS:CB	2:B:15:A:C6	6	0.88
(1,3)	1:A:84:LYS:CB	2:B:15:A:C8	6	0.88
(1,3)	1:A:84:LYS:CB	2:B:15:A:H1'	6	0.88
(1,3)	1:A:84:LYS:CB	2:B:15:A:H2	6	0.88
(1,3)	1:A:84:LYS:CB	2:B:15:A:H2'	6	0.88
(1,3)	1:A:84:LYS:CB	2:B:15:A:H3'	6	0.88
(1,3)	1:A:84:LYS:CB	2:B:15:A:H4'	6	0.88
(1,3)	1:A:84:LYS:CB	2:B:15:A:H5'	6	0.88
(1,3)	1:A:84:LYS:CB	2:B:15:A:H5''	6	0.88
(1,3)	1:A:84:LYS:CB	2:B:15:A:H61	6	0.88
(1,3)	1:A:84:LYS:CB	2:B:15:A:H62	6	0.88
(1,3)	1:A:84:LYS:CB	2:B:15:A:H8	6	0.88
(1,3)	1:A:84:LYS:CB	2:B:15:A:HO2'	6	0.88
(1,3)	1:A:84:LYS:CB	2:B:15:A:N1	6	0.88
(1,3)	1:A:84:LYS:CB	2:B:15:A:N3	6	0.88
(1,3)	1:A:84:LYS:CB	2:B:15:A:N6	6	0.88
(1,3)	1:A:84:LYS:CB	2:B:15:A:N7	6	0.88
(1,3)	1:A:84:LYS:CB	2:B:15:A:N9	6	0.88
(1,3)	1:A:84:LYS:CB	2:B:15:A:O2'	6	0.88
(1,3)	1:A:84:LYS:CB	2:B:15:A:O3'	6	0.88
(1,3)	1:A:84:LYS:CB	2:B:15:A:O4'	6	0.88
(1,3)	1:A:84:LYS:CB	2:B:15:A:O5'	6	0.88

Continued on next page...

Continued from previous page...

Key	Atom-1	Atom-2	Model ID	Violation (Å)
(1,3)	1:A:84:LYS:CB	2:B:15:A:OP1	6	0.88
(1,3)	1:A:84:LYS:CB	2:B:15:A:OP2	6	0.88
(1,3)	1:A:84:LYS:CB	2:B:15:A:P	6	0.88
(1,3)	1:A:84:LYS:CB	2:B:16:G:C1'	6	0.88
(1,3)	1:A:84:LYS:CB	2:B:16:G:C2	6	0.88
(1,3)	1:A:84:LYS:CB	2:B:16:G:C2'	6	0.88
(1,3)	1:A:84:LYS:CB	2:B:16:G:C3'	6	0.88
(1,3)	1:A:84:LYS:CB	2:B:16:G:C4	6	0.88
(1,3)	1:A:84:LYS:CB	2:B:16:G:C4'	6	0.88
(1,3)	1:A:84:LYS:CB	2:B:16:G:C5	6	0.88
(1,3)	1:A:84:LYS:CB	2:B:16:G:C5'	6	0.88
(1,3)	1:A:84:LYS:CB	2:B:16:G:C6	6	0.88
(1,3)	1:A:84:LYS:CB	2:B:16:G:C8	6	0.88
(1,3)	1:A:84:LYS:CB	2:B:16:G:H1	6	0.88
(1,3)	1:A:84:LYS:CB	2:B:16:G:H1'	6	0.88
(1,3)	1:A:84:LYS:CB	2:B:16:G:H2'	6	0.88
(1,3)	1:A:84:LYS:CB	2:B:16:G:H21	6	0.88
(1,3)	1:A:84:LYS:CB	2:B:16:G:H22	6	0.88
(1,3)	1:A:84:LYS:CB	2:B:16:G:H3'	6	0.88
(1,3)	1:A:84:LYS:CB	2:B:16:G:H4'	6	0.88
(1,3)	1:A:84:LYS:CB	2:B:16:G:H5'	6	0.88
(1,3)	1:A:84:LYS:CB	2:B:16:G:H5''	6	0.88
(1,3)	1:A:84:LYS:CB	2:B:16:G:H8	6	0.88
(1,3)	1:A:84:LYS:CB	2:B:16:G:HO2'	6	0.88
(1,3)	1:A:84:LYS:CB	2:B:16:G:N1	6	0.88
(1,3)	1:A:84:LYS:CB	2:B:16:G:N2	6	0.88
(1,3)	1:A:84:LYS:CB	2:B:16:G:N3	6	0.88
(1,3)	1:A:84:LYS:CB	2:B:16:G:N7	6	0.88
(1,3)	1:A:84:LYS:CB	2:B:16:G:N9	6	0.88
(1,3)	1:A:84:LYS:CB	2:B:16:G:O2'	6	0.88
(1,3)	1:A:84:LYS:CB	2:B:16:G:O3'	6	0.88
(1,3)	1:A:84:LYS:CB	2:B:16:G:O4'	6	0.88
(1,3)	1:A:84:LYS:CB	2:B:16:G:O5'	6	0.88
(1,3)	1:A:84:LYS:CB	2:B:16:G:O6	6	0.88
(1,3)	1:A:84:LYS:CB	2:B:16:G:OP1	6	0.88
(1,3)	1:A:84:LYS:CB	2:B:16:G:OP2	6	0.88
(1,3)	1:A:84:LYS:CB	2:B:16:G:P	6	0.88
(1,3)	1:A:84:LYS:CB	2:B:17:C:C1'	6	0.88
(1,3)	1:A:84:LYS:CB	2:B:17:C:C2	6	0.88
(1,3)	1:A:84:LYS:CB	2:B:17:C:C2'	6	0.88
(1,3)	1:A:84:LYS:CB	2:B:17:C:C3'	6	0.88
(1,3)	1:A:84:LYS:CB	2:B:17:C:C4	6	0.88

Continued on next page...

Continued from previous page...

Key	Atom-1	Atom-2	Model ID	Violation (Å)
(1,3)	1:A:84:LYS:CB	2:B:17:C:C4'	6	0.88
(1,3)	1:A:84:LYS:CB	2:B:17:C:C5	6	0.88
(1,3)	1:A:84:LYS:CB	2:B:17:C:C5'	6	0.88
(1,3)	1:A:84:LYS:CB	2:B:17:C:C6	6	0.88
(1,3)	1:A:84:LYS:CB	2:B:17:C:H1'	6	0.88
(1,3)	1:A:84:LYS:CB	2:B:17:C:H2'	6	0.88
(1,3)	1:A:84:LYS:CB	2:B:17:C:H3'	6	0.88
(1,3)	1:A:84:LYS:CB	2:B:17:C:H4'	6	0.88
(1,3)	1:A:84:LYS:CB	2:B:17:C:H41	6	0.88
(1,3)	1:A:84:LYS:CB	2:B:17:C:H42	6	0.88
(1,3)	1:A:84:LYS:CB	2:B:17:C:H5	6	0.88
(1,3)	1:A:84:LYS:CB	2:B:17:C:H5'	6	0.88
(1,3)	1:A:84:LYS:CB	2:B:17:C:H5''	6	0.88
(1,3)	1:A:84:LYS:CB	2:B:17:C:H6	6	0.88
(1,3)	1:A:84:LYS:CB	2:B:17:C:HO2'	6	0.88
(1,3)	1:A:84:LYS:CB	2:B:17:C:N1	6	0.88
(1,3)	1:A:84:LYS:CB	2:B:17:C:N3	6	0.88
(1,3)	1:A:84:LYS:CB	2:B:17:C:N4	6	0.88
(1,3)	1:A:84:LYS:CB	2:B:17:C:O2	6	0.88
(1,3)	1:A:84:LYS:CB	2:B:17:C:O2'	6	0.88
(1,3)	1:A:84:LYS:CB	2:B:17:C:O3'	6	0.88
(1,3)	1:A:84:LYS:CB	2:B:17:C:O4'	6	0.88
(1,3)	1:A:84:LYS:CB	2:B:17:C:O5'	6	0.88
(1,3)	1:A:84:LYS:CB	2:B:17:C:OP1	6	0.88
(1,3)	1:A:84:LYS:CB	2:B:17:C:OP2	6	0.88
(1,3)	1:A:84:LYS:CB	2:B:17:C:P	6	0.88
(1,3)	1:A:84:LYS:CB	2:B:18:A:C1'	6	0.88
(1,3)	1:A:84:LYS:CB	2:B:18:A:C2	6	0.88
(1,3)	1:A:84:LYS:CB	2:B:18:A:C2'	6	0.88
(1,3)	1:A:84:LYS:CB	2:B:18:A:C3'	6	0.88
(1,3)	1:A:84:LYS:CB	2:B:18:A:C4	6	0.88
(1,3)	1:A:84:LYS:CB	2:B:18:A:C4'	6	0.88
(1,3)	1:A:84:LYS:CB	2:B:18:A:C5	6	0.88
(1,3)	1:A:84:LYS:CB	2:B:18:A:C5'	6	0.88
(1,3)	1:A:84:LYS:CB	2:B:18:A:C6	6	0.88
(1,3)	1:A:84:LYS:CB	2:B:18:A:C8	6	0.88
(1,3)	1:A:84:LYS:CB	2:B:18:A:H1'	6	0.88
(1,3)	1:A:84:LYS:CB	2:B:18:A:H2	6	0.88
(1,3)	1:A:84:LYS:CB	2:B:18:A:H2'	6	0.88
(1,3)	1:A:84:LYS:CB	2:B:18:A:H3'	6	0.88
(1,3)	1:A:84:LYS:CB	2:B:18:A:H4'	6	0.88
(1,3)	1:A:84:LYS:CB	2:B:18:A:H5'	6	0.88

Continued on next page...

Continued from previous page...

Key	Atom-1	Atom-2	Model ID	Violation (Å)
(1,3)	1:A:84:LYS:CB	2:B:18:A:H5''	6	0.88
(1,3)	1:A:84:LYS:CB	2:B:18:A:H61	6	0.88
(1,3)	1:A:84:LYS:CB	2:B:18:A:H62	6	0.88
(1,3)	1:A:84:LYS:CB	2:B:18:A:H8	6	0.88
(1,3)	1:A:84:LYS:CB	2:B:18:A:HO2'	6	0.88
(1,3)	1:A:84:LYS:CB	2:B:18:A:N1	6	0.88
(1,3)	1:A:84:LYS:CB	2:B:18:A:N3	6	0.88
(1,3)	1:A:84:LYS:CB	2:B:18:A:N6	6	0.88
(1,3)	1:A:84:LYS:CB	2:B:18:A:N7	6	0.88
(1,3)	1:A:84:LYS:CB	2:B:18:A:N9	6	0.88
(1,3)	1:A:84:LYS:CB	2:B:18:A:O2'	6	0.88
(1,3)	1:A:84:LYS:CB	2:B:18:A:O3'	6	0.88
(1,3)	1:A:84:LYS:CB	2:B:18:A:O4'	6	0.88
(1,3)	1:A:84:LYS:CB	2:B:18:A:O5'	6	0.88
(1,3)	1:A:84:LYS:CB	2:B:18:A:OP1	6	0.88
(1,3)	1:A:84:LYS:CB	2:B:18:A:OP2	6	0.88
(1,3)	1:A:84:LYS:CB	2:B:18:A:P	6	0.88
(1,3)	1:A:84:LYS:CB	2:B:19:A:C1'	6	0.88
(1,3)	1:A:84:LYS:CB	2:B:19:A:C2	6	0.88
(1,3)	1:A:84:LYS:CB	2:B:19:A:C2'	6	0.88
(1,3)	1:A:84:LYS:CB	2:B:19:A:C3'	6	0.88
(1,3)	1:A:84:LYS:CB	2:B:19:A:C4	6	0.88
(1,3)	1:A:84:LYS:CB	2:B:19:A:C4'	6	0.88
(1,3)	1:A:84:LYS:CB	2:B:19:A:C5	6	0.88
(1,3)	1:A:84:LYS:CB	2:B:19:A:C5'	6	0.88
(1,3)	1:A:84:LYS:CB	2:B:19:A:C6	6	0.88
(1,3)	1:A:84:LYS:CB	2:B:19:A:C8	6	0.88
(1,3)	1:A:84:LYS:CB	2:B:19:A:H1'	6	0.88
(1,3)	1:A:84:LYS:CB	2:B:19:A:H2	6	0.88
(1,3)	1:A:84:LYS:CB	2:B:19:A:H2'	6	0.88
(1,3)	1:A:84:LYS:CB	2:B:19:A:H3'	6	0.88
(1,3)	1:A:84:LYS:CB	2:B:19:A:H4'	6	0.88
(1,3)	1:A:84:LYS:CB	2:B:19:A:H5'	6	0.88
(1,3)	1:A:84:LYS:CB	2:B:19:A:H5''	6	0.88
(1,3)	1:A:84:LYS:CB	2:B:19:A:H61	6	0.88
(1,3)	1:A:84:LYS:CB	2:B:19:A:H62	6	0.88
(1,3)	1:A:84:LYS:CB	2:B:19:A:H8	6	0.88
(1,3)	1:A:84:LYS:CB	2:B:19:A:HO2'	6	0.88
(1,3)	1:A:84:LYS:CB	2:B:19:A:N1	6	0.88
(1,3)	1:A:84:LYS:CB	2:B:19:A:N3	6	0.88
(1,3)	1:A:84:LYS:CB	2:B:19:A:N6	6	0.88
(1,3)	1:A:84:LYS:CB	2:B:19:A:N7	6	0.88

Continued on next page...

Continued from previous page...

Key	Atom-1	Atom-2	Model ID	Violation (Å)
(1,3)	1:A:84:LYS:CB	2:B:19:A:N9	6	0.88
(1,3)	1:A:84:LYS:CB	2:B:19:A:O2'	6	0.88
(1,3)	1:A:84:LYS:CB	2:B:19:A:O3'	6	0.88
(1,3)	1:A:84:LYS:CB	2:B:19:A:O4'	6	0.88
(1,3)	1:A:84:LYS:CB	2:B:19:A:O5'	6	0.88
(1,3)	1:A:84:LYS:CB	2:B:19:A:OP1	6	0.88
(1,3)	1:A:84:LYS:CB	2:B:19:A:OP2	6	0.88
(1,3)	1:A:84:LYS:CB	2:B:19:A:P	6	0.88
(1,3)	1:A:84:LYS:CB	2:B:20:U:C1'	6	0.88
(1,3)	1:A:84:LYS:CB	2:B:20:U:C2	6	0.88
(1,3)	1:A:84:LYS:CB	2:B:20:U:C2'	6	0.88
(1,3)	1:A:84:LYS:CB	2:B:20:U:C3'	6	0.88
(1,3)	1:A:84:LYS:CB	2:B:20:U:C4	6	0.88
(1,3)	1:A:84:LYS:CB	2:B:20:U:C4'	6	0.88
(1,3)	1:A:84:LYS:CB	2:B:20:U:C5	6	0.88
(1,3)	1:A:84:LYS:CB	2:B:20:U:C5'	6	0.88
(1,3)	1:A:84:LYS:CB	2:B:20:U:C6	6	0.88
(1,3)	1:A:84:LYS:CB	2:B:20:U:H1'	6	0.88
(1,3)	1:A:84:LYS:CB	2:B:20:U:H2'	6	0.88
(1,3)	1:A:84:LYS:CB	2:B:20:U:H3	6	0.88
(1,3)	1:A:84:LYS:CB	2:B:20:U:H3'	6	0.88
(1,3)	1:A:84:LYS:CB	2:B:20:U:H4'	6	0.88
(1,3)	1:A:84:LYS:CB	2:B:20:U:H5	6	0.88
(1,3)	1:A:84:LYS:CB	2:B:20:U:H5'	6	0.88
(1,3)	1:A:84:LYS:CB	2:B:20:U:H5''	6	0.88
(1,3)	1:A:84:LYS:CB	2:B:20:U:H6	6	0.88
(1,3)	1:A:84:LYS:CB	2:B:20:U:HO2'	6	0.88
(1,3)	1:A:84:LYS:CB	2:B:20:U:N1	6	0.88
(1,3)	1:A:84:LYS:CB	2:B:20:U:N3	6	0.88
(1,3)	1:A:84:LYS:CB	2:B:20:U:O2	6	0.88
(1,3)	1:A:84:LYS:CB	2:B:20:U:O2'	6	0.88
(1,3)	1:A:84:LYS:CB	2:B:20:U:O3'	6	0.88
(1,3)	1:A:84:LYS:CB	2:B:20:U:O4	6	0.88
(1,3)	1:A:84:LYS:CB	2:B:20:U:O4'	6	0.88
(1,3)	1:A:84:LYS:CB	2:B:20:U:O5'	6	0.88
(1,3)	1:A:84:LYS:CB	2:B:20:U:OP1	6	0.88
(1,3)	1:A:84:LYS:CB	2:B:20:U:OP2	6	0.88
(1,3)	1:A:84:LYS:CB	2:B:20:U:P	6	0.88
(1,3)	1:A:84:LYS:CB	2:B:21:G:C1'	6	0.88
(1,3)	1:A:84:LYS:CB	2:B:21:G:C2	6	0.88
(1,3)	1:A:84:LYS:CB	2:B:21:G:C2'	6	0.88
(1,3)	1:A:84:LYS:CB	2:B:21:G:C3'	6	0.88

Continued on next page...

Continued from previous page...

Key	Atom-1	Atom-2	Model ID	Violation (Å)
(1,3)	1:A:84:LYS:CB	2:B:21:G:C4	6	0.88
(1,3)	1:A:84:LYS:CB	2:B:21:G:C4'	6	0.88
(1,3)	1:A:84:LYS:CB	2:B:21:G:C5	6	0.88
(1,3)	1:A:84:LYS:CB	2:B:21:G:C5'	6	0.88
(1,3)	1:A:84:LYS:CB	2:B:21:G:C6	6	0.88
(1,3)	1:A:84:LYS:CB	2:B:21:G:C8	6	0.88
(1,3)	1:A:84:LYS:CB	2:B:21:G:H1	6	0.88
(1,3)	1:A:84:LYS:CB	2:B:21:G:H1'	6	0.88
(1,3)	1:A:84:LYS:CB	2:B:21:G:H2'	6	0.88
(1,3)	1:A:84:LYS:CB	2:B:21:G:H21	6	0.88
(1,3)	1:A:84:LYS:CB	2:B:21:G:H22	6	0.88
(1,3)	1:A:84:LYS:CB	2:B:21:G:H3'	6	0.88
(1,3)	1:A:84:LYS:CB	2:B:21:G:H4'	6	0.88
(1,3)	1:A:84:LYS:CB	2:B:21:G:H5'	6	0.88
(1,3)	1:A:84:LYS:CB	2:B:21:G:H5''	6	0.88
(1,3)	1:A:84:LYS:CB	2:B:21:G:H8	6	0.88
(1,3)	1:A:84:LYS:CB	2:B:21:G:HO2'	6	0.88
(1,3)	1:A:84:LYS:CB	2:B:21:G:N1	6	0.88
(1,3)	1:A:84:LYS:CB	2:B:21:G:N2	6	0.88
(1,3)	1:A:84:LYS:CB	2:B:21:G:N3	6	0.88
(1,3)	1:A:84:LYS:CB	2:B:21:G:N7	6	0.88
(1,3)	1:A:84:LYS:CB	2:B:21:G:N9	6	0.88
(1,3)	1:A:84:LYS:CB	2:B:21:G:O2'	6	0.88
(1,3)	1:A:84:LYS:CB	2:B:21:G:O3'	6	0.88
(1,3)	1:A:84:LYS:CB	2:B:21:G:O4'	6	0.88
(1,3)	1:A:84:LYS:CB	2:B:21:G:O5'	6	0.88
(1,3)	1:A:84:LYS:CB	2:B:21:G:O6	6	0.88
(1,3)	1:A:84:LYS:CB	2:B:21:G:OP1	6	0.88
(1,3)	1:A:84:LYS:CB	2:B:21:G:OP2	6	0.88
(1,3)	1:A:84:LYS:CB	2:B:21:G:P	6	0.88
(1,3)	1:A:84:LYS:CB	2:B:22:A:C1'	6	0.88
(1,3)	1:A:84:LYS:CB	2:B:22:A:C2	6	0.88
(1,3)	1:A:84:LYS:CB	2:B:22:A:C2'	6	0.88
(1,3)	1:A:84:LYS:CB	2:B:22:A:C3'	6	0.88
(1,3)	1:A:84:LYS:CB	2:B:22:A:C4	6	0.88
(1,3)	1:A:84:LYS:CB	2:B:22:A:C4'	6	0.88
(1,3)	1:A:84:LYS:CB	2:B:22:A:C5	6	0.88
(1,3)	1:A:84:LYS:CB	2:B:22:A:C5'	6	0.88
(1,3)	1:A:84:LYS:CB	2:B:22:A:C6	6	0.88
(1,3)	1:A:84:LYS:CB	2:B:22:A:C8	6	0.88
(1,3)	1:A:84:LYS:CB	2:B:22:A:H1'	6	0.88
(1,3)	1:A:84:LYS:CB	2:B:22:A:H2	6	0.88

Continued on next page...

Continued from previous page...

Key	Atom-1	Atom-2	Model ID	Violation (Å)
(1,3)	1:A:84:LYS:CB	2:B:22:A:H2'	6	0.88
(1,3)	1:A:84:LYS:CB	2:B:22:A:H3'	6	0.88
(1,3)	1:A:84:LYS:CB	2:B:22:A:H4'	6	0.88
(1,3)	1:A:84:LYS:CB	2:B:22:A:H5'	6	0.88
(1,3)	1:A:84:LYS:CB	2:B:22:A:H5''	6	0.88
(1,3)	1:A:84:LYS:CB	2:B:22:A:H61	6	0.88
(1,3)	1:A:84:LYS:CB	2:B:22:A:H62	6	0.88
(1,3)	1:A:84:LYS:CB	2:B:22:A:H8	6	0.88
(1,3)	1:A:84:LYS:CB	2:B:22:A:HO2'	6	0.88
(1,3)	1:A:84:LYS:CB	2:B:22:A:N1	6	0.88
(1,3)	1:A:84:LYS:CB	2:B:22:A:N3	6	0.88
(1,3)	1:A:84:LYS:CB	2:B:22:A:N6	6	0.88
(1,3)	1:A:84:LYS:CB	2:B:22:A:N7	6	0.88
(1,3)	1:A:84:LYS:CB	2:B:22:A:N9	6	0.88
(1,3)	1:A:84:LYS:CB	2:B:22:A:O2'	6	0.88
(1,3)	1:A:84:LYS:CB	2:B:22:A:O3'	6	0.88
(1,3)	1:A:84:LYS:CB	2:B:22:A:O4'	6	0.88
(1,3)	1:A:84:LYS:CB	2:B:22:A:O5'	6	0.88
(1,3)	1:A:84:LYS:CB	2:B:22:A:OP1	6	0.88
(1,3)	1:A:84:LYS:CB	2:B:22:A:OP2	6	0.88
(1,3)	1:A:84:LYS:CB	2:B:22:A:P	6	0.88
(1,3)	1:A:84:LYS:CB	2:B:23:U:C1'	6	0.88
(1,3)	1:A:84:LYS:CB	2:B:23:U:C2	6	0.88
(1,3)	1:A:84:LYS:CB	2:B:23:U:C2'	6	0.88
(1,3)	1:A:84:LYS:CB	2:B:23:U:C3'	6	0.88
(1,3)	1:A:84:LYS:CB	2:B:23:U:C4	6	0.88
(1,3)	1:A:84:LYS:CB	2:B:23:U:C4'	6	0.88
(1,3)	1:A:84:LYS:CB	2:B:23:U:C5	6	0.88
(1,3)	1:A:84:LYS:CB	2:B:23:U:C5'	6	0.88
(1,3)	1:A:84:LYS:CB	2:B:23:U:C6	6	0.88
(1,3)	1:A:84:LYS:CB	2:B:23:U:H1'	6	0.88
(1,3)	1:A:84:LYS:CB	2:B:23:U:H2'	6	0.88
(1,3)	1:A:84:LYS:CB	2:B:23:U:H3	6	0.88
(1,3)	1:A:84:LYS:CB	2:B:23:U:H3'	6	0.88
(1,3)	1:A:84:LYS:CB	2:B:23:U:H4'	6	0.88
(1,3)	1:A:84:LYS:CB	2:B:23:U:H5	6	0.88
(1,3)	1:A:84:LYS:CB	2:B:23:U:H5'	6	0.88
(1,3)	1:A:84:LYS:CB	2:B:23:U:H5''	6	0.88
(1,3)	1:A:84:LYS:CB	2:B:23:U:H6	6	0.88
(1,3)	1:A:84:LYS:CB	2:B:23:U:HO2'	6	0.88
(1,3)	1:A:84:LYS:CB	2:B:23:U:N1	6	0.88
(1,3)	1:A:84:LYS:CB	2:B:23:U:N3	6	0.88

Continued on next page...

Continued from previous page...

Key	Atom-1	Atom-2	Model ID	Violation (Å)
(1,3)	1:A:84:LYS:CB	2:B:23:U:O2	6	0.88
(1,3)	1:A:84:LYS:CB	2:B:23:U:O2'	6	0.88
(1,3)	1:A:84:LYS:CB	2:B:23:U:O3'	6	0.88
(1,3)	1:A:84:LYS:CB	2:B:23:U:O4	6	0.88
(1,3)	1:A:84:LYS:CB	2:B:23:U:O4'	6	0.88
(1,3)	1:A:84:LYS:CB	2:B:23:U:O5'	6	0.88
(1,3)	1:A:84:LYS:CB	2:B:23:U:OP1	6	0.88
(1,3)	1:A:84:LYS:CB	2:B:23:U:OP2	6	0.88
(1,3)	1:A:84:LYS:CB	2:B:23:U:P	6	0.88
(1,3)	1:A:84:LYS:CB	2:B:24:G:C1'	6	0.88
(1,3)	1:A:84:LYS:CB	2:B:24:G:C2	6	0.88
(1,3)	1:A:84:LYS:CB	2:B:24:G:C2'	6	0.88
(1,3)	1:A:84:LYS:CB	2:B:24:G:C3'	6	0.88
(1,3)	1:A:84:LYS:CB	2:B:24:G:C4	6	0.88
(1,3)	1:A:84:LYS:CB	2:B:24:G:C4'	6	0.88
(1,3)	1:A:84:LYS:CB	2:B:24:G:C5	6	0.88
(1,3)	1:A:84:LYS:CB	2:B:24:G:C5'	6	0.88
(1,3)	1:A:84:LYS:CB	2:B:24:G:C6	6	0.88
(1,3)	1:A:84:LYS:CB	2:B:24:G:C8	6	0.88
(1,3)	1:A:84:LYS:CB	2:B:24:G:H1	6	0.88
(1,3)	1:A:84:LYS:CB	2:B:24:G:H1'	6	0.88
(1,3)	1:A:84:LYS:CB	2:B:24:G:H2'	6	0.88
(1,3)	1:A:84:LYS:CB	2:B:24:G:H21	6	0.88
(1,3)	1:A:84:LYS:CB	2:B:24:G:H22	6	0.88
(1,3)	1:A:84:LYS:CB	2:B:24:G:H3'	6	0.88
(1,3)	1:A:84:LYS:CB	2:B:24:G:H4'	6	0.88
(1,3)	1:A:84:LYS:CB	2:B:24:G:H5'	6	0.88
(1,3)	1:A:84:LYS:CB	2:B:24:G:H5''	6	0.88
(1,3)	1:A:84:LYS:CB	2:B:24:G:H8	6	0.88
(1,3)	1:A:84:LYS:CB	2:B:24:G:HO2'	6	0.88
(1,3)	1:A:84:LYS:CB	2:B:24:G:N1	6	0.88
(1,3)	1:A:84:LYS:CB	2:B:24:G:N2	6	0.88
(1,3)	1:A:84:LYS:CB	2:B:24:G:N3	6	0.88
(1,3)	1:A:84:LYS:CB	2:B:24:G:N7	6	0.88
(1,3)	1:A:84:LYS:CB	2:B:24:G:N9	6	0.88
(1,3)	1:A:84:LYS:CB	2:B:24:G:O2'	6	0.88
(1,3)	1:A:84:LYS:CB	2:B:24:G:O3'	6	0.88
(1,3)	1:A:84:LYS:CB	2:B:24:G:O4'	6	0.88
(1,3)	1:A:84:LYS:CB	2:B:24:G:O5'	6	0.88
(1,3)	1:A:84:LYS:CB	2:B:24:G:O6	6	0.88
(1,3)	1:A:84:LYS:CB	2:B:24:G:OP1	6	0.88
(1,3)	1:A:84:LYS:CB	2:B:24:G:OP2	6	0.88

Continued on next page...

Continued from previous page...

Key	Atom-1	Atom-2	Model ID	Violation (Å)
(1,3)	1:A:84:LYS:CB	2:B:24:G:P	6	0.88
(1,3)	1:A:84:LYS:CD	2:B:2:C:C1'	6	0.88
(1,3)	1:A:84:LYS:CD	2:B:2:C:C2	6	0.88
(1,3)	1:A:84:LYS:CD	2:B:2:C:C2'	6	0.88
(1,3)	1:A:84:LYS:CD	2:B:2:C:C3'	6	0.88
(1,3)	1:A:84:LYS:CD	2:B:2:C:C4	6	0.88
(1,3)	1:A:84:LYS:CD	2:B:2:C:C4'	6	0.88
(1,3)	1:A:84:LYS:CD	2:B:2:C:C5	6	0.88
(1,3)	1:A:84:LYS:CD	2:B:2:C:C5'	6	0.88
(1,3)	1:A:84:LYS:CD	2:B:2:C:C6	6	0.88
(1,3)	1:A:84:LYS:CD	2:B:2:C:H1'	6	0.88
(1,3)	1:A:84:LYS:CD	2:B:2:C:H2'	6	0.88
(1,3)	1:A:84:LYS:CD	2:B:2:C:H3'	6	0.88
(1,3)	1:A:84:LYS:CD	2:B:2:C:H4'	6	0.88
(1,3)	1:A:84:LYS:CD	2:B:2:C:H41	6	0.88
(1,3)	1:A:84:LYS:CD	2:B:2:C:H42	6	0.88
(1,3)	1:A:84:LYS:CD	2:B:2:C:H5	6	0.88
(1,3)	1:A:84:LYS:CD	2:B:2:C:H5'	6	0.88
(1,3)	1:A:84:LYS:CD	2:B:2:C:H5''	6	0.88
(1,3)	1:A:84:LYS:CD	2:B:2:C:H6	6	0.88
(1,3)	1:A:84:LYS:CD	2:B:2:C:HO2'	6	0.88
(1,3)	1:A:84:LYS:CD	2:B:2:C:N1	6	0.88
(1,3)	1:A:84:LYS:CD	2:B:2:C:N3	6	0.88
(1,3)	1:A:84:LYS:CD	2:B:2:C:N4	6	0.88
(1,3)	1:A:84:LYS:CD	2:B:2:C:O2	6	0.88
(1,3)	1:A:84:LYS:CD	2:B:2:C:O2'	6	0.88
(1,3)	1:A:84:LYS:CD	2:B:2:C:O3'	6	0.88
(1,3)	1:A:84:LYS:CD	2:B:2:C:O4'	6	0.88
(1,3)	1:A:84:LYS:CD	2:B:2:C:O5'	6	0.88
(1,3)	1:A:84:LYS:CD	2:B:3:U:C1'	6	0.88
(1,3)	1:A:84:LYS:CD	2:B:3:U:C2	6	0.88
(1,3)	1:A:84:LYS:CD	2:B:3:U:C2'	6	0.88
(1,3)	1:A:84:LYS:CD	2:B:3:U:C3'	6	0.88
(1,3)	1:A:84:LYS:CD	2:B:3:U:C4	6	0.88
(1,3)	1:A:84:LYS:CD	2:B:3:U:C4'	6	0.88
(1,3)	1:A:84:LYS:CD	2:B:3:U:C5	6	0.88
(1,3)	1:A:84:LYS:CD	2:B:3:U:C5'	6	0.88
(1,3)	1:A:84:LYS:CD	2:B:3:U:C6	6	0.88
(1,3)	1:A:84:LYS:CD	2:B:3:U:H1'	6	0.88
(1,3)	1:A:84:LYS:CD	2:B:3:U:H2'	6	0.88
(1,3)	1:A:84:LYS:CD	2:B:3:U:H3	6	0.88
(1,3)	1:A:84:LYS:CD	2:B:3:U:H3'	6	0.88

Continued on next page...

Continued from previous page...

Key	Atom-1	Atom-2	Model ID	Violation (Å)
(1,3)	1:A:84:LYS:CD	2:B:3:U:H4'	6	0.88
(1,3)	1:A:84:LYS:CD	2:B:3:U:H5	6	0.88
(1,3)	1:A:84:LYS:CD	2:B:3:U:H5'	6	0.88
(1,3)	1:A:84:LYS:CD	2:B:3:U:H5''	6	0.88
(1,3)	1:A:84:LYS:CD	2:B:3:U:H6	6	0.88
(1,3)	1:A:84:LYS:CD	2:B:3:U:HO2'	6	0.88
(1,3)	1:A:84:LYS:CD	2:B:3:U:N1	6	0.88
(1,3)	1:A:84:LYS:CD	2:B:3:U:N3	6	0.88
(1,3)	1:A:84:LYS:CD	2:B:3:U:O2	6	0.88
(1,3)	1:A:84:LYS:CD	2:B:3:U:O2'	6	0.88
(1,3)	1:A:84:LYS:CD	2:B:3:U:O3'	6	0.88
(1,3)	1:A:84:LYS:CD	2:B:3:U:O4	6	0.88
(1,3)	1:A:84:LYS:CD	2:B:3:U:O4'	6	0.88
(1,3)	1:A:84:LYS:CD	2:B:3:U:O5'	6	0.88
(1,3)	1:A:84:LYS:CD	2:B:3:U:OP1	6	0.88
(1,3)	1:A:84:LYS:CD	2:B:3:U:OP2	6	0.88
(1,3)	1:A:84:LYS:CD	2:B:3:U:P	6	0.88
(1,3)	1:A:84:LYS:CD	2:B:4:G:C1'	6	0.88
(1,3)	1:A:84:LYS:CD	2:B:4:G:C2	6	0.88
(1,3)	1:A:84:LYS:CD	2:B:4:G:C2'	6	0.88
(1,3)	1:A:84:LYS:CD	2:B:4:G:C3'	6	0.88
(1,3)	1:A:84:LYS:CD	2:B:4:G:C4	6	0.88
(1,3)	1:A:84:LYS:CD	2:B:4:G:C4'	6	0.88
(1,3)	1:A:84:LYS:CD	2:B:4:G:C5	6	0.88
(1,3)	1:A:84:LYS:CD	2:B:4:G:C5'	6	0.88
(1,3)	1:A:84:LYS:CD	2:B:4:G:C6	6	0.88
(1,3)	1:A:84:LYS:CD	2:B:4:G:C8	6	0.88
(1,3)	1:A:84:LYS:CD	2:B:4:G:H1	6	0.88
(1,3)	1:A:84:LYS:CD	2:B:4:G:H1'	6	0.88
(1,3)	1:A:84:LYS:CD	2:B:4:G:H2'	6	0.88
(1,3)	1:A:84:LYS:CD	2:B:4:G:H21	6	0.88
(1,3)	1:A:84:LYS:CD	2:B:4:G:H22	6	0.88
(1,3)	1:A:84:LYS:CD	2:B:4:G:H3'	6	0.88
(1,3)	1:A:84:LYS:CD	2:B:4:G:H4'	6	0.88
(1,3)	1:A:84:LYS:CD	2:B:4:G:H5'	6	0.88
(1,3)	1:A:84:LYS:CD	2:B:4:G:H5''	6	0.88
(1,3)	1:A:84:LYS:CD	2:B:4:G:H8	6	0.88
(1,3)	1:A:84:LYS:CD	2:B:4:G:HO2'	6	0.88
(1,3)	1:A:84:LYS:CD	2:B:4:G:N1	6	0.88
(1,3)	1:A:84:LYS:CD	2:B:4:G:N2	6	0.88
(1,3)	1:A:84:LYS:CD	2:B:4:G:N3	6	0.88
(1,3)	1:A:84:LYS:CD	2:B:4:G:N7	6	0.88

Continued on next page...

Continued from previous page...

Key	Atom-1	Atom-2	Model ID	Violation (Å)
(1,3)	1:A:84:LYS:CD	2:B:4:G:N9	6	0.88
(1,3)	1:A:84:LYS:CD	2:B:4:G:O2'	6	0.88
(1,3)	1:A:84:LYS:CD	2:B:4:G:O3'	6	0.88
(1,3)	1:A:84:LYS:CD	2:B:4:G:O4'	6	0.88
(1,3)	1:A:84:LYS:CD	2:B:4:G:O5'	6	0.88
(1,3)	1:A:84:LYS:CD	2:B:4:G:O6	6	0.88
(1,3)	1:A:84:LYS:CD	2:B:4:G:OP1	6	0.88
(1,3)	1:A:84:LYS:CD	2:B:4:G:OP2	6	0.88
(1,3)	1:A:84:LYS:CD	2:B:4:G:P	6	0.88
(1,3)	1:A:84:LYS:CD	2:B:5:A:C1'	6	0.88
(1,3)	1:A:84:LYS:CD	2:B:5:A:C2	6	0.88
(1,3)	1:A:84:LYS:CD	2:B:5:A:C2'	6	0.88
(1,3)	1:A:84:LYS:CD	2:B:5:A:C3'	6	0.88
(1,3)	1:A:84:LYS:CD	2:B:5:A:C4	6	0.88
(1,3)	1:A:84:LYS:CD	2:B:5:A:C4'	6	0.88
(1,3)	1:A:84:LYS:CD	2:B:5:A:C5	6	0.88
(1,3)	1:A:84:LYS:CD	2:B:5:A:C5'	6	0.88
(1,3)	1:A:84:LYS:CD	2:B:5:A:C6	6	0.88
(1,3)	1:A:84:LYS:CD	2:B:5:A:C8	6	0.88
(1,3)	1:A:84:LYS:CD	2:B:5:A:H1'	6	0.88
(1,3)	1:A:84:LYS:CD	2:B:5:A:H2	6	0.88
(1,3)	1:A:84:LYS:CD	2:B:5:A:H2'	6	0.88
(1,3)	1:A:84:LYS:CD	2:B:5:A:H3'	6	0.88
(1,3)	1:A:84:LYS:CD	2:B:5:A:H4'	6	0.88
(1,3)	1:A:84:LYS:CD	2:B:5:A:H5'	6	0.88
(1,3)	1:A:84:LYS:CD	2:B:5:A:H5''	6	0.88
(1,3)	1:A:84:LYS:CD	2:B:5:A:H61	6	0.88
(1,3)	1:A:84:LYS:CD	2:B:5:A:H62	6	0.88
(1,3)	1:A:84:LYS:CD	2:B:5:A:H8	6	0.88
(1,3)	1:A:84:LYS:CD	2:B:5:A:HO2'	6	0.88
(1,3)	1:A:84:LYS:CD	2:B:5:A:N1	6	0.88
(1,3)	1:A:84:LYS:CD	2:B:5:A:N3	6	0.88
(1,3)	1:A:84:LYS:CD	2:B:5:A:N6	6	0.88
(1,3)	1:A:84:LYS:CD	2:B:5:A:N7	6	0.88
(1,3)	1:A:84:LYS:CD	2:B:5:A:N9	6	0.88
(1,3)	1:A:84:LYS:CD	2:B:5:A:O2'	6	0.88
(1,3)	1:A:84:LYS:CD	2:B:5:A:O3'	6	0.88
(1,3)	1:A:84:LYS:CD	2:B:5:A:O4'	6	0.88
(1,3)	1:A:84:LYS:CD	2:B:5:A:O5'	6	0.88
(1,3)	1:A:84:LYS:CD	2:B:5:A:OP1	6	0.88
(1,3)	1:A:84:LYS:CD	2:B:5:A:OP2	6	0.88
(1,3)	1:A:84:LYS:CD	2:B:5:A:P	6	0.88

Continued on next page...

Continued from previous page...

Key	Atom-1	Atom-2	Model ID	Violation (Å)
(1,3)	1:A:84:LYS:CD	2:B:6:G:C1'	6	0.88
(1,3)	1:A:84:LYS:CD	2:B:6:G:C2	6	0.88
(1,3)	1:A:84:LYS:CD	2:B:6:G:C2'	6	0.88
(1,3)	1:A:84:LYS:CD	2:B:6:G:C3'	6	0.88
(1,3)	1:A:84:LYS:CD	2:B:6:G:C4	6	0.88
(1,3)	1:A:84:LYS:CD	2:B:6:G:C4'	6	0.88
(1,3)	1:A:84:LYS:CD	2:B:6:G:C5	6	0.88
(1,3)	1:A:84:LYS:CD	2:B:6:G:C5'	6	0.88
(1,3)	1:A:84:LYS:CD	2:B:6:G:C6	6	0.88
(1,3)	1:A:84:LYS:CD	2:B:6:G:C8	6	0.88
(1,3)	1:A:84:LYS:CD	2:B:6:G:H1	6	0.88
(1,3)	1:A:84:LYS:CD	2:B:6:G:H1'	6	0.88
(1,3)	1:A:84:LYS:CD	2:B:6:G:H2'	6	0.88
(1,3)	1:A:84:LYS:CD	2:B:6:G:H21	6	0.88
(1,3)	1:A:84:LYS:CD	2:B:6:G:H22	6	0.88
(1,3)	1:A:84:LYS:CD	2:B:6:G:H3'	6	0.88
(1,3)	1:A:84:LYS:CD	2:B:6:G:H4'	6	0.88
(1,3)	1:A:84:LYS:CD	2:B:6:G:H5'	6	0.88
(1,3)	1:A:84:LYS:CD	2:B:6:G:H5''	6	0.88
(1,3)	1:A:84:LYS:CD	2:B:6:G:H8	6	0.88
(1,3)	1:A:84:LYS:CD	2:B:6:G:HO2'	6	0.88
(1,3)	1:A:84:LYS:CD	2:B:6:G:N1	6	0.88
(1,3)	1:A:84:LYS:CD	2:B:6:G:N2	6	0.88
(1,3)	1:A:84:LYS:CD	2:B:6:G:N3	6	0.88
(1,3)	1:A:84:LYS:CD	2:B:6:G:N7	6	0.88
(1,3)	1:A:84:LYS:CD	2:B:6:G:N9	6	0.88
(1,3)	1:A:84:LYS:CD	2:B:6:G:O2'	6	0.88
(1,3)	1:A:84:LYS:CD	2:B:6:G:O3'	6	0.88
(1,3)	1:A:84:LYS:CD	2:B:6:G:O4'	6	0.88
(1,3)	1:A:84:LYS:CD	2:B:6:G:O5'	6	0.88
(1,3)	1:A:84:LYS:CD	2:B:6:G:O6	6	0.88
(1,3)	1:A:84:LYS:CD	2:B:6:G:OP1	6	0.88
(1,3)	1:A:84:LYS:CD	2:B:6:G:OP2	6	0.88
(1,3)	1:A:84:LYS:CD	2:B:6:G:P	6	0.88
(1,3)	1:A:84:LYS:CD	2:B:7:C:C1'	6	0.88
(1,3)	1:A:84:LYS:CD	2:B:7:C:C2	6	0.88
(1,3)	1:A:84:LYS:CD	2:B:7:C:C2'	6	0.88
(1,3)	1:A:84:LYS:CD	2:B:7:C:C3'	6	0.88
(1,3)	1:A:84:LYS:CD	2:B:7:C:C4	6	0.88
(1,3)	1:A:84:LYS:CD	2:B:7:C:C4'	6	0.88
(1,3)	1:A:84:LYS:CD	2:B:7:C:C5	6	0.88
(1,3)	1:A:84:LYS:CD	2:B:7:C:C5'	6	0.88

Continued on next page...

Continued from previous page...

Key	Atom-1	Atom-2	Model ID	Violation (Å)
(1,3)	1:A:84:LYS:CD	2:B:7:C:C6	6	0.88
(1,3)	1:A:84:LYS:CD	2:B:7:C:H1'	6	0.88
(1,3)	1:A:84:LYS:CD	2:B:7:C:H2'	6	0.88
(1,3)	1:A:84:LYS:CD	2:B:7:C:H3'	6	0.88
(1,3)	1:A:84:LYS:CD	2:B:7:C:H4'	6	0.88
(1,3)	1:A:84:LYS:CD	2:B:7:C:H41	6	0.88
(1,3)	1:A:84:LYS:CD	2:B:7:C:H42	6	0.88
(1,3)	1:A:84:LYS:CD	2:B:7:C:H5	6	0.88
(1,3)	1:A:84:LYS:CD	2:B:7:C:H5'	6	0.88
(1,3)	1:A:84:LYS:CD	2:B:7:C:H5''	6	0.88
(1,3)	1:A:84:LYS:CD	2:B:7:C:H6	6	0.88
(1,3)	1:A:84:LYS:CD	2:B:7:C:HO2'	6	0.88
(1,3)	1:A:84:LYS:CD	2:B:7:C:N1	6	0.88
(1,3)	1:A:84:LYS:CD	2:B:7:C:N3	6	0.88
(1,3)	1:A:84:LYS:CD	2:B:7:C:N4	6	0.88
(1,3)	1:A:84:LYS:CD	2:B:7:C:O2	6	0.88
(1,3)	1:A:84:LYS:CD	2:B:7:C:O2'	6	0.88
(1,3)	1:A:84:LYS:CD	2:B:7:C:O3'	6	0.88
(1,3)	1:A:84:LYS:CD	2:B:7:C:O4'	6	0.88
(1,3)	1:A:84:LYS:CD	2:B:7:C:O5'	6	0.88
(1,3)	1:A:84:LYS:CD	2:B:7:C:OP1	6	0.88
(1,3)	1:A:84:LYS:CD	2:B:7:C:OP2	6	0.88
(1,3)	1:A:84:LYS:CD	2:B:7:C:P	6	0.88
(1,3)	1:A:84:LYS:CD	2:B:8:U:C1'	6	0.88
(1,3)	1:A:84:LYS:CD	2:B:8:U:C2	6	0.88
(1,3)	1:A:84:LYS:CD	2:B:8:U:C2'	6	0.88
(1,3)	1:A:84:LYS:CD	2:B:8:U:C3'	6	0.88
(1,3)	1:A:84:LYS:CD	2:B:8:U:C4	6	0.88
(1,3)	1:A:84:LYS:CD	2:B:8:U:C4'	6	0.88
(1,3)	1:A:84:LYS:CD	2:B:8:U:C5	6	0.88
(1,3)	1:A:84:LYS:CD	2:B:8:U:C5'	6	0.88
(1,3)	1:A:84:LYS:CD	2:B:8:U:C6	6	0.88
(1,3)	1:A:84:LYS:CD	2:B:8:U:H1'	6	0.88
(1,3)	1:A:84:LYS:CD	2:B:8:U:H2'	6	0.88
(1,3)	1:A:84:LYS:CD	2:B:8:U:H3	6	0.88
(1,3)	1:A:84:LYS:CD	2:B:8:U:H3'	6	0.88
(1,3)	1:A:84:LYS:CD	2:B:8:U:H4'	6	0.88
(1,3)	1:A:84:LYS:CD	2:B:8:U:H5	6	0.88
(1,3)	1:A:84:LYS:CD	2:B:8:U:H5'	6	0.88
(1,3)	1:A:84:LYS:CD	2:B:8:U:H5''	6	0.88
(1,3)	1:A:84:LYS:CD	2:B:8:U:H6	6	0.88
(1,3)	1:A:84:LYS:CD	2:B:8:U:HO2'	6	0.88

Continued on next page...

Continued from previous page...

Key	Atom-1	Atom-2	Model ID	Violation (Å)
(1,3)	1:A:84:LYS:CD	2:B:8:U:N1	6	0.88
(1,3)	1:A:84:LYS:CD	2:B:8:U:N3	6	0.88
(1,3)	1:A:84:LYS:CD	2:B:8:U:O2	6	0.88
(1,3)	1:A:84:LYS:CD	2:B:8:U:O2'	6	0.88
(1,3)	1:A:84:LYS:CD	2:B:8:U:O3'	6	0.88
(1,3)	1:A:84:LYS:CD	2:B:8:U:O4	6	0.88
(1,3)	1:A:84:LYS:CD	2:B:8:U:O4'	6	0.88
(1,3)	1:A:84:LYS:CD	2:B:8:U:O5'	6	0.88
(1,3)	1:A:84:LYS:CD	2:B:8:U:OP1	6	0.88
(1,3)	1:A:84:LYS:CD	2:B:8:U:OP2	6	0.88
(1,3)	1:A:84:LYS:CD	2:B:8:U:P	6	0.88
(1,3)	1:A:84:LYS:CD	2:B:9:C:C1'	6	0.88
(1,3)	1:A:84:LYS:CD	2:B:9:C:C2	6	0.88
(1,3)	1:A:84:LYS:CD	2:B:9:C:C2'	6	0.88
(1,3)	1:A:84:LYS:CD	2:B:9:C:C3'	6	0.88
(1,3)	1:A:84:LYS:CD	2:B:9:C:C4	6	0.88
(1,3)	1:A:84:LYS:CD	2:B:9:C:C4'	6	0.88
(1,3)	1:A:84:LYS:CD	2:B:9:C:C5	6	0.88
(1,3)	1:A:84:LYS:CD	2:B:9:C:C5'	6	0.88
(1,3)	1:A:84:LYS:CD	2:B:9:C:C6	6	0.88
(1,3)	1:A:84:LYS:CD	2:B:9:C:H1'	6	0.88
(1,3)	1:A:84:LYS:CD	2:B:9:C:H2'	6	0.88
(1,3)	1:A:84:LYS:CD	2:B:9:C:H3'	6	0.88
(1,3)	1:A:84:LYS:CD	2:B:9:C:H4'	6	0.88
(1,3)	1:A:84:LYS:CD	2:B:9:C:H41	6	0.88
(1,3)	1:A:84:LYS:CD	2:B:9:C:H42	6	0.88
(1,3)	1:A:84:LYS:CD	2:B:9:C:H5	6	0.88
(1,3)	1:A:84:LYS:CD	2:B:9:C:H5'	6	0.88
(1,3)	1:A:84:LYS:CD	2:B:9:C:H5''	6	0.88
(1,3)	1:A:84:LYS:CD	2:B:9:C:H6	6	0.88
(1,3)	1:A:84:LYS:CD	2:B:9:C:HO2'	6	0.88
(1,3)	1:A:84:LYS:CD	2:B:9:C:N1	6	0.88
(1,3)	1:A:84:LYS:CD	2:B:9:C:N3	6	0.88
(1,3)	1:A:84:LYS:CD	2:B:9:C:N4	6	0.88
(1,3)	1:A:84:LYS:CD	2:B:9:C:O2	6	0.88
(1,3)	1:A:84:LYS:CD	2:B:9:C:O2'	6	0.88
(1,3)	1:A:84:LYS:CD	2:B:9:C:O3'	6	0.88
(1,3)	1:A:84:LYS:CD	2:B:9:C:O4'	6	0.88
(1,3)	1:A:84:LYS:CD	2:B:9:C:O5'	6	0.88
(1,3)	1:A:84:LYS:CD	2:B:9:C:OP1	6	0.88
(1,3)	1:A:84:LYS:CD	2:B:9:C:OP2	6	0.88
(1,3)	1:A:84:LYS:CD	2:B:9:C:P	6	0.88

Continued on next page...

Continued from previous page...

Key	Atom-1	Atom-2	Model ID	Violation (Å)
(1,3)	1:A:84:LYS:CD	2:B:10:G:C1'	6	0.88
(1,3)	1:A:84:LYS:CD	2:B:10:G:C2	6	0.88
(1,3)	1:A:84:LYS:CD	2:B:10:G:C2'	6	0.88
(1,3)	1:A:84:LYS:CD	2:B:10:G:C3'	6	0.88
(1,3)	1:A:84:LYS:CD	2:B:10:G:C4	6	0.88
(1,3)	1:A:84:LYS:CD	2:B:10:G:C4'	6	0.88
(1,3)	1:A:84:LYS:CD	2:B:10:G:C5	6	0.88
(1,3)	1:A:84:LYS:CD	2:B:10:G:C5'	6	0.88
(1,3)	1:A:84:LYS:CD	2:B:10:G:C6	6	0.88
(1,3)	1:A:84:LYS:CD	2:B:10:G:C8	6	0.88
(1,3)	1:A:84:LYS:CD	2:B:10:G:H1	6	0.88
(1,3)	1:A:84:LYS:CD	2:B:10:G:H1'	6	0.88
(1,3)	1:A:84:LYS:CD	2:B:10:G:H2'	6	0.88
(1,3)	1:A:84:LYS:CD	2:B:10:G:H21	6	0.88
(1,3)	1:A:84:LYS:CD	2:B:10:G:H22	6	0.88
(1,3)	1:A:84:LYS:CD	2:B:10:G:H3'	6	0.88
(1,3)	1:A:84:LYS:CD	2:B:10:G:H4'	6	0.88
(1,3)	1:A:84:LYS:CD	2:B:10:G:H5'	6	0.88
(1,3)	1:A:84:LYS:CD	2:B:10:G:H5''	6	0.88
(1,3)	1:A:84:LYS:CD	2:B:10:G:H8	6	0.88
(1,3)	1:A:84:LYS:CD	2:B:10:G:HO2'	6	0.88
(1,3)	1:A:84:LYS:CD	2:B:10:G:N1	6	0.88
(1,3)	1:A:84:LYS:CD	2:B:10:G:N2	6	0.88
(1,3)	1:A:84:LYS:CD	2:B:10:G:N3	6	0.88
(1,3)	1:A:84:LYS:CD	2:B:10:G:N7	6	0.88
(1,3)	1:A:84:LYS:CD	2:B:10:G:N9	6	0.88
(1,3)	1:A:84:LYS:CD	2:B:10:G:O2'	6	0.88
(1,3)	1:A:84:LYS:CD	2:B:10:G:O3'	6	0.88
(1,3)	1:A:84:LYS:CD	2:B:10:G:O4'	6	0.88
(1,3)	1:A:84:LYS:CD	2:B:10:G:O5'	6	0.88
(1,3)	1:A:84:LYS:CD	2:B:10:G:O6	6	0.88
(1,3)	1:A:84:LYS:CD	2:B:10:G:OP1	6	0.88
(1,3)	1:A:84:LYS:CD	2:B:10:G:OP2	6	0.88
(1,3)	1:A:84:LYS:CD	2:B:10:G:P	6	0.88
(1,3)	1:A:84:LYS:CD	2:B:11:A:C1'	6	0.88
(1,3)	1:A:84:LYS:CD	2:B:11:A:C2	6	0.88
(1,3)	1:A:84:LYS:CD	2:B:11:A:C2'	6	0.88
(1,3)	1:A:84:LYS:CD	2:B:11:A:C3'	6	0.88
(1,3)	1:A:84:LYS:CD	2:B:11:A:C4	6	0.88
(1,3)	1:A:84:LYS:CD	2:B:11:A:C4'	6	0.88
(1,3)	1:A:84:LYS:CD	2:B:11:A:C5	6	0.88
(1,3)	1:A:84:LYS:CD	2:B:11:A:C5'	6	0.88

Continued on next page...

Continued from previous page...

Key	Atom-1	Atom-2	Model ID	Violation (Å)
(1,3)	1:A:84:LYS:CD	2:B:11:A:C6	6	0.88
(1,3)	1:A:84:LYS:CD	2:B:11:A:C8	6	0.88
(1,3)	1:A:84:LYS:CD	2:B:11:A:H1'	6	0.88
(1,3)	1:A:84:LYS:CD	2:B:11:A:H2	6	0.88
(1,3)	1:A:84:LYS:CD	2:B:11:A:H2'	6	0.88
(1,3)	1:A:84:LYS:CD	2:B:11:A:H3'	6	0.88
(1,3)	1:A:84:LYS:CD	2:B:11:A:H4'	6	0.88
(1,3)	1:A:84:LYS:CD	2:B:11:A:H5'	6	0.88
(1,3)	1:A:84:LYS:CD	2:B:11:A:H5''	6	0.88
(1,3)	1:A:84:LYS:CD	2:B:11:A:H61	6	0.88
(1,3)	1:A:84:LYS:CD	2:B:11:A:H62	6	0.88
(1,3)	1:A:84:LYS:CD	2:B:11:A:H8	6	0.88
(1,3)	1:A:84:LYS:CD	2:B:11:A:HO2'	6	0.88
(1,3)	1:A:84:LYS:CD	2:B:11:A:N1	6	0.88
(1,3)	1:A:84:LYS:CD	2:B:11:A:N3	6	0.88
(1,3)	1:A:84:LYS:CD	2:B:11:A:N6	6	0.88
(1,3)	1:A:84:LYS:CD	2:B:11:A:N7	6	0.88
(1,3)	1:A:84:LYS:CD	2:B:11:A:N9	6	0.88
(1,3)	1:A:84:LYS:CD	2:B:11:A:O2'	6	0.88
(1,3)	1:A:84:LYS:CD	2:B:11:A:O3'	6	0.88
(1,3)	1:A:84:LYS:CD	2:B:11:A:O4'	6	0.88
(1,3)	1:A:84:LYS:CD	2:B:11:A:O5'	6	0.88
(1,3)	1:A:84:LYS:CD	2:B:11:A:OP1	6	0.88
(1,3)	1:A:84:LYS:CD	2:B:11:A:OP2	6	0.88
(1,3)	1:A:84:LYS:CD	2:B:11:A:P	6	0.88
(1,3)	1:A:84:LYS:CD	2:B:12:A:C1'	6	0.88
(1,3)	1:A:84:LYS:CD	2:B:12:A:C2	6	0.88
(1,3)	1:A:84:LYS:CD	2:B:12:A:C2'	6	0.88
(1,3)	1:A:84:LYS:CD	2:B:12:A:C3'	6	0.88
(1,3)	1:A:84:LYS:CD	2:B:12:A:C4	6	0.88
(1,3)	1:A:84:LYS:CD	2:B:12:A:C4'	6	0.88
(1,3)	1:A:84:LYS:CD	2:B:12:A:C5	6	0.88
(1,3)	1:A:84:LYS:CD	2:B:12:A:C5'	6	0.88
(1,3)	1:A:84:LYS:CD	2:B:12:A:C6	6	0.88
(1,3)	1:A:84:LYS:CD	2:B:12:A:C8	6	0.88
(1,3)	1:A:84:LYS:CD	2:B:12:A:H1'	6	0.88
(1,3)	1:A:84:LYS:CD	2:B:12:A:H2	6	0.88
(1,3)	1:A:84:LYS:CD	2:B:12:A:H2'	6	0.88
(1,3)	1:A:84:LYS:CD	2:B:12:A:H3'	6	0.88
(1,3)	1:A:84:LYS:CD	2:B:12:A:H4'	6	0.88
(1,3)	1:A:84:LYS:CD	2:B:12:A:H5'	6	0.88
(1,3)	1:A:84:LYS:CD	2:B:12:A:H5''	6	0.88

Continued on next page...

Continued from previous page...

Key	Atom-1	Atom-2	Model ID	Violation (Å)
(1,3)	1:A:84:LYS:CD	2:B:12:A:H61	6	0.88
(1,3)	1:A:84:LYS:CD	2:B:12:A:H62	6	0.88
(1,3)	1:A:84:LYS:CD	2:B:12:A:H8	6	0.88
(1,3)	1:A:84:LYS:CD	2:B:12:A:HO2'	6	0.88
(1,3)	1:A:84:LYS:CD	2:B:12:A:N1	6	0.88
(1,3)	1:A:84:LYS:CD	2:B:12:A:N3	6	0.88
(1,3)	1:A:84:LYS:CD	2:B:12:A:N6	6	0.88
(1,3)	1:A:84:LYS:CD	2:B:12:A:N7	6	0.88
(1,3)	1:A:84:LYS:CD	2:B:12:A:N9	6	0.88
(1,3)	1:A:84:LYS:CD	2:B:12:A:O2'	6	0.88
(1,3)	1:A:84:LYS:CD	2:B:12:A:O3'	6	0.88
(1,3)	1:A:84:LYS:CD	2:B:12:A:O4'	6	0.88
(1,3)	1:A:84:LYS:CD	2:B:12:A:O5'	6	0.88
(1,3)	1:A:84:LYS:CD	2:B:12:A:OP1	6	0.88
(1,3)	1:A:84:LYS:CD	2:B:12:A:OP2	6	0.88
(1,3)	1:A:84:LYS:CD	2:B:12:A:P	6	0.88
(1,3)	1:A:84:LYS:CD	2:B:13:A:C1'	6	0.88
(1,3)	1:A:84:LYS:CD	2:B:13:A:C2	6	0.88
(1,3)	1:A:84:LYS:CD	2:B:13:A:C2'	6	0.88
(1,3)	1:A:84:LYS:CD	2:B:13:A:C3'	6	0.88
(1,3)	1:A:84:LYS:CD	2:B:13:A:C4	6	0.88
(1,3)	1:A:84:LYS:CD	2:B:13:A:C4'	6	0.88
(1,3)	1:A:84:LYS:CD	2:B:13:A:C5	6	0.88
(1,3)	1:A:84:LYS:CD	2:B:13:A:C5'	6	0.88
(1,3)	1:A:84:LYS:CD	2:B:13:A:C6	6	0.88
(1,3)	1:A:84:LYS:CD	2:B:13:A:C8	6	0.88
(1,3)	1:A:84:LYS:CD	2:B:13:A:H1'	6	0.88
(1,3)	1:A:84:LYS:CD	2:B:13:A:H2	6	0.88
(1,3)	1:A:84:LYS:CD	2:B:13:A:H2'	6	0.88
(1,3)	1:A:84:LYS:CD	2:B:13:A:H3'	6	0.88
(1,3)	1:A:84:LYS:CD	2:B:13:A:H4'	6	0.88
(1,3)	1:A:84:LYS:CD	2:B:13:A:H5'	6	0.88
(1,3)	1:A:84:LYS:CD	2:B:13:A:H5''	6	0.88
(1,3)	1:A:84:LYS:CD	2:B:13:A:H61	6	0.88
(1,3)	1:A:84:LYS:CD	2:B:13:A:H62	6	0.88
(1,3)	1:A:84:LYS:CD	2:B:13:A:H8	6	0.88
(1,3)	1:A:84:LYS:CD	2:B:13:A:HO2'	6	0.88
(1,3)	1:A:84:LYS:CD	2:B:13:A:N1	6	0.88
(1,3)	1:A:84:LYS:CD	2:B:13:A:N3	6	0.88
(1,3)	1:A:84:LYS:CD	2:B:13:A:N6	6	0.88
(1,3)	1:A:84:LYS:CD	2:B:13:A:N7	6	0.88
(1,3)	1:A:84:LYS:CD	2:B:13:A:N9	6	0.88

Continued on next page...

Continued from previous page...

Key	Atom-1	Atom-2	Model ID	Violation (Å)
(1,3)	1:A:84:LYS:CD	2:B:13:A:O2'	6	0.88
(1,3)	1:A:84:LYS:CD	2:B:13:A:O3'	6	0.88
(1,3)	1:A:84:LYS:CD	2:B:13:A:O4'	6	0.88
(1,3)	1:A:84:LYS:CD	2:B:13:A:O5'	6	0.88
(1,3)	1:A:84:LYS:CD	2:B:13:A:OP1	6	0.88
(1,3)	1:A:84:LYS:CD	2:B:13:A:OP2	6	0.88
(1,3)	1:A:84:LYS:CD	2:B:13:A:P	6	0.88
(1,3)	1:A:84:LYS:CD	2:B:14:G:C1'	6	0.88
(1,3)	1:A:84:LYS:CD	2:B:14:G:C2	6	0.88
(1,3)	1:A:84:LYS:CD	2:B:14:G:C2'	6	0.88
(1,3)	1:A:84:LYS:CD	2:B:14:G:C3'	6	0.88
(1,3)	1:A:84:LYS:CD	2:B:14:G:C4	6	0.88
(1,3)	1:A:84:LYS:CD	2:B:14:G:C4'	6	0.88
(1,3)	1:A:84:LYS:CD	2:B:14:G:C5	6	0.88
(1,3)	1:A:84:LYS:CD	2:B:14:G:C5'	6	0.88
(1,3)	1:A:84:LYS:CD	2:B:14:G:C6	6	0.88
(1,3)	1:A:84:LYS:CD	2:B:14:G:C8	6	0.88
(1,3)	1:A:84:LYS:CD	2:B:14:G:H1	6	0.88
(1,3)	1:A:84:LYS:CD	2:B:14:G:H1'	6	0.88
(1,3)	1:A:84:LYS:CD	2:B:14:G:H2'	6	0.88
(1,3)	1:A:84:LYS:CD	2:B:14:G:H21	6	0.88
(1,3)	1:A:84:LYS:CD	2:B:14:G:H22	6	0.88
(1,3)	1:A:84:LYS:CD	2:B:14:G:H3'	6	0.88
(1,3)	1:A:84:LYS:CD	2:B:14:G:H4'	6	0.88
(1,3)	1:A:84:LYS:CD	2:B:14:G:H5'	6	0.88
(1,3)	1:A:84:LYS:CD	2:B:14:G:H5''	6	0.88
(1,3)	1:A:84:LYS:CD	2:B:14:G:H8	6	0.88
(1,3)	1:A:84:LYS:CD	2:B:14:G:HO2'	6	0.88
(1,3)	1:A:84:LYS:CD	2:B:14:G:N1	6	0.88
(1,3)	1:A:84:LYS:CD	2:B:14:G:N2	6	0.88
(1,3)	1:A:84:LYS:CD	2:B:14:G:N3	6	0.88
(1,3)	1:A:84:LYS:CD	2:B:14:G:N7	6	0.88
(1,3)	1:A:84:LYS:CD	2:B:14:G:N9	6	0.88
(1,3)	1:A:84:LYS:CD	2:B:14:G:O2'	6	0.88
(1,3)	1:A:84:LYS:CD	2:B:14:G:O3'	6	0.88
(1,3)	1:A:84:LYS:CD	2:B:14:G:O4'	6	0.88
(1,3)	1:A:84:LYS:CD	2:B:14:G:O5'	6	0.88
(1,3)	1:A:84:LYS:CD	2:B:14:G:O6	6	0.88
(1,3)	1:A:84:LYS:CD	2:B:14:G:OP1	6	0.88
(1,3)	1:A:84:LYS:CD	2:B:14:G:OP2	6	0.88
(1,3)	1:A:84:LYS:CD	2:B:14:G:P	6	0.88
(1,3)	1:A:84:LYS:CD	2:B:15:A:C1'	6	0.88

Continued on next page...

Continued from previous page...

Key	Atom-1	Atom-2	Model ID	Violation (Å)
(1,3)	1:A:84:LYS:CD	2:B:15:A:C2	6	0.88
(1,3)	1:A:84:LYS:CD	2:B:15:A:C2'	6	0.88
(1,3)	1:A:84:LYS:CD	2:B:15:A:C3'	6	0.88
(1,3)	1:A:84:LYS:CD	2:B:15:A:C4	6	0.88
(1,3)	1:A:84:LYS:CD	2:B:15:A:C4'	6	0.88
(1,3)	1:A:84:LYS:CD	2:B:15:A:C5	6	0.88
(1,3)	1:A:84:LYS:CD	2:B:15:A:C5'	6	0.88
(1,3)	1:A:84:LYS:CD	2:B:15:A:C6	6	0.88
(1,3)	1:A:84:LYS:CD	2:B:15:A:C8	6	0.88
(1,3)	1:A:84:LYS:CD	2:B:15:A:H1'	6	0.88
(1,3)	1:A:84:LYS:CD	2:B:15:A:H2	6	0.88
(1,3)	1:A:84:LYS:CD	2:B:15:A:H2'	6	0.88
(1,3)	1:A:84:LYS:CD	2:B:15:A:H3'	6	0.88
(1,3)	1:A:84:LYS:CD	2:B:15:A:H4'	6	0.88
(1,3)	1:A:84:LYS:CD	2:B:15:A:H5'	6	0.88
(1,3)	1:A:84:LYS:CD	2:B:15:A:H5''	6	0.88
(1,3)	1:A:84:LYS:CD	2:B:15:A:H61	6	0.88
(1,3)	1:A:84:LYS:CD	2:B:15:A:H62	6	0.88
(1,3)	1:A:84:LYS:CD	2:B:15:A:H8	6	0.88
(1,3)	1:A:84:LYS:CD	2:B:15:A:HO2'	6	0.88
(1,3)	1:A:84:LYS:CD	2:B:15:A:N1	6	0.88
(1,3)	1:A:84:LYS:CD	2:B:15:A:N3	6	0.88
(1,3)	1:A:84:LYS:CD	2:B:15:A:N6	6	0.88
(1,3)	1:A:84:LYS:CD	2:B:15:A:N7	6	0.88
(1,3)	1:A:84:LYS:CD	2:B:15:A:N9	6	0.88
(1,3)	1:A:84:LYS:CD	2:B:15:A:O2'	6	0.88
(1,3)	1:A:84:LYS:CD	2:B:15:A:O3'	6	0.88
(1,3)	1:A:84:LYS:CD	2:B:15:A:O4'	6	0.88
(1,3)	1:A:84:LYS:CD	2:B:15:A:O5'	6	0.88
(1,3)	1:A:84:LYS:CD	2:B:15:A:OP1	6	0.88
(1,3)	1:A:84:LYS:CD	2:B:15:A:OP2	6	0.88
(1,3)	1:A:84:LYS:CD	2:B:15:A:P	6	0.88
(1,3)	1:A:84:LYS:CD	2:B:16:G:C1'	6	0.88
(1,3)	1:A:84:LYS:CD	2:B:16:G:C2	6	0.88
(1,3)	1:A:84:LYS:CD	2:B:16:G:C2'	6	0.88
(1,3)	1:A:84:LYS:CD	2:B:16:G:C3'	6	0.88
(1,3)	1:A:84:LYS:CD	2:B:16:G:C4	6	0.88
(1,3)	1:A:84:LYS:CD	2:B:16:G:C4'	6	0.88
(1,3)	1:A:84:LYS:CD	2:B:16:G:C5	6	0.88
(1,3)	1:A:84:LYS:CD	2:B:16:G:C5'	6	0.88
(1,3)	1:A:84:LYS:CD	2:B:16:G:C6	6	0.88
(1,3)	1:A:84:LYS:CD	2:B:16:G:C8	6	0.88

Continued on next page...

Continued from previous page...

Key	Atom-1	Atom-2	Model ID	Violation (Å)
(1,3)	1:A:84:LYS:CD	2:B:16:G:H1	6	0.88
(1,3)	1:A:84:LYS:CD	2:B:16:G:H1'	6	0.88
(1,3)	1:A:84:LYS:CD	2:B:16:G:H2'	6	0.88
(1,3)	1:A:84:LYS:CD	2:B:16:G:H21	6	0.88
(1,3)	1:A:84:LYS:CD	2:B:16:G:H22	6	0.88
(1,3)	1:A:84:LYS:CD	2:B:16:G:H3'	6	0.88
(1,3)	1:A:84:LYS:CD	2:B:16:G:H4'	6	0.88
(1,3)	1:A:84:LYS:CD	2:B:16:G:H5'	6	0.88
(1,3)	1:A:84:LYS:CD	2:B:16:G:H5''	6	0.88
(1,3)	1:A:84:LYS:CD	2:B:16:G:H8	6	0.88
(1,3)	1:A:84:LYS:CD	2:B:16:G:HO2'	6	0.88
(1,3)	1:A:84:LYS:CD	2:B:16:G:N1	6	0.88
(1,3)	1:A:84:LYS:CD	2:B:16:G:N2	6	0.88
(1,3)	1:A:84:LYS:CD	2:B:16:G:N3	6	0.88
(1,3)	1:A:84:LYS:CD	2:B:16:G:N7	6	0.88
(1,3)	1:A:84:LYS:CD	2:B:16:G:N9	6	0.88
(1,3)	1:A:84:LYS:CD	2:B:16:G:O2'	6	0.88
(1,3)	1:A:84:LYS:CD	2:B:16:G:O3'	6	0.88
(1,3)	1:A:84:LYS:CD	2:B:16:G:O4'	6	0.88
(1,3)	1:A:84:LYS:CD	2:B:16:G:O5'	6	0.88
(1,3)	1:A:84:LYS:CD	2:B:16:G:O6	6	0.88
(1,3)	1:A:84:LYS:CD	2:B:16:G:OP1	6	0.88
(1,3)	1:A:84:LYS:CD	2:B:16:G:OP2	6	0.88
(1,3)	1:A:84:LYS:CD	2:B:16:G:P	6	0.88
(1,3)	1:A:84:LYS:CD	2:B:17:C:C1'	6	0.88
(1,3)	1:A:84:LYS:CD	2:B:17:C:C2	6	0.88
(1,3)	1:A:84:LYS:CD	2:B:17:C:C2'	6	0.88
(1,3)	1:A:84:LYS:CD	2:B:17:C:C3'	6	0.88
(1,3)	1:A:84:LYS:CD	2:B:17:C:C4	6	0.88
(1,3)	1:A:84:LYS:CD	2:B:17:C:C4'	6	0.88
(1,3)	1:A:84:LYS:CD	2:B:17:C:C5	6	0.88
(1,3)	1:A:84:LYS:CD	2:B:17:C:C5'	6	0.88
(1,3)	1:A:84:LYS:CD	2:B:17:C:C6	6	0.88
(1,3)	1:A:84:LYS:CD	2:B:17:C:H1'	6	0.88
(1,3)	1:A:84:LYS:CD	2:B:17:C:H2'	6	0.88
(1,3)	1:A:84:LYS:CD	2:B:17:C:H3'	6	0.88
(1,3)	1:A:84:LYS:CD	2:B:17:C:H4'	6	0.88
(1,3)	1:A:84:LYS:CD	2:B:17:C:H41	6	0.88
(1,3)	1:A:84:LYS:CD	2:B:17:C:H42	6	0.88
(1,3)	1:A:84:LYS:CD	2:B:17:C:H5	6	0.88
(1,3)	1:A:84:LYS:CD	2:B:17:C:H5'	6	0.88
(1,3)	1:A:84:LYS:CD	2:B:17:C:H5''	6	0.88

Continued on next page...

Continued from previous page...

Key	Atom-1	Atom-2	Model ID	Violation (Å)
(1,3)	1:A:84:LYS:CD	2:B:17:C:H6	6	0.88
(1,3)	1:A:84:LYS:CD	2:B:17:C:HO2'	6	0.88
(1,3)	1:A:84:LYS:CD	2:B:17:C:N1	6	0.88
(1,3)	1:A:84:LYS:CD	2:B:17:C:N3	6	0.88
(1,3)	1:A:84:LYS:CD	2:B:17:C:N4	6	0.88
(1,3)	1:A:84:LYS:CD	2:B:17:C:O2	6	0.88
(1,3)	1:A:84:LYS:CD	2:B:17:C:O2'	6	0.88
(1,3)	1:A:84:LYS:CD	2:B:17:C:O3'	6	0.88
(1,3)	1:A:84:LYS:CD	2:B:17:C:O4'	6	0.88
(1,3)	1:A:84:LYS:CD	2:B:17:C:O5'	6	0.88
(1,3)	1:A:84:LYS:CD	2:B:17:C:OP1	6	0.88
(1,3)	1:A:84:LYS:CD	2:B:17:C:OP2	6	0.88
(1,3)	1:A:84:LYS:CD	2:B:17:C:P	6	0.88
(1,3)	1:A:84:LYS:CD	2:B:18:A:C1'	6	0.88
(1,3)	1:A:84:LYS:CD	2:B:18:A:C2	6	0.88
(1,3)	1:A:84:LYS:CD	2:B:18:A:C2'	6	0.88
(1,3)	1:A:84:LYS:CD	2:B:18:A:C3'	6	0.88
(1,3)	1:A:84:LYS:CD	2:B:18:A:C4	6	0.88
(1,3)	1:A:84:LYS:CD	2:B:18:A:C4'	6	0.88
(1,3)	1:A:84:LYS:CD	2:B:18:A:C5	6	0.88
(1,3)	1:A:84:LYS:CD	2:B:18:A:C5'	6	0.88
(1,3)	1:A:84:LYS:CD	2:B:18:A:C6	6	0.88
(1,3)	1:A:84:LYS:CD	2:B:18:A:C8	6	0.88
(1,3)	1:A:84:LYS:CD	2:B:18:A:H1'	6	0.88
(1,3)	1:A:84:LYS:CD	2:B:18:A:H2	6	0.88
(1,3)	1:A:84:LYS:CD	2:B:18:A:H2'	6	0.88
(1,3)	1:A:84:LYS:CD	2:B:18:A:H3'	6	0.88
(1,3)	1:A:84:LYS:CD	2:B:18:A:H4'	6	0.88
(1,3)	1:A:84:LYS:CD	2:B:18:A:H5'	6	0.88
(1,3)	1:A:84:LYS:CD	2:B:18:A:H5''	6	0.88
(1,3)	1:A:84:LYS:CD	2:B:18:A:H61	6	0.88
(1,3)	1:A:84:LYS:CD	2:B:18:A:H62	6	0.88
(1,3)	1:A:84:LYS:CD	2:B:18:A:H8	6	0.88
(1,3)	1:A:84:LYS:CD	2:B:18:A:HO2'	6	0.88
(1,3)	1:A:84:LYS:CD	2:B:18:A:N1	6	0.88
(1,3)	1:A:84:LYS:CD	2:B:18:A:N3	6	0.88
(1,3)	1:A:84:LYS:CD	2:B:18:A:N6	6	0.88
(1,3)	1:A:84:LYS:CD	2:B:18:A:N7	6	0.88
(1,3)	1:A:84:LYS:CD	2:B:18:A:N9	6	0.88
(1,3)	1:A:84:LYS:CD	2:B:18:A:O2'	6	0.88
(1,3)	1:A:84:LYS:CD	2:B:18:A:O3'	6	0.88
(1,3)	1:A:84:LYS:CD	2:B:18:A:O4'	6	0.88

Continued on next page...

Continued from previous page...

Key	Atom-1	Atom-2	Model ID	Violation (Å)
(1,3)	1:A:84:LYS:CD	2:B:18:A:O5'	6	0.88
(1,3)	1:A:84:LYS:CD	2:B:18:A:OP1	6	0.88
(1,3)	1:A:84:LYS:CD	2:B:18:A:OP2	6	0.88
(1,3)	1:A:84:LYS:CD	2:B:18:A:P	6	0.88
(1,3)	1:A:84:LYS:CD	2:B:19:A:C1'	6	0.88
(1,3)	1:A:84:LYS:CD	2:B:19:A:C2	6	0.88
(1,3)	1:A:84:LYS:CD	2:B:19:A:C2'	6	0.88
(1,3)	1:A:84:LYS:CD	2:B:19:A:C3'	6	0.88
(1,3)	1:A:84:LYS:CD	2:B:19:A:C4	6	0.88
(1,3)	1:A:84:LYS:CD	2:B:19:A:C4'	6	0.88
(1,3)	1:A:84:LYS:CD	2:B:19:A:C5	6	0.88
(1,3)	1:A:84:LYS:CD	2:B:19:A:C5'	6	0.88
(1,3)	1:A:84:LYS:CD	2:B:19:A:C6	6	0.88
(1,3)	1:A:84:LYS:CD	2:B:19:A:C8	6	0.88
(1,3)	1:A:84:LYS:CD	2:B:19:A:H1'	6	0.88
(1,3)	1:A:84:LYS:CD	2:B:19:A:H2	6	0.88
(1,3)	1:A:84:LYS:CD	2:B:19:A:H2'	6	0.88
(1,3)	1:A:84:LYS:CD	2:B:19:A:H3'	6	0.88
(1,3)	1:A:84:LYS:CD	2:B:19:A:H4'	6	0.88
(1,3)	1:A:84:LYS:CD	2:B:19:A:H5'	6	0.88
(1,3)	1:A:84:LYS:CD	2:B:19:A:H5''	6	0.88
(1,3)	1:A:84:LYS:CD	2:B:19:A:H61	6	0.88
(1,3)	1:A:84:LYS:CD	2:B:19:A:H62	6	0.88
(1,3)	1:A:84:LYS:CD	2:B:19:A:H8	6	0.88
(1,3)	1:A:84:LYS:CD	2:B:19:A:HO2'	6	0.88
(1,3)	1:A:84:LYS:CD	2:B:19:A:N1	6	0.88
(1,3)	1:A:84:LYS:CD	2:B:19:A:N3	6	0.88
(1,3)	1:A:84:LYS:CD	2:B:19:A:N6	6	0.88
(1,3)	1:A:84:LYS:CD	2:B:19:A:N7	6	0.88
(1,3)	1:A:84:LYS:CD	2:B:19:A:N9	6	0.88
(1,3)	1:A:84:LYS:CD	2:B:19:A:O2'	6	0.88
(1,3)	1:A:84:LYS:CD	2:B:19:A:O3'	6	0.88
(1,3)	1:A:84:LYS:CD	2:B:19:A:O4'	6	0.88
(1,3)	1:A:84:LYS:CD	2:B:19:A:O5'	6	0.88
(1,3)	1:A:84:LYS:CD	2:B:19:A:OP1	6	0.88
(1,3)	1:A:84:LYS:CD	2:B:19:A:OP2	6	0.88
(1,3)	1:A:84:LYS:CD	2:B:19:A:P	6	0.88
(1,3)	1:A:84:LYS:CD	2:B:20:U:C1'	6	0.88
(1,3)	1:A:84:LYS:CD	2:B:20:U:C2	6	0.88
(1,3)	1:A:84:LYS:CD	2:B:20:U:C2'	6	0.88
(1,3)	1:A:84:LYS:CD	2:B:20:U:C3'	6	0.88
(1,3)	1:A:84:LYS:CD	2:B:20:U:C4	6	0.88

Continued on next page...

Continued from previous page...

Key	Atom-1	Atom-2	Model ID	Violation (Å)
(1,3)	1:A:84:LYS:CD	2:B:20:U:C4'	6	0.88
(1,3)	1:A:84:LYS:CD	2:B:20:U:C5	6	0.88
(1,3)	1:A:84:LYS:CD	2:B:20:U:C5'	6	0.88
(1,3)	1:A:84:LYS:CD	2:B:20:U:C6	6	0.88
(1,3)	1:A:84:LYS:CD	2:B:20:U:H1'	6	0.88
(1,3)	1:A:84:LYS:CD	2:B:20:U:H2'	6	0.88
(1,3)	1:A:84:LYS:CD	2:B:20:U:H3	6	0.88
(1,3)	1:A:84:LYS:CD	2:B:20:U:H3'	6	0.88
(1,3)	1:A:84:LYS:CD	2:B:20:U:H4'	6	0.88
(1,3)	1:A:84:LYS:CD	2:B:20:U:H5	6	0.88
(1,3)	1:A:84:LYS:CD	2:B:20:U:H5'	6	0.88
(1,3)	1:A:84:LYS:CD	2:B:20:U:H5''	6	0.88
(1,3)	1:A:84:LYS:CD	2:B:20:U:H6	6	0.88
(1,3)	1:A:84:LYS:CD	2:B:20:U:HO2'	6	0.88
(1,3)	1:A:84:LYS:CD	2:B:20:U:N1	6	0.88
(1,3)	1:A:84:LYS:CD	2:B:20:U:N3	6	0.88
(1,3)	1:A:84:LYS:CD	2:B:20:U:O2	6	0.88
(1,3)	1:A:84:LYS:CD	2:B:20:U:O2'	6	0.88
(1,3)	1:A:84:LYS:CD	2:B:20:U:O3'	6	0.88
(1,3)	1:A:84:LYS:CD	2:B:20:U:O4	6	0.88
(1,3)	1:A:84:LYS:CD	2:B:20:U:O4'	6	0.88
(1,3)	1:A:84:LYS:CD	2:B:20:U:O5'	6	0.88
(1,3)	1:A:84:LYS:CD	2:B:20:U:OP1	6	0.88
(1,3)	1:A:84:LYS:CD	2:B:20:U:OP2	6	0.88
(1,3)	1:A:84:LYS:CD	2:B:20:U:P	6	0.88
(1,3)	1:A:84:LYS:CD	2:B:21:G:C1'	6	0.88
(1,3)	1:A:84:LYS:CD	2:B:21:G:C2	6	0.88
(1,3)	1:A:84:LYS:CD	2:B:21:G:C2'	6	0.88
(1,3)	1:A:84:LYS:CD	2:B:21:G:C3'	6	0.88
(1,3)	1:A:84:LYS:CD	2:B:21:G:C4	6	0.88
(1,3)	1:A:84:LYS:CD	2:B:21:G:C4'	6	0.88
(1,3)	1:A:84:LYS:CD	2:B:21:G:C5	6	0.88
(1,3)	1:A:84:LYS:CD	2:B:21:G:C5'	6	0.88
(1,3)	1:A:84:LYS:CD	2:B:21:G:C6	6	0.88
(1,3)	1:A:84:LYS:CD	2:B:21:G:C8	6	0.88
(1,3)	1:A:84:LYS:CD	2:B:21:G:H1	6	0.88
(1,3)	1:A:84:LYS:CD	2:B:21:G:H1'	6	0.88
(1,3)	1:A:84:LYS:CD	2:B:21:G:H2'	6	0.88
(1,3)	1:A:84:LYS:CD	2:B:21:G:H21	6	0.88
(1,3)	1:A:84:LYS:CD	2:B:21:G:H22	6	0.88
(1,3)	1:A:84:LYS:CD	2:B:21:G:H3'	6	0.88
(1,3)	1:A:84:LYS:CD	2:B:21:G:H4'	6	0.88

Continued on next page...

Continued from previous page...

Key	Atom-1	Atom-2	Model ID	Violation (Å)
(1,3)	1:A:84:LYS:CD	2:B:21:G:H5'	6	0.88
(1,3)	1:A:84:LYS:CD	2:B:21:G:H5''	6	0.88
(1,3)	1:A:84:LYS:CD	2:B:21:G:H8	6	0.88
(1,3)	1:A:84:LYS:CD	2:B:21:G:HO2'	6	0.88
(1,3)	1:A:84:LYS:CD	2:B:21:G:N1	6	0.88
(1,3)	1:A:84:LYS:CD	2:B:21:G:N2	6	0.88
(1,3)	1:A:84:LYS:CD	2:B:21:G:N3	6	0.88
(1,3)	1:A:84:LYS:CD	2:B:21:G:N7	6	0.88
(1,3)	1:A:84:LYS:CD	2:B:21:G:N9	6	0.88
(1,3)	1:A:84:LYS:CD	2:B:21:G:O2'	6	0.88
(1,3)	1:A:84:LYS:CD	2:B:21:G:O3'	6	0.88
(1,3)	1:A:84:LYS:CD	2:B:21:G:O4'	6	0.88
(1,3)	1:A:84:LYS:CD	2:B:21:G:O5'	6	0.88
(1,3)	1:A:84:LYS:CD	2:B:21:G:O6	6	0.88
(1,3)	1:A:84:LYS:CD	2:B:21:G:OP1	6	0.88
(1,3)	1:A:84:LYS:CD	2:B:21:G:OP2	6	0.88
(1,3)	1:A:84:LYS:CD	2:B:21:G:P	6	0.88
(1,3)	1:A:84:LYS:CD	2:B:22:A:C1'	6	0.88
(1,3)	1:A:84:LYS:CD	2:B:22:A:C2	6	0.88
(1,3)	1:A:84:LYS:CD	2:B:22:A:C2'	6	0.88
(1,3)	1:A:84:LYS:CD	2:B:22:A:C3'	6	0.88
(1,3)	1:A:84:LYS:CD	2:B:22:A:C4	6	0.88
(1,3)	1:A:84:LYS:CD	2:B:22:A:C4'	6	0.88
(1,3)	1:A:84:LYS:CD	2:B:22:A:C5	6	0.88
(1,3)	1:A:84:LYS:CD	2:B:22:A:C5'	6	0.88
(1,3)	1:A:84:LYS:CD	2:B:22:A:C6	6	0.88
(1,3)	1:A:84:LYS:CD	2:B:22:A:C8	6	0.88
(1,3)	1:A:84:LYS:CD	2:B:22:A:H1'	6	0.88
(1,3)	1:A:84:LYS:CD	2:B:22:A:H2	6	0.88
(1,3)	1:A:84:LYS:CD	2:B:22:A:H2'	6	0.88
(1,3)	1:A:84:LYS:CD	2:B:22:A:H3'	6	0.88
(1,3)	1:A:84:LYS:CD	2:B:22:A:H4'	6	0.88
(1,3)	1:A:84:LYS:CD	2:B:22:A:H5'	6	0.88
(1,3)	1:A:84:LYS:CD	2:B:22:A:H5''	6	0.88
(1,3)	1:A:84:LYS:CD	2:B:22:A:H61	6	0.88
(1,3)	1:A:84:LYS:CD	2:B:22:A:H62	6	0.88
(1,3)	1:A:84:LYS:CD	2:B:22:A:H8	6	0.88
(1,3)	1:A:84:LYS:CD	2:B:22:A:HO2'	6	0.88
(1,3)	1:A:84:LYS:CD	2:B:22:A:N1	6	0.88
(1,3)	1:A:84:LYS:CD	2:B:22:A:N3	6	0.88
(1,3)	1:A:84:LYS:CD	2:B:22:A:N6	6	0.88
(1,3)	1:A:84:LYS:CD	2:B:22:A:N7	6	0.88

Continued on next page...

Continued from previous page...

Key	Atom-1	Atom-2	Model ID	Violation (Å)
(1,3)	1:A:84:LYS:CD	2:B:22:A:N9	6	0.88
(1,3)	1:A:84:LYS:CD	2:B:22:A:O2'	6	0.88
(1,3)	1:A:84:LYS:CD	2:B:22:A:O3'	6	0.88
(1,3)	1:A:84:LYS:CD	2:B:22:A:O4'	6	0.88
(1,3)	1:A:84:LYS:CD	2:B:22:A:O5'	6	0.88
(1,3)	1:A:84:LYS:CD	2:B:22:A:OP1	6	0.88
(1,3)	1:A:84:LYS:CD	2:B:22:A:OP2	6	0.88
(1,3)	1:A:84:LYS:CD	2:B:22:A:P	6	0.88
(1,3)	1:A:84:LYS:CD	2:B:23:U:C1'	6	0.88
(1,3)	1:A:84:LYS:CD	2:B:23:U:C2	6	0.88
(1,3)	1:A:84:LYS:CD	2:B:23:U:C2'	6	0.88
(1,3)	1:A:84:LYS:CD	2:B:23:U:C3'	6	0.88
(1,3)	1:A:84:LYS:CD	2:B:23:U:C4	6	0.88
(1,3)	1:A:84:LYS:CD	2:B:23:U:C4'	6	0.88
(1,3)	1:A:84:LYS:CD	2:B:23:U:C5	6	0.88
(1,3)	1:A:84:LYS:CD	2:B:23:U:C5'	6	0.88
(1,3)	1:A:84:LYS:CD	2:B:23:U:C6	6	0.88
(1,3)	1:A:84:LYS:CD	2:B:23:U:H1'	6	0.88
(1,3)	1:A:84:LYS:CD	2:B:23:U:H2'	6	0.88
(1,3)	1:A:84:LYS:CD	2:B:23:U:H3	6	0.88
(1,3)	1:A:84:LYS:CD	2:B:23:U:H3'	6	0.88
(1,3)	1:A:84:LYS:CD	2:B:23:U:H4'	6	0.88
(1,3)	1:A:84:LYS:CD	2:B:23:U:H5	6	0.88
(1,3)	1:A:84:LYS:CD	2:B:23:U:H5'	6	0.88
(1,3)	1:A:84:LYS:CD	2:B:23:U:H5''	6	0.88
(1,3)	1:A:84:LYS:CD	2:B:23:U:H6	6	0.88
(1,3)	1:A:84:LYS:CD	2:B:23:U:HO2'	6	0.88
(1,3)	1:A:84:LYS:CD	2:B:23:U:N1	6	0.88
(1,3)	1:A:84:LYS:CD	2:B:23:U:N3	6	0.88
(1,3)	1:A:84:LYS:CD	2:B:23:U:O2	6	0.88
(1,3)	1:A:84:LYS:CD	2:B:23:U:O2'	6	0.88
(1,3)	1:A:84:LYS:CD	2:B:23:U:O3'	6	0.88
(1,3)	1:A:84:LYS:CD	2:B:23:U:O4	6	0.88
(1,3)	1:A:84:LYS:CD	2:B:23:U:O4'	6	0.88
(1,3)	1:A:84:LYS:CD	2:B:23:U:O5'	6	0.88
(1,3)	1:A:84:LYS:CD	2:B:23:U:OP1	6	0.88
(1,3)	1:A:84:LYS:CD	2:B:23:U:OP2	6	0.88
(1,3)	1:A:84:LYS:CD	2:B:23:U:P	6	0.88
(1,3)	1:A:84:LYS:CD	2:B:24:G:C1'	6	0.88
(1,3)	1:A:84:LYS:CD	2:B:24:G:C2	6	0.88
(1,3)	1:A:84:LYS:CD	2:B:24:G:C2'	6	0.88
(1,3)	1:A:84:LYS:CD	2:B:24:G:C3'	6	0.88

Continued on next page...

Continued from previous page...

Key	Atom-1	Atom-2	Model ID	Violation (Å)
(1,3)	1:A:84:LYS:CD	2:B:24:G:C4	6	0.88
(1,3)	1:A:84:LYS:CD	2:B:24:G:C4'	6	0.88
(1,3)	1:A:84:LYS:CD	2:B:24:G:C5	6	0.88
(1,3)	1:A:84:LYS:CD	2:B:24:G:C5'	6	0.88
(1,3)	1:A:84:LYS:CD	2:B:24:G:C6	6	0.88
(1,3)	1:A:84:LYS:CD	2:B:24:G:C8	6	0.88
(1,3)	1:A:84:LYS:CD	2:B:24:G:H1	6	0.88
(1,3)	1:A:84:LYS:CD	2:B:24:G:H1'	6	0.88
(1,3)	1:A:84:LYS:CD	2:B:24:G:H2'	6	0.88
(1,3)	1:A:84:LYS:CD	2:B:24:G:H21	6	0.88
(1,3)	1:A:84:LYS:CD	2:B:24:G:H22	6	0.88
(1,3)	1:A:84:LYS:CD	2:B:24:G:H3'	6	0.88
(1,3)	1:A:84:LYS:CD	2:B:24:G:H4'	6	0.88
(1,3)	1:A:84:LYS:CD	2:B:24:G:H5'	6	0.88
(1,3)	1:A:84:LYS:CD	2:B:24:G:H5''	6	0.88
(1,3)	1:A:84:LYS:CD	2:B:24:G:H8	6	0.88
(1,3)	1:A:84:LYS:CD	2:B:24:G:HO2'	6	0.88
(1,3)	1:A:84:LYS:CD	2:B:24:G:N1	6	0.88
(1,3)	1:A:84:LYS:CD	2:B:24:G:N2	6	0.88
(1,3)	1:A:84:LYS:CD	2:B:24:G:N3	6	0.88
(1,3)	1:A:84:LYS:CD	2:B:24:G:N7	6	0.88
(1,3)	1:A:84:LYS:CD	2:B:24:G:N9	6	0.88
(1,3)	1:A:84:LYS:CD	2:B:24:G:O2'	6	0.88
(1,3)	1:A:84:LYS:CD	2:B:24:G:O3'	6	0.88
(1,3)	1:A:84:LYS:CD	2:B:24:G:O4'	6	0.88
(1,3)	1:A:84:LYS:CD	2:B:24:G:O5'	6	0.88
(1,3)	1:A:84:LYS:CD	2:B:24:G:O6	6	0.88
(1,3)	1:A:84:LYS:CD	2:B:24:G:OP1	6	0.88
(1,3)	1:A:84:LYS:CD	2:B:24:G:OP2	6	0.88
(1,3)	1:A:84:LYS:CD	2:B:24:G:P	6	0.88
(1,3)	1:A:84:LYS:CE	2:B:2:C:C1'	6	0.88
(1,3)	1:A:84:LYS:CE	2:B:2:C:C2	6	0.88
(1,3)	1:A:84:LYS:CE	2:B:2:C:C2'	6	0.88
(1,3)	1:A:84:LYS:CE	2:B:2:C:C3'	6	0.88
(1,3)	1:A:84:LYS:CE	2:B:2:C:C4	6	0.88
(1,3)	1:A:84:LYS:CE	2:B:2:C:C4'	6	0.88
(1,3)	1:A:84:LYS:CE	2:B:2:C:C5	6	0.88
(1,3)	1:A:84:LYS:CE	2:B:2:C:C5'	6	0.88
(1,3)	1:A:84:LYS:CE	2:B:2:C:C6	6	0.88
(1,3)	1:A:84:LYS:CE	2:B:2:C:H1'	6	0.88
(1,3)	1:A:84:LYS:CE	2:B:2:C:H2'	6	0.88
(1,3)	1:A:84:LYS:CE	2:B:2:C:H3'	6	0.88

Continued on next page...

Continued from previous page...

Key	Atom-1	Atom-2	Model ID	Violation (Å)
(1,3)	1:A:84:LYS:CE	2:B:2:C:H4'	6	0.88
(1,3)	1:A:84:LYS:CE	2:B:2:C:H41	6	0.88
(1,3)	1:A:84:LYS:CE	2:B:2:C:H42	6	0.88
(1,3)	1:A:84:LYS:CE	2:B:2:C:H5	6	0.88
(1,3)	1:A:84:LYS:CE	2:B:2:C:H5'	6	0.88
(1,3)	1:A:84:LYS:CE	2:B:2:C:H5''	6	0.88
(1,3)	1:A:84:LYS:CE	2:B:2:C:H6	6	0.88
(1,3)	1:A:84:LYS:CE	2:B:2:C:HO2'	6	0.88
(1,3)	1:A:84:LYS:CE	2:B:2:C:N1	6	0.88
(1,3)	1:A:84:LYS:CE	2:B:2:C:N3	6	0.88
(1,3)	1:A:84:LYS:CE	2:B:2:C:N4	6	0.88
(1,3)	1:A:84:LYS:CE	2:B:2:C:O2	6	0.88
(1,3)	1:A:84:LYS:CE	2:B:2:C:O2'	6	0.88
(1,3)	1:A:84:LYS:CE	2:B:2:C:O3'	6	0.88
(1,3)	1:A:84:LYS:CE	2:B:2:C:O4'	6	0.88
(1,3)	1:A:84:LYS:CE	2:B:2:C:O5'	6	0.88
(1,3)	1:A:84:LYS:CE	2:B:3:U:C1'	6	0.88
(1,3)	1:A:84:LYS:CE	2:B:3:U:C2	6	0.88
(1,3)	1:A:84:LYS:CE	2:B:3:U:C2'	6	0.88
(1,3)	1:A:84:LYS:CE	2:B:3:U:C3'	6	0.88
(1,3)	1:A:84:LYS:CE	2:B:3:U:C4	6	0.88
(1,3)	1:A:84:LYS:CE	2:B:3:U:C4'	6	0.88
(1,3)	1:A:84:LYS:CE	2:B:3:U:C5	6	0.88
(1,3)	1:A:84:LYS:CE	2:B:3:U:C5'	6	0.88
(1,3)	1:A:84:LYS:CE	2:B:3:U:C6	6	0.88
(1,3)	1:A:84:LYS:CE	2:B:3:U:H1'	6	0.88
(1,3)	1:A:84:LYS:CE	2:B:3:U:H2'	6	0.88
(1,3)	1:A:84:LYS:CE	2:B:3:U:H3	6	0.88
(1,3)	1:A:84:LYS:CE	2:B:3:U:H3'	6	0.88
(1,3)	1:A:84:LYS:CE	2:B:3:U:H4'	6	0.88
(1,3)	1:A:84:LYS:CE	2:B:3:U:H5	6	0.88
(1,3)	1:A:84:LYS:CE	2:B:3:U:H5'	6	0.88
(1,3)	1:A:84:LYS:CE	2:B:3:U:H5''	6	0.88
(1,3)	1:A:84:LYS:CE	2:B:3:U:H6	6	0.88
(1,3)	1:A:84:LYS:CE	2:B:3:U:HO2'	6	0.88
(1,3)	1:A:84:LYS:CE	2:B:3:U:N1	6	0.88
(1,3)	1:A:84:LYS:CE	2:B:3:U:N3	6	0.88
(1,3)	1:A:84:LYS:CE	2:B:3:U:O2	6	0.88
(1,3)	1:A:84:LYS:CE	2:B:3:U:O2'	6	0.88
(1,3)	1:A:84:LYS:CE	2:B:3:U:O3'	6	0.88
(1,3)	1:A:84:LYS:CE	2:B:3:U:O4	6	0.88
(1,3)	1:A:84:LYS:CE	2:B:3:U:O4'	6	0.88

Continued on next page...

Continued from previous page...

Key	Atom-1	Atom-2	Model ID	Violation (Å)
(1,3)	1:A:84:LYS:CE	2:B:3:U:O5'	6	0.88
(1,3)	1:A:84:LYS:CE	2:B:3:U:OP1	6	0.88
(1,3)	1:A:84:LYS:CE	2:B:3:U:OP2	6	0.88
(1,3)	1:A:84:LYS:CE	2:B:3:U:P	6	0.88
(1,3)	1:A:84:LYS:CE	2:B:4:G:C1'	6	0.88
(1,3)	1:A:84:LYS:CE	2:B:4:G:C2	6	0.88
(1,3)	1:A:84:LYS:CE	2:B:4:G:C2'	6	0.88
(1,3)	1:A:84:LYS:CE	2:B:4:G:C3'	6	0.88
(1,3)	1:A:84:LYS:CE	2:B:4:G:C4	6	0.88
(1,3)	1:A:84:LYS:CE	2:B:4:G:C4'	6	0.88
(1,3)	1:A:84:LYS:CE	2:B:4:G:C5	6	0.88
(1,3)	1:A:84:LYS:CE	2:B:4:G:C5'	6	0.88
(1,3)	1:A:84:LYS:CE	2:B:4:G:C6	6	0.88
(1,3)	1:A:84:LYS:CE	2:B:4:G:C8	6	0.88
(1,3)	1:A:84:LYS:CE	2:B:4:G:H1	6	0.88
(1,3)	1:A:84:LYS:CE	2:B:4:G:H1'	6	0.88
(1,3)	1:A:84:LYS:CE	2:B:4:G:H2'	6	0.88
(1,3)	1:A:84:LYS:CE	2:B:4:G:H21	6	0.88
(1,3)	1:A:84:LYS:CE	2:B:4:G:H22	6	0.88
(1,3)	1:A:84:LYS:CE	2:B:4:G:H3'	6	0.88
(1,3)	1:A:84:LYS:CE	2:B:4:G:H4'	6	0.88
(1,3)	1:A:84:LYS:CE	2:B:4:G:H5'	6	0.88
(1,3)	1:A:84:LYS:CE	2:B:4:G:H5''	6	0.88
(1,3)	1:A:84:LYS:CE	2:B:4:G:H8	6	0.88
(1,3)	1:A:84:LYS:CE	2:B:4:G:HO2'	6	0.88
(1,3)	1:A:84:LYS:CE	2:B:4:G:N1	6	0.88
(1,3)	1:A:84:LYS:CE	2:B:4:G:N2	6	0.88
(1,3)	1:A:84:LYS:CE	2:B:4:G:N3	6	0.88
(1,3)	1:A:84:LYS:CE	2:B:4:G:N7	6	0.88
(1,3)	1:A:84:LYS:CE	2:B:4:G:N9	6	0.88
(1,3)	1:A:84:LYS:CE	2:B:4:G:O2'	6	0.88
(1,3)	1:A:84:LYS:CE	2:B:4:G:O3'	6	0.88
(1,3)	1:A:84:LYS:CE	2:B:4:G:O4'	6	0.88
(1,3)	1:A:84:LYS:CE	2:B:4:G:O5'	6	0.88
(1,3)	1:A:84:LYS:CE	2:B:4:G:O6	6	0.88
(1,3)	1:A:84:LYS:CE	2:B:4:G:OP1	6	0.88
(1,3)	1:A:84:LYS:CE	2:B:4:G:OP2	6	0.88
(1,3)	1:A:84:LYS:CE	2:B:4:G:P	6	0.88
(1,3)	1:A:84:LYS:CE	2:B:5:A:C1'	6	0.88
(1,3)	1:A:84:LYS:CE	2:B:5:A:C2	6	0.88
(1,3)	1:A:84:LYS:CE	2:B:5:A:C2'	6	0.88
(1,3)	1:A:84:LYS:CE	2:B:5:A:C3'	6	0.88

Continued on next page...

Continued from previous page...

Key	Atom-1	Atom-2	Model ID	Violation (Å)
(1,3)	1:A:84:LYS:CE	2:B:5:A:C4	6	0.88
(1,3)	1:A:84:LYS:CE	2:B:5:A:C4'	6	0.88
(1,3)	1:A:84:LYS:CE	2:B:5:A:C5	6	0.88
(1,3)	1:A:84:LYS:CE	2:B:5:A:C5'	6	0.88
(1,3)	1:A:84:LYS:CE	2:B:5:A:C6	6	0.88
(1,3)	1:A:84:LYS:CE	2:B:5:A:C8	6	0.88
(1,3)	1:A:84:LYS:CE	2:B:5:A:H1'	6	0.88
(1,3)	1:A:84:LYS:CE	2:B:5:A:H2	6	0.88
(1,3)	1:A:84:LYS:CE	2:B:5:A:H2'	6	0.88
(1,3)	1:A:84:LYS:CE	2:B:5:A:H3'	6	0.88
(1,3)	1:A:84:LYS:CE	2:B:5:A:H4'	6	0.88
(1,3)	1:A:84:LYS:CE	2:B:5:A:H5'	6	0.88
(1,3)	1:A:84:LYS:CE	2:B:5:A:H5''	6	0.88
(1,3)	1:A:84:LYS:CE	2:B:5:A:H61	6	0.88
(1,3)	1:A:84:LYS:CE	2:B:5:A:H62	6	0.88
(1,3)	1:A:84:LYS:CE	2:B:5:A:H8	6	0.88
(1,3)	1:A:84:LYS:CE	2:B:5:A:HO2'	6	0.88
(1,3)	1:A:84:LYS:CE	2:B:5:A:N1	6	0.88
(1,3)	1:A:84:LYS:CE	2:B:5:A:N3	6	0.88
(1,3)	1:A:84:LYS:CE	2:B:5:A:N6	6	0.88
(1,3)	1:A:84:LYS:CE	2:B:5:A:N7	6	0.88
(1,3)	1:A:84:LYS:CE	2:B:5:A:N9	6	0.88
(1,3)	1:A:84:LYS:CE	2:B:5:A:O2'	6	0.88
(1,3)	1:A:84:LYS:CE	2:B:5:A:O3'	6	0.88
(1,3)	1:A:84:LYS:CE	2:B:5:A:O4'	6	0.88
(1,3)	1:A:84:LYS:CE	2:B:5:A:O5'	6	0.88
(1,3)	1:A:84:LYS:CE	2:B:5:A:OP1	6	0.88
(1,3)	1:A:84:LYS:CE	2:B:5:A:OP2	6	0.88
(1,3)	1:A:84:LYS:CE	2:B:5:A:P	6	0.88
(1,3)	1:A:84:LYS:CE	2:B:6:G:C1'	6	0.88
(1,3)	1:A:84:LYS:CE	2:B:6:G:C2	6	0.88
(1,3)	1:A:84:LYS:CE	2:B:6:G:C2'	6	0.88
(1,3)	1:A:84:LYS:CE	2:B:6:G:C3'	6	0.88
(1,3)	1:A:84:LYS:CE	2:B:6:G:C4	6	0.88
(1,3)	1:A:84:LYS:CE	2:B:6:G:C4'	6	0.88
(1,3)	1:A:84:LYS:CE	2:B:6:G:C5	6	0.88
(1,3)	1:A:84:LYS:CE	2:B:6:G:C5'	6	0.88
(1,3)	1:A:84:LYS:CE	2:B:6:G:C6	6	0.88
(1,3)	1:A:84:LYS:CE	2:B:6:G:C8	6	0.88
(1,3)	1:A:84:LYS:CE	2:B:6:G:H1	6	0.88
(1,3)	1:A:84:LYS:CE	2:B:6:G:H1'	6	0.88
(1,3)	1:A:84:LYS:CE	2:B:6:G:H2'	6	0.88

Continued on next page...

Continued from previous page...

Key	Atom-1	Atom-2	Model ID	Violation (Å)
(1,3)	1:A:84:LYS:CE	2:B:6:G:H21	6	0.88
(1,3)	1:A:84:LYS:CE	2:B:6:G:H22	6	0.88
(1,3)	1:A:84:LYS:CE	2:B:6:G:H3'	6	0.88
(1,3)	1:A:84:LYS:CE	2:B:6:G:H4'	6	0.88
(1,3)	1:A:84:LYS:CE	2:B:6:G:H5'	6	0.88
(1,3)	1:A:84:LYS:CE	2:B:6:G:H5''	6	0.88
(1,3)	1:A:84:LYS:CE	2:B:6:G:H8	6	0.88
(1,3)	1:A:84:LYS:CE	2:B:6:G:HO2'	6	0.88
(1,3)	1:A:84:LYS:CE	2:B:6:G:N1	6	0.88
(1,3)	1:A:84:LYS:CE	2:B:6:G:N2	6	0.88
(1,3)	1:A:84:LYS:CE	2:B:6:G:N3	6	0.88
(1,3)	1:A:84:LYS:CE	2:B:6:G:N7	6	0.88
(1,3)	1:A:84:LYS:CE	2:B:6:G:N9	6	0.88
(1,3)	1:A:84:LYS:CE	2:B:6:G:O2'	6	0.88
(1,3)	1:A:84:LYS:CE	2:B:6:G:O3'	6	0.88
(1,3)	1:A:84:LYS:CE	2:B:6:G:O4'	6	0.88
(1,3)	1:A:84:LYS:CE	2:B:6:G:O5'	6	0.88
(1,3)	1:A:84:LYS:CE	2:B:6:G:O6	6	0.88
(1,3)	1:A:84:LYS:CE	2:B:6:G:OP1	6	0.88
(1,3)	1:A:84:LYS:CE	2:B:6:G:OP2	6	0.88
(1,3)	1:A:84:LYS:CE	2:B:6:G:P	6	0.88
(1,3)	1:A:84:LYS:CE	2:B:7:C:C1'	6	0.88
(1,3)	1:A:84:LYS:CE	2:B:7:C:C2	6	0.88
(1,3)	1:A:84:LYS:CE	2:B:7:C:C2'	6	0.88
(1,3)	1:A:84:LYS:CE	2:B:7:C:C3'	6	0.88
(1,3)	1:A:84:LYS:CE	2:B:7:C:C4	6	0.88
(1,3)	1:A:84:LYS:CE	2:B:7:C:C4'	6	0.88
(1,3)	1:A:84:LYS:CE	2:B:7:C:C5	6	0.88
(1,3)	1:A:84:LYS:CE	2:B:7:C:C5'	6	0.88
(1,3)	1:A:84:LYS:CE	2:B:7:C:C6	6	0.88
(1,3)	1:A:84:LYS:CE	2:B:7:C:H1'	6	0.88
(1,3)	1:A:84:LYS:CE	2:B:7:C:H2'	6	0.88
(1,3)	1:A:84:LYS:CE	2:B:7:C:H3'	6	0.88
(1,3)	1:A:84:LYS:CE	2:B:7:C:H4'	6	0.88
(1,3)	1:A:84:LYS:CE	2:B:7:C:H41	6	0.88
(1,3)	1:A:84:LYS:CE	2:B:7:C:H42	6	0.88
(1,3)	1:A:84:LYS:CE	2:B:7:C:H5	6	0.88
(1,3)	1:A:84:LYS:CE	2:B:7:C:H5'	6	0.88
(1,3)	1:A:84:LYS:CE	2:B:7:C:H5''	6	0.88
(1,3)	1:A:84:LYS:CE	2:B:7:C:H6	6	0.88
(1,3)	1:A:84:LYS:CE	2:B:7:C:HO2'	6	0.88
(1,3)	1:A:84:LYS:CE	2:B:7:C:N1	6	0.88

Continued on next page...

Continued from previous page...

Key	Atom-1	Atom-2	Model ID	Violation (Å)
(1,3)	1:A:84:LYS:CE	2:B:7:C:N3	6	0.88
(1,3)	1:A:84:LYS:CE	2:B:7:C:N4	6	0.88
(1,3)	1:A:84:LYS:CE	2:B:7:C:O2	6	0.88
(1,3)	1:A:84:LYS:CE	2:B:7:C:O2'	6	0.88
(1,3)	1:A:84:LYS:CE	2:B:7:C:O3'	6	0.88
(1,3)	1:A:84:LYS:CE	2:B:7:C:O4'	6	0.88
(1,3)	1:A:84:LYS:CE	2:B:7:C:O5'	6	0.88
(1,3)	1:A:84:LYS:CE	2:B:7:C:OP1	6	0.88
(1,3)	1:A:84:LYS:CE	2:B:7:C:OP2	6	0.88
(1,3)	1:A:84:LYS:CE	2:B:7:C:P	6	0.88
(1,3)	1:A:84:LYS:CE	2:B:8:U:C1'	6	0.88
(1,3)	1:A:84:LYS:CE	2:B:8:U:C2	6	0.88
(1,3)	1:A:84:LYS:CE	2:B:8:U:C2'	6	0.88
(1,3)	1:A:84:LYS:CE	2:B:8:U:C3'	6	0.88
(1,3)	1:A:84:LYS:CE	2:B:8:U:C4	6	0.88
(1,3)	1:A:84:LYS:CE	2:B:8:U:C4'	6	0.88
(1,3)	1:A:84:LYS:CE	2:B:8:U:C5	6	0.88
(1,3)	1:A:84:LYS:CE	2:B:8:U:C5'	6	0.88
(1,3)	1:A:84:LYS:CE	2:B:8:U:C6	6	0.88
(1,3)	1:A:84:LYS:CE	2:B:8:U:H1'	6	0.88
(1,3)	1:A:84:LYS:CE	2:B:8:U:H2'	6	0.88
(1,3)	1:A:84:LYS:CE	2:B:8:U:H3	6	0.88
(1,3)	1:A:84:LYS:CE	2:B:8:U:H3'	6	0.88
(1,3)	1:A:84:LYS:CE	2:B:8:U:H4'	6	0.88
(1,3)	1:A:84:LYS:CE	2:B:8:U:H5	6	0.88
(1,3)	1:A:84:LYS:CE	2:B:8:U:H5'	6	0.88
(1,3)	1:A:84:LYS:CE	2:B:8:U:H5''	6	0.88
(1,3)	1:A:84:LYS:CE	2:B:8:U:H6	6	0.88
(1,3)	1:A:84:LYS:CE	2:B:8:U:HO2'	6	0.88
(1,3)	1:A:84:LYS:CE	2:B:8:U:N1	6	0.88
(1,3)	1:A:84:LYS:CE	2:B:8:U:N3	6	0.88
(1,3)	1:A:84:LYS:CE	2:B:8:U:O2	6	0.88
(1,3)	1:A:84:LYS:CE	2:B:8:U:O2'	6	0.88
(1,3)	1:A:84:LYS:CE	2:B:8:U:O3'	6	0.88
(1,3)	1:A:84:LYS:CE	2:B:8:U:O4	6	0.88
(1,3)	1:A:84:LYS:CE	2:B:8:U:O4'	6	0.88
(1,3)	1:A:84:LYS:CE	2:B:8:U:O5'	6	0.88
(1,3)	1:A:84:LYS:CE	2:B:8:U:OP1	6	0.88
(1,3)	1:A:84:LYS:CE	2:B:8:U:OP2	6	0.88
(1,3)	1:A:84:LYS:CE	2:B:8:U:P	6	0.88
(1,3)	1:A:84:LYS:CE	2:B:9:C:C1'	6	0.88
(1,3)	1:A:84:LYS:CE	2:B:9:C:C2	6	0.88

Continued on next page...

Continued from previous page...

Key	Atom-1	Atom-2	Model ID	Violation (Å)
(1,3)	1:A:84:LYS:CE	2:B:9:C:C2'	6	0.88
(1,3)	1:A:84:LYS:CE	2:B:9:C:C3'	6	0.88
(1,3)	1:A:84:LYS:CE	2:B:9:C:C4	6	0.88
(1,3)	1:A:84:LYS:CE	2:B:9:C:C4'	6	0.88
(1,3)	1:A:84:LYS:CE	2:B:9:C:C5	6	0.88
(1,3)	1:A:84:LYS:CE	2:B:9:C:C5'	6	0.88
(1,3)	1:A:84:LYS:CE	2:B:9:C:C6	6	0.88
(1,3)	1:A:84:LYS:CE	2:B:9:C:H1'	6	0.88
(1,3)	1:A:84:LYS:CE	2:B:9:C:H2'	6	0.88
(1,3)	1:A:84:LYS:CE	2:B:9:C:H3'	6	0.88
(1,3)	1:A:84:LYS:CE	2:B:9:C:H4'	6	0.88
(1,3)	1:A:84:LYS:CE	2:B:9:C:H41	6	0.88
(1,3)	1:A:84:LYS:CE	2:B:9:C:H42	6	0.88
(1,3)	1:A:84:LYS:CE	2:B:9:C:H5	6	0.88
(1,3)	1:A:84:LYS:CE	2:B:9:C:H5'	6	0.88
(1,3)	1:A:84:LYS:CE	2:B:9:C:H5''	6	0.88
(1,3)	1:A:84:LYS:CE	2:B:9:C:H6	6	0.88
(1,3)	1:A:84:LYS:CE	2:B:9:C:HO2'	6	0.88
(1,3)	1:A:84:LYS:CE	2:B:9:C:N1	6	0.88
(1,3)	1:A:84:LYS:CE	2:B:9:C:N3	6	0.88
(1,3)	1:A:84:LYS:CE	2:B:9:C:N4	6	0.88
(1,3)	1:A:84:LYS:CE	2:B:9:C:O2	6	0.88
(1,3)	1:A:84:LYS:CE	2:B:9:C:O2'	6	0.88
(1,3)	1:A:84:LYS:CE	2:B:9:C:O3'	6	0.88
(1,3)	1:A:84:LYS:CE	2:B:9:C:O4'	6	0.88
(1,3)	1:A:84:LYS:CE	2:B:9:C:O5'	6	0.88
(1,3)	1:A:84:LYS:CE	2:B:9:C:OP1	6	0.88
(1,3)	1:A:84:LYS:CE	2:B:9:C:OP2	6	0.88
(1,3)	1:A:84:LYS:CE	2:B:9:C:P	6	0.88
(1,3)	1:A:84:LYS:CE	2:B:10:G:C1'	6	0.88
(1,3)	1:A:84:LYS:CE	2:B:10:G:C2	6	0.88
(1,3)	1:A:84:LYS:CE	2:B:10:G:C2'	6	0.88
(1,3)	1:A:84:LYS:CE	2:B:10:G:C3'	6	0.88
(1,3)	1:A:84:LYS:CE	2:B:10:G:C4	6	0.88
(1,3)	1:A:84:LYS:CE	2:B:10:G:C4'	6	0.88
(1,3)	1:A:84:LYS:CE	2:B:10:G:C5	6	0.88
(1,3)	1:A:84:LYS:CE	2:B:10:G:C5'	6	0.88
(1,3)	1:A:84:LYS:CE	2:B:10:G:C6	6	0.88
(1,3)	1:A:84:LYS:CE	2:B:10:G:C8	6	0.88
(1,3)	1:A:84:LYS:CE	2:B:10:G:H1	6	0.88
(1,3)	1:A:84:LYS:CE	2:B:10:G:H1'	6	0.88
(1,3)	1:A:84:LYS:CE	2:B:10:G:H2'	6	0.88

Continued on next page...

Continued from previous page...

Key	Atom-1	Atom-2	Model ID	Violation (Å)
(1,3)	1:A:84:LYS:CE	2:B:10:G:H21	6	0.88
(1,3)	1:A:84:LYS:CE	2:B:10:G:H22	6	0.88
(1,3)	1:A:84:LYS:CE	2:B:10:G:H3'	6	0.88
(1,3)	1:A:84:LYS:CE	2:B:10:G:H4'	6	0.88
(1,3)	1:A:84:LYS:CE	2:B:10:G:H5'	6	0.88
(1,3)	1:A:84:LYS:CE	2:B:10:G:H5''	6	0.88
(1,3)	1:A:84:LYS:CE	2:B:10:G:H8	6	0.88
(1,3)	1:A:84:LYS:CE	2:B:10:G:HO2'	6	0.88
(1,3)	1:A:84:LYS:CE	2:B:10:G:N1	6	0.88
(1,3)	1:A:84:LYS:CE	2:B:10:G:N2	6	0.88
(1,3)	1:A:84:LYS:CE	2:B:10:G:N3	6	0.88
(1,3)	1:A:84:LYS:CE	2:B:10:G:N7	6	0.88
(1,3)	1:A:84:LYS:CE	2:B:10:G:N9	6	0.88
(1,3)	1:A:84:LYS:CE	2:B:10:G:O2'	6	0.88
(1,3)	1:A:84:LYS:CE	2:B:10:G:O3'	6	0.88
(1,3)	1:A:84:LYS:CE	2:B:10:G:O4'	6	0.88
(1,3)	1:A:84:LYS:CE	2:B:10:G:O5'	6	0.88
(1,3)	1:A:84:LYS:CE	2:B:10:G:O6	6	0.88
(1,3)	1:A:84:LYS:CE	2:B:10:G:OP1	6	0.88
(1,3)	1:A:84:LYS:CE	2:B:10:G:OP2	6	0.88
(1,3)	1:A:84:LYS:CE	2:B:10:G:P	6	0.88
(1,3)	1:A:84:LYS:CE	2:B:11:A:C1'	6	0.88
(1,3)	1:A:84:LYS:CE	2:B:11:A:C2	6	0.88
(1,3)	1:A:84:LYS:CE	2:B:11:A:C2'	6	0.88
(1,3)	1:A:84:LYS:CE	2:B:11:A:C3'	6	0.88
(1,3)	1:A:84:LYS:CE	2:B:11:A:C4	6	0.88
(1,3)	1:A:84:LYS:CE	2:B:11:A:C4'	6	0.88
(1,3)	1:A:84:LYS:CE	2:B:11:A:C5	6	0.88
(1,3)	1:A:84:LYS:CE	2:B:11:A:C5'	6	0.88
(1,3)	1:A:84:LYS:CE	2:B:11:A:C6	6	0.88
(1,3)	1:A:84:LYS:CE	2:B:11:A:C8	6	0.88
(1,3)	1:A:84:LYS:CE	2:B:11:A:H1'	6	0.88
(1,3)	1:A:84:LYS:CE	2:B:11:A:H2	6	0.88
(1,3)	1:A:84:LYS:CE	2:B:11:A:H2'	6	0.88
(1,3)	1:A:84:LYS:CE	2:B:11:A:H3'	6	0.88
(1,3)	1:A:84:LYS:CE	2:B:11:A:H4'	6	0.88
(1,3)	1:A:84:LYS:CE	2:B:11:A:H5'	6	0.88
(1,3)	1:A:84:LYS:CE	2:B:11:A:H5''	6	0.88
(1,3)	1:A:84:LYS:CE	2:B:11:A:H61	6	0.88
(1,3)	1:A:84:LYS:CE	2:B:11:A:H62	6	0.88
(1,3)	1:A:84:LYS:CE	2:B:11:A:H8	6	0.88
(1,3)	1:A:84:LYS:CE	2:B:11:A:HO2'	6	0.88

Continued on next page...

Continued from previous page...

Key	Atom-1	Atom-2	Model ID	Violation (Å)
(1,3)	1:A:84:LYS:CE	2:B:11:A:N1	6	0.88
(1,3)	1:A:84:LYS:CE	2:B:11:A:N3	6	0.88
(1,3)	1:A:84:LYS:CE	2:B:11:A:N6	6	0.88
(1,3)	1:A:84:LYS:CE	2:B:11:A:N7	6	0.88
(1,3)	1:A:84:LYS:CE	2:B:11:A:N9	6	0.88
(1,3)	1:A:84:LYS:CE	2:B:11:A:O2'	6	0.88
(1,3)	1:A:84:LYS:CE	2:B:11:A:O3'	6	0.88
(1,3)	1:A:84:LYS:CE	2:B:11:A:O4'	6	0.88
(1,3)	1:A:84:LYS:CE	2:B:11:A:O5'	6	0.88
(1,3)	1:A:84:LYS:CE	2:B:11:A:OP1	6	0.88
(1,3)	1:A:84:LYS:CE	2:B:11:A:OP2	6	0.88
(1,3)	1:A:84:LYS:CE	2:B:11:A:P	6	0.88
(1,3)	1:A:84:LYS:CE	2:B:12:A:C1'	6	0.88
(1,3)	1:A:84:LYS:CE	2:B:12:A:C2	6	0.88
(1,3)	1:A:84:LYS:CE	2:B:12:A:C2'	6	0.88
(1,3)	1:A:84:LYS:CE	2:B:12:A:C3'	6	0.88
(1,3)	1:A:84:LYS:CE	2:B:12:A:C4	6	0.88
(1,3)	1:A:84:LYS:CE	2:B:12:A:C4'	6	0.88
(1,3)	1:A:84:LYS:CE	2:B:12:A:C5	6	0.88
(1,3)	1:A:84:LYS:CE	2:B:12:A:C5'	6	0.88
(1,3)	1:A:84:LYS:CE	2:B:12:A:C6	6	0.88
(1,3)	1:A:84:LYS:CE	2:B:12:A:C8	6	0.88
(1,3)	1:A:84:LYS:CE	2:B:12:A:H1'	6	0.88
(1,3)	1:A:84:LYS:CE	2:B:12:A:H2	6	0.88
(1,3)	1:A:84:LYS:CE	2:B:12:A:H2'	6	0.88
(1,3)	1:A:84:LYS:CE	2:B:12:A:H3'	6	0.88
(1,3)	1:A:84:LYS:CE	2:B:12:A:H4'	6	0.88
(1,3)	1:A:84:LYS:CE	2:B:12:A:H5'	6	0.88
(1,3)	1:A:84:LYS:CE	2:B:12:A:H5''	6	0.88
(1,3)	1:A:84:LYS:CE	2:B:12:A:H61	6	0.88
(1,3)	1:A:84:LYS:CE	2:B:12:A:H62	6	0.88
(1,3)	1:A:84:LYS:CE	2:B:12:A:H8	6	0.88
(1,3)	1:A:84:LYS:CE	2:B:12:A:HO2'	6	0.88
(1,3)	1:A:84:LYS:CE	2:B:12:A:N1	6	0.88
(1,3)	1:A:84:LYS:CE	2:B:12:A:N3	6	0.88
(1,3)	1:A:84:LYS:CE	2:B:12:A:N6	6	0.88
(1,3)	1:A:84:LYS:CE	2:B:12:A:N7	6	0.88
(1,3)	1:A:84:LYS:CE	2:B:12:A:N9	6	0.88
(1,3)	1:A:84:LYS:CE	2:B:12:A:O2'	6	0.88
(1,3)	1:A:84:LYS:CE	2:B:12:A:O3'	6	0.88
(1,3)	1:A:84:LYS:CE	2:B:12:A:O4'	6	0.88
(1,3)	1:A:84:LYS:CE	2:B:12:A:O5'	6	0.88

Continued on next page...

Continued from previous page...

Key	Atom-1	Atom-2	Model ID	Violation (Å)
(1,3)	1:A:84:LYS:CE	2:B:12:A:OP1	6	0.88
(1,3)	1:A:84:LYS:CE	2:B:12:A:OP2	6	0.88
(1,3)	1:A:84:LYS:CE	2:B:12:A:P	6	0.88
(1,3)	1:A:84:LYS:CE	2:B:13:A:C1'	6	0.88
(1,3)	1:A:84:LYS:CE	2:B:13:A:C2	6	0.88
(1,3)	1:A:84:LYS:CE	2:B:13:A:C2'	6	0.88
(1,3)	1:A:84:LYS:CE	2:B:13:A:C3'	6	0.88
(1,3)	1:A:84:LYS:CE	2:B:13:A:C4	6	0.88
(1,3)	1:A:84:LYS:CE	2:B:13:A:C4'	6	0.88
(1,3)	1:A:84:LYS:CE	2:B:13:A:C5	6	0.88
(1,3)	1:A:84:LYS:CE	2:B:13:A:C5'	6	0.88
(1,3)	1:A:84:LYS:CE	2:B:13:A:C6	6	0.88
(1,3)	1:A:84:LYS:CE	2:B:13:A:C8	6	0.88
(1,3)	1:A:84:LYS:CE	2:B:13:A:H1'	6	0.88
(1,3)	1:A:84:LYS:CE	2:B:13:A:H2	6	0.88
(1,3)	1:A:84:LYS:CE	2:B:13:A:H2'	6	0.88
(1,3)	1:A:84:LYS:CE	2:B:13:A:H3'	6	0.88
(1,3)	1:A:84:LYS:CE	2:B:13:A:H4'	6	0.88
(1,3)	1:A:84:LYS:CE	2:B:13:A:H5'	6	0.88
(1,3)	1:A:84:LYS:CE	2:B:13:A:H5''	6	0.88
(1,3)	1:A:84:LYS:CE	2:B:13:A:H61	6	0.88
(1,3)	1:A:84:LYS:CE	2:B:13:A:H62	6	0.88
(1,3)	1:A:84:LYS:CE	2:B:13:A:H8	6	0.88
(1,3)	1:A:84:LYS:CE	2:B:13:A:HO2'	6	0.88
(1,3)	1:A:84:LYS:CE	2:B:13:A:N1	6	0.88
(1,3)	1:A:84:LYS:CE	2:B:13:A:N3	6	0.88
(1,3)	1:A:84:LYS:CE	2:B:13:A:N6	6	0.88
(1,3)	1:A:84:LYS:CE	2:B:13:A:N7	6	0.88
(1,3)	1:A:84:LYS:CE	2:B:13:A:N9	6	0.88
(1,3)	1:A:84:LYS:CE	2:B:13:A:O2'	6	0.88
(1,3)	1:A:84:LYS:CE	2:B:13:A:O3'	6	0.88
(1,3)	1:A:84:LYS:CE	2:B:13:A:O4'	6	0.88
(1,3)	1:A:84:LYS:CE	2:B:13:A:O5'	6	0.88
(1,3)	1:A:84:LYS:CE	2:B:13:A:OP1	6	0.88
(1,3)	1:A:84:LYS:CE	2:B:13:A:OP2	6	0.88
(1,3)	1:A:84:LYS:CE	2:B:13:A:P	6	0.88
(1,3)	1:A:84:LYS:CE	2:B:14:G:C1'	6	0.88
(1,3)	1:A:84:LYS:CE	2:B:14:G:C2	6	0.88
(1,3)	1:A:84:LYS:CE	2:B:14:G:C2'	6	0.88
(1,3)	1:A:84:LYS:CE	2:B:14:G:C3'	6	0.88
(1,3)	1:A:84:LYS:CE	2:B:14:G:C4	6	0.88
(1,3)	1:A:84:LYS:CE	2:B:14:G:C4'	6	0.88

Continued on next page...

Continued from previous page...

Key	Atom-1	Atom-2	Model ID	Violation (Å)
(1,3)	1:A:84:LYS:CE	2:B:14:G:C5	6	0.88
(1,3)	1:A:84:LYS:CE	2:B:14:G:C5'	6	0.88
(1,3)	1:A:84:LYS:CE	2:B:14:G:C6	6	0.88
(1,3)	1:A:84:LYS:CE	2:B:14:G:C8	6	0.88
(1,3)	1:A:84:LYS:CE	2:B:14:G:H1	6	0.88
(1,3)	1:A:84:LYS:CE	2:B:14:G:H1'	6	0.88
(1,3)	1:A:84:LYS:CE	2:B:14:G:H2'	6	0.88
(1,3)	1:A:84:LYS:CE	2:B:14:G:H21	6	0.88
(1,3)	1:A:84:LYS:CE	2:B:14:G:H22	6	0.88
(1,3)	1:A:84:LYS:CE	2:B:14:G:H3'	6	0.88
(1,3)	1:A:84:LYS:CE	2:B:14:G:H4'	6	0.88
(1,3)	1:A:84:LYS:CE	2:B:14:G:H5'	6	0.88
(1,3)	1:A:84:LYS:CE	2:B:14:G:H5''	6	0.88
(1,3)	1:A:84:LYS:CE	2:B:14:G:H8	6	0.88
(1,3)	1:A:84:LYS:CE	2:B:14:G:HO2'	6	0.88
(1,3)	1:A:84:LYS:CE	2:B:14:G:N1	6	0.88
(1,3)	1:A:84:LYS:CE	2:B:14:G:N2	6	0.88
(1,3)	1:A:84:LYS:CE	2:B:14:G:N3	6	0.88
(1,3)	1:A:84:LYS:CE	2:B:14:G:N7	6	0.88
(1,3)	1:A:84:LYS:CE	2:B:14:G:N9	6	0.88
(1,3)	1:A:84:LYS:CE	2:B:14:G:O2'	6	0.88
(1,3)	1:A:84:LYS:CE	2:B:14:G:O3'	6	0.88
(1,3)	1:A:84:LYS:CE	2:B:14:G:O4'	6	0.88
(1,3)	1:A:84:LYS:CE	2:B:14:G:O5'	6	0.88
(1,3)	1:A:84:LYS:CE	2:B:14:G:O6	6	0.88
(1,3)	1:A:84:LYS:CE	2:B:14:G:OP1	6	0.88
(1,3)	1:A:84:LYS:CE	2:B:14:G:OP2	6	0.88
(1,3)	1:A:84:LYS:CE	2:B:14:G:P	6	0.88
(1,3)	1:A:84:LYS:CE	2:B:15:A:C1'	6	0.88
(1,3)	1:A:84:LYS:CE	2:B:15:A:C2	6	0.88
(1,3)	1:A:84:LYS:CE	2:B:15:A:C2'	6	0.88
(1,3)	1:A:84:LYS:CE	2:B:15:A:C3'	6	0.88
(1,3)	1:A:84:LYS:CE	2:B:15:A:C4	6	0.88
(1,3)	1:A:84:LYS:CE	2:B:15:A:C4'	6	0.88
(1,3)	1:A:84:LYS:CE	2:B:15:A:C5	6	0.88
(1,3)	1:A:84:LYS:CE	2:B:15:A:C5'	6	0.88
(1,3)	1:A:84:LYS:CE	2:B:15:A:C6	6	0.88
(1,3)	1:A:84:LYS:CE	2:B:15:A:C8	6	0.88
(1,3)	1:A:84:LYS:CE	2:B:15:A:H1'	6	0.88
(1,3)	1:A:84:LYS:CE	2:B:15:A:H2	6	0.88
(1,3)	1:A:84:LYS:CE	2:B:15:A:H2'	6	0.88
(1,3)	1:A:84:LYS:CE	2:B:15:A:H3'	6	0.88

Continued on next page...

Continued from previous page...

Key	Atom-1	Atom-2	Model ID	Violation (Å)
(1,3)	1:A:84:LYS:CE	2:B:15:A:H4'	6	0.88
(1,3)	1:A:84:LYS:CE	2:B:15:A:H5'	6	0.88
(1,3)	1:A:84:LYS:CE	2:B:15:A:H5''	6	0.88
(1,3)	1:A:84:LYS:CE	2:B:15:A:H61	6	0.88
(1,3)	1:A:84:LYS:CE	2:B:15:A:H62	6	0.88
(1,3)	1:A:84:LYS:CE	2:B:15:A:H8	6	0.88
(1,3)	1:A:84:LYS:CE	2:B:15:A:HO2'	6	0.88
(1,3)	1:A:84:LYS:CE	2:B:15:A:N1	6	0.88
(1,3)	1:A:84:LYS:CE	2:B:15:A:N3	6	0.88
(1,3)	1:A:84:LYS:CE	2:B:15:A:N6	6	0.88
(1,3)	1:A:84:LYS:CE	2:B:15:A:N7	6	0.88
(1,3)	1:A:84:LYS:CE	2:B:15:A:N9	6	0.88
(1,3)	1:A:84:LYS:CE	2:B:15:A:O2'	6	0.88
(1,3)	1:A:84:LYS:CE	2:B:15:A:O3'	6	0.88
(1,3)	1:A:84:LYS:CE	2:B:15:A:O4'	6	0.88
(1,3)	1:A:84:LYS:CE	2:B:15:A:O5'	6	0.88
(1,3)	1:A:84:LYS:CE	2:B:15:A:OP1	6	0.88
(1,3)	1:A:84:LYS:CE	2:B:15:A:OP2	6	0.88
(1,3)	1:A:84:LYS:CE	2:B:15:A:P	6	0.88
(1,3)	1:A:84:LYS:CE	2:B:16:G:C1'	6	0.88
(1,3)	1:A:84:LYS:CE	2:B:16:G:C2	6	0.88
(1,3)	1:A:84:LYS:CE	2:B:16:G:C2'	6	0.88
(1,3)	1:A:84:LYS:CE	2:B:16:G:C3'	6	0.88
(1,3)	1:A:84:LYS:CE	2:B:16:G:C4	6	0.88
(1,3)	1:A:84:LYS:CE	2:B:16:G:C4'	6	0.88
(1,3)	1:A:84:LYS:CE	2:B:16:G:C5	6	0.88
(1,3)	1:A:84:LYS:CE	2:B:16:G:C5'	6	0.88
(1,3)	1:A:84:LYS:CE	2:B:16:G:C6	6	0.88
(1,3)	1:A:84:LYS:CE	2:B:16:G:C8	6	0.88
(1,3)	1:A:84:LYS:CE	2:B:16:G:H1	6	0.88
(1,3)	1:A:84:LYS:CE	2:B:16:G:H1'	6	0.88
(1,3)	1:A:84:LYS:CE	2:B:16:G:H2'	6	0.88
(1,3)	1:A:84:LYS:CE	2:B:16:G:H21	6	0.88
(1,3)	1:A:84:LYS:CE	2:B:16:G:H22	6	0.88
(1,3)	1:A:84:LYS:CE	2:B:16:G:H3'	6	0.88
(1,3)	1:A:84:LYS:CE	2:B:16:G:H4'	6	0.88
(1,3)	1:A:84:LYS:CE	2:B:16:G:H5'	6	0.88
(1,3)	1:A:84:LYS:CE	2:B:16:G:H5''	6	0.88
(1,3)	1:A:84:LYS:CE	2:B:16:G:H8	6	0.88
(1,3)	1:A:84:LYS:CE	2:B:16:G:HO2'	6	0.88
(1,3)	1:A:84:LYS:CE	2:B:16:G:N1	6	0.88
(1,3)	1:A:84:LYS:CE	2:B:16:G:N2	6	0.88

Continued on next page...

Continued from previous page...

Key	Atom-1	Atom-2	Model ID	Violation (Å)
(1,3)	1:A:84:LYS:CE	2:B:16:G:N3	6	0.88
(1,3)	1:A:84:LYS:CE	2:B:16:G:N7	6	0.88
(1,3)	1:A:84:LYS:CE	2:B:16:G:N9	6	0.88
(1,3)	1:A:84:LYS:CE	2:B:16:G:O2'	6	0.88
(1,3)	1:A:84:LYS:CE	2:B:16:G:O3'	6	0.88
(1,3)	1:A:84:LYS:CE	2:B:16:G:O4'	6	0.88
(1,3)	1:A:84:LYS:CE	2:B:16:G:O5'	6	0.88
(1,3)	1:A:84:LYS:CE	2:B:16:G:O6	6	0.88
(1,3)	1:A:84:LYS:CE	2:B:16:G:OP1	6	0.88
(1,3)	1:A:84:LYS:CE	2:B:16:G:OP2	6	0.88
(1,3)	1:A:84:LYS:CE	2:B:16:G:P	6	0.88
(1,3)	1:A:84:LYS:CE	2:B:17:C:C1'	6	0.88
(1,3)	1:A:84:LYS:CE	2:B:17:C:C2	6	0.88
(1,3)	1:A:84:LYS:CE	2:B:17:C:C2'	6	0.88
(1,3)	1:A:84:LYS:CE	2:B:17:C:C3'	6	0.88
(1,3)	1:A:84:LYS:CE	2:B:17:C:C4	6	0.88
(1,3)	1:A:84:LYS:CE	2:B:17:C:C4'	6	0.88
(1,3)	1:A:84:LYS:CE	2:B:17:C:C5	6	0.88
(1,3)	1:A:84:LYS:CE	2:B:17:C:C5'	6	0.88
(1,3)	1:A:84:LYS:CE	2:B:17:C:C6	6	0.88
(1,3)	1:A:84:LYS:CE	2:B:17:C:H1'	6	0.88
(1,3)	1:A:84:LYS:CE	2:B:17:C:H2'	6	0.88
(1,3)	1:A:84:LYS:CE	2:B:17:C:H3'	6	0.88
(1,3)	1:A:84:LYS:CE	2:B:17:C:H4'	6	0.88
(1,3)	1:A:84:LYS:CE	2:B:17:C:H41	6	0.88
(1,3)	1:A:84:LYS:CE	2:B:17:C:H42	6	0.88
(1,3)	1:A:84:LYS:CE	2:B:17:C:H5	6	0.88
(1,3)	1:A:84:LYS:CE	2:B:17:C:H5'	6	0.88
(1,3)	1:A:84:LYS:CE	2:B:17:C:H5''	6	0.88
(1,3)	1:A:84:LYS:CE	2:B:17:C:H6	6	0.88
(1,3)	1:A:84:LYS:CE	2:B:17:C:HO2'	6	0.88
(1,3)	1:A:84:LYS:CE	2:B:17:C:N1	6	0.88
(1,3)	1:A:84:LYS:CE	2:B:17:C:N3	6	0.88
(1,3)	1:A:84:LYS:CE	2:B:17:C:N4	6	0.88
(1,3)	1:A:84:LYS:CE	2:B:17:C:O2	6	0.88
(1,3)	1:A:84:LYS:CE	2:B:17:C:O2'	6	0.88
(1,3)	1:A:84:LYS:CE	2:B:17:C:O3'	6	0.88
(1,3)	1:A:84:LYS:CE	2:B:17:C:O4'	6	0.88
(1,3)	1:A:84:LYS:CE	2:B:17:C:O5'	6	0.88
(1,3)	1:A:84:LYS:CE	2:B:17:C:OP1	6	0.88
(1,3)	1:A:84:LYS:CE	2:B:17:C:OP2	6	0.88
(1,3)	1:A:84:LYS:CE	2:B:17:C:P	6	0.88

Continued on next page...

Continued from previous page...

Key	Atom-1	Atom-2	Model ID	Violation (Å)
(1,3)	1:A:84:LYS:CE	2:B:18:A:C1'	6	0.88
(1,3)	1:A:84:LYS:CE	2:B:18:A:C2	6	0.88
(1,3)	1:A:84:LYS:CE	2:B:18:A:C2'	6	0.88
(1,3)	1:A:84:LYS:CE	2:B:18:A:C3'	6	0.88
(1,3)	1:A:84:LYS:CE	2:B:18:A:C4	6	0.88
(1,3)	1:A:84:LYS:CE	2:B:18:A:C4'	6	0.88
(1,3)	1:A:84:LYS:CE	2:B:18:A:C5	6	0.88
(1,3)	1:A:84:LYS:CE	2:B:18:A:C5'	6	0.88
(1,3)	1:A:84:LYS:CE	2:B:18:A:C6	6	0.88
(1,3)	1:A:84:LYS:CE	2:B:18:A:C8	6	0.88
(1,3)	1:A:84:LYS:CE	2:B:18:A:H1'	6	0.88
(1,3)	1:A:84:LYS:CE	2:B:18:A:H2	6	0.88
(1,3)	1:A:84:LYS:CE	2:B:18:A:H2'	6	0.88
(1,3)	1:A:84:LYS:CE	2:B:18:A:H3'	6	0.88
(1,3)	1:A:84:LYS:CE	2:B:18:A:H4'	6	0.88
(1,3)	1:A:84:LYS:CE	2:B:18:A:H5'	6	0.88
(1,3)	1:A:84:LYS:CE	2:B:18:A:H5''	6	0.88
(1,3)	1:A:84:LYS:CE	2:B:18:A:H61	6	0.88
(1,3)	1:A:84:LYS:CE	2:B:18:A:H62	6	0.88
(1,3)	1:A:84:LYS:CE	2:B:18:A:H8	6	0.88
(1,3)	1:A:84:LYS:CE	2:B:18:A:HO2'	6	0.88
(1,3)	1:A:84:LYS:CE	2:B:18:A:N1	6	0.88
(1,3)	1:A:84:LYS:CE	2:B:18:A:N3	6	0.88
(1,3)	1:A:84:LYS:CE	2:B:18:A:N6	6	0.88
(1,3)	1:A:84:LYS:CE	2:B:18:A:N7	6	0.88
(1,3)	1:A:84:LYS:CE	2:B:18:A:N9	6	0.88
(1,3)	1:A:84:LYS:CE	2:B:18:A:O2'	6	0.88
(1,3)	1:A:84:LYS:CE	2:B:18:A:O3'	6	0.88
(1,3)	1:A:84:LYS:CE	2:B:18:A:O4'	6	0.88
(1,3)	1:A:84:LYS:CE	2:B:18:A:O5'	6	0.88
(1,3)	1:A:84:LYS:CE	2:B:18:A:OP1	6	0.88
(1,3)	1:A:84:LYS:CE	2:B:18:A:OP2	6	0.88
(1,3)	1:A:84:LYS:CE	2:B:18:A:P	6	0.88
(1,3)	1:A:84:LYS:CE	2:B:19:A:C1'	6	0.88
(1,3)	1:A:84:LYS:CE	2:B:19:A:C2	6	0.88
(1,3)	1:A:84:LYS:CE	2:B:19:A:C2'	6	0.88
(1,3)	1:A:84:LYS:CE	2:B:19:A:C3'	6	0.88
(1,3)	1:A:84:LYS:CE	2:B:19:A:C4	6	0.88
(1,3)	1:A:84:LYS:CE	2:B:19:A:C4'	6	0.88
(1,3)	1:A:84:LYS:CE	2:B:19:A:C5	6	0.88
(1,3)	1:A:84:LYS:CE	2:B:19:A:C5'	6	0.88
(1,3)	1:A:84:LYS:CE	2:B:19:A:C6	6	0.88

Continued on next page...

Continued from previous page...

Key	Atom-1	Atom-2	Model ID	Violation (Å)
(1,3)	1:A:84:LYS:CE	2:B:19:A:C8	6	0.88
(1,3)	1:A:84:LYS:CE	2:B:19:A:H1'	6	0.88
(1,3)	1:A:84:LYS:CE	2:B:19:A:H2	6	0.88
(1,3)	1:A:84:LYS:CE	2:B:19:A:H2'	6	0.88
(1,3)	1:A:84:LYS:CE	2:B:19:A:H3'	6	0.88
(1,3)	1:A:84:LYS:CE	2:B:19:A:H4'	6	0.88
(1,3)	1:A:84:LYS:CE	2:B:19:A:H5'	6	0.88
(1,3)	1:A:84:LYS:CE	2:B:19:A:H5''	6	0.88
(1,3)	1:A:84:LYS:CE	2:B:19:A:H61	6	0.88
(1,3)	1:A:84:LYS:CE	2:B:19:A:H62	6	0.88
(1,3)	1:A:84:LYS:CE	2:B:19:A:H8	6	0.88
(1,3)	1:A:84:LYS:CE	2:B:19:A:HO2'	6	0.88
(1,3)	1:A:84:LYS:CE	2:B:19:A:N1	6	0.88
(1,3)	1:A:84:LYS:CE	2:B:19:A:N3	6	0.88
(1,3)	1:A:84:LYS:CE	2:B:19:A:N6	6	0.88
(1,3)	1:A:84:LYS:CE	2:B:19:A:N7	6	0.88
(1,3)	1:A:84:LYS:CE	2:B:19:A:N9	6	0.88
(1,3)	1:A:84:LYS:CE	2:B:19:A:O2'	6	0.88
(1,3)	1:A:84:LYS:CE	2:B:19:A:O3'	6	0.88
(1,3)	1:A:84:LYS:CE	2:B:19:A:O4'	6	0.88
(1,3)	1:A:84:LYS:CE	2:B:19:A:O5'	6	0.88
(1,3)	1:A:84:LYS:CE	2:B:19:A:OP1	6	0.88
(1,3)	1:A:84:LYS:CE	2:B:19:A:OP2	6	0.88
(1,3)	1:A:84:LYS:CE	2:B:19:A:P	6	0.88
(1,3)	1:A:84:LYS:CE	2:B:20:U:C1'	6	0.88
(1,3)	1:A:84:LYS:CE	2:B:20:U:C2	6	0.88
(1,3)	1:A:84:LYS:CE	2:B:20:U:C2'	6	0.88
(1,3)	1:A:84:LYS:CE	2:B:20:U:C3'	6	0.88
(1,3)	1:A:84:LYS:CE	2:B:20:U:C4	6	0.88
(1,3)	1:A:84:LYS:CE	2:B:20:U:C4'	6	0.88
(1,3)	1:A:84:LYS:CE	2:B:20:U:C5	6	0.88
(1,3)	1:A:84:LYS:CE	2:B:20:U:C5'	6	0.88
(1,3)	1:A:84:LYS:CE	2:B:20:U:C6	6	0.88
(1,3)	1:A:84:LYS:CE	2:B:20:U:H1'	6	0.88
(1,3)	1:A:84:LYS:CE	2:B:20:U:H2'	6	0.88
(1,3)	1:A:84:LYS:CE	2:B:20:U:H3	6	0.88
(1,3)	1:A:84:LYS:CE	2:B:20:U:H3'	6	0.88
(1,3)	1:A:84:LYS:CE	2:B:20:U:H4'	6	0.88
(1,3)	1:A:84:LYS:CE	2:B:20:U:H5	6	0.88
(1,3)	1:A:84:LYS:CE	2:B:20:U:H5'	6	0.88
(1,3)	1:A:84:LYS:CE	2:B:20:U:H5''	6	0.88
(1,3)	1:A:84:LYS:CE	2:B:20:U:H6	6	0.88

Continued on next page...

Continued from previous page...

Key	Atom-1	Atom-2	Model ID	Violation (Å)
(1,3)	1:A:84:LYS:CE	2:B:20:U:HO2'	6	0.88
(1,3)	1:A:84:LYS:CE	2:B:20:U:N1	6	0.88
(1,3)	1:A:84:LYS:CE	2:B:20:U:N3	6	0.88
(1,3)	1:A:84:LYS:CE	2:B:20:U:O2	6	0.88
(1,3)	1:A:84:LYS:CE	2:B:20:U:O2'	6	0.88
(1,3)	1:A:84:LYS:CE	2:B:20:U:O3'	6	0.88
(1,3)	1:A:84:LYS:CE	2:B:20:U:O4	6	0.88
(1,3)	1:A:84:LYS:CE	2:B:20:U:O4'	6	0.88
(1,3)	1:A:84:LYS:CE	2:B:20:U:O5'	6	0.88
(1,3)	1:A:84:LYS:CE	2:B:20:U:OP1	6	0.88
(1,3)	1:A:84:LYS:CE	2:B:20:U:OP2	6	0.88
(1,3)	1:A:84:LYS:CE	2:B:20:U:P	6	0.88
(1,3)	1:A:84:LYS:CE	2:B:21:G:C1'	6	0.88
(1,3)	1:A:84:LYS:CE	2:B:21:G:C2	6	0.88
(1,3)	1:A:84:LYS:CE	2:B:21:G:C2'	6	0.88
(1,3)	1:A:84:LYS:CE	2:B:21:G:C3'	6	0.88
(1,3)	1:A:84:LYS:CE	2:B:21:G:C4	6	0.88
(1,3)	1:A:84:LYS:CE	2:B:21:G:C4'	6	0.88
(1,3)	1:A:84:LYS:CE	2:B:21:G:C5	6	0.88
(1,3)	1:A:84:LYS:CE	2:B:21:G:C5'	6	0.88
(1,3)	1:A:84:LYS:CE	2:B:21:G:C6	6	0.88
(1,3)	1:A:84:LYS:CE	2:B:21:G:C8	6	0.88
(1,3)	1:A:84:LYS:CE	2:B:21:G:H1	6	0.88
(1,3)	1:A:84:LYS:CE	2:B:21:G:H1'	6	0.88
(1,3)	1:A:84:LYS:CE	2:B:21:G:H2'	6	0.88
(1,3)	1:A:84:LYS:CE	2:B:21:G:H21	6	0.88
(1,3)	1:A:84:LYS:CE	2:B:21:G:H22	6	0.88
(1,3)	1:A:84:LYS:CE	2:B:21:G:H3'	6	0.88
(1,3)	1:A:84:LYS:CE	2:B:21:G:H4'	6	0.88
(1,3)	1:A:84:LYS:CE	2:B:21:G:H5'	6	0.88
(1,3)	1:A:84:LYS:CE	2:B:21:G:H5''	6	0.88
(1,3)	1:A:84:LYS:CE	2:B:21:G:H8	6	0.88
(1,3)	1:A:84:LYS:CE	2:B:21:G:HO2'	6	0.88
(1,3)	1:A:84:LYS:CE	2:B:21:G:N1	6	0.88
(1,3)	1:A:84:LYS:CE	2:B:21:G:N2	6	0.88
(1,3)	1:A:84:LYS:CE	2:B:21:G:N3	6	0.88
(1,3)	1:A:84:LYS:CE	2:B:21:G:N7	6	0.88
(1,3)	1:A:84:LYS:CE	2:B:21:G:N9	6	0.88
(1,3)	1:A:84:LYS:CE	2:B:21:G:O2'	6	0.88
(1,3)	1:A:84:LYS:CE	2:B:21:G:O3'	6	0.88
(1,3)	1:A:84:LYS:CE	2:B:21:G:O4'	6	0.88
(1,3)	1:A:84:LYS:CE	2:B:21:G:O5'	6	0.88

Continued on next page...

Continued from previous page...

Key	Atom-1	Atom-2	Model ID	Violation (Å)
(1,3)	1:A:84:LYS:CE	2:B:21:G:O6	6	0.88
(1,3)	1:A:84:LYS:CE	2:B:21:G:OP1	6	0.88
(1,3)	1:A:84:LYS:CE	2:B:21:G:OP2	6	0.88
(1,3)	1:A:84:LYS:CE	2:B:21:G:P	6	0.88
(1,3)	1:A:84:LYS:CE	2:B:22:A:C1'	6	0.88
(1,3)	1:A:84:LYS:CE	2:B:22:A:C2	6	0.88
(1,3)	1:A:84:LYS:CE	2:B:22:A:C2'	6	0.88
(1,3)	1:A:84:LYS:CE	2:B:22:A:C3'	6	0.88
(1,3)	1:A:84:LYS:CE	2:B:22:A:C4	6	0.88
(1,3)	1:A:84:LYS:CE	2:B:22:A:C4'	6	0.88
(1,3)	1:A:84:LYS:CE	2:B:22:A:C5	6	0.88
(1,3)	1:A:84:LYS:CE	2:B:22:A:C5'	6	0.88
(1,3)	1:A:84:LYS:CE	2:B:22:A:C6	6	0.88
(1,3)	1:A:84:LYS:CE	2:B:22:A:C8	6	0.88
(1,3)	1:A:84:LYS:CE	2:B:22:A:H1'	6	0.88
(1,3)	1:A:84:LYS:CE	2:B:22:A:H2	6	0.88
(1,3)	1:A:84:LYS:CE	2:B:22:A:H2'	6	0.88
(1,3)	1:A:84:LYS:CE	2:B:22:A:H3'	6	0.88
(1,3)	1:A:84:LYS:CE	2:B:22:A:H4'	6	0.88
(1,3)	1:A:84:LYS:CE	2:B:22:A:H5'	6	0.88
(1,3)	1:A:84:LYS:CE	2:B:22:A:H5''	6	0.88
(1,3)	1:A:84:LYS:CE	2:B:22:A:H61	6	0.88
(1,3)	1:A:84:LYS:CE	2:B:22:A:H62	6	0.88
(1,3)	1:A:84:LYS:CE	2:B:22:A:H8	6	0.88
(1,3)	1:A:84:LYS:CE	2:B:22:A:HO2'	6	0.88
(1,3)	1:A:84:LYS:CE	2:B:22:A:N1	6	0.88
(1,3)	1:A:84:LYS:CE	2:B:22:A:N3	6	0.88
(1,3)	1:A:84:LYS:CE	2:B:22:A:N6	6	0.88
(1,3)	1:A:84:LYS:CE	2:B:22:A:N7	6	0.88
(1,3)	1:A:84:LYS:CE	2:B:22:A:N9	6	0.88
(1,3)	1:A:84:LYS:CE	2:B:22:A:O2'	6	0.88
(1,3)	1:A:84:LYS:CE	2:B:22:A:O3'	6	0.88
(1,3)	1:A:84:LYS:CE	2:B:22:A:O4'	6	0.88
(1,3)	1:A:84:LYS:CE	2:B:22:A:O5'	6	0.88
(1,3)	1:A:84:LYS:CE	2:B:22:A:OP1	6	0.88
(1,3)	1:A:84:LYS:CE	2:B:22:A:OP2	6	0.88
(1,3)	1:A:84:LYS:CE	2:B:22:A:P	6	0.88
(1,3)	1:A:84:LYS:CE	2:B:23:U:C1'	6	0.88
(1,3)	1:A:84:LYS:CE	2:B:23:U:C2	6	0.88
(1,3)	1:A:84:LYS:CE	2:B:23:U:C2'	6	0.88
(1,3)	1:A:84:LYS:CE	2:B:23:U:C3'	6	0.88
(1,3)	1:A:84:LYS:CE	2:B:23:U:C4	6	0.88

Continued on next page...

Continued from previous page...

Key	Atom-1	Atom-2	Model ID	Violation (Å)
(1,3)	1:A:84:LYS:CE	2:B:23:U:C4'	6	0.88
(1,3)	1:A:84:LYS:CE	2:B:23:U:C5	6	0.88
(1,3)	1:A:84:LYS:CE	2:B:23:U:C5'	6	0.88
(1,3)	1:A:84:LYS:CE	2:B:23:U:C6	6	0.88
(1,3)	1:A:84:LYS:CE	2:B:23:U:H1'	6	0.88
(1,3)	1:A:84:LYS:CE	2:B:23:U:H2'	6	0.88
(1,3)	1:A:84:LYS:CE	2:B:23:U:H3	6	0.88
(1,3)	1:A:84:LYS:CE	2:B:23:U:H3'	6	0.88
(1,3)	1:A:84:LYS:CE	2:B:23:U:H4'	6	0.88
(1,3)	1:A:84:LYS:CE	2:B:23:U:H5	6	0.88
(1,3)	1:A:84:LYS:CE	2:B:23:U:H5'	6	0.88
(1,3)	1:A:84:LYS:CE	2:B:23:U:H5''	6	0.88
(1,3)	1:A:84:LYS:CE	2:B:23:U:H6	6	0.88
(1,3)	1:A:84:LYS:CE	2:B:23:U:HO2'	6	0.88
(1,3)	1:A:84:LYS:CE	2:B:23:U:N1	6	0.88
(1,3)	1:A:84:LYS:CE	2:B:23:U:N3	6	0.88
(1,3)	1:A:84:LYS:CE	2:B:23:U:O2	6	0.88
(1,3)	1:A:84:LYS:CE	2:B:23:U:O2'	6	0.88
(1,3)	1:A:84:LYS:CE	2:B:23:U:O3'	6	0.88
(1,3)	1:A:84:LYS:CE	2:B:23:U:O4	6	0.88
(1,3)	1:A:84:LYS:CE	2:B:23:U:O4'	6	0.88
(1,3)	1:A:84:LYS:CE	2:B:23:U:O5'	6	0.88
(1,3)	1:A:84:LYS:CE	2:B:23:U:OP1	6	0.88
(1,3)	1:A:84:LYS:CE	2:B:23:U:OP2	6	0.88
(1,3)	1:A:84:LYS:CE	2:B:23:U:P	6	0.88
(1,3)	1:A:84:LYS:CE	2:B:24:G:C1'	6	0.88
(1,3)	1:A:84:LYS:CE	2:B:24:G:C2	6	0.88
(1,3)	1:A:84:LYS:CE	2:B:24:G:C2'	6	0.88
(1,3)	1:A:84:LYS:CE	2:B:24:G:C3'	6	0.88
(1,3)	1:A:84:LYS:CE	2:B:24:G:C4	6	0.88
(1,3)	1:A:84:LYS:CE	2:B:24:G:C4'	6	0.88
(1,3)	1:A:84:LYS:CE	2:B:24:G:C5	6	0.88
(1,3)	1:A:84:LYS:CE	2:B:24:G:C5'	6	0.88
(1,3)	1:A:84:LYS:CE	2:B:24:G:C6	6	0.88
(1,3)	1:A:84:LYS:CE	2:B:24:G:C8	6	0.88
(1,3)	1:A:84:LYS:CE	2:B:24:G:H1	6	0.88
(1,3)	1:A:84:LYS:CE	2:B:24:G:H1'	6	0.88
(1,3)	1:A:84:LYS:CE	2:B:24:G:H2'	6	0.88
(1,3)	1:A:84:LYS:CE	2:B:24:G:H21	6	0.88
(1,3)	1:A:84:LYS:CE	2:B:24:G:H22	6	0.88
(1,3)	1:A:84:LYS:CE	2:B:24:G:H3'	6	0.88
(1,3)	1:A:84:LYS:CE	2:B:24:G:H4'	6	0.88

Continued on next page...

Continued from previous page...

Key	Atom-1	Atom-2	Model ID	Violation (Å)
(1,3)	1:A:84:LYS:CE	2:B:24:G:H5'	6	0.88
(1,3)	1:A:84:LYS:CE	2:B:24:G:H5''	6	0.88
(1,3)	1:A:84:LYS:CE	2:B:24:G:H8	6	0.88
(1,3)	1:A:84:LYS:CE	2:B:24:G:HO2'	6	0.88
(1,3)	1:A:84:LYS:CE	2:B:24:G:N1	6	0.88
(1,3)	1:A:84:LYS:CE	2:B:24:G:N2	6	0.88
(1,3)	1:A:84:LYS:CE	2:B:24:G:N3	6	0.88
(1,3)	1:A:84:LYS:CE	2:B:24:G:N7	6	0.88
(1,3)	1:A:84:LYS:CE	2:B:24:G:N9	6	0.88
(1,3)	1:A:84:LYS:CE	2:B:24:G:O2'	6	0.88
(1,3)	1:A:84:LYS:CE	2:B:24:G:O3'	6	0.88
(1,3)	1:A:84:LYS:CE	2:B:24:G:O4'	6	0.88
(1,3)	1:A:84:LYS:CE	2:B:24:G:O5'	6	0.88
(1,3)	1:A:84:LYS:CE	2:B:24:G:O6	6	0.88
(1,3)	1:A:84:LYS:CE	2:B:24:G:OP1	6	0.88
(1,3)	1:A:84:LYS:CE	2:B:24:G:OP2	6	0.88
(1,3)	1:A:84:LYS:CE	2:B:24:G:P	6	0.88
(1,3)	1:A:84:LYS:CG	2:B:2:C:C1'	6	0.88
(1,3)	1:A:84:LYS:CG	2:B:2:C:C2	6	0.88
(1,3)	1:A:84:LYS:CG	2:B:2:C:C2'	6	0.88
(1,3)	1:A:84:LYS:CG	2:B:2:C:C3'	6	0.88
(1,3)	1:A:84:LYS:CG	2:B:2:C:C4	6	0.88
(1,3)	1:A:84:LYS:CG	2:B:2:C:C4'	6	0.88
(1,3)	1:A:84:LYS:CG	2:B:2:C:C5	6	0.88
(1,3)	1:A:84:LYS:CG	2:B:2:C:C5'	6	0.88
(1,3)	1:A:84:LYS:CG	2:B:2:C:C6	6	0.88
(1,3)	1:A:84:LYS:CG	2:B:2:C:H1'	6	0.88
(1,3)	1:A:84:LYS:CG	2:B:2:C:H2'	6	0.88
(1,3)	1:A:84:LYS:CG	2:B:2:C:H3'	6	0.88
(1,3)	1:A:84:LYS:CG	2:B:2:C:H4'	6	0.88
(1,3)	1:A:84:LYS:CG	2:B:2:C:H41	6	0.88
(1,3)	1:A:84:LYS:CG	2:B:2:C:H42	6	0.88
(1,3)	1:A:84:LYS:CG	2:B:2:C:H5	6	0.88
(1,3)	1:A:84:LYS:CG	2:B:2:C:H5'	6	0.88
(1,3)	1:A:84:LYS:CG	2:B:2:C:H5''	6	0.88
(1,3)	1:A:84:LYS:CG	2:B:2:C:H6	6	0.88
(1,3)	1:A:84:LYS:CG	2:B:2:C:HO2'	6	0.88
(1,3)	1:A:84:LYS:CG	2:B:2:C:N1	6	0.88
(1,3)	1:A:84:LYS:CG	2:B:2:C:N3	6	0.88
(1,3)	1:A:84:LYS:CG	2:B:2:C:N4	6	0.88
(1,3)	1:A:84:LYS:CG	2:B:2:C:O2	6	0.88
(1,3)	1:A:84:LYS:CG	2:B:2:C:O2'	6	0.88

Continued on next page...

Continued from previous page...

Key	Atom-1	Atom-2	Model ID	Violation (Å)
(1,3)	1:A:84:LYS:CG	2:B:2:C:O3'	6	0.88
(1,3)	1:A:84:LYS:CG	2:B:2:C:O4'	6	0.88
(1,3)	1:A:84:LYS:CG	2:B:2:C:O5'	6	0.88
(1,3)	1:A:84:LYS:CG	2:B:3:U:C1'	6	0.88
(1,3)	1:A:84:LYS:CG	2:B:3:U:C2	6	0.88
(1,3)	1:A:84:LYS:CG	2:B:3:U:C2'	6	0.88
(1,3)	1:A:84:LYS:CG	2:B:3:U:C3'	6	0.88
(1,3)	1:A:84:LYS:CG	2:B:3:U:C4	6	0.88
(1,3)	1:A:84:LYS:CG	2:B:3:U:C4'	6	0.88
(1,3)	1:A:84:LYS:CG	2:B:3:U:C5	6	0.88
(1,3)	1:A:84:LYS:CG	2:B:3:U:C5'	6	0.88
(1,3)	1:A:84:LYS:CG	2:B:3:U:C6	6	0.88
(1,3)	1:A:84:LYS:CG	2:B:3:U:H1'	6	0.88
(1,3)	1:A:84:LYS:CG	2:B:3:U:H2'	6	0.88
(1,3)	1:A:84:LYS:CG	2:B:3:U:H3	6	0.88
(1,3)	1:A:84:LYS:CG	2:B:3:U:H3'	6	0.88
(1,3)	1:A:84:LYS:CG	2:B:3:U:H4'	6	0.88
(1,3)	1:A:84:LYS:CG	2:B:3:U:H5	6	0.88
(1,3)	1:A:84:LYS:CG	2:B:3:U:H5'	6	0.88
(1,3)	1:A:84:LYS:CG	2:B:3:U:H5''	6	0.88
(1,3)	1:A:84:LYS:CG	2:B:3:U:H6	6	0.88
(1,3)	1:A:84:LYS:CG	2:B:3:U:HO2'	6	0.88
(1,3)	1:A:84:LYS:CG	2:B:3:U:N1	6	0.88
(1,3)	1:A:84:LYS:CG	2:B:3:U:N3	6	0.88
(1,3)	1:A:84:LYS:CG	2:B:3:U:O2	6	0.88
(1,3)	1:A:84:LYS:CG	2:B:3:U:O2'	6	0.88
(1,3)	1:A:84:LYS:CG	2:B:3:U:O3'	6	0.88
(1,3)	1:A:84:LYS:CG	2:B:3:U:O4	6	0.88
(1,3)	1:A:84:LYS:CG	2:B:3:U:O4'	6	0.88
(1,3)	1:A:84:LYS:CG	2:B:3:U:O5'	6	0.88
(1,3)	1:A:84:LYS:CG	2:B:3:U:OP1	6	0.88
(1,3)	1:A:84:LYS:CG	2:B:3:U:OP2	6	0.88
(1,3)	1:A:84:LYS:CG	2:B:3:U:P	6	0.88
(1,3)	1:A:84:LYS:CG	2:B:4:G:C1'	6	0.88
(1,3)	1:A:84:LYS:CG	2:B:4:G:C2	6	0.88
(1,3)	1:A:84:LYS:CG	2:B:4:G:C2'	6	0.88
(1,3)	1:A:84:LYS:CG	2:B:4:G:C3'	6	0.88
(1,3)	1:A:84:LYS:CG	2:B:4:G:C4	6	0.88
(1,3)	1:A:84:LYS:CG	2:B:4:G:C4'	6	0.88
(1,3)	1:A:84:LYS:CG	2:B:4:G:C5	6	0.88
(1,3)	1:A:84:LYS:CG	2:B:4:G:C5'	6	0.88
(1,3)	1:A:84:LYS:CG	2:B:4:G:C6	6	0.88

Continued on next page...

Continued from previous page...

Key	Atom-1	Atom-2	Model ID	Violation (Å)
(1,3)	1:A:84:LYS:CG	2:B:4:G:C8	6	0.88
(1,3)	1:A:84:LYS:CG	2:B:4:G:H1	6	0.88
(1,3)	1:A:84:LYS:CG	2:B:4:G:H1'	6	0.88
(1,3)	1:A:84:LYS:CG	2:B:4:G:H2'	6	0.88
(1,3)	1:A:84:LYS:CG	2:B:4:G:H21	6	0.88
(1,3)	1:A:84:LYS:CG	2:B:4:G:H22	6	0.88
(1,3)	1:A:84:LYS:CG	2:B:4:G:H3'	6	0.88
(1,3)	1:A:84:LYS:CG	2:B:4:G:H4'	6	0.88
(1,3)	1:A:84:LYS:CG	2:B:4:G:H5'	6	0.88
(1,3)	1:A:84:LYS:CG	2:B:4:G:H5''	6	0.88
(1,3)	1:A:84:LYS:CG	2:B:4:G:H8	6	0.88
(1,3)	1:A:84:LYS:CG	2:B:4:G:HO2'	6	0.88
(1,3)	1:A:84:LYS:CG	2:B:4:G:N1	6	0.88
(1,3)	1:A:84:LYS:CG	2:B:4:G:N2	6	0.88
(1,3)	1:A:84:LYS:CG	2:B:4:G:N3	6	0.88
(1,3)	1:A:84:LYS:CG	2:B:4:G:N7	6	0.88
(1,3)	1:A:84:LYS:CG	2:B:4:G:N9	6	0.88
(1,3)	1:A:84:LYS:CG	2:B:4:G:O2'	6	0.88
(1,3)	1:A:84:LYS:CG	2:B:4:G:O3'	6	0.88
(1,3)	1:A:84:LYS:CG	2:B:4:G:O4'	6	0.88
(1,3)	1:A:84:LYS:CG	2:B:4:G:O5'	6	0.88
(1,3)	1:A:84:LYS:CG	2:B:4:G:O6	6	0.88
(1,3)	1:A:84:LYS:CG	2:B:4:G:OP1	6	0.88
(1,3)	1:A:84:LYS:CG	2:B:4:G:OP2	6	0.88
(1,3)	1:A:84:LYS:CG	2:B:4:G:P	6	0.88
(1,3)	1:A:84:LYS:CG	2:B:5:A:C1'	6	0.88
(1,3)	1:A:84:LYS:CG	2:B:5:A:C2	6	0.88
(1,3)	1:A:84:LYS:CG	2:B:5:A:C2'	6	0.88
(1,3)	1:A:84:LYS:CG	2:B:5:A:C3'	6	0.88
(1,3)	1:A:84:LYS:CG	2:B:5:A:C4	6	0.88
(1,3)	1:A:84:LYS:CG	2:B:5:A:C4'	6	0.88
(1,3)	1:A:84:LYS:CG	2:B:5:A:C5	6	0.88
(1,3)	1:A:84:LYS:CG	2:B:5:A:C5'	6	0.88
(1,3)	1:A:84:LYS:CG	2:B:5:A:C6	6	0.88
(1,3)	1:A:84:LYS:CG	2:B:5:A:C8	6	0.88
(1,3)	1:A:84:LYS:CG	2:B:5:A:H1'	6	0.88
(1,3)	1:A:84:LYS:CG	2:B:5:A:H2	6	0.88
(1,3)	1:A:84:LYS:CG	2:B:5:A:H2'	6	0.88
(1,3)	1:A:84:LYS:CG	2:B:5:A:H3'	6	0.88
(1,3)	1:A:84:LYS:CG	2:B:5:A:H4'	6	0.88
(1,3)	1:A:84:LYS:CG	2:B:5:A:H5'	6	0.88
(1,3)	1:A:84:LYS:CG	2:B:5:A:H5''	6	0.88

Continued on next page...

Continued from previous page...

Key	Atom-1	Atom-2	Model ID	Violation (Å)
(1,3)	1:A:84:LYS:CG	2:B:5:A:H61	6	0.88
(1,3)	1:A:84:LYS:CG	2:B:5:A:H62	6	0.88
(1,3)	1:A:84:LYS:CG	2:B:5:A:H8	6	0.88
(1,3)	1:A:84:LYS:CG	2:B:5:A:HO2'	6	0.88
(1,3)	1:A:84:LYS:CG	2:B:5:A:N1	6	0.88
(1,3)	1:A:84:LYS:CG	2:B:5:A:N3	6	0.88
(1,3)	1:A:84:LYS:CG	2:B:5:A:N6	6	0.88
(1,3)	1:A:84:LYS:CG	2:B:5:A:N7	6	0.88
(1,3)	1:A:84:LYS:CG	2:B:5:A:N9	6	0.88
(1,3)	1:A:84:LYS:CG	2:B:5:A:O2'	6	0.88
(1,3)	1:A:84:LYS:CG	2:B:5:A:O3'	6	0.88
(1,3)	1:A:84:LYS:CG	2:B:5:A:O4'	6	0.88
(1,3)	1:A:84:LYS:CG	2:B:5:A:O5'	6	0.88
(1,3)	1:A:84:LYS:CG	2:B:5:A:OP1	6	0.88
(1,3)	1:A:84:LYS:CG	2:B:5:A:OP2	6	0.88
(1,3)	1:A:84:LYS:CG	2:B:5:A:P	6	0.88
(1,3)	1:A:84:LYS:CG	2:B:6:G:C1'	6	0.88
(1,3)	1:A:84:LYS:CG	2:B:6:G:C2	6	0.88
(1,3)	1:A:84:LYS:CG	2:B:6:G:C2'	6	0.88
(1,3)	1:A:84:LYS:CG	2:B:6:G:C3'	6	0.88
(1,3)	1:A:84:LYS:CG	2:B:6:G:C4	6	0.88
(1,3)	1:A:84:LYS:CG	2:B:6:G:C4'	6	0.88
(1,3)	1:A:84:LYS:CG	2:B:6:G:C5	6	0.88
(1,3)	1:A:84:LYS:CG	2:B:6:G:C5'	6	0.88
(1,3)	1:A:84:LYS:CG	2:B:6:G:C6	6	0.88
(1,3)	1:A:84:LYS:CG	2:B:6:G:C8	6	0.88
(1,3)	1:A:84:LYS:CG	2:B:6:G:H1	6	0.88
(1,3)	1:A:84:LYS:CG	2:B:6:G:H1'	6	0.88
(1,3)	1:A:84:LYS:CG	2:B:6:G:H2'	6	0.88
(1,3)	1:A:84:LYS:CG	2:B:6:G:H21	6	0.88
(1,3)	1:A:84:LYS:CG	2:B:6:G:H22	6	0.88
(1,3)	1:A:84:LYS:CG	2:B:6:G:H3'	6	0.88
(1,3)	1:A:84:LYS:CG	2:B:6:G:H4'	6	0.88
(1,3)	1:A:84:LYS:CG	2:B:6:G:H5'	6	0.88
(1,3)	1:A:84:LYS:CG	2:B:6:G:H5''	6	0.88
(1,3)	1:A:84:LYS:CG	2:B:6:G:H8	6	0.88
(1,3)	1:A:84:LYS:CG	2:B:6:G:HO2'	6	0.88
(1,3)	1:A:84:LYS:CG	2:B:6:G:N1	6	0.88
(1,3)	1:A:84:LYS:CG	2:B:6:G:N2	6	0.88
(1,3)	1:A:84:LYS:CG	2:B:6:G:N3	6	0.88
(1,3)	1:A:84:LYS:CG	2:B:6:G:N7	6	0.88
(1,3)	1:A:84:LYS:CG	2:B:6:G:N9	6	0.88

Continued on next page...

Continued from previous page...

Key	Atom-1	Atom-2	Model ID	Violation (Å)
(1,3)	1:A:84:LYS:CG	2:B:6:G:O2'	6	0.88
(1,3)	1:A:84:LYS:CG	2:B:6:G:O3'	6	0.88
(1,3)	1:A:84:LYS:CG	2:B:6:G:O4'	6	0.88
(1,3)	1:A:84:LYS:CG	2:B:6:G:O5'	6	0.88
(1,3)	1:A:84:LYS:CG	2:B:6:G:O6	6	0.88
(1,3)	1:A:84:LYS:CG	2:B:6:G:OP1	6	0.88
(1,3)	1:A:84:LYS:CG	2:B:6:G:OP2	6	0.88
(1,3)	1:A:84:LYS:CG	2:B:6:G:P	6	0.88
(1,3)	1:A:84:LYS:CG	2:B:7:C:C1'	6	0.88
(1,3)	1:A:84:LYS:CG	2:B:7:C:C2	6	0.88
(1,3)	1:A:84:LYS:CG	2:B:7:C:C2'	6	0.88
(1,3)	1:A:84:LYS:CG	2:B:7:C:C3'	6	0.88
(1,3)	1:A:84:LYS:CG	2:B:7:C:C4	6	0.88
(1,3)	1:A:84:LYS:CG	2:B:7:C:C4'	6	0.88
(1,3)	1:A:84:LYS:CG	2:B:7:C:C5	6	0.88
(1,3)	1:A:84:LYS:CG	2:B:7:C:C5'	6	0.88
(1,3)	1:A:84:LYS:CG	2:B:7:C:C6	6	0.88
(1,3)	1:A:84:LYS:CG	2:B:7:C:H1'	6	0.88
(1,3)	1:A:84:LYS:CG	2:B:7:C:H2'	6	0.88
(1,3)	1:A:84:LYS:CG	2:B:7:C:H3'	6	0.88
(1,3)	1:A:84:LYS:CG	2:B:7:C:H4'	6	0.88
(1,3)	1:A:84:LYS:CG	2:B:7:C:H41	6	0.88
(1,3)	1:A:84:LYS:CG	2:B:7:C:H42	6	0.88
(1,3)	1:A:84:LYS:CG	2:B:7:C:H5	6	0.88
(1,3)	1:A:84:LYS:CG	2:B:7:C:H5'	6	0.88
(1,3)	1:A:84:LYS:CG	2:B:7:C:H5''	6	0.88
(1,3)	1:A:84:LYS:CG	2:B:7:C:H6	6	0.88
(1,3)	1:A:84:LYS:CG	2:B:7:C:HO2'	6	0.88
(1,3)	1:A:84:LYS:CG	2:B:7:C:N1	6	0.88
(1,3)	1:A:84:LYS:CG	2:B:7:C:N3	6	0.88
(1,3)	1:A:84:LYS:CG	2:B:7:C:N4	6	0.88
(1,3)	1:A:84:LYS:CG	2:B:7:C:O2	6	0.88
(1,3)	1:A:84:LYS:CG	2:B:7:C:O2'	6	0.88
(1,3)	1:A:84:LYS:CG	2:B:7:C:O3'	6	0.88
(1,3)	1:A:84:LYS:CG	2:B:7:C:O4'	6	0.88
(1,3)	1:A:84:LYS:CG	2:B:7:C:O5'	6	0.88
(1,3)	1:A:84:LYS:CG	2:B:7:C:OP1	6	0.88
(1,3)	1:A:84:LYS:CG	2:B:7:C:OP2	6	0.88
(1,3)	1:A:84:LYS:CG	2:B:7:C:P	6	0.88
(1,3)	1:A:84:LYS:CG	2:B:8:U:C1'	6	0.88
(1,3)	1:A:84:LYS:CG	2:B:8:U:C2	6	0.88
(1,3)	1:A:84:LYS:CG	2:B:8:U:C2'	6	0.88

Continued on next page...

Continued from previous page...

Key	Atom-1	Atom-2	Model ID	Violation (Å)
(1,3)	1:A:84:LYS:CG	2:B:8:U:C3'	6	0.88
(1,3)	1:A:84:LYS:CG	2:B:8:U:C4	6	0.88
(1,3)	1:A:84:LYS:CG	2:B:8:U:C4'	6	0.88
(1,3)	1:A:84:LYS:CG	2:B:8:U:C5	6	0.88
(1,3)	1:A:84:LYS:CG	2:B:8:U:C5'	6	0.88
(1,3)	1:A:84:LYS:CG	2:B:8:U:C6	6	0.88
(1,3)	1:A:84:LYS:CG	2:B:8:U:H1'	6	0.88
(1,3)	1:A:84:LYS:CG	2:B:8:U:H2'	6	0.88
(1,3)	1:A:84:LYS:CG	2:B:8:U:H3	6	0.88
(1,3)	1:A:84:LYS:CG	2:B:8:U:H3'	6	0.88
(1,3)	1:A:84:LYS:CG	2:B:8:U:H4'	6	0.88
(1,3)	1:A:84:LYS:CG	2:B:8:U:H5	6	0.88
(1,3)	1:A:84:LYS:CG	2:B:8:U:H5'	6	0.88
(1,3)	1:A:84:LYS:CG	2:B:8:U:H5''	6	0.88
(1,3)	1:A:84:LYS:CG	2:B:8:U:H6	6	0.88
(1,3)	1:A:84:LYS:CG	2:B:8:U:HO2'	6	0.88
(1,3)	1:A:84:LYS:CG	2:B:8:U:N1	6	0.88
(1,3)	1:A:84:LYS:CG	2:B:8:U:N3	6	0.88
(1,3)	1:A:84:LYS:CG	2:B:8:U:O2	6	0.88
(1,3)	1:A:84:LYS:CG	2:B:8:U:O2'	6	0.88
(1,3)	1:A:84:LYS:CG	2:B:8:U:O3'	6	0.88
(1,3)	1:A:84:LYS:CG	2:B:8:U:O4	6	0.88
(1,3)	1:A:84:LYS:CG	2:B:8:U:O4'	6	0.88
(1,3)	1:A:84:LYS:CG	2:B:8:U:O5'	6	0.88
(1,3)	1:A:84:LYS:CG	2:B:8:U:OP1	6	0.88
(1,3)	1:A:84:LYS:CG	2:B:8:U:OP2	6	0.88
(1,3)	1:A:84:LYS:CG	2:B:8:U:P	6	0.88
(1,3)	1:A:84:LYS:CG	2:B:9:C:C1'	6	0.88
(1,3)	1:A:84:LYS:CG	2:B:9:C:C2	6	0.88
(1,3)	1:A:84:LYS:CG	2:B:9:C:C2'	6	0.88
(1,3)	1:A:84:LYS:CG	2:B:9:C:C3'	6	0.88
(1,3)	1:A:84:LYS:CG	2:B:9:C:C4	6	0.88
(1,3)	1:A:84:LYS:CG	2:B:9:C:C4'	6	0.88
(1,3)	1:A:84:LYS:CG	2:B:9:C:C5	6	0.88
(1,3)	1:A:84:LYS:CG	2:B:9:C:C5'	6	0.88
(1,3)	1:A:84:LYS:CG	2:B:9:C:C6	6	0.88
(1,3)	1:A:84:LYS:CG	2:B:9:C:H1'	6	0.88
(1,3)	1:A:84:LYS:CG	2:B:9:C:H2'	6	0.88
(1,3)	1:A:84:LYS:CG	2:B:9:C:H3'	6	0.88
(1,3)	1:A:84:LYS:CG	2:B:9:C:H4'	6	0.88
(1,3)	1:A:84:LYS:CG	2:B:9:C:H41	6	0.88
(1,3)	1:A:84:LYS:CG	2:B:9:C:H42	6	0.88

Continued on next page...

Continued from previous page...

Key	Atom-1	Atom-2	Model ID	Violation (Å)
(1,3)	1:A:84:LYS:CG	2:B:9:C:H5	6	0.88
(1,3)	1:A:84:LYS:CG	2:B:9:C:H5'	6	0.88
(1,3)	1:A:84:LYS:CG	2:B:9:C:H5''	6	0.88
(1,3)	1:A:84:LYS:CG	2:B:9:C:H6	6	0.88
(1,3)	1:A:84:LYS:CG	2:B:9:C:HO2'	6	0.88
(1,3)	1:A:84:LYS:CG	2:B:9:C:N1	6	0.88
(1,3)	1:A:84:LYS:CG	2:B:9:C:N3	6	0.88
(1,3)	1:A:84:LYS:CG	2:B:9:C:N4	6	0.88
(1,3)	1:A:84:LYS:CG	2:B:9:C:O2	6	0.88
(1,3)	1:A:84:LYS:CG	2:B:9:C:O2'	6	0.88
(1,3)	1:A:84:LYS:CG	2:B:9:C:O3'	6	0.88
(1,3)	1:A:84:LYS:CG	2:B:9:C:O4'	6	0.88
(1,3)	1:A:84:LYS:CG	2:B:9:C:O5'	6	0.88
(1,3)	1:A:84:LYS:CG	2:B:9:C:OP1	6	0.88
(1,3)	1:A:84:LYS:CG	2:B:9:C:OP2	6	0.88
(1,3)	1:A:84:LYS:CG	2:B:9:C:P	6	0.88
(1,3)	1:A:84:LYS:CG	2:B:10:G:C1'	6	0.88
(1,3)	1:A:84:LYS:CG	2:B:10:G:C2	6	0.88
(1,3)	1:A:84:LYS:CG	2:B:10:G:C2'	6	0.88
(1,3)	1:A:84:LYS:CG	2:B:10:G:C3'	6	0.88
(1,3)	1:A:84:LYS:CG	2:B:10:G:C4	6	0.88
(1,3)	1:A:84:LYS:CG	2:B:10:G:C4'	6	0.88
(1,3)	1:A:84:LYS:CG	2:B:10:G:C5	6	0.88
(1,3)	1:A:84:LYS:CG	2:B:10:G:C5'	6	0.88
(1,3)	1:A:84:LYS:CG	2:B:10:G:C6	6	0.88
(1,3)	1:A:84:LYS:CG	2:B:10:G:C8	6	0.88
(1,3)	1:A:84:LYS:CG	2:B:10:G:H1	6	0.88
(1,3)	1:A:84:LYS:CG	2:B:10:G:H1'	6	0.88
(1,3)	1:A:84:LYS:CG	2:B:10:G:H2'	6	0.88
(1,3)	1:A:84:LYS:CG	2:B:10:G:H21	6	0.88
(1,3)	1:A:84:LYS:CG	2:B:10:G:H22	6	0.88
(1,3)	1:A:84:LYS:CG	2:B:10:G:H3'	6	0.88
(1,3)	1:A:84:LYS:CG	2:B:10:G:H4'	6	0.88
(1,3)	1:A:84:LYS:CG	2:B:10:G:H5'	6	0.88
(1,3)	1:A:84:LYS:CG	2:B:10:G:H5''	6	0.88
(1,3)	1:A:84:LYS:CG	2:B:10:G:H8	6	0.88
(1,3)	1:A:84:LYS:CG	2:B:10:G:HO2'	6	0.88
(1,3)	1:A:84:LYS:CG	2:B:10:G:N1	6	0.88
(1,3)	1:A:84:LYS:CG	2:B:10:G:N2	6	0.88
(1,3)	1:A:84:LYS:CG	2:B:10:G:N3	6	0.88
(1,3)	1:A:84:LYS:CG	2:B:10:G:N7	6	0.88
(1,3)	1:A:84:LYS:CG	2:B:10:G:N9	6	0.88

Continued on next page...

Continued from previous page...

Key	Atom-1	Atom-2	Model ID	Violation (Å)
(1,3)	1:A:84:LYS:CG	2:B:10:G:O2'	6	0.88
(1,3)	1:A:84:LYS:CG	2:B:10:G:O3'	6	0.88
(1,3)	1:A:84:LYS:CG	2:B:10:G:O4'	6	0.88
(1,3)	1:A:84:LYS:CG	2:B:10:G:O5'	6	0.88
(1,3)	1:A:84:LYS:CG	2:B:10:G:O6	6	0.88
(1,3)	1:A:84:LYS:CG	2:B:10:G:OP1	6	0.88
(1,3)	1:A:84:LYS:CG	2:B:10:G:OP2	6	0.88
(1,3)	1:A:84:LYS:CG	2:B:10:G:P	6	0.88
(1,3)	1:A:84:LYS:CG	2:B:11:A:C1'	6	0.88
(1,3)	1:A:84:LYS:CG	2:B:11:A:C2	6	0.88
(1,3)	1:A:84:LYS:CG	2:B:11:A:C2'	6	0.88
(1,3)	1:A:84:LYS:CG	2:B:11:A:C3'	6	0.88
(1,3)	1:A:84:LYS:CG	2:B:11:A:C4	6	0.88
(1,3)	1:A:84:LYS:CG	2:B:11:A:C4'	6	0.88
(1,3)	1:A:84:LYS:CG	2:B:11:A:C5	6	0.88
(1,3)	1:A:84:LYS:CG	2:B:11:A:C5'	6	0.88
(1,3)	1:A:84:LYS:CG	2:B:11:A:C6	6	0.88
(1,3)	1:A:84:LYS:CG	2:B:11:A:C8	6	0.88
(1,3)	1:A:84:LYS:CG	2:B:11:A:H1'	6	0.88
(1,3)	1:A:84:LYS:CG	2:B:11:A:H2	6	0.88
(1,3)	1:A:84:LYS:CG	2:B:11:A:H2'	6	0.88
(1,3)	1:A:84:LYS:CG	2:B:11:A:H3'	6	0.88
(1,3)	1:A:84:LYS:CG	2:B:11:A:H4'	6	0.88
(1,3)	1:A:84:LYS:CG	2:B:11:A:H5'	6	0.88
(1,3)	1:A:84:LYS:CG	2:B:11:A:H5''	6	0.88
(1,3)	1:A:84:LYS:CG	2:B:11:A:H61	6	0.88
(1,3)	1:A:84:LYS:CG	2:B:11:A:H62	6	0.88
(1,3)	1:A:84:LYS:CG	2:B:11:A:H8	6	0.88
(1,3)	1:A:84:LYS:CG	2:B:11:A:HO2'	6	0.88
(1,3)	1:A:84:LYS:CG	2:B:11:A:N1	6	0.88
(1,3)	1:A:84:LYS:CG	2:B:11:A:N3	6	0.88
(1,3)	1:A:84:LYS:CG	2:B:11:A:N6	6	0.88
(1,3)	1:A:84:LYS:CG	2:B:11:A:N7	6	0.88
(1,3)	1:A:84:LYS:CG	2:B:11:A:N9	6	0.88
(1,3)	1:A:84:LYS:CG	2:B:11:A:O2'	6	0.88
(1,3)	1:A:84:LYS:CG	2:B:11:A:O3'	6	0.88
(1,3)	1:A:84:LYS:CG	2:B:11:A:O4'	6	0.88
(1,3)	1:A:84:LYS:CG	2:B:11:A:O5'	6	0.88
(1,3)	1:A:84:LYS:CG	2:B:11:A:OP1	6	0.88
(1,3)	1:A:84:LYS:CG	2:B:11:A:OP2	6	0.88
(1,3)	1:A:84:LYS:CG	2:B:11:A:P	6	0.88
(1,3)	1:A:84:LYS:CG	2:B:12:A:C1'	6	0.88

Continued on next page...

Continued from previous page...

Key	Atom-1	Atom-2	Model ID	Violation (Å)
(1,3)	1:A:84:LYS:CG	2:B:12:A:C2	6	0.88
(1,3)	1:A:84:LYS:CG	2:B:12:A:C2'	6	0.88
(1,3)	1:A:84:LYS:CG	2:B:12:A:C3'	6	0.88
(1,3)	1:A:84:LYS:CG	2:B:12:A:C4	6	0.88
(1,3)	1:A:84:LYS:CG	2:B:12:A:C4'	6	0.88
(1,3)	1:A:84:LYS:CG	2:B:12:A:C5	6	0.88
(1,3)	1:A:84:LYS:CG	2:B:12:A:C5'	6	0.88
(1,3)	1:A:84:LYS:CG	2:B:12:A:C6	6	0.88
(1,3)	1:A:84:LYS:CG	2:B:12:A:C8	6	0.88
(1,3)	1:A:84:LYS:CG	2:B:12:A:H1'	6	0.88
(1,3)	1:A:84:LYS:CG	2:B:12:A:H2	6	0.88
(1,3)	1:A:84:LYS:CG	2:B:12:A:H2'	6	0.88
(1,3)	1:A:84:LYS:CG	2:B:12:A:H3'	6	0.88
(1,3)	1:A:84:LYS:CG	2:B:12:A:H4'	6	0.88
(1,3)	1:A:84:LYS:CG	2:B:12:A:H5'	6	0.88
(1,3)	1:A:84:LYS:CG	2:B:12:A:H5''	6	0.88
(1,3)	1:A:84:LYS:CG	2:B:12:A:H61	6	0.88
(1,3)	1:A:84:LYS:CG	2:B:12:A:H62	6	0.88
(1,3)	1:A:84:LYS:CG	2:B:12:A:H8	6	0.88
(1,3)	1:A:84:LYS:CG	2:B:12:A:HO2'	6	0.88
(1,3)	1:A:84:LYS:CG	2:B:12:A:N1	6	0.88
(1,3)	1:A:84:LYS:CG	2:B:12:A:N3	6	0.88
(1,3)	1:A:84:LYS:CG	2:B:12:A:N6	6	0.88
(1,3)	1:A:84:LYS:CG	2:B:12:A:N7	6	0.88
(1,3)	1:A:84:LYS:CG	2:B:12:A:N9	6	0.88
(1,3)	1:A:84:LYS:CG	2:B:12:A:O2'	6	0.88
(1,3)	1:A:84:LYS:CG	2:B:12:A:O3'	6	0.88
(1,3)	1:A:84:LYS:CG	2:B:12:A:O4'	6	0.88
(1,3)	1:A:84:LYS:CG	2:B:12:A:O5'	6	0.88
(1,3)	1:A:84:LYS:CG	2:B:12:A:OP1	6	0.88
(1,3)	1:A:84:LYS:CG	2:B:12:A:OP2	6	0.88
(1,3)	1:A:84:LYS:CG	2:B:12:A:P	6	0.88
(1,3)	1:A:84:LYS:CG	2:B:13:A:C1'	6	0.88
(1,3)	1:A:84:LYS:CG	2:B:13:A:C2	6	0.88
(1,3)	1:A:84:LYS:CG	2:B:13:A:C2'	6	0.88
(1,3)	1:A:84:LYS:CG	2:B:13:A:C3'	6	0.88
(1,3)	1:A:84:LYS:CG	2:B:13:A:C4	6	0.88
(1,3)	1:A:84:LYS:CG	2:B:13:A:C4'	6	0.88
(1,3)	1:A:84:LYS:CG	2:B:13:A:C5	6	0.88
(1,3)	1:A:84:LYS:CG	2:B:13:A:C5'	6	0.88
(1,3)	1:A:84:LYS:CG	2:B:13:A:C6	6	0.88
(1,3)	1:A:84:LYS:CG	2:B:13:A:C8	6	0.88

Continued on next page...

Continued from previous page...

Key	Atom-1	Atom-2	Model ID	Violation (Å)
(1,3)	1:A:84:LYS:CG	2:B:13:A:H1'	6	0.88
(1,3)	1:A:84:LYS:CG	2:B:13:A:H2	6	0.88
(1,3)	1:A:84:LYS:CG	2:B:13:A:H2'	6	0.88
(1,3)	1:A:84:LYS:CG	2:B:13:A:H3'	6	0.88
(1,3)	1:A:84:LYS:CG	2:B:13:A:H4'	6	0.88
(1,3)	1:A:84:LYS:CG	2:B:13:A:H5'	6	0.88
(1,3)	1:A:84:LYS:CG	2:B:13:A:H5''	6	0.88
(1,3)	1:A:84:LYS:CG	2:B:13:A:H61	6	0.88
(1,3)	1:A:84:LYS:CG	2:B:13:A:H62	6	0.88
(1,3)	1:A:84:LYS:CG	2:B:13:A:H8	6	0.88
(1,3)	1:A:84:LYS:CG	2:B:13:A:HO2'	6	0.88
(1,3)	1:A:84:LYS:CG	2:B:13:A:N1	6	0.88
(1,3)	1:A:84:LYS:CG	2:B:13:A:N3	6	0.88
(1,3)	1:A:84:LYS:CG	2:B:13:A:N6	6	0.88
(1,3)	1:A:84:LYS:CG	2:B:13:A:N7	6	0.88
(1,3)	1:A:84:LYS:CG	2:B:13:A:N9	6	0.88
(1,3)	1:A:84:LYS:CG	2:B:13:A:O2'	6	0.88
(1,3)	1:A:84:LYS:CG	2:B:13:A:O3'	6	0.88
(1,3)	1:A:84:LYS:CG	2:B:13:A:O4'	6	0.88
(1,3)	1:A:84:LYS:CG	2:B:13:A:O5'	6	0.88
(1,3)	1:A:84:LYS:CG	2:B:13:A:OP1	6	0.88
(1,3)	1:A:84:LYS:CG	2:B:13:A:OP2	6	0.88
(1,3)	1:A:84:LYS:CG	2:B:13:A:P	6	0.88
(1,3)	1:A:84:LYS:CG	2:B:14:G:C1'	6	0.88
(1,3)	1:A:84:LYS:CG	2:B:14:G:C2	6	0.88
(1,3)	1:A:84:LYS:CG	2:B:14:G:C2'	6	0.88
(1,3)	1:A:84:LYS:CG	2:B:14:G:C3'	6	0.88
(1,3)	1:A:84:LYS:CG	2:B:14:G:C4	6	0.88
(1,3)	1:A:84:LYS:CG	2:B:14:G:C4'	6	0.88
(1,3)	1:A:84:LYS:CG	2:B:14:G:C5	6	0.88
(1,3)	1:A:84:LYS:CG	2:B:14:G:C5'	6	0.88
(1,3)	1:A:84:LYS:CG	2:B:14:G:C6	6	0.88
(1,3)	1:A:84:LYS:CG	2:B:14:G:C8	6	0.88
(1,3)	1:A:84:LYS:CG	2:B:14:G:H1	6	0.88
(1,3)	1:A:84:LYS:CG	2:B:14:G:H1'	6	0.88
(1,3)	1:A:84:LYS:CG	2:B:14:G:H2'	6	0.88
(1,3)	1:A:84:LYS:CG	2:B:14:G:H21	6	0.88
(1,3)	1:A:84:LYS:CG	2:B:14:G:H22	6	0.88
(1,3)	1:A:84:LYS:CG	2:B:14:G:H3'	6	0.88
(1,3)	1:A:84:LYS:CG	2:B:14:G:H4'	6	0.88
(1,3)	1:A:84:LYS:CG	2:B:14:G:H5'	6	0.88
(1,3)	1:A:84:LYS:CG	2:B:14:G:H5''	6	0.88

Continued on next page...

Continued from previous page...

Key	Atom-1	Atom-2	Model ID	Violation (Å)
(1,3)	1:A:84:LYS:CG	2:B:14:G:H8	6	0.88
(1,3)	1:A:84:LYS:CG	2:B:14:G:HO2'	6	0.88
(1,3)	1:A:84:LYS:CG	2:B:14:G:N1	6	0.88
(1,3)	1:A:84:LYS:CG	2:B:14:G:N2	6	0.88
(1,3)	1:A:84:LYS:CG	2:B:14:G:N3	6	0.88
(1,3)	1:A:84:LYS:CG	2:B:14:G:N7	6	0.88
(1,3)	1:A:84:LYS:CG	2:B:14:G:N9	6	0.88
(1,3)	1:A:84:LYS:CG	2:B:14:G:O2'	6	0.88
(1,3)	1:A:84:LYS:CG	2:B:14:G:O3'	6	0.88
(1,3)	1:A:84:LYS:CG	2:B:14:G:O4'	6	0.88
(1,3)	1:A:84:LYS:CG	2:B:14:G:O5'	6	0.88
(1,3)	1:A:84:LYS:CG	2:B:14:G:O6	6	0.88
(1,3)	1:A:84:LYS:CG	2:B:14:G:OP1	6	0.88
(1,3)	1:A:84:LYS:CG	2:B:14:G:OP2	6	0.88
(1,3)	1:A:84:LYS:CG	2:B:14:G:P	6	0.88
(1,3)	1:A:84:LYS:CG	2:B:15:A:C1'	6	0.88
(1,3)	1:A:84:LYS:CG	2:B:15:A:C2	6	0.88
(1,3)	1:A:84:LYS:CG	2:B:15:A:C2'	6	0.88
(1,3)	1:A:84:LYS:CG	2:B:15:A:C3'	6	0.88
(1,3)	1:A:84:LYS:CG	2:B:15:A:C4	6	0.88
(1,3)	1:A:84:LYS:CG	2:B:15:A:C4'	6	0.88
(1,3)	1:A:84:LYS:CG	2:B:15:A:C5	6	0.88
(1,3)	1:A:84:LYS:CG	2:B:15:A:C5'	6	0.88
(1,3)	1:A:84:LYS:CG	2:B:15:A:C6	6	0.88
(1,3)	1:A:84:LYS:CG	2:B:15:A:C8	6	0.88
(1,3)	1:A:84:LYS:CG	2:B:15:A:H1'	6	0.88
(1,3)	1:A:84:LYS:CG	2:B:15:A:H2	6	0.88
(1,3)	1:A:84:LYS:CG	2:B:15:A:H2'	6	0.88
(1,3)	1:A:84:LYS:CG	2:B:15:A:H3'	6	0.88
(1,3)	1:A:84:LYS:CG	2:B:15:A:H4'	6	0.88
(1,3)	1:A:84:LYS:CG	2:B:15:A:H5'	6	0.88
(1,3)	1:A:84:LYS:CG	2:B:15:A:H5''	6	0.88
(1,3)	1:A:84:LYS:CG	2:B:15:A:H61	6	0.88
(1,3)	1:A:84:LYS:CG	2:B:15:A:H62	6	0.88
(1,3)	1:A:84:LYS:CG	2:B:15:A:H8	6	0.88
(1,3)	1:A:84:LYS:CG	2:B:15:A:HO2'	6	0.88
(1,3)	1:A:84:LYS:CG	2:B:15:A:N1	6	0.88
(1,3)	1:A:84:LYS:CG	2:B:15:A:N3	6	0.88
(1,3)	1:A:84:LYS:CG	2:B:15:A:N6	6	0.88
(1,3)	1:A:84:LYS:CG	2:B:15:A:N7	6	0.88
(1,3)	1:A:84:LYS:CG	2:B:15:A:N9	6	0.88
(1,3)	1:A:84:LYS:CG	2:B:15:A:O2'	6	0.88

Continued on next page...

Continued from previous page...

Key	Atom-1	Atom-2	Model ID	Violation (Å)
(1,3)	1:A:84:LYS:CG	2:B:15:A:O3'	6	0.88
(1,3)	1:A:84:LYS:CG	2:B:15:A:O4'	6	0.88
(1,3)	1:A:84:LYS:CG	2:B:15:A:O5'	6	0.88
(1,3)	1:A:84:LYS:CG	2:B:15:A:OP1	6	0.88
(1,3)	1:A:84:LYS:CG	2:B:15:A:OP2	6	0.88
(1,3)	1:A:84:LYS:CG	2:B:15:A:P	6	0.88
(1,3)	1:A:84:LYS:CG	2:B:16:G:C1'	6	0.88
(1,3)	1:A:84:LYS:CG	2:B:16:G:C2	6	0.88
(1,3)	1:A:84:LYS:CG	2:B:16:G:C2'	6	0.88
(1,3)	1:A:84:LYS:CG	2:B:16:G:C3'	6	0.88
(1,3)	1:A:84:LYS:CG	2:B:16:G:C4	6	0.88
(1,3)	1:A:84:LYS:CG	2:B:16:G:C4'	6	0.88
(1,3)	1:A:84:LYS:CG	2:B:16:G:C5	6	0.88
(1,3)	1:A:84:LYS:CG	2:B:16:G:C5'	6	0.88
(1,3)	1:A:84:LYS:CG	2:B:16:G:C6	6	0.88
(1,3)	1:A:84:LYS:CG	2:B:16:G:C8	6	0.88
(1,3)	1:A:84:LYS:CG	2:B:16:G:H1	6	0.88
(1,3)	1:A:84:LYS:CG	2:B:16:G:H1'	6	0.88
(1,3)	1:A:84:LYS:CG	2:B:16:G:H2'	6	0.88
(1,3)	1:A:84:LYS:CG	2:B:16:G:H21	6	0.88
(1,3)	1:A:84:LYS:CG	2:B:16:G:H22	6	0.88
(1,3)	1:A:84:LYS:CG	2:B:16:G:H3'	6	0.88
(1,3)	1:A:84:LYS:CG	2:B:16:G:H4'	6	0.88
(1,3)	1:A:84:LYS:CG	2:B:16:G:H5'	6	0.88
(1,3)	1:A:84:LYS:CG	2:B:16:G:H5''	6	0.88
(1,3)	1:A:84:LYS:CG	2:B:16:G:H8	6	0.88
(1,3)	1:A:84:LYS:CG	2:B:16:G:HO2'	6	0.88
(1,3)	1:A:84:LYS:CG	2:B:16:G:N1	6	0.88
(1,3)	1:A:84:LYS:CG	2:B:16:G:N2	6	0.88
(1,3)	1:A:84:LYS:CG	2:B:16:G:N3	6	0.88
(1,3)	1:A:84:LYS:CG	2:B:16:G:N7	6	0.88
(1,3)	1:A:84:LYS:CG	2:B:16:G:N9	6	0.88
(1,3)	1:A:84:LYS:CG	2:B:16:G:O2'	6	0.88
(1,3)	1:A:84:LYS:CG	2:B:16:G:O3'	6	0.88
(1,3)	1:A:84:LYS:CG	2:B:16:G:O4'	6	0.88
(1,3)	1:A:84:LYS:CG	2:B:16:G:O5'	6	0.88
(1,3)	1:A:84:LYS:CG	2:B:16:G:O6	6	0.88
(1,3)	1:A:84:LYS:CG	2:B:16:G:OP1	6	0.88
(1,3)	1:A:84:LYS:CG	2:B:16:G:OP2	6	0.88
(1,3)	1:A:84:LYS:CG	2:B:16:G:P	6	0.88
(1,3)	1:A:84:LYS:CG	2:B:17:C:C1'	6	0.88
(1,3)	1:A:84:LYS:CG	2:B:17:C:C2	6	0.88

Continued on next page...

Continued from previous page...

Key	Atom-1	Atom-2	Model ID	Violation (Å)
(1,3)	1:A:84:LYS:CG	2:B:17:C:C2'	6	0.88
(1,3)	1:A:84:LYS:CG	2:B:17:C:C3'	6	0.88
(1,3)	1:A:84:LYS:CG	2:B:17:C:C4	6	0.88
(1,3)	1:A:84:LYS:CG	2:B:17:C:C4'	6	0.88
(1,3)	1:A:84:LYS:CG	2:B:17:C:C5	6	0.88
(1,3)	1:A:84:LYS:CG	2:B:17:C:C5'	6	0.88
(1,3)	1:A:84:LYS:CG	2:B:17:C:C6	6	0.88
(1,3)	1:A:84:LYS:CG	2:B:17:C:H1'	6	0.88
(1,3)	1:A:84:LYS:CG	2:B:17:C:H2'	6	0.88
(1,3)	1:A:84:LYS:CG	2:B:17:C:H3'	6	0.88
(1,3)	1:A:84:LYS:CG	2:B:17:C:H4'	6	0.88
(1,3)	1:A:84:LYS:CG	2:B:17:C:H41	6	0.88
(1,3)	1:A:84:LYS:CG	2:B:17:C:H42	6	0.88
(1,3)	1:A:84:LYS:CG	2:B:17:C:H5	6	0.88
(1,3)	1:A:84:LYS:CG	2:B:17:C:H5'	6	0.88
(1,3)	1:A:84:LYS:CG	2:B:17:C:H5''	6	0.88
(1,3)	1:A:84:LYS:CG	2:B:17:C:H6	6	0.88
(1,3)	1:A:84:LYS:CG	2:B:17:C:HO2'	6	0.88
(1,3)	1:A:84:LYS:CG	2:B:17:C:N1	6	0.88
(1,3)	1:A:84:LYS:CG	2:B:17:C:N3	6	0.88
(1,3)	1:A:84:LYS:CG	2:B:17:C:N4	6	0.88
(1,3)	1:A:84:LYS:CG	2:B:17:C:O2	6	0.88
(1,3)	1:A:84:LYS:CG	2:B:17:C:O2'	6	0.88
(1,3)	1:A:84:LYS:CG	2:B:17:C:O3'	6	0.88
(1,3)	1:A:84:LYS:CG	2:B:17:C:O4'	6	0.88
(1,3)	1:A:84:LYS:CG	2:B:17:C:O5'	6	0.88
(1,3)	1:A:84:LYS:CG	2:B:17:C:OP1	6	0.88
(1,3)	1:A:84:LYS:CG	2:B:17:C:OP2	6	0.88
(1,3)	1:A:84:LYS:CG	2:B:17:C:P	6	0.88
(1,3)	1:A:84:LYS:CG	2:B:18:A:C1'	6	0.88
(1,3)	1:A:84:LYS:CG	2:B:18:A:C2	6	0.88
(1,3)	1:A:84:LYS:CG	2:B:18:A:C2'	6	0.88
(1,3)	1:A:84:LYS:CG	2:B:18:A:C3'	6	0.88
(1,3)	1:A:84:LYS:CG	2:B:18:A:C4	6	0.88
(1,3)	1:A:84:LYS:CG	2:B:18:A:C4'	6	0.88
(1,3)	1:A:84:LYS:CG	2:B:18:A:C5	6	0.88
(1,3)	1:A:84:LYS:CG	2:B:18:A:C5'	6	0.88
(1,3)	1:A:84:LYS:CG	2:B:18:A:C6	6	0.88
(1,3)	1:A:84:LYS:CG	2:B:18:A:C8	6	0.88
(1,3)	1:A:84:LYS:CG	2:B:18:A:H1'	6	0.88
(1,3)	1:A:84:LYS:CG	2:B:18:A:H2	6	0.88
(1,3)	1:A:84:LYS:CG	2:B:18:A:H2'	6	0.88

Continued on next page...

Continued from previous page...

Key	Atom-1	Atom-2	Model ID	Violation (Å)
(1,3)	1:A:84:LYS:CG	2:B:18:A:H3'	6	0.88
(1,3)	1:A:84:LYS:CG	2:B:18:A:H4'	6	0.88
(1,3)	1:A:84:LYS:CG	2:B:18:A:H5'	6	0.88
(1,3)	1:A:84:LYS:CG	2:B:18:A:H5''	6	0.88
(1,3)	1:A:84:LYS:CG	2:B:18:A:H61	6	0.88
(1,3)	1:A:84:LYS:CG	2:B:18:A:H62	6	0.88
(1,3)	1:A:84:LYS:CG	2:B:18:A:H8	6	0.88
(1,3)	1:A:84:LYS:CG	2:B:18:A:HO2'	6	0.88
(1,3)	1:A:84:LYS:CG	2:B:18:A:N1	6	0.88
(1,3)	1:A:84:LYS:CG	2:B:18:A:N3	6	0.88
(1,3)	1:A:84:LYS:CG	2:B:18:A:N6	6	0.88
(1,3)	1:A:84:LYS:CG	2:B:18:A:N7	6	0.88
(1,3)	1:A:84:LYS:CG	2:B:18:A:N9	6	0.88
(1,3)	1:A:84:LYS:CG	2:B:18:A:O2'	6	0.88
(1,3)	1:A:84:LYS:CG	2:B:18:A:O3'	6	0.88
(1,3)	1:A:84:LYS:CG	2:B:18:A:O4'	6	0.88
(1,3)	1:A:84:LYS:CG	2:B:18:A:O5'	6	0.88
(1,3)	1:A:84:LYS:CG	2:B:18:A:OP1	6	0.88
(1,3)	1:A:84:LYS:CG	2:B:18:A:OP2	6	0.88
(1,3)	1:A:84:LYS:CG	2:B:18:A:P	6	0.88
(1,3)	1:A:84:LYS:CG	2:B:19:A:C1'	6	0.88
(1,3)	1:A:84:LYS:CG	2:B:19:A:C2	6	0.88
(1,3)	1:A:84:LYS:CG	2:B:19:A:C2'	6	0.88
(1,3)	1:A:84:LYS:CG	2:B:19:A:C3'	6	0.88
(1,3)	1:A:84:LYS:CG	2:B:19:A:C4	6	0.88
(1,3)	1:A:84:LYS:CG	2:B:19:A:C4'	6	0.88
(1,3)	1:A:84:LYS:CG	2:B:19:A:C5	6	0.88
(1,3)	1:A:84:LYS:CG	2:B:19:A:C5'	6	0.88
(1,3)	1:A:84:LYS:CG	2:B:19:A:C6	6	0.88
(1,3)	1:A:84:LYS:CG	2:B:19:A:C8	6	0.88
(1,3)	1:A:84:LYS:CG	2:B:19:A:H1'	6	0.88
(1,3)	1:A:84:LYS:CG	2:B:19:A:H2	6	0.88
(1,3)	1:A:84:LYS:CG	2:B:19:A:H2'	6	0.88
(1,3)	1:A:84:LYS:CG	2:B:19:A:H3'	6	0.88
(1,3)	1:A:84:LYS:CG	2:B:19:A:H4'	6	0.88
(1,3)	1:A:84:LYS:CG	2:B:19:A:H5'	6	0.88
(1,3)	1:A:84:LYS:CG	2:B:19:A:H5''	6	0.88
(1,3)	1:A:84:LYS:CG	2:B:19:A:H61	6	0.88
(1,3)	1:A:84:LYS:CG	2:B:19:A:H62	6	0.88
(1,3)	1:A:84:LYS:CG	2:B:19:A:H8	6	0.88
(1,3)	1:A:84:LYS:CG	2:B:19:A:HO2'	6	0.88
(1,3)	1:A:84:LYS:CG	2:B:19:A:N1	6	0.88

Continued on next page...

Continued from previous page...

Key	Atom-1	Atom-2	Model ID	Violation (Å)
(1,3)	1:A:84:LYS:CG	2:B:19:A:N3	6	0.88
(1,3)	1:A:84:LYS:CG	2:B:19:A:N6	6	0.88
(1,3)	1:A:84:LYS:CG	2:B:19:A:N7	6	0.88
(1,3)	1:A:84:LYS:CG	2:B:19:A:N9	6	0.88
(1,3)	1:A:84:LYS:CG	2:B:19:A:O2'	6	0.88
(1,3)	1:A:84:LYS:CG	2:B:19:A:O3'	6	0.88
(1,3)	1:A:84:LYS:CG	2:B:19:A:O4'	6	0.88
(1,3)	1:A:84:LYS:CG	2:B:19:A:O5'	6	0.88
(1,3)	1:A:84:LYS:CG	2:B:19:A:OP1	6	0.88
(1,3)	1:A:84:LYS:CG	2:B:19:A:OP2	6	0.88
(1,3)	1:A:84:LYS:CG	2:B:19:A:P	6	0.88
(1,3)	1:A:84:LYS:CG	2:B:20:U:C1'	6	0.88
(1,3)	1:A:84:LYS:CG	2:B:20:U:C2	6	0.88
(1,3)	1:A:84:LYS:CG	2:B:20:U:C2'	6	0.88
(1,3)	1:A:84:LYS:CG	2:B:20:U:C3'	6	0.88
(1,3)	1:A:84:LYS:CG	2:B:20:U:C4	6	0.88
(1,3)	1:A:84:LYS:CG	2:B:20:U:C4'	6	0.88
(1,3)	1:A:84:LYS:CG	2:B:20:U:C5	6	0.88
(1,3)	1:A:84:LYS:CG	2:B:20:U:C5'	6	0.88
(1,3)	1:A:84:LYS:CG	2:B:20:U:C6	6	0.88
(1,3)	1:A:84:LYS:CG	2:B:20:U:H1'	6	0.88
(1,3)	1:A:84:LYS:CG	2:B:20:U:H2'	6	0.88
(1,3)	1:A:84:LYS:CG	2:B:20:U:H3	6	0.88
(1,3)	1:A:84:LYS:CG	2:B:20:U:H3'	6	0.88
(1,3)	1:A:84:LYS:CG	2:B:20:U:H4'	6	0.88
(1,3)	1:A:84:LYS:CG	2:B:20:U:H5	6	0.88
(1,3)	1:A:84:LYS:CG	2:B:20:U:H5'	6	0.88
(1,3)	1:A:84:LYS:CG	2:B:20:U:H5''	6	0.88
(1,3)	1:A:84:LYS:CG	2:B:20:U:H6	6	0.88
(1,3)	1:A:84:LYS:CG	2:B:20:U:HO2'	6	0.88
(1,3)	1:A:84:LYS:CG	2:B:20:U:N1	6	0.88
(1,3)	1:A:84:LYS:CG	2:B:20:U:N3	6	0.88
(1,3)	1:A:84:LYS:CG	2:B:20:U:O2	6	0.88
(1,3)	1:A:84:LYS:CG	2:B:20:U:O2'	6	0.88
(1,3)	1:A:84:LYS:CG	2:B:20:U:O3'	6	0.88
(1,3)	1:A:84:LYS:CG	2:B:20:U:O4	6	0.88
(1,3)	1:A:84:LYS:CG	2:B:20:U:O4'	6	0.88
(1,3)	1:A:84:LYS:CG	2:B:20:U:O5'	6	0.88
(1,3)	1:A:84:LYS:CG	2:B:20:U:OP1	6	0.88
(1,3)	1:A:84:LYS:CG	2:B:20:U:OP2	6	0.88
(1,3)	1:A:84:LYS:CG	2:B:20:U:P	6	0.88
(1,3)	1:A:84:LYS:CG	2:B:21:G:C1'	6	0.88

Continued on next page...

Continued from previous page...

Key	Atom-1	Atom-2	Model ID	Violation (Å)
(1,3)	1:A:84:LYS:CG	2:B:21:G:C2	6	0.88
(1,3)	1:A:84:LYS:CG	2:B:21:G:C2'	6	0.88
(1,3)	1:A:84:LYS:CG	2:B:21:G:C3'	6	0.88
(1,3)	1:A:84:LYS:CG	2:B:21:G:C4	6	0.88
(1,3)	1:A:84:LYS:CG	2:B:21:G:C4'	6	0.88
(1,3)	1:A:84:LYS:CG	2:B:21:G:C5	6	0.88
(1,3)	1:A:84:LYS:CG	2:B:21:G:C5'	6	0.88
(1,3)	1:A:84:LYS:CG	2:B:21:G:C6	6	0.88
(1,3)	1:A:84:LYS:CG	2:B:21:G:C8	6	0.88
(1,3)	1:A:84:LYS:CG	2:B:21:G:H1	6	0.88
(1,3)	1:A:84:LYS:CG	2:B:21:G:H1'	6	0.88
(1,3)	1:A:84:LYS:CG	2:B:21:G:H2'	6	0.88
(1,3)	1:A:84:LYS:CG	2:B:21:G:H21	6	0.88
(1,3)	1:A:84:LYS:CG	2:B:21:G:H22	6	0.88
(1,3)	1:A:84:LYS:CG	2:B:21:G:H3'	6	0.88
(1,3)	1:A:84:LYS:CG	2:B:21:G:H4'	6	0.88
(1,3)	1:A:84:LYS:CG	2:B:21:G:H5'	6	0.88
(1,3)	1:A:84:LYS:CG	2:B:21:G:H5''	6	0.88
(1,3)	1:A:84:LYS:CG	2:B:21:G:H8	6	0.88
(1,3)	1:A:84:LYS:CG	2:B:21:G:HO2'	6	0.88
(1,3)	1:A:84:LYS:CG	2:B:21:G:N1	6	0.88
(1,3)	1:A:84:LYS:CG	2:B:21:G:N2	6	0.88
(1,3)	1:A:84:LYS:CG	2:B:21:G:N3	6	0.88
(1,3)	1:A:84:LYS:CG	2:B:21:G:N7	6	0.88
(1,3)	1:A:84:LYS:CG	2:B:21:G:N9	6	0.88
(1,3)	1:A:84:LYS:CG	2:B:21:G:O2'	6	0.88
(1,3)	1:A:84:LYS:CG	2:B:21:G:O3'	6	0.88
(1,3)	1:A:84:LYS:CG	2:B:21:G:O4'	6	0.88
(1,3)	1:A:84:LYS:CG	2:B:21:G:O5'	6	0.88
(1,3)	1:A:84:LYS:CG	2:B:21:G:O6	6	0.88
(1,3)	1:A:84:LYS:CG	2:B:21:G:OP1	6	0.88
(1,3)	1:A:84:LYS:CG	2:B:21:G:OP2	6	0.88
(1,3)	1:A:84:LYS:CG	2:B:21:G:P	6	0.88
(1,3)	1:A:84:LYS:CG	2:B:22:A:C1'	6	0.88
(1,3)	1:A:84:LYS:CG	2:B:22:A:C2	6	0.88
(1,3)	1:A:84:LYS:CG	2:B:22:A:C2'	6	0.88
(1,3)	1:A:84:LYS:CG	2:B:22:A:C3'	6	0.88
(1,3)	1:A:84:LYS:CG	2:B:22:A:C4	6	0.88
(1,3)	1:A:84:LYS:CG	2:B:22:A:C4'	6	0.88
(1,3)	1:A:84:LYS:CG	2:B:22:A:C5	6	0.88
(1,3)	1:A:84:LYS:CG	2:B:22:A:C5'	6	0.88
(1,3)	1:A:84:LYS:CG	2:B:22:A:C6	6	0.88

Continued on next page...

Continued from previous page...

Key	Atom-1	Atom-2	Model ID	Violation (Å)
(1,3)	1:A:84:LYS:CG	2:B:22:A:C8	6	0.88
(1,3)	1:A:84:LYS:CG	2:B:22:A:H1'	6	0.88
(1,3)	1:A:84:LYS:CG	2:B:22:A:H2	6	0.88
(1,3)	1:A:84:LYS:CG	2:B:22:A:H2'	6	0.88
(1,3)	1:A:84:LYS:CG	2:B:22:A:H3'	6	0.88
(1,3)	1:A:84:LYS:CG	2:B:22:A:H4'	6	0.88
(1,3)	1:A:84:LYS:CG	2:B:22:A:H5'	6	0.88
(1,3)	1:A:84:LYS:CG	2:B:22:A:H5''	6	0.88
(1,3)	1:A:84:LYS:CG	2:B:22:A:H61	6	0.88
(1,3)	1:A:84:LYS:CG	2:B:22:A:H62	6	0.88
(1,3)	1:A:84:LYS:CG	2:B:22:A:H8	6	0.88
(1,3)	1:A:84:LYS:CG	2:B:22:A:HO2'	6	0.88
(1,3)	1:A:84:LYS:CG	2:B:22:A:N1	6	0.88
(1,3)	1:A:84:LYS:CG	2:B:22:A:N3	6	0.88
(1,3)	1:A:84:LYS:CG	2:B:22:A:N6	6	0.88
(1,3)	1:A:84:LYS:CG	2:B:22:A:N7	6	0.88
(1,3)	1:A:84:LYS:CG	2:B:22:A:N9	6	0.88
(1,3)	1:A:84:LYS:CG	2:B:22:A:O2'	6	0.88
(1,3)	1:A:84:LYS:CG	2:B:22:A:O3'	6	0.88
(1,3)	1:A:84:LYS:CG	2:B:22:A:O4'	6	0.88
(1,3)	1:A:84:LYS:CG	2:B:22:A:O5'	6	0.88
(1,3)	1:A:84:LYS:CG	2:B:22:A:OP1	6	0.88
(1,3)	1:A:84:LYS:CG	2:B:22:A:OP2	6	0.88
(1,3)	1:A:84:LYS:CG	2:B:22:A:P	6	0.88
(1,3)	1:A:84:LYS:CG	2:B:23:U:C1'	6	0.88
(1,3)	1:A:84:LYS:CG	2:B:23:U:C2	6	0.88
(1,3)	1:A:84:LYS:CG	2:B:23:U:C2'	6	0.88
(1,3)	1:A:84:LYS:CG	2:B:23:U:C3'	6	0.88
(1,3)	1:A:84:LYS:CG	2:B:23:U:C4	6	0.88
(1,3)	1:A:84:LYS:CG	2:B:23:U:C4'	6	0.88
(1,3)	1:A:84:LYS:CG	2:B:23:U:C5	6	0.88
(1,3)	1:A:84:LYS:CG	2:B:23:U:C5'	6	0.88
(1,3)	1:A:84:LYS:CG	2:B:23:U:C6	6	0.88
(1,3)	1:A:84:LYS:CG	2:B:23:U:H1'	6	0.88
(1,3)	1:A:84:LYS:CG	2:B:23:U:H2'	6	0.88
(1,3)	1:A:84:LYS:CG	2:B:23:U:H3	6	0.88
(1,3)	1:A:84:LYS:CG	2:B:23:U:H3'	6	0.88
(1,3)	1:A:84:LYS:CG	2:B:23:U:H4'	6	0.88
(1,3)	1:A:84:LYS:CG	2:B:23:U:H5	6	0.88
(1,3)	1:A:84:LYS:CG	2:B:23:U:H5'	6	0.88
(1,3)	1:A:84:LYS:CG	2:B:23:U:H5''	6	0.88
(1,3)	1:A:84:LYS:CG	2:B:23:U:H6	6	0.88

Continued on next page...

Continued from previous page...

Key	Atom-1	Atom-2	Model ID	Violation (Å)
(1,3)	1:A:84:LYS:CG	2:B:23:U:HO2'	6	0.88
(1,3)	1:A:84:LYS:CG	2:B:23:U:N1	6	0.88
(1,3)	1:A:84:LYS:CG	2:B:23:U:N3	6	0.88
(1,3)	1:A:84:LYS:CG	2:B:23:U:O2	6	0.88
(1,3)	1:A:84:LYS:CG	2:B:23:U:O2'	6	0.88
(1,3)	1:A:84:LYS:CG	2:B:23:U:O3'	6	0.88
(1,3)	1:A:84:LYS:CG	2:B:23:U:O4	6	0.88
(1,3)	1:A:84:LYS:CG	2:B:23:U:O4'	6	0.88
(1,3)	1:A:84:LYS:CG	2:B:23:U:O5'	6	0.88
(1,3)	1:A:84:LYS:CG	2:B:23:U:OP1	6	0.88
(1,3)	1:A:84:LYS:CG	2:B:23:U:OP2	6	0.88
(1,3)	1:A:84:LYS:CG	2:B:23:U:P	6	0.88
(1,3)	1:A:84:LYS:CG	2:B:24:G:C1'	6	0.88
(1,3)	1:A:84:LYS:CG	2:B:24:G:C2	6	0.88
(1,3)	1:A:84:LYS:CG	2:B:24:G:C2'	6	0.88
(1,3)	1:A:84:LYS:CG	2:B:24:G:C3'	6	0.88
(1,3)	1:A:84:LYS:CG	2:B:24:G:C4	6	0.88
(1,3)	1:A:84:LYS:CG	2:B:24:G:C4'	6	0.88
(1,3)	1:A:84:LYS:CG	2:B:24:G:C5	6	0.88
(1,3)	1:A:84:LYS:CG	2:B:24:G:C5'	6	0.88
(1,3)	1:A:84:LYS:CG	2:B:24:G:C6	6	0.88
(1,3)	1:A:84:LYS:CG	2:B:24:G:C8	6	0.88
(1,3)	1:A:84:LYS:CG	2:B:24:G:H1	6	0.88
(1,3)	1:A:84:LYS:CG	2:B:24:G:H1'	6	0.88
(1,3)	1:A:84:LYS:CG	2:B:24:G:H2'	6	0.88
(1,3)	1:A:84:LYS:CG	2:B:24:G:H21	6	0.88
(1,3)	1:A:84:LYS:CG	2:B:24:G:H22	6	0.88
(1,3)	1:A:84:LYS:CG	2:B:24:G:H3'	6	0.88
(1,3)	1:A:84:LYS:CG	2:B:24:G:H4'	6	0.88
(1,3)	1:A:84:LYS:CG	2:B:24:G:H5'	6	0.88
(1,3)	1:A:84:LYS:CG	2:B:24:G:H5''	6	0.88
(1,3)	1:A:84:LYS:CG	2:B:24:G:H8	6	0.88
(1,3)	1:A:84:LYS:CG	2:B:24:G:HO2'	6	0.88
(1,3)	1:A:84:LYS:CG	2:B:24:G:N1	6	0.88
(1,3)	1:A:84:LYS:CG	2:B:24:G:N2	6	0.88
(1,3)	1:A:84:LYS:CG	2:B:24:G:N3	6	0.88
(1,3)	1:A:84:LYS:CG	2:B:24:G:N7	6	0.88
(1,3)	1:A:84:LYS:CG	2:B:24:G:N9	6	0.88
(1,3)	1:A:84:LYS:CG	2:B:24:G:O2'	6	0.88
(1,3)	1:A:84:LYS:CG	2:B:24:G:O3'	6	0.88
(1,3)	1:A:84:LYS:CG	2:B:24:G:O4'	6	0.88
(1,3)	1:A:84:LYS:CG	2:B:24:G:O5'	6	0.88

Continued on next page...

Continued from previous page...

Key	Atom-1	Atom-2	Model ID	Violation (Å)
(1,3)	1:A:84:LYS:CG	2:B:24:G:O6	6	0.88
(1,3)	1:A:84:LYS:CG	2:B:24:G:OP1	6	0.88
(1,3)	1:A:84:LYS:CG	2:B:24:G:OP2	6	0.88
(1,3)	1:A:84:LYS:CG	2:B:24:G:P	6	0.88
(1,3)	1:A:84:LYS:H	2:B:2:C:C1'	6	0.88
(1,3)	1:A:84:LYS:H	2:B:2:C:C2	6	0.88
(1,3)	1:A:84:LYS:H	2:B:2:C:C2'	6	0.88
(1,3)	1:A:84:LYS:H	2:B:2:C:C3'	6	0.88
(1,3)	1:A:84:LYS:H	2:B:2:C:C4	6	0.88
(1,3)	1:A:84:LYS:H	2:B:2:C:C4'	6	0.88
(1,3)	1:A:84:LYS:H	2:B:2:C:C5	6	0.88
(1,3)	1:A:84:LYS:H	2:B:2:C:C5'	6	0.88
(1,3)	1:A:84:LYS:H	2:B:2:C:C6	6	0.88
(1,3)	1:A:84:LYS:H	2:B:2:C:H1'	6	0.88
(1,3)	1:A:84:LYS:H	2:B:2:C:H2'	6	0.88
(1,3)	1:A:84:LYS:H	2:B:2:C:H3'	6	0.88
(1,3)	1:A:84:LYS:H	2:B:2:C:H4'	6	0.88
(1,3)	1:A:84:LYS:H	2:B:2:C:H41	6	0.88
(1,3)	1:A:84:LYS:H	2:B:2:C:H42	6	0.88
(1,3)	1:A:84:LYS:H	2:B:2:C:H5	6	0.88
(1,3)	1:A:84:LYS:H	2:B:2:C:H5'	6	0.88
(1,3)	1:A:84:LYS:H	2:B:2:C:H5''	6	0.88
(1,3)	1:A:84:LYS:H	2:B:2:C:H6	6	0.88
(1,3)	1:A:84:LYS:H	2:B:2:C:HO2'	6	0.88
(1,3)	1:A:84:LYS:H	2:B:2:C:N1	6	0.88
(1,3)	1:A:84:LYS:H	2:B:2:C:N3	6	0.88
(1,3)	1:A:84:LYS:H	2:B:2:C:N4	6	0.88
(1,3)	1:A:84:LYS:H	2:B:2:C:O2	6	0.88
(1,3)	1:A:84:LYS:H	2:B:2:C:O2'	6	0.88
(1,3)	1:A:84:LYS:H	2:B:2:C:O3'	6	0.88
(1,3)	1:A:84:LYS:H	2:B:2:C:O4'	6	0.88
(1,3)	1:A:84:LYS:H	2:B:2:C:O5'	6	0.88
(1,3)	1:A:84:LYS:H	2:B:3:U:C1'	6	0.88
(1,3)	1:A:84:LYS:H	2:B:3:U:C2	6	0.88
(1,3)	1:A:84:LYS:H	2:B:3:U:C2'	6	0.88
(1,3)	1:A:84:LYS:H	2:B:3:U:C3'	6	0.88
(1,3)	1:A:84:LYS:H	2:B:3:U:C4	6	0.88
(1,3)	1:A:84:LYS:H	2:B:3:U:C4'	6	0.88
(1,3)	1:A:84:LYS:H	2:B:3:U:C5	6	0.88
(1,3)	1:A:84:LYS:H	2:B:3:U:C5'	6	0.88
(1,3)	1:A:84:LYS:H	2:B:3:U:C6	6	0.88
(1,3)	1:A:84:LYS:H	2:B:3:U:H1'	6	0.88

Continued on next page...

Continued from previous page...

Key	Atom-1	Atom-2	Model ID	Violation (Å)
(1,3)	1:A:84:LYS:H	2:B:3:U:H2'	6	0.88
(1,3)	1:A:84:LYS:H	2:B:3:U:H3	6	0.88
(1,3)	1:A:84:LYS:H	2:B:3:U:H3'	6	0.88
(1,3)	1:A:84:LYS:H	2:B:3:U:H4'	6	0.88
(1,3)	1:A:84:LYS:H	2:B:3:U:H5	6	0.88
(1,3)	1:A:84:LYS:H	2:B:3:U:H5'	6	0.88
(1,3)	1:A:84:LYS:H	2:B:3:U:H5''	6	0.88
(1,3)	1:A:84:LYS:H	2:B:3:U:H6	6	0.88
(1,3)	1:A:84:LYS:H	2:B:3:U:HO2'	6	0.88
(1,3)	1:A:84:LYS:H	2:B:3:U:N1	6	0.88
(1,3)	1:A:84:LYS:H	2:B:3:U:N3	6	0.88
(1,3)	1:A:84:LYS:H	2:B:3:U:O2	6	0.88
(1,3)	1:A:84:LYS:H	2:B:3:U:O2'	6	0.88
(1,3)	1:A:84:LYS:H	2:B:3:U:O3'	6	0.88
(1,3)	1:A:84:LYS:H	2:B:3:U:O4	6	0.88
(1,3)	1:A:84:LYS:H	2:B:3:U:O4'	6	0.88
(1,3)	1:A:84:LYS:H	2:B:3:U:O5'	6	0.88
(1,3)	1:A:84:LYS:H	2:B:3:U:OP1	6	0.88
(1,3)	1:A:84:LYS:H	2:B:3:U:OP2	6	0.88
(1,3)	1:A:84:LYS:H	2:B:3:U:P	6	0.88
(1,3)	1:A:84:LYS:H	2:B:4:G:C1'	6	0.88
(1,3)	1:A:84:LYS:H	2:B:4:G:C2	6	0.88
(1,3)	1:A:84:LYS:H	2:B:4:G:C2'	6	0.88
(1,3)	1:A:84:LYS:H	2:B:4:G:C3'	6	0.88
(1,3)	1:A:84:LYS:H	2:B:4:G:C4	6	0.88
(1,3)	1:A:84:LYS:H	2:B:4:G:C4'	6	0.88
(1,3)	1:A:84:LYS:H	2:B:4:G:C5	6	0.88
(1,3)	1:A:84:LYS:H	2:B:4:G:C5'	6	0.88
(1,3)	1:A:84:LYS:H	2:B:4:G:C6	6	0.88
(1,3)	1:A:84:LYS:H	2:B:4:G:C8	6	0.88
(1,3)	1:A:84:LYS:H	2:B:4:G:H1	6	0.88
(1,3)	1:A:84:LYS:H	2:B:4:G:H1'	6	0.88
(1,3)	1:A:84:LYS:H	2:B:4:G:H2'	6	0.88
(1,3)	1:A:84:LYS:H	2:B:4:G:H21	6	0.88
(1,3)	1:A:84:LYS:H	2:B:4:G:H22	6	0.88
(1,3)	1:A:84:LYS:H	2:B:4:G:H3'	6	0.88
(1,3)	1:A:84:LYS:H	2:B:4:G:H4'	6	0.88
(1,3)	1:A:84:LYS:H	2:B:4:G:H5'	6	0.88
(1,3)	1:A:84:LYS:H	2:B:4:G:H5''	6	0.88
(1,3)	1:A:84:LYS:H	2:B:4:G:H8	6	0.88
(1,3)	1:A:84:LYS:H	2:B:4:G:HO2'	6	0.88
(1,3)	1:A:84:LYS:H	2:B:4:G:N1	6	0.88

Continued on next page...

Continued from previous page...

Key	Atom-1	Atom-2	Model ID	Violation (Å)
(1,3)	1:A:84:LYS:H	2:B:4:G:N2	6	0.88
(1,3)	1:A:84:LYS:H	2:B:4:G:N3	6	0.88
(1,3)	1:A:84:LYS:H	2:B:4:G:N7	6	0.88
(1,3)	1:A:84:LYS:H	2:B:4:G:N9	6	0.88
(1,3)	1:A:84:LYS:H	2:B:4:G:O2'	6	0.88
(1,3)	1:A:84:LYS:H	2:B:4:G:O3'	6	0.88
(1,3)	1:A:84:LYS:H	2:B:4:G:O4'	6	0.88
(1,3)	1:A:84:LYS:H	2:B:4:G:O5'	6	0.88
(1,3)	1:A:84:LYS:H	2:B:4:G:O6	6	0.88
(1,3)	1:A:84:LYS:H	2:B:4:G:OP1	6	0.88
(1,3)	1:A:84:LYS:H	2:B:4:G:OP2	6	0.88
(1,3)	1:A:84:LYS:H	2:B:4:G:P	6	0.88
(1,3)	1:A:84:LYS:H	2:B:5:A:C1'	6	0.88
(1,3)	1:A:84:LYS:H	2:B:5:A:C2	6	0.88
(1,3)	1:A:84:LYS:H	2:B:5:A:C2'	6	0.88
(1,3)	1:A:84:LYS:H	2:B:5:A:C3'	6	0.88
(1,3)	1:A:84:LYS:H	2:B:5:A:C4	6	0.88
(1,3)	1:A:84:LYS:H	2:B:5:A:C4'	6	0.88
(1,3)	1:A:84:LYS:H	2:B:5:A:C5	6	0.88
(1,3)	1:A:84:LYS:H	2:B:5:A:C5'	6	0.88
(1,3)	1:A:84:LYS:H	2:B:5:A:C6	6	0.88
(1,3)	1:A:84:LYS:H	2:B:5:A:C8	6	0.88
(1,3)	1:A:84:LYS:H	2:B:5:A:H1'	6	0.88
(1,3)	1:A:84:LYS:H	2:B:5:A:H2	6	0.88
(1,3)	1:A:84:LYS:H	2:B:5:A:H2'	6	0.88
(1,3)	1:A:84:LYS:H	2:B:5:A:H3'	6	0.88
(1,3)	1:A:84:LYS:H	2:B:5:A:H4'	6	0.88
(1,3)	1:A:84:LYS:H	2:B:5:A:H5'	6	0.88
(1,3)	1:A:84:LYS:H	2:B:5:A:H5''	6	0.88
(1,3)	1:A:84:LYS:H	2:B:5:A:H61	6	0.88
(1,3)	1:A:84:LYS:H	2:B:5:A:H62	6	0.88
(1,3)	1:A:84:LYS:H	2:B:5:A:H8	6	0.88
(1,3)	1:A:84:LYS:H	2:B:5:A:HO2'	6	0.88
(1,3)	1:A:84:LYS:H	2:B:5:A:N1	6	0.88
(1,3)	1:A:84:LYS:H	2:B:5:A:N3	6	0.88
(1,3)	1:A:84:LYS:H	2:B:5:A:N6	6	0.88
(1,3)	1:A:84:LYS:H	2:B:5:A:N7	6	0.88
(1,3)	1:A:84:LYS:H	2:B:5:A:N9	6	0.88
(1,3)	1:A:84:LYS:H	2:B:5:A:O2'	6	0.88
(1,3)	1:A:84:LYS:H	2:B:5:A:O3'	6	0.88
(1,3)	1:A:84:LYS:H	2:B:5:A:O4'	6	0.88
(1,3)	1:A:84:LYS:H	2:B:5:A:O5'	6	0.88

Continued on next page...

Continued from previous page...

Key	Atom-1	Atom-2	Model ID	Violation (Å)
(1,3)	1:A:84:LYS:H	2:B:5:A:OP1	6	0.88
(1,3)	1:A:84:LYS:H	2:B:5:A:OP2	6	0.88
(1,3)	1:A:84:LYS:H	2:B:5:A:P	6	0.88
(1,3)	1:A:84:LYS:H	2:B:6:G:C1'	6	0.88
(1,3)	1:A:84:LYS:H	2:B:6:G:C2	6	0.88
(1,3)	1:A:84:LYS:H	2:B:6:G:C2'	6	0.88
(1,3)	1:A:84:LYS:H	2:B:6:G:C3'	6	0.88
(1,3)	1:A:84:LYS:H	2:B:6:G:C4	6	0.88
(1,3)	1:A:84:LYS:H	2:B:6:G:C4'	6	0.88
(1,3)	1:A:84:LYS:H	2:B:6:G:C5	6	0.88
(1,3)	1:A:84:LYS:H	2:B:6:G:C5'	6	0.88
(1,3)	1:A:84:LYS:H	2:B:6:G:C6	6	0.88
(1,3)	1:A:84:LYS:H	2:B:6:G:C8	6	0.88
(1,3)	1:A:84:LYS:H	2:B:6:G:H1	6	0.88
(1,3)	1:A:84:LYS:H	2:B:6:G:H1'	6	0.88
(1,3)	1:A:84:LYS:H	2:B:6:G:H2'	6	0.88
(1,3)	1:A:84:LYS:H	2:B:6:G:H21	6	0.88
(1,3)	1:A:84:LYS:H	2:B:6:G:H22	6	0.88
(1,3)	1:A:84:LYS:H	2:B:6:G:H3'	6	0.88
(1,3)	1:A:84:LYS:H	2:B:6:G:H4'	6	0.88
(1,3)	1:A:84:LYS:H	2:B:6:G:H5'	6	0.88
(1,3)	1:A:84:LYS:H	2:B:6:G:H5''	6	0.88
(1,3)	1:A:84:LYS:H	2:B:6:G:H8	6	0.88
(1,3)	1:A:84:LYS:H	2:B:6:G:HO2'	6	0.88
(1,3)	1:A:84:LYS:H	2:B:6:G:N1	6	0.88
(1,3)	1:A:84:LYS:H	2:B:6:G:N2	6	0.88
(1,3)	1:A:84:LYS:H	2:B:6:G:N3	6	0.88
(1,3)	1:A:84:LYS:H	2:B:6:G:N7	6	0.88
(1,3)	1:A:84:LYS:H	2:B:6:G:N9	6	0.88
(1,3)	1:A:84:LYS:H	2:B:6:G:O2'	6	0.88
(1,3)	1:A:84:LYS:H	2:B:6:G:O3'	6	0.88
(1,3)	1:A:84:LYS:H	2:B:6:G:O4'	6	0.88
(1,3)	1:A:84:LYS:H	2:B:6:G:O5'	6	0.88
(1,3)	1:A:84:LYS:H	2:B:6:G:O6	6	0.88
(1,3)	1:A:84:LYS:H	2:B:6:G:OP1	6	0.88
(1,3)	1:A:84:LYS:H	2:B:6:G:OP2	6	0.88
(1,3)	1:A:84:LYS:H	2:B:6:G:P	6	0.88
(1,3)	1:A:84:LYS:H	2:B:7:C:C1'	6	0.88
(1,3)	1:A:84:LYS:H	2:B:7:C:C2	6	0.88
(1,3)	1:A:84:LYS:H	2:B:7:C:C2'	6	0.88
(1,3)	1:A:84:LYS:H	2:B:7:C:C3'	6	0.88
(1,3)	1:A:84:LYS:H	2:B:7:C:C4	6	0.88

Continued on next page...

Continued from previous page...

Key	Atom-1	Atom-2	Model ID	Violation (Å)
(1,3)	1:A:84:LYS:H	2:B:7:C:C4'	6	0.88
(1,3)	1:A:84:LYS:H	2:B:7:C:C5	6	0.88
(1,3)	1:A:84:LYS:H	2:B:7:C:C5'	6	0.88
(1,3)	1:A:84:LYS:H	2:B:7:C:C6	6	0.88
(1,3)	1:A:84:LYS:H	2:B:7:C:H1'	6	0.88
(1,3)	1:A:84:LYS:H	2:B:7:C:H2'	6	0.88
(1,3)	1:A:84:LYS:H	2:B:7:C:H3'	6	0.88
(1,3)	1:A:84:LYS:H	2:B:7:C:H4'	6	0.88
(1,3)	1:A:84:LYS:H	2:B:7:C:H41	6	0.88
(1,3)	1:A:84:LYS:H	2:B:7:C:H42	6	0.88
(1,3)	1:A:84:LYS:H	2:B:7:C:H5	6	0.88
(1,3)	1:A:84:LYS:H	2:B:7:C:H5'	6	0.88
(1,3)	1:A:84:LYS:H	2:B:7:C:H5''	6	0.88
(1,3)	1:A:84:LYS:H	2:B:7:C:H6	6	0.88
(1,3)	1:A:84:LYS:H	2:B:7:C:HO2'	6	0.88
(1,3)	1:A:84:LYS:H	2:B:7:C:N1	6	0.88
(1,3)	1:A:84:LYS:H	2:B:7:C:N3	6	0.88
(1,3)	1:A:84:LYS:H	2:B:7:C:N4	6	0.88
(1,3)	1:A:84:LYS:H	2:B:7:C:O2	6	0.88
(1,3)	1:A:84:LYS:H	2:B:7:C:O2'	6	0.88
(1,3)	1:A:84:LYS:H	2:B:7:C:O3'	6	0.88
(1,3)	1:A:84:LYS:H	2:B:7:C:O4'	6	0.88
(1,3)	1:A:84:LYS:H	2:B:7:C:O5'	6	0.88
(1,3)	1:A:84:LYS:H	2:B:7:C:OP1	6	0.88
(1,3)	1:A:84:LYS:H	2:B:7:C:OP2	6	0.88
(1,3)	1:A:84:LYS:H	2:B:7:C:P	6	0.88
(1,3)	1:A:84:LYS:H	2:B:8:U:C1'	6	0.88
(1,3)	1:A:84:LYS:H	2:B:8:U:C2	6	0.88
(1,3)	1:A:84:LYS:H	2:B:8:U:C2'	6	0.88
(1,3)	1:A:84:LYS:H	2:B:8:U:C3'	6	0.88
(1,3)	1:A:84:LYS:H	2:B:8:U:C4	6	0.88
(1,3)	1:A:84:LYS:H	2:B:8:U:C4'	6	0.88
(1,3)	1:A:84:LYS:H	2:B:8:U:C5	6	0.88
(1,3)	1:A:84:LYS:H	2:B:8:U:C5'	6	0.88
(1,3)	1:A:84:LYS:H	2:B:8:U:C6	6	0.88
(1,3)	1:A:84:LYS:H	2:B:8:U:H1'	6	0.88
(1,3)	1:A:84:LYS:H	2:B:8:U:H2'	6	0.88
(1,3)	1:A:84:LYS:H	2:B:8:U:H3	6	0.88
(1,3)	1:A:84:LYS:H	2:B:8:U:H3'	6	0.88
(1,3)	1:A:84:LYS:H	2:B:8:U:H4'	6	0.88
(1,3)	1:A:84:LYS:H	2:B:8:U:H5	6	0.88
(1,3)	1:A:84:LYS:H	2:B:8:U:H5'	6	0.88

Continued on next page...

Continued from previous page...

Key	Atom-1	Atom-2	Model ID	Violation (Å)
(1,3)	1:A:84:LYS:H	2:B:8:U:H5''	6	0.88
(1,3)	1:A:84:LYS:H	2:B:8:U:H6	6	0.88
(1,3)	1:A:84:LYS:H	2:B:8:U:HO2'	6	0.88
(1,3)	1:A:84:LYS:H	2:B:8:U:N1	6	0.88
(1,3)	1:A:84:LYS:H	2:B:8:U:N3	6	0.88
(1,3)	1:A:84:LYS:H	2:B:8:U:O2	6	0.88
(1,3)	1:A:84:LYS:H	2:B:8:U:O2'	6	0.88
(1,3)	1:A:84:LYS:H	2:B:8:U:O3'	6	0.88
(1,3)	1:A:84:LYS:H	2:B:8:U:O4	6	0.88
(1,3)	1:A:84:LYS:H	2:B:8:U:O4'	6	0.88
(1,3)	1:A:84:LYS:H	2:B:8:U:O5'	6	0.88
(1,3)	1:A:84:LYS:H	2:B:8:U:OP1	6	0.88
(1,3)	1:A:84:LYS:H	2:B:8:U:OP2	6	0.88
(1,3)	1:A:84:LYS:H	2:B:8:U:P	6	0.88
(1,3)	1:A:84:LYS:H	2:B:9:C:C1'	6	0.88
(1,3)	1:A:84:LYS:H	2:B:9:C:C2	6	0.88
(1,3)	1:A:84:LYS:H	2:B:9:C:C2'	6	0.88
(1,3)	1:A:84:LYS:H	2:B:9:C:C3'	6	0.88
(1,3)	1:A:84:LYS:H	2:B:9:C:C4	6	0.88
(1,3)	1:A:84:LYS:H	2:B:9:C:C4'	6	0.88
(1,3)	1:A:84:LYS:H	2:B:9:C:C5	6	0.88
(1,3)	1:A:84:LYS:H	2:B:9:C:C5'	6	0.88
(1,3)	1:A:84:LYS:H	2:B:9:C:C6	6	0.88
(1,3)	1:A:84:LYS:H	2:B:9:C:H1'	6	0.88
(1,3)	1:A:84:LYS:H	2:B:9:C:H2'	6	0.88
(1,3)	1:A:84:LYS:H	2:B:9:C:H3'	6	0.88
(1,3)	1:A:84:LYS:H	2:B:9:C:H4'	6	0.88
(1,3)	1:A:84:LYS:H	2:B:9:C:H41	6	0.88
(1,3)	1:A:84:LYS:H	2:B:9:C:H42	6	0.88
(1,3)	1:A:84:LYS:H	2:B:9:C:H5	6	0.88
(1,3)	1:A:84:LYS:H	2:B:9:C:H5'	6	0.88
(1,3)	1:A:84:LYS:H	2:B:9:C:H5''	6	0.88
(1,3)	1:A:84:LYS:H	2:B:9:C:H6	6	0.88
(1,3)	1:A:84:LYS:H	2:B:9:C:HO2'	6	0.88
(1,3)	1:A:84:LYS:H	2:B:9:C:N1	6	0.88
(1,3)	1:A:84:LYS:H	2:B:9:C:N3	6	0.88
(1,3)	1:A:84:LYS:H	2:B:9:C:N4	6	0.88
(1,3)	1:A:84:LYS:H	2:B:9:C:O2	6	0.88
(1,3)	1:A:84:LYS:H	2:B:9:C:O2'	6	0.88
(1,3)	1:A:84:LYS:H	2:B:9:C:O3'	6	0.88
(1,3)	1:A:84:LYS:H	2:B:9:C:O4'	6	0.88
(1,3)	1:A:84:LYS:H	2:B:9:C:O5'	6	0.88

Continued on next page...

Continued from previous page...

Key	Atom-1	Atom-2	Model ID	Violation (Å)
(1,3)	1:A:84:LYS:H	2:B:9:C:OP1	6	0.88
(1,3)	1:A:84:LYS:H	2:B:9:C:OP2	6	0.88
(1,3)	1:A:84:LYS:H	2:B:9:C:P	6	0.88
(1,3)	1:A:84:LYS:H	2:B:10:G:C1'	6	0.88
(1,3)	1:A:84:LYS:H	2:B:10:G:C2	6	0.88
(1,3)	1:A:84:LYS:H	2:B:10:G:C2'	6	0.88
(1,3)	1:A:84:LYS:H	2:B:10:G:C3'	6	0.88
(1,3)	1:A:84:LYS:H	2:B:10:G:C4	6	0.88
(1,3)	1:A:84:LYS:H	2:B:10:G:C4'	6	0.88
(1,3)	1:A:84:LYS:H	2:B:10:G:C5	6	0.88
(1,3)	1:A:84:LYS:H	2:B:10:G:C5'	6	0.88
(1,3)	1:A:84:LYS:H	2:B:10:G:C6	6	0.88
(1,3)	1:A:84:LYS:H	2:B:10:G:C8	6	0.88
(1,3)	1:A:84:LYS:H	2:B:10:G:H1	6	0.88
(1,3)	1:A:84:LYS:H	2:B:10:G:H1'	6	0.88
(1,3)	1:A:84:LYS:H	2:B:10:G:H2'	6	0.88
(1,3)	1:A:84:LYS:H	2:B:10:G:H21	6	0.88
(1,3)	1:A:84:LYS:H	2:B:10:G:H22	6	0.88
(1,3)	1:A:84:LYS:H	2:B:10:G:H3'	6	0.88
(1,3)	1:A:84:LYS:H	2:B:10:G:H4'	6	0.88
(1,3)	1:A:84:LYS:H	2:B:10:G:H5'	6	0.88
(1,3)	1:A:84:LYS:H	2:B:10:G:H5''	6	0.88
(1,3)	1:A:84:LYS:H	2:B:10:G:H8	6	0.88
(1,3)	1:A:84:LYS:H	2:B:10:G:HO2'	6	0.88
(1,3)	1:A:84:LYS:H	2:B:10:G:N1	6	0.88
(1,3)	1:A:84:LYS:H	2:B:10:G:N2	6	0.88
(1,3)	1:A:84:LYS:H	2:B:10:G:N3	6	0.88
(1,3)	1:A:84:LYS:H	2:B:10:G:N7	6	0.88
(1,3)	1:A:84:LYS:H	2:B:10:G:N9	6	0.88
(1,3)	1:A:84:LYS:H	2:B:10:G:O2'	6	0.88
(1,3)	1:A:84:LYS:H	2:B:10:G:O3'	6	0.88
(1,3)	1:A:84:LYS:H	2:B:10:G:O4'	6	0.88
(1,3)	1:A:84:LYS:H	2:B:10:G:O5'	6	0.88
(1,3)	1:A:84:LYS:H	2:B:10:G:O6	6	0.88
(1,3)	1:A:84:LYS:H	2:B:10:G:OP1	6	0.88
(1,3)	1:A:84:LYS:H	2:B:10:G:OP2	6	0.88
(1,3)	1:A:84:LYS:H	2:B:10:G:P	6	0.88
(1,3)	1:A:84:LYS:H	2:B:11:A:C1'	6	0.88
(1,3)	1:A:84:LYS:H	2:B:11:A:C2	6	0.88
(1,3)	1:A:84:LYS:H	2:B:11:A:C2'	6	0.88
(1,3)	1:A:84:LYS:H	2:B:11:A:C3'	6	0.88
(1,3)	1:A:84:LYS:H	2:B:11:A:C4	6	0.88

Continued on next page...

Continued from previous page...

Key	Atom-1	Atom-2	Model ID	Violation (Å)
(1,3)	1:A:84:LYS:H	2:B:11:A:C4'	6	0.88
(1,3)	1:A:84:LYS:H	2:B:11:A:C5	6	0.88
(1,3)	1:A:84:LYS:H	2:B:11:A:C5'	6	0.88
(1,3)	1:A:84:LYS:H	2:B:11:A:C6	6	0.88
(1,3)	1:A:84:LYS:H	2:B:11:A:C8	6	0.88
(1,3)	1:A:84:LYS:H	2:B:11:A:H1'	6	0.88
(1,3)	1:A:84:LYS:H	2:B:11:A:H2	6	0.88
(1,3)	1:A:84:LYS:H	2:B:11:A:H2'	6	0.88
(1,3)	1:A:84:LYS:H	2:B:11:A:H3'	6	0.88
(1,3)	1:A:84:LYS:H	2:B:11:A:H4'	6	0.88
(1,3)	1:A:84:LYS:H	2:B:11:A:H5'	6	0.88
(1,3)	1:A:84:LYS:H	2:B:11:A:H5''	6	0.88
(1,3)	1:A:84:LYS:H	2:B:11:A:H61	6	0.88
(1,3)	1:A:84:LYS:H	2:B:11:A:H62	6	0.88
(1,3)	1:A:84:LYS:H	2:B:11:A:H8	6	0.88
(1,3)	1:A:84:LYS:H	2:B:11:A:HO2'	6	0.88
(1,3)	1:A:84:LYS:H	2:B:11:A:N1	6	0.88
(1,3)	1:A:84:LYS:H	2:B:11:A:N3	6	0.88
(1,3)	1:A:84:LYS:H	2:B:11:A:N6	6	0.88
(1,3)	1:A:84:LYS:H	2:B:11:A:N7	6	0.88
(1,3)	1:A:84:LYS:H	2:B:11:A:N9	6	0.88
(1,3)	1:A:84:LYS:H	2:B:11:A:O2'	6	0.88
(1,3)	1:A:84:LYS:H	2:B:11:A:O3'	6	0.88
(1,3)	1:A:84:LYS:H	2:B:11:A:O4'	6	0.88
(1,3)	1:A:84:LYS:H	2:B:11:A:O5'	6	0.88
(1,3)	1:A:84:LYS:H	2:B:11:A:OP1	6	0.88
(1,3)	1:A:84:LYS:H	2:B:11:A:OP2	6	0.88
(1,3)	1:A:84:LYS:H	2:B:11:A:P	6	0.88
(1,3)	1:A:84:LYS:H	2:B:12:A:C1'	6	0.88
(1,3)	1:A:84:LYS:H	2:B:12:A:C2	6	0.88
(1,3)	1:A:84:LYS:H	2:B:12:A:C2'	6	0.88
(1,3)	1:A:84:LYS:H	2:B:12:A:C3'	6	0.88
(1,3)	1:A:84:LYS:H	2:B:12:A:C4	6	0.88
(1,3)	1:A:84:LYS:H	2:B:12:A:C4'	6	0.88
(1,3)	1:A:84:LYS:H	2:B:12:A:C5	6	0.88
(1,3)	1:A:84:LYS:H	2:B:12:A:C5'	6	0.88
(1,3)	1:A:84:LYS:H	2:B:12:A:C6	6	0.88
(1,3)	1:A:84:LYS:H	2:B:12:A:C8	6	0.88
(1,3)	1:A:84:LYS:H	2:B:12:A:H1'	6	0.88
(1,3)	1:A:84:LYS:H	2:B:12:A:H2	6	0.88
(1,3)	1:A:84:LYS:H	2:B:12:A:H2'	6	0.88
(1,3)	1:A:84:LYS:H	2:B:12:A:H3'	6	0.88

Continued on next page...

Continued from previous page...

Key	Atom-1	Atom-2	Model ID	Violation (Å)
(1,3)	1:A:84:LYS:H	2:B:12:A:H4'	6	0.88
(1,3)	1:A:84:LYS:H	2:B:12:A:H5'	6	0.88
(1,3)	1:A:84:LYS:H	2:B:12:A:H5''	6	0.88
(1,3)	1:A:84:LYS:H	2:B:12:A:H61	6	0.88
(1,3)	1:A:84:LYS:H	2:B:12:A:H62	6	0.88
(1,3)	1:A:84:LYS:H	2:B:12:A:H8	6	0.88
(1,3)	1:A:84:LYS:H	2:B:12:A:HO2'	6	0.88
(1,3)	1:A:84:LYS:H	2:B:12:A:N1	6	0.88
(1,3)	1:A:84:LYS:H	2:B:12:A:N3	6	0.88
(1,3)	1:A:84:LYS:H	2:B:12:A:N6	6	0.88
(1,3)	1:A:84:LYS:H	2:B:12:A:N7	6	0.88
(1,3)	1:A:84:LYS:H	2:B:12:A:N9	6	0.88
(1,3)	1:A:84:LYS:H	2:B:12:A:O2'	6	0.88
(1,3)	1:A:84:LYS:H	2:B:12:A:O3'	6	0.88
(1,3)	1:A:84:LYS:H	2:B:12:A:O4'	6	0.88
(1,3)	1:A:84:LYS:H	2:B:12:A:O5'	6	0.88
(1,3)	1:A:84:LYS:H	2:B:12:A:OP1	6	0.88
(1,3)	1:A:84:LYS:H	2:B:12:A:OP2	6	0.88
(1,3)	1:A:84:LYS:H	2:B:12:A:P	6	0.88
(1,3)	1:A:84:LYS:H	2:B:13:A:C1'	6	0.88
(1,3)	1:A:84:LYS:H	2:B:13:A:C2	6	0.88
(1,3)	1:A:84:LYS:H	2:B:13:A:C2'	6	0.88
(1,3)	1:A:84:LYS:H	2:B:13:A:C3'	6	0.88
(1,3)	1:A:84:LYS:H	2:B:13:A:C4	6	0.88
(1,3)	1:A:84:LYS:H	2:B:13:A:C4'	6	0.88
(1,3)	1:A:84:LYS:H	2:B:13:A:C5	6	0.88
(1,3)	1:A:84:LYS:H	2:B:13:A:C5'	6	0.88
(1,3)	1:A:84:LYS:H	2:B:13:A:C6	6	0.88
(1,3)	1:A:84:LYS:H	2:B:13:A:C8	6	0.88
(1,3)	1:A:84:LYS:H	2:B:13:A:H1'	6	0.88
(1,3)	1:A:84:LYS:H	2:B:13:A:H2	6	0.88
(1,3)	1:A:84:LYS:H	2:B:13:A:H2'	6	0.88
(1,3)	1:A:84:LYS:H	2:B:13:A:H3'	6	0.88
(1,3)	1:A:84:LYS:H	2:B:13:A:H4'	6	0.88
(1,3)	1:A:84:LYS:H	2:B:13:A:H5'	6	0.88
(1,3)	1:A:84:LYS:H	2:B:13:A:H5''	6	0.88
(1,3)	1:A:84:LYS:H	2:B:13:A:H61	6	0.88
(1,3)	1:A:84:LYS:H	2:B:13:A:H62	6	0.88
(1,3)	1:A:84:LYS:H	2:B:13:A:H8	6	0.88
(1,3)	1:A:84:LYS:H	2:B:13:A:HO2'	6	0.88
(1,3)	1:A:84:LYS:H	2:B:13:A:N1	6	0.88
(1,3)	1:A:84:LYS:H	2:B:13:A:N3	6	0.88

Continued on next page...

Continued from previous page...

Key	Atom-1	Atom-2	Model ID	Violation (Å)
(1,3)	1:A:84:LYS:H	2:B:13:A:N6	6	0.88
(1,3)	1:A:84:LYS:H	2:B:13:A:N7	6	0.88
(1,3)	1:A:84:LYS:H	2:B:13:A:N9	6	0.88
(1,3)	1:A:84:LYS:H	2:B:13:A:O2'	6	0.88
(1,3)	1:A:84:LYS:H	2:B:13:A:O3'	6	0.88
(1,3)	1:A:84:LYS:H	2:B:13:A:O4'	6	0.88
(1,3)	1:A:84:LYS:H	2:B:13:A:O5'	6	0.88
(1,3)	1:A:84:LYS:H	2:B:13:A:OP1	6	0.88
(1,3)	1:A:84:LYS:H	2:B:13:A:OP2	6	0.88
(1,3)	1:A:84:LYS:H	2:B:13:A:P	6	0.88
(1,3)	1:A:84:LYS:H	2:B:14:G:C1'	6	0.88
(1,3)	1:A:84:LYS:H	2:B:14:G:C2	6	0.88
(1,3)	1:A:84:LYS:H	2:B:14:G:C2'	6	0.88
(1,3)	1:A:84:LYS:H	2:B:14:G:C3'	6	0.88
(1,3)	1:A:84:LYS:H	2:B:14:G:C4	6	0.88
(1,3)	1:A:84:LYS:H	2:B:14:G:C4'	6	0.88
(1,3)	1:A:84:LYS:H	2:B:14:G:C5	6	0.88
(1,3)	1:A:84:LYS:H	2:B:14:G:C5'	6	0.88
(1,3)	1:A:84:LYS:H	2:B:14:G:C6	6	0.88
(1,3)	1:A:84:LYS:H	2:B:14:G:C8	6	0.88
(1,3)	1:A:84:LYS:H	2:B:14:G:H1	6	0.88
(1,3)	1:A:84:LYS:H	2:B:14:G:H1'	6	0.88
(1,3)	1:A:84:LYS:H	2:B:14:G:H2'	6	0.88
(1,3)	1:A:84:LYS:H	2:B:14:G:H21	6	0.88
(1,3)	1:A:84:LYS:H	2:B:14:G:H22	6	0.88
(1,3)	1:A:84:LYS:H	2:B:14:G:H3'	6	0.88
(1,3)	1:A:84:LYS:H	2:B:14:G:H4'	6	0.88
(1,3)	1:A:84:LYS:H	2:B:14:G:H5'	6	0.88
(1,3)	1:A:84:LYS:H	2:B:14:G:H5''	6	0.88
(1,3)	1:A:84:LYS:H	2:B:14:G:H8	6	0.88
(1,3)	1:A:84:LYS:H	2:B:14:G:HO2'	6	0.88
(1,3)	1:A:84:LYS:H	2:B:14:G:N1	6	0.88
(1,3)	1:A:84:LYS:H	2:B:14:G:N2	6	0.88
(1,3)	1:A:84:LYS:H	2:B:14:G:N3	6	0.88
(1,3)	1:A:84:LYS:H	2:B:14:G:N7	6	0.88
(1,3)	1:A:84:LYS:H	2:B:14:G:N9	6	0.88
(1,3)	1:A:84:LYS:H	2:B:14:G:O2'	6	0.88
(1,3)	1:A:84:LYS:H	2:B:14:G:O3'	6	0.88
(1,3)	1:A:84:LYS:H	2:B:14:G:O4'	6	0.88
(1,3)	1:A:84:LYS:H	2:B:14:G:O5'	6	0.88
(1,3)	1:A:84:LYS:H	2:B:14:G:O6	6	0.88
(1,3)	1:A:84:LYS:H	2:B:14:G:OP1	6	0.88

Continued on next page...

Continued from previous page...

Key	Atom-1	Atom-2	Model ID	Violation (Å)
(1,3)	1:A:84:LYS:H	2:B:14:G:OP2	6	0.88
(1,3)	1:A:84:LYS:H	2:B:14:G:P	6	0.88
(1,3)	1:A:84:LYS:H	2:B:15:A:C1'	6	0.88
(1,3)	1:A:84:LYS:H	2:B:15:A:C2	6	0.88
(1,3)	1:A:84:LYS:H	2:B:15:A:C2'	6	0.88
(1,3)	1:A:84:LYS:H	2:B:15:A:C3'	6	0.88
(1,3)	1:A:84:LYS:H	2:B:15:A:C4	6	0.88
(1,3)	1:A:84:LYS:H	2:B:15:A:C4'	6	0.88
(1,3)	1:A:84:LYS:H	2:B:15:A:C5	6	0.88
(1,3)	1:A:84:LYS:H	2:B:15:A:C5'	6	0.88
(1,3)	1:A:84:LYS:H	2:B:15:A:C6	6	0.88
(1,3)	1:A:84:LYS:H	2:B:15:A:C8	6	0.88
(1,3)	1:A:84:LYS:H	2:B:15:A:H1'	6	0.88
(1,3)	1:A:84:LYS:H	2:B:15:A:H2	6	0.88
(1,3)	1:A:84:LYS:H	2:B:15:A:H2'	6	0.88
(1,3)	1:A:84:LYS:H	2:B:15:A:H3'	6	0.88
(1,3)	1:A:84:LYS:H	2:B:15:A:H4'	6	0.88
(1,3)	1:A:84:LYS:H	2:B:15:A:H5'	6	0.88
(1,3)	1:A:84:LYS:H	2:B:15:A:H5''	6	0.88
(1,3)	1:A:84:LYS:H	2:B:15:A:H61	6	0.88
(1,3)	1:A:84:LYS:H	2:B:15:A:H62	6	0.88
(1,3)	1:A:84:LYS:H	2:B:15:A:H8	6	0.88
(1,3)	1:A:84:LYS:H	2:B:15:A:HO2'	6	0.88
(1,3)	1:A:84:LYS:H	2:B:15:A:N1	6	0.88
(1,3)	1:A:84:LYS:H	2:B:15:A:N3	6	0.88
(1,3)	1:A:84:LYS:H	2:B:15:A:N6	6	0.88
(1,3)	1:A:84:LYS:H	2:B:15:A:N7	6	0.88
(1,3)	1:A:84:LYS:H	2:B:15:A:N9	6	0.88
(1,3)	1:A:84:LYS:H	2:B:15:A:O2'	6	0.88
(1,3)	1:A:84:LYS:H	2:B:15:A:O3'	6	0.88
(1,3)	1:A:84:LYS:H	2:B:15:A:O4'	6	0.88
(1,3)	1:A:84:LYS:H	2:B:15:A:O5'	6	0.88
(1,3)	1:A:84:LYS:H	2:B:15:A:OP1	6	0.88
(1,3)	1:A:84:LYS:H	2:B:15:A:OP2	6	0.88
(1,3)	1:A:84:LYS:H	2:B:15:A:P	6	0.88
(1,3)	1:A:84:LYS:H	2:B:16:G:C1'	6	0.88
(1,3)	1:A:84:LYS:H	2:B:16:G:C2	6	0.88
(1,3)	1:A:84:LYS:H	2:B:16:G:C2'	6	0.88
(1,3)	1:A:84:LYS:H	2:B:16:G:C3'	6	0.88
(1,3)	1:A:84:LYS:H	2:B:16:G:C4	6	0.88
(1,3)	1:A:84:LYS:H	2:B:16:G:C4'	6	0.88
(1,3)	1:A:84:LYS:H	2:B:16:G:C5	6	0.88

Continued on next page...

Continued from previous page...

Key	Atom-1	Atom-2	Model ID	Violation (Å)
(1,3)	1:A:84:LYS:H	2:B:16:G:C5'	6	0.88
(1,3)	1:A:84:LYS:H	2:B:16:G:C6	6	0.88
(1,3)	1:A:84:LYS:H	2:B:16:G:C8	6	0.88
(1,3)	1:A:84:LYS:H	2:B:16:G:H1	6	0.88
(1,3)	1:A:84:LYS:H	2:B:16:G:H1'	6	0.88
(1,3)	1:A:84:LYS:H	2:B:16:G:H2'	6	0.88
(1,3)	1:A:84:LYS:H	2:B:16:G:H21	6	0.88
(1,3)	1:A:84:LYS:H	2:B:16:G:H22	6	0.88
(1,3)	1:A:84:LYS:H	2:B:16:G:H3'	6	0.88
(1,3)	1:A:84:LYS:H	2:B:16:G:H4'	6	0.88
(1,3)	1:A:84:LYS:H	2:B:16:G:H5'	6	0.88
(1,3)	1:A:84:LYS:H	2:B:16:G:H5''	6	0.88
(1,3)	1:A:84:LYS:H	2:B:16:G:H8	6	0.88
(1,3)	1:A:84:LYS:H	2:B:16:G:HO2'	6	0.88
(1,3)	1:A:84:LYS:H	2:B:16:G:N1	6	0.88
(1,3)	1:A:84:LYS:H	2:B:16:G:N2	6	0.88
(1,3)	1:A:84:LYS:H	2:B:16:G:N3	6	0.88
(1,3)	1:A:84:LYS:H	2:B:16:G:N7	6	0.88
(1,3)	1:A:84:LYS:H	2:B:16:G:N9	6	0.88
(1,3)	1:A:84:LYS:H	2:B:16:G:O2'	6	0.88
(1,3)	1:A:84:LYS:H	2:B:16:G:O3'	6	0.88
(1,3)	1:A:84:LYS:H	2:B:16:G:O4'	6	0.88
(1,3)	1:A:84:LYS:H	2:B:16:G:O5'	6	0.88
(1,3)	1:A:84:LYS:H	2:B:16:G:O6	6	0.88
(1,3)	1:A:84:LYS:H	2:B:16:G:OP1	6	0.88
(1,3)	1:A:84:LYS:H	2:B:16:G:OP2	6	0.88
(1,3)	1:A:84:LYS:H	2:B:16:G:P	6	0.88
(1,3)	1:A:84:LYS:H	2:B:17:C:C1'	6	0.88
(1,3)	1:A:84:LYS:H	2:B:17:C:C2	6	0.88
(1,3)	1:A:84:LYS:H	2:B:17:C:C2'	6	0.88
(1,3)	1:A:84:LYS:H	2:B:17:C:C3'	6	0.88
(1,3)	1:A:84:LYS:H	2:B:17:C:C4	6	0.88
(1,3)	1:A:84:LYS:H	2:B:17:C:C4'	6	0.88
(1,3)	1:A:84:LYS:H	2:B:17:C:C5	6	0.88
(1,3)	1:A:84:LYS:H	2:B:17:C:C5'	6	0.88
(1,3)	1:A:84:LYS:H	2:B:17:C:C6	6	0.88
(1,3)	1:A:84:LYS:H	2:B:17:C:H1'	6	0.88
(1,3)	1:A:84:LYS:H	2:B:17:C:H2'	6	0.88
(1,3)	1:A:84:LYS:H	2:B:17:C:H3'	6	0.88
(1,3)	1:A:84:LYS:H	2:B:17:C:H4'	6	0.88
(1,3)	1:A:84:LYS:H	2:B:17:C:H41	6	0.88
(1,3)	1:A:84:LYS:H	2:B:17:C:H42	6	0.88

Continued on next page...

Continued from previous page...

Key	Atom-1	Atom-2	Model ID	Violation (Å)
(1,3)	1:A:84:LYS:H	2:B:17:C:H5	6	0.88
(1,3)	1:A:84:LYS:H	2:B:17:C:H5'	6	0.88
(1,3)	1:A:84:LYS:H	2:B:17:C:H5''	6	0.88
(1,3)	1:A:84:LYS:H	2:B:17:C:H6	6	0.88
(1,3)	1:A:84:LYS:H	2:B:17:C:HO2'	6	0.88
(1,3)	1:A:84:LYS:H	2:B:17:C:N1	6	0.88
(1,3)	1:A:84:LYS:H	2:B:17:C:N3	6	0.88
(1,3)	1:A:84:LYS:H	2:B:17:C:N4	6	0.88
(1,3)	1:A:84:LYS:H	2:B:17:C:O2	6	0.88
(1,3)	1:A:84:LYS:H	2:B:17:C:O2'	6	0.88
(1,3)	1:A:84:LYS:H	2:B:17:C:O3'	6	0.88
(1,3)	1:A:84:LYS:H	2:B:17:C:O4'	6	0.88
(1,3)	1:A:84:LYS:H	2:B:17:C:O5'	6	0.88
(1,3)	1:A:84:LYS:H	2:B:17:C:OP1	6	0.88
(1,3)	1:A:84:LYS:H	2:B:17:C:OP2	6	0.88
(1,3)	1:A:84:LYS:H	2:B:17:C:P	6	0.88
(1,3)	1:A:84:LYS:H	2:B:18:A:C1'	6	0.88
(1,3)	1:A:84:LYS:H	2:B:18:A:C2	6	0.88
(1,3)	1:A:84:LYS:H	2:B:18:A:C2'	6	0.88
(1,3)	1:A:84:LYS:H	2:B:18:A:C3'	6	0.88
(1,3)	1:A:84:LYS:H	2:B:18:A:C4	6	0.88
(1,3)	1:A:84:LYS:H	2:B:18:A:C4'	6	0.88
(1,3)	1:A:84:LYS:H	2:B:18:A:C5	6	0.88
(1,3)	1:A:84:LYS:H	2:B:18:A:C5'	6	0.88
(1,3)	1:A:84:LYS:H	2:B:18:A:C6	6	0.88
(1,3)	1:A:84:LYS:H	2:B:18:A:C8	6	0.88
(1,3)	1:A:84:LYS:H	2:B:18:A:H1'	6	0.88
(1,3)	1:A:84:LYS:H	2:B:18:A:H2	6	0.88
(1,3)	1:A:84:LYS:H	2:B:18:A:H2'	6	0.88
(1,3)	1:A:84:LYS:H	2:B:18:A:H3'	6	0.88
(1,3)	1:A:84:LYS:H	2:B:18:A:H4'	6	0.88
(1,3)	1:A:84:LYS:H	2:B:18:A:H5'	6	0.88
(1,3)	1:A:84:LYS:H	2:B:18:A:H5''	6	0.88
(1,3)	1:A:84:LYS:H	2:B:18:A:H61	6	0.88
(1,3)	1:A:84:LYS:H	2:B:18:A:H62	6	0.88
(1,3)	1:A:84:LYS:H	2:B:18:A:H8	6	0.88
(1,3)	1:A:84:LYS:H	2:B:18:A:HO2'	6	0.88
(1,3)	1:A:84:LYS:H	2:B:18:A:N1	6	0.88
(1,3)	1:A:84:LYS:H	2:B:18:A:N3	6	0.88
(1,3)	1:A:84:LYS:H	2:B:18:A:N6	6	0.88
(1,3)	1:A:84:LYS:H	2:B:18:A:N7	6	0.88
(1,3)	1:A:84:LYS:H	2:B:18:A:N9	6	0.88

Continued on next page...

Continued from previous page...

Key	Atom-1	Atom-2	Model ID	Violation (Å)
(1,3)	1:A:84:LYS:H	2:B:18:A:O2'	6	0.88
(1,3)	1:A:84:LYS:H	2:B:18:A:O3'	6	0.88
(1,3)	1:A:84:LYS:H	2:B:18:A:O4'	6	0.88
(1,3)	1:A:84:LYS:H	2:B:18:A:O5'	6	0.88
(1,3)	1:A:84:LYS:H	2:B:18:A:OP1	6	0.88
(1,3)	1:A:84:LYS:H	2:B:18:A:OP2	6	0.88
(1,3)	1:A:84:LYS:H	2:B:18:A:P	6	0.88
(1,3)	1:A:84:LYS:H	2:B:19:A:C1'	6	0.88
(1,3)	1:A:84:LYS:H	2:B:19:A:C2	6	0.88
(1,3)	1:A:84:LYS:H	2:B:19:A:C2'	6	0.88
(1,3)	1:A:84:LYS:H	2:B:19:A:C3'	6	0.88
(1,3)	1:A:84:LYS:H	2:B:19:A:C4	6	0.88
(1,3)	1:A:84:LYS:H	2:B:19:A:C4'	6	0.88
(1,3)	1:A:84:LYS:H	2:B:19:A:C5	6	0.88
(1,3)	1:A:84:LYS:H	2:B:19:A:C5'	6	0.88
(1,3)	1:A:84:LYS:H	2:B:19:A:C6	6	0.88
(1,3)	1:A:84:LYS:H	2:B:19:A:C8	6	0.88
(1,3)	1:A:84:LYS:H	2:B:19:A:H1'	6	0.88
(1,3)	1:A:84:LYS:H	2:B:19:A:H2	6	0.88
(1,3)	1:A:84:LYS:H	2:B:19:A:H2'	6	0.88
(1,3)	1:A:84:LYS:H	2:B:19:A:H3'	6	0.88
(1,3)	1:A:84:LYS:H	2:B:19:A:H4'	6	0.88
(1,3)	1:A:84:LYS:H	2:B:19:A:H5'	6	0.88
(1,3)	1:A:84:LYS:H	2:B:19:A:H5''	6	0.88
(1,3)	1:A:84:LYS:H	2:B:19:A:H61	6	0.88
(1,3)	1:A:84:LYS:H	2:B:19:A:H62	6	0.88
(1,3)	1:A:84:LYS:H	2:B:19:A:H8	6	0.88
(1,3)	1:A:84:LYS:H	2:B:19:A:HO2'	6	0.88
(1,3)	1:A:84:LYS:H	2:B:19:A:N1	6	0.88
(1,3)	1:A:84:LYS:H	2:B:19:A:N3	6	0.88
(1,3)	1:A:84:LYS:H	2:B:19:A:N6	6	0.88
(1,3)	1:A:84:LYS:H	2:B:19:A:N7	6	0.88
(1,3)	1:A:84:LYS:H	2:B:19:A:N9	6	0.88
(1,3)	1:A:84:LYS:H	2:B:19:A:O2'	6	0.88
(1,3)	1:A:84:LYS:H	2:B:19:A:O3'	6	0.88
(1,3)	1:A:84:LYS:H	2:B:19:A:O4'	6	0.88
(1,3)	1:A:84:LYS:H	2:B:19:A:O5'	6	0.88
(1,3)	1:A:84:LYS:H	2:B:19:A:OP1	6	0.88
(1,3)	1:A:84:LYS:H	2:B:19:A:OP2	6	0.88
(1,3)	1:A:84:LYS:H	2:B:19:A:P	6	0.88
(1,3)	1:A:84:LYS:H	2:B:20:U:C1'	6	0.88
(1,3)	1:A:84:LYS:H	2:B:20:U:C2	6	0.88

Continued on next page...

Continued from previous page...

Key	Atom-1	Atom-2	Model ID	Violation (Å)
(1,3)	1:A:84:LYS:H	2:B:20:U:C2'	6	0.88
(1,3)	1:A:84:LYS:H	2:B:20:U:C3'	6	0.88
(1,3)	1:A:84:LYS:H	2:B:20:U:C4	6	0.88
(1,3)	1:A:84:LYS:H	2:B:20:U:C4'	6	0.88
(1,3)	1:A:84:LYS:H	2:B:20:U:C5	6	0.88
(1,3)	1:A:84:LYS:H	2:B:20:U:C5'	6	0.88
(1,3)	1:A:84:LYS:H	2:B:20:U:C6	6	0.88
(1,3)	1:A:84:LYS:H	2:B:20:U:H1'	6	0.88
(1,3)	1:A:84:LYS:H	2:B:20:U:H2'	6	0.88
(1,3)	1:A:84:LYS:H	2:B:20:U:H3	6	0.88
(1,3)	1:A:84:LYS:H	2:B:20:U:H3'	6	0.88
(1,3)	1:A:84:LYS:H	2:B:20:U:H4'	6	0.88
(1,3)	1:A:84:LYS:H	2:B:20:U:H5	6	0.88
(1,3)	1:A:84:LYS:H	2:B:20:U:H5'	6	0.88
(1,3)	1:A:84:LYS:H	2:B:20:U:H5''	6	0.88
(1,3)	1:A:84:LYS:H	2:B:20:U:H6	6	0.88
(1,3)	1:A:84:LYS:H	2:B:20:U:HO2'	6	0.88
(1,3)	1:A:84:LYS:H	2:B:20:U:N1	6	0.88
(1,3)	1:A:84:LYS:H	2:B:20:U:N3	6	0.88
(1,3)	1:A:84:LYS:H	2:B:20:U:O2	6	0.88
(1,3)	1:A:84:LYS:H	2:B:20:U:O2'	6	0.88
(1,3)	1:A:84:LYS:H	2:B:20:U:O3'	6	0.88
(1,3)	1:A:84:LYS:H	2:B:20:U:O4	6	0.88
(1,3)	1:A:84:LYS:H	2:B:20:U:O4'	6	0.88
(1,3)	1:A:84:LYS:H	2:B:20:U:O5'	6	0.88
(1,3)	1:A:84:LYS:H	2:B:20:U:OP1	6	0.88
(1,3)	1:A:84:LYS:H	2:B:20:U:OP2	6	0.88
(1,3)	1:A:84:LYS:H	2:B:20:U:P	6	0.88
(1,3)	1:A:84:LYS:H	2:B:21:G:C1'	6	0.88
(1,3)	1:A:84:LYS:H	2:B:21:G:C2	6	0.88
(1,3)	1:A:84:LYS:H	2:B:21:G:C2'	6	0.88
(1,3)	1:A:84:LYS:H	2:B:21:G:C3'	6	0.88
(1,3)	1:A:84:LYS:H	2:B:21:G:C4	6	0.88
(1,3)	1:A:84:LYS:H	2:B:21:G:C4'	6	0.88
(1,3)	1:A:84:LYS:H	2:B:21:G:C5	6	0.88
(1,3)	1:A:84:LYS:H	2:B:21:G:C5'	6	0.88
(1,3)	1:A:84:LYS:H	2:B:21:G:C6	6	0.88
(1,3)	1:A:84:LYS:H	2:B:21:G:C8	6	0.88
(1,3)	1:A:84:LYS:H	2:B:21:G:H1	6	0.88
(1,3)	1:A:84:LYS:H	2:B:21:G:H1'	6	0.88
(1,3)	1:A:84:LYS:H	2:B:21:G:H2'	6	0.88
(1,3)	1:A:84:LYS:H	2:B:21:G:H21	6	0.88

Continued on next page...

Continued from previous page...

Key	Atom-1	Atom-2	Model ID	Violation (Å)
(1,3)	1:A:84:LYS:H	2:B:21:G:H22	6	0.88
(1,3)	1:A:84:LYS:H	2:B:21:G:H3'	6	0.88
(1,3)	1:A:84:LYS:H	2:B:21:G:H4'	6	0.88
(1,3)	1:A:84:LYS:H	2:B:21:G:H5'	6	0.88
(1,3)	1:A:84:LYS:H	2:B:21:G:H5''	6	0.88
(1,3)	1:A:84:LYS:H	2:B:21:G:H8	6	0.88
(1,3)	1:A:84:LYS:H	2:B:21:G:HO2'	6	0.88
(1,3)	1:A:84:LYS:H	2:B:21:G:N1	6	0.88
(1,3)	1:A:84:LYS:H	2:B:21:G:N2	6	0.88
(1,3)	1:A:84:LYS:H	2:B:21:G:N3	6	0.88
(1,3)	1:A:84:LYS:H	2:B:21:G:N7	6	0.88
(1,3)	1:A:84:LYS:H	2:B:21:G:N9	6	0.88
(1,3)	1:A:84:LYS:H	2:B:21:G:O2'	6	0.88
(1,3)	1:A:84:LYS:H	2:B:21:G:O3'	6	0.88
(1,3)	1:A:84:LYS:H	2:B:21:G:O4'	6	0.88
(1,3)	1:A:84:LYS:H	2:B:21:G:O5'	6	0.88
(1,3)	1:A:84:LYS:H	2:B:21:G:O6	6	0.88
(1,3)	1:A:84:LYS:H	2:B:21:G:OP1	6	0.88
(1,3)	1:A:84:LYS:H	2:B:21:G:OP2	6	0.88
(1,3)	1:A:84:LYS:H	2:B:21:G:P	6	0.88
(1,3)	1:A:84:LYS:H	2:B:22:A:C1'	6	0.88
(1,3)	1:A:84:LYS:H	2:B:22:A:C2	6	0.88
(1,3)	1:A:84:LYS:H	2:B:22:A:C2'	6	0.88
(1,3)	1:A:84:LYS:H	2:B:22:A:C3'	6	0.88
(1,3)	1:A:84:LYS:H	2:B:22:A:C4	6	0.88
(1,3)	1:A:84:LYS:H	2:B:22:A:C4'	6	0.88
(1,3)	1:A:84:LYS:H	2:B:22:A:C5	6	0.88
(1,3)	1:A:84:LYS:H	2:B:22:A:C5'	6	0.88
(1,3)	1:A:84:LYS:H	2:B:22:A:C6	6	0.88
(1,3)	1:A:84:LYS:H	2:B:22:A:C8	6	0.88
(1,3)	1:A:84:LYS:H	2:B:22:A:H1'	6	0.88
(1,3)	1:A:84:LYS:H	2:B:22:A:H2	6	0.88
(1,3)	1:A:84:LYS:H	2:B:22:A:H2'	6	0.88
(1,3)	1:A:84:LYS:H	2:B:22:A:H3'	6	0.88
(1,3)	1:A:84:LYS:H	2:B:22:A:H4'	6	0.88
(1,3)	1:A:84:LYS:H	2:B:22:A:H5'	6	0.88
(1,3)	1:A:84:LYS:H	2:B:22:A:H5''	6	0.88
(1,3)	1:A:84:LYS:H	2:B:22:A:H61	6	0.88
(1,3)	1:A:84:LYS:H	2:B:22:A:H62	6	0.88
(1,3)	1:A:84:LYS:H	2:B:22:A:H8	6	0.88
(1,3)	1:A:84:LYS:H	2:B:22:A:HO2'	6	0.88
(1,3)	1:A:84:LYS:H	2:B:22:A:N1	6	0.88

Continued on next page...

Continued from previous page...

Key	Atom-1	Atom-2	Model ID	Violation (Å)
(1,3)	1:A:84:LYS:H	2:B:22:A:N3	6	0.88
(1,3)	1:A:84:LYS:H	2:B:22:A:N6	6	0.88
(1,3)	1:A:84:LYS:H	2:B:22:A:N7	6	0.88
(1,3)	1:A:84:LYS:H	2:B:22:A:N9	6	0.88
(1,3)	1:A:84:LYS:H	2:B:22:A:O2'	6	0.88
(1,3)	1:A:84:LYS:H	2:B:22:A:O3'	6	0.88
(1,3)	1:A:84:LYS:H	2:B:22:A:O4'	6	0.88
(1,3)	1:A:84:LYS:H	2:B:22:A:O5'	6	0.88
(1,3)	1:A:84:LYS:H	2:B:22:A:OP1	6	0.88
(1,3)	1:A:84:LYS:H	2:B:22:A:OP2	6	0.88
(1,3)	1:A:84:LYS:H	2:B:22:A:P	6	0.88
(1,3)	1:A:84:LYS:H	2:B:23:U:C1'	6	0.88
(1,3)	1:A:84:LYS:H	2:B:23:U:C2	6	0.88
(1,3)	1:A:84:LYS:H	2:B:23:U:C2'	6	0.88
(1,3)	1:A:84:LYS:H	2:B:23:U:C3'	6	0.88
(1,3)	1:A:84:LYS:H	2:B:23:U:C4	6	0.88
(1,3)	1:A:84:LYS:H	2:B:23:U:C4'	6	0.88
(1,3)	1:A:84:LYS:H	2:B:23:U:C5	6	0.88
(1,3)	1:A:84:LYS:H	2:B:23:U:C5'	6	0.88
(1,3)	1:A:84:LYS:H	2:B:23:U:C6	6	0.88
(1,3)	1:A:84:LYS:H	2:B:23:U:H1'	6	0.88
(1,3)	1:A:84:LYS:H	2:B:23:U:H2'	6	0.88
(1,3)	1:A:84:LYS:H	2:B:23:U:H3	6	0.88
(1,3)	1:A:84:LYS:H	2:B:23:U:H3'	6	0.88
(1,3)	1:A:84:LYS:H	2:B:23:U:H4'	6	0.88
(1,3)	1:A:84:LYS:H	2:B:23:U:H5	6	0.88
(1,3)	1:A:84:LYS:H	2:B:23:U:H5'	6	0.88
(1,3)	1:A:84:LYS:H	2:B:23:U:H5''	6	0.88
(1,3)	1:A:84:LYS:H	2:B:23:U:H6	6	0.88
(1,3)	1:A:84:LYS:H	2:B:23:U:HO2'	6	0.88
(1,3)	1:A:84:LYS:H	2:B:23:U:N1	6	0.88
(1,3)	1:A:84:LYS:H	2:B:23:U:N3	6	0.88
(1,3)	1:A:84:LYS:H	2:B:23:U:O2	6	0.88
(1,3)	1:A:84:LYS:H	2:B:23:U:O2'	6	0.88
(1,3)	1:A:84:LYS:H	2:B:23:U:O3'	6	0.88
(1,3)	1:A:84:LYS:H	2:B:23:U:O4	6	0.88
(1,3)	1:A:84:LYS:H	2:B:23:U:O4'	6	0.88
(1,3)	1:A:84:LYS:H	2:B:23:U:O5'	6	0.88
(1,3)	1:A:84:LYS:H	2:B:23:U:OP1	6	0.88
(1,3)	1:A:84:LYS:H	2:B:23:U:OP2	6	0.88
(1,3)	1:A:84:LYS:H	2:B:23:U:P	6	0.88
(1,3)	1:A:84:LYS:H	2:B:24:G:C1'	6	0.88

Continued on next page...

Continued from previous page...

Key	Atom-1	Atom-2	Model ID	Violation (Å)
(1,3)	1:A:84:LYS:H	2:B:24:G:C2	6	0.88
(1,3)	1:A:84:LYS:H	2:B:24:G:C2'	6	0.88
(1,3)	1:A:84:LYS:H	2:B:24:G:C3'	6	0.88
(1,3)	1:A:84:LYS:H	2:B:24:G:C4	6	0.88
(1,3)	1:A:84:LYS:H	2:B:24:G:C4'	6	0.88
(1,3)	1:A:84:LYS:H	2:B:24:G:C5	6	0.88
(1,3)	1:A:84:LYS:H	2:B:24:G:C5'	6	0.88
(1,3)	1:A:84:LYS:H	2:B:24:G:C6	6	0.88
(1,3)	1:A:84:LYS:H	2:B:24:G:C8	6	0.88
(1,3)	1:A:84:LYS:H	2:B:24:G:H1	6	0.88
(1,3)	1:A:84:LYS:H	2:B:24:G:H1'	6	0.88
(1,3)	1:A:84:LYS:H	2:B:24:G:H2'	6	0.88
(1,3)	1:A:84:LYS:H	2:B:24:G:H21	6	0.88
(1,3)	1:A:84:LYS:H	2:B:24:G:H22	6	0.88
(1,3)	1:A:84:LYS:H	2:B:24:G:H3'	6	0.88
(1,3)	1:A:84:LYS:H	2:B:24:G:H4'	6	0.88
(1,3)	1:A:84:LYS:H	2:B:24:G:H5'	6	0.88
(1,3)	1:A:84:LYS:H	2:B:24:G:H5''	6	0.88
(1,3)	1:A:84:LYS:H	2:B:24:G:H8	6	0.88
(1,3)	1:A:84:LYS:H	2:B:24:G:HO2'	6	0.88
(1,3)	1:A:84:LYS:H	2:B:24:G:N1	6	0.88
(1,3)	1:A:84:LYS:H	2:B:24:G:N2	6	0.88
(1,3)	1:A:84:LYS:H	2:B:24:G:N3	6	0.88
(1,3)	1:A:84:LYS:H	2:B:24:G:N7	6	0.88
(1,3)	1:A:84:LYS:H	2:B:24:G:N9	6	0.88
(1,3)	1:A:84:LYS:H	2:B:24:G:O2'	6	0.88
(1,3)	1:A:84:LYS:H	2:B:24:G:O3'	6	0.88
(1,3)	1:A:84:LYS:H	2:B:24:G:O4'	6	0.88
(1,3)	1:A:84:LYS:H	2:B:24:G:O5'	6	0.88
(1,3)	1:A:84:LYS:H	2:B:24:G:O6	6	0.88
(1,3)	1:A:84:LYS:H	2:B:24:G:OP1	6	0.88
(1,3)	1:A:84:LYS:H	2:B:24:G:OP2	6	0.88
(1,3)	1:A:84:LYS:H	2:B:24:G:P	6	0.88
(1,3)	1:A:84:LYS:HA	2:B:2:C:C1'	6	0.88
(1,3)	1:A:84:LYS:HA	2:B:2:C:C2	6	0.88
(1,3)	1:A:84:LYS:HA	2:B:2:C:C2'	6	0.88
(1,3)	1:A:84:LYS:HA	2:B:2:C:C3'	6	0.88
(1,3)	1:A:84:LYS:HA	2:B:2:C:C4	6	0.88
(1,3)	1:A:84:LYS:HA	2:B:2:C:C4'	6	0.88
(1,3)	1:A:84:LYS:HA	2:B:2:C:C5	6	0.88
(1,3)	1:A:84:LYS:HA	2:B:2:C:C5'	6	0.88
(1,3)	1:A:84:LYS:HA	2:B:2:C:C6	6	0.88

Continued on next page...

Continued from previous page...

Key	Atom-1	Atom-2	Model ID	Violation (Å)
(1,3)	1:A:84:LYS:HA	2:B:2:C:H1'	6	0.88
(1,3)	1:A:84:LYS:HA	2:B:2:C:H2'	6	0.88
(1,3)	1:A:84:LYS:HA	2:B:2:C:H3'	6	0.88
(1,3)	1:A:84:LYS:HA	2:B:2:C:H4'	6	0.88
(1,3)	1:A:84:LYS:HA	2:B:2:C:H41	6	0.88
(1,3)	1:A:84:LYS:HA	2:B:2:C:H42	6	0.88
(1,3)	1:A:84:LYS:HA	2:B:2:C:H5	6	0.88
(1,3)	1:A:84:LYS:HA	2:B:2:C:H5'	6	0.88
(1,3)	1:A:84:LYS:HA	2:B:2:C:H5''	6	0.88
(1,3)	1:A:84:LYS:HA	2:B:2:C:H6	6	0.88
(1,3)	1:A:84:LYS:HA	2:B:2:C:HO2'	6	0.88
(1,3)	1:A:84:LYS:HA	2:B:2:C:N1	6	0.88
(1,3)	1:A:84:LYS:HA	2:B:2:C:N3	6	0.88
(1,3)	1:A:84:LYS:HA	2:B:2:C:N4	6	0.88
(1,3)	1:A:84:LYS:HA	2:B:2:C:O2	6	0.88
(1,3)	1:A:84:LYS:HA	2:B:2:C:O2'	6	0.88
(1,3)	1:A:84:LYS:HA	2:B:2:C:O3'	6	0.88
(1,3)	1:A:84:LYS:HA	2:B:2:C:O4'	6	0.88
(1,3)	1:A:84:LYS:HA	2:B:2:C:O5'	6	0.88
(1,3)	1:A:84:LYS:HA	2:B:3:U:C1'	6	0.88
(1,3)	1:A:84:LYS:HA	2:B:3:U:C2	6	0.88
(1,3)	1:A:84:LYS:HA	2:B:3:U:C2'	6	0.88
(1,3)	1:A:84:LYS:HA	2:B:3:U:C3'	6	0.88
(1,3)	1:A:84:LYS:HA	2:B:3:U:C4	6	0.88
(1,3)	1:A:84:LYS:HA	2:B:3:U:C4'	6	0.88
(1,3)	1:A:84:LYS:HA	2:B:3:U:C5	6	0.88
(1,3)	1:A:84:LYS:HA	2:B:3:U:C5'	6	0.88
(1,3)	1:A:84:LYS:HA	2:B:3:U:C6	6	0.88
(1,3)	1:A:84:LYS:HA	2:B:3:U:H1'	6	0.88
(1,3)	1:A:84:LYS:HA	2:B:3:U:H2'	6	0.88
(1,3)	1:A:84:LYS:HA	2:B:3:U:H3	6	0.88
(1,3)	1:A:84:LYS:HA	2:B:3:U:H3'	6	0.88
(1,3)	1:A:84:LYS:HA	2:B:3:U:H4'	6	0.88
(1,3)	1:A:84:LYS:HA	2:B:3:U:H5	6	0.88
(1,3)	1:A:84:LYS:HA	2:B:3:U:H5'	6	0.88
(1,3)	1:A:84:LYS:HA	2:B:3:U:H5''	6	0.88
(1,3)	1:A:84:LYS:HA	2:B:3:U:H6	6	0.88
(1,3)	1:A:84:LYS:HA	2:B:3:U:HO2'	6	0.88
(1,3)	1:A:84:LYS:HA	2:B:3:U:N1	6	0.88
(1,3)	1:A:84:LYS:HA	2:B:3:U:N3	6	0.88
(1,3)	1:A:84:LYS:HA	2:B:3:U:O2	6	0.88
(1,3)	1:A:84:LYS:HA	2:B:3:U:O2'	6	0.88

Continued on next page...

Continued from previous page...

Key	Atom-1	Atom-2	Model ID	Violation (Å)
(1,3)	1:A:84:LYS:HA	2:B:3:U:O3'	6	0.88
(1,3)	1:A:84:LYS:HA	2:B:3:U:O4	6	0.88
(1,3)	1:A:84:LYS:HA	2:B:3:U:O4'	6	0.88
(1,3)	1:A:84:LYS:HA	2:B:3:U:O5'	6	0.88
(1,3)	1:A:84:LYS:HA	2:B:3:U:OP1	6	0.88
(1,3)	1:A:84:LYS:HA	2:B:3:U:OP2	6	0.88
(1,3)	1:A:84:LYS:HA	2:B:3:U:P	6	0.88
(1,3)	1:A:84:LYS:HA	2:B:4:G:C1'	6	0.88
(1,3)	1:A:84:LYS:HA	2:B:4:G:C2	6	0.88
(1,3)	1:A:84:LYS:HA	2:B:4:G:C2'	6	0.88
(1,3)	1:A:84:LYS:HA	2:B:4:G:C3'	6	0.88
(1,3)	1:A:84:LYS:HA	2:B:4:G:C4	6	0.88
(1,3)	1:A:84:LYS:HA	2:B:4:G:C4'	6	0.88
(1,3)	1:A:84:LYS:HA	2:B:4:G:C5	6	0.88
(1,3)	1:A:84:LYS:HA	2:B:4:G:C5'	6	0.88
(1,3)	1:A:84:LYS:HA	2:B:4:G:C6	6	0.88
(1,3)	1:A:84:LYS:HA	2:B:4:G:C8	6	0.88
(1,3)	1:A:84:LYS:HA	2:B:4:G:H1	6	0.88
(1,3)	1:A:84:LYS:HA	2:B:4:G:H1'	6	0.88
(1,3)	1:A:84:LYS:HA	2:B:4:G:H2'	6	0.88
(1,3)	1:A:84:LYS:HA	2:B:4:G:H21	6	0.88
(1,3)	1:A:84:LYS:HA	2:B:4:G:H22	6	0.88
(1,3)	1:A:84:LYS:HA	2:B:4:G:H3'	6	0.88
(1,3)	1:A:84:LYS:HA	2:B:4:G:H4'	6	0.88
(1,3)	1:A:84:LYS:HA	2:B:4:G:H5'	6	0.88
(1,3)	1:A:84:LYS:HA	2:B:4:G:H5''	6	0.88
(1,3)	1:A:84:LYS:HA	2:B:4:G:H8	6	0.88
(1,3)	1:A:84:LYS:HA	2:B:4:G:HO2'	6	0.88
(1,3)	1:A:84:LYS:HA	2:B:4:G:N1	6	0.88
(1,3)	1:A:84:LYS:HA	2:B:4:G:N2	6	0.88
(1,3)	1:A:84:LYS:HA	2:B:4:G:N3	6	0.88
(1,3)	1:A:84:LYS:HA	2:B:4:G:N7	6	0.88
(1,3)	1:A:84:LYS:HA	2:B:4:G:N9	6	0.88
(1,3)	1:A:84:LYS:HA	2:B:4:G:O2'	6	0.88
(1,3)	1:A:84:LYS:HA	2:B:4:G:O3'	6	0.88
(1,3)	1:A:84:LYS:HA	2:B:4:G:O4'	6	0.88
(1,3)	1:A:84:LYS:HA	2:B:4:G:O5'	6	0.88
(1,3)	1:A:84:LYS:HA	2:B:4:G:O6	6	0.88
(1,3)	1:A:84:LYS:HA	2:B:4:G:OP1	6	0.88
(1,3)	1:A:84:LYS:HA	2:B:4:G:OP2	6	0.88
(1,3)	1:A:84:LYS:HA	2:B:4:G:P	6	0.88
(1,3)	1:A:84:LYS:HA	2:B:5:A:C1'	6	0.88

Continued on next page...

Continued from previous page...

Key	Atom-1	Atom-2	Model ID	Violation (Å)
(1,3)	1:A:84:LYS:HA	2:B:5:A:C2	6	0.88
(1,3)	1:A:84:LYS:HA	2:B:5:A:C2'	6	0.88
(1,3)	1:A:84:LYS:HA	2:B:5:A:C3'	6	0.88
(1,3)	1:A:84:LYS:HA	2:B:5:A:C4	6	0.88
(1,3)	1:A:84:LYS:HA	2:B:5:A:C4'	6	0.88
(1,3)	1:A:84:LYS:HA	2:B:5:A:C5	6	0.88
(1,3)	1:A:84:LYS:HA	2:B:5:A:C5'	6	0.88
(1,3)	1:A:84:LYS:HA	2:B:5:A:C6	6	0.88
(1,3)	1:A:84:LYS:HA	2:B:5:A:C8	6	0.88
(1,3)	1:A:84:LYS:HA	2:B:5:A:H1'	6	0.88
(1,3)	1:A:84:LYS:HA	2:B:5:A:H2	6	0.88
(1,3)	1:A:84:LYS:HA	2:B:5:A:H2'	6	0.88
(1,3)	1:A:84:LYS:HA	2:B:5:A:H3'	6	0.88
(1,3)	1:A:84:LYS:HA	2:B:5:A:H4'	6	0.88
(1,3)	1:A:84:LYS:HA	2:B:5:A:H5'	6	0.88
(1,3)	1:A:84:LYS:HA	2:B:5:A:H5''	6	0.88
(1,3)	1:A:84:LYS:HA	2:B:5:A:H61	6	0.88
(1,3)	1:A:84:LYS:HA	2:B:5:A:H62	6	0.88
(1,3)	1:A:84:LYS:HA	2:B:5:A:H8	6	0.88
(1,3)	1:A:84:LYS:HA	2:B:5:A:HO2'	6	0.88
(1,3)	1:A:84:LYS:HA	2:B:5:A:N1	6	0.88
(1,3)	1:A:84:LYS:HA	2:B:5:A:N3	6	0.88
(1,3)	1:A:84:LYS:HA	2:B:5:A:N6	6	0.88
(1,3)	1:A:84:LYS:HA	2:B:5:A:N7	6	0.88
(1,3)	1:A:84:LYS:HA	2:B:5:A:N9	6	0.88
(1,3)	1:A:84:LYS:HA	2:B:5:A:O2'	6	0.88
(1,3)	1:A:84:LYS:HA	2:B:5:A:O3'	6	0.88
(1,3)	1:A:84:LYS:HA	2:B:5:A:O4'	6	0.88
(1,3)	1:A:84:LYS:HA	2:B:5:A:O5'	6	0.88
(1,3)	1:A:84:LYS:HA	2:B:5:A:OP1	6	0.88
(1,3)	1:A:84:LYS:HA	2:B:5:A:OP2	6	0.88
(1,3)	1:A:84:LYS:HA	2:B:5:A:P	6	0.88
(1,3)	1:A:84:LYS:HA	2:B:6:G:C1'	6	0.88
(1,3)	1:A:84:LYS:HA	2:B:6:G:C2	6	0.88
(1,3)	1:A:84:LYS:HA	2:B:6:G:C2'	6	0.88
(1,3)	1:A:84:LYS:HA	2:B:6:G:C3'	6	0.88
(1,3)	1:A:84:LYS:HA	2:B:6:G:C4	6	0.88
(1,3)	1:A:84:LYS:HA	2:B:6:G:C4'	6	0.88
(1,3)	1:A:84:LYS:HA	2:B:6:G:C5	6	0.88
(1,3)	1:A:84:LYS:HA	2:B:6:G:C5'	6	0.88
(1,3)	1:A:84:LYS:HA	2:B:6:G:C6	6	0.88
(1,3)	1:A:84:LYS:HA	2:B:6:G:C8	6	0.88

Continued on next page...

Continued from previous page...

Key	Atom-1	Atom-2	Model ID	Violation (Å)
(1,3)	1:A:84:LYS:HA	2:B:6:G:H1	6	0.88
(1,3)	1:A:84:LYS:HA	2:B:6:G:H1'	6	0.88
(1,3)	1:A:84:LYS:HA	2:B:6:G:H2'	6	0.88
(1,3)	1:A:84:LYS:HA	2:B:6:G:H21	6	0.88
(1,3)	1:A:84:LYS:HA	2:B:6:G:H22	6	0.88
(1,3)	1:A:84:LYS:HA	2:B:6:G:H3'	6	0.88
(1,3)	1:A:84:LYS:HA	2:B:6:G:H4'	6	0.88
(1,3)	1:A:84:LYS:HA	2:B:6:G:H5'	6	0.88
(1,3)	1:A:84:LYS:HA	2:B:6:G:H5''	6	0.88
(1,3)	1:A:84:LYS:HA	2:B:6:G:H8	6	0.88
(1,3)	1:A:84:LYS:HA	2:B:6:G:HO2'	6	0.88
(1,3)	1:A:84:LYS:HA	2:B:6:G:N1	6	0.88
(1,3)	1:A:84:LYS:HA	2:B:6:G:N2	6	0.88
(1,3)	1:A:84:LYS:HA	2:B:6:G:N3	6	0.88
(1,3)	1:A:84:LYS:HA	2:B:6:G:N7	6	0.88
(1,3)	1:A:84:LYS:HA	2:B:6:G:N9	6	0.88
(1,3)	1:A:84:LYS:HA	2:B:6:G:O2'	6	0.88
(1,3)	1:A:84:LYS:HA	2:B:6:G:O3'	6	0.88
(1,3)	1:A:84:LYS:HA	2:B:6:G:O4'	6	0.88
(1,3)	1:A:84:LYS:HA	2:B:6:G:O5'	6	0.88
(1,3)	1:A:84:LYS:HA	2:B:6:G:O6	6	0.88
(1,3)	1:A:84:LYS:HA	2:B:6:G:OP1	6	0.88
(1,3)	1:A:84:LYS:HA	2:B:6:G:OP2	6	0.88
(1,3)	1:A:84:LYS:HA	2:B:6:G:P	6	0.88
(1,3)	1:A:84:LYS:HA	2:B:7:C:C1'	6	0.88
(1,3)	1:A:84:LYS:HA	2:B:7:C:C2	6	0.88
(1,3)	1:A:84:LYS:HA	2:B:7:C:C2'	6	0.88
(1,3)	1:A:84:LYS:HA	2:B:7:C:C3'	6	0.88
(1,3)	1:A:84:LYS:HA	2:B:7:C:C4	6	0.88
(1,3)	1:A:84:LYS:HA	2:B:7:C:C4'	6	0.88
(1,3)	1:A:84:LYS:HA	2:B:7:C:C5	6	0.88
(1,3)	1:A:84:LYS:HA	2:B:7:C:C5'	6	0.88
(1,3)	1:A:84:LYS:HA	2:B:7:C:C6	6	0.88
(1,3)	1:A:84:LYS:HA	2:B:7:C:H1'	6	0.88
(1,3)	1:A:84:LYS:HA	2:B:7:C:H2'	6	0.88
(1,3)	1:A:84:LYS:HA	2:B:7:C:H3'	6	0.88
(1,3)	1:A:84:LYS:HA	2:B:7:C:H4'	6	0.88
(1,3)	1:A:84:LYS:HA	2:B:7:C:H41	6	0.88
(1,3)	1:A:84:LYS:HA	2:B:7:C:H42	6	0.88
(1,3)	1:A:84:LYS:HA	2:B:7:C:H5	6	0.88
(1,3)	1:A:84:LYS:HA	2:B:7:C:H5'	6	0.88
(1,3)	1:A:84:LYS:HA	2:B:7:C:H5''	6	0.88

Continued on next page...

Continued from previous page...

Key	Atom-1	Atom-2	Model ID	Violation (Å)
(1,3)	1:A:84:LYS:HA	2:B:7:C:H6	6	0.88
(1,3)	1:A:84:LYS:HA	2:B:7:C:HO2'	6	0.88
(1,3)	1:A:84:LYS:HA	2:B:7:C:N1	6	0.88
(1,3)	1:A:84:LYS:HA	2:B:7:C:N3	6	0.88
(1,3)	1:A:84:LYS:HA	2:B:7:C:N4	6	0.88
(1,3)	1:A:84:LYS:HA	2:B:7:C:O2	6	0.88
(1,3)	1:A:84:LYS:HA	2:B:7:C:O2'	6	0.88
(1,3)	1:A:84:LYS:HA	2:B:7:C:O3'	6	0.88
(1,3)	1:A:84:LYS:HA	2:B:7:C:O4'	6	0.88
(1,3)	1:A:84:LYS:HA	2:B:7:C:O5'	6	0.88
(1,3)	1:A:84:LYS:HA	2:B:7:C:OP1	6	0.88
(1,3)	1:A:84:LYS:HA	2:B:7:C:OP2	6	0.88
(1,3)	1:A:84:LYS:HA	2:B:7:C:P	6	0.88
(1,3)	1:A:84:LYS:HA	2:B:8:U:C1'	6	0.88
(1,3)	1:A:84:LYS:HA	2:B:8:U:C2	6	0.88
(1,3)	1:A:84:LYS:HA	2:B:8:U:C2'	6	0.88
(1,3)	1:A:84:LYS:HA	2:B:8:U:C3'	6	0.88
(1,3)	1:A:84:LYS:HA	2:B:8:U:C4	6	0.88
(1,3)	1:A:84:LYS:HA	2:B:8:U:C4'	6	0.88
(1,3)	1:A:84:LYS:HA	2:B:8:U:C5	6	0.88
(1,3)	1:A:84:LYS:HA	2:B:8:U:C5'	6	0.88
(1,3)	1:A:84:LYS:HA	2:B:8:U:C6	6	0.88
(1,3)	1:A:84:LYS:HA	2:B:8:U:H1'	6	0.88
(1,3)	1:A:84:LYS:HA	2:B:8:U:H2'	6	0.88
(1,3)	1:A:84:LYS:HA	2:B:8:U:H3	6	0.88
(1,3)	1:A:84:LYS:HA	2:B:8:U:H3'	6	0.88
(1,3)	1:A:84:LYS:HA	2:B:8:U:H4'	6	0.88
(1,3)	1:A:84:LYS:HA	2:B:8:U:H5	6	0.88
(1,3)	1:A:84:LYS:HA	2:B:8:U:H5'	6	0.88
(1,3)	1:A:84:LYS:HA	2:B:8:U:H5''	6	0.88
(1,3)	1:A:84:LYS:HA	2:B:8:U:H6	6	0.88
(1,3)	1:A:84:LYS:HA	2:B:8:U:HO2'	6	0.88
(1,3)	1:A:84:LYS:HA	2:B:8:U:N1	6	0.88
(1,3)	1:A:84:LYS:HA	2:B:8:U:N3	6	0.88
(1,3)	1:A:84:LYS:HA	2:B:8:U:O2	6	0.88
(1,3)	1:A:84:LYS:HA	2:B:8:U:O2'	6	0.88
(1,3)	1:A:84:LYS:HA	2:B:8:U:O3'	6	0.88
(1,3)	1:A:84:LYS:HA	2:B:8:U:O4	6	0.88
(1,3)	1:A:84:LYS:HA	2:B:8:U:O4'	6	0.88
(1,3)	1:A:84:LYS:HA	2:B:8:U:O5'	6	0.88
(1,3)	1:A:84:LYS:HA	2:B:8:U:OP1	6	0.88
(1,3)	1:A:84:LYS:HA	2:B:8:U:OP2	6	0.88

Continued on next page...

Continued from previous page...

Key	Atom-1	Atom-2	Model ID	Violation (Å)
(1,3)	1:A:84:LYS:HA	2:B:8:U:P	6	0.88
(1,3)	1:A:84:LYS:HA	2:B:9:C:C1'	6	0.88
(1,3)	1:A:84:LYS:HA	2:B:9:C:C2	6	0.88
(1,3)	1:A:84:LYS:HA	2:B:9:C:C2'	6	0.88
(1,3)	1:A:84:LYS:HA	2:B:9:C:C3'	6	0.88
(1,3)	1:A:84:LYS:HA	2:B:9:C:C4	6	0.88
(1,3)	1:A:84:LYS:HA	2:B:9:C:C4'	6	0.88
(1,3)	1:A:84:LYS:HA	2:B:9:C:C5	6	0.88
(1,3)	1:A:84:LYS:HA	2:B:9:C:C5'	6	0.88
(1,3)	1:A:84:LYS:HA	2:B:9:C:C6	6	0.88
(1,3)	1:A:84:LYS:HA	2:B:9:C:H1'	6	0.88
(1,3)	1:A:84:LYS:HA	2:B:9:C:H2'	6	0.88
(1,3)	1:A:84:LYS:HA	2:B:9:C:H3'	6	0.88
(1,3)	1:A:84:LYS:HA	2:B:9:C:H4'	6	0.88
(1,3)	1:A:84:LYS:HA	2:B:9:C:H41	6	0.88
(1,3)	1:A:84:LYS:HA	2:B:9:C:H42	6	0.88
(1,3)	1:A:84:LYS:HA	2:B:9:C:H5	6	0.88
(1,3)	1:A:84:LYS:HA	2:B:9:C:H5'	6	0.88
(1,3)	1:A:84:LYS:HA	2:B:9:C:H5''	6	0.88
(1,3)	1:A:84:LYS:HA	2:B:9:C:H6	6	0.88
(1,3)	1:A:84:LYS:HA	2:B:9:C:HO2'	6	0.88
(1,3)	1:A:84:LYS:HA	2:B:9:C:N1	6	0.88
(1,3)	1:A:84:LYS:HA	2:B:9:C:N3	6	0.88
(1,3)	1:A:84:LYS:HA	2:B:9:C:N4	6	0.88
(1,3)	1:A:84:LYS:HA	2:B:9:C:O2	6	0.88
(1,3)	1:A:84:LYS:HA	2:B:9:C:O2'	6	0.88
(1,3)	1:A:84:LYS:HA	2:B:9:C:O3'	6	0.88
(1,3)	1:A:84:LYS:HA	2:B:9:C:O4'	6	0.88
(1,3)	1:A:84:LYS:HA	2:B:9:C:O5'	6	0.88
(1,3)	1:A:84:LYS:HA	2:B:9:C:OP1	6	0.88
(1,3)	1:A:84:LYS:HA	2:B:9:C:OP2	6	0.88
(1,3)	1:A:84:LYS:HA	2:B:9:C:P	6	0.88
(1,3)	1:A:84:LYS:HA	2:B:10:G:C1'	6	0.88
(1,3)	1:A:84:LYS:HA	2:B:10:G:C2	6	0.88
(1,3)	1:A:84:LYS:HA	2:B:10:G:C2'	6	0.88
(1,3)	1:A:84:LYS:HA	2:B:10:G:C3'	6	0.88
(1,3)	1:A:84:LYS:HA	2:B:10:G:C4	6	0.88
(1,3)	1:A:84:LYS:HA	2:B:10:G:C4'	6	0.88
(1,3)	1:A:84:LYS:HA	2:B:10:G:C5	6	0.88
(1,3)	1:A:84:LYS:HA	2:B:10:G:C5'	6	0.88
(1,3)	1:A:84:LYS:HA	2:B:10:G:C6	6	0.88
(1,3)	1:A:84:LYS:HA	2:B:10:G:C8	6	0.88

Continued on next page...

Continued from previous page...

Key	Atom-1	Atom-2	Model ID	Violation (Å)
(1,3)	1:A:84:LYS:HA	2:B:10:G:H1	6	0.88
(1,3)	1:A:84:LYS:HA	2:B:10:G:H1'	6	0.88
(1,3)	1:A:84:LYS:HA	2:B:10:G:H2'	6	0.88
(1,3)	1:A:84:LYS:HA	2:B:10:G:H21	6	0.88
(1,3)	1:A:84:LYS:HA	2:B:10:G:H22	6	0.88
(1,3)	1:A:84:LYS:HA	2:B:10:G:H3'	6	0.88
(1,3)	1:A:84:LYS:HA	2:B:10:G:H4'	6	0.88
(1,3)	1:A:84:LYS:HA	2:B:10:G:H5'	6	0.88
(1,3)	1:A:84:LYS:HA	2:B:10:G:H5''	6	0.88
(1,3)	1:A:84:LYS:HA	2:B:10:G:H8	6	0.88
(1,3)	1:A:84:LYS:HA	2:B:10:G:HO2'	6	0.88
(1,3)	1:A:84:LYS:HA	2:B:10:G:N1	6	0.88
(1,3)	1:A:84:LYS:HA	2:B:10:G:N2	6	0.88
(1,3)	1:A:84:LYS:HA	2:B:10:G:N3	6	0.88
(1,3)	1:A:84:LYS:HA	2:B:10:G:N7	6	0.88
(1,3)	1:A:84:LYS:HA	2:B:10:G:N9	6	0.88
(1,3)	1:A:84:LYS:HA	2:B:10:G:O2'	6	0.88
(1,3)	1:A:84:LYS:HA	2:B:10:G:O3'	6	0.88
(1,3)	1:A:84:LYS:HA	2:B:10:G:O4'	6	0.88
(1,3)	1:A:84:LYS:HA	2:B:10:G:O5'	6	0.88
(1,3)	1:A:84:LYS:HA	2:B:10:G:O6	6	0.88
(1,3)	1:A:84:LYS:HA	2:B:10:G:OP1	6	0.88
(1,3)	1:A:84:LYS:HA	2:B:10:G:OP2	6	0.88
(1,3)	1:A:84:LYS:HA	2:B:10:G:P	6	0.88
(1,3)	1:A:84:LYS:HA	2:B:11:A:C1'	6	0.88
(1,3)	1:A:84:LYS:HA	2:B:11:A:C2	6	0.88
(1,3)	1:A:84:LYS:HA	2:B:11:A:C2'	6	0.88
(1,3)	1:A:84:LYS:HA	2:B:11:A:C3'	6	0.88
(1,3)	1:A:84:LYS:HA	2:B:11:A:C4	6	0.88
(1,3)	1:A:84:LYS:HA	2:B:11:A:C4'	6	0.88
(1,3)	1:A:84:LYS:HA	2:B:11:A:C5	6	0.88
(1,3)	1:A:84:LYS:HA	2:B:11:A:C5'	6	0.88
(1,3)	1:A:84:LYS:HA	2:B:11:A:C6	6	0.88
(1,3)	1:A:84:LYS:HA	2:B:11:A:C8	6	0.88
(1,3)	1:A:84:LYS:HA	2:B:11:A:H1'	6	0.88
(1,3)	1:A:84:LYS:HA	2:B:11:A:H2	6	0.88
(1,3)	1:A:84:LYS:HA	2:B:11:A:H2'	6	0.88
(1,3)	1:A:84:LYS:HA	2:B:11:A:H3'	6	0.88
(1,3)	1:A:84:LYS:HA	2:B:11:A:H4'	6	0.88
(1,3)	1:A:84:LYS:HA	2:B:11:A:H5'	6	0.88
(1,3)	1:A:84:LYS:HA	2:B:11:A:H5''	6	0.88
(1,3)	1:A:84:LYS:HA	2:B:11:A:H61	6	0.88

Continued on next page...

Continued from previous page...

Key	Atom-1	Atom-2	Model ID	Violation (Å)
(1,3)	1:A:84:LYS:HA	2:B:11:A:H62	6	0.88
(1,3)	1:A:84:LYS:HA	2:B:11:A:H8	6	0.88
(1,3)	1:A:84:LYS:HA	2:B:11:A:HO2'	6	0.88
(1,3)	1:A:84:LYS:HA	2:B:11:A:N1	6	0.88
(1,3)	1:A:84:LYS:HA	2:B:11:A:N3	6	0.88
(1,3)	1:A:84:LYS:HA	2:B:11:A:N6	6	0.88
(1,3)	1:A:84:LYS:HA	2:B:11:A:N7	6	0.88
(1,3)	1:A:84:LYS:HA	2:B:11:A:N9	6	0.88
(1,3)	1:A:84:LYS:HA	2:B:11:A:O2'	6	0.88
(1,3)	1:A:84:LYS:HA	2:B:11:A:O3'	6	0.88
(1,3)	1:A:84:LYS:HA	2:B:11:A:O4'	6	0.88
(1,3)	1:A:84:LYS:HA	2:B:11:A:O5'	6	0.88
(1,3)	1:A:84:LYS:HA	2:B:11:A:OP1	6	0.88
(1,3)	1:A:84:LYS:HA	2:B:11:A:OP2	6	0.88
(1,3)	1:A:84:LYS:HA	2:B:11:A:P	6	0.88
(1,3)	1:A:84:LYS:HA	2:B:12:A:C1'	6	0.88
(1,3)	1:A:84:LYS:HA	2:B:12:A:C2	6	0.88
(1,3)	1:A:84:LYS:HA	2:B:12:A:C2'	6	0.88
(1,3)	1:A:84:LYS:HA	2:B:12:A:C3'	6	0.88
(1,3)	1:A:84:LYS:HA	2:B:12:A:C4	6	0.88
(1,3)	1:A:84:LYS:HA	2:B:12:A:C4'	6	0.88
(1,3)	1:A:84:LYS:HA	2:B:12:A:C5	6	0.88
(1,3)	1:A:84:LYS:HA	2:B:12:A:C5'	6	0.88
(1,3)	1:A:84:LYS:HA	2:B:12:A:C6	6	0.88
(1,3)	1:A:84:LYS:HA	2:B:12:A:C8	6	0.88
(1,3)	1:A:84:LYS:HA	2:B:12:A:H1'	6	0.88
(1,3)	1:A:84:LYS:HA	2:B:12:A:H2	6	0.88
(1,3)	1:A:84:LYS:HA	2:B:12:A:H2'	6	0.88
(1,3)	1:A:84:LYS:HA	2:B:12:A:H3'	6	0.88
(1,3)	1:A:84:LYS:HA	2:B:12:A:H4'	6	0.88
(1,3)	1:A:84:LYS:HA	2:B:12:A:H5'	6	0.88
(1,3)	1:A:84:LYS:HA	2:B:12:A:H5''	6	0.88
(1,3)	1:A:84:LYS:HA	2:B:12:A:H61	6	0.88
(1,3)	1:A:84:LYS:HA	2:B:12:A:H62	6	0.88
(1,3)	1:A:84:LYS:HA	2:B:12:A:H8	6	0.88
(1,3)	1:A:84:LYS:HA	2:B:12:A:HO2'	6	0.88
(1,3)	1:A:84:LYS:HA	2:B:12:A:N1	6	0.88
(1,3)	1:A:84:LYS:HA	2:B:12:A:N3	6	0.88
(1,3)	1:A:84:LYS:HA	2:B:12:A:N6	6	0.88
(1,3)	1:A:84:LYS:HA	2:B:12:A:N7	6	0.88
(1,3)	1:A:84:LYS:HA	2:B:12:A:N9	6	0.88
(1,3)	1:A:84:LYS:HA	2:B:12:A:O2'	6	0.88

Continued on next page...

Continued from previous page...

Key	Atom-1	Atom-2	Model ID	Violation (Å)
(1,3)	1:A:84:LYS:HA	2:B:12:A:O3'	6	0.88
(1,3)	1:A:84:LYS:HA	2:B:12:A:O4'	6	0.88
(1,3)	1:A:84:LYS:HA	2:B:12:A:O5'	6	0.88
(1,3)	1:A:84:LYS:HA	2:B:12:A:OP1	6	0.88
(1,3)	1:A:84:LYS:HA	2:B:12:A:OP2	6	0.88
(1,3)	1:A:84:LYS:HA	2:B:12:A:P	6	0.88
(1,3)	1:A:84:LYS:HA	2:B:13:A:C1'	6	0.88
(1,3)	1:A:84:LYS:HA	2:B:13:A:C2	6	0.88
(1,3)	1:A:84:LYS:HA	2:B:13:A:C2'	6	0.88
(1,3)	1:A:84:LYS:HA	2:B:13:A:C3'	6	0.88
(1,3)	1:A:84:LYS:HA	2:B:13:A:C4	6	0.88
(1,3)	1:A:84:LYS:HA	2:B:13:A:C4'	6	0.88
(1,3)	1:A:84:LYS:HA	2:B:13:A:C5	6	0.88
(1,3)	1:A:84:LYS:HA	2:B:13:A:C5'	6	0.88
(1,3)	1:A:84:LYS:HA	2:B:13:A:C6	6	0.88
(1,3)	1:A:84:LYS:HA	2:B:13:A:C8	6	0.88
(1,3)	1:A:84:LYS:HA	2:B:13:A:H1'	6	0.88
(1,3)	1:A:84:LYS:HA	2:B:13:A:H2	6	0.88
(1,3)	1:A:84:LYS:HA	2:B:13:A:H2'	6	0.88
(1,3)	1:A:84:LYS:HA	2:B:13:A:H3'	6	0.88
(1,3)	1:A:84:LYS:HA	2:B:13:A:H4'	6	0.88
(1,3)	1:A:84:LYS:HA	2:B:13:A:H5'	6	0.88
(1,3)	1:A:84:LYS:HA	2:B:13:A:H5''	6	0.88
(1,3)	1:A:84:LYS:HA	2:B:13:A:H61	6	0.88
(1,3)	1:A:84:LYS:HA	2:B:13:A:H62	6	0.88
(1,3)	1:A:84:LYS:HA	2:B:13:A:H8	6	0.88
(1,3)	1:A:84:LYS:HA	2:B:13:A:HO2'	6	0.88
(1,3)	1:A:84:LYS:HA	2:B:13:A:N1	6	0.88
(1,3)	1:A:84:LYS:HA	2:B:13:A:N3	6	0.88
(1,3)	1:A:84:LYS:HA	2:B:13:A:N6	6	0.88
(1,3)	1:A:84:LYS:HA	2:B:13:A:N7	6	0.88
(1,3)	1:A:84:LYS:HA	2:B:13:A:N9	6	0.88
(1,3)	1:A:84:LYS:HA	2:B:13:A:O2'	6	0.88
(1,3)	1:A:84:LYS:HA	2:B:13:A:O3'	6	0.88
(1,3)	1:A:84:LYS:HA	2:B:13:A:O4'	6	0.88
(1,3)	1:A:84:LYS:HA	2:B:13:A:O5'	6	0.88
(1,3)	1:A:84:LYS:HA	2:B:13:A:OP1	6	0.88
(1,3)	1:A:84:LYS:HA	2:B:13:A:OP2	6	0.88
(1,3)	1:A:84:LYS:HA	2:B:13:A:P	6	0.88
(1,3)	1:A:84:LYS:HA	2:B:14:G:C1'	6	0.88
(1,3)	1:A:84:LYS:HA	2:B:14:G:C2	6	0.88
(1,3)	1:A:84:LYS:HA	2:B:14:G:C2'	6	0.88

Continued on next page...

Continued from previous page...

Key	Atom-1	Atom-2	Model ID	Violation (Å)
(1,3)	1:A:84:LYS:HA	2:B:14:G:C3'	6	0.88
(1,3)	1:A:84:LYS:HA	2:B:14:G:C4	6	0.88
(1,3)	1:A:84:LYS:HA	2:B:14:G:C4'	6	0.88
(1,3)	1:A:84:LYS:HA	2:B:14:G:C5	6	0.88
(1,3)	1:A:84:LYS:HA	2:B:14:G:C5'	6	0.88
(1,3)	1:A:84:LYS:HA	2:B:14:G:C6	6	0.88
(1,3)	1:A:84:LYS:HA	2:B:14:G:C8	6	0.88
(1,3)	1:A:84:LYS:HA	2:B:14:G:H1	6	0.88
(1,3)	1:A:84:LYS:HA	2:B:14:G:H1'	6	0.88
(1,3)	1:A:84:LYS:HA	2:B:14:G:H2'	6	0.88
(1,3)	1:A:84:LYS:HA	2:B:14:G:H21	6	0.88
(1,3)	1:A:84:LYS:HA	2:B:14:G:H22	6	0.88
(1,3)	1:A:84:LYS:HA	2:B:14:G:H3'	6	0.88
(1,3)	1:A:84:LYS:HA	2:B:14:G:H4'	6	0.88
(1,3)	1:A:84:LYS:HA	2:B:14:G:H5'	6	0.88
(1,3)	1:A:84:LYS:HA	2:B:14:G:H5''	6	0.88
(1,3)	1:A:84:LYS:HA	2:B:14:G:H8	6	0.88
(1,3)	1:A:84:LYS:HA	2:B:14:G:HO2'	6	0.88
(1,3)	1:A:84:LYS:HA	2:B:14:G:N1	6	0.88
(1,3)	1:A:84:LYS:HA	2:B:14:G:N2	6	0.88
(1,3)	1:A:84:LYS:HA	2:B:14:G:N3	6	0.88
(1,3)	1:A:84:LYS:HA	2:B:14:G:N7	6	0.88
(1,3)	1:A:84:LYS:HA	2:B:14:G:N9	6	0.88
(1,3)	1:A:84:LYS:HA	2:B:14:G:O2'	6	0.88
(1,3)	1:A:84:LYS:HA	2:B:14:G:O3'	6	0.88
(1,3)	1:A:84:LYS:HA	2:B:14:G:O4'	6	0.88
(1,3)	1:A:84:LYS:HA	2:B:14:G:O5'	6	0.88
(1,3)	1:A:84:LYS:HA	2:B:14:G:O6	6	0.88
(1,3)	1:A:84:LYS:HA	2:B:14:G:OP1	6	0.88
(1,3)	1:A:84:LYS:HA	2:B:14:G:OP2	6	0.88
(1,3)	1:A:84:LYS:HA	2:B:14:G:P	6	0.88
(1,3)	1:A:84:LYS:HA	2:B:15:A:C1'	6	0.88
(1,3)	1:A:84:LYS:HA	2:B:15:A:C2	6	0.88
(1,3)	1:A:84:LYS:HA	2:B:15:A:C2'	6	0.88
(1,3)	1:A:84:LYS:HA	2:B:15:A:C3'	6	0.88
(1,3)	1:A:84:LYS:HA	2:B:15:A:C4	6	0.88
(1,3)	1:A:84:LYS:HA	2:B:15:A:C4'	6	0.88
(1,3)	1:A:84:LYS:HA	2:B:15:A:C5	6	0.88
(1,3)	1:A:84:LYS:HA	2:B:15:A:C5'	6	0.88
(1,3)	1:A:84:LYS:HA	2:B:15:A:C6	6	0.88
(1,3)	1:A:84:LYS:HA	2:B:15:A:C8	6	0.88
(1,3)	1:A:84:LYS:HA	2:B:15:A:H1'	6	0.88

Continued on next page...

Continued from previous page...

Key	Atom-1	Atom-2	Model ID	Violation (Å)
(1,3)	1:A:84:LYS:HA	2:B:15:A:H2	6	0.88
(1,3)	1:A:84:LYS:HA	2:B:15:A:H2'	6	0.88
(1,3)	1:A:84:LYS:HA	2:B:15:A:H3'	6	0.88
(1,3)	1:A:84:LYS:HA	2:B:15:A:H4'	6	0.88
(1,3)	1:A:84:LYS:HA	2:B:15:A:H5'	6	0.88
(1,3)	1:A:84:LYS:HA	2:B:15:A:H5''	6	0.88
(1,3)	1:A:84:LYS:HA	2:B:15:A:H61	6	0.88
(1,3)	1:A:84:LYS:HA	2:B:15:A:H62	6	0.88
(1,3)	1:A:84:LYS:HA	2:B:15:A:H8	6	0.88
(1,3)	1:A:84:LYS:HA	2:B:15:A:HO2'	6	0.88
(1,3)	1:A:84:LYS:HA	2:B:15:A:N1	6	0.88
(1,3)	1:A:84:LYS:HA	2:B:15:A:N3	6	0.88
(1,3)	1:A:84:LYS:HA	2:B:15:A:N6	6	0.88
(1,3)	1:A:84:LYS:HA	2:B:15:A:N7	6	0.88
(1,3)	1:A:84:LYS:HA	2:B:15:A:N9	6	0.88
(1,3)	1:A:84:LYS:HA	2:B:15:A:O2'	6	0.88
(1,3)	1:A:84:LYS:HA	2:B:15:A:O3'	6	0.88
(1,3)	1:A:84:LYS:HA	2:B:15:A:O4'	6	0.88
(1,3)	1:A:84:LYS:HA	2:B:15:A:O5'	6	0.88
(1,3)	1:A:84:LYS:HA	2:B:15:A:OP1	6	0.88
(1,3)	1:A:84:LYS:HA	2:B:15:A:OP2	6	0.88
(1,3)	1:A:84:LYS:HA	2:B:15:A:P	6	0.88
(1,3)	1:A:84:LYS:HA	2:B:16:G:C1'	6	0.88
(1,3)	1:A:84:LYS:HA	2:B:16:G:C2	6	0.88
(1,3)	1:A:84:LYS:HA	2:B:16:G:C2'	6	0.88
(1,3)	1:A:84:LYS:HA	2:B:16:G:C3'	6	0.88
(1,3)	1:A:84:LYS:HA	2:B:16:G:C4	6	0.88
(1,3)	1:A:84:LYS:HA	2:B:16:G:C4'	6	0.88
(1,3)	1:A:84:LYS:HA	2:B:16:G:C5	6	0.88
(1,3)	1:A:84:LYS:HA	2:B:16:G:C5'	6	0.88
(1,3)	1:A:84:LYS:HA	2:B:16:G:C6	6	0.88
(1,3)	1:A:84:LYS:HA	2:B:16:G:C8	6	0.88
(1,3)	1:A:84:LYS:HA	2:B:16:G:H1	6	0.88
(1,3)	1:A:84:LYS:HA	2:B:16:G:H1'	6	0.88
(1,3)	1:A:84:LYS:HA	2:B:16:G:H2'	6	0.88
(1,3)	1:A:84:LYS:HA	2:B:16:G:H21	6	0.88
(1,3)	1:A:84:LYS:HA	2:B:16:G:H22	6	0.88
(1,3)	1:A:84:LYS:HA	2:B:16:G:H3'	6	0.88
(1,3)	1:A:84:LYS:HA	2:B:16:G:H4'	6	0.88
(1,3)	1:A:84:LYS:HA	2:B:16:G:H5'	6	0.88
(1,3)	1:A:84:LYS:HA	2:B:16:G:H5''	6	0.88
(1,3)	1:A:84:LYS:HA	2:B:16:G:H8	6	0.88

Continued on next page...

Continued from previous page...

Key	Atom-1	Atom-2	Model ID	Violation (Å)
(1,3)	1:A:84:LYS:HA	2:B:16:G:HO2'	6	0.88
(1,3)	1:A:84:LYS:HA	2:B:16:G:N1	6	0.88
(1,3)	1:A:84:LYS:HA	2:B:16:G:N2	6	0.88
(1,3)	1:A:84:LYS:HA	2:B:16:G:N3	6	0.88
(1,3)	1:A:84:LYS:HA	2:B:16:G:N7	6	0.88
(1,3)	1:A:84:LYS:HA	2:B:16:G:N9	6	0.88
(1,3)	1:A:84:LYS:HA	2:B:16:G:O2'	6	0.88
(1,3)	1:A:84:LYS:HA	2:B:16:G:O3'	6	0.88
(1,3)	1:A:84:LYS:HA	2:B:16:G:O4'	6	0.88
(1,3)	1:A:84:LYS:HA	2:B:16:G:O5'	6	0.88
(1,3)	1:A:84:LYS:HA	2:B:16:G:O6	6	0.88
(1,3)	1:A:84:LYS:HA	2:B:16:G:OP1	6	0.88
(1,3)	1:A:84:LYS:HA	2:B:16:G:OP2	6	0.88
(1,3)	1:A:84:LYS:HA	2:B:16:G:P	6	0.88
(1,3)	1:A:84:LYS:HA	2:B:17:C:C1'	6	0.88
(1,3)	1:A:84:LYS:HA	2:B:17:C:C2	6	0.88
(1,3)	1:A:84:LYS:HA	2:B:17:C:C2'	6	0.88
(1,3)	1:A:84:LYS:HA	2:B:17:C:C3'	6	0.88
(1,3)	1:A:84:LYS:HA	2:B:17:C:C4	6	0.88
(1,3)	1:A:84:LYS:HA	2:B:17:C:C4'	6	0.88
(1,3)	1:A:84:LYS:HA	2:B:17:C:C5	6	0.88
(1,3)	1:A:84:LYS:HA	2:B:17:C:C5'	6	0.88
(1,3)	1:A:84:LYS:HA	2:B:17:C:C6	6	0.88
(1,3)	1:A:84:LYS:HA	2:B:17:C:H1'	6	0.88
(1,3)	1:A:84:LYS:HA	2:B:17:C:H2'	6	0.88
(1,3)	1:A:84:LYS:HA	2:B:17:C:H3'	6	0.88
(1,3)	1:A:84:LYS:HA	2:B:17:C:H4'	6	0.88
(1,3)	1:A:84:LYS:HA	2:B:17:C:H41	6	0.88
(1,3)	1:A:84:LYS:HA	2:B:17:C:H42	6	0.88
(1,3)	1:A:84:LYS:HA	2:B:17:C:H5	6	0.88
(1,3)	1:A:84:LYS:HA	2:B:17:C:H5'	6	0.88
(1,3)	1:A:84:LYS:HA	2:B:17:C:H5''	6	0.88
(1,3)	1:A:84:LYS:HA	2:B:17:C:H6	6	0.88
(1,3)	1:A:84:LYS:HA	2:B:17:C:HO2'	6	0.88
(1,3)	1:A:84:LYS:HA	2:B:17:C:N1	6	0.88
(1,3)	1:A:84:LYS:HA	2:B:17:C:N3	6	0.88
(1,3)	1:A:84:LYS:HA	2:B:17:C:N4	6	0.88
(1,3)	1:A:84:LYS:HA	2:B:17:C:O2	6	0.88
(1,3)	1:A:84:LYS:HA	2:B:17:C:O2'	6	0.88
(1,3)	1:A:84:LYS:HA	2:B:17:C:O3'	6	0.88
(1,3)	1:A:84:LYS:HA	2:B:17:C:O4'	6	0.88
(1,3)	1:A:84:LYS:HA	2:B:17:C:O5'	6	0.88

Continued on next page...

Continued from previous page...

Key	Atom-1	Atom-2	Model ID	Violation (Å)
(1,3)	1:A:84:LYS:HA	2:B:17:C:OP1	6	0.88
(1,3)	1:A:84:LYS:HA	2:B:17:C:OP2	6	0.88
(1,3)	1:A:84:LYS:HA	2:B:17:C:P	6	0.88
(1,3)	1:A:84:LYS:HA	2:B:18:A:C1'	6	0.88
(1,3)	1:A:84:LYS:HA	2:B:18:A:C2	6	0.88
(1,3)	1:A:84:LYS:HA	2:B:18:A:C2'	6	0.88
(1,3)	1:A:84:LYS:HA	2:B:18:A:C3'	6	0.88
(1,3)	1:A:84:LYS:HA	2:B:18:A:C4	6	0.88
(1,3)	1:A:84:LYS:HA	2:B:18:A:C4'	6	0.88
(1,3)	1:A:84:LYS:HA	2:B:18:A:C5	6	0.88
(1,3)	1:A:84:LYS:HA	2:B:18:A:C5'	6	0.88
(1,3)	1:A:84:LYS:HA	2:B:18:A:C6	6	0.88
(1,3)	1:A:84:LYS:HA	2:B:18:A:C8	6	0.88
(1,3)	1:A:84:LYS:HA	2:B:18:A:H1'	6	0.88
(1,3)	1:A:84:LYS:HA	2:B:18:A:H2	6	0.88
(1,3)	1:A:84:LYS:HA	2:B:18:A:H2'	6	0.88
(1,3)	1:A:84:LYS:HA	2:B:18:A:H3'	6	0.88
(1,3)	1:A:84:LYS:HA	2:B:18:A:H4'	6	0.88
(1,3)	1:A:84:LYS:HA	2:B:18:A:H5'	6	0.88
(1,3)	1:A:84:LYS:HA	2:B:18:A:H5''	6	0.88
(1,3)	1:A:84:LYS:HA	2:B:18:A:H61	6	0.88
(1,3)	1:A:84:LYS:HA	2:B:18:A:H62	6	0.88
(1,3)	1:A:84:LYS:HA	2:B:18:A:H8	6	0.88
(1,3)	1:A:84:LYS:HA	2:B:18:A:HO2'	6	0.88
(1,3)	1:A:84:LYS:HA	2:B:18:A:N1	6	0.88
(1,3)	1:A:84:LYS:HA	2:B:18:A:N3	6	0.88
(1,3)	1:A:84:LYS:HA	2:B:18:A:N6	6	0.88
(1,3)	1:A:84:LYS:HA	2:B:18:A:N7	6	0.88
(1,3)	1:A:84:LYS:HA	2:B:18:A:N9	6	0.88
(1,3)	1:A:84:LYS:HA	2:B:18:A:O2'	6	0.88
(1,3)	1:A:84:LYS:HA	2:B:18:A:O3'	6	0.88
(1,3)	1:A:84:LYS:HA	2:B:18:A:O4'	6	0.88
(1,3)	1:A:84:LYS:HA	2:B:18:A:O5'	6	0.88
(1,3)	1:A:84:LYS:HA	2:B:18:A:OP1	6	0.88
(1,3)	1:A:84:LYS:HA	2:B:18:A:OP2	6	0.88
(1,3)	1:A:84:LYS:HA	2:B:18:A:P	6	0.88
(1,3)	1:A:84:LYS:HA	2:B:19:A:C1'	6	0.88
(1,3)	1:A:84:LYS:HA	2:B:19:A:C2	6	0.88
(1,3)	1:A:84:LYS:HA	2:B:19:A:C2'	6	0.88
(1,3)	1:A:84:LYS:HA	2:B:19:A:C3'	6	0.88
(1,3)	1:A:84:LYS:HA	2:B:19:A:C4	6	0.88
(1,3)	1:A:84:LYS:HA	2:B:19:A:C4'	6	0.88

Continued on next page...

Continued from previous page...

Key	Atom-1	Atom-2	Model ID	Violation (Å)
(1,3)	1:A:84:LYS:HA	2:B:19:A:C5	6	0.88
(1,3)	1:A:84:LYS:HA	2:B:19:A:C5'	6	0.88
(1,3)	1:A:84:LYS:HA	2:B:19:A:C6	6	0.88
(1,3)	1:A:84:LYS:HA	2:B:19:A:C8	6	0.88
(1,3)	1:A:84:LYS:HA	2:B:19:A:H1'	6	0.88
(1,3)	1:A:84:LYS:HA	2:B:19:A:H2	6	0.88
(1,3)	1:A:84:LYS:HA	2:B:19:A:H2'	6	0.88
(1,3)	1:A:84:LYS:HA	2:B:19:A:H3'	6	0.88
(1,3)	1:A:84:LYS:HA	2:B:19:A:H4'	6	0.88
(1,3)	1:A:84:LYS:HA	2:B:19:A:H5'	6	0.88
(1,3)	1:A:84:LYS:HA	2:B:19:A:H5''	6	0.88
(1,3)	1:A:84:LYS:HA	2:B:19:A:H61	6	0.88
(1,3)	1:A:84:LYS:HA	2:B:19:A:H62	6	0.88
(1,3)	1:A:84:LYS:HA	2:B:19:A:H8	6	0.88
(1,3)	1:A:84:LYS:HA	2:B:19:A:HO2'	6	0.88
(1,3)	1:A:84:LYS:HA	2:B:19:A:N1	6	0.88
(1,3)	1:A:84:LYS:HA	2:B:19:A:N3	6	0.88
(1,3)	1:A:84:LYS:HA	2:B:19:A:N6	6	0.88
(1,3)	1:A:84:LYS:HA	2:B:19:A:N7	6	0.88
(1,3)	1:A:84:LYS:HA	2:B:19:A:N9	6	0.88
(1,3)	1:A:84:LYS:HA	2:B:19:A:O2'	6	0.88
(1,3)	1:A:84:LYS:HA	2:B:19:A:O3'	6	0.88
(1,3)	1:A:84:LYS:HA	2:B:19:A:O4'	6	0.88
(1,3)	1:A:84:LYS:HA	2:B:19:A:O5'	6	0.88
(1,3)	1:A:84:LYS:HA	2:B:19:A:OP1	6	0.88
(1,3)	1:A:84:LYS:HA	2:B:19:A:OP2	6	0.88
(1,3)	1:A:84:LYS:HA	2:B:19:A:P	6	0.88
(1,3)	1:A:84:LYS:HA	2:B:20:U:C1'	6	0.88
(1,3)	1:A:84:LYS:HA	2:B:20:U:C2	6	0.88
(1,3)	1:A:84:LYS:HA	2:B:20:U:C2'	6	0.88
(1,3)	1:A:84:LYS:HA	2:B:20:U:C3'	6	0.88
(1,3)	1:A:84:LYS:HA	2:B:20:U:C4	6	0.88
(1,3)	1:A:84:LYS:HA	2:B:20:U:C4'	6	0.88
(1,3)	1:A:84:LYS:HA	2:B:20:U:C5	6	0.88
(1,3)	1:A:84:LYS:HA	2:B:20:U:C5'	6	0.88
(1,3)	1:A:84:LYS:HA	2:B:20:U:C6	6	0.88
(1,3)	1:A:84:LYS:HA	2:B:20:U:H1'	6	0.88
(1,3)	1:A:84:LYS:HA	2:B:20:U:H2'	6	0.88
(1,3)	1:A:84:LYS:HA	2:B:20:U:H3	6	0.88
(1,3)	1:A:84:LYS:HA	2:B:20:U:H3'	6	0.88
(1,3)	1:A:84:LYS:HA	2:B:20:U:H4'	6	0.88
(1,3)	1:A:84:LYS:HA	2:B:20:U:H5	6	0.88

Continued on next page...

Continued from previous page...

Key	Atom-1	Atom-2	Model ID	Violation (Å)
(1,3)	1:A:84:LYS:HA	2:B:20:U:H5'	6	0.88
(1,3)	1:A:84:LYS:HA	2:B:20:U:H5''	6	0.88
(1,3)	1:A:84:LYS:HA	2:B:20:U:H6	6	0.88
(1,3)	1:A:84:LYS:HA	2:B:20:U:HO2'	6	0.88
(1,3)	1:A:84:LYS:HA	2:B:20:U:N1	6	0.88
(1,3)	1:A:84:LYS:HA	2:B:20:U:N3	6	0.88
(1,3)	1:A:84:LYS:HA	2:B:20:U:O2	6	0.88
(1,3)	1:A:84:LYS:HA	2:B:20:U:O2'	6	0.88
(1,3)	1:A:84:LYS:HA	2:B:20:U:O3'	6	0.88
(1,3)	1:A:84:LYS:HA	2:B:20:U:O4	6	0.88
(1,3)	1:A:84:LYS:HA	2:B:20:U:O4'	6	0.88
(1,3)	1:A:84:LYS:HA	2:B:20:U:O5'	6	0.88
(1,3)	1:A:84:LYS:HA	2:B:20:U:OP1	6	0.88
(1,3)	1:A:84:LYS:HA	2:B:20:U:OP2	6	0.88
(1,3)	1:A:84:LYS:HA	2:B:20:U:P	6	0.88
(1,3)	1:A:84:LYS:HA	2:B:21:G:C1'	6	0.88
(1,3)	1:A:84:LYS:HA	2:B:21:G:C2	6	0.88
(1,3)	1:A:84:LYS:HA	2:B:21:G:C2'	6	0.88
(1,3)	1:A:84:LYS:HA	2:B:21:G:C3'	6	0.88
(1,3)	1:A:84:LYS:HA	2:B:21:G:C4	6	0.88
(1,3)	1:A:84:LYS:HA	2:B:21:G:C4'	6	0.88
(1,3)	1:A:84:LYS:HA	2:B:21:G:C5	6	0.88
(1,3)	1:A:84:LYS:HA	2:B:21:G:C5'	6	0.88
(1,3)	1:A:84:LYS:HA	2:B:21:G:C6	6	0.88
(1,3)	1:A:84:LYS:HA	2:B:21:G:C8	6	0.88
(1,3)	1:A:84:LYS:HA	2:B:21:G:H1	6	0.88
(1,3)	1:A:84:LYS:HA	2:B:21:G:H1'	6	0.88
(1,3)	1:A:84:LYS:HA	2:B:21:G:H2'	6	0.88
(1,3)	1:A:84:LYS:HA	2:B:21:G:H21	6	0.88
(1,3)	1:A:84:LYS:HA	2:B:21:G:H22	6	0.88
(1,3)	1:A:84:LYS:HA	2:B:21:G:H3'	6	0.88
(1,3)	1:A:84:LYS:HA	2:B:21:G:H4'	6	0.88
(1,3)	1:A:84:LYS:HA	2:B:21:G:H5'	6	0.88
(1,3)	1:A:84:LYS:HA	2:B:21:G:H5''	6	0.88
(1,3)	1:A:84:LYS:HA	2:B:21:G:H8	6	0.88
(1,3)	1:A:84:LYS:HA	2:B:21:G:HO2'	6	0.88
(1,3)	1:A:84:LYS:HA	2:B:21:G:N1	6	0.88
(1,3)	1:A:84:LYS:HA	2:B:21:G:N2	6	0.88
(1,3)	1:A:84:LYS:HA	2:B:21:G:N3	6	0.88
(1,3)	1:A:84:LYS:HA	2:B:21:G:N7	6	0.88
(1,3)	1:A:84:LYS:HA	2:B:21:G:N9	6	0.88
(1,3)	1:A:84:LYS:HA	2:B:21:G:O2'	6	0.88

Continued on next page...

Continued from previous page...

Key	Atom-1	Atom-2	Model ID	Violation (Å)
(1,3)	1:A:84:LYS:HA	2:B:21:G:O3'	6	0.88
(1,3)	1:A:84:LYS:HA	2:B:21:G:O4'	6	0.88
(1,3)	1:A:84:LYS:HA	2:B:21:G:O5'	6	0.88
(1,3)	1:A:84:LYS:HA	2:B:21:G:O6	6	0.88
(1,3)	1:A:84:LYS:HA	2:B:21:G:OP1	6	0.88
(1,3)	1:A:84:LYS:HA	2:B:21:G:OP2	6	0.88
(1,3)	1:A:84:LYS:HA	2:B:21:G:P	6	0.88
(1,3)	1:A:84:LYS:HA	2:B:22:A:C1'	6	0.88
(1,3)	1:A:84:LYS:HA	2:B:22:A:C2	6	0.88
(1,3)	1:A:84:LYS:HA	2:B:22:A:C2'	6	0.88
(1,3)	1:A:84:LYS:HA	2:B:22:A:C3'	6	0.88
(1,3)	1:A:84:LYS:HA	2:B:22:A:C4	6	0.88
(1,3)	1:A:84:LYS:HA	2:B:22:A:C4'	6	0.88
(1,3)	1:A:84:LYS:HA	2:B:22:A:C5	6	0.88
(1,3)	1:A:84:LYS:HA	2:B:22:A:C5'	6	0.88
(1,3)	1:A:84:LYS:HA	2:B:22:A:C6	6	0.88
(1,3)	1:A:84:LYS:HA	2:B:22:A:C8	6	0.88
(1,3)	1:A:84:LYS:HA	2:B:22:A:H1'	6	0.88
(1,3)	1:A:84:LYS:HA	2:B:22:A:H2	6	0.88
(1,3)	1:A:84:LYS:HA	2:B:22:A:H2'	6	0.88
(1,3)	1:A:84:LYS:HA	2:B:22:A:H3'	6	0.88
(1,3)	1:A:84:LYS:HA	2:B:22:A:H4'	6	0.88
(1,3)	1:A:84:LYS:HA	2:B:22:A:H5'	6	0.88
(1,3)	1:A:84:LYS:HA	2:B:22:A:H5''	6	0.88
(1,3)	1:A:84:LYS:HA	2:B:22:A:H61	6	0.88
(1,3)	1:A:84:LYS:HA	2:B:22:A:H62	6	0.88
(1,3)	1:A:84:LYS:HA	2:B:22:A:H8	6	0.88
(1,3)	1:A:84:LYS:HA	2:B:22:A:HO2'	6	0.88
(1,3)	1:A:84:LYS:HA	2:B:22:A:N1	6	0.88
(1,3)	1:A:84:LYS:HA	2:B:22:A:N3	6	0.88
(1,3)	1:A:84:LYS:HA	2:B:22:A:N6	6	0.88
(1,3)	1:A:84:LYS:HA	2:B:22:A:N7	6	0.88
(1,3)	1:A:84:LYS:HA	2:B:22:A:N9	6	0.88
(1,3)	1:A:84:LYS:HA	2:B:22:A:O2'	6	0.88
(1,3)	1:A:84:LYS:HA	2:B:22:A:O3'	6	0.88
(1,3)	1:A:84:LYS:HA	2:B:22:A:O4'	6	0.88
(1,3)	1:A:84:LYS:HA	2:B:22:A:O5'	6	0.88
(1,3)	1:A:84:LYS:HA	2:B:22:A:OP1	6	0.88
(1,3)	1:A:84:LYS:HA	2:B:22:A:OP2	6	0.88
(1,3)	1:A:84:LYS:HA	2:B:22:A:P	6	0.88
(1,3)	1:A:84:LYS:HA	2:B:23:U:C1'	6	0.88
(1,3)	1:A:84:LYS:HA	2:B:23:U:C2	6	0.88

Continued on next page...

Continued from previous page...

Key	Atom-1	Atom-2	Model ID	Violation (Å)
(1,3)	1:A:84:LYS:HA	2:B:23:U:C2'	6	0.88
(1,3)	1:A:84:LYS:HA	2:B:23:U:C3'	6	0.88
(1,3)	1:A:84:LYS:HA	2:B:23:U:C4	6	0.88
(1,3)	1:A:84:LYS:HA	2:B:23:U:C4'	6	0.88
(1,3)	1:A:84:LYS:HA	2:B:23:U:C5	6	0.88
(1,3)	1:A:84:LYS:HA	2:B:23:U:C5'	6	0.88
(1,3)	1:A:84:LYS:HA	2:B:23:U:C6	6	0.88
(1,3)	1:A:84:LYS:HA	2:B:23:U:H1'	6	0.88
(1,3)	1:A:84:LYS:HA	2:B:23:U:H2'	6	0.88
(1,3)	1:A:84:LYS:HA	2:B:23:U:H3	6	0.88
(1,3)	1:A:84:LYS:HA	2:B:23:U:H3'	6	0.88
(1,3)	1:A:84:LYS:HA	2:B:23:U:H4'	6	0.88
(1,3)	1:A:84:LYS:HA	2:B:23:U:H5	6	0.88
(1,3)	1:A:84:LYS:HA	2:B:23:U:H5'	6	0.88
(1,3)	1:A:84:LYS:HA	2:B:23:U:H5''	6	0.88
(1,3)	1:A:84:LYS:HA	2:B:23:U:H6	6	0.88
(1,3)	1:A:84:LYS:HA	2:B:23:U:HO2'	6	0.88
(1,3)	1:A:84:LYS:HA	2:B:23:U:N1	6	0.88
(1,3)	1:A:84:LYS:HA	2:B:23:U:N3	6	0.88
(1,3)	1:A:84:LYS:HA	2:B:23:U:O2	6	0.88
(1,3)	1:A:84:LYS:HA	2:B:23:U:O2'	6	0.88
(1,3)	1:A:84:LYS:HA	2:B:23:U:O3'	6	0.88
(1,3)	1:A:84:LYS:HA	2:B:23:U:O4	6	0.88
(1,3)	1:A:84:LYS:HA	2:B:23:U:O4'	6	0.88
(1,3)	1:A:84:LYS:HA	2:B:23:U:O5'	6	0.88
(1,3)	1:A:84:LYS:HA	2:B:23:U:OP1	6	0.88
(1,3)	1:A:84:LYS:HA	2:B:23:U:OP2	6	0.88
(1,3)	1:A:84:LYS:HA	2:B:23:U:P	6	0.88
(1,3)	1:A:84:LYS:HA	2:B:24:G:C1'	6	0.88
(1,3)	1:A:84:LYS:HA	2:B:24:G:C2	6	0.88
(1,3)	1:A:84:LYS:HA	2:B:24:G:C2'	6	0.88
(1,3)	1:A:84:LYS:HA	2:B:24:G:C3'	6	0.88
(1,3)	1:A:84:LYS:HA	2:B:24:G:C4	6	0.88
(1,3)	1:A:84:LYS:HA	2:B:24:G:C4'	6	0.88
(1,3)	1:A:84:LYS:HA	2:B:24:G:C5	6	0.88
(1,3)	1:A:84:LYS:HA	2:B:24:G:C5'	6	0.88
(1,3)	1:A:84:LYS:HA	2:B:24:G:C6	6	0.88
(1,3)	1:A:84:LYS:HA	2:B:24:G:C8	6	0.88
(1,3)	1:A:84:LYS:HA	2:B:24:G:H1	6	0.88
(1,3)	1:A:84:LYS:HA	2:B:24:G:H1'	6	0.88
(1,3)	1:A:84:LYS:HA	2:B:24:G:H2'	6	0.88
(1,3)	1:A:84:LYS:HA	2:B:24:G:H21	6	0.88

Continued on next page...

Continued from previous page...

Key	Atom-1	Atom-2	Model ID	Violation (Å)
(1,3)	1:A:84:LYS:HA	2:B:24:G:H22	6	0.88
(1,3)	1:A:84:LYS:HA	2:B:24:G:H3'	6	0.88
(1,3)	1:A:84:LYS:HA	2:B:24:G:H4'	6	0.88
(1,3)	1:A:84:LYS:HA	2:B:24:G:H5'	6	0.88
(1,3)	1:A:84:LYS:HA	2:B:24:G:H5''	6	0.88
(1,3)	1:A:84:LYS:HA	2:B:24:G:H8	6	0.88
(1,3)	1:A:84:LYS:HA	2:B:24:G:HO2'	6	0.88
(1,3)	1:A:84:LYS:HA	2:B:24:G:N1	6	0.88
(1,3)	1:A:84:LYS:HA	2:B:24:G:N2	6	0.88
(1,3)	1:A:84:LYS:HA	2:B:24:G:N3	6	0.88
(1,3)	1:A:84:LYS:HA	2:B:24:G:N7	6	0.88
(1,3)	1:A:84:LYS:HA	2:B:24:G:N9	6	0.88
(1,3)	1:A:84:LYS:HA	2:B:24:G:O2'	6	0.88
(1,3)	1:A:84:LYS:HA	2:B:24:G:O3'	6	0.88
(1,3)	1:A:84:LYS:HA	2:B:24:G:O4'	6	0.88
(1,3)	1:A:84:LYS:HA	2:B:24:G:O5'	6	0.88
(1,3)	1:A:84:LYS:HA	2:B:24:G:O6	6	0.88
(1,3)	1:A:84:LYS:HA	2:B:24:G:OP1	6	0.88
(1,3)	1:A:84:LYS:HA	2:B:24:G:OP2	6	0.88
(1,3)	1:A:84:LYS:HA	2:B:24:G:P	6	0.88
(1,3)	1:A:84:LYS:HB2	2:B:2:C:C1'	6	0.88
(1,3)	1:A:84:LYS:HB2	2:B:2:C:C2	6	0.88
(1,3)	1:A:84:LYS:HB2	2:B:2:C:C2'	6	0.88
(1,3)	1:A:84:LYS:HB2	2:B:2:C:C3'	6	0.88
(1,3)	1:A:84:LYS:HB2	2:B:2:C:C4	6	0.88
(1,3)	1:A:84:LYS:HB2	2:B:2:C:C4'	6	0.88
(1,3)	1:A:84:LYS:HB2	2:B:2:C:C5	6	0.88
(1,3)	1:A:84:LYS:HB2	2:B:2:C:C5'	6	0.88
(1,3)	1:A:84:LYS:HB2	2:B:2:C:C6	6	0.88
(1,3)	1:A:84:LYS:HB2	2:B:2:C:H1'	6	0.88
(1,3)	1:A:84:LYS:HB2	2:B:2:C:H2'	6	0.88
(1,3)	1:A:84:LYS:HB2	2:B:2:C:H3'	6	0.88
(1,3)	1:A:84:LYS:HB2	2:B:2:C:H4'	6	0.88
(1,3)	1:A:84:LYS:HB2	2:B:2:C:H41	6	0.88
(1,3)	1:A:84:LYS:HB2	2:B:2:C:H42	6	0.88
(1,3)	1:A:84:LYS:HB2	2:B:2:C:H5	6	0.88
(1,3)	1:A:84:LYS:HB2	2:B:2:C:H5'	6	0.88
(1,3)	1:A:84:LYS:HB2	2:B:2:C:H5''	6	0.88
(1,3)	1:A:84:LYS:HB2	2:B:2:C:H6	6	0.88
(1,3)	1:A:84:LYS:HB2	2:B:2:C:HO2'	6	0.88
(1,3)	1:A:84:LYS:HB2	2:B:2:C:N1	6	0.88
(1,3)	1:A:84:LYS:HB2	2:B:2:C:N3	6	0.88

Continued on next page...

Continued from previous page...

Key	Atom-1	Atom-2	Model ID	Violation (Å)
(1,3)	1:A:84:LYS:HB2	2:B:2:C:N4	6	0.88
(1,3)	1:A:84:LYS:HB2	2:B:2:C:O2	6	0.88
(1,3)	1:A:84:LYS:HB2	2:B:2:C:O2'	6	0.88
(1,3)	1:A:84:LYS:HB2	2:B:2:C:O3'	6	0.88
(1,3)	1:A:84:LYS:HB2	2:B:2:C:O4'	6	0.88
(1,3)	1:A:84:LYS:HB2	2:B:2:C:O5'	6	0.88
(1,3)	1:A:84:LYS:HB2	2:B:3:U:C1'	6	0.88
(1,3)	1:A:84:LYS:HB2	2:B:3:U:C2	6	0.88
(1,3)	1:A:84:LYS:HB2	2:B:3:U:C2'	6	0.88
(1,3)	1:A:84:LYS:HB2	2:B:3:U:C3'	6	0.88
(1,3)	1:A:84:LYS:HB2	2:B:3:U:C4	6	0.88
(1,3)	1:A:84:LYS:HB2	2:B:3:U:C4'	6	0.88
(1,3)	1:A:84:LYS:HB2	2:B:3:U:C5	6	0.88
(1,3)	1:A:84:LYS:HB2	2:B:3:U:C5'	6	0.88
(1,3)	1:A:84:LYS:HB2	2:B:3:U:C6	6	0.88
(1,3)	1:A:84:LYS:HB2	2:B:3:U:H1'	6	0.88
(1,3)	1:A:84:LYS:HB2	2:B:3:U:H2'	6	0.88
(1,3)	1:A:84:LYS:HB2	2:B:3:U:H3	6	0.88
(1,3)	1:A:84:LYS:HB2	2:B:3:U:H3'	6	0.88
(1,3)	1:A:84:LYS:HB2	2:B:3:U:H4'	6	0.88
(1,3)	1:A:84:LYS:HB2	2:B:3:U:H5	6	0.88
(1,3)	1:A:84:LYS:HB2	2:B:3:U:H5'	6	0.88
(1,3)	1:A:84:LYS:HB2	2:B:3:U:H5''	6	0.88
(1,3)	1:A:84:LYS:HB2	2:B:3:U:H6	6	0.88
(1,3)	1:A:84:LYS:HB2	2:B:3:U:HO2'	6	0.88
(1,3)	1:A:84:LYS:HB2	2:B:3:U:N1	6	0.88
(1,3)	1:A:84:LYS:HB2	2:B:3:U:N3	6	0.88
(1,3)	1:A:84:LYS:HB2	2:B:3:U:O2	6	0.88
(1,3)	1:A:84:LYS:HB2	2:B:3:U:O2'	6	0.88
(1,3)	1:A:84:LYS:HB2	2:B:3:U:O3'	6	0.88
(1,3)	1:A:84:LYS:HB2	2:B:3:U:O4	6	0.88
(1,3)	1:A:84:LYS:HB2	2:B:3:U:O4'	6	0.88
(1,3)	1:A:84:LYS:HB2	2:B:3:U:O5'	6	0.88
(1,3)	1:A:84:LYS:HB2	2:B:3:U:OP1	6	0.88
(1,3)	1:A:84:LYS:HB2	2:B:3:U:OP2	6	0.88
(1,3)	1:A:84:LYS:HB2	2:B:3:U:P	6	0.88
(1,3)	1:A:84:LYS:HB2	2:B:4:G:C1'	6	0.88
(1,3)	1:A:84:LYS:HB2	2:B:4:G:C2	6	0.88
(1,3)	1:A:84:LYS:HB2	2:B:4:G:C2'	6	0.88
(1,3)	1:A:84:LYS:HB2	2:B:4:G:C3'	6	0.88
(1,3)	1:A:84:LYS:HB2	2:B:4:G:C4	6	0.88
(1,3)	1:A:84:LYS:HB2	2:B:4:G:C4'	6	0.88

Continued on next page...

Continued from previous page...

Key	Atom-1	Atom-2	Model ID	Violation (Å)
(1,3)	1:A:84:LYS:HB2	2:B:4:G:C5	6	0.88
(1,3)	1:A:84:LYS:HB2	2:B:4:G:C5'	6	0.88
(1,3)	1:A:84:LYS:HB2	2:B:4:G:C6	6	0.88
(1,3)	1:A:84:LYS:HB2	2:B:4:G:C8	6	0.88
(1,3)	1:A:84:LYS:HB2	2:B:4:G:H1	6	0.88
(1,3)	1:A:84:LYS:HB2	2:B:4:G:H1'	6	0.88
(1,3)	1:A:84:LYS:HB2	2:B:4:G:H2'	6	0.88
(1,3)	1:A:84:LYS:HB2	2:B:4:G:H21	6	0.88
(1,3)	1:A:84:LYS:HB2	2:B:4:G:H22	6	0.88
(1,3)	1:A:84:LYS:HB2	2:B:4:G:H3'	6	0.88
(1,3)	1:A:84:LYS:HB2	2:B:4:G:H4'	6	0.88
(1,3)	1:A:84:LYS:HB2	2:B:4:G:H5'	6	0.88
(1,3)	1:A:84:LYS:HB2	2:B:4:G:H5''	6	0.88
(1,3)	1:A:84:LYS:HB2	2:B:4:G:H8	6	0.88
(1,3)	1:A:84:LYS:HB2	2:B:4:G:HO2'	6	0.88
(1,3)	1:A:84:LYS:HB2	2:B:4:G:N1	6	0.88
(1,3)	1:A:84:LYS:HB2	2:B:4:G:N2	6	0.88
(1,3)	1:A:84:LYS:HB2	2:B:4:G:N3	6	0.88
(1,3)	1:A:84:LYS:HB2	2:B:4:G:N7	6	0.88
(1,3)	1:A:84:LYS:HB2	2:B:4:G:N9	6	0.88
(1,3)	1:A:84:LYS:HB2	2:B:4:G:O2'	6	0.88
(1,3)	1:A:84:LYS:HB2	2:B:4:G:O3'	6	0.88
(1,3)	1:A:84:LYS:HB2	2:B:4:G:O4'	6	0.88
(1,3)	1:A:84:LYS:HB2	2:B:4:G:O5'	6	0.88
(1,3)	1:A:84:LYS:HB2	2:B:4:G:O6	6	0.88
(1,3)	1:A:84:LYS:HB2	2:B:4:G:OP1	6	0.88
(1,3)	1:A:84:LYS:HB2	2:B:4:G:OP2	6	0.88
(1,3)	1:A:84:LYS:HB2	2:B:4:G:P	6	0.88
(1,3)	1:A:84:LYS:HB2	2:B:5:A:C1'	6	0.88
(1,3)	1:A:84:LYS:HB2	2:B:5:A:C2	6	0.88
(1,3)	1:A:84:LYS:HB2	2:B:5:A:C2'	6	0.88
(1,3)	1:A:84:LYS:HB2	2:B:5:A:C3'	6	0.88
(1,3)	1:A:84:LYS:HB2	2:B:5:A:C4	6	0.88
(1,3)	1:A:84:LYS:HB2	2:B:5:A:C4'	6	0.88
(1,3)	1:A:84:LYS:HB2	2:B:5:A:C5	6	0.88
(1,3)	1:A:84:LYS:HB2	2:B:5:A:C5'	6	0.88
(1,3)	1:A:84:LYS:HB2	2:B:5:A:C6	6	0.88
(1,3)	1:A:84:LYS:HB2	2:B:5:A:C8	6	0.88
(1,3)	1:A:84:LYS:HB2	2:B:5:A:H1'	6	0.88
(1,3)	1:A:84:LYS:HB2	2:B:5:A:H2	6	0.88
(1,3)	1:A:84:LYS:HB2	2:B:5:A:H2'	6	0.88
(1,3)	1:A:84:LYS:HB2	2:B:5:A:H3'	6	0.88

Continued on next page...

Continued from previous page...

Key	Atom-1	Atom-2	Model ID	Violation (Å)
(1,3)	1:A:84:LYS:HB2	2:B:5:A:H4'	6	0.88
(1,3)	1:A:84:LYS:HB2	2:B:5:A:H5'	6	0.88
(1,3)	1:A:84:LYS:HB2	2:B:5:A:H5''	6	0.88
(1,3)	1:A:84:LYS:HB2	2:B:5:A:H61	6	0.88
(1,3)	1:A:84:LYS:HB2	2:B:5:A:H62	6	0.88
(1,3)	1:A:84:LYS:HB2	2:B:5:A:H8	6	0.88
(1,3)	1:A:84:LYS:HB2	2:B:5:A:HO2'	6	0.88
(1,3)	1:A:84:LYS:HB2	2:B:5:A:N1	6	0.88
(1,3)	1:A:84:LYS:HB2	2:B:5:A:N3	6	0.88
(1,3)	1:A:84:LYS:HB2	2:B:5:A:N6	6	0.88
(1,3)	1:A:84:LYS:HB2	2:B:5:A:N7	6	0.88
(1,3)	1:A:84:LYS:HB2	2:B:5:A:N9	6	0.88
(1,3)	1:A:84:LYS:HB2	2:B:5:A:O2'	6	0.88
(1,3)	1:A:84:LYS:HB2	2:B:5:A:O3'	6	0.88
(1,3)	1:A:84:LYS:HB2	2:B:5:A:O4'	6	0.88
(1,3)	1:A:84:LYS:HB2	2:B:5:A:O5'	6	0.88
(1,3)	1:A:84:LYS:HB2	2:B:5:A:OP1	6	0.88
(1,3)	1:A:84:LYS:HB2	2:B:5:A:OP2	6	0.88
(1,3)	1:A:84:LYS:HB2	2:B:5:A:P	6	0.88
(1,3)	1:A:84:LYS:HB2	2:B:6:G:C1'	6	0.88
(1,3)	1:A:84:LYS:HB2	2:B:6:G:C2	6	0.88
(1,3)	1:A:84:LYS:HB2	2:B:6:G:C2'	6	0.88
(1,3)	1:A:84:LYS:HB2	2:B:6:G:C3'	6	0.88
(1,3)	1:A:84:LYS:HB2	2:B:6:G:C4	6	0.88
(1,3)	1:A:84:LYS:HB2	2:B:6:G:C4'	6	0.88
(1,3)	1:A:84:LYS:HB2	2:B:6:G:C5	6	0.88
(1,3)	1:A:84:LYS:HB2	2:B:6:G:C5'	6	0.88
(1,3)	1:A:84:LYS:HB2	2:B:6:G:C6	6	0.88
(1,3)	1:A:84:LYS:HB2	2:B:6:G:C8	6	0.88
(1,3)	1:A:84:LYS:HB2	2:B:6:G:H1	6	0.88
(1,3)	1:A:84:LYS:HB2	2:B:6:G:H1'	6	0.88
(1,3)	1:A:84:LYS:HB2	2:B:6:G:H2'	6	0.88
(1,3)	1:A:84:LYS:HB2	2:B:6:G:H21	6	0.88
(1,3)	1:A:84:LYS:HB2	2:B:6:G:H22	6	0.88
(1,3)	1:A:84:LYS:HB2	2:B:6:G:H3'	6	0.88
(1,3)	1:A:84:LYS:HB2	2:B:6:G:H4'	6	0.88
(1,3)	1:A:84:LYS:HB2	2:B:6:G:H5'	6	0.88
(1,3)	1:A:84:LYS:HB2	2:B:6:G:H5''	6	0.88
(1,3)	1:A:84:LYS:HB2	2:B:6:G:H8	6	0.88
(1,3)	1:A:84:LYS:HB2	2:B:6:G:HO2'	6	0.88
(1,3)	1:A:84:LYS:HB2	2:B:6:G:N1	6	0.88
(1,3)	1:A:84:LYS:HB2	2:B:6:G:N2	6	0.88

Continued on next page...

Continued from previous page...

Key	Atom-1	Atom-2	Model ID	Violation (Å)
(1,3)	1:A:84:LYS:HB2	2:B:6:G:N3	6	0.88
(1,3)	1:A:84:LYS:HB2	2:B:6:G:N7	6	0.88
(1,3)	1:A:84:LYS:HB2	2:B:6:G:N9	6	0.88
(1,3)	1:A:84:LYS:HB2	2:B:6:G:O2'	6	0.88
(1,3)	1:A:84:LYS:HB2	2:B:6:G:O3'	6	0.88
(1,3)	1:A:84:LYS:HB2	2:B:6:G:O4'	6	0.88
(1,3)	1:A:84:LYS:HB2	2:B:6:G:O5'	6	0.88
(1,3)	1:A:84:LYS:HB2	2:B:6:G:O6	6	0.88
(1,3)	1:A:84:LYS:HB2	2:B:6:G:OP1	6	0.88
(1,3)	1:A:84:LYS:HB2	2:B:6:G:OP2	6	0.88
(1,3)	1:A:84:LYS:HB2	2:B:6:G:P	6	0.88
(1,3)	1:A:84:LYS:HB2	2:B:7:C:C1'	6	0.88
(1,3)	1:A:84:LYS:HB2	2:B:7:C:C2	6	0.88
(1,3)	1:A:84:LYS:HB2	2:B:7:C:C2'	6	0.88
(1,3)	1:A:84:LYS:HB2	2:B:7:C:C3'	6	0.88
(1,3)	1:A:84:LYS:HB2	2:B:7:C:C4	6	0.88
(1,3)	1:A:84:LYS:HB2	2:B:7:C:C4'	6	0.88
(1,3)	1:A:84:LYS:HB2	2:B:7:C:C5	6	0.88
(1,3)	1:A:84:LYS:HB2	2:B:7:C:C5'	6	0.88
(1,3)	1:A:84:LYS:HB2	2:B:7:C:C6	6	0.88
(1,3)	1:A:84:LYS:HB2	2:B:7:C:H1'	6	0.88
(1,3)	1:A:84:LYS:HB2	2:B:7:C:H2'	6	0.88
(1,3)	1:A:84:LYS:HB2	2:B:7:C:H3'	6	0.88
(1,3)	1:A:84:LYS:HB2	2:B:7:C:H4'	6	0.88
(1,3)	1:A:84:LYS:HB2	2:B:7:C:H41	6	0.88
(1,3)	1:A:84:LYS:HB2	2:B:7:C:H42	6	0.88
(1,3)	1:A:84:LYS:HB2	2:B:7:C:H5	6	0.88
(1,3)	1:A:84:LYS:HB2	2:B:7:C:H5'	6	0.88
(1,3)	1:A:84:LYS:HB2	2:B:7:C:H5''	6	0.88
(1,3)	1:A:84:LYS:HB2	2:B:7:C:H6	6	0.88
(1,3)	1:A:84:LYS:HB2	2:B:7:C:HO2'	6	0.88
(1,3)	1:A:84:LYS:HB2	2:B:7:C:N1	6	0.88
(1,3)	1:A:84:LYS:HB2	2:B:7:C:N3	6	0.88
(1,3)	1:A:84:LYS:HB2	2:B:7:C:N4	6	0.88
(1,3)	1:A:84:LYS:HB2	2:B:7:C:O2	6	0.88
(1,3)	1:A:84:LYS:HB2	2:B:7:C:O2'	6	0.88
(1,3)	1:A:84:LYS:HB2	2:B:7:C:O3'	6	0.88
(1,3)	1:A:84:LYS:HB2	2:B:7:C:O4'	6	0.88
(1,3)	1:A:84:LYS:HB2	2:B:7:C:O5'	6	0.88
(1,3)	1:A:84:LYS:HB2	2:B:7:C:OP1	6	0.88
(1,3)	1:A:84:LYS:HB2	2:B:7:C:OP2	6	0.88
(1,3)	1:A:84:LYS:HB2	2:B:7:C:P	6	0.88

Continued on next page...

Continued from previous page...

Key	Atom-1	Atom-2	Model ID	Violation (Å)
(1,3)	1:A:84:LYS:HB2	2:B:8:U:C1'	6	0.88
(1,3)	1:A:84:LYS:HB2	2:B:8:U:C2	6	0.88
(1,3)	1:A:84:LYS:HB2	2:B:8:U:C2'	6	0.88
(1,3)	1:A:84:LYS:HB2	2:B:8:U:C3'	6	0.88
(1,3)	1:A:84:LYS:HB2	2:B:8:U:C4	6	0.88
(1,3)	1:A:84:LYS:HB2	2:B:8:U:C4'	6	0.88
(1,3)	1:A:84:LYS:HB2	2:B:8:U:C5	6	0.88
(1,3)	1:A:84:LYS:HB2	2:B:8:U:C5'	6	0.88
(1,3)	1:A:84:LYS:HB2	2:B:8:U:C6	6	0.88
(1,3)	1:A:84:LYS:HB2	2:B:8:U:H1'	6	0.88
(1,3)	1:A:84:LYS:HB2	2:B:8:U:H2'	6	0.88
(1,3)	1:A:84:LYS:HB2	2:B:8:U:H3	6	0.88
(1,3)	1:A:84:LYS:HB2	2:B:8:U:H3'	6	0.88
(1,3)	1:A:84:LYS:HB2	2:B:8:U:H4'	6	0.88
(1,3)	1:A:84:LYS:HB2	2:B:8:U:H5	6	0.88
(1,3)	1:A:84:LYS:HB2	2:B:8:U:H5'	6	0.88
(1,3)	1:A:84:LYS:HB2	2:B:8:U:H5''	6	0.88
(1,3)	1:A:84:LYS:HB2	2:B:8:U:H6	6	0.88
(1,3)	1:A:84:LYS:HB2	2:B:8:U:HO2'	6	0.88
(1,3)	1:A:84:LYS:HB2	2:B:8:U:N1	6	0.88
(1,3)	1:A:84:LYS:HB2	2:B:8:U:N3	6	0.88
(1,3)	1:A:84:LYS:HB2	2:B:8:U:O2	6	0.88
(1,3)	1:A:84:LYS:HB2	2:B:8:U:O2'	6	0.88
(1,3)	1:A:84:LYS:HB2	2:B:8:U:O3'	6	0.88
(1,3)	1:A:84:LYS:HB2	2:B:8:U:O4	6	0.88
(1,3)	1:A:84:LYS:HB2	2:B:8:U:O4'	6	0.88
(1,3)	1:A:84:LYS:HB2	2:B:8:U:O5'	6	0.88
(1,3)	1:A:84:LYS:HB2	2:B:8:U:OP1	6	0.88
(1,3)	1:A:84:LYS:HB2	2:B:8:U:OP2	6	0.88
(1,3)	1:A:84:LYS:HB2	2:B:8:U:P	6	0.88
(1,3)	1:A:84:LYS:HB2	2:B:9:C:C1'	6	0.88
(1,3)	1:A:84:LYS:HB2	2:B:9:C:C2	6	0.88
(1,3)	1:A:84:LYS:HB2	2:B:9:C:C2'	6	0.88
(1,3)	1:A:84:LYS:HB2	2:B:9:C:C3'	6	0.88
(1,3)	1:A:84:LYS:HB2	2:B:9:C:C4	6	0.88
(1,3)	1:A:84:LYS:HB2	2:B:9:C:C4'	6	0.88
(1,3)	1:A:84:LYS:HB2	2:B:9:C:C5	6	0.88
(1,3)	1:A:84:LYS:HB2	2:B:9:C:C5'	6	0.88
(1,3)	1:A:84:LYS:HB2	2:B:9:C:C6	6	0.88
(1,3)	1:A:84:LYS:HB2	2:B:9:C:H1'	6	0.88
(1,3)	1:A:84:LYS:HB2	2:B:9:C:H2'	6	0.88
(1,3)	1:A:84:LYS:HB2	2:B:9:C:H3'	6	0.88

Continued on next page...

Continued from previous page...

Key	Atom-1	Atom-2	Model ID	Violation (Å)
(1,3)	1:A:84:LYS:HB2	2:B:9:C:H4'	6	0.88
(1,3)	1:A:84:LYS:HB2	2:B:9:C:H41	6	0.88
(1,3)	1:A:84:LYS:HB2	2:B:9:C:H42	6	0.88
(1,3)	1:A:84:LYS:HB2	2:B:9:C:H5	6	0.88
(1,3)	1:A:84:LYS:HB2	2:B:9:C:H5'	6	0.88
(1,3)	1:A:84:LYS:HB2	2:B:9:C:H5''	6	0.88
(1,3)	1:A:84:LYS:HB2	2:B:9:C:H6	6	0.88
(1,3)	1:A:84:LYS:HB2	2:B:9:C:HO2'	6	0.88
(1,3)	1:A:84:LYS:HB2	2:B:9:C:N1	6	0.88
(1,3)	1:A:84:LYS:HB2	2:B:9:C:N3	6	0.88
(1,3)	1:A:84:LYS:HB2	2:B:9:C:N4	6	0.88
(1,3)	1:A:84:LYS:HB2	2:B:9:C:O2	6	0.88
(1,3)	1:A:84:LYS:HB2	2:B:9:C:O2'	6	0.88
(1,3)	1:A:84:LYS:HB2	2:B:9:C:O3'	6	0.88
(1,3)	1:A:84:LYS:HB2	2:B:9:C:O4'	6	0.88
(1,3)	1:A:84:LYS:HB2	2:B:9:C:O5'	6	0.88
(1,3)	1:A:84:LYS:HB2	2:B:9:C:OP1	6	0.88
(1,3)	1:A:84:LYS:HB2	2:B:9:C:OP2	6	0.88
(1,3)	1:A:84:LYS:HB2	2:B:9:C:P	6	0.88
(1,3)	1:A:84:LYS:HB2	2:B:10:G:C1'	6	0.88
(1,3)	1:A:84:LYS:HB2	2:B:10:G:C2	6	0.88
(1,3)	1:A:84:LYS:HB2	2:B:10:G:C2'	6	0.88
(1,3)	1:A:84:LYS:HB2	2:B:10:G:C3'	6	0.88
(1,3)	1:A:84:LYS:HB2	2:B:10:G:C4	6	0.88
(1,3)	1:A:84:LYS:HB2	2:B:10:G:C4'	6	0.88
(1,3)	1:A:84:LYS:HB2	2:B:10:G:C5	6	0.88
(1,3)	1:A:84:LYS:HB2	2:B:10:G:C5'	6	0.88
(1,3)	1:A:84:LYS:HB2	2:B:10:G:C6	6	0.88
(1,3)	1:A:84:LYS:HB2	2:B:10:G:C8	6	0.88
(1,3)	1:A:84:LYS:HB2	2:B:10:G:H1	6	0.88
(1,3)	1:A:84:LYS:HB2	2:B:10:G:H1'	6	0.88
(1,3)	1:A:84:LYS:HB2	2:B:10:G:H2'	6	0.88
(1,3)	1:A:84:LYS:HB2	2:B:10:G:H21	6	0.88
(1,3)	1:A:84:LYS:HB2	2:B:10:G:H22	6	0.88
(1,3)	1:A:84:LYS:HB2	2:B:10:G:H3'	6	0.88
(1,3)	1:A:84:LYS:HB2	2:B:10:G:H4'	6	0.88
(1,3)	1:A:84:LYS:HB2	2:B:10:G:H5'	6	0.88
(1,3)	1:A:84:LYS:HB2	2:B:10:G:H5''	6	0.88
(1,3)	1:A:84:LYS:HB2	2:B:10:G:H8	6	0.88
(1,3)	1:A:84:LYS:HB2	2:B:10:G:HO2'	6	0.88
(1,3)	1:A:84:LYS:HB2	2:B:10:G:N1	6	0.88
(1,3)	1:A:84:LYS:HB2	2:B:10:G:N2	6	0.88

Continued on next page...

Continued from previous page...

Key	Atom-1	Atom-2	Model ID	Violation (Å)
(1,3)	1:A:84:LYS:HB2	2:B:10:G:N3	6	0.88
(1,3)	1:A:84:LYS:HB2	2:B:10:G:N7	6	0.88
(1,3)	1:A:84:LYS:HB2	2:B:10:G:N9	6	0.88
(1,3)	1:A:84:LYS:HB2	2:B:10:G:O2'	6	0.88
(1,3)	1:A:84:LYS:HB2	2:B:10:G:O3'	6	0.88
(1,3)	1:A:84:LYS:HB2	2:B:10:G:O4'	6	0.88
(1,3)	1:A:84:LYS:HB2	2:B:10:G:O5'	6	0.88
(1,3)	1:A:84:LYS:HB2	2:B:10:G:O6	6	0.88
(1,3)	1:A:84:LYS:HB2	2:B:10:G:OP1	6	0.88
(1,3)	1:A:84:LYS:HB2	2:B:10:G:OP2	6	0.88
(1,3)	1:A:84:LYS:HB2	2:B:10:G:P	6	0.88
(1,3)	1:A:84:LYS:HB2	2:B:11:A:C1'	6	0.88
(1,3)	1:A:84:LYS:HB2	2:B:11:A:C2	6	0.88
(1,3)	1:A:84:LYS:HB2	2:B:11:A:C2'	6	0.88
(1,3)	1:A:84:LYS:HB2	2:B:11:A:C3'	6	0.88
(1,3)	1:A:84:LYS:HB2	2:B:11:A:C4	6	0.88
(1,3)	1:A:84:LYS:HB2	2:B:11:A:C4'	6	0.88
(1,3)	1:A:84:LYS:HB2	2:B:11:A:C5	6	0.88
(1,3)	1:A:84:LYS:HB2	2:B:11:A:C5'	6	0.88
(1,3)	1:A:84:LYS:HB2	2:B:11:A:C6	6	0.88
(1,3)	1:A:84:LYS:HB2	2:B:11:A:C8	6	0.88
(1,3)	1:A:84:LYS:HB2	2:B:11:A:H1'	6	0.88
(1,3)	1:A:84:LYS:HB2	2:B:11:A:H2	6	0.88
(1,3)	1:A:84:LYS:HB2	2:B:11:A:H2'	6	0.88
(1,3)	1:A:84:LYS:HB2	2:B:11:A:H3'	6	0.88
(1,3)	1:A:84:LYS:HB2	2:B:11:A:H4'	6	0.88
(1,3)	1:A:84:LYS:HB2	2:B:11:A:H5'	6	0.88
(1,3)	1:A:84:LYS:HB2	2:B:11:A:H5''	6	0.88
(1,3)	1:A:84:LYS:HB2	2:B:11:A:H61	6	0.88
(1,3)	1:A:84:LYS:HB2	2:B:11:A:H62	6	0.88
(1,3)	1:A:84:LYS:HB2	2:B:11:A:H8	6	0.88
(1,3)	1:A:84:LYS:HB2	2:B:11:A:HO2'	6	0.88
(1,3)	1:A:84:LYS:HB2	2:B:11:A:N1	6	0.88
(1,3)	1:A:84:LYS:HB2	2:B:11:A:N3	6	0.88
(1,3)	1:A:84:LYS:HB2	2:B:11:A:N6	6	0.88
(1,3)	1:A:84:LYS:HB2	2:B:11:A:N7	6	0.88
(1,3)	1:A:84:LYS:HB2	2:B:11:A:N9	6	0.88
(1,3)	1:A:84:LYS:HB2	2:B:11:A:O2'	6	0.88
(1,3)	1:A:84:LYS:HB2	2:B:11:A:O3'	6	0.88
(1,3)	1:A:84:LYS:HB2	2:B:11:A:O4'	6	0.88
(1,3)	1:A:84:LYS:HB2	2:B:11:A:O5'	6	0.88
(1,3)	1:A:84:LYS:HB2	2:B:11:A:OP1	6	0.88

Continued on next page...

Continued from previous page...

Key	Atom-1	Atom-2	Model ID	Violation (Å)
(1,3)	1:A:84:LYS:HB2	2:B:11:A:OP2	6	0.88
(1,3)	1:A:84:LYS:HB2	2:B:11:A:P	6	0.88
(1,3)	1:A:84:LYS:HB2	2:B:12:A:C1'	6	0.88
(1,3)	1:A:84:LYS:HB2	2:B:12:A:C2	6	0.88
(1,3)	1:A:84:LYS:HB2	2:B:12:A:C2'	6	0.88
(1,3)	1:A:84:LYS:HB2	2:B:12:A:C3'	6	0.88
(1,3)	1:A:84:LYS:HB2	2:B:12:A:C4	6	0.88
(1,3)	1:A:84:LYS:HB2	2:B:12:A:C4'	6	0.88
(1,3)	1:A:84:LYS:HB2	2:B:12:A:C5	6	0.88
(1,3)	1:A:84:LYS:HB2	2:B:12:A:C5'	6	0.88
(1,3)	1:A:84:LYS:HB2	2:B:12:A:C6	6	0.88
(1,3)	1:A:84:LYS:HB2	2:B:12:A:C8	6	0.88
(1,3)	1:A:84:LYS:HB2	2:B:12:A:H1'	6	0.88
(1,3)	1:A:84:LYS:HB2	2:B:12:A:H2	6	0.88
(1,3)	1:A:84:LYS:HB2	2:B:12:A:H2'	6	0.88
(1,3)	1:A:84:LYS:HB2	2:B:12:A:H3'	6	0.88
(1,3)	1:A:84:LYS:HB2	2:B:12:A:H4'	6	0.88
(1,3)	1:A:84:LYS:HB2	2:B:12:A:H5'	6	0.88
(1,3)	1:A:84:LYS:HB2	2:B:12:A:H5''	6	0.88
(1,3)	1:A:84:LYS:HB2	2:B:12:A:H61	6	0.88
(1,3)	1:A:84:LYS:HB2	2:B:12:A:H62	6	0.88
(1,3)	1:A:84:LYS:HB2	2:B:12:A:H8	6	0.88
(1,3)	1:A:84:LYS:HB2	2:B:12:A:HO2'	6	0.88
(1,3)	1:A:84:LYS:HB2	2:B:12:A:N1	6	0.88
(1,3)	1:A:84:LYS:HB2	2:B:12:A:N3	6	0.88
(1,3)	1:A:84:LYS:HB2	2:B:12:A:N6	6	0.88
(1,3)	1:A:84:LYS:HB2	2:B:12:A:N7	6	0.88
(1,3)	1:A:84:LYS:HB2	2:B:12:A:N9	6	0.88
(1,3)	1:A:84:LYS:HB2	2:B:12:A:O2'	6	0.88
(1,3)	1:A:84:LYS:HB2	2:B:12:A:O3'	6	0.88
(1,3)	1:A:84:LYS:HB2	2:B:12:A:O4'	6	0.88
(1,3)	1:A:84:LYS:HB2	2:B:12:A:O5'	6	0.88
(1,3)	1:A:84:LYS:HB2	2:B:12:A:OP1	6	0.88
(1,3)	1:A:84:LYS:HB2	2:B:12:A:OP2	6	0.88
(1,3)	1:A:84:LYS:HB2	2:B:12:A:P	6	0.88
(1,3)	1:A:84:LYS:HB2	2:B:13:A:C1'	6	0.88
(1,3)	1:A:84:LYS:HB2	2:B:13:A:C2	6	0.88
(1,3)	1:A:84:LYS:HB2	2:B:13:A:C2'	6	0.88
(1,3)	1:A:84:LYS:HB2	2:B:13:A:C3'	6	0.88
(1,3)	1:A:84:LYS:HB2	2:B:13:A:C4	6	0.88
(1,3)	1:A:84:LYS:HB2	2:B:13:A:C4'	6	0.88
(1,3)	1:A:84:LYS:HB2	2:B:13:A:C5	6	0.88

Continued on next page...

Continued from previous page...

Key	Atom-1	Atom-2	Model ID	Violation (Å)
(1,3)	1:A:84:LYS:HB2	2:B:13:A:C5'	6	0.88
(1,3)	1:A:84:LYS:HB2	2:B:13:A:C6	6	0.88
(1,3)	1:A:84:LYS:HB2	2:B:13:A:C8	6	0.88
(1,3)	1:A:84:LYS:HB2	2:B:13:A:H1'	6	0.88
(1,3)	1:A:84:LYS:HB2	2:B:13:A:H2	6	0.88
(1,3)	1:A:84:LYS:HB2	2:B:13:A:H2'	6	0.88
(1,3)	1:A:84:LYS:HB2	2:B:13:A:H3'	6	0.88
(1,3)	1:A:84:LYS:HB2	2:B:13:A:H4'	6	0.88
(1,3)	1:A:84:LYS:HB2	2:B:13:A:H5'	6	0.88
(1,3)	1:A:84:LYS:HB2	2:B:13:A:H5''	6	0.88
(1,3)	1:A:84:LYS:HB2	2:B:13:A:H61	6	0.88
(1,3)	1:A:84:LYS:HB2	2:B:13:A:H62	6	0.88
(1,3)	1:A:84:LYS:HB2	2:B:13:A:H8	6	0.88
(1,3)	1:A:84:LYS:HB2	2:B:13:A:HO2'	6	0.88
(1,3)	1:A:84:LYS:HB2	2:B:13:A:N1	6	0.88
(1,3)	1:A:84:LYS:HB2	2:B:13:A:N3	6	0.88
(1,3)	1:A:84:LYS:HB2	2:B:13:A:N6	6	0.88
(1,3)	1:A:84:LYS:HB2	2:B:13:A:N7	6	0.88
(1,3)	1:A:84:LYS:HB2	2:B:13:A:N9	6	0.88
(1,3)	1:A:84:LYS:HB2	2:B:13:A:O2'	6	0.88
(1,3)	1:A:84:LYS:HB2	2:B:13:A:O3'	6	0.88
(1,3)	1:A:84:LYS:HB2	2:B:13:A:O4'	6	0.88
(1,3)	1:A:84:LYS:HB2	2:B:13:A:O5'	6	0.88
(1,3)	1:A:84:LYS:HB2	2:B:13:A:OP1	6	0.88
(1,3)	1:A:84:LYS:HB2	2:B:13:A:OP2	6	0.88
(1,3)	1:A:84:LYS:HB2	2:B:13:A:P	6	0.88
(1,3)	1:A:84:LYS:HB2	2:B:14:G:C1'	6	0.88
(1,3)	1:A:84:LYS:HB2	2:B:14:G:C2	6	0.88
(1,3)	1:A:84:LYS:HB2	2:B:14:G:C2'	6	0.88
(1,3)	1:A:84:LYS:HB2	2:B:14:G:C3'	6	0.88
(1,3)	1:A:84:LYS:HB2	2:B:14:G:C4	6	0.88
(1,3)	1:A:84:LYS:HB2	2:B:14:G:C4'	6	0.88
(1,3)	1:A:84:LYS:HB2	2:B:14:G:C5	6	0.88
(1,3)	1:A:84:LYS:HB2	2:B:14:G:C5'	6	0.88
(1,3)	1:A:84:LYS:HB2	2:B:14:G:C6	6	0.88
(1,3)	1:A:84:LYS:HB2	2:B:14:G:C8	6	0.88
(1,3)	1:A:84:LYS:HB2	2:B:14:G:H1	6	0.88
(1,3)	1:A:84:LYS:HB2	2:B:14:G:H1'	6	0.88
(1,3)	1:A:84:LYS:HB2	2:B:14:G:H2'	6	0.88
(1,3)	1:A:84:LYS:HB2	2:B:14:G:H21	6	0.88
(1,3)	1:A:84:LYS:HB2	2:B:14:G:H22	6	0.88
(1,3)	1:A:84:LYS:HB2	2:B:14:G:H3'	6	0.88

Continued on next page...

Continued from previous page...

Key	Atom-1	Atom-2	Model ID	Violation (Å)
(1,3)	1:A:84:LYS:HB2	2:B:14:G:H4'	6	0.88
(1,3)	1:A:84:LYS:HB2	2:B:14:G:H5'	6	0.88
(1,3)	1:A:84:LYS:HB2	2:B:14:G:H5''	6	0.88
(1,3)	1:A:84:LYS:HB2	2:B:14:G:H8	6	0.88
(1,3)	1:A:84:LYS:HB2	2:B:14:G:HO2'	6	0.88
(1,3)	1:A:84:LYS:HB2	2:B:14:G:N1	6	0.88
(1,3)	1:A:84:LYS:HB2	2:B:14:G:N2	6	0.88
(1,3)	1:A:84:LYS:HB2	2:B:14:G:N3	6	0.88
(1,3)	1:A:84:LYS:HB2	2:B:14:G:N7	6	0.88
(1,3)	1:A:84:LYS:HB2	2:B:14:G:N9	6	0.88
(1,3)	1:A:84:LYS:HB2	2:B:14:G:O2'	6	0.88
(1,3)	1:A:84:LYS:HB2	2:B:14:G:O3'	6	0.88
(1,3)	1:A:84:LYS:HB2	2:B:14:G:O4'	6	0.88
(1,3)	1:A:84:LYS:HB2	2:B:14:G:O5'	6	0.88
(1,3)	1:A:84:LYS:HB2	2:B:14:G:O6	6	0.88
(1,3)	1:A:84:LYS:HB2	2:B:14:G:OP1	6	0.88
(1,3)	1:A:84:LYS:HB2	2:B:14:G:OP2	6	0.88
(1,3)	1:A:84:LYS:HB2	2:B:14:G:P	6	0.88
(1,3)	1:A:84:LYS:HB2	2:B:15:A:C1'	6	0.88
(1,3)	1:A:84:LYS:HB2	2:B:15:A:C2	6	0.88
(1,3)	1:A:84:LYS:HB2	2:B:15:A:C2'	6	0.88
(1,3)	1:A:84:LYS:HB2	2:B:15:A:C3'	6	0.88
(1,3)	1:A:84:LYS:HB2	2:B:15:A:C4	6	0.88
(1,3)	1:A:84:LYS:HB2	2:B:15:A:C4'	6	0.88
(1,3)	1:A:84:LYS:HB2	2:B:15:A:C5	6	0.88
(1,3)	1:A:84:LYS:HB2	2:B:15:A:C5'	6	0.88
(1,3)	1:A:84:LYS:HB2	2:B:15:A:C6	6	0.88
(1,3)	1:A:84:LYS:HB2	2:B:15:A:C8	6	0.88
(1,3)	1:A:84:LYS:HB2	2:B:15:A:H1'	6	0.88
(1,3)	1:A:84:LYS:HB2	2:B:15:A:H2	6	0.88
(1,3)	1:A:84:LYS:HB2	2:B:15:A:H2'	6	0.88
(1,3)	1:A:84:LYS:HB2	2:B:15:A:H3'	6	0.88
(1,3)	1:A:84:LYS:HB2	2:B:15:A:H4'	6	0.88
(1,3)	1:A:84:LYS:HB2	2:B:15:A:H5'	6	0.88
(1,3)	1:A:84:LYS:HB2	2:B:15:A:H5''	6	0.88
(1,3)	1:A:84:LYS:HB2	2:B:15:A:H61	6	0.88
(1,3)	1:A:84:LYS:HB2	2:B:15:A:H62	6	0.88
(1,3)	1:A:84:LYS:HB2	2:B:15:A:H8	6	0.88
(1,3)	1:A:84:LYS:HB2	2:B:15:A:HO2'	6	0.88
(1,3)	1:A:84:LYS:HB2	2:B:15:A:N1	6	0.88
(1,3)	1:A:84:LYS:HB2	2:B:15:A:N3	6	0.88
(1,3)	1:A:84:LYS:HB2	2:B:15:A:N6	6	0.88

Continued on next page...

Continued from previous page...

Key	Atom-1	Atom-2	Model ID	Violation (Å)
(1,3)	1:A:84:LYS:HB2	2:B:15:A:N7	6	0.88
(1,3)	1:A:84:LYS:HB2	2:B:15:A:N9	6	0.88
(1,3)	1:A:84:LYS:HB2	2:B:15:A:O2'	6	0.88
(1,3)	1:A:84:LYS:HB2	2:B:15:A:O3'	6	0.88
(1,3)	1:A:84:LYS:HB2	2:B:15:A:O4'	6	0.88
(1,3)	1:A:84:LYS:HB2	2:B:15:A:O5'	6	0.88
(1,3)	1:A:84:LYS:HB2	2:B:15:A:OP1	6	0.88
(1,3)	1:A:84:LYS:HB2	2:B:15:A:OP2	6	0.88
(1,3)	1:A:84:LYS:HB2	2:B:15:A:P	6	0.88
(1,3)	1:A:84:LYS:HB2	2:B:16:G:C1'	6	0.88
(1,3)	1:A:84:LYS:HB2	2:B:16:G:C2	6	0.88
(1,3)	1:A:84:LYS:HB2	2:B:16:G:C2'	6	0.88
(1,3)	1:A:84:LYS:HB2	2:B:16:G:C3'	6	0.88
(1,3)	1:A:84:LYS:HB2	2:B:16:G:C4	6	0.88
(1,3)	1:A:84:LYS:HB2	2:B:16:G:C4'	6	0.88
(1,3)	1:A:84:LYS:HB2	2:B:16:G:C5	6	0.88
(1,3)	1:A:84:LYS:HB2	2:B:16:G:C5'	6	0.88
(1,3)	1:A:84:LYS:HB2	2:B:16:G:C6	6	0.88
(1,3)	1:A:84:LYS:HB2	2:B:16:G:C8	6	0.88
(1,3)	1:A:84:LYS:HB2	2:B:16:G:H1	6	0.88
(1,3)	1:A:84:LYS:HB2	2:B:16:G:H1'	6	0.88
(1,3)	1:A:84:LYS:HB2	2:B:16:G:H2'	6	0.88
(1,3)	1:A:84:LYS:HB2	2:B:16:G:H21	6	0.88
(1,3)	1:A:84:LYS:HB2	2:B:16:G:H22	6	0.88
(1,3)	1:A:84:LYS:HB2	2:B:16:G:H3'	6	0.88
(1,3)	1:A:84:LYS:HB2	2:B:16:G:H4'	6	0.88
(1,3)	1:A:84:LYS:HB2	2:B:16:G:H5'	6	0.88
(1,3)	1:A:84:LYS:HB2	2:B:16:G:H5''	6	0.88
(1,3)	1:A:84:LYS:HB2	2:B:16:G:H8	6	0.88
(1,3)	1:A:84:LYS:HB2	2:B:16:G:HO2'	6	0.88
(1,3)	1:A:84:LYS:HB2	2:B:16:G:N1	6	0.88
(1,3)	1:A:84:LYS:HB2	2:B:16:G:N2	6	0.88
(1,3)	1:A:84:LYS:HB2	2:B:16:G:N3	6	0.88
(1,3)	1:A:84:LYS:HB2	2:B:16:G:N7	6	0.88
(1,3)	1:A:84:LYS:HB2	2:B:16:G:N9	6	0.88
(1,3)	1:A:84:LYS:HB2	2:B:16:G:O2'	6	0.88
(1,3)	1:A:84:LYS:HB2	2:B:16:G:O3'	6	0.88
(1,3)	1:A:84:LYS:HB2	2:B:16:G:O4'	6	0.88
(1,3)	1:A:84:LYS:HB2	2:B:16:G:O5'	6	0.88
(1,3)	1:A:84:LYS:HB2	2:B:16:G:O6	6	0.88
(1,3)	1:A:84:LYS:HB2	2:B:16:G:OP1	6	0.88
(1,3)	1:A:84:LYS:HB2	2:B:16:G:OP2	6	0.88

Continued on next page...

Continued from previous page...

Key	Atom-1	Atom-2	Model ID	Violation (Å)
(1,3)	1:A:84:LYS:HB2	2:B:16:G:P	6	0.88
(1,3)	1:A:84:LYS:HB2	2:B:17:C:C1'	6	0.88
(1,3)	1:A:84:LYS:HB2	2:B:17:C:C2	6	0.88
(1,3)	1:A:84:LYS:HB2	2:B:17:C:C2'	6	0.88
(1,3)	1:A:84:LYS:HB2	2:B:17:C:C3'	6	0.88
(1,3)	1:A:84:LYS:HB2	2:B:17:C:C4	6	0.88
(1,3)	1:A:84:LYS:HB2	2:B:17:C:C4'	6	0.88
(1,3)	1:A:84:LYS:HB2	2:B:17:C:C5	6	0.88
(1,3)	1:A:84:LYS:HB2	2:B:17:C:C5'	6	0.88
(1,3)	1:A:84:LYS:HB2	2:B:17:C:C6	6	0.88
(1,3)	1:A:84:LYS:HB2	2:B:17:C:H1'	6	0.88
(1,3)	1:A:84:LYS:HB2	2:B:17:C:H2'	6	0.88
(1,3)	1:A:84:LYS:HB2	2:B:17:C:H3'	6	0.88
(1,3)	1:A:84:LYS:HB2	2:B:17:C:H4'	6	0.88
(1,3)	1:A:84:LYS:HB2	2:B:17:C:H41	6	0.88
(1,3)	1:A:84:LYS:HB2	2:B:17:C:H42	6	0.88
(1,3)	1:A:84:LYS:HB2	2:B:17:C:H5	6	0.88
(1,3)	1:A:84:LYS:HB2	2:B:17:C:H5'	6	0.88
(1,3)	1:A:84:LYS:HB2	2:B:17:C:H5''	6	0.88
(1,3)	1:A:84:LYS:HB2	2:B:17:C:H6	6	0.88
(1,3)	1:A:84:LYS:HB2	2:B:17:C:HO2'	6	0.88
(1,3)	1:A:84:LYS:HB2	2:B:17:C:N1	6	0.88
(1,3)	1:A:84:LYS:HB2	2:B:17:C:N3	6	0.88
(1,3)	1:A:84:LYS:HB2	2:B:17:C:N4	6	0.88
(1,3)	1:A:84:LYS:HB2	2:B:17:C:O2	6	0.88
(1,3)	1:A:84:LYS:HB2	2:B:17:C:O2'	6	0.88
(1,3)	1:A:84:LYS:HB2	2:B:17:C:O3'	6	0.88
(1,3)	1:A:84:LYS:HB2	2:B:17:C:O4'	6	0.88
(1,3)	1:A:84:LYS:HB2	2:B:17:C:O5'	6	0.88
(1,3)	1:A:84:LYS:HB2	2:B:17:C:OP1	6	0.88
(1,3)	1:A:84:LYS:HB2	2:B:17:C:OP2	6	0.88
(1,3)	1:A:84:LYS:HB2	2:B:17:C:P	6	0.88
(1,3)	1:A:84:LYS:HB2	2:B:18:A:C1'	6	0.88
(1,3)	1:A:84:LYS:HB2	2:B:18:A:C2	6	0.88
(1,3)	1:A:84:LYS:HB2	2:B:18:A:C2'	6	0.88
(1,3)	1:A:84:LYS:HB2	2:B:18:A:C3'	6	0.88
(1,3)	1:A:84:LYS:HB2	2:B:18:A:C4	6	0.88
(1,3)	1:A:84:LYS:HB2	2:B:18:A:C4'	6	0.88
(1,3)	1:A:84:LYS:HB2	2:B:18:A:C5	6	0.88
(1,3)	1:A:84:LYS:HB2	2:B:18:A:C5'	6	0.88
(1,3)	1:A:84:LYS:HB2	2:B:18:A:C6	6	0.88
(1,3)	1:A:84:LYS:HB2	2:B:18:A:C8	6	0.88

Continued on next page...

Continued from previous page...

Key	Atom-1	Atom-2	Model ID	Violation (Å)
(1,3)	1:A:84:LYS:HB2	2:B:18:A:H1'	6	0.88
(1,3)	1:A:84:LYS:HB2	2:B:18:A:H2	6	0.88
(1,3)	1:A:84:LYS:HB2	2:B:18:A:H2'	6	0.88
(1,3)	1:A:84:LYS:HB2	2:B:18:A:H3'	6	0.88
(1,3)	1:A:84:LYS:HB2	2:B:18:A:H4'	6	0.88
(1,3)	1:A:84:LYS:HB2	2:B:18:A:H5'	6	0.88
(1,3)	1:A:84:LYS:HB2	2:B:18:A:H5''	6	0.88
(1,3)	1:A:84:LYS:HB2	2:B:18:A:H61	6	0.88
(1,3)	1:A:84:LYS:HB2	2:B:18:A:H62	6	0.88
(1,3)	1:A:84:LYS:HB2	2:B:18:A:H8	6	0.88
(1,3)	1:A:84:LYS:HB2	2:B:18:A:HO2'	6	0.88
(1,3)	1:A:84:LYS:HB2	2:B:18:A:N1	6	0.88
(1,3)	1:A:84:LYS:HB2	2:B:18:A:N3	6	0.88
(1,3)	1:A:84:LYS:HB2	2:B:18:A:N6	6	0.88
(1,3)	1:A:84:LYS:HB2	2:B:18:A:N7	6	0.88
(1,3)	1:A:84:LYS:HB2	2:B:18:A:N9	6	0.88
(1,3)	1:A:84:LYS:HB2	2:B:18:A:O2'	6	0.88
(1,3)	1:A:84:LYS:HB2	2:B:18:A:O3'	6	0.88
(1,3)	1:A:84:LYS:HB2	2:B:18:A:O4'	6	0.88
(1,3)	1:A:84:LYS:HB2	2:B:18:A:O5'	6	0.88
(1,3)	1:A:84:LYS:HB2	2:B:18:A:OP1	6	0.88
(1,3)	1:A:84:LYS:HB2	2:B:18:A:OP2	6	0.88
(1,3)	1:A:84:LYS:HB2	2:B:18:A:P	6	0.88
(1,3)	1:A:84:LYS:HB2	2:B:19:A:C1'	6	0.88
(1,3)	1:A:84:LYS:HB2	2:B:19:A:C2	6	0.88
(1,3)	1:A:84:LYS:HB2	2:B:19:A:C2'	6	0.88
(1,3)	1:A:84:LYS:HB2	2:B:19:A:C3'	6	0.88
(1,3)	1:A:84:LYS:HB2	2:B:19:A:C4	6	0.88
(1,3)	1:A:84:LYS:HB2	2:B:19:A:C4'	6	0.88
(1,3)	1:A:84:LYS:HB2	2:B:19:A:C5	6	0.88
(1,3)	1:A:84:LYS:HB2	2:B:19:A:C5'	6	0.88
(1,3)	1:A:84:LYS:HB2	2:B:19:A:C6	6	0.88
(1,3)	1:A:84:LYS:HB2	2:B:19:A:C8	6	0.88
(1,3)	1:A:84:LYS:HB2	2:B:19:A:H1'	6	0.88
(1,3)	1:A:84:LYS:HB2	2:B:19:A:H2	6	0.88
(1,3)	1:A:84:LYS:HB2	2:B:19:A:H2'	6	0.88
(1,3)	1:A:84:LYS:HB2	2:B:19:A:H3'	6	0.88
(1,3)	1:A:84:LYS:HB2	2:B:19:A:H4'	6	0.88
(1,3)	1:A:84:LYS:HB2	2:B:19:A:H5'	6	0.88
(1,3)	1:A:84:LYS:HB2	2:B:19:A:H5''	6	0.88
(1,3)	1:A:84:LYS:HB2	2:B:19:A:H61	6	0.88
(1,3)	1:A:84:LYS:HB2	2:B:19:A:H62	6	0.88

Continued on next page...

Continued from previous page...

Key	Atom-1	Atom-2	Model ID	Violation (Å)
(1,3)	1:A:84:LYS:HB2	2:B:19:A:H8	6	0.88
(1,3)	1:A:84:LYS:HB2	2:B:19:A:HO2'	6	0.88
(1,3)	1:A:84:LYS:HB2	2:B:19:A:N1	6	0.88
(1,3)	1:A:84:LYS:HB2	2:B:19:A:N3	6	0.88
(1,3)	1:A:84:LYS:HB2	2:B:19:A:N6	6	0.88
(1,3)	1:A:84:LYS:HB2	2:B:19:A:N7	6	0.88
(1,3)	1:A:84:LYS:HB2	2:B:19:A:N9	6	0.88
(1,3)	1:A:84:LYS:HB2	2:B:19:A:O2'	6	0.88
(1,3)	1:A:84:LYS:HB2	2:B:19:A:O3'	6	0.88
(1,3)	1:A:84:LYS:HB2	2:B:19:A:O4'	6	0.88
(1,3)	1:A:84:LYS:HB2	2:B:19:A:O5'	6	0.88
(1,3)	1:A:84:LYS:HB2	2:B:19:A:OP1	6	0.88
(1,3)	1:A:84:LYS:HB2	2:B:19:A:OP2	6	0.88
(1,3)	1:A:84:LYS:HB2	2:B:19:A:P	6	0.88
(1,3)	1:A:84:LYS:HB2	2:B:20:U:C1'	6	0.88
(1,3)	1:A:84:LYS:HB2	2:B:20:U:C2	6	0.88
(1,3)	1:A:84:LYS:HB2	2:B:20:U:C2'	6	0.88
(1,3)	1:A:84:LYS:HB2	2:B:20:U:C3'	6	0.88
(1,3)	1:A:84:LYS:HB2	2:B:20:U:C4	6	0.88
(1,3)	1:A:84:LYS:HB2	2:B:20:U:C4'	6	0.88
(1,3)	1:A:84:LYS:HB2	2:B:20:U:C5	6	0.88
(1,3)	1:A:84:LYS:HB2	2:B:20:U:C5'	6	0.88
(1,3)	1:A:84:LYS:HB2	2:B:20:U:C6	6	0.88
(1,3)	1:A:84:LYS:HB2	2:B:20:U:H1'	6	0.88
(1,3)	1:A:84:LYS:HB2	2:B:20:U:H2'	6	0.88
(1,3)	1:A:84:LYS:HB2	2:B:20:U:H3	6	0.88
(1,3)	1:A:84:LYS:HB2	2:B:20:U:H3'	6	0.88
(1,3)	1:A:84:LYS:HB2	2:B:20:U:H4'	6	0.88
(1,3)	1:A:84:LYS:HB2	2:B:20:U:H5	6	0.88
(1,3)	1:A:84:LYS:HB2	2:B:20:U:H5'	6	0.88
(1,3)	1:A:84:LYS:HB2	2:B:20:U:H5''	6	0.88
(1,3)	1:A:84:LYS:HB2	2:B:20:U:H6	6	0.88
(1,3)	1:A:84:LYS:HB2	2:B:20:U:HO2'	6	0.88
(1,3)	1:A:84:LYS:HB2	2:B:20:U:N1	6	0.88
(1,3)	1:A:84:LYS:HB2	2:B:20:U:N3	6	0.88
(1,3)	1:A:84:LYS:HB2	2:B:20:U:O2	6	0.88
(1,3)	1:A:84:LYS:HB2	2:B:20:U:O2'	6	0.88
(1,3)	1:A:84:LYS:HB2	2:B:20:U:O3'	6	0.88
(1,3)	1:A:84:LYS:HB2	2:B:20:U:O4	6	0.88
(1,3)	1:A:84:LYS:HB2	2:B:20:U:O4'	6	0.88
(1,3)	1:A:84:LYS:HB2	2:B:20:U:O5'	6	0.88
(1,3)	1:A:84:LYS:HB2	2:B:20:U:OP1	6	0.88

Continued on next page...

Continued from previous page...

Key	Atom-1	Atom-2	Model ID	Violation (Å)
(1,3)	1:A:84:LYS:HB2	2:B:20:U:OP2	6	0.88
(1,3)	1:A:84:LYS:HB2	2:B:20:U:P	6	0.88
(1,3)	1:A:84:LYS:HB2	2:B:21:G:C1'	6	0.88
(1,3)	1:A:84:LYS:HB2	2:B:21:G:C2	6	0.88
(1,3)	1:A:84:LYS:HB2	2:B:21:G:C2'	6	0.88
(1,3)	1:A:84:LYS:HB2	2:B:21:G:C3'	6	0.88
(1,3)	1:A:84:LYS:HB2	2:B:21:G:C4	6	0.88
(1,3)	1:A:84:LYS:HB2	2:B:21:G:C4'	6	0.88
(1,3)	1:A:84:LYS:HB2	2:B:21:G:C5	6	0.88
(1,3)	1:A:84:LYS:HB2	2:B:21:G:C5'	6	0.88
(1,3)	1:A:84:LYS:HB2	2:B:21:G:C6	6	0.88
(1,3)	1:A:84:LYS:HB2	2:B:21:G:C8	6	0.88
(1,3)	1:A:84:LYS:HB2	2:B:21:G:H1	6	0.88
(1,3)	1:A:84:LYS:HB2	2:B:21:G:H1'	6	0.88
(1,3)	1:A:84:LYS:HB2	2:B:21:G:H2'	6	0.88
(1,3)	1:A:84:LYS:HB2	2:B:21:G:H21	6	0.88
(1,3)	1:A:84:LYS:HB2	2:B:21:G:H22	6	0.88
(1,3)	1:A:84:LYS:HB2	2:B:21:G:H3'	6	0.88
(1,3)	1:A:84:LYS:HB2	2:B:21:G:H4'	6	0.88
(1,3)	1:A:84:LYS:HB2	2:B:21:G:H5'	6	0.88
(1,3)	1:A:84:LYS:HB2	2:B:21:G:H5''	6	0.88
(1,3)	1:A:84:LYS:HB2	2:B:21:G:H8	6	0.88
(1,3)	1:A:84:LYS:HB2	2:B:21:G:HO2'	6	0.88
(1,3)	1:A:84:LYS:HB2	2:B:21:G:N1	6	0.88
(1,3)	1:A:84:LYS:HB2	2:B:21:G:N2	6	0.88
(1,3)	1:A:84:LYS:HB2	2:B:21:G:N3	6	0.88
(1,3)	1:A:84:LYS:HB2	2:B:21:G:N7	6	0.88
(1,3)	1:A:84:LYS:HB2	2:B:21:G:N9	6	0.88
(1,3)	1:A:84:LYS:HB2	2:B:21:G:O2'	6	0.88
(1,3)	1:A:84:LYS:HB2	2:B:21:G:O3'	6	0.88
(1,3)	1:A:84:LYS:HB2	2:B:21:G:O4'	6	0.88
(1,3)	1:A:84:LYS:HB2	2:B:21:G:O5'	6	0.88
(1,3)	1:A:84:LYS:HB2	2:B:21:G:O6	6	0.88
(1,3)	1:A:84:LYS:HB2	2:B:21:G:OP1	6	0.88
(1,3)	1:A:84:LYS:HB2	2:B:21:G:OP2	6	0.88
(1,3)	1:A:84:LYS:HB2	2:B:21:G:P	6	0.88
(1,3)	1:A:84:LYS:HB2	2:B:22:A:C1'	6	0.88
(1,3)	1:A:84:LYS:HB2	2:B:22:A:C2	6	0.88
(1,3)	1:A:84:LYS:HB2	2:B:22:A:C2'	6	0.88
(1,3)	1:A:84:LYS:HB2	2:B:22:A:C3'	6	0.88
(1,3)	1:A:84:LYS:HB2	2:B:22:A:C4	6	0.88
(1,3)	1:A:84:LYS:HB2	2:B:22:A:C4'	6	0.88

Continued on next page...

Continued from previous page...

Key	Atom-1	Atom-2	Model ID	Violation (Å)
(1,3)	1:A:84:LYS:HB2	2:B:22:A:C5	6	0.88
(1,3)	1:A:84:LYS:HB2	2:B:22:A:C5'	6	0.88
(1,3)	1:A:84:LYS:HB2	2:B:22:A:C6	6	0.88
(1,3)	1:A:84:LYS:HB2	2:B:22:A:C8	6	0.88
(1,3)	1:A:84:LYS:HB2	2:B:22:A:H1'	6	0.88
(1,3)	1:A:84:LYS:HB2	2:B:22:A:H2	6	0.88
(1,3)	1:A:84:LYS:HB2	2:B:22:A:H2'	6	0.88
(1,3)	1:A:84:LYS:HB2	2:B:22:A:H3'	6	0.88
(1,3)	1:A:84:LYS:HB2	2:B:22:A:H4'	6	0.88
(1,3)	1:A:84:LYS:HB2	2:B:22:A:H5'	6	0.88
(1,3)	1:A:84:LYS:HB2	2:B:22:A:H5''	6	0.88
(1,3)	1:A:84:LYS:HB2	2:B:22:A:H61	6	0.88
(1,3)	1:A:84:LYS:HB2	2:B:22:A:H62	6	0.88
(1,3)	1:A:84:LYS:HB2	2:B:22:A:H8	6	0.88
(1,3)	1:A:84:LYS:HB2	2:B:22:A:HO2'	6	0.88
(1,3)	1:A:84:LYS:HB2	2:B:22:A:N1	6	0.88
(1,3)	1:A:84:LYS:HB2	2:B:22:A:N3	6	0.88
(1,3)	1:A:84:LYS:HB2	2:B:22:A:N6	6	0.88
(1,3)	1:A:84:LYS:HB2	2:B:22:A:N7	6	0.88
(1,3)	1:A:84:LYS:HB2	2:B:22:A:N9	6	0.88
(1,3)	1:A:84:LYS:HB2	2:B:22:A:O2'	6	0.88
(1,3)	1:A:84:LYS:HB2	2:B:22:A:O3'	6	0.88
(1,3)	1:A:84:LYS:HB2	2:B:22:A:O4'	6	0.88
(1,3)	1:A:84:LYS:HB2	2:B:22:A:O5'	6	0.88
(1,3)	1:A:84:LYS:HB2	2:B:22:A:OP1	6	0.88
(1,3)	1:A:84:LYS:HB2	2:B:22:A:OP2	6	0.88
(1,3)	1:A:84:LYS:HB2	2:B:22:A:P	6	0.88
(1,3)	1:A:84:LYS:HB2	2:B:23:U:C1'	6	0.88
(1,3)	1:A:84:LYS:HB2	2:B:23:U:C2	6	0.88
(1,3)	1:A:84:LYS:HB2	2:B:23:U:C2'	6	0.88
(1,3)	1:A:84:LYS:HB2	2:B:23:U:C3'	6	0.88
(1,3)	1:A:84:LYS:HB2	2:B:23:U:C4	6	0.88
(1,3)	1:A:84:LYS:HB2	2:B:23:U:C4'	6	0.88
(1,3)	1:A:84:LYS:HB2	2:B:23:U:C5	6	0.88
(1,3)	1:A:84:LYS:HB2	2:B:23:U:C5'	6	0.88
(1,3)	1:A:84:LYS:HB2	2:B:23:U:C6	6	0.88
(1,3)	1:A:84:LYS:HB2	2:B:23:U:H1'	6	0.88
(1,3)	1:A:84:LYS:HB2	2:B:23:U:H2'	6	0.88
(1,3)	1:A:84:LYS:HB2	2:B:23:U:H3	6	0.88
(1,3)	1:A:84:LYS:HB2	2:B:23:U:H3'	6	0.88
(1,3)	1:A:84:LYS:HB2	2:B:23:U:H4'	6	0.88
(1,3)	1:A:84:LYS:HB2	2:B:23:U:H5	6	0.88

Continued on next page...

Continued from previous page...

Key	Atom-1	Atom-2	Model ID	Violation (Å)
(1,3)	1:A:84:LYS:HB2	2:B:23:U:H5'	6	0.88
(1,3)	1:A:84:LYS:HB2	2:B:23:U:H5''	6	0.88
(1,3)	1:A:84:LYS:HB2	2:B:23:U:H6	6	0.88
(1,3)	1:A:84:LYS:HB2	2:B:23:U:HO2'	6	0.88
(1,3)	1:A:84:LYS:HB2	2:B:23:U:N1	6	0.88
(1,3)	1:A:84:LYS:HB2	2:B:23:U:N3	6	0.88
(1,3)	1:A:84:LYS:HB2	2:B:23:U:O2	6	0.88
(1,3)	1:A:84:LYS:HB2	2:B:23:U:O2'	6	0.88
(1,3)	1:A:84:LYS:HB2	2:B:23:U:O3'	6	0.88
(1,3)	1:A:84:LYS:HB2	2:B:23:U:O4	6	0.88
(1,3)	1:A:84:LYS:HB2	2:B:23:U:O4'	6	0.88
(1,3)	1:A:84:LYS:HB2	2:B:23:U:O5'	6	0.88
(1,3)	1:A:84:LYS:HB2	2:B:23:U:OP1	6	0.88
(1,3)	1:A:84:LYS:HB2	2:B:23:U:OP2	6	0.88
(1,3)	1:A:84:LYS:HB2	2:B:23:U:P	6	0.88
(1,3)	1:A:84:LYS:HB2	2:B:24:G:C1'	6	0.88
(1,3)	1:A:84:LYS:HB2	2:B:24:G:C2	6	0.88
(1,3)	1:A:84:LYS:HB2	2:B:24:G:C2'	6	0.88
(1,3)	1:A:84:LYS:HB2	2:B:24:G:C3'	6	0.88
(1,3)	1:A:84:LYS:HB2	2:B:24:G:C4	6	0.88
(1,3)	1:A:84:LYS:HB2	2:B:24:G:C4'	6	0.88
(1,3)	1:A:84:LYS:HB2	2:B:24:G:C5	6	0.88
(1,3)	1:A:84:LYS:HB2	2:B:24:G:C5'	6	0.88
(1,3)	1:A:84:LYS:HB2	2:B:24:G:C6	6	0.88
(1,3)	1:A:84:LYS:HB2	2:B:24:G:C8	6	0.88
(1,3)	1:A:84:LYS:HB2	2:B:24:G:H1	6	0.88
(1,3)	1:A:84:LYS:HB2	2:B:24:G:H1'	6	0.88
(1,3)	1:A:84:LYS:HB2	2:B:24:G:H2'	6	0.88
(1,3)	1:A:84:LYS:HB2	2:B:24:G:H21	6	0.88
(1,3)	1:A:84:LYS:HB2	2:B:24:G:H22	6	0.88
(1,3)	1:A:84:LYS:HB2	2:B:24:G:H3'	6	0.88
(1,3)	1:A:84:LYS:HB2	2:B:24:G:H4'	6	0.88
(1,3)	1:A:84:LYS:HB2	2:B:24:G:H5'	6	0.88
(1,3)	1:A:84:LYS:HB2	2:B:24:G:H5''	6	0.88
(1,3)	1:A:84:LYS:HB2	2:B:24:G:H8	6	0.88
(1,3)	1:A:84:LYS:HB2	2:B:24:G:HO2'	6	0.88
(1,3)	1:A:84:LYS:HB2	2:B:24:G:N1	6	0.88
(1,3)	1:A:84:LYS:HB2	2:B:24:G:N2	6	0.88
(1,3)	1:A:84:LYS:HB2	2:B:24:G:N3	6	0.88
(1,3)	1:A:84:LYS:HB2	2:B:24:G:N7	6	0.88
(1,3)	1:A:84:LYS:HB2	2:B:24:G:N9	6	0.88
(1,3)	1:A:84:LYS:HB2	2:B:24:G:O2'	6	0.88

Continued on next page...

Continued from previous page...

Key	Atom-1	Atom-2	Model ID	Violation (Å)
(1,3)	1:A:84:LYS:HB2	2:B:24:G:O3'	6	0.88
(1,3)	1:A:84:LYS:HB2	2:B:24:G:O4'	6	0.88
(1,3)	1:A:84:LYS:HB2	2:B:24:G:O5'	6	0.88
(1,3)	1:A:84:LYS:HB2	2:B:24:G:O6	6	0.88
(1,3)	1:A:84:LYS:HB2	2:B:24:G:OP1	6	0.88
(1,3)	1:A:84:LYS:HB2	2:B:24:G:OP2	6	0.88
(1,3)	1:A:84:LYS:HB2	2:B:24:G:P	6	0.88
(1,3)	1:A:84:LYS:HB3	2:B:2:C:C1'	6	0.88
(1,3)	1:A:84:LYS:HB3	2:B:2:C:C2	6	0.88
(1,3)	1:A:84:LYS:HB3	2:B:2:C:C2'	6	0.88
(1,3)	1:A:84:LYS:HB3	2:B:2:C:C3'	6	0.88
(1,3)	1:A:84:LYS:HB3	2:B:2:C:C4	6	0.88
(1,3)	1:A:84:LYS:HB3	2:B:2:C:C4'	6	0.88
(1,3)	1:A:84:LYS:HB3	2:B:2:C:C5	6	0.88
(1,3)	1:A:84:LYS:HB3	2:B:2:C:C5'	6	0.88
(1,3)	1:A:84:LYS:HB3	2:B:2:C:C6	6	0.88
(1,3)	1:A:84:LYS:HB3	2:B:2:C:H1'	6	0.88
(1,3)	1:A:84:LYS:HB3	2:B:2:C:H2'	6	0.88
(1,3)	1:A:84:LYS:HB3	2:B:2:C:H3'	6	0.88
(1,3)	1:A:84:LYS:HB3	2:B:2:C:H4'	6	0.88
(1,3)	1:A:84:LYS:HB3	2:B:2:C:H41	6	0.88
(1,3)	1:A:84:LYS:HB3	2:B:2:C:H42	6	0.88
(1,3)	1:A:84:LYS:HB3	2:B:2:C:H5	6	0.88
(1,3)	1:A:84:LYS:HB3	2:B:2:C:H5'	6	0.88
(1,3)	1:A:84:LYS:HB3	2:B:2:C:H5''	6	0.88
(1,3)	1:A:84:LYS:HB3	2:B:2:C:H6	6	0.88
(1,3)	1:A:84:LYS:HB3	2:B:2:C:HO2'	6	0.88
(1,3)	1:A:84:LYS:HB3	2:B:2:C:N1	6	0.88
(1,3)	1:A:84:LYS:HB3	2:B:2:C:N3	6	0.88
(1,3)	1:A:84:LYS:HB3	2:B:2:C:N4	6	0.88
(1,3)	1:A:84:LYS:HB3	2:B:2:C:O2	6	0.88
(1,3)	1:A:84:LYS:HB3	2:B:2:C:O2'	6	0.88
(1,3)	1:A:84:LYS:HB3	2:B:2:C:O3'	6	0.88
(1,3)	1:A:84:LYS:HB3	2:B:2:C:O4'	6	0.88
(1,3)	1:A:84:LYS:HB3	2:B:2:C:O5'	6	0.88
(1,3)	1:A:84:LYS:HB3	2:B:3:U:C1'	6	0.88
(1,3)	1:A:84:LYS:HB3	2:B:3:U:C2	6	0.88
(1,3)	1:A:84:LYS:HB3	2:B:3:U:C2'	6	0.88
(1,3)	1:A:84:LYS:HB3	2:B:3:U:C3'	6	0.88
(1,3)	1:A:84:LYS:HB3	2:B:3:U:C4	6	0.88
(1,3)	1:A:84:LYS:HB3	2:B:3:U:C4'	6	0.88
(1,3)	1:A:84:LYS:HB3	2:B:3:U:C5	6	0.88

Continued on next page...

Continued from previous page...

Key	Atom-1	Atom-2	Model ID	Violation (Å)
(1,3)	1:A:84:LYS:HB3	2:B:3:U:C5'	6	0.88
(1,3)	1:A:84:LYS:HB3	2:B:3:U:C6	6	0.88
(1,3)	1:A:84:LYS:HB3	2:B:3:U:H1'	6	0.88
(1,3)	1:A:84:LYS:HB3	2:B:3:U:H2'	6	0.88
(1,3)	1:A:84:LYS:HB3	2:B:3:U:H3	6	0.88
(1,3)	1:A:84:LYS:HB3	2:B:3:U:H3'	6	0.88
(1,3)	1:A:84:LYS:HB3	2:B:3:U:H4'	6	0.88
(1,3)	1:A:84:LYS:HB3	2:B:3:U:H5	6	0.88
(1,3)	1:A:84:LYS:HB3	2:B:3:U:H5'	6	0.88
(1,3)	1:A:84:LYS:HB3	2:B:3:U:H5''	6	0.88
(1,3)	1:A:84:LYS:HB3	2:B:3:U:H6	6	0.88
(1,3)	1:A:84:LYS:HB3	2:B:3:U:HO2'	6	0.88
(1,3)	1:A:84:LYS:HB3	2:B:3:U:N1	6	0.88
(1,3)	1:A:84:LYS:HB3	2:B:3:U:N3	6	0.88
(1,3)	1:A:84:LYS:HB3	2:B:3:U:O2	6	0.88
(1,3)	1:A:84:LYS:HB3	2:B:3:U:O2'	6	0.88
(1,3)	1:A:84:LYS:HB3	2:B:3:U:O3'	6	0.88
(1,3)	1:A:84:LYS:HB3	2:B:3:U:O4	6	0.88
(1,3)	1:A:84:LYS:HB3	2:B:3:U:O4'	6	0.88
(1,3)	1:A:84:LYS:HB3	2:B:3:U:O5'	6	0.88
(1,3)	1:A:84:LYS:HB3	2:B:3:U:OP1	6	0.88
(1,3)	1:A:84:LYS:HB3	2:B:3:U:OP2	6	0.88
(1,3)	1:A:84:LYS:HB3	2:B:3:U:P	6	0.88
(1,3)	1:A:84:LYS:HB3	2:B:4:G:C1'	6	0.88
(1,3)	1:A:84:LYS:HB3	2:B:4:G:C2	6	0.88
(1,3)	1:A:84:LYS:HB3	2:B:4:G:C2'	6	0.88
(1,3)	1:A:84:LYS:HB3	2:B:4:G:C3'	6	0.88
(1,3)	1:A:84:LYS:HB3	2:B:4:G:C4	6	0.88
(1,3)	1:A:84:LYS:HB3	2:B:4:G:C4'	6	0.88
(1,3)	1:A:84:LYS:HB3	2:B:4:G:C5	6	0.88
(1,3)	1:A:84:LYS:HB3	2:B:4:G:C5'	6	0.88
(1,3)	1:A:84:LYS:HB3	2:B:4:G:C6	6	0.88
(1,3)	1:A:84:LYS:HB3	2:B:4:G:C8	6	0.88
(1,3)	1:A:84:LYS:HB3	2:B:4:G:H1	6	0.88
(1,3)	1:A:84:LYS:HB3	2:B:4:G:H1'	6	0.88
(1,3)	1:A:84:LYS:HB3	2:B:4:G:H2'	6	0.88
(1,3)	1:A:84:LYS:HB3	2:B:4:G:H21	6	0.88
(1,3)	1:A:84:LYS:HB3	2:B:4:G:H22	6	0.88
(1,3)	1:A:84:LYS:HB3	2:B:4:G:H3'	6	0.88
(1,3)	1:A:84:LYS:HB3	2:B:4:G:H4'	6	0.88
(1,3)	1:A:84:LYS:HB3	2:B:4:G:H5'	6	0.88
(1,3)	1:A:84:LYS:HB3	2:B:4:G:H5''	6	0.88

Continued on next page...

Continued from previous page...

Key	Atom-1	Atom-2	Model ID	Violation (Å)
(1,3)	1:A:84:LYS:HB3	2:B:4:G:H8	6	0.88
(1,3)	1:A:84:LYS:HB3	2:B:4:G:HO2'	6	0.88
(1,3)	1:A:84:LYS:HB3	2:B:4:G:N1	6	0.88
(1,3)	1:A:84:LYS:HB3	2:B:4:G:N2	6	0.88
(1,3)	1:A:84:LYS:HB3	2:B:4:G:N3	6	0.88
(1,3)	1:A:84:LYS:HB3	2:B:4:G:N7	6	0.88
(1,3)	1:A:84:LYS:HB3	2:B:4:G:N9	6	0.88
(1,3)	1:A:84:LYS:HB3	2:B:4:G:O2'	6	0.88
(1,3)	1:A:84:LYS:HB3	2:B:4:G:O3'	6	0.88
(1,3)	1:A:84:LYS:HB3	2:B:4:G:O4'	6	0.88
(1,3)	1:A:84:LYS:HB3	2:B:4:G:O5'	6	0.88
(1,3)	1:A:84:LYS:HB3	2:B:4:G:O6	6	0.88
(1,3)	1:A:84:LYS:HB3	2:B:4:G:OP1	6	0.88
(1,3)	1:A:84:LYS:HB3	2:B:4:G:OP2	6	0.88
(1,3)	1:A:84:LYS:HB3	2:B:4:G:P	6	0.88
(1,3)	1:A:84:LYS:HB3	2:B:5:A:C1'	6	0.88
(1,3)	1:A:84:LYS:HB3	2:B:5:A:C2	6	0.88
(1,3)	1:A:84:LYS:HB3	2:B:5:A:C2'	6	0.88
(1,3)	1:A:84:LYS:HB3	2:B:5:A:C3'	6	0.88
(1,3)	1:A:84:LYS:HB3	2:B:5:A:C4	6	0.88
(1,3)	1:A:84:LYS:HB3	2:B:5:A:C4'	6	0.88
(1,3)	1:A:84:LYS:HB3	2:B:5:A:C5	6	0.88
(1,3)	1:A:84:LYS:HB3	2:B:5:A:C5'	6	0.88
(1,3)	1:A:84:LYS:HB3	2:B:5:A:C6	6	0.88
(1,3)	1:A:84:LYS:HB3	2:B:5:A:C8	6	0.88
(1,3)	1:A:84:LYS:HB3	2:B:5:A:H1'	6	0.88
(1,3)	1:A:84:LYS:HB3	2:B:5:A:H2	6	0.88
(1,3)	1:A:84:LYS:HB3	2:B:5:A:H2'	6	0.88
(1,3)	1:A:84:LYS:HB3	2:B:5:A:H3'	6	0.88
(1,3)	1:A:84:LYS:HB3	2:B:5:A:H4'	6	0.88
(1,3)	1:A:84:LYS:HB3	2:B:5:A:H5'	6	0.88
(1,3)	1:A:84:LYS:HB3	2:B:5:A:H5''	6	0.88
(1,3)	1:A:84:LYS:HB3	2:B:5:A:H61	6	0.88
(1,3)	1:A:84:LYS:HB3	2:B:5:A:H62	6	0.88
(1,3)	1:A:84:LYS:HB3	2:B:5:A:H8	6	0.88
(1,3)	1:A:84:LYS:HB3	2:B:5:A:HO2'	6	0.88
(1,3)	1:A:84:LYS:HB3	2:B:5:A:N1	6	0.88
(1,3)	1:A:84:LYS:HB3	2:B:5:A:N3	6	0.88
(1,3)	1:A:84:LYS:HB3	2:B:5:A:N6	6	0.88
(1,3)	1:A:84:LYS:HB3	2:B:5:A:N7	6	0.88
(1,3)	1:A:84:LYS:HB3	2:B:5:A:N9	6	0.88
(1,3)	1:A:84:LYS:HB3	2:B:5:A:O2'	6	0.88

Continued on next page...

Continued from previous page...

Key	Atom-1	Atom-2	Model ID	Violation (Å)
(1,3)	1:A:84:LYS:HB3	2:B:5:A:O3'	6	0.88
(1,3)	1:A:84:LYS:HB3	2:B:5:A:O4'	6	0.88
(1,3)	1:A:84:LYS:HB3	2:B:5:A:O5'	6	0.88
(1,3)	1:A:84:LYS:HB3	2:B:5:A:OP1	6	0.88
(1,3)	1:A:84:LYS:HB3	2:B:5:A:OP2	6	0.88
(1,3)	1:A:84:LYS:HB3	2:B:5:A:P	6	0.88
(1,3)	1:A:84:LYS:HB3	2:B:6:G:C1'	6	0.88
(1,3)	1:A:84:LYS:HB3	2:B:6:G:C2	6	0.88
(1,3)	1:A:84:LYS:HB3	2:B:6:G:C2'	6	0.88
(1,3)	1:A:84:LYS:HB3	2:B:6:G:C3'	6	0.88
(1,3)	1:A:84:LYS:HB3	2:B:6:G:C4	6	0.88
(1,3)	1:A:84:LYS:HB3	2:B:6:G:C4'	6	0.88
(1,3)	1:A:84:LYS:HB3	2:B:6:G:C5	6	0.88
(1,3)	1:A:84:LYS:HB3	2:B:6:G:C5'	6	0.88
(1,3)	1:A:84:LYS:HB3	2:B:6:G:C6	6	0.88
(1,3)	1:A:84:LYS:HB3	2:B:6:G:C8	6	0.88
(1,3)	1:A:84:LYS:HB3	2:B:6:G:H1	6	0.88
(1,3)	1:A:84:LYS:HB3	2:B:6:G:H1'	6	0.88
(1,3)	1:A:84:LYS:HB3	2:B:6:G:H2'	6	0.88
(1,3)	1:A:84:LYS:HB3	2:B:6:G:H21	6	0.88
(1,3)	1:A:84:LYS:HB3	2:B:6:G:H22	6	0.88
(1,3)	1:A:84:LYS:HB3	2:B:6:G:H3'	6	0.88
(1,3)	1:A:84:LYS:HB3	2:B:6:G:H4'	6	0.88
(1,3)	1:A:84:LYS:HB3	2:B:6:G:H5'	6	0.88
(1,3)	1:A:84:LYS:HB3	2:B:6:G:H5''	6	0.88
(1,3)	1:A:84:LYS:HB3	2:B:6:G:H8	6	0.88
(1,3)	1:A:84:LYS:HB3	2:B:6:G:HO2'	6	0.88
(1,3)	1:A:84:LYS:HB3	2:B:6:G:N1	6	0.88
(1,3)	1:A:84:LYS:HB3	2:B:6:G:N2	6	0.88
(1,3)	1:A:84:LYS:HB3	2:B:6:G:N3	6	0.88
(1,3)	1:A:84:LYS:HB3	2:B:6:G:N7	6	0.88
(1,3)	1:A:84:LYS:HB3	2:B:6:G:N9	6	0.88
(1,3)	1:A:84:LYS:HB3	2:B:6:G:O2'	6	0.88
(1,3)	1:A:84:LYS:HB3	2:B:6:G:O3'	6	0.88
(1,3)	1:A:84:LYS:HB3	2:B:6:G:O4'	6	0.88
(1,3)	1:A:84:LYS:HB3	2:B:6:G:O5'	6	0.88
(1,3)	1:A:84:LYS:HB3	2:B:6:G:O6	6	0.88
(1,3)	1:A:84:LYS:HB3	2:B:6:G:OP1	6	0.88
(1,3)	1:A:84:LYS:HB3	2:B:6:G:OP2	6	0.88
(1,3)	1:A:84:LYS:HB3	2:B:6:G:P	6	0.88
(1,3)	1:A:84:LYS:HB3	2:B:7:C:C1'	6	0.88
(1,3)	1:A:84:LYS:HB3	2:B:7:C:C2	6	0.88

Continued on next page...

Continued from previous page...

Key	Atom-1	Atom-2	Model ID	Violation (Å)
(1,3)	1:A:84:LYS:HB3	2:B:7:C:C2'	6	0.88
(1,3)	1:A:84:LYS:HB3	2:B:7:C:C3'	6	0.88
(1,3)	1:A:84:LYS:HB3	2:B:7:C:C4	6	0.88
(1,3)	1:A:84:LYS:HB3	2:B:7:C:C4'	6	0.88
(1,3)	1:A:84:LYS:HB3	2:B:7:C:C5	6	0.88
(1,3)	1:A:84:LYS:HB3	2:B:7:C:C5'	6	0.88
(1,3)	1:A:84:LYS:HB3	2:B:7:C:C6	6	0.88
(1,3)	1:A:84:LYS:HB3	2:B:7:C:H1'	6	0.88
(1,3)	1:A:84:LYS:HB3	2:B:7:C:H2'	6	0.88
(1,3)	1:A:84:LYS:HB3	2:B:7:C:H3'	6	0.88
(1,3)	1:A:84:LYS:HB3	2:B:7:C:H4'	6	0.88
(1,3)	1:A:84:LYS:HB3	2:B:7:C:H41	6	0.88
(1,3)	1:A:84:LYS:HB3	2:B:7:C:H42	6	0.88
(1,3)	1:A:84:LYS:HB3	2:B:7:C:H5	6	0.88
(1,3)	1:A:84:LYS:HB3	2:B:7:C:H5'	6	0.88
(1,3)	1:A:84:LYS:HB3	2:B:7:C:H5''	6	0.88
(1,3)	1:A:84:LYS:HB3	2:B:7:C:H6	6	0.88
(1,3)	1:A:84:LYS:HB3	2:B:7:C:HO2'	6	0.88
(1,3)	1:A:84:LYS:HB3	2:B:7:C:N1	6	0.88
(1,3)	1:A:84:LYS:HB3	2:B:7:C:N3	6	0.88
(1,3)	1:A:84:LYS:HB3	2:B:7:C:N4	6	0.88
(1,3)	1:A:84:LYS:HB3	2:B:7:C:O2	6	0.88
(1,3)	1:A:84:LYS:HB3	2:B:7:C:O2'	6	0.88
(1,3)	1:A:84:LYS:HB3	2:B:7:C:O3'	6	0.88
(1,3)	1:A:84:LYS:HB3	2:B:7:C:O4'	6	0.88
(1,3)	1:A:84:LYS:HB3	2:B:7:C:O5'	6	0.88
(1,3)	1:A:84:LYS:HB3	2:B:7:C:OP1	6	0.88
(1,3)	1:A:84:LYS:HB3	2:B:7:C:OP2	6	0.88
(1,3)	1:A:84:LYS:HB3	2:B:7:C:P	6	0.88
(1,3)	1:A:84:LYS:HB3	2:B:8:U:C1'	6	0.88
(1,3)	1:A:84:LYS:HB3	2:B:8:U:C2	6	0.88
(1,3)	1:A:84:LYS:HB3	2:B:8:U:C2'	6	0.88
(1,3)	1:A:84:LYS:HB3	2:B:8:U:C3'	6	0.88
(1,3)	1:A:84:LYS:HB3	2:B:8:U:C4	6	0.88
(1,3)	1:A:84:LYS:HB3	2:B:8:U:C4'	6	0.88
(1,3)	1:A:84:LYS:HB3	2:B:8:U:C5	6	0.88
(1,3)	1:A:84:LYS:HB3	2:B:8:U:C5'	6	0.88
(1,3)	1:A:84:LYS:HB3	2:B:8:U:C6	6	0.88
(1,3)	1:A:84:LYS:HB3	2:B:8:U:H1'	6	0.88
(1,3)	1:A:84:LYS:HB3	2:B:8:U:H2'	6	0.88
(1,3)	1:A:84:LYS:HB3	2:B:8:U:H3	6	0.88
(1,3)	1:A:84:LYS:HB3	2:B:8:U:H3'	6	0.88

Continued on next page...

Continued from previous page...

Key	Atom-1	Atom-2	Model ID	Violation (Å)
(1,3)	1:A:84:LYS:HB3	2:B:8:U:H4'	6	0.88
(1,3)	1:A:84:LYS:HB3	2:B:8:U:H5	6	0.88
(1,3)	1:A:84:LYS:HB3	2:B:8:U:H5'	6	0.88
(1,3)	1:A:84:LYS:HB3	2:B:8:U:H5''	6	0.88
(1,3)	1:A:84:LYS:HB3	2:B:8:U:H6	6	0.88
(1,3)	1:A:84:LYS:HB3	2:B:8:U:HO2'	6	0.88
(1,3)	1:A:84:LYS:HB3	2:B:8:U:N1	6	0.88
(1,3)	1:A:84:LYS:HB3	2:B:8:U:N3	6	0.88
(1,3)	1:A:84:LYS:HB3	2:B:8:U:O2	6	0.88
(1,3)	1:A:84:LYS:HB3	2:B:8:U:O2'	6	0.88
(1,3)	1:A:84:LYS:HB3	2:B:8:U:O3'	6	0.88
(1,3)	1:A:84:LYS:HB3	2:B:8:U:O4	6	0.88
(1,3)	1:A:84:LYS:HB3	2:B:8:U:O4'	6	0.88
(1,3)	1:A:84:LYS:HB3	2:B:8:U:O5'	6	0.88
(1,3)	1:A:84:LYS:HB3	2:B:8:U:OP1	6	0.88
(1,3)	1:A:84:LYS:HB3	2:B:8:U:OP2	6	0.88
(1,3)	1:A:84:LYS:HB3	2:B:8:U:P	6	0.88
(1,3)	1:A:84:LYS:HB3	2:B:9:C:C1'	6	0.88
(1,3)	1:A:84:LYS:HB3	2:B:9:C:C2	6	0.88
(1,3)	1:A:84:LYS:HB3	2:B:9:C:C2'	6	0.88
(1,3)	1:A:84:LYS:HB3	2:B:9:C:C3'	6	0.88
(1,3)	1:A:84:LYS:HB3	2:B:9:C:C4	6	0.88
(1,3)	1:A:84:LYS:HB3	2:B:9:C:C4'	6	0.88
(1,3)	1:A:84:LYS:HB3	2:B:9:C:C5	6	0.88
(1,3)	1:A:84:LYS:HB3	2:B:9:C:C5'	6	0.88
(1,3)	1:A:84:LYS:HB3	2:B:9:C:C6	6	0.88
(1,3)	1:A:84:LYS:HB3	2:B:9:C:H1'	6	0.88
(1,3)	1:A:84:LYS:HB3	2:B:9:C:H2'	6	0.88
(1,3)	1:A:84:LYS:HB3	2:B:9:C:H3'	6	0.88
(1,3)	1:A:84:LYS:HB3	2:B:9:C:H4'	6	0.88
(1,3)	1:A:84:LYS:HB3	2:B:9:C:H41	6	0.88
(1,3)	1:A:84:LYS:HB3	2:B:9:C:H42	6	0.88
(1,3)	1:A:84:LYS:HB3	2:B:9:C:H5	6	0.88
(1,3)	1:A:84:LYS:HB3	2:B:9:C:H5'	6	0.88
(1,3)	1:A:84:LYS:HB3	2:B:9:C:H5''	6	0.88
(1,3)	1:A:84:LYS:HB3	2:B:9:C:H6	6	0.88
(1,3)	1:A:84:LYS:HB3	2:B:9:C:HO2'	6	0.88
(1,3)	1:A:84:LYS:HB3	2:B:9:C:N1	6	0.88
(1,3)	1:A:84:LYS:HB3	2:B:9:C:N3	6	0.88
(1,3)	1:A:84:LYS:HB3	2:B:9:C:N4	6	0.88
(1,3)	1:A:84:LYS:HB3	2:B:9:C:O2	6	0.88
(1,3)	1:A:84:LYS:HB3	2:B:9:C:O2'	6	0.88

Continued on next page...

Continued from previous page...

Key	Atom-1	Atom-2	Model ID	Violation (Å)
(1,3)	1:A:84:LYS:HB3	2:B:9:C:O3'	6	0.88
(1,3)	1:A:84:LYS:HB3	2:B:9:C:O4'	6	0.88
(1,3)	1:A:84:LYS:HB3	2:B:9:C:O5'	6	0.88
(1,3)	1:A:84:LYS:HB3	2:B:9:C:OP1	6	0.88
(1,3)	1:A:84:LYS:HB3	2:B:9:C:OP2	6	0.88
(1,3)	1:A:84:LYS:HB3	2:B:9:C:P	6	0.88
(1,3)	1:A:84:LYS:HB3	2:B:10:G:C1'	6	0.88
(1,3)	1:A:84:LYS:HB3	2:B:10:G:C2	6	0.88
(1,3)	1:A:84:LYS:HB3	2:B:10:G:C2'	6	0.88
(1,3)	1:A:84:LYS:HB3	2:B:10:G:C3'	6	0.88
(1,3)	1:A:84:LYS:HB3	2:B:10:G:C4	6	0.88
(1,3)	1:A:84:LYS:HB3	2:B:10:G:C4'	6	0.88
(1,3)	1:A:84:LYS:HB3	2:B:10:G:C5	6	0.88
(1,3)	1:A:84:LYS:HB3	2:B:10:G:C5'	6	0.88
(1,3)	1:A:84:LYS:HB3	2:B:10:G:C6	6	0.88
(1,3)	1:A:84:LYS:HB3	2:B:10:G:C8	6	0.88
(1,3)	1:A:84:LYS:HB3	2:B:10:G:H1	6	0.88
(1,3)	1:A:84:LYS:HB3	2:B:10:G:H1'	6	0.88
(1,3)	1:A:84:LYS:HB3	2:B:10:G:H2'	6	0.88
(1,3)	1:A:84:LYS:HB3	2:B:10:G:H21	6	0.88
(1,3)	1:A:84:LYS:HB3	2:B:10:G:H22	6	0.88
(1,3)	1:A:84:LYS:HB3	2:B:10:G:H3'	6	0.88
(1,3)	1:A:84:LYS:HB3	2:B:10:G:H4'	6	0.88
(1,3)	1:A:84:LYS:HB3	2:B:10:G:H5'	6	0.88
(1,3)	1:A:84:LYS:HB3	2:B:10:G:H5''	6	0.88
(1,3)	1:A:84:LYS:HB3	2:B:10:G:H8	6	0.88
(1,3)	1:A:84:LYS:HB3	2:B:10:G:HO2'	6	0.88
(1,3)	1:A:84:LYS:HB3	2:B:10:G:N1	6	0.88
(1,3)	1:A:84:LYS:HB3	2:B:10:G:N2	6	0.88
(1,3)	1:A:84:LYS:HB3	2:B:10:G:N3	6	0.88
(1,3)	1:A:84:LYS:HB3	2:B:10:G:N7	6	0.88
(1,3)	1:A:84:LYS:HB3	2:B:10:G:N9	6	0.88
(1,3)	1:A:84:LYS:HB3	2:B:10:G:O2'	6	0.88
(1,3)	1:A:84:LYS:HB3	2:B:10:G:O3'	6	0.88
(1,3)	1:A:84:LYS:HB3	2:B:10:G:O4'	6	0.88
(1,3)	1:A:84:LYS:HB3	2:B:10:G:O5'	6	0.88
(1,3)	1:A:84:LYS:HB3	2:B:10:G:O6	6	0.88
(1,3)	1:A:84:LYS:HB3	2:B:10:G:OP1	6	0.88
(1,3)	1:A:84:LYS:HB3	2:B:10:G:OP2	6	0.88
(1,3)	1:A:84:LYS:HB3	2:B:10:G:P	6	0.88
(1,3)	1:A:84:LYS:HB3	2:B:11:A:C1'	6	0.88
(1,3)	1:A:84:LYS:HB3	2:B:11:A:C2	6	0.88

Continued on next page...

Continued from previous page...

Key	Atom-1	Atom-2	Model ID	Violation (Å)
(1,3)	1:A:84:LYS:HB3	2:B:11:A:C2'	6	0.88
(1,3)	1:A:84:LYS:HB3	2:B:11:A:C3'	6	0.88
(1,3)	1:A:84:LYS:HB3	2:B:11:A:C4	6	0.88
(1,3)	1:A:84:LYS:HB3	2:B:11:A:C4'	6	0.88
(1,3)	1:A:84:LYS:HB3	2:B:11:A:C5	6	0.88
(1,3)	1:A:84:LYS:HB3	2:B:11:A:C5'	6	0.88
(1,3)	1:A:84:LYS:HB3	2:B:11:A:C6	6	0.88
(1,3)	1:A:84:LYS:HB3	2:B:11:A:C8	6	0.88
(1,3)	1:A:84:LYS:HB3	2:B:11:A:H1'	6	0.88
(1,3)	1:A:84:LYS:HB3	2:B:11:A:H2	6	0.88
(1,3)	1:A:84:LYS:HB3	2:B:11:A:H2'	6	0.88
(1,3)	1:A:84:LYS:HB3	2:B:11:A:H3'	6	0.88
(1,3)	1:A:84:LYS:HB3	2:B:11:A:H4'	6	0.88
(1,3)	1:A:84:LYS:HB3	2:B:11:A:H5'	6	0.88
(1,3)	1:A:84:LYS:HB3	2:B:11:A:H5''	6	0.88
(1,3)	1:A:84:LYS:HB3	2:B:11:A:H61	6	0.88
(1,3)	1:A:84:LYS:HB3	2:B:11:A:H62	6	0.88
(1,3)	1:A:84:LYS:HB3	2:B:11:A:H8	6	0.88
(1,3)	1:A:84:LYS:HB3	2:B:11:A:HO2'	6	0.88
(1,3)	1:A:84:LYS:HB3	2:B:11:A:N1	6	0.88
(1,3)	1:A:84:LYS:HB3	2:B:11:A:N3	6	0.88
(1,3)	1:A:84:LYS:HB3	2:B:11:A:N6	6	0.88
(1,3)	1:A:84:LYS:HB3	2:B:11:A:N7	6	0.88
(1,3)	1:A:84:LYS:HB3	2:B:11:A:N9	6	0.88
(1,3)	1:A:84:LYS:HB3	2:B:11:A:O2'	6	0.88
(1,3)	1:A:84:LYS:HB3	2:B:11:A:O3'	6	0.88
(1,3)	1:A:84:LYS:HB3	2:B:11:A:O4'	6	0.88
(1,3)	1:A:84:LYS:HB3	2:B:11:A:O5'	6	0.88
(1,3)	1:A:84:LYS:HB3	2:B:11:A:OP1	6	0.88
(1,3)	1:A:84:LYS:HB3	2:B:11:A:OP2	6	0.88
(1,3)	1:A:84:LYS:HB3	2:B:11:A:P	6	0.88
(1,3)	1:A:84:LYS:HB3	2:B:12:A:C1'	6	0.88
(1,3)	1:A:84:LYS:HB3	2:B:12:A:C2	6	0.88
(1,3)	1:A:84:LYS:HB3	2:B:12:A:C2'	6	0.88
(1,3)	1:A:84:LYS:HB3	2:B:12:A:C3'	6	0.88
(1,3)	1:A:84:LYS:HB3	2:B:12:A:C4	6	0.88
(1,3)	1:A:84:LYS:HB3	2:B:12:A:C4'	6	0.88
(1,3)	1:A:84:LYS:HB3	2:B:12:A:C5	6	0.88
(1,3)	1:A:84:LYS:HB3	2:B:12:A:C5'	6	0.88
(1,3)	1:A:84:LYS:HB3	2:B:12:A:C6	6	0.88
(1,3)	1:A:84:LYS:HB3	2:B:12:A:C8	6	0.88
(1,3)	1:A:84:LYS:HB3	2:B:12:A:H1'	6	0.88

Continued on next page...

Continued from previous page...

Key	Atom-1	Atom-2	Model ID	Violation (Å)
(1,3)	1:A:84:LYS:HB3	2:B:12:A:H2	6	0.88
(1,3)	1:A:84:LYS:HB3	2:B:12:A:H2'	6	0.88
(1,3)	1:A:84:LYS:HB3	2:B:12:A:H3'	6	0.88
(1,3)	1:A:84:LYS:HB3	2:B:12:A:H4'	6	0.88
(1,3)	1:A:84:LYS:HB3	2:B:12:A:H5'	6	0.88
(1,3)	1:A:84:LYS:HB3	2:B:12:A:H5''	6	0.88
(1,3)	1:A:84:LYS:HB3	2:B:12:A:H61	6	0.88
(1,3)	1:A:84:LYS:HB3	2:B:12:A:H62	6	0.88
(1,3)	1:A:84:LYS:HB3	2:B:12:A:H8	6	0.88
(1,3)	1:A:84:LYS:HB3	2:B:12:A:HO2'	6	0.88
(1,3)	1:A:84:LYS:HB3	2:B:12:A:N1	6	0.88
(1,3)	1:A:84:LYS:HB3	2:B:12:A:N3	6	0.88
(1,3)	1:A:84:LYS:HB3	2:B:12:A:N6	6	0.88
(1,3)	1:A:84:LYS:HB3	2:B:12:A:N7	6	0.88
(1,3)	1:A:84:LYS:HB3	2:B:12:A:N9	6	0.88
(1,3)	1:A:84:LYS:HB3	2:B:12:A:O2'	6	0.88
(1,3)	1:A:84:LYS:HB3	2:B:12:A:O3'	6	0.88
(1,3)	1:A:84:LYS:HB3	2:B:12:A:O4'	6	0.88
(1,3)	1:A:84:LYS:HB3	2:B:12:A:O5'	6	0.88
(1,3)	1:A:84:LYS:HB3	2:B:12:A:OP1	6	0.88
(1,3)	1:A:84:LYS:HB3	2:B:12:A:OP2	6	0.88
(1,3)	1:A:84:LYS:HB3	2:B:12:A:P	6	0.88
(1,3)	1:A:84:LYS:HB3	2:B:13:A:C1'	6	0.88
(1,3)	1:A:84:LYS:HB3	2:B:13:A:C2	6	0.88
(1,3)	1:A:84:LYS:HB3	2:B:13:A:C2'	6	0.88
(1,3)	1:A:84:LYS:HB3	2:B:13:A:C3'	6	0.88
(1,3)	1:A:84:LYS:HB3	2:B:13:A:C4	6	0.88
(1,3)	1:A:84:LYS:HB3	2:B:13:A:C4'	6	0.88
(1,3)	1:A:84:LYS:HB3	2:B:13:A:C5	6	0.88
(1,3)	1:A:84:LYS:HB3	2:B:13:A:C5'	6	0.88
(1,3)	1:A:84:LYS:HB3	2:B:13:A:C6	6	0.88
(1,3)	1:A:84:LYS:HB3	2:B:13:A:C8	6	0.88
(1,3)	1:A:84:LYS:HB3	2:B:13:A:H1'	6	0.88
(1,3)	1:A:84:LYS:HB3	2:B:13:A:H2	6	0.88
(1,3)	1:A:84:LYS:HB3	2:B:13:A:H2'	6	0.88
(1,3)	1:A:84:LYS:HB3	2:B:13:A:H3'	6	0.88
(1,3)	1:A:84:LYS:HB3	2:B:13:A:H4'	6	0.88
(1,3)	1:A:84:LYS:HB3	2:B:13:A:H5'	6	0.88
(1,3)	1:A:84:LYS:HB3	2:B:13:A:H5''	6	0.88
(1,3)	1:A:84:LYS:HB3	2:B:13:A:H61	6	0.88
(1,3)	1:A:84:LYS:HB3	2:B:13:A:H62	6	0.88
(1,3)	1:A:84:LYS:HB3	2:B:13:A:H8	6	0.88

Continued on next page...

Continued from previous page...

Key	Atom-1	Atom-2	Model ID	Violation (Å)
(1,3)	1:A:84:LYS:HB3	2:B:13:A:HO2'	6	0.88
(1,3)	1:A:84:LYS:HB3	2:B:13:A:N1	6	0.88
(1,3)	1:A:84:LYS:HB3	2:B:13:A:N3	6	0.88
(1,3)	1:A:84:LYS:HB3	2:B:13:A:N6	6	0.88
(1,3)	1:A:84:LYS:HB3	2:B:13:A:N7	6	0.88
(1,3)	1:A:84:LYS:HB3	2:B:13:A:N9	6	0.88
(1,3)	1:A:84:LYS:HB3	2:B:13:A:O2'	6	0.88
(1,3)	1:A:84:LYS:HB3	2:B:13:A:O3'	6	0.88
(1,3)	1:A:84:LYS:HB3	2:B:13:A:O4'	6	0.88
(1,3)	1:A:84:LYS:HB3	2:B:13:A:O5'	6	0.88
(1,3)	1:A:84:LYS:HB3	2:B:13:A:OP1	6	0.88
(1,3)	1:A:84:LYS:HB3	2:B:13:A:OP2	6	0.88
(1,3)	1:A:84:LYS:HB3	2:B:13:A:P	6	0.88
(1,3)	1:A:84:LYS:HB3	2:B:14:G:C1'	6	0.88
(1,3)	1:A:84:LYS:HB3	2:B:14:G:C2	6	0.88
(1,3)	1:A:84:LYS:HB3	2:B:14:G:C2'	6	0.88
(1,3)	1:A:84:LYS:HB3	2:B:14:G:C3'	6	0.88
(1,3)	1:A:84:LYS:HB3	2:B:14:G:C4	6	0.88
(1,3)	1:A:84:LYS:HB3	2:B:14:G:C4'	6	0.88
(1,3)	1:A:84:LYS:HB3	2:B:14:G:C5	6	0.88
(1,3)	1:A:84:LYS:HB3	2:B:14:G:C5'	6	0.88
(1,3)	1:A:84:LYS:HB3	2:B:14:G:C6	6	0.88
(1,3)	1:A:84:LYS:HB3	2:B:14:G:C8	6	0.88
(1,3)	1:A:84:LYS:HB3	2:B:14:G:H1	6	0.88
(1,3)	1:A:84:LYS:HB3	2:B:14:G:H1'	6	0.88
(1,3)	1:A:84:LYS:HB3	2:B:14:G:H2'	6	0.88
(1,3)	1:A:84:LYS:HB3	2:B:14:G:H21	6	0.88
(1,3)	1:A:84:LYS:HB3	2:B:14:G:H22	6	0.88
(1,3)	1:A:84:LYS:HB3	2:B:14:G:H3'	6	0.88
(1,3)	1:A:84:LYS:HB3	2:B:14:G:H4'	6	0.88
(1,3)	1:A:84:LYS:HB3	2:B:14:G:H5'	6	0.88
(1,3)	1:A:84:LYS:HB3	2:B:14:G:H5''	6	0.88
(1,3)	1:A:84:LYS:HB3	2:B:14:G:H8	6	0.88
(1,3)	1:A:84:LYS:HB3	2:B:14:G:HO2'	6	0.88
(1,3)	1:A:84:LYS:HB3	2:B:14:G:N1	6	0.88
(1,3)	1:A:84:LYS:HB3	2:B:14:G:N2	6	0.88
(1,3)	1:A:84:LYS:HB3	2:B:14:G:N3	6	0.88
(1,3)	1:A:84:LYS:HB3	2:B:14:G:N7	6	0.88
(1,3)	1:A:84:LYS:HB3	2:B:14:G:N9	6	0.88
(1,3)	1:A:84:LYS:HB3	2:B:14:G:O2'	6	0.88
(1,3)	1:A:84:LYS:HB3	2:B:14:G:O3'	6	0.88
(1,3)	1:A:84:LYS:HB3	2:B:14:G:O4'	6	0.88

Continued on next page...

Continued from previous page...

Key	Atom-1	Atom-2	Model ID	Violation (Å)
(1,3)	1:A:84:LYS:HB3	2:B:14:G:O5'	6	0.88
(1,3)	1:A:84:LYS:HB3	2:B:14:G:O6	6	0.88
(1,3)	1:A:84:LYS:HB3	2:B:14:G:OP1	6	0.88
(1,3)	1:A:84:LYS:HB3	2:B:14:G:OP2	6	0.88
(1,3)	1:A:84:LYS:HB3	2:B:14:G:P	6	0.88
(1,3)	1:A:84:LYS:HB3	2:B:15:A:C1'	6	0.88
(1,3)	1:A:84:LYS:HB3	2:B:15:A:C2	6	0.88
(1,3)	1:A:84:LYS:HB3	2:B:15:A:C2'	6	0.88
(1,3)	1:A:84:LYS:HB3	2:B:15:A:C3'	6	0.88
(1,3)	1:A:84:LYS:HB3	2:B:15:A:C4	6	0.88
(1,3)	1:A:84:LYS:HB3	2:B:15:A:C4'	6	0.88
(1,3)	1:A:84:LYS:HB3	2:B:15:A:C5	6	0.88
(1,3)	1:A:84:LYS:HB3	2:B:15:A:C5'	6	0.88
(1,3)	1:A:84:LYS:HB3	2:B:15:A:C6	6	0.88
(1,3)	1:A:84:LYS:HB3	2:B:15:A:C8	6	0.88
(1,3)	1:A:84:LYS:HB3	2:B:15:A:H1'	6	0.88
(1,3)	1:A:84:LYS:HB3	2:B:15:A:H2	6	0.88
(1,3)	1:A:84:LYS:HB3	2:B:15:A:H2'	6	0.88
(1,3)	1:A:84:LYS:HB3	2:B:15:A:H3'	6	0.88
(1,3)	1:A:84:LYS:HB3	2:B:15:A:H4'	6	0.88
(1,3)	1:A:84:LYS:HB3	2:B:15:A:H5'	6	0.88
(1,3)	1:A:84:LYS:HB3	2:B:15:A:H5''	6	0.88
(1,3)	1:A:84:LYS:HB3	2:B:15:A:H61	6	0.88
(1,3)	1:A:84:LYS:HB3	2:B:15:A:H62	6	0.88
(1,3)	1:A:84:LYS:HB3	2:B:15:A:H8	6	0.88
(1,3)	1:A:84:LYS:HB3	2:B:15:A:HO2'	6	0.88
(1,3)	1:A:84:LYS:HB3	2:B:15:A:N1	6	0.88
(1,3)	1:A:84:LYS:HB3	2:B:15:A:N3	6	0.88
(1,3)	1:A:84:LYS:HB3	2:B:15:A:N6	6	0.88
(1,3)	1:A:84:LYS:HB3	2:B:15:A:N7	6	0.88
(1,3)	1:A:84:LYS:HB3	2:B:15:A:N9	6	0.88
(1,3)	1:A:84:LYS:HB3	2:B:15:A:O2'	6	0.88
(1,3)	1:A:84:LYS:HB3	2:B:15:A:O3'	6	0.88
(1,3)	1:A:84:LYS:HB3	2:B:15:A:O4'	6	0.88
(1,3)	1:A:84:LYS:HB3	2:B:15:A:O5'	6	0.88
(1,3)	1:A:84:LYS:HB3	2:B:15:A:OP1	6	0.88
(1,3)	1:A:84:LYS:HB3	2:B:15:A:OP2	6	0.88
(1,3)	1:A:84:LYS:HB3	2:B:15:A:P	6	0.88
(1,3)	1:A:84:LYS:HB3	2:B:16:G:C1'	6	0.88
(1,3)	1:A:84:LYS:HB3	2:B:16:G:C2	6	0.88
(1,3)	1:A:84:LYS:HB3	2:B:16:G:C2'	6	0.88
(1,3)	1:A:84:LYS:HB3	2:B:16:G:C3'	6	0.88

Continued on next page...

Continued from previous page...

Key	Atom-1	Atom-2	Model ID	Violation (Å)
(1,3)	1:A:84:LYS:HB3	2:B:16:G:C4	6	0.88
(1,3)	1:A:84:LYS:HB3	2:B:16:G:C4'	6	0.88
(1,3)	1:A:84:LYS:HB3	2:B:16:G:C5	6	0.88
(1,3)	1:A:84:LYS:HB3	2:B:16:G:C5'	6	0.88
(1,3)	1:A:84:LYS:HB3	2:B:16:G:C6	6	0.88
(1,3)	1:A:84:LYS:HB3	2:B:16:G:C8	6	0.88
(1,3)	1:A:84:LYS:HB3	2:B:16:G:H1	6	0.88
(1,3)	1:A:84:LYS:HB3	2:B:16:G:H1'	6	0.88
(1,3)	1:A:84:LYS:HB3	2:B:16:G:H2'	6	0.88
(1,3)	1:A:84:LYS:HB3	2:B:16:G:H21	6	0.88
(1,3)	1:A:84:LYS:HB3	2:B:16:G:H22	6	0.88
(1,3)	1:A:84:LYS:HB3	2:B:16:G:H3'	6	0.88
(1,3)	1:A:84:LYS:HB3	2:B:16:G:H4'	6	0.88
(1,3)	1:A:84:LYS:HB3	2:B:16:G:H5'	6	0.88
(1,3)	1:A:84:LYS:HB3	2:B:16:G:H5''	6	0.88
(1,3)	1:A:84:LYS:HB3	2:B:16:G:H8	6	0.88
(1,3)	1:A:84:LYS:HB3	2:B:16:G:HO2'	6	0.88
(1,3)	1:A:84:LYS:HB3	2:B:16:G:N1	6	0.88
(1,3)	1:A:84:LYS:HB3	2:B:16:G:N2	6	0.88
(1,3)	1:A:84:LYS:HB3	2:B:16:G:N3	6	0.88
(1,3)	1:A:84:LYS:HB3	2:B:16:G:N7	6	0.88
(1,3)	1:A:84:LYS:HB3	2:B:16:G:N9	6	0.88
(1,3)	1:A:84:LYS:HB3	2:B:16:G:O2'	6	0.88
(1,3)	1:A:84:LYS:HB3	2:B:16:G:O3'	6	0.88
(1,3)	1:A:84:LYS:HB3	2:B:16:G:O4'	6	0.88
(1,3)	1:A:84:LYS:HB3	2:B:16:G:O5'	6	0.88
(1,3)	1:A:84:LYS:HB3	2:B:16:G:O6	6	0.88
(1,3)	1:A:84:LYS:HB3	2:B:16:G:OP1	6	0.88
(1,3)	1:A:84:LYS:HB3	2:B:16:G:OP2	6	0.88
(1,3)	1:A:84:LYS:HB3	2:B:16:G:P	6	0.88
(1,3)	1:A:84:LYS:HB3	2:B:17:C:C1'	6	0.88
(1,3)	1:A:84:LYS:HB3	2:B:17:C:C2	6	0.88
(1,3)	1:A:84:LYS:HB3	2:B:17:C:C2'	6	0.88
(1,3)	1:A:84:LYS:HB3	2:B:17:C:C3'	6	0.88
(1,3)	1:A:84:LYS:HB3	2:B:17:C:C4	6	0.88
(1,3)	1:A:84:LYS:HB3	2:B:17:C:C4'	6	0.88
(1,3)	1:A:84:LYS:HB3	2:B:17:C:C5	6	0.88
(1,3)	1:A:84:LYS:HB3	2:B:17:C:C5'	6	0.88
(1,3)	1:A:84:LYS:HB3	2:B:17:C:C6	6	0.88
(1,3)	1:A:84:LYS:HB3	2:B:17:C:H1'	6	0.88
(1,3)	1:A:84:LYS:HB3	2:B:17:C:H2'	6	0.88
(1,3)	1:A:84:LYS:HB3	2:B:17:C:H3'	6	0.88

Continued on next page...

Continued from previous page...

Key	Atom-1	Atom-2	Model ID	Violation (Å)
(1,3)	1:A:84:LYS:HB3	2:B:17:C:H4'	6	0.88
(1,3)	1:A:84:LYS:HB3	2:B:17:C:H41	6	0.88
(1,3)	1:A:84:LYS:HB3	2:B:17:C:H42	6	0.88
(1,3)	1:A:84:LYS:HB3	2:B:17:C:H5	6	0.88
(1,3)	1:A:84:LYS:HB3	2:B:17:C:H5'	6	0.88
(1,3)	1:A:84:LYS:HB3	2:B:17:C:H5''	6	0.88
(1,3)	1:A:84:LYS:HB3	2:B:17:C:H6	6	0.88
(1,3)	1:A:84:LYS:HB3	2:B:17:C:HO2'	6	0.88
(1,3)	1:A:84:LYS:HB3	2:B:17:C:N1	6	0.88
(1,3)	1:A:84:LYS:HB3	2:B:17:C:N3	6	0.88
(1,3)	1:A:84:LYS:HB3	2:B:17:C:N4	6	0.88
(1,3)	1:A:84:LYS:HB3	2:B:17:C:O2	6	0.88
(1,3)	1:A:84:LYS:HB3	2:B:17:C:O2'	6	0.88
(1,3)	1:A:84:LYS:HB3	2:B:17:C:O3'	6	0.88
(1,3)	1:A:84:LYS:HB3	2:B:17:C:O4'	6	0.88
(1,3)	1:A:84:LYS:HB3	2:B:17:C:O5'	6	0.88
(1,3)	1:A:84:LYS:HB3	2:B:17:C:OP1	6	0.88
(1,3)	1:A:84:LYS:HB3	2:B:17:C:OP2	6	0.88
(1,3)	1:A:84:LYS:HB3	2:B:17:C:P	6	0.88
(1,3)	1:A:84:LYS:HB3	2:B:18:A:C1'	6	0.88
(1,3)	1:A:84:LYS:HB3	2:B:18:A:C2	6	0.88
(1,3)	1:A:84:LYS:HB3	2:B:18:A:C2'	6	0.88
(1,3)	1:A:84:LYS:HB3	2:B:18:A:C3'	6	0.88
(1,3)	1:A:84:LYS:HB3	2:B:18:A:C4	6	0.88
(1,3)	1:A:84:LYS:HB3	2:B:18:A:C4'	6	0.88
(1,3)	1:A:84:LYS:HB3	2:B:18:A:C5	6	0.88
(1,3)	1:A:84:LYS:HB3	2:B:18:A:C5'	6	0.88
(1,3)	1:A:84:LYS:HB3	2:B:18:A:C6	6	0.88
(1,3)	1:A:84:LYS:HB3	2:B:18:A:C8	6	0.88
(1,3)	1:A:84:LYS:HB3	2:B:18:A:H1'	6	0.88
(1,3)	1:A:84:LYS:HB3	2:B:18:A:H2	6	0.88
(1,3)	1:A:84:LYS:HB3	2:B:18:A:H2'	6	0.88
(1,3)	1:A:84:LYS:HB3	2:B:18:A:H3'	6	0.88
(1,3)	1:A:84:LYS:HB3	2:B:18:A:H4'	6	0.88
(1,3)	1:A:84:LYS:HB3	2:B:18:A:H5'	6	0.88
(1,3)	1:A:84:LYS:HB3	2:B:18:A:H5''	6	0.88
(1,3)	1:A:84:LYS:HB3	2:B:18:A:H61	6	0.88
(1,3)	1:A:84:LYS:HB3	2:B:18:A:H62	6	0.88
(1,3)	1:A:84:LYS:HB3	2:B:18:A:H8	6	0.88
(1,3)	1:A:84:LYS:HB3	2:B:18:A:HO2'	6	0.88
(1,3)	1:A:84:LYS:HB3	2:B:18:A:N1	6	0.88
(1,3)	1:A:84:LYS:HB3	2:B:18:A:N3	6	0.88

Continued on next page...

Continued from previous page...

Key	Atom-1	Atom-2	Model ID	Violation (Å)
(1,3)	1:A:84:LYS:HB3	2:B:18:A:N6	6	0.88
(1,3)	1:A:84:LYS:HB3	2:B:18:A:N7	6	0.88
(1,3)	1:A:84:LYS:HB3	2:B:18:A:N9	6	0.88
(1,3)	1:A:84:LYS:HB3	2:B:18:A:O2'	6	0.88
(1,3)	1:A:84:LYS:HB3	2:B:18:A:O3'	6	0.88
(1,3)	1:A:84:LYS:HB3	2:B:18:A:O4'	6	0.88
(1,3)	1:A:84:LYS:HB3	2:B:18:A:O5'	6	0.88
(1,3)	1:A:84:LYS:HB3	2:B:18:A:OP1	6	0.88
(1,3)	1:A:84:LYS:HB3	2:B:18:A:OP2	6	0.88
(1,3)	1:A:84:LYS:HB3	2:B:18:A:P	6	0.88
(1,3)	1:A:84:LYS:HB3	2:B:19:A:C1'	6	0.88
(1,3)	1:A:84:LYS:HB3	2:B:19:A:C2	6	0.88
(1,3)	1:A:84:LYS:HB3	2:B:19:A:C2'	6	0.88
(1,3)	1:A:84:LYS:HB3	2:B:19:A:C3'	6	0.88
(1,3)	1:A:84:LYS:HB3	2:B:19:A:C4	6	0.88
(1,3)	1:A:84:LYS:HB3	2:B:19:A:C4'	6	0.88
(1,3)	1:A:84:LYS:HB3	2:B:19:A:C5	6	0.88
(1,3)	1:A:84:LYS:HB3	2:B:19:A:C5'	6	0.88
(1,3)	1:A:84:LYS:HB3	2:B:19:A:C6	6	0.88
(1,3)	1:A:84:LYS:HB3	2:B:19:A:C8	6	0.88
(1,3)	1:A:84:LYS:HB3	2:B:19:A:H1'	6	0.88
(1,3)	1:A:84:LYS:HB3	2:B:19:A:H2	6	0.88
(1,3)	1:A:84:LYS:HB3	2:B:19:A:H2'	6	0.88
(1,3)	1:A:84:LYS:HB3	2:B:19:A:H3'	6	0.88
(1,3)	1:A:84:LYS:HB3	2:B:19:A:H4'	6	0.88
(1,3)	1:A:84:LYS:HB3	2:B:19:A:H5'	6	0.88
(1,3)	1:A:84:LYS:HB3	2:B:19:A:H5''	6	0.88
(1,3)	1:A:84:LYS:HB3	2:B:19:A:H61	6	0.88
(1,3)	1:A:84:LYS:HB3	2:B:19:A:H62	6	0.88
(1,3)	1:A:84:LYS:HB3	2:B:19:A:H8	6	0.88
(1,3)	1:A:84:LYS:HB3	2:B:19:A:HO2'	6	0.88
(1,3)	1:A:84:LYS:HB3	2:B:19:A:N1	6	0.88
(1,3)	1:A:84:LYS:HB3	2:B:19:A:N3	6	0.88
(1,3)	1:A:84:LYS:HB3	2:B:19:A:N6	6	0.88
(1,3)	1:A:84:LYS:HB3	2:B:19:A:N7	6	0.88
(1,3)	1:A:84:LYS:HB3	2:B:19:A:N9	6	0.88
(1,3)	1:A:84:LYS:HB3	2:B:19:A:O2'	6	0.88
(1,3)	1:A:84:LYS:HB3	2:B:19:A:O3'	6	0.88
(1,3)	1:A:84:LYS:HB3	2:B:19:A:O4'	6	0.88
(1,3)	1:A:84:LYS:HB3	2:B:19:A:O5'	6	0.88
(1,3)	1:A:84:LYS:HB3	2:B:19:A:OP1	6	0.88
(1,3)	1:A:84:LYS:HB3	2:B:19:A:OP2	6	0.88

Continued on next page...

Continued from previous page...

Key	Atom-1	Atom-2	Model ID	Violation (Å)
(1,3)	1:A:84:LYS:HB3	2:B:19:A:P	6	0.88
(1,3)	1:A:84:LYS:HB3	2:B:20:U:C1'	6	0.88
(1,3)	1:A:84:LYS:HB3	2:B:20:U:C2	6	0.88
(1,3)	1:A:84:LYS:HB3	2:B:20:U:C2'	6	0.88
(1,3)	1:A:84:LYS:HB3	2:B:20:U:C3'	6	0.88
(1,3)	1:A:84:LYS:HB3	2:B:20:U:C4	6	0.88
(1,3)	1:A:84:LYS:HB3	2:B:20:U:C4'	6	0.88
(1,3)	1:A:84:LYS:HB3	2:B:20:U:C5	6	0.88
(1,3)	1:A:84:LYS:HB3	2:B:20:U:C5'	6	0.88
(1,3)	1:A:84:LYS:HB3	2:B:20:U:C6	6	0.88
(1,3)	1:A:84:LYS:HB3	2:B:20:U:H1'	6	0.88
(1,3)	1:A:84:LYS:HB3	2:B:20:U:H2'	6	0.88
(1,3)	1:A:84:LYS:HB3	2:B:20:U:H3	6	0.88
(1,3)	1:A:84:LYS:HB3	2:B:20:U:H3'	6	0.88
(1,3)	1:A:84:LYS:HB3	2:B:20:U:H4'	6	0.88
(1,3)	1:A:84:LYS:HB3	2:B:20:U:H5	6	0.88
(1,3)	1:A:84:LYS:HB3	2:B:20:U:H5'	6	0.88
(1,3)	1:A:84:LYS:HB3	2:B:20:U:H5''	6	0.88
(1,3)	1:A:84:LYS:HB3	2:B:20:U:H6	6	0.88
(1,3)	1:A:84:LYS:HB3	2:B:20:U:HO2'	6	0.88
(1,3)	1:A:84:LYS:HB3	2:B:20:U:N1	6	0.88
(1,3)	1:A:84:LYS:HB3	2:B:20:U:N3	6	0.88
(1,3)	1:A:84:LYS:HB3	2:B:20:U:O2	6	0.88
(1,3)	1:A:84:LYS:HB3	2:B:20:U:O2'	6	0.88
(1,3)	1:A:84:LYS:HB3	2:B:20:U:O3'	6	0.88
(1,3)	1:A:84:LYS:HB3	2:B:20:U:O4	6	0.88
(1,3)	1:A:84:LYS:HB3	2:B:20:U:O4'	6	0.88
(1,3)	1:A:84:LYS:HB3	2:B:20:U:O5'	6	0.88
(1,3)	1:A:84:LYS:HB3	2:B:20:U:OP1	6	0.88
(1,3)	1:A:84:LYS:HB3	2:B:20:U:OP2	6	0.88
(1,3)	1:A:84:LYS:HB3	2:B:20:U:P	6	0.88
(1,3)	1:A:84:LYS:HB3	2:B:21:G:C1'	6	0.88
(1,3)	1:A:84:LYS:HB3	2:B:21:G:C2	6	0.88
(1,3)	1:A:84:LYS:HB3	2:B:21:G:C2'	6	0.88
(1,3)	1:A:84:LYS:HB3	2:B:21:G:C3'	6	0.88
(1,3)	1:A:84:LYS:HB3	2:B:21:G:C4	6	0.88
(1,3)	1:A:84:LYS:HB3	2:B:21:G:C4'	6	0.88
(1,3)	1:A:84:LYS:HB3	2:B:21:G:C5	6	0.88
(1,3)	1:A:84:LYS:HB3	2:B:21:G:C5'	6	0.88
(1,3)	1:A:84:LYS:HB3	2:B:21:G:C6	6	0.88
(1,3)	1:A:84:LYS:HB3	2:B:21:G:C8	6	0.88
(1,3)	1:A:84:LYS:HB3	2:B:21:G:H1	6	0.88

Continued on next page...

Continued from previous page...

Key	Atom-1	Atom-2	Model ID	Violation (Å)
(1,3)	1:A:84:LYS:HB3	2:B:21:G:H1'	6	0.88
(1,3)	1:A:84:LYS:HB3	2:B:21:G:H2'	6	0.88
(1,3)	1:A:84:LYS:HB3	2:B:21:G:H21	6	0.88
(1,3)	1:A:84:LYS:HB3	2:B:21:G:H22	6	0.88
(1,3)	1:A:84:LYS:HB3	2:B:21:G:H3'	6	0.88
(1,3)	1:A:84:LYS:HB3	2:B:21:G:H4'	6	0.88
(1,3)	1:A:84:LYS:HB3	2:B:21:G:H5'	6	0.88
(1,3)	1:A:84:LYS:HB3	2:B:21:G:H5''	6	0.88
(1,3)	1:A:84:LYS:HB3	2:B:21:G:H8	6	0.88
(1,3)	1:A:84:LYS:HB3	2:B:21:G:HO2'	6	0.88
(1,3)	1:A:84:LYS:HB3	2:B:21:G:N1	6	0.88
(1,3)	1:A:84:LYS:HB3	2:B:21:G:N2	6	0.88
(1,3)	1:A:84:LYS:HB3	2:B:21:G:N3	6	0.88
(1,3)	1:A:84:LYS:HB3	2:B:21:G:N7	6	0.88
(1,3)	1:A:84:LYS:HB3	2:B:21:G:N9	6	0.88
(1,3)	1:A:84:LYS:HB3	2:B:21:G:O2'	6	0.88
(1,3)	1:A:84:LYS:HB3	2:B:21:G:O3'	6	0.88
(1,3)	1:A:84:LYS:HB3	2:B:21:G:O4'	6	0.88
(1,3)	1:A:84:LYS:HB3	2:B:21:G:O5'	6	0.88
(1,3)	1:A:84:LYS:HB3	2:B:21:G:O6	6	0.88
(1,3)	1:A:84:LYS:HB3	2:B:21:G:OP1	6	0.88
(1,3)	1:A:84:LYS:HB3	2:B:21:G:OP2	6	0.88
(1,3)	1:A:84:LYS:HB3	2:B:21:G:P	6	0.88
(1,3)	1:A:84:LYS:HB3	2:B:22:A:C1'	6	0.88
(1,3)	1:A:84:LYS:HB3	2:B:22:A:C2	6	0.88
(1,3)	1:A:84:LYS:HB3	2:B:22:A:C2'	6	0.88
(1,3)	1:A:84:LYS:HB3	2:B:22:A:C3'	6	0.88
(1,3)	1:A:84:LYS:HB3	2:B:22:A:C4	6	0.88
(1,3)	1:A:84:LYS:HB3	2:B:22:A:C4'	6	0.88
(1,3)	1:A:84:LYS:HB3	2:B:22:A:C5	6	0.88
(1,3)	1:A:84:LYS:HB3	2:B:22:A:C5'	6	0.88
(1,3)	1:A:84:LYS:HB3	2:B:22:A:C6	6	0.88
(1,3)	1:A:84:LYS:HB3	2:B:22:A:C8	6	0.88
(1,3)	1:A:84:LYS:HB3	2:B:22:A:H1'	6	0.88
(1,3)	1:A:84:LYS:HB3	2:B:22:A:H2	6	0.88
(1,3)	1:A:84:LYS:HB3	2:B:22:A:H2'	6	0.88
(1,3)	1:A:84:LYS:HB3	2:B:22:A:H3'	6	0.88
(1,3)	1:A:84:LYS:HB3	2:B:22:A:H4'	6	0.88
(1,3)	1:A:84:LYS:HB3	2:B:22:A:H5'	6	0.88
(1,3)	1:A:84:LYS:HB3	2:B:22:A:H5''	6	0.88
(1,3)	1:A:84:LYS:HB3	2:B:22:A:H61	6	0.88
(1,3)	1:A:84:LYS:HB3	2:B:22:A:H62	6	0.88

Continued on next page...

Continued from previous page...

Key	Atom-1	Atom-2	Model ID	Violation (Å)
(1,3)	1:A:84:LYS:HB3	2:B:22:A:H8	6	0.88
(1,3)	1:A:84:LYS:HB3	2:B:22:A:HO2'	6	0.88
(1,3)	1:A:84:LYS:HB3	2:B:22:A:N1	6	0.88
(1,3)	1:A:84:LYS:HB3	2:B:22:A:N3	6	0.88
(1,3)	1:A:84:LYS:HB3	2:B:22:A:N6	6	0.88
(1,3)	1:A:84:LYS:HB3	2:B:22:A:N7	6	0.88
(1,3)	1:A:84:LYS:HB3	2:B:22:A:N9	6	0.88
(1,3)	1:A:84:LYS:HB3	2:B:22:A:O2'	6	0.88
(1,3)	1:A:84:LYS:HB3	2:B:22:A:O3'	6	0.88
(1,3)	1:A:84:LYS:HB3	2:B:22:A:O4'	6	0.88
(1,3)	1:A:84:LYS:HB3	2:B:22:A:O5'	6	0.88
(1,3)	1:A:84:LYS:HB3	2:B:22:A:OP1	6	0.88
(1,3)	1:A:84:LYS:HB3	2:B:22:A:OP2	6	0.88
(1,3)	1:A:84:LYS:HB3	2:B:22:A:P	6	0.88
(1,3)	1:A:84:LYS:HB3	2:B:23:U:C1'	6	0.88
(1,3)	1:A:84:LYS:HB3	2:B:23:U:C2	6	0.88
(1,3)	1:A:84:LYS:HB3	2:B:23:U:C2'	6	0.88
(1,3)	1:A:84:LYS:HB3	2:B:23:U:C3'	6	0.88
(1,3)	1:A:84:LYS:HB3	2:B:23:U:C4	6	0.88
(1,3)	1:A:84:LYS:HB3	2:B:23:U:C4'	6	0.88
(1,3)	1:A:84:LYS:HB3	2:B:23:U:C5	6	0.88
(1,3)	1:A:84:LYS:HB3	2:B:23:U:C5'	6	0.88
(1,3)	1:A:84:LYS:HB3	2:B:23:U:C6	6	0.88
(1,3)	1:A:84:LYS:HB3	2:B:23:U:H1'	6	0.88
(1,3)	1:A:84:LYS:HB3	2:B:23:U:H2'	6	0.88
(1,3)	1:A:84:LYS:HB3	2:B:23:U:H3	6	0.88
(1,3)	1:A:84:LYS:HB3	2:B:23:U:H3'	6	0.88
(1,3)	1:A:84:LYS:HB3	2:B:23:U:H4'	6	0.88
(1,3)	1:A:84:LYS:HB3	2:B:23:U:H5	6	0.88
(1,3)	1:A:84:LYS:HB3	2:B:23:U:H5'	6	0.88
(1,3)	1:A:84:LYS:HB3	2:B:23:U:H5''	6	0.88
(1,3)	1:A:84:LYS:HB3	2:B:23:U:H6	6	0.88
(1,3)	1:A:84:LYS:HB3	2:B:23:U:HO2'	6	0.88
(1,3)	1:A:84:LYS:HB3	2:B:23:U:N1	6	0.88
(1,3)	1:A:84:LYS:HB3	2:B:23:U:N3	6	0.88
(1,3)	1:A:84:LYS:HB3	2:B:23:U:O2	6	0.88
(1,3)	1:A:84:LYS:HB3	2:B:23:U:O2'	6	0.88
(1,3)	1:A:84:LYS:HB3	2:B:23:U:O3'	6	0.88
(1,3)	1:A:84:LYS:HB3	2:B:23:U:O4	6	0.88
(1,3)	1:A:84:LYS:HB3	2:B:23:U:O4'	6	0.88
(1,3)	1:A:84:LYS:HB3	2:B:23:U:O5'	6	0.88
(1,3)	1:A:84:LYS:HB3	2:B:23:U:OP1	6	0.88

Continued on next page...

Continued from previous page...

Key	Atom-1	Atom-2	Model ID	Violation (Å)
(1,3)	1:A:84:LYS:HB3	2:B:23:U:OP2	6	0.88
(1,3)	1:A:84:LYS:HB3	2:B:23:U:P	6	0.88
(1,3)	1:A:84:LYS:HB3	2:B:24:G:C1'	6	0.88
(1,3)	1:A:84:LYS:HB3	2:B:24:G:C2	6	0.88
(1,3)	1:A:84:LYS:HB3	2:B:24:G:C2'	6	0.88
(1,3)	1:A:84:LYS:HB3	2:B:24:G:C3'	6	0.88
(1,3)	1:A:84:LYS:HB3	2:B:24:G:C4	6	0.88
(1,3)	1:A:84:LYS:HB3	2:B:24:G:C4'	6	0.88
(1,3)	1:A:84:LYS:HB3	2:B:24:G:C5	6	0.88
(1,3)	1:A:84:LYS:HB3	2:B:24:G:C5'	6	0.88
(1,3)	1:A:84:LYS:HB3	2:B:24:G:C6	6	0.88
(1,3)	1:A:84:LYS:HB3	2:B:24:G:C8	6	0.88
(1,3)	1:A:84:LYS:HB3	2:B:24:G:H1	6	0.88
(1,3)	1:A:84:LYS:HB3	2:B:24:G:H1'	6	0.88
(1,3)	1:A:84:LYS:HB3	2:B:24:G:H2'	6	0.88
(1,3)	1:A:84:LYS:HB3	2:B:24:G:H21	6	0.88
(1,3)	1:A:84:LYS:HB3	2:B:24:G:H22	6	0.88
(1,3)	1:A:84:LYS:HB3	2:B:24:G:H3'	6	0.88
(1,3)	1:A:84:LYS:HB3	2:B:24:G:H4'	6	0.88
(1,3)	1:A:84:LYS:HB3	2:B:24:G:H5'	6	0.88
(1,3)	1:A:84:LYS:HB3	2:B:24:G:H5''	6	0.88
(1,3)	1:A:84:LYS:HB3	2:B:24:G:H8	6	0.88
(1,3)	1:A:84:LYS:HB3	2:B:24:G:HO2'	6	0.88
(1,3)	1:A:84:LYS:HB3	2:B:24:G:N1	6	0.88
(1,3)	1:A:84:LYS:HB3	2:B:24:G:N2	6	0.88
(1,3)	1:A:84:LYS:HB3	2:B:24:G:N3	6	0.88
(1,3)	1:A:84:LYS:HB3	2:B:24:G:N7	6	0.88
(1,3)	1:A:84:LYS:HB3	2:B:24:G:N9	6	0.88
(1,3)	1:A:84:LYS:HB3	2:B:24:G:O2'	6	0.88
(1,3)	1:A:84:LYS:HB3	2:B:24:G:O3'	6	0.88
(1,3)	1:A:84:LYS:HB3	2:B:24:G:O4'	6	0.88
(1,3)	1:A:84:LYS:HB3	2:B:24:G:O5'	6	0.88
(1,3)	1:A:84:LYS:HB3	2:B:24:G:O6	6	0.88
(1,3)	1:A:84:LYS:HB3	2:B:24:G:OP1	6	0.88
(1,3)	1:A:84:LYS:HB3	2:B:24:G:OP2	6	0.88
(1,3)	1:A:84:LYS:HB3	2:B:24:G:P	6	0.88
(1,3)	1:A:84:LYS:HD2	2:B:2:C:C1'	6	0.88
(1,3)	1:A:84:LYS:HD2	2:B:2:C:C2	6	0.88
(1,3)	1:A:84:LYS:HD2	2:B:2:C:C2'	6	0.88
(1,3)	1:A:84:LYS:HD2	2:B:2:C:C3'	6	0.88
(1,3)	1:A:84:LYS:HD2	2:B:2:C:C4	6	0.88
(1,3)	1:A:84:LYS:HD2	2:B:2:C:C4'	6	0.88

Continued on next page...

Continued from previous page...

Key	Atom-1	Atom-2	Model ID	Violation (Å)
(1,3)	1:A:84:LYS:HD2	2:B:2:C:C5	6	0.88
(1,3)	1:A:84:LYS:HD2	2:B:2:C:C5'	6	0.88
(1,3)	1:A:84:LYS:HD2	2:B:2:C:C6	6	0.88
(1,3)	1:A:84:LYS:HD2	2:B:2:C:H1'	6	0.88
(1,3)	1:A:84:LYS:HD2	2:B:2:C:H2'	6	0.88
(1,3)	1:A:84:LYS:HD2	2:B:2:C:H3'	6	0.88
(1,3)	1:A:84:LYS:HD2	2:B:2:C:H4'	6	0.88
(1,3)	1:A:84:LYS:HD2	2:B:2:C:H41	6	0.88
(1,3)	1:A:84:LYS:HD2	2:B:2:C:H42	6	0.88
(1,3)	1:A:84:LYS:HD2	2:B:2:C:H5	6	0.88
(1,3)	1:A:84:LYS:HD2	2:B:2:C:H5'	6	0.88
(1,3)	1:A:84:LYS:HD2	2:B:2:C:H5''	6	0.88
(1,3)	1:A:84:LYS:HD2	2:B:2:C:H6	6	0.88
(1,3)	1:A:84:LYS:HD2	2:B:2:C:HO2'	6	0.88
(1,3)	1:A:84:LYS:HD2	2:B:2:C:N1	6	0.88
(1,3)	1:A:84:LYS:HD2	2:B:2:C:N3	6	0.88
(1,3)	1:A:84:LYS:HD2	2:B:2:C:N4	6	0.88
(1,3)	1:A:84:LYS:HD2	2:B:2:C:O2	6	0.88
(1,3)	1:A:84:LYS:HD2	2:B:2:C:O2'	6	0.88
(1,3)	1:A:84:LYS:HD2	2:B:2:C:O3'	6	0.88
(1,3)	1:A:84:LYS:HD2	2:B:2:C:O4'	6	0.88
(1,3)	1:A:84:LYS:HD2	2:B:2:C:O5'	6	0.88
(1,3)	1:A:84:LYS:HD2	2:B:3:U:C1'	6	0.88
(1,3)	1:A:84:LYS:HD2	2:B:3:U:C2	6	0.88
(1,3)	1:A:84:LYS:HD2	2:B:3:U:C2'	6	0.88
(1,3)	1:A:84:LYS:HD2	2:B:3:U:C3'	6	0.88
(1,3)	1:A:84:LYS:HD2	2:B:3:U:C4	6	0.88
(1,3)	1:A:84:LYS:HD2	2:B:3:U:C4'	6	0.88
(1,3)	1:A:84:LYS:HD2	2:B:3:U:C5	6	0.88
(1,3)	1:A:84:LYS:HD2	2:B:3:U:C5'	6	0.88
(1,3)	1:A:84:LYS:HD2	2:B:3:U:C6	6	0.88
(1,3)	1:A:84:LYS:HD2	2:B:3:U:H1'	6	0.88
(1,3)	1:A:84:LYS:HD2	2:B:3:U:H2'	6	0.88
(1,3)	1:A:84:LYS:HD2	2:B:3:U:H3	6	0.88
(1,3)	1:A:84:LYS:HD2	2:B:3:U:H3'	6	0.88
(1,3)	1:A:84:LYS:HD2	2:B:3:U:H4'	6	0.88
(1,3)	1:A:84:LYS:HD2	2:B:3:U:H5	6	0.88
(1,3)	1:A:84:LYS:HD2	2:B:3:U:H5'	6	0.88
(1,3)	1:A:84:LYS:HD2	2:B:3:U:H5''	6	0.88
(1,3)	1:A:84:LYS:HD2	2:B:3:U:H6	6	0.88
(1,3)	1:A:84:LYS:HD2	2:B:3:U:HO2'	6	0.88
(1,3)	1:A:84:LYS:HD2	2:B:3:U:N1	6	0.88

Continued on next page...

Continued from previous page...

Key	Atom-1	Atom-2	Model ID	Violation (Å)
(1,3)	1:A:84:LYS:HD2	2:B:3:U:N3	6	0.88
(1,3)	1:A:84:LYS:HD2	2:B:3:U:O2	6	0.88
(1,3)	1:A:84:LYS:HD2	2:B:3:U:O2'	6	0.88
(1,3)	1:A:84:LYS:HD2	2:B:3:U:O3'	6	0.88
(1,3)	1:A:84:LYS:HD2	2:B:3:U:O4	6	0.88
(1,3)	1:A:84:LYS:HD2	2:B:3:U:O4'	6	0.88
(1,3)	1:A:84:LYS:HD2	2:B:3:U:O5'	6	0.88
(1,3)	1:A:84:LYS:HD2	2:B:3:U:OP1	6	0.88
(1,3)	1:A:84:LYS:HD2	2:B:3:U:OP2	6	0.88
(1,3)	1:A:84:LYS:HD2	2:B:3:U:P	6	0.88
(1,3)	1:A:84:LYS:HD2	2:B:4:G:C1'	6	0.88
(1,3)	1:A:84:LYS:HD2	2:B:4:G:C2	6	0.88
(1,3)	1:A:84:LYS:HD2	2:B:4:G:C2'	6	0.88
(1,3)	1:A:84:LYS:HD2	2:B:4:G:C3'	6	0.88
(1,3)	1:A:84:LYS:HD2	2:B:4:G:C4	6	0.88
(1,3)	1:A:84:LYS:HD2	2:B:4:G:C4'	6	0.88
(1,3)	1:A:84:LYS:HD2	2:B:4:G:C5	6	0.88
(1,3)	1:A:84:LYS:HD2	2:B:4:G:C5'	6	0.88
(1,3)	1:A:84:LYS:HD2	2:B:4:G:C6	6	0.88
(1,3)	1:A:84:LYS:HD2	2:B:4:G:C8	6	0.88
(1,3)	1:A:84:LYS:HD2	2:B:4:G:H1	6	0.88
(1,3)	1:A:84:LYS:HD2	2:B:4:G:H1'	6	0.88
(1,3)	1:A:84:LYS:HD2	2:B:4:G:H2'	6	0.88
(1,3)	1:A:84:LYS:HD2	2:B:4:G:H21	6	0.88
(1,3)	1:A:84:LYS:HD2	2:B:4:G:H22	6	0.88
(1,3)	1:A:84:LYS:HD2	2:B:4:G:H3'	6	0.88
(1,3)	1:A:84:LYS:HD2	2:B:4:G:H4'	6	0.88
(1,3)	1:A:84:LYS:HD2	2:B:4:G:H5'	6	0.88
(1,3)	1:A:84:LYS:HD2	2:B:4:G:H5''	6	0.88
(1,3)	1:A:84:LYS:HD2	2:B:4:G:H8	6	0.88
(1,3)	1:A:84:LYS:HD2	2:B:4:G:HO2'	6	0.88
(1,3)	1:A:84:LYS:HD2	2:B:4:G:N1	6	0.88
(1,3)	1:A:84:LYS:HD2	2:B:4:G:N2	6	0.88
(1,3)	1:A:84:LYS:HD2	2:B:4:G:N3	6	0.88
(1,3)	1:A:84:LYS:HD2	2:B:4:G:N7	6	0.88
(1,3)	1:A:84:LYS:HD2	2:B:4:G:N9	6	0.88
(1,3)	1:A:84:LYS:HD2	2:B:4:G:O2'	6	0.88
(1,3)	1:A:84:LYS:HD2	2:B:4:G:O3'	6	0.88
(1,3)	1:A:84:LYS:HD2	2:B:4:G:O4'	6	0.88
(1,3)	1:A:84:LYS:HD2	2:B:4:G:O5'	6	0.88
(1,3)	1:A:84:LYS:HD2	2:B:4:G:O6	6	0.88
(1,3)	1:A:84:LYS:HD2	2:B:4:G:OP1	6	0.88

Continued on next page...

Continued from previous page...

Key	Atom-1	Atom-2	Model ID	Violation (Å)
(1,3)	1:A:84:LYS:HD2	2:B:4:G:OP2	6	0.88
(1,3)	1:A:84:LYS:HD2	2:B:4:G:P	6	0.88
(1,3)	1:A:84:LYS:HD2	2:B:5:A:C1'	6	0.88
(1,3)	1:A:84:LYS:HD2	2:B:5:A:C2	6	0.88
(1,3)	1:A:84:LYS:HD2	2:B:5:A:C2'	6	0.88
(1,3)	1:A:84:LYS:HD2	2:B:5:A:C3'	6	0.88
(1,3)	1:A:84:LYS:HD2	2:B:5:A:C4	6	0.88
(1,3)	1:A:84:LYS:HD2	2:B:5:A:C4'	6	0.88
(1,3)	1:A:84:LYS:HD2	2:B:5:A:C5	6	0.88
(1,3)	1:A:84:LYS:HD2	2:B:5:A:C5'	6	0.88
(1,3)	1:A:84:LYS:HD2	2:B:5:A:C6	6	0.88
(1,3)	1:A:84:LYS:HD2	2:B:5:A:C8	6	0.88
(1,3)	1:A:84:LYS:HD2	2:B:5:A:H1'	6	0.88
(1,3)	1:A:84:LYS:HD2	2:B:5:A:H2	6	0.88
(1,3)	1:A:84:LYS:HD2	2:B:5:A:H2'	6	0.88
(1,3)	1:A:84:LYS:HD2	2:B:5:A:H3'	6	0.88
(1,3)	1:A:84:LYS:HD2	2:B:5:A:H4'	6	0.88
(1,3)	1:A:84:LYS:HD2	2:B:5:A:H5'	6	0.88
(1,3)	1:A:84:LYS:HD2	2:B:5:A:H5''	6	0.88
(1,3)	1:A:84:LYS:HD2	2:B:5:A:H61	6	0.88
(1,3)	1:A:84:LYS:HD2	2:B:5:A:H62	6	0.88
(1,3)	1:A:84:LYS:HD2	2:B:5:A:H8	6	0.88
(1,3)	1:A:84:LYS:HD2	2:B:5:A:HO2'	6	0.88
(1,3)	1:A:84:LYS:HD2	2:B:5:A:N1	6	0.88
(1,3)	1:A:84:LYS:HD2	2:B:5:A:N3	6	0.88
(1,3)	1:A:84:LYS:HD2	2:B:5:A:N6	6	0.88
(1,3)	1:A:84:LYS:HD2	2:B:5:A:N7	6	0.88
(1,3)	1:A:84:LYS:HD2	2:B:5:A:N9	6	0.88
(1,3)	1:A:84:LYS:HD2	2:B:5:A:O2'	6	0.88
(1,3)	1:A:84:LYS:HD2	2:B:5:A:O3'	6	0.88
(1,3)	1:A:84:LYS:HD2	2:B:5:A:O4'	6	0.88
(1,3)	1:A:84:LYS:HD2	2:B:5:A:O5'	6	0.88
(1,3)	1:A:84:LYS:HD2	2:B:5:A:OP1	6	0.88
(1,3)	1:A:84:LYS:HD2	2:B:5:A:OP2	6	0.88
(1,3)	1:A:84:LYS:HD2	2:B:5:A:P	6	0.88
(1,3)	1:A:84:LYS:HD2	2:B:6:G:C1'	6	0.88
(1,3)	1:A:84:LYS:HD2	2:B:6:G:C2	6	0.88
(1,3)	1:A:84:LYS:HD2	2:B:6:G:C2'	6	0.88
(1,3)	1:A:84:LYS:HD2	2:B:6:G:C3'	6	0.88
(1,3)	1:A:84:LYS:HD2	2:B:6:G:C4	6	0.88
(1,3)	1:A:84:LYS:HD2	2:B:6:G:C4'	6	0.88
(1,3)	1:A:84:LYS:HD2	2:B:6:G:C5	6	0.88

Continued on next page...

Continued from previous page...

Key	Atom-1	Atom-2	Model ID	Violation (Å)
(1,3)	1:A:84:LYS:HD2	2:B:6:G:C5'	6	0.88
(1,3)	1:A:84:LYS:HD2	2:B:6:G:C6	6	0.88
(1,3)	1:A:84:LYS:HD2	2:B:6:G:C8	6	0.88
(1,3)	1:A:84:LYS:HD2	2:B:6:G:H1	6	0.88
(1,3)	1:A:84:LYS:HD2	2:B:6:G:H1'	6	0.88
(1,3)	1:A:84:LYS:HD2	2:B:6:G:H2'	6	0.88
(1,3)	1:A:84:LYS:HD2	2:B:6:G:H21	6	0.88
(1,3)	1:A:84:LYS:HD2	2:B:6:G:H22	6	0.88
(1,3)	1:A:84:LYS:HD2	2:B:6:G:H3'	6	0.88
(1,3)	1:A:84:LYS:HD2	2:B:6:G:H4'	6	0.88
(1,3)	1:A:84:LYS:HD2	2:B:6:G:H5'	6	0.88
(1,3)	1:A:84:LYS:HD2	2:B:6:G:H5''	6	0.88
(1,3)	1:A:84:LYS:HD2	2:B:6:G:H8	6	0.88
(1,3)	1:A:84:LYS:HD2	2:B:6:G:HO2'	6	0.88
(1,3)	1:A:84:LYS:HD2	2:B:6:G:N1	6	0.88
(1,3)	1:A:84:LYS:HD2	2:B:6:G:N2	6	0.88
(1,3)	1:A:84:LYS:HD2	2:B:6:G:N3	6	0.88
(1,3)	1:A:84:LYS:HD2	2:B:6:G:N7	6	0.88
(1,3)	1:A:84:LYS:HD2	2:B:6:G:N9	6	0.88
(1,3)	1:A:84:LYS:HD2	2:B:6:G:O2'	6	0.88
(1,3)	1:A:84:LYS:HD2	2:B:6:G:O3'	6	0.88
(1,3)	1:A:84:LYS:HD2	2:B:6:G:O4'	6	0.88
(1,3)	1:A:84:LYS:HD2	2:B:6:G:O5'	6	0.88
(1,3)	1:A:84:LYS:HD2	2:B:6:G:O6	6	0.88
(1,3)	1:A:84:LYS:HD2	2:B:6:G:OP1	6	0.88
(1,3)	1:A:84:LYS:HD2	2:B:6:G:OP2	6	0.88
(1,3)	1:A:84:LYS:HD2	2:B:6:G:P	6	0.88
(1,3)	1:A:84:LYS:HD2	2:B:7:C:C1'	6	0.88
(1,3)	1:A:84:LYS:HD2	2:B:7:C:C2	6	0.88
(1,3)	1:A:84:LYS:HD2	2:B:7:C:C2'	6	0.88
(1,3)	1:A:84:LYS:HD2	2:B:7:C:C3'	6	0.88
(1,3)	1:A:84:LYS:HD2	2:B:7:C:C4	6	0.88
(1,3)	1:A:84:LYS:HD2	2:B:7:C:C4'	6	0.88
(1,3)	1:A:84:LYS:HD2	2:B:7:C:C5	6	0.88
(1,3)	1:A:84:LYS:HD2	2:B:7:C:C5'	6	0.88
(1,3)	1:A:84:LYS:HD2	2:B:7:C:C6	6	0.88
(1,3)	1:A:84:LYS:HD2	2:B:7:C:H1'	6	0.88
(1,3)	1:A:84:LYS:HD2	2:B:7:C:H2'	6	0.88
(1,3)	1:A:84:LYS:HD2	2:B:7:C:H3'	6	0.88
(1,3)	1:A:84:LYS:HD2	2:B:7:C:H4'	6	0.88
(1,3)	1:A:84:LYS:HD2	2:B:7:C:H41	6	0.88
(1,3)	1:A:84:LYS:HD2	2:B:7:C:H42	6	0.88

Continued on next page...

Continued from previous page...

Key	Atom-1	Atom-2	Model ID	Violation (Å)
(1,3)	1:A:84:LYS:HD2	2:B:7:C:H5	6	0.88
(1,3)	1:A:84:LYS:HD2	2:B:7:C:H5'	6	0.88
(1,3)	1:A:84:LYS:HD2	2:B:7:C:H5''	6	0.88
(1,3)	1:A:84:LYS:HD2	2:B:7:C:H6	6	0.88
(1,3)	1:A:84:LYS:HD2	2:B:7:C:HO2'	6	0.88
(1,3)	1:A:84:LYS:HD2	2:B:7:C:N1	6	0.88
(1,3)	1:A:84:LYS:HD2	2:B:7:C:N3	6	0.88
(1,3)	1:A:84:LYS:HD2	2:B:7:C:N4	6	0.88
(1,3)	1:A:84:LYS:HD2	2:B:7:C:O2	6	0.88
(1,3)	1:A:84:LYS:HD2	2:B:7:C:O2'	6	0.88
(1,3)	1:A:84:LYS:HD2	2:B:7:C:O3'	6	0.88
(1,3)	1:A:84:LYS:HD2	2:B:7:C:O4'	6	0.88
(1,3)	1:A:84:LYS:HD2	2:B:7:C:O5'	6	0.88
(1,3)	1:A:84:LYS:HD2	2:B:7:C:OP1	6	0.88
(1,3)	1:A:84:LYS:HD2	2:B:7:C:OP2	6	0.88
(1,3)	1:A:84:LYS:HD2	2:B:7:C:P	6	0.88
(1,3)	1:A:84:LYS:HD2	2:B:8:U:C1'	6	0.88
(1,3)	1:A:84:LYS:HD2	2:B:8:U:C2	6	0.88
(1,3)	1:A:84:LYS:HD2	2:B:8:U:C2'	6	0.88
(1,3)	1:A:84:LYS:HD2	2:B:8:U:C3'	6	0.88
(1,3)	1:A:84:LYS:HD2	2:B:8:U:C4	6	0.88
(1,3)	1:A:84:LYS:HD2	2:B:8:U:C4'	6	0.88
(1,3)	1:A:84:LYS:HD2	2:B:8:U:C5	6	0.88
(1,3)	1:A:84:LYS:HD2	2:B:8:U:C5'	6	0.88
(1,3)	1:A:84:LYS:HD2	2:B:8:U:C6	6	0.88
(1,3)	1:A:84:LYS:HD2	2:B:8:U:H1'	6	0.88
(1,3)	1:A:84:LYS:HD2	2:B:8:U:H2'	6	0.88
(1,3)	1:A:84:LYS:HD2	2:B:8:U:H3	6	0.88
(1,3)	1:A:84:LYS:HD2	2:B:8:U:H3'	6	0.88
(1,3)	1:A:84:LYS:HD2	2:B:8:U:H4'	6	0.88
(1,3)	1:A:84:LYS:HD2	2:B:8:U:H5	6	0.88
(1,3)	1:A:84:LYS:HD2	2:B:8:U:H5'	6	0.88
(1,3)	1:A:84:LYS:HD2	2:B:8:U:H5''	6	0.88
(1,3)	1:A:84:LYS:HD2	2:B:8:U:H6	6	0.88
(1,3)	1:A:84:LYS:HD2	2:B:8:U:HO2'	6	0.88
(1,3)	1:A:84:LYS:HD2	2:B:8:U:N1	6	0.88
(1,3)	1:A:84:LYS:HD2	2:B:8:U:N3	6	0.88
(1,3)	1:A:84:LYS:HD2	2:B:8:U:O2	6	0.88
(1,3)	1:A:84:LYS:HD2	2:B:8:U:O2'	6	0.88
(1,3)	1:A:84:LYS:HD2	2:B:8:U:O3'	6	0.88
(1,3)	1:A:84:LYS:HD2	2:B:8:U:O4	6	0.88
(1,3)	1:A:84:LYS:HD2	2:B:8:U:O4'	6	0.88

Continued on next page...

Continued from previous page...

Key	Atom-1	Atom-2	Model ID	Violation (Å)
(1,3)	1:A:84:LYS:HD2	2:B:8:U:O5'	6	0.88
(1,3)	1:A:84:LYS:HD2	2:B:8:U:OP1	6	0.88
(1,3)	1:A:84:LYS:HD2	2:B:8:U:OP2	6	0.88
(1,3)	1:A:84:LYS:HD2	2:B:8:U:P	6	0.88
(1,3)	1:A:84:LYS:HD2	2:B:9:C:C1'	6	0.88
(1,3)	1:A:84:LYS:HD2	2:B:9:C:C2	6	0.88
(1,3)	1:A:84:LYS:HD2	2:B:9:C:C2'	6	0.88
(1,3)	1:A:84:LYS:HD2	2:B:9:C:C3'	6	0.88
(1,3)	1:A:84:LYS:HD2	2:B:9:C:C4	6	0.88
(1,3)	1:A:84:LYS:HD2	2:B:9:C:C4'	6	0.88
(1,3)	1:A:84:LYS:HD2	2:B:9:C:C5	6	0.88
(1,3)	1:A:84:LYS:HD2	2:B:9:C:C5'	6	0.88
(1,3)	1:A:84:LYS:HD2	2:B:9:C:C6	6	0.88
(1,3)	1:A:84:LYS:HD2	2:B:9:C:H1'	6	0.88
(1,3)	1:A:84:LYS:HD2	2:B:9:C:H2'	6	0.88
(1,3)	1:A:84:LYS:HD2	2:B:9:C:H3'	6	0.88
(1,3)	1:A:84:LYS:HD2	2:B:9:C:H4'	6	0.88
(1,3)	1:A:84:LYS:HD2	2:B:9:C:H41	6	0.88
(1,3)	1:A:84:LYS:HD2	2:B:9:C:H42	6	0.88
(1,3)	1:A:84:LYS:HD2	2:B:9:C:H5	6	0.88
(1,3)	1:A:84:LYS:HD2	2:B:9:C:H5'	6	0.88
(1,3)	1:A:84:LYS:HD2	2:B:9:C:H5''	6	0.88
(1,3)	1:A:84:LYS:HD2	2:B:9:C:H6	6	0.88
(1,3)	1:A:84:LYS:HD2	2:B:9:C:HO2'	6	0.88
(1,3)	1:A:84:LYS:HD2	2:B:9:C:N1	6	0.88
(1,3)	1:A:84:LYS:HD2	2:B:9:C:N3	6	0.88
(1,3)	1:A:84:LYS:HD2	2:B:9:C:N4	6	0.88
(1,3)	1:A:84:LYS:HD2	2:B:9:C:O2	6	0.88
(1,3)	1:A:84:LYS:HD2	2:B:9:C:O2'	6	0.88
(1,3)	1:A:84:LYS:HD2	2:B:9:C:O3'	6	0.88
(1,3)	1:A:84:LYS:HD2	2:B:9:C:O4'	6	0.88
(1,3)	1:A:84:LYS:HD2	2:B:9:C:O5'	6	0.88
(1,3)	1:A:84:LYS:HD2	2:B:9:C:OP1	6	0.88
(1,3)	1:A:84:LYS:HD2	2:B:9:C:OP2	6	0.88
(1,3)	1:A:84:LYS:HD2	2:B:9:C:P	6	0.88
(1,3)	1:A:84:LYS:HD2	2:B:10:G:C1'	6	0.88
(1,3)	1:A:84:LYS:HD2	2:B:10:G:C2	6	0.88
(1,3)	1:A:84:LYS:HD2	2:B:10:G:C2'	6	0.88
(1,3)	1:A:84:LYS:HD2	2:B:10:G:C3'	6	0.88
(1,3)	1:A:84:LYS:HD2	2:B:10:G:C4	6	0.88
(1,3)	1:A:84:LYS:HD2	2:B:10:G:C4'	6	0.88
(1,3)	1:A:84:LYS:HD2	2:B:10:G:C5	6	0.88

Continued on next page...

Continued from previous page...

Key	Atom-1	Atom-2	Model ID	Violation (Å)
(1,3)	1:A:84:LYS:HD2	2:B:10:G:C5'	6	0.88
(1,3)	1:A:84:LYS:HD2	2:B:10:G:C6	6	0.88
(1,3)	1:A:84:LYS:HD2	2:B:10:G:C8	6	0.88
(1,3)	1:A:84:LYS:HD2	2:B:10:G:H1	6	0.88
(1,3)	1:A:84:LYS:HD2	2:B:10:G:H1'	6	0.88
(1,3)	1:A:84:LYS:HD2	2:B:10:G:H2'	6	0.88
(1,3)	1:A:84:LYS:HD2	2:B:10:G:H21	6	0.88
(1,3)	1:A:84:LYS:HD2	2:B:10:G:H22	6	0.88
(1,3)	1:A:84:LYS:HD2	2:B:10:G:H3'	6	0.88
(1,3)	1:A:84:LYS:HD2	2:B:10:G:H4'	6	0.88
(1,3)	1:A:84:LYS:HD2	2:B:10:G:H5'	6	0.88
(1,3)	1:A:84:LYS:HD2	2:B:10:G:H5''	6	0.88
(1,3)	1:A:84:LYS:HD2	2:B:10:G:H8	6	0.88
(1,3)	1:A:84:LYS:HD2	2:B:10:G:HO2'	6	0.88
(1,3)	1:A:84:LYS:HD2	2:B:10:G:N1	6	0.88
(1,3)	1:A:84:LYS:HD2	2:B:10:G:N2	6	0.88
(1,3)	1:A:84:LYS:HD2	2:B:10:G:N3	6	0.88
(1,3)	1:A:84:LYS:HD2	2:B:10:G:N7	6	0.88
(1,3)	1:A:84:LYS:HD2	2:B:10:G:N9	6	0.88
(1,3)	1:A:84:LYS:HD2	2:B:10:G:O2'	6	0.88
(1,3)	1:A:84:LYS:HD2	2:B:10:G:O3'	6	0.88
(1,3)	1:A:84:LYS:HD2	2:B:10:G:O4'	6	0.88
(1,3)	1:A:84:LYS:HD2	2:B:10:G:O5'	6	0.88
(1,3)	1:A:84:LYS:HD2	2:B:10:G:O6	6	0.88
(1,3)	1:A:84:LYS:HD2	2:B:10:G:OP1	6	0.88
(1,3)	1:A:84:LYS:HD2	2:B:10:G:OP2	6	0.88
(1,3)	1:A:84:LYS:HD2	2:B:10:G:P	6	0.88
(1,3)	1:A:84:LYS:HD2	2:B:11:A:C1'	6	0.88
(1,3)	1:A:84:LYS:HD2	2:B:11:A:C2	6	0.88
(1,3)	1:A:84:LYS:HD2	2:B:11:A:C2'	6	0.88
(1,3)	1:A:84:LYS:HD2	2:B:11:A:C3'	6	0.88
(1,3)	1:A:84:LYS:HD2	2:B:11:A:C4	6	0.88
(1,3)	1:A:84:LYS:HD2	2:B:11:A:C4'	6	0.88
(1,3)	1:A:84:LYS:HD2	2:B:11:A:C5	6	0.88
(1,3)	1:A:84:LYS:HD2	2:B:11:A:C5'	6	0.88
(1,3)	1:A:84:LYS:HD2	2:B:11:A:C6	6	0.88
(1,3)	1:A:84:LYS:HD2	2:B:11:A:C8	6	0.88
(1,3)	1:A:84:LYS:HD2	2:B:11:A:H1'	6	0.88
(1,3)	1:A:84:LYS:HD2	2:B:11:A:H2	6	0.88
(1,3)	1:A:84:LYS:HD2	2:B:11:A:H2'	6	0.88
(1,3)	1:A:84:LYS:HD2	2:B:11:A:H3'	6	0.88
(1,3)	1:A:84:LYS:HD2	2:B:11:A:H4'	6	0.88

Continued on next page...

Continued from previous page...

Key	Atom-1	Atom-2	Model ID	Violation (Å)
(1,3)	1:A:84:LYS:HD2	2:B:11:A:H5'	6	0.88
(1,3)	1:A:84:LYS:HD2	2:B:11:A:H5''	6	0.88
(1,3)	1:A:84:LYS:HD2	2:B:11:A:H61	6	0.88
(1,3)	1:A:84:LYS:HD2	2:B:11:A:H62	6	0.88
(1,3)	1:A:84:LYS:HD2	2:B:11:A:H8	6	0.88
(1,3)	1:A:84:LYS:HD2	2:B:11:A:HO2'	6	0.88
(1,3)	1:A:84:LYS:HD2	2:B:11:A:N1	6	0.88
(1,3)	1:A:84:LYS:HD2	2:B:11:A:N3	6	0.88
(1,3)	1:A:84:LYS:HD2	2:B:11:A:N6	6	0.88
(1,3)	1:A:84:LYS:HD2	2:B:11:A:N7	6	0.88
(1,3)	1:A:84:LYS:HD2	2:B:11:A:N9	6	0.88
(1,3)	1:A:84:LYS:HD2	2:B:11:A:O2'	6	0.88
(1,3)	1:A:84:LYS:HD2	2:B:11:A:O3'	6	0.88
(1,3)	1:A:84:LYS:HD2	2:B:11:A:O4'	6	0.88
(1,3)	1:A:84:LYS:HD2	2:B:11:A:O5'	6	0.88
(1,3)	1:A:84:LYS:HD2	2:B:11:A:OP1	6	0.88
(1,3)	1:A:84:LYS:HD2	2:B:11:A:OP2	6	0.88
(1,3)	1:A:84:LYS:HD2	2:B:11:A:P	6	0.88
(1,3)	1:A:84:LYS:HD2	2:B:12:A:C1'	6	0.88
(1,3)	1:A:84:LYS:HD2	2:B:12:A:C2	6	0.88
(1,3)	1:A:84:LYS:HD2	2:B:12:A:C2'	6	0.88
(1,3)	1:A:84:LYS:HD2	2:B:12:A:C3'	6	0.88
(1,3)	1:A:84:LYS:HD2	2:B:12:A:C4	6	0.88
(1,3)	1:A:84:LYS:HD2	2:B:12:A:C4'	6	0.88
(1,3)	1:A:84:LYS:HD2	2:B:12:A:C5	6	0.88
(1,3)	1:A:84:LYS:HD2	2:B:12:A:C5'	6	0.88
(1,3)	1:A:84:LYS:HD2	2:B:12:A:C6	6	0.88
(1,3)	1:A:84:LYS:HD2	2:B:12:A:C8	6	0.88
(1,3)	1:A:84:LYS:HD2	2:B:12:A:H1'	6	0.88
(1,3)	1:A:84:LYS:HD2	2:B:12:A:H2	6	0.88
(1,3)	1:A:84:LYS:HD2	2:B:12:A:H2'	6	0.88
(1,3)	1:A:84:LYS:HD2	2:B:12:A:H3'	6	0.88
(1,3)	1:A:84:LYS:HD2	2:B:12:A:H4'	6	0.88
(1,3)	1:A:84:LYS:HD2	2:B:12:A:H5'	6	0.88
(1,3)	1:A:84:LYS:HD2	2:B:12:A:H5''	6	0.88
(1,3)	1:A:84:LYS:HD2	2:B:12:A:H61	6	0.88
(1,3)	1:A:84:LYS:HD2	2:B:12:A:H62	6	0.88
(1,3)	1:A:84:LYS:HD2	2:B:12:A:H8	6	0.88
(1,3)	1:A:84:LYS:HD2	2:B:12:A:HO2'	6	0.88
(1,3)	1:A:84:LYS:HD2	2:B:12:A:N1	6	0.88
(1,3)	1:A:84:LYS:HD2	2:B:12:A:N3	6	0.88
(1,3)	1:A:84:LYS:HD2	2:B:12:A:N6	6	0.88

Continued on next page...

Continued from previous page...

Key	Atom-1	Atom-2	Model ID	Violation (Å)
(1,3)	1:A:84:LYS:HD2	2:B:12:A:N7	6	0.88
(1,3)	1:A:84:LYS:HD2	2:B:12:A:N9	6	0.88
(1,3)	1:A:84:LYS:HD2	2:B:12:A:O2'	6	0.88
(1,3)	1:A:84:LYS:HD2	2:B:12:A:O3'	6	0.88
(1,3)	1:A:84:LYS:HD2	2:B:12:A:O4'	6	0.88
(1,3)	1:A:84:LYS:HD2	2:B:12:A:O5'	6	0.88
(1,3)	1:A:84:LYS:HD2	2:B:12:A:OP1	6	0.88
(1,3)	1:A:84:LYS:HD2	2:B:12:A:OP2	6	0.88
(1,3)	1:A:84:LYS:HD2	2:B:12:A:P	6	0.88
(1,3)	1:A:84:LYS:HD2	2:B:13:A:C1'	6	0.88
(1,3)	1:A:84:LYS:HD2	2:B:13:A:C2	6	0.88
(1,3)	1:A:84:LYS:HD2	2:B:13:A:C2'	6	0.88
(1,3)	1:A:84:LYS:HD2	2:B:13:A:C3'	6	0.88
(1,3)	1:A:84:LYS:HD2	2:B:13:A:C4	6	0.88
(1,3)	1:A:84:LYS:HD2	2:B:13:A:C4'	6	0.88
(1,3)	1:A:84:LYS:HD2	2:B:13:A:C5	6	0.88
(1,3)	1:A:84:LYS:HD2	2:B:13:A:C5'	6	0.88
(1,3)	1:A:84:LYS:HD2	2:B:13:A:C6	6	0.88
(1,3)	1:A:84:LYS:HD2	2:B:13:A:C8	6	0.88
(1,3)	1:A:84:LYS:HD2	2:B:13:A:H1'	6	0.88
(1,3)	1:A:84:LYS:HD2	2:B:13:A:H2	6	0.88
(1,3)	1:A:84:LYS:HD2	2:B:13:A:H2'	6	0.88
(1,3)	1:A:84:LYS:HD2	2:B:13:A:H3'	6	0.88
(1,3)	1:A:84:LYS:HD2	2:B:13:A:H4'	6	0.88
(1,3)	1:A:84:LYS:HD2	2:B:13:A:H5'	6	0.88
(1,3)	1:A:84:LYS:HD2	2:B:13:A:H5''	6	0.88
(1,3)	1:A:84:LYS:HD2	2:B:13:A:H61	6	0.88
(1,3)	1:A:84:LYS:HD2	2:B:13:A:H62	6	0.88
(1,3)	1:A:84:LYS:HD2	2:B:13:A:H8	6	0.88
(1,3)	1:A:84:LYS:HD2	2:B:13:A:HO2'	6	0.88
(1,3)	1:A:84:LYS:HD2	2:B:13:A:N1	6	0.88
(1,3)	1:A:84:LYS:HD2	2:B:13:A:N3	6	0.88
(1,3)	1:A:84:LYS:HD2	2:B:13:A:N6	6	0.88
(1,3)	1:A:84:LYS:HD2	2:B:13:A:N7	6	0.88
(1,3)	1:A:84:LYS:HD2	2:B:13:A:N9	6	0.88
(1,3)	1:A:84:LYS:HD2	2:B:13:A:O2'	6	0.88
(1,3)	1:A:84:LYS:HD2	2:B:13:A:O3'	6	0.88
(1,3)	1:A:84:LYS:HD2	2:B:13:A:O4'	6	0.88
(1,3)	1:A:84:LYS:HD2	2:B:13:A:O5'	6	0.88
(1,3)	1:A:84:LYS:HD2	2:B:13:A:OP1	6	0.88
(1,3)	1:A:84:LYS:HD2	2:B:13:A:OP2	6	0.88
(1,3)	1:A:84:LYS:HD2	2:B:13:A:P	6	0.88

Continued on next page...

Continued from previous page...

Key	Atom-1	Atom-2	Model ID	Violation (Å)
(1,3)	1:A:84:LYS:HD2	2:B:14:G:C1'	6	0.88
(1,3)	1:A:84:LYS:HD2	2:B:14:G:C2	6	0.88
(1,3)	1:A:84:LYS:HD2	2:B:14:G:C2'	6	0.88
(1,3)	1:A:84:LYS:HD2	2:B:14:G:C3'	6	0.88
(1,3)	1:A:84:LYS:HD2	2:B:14:G:C4	6	0.88
(1,3)	1:A:84:LYS:HD2	2:B:14:G:C4'	6	0.88
(1,3)	1:A:84:LYS:HD2	2:B:14:G:C5	6	0.88
(1,3)	1:A:84:LYS:HD2	2:B:14:G:C5'	6	0.88
(1,3)	1:A:84:LYS:HD2	2:B:14:G:C6	6	0.88
(1,3)	1:A:84:LYS:HD2	2:B:14:G:C8	6	0.88
(1,3)	1:A:84:LYS:HD2	2:B:14:G:H1	6	0.88
(1,3)	1:A:84:LYS:HD2	2:B:14:G:H1'	6	0.88
(1,3)	1:A:84:LYS:HD2	2:B:14:G:H2'	6	0.88
(1,3)	1:A:84:LYS:HD2	2:B:14:G:H21	6	0.88
(1,3)	1:A:84:LYS:HD2	2:B:14:G:H22	6	0.88
(1,3)	1:A:84:LYS:HD2	2:B:14:G:H3'	6	0.88
(1,3)	1:A:84:LYS:HD2	2:B:14:G:H4'	6	0.88
(1,3)	1:A:84:LYS:HD2	2:B:14:G:H5'	6	0.88
(1,3)	1:A:84:LYS:HD2	2:B:14:G:H5''	6	0.88
(1,3)	1:A:84:LYS:HD2	2:B:14:G:H8	6	0.88
(1,3)	1:A:84:LYS:HD2	2:B:14:G:HO2'	6	0.88
(1,3)	1:A:84:LYS:HD2	2:B:14:G:N1	6	0.88
(1,3)	1:A:84:LYS:HD2	2:B:14:G:N2	6	0.88
(1,3)	1:A:84:LYS:HD2	2:B:14:G:N3	6	0.88
(1,3)	1:A:84:LYS:HD2	2:B:14:G:N7	6	0.88
(1,3)	1:A:84:LYS:HD2	2:B:14:G:N9	6	0.88
(1,3)	1:A:84:LYS:HD2	2:B:14:G:O2'	6	0.88
(1,3)	1:A:84:LYS:HD2	2:B:14:G:O3'	6	0.88
(1,3)	1:A:84:LYS:HD2	2:B:14:G:O4'	6	0.88
(1,3)	1:A:84:LYS:HD2	2:B:14:G:O5'	6	0.88
(1,3)	1:A:84:LYS:HD2	2:B:14:G:O6	6	0.88
(1,3)	1:A:84:LYS:HD2	2:B:14:G:OP1	6	0.88
(1,3)	1:A:84:LYS:HD2	2:B:14:G:OP2	6	0.88
(1,3)	1:A:84:LYS:HD2	2:B:14:G:P	6	0.88
(1,3)	1:A:84:LYS:HD2	2:B:15:A:C1'	6	0.88
(1,3)	1:A:84:LYS:HD2	2:B:15:A:C2	6	0.88
(1,3)	1:A:84:LYS:HD2	2:B:15:A:C2'	6	0.88
(1,3)	1:A:84:LYS:HD2	2:B:15:A:C3'	6	0.88
(1,3)	1:A:84:LYS:HD2	2:B:15:A:C4	6	0.88
(1,3)	1:A:84:LYS:HD2	2:B:15:A:C4'	6	0.88
(1,3)	1:A:84:LYS:HD2	2:B:15:A:C5	6	0.88
(1,3)	1:A:84:LYS:HD2	2:B:15:A:C5'	6	0.88

Continued on next page...

Continued from previous page...

Key	Atom-1	Atom-2	Model ID	Violation (Å)
(1,3)	1:A:84:LYS:HD2	2:B:15:A:C6	6	0.88
(1,3)	1:A:84:LYS:HD2	2:B:15:A:C8	6	0.88
(1,3)	1:A:84:LYS:HD2	2:B:15:A:H1'	6	0.88
(1,3)	1:A:84:LYS:HD2	2:B:15:A:H2	6	0.88
(1,3)	1:A:84:LYS:HD2	2:B:15:A:H2'	6	0.88
(1,3)	1:A:84:LYS:HD2	2:B:15:A:H3'	6	0.88
(1,3)	1:A:84:LYS:HD2	2:B:15:A:H4'	6	0.88
(1,3)	1:A:84:LYS:HD2	2:B:15:A:H5'	6	0.88
(1,3)	1:A:84:LYS:HD2	2:B:15:A:H5''	6	0.88
(1,3)	1:A:84:LYS:HD2	2:B:15:A:H61	6	0.88
(1,3)	1:A:84:LYS:HD2	2:B:15:A:H62	6	0.88
(1,3)	1:A:84:LYS:HD2	2:B:15:A:H8	6	0.88
(1,3)	1:A:84:LYS:HD2	2:B:15:A:HO2'	6	0.88
(1,3)	1:A:84:LYS:HD2	2:B:15:A:N1	6	0.88
(1,3)	1:A:84:LYS:HD2	2:B:15:A:N3	6	0.88
(1,3)	1:A:84:LYS:HD2	2:B:15:A:N6	6	0.88
(1,3)	1:A:84:LYS:HD2	2:B:15:A:N7	6	0.88
(1,3)	1:A:84:LYS:HD2	2:B:15:A:N9	6	0.88
(1,3)	1:A:84:LYS:HD2	2:B:15:A:O2'	6	0.88
(1,3)	1:A:84:LYS:HD2	2:B:15:A:O3'	6	0.88
(1,3)	1:A:84:LYS:HD2	2:B:15:A:O4'	6	0.88
(1,3)	1:A:84:LYS:HD2	2:B:15:A:O5'	6	0.88
(1,3)	1:A:84:LYS:HD2	2:B:15:A:OP1	6	0.88
(1,3)	1:A:84:LYS:HD2	2:B:15:A:OP2	6	0.88
(1,3)	1:A:84:LYS:HD2	2:B:15:A:P	6	0.88
(1,3)	1:A:84:LYS:HD2	2:B:16:G:C1'	6	0.88
(1,3)	1:A:84:LYS:HD2	2:B:16:G:C2	6	0.88
(1,3)	1:A:84:LYS:HD2	2:B:16:G:C2'	6	0.88
(1,3)	1:A:84:LYS:HD2	2:B:16:G:C3'	6	0.88
(1,3)	1:A:84:LYS:HD2	2:B:16:G:C4	6	0.88
(1,3)	1:A:84:LYS:HD2	2:B:16:G:C4'	6	0.88
(1,3)	1:A:84:LYS:HD2	2:B:16:G:C5	6	0.88
(1,3)	1:A:84:LYS:HD2	2:B:16:G:C5'	6	0.88
(1,3)	1:A:84:LYS:HD2	2:B:16:G:C6	6	0.88
(1,3)	1:A:84:LYS:HD2	2:B:16:G:C8	6	0.88
(1,3)	1:A:84:LYS:HD2	2:B:16:G:H1	6	0.88
(1,3)	1:A:84:LYS:HD2	2:B:16:G:H1'	6	0.88
(1,3)	1:A:84:LYS:HD2	2:B:16:G:H2'	6	0.88
(1,3)	1:A:84:LYS:HD2	2:B:16:G:H21	6	0.88
(1,3)	1:A:84:LYS:HD2	2:B:16:G:H22	6	0.88
(1,3)	1:A:84:LYS:HD2	2:B:16:G:H3'	6	0.88
(1,3)	1:A:84:LYS:HD2	2:B:16:G:H4'	6	0.88

Continued on next page...

Continued from previous page...

Key	Atom-1	Atom-2	Model ID	Violation (Å)
(1,3)	1:A:84:LYS:HD2	2:B:16:G:H5'	6	0.88
(1,3)	1:A:84:LYS:HD2	2:B:16:G:H5''	6	0.88
(1,3)	1:A:84:LYS:HD2	2:B:16:G:H8	6	0.88
(1,3)	1:A:84:LYS:HD2	2:B:16:G:HO2'	6	0.88
(1,3)	1:A:84:LYS:HD2	2:B:16:G:N1	6	0.88
(1,3)	1:A:84:LYS:HD2	2:B:16:G:N2	6	0.88
(1,3)	1:A:84:LYS:HD2	2:B:16:G:N3	6	0.88
(1,3)	1:A:84:LYS:HD2	2:B:16:G:N7	6	0.88
(1,3)	1:A:84:LYS:HD2	2:B:16:G:N9	6	0.88
(1,3)	1:A:84:LYS:HD2	2:B:16:G:O2'	6	0.88
(1,3)	1:A:84:LYS:HD2	2:B:16:G:O3'	6	0.88
(1,3)	1:A:84:LYS:HD2	2:B:16:G:O4'	6	0.88
(1,3)	1:A:84:LYS:HD2	2:B:16:G:O5'	6	0.88
(1,3)	1:A:84:LYS:HD2	2:B:16:G:O6	6	0.88
(1,3)	1:A:84:LYS:HD2	2:B:16:G:OP1	6	0.88
(1,3)	1:A:84:LYS:HD2	2:B:16:G:OP2	6	0.88
(1,3)	1:A:84:LYS:HD2	2:B:16:G:P	6	0.88
(1,3)	1:A:84:LYS:HD2	2:B:17:C:C1'	6	0.88
(1,3)	1:A:84:LYS:HD2	2:B:17:C:C2	6	0.88
(1,3)	1:A:84:LYS:HD2	2:B:17:C:C2'	6	0.88
(1,3)	1:A:84:LYS:HD2	2:B:17:C:C3'	6	0.88
(1,3)	1:A:84:LYS:HD2	2:B:17:C:C4	6	0.88
(1,3)	1:A:84:LYS:HD2	2:B:17:C:C4'	6	0.88
(1,3)	1:A:84:LYS:HD2	2:B:17:C:C5	6	0.88
(1,3)	1:A:84:LYS:HD2	2:B:17:C:C5'	6	0.88
(1,3)	1:A:84:LYS:HD2	2:B:17:C:C6	6	0.88
(1,3)	1:A:84:LYS:HD2	2:B:17:C:H1'	6	0.88
(1,3)	1:A:84:LYS:HD2	2:B:17:C:H2'	6	0.88
(1,3)	1:A:84:LYS:HD2	2:B:17:C:H3'	6	0.88
(1,3)	1:A:84:LYS:HD2	2:B:17:C:H4'	6	0.88
(1,3)	1:A:84:LYS:HD2	2:B:17:C:H41	6	0.88
(1,3)	1:A:84:LYS:HD2	2:B:17:C:H42	6	0.88
(1,3)	1:A:84:LYS:HD2	2:B:17:C:H5	6	0.88
(1,3)	1:A:84:LYS:HD2	2:B:17:C:H5'	6	0.88
(1,3)	1:A:84:LYS:HD2	2:B:17:C:H5''	6	0.88
(1,3)	1:A:84:LYS:HD2	2:B:17:C:H6	6	0.88
(1,3)	1:A:84:LYS:HD2	2:B:17:C:HO2'	6	0.88
(1,3)	1:A:84:LYS:HD2	2:B:17:C:N1	6	0.88
(1,3)	1:A:84:LYS:HD2	2:B:17:C:N3	6	0.88
(1,3)	1:A:84:LYS:HD2	2:B:17:C:N4	6	0.88
(1,3)	1:A:84:LYS:HD2	2:B:17:C:O2	6	0.88
(1,3)	1:A:84:LYS:HD2	2:B:17:C:O2'	6	0.88

Continued on next page...

Continued from previous page...

Key	Atom-1	Atom-2	Model ID	Violation (Å)
(1,3)	1:A:84:LYS:HD2	2:B:17:C:O3'	6	0.88
(1,3)	1:A:84:LYS:HD2	2:B:17:C:O4'	6	0.88
(1,3)	1:A:84:LYS:HD2	2:B:17:C:O5'	6	0.88
(1,3)	1:A:84:LYS:HD2	2:B:17:C:OP1	6	0.88
(1,3)	1:A:84:LYS:HD2	2:B:17:C:OP2	6	0.88
(1,3)	1:A:84:LYS:HD2	2:B:17:C:P	6	0.88
(1,3)	1:A:84:LYS:HD2	2:B:18:A:C1'	6	0.88
(1,3)	1:A:84:LYS:HD2	2:B:18:A:C2	6	0.88
(1,3)	1:A:84:LYS:HD2	2:B:18:A:C2'	6	0.88
(1,3)	1:A:84:LYS:HD2	2:B:18:A:C3'	6	0.88
(1,3)	1:A:84:LYS:HD2	2:B:18:A:C4	6	0.88
(1,3)	1:A:84:LYS:HD2	2:B:18:A:C4'	6	0.88
(1,3)	1:A:84:LYS:HD2	2:B:18:A:C5	6	0.88
(1,3)	1:A:84:LYS:HD2	2:B:18:A:C5'	6	0.88
(1,3)	1:A:84:LYS:HD2	2:B:18:A:C6	6	0.88
(1,3)	1:A:84:LYS:HD2	2:B:18:A:C8	6	0.88
(1,3)	1:A:84:LYS:HD2	2:B:18:A:H1'	6	0.88
(1,3)	1:A:84:LYS:HD2	2:B:18:A:H2	6	0.88
(1,3)	1:A:84:LYS:HD2	2:B:18:A:H2'	6	0.88
(1,3)	1:A:84:LYS:HD2	2:B:18:A:H3'	6	0.88
(1,3)	1:A:84:LYS:HD2	2:B:18:A:H4'	6	0.88
(1,3)	1:A:84:LYS:HD2	2:B:18:A:H5'	6	0.88
(1,3)	1:A:84:LYS:HD2	2:B:18:A:H5''	6	0.88
(1,3)	1:A:84:LYS:HD2	2:B:18:A:H61	6	0.88
(1,3)	1:A:84:LYS:HD2	2:B:18:A:H62	6	0.88
(1,3)	1:A:84:LYS:HD2	2:B:18:A:H8	6	0.88
(1,3)	1:A:84:LYS:HD2	2:B:18:A:HO2'	6	0.88
(1,3)	1:A:84:LYS:HD2	2:B:18:A:N1	6	0.88
(1,3)	1:A:84:LYS:HD2	2:B:18:A:N3	6	0.88
(1,3)	1:A:84:LYS:HD2	2:B:18:A:N6	6	0.88
(1,3)	1:A:84:LYS:HD2	2:B:18:A:N7	6	0.88
(1,3)	1:A:84:LYS:HD2	2:B:18:A:N9	6	0.88
(1,3)	1:A:84:LYS:HD2	2:B:18:A:O2'	6	0.88
(1,3)	1:A:84:LYS:HD2	2:B:18:A:O3'	6	0.88
(1,3)	1:A:84:LYS:HD2	2:B:18:A:O4'	6	0.88
(1,3)	1:A:84:LYS:HD2	2:B:18:A:O5'	6	0.88
(1,3)	1:A:84:LYS:HD2	2:B:18:A:OP1	6	0.88
(1,3)	1:A:84:LYS:HD2	2:B:18:A:OP2	6	0.88
(1,3)	1:A:84:LYS:HD2	2:B:18:A:P	6	0.88
(1,3)	1:A:84:LYS:HD2	2:B:19:A:C1'	6	0.88
(1,3)	1:A:84:LYS:HD2	2:B:19:A:C2	6	0.88
(1,3)	1:A:84:LYS:HD2	2:B:19:A:C2'	6	0.88

Continued on next page...

Continued from previous page...

Key	Atom-1	Atom-2	Model ID	Violation (Å)
(1,3)	1:A:84:LYS:HD2	2:B:19:A:C3'	6	0.88
(1,3)	1:A:84:LYS:HD2	2:B:19:A:C4	6	0.88
(1,3)	1:A:84:LYS:HD2	2:B:19:A:C4'	6	0.88
(1,3)	1:A:84:LYS:HD2	2:B:19:A:C5	6	0.88
(1,3)	1:A:84:LYS:HD2	2:B:19:A:C5'	6	0.88
(1,3)	1:A:84:LYS:HD2	2:B:19:A:C6	6	0.88
(1,3)	1:A:84:LYS:HD2	2:B:19:A:C8	6	0.88
(1,3)	1:A:84:LYS:HD2	2:B:19:A:H1'	6	0.88
(1,3)	1:A:84:LYS:HD2	2:B:19:A:H2	6	0.88
(1,3)	1:A:84:LYS:HD2	2:B:19:A:H2'	6	0.88
(1,3)	1:A:84:LYS:HD2	2:B:19:A:H3'	6	0.88
(1,3)	1:A:84:LYS:HD2	2:B:19:A:H4'	6	0.88
(1,3)	1:A:84:LYS:HD2	2:B:19:A:H5'	6	0.88
(1,3)	1:A:84:LYS:HD2	2:B:19:A:H5''	6	0.88
(1,3)	1:A:84:LYS:HD2	2:B:19:A:H61	6	0.88
(1,3)	1:A:84:LYS:HD2	2:B:19:A:H62	6	0.88
(1,3)	1:A:84:LYS:HD2	2:B:19:A:H8	6	0.88
(1,3)	1:A:84:LYS:HD2	2:B:19:A:HO2'	6	0.88
(1,3)	1:A:84:LYS:HD2	2:B:19:A:N1	6	0.88
(1,3)	1:A:84:LYS:HD2	2:B:19:A:N3	6	0.88
(1,3)	1:A:84:LYS:HD2	2:B:19:A:N6	6	0.88
(1,3)	1:A:84:LYS:HD2	2:B:19:A:N7	6	0.88
(1,3)	1:A:84:LYS:HD2	2:B:19:A:N9	6	0.88
(1,3)	1:A:84:LYS:HD2	2:B:19:A:O2'	6	0.88
(1,3)	1:A:84:LYS:HD2	2:B:19:A:O3'	6	0.88
(1,3)	1:A:84:LYS:HD2	2:B:19:A:O4'	6	0.88
(1,3)	1:A:84:LYS:HD2	2:B:19:A:O5'	6	0.88
(1,3)	1:A:84:LYS:HD2	2:B:19:A:OP1	6	0.88
(1,3)	1:A:84:LYS:HD2	2:B:19:A:OP2	6	0.88
(1,3)	1:A:84:LYS:HD2	2:B:19:A:P	6	0.88
(1,3)	1:A:84:LYS:HD2	2:B:20:U:C1'	6	0.88
(1,3)	1:A:84:LYS:HD2	2:B:20:U:C2	6	0.88
(1,3)	1:A:84:LYS:HD2	2:B:20:U:C2'	6	0.88
(1,3)	1:A:84:LYS:HD2	2:B:20:U:C3'	6	0.88
(1,3)	1:A:84:LYS:HD2	2:B:20:U:C4	6	0.88
(1,3)	1:A:84:LYS:HD2	2:B:20:U:C4'	6	0.88
(1,3)	1:A:84:LYS:HD2	2:B:20:U:C5	6	0.88
(1,3)	1:A:84:LYS:HD2	2:B:20:U:C5'	6	0.88
(1,3)	1:A:84:LYS:HD2	2:B:20:U:C6	6	0.88
(1,3)	1:A:84:LYS:HD2	2:B:20:U:H1'	6	0.88
(1,3)	1:A:84:LYS:HD2	2:B:20:U:H2'	6	0.88
(1,3)	1:A:84:LYS:HD2	2:B:20:U:H3	6	0.88

Continued on next page...

Continued from previous page...

Key	Atom-1	Atom-2	Model ID	Violation (Å)
(1,3)	1:A:84:LYS:HD2	2:B:20:U:H3'	6	0.88
(1,3)	1:A:84:LYS:HD2	2:B:20:U:H4'	6	0.88
(1,3)	1:A:84:LYS:HD2	2:B:20:U:H5	6	0.88
(1,3)	1:A:84:LYS:HD2	2:B:20:U:H5'	6	0.88
(1,3)	1:A:84:LYS:HD2	2:B:20:U:H5''	6	0.88
(1,3)	1:A:84:LYS:HD2	2:B:20:U:H6	6	0.88
(1,3)	1:A:84:LYS:HD2	2:B:20:U:HO2'	6	0.88
(1,3)	1:A:84:LYS:HD2	2:B:20:U:N1	6	0.88
(1,3)	1:A:84:LYS:HD2	2:B:20:U:N3	6	0.88
(1,3)	1:A:84:LYS:HD2	2:B:20:U:O2	6	0.88
(1,3)	1:A:84:LYS:HD2	2:B:20:U:O2'	6	0.88
(1,3)	1:A:84:LYS:HD2	2:B:20:U:O3'	6	0.88
(1,3)	1:A:84:LYS:HD2	2:B:20:U:O4	6	0.88
(1,3)	1:A:84:LYS:HD2	2:B:20:U:O4'	6	0.88
(1,3)	1:A:84:LYS:HD2	2:B:20:U:O5'	6	0.88
(1,3)	1:A:84:LYS:HD2	2:B:20:U:OP1	6	0.88
(1,3)	1:A:84:LYS:HD2	2:B:20:U:OP2	6	0.88
(1,3)	1:A:84:LYS:HD2	2:B:20:U:P	6	0.88
(1,3)	1:A:84:LYS:HD2	2:B:21:G:C1'	6	0.88
(1,3)	1:A:84:LYS:HD2	2:B:21:G:C2	6	0.88
(1,3)	1:A:84:LYS:HD2	2:B:21:G:C2'	6	0.88
(1,3)	1:A:84:LYS:HD2	2:B:21:G:C3'	6	0.88
(1,3)	1:A:84:LYS:HD2	2:B:21:G:C4	6	0.88
(1,3)	1:A:84:LYS:HD2	2:B:21:G:C4'	6	0.88
(1,3)	1:A:84:LYS:HD2	2:B:21:G:C5	6	0.88
(1,3)	1:A:84:LYS:HD2	2:B:21:G:C5'	6	0.88
(1,3)	1:A:84:LYS:HD2	2:B:21:G:C6	6	0.88
(1,3)	1:A:84:LYS:HD2	2:B:21:G:C8	6	0.88
(1,3)	1:A:84:LYS:HD2	2:B:21:G:H1	6	0.88
(1,3)	1:A:84:LYS:HD2	2:B:21:G:H1'	6	0.88
(1,3)	1:A:84:LYS:HD2	2:B:21:G:H2'	6	0.88
(1,3)	1:A:84:LYS:HD2	2:B:21:G:H21	6	0.88
(1,3)	1:A:84:LYS:HD2	2:B:21:G:H22	6	0.88
(1,3)	1:A:84:LYS:HD2	2:B:21:G:H3'	6	0.88
(1,3)	1:A:84:LYS:HD2	2:B:21:G:H4'	6	0.88
(1,3)	1:A:84:LYS:HD2	2:B:21:G:H5'	6	0.88
(1,3)	1:A:84:LYS:HD2	2:B:21:G:H5''	6	0.88
(1,3)	1:A:84:LYS:HD2	2:B:21:G:H8	6	0.88
(1,3)	1:A:84:LYS:HD2	2:B:21:G:HO2'	6	0.88
(1,3)	1:A:84:LYS:HD2	2:B:21:G:N1	6	0.88
(1,3)	1:A:84:LYS:HD2	2:B:21:G:N2	6	0.88
(1,3)	1:A:84:LYS:HD2	2:B:21:G:N3	6	0.88

Continued on next page...

Continued from previous page...

Key	Atom-1	Atom-2	Model ID	Violation (Å)
(1,3)	1:A:84:LYS:HD2	2:B:21:G:N7	6	0.88
(1,3)	1:A:84:LYS:HD2	2:B:21:G:N9	6	0.88
(1,3)	1:A:84:LYS:HD2	2:B:21:G:O2'	6	0.88
(1,3)	1:A:84:LYS:HD2	2:B:21:G:O3'	6	0.88
(1,3)	1:A:84:LYS:HD2	2:B:21:G:O4'	6	0.88
(1,3)	1:A:84:LYS:HD2	2:B:21:G:O5'	6	0.88
(1,3)	1:A:84:LYS:HD2	2:B:21:G:O6	6	0.88
(1,3)	1:A:84:LYS:HD2	2:B:21:G:OP1	6	0.88
(1,3)	1:A:84:LYS:HD2	2:B:21:G:OP2	6	0.88
(1,3)	1:A:84:LYS:HD2	2:B:21:G:P	6	0.88
(1,3)	1:A:84:LYS:HD2	2:B:22:A:C1'	6	0.88
(1,3)	1:A:84:LYS:HD2	2:B:22:A:C2	6	0.88
(1,3)	1:A:84:LYS:HD2	2:B:22:A:C2'	6	0.88
(1,3)	1:A:84:LYS:HD2	2:B:22:A:C3'	6	0.88
(1,3)	1:A:84:LYS:HD2	2:B:22:A:C4	6	0.88
(1,3)	1:A:84:LYS:HD2	2:B:22:A:C4'	6	0.88
(1,3)	1:A:84:LYS:HD2	2:B:22:A:C5	6	0.88
(1,3)	1:A:84:LYS:HD2	2:B:22:A:C5'	6	0.88
(1,3)	1:A:84:LYS:HD2	2:B:22:A:C6	6	0.88
(1,3)	1:A:84:LYS:HD2	2:B:22:A:C8	6	0.88
(1,3)	1:A:84:LYS:HD2	2:B:22:A:H1'	6	0.88
(1,3)	1:A:84:LYS:HD2	2:B:22:A:H2	6	0.88
(1,3)	1:A:84:LYS:HD2	2:B:22:A:H2'	6	0.88
(1,3)	1:A:84:LYS:HD2	2:B:22:A:H3'	6	0.88
(1,3)	1:A:84:LYS:HD2	2:B:22:A:H4'	6	0.88
(1,3)	1:A:84:LYS:HD2	2:B:22:A:H5'	6	0.88
(1,3)	1:A:84:LYS:HD2	2:B:22:A:H5''	6	0.88
(1,3)	1:A:84:LYS:HD2	2:B:22:A:H61	6	0.88
(1,3)	1:A:84:LYS:HD2	2:B:22:A:H62	6	0.88
(1,3)	1:A:84:LYS:HD2	2:B:22:A:H8	6	0.88
(1,3)	1:A:84:LYS:HD2	2:B:22:A:HO2'	6	0.88
(1,3)	1:A:84:LYS:HD2	2:B:22:A:N1	6	0.88
(1,3)	1:A:84:LYS:HD2	2:B:22:A:N3	6	0.88
(1,3)	1:A:84:LYS:HD2	2:B:22:A:N6	6	0.88
(1,3)	1:A:84:LYS:HD2	2:B:22:A:N7	6	0.88
(1,3)	1:A:84:LYS:HD2	2:B:22:A:N9	6	0.88
(1,3)	1:A:84:LYS:HD2	2:B:22:A:O2'	6	0.88
(1,3)	1:A:84:LYS:HD2	2:B:22:A:O3'	6	0.88
(1,3)	1:A:84:LYS:HD2	2:B:22:A:O4'	6	0.88
(1,3)	1:A:84:LYS:HD2	2:B:22:A:O5'	6	0.88
(1,3)	1:A:84:LYS:HD2	2:B:22:A:OP1	6	0.88
(1,3)	1:A:84:LYS:HD2	2:B:22:A:OP2	6	0.88

Continued on next page...

Continued from previous page...

Key	Atom-1	Atom-2	Model ID	Violation (Å)
(1,3)	1:A:84:LYS:HD2	2:B:22:A:P	6	0.88
(1,3)	1:A:84:LYS:HD2	2:B:23:U:C1'	6	0.88
(1,3)	1:A:84:LYS:HD2	2:B:23:U:C2	6	0.88
(1,3)	1:A:84:LYS:HD2	2:B:23:U:C2'	6	0.88
(1,3)	1:A:84:LYS:HD2	2:B:23:U:C3'	6	0.88
(1,3)	1:A:84:LYS:HD2	2:B:23:U:C4	6	0.88
(1,3)	1:A:84:LYS:HD2	2:B:23:U:C4'	6	0.88
(1,3)	1:A:84:LYS:HD2	2:B:23:U:C5	6	0.88
(1,3)	1:A:84:LYS:HD2	2:B:23:U:C5'	6	0.88
(1,3)	1:A:84:LYS:HD2	2:B:23:U:C6	6	0.88
(1,3)	1:A:84:LYS:HD2	2:B:23:U:H1'	6	0.88
(1,3)	1:A:84:LYS:HD2	2:B:23:U:H2'	6	0.88
(1,3)	1:A:84:LYS:HD2	2:B:23:U:H3	6	0.88
(1,3)	1:A:84:LYS:HD2	2:B:23:U:H3'	6	0.88
(1,3)	1:A:84:LYS:HD2	2:B:23:U:H4'	6	0.88
(1,3)	1:A:84:LYS:HD2	2:B:23:U:H5	6	0.88
(1,3)	1:A:84:LYS:HD2	2:B:23:U:H5'	6	0.88
(1,3)	1:A:84:LYS:HD2	2:B:23:U:H5''	6	0.88
(1,3)	1:A:84:LYS:HD2	2:B:23:U:H6	6	0.88
(1,3)	1:A:84:LYS:HD2	2:B:23:U:HO2'	6	0.88
(1,3)	1:A:84:LYS:HD2	2:B:23:U:N1	6	0.88
(1,3)	1:A:84:LYS:HD2	2:B:23:U:N3	6	0.88
(1,3)	1:A:84:LYS:HD2	2:B:23:U:O2	6	0.88
(1,3)	1:A:84:LYS:HD2	2:B:23:U:O2'	6	0.88
(1,3)	1:A:84:LYS:HD2	2:B:23:U:O3'	6	0.88
(1,3)	1:A:84:LYS:HD2	2:B:23:U:O4	6	0.88
(1,3)	1:A:84:LYS:HD2	2:B:23:U:O4'	6	0.88
(1,3)	1:A:84:LYS:HD2	2:B:23:U:O5'	6	0.88
(1,3)	1:A:84:LYS:HD2	2:B:23:U:OP1	6	0.88
(1,3)	1:A:84:LYS:HD2	2:B:23:U:OP2	6	0.88
(1,3)	1:A:84:LYS:HD2	2:B:23:U:P	6	0.88
(1,3)	1:A:84:LYS:HD2	2:B:24:G:C1'	6	0.88
(1,3)	1:A:84:LYS:HD2	2:B:24:G:C2	6	0.88
(1,3)	1:A:84:LYS:HD2	2:B:24:G:C2'	6	0.88
(1,3)	1:A:84:LYS:HD2	2:B:24:G:C3'	6	0.88
(1,3)	1:A:84:LYS:HD2	2:B:24:G:C4	6	0.88
(1,3)	1:A:84:LYS:HD2	2:B:24:G:C4'	6	0.88
(1,3)	1:A:84:LYS:HD2	2:B:24:G:C5	6	0.88
(1,3)	1:A:84:LYS:HD2	2:B:24:G:C5'	6	0.88
(1,3)	1:A:84:LYS:HD2	2:B:24:G:C6	6	0.88
(1,3)	1:A:84:LYS:HD2	2:B:24:G:C8	6	0.88
(1,3)	1:A:84:LYS:HD2	2:B:24:G:H1	6	0.88

Continued on next page...

Continued from previous page...

Key	Atom-1	Atom-2	Model ID	Violation (Å)
(1,3)	1:A:84:LYS:HD2	2:B:24:G:H1'	6	0.88
(1,3)	1:A:84:LYS:HD2	2:B:24:G:H2'	6	0.88
(1,3)	1:A:84:LYS:HD2	2:B:24:G:H21	6	0.88
(1,3)	1:A:84:LYS:HD2	2:B:24:G:H22	6	0.88
(1,3)	1:A:84:LYS:HD2	2:B:24:G:H3'	6	0.88
(1,3)	1:A:84:LYS:HD2	2:B:24:G:H4'	6	0.88
(1,3)	1:A:84:LYS:HD2	2:B:24:G:H5'	6	0.88
(1,3)	1:A:84:LYS:HD2	2:B:24:G:H5''	6	0.88
(1,3)	1:A:84:LYS:HD2	2:B:24:G:H8	6	0.88
(1,3)	1:A:84:LYS:HD2	2:B:24:G:HO2'	6	0.88
(1,3)	1:A:84:LYS:HD2	2:B:24:G:N1	6	0.88
(1,3)	1:A:84:LYS:HD2	2:B:24:G:N2	6	0.88
(1,3)	1:A:84:LYS:HD2	2:B:24:G:N3	6	0.88
(1,3)	1:A:84:LYS:HD2	2:B:24:G:N7	6	0.88
(1,3)	1:A:84:LYS:HD2	2:B:24:G:N9	6	0.88
(1,3)	1:A:84:LYS:HD2	2:B:24:G:O2'	6	0.88
(1,3)	1:A:84:LYS:HD2	2:B:24:G:O3'	6	0.88
(1,3)	1:A:84:LYS:HD2	2:B:24:G:O4'	6	0.88
(1,3)	1:A:84:LYS:HD2	2:B:24:G:O5'	6	0.88
(1,3)	1:A:84:LYS:HD2	2:B:24:G:O6	6	0.88
(1,3)	1:A:84:LYS:HD2	2:B:24:G:OP1	6	0.88
(1,3)	1:A:84:LYS:HD2	2:B:24:G:OP2	6	0.88
(1,3)	1:A:84:LYS:HD2	2:B:24:G:P	6	0.88
(1,3)	1:A:84:LYS:HD3	2:B:2:C:C1'	6	0.88
(1,3)	1:A:84:LYS:HD3	2:B:2:C:C2	6	0.88
(1,3)	1:A:84:LYS:HD3	2:B:2:C:C2'	6	0.88
(1,3)	1:A:84:LYS:HD3	2:B:2:C:C3'	6	0.88
(1,3)	1:A:84:LYS:HD3	2:B:2:C:C4	6	0.88
(1,3)	1:A:84:LYS:HD3	2:B:2:C:C4'	6	0.88
(1,3)	1:A:84:LYS:HD3	2:B:2:C:C5	6	0.88
(1,3)	1:A:84:LYS:HD3	2:B:2:C:C5'	6	0.88
(1,3)	1:A:84:LYS:HD3	2:B:2:C:C6	6	0.88
(1,3)	1:A:84:LYS:HD3	2:B:2:C:H1'	6	0.88
(1,3)	1:A:84:LYS:HD3	2:B:2:C:H2'	6	0.88
(1,3)	1:A:84:LYS:HD3	2:B:2:C:H3'	6	0.88
(1,3)	1:A:84:LYS:HD3	2:B:2:C:H4'	6	0.88
(1,3)	1:A:84:LYS:HD3	2:B:2:C:H41	6	0.88
(1,3)	1:A:84:LYS:HD3	2:B:2:C:H42	6	0.88
(1,3)	1:A:84:LYS:HD3	2:B:2:C:H5	6	0.88
(1,3)	1:A:84:LYS:HD3	2:B:2:C:H5'	6	0.88
(1,3)	1:A:84:LYS:HD3	2:B:2:C:H5''	6	0.88
(1,3)	1:A:84:LYS:HD3	2:B:2:C:H6	6	0.88

Continued on next page...

Continued from previous page...

Key	Atom-1	Atom-2	Model ID	Violation (Å)
(1,3)	1:A:84:LYS:HD3	2:B:2:C:HO2'	6	0.88
(1,3)	1:A:84:LYS:HD3	2:B:2:C:N1	6	0.88
(1,3)	1:A:84:LYS:HD3	2:B:2:C:N3	6	0.88
(1,3)	1:A:84:LYS:HD3	2:B:2:C:N4	6	0.88
(1,3)	1:A:84:LYS:HD3	2:B:2:C:O2	6	0.88
(1,3)	1:A:84:LYS:HD3	2:B:2:C:O2'	6	0.88
(1,3)	1:A:84:LYS:HD3	2:B:2:C:O3'	6	0.88
(1,3)	1:A:84:LYS:HD3	2:B:2:C:O4'	6	0.88
(1,3)	1:A:84:LYS:HD3	2:B:2:C:O5'	6	0.88
(1,3)	1:A:84:LYS:HD3	2:B:3:U:C1'	6	0.88
(1,3)	1:A:84:LYS:HD3	2:B:3:U:C2	6	0.88
(1,3)	1:A:84:LYS:HD3	2:B:3:U:C2'	6	0.88
(1,3)	1:A:84:LYS:HD3	2:B:3:U:C3'	6	0.88
(1,3)	1:A:84:LYS:HD3	2:B:3:U:C4	6	0.88
(1,3)	1:A:84:LYS:HD3	2:B:3:U:C4'	6	0.88
(1,3)	1:A:84:LYS:HD3	2:B:3:U:C5	6	0.88
(1,3)	1:A:84:LYS:HD3	2:B:3:U:C5'	6	0.88
(1,3)	1:A:84:LYS:HD3	2:B:3:U:C6	6	0.88
(1,3)	1:A:84:LYS:HD3	2:B:3:U:H1'	6	0.88
(1,3)	1:A:84:LYS:HD3	2:B:3:U:H2'	6	0.88
(1,3)	1:A:84:LYS:HD3	2:B:3:U:H3	6	0.88
(1,3)	1:A:84:LYS:HD3	2:B:3:U:H3'	6	0.88
(1,3)	1:A:84:LYS:HD3	2:B:3:U:H4'	6	0.88
(1,3)	1:A:84:LYS:HD3	2:B:3:U:H5	6	0.88
(1,3)	1:A:84:LYS:HD3	2:B:3:U:H5'	6	0.88
(1,3)	1:A:84:LYS:HD3	2:B:3:U:H5''	6	0.88
(1,3)	1:A:84:LYS:HD3	2:B:3:U:H6	6	0.88
(1,3)	1:A:84:LYS:HD3	2:B:3:U:HO2'	6	0.88
(1,3)	1:A:84:LYS:HD3	2:B:3:U:N1	6	0.88
(1,3)	1:A:84:LYS:HD3	2:B:3:U:N3	6	0.88
(1,3)	1:A:84:LYS:HD3	2:B:3:U:O2	6	0.88
(1,3)	1:A:84:LYS:HD3	2:B:3:U:O2'	6	0.88
(1,3)	1:A:84:LYS:HD3	2:B:3:U:O3'	6	0.88
(1,3)	1:A:84:LYS:HD3	2:B:3:U:O4	6	0.88
(1,3)	1:A:84:LYS:HD3	2:B:3:U:O4'	6	0.88
(1,3)	1:A:84:LYS:HD3	2:B:3:U:O5'	6	0.88
(1,3)	1:A:84:LYS:HD3	2:B:3:U:OP1	6	0.88
(1,3)	1:A:84:LYS:HD3	2:B:3:U:OP2	6	0.88
(1,3)	1:A:84:LYS:HD3	2:B:3:U:P	6	0.88
(1,3)	1:A:84:LYS:HD3	2:B:4:G:C1'	6	0.88
(1,3)	1:A:84:LYS:HD3	2:B:4:G:C2	6	0.88
(1,3)	1:A:84:LYS:HD3	2:B:4:G:C2'	6	0.88

Continued on next page...

Continued from previous page...

Key	Atom-1	Atom-2	Model ID	Violation (Å)
(1,3)	1:A:84:LYS:HD3	2:B:4:G:C3'	6	0.88
(1,3)	1:A:84:LYS:HD3	2:B:4:G:C4	6	0.88
(1,3)	1:A:84:LYS:HD3	2:B:4:G:C4'	6	0.88
(1,3)	1:A:84:LYS:HD3	2:B:4:G:C5	6	0.88
(1,3)	1:A:84:LYS:HD3	2:B:4:G:C5'	6	0.88
(1,3)	1:A:84:LYS:HD3	2:B:4:G:C6	6	0.88
(1,3)	1:A:84:LYS:HD3	2:B:4:G:C8	6	0.88
(1,3)	1:A:84:LYS:HD3	2:B:4:G:H1	6	0.88
(1,3)	1:A:84:LYS:HD3	2:B:4:G:H1'	6	0.88
(1,3)	1:A:84:LYS:HD3	2:B:4:G:H2'	6	0.88
(1,3)	1:A:84:LYS:HD3	2:B:4:G:H21	6	0.88
(1,3)	1:A:84:LYS:HD3	2:B:4:G:H22	6	0.88
(1,3)	1:A:84:LYS:HD3	2:B:4:G:H3'	6	0.88
(1,3)	1:A:84:LYS:HD3	2:B:4:G:H4'	6	0.88
(1,3)	1:A:84:LYS:HD3	2:B:4:G:H5'	6	0.88
(1,3)	1:A:84:LYS:HD3	2:B:4:G:H5''	6	0.88
(1,3)	1:A:84:LYS:HD3	2:B:4:G:H8	6	0.88
(1,3)	1:A:84:LYS:HD3	2:B:4:G:HO2'	6	0.88
(1,3)	1:A:84:LYS:HD3	2:B:4:G:N1	6	0.88
(1,3)	1:A:84:LYS:HD3	2:B:4:G:N2	6	0.88
(1,3)	1:A:84:LYS:HD3	2:B:4:G:N3	6	0.88
(1,3)	1:A:84:LYS:HD3	2:B:4:G:N7	6	0.88
(1,3)	1:A:84:LYS:HD3	2:B:4:G:N9	6	0.88
(1,3)	1:A:84:LYS:HD3	2:B:4:G:O2'	6	0.88
(1,3)	1:A:84:LYS:HD3	2:B:4:G:O3'	6	0.88
(1,3)	1:A:84:LYS:HD3	2:B:4:G:O4'	6	0.88
(1,3)	1:A:84:LYS:HD3	2:B:4:G:O5'	6	0.88
(1,3)	1:A:84:LYS:HD3	2:B:4:G:O6	6	0.88
(1,3)	1:A:84:LYS:HD3	2:B:4:G:OP1	6	0.88
(1,3)	1:A:84:LYS:HD3	2:B:4:G:OP2	6	0.88
(1,3)	1:A:84:LYS:HD3	2:B:4:G:P	6	0.88
(1,3)	1:A:84:LYS:HD3	2:B:5:A:C1'	6	0.88
(1,3)	1:A:84:LYS:HD3	2:B:5:A:C2	6	0.88
(1,3)	1:A:84:LYS:HD3	2:B:5:A:C2'	6	0.88
(1,3)	1:A:84:LYS:HD3	2:B:5:A:C3'	6	0.88
(1,3)	1:A:84:LYS:HD3	2:B:5:A:C4	6	0.88
(1,3)	1:A:84:LYS:HD3	2:B:5:A:C4'	6	0.88
(1,3)	1:A:84:LYS:HD3	2:B:5:A:C5	6	0.88
(1,3)	1:A:84:LYS:HD3	2:B:5:A:C5'	6	0.88
(1,3)	1:A:84:LYS:HD3	2:B:5:A:C6	6	0.88
(1,3)	1:A:84:LYS:HD3	2:B:5:A:C8	6	0.88
(1,3)	1:A:84:LYS:HD3	2:B:5:A:H1'	6	0.88

Continued on next page...

Continued from previous page...

Key	Atom-1	Atom-2	Model ID	Violation (Å)
(1,3)	1:A:84:LYS:HD3	2:B:5:A:H2	6	0.88
(1,3)	1:A:84:LYS:HD3	2:B:5:A:H2'	6	0.88
(1,3)	1:A:84:LYS:HD3	2:B:5:A:H3'	6	0.88
(1,3)	1:A:84:LYS:HD3	2:B:5:A:H4'	6	0.88
(1,3)	1:A:84:LYS:HD3	2:B:5:A:H5'	6	0.88
(1,3)	1:A:84:LYS:HD3	2:B:5:A:H5''	6	0.88
(1,3)	1:A:84:LYS:HD3	2:B:5:A:H61	6	0.88
(1,3)	1:A:84:LYS:HD3	2:B:5:A:H62	6	0.88
(1,3)	1:A:84:LYS:HD3	2:B:5:A:H8	6	0.88
(1,3)	1:A:84:LYS:HD3	2:B:5:A:HO2'	6	0.88
(1,3)	1:A:84:LYS:HD3	2:B:5:A:N1	6	0.88
(1,3)	1:A:84:LYS:HD3	2:B:5:A:N3	6	0.88
(1,3)	1:A:84:LYS:HD3	2:B:5:A:N6	6	0.88
(1,3)	1:A:84:LYS:HD3	2:B:5:A:N7	6	0.88
(1,3)	1:A:84:LYS:HD3	2:B:5:A:N9	6	0.88
(1,3)	1:A:84:LYS:HD3	2:B:5:A:O2'	6	0.88
(1,3)	1:A:84:LYS:HD3	2:B:5:A:O3'	6	0.88
(1,3)	1:A:84:LYS:HD3	2:B:5:A:O4'	6	0.88
(1,3)	1:A:84:LYS:HD3	2:B:5:A:O5'	6	0.88
(1,3)	1:A:84:LYS:HD3	2:B:5:A:OP1	6	0.88
(1,3)	1:A:84:LYS:HD3	2:B:5:A:OP2	6	0.88
(1,3)	1:A:84:LYS:HD3	2:B:5:A:P	6	0.88
(1,3)	1:A:84:LYS:HD3	2:B:6:G:C1'	6	0.88
(1,3)	1:A:84:LYS:HD3	2:B:6:G:C2	6	0.88
(1,3)	1:A:84:LYS:HD3	2:B:6:G:C2'	6	0.88
(1,3)	1:A:84:LYS:HD3	2:B:6:G:C3'	6	0.88
(1,3)	1:A:84:LYS:HD3	2:B:6:G:C4	6	0.88
(1,3)	1:A:84:LYS:HD3	2:B:6:G:C4'	6	0.88
(1,3)	1:A:84:LYS:HD3	2:B:6:G:C5	6	0.88
(1,3)	1:A:84:LYS:HD3	2:B:6:G:C5'	6	0.88
(1,3)	1:A:84:LYS:HD3	2:B:6:G:C6	6	0.88
(1,3)	1:A:84:LYS:HD3	2:B:6:G:C8	6	0.88
(1,3)	1:A:84:LYS:HD3	2:B:6:G:H1	6	0.88
(1,3)	1:A:84:LYS:HD3	2:B:6:G:H1'	6	0.88
(1,3)	1:A:84:LYS:HD3	2:B:6:G:H2'	6	0.88
(1,3)	1:A:84:LYS:HD3	2:B:6:G:H21	6	0.88
(1,3)	1:A:84:LYS:HD3	2:B:6:G:H22	6	0.88
(1,3)	1:A:84:LYS:HD3	2:B:6:G:H3'	6	0.88
(1,3)	1:A:84:LYS:HD3	2:B:6:G:H4'	6	0.88
(1,3)	1:A:84:LYS:HD3	2:B:6:G:H5'	6	0.88
(1,3)	1:A:84:LYS:HD3	2:B:6:G:H5''	6	0.88
(1,3)	1:A:84:LYS:HD3	2:B:6:G:H8	6	0.88

Continued on next page...

Continued from previous page...

Key	Atom-1	Atom-2	Model ID	Violation (Å)
(1,3)	1:A:84:LYS:HD3	2:B:6:G:HO2'	6	0.88
(1,3)	1:A:84:LYS:HD3	2:B:6:G:N1	6	0.88
(1,3)	1:A:84:LYS:HD3	2:B:6:G:N2	6	0.88
(1,3)	1:A:84:LYS:HD3	2:B:6:G:N3	6	0.88
(1,3)	1:A:84:LYS:HD3	2:B:6:G:N7	6	0.88
(1,3)	1:A:84:LYS:HD3	2:B:6:G:N9	6	0.88
(1,3)	1:A:84:LYS:HD3	2:B:6:G:O2'	6	0.88
(1,3)	1:A:84:LYS:HD3	2:B:6:G:O3'	6	0.88
(1,3)	1:A:84:LYS:HD3	2:B:6:G:O4'	6	0.88
(1,3)	1:A:84:LYS:HD3	2:B:6:G:O5'	6	0.88
(1,3)	1:A:84:LYS:HD3	2:B:6:G:O6	6	0.88
(1,3)	1:A:84:LYS:HD3	2:B:6:G:OP1	6	0.88
(1,3)	1:A:84:LYS:HD3	2:B:6:G:OP2	6	0.88
(1,3)	1:A:84:LYS:HD3	2:B:6:G:P	6	0.88
(1,3)	1:A:84:LYS:HD3	2:B:7:C:C1'	6	0.88
(1,3)	1:A:84:LYS:HD3	2:B:7:C:C2	6	0.88
(1,3)	1:A:84:LYS:HD3	2:B:7:C:C2'	6	0.88
(1,3)	1:A:84:LYS:HD3	2:B:7:C:C3'	6	0.88
(1,3)	1:A:84:LYS:HD3	2:B:7:C:C4	6	0.88
(1,3)	1:A:84:LYS:HD3	2:B:7:C:C4'	6	0.88
(1,3)	1:A:84:LYS:HD3	2:B:7:C:C5	6	0.88
(1,3)	1:A:84:LYS:HD3	2:B:7:C:C5'	6	0.88
(1,3)	1:A:84:LYS:HD3	2:B:7:C:C6	6	0.88
(1,3)	1:A:84:LYS:HD3	2:B:7:C:H1'	6	0.88
(1,3)	1:A:84:LYS:HD3	2:B:7:C:H2'	6	0.88
(1,3)	1:A:84:LYS:HD3	2:B:7:C:H3'	6	0.88
(1,3)	1:A:84:LYS:HD3	2:B:7:C:H4'	6	0.88
(1,3)	1:A:84:LYS:HD3	2:B:7:C:H41	6	0.88
(1,3)	1:A:84:LYS:HD3	2:B:7:C:H42	6	0.88
(1,3)	1:A:84:LYS:HD3	2:B:7:C:H5	6	0.88
(1,3)	1:A:84:LYS:HD3	2:B:7:C:H5'	6	0.88
(1,3)	1:A:84:LYS:HD3	2:B:7:C:H5''	6	0.88
(1,3)	1:A:84:LYS:HD3	2:B:7:C:H6	6	0.88
(1,3)	1:A:84:LYS:HD3	2:B:7:C:HO2'	6	0.88
(1,3)	1:A:84:LYS:HD3	2:B:7:C:N1	6	0.88
(1,3)	1:A:84:LYS:HD3	2:B:7:C:N3	6	0.88
(1,3)	1:A:84:LYS:HD3	2:B:7:C:N4	6	0.88
(1,3)	1:A:84:LYS:HD3	2:B:7:C:O2	6	0.88
(1,3)	1:A:84:LYS:HD3	2:B:7:C:O2'	6	0.88
(1,3)	1:A:84:LYS:HD3	2:B:7:C:O3'	6	0.88
(1,3)	1:A:84:LYS:HD3	2:B:7:C:O4'	6	0.88
(1,3)	1:A:84:LYS:HD3	2:B:7:C:O5'	6	0.88

Continued on next page...

Continued from previous page...

Key	Atom-1	Atom-2	Model ID	Violation (Å)
(1,3)	1:A:84:LYS:HD3	2:B:7:C:OP1	6	0.88
(1,3)	1:A:84:LYS:HD3	2:B:7:C:OP2	6	0.88
(1,3)	1:A:84:LYS:HD3	2:B:7:C:P	6	0.88
(1,3)	1:A:84:LYS:HD3	2:B:8:U:C1'	6	0.88
(1,3)	1:A:84:LYS:HD3	2:B:8:U:C2	6	0.88
(1,3)	1:A:84:LYS:HD3	2:B:8:U:C2'	6	0.88
(1,3)	1:A:84:LYS:HD3	2:B:8:U:C3'	6	0.88
(1,3)	1:A:84:LYS:HD3	2:B:8:U:C4	6	0.88
(1,3)	1:A:84:LYS:HD3	2:B:8:U:C4'	6	0.88
(1,3)	1:A:84:LYS:HD3	2:B:8:U:C5	6	0.88
(1,3)	1:A:84:LYS:HD3	2:B:8:U:C5'	6	0.88
(1,3)	1:A:84:LYS:HD3	2:B:8:U:C6	6	0.88
(1,3)	1:A:84:LYS:HD3	2:B:8:U:H1'	6	0.88
(1,3)	1:A:84:LYS:HD3	2:B:8:U:H2'	6	0.88
(1,3)	1:A:84:LYS:HD3	2:B:8:U:H3	6	0.88
(1,3)	1:A:84:LYS:HD3	2:B:8:U:H3'	6	0.88
(1,3)	1:A:84:LYS:HD3	2:B:8:U:H4'	6	0.88
(1,3)	1:A:84:LYS:HD3	2:B:8:U:H5	6	0.88
(1,3)	1:A:84:LYS:HD3	2:B:8:U:H5'	6	0.88
(1,3)	1:A:84:LYS:HD3	2:B:8:U:H5''	6	0.88
(1,3)	1:A:84:LYS:HD3	2:B:8:U:H6	6	0.88
(1,3)	1:A:84:LYS:HD3	2:B:8:U:HO2'	6	0.88
(1,3)	1:A:84:LYS:HD3	2:B:8:U:N1	6	0.88
(1,3)	1:A:84:LYS:HD3	2:B:8:U:N3	6	0.88
(1,3)	1:A:84:LYS:HD3	2:B:8:U:O2	6	0.88
(1,3)	1:A:84:LYS:HD3	2:B:8:U:O2'	6	0.88
(1,3)	1:A:84:LYS:HD3	2:B:8:U:O3'	6	0.88
(1,3)	1:A:84:LYS:HD3	2:B:8:U:O4	6	0.88
(1,3)	1:A:84:LYS:HD3	2:B:8:U:O4'	6	0.88
(1,3)	1:A:84:LYS:HD3	2:B:8:U:O5'	6	0.88
(1,3)	1:A:84:LYS:HD3	2:B:8:U:OP1	6	0.88
(1,3)	1:A:84:LYS:HD3	2:B:8:U:OP2	6	0.88
(1,3)	1:A:84:LYS:HD3	2:B:8:U:P	6	0.88
(1,3)	1:A:84:LYS:HD3	2:B:9:C:C1'	6	0.88
(1,3)	1:A:84:LYS:HD3	2:B:9:C:C2	6	0.88
(1,3)	1:A:84:LYS:HD3	2:B:9:C:C2'	6	0.88
(1,3)	1:A:84:LYS:HD3	2:B:9:C:C3'	6	0.88
(1,3)	1:A:84:LYS:HD3	2:B:9:C:C4	6	0.88
(1,3)	1:A:84:LYS:HD3	2:B:9:C:C4'	6	0.88
(1,3)	1:A:84:LYS:HD3	2:B:9:C:C5	6	0.88
(1,3)	1:A:84:LYS:HD3	2:B:9:C:C5'	6	0.88
(1,3)	1:A:84:LYS:HD3	2:B:9:C:C6	6	0.88

Continued on next page...

Continued from previous page...

Key	Atom-1	Atom-2	Model ID	Violation (Å)
(1,3)	1:A:84:LYS:HD3	2:B:9:C:H1'	6	0.88
(1,3)	1:A:84:LYS:HD3	2:B:9:C:H2'	6	0.88
(1,3)	1:A:84:LYS:HD3	2:B:9:C:H3'	6	0.88
(1,3)	1:A:84:LYS:HD3	2:B:9:C:H4'	6	0.88
(1,3)	1:A:84:LYS:HD3	2:B:9:C:H41	6	0.88
(1,3)	1:A:84:LYS:HD3	2:B:9:C:H42	6	0.88
(1,3)	1:A:84:LYS:HD3	2:B:9:C:H5	6	0.88
(1,3)	1:A:84:LYS:HD3	2:B:9:C:H5'	6	0.88
(1,3)	1:A:84:LYS:HD3	2:B:9:C:H5''	6	0.88
(1,3)	1:A:84:LYS:HD3	2:B:9:C:H6	6	0.88
(1,3)	1:A:84:LYS:HD3	2:B:9:C:HO2'	6	0.88
(1,3)	1:A:84:LYS:HD3	2:B:9:C:N1	6	0.88
(1,3)	1:A:84:LYS:HD3	2:B:9:C:N3	6	0.88
(1,3)	1:A:84:LYS:HD3	2:B:9:C:N4	6	0.88
(1,3)	1:A:84:LYS:HD3	2:B:9:C:O2	6	0.88
(1,3)	1:A:84:LYS:HD3	2:B:9:C:O2'	6	0.88
(1,3)	1:A:84:LYS:HD3	2:B:9:C:O3'	6	0.88
(1,3)	1:A:84:LYS:HD3	2:B:9:C:O4'	6	0.88
(1,3)	1:A:84:LYS:HD3	2:B:9:C:O5'	6	0.88
(1,3)	1:A:84:LYS:HD3	2:B:9:C:OP1	6	0.88
(1,3)	1:A:84:LYS:HD3	2:B:9:C:OP2	6	0.88
(1,3)	1:A:84:LYS:HD3	2:B:9:C:P	6	0.88
(1,3)	1:A:84:LYS:HD3	2:B:10:G:C1'	6	0.88
(1,3)	1:A:84:LYS:HD3	2:B:10:G:C2	6	0.88
(1,3)	1:A:84:LYS:HD3	2:B:10:G:C2'	6	0.88
(1,3)	1:A:84:LYS:HD3	2:B:10:G:C3'	6	0.88
(1,3)	1:A:84:LYS:HD3	2:B:10:G:C4	6	0.88
(1,3)	1:A:84:LYS:HD3	2:B:10:G:C4'	6	0.88
(1,3)	1:A:84:LYS:HD3	2:B:10:G:C5	6	0.88
(1,3)	1:A:84:LYS:HD3	2:B:10:G:C5'	6	0.88
(1,3)	1:A:84:LYS:HD3	2:B:10:G:C6	6	0.88
(1,3)	1:A:84:LYS:HD3	2:B:10:G:C8	6	0.88
(1,3)	1:A:84:LYS:HD3	2:B:10:G:H1	6	0.88
(1,3)	1:A:84:LYS:HD3	2:B:10:G:H1'	6	0.88
(1,3)	1:A:84:LYS:HD3	2:B:10:G:H2'	6	0.88
(1,3)	1:A:84:LYS:HD3	2:B:10:G:H21	6	0.88
(1,3)	1:A:84:LYS:HD3	2:B:10:G:H22	6	0.88
(1,3)	1:A:84:LYS:HD3	2:B:10:G:H3'	6	0.88
(1,3)	1:A:84:LYS:HD3	2:B:10:G:H4'	6	0.88
(1,3)	1:A:84:LYS:HD3	2:B:10:G:H5'	6	0.88
(1,3)	1:A:84:LYS:HD3	2:B:10:G:H5''	6	0.88
(1,3)	1:A:84:LYS:HD3	2:B:10:G:H8	6	0.88

Continued on next page...

Continued from previous page...

Key	Atom-1	Atom-2	Model ID	Violation (Å)
(1,3)	1:A:84:LYS:HD3	2:B:10:G:HO2'	6	0.88
(1,3)	1:A:84:LYS:HD3	2:B:10:G:N1	6	0.88
(1,3)	1:A:84:LYS:HD3	2:B:10:G:N2	6	0.88
(1,3)	1:A:84:LYS:HD3	2:B:10:G:N3	6	0.88
(1,3)	1:A:84:LYS:HD3	2:B:10:G:N7	6	0.88
(1,3)	1:A:84:LYS:HD3	2:B:10:G:N9	6	0.88
(1,3)	1:A:84:LYS:HD3	2:B:10:G:O2'	6	0.88
(1,3)	1:A:84:LYS:HD3	2:B:10:G:O3'	6	0.88
(1,3)	1:A:84:LYS:HD3	2:B:10:G:O4'	6	0.88
(1,3)	1:A:84:LYS:HD3	2:B:10:G:O5'	6	0.88
(1,3)	1:A:84:LYS:HD3	2:B:10:G:O6	6	0.88
(1,3)	1:A:84:LYS:HD3	2:B:10:G:OP1	6	0.88
(1,3)	1:A:84:LYS:HD3	2:B:10:G:OP2	6	0.88
(1,3)	1:A:84:LYS:HD3	2:B:10:G:P	6	0.88
(1,3)	1:A:84:LYS:HD3	2:B:11:A:C1'	6	0.88
(1,3)	1:A:84:LYS:HD3	2:B:11:A:C2	6	0.88
(1,3)	1:A:84:LYS:HD3	2:B:11:A:C2'	6	0.88
(1,3)	1:A:84:LYS:HD3	2:B:11:A:C3'	6	0.88
(1,3)	1:A:84:LYS:HD3	2:B:11:A:C4	6	0.88
(1,3)	1:A:84:LYS:HD3	2:B:11:A:C4'	6	0.88
(1,3)	1:A:84:LYS:HD3	2:B:11:A:C5	6	0.88
(1,3)	1:A:84:LYS:HD3	2:B:11:A:C5'	6	0.88
(1,3)	1:A:84:LYS:HD3	2:B:11:A:C6	6	0.88
(1,3)	1:A:84:LYS:HD3	2:B:11:A:C8	6	0.88
(1,3)	1:A:84:LYS:HD3	2:B:11:A:H1'	6	0.88
(1,3)	1:A:84:LYS:HD3	2:B:11:A:H2	6	0.88
(1,3)	1:A:84:LYS:HD3	2:B:11:A:H2'	6	0.88
(1,3)	1:A:84:LYS:HD3	2:B:11:A:H3'	6	0.88
(1,3)	1:A:84:LYS:HD3	2:B:11:A:H4'	6	0.88
(1,3)	1:A:84:LYS:HD3	2:B:11:A:H5'	6	0.88
(1,3)	1:A:84:LYS:HD3	2:B:11:A:H5''	6	0.88
(1,3)	1:A:84:LYS:HD3	2:B:11:A:H61	6	0.88
(1,3)	1:A:84:LYS:HD3	2:B:11:A:H62	6	0.88
(1,3)	1:A:84:LYS:HD3	2:B:11:A:H8	6	0.88
(1,3)	1:A:84:LYS:HD3	2:B:11:A:HO2'	6	0.88
(1,3)	1:A:84:LYS:HD3	2:B:11:A:N1	6	0.88
(1,3)	1:A:84:LYS:HD3	2:B:11:A:N3	6	0.88
(1,3)	1:A:84:LYS:HD3	2:B:11:A:N6	6	0.88
(1,3)	1:A:84:LYS:HD3	2:B:11:A:N7	6	0.88
(1,3)	1:A:84:LYS:HD3	2:B:11:A:N9	6	0.88
(1,3)	1:A:84:LYS:HD3	2:B:11:A:O2'	6	0.88
(1,3)	1:A:84:LYS:HD3	2:B:11:A:O3'	6	0.88

Continued on next page...

Continued from previous page...

Key	Atom-1	Atom-2	Model ID	Violation (Å)
(1,3)	1:A:84:LYS:HD3	2:B:11:A:O4'	6	0.88
(1,3)	1:A:84:LYS:HD3	2:B:11:A:O5'	6	0.88
(1,3)	1:A:84:LYS:HD3	2:B:11:A:OP1	6	0.88
(1,3)	1:A:84:LYS:HD3	2:B:11:A:OP2	6	0.88
(1,3)	1:A:84:LYS:HD3	2:B:11:A:P	6	0.88
(1,3)	1:A:84:LYS:HD3	2:B:12:A:C1'	6	0.88
(1,3)	1:A:84:LYS:HD3	2:B:12:A:C2	6	0.88
(1,3)	1:A:84:LYS:HD3	2:B:12:A:C2'	6	0.88
(1,3)	1:A:84:LYS:HD3	2:B:12:A:C3'	6	0.88
(1,3)	1:A:84:LYS:HD3	2:B:12:A:C4	6	0.88
(1,3)	1:A:84:LYS:HD3	2:B:12:A:C4'	6	0.88
(1,3)	1:A:84:LYS:HD3	2:B:12:A:C5	6	0.88
(1,3)	1:A:84:LYS:HD3	2:B:12:A:C5'	6	0.88
(1,3)	1:A:84:LYS:HD3	2:B:12:A:C6	6	0.88
(1,3)	1:A:84:LYS:HD3	2:B:12:A:C8	6	0.88
(1,3)	1:A:84:LYS:HD3	2:B:12:A:H1'	6	0.88
(1,3)	1:A:84:LYS:HD3	2:B:12:A:H2	6	0.88
(1,3)	1:A:84:LYS:HD3	2:B:12:A:H2'	6	0.88
(1,3)	1:A:84:LYS:HD3	2:B:12:A:H3'	6	0.88
(1,3)	1:A:84:LYS:HD3	2:B:12:A:H4'	6	0.88
(1,3)	1:A:84:LYS:HD3	2:B:12:A:H5'	6	0.88
(1,3)	1:A:84:LYS:HD3	2:B:12:A:H5''	6	0.88
(1,3)	1:A:84:LYS:HD3	2:B:12:A:H61	6	0.88
(1,3)	1:A:84:LYS:HD3	2:B:12:A:H62	6	0.88
(1,3)	1:A:84:LYS:HD3	2:B:12:A:H8	6	0.88
(1,3)	1:A:84:LYS:HD3	2:B:12:A:HO2'	6	0.88
(1,3)	1:A:84:LYS:HD3	2:B:12:A:N1	6	0.88
(1,3)	1:A:84:LYS:HD3	2:B:12:A:N3	6	0.88
(1,3)	1:A:84:LYS:HD3	2:B:12:A:N6	6	0.88
(1,3)	1:A:84:LYS:HD3	2:B:12:A:N7	6	0.88
(1,3)	1:A:84:LYS:HD3	2:B:12:A:N9	6	0.88
(1,3)	1:A:84:LYS:HD3	2:B:12:A:O2'	6	0.88
(1,3)	1:A:84:LYS:HD3	2:B:12:A:O3'	6	0.88
(1,3)	1:A:84:LYS:HD3	2:B:12:A:O4'	6	0.88
(1,3)	1:A:84:LYS:HD3	2:B:12:A:O5'	6	0.88
(1,3)	1:A:84:LYS:HD3	2:B:12:A:OP1	6	0.88
(1,3)	1:A:84:LYS:HD3	2:B:12:A:OP2	6	0.88
(1,3)	1:A:84:LYS:HD3	2:B:12:A:P	6	0.88
(1,3)	1:A:84:LYS:HD3	2:B:13:A:C1'	6	0.88
(1,3)	1:A:84:LYS:HD3	2:B:13:A:C2	6	0.88
(1,3)	1:A:84:LYS:HD3	2:B:13:A:C2'	6	0.88
(1,3)	1:A:84:LYS:HD3	2:B:13:A:C3'	6	0.88

Continued on next page...

Continued from previous page...

Key	Atom-1	Atom-2	Model ID	Violation (Å)
(1,3)	1:A:84:LYS:HD3	2:B:13:A:C4	6	0.88
(1,3)	1:A:84:LYS:HD3	2:B:13:A:C4'	6	0.88
(1,3)	1:A:84:LYS:HD3	2:B:13:A:C5	6	0.88
(1,3)	1:A:84:LYS:HD3	2:B:13:A:C5'	6	0.88
(1,3)	1:A:84:LYS:HD3	2:B:13:A:C6	6	0.88
(1,3)	1:A:84:LYS:HD3	2:B:13:A:C8	6	0.88
(1,3)	1:A:84:LYS:HD3	2:B:13:A:H1'	6	0.88
(1,3)	1:A:84:LYS:HD3	2:B:13:A:H2	6	0.88
(1,3)	1:A:84:LYS:HD3	2:B:13:A:H2'	6	0.88
(1,3)	1:A:84:LYS:HD3	2:B:13:A:H3'	6	0.88
(1,3)	1:A:84:LYS:HD3	2:B:13:A:H4'	6	0.88
(1,3)	1:A:84:LYS:HD3	2:B:13:A:H5'	6	0.88
(1,3)	1:A:84:LYS:HD3	2:B:13:A:H5''	6	0.88
(1,3)	1:A:84:LYS:HD3	2:B:13:A:H61	6	0.88
(1,3)	1:A:84:LYS:HD3	2:B:13:A:H62	6	0.88
(1,3)	1:A:84:LYS:HD3	2:B:13:A:H8	6	0.88
(1,3)	1:A:84:LYS:HD3	2:B:13:A:HO2'	6	0.88
(1,3)	1:A:84:LYS:HD3	2:B:13:A:N1	6	0.88
(1,3)	1:A:84:LYS:HD3	2:B:13:A:N3	6	0.88
(1,3)	1:A:84:LYS:HD3	2:B:13:A:N6	6	0.88
(1,3)	1:A:84:LYS:HD3	2:B:13:A:N7	6	0.88
(1,3)	1:A:84:LYS:HD3	2:B:13:A:N9	6	0.88
(1,3)	1:A:84:LYS:HD3	2:B:13:A:O2'	6	0.88
(1,3)	1:A:84:LYS:HD3	2:B:13:A:O3'	6	0.88
(1,3)	1:A:84:LYS:HD3	2:B:13:A:O4'	6	0.88
(1,3)	1:A:84:LYS:HD3	2:B:13:A:O5'	6	0.88
(1,3)	1:A:84:LYS:HD3	2:B:13:A:OP1	6	0.88
(1,3)	1:A:84:LYS:HD3	2:B:13:A:OP2	6	0.88
(1,3)	1:A:84:LYS:HD3	2:B:13:A:P	6	0.88
(1,3)	1:A:84:LYS:HD3	2:B:14:G:C1'	6	0.88
(1,3)	1:A:84:LYS:HD3	2:B:14:G:C2	6	0.88
(1,3)	1:A:84:LYS:HD3	2:B:14:G:C2'	6	0.88
(1,3)	1:A:84:LYS:HD3	2:B:14:G:C3'	6	0.88
(1,3)	1:A:84:LYS:HD3	2:B:14:G:C4	6	0.88
(1,3)	1:A:84:LYS:HD3	2:B:14:G:C4'	6	0.88
(1,3)	1:A:84:LYS:HD3	2:B:14:G:C5	6	0.88
(1,3)	1:A:84:LYS:HD3	2:B:14:G:C5'	6	0.88
(1,3)	1:A:84:LYS:HD3	2:B:14:G:C6	6	0.88
(1,3)	1:A:84:LYS:HD3	2:B:14:G:C8	6	0.88
(1,3)	1:A:84:LYS:HD3	2:B:14:G:H1	6	0.88
(1,3)	1:A:84:LYS:HD3	2:B:14:G:H1'	6	0.88
(1,3)	1:A:84:LYS:HD3	2:B:14:G:H2'	6	0.88

Continued on next page...

Continued from previous page...

Key	Atom-1	Atom-2	Model ID	Violation (Å)
(1,3)	1:A:84:LYS:HD3	2:B:14:G:H21	6	0.88
(1,3)	1:A:84:LYS:HD3	2:B:14:G:H22	6	0.88
(1,3)	1:A:84:LYS:HD3	2:B:14:G:H3'	6	0.88
(1,3)	1:A:84:LYS:HD3	2:B:14:G:H4'	6	0.88
(1,3)	1:A:84:LYS:HD3	2:B:14:G:H5'	6	0.88
(1,3)	1:A:84:LYS:HD3	2:B:14:G:H5''	6	0.88
(1,3)	1:A:84:LYS:HD3	2:B:14:G:H8	6	0.88
(1,3)	1:A:84:LYS:HD3	2:B:14:G:HO2'	6	0.88
(1,3)	1:A:84:LYS:HD3	2:B:14:G:N1	6	0.88
(1,3)	1:A:84:LYS:HD3	2:B:14:G:N2	6	0.88
(1,3)	1:A:84:LYS:HD3	2:B:14:G:N3	6	0.88
(1,3)	1:A:84:LYS:HD3	2:B:14:G:N7	6	0.88
(1,3)	1:A:84:LYS:HD3	2:B:14:G:N9	6	0.88
(1,3)	1:A:84:LYS:HD3	2:B:14:G:O2'	6	0.88
(1,3)	1:A:84:LYS:HD3	2:B:14:G:O3'	6	0.88
(1,3)	1:A:84:LYS:HD3	2:B:14:G:O4'	6	0.88
(1,3)	1:A:84:LYS:HD3	2:B:14:G:O5'	6	0.88
(1,3)	1:A:84:LYS:HD3	2:B:14:G:O6	6	0.88
(1,3)	1:A:84:LYS:HD3	2:B:14:G:OP1	6	0.88
(1,3)	1:A:84:LYS:HD3	2:B:14:G:OP2	6	0.88
(1,3)	1:A:84:LYS:HD3	2:B:14:G:P	6	0.88
(1,3)	1:A:84:LYS:HD3	2:B:15:A:C1'	6	0.88
(1,3)	1:A:84:LYS:HD3	2:B:15:A:C2	6	0.88
(1,3)	1:A:84:LYS:HD3	2:B:15:A:C2'	6	0.88
(1,3)	1:A:84:LYS:HD3	2:B:15:A:C3'	6	0.88
(1,3)	1:A:84:LYS:HD3	2:B:15:A:C4	6	0.88
(1,3)	1:A:84:LYS:HD3	2:B:15:A:C4'	6	0.88
(1,3)	1:A:84:LYS:HD3	2:B:15:A:C5	6	0.88
(1,3)	1:A:84:LYS:HD3	2:B:15:A:C5'	6	0.88
(1,3)	1:A:84:LYS:HD3	2:B:15:A:C6	6	0.88
(1,3)	1:A:84:LYS:HD3	2:B:15:A:C8	6	0.88
(1,3)	1:A:84:LYS:HD3	2:B:15:A:H1'	6	0.88
(1,3)	1:A:84:LYS:HD3	2:B:15:A:H2	6	0.88
(1,3)	1:A:84:LYS:HD3	2:B:15:A:H2'	6	0.88
(1,3)	1:A:84:LYS:HD3	2:B:15:A:H3'	6	0.88
(1,3)	1:A:84:LYS:HD3	2:B:15:A:H4'	6	0.88
(1,3)	1:A:84:LYS:HD3	2:B:15:A:H5'	6	0.88
(1,3)	1:A:84:LYS:HD3	2:B:15:A:H5''	6	0.88
(1,3)	1:A:84:LYS:HD3	2:B:15:A:H61	6	0.88
(1,3)	1:A:84:LYS:HD3	2:B:15:A:H62	6	0.88
(1,3)	1:A:84:LYS:HD3	2:B:15:A:H8	6	0.88
(1,3)	1:A:84:LYS:HD3	2:B:15:A:HO2'	6	0.88

Continued on next page...

Continued from previous page...

Key	Atom-1	Atom-2	Model ID	Violation (Å)
(1,3)	1:A:84:LYS:HD3	2:B:15:A:N1	6	0.88
(1,3)	1:A:84:LYS:HD3	2:B:15:A:N3	6	0.88
(1,3)	1:A:84:LYS:HD3	2:B:15:A:N6	6	0.88
(1,3)	1:A:84:LYS:HD3	2:B:15:A:N7	6	0.88
(1,3)	1:A:84:LYS:HD3	2:B:15:A:N9	6	0.88
(1,3)	1:A:84:LYS:HD3	2:B:15:A:O2'	6	0.88
(1,3)	1:A:84:LYS:HD3	2:B:15:A:O3'	6	0.88
(1,3)	1:A:84:LYS:HD3	2:B:15:A:O4'	6	0.88
(1,3)	1:A:84:LYS:HD3	2:B:15:A:O5'	6	0.88
(1,3)	1:A:84:LYS:HD3	2:B:15:A:OP1	6	0.88
(1,3)	1:A:84:LYS:HD3	2:B:15:A:OP2	6	0.88
(1,3)	1:A:84:LYS:HD3	2:B:15:A:P	6	0.88
(1,3)	1:A:84:LYS:HD3	2:B:16:G:C1'	6	0.88
(1,3)	1:A:84:LYS:HD3	2:B:16:G:C2	6	0.88
(1,3)	1:A:84:LYS:HD3	2:B:16:G:C2'	6	0.88
(1,3)	1:A:84:LYS:HD3	2:B:16:G:C3'	6	0.88
(1,3)	1:A:84:LYS:HD3	2:B:16:G:C4	6	0.88
(1,3)	1:A:84:LYS:HD3	2:B:16:G:C4'	6	0.88
(1,3)	1:A:84:LYS:HD3	2:B:16:G:C5	6	0.88
(1,3)	1:A:84:LYS:HD3	2:B:16:G:C5'	6	0.88
(1,3)	1:A:84:LYS:HD3	2:B:16:G:C6	6	0.88
(1,3)	1:A:84:LYS:HD3	2:B:16:G:C8	6	0.88
(1,3)	1:A:84:LYS:HD3	2:B:16:G:H1	6	0.88
(1,3)	1:A:84:LYS:HD3	2:B:16:G:H1'	6	0.88
(1,3)	1:A:84:LYS:HD3	2:B:16:G:H2'	6	0.88
(1,3)	1:A:84:LYS:HD3	2:B:16:G:H21	6	0.88
(1,3)	1:A:84:LYS:HD3	2:B:16:G:H22	6	0.88
(1,3)	1:A:84:LYS:HD3	2:B:16:G:H3'	6	0.88
(1,3)	1:A:84:LYS:HD3	2:B:16:G:H4'	6	0.88
(1,3)	1:A:84:LYS:HD3	2:B:16:G:H5'	6	0.88
(1,3)	1:A:84:LYS:HD3	2:B:16:G:H5''	6	0.88
(1,3)	1:A:84:LYS:HD3	2:B:16:G:H8	6	0.88
(1,3)	1:A:84:LYS:HD3	2:B:16:G:HO2'	6	0.88
(1,3)	1:A:84:LYS:HD3	2:B:16:G:N1	6	0.88
(1,3)	1:A:84:LYS:HD3	2:B:16:G:N2	6	0.88
(1,3)	1:A:84:LYS:HD3	2:B:16:G:N3	6	0.88
(1,3)	1:A:84:LYS:HD3	2:B:16:G:N7	6	0.88
(1,3)	1:A:84:LYS:HD3	2:B:16:G:N9	6	0.88
(1,3)	1:A:84:LYS:HD3	2:B:16:G:O2'	6	0.88
(1,3)	1:A:84:LYS:HD3	2:B:16:G:O3'	6	0.88
(1,3)	1:A:84:LYS:HD3	2:B:16:G:O4'	6	0.88
(1,3)	1:A:84:LYS:HD3	2:B:16:G:O5'	6	0.88

Continued on next page...

Continued from previous page...

Key	Atom-1	Atom-2	Model ID	Violation (Å)
(1,3)	1:A:84:LYS:HD3	2:B:16:G:O6	6	0.88
(1,3)	1:A:84:LYS:HD3	2:B:16:G:OP1	6	0.88
(1,3)	1:A:84:LYS:HD3	2:B:16:G:OP2	6	0.88
(1,3)	1:A:84:LYS:HD3	2:B:16:G:P	6	0.88
(1,3)	1:A:84:LYS:HD3	2:B:17:C:C1'	6	0.88
(1,3)	1:A:84:LYS:HD3	2:B:17:C:C2	6	0.88
(1,3)	1:A:84:LYS:HD3	2:B:17:C:C2'	6	0.88
(1,3)	1:A:84:LYS:HD3	2:B:17:C:C3'	6	0.88
(1,3)	1:A:84:LYS:HD3	2:B:17:C:C4	6	0.88
(1,3)	1:A:84:LYS:HD3	2:B:17:C:C4'	6	0.88
(1,3)	1:A:84:LYS:HD3	2:B:17:C:C5	6	0.88
(1,3)	1:A:84:LYS:HD3	2:B:17:C:C5'	6	0.88
(1,3)	1:A:84:LYS:HD3	2:B:17:C:C6	6	0.88
(1,3)	1:A:84:LYS:HD3	2:B:17:C:H1'	6	0.88
(1,3)	1:A:84:LYS:HD3	2:B:17:C:H2'	6	0.88
(1,3)	1:A:84:LYS:HD3	2:B:17:C:H3'	6	0.88
(1,3)	1:A:84:LYS:HD3	2:B:17:C:H4'	6	0.88
(1,3)	1:A:84:LYS:HD3	2:B:17:C:H41	6	0.88
(1,3)	1:A:84:LYS:HD3	2:B:17:C:H42	6	0.88
(1,3)	1:A:84:LYS:HD3	2:B:17:C:H5	6	0.88
(1,3)	1:A:84:LYS:HD3	2:B:17:C:H5'	6	0.88
(1,3)	1:A:84:LYS:HD3	2:B:17:C:H5''	6	0.88
(1,3)	1:A:84:LYS:HD3	2:B:17:C:H6	6	0.88
(1,3)	1:A:84:LYS:HD3	2:B:17:C:HO2'	6	0.88
(1,3)	1:A:84:LYS:HD3	2:B:17:C:N1	6	0.88
(1,3)	1:A:84:LYS:HD3	2:B:17:C:N3	6	0.88
(1,3)	1:A:84:LYS:HD3	2:B:17:C:N4	6	0.88
(1,3)	1:A:84:LYS:HD3	2:B:17:C:O2	6	0.88
(1,3)	1:A:84:LYS:HD3	2:B:17:C:O2'	6	0.88
(1,3)	1:A:84:LYS:HD3	2:B:17:C:O3'	6	0.88
(1,3)	1:A:84:LYS:HD3	2:B:17:C:O4'	6	0.88
(1,3)	1:A:84:LYS:HD3	2:B:17:C:O5'	6	0.88
(1,3)	1:A:84:LYS:HD3	2:B:17:C:OP1	6	0.88
(1,3)	1:A:84:LYS:HD3	2:B:17:C:OP2	6	0.88
(1,3)	1:A:84:LYS:HD3	2:B:17:C:P	6	0.88
(1,3)	1:A:84:LYS:HD3	2:B:18:A:C1'	6	0.88
(1,3)	1:A:84:LYS:HD3	2:B:18:A:C2	6	0.88
(1,3)	1:A:84:LYS:HD3	2:B:18:A:C2'	6	0.88
(1,3)	1:A:84:LYS:HD3	2:B:18:A:C3'	6	0.88
(1,3)	1:A:84:LYS:HD3	2:B:18:A:C4	6	0.88
(1,3)	1:A:84:LYS:HD3	2:B:18:A:C4'	6	0.88
(1,3)	1:A:84:LYS:HD3	2:B:18:A:C5	6	0.88

Continued on next page...

Continued from previous page...

Key	Atom-1	Atom-2	Model ID	Violation (Å)
(1,3)	1:A:84:LYS:HD3	2:B:18:A:C5'	6	0.88
(1,3)	1:A:84:LYS:HD3	2:B:18:A:C6	6	0.88
(1,3)	1:A:84:LYS:HD3	2:B:18:A:C8	6	0.88
(1,3)	1:A:84:LYS:HD3	2:B:18:A:H1'	6	0.88
(1,3)	1:A:84:LYS:HD3	2:B:18:A:H2	6	0.88
(1,3)	1:A:84:LYS:HD3	2:B:18:A:H2'	6	0.88
(1,3)	1:A:84:LYS:HD3	2:B:18:A:H3'	6	0.88
(1,3)	1:A:84:LYS:HD3	2:B:18:A:H4'	6	0.88
(1,3)	1:A:84:LYS:HD3	2:B:18:A:H5'	6	0.88
(1,3)	1:A:84:LYS:HD3	2:B:18:A:H5''	6	0.88
(1,3)	1:A:84:LYS:HD3	2:B:18:A:H61	6	0.88
(1,3)	1:A:84:LYS:HD3	2:B:18:A:H62	6	0.88
(1,3)	1:A:84:LYS:HD3	2:B:18:A:H8	6	0.88
(1,3)	1:A:84:LYS:HD3	2:B:18:A:HO2'	6	0.88
(1,3)	1:A:84:LYS:HD3	2:B:18:A:N1	6	0.88
(1,3)	1:A:84:LYS:HD3	2:B:18:A:N3	6	0.88
(1,3)	1:A:84:LYS:HD3	2:B:18:A:N6	6	0.88
(1,3)	1:A:84:LYS:HD3	2:B:18:A:N7	6	0.88
(1,3)	1:A:84:LYS:HD3	2:B:18:A:N9	6	0.88
(1,3)	1:A:84:LYS:HD3	2:B:18:A:O2'	6	0.88
(1,3)	1:A:84:LYS:HD3	2:B:18:A:O3'	6	0.88
(1,3)	1:A:84:LYS:HD3	2:B:18:A:O4'	6	0.88
(1,3)	1:A:84:LYS:HD3	2:B:18:A:O5'	6	0.88
(1,3)	1:A:84:LYS:HD3	2:B:18:A:OP1	6	0.88
(1,3)	1:A:84:LYS:HD3	2:B:18:A:OP2	6	0.88
(1,3)	1:A:84:LYS:HD3	2:B:18:A:P	6	0.88
(1,3)	1:A:84:LYS:HD3	2:B:19:A:C1'	6	0.88
(1,3)	1:A:84:LYS:HD3	2:B:19:A:C2	6	0.88
(1,3)	1:A:84:LYS:HD3	2:B:19:A:C2'	6	0.88
(1,3)	1:A:84:LYS:HD3	2:B:19:A:C3'	6	0.88
(1,3)	1:A:84:LYS:HD3	2:B:19:A:C4	6	0.88
(1,3)	1:A:84:LYS:HD3	2:B:19:A:C4'	6	0.88
(1,3)	1:A:84:LYS:HD3	2:B:19:A:C5	6	0.88
(1,3)	1:A:84:LYS:HD3	2:B:19:A:C5'	6	0.88
(1,3)	1:A:84:LYS:HD3	2:B:19:A:C6	6	0.88
(1,3)	1:A:84:LYS:HD3	2:B:19:A:C8	6	0.88
(1,3)	1:A:84:LYS:HD3	2:B:19:A:H1'	6	0.88
(1,3)	1:A:84:LYS:HD3	2:B:19:A:H2	6	0.88
(1,3)	1:A:84:LYS:HD3	2:B:19:A:H2'	6	0.88
(1,3)	1:A:84:LYS:HD3	2:B:19:A:H3'	6	0.88
(1,3)	1:A:84:LYS:HD3	2:B:19:A:H4'	6	0.88
(1,3)	1:A:84:LYS:HD3	2:B:19:A:H5'	6	0.88

Continued on next page...

Continued from previous page...

Key	Atom-1	Atom-2	Model ID	Violation (Å)
(1,3)	1:A:84:LYS:HD3	2:B:19:A:H5''	6	0.88
(1,3)	1:A:84:LYS:HD3	2:B:19:A:H61	6	0.88
(1,3)	1:A:84:LYS:HD3	2:B:19:A:H62	6	0.88
(1,3)	1:A:84:LYS:HD3	2:B:19:A:H8	6	0.88
(1,3)	1:A:84:LYS:HD3	2:B:19:A:HO2'	6	0.88
(1,3)	1:A:84:LYS:HD3	2:B:19:A:N1	6	0.88
(1,3)	1:A:84:LYS:HD3	2:B:19:A:N3	6	0.88
(1,3)	1:A:84:LYS:HD3	2:B:19:A:N6	6	0.88
(1,3)	1:A:84:LYS:HD3	2:B:19:A:N7	6	0.88
(1,3)	1:A:84:LYS:HD3	2:B:19:A:N9	6	0.88
(1,3)	1:A:84:LYS:HD3	2:B:19:A:O2'	6	0.88
(1,3)	1:A:84:LYS:HD3	2:B:19:A:O3'	6	0.88
(1,3)	1:A:84:LYS:HD3	2:B:19:A:O4'	6	0.88
(1,3)	1:A:84:LYS:HD3	2:B:19:A:O5'	6	0.88
(1,3)	1:A:84:LYS:HD3	2:B:19:A:OP1	6	0.88
(1,3)	1:A:84:LYS:HD3	2:B:19:A:OP2	6	0.88
(1,3)	1:A:84:LYS:HD3	2:B:19:A:P	6	0.88
(1,3)	1:A:84:LYS:HD3	2:B:20:U:C1'	6	0.88
(1,3)	1:A:84:LYS:HD3	2:B:20:U:C2	6	0.88
(1,3)	1:A:84:LYS:HD3	2:B:20:U:C2'	6	0.88
(1,3)	1:A:84:LYS:HD3	2:B:20:U:C3'	6	0.88
(1,3)	1:A:84:LYS:HD3	2:B:20:U:C4	6	0.88
(1,3)	1:A:84:LYS:HD3	2:B:20:U:C4'	6	0.88
(1,3)	1:A:84:LYS:HD3	2:B:20:U:C5	6	0.88
(1,3)	1:A:84:LYS:HD3	2:B:20:U:C5'	6	0.88
(1,3)	1:A:84:LYS:HD3	2:B:20:U:C6	6	0.88
(1,3)	1:A:84:LYS:HD3	2:B:20:U:H1'	6	0.88
(1,3)	1:A:84:LYS:HD3	2:B:20:U:H2'	6	0.88
(1,3)	1:A:84:LYS:HD3	2:B:20:U:H3	6	0.88
(1,3)	1:A:84:LYS:HD3	2:B:20:U:H3'	6	0.88
(1,3)	1:A:84:LYS:HD3	2:B:20:U:H4'	6	0.88
(1,3)	1:A:84:LYS:HD3	2:B:20:U:H5	6	0.88
(1,3)	1:A:84:LYS:HD3	2:B:20:U:H5'	6	0.88
(1,3)	1:A:84:LYS:HD3	2:B:20:U:H5''	6	0.88
(1,3)	1:A:84:LYS:HD3	2:B:20:U:H6	6	0.88
(1,3)	1:A:84:LYS:HD3	2:B:20:U:HO2'	6	0.88
(1,3)	1:A:84:LYS:HD3	2:B:20:U:N1	6	0.88
(1,3)	1:A:84:LYS:HD3	2:B:20:U:N3	6	0.88
(1,3)	1:A:84:LYS:HD3	2:B:20:U:O2	6	0.88
(1,3)	1:A:84:LYS:HD3	2:B:20:U:O2'	6	0.88
(1,3)	1:A:84:LYS:HD3	2:B:20:U:O3'	6	0.88
(1,3)	1:A:84:LYS:HD3	2:B:20:U:O4	6	0.88

Continued on next page...

Continued from previous page...

Key	Atom-1	Atom-2	Model ID	Violation (Å)
(1,3)	1:A:84:LYS:HD3	2:B:20:U:O4'	6	0.88
(1,3)	1:A:84:LYS:HD3	2:B:20:U:O5'	6	0.88
(1,3)	1:A:84:LYS:HD3	2:B:20:U:OP1	6	0.88
(1,3)	1:A:84:LYS:HD3	2:B:20:U:OP2	6	0.88
(1,3)	1:A:84:LYS:HD3	2:B:20:U:P	6	0.88
(1,3)	1:A:84:LYS:HD3	2:B:21:G:C1'	6	0.88
(1,3)	1:A:84:LYS:HD3	2:B:21:G:C2	6	0.88
(1,3)	1:A:84:LYS:HD3	2:B:21:G:C2'	6	0.88
(1,3)	1:A:84:LYS:HD3	2:B:21:G:C3'	6	0.88
(1,3)	1:A:84:LYS:HD3	2:B:21:G:C4	6	0.88
(1,3)	1:A:84:LYS:HD3	2:B:21:G:C4'	6	0.88
(1,3)	1:A:84:LYS:HD3	2:B:21:G:C5	6	0.88
(1,3)	1:A:84:LYS:HD3	2:B:21:G:C5'	6	0.88
(1,3)	1:A:84:LYS:HD3	2:B:21:G:C6	6	0.88
(1,3)	1:A:84:LYS:HD3	2:B:21:G:C8	6	0.88
(1,3)	1:A:84:LYS:HD3	2:B:21:G:H1	6	0.88
(1,3)	1:A:84:LYS:HD3	2:B:21:G:H1'	6	0.88
(1,3)	1:A:84:LYS:HD3	2:B:21:G:H2'	6	0.88
(1,3)	1:A:84:LYS:HD3	2:B:21:G:H21	6	0.88
(1,3)	1:A:84:LYS:HD3	2:B:21:G:H22	6	0.88
(1,3)	1:A:84:LYS:HD3	2:B:21:G:H3'	6	0.88
(1,3)	1:A:84:LYS:HD3	2:B:21:G:H4'	6	0.88
(1,3)	1:A:84:LYS:HD3	2:B:21:G:H5'	6	0.88
(1,3)	1:A:84:LYS:HD3	2:B:21:G:H5''	6	0.88
(1,3)	1:A:84:LYS:HD3	2:B:21:G:H8	6	0.88
(1,3)	1:A:84:LYS:HD3	2:B:21:G:HO2'	6	0.88
(1,3)	1:A:84:LYS:HD3	2:B:21:G:N1	6	0.88
(1,3)	1:A:84:LYS:HD3	2:B:21:G:N2	6	0.88
(1,3)	1:A:84:LYS:HD3	2:B:21:G:N3	6	0.88
(1,3)	1:A:84:LYS:HD3	2:B:21:G:N7	6	0.88
(1,3)	1:A:84:LYS:HD3	2:B:21:G:N9	6	0.88
(1,3)	1:A:84:LYS:HD3	2:B:21:G:O2'	6	0.88
(1,3)	1:A:84:LYS:HD3	2:B:21:G:O3'	6	0.88
(1,3)	1:A:84:LYS:HD3	2:B:21:G:O4'	6	0.88
(1,3)	1:A:84:LYS:HD3	2:B:21:G:O5'	6	0.88
(1,3)	1:A:84:LYS:HD3	2:B:21:G:O6	6	0.88
(1,3)	1:A:84:LYS:HD3	2:B:21:G:OP1	6	0.88
(1,3)	1:A:84:LYS:HD3	2:B:21:G:OP2	6	0.88
(1,3)	1:A:84:LYS:HD3	2:B:21:G:P	6	0.88
(1,3)	1:A:84:LYS:HD3	2:B:22:A:C1'	6	0.88
(1,3)	1:A:84:LYS:HD3	2:B:22:A:C2	6	0.88
(1,3)	1:A:84:LYS:HD3	2:B:22:A:C2'	6	0.88

Continued on next page...

Continued from previous page...

Key	Atom-1	Atom-2	Model ID	Violation (Å)
(1,3)	1:A:84:LYS:HD3	2:B:22:A:C3'	6	0.88
(1,3)	1:A:84:LYS:HD3	2:B:22:A:C4	6	0.88
(1,3)	1:A:84:LYS:HD3	2:B:22:A:C4'	6	0.88
(1,3)	1:A:84:LYS:HD3	2:B:22:A:C5	6	0.88
(1,3)	1:A:84:LYS:HD3	2:B:22:A:C5'	6	0.88
(1,3)	1:A:84:LYS:HD3	2:B:22:A:C6	6	0.88
(1,3)	1:A:84:LYS:HD3	2:B:22:A:C8	6	0.88
(1,3)	1:A:84:LYS:HD3	2:B:22:A:H1'	6	0.88
(1,3)	1:A:84:LYS:HD3	2:B:22:A:H2	6	0.88
(1,3)	1:A:84:LYS:HD3	2:B:22:A:H2'	6	0.88
(1,3)	1:A:84:LYS:HD3	2:B:22:A:H3'	6	0.88
(1,3)	1:A:84:LYS:HD3	2:B:22:A:H4'	6	0.88
(1,3)	1:A:84:LYS:HD3	2:B:22:A:H5'	6	0.88
(1,3)	1:A:84:LYS:HD3	2:B:22:A:H5''	6	0.88
(1,3)	1:A:84:LYS:HD3	2:B:22:A:H61	6	0.88
(1,3)	1:A:84:LYS:HD3	2:B:22:A:H62	6	0.88
(1,3)	1:A:84:LYS:HD3	2:B:22:A:H8	6	0.88
(1,3)	1:A:84:LYS:HD3	2:B:22:A:HO2'	6	0.88
(1,3)	1:A:84:LYS:HD3	2:B:22:A:N1	6	0.88
(1,3)	1:A:84:LYS:HD3	2:B:22:A:N3	6	0.88
(1,3)	1:A:84:LYS:HD3	2:B:22:A:N6	6	0.88
(1,3)	1:A:84:LYS:HD3	2:B:22:A:N7	6	0.88
(1,3)	1:A:84:LYS:HD3	2:B:22:A:N9	6	0.88
(1,3)	1:A:84:LYS:HD3	2:B:22:A:O2'	6	0.88
(1,3)	1:A:84:LYS:HD3	2:B:22:A:O3'	6	0.88
(1,3)	1:A:84:LYS:HD3	2:B:22:A:O4'	6	0.88
(1,3)	1:A:84:LYS:HD3	2:B:22:A:O5'	6	0.88
(1,3)	1:A:84:LYS:HD3	2:B:22:A:OP1	6	0.88
(1,3)	1:A:84:LYS:HD3	2:B:22:A:OP2	6	0.88
(1,3)	1:A:84:LYS:HD3	2:B:22:A:P	6	0.88
(1,3)	1:A:84:LYS:HD3	2:B:23:U:C1'	6	0.88
(1,3)	1:A:84:LYS:HD3	2:B:23:U:C2	6	0.88
(1,3)	1:A:84:LYS:HD3	2:B:23:U:C2'	6	0.88
(1,3)	1:A:84:LYS:HD3	2:B:23:U:C3'	6	0.88
(1,3)	1:A:84:LYS:HD3	2:B:23:U:C4	6	0.88
(1,3)	1:A:84:LYS:HD3	2:B:23:U:C4'	6	0.88
(1,3)	1:A:84:LYS:HD3	2:B:23:U:C5	6	0.88
(1,3)	1:A:84:LYS:HD3	2:B:23:U:C5'	6	0.88
(1,3)	1:A:84:LYS:HD3	2:B:23:U:C6	6	0.88
(1,3)	1:A:84:LYS:HD3	2:B:23:U:H1'	6	0.88
(1,3)	1:A:84:LYS:HD3	2:B:23:U:H2'	6	0.88
(1,3)	1:A:84:LYS:HD3	2:B:23:U:H3	6	0.88

Continued on next page...

Continued from previous page...

Key	Atom-1	Atom-2	Model ID	Violation (Å)
(1,3)	1:A:84:LYS:HD3	2:B:23:U:H3'	6	0.88
(1,3)	1:A:84:LYS:HD3	2:B:23:U:H4'	6	0.88
(1,3)	1:A:84:LYS:HD3	2:B:23:U:H5	6	0.88
(1,3)	1:A:84:LYS:HD3	2:B:23:U:H5'	6	0.88
(1,3)	1:A:84:LYS:HD3	2:B:23:U:H5''	6	0.88
(1,3)	1:A:84:LYS:HD3	2:B:23:U:H6	6	0.88
(1,3)	1:A:84:LYS:HD3	2:B:23:U:HO2'	6	0.88
(1,3)	1:A:84:LYS:HD3	2:B:23:U:N1	6	0.88
(1,3)	1:A:84:LYS:HD3	2:B:23:U:N3	6	0.88
(1,3)	1:A:84:LYS:HD3	2:B:23:U:O2	6	0.88
(1,3)	1:A:84:LYS:HD3	2:B:23:U:O2'	6	0.88
(1,3)	1:A:84:LYS:HD3	2:B:23:U:O3'	6	0.88
(1,3)	1:A:84:LYS:HD3	2:B:23:U:O4	6	0.88
(1,3)	1:A:84:LYS:HD3	2:B:23:U:O4'	6	0.88
(1,3)	1:A:84:LYS:HD3	2:B:23:U:O5'	6	0.88
(1,3)	1:A:84:LYS:HD3	2:B:23:U:OP1	6	0.88
(1,3)	1:A:84:LYS:HD3	2:B:23:U:OP2	6	0.88
(1,3)	1:A:84:LYS:HD3	2:B:23:U:P	6	0.88
(1,3)	1:A:84:LYS:HD3	2:B:24:G:C1'	6	0.88
(1,3)	1:A:84:LYS:HD3	2:B:24:G:C2	6	0.88
(1,3)	1:A:84:LYS:HD3	2:B:24:G:C2'	6	0.88
(1,3)	1:A:84:LYS:HD3	2:B:24:G:C3'	6	0.88
(1,3)	1:A:84:LYS:HD3	2:B:24:G:C4	6	0.88
(1,3)	1:A:84:LYS:HD3	2:B:24:G:C4'	6	0.88
(1,3)	1:A:84:LYS:HD3	2:B:24:G:C5	6	0.88
(1,3)	1:A:84:LYS:HD3	2:B:24:G:C5'	6	0.88
(1,3)	1:A:84:LYS:HD3	2:B:24:G:C6	6	0.88
(1,3)	1:A:84:LYS:HD3	2:B:24:G:C8	6	0.88
(1,3)	1:A:84:LYS:HD3	2:B:24:G:H1	6	0.88
(1,3)	1:A:84:LYS:HD3	2:B:24:G:H1'	6	0.88
(1,3)	1:A:84:LYS:HD3	2:B:24:G:H2'	6	0.88
(1,3)	1:A:84:LYS:HD3	2:B:24:G:H21	6	0.88
(1,3)	1:A:84:LYS:HD3	2:B:24:G:H22	6	0.88
(1,3)	1:A:84:LYS:HD3	2:B:24:G:H3'	6	0.88
(1,3)	1:A:84:LYS:HD3	2:B:24:G:H4'	6	0.88
(1,3)	1:A:84:LYS:HD3	2:B:24:G:H5'	6	0.88
(1,3)	1:A:84:LYS:HD3	2:B:24:G:H5''	6	0.88
(1,3)	1:A:84:LYS:HD3	2:B:24:G:H8	6	0.88
(1,3)	1:A:84:LYS:HD3	2:B:24:G:HO2'	6	0.88
(1,3)	1:A:84:LYS:HD3	2:B:24:G:N1	6	0.88
(1,3)	1:A:84:LYS:HD3	2:B:24:G:N2	6	0.88
(1,3)	1:A:84:LYS:HD3	2:B:24:G:N3	6	0.88

Continued on next page...

Continued from previous page...

Key	Atom-1	Atom-2	Model ID	Violation (Å)
(1,3)	1:A:84:LYS:HD3	2:B:24:G:N7	6	0.88
(1,3)	1:A:84:LYS:HD3	2:B:24:G:N9	6	0.88
(1,3)	1:A:84:LYS:HD3	2:B:24:G:O2'	6	0.88
(1,3)	1:A:84:LYS:HD3	2:B:24:G:O3'	6	0.88
(1,3)	1:A:84:LYS:HD3	2:B:24:G:O4'	6	0.88
(1,3)	1:A:84:LYS:HD3	2:B:24:G:O5'	6	0.88
(1,3)	1:A:84:LYS:HD3	2:B:24:G:O6	6	0.88
(1,3)	1:A:84:LYS:HD3	2:B:24:G:OP1	6	0.88
(1,3)	1:A:84:LYS:HD3	2:B:24:G:OP2	6	0.88
(1,3)	1:A:84:LYS:HD3	2:B:24:G:P	6	0.88
(1,3)	1:A:84:LYS:HE2	2:B:2:C:C1'	6	0.88
(1,3)	1:A:84:LYS:HE2	2:B:2:C:C2	6	0.88
(1,3)	1:A:84:LYS:HE2	2:B:2:C:C2'	6	0.88
(1,3)	1:A:84:LYS:HE2	2:B:2:C:C3'	6	0.88
(1,3)	1:A:84:LYS:HE2	2:B:2:C:C4	6	0.88
(1,3)	1:A:84:LYS:HE2	2:B:2:C:C4'	6	0.88
(1,3)	1:A:84:LYS:HE2	2:B:2:C:C5	6	0.88
(1,3)	1:A:84:LYS:HE2	2:B:2:C:C5'	6	0.88
(1,3)	1:A:84:LYS:HE2	2:B:2:C:C6	6	0.88
(1,3)	1:A:84:LYS:HE2	2:B:2:C:H1'	6	0.88
(1,3)	1:A:84:LYS:HE2	2:B:2:C:H2'	6	0.88
(1,3)	1:A:84:LYS:HE2	2:B:2:C:H3'	6	0.88
(1,3)	1:A:84:LYS:HE2	2:B:2:C:H4'	6	0.88
(1,3)	1:A:84:LYS:HE2	2:B:2:C:H41	6	0.88
(1,3)	1:A:84:LYS:HE2	2:B:2:C:H42	6	0.88
(1,3)	1:A:84:LYS:HE2	2:B:2:C:H5	6	0.88
(1,3)	1:A:84:LYS:HE2	2:B:2:C:H5'	6	0.88
(1,3)	1:A:84:LYS:HE2	2:B:2:C:H5''	6	0.88
(1,3)	1:A:84:LYS:HE2	2:B:2:C:H6	6	0.88
(1,3)	1:A:84:LYS:HE2	2:B:2:C:HO2'	6	0.88
(1,3)	1:A:84:LYS:HE2	2:B:2:C:N1	6	0.88
(1,3)	1:A:84:LYS:HE2	2:B:2:C:N3	6	0.88
(1,3)	1:A:84:LYS:HE2	2:B:2:C:N4	6	0.88
(1,3)	1:A:84:LYS:HE2	2:B:2:C:O2	6	0.88
(1,3)	1:A:84:LYS:HE2	2:B:2:C:O2'	6	0.88
(1,3)	1:A:84:LYS:HE2	2:B:2:C:O3'	6	0.88
(1,3)	1:A:84:LYS:HE2	2:B:2:C:O4'	6	0.88
(1,3)	1:A:84:LYS:HE2	2:B:2:C:O5'	6	0.88
(1,3)	1:A:84:LYS:HE2	2:B:3:U:C1'	6	0.88
(1,3)	1:A:84:LYS:HE2	2:B:3:U:C2	6	0.88
(1,3)	1:A:84:LYS:HE2	2:B:3:U:C2'	6	0.88
(1,3)	1:A:84:LYS:HE2	2:B:3:U:C3'	6	0.88

Continued on next page...

Continued from previous page...

Key	Atom-1	Atom-2	Model ID	Violation (Å)
(1,3)	1:A:84:LYS:HE2	2:B:3:U:C4	6	0.88
(1,3)	1:A:84:LYS:HE2	2:B:3:U:C4'	6	0.88
(1,3)	1:A:84:LYS:HE2	2:B:3:U:C5	6	0.88
(1,3)	1:A:84:LYS:HE2	2:B:3:U:C5'	6	0.88
(1,3)	1:A:84:LYS:HE2	2:B:3:U:C6	6	0.88
(1,3)	1:A:84:LYS:HE2	2:B:3:U:H1'	6	0.88
(1,3)	1:A:84:LYS:HE2	2:B:3:U:H2'	6	0.88
(1,3)	1:A:84:LYS:HE2	2:B:3:U:H3	6	0.88
(1,3)	1:A:84:LYS:HE2	2:B:3:U:H3'	6	0.88
(1,3)	1:A:84:LYS:HE2	2:B:3:U:H4'	6	0.88
(1,3)	1:A:84:LYS:HE2	2:B:3:U:H5	6	0.88
(1,3)	1:A:84:LYS:HE2	2:B:3:U:H5'	6	0.88
(1,3)	1:A:84:LYS:HE2	2:B:3:U:H5''	6	0.88
(1,3)	1:A:84:LYS:HE2	2:B:3:U:H6	6	0.88
(1,3)	1:A:84:LYS:HE2	2:B:3:U:HO2'	6	0.88
(1,3)	1:A:84:LYS:HE2	2:B:3:U:N1	6	0.88
(1,3)	1:A:84:LYS:HE2	2:B:3:U:N3	6	0.88
(1,3)	1:A:84:LYS:HE2	2:B:3:U:O2	6	0.88
(1,3)	1:A:84:LYS:HE2	2:B:3:U:O2'	6	0.88
(1,3)	1:A:84:LYS:HE2	2:B:3:U:O3'	6	0.88
(1,3)	1:A:84:LYS:HE2	2:B:3:U:O4	6	0.88
(1,3)	1:A:84:LYS:HE2	2:B:3:U:O4'	6	0.88
(1,3)	1:A:84:LYS:HE2	2:B:3:U:O5'	6	0.88
(1,3)	1:A:84:LYS:HE2	2:B:3:U:OP1	6	0.88
(1,3)	1:A:84:LYS:HE2	2:B:3:U:OP2	6	0.88
(1,3)	1:A:84:LYS:HE2	2:B:3:U:P	6	0.88
(1,3)	1:A:84:LYS:HE2	2:B:4:G:C1'	6	0.88
(1,3)	1:A:84:LYS:HE2	2:B:4:G:C2	6	0.88
(1,3)	1:A:84:LYS:HE2	2:B:4:G:C2'	6	0.88
(1,3)	1:A:84:LYS:HE2	2:B:4:G:C3'	6	0.88
(1,3)	1:A:84:LYS:HE2	2:B:4:G:C4	6	0.88
(1,3)	1:A:84:LYS:HE2	2:B:4:G:C4'	6	0.88
(1,3)	1:A:84:LYS:HE2	2:B:4:G:C5	6	0.88
(1,3)	1:A:84:LYS:HE2	2:B:4:G:C5'	6	0.88
(1,3)	1:A:84:LYS:HE2	2:B:4:G:C6	6	0.88
(1,3)	1:A:84:LYS:HE2	2:B:4:G:C8	6	0.88
(1,3)	1:A:84:LYS:HE2	2:B:4:G:H1	6	0.88
(1,3)	1:A:84:LYS:HE2	2:B:4:G:H1'	6	0.88
(1,3)	1:A:84:LYS:HE2	2:B:4:G:H2'	6	0.88
(1,3)	1:A:84:LYS:HE2	2:B:4:G:H21	6	0.88
(1,3)	1:A:84:LYS:HE2	2:B:4:G:H22	6	0.88
(1,3)	1:A:84:LYS:HE2	2:B:4:G:H3'	6	0.88

Continued on next page...

Continued from previous page...

Key	Atom-1	Atom-2	Model ID	Violation (Å)
(1,3)	1:A:84:LYS:HE2	2:B:4:G:H4'	6	0.88
(1,3)	1:A:84:LYS:HE2	2:B:4:G:H5'	6	0.88
(1,3)	1:A:84:LYS:HE2	2:B:4:G:H5''	6	0.88
(1,3)	1:A:84:LYS:HE2	2:B:4:G:H8	6	0.88
(1,3)	1:A:84:LYS:HE2	2:B:4:G:HO2'	6	0.88
(1,3)	1:A:84:LYS:HE2	2:B:4:G:N1	6	0.88
(1,3)	1:A:84:LYS:HE2	2:B:4:G:N2	6	0.88
(1,3)	1:A:84:LYS:HE2	2:B:4:G:N3	6	0.88
(1,3)	1:A:84:LYS:HE2	2:B:4:G:N7	6	0.88
(1,3)	1:A:84:LYS:HE2	2:B:4:G:N9	6	0.88
(1,3)	1:A:84:LYS:HE2	2:B:4:G:O2'	6	0.88
(1,3)	1:A:84:LYS:HE2	2:B:4:G:O3'	6	0.88
(1,3)	1:A:84:LYS:HE2	2:B:4:G:O4'	6	0.88
(1,3)	1:A:84:LYS:HE2	2:B:4:G:O5'	6	0.88
(1,3)	1:A:84:LYS:HE2	2:B:4:G:O6	6	0.88
(1,3)	1:A:84:LYS:HE2	2:B:4:G:OP1	6	0.88
(1,3)	1:A:84:LYS:HE2	2:B:4:G:OP2	6	0.88
(1,3)	1:A:84:LYS:HE2	2:B:4:G:P	6	0.88
(1,3)	1:A:84:LYS:HE2	2:B:5:A:C1'	6	0.88
(1,3)	1:A:84:LYS:HE2	2:B:5:A:C2	6	0.88
(1,3)	1:A:84:LYS:HE2	2:B:5:A:C2'	6	0.88
(1,3)	1:A:84:LYS:HE2	2:B:5:A:C3'	6	0.88
(1,3)	1:A:84:LYS:HE2	2:B:5:A:C4	6	0.88
(1,3)	1:A:84:LYS:HE2	2:B:5:A:C4'	6	0.88
(1,3)	1:A:84:LYS:HE2	2:B:5:A:C5	6	0.88
(1,3)	1:A:84:LYS:HE2	2:B:5:A:C5'	6	0.88
(1,3)	1:A:84:LYS:HE2	2:B:5:A:C6	6	0.88
(1,3)	1:A:84:LYS:HE2	2:B:5:A:C8	6	0.88
(1,3)	1:A:84:LYS:HE2	2:B:5:A:H1'	6	0.88
(1,3)	1:A:84:LYS:HE2	2:B:5:A:H2	6	0.88
(1,3)	1:A:84:LYS:HE2	2:B:5:A:H2'	6	0.88
(1,3)	1:A:84:LYS:HE2	2:B:5:A:H3'	6	0.88
(1,3)	1:A:84:LYS:HE2	2:B:5:A:H4'	6	0.88
(1,3)	1:A:84:LYS:HE2	2:B:5:A:H5'	6	0.88
(1,3)	1:A:84:LYS:HE2	2:B:5:A:H5''	6	0.88
(1,3)	1:A:84:LYS:HE2	2:B:5:A:H61	6	0.88
(1,3)	1:A:84:LYS:HE2	2:B:5:A:H62	6	0.88
(1,3)	1:A:84:LYS:HE2	2:B:5:A:H8	6	0.88
(1,3)	1:A:84:LYS:HE2	2:B:5:A:HO2'	6	0.88
(1,3)	1:A:84:LYS:HE2	2:B:5:A:N1	6	0.88
(1,3)	1:A:84:LYS:HE2	2:B:5:A:N3	6	0.88
(1,3)	1:A:84:LYS:HE2	2:B:5:A:N6	6	0.88

Continued on next page...

Continued from previous page...

Key	Atom-1	Atom-2	Model ID	Violation (Å)
(1,3)	1:A:84:LYS:HE2	2:B:5:A:N7	6	0.88
(1,3)	1:A:84:LYS:HE2	2:B:5:A:N9	6	0.88
(1,3)	1:A:84:LYS:HE2	2:B:5:A:O2'	6	0.88
(1,3)	1:A:84:LYS:HE2	2:B:5:A:O3'	6	0.88
(1,3)	1:A:84:LYS:HE2	2:B:5:A:O4'	6	0.88
(1,3)	1:A:84:LYS:HE2	2:B:5:A:O5'	6	0.88
(1,3)	1:A:84:LYS:HE2	2:B:5:A:OP1	6	0.88
(1,3)	1:A:84:LYS:HE2	2:B:5:A:OP2	6	0.88
(1,3)	1:A:84:LYS:HE2	2:B:5:A:P	6	0.88
(1,3)	1:A:84:LYS:HE2	2:B:6:G:C1'	6	0.88
(1,3)	1:A:84:LYS:HE2	2:B:6:G:C2	6	0.88
(1,3)	1:A:84:LYS:HE2	2:B:6:G:C2'	6	0.88
(1,3)	1:A:84:LYS:HE2	2:B:6:G:C3'	6	0.88
(1,3)	1:A:84:LYS:HE2	2:B:6:G:C4	6	0.88
(1,3)	1:A:84:LYS:HE2	2:B:6:G:C4'	6	0.88
(1,3)	1:A:84:LYS:HE2	2:B:6:G:C5	6	0.88
(1,3)	1:A:84:LYS:HE2	2:B:6:G:C5'	6	0.88
(1,3)	1:A:84:LYS:HE2	2:B:6:G:C6	6	0.88
(1,3)	1:A:84:LYS:HE2	2:B:6:G:C8	6	0.88
(1,3)	1:A:84:LYS:HE2	2:B:6:G:H1	6	0.88
(1,3)	1:A:84:LYS:HE2	2:B:6:G:H1'	6	0.88
(1,3)	1:A:84:LYS:HE2	2:B:6:G:H2'	6	0.88
(1,3)	1:A:84:LYS:HE2	2:B:6:G:H21	6	0.88
(1,3)	1:A:84:LYS:HE2	2:B:6:G:H22	6	0.88
(1,3)	1:A:84:LYS:HE2	2:B:6:G:H3'	6	0.88
(1,3)	1:A:84:LYS:HE2	2:B:6:G:H4'	6	0.88
(1,3)	1:A:84:LYS:HE2	2:B:6:G:H5'	6	0.88
(1,3)	1:A:84:LYS:HE2	2:B:6:G:H5''	6	0.88
(1,3)	1:A:84:LYS:HE2	2:B:6:G:H8	6	0.88
(1,3)	1:A:84:LYS:HE2	2:B:6:G:HO2'	6	0.88
(1,3)	1:A:84:LYS:HE2	2:B:6:G:N1	6	0.88
(1,3)	1:A:84:LYS:HE2	2:B:6:G:N2	6	0.88
(1,3)	1:A:84:LYS:HE2	2:B:6:G:N3	6	0.88
(1,3)	1:A:84:LYS:HE2	2:B:6:G:N7	6	0.88
(1,3)	1:A:84:LYS:HE2	2:B:6:G:N9	6	0.88
(1,3)	1:A:84:LYS:HE2	2:B:6:G:O2'	6	0.88
(1,3)	1:A:84:LYS:HE2	2:B:6:G:O3'	6	0.88
(1,3)	1:A:84:LYS:HE2	2:B:6:G:O4'	6	0.88
(1,3)	1:A:84:LYS:HE2	2:B:6:G:O5'	6	0.88
(1,3)	1:A:84:LYS:HE2	2:B:6:G:O6	6	0.88
(1,3)	1:A:84:LYS:HE2	2:B:6:G:OP1	6	0.88
(1,3)	1:A:84:LYS:HE2	2:B:6:G:OP2	6	0.88

Continued on next page...

Continued from previous page...

Key	Atom-1	Atom-2	Model ID	Violation (Å)
(1,3)	1:A:84:LYS:HE2	2:B:6:G:P	6	0.88
(1,3)	1:A:84:LYS:HE2	2:B:7:C:C1'	6	0.88
(1,3)	1:A:84:LYS:HE2	2:B:7:C:C2	6	0.88
(1,3)	1:A:84:LYS:HE2	2:B:7:C:C2'	6	0.88
(1,3)	1:A:84:LYS:HE2	2:B:7:C:C3'	6	0.88
(1,3)	1:A:84:LYS:HE2	2:B:7:C:C4	6	0.88
(1,3)	1:A:84:LYS:HE2	2:B:7:C:C4'	6	0.88
(1,3)	1:A:84:LYS:HE2	2:B:7:C:C5	6	0.88
(1,3)	1:A:84:LYS:HE2	2:B:7:C:C5'	6	0.88
(1,3)	1:A:84:LYS:HE2	2:B:7:C:C6	6	0.88
(1,3)	1:A:84:LYS:HE2	2:B:7:C:H1'	6	0.88
(1,3)	1:A:84:LYS:HE2	2:B:7:C:H2'	6	0.88
(1,3)	1:A:84:LYS:HE2	2:B:7:C:H3'	6	0.88
(1,3)	1:A:84:LYS:HE2	2:B:7:C:H4'	6	0.88
(1,3)	1:A:84:LYS:HE2	2:B:7:C:H41	6	0.88
(1,3)	1:A:84:LYS:HE2	2:B:7:C:H42	6	0.88
(1,3)	1:A:84:LYS:HE2	2:B:7:C:H5	6	0.88
(1,3)	1:A:84:LYS:HE2	2:B:7:C:H5'	6	0.88
(1,3)	1:A:84:LYS:HE2	2:B:7:C:H5''	6	0.88
(1,3)	1:A:84:LYS:HE2	2:B:7:C:H6	6	0.88
(1,3)	1:A:84:LYS:HE2	2:B:7:C:HO2'	6	0.88
(1,3)	1:A:84:LYS:HE2	2:B:7:C:N1	6	0.88
(1,3)	1:A:84:LYS:HE2	2:B:7:C:N3	6	0.88
(1,3)	1:A:84:LYS:HE2	2:B:7:C:N4	6	0.88
(1,3)	1:A:84:LYS:HE2	2:B:7:C:O2	6	0.88
(1,3)	1:A:84:LYS:HE2	2:B:7:C:O2'	6	0.88
(1,3)	1:A:84:LYS:HE2	2:B:7:C:O3'	6	0.88
(1,3)	1:A:84:LYS:HE2	2:B:7:C:O4'	6	0.88
(1,3)	1:A:84:LYS:HE2	2:B:7:C:O5'	6	0.88
(1,3)	1:A:84:LYS:HE2	2:B:7:C:OP1	6	0.88
(1,3)	1:A:84:LYS:HE2	2:B:7:C:OP2	6	0.88
(1,3)	1:A:84:LYS:HE2	2:B:7:C:P	6	0.88
(1,3)	1:A:84:LYS:HE2	2:B:8:U:C1'	6	0.88
(1,3)	1:A:84:LYS:HE2	2:B:8:U:C2	6	0.88
(1,3)	1:A:84:LYS:HE2	2:B:8:U:C2'	6	0.88
(1,3)	1:A:84:LYS:HE2	2:B:8:U:C3'	6	0.88
(1,3)	1:A:84:LYS:HE2	2:B:8:U:C4	6	0.88
(1,3)	1:A:84:LYS:HE2	2:B:8:U:C4'	6	0.88
(1,3)	1:A:84:LYS:HE2	2:B:8:U:C5	6	0.88
(1,3)	1:A:84:LYS:HE2	2:B:8:U:C5'	6	0.88
(1,3)	1:A:84:LYS:HE2	2:B:8:U:C6	6	0.88
(1,3)	1:A:84:LYS:HE2	2:B:8:U:H1'	6	0.88

Continued on next page...

Continued from previous page...

Key	Atom-1	Atom-2	Model ID	Violation (Å)
(1,3)	1:A:84:LYS:HE2	2:B:8:U:H2'	6	0.88
(1,3)	1:A:84:LYS:HE2	2:B:8:U:H3	6	0.88
(1,3)	1:A:84:LYS:HE2	2:B:8:U:H3'	6	0.88
(1,3)	1:A:84:LYS:HE2	2:B:8:U:H4'	6	0.88
(1,3)	1:A:84:LYS:HE2	2:B:8:U:H5	6	0.88
(1,3)	1:A:84:LYS:HE2	2:B:8:U:H5'	6	0.88
(1,3)	1:A:84:LYS:HE2	2:B:8:U:H5''	6	0.88
(1,3)	1:A:84:LYS:HE2	2:B:8:U:H6	6	0.88
(1,3)	1:A:84:LYS:HE2	2:B:8:U:HO2'	6	0.88
(1,3)	1:A:84:LYS:HE2	2:B:8:U:N1	6	0.88
(1,3)	1:A:84:LYS:HE2	2:B:8:U:N3	6	0.88
(1,3)	1:A:84:LYS:HE2	2:B:8:U:O2	6	0.88
(1,3)	1:A:84:LYS:HE2	2:B:8:U:O2'	6	0.88
(1,3)	1:A:84:LYS:HE2	2:B:8:U:O3'	6	0.88
(1,3)	1:A:84:LYS:HE2	2:B:8:U:O4	6	0.88
(1,3)	1:A:84:LYS:HE2	2:B:8:U:O4'	6	0.88
(1,3)	1:A:84:LYS:HE2	2:B:8:U:O5'	6	0.88
(1,3)	1:A:84:LYS:HE2	2:B:8:U:OP1	6	0.88
(1,3)	1:A:84:LYS:HE2	2:B:8:U:OP2	6	0.88
(1,3)	1:A:84:LYS:HE2	2:B:8:U:P	6	0.88
(1,3)	1:A:84:LYS:HE2	2:B:9:C:C1'	6	0.88
(1,3)	1:A:84:LYS:HE2	2:B:9:C:C2	6	0.88
(1,3)	1:A:84:LYS:HE2	2:B:9:C:C2'	6	0.88
(1,3)	1:A:84:LYS:HE2	2:B:9:C:C3'	6	0.88
(1,3)	1:A:84:LYS:HE2	2:B:9:C:C4	6	0.88
(1,3)	1:A:84:LYS:HE2	2:B:9:C:C4'	6	0.88
(1,3)	1:A:84:LYS:HE2	2:B:9:C:C5	6	0.88
(1,3)	1:A:84:LYS:HE2	2:B:9:C:C5'	6	0.88
(1,3)	1:A:84:LYS:HE2	2:B:9:C:C6	6	0.88
(1,3)	1:A:84:LYS:HE2	2:B:9:C:H1'	6	0.88
(1,3)	1:A:84:LYS:HE2	2:B:9:C:H2'	6	0.88
(1,3)	1:A:84:LYS:HE2	2:B:9:C:H3'	6	0.88
(1,3)	1:A:84:LYS:HE2	2:B:9:C:H4'	6	0.88
(1,3)	1:A:84:LYS:HE2	2:B:9:C:H41	6	0.88
(1,3)	1:A:84:LYS:HE2	2:B:9:C:H42	6	0.88
(1,3)	1:A:84:LYS:HE2	2:B:9:C:H5	6	0.88
(1,3)	1:A:84:LYS:HE2	2:B:9:C:H5'	6	0.88
(1,3)	1:A:84:LYS:HE2	2:B:9:C:H5''	6	0.88
(1,3)	1:A:84:LYS:HE2	2:B:9:C:H6	6	0.88
(1,3)	1:A:84:LYS:HE2	2:B:9:C:HO2'	6	0.88
(1,3)	1:A:84:LYS:HE2	2:B:9:C:N1	6	0.88
(1,3)	1:A:84:LYS:HE2	2:B:9:C:N3	6	0.88

Continued on next page...

Continued from previous page...

Key	Atom-1	Atom-2	Model ID	Violation (Å)
(1,3)	1:A:84:LYS:HE2	2:B:9:C:N4	6	0.88
(1,3)	1:A:84:LYS:HE2	2:B:9:C:O2	6	0.88
(1,3)	1:A:84:LYS:HE2	2:B:9:C:O2'	6	0.88
(1,3)	1:A:84:LYS:HE2	2:B:9:C:O3'	6	0.88
(1,3)	1:A:84:LYS:HE2	2:B:9:C:O4'	6	0.88
(1,3)	1:A:84:LYS:HE2	2:B:9:C:O5'	6	0.88
(1,3)	1:A:84:LYS:HE2	2:B:9:C:OP1	6	0.88
(1,3)	1:A:84:LYS:HE2	2:B:9:C:OP2	6	0.88
(1,3)	1:A:84:LYS:HE2	2:B:9:C:P	6	0.88
(1,3)	1:A:84:LYS:HE2	2:B:10:G:C1'	6	0.88
(1,3)	1:A:84:LYS:HE2	2:B:10:G:C2	6	0.88
(1,3)	1:A:84:LYS:HE2	2:B:10:G:C2'	6	0.88
(1,3)	1:A:84:LYS:HE2	2:B:10:G:C3'	6	0.88
(1,3)	1:A:84:LYS:HE2	2:B:10:G:C4	6	0.88
(1,3)	1:A:84:LYS:HE2	2:B:10:G:C4'	6	0.88
(1,3)	1:A:84:LYS:HE2	2:B:10:G:C5	6	0.88
(1,3)	1:A:84:LYS:HE2	2:B:10:G:C5'	6	0.88
(1,3)	1:A:84:LYS:HE2	2:B:10:G:C6	6	0.88
(1,3)	1:A:84:LYS:HE2	2:B:10:G:C8	6	0.88
(1,3)	1:A:84:LYS:HE2	2:B:10:G:H1	6	0.88
(1,3)	1:A:84:LYS:HE2	2:B:10:G:H1'	6	0.88
(1,3)	1:A:84:LYS:HE2	2:B:10:G:H2'	6	0.88
(1,3)	1:A:84:LYS:HE2	2:B:10:G:H21	6	0.88
(1,3)	1:A:84:LYS:HE2	2:B:10:G:H22	6	0.88
(1,3)	1:A:84:LYS:HE2	2:B:10:G:H3'	6	0.88
(1,3)	1:A:84:LYS:HE2	2:B:10:G:H4'	6	0.88
(1,3)	1:A:84:LYS:HE2	2:B:10:G:H5'	6	0.88
(1,3)	1:A:84:LYS:HE2	2:B:10:G:H5''	6	0.88
(1,3)	1:A:84:LYS:HE2	2:B:10:G:H8	6	0.88
(1,3)	1:A:84:LYS:HE2	2:B:10:G:HO2'	6	0.88
(1,3)	1:A:84:LYS:HE2	2:B:10:G:N1	6	0.88
(1,3)	1:A:84:LYS:HE2	2:B:10:G:N2	6	0.88
(1,3)	1:A:84:LYS:HE2	2:B:10:G:N3	6	0.88
(1,3)	1:A:84:LYS:HE2	2:B:10:G:N7	6	0.88
(1,3)	1:A:84:LYS:HE2	2:B:10:G:N9	6	0.88
(1,3)	1:A:84:LYS:HE2	2:B:10:G:O2'	6	0.88
(1,3)	1:A:84:LYS:HE2	2:B:10:G:O3'	6	0.88
(1,3)	1:A:84:LYS:HE2	2:B:10:G:O4'	6	0.88
(1,3)	1:A:84:LYS:HE2	2:B:10:G:O5'	6	0.88
(1,3)	1:A:84:LYS:HE2	2:B:10:G:O6	6	0.88
(1,3)	1:A:84:LYS:HE2	2:B:10:G:OP1	6	0.88
(1,3)	1:A:84:LYS:HE2	2:B:10:G:OP2	6	0.88

Continued on next page...

Continued from previous page...

Key	Atom-1	Atom-2	Model ID	Violation (Å)
(1,3)	1:A:84:LYS:HE2	2:B:10:G:P	6	0.88
(1,3)	1:A:84:LYS:HE2	2:B:11:A:C1'	6	0.88
(1,3)	1:A:84:LYS:HE2	2:B:11:A:C2	6	0.88
(1,3)	1:A:84:LYS:HE2	2:B:11:A:C2'	6	0.88
(1,3)	1:A:84:LYS:HE2	2:B:11:A:C3'	6	0.88
(1,3)	1:A:84:LYS:HE2	2:B:11:A:C4	6	0.88
(1,3)	1:A:84:LYS:HE2	2:B:11:A:C4'	6	0.88
(1,3)	1:A:84:LYS:HE2	2:B:11:A:C5	6	0.88
(1,3)	1:A:84:LYS:HE2	2:B:11:A:C5'	6	0.88
(1,3)	1:A:84:LYS:HE2	2:B:11:A:C6	6	0.88
(1,3)	1:A:84:LYS:HE2	2:B:11:A:C8	6	0.88
(1,3)	1:A:84:LYS:HE2	2:B:11:A:H1'	6	0.88
(1,3)	1:A:84:LYS:HE2	2:B:11:A:H2	6	0.88
(1,3)	1:A:84:LYS:HE2	2:B:11:A:H2'	6	0.88
(1,3)	1:A:84:LYS:HE2	2:B:11:A:H3'	6	0.88
(1,3)	1:A:84:LYS:HE2	2:B:11:A:H4'	6	0.88
(1,3)	1:A:84:LYS:HE2	2:B:11:A:H5'	6	0.88
(1,3)	1:A:84:LYS:HE2	2:B:11:A:H5''	6	0.88
(1,3)	1:A:84:LYS:HE2	2:B:11:A:H61	6	0.88
(1,3)	1:A:84:LYS:HE2	2:B:11:A:H62	6	0.88
(1,3)	1:A:84:LYS:HE2	2:B:11:A:H8	6	0.88
(1,3)	1:A:84:LYS:HE2	2:B:11:A:HO2'	6	0.88
(1,3)	1:A:84:LYS:HE2	2:B:11:A:N1	6	0.88
(1,3)	1:A:84:LYS:HE2	2:B:11:A:N3	6	0.88
(1,3)	1:A:84:LYS:HE2	2:B:11:A:N6	6	0.88
(1,3)	1:A:84:LYS:HE2	2:B:11:A:N7	6	0.88
(1,3)	1:A:84:LYS:HE2	2:B:11:A:N9	6	0.88
(1,3)	1:A:84:LYS:HE2	2:B:11:A:O2'	6	0.88
(1,3)	1:A:84:LYS:HE2	2:B:11:A:O3'	6	0.88
(1,3)	1:A:84:LYS:HE2	2:B:11:A:O4'	6	0.88
(1,3)	1:A:84:LYS:HE2	2:B:11:A:O5'	6	0.88
(1,3)	1:A:84:LYS:HE2	2:B:11:A:OP1	6	0.88
(1,3)	1:A:84:LYS:HE2	2:B:11:A:OP2	6	0.88
(1,3)	1:A:84:LYS:HE2	2:B:11:A:P	6	0.88
(1,3)	1:A:84:LYS:HE2	2:B:12:A:C1'	6	0.88
(1,3)	1:A:84:LYS:HE2	2:B:12:A:C2	6	0.88
(1,3)	1:A:84:LYS:HE2	2:B:12:A:C2'	6	0.88
(1,3)	1:A:84:LYS:HE2	2:B:12:A:C3'	6	0.88
(1,3)	1:A:84:LYS:HE2	2:B:12:A:C4	6	0.88
(1,3)	1:A:84:LYS:HE2	2:B:12:A:C4'	6	0.88
(1,3)	1:A:84:LYS:HE2	2:B:12:A:C5	6	0.88
(1,3)	1:A:84:LYS:HE2	2:B:12:A:C5'	6	0.88

Continued on next page...

Continued from previous page...

Key	Atom-1	Atom-2	Model ID	Violation (Å)
(1,3)	1:A:84:LYS:HE2	2:B:12:A:C6	6	0.88
(1,3)	1:A:84:LYS:HE2	2:B:12:A:C8	6	0.88
(1,3)	1:A:84:LYS:HE2	2:B:12:A:H1'	6	0.88
(1,3)	1:A:84:LYS:HE2	2:B:12:A:H2	6	0.88
(1,3)	1:A:84:LYS:HE2	2:B:12:A:H2'	6	0.88
(1,3)	1:A:84:LYS:HE2	2:B:12:A:H3'	6	0.88
(1,3)	1:A:84:LYS:HE2	2:B:12:A:H4'	6	0.88
(1,3)	1:A:84:LYS:HE2	2:B:12:A:H5'	6	0.88
(1,3)	1:A:84:LYS:HE2	2:B:12:A:H5''	6	0.88
(1,3)	1:A:84:LYS:HE2	2:B:12:A:H61	6	0.88
(1,3)	1:A:84:LYS:HE2	2:B:12:A:H62	6	0.88
(1,3)	1:A:84:LYS:HE2	2:B:12:A:H8	6	0.88
(1,3)	1:A:84:LYS:HE2	2:B:12:A:HO2'	6	0.88
(1,3)	1:A:84:LYS:HE2	2:B:12:A:N1	6	0.88
(1,3)	1:A:84:LYS:HE2	2:B:12:A:N3	6	0.88
(1,3)	1:A:84:LYS:HE2	2:B:12:A:N6	6	0.88
(1,3)	1:A:84:LYS:HE2	2:B:12:A:N7	6	0.88
(1,3)	1:A:84:LYS:HE2	2:B:12:A:N9	6	0.88
(1,3)	1:A:84:LYS:HE2	2:B:12:A:O2'	6	0.88
(1,3)	1:A:84:LYS:HE2	2:B:12:A:O3'	6	0.88
(1,3)	1:A:84:LYS:HE2	2:B:12:A:O4'	6	0.88
(1,3)	1:A:84:LYS:HE2	2:B:12:A:O5'	6	0.88
(1,3)	1:A:84:LYS:HE2	2:B:12:A:OP1	6	0.88
(1,3)	1:A:84:LYS:HE2	2:B:12:A:OP2	6	0.88
(1,3)	1:A:84:LYS:HE2	2:B:12:A:P	6	0.88
(1,3)	1:A:84:LYS:HE2	2:B:13:A:C1'	6	0.88
(1,3)	1:A:84:LYS:HE2	2:B:13:A:C2	6	0.88
(1,3)	1:A:84:LYS:HE2	2:B:13:A:C2'	6	0.88
(1,3)	1:A:84:LYS:HE2	2:B:13:A:C3'	6	0.88
(1,3)	1:A:84:LYS:HE2	2:B:13:A:C4	6	0.88
(1,3)	1:A:84:LYS:HE2	2:B:13:A:C4'	6	0.88
(1,3)	1:A:84:LYS:HE2	2:B:13:A:C5	6	0.88
(1,3)	1:A:84:LYS:HE2	2:B:13:A:C5'	6	0.88
(1,3)	1:A:84:LYS:HE2	2:B:13:A:C6	6	0.88
(1,3)	1:A:84:LYS:HE2	2:B:13:A:C8	6	0.88
(1,3)	1:A:84:LYS:HE2	2:B:13:A:H1'	6	0.88
(1,3)	1:A:84:LYS:HE2	2:B:13:A:H2	6	0.88
(1,3)	1:A:84:LYS:HE2	2:B:13:A:H2'	6	0.88
(1,3)	1:A:84:LYS:HE2	2:B:13:A:H3'	6	0.88
(1,3)	1:A:84:LYS:HE2	2:B:13:A:H4'	6	0.88
(1,3)	1:A:84:LYS:HE2	2:B:13:A:H5'	6	0.88
(1,3)	1:A:84:LYS:HE2	2:B:13:A:H5''	6	0.88

Continued on next page...

Continued from previous page...

Key	Atom-1	Atom-2	Model ID	Violation (Å)
(1,3)	1:A:84:LYS:HE2	2:B:13:A:H61	6	0.88
(1,3)	1:A:84:LYS:HE2	2:B:13:A:H62	6	0.88
(1,3)	1:A:84:LYS:HE2	2:B:13:A:H8	6	0.88
(1,3)	1:A:84:LYS:HE2	2:B:13:A:HO2'	6	0.88
(1,3)	1:A:84:LYS:HE2	2:B:13:A:N1	6	0.88
(1,3)	1:A:84:LYS:HE2	2:B:13:A:N3	6	0.88
(1,3)	1:A:84:LYS:HE2	2:B:13:A:N6	6	0.88
(1,3)	1:A:84:LYS:HE2	2:B:13:A:N7	6	0.88
(1,3)	1:A:84:LYS:HE2	2:B:13:A:N9	6	0.88
(1,3)	1:A:84:LYS:HE2	2:B:13:A:O2'	6	0.88
(1,3)	1:A:84:LYS:HE2	2:B:13:A:O3'	6	0.88
(1,3)	1:A:84:LYS:HE2	2:B:13:A:O4'	6	0.88
(1,3)	1:A:84:LYS:HE2	2:B:13:A:O5'	6	0.88
(1,3)	1:A:84:LYS:HE2	2:B:13:A:OP1	6	0.88
(1,3)	1:A:84:LYS:HE2	2:B:13:A:OP2	6	0.88
(1,3)	1:A:84:LYS:HE2	2:B:13:A:P	6	0.88
(1,3)	1:A:84:LYS:HE2	2:B:14:G:C1'	6	0.88
(1,3)	1:A:84:LYS:HE2	2:B:14:G:C2	6	0.88
(1,3)	1:A:84:LYS:HE2	2:B:14:G:C2'	6	0.88
(1,3)	1:A:84:LYS:HE2	2:B:14:G:C3'	6	0.88
(1,3)	1:A:84:LYS:HE2	2:B:14:G:C4	6	0.88
(1,3)	1:A:84:LYS:HE2	2:B:14:G:C4'	6	0.88
(1,3)	1:A:84:LYS:HE2	2:B:14:G:C5	6	0.88
(1,3)	1:A:84:LYS:HE2	2:B:14:G:C5'	6	0.88
(1,3)	1:A:84:LYS:HE2	2:B:14:G:C6	6	0.88
(1,3)	1:A:84:LYS:HE2	2:B:14:G:C8	6	0.88
(1,3)	1:A:84:LYS:HE2	2:B:14:G:H1	6	0.88
(1,3)	1:A:84:LYS:HE2	2:B:14:G:H1'	6	0.88
(1,3)	1:A:84:LYS:HE2	2:B:14:G:H2'	6	0.88
(1,3)	1:A:84:LYS:HE2	2:B:14:G:H21	6	0.88
(1,3)	1:A:84:LYS:HE2	2:B:14:G:H22	6	0.88
(1,3)	1:A:84:LYS:HE2	2:B:14:G:H3'	6	0.88
(1,3)	1:A:84:LYS:HE2	2:B:14:G:H4'	6	0.88
(1,3)	1:A:84:LYS:HE2	2:B:14:G:H5'	6	0.88
(1,3)	1:A:84:LYS:HE2	2:B:14:G:H5''	6	0.88
(1,3)	1:A:84:LYS:HE2	2:B:14:G:H8	6	0.88
(1,3)	1:A:84:LYS:HE2	2:B:14:G:HO2'	6	0.88
(1,3)	1:A:84:LYS:HE2	2:B:14:G:N1	6	0.88
(1,3)	1:A:84:LYS:HE2	2:B:14:G:N2	6	0.88
(1,3)	1:A:84:LYS:HE2	2:B:14:G:N3	6	0.88
(1,3)	1:A:84:LYS:HE2	2:B:14:G:N7	6	0.88
(1,3)	1:A:84:LYS:HE2	2:B:14:G:N9	6	0.88

Continued on next page...

Continued from previous page...

Key	Atom-1	Atom-2	Model ID	Violation (Å)
(1,3)	1:A:84:LYS:HE2	2:B:14:G:O2'	6	0.88
(1,3)	1:A:84:LYS:HE2	2:B:14:G:O3'	6	0.88
(1,3)	1:A:84:LYS:HE2	2:B:14:G:O4'	6	0.88
(1,3)	1:A:84:LYS:HE2	2:B:14:G:O5'	6	0.88
(1,3)	1:A:84:LYS:HE2	2:B:14:G:O6	6	0.88
(1,3)	1:A:84:LYS:HE2	2:B:14:G:OP1	6	0.88
(1,3)	1:A:84:LYS:HE2	2:B:14:G:OP2	6	0.88
(1,3)	1:A:84:LYS:HE2	2:B:14:G:P	6	0.88
(1,3)	1:A:84:LYS:HE2	2:B:15:A:C1'	6	0.88
(1,3)	1:A:84:LYS:HE2	2:B:15:A:C2	6	0.88
(1,3)	1:A:84:LYS:HE2	2:B:15:A:C2'	6	0.88
(1,3)	1:A:84:LYS:HE2	2:B:15:A:C3'	6	0.88
(1,3)	1:A:84:LYS:HE2	2:B:15:A:C4	6	0.88
(1,3)	1:A:84:LYS:HE2	2:B:15:A:C4'	6	0.88
(1,3)	1:A:84:LYS:HE2	2:B:15:A:C5	6	0.88
(1,3)	1:A:84:LYS:HE2	2:B:15:A:C5'	6	0.88
(1,3)	1:A:84:LYS:HE2	2:B:15:A:C6	6	0.88
(1,3)	1:A:84:LYS:HE2	2:B:15:A:C8	6	0.88
(1,3)	1:A:84:LYS:HE2	2:B:15:A:H1'	6	0.88
(1,3)	1:A:84:LYS:HE2	2:B:15:A:H2	6	0.88
(1,3)	1:A:84:LYS:HE2	2:B:15:A:H2'	6	0.88
(1,3)	1:A:84:LYS:HE2	2:B:15:A:H3'	6	0.88
(1,3)	1:A:84:LYS:HE2	2:B:15:A:H4'	6	0.88
(1,3)	1:A:84:LYS:HE2	2:B:15:A:H5'	6	0.88
(1,3)	1:A:84:LYS:HE2	2:B:15:A:H5''	6	0.88
(1,3)	1:A:84:LYS:HE2	2:B:15:A:H61	6	0.88
(1,3)	1:A:84:LYS:HE2	2:B:15:A:H62	6	0.88
(1,3)	1:A:84:LYS:HE2	2:B:15:A:H8	6	0.88
(1,3)	1:A:84:LYS:HE2	2:B:15:A:HO2'	6	0.88
(1,3)	1:A:84:LYS:HE2	2:B:15:A:N1	6	0.88
(1,3)	1:A:84:LYS:HE2	2:B:15:A:N3	6	0.88
(1,3)	1:A:84:LYS:HE2	2:B:15:A:N6	6	0.88
(1,3)	1:A:84:LYS:HE2	2:B:15:A:N7	6	0.88
(1,3)	1:A:84:LYS:HE2	2:B:15:A:N9	6	0.88
(1,3)	1:A:84:LYS:HE2	2:B:15:A:O2'	6	0.88
(1,3)	1:A:84:LYS:HE2	2:B:15:A:O3'	6	0.88
(1,3)	1:A:84:LYS:HE2	2:B:15:A:O4'	6	0.88
(1,3)	1:A:84:LYS:HE2	2:B:15:A:O5'	6	0.88
(1,3)	1:A:84:LYS:HE2	2:B:15:A:OP1	6	0.88
(1,3)	1:A:84:LYS:HE2	2:B:15:A:OP2	6	0.88
(1,3)	1:A:84:LYS:HE2	2:B:15:A:P	6	0.88
(1,3)	1:A:84:LYS:HE2	2:B:16:G:C1'	6	0.88

Continued on next page...

Continued from previous page...

Key	Atom-1	Atom-2	Model ID	Violation (Å)
(1,3)	1:A:84:LYS:HE2	2:B:16:G:C2	6	0.88
(1,3)	1:A:84:LYS:HE2	2:B:16:G:C2'	6	0.88
(1,3)	1:A:84:LYS:HE2	2:B:16:G:C3'	6	0.88
(1,3)	1:A:84:LYS:HE2	2:B:16:G:C4	6	0.88
(1,3)	1:A:84:LYS:HE2	2:B:16:G:C4'	6	0.88
(1,3)	1:A:84:LYS:HE2	2:B:16:G:C5	6	0.88
(1,3)	1:A:84:LYS:HE2	2:B:16:G:C5'	6	0.88
(1,3)	1:A:84:LYS:HE2	2:B:16:G:C6	6	0.88
(1,3)	1:A:84:LYS:HE2	2:B:16:G:C8	6	0.88
(1,3)	1:A:84:LYS:HE2	2:B:16:G:H1	6	0.88
(1,3)	1:A:84:LYS:HE2	2:B:16:G:H1'	6	0.88
(1,3)	1:A:84:LYS:HE2	2:B:16:G:H2'	6	0.88
(1,3)	1:A:84:LYS:HE2	2:B:16:G:H21	6	0.88
(1,3)	1:A:84:LYS:HE2	2:B:16:G:H22	6	0.88
(1,3)	1:A:84:LYS:HE2	2:B:16:G:H3'	6	0.88
(1,3)	1:A:84:LYS:HE2	2:B:16:G:H4'	6	0.88
(1,3)	1:A:84:LYS:HE2	2:B:16:G:H5'	6	0.88
(1,3)	1:A:84:LYS:HE2	2:B:16:G:H5''	6	0.88
(1,3)	1:A:84:LYS:HE2	2:B:16:G:H8	6	0.88
(1,3)	1:A:84:LYS:HE2	2:B:16:G:HO2'	6	0.88
(1,3)	1:A:84:LYS:HE2	2:B:16:G:N1	6	0.88
(1,3)	1:A:84:LYS:HE2	2:B:16:G:N2	6	0.88
(1,3)	1:A:84:LYS:HE2	2:B:16:G:N3	6	0.88
(1,3)	1:A:84:LYS:HE2	2:B:16:G:N7	6	0.88
(1,3)	1:A:84:LYS:HE2	2:B:16:G:N9	6	0.88
(1,3)	1:A:84:LYS:HE2	2:B:16:G:O2'	6	0.88
(1,3)	1:A:84:LYS:HE2	2:B:16:G:O3'	6	0.88
(1,3)	1:A:84:LYS:HE2	2:B:16:G:O4'	6	0.88
(1,3)	1:A:84:LYS:HE2	2:B:16:G:O5'	6	0.88
(1,3)	1:A:84:LYS:HE2	2:B:16:G:O6	6	0.88
(1,3)	1:A:84:LYS:HE2	2:B:16:G:OP1	6	0.88
(1,3)	1:A:84:LYS:HE2	2:B:16:G:OP2	6	0.88
(1,3)	1:A:84:LYS:HE2	2:B:16:G:P	6	0.88
(1,3)	1:A:84:LYS:HE2	2:B:17:C:C1'	6	0.88
(1,3)	1:A:84:LYS:HE2	2:B:17:C:C2	6	0.88
(1,3)	1:A:84:LYS:HE2	2:B:17:C:C2'	6	0.88
(1,3)	1:A:84:LYS:HE2	2:B:17:C:C3'	6	0.88
(1,3)	1:A:84:LYS:HE2	2:B:17:C:C4	6	0.88
(1,3)	1:A:84:LYS:HE2	2:B:17:C:C4'	6	0.88
(1,3)	1:A:84:LYS:HE2	2:B:17:C:C5	6	0.88
(1,3)	1:A:84:LYS:HE2	2:B:17:C:C5'	6	0.88
(1,3)	1:A:84:LYS:HE2	2:B:17:C:C6	6	0.88

Continued on next page...

Continued from previous page...

Key	Atom-1	Atom-2	Model ID	Violation (Å)
(1,3)	1:A:84:LYS:HE2	2:B:17:C:H1'	6	0.88
(1,3)	1:A:84:LYS:HE2	2:B:17:C:H2'	6	0.88
(1,3)	1:A:84:LYS:HE2	2:B:17:C:H3'	6	0.88
(1,3)	1:A:84:LYS:HE2	2:B:17:C:H4'	6	0.88
(1,3)	1:A:84:LYS:HE2	2:B:17:C:H41	6	0.88
(1,3)	1:A:84:LYS:HE2	2:B:17:C:H42	6	0.88
(1,3)	1:A:84:LYS:HE2	2:B:17:C:H5	6	0.88
(1,3)	1:A:84:LYS:HE2	2:B:17:C:H5'	6	0.88
(1,3)	1:A:84:LYS:HE2	2:B:17:C:H5''	6	0.88
(1,3)	1:A:84:LYS:HE2	2:B:17:C:H6	6	0.88
(1,3)	1:A:84:LYS:HE2	2:B:17:C:HO2'	6	0.88
(1,3)	1:A:84:LYS:HE2	2:B:17:C:N1	6	0.88
(1,3)	1:A:84:LYS:HE2	2:B:17:C:N3	6	0.88
(1,3)	1:A:84:LYS:HE2	2:B:17:C:N4	6	0.88
(1,3)	1:A:84:LYS:HE2	2:B:17:C:O2	6	0.88
(1,3)	1:A:84:LYS:HE2	2:B:17:C:O2'	6	0.88
(1,3)	1:A:84:LYS:HE2	2:B:17:C:O3'	6	0.88
(1,3)	1:A:84:LYS:HE2	2:B:17:C:O4'	6	0.88
(1,3)	1:A:84:LYS:HE2	2:B:17:C:O5'	6	0.88
(1,3)	1:A:84:LYS:HE2	2:B:17:C:OP1	6	0.88
(1,3)	1:A:84:LYS:HE2	2:B:17:C:OP2	6	0.88
(1,3)	1:A:84:LYS:HE2	2:B:17:C:P	6	0.88
(1,3)	1:A:84:LYS:HE2	2:B:18:A:C1'	6	0.88
(1,3)	1:A:84:LYS:HE2	2:B:18:A:C2	6	0.88
(1,3)	1:A:84:LYS:HE2	2:B:18:A:C2'	6	0.88
(1,3)	1:A:84:LYS:HE2	2:B:18:A:C3'	6	0.88
(1,3)	1:A:84:LYS:HE2	2:B:18:A:C4	6	0.88
(1,3)	1:A:84:LYS:HE2	2:B:18:A:C4'	6	0.88
(1,3)	1:A:84:LYS:HE2	2:B:18:A:C5	6	0.88
(1,3)	1:A:84:LYS:HE2	2:B:18:A:C5'	6	0.88
(1,3)	1:A:84:LYS:HE2	2:B:18:A:C6	6	0.88
(1,3)	1:A:84:LYS:HE2	2:B:18:A:C8	6	0.88
(1,3)	1:A:84:LYS:HE2	2:B:18:A:H1'	6	0.88
(1,3)	1:A:84:LYS:HE2	2:B:18:A:H2	6	0.88
(1,3)	1:A:84:LYS:HE2	2:B:18:A:H2'	6	0.88
(1,3)	1:A:84:LYS:HE2	2:B:18:A:H3'	6	0.88
(1,3)	1:A:84:LYS:HE2	2:B:18:A:H4'	6	0.88
(1,3)	1:A:84:LYS:HE2	2:B:18:A:H5'	6	0.88
(1,3)	1:A:84:LYS:HE2	2:B:18:A:H5''	6	0.88
(1,3)	1:A:84:LYS:HE2	2:B:18:A:H61	6	0.88
(1,3)	1:A:84:LYS:HE2	2:B:18:A:H62	6	0.88
(1,3)	1:A:84:LYS:HE2	2:B:18:A:H8	6	0.88

Continued on next page...

Continued from previous page...

Key	Atom-1	Atom-2	Model ID	Violation (Å)
(1,3)	1:A:84:LYS:HE2	2:B:18:A:HO2'	6	0.88
(1,3)	1:A:84:LYS:HE2	2:B:18:A:N1	6	0.88
(1,3)	1:A:84:LYS:HE2	2:B:18:A:N3	6	0.88
(1,3)	1:A:84:LYS:HE2	2:B:18:A:N6	6	0.88
(1,3)	1:A:84:LYS:HE2	2:B:18:A:N7	6	0.88
(1,3)	1:A:84:LYS:HE2	2:B:18:A:N9	6	0.88
(1,3)	1:A:84:LYS:HE2	2:B:18:A:O2'	6	0.88
(1,3)	1:A:84:LYS:HE2	2:B:18:A:O3'	6	0.88
(1,3)	1:A:84:LYS:HE2	2:B:18:A:O4'	6	0.88
(1,3)	1:A:84:LYS:HE2	2:B:18:A:O5'	6	0.88
(1,3)	1:A:84:LYS:HE2	2:B:18:A:OP1	6	0.88
(1,3)	1:A:84:LYS:HE2	2:B:18:A:OP2	6	0.88
(1,3)	1:A:84:LYS:HE2	2:B:18:A:P	6	0.88
(1,3)	1:A:84:LYS:HE2	2:B:19:A:C1'	6	0.88
(1,3)	1:A:84:LYS:HE2	2:B:19:A:C2	6	0.88
(1,3)	1:A:84:LYS:HE2	2:B:19:A:C2'	6	0.88
(1,3)	1:A:84:LYS:HE2	2:B:19:A:C3'	6	0.88
(1,3)	1:A:84:LYS:HE2	2:B:19:A:C4	6	0.88
(1,3)	1:A:84:LYS:HE2	2:B:19:A:C4'	6	0.88
(1,3)	1:A:84:LYS:HE2	2:B:19:A:C5	6	0.88
(1,3)	1:A:84:LYS:HE2	2:B:19:A:C5'	6	0.88
(1,3)	1:A:84:LYS:HE2	2:B:19:A:C6	6	0.88
(1,3)	1:A:84:LYS:HE2	2:B:19:A:C8	6	0.88
(1,3)	1:A:84:LYS:HE2	2:B:19:A:H1'	6	0.88
(1,3)	1:A:84:LYS:HE2	2:B:19:A:H2	6	0.88
(1,3)	1:A:84:LYS:HE2	2:B:19:A:H2'	6	0.88
(1,3)	1:A:84:LYS:HE2	2:B:19:A:H3'	6	0.88
(1,3)	1:A:84:LYS:HE2	2:B:19:A:H4'	6	0.88
(1,3)	1:A:84:LYS:HE2	2:B:19:A:H5'	6	0.88
(1,3)	1:A:84:LYS:HE2	2:B:19:A:H5''	6	0.88
(1,3)	1:A:84:LYS:HE2	2:B:19:A:H61	6	0.88
(1,3)	1:A:84:LYS:HE2	2:B:19:A:H62	6	0.88
(1,3)	1:A:84:LYS:HE2	2:B:19:A:H8	6	0.88
(1,3)	1:A:84:LYS:HE2	2:B:19:A:HO2'	6	0.88
(1,3)	1:A:84:LYS:HE2	2:B:19:A:N1	6	0.88
(1,3)	1:A:84:LYS:HE2	2:B:19:A:N3	6	0.88
(1,3)	1:A:84:LYS:HE2	2:B:19:A:N6	6	0.88
(1,3)	1:A:84:LYS:HE2	2:B:19:A:N7	6	0.88
(1,3)	1:A:84:LYS:HE2	2:B:19:A:N9	6	0.88
(1,3)	1:A:84:LYS:HE2	2:B:19:A:O2'	6	0.88
(1,3)	1:A:84:LYS:HE2	2:B:19:A:O3'	6	0.88
(1,3)	1:A:84:LYS:HE2	2:B:19:A:O4'	6	0.88

Continued on next page...

Continued from previous page...

Key	Atom-1	Atom-2	Model ID	Violation (Å)
(1,3)	1:A:84:LYS:HE2	2:B:19:A:O5'	6	0.88
(1,3)	1:A:84:LYS:HE2	2:B:19:A:OP1	6	0.88
(1,3)	1:A:84:LYS:HE2	2:B:19:A:OP2	6	0.88
(1,3)	1:A:84:LYS:HE2	2:B:19:A:P	6	0.88
(1,3)	1:A:84:LYS:HE2	2:B:20:U:C1'	6	0.88
(1,3)	1:A:84:LYS:HE2	2:B:20:U:C2	6	0.88
(1,3)	1:A:84:LYS:HE2	2:B:20:U:C2'	6	0.88
(1,3)	1:A:84:LYS:HE2	2:B:20:U:C3'	6	0.88
(1,3)	1:A:84:LYS:HE2	2:B:20:U:C4	6	0.88
(1,3)	1:A:84:LYS:HE2	2:B:20:U:C4'	6	0.88
(1,3)	1:A:84:LYS:HE2	2:B:20:U:C5	6	0.88
(1,3)	1:A:84:LYS:HE2	2:B:20:U:C5'	6	0.88
(1,3)	1:A:84:LYS:HE2	2:B:20:U:C6	6	0.88
(1,3)	1:A:84:LYS:HE2	2:B:20:U:H1'	6	0.88
(1,3)	1:A:84:LYS:HE2	2:B:20:U:H2'	6	0.88
(1,3)	1:A:84:LYS:HE2	2:B:20:U:H3	6	0.88
(1,3)	1:A:84:LYS:HE2	2:B:20:U:H3'	6	0.88
(1,3)	1:A:84:LYS:HE2	2:B:20:U:H4'	6	0.88
(1,3)	1:A:84:LYS:HE2	2:B:20:U:H5	6	0.88
(1,3)	1:A:84:LYS:HE2	2:B:20:U:H5'	6	0.88
(1,3)	1:A:84:LYS:HE2	2:B:20:U:H5''	6	0.88
(1,3)	1:A:84:LYS:HE2	2:B:20:U:H6	6	0.88
(1,3)	1:A:84:LYS:HE2	2:B:20:U:HO2'	6	0.88
(1,3)	1:A:84:LYS:HE2	2:B:20:U:N1	6	0.88
(1,3)	1:A:84:LYS:HE2	2:B:20:U:N3	6	0.88
(1,3)	1:A:84:LYS:HE2	2:B:20:U:O2	6	0.88
(1,3)	1:A:84:LYS:HE2	2:B:20:U:O2'	6	0.88
(1,3)	1:A:84:LYS:HE2	2:B:20:U:O3'	6	0.88
(1,3)	1:A:84:LYS:HE2	2:B:20:U:O4	6	0.88
(1,3)	1:A:84:LYS:HE2	2:B:20:U:O4'	6	0.88
(1,3)	1:A:84:LYS:HE2	2:B:20:U:O5'	6	0.88
(1,3)	1:A:84:LYS:HE2	2:B:20:U:OP1	6	0.88
(1,3)	1:A:84:LYS:HE2	2:B:20:U:OP2	6	0.88
(1,3)	1:A:84:LYS:HE2	2:B:20:U:P	6	0.88
(1,3)	1:A:84:LYS:HE2	2:B:21:G:C1'	6	0.88
(1,3)	1:A:84:LYS:HE2	2:B:21:G:C2	6	0.88
(1,3)	1:A:84:LYS:HE2	2:B:21:G:C2'	6	0.88
(1,3)	1:A:84:LYS:HE2	2:B:21:G:C3'	6	0.88
(1,3)	1:A:84:LYS:HE2	2:B:21:G:C4	6	0.88
(1,3)	1:A:84:LYS:HE2	2:B:21:G:C4'	6	0.88
(1,3)	1:A:84:LYS:HE2	2:B:21:G:C5	6	0.88
(1,3)	1:A:84:LYS:HE2	2:B:21:G:C5'	6	0.88

Continued on next page...

Continued from previous page...

Key	Atom-1	Atom-2	Model ID	Violation (Å)
(1,3)	1:A:84:LYS:HE2	2:B:21:G:C6	6	0.88
(1,3)	1:A:84:LYS:HE2	2:B:21:G:C8	6	0.88
(1,3)	1:A:84:LYS:HE2	2:B:21:G:H1	6	0.88
(1,3)	1:A:84:LYS:HE2	2:B:21:G:H1'	6	0.88
(1,3)	1:A:84:LYS:HE2	2:B:21:G:H2'	6	0.88
(1,3)	1:A:84:LYS:HE2	2:B:21:G:H21	6	0.88
(1,3)	1:A:84:LYS:HE2	2:B:21:G:H22	6	0.88
(1,3)	1:A:84:LYS:HE2	2:B:21:G:H3'	6	0.88
(1,3)	1:A:84:LYS:HE2	2:B:21:G:H4'	6	0.88
(1,3)	1:A:84:LYS:HE2	2:B:21:G:H5'	6	0.88
(1,3)	1:A:84:LYS:HE2	2:B:21:G:H5''	6	0.88
(1,3)	1:A:84:LYS:HE2	2:B:21:G:H8	6	0.88
(1,3)	1:A:84:LYS:HE2	2:B:21:G:HO2'	6	0.88
(1,3)	1:A:84:LYS:HE2	2:B:21:G:N1	6	0.88
(1,3)	1:A:84:LYS:HE2	2:B:21:G:N2	6	0.88
(1,3)	1:A:84:LYS:HE2	2:B:21:G:N3	6	0.88
(1,3)	1:A:84:LYS:HE2	2:B:21:G:N7	6	0.88
(1,3)	1:A:84:LYS:HE2	2:B:21:G:N9	6	0.88
(1,3)	1:A:84:LYS:HE2	2:B:21:G:O2'	6	0.88
(1,3)	1:A:84:LYS:HE2	2:B:21:G:O3'	6	0.88
(1,3)	1:A:84:LYS:HE2	2:B:21:G:O4'	6	0.88
(1,3)	1:A:84:LYS:HE2	2:B:21:G:O5'	6	0.88
(1,3)	1:A:84:LYS:HE2	2:B:21:G:O6	6	0.88
(1,3)	1:A:84:LYS:HE2	2:B:21:G:OP1	6	0.88
(1,3)	1:A:84:LYS:HE2	2:B:21:G:OP2	6	0.88
(1,3)	1:A:84:LYS:HE2	2:B:21:G:P	6	0.88
(1,3)	1:A:84:LYS:HE2	2:B:22:A:C1'	6	0.88
(1,3)	1:A:84:LYS:HE2	2:B:22:A:C2	6	0.88
(1,3)	1:A:84:LYS:HE2	2:B:22:A:C2'	6	0.88
(1,3)	1:A:84:LYS:HE2	2:B:22:A:C3'	6	0.88
(1,3)	1:A:84:LYS:HE2	2:B:22:A:C4	6	0.88
(1,3)	1:A:84:LYS:HE2	2:B:22:A:C4'	6	0.88
(1,3)	1:A:84:LYS:HE2	2:B:22:A:C5	6	0.88
(1,3)	1:A:84:LYS:HE2	2:B:22:A:C5'	6	0.88
(1,3)	1:A:84:LYS:HE2	2:B:22:A:C6	6	0.88
(1,3)	1:A:84:LYS:HE2	2:B:22:A:C8	6	0.88
(1,3)	1:A:84:LYS:HE2	2:B:22:A:H1'	6	0.88
(1,3)	1:A:84:LYS:HE2	2:B:22:A:H2	6	0.88
(1,3)	1:A:84:LYS:HE2	2:B:22:A:H2'	6	0.88
(1,3)	1:A:84:LYS:HE2	2:B:22:A:H3'	6	0.88
(1,3)	1:A:84:LYS:HE2	2:B:22:A:H4'	6	0.88
(1,3)	1:A:84:LYS:HE2	2:B:22:A:H5'	6	0.88

Continued on next page...

Continued from previous page...

Key	Atom-1	Atom-2	Model ID	Violation (Å)
(1,3)	1:A:84:LYS:HE2	2:B:22:A:H5''	6	0.88
(1,3)	1:A:84:LYS:HE2	2:B:22:A:H61	6	0.88
(1,3)	1:A:84:LYS:HE2	2:B:22:A:H62	6	0.88
(1,3)	1:A:84:LYS:HE2	2:B:22:A:H8	6	0.88
(1,3)	1:A:84:LYS:HE2	2:B:22:A:HO2'	6	0.88
(1,3)	1:A:84:LYS:HE2	2:B:22:A:N1	6	0.88
(1,3)	1:A:84:LYS:HE2	2:B:22:A:N3	6	0.88
(1,3)	1:A:84:LYS:HE2	2:B:22:A:N6	6	0.88
(1,3)	1:A:84:LYS:HE2	2:B:22:A:N7	6	0.88
(1,3)	1:A:84:LYS:HE2	2:B:22:A:N9	6	0.88
(1,3)	1:A:84:LYS:HE2	2:B:22:A:O2'	6	0.88
(1,3)	1:A:84:LYS:HE2	2:B:22:A:O3'	6	0.88
(1,3)	1:A:84:LYS:HE2	2:B:22:A:O4'	6	0.88
(1,3)	1:A:84:LYS:HE2	2:B:22:A:O5'	6	0.88
(1,3)	1:A:84:LYS:HE2	2:B:22:A:OP1	6	0.88
(1,3)	1:A:84:LYS:HE2	2:B:22:A:OP2	6	0.88
(1,3)	1:A:84:LYS:HE2	2:B:22:A:P	6	0.88
(1,3)	1:A:84:LYS:HE2	2:B:23:U:C1'	6	0.88
(1,3)	1:A:84:LYS:HE2	2:B:23:U:C2	6	0.88
(1,3)	1:A:84:LYS:HE2	2:B:23:U:C2'	6	0.88
(1,3)	1:A:84:LYS:HE2	2:B:23:U:C3'	6	0.88
(1,3)	1:A:84:LYS:HE2	2:B:23:U:C4	6	0.88
(1,3)	1:A:84:LYS:HE2	2:B:23:U:C4'	6	0.88
(1,3)	1:A:84:LYS:HE2	2:B:23:U:C5	6	0.88
(1,3)	1:A:84:LYS:HE2	2:B:23:U:C5'	6	0.88
(1,3)	1:A:84:LYS:HE2	2:B:23:U:C6	6	0.88
(1,3)	1:A:84:LYS:HE2	2:B:23:U:H1'	6	0.88
(1,3)	1:A:84:LYS:HE2	2:B:23:U:H2'	6	0.88
(1,3)	1:A:84:LYS:HE2	2:B:23:U:H3	6	0.88
(1,3)	1:A:84:LYS:HE2	2:B:23:U:H3'	6	0.88
(1,3)	1:A:84:LYS:HE2	2:B:23:U:H4'	6	0.88
(1,3)	1:A:84:LYS:HE2	2:B:23:U:H5	6	0.88
(1,3)	1:A:84:LYS:HE2	2:B:23:U:H5'	6	0.88
(1,3)	1:A:84:LYS:HE2	2:B:23:U:H5''	6	0.88
(1,3)	1:A:84:LYS:HE2	2:B:23:U:H6	6	0.88
(1,3)	1:A:84:LYS:HE2	2:B:23:U:HO2'	6	0.88
(1,3)	1:A:84:LYS:HE2	2:B:23:U:N1	6	0.88
(1,3)	1:A:84:LYS:HE2	2:B:23:U:N3	6	0.88
(1,3)	1:A:84:LYS:HE2	2:B:23:U:O2	6	0.88
(1,3)	1:A:84:LYS:HE2	2:B:23:U:O2'	6	0.88
(1,3)	1:A:84:LYS:HE2	2:B:23:U:O3'	6	0.88
(1,3)	1:A:84:LYS:HE2	2:B:23:U:O4	6	0.88

Continued on next page...

Continued from previous page...

Key	Atom-1	Atom-2	Model ID	Violation (Å)
(1,3)	1:A:84:LYS:HE2	2:B:23:U:O4'	6	0.88
(1,3)	1:A:84:LYS:HE2	2:B:23:U:O5'	6	0.88
(1,3)	1:A:84:LYS:HE2	2:B:23:U:OP1	6	0.88
(1,3)	1:A:84:LYS:HE2	2:B:23:U:OP2	6	0.88
(1,3)	1:A:84:LYS:HE2	2:B:23:U:P	6	0.88
(1,3)	1:A:84:LYS:HE2	2:B:24:G:C1'	6	0.88
(1,3)	1:A:84:LYS:HE2	2:B:24:G:C2	6	0.88
(1,3)	1:A:84:LYS:HE2	2:B:24:G:C2'	6	0.88
(1,3)	1:A:84:LYS:HE2	2:B:24:G:C3'	6	0.88
(1,3)	1:A:84:LYS:HE2	2:B:24:G:C4	6	0.88
(1,3)	1:A:84:LYS:HE2	2:B:24:G:C4'	6	0.88
(1,3)	1:A:84:LYS:HE2	2:B:24:G:C5	6	0.88
(1,3)	1:A:84:LYS:HE2	2:B:24:G:C5'	6	0.88
(1,3)	1:A:84:LYS:HE2	2:B:24:G:C6	6	0.88
(1,3)	1:A:84:LYS:HE2	2:B:24:G:C8	6	0.88
(1,3)	1:A:84:LYS:HE2	2:B:24:G:H1	6	0.88
(1,3)	1:A:84:LYS:HE2	2:B:24:G:H1'	6	0.88
(1,3)	1:A:84:LYS:HE2	2:B:24:G:H2'	6	0.88
(1,3)	1:A:84:LYS:HE2	2:B:24:G:H21	6	0.88
(1,3)	1:A:84:LYS:HE2	2:B:24:G:H22	6	0.88
(1,3)	1:A:84:LYS:HE2	2:B:24:G:H3'	6	0.88
(1,3)	1:A:84:LYS:HE2	2:B:24:G:H4'	6	0.88
(1,3)	1:A:84:LYS:HE2	2:B:24:G:H5'	6	0.88
(1,3)	1:A:84:LYS:HE2	2:B:24:G:H5''	6	0.88
(1,3)	1:A:84:LYS:HE2	2:B:24:G:H8	6	0.88
(1,3)	1:A:84:LYS:HE2	2:B:24:G:HO2'	6	0.88
(1,3)	1:A:84:LYS:HE2	2:B:24:G:N1	6	0.88
(1,3)	1:A:84:LYS:HE2	2:B:24:G:N2	6	0.88
(1,3)	1:A:84:LYS:HE2	2:B:24:G:N3	6	0.88
(1,3)	1:A:84:LYS:HE2	2:B:24:G:N7	6	0.88
(1,3)	1:A:84:LYS:HE2	2:B:24:G:N9	6	0.88
(1,3)	1:A:84:LYS:HE2	2:B:24:G:O2'	6	0.88
(1,3)	1:A:84:LYS:HE2	2:B:24:G:O3'	6	0.88
(1,3)	1:A:84:LYS:HE2	2:B:24:G:O4'	6	0.88
(1,3)	1:A:84:LYS:HE2	2:B:24:G:O5'	6	0.88
(1,3)	1:A:84:LYS:HE2	2:B:24:G:O6	6	0.88
(1,3)	1:A:84:LYS:HE2	2:B:24:G:OP1	6	0.88
(1,3)	1:A:84:LYS:HE2	2:B:24:G:OP2	6	0.88
(1,3)	1:A:84:LYS:HE2	2:B:24:G:P	6	0.88
(1,3)	1:A:84:LYS:HE3	2:B:2:C:C1'	6	0.88
(1,3)	1:A:84:LYS:HE3	2:B:2:C:C2	6	0.88
(1,3)	1:A:84:LYS:HE3	2:B:2:C:C2'	6	0.88

Continued on next page...

Continued from previous page...

Key	Atom-1	Atom-2	Model ID	Violation (Å)
(1,3)	1:A:84:LYS:HE3	2:B:2:C:C3'	6	0.88
(1,3)	1:A:84:LYS:HE3	2:B:2:C:C4	6	0.88
(1,3)	1:A:84:LYS:HE3	2:B:2:C:C4'	6	0.88
(1,3)	1:A:84:LYS:HE3	2:B:2:C:C5	6	0.88
(1,3)	1:A:84:LYS:HE3	2:B:2:C:C5'	6	0.88
(1,3)	1:A:84:LYS:HE3	2:B:2:C:C6	6	0.88
(1,3)	1:A:84:LYS:HE3	2:B:2:C:H1'	6	0.88
(1,3)	1:A:84:LYS:HE3	2:B:2:C:H2'	6	0.88
(1,3)	1:A:84:LYS:HE3	2:B:2:C:H3'	6	0.88
(1,3)	1:A:84:LYS:HE3	2:B:2:C:H4'	6	0.88
(1,3)	1:A:84:LYS:HE3	2:B:2:C:H41	6	0.88
(1,3)	1:A:84:LYS:HE3	2:B:2:C:H42	6	0.88
(1,3)	1:A:84:LYS:HE3	2:B:2:C:H5	6	0.88
(1,3)	1:A:84:LYS:HE3	2:B:2:C:H5'	6	0.88
(1,3)	1:A:84:LYS:HE3	2:B:2:C:H5''	6	0.88
(1,3)	1:A:84:LYS:HE3	2:B:2:C:H6	6	0.88
(1,3)	1:A:84:LYS:HE3	2:B:2:C:HO2'	6	0.88
(1,3)	1:A:84:LYS:HE3	2:B:2:C:N1	6	0.88
(1,3)	1:A:84:LYS:HE3	2:B:2:C:N3	6	0.88
(1,3)	1:A:84:LYS:HE3	2:B:2:C:N4	6	0.88
(1,3)	1:A:84:LYS:HE3	2:B:2:C:O2	6	0.88
(1,3)	1:A:84:LYS:HE3	2:B:2:C:O2'	6	0.88
(1,3)	1:A:84:LYS:HE3	2:B:2:C:O3'	6	0.88
(1,3)	1:A:84:LYS:HE3	2:B:2:C:O4'	6	0.88
(1,3)	1:A:84:LYS:HE3	2:B:2:C:O5'	6	0.88
(1,3)	1:A:84:LYS:HE3	2:B:3:U:C1'	6	0.88
(1,3)	1:A:84:LYS:HE3	2:B:3:U:C2	6	0.88
(1,3)	1:A:84:LYS:HE3	2:B:3:U:C2'	6	0.88
(1,3)	1:A:84:LYS:HE3	2:B:3:U:C3'	6	0.88
(1,3)	1:A:84:LYS:HE3	2:B:3:U:C4	6	0.88
(1,3)	1:A:84:LYS:HE3	2:B:3:U:C4'	6	0.88
(1,3)	1:A:84:LYS:HE3	2:B:3:U:C5	6	0.88
(1,3)	1:A:84:LYS:HE3	2:B:3:U:C5'	6	0.88
(1,3)	1:A:84:LYS:HE3	2:B:3:U:C6	6	0.88
(1,3)	1:A:84:LYS:HE3	2:B:3:U:H1'	6	0.88
(1,3)	1:A:84:LYS:HE3	2:B:3:U:H2'	6	0.88
(1,3)	1:A:84:LYS:HE3	2:B:3:U:H3	6	0.88
(1,3)	1:A:84:LYS:HE3	2:B:3:U:H3'	6	0.88
(1,3)	1:A:84:LYS:HE3	2:B:3:U:H4'	6	0.88
(1,3)	1:A:84:LYS:HE3	2:B:3:U:H5	6	0.88
(1,3)	1:A:84:LYS:HE3	2:B:3:U:H5'	6	0.88
(1,3)	1:A:84:LYS:HE3	2:B:3:U:H5''	6	0.88

Continued on next page...

Continued from previous page...

Key	Atom-1	Atom-2	Model ID	Violation (Å)
(1,3)	1:A:84:LYS:HE3	2:B:3:U:H6	6	0.88
(1,3)	1:A:84:LYS:HE3	2:B:3:U:HO2'	6	0.88
(1,3)	1:A:84:LYS:HE3	2:B:3:U:N1	6	0.88
(1,3)	1:A:84:LYS:HE3	2:B:3:U:N3	6	0.88
(1,3)	1:A:84:LYS:HE3	2:B:3:U:O2	6	0.88
(1,3)	1:A:84:LYS:HE3	2:B:3:U:O2'	6	0.88
(1,3)	1:A:84:LYS:HE3	2:B:3:U:O3'	6	0.88
(1,3)	1:A:84:LYS:HE3	2:B:3:U:O4	6	0.88
(1,3)	1:A:84:LYS:HE3	2:B:3:U:O4'	6	0.88
(1,3)	1:A:84:LYS:HE3	2:B:3:U:O5'	6	0.88
(1,3)	1:A:84:LYS:HE3	2:B:3:U:OP1	6	0.88
(1,3)	1:A:84:LYS:HE3	2:B:3:U:OP2	6	0.88
(1,3)	1:A:84:LYS:HE3	2:B:3:U:P	6	0.88
(1,3)	1:A:84:LYS:HE3	2:B:4:G:C1'	6	0.88
(1,3)	1:A:84:LYS:HE3	2:B:4:G:C2	6	0.88
(1,3)	1:A:84:LYS:HE3	2:B:4:G:C2'	6	0.88
(1,3)	1:A:84:LYS:HE3	2:B:4:G:C3'	6	0.88
(1,3)	1:A:84:LYS:HE3	2:B:4:G:C4	6	0.88
(1,3)	1:A:84:LYS:HE3	2:B:4:G:C4'	6	0.88
(1,3)	1:A:84:LYS:HE3	2:B:4:G:C5	6	0.88
(1,3)	1:A:84:LYS:HE3	2:B:4:G:C5'	6	0.88
(1,3)	1:A:84:LYS:HE3	2:B:4:G:C6	6	0.88
(1,3)	1:A:84:LYS:HE3	2:B:4:G:C8	6	0.88
(1,3)	1:A:84:LYS:HE3	2:B:4:G:H1	6	0.88
(1,3)	1:A:84:LYS:HE3	2:B:4:G:H1'	6	0.88
(1,3)	1:A:84:LYS:HE3	2:B:4:G:H2'	6	0.88
(1,3)	1:A:84:LYS:HE3	2:B:4:G:H21	6	0.88
(1,3)	1:A:84:LYS:HE3	2:B:4:G:H22	6	0.88
(1,3)	1:A:84:LYS:HE3	2:B:4:G:H3'	6	0.88
(1,3)	1:A:84:LYS:HE3	2:B:4:G:H4'	6	0.88
(1,3)	1:A:84:LYS:HE3	2:B:4:G:H5'	6	0.88
(1,3)	1:A:84:LYS:HE3	2:B:4:G:H5''	6	0.88
(1,3)	1:A:84:LYS:HE3	2:B:4:G:H8	6	0.88
(1,3)	1:A:84:LYS:HE3	2:B:4:G:HO2'	6	0.88
(1,3)	1:A:84:LYS:HE3	2:B:4:G:N1	6	0.88
(1,3)	1:A:84:LYS:HE3	2:B:4:G:N2	6	0.88
(1,3)	1:A:84:LYS:HE3	2:B:4:G:N3	6	0.88
(1,3)	1:A:84:LYS:HE3	2:B:4:G:N7	6	0.88
(1,3)	1:A:84:LYS:HE3	2:B:4:G:N9	6	0.88
(1,3)	1:A:84:LYS:HE3	2:B:4:G:O2'	6	0.88
(1,3)	1:A:84:LYS:HE3	2:B:4:G:O3'	6	0.88
(1,3)	1:A:84:LYS:HE3	2:B:4:G:O4'	6	0.88

Continued on next page...

Continued from previous page...

Key	Atom-1	Atom-2	Model ID	Violation (Å)
(1,3)	1:A:84:LYS:HE3	2:B:4:G:O5'	6	0.88
(1,3)	1:A:84:LYS:HE3	2:B:4:G:O6	6	0.88
(1,3)	1:A:84:LYS:HE3	2:B:4:G:OP1	6	0.88
(1,3)	1:A:84:LYS:HE3	2:B:4:G:OP2	6	0.88
(1,3)	1:A:84:LYS:HE3	2:B:4:G:P	6	0.88
(1,3)	1:A:84:LYS:HE3	2:B:5:A:C1'	6	0.88
(1,3)	1:A:84:LYS:HE3	2:B:5:A:C2	6	0.88
(1,3)	1:A:84:LYS:HE3	2:B:5:A:C2'	6	0.88
(1,3)	1:A:84:LYS:HE3	2:B:5:A:C3'	6	0.88
(1,3)	1:A:84:LYS:HE3	2:B:5:A:C4	6	0.88
(1,3)	1:A:84:LYS:HE3	2:B:5:A:C4'	6	0.88
(1,3)	1:A:84:LYS:HE3	2:B:5:A:C5	6	0.88
(1,3)	1:A:84:LYS:HE3	2:B:5:A:C5'	6	0.88
(1,3)	1:A:84:LYS:HE3	2:B:5:A:C6	6	0.88
(1,3)	1:A:84:LYS:HE3	2:B:5:A:C8	6	0.88
(1,3)	1:A:84:LYS:HE3	2:B:5:A:H1'	6	0.88
(1,3)	1:A:84:LYS:HE3	2:B:5:A:H2	6	0.88
(1,3)	1:A:84:LYS:HE3	2:B:5:A:H2'	6	0.88
(1,3)	1:A:84:LYS:HE3	2:B:5:A:H3'	6	0.88
(1,3)	1:A:84:LYS:HE3	2:B:5:A:H4'	6	0.88
(1,3)	1:A:84:LYS:HE3	2:B:5:A:H5'	6	0.88
(1,3)	1:A:84:LYS:HE3	2:B:5:A:H5''	6	0.88
(1,3)	1:A:84:LYS:HE3	2:B:5:A:H61	6	0.88
(1,3)	1:A:84:LYS:HE3	2:B:5:A:H62	6	0.88
(1,3)	1:A:84:LYS:HE3	2:B:5:A:H8	6	0.88
(1,3)	1:A:84:LYS:HE3	2:B:5:A:HO2'	6	0.88
(1,3)	1:A:84:LYS:HE3	2:B:5:A:N1	6	0.88
(1,3)	1:A:84:LYS:HE3	2:B:5:A:N3	6	0.88
(1,3)	1:A:84:LYS:HE3	2:B:5:A:N6	6	0.88
(1,3)	1:A:84:LYS:HE3	2:B:5:A:N7	6	0.88
(1,3)	1:A:84:LYS:HE3	2:B:5:A:N9	6	0.88
(1,3)	1:A:84:LYS:HE3	2:B:5:A:O2'	6	0.88
(1,3)	1:A:84:LYS:HE3	2:B:5:A:O3'	6	0.88
(1,3)	1:A:84:LYS:HE3	2:B:5:A:O4'	6	0.88
(1,3)	1:A:84:LYS:HE3	2:B:5:A:O5'	6	0.88
(1,3)	1:A:84:LYS:HE3	2:B:5:A:OP1	6	0.88
(1,3)	1:A:84:LYS:HE3	2:B:5:A:OP2	6	0.88
(1,3)	1:A:84:LYS:HE3	2:B:5:A:P	6	0.88
(1,3)	1:A:84:LYS:HE3	2:B:6:G:C1'	6	0.88
(1,3)	1:A:84:LYS:HE3	2:B:6:G:C2	6	0.88
(1,3)	1:A:84:LYS:HE3	2:B:6:G:C2'	6	0.88
(1,3)	1:A:84:LYS:HE3	2:B:6:G:C3'	6	0.88

Continued on next page...

Continued from previous page...

Key	Atom-1	Atom-2	Model ID	Violation (Å)
(1,3)	1:A:84:LYS:HE3	2:B:6:G:C4	6	0.88
(1,3)	1:A:84:LYS:HE3	2:B:6:G:C4'	6	0.88
(1,3)	1:A:84:LYS:HE3	2:B:6:G:C5	6	0.88
(1,3)	1:A:84:LYS:HE3	2:B:6:G:C5'	6	0.88
(1,3)	1:A:84:LYS:HE3	2:B:6:G:C6	6	0.88
(1,3)	1:A:84:LYS:HE3	2:B:6:G:C8	6	0.88
(1,3)	1:A:84:LYS:HE3	2:B:6:G:H1	6	0.88
(1,3)	1:A:84:LYS:HE3	2:B:6:G:H1'	6	0.88
(1,3)	1:A:84:LYS:HE3	2:B:6:G:H2'	6	0.88
(1,3)	1:A:84:LYS:HE3	2:B:6:G:H21	6	0.88
(1,3)	1:A:84:LYS:HE3	2:B:6:G:H22	6	0.88
(1,3)	1:A:84:LYS:HE3	2:B:6:G:H3'	6	0.88
(1,3)	1:A:84:LYS:HE3	2:B:6:G:H4'	6	0.88
(1,3)	1:A:84:LYS:HE3	2:B:6:G:H5'	6	0.88
(1,3)	1:A:84:LYS:HE3	2:B:6:G:H5''	6	0.88
(1,3)	1:A:84:LYS:HE3	2:B:6:G:H8	6	0.88
(1,3)	1:A:84:LYS:HE3	2:B:6:G:HO2'	6	0.88
(1,3)	1:A:84:LYS:HE3	2:B:6:G:N1	6	0.88
(1,3)	1:A:84:LYS:HE3	2:B:6:G:N2	6	0.88
(1,3)	1:A:84:LYS:HE3	2:B:6:G:N3	6	0.88
(1,3)	1:A:84:LYS:HE3	2:B:6:G:N7	6	0.88
(1,3)	1:A:84:LYS:HE3	2:B:6:G:N9	6	0.88
(1,3)	1:A:84:LYS:HE3	2:B:6:G:O2'	6	0.88
(1,3)	1:A:84:LYS:HE3	2:B:6:G:O3'	6	0.88
(1,3)	1:A:84:LYS:HE3	2:B:6:G:O4'	6	0.88
(1,3)	1:A:84:LYS:HE3	2:B:6:G:O5'	6	0.88
(1,3)	1:A:84:LYS:HE3	2:B:6:G:O6	6	0.88
(1,3)	1:A:84:LYS:HE3	2:B:6:G:OP1	6	0.88
(1,3)	1:A:84:LYS:HE3	2:B:6:G:OP2	6	0.88
(1,3)	1:A:84:LYS:HE3	2:B:6:G:P	6	0.88
(1,3)	1:A:84:LYS:HE3	2:B:7:C:C1'	6	0.88
(1,3)	1:A:84:LYS:HE3	2:B:7:C:C2	6	0.88
(1,3)	1:A:84:LYS:HE3	2:B:7:C:C2'	6	0.88
(1,3)	1:A:84:LYS:HE3	2:B:7:C:C3'	6	0.88
(1,3)	1:A:84:LYS:HE3	2:B:7:C:C4	6	0.88
(1,3)	1:A:84:LYS:HE3	2:B:7:C:C4'	6	0.88
(1,3)	1:A:84:LYS:HE3	2:B:7:C:C5	6	0.88
(1,3)	1:A:84:LYS:HE3	2:B:7:C:C5'	6	0.88
(1,3)	1:A:84:LYS:HE3	2:B:7:C:C6	6	0.88
(1,3)	1:A:84:LYS:HE3	2:B:7:C:H1'	6	0.88
(1,3)	1:A:84:LYS:HE3	2:B:7:C:H2'	6	0.88
(1,3)	1:A:84:LYS:HE3	2:B:7:C:H3'	6	0.88

Continued on next page...

Continued from previous page...

Key	Atom-1	Atom-2	Model ID	Violation (Å)
(1,3)	1:A:84:LYS:HE3	2:B:7:C:H4'	6	0.88
(1,3)	1:A:84:LYS:HE3	2:B:7:C:H41	6	0.88
(1,3)	1:A:84:LYS:HE3	2:B:7:C:H42	6	0.88
(1,3)	1:A:84:LYS:HE3	2:B:7:C:H5	6	0.88
(1,3)	1:A:84:LYS:HE3	2:B:7:C:H5'	6	0.88
(1,3)	1:A:84:LYS:HE3	2:B:7:C:H5''	6	0.88
(1,3)	1:A:84:LYS:HE3	2:B:7:C:H6	6	0.88
(1,3)	1:A:84:LYS:HE3	2:B:7:C:HO2'	6	0.88
(1,3)	1:A:84:LYS:HE3	2:B:7:C:N1	6	0.88
(1,3)	1:A:84:LYS:HE3	2:B:7:C:N3	6	0.88
(1,3)	1:A:84:LYS:HE3	2:B:7:C:N4	6	0.88
(1,3)	1:A:84:LYS:HE3	2:B:7:C:O2	6	0.88
(1,3)	1:A:84:LYS:HE3	2:B:7:C:O2'	6	0.88
(1,3)	1:A:84:LYS:HE3	2:B:7:C:O3'	6	0.88
(1,3)	1:A:84:LYS:HE3	2:B:7:C:O4'	6	0.88
(1,3)	1:A:84:LYS:HE3	2:B:7:C:O5'	6	0.88
(1,3)	1:A:84:LYS:HE3	2:B:7:C:OP1	6	0.88
(1,3)	1:A:84:LYS:HE3	2:B:7:C:OP2	6	0.88
(1,3)	1:A:84:LYS:HE3	2:B:7:C:P	6	0.88
(1,3)	1:A:84:LYS:HE3	2:B:8:U:C1'	6	0.88
(1,3)	1:A:84:LYS:HE3	2:B:8:U:C2	6	0.88
(1,3)	1:A:84:LYS:HE3	2:B:8:U:C2'	6	0.88
(1,3)	1:A:84:LYS:HE3	2:B:8:U:C3'	6	0.88
(1,3)	1:A:84:LYS:HE3	2:B:8:U:C4	6	0.88
(1,3)	1:A:84:LYS:HE3	2:B:8:U:C4'	6	0.88
(1,3)	1:A:84:LYS:HE3	2:B:8:U:C5	6	0.88
(1,3)	1:A:84:LYS:HE3	2:B:8:U:C5'	6	0.88
(1,3)	1:A:84:LYS:HE3	2:B:8:U:C6	6	0.88
(1,3)	1:A:84:LYS:HE3	2:B:8:U:H1'	6	0.88
(1,3)	1:A:84:LYS:HE3	2:B:8:U:H2'	6	0.88
(1,3)	1:A:84:LYS:HE3	2:B:8:U:H3	6	0.88
(1,3)	1:A:84:LYS:HE3	2:B:8:U:H3'	6	0.88
(1,3)	1:A:84:LYS:HE3	2:B:8:U:H4'	6	0.88
(1,3)	1:A:84:LYS:HE3	2:B:8:U:H5	6	0.88
(1,3)	1:A:84:LYS:HE3	2:B:8:U:H5'	6	0.88
(1,3)	1:A:84:LYS:HE3	2:B:8:U:H5''	6	0.88
(1,3)	1:A:84:LYS:HE3	2:B:8:U:H6	6	0.88
(1,3)	1:A:84:LYS:HE3	2:B:8:U:HO2'	6	0.88
(1,3)	1:A:84:LYS:HE3	2:B:8:U:N1	6	0.88
(1,3)	1:A:84:LYS:HE3	2:B:8:U:N3	6	0.88
(1,3)	1:A:84:LYS:HE3	2:B:8:U:O2	6	0.88
(1,3)	1:A:84:LYS:HE3	2:B:8:U:O2'	6	0.88

Continued on next page...

Continued from previous page...

Key	Atom-1	Atom-2	Model ID	Violation (Å)
(1,3)	1:A:84:LYS:HE3	2:B:8:U:O3'	6	0.88
(1,3)	1:A:84:LYS:HE3	2:B:8:U:O4	6	0.88
(1,3)	1:A:84:LYS:HE3	2:B:8:U:O4'	6	0.88
(1,3)	1:A:84:LYS:HE3	2:B:8:U:O5'	6	0.88
(1,3)	1:A:84:LYS:HE3	2:B:8:U:OP1	6	0.88
(1,3)	1:A:84:LYS:HE3	2:B:8:U:OP2	6	0.88
(1,3)	1:A:84:LYS:HE3	2:B:8:U:P	6	0.88
(1,3)	1:A:84:LYS:HE3	2:B:9:C:C1'	6	0.88
(1,3)	1:A:84:LYS:HE3	2:B:9:C:C2	6	0.88
(1,3)	1:A:84:LYS:HE3	2:B:9:C:C2'	6	0.88
(1,3)	1:A:84:LYS:HE3	2:B:9:C:C3'	6	0.88
(1,3)	1:A:84:LYS:HE3	2:B:9:C:C4	6	0.88
(1,3)	1:A:84:LYS:HE3	2:B:9:C:C4'	6	0.88
(1,3)	1:A:84:LYS:HE3	2:B:9:C:C5	6	0.88
(1,3)	1:A:84:LYS:HE3	2:B:9:C:C5'	6	0.88
(1,3)	1:A:84:LYS:HE3	2:B:9:C:C6	6	0.88
(1,3)	1:A:84:LYS:HE3	2:B:9:C:H1'	6	0.88
(1,3)	1:A:84:LYS:HE3	2:B:9:C:H2'	6	0.88
(1,3)	1:A:84:LYS:HE3	2:B:9:C:H3'	6	0.88
(1,3)	1:A:84:LYS:HE3	2:B:9:C:H4'	6	0.88
(1,3)	1:A:84:LYS:HE3	2:B:9:C:H41	6	0.88
(1,3)	1:A:84:LYS:HE3	2:B:9:C:H42	6	0.88
(1,3)	1:A:84:LYS:HE3	2:B:9:C:H5	6	0.88
(1,3)	1:A:84:LYS:HE3	2:B:9:C:H5'	6	0.88
(1,3)	1:A:84:LYS:HE3	2:B:9:C:H5''	6	0.88
(1,3)	1:A:84:LYS:HE3	2:B:9:C:H6	6	0.88
(1,3)	1:A:84:LYS:HE3	2:B:9:C:HO2'	6	0.88
(1,3)	1:A:84:LYS:HE3	2:B:9:C:N1	6	0.88
(1,3)	1:A:84:LYS:HE3	2:B:9:C:N3	6	0.88
(1,3)	1:A:84:LYS:HE3	2:B:9:C:N4	6	0.88
(1,3)	1:A:84:LYS:HE3	2:B:9:C:O2	6	0.88
(1,3)	1:A:84:LYS:HE3	2:B:9:C:O2'	6	0.88
(1,3)	1:A:84:LYS:HE3	2:B:9:C:O3'	6	0.88
(1,3)	1:A:84:LYS:HE3	2:B:9:C:O4'	6	0.88
(1,3)	1:A:84:LYS:HE3	2:B:9:C:O5'	6	0.88
(1,3)	1:A:84:LYS:HE3	2:B:9:C:OP1	6	0.88
(1,3)	1:A:84:LYS:HE3	2:B:9:C:OP2	6	0.88
(1,3)	1:A:84:LYS:HE3	2:B:9:C:P	6	0.88
(1,3)	1:A:84:LYS:HE3	2:B:10:G:C1'	6	0.88
(1,3)	1:A:84:LYS:HE3	2:B:10:G:C2	6	0.88
(1,3)	1:A:84:LYS:HE3	2:B:10:G:C2'	6	0.88
(1,3)	1:A:84:LYS:HE3	2:B:10:G:C3'	6	0.88

Continued on next page...

Continued from previous page...

Key	Atom-1	Atom-2	Model ID	Violation (Å)
(1,3)	1:A:84:LYS:HE3	2:B:10:G:C4	6	0.88
(1,3)	1:A:84:LYS:HE3	2:B:10:G:C4'	6	0.88
(1,3)	1:A:84:LYS:HE3	2:B:10:G:C5	6	0.88
(1,3)	1:A:84:LYS:HE3	2:B:10:G:C5'	6	0.88
(1,3)	1:A:84:LYS:HE3	2:B:10:G:C6	6	0.88
(1,3)	1:A:84:LYS:HE3	2:B:10:G:C8	6	0.88
(1,3)	1:A:84:LYS:HE3	2:B:10:G:H1	6	0.88
(1,3)	1:A:84:LYS:HE3	2:B:10:G:H1'	6	0.88
(1,3)	1:A:84:LYS:HE3	2:B:10:G:H2'	6	0.88
(1,3)	1:A:84:LYS:HE3	2:B:10:G:H21	6	0.88
(1,3)	1:A:84:LYS:HE3	2:B:10:G:H22	6	0.88
(1,3)	1:A:84:LYS:HE3	2:B:10:G:H3'	6	0.88
(1,3)	1:A:84:LYS:HE3	2:B:10:G:H4'	6	0.88
(1,3)	1:A:84:LYS:HE3	2:B:10:G:H5'	6	0.88
(1,3)	1:A:84:LYS:HE3	2:B:10:G:H5''	6	0.88
(1,3)	1:A:84:LYS:HE3	2:B:10:G:H8	6	0.88
(1,3)	1:A:84:LYS:HE3	2:B:10:G:HO2'	6	0.88
(1,3)	1:A:84:LYS:HE3	2:B:10:G:N1	6	0.88
(1,3)	1:A:84:LYS:HE3	2:B:10:G:N2	6	0.88
(1,3)	1:A:84:LYS:HE3	2:B:10:G:N3	6	0.88
(1,3)	1:A:84:LYS:HE3	2:B:10:G:N7	6	0.88
(1,3)	1:A:84:LYS:HE3	2:B:10:G:N9	6	0.88
(1,3)	1:A:84:LYS:HE3	2:B:10:G:O2'	6	0.88
(1,3)	1:A:84:LYS:HE3	2:B:10:G:O3'	6	0.88
(1,3)	1:A:84:LYS:HE3	2:B:10:G:O4'	6	0.88
(1,3)	1:A:84:LYS:HE3	2:B:10:G:O5'	6	0.88
(1,3)	1:A:84:LYS:HE3	2:B:10:G:O6	6	0.88
(1,3)	1:A:84:LYS:HE3	2:B:10:G:OP1	6	0.88
(1,3)	1:A:84:LYS:HE3	2:B:10:G:OP2	6	0.88
(1,3)	1:A:84:LYS:HE3	2:B:10:G:P	6	0.88
(1,3)	1:A:84:LYS:HE3	2:B:11:A:C1'	6	0.88
(1,3)	1:A:84:LYS:HE3	2:B:11:A:C2	6	0.88
(1,3)	1:A:84:LYS:HE3	2:B:11:A:C2'	6	0.88
(1,3)	1:A:84:LYS:HE3	2:B:11:A:C3'	6	0.88
(1,3)	1:A:84:LYS:HE3	2:B:11:A:C4	6	0.88
(1,3)	1:A:84:LYS:HE3	2:B:11:A:C4'	6	0.88
(1,3)	1:A:84:LYS:HE3	2:B:11:A:C5	6	0.88
(1,3)	1:A:84:LYS:HE3	2:B:11:A:C5'	6	0.88
(1,3)	1:A:84:LYS:HE3	2:B:11:A:C6	6	0.88
(1,3)	1:A:84:LYS:HE3	2:B:11:A:C8	6	0.88
(1,3)	1:A:84:LYS:HE3	2:B:11:A:H1'	6	0.88
(1,3)	1:A:84:LYS:HE3	2:B:11:A:H2	6	0.88

Continued on next page...

Continued from previous page...

Key	Atom-1	Atom-2	Model ID	Violation (Å)
(1,3)	1:A:84:LYS:HE3	2:B:11:A:H2'	6	0.88
(1,3)	1:A:84:LYS:HE3	2:B:11:A:H3'	6	0.88
(1,3)	1:A:84:LYS:HE3	2:B:11:A:H4'	6	0.88
(1,3)	1:A:84:LYS:HE3	2:B:11:A:H5'	6	0.88
(1,3)	1:A:84:LYS:HE3	2:B:11:A:H5''	6	0.88
(1,3)	1:A:84:LYS:HE3	2:B:11:A:H61	6	0.88
(1,3)	1:A:84:LYS:HE3	2:B:11:A:H62	6	0.88
(1,3)	1:A:84:LYS:HE3	2:B:11:A:H8	6	0.88
(1,3)	1:A:84:LYS:HE3	2:B:11:A:HO2'	6	0.88
(1,3)	1:A:84:LYS:HE3	2:B:11:A:N1	6	0.88
(1,3)	1:A:84:LYS:HE3	2:B:11:A:N3	6	0.88
(1,3)	1:A:84:LYS:HE3	2:B:11:A:N6	6	0.88
(1,3)	1:A:84:LYS:HE3	2:B:11:A:N7	6	0.88
(1,3)	1:A:84:LYS:HE3	2:B:11:A:N9	6	0.88
(1,3)	1:A:84:LYS:HE3	2:B:11:A:O2'	6	0.88
(1,3)	1:A:84:LYS:HE3	2:B:11:A:O3'	6	0.88
(1,3)	1:A:84:LYS:HE3	2:B:11:A:O4'	6	0.88
(1,3)	1:A:84:LYS:HE3	2:B:11:A:O5'	6	0.88
(1,3)	1:A:84:LYS:HE3	2:B:11:A:OP1	6	0.88
(1,3)	1:A:84:LYS:HE3	2:B:11:A:OP2	6	0.88
(1,3)	1:A:84:LYS:HE3	2:B:11:A:P	6	0.88
(1,3)	1:A:84:LYS:HE3	2:B:12:A:C1'	6	0.88
(1,3)	1:A:84:LYS:HE3	2:B:12:A:C2	6	0.88
(1,3)	1:A:84:LYS:HE3	2:B:12:A:C2'	6	0.88
(1,3)	1:A:84:LYS:HE3	2:B:12:A:C3'	6	0.88
(1,3)	1:A:84:LYS:HE3	2:B:12:A:C4	6	0.88
(1,3)	1:A:84:LYS:HE3	2:B:12:A:C4'	6	0.88
(1,3)	1:A:84:LYS:HE3	2:B:12:A:C5	6	0.88
(1,3)	1:A:84:LYS:HE3	2:B:12:A:C5'	6	0.88
(1,3)	1:A:84:LYS:HE3	2:B:12:A:C6	6	0.88
(1,3)	1:A:84:LYS:HE3	2:B:12:A:C8	6	0.88
(1,3)	1:A:84:LYS:HE3	2:B:12:A:H1'	6	0.88
(1,3)	1:A:84:LYS:HE3	2:B:12:A:H2	6	0.88
(1,3)	1:A:84:LYS:HE3	2:B:12:A:H2'	6	0.88
(1,3)	1:A:84:LYS:HE3	2:B:12:A:H3'	6	0.88
(1,3)	1:A:84:LYS:HE3	2:B:12:A:H4'	6	0.88
(1,3)	1:A:84:LYS:HE3	2:B:12:A:H5'	6	0.88
(1,3)	1:A:84:LYS:HE3	2:B:12:A:H5''	6	0.88
(1,3)	1:A:84:LYS:HE3	2:B:12:A:H61	6	0.88
(1,3)	1:A:84:LYS:HE3	2:B:12:A:H62	6	0.88
(1,3)	1:A:84:LYS:HE3	2:B:12:A:H8	6	0.88
(1,3)	1:A:84:LYS:HE3	2:B:12:A:HO2'	6	0.88

Continued on next page...

Continued from previous page...

Key	Atom-1	Atom-2	Model ID	Violation (Å)
(1,3)	1:A:84:LYS:HE3	2:B:12:A:N1	6	0.88
(1,3)	1:A:84:LYS:HE3	2:B:12:A:N3	6	0.88
(1,3)	1:A:84:LYS:HE3	2:B:12:A:N6	6	0.88
(1,3)	1:A:84:LYS:HE3	2:B:12:A:N7	6	0.88
(1,3)	1:A:84:LYS:HE3	2:B:12:A:N9	6	0.88
(1,3)	1:A:84:LYS:HE3	2:B:12:A:O2'	6	0.88
(1,3)	1:A:84:LYS:HE3	2:B:12:A:O3'	6	0.88
(1,3)	1:A:84:LYS:HE3	2:B:12:A:O4'	6	0.88
(1,3)	1:A:84:LYS:HE3	2:B:12:A:O5'	6	0.88
(1,3)	1:A:84:LYS:HE3	2:B:12:A:OP1	6	0.88
(1,3)	1:A:84:LYS:HE3	2:B:12:A:OP2	6	0.88
(1,3)	1:A:84:LYS:HE3	2:B:12:A:P	6	0.88
(1,3)	1:A:84:LYS:HE3	2:B:13:A:C1'	6	0.88
(1,3)	1:A:84:LYS:HE3	2:B:13:A:C2	6	0.88
(1,3)	1:A:84:LYS:HE3	2:B:13:A:C2'	6	0.88
(1,3)	1:A:84:LYS:HE3	2:B:13:A:C3'	6	0.88
(1,3)	1:A:84:LYS:HE3	2:B:13:A:C4	6	0.88
(1,3)	1:A:84:LYS:HE3	2:B:13:A:C4'	6	0.88
(1,3)	1:A:84:LYS:HE3	2:B:13:A:C5	6	0.88
(1,3)	1:A:84:LYS:HE3	2:B:13:A:C5'	6	0.88
(1,3)	1:A:84:LYS:HE3	2:B:13:A:C6	6	0.88
(1,3)	1:A:84:LYS:HE3	2:B:13:A:C8	6	0.88
(1,3)	1:A:84:LYS:HE3	2:B:13:A:H1'	6	0.88
(1,3)	1:A:84:LYS:HE3	2:B:13:A:H2	6	0.88
(1,3)	1:A:84:LYS:HE3	2:B:13:A:H2'	6	0.88
(1,3)	1:A:84:LYS:HE3	2:B:13:A:H3'	6	0.88
(1,3)	1:A:84:LYS:HE3	2:B:13:A:H4'	6	0.88
(1,3)	1:A:84:LYS:HE3	2:B:13:A:H5'	6	0.88
(1,3)	1:A:84:LYS:HE3	2:B:13:A:H5''	6	0.88
(1,3)	1:A:84:LYS:HE3	2:B:13:A:H61	6	0.88
(1,3)	1:A:84:LYS:HE3	2:B:13:A:H62	6	0.88
(1,3)	1:A:84:LYS:HE3	2:B:13:A:H8	6	0.88
(1,3)	1:A:84:LYS:HE3	2:B:13:A:HO2'	6	0.88
(1,3)	1:A:84:LYS:HE3	2:B:13:A:N1	6	0.88
(1,3)	1:A:84:LYS:HE3	2:B:13:A:N3	6	0.88
(1,3)	1:A:84:LYS:HE3	2:B:13:A:N6	6	0.88
(1,3)	1:A:84:LYS:HE3	2:B:13:A:N7	6	0.88
(1,3)	1:A:84:LYS:HE3	2:B:13:A:N9	6	0.88
(1,3)	1:A:84:LYS:HE3	2:B:13:A:O2'	6	0.88
(1,3)	1:A:84:LYS:HE3	2:B:13:A:O3'	6	0.88
(1,3)	1:A:84:LYS:HE3	2:B:13:A:O4'	6	0.88
(1,3)	1:A:84:LYS:HE3	2:B:13:A:O5'	6	0.88

Continued on next page...

Continued from previous page...

Key	Atom-1	Atom-2	Model ID	Violation (Å)
(1,3)	1:A:84:LYS:HE3	2:B:13:A:OP1	6	0.88
(1,3)	1:A:84:LYS:HE3	2:B:13:A:OP2	6	0.88
(1,3)	1:A:84:LYS:HE3	2:B:13:A:P	6	0.88
(1,3)	1:A:84:LYS:HE3	2:B:14:G:C1'	6	0.88
(1,3)	1:A:84:LYS:HE3	2:B:14:G:C2	6	0.88
(1,3)	1:A:84:LYS:HE3	2:B:14:G:C2'	6	0.88
(1,3)	1:A:84:LYS:HE3	2:B:14:G:C3'	6	0.88
(1,3)	1:A:84:LYS:HE3	2:B:14:G:C4	6	0.88
(1,3)	1:A:84:LYS:HE3	2:B:14:G:C4'	6	0.88
(1,3)	1:A:84:LYS:HE3	2:B:14:G:C5	6	0.88
(1,3)	1:A:84:LYS:HE3	2:B:14:G:C5'	6	0.88
(1,3)	1:A:84:LYS:HE3	2:B:14:G:C6	6	0.88
(1,3)	1:A:84:LYS:HE3	2:B:14:G:C8	6	0.88
(1,3)	1:A:84:LYS:HE3	2:B:14:G:H1	6	0.88
(1,3)	1:A:84:LYS:HE3	2:B:14:G:H1'	6	0.88
(1,3)	1:A:84:LYS:HE3	2:B:14:G:H2'	6	0.88
(1,3)	1:A:84:LYS:HE3	2:B:14:G:H21	6	0.88
(1,3)	1:A:84:LYS:HE3	2:B:14:G:H22	6	0.88
(1,3)	1:A:84:LYS:HE3	2:B:14:G:H3'	6	0.88
(1,3)	1:A:84:LYS:HE3	2:B:14:G:H4'	6	0.88
(1,3)	1:A:84:LYS:HE3	2:B:14:G:H5'	6	0.88
(1,3)	1:A:84:LYS:HE3	2:B:14:G:H5''	6	0.88
(1,3)	1:A:84:LYS:HE3	2:B:14:G:H8	6	0.88
(1,3)	1:A:84:LYS:HE3	2:B:14:G:HO2'	6	0.88
(1,3)	1:A:84:LYS:HE3	2:B:14:G:N1	6	0.88
(1,3)	1:A:84:LYS:HE3	2:B:14:G:N2	6	0.88
(1,3)	1:A:84:LYS:HE3	2:B:14:G:N3	6	0.88
(1,3)	1:A:84:LYS:HE3	2:B:14:G:N7	6	0.88
(1,3)	1:A:84:LYS:HE3	2:B:14:G:N9	6	0.88
(1,3)	1:A:84:LYS:HE3	2:B:14:G:O2'	6	0.88
(1,3)	1:A:84:LYS:HE3	2:B:14:G:O3'	6	0.88
(1,3)	1:A:84:LYS:HE3	2:B:14:G:O4'	6	0.88
(1,3)	1:A:84:LYS:HE3	2:B:14:G:O5'	6	0.88
(1,3)	1:A:84:LYS:HE3	2:B:14:G:O6	6	0.88
(1,3)	1:A:84:LYS:HE3	2:B:14:G:OP1	6	0.88
(1,3)	1:A:84:LYS:HE3	2:B:14:G:OP2	6	0.88
(1,3)	1:A:84:LYS:HE3	2:B:14:G:P	6	0.88
(1,3)	1:A:84:LYS:HE3	2:B:15:A:C1'	6	0.88
(1,3)	1:A:84:LYS:HE3	2:B:15:A:C2	6	0.88
(1,3)	1:A:84:LYS:HE3	2:B:15:A:C2'	6	0.88
(1,3)	1:A:84:LYS:HE3	2:B:15:A:C3'	6	0.88
(1,3)	1:A:84:LYS:HE3	2:B:15:A:C4	6	0.88

Continued on next page...

Continued from previous page...

Key	Atom-1	Atom-2	Model ID	Violation (Å)
(1,3)	1:A:84:LYS:HE3	2:B:15:A:C4'	6	0.88
(1,3)	1:A:84:LYS:HE3	2:B:15:A:C5	6	0.88
(1,3)	1:A:84:LYS:HE3	2:B:15:A:C5'	6	0.88
(1,3)	1:A:84:LYS:HE3	2:B:15:A:C6	6	0.88
(1,3)	1:A:84:LYS:HE3	2:B:15:A:C8	6	0.88
(1,3)	1:A:84:LYS:HE3	2:B:15:A:H1'	6	0.88
(1,3)	1:A:84:LYS:HE3	2:B:15:A:H2	6	0.88
(1,3)	1:A:84:LYS:HE3	2:B:15:A:H2'	6	0.88
(1,3)	1:A:84:LYS:HE3	2:B:15:A:H3'	6	0.88
(1,3)	1:A:84:LYS:HE3	2:B:15:A:H4'	6	0.88
(1,3)	1:A:84:LYS:HE3	2:B:15:A:H5'	6	0.88
(1,3)	1:A:84:LYS:HE3	2:B:15:A:H5''	6	0.88
(1,3)	1:A:84:LYS:HE3	2:B:15:A:H61	6	0.88
(1,3)	1:A:84:LYS:HE3	2:B:15:A:H62	6	0.88
(1,3)	1:A:84:LYS:HE3	2:B:15:A:H8	6	0.88
(1,3)	1:A:84:LYS:HE3	2:B:15:A:HO2'	6	0.88
(1,3)	1:A:84:LYS:HE3	2:B:15:A:N1	6	0.88
(1,3)	1:A:84:LYS:HE3	2:B:15:A:N3	6	0.88
(1,3)	1:A:84:LYS:HE3	2:B:15:A:N6	6	0.88
(1,3)	1:A:84:LYS:HE3	2:B:15:A:N7	6	0.88
(1,3)	1:A:84:LYS:HE3	2:B:15:A:N9	6	0.88
(1,3)	1:A:84:LYS:HE3	2:B:15:A:O2'	6	0.88
(1,3)	1:A:84:LYS:HE3	2:B:15:A:O3'	6	0.88
(1,3)	1:A:84:LYS:HE3	2:B:15:A:O4'	6	0.88
(1,3)	1:A:84:LYS:HE3	2:B:15:A:O5'	6	0.88
(1,3)	1:A:84:LYS:HE3	2:B:15:A:OP1	6	0.88
(1,3)	1:A:84:LYS:HE3	2:B:15:A:OP2	6	0.88
(1,3)	1:A:84:LYS:HE3	2:B:15:A:P	6	0.88
(1,3)	1:A:84:LYS:HE3	2:B:16:G:C1'	6	0.88
(1,3)	1:A:84:LYS:HE3	2:B:16:G:C2	6	0.88
(1,3)	1:A:84:LYS:HE3	2:B:16:G:C2'	6	0.88
(1,3)	1:A:84:LYS:HE3	2:B:16:G:C3'	6	0.88
(1,3)	1:A:84:LYS:HE3	2:B:16:G:C4	6	0.88
(1,3)	1:A:84:LYS:HE3	2:B:16:G:C4'	6	0.88
(1,3)	1:A:84:LYS:HE3	2:B:16:G:C5	6	0.88
(1,3)	1:A:84:LYS:HE3	2:B:16:G:C5'	6	0.88
(1,3)	1:A:84:LYS:HE3	2:B:16:G:C6	6	0.88
(1,3)	1:A:84:LYS:HE3	2:B:16:G:C8	6	0.88
(1,3)	1:A:84:LYS:HE3	2:B:16:G:H1	6	0.88
(1,3)	1:A:84:LYS:HE3	2:B:16:G:H1'	6	0.88
(1,3)	1:A:84:LYS:HE3	2:B:16:G:H2'	6	0.88
(1,3)	1:A:84:LYS:HE3	2:B:16:G:H21	6	0.88

Continued on next page...

Continued from previous page...

Key	Atom-1	Atom-2	Model ID	Violation (Å)
(1,3)	1:A:84:LYS:HE3	2:B:16:G:H22	6	0.88
(1,3)	1:A:84:LYS:HE3	2:B:16:G:H3'	6	0.88
(1,3)	1:A:84:LYS:HE3	2:B:16:G:H4'	6	0.88
(1,3)	1:A:84:LYS:HE3	2:B:16:G:H5'	6	0.88
(1,3)	1:A:84:LYS:HE3	2:B:16:G:H5''	6	0.88
(1,3)	1:A:84:LYS:HE3	2:B:16:G:H8	6	0.88
(1,3)	1:A:84:LYS:HE3	2:B:16:G:HO2'	6	0.88
(1,3)	1:A:84:LYS:HE3	2:B:16:G:N1	6	0.88
(1,3)	1:A:84:LYS:HE3	2:B:16:G:N2	6	0.88
(1,3)	1:A:84:LYS:HE3	2:B:16:G:N3	6	0.88
(1,3)	1:A:84:LYS:HE3	2:B:16:G:N7	6	0.88
(1,3)	1:A:84:LYS:HE3	2:B:16:G:N9	6	0.88
(1,3)	1:A:84:LYS:HE3	2:B:16:G:O2'	6	0.88
(1,3)	1:A:84:LYS:HE3	2:B:16:G:O3'	6	0.88
(1,3)	1:A:84:LYS:HE3	2:B:16:G:O4'	6	0.88
(1,3)	1:A:84:LYS:HE3	2:B:16:G:O5'	6	0.88
(1,3)	1:A:84:LYS:HE3	2:B:16:G:O6	6	0.88
(1,3)	1:A:84:LYS:HE3	2:B:16:G:OP1	6	0.88
(1,3)	1:A:84:LYS:HE3	2:B:16:G:OP2	6	0.88
(1,3)	1:A:84:LYS:HE3	2:B:16:G:P	6	0.88
(1,3)	1:A:84:LYS:HE3	2:B:17:C:C1'	6	0.88
(1,3)	1:A:84:LYS:HE3	2:B:17:C:C2	6	0.88
(1,3)	1:A:84:LYS:HE3	2:B:17:C:C2'	6	0.88
(1,3)	1:A:84:LYS:HE3	2:B:17:C:C3'	6	0.88
(1,3)	1:A:84:LYS:HE3	2:B:17:C:C4	6	0.88
(1,3)	1:A:84:LYS:HE3	2:B:17:C:C4'	6	0.88
(1,3)	1:A:84:LYS:HE3	2:B:17:C:C5	6	0.88
(1,3)	1:A:84:LYS:HE3	2:B:17:C:C5'	6	0.88
(1,3)	1:A:84:LYS:HE3	2:B:17:C:C6	6	0.88
(1,3)	1:A:84:LYS:HE3	2:B:17:C:H1'	6	0.88
(1,3)	1:A:84:LYS:HE3	2:B:17:C:H2'	6	0.88
(1,3)	1:A:84:LYS:HE3	2:B:17:C:H3'	6	0.88
(1,3)	1:A:84:LYS:HE3	2:B:17:C:H4'	6	0.88
(1,3)	1:A:84:LYS:HE3	2:B:17:C:H41	6	0.88
(1,3)	1:A:84:LYS:HE3	2:B:17:C:H42	6	0.88
(1,3)	1:A:84:LYS:HE3	2:B:17:C:H5	6	0.88
(1,3)	1:A:84:LYS:HE3	2:B:17:C:H5'	6	0.88
(1,3)	1:A:84:LYS:HE3	2:B:17:C:H5''	6	0.88
(1,3)	1:A:84:LYS:HE3	2:B:17:C:H6	6	0.88
(1,3)	1:A:84:LYS:HE3	2:B:17:C:HO2'	6	0.88
(1,3)	1:A:84:LYS:HE3	2:B:17:C:N1	6	0.88
(1,3)	1:A:84:LYS:HE3	2:B:17:C:N3	6	0.88

Continued on next page...

Continued from previous page...

Key	Atom-1	Atom-2	Model ID	Violation (Å)
(1,3)	1:A:84:LYS:HE3	2:B:17:C:N4	6	0.88
(1,3)	1:A:84:LYS:HE3	2:B:17:C:O2	6	0.88
(1,3)	1:A:84:LYS:HE3	2:B:17:C:O2'	6	0.88
(1,3)	1:A:84:LYS:HE3	2:B:17:C:O3'	6	0.88
(1,3)	1:A:84:LYS:HE3	2:B:17:C:O4'	6	0.88
(1,3)	1:A:84:LYS:HE3	2:B:17:C:O5'	6	0.88
(1,3)	1:A:84:LYS:HE3	2:B:17:C:OP1	6	0.88
(1,3)	1:A:84:LYS:HE3	2:B:17:C:OP2	6	0.88
(1,3)	1:A:84:LYS:HE3	2:B:17:C:P	6	0.88
(1,3)	1:A:84:LYS:HE3	2:B:18:A:C1'	6	0.88
(1,3)	1:A:84:LYS:HE3	2:B:18:A:C2	6	0.88
(1,3)	1:A:84:LYS:HE3	2:B:18:A:C2'	6	0.88
(1,3)	1:A:84:LYS:HE3	2:B:18:A:C3'	6	0.88
(1,3)	1:A:84:LYS:HE3	2:B:18:A:C4	6	0.88
(1,3)	1:A:84:LYS:HE3	2:B:18:A:C4'	6	0.88
(1,3)	1:A:84:LYS:HE3	2:B:18:A:C5	6	0.88
(1,3)	1:A:84:LYS:HE3	2:B:18:A:C5'	6	0.88
(1,3)	1:A:84:LYS:HE3	2:B:18:A:C6	6	0.88
(1,3)	1:A:84:LYS:HE3	2:B:18:A:C8	6	0.88
(1,3)	1:A:84:LYS:HE3	2:B:18:A:H1'	6	0.88
(1,3)	1:A:84:LYS:HE3	2:B:18:A:H2	6	0.88
(1,3)	1:A:84:LYS:HE3	2:B:18:A:H2'	6	0.88
(1,3)	1:A:84:LYS:HE3	2:B:18:A:H3'	6	0.88
(1,3)	1:A:84:LYS:HE3	2:B:18:A:H4'	6	0.88
(1,3)	1:A:84:LYS:HE3	2:B:18:A:H5'	6	0.88
(1,3)	1:A:84:LYS:HE3	2:B:18:A:H5''	6	0.88
(1,3)	1:A:84:LYS:HE3	2:B:18:A:H61	6	0.88
(1,3)	1:A:84:LYS:HE3	2:B:18:A:H62	6	0.88
(1,3)	1:A:84:LYS:HE3	2:B:18:A:H8	6	0.88
(1,3)	1:A:84:LYS:HE3	2:B:18:A:HO2'	6	0.88
(1,3)	1:A:84:LYS:HE3	2:B:18:A:N1	6	0.88
(1,3)	1:A:84:LYS:HE3	2:B:18:A:N3	6	0.88
(1,3)	1:A:84:LYS:HE3	2:B:18:A:N6	6	0.88
(1,3)	1:A:84:LYS:HE3	2:B:18:A:N7	6	0.88
(1,3)	1:A:84:LYS:HE3	2:B:18:A:N9	6	0.88
(1,3)	1:A:84:LYS:HE3	2:B:18:A:O2'	6	0.88
(1,3)	1:A:84:LYS:HE3	2:B:18:A:O3'	6	0.88
(1,3)	1:A:84:LYS:HE3	2:B:18:A:O4'	6	0.88
(1,3)	1:A:84:LYS:HE3	2:B:18:A:O5'	6	0.88
(1,3)	1:A:84:LYS:HE3	2:B:18:A:OP1	6	0.88
(1,3)	1:A:84:LYS:HE3	2:B:18:A:OP2	6	0.88
(1,3)	1:A:84:LYS:HE3	2:B:18:A:P	6	0.88

Continued on next page...

Continued from previous page...

Key	Atom-1	Atom-2	Model ID	Violation (Å)
(1,3)	1:A:84:LYS:HE3	2:B:19:A:C1'	6	0.88
(1,3)	1:A:84:LYS:HE3	2:B:19:A:C2	6	0.88
(1,3)	1:A:84:LYS:HE3	2:B:19:A:C2'	6	0.88
(1,3)	1:A:84:LYS:HE3	2:B:19:A:C3'	6	0.88
(1,3)	1:A:84:LYS:HE3	2:B:19:A:C4	6	0.88
(1,3)	1:A:84:LYS:HE3	2:B:19:A:C4'	6	0.88
(1,3)	1:A:84:LYS:HE3	2:B:19:A:C5	6	0.88
(1,3)	1:A:84:LYS:HE3	2:B:19:A:C5'	6	0.88
(1,3)	1:A:84:LYS:HE3	2:B:19:A:C6	6	0.88
(1,3)	1:A:84:LYS:HE3	2:B:19:A:C8	6	0.88
(1,3)	1:A:84:LYS:HE3	2:B:19:A:H1'	6	0.88
(1,3)	1:A:84:LYS:HE3	2:B:19:A:H2	6	0.88
(1,3)	1:A:84:LYS:HE3	2:B:19:A:H2'	6	0.88
(1,3)	1:A:84:LYS:HE3	2:B:19:A:H3'	6	0.88
(1,3)	1:A:84:LYS:HE3	2:B:19:A:H4'	6	0.88
(1,3)	1:A:84:LYS:HE3	2:B:19:A:H5'	6	0.88
(1,3)	1:A:84:LYS:HE3	2:B:19:A:H5''	6	0.88
(1,3)	1:A:84:LYS:HE3	2:B:19:A:H61	6	0.88
(1,3)	1:A:84:LYS:HE3	2:B:19:A:H62	6	0.88
(1,3)	1:A:84:LYS:HE3	2:B:19:A:H8	6	0.88
(1,3)	1:A:84:LYS:HE3	2:B:19:A:HO2'	6	0.88
(1,3)	1:A:84:LYS:HE3	2:B:19:A:N1	6	0.88
(1,3)	1:A:84:LYS:HE3	2:B:19:A:N3	6	0.88
(1,3)	1:A:84:LYS:HE3	2:B:19:A:N6	6	0.88
(1,3)	1:A:84:LYS:HE3	2:B:19:A:N7	6	0.88
(1,3)	1:A:84:LYS:HE3	2:B:19:A:N9	6	0.88
(1,3)	1:A:84:LYS:HE3	2:B:19:A:O2'	6	0.88
(1,3)	1:A:84:LYS:HE3	2:B:19:A:O3'	6	0.88
(1,3)	1:A:84:LYS:HE3	2:B:19:A:O4'	6	0.88
(1,3)	1:A:84:LYS:HE3	2:B:19:A:O5'	6	0.88
(1,3)	1:A:84:LYS:HE3	2:B:19:A:OP1	6	0.88
(1,3)	1:A:84:LYS:HE3	2:B:19:A:OP2	6	0.88
(1,3)	1:A:84:LYS:HE3	2:B:19:A:P	6	0.88
(1,3)	1:A:84:LYS:HE3	2:B:20:U:C1'	6	0.88
(1,3)	1:A:84:LYS:HE3	2:B:20:U:C2	6	0.88
(1,3)	1:A:84:LYS:HE3	2:B:20:U:C2'	6	0.88
(1,3)	1:A:84:LYS:HE3	2:B:20:U:C3'	6	0.88
(1,3)	1:A:84:LYS:HE3	2:B:20:U:C4	6	0.88
(1,3)	1:A:84:LYS:HE3	2:B:20:U:C4'	6	0.88
(1,3)	1:A:84:LYS:HE3	2:B:20:U:C5	6	0.88
(1,3)	1:A:84:LYS:HE3	2:B:20:U:C5'	6	0.88
(1,3)	1:A:84:LYS:HE3	2:B:20:U:C6	6	0.88

Continued on next page...

Continued from previous page...

Key	Atom-1	Atom-2	Model ID	Violation (Å)
(1,3)	1:A:84:LYS:HE3	2:B:20:U:H1'	6	0.88
(1,3)	1:A:84:LYS:HE3	2:B:20:U:H2'	6	0.88
(1,3)	1:A:84:LYS:HE3	2:B:20:U:H3	6	0.88
(1,3)	1:A:84:LYS:HE3	2:B:20:U:H3'	6	0.88
(1,3)	1:A:84:LYS:HE3	2:B:20:U:H4'	6	0.88
(1,3)	1:A:84:LYS:HE3	2:B:20:U:H5	6	0.88
(1,3)	1:A:84:LYS:HE3	2:B:20:U:H5'	6	0.88
(1,3)	1:A:84:LYS:HE3	2:B:20:U:H5''	6	0.88
(1,3)	1:A:84:LYS:HE3	2:B:20:U:H6	6	0.88
(1,3)	1:A:84:LYS:HE3	2:B:20:U:HO2'	6	0.88
(1,3)	1:A:84:LYS:HE3	2:B:20:U:N1	6	0.88
(1,3)	1:A:84:LYS:HE3	2:B:20:U:N3	6	0.88
(1,3)	1:A:84:LYS:HE3	2:B:20:U:O2	6	0.88
(1,3)	1:A:84:LYS:HE3	2:B:20:U:O2'	6	0.88
(1,3)	1:A:84:LYS:HE3	2:B:20:U:O3'	6	0.88
(1,3)	1:A:84:LYS:HE3	2:B:20:U:O4	6	0.88
(1,3)	1:A:84:LYS:HE3	2:B:20:U:O4'	6	0.88
(1,3)	1:A:84:LYS:HE3	2:B:20:U:O5'	6	0.88
(1,3)	1:A:84:LYS:HE3	2:B:20:U:OP1	6	0.88
(1,3)	1:A:84:LYS:HE3	2:B:20:U:OP2	6	0.88
(1,3)	1:A:84:LYS:HE3	2:B:20:U:P	6	0.88
(1,3)	1:A:84:LYS:HE3	2:B:21:G:C1'	6	0.88
(1,3)	1:A:84:LYS:HE3	2:B:21:G:C2	6	0.88
(1,3)	1:A:84:LYS:HE3	2:B:21:G:C2'	6	0.88
(1,3)	1:A:84:LYS:HE3	2:B:21:G:C3'	6	0.88
(1,3)	1:A:84:LYS:HE3	2:B:21:G:C4	6	0.88
(1,3)	1:A:84:LYS:HE3	2:B:21:G:C4'	6	0.88
(1,3)	1:A:84:LYS:HE3	2:B:21:G:C5	6	0.88
(1,3)	1:A:84:LYS:HE3	2:B:21:G:C5'	6	0.88
(1,3)	1:A:84:LYS:HE3	2:B:21:G:C6	6	0.88
(1,3)	1:A:84:LYS:HE3	2:B:21:G:C8	6	0.88
(1,3)	1:A:84:LYS:HE3	2:B:21:G:H1	6	0.88
(1,3)	1:A:84:LYS:HE3	2:B:21:G:H1'	6	0.88
(1,3)	1:A:84:LYS:HE3	2:B:21:G:H2'	6	0.88
(1,3)	1:A:84:LYS:HE3	2:B:21:G:H21	6	0.88
(1,3)	1:A:84:LYS:HE3	2:B:21:G:H22	6	0.88
(1,3)	1:A:84:LYS:HE3	2:B:21:G:H3'	6	0.88
(1,3)	1:A:84:LYS:HE3	2:B:21:G:H4'	6	0.88
(1,3)	1:A:84:LYS:HE3	2:B:21:G:H5'	6	0.88
(1,3)	1:A:84:LYS:HE3	2:B:21:G:H5''	6	0.88
(1,3)	1:A:84:LYS:HE3	2:B:21:G:H8	6	0.88
(1,3)	1:A:84:LYS:HE3	2:B:21:G:HO2'	6	0.88

Continued on next page...

Continued from previous page...

Key	Atom-1	Atom-2	Model ID	Violation (Å)
(1,3)	1:A:84:LYS:HE3	2:B:21:G:N1	6	0.88
(1,3)	1:A:84:LYS:HE3	2:B:21:G:N2	6	0.88
(1,3)	1:A:84:LYS:HE3	2:B:21:G:N3	6	0.88
(1,3)	1:A:84:LYS:HE3	2:B:21:G:N7	6	0.88
(1,3)	1:A:84:LYS:HE3	2:B:21:G:N9	6	0.88
(1,3)	1:A:84:LYS:HE3	2:B:21:G:O2'	6	0.88
(1,3)	1:A:84:LYS:HE3	2:B:21:G:O3'	6	0.88
(1,3)	1:A:84:LYS:HE3	2:B:21:G:O4'	6	0.88
(1,3)	1:A:84:LYS:HE3	2:B:21:G:O5'	6	0.88
(1,3)	1:A:84:LYS:HE3	2:B:21:G:O6	6	0.88
(1,3)	1:A:84:LYS:HE3	2:B:21:G:OP1	6	0.88
(1,3)	1:A:84:LYS:HE3	2:B:21:G:OP2	6	0.88
(1,3)	1:A:84:LYS:HE3	2:B:21:G:P	6	0.88
(1,3)	1:A:84:LYS:HE3	2:B:22:A:C1'	6	0.88
(1,3)	1:A:84:LYS:HE3	2:B:22:A:C2	6	0.88
(1,3)	1:A:84:LYS:HE3	2:B:22:A:C2'	6	0.88
(1,3)	1:A:84:LYS:HE3	2:B:22:A:C3'	6	0.88
(1,3)	1:A:84:LYS:HE3	2:B:22:A:C4	6	0.88
(1,3)	1:A:84:LYS:HE3	2:B:22:A:C4'	6	0.88
(1,3)	1:A:84:LYS:HE3	2:B:22:A:C5	6	0.88
(1,3)	1:A:84:LYS:HE3	2:B:22:A:C5'	6	0.88
(1,3)	1:A:84:LYS:HE3	2:B:22:A:C6	6	0.88
(1,3)	1:A:84:LYS:HE3	2:B:22:A:C8	6	0.88
(1,3)	1:A:84:LYS:HE3	2:B:22:A:H1'	6	0.88
(1,3)	1:A:84:LYS:HE3	2:B:22:A:H2	6	0.88
(1,3)	1:A:84:LYS:HE3	2:B:22:A:H2'	6	0.88
(1,3)	1:A:84:LYS:HE3	2:B:22:A:H3'	6	0.88
(1,3)	1:A:84:LYS:HE3	2:B:22:A:H4'	6	0.88
(1,3)	1:A:84:LYS:HE3	2:B:22:A:H5'	6	0.88
(1,3)	1:A:84:LYS:HE3	2:B:22:A:H5''	6	0.88
(1,3)	1:A:84:LYS:HE3	2:B:22:A:H61	6	0.88
(1,3)	1:A:84:LYS:HE3	2:B:22:A:H62	6	0.88
(1,3)	1:A:84:LYS:HE3	2:B:22:A:H8	6	0.88
(1,3)	1:A:84:LYS:HE3	2:B:22:A:HO2'	6	0.88
(1,3)	1:A:84:LYS:HE3	2:B:22:A:N1	6	0.88
(1,3)	1:A:84:LYS:HE3	2:B:22:A:N3	6	0.88
(1,3)	1:A:84:LYS:HE3	2:B:22:A:N6	6	0.88
(1,3)	1:A:84:LYS:HE3	2:B:22:A:N7	6	0.88
(1,3)	1:A:84:LYS:HE3	2:B:22:A:N9	6	0.88
(1,3)	1:A:84:LYS:HE3	2:B:22:A:O2'	6	0.88
(1,3)	1:A:84:LYS:HE3	2:B:22:A:O3'	6	0.88
(1,3)	1:A:84:LYS:HE3	2:B:22:A:O4'	6	0.88

Continued on next page...

Continued from previous page...

Key	Atom-1	Atom-2	Model ID	Violation (Å)
(1,3)	1:A:84:LYS:HE3	2:B:22:A:O5'	6	0.88
(1,3)	1:A:84:LYS:HE3	2:B:22:A:OP1	6	0.88
(1,3)	1:A:84:LYS:HE3	2:B:22:A:OP2	6	0.88
(1,3)	1:A:84:LYS:HE3	2:B:22:A:P	6	0.88
(1,3)	1:A:84:LYS:HE3	2:B:23:U:C1'	6	0.88
(1,3)	1:A:84:LYS:HE3	2:B:23:U:C2	6	0.88
(1,3)	1:A:84:LYS:HE3	2:B:23:U:C2'	6	0.88
(1,3)	1:A:84:LYS:HE3	2:B:23:U:C3'	6	0.88
(1,3)	1:A:84:LYS:HE3	2:B:23:U:C4	6	0.88
(1,3)	1:A:84:LYS:HE3	2:B:23:U:C4'	6	0.88
(1,3)	1:A:84:LYS:HE3	2:B:23:U:C5	6	0.88
(1,3)	1:A:84:LYS:HE3	2:B:23:U:C5'	6	0.88
(1,3)	1:A:84:LYS:HE3	2:B:23:U:C6	6	0.88
(1,3)	1:A:84:LYS:HE3	2:B:23:U:H1'	6	0.88
(1,3)	1:A:84:LYS:HE3	2:B:23:U:H2'	6	0.88
(1,3)	1:A:84:LYS:HE3	2:B:23:U:H3	6	0.88
(1,3)	1:A:84:LYS:HE3	2:B:23:U:H3'	6	0.88
(1,3)	1:A:84:LYS:HE3	2:B:23:U:H4'	6	0.88
(1,3)	1:A:84:LYS:HE3	2:B:23:U:H5	6	0.88
(1,3)	1:A:84:LYS:HE3	2:B:23:U:H5'	6	0.88
(1,3)	1:A:84:LYS:HE3	2:B:23:U:H5''	6	0.88
(1,3)	1:A:84:LYS:HE3	2:B:23:U:H6	6	0.88
(1,3)	1:A:84:LYS:HE3	2:B:23:U:HO2'	6	0.88
(1,3)	1:A:84:LYS:HE3	2:B:23:U:N1	6	0.88
(1,3)	1:A:84:LYS:HE3	2:B:23:U:N3	6	0.88
(1,3)	1:A:84:LYS:HE3	2:B:23:U:O2	6	0.88
(1,3)	1:A:84:LYS:HE3	2:B:23:U:O2'	6	0.88
(1,3)	1:A:84:LYS:HE3	2:B:23:U:O3'	6	0.88
(1,3)	1:A:84:LYS:HE3	2:B:23:U:O4	6	0.88
(1,3)	1:A:84:LYS:HE3	2:B:23:U:O4'	6	0.88
(1,3)	1:A:84:LYS:HE3	2:B:23:U:O5'	6	0.88
(1,3)	1:A:84:LYS:HE3	2:B:23:U:OP1	6	0.88
(1,3)	1:A:84:LYS:HE3	2:B:23:U:OP2	6	0.88
(1,3)	1:A:84:LYS:HE3	2:B:23:U:P	6	0.88
(1,3)	1:A:84:LYS:HE3	2:B:24:G:C1'	6	0.88
(1,3)	1:A:84:LYS:HE3	2:B:24:G:C2	6	0.88
(1,3)	1:A:84:LYS:HE3	2:B:24:G:C2'	6	0.88
(1,3)	1:A:84:LYS:HE3	2:B:24:G:C3'	6	0.88
(1,3)	1:A:84:LYS:HE3	2:B:24:G:C4	6	0.88
(1,3)	1:A:84:LYS:HE3	2:B:24:G:C4'	6	0.88
(1,3)	1:A:84:LYS:HE3	2:B:24:G:C5	6	0.88
(1,3)	1:A:84:LYS:HE3	2:B:24:G:C5'	6	0.88

Continued on next page...

Continued from previous page...

Key	Atom-1	Atom-2	Model ID	Violation (Å)
(1,3)	1:A:84:LYS:HE3	2:B:24:G:C6	6	0.88
(1,3)	1:A:84:LYS:HE3	2:B:24:G:C8	6	0.88
(1,3)	1:A:84:LYS:HE3	2:B:24:G:H1	6	0.88
(1,3)	1:A:84:LYS:HE3	2:B:24:G:H1'	6	0.88
(1,3)	1:A:84:LYS:HE3	2:B:24:G:H2'	6	0.88
(1,3)	1:A:84:LYS:HE3	2:B:24:G:H21	6	0.88
(1,3)	1:A:84:LYS:HE3	2:B:24:G:H22	6	0.88
(1,3)	1:A:84:LYS:HE3	2:B:24:G:H3'	6	0.88
(1,3)	1:A:84:LYS:HE3	2:B:24:G:H4'	6	0.88
(1,3)	1:A:84:LYS:HE3	2:B:24:G:H5'	6	0.88
(1,3)	1:A:84:LYS:HE3	2:B:24:G:H5''	6	0.88
(1,3)	1:A:84:LYS:HE3	2:B:24:G:H8	6	0.88
(1,3)	1:A:84:LYS:HE3	2:B:24:G:HO2'	6	0.88
(1,3)	1:A:84:LYS:HE3	2:B:24:G:N1	6	0.88
(1,3)	1:A:84:LYS:HE3	2:B:24:G:N2	6	0.88
(1,3)	1:A:84:LYS:HE3	2:B:24:G:N3	6	0.88
(1,3)	1:A:84:LYS:HE3	2:B:24:G:N7	6	0.88
(1,3)	1:A:84:LYS:HE3	2:B:24:G:N9	6	0.88
(1,3)	1:A:84:LYS:HE3	2:B:24:G:O2'	6	0.88
(1,3)	1:A:84:LYS:HE3	2:B:24:G:O3'	6	0.88
(1,3)	1:A:84:LYS:HE3	2:B:24:G:O4'	6	0.88
(1,3)	1:A:84:LYS:HE3	2:B:24:G:O5'	6	0.88
(1,3)	1:A:84:LYS:HE3	2:B:24:G:O6	6	0.88
(1,3)	1:A:84:LYS:HE3	2:B:24:G:OP1	6	0.88
(1,3)	1:A:84:LYS:HE3	2:B:24:G:OP2	6	0.88
(1,3)	1:A:84:LYS:HE3	2:B:24:G:P	6	0.88
(1,3)	1:A:84:LYS:HG2	2:B:2:C:C1'	6	0.88
(1,3)	1:A:84:LYS:HG2	2:B:2:C:C2	6	0.88
(1,3)	1:A:84:LYS:HG2	2:B:2:C:C2'	6	0.88
(1,3)	1:A:84:LYS:HG2	2:B:2:C:C3'	6	0.88
(1,3)	1:A:84:LYS:HG2	2:B:2:C:C4	6	0.88
(1,3)	1:A:84:LYS:HG2	2:B:2:C:C4'	6	0.88
(1,3)	1:A:84:LYS:HG2	2:B:2:C:C5	6	0.88
(1,3)	1:A:84:LYS:HG2	2:B:2:C:C5'	6	0.88
(1,3)	1:A:84:LYS:HG2	2:B:2:C:C6	6	0.88
(1,3)	1:A:84:LYS:HG2	2:B:2:C:H1'	6	0.88
(1,3)	1:A:84:LYS:HG2	2:B:2:C:H2'	6	0.88
(1,3)	1:A:84:LYS:HG2	2:B:2:C:H3'	6	0.88
(1,3)	1:A:84:LYS:HG2	2:B:2:C:H4'	6	0.88
(1,3)	1:A:84:LYS:HG2	2:B:2:C:H41	6	0.88
(1,3)	1:A:84:LYS:HG2	2:B:2:C:H42	6	0.88
(1,3)	1:A:84:LYS:HG2	2:B:2:C:H5	6	0.88

Continued on next page...

Continued from previous page...

Key	Atom-1	Atom-2	Model ID	Violation (Å)
(1,3)	1:A:84:LYS:HG2	2:B:2:C:H5'	6	0.88
(1,3)	1:A:84:LYS:HG2	2:B:2:C:H5''	6	0.88
(1,3)	1:A:84:LYS:HG2	2:B:2:C:H6	6	0.88
(1,3)	1:A:84:LYS:HG2	2:B:2:C:HO2'	6	0.88
(1,3)	1:A:84:LYS:HG2	2:B:2:C:N1	6	0.88
(1,3)	1:A:84:LYS:HG2	2:B:2:C:N3	6	0.88
(1,3)	1:A:84:LYS:HG2	2:B:2:C:N4	6	0.88
(1,3)	1:A:84:LYS:HG2	2:B:2:C:O2	6	0.88
(1,3)	1:A:84:LYS:HG2	2:B:2:C:O2'	6	0.88
(1,3)	1:A:84:LYS:HG2	2:B:2:C:O3'	6	0.88
(1,3)	1:A:84:LYS:HG2	2:B:2:C:O4'	6	0.88
(1,3)	1:A:84:LYS:HG2	2:B:2:C:O5'	6	0.88
(1,3)	1:A:84:LYS:HG2	2:B:3:U:C1'	6	0.88
(1,3)	1:A:84:LYS:HG2	2:B:3:U:C2	6	0.88
(1,3)	1:A:84:LYS:HG2	2:B:3:U:C2'	6	0.88
(1,3)	1:A:84:LYS:HG2	2:B:3:U:C3'	6	0.88
(1,3)	1:A:84:LYS:HG2	2:B:3:U:C4	6	0.88
(1,3)	1:A:84:LYS:HG2	2:B:3:U:C4'	6	0.88
(1,3)	1:A:84:LYS:HG2	2:B:3:U:C5	6	0.88
(1,3)	1:A:84:LYS:HG2	2:B:3:U:C5'	6	0.88
(1,3)	1:A:84:LYS:HG2	2:B:3:U:C6	6	0.88
(1,3)	1:A:84:LYS:HG2	2:B:3:U:H1'	6	0.88
(1,3)	1:A:84:LYS:HG2	2:B:3:U:H2'	6	0.88
(1,3)	1:A:84:LYS:HG2	2:B:3:U:H3	6	0.88
(1,3)	1:A:84:LYS:HG2	2:B:3:U:H3'	6	0.88
(1,3)	1:A:84:LYS:HG2	2:B:3:U:H4'	6	0.88
(1,3)	1:A:84:LYS:HG2	2:B:3:U:H5	6	0.88
(1,3)	1:A:84:LYS:HG2	2:B:3:U:H5'	6	0.88
(1,3)	1:A:84:LYS:HG2	2:B:3:U:H5''	6	0.88
(1,3)	1:A:84:LYS:HG2	2:B:3:U:H6	6	0.88
(1,3)	1:A:84:LYS:HG2	2:B:3:U:HO2'	6	0.88
(1,3)	1:A:84:LYS:HG2	2:B:3:U:N1	6	0.88
(1,3)	1:A:84:LYS:HG2	2:B:3:U:N3	6	0.88
(1,3)	1:A:84:LYS:HG2	2:B:3:U:O2	6	0.88
(1,3)	1:A:84:LYS:HG2	2:B:3:U:O2'	6	0.88
(1,3)	1:A:84:LYS:HG2	2:B:3:U:O3'	6	0.88
(1,3)	1:A:84:LYS:HG2	2:B:3:U:O4	6	0.88
(1,3)	1:A:84:LYS:HG2	2:B:3:U:O4'	6	0.88
(1,3)	1:A:84:LYS:HG2	2:B:3:U:O5'	6	0.88
(1,3)	1:A:84:LYS:HG2	2:B:3:U:OP1	6	0.88
(1,3)	1:A:84:LYS:HG2	2:B:3:U:OP2	6	0.88
(1,3)	1:A:84:LYS:HG2	2:B:3:U:P	6	0.88

Continued on next page...

Continued from previous page...

Key	Atom-1	Atom-2	Model ID	Violation (Å)
(1,3)	1:A:84:LYS:HG2	2:B:4:G:C1'	6	0.88
(1,3)	1:A:84:LYS:HG2	2:B:4:G:C2	6	0.88
(1,3)	1:A:84:LYS:HG2	2:B:4:G:C2'	6	0.88
(1,3)	1:A:84:LYS:HG2	2:B:4:G:C3'	6	0.88
(1,3)	1:A:84:LYS:HG2	2:B:4:G:C4	6	0.88
(1,3)	1:A:84:LYS:HG2	2:B:4:G:C4'	6	0.88
(1,3)	1:A:84:LYS:HG2	2:B:4:G:C5	6	0.88
(1,3)	1:A:84:LYS:HG2	2:B:4:G:C5'	6	0.88
(1,3)	1:A:84:LYS:HG2	2:B:4:G:C6	6	0.88
(1,3)	1:A:84:LYS:HG2	2:B:4:G:C8	6	0.88
(1,3)	1:A:84:LYS:HG2	2:B:4:G:H1	6	0.88
(1,3)	1:A:84:LYS:HG2	2:B:4:G:H1'	6	0.88
(1,3)	1:A:84:LYS:HG2	2:B:4:G:H2'	6	0.88
(1,3)	1:A:84:LYS:HG2	2:B:4:G:H21	6	0.88
(1,3)	1:A:84:LYS:HG2	2:B:4:G:H22	6	0.88
(1,3)	1:A:84:LYS:HG2	2:B:4:G:H3'	6	0.88
(1,3)	1:A:84:LYS:HG2	2:B:4:G:H4'	6	0.88
(1,3)	1:A:84:LYS:HG2	2:B:4:G:H5'	6	0.88
(1,3)	1:A:84:LYS:HG2	2:B:4:G:H5''	6	0.88
(1,3)	1:A:84:LYS:HG2	2:B:4:G:H8	6	0.88
(1,3)	1:A:84:LYS:HG2	2:B:4:G:HO2'	6	0.88
(1,3)	1:A:84:LYS:HG2	2:B:4:G:N1	6	0.88
(1,3)	1:A:84:LYS:HG2	2:B:4:G:N2	6	0.88
(1,3)	1:A:84:LYS:HG2	2:B:4:G:N3	6	0.88
(1,3)	1:A:84:LYS:HG2	2:B:4:G:N7	6	0.88
(1,3)	1:A:84:LYS:HG2	2:B:4:G:N9	6	0.88
(1,3)	1:A:84:LYS:HG2	2:B:4:G:O2'	6	0.88
(1,3)	1:A:84:LYS:HG2	2:B:4:G:O3'	6	0.88
(1,3)	1:A:84:LYS:HG2	2:B:4:G:O4'	6	0.88
(1,3)	1:A:84:LYS:HG2	2:B:4:G:O5'	6	0.88
(1,3)	1:A:84:LYS:HG2	2:B:4:G:O6	6	0.88
(1,3)	1:A:84:LYS:HG2	2:B:4:G:OP1	6	0.88
(1,3)	1:A:84:LYS:HG2	2:B:4:G:OP2	6	0.88
(1,3)	1:A:84:LYS:HG2	2:B:4:G:P	6	0.88
(1,3)	1:A:84:LYS:HG2	2:B:5:A:C1'	6	0.88
(1,3)	1:A:84:LYS:HG2	2:B:5:A:C2	6	0.88
(1,3)	1:A:84:LYS:HG2	2:B:5:A:C2'	6	0.88
(1,3)	1:A:84:LYS:HG2	2:B:5:A:C3'	6	0.88
(1,3)	1:A:84:LYS:HG2	2:B:5:A:C4	6	0.88
(1,3)	1:A:84:LYS:HG2	2:B:5:A:C4'	6	0.88
(1,3)	1:A:84:LYS:HG2	2:B:5:A:C5	6	0.88
(1,3)	1:A:84:LYS:HG2	2:B:5:A:C5'	6	0.88

Continued on next page...

Continued from previous page...

Key	Atom-1	Atom-2	Model ID	Violation (Å)
(1,3)	1:A:84:LYS:HG2	2:B:5:A:C6	6	0.88
(1,3)	1:A:84:LYS:HG2	2:B:5:A:C8	6	0.88
(1,3)	1:A:84:LYS:HG2	2:B:5:A:H1'	6	0.88
(1,3)	1:A:84:LYS:HG2	2:B:5:A:H2	6	0.88
(1,3)	1:A:84:LYS:HG2	2:B:5:A:H2'	6	0.88
(1,3)	1:A:84:LYS:HG2	2:B:5:A:H3'	6	0.88
(1,3)	1:A:84:LYS:HG2	2:B:5:A:H4'	6	0.88
(1,3)	1:A:84:LYS:HG2	2:B:5:A:H5'	6	0.88
(1,3)	1:A:84:LYS:HG2	2:B:5:A:H5''	6	0.88
(1,3)	1:A:84:LYS:HG2	2:B:5:A:H61	6	0.88
(1,3)	1:A:84:LYS:HG2	2:B:5:A:H62	6	0.88
(1,3)	1:A:84:LYS:HG2	2:B:5:A:H8	6	0.88
(1,3)	1:A:84:LYS:HG2	2:B:5:A:HO2'	6	0.88
(1,3)	1:A:84:LYS:HG2	2:B:5:A:N1	6	0.88
(1,3)	1:A:84:LYS:HG2	2:B:5:A:N3	6	0.88
(1,3)	1:A:84:LYS:HG2	2:B:5:A:N6	6	0.88
(1,3)	1:A:84:LYS:HG2	2:B:5:A:N7	6	0.88
(1,3)	1:A:84:LYS:HG2	2:B:5:A:N9	6	0.88
(1,3)	1:A:84:LYS:HG2	2:B:5:A:O2'	6	0.88
(1,3)	1:A:84:LYS:HG2	2:B:5:A:O3'	6	0.88
(1,3)	1:A:84:LYS:HG2	2:B:5:A:O4'	6	0.88
(1,3)	1:A:84:LYS:HG2	2:B:5:A:O5'	6	0.88
(1,3)	1:A:84:LYS:HG2	2:B:5:A:OP1	6	0.88
(1,3)	1:A:84:LYS:HG2	2:B:5:A:OP2	6	0.88
(1,3)	1:A:84:LYS:HG2	2:B:5:A:P	6	0.88
(1,3)	1:A:84:LYS:HG2	2:B:6:G:C1'	6	0.88
(1,3)	1:A:84:LYS:HG2	2:B:6:G:C2	6	0.88
(1,3)	1:A:84:LYS:HG2	2:B:6:G:C2'	6	0.88
(1,3)	1:A:84:LYS:HG2	2:B:6:G:C3'	6	0.88
(1,3)	1:A:84:LYS:HG2	2:B:6:G:C4	6	0.88
(1,3)	1:A:84:LYS:HG2	2:B:6:G:C4'	6	0.88
(1,3)	1:A:84:LYS:HG2	2:B:6:G:C5	6	0.88
(1,3)	1:A:84:LYS:HG2	2:B:6:G:C5'	6	0.88
(1,3)	1:A:84:LYS:HG2	2:B:6:G:C6	6	0.88
(1,3)	1:A:84:LYS:HG2	2:B:6:G:C8	6	0.88
(1,3)	1:A:84:LYS:HG2	2:B:6:G:H1	6	0.88
(1,3)	1:A:84:LYS:HG2	2:B:6:G:H1'	6	0.88
(1,3)	1:A:84:LYS:HG2	2:B:6:G:H2'	6	0.88
(1,3)	1:A:84:LYS:HG2	2:B:6:G:H21	6	0.88
(1,3)	1:A:84:LYS:HG2	2:B:6:G:H22	6	0.88
(1,3)	1:A:84:LYS:HG2	2:B:6:G:H3'	6	0.88
(1,3)	1:A:84:LYS:HG2	2:B:6:G:H4'	6	0.88

Continued on next page...

Continued from previous page...

Key	Atom-1	Atom-2	Model ID	Violation (Å)
(1,3)	1:A:84:LYS:HG2	2:B:6:G:H5'	6	0.88
(1,3)	1:A:84:LYS:HG2	2:B:6:G:H5''	6	0.88
(1,3)	1:A:84:LYS:HG2	2:B:6:G:H8	6	0.88
(1,3)	1:A:84:LYS:HG2	2:B:6:G:HO2'	6	0.88
(1,3)	1:A:84:LYS:HG2	2:B:6:G:N1	6	0.88
(1,3)	1:A:84:LYS:HG2	2:B:6:G:N2	6	0.88
(1,3)	1:A:84:LYS:HG2	2:B:6:G:N3	6	0.88
(1,3)	1:A:84:LYS:HG2	2:B:6:G:N7	6	0.88
(1,3)	1:A:84:LYS:HG2	2:B:6:G:N9	6	0.88
(1,3)	1:A:84:LYS:HG2	2:B:6:G:O2'	6	0.88
(1,3)	1:A:84:LYS:HG2	2:B:6:G:O3'	6	0.88
(1,3)	1:A:84:LYS:HG2	2:B:6:G:O4'	6	0.88
(1,3)	1:A:84:LYS:HG2	2:B:6:G:O5'	6	0.88
(1,3)	1:A:84:LYS:HG2	2:B:6:G:O6	6	0.88
(1,3)	1:A:84:LYS:HG2	2:B:6:G:OP1	6	0.88
(1,3)	1:A:84:LYS:HG2	2:B:6:G:OP2	6	0.88
(1,3)	1:A:84:LYS:HG2	2:B:6:G:P	6	0.88
(1,3)	1:A:84:LYS:HG2	2:B:7:C:C1'	6	0.88
(1,3)	1:A:84:LYS:HG2	2:B:7:C:C2	6	0.88
(1,3)	1:A:84:LYS:HG2	2:B:7:C:C2'	6	0.88
(1,3)	1:A:84:LYS:HG2	2:B:7:C:C3'	6	0.88
(1,3)	1:A:84:LYS:HG2	2:B:7:C:C4	6	0.88
(1,3)	1:A:84:LYS:HG2	2:B:7:C:C4'	6	0.88
(1,3)	1:A:84:LYS:HG2	2:B:7:C:C5	6	0.88
(1,3)	1:A:84:LYS:HG2	2:B:7:C:C5'	6	0.88
(1,3)	1:A:84:LYS:HG2	2:B:7:C:C6	6	0.88
(1,3)	1:A:84:LYS:HG2	2:B:7:C:H1'	6	0.88
(1,3)	1:A:84:LYS:HG2	2:B:7:C:H2'	6	0.88
(1,3)	1:A:84:LYS:HG2	2:B:7:C:H3'	6	0.88
(1,3)	1:A:84:LYS:HG2	2:B:7:C:H4'	6	0.88
(1,3)	1:A:84:LYS:HG2	2:B:7:C:H41	6	0.88
(1,3)	1:A:84:LYS:HG2	2:B:7:C:H42	6	0.88
(1,3)	1:A:84:LYS:HG2	2:B:7:C:H5	6	0.88
(1,3)	1:A:84:LYS:HG2	2:B:7:C:H5'	6	0.88
(1,3)	1:A:84:LYS:HG2	2:B:7:C:H5''	6	0.88
(1,3)	1:A:84:LYS:HG2	2:B:7:C:H6	6	0.88
(1,3)	1:A:84:LYS:HG2	2:B:7:C:HO2'	6	0.88
(1,3)	1:A:84:LYS:HG2	2:B:7:C:N1	6	0.88
(1,3)	1:A:84:LYS:HG2	2:B:7:C:N3	6	0.88
(1,3)	1:A:84:LYS:HG2	2:B:7:C:N4	6	0.88
(1,3)	1:A:84:LYS:HG2	2:B:7:C:O2	6	0.88
(1,3)	1:A:84:LYS:HG2	2:B:7:C:O2'	6	0.88

Continued on next page...

Continued from previous page...

Key	Atom-1	Atom-2	Model ID	Violation (Å)
(1,3)	1:A:84:LYS:HG2	2:B:7:C:O3'	6	0.88
(1,3)	1:A:84:LYS:HG2	2:B:7:C:O4'	6	0.88
(1,3)	1:A:84:LYS:HG2	2:B:7:C:O5'	6	0.88
(1,3)	1:A:84:LYS:HG2	2:B:7:C:OP1	6	0.88
(1,3)	1:A:84:LYS:HG2	2:B:7:C:OP2	6	0.88
(1,3)	1:A:84:LYS:HG2	2:B:7:C:P	6	0.88
(1,3)	1:A:84:LYS:HG2	2:B:8:U:C1'	6	0.88
(1,3)	1:A:84:LYS:HG2	2:B:8:U:C2	6	0.88
(1,3)	1:A:84:LYS:HG2	2:B:8:U:C2'	6	0.88
(1,3)	1:A:84:LYS:HG2	2:B:8:U:C3'	6	0.88
(1,3)	1:A:84:LYS:HG2	2:B:8:U:C4	6	0.88
(1,3)	1:A:84:LYS:HG2	2:B:8:U:C4'	6	0.88
(1,3)	1:A:84:LYS:HG2	2:B:8:U:C5	6	0.88
(1,3)	1:A:84:LYS:HG2	2:B:8:U:C5'	6	0.88
(1,3)	1:A:84:LYS:HG2	2:B:8:U:C6	6	0.88
(1,3)	1:A:84:LYS:HG2	2:B:8:U:H1'	6	0.88
(1,3)	1:A:84:LYS:HG2	2:B:8:U:H2'	6	0.88
(1,3)	1:A:84:LYS:HG2	2:B:8:U:H3	6	0.88
(1,3)	1:A:84:LYS:HG2	2:B:8:U:H3'	6	0.88
(1,3)	1:A:84:LYS:HG2	2:B:8:U:H4'	6	0.88
(1,3)	1:A:84:LYS:HG2	2:B:8:U:H5	6	0.88
(1,3)	1:A:84:LYS:HG2	2:B:8:U:H5'	6	0.88
(1,3)	1:A:84:LYS:HG2	2:B:8:U:H5''	6	0.88
(1,3)	1:A:84:LYS:HG2	2:B:8:U:H6	6	0.88
(1,3)	1:A:84:LYS:HG2	2:B:8:U:HO2'	6	0.88
(1,3)	1:A:84:LYS:HG2	2:B:8:U:N1	6	0.88
(1,3)	1:A:84:LYS:HG2	2:B:8:U:N3	6	0.88
(1,3)	1:A:84:LYS:HG2	2:B:8:U:O2	6	0.88
(1,3)	1:A:84:LYS:HG2	2:B:8:U:O2'	6	0.88
(1,3)	1:A:84:LYS:HG2	2:B:8:U:O3'	6	0.88
(1,3)	1:A:84:LYS:HG2	2:B:8:U:O4	6	0.88
(1,3)	1:A:84:LYS:HG2	2:B:8:U:O4'	6	0.88
(1,3)	1:A:84:LYS:HG2	2:B:8:U:O5'	6	0.88
(1,3)	1:A:84:LYS:HG2	2:B:8:U:OP1	6	0.88
(1,3)	1:A:84:LYS:HG2	2:B:8:U:OP2	6	0.88
(1,3)	1:A:84:LYS:HG2	2:B:8:U:P	6	0.88
(1,3)	1:A:84:LYS:HG2	2:B:9:C:C1'	6	0.88
(1,3)	1:A:84:LYS:HG2	2:B:9:C:C2	6	0.88
(1,3)	1:A:84:LYS:HG2	2:B:9:C:C2'	6	0.88
(1,3)	1:A:84:LYS:HG2	2:B:9:C:C3'	6	0.88
(1,3)	1:A:84:LYS:HG2	2:B:9:C:C4	6	0.88
(1,3)	1:A:84:LYS:HG2	2:B:9:C:C4'	6	0.88

Continued on next page...

Continued from previous page...

Key	Atom-1	Atom-2	Model ID	Violation (Å)
(1,3)	1:A:84:LYS:HG2	2:B:9:C:C5	6	0.88
(1,3)	1:A:84:LYS:HG2	2:B:9:C:C5'	6	0.88
(1,3)	1:A:84:LYS:HG2	2:B:9:C:C6	6	0.88
(1,3)	1:A:84:LYS:HG2	2:B:9:C:H1'	6	0.88
(1,3)	1:A:84:LYS:HG2	2:B:9:C:H2'	6	0.88
(1,3)	1:A:84:LYS:HG2	2:B:9:C:H3'	6	0.88
(1,3)	1:A:84:LYS:HG2	2:B:9:C:H4'	6	0.88
(1,3)	1:A:84:LYS:HG2	2:B:9:C:H41	6	0.88
(1,3)	1:A:84:LYS:HG2	2:B:9:C:H42	6	0.88
(1,3)	1:A:84:LYS:HG2	2:B:9:C:H5	6	0.88
(1,3)	1:A:84:LYS:HG2	2:B:9:C:H5'	6	0.88
(1,3)	1:A:84:LYS:HG2	2:B:9:C:H5''	6	0.88
(1,3)	1:A:84:LYS:HG2	2:B:9:C:H6	6	0.88
(1,3)	1:A:84:LYS:HG2	2:B:9:C:HO2'	6	0.88
(1,3)	1:A:84:LYS:HG2	2:B:9:C:N1	6	0.88
(1,3)	1:A:84:LYS:HG2	2:B:9:C:N3	6	0.88
(1,3)	1:A:84:LYS:HG2	2:B:9:C:N4	6	0.88
(1,3)	1:A:84:LYS:HG2	2:B:9:C:O2	6	0.88
(1,3)	1:A:84:LYS:HG2	2:B:9:C:O2'	6	0.88
(1,3)	1:A:84:LYS:HG2	2:B:9:C:O3'	6	0.88
(1,3)	1:A:84:LYS:HG2	2:B:9:C:O4'	6	0.88
(1,3)	1:A:84:LYS:HG2	2:B:9:C:O5'	6	0.88
(1,3)	1:A:84:LYS:HG2	2:B:9:C:OP1	6	0.88
(1,3)	1:A:84:LYS:HG2	2:B:9:C:OP2	6	0.88
(1,3)	1:A:84:LYS:HG2	2:B:9:C:P	6	0.88
(1,3)	1:A:84:LYS:HG2	2:B:10:G:C1'	6	0.88
(1,3)	1:A:84:LYS:HG2	2:B:10:G:C2	6	0.88
(1,3)	1:A:84:LYS:HG2	2:B:10:G:C2'	6	0.88
(1,3)	1:A:84:LYS:HG2	2:B:10:G:C3'	6	0.88
(1,3)	1:A:84:LYS:HG2	2:B:10:G:C4	6	0.88
(1,3)	1:A:84:LYS:HG2	2:B:10:G:C4'	6	0.88
(1,3)	1:A:84:LYS:HG2	2:B:10:G:C5	6	0.88
(1,3)	1:A:84:LYS:HG2	2:B:10:G:C5'	6	0.88
(1,3)	1:A:84:LYS:HG2	2:B:10:G:C6	6	0.88
(1,3)	1:A:84:LYS:HG2	2:B:10:G:C8	6	0.88
(1,3)	1:A:84:LYS:HG2	2:B:10:G:H1	6	0.88
(1,3)	1:A:84:LYS:HG2	2:B:10:G:H1'	6	0.88
(1,3)	1:A:84:LYS:HG2	2:B:10:G:H2'	6	0.88
(1,3)	1:A:84:LYS:HG2	2:B:10:G:H21	6	0.88
(1,3)	1:A:84:LYS:HG2	2:B:10:G:H22	6	0.88
(1,3)	1:A:84:LYS:HG2	2:B:10:G:H3'	6	0.88
(1,3)	1:A:84:LYS:HG2	2:B:10:G:H4'	6	0.88

Continued on next page...

Continued from previous page...

Key	Atom-1	Atom-2	Model ID	Violation (Å)
(1,3)	1:A:84:LYS:HG2	2:B:10:G:H5'	6	0.88
(1,3)	1:A:84:LYS:HG2	2:B:10:G:H5''	6	0.88
(1,3)	1:A:84:LYS:HG2	2:B:10:G:H8	6	0.88
(1,3)	1:A:84:LYS:HG2	2:B:10:G:HO2'	6	0.88
(1,3)	1:A:84:LYS:HG2	2:B:10:G:N1	6	0.88
(1,3)	1:A:84:LYS:HG2	2:B:10:G:N2	6	0.88
(1,3)	1:A:84:LYS:HG2	2:B:10:G:N3	6	0.88
(1,3)	1:A:84:LYS:HG2	2:B:10:G:N7	6	0.88
(1,3)	1:A:84:LYS:HG2	2:B:10:G:N9	6	0.88
(1,3)	1:A:84:LYS:HG2	2:B:10:G:O2'	6	0.88
(1,3)	1:A:84:LYS:HG2	2:B:10:G:O3'	6	0.88
(1,3)	1:A:84:LYS:HG2	2:B:10:G:O4'	6	0.88
(1,3)	1:A:84:LYS:HG2	2:B:10:G:O5'	6	0.88
(1,3)	1:A:84:LYS:HG2	2:B:10:G:O6	6	0.88
(1,3)	1:A:84:LYS:HG2	2:B:10:G:OP1	6	0.88
(1,3)	1:A:84:LYS:HG2	2:B:10:G:OP2	6	0.88
(1,3)	1:A:84:LYS:HG2	2:B:10:G:P	6	0.88
(1,3)	1:A:84:LYS:HG2	2:B:11:A:C1'	6	0.88
(1,3)	1:A:84:LYS:HG2	2:B:11:A:C2	6	0.88
(1,3)	1:A:84:LYS:HG2	2:B:11:A:C2'	6	0.88
(1,3)	1:A:84:LYS:HG2	2:B:11:A:C3'	6	0.88
(1,3)	1:A:84:LYS:HG2	2:B:11:A:C4	6	0.88
(1,3)	1:A:84:LYS:HG2	2:B:11:A:C4'	6	0.88
(1,3)	1:A:84:LYS:HG2	2:B:11:A:C5	6	0.88
(1,3)	1:A:84:LYS:HG2	2:B:11:A:C5'	6	0.88
(1,3)	1:A:84:LYS:HG2	2:B:11:A:C6	6	0.88
(1,3)	1:A:84:LYS:HG2	2:B:11:A:C8	6	0.88
(1,3)	1:A:84:LYS:HG2	2:B:11:A:H1'	6	0.88
(1,3)	1:A:84:LYS:HG2	2:B:11:A:H2	6	0.88
(1,3)	1:A:84:LYS:HG2	2:B:11:A:H2'	6	0.88
(1,3)	1:A:84:LYS:HG2	2:B:11:A:H3'	6	0.88
(1,3)	1:A:84:LYS:HG2	2:B:11:A:H4'	6	0.88
(1,3)	1:A:84:LYS:HG2	2:B:11:A:H5'	6	0.88
(1,3)	1:A:84:LYS:HG2	2:B:11:A:H5''	6	0.88
(1,3)	1:A:84:LYS:HG2	2:B:11:A:H61	6	0.88
(1,3)	1:A:84:LYS:HG2	2:B:11:A:H62	6	0.88
(1,3)	1:A:84:LYS:HG2	2:B:11:A:H8	6	0.88
(1,3)	1:A:84:LYS:HG2	2:B:11:A:HO2'	6	0.88
(1,3)	1:A:84:LYS:HG2	2:B:11:A:N1	6	0.88
(1,3)	1:A:84:LYS:HG2	2:B:11:A:N3	6	0.88
(1,3)	1:A:84:LYS:HG2	2:B:11:A:N6	6	0.88
(1,3)	1:A:84:LYS:HG2	2:B:11:A:N7	6	0.88

Continued on next page...

Continued from previous page...

Key	Atom-1	Atom-2	Model ID	Violation (Å)
(1,3)	1:A:84:LYS:HG2	2:B:11:A:N9	6	0.88
(1,3)	1:A:84:LYS:HG2	2:B:11:A:O2'	6	0.88
(1,3)	1:A:84:LYS:HG2	2:B:11:A:O3'	6	0.88
(1,3)	1:A:84:LYS:HG2	2:B:11:A:O4'	6	0.88
(1,3)	1:A:84:LYS:HG2	2:B:11:A:O5'	6	0.88
(1,3)	1:A:84:LYS:HG2	2:B:11:A:OP1	6	0.88
(1,3)	1:A:84:LYS:HG2	2:B:11:A:OP2	6	0.88
(1,3)	1:A:84:LYS:HG2	2:B:11:A:P	6	0.88
(1,3)	1:A:84:LYS:HG2	2:B:12:A:C1'	6	0.88
(1,3)	1:A:84:LYS:HG2	2:B:12:A:C2	6	0.88
(1,3)	1:A:84:LYS:HG2	2:B:12:A:C2'	6	0.88
(1,3)	1:A:84:LYS:HG2	2:B:12:A:C3'	6	0.88
(1,3)	1:A:84:LYS:HG2	2:B:12:A:C4	6	0.88
(1,3)	1:A:84:LYS:HG2	2:B:12:A:C4'	6	0.88
(1,3)	1:A:84:LYS:HG2	2:B:12:A:C5	6	0.88
(1,3)	1:A:84:LYS:HG2	2:B:12:A:C5'	6	0.88
(1,3)	1:A:84:LYS:HG2	2:B:12:A:C6	6	0.88
(1,3)	1:A:84:LYS:HG2	2:B:12:A:C8	6	0.88
(1,3)	1:A:84:LYS:HG2	2:B:12:A:H1'	6	0.88
(1,3)	1:A:84:LYS:HG2	2:B:12:A:H2	6	0.88
(1,3)	1:A:84:LYS:HG2	2:B:12:A:H2'	6	0.88
(1,3)	1:A:84:LYS:HG2	2:B:12:A:H3'	6	0.88
(1,3)	1:A:84:LYS:HG2	2:B:12:A:H4'	6	0.88
(1,3)	1:A:84:LYS:HG2	2:B:12:A:H5'	6	0.88
(1,3)	1:A:84:LYS:HG2	2:B:12:A:H5''	6	0.88
(1,3)	1:A:84:LYS:HG2	2:B:12:A:H61	6	0.88
(1,3)	1:A:84:LYS:HG2	2:B:12:A:H62	6	0.88
(1,3)	1:A:84:LYS:HG2	2:B:12:A:H8	6	0.88
(1,3)	1:A:84:LYS:HG2	2:B:12:A:HO2'	6	0.88
(1,3)	1:A:84:LYS:HG2	2:B:12:A:N1	6	0.88
(1,3)	1:A:84:LYS:HG2	2:B:12:A:N3	6	0.88
(1,3)	1:A:84:LYS:HG2	2:B:12:A:N6	6	0.88
(1,3)	1:A:84:LYS:HG2	2:B:12:A:N7	6	0.88
(1,3)	1:A:84:LYS:HG2	2:B:12:A:N9	6	0.88
(1,3)	1:A:84:LYS:HG2	2:B:12:A:O2'	6	0.88
(1,3)	1:A:84:LYS:HG2	2:B:12:A:O3'	6	0.88
(1,3)	1:A:84:LYS:HG2	2:B:12:A:O4'	6	0.88
(1,3)	1:A:84:LYS:HG2	2:B:12:A:O5'	6	0.88
(1,3)	1:A:84:LYS:HG2	2:B:12:A:OP1	6	0.88
(1,3)	1:A:84:LYS:HG2	2:B:12:A:OP2	6	0.88
(1,3)	1:A:84:LYS:HG2	2:B:12:A:P	6	0.88
(1,3)	1:A:84:LYS:HG2	2:B:13:A:C1'	6	0.88

Continued on next page...

Continued from previous page...

Key	Atom-1	Atom-2	Model ID	Violation (Å)
(1,3)	1:A:84:LYS:HG2	2:B:13:A:C2	6	0.88
(1,3)	1:A:84:LYS:HG2	2:B:13:A:C2'	6	0.88
(1,3)	1:A:84:LYS:HG2	2:B:13:A:C3'	6	0.88
(1,3)	1:A:84:LYS:HG2	2:B:13:A:C4	6	0.88
(1,3)	1:A:84:LYS:HG2	2:B:13:A:C4'	6	0.88
(1,3)	1:A:84:LYS:HG2	2:B:13:A:C5	6	0.88
(1,3)	1:A:84:LYS:HG2	2:B:13:A:C5'	6	0.88
(1,3)	1:A:84:LYS:HG2	2:B:13:A:C6	6	0.88
(1,3)	1:A:84:LYS:HG2	2:B:13:A:C8	6	0.88
(1,3)	1:A:84:LYS:HG2	2:B:13:A:H1'	6	0.88
(1,3)	1:A:84:LYS:HG2	2:B:13:A:H2	6	0.88
(1,3)	1:A:84:LYS:HG2	2:B:13:A:H2'	6	0.88
(1,3)	1:A:84:LYS:HG2	2:B:13:A:H3'	6	0.88
(1,3)	1:A:84:LYS:HG2	2:B:13:A:H4'	6	0.88
(1,3)	1:A:84:LYS:HG2	2:B:13:A:H5'	6	0.88
(1,3)	1:A:84:LYS:HG2	2:B:13:A:H5''	6	0.88
(1,3)	1:A:84:LYS:HG2	2:B:13:A:H61	6	0.88
(1,3)	1:A:84:LYS:HG2	2:B:13:A:H62	6	0.88
(1,3)	1:A:84:LYS:HG2	2:B:13:A:H8	6	0.88
(1,3)	1:A:84:LYS:HG2	2:B:13:A:HO2'	6	0.88
(1,3)	1:A:84:LYS:HG2	2:B:13:A:N1	6	0.88
(1,3)	1:A:84:LYS:HG2	2:B:13:A:N3	6	0.88
(1,3)	1:A:84:LYS:HG2	2:B:13:A:N6	6	0.88
(1,3)	1:A:84:LYS:HG2	2:B:13:A:N7	6	0.88
(1,3)	1:A:84:LYS:HG2	2:B:13:A:N9	6	0.88
(1,3)	1:A:84:LYS:HG2	2:B:13:A:O2'	6	0.88
(1,3)	1:A:84:LYS:HG2	2:B:13:A:O3'	6	0.88
(1,3)	1:A:84:LYS:HG2	2:B:13:A:O4'	6	0.88
(1,3)	1:A:84:LYS:HG2	2:B:13:A:O5'	6	0.88
(1,3)	1:A:84:LYS:HG2	2:B:13:A:OP1	6	0.88
(1,3)	1:A:84:LYS:HG2	2:B:13:A:OP2	6	0.88
(1,3)	1:A:84:LYS:HG2	2:B:13:A:P	6	0.88
(1,3)	1:A:84:LYS:HG2	2:B:14:G:C1'	6	0.88
(1,3)	1:A:84:LYS:HG2	2:B:14:G:C2	6	0.88
(1,3)	1:A:84:LYS:HG2	2:B:14:G:C2'	6	0.88
(1,3)	1:A:84:LYS:HG2	2:B:14:G:C3'	6	0.88
(1,3)	1:A:84:LYS:HG2	2:B:14:G:C4	6	0.88
(1,3)	1:A:84:LYS:HG2	2:B:14:G:C4'	6	0.88
(1,3)	1:A:84:LYS:HG2	2:B:14:G:C5	6	0.88
(1,3)	1:A:84:LYS:HG2	2:B:14:G:C5'	6	0.88
(1,3)	1:A:84:LYS:HG2	2:B:14:G:C6	6	0.88
(1,3)	1:A:84:LYS:HG2	2:B:14:G:C8	6	0.88

Continued on next page...

Continued from previous page...

Key	Atom-1	Atom-2	Model ID	Violation (Å)
(1,3)	1:A:84:LYS:HG2	2:B:14:G:H1	6	0.88
(1,3)	1:A:84:LYS:HG2	2:B:14:G:H1'	6	0.88
(1,3)	1:A:84:LYS:HG2	2:B:14:G:H2'	6	0.88
(1,3)	1:A:84:LYS:HG2	2:B:14:G:H21	6	0.88
(1,3)	1:A:84:LYS:HG2	2:B:14:G:H22	6	0.88
(1,3)	1:A:84:LYS:HG2	2:B:14:G:H3'	6	0.88
(1,3)	1:A:84:LYS:HG2	2:B:14:G:H4'	6	0.88
(1,3)	1:A:84:LYS:HG2	2:B:14:G:H5'	6	0.88
(1,3)	1:A:84:LYS:HG2	2:B:14:G:H5''	6	0.88
(1,3)	1:A:84:LYS:HG2	2:B:14:G:H8	6	0.88
(1,3)	1:A:84:LYS:HG2	2:B:14:G:HO2'	6	0.88
(1,3)	1:A:84:LYS:HG2	2:B:14:G:N1	6	0.88
(1,3)	1:A:84:LYS:HG2	2:B:14:G:N2	6	0.88
(1,3)	1:A:84:LYS:HG2	2:B:14:G:N3	6	0.88
(1,3)	1:A:84:LYS:HG2	2:B:14:G:N7	6	0.88
(1,3)	1:A:84:LYS:HG2	2:B:14:G:N9	6	0.88
(1,3)	1:A:84:LYS:HG2	2:B:14:G:O2'	6	0.88
(1,3)	1:A:84:LYS:HG2	2:B:14:G:O3'	6	0.88
(1,3)	1:A:84:LYS:HG2	2:B:14:G:O4'	6	0.88
(1,3)	1:A:84:LYS:HG2	2:B:14:G:O5'	6	0.88
(1,3)	1:A:84:LYS:HG2	2:B:14:G:O6	6	0.88
(1,3)	1:A:84:LYS:HG2	2:B:14:G:OP1	6	0.88
(1,3)	1:A:84:LYS:HG2	2:B:14:G:OP2	6	0.88
(1,3)	1:A:84:LYS:HG2	2:B:14:G:P	6	0.88
(1,3)	1:A:84:LYS:HG2	2:B:15:A:C1'	6	0.88
(1,3)	1:A:84:LYS:HG2	2:B:15:A:C2	6	0.88
(1,3)	1:A:84:LYS:HG2	2:B:15:A:C2'	6	0.88
(1,3)	1:A:84:LYS:HG2	2:B:15:A:C3'	6	0.88
(1,3)	1:A:84:LYS:HG2	2:B:15:A:C4	6	0.88
(1,3)	1:A:84:LYS:HG2	2:B:15:A:C4'	6	0.88
(1,3)	1:A:84:LYS:HG2	2:B:15:A:C5	6	0.88
(1,3)	1:A:84:LYS:HG2	2:B:15:A:C5'	6	0.88
(1,3)	1:A:84:LYS:HG2	2:B:15:A:C6	6	0.88
(1,3)	1:A:84:LYS:HG2	2:B:15:A:C8	6	0.88
(1,3)	1:A:84:LYS:HG2	2:B:15:A:H1'	6	0.88
(1,3)	1:A:84:LYS:HG2	2:B:15:A:H2	6	0.88
(1,3)	1:A:84:LYS:HG2	2:B:15:A:H2'	6	0.88
(1,3)	1:A:84:LYS:HG2	2:B:15:A:H3'	6	0.88
(1,3)	1:A:84:LYS:HG2	2:B:15:A:H4'	6	0.88
(1,3)	1:A:84:LYS:HG2	2:B:15:A:H5'	6	0.88
(1,3)	1:A:84:LYS:HG2	2:B:15:A:H5''	6	0.88
(1,3)	1:A:84:LYS:HG2	2:B:15:A:H61	6	0.88

Continued on next page...

Continued from previous page...

Key	Atom-1	Atom-2	Model ID	Violation (Å)
(1,3)	1:A:84:LYS:HG2	2:B:15:A:H62	6	0.88
(1,3)	1:A:84:LYS:HG2	2:B:15:A:H8	6	0.88
(1,3)	1:A:84:LYS:HG2	2:B:15:A:HO2'	6	0.88
(1,3)	1:A:84:LYS:HG2	2:B:15:A:N1	6	0.88
(1,3)	1:A:84:LYS:HG2	2:B:15:A:N3	6	0.88
(1,3)	1:A:84:LYS:HG2	2:B:15:A:N6	6	0.88
(1,3)	1:A:84:LYS:HG2	2:B:15:A:N7	6	0.88
(1,3)	1:A:84:LYS:HG2	2:B:15:A:N9	6	0.88
(1,3)	1:A:84:LYS:HG2	2:B:15:A:O2'	6	0.88
(1,3)	1:A:84:LYS:HG2	2:B:15:A:O3'	6	0.88
(1,3)	1:A:84:LYS:HG2	2:B:15:A:O4'	6	0.88
(1,3)	1:A:84:LYS:HG2	2:B:15:A:O5'	6	0.88
(1,3)	1:A:84:LYS:HG2	2:B:15:A:OP1	6	0.88
(1,3)	1:A:84:LYS:HG2	2:B:15:A:OP2	6	0.88
(1,3)	1:A:84:LYS:HG2	2:B:15:A:P	6	0.88
(1,3)	1:A:84:LYS:HG2	2:B:16:G:C1'	6	0.88
(1,3)	1:A:84:LYS:HG2	2:B:16:G:C2	6	0.88
(1,3)	1:A:84:LYS:HG2	2:B:16:G:C2'	6	0.88
(1,3)	1:A:84:LYS:HG2	2:B:16:G:C3'	6	0.88
(1,3)	1:A:84:LYS:HG2	2:B:16:G:C4	6	0.88
(1,3)	1:A:84:LYS:HG2	2:B:16:G:C4'	6	0.88
(1,3)	1:A:84:LYS:HG2	2:B:16:G:C5	6	0.88
(1,3)	1:A:84:LYS:HG2	2:B:16:G:C5'	6	0.88
(1,3)	1:A:84:LYS:HG2	2:B:16:G:C6	6	0.88
(1,3)	1:A:84:LYS:HG2	2:B:16:G:C8	6	0.88
(1,3)	1:A:84:LYS:HG2	2:B:16:G:H1	6	0.88
(1,3)	1:A:84:LYS:HG2	2:B:16:G:H1'	6	0.88
(1,3)	1:A:84:LYS:HG2	2:B:16:G:H2'	6	0.88
(1,3)	1:A:84:LYS:HG2	2:B:16:G:H21	6	0.88
(1,3)	1:A:84:LYS:HG2	2:B:16:G:H22	6	0.88
(1,3)	1:A:84:LYS:HG2	2:B:16:G:H3'	6	0.88
(1,3)	1:A:84:LYS:HG2	2:B:16:G:H4'	6	0.88
(1,3)	1:A:84:LYS:HG2	2:B:16:G:H5'	6	0.88
(1,3)	1:A:84:LYS:HG2	2:B:16:G:H5''	6	0.88
(1,3)	1:A:84:LYS:HG2	2:B:16:G:H8	6	0.88
(1,3)	1:A:84:LYS:HG2	2:B:16:G:HO2'	6	0.88
(1,3)	1:A:84:LYS:HG2	2:B:16:G:N1	6	0.88
(1,3)	1:A:84:LYS:HG2	2:B:16:G:N2	6	0.88
(1,3)	1:A:84:LYS:HG2	2:B:16:G:N3	6	0.88
(1,3)	1:A:84:LYS:HG2	2:B:16:G:N7	6	0.88
(1,3)	1:A:84:LYS:HG2	2:B:16:G:N9	6	0.88
(1,3)	1:A:84:LYS:HG2	2:B:16:G:O2'	6	0.88

Continued on next page...

Continued from previous page...

Key	Atom-1	Atom-2	Model ID	Violation (Å)
(1,3)	1:A:84:LYS:HG2	2:B:16:G:O3'	6	0.88
(1,3)	1:A:84:LYS:HG2	2:B:16:G:O4'	6	0.88
(1,3)	1:A:84:LYS:HG2	2:B:16:G:O5'	6	0.88
(1,3)	1:A:84:LYS:HG2	2:B:16:G:O6	6	0.88
(1,3)	1:A:84:LYS:HG2	2:B:16:G:OP1	6	0.88
(1,3)	1:A:84:LYS:HG2	2:B:16:G:OP2	6	0.88
(1,3)	1:A:84:LYS:HG2	2:B:16:G:P	6	0.88
(1,3)	1:A:84:LYS:HG2	2:B:17:C:C1'	6	0.88
(1,3)	1:A:84:LYS:HG2	2:B:17:C:C2	6	0.88
(1,3)	1:A:84:LYS:HG2	2:B:17:C:C2'	6	0.88
(1,3)	1:A:84:LYS:HG2	2:B:17:C:C3'	6	0.88
(1,3)	1:A:84:LYS:HG2	2:B:17:C:C4	6	0.88
(1,3)	1:A:84:LYS:HG2	2:B:17:C:C4'	6	0.88
(1,3)	1:A:84:LYS:HG2	2:B:17:C:C5	6	0.88
(1,3)	1:A:84:LYS:HG2	2:B:17:C:C5'	6	0.88
(1,3)	1:A:84:LYS:HG2	2:B:17:C:C6	6	0.88
(1,3)	1:A:84:LYS:HG2	2:B:17:C:H1'	6	0.88
(1,3)	1:A:84:LYS:HG2	2:B:17:C:H2'	6	0.88
(1,3)	1:A:84:LYS:HG2	2:B:17:C:H3'	6	0.88
(1,3)	1:A:84:LYS:HG2	2:B:17:C:H4'	6	0.88
(1,3)	1:A:84:LYS:HG2	2:B:17:C:H41	6	0.88
(1,3)	1:A:84:LYS:HG2	2:B:17:C:H42	6	0.88
(1,3)	1:A:84:LYS:HG2	2:B:17:C:H5	6	0.88
(1,3)	1:A:84:LYS:HG2	2:B:17:C:H5'	6	0.88
(1,3)	1:A:84:LYS:HG2	2:B:17:C:H5''	6	0.88
(1,3)	1:A:84:LYS:HG2	2:B:17:C:H6	6	0.88
(1,3)	1:A:84:LYS:HG2	2:B:17:C:HO2'	6	0.88
(1,3)	1:A:84:LYS:HG2	2:B:17:C:N1	6	0.88
(1,3)	1:A:84:LYS:HG2	2:B:17:C:N3	6	0.88
(1,3)	1:A:84:LYS:HG2	2:B:17:C:N4	6	0.88
(1,3)	1:A:84:LYS:HG2	2:B:17:C:O2	6	0.88
(1,3)	1:A:84:LYS:HG2	2:B:17:C:O2'	6	0.88
(1,3)	1:A:84:LYS:HG2	2:B:17:C:O3'	6	0.88
(1,3)	1:A:84:LYS:HG2	2:B:17:C:O4'	6	0.88
(1,3)	1:A:84:LYS:HG2	2:B:17:C:O5'	6	0.88
(1,3)	1:A:84:LYS:HG2	2:B:17:C:OP1	6	0.88
(1,3)	1:A:84:LYS:HG2	2:B:17:C:OP2	6	0.88
(1,3)	1:A:84:LYS:HG2	2:B:17:C:P	6	0.88
(1,3)	1:A:84:LYS:HG2	2:B:18:A:C1'	6	0.88
(1,3)	1:A:84:LYS:HG2	2:B:18:A:C2	6	0.88
(1,3)	1:A:84:LYS:HG2	2:B:18:A:C2'	6	0.88
(1,3)	1:A:84:LYS:HG2	2:B:18:A:C3'	6	0.88

Continued on next page...

Continued from previous page...

Key	Atom-1	Atom-2	Model ID	Violation (Å)
(1,3)	1:A:84:LYS:HG2	2:B:18:A:C4	6	0.88
(1,3)	1:A:84:LYS:HG2	2:B:18:A:C4'	6	0.88
(1,3)	1:A:84:LYS:HG2	2:B:18:A:C5	6	0.88
(1,3)	1:A:84:LYS:HG2	2:B:18:A:C5'	6	0.88
(1,3)	1:A:84:LYS:HG2	2:B:18:A:C6	6	0.88
(1,3)	1:A:84:LYS:HG2	2:B:18:A:C8	6	0.88
(1,3)	1:A:84:LYS:HG2	2:B:18:A:H1'	6	0.88
(1,3)	1:A:84:LYS:HG2	2:B:18:A:H2	6	0.88
(1,3)	1:A:84:LYS:HG2	2:B:18:A:H2'	6	0.88
(1,3)	1:A:84:LYS:HG2	2:B:18:A:H3'	6	0.88
(1,3)	1:A:84:LYS:HG2	2:B:18:A:H4'	6	0.88
(1,3)	1:A:84:LYS:HG2	2:B:18:A:H5'	6	0.88
(1,3)	1:A:84:LYS:HG2	2:B:18:A:H5''	6	0.88
(1,3)	1:A:84:LYS:HG2	2:B:18:A:H61	6	0.88
(1,3)	1:A:84:LYS:HG2	2:B:18:A:H62	6	0.88
(1,3)	1:A:84:LYS:HG2	2:B:18:A:H8	6	0.88
(1,3)	1:A:84:LYS:HG2	2:B:18:A:HO2'	6	0.88
(1,3)	1:A:84:LYS:HG2	2:B:18:A:N1	6	0.88
(1,3)	1:A:84:LYS:HG2	2:B:18:A:N3	6	0.88
(1,3)	1:A:84:LYS:HG2	2:B:18:A:N6	6	0.88
(1,3)	1:A:84:LYS:HG2	2:B:18:A:N7	6	0.88
(1,3)	1:A:84:LYS:HG2	2:B:18:A:N9	6	0.88
(1,3)	1:A:84:LYS:HG2	2:B:18:A:O2'	6	0.88
(1,3)	1:A:84:LYS:HG2	2:B:18:A:O3'	6	0.88
(1,3)	1:A:84:LYS:HG2	2:B:18:A:O4'	6	0.88
(1,3)	1:A:84:LYS:HG2	2:B:18:A:O5'	6	0.88
(1,3)	1:A:84:LYS:HG2	2:B:18:A:OP1	6	0.88
(1,3)	1:A:84:LYS:HG2	2:B:18:A:OP2	6	0.88
(1,3)	1:A:84:LYS:HG2	2:B:18:A:P	6	0.88
(1,3)	1:A:84:LYS:HG2	2:B:19:A:C1'	6	0.88
(1,3)	1:A:84:LYS:HG2	2:B:19:A:C2	6	0.88
(1,3)	1:A:84:LYS:HG2	2:B:19:A:C2'	6	0.88
(1,3)	1:A:84:LYS:HG2	2:B:19:A:C3'	6	0.88
(1,3)	1:A:84:LYS:HG2	2:B:19:A:C4	6	0.88
(1,3)	1:A:84:LYS:HG2	2:B:19:A:C4'	6	0.88
(1,3)	1:A:84:LYS:HG2	2:B:19:A:C5	6	0.88
(1,3)	1:A:84:LYS:HG2	2:B:19:A:C5'	6	0.88
(1,3)	1:A:84:LYS:HG2	2:B:19:A:C6	6	0.88
(1,3)	1:A:84:LYS:HG2	2:B:19:A:C8	6	0.88
(1,3)	1:A:84:LYS:HG2	2:B:19:A:H1'	6	0.88
(1,3)	1:A:84:LYS:HG2	2:B:19:A:H2	6	0.88
(1,3)	1:A:84:LYS:HG2	2:B:19:A:H2'	6	0.88

Continued on next page...

Continued from previous page...

Key	Atom-1	Atom-2	Model ID	Violation (Å)
(1,3)	1:A:84:LYS:HG2	2:B:19:A:H3'	6	0.88
(1,3)	1:A:84:LYS:HG2	2:B:19:A:H4'	6	0.88
(1,3)	1:A:84:LYS:HG2	2:B:19:A:H5'	6	0.88
(1,3)	1:A:84:LYS:HG2	2:B:19:A:H5''	6	0.88
(1,3)	1:A:84:LYS:HG2	2:B:19:A:H61	6	0.88
(1,3)	1:A:84:LYS:HG2	2:B:19:A:H62	6	0.88
(1,3)	1:A:84:LYS:HG2	2:B:19:A:H8	6	0.88
(1,3)	1:A:84:LYS:HG2	2:B:19:A:HO2'	6	0.88
(1,3)	1:A:84:LYS:HG2	2:B:19:A:N1	6	0.88
(1,3)	1:A:84:LYS:HG2	2:B:19:A:N3	6	0.88
(1,3)	1:A:84:LYS:HG2	2:B:19:A:N6	6	0.88
(1,3)	1:A:84:LYS:HG2	2:B:19:A:N7	6	0.88
(1,3)	1:A:84:LYS:HG2	2:B:19:A:N9	6	0.88
(1,3)	1:A:84:LYS:HG2	2:B:19:A:O2'	6	0.88
(1,3)	1:A:84:LYS:HG2	2:B:19:A:O3'	6	0.88
(1,3)	1:A:84:LYS:HG2	2:B:19:A:O4'	6	0.88
(1,3)	1:A:84:LYS:HG2	2:B:19:A:O5'	6	0.88
(1,3)	1:A:84:LYS:HG2	2:B:19:A:OP1	6	0.88
(1,3)	1:A:84:LYS:HG2	2:B:19:A:OP2	6	0.88
(1,3)	1:A:84:LYS:HG2	2:B:19:A:P	6	0.88
(1,3)	1:A:84:LYS:HG2	2:B:20:U:C1'	6	0.88
(1,3)	1:A:84:LYS:HG2	2:B:20:U:C2	6	0.88
(1,3)	1:A:84:LYS:HG2	2:B:20:U:C2'	6	0.88
(1,3)	1:A:84:LYS:HG2	2:B:20:U:C3'	6	0.88
(1,3)	1:A:84:LYS:HG2	2:B:20:U:C4	6	0.88
(1,3)	1:A:84:LYS:HG2	2:B:20:U:C4'	6	0.88
(1,3)	1:A:84:LYS:HG2	2:B:20:U:C5	6	0.88
(1,3)	1:A:84:LYS:HG2	2:B:20:U:C5'	6	0.88
(1,3)	1:A:84:LYS:HG2	2:B:20:U:C6	6	0.88
(1,3)	1:A:84:LYS:HG2	2:B:20:U:H1'	6	0.88
(1,3)	1:A:84:LYS:HG2	2:B:20:U:H2'	6	0.88
(1,3)	1:A:84:LYS:HG2	2:B:20:U:H3	6	0.88
(1,3)	1:A:84:LYS:HG2	2:B:20:U:H3'	6	0.88
(1,3)	1:A:84:LYS:HG2	2:B:20:U:H4'	6	0.88
(1,3)	1:A:84:LYS:HG2	2:B:20:U:H5	6	0.88
(1,3)	1:A:84:LYS:HG2	2:B:20:U:H5'	6	0.88
(1,3)	1:A:84:LYS:HG2	2:B:20:U:H5''	6	0.88
(1,3)	1:A:84:LYS:HG2	2:B:20:U:H6	6	0.88
(1,3)	1:A:84:LYS:HG2	2:B:20:U:HO2'	6	0.88
(1,3)	1:A:84:LYS:HG2	2:B:20:U:N1	6	0.88
(1,3)	1:A:84:LYS:HG2	2:B:20:U:N3	6	0.88
(1,3)	1:A:84:LYS:HG2	2:B:20:U:O2	6	0.88

Continued on next page...

Continued from previous page...

Key	Atom-1	Atom-2	Model ID	Violation (Å)
(1,3)	1:A:84:LYS:HG2	2:B:20:U:O2'	6	0.88
(1,3)	1:A:84:LYS:HG2	2:B:20:U:O3'	6	0.88
(1,3)	1:A:84:LYS:HG2	2:B:20:U:O4	6	0.88
(1,3)	1:A:84:LYS:HG2	2:B:20:U:O4'	6	0.88
(1,3)	1:A:84:LYS:HG2	2:B:20:U:O5'	6	0.88
(1,3)	1:A:84:LYS:HG2	2:B:20:U:OP1	6	0.88
(1,3)	1:A:84:LYS:HG2	2:B:20:U:OP2	6	0.88
(1,3)	1:A:84:LYS:HG2	2:B:20:U:P	6	0.88
(1,3)	1:A:84:LYS:HG2	2:B:21:G:C1'	6	0.88
(1,3)	1:A:84:LYS:HG2	2:B:21:G:C2	6	0.88
(1,3)	1:A:84:LYS:HG2	2:B:21:G:C2'	6	0.88
(1,3)	1:A:84:LYS:HG2	2:B:21:G:C3'	6	0.88
(1,3)	1:A:84:LYS:HG2	2:B:21:G:C4	6	0.88
(1,3)	1:A:84:LYS:HG2	2:B:21:G:C4'	6	0.88
(1,3)	1:A:84:LYS:HG2	2:B:21:G:C5	6	0.88
(1,3)	1:A:84:LYS:HG2	2:B:21:G:C5'	6	0.88
(1,3)	1:A:84:LYS:HG2	2:B:21:G:C6	6	0.88
(1,3)	1:A:84:LYS:HG2	2:B:21:G:C8	6	0.88
(1,3)	1:A:84:LYS:HG2	2:B:21:G:H1	6	0.88
(1,3)	1:A:84:LYS:HG2	2:B:21:G:H1'	6	0.88
(1,3)	1:A:84:LYS:HG2	2:B:21:G:H2'	6	0.88
(1,3)	1:A:84:LYS:HG2	2:B:21:G:H21	6	0.88
(1,3)	1:A:84:LYS:HG2	2:B:21:G:H22	6	0.88
(1,3)	1:A:84:LYS:HG2	2:B:21:G:H3'	6	0.88
(1,3)	1:A:84:LYS:HG2	2:B:21:G:H4'	6	0.88
(1,3)	1:A:84:LYS:HG2	2:B:21:G:H5'	6	0.88
(1,3)	1:A:84:LYS:HG2	2:B:21:G:H5''	6	0.88
(1,3)	1:A:84:LYS:HG2	2:B:21:G:H8	6	0.88
(1,3)	1:A:84:LYS:HG2	2:B:21:G:HO2'	6	0.88
(1,3)	1:A:84:LYS:HG2	2:B:21:G:N1	6	0.88
(1,3)	1:A:84:LYS:HG2	2:B:21:G:N2	6	0.88
(1,3)	1:A:84:LYS:HG2	2:B:21:G:N3	6	0.88
(1,3)	1:A:84:LYS:HG2	2:B:21:G:N7	6	0.88
(1,3)	1:A:84:LYS:HG2	2:B:21:G:N9	6	0.88
(1,3)	1:A:84:LYS:HG2	2:B:21:G:O2'	6	0.88
(1,3)	1:A:84:LYS:HG2	2:B:21:G:O3'	6	0.88
(1,3)	1:A:84:LYS:HG2	2:B:21:G:O4'	6	0.88
(1,3)	1:A:84:LYS:HG2	2:B:21:G:O5'	6	0.88
(1,3)	1:A:84:LYS:HG2	2:B:21:G:O6	6	0.88
(1,3)	1:A:84:LYS:HG2	2:B:21:G:OP1	6	0.88
(1,3)	1:A:84:LYS:HG2	2:B:21:G:OP2	6	0.88
(1,3)	1:A:84:LYS:HG2	2:B:21:G:P	6	0.88

Continued on next page...

Continued from previous page...

Key	Atom-1	Atom-2	Model ID	Violation (Å)
(1,3)	1:A:84:LYS:HG2	2:B:22:A:C1'	6	0.88
(1,3)	1:A:84:LYS:HG2	2:B:22:A:C2	6	0.88
(1,3)	1:A:84:LYS:HG2	2:B:22:A:C2'	6	0.88
(1,3)	1:A:84:LYS:HG2	2:B:22:A:C3'	6	0.88
(1,3)	1:A:84:LYS:HG2	2:B:22:A:C4	6	0.88
(1,3)	1:A:84:LYS:HG2	2:B:22:A:C4'	6	0.88
(1,3)	1:A:84:LYS:HG2	2:B:22:A:C5	6	0.88
(1,3)	1:A:84:LYS:HG2	2:B:22:A:C5'	6	0.88
(1,3)	1:A:84:LYS:HG2	2:B:22:A:C6	6	0.88
(1,3)	1:A:84:LYS:HG2	2:B:22:A:C8	6	0.88
(1,3)	1:A:84:LYS:HG2	2:B:22:A:H1'	6	0.88
(1,3)	1:A:84:LYS:HG2	2:B:22:A:H2	6	0.88
(1,3)	1:A:84:LYS:HG2	2:B:22:A:H2'	6	0.88
(1,3)	1:A:84:LYS:HG2	2:B:22:A:H3'	6	0.88
(1,3)	1:A:84:LYS:HG2	2:B:22:A:H4'	6	0.88
(1,3)	1:A:84:LYS:HG2	2:B:22:A:H5'	6	0.88
(1,3)	1:A:84:LYS:HG2	2:B:22:A:H5''	6	0.88
(1,3)	1:A:84:LYS:HG2	2:B:22:A:H61	6	0.88
(1,3)	1:A:84:LYS:HG2	2:B:22:A:H62	6	0.88
(1,3)	1:A:84:LYS:HG2	2:B:22:A:H8	6	0.88
(1,3)	1:A:84:LYS:HG2	2:B:22:A:HO2'	6	0.88
(1,3)	1:A:84:LYS:HG2	2:B:22:A:N1	6	0.88
(1,3)	1:A:84:LYS:HG2	2:B:22:A:N3	6	0.88
(1,3)	1:A:84:LYS:HG2	2:B:22:A:N6	6	0.88
(1,3)	1:A:84:LYS:HG2	2:B:22:A:N7	6	0.88
(1,3)	1:A:84:LYS:HG2	2:B:22:A:N9	6	0.88
(1,3)	1:A:84:LYS:HG2	2:B:22:A:O2'	6	0.88
(1,3)	1:A:84:LYS:HG2	2:B:22:A:O3'	6	0.88
(1,3)	1:A:84:LYS:HG2	2:B:22:A:O4'	6	0.88
(1,3)	1:A:84:LYS:HG2	2:B:22:A:O5'	6	0.88
(1,3)	1:A:84:LYS:HG2	2:B:22:A:OP1	6	0.88
(1,3)	1:A:84:LYS:HG2	2:B:22:A:OP2	6	0.88
(1,3)	1:A:84:LYS:HG2	2:B:22:A:P	6	0.88
(1,3)	1:A:84:LYS:HG2	2:B:23:U:C1'	6	0.88
(1,3)	1:A:84:LYS:HG2	2:B:23:U:C2	6	0.88
(1,3)	1:A:84:LYS:HG2	2:B:23:U:C2'	6	0.88
(1,3)	1:A:84:LYS:HG2	2:B:23:U:C3'	6	0.88
(1,3)	1:A:84:LYS:HG2	2:B:23:U:C4	6	0.88
(1,3)	1:A:84:LYS:HG2	2:B:23:U:C4'	6	0.88
(1,3)	1:A:84:LYS:HG2	2:B:23:U:C5	6	0.88
(1,3)	1:A:84:LYS:HG2	2:B:23:U:C5'	6	0.88
(1,3)	1:A:84:LYS:HG2	2:B:23:U:C6	6	0.88

Continued on next page...

Continued from previous page...

Key	Atom-1	Atom-2	Model ID	Violation (Å)
(1,3)	1:A:84:LYS:HG2	2:B:23:U:H1'	6	0.88
(1,3)	1:A:84:LYS:HG2	2:B:23:U:H2'	6	0.88
(1,3)	1:A:84:LYS:HG2	2:B:23:U:H3	6	0.88
(1,3)	1:A:84:LYS:HG2	2:B:23:U:H3'	6	0.88
(1,3)	1:A:84:LYS:HG2	2:B:23:U:H4'	6	0.88
(1,3)	1:A:84:LYS:HG2	2:B:23:U:H5	6	0.88
(1,3)	1:A:84:LYS:HG2	2:B:23:U:H5'	6	0.88
(1,3)	1:A:84:LYS:HG2	2:B:23:U:H5''	6	0.88
(1,3)	1:A:84:LYS:HG2	2:B:23:U:H6	6	0.88
(1,3)	1:A:84:LYS:HG2	2:B:23:U:HO2'	6	0.88
(1,3)	1:A:84:LYS:HG2	2:B:23:U:N1	6	0.88
(1,3)	1:A:84:LYS:HG2	2:B:23:U:N3	6	0.88
(1,3)	1:A:84:LYS:HG2	2:B:23:U:O2	6	0.88
(1,3)	1:A:84:LYS:HG2	2:B:23:U:O2'	6	0.88
(1,3)	1:A:84:LYS:HG2	2:B:23:U:O3'	6	0.88
(1,3)	1:A:84:LYS:HG2	2:B:23:U:O4	6	0.88
(1,3)	1:A:84:LYS:HG2	2:B:23:U:O4'	6	0.88
(1,3)	1:A:84:LYS:HG2	2:B:23:U:O5'	6	0.88
(1,3)	1:A:84:LYS:HG2	2:B:23:U:OP1	6	0.88
(1,3)	1:A:84:LYS:HG2	2:B:23:U:OP2	6	0.88
(1,3)	1:A:84:LYS:HG2	2:B:23:U:P	6	0.88
(1,3)	1:A:84:LYS:HG2	2:B:24:G:C1'	6	0.88
(1,3)	1:A:84:LYS:HG2	2:B:24:G:C2	6	0.88
(1,3)	1:A:84:LYS:HG2	2:B:24:G:C2'	6	0.88
(1,3)	1:A:84:LYS:HG2	2:B:24:G:C3'	6	0.88
(1,3)	1:A:84:LYS:HG2	2:B:24:G:C4	6	0.88
(1,3)	1:A:84:LYS:HG2	2:B:24:G:C4'	6	0.88
(1,3)	1:A:84:LYS:HG2	2:B:24:G:C5	6	0.88
(1,3)	1:A:84:LYS:HG2	2:B:24:G:C5'	6	0.88
(1,3)	1:A:84:LYS:HG2	2:B:24:G:C6	6	0.88
(1,3)	1:A:84:LYS:HG2	2:B:24:G:C8	6	0.88
(1,3)	1:A:84:LYS:HG2	2:B:24:G:H1	6	0.88
(1,3)	1:A:84:LYS:HG2	2:B:24:G:H1'	6	0.88
(1,3)	1:A:84:LYS:HG2	2:B:24:G:H2'	6	0.88
(1,3)	1:A:84:LYS:HG2	2:B:24:G:H21	6	0.88
(1,3)	1:A:84:LYS:HG2	2:B:24:G:H22	6	0.88
(1,3)	1:A:84:LYS:HG2	2:B:24:G:H3'	6	0.88
(1,3)	1:A:84:LYS:HG2	2:B:24:G:H4'	6	0.88
(1,3)	1:A:84:LYS:HG2	2:B:24:G:H5'	6	0.88
(1,3)	1:A:84:LYS:HG2	2:B:24:G:H5''	6	0.88
(1,3)	1:A:84:LYS:HG2	2:B:24:G:H8	6	0.88
(1,3)	1:A:84:LYS:HG2	2:B:24:G:HO2'	6	0.88

Continued on next page...

Continued from previous page...

Key	Atom-1	Atom-2	Model ID	Violation (Å)
(1,3)	1:A:84:LYS:HG2	2:B:24:G:N1	6	0.88
(1,3)	1:A:84:LYS:HG2	2:B:24:G:N2	6	0.88
(1,3)	1:A:84:LYS:HG2	2:B:24:G:N3	6	0.88
(1,3)	1:A:84:LYS:HG2	2:B:24:G:N7	6	0.88
(1,3)	1:A:84:LYS:HG2	2:B:24:G:N9	6	0.88
(1,3)	1:A:84:LYS:HG2	2:B:24:G:O2'	6	0.88
(1,3)	1:A:84:LYS:HG2	2:B:24:G:O3'	6	0.88
(1,3)	1:A:84:LYS:HG2	2:B:24:G:O4'	6	0.88
(1,3)	1:A:84:LYS:HG2	2:B:24:G:O5'	6	0.88
(1,3)	1:A:84:LYS:HG2	2:B:24:G:O6	6	0.88
(1,3)	1:A:84:LYS:HG2	2:B:24:G:OP1	6	0.88
(1,3)	1:A:84:LYS:HG2	2:B:24:G:OP2	6	0.88
(1,3)	1:A:84:LYS:HG2	2:B:24:G:P	6	0.88
(1,3)	1:A:84:LYS:HG3	2:B:2:C:C1'	6	0.88
(1,3)	1:A:84:LYS:HG3	2:B:2:C:C2	6	0.88
(1,3)	1:A:84:LYS:HG3	2:B:2:C:C2'	6	0.88
(1,3)	1:A:84:LYS:HG3	2:B:2:C:C3'	6	0.88
(1,3)	1:A:84:LYS:HG3	2:B:2:C:C4	6	0.88
(1,3)	1:A:84:LYS:HG3	2:B:2:C:C4'	6	0.88
(1,3)	1:A:84:LYS:HG3	2:B:2:C:C5	6	0.88
(1,3)	1:A:84:LYS:HG3	2:B:2:C:C5'	6	0.88
(1,3)	1:A:84:LYS:HG3	2:B:2:C:C6	6	0.88
(1,3)	1:A:84:LYS:HG3	2:B:2:C:H1'	6	0.88
(1,3)	1:A:84:LYS:HG3	2:B:2:C:H2'	6	0.88
(1,3)	1:A:84:LYS:HG3	2:B:2:C:H3'	6	0.88
(1,3)	1:A:84:LYS:HG3	2:B:2:C:H4'	6	0.88
(1,3)	1:A:84:LYS:HG3	2:B:2:C:H41	6	0.88
(1,3)	1:A:84:LYS:HG3	2:B:2:C:H42	6	0.88
(1,3)	1:A:84:LYS:HG3	2:B:2:C:H5	6	0.88
(1,3)	1:A:84:LYS:HG3	2:B:2:C:H5'	6	0.88
(1,3)	1:A:84:LYS:HG3	2:B:2:C:H5''	6	0.88
(1,3)	1:A:84:LYS:HG3	2:B:2:C:H6	6	0.88
(1,3)	1:A:84:LYS:HG3	2:B:2:C:HO2'	6	0.88
(1,3)	1:A:84:LYS:HG3	2:B:2:C:N1	6	0.88
(1,3)	1:A:84:LYS:HG3	2:B:2:C:N3	6	0.88
(1,3)	1:A:84:LYS:HG3	2:B:2:C:N4	6	0.88
(1,3)	1:A:84:LYS:HG3	2:B:2:C:O2	6	0.88
(1,3)	1:A:84:LYS:HG3	2:B:2:C:O2'	6	0.88
(1,3)	1:A:84:LYS:HG3	2:B:2:C:O3'	6	0.88
(1,3)	1:A:84:LYS:HG3	2:B:2:C:O4'	6	0.88
(1,3)	1:A:84:LYS:HG3	2:B:2:C:O5'	6	0.88
(1,3)	1:A:84:LYS:HG3	2:B:3:U:C1'	6	0.88

Continued on next page...

Continued from previous page...

Key	Atom-1	Atom-2	Model ID	Violation (Å)
(1,3)	1:A:84:LYS:HG3	2:B:3:U:C2	6	0.88
(1,3)	1:A:84:LYS:HG3	2:B:3:U:C2'	6	0.88
(1,3)	1:A:84:LYS:HG3	2:B:3:U:C3'	6	0.88
(1,3)	1:A:84:LYS:HG3	2:B:3:U:C4	6	0.88
(1,3)	1:A:84:LYS:HG3	2:B:3:U:C4'	6	0.88
(1,3)	1:A:84:LYS:HG3	2:B:3:U:C5	6	0.88
(1,3)	1:A:84:LYS:HG3	2:B:3:U:C5'	6	0.88
(1,3)	1:A:84:LYS:HG3	2:B:3:U:C6	6	0.88
(1,3)	1:A:84:LYS:HG3	2:B:3:U:H1'	6	0.88
(1,3)	1:A:84:LYS:HG3	2:B:3:U:H2'	6	0.88
(1,3)	1:A:84:LYS:HG3	2:B:3:U:H3	6	0.88
(1,3)	1:A:84:LYS:HG3	2:B:3:U:H3'	6	0.88
(1,3)	1:A:84:LYS:HG3	2:B:3:U:H4'	6	0.88
(1,3)	1:A:84:LYS:HG3	2:B:3:U:H5	6	0.88
(1,3)	1:A:84:LYS:HG3	2:B:3:U:H5'	6	0.88
(1,3)	1:A:84:LYS:HG3	2:B:3:U:H5''	6	0.88
(1,3)	1:A:84:LYS:HG3	2:B:3:U:H6	6	0.88
(1,3)	1:A:84:LYS:HG3	2:B:3:U:HO2'	6	0.88
(1,3)	1:A:84:LYS:HG3	2:B:3:U:N1	6	0.88
(1,3)	1:A:84:LYS:HG3	2:B:3:U:N3	6	0.88
(1,3)	1:A:84:LYS:HG3	2:B:3:U:O2	6	0.88
(1,3)	1:A:84:LYS:HG3	2:B:3:U:O2'	6	0.88
(1,3)	1:A:84:LYS:HG3	2:B:3:U:O3'	6	0.88
(1,3)	1:A:84:LYS:HG3	2:B:3:U:O4	6	0.88
(1,3)	1:A:84:LYS:HG3	2:B:3:U:O4'	6	0.88
(1,3)	1:A:84:LYS:HG3	2:B:3:U:O5'	6	0.88
(1,3)	1:A:84:LYS:HG3	2:B:3:U:OP1	6	0.88
(1,3)	1:A:84:LYS:HG3	2:B:3:U:OP2	6	0.88
(1,3)	1:A:84:LYS:HG3	2:B:3:U:P	6	0.88
(1,3)	1:A:84:LYS:HG3	2:B:4:G:C1'	6	0.88
(1,3)	1:A:84:LYS:HG3	2:B:4:G:C2	6	0.88
(1,3)	1:A:84:LYS:HG3	2:B:4:G:C2'	6	0.88
(1,3)	1:A:84:LYS:HG3	2:B:4:G:C3'	6	0.88
(1,3)	1:A:84:LYS:HG3	2:B:4:G:C4	6	0.88
(1,3)	1:A:84:LYS:HG3	2:B:4:G:C4'	6	0.88
(1,3)	1:A:84:LYS:HG3	2:B:4:G:C5	6	0.88
(1,3)	1:A:84:LYS:HG3	2:B:4:G:C5'	6	0.88
(1,3)	1:A:84:LYS:HG3	2:B:4:G:C6	6	0.88
(1,3)	1:A:84:LYS:HG3	2:B:4:G:C8	6	0.88
(1,3)	1:A:84:LYS:HG3	2:B:4:G:H1	6	0.88
(1,3)	1:A:84:LYS:HG3	2:B:4:G:H1'	6	0.88
(1,3)	1:A:84:LYS:HG3	2:B:4:G:H2'	6	0.88

Continued on next page...

Continued from previous page...

Key	Atom-1	Atom-2	Model ID	Violation (Å)
(1,3)	1:A:84:LYS:HG3	2:B:4:G:H21	6	0.88
(1,3)	1:A:84:LYS:HG3	2:B:4:G:H22	6	0.88
(1,3)	1:A:84:LYS:HG3	2:B:4:G:H3'	6	0.88
(1,3)	1:A:84:LYS:HG3	2:B:4:G:H4'	6	0.88
(1,3)	1:A:84:LYS:HG3	2:B:4:G:H5'	6	0.88
(1,3)	1:A:84:LYS:HG3	2:B:4:G:H5''	6	0.88
(1,3)	1:A:84:LYS:HG3	2:B:4:G:H8	6	0.88
(1,3)	1:A:84:LYS:HG3	2:B:4:G:HO2'	6	0.88
(1,3)	1:A:84:LYS:HG3	2:B:4:G:N1	6	0.88
(1,3)	1:A:84:LYS:HG3	2:B:4:G:N2	6	0.88
(1,3)	1:A:84:LYS:HG3	2:B:4:G:N3	6	0.88
(1,3)	1:A:84:LYS:HG3	2:B:4:G:N7	6	0.88
(1,3)	1:A:84:LYS:HG3	2:B:4:G:N9	6	0.88
(1,3)	1:A:84:LYS:HG3	2:B:4:G:O2'	6	0.88
(1,3)	1:A:84:LYS:HG3	2:B:4:G:O3'	6	0.88
(1,3)	1:A:84:LYS:HG3	2:B:4:G:O4'	6	0.88
(1,3)	1:A:84:LYS:HG3	2:B:4:G:O5'	6	0.88
(1,3)	1:A:84:LYS:HG3	2:B:4:G:O6	6	0.88
(1,3)	1:A:84:LYS:HG3	2:B:4:G:OP1	6	0.88
(1,3)	1:A:84:LYS:HG3	2:B:4:G:OP2	6	0.88
(1,3)	1:A:84:LYS:HG3	2:B:4:G:P	6	0.88
(1,3)	1:A:84:LYS:HG3	2:B:5:A:C1'	6	0.88
(1,3)	1:A:84:LYS:HG3	2:B:5:A:C2	6	0.88
(1,3)	1:A:84:LYS:HG3	2:B:5:A:C2'	6	0.88
(1,3)	1:A:84:LYS:HG3	2:B:5:A:C3'	6	0.88
(1,3)	1:A:84:LYS:HG3	2:B:5:A:C4	6	0.88
(1,3)	1:A:84:LYS:HG3	2:B:5:A:C4'	6	0.88
(1,3)	1:A:84:LYS:HG3	2:B:5:A:C5	6	0.88
(1,3)	1:A:84:LYS:HG3	2:B:5:A:C5'	6	0.88
(1,3)	1:A:84:LYS:HG3	2:B:5:A:C6	6	0.88
(1,3)	1:A:84:LYS:HG3	2:B:5:A:C8	6	0.88
(1,3)	1:A:84:LYS:HG3	2:B:5:A:H1'	6	0.88
(1,3)	1:A:84:LYS:HG3	2:B:5:A:H2	6	0.88
(1,3)	1:A:84:LYS:HG3	2:B:5:A:H2'	6	0.88
(1,3)	1:A:84:LYS:HG3	2:B:5:A:H3'	6	0.88
(1,3)	1:A:84:LYS:HG3	2:B:5:A:H4'	6	0.88
(1,3)	1:A:84:LYS:HG3	2:B:5:A:H5'	6	0.88
(1,3)	1:A:84:LYS:HG3	2:B:5:A:H5''	6	0.88
(1,3)	1:A:84:LYS:HG3	2:B:5:A:H61	6	0.88
(1,3)	1:A:84:LYS:HG3	2:B:5:A:H62	6	0.88
(1,3)	1:A:84:LYS:HG3	2:B:5:A:H8	6	0.88
(1,3)	1:A:84:LYS:HG3	2:B:5:A:HO2'	6	0.88

Continued on next page...

Continued from previous page...

Key	Atom-1	Atom-2	Model ID	Violation (Å)
(1,3)	1:A:84:LYS:HG3	2:B:5:A:N1	6	0.88
(1,3)	1:A:84:LYS:HG3	2:B:5:A:N3	6	0.88
(1,3)	1:A:84:LYS:HG3	2:B:5:A:N6	6	0.88
(1,3)	1:A:84:LYS:HG3	2:B:5:A:N7	6	0.88
(1,3)	1:A:84:LYS:HG3	2:B:5:A:N9	6	0.88
(1,3)	1:A:84:LYS:HG3	2:B:5:A:O2'	6	0.88
(1,3)	1:A:84:LYS:HG3	2:B:5:A:O3'	6	0.88
(1,3)	1:A:84:LYS:HG3	2:B:5:A:O4'	6	0.88
(1,3)	1:A:84:LYS:HG3	2:B:5:A:O5'	6	0.88
(1,3)	1:A:84:LYS:HG3	2:B:5:A:OP1	6	0.88
(1,3)	1:A:84:LYS:HG3	2:B:5:A:OP2	6	0.88
(1,3)	1:A:84:LYS:HG3	2:B:5:A:P	6	0.88
(1,3)	1:A:84:LYS:HG3	2:B:6:G:C1'	6	0.88
(1,3)	1:A:84:LYS:HG3	2:B:6:G:C2	6	0.88
(1,3)	1:A:84:LYS:HG3	2:B:6:G:C2'	6	0.88
(1,3)	1:A:84:LYS:HG3	2:B:6:G:C3'	6	0.88
(1,3)	1:A:84:LYS:HG3	2:B:6:G:C4	6	0.88
(1,3)	1:A:84:LYS:HG3	2:B:6:G:C4'	6	0.88
(1,3)	1:A:84:LYS:HG3	2:B:6:G:C5	6	0.88
(1,3)	1:A:84:LYS:HG3	2:B:6:G:C5'	6	0.88
(1,3)	1:A:84:LYS:HG3	2:B:6:G:C6	6	0.88
(1,3)	1:A:84:LYS:HG3	2:B:6:G:C8	6	0.88
(1,3)	1:A:84:LYS:HG3	2:B:6:G:H1	6	0.88
(1,3)	1:A:84:LYS:HG3	2:B:6:G:H1'	6	0.88
(1,3)	1:A:84:LYS:HG3	2:B:6:G:H2'	6	0.88
(1,3)	1:A:84:LYS:HG3	2:B:6:G:H21	6	0.88
(1,3)	1:A:84:LYS:HG3	2:B:6:G:H22	6	0.88
(1,3)	1:A:84:LYS:HG3	2:B:6:G:H3'	6	0.88
(1,3)	1:A:84:LYS:HG3	2:B:6:G:H4'	6	0.88
(1,3)	1:A:84:LYS:HG3	2:B:6:G:H5'	6	0.88
(1,3)	1:A:84:LYS:HG3	2:B:6:G:H5''	6	0.88
(1,3)	1:A:84:LYS:HG3	2:B:6:G:H8	6	0.88
(1,3)	1:A:84:LYS:HG3	2:B:6:G:HO2'	6	0.88
(1,3)	1:A:84:LYS:HG3	2:B:6:G:N1	6	0.88
(1,3)	1:A:84:LYS:HG3	2:B:6:G:N2	6	0.88
(1,3)	1:A:84:LYS:HG3	2:B:6:G:N3	6	0.88
(1,3)	1:A:84:LYS:HG3	2:B:6:G:N7	6	0.88
(1,3)	1:A:84:LYS:HG3	2:B:6:G:N9	6	0.88
(1,3)	1:A:84:LYS:HG3	2:B:6:G:O2'	6	0.88
(1,3)	1:A:84:LYS:HG3	2:B:6:G:O3'	6	0.88
(1,3)	1:A:84:LYS:HG3	2:B:6:G:O4'	6	0.88
(1,3)	1:A:84:LYS:HG3	2:B:6:G:O5'	6	0.88

Continued on next page...

Continued from previous page...

Key	Atom-1	Atom-2	Model ID	Violation (Å)
(1,3)	1:A:84:LYS:HG3	2:B:6:G:O6	6	0.88
(1,3)	1:A:84:LYS:HG3	2:B:6:G:OP1	6	0.88
(1,3)	1:A:84:LYS:HG3	2:B:6:G:OP2	6	0.88
(1,3)	1:A:84:LYS:HG3	2:B:6:G:P	6	0.88
(1,3)	1:A:84:LYS:HG3	2:B:7:C:C1'	6	0.88
(1,3)	1:A:84:LYS:HG3	2:B:7:C:C2	6	0.88
(1,3)	1:A:84:LYS:HG3	2:B:7:C:C2'	6	0.88
(1,3)	1:A:84:LYS:HG3	2:B:7:C:C3'	6	0.88
(1,3)	1:A:84:LYS:HG3	2:B:7:C:C4	6	0.88
(1,3)	1:A:84:LYS:HG3	2:B:7:C:C4'	6	0.88
(1,3)	1:A:84:LYS:HG3	2:B:7:C:C5	6	0.88
(1,3)	1:A:84:LYS:HG3	2:B:7:C:C5'	6	0.88
(1,3)	1:A:84:LYS:HG3	2:B:7:C:C6	6	0.88
(1,3)	1:A:84:LYS:HG3	2:B:7:C:H1'	6	0.88
(1,3)	1:A:84:LYS:HG3	2:B:7:C:H2'	6	0.88
(1,3)	1:A:84:LYS:HG3	2:B:7:C:H3'	6	0.88
(1,3)	1:A:84:LYS:HG3	2:B:7:C:H4'	6	0.88
(1,3)	1:A:84:LYS:HG3	2:B:7:C:H41	6	0.88
(1,3)	1:A:84:LYS:HG3	2:B:7:C:H42	6	0.88
(1,3)	1:A:84:LYS:HG3	2:B:7:C:H5	6	0.88
(1,3)	1:A:84:LYS:HG3	2:B:7:C:H5'	6	0.88
(1,3)	1:A:84:LYS:HG3	2:B:7:C:H5''	6	0.88
(1,3)	1:A:84:LYS:HG3	2:B:7:C:H6	6	0.88
(1,3)	1:A:84:LYS:HG3	2:B:7:C:HO2'	6	0.88
(1,3)	1:A:84:LYS:HG3	2:B:7:C:N1	6	0.88
(1,3)	1:A:84:LYS:HG3	2:B:7:C:N3	6	0.88
(1,3)	1:A:84:LYS:HG3	2:B:7:C:N4	6	0.88
(1,3)	1:A:84:LYS:HG3	2:B:7:C:O2	6	0.88
(1,3)	1:A:84:LYS:HG3	2:B:7:C:O2'	6	0.88
(1,3)	1:A:84:LYS:HG3	2:B:7:C:O3'	6	0.88
(1,3)	1:A:84:LYS:HG3	2:B:7:C:O4'	6	0.88
(1,3)	1:A:84:LYS:HG3	2:B:7:C:O5'	6	0.88
(1,3)	1:A:84:LYS:HG3	2:B:7:C:OP1	6	0.88
(1,3)	1:A:84:LYS:HG3	2:B:7:C:OP2	6	0.88
(1,3)	1:A:84:LYS:HG3	2:B:7:C:P	6	0.88
(1,3)	1:A:84:LYS:HG3	2:B:8:U:C1'	6	0.88
(1,3)	1:A:84:LYS:HG3	2:B:8:U:C2	6	0.88
(1,3)	1:A:84:LYS:HG3	2:B:8:U:C2'	6	0.88
(1,3)	1:A:84:LYS:HG3	2:B:8:U:C3'	6	0.88
(1,3)	1:A:84:LYS:HG3	2:B:8:U:C4	6	0.88
(1,3)	1:A:84:LYS:HG3	2:B:8:U:C4'	6	0.88
(1,3)	1:A:84:LYS:HG3	2:B:8:U:C5	6	0.88

Continued on next page...

Continued from previous page...

Key	Atom-1	Atom-2	Model ID	Violation (Å)
(1,3)	1:A:84:LYS:HG3	2:B:8:U:C5'	6	0.88
(1,3)	1:A:84:LYS:HG3	2:B:8:U:C6	6	0.88
(1,3)	1:A:84:LYS:HG3	2:B:8:U:H1'	6	0.88
(1,3)	1:A:84:LYS:HG3	2:B:8:U:H2'	6	0.88
(1,3)	1:A:84:LYS:HG3	2:B:8:U:H3	6	0.88
(1,3)	1:A:84:LYS:HG3	2:B:8:U:H3'	6	0.88
(1,3)	1:A:84:LYS:HG3	2:B:8:U:H4'	6	0.88
(1,3)	1:A:84:LYS:HG3	2:B:8:U:H5	6	0.88
(1,3)	1:A:84:LYS:HG3	2:B:8:U:H5'	6	0.88
(1,3)	1:A:84:LYS:HG3	2:B:8:U:H5''	6	0.88
(1,3)	1:A:84:LYS:HG3	2:B:8:U:H6	6	0.88
(1,3)	1:A:84:LYS:HG3	2:B:8:U:HO2'	6	0.88
(1,3)	1:A:84:LYS:HG3	2:B:8:U:N1	6	0.88
(1,3)	1:A:84:LYS:HG3	2:B:8:U:N3	6	0.88
(1,3)	1:A:84:LYS:HG3	2:B:8:U:O2	6	0.88
(1,3)	1:A:84:LYS:HG3	2:B:8:U:O2'	6	0.88
(1,3)	1:A:84:LYS:HG3	2:B:8:U:O3'	6	0.88
(1,3)	1:A:84:LYS:HG3	2:B:8:U:O4	6	0.88
(1,3)	1:A:84:LYS:HG3	2:B:8:U:O4'	6	0.88
(1,3)	1:A:84:LYS:HG3	2:B:8:U:O5'	6	0.88
(1,3)	1:A:84:LYS:HG3	2:B:8:U:OP1	6	0.88
(1,3)	1:A:84:LYS:HG3	2:B:8:U:OP2	6	0.88
(1,3)	1:A:84:LYS:HG3	2:B:8:U:P	6	0.88
(1,3)	1:A:84:LYS:HG3	2:B:9:C:C1'	6	0.88
(1,3)	1:A:84:LYS:HG3	2:B:9:C:C2	6	0.88
(1,3)	1:A:84:LYS:HG3	2:B:9:C:C2'	6	0.88
(1,3)	1:A:84:LYS:HG3	2:B:9:C:C3'	6	0.88
(1,3)	1:A:84:LYS:HG3	2:B:9:C:C4	6	0.88
(1,3)	1:A:84:LYS:HG3	2:B:9:C:C4'	6	0.88
(1,3)	1:A:84:LYS:HG3	2:B:9:C:C5	6	0.88
(1,3)	1:A:84:LYS:HG3	2:B:9:C:C5'	6	0.88
(1,3)	1:A:84:LYS:HG3	2:B:9:C:C6	6	0.88
(1,3)	1:A:84:LYS:HG3	2:B:9:C:H1'	6	0.88
(1,3)	1:A:84:LYS:HG3	2:B:9:C:H2'	6	0.88
(1,3)	1:A:84:LYS:HG3	2:B:9:C:H3'	6	0.88
(1,3)	1:A:84:LYS:HG3	2:B:9:C:H4'	6	0.88
(1,3)	1:A:84:LYS:HG3	2:B:9:C:H41	6	0.88
(1,3)	1:A:84:LYS:HG3	2:B:9:C:H42	6	0.88
(1,3)	1:A:84:LYS:HG3	2:B:9:C:H5	6	0.88
(1,3)	1:A:84:LYS:HG3	2:B:9:C:H5'	6	0.88
(1,3)	1:A:84:LYS:HG3	2:B:9:C:H5''	6	0.88
(1,3)	1:A:84:LYS:HG3	2:B:9:C:H6	6	0.88

Continued on next page...

Continued from previous page...

Key	Atom-1	Atom-2	Model ID	Violation (Å)
(1,3)	1:A:84:LYS:HG3	2:B:9:C:HO2'	6	0.88
(1,3)	1:A:84:LYS:HG3	2:B:9:C:N1	6	0.88
(1,3)	1:A:84:LYS:HG3	2:B:9:C:N3	6	0.88
(1,3)	1:A:84:LYS:HG3	2:B:9:C:N4	6	0.88
(1,3)	1:A:84:LYS:HG3	2:B:9:C:O2	6	0.88
(1,3)	1:A:84:LYS:HG3	2:B:9:C:O2'	6	0.88
(1,3)	1:A:84:LYS:HG3	2:B:9:C:O3'	6	0.88
(1,3)	1:A:84:LYS:HG3	2:B:9:C:O4'	6	0.88
(1,3)	1:A:84:LYS:HG3	2:B:9:C:O5'	6	0.88
(1,3)	1:A:84:LYS:HG3	2:B:9:C:OP1	6	0.88
(1,3)	1:A:84:LYS:HG3	2:B:9:C:OP2	6	0.88
(1,3)	1:A:84:LYS:HG3	2:B:9:C:P	6	0.88
(1,3)	1:A:84:LYS:HG3	2:B:10:G:C1'	6	0.88
(1,3)	1:A:84:LYS:HG3	2:B:10:G:C2	6	0.88
(1,3)	1:A:84:LYS:HG3	2:B:10:G:C2'	6	0.88
(1,3)	1:A:84:LYS:HG3	2:B:10:G:C3'	6	0.88
(1,3)	1:A:84:LYS:HG3	2:B:10:G:C4	6	0.88
(1,3)	1:A:84:LYS:HG3	2:B:10:G:C4'	6	0.88
(1,3)	1:A:84:LYS:HG3	2:B:10:G:C5	6	0.88
(1,3)	1:A:84:LYS:HG3	2:B:10:G:C5'	6	0.88
(1,3)	1:A:84:LYS:HG3	2:B:10:G:C6	6	0.88
(1,3)	1:A:84:LYS:HG3	2:B:10:G:C8	6	0.88
(1,3)	1:A:84:LYS:HG3	2:B:10:G:H1	6	0.88
(1,3)	1:A:84:LYS:HG3	2:B:10:G:H1'	6	0.88
(1,3)	1:A:84:LYS:HG3	2:B:10:G:H2'	6	0.88
(1,3)	1:A:84:LYS:HG3	2:B:10:G:H21	6	0.88
(1,3)	1:A:84:LYS:HG3	2:B:10:G:H22	6	0.88
(1,3)	1:A:84:LYS:HG3	2:B:10:G:H3'	6	0.88
(1,3)	1:A:84:LYS:HG3	2:B:10:G:H4'	6	0.88
(1,3)	1:A:84:LYS:HG3	2:B:10:G:H5'	6	0.88
(1,3)	1:A:84:LYS:HG3	2:B:10:G:H5''	6	0.88
(1,3)	1:A:84:LYS:HG3	2:B:10:G:H8	6	0.88
(1,3)	1:A:84:LYS:HG3	2:B:10:G:HO2'	6	0.88
(1,3)	1:A:84:LYS:HG3	2:B:10:G:N1	6	0.88
(1,3)	1:A:84:LYS:HG3	2:B:10:G:N2	6	0.88
(1,3)	1:A:84:LYS:HG3	2:B:10:G:N3	6	0.88
(1,3)	1:A:84:LYS:HG3	2:B:10:G:N7	6	0.88
(1,3)	1:A:84:LYS:HG3	2:B:10:G:N9	6	0.88
(1,3)	1:A:84:LYS:HG3	2:B:10:G:O2'	6	0.88
(1,3)	1:A:84:LYS:HG3	2:B:10:G:O3'	6	0.88
(1,3)	1:A:84:LYS:HG3	2:B:10:G:O4'	6	0.88
(1,3)	1:A:84:LYS:HG3	2:B:10:G:O5'	6	0.88

Continued on next page...

Continued from previous page...

Key	Atom-1	Atom-2	Model ID	Violation (Å)
(1,3)	1:A:84:LYS:HG3	2:B:10:G:O6	6	0.88
(1,3)	1:A:84:LYS:HG3	2:B:10:G:OP1	6	0.88
(1,3)	1:A:84:LYS:HG3	2:B:10:G:OP2	6	0.88
(1,3)	1:A:84:LYS:HG3	2:B:10:G:P	6	0.88
(1,3)	1:A:84:LYS:HG3	2:B:11:A:C1'	6	0.88
(1,3)	1:A:84:LYS:HG3	2:B:11:A:C2	6	0.88
(1,3)	1:A:84:LYS:HG3	2:B:11:A:C2'	6	0.88
(1,3)	1:A:84:LYS:HG3	2:B:11:A:C3'	6	0.88
(1,3)	1:A:84:LYS:HG3	2:B:11:A:C4	6	0.88
(1,3)	1:A:84:LYS:HG3	2:B:11:A:C4'	6	0.88
(1,3)	1:A:84:LYS:HG3	2:B:11:A:C5	6	0.88
(1,3)	1:A:84:LYS:HG3	2:B:11:A:C5'	6	0.88
(1,3)	1:A:84:LYS:HG3	2:B:11:A:C6	6	0.88
(1,3)	1:A:84:LYS:HG3	2:B:11:A:C8	6	0.88
(1,3)	1:A:84:LYS:HG3	2:B:11:A:H1'	6	0.88
(1,3)	1:A:84:LYS:HG3	2:B:11:A:H2	6	0.88
(1,3)	1:A:84:LYS:HG3	2:B:11:A:H2'	6	0.88
(1,3)	1:A:84:LYS:HG3	2:B:11:A:H3'	6	0.88
(1,3)	1:A:84:LYS:HG3	2:B:11:A:H4'	6	0.88
(1,3)	1:A:84:LYS:HG3	2:B:11:A:H5'	6	0.88
(1,3)	1:A:84:LYS:HG3	2:B:11:A:H5''	6	0.88
(1,3)	1:A:84:LYS:HG3	2:B:11:A:H61	6	0.88
(1,3)	1:A:84:LYS:HG3	2:B:11:A:H62	6	0.88
(1,3)	1:A:84:LYS:HG3	2:B:11:A:H8	6	0.88
(1,3)	1:A:84:LYS:HG3	2:B:11:A:HO2'	6	0.88
(1,3)	1:A:84:LYS:HG3	2:B:11:A:N1	6	0.88
(1,3)	1:A:84:LYS:HG3	2:B:11:A:N3	6	0.88
(1,3)	1:A:84:LYS:HG3	2:B:11:A:N6	6	0.88
(1,3)	1:A:84:LYS:HG3	2:B:11:A:N7	6	0.88
(1,3)	1:A:84:LYS:HG3	2:B:11:A:N9	6	0.88
(1,3)	1:A:84:LYS:HG3	2:B:11:A:O2'	6	0.88
(1,3)	1:A:84:LYS:HG3	2:B:11:A:O3'	6	0.88
(1,3)	1:A:84:LYS:HG3	2:B:11:A:O4'	6	0.88
(1,3)	1:A:84:LYS:HG3	2:B:11:A:O5'	6	0.88
(1,3)	1:A:84:LYS:HG3	2:B:11:A:OP1	6	0.88
(1,3)	1:A:84:LYS:HG3	2:B:11:A:OP2	6	0.88
(1,3)	1:A:84:LYS:HG3	2:B:11:A:P	6	0.88
(1,3)	1:A:84:LYS:HG3	2:B:12:A:C1'	6	0.88
(1,3)	1:A:84:LYS:HG3	2:B:12:A:C2	6	0.88
(1,3)	1:A:84:LYS:HG3	2:B:12:A:C2'	6	0.88
(1,3)	1:A:84:LYS:HG3	2:B:12:A:C3'	6	0.88
(1,3)	1:A:84:LYS:HG3	2:B:12:A:C4	6	0.88

Continued on next page...

Continued from previous page...

Key	Atom-1	Atom-2	Model ID	Violation (Å)
(1,3)	1:A:84:LYS:HG3	2:B:12:A:C4'	6	0.88
(1,3)	1:A:84:LYS:HG3	2:B:12:A:C5	6	0.88
(1,3)	1:A:84:LYS:HG3	2:B:12:A:C5'	6	0.88
(1,3)	1:A:84:LYS:HG3	2:B:12:A:C6	6	0.88
(1,3)	1:A:84:LYS:HG3	2:B:12:A:C8	6	0.88
(1,3)	1:A:84:LYS:HG3	2:B:12:A:H1'	6	0.88
(1,3)	1:A:84:LYS:HG3	2:B:12:A:H2	6	0.88
(1,3)	1:A:84:LYS:HG3	2:B:12:A:H2'	6	0.88
(1,3)	1:A:84:LYS:HG3	2:B:12:A:H3'	6	0.88
(1,3)	1:A:84:LYS:HG3	2:B:12:A:H4'	6	0.88
(1,3)	1:A:84:LYS:HG3	2:B:12:A:H5'	6	0.88
(1,3)	1:A:84:LYS:HG3	2:B:12:A:H5''	6	0.88
(1,3)	1:A:84:LYS:HG3	2:B:12:A:H61	6	0.88
(1,3)	1:A:84:LYS:HG3	2:B:12:A:H62	6	0.88
(1,3)	1:A:84:LYS:HG3	2:B:12:A:H8	6	0.88
(1,3)	1:A:84:LYS:HG3	2:B:12:A:HO2'	6	0.88
(1,3)	1:A:84:LYS:HG3	2:B:12:A:N1	6	0.88
(1,3)	1:A:84:LYS:HG3	2:B:12:A:N3	6	0.88
(1,3)	1:A:84:LYS:HG3	2:B:12:A:N6	6	0.88
(1,3)	1:A:84:LYS:HG3	2:B:12:A:N7	6	0.88
(1,3)	1:A:84:LYS:HG3	2:B:12:A:N9	6	0.88
(1,3)	1:A:84:LYS:HG3	2:B:12:A:O2'	6	0.88
(1,3)	1:A:84:LYS:HG3	2:B:12:A:O3'	6	0.88
(1,3)	1:A:84:LYS:HG3	2:B:12:A:O4'	6	0.88
(1,3)	1:A:84:LYS:HG3	2:B:12:A:O5'	6	0.88
(1,3)	1:A:84:LYS:HG3	2:B:12:A:OP1	6	0.88
(1,3)	1:A:84:LYS:HG3	2:B:12:A:OP2	6	0.88
(1,3)	1:A:84:LYS:HG3	2:B:12:A:P	6	0.88
(1,3)	1:A:84:LYS:HG3	2:B:13:A:C1'	6	0.88
(1,3)	1:A:84:LYS:HG3	2:B:13:A:C2	6	0.88
(1,3)	1:A:84:LYS:HG3	2:B:13:A:C2'	6	0.88
(1,3)	1:A:84:LYS:HG3	2:B:13:A:C3'	6	0.88
(1,3)	1:A:84:LYS:HG3	2:B:13:A:C4	6	0.88
(1,3)	1:A:84:LYS:HG3	2:B:13:A:C4'	6	0.88
(1,3)	1:A:84:LYS:HG3	2:B:13:A:C5	6	0.88
(1,3)	1:A:84:LYS:HG3	2:B:13:A:C5'	6	0.88
(1,3)	1:A:84:LYS:HG3	2:B:13:A:C6	6	0.88
(1,3)	1:A:84:LYS:HG3	2:B:13:A:C8	6	0.88
(1,3)	1:A:84:LYS:HG3	2:B:13:A:H1'	6	0.88
(1,3)	1:A:84:LYS:HG3	2:B:13:A:H2	6	0.88
(1,3)	1:A:84:LYS:HG3	2:B:13:A:H2'	6	0.88
(1,3)	1:A:84:LYS:HG3	2:B:13:A:H3'	6	0.88

Continued on next page...

Continued from previous page...

Key	Atom-1	Atom-2	Model ID	Violation (Å)
(1,3)	1:A:84:LYS:HG3	2:B:13:A:H4'	6	0.88
(1,3)	1:A:84:LYS:HG3	2:B:13:A:H5'	6	0.88
(1,3)	1:A:84:LYS:HG3	2:B:13:A:H5''	6	0.88
(1,3)	1:A:84:LYS:HG3	2:B:13:A:H61	6	0.88
(1,3)	1:A:84:LYS:HG3	2:B:13:A:H62	6	0.88
(1,3)	1:A:84:LYS:HG3	2:B:13:A:H8	6	0.88
(1,3)	1:A:84:LYS:HG3	2:B:13:A:HO2'	6	0.88
(1,3)	1:A:84:LYS:HG3	2:B:13:A:N1	6	0.88
(1,3)	1:A:84:LYS:HG3	2:B:13:A:N3	6	0.88
(1,3)	1:A:84:LYS:HG3	2:B:13:A:N6	6	0.88
(1,3)	1:A:84:LYS:HG3	2:B:13:A:N7	6	0.88
(1,3)	1:A:84:LYS:HG3	2:B:13:A:N9	6	0.88
(1,3)	1:A:84:LYS:HG3	2:B:13:A:O2'	6	0.88
(1,3)	1:A:84:LYS:HG3	2:B:13:A:O3'	6	0.88
(1,3)	1:A:84:LYS:HG3	2:B:13:A:O4'	6	0.88
(1,3)	1:A:84:LYS:HG3	2:B:13:A:O5'	6	0.88
(1,3)	1:A:84:LYS:HG3	2:B:13:A:OP1	6	0.88
(1,3)	1:A:84:LYS:HG3	2:B:13:A:OP2	6	0.88
(1,3)	1:A:84:LYS:HG3	2:B:13:A:P	6	0.88
(1,3)	1:A:84:LYS:HG3	2:B:14:G:C1'	6	0.88
(1,3)	1:A:84:LYS:HG3	2:B:14:G:C2	6	0.88
(1,3)	1:A:84:LYS:HG3	2:B:14:G:C2'	6	0.88
(1,3)	1:A:84:LYS:HG3	2:B:14:G:C3'	6	0.88
(1,3)	1:A:84:LYS:HG3	2:B:14:G:C4	6	0.88
(1,3)	1:A:84:LYS:HG3	2:B:14:G:C4'	6	0.88
(1,3)	1:A:84:LYS:HG3	2:B:14:G:C5	6	0.88
(1,3)	1:A:84:LYS:HG3	2:B:14:G:C5'	6	0.88
(1,3)	1:A:84:LYS:HG3	2:B:14:G:C6	6	0.88
(1,3)	1:A:84:LYS:HG3	2:B:14:G:C8	6	0.88
(1,3)	1:A:84:LYS:HG3	2:B:14:G:H1	6	0.88
(1,3)	1:A:84:LYS:HG3	2:B:14:G:H1'	6	0.88
(1,3)	1:A:84:LYS:HG3	2:B:14:G:H2'	6	0.88
(1,3)	1:A:84:LYS:HG3	2:B:14:G:H21	6	0.88
(1,3)	1:A:84:LYS:HG3	2:B:14:G:H22	6	0.88
(1,3)	1:A:84:LYS:HG3	2:B:14:G:H3'	6	0.88
(1,3)	1:A:84:LYS:HG3	2:B:14:G:H4'	6	0.88
(1,3)	1:A:84:LYS:HG3	2:B:14:G:H5'	6	0.88
(1,3)	1:A:84:LYS:HG3	2:B:14:G:H5''	6	0.88
(1,3)	1:A:84:LYS:HG3	2:B:14:G:H8	6	0.88
(1,3)	1:A:84:LYS:HG3	2:B:14:G:HO2'	6	0.88
(1,3)	1:A:84:LYS:HG3	2:B:14:G:N1	6	0.88
(1,3)	1:A:84:LYS:HG3	2:B:14:G:N2	6	0.88

Continued on next page...

Continued from previous page...

Key	Atom-1	Atom-2	Model ID	Violation (Å)
(1,3)	1:A:84:LYS:HG3	2:B:14:G:N3	6	0.88
(1,3)	1:A:84:LYS:HG3	2:B:14:G:N7	6	0.88
(1,3)	1:A:84:LYS:HG3	2:B:14:G:N9	6	0.88
(1,3)	1:A:84:LYS:HG3	2:B:14:G:O2'	6	0.88
(1,3)	1:A:84:LYS:HG3	2:B:14:G:O3'	6	0.88
(1,3)	1:A:84:LYS:HG3	2:B:14:G:O4'	6	0.88
(1,3)	1:A:84:LYS:HG3	2:B:14:G:O5'	6	0.88
(1,3)	1:A:84:LYS:HG3	2:B:14:G:O6	6	0.88
(1,3)	1:A:84:LYS:HG3	2:B:14:G:OP1	6	0.88
(1,3)	1:A:84:LYS:HG3	2:B:14:G:OP2	6	0.88
(1,3)	1:A:84:LYS:HG3	2:B:14:G:P	6	0.88
(1,3)	1:A:84:LYS:HG3	2:B:15:A:C1'	6	0.88
(1,3)	1:A:84:LYS:HG3	2:B:15:A:C2	6	0.88
(1,3)	1:A:84:LYS:HG3	2:B:15:A:C2'	6	0.88
(1,3)	1:A:84:LYS:HG3	2:B:15:A:C3'	6	0.88
(1,3)	1:A:84:LYS:HG3	2:B:15:A:C4	6	0.88
(1,3)	1:A:84:LYS:HG3	2:B:15:A:C4'	6	0.88
(1,3)	1:A:84:LYS:HG3	2:B:15:A:C5	6	0.88
(1,3)	1:A:84:LYS:HG3	2:B:15:A:C5'	6	0.88
(1,3)	1:A:84:LYS:HG3	2:B:15:A:C6	6	0.88
(1,3)	1:A:84:LYS:HG3	2:B:15:A:C8	6	0.88
(1,3)	1:A:84:LYS:HG3	2:B:15:A:H1'	6	0.88
(1,3)	1:A:84:LYS:HG3	2:B:15:A:H2	6	0.88
(1,3)	1:A:84:LYS:HG3	2:B:15:A:H2'	6	0.88
(1,3)	1:A:84:LYS:HG3	2:B:15:A:H3'	6	0.88
(1,3)	1:A:84:LYS:HG3	2:B:15:A:H4'	6	0.88
(1,3)	1:A:84:LYS:HG3	2:B:15:A:H5'	6	0.88
(1,3)	1:A:84:LYS:HG3	2:B:15:A:H5''	6	0.88
(1,3)	1:A:84:LYS:HG3	2:B:15:A:H61	6	0.88
(1,3)	1:A:84:LYS:HG3	2:B:15:A:H62	6	0.88
(1,3)	1:A:84:LYS:HG3	2:B:15:A:H8	6	0.88
(1,3)	1:A:84:LYS:HG3	2:B:15:A:HO2'	6	0.88
(1,3)	1:A:84:LYS:HG3	2:B:15:A:N1	6	0.88
(1,3)	1:A:84:LYS:HG3	2:B:15:A:N3	6	0.88
(1,3)	1:A:84:LYS:HG3	2:B:15:A:N6	6	0.88
(1,3)	1:A:84:LYS:HG3	2:B:15:A:N7	6	0.88
(1,3)	1:A:84:LYS:HG3	2:B:15:A:N9	6	0.88
(1,3)	1:A:84:LYS:HG3	2:B:15:A:O2'	6	0.88
(1,3)	1:A:84:LYS:HG3	2:B:15:A:O3'	6	0.88
(1,3)	1:A:84:LYS:HG3	2:B:15:A:O4'	6	0.88
(1,3)	1:A:84:LYS:HG3	2:B:15:A:O5'	6	0.88
(1,3)	1:A:84:LYS:HG3	2:B:15:A:OP1	6	0.88

Continued on next page...

Continued from previous page...

Key	Atom-1	Atom-2	Model ID	Violation (Å)
(1,3)	1:A:84:LYS:HG3	2:B:15:A:OP2	6	0.88
(1,3)	1:A:84:LYS:HG3	2:B:15:A:P	6	0.88
(1,3)	1:A:84:LYS:HG3	2:B:16:G:C1'	6	0.88
(1,3)	1:A:84:LYS:HG3	2:B:16:G:C2	6	0.88
(1,3)	1:A:84:LYS:HG3	2:B:16:G:C2'	6	0.88
(1,3)	1:A:84:LYS:HG3	2:B:16:G:C3'	6	0.88
(1,3)	1:A:84:LYS:HG3	2:B:16:G:C4	6	0.88
(1,3)	1:A:84:LYS:HG3	2:B:16:G:C4'	6	0.88
(1,3)	1:A:84:LYS:HG3	2:B:16:G:C5	6	0.88
(1,3)	1:A:84:LYS:HG3	2:B:16:G:C5'	6	0.88
(1,3)	1:A:84:LYS:HG3	2:B:16:G:C6	6	0.88
(1,3)	1:A:84:LYS:HG3	2:B:16:G:C8	6	0.88
(1,3)	1:A:84:LYS:HG3	2:B:16:G:H1	6	0.88
(1,3)	1:A:84:LYS:HG3	2:B:16:G:H1'	6	0.88
(1,3)	1:A:84:LYS:HG3	2:B:16:G:H2'	6	0.88
(1,3)	1:A:84:LYS:HG3	2:B:16:G:H21	6	0.88
(1,3)	1:A:84:LYS:HG3	2:B:16:G:H22	6	0.88
(1,3)	1:A:84:LYS:HG3	2:B:16:G:H3'	6	0.88
(1,3)	1:A:84:LYS:HG3	2:B:16:G:H4'	6	0.88
(1,3)	1:A:84:LYS:HG3	2:B:16:G:H5'	6	0.88
(1,3)	1:A:84:LYS:HG3	2:B:16:G:H5''	6	0.88
(1,3)	1:A:84:LYS:HG3	2:B:16:G:H8	6	0.88
(1,3)	1:A:84:LYS:HG3	2:B:16:G:HO2'	6	0.88
(1,3)	1:A:84:LYS:HG3	2:B:16:G:N1	6	0.88
(1,3)	1:A:84:LYS:HG3	2:B:16:G:N2	6	0.88
(1,3)	1:A:84:LYS:HG3	2:B:16:G:N3	6	0.88
(1,3)	1:A:84:LYS:HG3	2:B:16:G:N7	6	0.88
(1,3)	1:A:84:LYS:HG3	2:B:16:G:N9	6	0.88
(1,3)	1:A:84:LYS:HG3	2:B:16:G:O2'	6	0.88
(1,3)	1:A:84:LYS:HG3	2:B:16:G:O3'	6	0.88
(1,3)	1:A:84:LYS:HG3	2:B:16:G:O4'	6	0.88
(1,3)	1:A:84:LYS:HG3	2:B:16:G:O5'	6	0.88
(1,3)	1:A:84:LYS:HG3	2:B:16:G:O6	6	0.88
(1,3)	1:A:84:LYS:HG3	2:B:16:G:OP1	6	0.88
(1,3)	1:A:84:LYS:HG3	2:B:16:G:OP2	6	0.88
(1,3)	1:A:84:LYS:HG3	2:B:16:G:P	6	0.88
(1,3)	1:A:84:LYS:HG3	2:B:17:C:C1'	6	0.88
(1,3)	1:A:84:LYS:HG3	2:B:17:C:C2	6	0.88
(1,3)	1:A:84:LYS:HG3	2:B:17:C:C2'	6	0.88
(1,3)	1:A:84:LYS:HG3	2:B:17:C:C3'	6	0.88
(1,3)	1:A:84:LYS:HG3	2:B:17:C:C4	6	0.88
(1,3)	1:A:84:LYS:HG3	2:B:17:C:C4'	6	0.88

Continued on next page...

Continued from previous page...

Key	Atom-1	Atom-2	Model ID	Violation (Å)
(1,3)	1:A:84:LYS:HG3	2:B:17:C:C5	6	0.88
(1,3)	1:A:84:LYS:HG3	2:B:17:C:C5'	6	0.88
(1,3)	1:A:84:LYS:HG3	2:B:17:C:C6	6	0.88
(1,3)	1:A:84:LYS:HG3	2:B:17:C:H1'	6	0.88
(1,3)	1:A:84:LYS:HG3	2:B:17:C:H2'	6	0.88
(1,3)	1:A:84:LYS:HG3	2:B:17:C:H3'	6	0.88
(1,3)	1:A:84:LYS:HG3	2:B:17:C:H4'	6	0.88
(1,3)	1:A:84:LYS:HG3	2:B:17:C:H41	6	0.88
(1,3)	1:A:84:LYS:HG3	2:B:17:C:H42	6	0.88
(1,3)	1:A:84:LYS:HG3	2:B:17:C:H5	6	0.88
(1,3)	1:A:84:LYS:HG3	2:B:17:C:H5'	6	0.88
(1,3)	1:A:84:LYS:HG3	2:B:17:C:H5''	6	0.88
(1,3)	1:A:84:LYS:HG3	2:B:17:C:H6	6	0.88
(1,3)	1:A:84:LYS:HG3	2:B:17:C:HO2'	6	0.88
(1,3)	1:A:84:LYS:HG3	2:B:17:C:N1	6	0.88
(1,3)	1:A:84:LYS:HG3	2:B:17:C:N3	6	0.88
(1,3)	1:A:84:LYS:HG3	2:B:17:C:N4	6	0.88
(1,3)	1:A:84:LYS:HG3	2:B:17:C:O2	6	0.88
(1,3)	1:A:84:LYS:HG3	2:B:17:C:O2'	6	0.88
(1,3)	1:A:84:LYS:HG3	2:B:17:C:O3'	6	0.88
(1,3)	1:A:84:LYS:HG3	2:B:17:C:O4'	6	0.88
(1,3)	1:A:84:LYS:HG3	2:B:17:C:O5'	6	0.88
(1,3)	1:A:84:LYS:HG3	2:B:17:C:OP1	6	0.88
(1,3)	1:A:84:LYS:HG3	2:B:17:C:OP2	6	0.88
(1,3)	1:A:84:LYS:HG3	2:B:17:C:P	6	0.88
(1,3)	1:A:84:LYS:HG3	2:B:18:A:C1'	6	0.88
(1,3)	1:A:84:LYS:HG3	2:B:18:A:C2	6	0.88
(1,3)	1:A:84:LYS:HG3	2:B:18:A:C2'	6	0.88
(1,3)	1:A:84:LYS:HG3	2:B:18:A:C3'	6	0.88
(1,3)	1:A:84:LYS:HG3	2:B:18:A:C4	6	0.88
(1,3)	1:A:84:LYS:HG3	2:B:18:A:C4'	6	0.88
(1,3)	1:A:84:LYS:HG3	2:B:18:A:C5	6	0.88
(1,3)	1:A:84:LYS:HG3	2:B:18:A:C5'	6	0.88
(1,3)	1:A:84:LYS:HG3	2:B:18:A:C6	6	0.88
(1,3)	1:A:84:LYS:HG3	2:B:18:A:C8	6	0.88
(1,3)	1:A:84:LYS:HG3	2:B:18:A:H1'	6	0.88
(1,3)	1:A:84:LYS:HG3	2:B:18:A:H2	6	0.88
(1,3)	1:A:84:LYS:HG3	2:B:18:A:H2'	6	0.88
(1,3)	1:A:84:LYS:HG3	2:B:18:A:H3'	6	0.88
(1,3)	1:A:84:LYS:HG3	2:B:18:A:H4'	6	0.88
(1,3)	1:A:84:LYS:HG3	2:B:18:A:H5'	6	0.88
(1,3)	1:A:84:LYS:HG3	2:B:18:A:H5''	6	0.88

Continued on next page...

Continued from previous page...

Key	Atom-1	Atom-2	Model ID	Violation (Å)
(1,3)	1:A:84:LYS:HG3	2:B:18:A:H61	6	0.88
(1,3)	1:A:84:LYS:HG3	2:B:18:A:H62	6	0.88
(1,3)	1:A:84:LYS:HG3	2:B:18:A:H8	6	0.88
(1,3)	1:A:84:LYS:HG3	2:B:18:A:HO2'	6	0.88
(1,3)	1:A:84:LYS:HG3	2:B:18:A:N1	6	0.88
(1,3)	1:A:84:LYS:HG3	2:B:18:A:N3	6	0.88
(1,3)	1:A:84:LYS:HG3	2:B:18:A:N6	6	0.88
(1,3)	1:A:84:LYS:HG3	2:B:18:A:N7	6	0.88
(1,3)	1:A:84:LYS:HG3	2:B:18:A:N9	6	0.88
(1,3)	1:A:84:LYS:HG3	2:B:18:A:O2'	6	0.88
(1,3)	1:A:84:LYS:HG3	2:B:18:A:O3'	6	0.88
(1,3)	1:A:84:LYS:HG3	2:B:18:A:O4'	6	0.88
(1,3)	1:A:84:LYS:HG3	2:B:18:A:O5'	6	0.88
(1,3)	1:A:84:LYS:HG3	2:B:18:A:OP1	6	0.88
(1,3)	1:A:84:LYS:HG3	2:B:18:A:OP2	6	0.88
(1,3)	1:A:84:LYS:HG3	2:B:18:A:P	6	0.88
(1,3)	1:A:84:LYS:HG3	2:B:19:A:C1'	6	0.88
(1,3)	1:A:84:LYS:HG3	2:B:19:A:C2	6	0.88
(1,3)	1:A:84:LYS:HG3	2:B:19:A:C2'	6	0.88
(1,3)	1:A:84:LYS:HG3	2:B:19:A:C3'	6	0.88
(1,3)	1:A:84:LYS:HG3	2:B:19:A:C4	6	0.88
(1,3)	1:A:84:LYS:HG3	2:B:19:A:C4'	6	0.88
(1,3)	1:A:84:LYS:HG3	2:B:19:A:C5	6	0.88
(1,3)	1:A:84:LYS:HG3	2:B:19:A:C5'	6	0.88
(1,3)	1:A:84:LYS:HG3	2:B:19:A:C6	6	0.88
(1,3)	1:A:84:LYS:HG3	2:B:19:A:C8	6	0.88
(1,3)	1:A:84:LYS:HG3	2:B:19:A:H1'	6	0.88
(1,3)	1:A:84:LYS:HG3	2:B:19:A:H2	6	0.88
(1,3)	1:A:84:LYS:HG3	2:B:19:A:H2'	6	0.88
(1,3)	1:A:84:LYS:HG3	2:B:19:A:H3'	6	0.88
(1,3)	1:A:84:LYS:HG3	2:B:19:A:H4'	6	0.88
(1,3)	1:A:84:LYS:HG3	2:B:19:A:H5'	6	0.88
(1,3)	1:A:84:LYS:HG3	2:B:19:A:H5''	6	0.88
(1,3)	1:A:84:LYS:HG3	2:B:19:A:H61	6	0.88
(1,3)	1:A:84:LYS:HG3	2:B:19:A:H62	6	0.88
(1,3)	1:A:84:LYS:HG3	2:B:19:A:H8	6	0.88
(1,3)	1:A:84:LYS:HG3	2:B:19:A:HO2'	6	0.88
(1,3)	1:A:84:LYS:HG3	2:B:19:A:N1	6	0.88
(1,3)	1:A:84:LYS:HG3	2:B:19:A:N3	6	0.88
(1,3)	1:A:84:LYS:HG3	2:B:19:A:N6	6	0.88
(1,3)	1:A:84:LYS:HG3	2:B:19:A:N7	6	0.88
(1,3)	1:A:84:LYS:HG3	2:B:19:A:N9	6	0.88

Continued on next page...

Continued from previous page...

Key	Atom-1	Atom-2	Model ID	Violation (Å)
(1,3)	1:A:84:LYS:HG3	2:B:19:A:O2'	6	0.88
(1,3)	1:A:84:LYS:HG3	2:B:19:A:O3'	6	0.88
(1,3)	1:A:84:LYS:HG3	2:B:19:A:O4'	6	0.88
(1,3)	1:A:84:LYS:HG3	2:B:19:A:O5'	6	0.88
(1,3)	1:A:84:LYS:HG3	2:B:19:A:OP1	6	0.88
(1,3)	1:A:84:LYS:HG3	2:B:19:A:OP2	6	0.88
(1,3)	1:A:84:LYS:HG3	2:B:19:A:P	6	0.88
(1,3)	1:A:84:LYS:HG3	2:B:20:U:C1'	6	0.88
(1,3)	1:A:84:LYS:HG3	2:B:20:U:C2	6	0.88
(1,3)	1:A:84:LYS:HG3	2:B:20:U:C2'	6	0.88
(1,3)	1:A:84:LYS:HG3	2:B:20:U:C3'	6	0.88
(1,3)	1:A:84:LYS:HG3	2:B:20:U:C4	6	0.88
(1,3)	1:A:84:LYS:HG3	2:B:20:U:C4'	6	0.88
(1,3)	1:A:84:LYS:HG3	2:B:20:U:C5	6	0.88
(1,3)	1:A:84:LYS:HG3	2:B:20:U:C5'	6	0.88
(1,3)	1:A:84:LYS:HG3	2:B:20:U:C6	6	0.88
(1,3)	1:A:84:LYS:HG3	2:B:20:U:H1'	6	0.88
(1,3)	1:A:84:LYS:HG3	2:B:20:U:H2'	6	0.88
(1,3)	1:A:84:LYS:HG3	2:B:20:U:H3	6	0.88
(1,3)	1:A:84:LYS:HG3	2:B:20:U:H3'	6	0.88
(1,3)	1:A:84:LYS:HG3	2:B:20:U:H4'	6	0.88
(1,3)	1:A:84:LYS:HG3	2:B:20:U:H5	6	0.88
(1,3)	1:A:84:LYS:HG3	2:B:20:U:H5'	6	0.88
(1,3)	1:A:84:LYS:HG3	2:B:20:U:H5''	6	0.88
(1,3)	1:A:84:LYS:HG3	2:B:20:U:H6	6	0.88
(1,3)	1:A:84:LYS:HG3	2:B:20:U:HO2'	6	0.88
(1,3)	1:A:84:LYS:HG3	2:B:20:U:N1	6	0.88
(1,3)	1:A:84:LYS:HG3	2:B:20:U:N3	6	0.88
(1,3)	1:A:84:LYS:HG3	2:B:20:U:O2	6	0.88
(1,3)	1:A:84:LYS:HG3	2:B:20:U:O2'	6	0.88
(1,3)	1:A:84:LYS:HG3	2:B:20:U:O3'	6	0.88
(1,3)	1:A:84:LYS:HG3	2:B:20:U:O4	6	0.88
(1,3)	1:A:84:LYS:HG3	2:B:20:U:O4'	6	0.88
(1,3)	1:A:84:LYS:HG3	2:B:20:U:O5'	6	0.88
(1,3)	1:A:84:LYS:HG3	2:B:20:U:OP1	6	0.88
(1,3)	1:A:84:LYS:HG3	2:B:20:U:OP2	6	0.88
(1,3)	1:A:84:LYS:HG3	2:B:20:U:P	6	0.88
(1,3)	1:A:84:LYS:HG3	2:B:21:G:C1'	6	0.88
(1,3)	1:A:84:LYS:HG3	2:B:21:G:C2	6	0.88
(1,3)	1:A:84:LYS:HG3	2:B:21:G:C2'	6	0.88
(1,3)	1:A:84:LYS:HG3	2:B:21:G:C3'	6	0.88
(1,3)	1:A:84:LYS:HG3	2:B:21:G:C4	6	0.88

Continued on next page...

Continued from previous page...

Key	Atom-1	Atom-2	Model ID	Violation (Å)
(1,3)	1:A:84:LYS:HG3	2:B:21:G:C4'	6	0.88
(1,3)	1:A:84:LYS:HG3	2:B:21:G:C5	6	0.88
(1,3)	1:A:84:LYS:HG3	2:B:21:G:C5'	6	0.88
(1,3)	1:A:84:LYS:HG3	2:B:21:G:C6	6	0.88
(1,3)	1:A:84:LYS:HG3	2:B:21:G:C8	6	0.88
(1,3)	1:A:84:LYS:HG3	2:B:21:G:H1	6	0.88
(1,3)	1:A:84:LYS:HG3	2:B:21:G:H1'	6	0.88
(1,3)	1:A:84:LYS:HG3	2:B:21:G:H2'	6	0.88
(1,3)	1:A:84:LYS:HG3	2:B:21:G:H21	6	0.88
(1,3)	1:A:84:LYS:HG3	2:B:21:G:H22	6	0.88
(1,3)	1:A:84:LYS:HG3	2:B:21:G:H3'	6	0.88
(1,3)	1:A:84:LYS:HG3	2:B:21:G:H4'	6	0.88
(1,3)	1:A:84:LYS:HG3	2:B:21:G:H5'	6	0.88
(1,3)	1:A:84:LYS:HG3	2:B:21:G:H5''	6	0.88
(1,3)	1:A:84:LYS:HG3	2:B:21:G:H8	6	0.88
(1,3)	1:A:84:LYS:HG3	2:B:21:G:HO2'	6	0.88
(1,3)	1:A:84:LYS:HG3	2:B:21:G:N1	6	0.88
(1,3)	1:A:84:LYS:HG3	2:B:21:G:N2	6	0.88
(1,3)	1:A:84:LYS:HG3	2:B:21:G:N3	6	0.88
(1,3)	1:A:84:LYS:HG3	2:B:21:G:N7	6	0.88
(1,3)	1:A:84:LYS:HG3	2:B:21:G:N9	6	0.88
(1,3)	1:A:84:LYS:HG3	2:B:21:G:O2'	6	0.88
(1,3)	1:A:84:LYS:HG3	2:B:21:G:O3'	6	0.88
(1,3)	1:A:84:LYS:HG3	2:B:21:G:O4'	6	0.88
(1,3)	1:A:84:LYS:HG3	2:B:21:G:O5'	6	0.88
(1,3)	1:A:84:LYS:HG3	2:B:21:G:O6	6	0.88
(1,3)	1:A:84:LYS:HG3	2:B:21:G:OP1	6	0.88
(1,3)	1:A:84:LYS:HG3	2:B:21:G:OP2	6	0.88
(1,3)	1:A:84:LYS:HG3	2:B:21:G:P	6	0.88
(1,3)	1:A:84:LYS:HG3	2:B:22:A:C1'	6	0.88
(1,3)	1:A:84:LYS:HG3	2:B:22:A:C2	6	0.88
(1,3)	1:A:84:LYS:HG3	2:B:22:A:C2'	6	0.88
(1,3)	1:A:84:LYS:HG3	2:B:22:A:C3'	6	0.88
(1,3)	1:A:84:LYS:HG3	2:B:22:A:C4	6	0.88
(1,3)	1:A:84:LYS:HG3	2:B:22:A:C4'	6	0.88
(1,3)	1:A:84:LYS:HG3	2:B:22:A:C5	6	0.88
(1,3)	1:A:84:LYS:HG3	2:B:22:A:C5'	6	0.88
(1,3)	1:A:84:LYS:HG3	2:B:22:A:C6	6	0.88
(1,3)	1:A:84:LYS:HG3	2:B:22:A:C8	6	0.88
(1,3)	1:A:84:LYS:HG3	2:B:22:A:H1'	6	0.88
(1,3)	1:A:84:LYS:HG3	2:B:22:A:H2	6	0.88
(1,3)	1:A:84:LYS:HG3	2:B:22:A:H2'	6	0.88

Continued on next page...

Continued from previous page...

Key	Atom-1	Atom-2	Model ID	Violation (Å)
(1,3)	1:A:84:LYS:HG3	2:B:22:A:H3'	6	0.88
(1,3)	1:A:84:LYS:HG3	2:B:22:A:H4'	6	0.88
(1,3)	1:A:84:LYS:HG3	2:B:22:A:H5'	6	0.88
(1,3)	1:A:84:LYS:HG3	2:B:22:A:H5''	6	0.88
(1,3)	1:A:84:LYS:HG3	2:B:22:A:H61	6	0.88
(1,3)	1:A:84:LYS:HG3	2:B:22:A:H62	6	0.88
(1,3)	1:A:84:LYS:HG3	2:B:22:A:H8	6	0.88
(1,3)	1:A:84:LYS:HG3	2:B:22:A:HO2'	6	0.88
(1,3)	1:A:84:LYS:HG3	2:B:22:A:N1	6	0.88
(1,3)	1:A:84:LYS:HG3	2:B:22:A:N3	6	0.88
(1,3)	1:A:84:LYS:HG3	2:B:22:A:N6	6	0.88
(1,3)	1:A:84:LYS:HG3	2:B:22:A:N7	6	0.88
(1,3)	1:A:84:LYS:HG3	2:B:22:A:N9	6	0.88
(1,3)	1:A:84:LYS:HG3	2:B:22:A:O2'	6	0.88
(1,3)	1:A:84:LYS:HG3	2:B:22:A:O3'	6	0.88
(1,3)	1:A:84:LYS:HG3	2:B:22:A:O4'	6	0.88
(1,3)	1:A:84:LYS:HG3	2:B:22:A:O5'	6	0.88
(1,3)	1:A:84:LYS:HG3	2:B:22:A:OP1	6	0.88
(1,3)	1:A:84:LYS:HG3	2:B:22:A:OP2	6	0.88
(1,3)	1:A:84:LYS:HG3	2:B:22:A:P	6	0.88
(1,3)	1:A:84:LYS:HG3	2:B:23:U:C1'	6	0.88
(1,3)	1:A:84:LYS:HG3	2:B:23:U:C2	6	0.88
(1,3)	1:A:84:LYS:HG3	2:B:23:U:C2'	6	0.88
(1,3)	1:A:84:LYS:HG3	2:B:23:U:C3'	6	0.88
(1,3)	1:A:84:LYS:HG3	2:B:23:U:C4	6	0.88
(1,3)	1:A:84:LYS:HG3	2:B:23:U:C4'	6	0.88
(1,3)	1:A:84:LYS:HG3	2:B:23:U:C5	6	0.88
(1,3)	1:A:84:LYS:HG3	2:B:23:U:C5'	6	0.88
(1,3)	1:A:84:LYS:HG3	2:B:23:U:C6	6	0.88
(1,3)	1:A:84:LYS:HG3	2:B:23:U:H1'	6	0.88
(1,3)	1:A:84:LYS:HG3	2:B:23:U:H2'	6	0.88
(1,3)	1:A:84:LYS:HG3	2:B:23:U:H3	6	0.88
(1,3)	1:A:84:LYS:HG3	2:B:23:U:H3'	6	0.88
(1,3)	1:A:84:LYS:HG3	2:B:23:U:H4'	6	0.88
(1,3)	1:A:84:LYS:HG3	2:B:23:U:H5	6	0.88
(1,3)	1:A:84:LYS:HG3	2:B:23:U:H5'	6	0.88
(1,3)	1:A:84:LYS:HG3	2:B:23:U:H5''	6	0.88
(1,3)	1:A:84:LYS:HG3	2:B:23:U:H6	6	0.88
(1,3)	1:A:84:LYS:HG3	2:B:23:U:HO2'	6	0.88
(1,3)	1:A:84:LYS:HG3	2:B:23:U:N1	6	0.88
(1,3)	1:A:84:LYS:HG3	2:B:23:U:N3	6	0.88
(1,3)	1:A:84:LYS:HG3	2:B:23:U:O2	6	0.88

Continued on next page...

Continued from previous page...

Key	Atom-1	Atom-2	Model ID	Violation (Å)
(1,3)	1:A:84:LYS:HG3	2:B:23:U:O2'	6	0.88
(1,3)	1:A:84:LYS:HG3	2:B:23:U:O3'	6	0.88
(1,3)	1:A:84:LYS:HG3	2:B:23:U:O4	6	0.88
(1,3)	1:A:84:LYS:HG3	2:B:23:U:O4'	6	0.88
(1,3)	1:A:84:LYS:HG3	2:B:23:U:O5'	6	0.88
(1,3)	1:A:84:LYS:HG3	2:B:23:U:OP1	6	0.88
(1,3)	1:A:84:LYS:HG3	2:B:23:U:OP2	6	0.88
(1,3)	1:A:84:LYS:HG3	2:B:23:U:P	6	0.88
(1,3)	1:A:84:LYS:HG3	2:B:24:G:C1'	6	0.88
(1,3)	1:A:84:LYS:HG3	2:B:24:G:C2	6	0.88
(1,3)	1:A:84:LYS:HG3	2:B:24:G:C2'	6	0.88
(1,3)	1:A:84:LYS:HG3	2:B:24:G:C3'	6	0.88
(1,3)	1:A:84:LYS:HG3	2:B:24:G:C4	6	0.88
(1,3)	1:A:84:LYS:HG3	2:B:24:G:C4'	6	0.88
(1,3)	1:A:84:LYS:HG3	2:B:24:G:C5	6	0.88
(1,3)	1:A:84:LYS:HG3	2:B:24:G:C5'	6	0.88
(1,3)	1:A:84:LYS:HG3	2:B:24:G:C6	6	0.88
(1,3)	1:A:84:LYS:HG3	2:B:24:G:C8	6	0.88
(1,3)	1:A:84:LYS:HG3	2:B:24:G:H1	6	0.88
(1,3)	1:A:84:LYS:HG3	2:B:24:G:H1'	6	0.88
(1,3)	1:A:84:LYS:HG3	2:B:24:G:H2'	6	0.88
(1,3)	1:A:84:LYS:HG3	2:B:24:G:H21	6	0.88
(1,3)	1:A:84:LYS:HG3	2:B:24:G:H22	6	0.88
(1,3)	1:A:84:LYS:HG3	2:B:24:G:H3'	6	0.88
(1,3)	1:A:84:LYS:HG3	2:B:24:G:H4'	6	0.88
(1,3)	1:A:84:LYS:HG3	2:B:24:G:H5'	6	0.88
(1,3)	1:A:84:LYS:HG3	2:B:24:G:H5''	6	0.88
(1,3)	1:A:84:LYS:HG3	2:B:24:G:H8	6	0.88
(1,3)	1:A:84:LYS:HG3	2:B:24:G:HO2'	6	0.88
(1,3)	1:A:84:LYS:HG3	2:B:24:G:N1	6	0.88
(1,3)	1:A:84:LYS:HG3	2:B:24:G:N2	6	0.88
(1,3)	1:A:84:LYS:HG3	2:B:24:G:N3	6	0.88
(1,3)	1:A:84:LYS:HG3	2:B:24:G:N7	6	0.88
(1,3)	1:A:84:LYS:HG3	2:B:24:G:N9	6	0.88
(1,3)	1:A:84:LYS:HG3	2:B:24:G:O2'	6	0.88
(1,3)	1:A:84:LYS:HG3	2:B:24:G:O3'	6	0.88
(1,3)	1:A:84:LYS:HG3	2:B:24:G:O4'	6	0.88
(1,3)	1:A:84:LYS:HG3	2:B:24:G:O5'	6	0.88
(1,3)	1:A:84:LYS:HG3	2:B:24:G:O6	6	0.88
(1,3)	1:A:84:LYS:HG3	2:B:24:G:OP1	6	0.88
(1,3)	1:A:84:LYS:HG3	2:B:24:G:OP2	6	0.88
(1,3)	1:A:84:LYS:HG3	2:B:24:G:P	6	0.88

Continued on next page...

Continued from previous page...

Key	Atom-1	Atom-2	Model ID	Violation (Å)
(1,3)	1:A:84:LYS:HZ1	2:B:2:C:C1'	6	0.88
(1,3)	1:A:84:LYS:HZ1	2:B:2:C:C2	6	0.88
(1,3)	1:A:84:LYS:HZ1	2:B:2:C:C2'	6	0.88
(1,3)	1:A:84:LYS:HZ1	2:B:2:C:C3'	6	0.88
(1,3)	1:A:84:LYS:HZ1	2:B:2:C:C4	6	0.88
(1,3)	1:A:84:LYS:HZ1	2:B:2:C:C4'	6	0.88
(1,3)	1:A:84:LYS:HZ1	2:B:2:C:C5	6	0.88
(1,3)	1:A:84:LYS:HZ1	2:B:2:C:C5'	6	0.88
(1,3)	1:A:84:LYS:HZ1	2:B:2:C:C6	6	0.88
(1,3)	1:A:84:LYS:HZ1	2:B:2:C:H1'	6	0.88
(1,3)	1:A:84:LYS:HZ1	2:B:2:C:H2'	6	0.88
(1,3)	1:A:84:LYS:HZ1	2:B:2:C:H3'	6	0.88
(1,3)	1:A:84:LYS:HZ1	2:B:2:C:H4'	6	0.88
(1,3)	1:A:84:LYS:HZ1	2:B:2:C:H41	6	0.88
(1,3)	1:A:84:LYS:HZ1	2:B:2:C:H42	6	0.88
(1,3)	1:A:84:LYS:HZ1	2:B:2:C:H5	6	0.88
(1,3)	1:A:84:LYS:HZ1	2:B:2:C:H5'	6	0.88
(1,3)	1:A:84:LYS:HZ1	2:B:2:C:H5''	6	0.88
(1,3)	1:A:84:LYS:HZ1	2:B:2:C:H6	6	0.88
(1,3)	1:A:84:LYS:HZ1	2:B:2:C:HO2'	6	0.88
(1,3)	1:A:84:LYS:HZ1	2:B:2:C:N1	6	0.88
(1,3)	1:A:84:LYS:HZ1	2:B:2:C:N3	6	0.88
(1,3)	1:A:84:LYS:HZ1	2:B:2:C:N4	6	0.88
(1,3)	1:A:84:LYS:HZ1	2:B:2:C:O2	6	0.88
(1,3)	1:A:84:LYS:HZ1	2:B:2:C:O2'	6	0.88
(1,3)	1:A:84:LYS:HZ1	2:B:2:C:O3'	6	0.88
(1,3)	1:A:84:LYS:HZ1	2:B:2:C:O4'	6	0.88
(1,3)	1:A:84:LYS:HZ1	2:B:2:C:O5'	6	0.88
(1,3)	1:A:84:LYS:HZ1	2:B:3:U:C1'	6	0.88
(1,3)	1:A:84:LYS:HZ1	2:B:3:U:C2	6	0.88
(1,3)	1:A:84:LYS:HZ1	2:B:3:U:C2'	6	0.88
(1,3)	1:A:84:LYS:HZ1	2:B:3:U:C3'	6	0.88
(1,3)	1:A:84:LYS:HZ1	2:B:3:U:C4	6	0.88
(1,3)	1:A:84:LYS:HZ1	2:B:3:U:C4'	6	0.88
(1,3)	1:A:84:LYS:HZ1	2:B:3:U:C5	6	0.88
(1,3)	1:A:84:LYS:HZ1	2:B:3:U:C5'	6	0.88
(1,3)	1:A:84:LYS:HZ1	2:B:3:U:C6	6	0.88
(1,3)	1:A:84:LYS:HZ1	2:B:3:U:H1'	6	0.88
(1,3)	1:A:84:LYS:HZ1	2:B:3:U:H2'	6	0.88
(1,3)	1:A:84:LYS:HZ1	2:B:3:U:H3	6	0.88
(1,3)	1:A:84:LYS:HZ1	2:B:3:U:H3'	6	0.88
(1,3)	1:A:84:LYS:HZ1	2:B:3:U:H4'	6	0.88

Continued on next page...

Continued from previous page...

Key	Atom-1	Atom-2	Model ID	Violation (Å)
(1,3)	1:A:84:LYS:HZ1	2:B:3:U:H5	6	0.88
(1,3)	1:A:84:LYS:HZ1	2:B:3:U:H5'	6	0.88
(1,3)	1:A:84:LYS:HZ1	2:B:3:U:H5''	6	0.88
(1,3)	1:A:84:LYS:HZ1	2:B:3:U:H6	6	0.88
(1,3)	1:A:84:LYS:HZ1	2:B:3:U:HO2'	6	0.88
(1,3)	1:A:84:LYS:HZ1	2:B:3:U:N1	6	0.88
(1,3)	1:A:84:LYS:HZ1	2:B:3:U:N3	6	0.88
(1,3)	1:A:84:LYS:HZ1	2:B:3:U:O2	6	0.88
(1,3)	1:A:84:LYS:HZ1	2:B:3:U:O2'	6	0.88
(1,3)	1:A:84:LYS:HZ1	2:B:3:U:O3'	6	0.88
(1,3)	1:A:84:LYS:HZ1	2:B:3:U:O4	6	0.88
(1,3)	1:A:84:LYS:HZ1	2:B:3:U:O4'	6	0.88
(1,3)	1:A:84:LYS:HZ1	2:B:3:U:O5'	6	0.88
(1,3)	1:A:84:LYS:HZ1	2:B:3:U:OP1	6	0.88
(1,3)	1:A:84:LYS:HZ1	2:B:3:U:OP2	6	0.88
(1,3)	1:A:84:LYS:HZ1	2:B:3:U:P	6	0.88
(1,3)	1:A:84:LYS:HZ1	2:B:4:G:C1'	6	0.88
(1,3)	1:A:84:LYS:HZ1	2:B:4:G:C2	6	0.88
(1,3)	1:A:84:LYS:HZ1	2:B:4:G:C2'	6	0.88
(1,3)	1:A:84:LYS:HZ1	2:B:4:G:C3'	6	0.88
(1,3)	1:A:84:LYS:HZ1	2:B:4:G:C4	6	0.88
(1,3)	1:A:84:LYS:HZ1	2:B:4:G:C4'	6	0.88
(1,3)	1:A:84:LYS:HZ1	2:B:4:G:C5	6	0.88
(1,3)	1:A:84:LYS:HZ1	2:B:4:G:C5'	6	0.88
(1,3)	1:A:84:LYS:HZ1	2:B:4:G:C6	6	0.88
(1,3)	1:A:84:LYS:HZ1	2:B:4:G:C8	6	0.88
(1,3)	1:A:84:LYS:HZ1	2:B:4:G:H1	6	0.88
(1,3)	1:A:84:LYS:HZ1	2:B:4:G:H1'	6	0.88
(1,3)	1:A:84:LYS:HZ1	2:B:4:G:H2'	6	0.88
(1,3)	1:A:84:LYS:HZ1	2:B:4:G:H21	6	0.88
(1,3)	1:A:84:LYS:HZ1	2:B:4:G:H22	6	0.88
(1,3)	1:A:84:LYS:HZ1	2:B:4:G:H3'	6	0.88
(1,3)	1:A:84:LYS:HZ1	2:B:4:G:H4'	6	0.88
(1,3)	1:A:84:LYS:HZ1	2:B:4:G:H5'	6	0.88
(1,3)	1:A:84:LYS:HZ1	2:B:4:G:H5''	6	0.88
(1,3)	1:A:84:LYS:HZ1	2:B:4:G:H8	6	0.88
(1,3)	1:A:84:LYS:HZ1	2:B:4:G:HO2'	6	0.88
(1,3)	1:A:84:LYS:HZ1	2:B:4:G:N1	6	0.88
(1,3)	1:A:84:LYS:HZ1	2:B:4:G:N2	6	0.88
(1,3)	1:A:84:LYS:HZ1	2:B:4:G:N3	6	0.88
(1,3)	1:A:84:LYS:HZ1	2:B:4:G:N7	6	0.88
(1,3)	1:A:84:LYS:HZ1	2:B:4:G:N9	6	0.88

Continued on next page...

Continued from previous page...

Key	Atom-1	Atom-2	Model ID	Violation (Å)
(1,3)	1:A:84:LYS:HZ1	2:B:4:G:O2'	6	0.88
(1,3)	1:A:84:LYS:HZ1	2:B:4:G:O3'	6	0.88
(1,3)	1:A:84:LYS:HZ1	2:B:4:G:O4'	6	0.88
(1,3)	1:A:84:LYS:HZ1	2:B:4:G:O5'	6	0.88
(1,3)	1:A:84:LYS:HZ1	2:B:4:G:O6	6	0.88
(1,3)	1:A:84:LYS:HZ1	2:B:4:G:OP1	6	0.88
(1,3)	1:A:84:LYS:HZ1	2:B:4:G:OP2	6	0.88
(1,3)	1:A:84:LYS:HZ1	2:B:4:G:P	6	0.88
(1,3)	1:A:84:LYS:HZ1	2:B:5:A:C1'	6	0.88
(1,3)	1:A:84:LYS:HZ1	2:B:5:A:C2	6	0.88
(1,3)	1:A:84:LYS:HZ1	2:B:5:A:C2'	6	0.88
(1,3)	1:A:84:LYS:HZ1	2:B:5:A:C3'	6	0.88
(1,3)	1:A:84:LYS:HZ1	2:B:5:A:C4	6	0.88
(1,3)	1:A:84:LYS:HZ1	2:B:5:A:C4'	6	0.88
(1,3)	1:A:84:LYS:HZ1	2:B:5:A:C5	6	0.88
(1,3)	1:A:84:LYS:HZ1	2:B:5:A:C5'	6	0.88
(1,3)	1:A:84:LYS:HZ1	2:B:5:A:C6	6	0.88
(1,3)	1:A:84:LYS:HZ1	2:B:5:A:C8	6	0.88
(1,3)	1:A:84:LYS:HZ1	2:B:5:A:H1'	6	0.88
(1,3)	1:A:84:LYS:HZ1	2:B:5:A:H2	6	0.88
(1,3)	1:A:84:LYS:HZ1	2:B:5:A:H2'	6	0.88
(1,3)	1:A:84:LYS:HZ1	2:B:5:A:H3'	6	0.88
(1,3)	1:A:84:LYS:HZ1	2:B:5:A:H4'	6	0.88
(1,3)	1:A:84:LYS:HZ1	2:B:5:A:H5'	6	0.88
(1,3)	1:A:84:LYS:HZ1	2:B:5:A:H5''	6	0.88
(1,3)	1:A:84:LYS:HZ1	2:B:5:A:H61	6	0.88
(1,3)	1:A:84:LYS:HZ1	2:B:5:A:H62	6	0.88
(1,3)	1:A:84:LYS:HZ1	2:B:5:A:H8	6	0.88
(1,3)	1:A:84:LYS:HZ1	2:B:5:A:HO2'	6	0.88
(1,3)	1:A:84:LYS:HZ1	2:B:5:A:N1	6	0.88
(1,3)	1:A:84:LYS:HZ1	2:B:5:A:N3	6	0.88
(1,3)	1:A:84:LYS:HZ1	2:B:5:A:N6	6	0.88
(1,3)	1:A:84:LYS:HZ1	2:B:5:A:N7	6	0.88
(1,3)	1:A:84:LYS:HZ1	2:B:5:A:N9	6	0.88
(1,3)	1:A:84:LYS:HZ1	2:B:5:A:O2'	6	0.88
(1,3)	1:A:84:LYS:HZ1	2:B:5:A:O3'	6	0.88
(1,3)	1:A:84:LYS:HZ1	2:B:5:A:O4'	6	0.88
(1,3)	1:A:84:LYS:HZ1	2:B:5:A:O5'	6	0.88
(1,3)	1:A:84:LYS:HZ1	2:B:5:A:OP1	6	0.88
(1,3)	1:A:84:LYS:HZ1	2:B:5:A:OP2	6	0.88
(1,3)	1:A:84:LYS:HZ1	2:B:5:A:P	6	0.88
(1,3)	1:A:84:LYS:HZ1	2:B:6:G:C1'	6	0.88

Continued on next page...

Continued from previous page...

Key	Atom-1	Atom-2	Model ID	Violation (Å)
(1,3)	1:A:84:LYS:HZ1	2:B:6:G:C2	6	0.88
(1,3)	1:A:84:LYS:HZ1	2:B:6:G:C2'	6	0.88
(1,3)	1:A:84:LYS:HZ1	2:B:6:G:C3'	6	0.88
(1,3)	1:A:84:LYS:HZ1	2:B:6:G:C4	6	0.88
(1,3)	1:A:84:LYS:HZ1	2:B:6:G:C4'	6	0.88
(1,3)	1:A:84:LYS:HZ1	2:B:6:G:C5	6	0.88
(1,3)	1:A:84:LYS:HZ1	2:B:6:G:C5'	6	0.88
(1,3)	1:A:84:LYS:HZ1	2:B:6:G:C6	6	0.88
(1,3)	1:A:84:LYS:HZ1	2:B:6:G:C8	6	0.88
(1,3)	1:A:84:LYS:HZ1	2:B:6:G:H1	6	0.88
(1,3)	1:A:84:LYS:HZ1	2:B:6:G:H1'	6	0.88
(1,3)	1:A:84:LYS:HZ1	2:B:6:G:H2'	6	0.88
(1,3)	1:A:84:LYS:HZ1	2:B:6:G:H21	6	0.88
(1,3)	1:A:84:LYS:HZ1	2:B:6:G:H22	6	0.88
(1,3)	1:A:84:LYS:HZ1	2:B:6:G:H3'	6	0.88
(1,3)	1:A:84:LYS:HZ1	2:B:6:G:H4'	6	0.88
(1,3)	1:A:84:LYS:HZ1	2:B:6:G:H5'	6	0.88
(1,3)	1:A:84:LYS:HZ1	2:B:6:G:H5''	6	0.88
(1,3)	1:A:84:LYS:HZ1	2:B:6:G:H8	6	0.88
(1,3)	1:A:84:LYS:HZ1	2:B:6:G:HO2'	6	0.88
(1,3)	1:A:84:LYS:HZ1	2:B:6:G:N1	6	0.88
(1,3)	1:A:84:LYS:HZ1	2:B:6:G:N2	6	0.88
(1,3)	1:A:84:LYS:HZ1	2:B:6:G:N3	6	0.88
(1,3)	1:A:84:LYS:HZ1	2:B:6:G:N7	6	0.88
(1,3)	1:A:84:LYS:HZ1	2:B:6:G:N9	6	0.88
(1,3)	1:A:84:LYS:HZ1	2:B:6:G:O2'	6	0.88
(1,3)	1:A:84:LYS:HZ1	2:B:6:G:O3'	6	0.88
(1,3)	1:A:84:LYS:HZ1	2:B:6:G:O4'	6	0.88
(1,3)	1:A:84:LYS:HZ1	2:B:6:G:O5'	6	0.88
(1,3)	1:A:84:LYS:HZ1	2:B:6:G:O6	6	0.88
(1,3)	1:A:84:LYS:HZ1	2:B:6:G:OP1	6	0.88
(1,3)	1:A:84:LYS:HZ1	2:B:6:G:OP2	6	0.88
(1,3)	1:A:84:LYS:HZ1	2:B:6:G:P	6	0.88
(1,3)	1:A:84:LYS:HZ1	2:B:7:C:C1'	6	0.88
(1,3)	1:A:84:LYS:HZ1	2:B:7:C:C2	6	0.88
(1,3)	1:A:84:LYS:HZ1	2:B:7:C:C2'	6	0.88
(1,3)	1:A:84:LYS:HZ1	2:B:7:C:C3'	6	0.88
(1,3)	1:A:84:LYS:HZ1	2:B:7:C:C4	6	0.88
(1,3)	1:A:84:LYS:HZ1	2:B:7:C:C4'	6	0.88
(1,3)	1:A:84:LYS:HZ1	2:B:7:C:C5	6	0.88
(1,3)	1:A:84:LYS:HZ1	2:B:7:C:C5'	6	0.88
(1,3)	1:A:84:LYS:HZ1	2:B:7:C:C6	6	0.88

Continued on next page...

Continued from previous page...

Key	Atom-1	Atom-2	Model ID	Violation (Å)
(1,3)	1:A:84:LYS:HZ1	2:B:7:C:H1'	6	0.88
(1,3)	1:A:84:LYS:HZ1	2:B:7:C:H2'	6	0.88
(1,3)	1:A:84:LYS:HZ1	2:B:7:C:H3'	6	0.88
(1,3)	1:A:84:LYS:HZ1	2:B:7:C:H4'	6	0.88
(1,3)	1:A:84:LYS:HZ1	2:B:7:C:H41	6	0.88
(1,3)	1:A:84:LYS:HZ1	2:B:7:C:H42	6	0.88
(1,3)	1:A:84:LYS:HZ1	2:B:7:C:H5	6	0.88
(1,3)	1:A:84:LYS:HZ1	2:B:7:C:H5'	6	0.88
(1,3)	1:A:84:LYS:HZ1	2:B:7:C:H5''	6	0.88
(1,3)	1:A:84:LYS:HZ1	2:B:7:C:H6	6	0.88
(1,3)	1:A:84:LYS:HZ1	2:B:7:C:HO2'	6	0.88
(1,3)	1:A:84:LYS:HZ1	2:B:7:C:N1	6	0.88
(1,3)	1:A:84:LYS:HZ1	2:B:7:C:N3	6	0.88
(1,3)	1:A:84:LYS:HZ1	2:B:7:C:N4	6	0.88
(1,3)	1:A:84:LYS:HZ1	2:B:7:C:O2	6	0.88
(1,3)	1:A:84:LYS:HZ1	2:B:7:C:O2'	6	0.88
(1,3)	1:A:84:LYS:HZ1	2:B:7:C:O3'	6	0.88
(1,3)	1:A:84:LYS:HZ1	2:B:7:C:O4'	6	0.88
(1,3)	1:A:84:LYS:HZ1	2:B:7:C:O5'	6	0.88
(1,3)	1:A:84:LYS:HZ1	2:B:7:C:OP1	6	0.88
(1,3)	1:A:84:LYS:HZ1	2:B:7:C:OP2	6	0.88
(1,3)	1:A:84:LYS:HZ1	2:B:7:C:P	6	0.88
(1,3)	1:A:84:LYS:HZ1	2:B:8:U:C1'	6	0.88
(1,3)	1:A:84:LYS:HZ1	2:B:8:U:C2	6	0.88
(1,3)	1:A:84:LYS:HZ1	2:B:8:U:C2'	6	0.88
(1,3)	1:A:84:LYS:HZ1	2:B:8:U:C3'	6	0.88
(1,3)	1:A:84:LYS:HZ1	2:B:8:U:C4	6	0.88
(1,3)	1:A:84:LYS:HZ1	2:B:8:U:C4'	6	0.88
(1,3)	1:A:84:LYS:HZ1	2:B:8:U:C5	6	0.88
(1,3)	1:A:84:LYS:HZ1	2:B:8:U:C5'	6	0.88
(1,3)	1:A:84:LYS:HZ1	2:B:8:U:C6	6	0.88
(1,3)	1:A:84:LYS:HZ1	2:B:8:U:H1'	6	0.88
(1,3)	1:A:84:LYS:HZ1	2:B:8:U:H2'	6	0.88
(1,3)	1:A:84:LYS:HZ1	2:B:8:U:H3	6	0.88
(1,3)	1:A:84:LYS:HZ1	2:B:8:U:H3'	6	0.88
(1,3)	1:A:84:LYS:HZ1	2:B:8:U:H4'	6	0.88
(1,3)	1:A:84:LYS:HZ1	2:B:8:U:H5	6	0.88
(1,3)	1:A:84:LYS:HZ1	2:B:8:U:H5'	6	0.88
(1,3)	1:A:84:LYS:HZ1	2:B:8:U:H5''	6	0.88
(1,3)	1:A:84:LYS:HZ1	2:B:8:U:H6	6	0.88
(1,3)	1:A:84:LYS:HZ1	2:B:8:U:HO2'	6	0.88
(1,3)	1:A:84:LYS:HZ1	2:B:8:U:N1	6	0.88

Continued on next page...

Continued from previous page...

Key	Atom-1	Atom-2	Model ID	Violation (Å)
(1,3)	1:A:84:LYS:HZ1	2:B:8:U:N3	6	0.88
(1,3)	1:A:84:LYS:HZ1	2:B:8:U:O2	6	0.88
(1,3)	1:A:84:LYS:HZ1	2:B:8:U:O2'	6	0.88
(1,3)	1:A:84:LYS:HZ1	2:B:8:U:O3'	6	0.88
(1,3)	1:A:84:LYS:HZ1	2:B:8:U:O4	6	0.88
(1,3)	1:A:84:LYS:HZ1	2:B:8:U:O4'	6	0.88
(1,3)	1:A:84:LYS:HZ1	2:B:8:U:O5'	6	0.88
(1,3)	1:A:84:LYS:HZ1	2:B:8:U:OP1	6	0.88
(1,3)	1:A:84:LYS:HZ1	2:B:8:U:OP2	6	0.88
(1,3)	1:A:84:LYS:HZ1	2:B:8:U:P	6	0.88
(1,3)	1:A:84:LYS:HZ1	2:B:9:C:C1'	6	0.88
(1,3)	1:A:84:LYS:HZ1	2:B:9:C:C2	6	0.88
(1,3)	1:A:84:LYS:HZ1	2:B:9:C:C2'	6	0.88
(1,3)	1:A:84:LYS:HZ1	2:B:9:C:C3'	6	0.88
(1,3)	1:A:84:LYS:HZ1	2:B:9:C:C4	6	0.88
(1,3)	1:A:84:LYS:HZ1	2:B:9:C:C4'	6	0.88
(1,3)	1:A:84:LYS:HZ1	2:B:9:C:C5	6	0.88
(1,3)	1:A:84:LYS:HZ1	2:B:9:C:C5'	6	0.88
(1,3)	1:A:84:LYS:HZ1	2:B:9:C:C6	6	0.88
(1,3)	1:A:84:LYS:HZ1	2:B:9:C:H1'	6	0.88
(1,3)	1:A:84:LYS:HZ1	2:B:9:C:H2'	6	0.88
(1,3)	1:A:84:LYS:HZ1	2:B:9:C:H3'	6	0.88
(1,3)	1:A:84:LYS:HZ1	2:B:9:C:H4'	6	0.88
(1,3)	1:A:84:LYS:HZ1	2:B:9:C:H41	6	0.88
(1,3)	1:A:84:LYS:HZ1	2:B:9:C:H42	6	0.88
(1,3)	1:A:84:LYS:HZ1	2:B:9:C:H5	6	0.88
(1,3)	1:A:84:LYS:HZ1	2:B:9:C:H5'	6	0.88
(1,3)	1:A:84:LYS:HZ1	2:B:9:C:H5''	6	0.88
(1,3)	1:A:84:LYS:HZ1	2:B:9:C:H6	6	0.88
(1,3)	1:A:84:LYS:HZ1	2:B:9:C:HO2'	6	0.88
(1,3)	1:A:84:LYS:HZ1	2:B:9:C:N1	6	0.88
(1,3)	1:A:84:LYS:HZ1	2:B:9:C:N3	6	0.88
(1,3)	1:A:84:LYS:HZ1	2:B:9:C:N4	6	0.88
(1,3)	1:A:84:LYS:HZ1	2:B:9:C:O2	6	0.88
(1,3)	1:A:84:LYS:HZ1	2:B:9:C:O2'	6	0.88
(1,3)	1:A:84:LYS:HZ1	2:B:9:C:O3'	6	0.88
(1,3)	1:A:84:LYS:HZ1	2:B:9:C:O4'	6	0.88
(1,3)	1:A:84:LYS:HZ1	2:B:9:C:O5'	6	0.88
(1,3)	1:A:84:LYS:HZ1	2:B:9:C:OP1	6	0.88
(1,3)	1:A:84:LYS:HZ1	2:B:9:C:OP2	6	0.88
(1,3)	1:A:84:LYS:HZ1	2:B:9:C:P	6	0.88
(1,3)	1:A:84:LYS:HZ1	2:B:10:G:C1'	6	0.88

Continued on next page...

Continued from previous page...

Key	Atom-1	Atom-2	Model ID	Violation (Å)
(1,3)	1:A:84:LYS:HZ1	2:B:10:G:C2	6	0.88
(1,3)	1:A:84:LYS:HZ1	2:B:10:G:C2'	6	0.88
(1,3)	1:A:84:LYS:HZ1	2:B:10:G:C3'	6	0.88
(1,3)	1:A:84:LYS:HZ1	2:B:10:G:C4	6	0.88
(1,3)	1:A:84:LYS:HZ1	2:B:10:G:C4'	6	0.88
(1,3)	1:A:84:LYS:HZ1	2:B:10:G:C5	6	0.88
(1,3)	1:A:84:LYS:HZ1	2:B:10:G:C5'	6	0.88
(1,3)	1:A:84:LYS:HZ1	2:B:10:G:C6	6	0.88
(1,3)	1:A:84:LYS:HZ1	2:B:10:G:C8	6	0.88
(1,3)	1:A:84:LYS:HZ1	2:B:10:G:H1	6	0.88
(1,3)	1:A:84:LYS:HZ1	2:B:10:G:H1'	6	0.88
(1,3)	1:A:84:LYS:HZ1	2:B:10:G:H2'	6	0.88
(1,3)	1:A:84:LYS:HZ1	2:B:10:G:H21	6	0.88
(1,3)	1:A:84:LYS:HZ1	2:B:10:G:H22	6	0.88
(1,3)	1:A:84:LYS:HZ1	2:B:10:G:H3'	6	0.88
(1,3)	1:A:84:LYS:HZ1	2:B:10:G:H4'	6	0.88
(1,3)	1:A:84:LYS:HZ1	2:B:10:G:H5'	6	0.88
(1,3)	1:A:84:LYS:HZ1	2:B:10:G:H5''	6	0.88
(1,3)	1:A:84:LYS:HZ1	2:B:10:G:H8	6	0.88
(1,3)	1:A:84:LYS:HZ1	2:B:10:G:HO2'	6	0.88
(1,3)	1:A:84:LYS:HZ1	2:B:10:G:N1	6	0.88
(1,3)	1:A:84:LYS:HZ1	2:B:10:G:N2	6	0.88
(1,3)	1:A:84:LYS:HZ1	2:B:10:G:N3	6	0.88
(1,3)	1:A:84:LYS:HZ1	2:B:10:G:N7	6	0.88
(1,3)	1:A:84:LYS:HZ1	2:B:10:G:N9	6	0.88
(1,3)	1:A:84:LYS:HZ1	2:B:10:G:O2'	6	0.88
(1,3)	1:A:84:LYS:HZ1	2:B:10:G:O3'	6	0.88
(1,3)	1:A:84:LYS:HZ1	2:B:10:G:O4'	6	0.88
(1,3)	1:A:84:LYS:HZ1	2:B:10:G:O5'	6	0.88
(1,3)	1:A:84:LYS:HZ1	2:B:10:G:O6	6	0.88
(1,3)	1:A:84:LYS:HZ1	2:B:10:G:OP1	6	0.88
(1,3)	1:A:84:LYS:HZ1	2:B:10:G:OP2	6	0.88
(1,3)	1:A:84:LYS:HZ1	2:B:10:G:P	6	0.88
(1,3)	1:A:84:LYS:HZ1	2:B:11:A:C1'	6	0.88
(1,3)	1:A:84:LYS:HZ1	2:B:11:A:C2	6	0.88
(1,3)	1:A:84:LYS:HZ1	2:B:11:A:C2'	6	0.88
(1,3)	1:A:84:LYS:HZ1	2:B:11:A:C3'	6	0.88
(1,3)	1:A:84:LYS:HZ1	2:B:11:A:C4	6	0.88
(1,3)	1:A:84:LYS:HZ1	2:B:11:A:C4'	6	0.88
(1,3)	1:A:84:LYS:HZ1	2:B:11:A:C5	6	0.88
(1,3)	1:A:84:LYS:HZ1	2:B:11:A:C5'	6	0.88
(1,3)	1:A:84:LYS:HZ1	2:B:11:A:C6	6	0.88

Continued on next page...

Continued from previous page...

Key	Atom-1	Atom-2	Model ID	Violation (Å)
(1,3)	1:A:84:LYS:HZ1	2:B:11:A:C8	6	0.88
(1,3)	1:A:84:LYS:HZ1	2:B:11:A:H1'	6	0.88
(1,3)	1:A:84:LYS:HZ1	2:B:11:A:H2	6	0.88
(1,3)	1:A:84:LYS:HZ1	2:B:11:A:H2'	6	0.88
(1,3)	1:A:84:LYS:HZ1	2:B:11:A:H3'	6	0.88
(1,3)	1:A:84:LYS:HZ1	2:B:11:A:H4'	6	0.88
(1,3)	1:A:84:LYS:HZ1	2:B:11:A:H5'	6	0.88
(1,3)	1:A:84:LYS:HZ1	2:B:11:A:H5''	6	0.88
(1,3)	1:A:84:LYS:HZ1	2:B:11:A:H61	6	0.88
(1,3)	1:A:84:LYS:HZ1	2:B:11:A:H62	6	0.88
(1,3)	1:A:84:LYS:HZ1	2:B:11:A:H8	6	0.88
(1,3)	1:A:84:LYS:HZ1	2:B:11:A:HO2'	6	0.88
(1,3)	1:A:84:LYS:HZ1	2:B:11:A:N1	6	0.88
(1,3)	1:A:84:LYS:HZ1	2:B:11:A:N3	6	0.88
(1,3)	1:A:84:LYS:HZ1	2:B:11:A:N6	6	0.88
(1,3)	1:A:84:LYS:HZ1	2:B:11:A:N7	6	0.88
(1,3)	1:A:84:LYS:HZ1	2:B:11:A:N9	6	0.88
(1,3)	1:A:84:LYS:HZ1	2:B:11:A:O2'	6	0.88
(1,3)	1:A:84:LYS:HZ1	2:B:11:A:O3'	6	0.88
(1,3)	1:A:84:LYS:HZ1	2:B:11:A:O4'	6	0.88
(1,3)	1:A:84:LYS:HZ1	2:B:11:A:O5'	6	0.88
(1,3)	1:A:84:LYS:HZ1	2:B:11:A:OP1	6	0.88
(1,3)	1:A:84:LYS:HZ1	2:B:11:A:OP2	6	0.88
(1,3)	1:A:84:LYS:HZ1	2:B:11:A:P	6	0.88
(1,3)	1:A:84:LYS:HZ1	2:B:12:A:C1'	6	0.88
(1,3)	1:A:84:LYS:HZ1	2:B:12:A:C2	6	0.88
(1,3)	1:A:84:LYS:HZ1	2:B:12:A:C2'	6	0.88
(1,3)	1:A:84:LYS:HZ1	2:B:12:A:C3'	6	0.88
(1,3)	1:A:84:LYS:HZ1	2:B:12:A:C4	6	0.88
(1,3)	1:A:84:LYS:HZ1	2:B:12:A:C4'	6	0.88
(1,3)	1:A:84:LYS:HZ1	2:B:12:A:C5	6	0.88
(1,3)	1:A:84:LYS:HZ1	2:B:12:A:C5'	6	0.88
(1,3)	1:A:84:LYS:HZ1	2:B:12:A:C6	6	0.88
(1,3)	1:A:84:LYS:HZ1	2:B:12:A:C8	6	0.88
(1,3)	1:A:84:LYS:HZ1	2:B:12:A:H1'	6	0.88
(1,3)	1:A:84:LYS:HZ1	2:B:12:A:H2	6	0.88
(1,3)	1:A:84:LYS:HZ1	2:B:12:A:H2'	6	0.88
(1,3)	1:A:84:LYS:HZ1	2:B:12:A:H3'	6	0.88
(1,3)	1:A:84:LYS:HZ1	2:B:12:A:H4'	6	0.88
(1,3)	1:A:84:LYS:HZ1	2:B:12:A:H5'	6	0.88
(1,3)	1:A:84:LYS:HZ1	2:B:12:A:H5''	6	0.88
(1,3)	1:A:84:LYS:HZ1	2:B:12:A:H61	6	0.88

Continued on next page...

Continued from previous page...

Key	Atom-1	Atom-2	Model ID	Violation (Å)
(1,3)	1:A:84:LYS:HZ1	2:B:12:A:H62	6	0.88
(1,3)	1:A:84:LYS:HZ1	2:B:12:A:H8	6	0.88
(1,3)	1:A:84:LYS:HZ1	2:B:12:A:HO2'	6	0.88
(1,3)	1:A:84:LYS:HZ1	2:B:12:A:N1	6	0.88
(1,3)	1:A:84:LYS:HZ1	2:B:12:A:N3	6	0.88
(1,3)	1:A:84:LYS:HZ1	2:B:12:A:N6	6	0.88
(1,3)	1:A:84:LYS:HZ1	2:B:12:A:N7	6	0.88
(1,3)	1:A:84:LYS:HZ1	2:B:12:A:N9	6	0.88
(1,3)	1:A:84:LYS:HZ1	2:B:12:A:O2'	6	0.88
(1,3)	1:A:84:LYS:HZ1	2:B:12:A:O3'	6	0.88
(1,3)	1:A:84:LYS:HZ1	2:B:12:A:O4'	6	0.88
(1,3)	1:A:84:LYS:HZ1	2:B:12:A:O5'	6	0.88
(1,3)	1:A:84:LYS:HZ1	2:B:12:A:OP1	6	0.88
(1,3)	1:A:84:LYS:HZ1	2:B:12:A:OP2	6	0.88
(1,3)	1:A:84:LYS:HZ1	2:B:12:A:P	6	0.88
(1,3)	1:A:84:LYS:HZ1	2:B:13:A:C1'	6	0.88
(1,3)	1:A:84:LYS:HZ1	2:B:13:A:C2	6	0.88
(1,3)	1:A:84:LYS:HZ1	2:B:13:A:C2'	6	0.88
(1,3)	1:A:84:LYS:HZ1	2:B:13:A:C3'	6	0.88
(1,3)	1:A:84:LYS:HZ1	2:B:13:A:C4	6	0.88
(1,3)	1:A:84:LYS:HZ1	2:B:13:A:C4'	6	0.88
(1,3)	1:A:84:LYS:HZ1	2:B:13:A:C5	6	0.88
(1,3)	1:A:84:LYS:HZ1	2:B:13:A:C5'	6	0.88
(1,3)	1:A:84:LYS:HZ1	2:B:13:A:C6	6	0.88
(1,3)	1:A:84:LYS:HZ1	2:B:13:A:C8	6	0.88
(1,3)	1:A:84:LYS:HZ1	2:B:13:A:H1'	6	0.88
(1,3)	1:A:84:LYS:HZ1	2:B:13:A:H2	6	0.88
(1,3)	1:A:84:LYS:HZ1	2:B:13:A:H2'	6	0.88
(1,3)	1:A:84:LYS:HZ1	2:B:13:A:H3'	6	0.88
(1,3)	1:A:84:LYS:HZ1	2:B:13:A:H4'	6	0.88
(1,3)	1:A:84:LYS:HZ1	2:B:13:A:H5'	6	0.88
(1,3)	1:A:84:LYS:HZ1	2:B:13:A:H5''	6	0.88
(1,3)	1:A:84:LYS:HZ1	2:B:13:A:H61	6	0.88
(1,3)	1:A:84:LYS:HZ1	2:B:13:A:H62	6	0.88
(1,3)	1:A:84:LYS:HZ1	2:B:13:A:H8	6	0.88
(1,3)	1:A:84:LYS:HZ1	2:B:13:A:HO2'	6	0.88
(1,3)	1:A:84:LYS:HZ1	2:B:13:A:N1	6	0.88
(1,3)	1:A:84:LYS:HZ1	2:B:13:A:N3	6	0.88
(1,3)	1:A:84:LYS:HZ1	2:B:13:A:N6	6	0.88
(1,3)	1:A:84:LYS:HZ1	2:B:13:A:N7	6	0.88
(1,3)	1:A:84:LYS:HZ1	2:B:13:A:N9	6	0.88
(1,3)	1:A:84:LYS:HZ1	2:B:13:A:O2'	6	0.88

Continued on next page...

Continued from previous page...

Key	Atom-1	Atom-2	Model ID	Violation (Å)
(1,3)	1:A:84:LYS:HZ1	2:B:13:A:O3'	6	0.88
(1,3)	1:A:84:LYS:HZ1	2:B:13:A:O4'	6	0.88
(1,3)	1:A:84:LYS:HZ1	2:B:13:A:O5'	6	0.88
(1,3)	1:A:84:LYS:HZ1	2:B:13:A:OP1	6	0.88
(1,3)	1:A:84:LYS:HZ1	2:B:13:A:OP2	6	0.88
(1,3)	1:A:84:LYS:HZ1	2:B:13:A:P	6	0.88
(1,3)	1:A:84:LYS:HZ1	2:B:14:G:C1'	6	0.88
(1,3)	1:A:84:LYS:HZ1	2:B:14:G:C2	6	0.88
(1,3)	1:A:84:LYS:HZ1	2:B:14:G:C2'	6	0.88
(1,3)	1:A:84:LYS:HZ1	2:B:14:G:C3'	6	0.88
(1,3)	1:A:84:LYS:HZ1	2:B:14:G:C4	6	0.88
(1,3)	1:A:84:LYS:HZ1	2:B:14:G:C4'	6	0.88
(1,3)	1:A:84:LYS:HZ1	2:B:14:G:C5	6	0.88
(1,3)	1:A:84:LYS:HZ1	2:B:14:G:C5'	6	0.88
(1,3)	1:A:84:LYS:HZ1	2:B:14:G:C6	6	0.88
(1,3)	1:A:84:LYS:HZ1	2:B:14:G:C8	6	0.88
(1,3)	1:A:84:LYS:HZ1	2:B:14:G:H1	6	0.88
(1,3)	1:A:84:LYS:HZ1	2:B:14:G:H1'	6	0.88
(1,3)	1:A:84:LYS:HZ1	2:B:14:G:H2'	6	0.88
(1,3)	1:A:84:LYS:HZ1	2:B:14:G:H21	6	0.88
(1,3)	1:A:84:LYS:HZ1	2:B:14:G:H22	6	0.88
(1,3)	1:A:84:LYS:HZ1	2:B:14:G:H3'	6	0.88
(1,3)	1:A:84:LYS:HZ1	2:B:14:G:H4'	6	0.88
(1,3)	1:A:84:LYS:HZ1	2:B:14:G:H5'	6	0.88
(1,3)	1:A:84:LYS:HZ1	2:B:14:G:H5''	6	0.88
(1,3)	1:A:84:LYS:HZ1	2:B:14:G:H8	6	0.88
(1,3)	1:A:84:LYS:HZ1	2:B:14:G:HO2'	6	0.88
(1,3)	1:A:84:LYS:HZ1	2:B:14:G:N1	6	0.88
(1,3)	1:A:84:LYS:HZ1	2:B:14:G:N2	6	0.88
(1,3)	1:A:84:LYS:HZ1	2:B:14:G:N3	6	0.88
(1,3)	1:A:84:LYS:HZ1	2:B:14:G:N7	6	0.88
(1,3)	1:A:84:LYS:HZ1	2:B:14:G:N9	6	0.88
(1,3)	1:A:84:LYS:HZ1	2:B:14:G:O2'	6	0.88
(1,3)	1:A:84:LYS:HZ1	2:B:14:G:O3'	6	0.88
(1,3)	1:A:84:LYS:HZ1	2:B:14:G:O4'	6	0.88
(1,3)	1:A:84:LYS:HZ1	2:B:14:G:O5'	6	0.88
(1,3)	1:A:84:LYS:HZ1	2:B:14:G:O6	6	0.88
(1,3)	1:A:84:LYS:HZ1	2:B:14:G:OP1	6	0.88
(1,3)	1:A:84:LYS:HZ1	2:B:14:G:OP2	6	0.88
(1,3)	1:A:84:LYS:HZ1	2:B:14:G:P	6	0.88
(1,3)	1:A:84:LYS:HZ1	2:B:15:A:C1'	6	0.88
(1,3)	1:A:84:LYS:HZ1	2:B:15:A:C2	6	0.88

Continued on next page...

Continued from previous page...

Key	Atom-1	Atom-2	Model ID	Violation (Å)
(1,3)	1:A:84:LYS:HZ1	2:B:15:A:C2'	6	0.88
(1,3)	1:A:84:LYS:HZ1	2:B:15:A:C3'	6	0.88
(1,3)	1:A:84:LYS:HZ1	2:B:15:A:C4	6	0.88
(1,3)	1:A:84:LYS:HZ1	2:B:15:A:C4'	6	0.88
(1,3)	1:A:84:LYS:HZ1	2:B:15:A:C5	6	0.88
(1,3)	1:A:84:LYS:HZ1	2:B:15:A:C5'	6	0.88
(1,3)	1:A:84:LYS:HZ1	2:B:15:A:C6	6	0.88
(1,3)	1:A:84:LYS:HZ1	2:B:15:A:C8	6	0.88
(1,3)	1:A:84:LYS:HZ1	2:B:15:A:H1'	6	0.88
(1,3)	1:A:84:LYS:HZ1	2:B:15:A:H2	6	0.88
(1,3)	1:A:84:LYS:HZ1	2:B:15:A:H2'	6	0.88
(1,3)	1:A:84:LYS:HZ1	2:B:15:A:H3'	6	0.88
(1,3)	1:A:84:LYS:HZ1	2:B:15:A:H4'	6	0.88
(1,3)	1:A:84:LYS:HZ1	2:B:15:A:H5'	6	0.88
(1,3)	1:A:84:LYS:HZ1	2:B:15:A:H5''	6	0.88
(1,3)	1:A:84:LYS:HZ1	2:B:15:A:H61	6	0.88
(1,3)	1:A:84:LYS:HZ1	2:B:15:A:H62	6	0.88
(1,3)	1:A:84:LYS:HZ1	2:B:15:A:H8	6	0.88
(1,3)	1:A:84:LYS:HZ1	2:B:15:A:HO2'	6	0.88
(1,3)	1:A:84:LYS:HZ1	2:B:15:A:N1	6	0.88
(1,3)	1:A:84:LYS:HZ1	2:B:15:A:N3	6	0.88
(1,3)	1:A:84:LYS:HZ1	2:B:15:A:N6	6	0.88
(1,3)	1:A:84:LYS:HZ1	2:B:15:A:N7	6	0.88
(1,3)	1:A:84:LYS:HZ1	2:B:15:A:N9	6	0.88
(1,3)	1:A:84:LYS:HZ1	2:B:15:A:O2'	6	0.88
(1,3)	1:A:84:LYS:HZ1	2:B:15:A:O3'	6	0.88
(1,3)	1:A:84:LYS:HZ1	2:B:15:A:O4'	6	0.88
(1,3)	1:A:84:LYS:HZ1	2:B:15:A:O5'	6	0.88
(1,3)	1:A:84:LYS:HZ1	2:B:15:A:OP1	6	0.88
(1,3)	1:A:84:LYS:HZ1	2:B:15:A:OP2	6	0.88
(1,3)	1:A:84:LYS:HZ1	2:B:15:A:P	6	0.88
(1,3)	1:A:84:LYS:HZ1	2:B:16:G:C1'	6	0.88
(1,3)	1:A:84:LYS:HZ1	2:B:16:G:C2	6	0.88
(1,3)	1:A:84:LYS:HZ1	2:B:16:G:C2'	6	0.88
(1,3)	1:A:84:LYS:HZ1	2:B:16:G:C3'	6	0.88
(1,3)	1:A:84:LYS:HZ1	2:B:16:G:C4	6	0.88
(1,3)	1:A:84:LYS:HZ1	2:B:16:G:C4'	6	0.88
(1,3)	1:A:84:LYS:HZ1	2:B:16:G:C5	6	0.88
(1,3)	1:A:84:LYS:HZ1	2:B:16:G:C5'	6	0.88
(1,3)	1:A:84:LYS:HZ1	2:B:16:G:C6	6	0.88
(1,3)	1:A:84:LYS:HZ1	2:B:16:G:C8	6	0.88
(1,3)	1:A:84:LYS:HZ1	2:B:16:G:H1	6	0.88

Continued on next page...

Continued from previous page...

Key	Atom-1	Atom-2	Model ID	Violation (Å)
(1,3)	1:A:84:LYS:HZ1	2:B:16:G:H1'	6	0.88
(1,3)	1:A:84:LYS:HZ1	2:B:16:G:H2'	6	0.88
(1,3)	1:A:84:LYS:HZ1	2:B:16:G:H21	6	0.88
(1,3)	1:A:84:LYS:HZ1	2:B:16:G:H22	6	0.88
(1,3)	1:A:84:LYS:HZ1	2:B:16:G:H3'	6	0.88
(1,3)	1:A:84:LYS:HZ1	2:B:16:G:H4'	6	0.88
(1,3)	1:A:84:LYS:HZ1	2:B:16:G:H5'	6	0.88
(1,3)	1:A:84:LYS:HZ1	2:B:16:G:H5''	6	0.88
(1,3)	1:A:84:LYS:HZ1	2:B:16:G:H8	6	0.88
(1,3)	1:A:84:LYS:HZ1	2:B:16:G:HO2'	6	0.88
(1,3)	1:A:84:LYS:HZ1	2:B:16:G:N1	6	0.88
(1,3)	1:A:84:LYS:HZ1	2:B:16:G:N2	6	0.88
(1,3)	1:A:84:LYS:HZ1	2:B:16:G:N3	6	0.88
(1,3)	1:A:84:LYS:HZ1	2:B:16:G:N7	6	0.88
(1,3)	1:A:84:LYS:HZ1	2:B:16:G:N9	6	0.88
(1,3)	1:A:84:LYS:HZ1	2:B:16:G:O2'	6	0.88
(1,3)	1:A:84:LYS:HZ1	2:B:16:G:O3'	6	0.88
(1,3)	1:A:84:LYS:HZ1	2:B:16:G:O4'	6	0.88
(1,3)	1:A:84:LYS:HZ1	2:B:16:G:O5'	6	0.88
(1,3)	1:A:84:LYS:HZ1	2:B:16:G:O6	6	0.88
(1,3)	1:A:84:LYS:HZ1	2:B:16:G:OP1	6	0.88
(1,3)	1:A:84:LYS:HZ1	2:B:16:G:OP2	6	0.88
(1,3)	1:A:84:LYS:HZ1	2:B:16:G:P	6	0.88
(1,3)	1:A:84:LYS:HZ1	2:B:17:C:C1'	6	0.88
(1,3)	1:A:84:LYS:HZ1	2:B:17:C:C2	6	0.88
(1,3)	1:A:84:LYS:HZ1	2:B:17:C:C2'	6	0.88
(1,3)	1:A:84:LYS:HZ1	2:B:17:C:C3'	6	0.88
(1,3)	1:A:84:LYS:HZ1	2:B:17:C:C4	6	0.88
(1,3)	1:A:84:LYS:HZ1	2:B:17:C:C4'	6	0.88
(1,3)	1:A:84:LYS:HZ1	2:B:17:C:C5	6	0.88
(1,3)	1:A:84:LYS:HZ1	2:B:17:C:C5'	6	0.88
(1,3)	1:A:84:LYS:HZ1	2:B:17:C:C6	6	0.88
(1,3)	1:A:84:LYS:HZ1	2:B:17:C:H1'	6	0.88
(1,3)	1:A:84:LYS:HZ1	2:B:17:C:H2'	6	0.88
(1,3)	1:A:84:LYS:HZ1	2:B:17:C:H3'	6	0.88
(1,3)	1:A:84:LYS:HZ1	2:B:17:C:H4'	6	0.88
(1,3)	1:A:84:LYS:HZ1	2:B:17:C:H41	6	0.88
(1,3)	1:A:84:LYS:HZ1	2:B:17:C:H42	6	0.88
(1,3)	1:A:84:LYS:HZ1	2:B:17:C:H5	6	0.88
(1,3)	1:A:84:LYS:HZ1	2:B:17:C:H5'	6	0.88
(1,3)	1:A:84:LYS:HZ1	2:B:17:C:H5''	6	0.88
(1,3)	1:A:84:LYS:HZ1	2:B:17:C:H6	6	0.88

Continued on next page...

Continued from previous page...

Key	Atom-1	Atom-2	Model ID	Violation (Å)
(1,3)	1:A:84:LYS:HZ1	2:B:17:C:HO2'	6	0.88
(1,3)	1:A:84:LYS:HZ1	2:B:17:C:N1	6	0.88
(1,3)	1:A:84:LYS:HZ1	2:B:17:C:N3	6	0.88
(1,3)	1:A:84:LYS:HZ1	2:B:17:C:N4	6	0.88
(1,3)	1:A:84:LYS:HZ1	2:B:17:C:O2	6	0.88
(1,3)	1:A:84:LYS:HZ1	2:B:17:C:O2'	6	0.88
(1,3)	1:A:84:LYS:HZ1	2:B:17:C:O3'	6	0.88
(1,3)	1:A:84:LYS:HZ1	2:B:17:C:O4'	6	0.88
(1,3)	1:A:84:LYS:HZ1	2:B:17:C:O5'	6	0.88
(1,3)	1:A:84:LYS:HZ1	2:B:17:C:OP1	6	0.88
(1,3)	1:A:84:LYS:HZ1	2:B:17:C:OP2	6	0.88
(1,3)	1:A:84:LYS:HZ1	2:B:17:C:P	6	0.88
(1,3)	1:A:84:LYS:HZ1	2:B:18:A:C1'	6	0.88
(1,3)	1:A:84:LYS:HZ1	2:B:18:A:C2	6	0.88
(1,3)	1:A:84:LYS:HZ1	2:B:18:A:C2'	6	0.88
(1,3)	1:A:84:LYS:HZ1	2:B:18:A:C3'	6	0.88
(1,3)	1:A:84:LYS:HZ1	2:B:18:A:C4	6	0.88
(1,3)	1:A:84:LYS:HZ1	2:B:18:A:C4'	6	0.88
(1,3)	1:A:84:LYS:HZ1	2:B:18:A:C5	6	0.88
(1,3)	1:A:84:LYS:HZ1	2:B:18:A:C5'	6	0.88
(1,3)	1:A:84:LYS:HZ1	2:B:18:A:C6	6	0.88
(1,3)	1:A:84:LYS:HZ1	2:B:18:A:C8	6	0.88
(1,3)	1:A:84:LYS:HZ1	2:B:18:A:H1'	6	0.88
(1,3)	1:A:84:LYS:HZ1	2:B:18:A:H2	6	0.88
(1,3)	1:A:84:LYS:HZ1	2:B:18:A:H2'	6	0.88
(1,3)	1:A:84:LYS:HZ1	2:B:18:A:H3'	6	0.88
(1,3)	1:A:84:LYS:HZ1	2:B:18:A:H4'	6	0.88
(1,3)	1:A:84:LYS:HZ1	2:B:18:A:H5'	6	0.88
(1,3)	1:A:84:LYS:HZ1	2:B:18:A:H5''	6	0.88
(1,3)	1:A:84:LYS:HZ1	2:B:18:A:H61	6	0.88
(1,3)	1:A:84:LYS:HZ1	2:B:18:A:H62	6	0.88
(1,3)	1:A:84:LYS:HZ1	2:B:18:A:H8	6	0.88
(1,3)	1:A:84:LYS:HZ1	2:B:18:A:HO2'	6	0.88
(1,3)	1:A:84:LYS:HZ1	2:B:18:A:N1	6	0.88
(1,3)	1:A:84:LYS:HZ1	2:B:18:A:N3	6	0.88
(1,3)	1:A:84:LYS:HZ1	2:B:18:A:N6	6	0.88
(1,3)	1:A:84:LYS:HZ1	2:B:18:A:N7	6	0.88
(1,3)	1:A:84:LYS:HZ1	2:B:18:A:N9	6	0.88
(1,3)	1:A:84:LYS:HZ1	2:B:18:A:O2'	6	0.88
(1,3)	1:A:84:LYS:HZ1	2:B:18:A:O3'	6	0.88
(1,3)	1:A:84:LYS:HZ1	2:B:18:A:O4'	6	0.88
(1,3)	1:A:84:LYS:HZ1	2:B:18:A:O5'	6	0.88

Continued on next page...

Continued from previous page...

Key	Atom-1	Atom-2	Model ID	Violation (Å)
(1,3)	1:A:84:LYS:HZ1	2:B:18:A:OP1	6	0.88
(1,3)	1:A:84:LYS:HZ1	2:B:18:A:OP2	6	0.88
(1,3)	1:A:84:LYS:HZ1	2:B:18:A:P	6	0.88
(1,3)	1:A:84:LYS:HZ1	2:B:19:A:C1'	6	0.88
(1,3)	1:A:84:LYS:HZ1	2:B:19:A:C2	6	0.88
(1,3)	1:A:84:LYS:HZ1	2:B:19:A:C2'	6	0.88
(1,3)	1:A:84:LYS:HZ1	2:B:19:A:C3'	6	0.88
(1,3)	1:A:84:LYS:HZ1	2:B:19:A:C4	6	0.88
(1,3)	1:A:84:LYS:HZ1	2:B:19:A:C4'	6	0.88
(1,3)	1:A:84:LYS:HZ1	2:B:19:A:C5	6	0.88
(1,3)	1:A:84:LYS:HZ1	2:B:19:A:C5'	6	0.88
(1,3)	1:A:84:LYS:HZ1	2:B:19:A:C6	6	0.88
(1,3)	1:A:84:LYS:HZ1	2:B:19:A:C8	6	0.88
(1,3)	1:A:84:LYS:HZ1	2:B:19:A:H1'	6	0.88
(1,3)	1:A:84:LYS:HZ1	2:B:19:A:H2	6	0.88
(1,3)	1:A:84:LYS:HZ1	2:B:19:A:H2'	6	0.88
(1,3)	1:A:84:LYS:HZ1	2:B:19:A:H3'	6	0.88
(1,3)	1:A:84:LYS:HZ1	2:B:19:A:H4'	6	0.88
(1,3)	1:A:84:LYS:HZ1	2:B:19:A:H5'	6	0.88
(1,3)	1:A:84:LYS:HZ1	2:B:19:A:H5''	6	0.88
(1,3)	1:A:84:LYS:HZ1	2:B:19:A:H61	6	0.88
(1,3)	1:A:84:LYS:HZ1	2:B:19:A:H62	6	0.88
(1,3)	1:A:84:LYS:HZ1	2:B:19:A:H8	6	0.88
(1,3)	1:A:84:LYS:HZ1	2:B:19:A:HO2'	6	0.88
(1,3)	1:A:84:LYS:HZ1	2:B:19:A:N1	6	0.88
(1,3)	1:A:84:LYS:HZ1	2:B:19:A:N3	6	0.88
(1,3)	1:A:84:LYS:HZ1	2:B:19:A:N6	6	0.88
(1,3)	1:A:84:LYS:HZ1	2:B:19:A:N7	6	0.88
(1,3)	1:A:84:LYS:HZ1	2:B:19:A:N9	6	0.88
(1,3)	1:A:84:LYS:HZ1	2:B:19:A:O2'	6	0.88
(1,3)	1:A:84:LYS:HZ1	2:B:19:A:O3'	6	0.88
(1,3)	1:A:84:LYS:HZ1	2:B:19:A:O4'	6	0.88
(1,3)	1:A:84:LYS:HZ1	2:B:19:A:O5'	6	0.88
(1,3)	1:A:84:LYS:HZ1	2:B:19:A:OP1	6	0.88
(1,3)	1:A:84:LYS:HZ1	2:B:19:A:OP2	6	0.88
(1,3)	1:A:84:LYS:HZ1	2:B:19:A:P	6	0.88
(1,3)	1:A:84:LYS:HZ1	2:B:20:U:C1'	6	0.88
(1,3)	1:A:84:LYS:HZ1	2:B:20:U:C2	6	0.88
(1,3)	1:A:84:LYS:HZ1	2:B:20:U:C2'	6	0.88
(1,3)	1:A:84:LYS:HZ1	2:B:20:U:C3'	6	0.88
(1,3)	1:A:84:LYS:HZ1	2:B:20:U:C4	6	0.88
(1,3)	1:A:84:LYS:HZ1	2:B:20:U:C4'	6	0.88

Continued on next page...

Continued from previous page...

Key	Atom-1	Atom-2	Model ID	Violation (Å)
(1,3)	1:A:84:LYS:HZ1	2:B:20:U:C5	6	0.88
(1,3)	1:A:84:LYS:HZ1	2:B:20:U:C5'	6	0.88
(1,3)	1:A:84:LYS:HZ1	2:B:20:U:C6	6	0.88
(1,3)	1:A:84:LYS:HZ1	2:B:20:U:H1'	6	0.88
(1,3)	1:A:84:LYS:HZ1	2:B:20:U:H2'	6	0.88
(1,3)	1:A:84:LYS:HZ1	2:B:20:U:H3	6	0.88
(1,3)	1:A:84:LYS:HZ1	2:B:20:U:H3'	6	0.88
(1,3)	1:A:84:LYS:HZ1	2:B:20:U:H4'	6	0.88
(1,3)	1:A:84:LYS:HZ1	2:B:20:U:H5	6	0.88
(1,3)	1:A:84:LYS:HZ1	2:B:20:U:H5'	6	0.88
(1,3)	1:A:84:LYS:HZ1	2:B:20:U:H5''	6	0.88
(1,3)	1:A:84:LYS:HZ1	2:B:20:U:H6	6	0.88
(1,3)	1:A:84:LYS:HZ1	2:B:20:U:HO2'	6	0.88
(1,3)	1:A:84:LYS:HZ1	2:B:20:U:N1	6	0.88
(1,3)	1:A:84:LYS:HZ1	2:B:20:U:N3	6	0.88
(1,3)	1:A:84:LYS:HZ1	2:B:20:U:O2	6	0.88
(1,3)	1:A:84:LYS:HZ1	2:B:20:U:O2'	6	0.88
(1,3)	1:A:84:LYS:HZ1	2:B:20:U:O3'	6	0.88
(1,3)	1:A:84:LYS:HZ1	2:B:20:U:O4	6	0.88
(1,3)	1:A:84:LYS:HZ1	2:B:20:U:O4'	6	0.88
(1,3)	1:A:84:LYS:HZ1	2:B:20:U:O5'	6	0.88
(1,3)	1:A:84:LYS:HZ1	2:B:20:U:OP1	6	0.88
(1,3)	1:A:84:LYS:HZ1	2:B:20:U:OP2	6	0.88
(1,3)	1:A:84:LYS:HZ1	2:B:20:U:P	6	0.88
(1,3)	1:A:84:LYS:HZ1	2:B:21:G:C1'	6	0.88
(1,3)	1:A:84:LYS:HZ1	2:B:21:G:C2	6	0.88
(1,3)	1:A:84:LYS:HZ1	2:B:21:G:C2'	6	0.88
(1,3)	1:A:84:LYS:HZ1	2:B:21:G:C3'	6	0.88
(1,3)	1:A:84:LYS:HZ1	2:B:21:G:C4	6	0.88
(1,3)	1:A:84:LYS:HZ1	2:B:21:G:C4'	6	0.88
(1,3)	1:A:84:LYS:HZ1	2:B:21:G:C5	6	0.88
(1,3)	1:A:84:LYS:HZ1	2:B:21:G:C5'	6	0.88
(1,3)	1:A:84:LYS:HZ1	2:B:21:G:C6	6	0.88
(1,3)	1:A:84:LYS:HZ1	2:B:21:G:C8	6	0.88
(1,3)	1:A:84:LYS:HZ1	2:B:21:G:H1	6	0.88
(1,3)	1:A:84:LYS:HZ1	2:B:21:G:H1'	6	0.88
(1,3)	1:A:84:LYS:HZ1	2:B:21:G:H2'	6	0.88
(1,3)	1:A:84:LYS:HZ1	2:B:21:G:H21	6	0.88
(1,3)	1:A:84:LYS:HZ1	2:B:21:G:H22	6	0.88
(1,3)	1:A:84:LYS:HZ1	2:B:21:G:H3'	6	0.88
(1,3)	1:A:84:LYS:HZ1	2:B:21:G:H4'	6	0.88
(1,3)	1:A:84:LYS:HZ1	2:B:21:G:H5'	6	0.88

Continued on next page...

Continued from previous page...

Key	Atom-1	Atom-2	Model ID	Violation (Å)
(1,3)	1:A:84:LYS:HZ1	2:B:21:G:H5''	6	0.88
(1,3)	1:A:84:LYS:HZ1	2:B:21:G:H8	6	0.88
(1,3)	1:A:84:LYS:HZ1	2:B:21:G:HO2'	6	0.88
(1,3)	1:A:84:LYS:HZ1	2:B:21:G:N1	6	0.88
(1,3)	1:A:84:LYS:HZ1	2:B:21:G:N2	6	0.88
(1,3)	1:A:84:LYS:HZ1	2:B:21:G:N3	6	0.88
(1,3)	1:A:84:LYS:HZ1	2:B:21:G:N7	6	0.88
(1,3)	1:A:84:LYS:HZ1	2:B:21:G:N9	6	0.88
(1,3)	1:A:84:LYS:HZ1	2:B:21:G:O2'	6	0.88
(1,3)	1:A:84:LYS:HZ1	2:B:21:G:O3'	6	0.88
(1,3)	1:A:84:LYS:HZ1	2:B:21:G:O4'	6	0.88
(1,3)	1:A:84:LYS:HZ1	2:B:21:G:O5'	6	0.88
(1,3)	1:A:84:LYS:HZ1	2:B:21:G:O6	6	0.88
(1,3)	1:A:84:LYS:HZ1	2:B:21:G:OP1	6	0.88
(1,3)	1:A:84:LYS:HZ1	2:B:21:G:OP2	6	0.88
(1,3)	1:A:84:LYS:HZ1	2:B:21:G:P	6	0.88
(1,3)	1:A:84:LYS:HZ1	2:B:22:A:C1'	6	0.88
(1,3)	1:A:84:LYS:HZ1	2:B:22:A:C2	6	0.88
(1,3)	1:A:84:LYS:HZ1	2:B:22:A:C2'	6	0.88
(1,3)	1:A:84:LYS:HZ1	2:B:22:A:C3'	6	0.88
(1,3)	1:A:84:LYS:HZ1	2:B:22:A:C4	6	0.88
(1,3)	1:A:84:LYS:HZ1	2:B:22:A:C4'	6	0.88
(1,3)	1:A:84:LYS:HZ1	2:B:22:A:C5	6	0.88
(1,3)	1:A:84:LYS:HZ1	2:B:22:A:C5'	6	0.88
(1,3)	1:A:84:LYS:HZ1	2:B:22:A:C6	6	0.88
(1,3)	1:A:84:LYS:HZ1	2:B:22:A:C8	6	0.88
(1,3)	1:A:84:LYS:HZ1	2:B:22:A:H1'	6	0.88
(1,3)	1:A:84:LYS:HZ1	2:B:22:A:H2	6	0.88
(1,3)	1:A:84:LYS:HZ1	2:B:22:A:H2'	6	0.88
(1,3)	1:A:84:LYS:HZ1	2:B:22:A:H3'	6	0.88
(1,3)	1:A:84:LYS:HZ1	2:B:22:A:H4'	6	0.88
(1,3)	1:A:84:LYS:HZ1	2:B:22:A:H5'	6	0.88
(1,3)	1:A:84:LYS:HZ1	2:B:22:A:H5''	6	0.88
(1,3)	1:A:84:LYS:HZ1	2:B:22:A:H61	6	0.88
(1,3)	1:A:84:LYS:HZ1	2:B:22:A:H62	6	0.88
(1,3)	1:A:84:LYS:HZ1	2:B:22:A:H8	6	0.88
(1,3)	1:A:84:LYS:HZ1	2:B:22:A:HO2'	6	0.88
(1,3)	1:A:84:LYS:HZ1	2:B:22:A:N1	6	0.88
(1,3)	1:A:84:LYS:HZ1	2:B:22:A:N3	6	0.88
(1,3)	1:A:84:LYS:HZ1	2:B:22:A:N6	6	0.88
(1,3)	1:A:84:LYS:HZ1	2:B:22:A:N7	6	0.88
(1,3)	1:A:84:LYS:HZ1	2:B:22:A:N9	6	0.88

Continued on next page...

Continued from previous page...

Key	Atom-1	Atom-2	Model ID	Violation (Å)
(1,3)	1:A:84:LYS:HZ1	2:B:22:A:O2'	6	0.88
(1,3)	1:A:84:LYS:HZ1	2:B:22:A:O3'	6	0.88
(1,3)	1:A:84:LYS:HZ1	2:B:22:A:O4'	6	0.88
(1,3)	1:A:84:LYS:HZ1	2:B:22:A:O5'	6	0.88
(1,3)	1:A:84:LYS:HZ1	2:B:22:A:OP1	6	0.88
(1,3)	1:A:84:LYS:HZ1	2:B:22:A:OP2	6	0.88
(1,3)	1:A:84:LYS:HZ1	2:B:22:A:P	6	0.88
(1,3)	1:A:84:LYS:HZ1	2:B:23:U:C1'	6	0.88
(1,3)	1:A:84:LYS:HZ1	2:B:23:U:C2	6	0.88
(1,3)	1:A:84:LYS:HZ1	2:B:23:U:C2'	6	0.88
(1,3)	1:A:84:LYS:HZ1	2:B:23:U:C3'	6	0.88
(1,3)	1:A:84:LYS:HZ1	2:B:23:U:C4	6	0.88
(1,3)	1:A:84:LYS:HZ1	2:B:23:U:C4'	6	0.88
(1,3)	1:A:84:LYS:HZ1	2:B:23:U:C5	6	0.88
(1,3)	1:A:84:LYS:HZ1	2:B:23:U:C5'	6	0.88
(1,3)	1:A:84:LYS:HZ1	2:B:23:U:C6	6	0.88
(1,3)	1:A:84:LYS:HZ1	2:B:23:U:H1'	6	0.88
(1,3)	1:A:84:LYS:HZ1	2:B:23:U:H2'	6	0.88
(1,3)	1:A:84:LYS:HZ1	2:B:23:U:H3	6	0.88
(1,3)	1:A:84:LYS:HZ1	2:B:23:U:H3'	6	0.88
(1,3)	1:A:84:LYS:HZ1	2:B:23:U:H4'	6	0.88
(1,3)	1:A:84:LYS:HZ1	2:B:23:U:H5	6	0.88
(1,3)	1:A:84:LYS:HZ1	2:B:23:U:H5'	6	0.88
(1,3)	1:A:84:LYS:HZ1	2:B:23:U:H5''	6	0.88
(1,3)	1:A:84:LYS:HZ1	2:B:23:U:H6	6	0.88
(1,3)	1:A:84:LYS:HZ1	2:B:23:U:HO2'	6	0.88
(1,3)	1:A:84:LYS:HZ1	2:B:23:U:N1	6	0.88
(1,3)	1:A:84:LYS:HZ1	2:B:23:U:N3	6	0.88
(1,3)	1:A:84:LYS:HZ1	2:B:23:U:O2	6	0.88
(1,3)	1:A:84:LYS:HZ1	2:B:23:U:O2'	6	0.88
(1,3)	1:A:84:LYS:HZ1	2:B:23:U:O3'	6	0.88
(1,3)	1:A:84:LYS:HZ1	2:B:23:U:O4	6	0.88
(1,3)	1:A:84:LYS:HZ1	2:B:23:U:O4'	6	0.88
(1,3)	1:A:84:LYS:HZ1	2:B:23:U:O5'	6	0.88
(1,3)	1:A:84:LYS:HZ1	2:B:23:U:OP1	6	0.88
(1,3)	1:A:84:LYS:HZ1	2:B:23:U:OP2	6	0.88
(1,3)	1:A:84:LYS:HZ1	2:B:23:U:P	6	0.88
(1,3)	1:A:84:LYS:HZ1	2:B:24:G:C1'	6	0.88
(1,3)	1:A:84:LYS:HZ1	2:B:24:G:C2	6	0.88
(1,3)	1:A:84:LYS:HZ1	2:B:24:G:C2'	6	0.88
(1,3)	1:A:84:LYS:HZ1	2:B:24:G:C3'	6	0.88
(1,3)	1:A:84:LYS:HZ1	2:B:24:G:C4	6	0.88

Continued on next page...

Continued from previous page...

Key	Atom-1	Atom-2	Model ID	Violation (Å)
(1,3)	1:A:84:LYS:HZ1	2:B:24:G:C4'	6	0.88
(1,3)	1:A:84:LYS:HZ1	2:B:24:G:C5	6	0.88
(1,3)	1:A:84:LYS:HZ1	2:B:24:G:C5'	6	0.88
(1,3)	1:A:84:LYS:HZ1	2:B:24:G:C6	6	0.88
(1,3)	1:A:84:LYS:HZ1	2:B:24:G:C8	6	0.88
(1,3)	1:A:84:LYS:HZ1	2:B:24:G:H1	6	0.88
(1,3)	1:A:84:LYS:HZ1	2:B:24:G:H1'	6	0.88
(1,3)	1:A:84:LYS:HZ1	2:B:24:G:H2'	6	0.88
(1,3)	1:A:84:LYS:HZ1	2:B:24:G:H21	6	0.88
(1,3)	1:A:84:LYS:HZ1	2:B:24:G:H22	6	0.88
(1,3)	1:A:84:LYS:HZ1	2:B:24:G:H3'	6	0.88
(1,3)	1:A:84:LYS:HZ1	2:B:24:G:H4'	6	0.88
(1,3)	1:A:84:LYS:HZ1	2:B:24:G:H5'	6	0.88
(1,3)	1:A:84:LYS:HZ1	2:B:24:G:H5''	6	0.88
(1,3)	1:A:84:LYS:HZ1	2:B:24:G:H8	6	0.88
(1,3)	1:A:84:LYS:HZ1	2:B:24:G:HO2'	6	0.88
(1,3)	1:A:84:LYS:HZ1	2:B:24:G:N1	6	0.88
(1,3)	1:A:84:LYS:HZ1	2:B:24:G:N2	6	0.88
(1,3)	1:A:84:LYS:HZ1	2:B:24:G:N3	6	0.88
(1,3)	1:A:84:LYS:HZ1	2:B:24:G:N7	6	0.88
(1,3)	1:A:84:LYS:HZ1	2:B:24:G:N9	6	0.88
(1,3)	1:A:84:LYS:HZ1	2:B:24:G:O2'	6	0.88
(1,3)	1:A:84:LYS:HZ1	2:B:24:G:O3'	6	0.88
(1,3)	1:A:84:LYS:HZ1	2:B:24:G:O4'	6	0.88
(1,3)	1:A:84:LYS:HZ1	2:B:24:G:O5'	6	0.88
(1,3)	1:A:84:LYS:HZ1	2:B:24:G:O6	6	0.88
(1,3)	1:A:84:LYS:HZ1	2:B:24:G:OP1	6	0.88
(1,3)	1:A:84:LYS:HZ1	2:B:24:G:OP2	6	0.88
(1,3)	1:A:84:LYS:HZ1	2:B:24:G:P	6	0.88
(1,3)	1:A:84:LYS:HZ2	2:B:2:C:C1'	6	0.88
(1,3)	1:A:84:LYS:HZ2	2:B:2:C:C2	6	0.88
(1,3)	1:A:84:LYS:HZ2	2:B:2:C:C2'	6	0.88
(1,3)	1:A:84:LYS:HZ2	2:B:2:C:C3'	6	0.88
(1,3)	1:A:84:LYS:HZ2	2:B:2:C:C4	6	0.88
(1,3)	1:A:84:LYS:HZ2	2:B:2:C:C4'	6	0.88
(1,3)	1:A:84:LYS:HZ2	2:B:2:C:C5	6	0.88
(1,3)	1:A:84:LYS:HZ2	2:B:2:C:C5'	6	0.88
(1,3)	1:A:84:LYS:HZ2	2:B:2:C:C6	6	0.88
(1,3)	1:A:84:LYS:HZ2	2:B:2:C:H1'	6	0.88
(1,3)	1:A:84:LYS:HZ2	2:B:2:C:H2'	6	0.88
(1,3)	1:A:84:LYS:HZ2	2:B:2:C:H3'	6	0.88
(1,3)	1:A:84:LYS:HZ2	2:B:2:C:H4'	6	0.88

Continued on next page...

Continued from previous page...

Key	Atom-1	Atom-2	Model ID	Violation (Å)
(1,3)	1:A:84:LYS:HZ2	2:B:2:C:H41	6	0.88
(1,3)	1:A:84:LYS:HZ2	2:B:2:C:H42	6	0.88
(1,3)	1:A:84:LYS:HZ2	2:B:2:C:H5	6	0.88
(1,3)	1:A:84:LYS:HZ2	2:B:2:C:H5'	6	0.88
(1,3)	1:A:84:LYS:HZ2	2:B:2:C:H5''	6	0.88
(1,3)	1:A:84:LYS:HZ2	2:B:2:C:H6	6	0.88
(1,3)	1:A:84:LYS:HZ2	2:B:2:C:HO2'	6	0.88
(1,3)	1:A:84:LYS:HZ2	2:B:2:C:N1	6	0.88
(1,3)	1:A:84:LYS:HZ2	2:B:2:C:N3	6	0.88
(1,3)	1:A:84:LYS:HZ2	2:B:2:C:N4	6	0.88
(1,3)	1:A:84:LYS:HZ2	2:B:2:C:O2	6	0.88
(1,3)	1:A:84:LYS:HZ2	2:B:2:C:O2'	6	0.88
(1,3)	1:A:84:LYS:HZ2	2:B:2:C:O3'	6	0.88
(1,3)	1:A:84:LYS:HZ2	2:B:2:C:O4'	6	0.88
(1,3)	1:A:84:LYS:HZ2	2:B:2:C:O5'	6	0.88
(1,3)	1:A:84:LYS:HZ2	2:B:3:U:C1'	6	0.88
(1,3)	1:A:84:LYS:HZ2	2:B:3:U:C2	6	0.88
(1,3)	1:A:84:LYS:HZ2	2:B:3:U:C2'	6	0.88
(1,3)	1:A:84:LYS:HZ2	2:B:3:U:C3'	6	0.88
(1,3)	1:A:84:LYS:HZ2	2:B:3:U:C4	6	0.88
(1,3)	1:A:84:LYS:HZ2	2:B:3:U:C4'	6	0.88
(1,3)	1:A:84:LYS:HZ2	2:B:3:U:C5	6	0.88
(1,3)	1:A:84:LYS:HZ2	2:B:3:U:C5'	6	0.88
(1,3)	1:A:84:LYS:HZ2	2:B:3:U:C6	6	0.88
(1,3)	1:A:84:LYS:HZ2	2:B:3:U:H1'	6	0.88
(1,3)	1:A:84:LYS:HZ2	2:B:3:U:H2'	6	0.88
(1,3)	1:A:84:LYS:HZ2	2:B:3:U:H3	6	0.88
(1,3)	1:A:84:LYS:HZ2	2:B:3:U:H3'	6	0.88
(1,3)	1:A:84:LYS:HZ2	2:B:3:U:H4'	6	0.88
(1,3)	1:A:84:LYS:HZ2	2:B:3:U:H5	6	0.88
(1,3)	1:A:84:LYS:HZ2	2:B:3:U:H5'	6	0.88
(1,3)	1:A:84:LYS:HZ2	2:B:3:U:H5''	6	0.88
(1,3)	1:A:84:LYS:HZ2	2:B:3:U:H6	6	0.88
(1,3)	1:A:84:LYS:HZ2	2:B:3:U:HO2'	6	0.88
(1,3)	1:A:84:LYS:HZ2	2:B:3:U:N1	6	0.88
(1,3)	1:A:84:LYS:HZ2	2:B:3:U:N3	6	0.88
(1,3)	1:A:84:LYS:HZ2	2:B:3:U:O2	6	0.88
(1,3)	1:A:84:LYS:HZ2	2:B:3:U:O2'	6	0.88
(1,3)	1:A:84:LYS:HZ2	2:B:3:U:O3'	6	0.88
(1,3)	1:A:84:LYS:HZ2	2:B:3:U:O4	6	0.88
(1,3)	1:A:84:LYS:HZ2	2:B:3:U:O4'	6	0.88
(1,3)	1:A:84:LYS:HZ2	2:B:3:U:O5'	6	0.88

Continued on next page...

Continued from previous page...

Key	Atom-1	Atom-2	Model ID	Violation (Å)
(1,3)	1:A:84:LYS:HZ2	2:B:3:U:OP1	6	0.88
(1,3)	1:A:84:LYS:HZ2	2:B:3:U:OP2	6	0.88
(1,3)	1:A:84:LYS:HZ2	2:B:3:U:P	6	0.88
(1,3)	1:A:84:LYS:HZ2	2:B:4:G:C1'	6	0.88
(1,3)	1:A:84:LYS:HZ2	2:B:4:G:C2	6	0.88
(1,3)	1:A:84:LYS:HZ2	2:B:4:G:C2'	6	0.88
(1,3)	1:A:84:LYS:HZ2	2:B:4:G:C3'	6	0.88
(1,3)	1:A:84:LYS:HZ2	2:B:4:G:C4	6	0.88
(1,3)	1:A:84:LYS:HZ2	2:B:4:G:C4'	6	0.88
(1,3)	1:A:84:LYS:HZ2	2:B:4:G:C5	6	0.88
(1,3)	1:A:84:LYS:HZ2	2:B:4:G:C5'	6	0.88
(1,3)	1:A:84:LYS:HZ2	2:B:4:G:C6	6	0.88
(1,3)	1:A:84:LYS:HZ2	2:B:4:G:C8	6	0.88
(1,3)	1:A:84:LYS:HZ2	2:B:4:G:H1	6	0.88
(1,3)	1:A:84:LYS:HZ2	2:B:4:G:H1'	6	0.88
(1,3)	1:A:84:LYS:HZ2	2:B:4:G:H2'	6	0.88
(1,3)	1:A:84:LYS:HZ2	2:B:4:G:H21	6	0.88
(1,3)	1:A:84:LYS:HZ2	2:B:4:G:H22	6	0.88
(1,3)	1:A:84:LYS:HZ2	2:B:4:G:H3'	6	0.88
(1,3)	1:A:84:LYS:HZ2	2:B:4:G:H4'	6	0.88
(1,3)	1:A:84:LYS:HZ2	2:B:4:G:H5'	6	0.88
(1,3)	1:A:84:LYS:HZ2	2:B:4:G:H5''	6	0.88
(1,3)	1:A:84:LYS:HZ2	2:B:4:G:H8	6	0.88
(1,3)	1:A:84:LYS:HZ2	2:B:4:G:HO2'	6	0.88
(1,3)	1:A:84:LYS:HZ2	2:B:4:G:N1	6	0.88
(1,3)	1:A:84:LYS:HZ2	2:B:4:G:N2	6	0.88
(1,3)	1:A:84:LYS:HZ2	2:B:4:G:N3	6	0.88
(1,3)	1:A:84:LYS:HZ2	2:B:4:G:N7	6	0.88
(1,3)	1:A:84:LYS:HZ2	2:B:4:G:N9	6	0.88
(1,3)	1:A:84:LYS:HZ2	2:B:4:G:O2'	6	0.88
(1,3)	1:A:84:LYS:HZ2	2:B:4:G:O3'	6	0.88
(1,3)	1:A:84:LYS:HZ2	2:B:4:G:O4'	6	0.88
(1,3)	1:A:84:LYS:HZ2	2:B:4:G:O5'	6	0.88
(1,3)	1:A:84:LYS:HZ2	2:B:4:G:O6	6	0.88
(1,3)	1:A:84:LYS:HZ2	2:B:4:G:OP1	6	0.88
(1,3)	1:A:84:LYS:HZ2	2:B:4:G:OP2	6	0.88
(1,3)	1:A:84:LYS:HZ2	2:B:4:G:P	6	0.88
(1,3)	1:A:84:LYS:HZ2	2:B:5:A:C1'	6	0.88
(1,3)	1:A:84:LYS:HZ2	2:B:5:A:C2	6	0.88
(1,3)	1:A:84:LYS:HZ2	2:B:5:A:C2'	6	0.88
(1,3)	1:A:84:LYS:HZ2	2:B:5:A:C3'	6	0.88
(1,3)	1:A:84:LYS:HZ2	2:B:5:A:C4	6	0.88

Continued on next page...

Continued from previous page...

Key	Atom-1	Atom-2	Model ID	Violation (Å)
(1,3)	1:A:84:LYS:HZ2	2:B:5:A:C4'	6	0.88
(1,3)	1:A:84:LYS:HZ2	2:B:5:A:C5	6	0.88
(1,3)	1:A:84:LYS:HZ2	2:B:5:A:C5'	6	0.88
(1,3)	1:A:84:LYS:HZ2	2:B:5:A:C6	6	0.88
(1,3)	1:A:84:LYS:HZ2	2:B:5:A:C8	6	0.88
(1,3)	1:A:84:LYS:HZ2	2:B:5:A:H1'	6	0.88
(1,3)	1:A:84:LYS:HZ2	2:B:5:A:H2	6	0.88
(1,3)	1:A:84:LYS:HZ2	2:B:5:A:H2'	6	0.88
(1,3)	1:A:84:LYS:HZ2	2:B:5:A:H3'	6	0.88
(1,3)	1:A:84:LYS:HZ2	2:B:5:A:H4'	6	0.88
(1,3)	1:A:84:LYS:HZ2	2:B:5:A:H5'	6	0.88
(1,3)	1:A:84:LYS:HZ2	2:B:5:A:H5''	6	0.88
(1,3)	1:A:84:LYS:HZ2	2:B:5:A:H61	6	0.88
(1,3)	1:A:84:LYS:HZ2	2:B:5:A:H62	6	0.88
(1,3)	1:A:84:LYS:HZ2	2:B:5:A:H8	6	0.88
(1,3)	1:A:84:LYS:HZ2	2:B:5:A:HO2'	6	0.88
(1,3)	1:A:84:LYS:HZ2	2:B:5:A:N1	6	0.88
(1,3)	1:A:84:LYS:HZ2	2:B:5:A:N3	6	0.88
(1,3)	1:A:84:LYS:HZ2	2:B:5:A:N6	6	0.88
(1,3)	1:A:84:LYS:HZ2	2:B:5:A:N7	6	0.88
(1,3)	1:A:84:LYS:HZ2	2:B:5:A:N9	6	0.88
(1,3)	1:A:84:LYS:HZ2	2:B:5:A:O2'	6	0.88
(1,3)	1:A:84:LYS:HZ2	2:B:5:A:O3'	6	0.88
(1,3)	1:A:84:LYS:HZ2	2:B:5:A:O4'	6	0.88
(1,3)	1:A:84:LYS:HZ2	2:B:5:A:O5'	6	0.88
(1,3)	1:A:84:LYS:HZ2	2:B:5:A:OP1	6	0.88
(1,3)	1:A:84:LYS:HZ2	2:B:5:A:OP2	6	0.88
(1,3)	1:A:84:LYS:HZ2	2:B:5:A:P	6	0.88
(1,3)	1:A:84:LYS:HZ2	2:B:6:G:C1'	6	0.88
(1,3)	1:A:84:LYS:HZ2	2:B:6:G:C2	6	0.88
(1,3)	1:A:84:LYS:HZ2	2:B:6:G:C2'	6	0.88
(1,3)	1:A:84:LYS:HZ2	2:B:6:G:C3'	6	0.88
(1,3)	1:A:84:LYS:HZ2	2:B:6:G:C4	6	0.88
(1,3)	1:A:84:LYS:HZ2	2:B:6:G:C4'	6	0.88
(1,3)	1:A:84:LYS:HZ2	2:B:6:G:C5	6	0.88
(1,3)	1:A:84:LYS:HZ2	2:B:6:G:C5'	6	0.88
(1,3)	1:A:84:LYS:HZ2	2:B:6:G:C6	6	0.88
(1,3)	1:A:84:LYS:HZ2	2:B:6:G:C8	6	0.88
(1,3)	1:A:84:LYS:HZ2	2:B:6:G:H1	6	0.88
(1,3)	1:A:84:LYS:HZ2	2:B:6:G:H1'	6	0.88
(1,3)	1:A:84:LYS:HZ2	2:B:6:G:H2'	6	0.88
(1,3)	1:A:84:LYS:HZ2	2:B:6:G:H21	6	0.88

Continued on next page...

Continued from previous page...

Key	Atom-1	Atom-2	Model ID	Violation (Å)
(1,3)	1:A:84:LYS:HZ2	2:B:6:G:H22	6	0.88
(1,3)	1:A:84:LYS:HZ2	2:B:6:G:H3'	6	0.88
(1,3)	1:A:84:LYS:HZ2	2:B:6:G:H4'	6	0.88
(1,3)	1:A:84:LYS:HZ2	2:B:6:G:H5'	6	0.88
(1,3)	1:A:84:LYS:HZ2	2:B:6:G:H5''	6	0.88
(1,3)	1:A:84:LYS:HZ2	2:B:6:G:H8	6	0.88
(1,3)	1:A:84:LYS:HZ2	2:B:6:G:HO2'	6	0.88
(1,3)	1:A:84:LYS:HZ2	2:B:6:G:N1	6	0.88
(1,3)	1:A:84:LYS:HZ2	2:B:6:G:N2	6	0.88
(1,3)	1:A:84:LYS:HZ2	2:B:6:G:N3	6	0.88
(1,3)	1:A:84:LYS:HZ2	2:B:6:G:N7	6	0.88
(1,3)	1:A:84:LYS:HZ2	2:B:6:G:N9	6	0.88
(1,3)	1:A:84:LYS:HZ2	2:B:6:G:O2'	6	0.88
(1,3)	1:A:84:LYS:HZ2	2:B:6:G:O3'	6	0.88
(1,3)	1:A:84:LYS:HZ2	2:B:6:G:O4'	6	0.88
(1,3)	1:A:84:LYS:HZ2	2:B:6:G:O5'	6	0.88
(1,3)	1:A:84:LYS:HZ2	2:B:6:G:O6	6	0.88
(1,3)	1:A:84:LYS:HZ2	2:B:6:G:OP1	6	0.88
(1,3)	1:A:84:LYS:HZ2	2:B:6:G:OP2	6	0.88
(1,3)	1:A:84:LYS:HZ2	2:B:6:G:P	6	0.88
(1,3)	1:A:84:LYS:HZ2	2:B:7:C:C1'	6	0.88
(1,3)	1:A:84:LYS:HZ2	2:B:7:C:C2	6	0.88
(1,3)	1:A:84:LYS:HZ2	2:B:7:C:C2'	6	0.88
(1,3)	1:A:84:LYS:HZ2	2:B:7:C:C3'	6	0.88
(1,3)	1:A:84:LYS:HZ2	2:B:7:C:C4	6	0.88
(1,3)	1:A:84:LYS:HZ2	2:B:7:C:C4'	6	0.88
(1,3)	1:A:84:LYS:HZ2	2:B:7:C:C5	6	0.88
(1,3)	1:A:84:LYS:HZ2	2:B:7:C:C5'	6	0.88
(1,3)	1:A:84:LYS:HZ2	2:B:7:C:C6	6	0.88
(1,3)	1:A:84:LYS:HZ2	2:B:7:C:H1'	6	0.88
(1,3)	1:A:84:LYS:HZ2	2:B:7:C:H2'	6	0.88
(1,3)	1:A:84:LYS:HZ2	2:B:7:C:H3'	6	0.88
(1,3)	1:A:84:LYS:HZ2	2:B:7:C:H4'	6	0.88
(1,3)	1:A:84:LYS:HZ2	2:B:7:C:H41	6	0.88
(1,3)	1:A:84:LYS:HZ2	2:B:7:C:H42	6	0.88
(1,3)	1:A:84:LYS:HZ2	2:B:7:C:H5	6	0.88
(1,3)	1:A:84:LYS:HZ2	2:B:7:C:H5'	6	0.88
(1,3)	1:A:84:LYS:HZ2	2:B:7:C:H5''	6	0.88
(1,3)	1:A:84:LYS:HZ2	2:B:7:C:H6	6	0.88
(1,3)	1:A:84:LYS:HZ2	2:B:7:C:HO2'	6	0.88
(1,3)	1:A:84:LYS:HZ2	2:B:7:C:N1	6	0.88
(1,3)	1:A:84:LYS:HZ2	2:B:7:C:N3	6	0.88

Continued on next page...

Continued from previous page...

Key	Atom-1	Atom-2	Model ID	Violation (Å)
(1,3)	1:A:84:LYS:HZ2	2:B:7:C:N4	6	0.88
(1,3)	1:A:84:LYS:HZ2	2:B:7:C:O2	6	0.88
(1,3)	1:A:84:LYS:HZ2	2:B:7:C:O2'	6	0.88
(1,3)	1:A:84:LYS:HZ2	2:B:7:C:O3'	6	0.88
(1,3)	1:A:84:LYS:HZ2	2:B:7:C:O4'	6	0.88
(1,3)	1:A:84:LYS:HZ2	2:B:7:C:O5'	6	0.88
(1,3)	1:A:84:LYS:HZ2	2:B:7:C:OP1	6	0.88
(1,3)	1:A:84:LYS:HZ2	2:B:7:C:OP2	6	0.88
(1,3)	1:A:84:LYS:HZ2	2:B:7:C:P	6	0.88
(1,3)	1:A:84:LYS:HZ2	2:B:8:U:C1'	6	0.88
(1,3)	1:A:84:LYS:HZ2	2:B:8:U:C2	6	0.88
(1,3)	1:A:84:LYS:HZ2	2:B:8:U:C2'	6	0.88
(1,3)	1:A:84:LYS:HZ2	2:B:8:U:C3'	6	0.88
(1,3)	1:A:84:LYS:HZ2	2:B:8:U:C4	6	0.88
(1,3)	1:A:84:LYS:HZ2	2:B:8:U:C4'	6	0.88
(1,3)	1:A:84:LYS:HZ2	2:B:8:U:C5	6	0.88
(1,3)	1:A:84:LYS:HZ2	2:B:8:U:C5'	6	0.88
(1,3)	1:A:84:LYS:HZ2	2:B:8:U:C6	6	0.88
(1,3)	1:A:84:LYS:HZ2	2:B:8:U:H1'	6	0.88
(1,3)	1:A:84:LYS:HZ2	2:B:8:U:H2'	6	0.88
(1,3)	1:A:84:LYS:HZ2	2:B:8:U:H3	6	0.88
(1,3)	1:A:84:LYS:HZ2	2:B:8:U:H3'	6	0.88
(1,3)	1:A:84:LYS:HZ2	2:B:8:U:H4'	6	0.88
(1,3)	1:A:84:LYS:HZ2	2:B:8:U:H5	6	0.88
(1,3)	1:A:84:LYS:HZ2	2:B:8:U:H5'	6	0.88
(1,3)	1:A:84:LYS:HZ2	2:B:8:U:H5''	6	0.88
(1,3)	1:A:84:LYS:HZ2	2:B:8:U:H6	6	0.88
(1,3)	1:A:84:LYS:HZ2	2:B:8:U:HO2'	6	0.88
(1,3)	1:A:84:LYS:HZ2	2:B:8:U:N1	6	0.88
(1,3)	1:A:84:LYS:HZ2	2:B:8:U:N3	6	0.88
(1,3)	1:A:84:LYS:HZ2	2:B:8:U:O2	6	0.88
(1,3)	1:A:84:LYS:HZ2	2:B:8:U:O2'	6	0.88
(1,3)	1:A:84:LYS:HZ2	2:B:8:U:O3'	6	0.88
(1,3)	1:A:84:LYS:HZ2	2:B:8:U:O4	6	0.88
(1,3)	1:A:84:LYS:HZ2	2:B:8:U:O4'	6	0.88
(1,3)	1:A:84:LYS:HZ2	2:B:8:U:O5'	6	0.88
(1,3)	1:A:84:LYS:HZ2	2:B:8:U:OP1	6	0.88
(1,3)	1:A:84:LYS:HZ2	2:B:8:U:OP2	6	0.88
(1,3)	1:A:84:LYS:HZ2	2:B:8:U:P	6	0.88
(1,3)	1:A:84:LYS:HZ2	2:B:9:C:C1'	6	0.88
(1,3)	1:A:84:LYS:HZ2	2:B:9:C:C2	6	0.88
(1,3)	1:A:84:LYS:HZ2	2:B:9:C:C2'	6	0.88

Continued on next page...

Continued from previous page...

Key	Atom-1	Atom-2	Model ID	Violation (Å)
(1,3)	1:A:84:LYS:HZ2	2:B:9:C:C3'	6	0.88
(1,3)	1:A:84:LYS:HZ2	2:B:9:C:C4	6	0.88
(1,3)	1:A:84:LYS:HZ2	2:B:9:C:C4'	6	0.88
(1,3)	1:A:84:LYS:HZ2	2:B:9:C:C5	6	0.88
(1,3)	1:A:84:LYS:HZ2	2:B:9:C:C5'	6	0.88
(1,3)	1:A:84:LYS:HZ2	2:B:9:C:C6	6	0.88
(1,3)	1:A:84:LYS:HZ2	2:B:9:C:H1'	6	0.88
(1,3)	1:A:84:LYS:HZ2	2:B:9:C:H2'	6	0.88
(1,3)	1:A:84:LYS:HZ2	2:B:9:C:H3'	6	0.88
(1,3)	1:A:84:LYS:HZ2	2:B:9:C:H4'	6	0.88
(1,3)	1:A:84:LYS:HZ2	2:B:9:C:H41	6	0.88
(1,3)	1:A:84:LYS:HZ2	2:B:9:C:H42	6	0.88
(1,3)	1:A:84:LYS:HZ2	2:B:9:C:H5	6	0.88
(1,3)	1:A:84:LYS:HZ2	2:B:9:C:H5'	6	0.88
(1,3)	1:A:84:LYS:HZ2	2:B:9:C:H5''	6	0.88
(1,3)	1:A:84:LYS:HZ2	2:B:9:C:H6	6	0.88
(1,3)	1:A:84:LYS:HZ2	2:B:9:C:HO2'	6	0.88
(1,3)	1:A:84:LYS:HZ2	2:B:9:C:N1	6	0.88
(1,3)	1:A:84:LYS:HZ2	2:B:9:C:N3	6	0.88
(1,3)	1:A:84:LYS:HZ2	2:B:9:C:N4	6	0.88
(1,3)	1:A:84:LYS:HZ2	2:B:9:C:O2	6	0.88
(1,3)	1:A:84:LYS:HZ2	2:B:9:C:O2'	6	0.88
(1,3)	1:A:84:LYS:HZ2	2:B:9:C:O3'	6	0.88
(1,3)	1:A:84:LYS:HZ2	2:B:9:C:O4'	6	0.88
(1,3)	1:A:84:LYS:HZ2	2:B:9:C:O5'	6	0.88
(1,3)	1:A:84:LYS:HZ2	2:B:9:C:OP1	6	0.88
(1,3)	1:A:84:LYS:HZ2	2:B:9:C:OP2	6	0.88
(1,3)	1:A:84:LYS:HZ2	2:B:9:C:P	6	0.88
(1,3)	1:A:84:LYS:HZ2	2:B:10:G:C1'	6	0.88
(1,3)	1:A:84:LYS:HZ2	2:B:10:G:C2	6	0.88
(1,3)	1:A:84:LYS:HZ2	2:B:10:G:C2'	6	0.88
(1,3)	1:A:84:LYS:HZ2	2:B:10:G:C3'	6	0.88
(1,3)	1:A:84:LYS:HZ2	2:B:10:G:C4	6	0.88
(1,3)	1:A:84:LYS:HZ2	2:B:10:G:C4'	6	0.88
(1,3)	1:A:84:LYS:HZ2	2:B:10:G:C5	6	0.88
(1,3)	1:A:84:LYS:HZ2	2:B:10:G:C5'	6	0.88
(1,3)	1:A:84:LYS:HZ2	2:B:10:G:C6	6	0.88
(1,3)	1:A:84:LYS:HZ2	2:B:10:G:C8	6	0.88
(1,3)	1:A:84:LYS:HZ2	2:B:10:G:H1	6	0.88
(1,3)	1:A:84:LYS:HZ2	2:B:10:G:H1'	6	0.88
(1,3)	1:A:84:LYS:HZ2	2:B:10:G:H2'	6	0.88
(1,3)	1:A:84:LYS:HZ2	2:B:10:G:H21	6	0.88

Continued on next page...

Continued from previous page...

Key	Atom-1	Atom-2	Model ID	Violation (Å)
(1,3)	1:A:84:LYS:HZ2	2:B:10:G:H22	6	0.88
(1,3)	1:A:84:LYS:HZ2	2:B:10:G:H3'	6	0.88
(1,3)	1:A:84:LYS:HZ2	2:B:10:G:H4'	6	0.88
(1,3)	1:A:84:LYS:HZ2	2:B:10:G:H5'	6	0.88
(1,3)	1:A:84:LYS:HZ2	2:B:10:G:H5''	6	0.88
(1,3)	1:A:84:LYS:HZ2	2:B:10:G:H8	6	0.88
(1,3)	1:A:84:LYS:HZ2	2:B:10:G:HO2'	6	0.88
(1,3)	1:A:84:LYS:HZ2	2:B:10:G:N1	6	0.88
(1,3)	1:A:84:LYS:HZ2	2:B:10:G:N2	6	0.88
(1,3)	1:A:84:LYS:HZ2	2:B:10:G:N3	6	0.88
(1,3)	1:A:84:LYS:HZ2	2:B:10:G:N7	6	0.88
(1,3)	1:A:84:LYS:HZ2	2:B:10:G:N9	6	0.88
(1,3)	1:A:84:LYS:HZ2	2:B:10:G:O2'	6	0.88
(1,3)	1:A:84:LYS:HZ2	2:B:10:G:O3'	6	0.88
(1,3)	1:A:84:LYS:HZ2	2:B:10:G:O4'	6	0.88
(1,3)	1:A:84:LYS:HZ2	2:B:10:G:O5'	6	0.88
(1,3)	1:A:84:LYS:HZ2	2:B:10:G:O6	6	0.88
(1,3)	1:A:84:LYS:HZ2	2:B:10:G:OP1	6	0.88
(1,3)	1:A:84:LYS:HZ2	2:B:10:G:OP2	6	0.88
(1,3)	1:A:84:LYS:HZ2	2:B:10:G:P	6	0.88
(1,3)	1:A:84:LYS:HZ2	2:B:11:A:C1'	6	0.88
(1,3)	1:A:84:LYS:HZ2	2:B:11:A:C2	6	0.88
(1,3)	1:A:84:LYS:HZ2	2:B:11:A:C2'	6	0.88
(1,3)	1:A:84:LYS:HZ2	2:B:11:A:C3'	6	0.88
(1,3)	1:A:84:LYS:HZ2	2:B:11:A:C4	6	0.88
(1,3)	1:A:84:LYS:HZ2	2:B:11:A:C4'	6	0.88
(1,3)	1:A:84:LYS:HZ2	2:B:11:A:C5	6	0.88
(1,3)	1:A:84:LYS:HZ2	2:B:11:A:C5'	6	0.88
(1,3)	1:A:84:LYS:HZ2	2:B:11:A:C6	6	0.88
(1,3)	1:A:84:LYS:HZ2	2:B:11:A:C8	6	0.88
(1,3)	1:A:84:LYS:HZ2	2:B:11:A:H1'	6	0.88
(1,3)	1:A:84:LYS:HZ2	2:B:11:A:H2	6	0.88
(1,3)	1:A:84:LYS:HZ2	2:B:11:A:H2'	6	0.88
(1,3)	1:A:84:LYS:HZ2	2:B:11:A:H3'	6	0.88
(1,3)	1:A:84:LYS:HZ2	2:B:11:A:H4'	6	0.88
(1,3)	1:A:84:LYS:HZ2	2:B:11:A:H5'	6	0.88
(1,3)	1:A:84:LYS:HZ2	2:B:11:A:H5''	6	0.88
(1,3)	1:A:84:LYS:HZ2	2:B:11:A:H61	6	0.88
(1,3)	1:A:84:LYS:HZ2	2:B:11:A:H62	6	0.88
(1,3)	1:A:84:LYS:HZ2	2:B:11:A:H8	6	0.88
(1,3)	1:A:84:LYS:HZ2	2:B:11:A:HO2'	6	0.88
(1,3)	1:A:84:LYS:HZ2	2:B:11:A:N1	6	0.88

Continued on next page...

Continued from previous page...

Key	Atom-1	Atom-2	Model ID	Violation (Å)
(1,3)	1:A:84:LYS:HZ2	2:B:11:A:N3	6	0.88
(1,3)	1:A:84:LYS:HZ2	2:B:11:A:N6	6	0.88
(1,3)	1:A:84:LYS:HZ2	2:B:11:A:N7	6	0.88
(1,3)	1:A:84:LYS:HZ2	2:B:11:A:N9	6	0.88
(1,3)	1:A:84:LYS:HZ2	2:B:11:A:O2'	6	0.88
(1,3)	1:A:84:LYS:HZ2	2:B:11:A:O3'	6	0.88
(1,3)	1:A:84:LYS:HZ2	2:B:11:A:O4'	6	0.88
(1,3)	1:A:84:LYS:HZ2	2:B:11:A:O5'	6	0.88
(1,3)	1:A:84:LYS:HZ2	2:B:11:A:OP1	6	0.88
(1,3)	1:A:84:LYS:HZ2	2:B:11:A:OP2	6	0.88
(1,3)	1:A:84:LYS:HZ2	2:B:11:A:P	6	0.88
(1,3)	1:A:84:LYS:HZ2	2:B:12:A:C1'	6	0.88
(1,3)	1:A:84:LYS:HZ2	2:B:12:A:C2	6	0.88
(1,3)	1:A:84:LYS:HZ2	2:B:12:A:C2'	6	0.88
(1,3)	1:A:84:LYS:HZ2	2:B:12:A:C3'	6	0.88
(1,3)	1:A:84:LYS:HZ2	2:B:12:A:C4	6	0.88
(1,3)	1:A:84:LYS:HZ2	2:B:12:A:C4'	6	0.88
(1,3)	1:A:84:LYS:HZ2	2:B:12:A:C5	6	0.88
(1,3)	1:A:84:LYS:HZ2	2:B:12:A:C5'	6	0.88
(1,3)	1:A:84:LYS:HZ2	2:B:12:A:C6	6	0.88
(1,3)	1:A:84:LYS:HZ2	2:B:12:A:C8	6	0.88
(1,3)	1:A:84:LYS:HZ2	2:B:12:A:H1'	6	0.88
(1,3)	1:A:84:LYS:HZ2	2:B:12:A:H2	6	0.88
(1,3)	1:A:84:LYS:HZ2	2:B:12:A:H2'	6	0.88
(1,3)	1:A:84:LYS:HZ2	2:B:12:A:H3'	6	0.88
(1,3)	1:A:84:LYS:HZ2	2:B:12:A:H4'	6	0.88
(1,3)	1:A:84:LYS:HZ2	2:B:12:A:H5'	6	0.88
(1,3)	1:A:84:LYS:HZ2	2:B:12:A:H5''	6	0.88
(1,3)	1:A:84:LYS:HZ2	2:B:12:A:H61	6	0.88
(1,3)	1:A:84:LYS:HZ2	2:B:12:A:H62	6	0.88
(1,3)	1:A:84:LYS:HZ2	2:B:12:A:H8	6	0.88
(1,3)	1:A:84:LYS:HZ2	2:B:12:A:HO2'	6	0.88
(1,3)	1:A:84:LYS:HZ2	2:B:12:A:N1	6	0.88
(1,3)	1:A:84:LYS:HZ2	2:B:12:A:N3	6	0.88
(1,3)	1:A:84:LYS:HZ2	2:B:12:A:N6	6	0.88
(1,3)	1:A:84:LYS:HZ2	2:B:12:A:N7	6	0.88
(1,3)	1:A:84:LYS:HZ2	2:B:12:A:N9	6	0.88
(1,3)	1:A:84:LYS:HZ2	2:B:12:A:O2'	6	0.88
(1,3)	1:A:84:LYS:HZ2	2:B:12:A:O3'	6	0.88
(1,3)	1:A:84:LYS:HZ2	2:B:12:A:O4'	6	0.88
(1,3)	1:A:84:LYS:HZ2	2:B:12:A:O5'	6	0.88
(1,3)	1:A:84:LYS:HZ2	2:B:12:A:OP1	6	0.88

Continued on next page...

Continued from previous page...

Key	Atom-1	Atom-2	Model ID	Violation (Å)
(1,3)	1:A:84:LYS:HZ2	2:B:12:A:OP2	6	0.88
(1,3)	1:A:84:LYS:HZ2	2:B:12:A:P	6	0.88
(1,3)	1:A:84:LYS:HZ2	2:B:13:A:C1'	6	0.88
(1,3)	1:A:84:LYS:HZ2	2:B:13:A:C2	6	0.88
(1,3)	1:A:84:LYS:HZ2	2:B:13:A:C2'	6	0.88
(1,3)	1:A:84:LYS:HZ2	2:B:13:A:C3'	6	0.88
(1,3)	1:A:84:LYS:HZ2	2:B:13:A:C4	6	0.88
(1,3)	1:A:84:LYS:HZ2	2:B:13:A:C4'	6	0.88
(1,3)	1:A:84:LYS:HZ2	2:B:13:A:C5	6	0.88
(1,3)	1:A:84:LYS:HZ2	2:B:13:A:C5'	6	0.88
(1,3)	1:A:84:LYS:HZ2	2:B:13:A:C6	6	0.88
(1,3)	1:A:84:LYS:HZ2	2:B:13:A:C8	6	0.88
(1,3)	1:A:84:LYS:HZ2	2:B:13:A:H1'	6	0.88
(1,3)	1:A:84:LYS:HZ2	2:B:13:A:H2	6	0.88
(1,3)	1:A:84:LYS:HZ2	2:B:13:A:H2'	6	0.88
(1,3)	1:A:84:LYS:HZ2	2:B:13:A:H3'	6	0.88
(1,3)	1:A:84:LYS:HZ2	2:B:13:A:H4'	6	0.88
(1,3)	1:A:84:LYS:HZ2	2:B:13:A:H5'	6	0.88
(1,3)	1:A:84:LYS:HZ2	2:B:13:A:H5''	6	0.88
(1,3)	1:A:84:LYS:HZ2	2:B:13:A:H61	6	0.88
(1,3)	1:A:84:LYS:HZ2	2:B:13:A:H62	6	0.88
(1,3)	1:A:84:LYS:HZ2	2:B:13:A:H8	6	0.88
(1,3)	1:A:84:LYS:HZ2	2:B:13:A:HO2'	6	0.88
(1,3)	1:A:84:LYS:HZ2	2:B:13:A:N1	6	0.88
(1,3)	1:A:84:LYS:HZ2	2:B:13:A:N3	6	0.88
(1,3)	1:A:84:LYS:HZ2	2:B:13:A:N6	6	0.88
(1,3)	1:A:84:LYS:HZ2	2:B:13:A:N7	6	0.88
(1,3)	1:A:84:LYS:HZ2	2:B:13:A:N9	6	0.88
(1,3)	1:A:84:LYS:HZ2	2:B:13:A:O2'	6	0.88
(1,3)	1:A:84:LYS:HZ2	2:B:13:A:O3'	6	0.88
(1,3)	1:A:84:LYS:HZ2	2:B:13:A:O4'	6	0.88
(1,3)	1:A:84:LYS:HZ2	2:B:13:A:O5'	6	0.88
(1,3)	1:A:84:LYS:HZ2	2:B:13:A:OP1	6	0.88
(1,3)	1:A:84:LYS:HZ2	2:B:13:A:OP2	6	0.88
(1,3)	1:A:84:LYS:HZ2	2:B:13:A:P	6	0.88
(1,3)	1:A:84:LYS:HZ2	2:B:14:G:C1'	6	0.88
(1,3)	1:A:84:LYS:HZ2	2:B:14:G:C2	6	0.88
(1,3)	1:A:84:LYS:HZ2	2:B:14:G:C2'	6	0.88
(1,3)	1:A:84:LYS:HZ2	2:B:14:G:C3'	6	0.88
(1,3)	1:A:84:LYS:HZ2	2:B:14:G:C4	6	0.88
(1,3)	1:A:84:LYS:HZ2	2:B:14:G:C4'	6	0.88
(1,3)	1:A:84:LYS:HZ2	2:B:14:G:C5	6	0.88

Continued on next page...

Continued from previous page...

Key	Atom-1	Atom-2	Model ID	Violation (Å)
(1,3)	1:A:84:LYS:HZ2	2:B:14:G:C5'	6	0.88
(1,3)	1:A:84:LYS:HZ2	2:B:14:G:C6	6	0.88
(1,3)	1:A:84:LYS:HZ2	2:B:14:G:C8	6	0.88
(1,3)	1:A:84:LYS:HZ2	2:B:14:G:H1	6	0.88
(1,3)	1:A:84:LYS:HZ2	2:B:14:G:H1'	6	0.88
(1,3)	1:A:84:LYS:HZ2	2:B:14:G:H2'	6	0.88
(1,3)	1:A:84:LYS:HZ2	2:B:14:G:H21	6	0.88
(1,3)	1:A:84:LYS:HZ2	2:B:14:G:H22	6	0.88
(1,3)	1:A:84:LYS:HZ2	2:B:14:G:H3'	6	0.88
(1,3)	1:A:84:LYS:HZ2	2:B:14:G:H4'	6	0.88
(1,3)	1:A:84:LYS:HZ2	2:B:14:G:H5'	6	0.88
(1,3)	1:A:84:LYS:HZ2	2:B:14:G:H5''	6	0.88
(1,3)	1:A:84:LYS:HZ2	2:B:14:G:H8	6	0.88
(1,3)	1:A:84:LYS:HZ2	2:B:14:G:HO2'	6	0.88
(1,3)	1:A:84:LYS:HZ2	2:B:14:G:N1	6	0.88
(1,3)	1:A:84:LYS:HZ2	2:B:14:G:N2	6	0.88
(1,3)	1:A:84:LYS:HZ2	2:B:14:G:N3	6	0.88
(1,3)	1:A:84:LYS:HZ2	2:B:14:G:N7	6	0.88
(1,3)	1:A:84:LYS:HZ2	2:B:14:G:N9	6	0.88
(1,3)	1:A:84:LYS:HZ2	2:B:14:G:O2'	6	0.88
(1,3)	1:A:84:LYS:HZ2	2:B:14:G:O3'	6	0.88
(1,3)	1:A:84:LYS:HZ2	2:B:14:G:O4'	6	0.88
(1,3)	1:A:84:LYS:HZ2	2:B:14:G:O5'	6	0.88
(1,3)	1:A:84:LYS:HZ2	2:B:14:G:O6	6	0.88
(1,3)	1:A:84:LYS:HZ2	2:B:14:G:OP1	6	0.88
(1,3)	1:A:84:LYS:HZ2	2:B:14:G:OP2	6	0.88
(1,3)	1:A:84:LYS:HZ2	2:B:14:G:P	6	0.88
(1,3)	1:A:84:LYS:HZ2	2:B:15:A:C1'	6	0.88
(1,3)	1:A:84:LYS:HZ2	2:B:15:A:C2	6	0.88
(1,3)	1:A:84:LYS:HZ2	2:B:15:A:C2'	6	0.88
(1,3)	1:A:84:LYS:HZ2	2:B:15:A:C3'	6	0.88
(1,3)	1:A:84:LYS:HZ2	2:B:15:A:C4	6	0.88
(1,3)	1:A:84:LYS:HZ2	2:B:15:A:C4'	6	0.88
(1,3)	1:A:84:LYS:HZ2	2:B:15:A:C5	6	0.88
(1,3)	1:A:84:LYS:HZ2	2:B:15:A:C5'	6	0.88
(1,3)	1:A:84:LYS:HZ2	2:B:15:A:C6	6	0.88
(1,3)	1:A:84:LYS:HZ2	2:B:15:A:C8	6	0.88
(1,3)	1:A:84:LYS:HZ2	2:B:15:A:H1'	6	0.88
(1,3)	1:A:84:LYS:HZ2	2:B:15:A:H2	6	0.88
(1,3)	1:A:84:LYS:HZ2	2:B:15:A:H2'	6	0.88
(1,3)	1:A:84:LYS:HZ2	2:B:15:A:H3'	6	0.88
(1,3)	1:A:84:LYS:HZ2	2:B:15:A:H4'	6	0.88

Continued on next page...

Continued from previous page...

Key	Atom-1	Atom-2	Model ID	Violation (Å)
(1,3)	1:A:84:LYS:HZ2	2:B:15:A:H5'	6	0.88
(1,3)	1:A:84:LYS:HZ2	2:B:15:A:H5''	6	0.88
(1,3)	1:A:84:LYS:HZ2	2:B:15:A:H61	6	0.88
(1,3)	1:A:84:LYS:HZ2	2:B:15:A:H62	6	0.88
(1,3)	1:A:84:LYS:HZ2	2:B:15:A:H8	6	0.88
(1,3)	1:A:84:LYS:HZ2	2:B:15:A:HO2'	6	0.88
(1,3)	1:A:84:LYS:HZ2	2:B:15:A:N1	6	0.88
(1,3)	1:A:84:LYS:HZ2	2:B:15:A:N3	6	0.88
(1,3)	1:A:84:LYS:HZ2	2:B:15:A:N6	6	0.88
(1,3)	1:A:84:LYS:HZ2	2:B:15:A:N7	6	0.88
(1,3)	1:A:84:LYS:HZ2	2:B:15:A:N9	6	0.88
(1,3)	1:A:84:LYS:HZ2	2:B:15:A:O2'	6	0.88
(1,3)	1:A:84:LYS:HZ2	2:B:15:A:O3'	6	0.88
(1,3)	1:A:84:LYS:HZ2	2:B:15:A:O4'	6	0.88
(1,3)	1:A:84:LYS:HZ2	2:B:15:A:O5'	6	0.88
(1,3)	1:A:84:LYS:HZ2	2:B:15:A:OP1	6	0.88
(1,3)	1:A:84:LYS:HZ2	2:B:15:A:OP2	6	0.88
(1,3)	1:A:84:LYS:HZ2	2:B:15:A:P	6	0.88
(1,3)	1:A:84:LYS:HZ2	2:B:16:G:C1'	6	0.88
(1,3)	1:A:84:LYS:HZ2	2:B:16:G:C2	6	0.88
(1,3)	1:A:84:LYS:HZ2	2:B:16:G:C2'	6	0.88
(1,3)	1:A:84:LYS:HZ2	2:B:16:G:C3'	6	0.88
(1,3)	1:A:84:LYS:HZ2	2:B:16:G:C4	6	0.88
(1,3)	1:A:84:LYS:HZ2	2:B:16:G:C4'	6	0.88
(1,3)	1:A:84:LYS:HZ2	2:B:16:G:C5	6	0.88
(1,3)	1:A:84:LYS:HZ2	2:B:16:G:C5'	6	0.88
(1,3)	1:A:84:LYS:HZ2	2:B:16:G:C6	6	0.88
(1,3)	1:A:84:LYS:HZ2	2:B:16:G:C8	6	0.88
(1,3)	1:A:84:LYS:HZ2	2:B:16:G:H1	6	0.88
(1,3)	1:A:84:LYS:HZ2	2:B:16:G:H1'	6	0.88
(1,3)	1:A:84:LYS:HZ2	2:B:16:G:H2'	6	0.88
(1,3)	1:A:84:LYS:HZ2	2:B:16:G:H21	6	0.88
(1,3)	1:A:84:LYS:HZ2	2:B:16:G:H22	6	0.88
(1,3)	1:A:84:LYS:HZ2	2:B:16:G:H3'	6	0.88
(1,3)	1:A:84:LYS:HZ2	2:B:16:G:H4'	6	0.88
(1,3)	1:A:84:LYS:HZ2	2:B:16:G:H5'	6	0.88
(1,3)	1:A:84:LYS:HZ2	2:B:16:G:H5''	6	0.88
(1,3)	1:A:84:LYS:HZ2	2:B:16:G:H8	6	0.88
(1,3)	1:A:84:LYS:HZ2	2:B:16:G:HO2'	6	0.88
(1,3)	1:A:84:LYS:HZ2	2:B:16:G:N1	6	0.88
(1,3)	1:A:84:LYS:HZ2	2:B:16:G:N2	6	0.88
(1,3)	1:A:84:LYS:HZ2	2:B:16:G:N3	6	0.88

Continued on next page...

Continued from previous page...

Key	Atom-1	Atom-2	Model ID	Violation (Å)
(1,3)	1:A:84:LYS:HZ2	2:B:16:G:N7	6	0.88
(1,3)	1:A:84:LYS:HZ2	2:B:16:G:N9	6	0.88
(1,3)	1:A:84:LYS:HZ2	2:B:16:G:O2'	6	0.88
(1,3)	1:A:84:LYS:HZ2	2:B:16:G:O3'	6	0.88
(1,3)	1:A:84:LYS:HZ2	2:B:16:G:O4'	6	0.88
(1,3)	1:A:84:LYS:HZ2	2:B:16:G:O5'	6	0.88
(1,3)	1:A:84:LYS:HZ2	2:B:16:G:O6	6	0.88
(1,3)	1:A:84:LYS:HZ2	2:B:16:G:OP1	6	0.88
(1,3)	1:A:84:LYS:HZ2	2:B:16:G:OP2	6	0.88
(1,3)	1:A:84:LYS:HZ2	2:B:16:G:P	6	0.88
(1,3)	1:A:84:LYS:HZ2	2:B:17:C:C1'	6	0.88
(1,3)	1:A:84:LYS:HZ2	2:B:17:C:C2	6	0.88
(1,3)	1:A:84:LYS:HZ2	2:B:17:C:C2'	6	0.88
(1,3)	1:A:84:LYS:HZ2	2:B:17:C:C3'	6	0.88
(1,3)	1:A:84:LYS:HZ2	2:B:17:C:C4	6	0.88
(1,3)	1:A:84:LYS:HZ2	2:B:17:C:C4'	6	0.88
(1,3)	1:A:84:LYS:HZ2	2:B:17:C:C5	6	0.88
(1,3)	1:A:84:LYS:HZ2	2:B:17:C:C5'	6	0.88
(1,3)	1:A:84:LYS:HZ2	2:B:17:C:C6	6	0.88
(1,3)	1:A:84:LYS:HZ2	2:B:17:C:H1'	6	0.88
(1,3)	1:A:84:LYS:HZ2	2:B:17:C:H2'	6	0.88
(1,3)	1:A:84:LYS:HZ2	2:B:17:C:H3'	6	0.88
(1,3)	1:A:84:LYS:HZ2	2:B:17:C:H4'	6	0.88
(1,3)	1:A:84:LYS:HZ2	2:B:17:C:H41	6	0.88
(1,3)	1:A:84:LYS:HZ2	2:B:17:C:H42	6	0.88
(1,3)	1:A:84:LYS:HZ2	2:B:17:C:H5	6	0.88
(1,3)	1:A:84:LYS:HZ2	2:B:17:C:H5'	6	0.88
(1,3)	1:A:84:LYS:HZ2	2:B:17:C:H5''	6	0.88
(1,3)	1:A:84:LYS:HZ2	2:B:17:C:H6	6	0.88
(1,3)	1:A:84:LYS:HZ2	2:B:17:C:HO2'	6	0.88
(1,3)	1:A:84:LYS:HZ2	2:B:17:C:N1	6	0.88
(1,3)	1:A:84:LYS:HZ2	2:B:17:C:N3	6	0.88
(1,3)	1:A:84:LYS:HZ2	2:B:17:C:N4	6	0.88
(1,3)	1:A:84:LYS:HZ2	2:B:17:C:O2	6	0.88
(1,3)	1:A:84:LYS:HZ2	2:B:17:C:O2'	6	0.88
(1,3)	1:A:84:LYS:HZ2	2:B:17:C:O3'	6	0.88
(1,3)	1:A:84:LYS:HZ2	2:B:17:C:O4'	6	0.88
(1,3)	1:A:84:LYS:HZ2	2:B:17:C:O5'	6	0.88
(1,3)	1:A:84:LYS:HZ2	2:B:17:C:OP1	6	0.88
(1,3)	1:A:84:LYS:HZ2	2:B:17:C:OP2	6	0.88
(1,3)	1:A:84:LYS:HZ2	2:B:17:C:P	6	0.88
(1,3)	1:A:84:LYS:HZ2	2:B:18:A:C1'	6	0.88

Continued on next page...

Continued from previous page...

Key	Atom-1	Atom-2	Model ID	Violation (Å)
(1,3)	1:A:84:LYS:HZ2	2:B:18:A:C2	6	0.88
(1,3)	1:A:84:LYS:HZ2	2:B:18:A:C2'	6	0.88
(1,3)	1:A:84:LYS:HZ2	2:B:18:A:C3'	6	0.88
(1,3)	1:A:84:LYS:HZ2	2:B:18:A:C4	6	0.88
(1,3)	1:A:84:LYS:HZ2	2:B:18:A:C4'	6	0.88
(1,3)	1:A:84:LYS:HZ2	2:B:18:A:C5	6	0.88
(1,3)	1:A:84:LYS:HZ2	2:B:18:A:C5'	6	0.88
(1,3)	1:A:84:LYS:HZ2	2:B:18:A:C6	6	0.88
(1,3)	1:A:84:LYS:HZ2	2:B:18:A:C8	6	0.88
(1,3)	1:A:84:LYS:HZ2	2:B:18:A:H1'	6	0.88
(1,3)	1:A:84:LYS:HZ2	2:B:18:A:H2	6	0.88
(1,3)	1:A:84:LYS:HZ2	2:B:18:A:H2'	6	0.88
(1,3)	1:A:84:LYS:HZ2	2:B:18:A:H3'	6	0.88
(1,3)	1:A:84:LYS:HZ2	2:B:18:A:H4'	6	0.88
(1,3)	1:A:84:LYS:HZ2	2:B:18:A:H5'	6	0.88
(1,3)	1:A:84:LYS:HZ2	2:B:18:A:H5''	6	0.88
(1,3)	1:A:84:LYS:HZ2	2:B:18:A:H61	6	0.88
(1,3)	1:A:84:LYS:HZ2	2:B:18:A:H62	6	0.88
(1,3)	1:A:84:LYS:HZ2	2:B:18:A:H8	6	0.88
(1,3)	1:A:84:LYS:HZ2	2:B:18:A:HO2'	6	0.88
(1,3)	1:A:84:LYS:HZ2	2:B:18:A:N1	6	0.88
(1,3)	1:A:84:LYS:HZ2	2:B:18:A:N3	6	0.88
(1,3)	1:A:84:LYS:HZ2	2:B:18:A:N6	6	0.88
(1,3)	1:A:84:LYS:HZ2	2:B:18:A:N7	6	0.88
(1,3)	1:A:84:LYS:HZ2	2:B:18:A:N9	6	0.88
(1,3)	1:A:84:LYS:HZ2	2:B:18:A:O2'	6	0.88
(1,3)	1:A:84:LYS:HZ2	2:B:18:A:O3'	6	0.88
(1,3)	1:A:84:LYS:HZ2	2:B:18:A:O4'	6	0.88
(1,3)	1:A:84:LYS:HZ2	2:B:18:A:O5'	6	0.88
(1,3)	1:A:84:LYS:HZ2	2:B:18:A:OP1	6	0.88
(1,3)	1:A:84:LYS:HZ2	2:B:18:A:OP2	6	0.88
(1,3)	1:A:84:LYS:HZ2	2:B:18:A:P	6	0.88
(1,3)	1:A:84:LYS:HZ2	2:B:19:A:C1'	6	0.88
(1,3)	1:A:84:LYS:HZ2	2:B:19:A:C2	6	0.88
(1,3)	1:A:84:LYS:HZ2	2:B:19:A:C2'	6	0.88
(1,3)	1:A:84:LYS:HZ2	2:B:19:A:C3'	6	0.88
(1,3)	1:A:84:LYS:HZ2	2:B:19:A:C4	6	0.88
(1,3)	1:A:84:LYS:HZ2	2:B:19:A:C4'	6	0.88
(1,3)	1:A:84:LYS:HZ2	2:B:19:A:C5	6	0.88
(1,3)	1:A:84:LYS:HZ2	2:B:19:A:C5'	6	0.88
(1,3)	1:A:84:LYS:HZ2	2:B:19:A:C6	6	0.88
(1,3)	1:A:84:LYS:HZ2	2:B:19:A:C8	6	0.88

Continued on next page...

Continued from previous page...

Key	Atom-1	Atom-2	Model ID	Violation (Å)
(1,3)	1:A:84:LYS:HZ2	2:B:19:A:H1'	6	0.88
(1,3)	1:A:84:LYS:HZ2	2:B:19:A:H2	6	0.88
(1,3)	1:A:84:LYS:HZ2	2:B:19:A:H2'	6	0.88
(1,3)	1:A:84:LYS:HZ2	2:B:19:A:H3'	6	0.88
(1,3)	1:A:84:LYS:HZ2	2:B:19:A:H4'	6	0.88
(1,3)	1:A:84:LYS:HZ2	2:B:19:A:H5'	6	0.88
(1,3)	1:A:84:LYS:HZ2	2:B:19:A:H5''	6	0.88
(1,3)	1:A:84:LYS:HZ2	2:B:19:A:H61	6	0.88
(1,3)	1:A:84:LYS:HZ2	2:B:19:A:H62	6	0.88
(1,3)	1:A:84:LYS:HZ2	2:B:19:A:H8	6	0.88
(1,3)	1:A:84:LYS:HZ2	2:B:19:A:HO2'	6	0.88
(1,3)	1:A:84:LYS:HZ2	2:B:19:A:N1	6	0.88
(1,3)	1:A:84:LYS:HZ2	2:B:19:A:N3	6	0.88
(1,3)	1:A:84:LYS:HZ2	2:B:19:A:N6	6	0.88
(1,3)	1:A:84:LYS:HZ2	2:B:19:A:N7	6	0.88
(1,3)	1:A:84:LYS:HZ2	2:B:19:A:N9	6	0.88
(1,3)	1:A:84:LYS:HZ2	2:B:19:A:O2'	6	0.88
(1,3)	1:A:84:LYS:HZ2	2:B:19:A:O3'	6	0.88
(1,3)	1:A:84:LYS:HZ2	2:B:19:A:O4'	6	0.88
(1,3)	1:A:84:LYS:HZ2	2:B:19:A:O5'	6	0.88
(1,3)	1:A:84:LYS:HZ2	2:B:19:A:OP1	6	0.88
(1,3)	1:A:84:LYS:HZ2	2:B:19:A:OP2	6	0.88
(1,3)	1:A:84:LYS:HZ2	2:B:19:A:P	6	0.88
(1,3)	1:A:84:LYS:HZ2	2:B:20:U:C1'	6	0.88
(1,3)	1:A:84:LYS:HZ2	2:B:20:U:C2	6	0.88
(1,3)	1:A:84:LYS:HZ2	2:B:20:U:C2'	6	0.88
(1,3)	1:A:84:LYS:HZ2	2:B:20:U:C3'	6	0.88
(1,3)	1:A:84:LYS:HZ2	2:B:20:U:C4	6	0.88
(1,3)	1:A:84:LYS:HZ2	2:B:20:U:C4'	6	0.88
(1,3)	1:A:84:LYS:HZ2	2:B:20:U:C5	6	0.88
(1,3)	1:A:84:LYS:HZ2	2:B:20:U:C5'	6	0.88
(1,3)	1:A:84:LYS:HZ2	2:B:20:U:C6	6	0.88
(1,3)	1:A:84:LYS:HZ2	2:B:20:U:H1'	6	0.88
(1,3)	1:A:84:LYS:HZ2	2:B:20:U:H2'	6	0.88
(1,3)	1:A:84:LYS:HZ2	2:B:20:U:H3	6	0.88
(1,3)	1:A:84:LYS:HZ2	2:B:20:U:H3'	6	0.88
(1,3)	1:A:84:LYS:HZ2	2:B:20:U:H4'	6	0.88
(1,3)	1:A:84:LYS:HZ2	2:B:20:U:H5	6	0.88
(1,3)	1:A:84:LYS:HZ2	2:B:20:U:H5'	6	0.88
(1,3)	1:A:84:LYS:HZ2	2:B:20:U:H5''	6	0.88
(1,3)	1:A:84:LYS:HZ2	2:B:20:U:H6	6	0.88
(1,3)	1:A:84:LYS:HZ2	2:B:20:U:HO2'	6	0.88

Continued on next page...

Continued from previous page...

Key	Atom-1	Atom-2	Model ID	Violation (Å)
(1,3)	1:A:84:LYS:HZ2	2:B:20:U:N1	6	0.88
(1,3)	1:A:84:LYS:HZ2	2:B:20:U:N3	6	0.88
(1,3)	1:A:84:LYS:HZ2	2:B:20:U:O2	6	0.88
(1,3)	1:A:84:LYS:HZ2	2:B:20:U:O2'	6	0.88
(1,3)	1:A:84:LYS:HZ2	2:B:20:U:O3'	6	0.88
(1,3)	1:A:84:LYS:HZ2	2:B:20:U:O4	6	0.88
(1,3)	1:A:84:LYS:HZ2	2:B:20:U:O4'	6	0.88
(1,3)	1:A:84:LYS:HZ2	2:B:20:U:O5'	6	0.88
(1,3)	1:A:84:LYS:HZ2	2:B:20:U:OP1	6	0.88
(1,3)	1:A:84:LYS:HZ2	2:B:20:U:OP2	6	0.88
(1,3)	1:A:84:LYS:HZ2	2:B:20:U:P	6	0.88
(1,3)	1:A:84:LYS:HZ2	2:B:21:G:C1'	6	0.88
(1,3)	1:A:84:LYS:HZ2	2:B:21:G:C2	6	0.88
(1,3)	1:A:84:LYS:HZ2	2:B:21:G:C2'	6	0.88
(1,3)	1:A:84:LYS:HZ2	2:B:21:G:C3'	6	0.88
(1,3)	1:A:84:LYS:HZ2	2:B:21:G:C4	6	0.88
(1,3)	1:A:84:LYS:HZ2	2:B:21:G:C4'	6	0.88
(1,3)	1:A:84:LYS:HZ2	2:B:21:G:C5	6	0.88
(1,3)	1:A:84:LYS:HZ2	2:B:21:G:C5'	6	0.88
(1,3)	1:A:84:LYS:HZ2	2:B:21:G:C6	6	0.88
(1,3)	1:A:84:LYS:HZ2	2:B:21:G:C8	6	0.88
(1,3)	1:A:84:LYS:HZ2	2:B:21:G:H1	6	0.88
(1,3)	1:A:84:LYS:HZ2	2:B:21:G:H1'	6	0.88
(1,3)	1:A:84:LYS:HZ2	2:B:21:G:H2'	6	0.88
(1,3)	1:A:84:LYS:HZ2	2:B:21:G:H21	6	0.88
(1,3)	1:A:84:LYS:HZ2	2:B:21:G:H22	6	0.88
(1,3)	1:A:84:LYS:HZ2	2:B:21:G:H3'	6	0.88
(1,3)	1:A:84:LYS:HZ2	2:B:21:G:H4'	6	0.88
(1,3)	1:A:84:LYS:HZ2	2:B:21:G:H5'	6	0.88
(1,3)	1:A:84:LYS:HZ2	2:B:21:G:H5''	6	0.88
(1,3)	1:A:84:LYS:HZ2	2:B:21:G:H8	6	0.88
(1,3)	1:A:84:LYS:HZ2	2:B:21:G:HO2'	6	0.88
(1,3)	1:A:84:LYS:HZ2	2:B:21:G:N1	6	0.88
(1,3)	1:A:84:LYS:HZ2	2:B:21:G:N2	6	0.88
(1,3)	1:A:84:LYS:HZ2	2:B:21:G:N3	6	0.88
(1,3)	1:A:84:LYS:HZ2	2:B:21:G:N7	6	0.88
(1,3)	1:A:84:LYS:HZ2	2:B:21:G:N9	6	0.88
(1,3)	1:A:84:LYS:HZ2	2:B:21:G:O2'	6	0.88
(1,3)	1:A:84:LYS:HZ2	2:B:21:G:O3'	6	0.88
(1,3)	1:A:84:LYS:HZ2	2:B:21:G:O4'	6	0.88
(1,3)	1:A:84:LYS:HZ2	2:B:21:G:O5'	6	0.88
(1,3)	1:A:84:LYS:HZ2	2:B:21:G:O6	6	0.88

Continued on next page...

Continued from previous page...

Key	Atom-1	Atom-2	Model ID	Violation (Å)
(1,3)	1:A:84:LYS:HZ2	2:B:21:G:OP1	6	0.88
(1,3)	1:A:84:LYS:HZ2	2:B:21:G:OP2	6	0.88
(1,3)	1:A:84:LYS:HZ2	2:B:21:G:P	6	0.88
(1,3)	1:A:84:LYS:HZ2	2:B:22:A:C1'	6	0.88
(1,3)	1:A:84:LYS:HZ2	2:B:22:A:C2	6	0.88
(1,3)	1:A:84:LYS:HZ2	2:B:22:A:C2'	6	0.88
(1,3)	1:A:84:LYS:HZ2	2:B:22:A:C3'	6	0.88
(1,3)	1:A:84:LYS:HZ2	2:B:22:A:C4	6	0.88
(1,3)	1:A:84:LYS:HZ2	2:B:22:A:C4'	6	0.88
(1,3)	1:A:84:LYS:HZ2	2:B:22:A:C5	6	0.88
(1,3)	1:A:84:LYS:HZ2	2:B:22:A:C5'	6	0.88
(1,3)	1:A:84:LYS:HZ2	2:B:22:A:C6	6	0.88
(1,3)	1:A:84:LYS:HZ2	2:B:22:A:C8	6	0.88
(1,3)	1:A:84:LYS:HZ2	2:B:22:A:H1'	6	0.88
(1,3)	1:A:84:LYS:HZ2	2:B:22:A:H2	6	0.88
(1,3)	1:A:84:LYS:HZ2	2:B:22:A:H2'	6	0.88
(1,3)	1:A:84:LYS:HZ2	2:B:22:A:H3'	6	0.88
(1,3)	1:A:84:LYS:HZ2	2:B:22:A:H4'	6	0.88
(1,3)	1:A:84:LYS:HZ2	2:B:22:A:H5'	6	0.88
(1,3)	1:A:84:LYS:HZ2	2:B:22:A:H5''	6	0.88
(1,3)	1:A:84:LYS:HZ2	2:B:22:A:H61	6	0.88
(1,3)	1:A:84:LYS:HZ2	2:B:22:A:H62	6	0.88
(1,3)	1:A:84:LYS:HZ2	2:B:22:A:H8	6	0.88
(1,3)	1:A:84:LYS:HZ2	2:B:22:A:HO2'	6	0.88
(1,3)	1:A:84:LYS:HZ2	2:B:22:A:N1	6	0.88
(1,3)	1:A:84:LYS:HZ2	2:B:22:A:N3	6	0.88
(1,3)	1:A:84:LYS:HZ2	2:B:22:A:N6	6	0.88
(1,3)	1:A:84:LYS:HZ2	2:B:22:A:N7	6	0.88
(1,3)	1:A:84:LYS:HZ2	2:B:22:A:N9	6	0.88
(1,3)	1:A:84:LYS:HZ2	2:B:22:A:O2'	6	0.88
(1,3)	1:A:84:LYS:HZ2	2:B:22:A:O3'	6	0.88
(1,3)	1:A:84:LYS:HZ2	2:B:22:A:O4'	6	0.88
(1,3)	1:A:84:LYS:HZ2	2:B:22:A:O5'	6	0.88
(1,3)	1:A:84:LYS:HZ2	2:B:22:A:OP1	6	0.88
(1,3)	1:A:84:LYS:HZ2	2:B:22:A:OP2	6	0.88
(1,3)	1:A:84:LYS:HZ2	2:B:22:A:P	6	0.88
(1,3)	1:A:84:LYS:HZ2	2:B:23:U:C1'	6	0.88
(1,3)	1:A:84:LYS:HZ2	2:B:23:U:C2	6	0.88
(1,3)	1:A:84:LYS:HZ2	2:B:23:U:C2'	6	0.88
(1,3)	1:A:84:LYS:HZ2	2:B:23:U:C3'	6	0.88
(1,3)	1:A:84:LYS:HZ2	2:B:23:U:C4	6	0.88
(1,3)	1:A:84:LYS:HZ2	2:B:23:U:C4'	6	0.88

Continued on next page...

Continued from previous page...

Key	Atom-1	Atom-2	Model ID	Violation (Å)
(1,3)	1:A:84:LYS:HZ2	2:B:23:U:C5	6	0.88
(1,3)	1:A:84:LYS:HZ2	2:B:23:U:C5'	6	0.88
(1,3)	1:A:84:LYS:HZ2	2:B:23:U:C6	6	0.88
(1,3)	1:A:84:LYS:HZ2	2:B:23:U:H1'	6	0.88
(1,3)	1:A:84:LYS:HZ2	2:B:23:U:H2'	6	0.88
(1,3)	1:A:84:LYS:HZ2	2:B:23:U:H3	6	0.88
(1,3)	1:A:84:LYS:HZ2	2:B:23:U:H3'	6	0.88
(1,3)	1:A:84:LYS:HZ2	2:B:23:U:H4'	6	0.88
(1,3)	1:A:84:LYS:HZ2	2:B:23:U:H5	6	0.88
(1,3)	1:A:84:LYS:HZ2	2:B:23:U:H5'	6	0.88
(1,3)	1:A:84:LYS:HZ2	2:B:23:U:H5''	6	0.88
(1,3)	1:A:84:LYS:HZ2	2:B:23:U:H6	6	0.88
(1,3)	1:A:84:LYS:HZ2	2:B:23:U:HO2'	6	0.88
(1,3)	1:A:84:LYS:HZ2	2:B:23:U:N1	6	0.88
(1,3)	1:A:84:LYS:HZ2	2:B:23:U:N3	6	0.88
(1,3)	1:A:84:LYS:HZ2	2:B:23:U:O2	6	0.88
(1,3)	1:A:84:LYS:HZ2	2:B:23:U:O2'	6	0.88
(1,3)	1:A:84:LYS:HZ2	2:B:23:U:O3'	6	0.88
(1,3)	1:A:84:LYS:HZ2	2:B:23:U:O4	6	0.88
(1,3)	1:A:84:LYS:HZ2	2:B:23:U:O4'	6	0.88
(1,3)	1:A:84:LYS:HZ2	2:B:23:U:O5'	6	0.88
(1,3)	1:A:84:LYS:HZ2	2:B:23:U:OP1	6	0.88
(1,3)	1:A:84:LYS:HZ2	2:B:23:U:OP2	6	0.88
(1,3)	1:A:84:LYS:HZ2	2:B:23:U:P	6	0.88
(1,3)	1:A:84:LYS:HZ2	2:B:24:G:C1'	6	0.88
(1,3)	1:A:84:LYS:HZ2	2:B:24:G:C2	6	0.88
(1,3)	1:A:84:LYS:HZ2	2:B:24:G:C2'	6	0.88
(1,3)	1:A:84:LYS:HZ2	2:B:24:G:C3'	6	0.88
(1,3)	1:A:84:LYS:HZ2	2:B:24:G:C4	6	0.88
(1,3)	1:A:84:LYS:HZ2	2:B:24:G:C4'	6	0.88
(1,3)	1:A:84:LYS:HZ2	2:B:24:G:C5	6	0.88
(1,3)	1:A:84:LYS:HZ2	2:B:24:G:C5'	6	0.88
(1,3)	1:A:84:LYS:HZ2	2:B:24:G:C6	6	0.88
(1,3)	1:A:84:LYS:HZ2	2:B:24:G:C8	6	0.88
(1,3)	1:A:84:LYS:HZ2	2:B:24:G:H1	6	0.88
(1,3)	1:A:84:LYS:HZ2	2:B:24:G:H1'	6	0.88
(1,3)	1:A:84:LYS:HZ2	2:B:24:G:H2'	6	0.88
(1,3)	1:A:84:LYS:HZ2	2:B:24:G:H21	6	0.88
(1,3)	1:A:84:LYS:HZ2	2:B:24:G:H22	6	0.88
(1,3)	1:A:84:LYS:HZ2	2:B:24:G:H3'	6	0.88
(1,3)	1:A:84:LYS:HZ2	2:B:24:G:H4'	6	0.88
(1,3)	1:A:84:LYS:HZ2	2:B:24:G:H5'	6	0.88

Continued on next page...

Continued from previous page...

Key	Atom-1	Atom-2	Model ID	Violation (Å)
(1,3)	1:A:84:LYS:HZ2	2:B:24:G:H5''	6	0.88
(1,3)	1:A:84:LYS:HZ2	2:B:24:G:H8	6	0.88
(1,3)	1:A:84:LYS:HZ2	2:B:24:G:HO2'	6	0.88
(1,3)	1:A:84:LYS:HZ2	2:B:24:G:N1	6	0.88
(1,3)	1:A:84:LYS:HZ2	2:B:24:G:N2	6	0.88
(1,3)	1:A:84:LYS:HZ2	2:B:24:G:N3	6	0.88
(1,3)	1:A:84:LYS:HZ2	2:B:24:G:N7	6	0.88
(1,3)	1:A:84:LYS:HZ2	2:B:24:G:N9	6	0.88
(1,3)	1:A:84:LYS:HZ2	2:B:24:G:O2'	6	0.88
(1,3)	1:A:84:LYS:HZ2	2:B:24:G:O3'	6	0.88
(1,3)	1:A:84:LYS:HZ2	2:B:24:G:O4'	6	0.88
(1,3)	1:A:84:LYS:HZ2	2:B:24:G:O5'	6	0.88
(1,3)	1:A:84:LYS:HZ2	2:B:24:G:O6	6	0.88
(1,3)	1:A:84:LYS:HZ2	2:B:24:G:OP1	6	0.88
(1,3)	1:A:84:LYS:HZ2	2:B:24:G:OP2	6	0.88
(1,3)	1:A:84:LYS:HZ2	2:B:24:G:P	6	0.88
(1,3)	1:A:84:LYS:HZ3	2:B:2:C:C1'	6	0.88
(1,3)	1:A:84:LYS:HZ3	2:B:2:C:C2	6	0.88
(1,3)	1:A:84:LYS:HZ3	2:B:2:C:C2'	6	0.88
(1,3)	1:A:84:LYS:HZ3	2:B:2:C:C3'	6	0.88
(1,3)	1:A:84:LYS:HZ3	2:B:2:C:C4	6	0.88
(1,3)	1:A:84:LYS:HZ3	2:B:2:C:C4'	6	0.88
(1,3)	1:A:84:LYS:HZ3	2:B:2:C:C5	6	0.88
(1,3)	1:A:84:LYS:HZ3	2:B:2:C:C5'	6	0.88
(1,3)	1:A:84:LYS:HZ3	2:B:2:C:C6	6	0.88
(1,3)	1:A:84:LYS:HZ3	2:B:2:C:H1'	6	0.88
(1,3)	1:A:84:LYS:HZ3	2:B:2:C:H2'	6	0.88
(1,3)	1:A:84:LYS:HZ3	2:B:2:C:H3'	6	0.88
(1,3)	1:A:84:LYS:HZ3	2:B:2:C:H4'	6	0.88
(1,3)	1:A:84:LYS:HZ3	2:B:2:C:H41	6	0.88
(1,3)	1:A:84:LYS:HZ3	2:B:2:C:H42	6	0.88
(1,3)	1:A:84:LYS:HZ3	2:B:2:C:H5	6	0.88
(1,3)	1:A:84:LYS:HZ3	2:B:2:C:H5'	6	0.88
(1,3)	1:A:84:LYS:HZ3	2:B:2:C:H5''	6	0.88
(1,3)	1:A:84:LYS:HZ3	2:B:2:C:H6	6	0.88
(1,3)	1:A:84:LYS:HZ3	2:B:2:C:HO2'	6	0.88
(1,3)	1:A:84:LYS:HZ3	2:B:2:C:N1	6	0.88
(1,3)	1:A:84:LYS:HZ3	2:B:2:C:N3	6	0.88
(1,3)	1:A:84:LYS:HZ3	2:B:2:C:N4	6	0.88
(1,3)	1:A:84:LYS:HZ3	2:B:2:C:O2	6	0.88
(1,3)	1:A:84:LYS:HZ3	2:B:2:C:O2'	6	0.88
(1,3)	1:A:84:LYS:HZ3	2:B:2:C:O3'	6	0.88

Continued on next page...

Continued from previous page...

Key	Atom-1	Atom-2	Model ID	Violation (Å)
(1,3)	1:A:84:LYS:HZ3	2:B:2:C:O4'	6	0.88
(1,3)	1:A:84:LYS:HZ3	2:B:2:C:O5'	6	0.88
(1,3)	1:A:84:LYS:HZ3	2:B:3:U:C1'	6	0.88
(1,3)	1:A:84:LYS:HZ3	2:B:3:U:C2	6	0.88
(1,3)	1:A:84:LYS:HZ3	2:B:3:U:C2'	6	0.88
(1,3)	1:A:84:LYS:HZ3	2:B:3:U:C3'	6	0.88
(1,3)	1:A:84:LYS:HZ3	2:B:3:U:C4	6	0.88
(1,3)	1:A:84:LYS:HZ3	2:B:3:U:C4'	6	0.88
(1,3)	1:A:84:LYS:HZ3	2:B:3:U:C5	6	0.88
(1,3)	1:A:84:LYS:HZ3	2:B:3:U:C5'	6	0.88
(1,3)	1:A:84:LYS:HZ3	2:B:3:U:C6	6	0.88
(1,3)	1:A:84:LYS:HZ3	2:B:3:U:H1'	6	0.88
(1,3)	1:A:84:LYS:HZ3	2:B:3:U:H2'	6	0.88
(1,3)	1:A:84:LYS:HZ3	2:B:3:U:H3	6	0.88
(1,3)	1:A:84:LYS:HZ3	2:B:3:U:H3'	6	0.88
(1,3)	1:A:84:LYS:HZ3	2:B:3:U:H4'	6	0.88
(1,3)	1:A:84:LYS:HZ3	2:B:3:U:H5	6	0.88
(1,3)	1:A:84:LYS:HZ3	2:B:3:U:H5'	6	0.88
(1,3)	1:A:84:LYS:HZ3	2:B:3:U:H5''	6	0.88
(1,3)	1:A:84:LYS:HZ3	2:B:3:U:H6	6	0.88
(1,3)	1:A:84:LYS:HZ3	2:B:3:U:HO2'	6	0.88
(1,3)	1:A:84:LYS:HZ3	2:B:3:U:N1	6	0.88
(1,3)	1:A:84:LYS:HZ3	2:B:3:U:N3	6	0.88
(1,3)	1:A:84:LYS:HZ3	2:B:3:U:O2	6	0.88
(1,3)	1:A:84:LYS:HZ3	2:B:3:U:O2'	6	0.88
(1,3)	1:A:84:LYS:HZ3	2:B:3:U:O3'	6	0.88
(1,3)	1:A:84:LYS:HZ3	2:B:3:U:O4	6	0.88
(1,3)	1:A:84:LYS:HZ3	2:B:3:U:O4'	6	0.88
(1,3)	1:A:84:LYS:HZ3	2:B:3:U:O5'	6	0.88
(1,3)	1:A:84:LYS:HZ3	2:B:3:U:OP1	6	0.88
(1,3)	1:A:84:LYS:HZ3	2:B:3:U:OP2	6	0.88
(1,3)	1:A:84:LYS:HZ3	2:B:3:U:P	6	0.88
(1,3)	1:A:84:LYS:HZ3	2:B:4:G:C1'	6	0.88
(1,3)	1:A:84:LYS:HZ3	2:B:4:G:C2	6	0.88
(1,3)	1:A:84:LYS:HZ3	2:B:4:G:C2'	6	0.88
(1,3)	1:A:84:LYS:HZ3	2:B:4:G:C3'	6	0.88
(1,3)	1:A:84:LYS:HZ3	2:B:4:G:C4	6	0.88
(1,3)	1:A:84:LYS:HZ3	2:B:4:G:C4'	6	0.88
(1,3)	1:A:84:LYS:HZ3	2:B:4:G:C5	6	0.88
(1,3)	1:A:84:LYS:HZ3	2:B:4:G:C5'	6	0.88
(1,3)	1:A:84:LYS:HZ3	2:B:4:G:C6	6	0.88
(1,3)	1:A:84:LYS:HZ3	2:B:4:G:C8	6	0.88

Continued on next page...

Continued from previous page...

Key	Atom-1	Atom-2	Model ID	Violation (Å)
(1,3)	1:A:84:LYS:HZ3	2:B:4:G:H1	6	0.88
(1,3)	1:A:84:LYS:HZ3	2:B:4:G:H1'	6	0.88
(1,3)	1:A:84:LYS:HZ3	2:B:4:G:H2'	6	0.88
(1,3)	1:A:84:LYS:HZ3	2:B:4:G:H21	6	0.88
(1,3)	1:A:84:LYS:HZ3	2:B:4:G:H22	6	0.88
(1,3)	1:A:84:LYS:HZ3	2:B:4:G:H3'	6	0.88
(1,3)	1:A:84:LYS:HZ3	2:B:4:G:H4'	6	0.88
(1,3)	1:A:84:LYS:HZ3	2:B:4:G:H5'	6	0.88
(1,3)	1:A:84:LYS:HZ3	2:B:4:G:H5''	6	0.88
(1,3)	1:A:84:LYS:HZ3	2:B:4:G:H8	6	0.88
(1,3)	1:A:84:LYS:HZ3	2:B:4:G:HO2'	6	0.88
(1,3)	1:A:84:LYS:HZ3	2:B:4:G:N1	6	0.88
(1,3)	1:A:84:LYS:HZ3	2:B:4:G:N2	6	0.88
(1,3)	1:A:84:LYS:HZ3	2:B:4:G:N3	6	0.88
(1,3)	1:A:84:LYS:HZ3	2:B:4:G:N7	6	0.88
(1,3)	1:A:84:LYS:HZ3	2:B:4:G:N9	6	0.88
(1,3)	1:A:84:LYS:HZ3	2:B:4:G:O2'	6	0.88
(1,3)	1:A:84:LYS:HZ3	2:B:4:G:O3'	6	0.88
(1,3)	1:A:84:LYS:HZ3	2:B:4:G:O4'	6	0.88
(1,3)	1:A:84:LYS:HZ3	2:B:4:G:O5'	6	0.88
(1,3)	1:A:84:LYS:HZ3	2:B:4:G:O6	6	0.88
(1,3)	1:A:84:LYS:HZ3	2:B:4:G:OP1	6	0.88
(1,3)	1:A:84:LYS:HZ3	2:B:4:G:OP2	6	0.88
(1,3)	1:A:84:LYS:HZ3	2:B:4:G:P	6	0.88
(1,3)	1:A:84:LYS:HZ3	2:B:5:A:C1'	6	0.88
(1,3)	1:A:84:LYS:HZ3	2:B:5:A:C2	6	0.88
(1,3)	1:A:84:LYS:HZ3	2:B:5:A:C2'	6	0.88
(1,3)	1:A:84:LYS:HZ3	2:B:5:A:C3'	6	0.88
(1,3)	1:A:84:LYS:HZ3	2:B:5:A:C4	6	0.88
(1,3)	1:A:84:LYS:HZ3	2:B:5:A:C4'	6	0.88
(1,3)	1:A:84:LYS:HZ3	2:B:5:A:C5	6	0.88
(1,3)	1:A:84:LYS:HZ3	2:B:5:A:C5'	6	0.88
(1,3)	1:A:84:LYS:HZ3	2:B:5:A:C6	6	0.88
(1,3)	1:A:84:LYS:HZ3	2:B:5:A:C8	6	0.88
(1,3)	1:A:84:LYS:HZ3	2:B:5:A:H1'	6	0.88
(1,3)	1:A:84:LYS:HZ3	2:B:5:A:H2	6	0.88
(1,3)	1:A:84:LYS:HZ3	2:B:5:A:H2'	6	0.88
(1,3)	1:A:84:LYS:HZ3	2:B:5:A:H3'	6	0.88
(1,3)	1:A:84:LYS:HZ3	2:B:5:A:H4'	6	0.88
(1,3)	1:A:84:LYS:HZ3	2:B:5:A:H5'	6	0.88
(1,3)	1:A:84:LYS:HZ3	2:B:5:A:H5''	6	0.88
(1,3)	1:A:84:LYS:HZ3	2:B:5:A:H61	6	0.88

Continued on next page...

Continued from previous page...

Key	Atom-1	Atom-2	Model ID	Violation (Å)
(1,3)	1:A:84:LYS:HZ3	2:B:5:A:H62	6	0.88
(1,3)	1:A:84:LYS:HZ3	2:B:5:A:H8	6	0.88
(1,3)	1:A:84:LYS:HZ3	2:B:5:A:HO2'	6	0.88
(1,3)	1:A:84:LYS:HZ3	2:B:5:A:N1	6	0.88
(1,3)	1:A:84:LYS:HZ3	2:B:5:A:N3	6	0.88
(1,3)	1:A:84:LYS:HZ3	2:B:5:A:N6	6	0.88
(1,3)	1:A:84:LYS:HZ3	2:B:5:A:N7	6	0.88
(1,3)	1:A:84:LYS:HZ3	2:B:5:A:N9	6	0.88
(1,3)	1:A:84:LYS:HZ3	2:B:5:A:O2'	6	0.88
(1,3)	1:A:84:LYS:HZ3	2:B:5:A:O3'	6	0.88
(1,3)	1:A:84:LYS:HZ3	2:B:5:A:O4'	6	0.88
(1,3)	1:A:84:LYS:HZ3	2:B:5:A:O5'	6	0.88
(1,3)	1:A:84:LYS:HZ3	2:B:5:A:OP1	6	0.88
(1,3)	1:A:84:LYS:HZ3	2:B:5:A:OP2	6	0.88
(1,3)	1:A:84:LYS:HZ3	2:B:5:A:P	6	0.88
(1,3)	1:A:84:LYS:HZ3	2:B:6:G:C1'	6	0.88
(1,3)	1:A:84:LYS:HZ3	2:B:6:G:C2	6	0.88
(1,3)	1:A:84:LYS:HZ3	2:B:6:G:C2'	6	0.88
(1,3)	1:A:84:LYS:HZ3	2:B:6:G:C3'	6	0.88
(1,3)	1:A:84:LYS:HZ3	2:B:6:G:C4	6	0.88
(1,3)	1:A:84:LYS:HZ3	2:B:6:G:C4'	6	0.88
(1,3)	1:A:84:LYS:HZ3	2:B:6:G:C5	6	0.88
(1,3)	1:A:84:LYS:HZ3	2:B:6:G:C5'	6	0.88
(1,3)	1:A:84:LYS:HZ3	2:B:6:G:C6	6	0.88
(1,3)	1:A:84:LYS:HZ3	2:B:6:G:C8	6	0.88
(1,3)	1:A:84:LYS:HZ3	2:B:6:G:H1	6	0.88
(1,3)	1:A:84:LYS:HZ3	2:B:6:G:H1'	6	0.88
(1,3)	1:A:84:LYS:HZ3	2:B:6:G:H2'	6	0.88
(1,3)	1:A:84:LYS:HZ3	2:B:6:G:H21	6	0.88
(1,3)	1:A:84:LYS:HZ3	2:B:6:G:H22	6	0.88
(1,3)	1:A:84:LYS:HZ3	2:B:6:G:H3'	6	0.88
(1,3)	1:A:84:LYS:HZ3	2:B:6:G:H4'	6	0.88
(1,3)	1:A:84:LYS:HZ3	2:B:6:G:H5'	6	0.88
(1,3)	1:A:84:LYS:HZ3	2:B:6:G:H5''	6	0.88
(1,3)	1:A:84:LYS:HZ3	2:B:6:G:H8	6	0.88
(1,3)	1:A:84:LYS:HZ3	2:B:6:G:HO2'	6	0.88
(1,3)	1:A:84:LYS:HZ3	2:B:6:G:N1	6	0.88
(1,3)	1:A:84:LYS:HZ3	2:B:6:G:N2	6	0.88
(1,3)	1:A:84:LYS:HZ3	2:B:6:G:N3	6	0.88
(1,3)	1:A:84:LYS:HZ3	2:B:6:G:N7	6	0.88
(1,3)	1:A:84:LYS:HZ3	2:B:6:G:N9	6	0.88
(1,3)	1:A:84:LYS:HZ3	2:B:6:G:O2'	6	0.88

Continued on next page...

Continued from previous page...

Key	Atom-1	Atom-2	Model ID	Violation (Å)
(1,3)	1:A:84:LYS:HZ3	2:B:6:G:O3'	6	0.88
(1,3)	1:A:84:LYS:HZ3	2:B:6:G:O4'	6	0.88
(1,3)	1:A:84:LYS:HZ3	2:B:6:G:O5'	6	0.88
(1,3)	1:A:84:LYS:HZ3	2:B:6:G:O6	6	0.88
(1,3)	1:A:84:LYS:HZ3	2:B:6:G:OP1	6	0.88
(1,3)	1:A:84:LYS:HZ3	2:B:6:G:OP2	6	0.88
(1,3)	1:A:84:LYS:HZ3	2:B:6:G:P	6	0.88
(1,3)	1:A:84:LYS:HZ3	2:B:7:C:C1'	6	0.88
(1,3)	1:A:84:LYS:HZ3	2:B:7:C:C2	6	0.88
(1,3)	1:A:84:LYS:HZ3	2:B:7:C:C2'	6	0.88
(1,3)	1:A:84:LYS:HZ3	2:B:7:C:C3'	6	0.88
(1,3)	1:A:84:LYS:HZ3	2:B:7:C:C4	6	0.88
(1,3)	1:A:84:LYS:HZ3	2:B:7:C:C4'	6	0.88
(1,3)	1:A:84:LYS:HZ3	2:B:7:C:C5	6	0.88
(1,3)	1:A:84:LYS:HZ3	2:B:7:C:C5'	6	0.88
(1,3)	1:A:84:LYS:HZ3	2:B:7:C:C6	6	0.88
(1,3)	1:A:84:LYS:HZ3	2:B:7:C:H1'	6	0.88
(1,3)	1:A:84:LYS:HZ3	2:B:7:C:H2'	6	0.88
(1,3)	1:A:84:LYS:HZ3	2:B:7:C:H3'	6	0.88
(1,3)	1:A:84:LYS:HZ3	2:B:7:C:H4'	6	0.88
(1,3)	1:A:84:LYS:HZ3	2:B:7:C:H41	6	0.88
(1,3)	1:A:84:LYS:HZ3	2:B:7:C:H42	6	0.88
(1,3)	1:A:84:LYS:HZ3	2:B:7:C:H5	6	0.88
(1,3)	1:A:84:LYS:HZ3	2:B:7:C:H5'	6	0.88
(1,3)	1:A:84:LYS:HZ3	2:B:7:C:H5''	6	0.88
(1,3)	1:A:84:LYS:HZ3	2:B:7:C:H6	6	0.88
(1,3)	1:A:84:LYS:HZ3	2:B:7:C:HO2'	6	0.88
(1,3)	1:A:84:LYS:HZ3	2:B:7:C:N1	6	0.88
(1,3)	1:A:84:LYS:HZ3	2:B:7:C:N3	6	0.88
(1,3)	1:A:84:LYS:HZ3	2:B:7:C:N4	6	0.88
(1,3)	1:A:84:LYS:HZ3	2:B:7:C:O2	6	0.88
(1,3)	1:A:84:LYS:HZ3	2:B:7:C:O2'	6	0.88
(1,3)	1:A:84:LYS:HZ3	2:B:7:C:O3'	6	0.88
(1,3)	1:A:84:LYS:HZ3	2:B:7:C:O4'	6	0.88
(1,3)	1:A:84:LYS:HZ3	2:B:7:C:O5'	6	0.88
(1,3)	1:A:84:LYS:HZ3	2:B:7:C:OP1	6	0.88
(1,3)	1:A:84:LYS:HZ3	2:B:7:C:OP2	6	0.88
(1,3)	1:A:84:LYS:HZ3	2:B:7:C:P	6	0.88
(1,3)	1:A:84:LYS:HZ3	2:B:8:U:C1'	6	0.88
(1,3)	1:A:84:LYS:HZ3	2:B:8:U:C2	6	0.88
(1,3)	1:A:84:LYS:HZ3	2:B:8:U:C2'	6	0.88
(1,3)	1:A:84:LYS:HZ3	2:B:8:U:C3'	6	0.88

Continued on next page...

Continued from previous page...

Key	Atom-1	Atom-2	Model ID	Violation (Å)
(1,3)	1:A:84:LYS:HZ3	2:B:8:U:C4	6	0.88
(1,3)	1:A:84:LYS:HZ3	2:B:8:U:C4'	6	0.88
(1,3)	1:A:84:LYS:HZ3	2:B:8:U:C5	6	0.88
(1,3)	1:A:84:LYS:HZ3	2:B:8:U:C5'	6	0.88
(1,3)	1:A:84:LYS:HZ3	2:B:8:U:C6	6	0.88
(1,3)	1:A:84:LYS:HZ3	2:B:8:U:H1'	6	0.88
(1,3)	1:A:84:LYS:HZ3	2:B:8:U:H2'	6	0.88
(1,3)	1:A:84:LYS:HZ3	2:B:8:U:H3	6	0.88
(1,3)	1:A:84:LYS:HZ3	2:B:8:U:H3'	6	0.88
(1,3)	1:A:84:LYS:HZ3	2:B:8:U:H4'	6	0.88
(1,3)	1:A:84:LYS:HZ3	2:B:8:U:H5	6	0.88
(1,3)	1:A:84:LYS:HZ3	2:B:8:U:H5'	6	0.88
(1,3)	1:A:84:LYS:HZ3	2:B:8:U:H5''	6	0.88
(1,3)	1:A:84:LYS:HZ3	2:B:8:U:H6	6	0.88
(1,3)	1:A:84:LYS:HZ3	2:B:8:U:HO2'	6	0.88
(1,3)	1:A:84:LYS:HZ3	2:B:8:U:N1	6	0.88
(1,3)	1:A:84:LYS:HZ3	2:B:8:U:N3	6	0.88
(1,3)	1:A:84:LYS:HZ3	2:B:8:U:O2	6	0.88
(1,3)	1:A:84:LYS:HZ3	2:B:8:U:O2'	6	0.88
(1,3)	1:A:84:LYS:HZ3	2:B:8:U:O3'	6	0.88
(1,3)	1:A:84:LYS:HZ3	2:B:8:U:O4	6	0.88
(1,3)	1:A:84:LYS:HZ3	2:B:8:U:O4'	6	0.88
(1,3)	1:A:84:LYS:HZ3	2:B:8:U:O5'	6	0.88
(1,3)	1:A:84:LYS:HZ3	2:B:8:U:OP1	6	0.88
(1,3)	1:A:84:LYS:HZ3	2:B:8:U:OP2	6	0.88
(1,3)	1:A:84:LYS:HZ3	2:B:8:U:P	6	0.88
(1,3)	1:A:84:LYS:HZ3	2:B:9:C:C1'	6	0.88
(1,3)	1:A:84:LYS:HZ3	2:B:9:C:C2	6	0.88
(1,3)	1:A:84:LYS:HZ3	2:B:9:C:C2'	6	0.88
(1,3)	1:A:84:LYS:HZ3	2:B:9:C:C3'	6	0.88
(1,3)	1:A:84:LYS:HZ3	2:B:9:C:C4	6	0.88
(1,3)	1:A:84:LYS:HZ3	2:B:9:C:C4'	6	0.88
(1,3)	1:A:84:LYS:HZ3	2:B:9:C:C5	6	0.88
(1,3)	1:A:84:LYS:HZ3	2:B:9:C:C5'	6	0.88
(1,3)	1:A:84:LYS:HZ3	2:B:9:C:C6	6	0.88
(1,3)	1:A:84:LYS:HZ3	2:B:9:C:H1'	6	0.88
(1,3)	1:A:84:LYS:HZ3	2:B:9:C:H2'	6	0.88
(1,3)	1:A:84:LYS:HZ3	2:B:9:C:H3'	6	0.88
(1,3)	1:A:84:LYS:HZ3	2:B:9:C:H4'	6	0.88
(1,3)	1:A:84:LYS:HZ3	2:B:9:C:H41	6	0.88
(1,3)	1:A:84:LYS:HZ3	2:B:9:C:H42	6	0.88
(1,3)	1:A:84:LYS:HZ3	2:B:9:C:H5	6	0.88

Continued on next page...

Continued from previous page...

Key	Atom-1	Atom-2	Model ID	Violation (Å)
(1,3)	1:A:84:LYS:HZ3	2:B:9:C:H5'	6	0.88
(1,3)	1:A:84:LYS:HZ3	2:B:9:C:H5''	6	0.88
(1,3)	1:A:84:LYS:HZ3	2:B:9:C:H6	6	0.88
(1,3)	1:A:84:LYS:HZ3	2:B:9:C:HO2'	6	0.88
(1,3)	1:A:84:LYS:HZ3	2:B:9:C:N1	6	0.88
(1,3)	1:A:84:LYS:HZ3	2:B:9:C:N3	6	0.88
(1,3)	1:A:84:LYS:HZ3	2:B:9:C:N4	6	0.88
(1,3)	1:A:84:LYS:HZ3	2:B:9:C:O2	6	0.88
(1,3)	1:A:84:LYS:HZ3	2:B:9:C:O2'	6	0.88
(1,3)	1:A:84:LYS:HZ3	2:B:9:C:O3'	6	0.88
(1,3)	1:A:84:LYS:HZ3	2:B:9:C:O4'	6	0.88
(1,3)	1:A:84:LYS:HZ3	2:B:9:C:O5'	6	0.88
(1,3)	1:A:84:LYS:HZ3	2:B:9:C:OP1	6	0.88
(1,3)	1:A:84:LYS:HZ3	2:B:9:C:OP2	6	0.88
(1,3)	1:A:84:LYS:HZ3	2:B:9:C:P	6	0.88
(1,3)	1:A:84:LYS:HZ3	2:B:10:G:C1'	6	0.88
(1,3)	1:A:84:LYS:HZ3	2:B:10:G:C2	6	0.88
(1,3)	1:A:84:LYS:HZ3	2:B:10:G:C2'	6	0.88
(1,3)	1:A:84:LYS:HZ3	2:B:10:G:C3'	6	0.88
(1,3)	1:A:84:LYS:HZ3	2:B:10:G:C4	6	0.88
(1,3)	1:A:84:LYS:HZ3	2:B:10:G:C4'	6	0.88
(1,3)	1:A:84:LYS:HZ3	2:B:10:G:C5	6	0.88
(1,3)	1:A:84:LYS:HZ3	2:B:10:G:C5'	6	0.88
(1,3)	1:A:84:LYS:HZ3	2:B:10:G:C6	6	0.88
(1,3)	1:A:84:LYS:HZ3	2:B:10:G:C8	6	0.88
(1,3)	1:A:84:LYS:HZ3	2:B:10:G:H1	6	0.88
(1,3)	1:A:84:LYS:HZ3	2:B:10:G:H1'	6	0.88
(1,3)	1:A:84:LYS:HZ3	2:B:10:G:H2'	6	0.88
(1,3)	1:A:84:LYS:HZ3	2:B:10:G:H21	6	0.88
(1,3)	1:A:84:LYS:HZ3	2:B:10:G:H22	6	0.88
(1,3)	1:A:84:LYS:HZ3	2:B:10:G:H3'	6	0.88
(1,3)	1:A:84:LYS:HZ3	2:B:10:G:H4'	6	0.88
(1,3)	1:A:84:LYS:HZ3	2:B:10:G:H5'	6	0.88
(1,3)	1:A:84:LYS:HZ3	2:B:10:G:H5''	6	0.88
(1,3)	1:A:84:LYS:HZ3	2:B:10:G:H8	6	0.88
(1,3)	1:A:84:LYS:HZ3	2:B:10:G:HO2'	6	0.88
(1,3)	1:A:84:LYS:HZ3	2:B:10:G:N1	6	0.88
(1,3)	1:A:84:LYS:HZ3	2:B:10:G:N2	6	0.88
(1,3)	1:A:84:LYS:HZ3	2:B:10:G:N3	6	0.88
(1,3)	1:A:84:LYS:HZ3	2:B:10:G:N7	6	0.88
(1,3)	1:A:84:LYS:HZ3	2:B:10:G:N9	6	0.88
(1,3)	1:A:84:LYS:HZ3	2:B:10:G:O2'	6	0.88

Continued on next page...

Continued from previous page...

Key	Atom-1	Atom-2	Model ID	Violation (Å)
(1,3)	1:A:84:LYS:HZ3	2:B:10:G:O3'	6	0.88
(1,3)	1:A:84:LYS:HZ3	2:B:10:G:O4'	6	0.88
(1,3)	1:A:84:LYS:HZ3	2:B:10:G:O5'	6	0.88
(1,3)	1:A:84:LYS:HZ3	2:B:10:G:O6	6	0.88
(1,3)	1:A:84:LYS:HZ3	2:B:10:G:OP1	6	0.88
(1,3)	1:A:84:LYS:HZ3	2:B:10:G:OP2	6	0.88
(1,3)	1:A:84:LYS:HZ3	2:B:10:G:P	6	0.88
(1,3)	1:A:84:LYS:HZ3	2:B:11:A:C1'	6	0.88
(1,3)	1:A:84:LYS:HZ3	2:B:11:A:C2	6	0.88
(1,3)	1:A:84:LYS:HZ3	2:B:11:A:C2'	6	0.88
(1,3)	1:A:84:LYS:HZ3	2:B:11:A:C3'	6	0.88
(1,3)	1:A:84:LYS:HZ3	2:B:11:A:C4	6	0.88
(1,3)	1:A:84:LYS:HZ3	2:B:11:A:C4'	6	0.88
(1,3)	1:A:84:LYS:HZ3	2:B:11:A:C5	6	0.88
(1,3)	1:A:84:LYS:HZ3	2:B:11:A:C5'	6	0.88
(1,3)	1:A:84:LYS:HZ3	2:B:11:A:C6	6	0.88
(1,3)	1:A:84:LYS:HZ3	2:B:11:A:C8	6	0.88
(1,3)	1:A:84:LYS:HZ3	2:B:11:A:H1'	6	0.88
(1,3)	1:A:84:LYS:HZ3	2:B:11:A:H2	6	0.88
(1,3)	1:A:84:LYS:HZ3	2:B:11:A:H2'	6	0.88
(1,3)	1:A:84:LYS:HZ3	2:B:11:A:H3'	6	0.88
(1,3)	1:A:84:LYS:HZ3	2:B:11:A:H4'	6	0.88
(1,3)	1:A:84:LYS:HZ3	2:B:11:A:H5'	6	0.88
(1,3)	1:A:84:LYS:HZ3	2:B:11:A:H5''	6	0.88
(1,3)	1:A:84:LYS:HZ3	2:B:11:A:H61	6	0.88
(1,3)	1:A:84:LYS:HZ3	2:B:11:A:H62	6	0.88
(1,3)	1:A:84:LYS:HZ3	2:B:11:A:H8	6	0.88
(1,3)	1:A:84:LYS:HZ3	2:B:11:A:HO2'	6	0.88
(1,3)	1:A:84:LYS:HZ3	2:B:11:A:N1	6	0.88
(1,3)	1:A:84:LYS:HZ3	2:B:11:A:N3	6	0.88
(1,3)	1:A:84:LYS:HZ3	2:B:11:A:N6	6	0.88
(1,3)	1:A:84:LYS:HZ3	2:B:11:A:N7	6	0.88
(1,3)	1:A:84:LYS:HZ3	2:B:11:A:N9	6	0.88
(1,3)	1:A:84:LYS:HZ3	2:B:11:A:O2'	6	0.88
(1,3)	1:A:84:LYS:HZ3	2:B:11:A:O3'	6	0.88
(1,3)	1:A:84:LYS:HZ3	2:B:11:A:O4'	6	0.88
(1,3)	1:A:84:LYS:HZ3	2:B:11:A:O5'	6	0.88
(1,3)	1:A:84:LYS:HZ3	2:B:11:A:OP1	6	0.88
(1,3)	1:A:84:LYS:HZ3	2:B:11:A:OP2	6	0.88
(1,3)	1:A:84:LYS:HZ3	2:B:11:A:P	6	0.88
(1,3)	1:A:84:LYS:HZ3	2:B:12:A:C1'	6	0.88
(1,3)	1:A:84:LYS:HZ3	2:B:12:A:C2	6	0.88

Continued on next page...

Continued from previous page...

Key	Atom-1	Atom-2	Model ID	Violation (Å)
(1,3)	1:A:84:LYS:HZ3	2:B:12:A:C2'	6	0.88
(1,3)	1:A:84:LYS:HZ3	2:B:12:A:C3'	6	0.88
(1,3)	1:A:84:LYS:HZ3	2:B:12:A:C4	6	0.88
(1,3)	1:A:84:LYS:HZ3	2:B:12:A:C4'	6	0.88
(1,3)	1:A:84:LYS:HZ3	2:B:12:A:C5	6	0.88
(1,3)	1:A:84:LYS:HZ3	2:B:12:A:C5'	6	0.88
(1,3)	1:A:84:LYS:HZ3	2:B:12:A:C6	6	0.88
(1,3)	1:A:84:LYS:HZ3	2:B:12:A:C8	6	0.88
(1,3)	1:A:84:LYS:HZ3	2:B:12:A:H1'	6	0.88
(1,3)	1:A:84:LYS:HZ3	2:B:12:A:H2	6	0.88
(1,3)	1:A:84:LYS:HZ3	2:B:12:A:H2'	6	0.88
(1,3)	1:A:84:LYS:HZ3	2:B:12:A:H3'	6	0.88
(1,3)	1:A:84:LYS:HZ3	2:B:12:A:H4'	6	0.88
(1,3)	1:A:84:LYS:HZ3	2:B:12:A:H5'	6	0.88
(1,3)	1:A:84:LYS:HZ3	2:B:12:A:H5''	6	0.88
(1,3)	1:A:84:LYS:HZ3	2:B:12:A:H61	6	0.88
(1,3)	1:A:84:LYS:HZ3	2:B:12:A:H62	6	0.88
(1,3)	1:A:84:LYS:HZ3	2:B:12:A:H8	6	0.88
(1,3)	1:A:84:LYS:HZ3	2:B:12:A:HO2'	6	0.88
(1,3)	1:A:84:LYS:HZ3	2:B:12:A:N1	6	0.88
(1,3)	1:A:84:LYS:HZ3	2:B:12:A:N3	6	0.88
(1,3)	1:A:84:LYS:HZ3	2:B:12:A:N6	6	0.88
(1,3)	1:A:84:LYS:HZ3	2:B:12:A:N7	6	0.88
(1,3)	1:A:84:LYS:HZ3	2:B:12:A:N9	6	0.88
(1,3)	1:A:84:LYS:HZ3	2:B:12:A:O2'	6	0.88
(1,3)	1:A:84:LYS:HZ3	2:B:12:A:O3'	6	0.88
(1,3)	1:A:84:LYS:HZ3	2:B:12:A:O4'	6	0.88
(1,3)	1:A:84:LYS:HZ3	2:B:12:A:O5'	6	0.88
(1,3)	1:A:84:LYS:HZ3	2:B:12:A:OP1	6	0.88
(1,3)	1:A:84:LYS:HZ3	2:B:12:A:OP2	6	0.88
(1,3)	1:A:84:LYS:HZ3	2:B:12:A:P	6	0.88
(1,3)	1:A:84:LYS:HZ3	2:B:13:A:C1'	6	0.88
(1,3)	1:A:84:LYS:HZ3	2:B:13:A:C2	6	0.88
(1,3)	1:A:84:LYS:HZ3	2:B:13:A:C2'	6	0.88
(1,3)	1:A:84:LYS:HZ3	2:B:13:A:C3'	6	0.88
(1,3)	1:A:84:LYS:HZ3	2:B:13:A:C4	6	0.88
(1,3)	1:A:84:LYS:HZ3	2:B:13:A:C4'	6	0.88
(1,3)	1:A:84:LYS:HZ3	2:B:13:A:C5	6	0.88
(1,3)	1:A:84:LYS:HZ3	2:B:13:A:C5'	6	0.88
(1,3)	1:A:84:LYS:HZ3	2:B:13:A:C6	6	0.88
(1,3)	1:A:84:LYS:HZ3	2:B:13:A:C8	6	0.88
(1,3)	1:A:84:LYS:HZ3	2:B:13:A:H1'	6	0.88

Continued on next page...

Continued from previous page...

Key	Atom-1	Atom-2	Model ID	Violation (Å)
(1,3)	1:A:84:LYS:HZ3	2:B:13:A:H2	6	0.88
(1,3)	1:A:84:LYS:HZ3	2:B:13:A:H2'	6	0.88
(1,3)	1:A:84:LYS:HZ3	2:B:13:A:H3'	6	0.88
(1,3)	1:A:84:LYS:HZ3	2:B:13:A:H4'	6	0.88
(1,3)	1:A:84:LYS:HZ3	2:B:13:A:H5'	6	0.88
(1,3)	1:A:84:LYS:HZ3	2:B:13:A:H5''	6	0.88
(1,3)	1:A:84:LYS:HZ3	2:B:13:A:H61	6	0.88
(1,3)	1:A:84:LYS:HZ3	2:B:13:A:H62	6	0.88
(1,3)	1:A:84:LYS:HZ3	2:B:13:A:H8	6	0.88
(1,3)	1:A:84:LYS:HZ3	2:B:13:A:HO2'	6	0.88
(1,3)	1:A:84:LYS:HZ3	2:B:13:A:N1	6	0.88
(1,3)	1:A:84:LYS:HZ3	2:B:13:A:N3	6	0.88
(1,3)	1:A:84:LYS:HZ3	2:B:13:A:N6	6	0.88
(1,3)	1:A:84:LYS:HZ3	2:B:13:A:N7	6	0.88
(1,3)	1:A:84:LYS:HZ3	2:B:13:A:N9	6	0.88
(1,3)	1:A:84:LYS:HZ3	2:B:13:A:O2'	6	0.88
(1,3)	1:A:84:LYS:HZ3	2:B:13:A:O3'	6	0.88
(1,3)	1:A:84:LYS:HZ3	2:B:13:A:O4'	6	0.88
(1,3)	1:A:84:LYS:HZ3	2:B:13:A:O5'	6	0.88
(1,3)	1:A:84:LYS:HZ3	2:B:13:A:OP1	6	0.88
(1,3)	1:A:84:LYS:HZ3	2:B:13:A:OP2	6	0.88
(1,3)	1:A:84:LYS:HZ3	2:B:13:A:P	6	0.88
(1,3)	1:A:84:LYS:HZ3	2:B:14:G:C1'	6	0.88
(1,3)	1:A:84:LYS:HZ3	2:B:14:G:C2	6	0.88
(1,3)	1:A:84:LYS:HZ3	2:B:14:G:C2'	6	0.88
(1,3)	1:A:84:LYS:HZ3	2:B:14:G:C3'	6	0.88
(1,3)	1:A:84:LYS:HZ3	2:B:14:G:C4	6	0.88
(1,3)	1:A:84:LYS:HZ3	2:B:14:G:C4'	6	0.88
(1,3)	1:A:84:LYS:HZ3	2:B:14:G:C5	6	0.88
(1,3)	1:A:84:LYS:HZ3	2:B:14:G:C5'	6	0.88
(1,3)	1:A:84:LYS:HZ3	2:B:14:G:C6	6	0.88
(1,3)	1:A:84:LYS:HZ3	2:B:14:G:C8	6	0.88
(1,3)	1:A:84:LYS:HZ3	2:B:14:G:H1	6	0.88
(1,3)	1:A:84:LYS:HZ3	2:B:14:G:H1'	6	0.88
(1,3)	1:A:84:LYS:HZ3	2:B:14:G:H2'	6	0.88
(1,3)	1:A:84:LYS:HZ3	2:B:14:G:H21	6	0.88
(1,3)	1:A:84:LYS:HZ3	2:B:14:G:H22	6	0.88
(1,3)	1:A:84:LYS:HZ3	2:B:14:G:H3'	6	0.88
(1,3)	1:A:84:LYS:HZ3	2:B:14:G:H4'	6	0.88
(1,3)	1:A:84:LYS:HZ3	2:B:14:G:H5'	6	0.88
(1,3)	1:A:84:LYS:HZ3	2:B:14:G:H5''	6	0.88
(1,3)	1:A:84:LYS:HZ3	2:B:14:G:H8	6	0.88

Continued on next page...

Continued from previous page...

Key	Atom-1	Atom-2	Model ID	Violation (Å)
(1,3)	1:A:84:LYS:HZ3	2:B:14:G:HO2'	6	0.88
(1,3)	1:A:84:LYS:HZ3	2:B:14:G:N1	6	0.88
(1,3)	1:A:84:LYS:HZ3	2:B:14:G:N2	6	0.88
(1,3)	1:A:84:LYS:HZ3	2:B:14:G:N3	6	0.88
(1,3)	1:A:84:LYS:HZ3	2:B:14:G:N7	6	0.88
(1,3)	1:A:84:LYS:HZ3	2:B:14:G:N9	6	0.88
(1,3)	1:A:84:LYS:HZ3	2:B:14:G:O2'	6	0.88
(1,3)	1:A:84:LYS:HZ3	2:B:14:G:O3'	6	0.88
(1,3)	1:A:84:LYS:HZ3	2:B:14:G:O4'	6	0.88
(1,3)	1:A:84:LYS:HZ3	2:B:14:G:O5'	6	0.88
(1,3)	1:A:84:LYS:HZ3	2:B:14:G:O6	6	0.88
(1,3)	1:A:84:LYS:HZ3	2:B:14:G:OP1	6	0.88
(1,3)	1:A:84:LYS:HZ3	2:B:14:G:OP2	6	0.88
(1,3)	1:A:84:LYS:HZ3	2:B:14:G:P	6	0.88
(1,3)	1:A:84:LYS:HZ3	2:B:15:A:C1'	6	0.88
(1,3)	1:A:84:LYS:HZ3	2:B:15:A:C2	6	0.88
(1,3)	1:A:84:LYS:HZ3	2:B:15:A:C2'	6	0.88
(1,3)	1:A:84:LYS:HZ3	2:B:15:A:C3'	6	0.88
(1,3)	1:A:84:LYS:HZ3	2:B:15:A:C4	6	0.88
(1,3)	1:A:84:LYS:HZ3	2:B:15:A:C4'	6	0.88
(1,3)	1:A:84:LYS:HZ3	2:B:15:A:C5	6	0.88
(1,3)	1:A:84:LYS:HZ3	2:B:15:A:C5'	6	0.88
(1,3)	1:A:84:LYS:HZ3	2:B:15:A:C6	6	0.88
(1,3)	1:A:84:LYS:HZ3	2:B:15:A:C8	6	0.88
(1,3)	1:A:84:LYS:HZ3	2:B:15:A:H1'	6	0.88
(1,3)	1:A:84:LYS:HZ3	2:B:15:A:H2	6	0.88
(1,3)	1:A:84:LYS:HZ3	2:B:15:A:H2'	6	0.88
(1,3)	1:A:84:LYS:HZ3	2:B:15:A:H3'	6	0.88
(1,3)	1:A:84:LYS:HZ3	2:B:15:A:H4'	6	0.88
(1,3)	1:A:84:LYS:HZ3	2:B:15:A:H5'	6	0.88
(1,3)	1:A:84:LYS:HZ3	2:B:15:A:H5''	6	0.88
(1,3)	1:A:84:LYS:HZ3	2:B:15:A:H61	6	0.88
(1,3)	1:A:84:LYS:HZ3	2:B:15:A:H62	6	0.88
(1,3)	1:A:84:LYS:HZ3	2:B:15:A:H8	6	0.88
(1,3)	1:A:84:LYS:HZ3	2:B:15:A:HO2'	6	0.88
(1,3)	1:A:84:LYS:HZ3	2:B:15:A:N1	6	0.88
(1,3)	1:A:84:LYS:HZ3	2:B:15:A:N3	6	0.88
(1,3)	1:A:84:LYS:HZ3	2:B:15:A:N6	6	0.88
(1,3)	1:A:84:LYS:HZ3	2:B:15:A:N7	6	0.88
(1,3)	1:A:84:LYS:HZ3	2:B:15:A:N9	6	0.88
(1,3)	1:A:84:LYS:HZ3	2:B:15:A:O2'	6	0.88
(1,3)	1:A:84:LYS:HZ3	2:B:15:A:O3'	6	0.88

Continued on next page...

Continued from previous page...

Key	Atom-1	Atom-2	Model ID	Violation (Å)
(1,3)	1:A:84:LYS:HZ3	2:B:15:A:O4'	6	0.88
(1,3)	1:A:84:LYS:HZ3	2:B:15:A:O5'	6	0.88
(1,3)	1:A:84:LYS:HZ3	2:B:15:A:OP1	6	0.88
(1,3)	1:A:84:LYS:HZ3	2:B:15:A:OP2	6	0.88
(1,3)	1:A:84:LYS:HZ3	2:B:15:A:P	6	0.88
(1,3)	1:A:84:LYS:HZ3	2:B:16:G:C1'	6	0.88
(1,3)	1:A:84:LYS:HZ3	2:B:16:G:C2	6	0.88
(1,3)	1:A:84:LYS:HZ3	2:B:16:G:C2'	6	0.88
(1,3)	1:A:84:LYS:HZ3	2:B:16:G:C3'	6	0.88
(1,3)	1:A:84:LYS:HZ3	2:B:16:G:C4	6	0.88
(1,3)	1:A:84:LYS:HZ3	2:B:16:G:C4'	6	0.88
(1,3)	1:A:84:LYS:HZ3	2:B:16:G:C5	6	0.88
(1,3)	1:A:84:LYS:HZ3	2:B:16:G:C5'	6	0.88
(1,3)	1:A:84:LYS:HZ3	2:B:16:G:C6	6	0.88
(1,3)	1:A:84:LYS:HZ3	2:B:16:G:C8	6	0.88
(1,3)	1:A:84:LYS:HZ3	2:B:16:G:H1	6	0.88
(1,3)	1:A:84:LYS:HZ3	2:B:16:G:H1'	6	0.88
(1,3)	1:A:84:LYS:HZ3	2:B:16:G:H2'	6	0.88
(1,3)	1:A:84:LYS:HZ3	2:B:16:G:H21	6	0.88
(1,3)	1:A:84:LYS:HZ3	2:B:16:G:H22	6	0.88
(1,3)	1:A:84:LYS:HZ3	2:B:16:G:H3'	6	0.88
(1,3)	1:A:84:LYS:HZ3	2:B:16:G:H4'	6	0.88
(1,3)	1:A:84:LYS:HZ3	2:B:16:G:H5'	6	0.88
(1,3)	1:A:84:LYS:HZ3	2:B:16:G:H5''	6	0.88
(1,3)	1:A:84:LYS:HZ3	2:B:16:G:H8	6	0.88
(1,3)	1:A:84:LYS:HZ3	2:B:16:G:HO2'	6	0.88
(1,3)	1:A:84:LYS:HZ3	2:B:16:G:N1	6	0.88
(1,3)	1:A:84:LYS:HZ3	2:B:16:G:N2	6	0.88
(1,3)	1:A:84:LYS:HZ3	2:B:16:G:N3	6	0.88
(1,3)	1:A:84:LYS:HZ3	2:B:16:G:N7	6	0.88
(1,3)	1:A:84:LYS:HZ3	2:B:16:G:N9	6	0.88
(1,3)	1:A:84:LYS:HZ3	2:B:16:G:O2'	6	0.88
(1,3)	1:A:84:LYS:HZ3	2:B:16:G:O3'	6	0.88
(1,3)	1:A:84:LYS:HZ3	2:B:16:G:O4'	6	0.88
(1,3)	1:A:84:LYS:HZ3	2:B:16:G:O5'	6	0.88
(1,3)	1:A:84:LYS:HZ3	2:B:16:G:O6	6	0.88
(1,3)	1:A:84:LYS:HZ3	2:B:16:G:OP1	6	0.88
(1,3)	1:A:84:LYS:HZ3	2:B:16:G:OP2	6	0.88
(1,3)	1:A:84:LYS:HZ3	2:B:16:G:P	6	0.88
(1,3)	1:A:84:LYS:HZ3	2:B:17:C:C1'	6	0.88
(1,3)	1:A:84:LYS:HZ3	2:B:17:C:C2	6	0.88
(1,3)	1:A:84:LYS:HZ3	2:B:17:C:C2'	6	0.88

Continued on next page...

Continued from previous page...

Key	Atom-1	Atom-2	Model ID	Violation (Å)
(1,3)	1:A:84:LYS:HZ3	2:B:17:C:C3'	6	0.88
(1,3)	1:A:84:LYS:HZ3	2:B:17:C:C4	6	0.88
(1,3)	1:A:84:LYS:HZ3	2:B:17:C:C4'	6	0.88
(1,3)	1:A:84:LYS:HZ3	2:B:17:C:C5	6	0.88
(1,3)	1:A:84:LYS:HZ3	2:B:17:C:C5'	6	0.88
(1,3)	1:A:84:LYS:HZ3	2:B:17:C:C6	6	0.88
(1,3)	1:A:84:LYS:HZ3	2:B:17:C:H1'	6	0.88
(1,3)	1:A:84:LYS:HZ3	2:B:17:C:H2'	6	0.88
(1,3)	1:A:84:LYS:HZ3	2:B:17:C:H3'	6	0.88
(1,3)	1:A:84:LYS:HZ3	2:B:17:C:H4'	6	0.88
(1,3)	1:A:84:LYS:HZ3	2:B:17:C:H41	6	0.88
(1,3)	1:A:84:LYS:HZ3	2:B:17:C:H42	6	0.88
(1,3)	1:A:84:LYS:HZ3	2:B:17:C:H5	6	0.88
(1,3)	1:A:84:LYS:HZ3	2:B:17:C:H5'	6	0.88
(1,3)	1:A:84:LYS:HZ3	2:B:17:C:H5''	6	0.88
(1,3)	1:A:84:LYS:HZ3	2:B:17:C:H6	6	0.88
(1,3)	1:A:84:LYS:HZ3	2:B:17:C:HO2'	6	0.88
(1,3)	1:A:84:LYS:HZ3	2:B:17:C:N1	6	0.88
(1,3)	1:A:84:LYS:HZ3	2:B:17:C:N3	6	0.88
(1,3)	1:A:84:LYS:HZ3	2:B:17:C:N4	6	0.88
(1,3)	1:A:84:LYS:HZ3	2:B:17:C:O2	6	0.88
(1,3)	1:A:84:LYS:HZ3	2:B:17:C:O2'	6	0.88
(1,3)	1:A:84:LYS:HZ3	2:B:17:C:O3'	6	0.88
(1,3)	1:A:84:LYS:HZ3	2:B:17:C:O4'	6	0.88
(1,3)	1:A:84:LYS:HZ3	2:B:17:C:O5'	6	0.88
(1,3)	1:A:84:LYS:HZ3	2:B:17:C:OP1	6	0.88
(1,3)	1:A:84:LYS:HZ3	2:B:17:C:OP2	6	0.88
(1,3)	1:A:84:LYS:HZ3	2:B:17:C:P	6	0.88
(1,3)	1:A:84:LYS:HZ3	2:B:18:A:C1'	6	0.88
(1,3)	1:A:84:LYS:HZ3	2:B:18:A:C2	6	0.88
(1,3)	1:A:84:LYS:HZ3	2:B:18:A:C2'	6	0.88
(1,3)	1:A:84:LYS:HZ3	2:B:18:A:C3'	6	0.88
(1,3)	1:A:84:LYS:HZ3	2:B:18:A:C4	6	0.88
(1,3)	1:A:84:LYS:HZ3	2:B:18:A:C4'	6	0.88
(1,3)	1:A:84:LYS:HZ3	2:B:18:A:C5	6	0.88
(1,3)	1:A:84:LYS:HZ3	2:B:18:A:C5'	6	0.88
(1,3)	1:A:84:LYS:HZ3	2:B:18:A:C6	6	0.88
(1,3)	1:A:84:LYS:HZ3	2:B:18:A:C8	6	0.88
(1,3)	1:A:84:LYS:HZ3	2:B:18:A:H1'	6	0.88
(1,3)	1:A:84:LYS:HZ3	2:B:18:A:H2	6	0.88
(1,3)	1:A:84:LYS:HZ3	2:B:18:A:H2'	6	0.88
(1,3)	1:A:84:LYS:HZ3	2:B:18:A:H3'	6	0.88

Continued on next page...

Continued from previous page...

Key	Atom-1	Atom-2	Model ID	Violation (Å)
(1,3)	1:A:84:LYS:HZ3	2:B:18:A:H4'	6	0.88
(1,3)	1:A:84:LYS:HZ3	2:B:18:A:H5'	6	0.88
(1,3)	1:A:84:LYS:HZ3	2:B:18:A:H5''	6	0.88
(1,3)	1:A:84:LYS:HZ3	2:B:18:A:H61	6	0.88
(1,3)	1:A:84:LYS:HZ3	2:B:18:A:H62	6	0.88
(1,3)	1:A:84:LYS:HZ3	2:B:18:A:H8	6	0.88
(1,3)	1:A:84:LYS:HZ3	2:B:18:A:HO2'	6	0.88
(1,3)	1:A:84:LYS:HZ3	2:B:18:A:N1	6	0.88
(1,3)	1:A:84:LYS:HZ3	2:B:18:A:N3	6	0.88
(1,3)	1:A:84:LYS:HZ3	2:B:18:A:N6	6	0.88
(1,3)	1:A:84:LYS:HZ3	2:B:18:A:N7	6	0.88
(1,3)	1:A:84:LYS:HZ3	2:B:18:A:N9	6	0.88
(1,3)	1:A:84:LYS:HZ3	2:B:18:A:O2'	6	0.88
(1,3)	1:A:84:LYS:HZ3	2:B:18:A:O3'	6	0.88
(1,3)	1:A:84:LYS:HZ3	2:B:18:A:O4'	6	0.88
(1,3)	1:A:84:LYS:HZ3	2:B:18:A:O5'	6	0.88
(1,3)	1:A:84:LYS:HZ3	2:B:18:A:OP1	6	0.88
(1,3)	1:A:84:LYS:HZ3	2:B:18:A:OP2	6	0.88
(1,3)	1:A:84:LYS:HZ3	2:B:18:A:P	6	0.88
(1,3)	1:A:84:LYS:HZ3	2:B:19:A:C1'	6	0.88
(1,3)	1:A:84:LYS:HZ3	2:B:19:A:C2	6	0.88
(1,3)	1:A:84:LYS:HZ3	2:B:19:A:C2'	6	0.88
(1,3)	1:A:84:LYS:HZ3	2:B:19:A:C3'	6	0.88
(1,3)	1:A:84:LYS:HZ3	2:B:19:A:C4	6	0.88
(1,3)	1:A:84:LYS:HZ3	2:B:19:A:C4'	6	0.88
(1,3)	1:A:84:LYS:HZ3	2:B:19:A:C5	6	0.88
(1,3)	1:A:84:LYS:HZ3	2:B:19:A:C5'	6	0.88
(1,3)	1:A:84:LYS:HZ3	2:B:19:A:C6	6	0.88
(1,3)	1:A:84:LYS:HZ3	2:B:19:A:C8	6	0.88
(1,3)	1:A:84:LYS:HZ3	2:B:19:A:H1'	6	0.88
(1,3)	1:A:84:LYS:HZ3	2:B:19:A:H2	6	0.88
(1,3)	1:A:84:LYS:HZ3	2:B:19:A:H2'	6	0.88
(1,3)	1:A:84:LYS:HZ3	2:B:19:A:H3'	6	0.88
(1,3)	1:A:84:LYS:HZ3	2:B:19:A:H4'	6	0.88
(1,3)	1:A:84:LYS:HZ3	2:B:19:A:H5'	6	0.88
(1,3)	1:A:84:LYS:HZ3	2:B:19:A:H5''	6	0.88
(1,3)	1:A:84:LYS:HZ3	2:B:19:A:H61	6	0.88
(1,3)	1:A:84:LYS:HZ3	2:B:19:A:H62	6	0.88
(1,3)	1:A:84:LYS:HZ3	2:B:19:A:H8	6	0.88
(1,3)	1:A:84:LYS:HZ3	2:B:19:A:HO2'	6	0.88
(1,3)	1:A:84:LYS:HZ3	2:B:19:A:N1	6	0.88
(1,3)	1:A:84:LYS:HZ3	2:B:19:A:N3	6	0.88

Continued on next page...

Continued from previous page...

Key	Atom-1	Atom-2	Model ID	Violation (Å)
(1,3)	1:A:84:LYS:HZ3	2:B:19:A:N6	6	0.88
(1,3)	1:A:84:LYS:HZ3	2:B:19:A:N7	6	0.88
(1,3)	1:A:84:LYS:HZ3	2:B:19:A:N9	6	0.88
(1,3)	1:A:84:LYS:HZ3	2:B:19:A:O2'	6	0.88
(1,3)	1:A:84:LYS:HZ3	2:B:19:A:O3'	6	0.88
(1,3)	1:A:84:LYS:HZ3	2:B:19:A:O4'	6	0.88
(1,3)	1:A:84:LYS:HZ3	2:B:19:A:O5'	6	0.88
(1,3)	1:A:84:LYS:HZ3	2:B:19:A:OP1	6	0.88
(1,3)	1:A:84:LYS:HZ3	2:B:19:A:OP2	6	0.88
(1,3)	1:A:84:LYS:HZ3	2:B:19:A:P	6	0.88
(1,3)	1:A:84:LYS:HZ3	2:B:20:U:C1'	6	0.88
(1,3)	1:A:84:LYS:HZ3	2:B:20:U:C2	6	0.88
(1,3)	1:A:84:LYS:HZ3	2:B:20:U:C2'	6	0.88
(1,3)	1:A:84:LYS:HZ3	2:B:20:U:C3'	6	0.88
(1,3)	1:A:84:LYS:HZ3	2:B:20:U:C4	6	0.88
(1,3)	1:A:84:LYS:HZ3	2:B:20:U:C4'	6	0.88
(1,3)	1:A:84:LYS:HZ3	2:B:20:U:C5	6	0.88
(1,3)	1:A:84:LYS:HZ3	2:B:20:U:C5'	6	0.88
(1,3)	1:A:84:LYS:HZ3	2:B:20:U:C6	6	0.88
(1,3)	1:A:84:LYS:HZ3	2:B:20:U:H1'	6	0.88
(1,3)	1:A:84:LYS:HZ3	2:B:20:U:H2'	6	0.88
(1,3)	1:A:84:LYS:HZ3	2:B:20:U:H3	6	0.88
(1,3)	1:A:84:LYS:HZ3	2:B:20:U:H3'	6	0.88
(1,3)	1:A:84:LYS:HZ3	2:B:20:U:H4'	6	0.88
(1,3)	1:A:84:LYS:HZ3	2:B:20:U:H5	6	0.88
(1,3)	1:A:84:LYS:HZ3	2:B:20:U:H5'	6	0.88
(1,3)	1:A:84:LYS:HZ3	2:B:20:U:H5''	6	0.88
(1,3)	1:A:84:LYS:HZ3	2:B:20:U:H6	6	0.88
(1,3)	1:A:84:LYS:HZ3	2:B:20:U:HO2'	6	0.88
(1,3)	1:A:84:LYS:HZ3	2:B:20:U:N1	6	0.88
(1,3)	1:A:84:LYS:HZ3	2:B:20:U:N3	6	0.88
(1,3)	1:A:84:LYS:HZ3	2:B:20:U:O2	6	0.88
(1,3)	1:A:84:LYS:HZ3	2:B:20:U:O2'	6	0.88
(1,3)	1:A:84:LYS:HZ3	2:B:20:U:O3'	6	0.88
(1,3)	1:A:84:LYS:HZ3	2:B:20:U:O4	6	0.88
(1,3)	1:A:84:LYS:HZ3	2:B:20:U:O4'	6	0.88
(1,3)	1:A:84:LYS:HZ3	2:B:20:U:O5'	6	0.88
(1,3)	1:A:84:LYS:HZ3	2:B:20:U:OP1	6	0.88
(1,3)	1:A:84:LYS:HZ3	2:B:20:U:OP2	6	0.88
(1,3)	1:A:84:LYS:HZ3	2:B:20:U:P	6	0.88
(1,3)	1:A:84:LYS:HZ3	2:B:21:G:C1'	6	0.88
(1,3)	1:A:84:LYS:HZ3	2:B:21:G:C2	6	0.88

Continued on next page...

Continued from previous page...

Key	Atom-1	Atom-2	Model ID	Violation (Å)
(1,3)	1:A:84:LYS:HZ3	2:B:21:G:C2'	6	0.88
(1,3)	1:A:84:LYS:HZ3	2:B:21:G:C3'	6	0.88
(1,3)	1:A:84:LYS:HZ3	2:B:21:G:C4	6	0.88
(1,3)	1:A:84:LYS:HZ3	2:B:21:G:C4'	6	0.88
(1,3)	1:A:84:LYS:HZ3	2:B:21:G:C5	6	0.88
(1,3)	1:A:84:LYS:HZ3	2:B:21:G:C5'	6	0.88
(1,3)	1:A:84:LYS:HZ3	2:B:21:G:C6	6	0.88
(1,3)	1:A:84:LYS:HZ3	2:B:21:G:C8	6	0.88
(1,3)	1:A:84:LYS:HZ3	2:B:21:G:H1	6	0.88
(1,3)	1:A:84:LYS:HZ3	2:B:21:G:H1'	6	0.88
(1,3)	1:A:84:LYS:HZ3	2:B:21:G:H2'	6	0.88
(1,3)	1:A:84:LYS:HZ3	2:B:21:G:H21	6	0.88
(1,3)	1:A:84:LYS:HZ3	2:B:21:G:H22	6	0.88
(1,3)	1:A:84:LYS:HZ3	2:B:21:G:H3'	6	0.88
(1,3)	1:A:84:LYS:HZ3	2:B:21:G:H4'	6	0.88
(1,3)	1:A:84:LYS:HZ3	2:B:21:G:H5'	6	0.88
(1,3)	1:A:84:LYS:HZ3	2:B:21:G:H5''	6	0.88
(1,3)	1:A:84:LYS:HZ3	2:B:21:G:H8	6	0.88
(1,3)	1:A:84:LYS:HZ3	2:B:21:G:HO2'	6	0.88
(1,3)	1:A:84:LYS:HZ3	2:B:21:G:N1	6	0.88
(1,3)	1:A:84:LYS:HZ3	2:B:21:G:N2	6	0.88
(1,3)	1:A:84:LYS:HZ3	2:B:21:G:N3	6	0.88
(1,3)	1:A:84:LYS:HZ3	2:B:21:G:N7	6	0.88
(1,3)	1:A:84:LYS:HZ3	2:B:21:G:N9	6	0.88
(1,3)	1:A:84:LYS:HZ3	2:B:21:G:O2'	6	0.88
(1,3)	1:A:84:LYS:HZ3	2:B:21:G:O3'	6	0.88
(1,3)	1:A:84:LYS:HZ3	2:B:21:G:O4'	6	0.88
(1,3)	1:A:84:LYS:HZ3	2:B:21:G:O5'	6	0.88
(1,3)	1:A:84:LYS:HZ3	2:B:21:G:O6	6	0.88
(1,3)	1:A:84:LYS:HZ3	2:B:21:G:OP1	6	0.88
(1,3)	1:A:84:LYS:HZ3	2:B:21:G:OP2	6	0.88
(1,3)	1:A:84:LYS:HZ3	2:B:21:G:P	6	0.88
(1,3)	1:A:84:LYS:HZ3	2:B:22:A:C1'	6	0.88
(1,3)	1:A:84:LYS:HZ3	2:B:22:A:C2	6	0.88
(1,3)	1:A:84:LYS:HZ3	2:B:22:A:C2'	6	0.88
(1,3)	1:A:84:LYS:HZ3	2:B:22:A:C3'	6	0.88
(1,3)	1:A:84:LYS:HZ3	2:B:22:A:C4	6	0.88
(1,3)	1:A:84:LYS:HZ3	2:B:22:A:C4'	6	0.88
(1,3)	1:A:84:LYS:HZ3	2:B:22:A:C5	6	0.88
(1,3)	1:A:84:LYS:HZ3	2:B:22:A:C5'	6	0.88
(1,3)	1:A:84:LYS:HZ3	2:B:22:A:C6	6	0.88
(1,3)	1:A:84:LYS:HZ3	2:B:22:A:C8	6	0.88

Continued on next page...

Continued from previous page...

Key	Atom-1	Atom-2	Model ID	Violation (Å)
(1,3)	1:A:84:LYS:HZ3	2:B:22:A:H1'	6	0.88
(1,3)	1:A:84:LYS:HZ3	2:B:22:A:H2	6	0.88
(1,3)	1:A:84:LYS:HZ3	2:B:22:A:H2'	6	0.88
(1,3)	1:A:84:LYS:HZ3	2:B:22:A:H3'	6	0.88
(1,3)	1:A:84:LYS:HZ3	2:B:22:A:H4'	6	0.88
(1,3)	1:A:84:LYS:HZ3	2:B:22:A:H5'	6	0.88
(1,3)	1:A:84:LYS:HZ3	2:B:22:A:H5''	6	0.88
(1,3)	1:A:84:LYS:HZ3	2:B:22:A:H61	6	0.88
(1,3)	1:A:84:LYS:HZ3	2:B:22:A:H62	6	0.88
(1,3)	1:A:84:LYS:HZ3	2:B:22:A:H8	6	0.88
(1,3)	1:A:84:LYS:HZ3	2:B:22:A:HO2'	6	0.88
(1,3)	1:A:84:LYS:HZ3	2:B:22:A:N1	6	0.88
(1,3)	1:A:84:LYS:HZ3	2:B:22:A:N3	6	0.88
(1,3)	1:A:84:LYS:HZ3	2:B:22:A:N6	6	0.88
(1,3)	1:A:84:LYS:HZ3	2:B:22:A:N7	6	0.88
(1,3)	1:A:84:LYS:HZ3	2:B:22:A:N9	6	0.88
(1,3)	1:A:84:LYS:HZ3	2:B:22:A:O2'	6	0.88
(1,3)	1:A:84:LYS:HZ3	2:B:22:A:O3'	6	0.88
(1,3)	1:A:84:LYS:HZ3	2:B:22:A:O4'	6	0.88
(1,3)	1:A:84:LYS:HZ3	2:B:22:A:O5'	6	0.88
(1,3)	1:A:84:LYS:HZ3	2:B:22:A:OP1	6	0.88
(1,3)	1:A:84:LYS:HZ3	2:B:22:A:OP2	6	0.88
(1,3)	1:A:84:LYS:HZ3	2:B:22:A:P	6	0.88
(1,3)	1:A:84:LYS:HZ3	2:B:23:U:C1'	6	0.88
(1,3)	1:A:84:LYS:HZ3	2:B:23:U:C2	6	0.88
(1,3)	1:A:84:LYS:HZ3	2:B:23:U:C2'	6	0.88
(1,3)	1:A:84:LYS:HZ3	2:B:23:U:C3'	6	0.88
(1,3)	1:A:84:LYS:HZ3	2:B:23:U:C4	6	0.88
(1,3)	1:A:84:LYS:HZ3	2:B:23:U:C4'	6	0.88
(1,3)	1:A:84:LYS:HZ3	2:B:23:U:C5	6	0.88
(1,3)	1:A:84:LYS:HZ3	2:B:23:U:C5'	6	0.88
(1,3)	1:A:84:LYS:HZ3	2:B:23:U:C6	6	0.88
(1,3)	1:A:84:LYS:HZ3	2:B:23:U:H1'	6	0.88
(1,3)	1:A:84:LYS:HZ3	2:B:23:U:H2'	6	0.88
(1,3)	1:A:84:LYS:HZ3	2:B:23:U:H3	6	0.88
(1,3)	1:A:84:LYS:HZ3	2:B:23:U:H3'	6	0.88
(1,3)	1:A:84:LYS:HZ3	2:B:23:U:H4'	6	0.88
(1,3)	1:A:84:LYS:HZ3	2:B:23:U:H5	6	0.88
(1,3)	1:A:84:LYS:HZ3	2:B:23:U:H5'	6	0.88
(1,3)	1:A:84:LYS:HZ3	2:B:23:U:H5''	6	0.88
(1,3)	1:A:84:LYS:HZ3	2:B:23:U:H6	6	0.88
(1,3)	1:A:84:LYS:HZ3	2:B:23:U:HO2'	6	0.88

Continued on next page...

Continued from previous page...

Key	Atom-1	Atom-2	Model ID	Violation (Å)
(1,3)	1:A:84:LYS:HZ3	2:B:23:U:N1	6	0.88
(1,3)	1:A:84:LYS:HZ3	2:B:23:U:N3	6	0.88
(1,3)	1:A:84:LYS:HZ3	2:B:23:U:O2	6	0.88
(1,3)	1:A:84:LYS:HZ3	2:B:23:U:O2'	6	0.88
(1,3)	1:A:84:LYS:HZ3	2:B:23:U:O3'	6	0.88
(1,3)	1:A:84:LYS:HZ3	2:B:23:U:O4	6	0.88
(1,3)	1:A:84:LYS:HZ3	2:B:23:U:O4'	6	0.88
(1,3)	1:A:84:LYS:HZ3	2:B:23:U:O5'	6	0.88
(1,3)	1:A:84:LYS:HZ3	2:B:23:U:OP1	6	0.88
(1,3)	1:A:84:LYS:HZ3	2:B:23:U:OP2	6	0.88
(1,3)	1:A:84:LYS:HZ3	2:B:23:U:P	6	0.88
(1,3)	1:A:84:LYS:HZ3	2:B:24:G:C1'	6	0.88
(1,3)	1:A:84:LYS:HZ3	2:B:24:G:C2	6	0.88
(1,3)	1:A:84:LYS:HZ3	2:B:24:G:C2'	6	0.88
(1,3)	1:A:84:LYS:HZ3	2:B:24:G:C3'	6	0.88
(1,3)	1:A:84:LYS:HZ3	2:B:24:G:C4	6	0.88
(1,3)	1:A:84:LYS:HZ3	2:B:24:G:C4'	6	0.88
(1,3)	1:A:84:LYS:HZ3	2:B:24:G:C5	6	0.88
(1,3)	1:A:84:LYS:HZ3	2:B:24:G:C5'	6	0.88
(1,3)	1:A:84:LYS:HZ3	2:B:24:G:C6	6	0.88
(1,3)	1:A:84:LYS:HZ3	2:B:24:G:C8	6	0.88
(1,3)	1:A:84:LYS:HZ3	2:B:24:G:H1	6	0.88
(1,3)	1:A:84:LYS:HZ3	2:B:24:G:H1'	6	0.88
(1,3)	1:A:84:LYS:HZ3	2:B:24:G:H2'	6	0.88
(1,3)	1:A:84:LYS:HZ3	2:B:24:G:H21	6	0.88
(1,3)	1:A:84:LYS:HZ3	2:B:24:G:H22	6	0.88
(1,3)	1:A:84:LYS:HZ3	2:B:24:G:H3'	6	0.88
(1,3)	1:A:84:LYS:HZ3	2:B:24:G:H4'	6	0.88
(1,3)	1:A:84:LYS:HZ3	2:B:24:G:H5'	6	0.88
(1,3)	1:A:84:LYS:HZ3	2:B:24:G:H5''	6	0.88
(1,3)	1:A:84:LYS:HZ3	2:B:24:G:H8	6	0.88
(1,3)	1:A:84:LYS:HZ3	2:B:24:G:HO2'	6	0.88
(1,3)	1:A:84:LYS:HZ3	2:B:24:G:N1	6	0.88
(1,3)	1:A:84:LYS:HZ3	2:B:24:G:N2	6	0.88
(1,3)	1:A:84:LYS:HZ3	2:B:24:G:N3	6	0.88
(1,3)	1:A:84:LYS:HZ3	2:B:24:G:N7	6	0.88
(1,3)	1:A:84:LYS:HZ3	2:B:24:G:N9	6	0.88
(1,3)	1:A:84:LYS:HZ3	2:B:24:G:O2'	6	0.88
(1,3)	1:A:84:LYS:HZ3	2:B:24:G:O3'	6	0.88
(1,3)	1:A:84:LYS:HZ3	2:B:24:G:O4'	6	0.88
(1,3)	1:A:84:LYS:HZ3	2:B:24:G:O5'	6	0.88
(1,3)	1:A:84:LYS:HZ3	2:B:24:G:O6	6	0.88

Continued on next page...

Continued from previous page...

Key	Atom-1	Atom-2	Model ID	Violation (Å)
(1,3)	1:A:84:LYS:HZ3	2:B:24:G:OP1	6	0.88
(1,3)	1:A:84:LYS:HZ3	2:B:24:G:OP2	6	0.88
(1,3)	1:A:84:LYS:HZ3	2:B:24:G:P	6	0.88
(1,3)	1:A:84:LYS:N	2:B:2:C:C1'	6	0.88
(1,3)	1:A:84:LYS:N	2:B:2:C:C2	6	0.88
(1,3)	1:A:84:LYS:N	2:B:2:C:C2'	6	0.88
(1,3)	1:A:84:LYS:N	2:B:2:C:C3'	6	0.88
(1,3)	1:A:84:LYS:N	2:B:2:C:C4	6	0.88
(1,3)	1:A:84:LYS:N	2:B:2:C:C4'	6	0.88
(1,3)	1:A:84:LYS:N	2:B:2:C:C5	6	0.88
(1,3)	1:A:84:LYS:N	2:B:2:C:C5'	6	0.88
(1,3)	1:A:84:LYS:N	2:B:2:C:C6	6	0.88
(1,3)	1:A:84:LYS:N	2:B:2:C:H1'	6	0.88
(1,3)	1:A:84:LYS:N	2:B:2:C:H2'	6	0.88
(1,3)	1:A:84:LYS:N	2:B:2:C:H3'	6	0.88
(1,3)	1:A:84:LYS:N	2:B:2:C:H4'	6	0.88
(1,3)	1:A:84:LYS:N	2:B:2:C:H41	6	0.88
(1,3)	1:A:84:LYS:N	2:B:2:C:H42	6	0.88
(1,3)	1:A:84:LYS:N	2:B:2:C:H5	6	0.88
(1,3)	1:A:84:LYS:N	2:B:2:C:H5'	6	0.88
(1,3)	1:A:84:LYS:N	2:B:2:C:H5''	6	0.88
(1,3)	1:A:84:LYS:N	2:B:2:C:H6	6	0.88
(1,3)	1:A:84:LYS:N	2:B:2:C:HO2'	6	0.88
(1,3)	1:A:84:LYS:N	2:B:2:C:N1	6	0.88
(1,3)	1:A:84:LYS:N	2:B:2:C:N3	6	0.88
(1,3)	1:A:84:LYS:N	2:B:2:C:N4	6	0.88
(1,3)	1:A:84:LYS:N	2:B:2:C:O2	6	0.88
(1,3)	1:A:84:LYS:N	2:B:2:C:O2'	6	0.88
(1,3)	1:A:84:LYS:N	2:B:2:C:O3'	6	0.88
(1,3)	1:A:84:LYS:N	2:B:2:C:O4'	6	0.88
(1,3)	1:A:84:LYS:N	2:B:2:C:O5'	6	0.88
(1,3)	1:A:84:LYS:N	2:B:3:U:C1'	6	0.88
(1,3)	1:A:84:LYS:N	2:B:3:U:C2	6	0.88
(1,3)	1:A:84:LYS:N	2:B:3:U:C2'	6	0.88
(1,3)	1:A:84:LYS:N	2:B:3:U:C3'	6	0.88
(1,3)	1:A:84:LYS:N	2:B:3:U:C4	6	0.88
(1,3)	1:A:84:LYS:N	2:B:3:U:C4'	6	0.88
(1,3)	1:A:84:LYS:N	2:B:3:U:C5	6	0.88
(1,3)	1:A:84:LYS:N	2:B:3:U:C5'	6	0.88
(1,3)	1:A:84:LYS:N	2:B:3:U:C6	6	0.88
(1,3)	1:A:84:LYS:N	2:B:3:U:H1'	6	0.88
(1,3)	1:A:84:LYS:N	2:B:3:U:H2'	6	0.88

Continued on next page...

Continued from previous page...

Key	Atom-1	Atom-2	Model ID	Violation (Å)
(1,3)	1:A:84:LYS:N	2:B:3:U:H3	6	0.88
(1,3)	1:A:84:LYS:N	2:B:3:U:H3'	6	0.88
(1,3)	1:A:84:LYS:N	2:B:3:U:H4'	6	0.88
(1,3)	1:A:84:LYS:N	2:B:3:U:H5	6	0.88
(1,3)	1:A:84:LYS:N	2:B:3:U:H5'	6	0.88
(1,3)	1:A:84:LYS:N	2:B:3:U:H5''	6	0.88
(1,3)	1:A:84:LYS:N	2:B:3:U:H6	6	0.88
(1,3)	1:A:84:LYS:N	2:B:3:U:HO2'	6	0.88
(1,3)	1:A:84:LYS:N	2:B:3:U:N1	6	0.88
(1,3)	1:A:84:LYS:N	2:B:3:U:N3	6	0.88
(1,3)	1:A:84:LYS:N	2:B:3:U:O2	6	0.88
(1,3)	1:A:84:LYS:N	2:B:3:U:O2'	6	0.88
(1,3)	1:A:84:LYS:N	2:B:3:U:O3'	6	0.88
(1,3)	1:A:84:LYS:N	2:B:3:U:O4	6	0.88
(1,3)	1:A:84:LYS:N	2:B:3:U:O4'	6	0.88
(1,3)	1:A:84:LYS:N	2:B:3:U:O5'	6	0.88
(1,3)	1:A:84:LYS:N	2:B:3:U:OP1	6	0.88
(1,3)	1:A:84:LYS:N	2:B:3:U:OP2	6	0.88
(1,3)	1:A:84:LYS:N	2:B:3:U:P	6	0.88
(1,3)	1:A:84:LYS:N	2:B:4:G:C1'	6	0.88
(1,3)	1:A:84:LYS:N	2:B:4:G:C2	6	0.88
(1,3)	1:A:84:LYS:N	2:B:4:G:C2'	6	0.88
(1,3)	1:A:84:LYS:N	2:B:4:G:C3'	6	0.88
(1,3)	1:A:84:LYS:N	2:B:4:G:C4	6	0.88
(1,3)	1:A:84:LYS:N	2:B:4:G:C4'	6	0.88
(1,3)	1:A:84:LYS:N	2:B:4:G:C5	6	0.88
(1,3)	1:A:84:LYS:N	2:B:4:G:C5'	6	0.88
(1,3)	1:A:84:LYS:N	2:B:4:G:C6	6	0.88
(1,3)	1:A:84:LYS:N	2:B:4:G:C8	6	0.88
(1,3)	1:A:84:LYS:N	2:B:4:G:H1	6	0.88
(1,3)	1:A:84:LYS:N	2:B:4:G:H1'	6	0.88
(1,3)	1:A:84:LYS:N	2:B:4:G:H2'	6	0.88
(1,3)	1:A:84:LYS:N	2:B:4:G:H21	6	0.88
(1,3)	1:A:84:LYS:N	2:B:4:G:H22	6	0.88
(1,3)	1:A:84:LYS:N	2:B:4:G:H3'	6	0.88
(1,3)	1:A:84:LYS:N	2:B:4:G:H4'	6	0.88
(1,3)	1:A:84:LYS:N	2:B:4:G:H5'	6	0.88
(1,3)	1:A:84:LYS:N	2:B:4:G:H5''	6	0.88
(1,3)	1:A:84:LYS:N	2:B:4:G:H8	6	0.88
(1,3)	1:A:84:LYS:N	2:B:4:G:HO2'	6	0.88
(1,3)	1:A:84:LYS:N	2:B:4:G:N1	6	0.88
(1,3)	1:A:84:LYS:N	2:B:4:G:N2	6	0.88

Continued on next page...

Continued from previous page...

Key	Atom-1	Atom-2	Model ID	Violation (Å)
(1,3)	1:A:84:LYS:N	2:B:4:G:N3	6	0.88
(1,3)	1:A:84:LYS:N	2:B:4:G:N7	6	0.88
(1,3)	1:A:84:LYS:N	2:B:4:G:N9	6	0.88
(1,3)	1:A:84:LYS:N	2:B:4:G:O2'	6	0.88
(1,3)	1:A:84:LYS:N	2:B:4:G:O3'	6	0.88
(1,3)	1:A:84:LYS:N	2:B:4:G:O4'	6	0.88
(1,3)	1:A:84:LYS:N	2:B:4:G:O5'	6	0.88
(1,3)	1:A:84:LYS:N	2:B:4:G:O6	6	0.88
(1,3)	1:A:84:LYS:N	2:B:4:G:OP1	6	0.88
(1,3)	1:A:84:LYS:N	2:B:4:G:OP2	6	0.88
(1,3)	1:A:84:LYS:N	2:B:4:G:P	6	0.88
(1,3)	1:A:84:LYS:N	2:B:5:A:C1'	6	0.88
(1,3)	1:A:84:LYS:N	2:B:5:A:C2	6	0.88
(1,3)	1:A:84:LYS:N	2:B:5:A:C2'	6	0.88
(1,3)	1:A:84:LYS:N	2:B:5:A:C3'	6	0.88
(1,3)	1:A:84:LYS:N	2:B:5:A:C4	6	0.88
(1,3)	1:A:84:LYS:N	2:B:5:A:C4'	6	0.88
(1,3)	1:A:84:LYS:N	2:B:5:A:C5	6	0.88
(1,3)	1:A:84:LYS:N	2:B:5:A:C5'	6	0.88
(1,3)	1:A:84:LYS:N	2:B:5:A:C6	6	0.88
(1,3)	1:A:84:LYS:N	2:B:5:A:C8	6	0.88
(1,3)	1:A:84:LYS:N	2:B:5:A:H1'	6	0.88
(1,3)	1:A:84:LYS:N	2:B:5:A:H2	6	0.88
(1,3)	1:A:84:LYS:N	2:B:5:A:H2'	6	0.88
(1,3)	1:A:84:LYS:N	2:B:5:A:H3'	6	0.88
(1,3)	1:A:84:LYS:N	2:B:5:A:H4'	6	0.88
(1,3)	1:A:84:LYS:N	2:B:5:A:H5'	6	0.88
(1,3)	1:A:84:LYS:N	2:B:5:A:H5''	6	0.88
(1,3)	1:A:84:LYS:N	2:B:5:A:H61	6	0.88
(1,3)	1:A:84:LYS:N	2:B:5:A:H62	6	0.88
(1,3)	1:A:84:LYS:N	2:B:5:A:H8	6	0.88
(1,3)	1:A:84:LYS:N	2:B:5:A:HO2'	6	0.88
(1,3)	1:A:84:LYS:N	2:B:5:A:N1	6	0.88
(1,3)	1:A:84:LYS:N	2:B:5:A:N3	6	0.88
(1,3)	1:A:84:LYS:N	2:B:5:A:N6	6	0.88
(1,3)	1:A:84:LYS:N	2:B:5:A:N7	6	0.88
(1,3)	1:A:84:LYS:N	2:B:5:A:N9	6	0.88
(1,3)	1:A:84:LYS:N	2:B:5:A:O2'	6	0.88
(1,3)	1:A:84:LYS:N	2:B:5:A:O3'	6	0.88
(1,3)	1:A:84:LYS:N	2:B:5:A:O4'	6	0.88
(1,3)	1:A:84:LYS:N	2:B:5:A:O5'	6	0.88
(1,3)	1:A:84:LYS:N	2:B:5:A:OP1	6	0.88

Continued on next page...

Continued from previous page...

Key	Atom-1	Atom-2	Model ID	Violation (Å)
(1,3)	1:A:84:LYS:N	2:B:5:A:OP2	6	0.88
(1,3)	1:A:84:LYS:N	2:B:5:A:P	6	0.88
(1,3)	1:A:84:LYS:N	2:B:6:G:C1'	6	0.88
(1,3)	1:A:84:LYS:N	2:B:6:G:C2	6	0.88
(1,3)	1:A:84:LYS:N	2:B:6:G:C2'	6	0.88
(1,3)	1:A:84:LYS:N	2:B:6:G:C3'	6	0.88
(1,3)	1:A:84:LYS:N	2:B:6:G:C4	6	0.88
(1,3)	1:A:84:LYS:N	2:B:6:G:C4'	6	0.88
(1,3)	1:A:84:LYS:N	2:B:6:G:C5	6	0.88
(1,3)	1:A:84:LYS:N	2:B:6:G:C5'	6	0.88
(1,3)	1:A:84:LYS:N	2:B:6:G:C6	6	0.88
(1,3)	1:A:84:LYS:N	2:B:6:G:C8	6	0.88
(1,3)	1:A:84:LYS:N	2:B:6:G:H1	6	0.88
(1,3)	1:A:84:LYS:N	2:B:6:G:H1'	6	0.88
(1,3)	1:A:84:LYS:N	2:B:6:G:H2'	6	0.88
(1,3)	1:A:84:LYS:N	2:B:6:G:H21	6	0.88
(1,3)	1:A:84:LYS:N	2:B:6:G:H22	6	0.88
(1,3)	1:A:84:LYS:N	2:B:6:G:H3'	6	0.88
(1,3)	1:A:84:LYS:N	2:B:6:G:H4'	6	0.88
(1,3)	1:A:84:LYS:N	2:B:6:G:H5'	6	0.88
(1,3)	1:A:84:LYS:N	2:B:6:G:H5''	6	0.88
(1,3)	1:A:84:LYS:N	2:B:6:G:H8	6	0.88
(1,3)	1:A:84:LYS:N	2:B:6:G:HO2'	6	0.88
(1,3)	1:A:84:LYS:N	2:B:6:G:N1	6	0.88
(1,3)	1:A:84:LYS:N	2:B:6:G:N2	6	0.88
(1,3)	1:A:84:LYS:N	2:B:6:G:N3	6	0.88
(1,3)	1:A:84:LYS:N	2:B:6:G:N7	6	0.88
(1,3)	1:A:84:LYS:N	2:B:6:G:N9	6	0.88
(1,3)	1:A:84:LYS:N	2:B:6:G:O2'	6	0.88
(1,3)	1:A:84:LYS:N	2:B:6:G:O3'	6	0.88
(1,3)	1:A:84:LYS:N	2:B:6:G:O4'	6	0.88
(1,3)	1:A:84:LYS:N	2:B:6:G:O5'	6	0.88
(1,3)	1:A:84:LYS:N	2:B:6:G:O6	6	0.88
(1,3)	1:A:84:LYS:N	2:B:6:G:OP1	6	0.88
(1,3)	1:A:84:LYS:N	2:B:6:G:OP2	6	0.88
(1,3)	1:A:84:LYS:N	2:B:6:G:P	6	0.88
(1,3)	1:A:84:LYS:N	2:B:7:C:C1'	6	0.88
(1,3)	1:A:84:LYS:N	2:B:7:C:C2	6	0.88
(1,3)	1:A:84:LYS:N	2:B:7:C:C2'	6	0.88
(1,3)	1:A:84:LYS:N	2:B:7:C:C3'	6	0.88
(1,3)	1:A:84:LYS:N	2:B:7:C:C4	6	0.88
(1,3)	1:A:84:LYS:N	2:B:7:C:C4'	6	0.88

Continued on next page...

Continued from previous page...

Key	Atom-1	Atom-2	Model ID	Violation (Å)
(1,3)	1:A:84:LYS:N	2:B:7:C:C5	6	0.88
(1,3)	1:A:84:LYS:N	2:B:7:C:C5'	6	0.88
(1,3)	1:A:84:LYS:N	2:B:7:C:C6	6	0.88
(1,3)	1:A:84:LYS:N	2:B:7:C:H1'	6	0.88
(1,3)	1:A:84:LYS:N	2:B:7:C:H2'	6	0.88
(1,3)	1:A:84:LYS:N	2:B:7:C:H3'	6	0.88
(1,3)	1:A:84:LYS:N	2:B:7:C:H4'	6	0.88
(1,3)	1:A:84:LYS:N	2:B:7:C:H41	6	0.88
(1,3)	1:A:84:LYS:N	2:B:7:C:H42	6	0.88
(1,3)	1:A:84:LYS:N	2:B:7:C:H5	6	0.88
(1,3)	1:A:84:LYS:N	2:B:7:C:H5'	6	0.88
(1,3)	1:A:84:LYS:N	2:B:7:C:H5''	6	0.88
(1,3)	1:A:84:LYS:N	2:B:7:C:H6	6	0.88
(1,3)	1:A:84:LYS:N	2:B:7:C:HO2'	6	0.88
(1,3)	1:A:84:LYS:N	2:B:7:C:N1	6	0.88
(1,3)	1:A:84:LYS:N	2:B:7:C:N3	6	0.88
(1,3)	1:A:84:LYS:N	2:B:7:C:N4	6	0.88
(1,3)	1:A:84:LYS:N	2:B:7:C:O2	6	0.88
(1,3)	1:A:84:LYS:N	2:B:7:C:O2'	6	0.88
(1,3)	1:A:84:LYS:N	2:B:7:C:O3'	6	0.88
(1,3)	1:A:84:LYS:N	2:B:7:C:O4'	6	0.88
(1,3)	1:A:84:LYS:N	2:B:7:C:O5'	6	0.88
(1,3)	1:A:84:LYS:N	2:B:7:C:OP1	6	0.88
(1,3)	1:A:84:LYS:N	2:B:7:C:OP2	6	0.88
(1,3)	1:A:84:LYS:N	2:B:7:C:P	6	0.88
(1,3)	1:A:84:LYS:N	2:B:8:U:C1'	6	0.88
(1,3)	1:A:84:LYS:N	2:B:8:U:C2	6	0.88
(1,3)	1:A:84:LYS:N	2:B:8:U:C2'	6	0.88
(1,3)	1:A:84:LYS:N	2:B:8:U:C3'	6	0.88
(1,3)	1:A:84:LYS:N	2:B:8:U:C4	6	0.88
(1,3)	1:A:84:LYS:N	2:B:8:U:C4'	6	0.88
(1,3)	1:A:84:LYS:N	2:B:8:U:C5	6	0.88
(1,3)	1:A:84:LYS:N	2:B:8:U:C5'	6	0.88
(1,3)	1:A:84:LYS:N	2:B:8:U:C6	6	0.88
(1,3)	1:A:84:LYS:N	2:B:8:U:H1'	6	0.88
(1,3)	1:A:84:LYS:N	2:B:8:U:H2'	6	0.88
(1,3)	1:A:84:LYS:N	2:B:8:U:H3	6	0.88
(1,3)	1:A:84:LYS:N	2:B:8:U:H3'	6	0.88
(1,3)	1:A:84:LYS:N	2:B:8:U:H4'	6	0.88
(1,3)	1:A:84:LYS:N	2:B:8:U:H5	6	0.88
(1,3)	1:A:84:LYS:N	2:B:8:U:H5'	6	0.88
(1,3)	1:A:84:LYS:N	2:B:8:U:H5''	6	0.88

Continued on next page...

Continued from previous page...

Key	Atom-1	Atom-2	Model ID	Violation (Å)
(1,3)	1:A:84:LYS:N	2:B:8:U:H6	6	0.88
(1,3)	1:A:84:LYS:N	2:B:8:U:HO2'	6	0.88
(1,3)	1:A:84:LYS:N	2:B:8:U:N1	6	0.88
(1,3)	1:A:84:LYS:N	2:B:8:U:N3	6	0.88
(1,3)	1:A:84:LYS:N	2:B:8:U:O2	6	0.88
(1,3)	1:A:84:LYS:N	2:B:8:U:O2'	6	0.88
(1,3)	1:A:84:LYS:N	2:B:8:U:O3'	6	0.88
(1,3)	1:A:84:LYS:N	2:B:8:U:O4	6	0.88
(1,3)	1:A:84:LYS:N	2:B:8:U:O4'	6	0.88
(1,3)	1:A:84:LYS:N	2:B:8:U:O5'	6	0.88
(1,3)	1:A:84:LYS:N	2:B:8:U:OP1	6	0.88
(1,3)	1:A:84:LYS:N	2:B:8:U:OP2	6	0.88
(1,3)	1:A:84:LYS:N	2:B:8:U:P	6	0.88
(1,3)	1:A:84:LYS:N	2:B:9:C:C1'	6	0.88
(1,3)	1:A:84:LYS:N	2:B:9:C:C2	6	0.88
(1,3)	1:A:84:LYS:N	2:B:9:C:C2'	6	0.88
(1,3)	1:A:84:LYS:N	2:B:9:C:C3'	6	0.88
(1,3)	1:A:84:LYS:N	2:B:9:C:C4	6	0.88
(1,3)	1:A:84:LYS:N	2:B:9:C:C4'	6	0.88
(1,3)	1:A:84:LYS:N	2:B:9:C:C5	6	0.88
(1,3)	1:A:84:LYS:N	2:B:9:C:C5'	6	0.88
(1,3)	1:A:84:LYS:N	2:B:9:C:C6	6	0.88
(1,3)	1:A:84:LYS:N	2:B:9:C:H1'	6	0.88
(1,3)	1:A:84:LYS:N	2:B:9:C:H2'	6	0.88
(1,3)	1:A:84:LYS:N	2:B:9:C:H3'	6	0.88
(1,3)	1:A:84:LYS:N	2:B:9:C:H4'	6	0.88
(1,3)	1:A:84:LYS:N	2:B:9:C:H41	6	0.88
(1,3)	1:A:84:LYS:N	2:B:9:C:H42	6	0.88
(1,3)	1:A:84:LYS:N	2:B:9:C:H5	6	0.88
(1,3)	1:A:84:LYS:N	2:B:9:C:H5'	6	0.88
(1,3)	1:A:84:LYS:N	2:B:9:C:H5''	6	0.88
(1,3)	1:A:84:LYS:N	2:B:9:C:H6	6	0.88
(1,3)	1:A:84:LYS:N	2:B:9:C:HO2'	6	0.88
(1,3)	1:A:84:LYS:N	2:B:9:C:N1	6	0.88
(1,3)	1:A:84:LYS:N	2:B:9:C:N3	6	0.88
(1,3)	1:A:84:LYS:N	2:B:9:C:N4	6	0.88
(1,3)	1:A:84:LYS:N	2:B:9:C:O2	6	0.88
(1,3)	1:A:84:LYS:N	2:B:9:C:O2'	6	0.88
(1,3)	1:A:84:LYS:N	2:B:9:C:O3'	6	0.88
(1,3)	1:A:84:LYS:N	2:B:9:C:O4'	6	0.88
(1,3)	1:A:84:LYS:N	2:B:9:C:O5'	6	0.88
(1,3)	1:A:84:LYS:N	2:B:9:C:OP1	6	0.88

Continued on next page...

Continued from previous page...

Key	Atom-1	Atom-2	Model ID	Violation (Å)
(1,3)	1:A:84:LYS:N	2:B:9:C:OP2	6	0.88
(1,3)	1:A:84:LYS:N	2:B:9:C:P	6	0.88
(1,3)	1:A:84:LYS:N	2:B:10:G:C1'	6	0.88
(1,3)	1:A:84:LYS:N	2:B:10:G:C2	6	0.88
(1,3)	1:A:84:LYS:N	2:B:10:G:C2'	6	0.88
(1,3)	1:A:84:LYS:N	2:B:10:G:C3'	6	0.88
(1,3)	1:A:84:LYS:N	2:B:10:G:C4	6	0.88
(1,3)	1:A:84:LYS:N	2:B:10:G:C4'	6	0.88
(1,3)	1:A:84:LYS:N	2:B:10:G:C5	6	0.88
(1,3)	1:A:84:LYS:N	2:B:10:G:C5'	6	0.88
(1,3)	1:A:84:LYS:N	2:B:10:G:C6	6	0.88
(1,3)	1:A:84:LYS:N	2:B:10:G:C8	6	0.88
(1,3)	1:A:84:LYS:N	2:B:10:G:H1	6	0.88
(1,3)	1:A:84:LYS:N	2:B:10:G:H1'	6	0.88
(1,3)	1:A:84:LYS:N	2:B:10:G:H2'	6	0.88
(1,3)	1:A:84:LYS:N	2:B:10:G:H21	6	0.88
(1,3)	1:A:84:LYS:N	2:B:10:G:H22	6	0.88
(1,3)	1:A:84:LYS:N	2:B:10:G:H3'	6	0.88
(1,3)	1:A:84:LYS:N	2:B:10:G:H4'	6	0.88
(1,3)	1:A:84:LYS:N	2:B:10:G:H5'	6	0.88
(1,3)	1:A:84:LYS:N	2:B:10:G:H5''	6	0.88
(1,3)	1:A:84:LYS:N	2:B:10:G:H8	6	0.88
(1,3)	1:A:84:LYS:N	2:B:10:G:HO2'	6	0.88
(1,3)	1:A:84:LYS:N	2:B:10:G:N1	6	0.88
(1,3)	1:A:84:LYS:N	2:B:10:G:N2	6	0.88
(1,3)	1:A:84:LYS:N	2:B:10:G:N3	6	0.88
(1,3)	1:A:84:LYS:N	2:B:10:G:N7	6	0.88
(1,3)	1:A:84:LYS:N	2:B:10:G:N9	6	0.88
(1,3)	1:A:84:LYS:N	2:B:10:G:O2'	6	0.88
(1,3)	1:A:84:LYS:N	2:B:10:G:O3'	6	0.88
(1,3)	1:A:84:LYS:N	2:B:10:G:O4'	6	0.88
(1,3)	1:A:84:LYS:N	2:B:10:G:O5'	6	0.88
(1,3)	1:A:84:LYS:N	2:B:10:G:O6	6	0.88
(1,3)	1:A:84:LYS:N	2:B:10:G:OP1	6	0.88
(1,3)	1:A:84:LYS:N	2:B:10:G:OP2	6	0.88
(1,3)	1:A:84:LYS:N	2:B:10:G:P	6	0.88
(1,3)	1:A:84:LYS:N	2:B:11:A:C1'	6	0.88
(1,3)	1:A:84:LYS:N	2:B:11:A:C2	6	0.88
(1,3)	1:A:84:LYS:N	2:B:11:A:C2'	6	0.88
(1,3)	1:A:84:LYS:N	2:B:11:A:C3'	6	0.88
(1,3)	1:A:84:LYS:N	2:B:11:A:C4	6	0.88
(1,3)	1:A:84:LYS:N	2:B:11:A:C4'	6	0.88

Continued on next page...

Continued from previous page...

Key	Atom-1	Atom-2	Model ID	Violation (Å)
(1,3)	1:A:84:LYS:N	2:B:11:A:C5	6	0.88
(1,3)	1:A:84:LYS:N	2:B:11:A:C5'	6	0.88
(1,3)	1:A:84:LYS:N	2:B:11:A:C6	6	0.88
(1,3)	1:A:84:LYS:N	2:B:11:A:C8	6	0.88
(1,3)	1:A:84:LYS:N	2:B:11:A:H1'	6	0.88
(1,3)	1:A:84:LYS:N	2:B:11:A:H2	6	0.88
(1,3)	1:A:84:LYS:N	2:B:11:A:H2'	6	0.88
(1,3)	1:A:84:LYS:N	2:B:11:A:H3'	6	0.88
(1,3)	1:A:84:LYS:N	2:B:11:A:H4'	6	0.88
(1,3)	1:A:84:LYS:N	2:B:11:A:H5'	6	0.88
(1,3)	1:A:84:LYS:N	2:B:11:A:H5''	6	0.88
(1,3)	1:A:84:LYS:N	2:B:11:A:H61	6	0.88
(1,3)	1:A:84:LYS:N	2:B:11:A:H62	6	0.88
(1,3)	1:A:84:LYS:N	2:B:11:A:H8	6	0.88
(1,3)	1:A:84:LYS:N	2:B:11:A:HO2'	6	0.88
(1,3)	1:A:84:LYS:N	2:B:11:A:N1	6	0.88
(1,3)	1:A:84:LYS:N	2:B:11:A:N3	6	0.88
(1,3)	1:A:84:LYS:N	2:B:11:A:N6	6	0.88
(1,3)	1:A:84:LYS:N	2:B:11:A:N7	6	0.88
(1,3)	1:A:84:LYS:N	2:B:11:A:N9	6	0.88
(1,3)	1:A:84:LYS:N	2:B:11:A:O2'	6	0.88
(1,3)	1:A:84:LYS:N	2:B:11:A:O3'	6	0.88
(1,3)	1:A:84:LYS:N	2:B:11:A:O4'	6	0.88
(1,3)	1:A:84:LYS:N	2:B:11:A:O5'	6	0.88
(1,3)	1:A:84:LYS:N	2:B:11:A:OP1	6	0.88
(1,3)	1:A:84:LYS:N	2:B:11:A:OP2	6	0.88
(1,3)	1:A:84:LYS:N	2:B:11:A:P	6	0.88
(1,3)	1:A:84:LYS:N	2:B:12:A:C1'	6	0.88
(1,3)	1:A:84:LYS:N	2:B:12:A:C2	6	0.88
(1,3)	1:A:84:LYS:N	2:B:12:A:C2'	6	0.88
(1,3)	1:A:84:LYS:N	2:B:12:A:C3'	6	0.88
(1,3)	1:A:84:LYS:N	2:B:12:A:C4	6	0.88
(1,3)	1:A:84:LYS:N	2:B:12:A:C4'	6	0.88
(1,3)	1:A:84:LYS:N	2:B:12:A:C5	6	0.88
(1,3)	1:A:84:LYS:N	2:B:12:A:C5'	6	0.88
(1,3)	1:A:84:LYS:N	2:B:12:A:C6	6	0.88
(1,3)	1:A:84:LYS:N	2:B:12:A:C8	6	0.88
(1,3)	1:A:84:LYS:N	2:B:12:A:H1'	6	0.88
(1,3)	1:A:84:LYS:N	2:B:12:A:H2	6	0.88
(1,3)	1:A:84:LYS:N	2:B:12:A:H2'	6	0.88
(1,3)	1:A:84:LYS:N	2:B:12:A:H3'	6	0.88
(1,3)	1:A:84:LYS:N	2:B:12:A:H4'	6	0.88

Continued on next page...

Continued from previous page...

Key	Atom-1	Atom-2	Model ID	Violation (Å)
(1,3)	1:A:84:LYS:N	2:B:12:A:H5'	6	0.88
(1,3)	1:A:84:LYS:N	2:B:12:A:H5''	6	0.88
(1,3)	1:A:84:LYS:N	2:B:12:A:H61	6	0.88
(1,3)	1:A:84:LYS:N	2:B:12:A:H62	6	0.88
(1,3)	1:A:84:LYS:N	2:B:12:A:H8	6	0.88
(1,3)	1:A:84:LYS:N	2:B:12:A:HO2'	6	0.88
(1,3)	1:A:84:LYS:N	2:B:12:A:N1	6	0.88
(1,3)	1:A:84:LYS:N	2:B:12:A:N3	6	0.88
(1,3)	1:A:84:LYS:N	2:B:12:A:N6	6	0.88
(1,3)	1:A:84:LYS:N	2:B:12:A:N7	6	0.88
(1,3)	1:A:84:LYS:N	2:B:12:A:N9	6	0.88
(1,3)	1:A:84:LYS:N	2:B:12:A:O2'	6	0.88
(1,3)	1:A:84:LYS:N	2:B:12:A:O3'	6	0.88
(1,3)	1:A:84:LYS:N	2:B:12:A:O4'	6	0.88
(1,3)	1:A:84:LYS:N	2:B:12:A:O5'	6	0.88
(1,3)	1:A:84:LYS:N	2:B:12:A:OP1	6	0.88
(1,3)	1:A:84:LYS:N	2:B:12:A:OP2	6	0.88
(1,3)	1:A:84:LYS:N	2:B:12:A:P	6	0.88
(1,3)	1:A:84:LYS:N	2:B:13:A:C1'	6	0.88
(1,3)	1:A:84:LYS:N	2:B:13:A:C2	6	0.88
(1,3)	1:A:84:LYS:N	2:B:13:A:C2'	6	0.88
(1,3)	1:A:84:LYS:N	2:B:13:A:C3'	6	0.88
(1,3)	1:A:84:LYS:N	2:B:13:A:C4	6	0.88
(1,3)	1:A:84:LYS:N	2:B:13:A:C4'	6	0.88
(1,3)	1:A:84:LYS:N	2:B:13:A:C5	6	0.88
(1,3)	1:A:84:LYS:N	2:B:13:A:C5'	6	0.88
(1,3)	1:A:84:LYS:N	2:B:13:A:C6	6	0.88
(1,3)	1:A:84:LYS:N	2:B:13:A:C8	6	0.88
(1,3)	1:A:84:LYS:N	2:B:13:A:H1'	6	0.88
(1,3)	1:A:84:LYS:N	2:B:13:A:H2	6	0.88
(1,3)	1:A:84:LYS:N	2:B:13:A:H2'	6	0.88
(1,3)	1:A:84:LYS:N	2:B:13:A:H3'	6	0.88
(1,3)	1:A:84:LYS:N	2:B:13:A:H4'	6	0.88
(1,3)	1:A:84:LYS:N	2:B:13:A:H5'	6	0.88
(1,3)	1:A:84:LYS:N	2:B:13:A:H5''	6	0.88
(1,3)	1:A:84:LYS:N	2:B:13:A:H61	6	0.88
(1,3)	1:A:84:LYS:N	2:B:13:A:H62	6	0.88
(1,3)	1:A:84:LYS:N	2:B:13:A:H8	6	0.88
(1,3)	1:A:84:LYS:N	2:B:13:A:HO2'	6	0.88
(1,3)	1:A:84:LYS:N	2:B:13:A:N1	6	0.88
(1,3)	1:A:84:LYS:N	2:B:13:A:N3	6	0.88
(1,3)	1:A:84:LYS:N	2:B:13:A:N6	6	0.88

Continued on next page...

Continued from previous page...

Key	Atom-1	Atom-2	Model ID	Violation (Å)
(1,3)	1:A:84:LYS:N	2:B:13:A:N7	6	0.88
(1,3)	1:A:84:LYS:N	2:B:13:A:N9	6	0.88
(1,3)	1:A:84:LYS:N	2:B:13:A:O2'	6	0.88
(1,3)	1:A:84:LYS:N	2:B:13:A:O3'	6	0.88
(1,3)	1:A:84:LYS:N	2:B:13:A:O4'	6	0.88
(1,3)	1:A:84:LYS:N	2:B:13:A:O5'	6	0.88
(1,3)	1:A:84:LYS:N	2:B:13:A:OP1	6	0.88
(1,3)	1:A:84:LYS:N	2:B:13:A:OP2	6	0.88
(1,3)	1:A:84:LYS:N	2:B:13:A:P	6	0.88
(1,3)	1:A:84:LYS:N	2:B:14:G:C1'	6	0.88
(1,3)	1:A:84:LYS:N	2:B:14:G:C2	6	0.88
(1,3)	1:A:84:LYS:N	2:B:14:G:C2'	6	0.88
(1,3)	1:A:84:LYS:N	2:B:14:G:C3'	6	0.88
(1,3)	1:A:84:LYS:N	2:B:14:G:C4	6	0.88
(1,3)	1:A:84:LYS:N	2:B:14:G:C4'	6	0.88
(1,3)	1:A:84:LYS:N	2:B:14:G:C5	6	0.88
(1,3)	1:A:84:LYS:N	2:B:14:G:C5'	6	0.88
(1,3)	1:A:84:LYS:N	2:B:14:G:C6	6	0.88
(1,3)	1:A:84:LYS:N	2:B:14:G:C8	6	0.88
(1,3)	1:A:84:LYS:N	2:B:14:G:H1	6	0.88
(1,3)	1:A:84:LYS:N	2:B:14:G:H1'	6	0.88
(1,3)	1:A:84:LYS:N	2:B:14:G:H2'	6	0.88
(1,3)	1:A:84:LYS:N	2:B:14:G:H21	6	0.88
(1,3)	1:A:84:LYS:N	2:B:14:G:H22	6	0.88
(1,3)	1:A:84:LYS:N	2:B:14:G:H3'	6	0.88
(1,3)	1:A:84:LYS:N	2:B:14:G:H4'	6	0.88
(1,3)	1:A:84:LYS:N	2:B:14:G:H5'	6	0.88
(1,3)	1:A:84:LYS:N	2:B:14:G:H5''	6	0.88
(1,3)	1:A:84:LYS:N	2:B:14:G:H8	6	0.88
(1,3)	1:A:84:LYS:N	2:B:14:G:HO2'	6	0.88
(1,3)	1:A:84:LYS:N	2:B:14:G:N1	6	0.88
(1,3)	1:A:84:LYS:N	2:B:14:G:N2	6	0.88
(1,3)	1:A:84:LYS:N	2:B:14:G:N3	6	0.88
(1,3)	1:A:84:LYS:N	2:B:14:G:N7	6	0.88
(1,3)	1:A:84:LYS:N	2:B:14:G:N9	6	0.88
(1,3)	1:A:84:LYS:N	2:B:14:G:O2'	6	0.88
(1,3)	1:A:84:LYS:N	2:B:14:G:O3'	6	0.88
(1,3)	1:A:84:LYS:N	2:B:14:G:O4'	6	0.88
(1,3)	1:A:84:LYS:N	2:B:14:G:O5'	6	0.88
(1,3)	1:A:84:LYS:N	2:B:14:G:O6	6	0.88
(1,3)	1:A:84:LYS:N	2:B:14:G:OP1	6	0.88
(1,3)	1:A:84:LYS:N	2:B:14:G:OP2	6	0.88

Continued on next page...

Continued from previous page...

Key	Atom-1	Atom-2	Model ID	Violation (Å)
(1,3)	1:A:84:LYS:N	2:B:14:G:P	6	0.88
(1,3)	1:A:84:LYS:N	2:B:15:A:C1'	6	0.88
(1,3)	1:A:84:LYS:N	2:B:15:A:C2	6	0.88
(1,3)	1:A:84:LYS:N	2:B:15:A:C2'	6	0.88
(1,3)	1:A:84:LYS:N	2:B:15:A:C3'	6	0.88
(1,3)	1:A:84:LYS:N	2:B:15:A:C4	6	0.88
(1,3)	1:A:84:LYS:N	2:B:15:A:C4'	6	0.88
(1,3)	1:A:84:LYS:N	2:B:15:A:C5	6	0.88
(1,3)	1:A:84:LYS:N	2:B:15:A:C5'	6	0.88
(1,3)	1:A:84:LYS:N	2:B:15:A:C6	6	0.88
(1,3)	1:A:84:LYS:N	2:B:15:A:C8	6	0.88
(1,3)	1:A:84:LYS:N	2:B:15:A:H1'	6	0.88
(1,3)	1:A:84:LYS:N	2:B:15:A:H2	6	0.88
(1,3)	1:A:84:LYS:N	2:B:15:A:H2'	6	0.88
(1,3)	1:A:84:LYS:N	2:B:15:A:H3'	6	0.88
(1,3)	1:A:84:LYS:N	2:B:15:A:H4'	6	0.88
(1,3)	1:A:84:LYS:N	2:B:15:A:H5'	6	0.88
(1,3)	1:A:84:LYS:N	2:B:15:A:H5''	6	0.88
(1,3)	1:A:84:LYS:N	2:B:15:A:H61	6	0.88
(1,3)	1:A:84:LYS:N	2:B:15:A:H62	6	0.88
(1,3)	1:A:84:LYS:N	2:B:15:A:H8	6	0.88
(1,3)	1:A:84:LYS:N	2:B:15:A:HO2'	6	0.88
(1,3)	1:A:84:LYS:N	2:B:15:A:N1	6	0.88
(1,3)	1:A:84:LYS:N	2:B:15:A:N3	6	0.88
(1,3)	1:A:84:LYS:N	2:B:15:A:N6	6	0.88
(1,3)	1:A:84:LYS:N	2:B:15:A:N7	6	0.88
(1,3)	1:A:84:LYS:N	2:B:15:A:N9	6	0.88
(1,3)	1:A:84:LYS:N	2:B:15:A:O2'	6	0.88
(1,3)	1:A:84:LYS:N	2:B:15:A:O3'	6	0.88
(1,3)	1:A:84:LYS:N	2:B:15:A:O4'	6	0.88
(1,3)	1:A:84:LYS:N	2:B:15:A:O5'	6	0.88
(1,3)	1:A:84:LYS:N	2:B:15:A:OP1	6	0.88
(1,3)	1:A:84:LYS:N	2:B:15:A:OP2	6	0.88
(1,3)	1:A:84:LYS:N	2:B:15:A:P	6	0.88
(1,3)	1:A:84:LYS:N	2:B:16:G:C1'	6	0.88
(1,3)	1:A:84:LYS:N	2:B:16:G:C2	6	0.88
(1,3)	1:A:84:LYS:N	2:B:16:G:C2'	6	0.88
(1,3)	1:A:84:LYS:N	2:B:16:G:C3'	6	0.88
(1,3)	1:A:84:LYS:N	2:B:16:G:C4	6	0.88
(1,3)	1:A:84:LYS:N	2:B:16:G:C4'	6	0.88
(1,3)	1:A:84:LYS:N	2:B:16:G:C5	6	0.88
(1,3)	1:A:84:LYS:N	2:B:16:G:C5'	6	0.88

Continued on next page...

Continued from previous page...

Key	Atom-1	Atom-2	Model ID	Violation (Å)
(1,3)	1:A:84:LYS:N	2:B:16:G:C6	6	0.88
(1,3)	1:A:84:LYS:N	2:B:16:G:C8	6	0.88
(1,3)	1:A:84:LYS:N	2:B:16:G:H1	6	0.88
(1,3)	1:A:84:LYS:N	2:B:16:G:H1'	6	0.88
(1,3)	1:A:84:LYS:N	2:B:16:G:H2'	6	0.88
(1,3)	1:A:84:LYS:N	2:B:16:G:H21	6	0.88
(1,3)	1:A:84:LYS:N	2:B:16:G:H22	6	0.88
(1,3)	1:A:84:LYS:N	2:B:16:G:H3'	6	0.88
(1,3)	1:A:84:LYS:N	2:B:16:G:H4'	6	0.88
(1,3)	1:A:84:LYS:N	2:B:16:G:H5'	6	0.88
(1,3)	1:A:84:LYS:N	2:B:16:G:H5''	6	0.88
(1,3)	1:A:84:LYS:N	2:B:16:G:H8	6	0.88
(1,3)	1:A:84:LYS:N	2:B:16:G:HO2'	6	0.88
(1,3)	1:A:84:LYS:N	2:B:16:G:N1	6	0.88
(1,3)	1:A:84:LYS:N	2:B:16:G:N2	6	0.88
(1,3)	1:A:84:LYS:N	2:B:16:G:N3	6	0.88
(1,3)	1:A:84:LYS:N	2:B:16:G:N7	6	0.88
(1,3)	1:A:84:LYS:N	2:B:16:G:N9	6	0.88
(1,3)	1:A:84:LYS:N	2:B:16:G:O2'	6	0.88
(1,3)	1:A:84:LYS:N	2:B:16:G:O3'	6	0.88
(1,3)	1:A:84:LYS:N	2:B:16:G:O4'	6	0.88
(1,3)	1:A:84:LYS:N	2:B:16:G:O5'	6	0.88
(1,3)	1:A:84:LYS:N	2:B:16:G:O6	6	0.88
(1,3)	1:A:84:LYS:N	2:B:16:G:OP1	6	0.88
(1,3)	1:A:84:LYS:N	2:B:16:G:OP2	6	0.88
(1,3)	1:A:84:LYS:N	2:B:16:G:P	6	0.88
(1,3)	1:A:84:LYS:N	2:B:17:C:C1'	6	0.88
(1,3)	1:A:84:LYS:N	2:B:17:C:C2	6	0.88
(1,3)	1:A:84:LYS:N	2:B:17:C:C2'	6	0.88
(1,3)	1:A:84:LYS:N	2:B:17:C:C3'	6	0.88
(1,3)	1:A:84:LYS:N	2:B:17:C:C4	6	0.88
(1,3)	1:A:84:LYS:N	2:B:17:C:C4'	6	0.88
(1,3)	1:A:84:LYS:N	2:B:17:C:C5	6	0.88
(1,3)	1:A:84:LYS:N	2:B:17:C:C5'	6	0.88
(1,3)	1:A:84:LYS:N	2:B:17:C:C6	6	0.88
(1,3)	1:A:84:LYS:N	2:B:17:C:H1'	6	0.88
(1,3)	1:A:84:LYS:N	2:B:17:C:H2'	6	0.88
(1,3)	1:A:84:LYS:N	2:B:17:C:H3'	6	0.88
(1,3)	1:A:84:LYS:N	2:B:17:C:H4'	6	0.88
(1,3)	1:A:84:LYS:N	2:B:17:C:H41	6	0.88
(1,3)	1:A:84:LYS:N	2:B:17:C:H42	6	0.88
(1,3)	1:A:84:LYS:N	2:B:17:C:H5	6	0.88

Continued on next page...

Continued from previous page...

Key	Atom-1	Atom-2	Model ID	Violation (Å)
(1,3)	1:A:84:LYS:N	2:B:17:C:H5'	6	0.88
(1,3)	1:A:84:LYS:N	2:B:17:C:H5''	6	0.88
(1,3)	1:A:84:LYS:N	2:B:17:C:H6	6	0.88
(1,3)	1:A:84:LYS:N	2:B:17:C:HO2'	6	0.88
(1,3)	1:A:84:LYS:N	2:B:17:C:N1	6	0.88
(1,3)	1:A:84:LYS:N	2:B:17:C:N3	6	0.88
(1,3)	1:A:84:LYS:N	2:B:17:C:N4	6	0.88
(1,3)	1:A:84:LYS:N	2:B:17:C:O2	6	0.88
(1,3)	1:A:84:LYS:N	2:B:17:C:O2'	6	0.88
(1,3)	1:A:84:LYS:N	2:B:17:C:O3'	6	0.88
(1,3)	1:A:84:LYS:N	2:B:17:C:O4'	6	0.88
(1,3)	1:A:84:LYS:N	2:B:17:C:O5'	6	0.88
(1,3)	1:A:84:LYS:N	2:B:17:C:OP1	6	0.88
(1,3)	1:A:84:LYS:N	2:B:17:C:OP2	6	0.88
(1,3)	1:A:84:LYS:N	2:B:17:C:P	6	0.88
(1,3)	1:A:84:LYS:N	2:B:18:A:C1'	6	0.88
(1,3)	1:A:84:LYS:N	2:B:18:A:C2	6	0.88
(1,3)	1:A:84:LYS:N	2:B:18:A:C2'	6	0.88
(1,3)	1:A:84:LYS:N	2:B:18:A:C3'	6	0.88
(1,3)	1:A:84:LYS:N	2:B:18:A:C4	6	0.88
(1,3)	1:A:84:LYS:N	2:B:18:A:C4'	6	0.88
(1,3)	1:A:84:LYS:N	2:B:18:A:C5	6	0.88
(1,3)	1:A:84:LYS:N	2:B:18:A:C5'	6	0.88
(1,3)	1:A:84:LYS:N	2:B:18:A:C6	6	0.88
(1,3)	1:A:84:LYS:N	2:B:18:A:C8	6	0.88
(1,3)	1:A:84:LYS:N	2:B:18:A:H1'	6	0.88
(1,3)	1:A:84:LYS:N	2:B:18:A:H2	6	0.88
(1,3)	1:A:84:LYS:N	2:B:18:A:H2'	6	0.88
(1,3)	1:A:84:LYS:N	2:B:18:A:H3'	6	0.88
(1,3)	1:A:84:LYS:N	2:B:18:A:H4'	6	0.88
(1,3)	1:A:84:LYS:N	2:B:18:A:H5'	6	0.88
(1,3)	1:A:84:LYS:N	2:B:18:A:H5''	6	0.88
(1,3)	1:A:84:LYS:N	2:B:18:A:H61	6	0.88
(1,3)	1:A:84:LYS:N	2:B:18:A:H62	6	0.88
(1,3)	1:A:84:LYS:N	2:B:18:A:H8	6	0.88
(1,3)	1:A:84:LYS:N	2:B:18:A:HO2'	6	0.88
(1,3)	1:A:84:LYS:N	2:B:18:A:N1	6	0.88
(1,3)	1:A:84:LYS:N	2:B:18:A:N3	6	0.88
(1,3)	1:A:84:LYS:N	2:B:18:A:N6	6	0.88
(1,3)	1:A:84:LYS:N	2:B:18:A:N7	6	0.88
(1,3)	1:A:84:LYS:N	2:B:18:A:N9	6	0.88
(1,3)	1:A:84:LYS:N	2:B:18:A:O2'	6	0.88

Continued on next page...

Continued from previous page...

Key	Atom-1	Atom-2	Model ID	Violation (Å)
(1,3)	1:A:84:LYS:N	2:B:18:A:O3'	6	0.88
(1,3)	1:A:84:LYS:N	2:B:18:A:O4'	6	0.88
(1,3)	1:A:84:LYS:N	2:B:18:A:O5'	6	0.88
(1,3)	1:A:84:LYS:N	2:B:18:A:OP1	6	0.88
(1,3)	1:A:84:LYS:N	2:B:18:A:OP2	6	0.88
(1,3)	1:A:84:LYS:N	2:B:18:A:P	6	0.88
(1,3)	1:A:84:LYS:N	2:B:19:A:C1'	6	0.88
(1,3)	1:A:84:LYS:N	2:B:19:A:C2	6	0.88
(1,3)	1:A:84:LYS:N	2:B:19:A:C2'	6	0.88
(1,3)	1:A:84:LYS:N	2:B:19:A:C3'	6	0.88
(1,3)	1:A:84:LYS:N	2:B:19:A:C4	6	0.88
(1,3)	1:A:84:LYS:N	2:B:19:A:C4'	6	0.88
(1,3)	1:A:84:LYS:N	2:B:19:A:C5	6	0.88
(1,3)	1:A:84:LYS:N	2:B:19:A:C5'	6	0.88
(1,3)	1:A:84:LYS:N	2:B:19:A:C6	6	0.88
(1,3)	1:A:84:LYS:N	2:B:19:A:C8	6	0.88
(1,3)	1:A:84:LYS:N	2:B:19:A:H1'	6	0.88
(1,3)	1:A:84:LYS:N	2:B:19:A:H2	6	0.88
(1,3)	1:A:84:LYS:N	2:B:19:A:H2'	6	0.88
(1,3)	1:A:84:LYS:N	2:B:19:A:H3'	6	0.88
(1,3)	1:A:84:LYS:N	2:B:19:A:H4'	6	0.88
(1,3)	1:A:84:LYS:N	2:B:19:A:H5'	6	0.88
(1,3)	1:A:84:LYS:N	2:B:19:A:H5''	6	0.88
(1,3)	1:A:84:LYS:N	2:B:19:A:H61	6	0.88
(1,3)	1:A:84:LYS:N	2:B:19:A:H62	6	0.88
(1,3)	1:A:84:LYS:N	2:B:19:A:H8	6	0.88
(1,3)	1:A:84:LYS:N	2:B:19:A:HO2'	6	0.88
(1,3)	1:A:84:LYS:N	2:B:19:A:N1	6	0.88
(1,3)	1:A:84:LYS:N	2:B:19:A:N3	6	0.88
(1,3)	1:A:84:LYS:N	2:B:19:A:N6	6	0.88
(1,3)	1:A:84:LYS:N	2:B:19:A:N7	6	0.88
(1,3)	1:A:84:LYS:N	2:B:19:A:N9	6	0.88
(1,3)	1:A:84:LYS:N	2:B:19:A:O2'	6	0.88
(1,3)	1:A:84:LYS:N	2:B:19:A:O3'	6	0.88
(1,3)	1:A:84:LYS:N	2:B:19:A:O4'	6	0.88
(1,3)	1:A:84:LYS:N	2:B:19:A:O5'	6	0.88
(1,3)	1:A:84:LYS:N	2:B:19:A:OP1	6	0.88
(1,3)	1:A:84:LYS:N	2:B:19:A:OP2	6	0.88
(1,3)	1:A:84:LYS:N	2:B:19:A:P	6	0.88
(1,3)	1:A:84:LYS:N	2:B:20:U:C1'	6	0.88
(1,3)	1:A:84:LYS:N	2:B:20:U:C2	6	0.88
(1,3)	1:A:84:LYS:N	2:B:20:U:C2'	6	0.88

Continued on next page...

Continued from previous page...

Key	Atom-1	Atom-2	Model ID	Violation (Å)
(1,3)	1:A:84:LYS:N	2:B:20:U:C3'	6	0.88
(1,3)	1:A:84:LYS:N	2:B:20:U:C4	6	0.88
(1,3)	1:A:84:LYS:N	2:B:20:U:C4'	6	0.88
(1,3)	1:A:84:LYS:N	2:B:20:U:C5	6	0.88
(1,3)	1:A:84:LYS:N	2:B:20:U:C5'	6	0.88
(1,3)	1:A:84:LYS:N	2:B:20:U:C6	6	0.88
(1,3)	1:A:84:LYS:N	2:B:20:U:H1'	6	0.88
(1,3)	1:A:84:LYS:N	2:B:20:U:H2'	6	0.88
(1,3)	1:A:84:LYS:N	2:B:20:U:H3	6	0.88
(1,3)	1:A:84:LYS:N	2:B:20:U:H3'	6	0.88
(1,3)	1:A:84:LYS:N	2:B:20:U:H4'	6	0.88
(1,3)	1:A:84:LYS:N	2:B:20:U:H5	6	0.88
(1,3)	1:A:84:LYS:N	2:B:20:U:H5'	6	0.88
(1,3)	1:A:84:LYS:N	2:B:20:U:H5''	6	0.88
(1,3)	1:A:84:LYS:N	2:B:20:U:H6	6	0.88
(1,3)	1:A:84:LYS:N	2:B:20:U:HO2'	6	0.88
(1,3)	1:A:84:LYS:N	2:B:20:U:N1	6	0.88
(1,3)	1:A:84:LYS:N	2:B:20:U:N3	6	0.88
(1,3)	1:A:84:LYS:N	2:B:20:U:O2	6	0.88
(1,3)	1:A:84:LYS:N	2:B:20:U:O2'	6	0.88
(1,3)	1:A:84:LYS:N	2:B:20:U:O3'	6	0.88
(1,3)	1:A:84:LYS:N	2:B:20:U:O4	6	0.88
(1,3)	1:A:84:LYS:N	2:B:20:U:O4'	6	0.88
(1,3)	1:A:84:LYS:N	2:B:20:U:O5'	6	0.88
(1,3)	1:A:84:LYS:N	2:B:20:U:OP1	6	0.88
(1,3)	1:A:84:LYS:N	2:B:20:U:OP2	6	0.88
(1,3)	1:A:84:LYS:N	2:B:20:U:P	6	0.88
(1,3)	1:A:84:LYS:N	2:B:21:G:C1'	6	0.88
(1,3)	1:A:84:LYS:N	2:B:21:G:C2	6	0.88
(1,3)	1:A:84:LYS:N	2:B:21:G:C2'	6	0.88
(1,3)	1:A:84:LYS:N	2:B:21:G:C3'	6	0.88
(1,3)	1:A:84:LYS:N	2:B:21:G:C4	6	0.88
(1,3)	1:A:84:LYS:N	2:B:21:G:C4'	6	0.88
(1,3)	1:A:84:LYS:N	2:B:21:G:C5	6	0.88
(1,3)	1:A:84:LYS:N	2:B:21:G:C5'	6	0.88
(1,3)	1:A:84:LYS:N	2:B:21:G:C6	6	0.88
(1,3)	1:A:84:LYS:N	2:B:21:G:C8	6	0.88
(1,3)	1:A:84:LYS:N	2:B:21:G:H1	6	0.88
(1,3)	1:A:84:LYS:N	2:B:21:G:H1'	6	0.88
(1,3)	1:A:84:LYS:N	2:B:21:G:H2'	6	0.88
(1,3)	1:A:84:LYS:N	2:B:21:G:H21	6	0.88
(1,3)	1:A:84:LYS:N	2:B:21:G:H22	6	0.88

Continued on next page...

Continued from previous page...

Key	Atom-1	Atom-2	Model ID	Violation (Å)
(1,3)	1:A:84:LYS:N	2:B:21:G:H3'	6	0.88
(1,3)	1:A:84:LYS:N	2:B:21:G:H4'	6	0.88
(1,3)	1:A:84:LYS:N	2:B:21:G:H5'	6	0.88
(1,3)	1:A:84:LYS:N	2:B:21:G:H5''	6	0.88
(1,3)	1:A:84:LYS:N	2:B:21:G:H8	6	0.88
(1,3)	1:A:84:LYS:N	2:B:21:G:HO2'	6	0.88
(1,3)	1:A:84:LYS:N	2:B:21:G:N1	6	0.88
(1,3)	1:A:84:LYS:N	2:B:21:G:N2	6	0.88
(1,3)	1:A:84:LYS:N	2:B:21:G:N3	6	0.88
(1,3)	1:A:84:LYS:N	2:B:21:G:N7	6	0.88
(1,3)	1:A:84:LYS:N	2:B:21:G:N9	6	0.88
(1,3)	1:A:84:LYS:N	2:B:21:G:O2'	6	0.88
(1,3)	1:A:84:LYS:N	2:B:21:G:O3'	6	0.88
(1,3)	1:A:84:LYS:N	2:B:21:G:O4'	6	0.88
(1,3)	1:A:84:LYS:N	2:B:21:G:O5'	6	0.88
(1,3)	1:A:84:LYS:N	2:B:21:G:O6	6	0.88
(1,3)	1:A:84:LYS:N	2:B:21:G:OP1	6	0.88
(1,3)	1:A:84:LYS:N	2:B:21:G:OP2	6	0.88
(1,3)	1:A:84:LYS:N	2:B:21:G:P	6	0.88
(1,3)	1:A:84:LYS:N	2:B:22:A:C1'	6	0.88
(1,3)	1:A:84:LYS:N	2:B:22:A:C2	6	0.88
(1,3)	1:A:84:LYS:N	2:B:22:A:C2'	6	0.88
(1,3)	1:A:84:LYS:N	2:B:22:A:C3'	6	0.88
(1,3)	1:A:84:LYS:N	2:B:22:A:C4	6	0.88
(1,3)	1:A:84:LYS:N	2:B:22:A:C4'	6	0.88
(1,3)	1:A:84:LYS:N	2:B:22:A:C5	6	0.88
(1,3)	1:A:84:LYS:N	2:B:22:A:C5'	6	0.88
(1,3)	1:A:84:LYS:N	2:B:22:A:C6	6	0.88
(1,3)	1:A:84:LYS:N	2:B:22:A:C8	6	0.88
(1,3)	1:A:84:LYS:N	2:B:22:A:H1'	6	0.88
(1,3)	1:A:84:LYS:N	2:B:22:A:H2	6	0.88
(1,3)	1:A:84:LYS:N	2:B:22:A:H2'	6	0.88
(1,3)	1:A:84:LYS:N	2:B:22:A:H3'	6	0.88
(1,3)	1:A:84:LYS:N	2:B:22:A:H4'	6	0.88
(1,3)	1:A:84:LYS:N	2:B:22:A:H5'	6	0.88
(1,3)	1:A:84:LYS:N	2:B:22:A:H5''	6	0.88
(1,3)	1:A:84:LYS:N	2:B:22:A:H61	6	0.88
(1,3)	1:A:84:LYS:N	2:B:22:A:H62	6	0.88
(1,3)	1:A:84:LYS:N	2:B:22:A:H8	6	0.88
(1,3)	1:A:84:LYS:N	2:B:22:A:HO2'	6	0.88
(1,3)	1:A:84:LYS:N	2:B:22:A:N1	6	0.88
(1,3)	1:A:84:LYS:N	2:B:22:A:N3	6	0.88

Continued on next page...

Continued from previous page...

Key	Atom-1	Atom-2	Model ID	Violation (Å)
(1,3)	1:A:84:LYS:N	2:B:22:A:N6	6	0.88
(1,3)	1:A:84:LYS:N	2:B:22:A:N7	6	0.88
(1,3)	1:A:84:LYS:N	2:B:22:A:N9	6	0.88
(1,3)	1:A:84:LYS:N	2:B:22:A:O2'	6	0.88
(1,3)	1:A:84:LYS:N	2:B:22:A:O3'	6	0.88
(1,3)	1:A:84:LYS:N	2:B:22:A:O4'	6	0.88
(1,3)	1:A:84:LYS:N	2:B:22:A:O5'	6	0.88
(1,3)	1:A:84:LYS:N	2:B:22:A:OP1	6	0.88
(1,3)	1:A:84:LYS:N	2:B:22:A:OP2	6	0.88
(1,3)	1:A:84:LYS:N	2:B:22:A:P	6	0.88
(1,3)	1:A:84:LYS:N	2:B:23:U:C1'	6	0.88
(1,3)	1:A:84:LYS:N	2:B:23:U:C2	6	0.88
(1,3)	1:A:84:LYS:N	2:B:23:U:C2'	6	0.88
(1,3)	1:A:84:LYS:N	2:B:23:U:C3'	6	0.88
(1,3)	1:A:84:LYS:N	2:B:23:U:C4	6	0.88
(1,3)	1:A:84:LYS:N	2:B:23:U:C4'	6	0.88
(1,3)	1:A:84:LYS:N	2:B:23:U:C5	6	0.88
(1,3)	1:A:84:LYS:N	2:B:23:U:C5'	6	0.88
(1,3)	1:A:84:LYS:N	2:B:23:U:C6	6	0.88
(1,3)	1:A:84:LYS:N	2:B:23:U:H1'	6	0.88
(1,3)	1:A:84:LYS:N	2:B:23:U:H2'	6	0.88
(1,3)	1:A:84:LYS:N	2:B:23:U:H3	6	0.88
(1,3)	1:A:84:LYS:N	2:B:23:U:H3'	6	0.88
(1,3)	1:A:84:LYS:N	2:B:23:U:H4'	6	0.88
(1,3)	1:A:84:LYS:N	2:B:23:U:H5	6	0.88
(1,3)	1:A:84:LYS:N	2:B:23:U:H5'	6	0.88
(1,3)	1:A:84:LYS:N	2:B:23:U:H5''	6	0.88
(1,3)	1:A:84:LYS:N	2:B:23:U:H6	6	0.88
(1,3)	1:A:84:LYS:N	2:B:23:U:HO2'	6	0.88
(1,3)	1:A:84:LYS:N	2:B:23:U:N1	6	0.88
(1,3)	1:A:84:LYS:N	2:B:23:U:N3	6	0.88
(1,3)	1:A:84:LYS:N	2:B:23:U:O2	6	0.88
(1,3)	1:A:84:LYS:N	2:B:23:U:O2'	6	0.88
(1,3)	1:A:84:LYS:N	2:B:23:U:O3'	6	0.88
(1,3)	1:A:84:LYS:N	2:B:23:U:O4	6	0.88
(1,3)	1:A:84:LYS:N	2:B:23:U:O4'	6	0.88
(1,3)	1:A:84:LYS:N	2:B:23:U:O5'	6	0.88
(1,3)	1:A:84:LYS:N	2:B:23:U:OP1	6	0.88
(1,3)	1:A:84:LYS:N	2:B:23:U:OP2	6	0.88
(1,3)	1:A:84:LYS:N	2:B:23:U:P	6	0.88
(1,3)	1:A:84:LYS:N	2:B:24:G:C1'	6	0.88
(1,3)	1:A:84:LYS:N	2:B:24:G:C2	6	0.88

Continued on next page...

Continued from previous page...

Key	Atom-1	Atom-2	Model ID	Violation (Å)
(1,3)	1:A:84:LYS:N	2:B:24:G:C2'	6	0.88
(1,3)	1:A:84:LYS:N	2:B:24:G:C3'	6	0.88
(1,3)	1:A:84:LYS:N	2:B:24:G:C4	6	0.88
(1,3)	1:A:84:LYS:N	2:B:24:G:C4'	6	0.88
(1,3)	1:A:84:LYS:N	2:B:24:G:C5	6	0.88
(1,3)	1:A:84:LYS:N	2:B:24:G:C5'	6	0.88
(1,3)	1:A:84:LYS:N	2:B:24:G:C6	6	0.88
(1,3)	1:A:84:LYS:N	2:B:24:G:C8	6	0.88
(1,3)	1:A:84:LYS:N	2:B:24:G:H1	6	0.88
(1,3)	1:A:84:LYS:N	2:B:24:G:H1'	6	0.88
(1,3)	1:A:84:LYS:N	2:B:24:G:H2'	6	0.88
(1,3)	1:A:84:LYS:N	2:B:24:G:H21	6	0.88
(1,3)	1:A:84:LYS:N	2:B:24:G:H22	6	0.88
(1,3)	1:A:84:LYS:N	2:B:24:G:H3'	6	0.88
(1,3)	1:A:84:LYS:N	2:B:24:G:H4'	6	0.88
(1,3)	1:A:84:LYS:N	2:B:24:G:H5'	6	0.88
(1,3)	1:A:84:LYS:N	2:B:24:G:H5''	6	0.88
(1,3)	1:A:84:LYS:N	2:B:24:G:H8	6	0.88
(1,3)	1:A:84:LYS:N	2:B:24:G:HO2'	6	0.88
(1,3)	1:A:84:LYS:N	2:B:24:G:N1	6	0.88
(1,3)	1:A:84:LYS:N	2:B:24:G:N2	6	0.88
(1,3)	1:A:84:LYS:N	2:B:24:G:N3	6	0.88
(1,3)	1:A:84:LYS:N	2:B:24:G:N7	6	0.88
(1,3)	1:A:84:LYS:N	2:B:24:G:N9	6	0.88
(1,3)	1:A:84:LYS:N	2:B:24:G:O2'	6	0.88
(1,3)	1:A:84:LYS:N	2:B:24:G:O3'	6	0.88
(1,3)	1:A:84:LYS:N	2:B:24:G:O4'	6	0.88
(1,3)	1:A:84:LYS:N	2:B:24:G:O5'	6	0.88
(1,3)	1:A:84:LYS:N	2:B:24:G:O6	6	0.88
(1,3)	1:A:84:LYS:N	2:B:24:G:OP1	6	0.88
(1,3)	1:A:84:LYS:N	2:B:24:G:OP2	6	0.88
(1,3)	1:A:84:LYS:N	2:B:24:G:P	6	0.88
(1,3)	1:A:84:LYS:NZ	2:B:2:C:C1'	6	0.88
(1,3)	1:A:84:LYS:NZ	2:B:2:C:C2	6	0.88
(1,3)	1:A:84:LYS:NZ	2:B:2:C:C2'	6	0.88
(1,3)	1:A:84:LYS:NZ	2:B:2:C:C3'	6	0.88
(1,3)	1:A:84:LYS:NZ	2:B:2:C:C4	6	0.88
(1,3)	1:A:84:LYS:NZ	2:B:2:C:C4'	6	0.88
(1,3)	1:A:84:LYS:NZ	2:B:2:C:C5	6	0.88
(1,3)	1:A:84:LYS:NZ	2:B:2:C:C5'	6	0.88
(1,3)	1:A:84:LYS:NZ	2:B:2:C:C6	6	0.88
(1,3)	1:A:84:LYS:NZ	2:B:2:C:H1'	6	0.88

Continued on next page...

Continued from previous page...

Key	Atom-1	Atom-2	Model ID	Violation (Å)
(1,3)	1:A:84:LYS:NZ	2:B:2:C:H2'	6	0.88
(1,3)	1:A:84:LYS:NZ	2:B:2:C:H3'	6	0.88
(1,3)	1:A:84:LYS:NZ	2:B:2:C:H4'	6	0.88
(1,3)	1:A:84:LYS:NZ	2:B:2:C:H41	6	0.88
(1,3)	1:A:84:LYS:NZ	2:B:2:C:H42	6	0.88
(1,3)	1:A:84:LYS:NZ	2:B:2:C:H5	6	0.88
(1,3)	1:A:84:LYS:NZ	2:B:2:C:H5'	6	0.88
(1,3)	1:A:84:LYS:NZ	2:B:2:C:H5''	6	0.88
(1,3)	1:A:84:LYS:NZ	2:B:2:C:H6	6	0.88
(1,3)	1:A:84:LYS:NZ	2:B:2:C:HO2'	6	0.88
(1,3)	1:A:84:LYS:NZ	2:B:2:C:N1	6	0.88
(1,3)	1:A:84:LYS:NZ	2:B:2:C:N3	6	0.88
(1,3)	1:A:84:LYS:NZ	2:B:2:C:N4	6	0.88
(1,3)	1:A:84:LYS:NZ	2:B:2:C:O2	6	0.88
(1,3)	1:A:84:LYS:NZ	2:B:2:C:O2'	6	0.88
(1,3)	1:A:84:LYS:NZ	2:B:2:C:O3'	6	0.88
(1,3)	1:A:84:LYS:NZ	2:B:2:C:O4'	6	0.88
(1,3)	1:A:84:LYS:NZ	2:B:2:C:O5'	6	0.88
(1,3)	1:A:84:LYS:NZ	2:B:3:U:C1'	6	0.88
(1,3)	1:A:84:LYS:NZ	2:B:3:U:C2	6	0.88
(1,3)	1:A:84:LYS:NZ	2:B:3:U:C2'	6	0.88
(1,3)	1:A:84:LYS:NZ	2:B:3:U:C3'	6	0.88
(1,3)	1:A:84:LYS:NZ	2:B:3:U:C4	6	0.88
(1,3)	1:A:84:LYS:NZ	2:B:3:U:C4'	6	0.88
(1,3)	1:A:84:LYS:NZ	2:B:3:U:C5	6	0.88
(1,3)	1:A:84:LYS:NZ	2:B:3:U:C5'	6	0.88
(1,3)	1:A:84:LYS:NZ	2:B:3:U:C6	6	0.88
(1,3)	1:A:84:LYS:NZ	2:B:3:U:H1'	6	0.88
(1,3)	1:A:84:LYS:NZ	2:B:3:U:H2'	6	0.88
(1,3)	1:A:84:LYS:NZ	2:B:3:U:H3	6	0.88
(1,3)	1:A:84:LYS:NZ	2:B:3:U:H3'	6	0.88
(1,3)	1:A:84:LYS:NZ	2:B:3:U:H4'	6	0.88
(1,3)	1:A:84:LYS:NZ	2:B:3:U:H5	6	0.88
(1,3)	1:A:84:LYS:NZ	2:B:3:U:H5'	6	0.88
(1,3)	1:A:84:LYS:NZ	2:B:3:U:H5''	6	0.88
(1,3)	1:A:84:LYS:NZ	2:B:3:U:H6	6	0.88
(1,3)	1:A:84:LYS:NZ	2:B:3:U:HO2'	6	0.88
(1,3)	1:A:84:LYS:NZ	2:B:3:U:N1	6	0.88
(1,3)	1:A:84:LYS:NZ	2:B:3:U:N3	6	0.88
(1,3)	1:A:84:LYS:NZ	2:B:3:U:O2	6	0.88
(1,3)	1:A:84:LYS:NZ	2:B:3:U:O2'	6	0.88
(1,3)	1:A:84:LYS:NZ	2:B:3:U:O3'	6	0.88

Continued on next page...

Continued from previous page...

Key	Atom-1	Atom-2	Model ID	Violation (Å)
(1,3)	1:A:84:LYS:NZ	2:B:3:U:O4	6	0.88
(1,3)	1:A:84:LYS:NZ	2:B:3:U:O4'	6	0.88
(1,3)	1:A:84:LYS:NZ	2:B:3:U:O5'	6	0.88
(1,3)	1:A:84:LYS:NZ	2:B:3:U:OP1	6	0.88
(1,3)	1:A:84:LYS:NZ	2:B:3:U:OP2	6	0.88
(1,3)	1:A:84:LYS:NZ	2:B:3:U:P	6	0.88
(1,3)	1:A:84:LYS:NZ	2:B:4:G:C1'	6	0.88
(1,3)	1:A:84:LYS:NZ	2:B:4:G:C2	6	0.88
(1,3)	1:A:84:LYS:NZ	2:B:4:G:C2'	6	0.88
(1,3)	1:A:84:LYS:NZ	2:B:4:G:C3'	6	0.88
(1,3)	1:A:84:LYS:NZ	2:B:4:G:C4	6	0.88
(1,3)	1:A:84:LYS:NZ	2:B:4:G:C4'	6	0.88
(1,3)	1:A:84:LYS:NZ	2:B:4:G:C5	6	0.88
(1,3)	1:A:84:LYS:NZ	2:B:4:G:C5'	6	0.88
(1,3)	1:A:84:LYS:NZ	2:B:4:G:C6	6	0.88
(1,3)	1:A:84:LYS:NZ	2:B:4:G:C8	6	0.88
(1,3)	1:A:84:LYS:NZ	2:B:4:G:H1	6	0.88
(1,3)	1:A:84:LYS:NZ	2:B:4:G:H1'	6	0.88
(1,3)	1:A:84:LYS:NZ	2:B:4:G:H2'	6	0.88
(1,3)	1:A:84:LYS:NZ	2:B:4:G:H21	6	0.88
(1,3)	1:A:84:LYS:NZ	2:B:4:G:H22	6	0.88
(1,3)	1:A:84:LYS:NZ	2:B:4:G:H3'	6	0.88
(1,3)	1:A:84:LYS:NZ	2:B:4:G:H4'	6	0.88
(1,3)	1:A:84:LYS:NZ	2:B:4:G:H5'	6	0.88
(1,3)	1:A:84:LYS:NZ	2:B:4:G:H5''	6	0.88
(1,3)	1:A:84:LYS:NZ	2:B:4:G:H8	6	0.88
(1,3)	1:A:84:LYS:NZ	2:B:4:G:HO2'	6	0.88
(1,3)	1:A:84:LYS:NZ	2:B:4:G:N1	6	0.88
(1,3)	1:A:84:LYS:NZ	2:B:4:G:N2	6	0.88
(1,3)	1:A:84:LYS:NZ	2:B:4:G:N3	6	0.88
(1,3)	1:A:84:LYS:NZ	2:B:4:G:N7	6	0.88
(1,3)	1:A:84:LYS:NZ	2:B:4:G:N9	6	0.88
(1,3)	1:A:84:LYS:NZ	2:B:4:G:O2'	6	0.88
(1,3)	1:A:84:LYS:NZ	2:B:4:G:O3'	6	0.88
(1,3)	1:A:84:LYS:NZ	2:B:4:G:O4'	6	0.88
(1,3)	1:A:84:LYS:NZ	2:B:4:G:O5'	6	0.88
(1,3)	1:A:84:LYS:NZ	2:B:4:G:O6	6	0.88
(1,3)	1:A:84:LYS:NZ	2:B:4:G:OP1	6	0.88
(1,3)	1:A:84:LYS:NZ	2:B:4:G:OP2	6	0.88
(1,3)	1:A:84:LYS:NZ	2:B:4:G:P	6	0.88
(1,3)	1:A:84:LYS:NZ	2:B:5:A:C1'	6	0.88
(1,3)	1:A:84:LYS:NZ	2:B:5:A:C2	6	0.88

Continued on next page...

Continued from previous page...

Key	Atom-1	Atom-2	Model ID	Violation (Å)
(1,3)	1:A:84:LYS:NZ	2:B:5:A:C2'	6	0.88
(1,3)	1:A:84:LYS:NZ	2:B:5:A:C3'	6	0.88
(1,3)	1:A:84:LYS:NZ	2:B:5:A:C4	6	0.88
(1,3)	1:A:84:LYS:NZ	2:B:5:A:C4'	6	0.88
(1,3)	1:A:84:LYS:NZ	2:B:5:A:C5	6	0.88
(1,3)	1:A:84:LYS:NZ	2:B:5:A:C5'	6	0.88
(1,3)	1:A:84:LYS:NZ	2:B:5:A:C6	6	0.88
(1,3)	1:A:84:LYS:NZ	2:B:5:A:C8	6	0.88
(1,3)	1:A:84:LYS:NZ	2:B:5:A:H1'	6	0.88
(1,3)	1:A:84:LYS:NZ	2:B:5:A:H2	6	0.88
(1,3)	1:A:84:LYS:NZ	2:B:5:A:H2'	6	0.88
(1,3)	1:A:84:LYS:NZ	2:B:5:A:H3'	6	0.88
(1,3)	1:A:84:LYS:NZ	2:B:5:A:H4'	6	0.88
(1,3)	1:A:84:LYS:NZ	2:B:5:A:H5'	6	0.88
(1,3)	1:A:84:LYS:NZ	2:B:5:A:H5''	6	0.88
(1,3)	1:A:84:LYS:NZ	2:B:5:A:H61	6	0.88
(1,3)	1:A:84:LYS:NZ	2:B:5:A:H62	6	0.88
(1,3)	1:A:84:LYS:NZ	2:B:5:A:H8	6	0.88
(1,3)	1:A:84:LYS:NZ	2:B:5:A:HO2'	6	0.88
(1,3)	1:A:84:LYS:NZ	2:B:5:A:N1	6	0.88
(1,3)	1:A:84:LYS:NZ	2:B:5:A:N3	6	0.88
(1,3)	1:A:84:LYS:NZ	2:B:5:A:N6	6	0.88
(1,3)	1:A:84:LYS:NZ	2:B:5:A:N7	6	0.88
(1,3)	1:A:84:LYS:NZ	2:B:5:A:N9	6	0.88
(1,3)	1:A:84:LYS:NZ	2:B:5:A:O2'	6	0.88
(1,3)	1:A:84:LYS:NZ	2:B:5:A:O3'	6	0.88
(1,3)	1:A:84:LYS:NZ	2:B:5:A:O4'	6	0.88
(1,3)	1:A:84:LYS:NZ	2:B:5:A:O5'	6	0.88
(1,3)	1:A:84:LYS:NZ	2:B:5:A:OP1	6	0.88
(1,3)	1:A:84:LYS:NZ	2:B:5:A:OP2	6	0.88
(1,3)	1:A:84:LYS:NZ	2:B:5:A:P	6	0.88
(1,3)	1:A:84:LYS:NZ	2:B:6:G:C1'	6	0.88
(1,3)	1:A:84:LYS:NZ	2:B:6:G:C2	6	0.88
(1,3)	1:A:84:LYS:NZ	2:B:6:G:C2'	6	0.88
(1,3)	1:A:84:LYS:NZ	2:B:6:G:C3'	6	0.88
(1,3)	1:A:84:LYS:NZ	2:B:6:G:C4	6	0.88
(1,3)	1:A:84:LYS:NZ	2:B:6:G:C4'	6	0.88
(1,3)	1:A:84:LYS:NZ	2:B:6:G:C5	6	0.88
(1,3)	1:A:84:LYS:NZ	2:B:6:G:C5'	6	0.88
(1,3)	1:A:84:LYS:NZ	2:B:6:G:C6	6	0.88
(1,3)	1:A:84:LYS:NZ	2:B:6:G:C8	6	0.88
(1,3)	1:A:84:LYS:NZ	2:B:6:G:H1	6	0.88

Continued on next page...

Continued from previous page...

Key	Atom-1	Atom-2	Model ID	Violation (Å)
(1,3)	1:A:84:LYS:NZ	2:B:6:G:H1'	6	0.88
(1,3)	1:A:84:LYS:NZ	2:B:6:G:H2'	6	0.88
(1,3)	1:A:84:LYS:NZ	2:B:6:G:H21	6	0.88
(1,3)	1:A:84:LYS:NZ	2:B:6:G:H22	6	0.88
(1,3)	1:A:84:LYS:NZ	2:B:6:G:H3'	6	0.88
(1,3)	1:A:84:LYS:NZ	2:B:6:G:H4'	6	0.88
(1,3)	1:A:84:LYS:NZ	2:B:6:G:H5'	6	0.88
(1,3)	1:A:84:LYS:NZ	2:B:6:G:H5''	6	0.88
(1,3)	1:A:84:LYS:NZ	2:B:6:G:H8	6	0.88
(1,3)	1:A:84:LYS:NZ	2:B:6:G:HO2'	6	0.88
(1,3)	1:A:84:LYS:NZ	2:B:6:G:N1	6	0.88
(1,3)	1:A:84:LYS:NZ	2:B:6:G:N2	6	0.88
(1,3)	1:A:84:LYS:NZ	2:B:6:G:N3	6	0.88
(1,3)	1:A:84:LYS:NZ	2:B:6:G:N7	6	0.88
(1,3)	1:A:84:LYS:NZ	2:B:6:G:N9	6	0.88
(1,3)	1:A:84:LYS:NZ	2:B:6:G:O2'	6	0.88
(1,3)	1:A:84:LYS:NZ	2:B:6:G:O3'	6	0.88
(1,3)	1:A:84:LYS:NZ	2:B:6:G:O4'	6	0.88
(1,3)	1:A:84:LYS:NZ	2:B:6:G:O5'	6	0.88
(1,3)	1:A:84:LYS:NZ	2:B:6:G:O6	6	0.88
(1,3)	1:A:84:LYS:NZ	2:B:6:G:OP1	6	0.88
(1,3)	1:A:84:LYS:NZ	2:B:6:G:OP2	6	0.88
(1,3)	1:A:84:LYS:NZ	2:B:6:G:P	6	0.88
(1,3)	1:A:84:LYS:NZ	2:B:7:C:C1'	6	0.88
(1,3)	1:A:84:LYS:NZ	2:B:7:C:C2	6	0.88
(1,3)	1:A:84:LYS:NZ	2:B:7:C:C2'	6	0.88
(1,3)	1:A:84:LYS:NZ	2:B:7:C:C3'	6	0.88
(1,3)	1:A:84:LYS:NZ	2:B:7:C:C4	6	0.88
(1,3)	1:A:84:LYS:NZ	2:B:7:C:C4'	6	0.88
(1,3)	1:A:84:LYS:NZ	2:B:7:C:C5	6	0.88
(1,3)	1:A:84:LYS:NZ	2:B:7:C:C5'	6	0.88
(1,3)	1:A:84:LYS:NZ	2:B:7:C:C6	6	0.88
(1,3)	1:A:84:LYS:NZ	2:B:7:C:H1'	6	0.88
(1,3)	1:A:84:LYS:NZ	2:B:7:C:H2'	6	0.88
(1,3)	1:A:84:LYS:NZ	2:B:7:C:H3'	6	0.88
(1,3)	1:A:84:LYS:NZ	2:B:7:C:H4'	6	0.88
(1,3)	1:A:84:LYS:NZ	2:B:7:C:H41	6	0.88
(1,3)	1:A:84:LYS:NZ	2:B:7:C:H42	6	0.88
(1,3)	1:A:84:LYS:NZ	2:B:7:C:H5	6	0.88
(1,3)	1:A:84:LYS:NZ	2:B:7:C:H5'	6	0.88
(1,3)	1:A:84:LYS:NZ	2:B:7:C:H5''	6	0.88
(1,3)	1:A:84:LYS:NZ	2:B:7:C:H6	6	0.88

Continued on next page...

Continued from previous page...

Key	Atom-1	Atom-2	Model ID	Violation (Å)
(1,3)	1:A:84:LYS:NZ	2:B:7:C:HO2'	6	0.88
(1,3)	1:A:84:LYS:NZ	2:B:7:C:N1	6	0.88
(1,3)	1:A:84:LYS:NZ	2:B:7:C:N3	6	0.88
(1,3)	1:A:84:LYS:NZ	2:B:7:C:N4	6	0.88
(1,3)	1:A:84:LYS:NZ	2:B:7:C:O2	6	0.88
(1,3)	1:A:84:LYS:NZ	2:B:7:C:O2'	6	0.88
(1,3)	1:A:84:LYS:NZ	2:B:7:C:O3'	6	0.88
(1,3)	1:A:84:LYS:NZ	2:B:7:C:O4'	6	0.88
(1,3)	1:A:84:LYS:NZ	2:B:7:C:O5'	6	0.88
(1,3)	1:A:84:LYS:NZ	2:B:7:C:OP1	6	0.88
(1,3)	1:A:84:LYS:NZ	2:B:7:C:OP2	6	0.88
(1,3)	1:A:84:LYS:NZ	2:B:7:C:P	6	0.88
(1,3)	1:A:84:LYS:NZ	2:B:8:U:C1'	6	0.88
(1,3)	1:A:84:LYS:NZ	2:B:8:U:C2	6	0.88
(1,3)	1:A:84:LYS:NZ	2:B:8:U:C2'	6	0.88
(1,3)	1:A:84:LYS:NZ	2:B:8:U:C3'	6	0.88
(1,3)	1:A:84:LYS:NZ	2:B:8:U:C4	6	0.88
(1,3)	1:A:84:LYS:NZ	2:B:8:U:C4'	6	0.88
(1,3)	1:A:84:LYS:NZ	2:B:8:U:C5	6	0.88
(1,3)	1:A:84:LYS:NZ	2:B:8:U:C5'	6	0.88
(1,3)	1:A:84:LYS:NZ	2:B:8:U:C6	6	0.88
(1,3)	1:A:84:LYS:NZ	2:B:8:U:H1'	6	0.88
(1,3)	1:A:84:LYS:NZ	2:B:8:U:H2'	6	0.88
(1,3)	1:A:84:LYS:NZ	2:B:8:U:H3	6	0.88
(1,3)	1:A:84:LYS:NZ	2:B:8:U:H3'	6	0.88
(1,3)	1:A:84:LYS:NZ	2:B:8:U:H4'	6	0.88
(1,3)	1:A:84:LYS:NZ	2:B:8:U:H5	6	0.88
(1,3)	1:A:84:LYS:NZ	2:B:8:U:H5'	6	0.88
(1,3)	1:A:84:LYS:NZ	2:B:8:U:H5''	6	0.88
(1,3)	1:A:84:LYS:NZ	2:B:8:U:H6	6	0.88
(1,3)	1:A:84:LYS:NZ	2:B:8:U:HO2'	6	0.88
(1,3)	1:A:84:LYS:NZ	2:B:8:U:N1	6	0.88
(1,3)	1:A:84:LYS:NZ	2:B:8:U:N3	6	0.88
(1,3)	1:A:84:LYS:NZ	2:B:8:U:O2	6	0.88
(1,3)	1:A:84:LYS:NZ	2:B:8:U:O2'	6	0.88
(1,3)	1:A:84:LYS:NZ	2:B:8:U:O3'	6	0.88
(1,3)	1:A:84:LYS:NZ	2:B:8:U:O4	6	0.88
(1,3)	1:A:84:LYS:NZ	2:B:8:U:O4'	6	0.88
(1,3)	1:A:84:LYS:NZ	2:B:8:U:O5'	6	0.88
(1,3)	1:A:84:LYS:NZ	2:B:8:U:OP1	6	0.88
(1,3)	1:A:84:LYS:NZ	2:B:8:U:OP2	6	0.88
(1,3)	1:A:84:LYS:NZ	2:B:8:U:P	6	0.88

Continued on next page...

Continued from previous page...

Key	Atom-1	Atom-2	Model ID	Violation (Å)
(1,3)	1:A:84:LYS:NZ	2:B:9:C:C1'	6	0.88
(1,3)	1:A:84:LYS:NZ	2:B:9:C:C2	6	0.88
(1,3)	1:A:84:LYS:NZ	2:B:9:C:C2'	6	0.88
(1,3)	1:A:84:LYS:NZ	2:B:9:C:C3'	6	0.88
(1,3)	1:A:84:LYS:NZ	2:B:9:C:C4	6	0.88
(1,3)	1:A:84:LYS:NZ	2:B:9:C:C4'	6	0.88
(1,3)	1:A:84:LYS:NZ	2:B:9:C:C5	6	0.88
(1,3)	1:A:84:LYS:NZ	2:B:9:C:C5'	6	0.88
(1,3)	1:A:84:LYS:NZ	2:B:9:C:C6	6	0.88
(1,3)	1:A:84:LYS:NZ	2:B:9:C:H1'	6	0.88
(1,3)	1:A:84:LYS:NZ	2:B:9:C:H2'	6	0.88
(1,3)	1:A:84:LYS:NZ	2:B:9:C:H3'	6	0.88
(1,3)	1:A:84:LYS:NZ	2:B:9:C:H4'	6	0.88
(1,3)	1:A:84:LYS:NZ	2:B:9:C:H41	6	0.88
(1,3)	1:A:84:LYS:NZ	2:B:9:C:H42	6	0.88
(1,3)	1:A:84:LYS:NZ	2:B:9:C:H5	6	0.88
(1,3)	1:A:84:LYS:NZ	2:B:9:C:H5'	6	0.88
(1,3)	1:A:84:LYS:NZ	2:B:9:C:H5''	6	0.88
(1,3)	1:A:84:LYS:NZ	2:B:9:C:H6	6	0.88
(1,3)	1:A:84:LYS:NZ	2:B:9:C:HO2'	6	0.88
(1,3)	1:A:84:LYS:NZ	2:B:9:C:N1	6	0.88
(1,3)	1:A:84:LYS:NZ	2:B:9:C:N3	6	0.88
(1,3)	1:A:84:LYS:NZ	2:B:9:C:N4	6	0.88
(1,3)	1:A:84:LYS:NZ	2:B:9:C:O2	6	0.88
(1,3)	1:A:84:LYS:NZ	2:B:9:C:O2'	6	0.88
(1,3)	1:A:84:LYS:NZ	2:B:9:C:O3'	6	0.88
(1,3)	1:A:84:LYS:NZ	2:B:9:C:O4'	6	0.88
(1,3)	1:A:84:LYS:NZ	2:B:9:C:O5'	6	0.88
(1,3)	1:A:84:LYS:NZ	2:B:9:C:OP1	6	0.88
(1,3)	1:A:84:LYS:NZ	2:B:9:C:OP2	6	0.88
(1,3)	1:A:84:LYS:NZ	2:B:9:C:P	6	0.88
(1,3)	1:A:84:LYS:NZ	2:B:10:G:C1'	6	0.88
(1,3)	1:A:84:LYS:NZ	2:B:10:G:C2	6	0.88
(1,3)	1:A:84:LYS:NZ	2:B:10:G:C2'	6	0.88
(1,3)	1:A:84:LYS:NZ	2:B:10:G:C3'	6	0.88
(1,3)	1:A:84:LYS:NZ	2:B:10:G:C4	6	0.88
(1,3)	1:A:84:LYS:NZ	2:B:10:G:C4'	6	0.88
(1,3)	1:A:84:LYS:NZ	2:B:10:G:C5	6	0.88
(1,3)	1:A:84:LYS:NZ	2:B:10:G:C5'	6	0.88
(1,3)	1:A:84:LYS:NZ	2:B:10:G:C6	6	0.88
(1,3)	1:A:84:LYS:NZ	2:B:10:G:C8	6	0.88
(1,3)	1:A:84:LYS:NZ	2:B:10:G:H1	6	0.88

Continued on next page...

Continued from previous page...

Key	Atom-1	Atom-2	Model ID	Violation (Å)
(1,3)	1:A:84:LYS:NZ	2:B:10:G:H1'	6	0.88
(1,3)	1:A:84:LYS:NZ	2:B:10:G:H2'	6	0.88
(1,3)	1:A:84:LYS:NZ	2:B:10:G:H21	6	0.88
(1,3)	1:A:84:LYS:NZ	2:B:10:G:H22	6	0.88
(1,3)	1:A:84:LYS:NZ	2:B:10:G:H3'	6	0.88
(1,3)	1:A:84:LYS:NZ	2:B:10:G:H4'	6	0.88
(1,3)	1:A:84:LYS:NZ	2:B:10:G:H5'	6	0.88
(1,3)	1:A:84:LYS:NZ	2:B:10:G:H5''	6	0.88
(1,3)	1:A:84:LYS:NZ	2:B:10:G:H8	6	0.88
(1,3)	1:A:84:LYS:NZ	2:B:10:G:HO2'	6	0.88
(1,3)	1:A:84:LYS:NZ	2:B:10:G:N1	6	0.88
(1,3)	1:A:84:LYS:NZ	2:B:10:G:N2	6	0.88
(1,3)	1:A:84:LYS:NZ	2:B:10:G:N3	6	0.88
(1,3)	1:A:84:LYS:NZ	2:B:10:G:N7	6	0.88
(1,3)	1:A:84:LYS:NZ	2:B:10:G:N9	6	0.88
(1,3)	1:A:84:LYS:NZ	2:B:10:G:O2'	6	0.88
(1,3)	1:A:84:LYS:NZ	2:B:10:G:O3'	6	0.88
(1,3)	1:A:84:LYS:NZ	2:B:10:G:O4'	6	0.88
(1,3)	1:A:84:LYS:NZ	2:B:10:G:O5'	6	0.88
(1,3)	1:A:84:LYS:NZ	2:B:10:G:O6	6	0.88
(1,3)	1:A:84:LYS:NZ	2:B:10:G:OP1	6	0.88
(1,3)	1:A:84:LYS:NZ	2:B:10:G:OP2	6	0.88
(1,3)	1:A:84:LYS:NZ	2:B:10:G:P	6	0.88
(1,3)	1:A:84:LYS:NZ	2:B:11:A:C1'	6	0.88
(1,3)	1:A:84:LYS:NZ	2:B:11:A:C2	6	0.88
(1,3)	1:A:84:LYS:NZ	2:B:11:A:C2'	6	0.88
(1,3)	1:A:84:LYS:NZ	2:B:11:A:C3'	6	0.88
(1,3)	1:A:84:LYS:NZ	2:B:11:A:C4	6	0.88
(1,3)	1:A:84:LYS:NZ	2:B:11:A:C4'	6	0.88
(1,3)	1:A:84:LYS:NZ	2:B:11:A:C5	6	0.88
(1,3)	1:A:84:LYS:NZ	2:B:11:A:C5'	6	0.88
(1,3)	1:A:84:LYS:NZ	2:B:11:A:C6	6	0.88
(1,3)	1:A:84:LYS:NZ	2:B:11:A:C8	6	0.88
(1,3)	1:A:84:LYS:NZ	2:B:11:A:H1'	6	0.88
(1,3)	1:A:84:LYS:NZ	2:B:11:A:H2	6	0.88
(1,3)	1:A:84:LYS:NZ	2:B:11:A:H2'	6	0.88
(1,3)	1:A:84:LYS:NZ	2:B:11:A:H3'	6	0.88
(1,3)	1:A:84:LYS:NZ	2:B:11:A:H4'	6	0.88
(1,3)	1:A:84:LYS:NZ	2:B:11:A:H5'	6	0.88
(1,3)	1:A:84:LYS:NZ	2:B:11:A:H5''	6	0.88
(1,3)	1:A:84:LYS:NZ	2:B:11:A:H61	6	0.88
(1,3)	1:A:84:LYS:NZ	2:B:11:A:H62	6	0.88

Continued on next page...

Continued from previous page...

Key	Atom-1	Atom-2	Model ID	Violation (Å)
(1,3)	1:A:84:LYS:NZ	2:B:11:A:H8	6	0.88
(1,3)	1:A:84:LYS:NZ	2:B:11:A:HO2'	6	0.88
(1,3)	1:A:84:LYS:NZ	2:B:11:A:N1	6	0.88
(1,3)	1:A:84:LYS:NZ	2:B:11:A:N3	6	0.88
(1,3)	1:A:84:LYS:NZ	2:B:11:A:N6	6	0.88
(1,3)	1:A:84:LYS:NZ	2:B:11:A:N7	6	0.88
(1,3)	1:A:84:LYS:NZ	2:B:11:A:N9	6	0.88
(1,3)	1:A:84:LYS:NZ	2:B:11:A:O2'	6	0.88
(1,3)	1:A:84:LYS:NZ	2:B:11:A:O3'	6	0.88
(1,3)	1:A:84:LYS:NZ	2:B:11:A:O4'	6	0.88
(1,3)	1:A:84:LYS:NZ	2:B:11:A:O5'	6	0.88
(1,3)	1:A:84:LYS:NZ	2:B:11:A:OP1	6	0.88
(1,3)	1:A:84:LYS:NZ	2:B:11:A:OP2	6	0.88
(1,3)	1:A:84:LYS:NZ	2:B:11:A:P	6	0.88
(1,3)	1:A:84:LYS:NZ	2:B:12:A:C1'	6	0.88
(1,3)	1:A:84:LYS:NZ	2:B:12:A:C2	6	0.88
(1,3)	1:A:84:LYS:NZ	2:B:12:A:C2'	6	0.88
(1,3)	1:A:84:LYS:NZ	2:B:12:A:C3'	6	0.88
(1,3)	1:A:84:LYS:NZ	2:B:12:A:C4	6	0.88
(1,3)	1:A:84:LYS:NZ	2:B:12:A:C4'	6	0.88
(1,3)	1:A:84:LYS:NZ	2:B:12:A:C5	6	0.88
(1,3)	1:A:84:LYS:NZ	2:B:12:A:C5'	6	0.88
(1,3)	1:A:84:LYS:NZ	2:B:12:A:C6	6	0.88
(1,3)	1:A:84:LYS:NZ	2:B:12:A:C8	6	0.88
(1,3)	1:A:84:LYS:NZ	2:B:12:A:H1'	6	0.88
(1,3)	1:A:84:LYS:NZ	2:B:12:A:H2	6	0.88
(1,3)	1:A:84:LYS:NZ	2:B:12:A:H2'	6	0.88
(1,3)	1:A:84:LYS:NZ	2:B:12:A:H3'	6	0.88
(1,3)	1:A:84:LYS:NZ	2:B:12:A:H4'	6	0.88
(1,3)	1:A:84:LYS:NZ	2:B:12:A:H5'	6	0.88
(1,3)	1:A:84:LYS:NZ	2:B:12:A:H5''	6	0.88
(1,3)	1:A:84:LYS:NZ	2:B:12:A:H61	6	0.88
(1,3)	1:A:84:LYS:NZ	2:B:12:A:H62	6	0.88
(1,3)	1:A:84:LYS:NZ	2:B:12:A:H8	6	0.88
(1,3)	1:A:84:LYS:NZ	2:B:12:A:HO2'	6	0.88
(1,3)	1:A:84:LYS:NZ	2:B:12:A:N1	6	0.88
(1,3)	1:A:84:LYS:NZ	2:B:12:A:N3	6	0.88
(1,3)	1:A:84:LYS:NZ	2:B:12:A:N6	6	0.88
(1,3)	1:A:84:LYS:NZ	2:B:12:A:N7	6	0.88
(1,3)	1:A:84:LYS:NZ	2:B:12:A:N9	6	0.88
(1,3)	1:A:84:LYS:NZ	2:B:12:A:O2'	6	0.88
(1,3)	1:A:84:LYS:NZ	2:B:12:A:O3'	6	0.88

Continued on next page...

Continued from previous page...

Key	Atom-1	Atom-2	Model ID	Violation (Å)
(1,3)	1:A:84:LYS:NZ	2:B:12:A:O4'	6	0.88
(1,3)	1:A:84:LYS:NZ	2:B:12:A:O5'	6	0.88
(1,3)	1:A:84:LYS:NZ	2:B:12:A:OP1	6	0.88
(1,3)	1:A:84:LYS:NZ	2:B:12:A:OP2	6	0.88
(1,3)	1:A:84:LYS:NZ	2:B:12:A:P	6	0.88
(1,3)	1:A:84:LYS:NZ	2:B:13:A:C1'	6	0.88
(1,3)	1:A:84:LYS:NZ	2:B:13:A:C2	6	0.88
(1,3)	1:A:84:LYS:NZ	2:B:13:A:C2'	6	0.88
(1,3)	1:A:84:LYS:NZ	2:B:13:A:C3'	6	0.88
(1,3)	1:A:84:LYS:NZ	2:B:13:A:C4	6	0.88
(1,3)	1:A:84:LYS:NZ	2:B:13:A:C4'	6	0.88
(1,3)	1:A:84:LYS:NZ	2:B:13:A:C5	6	0.88
(1,3)	1:A:84:LYS:NZ	2:B:13:A:C5'	6	0.88
(1,3)	1:A:84:LYS:NZ	2:B:13:A:C6	6	0.88
(1,3)	1:A:84:LYS:NZ	2:B:13:A:C8	6	0.88
(1,3)	1:A:84:LYS:NZ	2:B:13:A:H1'	6	0.88
(1,3)	1:A:84:LYS:NZ	2:B:13:A:H2	6	0.88
(1,3)	1:A:84:LYS:NZ	2:B:13:A:H2'	6	0.88
(1,3)	1:A:84:LYS:NZ	2:B:13:A:H3'	6	0.88
(1,3)	1:A:84:LYS:NZ	2:B:13:A:H4'	6	0.88
(1,3)	1:A:84:LYS:NZ	2:B:13:A:H5'	6	0.88
(1,3)	1:A:84:LYS:NZ	2:B:13:A:H5''	6	0.88
(1,3)	1:A:84:LYS:NZ	2:B:13:A:H61	6	0.88
(1,3)	1:A:84:LYS:NZ	2:B:13:A:H62	6	0.88
(1,3)	1:A:84:LYS:NZ	2:B:13:A:H8	6	0.88
(1,3)	1:A:84:LYS:NZ	2:B:13:A:HO2'	6	0.88
(1,3)	1:A:84:LYS:NZ	2:B:13:A:N1	6	0.88
(1,3)	1:A:84:LYS:NZ	2:B:13:A:N3	6	0.88
(1,3)	1:A:84:LYS:NZ	2:B:13:A:N6	6	0.88
(1,3)	1:A:84:LYS:NZ	2:B:13:A:N7	6	0.88
(1,3)	1:A:84:LYS:NZ	2:B:13:A:N9	6	0.88
(1,3)	1:A:84:LYS:NZ	2:B:13:A:O2'	6	0.88
(1,3)	1:A:84:LYS:NZ	2:B:13:A:O3'	6	0.88
(1,3)	1:A:84:LYS:NZ	2:B:13:A:O4'	6	0.88
(1,3)	1:A:84:LYS:NZ	2:B:13:A:O5'	6	0.88
(1,3)	1:A:84:LYS:NZ	2:B:13:A:OP1	6	0.88
(1,3)	1:A:84:LYS:NZ	2:B:13:A:OP2	6	0.88
(1,3)	1:A:84:LYS:NZ	2:B:13:A:P	6	0.88
(1,3)	1:A:84:LYS:NZ	2:B:14:G:C1'	6	0.88
(1,3)	1:A:84:LYS:NZ	2:B:14:G:C2	6	0.88
(1,3)	1:A:84:LYS:NZ	2:B:14:G:C2'	6	0.88
(1,3)	1:A:84:LYS:NZ	2:B:14:G:C3'	6	0.88

Continued on next page...

Continued from previous page...

Key	Atom-1	Atom-2	Model ID	Violation (Å)
(1,3)	1:A:84:LYS:NZ	2:B:14:G:C4	6	0.88
(1,3)	1:A:84:LYS:NZ	2:B:14:G:C4'	6	0.88
(1,3)	1:A:84:LYS:NZ	2:B:14:G:C5	6	0.88
(1,3)	1:A:84:LYS:NZ	2:B:14:G:C5'	6	0.88
(1,3)	1:A:84:LYS:NZ	2:B:14:G:C6	6	0.88
(1,3)	1:A:84:LYS:NZ	2:B:14:G:C8	6	0.88
(1,3)	1:A:84:LYS:NZ	2:B:14:G:H1	6	0.88
(1,3)	1:A:84:LYS:NZ	2:B:14:G:H1'	6	0.88
(1,3)	1:A:84:LYS:NZ	2:B:14:G:H2'	6	0.88
(1,3)	1:A:84:LYS:NZ	2:B:14:G:H21	6	0.88
(1,3)	1:A:84:LYS:NZ	2:B:14:G:H22	6	0.88
(1,3)	1:A:84:LYS:NZ	2:B:14:G:H3'	6	0.88
(1,3)	1:A:84:LYS:NZ	2:B:14:G:H4'	6	0.88
(1,3)	1:A:84:LYS:NZ	2:B:14:G:H5'	6	0.88
(1,3)	1:A:84:LYS:NZ	2:B:14:G:H5''	6	0.88
(1,3)	1:A:84:LYS:NZ	2:B:14:G:H8	6	0.88
(1,3)	1:A:84:LYS:NZ	2:B:14:G:HO2'	6	0.88
(1,3)	1:A:84:LYS:NZ	2:B:14:G:N1	6	0.88
(1,3)	1:A:84:LYS:NZ	2:B:14:G:N2	6	0.88
(1,3)	1:A:84:LYS:NZ	2:B:14:G:N3	6	0.88
(1,3)	1:A:84:LYS:NZ	2:B:14:G:N7	6	0.88
(1,3)	1:A:84:LYS:NZ	2:B:14:G:N9	6	0.88
(1,3)	1:A:84:LYS:NZ	2:B:14:G:O2'	6	0.88
(1,3)	1:A:84:LYS:NZ	2:B:14:G:O3'	6	0.88
(1,3)	1:A:84:LYS:NZ	2:B:14:G:O4'	6	0.88
(1,3)	1:A:84:LYS:NZ	2:B:14:G:O5'	6	0.88
(1,3)	1:A:84:LYS:NZ	2:B:14:G:O6	6	0.88
(1,3)	1:A:84:LYS:NZ	2:B:14:G:OP1	6	0.88
(1,3)	1:A:84:LYS:NZ	2:B:14:G:OP2	6	0.88
(1,3)	1:A:84:LYS:NZ	2:B:14:G:P	6	0.88
(1,3)	1:A:84:LYS:NZ	2:B:15:A:C1'	6	0.88
(1,3)	1:A:84:LYS:NZ	2:B:15:A:C2	6	0.88
(1,3)	1:A:84:LYS:NZ	2:B:15:A:C2'	6	0.88
(1,3)	1:A:84:LYS:NZ	2:B:15:A:C3'	6	0.88
(1,3)	1:A:84:LYS:NZ	2:B:15:A:C4	6	0.88
(1,3)	1:A:84:LYS:NZ	2:B:15:A:C4'	6	0.88
(1,3)	1:A:84:LYS:NZ	2:B:15:A:C5	6	0.88
(1,3)	1:A:84:LYS:NZ	2:B:15:A:C5'	6	0.88
(1,3)	1:A:84:LYS:NZ	2:B:15:A:C6	6	0.88
(1,3)	1:A:84:LYS:NZ	2:B:15:A:C8	6	0.88
(1,3)	1:A:84:LYS:NZ	2:B:15:A:H1'	6	0.88
(1,3)	1:A:84:LYS:NZ	2:B:15:A:H2	6	0.88

Continued on next page...

Continued from previous page...

Key	Atom-1	Atom-2	Model ID	Violation (Å)
(1,3)	1:A:84:LYS:NZ	2:B:15:A:H2'	6	0.88
(1,3)	1:A:84:LYS:NZ	2:B:15:A:H3'	6	0.88
(1,3)	1:A:84:LYS:NZ	2:B:15:A:H4'	6	0.88
(1,3)	1:A:84:LYS:NZ	2:B:15:A:H5'	6	0.88
(1,3)	1:A:84:LYS:NZ	2:B:15:A:H5''	6	0.88
(1,3)	1:A:84:LYS:NZ	2:B:15:A:H61	6	0.88
(1,3)	1:A:84:LYS:NZ	2:B:15:A:H62	6	0.88
(1,3)	1:A:84:LYS:NZ	2:B:15:A:H8	6	0.88
(1,3)	1:A:84:LYS:NZ	2:B:15:A:HO2'	6	0.88
(1,3)	1:A:84:LYS:NZ	2:B:15:A:N1	6	0.88
(1,3)	1:A:84:LYS:NZ	2:B:15:A:N3	6	0.88
(1,3)	1:A:84:LYS:NZ	2:B:15:A:N6	6	0.88
(1,3)	1:A:84:LYS:NZ	2:B:15:A:N7	6	0.88
(1,3)	1:A:84:LYS:NZ	2:B:15:A:N9	6	0.88
(1,3)	1:A:84:LYS:NZ	2:B:15:A:O2'	6	0.88
(1,3)	1:A:84:LYS:NZ	2:B:15:A:O3'	6	0.88
(1,3)	1:A:84:LYS:NZ	2:B:15:A:O4'	6	0.88
(1,3)	1:A:84:LYS:NZ	2:B:15:A:O5'	6	0.88
(1,3)	1:A:84:LYS:NZ	2:B:15:A:OP1	6	0.88
(1,3)	1:A:84:LYS:NZ	2:B:15:A:OP2	6	0.88
(1,3)	1:A:84:LYS:NZ	2:B:15:A:P	6	0.88
(1,3)	1:A:84:LYS:NZ	2:B:16:G:C1'	6	0.88
(1,3)	1:A:84:LYS:NZ	2:B:16:G:C2	6	0.88
(1,3)	1:A:84:LYS:NZ	2:B:16:G:C2'	6	0.88
(1,3)	1:A:84:LYS:NZ	2:B:16:G:C3'	6	0.88
(1,3)	1:A:84:LYS:NZ	2:B:16:G:C4	6	0.88
(1,3)	1:A:84:LYS:NZ	2:B:16:G:C4'	6	0.88
(1,3)	1:A:84:LYS:NZ	2:B:16:G:C5	6	0.88
(1,3)	1:A:84:LYS:NZ	2:B:16:G:C5'	6	0.88
(1,3)	1:A:84:LYS:NZ	2:B:16:G:C6	6	0.88
(1,3)	1:A:84:LYS:NZ	2:B:16:G:C8	6	0.88
(1,3)	1:A:84:LYS:NZ	2:B:16:G:H1	6	0.88
(1,3)	1:A:84:LYS:NZ	2:B:16:G:H1'	6	0.88
(1,3)	1:A:84:LYS:NZ	2:B:16:G:H2'	6	0.88
(1,3)	1:A:84:LYS:NZ	2:B:16:G:H21	6	0.88
(1,3)	1:A:84:LYS:NZ	2:B:16:G:H22	6	0.88
(1,3)	1:A:84:LYS:NZ	2:B:16:G:H3'	6	0.88
(1,3)	1:A:84:LYS:NZ	2:B:16:G:H4'	6	0.88
(1,3)	1:A:84:LYS:NZ	2:B:16:G:H5'	6	0.88
(1,3)	1:A:84:LYS:NZ	2:B:16:G:H5''	6	0.88
(1,3)	1:A:84:LYS:NZ	2:B:16:G:H8	6	0.88
(1,3)	1:A:84:LYS:NZ	2:B:16:G:HO2'	6	0.88

Continued on next page...

Continued from previous page...

Key	Atom-1	Atom-2	Model ID	Violation (Å)
(1,3)	1:A:84:LYS:NZ	2:B:16:G:N1	6	0.88
(1,3)	1:A:84:LYS:NZ	2:B:16:G:N2	6	0.88
(1,3)	1:A:84:LYS:NZ	2:B:16:G:N3	6	0.88
(1,3)	1:A:84:LYS:NZ	2:B:16:G:N7	6	0.88
(1,3)	1:A:84:LYS:NZ	2:B:16:G:N9	6	0.88
(1,3)	1:A:84:LYS:NZ	2:B:16:G:O2'	6	0.88
(1,3)	1:A:84:LYS:NZ	2:B:16:G:O3'	6	0.88
(1,3)	1:A:84:LYS:NZ	2:B:16:G:O4'	6	0.88
(1,3)	1:A:84:LYS:NZ	2:B:16:G:O5'	6	0.88
(1,3)	1:A:84:LYS:NZ	2:B:16:G:O6	6	0.88
(1,3)	1:A:84:LYS:NZ	2:B:16:G:OP1	6	0.88
(1,3)	1:A:84:LYS:NZ	2:B:16:G:OP2	6	0.88
(1,3)	1:A:84:LYS:NZ	2:B:16:G:P	6	0.88
(1,3)	1:A:84:LYS:NZ	2:B:17:C:C1'	6	0.88
(1,3)	1:A:84:LYS:NZ	2:B:17:C:C2	6	0.88
(1,3)	1:A:84:LYS:NZ	2:B:17:C:C2'	6	0.88
(1,3)	1:A:84:LYS:NZ	2:B:17:C:C3'	6	0.88
(1,3)	1:A:84:LYS:NZ	2:B:17:C:C4	6	0.88
(1,3)	1:A:84:LYS:NZ	2:B:17:C:C4'	6	0.88
(1,3)	1:A:84:LYS:NZ	2:B:17:C:C5	6	0.88
(1,3)	1:A:84:LYS:NZ	2:B:17:C:C5'	6	0.88
(1,3)	1:A:84:LYS:NZ	2:B:17:C:C6	6	0.88
(1,3)	1:A:84:LYS:NZ	2:B:17:C:H1'	6	0.88
(1,3)	1:A:84:LYS:NZ	2:B:17:C:H2'	6	0.88
(1,3)	1:A:84:LYS:NZ	2:B:17:C:H3'	6	0.88
(1,3)	1:A:84:LYS:NZ	2:B:17:C:H4'	6	0.88
(1,3)	1:A:84:LYS:NZ	2:B:17:C:H41	6	0.88
(1,3)	1:A:84:LYS:NZ	2:B:17:C:H42	6	0.88
(1,3)	1:A:84:LYS:NZ	2:B:17:C:H5	6	0.88
(1,3)	1:A:84:LYS:NZ	2:B:17:C:H5'	6	0.88
(1,3)	1:A:84:LYS:NZ	2:B:17:C:H5''	6	0.88
(1,3)	1:A:84:LYS:NZ	2:B:17:C:H6	6	0.88
(1,3)	1:A:84:LYS:NZ	2:B:17:C:HO2'	6	0.88
(1,3)	1:A:84:LYS:NZ	2:B:17:C:N1	6	0.88
(1,3)	1:A:84:LYS:NZ	2:B:17:C:N3	6	0.88
(1,3)	1:A:84:LYS:NZ	2:B:17:C:N4	6	0.88
(1,3)	1:A:84:LYS:NZ	2:B:17:C:O2	6	0.88
(1,3)	1:A:84:LYS:NZ	2:B:17:C:O2'	6	0.88
(1,3)	1:A:84:LYS:NZ	2:B:17:C:O3'	6	0.88
(1,3)	1:A:84:LYS:NZ	2:B:17:C:O4'	6	0.88
(1,3)	1:A:84:LYS:NZ	2:B:17:C:O5'	6	0.88
(1,3)	1:A:84:LYS:NZ	2:B:17:C:OP1	6	0.88

Continued on next page...

Continued from previous page...

Key	Atom-1	Atom-2	Model ID	Violation (Å)
(1,3)	1:A:84:LYS:NZ	2:B:17:C:OP2	6	0.88
(1,3)	1:A:84:LYS:NZ	2:B:17:C:P	6	0.88
(1,3)	1:A:84:LYS:NZ	2:B:18:A:C1'	6	0.88
(1,3)	1:A:84:LYS:NZ	2:B:18:A:C2	6	0.88
(1,3)	1:A:84:LYS:NZ	2:B:18:A:C2'	6	0.88
(1,3)	1:A:84:LYS:NZ	2:B:18:A:C3'	6	0.88
(1,3)	1:A:84:LYS:NZ	2:B:18:A:C4	6	0.88
(1,3)	1:A:84:LYS:NZ	2:B:18:A:C4'	6	0.88
(1,3)	1:A:84:LYS:NZ	2:B:18:A:C5	6	0.88
(1,3)	1:A:84:LYS:NZ	2:B:18:A:C5'	6	0.88
(1,3)	1:A:84:LYS:NZ	2:B:18:A:C6	6	0.88
(1,3)	1:A:84:LYS:NZ	2:B:18:A:C8	6	0.88
(1,3)	1:A:84:LYS:NZ	2:B:18:A:H1'	6	0.88
(1,3)	1:A:84:LYS:NZ	2:B:18:A:H2	6	0.88
(1,3)	1:A:84:LYS:NZ	2:B:18:A:H2'	6	0.88
(1,3)	1:A:84:LYS:NZ	2:B:18:A:H3'	6	0.88
(1,3)	1:A:84:LYS:NZ	2:B:18:A:H4'	6	0.88
(1,3)	1:A:84:LYS:NZ	2:B:18:A:H5'	6	0.88
(1,3)	1:A:84:LYS:NZ	2:B:18:A:H5''	6	0.88
(1,3)	1:A:84:LYS:NZ	2:B:18:A:H61	6	0.88
(1,3)	1:A:84:LYS:NZ	2:B:18:A:H62	6	0.88
(1,3)	1:A:84:LYS:NZ	2:B:18:A:H8	6	0.88
(1,3)	1:A:84:LYS:NZ	2:B:18:A:HO2'	6	0.88
(1,3)	1:A:84:LYS:NZ	2:B:18:A:N1	6	0.88
(1,3)	1:A:84:LYS:NZ	2:B:18:A:N3	6	0.88
(1,3)	1:A:84:LYS:NZ	2:B:18:A:N6	6	0.88
(1,3)	1:A:84:LYS:NZ	2:B:18:A:N7	6	0.88
(1,3)	1:A:84:LYS:NZ	2:B:18:A:N9	6	0.88
(1,3)	1:A:84:LYS:NZ	2:B:18:A:O2'	6	0.88
(1,3)	1:A:84:LYS:NZ	2:B:18:A:O3'	6	0.88
(1,3)	1:A:84:LYS:NZ	2:B:18:A:O4'	6	0.88
(1,3)	1:A:84:LYS:NZ	2:B:18:A:O5'	6	0.88
(1,3)	1:A:84:LYS:NZ	2:B:18:A:OP1	6	0.88
(1,3)	1:A:84:LYS:NZ	2:B:18:A:OP2	6	0.88
(1,3)	1:A:84:LYS:NZ	2:B:18:A:P	6	0.88
(1,3)	1:A:84:LYS:NZ	2:B:19:A:C1'	6	0.88
(1,3)	1:A:84:LYS:NZ	2:B:19:A:C2	6	0.88
(1,3)	1:A:84:LYS:NZ	2:B:19:A:C2'	6	0.88
(1,3)	1:A:84:LYS:NZ	2:B:19:A:C3'	6	0.88
(1,3)	1:A:84:LYS:NZ	2:B:19:A:C4	6	0.88
(1,3)	1:A:84:LYS:NZ	2:B:19:A:C4'	6	0.88
(1,3)	1:A:84:LYS:NZ	2:B:19:A:C5	6	0.88

Continued on next page...

Continued from previous page...

Key	Atom-1	Atom-2	Model ID	Violation (Å)
(1,3)	1:A:84:LYS:NZ	2:B:19:A:C5'	6	0.88
(1,3)	1:A:84:LYS:NZ	2:B:19:A:C6	6	0.88
(1,3)	1:A:84:LYS:NZ	2:B:19:A:C8	6	0.88
(1,3)	1:A:84:LYS:NZ	2:B:19:A:H1'	6	0.88
(1,3)	1:A:84:LYS:NZ	2:B:19:A:H2	6	0.88
(1,3)	1:A:84:LYS:NZ	2:B:19:A:H2'	6	0.88
(1,3)	1:A:84:LYS:NZ	2:B:19:A:H3'	6	0.88
(1,3)	1:A:84:LYS:NZ	2:B:19:A:H4'	6	0.88
(1,3)	1:A:84:LYS:NZ	2:B:19:A:H5'	6	0.88
(1,3)	1:A:84:LYS:NZ	2:B:19:A:H5''	6	0.88
(1,3)	1:A:84:LYS:NZ	2:B:19:A:H61	6	0.88
(1,3)	1:A:84:LYS:NZ	2:B:19:A:H62	6	0.88
(1,3)	1:A:84:LYS:NZ	2:B:19:A:H8	6	0.88
(1,3)	1:A:84:LYS:NZ	2:B:19:A:HO2'	6	0.88
(1,3)	1:A:84:LYS:NZ	2:B:19:A:N1	6	0.88
(1,3)	1:A:84:LYS:NZ	2:B:19:A:N3	6	0.88
(1,3)	1:A:84:LYS:NZ	2:B:19:A:N6	6	0.88
(1,3)	1:A:84:LYS:NZ	2:B:19:A:N7	6	0.88
(1,3)	1:A:84:LYS:NZ	2:B:19:A:N9	6	0.88
(1,3)	1:A:84:LYS:NZ	2:B:19:A:O2'	6	0.88
(1,3)	1:A:84:LYS:NZ	2:B:19:A:O3'	6	0.88
(1,3)	1:A:84:LYS:NZ	2:B:19:A:O4'	6	0.88
(1,3)	1:A:84:LYS:NZ	2:B:19:A:O5'	6	0.88
(1,3)	1:A:84:LYS:NZ	2:B:19:A:OP1	6	0.88
(1,3)	1:A:84:LYS:NZ	2:B:19:A:OP2	6	0.88
(1,3)	1:A:84:LYS:NZ	2:B:19:A:P	6	0.88
(1,3)	1:A:84:LYS:NZ	2:B:20:U:C1'	6	0.88
(1,3)	1:A:84:LYS:NZ	2:B:20:U:C2	6	0.88
(1,3)	1:A:84:LYS:NZ	2:B:20:U:C2'	6	0.88
(1,3)	1:A:84:LYS:NZ	2:B:20:U:C3'	6	0.88
(1,3)	1:A:84:LYS:NZ	2:B:20:U:C4	6	0.88
(1,3)	1:A:84:LYS:NZ	2:B:20:U:C4'	6	0.88
(1,3)	1:A:84:LYS:NZ	2:B:20:U:C5	6	0.88
(1,3)	1:A:84:LYS:NZ	2:B:20:U:C5'	6	0.88
(1,3)	1:A:84:LYS:NZ	2:B:20:U:C6	6	0.88
(1,3)	1:A:84:LYS:NZ	2:B:20:U:H1'	6	0.88
(1,3)	1:A:84:LYS:NZ	2:B:20:U:H2'	6	0.88
(1,3)	1:A:84:LYS:NZ	2:B:20:U:H3	6	0.88
(1,3)	1:A:84:LYS:NZ	2:B:20:U:H3'	6	0.88
(1,3)	1:A:84:LYS:NZ	2:B:20:U:H4'	6	0.88
(1,3)	1:A:84:LYS:NZ	2:B:20:U:H5	6	0.88
(1,3)	1:A:84:LYS:NZ	2:B:20:U:H5'	6	0.88

Continued on next page...

Continued from previous page...

Key	Atom-1	Atom-2	Model ID	Violation (Å)
(1,3)	1:A:84:LYS:NZ	2:B:20:U:H5''	6	0.88
(1,3)	1:A:84:LYS:NZ	2:B:20:U:H6	6	0.88
(1,3)	1:A:84:LYS:NZ	2:B:20:U:HO2'	6	0.88
(1,3)	1:A:84:LYS:NZ	2:B:20:U:N1	6	0.88
(1,3)	1:A:84:LYS:NZ	2:B:20:U:N3	6	0.88
(1,3)	1:A:84:LYS:NZ	2:B:20:U:O2	6	0.88
(1,3)	1:A:84:LYS:NZ	2:B:20:U:O2'	6	0.88
(1,3)	1:A:84:LYS:NZ	2:B:20:U:O3'	6	0.88
(1,3)	1:A:84:LYS:NZ	2:B:20:U:O4	6	0.88
(1,3)	1:A:84:LYS:NZ	2:B:20:U:O4'	6	0.88
(1,3)	1:A:84:LYS:NZ	2:B:20:U:O5'	6	0.88
(1,3)	1:A:84:LYS:NZ	2:B:20:U:OP1	6	0.88
(1,3)	1:A:84:LYS:NZ	2:B:20:U:OP2	6	0.88
(1,3)	1:A:84:LYS:NZ	2:B:20:U:P	6	0.88
(1,3)	1:A:84:LYS:NZ	2:B:21:G:C1'	6	0.88
(1,3)	1:A:84:LYS:NZ	2:B:21:G:C2	6	0.88
(1,3)	1:A:84:LYS:NZ	2:B:21:G:C2'	6	0.88
(1,3)	1:A:84:LYS:NZ	2:B:21:G:C3'	6	0.88
(1,3)	1:A:84:LYS:NZ	2:B:21:G:C4	6	0.88
(1,3)	1:A:84:LYS:NZ	2:B:21:G:C4'	6	0.88
(1,3)	1:A:84:LYS:NZ	2:B:21:G:C5	6	0.88
(1,3)	1:A:84:LYS:NZ	2:B:21:G:C5'	6	0.88
(1,3)	1:A:84:LYS:NZ	2:B:21:G:C6	6	0.88
(1,3)	1:A:84:LYS:NZ	2:B:21:G:C8	6	0.88
(1,3)	1:A:84:LYS:NZ	2:B:21:G:H1	6	0.88
(1,3)	1:A:84:LYS:NZ	2:B:21:G:H1'	6	0.88
(1,3)	1:A:84:LYS:NZ	2:B:21:G:H2'	6	0.88
(1,3)	1:A:84:LYS:NZ	2:B:21:G:H21	6	0.88
(1,3)	1:A:84:LYS:NZ	2:B:21:G:H22	6	0.88
(1,3)	1:A:84:LYS:NZ	2:B:21:G:H3'	6	0.88
(1,3)	1:A:84:LYS:NZ	2:B:21:G:H4'	6	0.88
(1,3)	1:A:84:LYS:NZ	2:B:21:G:H5'	6	0.88
(1,3)	1:A:84:LYS:NZ	2:B:21:G:H5''	6	0.88
(1,3)	1:A:84:LYS:NZ	2:B:21:G:H8	6	0.88
(1,3)	1:A:84:LYS:NZ	2:B:21:G:HO2'	6	0.88
(1,3)	1:A:84:LYS:NZ	2:B:21:G:N1	6	0.88
(1,3)	1:A:84:LYS:NZ	2:B:21:G:N2	6	0.88
(1,3)	1:A:84:LYS:NZ	2:B:21:G:N3	6	0.88
(1,3)	1:A:84:LYS:NZ	2:B:21:G:N7	6	0.88
(1,3)	1:A:84:LYS:NZ	2:B:21:G:N9	6	0.88
(1,3)	1:A:84:LYS:NZ	2:B:21:G:O2'	6	0.88
(1,3)	1:A:84:LYS:NZ	2:B:21:G:O3'	6	0.88

Continued on next page...

Continued from previous page...

Key	Atom-1	Atom-2	Model ID	Violation (Å)
(1,3)	1:A:84:LYS:NZ	2:B:21:G:O4'	6	0.88
(1,3)	1:A:84:LYS:NZ	2:B:21:G:O5'	6	0.88
(1,3)	1:A:84:LYS:NZ	2:B:21:G:O6	6	0.88
(1,3)	1:A:84:LYS:NZ	2:B:21:G:OP1	6	0.88
(1,3)	1:A:84:LYS:NZ	2:B:21:G:OP2	6	0.88
(1,3)	1:A:84:LYS:NZ	2:B:21:G:P	6	0.88
(1,3)	1:A:84:LYS:NZ	2:B:22:A:C1'	6	0.88
(1,3)	1:A:84:LYS:NZ	2:B:22:A:C2	6	0.88
(1,3)	1:A:84:LYS:NZ	2:B:22:A:C2'	6	0.88
(1,3)	1:A:84:LYS:NZ	2:B:22:A:C3'	6	0.88
(1,3)	1:A:84:LYS:NZ	2:B:22:A:C4	6	0.88
(1,3)	1:A:84:LYS:NZ	2:B:22:A:C4'	6	0.88
(1,3)	1:A:84:LYS:NZ	2:B:22:A:C5	6	0.88
(1,3)	1:A:84:LYS:NZ	2:B:22:A:C5'	6	0.88
(1,3)	1:A:84:LYS:NZ	2:B:22:A:C6	6	0.88
(1,3)	1:A:84:LYS:NZ	2:B:22:A:C8	6	0.88
(1,3)	1:A:84:LYS:NZ	2:B:22:A:H1'	6	0.88
(1,3)	1:A:84:LYS:NZ	2:B:22:A:H2	6	0.88
(1,3)	1:A:84:LYS:NZ	2:B:22:A:H2'	6	0.88
(1,3)	1:A:84:LYS:NZ	2:B:22:A:H3'	6	0.88
(1,3)	1:A:84:LYS:NZ	2:B:22:A:H4'	6	0.88
(1,3)	1:A:84:LYS:NZ	2:B:22:A:H5'	6	0.88
(1,3)	1:A:84:LYS:NZ	2:B:22:A:H5''	6	0.88
(1,3)	1:A:84:LYS:NZ	2:B:22:A:H61	6	0.88
(1,3)	1:A:84:LYS:NZ	2:B:22:A:H62	6	0.88
(1,3)	1:A:84:LYS:NZ	2:B:22:A:H8	6	0.88
(1,3)	1:A:84:LYS:NZ	2:B:22:A:HO2'	6	0.88
(1,3)	1:A:84:LYS:NZ	2:B:22:A:N1	6	0.88
(1,3)	1:A:84:LYS:NZ	2:B:22:A:N3	6	0.88
(1,3)	1:A:84:LYS:NZ	2:B:22:A:N6	6	0.88
(1,3)	1:A:84:LYS:NZ	2:B:22:A:N7	6	0.88
(1,3)	1:A:84:LYS:NZ	2:B:22:A:N9	6	0.88
(1,3)	1:A:84:LYS:NZ	2:B:22:A:O2'	6	0.88
(1,3)	1:A:84:LYS:NZ	2:B:22:A:O3'	6	0.88
(1,3)	1:A:84:LYS:NZ	2:B:22:A:O4'	6	0.88
(1,3)	1:A:84:LYS:NZ	2:B:22:A:O5'	6	0.88
(1,3)	1:A:84:LYS:NZ	2:B:22:A:OP1	6	0.88
(1,3)	1:A:84:LYS:NZ	2:B:22:A:OP2	6	0.88
(1,3)	1:A:84:LYS:NZ	2:B:22:A:P	6	0.88
(1,3)	1:A:84:LYS:NZ	2:B:23:U:C1'	6	0.88
(1,3)	1:A:84:LYS:NZ	2:B:23:U:C2	6	0.88
(1,3)	1:A:84:LYS:NZ	2:B:23:U:C2'	6	0.88

Continued on next page...

Continued from previous page...

Key	Atom-1	Atom-2	Model ID	Violation (Å)
(1,3)	1:A:84:LYS:NZ	2:B:23:U:C3'	6	0.88
(1,3)	1:A:84:LYS:NZ	2:B:23:U:C4	6	0.88
(1,3)	1:A:84:LYS:NZ	2:B:23:U:C4'	6	0.88
(1,3)	1:A:84:LYS:NZ	2:B:23:U:C5	6	0.88
(1,3)	1:A:84:LYS:NZ	2:B:23:U:C5'	6	0.88
(1,3)	1:A:84:LYS:NZ	2:B:23:U:C6	6	0.88
(1,3)	1:A:84:LYS:NZ	2:B:23:U:H1'	6	0.88
(1,3)	1:A:84:LYS:NZ	2:B:23:U:H2'	6	0.88
(1,3)	1:A:84:LYS:NZ	2:B:23:U:H3	6	0.88
(1,3)	1:A:84:LYS:NZ	2:B:23:U:H3'	6	0.88
(1,3)	1:A:84:LYS:NZ	2:B:23:U:H4'	6	0.88
(1,3)	1:A:84:LYS:NZ	2:B:23:U:H5	6	0.88
(1,3)	1:A:84:LYS:NZ	2:B:23:U:H5'	6	0.88
(1,3)	1:A:84:LYS:NZ	2:B:23:U:H5''	6	0.88
(1,3)	1:A:84:LYS:NZ	2:B:23:U:H6	6	0.88
(1,3)	1:A:84:LYS:NZ	2:B:23:U:HO2'	6	0.88
(1,3)	1:A:84:LYS:NZ	2:B:23:U:N1	6	0.88
(1,3)	1:A:84:LYS:NZ	2:B:23:U:N3	6	0.88
(1,3)	1:A:84:LYS:NZ	2:B:23:U:O2	6	0.88
(1,3)	1:A:84:LYS:NZ	2:B:23:U:O2'	6	0.88
(1,3)	1:A:84:LYS:NZ	2:B:23:U:O3'	6	0.88
(1,3)	1:A:84:LYS:NZ	2:B:23:U:O4	6	0.88
(1,3)	1:A:84:LYS:NZ	2:B:23:U:O4'	6	0.88
(1,3)	1:A:84:LYS:NZ	2:B:23:U:O5'	6	0.88
(1,3)	1:A:84:LYS:NZ	2:B:23:U:OP1	6	0.88
(1,3)	1:A:84:LYS:NZ	2:B:23:U:OP2	6	0.88
(1,3)	1:A:84:LYS:NZ	2:B:23:U:P	6	0.88
(1,3)	1:A:84:LYS:NZ	2:B:24:G:C1'	6	0.88
(1,3)	1:A:84:LYS:NZ	2:B:24:G:C2	6	0.88
(1,3)	1:A:84:LYS:NZ	2:B:24:G:C2'	6	0.88
(1,3)	1:A:84:LYS:NZ	2:B:24:G:C3'	6	0.88
(1,3)	1:A:84:LYS:NZ	2:B:24:G:C4	6	0.88
(1,3)	1:A:84:LYS:NZ	2:B:24:G:C4'	6	0.88
(1,3)	1:A:84:LYS:NZ	2:B:24:G:C5	6	0.88
(1,3)	1:A:84:LYS:NZ	2:B:24:G:C5'	6	0.88
(1,3)	1:A:84:LYS:NZ	2:B:24:G:C6	6	0.88
(1,3)	1:A:84:LYS:NZ	2:B:24:G:C8	6	0.88
(1,3)	1:A:84:LYS:NZ	2:B:24:G:H1	6	0.88
(1,3)	1:A:84:LYS:NZ	2:B:24:G:H1'	6	0.88
(1,3)	1:A:84:LYS:NZ	2:B:24:G:H2'	6	0.88
(1,3)	1:A:84:LYS:NZ	2:B:24:G:H21	6	0.88
(1,3)	1:A:84:LYS:NZ	2:B:24:G:H22	6	0.88

Continued on next page...

Continued from previous page...

Key	Atom-1	Atom-2	Model ID	Violation (Å)
(1,3)	1:A:84:LYS:NZ	2:B:24:G:H3'	6	0.88
(1,3)	1:A:84:LYS:NZ	2:B:24:G:H4'	6	0.88
(1,3)	1:A:84:LYS:NZ	2:B:24:G:H5'	6	0.88
(1,3)	1:A:84:LYS:NZ	2:B:24:G:H5''	6	0.88
(1,3)	1:A:84:LYS:NZ	2:B:24:G:H8	6	0.88
(1,3)	1:A:84:LYS:NZ	2:B:24:G:HO2'	6	0.88
(1,3)	1:A:84:LYS:NZ	2:B:24:G:N1	6	0.88
(1,3)	1:A:84:LYS:NZ	2:B:24:G:N2	6	0.88
(1,3)	1:A:84:LYS:NZ	2:B:24:G:N3	6	0.88
(1,3)	1:A:84:LYS:NZ	2:B:24:G:N7	6	0.88
(1,3)	1:A:84:LYS:NZ	2:B:24:G:N9	6	0.88
(1,3)	1:A:84:LYS:NZ	2:B:24:G:O2'	6	0.88
(1,3)	1:A:84:LYS:NZ	2:B:24:G:O3'	6	0.88
(1,3)	1:A:84:LYS:NZ	2:B:24:G:O4'	6	0.88
(1,3)	1:A:84:LYS:NZ	2:B:24:G:O5'	6	0.88
(1,3)	1:A:84:LYS:NZ	2:B:24:G:O6	6	0.88
(1,3)	1:A:84:LYS:NZ	2:B:24:G:OP1	6	0.88
(1,3)	1:A:84:LYS:NZ	2:B:24:G:OP2	6	0.88
(1,3)	1:A:84:LYS:NZ	2:B:24:G:P	6	0.88
(1,3)	1:A:84:LYS:O	2:B:2:C:C1'	6	0.88
(1,3)	1:A:84:LYS:O	2:B:2:C:C2	6	0.88
(1,3)	1:A:84:LYS:O	2:B:2:C:C2'	6	0.88
(1,3)	1:A:84:LYS:O	2:B:2:C:C3'	6	0.88
(1,3)	1:A:84:LYS:O	2:B:2:C:C4	6	0.88
(1,3)	1:A:84:LYS:O	2:B:2:C:C4'	6	0.88
(1,3)	1:A:84:LYS:O	2:B:2:C:C5	6	0.88
(1,3)	1:A:84:LYS:O	2:B:2:C:C5'	6	0.88
(1,3)	1:A:84:LYS:O	2:B:2:C:C6	6	0.88
(1,3)	1:A:84:LYS:O	2:B:2:C:H1'	6	0.88
(1,3)	1:A:84:LYS:O	2:B:2:C:H2'	6	0.88
(1,3)	1:A:84:LYS:O	2:B:2:C:H3'	6	0.88
(1,3)	1:A:84:LYS:O	2:B:2:C:H4'	6	0.88
(1,3)	1:A:84:LYS:O	2:B:2:C:H41	6	0.88
(1,3)	1:A:84:LYS:O	2:B:2:C:H42	6	0.88
(1,3)	1:A:84:LYS:O	2:B:2:C:H5	6	0.88
(1,3)	1:A:84:LYS:O	2:B:2:C:H5'	6	0.88
(1,3)	1:A:84:LYS:O	2:B:2:C:H5''	6	0.88
(1,3)	1:A:84:LYS:O	2:B:2:C:H6	6	0.88
(1,3)	1:A:84:LYS:O	2:B:2:C:HO2'	6	0.88
(1,3)	1:A:84:LYS:O	2:B:2:C:N1	6	0.88
(1,3)	1:A:84:LYS:O	2:B:2:C:N3	6	0.88
(1,3)	1:A:84:LYS:O	2:B:2:C:N4	6	0.88

Continued on next page...

Continued from previous page...

Key	Atom-1	Atom-2	Model ID	Violation (Å)
(1,3)	1:A:84:LYS:O	2:B:2:C:O2	6	0.88
(1,3)	1:A:84:LYS:O	2:B:2:C:O2'	6	0.88
(1,3)	1:A:84:LYS:O	2:B:2:C:O3'	6	0.88
(1,3)	1:A:84:LYS:O	2:B:2:C:O4'	6	0.88
(1,3)	1:A:84:LYS:O	2:B:2:C:O5'	6	0.88
(1,3)	1:A:84:LYS:O	2:B:3:U:C1'	6	0.88
(1,3)	1:A:84:LYS:O	2:B:3:U:C2	6	0.88
(1,3)	1:A:84:LYS:O	2:B:3:U:C2'	6	0.88
(1,3)	1:A:84:LYS:O	2:B:3:U:C3'	6	0.88
(1,3)	1:A:84:LYS:O	2:B:3:U:C4	6	0.88
(1,3)	1:A:84:LYS:O	2:B:3:U:C4'	6	0.88
(1,3)	1:A:84:LYS:O	2:B:3:U:C5	6	0.88
(1,3)	1:A:84:LYS:O	2:B:3:U:C5'	6	0.88
(1,3)	1:A:84:LYS:O	2:B:3:U:C6	6	0.88
(1,3)	1:A:84:LYS:O	2:B:3:U:H1'	6	0.88
(1,3)	1:A:84:LYS:O	2:B:3:U:H2'	6	0.88
(1,3)	1:A:84:LYS:O	2:B:3:U:H3	6	0.88
(1,3)	1:A:84:LYS:O	2:B:3:U:H3'	6	0.88
(1,3)	1:A:84:LYS:O	2:B:3:U:H4'	6	0.88
(1,3)	1:A:84:LYS:O	2:B:3:U:H5	6	0.88
(1,3)	1:A:84:LYS:O	2:B:3:U:H5'	6	0.88
(1,3)	1:A:84:LYS:O	2:B:3:U:H5''	6	0.88
(1,3)	1:A:84:LYS:O	2:B:3:U:H6	6	0.88
(1,3)	1:A:84:LYS:O	2:B:3:U:HO2'	6	0.88
(1,3)	1:A:84:LYS:O	2:B:3:U:N1	6	0.88
(1,3)	1:A:84:LYS:O	2:B:3:U:N3	6	0.88
(1,3)	1:A:84:LYS:O	2:B:3:U:O2	6	0.88
(1,3)	1:A:84:LYS:O	2:B:3:U:O2'	6	0.88
(1,3)	1:A:84:LYS:O	2:B:3:U:O3'	6	0.88
(1,3)	1:A:84:LYS:O	2:B:3:U:O4	6	0.88
(1,3)	1:A:84:LYS:O	2:B:3:U:O4'	6	0.88
(1,3)	1:A:84:LYS:O	2:B:3:U:O5'	6	0.88
(1,3)	1:A:84:LYS:O	2:B:3:U:OP1	6	0.88
(1,3)	1:A:84:LYS:O	2:B:3:U:OP2	6	0.88
(1,3)	1:A:84:LYS:O	2:B:3:U:P	6	0.88
(1,3)	1:A:84:LYS:O	2:B:4:G:C1'	6	0.88
(1,3)	1:A:84:LYS:O	2:B:4:G:C2	6	0.88
(1,3)	1:A:84:LYS:O	2:B:4:G:C2'	6	0.88
(1,3)	1:A:84:LYS:O	2:B:4:G:C3'	6	0.88
(1,3)	1:A:84:LYS:O	2:B:4:G:C4	6	0.88
(1,3)	1:A:84:LYS:O	2:B:4:G:C4'	6	0.88
(1,3)	1:A:84:LYS:O	2:B:4:G:C5	6	0.88

Continued on next page...

Continued from previous page...

Key	Atom-1	Atom-2	Model ID	Violation (Å)
(1,3)	1:A:84:LYS:O	2:B:4:G:C5'	6	0.88
(1,3)	1:A:84:LYS:O	2:B:4:G:C6	6	0.88
(1,3)	1:A:84:LYS:O	2:B:4:G:C8	6	0.88
(1,3)	1:A:84:LYS:O	2:B:4:G:H1	6	0.88
(1,3)	1:A:84:LYS:O	2:B:4:G:H1'	6	0.88
(1,3)	1:A:84:LYS:O	2:B:4:G:H2'	6	0.88
(1,3)	1:A:84:LYS:O	2:B:4:G:H21	6	0.88
(1,3)	1:A:84:LYS:O	2:B:4:G:H22	6	0.88
(1,3)	1:A:84:LYS:O	2:B:4:G:H3'	6	0.88
(1,3)	1:A:84:LYS:O	2:B:4:G:H4'	6	0.88
(1,3)	1:A:84:LYS:O	2:B:4:G:H5'	6	0.88
(1,3)	1:A:84:LYS:O	2:B:4:G:H5''	6	0.88
(1,3)	1:A:84:LYS:O	2:B:4:G:H8	6	0.88
(1,3)	1:A:84:LYS:O	2:B:4:G:HO2'	6	0.88
(1,3)	1:A:84:LYS:O	2:B:4:G:N1	6	0.88
(1,3)	1:A:84:LYS:O	2:B:4:G:N2	6	0.88
(1,3)	1:A:84:LYS:O	2:B:4:G:N3	6	0.88
(1,3)	1:A:84:LYS:O	2:B:4:G:N7	6	0.88
(1,3)	1:A:84:LYS:O	2:B:4:G:N9	6	0.88
(1,3)	1:A:84:LYS:O	2:B:4:G:O2'	6	0.88
(1,3)	1:A:84:LYS:O	2:B:4:G:O3'	6	0.88
(1,3)	1:A:84:LYS:O	2:B:4:G:O4'	6	0.88
(1,3)	1:A:84:LYS:O	2:B:4:G:O5'	6	0.88
(1,3)	1:A:84:LYS:O	2:B:4:G:O6	6	0.88
(1,3)	1:A:84:LYS:O	2:B:4:G:OP1	6	0.88
(1,3)	1:A:84:LYS:O	2:B:4:G:OP2	6	0.88
(1,3)	1:A:84:LYS:O	2:B:4:G:P	6	0.88
(1,3)	1:A:84:LYS:O	2:B:5:A:C1'	6	0.88
(1,3)	1:A:84:LYS:O	2:B:5:A:C2	6	0.88
(1,3)	1:A:84:LYS:O	2:B:5:A:C2'	6	0.88
(1,3)	1:A:84:LYS:O	2:B:5:A:C3'	6	0.88
(1,3)	1:A:84:LYS:O	2:B:5:A:C4	6	0.88
(1,3)	1:A:84:LYS:O	2:B:5:A:C4'	6	0.88
(1,3)	1:A:84:LYS:O	2:B:5:A:C5	6	0.88
(1,3)	1:A:84:LYS:O	2:B:5:A:C5'	6	0.88
(1,3)	1:A:84:LYS:O	2:B:5:A:C6	6	0.88
(1,3)	1:A:84:LYS:O	2:B:5:A:C8	6	0.88
(1,3)	1:A:84:LYS:O	2:B:5:A:H1'	6	0.88
(1,3)	1:A:84:LYS:O	2:B:5:A:H2	6	0.88
(1,3)	1:A:84:LYS:O	2:B:5:A:H2'	6	0.88
(1,3)	1:A:84:LYS:O	2:B:5:A:H3'	6	0.88
(1,3)	1:A:84:LYS:O	2:B:5:A:H4'	6	0.88

Continued on next page...

Continued from previous page...

Key	Atom-1	Atom-2	Model ID	Violation (Å)
(1,3)	1:A:84:LYS:O	2:B:5:A:H5'	6	0.88
(1,3)	1:A:84:LYS:O	2:B:5:A:H5''	6	0.88
(1,3)	1:A:84:LYS:O	2:B:5:A:H61	6	0.88
(1,3)	1:A:84:LYS:O	2:B:5:A:H62	6	0.88
(1,3)	1:A:84:LYS:O	2:B:5:A:H8	6	0.88
(1,3)	1:A:84:LYS:O	2:B:5:A:HO2'	6	0.88
(1,3)	1:A:84:LYS:O	2:B:5:A:N1	6	0.88
(1,3)	1:A:84:LYS:O	2:B:5:A:N3	6	0.88
(1,3)	1:A:84:LYS:O	2:B:5:A:N6	6	0.88
(1,3)	1:A:84:LYS:O	2:B:5:A:N7	6	0.88
(1,3)	1:A:84:LYS:O	2:B:5:A:N9	6	0.88
(1,3)	1:A:84:LYS:O	2:B:5:A:O2'	6	0.88
(1,3)	1:A:84:LYS:O	2:B:5:A:O3'	6	0.88
(1,3)	1:A:84:LYS:O	2:B:5:A:O4'	6	0.88
(1,3)	1:A:84:LYS:O	2:B:5:A:O5'	6	0.88
(1,3)	1:A:84:LYS:O	2:B:5:A:OP1	6	0.88
(1,3)	1:A:84:LYS:O	2:B:5:A:OP2	6	0.88
(1,3)	1:A:84:LYS:O	2:B:5:A:P	6	0.88
(1,3)	1:A:84:LYS:O	2:B:6:G:C1'	6	0.88
(1,3)	1:A:84:LYS:O	2:B:6:G:C2	6	0.88
(1,3)	1:A:84:LYS:O	2:B:6:G:C2'	6	0.88
(1,3)	1:A:84:LYS:O	2:B:6:G:C3'	6	0.88
(1,3)	1:A:84:LYS:O	2:B:6:G:C4	6	0.88
(1,3)	1:A:84:LYS:O	2:B:6:G:C4'	6	0.88
(1,3)	1:A:84:LYS:O	2:B:6:G:C5	6	0.88
(1,3)	1:A:84:LYS:O	2:B:6:G:C5'	6	0.88
(1,3)	1:A:84:LYS:O	2:B:6:G:C6	6	0.88
(1,3)	1:A:84:LYS:O	2:B:6:G:C8	6	0.88
(1,3)	1:A:84:LYS:O	2:B:6:G:H1	6	0.88
(1,3)	1:A:84:LYS:O	2:B:6:G:H1'	6	0.88
(1,3)	1:A:84:LYS:O	2:B:6:G:H2'	6	0.88
(1,3)	1:A:84:LYS:O	2:B:6:G:H21	6	0.88
(1,3)	1:A:84:LYS:O	2:B:6:G:H22	6	0.88
(1,3)	1:A:84:LYS:O	2:B:6:G:H3'	6	0.88
(1,3)	1:A:84:LYS:O	2:B:6:G:H4'	6	0.88
(1,3)	1:A:84:LYS:O	2:B:6:G:H5'	6	0.88
(1,3)	1:A:84:LYS:O	2:B:6:G:H5''	6	0.88
(1,3)	1:A:84:LYS:O	2:B:6:G:H8	6	0.88
(1,3)	1:A:84:LYS:O	2:B:6:G:HO2'	6	0.88
(1,3)	1:A:84:LYS:O	2:B:6:G:N1	6	0.88
(1,3)	1:A:84:LYS:O	2:B:6:G:N2	6	0.88
(1,3)	1:A:84:LYS:O	2:B:6:G:N3	6	0.88

Continued on next page...

Continued from previous page...

Key	Atom-1	Atom-2	Model ID	Violation (Å)
(1,3)	1:A:84:LYS:O	2:B:6:G:N7	6	0.88
(1,3)	1:A:84:LYS:O	2:B:6:G:N9	6	0.88
(1,3)	1:A:84:LYS:O	2:B:6:G:O2'	6	0.88
(1,3)	1:A:84:LYS:O	2:B:6:G:O3'	6	0.88
(1,3)	1:A:84:LYS:O	2:B:6:G:O4'	6	0.88
(1,3)	1:A:84:LYS:O	2:B:6:G:O5'	6	0.88
(1,3)	1:A:84:LYS:O	2:B:6:G:O6	6	0.88
(1,3)	1:A:84:LYS:O	2:B:6:G:OP1	6	0.88
(1,3)	1:A:84:LYS:O	2:B:6:G:OP2	6	0.88
(1,3)	1:A:84:LYS:O	2:B:6:G:P	6	0.88
(1,3)	1:A:84:LYS:O	2:B:7:C:C1'	6	0.88
(1,3)	1:A:84:LYS:O	2:B:7:C:C2	6	0.88
(1,3)	1:A:84:LYS:O	2:B:7:C:C2'	6	0.88
(1,3)	1:A:84:LYS:O	2:B:7:C:C3'	6	0.88
(1,3)	1:A:84:LYS:O	2:B:7:C:C4	6	0.88
(1,3)	1:A:84:LYS:O	2:B:7:C:C4'	6	0.88
(1,3)	1:A:84:LYS:O	2:B:7:C:C5	6	0.88
(1,3)	1:A:84:LYS:O	2:B:7:C:C5'	6	0.88
(1,3)	1:A:84:LYS:O	2:B:7:C:C6	6	0.88
(1,3)	1:A:84:LYS:O	2:B:7:C:H1'	6	0.88
(1,3)	1:A:84:LYS:O	2:B:7:C:H2'	6	0.88
(1,3)	1:A:84:LYS:O	2:B:7:C:H3'	6	0.88
(1,3)	1:A:84:LYS:O	2:B:7:C:H4'	6	0.88
(1,3)	1:A:84:LYS:O	2:B:7:C:H41	6	0.88
(1,3)	1:A:84:LYS:O	2:B:7:C:H42	6	0.88
(1,3)	1:A:84:LYS:O	2:B:7:C:H5	6	0.88
(1,3)	1:A:84:LYS:O	2:B:7:C:H5'	6	0.88
(1,3)	1:A:84:LYS:O	2:B:7:C:H5''	6	0.88
(1,3)	1:A:84:LYS:O	2:B:7:C:H6	6	0.88
(1,3)	1:A:84:LYS:O	2:B:7:C:HO2'	6	0.88
(1,3)	1:A:84:LYS:O	2:B:7:C:N1	6	0.88
(1,3)	1:A:84:LYS:O	2:B:7:C:N3	6	0.88
(1,3)	1:A:84:LYS:O	2:B:7:C:N4	6	0.88
(1,3)	1:A:84:LYS:O	2:B:7:C:O2	6	0.88
(1,3)	1:A:84:LYS:O	2:B:7:C:O2'	6	0.88
(1,3)	1:A:84:LYS:O	2:B:7:C:O3'	6	0.88
(1,3)	1:A:84:LYS:O	2:B:7:C:O4'	6	0.88
(1,3)	1:A:84:LYS:O	2:B:7:C:O5'	6	0.88
(1,3)	1:A:84:LYS:O	2:B:7:C:OP1	6	0.88
(1,3)	1:A:84:LYS:O	2:B:7:C:OP2	6	0.88
(1,3)	1:A:84:LYS:O	2:B:7:C:P	6	0.88
(1,3)	1:A:84:LYS:O	2:B:8:U:C1'	6	0.88

Continued on next page...

Continued from previous page...

Key	Atom-1	Atom-2	Model ID	Violation (Å)
(1,3)	1:A:84:LYS:O	2:B:8:U:C2	6	0.88
(1,3)	1:A:84:LYS:O	2:B:8:U:C2'	6	0.88
(1,3)	1:A:84:LYS:O	2:B:8:U:C3'	6	0.88
(1,3)	1:A:84:LYS:O	2:B:8:U:C4	6	0.88
(1,3)	1:A:84:LYS:O	2:B:8:U:C4'	6	0.88
(1,3)	1:A:84:LYS:O	2:B:8:U:C5	6	0.88
(1,3)	1:A:84:LYS:O	2:B:8:U:C5'	6	0.88
(1,3)	1:A:84:LYS:O	2:B:8:U:C6	6	0.88
(1,3)	1:A:84:LYS:O	2:B:8:U:H1'	6	0.88
(1,3)	1:A:84:LYS:O	2:B:8:U:H2'	6	0.88
(1,3)	1:A:84:LYS:O	2:B:8:U:H3	6	0.88
(1,3)	1:A:84:LYS:O	2:B:8:U:H3'	6	0.88
(1,3)	1:A:84:LYS:O	2:B:8:U:H4'	6	0.88
(1,3)	1:A:84:LYS:O	2:B:8:U:H5	6	0.88
(1,3)	1:A:84:LYS:O	2:B:8:U:H5'	6	0.88
(1,3)	1:A:84:LYS:O	2:B:8:U:H5''	6	0.88
(1,3)	1:A:84:LYS:O	2:B:8:U:H6	6	0.88
(1,3)	1:A:84:LYS:O	2:B:8:U:HO2'	6	0.88
(1,3)	1:A:84:LYS:O	2:B:8:U:N1	6	0.88
(1,3)	1:A:84:LYS:O	2:B:8:U:N3	6	0.88
(1,3)	1:A:84:LYS:O	2:B:8:U:O2	6	0.88
(1,3)	1:A:84:LYS:O	2:B:8:U:O2'	6	0.88
(1,3)	1:A:84:LYS:O	2:B:8:U:O3'	6	0.88
(1,3)	1:A:84:LYS:O	2:B:8:U:O4	6	0.88
(1,3)	1:A:84:LYS:O	2:B:8:U:O4'	6	0.88
(1,3)	1:A:84:LYS:O	2:B:8:U:O5'	6	0.88
(1,3)	1:A:84:LYS:O	2:B:8:U:OP1	6	0.88
(1,3)	1:A:84:LYS:O	2:B:8:U:OP2	6	0.88
(1,3)	1:A:84:LYS:O	2:B:8:U:P	6	0.88
(1,3)	1:A:84:LYS:O	2:B:9:C:C1'	6	0.88
(1,3)	1:A:84:LYS:O	2:B:9:C:C2	6	0.88
(1,3)	1:A:84:LYS:O	2:B:9:C:C2'	6	0.88
(1,3)	1:A:84:LYS:O	2:B:9:C:C3'	6	0.88
(1,3)	1:A:84:LYS:O	2:B:9:C:C4	6	0.88
(1,3)	1:A:84:LYS:O	2:B:9:C:C4'	6	0.88
(1,3)	1:A:84:LYS:O	2:B:9:C:C5	6	0.88
(1,3)	1:A:84:LYS:O	2:B:9:C:C5'	6	0.88
(1,3)	1:A:84:LYS:O	2:B:9:C:C6	6	0.88
(1,3)	1:A:84:LYS:O	2:B:9:C:H1'	6	0.88
(1,3)	1:A:84:LYS:O	2:B:9:C:H2'	6	0.88
(1,3)	1:A:84:LYS:O	2:B:9:C:H3'	6	0.88
(1,3)	1:A:84:LYS:O	2:B:9:C:H4'	6	0.88

Continued on next page...

Continued from previous page...

Key	Atom-1	Atom-2	Model ID	Violation (Å)
(1,3)	1:A:84:LYS:O	2:B:9:C:H41	6	0.88
(1,3)	1:A:84:LYS:O	2:B:9:C:H42	6	0.88
(1,3)	1:A:84:LYS:O	2:B:9:C:H5	6	0.88
(1,3)	1:A:84:LYS:O	2:B:9:C:H5'	6	0.88
(1,3)	1:A:84:LYS:O	2:B:9:C:H5''	6	0.88
(1,3)	1:A:84:LYS:O	2:B:9:C:H6	6	0.88
(1,3)	1:A:84:LYS:O	2:B:9:C:HO2'	6	0.88
(1,3)	1:A:84:LYS:O	2:B:9:C:N1	6	0.88
(1,3)	1:A:84:LYS:O	2:B:9:C:N3	6	0.88
(1,3)	1:A:84:LYS:O	2:B:9:C:N4	6	0.88
(1,3)	1:A:84:LYS:O	2:B:9:C:O2	6	0.88
(1,3)	1:A:84:LYS:O	2:B:9:C:O2'	6	0.88
(1,3)	1:A:84:LYS:O	2:B:9:C:O3'	6	0.88
(1,3)	1:A:84:LYS:O	2:B:9:C:O4'	6	0.88
(1,3)	1:A:84:LYS:O	2:B:9:C:O5'	6	0.88
(1,3)	1:A:84:LYS:O	2:B:9:C:OP1	6	0.88
(1,3)	1:A:84:LYS:O	2:B:9:C:OP2	6	0.88
(1,3)	1:A:84:LYS:O	2:B:9:C:P	6	0.88
(1,3)	1:A:84:LYS:O	2:B:10:G:C1'	6	0.88
(1,3)	1:A:84:LYS:O	2:B:10:G:C2	6	0.88
(1,3)	1:A:84:LYS:O	2:B:10:G:C2'	6	0.88
(1,3)	1:A:84:LYS:O	2:B:10:G:C3'	6	0.88
(1,3)	1:A:84:LYS:O	2:B:10:G:C4	6	0.88
(1,3)	1:A:84:LYS:O	2:B:10:G:C4'	6	0.88
(1,3)	1:A:84:LYS:O	2:B:10:G:C5	6	0.88
(1,3)	1:A:84:LYS:O	2:B:10:G:C5'	6	0.88
(1,3)	1:A:84:LYS:O	2:B:10:G:C6	6	0.88
(1,3)	1:A:84:LYS:O	2:B:10:G:C8	6	0.88
(1,3)	1:A:84:LYS:O	2:B:10:G:H1	6	0.88
(1,3)	1:A:84:LYS:O	2:B:10:G:H1'	6	0.88
(1,3)	1:A:84:LYS:O	2:B:10:G:H2'	6	0.88
(1,3)	1:A:84:LYS:O	2:B:10:G:H21	6	0.88
(1,3)	1:A:84:LYS:O	2:B:10:G:H22	6	0.88
(1,3)	1:A:84:LYS:O	2:B:10:G:H3'	6	0.88
(1,3)	1:A:84:LYS:O	2:B:10:G:H4'	6	0.88
(1,3)	1:A:84:LYS:O	2:B:10:G:H5'	6	0.88
(1,3)	1:A:84:LYS:O	2:B:10:G:H5''	6	0.88
(1,3)	1:A:84:LYS:O	2:B:10:G:H8	6	0.88
(1,3)	1:A:84:LYS:O	2:B:10:G:HO2'	6	0.88
(1,3)	1:A:84:LYS:O	2:B:10:G:N1	6	0.88
(1,3)	1:A:84:LYS:O	2:B:10:G:N2	6	0.88
(1,3)	1:A:84:LYS:O	2:B:10:G:N3	6	0.88

Continued on next page...

Continued from previous page...

Key	Atom-1	Atom-2	Model ID	Violation (Å)
(1,3)	1:A:84:LYS:O	2:B:10:G:N7	6	0.88
(1,3)	1:A:84:LYS:O	2:B:10:G:N9	6	0.88
(1,3)	1:A:84:LYS:O	2:B:10:G:O2'	6	0.88
(1,3)	1:A:84:LYS:O	2:B:10:G:O3'	6	0.88
(1,3)	1:A:84:LYS:O	2:B:10:G:O4'	6	0.88
(1,3)	1:A:84:LYS:O	2:B:10:G:O5'	6	0.88
(1,3)	1:A:84:LYS:O	2:B:10:G:O6	6	0.88
(1,3)	1:A:84:LYS:O	2:B:10:G:OP1	6	0.88
(1,3)	1:A:84:LYS:O	2:B:10:G:OP2	6	0.88
(1,3)	1:A:84:LYS:O	2:B:10:G:P	6	0.88
(1,3)	1:A:84:LYS:O	2:B:11:A:C1'	6	0.88
(1,3)	1:A:84:LYS:O	2:B:11:A:C2	6	0.88
(1,3)	1:A:84:LYS:O	2:B:11:A:C2'	6	0.88
(1,3)	1:A:84:LYS:O	2:B:11:A:C3'	6	0.88
(1,3)	1:A:84:LYS:O	2:B:11:A:C4	6	0.88
(1,3)	1:A:84:LYS:O	2:B:11:A:C4'	6	0.88
(1,3)	1:A:84:LYS:O	2:B:11:A:C5	6	0.88
(1,3)	1:A:84:LYS:O	2:B:11:A:C5'	6	0.88
(1,3)	1:A:84:LYS:O	2:B:11:A:C6	6	0.88
(1,3)	1:A:84:LYS:O	2:B:11:A:C8	6	0.88
(1,3)	1:A:84:LYS:O	2:B:11:A:H1'	6	0.88
(1,3)	1:A:84:LYS:O	2:B:11:A:H2	6	0.88
(1,3)	1:A:84:LYS:O	2:B:11:A:H2'	6	0.88
(1,3)	1:A:84:LYS:O	2:B:11:A:H3'	6	0.88
(1,3)	1:A:84:LYS:O	2:B:11:A:H4'	6	0.88
(1,3)	1:A:84:LYS:O	2:B:11:A:H5'	6	0.88
(1,3)	1:A:84:LYS:O	2:B:11:A:H5''	6	0.88
(1,3)	1:A:84:LYS:O	2:B:11:A:H61	6	0.88
(1,3)	1:A:84:LYS:O	2:B:11:A:H62	6	0.88
(1,3)	1:A:84:LYS:O	2:B:11:A:H8	6	0.88
(1,3)	1:A:84:LYS:O	2:B:11:A:HO2'	6	0.88
(1,3)	1:A:84:LYS:O	2:B:11:A:N1	6	0.88
(1,3)	1:A:84:LYS:O	2:B:11:A:N3	6	0.88
(1,3)	1:A:84:LYS:O	2:B:11:A:N6	6	0.88
(1,3)	1:A:84:LYS:O	2:B:11:A:N7	6	0.88
(1,3)	1:A:84:LYS:O	2:B:11:A:N9	6	0.88
(1,3)	1:A:84:LYS:O	2:B:11:A:O2'	6	0.88
(1,3)	1:A:84:LYS:O	2:B:11:A:O3'	6	0.88
(1,3)	1:A:84:LYS:O	2:B:11:A:O4'	6	0.88
(1,3)	1:A:84:LYS:O	2:B:11:A:O5'	6	0.88
(1,3)	1:A:84:LYS:O	2:B:11:A:OP1	6	0.88
(1,3)	1:A:84:LYS:O	2:B:11:A:OP2	6	0.88

Continued on next page...

Continued from previous page...

Key	Atom-1	Atom-2	Model ID	Violation (Å)
(1,3)	1:A:84:LYS:O	2:B:11:A:P	6	0.88
(1,3)	1:A:84:LYS:O	2:B:12:A:C1'	6	0.88
(1,3)	1:A:84:LYS:O	2:B:12:A:C2	6	0.88
(1,3)	1:A:84:LYS:O	2:B:12:A:C2'	6	0.88
(1,3)	1:A:84:LYS:O	2:B:12:A:C3'	6	0.88
(1,3)	1:A:84:LYS:O	2:B:12:A:C4	6	0.88
(1,3)	1:A:84:LYS:O	2:B:12:A:C4'	6	0.88
(1,3)	1:A:84:LYS:O	2:B:12:A:C5	6	0.88
(1,3)	1:A:84:LYS:O	2:B:12:A:C5'	6	0.88
(1,3)	1:A:84:LYS:O	2:B:12:A:C6	6	0.88
(1,3)	1:A:84:LYS:O	2:B:12:A:C8	6	0.88
(1,3)	1:A:84:LYS:O	2:B:12:A:H1'	6	0.88
(1,3)	1:A:84:LYS:O	2:B:12:A:H2	6	0.88
(1,3)	1:A:84:LYS:O	2:B:12:A:H2'	6	0.88
(1,3)	1:A:84:LYS:O	2:B:12:A:H3'	6	0.88
(1,3)	1:A:84:LYS:O	2:B:12:A:H4'	6	0.88
(1,3)	1:A:84:LYS:O	2:B:12:A:H5'	6	0.88
(1,3)	1:A:84:LYS:O	2:B:12:A:H5''	6	0.88
(1,3)	1:A:84:LYS:O	2:B:12:A:H61	6	0.88
(1,3)	1:A:84:LYS:O	2:B:12:A:H62	6	0.88
(1,3)	1:A:84:LYS:O	2:B:12:A:H8	6	0.88
(1,3)	1:A:84:LYS:O	2:B:12:A:HO2'	6	0.88
(1,3)	1:A:84:LYS:O	2:B:12:A:N1	6	0.88
(1,3)	1:A:84:LYS:O	2:B:12:A:N3	6	0.88
(1,3)	1:A:84:LYS:O	2:B:12:A:N6	6	0.88
(1,3)	1:A:84:LYS:O	2:B:12:A:N7	6	0.88
(1,3)	1:A:84:LYS:O	2:B:12:A:N9	6	0.88
(1,3)	1:A:84:LYS:O	2:B:12:A:O2'	6	0.88
(1,3)	1:A:84:LYS:O	2:B:12:A:O3'	6	0.88
(1,3)	1:A:84:LYS:O	2:B:12:A:O4'	6	0.88
(1,3)	1:A:84:LYS:O	2:B:12:A:O5'	6	0.88
(1,3)	1:A:84:LYS:O	2:B:12:A:OP1	6	0.88
(1,3)	1:A:84:LYS:O	2:B:12:A:OP2	6	0.88
(1,3)	1:A:84:LYS:O	2:B:12:A:P	6	0.88
(1,3)	1:A:84:LYS:O	2:B:13:A:C1'	6	0.88
(1,3)	1:A:84:LYS:O	2:B:13:A:C2	6	0.88
(1,3)	1:A:84:LYS:O	2:B:13:A:C2'	6	0.88
(1,3)	1:A:84:LYS:O	2:B:13:A:C3'	6	0.88
(1,3)	1:A:84:LYS:O	2:B:13:A:C4	6	0.88
(1,3)	1:A:84:LYS:O	2:B:13:A:C4'	6	0.88
(1,3)	1:A:84:LYS:O	2:B:13:A:C5	6	0.88
(1,3)	1:A:84:LYS:O	2:B:13:A:C5'	6	0.88

Continued on next page...

Continued from previous page...

Key	Atom-1	Atom-2	Model ID	Violation (Å)
(1,3)	1:A:84:LYS:O	2:B:13:A:C6	6	0.88
(1,3)	1:A:84:LYS:O	2:B:13:A:C8	6	0.88
(1,3)	1:A:84:LYS:O	2:B:13:A:H1'	6	0.88
(1,3)	1:A:84:LYS:O	2:B:13:A:H2	6	0.88
(1,3)	1:A:84:LYS:O	2:B:13:A:H2'	6	0.88
(1,3)	1:A:84:LYS:O	2:B:13:A:H3'	6	0.88
(1,3)	1:A:84:LYS:O	2:B:13:A:H4'	6	0.88
(1,3)	1:A:84:LYS:O	2:B:13:A:H5'	6	0.88
(1,3)	1:A:84:LYS:O	2:B:13:A:H5''	6	0.88
(1,3)	1:A:84:LYS:O	2:B:13:A:H61	6	0.88
(1,3)	1:A:84:LYS:O	2:B:13:A:H62	6	0.88
(1,3)	1:A:84:LYS:O	2:B:13:A:H8	6	0.88
(1,3)	1:A:84:LYS:O	2:B:13:A:HO2'	6	0.88
(1,3)	1:A:84:LYS:O	2:B:13:A:N1	6	0.88
(1,3)	1:A:84:LYS:O	2:B:13:A:N3	6	0.88
(1,3)	1:A:84:LYS:O	2:B:13:A:N6	6	0.88
(1,3)	1:A:84:LYS:O	2:B:13:A:N7	6	0.88
(1,3)	1:A:84:LYS:O	2:B:13:A:N9	6	0.88
(1,3)	1:A:84:LYS:O	2:B:13:A:O2'	6	0.88
(1,3)	1:A:84:LYS:O	2:B:13:A:O3'	6	0.88
(1,3)	1:A:84:LYS:O	2:B:13:A:O4'	6	0.88
(1,3)	1:A:84:LYS:O	2:B:13:A:O5'	6	0.88
(1,3)	1:A:84:LYS:O	2:B:13:A:OP1	6	0.88
(1,3)	1:A:84:LYS:O	2:B:13:A:OP2	6	0.88
(1,3)	1:A:84:LYS:O	2:B:13:A:P	6	0.88
(1,3)	1:A:84:LYS:O	2:B:14:G:C1'	6	0.88
(1,3)	1:A:84:LYS:O	2:B:14:G:C2	6	0.88
(1,3)	1:A:84:LYS:O	2:B:14:G:C2'	6	0.88
(1,3)	1:A:84:LYS:O	2:B:14:G:C3'	6	0.88
(1,3)	1:A:84:LYS:O	2:B:14:G:C4	6	0.88
(1,3)	1:A:84:LYS:O	2:B:14:G:C4'	6	0.88
(1,3)	1:A:84:LYS:O	2:B:14:G:C5	6	0.88
(1,3)	1:A:84:LYS:O	2:B:14:G:C5'	6	0.88
(1,3)	1:A:84:LYS:O	2:B:14:G:C6	6	0.88
(1,3)	1:A:84:LYS:O	2:B:14:G:C8	6	0.88
(1,3)	1:A:84:LYS:O	2:B:14:G:H1	6	0.88
(1,3)	1:A:84:LYS:O	2:B:14:G:H1'	6	0.88
(1,3)	1:A:84:LYS:O	2:B:14:G:H2'	6	0.88
(1,3)	1:A:84:LYS:O	2:B:14:G:H21	6	0.88
(1,3)	1:A:84:LYS:O	2:B:14:G:H22	6	0.88
(1,3)	1:A:84:LYS:O	2:B:14:G:H3'	6	0.88
(1,3)	1:A:84:LYS:O	2:B:14:G:H4'	6	0.88

Continued on next page...

Continued from previous page...

Key	Atom-1	Atom-2	Model ID	Violation (Å)
(1,3)	1:A:84:LYS:O	2:B:14:G:H5'	6	0.88
(1,3)	1:A:84:LYS:O	2:B:14:G:H5''	6	0.88
(1,3)	1:A:84:LYS:O	2:B:14:G:H8	6	0.88
(1,3)	1:A:84:LYS:O	2:B:14:G:HO2'	6	0.88
(1,3)	1:A:84:LYS:O	2:B:14:G:N1	6	0.88
(1,3)	1:A:84:LYS:O	2:B:14:G:N2	6	0.88
(1,3)	1:A:84:LYS:O	2:B:14:G:N3	6	0.88
(1,3)	1:A:84:LYS:O	2:B:14:G:N7	6	0.88
(1,3)	1:A:84:LYS:O	2:B:14:G:N9	6	0.88
(1,3)	1:A:84:LYS:O	2:B:14:G:O2'	6	0.88
(1,3)	1:A:84:LYS:O	2:B:14:G:O3'	6	0.88
(1,3)	1:A:84:LYS:O	2:B:14:G:O4'	6	0.88
(1,3)	1:A:84:LYS:O	2:B:14:G:O5'	6	0.88
(1,3)	1:A:84:LYS:O	2:B:14:G:O6	6	0.88
(1,3)	1:A:84:LYS:O	2:B:14:G:OP1	6	0.88
(1,3)	1:A:84:LYS:O	2:B:14:G:OP2	6	0.88
(1,3)	1:A:84:LYS:O	2:B:14:G:P	6	0.88
(1,3)	1:A:84:LYS:O	2:B:15:A:C1'	6	0.88
(1,3)	1:A:84:LYS:O	2:B:15:A:C2	6	0.88
(1,3)	1:A:84:LYS:O	2:B:15:A:C2'	6	0.88
(1,3)	1:A:84:LYS:O	2:B:15:A:C3'	6	0.88
(1,3)	1:A:84:LYS:O	2:B:15:A:C4	6	0.88
(1,3)	1:A:84:LYS:O	2:B:15:A:C4'	6	0.88
(1,3)	1:A:84:LYS:O	2:B:15:A:C5	6	0.88
(1,3)	1:A:84:LYS:O	2:B:15:A:C5'	6	0.88
(1,3)	1:A:84:LYS:O	2:B:15:A:C6	6	0.88
(1,3)	1:A:84:LYS:O	2:B:15:A:C8	6	0.88
(1,3)	1:A:84:LYS:O	2:B:15:A:H1'	6	0.88
(1,3)	1:A:84:LYS:O	2:B:15:A:H2	6	0.88
(1,3)	1:A:84:LYS:O	2:B:15:A:H2'	6	0.88
(1,3)	1:A:84:LYS:O	2:B:15:A:H3'	6	0.88
(1,3)	1:A:84:LYS:O	2:B:15:A:H4'	6	0.88
(1,3)	1:A:84:LYS:O	2:B:15:A:H5'	6	0.88
(1,3)	1:A:84:LYS:O	2:B:15:A:H5''	6	0.88
(1,3)	1:A:84:LYS:O	2:B:15:A:H61	6	0.88
(1,3)	1:A:84:LYS:O	2:B:15:A:H62	6	0.88
(1,3)	1:A:84:LYS:O	2:B:15:A:H8	6	0.88
(1,3)	1:A:84:LYS:O	2:B:15:A:HO2'	6	0.88
(1,3)	1:A:84:LYS:O	2:B:15:A:N1	6	0.88
(1,3)	1:A:84:LYS:O	2:B:15:A:N3	6	0.88
(1,3)	1:A:84:LYS:O	2:B:15:A:N6	6	0.88
(1,3)	1:A:84:LYS:O	2:B:15:A:N7	6	0.88

Continued on next page...

Continued from previous page...

Key	Atom-1	Atom-2	Model ID	Violation (Å)
(1,3)	1:A:84:LYS:O	2:B:15:A:N9	6	0.88
(1,3)	1:A:84:LYS:O	2:B:15:A:O2'	6	0.88
(1,3)	1:A:84:LYS:O	2:B:15:A:O3'	6	0.88
(1,3)	1:A:84:LYS:O	2:B:15:A:O4'	6	0.88
(1,3)	1:A:84:LYS:O	2:B:15:A:O5'	6	0.88
(1,3)	1:A:84:LYS:O	2:B:15:A:OP1	6	0.88
(1,3)	1:A:84:LYS:O	2:B:15:A:OP2	6	0.88
(1,3)	1:A:84:LYS:O	2:B:15:A:P	6	0.88
(1,3)	1:A:84:LYS:O	2:B:16:G:C1'	6	0.88
(1,3)	1:A:84:LYS:O	2:B:16:G:C2	6	0.88
(1,3)	1:A:84:LYS:O	2:B:16:G:C2'	6	0.88
(1,3)	1:A:84:LYS:O	2:B:16:G:C3'	6	0.88
(1,3)	1:A:84:LYS:O	2:B:16:G:C4	6	0.88
(1,3)	1:A:84:LYS:O	2:B:16:G:C4'	6	0.88
(1,3)	1:A:84:LYS:O	2:B:16:G:C5	6	0.88
(1,3)	1:A:84:LYS:O	2:B:16:G:C5'	6	0.88
(1,3)	1:A:84:LYS:O	2:B:16:G:C6	6	0.88
(1,3)	1:A:84:LYS:O	2:B:16:G:C8	6	0.88
(1,3)	1:A:84:LYS:O	2:B:16:G:H1	6	0.88
(1,3)	1:A:84:LYS:O	2:B:16:G:H1'	6	0.88
(1,3)	1:A:84:LYS:O	2:B:16:G:H2'	6	0.88
(1,3)	1:A:84:LYS:O	2:B:16:G:H21	6	0.88
(1,3)	1:A:84:LYS:O	2:B:16:G:H22	6	0.88
(1,3)	1:A:84:LYS:O	2:B:16:G:H3'	6	0.88
(1,3)	1:A:84:LYS:O	2:B:16:G:H4'	6	0.88
(1,3)	1:A:84:LYS:O	2:B:16:G:H5'	6	0.88
(1,3)	1:A:84:LYS:O	2:B:16:G:H5''	6	0.88
(1,3)	1:A:84:LYS:O	2:B:16:G:H8	6	0.88
(1,3)	1:A:84:LYS:O	2:B:16:G:HO2'	6	0.88
(1,3)	1:A:84:LYS:O	2:B:16:G:N1	6	0.88
(1,3)	1:A:84:LYS:O	2:B:16:G:N2	6	0.88
(1,3)	1:A:84:LYS:O	2:B:16:G:N3	6	0.88
(1,3)	1:A:84:LYS:O	2:B:16:G:N7	6	0.88
(1,3)	1:A:84:LYS:O	2:B:16:G:N9	6	0.88
(1,3)	1:A:84:LYS:O	2:B:16:G:O2'	6	0.88
(1,3)	1:A:84:LYS:O	2:B:16:G:O3'	6	0.88
(1,3)	1:A:84:LYS:O	2:B:16:G:O4'	6	0.88
(1,3)	1:A:84:LYS:O	2:B:16:G:O5'	6	0.88
(1,3)	1:A:84:LYS:O	2:B:16:G:O6	6	0.88
(1,3)	1:A:84:LYS:O	2:B:16:G:OP1	6	0.88
(1,3)	1:A:84:LYS:O	2:B:16:G:OP2	6	0.88
(1,3)	1:A:84:LYS:O	2:B:16:G:P	6	0.88

Continued on next page...

Continued from previous page...

Key	Atom-1	Atom-2	Model ID	Violation (Å)
(1,3)	1:A:84:LYS:O	2:B:17:C:C1'	6	0.88
(1,3)	1:A:84:LYS:O	2:B:17:C:C2	6	0.88
(1,3)	1:A:84:LYS:O	2:B:17:C:C2'	6	0.88
(1,3)	1:A:84:LYS:O	2:B:17:C:C3'	6	0.88
(1,3)	1:A:84:LYS:O	2:B:17:C:C4	6	0.88
(1,3)	1:A:84:LYS:O	2:B:17:C:C4'	6	0.88
(1,3)	1:A:84:LYS:O	2:B:17:C:C5	6	0.88
(1,3)	1:A:84:LYS:O	2:B:17:C:C5'	6	0.88
(1,3)	1:A:84:LYS:O	2:B:17:C:C6	6	0.88
(1,3)	1:A:84:LYS:O	2:B:17:C:H1'	6	0.88
(1,3)	1:A:84:LYS:O	2:B:17:C:H2'	6	0.88
(1,3)	1:A:84:LYS:O	2:B:17:C:H3'	6	0.88
(1,3)	1:A:84:LYS:O	2:B:17:C:H4'	6	0.88
(1,3)	1:A:84:LYS:O	2:B:17:C:H41	6	0.88
(1,3)	1:A:84:LYS:O	2:B:17:C:H42	6	0.88
(1,3)	1:A:84:LYS:O	2:B:17:C:H5	6	0.88
(1,3)	1:A:84:LYS:O	2:B:17:C:H5'	6	0.88
(1,3)	1:A:84:LYS:O	2:B:17:C:H5''	6	0.88
(1,3)	1:A:84:LYS:O	2:B:17:C:H6	6	0.88
(1,3)	1:A:84:LYS:O	2:B:17:C:HO2'	6	0.88
(1,3)	1:A:84:LYS:O	2:B:17:C:N1	6	0.88
(1,3)	1:A:84:LYS:O	2:B:17:C:N3	6	0.88
(1,3)	1:A:84:LYS:O	2:B:17:C:N4	6	0.88
(1,3)	1:A:84:LYS:O	2:B:17:C:O2	6	0.88
(1,3)	1:A:84:LYS:O	2:B:17:C:O2'	6	0.88
(1,3)	1:A:84:LYS:O	2:B:17:C:O3'	6	0.88
(1,3)	1:A:84:LYS:O	2:B:17:C:O4'	6	0.88
(1,3)	1:A:84:LYS:O	2:B:17:C:O5'	6	0.88
(1,3)	1:A:84:LYS:O	2:B:17:C:OP1	6	0.88
(1,3)	1:A:84:LYS:O	2:B:17:C:OP2	6	0.88
(1,3)	1:A:84:LYS:O	2:B:17:C:P	6	0.88
(1,3)	1:A:84:LYS:O	2:B:18:A:C1'	6	0.88
(1,3)	1:A:84:LYS:O	2:B:18:A:C2	6	0.88
(1,3)	1:A:84:LYS:O	2:B:18:A:C2'	6	0.88
(1,3)	1:A:84:LYS:O	2:B:18:A:C3'	6	0.88
(1,3)	1:A:84:LYS:O	2:B:18:A:C4	6	0.88
(1,3)	1:A:84:LYS:O	2:B:18:A:C4'	6	0.88
(1,3)	1:A:84:LYS:O	2:B:18:A:C5	6	0.88
(1,3)	1:A:84:LYS:O	2:B:18:A:C5'	6	0.88
(1,3)	1:A:84:LYS:O	2:B:18:A:C6	6	0.88
(1,3)	1:A:84:LYS:O	2:B:18:A:C8	6	0.88
(1,3)	1:A:84:LYS:O	2:B:18:A:H1'	6	0.88

Continued on next page...

Continued from previous page...

Key	Atom-1	Atom-2	Model ID	Violation (Å)
(1,3)	1:A:84:LYS:O	2:B:18:A:H2	6	0.88
(1,3)	1:A:84:LYS:O	2:B:18:A:H2'	6	0.88
(1,3)	1:A:84:LYS:O	2:B:18:A:H3'	6	0.88
(1,3)	1:A:84:LYS:O	2:B:18:A:H4'	6	0.88
(1,3)	1:A:84:LYS:O	2:B:18:A:H5'	6	0.88
(1,3)	1:A:84:LYS:O	2:B:18:A:H5''	6	0.88
(1,3)	1:A:84:LYS:O	2:B:18:A:H61	6	0.88
(1,3)	1:A:84:LYS:O	2:B:18:A:H62	6	0.88
(1,3)	1:A:84:LYS:O	2:B:18:A:H8	6	0.88
(1,3)	1:A:84:LYS:O	2:B:18:A:HO2'	6	0.88
(1,3)	1:A:84:LYS:O	2:B:18:A:N1	6	0.88
(1,3)	1:A:84:LYS:O	2:B:18:A:N3	6	0.88
(1,3)	1:A:84:LYS:O	2:B:18:A:N6	6	0.88
(1,3)	1:A:84:LYS:O	2:B:18:A:N7	6	0.88
(1,3)	1:A:84:LYS:O	2:B:18:A:N9	6	0.88
(1,3)	1:A:84:LYS:O	2:B:18:A:O2'	6	0.88
(1,3)	1:A:84:LYS:O	2:B:18:A:O3'	6	0.88
(1,3)	1:A:84:LYS:O	2:B:18:A:O4'	6	0.88
(1,3)	1:A:84:LYS:O	2:B:18:A:O5'	6	0.88
(1,3)	1:A:84:LYS:O	2:B:18:A:OP1	6	0.88
(1,3)	1:A:84:LYS:O	2:B:18:A:OP2	6	0.88
(1,3)	1:A:84:LYS:O	2:B:18:A:P	6	0.88
(1,3)	1:A:84:LYS:O	2:B:19:A:C1'	6	0.88
(1,3)	1:A:84:LYS:O	2:B:19:A:C2	6	0.88
(1,3)	1:A:84:LYS:O	2:B:19:A:C2'	6	0.88
(1,3)	1:A:84:LYS:O	2:B:19:A:C3'	6	0.88
(1,3)	1:A:84:LYS:O	2:B:19:A:C4	6	0.88
(1,3)	1:A:84:LYS:O	2:B:19:A:C4'	6	0.88
(1,3)	1:A:84:LYS:O	2:B:19:A:C5	6	0.88
(1,3)	1:A:84:LYS:O	2:B:19:A:C5'	6	0.88
(1,3)	1:A:84:LYS:O	2:B:19:A:C6	6	0.88
(1,3)	1:A:84:LYS:O	2:B:19:A:C8	6	0.88
(1,3)	1:A:84:LYS:O	2:B:19:A:H1'	6	0.88
(1,3)	1:A:84:LYS:O	2:B:19:A:H2	6	0.88
(1,3)	1:A:84:LYS:O	2:B:19:A:H2'	6	0.88
(1,3)	1:A:84:LYS:O	2:B:19:A:H3'	6	0.88
(1,3)	1:A:84:LYS:O	2:B:19:A:H4'	6	0.88
(1,3)	1:A:84:LYS:O	2:B:19:A:H5'	6	0.88
(1,3)	1:A:84:LYS:O	2:B:19:A:H5''	6	0.88
(1,3)	1:A:84:LYS:O	2:B:19:A:H61	6	0.88
(1,3)	1:A:84:LYS:O	2:B:19:A:H62	6	0.88
(1,3)	1:A:84:LYS:O	2:B:19:A:H8	6	0.88

Continued on next page...

Continued from previous page...

Key	Atom-1	Atom-2	Model ID	Violation (Å)
(1,3)	1:A:84:LYS:O	2:B:19:A:HO2'	6	0.88
(1,3)	1:A:84:LYS:O	2:B:19:A:N1	6	0.88
(1,3)	1:A:84:LYS:O	2:B:19:A:N3	6	0.88
(1,3)	1:A:84:LYS:O	2:B:19:A:N6	6	0.88
(1,3)	1:A:84:LYS:O	2:B:19:A:N7	6	0.88
(1,3)	1:A:84:LYS:O	2:B:19:A:N9	6	0.88
(1,3)	1:A:84:LYS:O	2:B:19:A:O2'	6	0.88
(1,3)	1:A:84:LYS:O	2:B:19:A:O3'	6	0.88
(1,3)	1:A:84:LYS:O	2:B:19:A:O4'	6	0.88
(1,3)	1:A:84:LYS:O	2:B:19:A:O5'	6	0.88
(1,3)	1:A:84:LYS:O	2:B:19:A:OP1	6	0.88
(1,3)	1:A:84:LYS:O	2:B:19:A:OP2	6	0.88
(1,3)	1:A:84:LYS:O	2:B:19:A:P	6	0.88
(1,3)	1:A:84:LYS:O	2:B:20:U:C1'	6	0.88
(1,3)	1:A:84:LYS:O	2:B:20:U:C2	6	0.88
(1,3)	1:A:84:LYS:O	2:B:20:U:C2'	6	0.88
(1,3)	1:A:84:LYS:O	2:B:20:U:C3'	6	0.88
(1,3)	1:A:84:LYS:O	2:B:20:U:C4	6	0.88
(1,3)	1:A:84:LYS:O	2:B:20:U:C4'	6	0.88
(1,3)	1:A:84:LYS:O	2:B:20:U:C5	6	0.88
(1,3)	1:A:84:LYS:O	2:B:20:U:C5'	6	0.88
(1,3)	1:A:84:LYS:O	2:B:20:U:C6	6	0.88
(1,3)	1:A:84:LYS:O	2:B:20:U:H1'	6	0.88
(1,3)	1:A:84:LYS:O	2:B:20:U:H2'	6	0.88
(1,3)	1:A:84:LYS:O	2:B:20:U:H3	6	0.88
(1,3)	1:A:84:LYS:O	2:B:20:U:H3'	6	0.88
(1,3)	1:A:84:LYS:O	2:B:20:U:H4'	6	0.88
(1,3)	1:A:84:LYS:O	2:B:20:U:H5	6	0.88
(1,3)	1:A:84:LYS:O	2:B:20:U:H5'	6	0.88
(1,3)	1:A:84:LYS:O	2:B:20:U:H5''	6	0.88
(1,3)	1:A:84:LYS:O	2:B:20:U:H6	6	0.88
(1,3)	1:A:84:LYS:O	2:B:20:U:HO2'	6	0.88
(1,3)	1:A:84:LYS:O	2:B:20:U:N1	6	0.88
(1,3)	1:A:84:LYS:O	2:B:20:U:N3	6	0.88
(1,3)	1:A:84:LYS:O	2:B:20:U:O2	6	0.88
(1,3)	1:A:84:LYS:O	2:B:20:U:O2'	6	0.88
(1,3)	1:A:84:LYS:O	2:B:20:U:O3'	6	0.88
(1,3)	1:A:84:LYS:O	2:B:20:U:O4	6	0.88
(1,3)	1:A:84:LYS:O	2:B:20:U:O4'	6	0.88
(1,3)	1:A:84:LYS:O	2:B:20:U:O5'	6	0.88
(1,3)	1:A:84:LYS:O	2:B:20:U:OP1	6	0.88
(1,3)	1:A:84:LYS:O	2:B:20:U:OP2	6	0.88

Continued on next page...

Continued from previous page...

Key	Atom-1	Atom-2	Model ID	Violation (Å)
(1,3)	1:A:84:LYS:O	2:B:20:U:P	6	0.88
(1,3)	1:A:84:LYS:O	2:B:21:G:C1'	6	0.88
(1,3)	1:A:84:LYS:O	2:B:21:G:C2	6	0.88
(1,3)	1:A:84:LYS:O	2:B:21:G:C2'	6	0.88
(1,3)	1:A:84:LYS:O	2:B:21:G:C3'	6	0.88
(1,3)	1:A:84:LYS:O	2:B:21:G:C4	6	0.88
(1,3)	1:A:84:LYS:O	2:B:21:G:C4'	6	0.88
(1,3)	1:A:84:LYS:O	2:B:21:G:C5	6	0.88
(1,3)	1:A:84:LYS:O	2:B:21:G:C5'	6	0.88
(1,3)	1:A:84:LYS:O	2:B:21:G:C6	6	0.88
(1,3)	1:A:84:LYS:O	2:B:21:G:C8	6	0.88
(1,3)	1:A:84:LYS:O	2:B:21:G:H1	6	0.88
(1,3)	1:A:84:LYS:O	2:B:21:G:H1'	6	0.88
(1,3)	1:A:84:LYS:O	2:B:21:G:H2'	6	0.88
(1,3)	1:A:84:LYS:O	2:B:21:G:H21	6	0.88
(1,3)	1:A:84:LYS:O	2:B:21:G:H22	6	0.88
(1,3)	1:A:84:LYS:O	2:B:21:G:H3'	6	0.88
(1,3)	1:A:84:LYS:O	2:B:21:G:H4'	6	0.88
(1,3)	1:A:84:LYS:O	2:B:21:G:H5'	6	0.88
(1,3)	1:A:84:LYS:O	2:B:21:G:H5''	6	0.88
(1,3)	1:A:84:LYS:O	2:B:21:G:H8	6	0.88
(1,3)	1:A:84:LYS:O	2:B:21:G:HO2'	6	0.88
(1,3)	1:A:84:LYS:O	2:B:21:G:N1	6	0.88
(1,3)	1:A:84:LYS:O	2:B:21:G:N2	6	0.88
(1,3)	1:A:84:LYS:O	2:B:21:G:N3	6	0.88
(1,3)	1:A:84:LYS:O	2:B:21:G:N7	6	0.88
(1,3)	1:A:84:LYS:O	2:B:21:G:N9	6	0.88
(1,3)	1:A:84:LYS:O	2:B:21:G:O2'	6	0.88
(1,3)	1:A:84:LYS:O	2:B:21:G:O3'	6	0.88
(1,3)	1:A:84:LYS:O	2:B:21:G:O4'	6	0.88
(1,3)	1:A:84:LYS:O	2:B:21:G:O5'	6	0.88
(1,3)	1:A:84:LYS:O	2:B:21:G:O6	6	0.88
(1,3)	1:A:84:LYS:O	2:B:21:G:OP1	6	0.88
(1,3)	1:A:84:LYS:O	2:B:21:G:OP2	6	0.88
(1,3)	1:A:84:LYS:O	2:B:21:G:P	6	0.88
(1,3)	1:A:84:LYS:O	2:B:22:A:C1'	6	0.88
(1,3)	1:A:84:LYS:O	2:B:22:A:C2	6	0.88
(1,3)	1:A:84:LYS:O	2:B:22:A:C2'	6	0.88
(1,3)	1:A:84:LYS:O	2:B:22:A:C3'	6	0.88
(1,3)	1:A:84:LYS:O	2:B:22:A:C4	6	0.88
(1,3)	1:A:84:LYS:O	2:B:22:A:C4'	6	0.88
(1,3)	1:A:84:LYS:O	2:B:22:A:C5	6	0.88

Continued on next page...

Continued from previous page...

Key	Atom-1	Atom-2	Model ID	Violation (Å)
(1,3)	1:A:84:LYS:O	2:B:22:A:C5'	6	0.88
(1,3)	1:A:84:LYS:O	2:B:22:A:C6	6	0.88
(1,3)	1:A:84:LYS:O	2:B:22:A:C8	6	0.88
(1,3)	1:A:84:LYS:O	2:B:22:A:H1'	6	0.88
(1,3)	1:A:84:LYS:O	2:B:22:A:H2	6	0.88
(1,3)	1:A:84:LYS:O	2:B:22:A:H2'	6	0.88
(1,3)	1:A:84:LYS:O	2:B:22:A:H3'	6	0.88
(1,3)	1:A:84:LYS:O	2:B:22:A:H4'	6	0.88
(1,3)	1:A:84:LYS:O	2:B:22:A:H5'	6	0.88
(1,3)	1:A:84:LYS:O	2:B:22:A:H5''	6	0.88
(1,3)	1:A:84:LYS:O	2:B:22:A:H61	6	0.88
(1,3)	1:A:84:LYS:O	2:B:22:A:H62	6	0.88
(1,3)	1:A:84:LYS:O	2:B:22:A:H8	6	0.88
(1,3)	1:A:84:LYS:O	2:B:22:A:HO2'	6	0.88
(1,3)	1:A:84:LYS:O	2:B:22:A:N1	6	0.88
(1,3)	1:A:84:LYS:O	2:B:22:A:N3	6	0.88
(1,3)	1:A:84:LYS:O	2:B:22:A:N6	6	0.88
(1,3)	1:A:84:LYS:O	2:B:22:A:N7	6	0.88
(1,3)	1:A:84:LYS:O	2:B:22:A:N9	6	0.88
(1,3)	1:A:84:LYS:O	2:B:22:A:O2'	6	0.88
(1,3)	1:A:84:LYS:O	2:B:22:A:O3'	6	0.88
(1,3)	1:A:84:LYS:O	2:B:22:A:O4'	6	0.88
(1,3)	1:A:84:LYS:O	2:B:22:A:O5'	6	0.88
(1,3)	1:A:84:LYS:O	2:B:22:A:OP1	6	0.88
(1,3)	1:A:84:LYS:O	2:B:22:A:OP2	6	0.88
(1,3)	1:A:84:LYS:O	2:B:22:A:P	6	0.88
(1,3)	1:A:84:LYS:O	2:B:23:U:C1'	6	0.88
(1,3)	1:A:84:LYS:O	2:B:23:U:C2	6	0.88
(1,3)	1:A:84:LYS:O	2:B:23:U:C2'	6	0.88
(1,3)	1:A:84:LYS:O	2:B:23:U:C3'	6	0.88
(1,3)	1:A:84:LYS:O	2:B:23:U:C4	6	0.88
(1,3)	1:A:84:LYS:O	2:B:23:U:C4'	6	0.88
(1,3)	1:A:84:LYS:O	2:B:23:U:C5	6	0.88
(1,3)	1:A:84:LYS:O	2:B:23:U:C5'	6	0.88
(1,3)	1:A:84:LYS:O	2:B:23:U:C6	6	0.88
(1,3)	1:A:84:LYS:O	2:B:23:U:H1'	6	0.88
(1,3)	1:A:84:LYS:O	2:B:23:U:H2'	6	0.88
(1,3)	1:A:84:LYS:O	2:B:23:U:H3	6	0.88
(1,3)	1:A:84:LYS:O	2:B:23:U:H3'	6	0.88
(1,3)	1:A:84:LYS:O	2:B:23:U:H4'	6	0.88
(1,3)	1:A:84:LYS:O	2:B:23:U:H5	6	0.88
(1,3)	1:A:84:LYS:O	2:B:23:U:H5'	6	0.88

Continued on next page...

Continued from previous page...

Key	Atom-1	Atom-2	Model ID	Violation (Å)
(1,3)	1:A:84:LYS:O	2:B:23:U:H5''	6	0.88
(1,3)	1:A:84:LYS:O	2:B:23:U:H6	6	0.88
(1,3)	1:A:84:LYS:O	2:B:23:U:HO2'	6	0.88
(1,3)	1:A:84:LYS:O	2:B:23:U:N1	6	0.88
(1,3)	1:A:84:LYS:O	2:B:23:U:N3	6	0.88
(1,3)	1:A:84:LYS:O	2:B:23:U:O2	6	0.88
(1,3)	1:A:84:LYS:O	2:B:23:U:O2'	6	0.88
(1,3)	1:A:84:LYS:O	2:B:23:U:O3'	6	0.88
(1,3)	1:A:84:LYS:O	2:B:23:U:O4	6	0.88
(1,3)	1:A:84:LYS:O	2:B:23:U:O4'	6	0.88
(1,3)	1:A:84:LYS:O	2:B:23:U:O5'	6	0.88
(1,3)	1:A:84:LYS:O	2:B:23:U:OP1	6	0.88
(1,3)	1:A:84:LYS:O	2:B:23:U:OP2	6	0.88
(1,3)	1:A:84:LYS:O	2:B:23:U:P	6	0.88
(1,3)	1:A:84:LYS:O	2:B:24:G:C1'	6	0.88
(1,3)	1:A:84:LYS:O	2:B:24:G:C2	6	0.88
(1,3)	1:A:84:LYS:O	2:B:24:G:C2'	6	0.88
(1,3)	1:A:84:LYS:O	2:B:24:G:C3'	6	0.88
(1,3)	1:A:84:LYS:O	2:B:24:G:C4	6	0.88
(1,3)	1:A:84:LYS:O	2:B:24:G:C4'	6	0.88
(1,3)	1:A:84:LYS:O	2:B:24:G:C5	6	0.88
(1,3)	1:A:84:LYS:O	2:B:24:G:C5'	6	0.88
(1,3)	1:A:84:LYS:O	2:B:24:G:C6	6	0.88
(1,3)	1:A:84:LYS:O	2:B:24:G:C8	6	0.88
(1,3)	1:A:84:LYS:O	2:B:24:G:H1	6	0.88
(1,3)	1:A:84:LYS:O	2:B:24:G:H1'	6	0.88
(1,3)	1:A:84:LYS:O	2:B:24:G:H2'	6	0.88
(1,3)	1:A:84:LYS:O	2:B:24:G:H21	6	0.88
(1,3)	1:A:84:LYS:O	2:B:24:G:H22	6	0.88
(1,3)	1:A:84:LYS:O	2:B:24:G:H3'	6	0.88
(1,3)	1:A:84:LYS:O	2:B:24:G:H4'	6	0.88
(1,3)	1:A:84:LYS:O	2:B:24:G:H5'	6	0.88
(1,3)	1:A:84:LYS:O	2:B:24:G:H5''	6	0.88
(1,3)	1:A:84:LYS:O	2:B:24:G:H8	6	0.88
(1,3)	1:A:84:LYS:O	2:B:24:G:HO2'	6	0.88
(1,3)	1:A:84:LYS:O	2:B:24:G:N1	6	0.88
(1,3)	1:A:84:LYS:O	2:B:24:G:N2	6	0.88
(1,3)	1:A:84:LYS:O	2:B:24:G:N3	6	0.88
(1,3)	1:A:84:LYS:O	2:B:24:G:N7	6	0.88
(1,3)	1:A:84:LYS:O	2:B:24:G:N9	6	0.88
(1,3)	1:A:84:LYS:O	2:B:24:G:O2'	6	0.88
(1,3)	1:A:84:LYS:O	2:B:24:G:O3'	6	0.88

Continued on next page...

Continued from previous page...

Key	Atom-1	Atom-2	Model ID	Violation (Å)
(1,3)	1:A:84:LYS:O	2:B:24:G:O4'	6	0.88
(1,3)	1:A:84:LYS:O	2:B:24:G:O5'	6	0.88
(1,3)	1:A:84:LYS:O	2:B:24:G:O6	6	0.88
(1,3)	1:A:84:LYS:O	2:B:24:G:OP1	6	0.88
(1,3)	1:A:84:LYS:O	2:B:24:G:OP2	6	0.88
(1,3)	1:A:84:LYS:O	2:B:24:G:P	6	0.88
(1,5)	1:A:98:ALA:C	2:B:2:C:C1'	6	0.12
(1,5)	1:A:98:ALA:C	2:B:2:C:C2	6	0.12
(1,5)	1:A:98:ALA:C	2:B:2:C:C2'	6	0.12
(1,5)	1:A:98:ALA:C	2:B:2:C:C3'	6	0.12
(1,5)	1:A:98:ALA:C	2:B:2:C:C4	6	0.12
(1,5)	1:A:98:ALA:C	2:B:2:C:C4'	6	0.12
(1,5)	1:A:98:ALA:C	2:B:2:C:C5	6	0.12
(1,5)	1:A:98:ALA:C	2:B:2:C:C5'	6	0.12
(1,5)	1:A:98:ALA:C	2:B:2:C:C6	6	0.12
(1,5)	1:A:98:ALA:C	2:B:2:C:H1'	6	0.12
(1,5)	1:A:98:ALA:C	2:B:2:C:H2'	6	0.12
(1,5)	1:A:98:ALA:C	2:B:2:C:H3'	6	0.12
(1,5)	1:A:98:ALA:C	2:B:2:C:H4'	6	0.12
(1,5)	1:A:98:ALA:C	2:B:2:C:H41	6	0.12
(1,5)	1:A:98:ALA:C	2:B:2:C:H42	6	0.12
(1,5)	1:A:98:ALA:C	2:B:2:C:H5	6	0.12
(1,5)	1:A:98:ALA:C	2:B:2:C:H5'	6	0.12
(1,5)	1:A:98:ALA:C	2:B:2:C:H5''	6	0.12
(1,5)	1:A:98:ALA:C	2:B:2:C:H6	6	0.12
(1,5)	1:A:98:ALA:C	2:B:2:C:HO2'	6	0.12
(1,5)	1:A:98:ALA:C	2:B:2:C:N1	6	0.12
(1,5)	1:A:98:ALA:C	2:B:2:C:N3	6	0.12
(1,5)	1:A:98:ALA:C	2:B:2:C:N4	6	0.12
(1,5)	1:A:98:ALA:C	2:B:2:C:O2	6	0.12
(1,5)	1:A:98:ALA:C	2:B:2:C:O2'	6	0.12
(1,5)	1:A:98:ALA:C	2:B:2:C:O3'	6	0.12
(1,5)	1:A:98:ALA:C	2:B:2:C:O4'	6	0.12
(1,5)	1:A:98:ALA:C	2:B:2:C:O5'	6	0.12
(1,5)	1:A:98:ALA:C	2:B:3:U:C1'	6	0.12
(1,5)	1:A:98:ALA:C	2:B:3:U:C2	6	0.12
(1,5)	1:A:98:ALA:C	2:B:3:U:C2'	6	0.12
(1,5)	1:A:98:ALA:C	2:B:3:U:C3'	6	0.12
(1,5)	1:A:98:ALA:C	2:B:3:U:C4	6	0.12
(1,5)	1:A:98:ALA:C	2:B:3:U:C4'	6	0.12
(1,5)	1:A:98:ALA:C	2:B:3:U:C5	6	0.12
(1,5)	1:A:98:ALA:C	2:B:3:U:C5'	6	0.12

Continued on next page...

Continued from previous page...

Key	Atom-1	Atom-2	Model ID	Violation (Å)
(1,5)	1:A:98:ALA:C	2:B:3:U:C6	6	0.12
(1,5)	1:A:98:ALA:C	2:B:3:U:H1'	6	0.12
(1,5)	1:A:98:ALA:C	2:B:3:U:H2'	6	0.12
(1,5)	1:A:98:ALA:C	2:B:3:U:H3	6	0.12
(1,5)	1:A:98:ALA:C	2:B:3:U:H3'	6	0.12
(1,5)	1:A:98:ALA:C	2:B:3:U:H4'	6	0.12
(1,5)	1:A:98:ALA:C	2:B:3:U:H5	6	0.12
(1,5)	1:A:98:ALA:C	2:B:3:U:H5'	6	0.12
(1,5)	1:A:98:ALA:C	2:B:3:U:H5''	6	0.12
(1,5)	1:A:98:ALA:C	2:B:3:U:H6	6	0.12
(1,5)	1:A:98:ALA:C	2:B:3:U:HO2'	6	0.12
(1,5)	1:A:98:ALA:C	2:B:3:U:N1	6	0.12
(1,5)	1:A:98:ALA:C	2:B:3:U:N3	6	0.12
(1,5)	1:A:98:ALA:C	2:B:3:U:O2	6	0.12
(1,5)	1:A:98:ALA:C	2:B:3:U:O2'	6	0.12
(1,5)	1:A:98:ALA:C	2:B:3:U:O3'	6	0.12
(1,5)	1:A:98:ALA:C	2:B:3:U:O4	6	0.12
(1,5)	1:A:98:ALA:C	2:B:3:U:O4'	6	0.12
(1,5)	1:A:98:ALA:C	2:B:3:U:O5'	6	0.12
(1,5)	1:A:98:ALA:C	2:B:3:U:OP1	6	0.12
(1,5)	1:A:98:ALA:C	2:B:3:U:OP2	6	0.12
(1,5)	1:A:98:ALA:C	2:B:3:U:P	6	0.12
(1,5)	1:A:98:ALA:C	2:B:4:G:C1'	6	0.12
(1,5)	1:A:98:ALA:C	2:B:4:G:C2	6	0.12
(1,5)	1:A:98:ALA:C	2:B:4:G:C2'	6	0.12
(1,5)	1:A:98:ALA:C	2:B:4:G:C3'	6	0.12
(1,5)	1:A:98:ALA:C	2:B:4:G:C4	6	0.12
(1,5)	1:A:98:ALA:C	2:B:4:G:C4'	6	0.12
(1,5)	1:A:98:ALA:C	2:B:4:G:C5	6	0.12
(1,5)	1:A:98:ALA:C	2:B:4:G:C5'	6	0.12
(1,5)	1:A:98:ALA:C	2:B:4:G:C6	6	0.12
(1,5)	1:A:98:ALA:C	2:B:4:G:C8	6	0.12
(1,5)	1:A:98:ALA:C	2:B:4:G:H1	6	0.12
(1,5)	1:A:98:ALA:C	2:B:4:G:H1'	6	0.12
(1,5)	1:A:98:ALA:C	2:B:4:G:H2'	6	0.12
(1,5)	1:A:98:ALA:C	2:B:4:G:H21	6	0.12
(1,5)	1:A:98:ALA:C	2:B:4:G:H22	6	0.12
(1,5)	1:A:98:ALA:C	2:B:4:G:H3'	6	0.12
(1,5)	1:A:98:ALA:C	2:B:4:G:H4'	6	0.12
(1,5)	1:A:98:ALA:C	2:B:4:G:H5'	6	0.12
(1,5)	1:A:98:ALA:C	2:B:4:G:H5''	6	0.12
(1,5)	1:A:98:ALA:C	2:B:4:G:H8	6	0.12

Continued on next page...

Continued from previous page...

Key	Atom-1	Atom-2	Model ID	Violation (Å)
(1,5)	1:A:98:ALA:C	2:B:4:G:HO2'	6	0.12
(1,5)	1:A:98:ALA:C	2:B:4:G:N1	6	0.12
(1,5)	1:A:98:ALA:C	2:B:4:G:N2	6	0.12
(1,5)	1:A:98:ALA:C	2:B:4:G:N3	6	0.12
(1,5)	1:A:98:ALA:C	2:B:4:G:N7	6	0.12
(1,5)	1:A:98:ALA:C	2:B:4:G:N9	6	0.12
(1,5)	1:A:98:ALA:C	2:B:4:G:O2'	6	0.12
(1,5)	1:A:98:ALA:C	2:B:4:G:O3'	6	0.12
(1,5)	1:A:98:ALA:C	2:B:4:G:O4'	6	0.12
(1,5)	1:A:98:ALA:C	2:B:4:G:O5'	6	0.12
(1,5)	1:A:98:ALA:C	2:B:4:G:O6	6	0.12
(1,5)	1:A:98:ALA:C	2:B:4:G:OP1	6	0.12
(1,5)	1:A:98:ALA:C	2:B:4:G:OP2	6	0.12
(1,5)	1:A:98:ALA:C	2:B:4:G:P	6	0.12
(1,5)	1:A:98:ALA:C	2:B:5:A:C1'	6	0.12
(1,5)	1:A:98:ALA:C	2:B:5:A:C2	6	0.12
(1,5)	1:A:98:ALA:C	2:B:5:A:C2'	6	0.12
(1,5)	1:A:98:ALA:C	2:B:5:A:C3'	6	0.12
(1,5)	1:A:98:ALA:C	2:B:5:A:C4	6	0.12
(1,5)	1:A:98:ALA:C	2:B:5:A:C4'	6	0.12
(1,5)	1:A:98:ALA:C	2:B:5:A:C5	6	0.12
(1,5)	1:A:98:ALA:C	2:B:5:A:C5'	6	0.12
(1,5)	1:A:98:ALA:C	2:B:5:A:C6	6	0.12
(1,5)	1:A:98:ALA:C	2:B:5:A:C8	6	0.12
(1,5)	1:A:98:ALA:C	2:B:5:A:H1'	6	0.12
(1,5)	1:A:98:ALA:C	2:B:5:A:H2	6	0.12
(1,5)	1:A:98:ALA:C	2:B:5:A:H2'	6	0.12
(1,5)	1:A:98:ALA:C	2:B:5:A:H3'	6	0.12
(1,5)	1:A:98:ALA:C	2:B:5:A:H4'	6	0.12
(1,5)	1:A:98:ALA:C	2:B:5:A:H5'	6	0.12
(1,5)	1:A:98:ALA:C	2:B:5:A:H5''	6	0.12
(1,5)	1:A:98:ALA:C	2:B:5:A:H61	6	0.12
(1,5)	1:A:98:ALA:C	2:B:5:A:H62	6	0.12
(1,5)	1:A:98:ALA:C	2:B:5:A:H8	6	0.12
(1,5)	1:A:98:ALA:C	2:B:5:A:HO2'	6	0.12
(1,5)	1:A:98:ALA:C	2:B:5:A:N1	6	0.12
(1,5)	1:A:98:ALA:C	2:B:5:A:N3	6	0.12
(1,5)	1:A:98:ALA:C	2:B:5:A:N6	6	0.12
(1,5)	1:A:98:ALA:C	2:B:5:A:N7	6	0.12
(1,5)	1:A:98:ALA:C	2:B:5:A:N9	6	0.12
(1,5)	1:A:98:ALA:C	2:B:5:A:O2'	6	0.12
(1,5)	1:A:98:ALA:C	2:B:5:A:O3'	6	0.12

Continued on next page...

Continued from previous page...

Key	Atom-1	Atom-2	Model ID	Violation (Å)
(1,5)	1:A:98:ALA:C	2:B:5:A:O4'	6	0.12
(1,5)	1:A:98:ALA:C	2:B:5:A:O5'	6	0.12
(1,5)	1:A:98:ALA:C	2:B:5:A:OP1	6	0.12
(1,5)	1:A:98:ALA:C	2:B:5:A:OP2	6	0.12
(1,5)	1:A:98:ALA:C	2:B:5:A:P	6	0.12
(1,5)	1:A:98:ALA:C	2:B:6:G:C1'	6	0.12
(1,5)	1:A:98:ALA:C	2:B:6:G:C2	6	0.12
(1,5)	1:A:98:ALA:C	2:B:6:G:C2'	6	0.12
(1,5)	1:A:98:ALA:C	2:B:6:G:C3'	6	0.12
(1,5)	1:A:98:ALA:C	2:B:6:G:C4	6	0.12
(1,5)	1:A:98:ALA:C	2:B:6:G:C4'	6	0.12
(1,5)	1:A:98:ALA:C	2:B:6:G:C5	6	0.12
(1,5)	1:A:98:ALA:C	2:B:6:G:C5'	6	0.12
(1,5)	1:A:98:ALA:C	2:B:6:G:C6	6	0.12
(1,5)	1:A:98:ALA:C	2:B:6:G:C8	6	0.12
(1,5)	1:A:98:ALA:C	2:B:6:G:H1	6	0.12
(1,5)	1:A:98:ALA:C	2:B:6:G:H1'	6	0.12
(1,5)	1:A:98:ALA:C	2:B:6:G:H2'	6	0.12
(1,5)	1:A:98:ALA:C	2:B:6:G:H21	6	0.12
(1,5)	1:A:98:ALA:C	2:B:6:G:H22	6	0.12
(1,5)	1:A:98:ALA:C	2:B:6:G:H3'	6	0.12
(1,5)	1:A:98:ALA:C	2:B:6:G:H4'	6	0.12
(1,5)	1:A:98:ALA:C	2:B:6:G:H5'	6	0.12
(1,5)	1:A:98:ALA:C	2:B:6:G:H5''	6	0.12
(1,5)	1:A:98:ALA:C	2:B:6:G:H8	6	0.12
(1,5)	1:A:98:ALA:C	2:B:6:G:HO2'	6	0.12
(1,5)	1:A:98:ALA:C	2:B:6:G:N1	6	0.12
(1,5)	1:A:98:ALA:C	2:B:6:G:N2	6	0.12
(1,5)	1:A:98:ALA:C	2:B:6:G:N3	6	0.12
(1,5)	1:A:98:ALA:C	2:B:6:G:N7	6	0.12
(1,5)	1:A:98:ALA:C	2:B:6:G:N9	6	0.12
(1,5)	1:A:98:ALA:C	2:B:6:G:O2'	6	0.12
(1,5)	1:A:98:ALA:C	2:B:6:G:O3'	6	0.12
(1,5)	1:A:98:ALA:C	2:B:6:G:O4'	6	0.12
(1,5)	1:A:98:ALA:C	2:B:6:G:O5'	6	0.12
(1,5)	1:A:98:ALA:C	2:B:6:G:O6	6	0.12
(1,5)	1:A:98:ALA:C	2:B:6:G:OP1	6	0.12
(1,5)	1:A:98:ALA:C	2:B:6:G:OP2	6	0.12
(1,5)	1:A:98:ALA:C	2:B:6:G:P	6	0.12
(1,5)	1:A:98:ALA:C	2:B:7:C:C1'	6	0.12
(1,5)	1:A:98:ALA:C	2:B:7:C:C2	6	0.12
(1,5)	1:A:98:ALA:C	2:B:7:C:C2'	6	0.12

Continued on next page...

Continued from previous page...

Key	Atom-1	Atom-2	Model ID	Violation (Å)
(1,5)	1:A:98:ALA:C	2:B:7:C:C3'	6	0.12
(1,5)	1:A:98:ALA:C	2:B:7:C:C4	6	0.12
(1,5)	1:A:98:ALA:C	2:B:7:C:C4'	6	0.12
(1,5)	1:A:98:ALA:C	2:B:7:C:C5	6	0.12
(1,5)	1:A:98:ALA:C	2:B:7:C:C5'	6	0.12
(1,5)	1:A:98:ALA:C	2:B:7:C:C6	6	0.12
(1,5)	1:A:98:ALA:C	2:B:7:C:H1'	6	0.12
(1,5)	1:A:98:ALA:C	2:B:7:C:H2'	6	0.12
(1,5)	1:A:98:ALA:C	2:B:7:C:H3'	6	0.12
(1,5)	1:A:98:ALA:C	2:B:7:C:H4'	6	0.12
(1,5)	1:A:98:ALA:C	2:B:7:C:H41	6	0.12
(1,5)	1:A:98:ALA:C	2:B:7:C:H42	6	0.12
(1,5)	1:A:98:ALA:C	2:B:7:C:H5	6	0.12
(1,5)	1:A:98:ALA:C	2:B:7:C:H5'	6	0.12
(1,5)	1:A:98:ALA:C	2:B:7:C:H5''	6	0.12
(1,5)	1:A:98:ALA:C	2:B:7:C:H6	6	0.12
(1,5)	1:A:98:ALA:C	2:B:7:C:HO2'	6	0.12
(1,5)	1:A:98:ALA:C	2:B:7:C:N1	6	0.12
(1,5)	1:A:98:ALA:C	2:B:7:C:N3	6	0.12
(1,5)	1:A:98:ALA:C	2:B:7:C:N4	6	0.12
(1,5)	1:A:98:ALA:C	2:B:7:C:O2	6	0.12
(1,5)	1:A:98:ALA:C	2:B:7:C:O2'	6	0.12
(1,5)	1:A:98:ALA:C	2:B:7:C:O3'	6	0.12
(1,5)	1:A:98:ALA:C	2:B:7:C:O4'	6	0.12
(1,5)	1:A:98:ALA:C	2:B:7:C:O5'	6	0.12
(1,5)	1:A:98:ALA:C	2:B:7:C:OP1	6	0.12
(1,5)	1:A:98:ALA:C	2:B:7:C:OP2	6	0.12
(1,5)	1:A:98:ALA:C	2:B:7:C:P	6	0.12
(1,5)	1:A:98:ALA:C	2:B:8:U:C1'	6	0.12
(1,5)	1:A:98:ALA:C	2:B:8:U:C2	6	0.12
(1,5)	1:A:98:ALA:C	2:B:8:U:C2'	6	0.12
(1,5)	1:A:98:ALA:C	2:B:8:U:C3'	6	0.12
(1,5)	1:A:98:ALA:C	2:B:8:U:C4	6	0.12
(1,5)	1:A:98:ALA:C	2:B:8:U:C4'	6	0.12
(1,5)	1:A:98:ALA:C	2:B:8:U:C5	6	0.12
(1,5)	1:A:98:ALA:C	2:B:8:U:C5'	6	0.12
(1,5)	1:A:98:ALA:C	2:B:8:U:C6	6	0.12
(1,5)	1:A:98:ALA:C	2:B:8:U:H1'	6	0.12
(1,5)	1:A:98:ALA:C	2:B:8:U:H2'	6	0.12
(1,5)	1:A:98:ALA:C	2:B:8:U:H3	6	0.12
(1,5)	1:A:98:ALA:C	2:B:8:U:H3'	6	0.12
(1,5)	1:A:98:ALA:C	2:B:8:U:H4'	6	0.12

Continued on next page...

Continued from previous page...

Key	Atom-1	Atom-2	Model ID	Violation (Å)
(1,5)	1:A:98:ALA:C	2:B:8:U:H5	6	0.12
(1,5)	1:A:98:ALA:C	2:B:8:U:H5'	6	0.12
(1,5)	1:A:98:ALA:C	2:B:8:U:H5''	6	0.12
(1,5)	1:A:98:ALA:C	2:B:8:U:H6	6	0.12
(1,5)	1:A:98:ALA:C	2:B:8:U:HO2'	6	0.12
(1,5)	1:A:98:ALA:C	2:B:8:U:N1	6	0.12
(1,5)	1:A:98:ALA:C	2:B:8:U:N3	6	0.12
(1,5)	1:A:98:ALA:C	2:B:8:U:O2	6	0.12
(1,5)	1:A:98:ALA:C	2:B:8:U:O2'	6	0.12
(1,5)	1:A:98:ALA:C	2:B:8:U:O3'	6	0.12
(1,5)	1:A:98:ALA:C	2:B:8:U:O4	6	0.12
(1,5)	1:A:98:ALA:C	2:B:8:U:O4'	6	0.12
(1,5)	1:A:98:ALA:C	2:B:8:U:O5'	6	0.12
(1,5)	1:A:98:ALA:C	2:B:8:U:OP1	6	0.12
(1,5)	1:A:98:ALA:C	2:B:8:U:OP2	6	0.12
(1,5)	1:A:98:ALA:C	2:B:8:U:P	6	0.12
(1,5)	1:A:98:ALA:C	2:B:9:C:C1'	6	0.12
(1,5)	1:A:98:ALA:C	2:B:9:C:C2	6	0.12
(1,5)	1:A:98:ALA:C	2:B:9:C:C2'	6	0.12
(1,5)	1:A:98:ALA:C	2:B:9:C:C3'	6	0.12
(1,5)	1:A:98:ALA:C	2:B:9:C:C4	6	0.12
(1,5)	1:A:98:ALA:C	2:B:9:C:C4'	6	0.12
(1,5)	1:A:98:ALA:C	2:B:9:C:C5	6	0.12
(1,5)	1:A:98:ALA:C	2:B:9:C:C5'	6	0.12
(1,5)	1:A:98:ALA:C	2:B:9:C:C6	6	0.12
(1,5)	1:A:98:ALA:C	2:B:9:C:H1'	6	0.12
(1,5)	1:A:98:ALA:C	2:B:9:C:H2'	6	0.12
(1,5)	1:A:98:ALA:C	2:B:9:C:H3'	6	0.12
(1,5)	1:A:98:ALA:C	2:B:9:C:H4'	6	0.12
(1,5)	1:A:98:ALA:C	2:B:9:C:H41	6	0.12
(1,5)	1:A:98:ALA:C	2:B:9:C:H42	6	0.12
(1,5)	1:A:98:ALA:C	2:B:9:C:H5	6	0.12
(1,5)	1:A:98:ALA:C	2:B:9:C:H5'	6	0.12
(1,5)	1:A:98:ALA:C	2:B:9:C:H5''	6	0.12
(1,5)	1:A:98:ALA:C	2:B:9:C:H6	6	0.12
(1,5)	1:A:98:ALA:C	2:B:9:C:HO2'	6	0.12
(1,5)	1:A:98:ALA:C	2:B:9:C:N1	6	0.12
(1,5)	1:A:98:ALA:C	2:B:9:C:N3	6	0.12
(1,5)	1:A:98:ALA:C	2:B:9:C:N4	6	0.12
(1,5)	1:A:98:ALA:C	2:B:9:C:O2	6	0.12
(1,5)	1:A:98:ALA:C	2:B:9:C:O2'	6	0.12
(1,5)	1:A:98:ALA:C	2:B:9:C:O3'	6	0.12

Continued on next page...

Continued from previous page...

Key	Atom-1	Atom-2	Model ID	Violation (Å)
(1,5)	1:A:98:ALA:C	2:B:9:C:O4'	6	0.12
(1,5)	1:A:98:ALA:C	2:B:9:C:O5'	6	0.12
(1,5)	1:A:98:ALA:C	2:B:9:C:OP1	6	0.12
(1,5)	1:A:98:ALA:C	2:B:9:C:OP2	6	0.12
(1,5)	1:A:98:ALA:C	2:B:9:C:P	6	0.12
(1,5)	1:A:98:ALA:C	2:B:10:G:C1'	6	0.12
(1,5)	1:A:98:ALA:C	2:B:10:G:C2	6	0.12
(1,5)	1:A:98:ALA:C	2:B:10:G:C2'	6	0.12
(1,5)	1:A:98:ALA:C	2:B:10:G:C3'	6	0.12
(1,5)	1:A:98:ALA:C	2:B:10:G:C4	6	0.12
(1,5)	1:A:98:ALA:C	2:B:10:G:C4'	6	0.12
(1,5)	1:A:98:ALA:C	2:B:10:G:C5	6	0.12
(1,5)	1:A:98:ALA:C	2:B:10:G:C5'	6	0.12
(1,5)	1:A:98:ALA:C	2:B:10:G:C6	6	0.12
(1,5)	1:A:98:ALA:C	2:B:10:G:C8	6	0.12
(1,5)	1:A:98:ALA:C	2:B:10:G:H1	6	0.12
(1,5)	1:A:98:ALA:C	2:B:10:G:H1'	6	0.12
(1,5)	1:A:98:ALA:C	2:B:10:G:H2'	6	0.12
(1,5)	1:A:98:ALA:C	2:B:10:G:H21	6	0.12
(1,5)	1:A:98:ALA:C	2:B:10:G:H22	6	0.12
(1,5)	1:A:98:ALA:C	2:B:10:G:H3'	6	0.12
(1,5)	1:A:98:ALA:C	2:B:10:G:H4'	6	0.12
(1,5)	1:A:98:ALA:C	2:B:10:G:H5'	6	0.12
(1,5)	1:A:98:ALA:C	2:B:10:G:H5''	6	0.12
(1,5)	1:A:98:ALA:C	2:B:10:G:H8	6	0.12
(1,5)	1:A:98:ALA:C	2:B:10:G:HO2'	6	0.12
(1,5)	1:A:98:ALA:C	2:B:10:G:N1	6	0.12
(1,5)	1:A:98:ALA:C	2:B:10:G:N2	6	0.12
(1,5)	1:A:98:ALA:C	2:B:10:G:N3	6	0.12
(1,5)	1:A:98:ALA:C	2:B:10:G:N7	6	0.12
(1,5)	1:A:98:ALA:C	2:B:10:G:N9	6	0.12
(1,5)	1:A:98:ALA:C	2:B:10:G:O2'	6	0.12
(1,5)	1:A:98:ALA:C	2:B:10:G:O3'	6	0.12
(1,5)	1:A:98:ALA:C	2:B:10:G:O4'	6	0.12
(1,5)	1:A:98:ALA:C	2:B:10:G:O5'	6	0.12
(1,5)	1:A:98:ALA:C	2:B:10:G:O6	6	0.12
(1,5)	1:A:98:ALA:C	2:B:10:G:OP1	6	0.12
(1,5)	1:A:98:ALA:C	2:B:10:G:OP2	6	0.12
(1,5)	1:A:98:ALA:C	2:B:10:G:P	6	0.12
(1,5)	1:A:98:ALA:C	2:B:11:A:C1'	6	0.12
(1,5)	1:A:98:ALA:C	2:B:11:A:C2	6	0.12
(1,5)	1:A:98:ALA:C	2:B:11:A:C2'	6	0.12

Continued on next page...

Continued from previous page...

Key	Atom-1	Atom-2	Model ID	Violation (Å)
(1,5)	1:A:98:ALA:C	2:B:11:A:C3'	6	0.12
(1,5)	1:A:98:ALA:C	2:B:11:A:C4	6	0.12
(1,5)	1:A:98:ALA:C	2:B:11:A:C4'	6	0.12
(1,5)	1:A:98:ALA:C	2:B:11:A:C5	6	0.12
(1,5)	1:A:98:ALA:C	2:B:11:A:C5'	6	0.12
(1,5)	1:A:98:ALA:C	2:B:11:A:C6	6	0.12
(1,5)	1:A:98:ALA:C	2:B:11:A:C8	6	0.12
(1,5)	1:A:98:ALA:C	2:B:11:A:H1'	6	0.12
(1,5)	1:A:98:ALA:C	2:B:11:A:H2	6	0.12
(1,5)	1:A:98:ALA:C	2:B:11:A:H2'	6	0.12
(1,5)	1:A:98:ALA:C	2:B:11:A:H3'	6	0.12
(1,5)	1:A:98:ALA:C	2:B:11:A:H4'	6	0.12
(1,5)	1:A:98:ALA:C	2:B:11:A:H5'	6	0.12
(1,5)	1:A:98:ALA:C	2:B:11:A:H5''	6	0.12
(1,5)	1:A:98:ALA:C	2:B:11:A:H61	6	0.12
(1,5)	1:A:98:ALA:C	2:B:11:A:H62	6	0.12
(1,5)	1:A:98:ALA:C	2:B:11:A:H8	6	0.12
(1,5)	1:A:98:ALA:C	2:B:11:A:HO2'	6	0.12
(1,5)	1:A:98:ALA:C	2:B:11:A:N1	6	0.12
(1,5)	1:A:98:ALA:C	2:B:11:A:N3	6	0.12
(1,5)	1:A:98:ALA:C	2:B:11:A:N6	6	0.12
(1,5)	1:A:98:ALA:C	2:B:11:A:N7	6	0.12
(1,5)	1:A:98:ALA:C	2:B:11:A:N9	6	0.12
(1,5)	1:A:98:ALA:C	2:B:11:A:O2'	6	0.12
(1,5)	1:A:98:ALA:C	2:B:11:A:O3'	6	0.12
(1,5)	1:A:98:ALA:C	2:B:11:A:O4'	6	0.12
(1,5)	1:A:98:ALA:C	2:B:11:A:O5'	6	0.12
(1,5)	1:A:98:ALA:C	2:B:11:A:OP1	6	0.12
(1,5)	1:A:98:ALA:C	2:B:11:A:OP2	6	0.12
(1,5)	1:A:98:ALA:C	2:B:11:A:P	6	0.12
(1,5)	1:A:98:ALA:C	2:B:12:A:C1'	6	0.12
(1,5)	1:A:98:ALA:C	2:B:12:A:C2	6	0.12
(1,5)	1:A:98:ALA:C	2:B:12:A:C2'	6	0.12
(1,5)	1:A:98:ALA:C	2:B:12:A:C3'	6	0.12
(1,5)	1:A:98:ALA:C	2:B:12:A:C4	6	0.12
(1,5)	1:A:98:ALA:C	2:B:12:A:C4'	6	0.12
(1,5)	1:A:98:ALA:C	2:B:12:A:C5	6	0.12
(1,5)	1:A:98:ALA:C	2:B:12:A:C5'	6	0.12
(1,5)	1:A:98:ALA:C	2:B:12:A:C6	6	0.12
(1,5)	1:A:98:ALA:C	2:B:12:A:C8	6	0.12
(1,5)	1:A:98:ALA:C	2:B:12:A:H1'	6	0.12
(1,5)	1:A:98:ALA:C	2:B:12:A:H2	6	0.12

Continued on next page...

Continued from previous page...

Key	Atom-1	Atom-2	Model ID	Violation (Å)
(1,5)	1:A:98:ALA:C	2:B:12:A:H2'	6	0.12
(1,5)	1:A:98:ALA:C	2:B:12:A:H3'	6	0.12
(1,5)	1:A:98:ALA:C	2:B:12:A:H4'	6	0.12
(1,5)	1:A:98:ALA:C	2:B:12:A:H5'	6	0.12
(1,5)	1:A:98:ALA:C	2:B:12:A:H5''	6	0.12
(1,5)	1:A:98:ALA:C	2:B:12:A:H61	6	0.12
(1,5)	1:A:98:ALA:C	2:B:12:A:H62	6	0.12
(1,5)	1:A:98:ALA:C	2:B:12:A:H8	6	0.12
(1,5)	1:A:98:ALA:C	2:B:12:A:HO2'	6	0.12
(1,5)	1:A:98:ALA:C	2:B:12:A:N1	6	0.12
(1,5)	1:A:98:ALA:C	2:B:12:A:N3	6	0.12
(1,5)	1:A:98:ALA:C	2:B:12:A:N6	6	0.12
(1,5)	1:A:98:ALA:C	2:B:12:A:N7	6	0.12
(1,5)	1:A:98:ALA:C	2:B:12:A:N9	6	0.12
(1,5)	1:A:98:ALA:C	2:B:12:A:O2'	6	0.12
(1,5)	1:A:98:ALA:C	2:B:12:A:O3'	6	0.12
(1,5)	1:A:98:ALA:C	2:B:12:A:O4'	6	0.12
(1,5)	1:A:98:ALA:C	2:B:12:A:O5'	6	0.12
(1,5)	1:A:98:ALA:C	2:B:12:A:OP1	6	0.12
(1,5)	1:A:98:ALA:C	2:B:12:A:OP2	6	0.12
(1,5)	1:A:98:ALA:C	2:B:12:A:P	6	0.12
(1,5)	1:A:98:ALA:C	2:B:13:A:C1'	6	0.12
(1,5)	1:A:98:ALA:C	2:B:13:A:C2	6	0.12
(1,5)	1:A:98:ALA:C	2:B:13:A:C2'	6	0.12
(1,5)	1:A:98:ALA:C	2:B:13:A:C3'	6	0.12
(1,5)	1:A:98:ALA:C	2:B:13:A:C4	6	0.12
(1,5)	1:A:98:ALA:C	2:B:13:A:C4'	6	0.12
(1,5)	1:A:98:ALA:C	2:B:13:A:C5	6	0.12
(1,5)	1:A:98:ALA:C	2:B:13:A:C5'	6	0.12
(1,5)	1:A:98:ALA:C	2:B:13:A:C6	6	0.12
(1,5)	1:A:98:ALA:C	2:B:13:A:C8	6	0.12
(1,5)	1:A:98:ALA:C	2:B:13:A:H1'	6	0.12
(1,5)	1:A:98:ALA:C	2:B:13:A:H2	6	0.12
(1,5)	1:A:98:ALA:C	2:B:13:A:H2'	6	0.12
(1,5)	1:A:98:ALA:C	2:B:13:A:H3'	6	0.12
(1,5)	1:A:98:ALA:C	2:B:13:A:H4'	6	0.12
(1,5)	1:A:98:ALA:C	2:B:13:A:H5'	6	0.12
(1,5)	1:A:98:ALA:C	2:B:13:A:H5''	6	0.12
(1,5)	1:A:98:ALA:C	2:B:13:A:H61	6	0.12
(1,5)	1:A:98:ALA:C	2:B:13:A:H62	6	0.12
(1,5)	1:A:98:ALA:C	2:B:13:A:H8	6	0.12
(1,5)	1:A:98:ALA:C	2:B:13:A:HO2'	6	0.12

Continued on next page...

Continued from previous page...

Key	Atom-1	Atom-2	Model ID	Violation (Å)
(1,5)	1:A:98:ALA:C	2:B:13:A:N1	6	0.12
(1,5)	1:A:98:ALA:C	2:B:13:A:N3	6	0.12
(1,5)	1:A:98:ALA:C	2:B:13:A:N6	6	0.12
(1,5)	1:A:98:ALA:C	2:B:13:A:N7	6	0.12
(1,5)	1:A:98:ALA:C	2:B:13:A:N9	6	0.12
(1,5)	1:A:98:ALA:C	2:B:13:A:O2'	6	0.12
(1,5)	1:A:98:ALA:C	2:B:13:A:O3'	6	0.12
(1,5)	1:A:98:ALA:C	2:B:13:A:O4'	6	0.12
(1,5)	1:A:98:ALA:C	2:B:13:A:O5'	6	0.12
(1,5)	1:A:98:ALA:C	2:B:13:A:OP1	6	0.12
(1,5)	1:A:98:ALA:C	2:B:13:A:OP2	6	0.12
(1,5)	1:A:98:ALA:C	2:B:13:A:P	6	0.12
(1,5)	1:A:98:ALA:C	2:B:14:G:C1'	6	0.12
(1,5)	1:A:98:ALA:C	2:B:14:G:C2	6	0.12
(1,5)	1:A:98:ALA:C	2:B:14:G:C2'	6	0.12
(1,5)	1:A:98:ALA:C	2:B:14:G:C3'	6	0.12
(1,5)	1:A:98:ALA:C	2:B:14:G:C4	6	0.12
(1,5)	1:A:98:ALA:C	2:B:14:G:C4'	6	0.12
(1,5)	1:A:98:ALA:C	2:B:14:G:C5	6	0.12
(1,5)	1:A:98:ALA:C	2:B:14:G:C5'	6	0.12
(1,5)	1:A:98:ALA:C	2:B:14:G:C6	6	0.12
(1,5)	1:A:98:ALA:C	2:B:14:G:C8	6	0.12
(1,5)	1:A:98:ALA:C	2:B:14:G:H1	6	0.12
(1,5)	1:A:98:ALA:C	2:B:14:G:H1'	6	0.12
(1,5)	1:A:98:ALA:C	2:B:14:G:H2'	6	0.12
(1,5)	1:A:98:ALA:C	2:B:14:G:H21	6	0.12
(1,5)	1:A:98:ALA:C	2:B:14:G:H22	6	0.12
(1,5)	1:A:98:ALA:C	2:B:14:G:H3'	6	0.12
(1,5)	1:A:98:ALA:C	2:B:14:G:H4'	6	0.12
(1,5)	1:A:98:ALA:C	2:B:14:G:H5'	6	0.12
(1,5)	1:A:98:ALA:C	2:B:14:G:H5''	6	0.12
(1,5)	1:A:98:ALA:C	2:B:14:G:H8	6	0.12
(1,5)	1:A:98:ALA:C	2:B:14:G:HO2'	6	0.12
(1,5)	1:A:98:ALA:C	2:B:14:G:N1	6	0.12
(1,5)	1:A:98:ALA:C	2:B:14:G:N2	6	0.12
(1,5)	1:A:98:ALA:C	2:B:14:G:N3	6	0.12
(1,5)	1:A:98:ALA:C	2:B:14:G:N7	6	0.12
(1,5)	1:A:98:ALA:C	2:B:14:G:N9	6	0.12
(1,5)	1:A:98:ALA:C	2:B:14:G:O2'	6	0.12
(1,5)	1:A:98:ALA:C	2:B:14:G:O3'	6	0.12
(1,5)	1:A:98:ALA:C	2:B:14:G:O4'	6	0.12
(1,5)	1:A:98:ALA:C	2:B:14:G:O5'	6	0.12

Continued on next page...

Continued from previous page...

Key	Atom-1	Atom-2	Model ID	Violation (Å)
(1,5)	1:A:98:ALA:C	2:B:14:G:O6	6	0.12
(1,5)	1:A:98:ALA:C	2:B:14:G:OP1	6	0.12
(1,5)	1:A:98:ALA:C	2:B:14:G:OP2	6	0.12
(1,5)	1:A:98:ALA:C	2:B:14:G:P	6	0.12
(1,5)	1:A:98:ALA:C	2:B:15:A:C1'	6	0.12
(1,5)	1:A:98:ALA:C	2:B:15:A:C2	6	0.12
(1,5)	1:A:98:ALA:C	2:B:15:A:C2'	6	0.12
(1,5)	1:A:98:ALA:C	2:B:15:A:C3'	6	0.12
(1,5)	1:A:98:ALA:C	2:B:15:A:C4	6	0.12
(1,5)	1:A:98:ALA:C	2:B:15:A:C4'	6	0.12
(1,5)	1:A:98:ALA:C	2:B:15:A:C5	6	0.12
(1,5)	1:A:98:ALA:C	2:B:15:A:C5'	6	0.12
(1,5)	1:A:98:ALA:C	2:B:15:A:C6	6	0.12
(1,5)	1:A:98:ALA:C	2:B:15:A:C8	6	0.12
(1,5)	1:A:98:ALA:C	2:B:15:A:H1'	6	0.12
(1,5)	1:A:98:ALA:C	2:B:15:A:H2	6	0.12
(1,5)	1:A:98:ALA:C	2:B:15:A:H2'	6	0.12
(1,5)	1:A:98:ALA:C	2:B:15:A:H3'	6	0.12
(1,5)	1:A:98:ALA:C	2:B:15:A:H4'	6	0.12
(1,5)	1:A:98:ALA:C	2:B:15:A:H5'	6	0.12
(1,5)	1:A:98:ALA:C	2:B:15:A:H5''	6	0.12
(1,5)	1:A:98:ALA:C	2:B:15:A:H61	6	0.12
(1,5)	1:A:98:ALA:C	2:B:15:A:H62	6	0.12
(1,5)	1:A:98:ALA:C	2:B:15:A:H8	6	0.12
(1,5)	1:A:98:ALA:C	2:B:15:A:HO2'	6	0.12
(1,5)	1:A:98:ALA:C	2:B:15:A:N1	6	0.12
(1,5)	1:A:98:ALA:C	2:B:15:A:N3	6	0.12
(1,5)	1:A:98:ALA:C	2:B:15:A:N6	6	0.12
(1,5)	1:A:98:ALA:C	2:B:15:A:N7	6	0.12
(1,5)	1:A:98:ALA:C	2:B:15:A:N9	6	0.12
(1,5)	1:A:98:ALA:C	2:B:15:A:O2'	6	0.12
(1,5)	1:A:98:ALA:C	2:B:15:A:O3'	6	0.12
(1,5)	1:A:98:ALA:C	2:B:15:A:O4'	6	0.12
(1,5)	1:A:98:ALA:C	2:B:15:A:O5'	6	0.12
(1,5)	1:A:98:ALA:C	2:B:15:A:OP1	6	0.12
(1,5)	1:A:98:ALA:C	2:B:15:A:OP2	6	0.12
(1,5)	1:A:98:ALA:C	2:B:15:A:P	6	0.12
(1,5)	1:A:98:ALA:C	2:B:16:G:C1'	6	0.12
(1,5)	1:A:98:ALA:C	2:B:16:G:C2	6	0.12
(1,5)	1:A:98:ALA:C	2:B:16:G:C2'	6	0.12
(1,5)	1:A:98:ALA:C	2:B:16:G:C3'	6	0.12
(1,5)	1:A:98:ALA:C	2:B:16:G:C4	6	0.12

Continued on next page...

Continued from previous page...

Key	Atom-1	Atom-2	Model ID	Violation (Å)
(1,5)	1:A:98:ALA:C	2:B:16:G:C4'	6	0.12
(1,5)	1:A:98:ALA:C	2:B:16:G:C5	6	0.12
(1,5)	1:A:98:ALA:C	2:B:16:G:C5'	6	0.12
(1,5)	1:A:98:ALA:C	2:B:16:G:C6	6	0.12
(1,5)	1:A:98:ALA:C	2:B:16:G:C8	6	0.12
(1,5)	1:A:98:ALA:C	2:B:16:G:H1	6	0.12
(1,5)	1:A:98:ALA:C	2:B:16:G:H1'	6	0.12
(1,5)	1:A:98:ALA:C	2:B:16:G:H2'	6	0.12
(1,5)	1:A:98:ALA:C	2:B:16:G:H21	6	0.12
(1,5)	1:A:98:ALA:C	2:B:16:G:H22	6	0.12
(1,5)	1:A:98:ALA:C	2:B:16:G:H3'	6	0.12
(1,5)	1:A:98:ALA:C	2:B:16:G:H4'	6	0.12
(1,5)	1:A:98:ALA:C	2:B:16:G:H5'	6	0.12
(1,5)	1:A:98:ALA:C	2:B:16:G:H5''	6	0.12
(1,5)	1:A:98:ALA:C	2:B:16:G:H8	6	0.12
(1,5)	1:A:98:ALA:C	2:B:16:G:HO2'	6	0.12
(1,5)	1:A:98:ALA:C	2:B:16:G:N1	6	0.12
(1,5)	1:A:98:ALA:C	2:B:16:G:N2	6	0.12
(1,5)	1:A:98:ALA:C	2:B:16:G:N3	6	0.12
(1,5)	1:A:98:ALA:C	2:B:16:G:N7	6	0.12
(1,5)	1:A:98:ALA:C	2:B:16:G:N9	6	0.12
(1,5)	1:A:98:ALA:C	2:B:16:G:O2'	6	0.12
(1,5)	1:A:98:ALA:C	2:B:16:G:O3'	6	0.12
(1,5)	1:A:98:ALA:C	2:B:16:G:O4'	6	0.12
(1,5)	1:A:98:ALA:C	2:B:16:G:O5'	6	0.12
(1,5)	1:A:98:ALA:C	2:B:16:G:O6	6	0.12
(1,5)	1:A:98:ALA:C	2:B:16:G:OP1	6	0.12
(1,5)	1:A:98:ALA:C	2:B:16:G:OP2	6	0.12
(1,5)	1:A:98:ALA:C	2:B:16:G:P	6	0.12
(1,5)	1:A:98:ALA:C	2:B:17:C:C1'	6	0.12
(1,5)	1:A:98:ALA:C	2:B:17:C:C2	6	0.12
(1,5)	1:A:98:ALA:C	2:B:17:C:C2'	6	0.12
(1,5)	1:A:98:ALA:C	2:B:17:C:C3'	6	0.12
(1,5)	1:A:98:ALA:C	2:B:17:C:C4	6	0.12
(1,5)	1:A:98:ALA:C	2:B:17:C:C4'	6	0.12
(1,5)	1:A:98:ALA:C	2:B:17:C:C5	6	0.12
(1,5)	1:A:98:ALA:C	2:B:17:C:C5'	6	0.12
(1,5)	1:A:98:ALA:C	2:B:17:C:C6	6	0.12
(1,5)	1:A:98:ALA:C	2:B:17:C:H1'	6	0.12
(1,5)	1:A:98:ALA:C	2:B:17:C:H2'	6	0.12
(1,5)	1:A:98:ALA:C	2:B:17:C:H3'	6	0.12
(1,5)	1:A:98:ALA:C	2:B:17:C:H4'	6	0.12

Continued on next page...

Continued from previous page...

Key	Atom-1	Atom-2	Model ID	Violation (Å)
(1,5)	1:A:98:ALA:C	2:B:17:C:H41	6	0.12
(1,5)	1:A:98:ALA:C	2:B:17:C:H42	6	0.12
(1,5)	1:A:98:ALA:C	2:B:17:C:H5	6	0.12
(1,5)	1:A:98:ALA:C	2:B:17:C:H5'	6	0.12
(1,5)	1:A:98:ALA:C	2:B:17:C:H5''	6	0.12
(1,5)	1:A:98:ALA:C	2:B:17:C:H6	6	0.12
(1,5)	1:A:98:ALA:C	2:B:17:C:HO2'	6	0.12
(1,5)	1:A:98:ALA:C	2:B:17:C:N1	6	0.12
(1,5)	1:A:98:ALA:C	2:B:17:C:N3	6	0.12
(1,5)	1:A:98:ALA:C	2:B:17:C:N4	6	0.12
(1,5)	1:A:98:ALA:C	2:B:17:C:O2	6	0.12
(1,5)	1:A:98:ALA:C	2:B:17:C:O2'	6	0.12
(1,5)	1:A:98:ALA:C	2:B:17:C:O3'	6	0.12
(1,5)	1:A:98:ALA:C	2:B:17:C:O4'	6	0.12
(1,5)	1:A:98:ALA:C	2:B:17:C:O5'	6	0.12
(1,5)	1:A:98:ALA:C	2:B:17:C:OP1	6	0.12
(1,5)	1:A:98:ALA:C	2:B:17:C:OP2	6	0.12
(1,5)	1:A:98:ALA:C	2:B:17:C:P	6	0.12
(1,5)	1:A:98:ALA:C	2:B:18:A:C1'	6	0.12
(1,5)	1:A:98:ALA:C	2:B:18:A:C2	6	0.12
(1,5)	1:A:98:ALA:C	2:B:18:A:C2'	6	0.12
(1,5)	1:A:98:ALA:C	2:B:18:A:C3'	6	0.12
(1,5)	1:A:98:ALA:C	2:B:18:A:C4	6	0.12
(1,5)	1:A:98:ALA:C	2:B:18:A:C4'	6	0.12
(1,5)	1:A:98:ALA:C	2:B:18:A:C5	6	0.12
(1,5)	1:A:98:ALA:C	2:B:18:A:C5'	6	0.12
(1,5)	1:A:98:ALA:C	2:B:18:A:C6	6	0.12
(1,5)	1:A:98:ALA:C	2:B:18:A:C8	6	0.12
(1,5)	1:A:98:ALA:C	2:B:18:A:H1'	6	0.12
(1,5)	1:A:98:ALA:C	2:B:18:A:H2	6	0.12
(1,5)	1:A:98:ALA:C	2:B:18:A:H2'	6	0.12
(1,5)	1:A:98:ALA:C	2:B:18:A:H3'	6	0.12
(1,5)	1:A:98:ALA:C	2:B:18:A:H4'	6	0.12
(1,5)	1:A:98:ALA:C	2:B:18:A:H5'	6	0.12
(1,5)	1:A:98:ALA:C	2:B:18:A:H5''	6	0.12
(1,5)	1:A:98:ALA:C	2:B:18:A:H61	6	0.12
(1,5)	1:A:98:ALA:C	2:B:18:A:H62	6	0.12
(1,5)	1:A:98:ALA:C	2:B:18:A:H8	6	0.12
(1,5)	1:A:98:ALA:C	2:B:18:A:HO2'	6	0.12
(1,5)	1:A:98:ALA:C	2:B:18:A:N1	6	0.12
(1,5)	1:A:98:ALA:C	2:B:18:A:N3	6	0.12
(1,5)	1:A:98:ALA:C	2:B:18:A:N6	6	0.12

Continued on next page...

Continued from previous page...

Key	Atom-1	Atom-2	Model ID	Violation (Å)
(1,5)	1:A:98:ALA:C	2:B:18:A:N7	6	0.12
(1,5)	1:A:98:ALA:C	2:B:18:A:N9	6	0.12
(1,5)	1:A:98:ALA:C	2:B:18:A:O2'	6	0.12
(1,5)	1:A:98:ALA:C	2:B:18:A:O3'	6	0.12
(1,5)	1:A:98:ALA:C	2:B:18:A:O4'	6	0.12
(1,5)	1:A:98:ALA:C	2:B:18:A:O5'	6	0.12
(1,5)	1:A:98:ALA:C	2:B:18:A:OP1	6	0.12
(1,5)	1:A:98:ALA:C	2:B:18:A:OP2	6	0.12
(1,5)	1:A:98:ALA:C	2:B:18:A:P	6	0.12
(1,5)	1:A:98:ALA:C	2:B:19:A:C1'	6	0.12
(1,5)	1:A:98:ALA:C	2:B:19:A:C2	6	0.12
(1,5)	1:A:98:ALA:C	2:B:19:A:C2'	6	0.12
(1,5)	1:A:98:ALA:C	2:B:19:A:C3'	6	0.12
(1,5)	1:A:98:ALA:C	2:B:19:A:C4	6	0.12
(1,5)	1:A:98:ALA:C	2:B:19:A:C4'	6	0.12
(1,5)	1:A:98:ALA:C	2:B:19:A:C5	6	0.12
(1,5)	1:A:98:ALA:C	2:B:19:A:C5'	6	0.12
(1,5)	1:A:98:ALA:C	2:B:19:A:C6	6	0.12
(1,5)	1:A:98:ALA:C	2:B:19:A:C8	6	0.12
(1,5)	1:A:98:ALA:C	2:B:19:A:H1'	6	0.12
(1,5)	1:A:98:ALA:C	2:B:19:A:H2	6	0.12
(1,5)	1:A:98:ALA:C	2:B:19:A:H2'	6	0.12
(1,5)	1:A:98:ALA:C	2:B:19:A:H3'	6	0.12
(1,5)	1:A:98:ALA:C	2:B:19:A:H4'	6	0.12
(1,5)	1:A:98:ALA:C	2:B:19:A:H5'	6	0.12
(1,5)	1:A:98:ALA:C	2:B:19:A:H5''	6	0.12
(1,5)	1:A:98:ALA:C	2:B:19:A:H61	6	0.12
(1,5)	1:A:98:ALA:C	2:B:19:A:H62	6	0.12
(1,5)	1:A:98:ALA:C	2:B:19:A:H8	6	0.12
(1,5)	1:A:98:ALA:C	2:B:19:A:HO2'	6	0.12
(1,5)	1:A:98:ALA:C	2:B:19:A:N1	6	0.12
(1,5)	1:A:98:ALA:C	2:B:19:A:N3	6	0.12
(1,5)	1:A:98:ALA:C	2:B:19:A:N6	6	0.12
(1,5)	1:A:98:ALA:C	2:B:19:A:N7	6	0.12
(1,5)	1:A:98:ALA:C	2:B:19:A:N9	6	0.12
(1,5)	1:A:98:ALA:C	2:B:19:A:O2'	6	0.12
(1,5)	1:A:98:ALA:C	2:B:19:A:O3'	6	0.12
(1,5)	1:A:98:ALA:C	2:B:19:A:O4'	6	0.12
(1,5)	1:A:98:ALA:C	2:B:19:A:O5'	6	0.12
(1,5)	1:A:98:ALA:C	2:B:19:A:OP1	6	0.12
(1,5)	1:A:98:ALA:C	2:B:19:A:OP2	6	0.12
(1,5)	1:A:98:ALA:C	2:B:19:A:P	6	0.12

Continued on next page...

Continued from previous page...

Key	Atom-1	Atom-2	Model ID	Violation (Å)
(1,5)	1:A:98:ALA:C	2:B:20:U:C1'	6	0.12
(1,5)	1:A:98:ALA:C	2:B:20:U:C2	6	0.12
(1,5)	1:A:98:ALA:C	2:B:20:U:C2'	6	0.12
(1,5)	1:A:98:ALA:C	2:B:20:U:C3'	6	0.12
(1,5)	1:A:98:ALA:C	2:B:20:U:C4	6	0.12
(1,5)	1:A:98:ALA:C	2:B:20:U:C4'	6	0.12
(1,5)	1:A:98:ALA:C	2:B:20:U:C5	6	0.12
(1,5)	1:A:98:ALA:C	2:B:20:U:C5'	6	0.12
(1,5)	1:A:98:ALA:C	2:B:20:U:C6	6	0.12
(1,5)	1:A:98:ALA:C	2:B:20:U:H1'	6	0.12
(1,5)	1:A:98:ALA:C	2:B:20:U:H2'	6	0.12
(1,5)	1:A:98:ALA:C	2:B:20:U:H3	6	0.12
(1,5)	1:A:98:ALA:C	2:B:20:U:H3'	6	0.12
(1,5)	1:A:98:ALA:C	2:B:20:U:H4'	6	0.12
(1,5)	1:A:98:ALA:C	2:B:20:U:H5	6	0.12
(1,5)	1:A:98:ALA:C	2:B:20:U:H5'	6	0.12
(1,5)	1:A:98:ALA:C	2:B:20:U:H5''	6	0.12
(1,5)	1:A:98:ALA:C	2:B:20:U:H6	6	0.12
(1,5)	1:A:98:ALA:C	2:B:20:U:HO2'	6	0.12
(1,5)	1:A:98:ALA:C	2:B:20:U:N1	6	0.12
(1,5)	1:A:98:ALA:C	2:B:20:U:N3	6	0.12
(1,5)	1:A:98:ALA:C	2:B:20:U:O2	6	0.12
(1,5)	1:A:98:ALA:C	2:B:20:U:O2'	6	0.12
(1,5)	1:A:98:ALA:C	2:B:20:U:O3'	6	0.12
(1,5)	1:A:98:ALA:C	2:B:20:U:O4	6	0.12
(1,5)	1:A:98:ALA:C	2:B:20:U:O4'	6	0.12
(1,5)	1:A:98:ALA:C	2:B:20:U:O5'	6	0.12
(1,5)	1:A:98:ALA:C	2:B:20:U:OP1	6	0.12
(1,5)	1:A:98:ALA:C	2:B:20:U:OP2	6	0.12
(1,5)	1:A:98:ALA:C	2:B:20:U:P	6	0.12
(1,5)	1:A:98:ALA:C	2:B:21:G:C1'	6	0.12
(1,5)	1:A:98:ALA:C	2:B:21:G:C2	6	0.12
(1,5)	1:A:98:ALA:C	2:B:21:G:C2'	6	0.12
(1,5)	1:A:98:ALA:C	2:B:21:G:C3'	6	0.12
(1,5)	1:A:98:ALA:C	2:B:21:G:C4	6	0.12
(1,5)	1:A:98:ALA:C	2:B:21:G:C4'	6	0.12
(1,5)	1:A:98:ALA:C	2:B:21:G:C5	6	0.12
(1,5)	1:A:98:ALA:C	2:B:21:G:C5'	6	0.12
(1,5)	1:A:98:ALA:C	2:B:21:G:C6	6	0.12
(1,5)	1:A:98:ALA:C	2:B:21:G:C8	6	0.12
(1,5)	1:A:98:ALA:C	2:B:21:G:H1	6	0.12
(1,5)	1:A:98:ALA:C	2:B:21:G:H1'	6	0.12

Continued on next page...

Continued from previous page...

Key	Atom-1	Atom-2	Model ID	Violation (Å)
(1,5)	1:A:98:ALA:C	2:B:21:G:H2'	6	0.12
(1,5)	1:A:98:ALA:C	2:B:21:G:H21	6	0.12
(1,5)	1:A:98:ALA:C	2:B:21:G:H22	6	0.12
(1,5)	1:A:98:ALA:C	2:B:21:G:H3'	6	0.12
(1,5)	1:A:98:ALA:C	2:B:21:G:H4'	6	0.12
(1,5)	1:A:98:ALA:C	2:B:21:G:H5'	6	0.12
(1,5)	1:A:98:ALA:C	2:B:21:G:H5''	6	0.12
(1,5)	1:A:98:ALA:C	2:B:21:G:H8	6	0.12
(1,5)	1:A:98:ALA:C	2:B:21:G:HO2'	6	0.12
(1,5)	1:A:98:ALA:C	2:B:21:G:N1	6	0.12
(1,5)	1:A:98:ALA:C	2:B:21:G:N2	6	0.12
(1,5)	1:A:98:ALA:C	2:B:21:G:N3	6	0.12
(1,5)	1:A:98:ALA:C	2:B:21:G:N7	6	0.12
(1,5)	1:A:98:ALA:C	2:B:21:G:N9	6	0.12
(1,5)	1:A:98:ALA:C	2:B:21:G:O2'	6	0.12
(1,5)	1:A:98:ALA:C	2:B:21:G:O3'	6	0.12
(1,5)	1:A:98:ALA:C	2:B:21:G:O4'	6	0.12
(1,5)	1:A:98:ALA:C	2:B:21:G:O5'	6	0.12
(1,5)	1:A:98:ALA:C	2:B:21:G:O6	6	0.12
(1,5)	1:A:98:ALA:C	2:B:21:G:OP1	6	0.12
(1,5)	1:A:98:ALA:C	2:B:21:G:OP2	6	0.12
(1,5)	1:A:98:ALA:C	2:B:21:G:P	6	0.12
(1,5)	1:A:98:ALA:C	2:B:22:A:C1'	6	0.12
(1,5)	1:A:98:ALA:C	2:B:22:A:C2	6	0.12
(1,5)	1:A:98:ALA:C	2:B:22:A:C2'	6	0.12
(1,5)	1:A:98:ALA:C	2:B:22:A:C3'	6	0.12
(1,5)	1:A:98:ALA:C	2:B:22:A:C4	6	0.12
(1,5)	1:A:98:ALA:C	2:B:22:A:C4'	6	0.12
(1,5)	1:A:98:ALA:C	2:B:22:A:C5	6	0.12
(1,5)	1:A:98:ALA:C	2:B:22:A:C5'	6	0.12
(1,5)	1:A:98:ALA:C	2:B:22:A:C6	6	0.12
(1,5)	1:A:98:ALA:C	2:B:22:A:C8	6	0.12
(1,5)	1:A:98:ALA:C	2:B:22:A:H1'	6	0.12
(1,5)	1:A:98:ALA:C	2:B:22:A:H2	6	0.12
(1,5)	1:A:98:ALA:C	2:B:22:A:H2'	6	0.12
(1,5)	1:A:98:ALA:C	2:B:22:A:H3'	6	0.12
(1,5)	1:A:98:ALA:C	2:B:22:A:H4'	6	0.12
(1,5)	1:A:98:ALA:C	2:B:22:A:H5'	6	0.12
(1,5)	1:A:98:ALA:C	2:B:22:A:H5''	6	0.12
(1,5)	1:A:98:ALA:C	2:B:22:A:H61	6	0.12
(1,5)	1:A:98:ALA:C	2:B:22:A:H62	6	0.12
(1,5)	1:A:98:ALA:C	2:B:22:A:H8	6	0.12

Continued on next page...

Continued from previous page...

Key	Atom-1	Atom-2	Model ID	Violation (Å)
(1,5)	1:A:98:ALA:C	2:B:22:A:HO2'	6	0.12
(1,5)	1:A:98:ALA:C	2:B:22:A:N1	6	0.12
(1,5)	1:A:98:ALA:C	2:B:22:A:N3	6	0.12
(1,5)	1:A:98:ALA:C	2:B:22:A:N6	6	0.12
(1,5)	1:A:98:ALA:C	2:B:22:A:N7	6	0.12
(1,5)	1:A:98:ALA:C	2:B:22:A:N9	6	0.12
(1,5)	1:A:98:ALA:C	2:B:22:A:O2'	6	0.12
(1,5)	1:A:98:ALA:C	2:B:22:A:O3'	6	0.12
(1,5)	1:A:98:ALA:C	2:B:22:A:O4'	6	0.12
(1,5)	1:A:98:ALA:C	2:B:22:A:O5'	6	0.12
(1,5)	1:A:98:ALA:C	2:B:22:A:OP1	6	0.12
(1,5)	1:A:98:ALA:C	2:B:22:A:OP2	6	0.12
(1,5)	1:A:98:ALA:C	2:B:22:A:P	6	0.12
(1,5)	1:A:98:ALA:C	2:B:23:U:C1'	6	0.12
(1,5)	1:A:98:ALA:C	2:B:23:U:C2	6	0.12
(1,5)	1:A:98:ALA:C	2:B:23:U:C2'	6	0.12
(1,5)	1:A:98:ALA:C	2:B:23:U:C3'	6	0.12
(1,5)	1:A:98:ALA:C	2:B:23:U:C4	6	0.12
(1,5)	1:A:98:ALA:C	2:B:23:U:C4'	6	0.12
(1,5)	1:A:98:ALA:C	2:B:23:U:C5	6	0.12
(1,5)	1:A:98:ALA:C	2:B:23:U:C5'	6	0.12
(1,5)	1:A:98:ALA:C	2:B:23:U:C6	6	0.12
(1,5)	1:A:98:ALA:C	2:B:23:U:H1'	6	0.12
(1,5)	1:A:98:ALA:C	2:B:23:U:H2'	6	0.12
(1,5)	1:A:98:ALA:C	2:B:23:U:H3	6	0.12
(1,5)	1:A:98:ALA:C	2:B:23:U:H3'	6	0.12
(1,5)	1:A:98:ALA:C	2:B:23:U:H4'	6	0.12
(1,5)	1:A:98:ALA:C	2:B:23:U:H5	6	0.12
(1,5)	1:A:98:ALA:C	2:B:23:U:H5'	6	0.12
(1,5)	1:A:98:ALA:C	2:B:23:U:H5''	6	0.12
(1,5)	1:A:98:ALA:C	2:B:23:U:H6	6	0.12
(1,5)	1:A:98:ALA:C	2:B:23:U:HO2'	6	0.12
(1,5)	1:A:98:ALA:C	2:B:23:U:N1	6	0.12
(1,5)	1:A:98:ALA:C	2:B:23:U:N3	6	0.12
(1,5)	1:A:98:ALA:C	2:B:23:U:O2	6	0.12
(1,5)	1:A:98:ALA:C	2:B:23:U:O2'	6	0.12
(1,5)	1:A:98:ALA:C	2:B:23:U:O3'	6	0.12
(1,5)	1:A:98:ALA:C	2:B:23:U:O4	6	0.12
(1,5)	1:A:98:ALA:C	2:B:23:U:O4'	6	0.12
(1,5)	1:A:98:ALA:C	2:B:23:U:O5'	6	0.12
(1,5)	1:A:98:ALA:C	2:B:23:U:OP1	6	0.12
(1,5)	1:A:98:ALA:C	2:B:23:U:OP2	6	0.12

Continued on next page...

Continued from previous page...

Key	Atom-1	Atom-2	Model ID	Violation (Å)
(1,5)	1:A:98:ALA:C	2:B:23:U:P	6	0.12
(1,5)	1:A:98:ALA:C	2:B:24:G:C1'	6	0.12
(1,5)	1:A:98:ALA:C	2:B:24:G:C2	6	0.12
(1,5)	1:A:98:ALA:C	2:B:24:G:C2'	6	0.12
(1,5)	1:A:98:ALA:C	2:B:24:G:C3'	6	0.12
(1,5)	1:A:98:ALA:C	2:B:24:G:C4	6	0.12
(1,5)	1:A:98:ALA:C	2:B:24:G:C4'	6	0.12
(1,5)	1:A:98:ALA:C	2:B:24:G:C5	6	0.12
(1,5)	1:A:98:ALA:C	2:B:24:G:C5'	6	0.12
(1,5)	1:A:98:ALA:C	2:B:24:G:C6	6	0.12
(1,5)	1:A:98:ALA:C	2:B:24:G:C8	6	0.12
(1,5)	1:A:98:ALA:C	2:B:24:G:H1	6	0.12
(1,5)	1:A:98:ALA:C	2:B:24:G:H1'	6	0.12
(1,5)	1:A:98:ALA:C	2:B:24:G:H2'	6	0.12
(1,5)	1:A:98:ALA:C	2:B:24:G:H21	6	0.12
(1,5)	1:A:98:ALA:C	2:B:24:G:H22	6	0.12
(1,5)	1:A:98:ALA:C	2:B:24:G:H3'	6	0.12
(1,5)	1:A:98:ALA:C	2:B:24:G:H4'	6	0.12
(1,5)	1:A:98:ALA:C	2:B:24:G:H5'	6	0.12
(1,5)	1:A:98:ALA:C	2:B:24:G:H5''	6	0.12
(1,5)	1:A:98:ALA:C	2:B:24:G:H8	6	0.12
(1,5)	1:A:98:ALA:C	2:B:24:G:HO2'	6	0.12
(1,5)	1:A:98:ALA:C	2:B:24:G:N1	6	0.12
(1,5)	1:A:98:ALA:C	2:B:24:G:N2	6	0.12
(1,5)	1:A:98:ALA:C	2:B:24:G:N3	6	0.12
(1,5)	1:A:98:ALA:C	2:B:24:G:N7	6	0.12
(1,5)	1:A:98:ALA:C	2:B:24:G:N9	6	0.12
(1,5)	1:A:98:ALA:C	2:B:24:G:O2'	6	0.12
(1,5)	1:A:98:ALA:C	2:B:24:G:O3'	6	0.12
(1,5)	1:A:98:ALA:C	2:B:24:G:O4'	6	0.12
(1,5)	1:A:98:ALA:C	2:B:24:G:O5'	6	0.12
(1,5)	1:A:98:ALA:C	2:B:24:G:O6	6	0.12
(1,5)	1:A:98:ALA:C	2:B:24:G:OP1	6	0.12
(1,5)	1:A:98:ALA:C	2:B:24:G:OP2	6	0.12
(1,5)	1:A:98:ALA:C	2:B:24:G:P	6	0.12
(1,5)	1:A:98:ALA:CA	2:B:2:C:C1'	6	0.12
(1,5)	1:A:98:ALA:CA	2:B:2:C:C2	6	0.12
(1,5)	1:A:98:ALA:CA	2:B:2:C:C2'	6	0.12
(1,5)	1:A:98:ALA:CA	2:B:2:C:C3'	6	0.12
(1,5)	1:A:98:ALA:CA	2:B:2:C:C4	6	0.12
(1,5)	1:A:98:ALA:CA	2:B:2:C:C4'	6	0.12
(1,5)	1:A:98:ALA:CA	2:B:2:C:C5	6	0.12

Continued on next page...

Continued from previous page...

Key	Atom-1	Atom-2	Model ID	Violation (Å)
(1,5)	1:A:98:ALA:CA	2:B:2:C:C5'	6	0.12
(1,5)	1:A:98:ALA:CA	2:B:2:C:C6	6	0.12
(1,5)	1:A:98:ALA:CA	2:B:2:C:H1'	6	0.12
(1,5)	1:A:98:ALA:CA	2:B:2:C:H2'	6	0.12
(1,5)	1:A:98:ALA:CA	2:B:2:C:H3'	6	0.12
(1,5)	1:A:98:ALA:CA	2:B:2:C:H4'	6	0.12
(1,5)	1:A:98:ALA:CA	2:B:2:C:H41	6	0.12
(1,5)	1:A:98:ALA:CA	2:B:2:C:H42	6	0.12
(1,5)	1:A:98:ALA:CA	2:B:2:C:H5	6	0.12
(1,5)	1:A:98:ALA:CA	2:B:2:C:H5'	6	0.12
(1,5)	1:A:98:ALA:CA	2:B:2:C:H5''	6	0.12
(1,5)	1:A:98:ALA:CA	2:B:2:C:H6	6	0.12
(1,5)	1:A:98:ALA:CA	2:B:2:C:HO2'	6	0.12
(1,5)	1:A:98:ALA:CA	2:B:2:C:N1	6	0.12
(1,5)	1:A:98:ALA:CA	2:B:2:C:N3	6	0.12
(1,5)	1:A:98:ALA:CA	2:B:2:C:N4	6	0.12
(1,5)	1:A:98:ALA:CA	2:B:2:C:O2	6	0.12
(1,5)	1:A:98:ALA:CA	2:B:2:C:O2'	6	0.12
(1,5)	1:A:98:ALA:CA	2:B:2:C:O3'	6	0.12
(1,5)	1:A:98:ALA:CA	2:B:2:C:O4'	6	0.12
(1,5)	1:A:98:ALA:CA	2:B:2:C:O5'	6	0.12
(1,5)	1:A:98:ALA:CA	2:B:3:U:C1'	6	0.12
(1,5)	1:A:98:ALA:CA	2:B:3:U:C2	6	0.12
(1,5)	1:A:98:ALA:CA	2:B:3:U:C2'	6	0.12
(1,5)	1:A:98:ALA:CA	2:B:3:U:C3'	6	0.12
(1,5)	1:A:98:ALA:CA	2:B:3:U:C4	6	0.12
(1,5)	1:A:98:ALA:CA	2:B:3:U:C4'	6	0.12
(1,5)	1:A:98:ALA:CA	2:B:3:U:C5	6	0.12
(1,5)	1:A:98:ALA:CA	2:B:3:U:C5'	6	0.12
(1,5)	1:A:98:ALA:CA	2:B:3:U:C6	6	0.12
(1,5)	1:A:98:ALA:CA	2:B:3:U:H1'	6	0.12
(1,5)	1:A:98:ALA:CA	2:B:3:U:H2'	6	0.12
(1,5)	1:A:98:ALA:CA	2:B:3:U:H3	6	0.12
(1,5)	1:A:98:ALA:CA	2:B:3:U:H3'	6	0.12
(1,5)	1:A:98:ALA:CA	2:B:3:U:H4'	6	0.12
(1,5)	1:A:98:ALA:CA	2:B:3:U:H5	6	0.12
(1,5)	1:A:98:ALA:CA	2:B:3:U:H5'	6	0.12
(1,5)	1:A:98:ALA:CA	2:B:3:U:H5''	6	0.12
(1,5)	1:A:98:ALA:CA	2:B:3:U:H6	6	0.12
(1,5)	1:A:98:ALA:CA	2:B:3:U:HO2'	6	0.12
(1,5)	1:A:98:ALA:CA	2:B:3:U:N1	6	0.12
(1,5)	1:A:98:ALA:CA	2:B:3:U:N3	6	0.12

Continued on next page...

Continued from previous page...

Key	Atom-1	Atom-2	Model ID	Violation (Å)
(1,5)	1:A:98:ALA:CA	2:B:3:U:O2	6	0.12
(1,5)	1:A:98:ALA:CA	2:B:3:U:O2'	6	0.12
(1,5)	1:A:98:ALA:CA	2:B:3:U:O3'	6	0.12
(1,5)	1:A:98:ALA:CA	2:B:3:U:O4	6	0.12
(1,5)	1:A:98:ALA:CA	2:B:3:U:O4'	6	0.12
(1,5)	1:A:98:ALA:CA	2:B:3:U:O5'	6	0.12
(1,5)	1:A:98:ALA:CA	2:B:3:U:OP1	6	0.12
(1,5)	1:A:98:ALA:CA	2:B:3:U:OP2	6	0.12
(1,5)	1:A:98:ALA:CA	2:B:3:U:P	6	0.12
(1,5)	1:A:98:ALA:CA	2:B:4:G:C1'	6	0.12
(1,5)	1:A:98:ALA:CA	2:B:4:G:C2	6	0.12
(1,5)	1:A:98:ALA:CA	2:B:4:G:C2'	6	0.12
(1,5)	1:A:98:ALA:CA	2:B:4:G:C3'	6	0.12
(1,5)	1:A:98:ALA:CA	2:B:4:G:C4	6	0.12
(1,5)	1:A:98:ALA:CA	2:B:4:G:C4'	6	0.12
(1,5)	1:A:98:ALA:CA	2:B:4:G:C5	6	0.12
(1,5)	1:A:98:ALA:CA	2:B:4:G:C5'	6	0.12
(1,5)	1:A:98:ALA:CA	2:B:4:G:C6	6	0.12
(1,5)	1:A:98:ALA:CA	2:B:4:G:C8	6	0.12
(1,5)	1:A:98:ALA:CA	2:B:4:G:H1	6	0.12
(1,5)	1:A:98:ALA:CA	2:B:4:G:H1'	6	0.12
(1,5)	1:A:98:ALA:CA	2:B:4:G:H2'	6	0.12
(1,5)	1:A:98:ALA:CA	2:B:4:G:H21	6	0.12
(1,5)	1:A:98:ALA:CA	2:B:4:G:H22	6	0.12
(1,5)	1:A:98:ALA:CA	2:B:4:G:H3'	6	0.12
(1,5)	1:A:98:ALA:CA	2:B:4:G:H4'	6	0.12
(1,5)	1:A:98:ALA:CA	2:B:4:G:H5'	6	0.12
(1,5)	1:A:98:ALA:CA	2:B:4:G:H5''	6	0.12
(1,5)	1:A:98:ALA:CA	2:B:4:G:H8	6	0.12
(1,5)	1:A:98:ALA:CA	2:B:4:G:HO2'	6	0.12
(1,5)	1:A:98:ALA:CA	2:B:4:G:N1	6	0.12
(1,5)	1:A:98:ALA:CA	2:B:4:G:N2	6	0.12
(1,5)	1:A:98:ALA:CA	2:B:4:G:N3	6	0.12
(1,5)	1:A:98:ALA:CA	2:B:4:G:N7	6	0.12
(1,5)	1:A:98:ALA:CA	2:B:4:G:N9	6	0.12
(1,5)	1:A:98:ALA:CA	2:B:4:G:O2'	6	0.12
(1,5)	1:A:98:ALA:CA	2:B:4:G:O3'	6	0.12
(1,5)	1:A:98:ALA:CA	2:B:4:G:O4'	6	0.12
(1,5)	1:A:98:ALA:CA	2:B:4:G:O5'	6	0.12
(1,5)	1:A:98:ALA:CA	2:B:4:G:O6	6	0.12
(1,5)	1:A:98:ALA:CA	2:B:4:G:OP1	6	0.12
(1,5)	1:A:98:ALA:CA	2:B:4:G:OP2	6	0.12

Continued on next page...

Continued from previous page...

Key	Atom-1	Atom-2	Model ID	Violation (Å)
(1,5)	1:A:98:ALA:CA	2:B:4:G:P	6	0.12
(1,5)	1:A:98:ALA:CA	2:B:5:A:C1'	6	0.12
(1,5)	1:A:98:ALA:CA	2:B:5:A:C2	6	0.12
(1,5)	1:A:98:ALA:CA	2:B:5:A:C2'	6	0.12
(1,5)	1:A:98:ALA:CA	2:B:5:A:C3'	6	0.12
(1,5)	1:A:98:ALA:CA	2:B:5:A:C4	6	0.12
(1,5)	1:A:98:ALA:CA	2:B:5:A:C4'	6	0.12
(1,5)	1:A:98:ALA:CA	2:B:5:A:C5	6	0.12
(1,5)	1:A:98:ALA:CA	2:B:5:A:C5'	6	0.12
(1,5)	1:A:98:ALA:CA	2:B:5:A:C6	6	0.12
(1,5)	1:A:98:ALA:CA	2:B:5:A:C8	6	0.12
(1,5)	1:A:98:ALA:CA	2:B:5:A:H1'	6	0.12
(1,5)	1:A:98:ALA:CA	2:B:5:A:H2	6	0.12
(1,5)	1:A:98:ALA:CA	2:B:5:A:H2'	6	0.12
(1,5)	1:A:98:ALA:CA	2:B:5:A:H3'	6	0.12
(1,5)	1:A:98:ALA:CA	2:B:5:A:H4'	6	0.12
(1,5)	1:A:98:ALA:CA	2:B:5:A:H5'	6	0.12
(1,5)	1:A:98:ALA:CA	2:B:5:A:H5''	6	0.12
(1,5)	1:A:98:ALA:CA	2:B:5:A:H61	6	0.12
(1,5)	1:A:98:ALA:CA	2:B:5:A:H62	6	0.12
(1,5)	1:A:98:ALA:CA	2:B:5:A:H8	6	0.12
(1,5)	1:A:98:ALA:CA	2:B:5:A:HO2'	6	0.12
(1,5)	1:A:98:ALA:CA	2:B:5:A:N1	6	0.12
(1,5)	1:A:98:ALA:CA	2:B:5:A:N3	6	0.12
(1,5)	1:A:98:ALA:CA	2:B:5:A:N6	6	0.12
(1,5)	1:A:98:ALA:CA	2:B:5:A:N7	6	0.12
(1,5)	1:A:98:ALA:CA	2:B:5:A:N9	6	0.12
(1,5)	1:A:98:ALA:CA	2:B:5:A:O2'	6	0.12
(1,5)	1:A:98:ALA:CA	2:B:5:A:O3'	6	0.12
(1,5)	1:A:98:ALA:CA	2:B:5:A:O4'	6	0.12
(1,5)	1:A:98:ALA:CA	2:B:5:A:O5'	6	0.12
(1,5)	1:A:98:ALA:CA	2:B:5:A:OP1	6	0.12
(1,5)	1:A:98:ALA:CA	2:B:5:A:OP2	6	0.12
(1,5)	1:A:98:ALA:CA	2:B:5:A:P	6	0.12
(1,5)	1:A:98:ALA:CA	2:B:6:G:C1'	6	0.12
(1,5)	1:A:98:ALA:CA	2:B:6:G:C2	6	0.12
(1,5)	1:A:98:ALA:CA	2:B:6:G:C2'	6	0.12
(1,5)	1:A:98:ALA:CA	2:B:6:G:C3'	6	0.12
(1,5)	1:A:98:ALA:CA	2:B:6:G:C4	6	0.12
(1,5)	1:A:98:ALA:CA	2:B:6:G:C4'	6	0.12
(1,5)	1:A:98:ALA:CA	2:B:6:G:C5	6	0.12
(1,5)	1:A:98:ALA:CA	2:B:6:G:C5'	6	0.12

Continued on next page...

Continued from previous page...

Key	Atom-1	Atom-2	Model ID	Violation (Å)
(1,5)	1:A:98:ALA:CA	2:B:6:G:C6	6	0.12
(1,5)	1:A:98:ALA:CA	2:B:6:G:C8	6	0.12
(1,5)	1:A:98:ALA:CA	2:B:6:G:H1	6	0.12
(1,5)	1:A:98:ALA:CA	2:B:6:G:H1'	6	0.12
(1,5)	1:A:98:ALA:CA	2:B:6:G:H2'	6	0.12
(1,5)	1:A:98:ALA:CA	2:B:6:G:H21	6	0.12
(1,5)	1:A:98:ALA:CA	2:B:6:G:H22	6	0.12
(1,5)	1:A:98:ALA:CA	2:B:6:G:H3'	6	0.12
(1,5)	1:A:98:ALA:CA	2:B:6:G:H4'	6	0.12
(1,5)	1:A:98:ALA:CA	2:B:6:G:H5'	6	0.12
(1,5)	1:A:98:ALA:CA	2:B:6:G:H5''	6	0.12
(1,5)	1:A:98:ALA:CA	2:B:6:G:H8	6	0.12
(1,5)	1:A:98:ALA:CA	2:B:6:G:HO2'	6	0.12
(1,5)	1:A:98:ALA:CA	2:B:6:G:N1	6	0.12
(1,5)	1:A:98:ALA:CA	2:B:6:G:N2	6	0.12
(1,5)	1:A:98:ALA:CA	2:B:6:G:N3	6	0.12
(1,5)	1:A:98:ALA:CA	2:B:6:G:N7	6	0.12
(1,5)	1:A:98:ALA:CA	2:B:6:G:N9	6	0.12
(1,5)	1:A:98:ALA:CA	2:B:6:G:O2'	6	0.12
(1,5)	1:A:98:ALA:CA	2:B:6:G:O3'	6	0.12
(1,5)	1:A:98:ALA:CA	2:B:6:G:O4'	6	0.12
(1,5)	1:A:98:ALA:CA	2:B:6:G:O5'	6	0.12
(1,5)	1:A:98:ALA:CA	2:B:6:G:O6	6	0.12
(1,5)	1:A:98:ALA:CA	2:B:6:G:OP1	6	0.12
(1,5)	1:A:98:ALA:CA	2:B:6:G:OP2	6	0.12
(1,5)	1:A:98:ALA:CA	2:B:6:G:P	6	0.12
(1,5)	1:A:98:ALA:CA	2:B:7:C:C1'	6	0.12
(1,5)	1:A:98:ALA:CA	2:B:7:C:C2	6	0.12
(1,5)	1:A:98:ALA:CA	2:B:7:C:C2'	6	0.12
(1,5)	1:A:98:ALA:CA	2:B:7:C:C3'	6	0.12
(1,5)	1:A:98:ALA:CA	2:B:7:C:C4	6	0.12
(1,5)	1:A:98:ALA:CA	2:B:7:C:C4'	6	0.12
(1,5)	1:A:98:ALA:CA	2:B:7:C:C5	6	0.12
(1,5)	1:A:98:ALA:CA	2:B:7:C:C5'	6	0.12
(1,5)	1:A:98:ALA:CA	2:B:7:C:C6	6	0.12
(1,5)	1:A:98:ALA:CA	2:B:7:C:H1'	6	0.12
(1,5)	1:A:98:ALA:CA	2:B:7:C:H2'	6	0.12
(1,5)	1:A:98:ALA:CA	2:B:7:C:H3'	6	0.12
(1,5)	1:A:98:ALA:CA	2:B:7:C:H4'	6	0.12
(1,5)	1:A:98:ALA:CA	2:B:7:C:H41	6	0.12
(1,5)	1:A:98:ALA:CA	2:B:7:C:H42	6	0.12
(1,5)	1:A:98:ALA:CA	2:B:7:C:H5	6	0.12

Continued on next page...

Continued from previous page...

Key	Atom-1	Atom-2	Model ID	Violation (Å)
(1,5)	1:A:98:ALA:CA	2:B:7:C:H5'	6	0.12
(1,5)	1:A:98:ALA:CA	2:B:7:C:H5''	6	0.12
(1,5)	1:A:98:ALA:CA	2:B:7:C:H6	6	0.12
(1,5)	1:A:98:ALA:CA	2:B:7:C:HO2'	6	0.12
(1,5)	1:A:98:ALA:CA	2:B:7:C:N1	6	0.12
(1,5)	1:A:98:ALA:CA	2:B:7:C:N3	6	0.12
(1,5)	1:A:98:ALA:CA	2:B:7:C:N4	6	0.12
(1,5)	1:A:98:ALA:CA	2:B:7:C:O2	6	0.12
(1,5)	1:A:98:ALA:CA	2:B:7:C:O2'	6	0.12
(1,5)	1:A:98:ALA:CA	2:B:7:C:O3'	6	0.12
(1,5)	1:A:98:ALA:CA	2:B:7:C:O4'	6	0.12
(1,5)	1:A:98:ALA:CA	2:B:7:C:O5'	6	0.12
(1,5)	1:A:98:ALA:CA	2:B:7:C:OP1	6	0.12
(1,5)	1:A:98:ALA:CA	2:B:7:C:OP2	6	0.12
(1,5)	1:A:98:ALA:CA	2:B:7:C:P	6	0.12
(1,5)	1:A:98:ALA:CA	2:B:8:U:C1'	6	0.12
(1,5)	1:A:98:ALA:CA	2:B:8:U:C2	6	0.12
(1,5)	1:A:98:ALA:CA	2:B:8:U:C2'	6	0.12
(1,5)	1:A:98:ALA:CA	2:B:8:U:C3'	6	0.12
(1,5)	1:A:98:ALA:CA	2:B:8:U:C4	6	0.12
(1,5)	1:A:98:ALA:CA	2:B:8:U:C4'	6	0.12
(1,5)	1:A:98:ALA:CA	2:B:8:U:C5	6	0.12
(1,5)	1:A:98:ALA:CA	2:B:8:U:C5'	6	0.12
(1,5)	1:A:98:ALA:CA	2:B:8:U:C6	6	0.12
(1,5)	1:A:98:ALA:CA	2:B:8:U:H1'	6	0.12
(1,5)	1:A:98:ALA:CA	2:B:8:U:H2'	6	0.12
(1,5)	1:A:98:ALA:CA	2:B:8:U:H3	6	0.12
(1,5)	1:A:98:ALA:CA	2:B:8:U:H3'	6	0.12
(1,5)	1:A:98:ALA:CA	2:B:8:U:H4'	6	0.12
(1,5)	1:A:98:ALA:CA	2:B:8:U:H5	6	0.12
(1,5)	1:A:98:ALA:CA	2:B:8:U:H5'	6	0.12
(1,5)	1:A:98:ALA:CA	2:B:8:U:H5''	6	0.12
(1,5)	1:A:98:ALA:CA	2:B:8:U:H6	6	0.12
(1,5)	1:A:98:ALA:CA	2:B:8:U:HO2'	6	0.12
(1,5)	1:A:98:ALA:CA	2:B:8:U:N1	6	0.12
(1,5)	1:A:98:ALA:CA	2:B:8:U:N3	6	0.12
(1,5)	1:A:98:ALA:CA	2:B:8:U:O2	6	0.12
(1,5)	1:A:98:ALA:CA	2:B:8:U:O2'	6	0.12
(1,5)	1:A:98:ALA:CA	2:B:8:U:O3'	6	0.12
(1,5)	1:A:98:ALA:CA	2:B:8:U:O4	6	0.12
(1,5)	1:A:98:ALA:CA	2:B:8:U:O4'	6	0.12
(1,5)	1:A:98:ALA:CA	2:B:8:U:O5'	6	0.12

Continued on next page...

Continued from previous page...

Key	Atom-1	Atom-2	Model ID	Violation (Å)
(1,5)	1:A:98:ALA:CA	2:B:8:U:OP1	6	0.12
(1,5)	1:A:98:ALA:CA	2:B:8:U:OP2	6	0.12
(1,5)	1:A:98:ALA:CA	2:B:8:U:P	6	0.12
(1,5)	1:A:98:ALA:CA	2:B:9:C:C1'	6	0.12
(1,5)	1:A:98:ALA:CA	2:B:9:C:C2	6	0.12
(1,5)	1:A:98:ALA:CA	2:B:9:C:C2'	6	0.12
(1,5)	1:A:98:ALA:CA	2:B:9:C:C3'	6	0.12
(1,5)	1:A:98:ALA:CA	2:B:9:C:C4	6	0.12
(1,5)	1:A:98:ALA:CA	2:B:9:C:C4'	6	0.12
(1,5)	1:A:98:ALA:CA	2:B:9:C:C5	6	0.12
(1,5)	1:A:98:ALA:CA	2:B:9:C:C5'	6	0.12
(1,5)	1:A:98:ALA:CA	2:B:9:C:C6	6	0.12
(1,5)	1:A:98:ALA:CA	2:B:9:C:H1'	6	0.12
(1,5)	1:A:98:ALA:CA	2:B:9:C:H2'	6	0.12
(1,5)	1:A:98:ALA:CA	2:B:9:C:H3'	6	0.12
(1,5)	1:A:98:ALA:CA	2:B:9:C:H4'	6	0.12
(1,5)	1:A:98:ALA:CA	2:B:9:C:H41	6	0.12
(1,5)	1:A:98:ALA:CA	2:B:9:C:H42	6	0.12
(1,5)	1:A:98:ALA:CA	2:B:9:C:H5	6	0.12
(1,5)	1:A:98:ALA:CA	2:B:9:C:H5'	6	0.12
(1,5)	1:A:98:ALA:CA	2:B:9:C:H5''	6	0.12
(1,5)	1:A:98:ALA:CA	2:B:9:C:H6	6	0.12
(1,5)	1:A:98:ALA:CA	2:B:9:C:HO2'	6	0.12
(1,5)	1:A:98:ALA:CA	2:B:9:C:N1	6	0.12
(1,5)	1:A:98:ALA:CA	2:B:9:C:N3	6	0.12
(1,5)	1:A:98:ALA:CA	2:B:9:C:N4	6	0.12
(1,5)	1:A:98:ALA:CA	2:B:9:C:O2	6	0.12
(1,5)	1:A:98:ALA:CA	2:B:9:C:O2'	6	0.12
(1,5)	1:A:98:ALA:CA	2:B:9:C:O3'	6	0.12
(1,5)	1:A:98:ALA:CA	2:B:9:C:O4'	6	0.12
(1,5)	1:A:98:ALA:CA	2:B:9:C:O5'	6	0.12
(1,5)	1:A:98:ALA:CA	2:B:9:C:OP1	6	0.12
(1,5)	1:A:98:ALA:CA	2:B:9:C:OP2	6	0.12
(1,5)	1:A:98:ALA:CA	2:B:9:C:P	6	0.12
(1,5)	1:A:98:ALA:CA	2:B:10:G:C1'	6	0.12
(1,5)	1:A:98:ALA:CA	2:B:10:G:C2	6	0.12
(1,5)	1:A:98:ALA:CA	2:B:10:G:C2'	6	0.12
(1,5)	1:A:98:ALA:CA	2:B:10:G:C3'	6	0.12
(1,5)	1:A:98:ALA:CA	2:B:10:G:C4	6	0.12
(1,5)	1:A:98:ALA:CA	2:B:10:G:C4'	6	0.12
(1,5)	1:A:98:ALA:CA	2:B:10:G:C5	6	0.12
(1,5)	1:A:98:ALA:CA	2:B:10:G:C5'	6	0.12

Continued on next page...

Continued from previous page...

Key	Atom-1	Atom-2	Model ID	Violation (Å)
(1,5)	1:A:98:ALA:CA	2:B:10:G:C6	6	0.12
(1,5)	1:A:98:ALA:CA	2:B:10:G:C8	6	0.12
(1,5)	1:A:98:ALA:CA	2:B:10:G:H1	6	0.12
(1,5)	1:A:98:ALA:CA	2:B:10:G:H1'	6	0.12
(1,5)	1:A:98:ALA:CA	2:B:10:G:H2'	6	0.12
(1,5)	1:A:98:ALA:CA	2:B:10:G:H21	6	0.12
(1,5)	1:A:98:ALA:CA	2:B:10:G:H22	6	0.12
(1,5)	1:A:98:ALA:CA	2:B:10:G:H3'	6	0.12
(1,5)	1:A:98:ALA:CA	2:B:10:G:H4'	6	0.12
(1,5)	1:A:98:ALA:CA	2:B:10:G:H5'	6	0.12
(1,5)	1:A:98:ALA:CA	2:B:10:G:H5''	6	0.12
(1,5)	1:A:98:ALA:CA	2:B:10:G:H8	6	0.12
(1,5)	1:A:98:ALA:CA	2:B:10:G:HO2'	6	0.12
(1,5)	1:A:98:ALA:CA	2:B:10:G:N1	6	0.12
(1,5)	1:A:98:ALA:CA	2:B:10:G:N2	6	0.12
(1,5)	1:A:98:ALA:CA	2:B:10:G:N3	6	0.12
(1,5)	1:A:98:ALA:CA	2:B:10:G:N7	6	0.12
(1,5)	1:A:98:ALA:CA	2:B:10:G:N9	6	0.12
(1,5)	1:A:98:ALA:CA	2:B:10:G:O2'	6	0.12
(1,5)	1:A:98:ALA:CA	2:B:10:G:O3'	6	0.12
(1,5)	1:A:98:ALA:CA	2:B:10:G:O4'	6	0.12
(1,5)	1:A:98:ALA:CA	2:B:10:G:O5'	6	0.12
(1,5)	1:A:98:ALA:CA	2:B:10:G:O6	6	0.12
(1,5)	1:A:98:ALA:CA	2:B:10:G:OP1	6	0.12
(1,5)	1:A:98:ALA:CA	2:B:10:G:OP2	6	0.12
(1,5)	1:A:98:ALA:CA	2:B:10:G:P	6	0.12
(1,5)	1:A:98:ALA:CA	2:B:11:A:C1'	6	0.12
(1,5)	1:A:98:ALA:CA	2:B:11:A:C2	6	0.12
(1,5)	1:A:98:ALA:CA	2:B:11:A:C2'	6	0.12
(1,5)	1:A:98:ALA:CA	2:B:11:A:C3'	6	0.12
(1,5)	1:A:98:ALA:CA	2:B:11:A:C4	6	0.12
(1,5)	1:A:98:ALA:CA	2:B:11:A:C4'	6	0.12
(1,5)	1:A:98:ALA:CA	2:B:11:A:C5	6	0.12
(1,5)	1:A:98:ALA:CA	2:B:11:A:C5'	6	0.12
(1,5)	1:A:98:ALA:CA	2:B:11:A:C6	6	0.12
(1,5)	1:A:98:ALA:CA	2:B:11:A:C8	6	0.12
(1,5)	1:A:98:ALA:CA	2:B:11:A:H1'	6	0.12
(1,5)	1:A:98:ALA:CA	2:B:11:A:H2	6	0.12
(1,5)	1:A:98:ALA:CA	2:B:11:A:H2'	6	0.12
(1,5)	1:A:98:ALA:CA	2:B:11:A:H3'	6	0.12
(1,5)	1:A:98:ALA:CA	2:B:11:A:H4'	6	0.12
(1,5)	1:A:98:ALA:CA	2:B:11:A:H5'	6	0.12

Continued on next page...

Continued from previous page...

Key	Atom-1	Atom-2	Model ID	Violation (Å)
(1,5)	1:A:98:ALA:CA	2:B:11:A:H5''	6	0.12
(1,5)	1:A:98:ALA:CA	2:B:11:A:H61	6	0.12
(1,5)	1:A:98:ALA:CA	2:B:11:A:H62	6	0.12
(1,5)	1:A:98:ALA:CA	2:B:11:A:H8	6	0.12
(1,5)	1:A:98:ALA:CA	2:B:11:A:HO2'	6	0.12
(1,5)	1:A:98:ALA:CA	2:B:11:A:N1	6	0.12
(1,5)	1:A:98:ALA:CA	2:B:11:A:N3	6	0.12
(1,5)	1:A:98:ALA:CA	2:B:11:A:N6	6	0.12
(1,5)	1:A:98:ALA:CA	2:B:11:A:N7	6	0.12
(1,5)	1:A:98:ALA:CA	2:B:11:A:N9	6	0.12
(1,5)	1:A:98:ALA:CA	2:B:11:A:O2'	6	0.12
(1,5)	1:A:98:ALA:CA	2:B:11:A:O3'	6	0.12
(1,5)	1:A:98:ALA:CA	2:B:11:A:O4'	6	0.12
(1,5)	1:A:98:ALA:CA	2:B:11:A:O5'	6	0.12
(1,5)	1:A:98:ALA:CA	2:B:11:A:OP1	6	0.12
(1,5)	1:A:98:ALA:CA	2:B:11:A:OP2	6	0.12
(1,5)	1:A:98:ALA:CA	2:B:11:A:P	6	0.12
(1,5)	1:A:98:ALA:CA	2:B:12:A:C1'	6	0.12
(1,5)	1:A:98:ALA:CA	2:B:12:A:C2	6	0.12
(1,5)	1:A:98:ALA:CA	2:B:12:A:C2'	6	0.12
(1,5)	1:A:98:ALA:CA	2:B:12:A:C3'	6	0.12
(1,5)	1:A:98:ALA:CA	2:B:12:A:C4	6	0.12
(1,5)	1:A:98:ALA:CA	2:B:12:A:C4'	6	0.12
(1,5)	1:A:98:ALA:CA	2:B:12:A:C5	6	0.12
(1,5)	1:A:98:ALA:CA	2:B:12:A:C5'	6	0.12
(1,5)	1:A:98:ALA:CA	2:B:12:A:C6	6	0.12
(1,5)	1:A:98:ALA:CA	2:B:12:A:C8	6	0.12
(1,5)	1:A:98:ALA:CA	2:B:12:A:H1'	6	0.12
(1,5)	1:A:98:ALA:CA	2:B:12:A:H2	6	0.12
(1,5)	1:A:98:ALA:CA	2:B:12:A:H2'	6	0.12
(1,5)	1:A:98:ALA:CA	2:B:12:A:H3'	6	0.12
(1,5)	1:A:98:ALA:CA	2:B:12:A:H4'	6	0.12
(1,5)	1:A:98:ALA:CA	2:B:12:A:H5'	6	0.12
(1,5)	1:A:98:ALA:CA	2:B:12:A:H5''	6	0.12
(1,5)	1:A:98:ALA:CA	2:B:12:A:H61	6	0.12
(1,5)	1:A:98:ALA:CA	2:B:12:A:H62	6	0.12
(1,5)	1:A:98:ALA:CA	2:B:12:A:H8	6	0.12
(1,5)	1:A:98:ALA:CA	2:B:12:A:HO2'	6	0.12
(1,5)	1:A:98:ALA:CA	2:B:12:A:N1	6	0.12
(1,5)	1:A:98:ALA:CA	2:B:12:A:N3	6	0.12
(1,5)	1:A:98:ALA:CA	2:B:12:A:N6	6	0.12
(1,5)	1:A:98:ALA:CA	2:B:12:A:N7	6	0.12

Continued on next page...

Continued from previous page...

Key	Atom-1	Atom-2	Model ID	Violation (Å)
(1,5)	1:A:98:ALA:CA	2:B:12:A:N9	6	0.12
(1,5)	1:A:98:ALA:CA	2:B:12:A:O2'	6	0.12
(1,5)	1:A:98:ALA:CA	2:B:12:A:O3'	6	0.12
(1,5)	1:A:98:ALA:CA	2:B:12:A:O4'	6	0.12
(1,5)	1:A:98:ALA:CA	2:B:12:A:O5'	6	0.12
(1,5)	1:A:98:ALA:CA	2:B:12:A:OP1	6	0.12
(1,5)	1:A:98:ALA:CA	2:B:12:A:OP2	6	0.12
(1,5)	1:A:98:ALA:CA	2:B:12:A:P	6	0.12
(1,5)	1:A:98:ALA:CA	2:B:13:A:C1'	6	0.12
(1,5)	1:A:98:ALA:CA	2:B:13:A:C2	6	0.12
(1,5)	1:A:98:ALA:CA	2:B:13:A:C2'	6	0.12
(1,5)	1:A:98:ALA:CA	2:B:13:A:C3'	6	0.12
(1,5)	1:A:98:ALA:CA	2:B:13:A:C4	6	0.12
(1,5)	1:A:98:ALA:CA	2:B:13:A:C4'	6	0.12
(1,5)	1:A:98:ALA:CA	2:B:13:A:C5	6	0.12
(1,5)	1:A:98:ALA:CA	2:B:13:A:C5'	6	0.12
(1,5)	1:A:98:ALA:CA	2:B:13:A:C6	6	0.12
(1,5)	1:A:98:ALA:CA	2:B:13:A:C8	6	0.12
(1,5)	1:A:98:ALA:CA	2:B:13:A:H1'	6	0.12
(1,5)	1:A:98:ALA:CA	2:B:13:A:H2	6	0.12
(1,5)	1:A:98:ALA:CA	2:B:13:A:H2'	6	0.12
(1,5)	1:A:98:ALA:CA	2:B:13:A:H3'	6	0.12
(1,5)	1:A:98:ALA:CA	2:B:13:A:H4'	6	0.12
(1,5)	1:A:98:ALA:CA	2:B:13:A:H5'	6	0.12
(1,5)	1:A:98:ALA:CA	2:B:13:A:H5''	6	0.12
(1,5)	1:A:98:ALA:CA	2:B:13:A:H61	6	0.12
(1,5)	1:A:98:ALA:CA	2:B:13:A:H62	6	0.12
(1,5)	1:A:98:ALA:CA	2:B:13:A:H8	6	0.12
(1,5)	1:A:98:ALA:CA	2:B:13:A:HO2'	6	0.12
(1,5)	1:A:98:ALA:CA	2:B:13:A:N1	6	0.12
(1,5)	1:A:98:ALA:CA	2:B:13:A:N3	6	0.12
(1,5)	1:A:98:ALA:CA	2:B:13:A:N6	6	0.12
(1,5)	1:A:98:ALA:CA	2:B:13:A:N7	6	0.12
(1,5)	1:A:98:ALA:CA	2:B:13:A:N9	6	0.12
(1,5)	1:A:98:ALA:CA	2:B:13:A:O2'	6	0.12
(1,5)	1:A:98:ALA:CA	2:B:13:A:O3'	6	0.12
(1,5)	1:A:98:ALA:CA	2:B:13:A:O4'	6	0.12
(1,5)	1:A:98:ALA:CA	2:B:13:A:O5'	6	0.12
(1,5)	1:A:98:ALA:CA	2:B:13:A:OP1	6	0.12
(1,5)	1:A:98:ALA:CA	2:B:13:A:OP2	6	0.12
(1,5)	1:A:98:ALA:CA	2:B:13:A:P	6	0.12
(1,5)	1:A:98:ALA:CA	2:B:14:G:C1'	6	0.12

Continued on next page...

Continued from previous page...

Key	Atom-1	Atom-2	Model ID	Violation (Å)
(1,5)	1:A:98:ALA:CA	2:B:14:G:C2	6	0.12
(1,5)	1:A:98:ALA:CA	2:B:14:G:C2'	6	0.12
(1,5)	1:A:98:ALA:CA	2:B:14:G:C3'	6	0.12
(1,5)	1:A:98:ALA:CA	2:B:14:G:C4	6	0.12
(1,5)	1:A:98:ALA:CA	2:B:14:G:C4'	6	0.12
(1,5)	1:A:98:ALA:CA	2:B:14:G:C5	6	0.12
(1,5)	1:A:98:ALA:CA	2:B:14:G:C5'	6	0.12
(1,5)	1:A:98:ALA:CA	2:B:14:G:C6	6	0.12
(1,5)	1:A:98:ALA:CA	2:B:14:G:C8	6	0.12
(1,5)	1:A:98:ALA:CA	2:B:14:G:H1	6	0.12
(1,5)	1:A:98:ALA:CA	2:B:14:G:H1'	6	0.12
(1,5)	1:A:98:ALA:CA	2:B:14:G:H2'	6	0.12
(1,5)	1:A:98:ALA:CA	2:B:14:G:H21	6	0.12
(1,5)	1:A:98:ALA:CA	2:B:14:G:H22	6	0.12
(1,5)	1:A:98:ALA:CA	2:B:14:G:H3'	6	0.12
(1,5)	1:A:98:ALA:CA	2:B:14:G:H4'	6	0.12
(1,5)	1:A:98:ALA:CA	2:B:14:G:H5'	6	0.12
(1,5)	1:A:98:ALA:CA	2:B:14:G:H5''	6	0.12
(1,5)	1:A:98:ALA:CA	2:B:14:G:H8	6	0.12
(1,5)	1:A:98:ALA:CA	2:B:14:G:HO2'	6	0.12
(1,5)	1:A:98:ALA:CA	2:B:14:G:N1	6	0.12
(1,5)	1:A:98:ALA:CA	2:B:14:G:N2	6	0.12
(1,5)	1:A:98:ALA:CA	2:B:14:G:N3	6	0.12
(1,5)	1:A:98:ALA:CA	2:B:14:G:N7	6	0.12
(1,5)	1:A:98:ALA:CA	2:B:14:G:N9	6	0.12
(1,5)	1:A:98:ALA:CA	2:B:14:G:O2'	6	0.12
(1,5)	1:A:98:ALA:CA	2:B:14:G:O3'	6	0.12
(1,5)	1:A:98:ALA:CA	2:B:14:G:O4'	6	0.12
(1,5)	1:A:98:ALA:CA	2:B:14:G:O5'	6	0.12
(1,5)	1:A:98:ALA:CA	2:B:14:G:O6	6	0.12
(1,5)	1:A:98:ALA:CA	2:B:14:G:OP1	6	0.12
(1,5)	1:A:98:ALA:CA	2:B:14:G:OP2	6	0.12
(1,5)	1:A:98:ALA:CA	2:B:14:G:P	6	0.12
(1,5)	1:A:98:ALA:CA	2:B:15:A:C1'	6	0.12
(1,5)	1:A:98:ALA:CA	2:B:15:A:C2	6	0.12
(1,5)	1:A:98:ALA:CA	2:B:15:A:C2'	6	0.12
(1,5)	1:A:98:ALA:CA	2:B:15:A:C3'	6	0.12
(1,5)	1:A:98:ALA:CA	2:B:15:A:C4	6	0.12
(1,5)	1:A:98:ALA:CA	2:B:15:A:C4'	6	0.12
(1,5)	1:A:98:ALA:CA	2:B:15:A:C5	6	0.12
(1,5)	1:A:98:ALA:CA	2:B:15:A:C5'	6	0.12
(1,5)	1:A:98:ALA:CA	2:B:15:A:C6	6	0.12

Continued on next page...

Continued from previous page...

Key	Atom-1	Atom-2	Model ID	Violation (Å)
(1,5)	1:A:98:ALA:CA	2:B:15:A:C8	6	0.12
(1,5)	1:A:98:ALA:CA	2:B:15:A:H1'	6	0.12
(1,5)	1:A:98:ALA:CA	2:B:15:A:H2	6	0.12
(1,5)	1:A:98:ALA:CA	2:B:15:A:H2'	6	0.12
(1,5)	1:A:98:ALA:CA	2:B:15:A:H3'	6	0.12
(1,5)	1:A:98:ALA:CA	2:B:15:A:H4'	6	0.12
(1,5)	1:A:98:ALA:CA	2:B:15:A:H5'	6	0.12
(1,5)	1:A:98:ALA:CA	2:B:15:A:H5''	6	0.12
(1,5)	1:A:98:ALA:CA	2:B:15:A:H61	6	0.12
(1,5)	1:A:98:ALA:CA	2:B:15:A:H62	6	0.12
(1,5)	1:A:98:ALA:CA	2:B:15:A:H8	6	0.12
(1,5)	1:A:98:ALA:CA	2:B:15:A:HO2'	6	0.12
(1,5)	1:A:98:ALA:CA	2:B:15:A:N1	6	0.12
(1,5)	1:A:98:ALA:CA	2:B:15:A:N3	6	0.12
(1,5)	1:A:98:ALA:CA	2:B:15:A:N6	6	0.12
(1,5)	1:A:98:ALA:CA	2:B:15:A:N7	6	0.12
(1,5)	1:A:98:ALA:CA	2:B:15:A:N9	6	0.12
(1,5)	1:A:98:ALA:CA	2:B:15:A:O2'	6	0.12
(1,5)	1:A:98:ALA:CA	2:B:15:A:O3'	6	0.12
(1,5)	1:A:98:ALA:CA	2:B:15:A:O4'	6	0.12
(1,5)	1:A:98:ALA:CA	2:B:15:A:O5'	6	0.12
(1,5)	1:A:98:ALA:CA	2:B:15:A:OP1	6	0.12
(1,5)	1:A:98:ALA:CA	2:B:15:A:OP2	6	0.12
(1,5)	1:A:98:ALA:CA	2:B:15:A:P	6	0.12
(1,5)	1:A:98:ALA:CA	2:B:16:G:C1'	6	0.12
(1,5)	1:A:98:ALA:CA	2:B:16:G:C2	6	0.12
(1,5)	1:A:98:ALA:CA	2:B:16:G:C2'	6	0.12
(1,5)	1:A:98:ALA:CA	2:B:16:G:C3'	6	0.12
(1,5)	1:A:98:ALA:CA	2:B:16:G:C4	6	0.12
(1,5)	1:A:98:ALA:CA	2:B:16:G:C4'	6	0.12
(1,5)	1:A:98:ALA:CA	2:B:16:G:C5	6	0.12
(1,5)	1:A:98:ALA:CA	2:B:16:G:C5'	6	0.12
(1,5)	1:A:98:ALA:CA	2:B:16:G:C6	6	0.12
(1,5)	1:A:98:ALA:CA	2:B:16:G:C8	6	0.12
(1,5)	1:A:98:ALA:CA	2:B:16:G:H1	6	0.12
(1,5)	1:A:98:ALA:CA	2:B:16:G:H1'	6	0.12
(1,5)	1:A:98:ALA:CA	2:B:16:G:H2'	6	0.12
(1,5)	1:A:98:ALA:CA	2:B:16:G:H21	6	0.12
(1,5)	1:A:98:ALA:CA	2:B:16:G:H22	6	0.12
(1,5)	1:A:98:ALA:CA	2:B:16:G:H3'	6	0.12
(1,5)	1:A:98:ALA:CA	2:B:16:G:H4'	6	0.12
(1,5)	1:A:98:ALA:CA	2:B:16:G:H5'	6	0.12

Continued on next page...

Continued from previous page...

Key	Atom-1	Atom-2	Model ID	Violation (Å)
(1,5)	1:A:98:ALA:CA	2:B:16:G:H5''	6	0.12
(1,5)	1:A:98:ALA:CA	2:B:16:G:H8	6	0.12
(1,5)	1:A:98:ALA:CA	2:B:16:G:HO2'	6	0.12
(1,5)	1:A:98:ALA:CA	2:B:16:G:N1	6	0.12
(1,5)	1:A:98:ALA:CA	2:B:16:G:N2	6	0.12
(1,5)	1:A:98:ALA:CA	2:B:16:G:N3	6	0.12
(1,5)	1:A:98:ALA:CA	2:B:16:G:N7	6	0.12
(1,5)	1:A:98:ALA:CA	2:B:16:G:N9	6	0.12
(1,5)	1:A:98:ALA:CA	2:B:16:G:O2'	6	0.12
(1,5)	1:A:98:ALA:CA	2:B:16:G:O3'	6	0.12
(1,5)	1:A:98:ALA:CA	2:B:16:G:O4'	6	0.12
(1,5)	1:A:98:ALA:CA	2:B:16:G:O5'	6	0.12
(1,5)	1:A:98:ALA:CA	2:B:16:G:O6	6	0.12
(1,5)	1:A:98:ALA:CA	2:B:16:G:OP1	6	0.12
(1,5)	1:A:98:ALA:CA	2:B:16:G:OP2	6	0.12
(1,5)	1:A:98:ALA:CA	2:B:16:G:P	6	0.12
(1,5)	1:A:98:ALA:CA	2:B:17:C:C1'	6	0.12
(1,5)	1:A:98:ALA:CA	2:B:17:C:C2	6	0.12
(1,5)	1:A:98:ALA:CA	2:B:17:C:C2'	6	0.12
(1,5)	1:A:98:ALA:CA	2:B:17:C:C3'	6	0.12
(1,5)	1:A:98:ALA:CA	2:B:17:C:C4	6	0.12
(1,5)	1:A:98:ALA:CA	2:B:17:C:C4'	6	0.12
(1,5)	1:A:98:ALA:CA	2:B:17:C:C5	6	0.12
(1,5)	1:A:98:ALA:CA	2:B:17:C:C5'	6	0.12
(1,5)	1:A:98:ALA:CA	2:B:17:C:C6	6	0.12
(1,5)	1:A:98:ALA:CA	2:B:17:C:H1'	6	0.12
(1,5)	1:A:98:ALA:CA	2:B:17:C:H2'	6	0.12
(1,5)	1:A:98:ALA:CA	2:B:17:C:H3'	6	0.12
(1,5)	1:A:98:ALA:CA	2:B:17:C:H4'	6	0.12
(1,5)	1:A:98:ALA:CA	2:B:17:C:H41	6	0.12
(1,5)	1:A:98:ALA:CA	2:B:17:C:H42	6	0.12
(1,5)	1:A:98:ALA:CA	2:B:17:C:H5	6	0.12
(1,5)	1:A:98:ALA:CA	2:B:17:C:H5'	6	0.12
(1,5)	1:A:98:ALA:CA	2:B:17:C:H5''	6	0.12
(1,5)	1:A:98:ALA:CA	2:B:17:C:H6	6	0.12
(1,5)	1:A:98:ALA:CA	2:B:17:C:HO2'	6	0.12
(1,5)	1:A:98:ALA:CA	2:B:17:C:N1	6	0.12
(1,5)	1:A:98:ALA:CA	2:B:17:C:N3	6	0.12
(1,5)	1:A:98:ALA:CA	2:B:17:C:N4	6	0.12
(1,5)	1:A:98:ALA:CA	2:B:17:C:O2	6	0.12
(1,5)	1:A:98:ALA:CA	2:B:17:C:O2'	6	0.12
(1,5)	1:A:98:ALA:CA	2:B:17:C:O3'	6	0.12

Continued on next page...

Continued from previous page...

Key	Atom-1	Atom-2	Model ID	Violation (Å)
(1,5)	1:A:98:ALA:CA	2:B:17:C:O4'	6	0.12
(1,5)	1:A:98:ALA:CA	2:B:17:C:O5'	6	0.12
(1,5)	1:A:98:ALA:CA	2:B:17:C:OP1	6	0.12
(1,5)	1:A:98:ALA:CA	2:B:17:C:OP2	6	0.12
(1,5)	1:A:98:ALA:CA	2:B:17:C:P	6	0.12
(1,5)	1:A:98:ALA:CA	2:B:18:A:C1'	6	0.12
(1,5)	1:A:98:ALA:CA	2:B:18:A:C2	6	0.12
(1,5)	1:A:98:ALA:CA	2:B:18:A:C2'	6	0.12
(1,5)	1:A:98:ALA:CA	2:B:18:A:C3'	6	0.12
(1,5)	1:A:98:ALA:CA	2:B:18:A:C4	6	0.12
(1,5)	1:A:98:ALA:CA	2:B:18:A:C4'	6	0.12
(1,5)	1:A:98:ALA:CA	2:B:18:A:C5	6	0.12
(1,5)	1:A:98:ALA:CA	2:B:18:A:C5'	6	0.12
(1,5)	1:A:98:ALA:CA	2:B:18:A:C6	6	0.12
(1,5)	1:A:98:ALA:CA	2:B:18:A:C8	6	0.12
(1,5)	1:A:98:ALA:CA	2:B:18:A:H1'	6	0.12
(1,5)	1:A:98:ALA:CA	2:B:18:A:H2	6	0.12
(1,5)	1:A:98:ALA:CA	2:B:18:A:H2'	6	0.12
(1,5)	1:A:98:ALA:CA	2:B:18:A:H3'	6	0.12
(1,5)	1:A:98:ALA:CA	2:B:18:A:H4'	6	0.12
(1,5)	1:A:98:ALA:CA	2:B:18:A:H5'	6	0.12
(1,5)	1:A:98:ALA:CA	2:B:18:A:H5''	6	0.12
(1,5)	1:A:98:ALA:CA	2:B:18:A:H61	6	0.12
(1,5)	1:A:98:ALA:CA	2:B:18:A:H62	6	0.12
(1,5)	1:A:98:ALA:CA	2:B:18:A:H8	6	0.12
(1,5)	1:A:98:ALA:CA	2:B:18:A:HO2'	6	0.12
(1,5)	1:A:98:ALA:CA	2:B:18:A:N1	6	0.12
(1,5)	1:A:98:ALA:CA	2:B:18:A:N3	6	0.12
(1,5)	1:A:98:ALA:CA	2:B:18:A:N6	6	0.12
(1,5)	1:A:98:ALA:CA	2:B:18:A:N7	6	0.12
(1,5)	1:A:98:ALA:CA	2:B:18:A:N9	6	0.12
(1,5)	1:A:98:ALA:CA	2:B:18:A:O2'	6	0.12
(1,5)	1:A:98:ALA:CA	2:B:18:A:O3'	6	0.12
(1,5)	1:A:98:ALA:CA	2:B:18:A:O4'	6	0.12
(1,5)	1:A:98:ALA:CA	2:B:18:A:O5'	6	0.12
(1,5)	1:A:98:ALA:CA	2:B:18:A:OP1	6	0.12
(1,5)	1:A:98:ALA:CA	2:B:18:A:OP2	6	0.12
(1,5)	1:A:98:ALA:CA	2:B:18:A:P	6	0.12
(1,5)	1:A:98:ALA:CA	2:B:19:A:C1'	6	0.12
(1,5)	1:A:98:ALA:CA	2:B:19:A:C2	6	0.12
(1,5)	1:A:98:ALA:CA	2:B:19:A:C2'	6	0.12
(1,5)	1:A:98:ALA:CA	2:B:19:A:C3'	6	0.12

Continued on next page...

Continued from previous page...

Key	Atom-1	Atom-2	Model ID	Violation (Å)
(1,5)	1:A:98:ALA:CA	2:B:19:A:C4	6	0.12
(1,5)	1:A:98:ALA:CA	2:B:19:A:C4'	6	0.12
(1,5)	1:A:98:ALA:CA	2:B:19:A:C5	6	0.12
(1,5)	1:A:98:ALA:CA	2:B:19:A:C5'	6	0.12
(1,5)	1:A:98:ALA:CA	2:B:19:A:C6	6	0.12
(1,5)	1:A:98:ALA:CA	2:B:19:A:C8	6	0.12
(1,5)	1:A:98:ALA:CA	2:B:19:A:H1'	6	0.12
(1,5)	1:A:98:ALA:CA	2:B:19:A:H2	6	0.12
(1,5)	1:A:98:ALA:CA	2:B:19:A:H2'	6	0.12
(1,5)	1:A:98:ALA:CA	2:B:19:A:H3'	6	0.12
(1,5)	1:A:98:ALA:CA	2:B:19:A:H4'	6	0.12
(1,5)	1:A:98:ALA:CA	2:B:19:A:H5'	6	0.12
(1,5)	1:A:98:ALA:CA	2:B:19:A:H5''	6	0.12
(1,5)	1:A:98:ALA:CA	2:B:19:A:H61	6	0.12
(1,5)	1:A:98:ALA:CA	2:B:19:A:H62	6	0.12
(1,5)	1:A:98:ALA:CA	2:B:19:A:H8	6	0.12
(1,5)	1:A:98:ALA:CA	2:B:19:A:HO2'	6	0.12
(1,5)	1:A:98:ALA:CA	2:B:19:A:N1	6	0.12
(1,5)	1:A:98:ALA:CA	2:B:19:A:N3	6	0.12
(1,5)	1:A:98:ALA:CA	2:B:19:A:N6	6	0.12
(1,5)	1:A:98:ALA:CA	2:B:19:A:N7	6	0.12
(1,5)	1:A:98:ALA:CA	2:B:19:A:N9	6	0.12
(1,5)	1:A:98:ALA:CA	2:B:19:A:O2'	6	0.12
(1,5)	1:A:98:ALA:CA	2:B:19:A:O3'	6	0.12
(1,5)	1:A:98:ALA:CA	2:B:19:A:O4'	6	0.12
(1,5)	1:A:98:ALA:CA	2:B:19:A:O5'	6	0.12
(1,5)	1:A:98:ALA:CA	2:B:19:A:OP1	6	0.12
(1,5)	1:A:98:ALA:CA	2:B:19:A:OP2	6	0.12
(1,5)	1:A:98:ALA:CA	2:B:19:A:P	6	0.12
(1,5)	1:A:98:ALA:CA	2:B:20:U:C1'	6	0.12
(1,5)	1:A:98:ALA:CA	2:B:20:U:C2	6	0.12
(1,5)	1:A:98:ALA:CA	2:B:20:U:C2'	6	0.12
(1,5)	1:A:98:ALA:CA	2:B:20:U:C3'	6	0.12
(1,5)	1:A:98:ALA:CA	2:B:20:U:C4	6	0.12
(1,5)	1:A:98:ALA:CA	2:B:20:U:C4'	6	0.12
(1,5)	1:A:98:ALA:CA	2:B:20:U:C5	6	0.12
(1,5)	1:A:98:ALA:CA	2:B:20:U:C5'	6	0.12
(1,5)	1:A:98:ALA:CA	2:B:20:U:C6	6	0.12
(1,5)	1:A:98:ALA:CA	2:B:20:U:H1'	6	0.12
(1,5)	1:A:98:ALA:CA	2:B:20:U:H2'	6	0.12
(1,5)	1:A:98:ALA:CA	2:B:20:U:H3	6	0.12
(1,5)	1:A:98:ALA:CA	2:B:20:U:H3'	6	0.12

Continued on next page...

Continued from previous page...

Key	Atom-1	Atom-2	Model ID	Violation (Å)
(1,5)	1:A:98:ALA:CA	2:B:20:U:H4'	6	0.12
(1,5)	1:A:98:ALA:CA	2:B:20:U:H5	6	0.12
(1,5)	1:A:98:ALA:CA	2:B:20:U:H5'	6	0.12
(1,5)	1:A:98:ALA:CA	2:B:20:U:H5''	6	0.12
(1,5)	1:A:98:ALA:CA	2:B:20:U:H6	6	0.12
(1,5)	1:A:98:ALA:CA	2:B:20:U:HO2'	6	0.12
(1,5)	1:A:98:ALA:CA	2:B:20:U:N1	6	0.12
(1,5)	1:A:98:ALA:CA	2:B:20:U:N3	6	0.12
(1,5)	1:A:98:ALA:CA	2:B:20:U:O2	6	0.12
(1,5)	1:A:98:ALA:CA	2:B:20:U:O2'	6	0.12
(1,5)	1:A:98:ALA:CA	2:B:20:U:O3'	6	0.12
(1,5)	1:A:98:ALA:CA	2:B:20:U:O4	6	0.12
(1,5)	1:A:98:ALA:CA	2:B:20:U:O4'	6	0.12
(1,5)	1:A:98:ALA:CA	2:B:20:U:O5'	6	0.12
(1,5)	1:A:98:ALA:CA	2:B:20:U:OP1	6	0.12
(1,5)	1:A:98:ALA:CA	2:B:20:U:OP2	6	0.12
(1,5)	1:A:98:ALA:CA	2:B:20:U:P	6	0.12
(1,5)	1:A:98:ALA:CA	2:B:21:G:C1'	6	0.12
(1,5)	1:A:98:ALA:CA	2:B:21:G:C2	6	0.12
(1,5)	1:A:98:ALA:CA	2:B:21:G:C2'	6	0.12
(1,5)	1:A:98:ALA:CA	2:B:21:G:C3'	6	0.12
(1,5)	1:A:98:ALA:CA	2:B:21:G:C4	6	0.12
(1,5)	1:A:98:ALA:CA	2:B:21:G:C4'	6	0.12
(1,5)	1:A:98:ALA:CA	2:B:21:G:C5	6	0.12
(1,5)	1:A:98:ALA:CA	2:B:21:G:C5'	6	0.12
(1,5)	1:A:98:ALA:CA	2:B:21:G:C6	6	0.12
(1,5)	1:A:98:ALA:CA	2:B:21:G:C8	6	0.12
(1,5)	1:A:98:ALA:CA	2:B:21:G:H1	6	0.12
(1,5)	1:A:98:ALA:CA	2:B:21:G:H1'	6	0.12
(1,5)	1:A:98:ALA:CA	2:B:21:G:H2'	6	0.12
(1,5)	1:A:98:ALA:CA	2:B:21:G:H21	6	0.12
(1,5)	1:A:98:ALA:CA	2:B:21:G:H22	6	0.12
(1,5)	1:A:98:ALA:CA	2:B:21:G:H3'	6	0.12
(1,5)	1:A:98:ALA:CA	2:B:21:G:H4'	6	0.12
(1,5)	1:A:98:ALA:CA	2:B:21:G:H5'	6	0.12
(1,5)	1:A:98:ALA:CA	2:B:21:G:H5''	6	0.12
(1,5)	1:A:98:ALA:CA	2:B:21:G:H8	6	0.12
(1,5)	1:A:98:ALA:CA	2:B:21:G:HO2'	6	0.12
(1,5)	1:A:98:ALA:CA	2:B:21:G:N1	6	0.12
(1,5)	1:A:98:ALA:CA	2:B:21:G:N2	6	0.12
(1,5)	1:A:98:ALA:CA	2:B:21:G:N3	6	0.12
(1,5)	1:A:98:ALA:CA	2:B:21:G:N7	6	0.12

Continued on next page...

Continued from previous page...

Key	Atom-1	Atom-2	Model ID	Violation (Å)
(1,5)	1:A:98:ALA:CA	2:B:21:G:N9	6	0.12
(1,5)	1:A:98:ALA:CA	2:B:21:G:O2'	6	0.12
(1,5)	1:A:98:ALA:CA	2:B:21:G:O3'	6	0.12
(1,5)	1:A:98:ALA:CA	2:B:21:G:O4'	6	0.12
(1,5)	1:A:98:ALA:CA	2:B:21:G:O5'	6	0.12
(1,5)	1:A:98:ALA:CA	2:B:21:G:O6	6	0.12
(1,5)	1:A:98:ALA:CA	2:B:21:G:OP1	6	0.12
(1,5)	1:A:98:ALA:CA	2:B:21:G:OP2	6	0.12
(1,5)	1:A:98:ALA:CA	2:B:21:G:P	6	0.12
(1,5)	1:A:98:ALA:CA	2:B:22:A:C1'	6	0.12
(1,5)	1:A:98:ALA:CA	2:B:22:A:C2	6	0.12
(1,5)	1:A:98:ALA:CA	2:B:22:A:C2'	6	0.12
(1,5)	1:A:98:ALA:CA	2:B:22:A:C3'	6	0.12
(1,5)	1:A:98:ALA:CA	2:B:22:A:C4	6	0.12
(1,5)	1:A:98:ALA:CA	2:B:22:A:C4'	6	0.12
(1,5)	1:A:98:ALA:CA	2:B:22:A:C5	6	0.12
(1,5)	1:A:98:ALA:CA	2:B:22:A:C5'	6	0.12
(1,5)	1:A:98:ALA:CA	2:B:22:A:C6	6	0.12
(1,5)	1:A:98:ALA:CA	2:B:22:A:C8	6	0.12
(1,5)	1:A:98:ALA:CA	2:B:22:A:H1'	6	0.12
(1,5)	1:A:98:ALA:CA	2:B:22:A:H2	6	0.12
(1,5)	1:A:98:ALA:CA	2:B:22:A:H2'	6	0.12
(1,5)	1:A:98:ALA:CA	2:B:22:A:H3'	6	0.12
(1,5)	1:A:98:ALA:CA	2:B:22:A:H4'	6	0.12
(1,5)	1:A:98:ALA:CA	2:B:22:A:H5'	6	0.12
(1,5)	1:A:98:ALA:CA	2:B:22:A:H5''	6	0.12
(1,5)	1:A:98:ALA:CA	2:B:22:A:H61	6	0.12
(1,5)	1:A:98:ALA:CA	2:B:22:A:H62	6	0.12
(1,5)	1:A:98:ALA:CA	2:B:22:A:H8	6	0.12
(1,5)	1:A:98:ALA:CA	2:B:22:A:HO2'	6	0.12
(1,5)	1:A:98:ALA:CA	2:B:22:A:N1	6	0.12
(1,5)	1:A:98:ALA:CA	2:B:22:A:N3	6	0.12
(1,5)	1:A:98:ALA:CA	2:B:22:A:N6	6	0.12
(1,5)	1:A:98:ALA:CA	2:B:22:A:N7	6	0.12
(1,5)	1:A:98:ALA:CA	2:B:22:A:N9	6	0.12
(1,5)	1:A:98:ALA:CA	2:B:22:A:O2'	6	0.12
(1,5)	1:A:98:ALA:CA	2:B:22:A:O3'	6	0.12
(1,5)	1:A:98:ALA:CA	2:B:22:A:O4'	6	0.12
(1,5)	1:A:98:ALA:CA	2:B:22:A:O5'	6	0.12
(1,5)	1:A:98:ALA:CA	2:B:22:A:OP1	6	0.12
(1,5)	1:A:98:ALA:CA	2:B:22:A:OP2	6	0.12
(1,5)	1:A:98:ALA:CA	2:B:22:A:P	6	0.12

Continued on next page...

Continued from previous page...

Key	Atom-1	Atom-2	Model ID	Violation (Å)
(1,5)	1:A:98:ALA:CA	2:B:23:U:C1'	6	0.12
(1,5)	1:A:98:ALA:CA	2:B:23:U:C2	6	0.12
(1,5)	1:A:98:ALA:CA	2:B:23:U:C2'	6	0.12
(1,5)	1:A:98:ALA:CA	2:B:23:U:C3'	6	0.12
(1,5)	1:A:98:ALA:CA	2:B:23:U:C4	6	0.12
(1,5)	1:A:98:ALA:CA	2:B:23:U:C4'	6	0.12
(1,5)	1:A:98:ALA:CA	2:B:23:U:C5	6	0.12
(1,5)	1:A:98:ALA:CA	2:B:23:U:C5'	6	0.12
(1,5)	1:A:98:ALA:CA	2:B:23:U:C6	6	0.12
(1,5)	1:A:98:ALA:CA	2:B:23:U:H1'	6	0.12
(1,5)	1:A:98:ALA:CA	2:B:23:U:H2'	6	0.12
(1,5)	1:A:98:ALA:CA	2:B:23:U:H3	6	0.12
(1,5)	1:A:98:ALA:CA	2:B:23:U:H3'	6	0.12
(1,5)	1:A:98:ALA:CA	2:B:23:U:H4'	6	0.12
(1,5)	1:A:98:ALA:CA	2:B:23:U:H5	6	0.12
(1,5)	1:A:98:ALA:CA	2:B:23:U:H5'	6	0.12
(1,5)	1:A:98:ALA:CA	2:B:23:U:H5''	6	0.12
(1,5)	1:A:98:ALA:CA	2:B:23:U:H6	6	0.12
(1,5)	1:A:98:ALA:CA	2:B:23:U:HO2'	6	0.12
(1,5)	1:A:98:ALA:CA	2:B:23:U:N1	6	0.12
(1,5)	1:A:98:ALA:CA	2:B:23:U:N3	6	0.12
(1,5)	1:A:98:ALA:CA	2:B:23:U:O2	6	0.12
(1,5)	1:A:98:ALA:CA	2:B:23:U:O2'	6	0.12
(1,5)	1:A:98:ALA:CA	2:B:23:U:O3'	6	0.12
(1,5)	1:A:98:ALA:CA	2:B:23:U:O4	6	0.12
(1,5)	1:A:98:ALA:CA	2:B:23:U:O4'	6	0.12
(1,5)	1:A:98:ALA:CA	2:B:23:U:O5'	6	0.12
(1,5)	1:A:98:ALA:CA	2:B:23:U:OP1	6	0.12
(1,5)	1:A:98:ALA:CA	2:B:23:U:OP2	6	0.12
(1,5)	1:A:98:ALA:CA	2:B:23:U:P	6	0.12
(1,5)	1:A:98:ALA:CA	2:B:24:G:C1'	6	0.12
(1,5)	1:A:98:ALA:CA	2:B:24:G:C2	6	0.12
(1,5)	1:A:98:ALA:CA	2:B:24:G:C2'	6	0.12
(1,5)	1:A:98:ALA:CA	2:B:24:G:C3'	6	0.12
(1,5)	1:A:98:ALA:CA	2:B:24:G:C4	6	0.12
(1,5)	1:A:98:ALA:CA	2:B:24:G:C4'	6	0.12
(1,5)	1:A:98:ALA:CA	2:B:24:G:C5	6	0.12
(1,5)	1:A:98:ALA:CA	2:B:24:G:C5'	6	0.12
(1,5)	1:A:98:ALA:CA	2:B:24:G:C6	6	0.12
(1,5)	1:A:98:ALA:CA	2:B:24:G:C8	6	0.12
(1,5)	1:A:98:ALA:CA	2:B:24:G:H1	6	0.12
(1,5)	1:A:98:ALA:CA	2:B:24:G:H1'	6	0.12

Continued on next page...

Continued from previous page...

Key	Atom-1	Atom-2	Model ID	Violation (Å)
(1,5)	1:A:98:ALA:CA	2:B:24:G:H2'	6	0.12
(1,5)	1:A:98:ALA:CA	2:B:24:G:H21	6	0.12
(1,5)	1:A:98:ALA:CA	2:B:24:G:H22	6	0.12
(1,5)	1:A:98:ALA:CA	2:B:24:G:H3'	6	0.12
(1,5)	1:A:98:ALA:CA	2:B:24:G:H4'	6	0.12
(1,5)	1:A:98:ALA:CA	2:B:24:G:H5'	6	0.12
(1,5)	1:A:98:ALA:CA	2:B:24:G:H5''	6	0.12
(1,5)	1:A:98:ALA:CA	2:B:24:G:H8	6	0.12
(1,5)	1:A:98:ALA:CA	2:B:24:G:HO2'	6	0.12
(1,5)	1:A:98:ALA:CA	2:B:24:G:N1	6	0.12
(1,5)	1:A:98:ALA:CA	2:B:24:G:N2	6	0.12
(1,5)	1:A:98:ALA:CA	2:B:24:G:N3	6	0.12
(1,5)	1:A:98:ALA:CA	2:B:24:G:N7	6	0.12
(1,5)	1:A:98:ALA:CA	2:B:24:G:N9	6	0.12
(1,5)	1:A:98:ALA:CA	2:B:24:G:O2'	6	0.12
(1,5)	1:A:98:ALA:CA	2:B:24:G:O3'	6	0.12
(1,5)	1:A:98:ALA:CA	2:B:24:G:O4'	6	0.12
(1,5)	1:A:98:ALA:CA	2:B:24:G:O5'	6	0.12
(1,5)	1:A:98:ALA:CA	2:B:24:G:O6	6	0.12
(1,5)	1:A:98:ALA:CA	2:B:24:G:OP1	6	0.12
(1,5)	1:A:98:ALA:CA	2:B:24:G:OP2	6	0.12
(1,5)	1:A:98:ALA:CA	2:B:24:G:P	6	0.12
(1,5)	1:A:98:ALA:CB	2:B:2:C:C1'	6	0.12
(1,5)	1:A:98:ALA:CB	2:B:2:C:C2	6	0.12
(1,5)	1:A:98:ALA:CB	2:B:2:C:C2'	6	0.12
(1,5)	1:A:98:ALA:CB	2:B:2:C:C3'	6	0.12
(1,5)	1:A:98:ALA:CB	2:B:2:C:C4	6	0.12
(1,5)	1:A:98:ALA:CB	2:B:2:C:C4'	6	0.12
(1,5)	1:A:98:ALA:CB	2:B:2:C:C5	6	0.12
(1,5)	1:A:98:ALA:CB	2:B:2:C:C5'	6	0.12
(1,5)	1:A:98:ALA:CB	2:B:2:C:C6	6	0.12
(1,5)	1:A:98:ALA:CB	2:B:2:C:H1'	6	0.12
(1,5)	1:A:98:ALA:CB	2:B:2:C:H2'	6	0.12
(1,5)	1:A:98:ALA:CB	2:B:2:C:H3'	6	0.12
(1,5)	1:A:98:ALA:CB	2:B:2:C:H4'	6	0.12
(1,5)	1:A:98:ALA:CB	2:B:2:C:H41	6	0.12
(1,5)	1:A:98:ALA:CB	2:B:2:C:H42	6	0.12
(1,5)	1:A:98:ALA:CB	2:B:2:C:H5	6	0.12
(1,5)	1:A:98:ALA:CB	2:B:2:C:H5'	6	0.12
(1,5)	1:A:98:ALA:CB	2:B:2:C:H5''	6	0.12
(1,5)	1:A:98:ALA:CB	2:B:2:C:H6	6	0.12
(1,5)	1:A:98:ALA:CB	2:B:2:C:HO2'	6	0.12

Continued on next page...

Continued from previous page...

Key	Atom-1	Atom-2	Model ID	Violation (Å)
(1,5)	1:A:98:ALA:CB	2:B:2:C:N1	6	0.12
(1,5)	1:A:98:ALA:CB	2:B:2:C:N3	6	0.12
(1,5)	1:A:98:ALA:CB	2:B:2:C:N4	6	0.12
(1,5)	1:A:98:ALA:CB	2:B:2:C:O2	6	0.12
(1,5)	1:A:98:ALA:CB	2:B:2:C:O2'	6	0.12
(1,5)	1:A:98:ALA:CB	2:B:2:C:O3'	6	0.12
(1,5)	1:A:98:ALA:CB	2:B:2:C:O4'	6	0.12
(1,5)	1:A:98:ALA:CB	2:B:2:C:O5'	6	0.12
(1,5)	1:A:98:ALA:CB	2:B:3:U:C1'	6	0.12
(1,5)	1:A:98:ALA:CB	2:B:3:U:C2	6	0.12
(1,5)	1:A:98:ALA:CB	2:B:3:U:C2'	6	0.12
(1,5)	1:A:98:ALA:CB	2:B:3:U:C3'	6	0.12
(1,5)	1:A:98:ALA:CB	2:B:3:U:C4	6	0.12
(1,5)	1:A:98:ALA:CB	2:B:3:U:C4'	6	0.12
(1,5)	1:A:98:ALA:CB	2:B:3:U:C5	6	0.12
(1,5)	1:A:98:ALA:CB	2:B:3:U:C5'	6	0.12
(1,5)	1:A:98:ALA:CB	2:B:3:U:C6	6	0.12
(1,5)	1:A:98:ALA:CB	2:B:3:U:H1'	6	0.12
(1,5)	1:A:98:ALA:CB	2:B:3:U:H2'	6	0.12
(1,5)	1:A:98:ALA:CB	2:B:3:U:H3	6	0.12
(1,5)	1:A:98:ALA:CB	2:B:3:U:H3'	6	0.12
(1,5)	1:A:98:ALA:CB	2:B:3:U:H4'	6	0.12
(1,5)	1:A:98:ALA:CB	2:B:3:U:H5	6	0.12
(1,5)	1:A:98:ALA:CB	2:B:3:U:H5'	6	0.12
(1,5)	1:A:98:ALA:CB	2:B:3:U:H5''	6	0.12
(1,5)	1:A:98:ALA:CB	2:B:3:U:H6	6	0.12
(1,5)	1:A:98:ALA:CB	2:B:3:U:HO2'	6	0.12
(1,5)	1:A:98:ALA:CB	2:B:3:U:N1	6	0.12
(1,5)	1:A:98:ALA:CB	2:B:3:U:N3	6	0.12
(1,5)	1:A:98:ALA:CB	2:B:3:U:O2	6	0.12
(1,5)	1:A:98:ALA:CB	2:B:3:U:O2'	6	0.12
(1,5)	1:A:98:ALA:CB	2:B:3:U:O3'	6	0.12
(1,5)	1:A:98:ALA:CB	2:B:3:U:O4	6	0.12
(1,5)	1:A:98:ALA:CB	2:B:3:U:O4'	6	0.12
(1,5)	1:A:98:ALA:CB	2:B:3:U:O5'	6	0.12
(1,5)	1:A:98:ALA:CB	2:B:3:U:OP1	6	0.12
(1,5)	1:A:98:ALA:CB	2:B:3:U:OP2	6	0.12
(1,5)	1:A:98:ALA:CB	2:B:3:U:P	6	0.12
(1,5)	1:A:98:ALA:CB	2:B:4:G:C1'	6	0.12
(1,5)	1:A:98:ALA:CB	2:B:4:G:C2	6	0.12
(1,5)	1:A:98:ALA:CB	2:B:4:G:C2'	6	0.12
(1,5)	1:A:98:ALA:CB	2:B:4:G:C3'	6	0.12

Continued on next page...

Continued from previous page...

Key	Atom-1	Atom-2	Model ID	Violation (Å)
(1,5)	1:A:98:ALA:CB	2:B:4:G:C4	6	0.12
(1,5)	1:A:98:ALA:CB	2:B:4:G:C4'	6	0.12
(1,5)	1:A:98:ALA:CB	2:B:4:G:C5	6	0.12
(1,5)	1:A:98:ALA:CB	2:B:4:G:C5'	6	0.12
(1,5)	1:A:98:ALA:CB	2:B:4:G:C6	6	0.12
(1,5)	1:A:98:ALA:CB	2:B:4:G:C8	6	0.12
(1,5)	1:A:98:ALA:CB	2:B:4:G:H1	6	0.12
(1,5)	1:A:98:ALA:CB	2:B:4:G:H1'	6	0.12
(1,5)	1:A:98:ALA:CB	2:B:4:G:H2'	6	0.12
(1,5)	1:A:98:ALA:CB	2:B:4:G:H21	6	0.12
(1,5)	1:A:98:ALA:CB	2:B:4:G:H22	6	0.12
(1,5)	1:A:98:ALA:CB	2:B:4:G:H3'	6	0.12
(1,5)	1:A:98:ALA:CB	2:B:4:G:H4'	6	0.12
(1,5)	1:A:98:ALA:CB	2:B:4:G:H5'	6	0.12
(1,5)	1:A:98:ALA:CB	2:B:4:G:H5''	6	0.12
(1,5)	1:A:98:ALA:CB	2:B:4:G:H8	6	0.12
(1,5)	1:A:98:ALA:CB	2:B:4:G:HO2'	6	0.12
(1,5)	1:A:98:ALA:CB	2:B:4:G:N1	6	0.12
(1,5)	1:A:98:ALA:CB	2:B:4:G:N2	6	0.12
(1,5)	1:A:98:ALA:CB	2:B:4:G:N3	6	0.12
(1,5)	1:A:98:ALA:CB	2:B:4:G:N7	6	0.12
(1,5)	1:A:98:ALA:CB	2:B:4:G:N9	6	0.12
(1,5)	1:A:98:ALA:CB	2:B:4:G:O2'	6	0.12
(1,5)	1:A:98:ALA:CB	2:B:4:G:O3'	6	0.12
(1,5)	1:A:98:ALA:CB	2:B:4:G:O4'	6	0.12
(1,5)	1:A:98:ALA:CB	2:B:4:G:O5'	6	0.12
(1,5)	1:A:98:ALA:CB	2:B:4:G:O6	6	0.12
(1,5)	1:A:98:ALA:CB	2:B:4:G:OP1	6	0.12
(1,5)	1:A:98:ALA:CB	2:B:4:G:OP2	6	0.12
(1,5)	1:A:98:ALA:CB	2:B:4:G:P	6	0.12
(1,5)	1:A:98:ALA:CB	2:B:5:A:C1'	6	0.12
(1,5)	1:A:98:ALA:CB	2:B:5:A:C2	6	0.12
(1,5)	1:A:98:ALA:CB	2:B:5:A:C2'	6	0.12
(1,5)	1:A:98:ALA:CB	2:B:5:A:C3'	6	0.12
(1,5)	1:A:98:ALA:CB	2:B:5:A:C4	6	0.12
(1,5)	1:A:98:ALA:CB	2:B:5:A:C4'	6	0.12
(1,5)	1:A:98:ALA:CB	2:B:5:A:C5	6	0.12
(1,5)	1:A:98:ALA:CB	2:B:5:A:C5'	6	0.12
(1,5)	1:A:98:ALA:CB	2:B:5:A:C6	6	0.12
(1,5)	1:A:98:ALA:CB	2:B:5:A:C8	6	0.12
(1,5)	1:A:98:ALA:CB	2:B:5:A:H1'	6	0.12
(1,5)	1:A:98:ALA:CB	2:B:5:A:H2	6	0.12

Continued on next page...

Continued from previous page...

Key	Atom-1	Atom-2	Model ID	Violation (Å)
(1,5)	1:A:98:ALA:CB	2:B:5:A:H2'	6	0.12
(1,5)	1:A:98:ALA:CB	2:B:5:A:H3'	6	0.12
(1,5)	1:A:98:ALA:CB	2:B:5:A:H4'	6	0.12
(1,5)	1:A:98:ALA:CB	2:B:5:A:H5'	6	0.12
(1,5)	1:A:98:ALA:CB	2:B:5:A:H5''	6	0.12
(1,5)	1:A:98:ALA:CB	2:B:5:A:H61	6	0.12
(1,5)	1:A:98:ALA:CB	2:B:5:A:H62	6	0.12
(1,5)	1:A:98:ALA:CB	2:B:5:A:H8	6	0.12
(1,5)	1:A:98:ALA:CB	2:B:5:A:HO2'	6	0.12
(1,5)	1:A:98:ALA:CB	2:B:5:A:N1	6	0.12
(1,5)	1:A:98:ALA:CB	2:B:5:A:N3	6	0.12
(1,5)	1:A:98:ALA:CB	2:B:5:A:N6	6	0.12
(1,5)	1:A:98:ALA:CB	2:B:5:A:N7	6	0.12
(1,5)	1:A:98:ALA:CB	2:B:5:A:N9	6	0.12
(1,5)	1:A:98:ALA:CB	2:B:5:A:O2'	6	0.12
(1,5)	1:A:98:ALA:CB	2:B:5:A:O3'	6	0.12
(1,5)	1:A:98:ALA:CB	2:B:5:A:O4'	6	0.12
(1,5)	1:A:98:ALA:CB	2:B:5:A:O5'	6	0.12
(1,5)	1:A:98:ALA:CB	2:B:5:A:OP1	6	0.12
(1,5)	1:A:98:ALA:CB	2:B:5:A:OP2	6	0.12
(1,5)	1:A:98:ALA:CB	2:B:5:A:P	6	0.12
(1,5)	1:A:98:ALA:CB	2:B:6:G:C1'	6	0.12
(1,5)	1:A:98:ALA:CB	2:B:6:G:C2	6	0.12
(1,5)	1:A:98:ALA:CB	2:B:6:G:C2'	6	0.12
(1,5)	1:A:98:ALA:CB	2:B:6:G:C3'	6	0.12
(1,5)	1:A:98:ALA:CB	2:B:6:G:C4	6	0.12
(1,5)	1:A:98:ALA:CB	2:B:6:G:C4'	6	0.12
(1,5)	1:A:98:ALA:CB	2:B:6:G:C5	6	0.12
(1,5)	1:A:98:ALA:CB	2:B:6:G:C5'	6	0.12
(1,5)	1:A:98:ALA:CB	2:B:6:G:C6	6	0.12
(1,5)	1:A:98:ALA:CB	2:B:6:G:C8	6	0.12
(1,5)	1:A:98:ALA:CB	2:B:6:G:H1	6	0.12
(1,5)	1:A:98:ALA:CB	2:B:6:G:H1'	6	0.12
(1,5)	1:A:98:ALA:CB	2:B:6:G:H2'	6	0.12
(1,5)	1:A:98:ALA:CB	2:B:6:G:H21	6	0.12
(1,5)	1:A:98:ALA:CB	2:B:6:G:H22	6	0.12
(1,5)	1:A:98:ALA:CB	2:B:6:G:H3'	6	0.12
(1,5)	1:A:98:ALA:CB	2:B:6:G:H4'	6	0.12
(1,5)	1:A:98:ALA:CB	2:B:6:G:H5'	6	0.12
(1,5)	1:A:98:ALA:CB	2:B:6:G:H5''	6	0.12
(1,5)	1:A:98:ALA:CB	2:B:6:G:H8	6	0.12
(1,5)	1:A:98:ALA:CB	2:B:6:G:HO2'	6	0.12

Continued on next page...

Continued from previous page...

Key	Atom-1	Atom-2	Model ID	Violation (Å)
(1,5)	1:A:98:ALA:CB	2:B:6:G:N1	6	0.12
(1,5)	1:A:98:ALA:CB	2:B:6:G:N2	6	0.12
(1,5)	1:A:98:ALA:CB	2:B:6:G:N3	6	0.12
(1,5)	1:A:98:ALA:CB	2:B:6:G:N7	6	0.12
(1,5)	1:A:98:ALA:CB	2:B:6:G:N9	6	0.12
(1,5)	1:A:98:ALA:CB	2:B:6:G:O2'	6	0.12
(1,5)	1:A:98:ALA:CB	2:B:6:G:O3'	6	0.12
(1,5)	1:A:98:ALA:CB	2:B:6:G:O4'	6	0.12
(1,5)	1:A:98:ALA:CB	2:B:6:G:O5'	6	0.12
(1,5)	1:A:98:ALA:CB	2:B:6:G:O6	6	0.12
(1,5)	1:A:98:ALA:CB	2:B:6:G:OP1	6	0.12
(1,5)	1:A:98:ALA:CB	2:B:6:G:OP2	6	0.12
(1,5)	1:A:98:ALA:CB	2:B:6:G:P	6	0.12
(1,5)	1:A:98:ALA:CB	2:B:7:C:C1'	6	0.12
(1,5)	1:A:98:ALA:CB	2:B:7:C:C2	6	0.12
(1,5)	1:A:98:ALA:CB	2:B:7:C:C2'	6	0.12
(1,5)	1:A:98:ALA:CB	2:B:7:C:C3'	6	0.12
(1,5)	1:A:98:ALA:CB	2:B:7:C:C4	6	0.12
(1,5)	1:A:98:ALA:CB	2:B:7:C:C4'	6	0.12
(1,5)	1:A:98:ALA:CB	2:B:7:C:C5	6	0.12
(1,5)	1:A:98:ALA:CB	2:B:7:C:C5'	6	0.12
(1,5)	1:A:98:ALA:CB	2:B:7:C:C6	6	0.12
(1,5)	1:A:98:ALA:CB	2:B:7:C:H1'	6	0.12
(1,5)	1:A:98:ALA:CB	2:B:7:C:H2'	6	0.12
(1,5)	1:A:98:ALA:CB	2:B:7:C:H3'	6	0.12
(1,5)	1:A:98:ALA:CB	2:B:7:C:H4'	6	0.12
(1,5)	1:A:98:ALA:CB	2:B:7:C:H41	6	0.12
(1,5)	1:A:98:ALA:CB	2:B:7:C:H42	6	0.12
(1,5)	1:A:98:ALA:CB	2:B:7:C:H5	6	0.12
(1,5)	1:A:98:ALA:CB	2:B:7:C:H5'	6	0.12
(1,5)	1:A:98:ALA:CB	2:B:7:C:H5''	6	0.12
(1,5)	1:A:98:ALA:CB	2:B:7:C:H6	6	0.12
(1,5)	1:A:98:ALA:CB	2:B:7:C:HO2'	6	0.12
(1,5)	1:A:98:ALA:CB	2:B:7:C:N1	6	0.12
(1,5)	1:A:98:ALA:CB	2:B:7:C:N3	6	0.12
(1,5)	1:A:98:ALA:CB	2:B:7:C:N4	6	0.12
(1,5)	1:A:98:ALA:CB	2:B:7:C:O2	6	0.12
(1,5)	1:A:98:ALA:CB	2:B:7:C:O2'	6	0.12
(1,5)	1:A:98:ALA:CB	2:B:7:C:O3'	6	0.12
(1,5)	1:A:98:ALA:CB	2:B:7:C:O4'	6	0.12
(1,5)	1:A:98:ALA:CB	2:B:7:C:O5'	6	0.12
(1,5)	1:A:98:ALA:CB	2:B:7:C:OP1	6	0.12

Continued on next page...

Continued from previous page...

Key	Atom-1	Atom-2	Model ID	Violation (Å)
(1,5)	1:A:98:ALA:CB	2:B:7:C:OP2	6	0.12
(1,5)	1:A:98:ALA:CB	2:B:7:C:P	6	0.12
(1,5)	1:A:98:ALA:CB	2:B:8:U:C1'	6	0.12
(1,5)	1:A:98:ALA:CB	2:B:8:U:C2	6	0.12
(1,5)	1:A:98:ALA:CB	2:B:8:U:C2'	6	0.12
(1,5)	1:A:98:ALA:CB	2:B:8:U:C3'	6	0.12
(1,5)	1:A:98:ALA:CB	2:B:8:U:C4	6	0.12
(1,5)	1:A:98:ALA:CB	2:B:8:U:C4'	6	0.12
(1,5)	1:A:98:ALA:CB	2:B:8:U:C5	6	0.12
(1,5)	1:A:98:ALA:CB	2:B:8:U:C5'	6	0.12
(1,5)	1:A:98:ALA:CB	2:B:8:U:C6	6	0.12
(1,5)	1:A:98:ALA:CB	2:B:8:U:H1'	6	0.12
(1,5)	1:A:98:ALA:CB	2:B:8:U:H2'	6	0.12
(1,5)	1:A:98:ALA:CB	2:B:8:U:H3	6	0.12
(1,5)	1:A:98:ALA:CB	2:B:8:U:H3'	6	0.12
(1,5)	1:A:98:ALA:CB	2:B:8:U:H4'	6	0.12
(1,5)	1:A:98:ALA:CB	2:B:8:U:H5	6	0.12
(1,5)	1:A:98:ALA:CB	2:B:8:U:H5'	6	0.12
(1,5)	1:A:98:ALA:CB	2:B:8:U:H5''	6	0.12
(1,5)	1:A:98:ALA:CB	2:B:8:U:H6	6	0.12
(1,5)	1:A:98:ALA:CB	2:B:8:U:HO2'	6	0.12
(1,5)	1:A:98:ALA:CB	2:B:8:U:N1	6	0.12
(1,5)	1:A:98:ALA:CB	2:B:8:U:N3	6	0.12
(1,5)	1:A:98:ALA:CB	2:B:8:U:O2	6	0.12
(1,5)	1:A:98:ALA:CB	2:B:8:U:O2'	6	0.12
(1,5)	1:A:98:ALA:CB	2:B:8:U:O3'	6	0.12
(1,5)	1:A:98:ALA:CB	2:B:8:U:O4	6	0.12
(1,5)	1:A:98:ALA:CB	2:B:8:U:O4'	6	0.12
(1,5)	1:A:98:ALA:CB	2:B:8:U:O5'	6	0.12
(1,5)	1:A:98:ALA:CB	2:B:8:U:OP1	6	0.12
(1,5)	1:A:98:ALA:CB	2:B:8:U:OP2	6	0.12
(1,5)	1:A:98:ALA:CB	2:B:8:U:P	6	0.12
(1,5)	1:A:98:ALA:CB	2:B:9:C:C1'	6	0.12
(1,5)	1:A:98:ALA:CB	2:B:9:C:C2	6	0.12
(1,5)	1:A:98:ALA:CB	2:B:9:C:C2'	6	0.12
(1,5)	1:A:98:ALA:CB	2:B:9:C:C3'	6	0.12
(1,5)	1:A:98:ALA:CB	2:B:9:C:C4	6	0.12
(1,5)	1:A:98:ALA:CB	2:B:9:C:C4'	6	0.12
(1,5)	1:A:98:ALA:CB	2:B:9:C:C5	6	0.12
(1,5)	1:A:98:ALA:CB	2:B:9:C:C5'	6	0.12
(1,5)	1:A:98:ALA:CB	2:B:9:C:C6	6	0.12
(1,5)	1:A:98:ALA:CB	2:B:9:C:H1'	6	0.12

Continued on next page...

Continued from previous page...

Key	Atom-1	Atom-2	Model ID	Violation (Å)
(1,5)	1:A:98:ALA:CB	2:B:9:C:H2'	6	0.12
(1,5)	1:A:98:ALA:CB	2:B:9:C:H3'	6	0.12
(1,5)	1:A:98:ALA:CB	2:B:9:C:H4'	6	0.12
(1,5)	1:A:98:ALA:CB	2:B:9:C:H41	6	0.12
(1,5)	1:A:98:ALA:CB	2:B:9:C:H42	6	0.12
(1,5)	1:A:98:ALA:CB	2:B:9:C:H5	6	0.12
(1,5)	1:A:98:ALA:CB	2:B:9:C:H5'	6	0.12
(1,5)	1:A:98:ALA:CB	2:B:9:C:H5''	6	0.12
(1,5)	1:A:98:ALA:CB	2:B:9:C:H6	6	0.12
(1,5)	1:A:98:ALA:CB	2:B:9:C:HO2'	6	0.12
(1,5)	1:A:98:ALA:CB	2:B:9:C:N1	6	0.12
(1,5)	1:A:98:ALA:CB	2:B:9:C:N3	6	0.12
(1,5)	1:A:98:ALA:CB	2:B:9:C:N4	6	0.12
(1,5)	1:A:98:ALA:CB	2:B:9:C:O2	6	0.12
(1,5)	1:A:98:ALA:CB	2:B:9:C:O2'	6	0.12
(1,5)	1:A:98:ALA:CB	2:B:9:C:O3'	6	0.12
(1,5)	1:A:98:ALA:CB	2:B:9:C:O4'	6	0.12
(1,5)	1:A:98:ALA:CB	2:B:9:C:O5'	6	0.12
(1,5)	1:A:98:ALA:CB	2:B:9:C:OP1	6	0.12
(1,5)	1:A:98:ALA:CB	2:B:9:C:OP2	6	0.12
(1,5)	1:A:98:ALA:CB	2:B:9:C:P	6	0.12
(1,5)	1:A:98:ALA:CB	2:B:10:G:C1'	6	0.12
(1,5)	1:A:98:ALA:CB	2:B:10:G:C2	6	0.12
(1,5)	1:A:98:ALA:CB	2:B:10:G:C2'	6	0.12
(1,5)	1:A:98:ALA:CB	2:B:10:G:C3'	6	0.12
(1,5)	1:A:98:ALA:CB	2:B:10:G:C4	6	0.12
(1,5)	1:A:98:ALA:CB	2:B:10:G:C4'	6	0.12
(1,5)	1:A:98:ALA:CB	2:B:10:G:C5	6	0.12
(1,5)	1:A:98:ALA:CB	2:B:10:G:C5'	6	0.12
(1,5)	1:A:98:ALA:CB	2:B:10:G:C6	6	0.12
(1,5)	1:A:98:ALA:CB	2:B:10:G:C8	6	0.12
(1,5)	1:A:98:ALA:CB	2:B:10:G:H1	6	0.12
(1,5)	1:A:98:ALA:CB	2:B:10:G:H1'	6	0.12
(1,5)	1:A:98:ALA:CB	2:B:10:G:H2'	6	0.12
(1,5)	1:A:98:ALA:CB	2:B:10:G:H21	6	0.12
(1,5)	1:A:98:ALA:CB	2:B:10:G:H22	6	0.12
(1,5)	1:A:98:ALA:CB	2:B:10:G:H3'	6	0.12
(1,5)	1:A:98:ALA:CB	2:B:10:G:H4'	6	0.12
(1,5)	1:A:98:ALA:CB	2:B:10:G:H5'	6	0.12
(1,5)	1:A:98:ALA:CB	2:B:10:G:H5''	6	0.12
(1,5)	1:A:98:ALA:CB	2:B:10:G:H8	6	0.12
(1,5)	1:A:98:ALA:CB	2:B:10:G:HO2'	6	0.12

Continued on next page...

Continued from previous page...

Key	Atom-1	Atom-2	Model ID	Violation (Å)
(1,5)	1:A:98:ALA:CB	2:B:10:G:N1	6	0.12
(1,5)	1:A:98:ALA:CB	2:B:10:G:N2	6	0.12
(1,5)	1:A:98:ALA:CB	2:B:10:G:N3	6	0.12
(1,5)	1:A:98:ALA:CB	2:B:10:G:N7	6	0.12
(1,5)	1:A:98:ALA:CB	2:B:10:G:N9	6	0.12
(1,5)	1:A:98:ALA:CB	2:B:10:G:O2'	6	0.12
(1,5)	1:A:98:ALA:CB	2:B:10:G:O3'	6	0.12
(1,5)	1:A:98:ALA:CB	2:B:10:G:O4'	6	0.12
(1,5)	1:A:98:ALA:CB	2:B:10:G:O5'	6	0.12
(1,5)	1:A:98:ALA:CB	2:B:10:G:O6	6	0.12
(1,5)	1:A:98:ALA:CB	2:B:10:G:OP1	6	0.12
(1,5)	1:A:98:ALA:CB	2:B:10:G:OP2	6	0.12
(1,5)	1:A:98:ALA:CB	2:B:10:G:P	6	0.12
(1,5)	1:A:98:ALA:CB	2:B:11:A:C1'	6	0.12
(1,5)	1:A:98:ALA:CB	2:B:11:A:C2	6	0.12
(1,5)	1:A:98:ALA:CB	2:B:11:A:C2'	6	0.12
(1,5)	1:A:98:ALA:CB	2:B:11:A:C3'	6	0.12
(1,5)	1:A:98:ALA:CB	2:B:11:A:C4	6	0.12
(1,5)	1:A:98:ALA:CB	2:B:11:A:C4'	6	0.12
(1,5)	1:A:98:ALA:CB	2:B:11:A:C5	6	0.12
(1,5)	1:A:98:ALA:CB	2:B:11:A:C5'	6	0.12
(1,5)	1:A:98:ALA:CB	2:B:11:A:C6	6	0.12
(1,5)	1:A:98:ALA:CB	2:B:11:A:C8	6	0.12
(1,5)	1:A:98:ALA:CB	2:B:11:A:H1'	6	0.12
(1,5)	1:A:98:ALA:CB	2:B:11:A:H2	6	0.12
(1,5)	1:A:98:ALA:CB	2:B:11:A:H2'	6	0.12
(1,5)	1:A:98:ALA:CB	2:B:11:A:H3'	6	0.12
(1,5)	1:A:98:ALA:CB	2:B:11:A:H4'	6	0.12
(1,5)	1:A:98:ALA:CB	2:B:11:A:H5'	6	0.12
(1,5)	1:A:98:ALA:CB	2:B:11:A:H5''	6	0.12
(1,5)	1:A:98:ALA:CB	2:B:11:A:H61	6	0.12
(1,5)	1:A:98:ALA:CB	2:B:11:A:H62	6	0.12
(1,5)	1:A:98:ALA:CB	2:B:11:A:H8	6	0.12
(1,5)	1:A:98:ALA:CB	2:B:11:A:HO2'	6	0.12
(1,5)	1:A:98:ALA:CB	2:B:11:A:N1	6	0.12
(1,5)	1:A:98:ALA:CB	2:B:11:A:N3	6	0.12
(1,5)	1:A:98:ALA:CB	2:B:11:A:N6	6	0.12
(1,5)	1:A:98:ALA:CB	2:B:11:A:N7	6	0.12
(1,5)	1:A:98:ALA:CB	2:B:11:A:N9	6	0.12
(1,5)	1:A:98:ALA:CB	2:B:11:A:O2'	6	0.12
(1,5)	1:A:98:ALA:CB	2:B:11:A:O3'	6	0.12
(1,5)	1:A:98:ALA:CB	2:B:11:A:O4'	6	0.12

Continued on next page...

Continued from previous page...

Key	Atom-1	Atom-2	Model ID	Violation (Å)
(1,5)	1:A:98:ALA:CB	2:B:11:A:O5'	6	0.12
(1,5)	1:A:98:ALA:CB	2:B:11:A:OP1	6	0.12
(1,5)	1:A:98:ALA:CB	2:B:11:A:OP2	6	0.12
(1,5)	1:A:98:ALA:CB	2:B:11:A:P	6	0.12
(1,5)	1:A:98:ALA:CB	2:B:12:A:C1'	6	0.12
(1,5)	1:A:98:ALA:CB	2:B:12:A:C2	6	0.12
(1,5)	1:A:98:ALA:CB	2:B:12:A:C2'	6	0.12
(1,5)	1:A:98:ALA:CB	2:B:12:A:C3'	6	0.12
(1,5)	1:A:98:ALA:CB	2:B:12:A:C4	6	0.12
(1,5)	1:A:98:ALA:CB	2:B:12:A:C4'	6	0.12
(1,5)	1:A:98:ALA:CB	2:B:12:A:C5	6	0.12
(1,5)	1:A:98:ALA:CB	2:B:12:A:C5'	6	0.12
(1,5)	1:A:98:ALA:CB	2:B:12:A:C6	6	0.12
(1,5)	1:A:98:ALA:CB	2:B:12:A:C8	6	0.12
(1,5)	1:A:98:ALA:CB	2:B:12:A:H1'	6	0.12
(1,5)	1:A:98:ALA:CB	2:B:12:A:H2	6	0.12
(1,5)	1:A:98:ALA:CB	2:B:12:A:H2'	6	0.12
(1,5)	1:A:98:ALA:CB	2:B:12:A:H3'	6	0.12
(1,5)	1:A:98:ALA:CB	2:B:12:A:H4'	6	0.12
(1,5)	1:A:98:ALA:CB	2:B:12:A:H5'	6	0.12
(1,5)	1:A:98:ALA:CB	2:B:12:A:H5''	6	0.12
(1,5)	1:A:98:ALA:CB	2:B:12:A:H61	6	0.12
(1,5)	1:A:98:ALA:CB	2:B:12:A:H62	6	0.12
(1,5)	1:A:98:ALA:CB	2:B:12:A:H8	6	0.12
(1,5)	1:A:98:ALA:CB	2:B:12:A:HO2'	6	0.12
(1,5)	1:A:98:ALA:CB	2:B:12:A:N1	6	0.12
(1,5)	1:A:98:ALA:CB	2:B:12:A:N3	6	0.12
(1,5)	1:A:98:ALA:CB	2:B:12:A:N6	6	0.12
(1,5)	1:A:98:ALA:CB	2:B:12:A:N7	6	0.12
(1,5)	1:A:98:ALA:CB	2:B:12:A:N9	6	0.12
(1,5)	1:A:98:ALA:CB	2:B:12:A:O2'	6	0.12
(1,5)	1:A:98:ALA:CB	2:B:12:A:O3'	6	0.12
(1,5)	1:A:98:ALA:CB	2:B:12:A:O4'	6	0.12
(1,5)	1:A:98:ALA:CB	2:B:12:A:O5'	6	0.12
(1,5)	1:A:98:ALA:CB	2:B:12:A:OP1	6	0.12
(1,5)	1:A:98:ALA:CB	2:B:12:A:OP2	6	0.12
(1,5)	1:A:98:ALA:CB	2:B:12:A:P	6	0.12
(1,5)	1:A:98:ALA:CB	2:B:13:A:C1'	6	0.12
(1,5)	1:A:98:ALA:CB	2:B:13:A:C2	6	0.12
(1,5)	1:A:98:ALA:CB	2:B:13:A:C2'	6	0.12
(1,5)	1:A:98:ALA:CB	2:B:13:A:C3'	6	0.12
(1,5)	1:A:98:ALA:CB	2:B:13:A:C4	6	0.12

Continued on next page...

Continued from previous page...

Key	Atom-1	Atom-2	Model ID	Violation (Å)
(1,5)	1:A:98:ALA:CB	2:B:13:A:C4'	6	0.12
(1,5)	1:A:98:ALA:CB	2:B:13:A:C5	6	0.12
(1,5)	1:A:98:ALA:CB	2:B:13:A:C5'	6	0.12
(1,5)	1:A:98:ALA:CB	2:B:13:A:C6	6	0.12
(1,5)	1:A:98:ALA:CB	2:B:13:A:C8	6	0.12
(1,5)	1:A:98:ALA:CB	2:B:13:A:H1'	6	0.12
(1,5)	1:A:98:ALA:CB	2:B:13:A:H2	6	0.12
(1,5)	1:A:98:ALA:CB	2:B:13:A:H2'	6	0.12
(1,5)	1:A:98:ALA:CB	2:B:13:A:H3'	6	0.12
(1,5)	1:A:98:ALA:CB	2:B:13:A:H4'	6	0.12
(1,5)	1:A:98:ALA:CB	2:B:13:A:H5'	6	0.12
(1,5)	1:A:98:ALA:CB	2:B:13:A:H5''	6	0.12
(1,5)	1:A:98:ALA:CB	2:B:13:A:H61	6	0.12
(1,5)	1:A:98:ALA:CB	2:B:13:A:H62	6	0.12
(1,5)	1:A:98:ALA:CB	2:B:13:A:H8	6	0.12
(1,5)	1:A:98:ALA:CB	2:B:13:A:HO2'	6	0.12
(1,5)	1:A:98:ALA:CB	2:B:13:A:N1	6	0.12
(1,5)	1:A:98:ALA:CB	2:B:13:A:N3	6	0.12
(1,5)	1:A:98:ALA:CB	2:B:13:A:N6	6	0.12
(1,5)	1:A:98:ALA:CB	2:B:13:A:N7	6	0.12
(1,5)	1:A:98:ALA:CB	2:B:13:A:N9	6	0.12
(1,5)	1:A:98:ALA:CB	2:B:13:A:O2'	6	0.12
(1,5)	1:A:98:ALA:CB	2:B:13:A:O3'	6	0.12
(1,5)	1:A:98:ALA:CB	2:B:13:A:O4'	6	0.12
(1,5)	1:A:98:ALA:CB	2:B:13:A:O5'	6	0.12
(1,5)	1:A:98:ALA:CB	2:B:13:A:OP1	6	0.12
(1,5)	1:A:98:ALA:CB	2:B:13:A:OP2	6	0.12
(1,5)	1:A:98:ALA:CB	2:B:13:A:P	6	0.12
(1,5)	1:A:98:ALA:CB	2:B:14:G:C1'	6	0.12
(1,5)	1:A:98:ALA:CB	2:B:14:G:C2	6	0.12
(1,5)	1:A:98:ALA:CB	2:B:14:G:C2'	6	0.12
(1,5)	1:A:98:ALA:CB	2:B:14:G:C3'	6	0.12
(1,5)	1:A:98:ALA:CB	2:B:14:G:C4	6	0.12
(1,5)	1:A:98:ALA:CB	2:B:14:G:C4'	6	0.12
(1,5)	1:A:98:ALA:CB	2:B:14:G:C5	6	0.12
(1,5)	1:A:98:ALA:CB	2:B:14:G:C5'	6	0.12
(1,5)	1:A:98:ALA:CB	2:B:14:G:C6	6	0.12
(1,5)	1:A:98:ALA:CB	2:B:14:G:C8	6	0.12
(1,5)	1:A:98:ALA:CB	2:B:14:G:H1	6	0.12
(1,5)	1:A:98:ALA:CB	2:B:14:G:H1'	6	0.12
(1,5)	1:A:98:ALA:CB	2:B:14:G:H2'	6	0.12
(1,5)	1:A:98:ALA:CB	2:B:14:G:H21	6	0.12

Continued on next page...

Continued from previous page...

Key	Atom-1	Atom-2	Model ID	Violation (Å)
(1,5)	1:A:98:ALA:CB	2:B:14:G:H22	6	0.12
(1,5)	1:A:98:ALA:CB	2:B:14:G:H3'	6	0.12
(1,5)	1:A:98:ALA:CB	2:B:14:G:H4'	6	0.12
(1,5)	1:A:98:ALA:CB	2:B:14:G:H5'	6	0.12
(1,5)	1:A:98:ALA:CB	2:B:14:G:H5''	6	0.12
(1,5)	1:A:98:ALA:CB	2:B:14:G:H8	6	0.12
(1,5)	1:A:98:ALA:CB	2:B:14:G:HO2'	6	0.12
(1,5)	1:A:98:ALA:CB	2:B:14:G:N1	6	0.12
(1,5)	1:A:98:ALA:CB	2:B:14:G:N2	6	0.12
(1,5)	1:A:98:ALA:CB	2:B:14:G:N3	6	0.12
(1,5)	1:A:98:ALA:CB	2:B:14:G:N7	6	0.12
(1,5)	1:A:98:ALA:CB	2:B:14:G:N9	6	0.12
(1,5)	1:A:98:ALA:CB	2:B:14:G:O2'	6	0.12
(1,5)	1:A:98:ALA:CB	2:B:14:G:O3'	6	0.12
(1,5)	1:A:98:ALA:CB	2:B:14:G:O4'	6	0.12
(1,5)	1:A:98:ALA:CB	2:B:14:G:O5'	6	0.12
(1,5)	1:A:98:ALA:CB	2:B:14:G:O6	6	0.12
(1,5)	1:A:98:ALA:CB	2:B:14:G:OP1	6	0.12
(1,5)	1:A:98:ALA:CB	2:B:14:G:OP2	6	0.12
(1,5)	1:A:98:ALA:CB	2:B:14:G:P	6	0.12
(1,5)	1:A:98:ALA:CB	2:B:15:A:C1'	6	0.12
(1,5)	1:A:98:ALA:CB	2:B:15:A:C2	6	0.12
(1,5)	1:A:98:ALA:CB	2:B:15:A:C2'	6	0.12
(1,5)	1:A:98:ALA:CB	2:B:15:A:C3'	6	0.12
(1,5)	1:A:98:ALA:CB	2:B:15:A:C4	6	0.12
(1,5)	1:A:98:ALA:CB	2:B:15:A:C4'	6	0.12
(1,5)	1:A:98:ALA:CB	2:B:15:A:C5	6	0.12
(1,5)	1:A:98:ALA:CB	2:B:15:A:C5'	6	0.12
(1,5)	1:A:98:ALA:CB	2:B:15:A:C6	6	0.12
(1,5)	1:A:98:ALA:CB	2:B:15:A:C8	6	0.12
(1,5)	1:A:98:ALA:CB	2:B:15:A:H1'	6	0.12
(1,5)	1:A:98:ALA:CB	2:B:15:A:H2	6	0.12
(1,5)	1:A:98:ALA:CB	2:B:15:A:H2'	6	0.12
(1,5)	1:A:98:ALA:CB	2:B:15:A:H3'	6	0.12
(1,5)	1:A:98:ALA:CB	2:B:15:A:H4'	6	0.12
(1,5)	1:A:98:ALA:CB	2:B:15:A:H5'	6	0.12
(1,5)	1:A:98:ALA:CB	2:B:15:A:H5''	6	0.12
(1,5)	1:A:98:ALA:CB	2:B:15:A:H61	6	0.12
(1,5)	1:A:98:ALA:CB	2:B:15:A:H62	6	0.12
(1,5)	1:A:98:ALA:CB	2:B:15:A:H8	6	0.12
(1,5)	1:A:98:ALA:CB	2:B:15:A:HO2'	6	0.12
(1,5)	1:A:98:ALA:CB	2:B:15:A:N1	6	0.12

Continued on next page...

Continued from previous page...

Key	Atom-1	Atom-2	Model ID	Violation (Å)
(1,5)	1:A:98:ALA:CB	2:B:15:A:N3	6	0.12
(1,5)	1:A:98:ALA:CB	2:B:15:A:N6	6	0.12
(1,5)	1:A:98:ALA:CB	2:B:15:A:N7	6	0.12
(1,5)	1:A:98:ALA:CB	2:B:15:A:N9	6	0.12
(1,5)	1:A:98:ALA:CB	2:B:15:A:O2'	6	0.12
(1,5)	1:A:98:ALA:CB	2:B:15:A:O3'	6	0.12
(1,5)	1:A:98:ALA:CB	2:B:15:A:O4'	6	0.12
(1,5)	1:A:98:ALA:CB	2:B:15:A:O5'	6	0.12
(1,5)	1:A:98:ALA:CB	2:B:15:A:OP1	6	0.12
(1,5)	1:A:98:ALA:CB	2:B:15:A:OP2	6	0.12
(1,5)	1:A:98:ALA:CB	2:B:15:A:P	6	0.12
(1,5)	1:A:98:ALA:CB	2:B:16:G:C1'	6	0.12
(1,5)	1:A:98:ALA:CB	2:B:16:G:C2	6	0.12
(1,5)	1:A:98:ALA:CB	2:B:16:G:C2'	6	0.12
(1,5)	1:A:98:ALA:CB	2:B:16:G:C3'	6	0.12
(1,5)	1:A:98:ALA:CB	2:B:16:G:C4	6	0.12
(1,5)	1:A:98:ALA:CB	2:B:16:G:C4'	6	0.12
(1,5)	1:A:98:ALA:CB	2:B:16:G:C5	6	0.12
(1,5)	1:A:98:ALA:CB	2:B:16:G:C5'	6	0.12
(1,5)	1:A:98:ALA:CB	2:B:16:G:C6	6	0.12
(1,5)	1:A:98:ALA:CB	2:B:16:G:C8	6	0.12
(1,5)	1:A:98:ALA:CB	2:B:16:G:H1	6	0.12
(1,5)	1:A:98:ALA:CB	2:B:16:G:H1'	6	0.12
(1,5)	1:A:98:ALA:CB	2:B:16:G:H2'	6	0.12
(1,5)	1:A:98:ALA:CB	2:B:16:G:H21	6	0.12
(1,5)	1:A:98:ALA:CB	2:B:16:G:H22	6	0.12
(1,5)	1:A:98:ALA:CB	2:B:16:G:H3'	6	0.12
(1,5)	1:A:98:ALA:CB	2:B:16:G:H4'	6	0.12
(1,5)	1:A:98:ALA:CB	2:B:16:G:H5'	6	0.12
(1,5)	1:A:98:ALA:CB	2:B:16:G:H5''	6	0.12
(1,5)	1:A:98:ALA:CB	2:B:16:G:H8	6	0.12
(1,5)	1:A:98:ALA:CB	2:B:16:G:HO2'	6	0.12
(1,5)	1:A:98:ALA:CB	2:B:16:G:N1	6	0.12
(1,5)	1:A:98:ALA:CB	2:B:16:G:N2	6	0.12
(1,5)	1:A:98:ALA:CB	2:B:16:G:N3	6	0.12
(1,5)	1:A:98:ALA:CB	2:B:16:G:N7	6	0.12
(1,5)	1:A:98:ALA:CB	2:B:16:G:N9	6	0.12
(1,5)	1:A:98:ALA:CB	2:B:16:G:O2'	6	0.12
(1,5)	1:A:98:ALA:CB	2:B:16:G:O3'	6	0.12
(1,5)	1:A:98:ALA:CB	2:B:16:G:O4'	6	0.12
(1,5)	1:A:98:ALA:CB	2:B:16:G:O5'	6	0.12
(1,5)	1:A:98:ALA:CB	2:B:16:G:O6	6	0.12

Continued on next page...

Continued from previous page...

Key	Atom-1	Atom-2	Model ID	Violation (Å)
(1,5)	1:A:98:ALA:CB	2:B:16:G:OP1	6	0.12
(1,5)	1:A:98:ALA:CB	2:B:16:G:OP2	6	0.12
(1,5)	1:A:98:ALA:CB	2:B:16:G:P	6	0.12
(1,5)	1:A:98:ALA:CB	2:B:17:C:C1'	6	0.12
(1,5)	1:A:98:ALA:CB	2:B:17:C:C2	6	0.12
(1,5)	1:A:98:ALA:CB	2:B:17:C:C2'	6	0.12
(1,5)	1:A:98:ALA:CB	2:B:17:C:C3'	6	0.12
(1,5)	1:A:98:ALA:CB	2:B:17:C:C4	6	0.12
(1,5)	1:A:98:ALA:CB	2:B:17:C:C4'	6	0.12
(1,5)	1:A:98:ALA:CB	2:B:17:C:C5	6	0.12
(1,5)	1:A:98:ALA:CB	2:B:17:C:C5'	6	0.12
(1,5)	1:A:98:ALA:CB	2:B:17:C:C6	6	0.12
(1,5)	1:A:98:ALA:CB	2:B:17:C:H1'	6	0.12
(1,5)	1:A:98:ALA:CB	2:B:17:C:H2'	6	0.12
(1,5)	1:A:98:ALA:CB	2:B:17:C:H3'	6	0.12
(1,5)	1:A:98:ALA:CB	2:B:17:C:H4'	6	0.12
(1,5)	1:A:98:ALA:CB	2:B:17:C:H41	6	0.12
(1,5)	1:A:98:ALA:CB	2:B:17:C:H42	6	0.12
(1,5)	1:A:98:ALA:CB	2:B:17:C:H5	6	0.12
(1,5)	1:A:98:ALA:CB	2:B:17:C:H5'	6	0.12
(1,5)	1:A:98:ALA:CB	2:B:17:C:H5''	6	0.12
(1,5)	1:A:98:ALA:CB	2:B:17:C:H6	6	0.12
(1,5)	1:A:98:ALA:CB	2:B:17:C:HO2'	6	0.12
(1,5)	1:A:98:ALA:CB	2:B:17:C:N1	6	0.12
(1,5)	1:A:98:ALA:CB	2:B:17:C:N3	6	0.12
(1,5)	1:A:98:ALA:CB	2:B:17:C:N4	6	0.12
(1,5)	1:A:98:ALA:CB	2:B:17:C:O2	6	0.12
(1,5)	1:A:98:ALA:CB	2:B:17:C:O2'	6	0.12
(1,5)	1:A:98:ALA:CB	2:B:17:C:O3'	6	0.12
(1,5)	1:A:98:ALA:CB	2:B:17:C:O4'	6	0.12
(1,5)	1:A:98:ALA:CB	2:B:17:C:O5'	6	0.12
(1,5)	1:A:98:ALA:CB	2:B:17:C:OP1	6	0.12
(1,5)	1:A:98:ALA:CB	2:B:17:C:OP2	6	0.12
(1,5)	1:A:98:ALA:CB	2:B:17:C:P	6	0.12
(1,5)	1:A:98:ALA:CB	2:B:18:A:C1'	6	0.12
(1,5)	1:A:98:ALA:CB	2:B:18:A:C2	6	0.12
(1,5)	1:A:98:ALA:CB	2:B:18:A:C2'	6	0.12
(1,5)	1:A:98:ALA:CB	2:B:18:A:C3'	6	0.12
(1,5)	1:A:98:ALA:CB	2:B:18:A:C4	6	0.12
(1,5)	1:A:98:ALA:CB	2:B:18:A:C4'	6	0.12
(1,5)	1:A:98:ALA:CB	2:B:18:A:C5	6	0.12
(1,5)	1:A:98:ALA:CB	2:B:18:A:C5'	6	0.12

Continued on next page...

Continued from previous page...

Key	Atom-1	Atom-2	Model ID	Violation (Å)
(1,5)	1:A:98:ALA:CB	2:B:18:A:C6	6	0.12
(1,5)	1:A:98:ALA:CB	2:B:18:A:C8	6	0.12
(1,5)	1:A:98:ALA:CB	2:B:18:A:H1'	6	0.12
(1,5)	1:A:98:ALA:CB	2:B:18:A:H2	6	0.12
(1,5)	1:A:98:ALA:CB	2:B:18:A:H2'	6	0.12
(1,5)	1:A:98:ALA:CB	2:B:18:A:H3'	6	0.12
(1,5)	1:A:98:ALA:CB	2:B:18:A:H4'	6	0.12
(1,5)	1:A:98:ALA:CB	2:B:18:A:H5'	6	0.12
(1,5)	1:A:98:ALA:CB	2:B:18:A:H5''	6	0.12
(1,5)	1:A:98:ALA:CB	2:B:18:A:H61	6	0.12
(1,5)	1:A:98:ALA:CB	2:B:18:A:H62	6	0.12
(1,5)	1:A:98:ALA:CB	2:B:18:A:H8	6	0.12
(1,5)	1:A:98:ALA:CB	2:B:18:A:HO2'	6	0.12
(1,5)	1:A:98:ALA:CB	2:B:18:A:N1	6	0.12
(1,5)	1:A:98:ALA:CB	2:B:18:A:N3	6	0.12
(1,5)	1:A:98:ALA:CB	2:B:18:A:N6	6	0.12
(1,5)	1:A:98:ALA:CB	2:B:18:A:N7	6	0.12
(1,5)	1:A:98:ALA:CB	2:B:18:A:N9	6	0.12
(1,5)	1:A:98:ALA:CB	2:B:18:A:O2'	6	0.12
(1,5)	1:A:98:ALA:CB	2:B:18:A:O3'	6	0.12
(1,5)	1:A:98:ALA:CB	2:B:18:A:O4'	6	0.12
(1,5)	1:A:98:ALA:CB	2:B:18:A:O5'	6	0.12
(1,5)	1:A:98:ALA:CB	2:B:18:A:OP1	6	0.12
(1,5)	1:A:98:ALA:CB	2:B:18:A:OP2	6	0.12
(1,5)	1:A:98:ALA:CB	2:B:18:A:P	6	0.12
(1,5)	1:A:98:ALA:CB	2:B:19:A:C1'	6	0.12
(1,5)	1:A:98:ALA:CB	2:B:19:A:C2	6	0.12
(1,5)	1:A:98:ALA:CB	2:B:19:A:C2'	6	0.12
(1,5)	1:A:98:ALA:CB	2:B:19:A:C3'	6	0.12
(1,5)	1:A:98:ALA:CB	2:B:19:A:C4	6	0.12
(1,5)	1:A:98:ALA:CB	2:B:19:A:C4'	6	0.12
(1,5)	1:A:98:ALA:CB	2:B:19:A:C5	6	0.12
(1,5)	1:A:98:ALA:CB	2:B:19:A:C5'	6	0.12
(1,5)	1:A:98:ALA:CB	2:B:19:A:C6	6	0.12
(1,5)	1:A:98:ALA:CB	2:B:19:A:C8	6	0.12
(1,5)	1:A:98:ALA:CB	2:B:19:A:H1'	6	0.12
(1,5)	1:A:98:ALA:CB	2:B:19:A:H2	6	0.12
(1,5)	1:A:98:ALA:CB	2:B:19:A:H2'	6	0.12
(1,5)	1:A:98:ALA:CB	2:B:19:A:H3'	6	0.12
(1,5)	1:A:98:ALA:CB	2:B:19:A:H4'	6	0.12
(1,5)	1:A:98:ALA:CB	2:B:19:A:H5'	6	0.12
(1,5)	1:A:98:ALA:CB	2:B:19:A:H5''	6	0.12

Continued on next page...

Continued from previous page...

Key	Atom-1	Atom-2	Model ID	Violation (Å)
(1,5)	1:A:98:ALA:CB	2:B:19:A:H61	6	0.12
(1,5)	1:A:98:ALA:CB	2:B:19:A:H62	6	0.12
(1,5)	1:A:98:ALA:CB	2:B:19:A:H8	6	0.12
(1,5)	1:A:98:ALA:CB	2:B:19:A:HO2'	6	0.12
(1,5)	1:A:98:ALA:CB	2:B:19:A:N1	6	0.12
(1,5)	1:A:98:ALA:CB	2:B:19:A:N3	6	0.12
(1,5)	1:A:98:ALA:CB	2:B:19:A:N6	6	0.12
(1,5)	1:A:98:ALA:CB	2:B:19:A:N7	6	0.12
(1,5)	1:A:98:ALA:CB	2:B:19:A:N9	6	0.12
(1,5)	1:A:98:ALA:CB	2:B:19:A:O2'	6	0.12
(1,5)	1:A:98:ALA:CB	2:B:19:A:O3'	6	0.12
(1,5)	1:A:98:ALA:CB	2:B:19:A:O4'	6	0.12
(1,5)	1:A:98:ALA:CB	2:B:19:A:O5'	6	0.12
(1,5)	1:A:98:ALA:CB	2:B:19:A:OP1	6	0.12
(1,5)	1:A:98:ALA:CB	2:B:19:A:OP2	6	0.12
(1,5)	1:A:98:ALA:CB	2:B:19:A:P	6	0.12
(1,5)	1:A:98:ALA:CB	2:B:20:U:C1'	6	0.12
(1,5)	1:A:98:ALA:CB	2:B:20:U:C2	6	0.12
(1,5)	1:A:98:ALA:CB	2:B:20:U:C2'	6	0.12
(1,5)	1:A:98:ALA:CB	2:B:20:U:C3'	6	0.12
(1,5)	1:A:98:ALA:CB	2:B:20:U:C4	6	0.12
(1,5)	1:A:98:ALA:CB	2:B:20:U:C4'	6	0.12
(1,5)	1:A:98:ALA:CB	2:B:20:U:C5	6	0.12
(1,5)	1:A:98:ALA:CB	2:B:20:U:C5'	6	0.12
(1,5)	1:A:98:ALA:CB	2:B:20:U:C6	6	0.12
(1,5)	1:A:98:ALA:CB	2:B:20:U:H1'	6	0.12
(1,5)	1:A:98:ALA:CB	2:B:20:U:H2'	6	0.12
(1,5)	1:A:98:ALA:CB	2:B:20:U:H3	6	0.12
(1,5)	1:A:98:ALA:CB	2:B:20:U:H3'	6	0.12
(1,5)	1:A:98:ALA:CB	2:B:20:U:H4'	6	0.12
(1,5)	1:A:98:ALA:CB	2:B:20:U:H5	6	0.12
(1,5)	1:A:98:ALA:CB	2:B:20:U:H5'	6	0.12
(1,5)	1:A:98:ALA:CB	2:B:20:U:H5''	6	0.12
(1,5)	1:A:98:ALA:CB	2:B:20:U:H6	6	0.12
(1,5)	1:A:98:ALA:CB	2:B:20:U:HO2'	6	0.12
(1,5)	1:A:98:ALA:CB	2:B:20:U:N1	6	0.12
(1,5)	1:A:98:ALA:CB	2:B:20:U:N3	6	0.12
(1,5)	1:A:98:ALA:CB	2:B:20:U:O2	6	0.12
(1,5)	1:A:98:ALA:CB	2:B:20:U:O2'	6	0.12
(1,5)	1:A:98:ALA:CB	2:B:20:U:O3'	6	0.12
(1,5)	1:A:98:ALA:CB	2:B:20:U:O4	6	0.12
(1,5)	1:A:98:ALA:CB	2:B:20:U:O4'	6	0.12

Continued on next page...

Continued from previous page...

Key	Atom-1	Atom-2	Model ID	Violation (Å)
(1,5)	1:A:98:ALA:CB	2:B:20:U:O5'	6	0.12
(1,5)	1:A:98:ALA:CB	2:B:20:U:OP1	6	0.12
(1,5)	1:A:98:ALA:CB	2:B:20:U:OP2	6	0.12
(1,5)	1:A:98:ALA:CB	2:B:20:U:P	6	0.12
(1,5)	1:A:98:ALA:CB	2:B:21:G:C1'	6	0.12
(1,5)	1:A:98:ALA:CB	2:B:21:G:C2	6	0.12
(1,5)	1:A:98:ALA:CB	2:B:21:G:C2'	6	0.12
(1,5)	1:A:98:ALA:CB	2:B:21:G:C3'	6	0.12
(1,5)	1:A:98:ALA:CB	2:B:21:G:C4	6	0.12
(1,5)	1:A:98:ALA:CB	2:B:21:G:C4'	6	0.12
(1,5)	1:A:98:ALA:CB	2:B:21:G:C5	6	0.12
(1,5)	1:A:98:ALA:CB	2:B:21:G:C5'	6	0.12
(1,5)	1:A:98:ALA:CB	2:B:21:G:C6	6	0.12
(1,5)	1:A:98:ALA:CB	2:B:21:G:C8	6	0.12
(1,5)	1:A:98:ALA:CB	2:B:21:G:H1	6	0.12
(1,5)	1:A:98:ALA:CB	2:B:21:G:H1'	6	0.12
(1,5)	1:A:98:ALA:CB	2:B:21:G:H2'	6	0.12
(1,5)	1:A:98:ALA:CB	2:B:21:G:H21	6	0.12
(1,5)	1:A:98:ALA:CB	2:B:21:G:H22	6	0.12
(1,5)	1:A:98:ALA:CB	2:B:21:G:H3'	6	0.12
(1,5)	1:A:98:ALA:CB	2:B:21:G:H4'	6	0.12
(1,5)	1:A:98:ALA:CB	2:B:21:G:H5'	6	0.12
(1,5)	1:A:98:ALA:CB	2:B:21:G:H5''	6	0.12
(1,5)	1:A:98:ALA:CB	2:B:21:G:H8	6	0.12
(1,5)	1:A:98:ALA:CB	2:B:21:G:HO2'	6	0.12
(1,5)	1:A:98:ALA:CB	2:B:21:G:N1	6	0.12
(1,5)	1:A:98:ALA:CB	2:B:21:G:N2	6	0.12
(1,5)	1:A:98:ALA:CB	2:B:21:G:N3	6	0.12
(1,5)	1:A:98:ALA:CB	2:B:21:G:N7	6	0.12
(1,5)	1:A:98:ALA:CB	2:B:21:G:N9	6	0.12
(1,5)	1:A:98:ALA:CB	2:B:21:G:O2'	6	0.12
(1,5)	1:A:98:ALA:CB	2:B:21:G:O3'	6	0.12
(1,5)	1:A:98:ALA:CB	2:B:21:G:O4'	6	0.12
(1,5)	1:A:98:ALA:CB	2:B:21:G:O5'	6	0.12
(1,5)	1:A:98:ALA:CB	2:B:21:G:O6	6	0.12
(1,5)	1:A:98:ALA:CB	2:B:21:G:OP1	6	0.12
(1,5)	1:A:98:ALA:CB	2:B:21:G:OP2	6	0.12
(1,5)	1:A:98:ALA:CB	2:B:21:G:P	6	0.12
(1,5)	1:A:98:ALA:CB	2:B:22:A:C1'	6	0.12
(1,5)	1:A:98:ALA:CB	2:B:22:A:C2	6	0.12
(1,5)	1:A:98:ALA:CB	2:B:22:A:C2'	6	0.12
(1,5)	1:A:98:ALA:CB	2:B:22:A:C3'	6	0.12

Continued on next page...

Continued from previous page...

Key	Atom-1	Atom-2	Model ID	Violation (Å)
(1,5)	1:A:98:ALA:CB	2:B:22:A:C4	6	0.12
(1,5)	1:A:98:ALA:CB	2:B:22:A:C4'	6	0.12
(1,5)	1:A:98:ALA:CB	2:B:22:A:C5	6	0.12
(1,5)	1:A:98:ALA:CB	2:B:22:A:C5'	6	0.12
(1,5)	1:A:98:ALA:CB	2:B:22:A:C6	6	0.12
(1,5)	1:A:98:ALA:CB	2:B:22:A:C8	6	0.12
(1,5)	1:A:98:ALA:CB	2:B:22:A:H1'	6	0.12
(1,5)	1:A:98:ALA:CB	2:B:22:A:H2	6	0.12
(1,5)	1:A:98:ALA:CB	2:B:22:A:H2'	6	0.12
(1,5)	1:A:98:ALA:CB	2:B:22:A:H3'	6	0.12
(1,5)	1:A:98:ALA:CB	2:B:22:A:H4'	6	0.12
(1,5)	1:A:98:ALA:CB	2:B:22:A:H5'	6	0.12
(1,5)	1:A:98:ALA:CB	2:B:22:A:H5''	6	0.12
(1,5)	1:A:98:ALA:CB	2:B:22:A:H61	6	0.12
(1,5)	1:A:98:ALA:CB	2:B:22:A:H62	6	0.12
(1,5)	1:A:98:ALA:CB	2:B:22:A:H8	6	0.12
(1,5)	1:A:98:ALA:CB	2:B:22:A:HO2'	6	0.12
(1,5)	1:A:98:ALA:CB	2:B:22:A:N1	6	0.12
(1,5)	1:A:98:ALA:CB	2:B:22:A:N3	6	0.12
(1,5)	1:A:98:ALA:CB	2:B:22:A:N6	6	0.12
(1,5)	1:A:98:ALA:CB	2:B:22:A:N7	6	0.12
(1,5)	1:A:98:ALA:CB	2:B:22:A:N9	6	0.12
(1,5)	1:A:98:ALA:CB	2:B:22:A:O2'	6	0.12
(1,5)	1:A:98:ALA:CB	2:B:22:A:O3'	6	0.12
(1,5)	1:A:98:ALA:CB	2:B:22:A:O4'	6	0.12
(1,5)	1:A:98:ALA:CB	2:B:22:A:O5'	6	0.12
(1,5)	1:A:98:ALA:CB	2:B:22:A:OP1	6	0.12
(1,5)	1:A:98:ALA:CB	2:B:22:A:OP2	6	0.12
(1,5)	1:A:98:ALA:CB	2:B:22:A:P	6	0.12
(1,5)	1:A:98:ALA:CB	2:B:23:U:C1'	6	0.12
(1,5)	1:A:98:ALA:CB	2:B:23:U:C2	6	0.12
(1,5)	1:A:98:ALA:CB	2:B:23:U:C2'	6	0.12
(1,5)	1:A:98:ALA:CB	2:B:23:U:C3'	6	0.12
(1,5)	1:A:98:ALA:CB	2:B:23:U:C4	6	0.12
(1,5)	1:A:98:ALA:CB	2:B:23:U:C4'	6	0.12
(1,5)	1:A:98:ALA:CB	2:B:23:U:C5	6	0.12
(1,5)	1:A:98:ALA:CB	2:B:23:U:C5'	6	0.12
(1,5)	1:A:98:ALA:CB	2:B:23:U:C6	6	0.12
(1,5)	1:A:98:ALA:CB	2:B:23:U:H1'	6	0.12
(1,5)	1:A:98:ALA:CB	2:B:23:U:H2'	6	0.12
(1,5)	1:A:98:ALA:CB	2:B:23:U:H3	6	0.12
(1,5)	1:A:98:ALA:CB	2:B:23:U:H3'	6	0.12

Continued on next page...

Continued from previous page...

Key	Atom-1	Atom-2	Model ID	Violation (Å)
(1,5)	1:A:98:ALA:CB	2:B:23:U:H4'	6	0.12
(1,5)	1:A:98:ALA:CB	2:B:23:U:H5	6	0.12
(1,5)	1:A:98:ALA:CB	2:B:23:U:H5'	6	0.12
(1,5)	1:A:98:ALA:CB	2:B:23:U:H5''	6	0.12
(1,5)	1:A:98:ALA:CB	2:B:23:U:H6	6	0.12
(1,5)	1:A:98:ALA:CB	2:B:23:U:HO2'	6	0.12
(1,5)	1:A:98:ALA:CB	2:B:23:U:N1	6	0.12
(1,5)	1:A:98:ALA:CB	2:B:23:U:N3	6	0.12
(1,5)	1:A:98:ALA:CB	2:B:23:U:O2	6	0.12
(1,5)	1:A:98:ALA:CB	2:B:23:U:O2'	6	0.12
(1,5)	1:A:98:ALA:CB	2:B:23:U:O3'	6	0.12
(1,5)	1:A:98:ALA:CB	2:B:23:U:O4	6	0.12
(1,5)	1:A:98:ALA:CB	2:B:23:U:O4'	6	0.12
(1,5)	1:A:98:ALA:CB	2:B:23:U:O5'	6	0.12
(1,5)	1:A:98:ALA:CB	2:B:23:U:OP1	6	0.12
(1,5)	1:A:98:ALA:CB	2:B:23:U:OP2	6	0.12
(1,5)	1:A:98:ALA:CB	2:B:23:U:P	6	0.12
(1,5)	1:A:98:ALA:CB	2:B:24:G:C1'	6	0.12
(1,5)	1:A:98:ALA:CB	2:B:24:G:C2	6	0.12
(1,5)	1:A:98:ALA:CB	2:B:24:G:C2'	6	0.12
(1,5)	1:A:98:ALA:CB	2:B:24:G:C3'	6	0.12
(1,5)	1:A:98:ALA:CB	2:B:24:G:C4	6	0.12
(1,5)	1:A:98:ALA:CB	2:B:24:G:C4'	6	0.12
(1,5)	1:A:98:ALA:CB	2:B:24:G:C5	6	0.12
(1,5)	1:A:98:ALA:CB	2:B:24:G:C5'	6	0.12
(1,5)	1:A:98:ALA:CB	2:B:24:G:C6	6	0.12
(1,5)	1:A:98:ALA:CB	2:B:24:G:C8	6	0.12
(1,5)	1:A:98:ALA:CB	2:B:24:G:H1	6	0.12
(1,5)	1:A:98:ALA:CB	2:B:24:G:H1'	6	0.12
(1,5)	1:A:98:ALA:CB	2:B:24:G:H2'	6	0.12
(1,5)	1:A:98:ALA:CB	2:B:24:G:H21	6	0.12
(1,5)	1:A:98:ALA:CB	2:B:24:G:H22	6	0.12
(1,5)	1:A:98:ALA:CB	2:B:24:G:H3'	6	0.12
(1,5)	1:A:98:ALA:CB	2:B:24:G:H4'	6	0.12
(1,5)	1:A:98:ALA:CB	2:B:24:G:H5'	6	0.12
(1,5)	1:A:98:ALA:CB	2:B:24:G:H5''	6	0.12
(1,5)	1:A:98:ALA:CB	2:B:24:G:H8	6	0.12
(1,5)	1:A:98:ALA:CB	2:B:24:G:HO2'	6	0.12
(1,5)	1:A:98:ALA:CB	2:B:24:G:N1	6	0.12
(1,5)	1:A:98:ALA:CB	2:B:24:G:N2	6	0.12
(1,5)	1:A:98:ALA:CB	2:B:24:G:N3	6	0.12
(1,5)	1:A:98:ALA:CB	2:B:24:G:N7	6	0.12

Continued on next page...

Continued from previous page...

Key	Atom-1	Atom-2	Model ID	Violation (Å)
(1,5)	1:A:98:ALA:CB	2:B:24:G:N9	6	0.12
(1,5)	1:A:98:ALA:CB	2:B:24:G:O2'	6	0.12
(1,5)	1:A:98:ALA:CB	2:B:24:G:O3'	6	0.12
(1,5)	1:A:98:ALA:CB	2:B:24:G:O4'	6	0.12
(1,5)	1:A:98:ALA:CB	2:B:24:G:O5'	6	0.12
(1,5)	1:A:98:ALA:CB	2:B:24:G:O6	6	0.12
(1,5)	1:A:98:ALA:CB	2:B:24:G:OP1	6	0.12
(1,5)	1:A:98:ALA:CB	2:B:24:G:OP2	6	0.12
(1,5)	1:A:98:ALA:CB	2:B:24:G:P	6	0.12
(1,5)	1:A:98:ALA:H	2:B:2:C:C1'	6	0.12
(1,5)	1:A:98:ALA:H	2:B:2:C:C2	6	0.12
(1,5)	1:A:98:ALA:H	2:B:2:C:C2'	6	0.12
(1,5)	1:A:98:ALA:H	2:B:2:C:C3'	6	0.12
(1,5)	1:A:98:ALA:H	2:B:2:C:C4	6	0.12
(1,5)	1:A:98:ALA:H	2:B:2:C:C4'	6	0.12
(1,5)	1:A:98:ALA:H	2:B:2:C:C5	6	0.12
(1,5)	1:A:98:ALA:H	2:B:2:C:C5'	6	0.12
(1,5)	1:A:98:ALA:H	2:B:2:C:C6	6	0.12
(1,5)	1:A:98:ALA:H	2:B:2:C:H1'	6	0.12
(1,5)	1:A:98:ALA:H	2:B:2:C:H2'	6	0.12
(1,5)	1:A:98:ALA:H	2:B:2:C:H3'	6	0.12
(1,5)	1:A:98:ALA:H	2:B:2:C:H4'	6	0.12
(1,5)	1:A:98:ALA:H	2:B:2:C:H41	6	0.12
(1,5)	1:A:98:ALA:H	2:B:2:C:H42	6	0.12
(1,5)	1:A:98:ALA:H	2:B:2:C:H5	6	0.12
(1,5)	1:A:98:ALA:H	2:B:2:C:H5'	6	0.12
(1,5)	1:A:98:ALA:H	2:B:2:C:H5''	6	0.12
(1,5)	1:A:98:ALA:H	2:B:2:C:H6	6	0.12
(1,5)	1:A:98:ALA:H	2:B:2:C:HO2'	6	0.12
(1,5)	1:A:98:ALA:H	2:B:2:C:N1	6	0.12
(1,5)	1:A:98:ALA:H	2:B:2:C:N3	6	0.12
(1,5)	1:A:98:ALA:H	2:B:2:C:N4	6	0.12
(1,5)	1:A:98:ALA:H	2:B:2:C:O2	6	0.12
(1,5)	1:A:98:ALA:H	2:B:2:C:O2'	6	0.12
(1,5)	1:A:98:ALA:H	2:B:2:C:O3'	6	0.12
(1,5)	1:A:98:ALA:H	2:B:2:C:O4'	6	0.12
(1,5)	1:A:98:ALA:H	2:B:2:C:O5'	6	0.12
(1,5)	1:A:98:ALA:H	2:B:3:U:C1'	6	0.12
(1,5)	1:A:98:ALA:H	2:B:3:U:C2	6	0.12
(1,5)	1:A:98:ALA:H	2:B:3:U:C2'	6	0.12
(1,5)	1:A:98:ALA:H	2:B:3:U:C3'	6	0.12
(1,5)	1:A:98:ALA:H	2:B:3:U:C4	6	0.12

Continued on next page...

Continued from previous page...

Key	Atom-1	Atom-2	Model ID	Violation (Å)
(1,5)	1:A:98:ALA:H	2:B:3:U:C4'	6	0.12
(1,5)	1:A:98:ALA:H	2:B:3:U:C5	6	0.12
(1,5)	1:A:98:ALA:H	2:B:3:U:C5'	6	0.12
(1,5)	1:A:98:ALA:H	2:B:3:U:C6	6	0.12
(1,5)	1:A:98:ALA:H	2:B:3:U:H1'	6	0.12
(1,5)	1:A:98:ALA:H	2:B:3:U:H2'	6	0.12
(1,5)	1:A:98:ALA:H	2:B:3:U:H3	6	0.12
(1,5)	1:A:98:ALA:H	2:B:3:U:H3'	6	0.12
(1,5)	1:A:98:ALA:H	2:B:3:U:H4'	6	0.12
(1,5)	1:A:98:ALA:H	2:B:3:U:H5	6	0.12
(1,5)	1:A:98:ALA:H	2:B:3:U:H5'	6	0.12
(1,5)	1:A:98:ALA:H	2:B:3:U:H5''	6	0.12
(1,5)	1:A:98:ALA:H	2:B:3:U:H6	6	0.12
(1,5)	1:A:98:ALA:H	2:B:3:U:HO2'	6	0.12
(1,5)	1:A:98:ALA:H	2:B:3:U:N1	6	0.12
(1,5)	1:A:98:ALA:H	2:B:3:U:N3	6	0.12
(1,5)	1:A:98:ALA:H	2:B:3:U:O2	6	0.12
(1,5)	1:A:98:ALA:H	2:B:3:U:O2'	6	0.12
(1,5)	1:A:98:ALA:H	2:B:3:U:O3'	6	0.12
(1,5)	1:A:98:ALA:H	2:B:3:U:O4	6	0.12
(1,5)	1:A:98:ALA:H	2:B:3:U:O4'	6	0.12
(1,5)	1:A:98:ALA:H	2:B:3:U:O5'	6	0.12
(1,5)	1:A:98:ALA:H	2:B:3:U:OP1	6	0.12
(1,5)	1:A:98:ALA:H	2:B:3:U:OP2	6	0.12
(1,5)	1:A:98:ALA:H	2:B:3:U:P	6	0.12
(1,5)	1:A:98:ALA:H	2:B:4:G:C1'	6	0.12
(1,5)	1:A:98:ALA:H	2:B:4:G:C2	6	0.12
(1,5)	1:A:98:ALA:H	2:B:4:G:C2'	6	0.12
(1,5)	1:A:98:ALA:H	2:B:4:G:C3'	6	0.12
(1,5)	1:A:98:ALA:H	2:B:4:G:C4	6	0.12
(1,5)	1:A:98:ALA:H	2:B:4:G:C4'	6	0.12
(1,5)	1:A:98:ALA:H	2:B:4:G:C5	6	0.12
(1,5)	1:A:98:ALA:H	2:B:4:G:C5'	6	0.12
(1,5)	1:A:98:ALA:H	2:B:4:G:C6	6	0.12
(1,5)	1:A:98:ALA:H	2:B:4:G:C8	6	0.12
(1,5)	1:A:98:ALA:H	2:B:4:G:H1	6	0.12
(1,5)	1:A:98:ALA:H	2:B:4:G:H1'	6	0.12
(1,5)	1:A:98:ALA:H	2:B:4:G:H2'	6	0.12
(1,5)	1:A:98:ALA:H	2:B:4:G:H21	6	0.12
(1,5)	1:A:98:ALA:H	2:B:4:G:H22	6	0.12
(1,5)	1:A:98:ALA:H	2:B:4:G:H3'	6	0.12
(1,5)	1:A:98:ALA:H	2:B:4:G:H4'	6	0.12

Continued on next page...

Continued from previous page...

Key	Atom-1	Atom-2	Model ID	Violation (Å)
(1,5)	1:A:98:ALA:H	2:B:4:G:H5'	6	0.12
(1,5)	1:A:98:ALA:H	2:B:4:G:H5''	6	0.12
(1,5)	1:A:98:ALA:H	2:B:4:G:H8	6	0.12
(1,5)	1:A:98:ALA:H	2:B:4:G:HO2'	6	0.12
(1,5)	1:A:98:ALA:H	2:B:4:G:N1	6	0.12
(1,5)	1:A:98:ALA:H	2:B:4:G:N2	6	0.12
(1,5)	1:A:98:ALA:H	2:B:4:G:N3	6	0.12
(1,5)	1:A:98:ALA:H	2:B:4:G:N7	6	0.12
(1,5)	1:A:98:ALA:H	2:B:4:G:N9	6	0.12
(1,5)	1:A:98:ALA:H	2:B:4:G:O2'	6	0.12
(1,5)	1:A:98:ALA:H	2:B:4:G:O3'	6	0.12
(1,5)	1:A:98:ALA:H	2:B:4:G:O4'	6	0.12
(1,5)	1:A:98:ALA:H	2:B:4:G:O5'	6	0.12
(1,5)	1:A:98:ALA:H	2:B:4:G:O6	6	0.12
(1,5)	1:A:98:ALA:H	2:B:4:G:OP1	6	0.12
(1,5)	1:A:98:ALA:H	2:B:4:G:OP2	6	0.12
(1,5)	1:A:98:ALA:H	2:B:4:G:P	6	0.12
(1,5)	1:A:98:ALA:H	2:B:5:A:C1'	6	0.12
(1,5)	1:A:98:ALA:H	2:B:5:A:C2	6	0.12
(1,5)	1:A:98:ALA:H	2:B:5:A:C2'	6	0.12
(1,5)	1:A:98:ALA:H	2:B:5:A:C3'	6	0.12
(1,5)	1:A:98:ALA:H	2:B:5:A:C4	6	0.12
(1,5)	1:A:98:ALA:H	2:B:5:A:C4'	6	0.12
(1,5)	1:A:98:ALA:H	2:B:5:A:C5	6	0.12
(1,5)	1:A:98:ALA:H	2:B:5:A:C5'	6	0.12
(1,5)	1:A:98:ALA:H	2:B:5:A:C6	6	0.12
(1,5)	1:A:98:ALA:H	2:B:5:A:C8	6	0.12
(1,5)	1:A:98:ALA:H	2:B:5:A:H1'	6	0.12
(1,5)	1:A:98:ALA:H	2:B:5:A:H2	6	0.12
(1,5)	1:A:98:ALA:H	2:B:5:A:H2'	6	0.12
(1,5)	1:A:98:ALA:H	2:B:5:A:H3'	6	0.12
(1,5)	1:A:98:ALA:H	2:B:5:A:H4'	6	0.12
(1,5)	1:A:98:ALA:H	2:B:5:A:H5'	6	0.12
(1,5)	1:A:98:ALA:H	2:B:5:A:H5''	6	0.12
(1,5)	1:A:98:ALA:H	2:B:5:A:H61	6	0.12
(1,5)	1:A:98:ALA:H	2:B:5:A:H62	6	0.12
(1,5)	1:A:98:ALA:H	2:B:5:A:H8	6	0.12
(1,5)	1:A:98:ALA:H	2:B:5:A:HO2'	6	0.12
(1,5)	1:A:98:ALA:H	2:B:5:A:N1	6	0.12
(1,5)	1:A:98:ALA:H	2:B:5:A:N3	6	0.12
(1,5)	1:A:98:ALA:H	2:B:5:A:N6	6	0.12
(1,5)	1:A:98:ALA:H	2:B:5:A:N7	6	0.12

Continued on next page...

Continued from previous page...

Key	Atom-1	Atom-2	Model ID	Violation (Å)
(1,5)	1:A:98:ALA:H	2:B:5:A:N9	6	0.12
(1,5)	1:A:98:ALA:H	2:B:5:A:O2'	6	0.12
(1,5)	1:A:98:ALA:H	2:B:5:A:O3'	6	0.12
(1,5)	1:A:98:ALA:H	2:B:5:A:O4'	6	0.12
(1,5)	1:A:98:ALA:H	2:B:5:A:O5'	6	0.12
(1,5)	1:A:98:ALA:H	2:B:5:A:OP1	6	0.12
(1,5)	1:A:98:ALA:H	2:B:5:A:OP2	6	0.12
(1,5)	1:A:98:ALA:H	2:B:5:A:P	6	0.12
(1,5)	1:A:98:ALA:H	2:B:6:G:C1'	6	0.12
(1,5)	1:A:98:ALA:H	2:B:6:G:C2	6	0.12
(1,5)	1:A:98:ALA:H	2:B:6:G:C2'	6	0.12
(1,5)	1:A:98:ALA:H	2:B:6:G:C3'	6	0.12
(1,5)	1:A:98:ALA:H	2:B:6:G:C4	6	0.12
(1,5)	1:A:98:ALA:H	2:B:6:G:C4'	6	0.12
(1,5)	1:A:98:ALA:H	2:B:6:G:C5	6	0.12
(1,5)	1:A:98:ALA:H	2:B:6:G:C5'	6	0.12
(1,5)	1:A:98:ALA:H	2:B:6:G:C6	6	0.12
(1,5)	1:A:98:ALA:H	2:B:6:G:C8	6	0.12
(1,5)	1:A:98:ALA:H	2:B:6:G:H1	6	0.12
(1,5)	1:A:98:ALA:H	2:B:6:G:H1'	6	0.12
(1,5)	1:A:98:ALA:H	2:B:6:G:H2'	6	0.12
(1,5)	1:A:98:ALA:H	2:B:6:G:H21	6	0.12
(1,5)	1:A:98:ALA:H	2:B:6:G:H22	6	0.12
(1,5)	1:A:98:ALA:H	2:B:6:G:H3'	6	0.12
(1,5)	1:A:98:ALA:H	2:B:6:G:H4'	6	0.12
(1,5)	1:A:98:ALA:H	2:B:6:G:H5'	6	0.12
(1,5)	1:A:98:ALA:H	2:B:6:G:H5''	6	0.12
(1,5)	1:A:98:ALA:H	2:B:6:G:H8	6	0.12
(1,5)	1:A:98:ALA:H	2:B:6:G:HO2'	6	0.12
(1,5)	1:A:98:ALA:H	2:B:6:G:N1	6	0.12
(1,5)	1:A:98:ALA:H	2:B:6:G:N2	6	0.12
(1,5)	1:A:98:ALA:H	2:B:6:G:N3	6	0.12
(1,5)	1:A:98:ALA:H	2:B:6:G:N7	6	0.12
(1,5)	1:A:98:ALA:H	2:B:6:G:N9	6	0.12
(1,5)	1:A:98:ALA:H	2:B:6:G:O2'	6	0.12
(1,5)	1:A:98:ALA:H	2:B:6:G:O3'	6	0.12
(1,5)	1:A:98:ALA:H	2:B:6:G:O4'	6	0.12
(1,5)	1:A:98:ALA:H	2:B:6:G:O5'	6	0.12
(1,5)	1:A:98:ALA:H	2:B:6:G:O6	6	0.12
(1,5)	1:A:98:ALA:H	2:B:6:G:OP1	6	0.12
(1,5)	1:A:98:ALA:H	2:B:6:G:OP2	6	0.12
(1,5)	1:A:98:ALA:H	2:B:6:G:P	6	0.12

Continued on next page...

Continued from previous page...

Key	Atom-1	Atom-2	Model ID	Violation (Å)
(1,5)	1:A:98:ALA:H	2:B:7:C:C1'	6	0.12
(1,5)	1:A:98:ALA:H	2:B:7:C:C2	6	0.12
(1,5)	1:A:98:ALA:H	2:B:7:C:C2'	6	0.12
(1,5)	1:A:98:ALA:H	2:B:7:C:C3'	6	0.12
(1,5)	1:A:98:ALA:H	2:B:7:C:C4	6	0.12
(1,5)	1:A:98:ALA:H	2:B:7:C:C4'	6	0.12
(1,5)	1:A:98:ALA:H	2:B:7:C:C5	6	0.12
(1,5)	1:A:98:ALA:H	2:B:7:C:C5'	6	0.12
(1,5)	1:A:98:ALA:H	2:B:7:C:C6	6	0.12
(1,5)	1:A:98:ALA:H	2:B:7:C:H1'	6	0.12
(1,5)	1:A:98:ALA:H	2:B:7:C:H2'	6	0.12
(1,5)	1:A:98:ALA:H	2:B:7:C:H3'	6	0.12
(1,5)	1:A:98:ALA:H	2:B:7:C:H4'	6	0.12
(1,5)	1:A:98:ALA:H	2:B:7:C:H41	6	0.12
(1,5)	1:A:98:ALA:H	2:B:7:C:H42	6	0.12
(1,5)	1:A:98:ALA:H	2:B:7:C:H5	6	0.12
(1,5)	1:A:98:ALA:H	2:B:7:C:H5'	6	0.12
(1,5)	1:A:98:ALA:H	2:B:7:C:H5''	6	0.12
(1,5)	1:A:98:ALA:H	2:B:7:C:H6	6	0.12
(1,5)	1:A:98:ALA:H	2:B:7:C:HO2'	6	0.12
(1,5)	1:A:98:ALA:H	2:B:7:C:N1	6	0.12
(1,5)	1:A:98:ALA:H	2:B:7:C:N3	6	0.12
(1,5)	1:A:98:ALA:H	2:B:7:C:N4	6	0.12
(1,5)	1:A:98:ALA:H	2:B:7:C:O2	6	0.12
(1,5)	1:A:98:ALA:H	2:B:7:C:O2'	6	0.12
(1,5)	1:A:98:ALA:H	2:B:7:C:O3'	6	0.12
(1,5)	1:A:98:ALA:H	2:B:7:C:O4'	6	0.12
(1,5)	1:A:98:ALA:H	2:B:7:C:O5'	6	0.12
(1,5)	1:A:98:ALA:H	2:B:7:C:OP1	6	0.12
(1,5)	1:A:98:ALA:H	2:B:7:C:OP2	6	0.12
(1,5)	1:A:98:ALA:H	2:B:7:C:P	6	0.12
(1,5)	1:A:98:ALA:H	2:B:8:U:C1'	6	0.12
(1,5)	1:A:98:ALA:H	2:B:8:U:C2	6	0.12
(1,5)	1:A:98:ALA:H	2:B:8:U:C2'	6	0.12
(1,5)	1:A:98:ALA:H	2:B:8:U:C3'	6	0.12
(1,5)	1:A:98:ALA:H	2:B:8:U:C4	6	0.12
(1,5)	1:A:98:ALA:H	2:B:8:U:C4'	6	0.12
(1,5)	1:A:98:ALA:H	2:B:8:U:C5	6	0.12
(1,5)	1:A:98:ALA:H	2:B:8:U:C5'	6	0.12
(1,5)	1:A:98:ALA:H	2:B:8:U:C6	6	0.12
(1,5)	1:A:98:ALA:H	2:B:8:U:H1'	6	0.12
(1,5)	1:A:98:ALA:H	2:B:8:U:H2'	6	0.12

Continued on next page...

Continued from previous page...

Key	Atom-1	Atom-2	Model ID	Violation (Å)
(1,5)	1:A:98:ALA:H	2:B:8:U:H3	6	0.12
(1,5)	1:A:98:ALA:H	2:B:8:U:H3'	6	0.12
(1,5)	1:A:98:ALA:H	2:B:8:U:H4'	6	0.12
(1,5)	1:A:98:ALA:H	2:B:8:U:H5	6	0.12
(1,5)	1:A:98:ALA:H	2:B:8:U:H5'	6	0.12
(1,5)	1:A:98:ALA:H	2:B:8:U:H5''	6	0.12
(1,5)	1:A:98:ALA:H	2:B:8:U:H6	6	0.12
(1,5)	1:A:98:ALA:H	2:B:8:U:HO2'	6	0.12
(1,5)	1:A:98:ALA:H	2:B:8:U:N1	6	0.12
(1,5)	1:A:98:ALA:H	2:B:8:U:N3	6	0.12
(1,5)	1:A:98:ALA:H	2:B:8:U:O2	6	0.12
(1,5)	1:A:98:ALA:H	2:B:8:U:O2'	6	0.12
(1,5)	1:A:98:ALA:H	2:B:8:U:O3'	6	0.12
(1,5)	1:A:98:ALA:H	2:B:8:U:O4	6	0.12
(1,5)	1:A:98:ALA:H	2:B:8:U:O4'	6	0.12
(1,5)	1:A:98:ALA:H	2:B:8:U:O5'	6	0.12
(1,5)	1:A:98:ALA:H	2:B:8:U:OP1	6	0.12
(1,5)	1:A:98:ALA:H	2:B:8:U:OP2	6	0.12
(1,5)	1:A:98:ALA:H	2:B:8:U:P	6	0.12
(1,5)	1:A:98:ALA:H	2:B:9:C:C1'	6	0.12
(1,5)	1:A:98:ALA:H	2:B:9:C:C2	6	0.12
(1,5)	1:A:98:ALA:H	2:B:9:C:C2'	6	0.12
(1,5)	1:A:98:ALA:H	2:B:9:C:C3'	6	0.12
(1,5)	1:A:98:ALA:H	2:B:9:C:C4	6	0.12
(1,5)	1:A:98:ALA:H	2:B:9:C:C4'	6	0.12
(1,5)	1:A:98:ALA:H	2:B:9:C:C5	6	0.12
(1,5)	1:A:98:ALA:H	2:B:9:C:C5'	6	0.12
(1,5)	1:A:98:ALA:H	2:B:9:C:C6	6	0.12
(1,5)	1:A:98:ALA:H	2:B:9:C:H1'	6	0.12
(1,5)	1:A:98:ALA:H	2:B:9:C:H2'	6	0.12
(1,5)	1:A:98:ALA:H	2:B:9:C:H3'	6	0.12
(1,5)	1:A:98:ALA:H	2:B:9:C:H4'	6	0.12
(1,5)	1:A:98:ALA:H	2:B:9:C:H41	6	0.12
(1,5)	1:A:98:ALA:H	2:B:9:C:H42	6	0.12
(1,5)	1:A:98:ALA:H	2:B:9:C:H5	6	0.12
(1,5)	1:A:98:ALA:H	2:B:9:C:H5'	6	0.12
(1,5)	1:A:98:ALA:H	2:B:9:C:H5''	6	0.12
(1,5)	1:A:98:ALA:H	2:B:9:C:H6	6	0.12
(1,5)	1:A:98:ALA:H	2:B:9:C:HO2'	6	0.12
(1,5)	1:A:98:ALA:H	2:B:9:C:N1	6	0.12
(1,5)	1:A:98:ALA:H	2:B:9:C:N3	6	0.12
(1,5)	1:A:98:ALA:H	2:B:9:C:N4	6	0.12

Continued on next page...

Continued from previous page...

Key	Atom-1	Atom-2	Model ID	Violation (Å)
(1,5)	1:A:98:ALA:H	2:B:9:C:O2	6	0.12
(1,5)	1:A:98:ALA:H	2:B:9:C:O2'	6	0.12
(1,5)	1:A:98:ALA:H	2:B:9:C:O3'	6	0.12
(1,5)	1:A:98:ALA:H	2:B:9:C:O4'	6	0.12
(1,5)	1:A:98:ALA:H	2:B:9:C:O5'	6	0.12
(1,5)	1:A:98:ALA:H	2:B:9:C:OP1	6	0.12
(1,5)	1:A:98:ALA:H	2:B:9:C:OP2	6	0.12
(1,5)	1:A:98:ALA:H	2:B:9:C:P	6	0.12
(1,5)	1:A:98:ALA:H	2:B:10:G:C1'	6	0.12
(1,5)	1:A:98:ALA:H	2:B:10:G:C2	6	0.12
(1,5)	1:A:98:ALA:H	2:B:10:G:C2'	6	0.12
(1,5)	1:A:98:ALA:H	2:B:10:G:C3'	6	0.12
(1,5)	1:A:98:ALA:H	2:B:10:G:C4	6	0.12
(1,5)	1:A:98:ALA:H	2:B:10:G:C4'	6	0.12
(1,5)	1:A:98:ALA:H	2:B:10:G:C5	6	0.12
(1,5)	1:A:98:ALA:H	2:B:10:G:C5'	6	0.12
(1,5)	1:A:98:ALA:H	2:B:10:G:C6	6	0.12
(1,5)	1:A:98:ALA:H	2:B:10:G:C8	6	0.12
(1,5)	1:A:98:ALA:H	2:B:10:G:H1	6	0.12
(1,5)	1:A:98:ALA:H	2:B:10:G:H1'	6	0.12
(1,5)	1:A:98:ALA:H	2:B:10:G:H2'	6	0.12
(1,5)	1:A:98:ALA:H	2:B:10:G:H21	6	0.12
(1,5)	1:A:98:ALA:H	2:B:10:G:H22	6	0.12
(1,5)	1:A:98:ALA:H	2:B:10:G:H3'	6	0.12
(1,5)	1:A:98:ALA:H	2:B:10:G:H4'	6	0.12
(1,5)	1:A:98:ALA:H	2:B:10:G:H5'	6	0.12
(1,5)	1:A:98:ALA:H	2:B:10:G:H5''	6	0.12
(1,5)	1:A:98:ALA:H	2:B:10:G:H8	6	0.12
(1,5)	1:A:98:ALA:H	2:B:10:G:HO2'	6	0.12
(1,5)	1:A:98:ALA:H	2:B:10:G:N1	6	0.12
(1,5)	1:A:98:ALA:H	2:B:10:G:N2	6	0.12
(1,5)	1:A:98:ALA:H	2:B:10:G:N3	6	0.12
(1,5)	1:A:98:ALA:H	2:B:10:G:N7	6	0.12
(1,5)	1:A:98:ALA:H	2:B:10:G:N9	6	0.12
(1,5)	1:A:98:ALA:H	2:B:10:G:O2'	6	0.12
(1,5)	1:A:98:ALA:H	2:B:10:G:O3'	6	0.12
(1,5)	1:A:98:ALA:H	2:B:10:G:O4'	6	0.12
(1,5)	1:A:98:ALA:H	2:B:10:G:O5'	6	0.12
(1,5)	1:A:98:ALA:H	2:B:10:G:O6	6	0.12
(1,5)	1:A:98:ALA:H	2:B:10:G:OP1	6	0.12
(1,5)	1:A:98:ALA:H	2:B:10:G:OP2	6	0.12
(1,5)	1:A:98:ALA:H	2:B:10:G:P	6	0.12

Continued on next page...

Continued from previous page...

Key	Atom-1	Atom-2	Model ID	Violation (Å)
(1,5)	1:A:98:ALA:H	2:B:11:A:C1'	6	0.12
(1,5)	1:A:98:ALA:H	2:B:11:A:C2	6	0.12
(1,5)	1:A:98:ALA:H	2:B:11:A:C2'	6	0.12
(1,5)	1:A:98:ALA:H	2:B:11:A:C3'	6	0.12
(1,5)	1:A:98:ALA:H	2:B:11:A:C4	6	0.12
(1,5)	1:A:98:ALA:H	2:B:11:A:C4'	6	0.12
(1,5)	1:A:98:ALA:H	2:B:11:A:C5	6	0.12
(1,5)	1:A:98:ALA:H	2:B:11:A:C5'	6	0.12
(1,5)	1:A:98:ALA:H	2:B:11:A:C6	6	0.12
(1,5)	1:A:98:ALA:H	2:B:11:A:C8	6	0.12
(1,5)	1:A:98:ALA:H	2:B:11:A:H1'	6	0.12
(1,5)	1:A:98:ALA:H	2:B:11:A:H2	6	0.12
(1,5)	1:A:98:ALA:H	2:B:11:A:H2'	6	0.12
(1,5)	1:A:98:ALA:H	2:B:11:A:H3'	6	0.12
(1,5)	1:A:98:ALA:H	2:B:11:A:H4'	6	0.12
(1,5)	1:A:98:ALA:H	2:B:11:A:H5'	6	0.12
(1,5)	1:A:98:ALA:H	2:B:11:A:H5''	6	0.12
(1,5)	1:A:98:ALA:H	2:B:11:A:H61	6	0.12
(1,5)	1:A:98:ALA:H	2:B:11:A:H62	6	0.12
(1,5)	1:A:98:ALA:H	2:B:11:A:H8	6	0.12
(1,5)	1:A:98:ALA:H	2:B:11:A:HO2'	6	0.12
(1,5)	1:A:98:ALA:H	2:B:11:A:N1	6	0.12
(1,5)	1:A:98:ALA:H	2:B:11:A:N3	6	0.12
(1,5)	1:A:98:ALA:H	2:B:11:A:N6	6	0.12
(1,5)	1:A:98:ALA:H	2:B:11:A:N7	6	0.12
(1,5)	1:A:98:ALA:H	2:B:11:A:N9	6	0.12
(1,5)	1:A:98:ALA:H	2:B:11:A:O2'	6	0.12
(1,5)	1:A:98:ALA:H	2:B:11:A:O3'	6	0.12
(1,5)	1:A:98:ALA:H	2:B:11:A:O4'	6	0.12
(1,5)	1:A:98:ALA:H	2:B:11:A:O5'	6	0.12
(1,5)	1:A:98:ALA:H	2:B:11:A:OP1	6	0.12
(1,5)	1:A:98:ALA:H	2:B:11:A:OP2	6	0.12
(1,5)	1:A:98:ALA:H	2:B:11:A:P	6	0.12
(1,5)	1:A:98:ALA:H	2:B:12:A:C1'	6	0.12
(1,5)	1:A:98:ALA:H	2:B:12:A:C2	6	0.12
(1,5)	1:A:98:ALA:H	2:B:12:A:C2'	6	0.12
(1,5)	1:A:98:ALA:H	2:B:12:A:C3'	6	0.12
(1,5)	1:A:98:ALA:H	2:B:12:A:C4	6	0.12
(1,5)	1:A:98:ALA:H	2:B:12:A:C4'	6	0.12
(1,5)	1:A:98:ALA:H	2:B:12:A:C5	6	0.12
(1,5)	1:A:98:ALA:H	2:B:12:A:C5'	6	0.12
(1,5)	1:A:98:ALA:H	2:B:12:A:C6	6	0.12

Continued on next page...

Continued from previous page...

Key	Atom-1	Atom-2	Model ID	Violation (Å)
(1,5)	1:A:98:ALA:H	2:B:12:A:C8	6	0.12
(1,5)	1:A:98:ALA:H	2:B:12:A:H1'	6	0.12
(1,5)	1:A:98:ALA:H	2:B:12:A:H2	6	0.12
(1,5)	1:A:98:ALA:H	2:B:12:A:H2'	6	0.12
(1,5)	1:A:98:ALA:H	2:B:12:A:H3'	6	0.12
(1,5)	1:A:98:ALA:H	2:B:12:A:H4'	6	0.12
(1,5)	1:A:98:ALA:H	2:B:12:A:H5'	6	0.12
(1,5)	1:A:98:ALA:H	2:B:12:A:H5''	6	0.12
(1,5)	1:A:98:ALA:H	2:B:12:A:H61	6	0.12
(1,5)	1:A:98:ALA:H	2:B:12:A:H62	6	0.12
(1,5)	1:A:98:ALA:H	2:B:12:A:H8	6	0.12
(1,5)	1:A:98:ALA:H	2:B:12:A:HO2'	6	0.12
(1,5)	1:A:98:ALA:H	2:B:12:A:N1	6	0.12
(1,5)	1:A:98:ALA:H	2:B:12:A:N3	6	0.12
(1,5)	1:A:98:ALA:H	2:B:12:A:N6	6	0.12
(1,5)	1:A:98:ALA:H	2:B:12:A:N7	6	0.12
(1,5)	1:A:98:ALA:H	2:B:12:A:N9	6	0.12
(1,5)	1:A:98:ALA:H	2:B:12:A:O2'	6	0.12
(1,5)	1:A:98:ALA:H	2:B:12:A:O3'	6	0.12
(1,5)	1:A:98:ALA:H	2:B:12:A:O4'	6	0.12
(1,5)	1:A:98:ALA:H	2:B:12:A:O5'	6	0.12
(1,5)	1:A:98:ALA:H	2:B:12:A:OP1	6	0.12
(1,5)	1:A:98:ALA:H	2:B:12:A:OP2	6	0.12
(1,5)	1:A:98:ALA:H	2:B:12:A:P	6	0.12
(1,5)	1:A:98:ALA:H	2:B:13:A:C1'	6	0.12
(1,5)	1:A:98:ALA:H	2:B:13:A:C2	6	0.12
(1,5)	1:A:98:ALA:H	2:B:13:A:C2'	6	0.12
(1,5)	1:A:98:ALA:H	2:B:13:A:C3'	6	0.12
(1,5)	1:A:98:ALA:H	2:B:13:A:C4	6	0.12
(1,5)	1:A:98:ALA:H	2:B:13:A:C4'	6	0.12
(1,5)	1:A:98:ALA:H	2:B:13:A:C5	6	0.12
(1,5)	1:A:98:ALA:H	2:B:13:A:C5'	6	0.12
(1,5)	1:A:98:ALA:H	2:B:13:A:C6	6	0.12
(1,5)	1:A:98:ALA:H	2:B:13:A:C8	6	0.12
(1,5)	1:A:98:ALA:H	2:B:13:A:H1'	6	0.12
(1,5)	1:A:98:ALA:H	2:B:13:A:H2	6	0.12
(1,5)	1:A:98:ALA:H	2:B:13:A:H2'	6	0.12
(1,5)	1:A:98:ALA:H	2:B:13:A:H3'	6	0.12
(1,5)	1:A:98:ALA:H	2:B:13:A:H4'	6	0.12
(1,5)	1:A:98:ALA:H	2:B:13:A:H5'	6	0.12
(1,5)	1:A:98:ALA:H	2:B:13:A:H5''	6	0.12
(1,5)	1:A:98:ALA:H	2:B:13:A:H61	6	0.12

Continued on next page...

Continued from previous page...

Key	Atom-1	Atom-2	Model ID	Violation (Å)
(1,5)	1:A:98:ALA:H	2:B:13:A:H62	6	0.12
(1,5)	1:A:98:ALA:H	2:B:13:A:H8	6	0.12
(1,5)	1:A:98:ALA:H	2:B:13:A:HO2'	6	0.12
(1,5)	1:A:98:ALA:H	2:B:13:A:N1	6	0.12
(1,5)	1:A:98:ALA:H	2:B:13:A:N3	6	0.12
(1,5)	1:A:98:ALA:H	2:B:13:A:N6	6	0.12
(1,5)	1:A:98:ALA:H	2:B:13:A:N7	6	0.12
(1,5)	1:A:98:ALA:H	2:B:13:A:N9	6	0.12
(1,5)	1:A:98:ALA:H	2:B:13:A:O2'	6	0.12
(1,5)	1:A:98:ALA:H	2:B:13:A:O3'	6	0.12
(1,5)	1:A:98:ALA:H	2:B:13:A:O4'	6	0.12
(1,5)	1:A:98:ALA:H	2:B:13:A:O5'	6	0.12
(1,5)	1:A:98:ALA:H	2:B:13:A:OP1	6	0.12
(1,5)	1:A:98:ALA:H	2:B:13:A:OP2	6	0.12
(1,5)	1:A:98:ALA:H	2:B:13:A:P	6	0.12
(1,5)	1:A:98:ALA:H	2:B:14:G:C1'	6	0.12
(1,5)	1:A:98:ALA:H	2:B:14:G:C2	6	0.12
(1,5)	1:A:98:ALA:H	2:B:14:G:C2'	6	0.12
(1,5)	1:A:98:ALA:H	2:B:14:G:C3'	6	0.12
(1,5)	1:A:98:ALA:H	2:B:14:G:C4	6	0.12
(1,5)	1:A:98:ALA:H	2:B:14:G:C4'	6	0.12
(1,5)	1:A:98:ALA:H	2:B:14:G:C5	6	0.12
(1,5)	1:A:98:ALA:H	2:B:14:G:C5'	6	0.12
(1,5)	1:A:98:ALA:H	2:B:14:G:C6	6	0.12
(1,5)	1:A:98:ALA:H	2:B:14:G:C8	6	0.12
(1,5)	1:A:98:ALA:H	2:B:14:G:H1	6	0.12
(1,5)	1:A:98:ALA:H	2:B:14:G:H1'	6	0.12
(1,5)	1:A:98:ALA:H	2:B:14:G:H2'	6	0.12
(1,5)	1:A:98:ALA:H	2:B:14:G:H21	6	0.12
(1,5)	1:A:98:ALA:H	2:B:14:G:H22	6	0.12
(1,5)	1:A:98:ALA:H	2:B:14:G:H3'	6	0.12
(1,5)	1:A:98:ALA:H	2:B:14:G:H4'	6	0.12
(1,5)	1:A:98:ALA:H	2:B:14:G:H5'	6	0.12
(1,5)	1:A:98:ALA:H	2:B:14:G:H5''	6	0.12
(1,5)	1:A:98:ALA:H	2:B:14:G:H8	6	0.12
(1,5)	1:A:98:ALA:H	2:B:14:G:HO2'	6	0.12
(1,5)	1:A:98:ALA:H	2:B:14:G:N1	6	0.12
(1,5)	1:A:98:ALA:H	2:B:14:G:N2	6	0.12
(1,5)	1:A:98:ALA:H	2:B:14:G:N3	6	0.12
(1,5)	1:A:98:ALA:H	2:B:14:G:N7	6	0.12
(1,5)	1:A:98:ALA:H	2:B:14:G:N9	6	0.12
(1,5)	1:A:98:ALA:H	2:B:14:G:O2'	6	0.12

Continued on next page...

Continued from previous page...

Key	Atom-1	Atom-2	Model ID	Violation (Å)
(1,5)	1:A:98:ALA:H	2:B:14:G:O3'	6	0.12
(1,5)	1:A:98:ALA:H	2:B:14:G:O4'	6	0.12
(1,5)	1:A:98:ALA:H	2:B:14:G:O5'	6	0.12
(1,5)	1:A:98:ALA:H	2:B:14:G:O6	6	0.12
(1,5)	1:A:98:ALA:H	2:B:14:G:OP1	6	0.12
(1,5)	1:A:98:ALA:H	2:B:14:G:OP2	6	0.12
(1,5)	1:A:98:ALA:H	2:B:14:G:P	6	0.12
(1,5)	1:A:98:ALA:H	2:B:15:A:C1'	6	0.12
(1,5)	1:A:98:ALA:H	2:B:15:A:C2	6	0.12
(1,5)	1:A:98:ALA:H	2:B:15:A:C2'	6	0.12
(1,5)	1:A:98:ALA:H	2:B:15:A:C3'	6	0.12
(1,5)	1:A:98:ALA:H	2:B:15:A:C4	6	0.12
(1,5)	1:A:98:ALA:H	2:B:15:A:C4'	6	0.12
(1,5)	1:A:98:ALA:H	2:B:15:A:C5	6	0.12
(1,5)	1:A:98:ALA:H	2:B:15:A:C5'	6	0.12
(1,5)	1:A:98:ALA:H	2:B:15:A:C6	6	0.12
(1,5)	1:A:98:ALA:H	2:B:15:A:C8	6	0.12
(1,5)	1:A:98:ALA:H	2:B:15:A:H1'	6	0.12
(1,5)	1:A:98:ALA:H	2:B:15:A:H2	6	0.12
(1,5)	1:A:98:ALA:H	2:B:15:A:H2'	6	0.12
(1,5)	1:A:98:ALA:H	2:B:15:A:H3'	6	0.12
(1,5)	1:A:98:ALA:H	2:B:15:A:H4'	6	0.12
(1,5)	1:A:98:ALA:H	2:B:15:A:H5'	6	0.12
(1,5)	1:A:98:ALA:H	2:B:15:A:H5''	6	0.12
(1,5)	1:A:98:ALA:H	2:B:15:A:H61	6	0.12
(1,5)	1:A:98:ALA:H	2:B:15:A:H62	6	0.12
(1,5)	1:A:98:ALA:H	2:B:15:A:H8	6	0.12
(1,5)	1:A:98:ALA:H	2:B:15:A:HO2'	6	0.12
(1,5)	1:A:98:ALA:H	2:B:15:A:N1	6	0.12
(1,5)	1:A:98:ALA:H	2:B:15:A:N3	6	0.12
(1,5)	1:A:98:ALA:H	2:B:15:A:N6	6	0.12
(1,5)	1:A:98:ALA:H	2:B:15:A:N7	6	0.12
(1,5)	1:A:98:ALA:H	2:B:15:A:N9	6	0.12
(1,5)	1:A:98:ALA:H	2:B:15:A:O2'	6	0.12
(1,5)	1:A:98:ALA:H	2:B:15:A:O3'	6	0.12
(1,5)	1:A:98:ALA:H	2:B:15:A:O4'	6	0.12
(1,5)	1:A:98:ALA:H	2:B:15:A:O5'	6	0.12
(1,5)	1:A:98:ALA:H	2:B:15:A:OP1	6	0.12
(1,5)	1:A:98:ALA:H	2:B:15:A:OP2	6	0.12
(1,5)	1:A:98:ALA:H	2:B:15:A:P	6	0.12
(1,5)	1:A:98:ALA:H	2:B:16:G:C1'	6	0.12
(1,5)	1:A:98:ALA:H	2:B:16:G:C2	6	0.12

Continued on next page...

Continued from previous page...

Key	Atom-1	Atom-2	Model ID	Violation (Å)
(1,5)	1:A:98:ALA:H	2:B:16:G:C2'	6	0.12
(1,5)	1:A:98:ALA:H	2:B:16:G:C3'	6	0.12
(1,5)	1:A:98:ALA:H	2:B:16:G:C4	6	0.12
(1,5)	1:A:98:ALA:H	2:B:16:G:C4'	6	0.12
(1,5)	1:A:98:ALA:H	2:B:16:G:C5	6	0.12
(1,5)	1:A:98:ALA:H	2:B:16:G:C5'	6	0.12
(1,5)	1:A:98:ALA:H	2:B:16:G:C6	6	0.12
(1,5)	1:A:98:ALA:H	2:B:16:G:C8	6	0.12
(1,5)	1:A:98:ALA:H	2:B:16:G:H1	6	0.12
(1,5)	1:A:98:ALA:H	2:B:16:G:H1'	6	0.12
(1,5)	1:A:98:ALA:H	2:B:16:G:H2'	6	0.12
(1,5)	1:A:98:ALA:H	2:B:16:G:H21	6	0.12
(1,5)	1:A:98:ALA:H	2:B:16:G:H22	6	0.12
(1,5)	1:A:98:ALA:H	2:B:16:G:H3'	6	0.12
(1,5)	1:A:98:ALA:H	2:B:16:G:H4'	6	0.12
(1,5)	1:A:98:ALA:H	2:B:16:G:H5'	6	0.12
(1,5)	1:A:98:ALA:H	2:B:16:G:H5''	6	0.12
(1,5)	1:A:98:ALA:H	2:B:16:G:H8	6	0.12
(1,5)	1:A:98:ALA:H	2:B:16:G:HO2'	6	0.12
(1,5)	1:A:98:ALA:H	2:B:16:G:N1	6	0.12
(1,5)	1:A:98:ALA:H	2:B:16:G:N2	6	0.12
(1,5)	1:A:98:ALA:H	2:B:16:G:N3	6	0.12
(1,5)	1:A:98:ALA:H	2:B:16:G:N7	6	0.12
(1,5)	1:A:98:ALA:H	2:B:16:G:N9	6	0.12
(1,5)	1:A:98:ALA:H	2:B:16:G:O2'	6	0.12
(1,5)	1:A:98:ALA:H	2:B:16:G:O3'	6	0.12
(1,5)	1:A:98:ALA:H	2:B:16:G:O4'	6	0.12
(1,5)	1:A:98:ALA:H	2:B:16:G:O5'	6	0.12
(1,5)	1:A:98:ALA:H	2:B:16:G:O6	6	0.12
(1,5)	1:A:98:ALA:H	2:B:16:G:OP1	6	0.12
(1,5)	1:A:98:ALA:H	2:B:16:G:OP2	6	0.12
(1,5)	1:A:98:ALA:H	2:B:16:G:P	6	0.12
(1,5)	1:A:98:ALA:H	2:B:17:C:C1'	6	0.12
(1,5)	1:A:98:ALA:H	2:B:17:C:C2	6	0.12
(1,5)	1:A:98:ALA:H	2:B:17:C:C2'	6	0.12
(1,5)	1:A:98:ALA:H	2:B:17:C:C3'	6	0.12
(1,5)	1:A:98:ALA:H	2:B:17:C:C4	6	0.12
(1,5)	1:A:98:ALA:H	2:B:17:C:C4'	6	0.12
(1,5)	1:A:98:ALA:H	2:B:17:C:C5	6	0.12
(1,5)	1:A:98:ALA:H	2:B:17:C:C5'	6	0.12
(1,5)	1:A:98:ALA:H	2:B:17:C:C6	6	0.12
(1,5)	1:A:98:ALA:H	2:B:17:C:H1'	6	0.12

Continued on next page...

Continued from previous page...

Key	Atom-1	Atom-2	Model ID	Violation (Å)
(1,5)	1:A:98:ALA:H	2:B:17:C:H2'	6	0.12
(1,5)	1:A:98:ALA:H	2:B:17:C:H3'	6	0.12
(1,5)	1:A:98:ALA:H	2:B:17:C:H4'	6	0.12
(1,5)	1:A:98:ALA:H	2:B:17:C:H41	6	0.12
(1,5)	1:A:98:ALA:H	2:B:17:C:H42	6	0.12
(1,5)	1:A:98:ALA:H	2:B:17:C:H5	6	0.12
(1,5)	1:A:98:ALA:H	2:B:17:C:H5'	6	0.12
(1,5)	1:A:98:ALA:H	2:B:17:C:H5''	6	0.12
(1,5)	1:A:98:ALA:H	2:B:17:C:H6	6	0.12
(1,5)	1:A:98:ALA:H	2:B:17:C:HO2'	6	0.12
(1,5)	1:A:98:ALA:H	2:B:17:C:N1	6	0.12
(1,5)	1:A:98:ALA:H	2:B:17:C:N3	6	0.12
(1,5)	1:A:98:ALA:H	2:B:17:C:N4	6	0.12
(1,5)	1:A:98:ALA:H	2:B:17:C:O2	6	0.12
(1,5)	1:A:98:ALA:H	2:B:17:C:O2'	6	0.12
(1,5)	1:A:98:ALA:H	2:B:17:C:O3'	6	0.12
(1,5)	1:A:98:ALA:H	2:B:17:C:O4'	6	0.12
(1,5)	1:A:98:ALA:H	2:B:17:C:O5'	6	0.12
(1,5)	1:A:98:ALA:H	2:B:17:C:OP1	6	0.12
(1,5)	1:A:98:ALA:H	2:B:17:C:OP2	6	0.12
(1,5)	1:A:98:ALA:H	2:B:17:C:P	6	0.12
(1,5)	1:A:98:ALA:H	2:B:18:A:C1'	6	0.12
(1,5)	1:A:98:ALA:H	2:B:18:A:C2	6	0.12
(1,5)	1:A:98:ALA:H	2:B:18:A:C2'	6	0.12
(1,5)	1:A:98:ALA:H	2:B:18:A:C3'	6	0.12
(1,5)	1:A:98:ALA:H	2:B:18:A:C4	6	0.12
(1,5)	1:A:98:ALA:H	2:B:18:A:C4'	6	0.12
(1,5)	1:A:98:ALA:H	2:B:18:A:C5	6	0.12
(1,5)	1:A:98:ALA:H	2:B:18:A:C5'	6	0.12
(1,5)	1:A:98:ALA:H	2:B:18:A:C6	6	0.12
(1,5)	1:A:98:ALA:H	2:B:18:A:C8	6	0.12
(1,5)	1:A:98:ALA:H	2:B:18:A:H1'	6	0.12
(1,5)	1:A:98:ALA:H	2:B:18:A:H2	6	0.12
(1,5)	1:A:98:ALA:H	2:B:18:A:H2'	6	0.12
(1,5)	1:A:98:ALA:H	2:B:18:A:H3'	6	0.12
(1,5)	1:A:98:ALA:H	2:B:18:A:H4'	6	0.12
(1,5)	1:A:98:ALA:H	2:B:18:A:H5'	6	0.12
(1,5)	1:A:98:ALA:H	2:B:18:A:H5''	6	0.12
(1,5)	1:A:98:ALA:H	2:B:18:A:H61	6	0.12
(1,5)	1:A:98:ALA:H	2:B:18:A:H62	6	0.12
(1,5)	1:A:98:ALA:H	2:B:18:A:H8	6	0.12
(1,5)	1:A:98:ALA:H	2:B:18:A:HO2'	6	0.12

Continued on next page...

Continued from previous page...

Key	Atom-1	Atom-2	Model ID	Violation (Å)
(1,5)	1:A:98:ALA:H	2:B:18:A:N1	6	0.12
(1,5)	1:A:98:ALA:H	2:B:18:A:N3	6	0.12
(1,5)	1:A:98:ALA:H	2:B:18:A:N6	6	0.12
(1,5)	1:A:98:ALA:H	2:B:18:A:N7	6	0.12
(1,5)	1:A:98:ALA:H	2:B:18:A:N9	6	0.12
(1,5)	1:A:98:ALA:H	2:B:18:A:O2'	6	0.12
(1,5)	1:A:98:ALA:H	2:B:18:A:O3'	6	0.12
(1,5)	1:A:98:ALA:H	2:B:18:A:O4'	6	0.12
(1,5)	1:A:98:ALA:H	2:B:18:A:O5'	6	0.12
(1,5)	1:A:98:ALA:H	2:B:18:A:OP1	6	0.12
(1,5)	1:A:98:ALA:H	2:B:18:A:OP2	6	0.12
(1,5)	1:A:98:ALA:H	2:B:18:A:P	6	0.12
(1,5)	1:A:98:ALA:H	2:B:19:A:C1'	6	0.12
(1,5)	1:A:98:ALA:H	2:B:19:A:C2	6	0.12
(1,5)	1:A:98:ALA:H	2:B:19:A:C2'	6	0.12
(1,5)	1:A:98:ALA:H	2:B:19:A:C3'	6	0.12
(1,5)	1:A:98:ALA:H	2:B:19:A:C4	6	0.12
(1,5)	1:A:98:ALA:H	2:B:19:A:C4'	6	0.12
(1,5)	1:A:98:ALA:H	2:B:19:A:C5	6	0.12
(1,5)	1:A:98:ALA:H	2:B:19:A:C5'	6	0.12
(1,5)	1:A:98:ALA:H	2:B:19:A:C6	6	0.12
(1,5)	1:A:98:ALA:H	2:B:19:A:C8	6	0.12
(1,5)	1:A:98:ALA:H	2:B:19:A:H1'	6	0.12
(1,5)	1:A:98:ALA:H	2:B:19:A:H2	6	0.12
(1,5)	1:A:98:ALA:H	2:B:19:A:H2'	6	0.12
(1,5)	1:A:98:ALA:H	2:B:19:A:H3'	6	0.12
(1,5)	1:A:98:ALA:H	2:B:19:A:H4'	6	0.12
(1,5)	1:A:98:ALA:H	2:B:19:A:H5'	6	0.12
(1,5)	1:A:98:ALA:H	2:B:19:A:H5''	6	0.12
(1,5)	1:A:98:ALA:H	2:B:19:A:H61	6	0.12
(1,5)	1:A:98:ALA:H	2:B:19:A:H62	6	0.12
(1,5)	1:A:98:ALA:H	2:B:19:A:H8	6	0.12
(1,5)	1:A:98:ALA:H	2:B:19:A:HO2'	6	0.12
(1,5)	1:A:98:ALA:H	2:B:19:A:N1	6	0.12
(1,5)	1:A:98:ALA:H	2:B:19:A:N3	6	0.12
(1,5)	1:A:98:ALA:H	2:B:19:A:N6	6	0.12
(1,5)	1:A:98:ALA:H	2:B:19:A:N7	6	0.12
(1,5)	1:A:98:ALA:H	2:B:19:A:N9	6	0.12
(1,5)	1:A:98:ALA:H	2:B:19:A:O2'	6	0.12
(1,5)	1:A:98:ALA:H	2:B:19:A:O3'	6	0.12
(1,5)	1:A:98:ALA:H	2:B:19:A:O4'	6	0.12
(1,5)	1:A:98:ALA:H	2:B:19:A:O5'	6	0.12

Continued on next page...

Continued from previous page...

Key	Atom-1	Atom-2	Model ID	Violation (Å)
(1,5)	1:A:98:ALA:H	2:B:19:A:OP1	6	0.12
(1,5)	1:A:98:ALA:H	2:B:19:A:OP2	6	0.12
(1,5)	1:A:98:ALA:H	2:B:19:A:P	6	0.12
(1,5)	1:A:98:ALA:H	2:B:20:U:C1'	6	0.12
(1,5)	1:A:98:ALA:H	2:B:20:U:C2	6	0.12
(1,5)	1:A:98:ALA:H	2:B:20:U:C2'	6	0.12
(1,5)	1:A:98:ALA:H	2:B:20:U:C3'	6	0.12
(1,5)	1:A:98:ALA:H	2:B:20:U:C4	6	0.12
(1,5)	1:A:98:ALA:H	2:B:20:U:C4'	6	0.12
(1,5)	1:A:98:ALA:H	2:B:20:U:C5	6	0.12
(1,5)	1:A:98:ALA:H	2:B:20:U:C5'	6	0.12
(1,5)	1:A:98:ALA:H	2:B:20:U:C6	6	0.12
(1,5)	1:A:98:ALA:H	2:B:20:U:H1'	6	0.12
(1,5)	1:A:98:ALA:H	2:B:20:U:H2'	6	0.12
(1,5)	1:A:98:ALA:H	2:B:20:U:H3	6	0.12
(1,5)	1:A:98:ALA:H	2:B:20:U:H3'	6	0.12
(1,5)	1:A:98:ALA:H	2:B:20:U:H4'	6	0.12
(1,5)	1:A:98:ALA:H	2:B:20:U:H5	6	0.12
(1,5)	1:A:98:ALA:H	2:B:20:U:H5'	6	0.12
(1,5)	1:A:98:ALA:H	2:B:20:U:H5''	6	0.12
(1,5)	1:A:98:ALA:H	2:B:20:U:H6	6	0.12
(1,5)	1:A:98:ALA:H	2:B:20:U:HO2'	6	0.12
(1,5)	1:A:98:ALA:H	2:B:20:U:N1	6	0.12
(1,5)	1:A:98:ALA:H	2:B:20:U:N3	6	0.12
(1,5)	1:A:98:ALA:H	2:B:20:U:O2	6	0.12
(1,5)	1:A:98:ALA:H	2:B:20:U:O2'	6	0.12
(1,5)	1:A:98:ALA:H	2:B:20:U:O3'	6	0.12
(1,5)	1:A:98:ALA:H	2:B:20:U:O4	6	0.12
(1,5)	1:A:98:ALA:H	2:B:20:U:O4'	6	0.12
(1,5)	1:A:98:ALA:H	2:B:20:U:O5'	6	0.12
(1,5)	1:A:98:ALA:H	2:B:20:U:OP1	6	0.12
(1,5)	1:A:98:ALA:H	2:B:20:U:OP2	6	0.12
(1,5)	1:A:98:ALA:H	2:B:20:U:P	6	0.12
(1,5)	1:A:98:ALA:H	2:B:21:G:C1'	6	0.12
(1,5)	1:A:98:ALA:H	2:B:21:G:C2	6	0.12
(1,5)	1:A:98:ALA:H	2:B:21:G:C2'	6	0.12
(1,5)	1:A:98:ALA:H	2:B:21:G:C3'	6	0.12
(1,5)	1:A:98:ALA:H	2:B:21:G:C4	6	0.12
(1,5)	1:A:98:ALA:H	2:B:21:G:C4'	6	0.12
(1,5)	1:A:98:ALA:H	2:B:21:G:C5	6	0.12
(1,5)	1:A:98:ALA:H	2:B:21:G:C5'	6	0.12
(1,5)	1:A:98:ALA:H	2:B:21:G:C6	6	0.12

Continued on next page...

Continued from previous page...

Key	Atom-1	Atom-2	Model ID	Violation (Å)
(1,5)	1:A:98:ALA:H	2:B:21:G:C8	6	0.12
(1,5)	1:A:98:ALA:H	2:B:21:G:H1	6	0.12
(1,5)	1:A:98:ALA:H	2:B:21:G:H1'	6	0.12
(1,5)	1:A:98:ALA:H	2:B:21:G:H2'	6	0.12
(1,5)	1:A:98:ALA:H	2:B:21:G:H21	6	0.12
(1,5)	1:A:98:ALA:H	2:B:21:G:H22	6	0.12
(1,5)	1:A:98:ALA:H	2:B:21:G:H3'	6	0.12
(1,5)	1:A:98:ALA:H	2:B:21:G:H4'	6	0.12
(1,5)	1:A:98:ALA:H	2:B:21:G:H5'	6	0.12
(1,5)	1:A:98:ALA:H	2:B:21:G:H5''	6	0.12
(1,5)	1:A:98:ALA:H	2:B:21:G:H8	6	0.12
(1,5)	1:A:98:ALA:H	2:B:21:G:HO2'	6	0.12
(1,5)	1:A:98:ALA:H	2:B:21:G:N1	6	0.12
(1,5)	1:A:98:ALA:H	2:B:21:G:N2	6	0.12
(1,5)	1:A:98:ALA:H	2:B:21:G:N3	6	0.12
(1,5)	1:A:98:ALA:H	2:B:21:G:N7	6	0.12
(1,5)	1:A:98:ALA:H	2:B:21:G:N9	6	0.12
(1,5)	1:A:98:ALA:H	2:B:21:G:O2'	6	0.12
(1,5)	1:A:98:ALA:H	2:B:21:G:O3'	6	0.12
(1,5)	1:A:98:ALA:H	2:B:21:G:O4'	6	0.12
(1,5)	1:A:98:ALA:H	2:B:21:G:O5'	6	0.12
(1,5)	1:A:98:ALA:H	2:B:21:G:O6	6	0.12
(1,5)	1:A:98:ALA:H	2:B:21:G:OP1	6	0.12
(1,5)	1:A:98:ALA:H	2:B:21:G:OP2	6	0.12
(1,5)	1:A:98:ALA:H	2:B:21:G:P	6	0.12
(1,5)	1:A:98:ALA:H	2:B:22:A:C1'	6	0.12
(1,5)	1:A:98:ALA:H	2:B:22:A:C2	6	0.12
(1,5)	1:A:98:ALA:H	2:B:22:A:C2'	6	0.12
(1,5)	1:A:98:ALA:H	2:B:22:A:C3'	6	0.12
(1,5)	1:A:98:ALA:H	2:B:22:A:C4	6	0.12
(1,5)	1:A:98:ALA:H	2:B:22:A:C4'	6	0.12
(1,5)	1:A:98:ALA:H	2:B:22:A:C5	6	0.12
(1,5)	1:A:98:ALA:H	2:B:22:A:C5'	6	0.12
(1,5)	1:A:98:ALA:H	2:B:22:A:C6	6	0.12
(1,5)	1:A:98:ALA:H	2:B:22:A:C8	6	0.12
(1,5)	1:A:98:ALA:H	2:B:22:A:H1'	6	0.12
(1,5)	1:A:98:ALA:H	2:B:22:A:H2	6	0.12
(1,5)	1:A:98:ALA:H	2:B:22:A:H2'	6	0.12
(1,5)	1:A:98:ALA:H	2:B:22:A:H3'	6	0.12
(1,5)	1:A:98:ALA:H	2:B:22:A:H4'	6	0.12
(1,5)	1:A:98:ALA:H	2:B:22:A:H5'	6	0.12
(1,5)	1:A:98:ALA:H	2:B:22:A:H5''	6	0.12

Continued on next page...

Continued from previous page...

Key	Atom-1	Atom-2	Model ID	Violation (Å)
(1,5)	1:A:98:ALA:H	2:B:22:A:H61	6	0.12
(1,5)	1:A:98:ALA:H	2:B:22:A:H62	6	0.12
(1,5)	1:A:98:ALA:H	2:B:22:A:H8	6	0.12
(1,5)	1:A:98:ALA:H	2:B:22:A:HO2'	6	0.12
(1,5)	1:A:98:ALA:H	2:B:22:A:N1	6	0.12
(1,5)	1:A:98:ALA:H	2:B:22:A:N3	6	0.12
(1,5)	1:A:98:ALA:H	2:B:22:A:N6	6	0.12
(1,5)	1:A:98:ALA:H	2:B:22:A:N7	6	0.12
(1,5)	1:A:98:ALA:H	2:B:22:A:N9	6	0.12
(1,5)	1:A:98:ALA:H	2:B:22:A:O2'	6	0.12
(1,5)	1:A:98:ALA:H	2:B:22:A:O3'	6	0.12
(1,5)	1:A:98:ALA:H	2:B:22:A:O4'	6	0.12
(1,5)	1:A:98:ALA:H	2:B:22:A:O5'	6	0.12
(1,5)	1:A:98:ALA:H	2:B:22:A:OP1	6	0.12
(1,5)	1:A:98:ALA:H	2:B:22:A:OP2	6	0.12
(1,5)	1:A:98:ALA:H	2:B:22:A:P	6	0.12
(1,5)	1:A:98:ALA:H	2:B:23:U:C1'	6	0.12
(1,5)	1:A:98:ALA:H	2:B:23:U:C2	6	0.12
(1,5)	1:A:98:ALA:H	2:B:23:U:C2'	6	0.12
(1,5)	1:A:98:ALA:H	2:B:23:U:C3'	6	0.12
(1,5)	1:A:98:ALA:H	2:B:23:U:C4	6	0.12
(1,5)	1:A:98:ALA:H	2:B:23:U:C4'	6	0.12
(1,5)	1:A:98:ALA:H	2:B:23:U:C5	6	0.12
(1,5)	1:A:98:ALA:H	2:B:23:U:C5'	6	0.12
(1,5)	1:A:98:ALA:H	2:B:23:U:C6	6	0.12
(1,5)	1:A:98:ALA:H	2:B:23:U:H1'	6	0.12
(1,5)	1:A:98:ALA:H	2:B:23:U:H2'	6	0.12
(1,5)	1:A:98:ALA:H	2:B:23:U:H3	6	0.12
(1,5)	1:A:98:ALA:H	2:B:23:U:H3'	6	0.12
(1,5)	1:A:98:ALA:H	2:B:23:U:H4'	6	0.12
(1,5)	1:A:98:ALA:H	2:B:23:U:H5	6	0.12
(1,5)	1:A:98:ALA:H	2:B:23:U:H5'	6	0.12
(1,5)	1:A:98:ALA:H	2:B:23:U:H5''	6	0.12
(1,5)	1:A:98:ALA:H	2:B:23:U:H6	6	0.12
(1,5)	1:A:98:ALA:H	2:B:23:U:HO2'	6	0.12
(1,5)	1:A:98:ALA:H	2:B:23:U:N1	6	0.12
(1,5)	1:A:98:ALA:H	2:B:23:U:N3	6	0.12
(1,5)	1:A:98:ALA:H	2:B:23:U:O2	6	0.12
(1,5)	1:A:98:ALA:H	2:B:23:U:O2'	6	0.12
(1,5)	1:A:98:ALA:H	2:B:23:U:O3'	6	0.12
(1,5)	1:A:98:ALA:H	2:B:23:U:O4	6	0.12
(1,5)	1:A:98:ALA:H	2:B:23:U:O4'	6	0.12

Continued on next page...

Continued from previous page...

Key	Atom-1	Atom-2	Model ID	Violation (Å)
(1,5)	1:A:98:ALA:H	2:B:23:U:O5'	6	0.12
(1,5)	1:A:98:ALA:H	2:B:23:U:OP1	6	0.12
(1,5)	1:A:98:ALA:H	2:B:23:U:OP2	6	0.12
(1,5)	1:A:98:ALA:H	2:B:23:U:P	6	0.12
(1,5)	1:A:98:ALA:H	2:B:24:G:C1'	6	0.12
(1,5)	1:A:98:ALA:H	2:B:24:G:C2	6	0.12
(1,5)	1:A:98:ALA:H	2:B:24:G:C2'	6	0.12
(1,5)	1:A:98:ALA:H	2:B:24:G:C3'	6	0.12
(1,5)	1:A:98:ALA:H	2:B:24:G:C4	6	0.12
(1,5)	1:A:98:ALA:H	2:B:24:G:C4'	6	0.12
(1,5)	1:A:98:ALA:H	2:B:24:G:C5	6	0.12
(1,5)	1:A:98:ALA:H	2:B:24:G:C5'	6	0.12
(1,5)	1:A:98:ALA:H	2:B:24:G:C6	6	0.12
(1,5)	1:A:98:ALA:H	2:B:24:G:C8	6	0.12
(1,5)	1:A:98:ALA:H	2:B:24:G:H1	6	0.12
(1,5)	1:A:98:ALA:H	2:B:24:G:H1'	6	0.12
(1,5)	1:A:98:ALA:H	2:B:24:G:H2'	6	0.12
(1,5)	1:A:98:ALA:H	2:B:24:G:H21	6	0.12
(1,5)	1:A:98:ALA:H	2:B:24:G:H22	6	0.12
(1,5)	1:A:98:ALA:H	2:B:24:G:H3'	6	0.12
(1,5)	1:A:98:ALA:H	2:B:24:G:H4'	6	0.12
(1,5)	1:A:98:ALA:H	2:B:24:G:H5'	6	0.12
(1,5)	1:A:98:ALA:H	2:B:24:G:H5''	6	0.12
(1,5)	1:A:98:ALA:H	2:B:24:G:H8	6	0.12
(1,5)	1:A:98:ALA:H	2:B:24:G:HO2'	6	0.12
(1,5)	1:A:98:ALA:H	2:B:24:G:N1	6	0.12
(1,5)	1:A:98:ALA:H	2:B:24:G:N2	6	0.12
(1,5)	1:A:98:ALA:H	2:B:24:G:N3	6	0.12
(1,5)	1:A:98:ALA:H	2:B:24:G:N7	6	0.12
(1,5)	1:A:98:ALA:H	2:B:24:G:N9	6	0.12
(1,5)	1:A:98:ALA:H	2:B:24:G:O2'	6	0.12
(1,5)	1:A:98:ALA:H	2:B:24:G:O3'	6	0.12
(1,5)	1:A:98:ALA:H	2:B:24:G:O4'	6	0.12
(1,5)	1:A:98:ALA:H	2:B:24:G:O5'	6	0.12
(1,5)	1:A:98:ALA:H	2:B:24:G:O6	6	0.12
(1,5)	1:A:98:ALA:H	2:B:24:G:OP1	6	0.12
(1,5)	1:A:98:ALA:H	2:B:24:G:OP2	6	0.12
(1,5)	1:A:98:ALA:H	2:B:24:G:P	6	0.12
(1,5)	1:A:98:ALA:HA	2:B:2:C:C1'	6	0.12
(1,5)	1:A:98:ALA:HA	2:B:2:C:C2	6	0.12
(1,5)	1:A:98:ALA:HA	2:B:2:C:C2'	6	0.12
(1,5)	1:A:98:ALA:HA	2:B:2:C:C3'	6	0.12

Continued on next page...

Continued from previous page...

Key	Atom-1	Atom-2	Model ID	Violation (Å)
(1,5)	1:A:98:ALA:HA	2:B:2:C:C4	6	0.12
(1,5)	1:A:98:ALA:HA	2:B:2:C:C4'	6	0.12
(1,5)	1:A:98:ALA:HA	2:B:2:C:C5	6	0.12
(1,5)	1:A:98:ALA:HA	2:B:2:C:C5'	6	0.12
(1,5)	1:A:98:ALA:HA	2:B:2:C:C6	6	0.12
(1,5)	1:A:98:ALA:HA	2:B:2:C:H1'	6	0.12
(1,5)	1:A:98:ALA:HA	2:B:2:C:H2'	6	0.12
(1,5)	1:A:98:ALA:HA	2:B:2:C:H3'	6	0.12
(1,5)	1:A:98:ALA:HA	2:B:2:C:H4'	6	0.12
(1,5)	1:A:98:ALA:HA	2:B:2:C:H41	6	0.12
(1,5)	1:A:98:ALA:HA	2:B:2:C:H42	6	0.12
(1,5)	1:A:98:ALA:HA	2:B:2:C:H5	6	0.12
(1,5)	1:A:98:ALA:HA	2:B:2:C:H5'	6	0.12
(1,5)	1:A:98:ALA:HA	2:B:2:C:H5''	6	0.12
(1,5)	1:A:98:ALA:HA	2:B:2:C:H6	6	0.12
(1,5)	1:A:98:ALA:HA	2:B:2:C:HO2'	6	0.12
(1,5)	1:A:98:ALA:HA	2:B:2:C:N1	6	0.12
(1,5)	1:A:98:ALA:HA	2:B:2:C:N3	6	0.12
(1,5)	1:A:98:ALA:HA	2:B:2:C:N4	6	0.12
(1,5)	1:A:98:ALA:HA	2:B:2:C:O2	6	0.12
(1,5)	1:A:98:ALA:HA	2:B:2:C:O2'	6	0.12
(1,5)	1:A:98:ALA:HA	2:B:2:C:O3'	6	0.12
(1,5)	1:A:98:ALA:HA	2:B:2:C:O4'	6	0.12
(1,5)	1:A:98:ALA:HA	2:B:2:C:O5'	6	0.12
(1,5)	1:A:98:ALA:HA	2:B:3:U:C1'	6	0.12
(1,5)	1:A:98:ALA:HA	2:B:3:U:C2	6	0.12
(1,5)	1:A:98:ALA:HA	2:B:3:U:C2'	6	0.12
(1,5)	1:A:98:ALA:HA	2:B:3:U:C3'	6	0.12
(1,5)	1:A:98:ALA:HA	2:B:3:U:C4	6	0.12
(1,5)	1:A:98:ALA:HA	2:B:3:U:C4'	6	0.12
(1,5)	1:A:98:ALA:HA	2:B:3:U:C5	6	0.12
(1,5)	1:A:98:ALA:HA	2:B:3:U:C5'	6	0.12
(1,5)	1:A:98:ALA:HA	2:B:3:U:C6	6	0.12
(1,5)	1:A:98:ALA:HA	2:B:3:U:H1'	6	0.12
(1,5)	1:A:98:ALA:HA	2:B:3:U:H2'	6	0.12
(1,5)	1:A:98:ALA:HA	2:B:3:U:H3	6	0.12
(1,5)	1:A:98:ALA:HA	2:B:3:U:H3'	6	0.12
(1,5)	1:A:98:ALA:HA	2:B:3:U:H4'	6	0.12
(1,5)	1:A:98:ALA:HA	2:B:3:U:H5	6	0.12
(1,5)	1:A:98:ALA:HA	2:B:3:U:H5'	6	0.12
(1,5)	1:A:98:ALA:HA	2:B:3:U:H5''	6	0.12
(1,5)	1:A:98:ALA:HA	2:B:3:U:H6	6	0.12

Continued on next page...

Continued from previous page...

Key	Atom-1	Atom-2	Model ID	Violation (Å)
(1,5)	1:A:98:ALA:HA	2:B:3:U:HO2'	6	0.12
(1,5)	1:A:98:ALA:HA	2:B:3:U:N1	6	0.12
(1,5)	1:A:98:ALA:HA	2:B:3:U:N3	6	0.12
(1,5)	1:A:98:ALA:HA	2:B:3:U:O2	6	0.12
(1,5)	1:A:98:ALA:HA	2:B:3:U:O2'	6	0.12
(1,5)	1:A:98:ALA:HA	2:B:3:U:O3'	6	0.12
(1,5)	1:A:98:ALA:HA	2:B:3:U:O4	6	0.12
(1,5)	1:A:98:ALA:HA	2:B:3:U:O4'	6	0.12
(1,5)	1:A:98:ALA:HA	2:B:3:U:O5'	6	0.12
(1,5)	1:A:98:ALA:HA	2:B:3:U:OP1	6	0.12
(1,5)	1:A:98:ALA:HA	2:B:3:U:OP2	6	0.12
(1,5)	1:A:98:ALA:HA	2:B:3:U:P	6	0.12
(1,5)	1:A:98:ALA:HA	2:B:4:G:C1'	6	0.12
(1,5)	1:A:98:ALA:HA	2:B:4:G:C2	6	0.12
(1,5)	1:A:98:ALA:HA	2:B:4:G:C2'	6	0.12
(1,5)	1:A:98:ALA:HA	2:B:4:G:C3'	6	0.12
(1,5)	1:A:98:ALA:HA	2:B:4:G:C4	6	0.12
(1,5)	1:A:98:ALA:HA	2:B:4:G:C4'	6	0.12
(1,5)	1:A:98:ALA:HA	2:B:4:G:C5	6	0.12
(1,5)	1:A:98:ALA:HA	2:B:4:G:C5'	6	0.12
(1,5)	1:A:98:ALA:HA	2:B:4:G:C6	6	0.12
(1,5)	1:A:98:ALA:HA	2:B:4:G:C8	6	0.12
(1,5)	1:A:98:ALA:HA	2:B:4:G:H1	6	0.12
(1,5)	1:A:98:ALA:HA	2:B:4:G:H1'	6	0.12
(1,5)	1:A:98:ALA:HA	2:B:4:G:H2'	6	0.12
(1,5)	1:A:98:ALA:HA	2:B:4:G:H21	6	0.12
(1,5)	1:A:98:ALA:HA	2:B:4:G:H22	6	0.12
(1,5)	1:A:98:ALA:HA	2:B:4:G:H3'	6	0.12
(1,5)	1:A:98:ALA:HA	2:B:4:G:H4'	6	0.12
(1,5)	1:A:98:ALA:HA	2:B:4:G:H5'	6	0.12
(1,5)	1:A:98:ALA:HA	2:B:4:G:H5''	6	0.12
(1,5)	1:A:98:ALA:HA	2:B:4:G:H8	6	0.12
(1,5)	1:A:98:ALA:HA	2:B:4:G:HO2'	6	0.12
(1,5)	1:A:98:ALA:HA	2:B:4:G:N1	6	0.12
(1,5)	1:A:98:ALA:HA	2:B:4:G:N2	6	0.12
(1,5)	1:A:98:ALA:HA	2:B:4:G:N3	6	0.12
(1,5)	1:A:98:ALA:HA	2:B:4:G:N7	6	0.12
(1,5)	1:A:98:ALA:HA	2:B:4:G:N9	6	0.12
(1,5)	1:A:98:ALA:HA	2:B:4:G:O2'	6	0.12
(1,5)	1:A:98:ALA:HA	2:B:4:G:O3'	6	0.12
(1,5)	1:A:98:ALA:HA	2:B:4:G:O4'	6	0.12
(1,5)	1:A:98:ALA:HA	2:B:4:G:O5'	6	0.12

Continued on next page...

Continued from previous page...

Key	Atom-1	Atom-2	Model ID	Violation (Å)
(1,5)	1:A:98:ALA:HA	2:B:4:G:O6	6	0.12
(1,5)	1:A:98:ALA:HA	2:B:4:G:OP1	6	0.12
(1,5)	1:A:98:ALA:HA	2:B:4:G:OP2	6	0.12
(1,5)	1:A:98:ALA:HA	2:B:4:G:P	6	0.12
(1,5)	1:A:98:ALA:HA	2:B:5:A:C1'	6	0.12
(1,5)	1:A:98:ALA:HA	2:B:5:A:C2	6	0.12
(1,5)	1:A:98:ALA:HA	2:B:5:A:C2'	6	0.12
(1,5)	1:A:98:ALA:HA	2:B:5:A:C3'	6	0.12
(1,5)	1:A:98:ALA:HA	2:B:5:A:C4	6	0.12
(1,5)	1:A:98:ALA:HA	2:B:5:A:C4'	6	0.12
(1,5)	1:A:98:ALA:HA	2:B:5:A:C5	6	0.12
(1,5)	1:A:98:ALA:HA	2:B:5:A:C5'	6	0.12
(1,5)	1:A:98:ALA:HA	2:B:5:A:C6	6	0.12
(1,5)	1:A:98:ALA:HA	2:B:5:A:C8	6	0.12
(1,5)	1:A:98:ALA:HA	2:B:5:A:H1'	6	0.12
(1,5)	1:A:98:ALA:HA	2:B:5:A:H2	6	0.12
(1,5)	1:A:98:ALA:HA	2:B:5:A:H2'	6	0.12
(1,5)	1:A:98:ALA:HA	2:B:5:A:H3'	6	0.12
(1,5)	1:A:98:ALA:HA	2:B:5:A:H4'	6	0.12
(1,5)	1:A:98:ALA:HA	2:B:5:A:H5'	6	0.12
(1,5)	1:A:98:ALA:HA	2:B:5:A:H5''	6	0.12
(1,5)	1:A:98:ALA:HA	2:B:5:A:H61	6	0.12
(1,5)	1:A:98:ALA:HA	2:B:5:A:H62	6	0.12
(1,5)	1:A:98:ALA:HA	2:B:5:A:H8	6	0.12
(1,5)	1:A:98:ALA:HA	2:B:5:A:HO2'	6	0.12
(1,5)	1:A:98:ALA:HA	2:B:5:A:N1	6	0.12
(1,5)	1:A:98:ALA:HA	2:B:5:A:N3	6	0.12
(1,5)	1:A:98:ALA:HA	2:B:5:A:N6	6	0.12
(1,5)	1:A:98:ALA:HA	2:B:5:A:N7	6	0.12
(1,5)	1:A:98:ALA:HA	2:B:5:A:N9	6	0.12
(1,5)	1:A:98:ALA:HA	2:B:5:A:O2'	6	0.12
(1,5)	1:A:98:ALA:HA	2:B:5:A:O3'	6	0.12
(1,5)	1:A:98:ALA:HA	2:B:5:A:O4'	6	0.12
(1,5)	1:A:98:ALA:HA	2:B:5:A:O5'	6	0.12
(1,5)	1:A:98:ALA:HA	2:B:5:A:OP1	6	0.12
(1,5)	1:A:98:ALA:HA	2:B:5:A:OP2	6	0.12
(1,5)	1:A:98:ALA:HA	2:B:5:A:P	6	0.12
(1,5)	1:A:98:ALA:HA	2:B:6:G:C1'	6	0.12
(1,5)	1:A:98:ALA:HA	2:B:6:G:C2	6	0.12
(1,5)	1:A:98:ALA:HA	2:B:6:G:C2'	6	0.12
(1,5)	1:A:98:ALA:HA	2:B:6:G:C3'	6	0.12
(1,5)	1:A:98:ALA:HA	2:B:6:G:C4	6	0.12

Continued on next page...

Continued from previous page...

Key	Atom-1	Atom-2	Model ID	Violation (Å)
(1,5)	1:A:98:ALA:HA	2:B:6:G:C4'	6	0.12
(1,5)	1:A:98:ALA:HA	2:B:6:G:C5	6	0.12
(1,5)	1:A:98:ALA:HA	2:B:6:G:C5'	6	0.12
(1,5)	1:A:98:ALA:HA	2:B:6:G:C6	6	0.12
(1,5)	1:A:98:ALA:HA	2:B:6:G:C8	6	0.12
(1,5)	1:A:98:ALA:HA	2:B:6:G:H1	6	0.12
(1,5)	1:A:98:ALA:HA	2:B:6:G:H1'	6	0.12
(1,5)	1:A:98:ALA:HA	2:B:6:G:H2'	6	0.12
(1,5)	1:A:98:ALA:HA	2:B:6:G:H21	6	0.12
(1,5)	1:A:98:ALA:HA	2:B:6:G:H22	6	0.12
(1,5)	1:A:98:ALA:HA	2:B:6:G:H3'	6	0.12
(1,5)	1:A:98:ALA:HA	2:B:6:G:H4'	6	0.12
(1,5)	1:A:98:ALA:HA	2:B:6:G:H5'	6	0.12
(1,5)	1:A:98:ALA:HA	2:B:6:G:H5''	6	0.12
(1,5)	1:A:98:ALA:HA	2:B:6:G:H8	6	0.12
(1,5)	1:A:98:ALA:HA	2:B:6:G:HO2'	6	0.12
(1,5)	1:A:98:ALA:HA	2:B:6:G:N1	6	0.12
(1,5)	1:A:98:ALA:HA	2:B:6:G:N2	6	0.12
(1,5)	1:A:98:ALA:HA	2:B:6:G:N3	6	0.12
(1,5)	1:A:98:ALA:HA	2:B:6:G:N7	6	0.12
(1,5)	1:A:98:ALA:HA	2:B:6:G:N9	6	0.12
(1,5)	1:A:98:ALA:HA	2:B:6:G:O2'	6	0.12
(1,5)	1:A:98:ALA:HA	2:B:6:G:O3'	6	0.12
(1,5)	1:A:98:ALA:HA	2:B:6:G:O4'	6	0.12
(1,5)	1:A:98:ALA:HA	2:B:6:G:O5'	6	0.12
(1,5)	1:A:98:ALA:HA	2:B:6:G:O6	6	0.12
(1,5)	1:A:98:ALA:HA	2:B:6:G:OP1	6	0.12
(1,5)	1:A:98:ALA:HA	2:B:6:G:OP2	6	0.12
(1,5)	1:A:98:ALA:HA	2:B:6:G:P	6	0.12
(1,5)	1:A:98:ALA:HA	2:B:7:C:C1'	6	0.12
(1,5)	1:A:98:ALA:HA	2:B:7:C:C2	6	0.12
(1,5)	1:A:98:ALA:HA	2:B:7:C:C2'	6	0.12
(1,5)	1:A:98:ALA:HA	2:B:7:C:C3'	6	0.12
(1,5)	1:A:98:ALA:HA	2:B:7:C:C4	6	0.12
(1,5)	1:A:98:ALA:HA	2:B:7:C:C4'	6	0.12
(1,5)	1:A:98:ALA:HA	2:B:7:C:C5	6	0.12
(1,5)	1:A:98:ALA:HA	2:B:7:C:C5'	6	0.12
(1,5)	1:A:98:ALA:HA	2:B:7:C:C6	6	0.12
(1,5)	1:A:98:ALA:HA	2:B:7:C:H1'	6	0.12
(1,5)	1:A:98:ALA:HA	2:B:7:C:H2'	6	0.12
(1,5)	1:A:98:ALA:HA	2:B:7:C:H3'	6	0.12
(1,5)	1:A:98:ALA:HA	2:B:7:C:H4'	6	0.12

Continued on next page...

Continued from previous page...

Key	Atom-1	Atom-2	Model ID	Violation (Å)
(1,5)	1:A:98:ALA:HA	2:B:7:C:H41	6	0.12
(1,5)	1:A:98:ALA:HA	2:B:7:C:H42	6	0.12
(1,5)	1:A:98:ALA:HA	2:B:7:C:H5	6	0.12
(1,5)	1:A:98:ALA:HA	2:B:7:C:H5'	6	0.12
(1,5)	1:A:98:ALA:HA	2:B:7:C:H5''	6	0.12
(1,5)	1:A:98:ALA:HA	2:B:7:C:H6	6	0.12
(1,5)	1:A:98:ALA:HA	2:B:7:C:HO2'	6	0.12
(1,5)	1:A:98:ALA:HA	2:B:7:C:N1	6	0.12
(1,5)	1:A:98:ALA:HA	2:B:7:C:N3	6	0.12
(1,5)	1:A:98:ALA:HA	2:B:7:C:N4	6	0.12
(1,5)	1:A:98:ALA:HA	2:B:7:C:O2	6	0.12
(1,5)	1:A:98:ALA:HA	2:B:7:C:O2'	6	0.12
(1,5)	1:A:98:ALA:HA	2:B:7:C:O3'	6	0.12
(1,5)	1:A:98:ALA:HA	2:B:7:C:O4'	6	0.12
(1,5)	1:A:98:ALA:HA	2:B:7:C:O5'	6	0.12
(1,5)	1:A:98:ALA:HA	2:B:7:C:OP1	6	0.12
(1,5)	1:A:98:ALA:HA	2:B:7:C:OP2	6	0.12
(1,5)	1:A:98:ALA:HA	2:B:7:C:P	6	0.12
(1,5)	1:A:98:ALA:HA	2:B:8:U:C1'	6	0.12
(1,5)	1:A:98:ALA:HA	2:B:8:U:C2	6	0.12
(1,5)	1:A:98:ALA:HA	2:B:8:U:C2'	6	0.12
(1,5)	1:A:98:ALA:HA	2:B:8:U:C3'	6	0.12
(1,5)	1:A:98:ALA:HA	2:B:8:U:C4	6	0.12
(1,5)	1:A:98:ALA:HA	2:B:8:U:C4'	6	0.12
(1,5)	1:A:98:ALA:HA	2:B:8:U:C5	6	0.12
(1,5)	1:A:98:ALA:HA	2:B:8:U:C5'	6	0.12
(1,5)	1:A:98:ALA:HA	2:B:8:U:C6	6	0.12
(1,5)	1:A:98:ALA:HA	2:B:8:U:H1'	6	0.12
(1,5)	1:A:98:ALA:HA	2:B:8:U:H2'	6	0.12
(1,5)	1:A:98:ALA:HA	2:B:8:U:H3	6	0.12
(1,5)	1:A:98:ALA:HA	2:B:8:U:H3'	6	0.12
(1,5)	1:A:98:ALA:HA	2:B:8:U:H4'	6	0.12
(1,5)	1:A:98:ALA:HA	2:B:8:U:H5	6	0.12
(1,5)	1:A:98:ALA:HA	2:B:8:U:H5'	6	0.12
(1,5)	1:A:98:ALA:HA	2:B:8:U:H5''	6	0.12
(1,5)	1:A:98:ALA:HA	2:B:8:U:H6	6	0.12
(1,5)	1:A:98:ALA:HA	2:B:8:U:HO2'	6	0.12
(1,5)	1:A:98:ALA:HA	2:B:8:U:N1	6	0.12
(1,5)	1:A:98:ALA:HA	2:B:8:U:N3	6	0.12
(1,5)	1:A:98:ALA:HA	2:B:8:U:O2	6	0.12
(1,5)	1:A:98:ALA:HA	2:B:8:U:O2'	6	0.12
(1,5)	1:A:98:ALA:HA	2:B:8:U:O3'	6	0.12

Continued on next page...

Continued from previous page...

Key	Atom-1	Atom-2	Model ID	Violation (Å)
(1,5)	1:A:98:ALA:HA	2:B:8:U:O4	6	0.12
(1,5)	1:A:98:ALA:HA	2:B:8:U:O4'	6	0.12
(1,5)	1:A:98:ALA:HA	2:B:8:U:O5'	6	0.12
(1,5)	1:A:98:ALA:HA	2:B:8:U:OP1	6	0.12
(1,5)	1:A:98:ALA:HA	2:B:8:U:OP2	6	0.12
(1,5)	1:A:98:ALA:HA	2:B:8:U:P	6	0.12
(1,5)	1:A:98:ALA:HA	2:B:9:C:C1'	6	0.12
(1,5)	1:A:98:ALA:HA	2:B:9:C:C2	6	0.12
(1,5)	1:A:98:ALA:HA	2:B:9:C:C2'	6	0.12
(1,5)	1:A:98:ALA:HA	2:B:9:C:C3'	6	0.12
(1,5)	1:A:98:ALA:HA	2:B:9:C:C4	6	0.12
(1,5)	1:A:98:ALA:HA	2:B:9:C:C4'	6	0.12
(1,5)	1:A:98:ALA:HA	2:B:9:C:C5	6	0.12
(1,5)	1:A:98:ALA:HA	2:B:9:C:C5'	6	0.12
(1,5)	1:A:98:ALA:HA	2:B:9:C:C6	6	0.12
(1,5)	1:A:98:ALA:HA	2:B:9:C:H1'	6	0.12
(1,5)	1:A:98:ALA:HA	2:B:9:C:H2'	6	0.12
(1,5)	1:A:98:ALA:HA	2:B:9:C:H3'	6	0.12
(1,5)	1:A:98:ALA:HA	2:B:9:C:H4'	6	0.12
(1,5)	1:A:98:ALA:HA	2:B:9:C:H41	6	0.12
(1,5)	1:A:98:ALA:HA	2:B:9:C:H42	6	0.12
(1,5)	1:A:98:ALA:HA	2:B:9:C:H5	6	0.12
(1,5)	1:A:98:ALA:HA	2:B:9:C:H5'	6	0.12
(1,5)	1:A:98:ALA:HA	2:B:9:C:H5''	6	0.12
(1,5)	1:A:98:ALA:HA	2:B:9:C:H6	6	0.12
(1,5)	1:A:98:ALA:HA	2:B:9:C:HO2'	6	0.12
(1,5)	1:A:98:ALA:HA	2:B:9:C:N1	6	0.12
(1,5)	1:A:98:ALA:HA	2:B:9:C:N3	6	0.12
(1,5)	1:A:98:ALA:HA	2:B:9:C:N4	6	0.12
(1,5)	1:A:98:ALA:HA	2:B:9:C:O2	6	0.12
(1,5)	1:A:98:ALA:HA	2:B:9:C:O2'	6	0.12
(1,5)	1:A:98:ALA:HA	2:B:9:C:O3'	6	0.12
(1,5)	1:A:98:ALA:HA	2:B:9:C:O4'	6	0.12
(1,5)	1:A:98:ALA:HA	2:B:9:C:O5'	6	0.12
(1,5)	1:A:98:ALA:HA	2:B:9:C:OP1	6	0.12
(1,5)	1:A:98:ALA:HA	2:B:9:C:OP2	6	0.12
(1,5)	1:A:98:ALA:HA	2:B:9:C:P	6	0.12
(1,5)	1:A:98:ALA:HA	2:B:10:G:C1'	6	0.12
(1,5)	1:A:98:ALA:HA	2:B:10:G:C2	6	0.12
(1,5)	1:A:98:ALA:HA	2:B:10:G:C2'	6	0.12
(1,5)	1:A:98:ALA:HA	2:B:10:G:C3'	6	0.12
(1,5)	1:A:98:ALA:HA	2:B:10:G:C4	6	0.12

Continued on next page...

Continued from previous page...

Key	Atom-1	Atom-2	Model ID	Violation (Å)
(1,5)	1:A:98:ALA:HA	2:B:10:G:C4'	6	0.12
(1,5)	1:A:98:ALA:HA	2:B:10:G:C5	6	0.12
(1,5)	1:A:98:ALA:HA	2:B:10:G:C5'	6	0.12
(1,5)	1:A:98:ALA:HA	2:B:10:G:C6	6	0.12
(1,5)	1:A:98:ALA:HA	2:B:10:G:C8	6	0.12
(1,5)	1:A:98:ALA:HA	2:B:10:G:H1	6	0.12
(1,5)	1:A:98:ALA:HA	2:B:10:G:H1'	6	0.12
(1,5)	1:A:98:ALA:HA	2:B:10:G:H2'	6	0.12
(1,5)	1:A:98:ALA:HA	2:B:10:G:H21	6	0.12
(1,5)	1:A:98:ALA:HA	2:B:10:G:H22	6	0.12
(1,5)	1:A:98:ALA:HA	2:B:10:G:H3'	6	0.12
(1,5)	1:A:98:ALA:HA	2:B:10:G:H4'	6	0.12
(1,5)	1:A:98:ALA:HA	2:B:10:G:H5'	6	0.12
(1,5)	1:A:98:ALA:HA	2:B:10:G:H5''	6	0.12
(1,5)	1:A:98:ALA:HA	2:B:10:G:H8	6	0.12
(1,5)	1:A:98:ALA:HA	2:B:10:G:HO2'	6	0.12
(1,5)	1:A:98:ALA:HA	2:B:10:G:N1	6	0.12
(1,5)	1:A:98:ALA:HA	2:B:10:G:N2	6	0.12
(1,5)	1:A:98:ALA:HA	2:B:10:G:N3	6	0.12
(1,5)	1:A:98:ALA:HA	2:B:10:G:N7	6	0.12
(1,5)	1:A:98:ALA:HA	2:B:10:G:N9	6	0.12
(1,5)	1:A:98:ALA:HA	2:B:10:G:O2'	6	0.12
(1,5)	1:A:98:ALA:HA	2:B:10:G:O3'	6	0.12
(1,5)	1:A:98:ALA:HA	2:B:10:G:O4'	6	0.12
(1,5)	1:A:98:ALA:HA	2:B:10:G:O5'	6	0.12
(1,5)	1:A:98:ALA:HA	2:B:10:G:O6	6	0.12
(1,5)	1:A:98:ALA:HA	2:B:10:G:OP1	6	0.12
(1,5)	1:A:98:ALA:HA	2:B:10:G:OP2	6	0.12
(1,5)	1:A:98:ALA:HA	2:B:10:G:P	6	0.12
(1,5)	1:A:98:ALA:HA	2:B:11:A:C1'	6	0.12
(1,5)	1:A:98:ALA:HA	2:B:11:A:C2	6	0.12
(1,5)	1:A:98:ALA:HA	2:B:11:A:C2'	6	0.12
(1,5)	1:A:98:ALA:HA	2:B:11:A:C3'	6	0.12
(1,5)	1:A:98:ALA:HA	2:B:11:A:C4	6	0.12
(1,5)	1:A:98:ALA:HA	2:B:11:A:C4'	6	0.12
(1,5)	1:A:98:ALA:HA	2:B:11:A:C5	6	0.12
(1,5)	1:A:98:ALA:HA	2:B:11:A:C5'	6	0.12
(1,5)	1:A:98:ALA:HA	2:B:11:A:C6	6	0.12
(1,5)	1:A:98:ALA:HA	2:B:11:A:C8	6	0.12
(1,5)	1:A:98:ALA:HA	2:B:11:A:H1'	6	0.12
(1,5)	1:A:98:ALA:HA	2:B:11:A:H2	6	0.12
(1,5)	1:A:98:ALA:HA	2:B:11:A:H2'	6	0.12

Continued on next page...

Continued from previous page...

Key	Atom-1	Atom-2	Model ID	Violation (Å)
(1,5)	1:A:98:ALA:HA	2:B:11:A:H3'	6	0.12
(1,5)	1:A:98:ALA:HA	2:B:11:A:H4'	6	0.12
(1,5)	1:A:98:ALA:HA	2:B:11:A:H5'	6	0.12
(1,5)	1:A:98:ALA:HA	2:B:11:A:H5''	6	0.12
(1,5)	1:A:98:ALA:HA	2:B:11:A:H61	6	0.12
(1,5)	1:A:98:ALA:HA	2:B:11:A:H62	6	0.12
(1,5)	1:A:98:ALA:HA	2:B:11:A:H8	6	0.12
(1,5)	1:A:98:ALA:HA	2:B:11:A:HO2'	6	0.12
(1,5)	1:A:98:ALA:HA	2:B:11:A:N1	6	0.12
(1,5)	1:A:98:ALA:HA	2:B:11:A:N3	6	0.12
(1,5)	1:A:98:ALA:HA	2:B:11:A:N6	6	0.12
(1,5)	1:A:98:ALA:HA	2:B:11:A:N7	6	0.12
(1,5)	1:A:98:ALA:HA	2:B:11:A:N9	6	0.12
(1,5)	1:A:98:ALA:HA	2:B:11:A:O2'	6	0.12
(1,5)	1:A:98:ALA:HA	2:B:11:A:O3'	6	0.12
(1,5)	1:A:98:ALA:HA	2:B:11:A:O4'	6	0.12
(1,5)	1:A:98:ALA:HA	2:B:11:A:O5'	6	0.12
(1,5)	1:A:98:ALA:HA	2:B:11:A:OP1	6	0.12
(1,5)	1:A:98:ALA:HA	2:B:11:A:OP2	6	0.12
(1,5)	1:A:98:ALA:HA	2:B:11:A:P	6	0.12
(1,5)	1:A:98:ALA:HA	2:B:12:A:C1'	6	0.12
(1,5)	1:A:98:ALA:HA	2:B:12:A:C2	6	0.12
(1,5)	1:A:98:ALA:HA	2:B:12:A:C2'	6	0.12
(1,5)	1:A:98:ALA:HA	2:B:12:A:C3'	6	0.12
(1,5)	1:A:98:ALA:HA	2:B:12:A:C4	6	0.12
(1,5)	1:A:98:ALA:HA	2:B:12:A:C4'	6	0.12
(1,5)	1:A:98:ALA:HA	2:B:12:A:C5	6	0.12
(1,5)	1:A:98:ALA:HA	2:B:12:A:C5'	6	0.12
(1,5)	1:A:98:ALA:HA	2:B:12:A:C6	6	0.12
(1,5)	1:A:98:ALA:HA	2:B:12:A:C8	6	0.12
(1,5)	1:A:98:ALA:HA	2:B:12:A:H1'	6	0.12
(1,5)	1:A:98:ALA:HA	2:B:12:A:H2	6	0.12
(1,5)	1:A:98:ALA:HA	2:B:12:A:H2'	6	0.12
(1,5)	1:A:98:ALA:HA	2:B:12:A:H3'	6	0.12
(1,5)	1:A:98:ALA:HA	2:B:12:A:H4'	6	0.12
(1,5)	1:A:98:ALA:HA	2:B:12:A:H5'	6	0.12
(1,5)	1:A:98:ALA:HA	2:B:12:A:H5''	6	0.12
(1,5)	1:A:98:ALA:HA	2:B:12:A:H61	6	0.12
(1,5)	1:A:98:ALA:HA	2:B:12:A:H62	6	0.12
(1,5)	1:A:98:ALA:HA	2:B:12:A:H8	6	0.12
(1,5)	1:A:98:ALA:HA	2:B:12:A:HO2'	6	0.12
(1,5)	1:A:98:ALA:HA	2:B:12:A:N1	6	0.12

Continued on next page...

Continued from previous page...

Key	Atom-1	Atom-2	Model ID	Violation (Å)
(1,5)	1:A:98:ALA:HA	2:B:12:A:N3	6	0.12
(1,5)	1:A:98:ALA:HA	2:B:12:A:N6	6	0.12
(1,5)	1:A:98:ALA:HA	2:B:12:A:N7	6	0.12
(1,5)	1:A:98:ALA:HA	2:B:12:A:N9	6	0.12
(1,5)	1:A:98:ALA:HA	2:B:12:A:O2'	6	0.12
(1,5)	1:A:98:ALA:HA	2:B:12:A:O3'	6	0.12
(1,5)	1:A:98:ALA:HA	2:B:12:A:O4'	6	0.12
(1,5)	1:A:98:ALA:HA	2:B:12:A:O5'	6	0.12
(1,5)	1:A:98:ALA:HA	2:B:12:A:OP1	6	0.12
(1,5)	1:A:98:ALA:HA	2:B:12:A:OP2	6	0.12
(1,5)	1:A:98:ALA:HA	2:B:12:A:P	6	0.12
(1,5)	1:A:98:ALA:HA	2:B:13:A:C1'	6	0.12
(1,5)	1:A:98:ALA:HA	2:B:13:A:C2	6	0.12
(1,5)	1:A:98:ALA:HA	2:B:13:A:C2'	6	0.12
(1,5)	1:A:98:ALA:HA	2:B:13:A:C3'	6	0.12
(1,5)	1:A:98:ALA:HA	2:B:13:A:C4	6	0.12
(1,5)	1:A:98:ALA:HA	2:B:13:A:C4'	6	0.12
(1,5)	1:A:98:ALA:HA	2:B:13:A:C5	6	0.12
(1,5)	1:A:98:ALA:HA	2:B:13:A:C5'	6	0.12
(1,5)	1:A:98:ALA:HA	2:B:13:A:C6	6	0.12
(1,5)	1:A:98:ALA:HA	2:B:13:A:C8	6	0.12
(1,5)	1:A:98:ALA:HA	2:B:13:A:H1'	6	0.12
(1,5)	1:A:98:ALA:HA	2:B:13:A:H2	6	0.12
(1,5)	1:A:98:ALA:HA	2:B:13:A:H2'	6	0.12
(1,5)	1:A:98:ALA:HA	2:B:13:A:H3'	6	0.12
(1,5)	1:A:98:ALA:HA	2:B:13:A:H4'	6	0.12
(1,5)	1:A:98:ALA:HA	2:B:13:A:H5'	6	0.12
(1,5)	1:A:98:ALA:HA	2:B:13:A:H5''	6	0.12
(1,5)	1:A:98:ALA:HA	2:B:13:A:H61	6	0.12
(1,5)	1:A:98:ALA:HA	2:B:13:A:H62	6	0.12
(1,5)	1:A:98:ALA:HA	2:B:13:A:H8	6	0.12
(1,5)	1:A:98:ALA:HA	2:B:13:A:HO2'	6	0.12
(1,5)	1:A:98:ALA:HA	2:B:13:A:N1	6	0.12
(1,5)	1:A:98:ALA:HA	2:B:13:A:N3	6	0.12
(1,5)	1:A:98:ALA:HA	2:B:13:A:N6	6	0.12
(1,5)	1:A:98:ALA:HA	2:B:13:A:N7	6	0.12
(1,5)	1:A:98:ALA:HA	2:B:13:A:N9	6	0.12
(1,5)	1:A:98:ALA:HA	2:B:13:A:O2'	6	0.12
(1,5)	1:A:98:ALA:HA	2:B:13:A:O3'	6	0.12
(1,5)	1:A:98:ALA:HA	2:B:13:A:O4'	6	0.12
(1,5)	1:A:98:ALA:HA	2:B:13:A:O5'	6	0.12
(1,5)	1:A:98:ALA:HA	2:B:13:A:OP1	6	0.12

Continued on next page...

Continued from previous page...

Key	Atom-1	Atom-2	Model ID	Violation (Å)
(1,5)	1:A:98:ALA:HA	2:B:13:A:OP2	6	0.12
(1,5)	1:A:98:ALA:HA	2:B:13:A:P	6	0.12
(1,5)	1:A:98:ALA:HA	2:B:14:G:C1'	6	0.12
(1,5)	1:A:98:ALA:HA	2:B:14:G:C2	6	0.12
(1,5)	1:A:98:ALA:HA	2:B:14:G:C2'	6	0.12
(1,5)	1:A:98:ALA:HA	2:B:14:G:C3'	6	0.12
(1,5)	1:A:98:ALA:HA	2:B:14:G:C4	6	0.12
(1,5)	1:A:98:ALA:HA	2:B:14:G:C4'	6	0.12
(1,5)	1:A:98:ALA:HA	2:B:14:G:C5	6	0.12
(1,5)	1:A:98:ALA:HA	2:B:14:G:C5'	6	0.12
(1,5)	1:A:98:ALA:HA	2:B:14:G:C6	6	0.12
(1,5)	1:A:98:ALA:HA	2:B:14:G:C8	6	0.12
(1,5)	1:A:98:ALA:HA	2:B:14:G:H1	6	0.12
(1,5)	1:A:98:ALA:HA	2:B:14:G:H1'	6	0.12
(1,5)	1:A:98:ALA:HA	2:B:14:G:H2'	6	0.12
(1,5)	1:A:98:ALA:HA	2:B:14:G:H21	6	0.12
(1,5)	1:A:98:ALA:HA	2:B:14:G:H22	6	0.12
(1,5)	1:A:98:ALA:HA	2:B:14:G:H3'	6	0.12
(1,5)	1:A:98:ALA:HA	2:B:14:G:H4'	6	0.12
(1,5)	1:A:98:ALA:HA	2:B:14:G:H5'	6	0.12
(1,5)	1:A:98:ALA:HA	2:B:14:G:H5''	6	0.12
(1,5)	1:A:98:ALA:HA	2:B:14:G:H8	6	0.12
(1,5)	1:A:98:ALA:HA	2:B:14:G:HO2'	6	0.12
(1,5)	1:A:98:ALA:HA	2:B:14:G:N1	6	0.12
(1,5)	1:A:98:ALA:HA	2:B:14:G:N2	6	0.12
(1,5)	1:A:98:ALA:HA	2:B:14:G:N3	6	0.12
(1,5)	1:A:98:ALA:HA	2:B:14:G:N7	6	0.12
(1,5)	1:A:98:ALA:HA	2:B:14:G:N9	6	0.12
(1,5)	1:A:98:ALA:HA	2:B:14:G:O2'	6	0.12
(1,5)	1:A:98:ALA:HA	2:B:14:G:O3'	6	0.12
(1,5)	1:A:98:ALA:HA	2:B:14:G:O4'	6	0.12
(1,5)	1:A:98:ALA:HA	2:B:14:G:O5'	6	0.12
(1,5)	1:A:98:ALA:HA	2:B:14:G:O6	6	0.12
(1,5)	1:A:98:ALA:HA	2:B:14:G:OP1	6	0.12
(1,5)	1:A:98:ALA:HA	2:B:14:G:OP2	6	0.12
(1,5)	1:A:98:ALA:HA	2:B:14:G:P	6	0.12
(1,5)	1:A:98:ALA:HA	2:B:15:A:C1'	6	0.12
(1,5)	1:A:98:ALA:HA	2:B:15:A:C2	6	0.12
(1,5)	1:A:98:ALA:HA	2:B:15:A:C2'	6	0.12
(1,5)	1:A:98:ALA:HA	2:B:15:A:C3'	6	0.12
(1,5)	1:A:98:ALA:HA	2:B:15:A:C4	6	0.12
(1,5)	1:A:98:ALA:HA	2:B:15:A:C4'	6	0.12

Continued on next page...

Continued from previous page...

Key	Atom-1	Atom-2	Model ID	Violation (Å)
(1,5)	1:A:98:ALA:HA	2:B:15:A:C5	6	0.12
(1,5)	1:A:98:ALA:HA	2:B:15:A:C5'	6	0.12
(1,5)	1:A:98:ALA:HA	2:B:15:A:C6	6	0.12
(1,5)	1:A:98:ALA:HA	2:B:15:A:C8	6	0.12
(1,5)	1:A:98:ALA:HA	2:B:15:A:H1'	6	0.12
(1,5)	1:A:98:ALA:HA	2:B:15:A:H2	6	0.12
(1,5)	1:A:98:ALA:HA	2:B:15:A:H2'	6	0.12
(1,5)	1:A:98:ALA:HA	2:B:15:A:H3'	6	0.12
(1,5)	1:A:98:ALA:HA	2:B:15:A:H4'	6	0.12
(1,5)	1:A:98:ALA:HA	2:B:15:A:H5'	6	0.12
(1,5)	1:A:98:ALA:HA	2:B:15:A:H5''	6	0.12
(1,5)	1:A:98:ALA:HA	2:B:15:A:H61	6	0.12
(1,5)	1:A:98:ALA:HA	2:B:15:A:H62	6	0.12
(1,5)	1:A:98:ALA:HA	2:B:15:A:H8	6	0.12
(1,5)	1:A:98:ALA:HA	2:B:15:A:HO2'	6	0.12
(1,5)	1:A:98:ALA:HA	2:B:15:A:N1	6	0.12
(1,5)	1:A:98:ALA:HA	2:B:15:A:N3	6	0.12
(1,5)	1:A:98:ALA:HA	2:B:15:A:N6	6	0.12
(1,5)	1:A:98:ALA:HA	2:B:15:A:N7	6	0.12
(1,5)	1:A:98:ALA:HA	2:B:15:A:N9	6	0.12
(1,5)	1:A:98:ALA:HA	2:B:15:A:O2'	6	0.12
(1,5)	1:A:98:ALA:HA	2:B:15:A:O3'	6	0.12
(1,5)	1:A:98:ALA:HA	2:B:15:A:O4'	6	0.12
(1,5)	1:A:98:ALA:HA	2:B:15:A:O5'	6	0.12
(1,5)	1:A:98:ALA:HA	2:B:15:A:OP1	6	0.12
(1,5)	1:A:98:ALA:HA	2:B:15:A:OP2	6	0.12
(1,5)	1:A:98:ALA:HA	2:B:15:A:P	6	0.12
(1,5)	1:A:98:ALA:HA	2:B:16:G:C1'	6	0.12
(1,5)	1:A:98:ALA:HA	2:B:16:G:C2	6	0.12
(1,5)	1:A:98:ALA:HA	2:B:16:G:C2'	6	0.12
(1,5)	1:A:98:ALA:HA	2:B:16:G:C3'	6	0.12
(1,5)	1:A:98:ALA:HA	2:B:16:G:C4	6	0.12
(1,5)	1:A:98:ALA:HA	2:B:16:G:C4'	6	0.12
(1,5)	1:A:98:ALA:HA	2:B:16:G:C5	6	0.12
(1,5)	1:A:98:ALA:HA	2:B:16:G:C5'	6	0.12
(1,5)	1:A:98:ALA:HA	2:B:16:G:C6	6	0.12
(1,5)	1:A:98:ALA:HA	2:B:16:G:C8	6	0.12
(1,5)	1:A:98:ALA:HA	2:B:16:G:H1	6	0.12
(1,5)	1:A:98:ALA:HA	2:B:16:G:H1'	6	0.12
(1,5)	1:A:98:ALA:HA	2:B:16:G:H2'	6	0.12
(1,5)	1:A:98:ALA:HA	2:B:16:G:H21	6	0.12
(1,5)	1:A:98:ALA:HA	2:B:16:G:H22	6	0.12

Continued on next page...

Continued from previous page...

Key	Atom-1	Atom-2	Model ID	Violation (Å)
(1,5)	1:A:98:ALA:HA	2:B:16:G:H3'	6	0.12
(1,5)	1:A:98:ALA:HA	2:B:16:G:H4'	6	0.12
(1,5)	1:A:98:ALA:HA	2:B:16:G:H5'	6	0.12
(1,5)	1:A:98:ALA:HA	2:B:16:G:H5''	6	0.12
(1,5)	1:A:98:ALA:HA	2:B:16:G:H8	6	0.12
(1,5)	1:A:98:ALA:HA	2:B:16:G:HO2'	6	0.12
(1,5)	1:A:98:ALA:HA	2:B:16:G:N1	6	0.12
(1,5)	1:A:98:ALA:HA	2:B:16:G:N2	6	0.12
(1,5)	1:A:98:ALA:HA	2:B:16:G:N3	6	0.12
(1,5)	1:A:98:ALA:HA	2:B:16:G:N7	6	0.12
(1,5)	1:A:98:ALA:HA	2:B:16:G:N9	6	0.12
(1,5)	1:A:98:ALA:HA	2:B:16:G:O2'	6	0.12
(1,5)	1:A:98:ALA:HA	2:B:16:G:O3'	6	0.12
(1,5)	1:A:98:ALA:HA	2:B:16:G:O4'	6	0.12
(1,5)	1:A:98:ALA:HA	2:B:16:G:O5'	6	0.12
(1,5)	1:A:98:ALA:HA	2:B:16:G:O6	6	0.12
(1,5)	1:A:98:ALA:HA	2:B:16:G:OP1	6	0.12
(1,5)	1:A:98:ALA:HA	2:B:16:G:OP2	6	0.12
(1,5)	1:A:98:ALA:HA	2:B:16:G:P	6	0.12
(1,5)	1:A:98:ALA:HA	2:B:17:C:C1'	6	0.12
(1,5)	1:A:98:ALA:HA	2:B:17:C:C2	6	0.12
(1,5)	1:A:98:ALA:HA	2:B:17:C:C2'	6	0.12
(1,5)	1:A:98:ALA:HA	2:B:17:C:C3'	6	0.12
(1,5)	1:A:98:ALA:HA	2:B:17:C:C4	6	0.12
(1,5)	1:A:98:ALA:HA	2:B:17:C:C4'	6	0.12
(1,5)	1:A:98:ALA:HA	2:B:17:C:C5	6	0.12
(1,5)	1:A:98:ALA:HA	2:B:17:C:C5'	6	0.12
(1,5)	1:A:98:ALA:HA	2:B:17:C:C6	6	0.12
(1,5)	1:A:98:ALA:HA	2:B:17:C:H1'	6	0.12
(1,5)	1:A:98:ALA:HA	2:B:17:C:H2'	6	0.12
(1,5)	1:A:98:ALA:HA	2:B:17:C:H3'	6	0.12
(1,5)	1:A:98:ALA:HA	2:B:17:C:H4'	6	0.12
(1,5)	1:A:98:ALA:HA	2:B:17:C:H41	6	0.12
(1,5)	1:A:98:ALA:HA	2:B:17:C:H42	6	0.12
(1,5)	1:A:98:ALA:HA	2:B:17:C:H5	6	0.12
(1,5)	1:A:98:ALA:HA	2:B:17:C:H5'	6	0.12
(1,5)	1:A:98:ALA:HA	2:B:17:C:H5''	6	0.12
(1,5)	1:A:98:ALA:HA	2:B:17:C:H6	6	0.12
(1,5)	1:A:98:ALA:HA	2:B:17:C:HO2'	6	0.12
(1,5)	1:A:98:ALA:HA	2:B:17:C:N1	6	0.12
(1,5)	1:A:98:ALA:HA	2:B:17:C:N3	6	0.12
(1,5)	1:A:98:ALA:HA	2:B:17:C:N4	6	0.12

Continued on next page...

Continued from previous page...

Key	Atom-1	Atom-2	Model ID	Violation (Å)
(1,5)	1:A:98:ALA:HA	2:B:17:C:O2	6	0.12
(1,5)	1:A:98:ALA:HA	2:B:17:C:O2'	6	0.12
(1,5)	1:A:98:ALA:HA	2:B:17:C:O3'	6	0.12
(1,5)	1:A:98:ALA:HA	2:B:17:C:O4'	6	0.12
(1,5)	1:A:98:ALA:HA	2:B:17:C:O5'	6	0.12
(1,5)	1:A:98:ALA:HA	2:B:17:C:OP1	6	0.12
(1,5)	1:A:98:ALA:HA	2:B:17:C:OP2	6	0.12
(1,5)	1:A:98:ALA:HA	2:B:17:C:P	6	0.12
(1,5)	1:A:98:ALA:HA	2:B:18:A:C1'	6	0.12
(1,5)	1:A:98:ALA:HA	2:B:18:A:C2	6	0.12
(1,5)	1:A:98:ALA:HA	2:B:18:A:C2'	6	0.12
(1,5)	1:A:98:ALA:HA	2:B:18:A:C3'	6	0.12
(1,5)	1:A:98:ALA:HA	2:B:18:A:C4	6	0.12
(1,5)	1:A:98:ALA:HA	2:B:18:A:C4'	6	0.12
(1,5)	1:A:98:ALA:HA	2:B:18:A:C5	6	0.12
(1,5)	1:A:98:ALA:HA	2:B:18:A:C5'	6	0.12
(1,5)	1:A:98:ALA:HA	2:B:18:A:C6	6	0.12
(1,5)	1:A:98:ALA:HA	2:B:18:A:C8	6	0.12
(1,5)	1:A:98:ALA:HA	2:B:18:A:H1'	6	0.12
(1,5)	1:A:98:ALA:HA	2:B:18:A:H2	6	0.12
(1,5)	1:A:98:ALA:HA	2:B:18:A:H2'	6	0.12
(1,5)	1:A:98:ALA:HA	2:B:18:A:H3'	6	0.12
(1,5)	1:A:98:ALA:HA	2:B:18:A:H4'	6	0.12
(1,5)	1:A:98:ALA:HA	2:B:18:A:H5'	6	0.12
(1,5)	1:A:98:ALA:HA	2:B:18:A:H5''	6	0.12
(1,5)	1:A:98:ALA:HA	2:B:18:A:H61	6	0.12
(1,5)	1:A:98:ALA:HA	2:B:18:A:H62	6	0.12
(1,5)	1:A:98:ALA:HA	2:B:18:A:H8	6	0.12
(1,5)	1:A:98:ALA:HA	2:B:18:A:HO2'	6	0.12
(1,5)	1:A:98:ALA:HA	2:B:18:A:N1	6	0.12
(1,5)	1:A:98:ALA:HA	2:B:18:A:N3	6	0.12
(1,5)	1:A:98:ALA:HA	2:B:18:A:N6	6	0.12
(1,5)	1:A:98:ALA:HA	2:B:18:A:N7	6	0.12
(1,5)	1:A:98:ALA:HA	2:B:18:A:N9	6	0.12
(1,5)	1:A:98:ALA:HA	2:B:18:A:O2'	6	0.12
(1,5)	1:A:98:ALA:HA	2:B:18:A:O3'	6	0.12
(1,5)	1:A:98:ALA:HA	2:B:18:A:O4'	6	0.12
(1,5)	1:A:98:ALA:HA	2:B:18:A:O5'	6	0.12
(1,5)	1:A:98:ALA:HA	2:B:18:A:OP1	6	0.12
(1,5)	1:A:98:ALA:HA	2:B:18:A:OP2	6	0.12
(1,5)	1:A:98:ALA:HA	2:B:18:A:P	6	0.12
(1,5)	1:A:98:ALA:HA	2:B:19:A:C1'	6	0.12

Continued on next page...

Continued from previous page...

Key	Atom-1	Atom-2	Model ID	Violation (Å)
(1,5)	1:A:98:ALA:HA	2:B:19:A:C2	6	0.12
(1,5)	1:A:98:ALA:HA	2:B:19:A:C2'	6	0.12
(1,5)	1:A:98:ALA:HA	2:B:19:A:C3'	6	0.12
(1,5)	1:A:98:ALA:HA	2:B:19:A:C4	6	0.12
(1,5)	1:A:98:ALA:HA	2:B:19:A:C4'	6	0.12
(1,5)	1:A:98:ALA:HA	2:B:19:A:C5	6	0.12
(1,5)	1:A:98:ALA:HA	2:B:19:A:C5'	6	0.12
(1,5)	1:A:98:ALA:HA	2:B:19:A:C6	6	0.12
(1,5)	1:A:98:ALA:HA	2:B:19:A:C8	6	0.12
(1,5)	1:A:98:ALA:HA	2:B:19:A:H1'	6	0.12
(1,5)	1:A:98:ALA:HA	2:B:19:A:H2	6	0.12
(1,5)	1:A:98:ALA:HA	2:B:19:A:H2'	6	0.12
(1,5)	1:A:98:ALA:HA	2:B:19:A:H3'	6	0.12
(1,5)	1:A:98:ALA:HA	2:B:19:A:H4'	6	0.12
(1,5)	1:A:98:ALA:HA	2:B:19:A:H5'	6	0.12
(1,5)	1:A:98:ALA:HA	2:B:19:A:H5''	6	0.12
(1,5)	1:A:98:ALA:HA	2:B:19:A:H61	6	0.12
(1,5)	1:A:98:ALA:HA	2:B:19:A:H62	6	0.12
(1,5)	1:A:98:ALA:HA	2:B:19:A:H8	6	0.12
(1,5)	1:A:98:ALA:HA	2:B:19:A:HO2'	6	0.12
(1,5)	1:A:98:ALA:HA	2:B:19:A:N1	6	0.12
(1,5)	1:A:98:ALA:HA	2:B:19:A:N3	6	0.12
(1,5)	1:A:98:ALA:HA	2:B:19:A:N6	6	0.12
(1,5)	1:A:98:ALA:HA	2:B:19:A:N7	6	0.12
(1,5)	1:A:98:ALA:HA	2:B:19:A:N9	6	0.12
(1,5)	1:A:98:ALA:HA	2:B:19:A:O2'	6	0.12
(1,5)	1:A:98:ALA:HA	2:B:19:A:O3'	6	0.12
(1,5)	1:A:98:ALA:HA	2:B:19:A:O4'	6	0.12
(1,5)	1:A:98:ALA:HA	2:B:19:A:O5'	6	0.12
(1,5)	1:A:98:ALA:HA	2:B:19:A:OP1	6	0.12
(1,5)	1:A:98:ALA:HA	2:B:19:A:OP2	6	0.12
(1,5)	1:A:98:ALA:HA	2:B:19:A:P	6	0.12
(1,5)	1:A:98:ALA:HA	2:B:20:U:C1'	6	0.12
(1,5)	1:A:98:ALA:HA	2:B:20:U:C2	6	0.12
(1,5)	1:A:98:ALA:HA	2:B:20:U:C2'	6	0.12
(1,5)	1:A:98:ALA:HA	2:B:20:U:C3'	6	0.12
(1,5)	1:A:98:ALA:HA	2:B:20:U:C4	6	0.12
(1,5)	1:A:98:ALA:HA	2:B:20:U:C4'	6	0.12
(1,5)	1:A:98:ALA:HA	2:B:20:U:C5	6	0.12
(1,5)	1:A:98:ALA:HA	2:B:20:U:C5'	6	0.12
(1,5)	1:A:98:ALA:HA	2:B:20:U:C6	6	0.12
(1,5)	1:A:98:ALA:HA	2:B:20:U:H1'	6	0.12

Continued on next page...

Continued from previous page...

Key	Atom-1	Atom-2	Model ID	Violation (Å)
(1,5)	1:A:98:ALA:HA	2:B:20:U:H2'	6	0.12
(1,5)	1:A:98:ALA:HA	2:B:20:U:H3	6	0.12
(1,5)	1:A:98:ALA:HA	2:B:20:U:H3'	6	0.12
(1,5)	1:A:98:ALA:HA	2:B:20:U:H4'	6	0.12
(1,5)	1:A:98:ALA:HA	2:B:20:U:H5	6	0.12
(1,5)	1:A:98:ALA:HA	2:B:20:U:H5'	6	0.12
(1,5)	1:A:98:ALA:HA	2:B:20:U:H5''	6	0.12
(1,5)	1:A:98:ALA:HA	2:B:20:U:H6	6	0.12
(1,5)	1:A:98:ALA:HA	2:B:20:U:HO2'	6	0.12
(1,5)	1:A:98:ALA:HA	2:B:20:U:N1	6	0.12
(1,5)	1:A:98:ALA:HA	2:B:20:U:N3	6	0.12
(1,5)	1:A:98:ALA:HA	2:B:20:U:O2	6	0.12
(1,5)	1:A:98:ALA:HA	2:B:20:U:O2'	6	0.12
(1,5)	1:A:98:ALA:HA	2:B:20:U:O3'	6	0.12
(1,5)	1:A:98:ALA:HA	2:B:20:U:O4	6	0.12
(1,5)	1:A:98:ALA:HA	2:B:20:U:O4'	6	0.12
(1,5)	1:A:98:ALA:HA	2:B:20:U:O5'	6	0.12
(1,5)	1:A:98:ALA:HA	2:B:20:U:OP1	6	0.12
(1,5)	1:A:98:ALA:HA	2:B:20:U:OP2	6	0.12
(1,5)	1:A:98:ALA:HA	2:B:20:U:P	6	0.12
(1,5)	1:A:98:ALA:HA	2:B:21:G:C1'	6	0.12
(1,5)	1:A:98:ALA:HA	2:B:21:G:C2	6	0.12
(1,5)	1:A:98:ALA:HA	2:B:21:G:C2'	6	0.12
(1,5)	1:A:98:ALA:HA	2:B:21:G:C3'	6	0.12
(1,5)	1:A:98:ALA:HA	2:B:21:G:C4	6	0.12
(1,5)	1:A:98:ALA:HA	2:B:21:G:C4'	6	0.12
(1,5)	1:A:98:ALA:HA	2:B:21:G:C5	6	0.12
(1,5)	1:A:98:ALA:HA	2:B:21:G:C5'	6	0.12
(1,5)	1:A:98:ALA:HA	2:B:21:G:C6	6	0.12
(1,5)	1:A:98:ALA:HA	2:B:21:G:C8	6	0.12
(1,5)	1:A:98:ALA:HA	2:B:21:G:H1	6	0.12
(1,5)	1:A:98:ALA:HA	2:B:21:G:H1'	6	0.12
(1,5)	1:A:98:ALA:HA	2:B:21:G:H2'	6	0.12
(1,5)	1:A:98:ALA:HA	2:B:21:G:H21	6	0.12
(1,5)	1:A:98:ALA:HA	2:B:21:G:H22	6	0.12
(1,5)	1:A:98:ALA:HA	2:B:21:G:H3'	6	0.12
(1,5)	1:A:98:ALA:HA	2:B:21:G:H4'	6	0.12
(1,5)	1:A:98:ALA:HA	2:B:21:G:H5'	6	0.12
(1,5)	1:A:98:ALA:HA	2:B:21:G:H5''	6	0.12
(1,5)	1:A:98:ALA:HA	2:B:21:G:H8	6	0.12
(1,5)	1:A:98:ALA:HA	2:B:21:G:HO2'	6	0.12
(1,5)	1:A:98:ALA:HA	2:B:21:G:N1	6	0.12

Continued on next page...

Continued from previous page...

Key	Atom-1	Atom-2	Model ID	Violation (Å)
(1,5)	1:A:98:ALA:HA	2:B:21:G:N2	6	0.12
(1,5)	1:A:98:ALA:HA	2:B:21:G:N3	6	0.12
(1,5)	1:A:98:ALA:HA	2:B:21:G:N7	6	0.12
(1,5)	1:A:98:ALA:HA	2:B:21:G:N9	6	0.12
(1,5)	1:A:98:ALA:HA	2:B:21:G:O2'	6	0.12
(1,5)	1:A:98:ALA:HA	2:B:21:G:O3'	6	0.12
(1,5)	1:A:98:ALA:HA	2:B:21:G:O4'	6	0.12
(1,5)	1:A:98:ALA:HA	2:B:21:G:O5'	6	0.12
(1,5)	1:A:98:ALA:HA	2:B:21:G:O6	6	0.12
(1,5)	1:A:98:ALA:HA	2:B:21:G:OP1	6	0.12
(1,5)	1:A:98:ALA:HA	2:B:21:G:OP2	6	0.12
(1,5)	1:A:98:ALA:HA	2:B:21:G:P	6	0.12
(1,5)	1:A:98:ALA:HA	2:B:22:A:C1'	6	0.12
(1,5)	1:A:98:ALA:HA	2:B:22:A:C2	6	0.12
(1,5)	1:A:98:ALA:HA	2:B:22:A:C2'	6	0.12
(1,5)	1:A:98:ALA:HA	2:B:22:A:C3'	6	0.12
(1,5)	1:A:98:ALA:HA	2:B:22:A:C4	6	0.12
(1,5)	1:A:98:ALA:HA	2:B:22:A:C4'	6	0.12
(1,5)	1:A:98:ALA:HA	2:B:22:A:C5	6	0.12
(1,5)	1:A:98:ALA:HA	2:B:22:A:C5'	6	0.12
(1,5)	1:A:98:ALA:HA	2:B:22:A:C6	6	0.12
(1,5)	1:A:98:ALA:HA	2:B:22:A:C8	6	0.12
(1,5)	1:A:98:ALA:HA	2:B:22:A:H1'	6	0.12
(1,5)	1:A:98:ALA:HA	2:B:22:A:H2	6	0.12
(1,5)	1:A:98:ALA:HA	2:B:22:A:H2'	6	0.12
(1,5)	1:A:98:ALA:HA	2:B:22:A:H3'	6	0.12
(1,5)	1:A:98:ALA:HA	2:B:22:A:H4'	6	0.12
(1,5)	1:A:98:ALA:HA	2:B:22:A:H5'	6	0.12
(1,5)	1:A:98:ALA:HA	2:B:22:A:H5''	6	0.12
(1,5)	1:A:98:ALA:HA	2:B:22:A:H61	6	0.12
(1,5)	1:A:98:ALA:HA	2:B:22:A:H62	6	0.12
(1,5)	1:A:98:ALA:HA	2:B:22:A:H8	6	0.12
(1,5)	1:A:98:ALA:HA	2:B:22:A:HO2'	6	0.12
(1,5)	1:A:98:ALA:HA	2:B:22:A:N1	6	0.12
(1,5)	1:A:98:ALA:HA	2:B:22:A:N3	6	0.12
(1,5)	1:A:98:ALA:HA	2:B:22:A:N6	6	0.12
(1,5)	1:A:98:ALA:HA	2:B:22:A:N7	6	0.12
(1,5)	1:A:98:ALA:HA	2:B:22:A:N9	6	0.12
(1,5)	1:A:98:ALA:HA	2:B:22:A:O2'	6	0.12
(1,5)	1:A:98:ALA:HA	2:B:22:A:O3'	6	0.12
(1,5)	1:A:98:ALA:HA	2:B:22:A:O4'	6	0.12
(1,5)	1:A:98:ALA:HA	2:B:22:A:O5'	6	0.12

Continued on next page...

Continued from previous page...

Key	Atom-1	Atom-2	Model ID	Violation (Å)
(1,5)	1:A:98:ALA:HA	2:B:22:A:OP1	6	0.12
(1,5)	1:A:98:ALA:HA	2:B:22:A:OP2	6	0.12
(1,5)	1:A:98:ALA:HA	2:B:22:A:P	6	0.12
(1,5)	1:A:98:ALA:HA	2:B:23:U:C1'	6	0.12
(1,5)	1:A:98:ALA:HA	2:B:23:U:C2	6	0.12
(1,5)	1:A:98:ALA:HA	2:B:23:U:C2'	6	0.12
(1,5)	1:A:98:ALA:HA	2:B:23:U:C3'	6	0.12
(1,5)	1:A:98:ALA:HA	2:B:23:U:C4	6	0.12
(1,5)	1:A:98:ALA:HA	2:B:23:U:C4'	6	0.12
(1,5)	1:A:98:ALA:HA	2:B:23:U:C5	6	0.12
(1,5)	1:A:98:ALA:HA	2:B:23:U:C5'	6	0.12
(1,5)	1:A:98:ALA:HA	2:B:23:U:C6	6	0.12
(1,5)	1:A:98:ALA:HA	2:B:23:U:H1'	6	0.12
(1,5)	1:A:98:ALA:HA	2:B:23:U:H2'	6	0.12
(1,5)	1:A:98:ALA:HA	2:B:23:U:H3	6	0.12
(1,5)	1:A:98:ALA:HA	2:B:23:U:H3'	6	0.12
(1,5)	1:A:98:ALA:HA	2:B:23:U:H4'	6	0.12
(1,5)	1:A:98:ALA:HA	2:B:23:U:H5	6	0.12
(1,5)	1:A:98:ALA:HA	2:B:23:U:H5'	6	0.12
(1,5)	1:A:98:ALA:HA	2:B:23:U:H5''	6	0.12
(1,5)	1:A:98:ALA:HA	2:B:23:U:H6	6	0.12
(1,5)	1:A:98:ALA:HA	2:B:23:U:HO2'	6	0.12
(1,5)	1:A:98:ALA:HA	2:B:23:U:N1	6	0.12
(1,5)	1:A:98:ALA:HA	2:B:23:U:N3	6	0.12
(1,5)	1:A:98:ALA:HA	2:B:23:U:O2	6	0.12
(1,5)	1:A:98:ALA:HA	2:B:23:U:O2'	6	0.12
(1,5)	1:A:98:ALA:HA	2:B:23:U:O3'	6	0.12
(1,5)	1:A:98:ALA:HA	2:B:23:U:O4	6	0.12
(1,5)	1:A:98:ALA:HA	2:B:23:U:O4'	6	0.12
(1,5)	1:A:98:ALA:HA	2:B:23:U:O5'	6	0.12
(1,5)	1:A:98:ALA:HA	2:B:23:U:OP1	6	0.12
(1,5)	1:A:98:ALA:HA	2:B:23:U:OP2	6	0.12
(1,5)	1:A:98:ALA:HA	2:B:23:U:P	6	0.12
(1,5)	1:A:98:ALA:HA	2:B:24:G:C1'	6	0.12
(1,5)	1:A:98:ALA:HA	2:B:24:G:C2	6	0.12
(1,5)	1:A:98:ALA:HA	2:B:24:G:C2'	6	0.12
(1,5)	1:A:98:ALA:HA	2:B:24:G:C3'	6	0.12
(1,5)	1:A:98:ALA:HA	2:B:24:G:C4	6	0.12
(1,5)	1:A:98:ALA:HA	2:B:24:G:C4'	6	0.12
(1,5)	1:A:98:ALA:HA	2:B:24:G:C5	6	0.12
(1,5)	1:A:98:ALA:HA	2:B:24:G:C5'	6	0.12
(1,5)	1:A:98:ALA:HA	2:B:24:G:C6	6	0.12

Continued on next page...

Continued from previous page...

Key	Atom-1	Atom-2	Model ID	Violation (Å)
(1,5)	1:A:98:ALA:HA	2:B:24:G:C8	6	0.12
(1,5)	1:A:98:ALA:HA	2:B:24:G:H1	6	0.12
(1,5)	1:A:98:ALA:HA	2:B:24:G:H1'	6	0.12
(1,5)	1:A:98:ALA:HA	2:B:24:G:H2'	6	0.12
(1,5)	1:A:98:ALA:HA	2:B:24:G:H21	6	0.12
(1,5)	1:A:98:ALA:HA	2:B:24:G:H22	6	0.12
(1,5)	1:A:98:ALA:HA	2:B:24:G:H3'	6	0.12
(1,5)	1:A:98:ALA:HA	2:B:24:G:H4'	6	0.12
(1,5)	1:A:98:ALA:HA	2:B:24:G:H5'	6	0.12
(1,5)	1:A:98:ALA:HA	2:B:24:G:H5''	6	0.12
(1,5)	1:A:98:ALA:HA	2:B:24:G:H8	6	0.12
(1,5)	1:A:98:ALA:HA	2:B:24:G:HO2'	6	0.12
(1,5)	1:A:98:ALA:HA	2:B:24:G:N1	6	0.12
(1,5)	1:A:98:ALA:HA	2:B:24:G:N2	6	0.12
(1,5)	1:A:98:ALA:HA	2:B:24:G:N3	6	0.12
(1,5)	1:A:98:ALA:HA	2:B:24:G:N7	6	0.12
(1,5)	1:A:98:ALA:HA	2:B:24:G:N9	6	0.12
(1,5)	1:A:98:ALA:HA	2:B:24:G:O2'	6	0.12
(1,5)	1:A:98:ALA:HA	2:B:24:G:O3'	6	0.12
(1,5)	1:A:98:ALA:HA	2:B:24:G:O4'	6	0.12
(1,5)	1:A:98:ALA:HA	2:B:24:G:O5'	6	0.12
(1,5)	1:A:98:ALA:HA	2:B:24:G:O6	6	0.12
(1,5)	1:A:98:ALA:HA	2:B:24:G:OP1	6	0.12
(1,5)	1:A:98:ALA:HA	2:B:24:G:OP2	6	0.12
(1,5)	1:A:98:ALA:HA	2:B:24:G:P	6	0.12
(1,5)	1:A:98:ALA:HB1	2:B:2:C:C1'	6	0.12
(1,5)	1:A:98:ALA:HB1	2:B:2:C:C2	6	0.12
(1,5)	1:A:98:ALA:HB1	2:B:2:C:C2'	6	0.12
(1,5)	1:A:98:ALA:HB1	2:B:2:C:C3'	6	0.12
(1,5)	1:A:98:ALA:HB1	2:B:2:C:C4	6	0.12
(1,5)	1:A:98:ALA:HB1	2:B:2:C:C4'	6	0.12
(1,5)	1:A:98:ALA:HB1	2:B:2:C:C5	6	0.12
(1,5)	1:A:98:ALA:HB1	2:B:2:C:C5'	6	0.12
(1,5)	1:A:98:ALA:HB1	2:B:2:C:C6	6	0.12
(1,5)	1:A:98:ALA:HB1	2:B:2:C:H1'	6	0.12
(1,5)	1:A:98:ALA:HB1	2:B:2:C:H2'	6	0.12
(1,5)	1:A:98:ALA:HB1	2:B:2:C:H3'	6	0.12
(1,5)	1:A:98:ALA:HB1	2:B:2:C:H4'	6	0.12
(1,5)	1:A:98:ALA:HB1	2:B:2:C:H41	6	0.12
(1,5)	1:A:98:ALA:HB1	2:B:2:C:H42	6	0.12
(1,5)	1:A:98:ALA:HB1	2:B:2:C:H5	6	0.12
(1,5)	1:A:98:ALA:HB1	2:B:2:C:H5'	6	0.12

Continued on next page...

Continued from previous page...

Key	Atom-1	Atom-2	Model ID	Violation (Å)
(1,5)	1:A:98:ALA:HB1	2:B:2:C:H5''	6	0.12
(1,5)	1:A:98:ALA:HB1	2:B:2:C:H6	6	0.12
(1,5)	1:A:98:ALA:HB1	2:B:2:C:HO2'	6	0.12
(1,5)	1:A:98:ALA:HB1	2:B:2:C:N1	6	0.12
(1,5)	1:A:98:ALA:HB1	2:B:2:C:N3	6	0.12
(1,5)	1:A:98:ALA:HB1	2:B:2:C:N4	6	0.12
(1,5)	1:A:98:ALA:HB1	2:B:2:C:O2	6	0.12
(1,5)	1:A:98:ALA:HB1	2:B:2:C:O2'	6	0.12
(1,5)	1:A:98:ALA:HB1	2:B:2:C:O3'	6	0.12
(1,5)	1:A:98:ALA:HB1	2:B:2:C:O4'	6	0.12
(1,5)	1:A:98:ALA:HB1	2:B:2:C:O5'	6	0.12
(1,5)	1:A:98:ALA:HB1	2:B:3:U:C1'	6	0.12
(1,5)	1:A:98:ALA:HB1	2:B:3:U:C2	6	0.12
(1,5)	1:A:98:ALA:HB1	2:B:3:U:C2'	6	0.12
(1,5)	1:A:98:ALA:HB1	2:B:3:U:C3'	6	0.12
(1,5)	1:A:98:ALA:HB1	2:B:3:U:C4	6	0.12
(1,5)	1:A:98:ALA:HB1	2:B:3:U:C4'	6	0.12
(1,5)	1:A:98:ALA:HB1	2:B:3:U:C5	6	0.12
(1,5)	1:A:98:ALA:HB1	2:B:3:U:C5'	6	0.12
(1,5)	1:A:98:ALA:HB1	2:B:3:U:C6	6	0.12
(1,5)	1:A:98:ALA:HB1	2:B:3:U:H1'	6	0.12
(1,5)	1:A:98:ALA:HB1	2:B:3:U:H2'	6	0.12
(1,5)	1:A:98:ALA:HB1	2:B:3:U:H3	6	0.12
(1,5)	1:A:98:ALA:HB1	2:B:3:U:H3'	6	0.12
(1,5)	1:A:98:ALA:HB1	2:B:3:U:H4'	6	0.12
(1,5)	1:A:98:ALA:HB1	2:B:3:U:H5	6	0.12
(1,5)	1:A:98:ALA:HB1	2:B:3:U:H5'	6	0.12
(1,5)	1:A:98:ALA:HB1	2:B:3:U:H5''	6	0.12
(1,5)	1:A:98:ALA:HB1	2:B:3:U:H6	6	0.12
(1,5)	1:A:98:ALA:HB1	2:B:3:U:HO2'	6	0.12
(1,5)	1:A:98:ALA:HB1	2:B:3:U:N1	6	0.12
(1,5)	1:A:98:ALA:HB1	2:B:3:U:N3	6	0.12
(1,5)	1:A:98:ALA:HB1	2:B:3:U:O2	6	0.12
(1,5)	1:A:98:ALA:HB1	2:B:3:U:O2'	6	0.12
(1,5)	1:A:98:ALA:HB1	2:B:3:U:O3'	6	0.12
(1,5)	1:A:98:ALA:HB1	2:B:3:U:O4	6	0.12
(1,5)	1:A:98:ALA:HB1	2:B:3:U:O4'	6	0.12
(1,5)	1:A:98:ALA:HB1	2:B:3:U:O5'	6	0.12
(1,5)	1:A:98:ALA:HB1	2:B:3:U:OP1	6	0.12
(1,5)	1:A:98:ALA:HB1	2:B:3:U:OP2	6	0.12
(1,5)	1:A:98:ALA:HB1	2:B:3:U:P	6	0.12
(1,5)	1:A:98:ALA:HB1	2:B:4:G:C1'	6	0.12

Continued on next page...

Continued from previous page...

Key	Atom-1	Atom-2	Model ID	Violation (Å)
(1,5)	1:A:98:ALA:HB1	2:B:4:G:C2	6	0.12
(1,5)	1:A:98:ALA:HB1	2:B:4:G:C2'	6	0.12
(1,5)	1:A:98:ALA:HB1	2:B:4:G:C3'	6	0.12
(1,5)	1:A:98:ALA:HB1	2:B:4:G:C4	6	0.12
(1,5)	1:A:98:ALA:HB1	2:B:4:G:C4'	6	0.12
(1,5)	1:A:98:ALA:HB1	2:B:4:G:C5	6	0.12
(1,5)	1:A:98:ALA:HB1	2:B:4:G:C5'	6	0.12
(1,5)	1:A:98:ALA:HB1	2:B:4:G:C6	6	0.12
(1,5)	1:A:98:ALA:HB1	2:B:4:G:C8	6	0.12
(1,5)	1:A:98:ALA:HB1	2:B:4:G:H1	6	0.12
(1,5)	1:A:98:ALA:HB1	2:B:4:G:H1'	6	0.12
(1,5)	1:A:98:ALA:HB1	2:B:4:G:H2'	6	0.12
(1,5)	1:A:98:ALA:HB1	2:B:4:G:H21	6	0.12
(1,5)	1:A:98:ALA:HB1	2:B:4:G:H22	6	0.12
(1,5)	1:A:98:ALA:HB1	2:B:4:G:H3'	6	0.12
(1,5)	1:A:98:ALA:HB1	2:B:4:G:H4'	6	0.12
(1,5)	1:A:98:ALA:HB1	2:B:4:G:H5'	6	0.12
(1,5)	1:A:98:ALA:HB1	2:B:4:G:H5''	6	0.12
(1,5)	1:A:98:ALA:HB1	2:B:4:G:H8	6	0.12
(1,5)	1:A:98:ALA:HB1	2:B:4:G:HO2'	6	0.12
(1,5)	1:A:98:ALA:HB1	2:B:4:G:N1	6	0.12
(1,5)	1:A:98:ALA:HB1	2:B:4:G:N2	6	0.12
(1,5)	1:A:98:ALA:HB1	2:B:4:G:N3	6	0.12
(1,5)	1:A:98:ALA:HB1	2:B:4:G:N7	6	0.12
(1,5)	1:A:98:ALA:HB1	2:B:4:G:N9	6	0.12
(1,5)	1:A:98:ALA:HB1	2:B:4:G:O2'	6	0.12
(1,5)	1:A:98:ALA:HB1	2:B:4:G:O3'	6	0.12
(1,5)	1:A:98:ALA:HB1	2:B:4:G:O4'	6	0.12
(1,5)	1:A:98:ALA:HB1	2:B:4:G:O5'	6	0.12
(1,5)	1:A:98:ALA:HB1	2:B:4:G:O6	6	0.12
(1,5)	1:A:98:ALA:HB1	2:B:4:G:OP1	6	0.12
(1,5)	1:A:98:ALA:HB1	2:B:4:G:OP2	6	0.12
(1,5)	1:A:98:ALA:HB1	2:B:4:G:P	6	0.12
(1,5)	1:A:98:ALA:HB1	2:B:5:A:C1'	6	0.12
(1,5)	1:A:98:ALA:HB1	2:B:5:A:C2	6	0.12
(1,5)	1:A:98:ALA:HB1	2:B:5:A:C2'	6	0.12
(1,5)	1:A:98:ALA:HB1	2:B:5:A:C3'	6	0.12
(1,5)	1:A:98:ALA:HB1	2:B:5:A:C4	6	0.12
(1,5)	1:A:98:ALA:HB1	2:B:5:A:C4'	6	0.12
(1,5)	1:A:98:ALA:HB1	2:B:5:A:C5	6	0.12
(1,5)	1:A:98:ALA:HB1	2:B:5:A:C5'	6	0.12
(1,5)	1:A:98:ALA:HB1	2:B:5:A:C6	6	0.12

Continued on next page...

Continued from previous page...

Key	Atom-1	Atom-2	Model ID	Violation (Å)
(1,5)	1:A:98:ALA:HB1	2:B:5:A:C8	6	0.12
(1,5)	1:A:98:ALA:HB1	2:B:5:A:H1'	6	0.12
(1,5)	1:A:98:ALA:HB1	2:B:5:A:H2	6	0.12
(1,5)	1:A:98:ALA:HB1	2:B:5:A:H2'	6	0.12
(1,5)	1:A:98:ALA:HB1	2:B:5:A:H3'	6	0.12
(1,5)	1:A:98:ALA:HB1	2:B:5:A:H4'	6	0.12
(1,5)	1:A:98:ALA:HB1	2:B:5:A:H5'	6	0.12
(1,5)	1:A:98:ALA:HB1	2:B:5:A:H5''	6	0.12
(1,5)	1:A:98:ALA:HB1	2:B:5:A:H61	6	0.12
(1,5)	1:A:98:ALA:HB1	2:B:5:A:H62	6	0.12
(1,5)	1:A:98:ALA:HB1	2:B:5:A:H8	6	0.12
(1,5)	1:A:98:ALA:HB1	2:B:5:A:HO2'	6	0.12
(1,5)	1:A:98:ALA:HB1	2:B:5:A:N1	6	0.12
(1,5)	1:A:98:ALA:HB1	2:B:5:A:N3	6	0.12
(1,5)	1:A:98:ALA:HB1	2:B:5:A:N6	6	0.12
(1,5)	1:A:98:ALA:HB1	2:B:5:A:N7	6	0.12
(1,5)	1:A:98:ALA:HB1	2:B:5:A:N9	6	0.12
(1,5)	1:A:98:ALA:HB1	2:B:5:A:O2'	6	0.12
(1,5)	1:A:98:ALA:HB1	2:B:5:A:O3'	6	0.12
(1,5)	1:A:98:ALA:HB1	2:B:5:A:O4'	6	0.12
(1,5)	1:A:98:ALA:HB1	2:B:5:A:O5'	6	0.12
(1,5)	1:A:98:ALA:HB1	2:B:5:A:OP1	6	0.12
(1,5)	1:A:98:ALA:HB1	2:B:5:A:OP2	6	0.12
(1,5)	1:A:98:ALA:HB1	2:B:5:A:P	6	0.12
(1,5)	1:A:98:ALA:HB1	2:B:6:G:C1'	6	0.12
(1,5)	1:A:98:ALA:HB1	2:B:6:G:C2	6	0.12
(1,5)	1:A:98:ALA:HB1	2:B:6:G:C2'	6	0.12
(1,5)	1:A:98:ALA:HB1	2:B:6:G:C3'	6	0.12
(1,5)	1:A:98:ALA:HB1	2:B:6:G:C4	6	0.12
(1,5)	1:A:98:ALA:HB1	2:B:6:G:C4'	6	0.12
(1,5)	1:A:98:ALA:HB1	2:B:6:G:C5	6	0.12
(1,5)	1:A:98:ALA:HB1	2:B:6:G:C5'	6	0.12
(1,5)	1:A:98:ALA:HB1	2:B:6:G:C6	6	0.12
(1,5)	1:A:98:ALA:HB1	2:B:6:G:C8	6	0.12
(1,5)	1:A:98:ALA:HB1	2:B:6:G:H1	6	0.12
(1,5)	1:A:98:ALA:HB1	2:B:6:G:H1'	6	0.12
(1,5)	1:A:98:ALA:HB1	2:B:6:G:H2'	6	0.12
(1,5)	1:A:98:ALA:HB1	2:B:6:G:H21	6	0.12
(1,5)	1:A:98:ALA:HB1	2:B:6:G:H22	6	0.12
(1,5)	1:A:98:ALA:HB1	2:B:6:G:H3'	6	0.12
(1,5)	1:A:98:ALA:HB1	2:B:6:G:H4'	6	0.12
(1,5)	1:A:98:ALA:HB1	2:B:6:G:H5'	6	0.12

Continued on next page...

Continued from previous page...

Key	Atom-1	Atom-2	Model ID	Violation (Å)
(1,5)	1:A:98:ALA:HB1	2:B:6:G:H5''	6	0.12
(1,5)	1:A:98:ALA:HB1	2:B:6:G:H8	6	0.12
(1,5)	1:A:98:ALA:HB1	2:B:6:G:HO2'	6	0.12
(1,5)	1:A:98:ALA:HB1	2:B:6:G:N1	6	0.12
(1,5)	1:A:98:ALA:HB1	2:B:6:G:N2	6	0.12
(1,5)	1:A:98:ALA:HB1	2:B:6:G:N3	6	0.12
(1,5)	1:A:98:ALA:HB1	2:B:6:G:N7	6	0.12
(1,5)	1:A:98:ALA:HB1	2:B:6:G:N9	6	0.12
(1,5)	1:A:98:ALA:HB1	2:B:6:G:O2'	6	0.12
(1,5)	1:A:98:ALA:HB1	2:B:6:G:O3'	6	0.12
(1,5)	1:A:98:ALA:HB1	2:B:6:G:O4'	6	0.12
(1,5)	1:A:98:ALA:HB1	2:B:6:G:O5'	6	0.12
(1,5)	1:A:98:ALA:HB1	2:B:6:G:O6	6	0.12
(1,5)	1:A:98:ALA:HB1	2:B:6:G:OP1	6	0.12
(1,5)	1:A:98:ALA:HB1	2:B:6:G:OP2	6	0.12
(1,5)	1:A:98:ALA:HB1	2:B:6:G:P	6	0.12
(1,5)	1:A:98:ALA:HB1	2:B:7:C:C1'	6	0.12
(1,5)	1:A:98:ALA:HB1	2:B:7:C:C2	6	0.12
(1,5)	1:A:98:ALA:HB1	2:B:7:C:C2'	6	0.12
(1,5)	1:A:98:ALA:HB1	2:B:7:C:C3'	6	0.12
(1,5)	1:A:98:ALA:HB1	2:B:7:C:C4	6	0.12
(1,5)	1:A:98:ALA:HB1	2:B:7:C:C4'	6	0.12
(1,5)	1:A:98:ALA:HB1	2:B:7:C:C5	6	0.12
(1,5)	1:A:98:ALA:HB1	2:B:7:C:C5'	6	0.12
(1,5)	1:A:98:ALA:HB1	2:B:7:C:C6	6	0.12
(1,5)	1:A:98:ALA:HB1	2:B:7:C:H1'	6	0.12
(1,5)	1:A:98:ALA:HB1	2:B:7:C:H2'	6	0.12
(1,5)	1:A:98:ALA:HB1	2:B:7:C:H3'	6	0.12
(1,5)	1:A:98:ALA:HB1	2:B:7:C:H4'	6	0.12
(1,5)	1:A:98:ALA:HB1	2:B:7:C:H41	6	0.12
(1,5)	1:A:98:ALA:HB1	2:B:7:C:H42	6	0.12
(1,5)	1:A:98:ALA:HB1	2:B:7:C:H5	6	0.12
(1,5)	1:A:98:ALA:HB1	2:B:7:C:H5'	6	0.12
(1,5)	1:A:98:ALA:HB1	2:B:7:C:H5''	6	0.12
(1,5)	1:A:98:ALA:HB1	2:B:7:C:H6	6	0.12
(1,5)	1:A:98:ALA:HB1	2:B:7:C:HO2'	6	0.12
(1,5)	1:A:98:ALA:HB1	2:B:7:C:N1	6	0.12
(1,5)	1:A:98:ALA:HB1	2:B:7:C:N3	6	0.12
(1,5)	1:A:98:ALA:HB1	2:B:7:C:N4	6	0.12
(1,5)	1:A:98:ALA:HB1	2:B:7:C:O2	6	0.12
(1,5)	1:A:98:ALA:HB1	2:B:7:C:O2'	6	0.12
(1,5)	1:A:98:ALA:HB1	2:B:7:C:O3'	6	0.12

Continued on next page...

Continued from previous page...

Key	Atom-1	Atom-2	Model ID	Violation (Å)
(1,5)	1:A:98:ALA:HB1	2:B:7:C:O4'	6	0.12
(1,5)	1:A:98:ALA:HB1	2:B:7:C:O5'	6	0.12
(1,5)	1:A:98:ALA:HB1	2:B:7:C:OP1	6	0.12
(1,5)	1:A:98:ALA:HB1	2:B:7:C:OP2	6	0.12
(1,5)	1:A:98:ALA:HB1	2:B:7:C:P	6	0.12
(1,5)	1:A:98:ALA:HB1	2:B:8:U:C1'	6	0.12
(1,5)	1:A:98:ALA:HB1	2:B:8:U:C2	6	0.12
(1,5)	1:A:98:ALA:HB1	2:B:8:U:C2'	6	0.12
(1,5)	1:A:98:ALA:HB1	2:B:8:U:C3'	6	0.12
(1,5)	1:A:98:ALA:HB1	2:B:8:U:C4	6	0.12
(1,5)	1:A:98:ALA:HB1	2:B:8:U:C4'	6	0.12
(1,5)	1:A:98:ALA:HB1	2:B:8:U:C5	6	0.12
(1,5)	1:A:98:ALA:HB1	2:B:8:U:C5'	6	0.12
(1,5)	1:A:98:ALA:HB1	2:B:8:U:C6	6	0.12
(1,5)	1:A:98:ALA:HB1	2:B:8:U:H1'	6	0.12
(1,5)	1:A:98:ALA:HB1	2:B:8:U:H2'	6	0.12
(1,5)	1:A:98:ALA:HB1	2:B:8:U:H3	6	0.12
(1,5)	1:A:98:ALA:HB1	2:B:8:U:H3'	6	0.12
(1,5)	1:A:98:ALA:HB1	2:B:8:U:H4'	6	0.12
(1,5)	1:A:98:ALA:HB1	2:B:8:U:H5	6	0.12
(1,5)	1:A:98:ALA:HB1	2:B:8:U:H5'	6	0.12
(1,5)	1:A:98:ALA:HB1	2:B:8:U:H5''	6	0.12
(1,5)	1:A:98:ALA:HB1	2:B:8:U:H6	6	0.12
(1,5)	1:A:98:ALA:HB1	2:B:8:U:HO2'	6	0.12
(1,5)	1:A:98:ALA:HB1	2:B:8:U:N1	6	0.12
(1,5)	1:A:98:ALA:HB1	2:B:8:U:N3	6	0.12
(1,5)	1:A:98:ALA:HB1	2:B:8:U:O2	6	0.12
(1,5)	1:A:98:ALA:HB1	2:B:8:U:O2'	6	0.12
(1,5)	1:A:98:ALA:HB1	2:B:8:U:O3'	6	0.12
(1,5)	1:A:98:ALA:HB1	2:B:8:U:O4	6	0.12
(1,5)	1:A:98:ALA:HB1	2:B:8:U:O4'	6	0.12
(1,5)	1:A:98:ALA:HB1	2:B:8:U:O5'	6	0.12
(1,5)	1:A:98:ALA:HB1	2:B:8:U:OP1	6	0.12
(1,5)	1:A:98:ALA:HB1	2:B:8:U:OP2	6	0.12
(1,5)	1:A:98:ALA:HB1	2:B:8:U:P	6	0.12
(1,5)	1:A:98:ALA:HB1	2:B:9:C:C1'	6	0.12
(1,5)	1:A:98:ALA:HB1	2:B:9:C:C2	6	0.12
(1,5)	1:A:98:ALA:HB1	2:B:9:C:C2'	6	0.12
(1,5)	1:A:98:ALA:HB1	2:B:9:C:C3'	6	0.12
(1,5)	1:A:98:ALA:HB1	2:B:9:C:C4	6	0.12
(1,5)	1:A:98:ALA:HB1	2:B:9:C:C4'	6	0.12
(1,5)	1:A:98:ALA:HB1	2:B:9:C:C5	6	0.12

Continued on next page...

Continued from previous page...

Key	Atom-1	Atom-2	Model ID	Violation (Å)
(1,5)	1:A:98:ALA:HB1	2:B:9:C:C5'	6	0.12
(1,5)	1:A:98:ALA:HB1	2:B:9:C:C6	6	0.12
(1,5)	1:A:98:ALA:HB1	2:B:9:C:H1'	6	0.12
(1,5)	1:A:98:ALA:HB1	2:B:9:C:H2'	6	0.12
(1,5)	1:A:98:ALA:HB1	2:B:9:C:H3'	6	0.12
(1,5)	1:A:98:ALA:HB1	2:B:9:C:H4'	6	0.12
(1,5)	1:A:98:ALA:HB1	2:B:9:C:H41	6	0.12
(1,5)	1:A:98:ALA:HB1	2:B:9:C:H42	6	0.12
(1,5)	1:A:98:ALA:HB1	2:B:9:C:H5	6	0.12
(1,5)	1:A:98:ALA:HB1	2:B:9:C:H5'	6	0.12
(1,5)	1:A:98:ALA:HB1	2:B:9:C:H5''	6	0.12
(1,5)	1:A:98:ALA:HB1	2:B:9:C:H6	6	0.12
(1,5)	1:A:98:ALA:HB1	2:B:9:C:HO2'	6	0.12
(1,5)	1:A:98:ALA:HB1	2:B:9:C:N1	6	0.12
(1,5)	1:A:98:ALA:HB1	2:B:9:C:N3	6	0.12
(1,5)	1:A:98:ALA:HB1	2:B:9:C:N4	6	0.12
(1,5)	1:A:98:ALA:HB1	2:B:9:C:O2	6	0.12
(1,5)	1:A:98:ALA:HB1	2:B:9:C:O2'	6	0.12
(1,5)	1:A:98:ALA:HB1	2:B:9:C:O3'	6	0.12
(1,5)	1:A:98:ALA:HB1	2:B:9:C:O4'	6	0.12
(1,5)	1:A:98:ALA:HB1	2:B:9:C:O5'	6	0.12
(1,5)	1:A:98:ALA:HB1	2:B:9:C:OP1	6	0.12
(1,5)	1:A:98:ALA:HB1	2:B:9:C:OP2	6	0.12
(1,5)	1:A:98:ALA:HB1	2:B:9:C:P	6	0.12
(1,5)	1:A:98:ALA:HB1	2:B:10:G:C1'	6	0.12
(1,5)	1:A:98:ALA:HB1	2:B:10:G:C2	6	0.12
(1,5)	1:A:98:ALA:HB1	2:B:10:G:C2'	6	0.12
(1,5)	1:A:98:ALA:HB1	2:B:10:G:C3'	6	0.12
(1,5)	1:A:98:ALA:HB1	2:B:10:G:C4	6	0.12
(1,5)	1:A:98:ALA:HB1	2:B:10:G:C4'	6	0.12
(1,5)	1:A:98:ALA:HB1	2:B:10:G:C5	6	0.12
(1,5)	1:A:98:ALA:HB1	2:B:10:G:C5'	6	0.12
(1,5)	1:A:98:ALA:HB1	2:B:10:G:C6	6	0.12
(1,5)	1:A:98:ALA:HB1	2:B:10:G:C8	6	0.12
(1,5)	1:A:98:ALA:HB1	2:B:10:G:H1	6	0.12
(1,5)	1:A:98:ALA:HB1	2:B:10:G:H1'	6	0.12
(1,5)	1:A:98:ALA:HB1	2:B:10:G:H2'	6	0.12
(1,5)	1:A:98:ALA:HB1	2:B:10:G:H21	6	0.12
(1,5)	1:A:98:ALA:HB1	2:B:10:G:H22	6	0.12
(1,5)	1:A:98:ALA:HB1	2:B:10:G:H3'	6	0.12
(1,5)	1:A:98:ALA:HB1	2:B:10:G:H4'	6	0.12
(1,5)	1:A:98:ALA:HB1	2:B:10:G:H5'	6	0.12

Continued on next page...

Continued from previous page...

Key	Atom-1	Atom-2	Model ID	Violation (Å)
(1,5)	1:A:98:ALA:HB1	2:B:10:G:H5''	6	0.12
(1,5)	1:A:98:ALA:HB1	2:B:10:G:H8	6	0.12
(1,5)	1:A:98:ALA:HB1	2:B:10:G:HO2'	6	0.12
(1,5)	1:A:98:ALA:HB1	2:B:10:G:N1	6	0.12
(1,5)	1:A:98:ALA:HB1	2:B:10:G:N2	6	0.12
(1,5)	1:A:98:ALA:HB1	2:B:10:G:N3	6	0.12
(1,5)	1:A:98:ALA:HB1	2:B:10:G:N7	6	0.12
(1,5)	1:A:98:ALA:HB1	2:B:10:G:N9	6	0.12
(1,5)	1:A:98:ALA:HB1	2:B:10:G:O2'	6	0.12
(1,5)	1:A:98:ALA:HB1	2:B:10:G:O3'	6	0.12
(1,5)	1:A:98:ALA:HB1	2:B:10:G:O4'	6	0.12
(1,5)	1:A:98:ALA:HB1	2:B:10:G:O5'	6	0.12
(1,5)	1:A:98:ALA:HB1	2:B:10:G:O6	6	0.12
(1,5)	1:A:98:ALA:HB1	2:B:10:G:OP1	6	0.12
(1,5)	1:A:98:ALA:HB1	2:B:10:G:OP2	6	0.12
(1,5)	1:A:98:ALA:HB1	2:B:10:G:P	6	0.12
(1,5)	1:A:98:ALA:HB1	2:B:11:A:C1'	6	0.12
(1,5)	1:A:98:ALA:HB1	2:B:11:A:C2	6	0.12
(1,5)	1:A:98:ALA:HB1	2:B:11:A:C2'	6	0.12
(1,5)	1:A:98:ALA:HB1	2:B:11:A:C3'	6	0.12
(1,5)	1:A:98:ALA:HB1	2:B:11:A:C4	6	0.12
(1,5)	1:A:98:ALA:HB1	2:B:11:A:C4'	6	0.12
(1,5)	1:A:98:ALA:HB1	2:B:11:A:C5	6	0.12
(1,5)	1:A:98:ALA:HB1	2:B:11:A:C5'	6	0.12
(1,5)	1:A:98:ALA:HB1	2:B:11:A:C6	6	0.12
(1,5)	1:A:98:ALA:HB1	2:B:11:A:C8	6	0.12
(1,5)	1:A:98:ALA:HB1	2:B:11:A:H1'	6	0.12
(1,5)	1:A:98:ALA:HB1	2:B:11:A:H2	6	0.12
(1,5)	1:A:98:ALA:HB1	2:B:11:A:H2'	6	0.12
(1,5)	1:A:98:ALA:HB1	2:B:11:A:H3'	6	0.12
(1,5)	1:A:98:ALA:HB1	2:B:11:A:H4'	6	0.12
(1,5)	1:A:98:ALA:HB1	2:B:11:A:H5'	6	0.12
(1,5)	1:A:98:ALA:HB1	2:B:11:A:H5''	6	0.12
(1,5)	1:A:98:ALA:HB1	2:B:11:A:H61	6	0.12
(1,5)	1:A:98:ALA:HB1	2:B:11:A:H62	6	0.12
(1,5)	1:A:98:ALA:HB1	2:B:11:A:H8	6	0.12
(1,5)	1:A:98:ALA:HB1	2:B:11:A:HO2'	6	0.12
(1,5)	1:A:98:ALA:HB1	2:B:11:A:N1	6	0.12
(1,5)	1:A:98:ALA:HB1	2:B:11:A:N3	6	0.12
(1,5)	1:A:98:ALA:HB1	2:B:11:A:N6	6	0.12
(1,5)	1:A:98:ALA:HB1	2:B:11:A:N7	6	0.12
(1,5)	1:A:98:ALA:HB1	2:B:11:A:N9	6	0.12

Continued on next page...

Continued from previous page...

Key	Atom-1	Atom-2	Model ID	Violation (Å)
(1,5)	1:A:98:ALA:HB1	2:B:11:A:O2'	6	0.12
(1,5)	1:A:98:ALA:HB1	2:B:11:A:O3'	6	0.12
(1,5)	1:A:98:ALA:HB1	2:B:11:A:O4'	6	0.12
(1,5)	1:A:98:ALA:HB1	2:B:11:A:O5'	6	0.12
(1,5)	1:A:98:ALA:HB1	2:B:11:A:OP1	6	0.12
(1,5)	1:A:98:ALA:HB1	2:B:11:A:OP2	6	0.12
(1,5)	1:A:98:ALA:HB1	2:B:11:A:P	6	0.12
(1,5)	1:A:98:ALA:HB1	2:B:12:A:C1'	6	0.12
(1,5)	1:A:98:ALA:HB1	2:B:12:A:C2	6	0.12
(1,5)	1:A:98:ALA:HB1	2:B:12:A:C2'	6	0.12
(1,5)	1:A:98:ALA:HB1	2:B:12:A:C3'	6	0.12
(1,5)	1:A:98:ALA:HB1	2:B:12:A:C4	6	0.12
(1,5)	1:A:98:ALA:HB1	2:B:12:A:C4'	6	0.12
(1,5)	1:A:98:ALA:HB1	2:B:12:A:C5	6	0.12
(1,5)	1:A:98:ALA:HB1	2:B:12:A:C5'	6	0.12
(1,5)	1:A:98:ALA:HB1	2:B:12:A:C6	6	0.12
(1,5)	1:A:98:ALA:HB1	2:B:12:A:C8	6	0.12
(1,5)	1:A:98:ALA:HB1	2:B:12:A:H1'	6	0.12
(1,5)	1:A:98:ALA:HB1	2:B:12:A:H2	6	0.12
(1,5)	1:A:98:ALA:HB1	2:B:12:A:H2'	6	0.12
(1,5)	1:A:98:ALA:HB1	2:B:12:A:H3'	6	0.12
(1,5)	1:A:98:ALA:HB1	2:B:12:A:H4'	6	0.12
(1,5)	1:A:98:ALA:HB1	2:B:12:A:H5'	6	0.12
(1,5)	1:A:98:ALA:HB1	2:B:12:A:H5''	6	0.12
(1,5)	1:A:98:ALA:HB1	2:B:12:A:H61	6	0.12
(1,5)	1:A:98:ALA:HB1	2:B:12:A:H62	6	0.12
(1,5)	1:A:98:ALA:HB1	2:B:12:A:H8	6	0.12
(1,5)	1:A:98:ALA:HB1	2:B:12:A:HO2'	6	0.12
(1,5)	1:A:98:ALA:HB1	2:B:12:A:N1	6	0.12
(1,5)	1:A:98:ALA:HB1	2:B:12:A:N3	6	0.12
(1,5)	1:A:98:ALA:HB1	2:B:12:A:N6	6	0.12
(1,5)	1:A:98:ALA:HB1	2:B:12:A:N7	6	0.12
(1,5)	1:A:98:ALA:HB1	2:B:12:A:N9	6	0.12
(1,5)	1:A:98:ALA:HB1	2:B:12:A:O2'	6	0.12
(1,5)	1:A:98:ALA:HB1	2:B:12:A:O3'	6	0.12
(1,5)	1:A:98:ALA:HB1	2:B:12:A:O4'	6	0.12
(1,5)	1:A:98:ALA:HB1	2:B:12:A:O5'	6	0.12
(1,5)	1:A:98:ALA:HB1	2:B:12:A:OP1	6	0.12
(1,5)	1:A:98:ALA:HB1	2:B:12:A:OP2	6	0.12
(1,5)	1:A:98:ALA:HB1	2:B:12:A:P	6	0.12
(1,5)	1:A:98:ALA:HB1	2:B:13:A:C1'	6	0.12
(1,5)	1:A:98:ALA:HB1	2:B:13:A:C2	6	0.12

Continued on next page...

Continued from previous page...

Key	Atom-1	Atom-2	Model ID	Violation (Å)
(1,5)	1:A:98:ALA:HB1	2:B:13:A:C2'	6	0.12
(1,5)	1:A:98:ALA:HB1	2:B:13:A:C3'	6	0.12
(1,5)	1:A:98:ALA:HB1	2:B:13:A:C4	6	0.12
(1,5)	1:A:98:ALA:HB1	2:B:13:A:C4'	6	0.12
(1,5)	1:A:98:ALA:HB1	2:B:13:A:C5	6	0.12
(1,5)	1:A:98:ALA:HB1	2:B:13:A:C5'	6	0.12
(1,5)	1:A:98:ALA:HB1	2:B:13:A:C6	6	0.12
(1,5)	1:A:98:ALA:HB1	2:B:13:A:C8	6	0.12
(1,5)	1:A:98:ALA:HB1	2:B:13:A:H1'	6	0.12
(1,5)	1:A:98:ALA:HB1	2:B:13:A:H2	6	0.12
(1,5)	1:A:98:ALA:HB1	2:B:13:A:H2'	6	0.12
(1,5)	1:A:98:ALA:HB1	2:B:13:A:H3'	6	0.12
(1,5)	1:A:98:ALA:HB1	2:B:13:A:H4'	6	0.12
(1,5)	1:A:98:ALA:HB1	2:B:13:A:H5'	6	0.12
(1,5)	1:A:98:ALA:HB1	2:B:13:A:H5''	6	0.12
(1,5)	1:A:98:ALA:HB1	2:B:13:A:H61	6	0.12
(1,5)	1:A:98:ALA:HB1	2:B:13:A:H62	6	0.12
(1,5)	1:A:98:ALA:HB1	2:B:13:A:H8	6	0.12
(1,5)	1:A:98:ALA:HB1	2:B:13:A:HO2'	6	0.12
(1,5)	1:A:98:ALA:HB1	2:B:13:A:N1	6	0.12
(1,5)	1:A:98:ALA:HB1	2:B:13:A:N3	6	0.12
(1,5)	1:A:98:ALA:HB1	2:B:13:A:N6	6	0.12
(1,5)	1:A:98:ALA:HB1	2:B:13:A:N7	6	0.12
(1,5)	1:A:98:ALA:HB1	2:B:13:A:N9	6	0.12
(1,5)	1:A:98:ALA:HB1	2:B:13:A:O2'	6	0.12
(1,5)	1:A:98:ALA:HB1	2:B:13:A:O3'	6	0.12
(1,5)	1:A:98:ALA:HB1	2:B:13:A:O4'	6	0.12
(1,5)	1:A:98:ALA:HB1	2:B:13:A:O5'	6	0.12
(1,5)	1:A:98:ALA:HB1	2:B:13:A:OP1	6	0.12
(1,5)	1:A:98:ALA:HB1	2:B:13:A:OP2	6	0.12
(1,5)	1:A:98:ALA:HB1	2:B:13:A:P	6	0.12
(1,5)	1:A:98:ALA:HB1	2:B:14:G:C1'	6	0.12
(1,5)	1:A:98:ALA:HB1	2:B:14:G:C2	6	0.12
(1,5)	1:A:98:ALA:HB1	2:B:14:G:C2'	6	0.12
(1,5)	1:A:98:ALA:HB1	2:B:14:G:C3'	6	0.12
(1,5)	1:A:98:ALA:HB1	2:B:14:G:C4	6	0.12
(1,5)	1:A:98:ALA:HB1	2:B:14:G:C4'	6	0.12
(1,5)	1:A:98:ALA:HB1	2:B:14:G:C5	6	0.12
(1,5)	1:A:98:ALA:HB1	2:B:14:G:C5'	6	0.12
(1,5)	1:A:98:ALA:HB1	2:B:14:G:C6	6	0.12
(1,5)	1:A:98:ALA:HB1	2:B:14:G:C8	6	0.12
(1,5)	1:A:98:ALA:HB1	2:B:14:G:H1	6	0.12

Continued on next page...

Continued from previous page...

Key	Atom-1	Atom-2	Model ID	Violation (Å)
(1,5)	1:A:98:ALA:HB1	2:B:14:G:H1'	6	0.12
(1,5)	1:A:98:ALA:HB1	2:B:14:G:H2'	6	0.12
(1,5)	1:A:98:ALA:HB1	2:B:14:G:H21	6	0.12
(1,5)	1:A:98:ALA:HB1	2:B:14:G:H22	6	0.12
(1,5)	1:A:98:ALA:HB1	2:B:14:G:H3'	6	0.12
(1,5)	1:A:98:ALA:HB1	2:B:14:G:H4'	6	0.12
(1,5)	1:A:98:ALA:HB1	2:B:14:G:H5'	6	0.12
(1,5)	1:A:98:ALA:HB1	2:B:14:G:H5''	6	0.12
(1,5)	1:A:98:ALA:HB1	2:B:14:G:H8	6	0.12
(1,5)	1:A:98:ALA:HB1	2:B:14:G:HO2'	6	0.12
(1,5)	1:A:98:ALA:HB1	2:B:14:G:N1	6	0.12
(1,5)	1:A:98:ALA:HB1	2:B:14:G:N2	6	0.12
(1,5)	1:A:98:ALA:HB1	2:B:14:G:N3	6	0.12
(1,5)	1:A:98:ALA:HB1	2:B:14:G:N7	6	0.12
(1,5)	1:A:98:ALA:HB1	2:B:14:G:N9	6	0.12
(1,5)	1:A:98:ALA:HB1	2:B:14:G:O2'	6	0.12
(1,5)	1:A:98:ALA:HB1	2:B:14:G:O3'	6	0.12
(1,5)	1:A:98:ALA:HB1	2:B:14:G:O4'	6	0.12
(1,5)	1:A:98:ALA:HB1	2:B:14:G:O5'	6	0.12
(1,5)	1:A:98:ALA:HB1	2:B:14:G:O6	6	0.12
(1,5)	1:A:98:ALA:HB1	2:B:14:G:OP1	6	0.12
(1,5)	1:A:98:ALA:HB1	2:B:14:G:OP2	6	0.12
(1,5)	1:A:98:ALA:HB1	2:B:14:G:P	6	0.12
(1,5)	1:A:98:ALA:HB1	2:B:15:A:C1'	6	0.12
(1,5)	1:A:98:ALA:HB1	2:B:15:A:C2	6	0.12
(1,5)	1:A:98:ALA:HB1	2:B:15:A:C2'	6	0.12
(1,5)	1:A:98:ALA:HB1	2:B:15:A:C3'	6	0.12
(1,5)	1:A:98:ALA:HB1	2:B:15:A:C4	6	0.12
(1,5)	1:A:98:ALA:HB1	2:B:15:A:C4'	6	0.12
(1,5)	1:A:98:ALA:HB1	2:B:15:A:C5	6	0.12
(1,5)	1:A:98:ALA:HB1	2:B:15:A:C5'	6	0.12
(1,5)	1:A:98:ALA:HB1	2:B:15:A:C6	6	0.12
(1,5)	1:A:98:ALA:HB1	2:B:15:A:C8	6	0.12
(1,5)	1:A:98:ALA:HB1	2:B:15:A:H1'	6	0.12
(1,5)	1:A:98:ALA:HB1	2:B:15:A:H2	6	0.12
(1,5)	1:A:98:ALA:HB1	2:B:15:A:H2'	6	0.12
(1,5)	1:A:98:ALA:HB1	2:B:15:A:H3'	6	0.12
(1,5)	1:A:98:ALA:HB1	2:B:15:A:H4'	6	0.12
(1,5)	1:A:98:ALA:HB1	2:B:15:A:H5'	6	0.12
(1,5)	1:A:98:ALA:HB1	2:B:15:A:H5''	6	0.12
(1,5)	1:A:98:ALA:HB1	2:B:15:A:H61	6	0.12
(1,5)	1:A:98:ALA:HB1	2:B:15:A:H62	6	0.12

Continued on next page...

Continued from previous page...

Key	Atom-1	Atom-2	Model ID	Violation (Å)
(1,5)	1:A:98:ALA:HB1	2:B:15:A:H8	6	0.12
(1,5)	1:A:98:ALA:HB1	2:B:15:A:HO2'	6	0.12
(1,5)	1:A:98:ALA:HB1	2:B:15:A:N1	6	0.12
(1,5)	1:A:98:ALA:HB1	2:B:15:A:N3	6	0.12
(1,5)	1:A:98:ALA:HB1	2:B:15:A:N6	6	0.12
(1,5)	1:A:98:ALA:HB1	2:B:15:A:N7	6	0.12
(1,5)	1:A:98:ALA:HB1	2:B:15:A:N9	6	0.12
(1,5)	1:A:98:ALA:HB1	2:B:15:A:O2'	6	0.12
(1,5)	1:A:98:ALA:HB1	2:B:15:A:O3'	6	0.12
(1,5)	1:A:98:ALA:HB1	2:B:15:A:O4'	6	0.12
(1,5)	1:A:98:ALA:HB1	2:B:15:A:O5'	6	0.12
(1,5)	1:A:98:ALA:HB1	2:B:15:A:OP1	6	0.12
(1,5)	1:A:98:ALA:HB1	2:B:15:A:OP2	6	0.12
(1,5)	1:A:98:ALA:HB1	2:B:15:A:P	6	0.12
(1,5)	1:A:98:ALA:HB1	2:B:16:G:C1'	6	0.12
(1,5)	1:A:98:ALA:HB1	2:B:16:G:C2	6	0.12
(1,5)	1:A:98:ALA:HB1	2:B:16:G:C2'	6	0.12
(1,5)	1:A:98:ALA:HB1	2:B:16:G:C3'	6	0.12
(1,5)	1:A:98:ALA:HB1	2:B:16:G:C4	6	0.12
(1,5)	1:A:98:ALA:HB1	2:B:16:G:C4'	6	0.12
(1,5)	1:A:98:ALA:HB1	2:B:16:G:C5	6	0.12
(1,5)	1:A:98:ALA:HB1	2:B:16:G:C5'	6	0.12
(1,5)	1:A:98:ALA:HB1	2:B:16:G:C6	6	0.12
(1,5)	1:A:98:ALA:HB1	2:B:16:G:C8	6	0.12
(1,5)	1:A:98:ALA:HB1	2:B:16:G:H1	6	0.12
(1,5)	1:A:98:ALA:HB1	2:B:16:G:H1'	6	0.12
(1,5)	1:A:98:ALA:HB1	2:B:16:G:H2'	6	0.12
(1,5)	1:A:98:ALA:HB1	2:B:16:G:H21	6	0.12
(1,5)	1:A:98:ALA:HB1	2:B:16:G:H22	6	0.12
(1,5)	1:A:98:ALA:HB1	2:B:16:G:H3'	6	0.12
(1,5)	1:A:98:ALA:HB1	2:B:16:G:H4'	6	0.12
(1,5)	1:A:98:ALA:HB1	2:B:16:G:H5'	6	0.12
(1,5)	1:A:98:ALA:HB1	2:B:16:G:H5''	6	0.12
(1,5)	1:A:98:ALA:HB1	2:B:16:G:H8	6	0.12
(1,5)	1:A:98:ALA:HB1	2:B:16:G:HO2'	6	0.12
(1,5)	1:A:98:ALA:HB1	2:B:16:G:N1	6	0.12
(1,5)	1:A:98:ALA:HB1	2:B:16:G:N2	6	0.12
(1,5)	1:A:98:ALA:HB1	2:B:16:G:N3	6	0.12
(1,5)	1:A:98:ALA:HB1	2:B:16:G:N7	6	0.12
(1,5)	1:A:98:ALA:HB1	2:B:16:G:N9	6	0.12
(1,5)	1:A:98:ALA:HB1	2:B:16:G:O2'	6	0.12
(1,5)	1:A:98:ALA:HB1	2:B:16:G:O3'	6	0.12

Continued on next page...

Continued from previous page...

Key	Atom-1	Atom-2	Model ID	Violation (Å)
(1,5)	1:A:98:ALA:HB1	2:B:16:G:O4'	6	0.12
(1,5)	1:A:98:ALA:HB1	2:B:16:G:O5'	6	0.12
(1,5)	1:A:98:ALA:HB1	2:B:16:G:O6	6	0.12
(1,5)	1:A:98:ALA:HB1	2:B:16:G:OP1	6	0.12
(1,5)	1:A:98:ALA:HB1	2:B:16:G:OP2	6	0.12
(1,5)	1:A:98:ALA:HB1	2:B:16:G:P	6	0.12
(1,5)	1:A:98:ALA:HB1	2:B:17:C:C1'	6	0.12
(1,5)	1:A:98:ALA:HB1	2:B:17:C:C2	6	0.12
(1,5)	1:A:98:ALA:HB1	2:B:17:C:C2'	6	0.12
(1,5)	1:A:98:ALA:HB1	2:B:17:C:C3'	6	0.12
(1,5)	1:A:98:ALA:HB1	2:B:17:C:C4	6	0.12
(1,5)	1:A:98:ALA:HB1	2:B:17:C:C4'	6	0.12
(1,5)	1:A:98:ALA:HB1	2:B:17:C:C5	6	0.12
(1,5)	1:A:98:ALA:HB1	2:B:17:C:C5'	6	0.12
(1,5)	1:A:98:ALA:HB1	2:B:17:C:C6	6	0.12
(1,5)	1:A:98:ALA:HB1	2:B:17:C:H1'	6	0.12
(1,5)	1:A:98:ALA:HB1	2:B:17:C:H2'	6	0.12
(1,5)	1:A:98:ALA:HB1	2:B:17:C:H3'	6	0.12
(1,5)	1:A:98:ALA:HB1	2:B:17:C:H4'	6	0.12
(1,5)	1:A:98:ALA:HB1	2:B:17:C:H41	6	0.12
(1,5)	1:A:98:ALA:HB1	2:B:17:C:H42	6	0.12
(1,5)	1:A:98:ALA:HB1	2:B:17:C:H5	6	0.12
(1,5)	1:A:98:ALA:HB1	2:B:17:C:H5'	6	0.12
(1,5)	1:A:98:ALA:HB1	2:B:17:C:H5''	6	0.12
(1,5)	1:A:98:ALA:HB1	2:B:17:C:H6	6	0.12
(1,5)	1:A:98:ALA:HB1	2:B:17:C:HO2'	6	0.12
(1,5)	1:A:98:ALA:HB1	2:B:17:C:N1	6	0.12
(1,5)	1:A:98:ALA:HB1	2:B:17:C:N3	6	0.12
(1,5)	1:A:98:ALA:HB1	2:B:17:C:N4	6	0.12
(1,5)	1:A:98:ALA:HB1	2:B:17:C:O2	6	0.12
(1,5)	1:A:98:ALA:HB1	2:B:17:C:O2'	6	0.12
(1,5)	1:A:98:ALA:HB1	2:B:17:C:O3'	6	0.12
(1,5)	1:A:98:ALA:HB1	2:B:17:C:O4'	6	0.12
(1,5)	1:A:98:ALA:HB1	2:B:17:C:O5'	6	0.12
(1,5)	1:A:98:ALA:HB1	2:B:17:C:OP1	6	0.12
(1,5)	1:A:98:ALA:HB1	2:B:17:C:OP2	6	0.12
(1,5)	1:A:98:ALA:HB1	2:B:17:C:P	6	0.12
(1,5)	1:A:98:ALA:HB1	2:B:18:A:C1'	6	0.12
(1,5)	1:A:98:ALA:HB1	2:B:18:A:C2	6	0.12
(1,5)	1:A:98:ALA:HB1	2:B:18:A:C2'	6	0.12
(1,5)	1:A:98:ALA:HB1	2:B:18:A:C3'	6	0.12
(1,5)	1:A:98:ALA:HB1	2:B:18:A:C4	6	0.12

Continued on next page...

Continued from previous page...

Key	Atom-1	Atom-2	Model ID	Violation (Å)
(1,5)	1:A:98:ALA:HB1	2:B:18:A:C4'	6	0.12
(1,5)	1:A:98:ALA:HB1	2:B:18:A:C5	6	0.12
(1,5)	1:A:98:ALA:HB1	2:B:18:A:C5'	6	0.12
(1,5)	1:A:98:ALA:HB1	2:B:18:A:C6	6	0.12
(1,5)	1:A:98:ALA:HB1	2:B:18:A:C8	6	0.12
(1,5)	1:A:98:ALA:HB1	2:B:18:A:H1'	6	0.12
(1,5)	1:A:98:ALA:HB1	2:B:18:A:H2	6	0.12
(1,5)	1:A:98:ALA:HB1	2:B:18:A:H2'	6	0.12
(1,5)	1:A:98:ALA:HB1	2:B:18:A:H3'	6	0.12
(1,5)	1:A:98:ALA:HB1	2:B:18:A:H4'	6	0.12
(1,5)	1:A:98:ALA:HB1	2:B:18:A:H5'	6	0.12
(1,5)	1:A:98:ALA:HB1	2:B:18:A:H5''	6	0.12
(1,5)	1:A:98:ALA:HB1	2:B:18:A:H61	6	0.12
(1,5)	1:A:98:ALA:HB1	2:B:18:A:H62	6	0.12
(1,5)	1:A:98:ALA:HB1	2:B:18:A:H8	6	0.12
(1,5)	1:A:98:ALA:HB1	2:B:18:A:HO2'	6	0.12
(1,5)	1:A:98:ALA:HB1	2:B:18:A:N1	6	0.12
(1,5)	1:A:98:ALA:HB1	2:B:18:A:N3	6	0.12
(1,5)	1:A:98:ALA:HB1	2:B:18:A:N6	6	0.12
(1,5)	1:A:98:ALA:HB1	2:B:18:A:N7	6	0.12
(1,5)	1:A:98:ALA:HB1	2:B:18:A:N9	6	0.12
(1,5)	1:A:98:ALA:HB1	2:B:18:A:O2'	6	0.12
(1,5)	1:A:98:ALA:HB1	2:B:18:A:O3'	6	0.12
(1,5)	1:A:98:ALA:HB1	2:B:18:A:O4'	6	0.12
(1,5)	1:A:98:ALA:HB1	2:B:18:A:O5'	6	0.12
(1,5)	1:A:98:ALA:HB1	2:B:18:A:OP1	6	0.12
(1,5)	1:A:98:ALA:HB1	2:B:18:A:OP2	6	0.12
(1,5)	1:A:98:ALA:HB1	2:B:18:A:P	6	0.12
(1,5)	1:A:98:ALA:HB1	2:B:19:A:C1'	6	0.12
(1,5)	1:A:98:ALA:HB1	2:B:19:A:C2	6	0.12
(1,5)	1:A:98:ALA:HB1	2:B:19:A:C2'	6	0.12
(1,5)	1:A:98:ALA:HB1	2:B:19:A:C3'	6	0.12
(1,5)	1:A:98:ALA:HB1	2:B:19:A:C4	6	0.12
(1,5)	1:A:98:ALA:HB1	2:B:19:A:C4'	6	0.12
(1,5)	1:A:98:ALA:HB1	2:B:19:A:C5	6	0.12
(1,5)	1:A:98:ALA:HB1	2:B:19:A:C5'	6	0.12
(1,5)	1:A:98:ALA:HB1	2:B:19:A:C6	6	0.12
(1,5)	1:A:98:ALA:HB1	2:B:19:A:C8	6	0.12
(1,5)	1:A:98:ALA:HB1	2:B:19:A:H1'	6	0.12
(1,5)	1:A:98:ALA:HB1	2:B:19:A:H2	6	0.12
(1,5)	1:A:98:ALA:HB1	2:B:19:A:H2'	6	0.12
(1,5)	1:A:98:ALA:HB1	2:B:19:A:H3'	6	0.12

Continued on next page...

Continued from previous page...

Key	Atom-1	Atom-2	Model ID	Violation (Å)
(1,5)	1:A:98:ALA:HB1	2:B:19:A:H4'	6	0.12
(1,5)	1:A:98:ALA:HB1	2:B:19:A:H5'	6	0.12
(1,5)	1:A:98:ALA:HB1	2:B:19:A:H5''	6	0.12
(1,5)	1:A:98:ALA:HB1	2:B:19:A:H61	6	0.12
(1,5)	1:A:98:ALA:HB1	2:B:19:A:H62	6	0.12
(1,5)	1:A:98:ALA:HB1	2:B:19:A:H8	6	0.12
(1,5)	1:A:98:ALA:HB1	2:B:19:A:HO2'	6	0.12
(1,5)	1:A:98:ALA:HB1	2:B:19:A:N1	6	0.12
(1,5)	1:A:98:ALA:HB1	2:B:19:A:N3	6	0.12
(1,5)	1:A:98:ALA:HB1	2:B:19:A:N6	6	0.12
(1,5)	1:A:98:ALA:HB1	2:B:19:A:N7	6	0.12
(1,5)	1:A:98:ALA:HB1	2:B:19:A:N9	6	0.12
(1,5)	1:A:98:ALA:HB1	2:B:19:A:O2'	6	0.12
(1,5)	1:A:98:ALA:HB1	2:B:19:A:O3'	6	0.12
(1,5)	1:A:98:ALA:HB1	2:B:19:A:O4'	6	0.12
(1,5)	1:A:98:ALA:HB1	2:B:19:A:O5'	6	0.12
(1,5)	1:A:98:ALA:HB1	2:B:19:A:OP1	6	0.12
(1,5)	1:A:98:ALA:HB1	2:B:19:A:OP2	6	0.12
(1,5)	1:A:98:ALA:HB1	2:B:19:A:P	6	0.12
(1,5)	1:A:98:ALA:HB1	2:B:20:U:C1'	6	0.12
(1,5)	1:A:98:ALA:HB1	2:B:20:U:C2	6	0.12
(1,5)	1:A:98:ALA:HB1	2:B:20:U:C2'	6	0.12
(1,5)	1:A:98:ALA:HB1	2:B:20:U:C3'	6	0.12
(1,5)	1:A:98:ALA:HB1	2:B:20:U:C4	6	0.12
(1,5)	1:A:98:ALA:HB1	2:B:20:U:C4'	6	0.12
(1,5)	1:A:98:ALA:HB1	2:B:20:U:C5	6	0.12
(1,5)	1:A:98:ALA:HB1	2:B:20:U:C5'	6	0.12
(1,5)	1:A:98:ALA:HB1	2:B:20:U:C6	6	0.12
(1,5)	1:A:98:ALA:HB1	2:B:20:U:H1'	6	0.12
(1,5)	1:A:98:ALA:HB1	2:B:20:U:H2'	6	0.12
(1,5)	1:A:98:ALA:HB1	2:B:20:U:H3	6	0.12
(1,5)	1:A:98:ALA:HB1	2:B:20:U:H3'	6	0.12
(1,5)	1:A:98:ALA:HB1	2:B:20:U:H4'	6	0.12
(1,5)	1:A:98:ALA:HB1	2:B:20:U:H5	6	0.12
(1,5)	1:A:98:ALA:HB1	2:B:20:U:H5'	6	0.12
(1,5)	1:A:98:ALA:HB1	2:B:20:U:H5''	6	0.12
(1,5)	1:A:98:ALA:HB1	2:B:20:U:H6	6	0.12
(1,5)	1:A:98:ALA:HB1	2:B:20:U:HO2'	6	0.12
(1,5)	1:A:98:ALA:HB1	2:B:20:U:N1	6	0.12
(1,5)	1:A:98:ALA:HB1	2:B:20:U:N3	6	0.12
(1,5)	1:A:98:ALA:HB1	2:B:20:U:O2	6	0.12
(1,5)	1:A:98:ALA:HB1	2:B:20:U:O2'	6	0.12

Continued on next page...

Continued from previous page...

Key	Atom-1	Atom-2	Model ID	Violation (Å)
(1,5)	1:A:98:ALA:HB1	2:B:20:U:O3'	6	0.12
(1,5)	1:A:98:ALA:HB1	2:B:20:U:O4	6	0.12
(1,5)	1:A:98:ALA:HB1	2:B:20:U:O4'	6	0.12
(1,5)	1:A:98:ALA:HB1	2:B:20:U:O5'	6	0.12
(1,5)	1:A:98:ALA:HB1	2:B:20:U:OP1	6	0.12
(1,5)	1:A:98:ALA:HB1	2:B:20:U:OP2	6	0.12
(1,5)	1:A:98:ALA:HB1	2:B:20:U:P	6	0.12
(1,5)	1:A:98:ALA:HB1	2:B:21:G:C1'	6	0.12
(1,5)	1:A:98:ALA:HB1	2:B:21:G:C2	6	0.12
(1,5)	1:A:98:ALA:HB1	2:B:21:G:C2'	6	0.12
(1,5)	1:A:98:ALA:HB1	2:B:21:G:C3'	6	0.12
(1,5)	1:A:98:ALA:HB1	2:B:21:G:C4	6	0.12
(1,5)	1:A:98:ALA:HB1	2:B:21:G:C4'	6	0.12
(1,5)	1:A:98:ALA:HB1	2:B:21:G:C5	6	0.12
(1,5)	1:A:98:ALA:HB1	2:B:21:G:C5'	6	0.12
(1,5)	1:A:98:ALA:HB1	2:B:21:G:C6	6	0.12
(1,5)	1:A:98:ALA:HB1	2:B:21:G:C8	6	0.12
(1,5)	1:A:98:ALA:HB1	2:B:21:G:H1	6	0.12
(1,5)	1:A:98:ALA:HB1	2:B:21:G:H1'	6	0.12
(1,5)	1:A:98:ALA:HB1	2:B:21:G:H2'	6	0.12
(1,5)	1:A:98:ALA:HB1	2:B:21:G:H21	6	0.12
(1,5)	1:A:98:ALA:HB1	2:B:21:G:H22	6	0.12
(1,5)	1:A:98:ALA:HB1	2:B:21:G:H3'	6	0.12
(1,5)	1:A:98:ALA:HB1	2:B:21:G:H4'	6	0.12
(1,5)	1:A:98:ALA:HB1	2:B:21:G:H5'	6	0.12
(1,5)	1:A:98:ALA:HB1	2:B:21:G:H5''	6	0.12
(1,5)	1:A:98:ALA:HB1	2:B:21:G:H8	6	0.12
(1,5)	1:A:98:ALA:HB1	2:B:21:G:HO2'	6	0.12
(1,5)	1:A:98:ALA:HB1	2:B:21:G:N1	6	0.12
(1,5)	1:A:98:ALA:HB1	2:B:21:G:N2	6	0.12
(1,5)	1:A:98:ALA:HB1	2:B:21:G:N3	6	0.12
(1,5)	1:A:98:ALA:HB1	2:B:21:G:N7	6	0.12
(1,5)	1:A:98:ALA:HB1	2:B:21:G:N9	6	0.12
(1,5)	1:A:98:ALA:HB1	2:B:21:G:O2'	6	0.12
(1,5)	1:A:98:ALA:HB1	2:B:21:G:O3'	6	0.12
(1,5)	1:A:98:ALA:HB1	2:B:21:G:O4'	6	0.12
(1,5)	1:A:98:ALA:HB1	2:B:21:G:O5'	6	0.12
(1,5)	1:A:98:ALA:HB1	2:B:21:G:O6	6	0.12
(1,5)	1:A:98:ALA:HB1	2:B:21:G:OP1	6	0.12
(1,5)	1:A:98:ALA:HB1	2:B:21:G:OP2	6	0.12
(1,5)	1:A:98:ALA:HB1	2:B:21:G:P	6	0.12
(1,5)	1:A:98:ALA:HB1	2:B:22:A:C1'	6	0.12

Continued on next page...

Continued from previous page...

Key	Atom-1	Atom-2	Model ID	Violation (Å)
(1,5)	1:A:98:ALA:HB1	2:B:22:A:C2	6	0.12
(1,5)	1:A:98:ALA:HB1	2:B:22:A:C2'	6	0.12
(1,5)	1:A:98:ALA:HB1	2:B:22:A:C3'	6	0.12
(1,5)	1:A:98:ALA:HB1	2:B:22:A:C4	6	0.12
(1,5)	1:A:98:ALA:HB1	2:B:22:A:C4'	6	0.12
(1,5)	1:A:98:ALA:HB1	2:B:22:A:C5	6	0.12
(1,5)	1:A:98:ALA:HB1	2:B:22:A:C5'	6	0.12
(1,5)	1:A:98:ALA:HB1	2:B:22:A:C6	6	0.12
(1,5)	1:A:98:ALA:HB1	2:B:22:A:C8	6	0.12
(1,5)	1:A:98:ALA:HB1	2:B:22:A:H1'	6	0.12
(1,5)	1:A:98:ALA:HB1	2:B:22:A:H2	6	0.12
(1,5)	1:A:98:ALA:HB1	2:B:22:A:H2'	6	0.12
(1,5)	1:A:98:ALA:HB1	2:B:22:A:H3'	6	0.12
(1,5)	1:A:98:ALA:HB1	2:B:22:A:H4'	6	0.12
(1,5)	1:A:98:ALA:HB1	2:B:22:A:H5'	6	0.12
(1,5)	1:A:98:ALA:HB1	2:B:22:A:H5''	6	0.12
(1,5)	1:A:98:ALA:HB1	2:B:22:A:H61	6	0.12
(1,5)	1:A:98:ALA:HB1	2:B:22:A:H62	6	0.12
(1,5)	1:A:98:ALA:HB1	2:B:22:A:H8	6	0.12
(1,5)	1:A:98:ALA:HB1	2:B:22:A:HO2'	6	0.12
(1,5)	1:A:98:ALA:HB1	2:B:22:A:N1	6	0.12
(1,5)	1:A:98:ALA:HB1	2:B:22:A:N3	6	0.12
(1,5)	1:A:98:ALA:HB1	2:B:22:A:N6	6	0.12
(1,5)	1:A:98:ALA:HB1	2:B:22:A:N7	6	0.12
(1,5)	1:A:98:ALA:HB1	2:B:22:A:N9	6	0.12
(1,5)	1:A:98:ALA:HB1	2:B:22:A:O2'	6	0.12
(1,5)	1:A:98:ALA:HB1	2:B:22:A:O3'	6	0.12
(1,5)	1:A:98:ALA:HB1	2:B:22:A:O4'	6	0.12
(1,5)	1:A:98:ALA:HB1	2:B:22:A:O5'	6	0.12
(1,5)	1:A:98:ALA:HB1	2:B:22:A:OP1	6	0.12
(1,5)	1:A:98:ALA:HB1	2:B:22:A:OP2	6	0.12
(1,5)	1:A:98:ALA:HB1	2:B:22:A:P	6	0.12
(1,5)	1:A:98:ALA:HB1	2:B:23:U:C1'	6	0.12
(1,5)	1:A:98:ALA:HB1	2:B:23:U:C2	6	0.12
(1,5)	1:A:98:ALA:HB1	2:B:23:U:C2'	6	0.12
(1,5)	1:A:98:ALA:HB1	2:B:23:U:C3'	6	0.12
(1,5)	1:A:98:ALA:HB1	2:B:23:U:C4	6	0.12
(1,5)	1:A:98:ALA:HB1	2:B:23:U:C4'	6	0.12
(1,5)	1:A:98:ALA:HB1	2:B:23:U:C5	6	0.12
(1,5)	1:A:98:ALA:HB1	2:B:23:U:C5'	6	0.12
(1,5)	1:A:98:ALA:HB1	2:B:23:U:C6	6	0.12
(1,5)	1:A:98:ALA:HB1	2:B:23:U:H1'	6	0.12

Continued on next page...

Continued from previous page...

Key	Atom-1	Atom-2	Model ID	Violation (Å)
(1,5)	1:A:98:ALA:HB1	2:B:23:U:H2'	6	0.12
(1,5)	1:A:98:ALA:HB1	2:B:23:U:H3	6	0.12
(1,5)	1:A:98:ALA:HB1	2:B:23:U:H3'	6	0.12
(1,5)	1:A:98:ALA:HB1	2:B:23:U:H4'	6	0.12
(1,5)	1:A:98:ALA:HB1	2:B:23:U:H5	6	0.12
(1,5)	1:A:98:ALA:HB1	2:B:23:U:H5'	6	0.12
(1,5)	1:A:98:ALA:HB1	2:B:23:U:H5''	6	0.12
(1,5)	1:A:98:ALA:HB1	2:B:23:U:H6	6	0.12
(1,5)	1:A:98:ALA:HB1	2:B:23:U:HO2'	6	0.12
(1,5)	1:A:98:ALA:HB1	2:B:23:U:N1	6	0.12
(1,5)	1:A:98:ALA:HB1	2:B:23:U:N3	6	0.12
(1,5)	1:A:98:ALA:HB1	2:B:23:U:O2	6	0.12
(1,5)	1:A:98:ALA:HB1	2:B:23:U:O2'	6	0.12
(1,5)	1:A:98:ALA:HB1	2:B:23:U:O3'	6	0.12
(1,5)	1:A:98:ALA:HB1	2:B:23:U:O4	6	0.12
(1,5)	1:A:98:ALA:HB1	2:B:23:U:O4'	6	0.12
(1,5)	1:A:98:ALA:HB1	2:B:23:U:O5'	6	0.12
(1,5)	1:A:98:ALA:HB1	2:B:23:U:OP1	6	0.12
(1,5)	1:A:98:ALA:HB1	2:B:23:U:OP2	6	0.12
(1,5)	1:A:98:ALA:HB1	2:B:23:U:P	6	0.12
(1,5)	1:A:98:ALA:HB1	2:B:24:G:C1'	6	0.12
(1,5)	1:A:98:ALA:HB1	2:B:24:G:C2	6	0.12
(1,5)	1:A:98:ALA:HB1	2:B:24:G:C2'	6	0.12
(1,5)	1:A:98:ALA:HB1	2:B:24:G:C3'	6	0.12
(1,5)	1:A:98:ALA:HB1	2:B:24:G:C4	6	0.12
(1,5)	1:A:98:ALA:HB1	2:B:24:G:C4'	6	0.12
(1,5)	1:A:98:ALA:HB1	2:B:24:G:C5	6	0.12
(1,5)	1:A:98:ALA:HB1	2:B:24:G:C5'	6	0.12
(1,5)	1:A:98:ALA:HB1	2:B:24:G:C6	6	0.12
(1,5)	1:A:98:ALA:HB1	2:B:24:G:C8	6	0.12
(1,5)	1:A:98:ALA:HB1	2:B:24:G:H1	6	0.12
(1,5)	1:A:98:ALA:HB1	2:B:24:G:H1'	6	0.12
(1,5)	1:A:98:ALA:HB1	2:B:24:G:H2'	6	0.12
(1,5)	1:A:98:ALA:HB1	2:B:24:G:H21	6	0.12
(1,5)	1:A:98:ALA:HB1	2:B:24:G:H22	6	0.12
(1,5)	1:A:98:ALA:HB1	2:B:24:G:H3'	6	0.12
(1,5)	1:A:98:ALA:HB1	2:B:24:G:H4'	6	0.12
(1,5)	1:A:98:ALA:HB1	2:B:24:G:H5'	6	0.12
(1,5)	1:A:98:ALA:HB1	2:B:24:G:H5''	6	0.12
(1,5)	1:A:98:ALA:HB1	2:B:24:G:H8	6	0.12
(1,5)	1:A:98:ALA:HB1	2:B:24:G:HO2'	6	0.12
(1,5)	1:A:98:ALA:HB1	2:B:24:G:N1	6	0.12

Continued on next page...

Continued from previous page...

Key	Atom-1	Atom-2	Model ID	Violation (Å)
(1,5)	1:A:98:ALA:HB1	2:B:24:G:N2	6	0.12
(1,5)	1:A:98:ALA:HB1	2:B:24:G:N3	6	0.12
(1,5)	1:A:98:ALA:HB1	2:B:24:G:N7	6	0.12
(1,5)	1:A:98:ALA:HB1	2:B:24:G:N9	6	0.12
(1,5)	1:A:98:ALA:HB1	2:B:24:G:O2'	6	0.12
(1,5)	1:A:98:ALA:HB1	2:B:24:G:O3'	6	0.12
(1,5)	1:A:98:ALA:HB1	2:B:24:G:O4'	6	0.12
(1,5)	1:A:98:ALA:HB1	2:B:24:G:O5'	6	0.12
(1,5)	1:A:98:ALA:HB1	2:B:24:G:O6	6	0.12
(1,5)	1:A:98:ALA:HB1	2:B:24:G:OP1	6	0.12
(1,5)	1:A:98:ALA:HB1	2:B:24:G:OP2	6	0.12
(1,5)	1:A:98:ALA:HB1	2:B:24:G:P	6	0.12
(1,5)	1:A:98:ALA:HB2	2:B:2:C:C1'	6	0.12
(1,5)	1:A:98:ALA:HB2	2:B:2:C:C2	6	0.12
(1,5)	1:A:98:ALA:HB2	2:B:2:C:C2'	6	0.12
(1,5)	1:A:98:ALA:HB2	2:B:2:C:C3'	6	0.12
(1,5)	1:A:98:ALA:HB2	2:B:2:C:C4	6	0.12
(1,5)	1:A:98:ALA:HB2	2:B:2:C:C4'	6	0.12
(1,5)	1:A:98:ALA:HB2	2:B:2:C:C5	6	0.12
(1,5)	1:A:98:ALA:HB2	2:B:2:C:C5'	6	0.12
(1,5)	1:A:98:ALA:HB2	2:B:2:C:C6	6	0.12
(1,5)	1:A:98:ALA:HB2	2:B:2:C:H1'	6	0.12
(1,5)	1:A:98:ALA:HB2	2:B:2:C:H2'	6	0.12
(1,5)	1:A:98:ALA:HB2	2:B:2:C:H3'	6	0.12
(1,5)	1:A:98:ALA:HB2	2:B:2:C:H4'	6	0.12
(1,5)	1:A:98:ALA:HB2	2:B:2:C:H41	6	0.12
(1,5)	1:A:98:ALA:HB2	2:B:2:C:H42	6	0.12
(1,5)	1:A:98:ALA:HB2	2:B:2:C:H5	6	0.12
(1,5)	1:A:98:ALA:HB2	2:B:2:C:H5'	6	0.12
(1,5)	1:A:98:ALA:HB2	2:B:2:C:H5''	6	0.12
(1,5)	1:A:98:ALA:HB2	2:B:2:C:H6	6	0.12
(1,5)	1:A:98:ALA:HB2	2:B:2:C:HO2'	6	0.12
(1,5)	1:A:98:ALA:HB2	2:B:2:C:N1	6	0.12
(1,5)	1:A:98:ALA:HB2	2:B:2:C:N3	6	0.12
(1,5)	1:A:98:ALA:HB2	2:B:2:C:N4	6	0.12
(1,5)	1:A:98:ALA:HB2	2:B:2:C:O2	6	0.12
(1,5)	1:A:98:ALA:HB2	2:B:2:C:O2'	6	0.12
(1,5)	1:A:98:ALA:HB2	2:B:2:C:O3'	6	0.12
(1,5)	1:A:98:ALA:HB2	2:B:2:C:O4'	6	0.12
(1,5)	1:A:98:ALA:HB2	2:B:2:C:O5'	6	0.12
(1,5)	1:A:98:ALA:HB2	2:B:3:U:C1'	6	0.12
(1,5)	1:A:98:ALA:HB2	2:B:3:U:C2	6	0.12

Continued on next page...

Continued from previous page...

Key	Atom-1	Atom-2	Model ID	Violation (Å)
(1,5)	1:A:98:ALA:HB2	2:B:3:U:C2'	6	0.12
(1,5)	1:A:98:ALA:HB2	2:B:3:U:C3'	6	0.12
(1,5)	1:A:98:ALA:HB2	2:B:3:U:C4	6	0.12
(1,5)	1:A:98:ALA:HB2	2:B:3:U:C4'	6	0.12
(1,5)	1:A:98:ALA:HB2	2:B:3:U:C5	6	0.12
(1,5)	1:A:98:ALA:HB2	2:B:3:U:C5'	6	0.12
(1,5)	1:A:98:ALA:HB2	2:B:3:U:C6	6	0.12
(1,5)	1:A:98:ALA:HB2	2:B:3:U:H1'	6	0.12
(1,5)	1:A:98:ALA:HB2	2:B:3:U:H2'	6	0.12
(1,5)	1:A:98:ALA:HB2	2:B:3:U:H3	6	0.12
(1,5)	1:A:98:ALA:HB2	2:B:3:U:H3'	6	0.12
(1,5)	1:A:98:ALA:HB2	2:B:3:U:H4'	6	0.12
(1,5)	1:A:98:ALA:HB2	2:B:3:U:H5	6	0.12
(1,5)	1:A:98:ALA:HB2	2:B:3:U:H5'	6	0.12
(1,5)	1:A:98:ALA:HB2	2:B:3:U:H5''	6	0.12
(1,5)	1:A:98:ALA:HB2	2:B:3:U:H6	6	0.12
(1,5)	1:A:98:ALA:HB2	2:B:3:U:HO2'	6	0.12
(1,5)	1:A:98:ALA:HB2	2:B:3:U:N1	6	0.12
(1,5)	1:A:98:ALA:HB2	2:B:3:U:N3	6	0.12
(1,5)	1:A:98:ALA:HB2	2:B:3:U:O2	6	0.12
(1,5)	1:A:98:ALA:HB2	2:B:3:U:O2'	6	0.12
(1,5)	1:A:98:ALA:HB2	2:B:3:U:O3'	6	0.12
(1,5)	1:A:98:ALA:HB2	2:B:3:U:O4	6	0.12
(1,5)	1:A:98:ALA:HB2	2:B:3:U:O4'	6	0.12
(1,5)	1:A:98:ALA:HB2	2:B:3:U:O5'	6	0.12
(1,5)	1:A:98:ALA:HB2	2:B:3:U:OP1	6	0.12
(1,5)	1:A:98:ALA:HB2	2:B:3:U:OP2	6	0.12
(1,5)	1:A:98:ALA:HB2	2:B:3:U:P	6	0.12
(1,5)	1:A:98:ALA:HB2	2:B:4:G:C1'	6	0.12
(1,5)	1:A:98:ALA:HB2	2:B:4:G:C2	6	0.12
(1,5)	1:A:98:ALA:HB2	2:B:4:G:C2'	6	0.12
(1,5)	1:A:98:ALA:HB2	2:B:4:G:C3'	6	0.12
(1,5)	1:A:98:ALA:HB2	2:B:4:G:C4	6	0.12
(1,5)	1:A:98:ALA:HB2	2:B:4:G:C4'	6	0.12
(1,5)	1:A:98:ALA:HB2	2:B:4:G:C5	6	0.12
(1,5)	1:A:98:ALA:HB2	2:B:4:G:C5'	6	0.12
(1,5)	1:A:98:ALA:HB2	2:B:4:G:C6	6	0.12
(1,5)	1:A:98:ALA:HB2	2:B:4:G:C8	6	0.12
(1,5)	1:A:98:ALA:HB2	2:B:4:G:H1	6	0.12
(1,5)	1:A:98:ALA:HB2	2:B:4:G:H1'	6	0.12
(1,5)	1:A:98:ALA:HB2	2:B:4:G:H2'	6	0.12
(1,5)	1:A:98:ALA:HB2	2:B:4:G:H21	6	0.12

Continued on next page...

Continued from previous page...

Key	Atom-1	Atom-2	Model ID	Violation (Å)
(1,5)	1:A:98:ALA:HB2	2:B:4:G:H22	6	0.12
(1,5)	1:A:98:ALA:HB2	2:B:4:G:H3'	6	0.12
(1,5)	1:A:98:ALA:HB2	2:B:4:G:H4'	6	0.12
(1,5)	1:A:98:ALA:HB2	2:B:4:G:H5'	6	0.12
(1,5)	1:A:98:ALA:HB2	2:B:4:G:H5''	6	0.12
(1,5)	1:A:98:ALA:HB2	2:B:4:G:H8	6	0.12
(1,5)	1:A:98:ALA:HB2	2:B:4:G:HO2'	6	0.12
(1,5)	1:A:98:ALA:HB2	2:B:4:G:N1	6	0.12
(1,5)	1:A:98:ALA:HB2	2:B:4:G:N2	6	0.12
(1,5)	1:A:98:ALA:HB2	2:B:4:G:N3	6	0.12
(1,5)	1:A:98:ALA:HB2	2:B:4:G:N7	6	0.12
(1,5)	1:A:98:ALA:HB2	2:B:4:G:N9	6	0.12
(1,5)	1:A:98:ALA:HB2	2:B:4:G:O2'	6	0.12
(1,5)	1:A:98:ALA:HB2	2:B:4:G:O3'	6	0.12
(1,5)	1:A:98:ALA:HB2	2:B:4:G:O4'	6	0.12
(1,5)	1:A:98:ALA:HB2	2:B:4:G:O5'	6	0.12
(1,5)	1:A:98:ALA:HB2	2:B:4:G:O6	6	0.12
(1,5)	1:A:98:ALA:HB2	2:B:4:G:OP1	6	0.12
(1,5)	1:A:98:ALA:HB2	2:B:4:G:OP2	6	0.12
(1,5)	1:A:98:ALA:HB2	2:B:4:G:P	6	0.12
(1,5)	1:A:98:ALA:HB2	2:B:5:A:C1'	6	0.12
(1,5)	1:A:98:ALA:HB2	2:B:5:A:C2	6	0.12
(1,5)	1:A:98:ALA:HB2	2:B:5:A:C2'	6	0.12
(1,5)	1:A:98:ALA:HB2	2:B:5:A:C3'	6	0.12
(1,5)	1:A:98:ALA:HB2	2:B:5:A:C4	6	0.12
(1,5)	1:A:98:ALA:HB2	2:B:5:A:C4'	6	0.12
(1,5)	1:A:98:ALA:HB2	2:B:5:A:C5	6	0.12
(1,5)	1:A:98:ALA:HB2	2:B:5:A:C5'	6	0.12
(1,5)	1:A:98:ALA:HB2	2:B:5:A:C6	6	0.12
(1,5)	1:A:98:ALA:HB2	2:B:5:A:C8	6	0.12
(1,5)	1:A:98:ALA:HB2	2:B:5:A:H1'	6	0.12
(1,5)	1:A:98:ALA:HB2	2:B:5:A:H2	6	0.12
(1,5)	1:A:98:ALA:HB2	2:B:5:A:H2'	6	0.12
(1,5)	1:A:98:ALA:HB2	2:B:5:A:H3'	6	0.12
(1,5)	1:A:98:ALA:HB2	2:B:5:A:H4'	6	0.12
(1,5)	1:A:98:ALA:HB2	2:B:5:A:H5'	6	0.12
(1,5)	1:A:98:ALA:HB2	2:B:5:A:H5''	6	0.12
(1,5)	1:A:98:ALA:HB2	2:B:5:A:H61	6	0.12
(1,5)	1:A:98:ALA:HB2	2:B:5:A:H62	6	0.12
(1,5)	1:A:98:ALA:HB2	2:B:5:A:H8	6	0.12
(1,5)	1:A:98:ALA:HB2	2:B:5:A:HO2'	6	0.12
(1,5)	1:A:98:ALA:HB2	2:B:5:A:N1	6	0.12

Continued on next page...

Continued from previous page...

Key	Atom-1	Atom-2	Model ID	Violation (Å)
(1,5)	1:A:98:ALA:HB2	2:B:5:A:N3	6	0.12
(1,5)	1:A:98:ALA:HB2	2:B:5:A:N6	6	0.12
(1,5)	1:A:98:ALA:HB2	2:B:5:A:N7	6	0.12
(1,5)	1:A:98:ALA:HB2	2:B:5:A:N9	6	0.12
(1,5)	1:A:98:ALA:HB2	2:B:5:A:O2'	6	0.12
(1,5)	1:A:98:ALA:HB2	2:B:5:A:O3'	6	0.12
(1,5)	1:A:98:ALA:HB2	2:B:5:A:O4'	6	0.12
(1,5)	1:A:98:ALA:HB2	2:B:5:A:O5'	6	0.12
(1,5)	1:A:98:ALA:HB2	2:B:5:A:OP1	6	0.12
(1,5)	1:A:98:ALA:HB2	2:B:5:A:OP2	6	0.12
(1,5)	1:A:98:ALA:HB2	2:B:5:A:P	6	0.12
(1,5)	1:A:98:ALA:HB2	2:B:6:G:C1'	6	0.12
(1,5)	1:A:98:ALA:HB2	2:B:6:G:C2	6	0.12
(1,5)	1:A:98:ALA:HB2	2:B:6:G:C2'	6	0.12
(1,5)	1:A:98:ALA:HB2	2:B:6:G:C3'	6	0.12
(1,5)	1:A:98:ALA:HB2	2:B:6:G:C4	6	0.12
(1,5)	1:A:98:ALA:HB2	2:B:6:G:C4'	6	0.12
(1,5)	1:A:98:ALA:HB2	2:B:6:G:C5	6	0.12
(1,5)	1:A:98:ALA:HB2	2:B:6:G:C5'	6	0.12
(1,5)	1:A:98:ALA:HB2	2:B:6:G:C6	6	0.12
(1,5)	1:A:98:ALA:HB2	2:B:6:G:C8	6	0.12
(1,5)	1:A:98:ALA:HB2	2:B:6:G:H1	6	0.12
(1,5)	1:A:98:ALA:HB2	2:B:6:G:H1'	6	0.12
(1,5)	1:A:98:ALA:HB2	2:B:6:G:H2'	6	0.12
(1,5)	1:A:98:ALA:HB2	2:B:6:G:H21	6	0.12
(1,5)	1:A:98:ALA:HB2	2:B:6:G:H22	6	0.12
(1,5)	1:A:98:ALA:HB2	2:B:6:G:H3'	6	0.12
(1,5)	1:A:98:ALA:HB2	2:B:6:G:H4'	6	0.12
(1,5)	1:A:98:ALA:HB2	2:B:6:G:H5'	6	0.12
(1,5)	1:A:98:ALA:HB2	2:B:6:G:H5''	6	0.12
(1,5)	1:A:98:ALA:HB2	2:B:6:G:H8	6	0.12
(1,5)	1:A:98:ALA:HB2	2:B:6:G:HO2'	6	0.12
(1,5)	1:A:98:ALA:HB2	2:B:6:G:N1	6	0.12
(1,5)	1:A:98:ALA:HB2	2:B:6:G:N2	6	0.12
(1,5)	1:A:98:ALA:HB2	2:B:6:G:N3	6	0.12
(1,5)	1:A:98:ALA:HB2	2:B:6:G:N7	6	0.12
(1,5)	1:A:98:ALA:HB2	2:B:6:G:N9	6	0.12
(1,5)	1:A:98:ALA:HB2	2:B:6:G:O2'	6	0.12
(1,5)	1:A:98:ALA:HB2	2:B:6:G:O3'	6	0.12
(1,5)	1:A:98:ALA:HB2	2:B:6:G:O4'	6	0.12
(1,5)	1:A:98:ALA:HB2	2:B:6:G:O5'	6	0.12
(1,5)	1:A:98:ALA:HB2	2:B:6:G:O6	6	0.12

Continued on next page...

Continued from previous page...

Key	Atom-1	Atom-2	Model ID	Violation (Å)
(1,5)	1:A:98:ALA:HB2	2:B:6:G:OP1	6	0.12
(1,5)	1:A:98:ALA:HB2	2:B:6:G:OP2	6	0.12
(1,5)	1:A:98:ALA:HB2	2:B:6:G:P	6	0.12
(1,5)	1:A:98:ALA:HB2	2:B:7:C:C1'	6	0.12
(1,5)	1:A:98:ALA:HB2	2:B:7:C:C2	6	0.12
(1,5)	1:A:98:ALA:HB2	2:B:7:C:C2'	6	0.12
(1,5)	1:A:98:ALA:HB2	2:B:7:C:C3'	6	0.12
(1,5)	1:A:98:ALA:HB2	2:B:7:C:C4	6	0.12
(1,5)	1:A:98:ALA:HB2	2:B:7:C:C4'	6	0.12
(1,5)	1:A:98:ALA:HB2	2:B:7:C:C5	6	0.12
(1,5)	1:A:98:ALA:HB2	2:B:7:C:C5'	6	0.12
(1,5)	1:A:98:ALA:HB2	2:B:7:C:C6	6	0.12
(1,5)	1:A:98:ALA:HB2	2:B:7:C:H1'	6	0.12
(1,5)	1:A:98:ALA:HB2	2:B:7:C:H2'	6	0.12
(1,5)	1:A:98:ALA:HB2	2:B:7:C:H3'	6	0.12
(1,5)	1:A:98:ALA:HB2	2:B:7:C:H4'	6	0.12
(1,5)	1:A:98:ALA:HB2	2:B:7:C:H41	6	0.12
(1,5)	1:A:98:ALA:HB2	2:B:7:C:H42	6	0.12
(1,5)	1:A:98:ALA:HB2	2:B:7:C:H5	6	0.12
(1,5)	1:A:98:ALA:HB2	2:B:7:C:H5'	6	0.12
(1,5)	1:A:98:ALA:HB2	2:B:7:C:H5''	6	0.12
(1,5)	1:A:98:ALA:HB2	2:B:7:C:H6	6	0.12
(1,5)	1:A:98:ALA:HB2	2:B:7:C:HO2'	6	0.12
(1,5)	1:A:98:ALA:HB2	2:B:7:C:N1	6	0.12
(1,5)	1:A:98:ALA:HB2	2:B:7:C:N3	6	0.12
(1,5)	1:A:98:ALA:HB2	2:B:7:C:N4	6	0.12
(1,5)	1:A:98:ALA:HB2	2:B:7:C:O2	6	0.12
(1,5)	1:A:98:ALA:HB2	2:B:7:C:O2'	6	0.12
(1,5)	1:A:98:ALA:HB2	2:B:7:C:O3'	6	0.12
(1,5)	1:A:98:ALA:HB2	2:B:7:C:O4'	6	0.12
(1,5)	1:A:98:ALA:HB2	2:B:7:C:O5'	6	0.12
(1,5)	1:A:98:ALA:HB2	2:B:7:C:OP1	6	0.12
(1,5)	1:A:98:ALA:HB2	2:B:7:C:OP2	6	0.12
(1,5)	1:A:98:ALA:HB2	2:B:7:C:P	6	0.12
(1,5)	1:A:98:ALA:HB2	2:B:8:U:C1'	6	0.12
(1,5)	1:A:98:ALA:HB2	2:B:8:U:C2	6	0.12
(1,5)	1:A:98:ALA:HB2	2:B:8:U:C2'	6	0.12
(1,5)	1:A:98:ALA:HB2	2:B:8:U:C3'	6	0.12
(1,5)	1:A:98:ALA:HB2	2:B:8:U:C4	6	0.12
(1,5)	1:A:98:ALA:HB2	2:B:8:U:C4'	6	0.12
(1,5)	1:A:98:ALA:HB2	2:B:8:U:C5	6	0.12
(1,5)	1:A:98:ALA:HB2	2:B:8:U:C5'	6	0.12

Continued on next page...

Continued from previous page...

Key	Atom-1	Atom-2	Model ID	Violation (Å)
(1,5)	1:A:98:ALA:HB2	2:B:8:U:C6	6	0.12
(1,5)	1:A:98:ALA:HB2	2:B:8:U:H1'	6	0.12
(1,5)	1:A:98:ALA:HB2	2:B:8:U:H2'	6	0.12
(1,5)	1:A:98:ALA:HB2	2:B:8:U:H3	6	0.12
(1,5)	1:A:98:ALA:HB2	2:B:8:U:H3'	6	0.12
(1,5)	1:A:98:ALA:HB2	2:B:8:U:H4'	6	0.12
(1,5)	1:A:98:ALA:HB2	2:B:8:U:H5	6	0.12
(1,5)	1:A:98:ALA:HB2	2:B:8:U:H5'	6	0.12
(1,5)	1:A:98:ALA:HB2	2:B:8:U:H5''	6	0.12
(1,5)	1:A:98:ALA:HB2	2:B:8:U:H6	6	0.12
(1,5)	1:A:98:ALA:HB2	2:B:8:U:HO2'	6	0.12
(1,5)	1:A:98:ALA:HB2	2:B:8:U:N1	6	0.12
(1,5)	1:A:98:ALA:HB2	2:B:8:U:N3	6	0.12
(1,5)	1:A:98:ALA:HB2	2:B:8:U:O2	6	0.12
(1,5)	1:A:98:ALA:HB2	2:B:8:U:O2'	6	0.12
(1,5)	1:A:98:ALA:HB2	2:B:8:U:O3'	6	0.12
(1,5)	1:A:98:ALA:HB2	2:B:8:U:O4	6	0.12
(1,5)	1:A:98:ALA:HB2	2:B:8:U:O4'	6	0.12
(1,5)	1:A:98:ALA:HB2	2:B:8:U:O5'	6	0.12
(1,5)	1:A:98:ALA:HB2	2:B:8:U:OP1	6	0.12
(1,5)	1:A:98:ALA:HB2	2:B:8:U:OP2	6	0.12
(1,5)	1:A:98:ALA:HB2	2:B:8:U:P	6	0.12
(1,5)	1:A:98:ALA:HB2	2:B:9:C:C1'	6	0.12
(1,5)	1:A:98:ALA:HB2	2:B:9:C:C2	6	0.12
(1,5)	1:A:98:ALA:HB2	2:B:9:C:C2'	6	0.12
(1,5)	1:A:98:ALA:HB2	2:B:9:C:C3'	6	0.12
(1,5)	1:A:98:ALA:HB2	2:B:9:C:C4	6	0.12
(1,5)	1:A:98:ALA:HB2	2:B:9:C:C4'	6	0.12
(1,5)	1:A:98:ALA:HB2	2:B:9:C:C5	6	0.12
(1,5)	1:A:98:ALA:HB2	2:B:9:C:C5'	6	0.12
(1,5)	1:A:98:ALA:HB2	2:B:9:C:C6	6	0.12
(1,5)	1:A:98:ALA:HB2	2:B:9:C:H1'	6	0.12
(1,5)	1:A:98:ALA:HB2	2:B:9:C:H2'	6	0.12
(1,5)	1:A:98:ALA:HB2	2:B:9:C:H3'	6	0.12
(1,5)	1:A:98:ALA:HB2	2:B:9:C:H4'	6	0.12
(1,5)	1:A:98:ALA:HB2	2:B:9:C:H41	6	0.12
(1,5)	1:A:98:ALA:HB2	2:B:9:C:H42	6	0.12
(1,5)	1:A:98:ALA:HB2	2:B:9:C:H5	6	0.12
(1,5)	1:A:98:ALA:HB2	2:B:9:C:H5'	6	0.12
(1,5)	1:A:98:ALA:HB2	2:B:9:C:H5''	6	0.12
(1,5)	1:A:98:ALA:HB2	2:B:9:C:H6	6	0.12
(1,5)	1:A:98:ALA:HB2	2:B:9:C:HO2'	6	0.12

Continued on next page...

Continued from previous page...

Key	Atom-1	Atom-2	Model ID	Violation (Å)
(1,5)	1:A:98:ALA:HB2	2:B:9:C:N1	6	0.12
(1,5)	1:A:98:ALA:HB2	2:B:9:C:N3	6	0.12
(1,5)	1:A:98:ALA:HB2	2:B:9:C:N4	6	0.12
(1,5)	1:A:98:ALA:HB2	2:B:9:C:O2	6	0.12
(1,5)	1:A:98:ALA:HB2	2:B:9:C:O2'	6	0.12
(1,5)	1:A:98:ALA:HB2	2:B:9:C:O3'	6	0.12
(1,5)	1:A:98:ALA:HB2	2:B:9:C:O4'	6	0.12
(1,5)	1:A:98:ALA:HB2	2:B:9:C:O5'	6	0.12
(1,5)	1:A:98:ALA:HB2	2:B:9:C:OP1	6	0.12
(1,5)	1:A:98:ALA:HB2	2:B:9:C:OP2	6	0.12
(1,5)	1:A:98:ALA:HB2	2:B:9:C:P	6	0.12
(1,5)	1:A:98:ALA:HB2	2:B:10:G:C1'	6	0.12
(1,5)	1:A:98:ALA:HB2	2:B:10:G:C2	6	0.12
(1,5)	1:A:98:ALA:HB2	2:B:10:G:C2'	6	0.12
(1,5)	1:A:98:ALA:HB2	2:B:10:G:C3'	6	0.12
(1,5)	1:A:98:ALA:HB2	2:B:10:G:C4	6	0.12
(1,5)	1:A:98:ALA:HB2	2:B:10:G:C4'	6	0.12
(1,5)	1:A:98:ALA:HB2	2:B:10:G:C5	6	0.12
(1,5)	1:A:98:ALA:HB2	2:B:10:G:C5'	6	0.12
(1,5)	1:A:98:ALA:HB2	2:B:10:G:C6	6	0.12
(1,5)	1:A:98:ALA:HB2	2:B:10:G:C8	6	0.12
(1,5)	1:A:98:ALA:HB2	2:B:10:G:H1	6	0.12
(1,5)	1:A:98:ALA:HB2	2:B:10:G:H1'	6	0.12
(1,5)	1:A:98:ALA:HB2	2:B:10:G:H2'	6	0.12
(1,5)	1:A:98:ALA:HB2	2:B:10:G:H21	6	0.12
(1,5)	1:A:98:ALA:HB2	2:B:10:G:H22	6	0.12
(1,5)	1:A:98:ALA:HB2	2:B:10:G:H3'	6	0.12
(1,5)	1:A:98:ALA:HB2	2:B:10:G:H4'	6	0.12
(1,5)	1:A:98:ALA:HB2	2:B:10:G:H5'	6	0.12
(1,5)	1:A:98:ALA:HB2	2:B:10:G:H5''	6	0.12
(1,5)	1:A:98:ALA:HB2	2:B:10:G:H8	6	0.12
(1,5)	1:A:98:ALA:HB2	2:B:10:G:HO2'	6	0.12
(1,5)	1:A:98:ALA:HB2	2:B:10:G:N1	6	0.12
(1,5)	1:A:98:ALA:HB2	2:B:10:G:N2	6	0.12
(1,5)	1:A:98:ALA:HB2	2:B:10:G:N3	6	0.12
(1,5)	1:A:98:ALA:HB2	2:B:10:G:N7	6	0.12
(1,5)	1:A:98:ALA:HB2	2:B:10:G:N9	6	0.12
(1,5)	1:A:98:ALA:HB2	2:B:10:G:O2'	6	0.12
(1,5)	1:A:98:ALA:HB2	2:B:10:G:O3'	6	0.12
(1,5)	1:A:98:ALA:HB2	2:B:10:G:O4'	6	0.12
(1,5)	1:A:98:ALA:HB2	2:B:10:G:O5'	6	0.12
(1,5)	1:A:98:ALA:HB2	2:B:10:G:O6	6	0.12

Continued on next page...

Continued from previous page...

Key	Atom-1	Atom-2	Model ID	Violation (Å)
(1,5)	1:A:98:ALA:HB2	2:B:10:G:OP1	6	0.12
(1,5)	1:A:98:ALA:HB2	2:B:10:G:OP2	6	0.12
(1,5)	1:A:98:ALA:HB2	2:B:10:G:P	6	0.12
(1,5)	1:A:98:ALA:HB2	2:B:11:A:C1'	6	0.12
(1,5)	1:A:98:ALA:HB2	2:B:11:A:C2	6	0.12
(1,5)	1:A:98:ALA:HB2	2:B:11:A:C2'	6	0.12
(1,5)	1:A:98:ALA:HB2	2:B:11:A:C3'	6	0.12
(1,5)	1:A:98:ALA:HB2	2:B:11:A:C4	6	0.12
(1,5)	1:A:98:ALA:HB2	2:B:11:A:C4'	6	0.12
(1,5)	1:A:98:ALA:HB2	2:B:11:A:C5	6	0.12
(1,5)	1:A:98:ALA:HB2	2:B:11:A:C5'	6	0.12
(1,5)	1:A:98:ALA:HB2	2:B:11:A:C6	6	0.12
(1,5)	1:A:98:ALA:HB2	2:B:11:A:C8	6	0.12
(1,5)	1:A:98:ALA:HB2	2:B:11:A:H1'	6	0.12
(1,5)	1:A:98:ALA:HB2	2:B:11:A:H2	6	0.12
(1,5)	1:A:98:ALA:HB2	2:B:11:A:H2'	6	0.12
(1,5)	1:A:98:ALA:HB2	2:B:11:A:H3'	6	0.12
(1,5)	1:A:98:ALA:HB2	2:B:11:A:H4'	6	0.12
(1,5)	1:A:98:ALA:HB2	2:B:11:A:H5'	6	0.12
(1,5)	1:A:98:ALA:HB2	2:B:11:A:H5''	6	0.12
(1,5)	1:A:98:ALA:HB2	2:B:11:A:H61	6	0.12
(1,5)	1:A:98:ALA:HB2	2:B:11:A:H62	6	0.12
(1,5)	1:A:98:ALA:HB2	2:B:11:A:H8	6	0.12
(1,5)	1:A:98:ALA:HB2	2:B:11:A:HO2'	6	0.12
(1,5)	1:A:98:ALA:HB2	2:B:11:A:N1	6	0.12
(1,5)	1:A:98:ALA:HB2	2:B:11:A:N3	6	0.12
(1,5)	1:A:98:ALA:HB2	2:B:11:A:N6	6	0.12
(1,5)	1:A:98:ALA:HB2	2:B:11:A:N7	6	0.12
(1,5)	1:A:98:ALA:HB2	2:B:11:A:N9	6	0.12
(1,5)	1:A:98:ALA:HB2	2:B:11:A:O2'	6	0.12
(1,5)	1:A:98:ALA:HB2	2:B:11:A:O3'	6	0.12
(1,5)	1:A:98:ALA:HB2	2:B:11:A:O4'	6	0.12
(1,5)	1:A:98:ALA:HB2	2:B:11:A:O5'	6	0.12
(1,5)	1:A:98:ALA:HB2	2:B:11:A:OP1	6	0.12
(1,5)	1:A:98:ALA:HB2	2:B:11:A:OP2	6	0.12
(1,5)	1:A:98:ALA:HB2	2:B:11:A:P	6	0.12
(1,5)	1:A:98:ALA:HB2	2:B:12:A:C1'	6	0.12
(1,5)	1:A:98:ALA:HB2	2:B:12:A:C2	6	0.12
(1,5)	1:A:98:ALA:HB2	2:B:12:A:C2'	6	0.12
(1,5)	1:A:98:ALA:HB2	2:B:12:A:C3'	6	0.12
(1,5)	1:A:98:ALA:HB2	2:B:12:A:C4	6	0.12
(1,5)	1:A:98:ALA:HB2	2:B:12:A:C4'	6	0.12

Continued on next page...

Continued from previous page...

Key	Atom-1	Atom-2	Model ID	Violation (Å)
(1,5)	1:A:98:ALA:HB2	2:B:12:A:C5	6	0.12
(1,5)	1:A:98:ALA:HB2	2:B:12:A:C5'	6	0.12
(1,5)	1:A:98:ALA:HB2	2:B:12:A:C6	6	0.12
(1,5)	1:A:98:ALA:HB2	2:B:12:A:C8	6	0.12
(1,5)	1:A:98:ALA:HB2	2:B:12:A:H1'	6	0.12
(1,5)	1:A:98:ALA:HB2	2:B:12:A:H2	6	0.12
(1,5)	1:A:98:ALA:HB2	2:B:12:A:H2'	6	0.12
(1,5)	1:A:98:ALA:HB2	2:B:12:A:H3'	6	0.12
(1,5)	1:A:98:ALA:HB2	2:B:12:A:H4'	6	0.12
(1,5)	1:A:98:ALA:HB2	2:B:12:A:H5'	6	0.12
(1,5)	1:A:98:ALA:HB2	2:B:12:A:H5''	6	0.12
(1,5)	1:A:98:ALA:HB2	2:B:12:A:H61	6	0.12
(1,5)	1:A:98:ALA:HB2	2:B:12:A:H62	6	0.12
(1,5)	1:A:98:ALA:HB2	2:B:12:A:H8	6	0.12
(1,5)	1:A:98:ALA:HB2	2:B:12:A:HO2'	6	0.12
(1,5)	1:A:98:ALA:HB2	2:B:12:A:N1	6	0.12
(1,5)	1:A:98:ALA:HB2	2:B:12:A:N3	6	0.12
(1,5)	1:A:98:ALA:HB2	2:B:12:A:N6	6	0.12
(1,5)	1:A:98:ALA:HB2	2:B:12:A:N7	6	0.12
(1,5)	1:A:98:ALA:HB2	2:B:12:A:N9	6	0.12
(1,5)	1:A:98:ALA:HB2	2:B:12:A:O2'	6	0.12
(1,5)	1:A:98:ALA:HB2	2:B:12:A:O3'	6	0.12
(1,5)	1:A:98:ALA:HB2	2:B:12:A:O4'	6	0.12
(1,5)	1:A:98:ALA:HB2	2:B:12:A:O5'	6	0.12
(1,5)	1:A:98:ALA:HB2	2:B:12:A:OP1	6	0.12
(1,5)	1:A:98:ALA:HB2	2:B:12:A:OP2	6	0.12
(1,5)	1:A:98:ALA:HB2	2:B:12:A:P	6	0.12
(1,5)	1:A:98:ALA:HB2	2:B:13:A:C1'	6	0.12
(1,5)	1:A:98:ALA:HB2	2:B:13:A:C2	6	0.12
(1,5)	1:A:98:ALA:HB2	2:B:13:A:C2'	6	0.12
(1,5)	1:A:98:ALA:HB2	2:B:13:A:C3'	6	0.12
(1,5)	1:A:98:ALA:HB2	2:B:13:A:C4	6	0.12
(1,5)	1:A:98:ALA:HB2	2:B:13:A:C4'	6	0.12
(1,5)	1:A:98:ALA:HB2	2:B:13:A:C5	6	0.12
(1,5)	1:A:98:ALA:HB2	2:B:13:A:C5'	6	0.12
(1,5)	1:A:98:ALA:HB2	2:B:13:A:C6	6	0.12
(1,5)	1:A:98:ALA:HB2	2:B:13:A:C8	6	0.12
(1,5)	1:A:98:ALA:HB2	2:B:13:A:H1'	6	0.12
(1,5)	1:A:98:ALA:HB2	2:B:13:A:H2	6	0.12
(1,5)	1:A:98:ALA:HB2	2:B:13:A:H2'	6	0.12
(1,5)	1:A:98:ALA:HB2	2:B:13:A:H3'	6	0.12
(1,5)	1:A:98:ALA:HB2	2:B:13:A:H4'	6	0.12

Continued on next page...

Continued from previous page...

Key	Atom-1	Atom-2	Model ID	Violation (Å)
(1,5)	1:A:98:ALA:HB2	2:B:13:A:H5'	6	0.12
(1,5)	1:A:98:ALA:HB2	2:B:13:A:H5''	6	0.12
(1,5)	1:A:98:ALA:HB2	2:B:13:A:H61	6	0.12
(1,5)	1:A:98:ALA:HB2	2:B:13:A:H62	6	0.12
(1,5)	1:A:98:ALA:HB2	2:B:13:A:H8	6	0.12
(1,5)	1:A:98:ALA:HB2	2:B:13:A:HO2'	6	0.12
(1,5)	1:A:98:ALA:HB2	2:B:13:A:N1	6	0.12
(1,5)	1:A:98:ALA:HB2	2:B:13:A:N3	6	0.12
(1,5)	1:A:98:ALA:HB2	2:B:13:A:N6	6	0.12
(1,5)	1:A:98:ALA:HB2	2:B:13:A:N7	6	0.12
(1,5)	1:A:98:ALA:HB2	2:B:13:A:N9	6	0.12
(1,5)	1:A:98:ALA:HB2	2:B:13:A:O2'	6	0.12
(1,5)	1:A:98:ALA:HB2	2:B:13:A:O3'	6	0.12
(1,5)	1:A:98:ALA:HB2	2:B:13:A:O4'	6	0.12
(1,5)	1:A:98:ALA:HB2	2:B:13:A:O5'	6	0.12
(1,5)	1:A:98:ALA:HB2	2:B:13:A:OP1	6	0.12
(1,5)	1:A:98:ALA:HB2	2:B:13:A:OP2	6	0.12
(1,5)	1:A:98:ALA:HB2	2:B:13:A:P	6	0.12
(1,5)	1:A:98:ALA:HB2	2:B:14:G:C1'	6	0.12
(1,5)	1:A:98:ALA:HB2	2:B:14:G:C2	6	0.12
(1,5)	1:A:98:ALA:HB2	2:B:14:G:C2'	6	0.12
(1,5)	1:A:98:ALA:HB2	2:B:14:G:C3'	6	0.12
(1,5)	1:A:98:ALA:HB2	2:B:14:G:C4	6	0.12
(1,5)	1:A:98:ALA:HB2	2:B:14:G:C4'	6	0.12
(1,5)	1:A:98:ALA:HB2	2:B:14:G:C5	6	0.12
(1,5)	1:A:98:ALA:HB2	2:B:14:G:C5'	6	0.12
(1,5)	1:A:98:ALA:HB2	2:B:14:G:C6	6	0.12
(1,5)	1:A:98:ALA:HB2	2:B:14:G:C8	6	0.12
(1,5)	1:A:98:ALA:HB2	2:B:14:G:H1	6	0.12
(1,5)	1:A:98:ALA:HB2	2:B:14:G:H1'	6	0.12
(1,5)	1:A:98:ALA:HB2	2:B:14:G:H2'	6	0.12
(1,5)	1:A:98:ALA:HB2	2:B:14:G:H21	6	0.12
(1,5)	1:A:98:ALA:HB2	2:B:14:G:H22	6	0.12
(1,5)	1:A:98:ALA:HB2	2:B:14:G:H3'	6	0.12
(1,5)	1:A:98:ALA:HB2	2:B:14:G:H4'	6	0.12
(1,5)	1:A:98:ALA:HB2	2:B:14:G:H5'	6	0.12
(1,5)	1:A:98:ALA:HB2	2:B:14:G:H5''	6	0.12
(1,5)	1:A:98:ALA:HB2	2:B:14:G:H8	6	0.12
(1,5)	1:A:98:ALA:HB2	2:B:14:G:HO2'	6	0.12
(1,5)	1:A:98:ALA:HB2	2:B:14:G:N1	6	0.12
(1,5)	1:A:98:ALA:HB2	2:B:14:G:N2	6	0.12
(1,5)	1:A:98:ALA:HB2	2:B:14:G:N3	6	0.12

Continued on next page...

Continued from previous page...

Key	Atom-1	Atom-2	Model ID	Violation (Å)
(1,5)	1:A:98:ALA:HB2	2:B:14:G:N7	6	0.12
(1,5)	1:A:98:ALA:HB2	2:B:14:G:N9	6	0.12
(1,5)	1:A:98:ALA:HB2	2:B:14:G:O2'	6	0.12
(1,5)	1:A:98:ALA:HB2	2:B:14:G:O3'	6	0.12
(1,5)	1:A:98:ALA:HB2	2:B:14:G:O4'	6	0.12
(1,5)	1:A:98:ALA:HB2	2:B:14:G:O5'	6	0.12
(1,5)	1:A:98:ALA:HB2	2:B:14:G:O6	6	0.12
(1,5)	1:A:98:ALA:HB2	2:B:14:G:OP1	6	0.12
(1,5)	1:A:98:ALA:HB2	2:B:14:G:OP2	6	0.12
(1,5)	1:A:98:ALA:HB2	2:B:14:G:P	6	0.12
(1,5)	1:A:98:ALA:HB2	2:B:15:A:C1'	6	0.12
(1,5)	1:A:98:ALA:HB2	2:B:15:A:C2	6	0.12
(1,5)	1:A:98:ALA:HB2	2:B:15:A:C2'	6	0.12
(1,5)	1:A:98:ALA:HB2	2:B:15:A:C3'	6	0.12
(1,5)	1:A:98:ALA:HB2	2:B:15:A:C4	6	0.12
(1,5)	1:A:98:ALA:HB2	2:B:15:A:C4'	6	0.12
(1,5)	1:A:98:ALA:HB2	2:B:15:A:C5	6	0.12
(1,5)	1:A:98:ALA:HB2	2:B:15:A:C5'	6	0.12
(1,5)	1:A:98:ALA:HB2	2:B:15:A:C6	6	0.12
(1,5)	1:A:98:ALA:HB2	2:B:15:A:C8	6	0.12
(1,5)	1:A:98:ALA:HB2	2:B:15:A:H1'	6	0.12
(1,5)	1:A:98:ALA:HB2	2:B:15:A:H2	6	0.12
(1,5)	1:A:98:ALA:HB2	2:B:15:A:H2'	6	0.12
(1,5)	1:A:98:ALA:HB2	2:B:15:A:H3'	6	0.12
(1,5)	1:A:98:ALA:HB2	2:B:15:A:H4'	6	0.12
(1,5)	1:A:98:ALA:HB2	2:B:15:A:H5'	6	0.12
(1,5)	1:A:98:ALA:HB2	2:B:15:A:H5''	6	0.12
(1,5)	1:A:98:ALA:HB2	2:B:15:A:H61	6	0.12
(1,5)	1:A:98:ALA:HB2	2:B:15:A:H62	6	0.12
(1,5)	1:A:98:ALA:HB2	2:B:15:A:H8	6	0.12
(1,5)	1:A:98:ALA:HB2	2:B:15:A:HO2'	6	0.12
(1,5)	1:A:98:ALA:HB2	2:B:15:A:N1	6	0.12
(1,5)	1:A:98:ALA:HB2	2:B:15:A:N3	6	0.12
(1,5)	1:A:98:ALA:HB2	2:B:15:A:N6	6	0.12
(1,5)	1:A:98:ALA:HB2	2:B:15:A:N7	6	0.12
(1,5)	1:A:98:ALA:HB2	2:B:15:A:N9	6	0.12
(1,5)	1:A:98:ALA:HB2	2:B:15:A:O2'	6	0.12
(1,5)	1:A:98:ALA:HB2	2:B:15:A:O3'	6	0.12
(1,5)	1:A:98:ALA:HB2	2:B:15:A:O4'	6	0.12
(1,5)	1:A:98:ALA:HB2	2:B:15:A:O5'	6	0.12
(1,5)	1:A:98:ALA:HB2	2:B:15:A:OP1	6	0.12
(1,5)	1:A:98:ALA:HB2	2:B:15:A:OP2	6	0.12

Continued on next page...

Continued from previous page...

Key	Atom-1	Atom-2	Model ID	Violation (Å)
(1,5)	1:A:98:ALA:HB2	2:B:15:A:P	6	0.12
(1,5)	1:A:98:ALA:HB2	2:B:16:G:C1'	6	0.12
(1,5)	1:A:98:ALA:HB2	2:B:16:G:C2	6	0.12
(1,5)	1:A:98:ALA:HB2	2:B:16:G:C2'	6	0.12
(1,5)	1:A:98:ALA:HB2	2:B:16:G:C3'	6	0.12
(1,5)	1:A:98:ALA:HB2	2:B:16:G:C4	6	0.12
(1,5)	1:A:98:ALA:HB2	2:B:16:G:C4'	6	0.12
(1,5)	1:A:98:ALA:HB2	2:B:16:G:C5	6	0.12
(1,5)	1:A:98:ALA:HB2	2:B:16:G:C5'	6	0.12
(1,5)	1:A:98:ALA:HB2	2:B:16:G:C6	6	0.12
(1,5)	1:A:98:ALA:HB2	2:B:16:G:C8	6	0.12
(1,5)	1:A:98:ALA:HB2	2:B:16:G:H1	6	0.12
(1,5)	1:A:98:ALA:HB2	2:B:16:G:H1'	6	0.12
(1,5)	1:A:98:ALA:HB2	2:B:16:G:H2'	6	0.12
(1,5)	1:A:98:ALA:HB2	2:B:16:G:H21	6	0.12
(1,5)	1:A:98:ALA:HB2	2:B:16:G:H22	6	0.12
(1,5)	1:A:98:ALA:HB2	2:B:16:G:H3'	6	0.12
(1,5)	1:A:98:ALA:HB2	2:B:16:G:H4'	6	0.12
(1,5)	1:A:98:ALA:HB2	2:B:16:G:H5'	6	0.12
(1,5)	1:A:98:ALA:HB2	2:B:16:G:H5''	6	0.12
(1,5)	1:A:98:ALA:HB2	2:B:16:G:H8	6	0.12
(1,5)	1:A:98:ALA:HB2	2:B:16:G:HO2'	6	0.12
(1,5)	1:A:98:ALA:HB2	2:B:16:G:N1	6	0.12
(1,5)	1:A:98:ALA:HB2	2:B:16:G:N2	6	0.12
(1,5)	1:A:98:ALA:HB2	2:B:16:G:N3	6	0.12
(1,5)	1:A:98:ALA:HB2	2:B:16:G:N7	6	0.12
(1,5)	1:A:98:ALA:HB2	2:B:16:G:N9	6	0.12
(1,5)	1:A:98:ALA:HB2	2:B:16:G:O2'	6	0.12
(1,5)	1:A:98:ALA:HB2	2:B:16:G:O3'	6	0.12
(1,5)	1:A:98:ALA:HB2	2:B:16:G:O4'	6	0.12
(1,5)	1:A:98:ALA:HB2	2:B:16:G:O5'	6	0.12
(1,5)	1:A:98:ALA:HB2	2:B:16:G:O6	6	0.12
(1,5)	1:A:98:ALA:HB2	2:B:16:G:OP1	6	0.12
(1,5)	1:A:98:ALA:HB2	2:B:16:G:OP2	6	0.12
(1,5)	1:A:98:ALA:HB2	2:B:16:G:P	6	0.12
(1,5)	1:A:98:ALA:HB2	2:B:17:C:C1'	6	0.12
(1,5)	1:A:98:ALA:HB2	2:B:17:C:C2	6	0.12
(1,5)	1:A:98:ALA:HB2	2:B:17:C:C2'	6	0.12
(1,5)	1:A:98:ALA:HB2	2:B:17:C:C3'	6	0.12
(1,5)	1:A:98:ALA:HB2	2:B:17:C:C4	6	0.12
(1,5)	1:A:98:ALA:HB2	2:B:17:C:C4'	6	0.12
(1,5)	1:A:98:ALA:HB2	2:B:17:C:C5	6	0.12

Continued on next page...

Continued from previous page...

Key	Atom-1	Atom-2	Model ID	Violation (Å)
(1,5)	1:A:98:ALA:HB2	2:B:17:C:C5'	6	0.12
(1,5)	1:A:98:ALA:HB2	2:B:17:C:C6	6	0.12
(1,5)	1:A:98:ALA:HB2	2:B:17:C:H1'	6	0.12
(1,5)	1:A:98:ALA:HB2	2:B:17:C:H2'	6	0.12
(1,5)	1:A:98:ALA:HB2	2:B:17:C:H3'	6	0.12
(1,5)	1:A:98:ALA:HB2	2:B:17:C:H4'	6	0.12
(1,5)	1:A:98:ALA:HB2	2:B:17:C:H41	6	0.12
(1,5)	1:A:98:ALA:HB2	2:B:17:C:H42	6	0.12
(1,5)	1:A:98:ALA:HB2	2:B:17:C:H5	6	0.12
(1,5)	1:A:98:ALA:HB2	2:B:17:C:H5'	6	0.12
(1,5)	1:A:98:ALA:HB2	2:B:17:C:H5''	6	0.12
(1,5)	1:A:98:ALA:HB2	2:B:17:C:H6	6	0.12
(1,5)	1:A:98:ALA:HB2	2:B:17:C:HO2'	6	0.12
(1,5)	1:A:98:ALA:HB2	2:B:17:C:N1	6	0.12
(1,5)	1:A:98:ALA:HB2	2:B:17:C:N3	6	0.12
(1,5)	1:A:98:ALA:HB2	2:B:17:C:N4	6	0.12
(1,5)	1:A:98:ALA:HB2	2:B:17:C:O2	6	0.12
(1,5)	1:A:98:ALA:HB2	2:B:17:C:O2'	6	0.12
(1,5)	1:A:98:ALA:HB2	2:B:17:C:O3'	6	0.12
(1,5)	1:A:98:ALA:HB2	2:B:17:C:O4'	6	0.12
(1,5)	1:A:98:ALA:HB2	2:B:17:C:O5'	6	0.12
(1,5)	1:A:98:ALA:HB2	2:B:17:C:OP1	6	0.12
(1,5)	1:A:98:ALA:HB2	2:B:17:C:OP2	6	0.12
(1,5)	1:A:98:ALA:HB2	2:B:17:C:P	6	0.12
(1,5)	1:A:98:ALA:HB2	2:B:18:A:C1'	6	0.12
(1,5)	1:A:98:ALA:HB2	2:B:18:A:C2	6	0.12
(1,5)	1:A:98:ALA:HB2	2:B:18:A:C2'	6	0.12
(1,5)	1:A:98:ALA:HB2	2:B:18:A:C3'	6	0.12
(1,5)	1:A:98:ALA:HB2	2:B:18:A:C4	6	0.12
(1,5)	1:A:98:ALA:HB2	2:B:18:A:C4'	6	0.12
(1,5)	1:A:98:ALA:HB2	2:B:18:A:C5	6	0.12
(1,5)	1:A:98:ALA:HB2	2:B:18:A:C5'	6	0.12
(1,5)	1:A:98:ALA:HB2	2:B:18:A:C6	6	0.12
(1,5)	1:A:98:ALA:HB2	2:B:18:A:C8	6	0.12
(1,5)	1:A:98:ALA:HB2	2:B:18:A:H1'	6	0.12
(1,5)	1:A:98:ALA:HB2	2:B:18:A:H2	6	0.12
(1,5)	1:A:98:ALA:HB2	2:B:18:A:H2'	6	0.12
(1,5)	1:A:98:ALA:HB2	2:B:18:A:H3'	6	0.12
(1,5)	1:A:98:ALA:HB2	2:B:18:A:H4'	6	0.12
(1,5)	1:A:98:ALA:HB2	2:B:18:A:H5'	6	0.12
(1,5)	1:A:98:ALA:HB2	2:B:18:A:H5''	6	0.12
(1,5)	1:A:98:ALA:HB2	2:B:18:A:H61	6	0.12

Continued on next page...

Continued from previous page...

Key	Atom-1	Atom-2	Model ID	Violation (Å)
(1,5)	1:A:98:ALA:HB2	2:B:18:A:H62	6	0.12
(1,5)	1:A:98:ALA:HB2	2:B:18:A:H8	6	0.12
(1,5)	1:A:98:ALA:HB2	2:B:18:A:HO2'	6	0.12
(1,5)	1:A:98:ALA:HB2	2:B:18:A:N1	6	0.12
(1,5)	1:A:98:ALA:HB2	2:B:18:A:N3	6	0.12
(1,5)	1:A:98:ALA:HB2	2:B:18:A:N6	6	0.12
(1,5)	1:A:98:ALA:HB2	2:B:18:A:N7	6	0.12
(1,5)	1:A:98:ALA:HB2	2:B:18:A:N9	6	0.12
(1,5)	1:A:98:ALA:HB2	2:B:18:A:O2'	6	0.12
(1,5)	1:A:98:ALA:HB2	2:B:18:A:O3'	6	0.12
(1,5)	1:A:98:ALA:HB2	2:B:18:A:O4'	6	0.12
(1,5)	1:A:98:ALA:HB2	2:B:18:A:O5'	6	0.12
(1,5)	1:A:98:ALA:HB2	2:B:18:A:OP1	6	0.12
(1,5)	1:A:98:ALA:HB2	2:B:18:A:OP2	6	0.12
(1,5)	1:A:98:ALA:HB2	2:B:18:A:P	6	0.12
(1,5)	1:A:98:ALA:HB2	2:B:19:A:C1'	6	0.12
(1,5)	1:A:98:ALA:HB2	2:B:19:A:C2	6	0.12
(1,5)	1:A:98:ALA:HB2	2:B:19:A:C2'	6	0.12
(1,5)	1:A:98:ALA:HB2	2:B:19:A:C3'	6	0.12
(1,5)	1:A:98:ALA:HB2	2:B:19:A:C4	6	0.12
(1,5)	1:A:98:ALA:HB2	2:B:19:A:C4'	6	0.12
(1,5)	1:A:98:ALA:HB2	2:B:19:A:C5	6	0.12
(1,5)	1:A:98:ALA:HB2	2:B:19:A:C5'	6	0.12
(1,5)	1:A:98:ALA:HB2	2:B:19:A:C6	6	0.12
(1,5)	1:A:98:ALA:HB2	2:B:19:A:C8	6	0.12
(1,5)	1:A:98:ALA:HB2	2:B:19:A:H1'	6	0.12
(1,5)	1:A:98:ALA:HB2	2:B:19:A:H2	6	0.12
(1,5)	1:A:98:ALA:HB2	2:B:19:A:H2'	6	0.12
(1,5)	1:A:98:ALA:HB2	2:B:19:A:H3'	6	0.12
(1,5)	1:A:98:ALA:HB2	2:B:19:A:H4'	6	0.12
(1,5)	1:A:98:ALA:HB2	2:B:19:A:H5'	6	0.12
(1,5)	1:A:98:ALA:HB2	2:B:19:A:H5''	6	0.12
(1,5)	1:A:98:ALA:HB2	2:B:19:A:H61	6	0.12
(1,5)	1:A:98:ALA:HB2	2:B:19:A:H62	6	0.12
(1,5)	1:A:98:ALA:HB2	2:B:19:A:H8	6	0.12
(1,5)	1:A:98:ALA:HB2	2:B:19:A:HO2'	6	0.12
(1,5)	1:A:98:ALA:HB2	2:B:19:A:N1	6	0.12
(1,5)	1:A:98:ALA:HB2	2:B:19:A:N3	6	0.12
(1,5)	1:A:98:ALA:HB2	2:B:19:A:N6	6	0.12
(1,5)	1:A:98:ALA:HB2	2:B:19:A:N7	6	0.12
(1,5)	1:A:98:ALA:HB2	2:B:19:A:N9	6	0.12
(1,5)	1:A:98:ALA:HB2	2:B:19:A:O2'	6	0.12

Continued on next page...

Continued from previous page...

Key	Atom-1	Atom-2	Model ID	Violation (Å)
(1,5)	1:A:98:ALA:HB2	2:B:19:A:O3'	6	0.12
(1,5)	1:A:98:ALA:HB2	2:B:19:A:O4'	6	0.12
(1,5)	1:A:98:ALA:HB2	2:B:19:A:O5'	6	0.12
(1,5)	1:A:98:ALA:HB2	2:B:19:A:OP1	6	0.12
(1,5)	1:A:98:ALA:HB2	2:B:19:A:OP2	6	0.12
(1,5)	1:A:98:ALA:HB2	2:B:19:A:P	6	0.12
(1,5)	1:A:98:ALA:HB2	2:B:20:U:C1'	6	0.12
(1,5)	1:A:98:ALA:HB2	2:B:20:U:C2	6	0.12
(1,5)	1:A:98:ALA:HB2	2:B:20:U:C2'	6	0.12
(1,5)	1:A:98:ALA:HB2	2:B:20:U:C3'	6	0.12
(1,5)	1:A:98:ALA:HB2	2:B:20:U:C4	6	0.12
(1,5)	1:A:98:ALA:HB2	2:B:20:U:C4'	6	0.12
(1,5)	1:A:98:ALA:HB2	2:B:20:U:C5	6	0.12
(1,5)	1:A:98:ALA:HB2	2:B:20:U:C5'	6	0.12
(1,5)	1:A:98:ALA:HB2	2:B:20:U:C6	6	0.12
(1,5)	1:A:98:ALA:HB2	2:B:20:U:H1'	6	0.12
(1,5)	1:A:98:ALA:HB2	2:B:20:U:H2'	6	0.12
(1,5)	1:A:98:ALA:HB2	2:B:20:U:H3	6	0.12
(1,5)	1:A:98:ALA:HB2	2:B:20:U:H3'	6	0.12
(1,5)	1:A:98:ALA:HB2	2:B:20:U:H4'	6	0.12
(1,5)	1:A:98:ALA:HB2	2:B:20:U:H5	6	0.12
(1,5)	1:A:98:ALA:HB2	2:B:20:U:H5'	6	0.12
(1,5)	1:A:98:ALA:HB2	2:B:20:U:H5''	6	0.12
(1,5)	1:A:98:ALA:HB2	2:B:20:U:H6	6	0.12
(1,5)	1:A:98:ALA:HB2	2:B:20:U:HO2'	6	0.12
(1,5)	1:A:98:ALA:HB2	2:B:20:U:N1	6	0.12
(1,5)	1:A:98:ALA:HB2	2:B:20:U:N3	6	0.12
(1,5)	1:A:98:ALA:HB2	2:B:20:U:O2	6	0.12
(1,5)	1:A:98:ALA:HB2	2:B:20:U:O2'	6	0.12
(1,5)	1:A:98:ALA:HB2	2:B:20:U:O3'	6	0.12
(1,5)	1:A:98:ALA:HB2	2:B:20:U:O4	6	0.12
(1,5)	1:A:98:ALA:HB2	2:B:20:U:O4'	6	0.12
(1,5)	1:A:98:ALA:HB2	2:B:20:U:O5'	6	0.12
(1,5)	1:A:98:ALA:HB2	2:B:20:U:OP1	6	0.12
(1,5)	1:A:98:ALA:HB2	2:B:20:U:OP2	6	0.12
(1,5)	1:A:98:ALA:HB2	2:B:20:U:P	6	0.12
(1,5)	1:A:98:ALA:HB2	2:B:21:G:C1'	6	0.12
(1,5)	1:A:98:ALA:HB2	2:B:21:G:C2	6	0.12
(1,5)	1:A:98:ALA:HB2	2:B:21:G:C2'	6	0.12
(1,5)	1:A:98:ALA:HB2	2:B:21:G:C3'	6	0.12
(1,5)	1:A:98:ALA:HB2	2:B:21:G:C4	6	0.12
(1,5)	1:A:98:ALA:HB2	2:B:21:G:C4'	6	0.12

Continued on next page...

Continued from previous page...

Key	Atom-1	Atom-2	Model ID	Violation (Å)
(1,5)	1:A:98:ALA:HB2	2:B:21:G:C5	6	0.12
(1,5)	1:A:98:ALA:HB2	2:B:21:G:C5'	6	0.12
(1,5)	1:A:98:ALA:HB2	2:B:21:G:C6	6	0.12
(1,5)	1:A:98:ALA:HB2	2:B:21:G:C8	6	0.12
(1,5)	1:A:98:ALA:HB2	2:B:21:G:H1	6	0.12
(1,5)	1:A:98:ALA:HB2	2:B:21:G:H1'	6	0.12
(1,5)	1:A:98:ALA:HB2	2:B:21:G:H2'	6	0.12
(1,5)	1:A:98:ALA:HB2	2:B:21:G:H21	6	0.12
(1,5)	1:A:98:ALA:HB2	2:B:21:G:H22	6	0.12
(1,5)	1:A:98:ALA:HB2	2:B:21:G:H3'	6	0.12
(1,5)	1:A:98:ALA:HB2	2:B:21:G:H4'	6	0.12
(1,5)	1:A:98:ALA:HB2	2:B:21:G:H5'	6	0.12
(1,5)	1:A:98:ALA:HB2	2:B:21:G:H5''	6	0.12
(1,5)	1:A:98:ALA:HB2	2:B:21:G:H8	6	0.12
(1,5)	1:A:98:ALA:HB2	2:B:21:G:HO2'	6	0.12
(1,5)	1:A:98:ALA:HB2	2:B:21:G:N1	6	0.12
(1,5)	1:A:98:ALA:HB2	2:B:21:G:N2	6	0.12
(1,5)	1:A:98:ALA:HB2	2:B:21:G:N3	6	0.12
(1,5)	1:A:98:ALA:HB2	2:B:21:G:N7	6	0.12
(1,5)	1:A:98:ALA:HB2	2:B:21:G:N9	6	0.12
(1,5)	1:A:98:ALA:HB2	2:B:21:G:O2'	6	0.12
(1,5)	1:A:98:ALA:HB2	2:B:21:G:O3'	6	0.12
(1,5)	1:A:98:ALA:HB2	2:B:21:G:O4'	6	0.12
(1,5)	1:A:98:ALA:HB2	2:B:21:G:O5'	6	0.12
(1,5)	1:A:98:ALA:HB2	2:B:21:G:O6	6	0.12
(1,5)	1:A:98:ALA:HB2	2:B:21:G:OP1	6	0.12
(1,5)	1:A:98:ALA:HB2	2:B:21:G:OP2	6	0.12
(1,5)	1:A:98:ALA:HB2	2:B:21:G:P	6	0.12
(1,5)	1:A:98:ALA:HB2	2:B:22:A:C1'	6	0.12
(1,5)	1:A:98:ALA:HB2	2:B:22:A:C2	6	0.12
(1,5)	1:A:98:ALA:HB2	2:B:22:A:C2'	6	0.12
(1,5)	1:A:98:ALA:HB2	2:B:22:A:C3'	6	0.12
(1,5)	1:A:98:ALA:HB2	2:B:22:A:C4	6	0.12
(1,5)	1:A:98:ALA:HB2	2:B:22:A:C4'	6	0.12
(1,5)	1:A:98:ALA:HB2	2:B:22:A:C5	6	0.12
(1,5)	1:A:98:ALA:HB2	2:B:22:A:C5'	6	0.12
(1,5)	1:A:98:ALA:HB2	2:B:22:A:C6	6	0.12
(1,5)	1:A:98:ALA:HB2	2:B:22:A:C8	6	0.12
(1,5)	1:A:98:ALA:HB2	2:B:22:A:H1'	6	0.12
(1,5)	1:A:98:ALA:HB2	2:B:22:A:H2	6	0.12
(1,5)	1:A:98:ALA:HB2	2:B:22:A:H2'	6	0.12
(1,5)	1:A:98:ALA:HB2	2:B:22:A:H3'	6	0.12

Continued on next page...

Continued from previous page...

Key	Atom-1	Atom-2	Model ID	Violation (Å)
(1,5)	1:A:98:ALA:HB2	2:B:22:A:H4'	6	0.12
(1,5)	1:A:98:ALA:HB2	2:B:22:A:H5'	6	0.12
(1,5)	1:A:98:ALA:HB2	2:B:22:A:H5''	6	0.12
(1,5)	1:A:98:ALA:HB2	2:B:22:A:H61	6	0.12
(1,5)	1:A:98:ALA:HB2	2:B:22:A:H62	6	0.12
(1,5)	1:A:98:ALA:HB2	2:B:22:A:H8	6	0.12
(1,5)	1:A:98:ALA:HB2	2:B:22:A:HO2'	6	0.12
(1,5)	1:A:98:ALA:HB2	2:B:22:A:N1	6	0.12
(1,5)	1:A:98:ALA:HB2	2:B:22:A:N3	6	0.12
(1,5)	1:A:98:ALA:HB2	2:B:22:A:N6	6	0.12
(1,5)	1:A:98:ALA:HB2	2:B:22:A:N7	6	0.12
(1,5)	1:A:98:ALA:HB2	2:B:22:A:N9	6	0.12
(1,5)	1:A:98:ALA:HB2	2:B:22:A:O2'	6	0.12
(1,5)	1:A:98:ALA:HB2	2:B:22:A:O3'	6	0.12
(1,5)	1:A:98:ALA:HB2	2:B:22:A:O4'	6	0.12
(1,5)	1:A:98:ALA:HB2	2:B:22:A:O5'	6	0.12
(1,5)	1:A:98:ALA:HB2	2:B:22:A:OP1	6	0.12
(1,5)	1:A:98:ALA:HB2	2:B:22:A:OP2	6	0.12
(1,5)	1:A:98:ALA:HB2	2:B:22:A:P	6	0.12
(1,5)	1:A:98:ALA:HB2	2:B:23:U:C1'	6	0.12
(1,5)	1:A:98:ALA:HB2	2:B:23:U:C2	6	0.12
(1,5)	1:A:98:ALA:HB2	2:B:23:U:C2'	6	0.12
(1,5)	1:A:98:ALA:HB2	2:B:23:U:C3'	6	0.12
(1,5)	1:A:98:ALA:HB2	2:B:23:U:C4	6	0.12
(1,5)	1:A:98:ALA:HB2	2:B:23:U:C4'	6	0.12
(1,5)	1:A:98:ALA:HB2	2:B:23:U:C5	6	0.12
(1,5)	1:A:98:ALA:HB2	2:B:23:U:C5'	6	0.12
(1,5)	1:A:98:ALA:HB2	2:B:23:U:C6	6	0.12
(1,5)	1:A:98:ALA:HB2	2:B:23:U:H1'	6	0.12
(1,5)	1:A:98:ALA:HB2	2:B:23:U:H2'	6	0.12
(1,5)	1:A:98:ALA:HB2	2:B:23:U:H3	6	0.12
(1,5)	1:A:98:ALA:HB2	2:B:23:U:H3'	6	0.12
(1,5)	1:A:98:ALA:HB2	2:B:23:U:H4'	6	0.12
(1,5)	1:A:98:ALA:HB2	2:B:23:U:H5	6	0.12
(1,5)	1:A:98:ALA:HB2	2:B:23:U:H5'	6	0.12
(1,5)	1:A:98:ALA:HB2	2:B:23:U:H5''	6	0.12
(1,5)	1:A:98:ALA:HB2	2:B:23:U:H6	6	0.12
(1,5)	1:A:98:ALA:HB2	2:B:23:U:HO2'	6	0.12
(1,5)	1:A:98:ALA:HB2	2:B:23:U:N1	6	0.12
(1,5)	1:A:98:ALA:HB2	2:B:23:U:N3	6	0.12
(1,5)	1:A:98:ALA:HB2	2:B:23:U:O2	6	0.12
(1,5)	1:A:98:ALA:HB2	2:B:23:U:O2'	6	0.12

Continued on next page...

Continued from previous page...

Key	Atom-1	Atom-2	Model ID	Violation (Å)
(1,5)	1:A:98:ALA:HB2	2:B:23:U:O3'	6	0.12
(1,5)	1:A:98:ALA:HB2	2:B:23:U:O4	6	0.12
(1,5)	1:A:98:ALA:HB2	2:B:23:U:O4'	6	0.12
(1,5)	1:A:98:ALA:HB2	2:B:23:U:O5'	6	0.12
(1,5)	1:A:98:ALA:HB2	2:B:23:U:OP1	6	0.12
(1,5)	1:A:98:ALA:HB2	2:B:23:U:OP2	6	0.12
(1,5)	1:A:98:ALA:HB2	2:B:23:U:P	6	0.12
(1,5)	1:A:98:ALA:HB2	2:B:24:G:C1'	6	0.12
(1,5)	1:A:98:ALA:HB2	2:B:24:G:C2	6	0.12
(1,5)	1:A:98:ALA:HB2	2:B:24:G:C2'	6	0.12
(1,5)	1:A:98:ALA:HB2	2:B:24:G:C3'	6	0.12
(1,5)	1:A:98:ALA:HB2	2:B:24:G:C4	6	0.12
(1,5)	1:A:98:ALA:HB2	2:B:24:G:C4'	6	0.12
(1,5)	1:A:98:ALA:HB2	2:B:24:G:C5	6	0.12
(1,5)	1:A:98:ALA:HB2	2:B:24:G:C5'	6	0.12
(1,5)	1:A:98:ALA:HB2	2:B:24:G:C6	6	0.12
(1,5)	1:A:98:ALA:HB2	2:B:24:G:C8	6	0.12
(1,5)	1:A:98:ALA:HB2	2:B:24:G:H1	6	0.12
(1,5)	1:A:98:ALA:HB2	2:B:24:G:H1'	6	0.12
(1,5)	1:A:98:ALA:HB2	2:B:24:G:H2'	6	0.12
(1,5)	1:A:98:ALA:HB2	2:B:24:G:H21	6	0.12
(1,5)	1:A:98:ALA:HB2	2:B:24:G:H22	6	0.12
(1,5)	1:A:98:ALA:HB2	2:B:24:G:H3'	6	0.12
(1,5)	1:A:98:ALA:HB2	2:B:24:G:H4'	6	0.12
(1,5)	1:A:98:ALA:HB2	2:B:24:G:H5'	6	0.12
(1,5)	1:A:98:ALA:HB2	2:B:24:G:H5''	6	0.12
(1,5)	1:A:98:ALA:HB2	2:B:24:G:H8	6	0.12
(1,5)	1:A:98:ALA:HB2	2:B:24:G:HO2'	6	0.12
(1,5)	1:A:98:ALA:HB2	2:B:24:G:N1	6	0.12
(1,5)	1:A:98:ALA:HB2	2:B:24:G:N2	6	0.12
(1,5)	1:A:98:ALA:HB2	2:B:24:G:N3	6	0.12
(1,5)	1:A:98:ALA:HB2	2:B:24:G:N7	6	0.12
(1,5)	1:A:98:ALA:HB2	2:B:24:G:N9	6	0.12
(1,5)	1:A:98:ALA:HB2	2:B:24:G:O2'	6	0.12
(1,5)	1:A:98:ALA:HB2	2:B:24:G:O3'	6	0.12
(1,5)	1:A:98:ALA:HB2	2:B:24:G:O4'	6	0.12
(1,5)	1:A:98:ALA:HB2	2:B:24:G:O5'	6	0.12
(1,5)	1:A:98:ALA:HB2	2:B:24:G:O6	6	0.12
(1,5)	1:A:98:ALA:HB2	2:B:24:G:OP1	6	0.12
(1,5)	1:A:98:ALA:HB2	2:B:24:G:OP2	6	0.12
(1,5)	1:A:98:ALA:HB2	2:B:24:G:P	6	0.12
(1,5)	1:A:98:ALA:HB3	2:B:2:C:C1'	6	0.12

Continued on next page...

Continued from previous page...

Key	Atom-1	Atom-2	Model ID	Violation (Å)
(1,5)	1:A:98:ALA:HB3	2:B:2:C:C2	6	0.12
(1,5)	1:A:98:ALA:HB3	2:B:2:C:C2'	6	0.12
(1,5)	1:A:98:ALA:HB3	2:B:2:C:C3'	6	0.12
(1,5)	1:A:98:ALA:HB3	2:B:2:C:C4	6	0.12
(1,5)	1:A:98:ALA:HB3	2:B:2:C:C4'	6	0.12
(1,5)	1:A:98:ALA:HB3	2:B:2:C:C5	6	0.12
(1,5)	1:A:98:ALA:HB3	2:B:2:C:C5'	6	0.12
(1,5)	1:A:98:ALA:HB3	2:B:2:C:C6	6	0.12
(1,5)	1:A:98:ALA:HB3	2:B:2:C:H1'	6	0.12
(1,5)	1:A:98:ALA:HB3	2:B:2:C:H2'	6	0.12
(1,5)	1:A:98:ALA:HB3	2:B:2:C:H3'	6	0.12
(1,5)	1:A:98:ALA:HB3	2:B:2:C:H4'	6	0.12
(1,5)	1:A:98:ALA:HB3	2:B:2:C:H41	6	0.12
(1,5)	1:A:98:ALA:HB3	2:B:2:C:H42	6	0.12
(1,5)	1:A:98:ALA:HB3	2:B:2:C:H5	6	0.12
(1,5)	1:A:98:ALA:HB3	2:B:2:C:H5'	6	0.12
(1,5)	1:A:98:ALA:HB3	2:B:2:C:H5''	6	0.12
(1,5)	1:A:98:ALA:HB3	2:B:2:C:H6	6	0.12
(1,5)	1:A:98:ALA:HB3	2:B:2:C:HO2'	6	0.12
(1,5)	1:A:98:ALA:HB3	2:B:2:C:N1	6	0.12
(1,5)	1:A:98:ALA:HB3	2:B:2:C:N3	6	0.12
(1,5)	1:A:98:ALA:HB3	2:B:2:C:N4	6	0.12
(1,5)	1:A:98:ALA:HB3	2:B:2:C:O2	6	0.12
(1,5)	1:A:98:ALA:HB3	2:B:2:C:O2'	6	0.12
(1,5)	1:A:98:ALA:HB3	2:B:2:C:O3'	6	0.12
(1,5)	1:A:98:ALA:HB3	2:B:2:C:O4'	6	0.12
(1,5)	1:A:98:ALA:HB3	2:B:2:C:O5'	6	0.12
(1,5)	1:A:98:ALA:HB3	2:B:3:U:C1'	6	0.12
(1,5)	1:A:98:ALA:HB3	2:B:3:U:C2	6	0.12
(1,5)	1:A:98:ALA:HB3	2:B:3:U:C2'	6	0.12
(1,5)	1:A:98:ALA:HB3	2:B:3:U:C3'	6	0.12
(1,5)	1:A:98:ALA:HB3	2:B:3:U:C4	6	0.12
(1,5)	1:A:98:ALA:HB3	2:B:3:U:C4'	6	0.12
(1,5)	1:A:98:ALA:HB3	2:B:3:U:C5	6	0.12
(1,5)	1:A:98:ALA:HB3	2:B:3:U:C5'	6	0.12
(1,5)	1:A:98:ALA:HB3	2:B:3:U:C6	6	0.12
(1,5)	1:A:98:ALA:HB3	2:B:3:U:H1'	6	0.12
(1,5)	1:A:98:ALA:HB3	2:B:3:U:H2'	6	0.12
(1,5)	1:A:98:ALA:HB3	2:B:3:U:H3	6	0.12
(1,5)	1:A:98:ALA:HB3	2:B:3:U:H3'	6	0.12
(1,5)	1:A:98:ALA:HB3	2:B:3:U:H4'	6	0.12
(1,5)	1:A:98:ALA:HB3	2:B:3:U:H5	6	0.12

Continued on next page...

Continued from previous page...

Key	Atom-1	Atom-2	Model ID	Violation (Å)
(1,5)	1:A:98:ALA:HB3	2:B:3:U:H5'	6	0.12
(1,5)	1:A:98:ALA:HB3	2:B:3:U:H5''	6	0.12
(1,5)	1:A:98:ALA:HB3	2:B:3:U:H6	6	0.12
(1,5)	1:A:98:ALA:HB3	2:B:3:U:HO2'	6	0.12
(1,5)	1:A:98:ALA:HB3	2:B:3:U:N1	6	0.12
(1,5)	1:A:98:ALA:HB3	2:B:3:U:N3	6	0.12
(1,5)	1:A:98:ALA:HB3	2:B:3:U:O2	6	0.12
(1,5)	1:A:98:ALA:HB3	2:B:3:U:O2'	6	0.12
(1,5)	1:A:98:ALA:HB3	2:B:3:U:O3'	6	0.12
(1,5)	1:A:98:ALA:HB3	2:B:3:U:O4	6	0.12
(1,5)	1:A:98:ALA:HB3	2:B:3:U:O4'	6	0.12
(1,5)	1:A:98:ALA:HB3	2:B:3:U:O5'	6	0.12
(1,5)	1:A:98:ALA:HB3	2:B:3:U:OP1	6	0.12
(1,5)	1:A:98:ALA:HB3	2:B:3:U:OP2	6	0.12
(1,5)	1:A:98:ALA:HB3	2:B:3:U:P	6	0.12
(1,5)	1:A:98:ALA:HB3	2:B:4:G:C1'	6	0.12
(1,5)	1:A:98:ALA:HB3	2:B:4:G:C2	6	0.12
(1,5)	1:A:98:ALA:HB3	2:B:4:G:C2'	6	0.12
(1,5)	1:A:98:ALA:HB3	2:B:4:G:C3'	6	0.12
(1,5)	1:A:98:ALA:HB3	2:B:4:G:C4	6	0.12
(1,5)	1:A:98:ALA:HB3	2:B:4:G:C4'	6	0.12
(1,5)	1:A:98:ALA:HB3	2:B:4:G:C5	6	0.12
(1,5)	1:A:98:ALA:HB3	2:B:4:G:C5'	6	0.12
(1,5)	1:A:98:ALA:HB3	2:B:4:G:C6	6	0.12
(1,5)	1:A:98:ALA:HB3	2:B:4:G:C8	6	0.12
(1,5)	1:A:98:ALA:HB3	2:B:4:G:H1	6	0.12
(1,5)	1:A:98:ALA:HB3	2:B:4:G:H1'	6	0.12
(1,5)	1:A:98:ALA:HB3	2:B:4:G:H2'	6	0.12
(1,5)	1:A:98:ALA:HB3	2:B:4:G:H21	6	0.12
(1,5)	1:A:98:ALA:HB3	2:B:4:G:H22	6	0.12
(1,5)	1:A:98:ALA:HB3	2:B:4:G:H3'	6	0.12
(1,5)	1:A:98:ALA:HB3	2:B:4:G:H4'	6	0.12
(1,5)	1:A:98:ALA:HB3	2:B:4:G:H5'	6	0.12
(1,5)	1:A:98:ALA:HB3	2:B:4:G:H5''	6	0.12
(1,5)	1:A:98:ALA:HB3	2:B:4:G:H8	6	0.12
(1,5)	1:A:98:ALA:HB3	2:B:4:G:HO2'	6	0.12
(1,5)	1:A:98:ALA:HB3	2:B:4:G:N1	6	0.12
(1,5)	1:A:98:ALA:HB3	2:B:4:G:N2	6	0.12
(1,5)	1:A:98:ALA:HB3	2:B:4:G:N3	6	0.12
(1,5)	1:A:98:ALA:HB3	2:B:4:G:N7	6	0.12
(1,5)	1:A:98:ALA:HB3	2:B:4:G:N9	6	0.12
(1,5)	1:A:98:ALA:HB3	2:B:4:G:O2'	6	0.12

Continued on next page...

Continued from previous page...

Key	Atom-1	Atom-2	Model ID	Violation (Å)
(1,5)	1:A:98:ALA:HB3	2:B:4:G:O3'	6	0.12
(1,5)	1:A:98:ALA:HB3	2:B:4:G:O4'	6	0.12
(1,5)	1:A:98:ALA:HB3	2:B:4:G:O5'	6	0.12
(1,5)	1:A:98:ALA:HB3	2:B:4:G:O6	6	0.12
(1,5)	1:A:98:ALA:HB3	2:B:4:G:OP1	6	0.12
(1,5)	1:A:98:ALA:HB3	2:B:4:G:OP2	6	0.12
(1,5)	1:A:98:ALA:HB3	2:B:4:G:P	6	0.12
(1,5)	1:A:98:ALA:HB3	2:B:5:A:C1'	6	0.12
(1,5)	1:A:98:ALA:HB3	2:B:5:A:C2	6	0.12
(1,5)	1:A:98:ALA:HB3	2:B:5:A:C2'	6	0.12
(1,5)	1:A:98:ALA:HB3	2:B:5:A:C3'	6	0.12
(1,5)	1:A:98:ALA:HB3	2:B:5:A:C4	6	0.12
(1,5)	1:A:98:ALA:HB3	2:B:5:A:C4'	6	0.12
(1,5)	1:A:98:ALA:HB3	2:B:5:A:C5	6	0.12
(1,5)	1:A:98:ALA:HB3	2:B:5:A:C5'	6	0.12
(1,5)	1:A:98:ALA:HB3	2:B:5:A:C6	6	0.12
(1,5)	1:A:98:ALA:HB3	2:B:5:A:C8	6	0.12
(1,5)	1:A:98:ALA:HB3	2:B:5:A:H1'	6	0.12
(1,5)	1:A:98:ALA:HB3	2:B:5:A:H2	6	0.12
(1,5)	1:A:98:ALA:HB3	2:B:5:A:H2'	6	0.12
(1,5)	1:A:98:ALA:HB3	2:B:5:A:H3'	6	0.12
(1,5)	1:A:98:ALA:HB3	2:B:5:A:H4'	6	0.12
(1,5)	1:A:98:ALA:HB3	2:B:5:A:H5'	6	0.12
(1,5)	1:A:98:ALA:HB3	2:B:5:A:H5''	6	0.12
(1,5)	1:A:98:ALA:HB3	2:B:5:A:H61	6	0.12
(1,5)	1:A:98:ALA:HB3	2:B:5:A:H62	6	0.12
(1,5)	1:A:98:ALA:HB3	2:B:5:A:H8	6	0.12
(1,5)	1:A:98:ALA:HB3	2:B:5:A:HO2'	6	0.12
(1,5)	1:A:98:ALA:HB3	2:B:5:A:N1	6	0.12
(1,5)	1:A:98:ALA:HB3	2:B:5:A:N3	6	0.12
(1,5)	1:A:98:ALA:HB3	2:B:5:A:N6	6	0.12
(1,5)	1:A:98:ALA:HB3	2:B:5:A:N7	6	0.12
(1,5)	1:A:98:ALA:HB3	2:B:5:A:N9	6	0.12
(1,5)	1:A:98:ALA:HB3	2:B:5:A:O2'	6	0.12
(1,5)	1:A:98:ALA:HB3	2:B:5:A:O3'	6	0.12
(1,5)	1:A:98:ALA:HB3	2:B:5:A:O4'	6	0.12
(1,5)	1:A:98:ALA:HB3	2:B:5:A:O5'	6	0.12
(1,5)	1:A:98:ALA:HB3	2:B:5:A:OP1	6	0.12
(1,5)	1:A:98:ALA:HB3	2:B:5:A:OP2	6	0.12
(1,5)	1:A:98:ALA:HB3	2:B:5:A:P	6	0.12
(1,5)	1:A:98:ALA:HB3	2:B:6:G:C1'	6	0.12
(1,5)	1:A:98:ALA:HB3	2:B:6:G:C2	6	0.12

Continued on next page...

Continued from previous page...

Key	Atom-1	Atom-2	Model ID	Violation (Å)
(1,5)	1:A:98:ALA:HB3	2:B:6:G:C2'	6	0.12
(1,5)	1:A:98:ALA:HB3	2:B:6:G:C3'	6	0.12
(1,5)	1:A:98:ALA:HB3	2:B:6:G:C4	6	0.12
(1,5)	1:A:98:ALA:HB3	2:B:6:G:C4'	6	0.12
(1,5)	1:A:98:ALA:HB3	2:B:6:G:C5	6	0.12
(1,5)	1:A:98:ALA:HB3	2:B:6:G:C5'	6	0.12
(1,5)	1:A:98:ALA:HB3	2:B:6:G:C6	6	0.12
(1,5)	1:A:98:ALA:HB3	2:B:6:G:C8	6	0.12
(1,5)	1:A:98:ALA:HB3	2:B:6:G:H1	6	0.12
(1,5)	1:A:98:ALA:HB3	2:B:6:G:H1'	6	0.12
(1,5)	1:A:98:ALA:HB3	2:B:6:G:H2'	6	0.12
(1,5)	1:A:98:ALA:HB3	2:B:6:G:H21	6	0.12
(1,5)	1:A:98:ALA:HB3	2:B:6:G:H22	6	0.12
(1,5)	1:A:98:ALA:HB3	2:B:6:G:H3'	6	0.12
(1,5)	1:A:98:ALA:HB3	2:B:6:G:H4'	6	0.12
(1,5)	1:A:98:ALA:HB3	2:B:6:G:H5'	6	0.12
(1,5)	1:A:98:ALA:HB3	2:B:6:G:H5''	6	0.12
(1,5)	1:A:98:ALA:HB3	2:B:6:G:H8	6	0.12
(1,5)	1:A:98:ALA:HB3	2:B:6:G:HO2'	6	0.12
(1,5)	1:A:98:ALA:HB3	2:B:6:G:N1	6	0.12
(1,5)	1:A:98:ALA:HB3	2:B:6:G:N2	6	0.12
(1,5)	1:A:98:ALA:HB3	2:B:6:G:N3	6	0.12
(1,5)	1:A:98:ALA:HB3	2:B:6:G:N7	6	0.12
(1,5)	1:A:98:ALA:HB3	2:B:6:G:N9	6	0.12
(1,5)	1:A:98:ALA:HB3	2:B:6:G:O2'	6	0.12
(1,5)	1:A:98:ALA:HB3	2:B:6:G:O3'	6	0.12
(1,5)	1:A:98:ALA:HB3	2:B:6:G:O4'	6	0.12
(1,5)	1:A:98:ALA:HB3	2:B:6:G:O5'	6	0.12
(1,5)	1:A:98:ALA:HB3	2:B:6:G:O6	6	0.12
(1,5)	1:A:98:ALA:HB3	2:B:6:G:OP1	6	0.12
(1,5)	1:A:98:ALA:HB3	2:B:6:G:OP2	6	0.12
(1,5)	1:A:98:ALA:HB3	2:B:6:G:P	6	0.12
(1,5)	1:A:98:ALA:HB3	2:B:7:C:C1'	6	0.12
(1,5)	1:A:98:ALA:HB3	2:B:7:C:C2	6	0.12
(1,5)	1:A:98:ALA:HB3	2:B:7:C:C2'	6	0.12
(1,5)	1:A:98:ALA:HB3	2:B:7:C:C3'	6	0.12
(1,5)	1:A:98:ALA:HB3	2:B:7:C:C4	6	0.12
(1,5)	1:A:98:ALA:HB3	2:B:7:C:C4'	6	0.12
(1,5)	1:A:98:ALA:HB3	2:B:7:C:C5	6	0.12
(1,5)	1:A:98:ALA:HB3	2:B:7:C:C5'	6	0.12
(1,5)	1:A:98:ALA:HB3	2:B:7:C:C6	6	0.12
(1,5)	1:A:98:ALA:HB3	2:B:7:C:H1'	6	0.12

Continued on next page...

Continued from previous page...

Key	Atom-1	Atom-2	Model ID	Violation (Å)
(1,5)	1:A:98:ALA:HB3	2:B:7:C:H2'	6	0.12
(1,5)	1:A:98:ALA:HB3	2:B:7:C:H3'	6	0.12
(1,5)	1:A:98:ALA:HB3	2:B:7:C:H4'	6	0.12
(1,5)	1:A:98:ALA:HB3	2:B:7:C:H41	6	0.12
(1,5)	1:A:98:ALA:HB3	2:B:7:C:H42	6	0.12
(1,5)	1:A:98:ALA:HB3	2:B:7:C:H5	6	0.12
(1,5)	1:A:98:ALA:HB3	2:B:7:C:H5'	6	0.12
(1,5)	1:A:98:ALA:HB3	2:B:7:C:H5''	6	0.12
(1,5)	1:A:98:ALA:HB3	2:B:7:C:H6	6	0.12
(1,5)	1:A:98:ALA:HB3	2:B:7:C:HO2'	6	0.12
(1,5)	1:A:98:ALA:HB3	2:B:7:C:N1	6	0.12
(1,5)	1:A:98:ALA:HB3	2:B:7:C:N3	6	0.12
(1,5)	1:A:98:ALA:HB3	2:B:7:C:N4	6	0.12
(1,5)	1:A:98:ALA:HB3	2:B:7:C:O2	6	0.12
(1,5)	1:A:98:ALA:HB3	2:B:7:C:O2'	6	0.12
(1,5)	1:A:98:ALA:HB3	2:B:7:C:O3'	6	0.12
(1,5)	1:A:98:ALA:HB3	2:B:7:C:O4'	6	0.12
(1,5)	1:A:98:ALA:HB3	2:B:7:C:O5'	6	0.12
(1,5)	1:A:98:ALA:HB3	2:B:7:C:OP1	6	0.12
(1,5)	1:A:98:ALA:HB3	2:B:7:C:OP2	6	0.12
(1,5)	1:A:98:ALA:HB3	2:B:7:C:P	6	0.12
(1,5)	1:A:98:ALA:HB3	2:B:8:U:C1'	6	0.12
(1,5)	1:A:98:ALA:HB3	2:B:8:U:C2	6	0.12
(1,5)	1:A:98:ALA:HB3	2:B:8:U:C2'	6	0.12
(1,5)	1:A:98:ALA:HB3	2:B:8:U:C3'	6	0.12
(1,5)	1:A:98:ALA:HB3	2:B:8:U:C4	6	0.12
(1,5)	1:A:98:ALA:HB3	2:B:8:U:C4'	6	0.12
(1,5)	1:A:98:ALA:HB3	2:B:8:U:C5	6	0.12
(1,5)	1:A:98:ALA:HB3	2:B:8:U:C5'	6	0.12
(1,5)	1:A:98:ALA:HB3	2:B:8:U:C6	6	0.12
(1,5)	1:A:98:ALA:HB3	2:B:8:U:H1'	6	0.12
(1,5)	1:A:98:ALA:HB3	2:B:8:U:H2'	6	0.12
(1,5)	1:A:98:ALA:HB3	2:B:8:U:H3	6	0.12
(1,5)	1:A:98:ALA:HB3	2:B:8:U:H3'	6	0.12
(1,5)	1:A:98:ALA:HB3	2:B:8:U:H4'	6	0.12
(1,5)	1:A:98:ALA:HB3	2:B:8:U:H5	6	0.12
(1,5)	1:A:98:ALA:HB3	2:B:8:U:H5'	6	0.12
(1,5)	1:A:98:ALA:HB3	2:B:8:U:H5''	6	0.12
(1,5)	1:A:98:ALA:HB3	2:B:8:U:H6	6	0.12
(1,5)	1:A:98:ALA:HB3	2:B:8:U:HO2'	6	0.12
(1,5)	1:A:98:ALA:HB3	2:B:8:U:N1	6	0.12
(1,5)	1:A:98:ALA:HB3	2:B:8:U:N3	6	0.12

Continued on next page...

Continued from previous page...

Key	Atom-1	Atom-2	Model ID	Violation (Å)
(1,5)	1:A:98:ALA:HB3	2:B:8:U:O2	6	0.12
(1,5)	1:A:98:ALA:HB3	2:B:8:U:O2'	6	0.12
(1,5)	1:A:98:ALA:HB3	2:B:8:U:O3'	6	0.12
(1,5)	1:A:98:ALA:HB3	2:B:8:U:O4	6	0.12
(1,5)	1:A:98:ALA:HB3	2:B:8:U:O4'	6	0.12
(1,5)	1:A:98:ALA:HB3	2:B:8:U:O5'	6	0.12
(1,5)	1:A:98:ALA:HB3	2:B:8:U:OP1	6	0.12
(1,5)	1:A:98:ALA:HB3	2:B:8:U:OP2	6	0.12
(1,5)	1:A:98:ALA:HB3	2:B:8:U:P	6	0.12
(1,5)	1:A:98:ALA:HB3	2:B:9:C:C1'	6	0.12
(1,5)	1:A:98:ALA:HB3	2:B:9:C:C2	6	0.12
(1,5)	1:A:98:ALA:HB3	2:B:9:C:C2'	6	0.12
(1,5)	1:A:98:ALA:HB3	2:B:9:C:C3'	6	0.12
(1,5)	1:A:98:ALA:HB3	2:B:9:C:C4	6	0.12
(1,5)	1:A:98:ALA:HB3	2:B:9:C:C4'	6	0.12
(1,5)	1:A:98:ALA:HB3	2:B:9:C:C5	6	0.12
(1,5)	1:A:98:ALA:HB3	2:B:9:C:C5'	6	0.12
(1,5)	1:A:98:ALA:HB3	2:B:9:C:C6	6	0.12
(1,5)	1:A:98:ALA:HB3	2:B:9:C:H1'	6	0.12
(1,5)	1:A:98:ALA:HB3	2:B:9:C:H2'	6	0.12
(1,5)	1:A:98:ALA:HB3	2:B:9:C:H3'	6	0.12
(1,5)	1:A:98:ALA:HB3	2:B:9:C:H4'	6	0.12
(1,5)	1:A:98:ALA:HB3	2:B:9:C:H41	6	0.12
(1,5)	1:A:98:ALA:HB3	2:B:9:C:H42	6	0.12
(1,5)	1:A:98:ALA:HB3	2:B:9:C:H5	6	0.12
(1,5)	1:A:98:ALA:HB3	2:B:9:C:H5'	6	0.12
(1,5)	1:A:98:ALA:HB3	2:B:9:C:H5''	6	0.12
(1,5)	1:A:98:ALA:HB3	2:B:9:C:H6	6	0.12
(1,5)	1:A:98:ALA:HB3	2:B:9:C:HO2'	6	0.12
(1,5)	1:A:98:ALA:HB3	2:B:9:C:N1	6	0.12
(1,5)	1:A:98:ALA:HB3	2:B:9:C:N3	6	0.12
(1,5)	1:A:98:ALA:HB3	2:B:9:C:N4	6	0.12
(1,5)	1:A:98:ALA:HB3	2:B:9:C:O2	6	0.12
(1,5)	1:A:98:ALA:HB3	2:B:9:C:O2'	6	0.12
(1,5)	1:A:98:ALA:HB3	2:B:9:C:O3'	6	0.12
(1,5)	1:A:98:ALA:HB3	2:B:9:C:O4'	6	0.12
(1,5)	1:A:98:ALA:HB3	2:B:9:C:O5'	6	0.12
(1,5)	1:A:98:ALA:HB3	2:B:9:C:OP1	6	0.12
(1,5)	1:A:98:ALA:HB3	2:B:9:C:OP2	6	0.12
(1,5)	1:A:98:ALA:HB3	2:B:9:C:P	6	0.12
(1,5)	1:A:98:ALA:HB3	2:B:10:G:C1'	6	0.12
(1,5)	1:A:98:ALA:HB3	2:B:10:G:C2	6	0.12

Continued on next page...

Continued from previous page...

Key	Atom-1	Atom-2	Model ID	Violation (Å)
(1,5)	1:A:98:ALA:HB3	2:B:10:G:C2'	6	0.12
(1,5)	1:A:98:ALA:HB3	2:B:10:G:C3'	6	0.12
(1,5)	1:A:98:ALA:HB3	2:B:10:G:C4	6	0.12
(1,5)	1:A:98:ALA:HB3	2:B:10:G:C4'	6	0.12
(1,5)	1:A:98:ALA:HB3	2:B:10:G:C5	6	0.12
(1,5)	1:A:98:ALA:HB3	2:B:10:G:C5'	6	0.12
(1,5)	1:A:98:ALA:HB3	2:B:10:G:C6	6	0.12
(1,5)	1:A:98:ALA:HB3	2:B:10:G:C8	6	0.12
(1,5)	1:A:98:ALA:HB3	2:B:10:G:H1	6	0.12
(1,5)	1:A:98:ALA:HB3	2:B:10:G:H1'	6	0.12
(1,5)	1:A:98:ALA:HB3	2:B:10:G:H2'	6	0.12
(1,5)	1:A:98:ALA:HB3	2:B:10:G:H21	6	0.12
(1,5)	1:A:98:ALA:HB3	2:B:10:G:H22	6	0.12
(1,5)	1:A:98:ALA:HB3	2:B:10:G:H3'	6	0.12
(1,5)	1:A:98:ALA:HB3	2:B:10:G:H4'	6	0.12
(1,5)	1:A:98:ALA:HB3	2:B:10:G:H5'	6	0.12
(1,5)	1:A:98:ALA:HB3	2:B:10:G:H5''	6	0.12
(1,5)	1:A:98:ALA:HB3	2:B:10:G:H8	6	0.12
(1,5)	1:A:98:ALA:HB3	2:B:10:G:HO2'	6	0.12
(1,5)	1:A:98:ALA:HB3	2:B:10:G:N1	6	0.12
(1,5)	1:A:98:ALA:HB3	2:B:10:G:N2	6	0.12
(1,5)	1:A:98:ALA:HB3	2:B:10:G:N3	6	0.12
(1,5)	1:A:98:ALA:HB3	2:B:10:G:N7	6	0.12
(1,5)	1:A:98:ALA:HB3	2:B:10:G:N9	6	0.12
(1,5)	1:A:98:ALA:HB3	2:B:10:G:O2'	6	0.12
(1,5)	1:A:98:ALA:HB3	2:B:10:G:O3'	6	0.12
(1,5)	1:A:98:ALA:HB3	2:B:10:G:O4'	6	0.12
(1,5)	1:A:98:ALA:HB3	2:B:10:G:O5'	6	0.12
(1,5)	1:A:98:ALA:HB3	2:B:10:G:O6	6	0.12
(1,5)	1:A:98:ALA:HB3	2:B:10:G:OP1	6	0.12
(1,5)	1:A:98:ALA:HB3	2:B:10:G:OP2	6	0.12
(1,5)	1:A:98:ALA:HB3	2:B:10:G:P	6	0.12
(1,5)	1:A:98:ALA:HB3	2:B:11:A:C1'	6	0.12
(1,5)	1:A:98:ALA:HB3	2:B:11:A:C2	6	0.12
(1,5)	1:A:98:ALA:HB3	2:B:11:A:C2'	6	0.12
(1,5)	1:A:98:ALA:HB3	2:B:11:A:C3'	6	0.12
(1,5)	1:A:98:ALA:HB3	2:B:11:A:C4	6	0.12
(1,5)	1:A:98:ALA:HB3	2:B:11:A:C4'	6	0.12
(1,5)	1:A:98:ALA:HB3	2:B:11:A:C5	6	0.12
(1,5)	1:A:98:ALA:HB3	2:B:11:A:C5'	6	0.12
(1,5)	1:A:98:ALA:HB3	2:B:11:A:C6	6	0.12
(1,5)	1:A:98:ALA:HB3	2:B:11:A:C8	6	0.12

Continued on next page...

Continued from previous page...

Key	Atom-1	Atom-2	Model ID	Violation (Å)
(1,5)	1:A:98:ALA:HB3	2:B:11:A:H1'	6	0.12
(1,5)	1:A:98:ALA:HB3	2:B:11:A:H2	6	0.12
(1,5)	1:A:98:ALA:HB3	2:B:11:A:H2'	6	0.12
(1,5)	1:A:98:ALA:HB3	2:B:11:A:H3'	6	0.12
(1,5)	1:A:98:ALA:HB3	2:B:11:A:H4'	6	0.12
(1,5)	1:A:98:ALA:HB3	2:B:11:A:H5'	6	0.12
(1,5)	1:A:98:ALA:HB3	2:B:11:A:H5''	6	0.12
(1,5)	1:A:98:ALA:HB3	2:B:11:A:H61	6	0.12
(1,5)	1:A:98:ALA:HB3	2:B:11:A:H62	6	0.12
(1,5)	1:A:98:ALA:HB3	2:B:11:A:H8	6	0.12
(1,5)	1:A:98:ALA:HB3	2:B:11:A:HO2'	6	0.12
(1,5)	1:A:98:ALA:HB3	2:B:11:A:N1	6	0.12
(1,5)	1:A:98:ALA:HB3	2:B:11:A:N3	6	0.12
(1,5)	1:A:98:ALA:HB3	2:B:11:A:N6	6	0.12
(1,5)	1:A:98:ALA:HB3	2:B:11:A:N7	6	0.12
(1,5)	1:A:98:ALA:HB3	2:B:11:A:N9	6	0.12
(1,5)	1:A:98:ALA:HB3	2:B:11:A:O2'	6	0.12
(1,5)	1:A:98:ALA:HB3	2:B:11:A:O3'	6	0.12
(1,5)	1:A:98:ALA:HB3	2:B:11:A:O4'	6	0.12
(1,5)	1:A:98:ALA:HB3	2:B:11:A:O5'	6	0.12
(1,5)	1:A:98:ALA:HB3	2:B:11:A:OP1	6	0.12
(1,5)	1:A:98:ALA:HB3	2:B:11:A:OP2	6	0.12
(1,5)	1:A:98:ALA:HB3	2:B:11:A:P	6	0.12
(1,5)	1:A:98:ALA:HB3	2:B:12:A:C1'	6	0.12
(1,5)	1:A:98:ALA:HB3	2:B:12:A:C2	6	0.12
(1,5)	1:A:98:ALA:HB3	2:B:12:A:C2'	6	0.12
(1,5)	1:A:98:ALA:HB3	2:B:12:A:C3'	6	0.12
(1,5)	1:A:98:ALA:HB3	2:B:12:A:C4	6	0.12
(1,5)	1:A:98:ALA:HB3	2:B:12:A:C4'	6	0.12
(1,5)	1:A:98:ALA:HB3	2:B:12:A:C5	6	0.12
(1,5)	1:A:98:ALA:HB3	2:B:12:A:C5'	6	0.12
(1,5)	1:A:98:ALA:HB3	2:B:12:A:C6	6	0.12
(1,5)	1:A:98:ALA:HB3	2:B:12:A:C8	6	0.12
(1,5)	1:A:98:ALA:HB3	2:B:12:A:H1'	6	0.12
(1,5)	1:A:98:ALA:HB3	2:B:12:A:H2	6	0.12
(1,5)	1:A:98:ALA:HB3	2:B:12:A:H2'	6	0.12
(1,5)	1:A:98:ALA:HB3	2:B:12:A:H3'	6	0.12
(1,5)	1:A:98:ALA:HB3	2:B:12:A:H4'	6	0.12
(1,5)	1:A:98:ALA:HB3	2:B:12:A:H5'	6	0.12
(1,5)	1:A:98:ALA:HB3	2:B:12:A:H5''	6	0.12
(1,5)	1:A:98:ALA:HB3	2:B:12:A:H61	6	0.12
(1,5)	1:A:98:ALA:HB3	2:B:12:A:H62	6	0.12

Continued on next page...

Continued from previous page...

Key	Atom-1	Atom-2	Model ID	Violation (Å)
(1,5)	1:A:98:ALA:HB3	2:B:12:A:H8	6	0.12
(1,5)	1:A:98:ALA:HB3	2:B:12:A:HO2'	6	0.12
(1,5)	1:A:98:ALA:HB3	2:B:12:A:N1	6	0.12
(1,5)	1:A:98:ALA:HB3	2:B:12:A:N3	6	0.12
(1,5)	1:A:98:ALA:HB3	2:B:12:A:N6	6	0.12
(1,5)	1:A:98:ALA:HB3	2:B:12:A:N7	6	0.12
(1,5)	1:A:98:ALA:HB3	2:B:12:A:N9	6	0.12
(1,5)	1:A:98:ALA:HB3	2:B:12:A:O2'	6	0.12
(1,5)	1:A:98:ALA:HB3	2:B:12:A:O3'	6	0.12
(1,5)	1:A:98:ALA:HB3	2:B:12:A:O4'	6	0.12
(1,5)	1:A:98:ALA:HB3	2:B:12:A:O5'	6	0.12
(1,5)	1:A:98:ALA:HB3	2:B:12:A:OP1	6	0.12
(1,5)	1:A:98:ALA:HB3	2:B:12:A:OP2	6	0.12
(1,5)	1:A:98:ALA:HB3	2:B:12:A:P	6	0.12
(1,5)	1:A:98:ALA:HB3	2:B:13:A:C1'	6	0.12
(1,5)	1:A:98:ALA:HB3	2:B:13:A:C2	6	0.12
(1,5)	1:A:98:ALA:HB3	2:B:13:A:C2'	6	0.12
(1,5)	1:A:98:ALA:HB3	2:B:13:A:C3'	6	0.12
(1,5)	1:A:98:ALA:HB3	2:B:13:A:C4	6	0.12
(1,5)	1:A:98:ALA:HB3	2:B:13:A:C4'	6	0.12
(1,5)	1:A:98:ALA:HB3	2:B:13:A:C5	6	0.12
(1,5)	1:A:98:ALA:HB3	2:B:13:A:C5'	6	0.12
(1,5)	1:A:98:ALA:HB3	2:B:13:A:C6	6	0.12
(1,5)	1:A:98:ALA:HB3	2:B:13:A:C8	6	0.12
(1,5)	1:A:98:ALA:HB3	2:B:13:A:H1'	6	0.12
(1,5)	1:A:98:ALA:HB3	2:B:13:A:H2	6	0.12
(1,5)	1:A:98:ALA:HB3	2:B:13:A:H2'	6	0.12
(1,5)	1:A:98:ALA:HB3	2:B:13:A:H3'	6	0.12
(1,5)	1:A:98:ALA:HB3	2:B:13:A:H4'	6	0.12
(1,5)	1:A:98:ALA:HB3	2:B:13:A:H5'	6	0.12
(1,5)	1:A:98:ALA:HB3	2:B:13:A:H5''	6	0.12
(1,5)	1:A:98:ALA:HB3	2:B:13:A:H61	6	0.12
(1,5)	1:A:98:ALA:HB3	2:B:13:A:H62	6	0.12
(1,5)	1:A:98:ALA:HB3	2:B:13:A:H8	6	0.12
(1,5)	1:A:98:ALA:HB3	2:B:13:A:HO2'	6	0.12
(1,5)	1:A:98:ALA:HB3	2:B:13:A:N1	6	0.12
(1,5)	1:A:98:ALA:HB3	2:B:13:A:N3	6	0.12
(1,5)	1:A:98:ALA:HB3	2:B:13:A:N6	6	0.12
(1,5)	1:A:98:ALA:HB3	2:B:13:A:N7	6	0.12
(1,5)	1:A:98:ALA:HB3	2:B:13:A:N9	6	0.12
(1,5)	1:A:98:ALA:HB3	2:B:13:A:O2'	6	0.12
(1,5)	1:A:98:ALA:HB3	2:B:13:A:O3'	6	0.12

Continued on next page...

Continued from previous page...

Key	Atom-1	Atom-2	Model ID	Violation (Å)
(1,5)	1:A:98:ALA:HB3	2:B:13:A:O4'	6	0.12
(1,5)	1:A:98:ALA:HB3	2:B:13:A:O5'	6	0.12
(1,5)	1:A:98:ALA:HB3	2:B:13:A:OP1	6	0.12
(1,5)	1:A:98:ALA:HB3	2:B:13:A:OP2	6	0.12
(1,5)	1:A:98:ALA:HB3	2:B:13:A:P	6	0.12
(1,5)	1:A:98:ALA:HB3	2:B:14:G:C1'	6	0.12
(1,5)	1:A:98:ALA:HB3	2:B:14:G:C2	6	0.12
(1,5)	1:A:98:ALA:HB3	2:B:14:G:C2'	6	0.12
(1,5)	1:A:98:ALA:HB3	2:B:14:G:C3'	6	0.12
(1,5)	1:A:98:ALA:HB3	2:B:14:G:C4	6	0.12
(1,5)	1:A:98:ALA:HB3	2:B:14:G:C4'	6	0.12
(1,5)	1:A:98:ALA:HB3	2:B:14:G:C5	6	0.12
(1,5)	1:A:98:ALA:HB3	2:B:14:G:C5'	6	0.12
(1,5)	1:A:98:ALA:HB3	2:B:14:G:C6	6	0.12
(1,5)	1:A:98:ALA:HB3	2:B:14:G:C8	6	0.12
(1,5)	1:A:98:ALA:HB3	2:B:14:G:H1	6	0.12
(1,5)	1:A:98:ALA:HB3	2:B:14:G:H1'	6	0.12
(1,5)	1:A:98:ALA:HB3	2:B:14:G:H2'	6	0.12
(1,5)	1:A:98:ALA:HB3	2:B:14:G:H21	6	0.12
(1,5)	1:A:98:ALA:HB3	2:B:14:G:H22	6	0.12
(1,5)	1:A:98:ALA:HB3	2:B:14:G:H3'	6	0.12
(1,5)	1:A:98:ALA:HB3	2:B:14:G:H4'	6	0.12
(1,5)	1:A:98:ALA:HB3	2:B:14:G:H5'	6	0.12
(1,5)	1:A:98:ALA:HB3	2:B:14:G:H5''	6	0.12
(1,5)	1:A:98:ALA:HB3	2:B:14:G:H8	6	0.12
(1,5)	1:A:98:ALA:HB3	2:B:14:G:HO2'	6	0.12
(1,5)	1:A:98:ALA:HB3	2:B:14:G:N1	6	0.12
(1,5)	1:A:98:ALA:HB3	2:B:14:G:N2	6	0.12
(1,5)	1:A:98:ALA:HB3	2:B:14:G:N3	6	0.12
(1,5)	1:A:98:ALA:HB3	2:B:14:G:N7	6	0.12
(1,5)	1:A:98:ALA:HB3	2:B:14:G:N9	6	0.12
(1,5)	1:A:98:ALA:HB3	2:B:14:G:O2'	6	0.12
(1,5)	1:A:98:ALA:HB3	2:B:14:G:O3'	6	0.12
(1,5)	1:A:98:ALA:HB3	2:B:14:G:O4'	6	0.12
(1,5)	1:A:98:ALA:HB3	2:B:14:G:O5'	6	0.12
(1,5)	1:A:98:ALA:HB3	2:B:14:G:O6	6	0.12
(1,5)	1:A:98:ALA:HB3	2:B:14:G:OP1	6	0.12
(1,5)	1:A:98:ALA:HB3	2:B:14:G:OP2	6	0.12
(1,5)	1:A:98:ALA:HB3	2:B:14:G:P	6	0.12
(1,5)	1:A:98:ALA:HB3	2:B:15:A:C1'	6	0.12
(1,5)	1:A:98:ALA:HB3	2:B:15:A:C2	6	0.12
(1,5)	1:A:98:ALA:HB3	2:B:15:A:C2'	6	0.12

Continued on next page...

Continued from previous page...

Key	Atom-1	Atom-2	Model ID	Violation (Å)
(1,5)	1:A:98:ALA:HB3	2:B:15:A:C3'	6	0.12
(1,5)	1:A:98:ALA:HB3	2:B:15:A:C4	6	0.12
(1,5)	1:A:98:ALA:HB3	2:B:15:A:C4'	6	0.12
(1,5)	1:A:98:ALA:HB3	2:B:15:A:C5	6	0.12
(1,5)	1:A:98:ALA:HB3	2:B:15:A:C5'	6	0.12
(1,5)	1:A:98:ALA:HB3	2:B:15:A:C6	6	0.12
(1,5)	1:A:98:ALA:HB3	2:B:15:A:C8	6	0.12
(1,5)	1:A:98:ALA:HB3	2:B:15:A:H1'	6	0.12
(1,5)	1:A:98:ALA:HB3	2:B:15:A:H2	6	0.12
(1,5)	1:A:98:ALA:HB3	2:B:15:A:H2'	6	0.12
(1,5)	1:A:98:ALA:HB3	2:B:15:A:H3'	6	0.12
(1,5)	1:A:98:ALA:HB3	2:B:15:A:H4'	6	0.12
(1,5)	1:A:98:ALA:HB3	2:B:15:A:H5'	6	0.12
(1,5)	1:A:98:ALA:HB3	2:B:15:A:H5''	6	0.12
(1,5)	1:A:98:ALA:HB3	2:B:15:A:H61	6	0.12
(1,5)	1:A:98:ALA:HB3	2:B:15:A:H62	6	0.12
(1,5)	1:A:98:ALA:HB3	2:B:15:A:H8	6	0.12
(1,5)	1:A:98:ALA:HB3	2:B:15:A:HO2'	6	0.12
(1,5)	1:A:98:ALA:HB3	2:B:15:A:N1	6	0.12
(1,5)	1:A:98:ALA:HB3	2:B:15:A:N3	6	0.12
(1,5)	1:A:98:ALA:HB3	2:B:15:A:N6	6	0.12
(1,5)	1:A:98:ALA:HB3	2:B:15:A:N7	6	0.12
(1,5)	1:A:98:ALA:HB3	2:B:15:A:N9	6	0.12
(1,5)	1:A:98:ALA:HB3	2:B:15:A:O2'	6	0.12
(1,5)	1:A:98:ALA:HB3	2:B:15:A:O3'	6	0.12
(1,5)	1:A:98:ALA:HB3	2:B:15:A:O4'	6	0.12
(1,5)	1:A:98:ALA:HB3	2:B:15:A:O5'	6	0.12
(1,5)	1:A:98:ALA:HB3	2:B:15:A:OP1	6	0.12
(1,5)	1:A:98:ALA:HB3	2:B:15:A:OP2	6	0.12
(1,5)	1:A:98:ALA:HB3	2:B:15:A:P	6	0.12
(1,5)	1:A:98:ALA:HB3	2:B:16:G:C1'	6	0.12
(1,5)	1:A:98:ALA:HB3	2:B:16:G:C2	6	0.12
(1,5)	1:A:98:ALA:HB3	2:B:16:G:C2'	6	0.12
(1,5)	1:A:98:ALA:HB3	2:B:16:G:C3'	6	0.12
(1,5)	1:A:98:ALA:HB3	2:B:16:G:C4	6	0.12
(1,5)	1:A:98:ALA:HB3	2:B:16:G:C4'	6	0.12
(1,5)	1:A:98:ALA:HB3	2:B:16:G:C5	6	0.12
(1,5)	1:A:98:ALA:HB3	2:B:16:G:C5'	6	0.12
(1,5)	1:A:98:ALA:HB3	2:B:16:G:C6	6	0.12
(1,5)	1:A:98:ALA:HB3	2:B:16:G:C8	6	0.12
(1,5)	1:A:98:ALA:HB3	2:B:16:G:H1	6	0.12
(1,5)	1:A:98:ALA:HB3	2:B:16:G:H1'	6	0.12

Continued on next page...

Continued from previous page...

Key	Atom-1	Atom-2	Model ID	Violation (Å)
(1,5)	1:A:98:ALA:HB3	2:B:16:G:H2'	6	0.12
(1,5)	1:A:98:ALA:HB3	2:B:16:G:H21	6	0.12
(1,5)	1:A:98:ALA:HB3	2:B:16:G:H22	6	0.12
(1,5)	1:A:98:ALA:HB3	2:B:16:G:H3'	6	0.12
(1,5)	1:A:98:ALA:HB3	2:B:16:G:H4'	6	0.12
(1,5)	1:A:98:ALA:HB3	2:B:16:G:H5'	6	0.12
(1,5)	1:A:98:ALA:HB3	2:B:16:G:H5''	6	0.12
(1,5)	1:A:98:ALA:HB3	2:B:16:G:H8	6	0.12
(1,5)	1:A:98:ALA:HB3	2:B:16:G:HO2'	6	0.12
(1,5)	1:A:98:ALA:HB3	2:B:16:G:N1	6	0.12
(1,5)	1:A:98:ALA:HB3	2:B:16:G:N2	6	0.12
(1,5)	1:A:98:ALA:HB3	2:B:16:G:N3	6	0.12
(1,5)	1:A:98:ALA:HB3	2:B:16:G:N7	6	0.12
(1,5)	1:A:98:ALA:HB3	2:B:16:G:N9	6	0.12
(1,5)	1:A:98:ALA:HB3	2:B:16:G:O2'	6	0.12
(1,5)	1:A:98:ALA:HB3	2:B:16:G:O3'	6	0.12
(1,5)	1:A:98:ALA:HB3	2:B:16:G:O4'	6	0.12
(1,5)	1:A:98:ALA:HB3	2:B:16:G:O5'	6	0.12
(1,5)	1:A:98:ALA:HB3	2:B:16:G:O6	6	0.12
(1,5)	1:A:98:ALA:HB3	2:B:16:G:OP1	6	0.12
(1,5)	1:A:98:ALA:HB3	2:B:16:G:OP2	6	0.12
(1,5)	1:A:98:ALA:HB3	2:B:16:G:P	6	0.12
(1,5)	1:A:98:ALA:HB3	2:B:17:C:C1'	6	0.12
(1,5)	1:A:98:ALA:HB3	2:B:17:C:C2	6	0.12
(1,5)	1:A:98:ALA:HB3	2:B:17:C:C2'	6	0.12
(1,5)	1:A:98:ALA:HB3	2:B:17:C:C3'	6	0.12
(1,5)	1:A:98:ALA:HB3	2:B:17:C:C4	6	0.12
(1,5)	1:A:98:ALA:HB3	2:B:17:C:C4'	6	0.12
(1,5)	1:A:98:ALA:HB3	2:B:17:C:C5	6	0.12
(1,5)	1:A:98:ALA:HB3	2:B:17:C:C5'	6	0.12
(1,5)	1:A:98:ALA:HB3	2:B:17:C:C6	6	0.12
(1,5)	1:A:98:ALA:HB3	2:B:17:C:H1'	6	0.12
(1,5)	1:A:98:ALA:HB3	2:B:17:C:H2'	6	0.12
(1,5)	1:A:98:ALA:HB3	2:B:17:C:H3'	6	0.12
(1,5)	1:A:98:ALA:HB3	2:B:17:C:H4'	6	0.12
(1,5)	1:A:98:ALA:HB3	2:B:17:C:H41	6	0.12
(1,5)	1:A:98:ALA:HB3	2:B:17:C:H42	6	0.12
(1,5)	1:A:98:ALA:HB3	2:B:17:C:H5	6	0.12
(1,5)	1:A:98:ALA:HB3	2:B:17:C:H5'	6	0.12
(1,5)	1:A:98:ALA:HB3	2:B:17:C:H5''	6	0.12
(1,5)	1:A:98:ALA:HB3	2:B:17:C:H6	6	0.12
(1,5)	1:A:98:ALA:HB3	2:B:17:C:HO2'	6	0.12

Continued on next page...

Continued from previous page...

Key	Atom-1	Atom-2	Model ID	Violation (Å)
(1,5)	1:A:98:ALA:HB3	2:B:17:C:N1	6	0.12
(1,5)	1:A:98:ALA:HB3	2:B:17:C:N3	6	0.12
(1,5)	1:A:98:ALA:HB3	2:B:17:C:N4	6	0.12
(1,5)	1:A:98:ALA:HB3	2:B:17:C:O2	6	0.12
(1,5)	1:A:98:ALA:HB3	2:B:17:C:O2'	6	0.12
(1,5)	1:A:98:ALA:HB3	2:B:17:C:O3'	6	0.12
(1,5)	1:A:98:ALA:HB3	2:B:17:C:O4'	6	0.12
(1,5)	1:A:98:ALA:HB3	2:B:17:C:O5'	6	0.12
(1,5)	1:A:98:ALA:HB3	2:B:17:C:OP1	6	0.12
(1,5)	1:A:98:ALA:HB3	2:B:17:C:OP2	6	0.12
(1,5)	1:A:98:ALA:HB3	2:B:17:C:P	6	0.12
(1,5)	1:A:98:ALA:HB3	2:B:18:A:C1'	6	0.12
(1,5)	1:A:98:ALA:HB3	2:B:18:A:C2	6	0.12
(1,5)	1:A:98:ALA:HB3	2:B:18:A:C2'	6	0.12
(1,5)	1:A:98:ALA:HB3	2:B:18:A:C3'	6	0.12
(1,5)	1:A:98:ALA:HB3	2:B:18:A:C4	6	0.12
(1,5)	1:A:98:ALA:HB3	2:B:18:A:C4'	6	0.12
(1,5)	1:A:98:ALA:HB3	2:B:18:A:C5	6	0.12
(1,5)	1:A:98:ALA:HB3	2:B:18:A:C5'	6	0.12
(1,5)	1:A:98:ALA:HB3	2:B:18:A:C6	6	0.12
(1,5)	1:A:98:ALA:HB3	2:B:18:A:C8	6	0.12
(1,5)	1:A:98:ALA:HB3	2:B:18:A:H1'	6	0.12
(1,5)	1:A:98:ALA:HB3	2:B:18:A:H2	6	0.12
(1,5)	1:A:98:ALA:HB3	2:B:18:A:H2'	6	0.12
(1,5)	1:A:98:ALA:HB3	2:B:18:A:H3'	6	0.12
(1,5)	1:A:98:ALA:HB3	2:B:18:A:H4'	6	0.12
(1,5)	1:A:98:ALA:HB3	2:B:18:A:H5'	6	0.12
(1,5)	1:A:98:ALA:HB3	2:B:18:A:H5''	6	0.12
(1,5)	1:A:98:ALA:HB3	2:B:18:A:H61	6	0.12
(1,5)	1:A:98:ALA:HB3	2:B:18:A:H62	6	0.12
(1,5)	1:A:98:ALA:HB3	2:B:18:A:H8	6	0.12
(1,5)	1:A:98:ALA:HB3	2:B:18:A:HO2'	6	0.12
(1,5)	1:A:98:ALA:HB3	2:B:18:A:N1	6	0.12
(1,5)	1:A:98:ALA:HB3	2:B:18:A:N3	6	0.12
(1,5)	1:A:98:ALA:HB3	2:B:18:A:N6	6	0.12
(1,5)	1:A:98:ALA:HB3	2:B:18:A:N7	6	0.12
(1,5)	1:A:98:ALA:HB3	2:B:18:A:N9	6	0.12
(1,5)	1:A:98:ALA:HB3	2:B:18:A:O2'	6	0.12
(1,5)	1:A:98:ALA:HB3	2:B:18:A:O3'	6	0.12
(1,5)	1:A:98:ALA:HB3	2:B:18:A:O4'	6	0.12
(1,5)	1:A:98:ALA:HB3	2:B:18:A:O5'	6	0.12
(1,5)	1:A:98:ALA:HB3	2:B:18:A:OP1	6	0.12

Continued on next page...

Continued from previous page...

Key	Atom-1	Atom-2	Model ID	Violation (Å)
(1,5)	1:A:98:ALA:HB3	2:B:18:A:OP2	6	0.12
(1,5)	1:A:98:ALA:HB3	2:B:18:A:P	6	0.12
(1,5)	1:A:98:ALA:HB3	2:B:19:A:C1'	6	0.12
(1,5)	1:A:98:ALA:HB3	2:B:19:A:C2	6	0.12
(1,5)	1:A:98:ALA:HB3	2:B:19:A:C2'	6	0.12
(1,5)	1:A:98:ALA:HB3	2:B:19:A:C3'	6	0.12
(1,5)	1:A:98:ALA:HB3	2:B:19:A:C4	6	0.12
(1,5)	1:A:98:ALA:HB3	2:B:19:A:C4'	6	0.12
(1,5)	1:A:98:ALA:HB3	2:B:19:A:C5	6	0.12
(1,5)	1:A:98:ALA:HB3	2:B:19:A:C5'	6	0.12
(1,5)	1:A:98:ALA:HB3	2:B:19:A:C6	6	0.12
(1,5)	1:A:98:ALA:HB3	2:B:19:A:C8	6	0.12
(1,5)	1:A:98:ALA:HB3	2:B:19:A:H1'	6	0.12
(1,5)	1:A:98:ALA:HB3	2:B:19:A:H2	6	0.12
(1,5)	1:A:98:ALA:HB3	2:B:19:A:H2'	6	0.12
(1,5)	1:A:98:ALA:HB3	2:B:19:A:H3'	6	0.12
(1,5)	1:A:98:ALA:HB3	2:B:19:A:H4'	6	0.12
(1,5)	1:A:98:ALA:HB3	2:B:19:A:H5'	6	0.12
(1,5)	1:A:98:ALA:HB3	2:B:19:A:H5''	6	0.12
(1,5)	1:A:98:ALA:HB3	2:B:19:A:H61	6	0.12
(1,5)	1:A:98:ALA:HB3	2:B:19:A:H62	6	0.12
(1,5)	1:A:98:ALA:HB3	2:B:19:A:H8	6	0.12
(1,5)	1:A:98:ALA:HB3	2:B:19:A:HO2'	6	0.12
(1,5)	1:A:98:ALA:HB3	2:B:19:A:N1	6	0.12
(1,5)	1:A:98:ALA:HB3	2:B:19:A:N3	6	0.12
(1,5)	1:A:98:ALA:HB3	2:B:19:A:N6	6	0.12
(1,5)	1:A:98:ALA:HB3	2:B:19:A:N7	6	0.12
(1,5)	1:A:98:ALA:HB3	2:B:19:A:N9	6	0.12
(1,5)	1:A:98:ALA:HB3	2:B:19:A:O2'	6	0.12
(1,5)	1:A:98:ALA:HB3	2:B:19:A:O3'	6	0.12
(1,5)	1:A:98:ALA:HB3	2:B:19:A:O4'	6	0.12
(1,5)	1:A:98:ALA:HB3	2:B:19:A:O5'	6	0.12
(1,5)	1:A:98:ALA:HB3	2:B:19:A:OP1	6	0.12
(1,5)	1:A:98:ALA:HB3	2:B:19:A:OP2	6	0.12
(1,5)	1:A:98:ALA:HB3	2:B:19:A:P	6	0.12
(1,5)	1:A:98:ALA:HB3	2:B:20:U:C1'	6	0.12
(1,5)	1:A:98:ALA:HB3	2:B:20:U:C2	6	0.12
(1,5)	1:A:98:ALA:HB3	2:B:20:U:C2'	6	0.12
(1,5)	1:A:98:ALA:HB3	2:B:20:U:C3'	6	0.12
(1,5)	1:A:98:ALA:HB3	2:B:20:U:C4	6	0.12
(1,5)	1:A:98:ALA:HB3	2:B:20:U:C4'	6	0.12
(1,5)	1:A:98:ALA:HB3	2:B:20:U:C5	6	0.12

Continued on next page...

Continued from previous page...

Key	Atom-1	Atom-2	Model ID	Violation (Å)
(1,5)	1:A:98:ALA:HB3	2:B:20:U:C5'	6	0.12
(1,5)	1:A:98:ALA:HB3	2:B:20:U:C6	6	0.12
(1,5)	1:A:98:ALA:HB3	2:B:20:U:H1'	6	0.12
(1,5)	1:A:98:ALA:HB3	2:B:20:U:H2'	6	0.12
(1,5)	1:A:98:ALA:HB3	2:B:20:U:H3	6	0.12
(1,5)	1:A:98:ALA:HB3	2:B:20:U:H3'	6	0.12
(1,5)	1:A:98:ALA:HB3	2:B:20:U:H4'	6	0.12
(1,5)	1:A:98:ALA:HB3	2:B:20:U:H5	6	0.12
(1,5)	1:A:98:ALA:HB3	2:B:20:U:H5'	6	0.12
(1,5)	1:A:98:ALA:HB3	2:B:20:U:H5''	6	0.12
(1,5)	1:A:98:ALA:HB3	2:B:20:U:H6	6	0.12
(1,5)	1:A:98:ALA:HB3	2:B:20:U:HO2'	6	0.12
(1,5)	1:A:98:ALA:HB3	2:B:20:U:N1	6	0.12
(1,5)	1:A:98:ALA:HB3	2:B:20:U:N3	6	0.12
(1,5)	1:A:98:ALA:HB3	2:B:20:U:O2	6	0.12
(1,5)	1:A:98:ALA:HB3	2:B:20:U:O2'	6	0.12
(1,5)	1:A:98:ALA:HB3	2:B:20:U:O3'	6	0.12
(1,5)	1:A:98:ALA:HB3	2:B:20:U:O4	6	0.12
(1,5)	1:A:98:ALA:HB3	2:B:20:U:O4'	6	0.12
(1,5)	1:A:98:ALA:HB3	2:B:20:U:O5'	6	0.12
(1,5)	1:A:98:ALA:HB3	2:B:20:U:OP1	6	0.12
(1,5)	1:A:98:ALA:HB3	2:B:20:U:OP2	6	0.12
(1,5)	1:A:98:ALA:HB3	2:B:20:U:P	6	0.12
(1,5)	1:A:98:ALA:HB3	2:B:21:G:C1'	6	0.12
(1,5)	1:A:98:ALA:HB3	2:B:21:G:C2	6	0.12
(1,5)	1:A:98:ALA:HB3	2:B:21:G:C2'	6	0.12
(1,5)	1:A:98:ALA:HB3	2:B:21:G:C3'	6	0.12
(1,5)	1:A:98:ALA:HB3	2:B:21:G:C4	6	0.12
(1,5)	1:A:98:ALA:HB3	2:B:21:G:C4'	6	0.12
(1,5)	1:A:98:ALA:HB3	2:B:21:G:C5	6	0.12
(1,5)	1:A:98:ALA:HB3	2:B:21:G:C5'	6	0.12
(1,5)	1:A:98:ALA:HB3	2:B:21:G:C6	6	0.12
(1,5)	1:A:98:ALA:HB3	2:B:21:G:C8	6	0.12
(1,5)	1:A:98:ALA:HB3	2:B:21:G:H1	6	0.12
(1,5)	1:A:98:ALA:HB3	2:B:21:G:H1'	6	0.12
(1,5)	1:A:98:ALA:HB3	2:B:21:G:H2'	6	0.12
(1,5)	1:A:98:ALA:HB3	2:B:21:G:H21	6	0.12
(1,5)	1:A:98:ALA:HB3	2:B:21:G:H22	6	0.12
(1,5)	1:A:98:ALA:HB3	2:B:21:G:H3'	6	0.12
(1,5)	1:A:98:ALA:HB3	2:B:21:G:H4'	6	0.12
(1,5)	1:A:98:ALA:HB3	2:B:21:G:H5'	6	0.12
(1,5)	1:A:98:ALA:HB3	2:B:21:G:H5''	6	0.12

Continued on next page...

Continued from previous page...

Key	Atom-1	Atom-2	Model ID	Violation (Å)
(1,5)	1:A:98:ALA:HB3	2:B:21:G:H8	6	0.12
(1,5)	1:A:98:ALA:HB3	2:B:21:G:HO2'	6	0.12
(1,5)	1:A:98:ALA:HB3	2:B:21:G:N1	6	0.12
(1,5)	1:A:98:ALA:HB3	2:B:21:G:N2	6	0.12
(1,5)	1:A:98:ALA:HB3	2:B:21:G:N3	6	0.12
(1,5)	1:A:98:ALA:HB3	2:B:21:G:N7	6	0.12
(1,5)	1:A:98:ALA:HB3	2:B:21:G:N9	6	0.12
(1,5)	1:A:98:ALA:HB3	2:B:21:G:O2'	6	0.12
(1,5)	1:A:98:ALA:HB3	2:B:21:G:O3'	6	0.12
(1,5)	1:A:98:ALA:HB3	2:B:21:G:O4'	6	0.12
(1,5)	1:A:98:ALA:HB3	2:B:21:G:O5'	6	0.12
(1,5)	1:A:98:ALA:HB3	2:B:21:G:O6	6	0.12
(1,5)	1:A:98:ALA:HB3	2:B:21:G:OP1	6	0.12
(1,5)	1:A:98:ALA:HB3	2:B:21:G:OP2	6	0.12
(1,5)	1:A:98:ALA:HB3	2:B:21:G:P	6	0.12
(1,5)	1:A:98:ALA:HB3	2:B:22:A:C1'	6	0.12
(1,5)	1:A:98:ALA:HB3	2:B:22:A:C2	6	0.12
(1,5)	1:A:98:ALA:HB3	2:B:22:A:C2'	6	0.12
(1,5)	1:A:98:ALA:HB3	2:B:22:A:C3'	6	0.12
(1,5)	1:A:98:ALA:HB3	2:B:22:A:C4	6	0.12
(1,5)	1:A:98:ALA:HB3	2:B:22:A:C4'	6	0.12
(1,5)	1:A:98:ALA:HB3	2:B:22:A:C5	6	0.12
(1,5)	1:A:98:ALA:HB3	2:B:22:A:C5'	6	0.12
(1,5)	1:A:98:ALA:HB3	2:B:22:A:C6	6	0.12
(1,5)	1:A:98:ALA:HB3	2:B:22:A:C8	6	0.12
(1,5)	1:A:98:ALA:HB3	2:B:22:A:H1'	6	0.12
(1,5)	1:A:98:ALA:HB3	2:B:22:A:H2	6	0.12
(1,5)	1:A:98:ALA:HB3	2:B:22:A:H2'	6	0.12
(1,5)	1:A:98:ALA:HB3	2:B:22:A:H3'	6	0.12
(1,5)	1:A:98:ALA:HB3	2:B:22:A:H4'	6	0.12
(1,5)	1:A:98:ALA:HB3	2:B:22:A:H5'	6	0.12
(1,5)	1:A:98:ALA:HB3	2:B:22:A:H5''	6	0.12
(1,5)	1:A:98:ALA:HB3	2:B:22:A:H61	6	0.12
(1,5)	1:A:98:ALA:HB3	2:B:22:A:H62	6	0.12
(1,5)	1:A:98:ALA:HB3	2:B:22:A:H8	6	0.12
(1,5)	1:A:98:ALA:HB3	2:B:22:A:HO2'	6	0.12
(1,5)	1:A:98:ALA:HB3	2:B:22:A:N1	6	0.12
(1,5)	1:A:98:ALA:HB3	2:B:22:A:N3	6	0.12
(1,5)	1:A:98:ALA:HB3	2:B:22:A:N6	6	0.12
(1,5)	1:A:98:ALA:HB3	2:B:22:A:N7	6	0.12
(1,5)	1:A:98:ALA:HB3	2:B:22:A:N9	6	0.12
(1,5)	1:A:98:ALA:HB3	2:B:22:A:O2'	6	0.12

Continued on next page...

Continued from previous page...

Key	Atom-1	Atom-2	Model ID	Violation (Å)
(1,5)	1:A:98:ALA:HB3	2:B:22:A:O3'	6	0.12
(1,5)	1:A:98:ALA:HB3	2:B:22:A:O4'	6	0.12
(1,5)	1:A:98:ALA:HB3	2:B:22:A:O5'	6	0.12
(1,5)	1:A:98:ALA:HB3	2:B:22:A:OP1	6	0.12
(1,5)	1:A:98:ALA:HB3	2:B:22:A:OP2	6	0.12
(1,5)	1:A:98:ALA:HB3	2:B:22:A:P	6	0.12
(1,5)	1:A:98:ALA:HB3	2:B:23:U:C1'	6	0.12
(1,5)	1:A:98:ALA:HB3	2:B:23:U:C2	6	0.12
(1,5)	1:A:98:ALA:HB3	2:B:23:U:C2'	6	0.12
(1,5)	1:A:98:ALA:HB3	2:B:23:U:C3'	6	0.12
(1,5)	1:A:98:ALA:HB3	2:B:23:U:C4	6	0.12
(1,5)	1:A:98:ALA:HB3	2:B:23:U:C4'	6	0.12
(1,5)	1:A:98:ALA:HB3	2:B:23:U:C5	6	0.12
(1,5)	1:A:98:ALA:HB3	2:B:23:U:C5'	6	0.12
(1,5)	1:A:98:ALA:HB3	2:B:23:U:C6	6	0.12
(1,5)	1:A:98:ALA:HB3	2:B:23:U:H1'	6	0.12
(1,5)	1:A:98:ALA:HB3	2:B:23:U:H2'	6	0.12
(1,5)	1:A:98:ALA:HB3	2:B:23:U:H3	6	0.12
(1,5)	1:A:98:ALA:HB3	2:B:23:U:H3'	6	0.12
(1,5)	1:A:98:ALA:HB3	2:B:23:U:H4'	6	0.12
(1,5)	1:A:98:ALA:HB3	2:B:23:U:H5	6	0.12
(1,5)	1:A:98:ALA:HB3	2:B:23:U:H5'	6	0.12
(1,5)	1:A:98:ALA:HB3	2:B:23:U:H5''	6	0.12
(1,5)	1:A:98:ALA:HB3	2:B:23:U:H6	6	0.12
(1,5)	1:A:98:ALA:HB3	2:B:23:U:HO2'	6	0.12
(1,5)	1:A:98:ALA:HB3	2:B:23:U:N1	6	0.12
(1,5)	1:A:98:ALA:HB3	2:B:23:U:N3	6	0.12
(1,5)	1:A:98:ALA:HB3	2:B:23:U:O2	6	0.12
(1,5)	1:A:98:ALA:HB3	2:B:23:U:O2'	6	0.12
(1,5)	1:A:98:ALA:HB3	2:B:23:U:O3'	6	0.12
(1,5)	1:A:98:ALA:HB3	2:B:23:U:O4	6	0.12
(1,5)	1:A:98:ALA:HB3	2:B:23:U:O4'	6	0.12
(1,5)	1:A:98:ALA:HB3	2:B:23:U:O5'	6	0.12
(1,5)	1:A:98:ALA:HB3	2:B:23:U:OP1	6	0.12
(1,5)	1:A:98:ALA:HB3	2:B:23:U:OP2	6	0.12
(1,5)	1:A:98:ALA:HB3	2:B:23:U:P	6	0.12
(1,5)	1:A:98:ALA:HB3	2:B:24:G:C1'	6	0.12
(1,5)	1:A:98:ALA:HB3	2:B:24:G:C2	6	0.12
(1,5)	1:A:98:ALA:HB3	2:B:24:G:C2'	6	0.12
(1,5)	1:A:98:ALA:HB3	2:B:24:G:C3'	6	0.12
(1,5)	1:A:98:ALA:HB3	2:B:24:G:C4	6	0.12
(1,5)	1:A:98:ALA:HB3	2:B:24:G:C4'	6	0.12

Continued on next page...

Continued from previous page...

Key	Atom-1	Atom-2	Model ID	Violation (Å)
(1,5)	1:A:98:ALA:HB3	2:B:24:G:C5	6	0.12
(1,5)	1:A:98:ALA:HB3	2:B:24:G:C5'	6	0.12
(1,5)	1:A:98:ALA:HB3	2:B:24:G:C6	6	0.12
(1,5)	1:A:98:ALA:HB3	2:B:24:G:C8	6	0.12
(1,5)	1:A:98:ALA:HB3	2:B:24:G:H1	6	0.12
(1,5)	1:A:98:ALA:HB3	2:B:24:G:H1'	6	0.12
(1,5)	1:A:98:ALA:HB3	2:B:24:G:H2'	6	0.12
(1,5)	1:A:98:ALA:HB3	2:B:24:G:H21	6	0.12
(1,5)	1:A:98:ALA:HB3	2:B:24:G:H22	6	0.12
(1,5)	1:A:98:ALA:HB3	2:B:24:G:H3'	6	0.12
(1,5)	1:A:98:ALA:HB3	2:B:24:G:H4'	6	0.12
(1,5)	1:A:98:ALA:HB3	2:B:24:G:H5'	6	0.12
(1,5)	1:A:98:ALA:HB3	2:B:24:G:H5''	6	0.12
(1,5)	1:A:98:ALA:HB3	2:B:24:G:H8	6	0.12
(1,5)	1:A:98:ALA:HB3	2:B:24:G:HO2'	6	0.12
(1,5)	1:A:98:ALA:HB3	2:B:24:G:N1	6	0.12
(1,5)	1:A:98:ALA:HB3	2:B:24:G:N2	6	0.12
(1,5)	1:A:98:ALA:HB3	2:B:24:G:N3	6	0.12
(1,5)	1:A:98:ALA:HB3	2:B:24:G:N7	6	0.12
(1,5)	1:A:98:ALA:HB3	2:B:24:G:N9	6	0.12
(1,5)	1:A:98:ALA:HB3	2:B:24:G:O2'	6	0.12
(1,5)	1:A:98:ALA:HB3	2:B:24:G:O3'	6	0.12
(1,5)	1:A:98:ALA:HB3	2:B:24:G:O4'	6	0.12
(1,5)	1:A:98:ALA:HB3	2:B:24:G:O5'	6	0.12
(1,5)	1:A:98:ALA:HB3	2:B:24:G:O6	6	0.12
(1,5)	1:A:98:ALA:HB3	2:B:24:G:OP1	6	0.12
(1,5)	1:A:98:ALA:HB3	2:B:24:G:OP2	6	0.12
(1,5)	1:A:98:ALA:HB3	2:B:24:G:P	6	0.12
(1,5)	1:A:98:ALA:N	2:B:2:C:C1'	6	0.12
(1,5)	1:A:98:ALA:N	2:B:2:C:C2	6	0.12
(1,5)	1:A:98:ALA:N	2:B:2:C:C2'	6	0.12
(1,5)	1:A:98:ALA:N	2:B:2:C:C3'	6	0.12
(1,5)	1:A:98:ALA:N	2:B:2:C:C4	6	0.12
(1,5)	1:A:98:ALA:N	2:B:2:C:C4'	6	0.12
(1,5)	1:A:98:ALA:N	2:B:2:C:C5	6	0.12
(1,5)	1:A:98:ALA:N	2:B:2:C:C5'	6	0.12
(1,5)	1:A:98:ALA:N	2:B:2:C:C6	6	0.12
(1,5)	1:A:98:ALA:N	2:B:2:C:H1'	6	0.12
(1,5)	1:A:98:ALA:N	2:B:2:C:H2'	6	0.12
(1,5)	1:A:98:ALA:N	2:B:2:C:H3'	6	0.12
(1,5)	1:A:98:ALA:N	2:B:2:C:H4'	6	0.12
(1,5)	1:A:98:ALA:N	2:B:2:C:H41	6	0.12

Continued on next page...

Continued from previous page...

Key	Atom-1	Atom-2	Model ID	Violation (Å)
(1,5)	1:A:98:ALA:N	2:B:2:C:H42	6	0.12
(1,5)	1:A:98:ALA:N	2:B:2:C:H5	6	0.12
(1,5)	1:A:98:ALA:N	2:B:2:C:H5'	6	0.12
(1,5)	1:A:98:ALA:N	2:B:2:C:H5''	6	0.12
(1,5)	1:A:98:ALA:N	2:B:2:C:H6	6	0.12
(1,5)	1:A:98:ALA:N	2:B:2:C:HO2'	6	0.12
(1,5)	1:A:98:ALA:N	2:B:2:C:N1	6	0.12
(1,5)	1:A:98:ALA:N	2:B:2:C:N3	6	0.12
(1,5)	1:A:98:ALA:N	2:B:2:C:N4	6	0.12
(1,5)	1:A:98:ALA:N	2:B:2:C:O2	6	0.12
(1,5)	1:A:98:ALA:N	2:B:2:C:O2'	6	0.12
(1,5)	1:A:98:ALA:N	2:B:2:C:O3'	6	0.12
(1,5)	1:A:98:ALA:N	2:B:2:C:O4'	6	0.12
(1,5)	1:A:98:ALA:N	2:B:2:C:O5'	6	0.12
(1,5)	1:A:98:ALA:N	2:B:3:U:C1'	6	0.12
(1,5)	1:A:98:ALA:N	2:B:3:U:C2	6	0.12
(1,5)	1:A:98:ALA:N	2:B:3:U:C2'	6	0.12
(1,5)	1:A:98:ALA:N	2:B:3:U:C3'	6	0.12
(1,5)	1:A:98:ALA:N	2:B:3:U:C4	6	0.12
(1,5)	1:A:98:ALA:N	2:B:3:U:C4'	6	0.12
(1,5)	1:A:98:ALA:N	2:B:3:U:C5	6	0.12
(1,5)	1:A:98:ALA:N	2:B:3:U:C5'	6	0.12
(1,5)	1:A:98:ALA:N	2:B:3:U:C6	6	0.12
(1,5)	1:A:98:ALA:N	2:B:3:U:H1'	6	0.12
(1,5)	1:A:98:ALA:N	2:B:3:U:H2'	6	0.12
(1,5)	1:A:98:ALA:N	2:B:3:U:H3	6	0.12
(1,5)	1:A:98:ALA:N	2:B:3:U:H3'	6	0.12
(1,5)	1:A:98:ALA:N	2:B:3:U:H4'	6	0.12
(1,5)	1:A:98:ALA:N	2:B:3:U:H5	6	0.12
(1,5)	1:A:98:ALA:N	2:B:3:U:H5'	6	0.12
(1,5)	1:A:98:ALA:N	2:B:3:U:H5''	6	0.12
(1,5)	1:A:98:ALA:N	2:B:3:U:H6	6	0.12
(1,5)	1:A:98:ALA:N	2:B:3:U:HO2'	6	0.12
(1,5)	1:A:98:ALA:N	2:B:3:U:N1	6	0.12
(1,5)	1:A:98:ALA:N	2:B:3:U:N3	6	0.12
(1,5)	1:A:98:ALA:N	2:B:3:U:O2	6	0.12
(1,5)	1:A:98:ALA:N	2:B:3:U:O2'	6	0.12
(1,5)	1:A:98:ALA:N	2:B:3:U:O3'	6	0.12
(1,5)	1:A:98:ALA:N	2:B:3:U:O4	6	0.12
(1,5)	1:A:98:ALA:N	2:B:3:U:O4'	6	0.12
(1,5)	1:A:98:ALA:N	2:B:3:U:O5'	6	0.12
(1,5)	1:A:98:ALA:N	2:B:3:U:OP1	6	0.12

Continued on next page...

Continued from previous page...

Key	Atom-1	Atom-2	Model ID	Violation (Å)
(1,5)	1:A:98:ALA:N	2:B:3:U:OP2	6	0.12
(1,5)	1:A:98:ALA:N	2:B:3:U:P	6	0.12
(1,5)	1:A:98:ALA:N	2:B:4:G:C1'	6	0.12
(1,5)	1:A:98:ALA:N	2:B:4:G:C2	6	0.12
(1,5)	1:A:98:ALA:N	2:B:4:G:C2'	6	0.12
(1,5)	1:A:98:ALA:N	2:B:4:G:C3'	6	0.12
(1,5)	1:A:98:ALA:N	2:B:4:G:C4	6	0.12
(1,5)	1:A:98:ALA:N	2:B:4:G:C4'	6	0.12
(1,5)	1:A:98:ALA:N	2:B:4:G:C5	6	0.12
(1,5)	1:A:98:ALA:N	2:B:4:G:C5'	6	0.12
(1,5)	1:A:98:ALA:N	2:B:4:G:C6	6	0.12
(1,5)	1:A:98:ALA:N	2:B:4:G:C8	6	0.12
(1,5)	1:A:98:ALA:N	2:B:4:G:H1	6	0.12
(1,5)	1:A:98:ALA:N	2:B:4:G:H1'	6	0.12
(1,5)	1:A:98:ALA:N	2:B:4:G:H2'	6	0.12
(1,5)	1:A:98:ALA:N	2:B:4:G:H21	6	0.12
(1,5)	1:A:98:ALA:N	2:B:4:G:H22	6	0.12
(1,5)	1:A:98:ALA:N	2:B:4:G:H3'	6	0.12
(1,5)	1:A:98:ALA:N	2:B:4:G:H4'	6	0.12
(1,5)	1:A:98:ALA:N	2:B:4:G:H5'	6	0.12
(1,5)	1:A:98:ALA:N	2:B:4:G:H5''	6	0.12
(1,5)	1:A:98:ALA:N	2:B:4:G:H8	6	0.12
(1,5)	1:A:98:ALA:N	2:B:4:G:HO2'	6	0.12
(1,5)	1:A:98:ALA:N	2:B:4:G:N1	6	0.12
(1,5)	1:A:98:ALA:N	2:B:4:G:N2	6	0.12
(1,5)	1:A:98:ALA:N	2:B:4:G:N3	6	0.12
(1,5)	1:A:98:ALA:N	2:B:4:G:N7	6	0.12
(1,5)	1:A:98:ALA:N	2:B:4:G:N9	6	0.12
(1,5)	1:A:98:ALA:N	2:B:4:G:O2'	6	0.12
(1,5)	1:A:98:ALA:N	2:B:4:G:O3'	6	0.12
(1,5)	1:A:98:ALA:N	2:B:4:G:O4'	6	0.12
(1,5)	1:A:98:ALA:N	2:B:4:G:O5'	6	0.12
(1,5)	1:A:98:ALA:N	2:B:4:G:O6	6	0.12
(1,5)	1:A:98:ALA:N	2:B:4:G:OP1	6	0.12
(1,5)	1:A:98:ALA:N	2:B:4:G:OP2	6	0.12
(1,5)	1:A:98:ALA:N	2:B:4:G:P	6	0.12
(1,5)	1:A:98:ALA:N	2:B:5:A:C1'	6	0.12
(1,5)	1:A:98:ALA:N	2:B:5:A:C2	6	0.12
(1,5)	1:A:98:ALA:N	2:B:5:A:C2'	6	0.12
(1,5)	1:A:98:ALA:N	2:B:5:A:C3'	6	0.12
(1,5)	1:A:98:ALA:N	2:B:5:A:C4	6	0.12
(1,5)	1:A:98:ALA:N	2:B:5:A:C4'	6	0.12

Continued on next page...

Continued from previous page...

Key	Atom-1	Atom-2	Model ID	Violation (Å)
(1,5)	1:A:98:ALA:N	2:B:5:A:C5	6	0.12
(1,5)	1:A:98:ALA:N	2:B:5:A:C5'	6	0.12
(1,5)	1:A:98:ALA:N	2:B:5:A:C6	6	0.12
(1,5)	1:A:98:ALA:N	2:B:5:A:C8	6	0.12
(1,5)	1:A:98:ALA:N	2:B:5:A:H1'	6	0.12
(1,5)	1:A:98:ALA:N	2:B:5:A:H2	6	0.12
(1,5)	1:A:98:ALA:N	2:B:5:A:H2'	6	0.12
(1,5)	1:A:98:ALA:N	2:B:5:A:H3'	6	0.12
(1,5)	1:A:98:ALA:N	2:B:5:A:H4'	6	0.12
(1,5)	1:A:98:ALA:N	2:B:5:A:H5'	6	0.12
(1,5)	1:A:98:ALA:N	2:B:5:A:H5''	6	0.12
(1,5)	1:A:98:ALA:N	2:B:5:A:H61	6	0.12
(1,5)	1:A:98:ALA:N	2:B:5:A:H62	6	0.12
(1,5)	1:A:98:ALA:N	2:B:5:A:H8	6	0.12
(1,5)	1:A:98:ALA:N	2:B:5:A:HO2'	6	0.12
(1,5)	1:A:98:ALA:N	2:B:5:A:N1	6	0.12
(1,5)	1:A:98:ALA:N	2:B:5:A:N3	6	0.12
(1,5)	1:A:98:ALA:N	2:B:5:A:N6	6	0.12
(1,5)	1:A:98:ALA:N	2:B:5:A:N7	6	0.12
(1,5)	1:A:98:ALA:N	2:B:5:A:N9	6	0.12
(1,5)	1:A:98:ALA:N	2:B:5:A:O2'	6	0.12
(1,5)	1:A:98:ALA:N	2:B:5:A:O3'	6	0.12
(1,5)	1:A:98:ALA:N	2:B:5:A:O4'	6	0.12
(1,5)	1:A:98:ALA:N	2:B:5:A:O5'	6	0.12
(1,5)	1:A:98:ALA:N	2:B:5:A:OP1	6	0.12
(1,5)	1:A:98:ALA:N	2:B:5:A:OP2	6	0.12
(1,5)	1:A:98:ALA:N	2:B:5:A:P	6	0.12
(1,5)	1:A:98:ALA:N	2:B:6:G:C1'	6	0.12
(1,5)	1:A:98:ALA:N	2:B:6:G:C2	6	0.12
(1,5)	1:A:98:ALA:N	2:B:6:G:C2'	6	0.12
(1,5)	1:A:98:ALA:N	2:B:6:G:C3'	6	0.12
(1,5)	1:A:98:ALA:N	2:B:6:G:C4	6	0.12
(1,5)	1:A:98:ALA:N	2:B:6:G:C4'	6	0.12
(1,5)	1:A:98:ALA:N	2:B:6:G:C5	6	0.12
(1,5)	1:A:98:ALA:N	2:B:6:G:C5'	6	0.12
(1,5)	1:A:98:ALA:N	2:B:6:G:C6	6	0.12
(1,5)	1:A:98:ALA:N	2:B:6:G:C8	6	0.12
(1,5)	1:A:98:ALA:N	2:B:6:G:H1	6	0.12
(1,5)	1:A:98:ALA:N	2:B:6:G:H1'	6	0.12
(1,5)	1:A:98:ALA:N	2:B:6:G:H2'	6	0.12
(1,5)	1:A:98:ALA:N	2:B:6:G:H21	6	0.12
(1,5)	1:A:98:ALA:N	2:B:6:G:H22	6	0.12

Continued on next page...

Continued from previous page...

Key	Atom-1	Atom-2	Model ID	Violation (Å)
(1,5)	1:A:98:ALA:N	2:B:6:G:H3'	6	0.12
(1,5)	1:A:98:ALA:N	2:B:6:G:H4'	6	0.12
(1,5)	1:A:98:ALA:N	2:B:6:G:H5'	6	0.12
(1,5)	1:A:98:ALA:N	2:B:6:G:H5''	6	0.12
(1,5)	1:A:98:ALA:N	2:B:6:G:H8	6	0.12
(1,5)	1:A:98:ALA:N	2:B:6:G:HO2'	6	0.12
(1,5)	1:A:98:ALA:N	2:B:6:G:N1	6	0.12
(1,5)	1:A:98:ALA:N	2:B:6:G:N2	6	0.12
(1,5)	1:A:98:ALA:N	2:B:6:G:N3	6	0.12
(1,5)	1:A:98:ALA:N	2:B:6:G:N7	6	0.12
(1,5)	1:A:98:ALA:N	2:B:6:G:N9	6	0.12
(1,5)	1:A:98:ALA:N	2:B:6:G:O2'	6	0.12
(1,5)	1:A:98:ALA:N	2:B:6:G:O3'	6	0.12
(1,5)	1:A:98:ALA:N	2:B:6:G:O4'	6	0.12
(1,5)	1:A:98:ALA:N	2:B:6:G:O5'	6	0.12
(1,5)	1:A:98:ALA:N	2:B:6:G:O6	6	0.12
(1,5)	1:A:98:ALA:N	2:B:6:G:OP1	6	0.12
(1,5)	1:A:98:ALA:N	2:B:6:G:OP2	6	0.12
(1,5)	1:A:98:ALA:N	2:B:6:G:P	6	0.12
(1,5)	1:A:98:ALA:N	2:B:7:C:C1'	6	0.12
(1,5)	1:A:98:ALA:N	2:B:7:C:C2	6	0.12
(1,5)	1:A:98:ALA:N	2:B:7:C:C2'	6	0.12
(1,5)	1:A:98:ALA:N	2:B:7:C:C3'	6	0.12
(1,5)	1:A:98:ALA:N	2:B:7:C:C4	6	0.12
(1,5)	1:A:98:ALA:N	2:B:7:C:C4'	6	0.12
(1,5)	1:A:98:ALA:N	2:B:7:C:C5	6	0.12
(1,5)	1:A:98:ALA:N	2:B:7:C:C5'	6	0.12
(1,5)	1:A:98:ALA:N	2:B:7:C:C6	6	0.12
(1,5)	1:A:98:ALA:N	2:B:7:C:H1'	6	0.12
(1,5)	1:A:98:ALA:N	2:B:7:C:H2'	6	0.12
(1,5)	1:A:98:ALA:N	2:B:7:C:H3'	6	0.12
(1,5)	1:A:98:ALA:N	2:B:7:C:H4'	6	0.12
(1,5)	1:A:98:ALA:N	2:B:7:C:H41	6	0.12
(1,5)	1:A:98:ALA:N	2:B:7:C:H42	6	0.12
(1,5)	1:A:98:ALA:N	2:B:7:C:H5	6	0.12
(1,5)	1:A:98:ALA:N	2:B:7:C:H5'	6	0.12
(1,5)	1:A:98:ALA:N	2:B:7:C:H5''	6	0.12
(1,5)	1:A:98:ALA:N	2:B:7:C:H6	6	0.12
(1,5)	1:A:98:ALA:N	2:B:7:C:HO2'	6	0.12
(1,5)	1:A:98:ALA:N	2:B:7:C:N1	6	0.12
(1,5)	1:A:98:ALA:N	2:B:7:C:N3	6	0.12
(1,5)	1:A:98:ALA:N	2:B:7:C:N4	6	0.12

Continued on next page...

Continued from previous page...

Key	Atom-1	Atom-2	Model ID	Violation (Å)
(1,5)	1:A:98:ALA:N	2:B:7:C:O2	6	0.12
(1,5)	1:A:98:ALA:N	2:B:7:C:O2'	6	0.12
(1,5)	1:A:98:ALA:N	2:B:7:C:O3'	6	0.12
(1,5)	1:A:98:ALA:N	2:B:7:C:O4'	6	0.12
(1,5)	1:A:98:ALA:N	2:B:7:C:O5'	6	0.12
(1,5)	1:A:98:ALA:N	2:B:7:C:OP1	6	0.12
(1,5)	1:A:98:ALA:N	2:B:7:C:OP2	6	0.12
(1,5)	1:A:98:ALA:N	2:B:7:C:P	6	0.12
(1,5)	1:A:98:ALA:N	2:B:8:U:C1'	6	0.12
(1,5)	1:A:98:ALA:N	2:B:8:U:C2	6	0.12
(1,5)	1:A:98:ALA:N	2:B:8:U:C2'	6	0.12
(1,5)	1:A:98:ALA:N	2:B:8:U:C3'	6	0.12
(1,5)	1:A:98:ALA:N	2:B:8:U:C4	6	0.12
(1,5)	1:A:98:ALA:N	2:B:8:U:C4'	6	0.12
(1,5)	1:A:98:ALA:N	2:B:8:U:C5	6	0.12
(1,5)	1:A:98:ALA:N	2:B:8:U:C5'	6	0.12
(1,5)	1:A:98:ALA:N	2:B:8:U:C6	6	0.12
(1,5)	1:A:98:ALA:N	2:B:8:U:H1'	6	0.12
(1,5)	1:A:98:ALA:N	2:B:8:U:H2'	6	0.12
(1,5)	1:A:98:ALA:N	2:B:8:U:H3	6	0.12
(1,5)	1:A:98:ALA:N	2:B:8:U:H3'	6	0.12
(1,5)	1:A:98:ALA:N	2:B:8:U:H4'	6	0.12
(1,5)	1:A:98:ALA:N	2:B:8:U:H5	6	0.12
(1,5)	1:A:98:ALA:N	2:B:8:U:H5'	6	0.12
(1,5)	1:A:98:ALA:N	2:B:8:U:H5''	6	0.12
(1,5)	1:A:98:ALA:N	2:B:8:U:H6	6	0.12
(1,5)	1:A:98:ALA:N	2:B:8:U:HO2'	6	0.12
(1,5)	1:A:98:ALA:N	2:B:8:U:N1	6	0.12
(1,5)	1:A:98:ALA:N	2:B:8:U:N3	6	0.12
(1,5)	1:A:98:ALA:N	2:B:8:U:O2	6	0.12
(1,5)	1:A:98:ALA:N	2:B:8:U:O2'	6	0.12
(1,5)	1:A:98:ALA:N	2:B:8:U:O3'	6	0.12
(1,5)	1:A:98:ALA:N	2:B:8:U:O4	6	0.12
(1,5)	1:A:98:ALA:N	2:B:8:U:O4'	6	0.12
(1,5)	1:A:98:ALA:N	2:B:8:U:O5'	6	0.12
(1,5)	1:A:98:ALA:N	2:B:8:U:OP1	6	0.12
(1,5)	1:A:98:ALA:N	2:B:8:U:OP2	6	0.12
(1,5)	1:A:98:ALA:N	2:B:8:U:P	6	0.12
(1,5)	1:A:98:ALA:N	2:B:9:C:C1'	6	0.12
(1,5)	1:A:98:ALA:N	2:B:9:C:C2	6	0.12
(1,5)	1:A:98:ALA:N	2:B:9:C:C2'	6	0.12
(1,5)	1:A:98:ALA:N	2:B:9:C:C3'	6	0.12

Continued on next page...

Continued from previous page...

Key	Atom-1	Atom-2	Model ID	Violation (Å)
(1,5)	1:A:98:ALA:N	2:B:9:C:C4	6	0.12
(1,5)	1:A:98:ALA:N	2:B:9:C:C4'	6	0.12
(1,5)	1:A:98:ALA:N	2:B:9:C:C5	6	0.12
(1,5)	1:A:98:ALA:N	2:B:9:C:C5'	6	0.12
(1,5)	1:A:98:ALA:N	2:B:9:C:C6	6	0.12
(1,5)	1:A:98:ALA:N	2:B:9:C:H1'	6	0.12
(1,5)	1:A:98:ALA:N	2:B:9:C:H2'	6	0.12
(1,5)	1:A:98:ALA:N	2:B:9:C:H3'	6	0.12
(1,5)	1:A:98:ALA:N	2:B:9:C:H4'	6	0.12
(1,5)	1:A:98:ALA:N	2:B:9:C:H41	6	0.12
(1,5)	1:A:98:ALA:N	2:B:9:C:H42	6	0.12
(1,5)	1:A:98:ALA:N	2:B:9:C:H5	6	0.12
(1,5)	1:A:98:ALA:N	2:B:9:C:H5'	6	0.12
(1,5)	1:A:98:ALA:N	2:B:9:C:H5''	6	0.12
(1,5)	1:A:98:ALA:N	2:B:9:C:H6	6	0.12
(1,5)	1:A:98:ALA:N	2:B:9:C:HO2'	6	0.12
(1,5)	1:A:98:ALA:N	2:B:9:C:N1	6	0.12
(1,5)	1:A:98:ALA:N	2:B:9:C:N3	6	0.12
(1,5)	1:A:98:ALA:N	2:B:9:C:N4	6	0.12
(1,5)	1:A:98:ALA:N	2:B:9:C:O2	6	0.12
(1,5)	1:A:98:ALA:N	2:B:9:C:O2'	6	0.12
(1,5)	1:A:98:ALA:N	2:B:9:C:O3'	6	0.12
(1,5)	1:A:98:ALA:N	2:B:9:C:O4'	6	0.12
(1,5)	1:A:98:ALA:N	2:B:9:C:O5'	6	0.12
(1,5)	1:A:98:ALA:N	2:B:9:C:OP1	6	0.12
(1,5)	1:A:98:ALA:N	2:B:9:C:OP2	6	0.12
(1,5)	1:A:98:ALA:N	2:B:9:C:P	6	0.12
(1,5)	1:A:98:ALA:N	2:B:10:G:C1'	6	0.12
(1,5)	1:A:98:ALA:N	2:B:10:G:C2	6	0.12
(1,5)	1:A:98:ALA:N	2:B:10:G:C2'	6	0.12
(1,5)	1:A:98:ALA:N	2:B:10:G:C3'	6	0.12
(1,5)	1:A:98:ALA:N	2:B:10:G:C4	6	0.12
(1,5)	1:A:98:ALA:N	2:B:10:G:C4'	6	0.12
(1,5)	1:A:98:ALA:N	2:B:10:G:C5	6	0.12
(1,5)	1:A:98:ALA:N	2:B:10:G:C5'	6	0.12
(1,5)	1:A:98:ALA:N	2:B:10:G:C6	6	0.12
(1,5)	1:A:98:ALA:N	2:B:10:G:C8	6	0.12
(1,5)	1:A:98:ALA:N	2:B:10:G:H1	6	0.12
(1,5)	1:A:98:ALA:N	2:B:10:G:H1'	6	0.12
(1,5)	1:A:98:ALA:N	2:B:10:G:H2'	6	0.12
(1,5)	1:A:98:ALA:N	2:B:10:G:H21	6	0.12
(1,5)	1:A:98:ALA:N	2:B:10:G:H22	6	0.12

Continued on next page...

Continued from previous page...

Key	Atom-1	Atom-2	Model ID	Violation (Å)
(1,5)	1:A:98:ALA:N	2:B:10:G:H3'	6	0.12
(1,5)	1:A:98:ALA:N	2:B:10:G:H4'	6	0.12
(1,5)	1:A:98:ALA:N	2:B:10:G:H5'	6	0.12
(1,5)	1:A:98:ALA:N	2:B:10:G:H5''	6	0.12
(1,5)	1:A:98:ALA:N	2:B:10:G:H8	6	0.12
(1,5)	1:A:98:ALA:N	2:B:10:G:HO2'	6	0.12
(1,5)	1:A:98:ALA:N	2:B:10:G:N1	6	0.12
(1,5)	1:A:98:ALA:N	2:B:10:G:N2	6	0.12
(1,5)	1:A:98:ALA:N	2:B:10:G:N3	6	0.12
(1,5)	1:A:98:ALA:N	2:B:10:G:N7	6	0.12
(1,5)	1:A:98:ALA:N	2:B:10:G:N9	6	0.12
(1,5)	1:A:98:ALA:N	2:B:10:G:O2'	6	0.12
(1,5)	1:A:98:ALA:N	2:B:10:G:O3'	6	0.12
(1,5)	1:A:98:ALA:N	2:B:10:G:O4'	6	0.12
(1,5)	1:A:98:ALA:N	2:B:10:G:O5'	6	0.12
(1,5)	1:A:98:ALA:N	2:B:10:G:O6	6	0.12
(1,5)	1:A:98:ALA:N	2:B:10:G:OP1	6	0.12
(1,5)	1:A:98:ALA:N	2:B:10:G:OP2	6	0.12
(1,5)	1:A:98:ALA:N	2:B:10:G:P	6	0.12
(1,5)	1:A:98:ALA:N	2:B:11:A:C1'	6	0.12
(1,5)	1:A:98:ALA:N	2:B:11:A:C2	6	0.12
(1,5)	1:A:98:ALA:N	2:B:11:A:C2'	6	0.12
(1,5)	1:A:98:ALA:N	2:B:11:A:C3'	6	0.12
(1,5)	1:A:98:ALA:N	2:B:11:A:C4	6	0.12
(1,5)	1:A:98:ALA:N	2:B:11:A:C4'	6	0.12
(1,5)	1:A:98:ALA:N	2:B:11:A:C5	6	0.12
(1,5)	1:A:98:ALA:N	2:B:11:A:C5'	6	0.12
(1,5)	1:A:98:ALA:N	2:B:11:A:C6	6	0.12
(1,5)	1:A:98:ALA:N	2:B:11:A:C8	6	0.12
(1,5)	1:A:98:ALA:N	2:B:11:A:H1'	6	0.12
(1,5)	1:A:98:ALA:N	2:B:11:A:H2	6	0.12
(1,5)	1:A:98:ALA:N	2:B:11:A:H2'	6	0.12
(1,5)	1:A:98:ALA:N	2:B:11:A:H3'	6	0.12
(1,5)	1:A:98:ALA:N	2:B:11:A:H4'	6	0.12
(1,5)	1:A:98:ALA:N	2:B:11:A:H5'	6	0.12
(1,5)	1:A:98:ALA:N	2:B:11:A:H5''	6	0.12
(1,5)	1:A:98:ALA:N	2:B:11:A:H61	6	0.12
(1,5)	1:A:98:ALA:N	2:B:11:A:H62	6	0.12
(1,5)	1:A:98:ALA:N	2:B:11:A:H8	6	0.12
(1,5)	1:A:98:ALA:N	2:B:11:A:HO2'	6	0.12
(1,5)	1:A:98:ALA:N	2:B:11:A:N1	6	0.12
(1,5)	1:A:98:ALA:N	2:B:11:A:N3	6	0.12

Continued on next page...

Continued from previous page...

Key	Atom-1	Atom-2	Model ID	Violation (Å)
(1,5)	1:A:98:ALA:N	2:B:11:A:N6	6	0.12
(1,5)	1:A:98:ALA:N	2:B:11:A:N7	6	0.12
(1,5)	1:A:98:ALA:N	2:B:11:A:N9	6	0.12
(1,5)	1:A:98:ALA:N	2:B:11:A:O2'	6	0.12
(1,5)	1:A:98:ALA:N	2:B:11:A:O3'	6	0.12
(1,5)	1:A:98:ALA:N	2:B:11:A:O4'	6	0.12
(1,5)	1:A:98:ALA:N	2:B:11:A:O5'	6	0.12
(1,5)	1:A:98:ALA:N	2:B:11:A:OP1	6	0.12
(1,5)	1:A:98:ALA:N	2:B:11:A:OP2	6	0.12
(1,5)	1:A:98:ALA:N	2:B:11:A:P	6	0.12
(1,5)	1:A:98:ALA:N	2:B:12:A:C1'	6	0.12
(1,5)	1:A:98:ALA:N	2:B:12:A:C2	6	0.12
(1,5)	1:A:98:ALA:N	2:B:12:A:C2'	6	0.12
(1,5)	1:A:98:ALA:N	2:B:12:A:C3'	6	0.12
(1,5)	1:A:98:ALA:N	2:B:12:A:C4	6	0.12
(1,5)	1:A:98:ALA:N	2:B:12:A:C4'	6	0.12
(1,5)	1:A:98:ALA:N	2:B:12:A:C5	6	0.12
(1,5)	1:A:98:ALA:N	2:B:12:A:C5'	6	0.12
(1,5)	1:A:98:ALA:N	2:B:12:A:C6	6	0.12
(1,5)	1:A:98:ALA:N	2:B:12:A:C8	6	0.12
(1,5)	1:A:98:ALA:N	2:B:12:A:H1'	6	0.12
(1,5)	1:A:98:ALA:N	2:B:12:A:H2	6	0.12
(1,5)	1:A:98:ALA:N	2:B:12:A:H2'	6	0.12
(1,5)	1:A:98:ALA:N	2:B:12:A:H3'	6	0.12
(1,5)	1:A:98:ALA:N	2:B:12:A:H4'	6	0.12
(1,5)	1:A:98:ALA:N	2:B:12:A:H5'	6	0.12
(1,5)	1:A:98:ALA:N	2:B:12:A:H5''	6	0.12
(1,5)	1:A:98:ALA:N	2:B:12:A:H61	6	0.12
(1,5)	1:A:98:ALA:N	2:B:12:A:H62	6	0.12
(1,5)	1:A:98:ALA:N	2:B:12:A:H8	6	0.12
(1,5)	1:A:98:ALA:N	2:B:12:A:HO2'	6	0.12
(1,5)	1:A:98:ALA:N	2:B:12:A:N1	6	0.12
(1,5)	1:A:98:ALA:N	2:B:12:A:N3	6	0.12
(1,5)	1:A:98:ALA:N	2:B:12:A:N6	6	0.12
(1,5)	1:A:98:ALA:N	2:B:12:A:N7	6	0.12
(1,5)	1:A:98:ALA:N	2:B:12:A:N9	6	0.12
(1,5)	1:A:98:ALA:N	2:B:12:A:O2'	6	0.12
(1,5)	1:A:98:ALA:N	2:B:12:A:O3'	6	0.12
(1,5)	1:A:98:ALA:N	2:B:12:A:O4'	6	0.12
(1,5)	1:A:98:ALA:N	2:B:12:A:O5'	6	0.12
(1,5)	1:A:98:ALA:N	2:B:12:A:OP1	6	0.12
(1,5)	1:A:98:ALA:N	2:B:12:A:OP2	6	0.12

Continued on next page...

Continued from previous page...

Key	Atom-1	Atom-2	Model ID	Violation (Å)
(1,5)	1:A:98:ALA:N	2:B:12:A:P	6	0.12
(1,5)	1:A:98:ALA:N	2:B:13:A:C1'	6	0.12
(1,5)	1:A:98:ALA:N	2:B:13:A:C2	6	0.12
(1,5)	1:A:98:ALA:N	2:B:13:A:C2'	6	0.12
(1,5)	1:A:98:ALA:N	2:B:13:A:C3'	6	0.12
(1,5)	1:A:98:ALA:N	2:B:13:A:C4	6	0.12
(1,5)	1:A:98:ALA:N	2:B:13:A:C4'	6	0.12
(1,5)	1:A:98:ALA:N	2:B:13:A:C5	6	0.12
(1,5)	1:A:98:ALA:N	2:B:13:A:C5'	6	0.12
(1,5)	1:A:98:ALA:N	2:B:13:A:C6	6	0.12
(1,5)	1:A:98:ALA:N	2:B:13:A:C8	6	0.12
(1,5)	1:A:98:ALA:N	2:B:13:A:H1'	6	0.12
(1,5)	1:A:98:ALA:N	2:B:13:A:H2	6	0.12
(1,5)	1:A:98:ALA:N	2:B:13:A:H2'	6	0.12
(1,5)	1:A:98:ALA:N	2:B:13:A:H3'	6	0.12
(1,5)	1:A:98:ALA:N	2:B:13:A:H4'	6	0.12
(1,5)	1:A:98:ALA:N	2:B:13:A:H5'	6	0.12
(1,5)	1:A:98:ALA:N	2:B:13:A:H5''	6	0.12
(1,5)	1:A:98:ALA:N	2:B:13:A:H61	6	0.12
(1,5)	1:A:98:ALA:N	2:B:13:A:H62	6	0.12
(1,5)	1:A:98:ALA:N	2:B:13:A:H8	6	0.12
(1,5)	1:A:98:ALA:N	2:B:13:A:HO2'	6	0.12
(1,5)	1:A:98:ALA:N	2:B:13:A:N1	6	0.12
(1,5)	1:A:98:ALA:N	2:B:13:A:N3	6	0.12
(1,5)	1:A:98:ALA:N	2:B:13:A:N6	6	0.12
(1,5)	1:A:98:ALA:N	2:B:13:A:N7	6	0.12
(1,5)	1:A:98:ALA:N	2:B:13:A:N9	6	0.12
(1,5)	1:A:98:ALA:N	2:B:13:A:O2'	6	0.12
(1,5)	1:A:98:ALA:N	2:B:13:A:O3'	6	0.12
(1,5)	1:A:98:ALA:N	2:B:13:A:O4'	6	0.12
(1,5)	1:A:98:ALA:N	2:B:13:A:O5'	6	0.12
(1,5)	1:A:98:ALA:N	2:B:13:A:OP1	6	0.12
(1,5)	1:A:98:ALA:N	2:B:13:A:OP2	6	0.12
(1,5)	1:A:98:ALA:N	2:B:13:A:P	6	0.12
(1,5)	1:A:98:ALA:N	2:B:14:G:C1'	6	0.12
(1,5)	1:A:98:ALA:N	2:B:14:G:C2	6	0.12
(1,5)	1:A:98:ALA:N	2:B:14:G:C2'	6	0.12
(1,5)	1:A:98:ALA:N	2:B:14:G:C3'	6	0.12
(1,5)	1:A:98:ALA:N	2:B:14:G:C4	6	0.12
(1,5)	1:A:98:ALA:N	2:B:14:G:C4'	6	0.12
(1,5)	1:A:98:ALA:N	2:B:14:G:C5	6	0.12
(1,5)	1:A:98:ALA:N	2:B:14:G:C5'	6	0.12

Continued on next page...

Continued from previous page...

Key	Atom-1	Atom-2	Model ID	Violation (Å)
(1,5)	1:A:98:ALA:N	2:B:14:G:C6	6	0.12
(1,5)	1:A:98:ALA:N	2:B:14:G:C8	6	0.12
(1,5)	1:A:98:ALA:N	2:B:14:G:H1	6	0.12
(1,5)	1:A:98:ALA:N	2:B:14:G:H1'	6	0.12
(1,5)	1:A:98:ALA:N	2:B:14:G:H2'	6	0.12
(1,5)	1:A:98:ALA:N	2:B:14:G:H21	6	0.12
(1,5)	1:A:98:ALA:N	2:B:14:G:H22	6	0.12
(1,5)	1:A:98:ALA:N	2:B:14:G:H3'	6	0.12
(1,5)	1:A:98:ALA:N	2:B:14:G:H4'	6	0.12
(1,5)	1:A:98:ALA:N	2:B:14:G:H5'	6	0.12
(1,5)	1:A:98:ALA:N	2:B:14:G:H5''	6	0.12
(1,5)	1:A:98:ALA:N	2:B:14:G:H8	6	0.12
(1,5)	1:A:98:ALA:N	2:B:14:G:HO2'	6	0.12
(1,5)	1:A:98:ALA:N	2:B:14:G:N1	6	0.12
(1,5)	1:A:98:ALA:N	2:B:14:G:N2	6	0.12
(1,5)	1:A:98:ALA:N	2:B:14:G:N3	6	0.12
(1,5)	1:A:98:ALA:N	2:B:14:G:N7	6	0.12
(1,5)	1:A:98:ALA:N	2:B:14:G:N9	6	0.12
(1,5)	1:A:98:ALA:N	2:B:14:G:O2'	6	0.12
(1,5)	1:A:98:ALA:N	2:B:14:G:O3'	6	0.12
(1,5)	1:A:98:ALA:N	2:B:14:G:O4'	6	0.12
(1,5)	1:A:98:ALA:N	2:B:14:G:O5'	6	0.12
(1,5)	1:A:98:ALA:N	2:B:14:G:O6	6	0.12
(1,5)	1:A:98:ALA:N	2:B:14:G:OP1	6	0.12
(1,5)	1:A:98:ALA:N	2:B:14:G:OP2	6	0.12
(1,5)	1:A:98:ALA:N	2:B:14:G:P	6	0.12
(1,5)	1:A:98:ALA:N	2:B:15:A:C1'	6	0.12
(1,5)	1:A:98:ALA:N	2:B:15:A:C2	6	0.12
(1,5)	1:A:98:ALA:N	2:B:15:A:C2'	6	0.12
(1,5)	1:A:98:ALA:N	2:B:15:A:C3'	6	0.12
(1,5)	1:A:98:ALA:N	2:B:15:A:C4	6	0.12
(1,5)	1:A:98:ALA:N	2:B:15:A:C4'	6	0.12
(1,5)	1:A:98:ALA:N	2:B:15:A:C5	6	0.12
(1,5)	1:A:98:ALA:N	2:B:15:A:C5'	6	0.12
(1,5)	1:A:98:ALA:N	2:B:15:A:C6	6	0.12
(1,5)	1:A:98:ALA:N	2:B:15:A:C8	6	0.12
(1,5)	1:A:98:ALA:N	2:B:15:A:H1'	6	0.12
(1,5)	1:A:98:ALA:N	2:B:15:A:H2	6	0.12
(1,5)	1:A:98:ALA:N	2:B:15:A:H2'	6	0.12
(1,5)	1:A:98:ALA:N	2:B:15:A:H3'	6	0.12
(1,5)	1:A:98:ALA:N	2:B:15:A:H4'	6	0.12
(1,5)	1:A:98:ALA:N	2:B:15:A:H5'	6	0.12

Continued on next page...

Continued from previous page...

Key	Atom-1	Atom-2	Model ID	Violation (Å)
(1,5)	1:A:98:ALA:N	2:B:15:A:H5''	6	0.12
(1,5)	1:A:98:ALA:N	2:B:15:A:H61	6	0.12
(1,5)	1:A:98:ALA:N	2:B:15:A:H62	6	0.12
(1,5)	1:A:98:ALA:N	2:B:15:A:H8	6	0.12
(1,5)	1:A:98:ALA:N	2:B:15:A:HO2'	6	0.12
(1,5)	1:A:98:ALA:N	2:B:15:A:N1	6	0.12
(1,5)	1:A:98:ALA:N	2:B:15:A:N3	6	0.12
(1,5)	1:A:98:ALA:N	2:B:15:A:N6	6	0.12
(1,5)	1:A:98:ALA:N	2:B:15:A:N7	6	0.12
(1,5)	1:A:98:ALA:N	2:B:15:A:N9	6	0.12
(1,5)	1:A:98:ALA:N	2:B:15:A:O2'	6	0.12
(1,5)	1:A:98:ALA:N	2:B:15:A:O3'	6	0.12
(1,5)	1:A:98:ALA:N	2:B:15:A:O4'	6	0.12
(1,5)	1:A:98:ALA:N	2:B:15:A:O5'	6	0.12
(1,5)	1:A:98:ALA:N	2:B:15:A:OP1	6	0.12
(1,5)	1:A:98:ALA:N	2:B:15:A:OP2	6	0.12
(1,5)	1:A:98:ALA:N	2:B:15:A:P	6	0.12
(1,5)	1:A:98:ALA:N	2:B:16:G:C1'	6	0.12
(1,5)	1:A:98:ALA:N	2:B:16:G:C2	6	0.12
(1,5)	1:A:98:ALA:N	2:B:16:G:C2'	6	0.12
(1,5)	1:A:98:ALA:N	2:B:16:G:C3'	6	0.12
(1,5)	1:A:98:ALA:N	2:B:16:G:C4	6	0.12
(1,5)	1:A:98:ALA:N	2:B:16:G:C4'	6	0.12
(1,5)	1:A:98:ALA:N	2:B:16:G:C5	6	0.12
(1,5)	1:A:98:ALA:N	2:B:16:G:C5'	6	0.12
(1,5)	1:A:98:ALA:N	2:B:16:G:C6	6	0.12
(1,5)	1:A:98:ALA:N	2:B:16:G:C8	6	0.12
(1,5)	1:A:98:ALA:N	2:B:16:G:H1	6	0.12
(1,5)	1:A:98:ALA:N	2:B:16:G:H1'	6	0.12
(1,5)	1:A:98:ALA:N	2:B:16:G:H2'	6	0.12
(1,5)	1:A:98:ALA:N	2:B:16:G:H21	6	0.12
(1,5)	1:A:98:ALA:N	2:B:16:G:H22	6	0.12
(1,5)	1:A:98:ALA:N	2:B:16:G:H3'	6	0.12
(1,5)	1:A:98:ALA:N	2:B:16:G:H4'	6	0.12
(1,5)	1:A:98:ALA:N	2:B:16:G:H5'	6	0.12
(1,5)	1:A:98:ALA:N	2:B:16:G:H5''	6	0.12
(1,5)	1:A:98:ALA:N	2:B:16:G:H8	6	0.12
(1,5)	1:A:98:ALA:N	2:B:16:G:HO2'	6	0.12
(1,5)	1:A:98:ALA:N	2:B:16:G:N1	6	0.12
(1,5)	1:A:98:ALA:N	2:B:16:G:N2	6	0.12
(1,5)	1:A:98:ALA:N	2:B:16:G:N3	6	0.12
(1,5)	1:A:98:ALA:N	2:B:16:G:N7	6	0.12

Continued on next page...

Continued from previous page...

Key	Atom-1	Atom-2	Model ID	Violation (Å)
(1,5)	1:A:98:ALA:N	2:B:16:G:N9	6	0.12
(1,5)	1:A:98:ALA:N	2:B:16:G:O2'	6	0.12
(1,5)	1:A:98:ALA:N	2:B:16:G:O3'	6	0.12
(1,5)	1:A:98:ALA:N	2:B:16:G:O4'	6	0.12
(1,5)	1:A:98:ALA:N	2:B:16:G:O5'	6	0.12
(1,5)	1:A:98:ALA:N	2:B:16:G:O6	6	0.12
(1,5)	1:A:98:ALA:N	2:B:16:G:OP1	6	0.12
(1,5)	1:A:98:ALA:N	2:B:16:G:OP2	6	0.12
(1,5)	1:A:98:ALA:N	2:B:16:G:P	6	0.12
(1,5)	1:A:98:ALA:N	2:B:17:C:C1'	6	0.12
(1,5)	1:A:98:ALA:N	2:B:17:C:C2	6	0.12
(1,5)	1:A:98:ALA:N	2:B:17:C:C2'	6	0.12
(1,5)	1:A:98:ALA:N	2:B:17:C:C3'	6	0.12
(1,5)	1:A:98:ALA:N	2:B:17:C:C4	6	0.12
(1,5)	1:A:98:ALA:N	2:B:17:C:C4'	6	0.12
(1,5)	1:A:98:ALA:N	2:B:17:C:C5	6	0.12
(1,5)	1:A:98:ALA:N	2:B:17:C:C5'	6	0.12
(1,5)	1:A:98:ALA:N	2:B:17:C:C6	6	0.12
(1,5)	1:A:98:ALA:N	2:B:17:C:H1'	6	0.12
(1,5)	1:A:98:ALA:N	2:B:17:C:H2'	6	0.12
(1,5)	1:A:98:ALA:N	2:B:17:C:H3'	6	0.12
(1,5)	1:A:98:ALA:N	2:B:17:C:H4'	6	0.12
(1,5)	1:A:98:ALA:N	2:B:17:C:H41	6	0.12
(1,5)	1:A:98:ALA:N	2:B:17:C:H42	6	0.12
(1,5)	1:A:98:ALA:N	2:B:17:C:H5	6	0.12
(1,5)	1:A:98:ALA:N	2:B:17:C:H5'	6	0.12
(1,5)	1:A:98:ALA:N	2:B:17:C:H5''	6	0.12
(1,5)	1:A:98:ALA:N	2:B:17:C:H6	6	0.12
(1,5)	1:A:98:ALA:N	2:B:17:C:HO2'	6	0.12
(1,5)	1:A:98:ALA:N	2:B:17:C:N1	6	0.12
(1,5)	1:A:98:ALA:N	2:B:17:C:N3	6	0.12
(1,5)	1:A:98:ALA:N	2:B:17:C:N4	6	0.12
(1,5)	1:A:98:ALA:N	2:B:17:C:O2	6	0.12
(1,5)	1:A:98:ALA:N	2:B:17:C:O2'	6	0.12
(1,5)	1:A:98:ALA:N	2:B:17:C:O3'	6	0.12
(1,5)	1:A:98:ALA:N	2:B:17:C:O4'	6	0.12
(1,5)	1:A:98:ALA:N	2:B:17:C:O5'	6	0.12
(1,5)	1:A:98:ALA:N	2:B:17:C:OP1	6	0.12
(1,5)	1:A:98:ALA:N	2:B:17:C:OP2	6	0.12
(1,5)	1:A:98:ALA:N	2:B:17:C:P	6	0.12
(1,5)	1:A:98:ALA:N	2:B:18:A:C1'	6	0.12
(1,5)	1:A:98:ALA:N	2:B:18:A:C2	6	0.12

Continued on next page...

Continued from previous page...

Key	Atom-1	Atom-2	Model ID	Violation (Å)
(1,5)	1:A:98:ALA:N	2:B:18:A:C2'	6	0.12
(1,5)	1:A:98:ALA:N	2:B:18:A:C3'	6	0.12
(1,5)	1:A:98:ALA:N	2:B:18:A:C4	6	0.12
(1,5)	1:A:98:ALA:N	2:B:18:A:C4'	6	0.12
(1,5)	1:A:98:ALA:N	2:B:18:A:C5	6	0.12
(1,5)	1:A:98:ALA:N	2:B:18:A:C5'	6	0.12
(1,5)	1:A:98:ALA:N	2:B:18:A:C6	6	0.12
(1,5)	1:A:98:ALA:N	2:B:18:A:C8	6	0.12
(1,5)	1:A:98:ALA:N	2:B:18:A:H1'	6	0.12
(1,5)	1:A:98:ALA:N	2:B:18:A:H2	6	0.12
(1,5)	1:A:98:ALA:N	2:B:18:A:H2'	6	0.12
(1,5)	1:A:98:ALA:N	2:B:18:A:H3'	6	0.12
(1,5)	1:A:98:ALA:N	2:B:18:A:H4'	6	0.12
(1,5)	1:A:98:ALA:N	2:B:18:A:H5'	6	0.12
(1,5)	1:A:98:ALA:N	2:B:18:A:H5''	6	0.12
(1,5)	1:A:98:ALA:N	2:B:18:A:H61	6	0.12
(1,5)	1:A:98:ALA:N	2:B:18:A:H62	6	0.12
(1,5)	1:A:98:ALA:N	2:B:18:A:H8	6	0.12
(1,5)	1:A:98:ALA:N	2:B:18:A:HO2'	6	0.12
(1,5)	1:A:98:ALA:N	2:B:18:A:N1	6	0.12
(1,5)	1:A:98:ALA:N	2:B:18:A:N3	6	0.12
(1,5)	1:A:98:ALA:N	2:B:18:A:N6	6	0.12
(1,5)	1:A:98:ALA:N	2:B:18:A:N7	6	0.12
(1,5)	1:A:98:ALA:N	2:B:18:A:N9	6	0.12
(1,5)	1:A:98:ALA:N	2:B:18:A:O2'	6	0.12
(1,5)	1:A:98:ALA:N	2:B:18:A:O3'	6	0.12
(1,5)	1:A:98:ALA:N	2:B:18:A:O4'	6	0.12
(1,5)	1:A:98:ALA:N	2:B:18:A:O5'	6	0.12
(1,5)	1:A:98:ALA:N	2:B:18:A:OP1	6	0.12
(1,5)	1:A:98:ALA:N	2:B:18:A:OP2	6	0.12
(1,5)	1:A:98:ALA:N	2:B:18:A:P	6	0.12
(1,5)	1:A:98:ALA:N	2:B:19:A:C1'	6	0.12
(1,5)	1:A:98:ALA:N	2:B:19:A:C2	6	0.12
(1,5)	1:A:98:ALA:N	2:B:19:A:C2'	6	0.12
(1,5)	1:A:98:ALA:N	2:B:19:A:C3'	6	0.12
(1,5)	1:A:98:ALA:N	2:B:19:A:C4	6	0.12
(1,5)	1:A:98:ALA:N	2:B:19:A:C4'	6	0.12
(1,5)	1:A:98:ALA:N	2:B:19:A:C5	6	0.12
(1,5)	1:A:98:ALA:N	2:B:19:A:C5'	6	0.12
(1,5)	1:A:98:ALA:N	2:B:19:A:C6	6	0.12
(1,5)	1:A:98:ALA:N	2:B:19:A:C8	6	0.12
(1,5)	1:A:98:ALA:N	2:B:19:A:H1'	6	0.12

Continued on next page...

Continued from previous page...

Key	Atom-1	Atom-2	Model ID	Violation (Å)
(1,5)	1:A:98:ALA:N	2:B:19:A:H2	6	0.12
(1,5)	1:A:98:ALA:N	2:B:19:A:H2'	6	0.12
(1,5)	1:A:98:ALA:N	2:B:19:A:H3'	6	0.12
(1,5)	1:A:98:ALA:N	2:B:19:A:H4'	6	0.12
(1,5)	1:A:98:ALA:N	2:B:19:A:H5'	6	0.12
(1,5)	1:A:98:ALA:N	2:B:19:A:H5''	6	0.12
(1,5)	1:A:98:ALA:N	2:B:19:A:H61	6	0.12
(1,5)	1:A:98:ALA:N	2:B:19:A:H62	6	0.12
(1,5)	1:A:98:ALA:N	2:B:19:A:H8	6	0.12
(1,5)	1:A:98:ALA:N	2:B:19:A:HO2'	6	0.12
(1,5)	1:A:98:ALA:N	2:B:19:A:N1	6	0.12
(1,5)	1:A:98:ALA:N	2:B:19:A:N3	6	0.12
(1,5)	1:A:98:ALA:N	2:B:19:A:N6	6	0.12
(1,5)	1:A:98:ALA:N	2:B:19:A:N7	6	0.12
(1,5)	1:A:98:ALA:N	2:B:19:A:N9	6	0.12
(1,5)	1:A:98:ALA:N	2:B:19:A:O2'	6	0.12
(1,5)	1:A:98:ALA:N	2:B:19:A:O3'	6	0.12
(1,5)	1:A:98:ALA:N	2:B:19:A:O4'	6	0.12
(1,5)	1:A:98:ALA:N	2:B:19:A:O5'	6	0.12
(1,5)	1:A:98:ALA:N	2:B:19:A:OP1	6	0.12
(1,5)	1:A:98:ALA:N	2:B:19:A:OP2	6	0.12
(1,5)	1:A:98:ALA:N	2:B:19:A:P	6	0.12
(1,5)	1:A:98:ALA:N	2:B:20:U:C1'	6	0.12
(1,5)	1:A:98:ALA:N	2:B:20:U:C2	6	0.12
(1,5)	1:A:98:ALA:N	2:B:20:U:C2'	6	0.12
(1,5)	1:A:98:ALA:N	2:B:20:U:C3'	6	0.12
(1,5)	1:A:98:ALA:N	2:B:20:U:C4	6	0.12
(1,5)	1:A:98:ALA:N	2:B:20:U:C4'	6	0.12
(1,5)	1:A:98:ALA:N	2:B:20:U:C5	6	0.12
(1,5)	1:A:98:ALA:N	2:B:20:U:C5'	6	0.12
(1,5)	1:A:98:ALA:N	2:B:20:U:C6	6	0.12
(1,5)	1:A:98:ALA:N	2:B:20:U:H1'	6	0.12
(1,5)	1:A:98:ALA:N	2:B:20:U:H2'	6	0.12
(1,5)	1:A:98:ALA:N	2:B:20:U:H3	6	0.12
(1,5)	1:A:98:ALA:N	2:B:20:U:H3'	6	0.12
(1,5)	1:A:98:ALA:N	2:B:20:U:H4'	6	0.12
(1,5)	1:A:98:ALA:N	2:B:20:U:H5	6	0.12
(1,5)	1:A:98:ALA:N	2:B:20:U:H5'	6	0.12
(1,5)	1:A:98:ALA:N	2:B:20:U:H5''	6	0.12
(1,5)	1:A:98:ALA:N	2:B:20:U:H6	6	0.12
(1,5)	1:A:98:ALA:N	2:B:20:U:HO2'	6	0.12
(1,5)	1:A:98:ALA:N	2:B:20:U:N1	6	0.12

Continued on next page...

Continued from previous page...

Key	Atom-1	Atom-2	Model ID	Violation (Å)
(1,5)	1:A:98:ALA:N	2:B:20:U:N3	6	0.12
(1,5)	1:A:98:ALA:N	2:B:20:U:O2	6	0.12
(1,5)	1:A:98:ALA:N	2:B:20:U:O2'	6	0.12
(1,5)	1:A:98:ALA:N	2:B:20:U:O3'	6	0.12
(1,5)	1:A:98:ALA:N	2:B:20:U:O4	6	0.12
(1,5)	1:A:98:ALA:N	2:B:20:U:O4'	6	0.12
(1,5)	1:A:98:ALA:N	2:B:20:U:O5'	6	0.12
(1,5)	1:A:98:ALA:N	2:B:20:U:OP1	6	0.12
(1,5)	1:A:98:ALA:N	2:B:20:U:OP2	6	0.12
(1,5)	1:A:98:ALA:N	2:B:20:U:P	6	0.12
(1,5)	1:A:98:ALA:N	2:B:21:G:C1'	6	0.12
(1,5)	1:A:98:ALA:N	2:B:21:G:C2	6	0.12
(1,5)	1:A:98:ALA:N	2:B:21:G:C2'	6	0.12
(1,5)	1:A:98:ALA:N	2:B:21:G:C3'	6	0.12
(1,5)	1:A:98:ALA:N	2:B:21:G:C4	6	0.12
(1,5)	1:A:98:ALA:N	2:B:21:G:C4'	6	0.12
(1,5)	1:A:98:ALA:N	2:B:21:G:C5	6	0.12
(1,5)	1:A:98:ALA:N	2:B:21:G:C5'	6	0.12
(1,5)	1:A:98:ALA:N	2:B:21:G:C6	6	0.12
(1,5)	1:A:98:ALA:N	2:B:21:G:C8	6	0.12
(1,5)	1:A:98:ALA:N	2:B:21:G:H1	6	0.12
(1,5)	1:A:98:ALA:N	2:B:21:G:H1'	6	0.12
(1,5)	1:A:98:ALA:N	2:B:21:G:H2'	6	0.12
(1,5)	1:A:98:ALA:N	2:B:21:G:H21	6	0.12
(1,5)	1:A:98:ALA:N	2:B:21:G:H22	6	0.12
(1,5)	1:A:98:ALA:N	2:B:21:G:H3'	6	0.12
(1,5)	1:A:98:ALA:N	2:B:21:G:H4'	6	0.12
(1,5)	1:A:98:ALA:N	2:B:21:G:H5'	6	0.12
(1,5)	1:A:98:ALA:N	2:B:21:G:H5''	6	0.12
(1,5)	1:A:98:ALA:N	2:B:21:G:H8	6	0.12
(1,5)	1:A:98:ALA:N	2:B:21:G:HO2'	6	0.12
(1,5)	1:A:98:ALA:N	2:B:21:G:N1	6	0.12
(1,5)	1:A:98:ALA:N	2:B:21:G:N2	6	0.12
(1,5)	1:A:98:ALA:N	2:B:21:G:N3	6	0.12
(1,5)	1:A:98:ALA:N	2:B:21:G:N7	6	0.12
(1,5)	1:A:98:ALA:N	2:B:21:G:N9	6	0.12
(1,5)	1:A:98:ALA:N	2:B:21:G:O2'	6	0.12
(1,5)	1:A:98:ALA:N	2:B:21:G:O3'	6	0.12
(1,5)	1:A:98:ALA:N	2:B:21:G:O4'	6	0.12
(1,5)	1:A:98:ALA:N	2:B:21:G:O5'	6	0.12
(1,5)	1:A:98:ALA:N	2:B:21:G:O6	6	0.12
(1,5)	1:A:98:ALA:N	2:B:21:G:OP1	6	0.12

Continued on next page...

Continued from previous page...

Key	Atom-1	Atom-2	Model ID	Violation (Å)
(1,5)	1:A:98:ALA:N	2:B:21:G:OP2	6	0.12
(1,5)	1:A:98:ALA:N	2:B:21:G:P	6	0.12
(1,5)	1:A:98:ALA:N	2:B:22:A:C1'	6	0.12
(1,5)	1:A:98:ALA:N	2:B:22:A:C2	6	0.12
(1,5)	1:A:98:ALA:N	2:B:22:A:C2'	6	0.12
(1,5)	1:A:98:ALA:N	2:B:22:A:C3'	6	0.12
(1,5)	1:A:98:ALA:N	2:B:22:A:C4	6	0.12
(1,5)	1:A:98:ALA:N	2:B:22:A:C4'	6	0.12
(1,5)	1:A:98:ALA:N	2:B:22:A:C5	6	0.12
(1,5)	1:A:98:ALA:N	2:B:22:A:C5'	6	0.12
(1,5)	1:A:98:ALA:N	2:B:22:A:C6	6	0.12
(1,5)	1:A:98:ALA:N	2:B:22:A:C8	6	0.12
(1,5)	1:A:98:ALA:N	2:B:22:A:H1'	6	0.12
(1,5)	1:A:98:ALA:N	2:B:22:A:H2	6	0.12
(1,5)	1:A:98:ALA:N	2:B:22:A:H2'	6	0.12
(1,5)	1:A:98:ALA:N	2:B:22:A:H3'	6	0.12
(1,5)	1:A:98:ALA:N	2:B:22:A:H4'	6	0.12
(1,5)	1:A:98:ALA:N	2:B:22:A:H5'	6	0.12
(1,5)	1:A:98:ALA:N	2:B:22:A:H5''	6	0.12
(1,5)	1:A:98:ALA:N	2:B:22:A:H61	6	0.12
(1,5)	1:A:98:ALA:N	2:B:22:A:H62	6	0.12
(1,5)	1:A:98:ALA:N	2:B:22:A:H8	6	0.12
(1,5)	1:A:98:ALA:N	2:B:22:A:HO2'	6	0.12
(1,5)	1:A:98:ALA:N	2:B:22:A:N1	6	0.12
(1,5)	1:A:98:ALA:N	2:B:22:A:N3	6	0.12
(1,5)	1:A:98:ALA:N	2:B:22:A:N6	6	0.12
(1,5)	1:A:98:ALA:N	2:B:22:A:N7	6	0.12
(1,5)	1:A:98:ALA:N	2:B:22:A:N9	6	0.12
(1,5)	1:A:98:ALA:N	2:B:22:A:O2'	6	0.12
(1,5)	1:A:98:ALA:N	2:B:22:A:O3'	6	0.12
(1,5)	1:A:98:ALA:N	2:B:22:A:O4'	6	0.12
(1,5)	1:A:98:ALA:N	2:B:22:A:O5'	6	0.12
(1,5)	1:A:98:ALA:N	2:B:22:A:OP1	6	0.12
(1,5)	1:A:98:ALA:N	2:B:22:A:OP2	6	0.12
(1,5)	1:A:98:ALA:N	2:B:22:A:P	6	0.12
(1,5)	1:A:98:ALA:N	2:B:23:U:C1'	6	0.12
(1,5)	1:A:98:ALA:N	2:B:23:U:C2	6	0.12
(1,5)	1:A:98:ALA:N	2:B:23:U:C2'	6	0.12
(1,5)	1:A:98:ALA:N	2:B:23:U:C3'	6	0.12
(1,5)	1:A:98:ALA:N	2:B:23:U:C4	6	0.12
(1,5)	1:A:98:ALA:N	2:B:23:U:C4'	6	0.12
(1,5)	1:A:98:ALA:N	2:B:23:U:C5	6	0.12

Continued on next page...

Continued from previous page...

Key	Atom-1	Atom-2	Model ID	Violation (Å)
(1,5)	1:A:98:ALA:N	2:B:23:U:C5'	6	0.12
(1,5)	1:A:98:ALA:N	2:B:23:U:C6	6	0.12
(1,5)	1:A:98:ALA:N	2:B:23:U:H1'	6	0.12
(1,5)	1:A:98:ALA:N	2:B:23:U:H2'	6	0.12
(1,5)	1:A:98:ALA:N	2:B:23:U:H3	6	0.12
(1,5)	1:A:98:ALA:N	2:B:23:U:H3'	6	0.12
(1,5)	1:A:98:ALA:N	2:B:23:U:H4'	6	0.12
(1,5)	1:A:98:ALA:N	2:B:23:U:H5	6	0.12
(1,5)	1:A:98:ALA:N	2:B:23:U:H5'	6	0.12
(1,5)	1:A:98:ALA:N	2:B:23:U:H5''	6	0.12
(1,5)	1:A:98:ALA:N	2:B:23:U:H6	6	0.12
(1,5)	1:A:98:ALA:N	2:B:23:U:HO2'	6	0.12
(1,5)	1:A:98:ALA:N	2:B:23:U:N1	6	0.12
(1,5)	1:A:98:ALA:N	2:B:23:U:N3	6	0.12
(1,5)	1:A:98:ALA:N	2:B:23:U:O2	6	0.12
(1,5)	1:A:98:ALA:N	2:B:23:U:O2'	6	0.12
(1,5)	1:A:98:ALA:N	2:B:23:U:O3'	6	0.12
(1,5)	1:A:98:ALA:N	2:B:23:U:O4	6	0.12
(1,5)	1:A:98:ALA:N	2:B:23:U:O4'	6	0.12
(1,5)	1:A:98:ALA:N	2:B:23:U:O5'	6	0.12
(1,5)	1:A:98:ALA:N	2:B:23:U:OP1	6	0.12
(1,5)	1:A:98:ALA:N	2:B:23:U:OP2	6	0.12
(1,5)	1:A:98:ALA:N	2:B:23:U:P	6	0.12
(1,5)	1:A:98:ALA:N	2:B:24:G:C1'	6	0.12
(1,5)	1:A:98:ALA:N	2:B:24:G:C2	6	0.12
(1,5)	1:A:98:ALA:N	2:B:24:G:C2'	6	0.12
(1,5)	1:A:98:ALA:N	2:B:24:G:C3'	6	0.12
(1,5)	1:A:98:ALA:N	2:B:24:G:C4	6	0.12
(1,5)	1:A:98:ALA:N	2:B:24:G:C4'	6	0.12
(1,5)	1:A:98:ALA:N	2:B:24:G:C5	6	0.12
(1,5)	1:A:98:ALA:N	2:B:24:G:C5'	6	0.12
(1,5)	1:A:98:ALA:N	2:B:24:G:C6	6	0.12
(1,5)	1:A:98:ALA:N	2:B:24:G:C8	6	0.12
(1,5)	1:A:98:ALA:N	2:B:24:G:H1	6	0.12
(1,5)	1:A:98:ALA:N	2:B:24:G:H1'	6	0.12
(1,5)	1:A:98:ALA:N	2:B:24:G:H2'	6	0.12
(1,5)	1:A:98:ALA:N	2:B:24:G:H21	6	0.12
(1,5)	1:A:98:ALA:N	2:B:24:G:H22	6	0.12
(1,5)	1:A:98:ALA:N	2:B:24:G:H3'	6	0.12
(1,5)	1:A:98:ALA:N	2:B:24:G:H4'	6	0.12
(1,5)	1:A:98:ALA:N	2:B:24:G:H5'	6	0.12
(1,5)	1:A:98:ALA:N	2:B:24:G:H5''	6	0.12

Continued on next page...

Continued from previous page...

Key	Atom-1	Atom-2	Model ID	Violation (Å)
(1,5)	1:A:98:ALA:N	2:B:24:G:H8	6	0.12
(1,5)	1:A:98:ALA:N	2:B:24:G:HO2'	6	0.12
(1,5)	1:A:98:ALA:N	2:B:24:G:N1	6	0.12
(1,5)	1:A:98:ALA:N	2:B:24:G:N2	6	0.12
(1,5)	1:A:98:ALA:N	2:B:24:G:N3	6	0.12
(1,5)	1:A:98:ALA:N	2:B:24:G:N7	6	0.12
(1,5)	1:A:98:ALA:N	2:B:24:G:N9	6	0.12
(1,5)	1:A:98:ALA:N	2:B:24:G:O2'	6	0.12
(1,5)	1:A:98:ALA:N	2:B:24:G:O3'	6	0.12
(1,5)	1:A:98:ALA:N	2:B:24:G:O4'	6	0.12
(1,5)	1:A:98:ALA:N	2:B:24:G:O5'	6	0.12
(1,5)	1:A:98:ALA:N	2:B:24:G:O6	6	0.12
(1,5)	1:A:98:ALA:N	2:B:24:G:OP1	6	0.12
(1,5)	1:A:98:ALA:N	2:B:24:G:OP2	6	0.12
(1,5)	1:A:98:ALA:N	2:B:24:G:P	6	0.12
(1,5)	1:A:98:ALA:O	2:B:2:C:C1'	6	0.12
(1,5)	1:A:98:ALA:O	2:B:2:C:C2	6	0.12
(1,5)	1:A:98:ALA:O	2:B:2:C:C2'	6	0.12
(1,5)	1:A:98:ALA:O	2:B:2:C:C3'	6	0.12
(1,5)	1:A:98:ALA:O	2:B:2:C:C4	6	0.12
(1,5)	1:A:98:ALA:O	2:B:2:C:C4'	6	0.12
(1,5)	1:A:98:ALA:O	2:B:2:C:C5	6	0.12
(1,5)	1:A:98:ALA:O	2:B:2:C:C5'	6	0.12
(1,5)	1:A:98:ALA:O	2:B:2:C:C6	6	0.12
(1,5)	1:A:98:ALA:O	2:B:2:C:H1'	6	0.12
(1,5)	1:A:98:ALA:O	2:B:2:C:H2'	6	0.12
(1,5)	1:A:98:ALA:O	2:B:2:C:H3'	6	0.12
(1,5)	1:A:98:ALA:O	2:B:2:C:H4'	6	0.12
(1,5)	1:A:98:ALA:O	2:B:2:C:H41	6	0.12
(1,5)	1:A:98:ALA:O	2:B:2:C:H42	6	0.12
(1,5)	1:A:98:ALA:O	2:B:2:C:H5	6	0.12
(1,5)	1:A:98:ALA:O	2:B:2:C:H5'	6	0.12
(1,5)	1:A:98:ALA:O	2:B:2:C:H5''	6	0.12
(1,5)	1:A:98:ALA:O	2:B:2:C:H6	6	0.12
(1,5)	1:A:98:ALA:O	2:B:2:C:HO2'	6	0.12
(1,5)	1:A:98:ALA:O	2:B:2:C:N1	6	0.12
(1,5)	1:A:98:ALA:O	2:B:2:C:N3	6	0.12
(1,5)	1:A:98:ALA:O	2:B:2:C:N4	6	0.12
(1,5)	1:A:98:ALA:O	2:B:2:C:O2	6	0.12
(1,5)	1:A:98:ALA:O	2:B:2:C:O2'	6	0.12
(1,5)	1:A:98:ALA:O	2:B:2:C:O3'	6	0.12
(1,5)	1:A:98:ALA:O	2:B:2:C:O4'	6	0.12

Continued on next page...

Continued from previous page...

Key	Atom-1	Atom-2	Model ID	Violation (Å)
(1,5)	1:A:98:ALA:O	2:B:2:C:O5'	6	0.12
(1,5)	1:A:98:ALA:O	2:B:3:U:C1'	6	0.12
(1,5)	1:A:98:ALA:O	2:B:3:U:C2	6	0.12
(1,5)	1:A:98:ALA:O	2:B:3:U:C2'	6	0.12
(1,5)	1:A:98:ALA:O	2:B:3:U:C3'	6	0.12
(1,5)	1:A:98:ALA:O	2:B:3:U:C4	6	0.12
(1,5)	1:A:98:ALA:O	2:B:3:U:C4'	6	0.12
(1,5)	1:A:98:ALA:O	2:B:3:U:C5	6	0.12
(1,5)	1:A:98:ALA:O	2:B:3:U:C5'	6	0.12
(1,5)	1:A:98:ALA:O	2:B:3:U:C6	6	0.12
(1,5)	1:A:98:ALA:O	2:B:3:U:H1'	6	0.12
(1,5)	1:A:98:ALA:O	2:B:3:U:H2'	6	0.12
(1,5)	1:A:98:ALA:O	2:B:3:U:H3	6	0.12
(1,5)	1:A:98:ALA:O	2:B:3:U:H3'	6	0.12
(1,5)	1:A:98:ALA:O	2:B:3:U:H4'	6	0.12
(1,5)	1:A:98:ALA:O	2:B:3:U:H5	6	0.12
(1,5)	1:A:98:ALA:O	2:B:3:U:H5'	6	0.12
(1,5)	1:A:98:ALA:O	2:B:3:U:H5''	6	0.12
(1,5)	1:A:98:ALA:O	2:B:3:U:H6	6	0.12
(1,5)	1:A:98:ALA:O	2:B:3:U:HO2'	6	0.12
(1,5)	1:A:98:ALA:O	2:B:3:U:N1	6	0.12
(1,5)	1:A:98:ALA:O	2:B:3:U:N3	6	0.12
(1,5)	1:A:98:ALA:O	2:B:3:U:O2	6	0.12
(1,5)	1:A:98:ALA:O	2:B:3:U:O2'	6	0.12
(1,5)	1:A:98:ALA:O	2:B:3:U:O3'	6	0.12
(1,5)	1:A:98:ALA:O	2:B:3:U:O4	6	0.12
(1,5)	1:A:98:ALA:O	2:B:3:U:O4'	6	0.12
(1,5)	1:A:98:ALA:O	2:B:3:U:O5'	6	0.12
(1,5)	1:A:98:ALA:O	2:B:3:U:OP1	6	0.12
(1,5)	1:A:98:ALA:O	2:B:3:U:OP2	6	0.12
(1,5)	1:A:98:ALA:O	2:B:3:U:P	6	0.12
(1,5)	1:A:98:ALA:O	2:B:4:G:C1'	6	0.12
(1,5)	1:A:98:ALA:O	2:B:4:G:C2	6	0.12
(1,5)	1:A:98:ALA:O	2:B:4:G:C2'	6	0.12
(1,5)	1:A:98:ALA:O	2:B:4:G:C3'	6	0.12
(1,5)	1:A:98:ALA:O	2:B:4:G:C4	6	0.12
(1,5)	1:A:98:ALA:O	2:B:4:G:C4'	6	0.12
(1,5)	1:A:98:ALA:O	2:B:4:G:C5	6	0.12
(1,5)	1:A:98:ALA:O	2:B:4:G:C5'	6	0.12
(1,5)	1:A:98:ALA:O	2:B:4:G:C6	6	0.12
(1,5)	1:A:98:ALA:O	2:B:4:G:C8	6	0.12
(1,5)	1:A:98:ALA:O	2:B:4:G:H1	6	0.12

Continued on next page...

Continued from previous page...

Key	Atom-1	Atom-2	Model ID	Violation (Å)
(1,5)	1:A:98:ALA:O	2:B:4:G:H1'	6	0.12
(1,5)	1:A:98:ALA:O	2:B:4:G:H2'	6	0.12
(1,5)	1:A:98:ALA:O	2:B:4:G:H21	6	0.12
(1,5)	1:A:98:ALA:O	2:B:4:G:H22	6	0.12
(1,5)	1:A:98:ALA:O	2:B:4:G:H3'	6	0.12
(1,5)	1:A:98:ALA:O	2:B:4:G:H4'	6	0.12
(1,5)	1:A:98:ALA:O	2:B:4:G:H5'	6	0.12
(1,5)	1:A:98:ALA:O	2:B:4:G:H5''	6	0.12
(1,5)	1:A:98:ALA:O	2:B:4:G:H8	6	0.12
(1,5)	1:A:98:ALA:O	2:B:4:G:HO2'	6	0.12
(1,5)	1:A:98:ALA:O	2:B:4:G:N1	6	0.12
(1,5)	1:A:98:ALA:O	2:B:4:G:N2	6	0.12
(1,5)	1:A:98:ALA:O	2:B:4:G:N3	6	0.12
(1,5)	1:A:98:ALA:O	2:B:4:G:N7	6	0.12
(1,5)	1:A:98:ALA:O	2:B:4:G:N9	6	0.12
(1,5)	1:A:98:ALA:O	2:B:4:G:O2'	6	0.12
(1,5)	1:A:98:ALA:O	2:B:4:G:O3'	6	0.12
(1,5)	1:A:98:ALA:O	2:B:4:G:O4'	6	0.12
(1,5)	1:A:98:ALA:O	2:B:4:G:O5'	6	0.12
(1,5)	1:A:98:ALA:O	2:B:4:G:O6	6	0.12
(1,5)	1:A:98:ALA:O	2:B:4:G:OP1	6	0.12
(1,5)	1:A:98:ALA:O	2:B:4:G:OP2	6	0.12
(1,5)	1:A:98:ALA:O	2:B:4:G:P	6	0.12
(1,5)	1:A:98:ALA:O	2:B:5:A:C1'	6	0.12
(1,5)	1:A:98:ALA:O	2:B:5:A:C2	6	0.12
(1,5)	1:A:98:ALA:O	2:B:5:A:C2'	6	0.12
(1,5)	1:A:98:ALA:O	2:B:5:A:C3'	6	0.12
(1,5)	1:A:98:ALA:O	2:B:5:A:C4	6	0.12
(1,5)	1:A:98:ALA:O	2:B:5:A:C4'	6	0.12
(1,5)	1:A:98:ALA:O	2:B:5:A:C5	6	0.12
(1,5)	1:A:98:ALA:O	2:B:5:A:C5'	6	0.12
(1,5)	1:A:98:ALA:O	2:B:5:A:C6	6	0.12
(1,5)	1:A:98:ALA:O	2:B:5:A:C8	6	0.12
(1,5)	1:A:98:ALA:O	2:B:5:A:H1'	6	0.12
(1,5)	1:A:98:ALA:O	2:B:5:A:H2	6	0.12
(1,5)	1:A:98:ALA:O	2:B:5:A:H2'	6	0.12
(1,5)	1:A:98:ALA:O	2:B:5:A:H3'	6	0.12
(1,5)	1:A:98:ALA:O	2:B:5:A:H4'	6	0.12
(1,5)	1:A:98:ALA:O	2:B:5:A:H5'	6	0.12
(1,5)	1:A:98:ALA:O	2:B:5:A:H5''	6	0.12
(1,5)	1:A:98:ALA:O	2:B:5:A:H61	6	0.12
(1,5)	1:A:98:ALA:O	2:B:5:A:H62	6	0.12

Continued on next page...

Continued from previous page...

Key	Atom-1	Atom-2	Model ID	Violation (Å)
(1,5)	1:A:98:ALA:O	2:B:5:A:H8	6	0.12
(1,5)	1:A:98:ALA:O	2:B:5:A:HO2'	6	0.12
(1,5)	1:A:98:ALA:O	2:B:5:A:N1	6	0.12
(1,5)	1:A:98:ALA:O	2:B:5:A:N3	6	0.12
(1,5)	1:A:98:ALA:O	2:B:5:A:N6	6	0.12
(1,5)	1:A:98:ALA:O	2:B:5:A:N7	6	0.12
(1,5)	1:A:98:ALA:O	2:B:5:A:N9	6	0.12
(1,5)	1:A:98:ALA:O	2:B:5:A:O2'	6	0.12
(1,5)	1:A:98:ALA:O	2:B:5:A:O3'	6	0.12
(1,5)	1:A:98:ALA:O	2:B:5:A:O4'	6	0.12
(1,5)	1:A:98:ALA:O	2:B:5:A:O5'	6	0.12
(1,5)	1:A:98:ALA:O	2:B:5:A:OP1	6	0.12
(1,5)	1:A:98:ALA:O	2:B:5:A:OP2	6	0.12
(1,5)	1:A:98:ALA:O	2:B:5:A:P	6	0.12
(1,5)	1:A:98:ALA:O	2:B:6:G:C1'	6	0.12
(1,5)	1:A:98:ALA:O	2:B:6:G:C2	6	0.12
(1,5)	1:A:98:ALA:O	2:B:6:G:C2'	6	0.12
(1,5)	1:A:98:ALA:O	2:B:6:G:C3'	6	0.12
(1,5)	1:A:98:ALA:O	2:B:6:G:C4	6	0.12
(1,5)	1:A:98:ALA:O	2:B:6:G:C4'	6	0.12
(1,5)	1:A:98:ALA:O	2:B:6:G:C5	6	0.12
(1,5)	1:A:98:ALA:O	2:B:6:G:C5'	6	0.12
(1,5)	1:A:98:ALA:O	2:B:6:G:C6	6	0.12
(1,5)	1:A:98:ALA:O	2:B:6:G:C8	6	0.12
(1,5)	1:A:98:ALA:O	2:B:6:G:H1	6	0.12
(1,5)	1:A:98:ALA:O	2:B:6:G:H1'	6	0.12
(1,5)	1:A:98:ALA:O	2:B:6:G:H2'	6	0.12
(1,5)	1:A:98:ALA:O	2:B:6:G:H21	6	0.12
(1,5)	1:A:98:ALA:O	2:B:6:G:H22	6	0.12
(1,5)	1:A:98:ALA:O	2:B:6:G:H3'	6	0.12
(1,5)	1:A:98:ALA:O	2:B:6:G:H4'	6	0.12
(1,5)	1:A:98:ALA:O	2:B:6:G:H5'	6	0.12
(1,5)	1:A:98:ALA:O	2:B:6:G:H5''	6	0.12
(1,5)	1:A:98:ALA:O	2:B:6:G:H8	6	0.12
(1,5)	1:A:98:ALA:O	2:B:6:G:HO2'	6	0.12
(1,5)	1:A:98:ALA:O	2:B:6:G:N1	6	0.12
(1,5)	1:A:98:ALA:O	2:B:6:G:N2	6	0.12
(1,5)	1:A:98:ALA:O	2:B:6:G:N3	6	0.12
(1,5)	1:A:98:ALA:O	2:B:6:G:N7	6	0.12
(1,5)	1:A:98:ALA:O	2:B:6:G:N9	6	0.12
(1,5)	1:A:98:ALA:O	2:B:6:G:O2'	6	0.12
(1,5)	1:A:98:ALA:O	2:B:6:G:O3'	6	0.12

Continued on next page...

Continued from previous page...

Key	Atom-1	Atom-2	Model ID	Violation (Å)
(1,5)	1:A:98:ALA:O	2:B:6:G:O4'	6	0.12
(1,5)	1:A:98:ALA:O	2:B:6:G:O5'	6	0.12
(1,5)	1:A:98:ALA:O	2:B:6:G:O6	6	0.12
(1,5)	1:A:98:ALA:O	2:B:6:G:OP1	6	0.12
(1,5)	1:A:98:ALA:O	2:B:6:G:OP2	6	0.12
(1,5)	1:A:98:ALA:O	2:B:6:G:P	6	0.12
(1,5)	1:A:98:ALA:O	2:B:7:C:C1'	6	0.12
(1,5)	1:A:98:ALA:O	2:B:7:C:C2	6	0.12
(1,5)	1:A:98:ALA:O	2:B:7:C:C2'	6	0.12
(1,5)	1:A:98:ALA:O	2:B:7:C:C3'	6	0.12
(1,5)	1:A:98:ALA:O	2:B:7:C:C4	6	0.12
(1,5)	1:A:98:ALA:O	2:B:7:C:C4'	6	0.12
(1,5)	1:A:98:ALA:O	2:B:7:C:C5	6	0.12
(1,5)	1:A:98:ALA:O	2:B:7:C:C5'	6	0.12
(1,5)	1:A:98:ALA:O	2:B:7:C:C6	6	0.12
(1,5)	1:A:98:ALA:O	2:B:7:C:H1'	6	0.12
(1,5)	1:A:98:ALA:O	2:B:7:C:H2'	6	0.12
(1,5)	1:A:98:ALA:O	2:B:7:C:H3'	6	0.12
(1,5)	1:A:98:ALA:O	2:B:7:C:H4'	6	0.12
(1,5)	1:A:98:ALA:O	2:B:7:C:H41	6	0.12
(1,5)	1:A:98:ALA:O	2:B:7:C:H42	6	0.12
(1,5)	1:A:98:ALA:O	2:B:7:C:H5	6	0.12
(1,5)	1:A:98:ALA:O	2:B:7:C:H5'	6	0.12
(1,5)	1:A:98:ALA:O	2:B:7:C:H5''	6	0.12
(1,5)	1:A:98:ALA:O	2:B:7:C:H6	6	0.12
(1,5)	1:A:98:ALA:O	2:B:7:C:HO2'	6	0.12
(1,5)	1:A:98:ALA:O	2:B:7:C:N1	6	0.12
(1,5)	1:A:98:ALA:O	2:B:7:C:N3	6	0.12
(1,5)	1:A:98:ALA:O	2:B:7:C:N4	6	0.12
(1,5)	1:A:98:ALA:O	2:B:7:C:O2	6	0.12
(1,5)	1:A:98:ALA:O	2:B:7:C:O2'	6	0.12
(1,5)	1:A:98:ALA:O	2:B:7:C:O3'	6	0.12
(1,5)	1:A:98:ALA:O	2:B:7:C:O4'	6	0.12
(1,5)	1:A:98:ALA:O	2:B:7:C:O5'	6	0.12
(1,5)	1:A:98:ALA:O	2:B:7:C:OP1	6	0.12
(1,5)	1:A:98:ALA:O	2:B:7:C:OP2	6	0.12
(1,5)	1:A:98:ALA:O	2:B:7:C:P	6	0.12
(1,5)	1:A:98:ALA:O	2:B:8:U:C1'	6	0.12
(1,5)	1:A:98:ALA:O	2:B:8:U:C2	6	0.12
(1,5)	1:A:98:ALA:O	2:B:8:U:C2'	6	0.12
(1,5)	1:A:98:ALA:O	2:B:8:U:C3'	6	0.12
(1,5)	1:A:98:ALA:O	2:B:8:U:C4	6	0.12

Continued on next page...

Continued from previous page...

Key	Atom-1	Atom-2	Model ID	Violation (Å)
(1,5)	1:A:98:ALA:O	2:B:8:U:C4'	6	0.12
(1,5)	1:A:98:ALA:O	2:B:8:U:C5	6	0.12
(1,5)	1:A:98:ALA:O	2:B:8:U:C5'	6	0.12
(1,5)	1:A:98:ALA:O	2:B:8:U:C6	6	0.12
(1,5)	1:A:98:ALA:O	2:B:8:U:H1'	6	0.12
(1,5)	1:A:98:ALA:O	2:B:8:U:H2'	6	0.12
(1,5)	1:A:98:ALA:O	2:B:8:U:H3	6	0.12
(1,5)	1:A:98:ALA:O	2:B:8:U:H3'	6	0.12
(1,5)	1:A:98:ALA:O	2:B:8:U:H4'	6	0.12
(1,5)	1:A:98:ALA:O	2:B:8:U:H5	6	0.12
(1,5)	1:A:98:ALA:O	2:B:8:U:H5'	6	0.12
(1,5)	1:A:98:ALA:O	2:B:8:U:H5''	6	0.12
(1,5)	1:A:98:ALA:O	2:B:8:U:H6	6	0.12
(1,5)	1:A:98:ALA:O	2:B:8:U:HO2'	6	0.12
(1,5)	1:A:98:ALA:O	2:B:8:U:N1	6	0.12
(1,5)	1:A:98:ALA:O	2:B:8:U:N3	6	0.12
(1,5)	1:A:98:ALA:O	2:B:8:U:O2	6	0.12
(1,5)	1:A:98:ALA:O	2:B:8:U:O2'	6	0.12
(1,5)	1:A:98:ALA:O	2:B:8:U:O3'	6	0.12
(1,5)	1:A:98:ALA:O	2:B:8:U:O4	6	0.12
(1,5)	1:A:98:ALA:O	2:B:8:U:O4'	6	0.12
(1,5)	1:A:98:ALA:O	2:B:8:U:O5'	6	0.12
(1,5)	1:A:98:ALA:O	2:B:8:U:OP1	6	0.12
(1,5)	1:A:98:ALA:O	2:B:8:U:OP2	6	0.12
(1,5)	1:A:98:ALA:O	2:B:8:U:P	6	0.12
(1,5)	1:A:98:ALA:O	2:B:9:C:C1'	6	0.12
(1,5)	1:A:98:ALA:O	2:B:9:C:C2	6	0.12
(1,5)	1:A:98:ALA:O	2:B:9:C:C2'	6	0.12
(1,5)	1:A:98:ALA:O	2:B:9:C:C3'	6	0.12
(1,5)	1:A:98:ALA:O	2:B:9:C:C4	6	0.12
(1,5)	1:A:98:ALA:O	2:B:9:C:C4'	6	0.12
(1,5)	1:A:98:ALA:O	2:B:9:C:C5	6	0.12
(1,5)	1:A:98:ALA:O	2:B:9:C:C5'	6	0.12
(1,5)	1:A:98:ALA:O	2:B:9:C:C6	6	0.12
(1,5)	1:A:98:ALA:O	2:B:9:C:H1'	6	0.12
(1,5)	1:A:98:ALA:O	2:B:9:C:H2'	6	0.12
(1,5)	1:A:98:ALA:O	2:B:9:C:H3'	6	0.12
(1,5)	1:A:98:ALA:O	2:B:9:C:H4'	6	0.12
(1,5)	1:A:98:ALA:O	2:B:9:C:H41	6	0.12
(1,5)	1:A:98:ALA:O	2:B:9:C:H42	6	0.12
(1,5)	1:A:98:ALA:O	2:B:9:C:H5	6	0.12
(1,5)	1:A:98:ALA:O	2:B:9:C:H5'	6	0.12

Continued on next page...

Continued from previous page...

Key	Atom-1	Atom-2	Model ID	Violation (Å)
(1,5)	1:A:98:ALA:O	2:B:9:C:H5''	6	0.12
(1,5)	1:A:98:ALA:O	2:B:9:C:H6	6	0.12
(1,5)	1:A:98:ALA:O	2:B:9:C:HO2'	6	0.12
(1,5)	1:A:98:ALA:O	2:B:9:C:N1	6	0.12
(1,5)	1:A:98:ALA:O	2:B:9:C:N3	6	0.12
(1,5)	1:A:98:ALA:O	2:B:9:C:N4	6	0.12
(1,5)	1:A:98:ALA:O	2:B:9:C:O2	6	0.12
(1,5)	1:A:98:ALA:O	2:B:9:C:O2'	6	0.12
(1,5)	1:A:98:ALA:O	2:B:9:C:O3'	6	0.12
(1,5)	1:A:98:ALA:O	2:B:9:C:O4'	6	0.12
(1,5)	1:A:98:ALA:O	2:B:9:C:O5'	6	0.12
(1,5)	1:A:98:ALA:O	2:B:9:C:OP1	6	0.12
(1,5)	1:A:98:ALA:O	2:B:9:C:OP2	6	0.12
(1,5)	1:A:98:ALA:O	2:B:9:C:P	6	0.12
(1,5)	1:A:98:ALA:O	2:B:10:G:C1'	6	0.12
(1,5)	1:A:98:ALA:O	2:B:10:G:C2	6	0.12
(1,5)	1:A:98:ALA:O	2:B:10:G:C2'	6	0.12
(1,5)	1:A:98:ALA:O	2:B:10:G:C3'	6	0.12
(1,5)	1:A:98:ALA:O	2:B:10:G:C4	6	0.12
(1,5)	1:A:98:ALA:O	2:B:10:G:C4'	6	0.12
(1,5)	1:A:98:ALA:O	2:B:10:G:C5	6	0.12
(1,5)	1:A:98:ALA:O	2:B:10:G:C5'	6	0.12
(1,5)	1:A:98:ALA:O	2:B:10:G:C6	6	0.12
(1,5)	1:A:98:ALA:O	2:B:10:G:C8	6	0.12
(1,5)	1:A:98:ALA:O	2:B:10:G:H1	6	0.12
(1,5)	1:A:98:ALA:O	2:B:10:G:H1'	6	0.12
(1,5)	1:A:98:ALA:O	2:B:10:G:H2'	6	0.12
(1,5)	1:A:98:ALA:O	2:B:10:G:H21	6	0.12
(1,5)	1:A:98:ALA:O	2:B:10:G:H22	6	0.12
(1,5)	1:A:98:ALA:O	2:B:10:G:H3'	6	0.12
(1,5)	1:A:98:ALA:O	2:B:10:G:H4'	6	0.12
(1,5)	1:A:98:ALA:O	2:B:10:G:H5'	6	0.12
(1,5)	1:A:98:ALA:O	2:B:10:G:H5''	6	0.12
(1,5)	1:A:98:ALA:O	2:B:10:G:H8	6	0.12
(1,5)	1:A:98:ALA:O	2:B:10:G:HO2'	6	0.12
(1,5)	1:A:98:ALA:O	2:B:10:G:N1	6	0.12
(1,5)	1:A:98:ALA:O	2:B:10:G:N2	6	0.12
(1,5)	1:A:98:ALA:O	2:B:10:G:N3	6	0.12
(1,5)	1:A:98:ALA:O	2:B:10:G:N7	6	0.12
(1,5)	1:A:98:ALA:O	2:B:10:G:N9	6	0.12
(1,5)	1:A:98:ALA:O	2:B:10:G:O2'	6	0.12
(1,5)	1:A:98:ALA:O	2:B:10:G:O3'	6	0.12

Continued on next page...

Continued from previous page...

Key	Atom-1	Atom-2	Model ID	Violation (Å)
(1,5)	1:A:98:ALA:O	2:B:10:G:O4'	6	0.12
(1,5)	1:A:98:ALA:O	2:B:10:G:O5'	6	0.12
(1,5)	1:A:98:ALA:O	2:B:10:G:O6	6	0.12
(1,5)	1:A:98:ALA:O	2:B:10:G:OP1	6	0.12
(1,5)	1:A:98:ALA:O	2:B:10:G:OP2	6	0.12
(1,5)	1:A:98:ALA:O	2:B:10:G:P	6	0.12
(1,5)	1:A:98:ALA:O	2:B:11:A:C1'	6	0.12
(1,5)	1:A:98:ALA:O	2:B:11:A:C2	6	0.12
(1,5)	1:A:98:ALA:O	2:B:11:A:C2'	6	0.12
(1,5)	1:A:98:ALA:O	2:B:11:A:C3'	6	0.12
(1,5)	1:A:98:ALA:O	2:B:11:A:C4	6	0.12
(1,5)	1:A:98:ALA:O	2:B:11:A:C4'	6	0.12
(1,5)	1:A:98:ALA:O	2:B:11:A:C5	6	0.12
(1,5)	1:A:98:ALA:O	2:B:11:A:C5'	6	0.12
(1,5)	1:A:98:ALA:O	2:B:11:A:C6	6	0.12
(1,5)	1:A:98:ALA:O	2:B:11:A:C8	6	0.12
(1,5)	1:A:98:ALA:O	2:B:11:A:H1'	6	0.12
(1,5)	1:A:98:ALA:O	2:B:11:A:H2	6	0.12
(1,5)	1:A:98:ALA:O	2:B:11:A:H2'	6	0.12
(1,5)	1:A:98:ALA:O	2:B:11:A:H3'	6	0.12
(1,5)	1:A:98:ALA:O	2:B:11:A:H4'	6	0.12
(1,5)	1:A:98:ALA:O	2:B:11:A:H5'	6	0.12
(1,5)	1:A:98:ALA:O	2:B:11:A:H5''	6	0.12
(1,5)	1:A:98:ALA:O	2:B:11:A:H61	6	0.12
(1,5)	1:A:98:ALA:O	2:B:11:A:H62	6	0.12
(1,5)	1:A:98:ALA:O	2:B:11:A:H8	6	0.12
(1,5)	1:A:98:ALA:O	2:B:11:A:HO2'	6	0.12
(1,5)	1:A:98:ALA:O	2:B:11:A:N1	6	0.12
(1,5)	1:A:98:ALA:O	2:B:11:A:N3	6	0.12
(1,5)	1:A:98:ALA:O	2:B:11:A:N6	6	0.12
(1,5)	1:A:98:ALA:O	2:B:11:A:N7	6	0.12
(1,5)	1:A:98:ALA:O	2:B:11:A:N9	6	0.12
(1,5)	1:A:98:ALA:O	2:B:11:A:O2'	6	0.12
(1,5)	1:A:98:ALA:O	2:B:11:A:O3'	6	0.12
(1,5)	1:A:98:ALA:O	2:B:11:A:O4'	6	0.12
(1,5)	1:A:98:ALA:O	2:B:11:A:O5'	6	0.12
(1,5)	1:A:98:ALA:O	2:B:11:A:OP1	6	0.12
(1,5)	1:A:98:ALA:O	2:B:11:A:OP2	6	0.12
(1,5)	1:A:98:ALA:O	2:B:11:A:P	6	0.12
(1,5)	1:A:98:ALA:O	2:B:12:A:C1'	6	0.12
(1,5)	1:A:98:ALA:O	2:B:12:A:C2	6	0.12
(1,5)	1:A:98:ALA:O	2:B:12:A:C2'	6	0.12

Continued on next page...

Continued from previous page...

Key	Atom-1	Atom-2	Model ID	Violation (Å)
(1,5)	1:A:98:ALA:O	2:B:12:A:C3'	6	0.12
(1,5)	1:A:98:ALA:O	2:B:12:A:C4	6	0.12
(1,5)	1:A:98:ALA:O	2:B:12:A:C4'	6	0.12
(1,5)	1:A:98:ALA:O	2:B:12:A:C5	6	0.12
(1,5)	1:A:98:ALA:O	2:B:12:A:C5'	6	0.12
(1,5)	1:A:98:ALA:O	2:B:12:A:C6	6	0.12
(1,5)	1:A:98:ALA:O	2:B:12:A:C8	6	0.12
(1,5)	1:A:98:ALA:O	2:B:12:A:H1'	6	0.12
(1,5)	1:A:98:ALA:O	2:B:12:A:H2	6	0.12
(1,5)	1:A:98:ALA:O	2:B:12:A:H2'	6	0.12
(1,5)	1:A:98:ALA:O	2:B:12:A:H3'	6	0.12
(1,5)	1:A:98:ALA:O	2:B:12:A:H4'	6	0.12
(1,5)	1:A:98:ALA:O	2:B:12:A:H5'	6	0.12
(1,5)	1:A:98:ALA:O	2:B:12:A:H5''	6	0.12
(1,5)	1:A:98:ALA:O	2:B:12:A:H61	6	0.12
(1,5)	1:A:98:ALA:O	2:B:12:A:H62	6	0.12
(1,5)	1:A:98:ALA:O	2:B:12:A:H8	6	0.12
(1,5)	1:A:98:ALA:O	2:B:12:A:HO2'	6	0.12
(1,5)	1:A:98:ALA:O	2:B:12:A:N1	6	0.12
(1,5)	1:A:98:ALA:O	2:B:12:A:N3	6	0.12
(1,5)	1:A:98:ALA:O	2:B:12:A:N6	6	0.12
(1,5)	1:A:98:ALA:O	2:B:12:A:N7	6	0.12
(1,5)	1:A:98:ALA:O	2:B:12:A:N9	6	0.12
(1,5)	1:A:98:ALA:O	2:B:12:A:O2'	6	0.12
(1,5)	1:A:98:ALA:O	2:B:12:A:O3'	6	0.12
(1,5)	1:A:98:ALA:O	2:B:12:A:O4'	6	0.12
(1,5)	1:A:98:ALA:O	2:B:12:A:O5'	6	0.12
(1,5)	1:A:98:ALA:O	2:B:12:A:OP1	6	0.12
(1,5)	1:A:98:ALA:O	2:B:12:A:OP2	6	0.12
(1,5)	1:A:98:ALA:O	2:B:12:A:P	6	0.12
(1,5)	1:A:98:ALA:O	2:B:13:A:C1'	6	0.12
(1,5)	1:A:98:ALA:O	2:B:13:A:C2	6	0.12
(1,5)	1:A:98:ALA:O	2:B:13:A:C2'	6	0.12
(1,5)	1:A:98:ALA:O	2:B:13:A:C3'	6	0.12
(1,5)	1:A:98:ALA:O	2:B:13:A:C4	6	0.12
(1,5)	1:A:98:ALA:O	2:B:13:A:C4'	6	0.12
(1,5)	1:A:98:ALA:O	2:B:13:A:C5	6	0.12
(1,5)	1:A:98:ALA:O	2:B:13:A:C5'	6	0.12
(1,5)	1:A:98:ALA:O	2:B:13:A:C6	6	0.12
(1,5)	1:A:98:ALA:O	2:B:13:A:C8	6	0.12
(1,5)	1:A:98:ALA:O	2:B:13:A:H1'	6	0.12
(1,5)	1:A:98:ALA:O	2:B:13:A:H2	6	0.12

Continued on next page...

Continued from previous page...

Key	Atom-1	Atom-2	Model ID	Violation (Å)
(1,5)	1:A:98:ALA:O	2:B:13:A:H2'	6	0.12
(1,5)	1:A:98:ALA:O	2:B:13:A:H3'	6	0.12
(1,5)	1:A:98:ALA:O	2:B:13:A:H4'	6	0.12
(1,5)	1:A:98:ALA:O	2:B:13:A:H5'	6	0.12
(1,5)	1:A:98:ALA:O	2:B:13:A:H5''	6	0.12
(1,5)	1:A:98:ALA:O	2:B:13:A:H61	6	0.12
(1,5)	1:A:98:ALA:O	2:B:13:A:H62	6	0.12
(1,5)	1:A:98:ALA:O	2:B:13:A:H8	6	0.12
(1,5)	1:A:98:ALA:O	2:B:13:A:HO2'	6	0.12
(1,5)	1:A:98:ALA:O	2:B:13:A:N1	6	0.12
(1,5)	1:A:98:ALA:O	2:B:13:A:N3	6	0.12
(1,5)	1:A:98:ALA:O	2:B:13:A:N6	6	0.12
(1,5)	1:A:98:ALA:O	2:B:13:A:N7	6	0.12
(1,5)	1:A:98:ALA:O	2:B:13:A:N9	6	0.12
(1,5)	1:A:98:ALA:O	2:B:13:A:O2'	6	0.12
(1,5)	1:A:98:ALA:O	2:B:13:A:O3'	6	0.12
(1,5)	1:A:98:ALA:O	2:B:13:A:O4'	6	0.12
(1,5)	1:A:98:ALA:O	2:B:13:A:O5'	6	0.12
(1,5)	1:A:98:ALA:O	2:B:13:A:OP1	6	0.12
(1,5)	1:A:98:ALA:O	2:B:13:A:OP2	6	0.12
(1,5)	1:A:98:ALA:O	2:B:13:A:P	6	0.12
(1,5)	1:A:98:ALA:O	2:B:14:G:C1'	6	0.12
(1,5)	1:A:98:ALA:O	2:B:14:G:C2	6	0.12
(1,5)	1:A:98:ALA:O	2:B:14:G:C2'	6	0.12
(1,5)	1:A:98:ALA:O	2:B:14:G:C3'	6	0.12
(1,5)	1:A:98:ALA:O	2:B:14:G:C4	6	0.12
(1,5)	1:A:98:ALA:O	2:B:14:G:C4'	6	0.12
(1,5)	1:A:98:ALA:O	2:B:14:G:C5	6	0.12
(1,5)	1:A:98:ALA:O	2:B:14:G:C5'	6	0.12
(1,5)	1:A:98:ALA:O	2:B:14:G:C6	6	0.12
(1,5)	1:A:98:ALA:O	2:B:14:G:C8	6	0.12
(1,5)	1:A:98:ALA:O	2:B:14:G:H1	6	0.12
(1,5)	1:A:98:ALA:O	2:B:14:G:H1'	6	0.12
(1,5)	1:A:98:ALA:O	2:B:14:G:H2'	6	0.12
(1,5)	1:A:98:ALA:O	2:B:14:G:H21	6	0.12
(1,5)	1:A:98:ALA:O	2:B:14:G:H22	6	0.12
(1,5)	1:A:98:ALA:O	2:B:14:G:H3'	6	0.12
(1,5)	1:A:98:ALA:O	2:B:14:G:H4'	6	0.12
(1,5)	1:A:98:ALA:O	2:B:14:G:H5'	6	0.12
(1,5)	1:A:98:ALA:O	2:B:14:G:H5''	6	0.12
(1,5)	1:A:98:ALA:O	2:B:14:G:H8	6	0.12
(1,5)	1:A:98:ALA:O	2:B:14:G:HO2'	6	0.12

Continued on next page...

Continued from previous page...

Key	Atom-1	Atom-2	Model ID	Violation (Å)
(1,5)	1:A:98:ALA:O	2:B:14:G:N1	6	0.12
(1,5)	1:A:98:ALA:O	2:B:14:G:N2	6	0.12
(1,5)	1:A:98:ALA:O	2:B:14:G:N3	6	0.12
(1,5)	1:A:98:ALA:O	2:B:14:G:N7	6	0.12
(1,5)	1:A:98:ALA:O	2:B:14:G:N9	6	0.12
(1,5)	1:A:98:ALA:O	2:B:14:G:O2'	6	0.12
(1,5)	1:A:98:ALA:O	2:B:14:G:O3'	6	0.12
(1,5)	1:A:98:ALA:O	2:B:14:G:O4'	6	0.12
(1,5)	1:A:98:ALA:O	2:B:14:G:O5'	6	0.12
(1,5)	1:A:98:ALA:O	2:B:14:G:O6	6	0.12
(1,5)	1:A:98:ALA:O	2:B:14:G:OP1	6	0.12
(1,5)	1:A:98:ALA:O	2:B:14:G:OP2	6	0.12
(1,5)	1:A:98:ALA:O	2:B:14:G:P	6	0.12
(1,5)	1:A:98:ALA:O	2:B:15:A:C1'	6	0.12
(1,5)	1:A:98:ALA:O	2:B:15:A:C2	6	0.12
(1,5)	1:A:98:ALA:O	2:B:15:A:C2'	6	0.12
(1,5)	1:A:98:ALA:O	2:B:15:A:C3'	6	0.12
(1,5)	1:A:98:ALA:O	2:B:15:A:C4	6	0.12
(1,5)	1:A:98:ALA:O	2:B:15:A:C4'	6	0.12
(1,5)	1:A:98:ALA:O	2:B:15:A:C5	6	0.12
(1,5)	1:A:98:ALA:O	2:B:15:A:C5'	6	0.12
(1,5)	1:A:98:ALA:O	2:B:15:A:C6	6	0.12
(1,5)	1:A:98:ALA:O	2:B:15:A:C8	6	0.12
(1,5)	1:A:98:ALA:O	2:B:15:A:H1'	6	0.12
(1,5)	1:A:98:ALA:O	2:B:15:A:H2	6	0.12
(1,5)	1:A:98:ALA:O	2:B:15:A:H2'	6	0.12
(1,5)	1:A:98:ALA:O	2:B:15:A:H3'	6	0.12
(1,5)	1:A:98:ALA:O	2:B:15:A:H4'	6	0.12
(1,5)	1:A:98:ALA:O	2:B:15:A:H5'	6	0.12
(1,5)	1:A:98:ALA:O	2:B:15:A:H5''	6	0.12
(1,5)	1:A:98:ALA:O	2:B:15:A:H61	6	0.12
(1,5)	1:A:98:ALA:O	2:B:15:A:H62	6	0.12
(1,5)	1:A:98:ALA:O	2:B:15:A:H8	6	0.12
(1,5)	1:A:98:ALA:O	2:B:15:A:HO2'	6	0.12
(1,5)	1:A:98:ALA:O	2:B:15:A:N1	6	0.12
(1,5)	1:A:98:ALA:O	2:B:15:A:N3	6	0.12
(1,5)	1:A:98:ALA:O	2:B:15:A:N6	6	0.12
(1,5)	1:A:98:ALA:O	2:B:15:A:N7	6	0.12
(1,5)	1:A:98:ALA:O	2:B:15:A:N9	6	0.12
(1,5)	1:A:98:ALA:O	2:B:15:A:O2'	6	0.12
(1,5)	1:A:98:ALA:O	2:B:15:A:O3'	6	0.12
(1,5)	1:A:98:ALA:O	2:B:15:A:O4'	6	0.12

Continued on next page...

Continued from previous page...

Key	Atom-1	Atom-2	Model ID	Violation (Å)
(1,5)	1:A:98:ALA:O	2:B:15:A:O5'	6	0.12
(1,5)	1:A:98:ALA:O	2:B:15:A:OP1	6	0.12
(1,5)	1:A:98:ALA:O	2:B:15:A:OP2	6	0.12
(1,5)	1:A:98:ALA:O	2:B:15:A:P	6	0.12
(1,5)	1:A:98:ALA:O	2:B:16:G:C1'	6	0.12
(1,5)	1:A:98:ALA:O	2:B:16:G:C2	6	0.12
(1,5)	1:A:98:ALA:O	2:B:16:G:C2'	6	0.12
(1,5)	1:A:98:ALA:O	2:B:16:G:C3'	6	0.12
(1,5)	1:A:98:ALA:O	2:B:16:G:C4	6	0.12
(1,5)	1:A:98:ALA:O	2:B:16:G:C4'	6	0.12
(1,5)	1:A:98:ALA:O	2:B:16:G:C5	6	0.12
(1,5)	1:A:98:ALA:O	2:B:16:G:C5'	6	0.12
(1,5)	1:A:98:ALA:O	2:B:16:G:C6	6	0.12
(1,5)	1:A:98:ALA:O	2:B:16:G:C8	6	0.12
(1,5)	1:A:98:ALA:O	2:B:16:G:H1	6	0.12
(1,5)	1:A:98:ALA:O	2:B:16:G:H1'	6	0.12
(1,5)	1:A:98:ALA:O	2:B:16:G:H2'	6	0.12
(1,5)	1:A:98:ALA:O	2:B:16:G:H21	6	0.12
(1,5)	1:A:98:ALA:O	2:B:16:G:H22	6	0.12
(1,5)	1:A:98:ALA:O	2:B:16:G:H3'	6	0.12
(1,5)	1:A:98:ALA:O	2:B:16:G:H4'	6	0.12
(1,5)	1:A:98:ALA:O	2:B:16:G:H5'	6	0.12
(1,5)	1:A:98:ALA:O	2:B:16:G:H5''	6	0.12
(1,5)	1:A:98:ALA:O	2:B:16:G:H8	6	0.12
(1,5)	1:A:98:ALA:O	2:B:16:G:HO2'	6	0.12
(1,5)	1:A:98:ALA:O	2:B:16:G:N1	6	0.12
(1,5)	1:A:98:ALA:O	2:B:16:G:N2	6	0.12
(1,5)	1:A:98:ALA:O	2:B:16:G:N3	6	0.12
(1,5)	1:A:98:ALA:O	2:B:16:G:N7	6	0.12
(1,5)	1:A:98:ALA:O	2:B:16:G:N9	6	0.12
(1,5)	1:A:98:ALA:O	2:B:16:G:O2'	6	0.12
(1,5)	1:A:98:ALA:O	2:B:16:G:O3'	6	0.12
(1,5)	1:A:98:ALA:O	2:B:16:G:O4'	6	0.12
(1,5)	1:A:98:ALA:O	2:B:16:G:O5'	6	0.12
(1,5)	1:A:98:ALA:O	2:B:16:G:O6	6	0.12
(1,5)	1:A:98:ALA:O	2:B:16:G:OP1	6	0.12
(1,5)	1:A:98:ALA:O	2:B:16:G:OP2	6	0.12
(1,5)	1:A:98:ALA:O	2:B:16:G:P	6	0.12
(1,5)	1:A:98:ALA:O	2:B:17:C:C1'	6	0.12
(1,5)	1:A:98:ALA:O	2:B:17:C:C2	6	0.12
(1,5)	1:A:98:ALA:O	2:B:17:C:C2'	6	0.12
(1,5)	1:A:98:ALA:O	2:B:17:C:C3'	6	0.12

Continued on next page...

Continued from previous page...

Key	Atom-1	Atom-2	Model ID	Violation (Å)
(1,5)	1:A:98:ALA:O	2:B:17:C:C4	6	0.12
(1,5)	1:A:98:ALA:O	2:B:17:C:C4'	6	0.12
(1,5)	1:A:98:ALA:O	2:B:17:C:C5	6	0.12
(1,5)	1:A:98:ALA:O	2:B:17:C:C5'	6	0.12
(1,5)	1:A:98:ALA:O	2:B:17:C:C6	6	0.12
(1,5)	1:A:98:ALA:O	2:B:17:C:H1'	6	0.12
(1,5)	1:A:98:ALA:O	2:B:17:C:H2'	6	0.12
(1,5)	1:A:98:ALA:O	2:B:17:C:H3'	6	0.12
(1,5)	1:A:98:ALA:O	2:B:17:C:H4'	6	0.12
(1,5)	1:A:98:ALA:O	2:B:17:C:H41	6	0.12
(1,5)	1:A:98:ALA:O	2:B:17:C:H42	6	0.12
(1,5)	1:A:98:ALA:O	2:B:17:C:H5	6	0.12
(1,5)	1:A:98:ALA:O	2:B:17:C:H5'	6	0.12
(1,5)	1:A:98:ALA:O	2:B:17:C:H5''	6	0.12
(1,5)	1:A:98:ALA:O	2:B:17:C:H6	6	0.12
(1,5)	1:A:98:ALA:O	2:B:17:C:HO2'	6	0.12
(1,5)	1:A:98:ALA:O	2:B:17:C:N1	6	0.12
(1,5)	1:A:98:ALA:O	2:B:17:C:N3	6	0.12
(1,5)	1:A:98:ALA:O	2:B:17:C:N4	6	0.12
(1,5)	1:A:98:ALA:O	2:B:17:C:O2	6	0.12
(1,5)	1:A:98:ALA:O	2:B:17:C:O2'	6	0.12
(1,5)	1:A:98:ALA:O	2:B:17:C:O3'	6	0.12
(1,5)	1:A:98:ALA:O	2:B:17:C:O4'	6	0.12
(1,5)	1:A:98:ALA:O	2:B:17:C:O5'	6	0.12
(1,5)	1:A:98:ALA:O	2:B:17:C:OP1	6	0.12
(1,5)	1:A:98:ALA:O	2:B:17:C:OP2	6	0.12
(1,5)	1:A:98:ALA:O	2:B:17:C:P	6	0.12
(1,5)	1:A:98:ALA:O	2:B:18:A:C1'	6	0.12
(1,5)	1:A:98:ALA:O	2:B:18:A:C2	6	0.12
(1,5)	1:A:98:ALA:O	2:B:18:A:C2'	6	0.12
(1,5)	1:A:98:ALA:O	2:B:18:A:C3'	6	0.12
(1,5)	1:A:98:ALA:O	2:B:18:A:C4	6	0.12
(1,5)	1:A:98:ALA:O	2:B:18:A:C4'	6	0.12
(1,5)	1:A:98:ALA:O	2:B:18:A:C5	6	0.12
(1,5)	1:A:98:ALA:O	2:B:18:A:C5'	6	0.12
(1,5)	1:A:98:ALA:O	2:B:18:A:C6	6	0.12
(1,5)	1:A:98:ALA:O	2:B:18:A:C8	6	0.12
(1,5)	1:A:98:ALA:O	2:B:18:A:H1'	6	0.12
(1,5)	1:A:98:ALA:O	2:B:18:A:H2	6	0.12
(1,5)	1:A:98:ALA:O	2:B:18:A:H2'	6	0.12
(1,5)	1:A:98:ALA:O	2:B:18:A:H3'	6	0.12
(1,5)	1:A:98:ALA:O	2:B:18:A:H4'	6	0.12

Continued on next page...

Continued from previous page...

Key	Atom-1	Atom-2	Model ID	Violation (Å)
(1,5)	1:A:98:ALA:O	2:B:18:A:H5'	6	0.12
(1,5)	1:A:98:ALA:O	2:B:18:A:H5''	6	0.12
(1,5)	1:A:98:ALA:O	2:B:18:A:H61	6	0.12
(1,5)	1:A:98:ALA:O	2:B:18:A:H62	6	0.12
(1,5)	1:A:98:ALA:O	2:B:18:A:H8	6	0.12
(1,5)	1:A:98:ALA:O	2:B:18:A:HO2'	6	0.12
(1,5)	1:A:98:ALA:O	2:B:18:A:N1	6	0.12
(1,5)	1:A:98:ALA:O	2:B:18:A:N3	6	0.12
(1,5)	1:A:98:ALA:O	2:B:18:A:N6	6	0.12
(1,5)	1:A:98:ALA:O	2:B:18:A:N7	6	0.12
(1,5)	1:A:98:ALA:O	2:B:18:A:N9	6	0.12
(1,5)	1:A:98:ALA:O	2:B:18:A:O2'	6	0.12
(1,5)	1:A:98:ALA:O	2:B:18:A:O3'	6	0.12
(1,5)	1:A:98:ALA:O	2:B:18:A:O4'	6	0.12
(1,5)	1:A:98:ALA:O	2:B:18:A:O5'	6	0.12
(1,5)	1:A:98:ALA:O	2:B:18:A:OP1	6	0.12
(1,5)	1:A:98:ALA:O	2:B:18:A:OP2	6	0.12
(1,5)	1:A:98:ALA:O	2:B:18:A:P	6	0.12
(1,5)	1:A:98:ALA:O	2:B:19:A:C1'	6	0.12
(1,5)	1:A:98:ALA:O	2:B:19:A:C2	6	0.12
(1,5)	1:A:98:ALA:O	2:B:19:A:C2'	6	0.12
(1,5)	1:A:98:ALA:O	2:B:19:A:C3'	6	0.12
(1,5)	1:A:98:ALA:O	2:B:19:A:C4	6	0.12
(1,5)	1:A:98:ALA:O	2:B:19:A:C4'	6	0.12
(1,5)	1:A:98:ALA:O	2:B:19:A:C5	6	0.12
(1,5)	1:A:98:ALA:O	2:B:19:A:C5'	6	0.12
(1,5)	1:A:98:ALA:O	2:B:19:A:C6	6	0.12
(1,5)	1:A:98:ALA:O	2:B:19:A:C8	6	0.12
(1,5)	1:A:98:ALA:O	2:B:19:A:H1'	6	0.12
(1,5)	1:A:98:ALA:O	2:B:19:A:H2	6	0.12
(1,5)	1:A:98:ALA:O	2:B:19:A:H2'	6	0.12
(1,5)	1:A:98:ALA:O	2:B:19:A:H3'	6	0.12
(1,5)	1:A:98:ALA:O	2:B:19:A:H4'	6	0.12
(1,5)	1:A:98:ALA:O	2:B:19:A:H5'	6	0.12
(1,5)	1:A:98:ALA:O	2:B:19:A:H5''	6	0.12
(1,5)	1:A:98:ALA:O	2:B:19:A:H61	6	0.12
(1,5)	1:A:98:ALA:O	2:B:19:A:H62	6	0.12
(1,5)	1:A:98:ALA:O	2:B:19:A:H8	6	0.12
(1,5)	1:A:98:ALA:O	2:B:19:A:HO2'	6	0.12
(1,5)	1:A:98:ALA:O	2:B:19:A:N1	6	0.12
(1,5)	1:A:98:ALA:O	2:B:19:A:N3	6	0.12
(1,5)	1:A:98:ALA:O	2:B:19:A:N6	6	0.12

Continued on next page...

Continued from previous page...

Key	Atom-1	Atom-2	Model ID	Violation (Å)
(1,5)	1:A:98:ALA:O	2:B:19:A:N7	6	0.12
(1,5)	1:A:98:ALA:O	2:B:19:A:N9	6	0.12
(1,5)	1:A:98:ALA:O	2:B:19:A:O2'	6	0.12
(1,5)	1:A:98:ALA:O	2:B:19:A:O3'	6	0.12
(1,5)	1:A:98:ALA:O	2:B:19:A:O4'	6	0.12
(1,5)	1:A:98:ALA:O	2:B:19:A:O5'	6	0.12
(1,5)	1:A:98:ALA:O	2:B:19:A:OP1	6	0.12
(1,5)	1:A:98:ALA:O	2:B:19:A:OP2	6	0.12
(1,5)	1:A:98:ALA:O	2:B:19:A:P	6	0.12
(1,5)	1:A:98:ALA:O	2:B:20:U:C1'	6	0.12
(1,5)	1:A:98:ALA:O	2:B:20:U:C2	6	0.12
(1,5)	1:A:98:ALA:O	2:B:20:U:C2'	6	0.12
(1,5)	1:A:98:ALA:O	2:B:20:U:C3'	6	0.12
(1,5)	1:A:98:ALA:O	2:B:20:U:C4	6	0.12
(1,5)	1:A:98:ALA:O	2:B:20:U:C4'	6	0.12
(1,5)	1:A:98:ALA:O	2:B:20:U:C5	6	0.12
(1,5)	1:A:98:ALA:O	2:B:20:U:C5'	6	0.12
(1,5)	1:A:98:ALA:O	2:B:20:U:C6	6	0.12
(1,5)	1:A:98:ALA:O	2:B:20:U:H1'	6	0.12
(1,5)	1:A:98:ALA:O	2:B:20:U:H2'	6	0.12
(1,5)	1:A:98:ALA:O	2:B:20:U:H3	6	0.12
(1,5)	1:A:98:ALA:O	2:B:20:U:H3'	6	0.12
(1,5)	1:A:98:ALA:O	2:B:20:U:H4'	6	0.12
(1,5)	1:A:98:ALA:O	2:B:20:U:H5	6	0.12
(1,5)	1:A:98:ALA:O	2:B:20:U:H5'	6	0.12
(1,5)	1:A:98:ALA:O	2:B:20:U:H5''	6	0.12
(1,5)	1:A:98:ALA:O	2:B:20:U:H6	6	0.12
(1,5)	1:A:98:ALA:O	2:B:20:U:HO2'	6	0.12
(1,5)	1:A:98:ALA:O	2:B:20:U:N1	6	0.12
(1,5)	1:A:98:ALA:O	2:B:20:U:N3	6	0.12
(1,5)	1:A:98:ALA:O	2:B:20:U:O2	6	0.12
(1,5)	1:A:98:ALA:O	2:B:20:U:O2'	6	0.12
(1,5)	1:A:98:ALA:O	2:B:20:U:O3'	6	0.12
(1,5)	1:A:98:ALA:O	2:B:20:U:O4	6	0.12
(1,5)	1:A:98:ALA:O	2:B:20:U:O4'	6	0.12
(1,5)	1:A:98:ALA:O	2:B:20:U:O5'	6	0.12
(1,5)	1:A:98:ALA:O	2:B:20:U:OP1	6	0.12
(1,5)	1:A:98:ALA:O	2:B:20:U:OP2	6	0.12
(1,5)	1:A:98:ALA:O	2:B:20:U:P	6	0.12
(1,5)	1:A:98:ALA:O	2:B:21:G:C1'	6	0.12
(1,5)	1:A:98:ALA:O	2:B:21:G:C2	6	0.12
(1,5)	1:A:98:ALA:O	2:B:21:G:C2'	6	0.12

Continued on next page...

Continued from previous page...

Key	Atom-1	Atom-2	Model ID	Violation (Å)
(1,5)	1:A:98:ALA:O	2:B:21:G:C3'	6	0.12
(1,5)	1:A:98:ALA:O	2:B:21:G:C4	6	0.12
(1,5)	1:A:98:ALA:O	2:B:21:G:C4'	6	0.12
(1,5)	1:A:98:ALA:O	2:B:21:G:C5	6	0.12
(1,5)	1:A:98:ALA:O	2:B:21:G:C5'	6	0.12
(1,5)	1:A:98:ALA:O	2:B:21:G:C6	6	0.12
(1,5)	1:A:98:ALA:O	2:B:21:G:C8	6	0.12
(1,5)	1:A:98:ALA:O	2:B:21:G:H1	6	0.12
(1,5)	1:A:98:ALA:O	2:B:21:G:H1'	6	0.12
(1,5)	1:A:98:ALA:O	2:B:21:G:H2'	6	0.12
(1,5)	1:A:98:ALA:O	2:B:21:G:H21	6	0.12
(1,5)	1:A:98:ALA:O	2:B:21:G:H22	6	0.12
(1,5)	1:A:98:ALA:O	2:B:21:G:H3'	6	0.12
(1,5)	1:A:98:ALA:O	2:B:21:G:H4'	6	0.12
(1,5)	1:A:98:ALA:O	2:B:21:G:H5'	6	0.12
(1,5)	1:A:98:ALA:O	2:B:21:G:H5''	6	0.12
(1,5)	1:A:98:ALA:O	2:B:21:G:H8	6	0.12
(1,5)	1:A:98:ALA:O	2:B:21:G:HO2'	6	0.12
(1,5)	1:A:98:ALA:O	2:B:21:G:N1	6	0.12
(1,5)	1:A:98:ALA:O	2:B:21:G:N2	6	0.12
(1,5)	1:A:98:ALA:O	2:B:21:G:N3	6	0.12
(1,5)	1:A:98:ALA:O	2:B:21:G:N7	6	0.12
(1,5)	1:A:98:ALA:O	2:B:21:G:N9	6	0.12
(1,5)	1:A:98:ALA:O	2:B:21:G:O2'	6	0.12
(1,5)	1:A:98:ALA:O	2:B:21:G:O3'	6	0.12
(1,5)	1:A:98:ALA:O	2:B:21:G:O4'	6	0.12
(1,5)	1:A:98:ALA:O	2:B:21:G:O5'	6	0.12
(1,5)	1:A:98:ALA:O	2:B:21:G:O6	6	0.12
(1,5)	1:A:98:ALA:O	2:B:21:G:OP1	6	0.12
(1,5)	1:A:98:ALA:O	2:B:21:G:OP2	6	0.12
(1,5)	1:A:98:ALA:O	2:B:21:G:P	6	0.12
(1,5)	1:A:98:ALA:O	2:B:22:A:C1'	6	0.12
(1,5)	1:A:98:ALA:O	2:B:22:A:C2	6	0.12
(1,5)	1:A:98:ALA:O	2:B:22:A:C2'	6	0.12
(1,5)	1:A:98:ALA:O	2:B:22:A:C3'	6	0.12
(1,5)	1:A:98:ALA:O	2:B:22:A:C4	6	0.12
(1,5)	1:A:98:ALA:O	2:B:22:A:C4'	6	0.12
(1,5)	1:A:98:ALA:O	2:B:22:A:C5	6	0.12
(1,5)	1:A:98:ALA:O	2:B:22:A:C5'	6	0.12
(1,5)	1:A:98:ALA:O	2:B:22:A:C6	6	0.12
(1,5)	1:A:98:ALA:O	2:B:22:A:C8	6	0.12
(1,5)	1:A:98:ALA:O	2:B:22:A:H1'	6	0.12

Continued on next page...

Continued from previous page...

Key	Atom-1	Atom-2	Model ID	Violation (Å)
(1,5)	1:A:98:ALA:O	2:B:22:A:H2	6	0.12
(1,5)	1:A:98:ALA:O	2:B:22:A:H2'	6	0.12
(1,5)	1:A:98:ALA:O	2:B:22:A:H3'	6	0.12
(1,5)	1:A:98:ALA:O	2:B:22:A:H4'	6	0.12
(1,5)	1:A:98:ALA:O	2:B:22:A:H5'	6	0.12
(1,5)	1:A:98:ALA:O	2:B:22:A:H5''	6	0.12
(1,5)	1:A:98:ALA:O	2:B:22:A:H61	6	0.12
(1,5)	1:A:98:ALA:O	2:B:22:A:H62	6	0.12
(1,5)	1:A:98:ALA:O	2:B:22:A:H8	6	0.12
(1,5)	1:A:98:ALA:O	2:B:22:A:HO2'	6	0.12
(1,5)	1:A:98:ALA:O	2:B:22:A:N1	6	0.12
(1,5)	1:A:98:ALA:O	2:B:22:A:N3	6	0.12
(1,5)	1:A:98:ALA:O	2:B:22:A:N6	6	0.12
(1,5)	1:A:98:ALA:O	2:B:22:A:N7	6	0.12
(1,5)	1:A:98:ALA:O	2:B:22:A:N9	6	0.12
(1,5)	1:A:98:ALA:O	2:B:22:A:O2'	6	0.12
(1,5)	1:A:98:ALA:O	2:B:22:A:O3'	6	0.12
(1,5)	1:A:98:ALA:O	2:B:22:A:O4'	6	0.12
(1,5)	1:A:98:ALA:O	2:B:22:A:O5'	6	0.12
(1,5)	1:A:98:ALA:O	2:B:22:A:OP1	6	0.12
(1,5)	1:A:98:ALA:O	2:B:22:A:OP2	6	0.12
(1,5)	1:A:98:ALA:O	2:B:22:A:P	6	0.12
(1,5)	1:A:98:ALA:O	2:B:23:U:C1'	6	0.12
(1,5)	1:A:98:ALA:O	2:B:23:U:C2	6	0.12
(1,5)	1:A:98:ALA:O	2:B:23:U:C2'	6	0.12
(1,5)	1:A:98:ALA:O	2:B:23:U:C3'	6	0.12
(1,5)	1:A:98:ALA:O	2:B:23:U:C4	6	0.12
(1,5)	1:A:98:ALA:O	2:B:23:U:C4'	6	0.12
(1,5)	1:A:98:ALA:O	2:B:23:U:C5	6	0.12
(1,5)	1:A:98:ALA:O	2:B:23:U:C5'	6	0.12
(1,5)	1:A:98:ALA:O	2:B:23:U:C6	6	0.12
(1,5)	1:A:98:ALA:O	2:B:23:U:H1'	6	0.12
(1,5)	1:A:98:ALA:O	2:B:23:U:H2'	6	0.12
(1,5)	1:A:98:ALA:O	2:B:23:U:H3	6	0.12
(1,5)	1:A:98:ALA:O	2:B:23:U:H3'	6	0.12
(1,5)	1:A:98:ALA:O	2:B:23:U:H4'	6	0.12
(1,5)	1:A:98:ALA:O	2:B:23:U:H5	6	0.12
(1,5)	1:A:98:ALA:O	2:B:23:U:H5'	6	0.12
(1,5)	1:A:98:ALA:O	2:B:23:U:H5''	6	0.12
(1,5)	1:A:98:ALA:O	2:B:23:U:H6	6	0.12
(1,5)	1:A:98:ALA:O	2:B:23:U:HO2'	6	0.12
(1,5)	1:A:98:ALA:O	2:B:23:U:N1	6	0.12

Continued on next page...

Continued from previous page...

Key	Atom-1	Atom-2	Model ID	Violation (Å)
(1,5)	1:A:98:ALA:O	2:B:23:U:N3	6	0.12
(1,5)	1:A:98:ALA:O	2:B:23:U:O2	6	0.12
(1,5)	1:A:98:ALA:O	2:B:23:U:O2'	6	0.12
(1,5)	1:A:98:ALA:O	2:B:23:U:O3'	6	0.12
(1,5)	1:A:98:ALA:O	2:B:23:U:O4	6	0.12
(1,5)	1:A:98:ALA:O	2:B:23:U:O4'	6	0.12
(1,5)	1:A:98:ALA:O	2:B:23:U:O5'	6	0.12
(1,5)	1:A:98:ALA:O	2:B:23:U:OP1	6	0.12
(1,5)	1:A:98:ALA:O	2:B:23:U:OP2	6	0.12
(1,5)	1:A:98:ALA:O	2:B:23:U:P	6	0.12
(1,5)	1:A:98:ALA:O	2:B:24:G:C1'	6	0.12
(1,5)	1:A:98:ALA:O	2:B:24:G:C2	6	0.12
(1,5)	1:A:98:ALA:O	2:B:24:G:C2'	6	0.12
(1,5)	1:A:98:ALA:O	2:B:24:G:C3'	6	0.12
(1,5)	1:A:98:ALA:O	2:B:24:G:C4	6	0.12
(1,5)	1:A:98:ALA:O	2:B:24:G:C4'	6	0.12
(1,5)	1:A:98:ALA:O	2:B:24:G:C5	6	0.12
(1,5)	1:A:98:ALA:O	2:B:24:G:C5'	6	0.12
(1,5)	1:A:98:ALA:O	2:B:24:G:C6	6	0.12
(1,5)	1:A:98:ALA:O	2:B:24:G:C8	6	0.12
(1,5)	1:A:98:ALA:O	2:B:24:G:H1	6	0.12
(1,5)	1:A:98:ALA:O	2:B:24:G:H1'	6	0.12
(1,5)	1:A:98:ALA:O	2:B:24:G:H2'	6	0.12
(1,5)	1:A:98:ALA:O	2:B:24:G:H21	6	0.12
(1,5)	1:A:98:ALA:O	2:B:24:G:H22	6	0.12
(1,5)	1:A:98:ALA:O	2:B:24:G:H3'	6	0.12
(1,5)	1:A:98:ALA:O	2:B:24:G:H4'	6	0.12
(1,5)	1:A:98:ALA:O	2:B:24:G:H5'	6	0.12
(1,5)	1:A:98:ALA:O	2:B:24:G:H5''	6	0.12
(1,5)	1:A:98:ALA:O	2:B:24:G:H8	6	0.12
(1,5)	1:A:98:ALA:O	2:B:24:G:HO2'	6	0.12
(1,5)	1:A:98:ALA:O	2:B:24:G:N1	6	0.12
(1,5)	1:A:98:ALA:O	2:B:24:G:N2	6	0.12
(1,5)	1:A:98:ALA:O	2:B:24:G:N3	6	0.12
(1,5)	1:A:98:ALA:O	2:B:24:G:N7	6	0.12
(1,5)	1:A:98:ALA:O	2:B:24:G:N9	6	0.12
(1,5)	1:A:98:ALA:O	2:B:24:G:O2'	6	0.12
(1,5)	1:A:98:ALA:O	2:B:24:G:O3'	6	0.12
(1,5)	1:A:98:ALA:O	2:B:24:G:O4'	6	0.12
(1,5)	1:A:98:ALA:O	2:B:24:G:O5'	6	0.12
(1,5)	1:A:98:ALA:O	2:B:24:G:O6	6	0.12
(1,5)	1:A:98:ALA:O	2:B:24:G:OP1	6	0.12

Continued on next page...

Continued from previous page...

Key	Atom-1	Atom-2	Model ID	Violation (Å)
(1,5)	1:A:98:ALA:O	2:B:24:G:OP2	6	0.12
(1,5)	1:A:98:ALA:O	2:B:24:G:P	6	0.12

10 Dihedral-angle violation analysis

No dihedral-angle restraints found