



Full wwPDB EM Validation Report ⓘ

Jul 17, 2024 – 02:01 pm BST

PDB ID : 8S6H
EMDB ID : EMD-19758
Title : Cryo-EM Structure of the R388 plasmid conjugative pilus reveals a helical polymer characterised by an unusual pilin/phospholipid binary complex
Authors : Vadakkepat, A.K.; Waksman, G.; Redzej, A.
Deposited on : 2024-02-27
Resolution : 3.39 Å(reported)
Based on initial model : .

This is a Full wwPDB EM Validation Report for a publicly released PDB entry.

We welcome your comments at validation@mail.wwpdb.org

A user guide is available at

<https://www.wwpdb.org/validation/2017/EMValidationReportHelp>

with specific help available everywhere you see the ⓘ symbol.

The types of validation reports are described at

<http://www.wwpdb.org/validation/2017/FAQs#types>.

The following versions of software and data (see [references ⓘ](#)) were used in the production of this report:

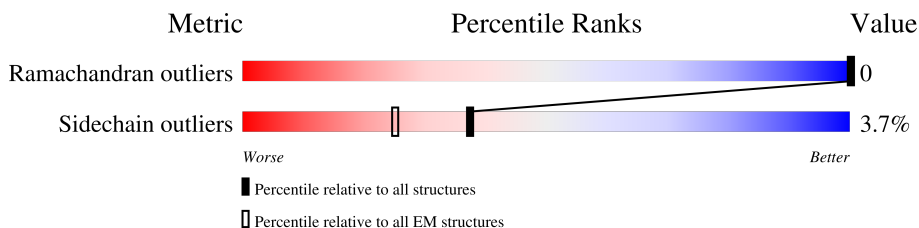
EMDB validation analysis : 0.0.1.dev92
Mogul : 1.8.4, CSD as541be (2020)
MolProbity : 4.02b-467
buster-report : 1.1.7 (2018)
Percentile statistics : 20191225.v01 (using entries in the PDB archive December 25th 2019)
MapQ : 1.9.13
Ideal geometry (proteins) : Engh & Huber (2001)
Ideal geometry (DNA, RNA) : Parkinson et al. (1996)
Validation Pipeline (wwPDB-VP) : 2.37.1

1 Overall quality at a glance

The following experimental techniques were used to determine the structure:
ELECTRON MICROSCOPY

The reported resolution of this entry is 3.39 Å.

Percentile scores (ranging between 0-100) for global validation metrics of the entry are shown in the following graphic. The table shows the number of entries on which the scores are based.



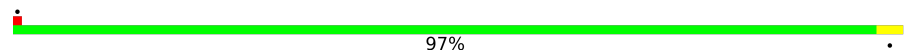
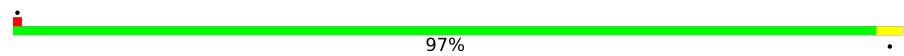
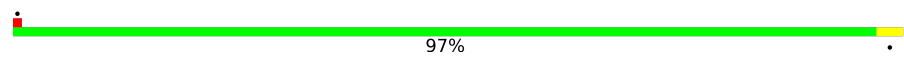
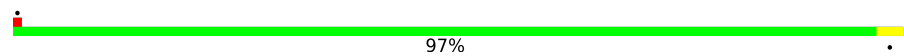
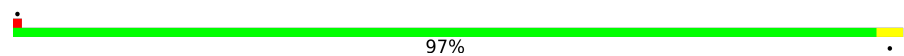
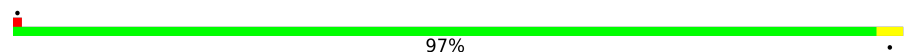
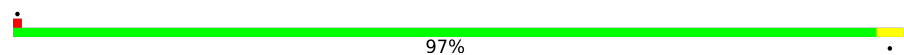
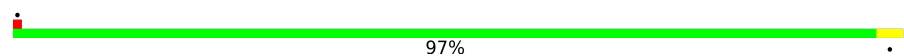
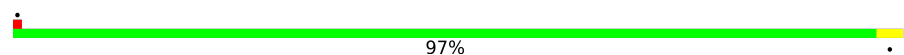
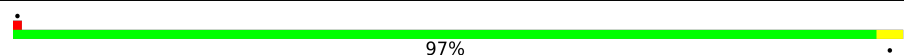
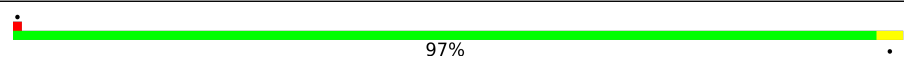
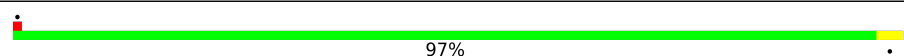
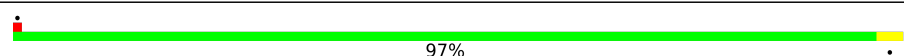
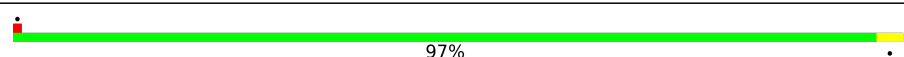
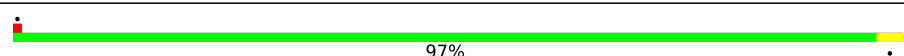
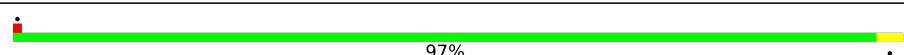
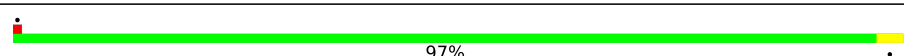
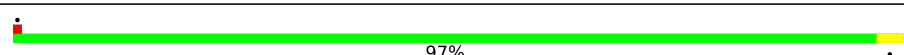
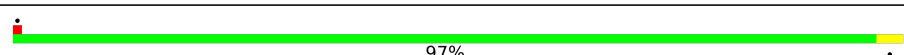
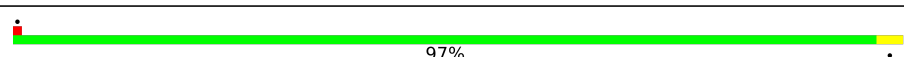
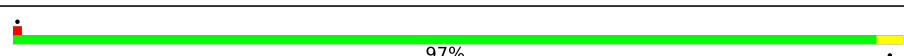
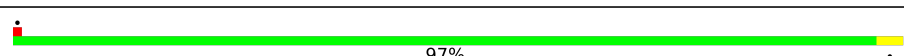
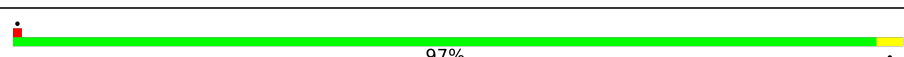
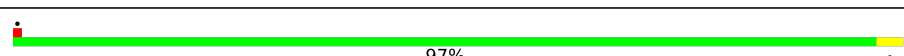
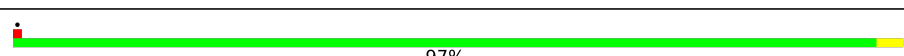
Metric	Whole archive (#Entries)	EM structures (#Entries)
Ramachandran outliers	154571	4023
Sidechain outliers	154315	3826

The table below summarises the geometric issues observed across the polymeric chains and their fit to the map. The red, orange, yellow and green segments of the bar indicate the fraction of residues that contain outliers for ≥ 3 , 2, 1 and 0 types of geometric quality criteria respectively. A grey segment represents the fraction of residues that are not modelled. The numeric value for each fraction is indicated below the corresponding segment, with a dot representing fractions $\leq 5\%$. The upper red bar (where present) indicates the fraction of residues that have poor fit to the EM map (all-atom inclusion $< 40\%$). The numeric value is given above the bar.

Mol	Chain	Length	Quality of chain
1	0	69	97% .
1	1	69	97% .
1	2	69	97% .
1	3	69	97% .
1	4	69	97% .
1	5	69	97% .
1	6	69	97% .
1	7	69	97% .
1	8	69	97% .

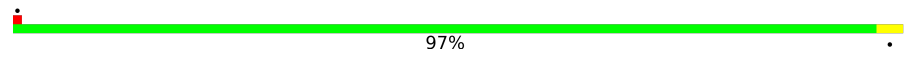
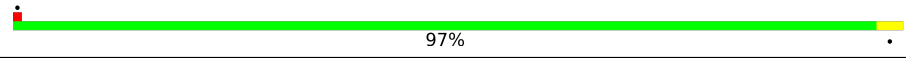
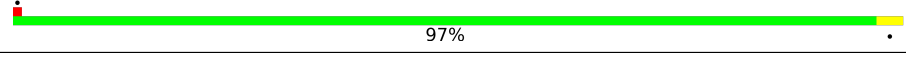
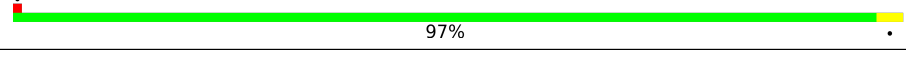
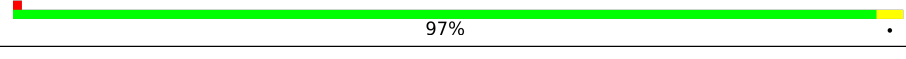
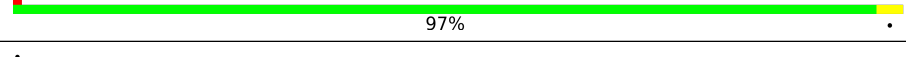
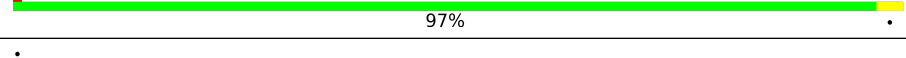
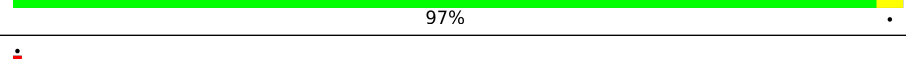
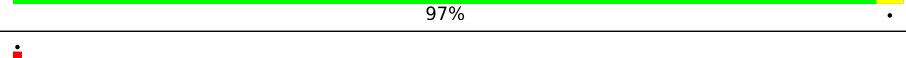
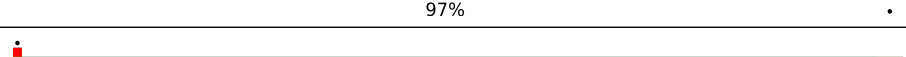
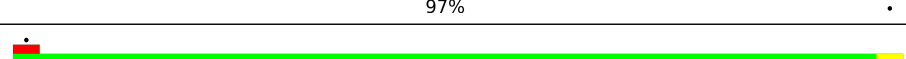
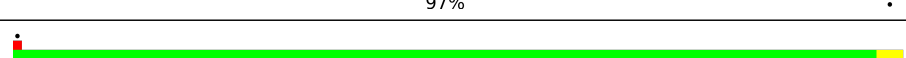


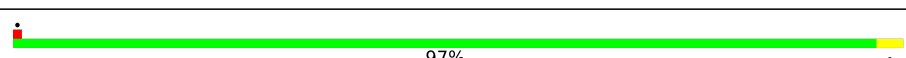
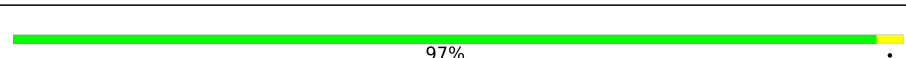
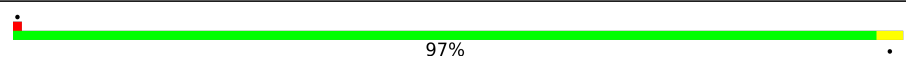
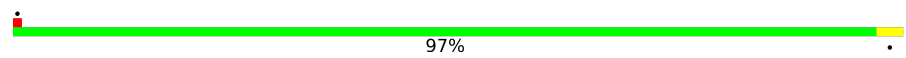
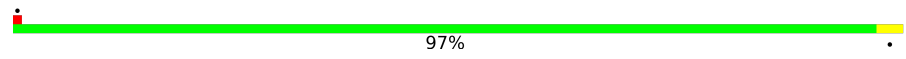
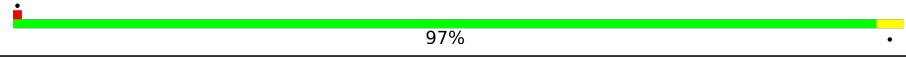
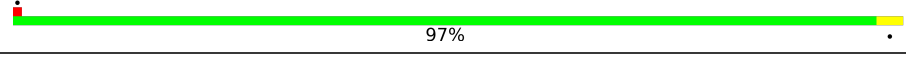
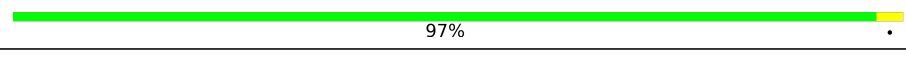
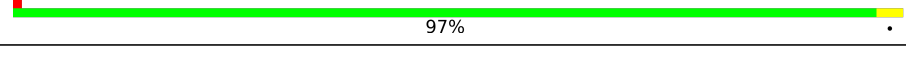
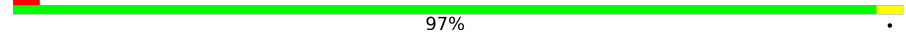

Continued on next page...

Continued from previous page...

Mol	Chain	Length	Quality of chain
1	9	69	 97%
1	A	69	 97%
1	A1	69	 97%
1	A2	69	 97%
1	A3	69	 97%
1	A4	69	 97%
1	A5	69	 97%
1	A6	69	 97%
1	A7	69	 97%
1	B	69	 97%
1	C	69	 97%
1	D	69	 97%
1	E	69	 97%
1	F	69	 97%
1	G	69	 97%
1	H	69	 97%
1	I	69	 97%
1	J	69	 97%
1	K	69	 97%
1	L	69	 97%
1	M	69	 97%
1	N	69	 97%
1	O	69	 97%
1	P	69	 97%
1	Q	69	 97%

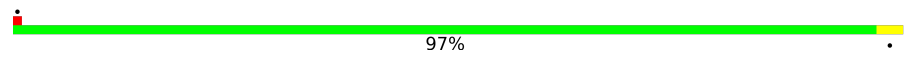
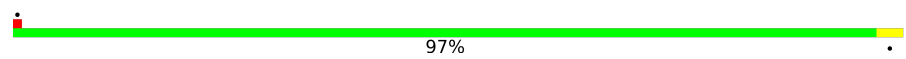
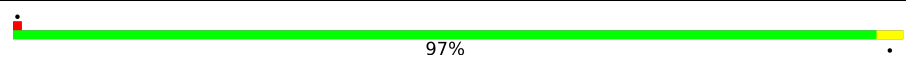
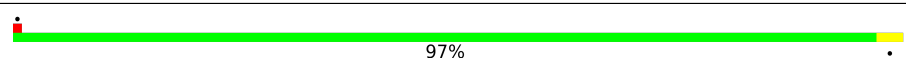
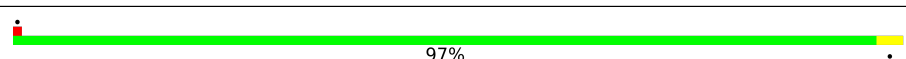
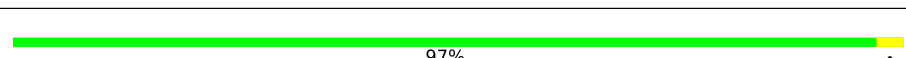
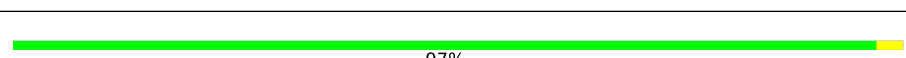


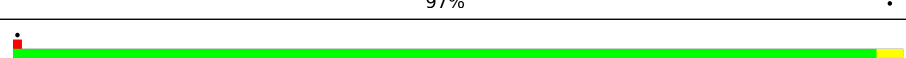
Continued on next page...

Continued from previous page...

Mol	Chain	Length	Quality of chain
1	R	69	
1	S	69	
1	T	69	
1	U	69	
1	V	69	
1	W	69	
1	X	69	
1	Y	69	
1	Z	69	
1	a	69	
1	b	69	
1	c	69	
1	d	69	
1	e	69	
1	f	69	
1	g	69	
1	h	69	
1	i	69	
1	j	69	
1	k	69	
1	l	69	
1	m	69	
1	n	69	
1	o	69	
1	p	69	

Continued on next page...

Continued from previous page...

Mol	Chain	Length	Quality of chain
1	q	69	
1	r	69	
1	s	69	
1	t	69	
1	u	69	
1	v	69	
1	w	69	
1	x	69	
1	y	69	
1	z	69	

2 Entry composition [i](#)

There are 2 unique types of molecules in this entry. The entry contains 39192 atoms, of which 0 are hydrogens and 0 are deuteriums.

In the tables below, the AltConf column contains the number of residues with at least one atom in alternate conformation and the Trace column contains the number of residues modelled with at most 2 atoms.

- Molecule 1 is a protein called TrwL protein.

Mol	Chain	Residues	Atoms					AltConf	Trace
			Total	C	N	O	S		
1	A	69	519	339	85	93	2	0	0
1	B	69	519	339	85	93	2	0	0
1	C	69	519	339	85	93	2	0	0
1	D	69	519	339	85	93	2	0	0
1	E	69	519	339	85	93	2	0	0
1	F	69	519	339	85	93	2	0	0
1	G	69	519	339	85	93	2	0	0
1	H	69	519	339	85	93	2	0	0
1	I	69	519	339	85	93	2	0	0
1	J	69	519	339	85	93	2	0	0
1	K	69	519	339	85	93	2	0	0
1	L	69	519	339	85	93	2	0	0
1	M	69	519	339	85	93	2	0	0
1	N	69	519	339	85	93	2	0	0
1	3	69	519	339	85	93	2	0	0
1	4	69	519	339	85	93	2	0	0
1	5	69	519	339	85	93	2	0	0

Continued on next page...

Continued from previous page...

Mol	Chain	Residues	Atoms					AltConf	Trace
			Total	C	N	O	S		
1	6	69	519	339	85	93	2	0	0
1	7	69	519	339	85	93	2	0	0
1	8	69	519	339	85	93	2	0	0
1	9	69	519	339	85	93	2	0	0
1	A1	69	519	339	85	93	2	0	0
1	A2	69	519	339	85	93	2	0	0
1	A3	69	519	339	85	93	2	0	0
1	A4	69	519	339	85	93	2	0	0
1	A5	69	519	339	85	93	2	0	0
1	A6	69	519	339	85	93	2	0	0
1	A7	69	519	339	85	93	2	0	0
1	0	69	519	339	85	93	2	0	0
1	1	69	519	339	85	93	2	0	0
1	2	69	519	339	85	93	2	0	0
1	p	69	519	339	85	93	2	0	0
1	q	69	519	339	85	93	2	0	0
1	r	69	519	339	85	93	2	0	0
1	s	69	519	339	85	93	2	0	0
1	t	69	519	339	85	93	2	0	0
1	u	69	519	339	85	93	2	0	0
1	v	69	519	339	85	93	2	0	0

Continued on next page...

Continued from previous page...

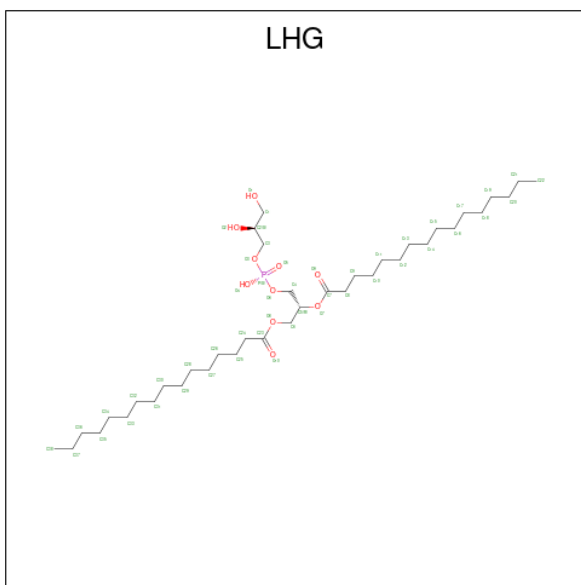
Mol	Chain	Residues	Atoms					AltConf	Trace
			Total	C	N	O	S		
1	w	69	519	339	85	93	2	0	0
1	x	69	519	339	85	93	2	0	0
1	y	69	519	339	85	93	2	0	0
1	z	69	519	339	85	93	2	0	0
1	c	69	519	339	85	93	2	0	0
1	d	69	519	339	85	93	2	0	0
1	e	69	519	339	85	93	2	0	0
1	f	69	519	339	85	93	2	0	0
1	g	69	519	339	85	93	2	0	0
1	h	69	519	339	85	93	2	0	0
1	i	69	519	339	85	93	2	0	0
1	j	69	519	339	85	93	2	0	0
1	k	69	519	339	85	93	2	0	0
1	l	69	519	339	85	93	2	0	0
1	m	69	519	339	85	93	2	0	0
1	n	69	519	339	85	93	2	0	0
1	o	69	519	339	85	93	2	0	0
1	O	69	519	339	85	93	2	0	0
1	P	69	519	339	85	93	2	0	0
1	Q	69	519	339	85	93	2	0	0
1	R	69	519	339	85	93	2	0	0

Continued on next page...

Continued from previous page...

Mol	Chain	Residues	Atoms					AltConf	Trace
1	S	69	Total	C	N	O	S	0	0
			519	339	85	93	2		
1	T	69	Total	C	N	O	S	0	0
			519	339	85	93	2		
1	U	69	Total	C	N	O	S	0	0
			519	339	85	93	2		
1	V	69	Total	C	N	O	S	0	0
			519	339	85	93	2		
1	W	69	Total	C	N	O	S	0	0
			519	339	85	93	2		
1	X	69	Total	C	N	O	S	0	0
			519	339	85	93	2		
1	Y	69	Total	C	N	O	S	0	0
			519	339	85	93	2		
1	Z	69	Total	C	N	O	S	0	0
			519	339	85	93	2		
1	a	69	Total	C	N	O	S	0	0
			519	339	85	93	2		
1	b	69	Total	C	N	O	S	0	0
			519	339	85	93	2		

- Molecule 2 is 1,2-DIPALMITOYL-PHOSPHATIDYL-GLYCEROLE (three-letter code: LHG) (formula: $C_{38}H_{75}O_{10}P$) (labeled as "Ligand of Interest" by depositor).



Mol	Chain	Residues	Atoms				AltConf
2	A	1	Total	C	O	P	0
			49	38	10	1	

Continued on next page...

Continued from previous page...

Mol	Chain	Residues	Atoms				AltConf
			Total	C	O	P	
2	B	1	49	38	10	1	0
2	B	1	49	38	10	1	0
2	D	1	49	38	10	1	0
2	E	1	49	38	10	1	0
2	F	1	49	38	10	1	0
2	I	1	49	38	10	1	0
2	J	1	49	38	10	1	0
2	K	1	49	38	10	1	0
2	L	1	49	38	10	1	0
2	L	1	49	38	10	1	0
2	M	1	49	38	10	1	0
2	M	1	49	38	10	1	0
2	3	1	49	38	10	1	0
2	4	1	49	38	10	1	0
2	4	1	49	38	10	1	0
2	5	1	49	38	10	1	0
2	6	1	49	38	10	1	0
2	8	1	49	38	10	1	0
2	8	1	49	38	10	1	0
2	9	1	49	38	10	1	0
2	A1	1	49	38	10	1	0

Continued on next page...

Continued from previous page...

Mol	Chain	Residues	Atoms				AltConf
			Total	C	O	P	
2	A2	1	49	38	10	1	0
2	A2	1	49	38	10	1	0
2	A3	1	49	38	10	1	0
2	A4	1	49	38	10	1	0
2	A5	1	49	38	10	1	0
2	A6	1	49	38	10	1	0
2	A6	1	49	38	10	1	0
2	0	1	49	38	10	1	0
2	1	1	49	38	10	1	0
2	1	1	49	38	10	1	0
2	2	1	49	38	10	1	0
2	p	1	49	38	10	1	0
2	q	1	49	38	10	1	0
2	r	1	49	38	10	1	0
2	s	1	49	38	10	1	0
2	t	1	49	38	10	1	0
2	u	1	49	38	10	1	0
2	v	1	49	38	10	1	0
2	v	1	49	38	10	1	0
2	x	1	49	38	10	1	0
2	z	1	49	38	10	1	0

Continued on next page...

Continued from previous page...

Mol	Chain	Residues	Atoms				AltConf
			Total	C	O	P	
2	c	1	49	38	10	1	0
2	c	1	49	38	10	1	0
2	d	1	49	38	10	1	0
2	f	1	49	38	10	1	0
2	h	1	49	38	10	1	0
2	i	1	49	38	10	1	0
2	i	1	49	38	10	1	0
2	j	1	49	38	10	1	0
2	j	1	49	38	10	1	0
2	k	1	49	38	10	1	0
2	O	1	49	38	10	1	0
2	O	1	49	38	10	1	0
2	P	1	49	38	10	1	0
2	P	1	49	38	10	1	0
2	Q	1	49	38	10	1	0
2	R	1	49	38	10	1	0
2	R	1	49	38	10	1	0
2	S	1	49	38	10	1	0
2	S	1	49	38	10	1	0
2	U	1	49	38	10	1	0
2	V	1	49	38	10	1	0

Continued on next page...

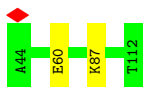
Continued from previous page...

Mol	Chain	Residues	Atoms				AltConf
			Total	C	O	P	
2	W	1	49	38	10	1	0
2	W	1	49	38	10	1	0
2	X	1	49	38	10	1	0
2	Y	1	49	38	10	1	0
2	Z	1	49	38	10	1	0

3 Residue-property plots

These plots are drawn for all protein, RNA, DNA and oligosaccharide chains in the entry. The first graphic for a chain summarises the proportions of the various outlier classes displayed in the second graphic. The second graphic shows the sequence view annotated by issues in geometry and atom inclusion in map density. Residues are color-coded according to the number of geometric quality criteria for which they contain at least one outlier: green = 0, yellow = 1, orange = 2 and red = 3 or more. A red diamond above a residue indicates a poor fit to the EM map for this residue (all-atom inclusion < 40%). Stretches of 2 or more consecutive residues without any outlier are shown as a green connector. Residues present in the sample, but not in the model, are shown in grey.

- Molecule 1: TrwL protein



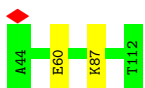
- Molecule 1: TrwL protein



- Molecule 1: TrwL protein



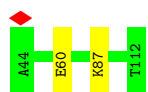
- Molecule 1: TrwL protein



- Molecule 1: TrwL protein



● Molecule 1: TrwL protein

Chain F:  97%

● Molecule 1: TrwL protein

Chain G:  97%

● Molecule 1: TrwL protein

Chain H:  97%

● Molecule 1: TrwL protein

Chain I:  97%

● Molecule 1: TrwL protein

Chain J:  97%

● Molecule 1: TrwL protein

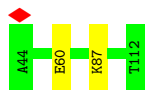
Chain K:  97%

● Molecule 1: TrwL protein

Chain L:  97%



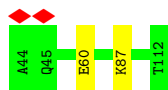
• Molecule 1: TrwL protein



• Molecule 1: TrwL protein



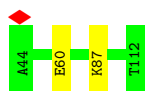
• Molecule 1: TrwL protein



• Molecule 1: TrwL protein



• Molecule 1: TrwL protein

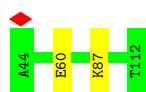


• Molecule 1: TrwL protein



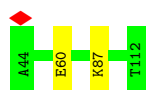
• Molecule 1: TrwL protein

Chain 7:  97%



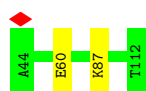
• Molecule 1: TrwL protein

Chain 8:  97%



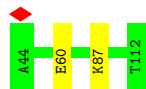
• Molecule 1: TrwL protein

Chain 9:  97%



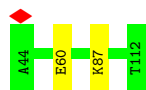
• Molecule 1: TrwL protein

Chain A1:  97%



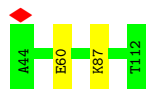
• Molecule 1: TrwL protein

Chain A2:  97%



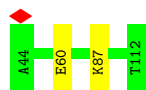
• Molecule 1: TrwL protein

Chain A3:  97%



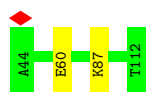
• Molecule 1: TrwL protein

Chain A4:  97%



- Molecule 1: TrwL protein

Chain A5:  97%



- Molecule 1: TrwL protein

Chain A6:  97%



- Molecule 1: TrwL protein

Chain A7:  97%



- Molecule 1: TrwL protein

Chain 0:  97%



- Molecule 1: TrwL protein

Chain 1:  97%



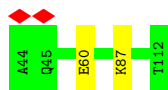
- Molecule 1: TrwL protein

Chain 2:  97%



- Molecule 1: TrwL protein

Chain p:  97%



- Molecule 1: TrwL protein



- Molecule 1: TrwL protein



- Molecule 1: TrwL protein



- Molecule 1: TrwL protein



- Molecule 1: TrwL protein



- Molecule 1: TrwL protein



- Molecule 1: TrwL protein

Chain w:  97%



• Molecule 1: TrwL protein

Chain x:  97%



• Molecule 1: TrwL protein

Chain y:  97%



• Molecule 1: TrwL protein

Chain z:  97%



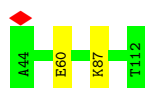
• Molecule 1: TrwL protein

Chain c:  97%



• Molecule 1: TrwL protein

Chain d:  97%

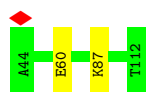


• Molecule 1: TrwL protein

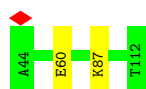
Chain e:  97%



● Molecule 1: TrwL protein

Chain f:  97%

● Molecule 1: TrwL protein

Chain g:  97%

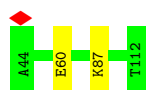
● Molecule 1: TrwL protein

Chain h:  97%

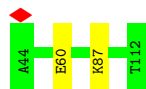
● Molecule 1: TrwL protein

Chain i:  97%

● Molecule 1: TrwL protein

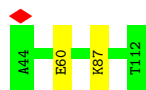
Chain j:  97%

● Molecule 1: TrwL protein

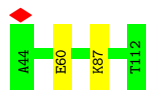
Chain k:  97%

● Molecule 1: TrwL protein

Chain l:  97%



- Molecule 1: TrwL protein



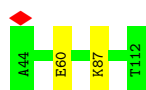
- Molecule 1: TrwL protein



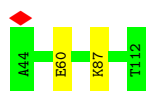
- Molecule 1: TrwL protein



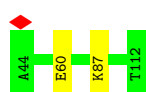
- Molecule 1: TrwL protein



- Molecule 1: TrwL protein

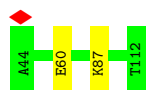


- Molecule 1: TrwL protein



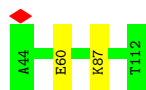
- Molecule 1: TrwL protein

Chain R:  97%



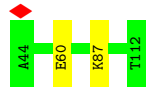
● Molecule 1: TrwL protein

Chain S:  97%



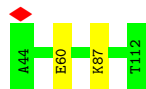
● Molecule 1: TrwL protein

Chain T:  97%



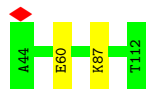
● Molecule 1: TrwL protein

Chain U:  97%



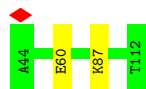
● Molecule 1: TrwL protein

Chain V:  97%



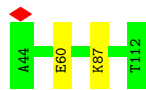
● Molecule 1: TrwL protein

Chain W:  97%



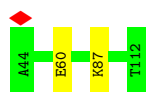
● Molecule 1: TrwL protein

Chain X:  97%



- Molecule 1: TrwL protein

Chain Y:  97%



- Molecule 1: TrwL protein

Chain Z:  97%



- Molecule 1: TrwL protein

Chain a:  97%



- Molecule 1: TrwL protein

Chain b:  97%



4 Experimental information

Property	Value	Source
EM reconstruction method	HELICAL	Depositor
Imposed symmetry	HELICAL, twist=28.983°, rise=13.241 Å, axial sym=C1	Depositor
Number of segments used	209930	Depositor
Resolution determination method	FSC 0.143 CUT-OFF	Depositor
CTF correction method	PHASE FLIPPING AND AMPLITUDE CORRECTION; Find more details in the Methods section of the publication	Depositor
Microscope	FEI TITAN KRIOS	Depositor
Voltage (kV)	300	Depositor
Electron dose ($e^-/\text{Å}^2$)	34.67	Depositor
Minimum defocus (nm)	900	Depositor
Maximum defocus (nm)	2400	Depositor
Magnification	81000	Depositor
Image detector	GATAN K3 BIOQUANTUM (6k x 4k)	Depositor
Maximum map value	2.291	Depositor
Minimum map value	-1.033	Depositor
Average map value	0.000	Depositor
Map value standard deviation	0.086	Depositor
Recommended contour level	0.321	Depositor
Map size (Å)	426.80002, 426.80002, 426.80002	wwPDB
Map dimensions	400, 400, 400	wwPDB
Map angles (°)	90.0, 90.0, 90.0	wwPDB
Pixel spacing (Å)	1.067, 1.067, 1.067	Depositor

5 Model quality

5.1 Standard geometry

Bond lengths and bond angles in the following residue types are not validated in this section:
LHG

The Z score for a bond length (or angle) is the number of standard deviations the observed value is removed from the expected value. A bond length (or angle) with $|Z| > 5$ is considered an outlier worth inspection. RMSZ is the root-mean-square of all Z scores of the bond lengths (or angles).

Mol	Chain	Bond lengths		Bond angles	
		RMSZ	# Z >5	RMSZ	# Z >5
1	0	0.26	0/525	0.44	0/713
1	1	0.25	0/525	0.44	0/713
1	2	0.25	0/525	0.44	0/713
1	3	0.25	0/525	0.43	0/713
1	4	0.25	0/525	0.44	0/713
1	5	0.25	0/525	0.44	0/713
1	6	0.25	0/525	0.44	0/713
1	7	0.25	0/525	0.44	0/713
1	8	0.25	0/525	0.44	0/713
1	9	0.25	0/525	0.43	0/713
1	A	0.25	0/525	0.43	0/713
1	A1	0.25	0/525	0.43	0/713
1	A2	0.26	0/525	0.44	0/713
1	A3	0.25	0/525	0.44	0/713
1	A4	0.26	0/525	0.44	0/713
1	A5	0.26	0/525	0.44	0/713
1	A6	0.26	0/525	0.44	0/713
1	A7	0.25	0/525	0.44	0/713
1	B	0.25	0/525	0.44	0/713
1	C	0.25	0/525	0.44	0/713
1	D	0.25	0/525	0.44	0/713
1	E	0.26	0/525	0.44	0/713
1	F	0.26	0/525	0.44	0/713
1	G	0.26	0/525	0.44	0/713
1	H	0.26	0/525	0.44	0/713
1	I	0.26	0/525	0.44	0/713
1	J	0.26	0/525	0.44	0/713
1	K	0.26	0/525	0.44	0/713
1	L	0.25	0/525	0.44	0/713
1	M	0.25	0/525	0.44	0/713
1	N	0.25	0/525	0.43	0/713
1	O	0.25	0/525	0.43	0/713

Mol	Chain	Bond lengths		Bond angles	
		RMSZ	# Z >5	RMSZ	# Z >5
1	P	0.25	0/525	0.44	0/713
1	Q	0.26	0/525	0.44	0/713
1	R	0.26	0/525	0.44	0/713
1	S	0.26	0/525	0.43	0/713
1	T	0.26	0/525	0.44	0/713
1	U	0.26	0/525	0.44	0/713
1	V	0.26	0/525	0.44	0/713
1	W	0.26	0/525	0.44	0/713
1	X	0.26	0/525	0.44	0/713
1	Y	0.26	0/525	0.44	0/713
1	Z	0.26	0/525	0.44	0/713
1	a	0.25	0/525	0.44	0/713
1	b	0.26	0/525	0.44	0/713
1	c	0.25	0/525	0.44	0/713
1	d	0.25	0/525	0.44	0/713
1	e	0.25	0/525	0.44	0/713
1	f	0.25	0/525	0.44	0/713
1	g	0.25	0/525	0.44	0/713
1	h	0.25	0/525	0.44	0/713
1	i	0.26	0/525	0.44	0/713
1	j	0.25	0/525	0.44	0/713
1	k	0.25	0/525	0.44	0/713
1	l	0.25	0/525	0.44	0/713
1	m	0.26	0/525	0.44	0/713
1	n	0.26	0/525	0.44	0/713
1	o	0.25	0/525	0.44	0/713
1	p	0.25	0/525	0.44	0/713
1	q	0.25	0/525	0.44	0/713
1	r	0.25	0/525	0.44	0/713
1	s	0.25	0/525	0.44	0/713
1	t	0.26	0/525	0.44	0/713
1	u	0.26	0/525	0.44	0/713
1	v	0.26	0/525	0.44	0/713
1	w	0.26	0/525	0.44	0/713
1	x	0.25	0/525	0.44	0/713
1	y	0.25	0/525	0.44	0/713
1	z	0.26	0/525	0.44	0/713
All	All	0.25	0/36225	0.44	0/49197

There are no bond length outliers.

There are no bond angle outliers.

There are no chirality outliers.

There are no planarity outliers.

5.2 Too-close contacts [i](#)

Due to software issues we are unable to calculate clashes - this section is therefore empty.

5.3 Torsion angles [i](#)

5.3.1 Protein backbone [i](#)

In the following table, the Percentiles column shows the percent Ramachandran outliers of the chain as a percentile score with respect to all PDB entries followed by that with respect to all EM entries.

The Analysed column shows the number of residues for which the backbone conformation was analysed, and the total number of residues.

Mol	Chain	Analysed	Favoured	Allowed	Outliers	Percentiles	
1	0	67/69 (97%)	65 (97%)	2 (3%)	0	100	100
1	1	67/69 (97%)	65 (97%)	2 (3%)	0	100	100
1	2	67/69 (97%)	65 (97%)	2 (3%)	0	100	100
1	3	67/69 (97%)	66 (98%)	1 (2%)	0	100	100
1	4	67/69 (97%)	65 (97%)	2 (3%)	0	100	100
1	5	67/69 (97%)	67 (100%)	0	0	100	100
1	6	67/69 (97%)	66 (98%)	1 (2%)	0	100	100
1	7	67/69 (97%)	66 (98%)	1 (2%)	0	100	100
1	8	67/69 (97%)	64 (96%)	3 (4%)	0	100	100
1	9	67/69 (97%)	66 (98%)	1 (2%)	0	100	100
1	A	67/69 (97%)	65 (97%)	2 (3%)	0	100	100
1	A1	67/69 (97%)	64 (96%)	3 (4%)	0	100	100
1	A2	67/69 (97%)	65 (97%)	2 (3%)	0	100	100
1	A3	67/69 (97%)	66 (98%)	1 (2%)	0	100	100
1	A4	67/69 (97%)	65 (97%)	2 (3%)	0	100	100
1	A5	67/69 (97%)	65 (97%)	2 (3%)	0	100	100
1	A6	67/69 (97%)	64 (96%)	3 (4%)	0	100	100
1	A7	67/69 (97%)	65 (97%)	2 (3%)	0	100	100
1	B	67/69 (97%)	64 (96%)	3 (4%)	0	100	100

Continued on next page...

Continued from previous page...

Mol	Chain	Analysed	Favoured	Allowed	Outliers	Percentiles	
1	C	67/69 (97%)	65 (97%)	2 (3%)	0	100	100
1	D	67/69 (97%)	66 (98%)	1 (2%)	0	100	100
1	E	67/69 (97%)	65 (97%)	2 (3%)	0	100	100
1	F	67/69 (97%)	64 (96%)	3 (4%)	0	100	100
1	G	67/69 (97%)	65 (97%)	2 (3%)	0	100	100
1	H	67/69 (97%)	65 (97%)	2 (3%)	0	100	100
1	I	67/69 (97%)	65 (97%)	2 (3%)	0	100	100
1	J	67/69 (97%)	64 (96%)	3 (4%)	0	100	100
1	K	67/69 (97%)	65 (97%)	2 (3%)	0	100	100
1	L	67/69 (97%)	65 (97%)	2 (3%)	0	100	100
1	M	67/69 (97%)	64 (96%)	3 (4%)	0	100	100
1	N	67/69 (97%)	65 (97%)	2 (3%)	0	100	100
1	O	67/69 (97%)	64 (96%)	3 (4%)	0	100	100
1	P	67/69 (97%)	66 (98%)	1 (2%)	0	100	100
1	Q	67/69 (97%)	65 (97%)	2 (3%)	0	100	100
1	R	67/69 (97%)	65 (97%)	2 (3%)	0	100	100
1	S	67/69 (97%)	64 (96%)	3 (4%)	0	100	100
1	T	67/69 (97%)	66 (98%)	1 (2%)	0	100	100
1	U	67/69 (97%)	65 (97%)	2 (3%)	0	100	100
1	V	67/69 (97%)	66 (98%)	1 (2%)	0	100	100
1	W	67/69 (97%)	64 (96%)	3 (4%)	0	100	100
1	X	67/69 (97%)	65 (97%)	2 (3%)	0	100	100
1	Y	67/69 (97%)	66 (98%)	1 (2%)	0	100	100
1	Z	67/69 (97%)	64 (96%)	3 (4%)	0	100	100
1	a	67/69 (97%)	66 (98%)	1 (2%)	0	100	100
1	b	67/69 (97%)	65 (97%)	2 (3%)	0	100	100
1	c	67/69 (97%)	65 (97%)	2 (3%)	0	100	100
1	d	67/69 (97%)	64 (96%)	3 (4%)	0	100	100
1	e	67/69 (97%)	64 (96%)	3 (4%)	0	100	100
1	f	67/69 (97%)	66 (98%)	1 (2%)	0	100	100
1	g	67/69 (97%)	65 (97%)	2 (3%)	0	100	100

Continued on next page...

Continued from previous page...

Mol	Chain	Analysed	Favoured	Allowed	Outliers	Percentiles	
1	h	67/69 (97%)	66 (98%)	1 (2%)	0	100	100
1	i	67/69 (97%)	65 (97%)	2 (3%)	0	100	100
1	j	67/69 (97%)	65 (97%)	2 (3%)	0	100	100
1	k	67/69 (97%)	65 (97%)	2 (3%)	0	100	100
1	l	67/69 (97%)	65 (97%)	2 (3%)	0	100	100
1	m	67/69 (97%)	65 (97%)	2 (3%)	0	100	100
1	n	67/69 (97%)	65 (97%)	2 (3%)	0	100	100
1	o	67/69 (97%)	64 (96%)	3 (4%)	0	100	100
1	p	67/69 (97%)	66 (98%)	1 (2%)	0	100	100
1	q	67/69 (97%)	67 (100%)	0	0	100	100
1	r	67/69 (97%)	66 (98%)	1 (2%)	0	100	100
1	s	67/69 (97%)	65 (97%)	2 (3%)	0	100	100
1	t	67/69 (97%)	65 (97%)	2 (3%)	0	100	100
1	u	67/69 (97%)	64 (96%)	3 (4%)	0	100	100
1	v	67/69 (97%)	67 (100%)	0	0	100	100
1	w	67/69 (97%)	65 (97%)	2 (3%)	0	100	100
1	x	67/69 (97%)	65 (97%)	2 (3%)	0	100	100
1	y	67/69 (97%)	64 (96%)	3 (4%)	0	100	100
1	z	67/69 (97%)	65 (97%)	2 (3%)	0	100	100
All	All	4623/4761 (97%)	4490 (97%)	133 (3%)	0	100	100

There are no Ramachandran outliers to report.

5.3.2 Protein sidechains [i](#)

In the following table, the Percentiles column shows the percent sidechain outliers of the chain as a percentile score with respect to all PDB entries followed by that with respect to all EM entries.

The Analysed column shows the number of residues for which the sidechain conformation was analysed, and the total number of residues.

Mol	Chain	Analysed	Rotameric	Outliers	Percentiles	
1	0	54/54 (100%)	52 (96%)	2 (4%)	34	62
1	1	54/54 (100%)	52 (96%)	2 (4%)	34	62

Continued on next page...

Continued from previous page...

Mol	Chain	Analysed	Rotameric	Outliers	Percentiles	
1	2	54/54 (100%)	52 (96%)	2 (4%)	34	62
1	3	54/54 (100%)	52 (96%)	2 (4%)	34	62
1	4	54/54 (100%)	52 (96%)	2 (4%)	34	62
1	5	54/54 (100%)	52 (96%)	2 (4%)	34	62
1	6	54/54 (100%)	52 (96%)	2 (4%)	34	62
1	7	54/54 (100%)	52 (96%)	2 (4%)	34	62
1	8	54/54 (100%)	52 (96%)	2 (4%)	34	62
1	9	54/54 (100%)	52 (96%)	2 (4%)	34	62
1	A	54/54 (100%)	52 (96%)	2 (4%)	34	62
1	A1	54/54 (100%)	52 (96%)	2 (4%)	34	62
1	A2	54/54 (100%)	52 (96%)	2 (4%)	34	62
1	A3	54/54 (100%)	52 (96%)	2 (4%)	34	62
1	A4	54/54 (100%)	52 (96%)	2 (4%)	34	62
1	A5	54/54 (100%)	52 (96%)	2 (4%)	34	62
1	A6	54/54 (100%)	52 (96%)	2 (4%)	34	62
1	A7	54/54 (100%)	52 (96%)	2 (4%)	34	62
1	B	54/54 (100%)	52 (96%)	2 (4%)	34	62
1	C	54/54 (100%)	52 (96%)	2 (4%)	34	62
1	D	54/54 (100%)	52 (96%)	2 (4%)	34	62
1	E	54/54 (100%)	52 (96%)	2 (4%)	34	62
1	F	54/54 (100%)	52 (96%)	2 (4%)	34	62
1	G	54/54 (100%)	52 (96%)	2 (4%)	34	62
1	H	54/54 (100%)	52 (96%)	2 (4%)	34	62
1	I	54/54 (100%)	52 (96%)	2 (4%)	34	62
1	J	54/54 (100%)	52 (96%)	2 (4%)	34	62
1	K	54/54 (100%)	52 (96%)	2 (4%)	34	62
1	L	54/54 (100%)	52 (96%)	2 (4%)	34	62
1	M	54/54 (100%)	52 (96%)	2 (4%)	34	62
1	N	54/54 (100%)	52 (96%)	2 (4%)	34	62
1	O	54/54 (100%)	52 (96%)	2 (4%)	34	62
1	P	54/54 (100%)	52 (96%)	2 (4%)	34	62

Continued on next page...

Continued from previous page...

Mol	Chain	Analysed	Rotameric	Outliers	Percentiles	
1	Q	54/54 (100%)	52 (96%)	2 (4%)	34	62
1	R	54/54 (100%)	52 (96%)	2 (4%)	34	62
1	S	54/54 (100%)	52 (96%)	2 (4%)	34	62
1	T	54/54 (100%)	52 (96%)	2 (4%)	34	62
1	U	54/54 (100%)	52 (96%)	2 (4%)	34	62
1	V	54/54 (100%)	52 (96%)	2 (4%)	34	62
1	W	54/54 (100%)	52 (96%)	2 (4%)	34	62
1	X	54/54 (100%)	52 (96%)	2 (4%)	34	62
1	Y	54/54 (100%)	52 (96%)	2 (4%)	34	62
1	Z	54/54 (100%)	52 (96%)	2 (4%)	34	62
1	a	54/54 (100%)	52 (96%)	2 (4%)	34	62
1	b	54/54 (100%)	52 (96%)	2 (4%)	34	62
1	c	54/54 (100%)	52 (96%)	2 (4%)	34	62
1	d	54/54 (100%)	52 (96%)	2 (4%)	34	62
1	e	54/54 (100%)	52 (96%)	2 (4%)	34	62
1	f	54/54 (100%)	52 (96%)	2 (4%)	34	62
1	g	54/54 (100%)	52 (96%)	2 (4%)	34	62
1	h	54/54 (100%)	52 (96%)	2 (4%)	34	62
1	i	54/54 (100%)	52 (96%)	2 (4%)	34	62
1	j	54/54 (100%)	52 (96%)	2 (4%)	34	62
1	k	54/54 (100%)	52 (96%)	2 (4%)	34	62
1	l	54/54 (100%)	52 (96%)	2 (4%)	34	62
1	m	54/54 (100%)	52 (96%)	2 (4%)	34	62
1	n	54/54 (100%)	52 (96%)	2 (4%)	34	62
1	o	54/54 (100%)	52 (96%)	2 (4%)	34	62
1	p	54/54 (100%)	52 (96%)	2 (4%)	34	62
1	q	54/54 (100%)	52 (96%)	2 (4%)	34	62
1	r	54/54 (100%)	52 (96%)	2 (4%)	34	62
1	s	54/54 (100%)	52 (96%)	2 (4%)	34	62
1	t	54/54 (100%)	52 (96%)	2 (4%)	34	62
1	u	54/54 (100%)	52 (96%)	2 (4%)	34	62

Continued on next page...

Continued from previous page...

Mol	Chain	Analysed	Rotameric	Outliers	Percentiles	
1	v	54/54 (100%)	52 (96%)	2 (4%)	34	62
1	w	54/54 (100%)	52 (96%)	2 (4%)	34	62
1	x	54/54 (100%)	52 (96%)	2 (4%)	34	62
1	y	54/54 (100%)	52 (96%)	2 (4%)	34	62
1	z	54/54 (100%)	52 (96%)	2 (4%)	34	62
All	All	3726/3726 (100%)	3588 (96%)	138 (4%)	37	62

All (138) residues with a non-rotameric sidechain are listed below:

Mol	Chain	Res	Type
1	A	60	GLU
1	A	87	LYS
1	B	60	GLU
1	B	87	LYS
1	C	60	GLU
1	C	87	LYS
1	D	60	GLU
1	D	87	LYS
1	E	60	GLU
1	E	87	LYS
1	F	60	GLU
1	F	87	LYS
1	G	60	GLU
1	G	87	LYS
1	H	60	GLU
1	H	87	LYS
1	I	60	GLU
1	I	87	LYS
1	J	60	GLU
1	J	87	LYS
1	K	60	GLU
1	K	87	LYS
1	L	60	GLU
1	L	87	LYS
1	M	60	GLU
1	M	87	LYS
1	N	60	GLU
1	N	87	LYS
1	3	60	GLU
1	3	87	LYS

Continued on next page...

Continued from previous page...

Mol	Chain	Res	Type
1	4	60	GLU
1	4	87	LYS
1	5	60	GLU
1	5	87	LYS
1	6	60	GLU
1	6	87	LYS
1	7	60	GLU
1	7	87	LYS
1	8	60	GLU
1	8	87	LYS
1	9	60	GLU
1	9	87	LYS
1	A1	60	GLU
1	A1	87	LYS
1	A2	60	GLU
1	A2	87	LYS
1	A3	60	GLU
1	A3	87	LYS
1	A4	60	GLU
1	A4	87	LYS
1	A5	60	GLU
1	A5	87	LYS
1	A6	60	GLU
1	A6	87	LYS
1	A7	60	GLU
1	A7	87	LYS
1	0	60	GLU
1	0	87	LYS
1	1	60	GLU
1	1	87	LYS
1	2	60	GLU
1	2	87	LYS
1	p	60	GLU
1	p	87	LYS
1	q	60	GLU
1	q	87	LYS
1	r	60	GLU
1	r	87	LYS
1	s	60	GLU
1	s	87	LYS
1	t	60	GLU
1	t	87	LYS

Continued on next page...

Continued from previous page...

Mol	Chain	Res	Type
1	u	60	GLU
1	u	87	LYS
1	v	60	GLU
1	v	87	LYS
1	w	60	GLU
1	w	87	LYS
1	x	60	GLU
1	x	87	LYS
1	y	60	GLU
1	y	87	LYS
1	z	60	GLU
1	z	87	LYS
1	c	60	GLU
1	c	87	LYS
1	d	60	GLU
1	d	87	LYS
1	e	60	GLU
1	e	87	LYS
1	f	60	GLU
1	f	87	LYS
1	g	60	GLU
1	g	87	LYS
1	h	60	GLU
1	h	87	LYS
1	i	60	GLU
1	i	87	LYS
1	j	60	GLU
1	j	87	LYS
1	k	60	GLU
1	k	87	LYS
1	l	60	GLU
1	l	87	LYS
1	m	60	GLU
1	m	87	LYS
1	n	60	GLU
1	n	87	LYS
1	o	60	GLU
1	o	87	LYS
1	O	60	GLU
1	O	87	LYS
1	P	60	GLU
1	P	87	LYS

Continued on next page...

Continued from previous page...

Mol	Chain	Res	Type
1	Q	60	GLU
1	Q	87	LYS
1	R	60	GLU
1	R	87	LYS
1	S	60	GLU
1	S	87	LYS
1	T	60	GLU
1	T	87	LYS
1	U	60	GLU
1	U	87	LYS
1	V	60	GLU
1	V	87	LYS
1	W	60	GLU
1	W	87	LYS
1	X	60	GLU
1	X	87	LYS
1	Y	60	GLU
1	Y	87	LYS
1	Z	60	GLU
1	Z	87	LYS
1	a	60	GLU
1	a	87	LYS
1	b	60	GLU
1	b	87	LYS

Sometimes sidechains can be flipped to improve hydrogen bonding and reduce clashes. There are no such sidechains identified.

5.3.3 RNA [i](#)

There are no RNA molecules in this entry.

5.4 Non-standard residues in protein, DNA, RNA chains [i](#)

There are no non-standard protein/DNA/RNA residues in this entry.

5.5 Carbohydrates [i](#)

There are no monosaccharides in this entry.

5.6 Ligand geometry

69 ligands are modelled in this entry.

In the following table, the Counts columns list the number of bonds (or angles) for which Mogul statistics could be retrieved, the number of bonds (or angles) that are observed in the model and the number of bonds (or angles) that are defined in the Chemical Component Dictionary. The Link column lists molecule types, if any, to which the group is linked. The Z score for a bond length (or angle) is the number of standard deviations the observed value is removed from the expected value. A bond length (or angle) with $|Z| > 2$ is considered an outlier worth inspection. RMSZ is the root-mean-square of all Z scores of the bond lengths (or angles).

Mol	Type	Chain	Res	Link	Bond lengths			Bond angles		
					Counts	RMSZ	# Z > 2	Counts	RMSZ	# Z > 2
2	LHG	J	201	-	48,48,48	1.61	8 (16%)	51,54,54	0.56	0
2	LHG	v	201	-	48,48,48	1.60	8 (16%)	51,54,54	0.54	0
2	LHG	1	202	-	48,48,48	1.63	8 (16%)	51,54,54	0.56	0
2	LHG	O	202	-	48,48,48	1.62	7 (14%)	51,54,54	0.57	0
2	LHG	R	201	-	48,48,48	1.60	8 (16%)	51,54,54	0.57	0
2	LHG	W	202	-	48,48,48	1.60	7 (14%)	51,54,54	0.55	0
2	LHG	A6	202	-	48,48,48	1.62	8 (16%)	51,54,54	0.56	1 (1%)
2	LHG	L	201	-	48,48,48	1.60	8 (16%)	51,54,54	0.54	0
2	LHG	v	202	-	48,48,48	1.61	7 (14%)	51,54,54	0.55	0
2	LHG	k	201	-	48,48,48	1.61	7 (14%)	51,54,54	0.57	0
2	LHG	M	201	-	48,48,48	1.62	8 (16%)	51,54,54	0.54	0
2	LHG	s	201	-	48,48,48	1.63	8 (16%)	51,54,54	0.57	1 (1%)
2	LHG	A4	201	-	48,48,48	1.60	7 (14%)	51,54,54	0.55	0
2	LHG	f	201	-	48,48,48	1.63	8 (16%)	51,54,54	0.57	0
2	LHG	A2	201	-	48,48,48	1.59	8 (16%)	51,54,54	0.54	0
2	LHG	d	201	-	48,48,48	1.60	7 (14%)	51,54,54	0.55	0
2	LHG	i	201	-	48,48,48	1.62	8 (16%)	51,54,54	0.55	0
2	LHG	Y	201	-	48,48,48	1.62	8 (16%)	51,54,54	0.58	1 (1%)
2	LHG	9	201	-	48,48,48	1.62	8 (16%)	51,54,54	0.55	0
2	LHG	F	201	-	48,48,48	1.62	8 (16%)	51,54,54	0.54	0
2	LHG	B	202	-	48,48,48	1.60	8 (16%)	51,54,54	0.54	0
2	LHG	M	202	-	48,48,48	1.61	7 (14%)	51,54,54	0.53	0
2	LHG	E	201	-	48,48,48	1.62	8 (16%)	51,54,54	0.55	0
2	LHG	A3	201	-	48,48,48	1.61	8 (16%)	51,54,54	0.55	0
2	LHG	h	201	-	48,48,48	1.62	8 (16%)	51,54,54	0.56	0
2	LHG	K	201	-	48,48,48	1.62	8 (16%)	51,54,54	0.57	0

Mol	Type	Chain	Res	Link	Bond lengths			Bond angles		
					Counts	RMSZ	# Z > 2	Counts	RMSZ	# Z > 2
2	LHG	L	202	-	48,48,48	1.62	8 (16%)	51,54,54	0.56	0
2	LHG	B	201	-	48,48,48	1.60	7 (14%)	51,54,54	0.55	0
2	LHG	A6	201	-	48,48,48	1.61	8 (16%)	51,54,54	0.54	0
2	LHG	u	201	-	48,48,48	1.61	8 (16%)	51,54,54	0.56	0
2	LHG	V	201	-	48,48,48	1.61	7 (14%)	51,54,54	0.56	0
2	LHG	6	201	-	48,48,48	1.61	8 (16%)	51,54,54	0.54	0
2	LHG	I	201	-	48,48,48	1.61	8 (16%)	51,54,54	0.55	0
2	LHG	i	202	-	48,48,48	1.62	8 (16%)	51,54,54	0.57	0
2	LHG	r	201	-	48,48,48	1.62	8 (16%)	51,54,54	0.56	0
2	LHG	S	201	-	48,48,48	1.62	8 (16%)	51,54,54	0.56	0
2	LHG	A	201	-	48,48,48	1.63	8 (16%)	51,54,54	0.56	0
2	LHG	D	201	-	48,48,48	1.61	8 (16%)	51,54,54	0.56	0
2	LHG	2	201	-	48,48,48	1.61	7 (14%)	51,54,54	0.53	0
2	LHG	c	201	-	48,48,48	1.63	8 (16%)	51,54,54	0.57	1 (1%)
2	LHG	Z	201	-	48,48,48	1.62	8 (16%)	51,54,54	0.55	0
2	LHG	1	201	-	48,48,48	1.63	8 (16%)	51,54,54	0.54	1 (1%)
2	LHG	S	202	-	48,48,48	1.63	8 (16%)	51,54,54	0.56	0
2	LHG	c	202	-	48,48,48	1.62	8 (16%)	51,54,54	0.58	0
2	LHG	A1	201	-	48,48,48	1.62	8 (16%)	51,54,54	0.55	0
2	LHG	U	201	-	48,48,48	1.61	7 (14%)	51,54,54	0.55	0
2	LHG	4	201	-	48,48,48	1.62	8 (16%)	51,54,54	0.56	0
2	LHG	p	201	-	48,48,48	1.62	7 (14%)	51,54,54	0.56	0
2	LHG	P	202	-	48,48,48	1.62	8 (16%)	51,54,54	0.55	0
2	LHG	x	201	-	48,48,48	1.62	7 (14%)	51,54,54	0.56	0
2	LHG	W	201	-	48,48,48	1.62	8 (16%)	51,54,54	0.56	0
2	LHG	A2	202	-	48,48,48	1.63	8 (16%)	51,54,54	0.56	0
2	LHG	0	201	-	48,48,48	1.62	8 (16%)	51,54,54	0.56	0
2	LHG	8	202	-	48,48,48	1.60	7 (14%)	51,54,54	0.55	0
2	LHG	j	201	-	48,48,48	1.62	8 (16%)	51,54,54	0.55	0
2	LHG	X	201	-	48,48,48	1.62	8 (16%)	51,54,54	0.57	1 (1%)
2	LHG	P	201	-	48,48,48	1.63	8 (16%)	51,54,54	0.55	0
2	LHG	8	201	-	48,48,48	1.62	8 (16%)	51,54,54	0.55	0
2	LHG	O	201	-	48,48,48	1.62	8 (16%)	51,54,54	0.57	0
2	LHG	q	201	-	48,48,48	1.62	8 (16%)	51,54,54	0.56	0
2	LHG	t	201	-	48,48,48	1.62	7 (14%)	51,54,54	0.56	0

Mol	Type	Chain	Res	Link	Bond lengths			Bond angles		
					Counts	RMSZ	# Z > 2	Counts	RMSZ	# Z > 2
2	LHG	Q	201	-	48,48,48	1.61	8 (16%)	51,54,54	0.57	0
2	LHG	5	201	-	48,48,48	1.62	8 (16%)	51,54,54	0.57	0
2	LHG	R	202	-	48,48,48	1.60	7 (14%)	51,54,54	0.55	0
2	LHG	3	201	-	48,48,48	1.63	8 (16%)	51,54,54	0.57	0
2	LHG	A5	201	-	48,48,48	1.61	8 (16%)	51,54,54	0.56	0
2	LHG	4	202	-	48,48,48	1.62	8 (16%)	51,54,54	0.56	0
2	LHG	z	201	-	48,48,48	1.63	8 (16%)	51,54,54	0.56	0
2	LHG	j	202	-	48,48,48	1.63	8 (16%)	51,54,54	0.56	0

In the following table, the Chirals column lists the number of chiral outliers, the number of chiral centers analysed, the number of these observed in the model and the number defined in the Chemical Component Dictionary. Similar counts are reported in the Torsion and Rings columns. '-' means no outliers of that kind were identified.

Mol	Type	Chain	Res	Link	Chirals	Torsions	Rings
2	LHG	J	201	-	-	29/53/53/53	-
2	LHG	v	201	-	-	33/53/53/53	-
2	LHG	1	202	-	-	29/53/53/53	-
2	LHG	O	202	-	-	34/53/53/53	-
2	LHG	R	201	-	-	33/53/53/53	-
2	LHG	W	202	-	-	32/53/53/53	-
2	LHG	A6	202	-	-	30/53/53/53	-
2	LHG	L	201	-	-	29/53/53/53	-
2	LHG	v	202	-	-	30/53/53/53	-
2	LHG	k	201	-	-	28/53/53/53	-
2	LHG	M	201	-	-	32/53/53/53	-
2	LHG	s	201	-	-	31/53/53/53	-
2	LHG	A4	201	-	-	28/53/53/53	-
2	LHG	f	201	-	-	27/53/53/53	-
2	LHG	A2	201	-	-	29/53/53/53	-
2	LHG	d	201	-	-	30/53/53/53	-
2	LHG	i	201	-	-	28/53/53/53	-
2	LHG	Y	201	-	-	29/53/53/53	-
2	LHG	9	201	-	-	29/53/53/53	-
2	LHG	F	201	-	-	33/53/53/53	-
2	LHG	B	202	-	-	31/53/53/53	-

Continued on next page...

Continued from previous page...

Mol	Type	Chain	Res	Link	Chirals	Torsions	Rings
2	LHG	M	202	-	-	27/53/53/53	-
2	LHG	E	201	-	-	27/53/53/53	-
2	LHG	A3	201	-	-	31/53/53/53	-
2	LHG	h	201	-	-	30/53/53/53	-
2	LHG	K	201	-	-	26/53/53/53	-
2	LHG	L	202	-	-	30/53/53/53	-
2	LHG	B	201	-	-	30/53/53/53	-
2	LHG	A6	201	-	-	32/53/53/53	-
2	LHG	u	201	-	-	33/53/53/53	-
2	LHG	V	201	-	-	33/53/53/53	-
2	LHG	6	201	-	-	30/53/53/53	-
2	LHG	I	201	-	-	31/53/53/53	-
2	LHG	i	202	-	-	31/53/53/53	-
2	LHG	r	201	-	-	32/53/53/53	-
2	LHG	S	201	-	-	30/53/53/53	-
2	LHG	A	201	-	-	28/53/53/53	-
2	LHG	D	201	-	-	29/53/53/53	-
2	LHG	2	201	-	-	31/53/53/53	-
2	LHG	c	201	-	-	28/53/53/53	-
2	LHG	Z	201	-	-	28/53/53/53	-
2	LHG	1	201	-	-	26/53/53/53	-
2	LHG	S	202	-	-	30/53/53/53	-
2	LHG	c	202	-	-	30/53/53/53	-
2	LHG	A1	201	-	-	32/53/53/53	-
2	LHG	U	201	-	-	33/53/53/53	-
2	LHG	4	201	-	-	29/53/53/53	-
2	LHG	p	201	-	-	31/53/53/53	-
2	LHG	P	202	-	-	27/53/53/53	-
2	LHG	x	201	-	-	26/53/53/53	-
2	LHG	W	201	-	-	33/53/53/53	-
2	LHG	A2	202	-	-	27/53/53/53	-
2	LHG	0	201	-	-	34/53/53/53	-
2	LHG	8	202	-	-	31/53/53/53	-
2	LHG	j	201	-	-	29/53/53/53	-

Continued on next page...

Continued from previous page...

Mol	Type	Chain	Res	Link	Chirals	Torsions	Rings
2	LHG	X	201	-	-	33/53/53/53	-
2	LHG	P	201	-	-	28/53/53/53	-
2	LHG	8	201	-	-	34/53/53/53	-
2	LHG	O	201	-	-	31/53/53/53	-
2	LHG	q	201	-	-	32/53/53/53	-
2	LHG	t	201	-	-	35/53/53/53	-
2	LHG	Q	201	-	-	27/53/53/53	-
2	LHG	5	201	-	-	32/53/53/53	-
2	LHG	R	202	-	-	33/53/53/53	-
2	LHG	3	201	-	-	30/53/53/53	-
2	LHG	A5	201	-	-	30/53/53/53	-
2	LHG	4	202	-	-	30/53/53/53	-
2	LHG	z	201	-	-	30/53/53/53	-
2	LHG	j	202	-	-	30/53/53/53	-

All (536) bond length outliers are listed below:

Mol	Chain	Res	Type	Atoms	Z	Observed(Å)	Ideal(Å)
2	Y	201	LHG	O7-C7	4.07	1.45	1.34
2	c	201	LHG	O7-C7	4.06	1.45	1.34
2	A6	202	LHG	O7-C7	4.05	1.45	1.34
2	j	202	LHG	O7-C7	4.05	1.45	1.34
2	X	201	LHG	O7-C7	4.05	1.45	1.34
2	f	201	LHG	O7-C7	4.04	1.45	1.34
2	z	201	LHG	O7-C7	4.03	1.45	1.34
2	Z	201	LHG	O7-C7	4.02	1.45	1.34
2	O	201	LHG	O7-C7	4.02	1.45	1.34
2	0	201	LHG	O7-C7	4.02	1.45	1.34
2	1	201	LHG	O7-C7	4.02	1.45	1.34
2	1	202	LHG	O7-C7	4.01	1.45	1.34
2	F	201	LHG	O7-C7	4.01	1.45	1.34
2	K	201	LHG	O7-C7	4.00	1.45	1.34
2	A2	202	LHG	O7-C7	4.00	1.45	1.34
2	A	201	LHG	O7-C7	4.00	1.45	1.34
2	i	202	LHG	O7-C7	4.00	1.45	1.34
2	s	201	LHG	O7-C7	4.00	1.45	1.34
2	A1	201	LHG	O7-C7	3.99	1.45	1.34
2	h	201	LHG	O7-C7	3.99	1.45	1.34
2	8	201	LHG	O7-C7	3.99	1.45	1.34

Continued on next page...

Continued from previous page...

Mol	Chain	Res	Type	Atoms	Z	Observed(Å)	Ideal(Å)
2	U	201	LHG	O7-C7	3.98	1.45	1.34
2	S	202	LHG	O7-C7	3.98	1.45	1.34
2	L	202	LHG	O7-C7	3.98	1.45	1.34
2	I	201	LHG	O7-C7	3.98	1.45	1.34
2	A3	201	LHG	O7-C7	3.98	1.45	1.34
2	4	201	LHG	O7-C7	3.98	1.45	1.34
2	P	201	LHG	O7-C7	3.98	1.45	1.34
2	u	201	LHG	O7-C7	3.97	1.45	1.34
2	j	201	LHG	O7-C7	3.97	1.45	1.34
2	S	201	LHG	O7-C7	3.97	1.45	1.34
2	c	202	LHG	O7-C7	3.97	1.45	1.34
2	A6	201	LHG	O7-C7	3.97	1.45	1.34
2	A5	201	LHG	O7-C7	3.96	1.45	1.34
2	q	201	LHG	O7-C7	3.96	1.45	1.34
2	t	201	LHG	O7-C7	3.96	1.45	1.34
2	x	201	LHG	O7-C7	3.96	1.45	1.34
2	J	201	LHG	O7-C7	3.96	1.45	1.34
2	i	201	LHG	O7-C7	3.96	1.45	1.34
2	9	201	LHG	O7-C7	3.95	1.45	1.34
2	v	202	LHG	O7-C7	3.95	1.45	1.34
2	d	201	LHG	O7-C7	3.95	1.45	1.34
2	W	201	LHG	O7-C7	3.95	1.45	1.34
2	V	201	LHG	O7-C7	3.95	1.45	1.34
2	Q	201	LHG	O7-C7	3.95	1.45	1.34
2	k	201	LHG	O7-C7	3.94	1.45	1.34
2	R	201	LHG	O7-C7	3.94	1.45	1.34
2	8	202	LHG	O7-C7	3.93	1.45	1.34
2	D	201	LHG	O7-C7	3.93	1.45	1.34
2	W	202	LHG	O7-C7	3.92	1.45	1.34
2	R	202	LHG	O7-C7	3.92	1.45	1.34
2	E	201	LHG	O7-C7	3.92	1.45	1.34
2	3	201	LHG	O7-C7	3.91	1.45	1.34
2	L	201	LHG	O7-C7	3.91	1.45	1.34
2	M	201	LHG	O7-C7	3.90	1.45	1.34
2	P	202	LHG	O7-C7	3.90	1.45	1.34
2	4	202	LHG	O7-C7	3.90	1.45	1.34
2	v	201	LHG	O7-C7	3.90	1.45	1.34
2	2	201	LHG	O7-C7	3.90	1.45	1.34
2	O	202	LHG	O7-C7	3.89	1.45	1.34
2	A4	201	LHG	O7-C7	3.89	1.45	1.34
2	6	201	LHG	O7-C7	3.89	1.45	1.34
2	r	201	LHG	O7-C7	3.88	1.45	1.34

Continued on next page...

Continued from previous page...

Mol	Chain	Res	Type	Atoms	Z	Observed(Å)	Ideal(Å)
2	B	201	LHG	O7-C7	3.88	1.45	1.34
2	A2	201	LHG	O7-C7	3.88	1.45	1.34
2	5	201	LHG	O7-C7	3.86	1.45	1.34
2	B	202	LHG	O7-C7	3.86	1.45	1.34
2	p	201	LHG	O7-C7	3.85	1.45	1.34
2	M	202	LHG	O7-C7	3.82	1.45	1.34
2	f	201	LHG	C8-C7	3.55	1.61	1.50
2	Z	201	LHG	C8-C7	3.55	1.61	1.50
2	5	201	LHG	C8-C7	3.53	1.61	1.50
2	r	201	LHG	C8-C7	3.52	1.61	1.50
2	s	201	LHG	C8-C7	3.52	1.61	1.50
2	4	202	LHG	C8-C7	3.52	1.61	1.50
2	c	202	LHG	C8-C7	3.52	1.61	1.50
2	z	201	LHG	C8-C7	3.52	1.61	1.50
2	S	202	LHG	C8-C7	3.51	1.61	1.50
2	9	201	LHG	C8-C7	3.50	1.60	1.50
2	3	201	LHG	C8-C7	3.50	1.60	1.50
2	A2	202	LHG	C8-C7	3.50	1.60	1.50
2	c	201	LHG	C8-C7	3.50	1.60	1.50
2	x	201	LHG	C8-C7	3.50	1.60	1.50
2	0	201	LHG	C8-C7	3.50	1.60	1.50
2	V	201	LHG	C8-C7	3.50	1.60	1.50
2	P	201	LHG	C8-C7	3.49	1.60	1.50
2	W	201	LHG	C8-C7	3.48	1.60	1.50
2	8	201	LHG	C8-C7	3.48	1.60	1.50
2	U	201	LHG	C8-C7	3.48	1.60	1.50
2	j	202	LHG	C8-C7	3.48	1.60	1.50
2	j	201	LHG	C8-C7	3.47	1.60	1.50
2	A	201	LHG	C8-C7	3.47	1.60	1.50
2	O	201	LHG	C8-C7	3.47	1.60	1.50
2	1	202	LHG	C8-C7	3.47	1.60	1.50
2	E	201	LHG	C8-C7	3.47	1.60	1.50
2	i	202	LHG	C8-C7	3.47	1.60	1.50
2	D	201	LHG	C8-C7	3.47	1.60	1.50
2	F	201	LHG	C8-C7	3.46	1.60	1.50
2	W	202	LHG	C8-C7	3.46	1.60	1.50
2	1	201	LHG	C8-C7	3.46	1.60	1.50
2	k	201	LHG	C8-C7	3.46	1.60	1.50
2	p	201	LHG	C8-C7	3.46	1.60	1.50
2	M	202	LHG	C6-C5	3.45	1.61	1.50
2	Y	201	LHG	C8-C7	3.45	1.60	1.50
2	S	202	LHG	P-O6	3.45	1.73	1.59

Continued on next page...

Continued from previous page...

Mol	Chain	Res	Type	Atoms	Z	Observed(Å)	Ideal(Å)
2	A6	201	LHG	C8-C7	3.45	1.60	1.50
2	1	201	LHG	C6-C5	3.45	1.61	1.50
2	j	202	LHG	P-O6	3.45	1.73	1.59
2	O	202	LHG	C8-C7	3.45	1.60	1.50
2	i	202	LHG	P-O6	3.45	1.73	1.59
2	X	201	LHG	C8-C7	3.45	1.60	1.50
2	I	201	LHG	C8-C7	3.45	1.60	1.50
2	q	201	LHG	C8-C7	3.44	1.60	1.50
2	Q	201	LHG	C8-C7	3.44	1.60	1.50
2	v	202	LHG	C8-C7	3.44	1.60	1.50
2	2	201	LHG	C8-C7	3.44	1.60	1.50
2	A1	201	LHG	C8-C7	3.44	1.60	1.50
2	t	201	LHG	C8-C7	3.44	1.60	1.50
2	8	202	LHG	C8-C7	3.44	1.60	1.50
2	A2	202	LHG	P-O6	3.44	1.73	1.59
2	P	202	LHG	C8-C7	3.43	1.60	1.50
2	4	201	LHG	C8-C7	3.43	1.60	1.50
2	J	201	LHG	C8-C7	3.43	1.60	1.50
2	K	201	LHG	C8-C7	3.43	1.60	1.50
2	M	201	LHG	C8-C7	3.43	1.60	1.50
2	s	201	LHG	P-O6	3.43	1.73	1.59
2	L	202	LHG	C8-C7	3.43	1.60	1.50
2	A6	202	LHG	C8-C7	3.42	1.60	1.50
2	u	201	LHG	C8-C7	3.42	1.60	1.50
2	6	201	LHG	C8-C7	3.42	1.60	1.50
2	A	201	LHG	P-O6	3.42	1.73	1.59
2	2	201	LHG	C6-C5	3.42	1.61	1.50
2	S	201	LHG	C8-C7	3.42	1.60	1.50
2	P	201	LHG	C6-C5	3.42	1.61	1.50
2	v	201	LHG	C8-C7	3.41	1.60	1.50
2	A6	201	LHG	C6-C5	3.41	1.61	1.50
2	j	202	LHG	C6-C5	3.41	1.61	1.50
2	q	201	LHG	C6-C5	3.41	1.61	1.50
2	M	201	LHG	C6-C5	3.41	1.61	1.50
2	d	201	LHG	C6-C5	3.41	1.61	1.50
2	8	201	LHG	P-O6	3.41	1.73	1.59
2	f	201	LHG	P-O6	3.41	1.73	1.59
2	0	201	LHG	P-O6	3.40	1.73	1.59
2	R	201	LHG	C8-C7	3.40	1.60	1.50
2	A6	202	LHG	C6-C5	3.40	1.61	1.50
2	A5	201	LHG	C6-C5	3.40	1.61	1.50
2	P	201	LHG	P-O6	3.39	1.73	1.59

Continued on next page...

Continued from previous page...

Mol	Chain	Res	Type	Atoms	Z	Observed(Å)	Ideal(Å)
2	Z	201	LHG	C6-C5	3.39	1.61	1.50
2	z	201	LHG	P-O6	3.39	1.73	1.59
2	i	201	LHG	C8-C7	3.39	1.60	1.50
2	4	201	LHG	P-O6	3.39	1.73	1.59
2	M	201	LHG	P-O6	3.39	1.73	1.59
2	c	202	LHG	P-O6	3.38	1.73	1.59
2	d	201	LHG	C8-C7	3.38	1.60	1.50
2	Y	201	LHG	C6-C5	3.38	1.61	1.50
2	q	201	LHG	P-O6	3.38	1.73	1.59
2	S	201	LHG	C6-C5	3.38	1.61	1.50
2	4	201	LHG	C6-C5	3.38	1.61	1.50
2	D	201	LHG	C6-C5	3.38	1.61	1.50
2	B	202	LHG	C6-C5	3.37	1.61	1.50
2	1	201	LHG	P-O6	3.37	1.73	1.59
2	L	201	LHG	C6-C5	3.37	1.61	1.50
2	h	201	LHG	C6-C5	3.37	1.61	1.50
2	A2	201	LHG	C6-C5	3.37	1.61	1.50
2	1	202	LHG	P-O6	3.37	1.72	1.59
2	h	201	LHG	C8-C7	3.37	1.60	1.50
2	Q	201	LHG	P-O6	3.37	1.72	1.59
2	A4	201	LHG	C6-C5	3.37	1.61	1.50
2	A4	201	LHG	C8-C7	3.37	1.60	1.50
2	r	201	LHG	P-O6	3.37	1.72	1.59
2	E	201	LHG	P-O6	3.36	1.72	1.59
2	A6	202	LHG	P-O6	3.36	1.72	1.59
2	8	202	LHG	C6-C5	3.36	1.61	1.50
2	A5	201	LHG	C8-C7	3.36	1.60	1.50
2	M	202	LHG	C8-C7	3.36	1.60	1.50
2	R	202	LHG	P-O6	3.36	1.72	1.59
2	i	201	LHG	C6-C5	3.36	1.61	1.50
2	O	201	LHG	C6-C5	3.36	1.61	1.50
2	B	201	LHG	C6-C5	3.36	1.61	1.50
2	z	201	LHG	C6-C5	3.36	1.61	1.50
2	p	201	LHG	C6-C5	3.36	1.61	1.50
2	U	201	LHG	P-O6	3.36	1.72	1.59
2	W	201	LHG	C6-C5	3.36	1.61	1.50
2	x	201	LHG	C6-C5	3.36	1.61	1.50
2	A2	202	LHG	C6-C5	3.36	1.61	1.50
2	c	201	LHG	C6-C5	3.36	1.61	1.50
2	v	202	LHG	C6-C5	3.35	1.61	1.50
2	k	201	LHG	C6-C5	3.35	1.61	1.50
2	F	201	LHG	P-O6	3.35	1.72	1.59

Continued on next page...

Continued from previous page...

Mol	Chain	Res	Type	Atoms	Z	Observed(Å)	Ideal(Å)
2	9	201	LHG	P-O6	3.35	1.72	1.59
2	E	201	LHG	C6-C5	3.35	1.61	1.50
2	j	201	LHG	C6-C5	3.35	1.61	1.50
2	9	201	LHG	C6-C5	3.35	1.61	1.50
2	x	201	LHG	P-O6	3.35	1.72	1.59
2	t	201	LHG	P-O6	3.35	1.72	1.59
2	A3	201	LHG	C8-C7	3.35	1.60	1.50
2	4	202	LHG	C6-C5	3.35	1.61	1.50
2	P	202	LHG	P-O6	3.35	1.72	1.59
2	X	201	LHG	C6-C5	3.35	1.61	1.50
2	K	201	LHG	P-O6	3.35	1.72	1.59
2	O	201	LHG	P-O6	3.35	1.72	1.59
2	L	201	LHG	C8-C7	3.35	1.60	1.50
2	B	201	LHG	C8-C7	3.35	1.60	1.50
2	I	201	LHG	C6-C5	3.35	1.61	1.50
2	u	201	LHG	P-O6	3.35	1.72	1.59
2	3	201	LHG	P-O6	3.35	1.72	1.59
2	A1	201	LHG	C6-C5	3.35	1.61	1.50
2	t	201	LHG	C6-C5	3.34	1.61	1.50
2	A5	201	LHG	P-O6	3.34	1.72	1.59
2	O	202	LHG	C6-C5	3.34	1.60	1.50
2	j	201	LHG	P-O6	3.34	1.72	1.59
2	A	201	LHG	C6-C5	3.34	1.60	1.50
2	1	202	LHG	C6-C5	3.34	1.60	1.50
2	Q	201	LHG	C6-C5	3.34	1.60	1.50
2	R	202	LHG	C6-C5	3.34	1.60	1.50
2	Y	201	LHG	P-O6	3.34	1.72	1.59
2	5	201	LHG	P-O6	3.34	1.72	1.59
2	J	201	LHG	C6-C5	3.34	1.60	1.50
2	6	201	LHG	C6-C5	3.34	1.60	1.50
2	U	201	LHG	C6-C5	3.34	1.60	1.50
2	X	201	LHG	P-O6	3.33	1.72	1.59
2	R	202	LHG	C8-C7	3.33	1.60	1.50
2	B	202	LHG	C8-C7	3.33	1.60	1.50
2	F	201	LHG	C6-C5	3.33	1.60	1.50
2	A	201	LHG	P-O3	3.33	1.72	1.59
2	A2	201	LHG	C8-C7	3.33	1.60	1.50
2	Z	201	LHG	P-O6	3.33	1.72	1.59
2	I	201	LHG	P-O6	3.33	1.72	1.59
2	c	201	LHG	P-O6	3.33	1.72	1.59
2	P	202	LHG	C6-C5	3.33	1.60	1.50
2	K	201	LHG	C6-C5	3.33	1.60	1.50

Continued on next page...

Continued from previous page...

Mol	Chain	Res	Type	Atoms	Z	Observed(Å)	Ideal(Å)
2	S	201	LHG	P-O6	3.32	1.72	1.59
2	D	201	LHG	P-O6	3.32	1.72	1.59
2	A3	201	LHG	P-O6	3.32	1.72	1.59
2	J	201	LHG	P-O6	3.32	1.72	1.59
2	p	201	LHG	P-O6	3.32	1.72	1.59
2	R	201	LHG	C6-C5	3.32	1.60	1.50
2	c	202	LHG	C6-C5	3.32	1.60	1.50
2	B	201	LHG	P-O6	3.32	1.72	1.59
2	3	201	LHG	C6-C5	3.32	1.60	1.50
2	h	201	LHG	P-O6	3.31	1.72	1.59
2	L	202	LHG	C6-C5	3.31	1.60	1.50
2	v	201	LHG	P-O6	3.31	1.72	1.59
2	4	202	LHG	P-O6	3.31	1.72	1.59
2	A1	201	LHG	P-O6	3.31	1.72	1.59
2	A3	201	LHG	C6-C5	3.31	1.60	1.50
2	W	202	LHG	C6-C5	3.31	1.60	1.50
2	v	202	LHG	P-O6	3.31	1.72	1.59
2	r	201	LHG	C6-C5	3.31	1.60	1.50
2	L	202	LHG	P-O6	3.30	1.72	1.59
2	6	201	LHG	P-O6	3.29	1.72	1.59
2	v	201	LHG	C6-C5	3.29	1.60	1.50
2	S	202	LHG	C6-C5	3.29	1.60	1.50
2	f	201	LHG	C6-C5	3.29	1.60	1.50
2	i	201	LHG	P-O3	3.29	1.72	1.59
2	W	201	LHG	P-O6	3.29	1.72	1.59
2	O	202	LHG	P-O6	3.29	1.72	1.59
2	8	201	LHG	C6-C5	3.29	1.60	1.50
2	i	201	LHG	P-O6	3.28	1.72	1.59
2	R	201	LHG	P-O6	3.28	1.72	1.59
2	W	202	LHG	P-O6	3.27	1.72	1.59
2	M	202	LHG	P-O6	3.27	1.72	1.59
2	t	201	LHG	P-O3	3.27	1.72	1.59
2	k	201	LHG	P-O6	3.27	1.72	1.59
2	A4	201	LHG	P-O6	3.27	1.72	1.59
2	V	201	LHG	P-O6	3.27	1.72	1.59
2	R	201	LHG	P-O3	3.27	1.72	1.59
2	A6	201	LHG	P-O6	3.27	1.72	1.59
2	2	201	LHG	P-O6	3.26	1.72	1.59
2	d	201	LHG	P-O6	3.26	1.72	1.59
2	L	201	LHG	P-O6	3.26	1.72	1.59
2	s	201	LHG	C6-C5	3.26	1.60	1.50
2	S	201	LHG	P-O3	3.26	1.72	1.59

Continued on next page...

Continued from previous page...

Mol	Chain	Res	Type	Atoms	Z	Observed(Å)	Ideal(Å)
2	V	201	LHG	C6-C5	3.26	1.60	1.50
2	A6	201	LHG	P-O3	3.26	1.72	1.59
2	u	201	LHG	C6-C5	3.26	1.60	1.50
2	i	202	LHG	C6-C5	3.25	1.60	1.50
2	0	201	LHG	C6-C5	3.25	1.60	1.50
2	j	201	LHG	P-O3	3.25	1.72	1.59
2	f	201	LHG	P-O3	3.24	1.72	1.59
2	3	201	LHG	P-O3	3.24	1.72	1.59
2	B	202	LHG	P-O6	3.24	1.72	1.59
2	A1	201	LHG	P-O3	3.24	1.72	1.59
2	1	202	LHG	P-O3	3.24	1.72	1.59
2	i	202	LHG	P-O3	3.24	1.72	1.59
2	Q	201	LHG	P-O3	3.23	1.72	1.59
2	8	202	LHG	P-O6	3.23	1.72	1.59
2	h	201	LHG	P-O3	3.23	1.72	1.59
2	6	201	LHG	P-O3	3.23	1.72	1.59
2	5	201	LHG	C6-C5	3.23	1.60	1.50
2	u	201	LHG	P-O3	3.23	1.72	1.59
2	v	201	LHG	P-O3	3.23	1.72	1.59
2	j	202	LHG	P-O3	3.23	1.72	1.59
2	A4	201	LHG	P-O3	3.22	1.72	1.59
2	A3	201	LHG	P-O3	3.22	1.72	1.59
2	M	201	LHG	P-O3	3.22	1.72	1.59
2	A6	202	LHG	P-O3	3.22	1.72	1.59
2	4	202	LHG	P-O3	3.22	1.72	1.59
2	A2	202	LHG	P-O3	3.22	1.72	1.59
2	c	202	LHG	P-O3	3.21	1.72	1.59
2	x	201	LHG	P-O3	3.21	1.72	1.59
2	P	202	LHG	P-O3	3.21	1.72	1.59
2	A2	201	LHG	P-O6	3.21	1.72	1.59
2	E	201	LHG	P-O3	3.21	1.72	1.59
2	F	201	LHG	P-O3	3.21	1.72	1.59
2	B	201	LHG	P-O3	3.21	1.72	1.59
2	8	202	LHG	P-O3	3.20	1.72	1.59
2	9	201	LHG	P-O3	3.20	1.72	1.59
2	d	201	LHG	P-O3	3.20	1.72	1.59
2	A2	201	LHG	P-O3	3.20	1.72	1.59
2	L	202	LHG	P-O3	3.20	1.72	1.59
2	5	201	LHG	P-O3	3.19	1.72	1.59
2	D	201	LHG	P-O3	3.19	1.72	1.59
2	L	201	LHG	P-O3	3.19	1.72	1.59
2	0	201	LHG	P-O3	3.19	1.72	1.59

Continued on next page...

Continued from previous page...

Mol	Chain	Res	Type	Atoms	Z	Observed(Å)	Ideal(Å)
2	B	202	LHG	P-O3	3.19	1.72	1.59
2	2	201	LHG	P-O3	3.19	1.72	1.59
2	c	201	LHG	P-O3	3.18	1.72	1.59
2	8	201	LHG	P-O3	3.18	1.72	1.59
2	z	201	LHG	P-O3	3.18	1.72	1.59
2	p	201	LHG	P-O3	3.17	1.72	1.59
2	r	201	LHG	P-O3	3.17	1.72	1.59
2	E	201	LHG	C24-C23	3.17	1.60	1.50
2	J	201	LHG	P-O3	3.17	1.72	1.59
2	O	202	LHG	C24-C23	3.17	1.60	1.50
2	I	201	LHG	P-O3	3.16	1.72	1.59
2	4	201	LHG	P-O3	3.16	1.72	1.59
2	v	202	LHG	P-O3	3.16	1.72	1.59
2	M	201	LHG	C24-C23	3.16	1.60	1.50
2	8	202	LHG	C24-C23	3.16	1.59	1.50
2	Z	201	LHG	P-O3	3.16	1.72	1.59
2	A5	201	LHG	P-O3	3.16	1.72	1.59
2	U	201	LHG	P-O3	3.15	1.72	1.59
2	1	201	LHG	P-O3	3.15	1.72	1.59
2	P	201	LHG	P-O3	3.15	1.72	1.59
2	K	201	LHG	P-O3	3.15	1.72	1.59
2	A5	201	LHG	C24-C23	3.15	1.59	1.50
2	U	201	LHG	C24-C23	3.15	1.59	1.50
2	O	202	LHG	P-O3	3.15	1.72	1.59
2	q	201	LHG	P-O3	3.14	1.72	1.59
2	k	201	LHG	P-O3	3.14	1.72	1.59
2	S	202	LHG	P-O3	3.14	1.72	1.59
2	V	201	LHG	P-O3	3.14	1.72	1.59
2	V	201	LHG	C24-C23	3.14	1.59	1.50
2	X	201	LHG	P-O3	3.14	1.72	1.59
2	s	201	LHG	P-O3	3.14	1.72	1.59
2	W	201	LHG	P-O3	3.13	1.72	1.59
2	M	202	LHG	P-O3	3.13	1.72	1.59
2	t	201	LHG	C24-C23	3.13	1.59	1.50
2	R	202	LHG	C24-C23	3.13	1.59	1.50
2	q	201	LHG	C24-C23	3.13	1.59	1.50
2	O	201	LHG	P-O3	3.13	1.72	1.59
2	t	201	LHG	O8-C23	3.13	1.42	1.33
2	M	202	LHG	C24-C23	3.12	1.59	1.50
2	p	201	LHG	C24-C23	3.12	1.59	1.50
2	F	201	LHG	C24-C23	3.12	1.59	1.50
2	6	201	LHG	C24-C23	3.12	1.59	1.50

Continued on next page...

Continued from previous page...

Mol	Chain	Res	Type	Atoms	Z	Observed(Å)	Ideal(Å)
2	j	201	LHG	C24-C23	3.12	1.59	1.50
2	R	202	LHG	P-O3	3.12	1.71	1.59
2	5	201	LHG	C24-C23	3.11	1.59	1.50
2	P	202	LHG	O8-C23	3.11	1.42	1.33
2	W	202	LHG	C24-C23	3.11	1.59	1.50
2	L	201	LHG	C24-C23	3.11	1.59	1.50
2	Y	201	LHG	P-O3	3.11	1.71	1.59
2	P	201	LHG	C24-C23	3.11	1.59	1.50
2	i	201	LHG	C24-C23	3.10	1.59	1.50
2	O	201	LHG	C24-C23	3.10	1.59	1.50
2	Y	201	LHG	O8-C23	3.10	1.42	1.33
2	M	202	LHG	O8-C23	3.10	1.42	1.33
2	W	202	LHG	P-O3	3.10	1.71	1.59
2	4	202	LHG	C24-C23	3.10	1.59	1.50
2	2	201	LHG	O8-C23	3.10	1.42	1.33
2	3	201	LHG	C24-C23	3.10	1.59	1.50
2	R	202	LHG	O8-C23	3.10	1.42	1.33
2	V	201	LHG	O8-C23	3.10	1.42	1.33
2	P	202	LHG	C24-C23	3.10	1.59	1.50
2	W	202	LHG	O8-C23	3.10	1.42	1.33
2	z	201	LHG	C24-C23	3.10	1.59	1.50
2	c	201	LHG	C24-C23	3.10	1.59	1.50
2	B	202	LHG	O8-C23	3.09	1.42	1.33
2	J	201	LHG	C24-C23	3.09	1.59	1.50
2	S	202	LHG	C24-C23	3.09	1.59	1.50
2	A2	201	LHG	C24-C23	3.09	1.59	1.50
2	A4	201	LHG	C24-C23	3.09	1.59	1.50
2	O	202	LHG	O8-C23	3.09	1.42	1.33
2	z	201	LHG	O8-C23	3.09	1.42	1.33
2	K	201	LHG	C24-C23	3.09	1.59	1.50
2	1	202	LHG	O8-C23	3.09	1.42	1.33
2	f	201	LHG	C24-C23	3.09	1.59	1.50
2	3	201	LHG	O8-C23	3.08	1.42	1.33
2	U	201	LHG	O8-C23	3.08	1.42	1.33
2	L	202	LHG	C24-C23	3.08	1.59	1.50
2	X	201	LHG	O8-C23	3.08	1.42	1.33
2	c	201	LHG	O8-C23	3.08	1.42	1.33
2	9	201	LHG	O8-C23	3.08	1.42	1.33
2	1	201	LHG	O8-C23	3.08	1.42	1.33
2	B	201	LHG	O8-C23	3.08	1.42	1.33
2	I	201	LHG	O8-C23	3.08	1.42	1.33
2	D	201	LHG	C24-C23	3.08	1.59	1.50

Continued on next page...

Continued from previous page...

Mol	Chain	Res	Type	Atoms	Z	Observed(Å)	Ideal(Å)
2	d	201	LHG	C24-C23	3.08	1.59	1.50
2	h	201	LHG	C24-C23	3.08	1.59	1.50
2	l	201	LHG	C24-C23	3.08	1.59	1.50
2	A3	201	LHG	O8-C23	3.08	1.42	1.33
2	q	201	LHG	O8-C23	3.07	1.42	1.33
2	B	202	LHG	C24-C23	3.07	1.59	1.50
2	i	202	LHG	C24-C23	3.07	1.59	1.50
2	4	201	LHG	O8-C23	3.07	1.42	1.33
2	8	201	LHG	C24-C23	3.07	1.59	1.50
2	A5	201	LHG	O8-C23	3.07	1.42	1.33
2	c	202	LHG	C24-C23	3.07	1.59	1.50
2	j	202	LHG	O8-C23	3.07	1.42	1.33
2	E	201	LHG	O8-C23	3.07	1.42	1.33
2	2	201	LHG	C24-C23	3.07	1.59	1.50
2	A6	202	LHG	C24-C23	3.07	1.59	1.50
2	L	202	LHG	O8-C23	3.07	1.42	1.33
2	Z	201	LHG	O8-C23	3.07	1.42	1.33
2	j	201	LHG	O8-C23	3.06	1.42	1.33
2	A	201	LHG	O8-C23	3.06	1.42	1.33
2	v	202	LHG	C24-C23	3.06	1.59	1.50
2	A3	201	LHG	C24-C23	3.06	1.59	1.50
2	W	201	LHG	O8-C23	3.06	1.42	1.33
2	A2	202	LHG	C24-C23	3.06	1.59	1.50
2	d	201	LHG	O8-C23	3.06	1.42	1.33
2	h	201	LHG	O8-C23	3.06	1.42	1.33
2	S	201	LHG	O8-C23	3.06	1.42	1.33
2	A4	201	LHG	O8-C23	3.06	1.42	1.33
2	p	201	LHG	O8-C23	3.06	1.42	1.33
2	k	201	LHG	C24-C23	3.06	1.59	1.50
2	B	201	LHG	C24-C23	3.06	1.59	1.50
2	0	201	LHG	O8-C23	3.06	1.42	1.33
2	x	201	LHG	C24-C23	3.06	1.59	1.50
2	J	201	LHG	O8-C23	3.05	1.42	1.33
2	Q	201	LHG	O8-C23	3.05	1.42	1.33
2	S	202	LHG	O8-C23	3.05	1.42	1.33
2	W	201	LHG	C24-C23	3.05	1.59	1.50
2	v	201	LHG	O8-C23	3.05	1.42	1.33
2	k	201	LHG	O8-C23	3.05	1.42	1.33
2	u	201	LHG	O8-C23	3.05	1.42	1.33
2	0	201	LHG	C24-C23	3.05	1.59	1.50
2	A6	201	LHG	O8-C23	3.05	1.42	1.33
2	x	201	LHG	O8-C23	3.05	1.42	1.33

Continued on next page...

Continued from previous page...

Mol	Chain	Res	Type	Atoms	Z	Observed(Å)	Ideal(Å)
2	5	201	LHG	O8-C23	3.05	1.42	1.33
2	8	201	LHG	O8-C23	3.05	1.42	1.33
2	M	201	LHG	O8-C23	3.05	1.42	1.33
2	A2	202	LHG	O8-C23	3.05	1.42	1.33
2	s	201	LHG	O8-C23	3.05	1.42	1.33
2	R	201	LHG	O8-C23	3.05	1.42	1.33
2	i	202	LHG	O8-C23	3.05	1.42	1.33
2	P	201	LHG	O8-C23	3.05	1.42	1.33
2	L	201	LHG	O8-C23	3.04	1.42	1.33
2	6	201	LHG	O8-C23	3.04	1.42	1.33
2	I	201	LHG	C24-C23	3.04	1.59	1.50
2	4	201	LHG	C24-C23	3.04	1.59	1.50
2	4	202	LHG	O8-C23	3.04	1.42	1.33
2	u	201	LHG	C24-C23	3.04	1.59	1.50
2	c	202	LHG	O8-C23	3.04	1.42	1.33
2	j	202	LHG	C24-C23	3.04	1.59	1.50
2	D	201	LHG	O8-C23	3.04	1.42	1.33
2	F	201	LHG	O8-C23	3.04	1.42	1.33
2	A6	202	LHG	O8-C23	3.03	1.42	1.33
2	A1	201	LHG	O8-C23	3.03	1.42	1.33
2	A	201	LHG	C24-C23	3.03	1.59	1.50
2	r	201	LHG	C24-C23	3.03	1.59	1.50
2	s	201	LHG	C24-C23	3.03	1.59	1.50
2	K	201	LHG	O8-C23	3.03	1.42	1.33
2	i	201	LHG	O8-C23	3.03	1.42	1.33
2	l	202	LHG	C24-C23	3.03	1.59	1.50
2	S	201	LHG	C24-C23	3.03	1.59	1.50
2	Z	201	LHG	C24-C23	3.03	1.59	1.50
2	r	201	LHG	O8-C23	3.03	1.42	1.33
2	v	201	LHG	C24-C23	3.02	1.59	1.50
2	A1	201	LHG	C24-C23	3.02	1.59	1.50
2	f	201	LHG	O8-C23	3.02	1.42	1.33
2	Q	201	LHG	C24-C23	3.02	1.59	1.50
2	9	201	LHG	C24-C23	3.02	1.59	1.50
2	A6	201	LHG	C24-C23	3.02	1.59	1.50
2	O	201	LHG	O8-C23	3.02	1.42	1.33
2	A2	201	LHG	O8-C23	3.01	1.42	1.33
2	v	202	LHG	O8-C23	3.00	1.42	1.33
2	Y	201	LHG	C24-C23	3.00	1.59	1.50
2	8	202	LHG	O8-C23	3.00	1.42	1.33
2	R	201	LHG	C24-C23	2.99	1.59	1.50
2	X	201	LHG	C24-C23	2.98	1.59	1.50

Continued on next page...

Continued from previous page...

Mol	Chain	Res	Type	Atoms	Z	Observed(Å)	Ideal(Å)
2	A2	202	LHG	C4-C5	2.16	1.57	1.50
2	P	201	LHG	C4-C5	2.15	1.57	1.50
2	s	201	LHG	C4-C5	2.15	1.57	1.50
2	1	201	LHG	C4-C5	2.15	1.57	1.50
2	A6	202	LHG	C4-C5	2.14	1.57	1.50
2	j	202	LHG	C4-C5	2.14	1.57	1.50
2	M	201	LHG	C4-C5	2.14	1.57	1.50
2	8	201	LHG	C4-C5	2.13	1.57	1.50
2	O	201	LHG	C4-C5	2.13	1.57	1.50
2	1	202	LHG	C4-C5	2.11	1.57	1.50
2	c	202	LHG	C4-C5	2.11	1.57	1.50
2	f	201	LHG	C4-C5	2.11	1.57	1.50
2	r	201	LHG	C4-C5	2.11	1.57	1.50
2	9	201	LHG	C4-C5	2.10	1.57	1.50
2	F	201	LHG	C4-C5	2.10	1.57	1.50
2	z	201	LHG	C4-C5	2.10	1.57	1.50
2	4	201	LHG	C4-C5	2.10	1.57	1.50
2	A3	201	LHG	C4-C5	2.10	1.57	1.50
2	A1	201	LHG	C4-C5	2.09	1.57	1.50
2	0	201	LHG	C4-C5	2.08	1.57	1.50
2	S	202	LHG	C4-C5	2.08	1.57	1.50
2	i	202	LHG	C4-C5	2.07	1.57	1.50
2	c	201	LHG	C4-C5	2.07	1.57	1.50
2	h	201	LHG	C4-C5	2.07	1.57	1.50
2	A	201	LHG	C4-C5	2.07	1.57	1.50
2	S	201	LHG	C4-C5	2.07	1.57	1.50
2	K	201	LHG	C4-C5	2.07	1.57	1.50
2	P	202	LHG	C4-C5	2.06	1.57	1.50
2	A6	201	LHG	C4-C5	2.05	1.57	1.50
2	X	201	LHG	C4-C5	2.05	1.57	1.50
2	A5	201	LHG	C4-C5	2.05	1.57	1.50
2	i	201	LHG	C4-C5	2.05	1.57	1.50
2	J	201	LHG	C4-C5	2.05	1.57	1.50
2	Z	201	LHG	C4-C5	2.05	1.57	1.50
2	Y	201	LHG	C4-C5	2.04	1.57	1.50
2	Q	201	LHG	C4-C5	2.04	1.57	1.50
2	v	201	LHG	C4-C5	2.04	1.57	1.50
2	u	201	LHG	C4-C5	2.04	1.57	1.50
2	A2	201	LHG	C4-C5	2.04	1.56	1.50
2	L	201	LHG	C4-C5	2.04	1.56	1.50
2	4	202	LHG	C4-C5	2.04	1.56	1.50
2	D	201	LHG	C4-C5	2.03	1.56	1.50

Continued on next page...

Continued from previous page...

Mol	Chain	Res	Type	Atoms	Z	Observed(Å)	Ideal(Å)
2	I	201	LHG	C4-C5	2.03	1.56	1.50
2	W	201	LHG	C4-C5	2.03	1.56	1.50
2	6	201	LHG	C4-C5	2.03	1.56	1.50
2	j	201	LHG	C4-C5	2.02	1.56	1.50
2	R	201	LHG	C4-C5	2.02	1.56	1.50
2	5	201	LHG	C4-C5	2.02	1.56	1.50
2	E	201	LHG	C4-C5	2.01	1.56	1.50
2	q	201	LHG	C4-C5	2.01	1.56	1.50
2	3	201	LHG	C4-C5	2.00	1.56	1.50
2	L	202	LHG	C4-C5	2.00	1.56	1.50
2	B	202	LHG	C4-C5	2.00	1.56	1.50

All (6) bond angle outliers are listed below:

Mol	Chain	Res	Type	Atoms	Z	Observed(°)	Ideal(°)
2	1	201	LHG	O7-C7-C8	2.07	115.97	111.50
2	Y	201	LHG	O7-C7-C8	2.06	115.95	111.50
2	s	201	LHG	O7-C7-C8	2.04	115.89	111.50
2	A6	202	LHG	O7-C7-C8	2.03	115.87	111.50
2	X	201	LHG	O7-C7-C8	2.00	115.82	111.50
2	c	201	LHG	O7-C7-C8	2.00	115.81	111.50

There are no chirality outliers.

All (2084) torsion outliers are listed below:

Mol	Chain	Res	Type	Atoms
2	A	201	LHG	C1-C2-C3-O3
2	A	201	LHG	C2-C3-O3-P
2	A	201	LHG	O9-C7-O7-C5
2	A	201	LHG	C8-C7-O7-C5
2	B	201	LHG	O2-C2-C3-O3
2	B	201	LHG	C2-C3-O3-P
2	B	201	LHG	C3-O3-P-O4
2	B	201	LHG	C3-O3-P-O6
2	B	201	LHG	O9-C7-O7-C5
2	B	201	LHG	C8-C7-O7-C5
2	B	202	LHG	O2-C2-C3-O3
2	B	202	LHG	C2-C3-O3-P
2	B	202	LHG	O9-C7-O7-C5
2	B	202	LHG	C8-C7-O7-C5
2	D	201	LHG	C2-C3-O3-P
2	D	201	LHG	O9-C7-O7-C5

Continued on next page...

Continued from previous page...

Mol	Chain	Res	Type	Atoms
2	D	201	LHG	C8-C7-O7-C5
2	E	201	LHG	C1-C2-C3-O3
2	E	201	LHG	C2-C3-O3-P
2	E	201	LHG	O9-C7-O7-C5
2	E	201	LHG	C8-C7-O7-C5
2	F	201	LHG	O1-C1-C2-C3
2	F	201	LHG	C1-C2-C3-O3
2	F	201	LHG	C2-C3-O3-P
2	F	201	LHG	C4-O6-P-O5
2	F	201	LHG	O9-C7-O7-C5
2	F	201	LHG	C8-C7-O7-C5
2	I	201	LHG	C1-C2-C3-O3
2	I	201	LHG	C2-C3-O3-P
2	I	201	LHG	C4-O6-P-O5
2	I	201	LHG	O9-C7-O7-C5
2	I	201	LHG	C8-C7-O7-C5
2	J	201	LHG	C2-C3-O3-P
2	J	201	LHG	C4-O6-P-O5
2	J	201	LHG	O9-C7-O7-C5
2	J	201	LHG	C8-C7-O7-C5
2	K	201	LHG	C2-C3-O3-P
2	K	201	LHG	O9-C7-O7-C5
2	K	201	LHG	C8-C7-O7-C5
2	L	201	LHG	C2-C3-O3-P
2	L	201	LHG	O9-C7-O7-C5
2	L	201	LHG	C8-C7-O7-C5
2	L	202	LHG	C2-C3-O3-P
2	L	202	LHG	O9-C7-O7-C5
2	L	202	LHG	C8-C7-O7-C5
2	M	201	LHG	C2-C3-O3-P
2	M	201	LHG	C4-O6-P-O5
2	M	201	LHG	O9-C7-O7-C5
2	M	201	LHG	C8-C7-O7-C5
2	M	202	LHG	C2-C3-O3-P
2	M	202	LHG	O9-C7-O7-C5
2	M	202	LHG	C8-C7-O7-C5
2	3	201	LHG	C2-C3-O3-P
2	3	201	LHG	C3-O3-P-O6
2	3	201	LHG	O9-C7-O7-C5
2	3	201	LHG	C8-C7-O7-C5
2	4	201	LHG	C2-C3-O3-P
2	4	201	LHG	O9-C7-O7-C5

Continued on next page...

Continued from previous page...

Mol	Chain	Res	Type	Atoms
2	4	201	LHG	C8-C7-O7-C5
2	4	202	LHG	C2-C3-O3-P
2	4	202	LHG	O9-C7-O7-C5
2	4	202	LHG	C8-C7-O7-C5
2	5	201	LHG	O2-C2-C3-O3
2	5	201	LHG	C2-C3-O3-P
2	5	201	LHG	C4-O6-P-O5
2	5	201	LHG	O9-C7-O7-C5
2	5	201	LHG	C8-C7-O7-C5
2	6	201	LHG	C1-C2-C3-O3
2	6	201	LHG	C2-C3-O3-P
2	6	201	LHG	C4-O6-P-O5
2	6	201	LHG	O9-C7-O7-C5
2	6	201	LHG	C8-C7-O7-C5
2	8	201	LHG	C2-C3-O3-P
2	8	201	LHG	C4-O6-P-O5
2	8	201	LHG	O9-C7-O7-C5
2	8	201	LHG	C8-C7-O7-C5
2	8	202	LHG	C2-C3-O3-P
2	8	202	LHG	O9-C7-O7-C5
2	8	202	LHG	C8-C7-O7-C5
2	9	201	LHG	C2-C3-O3-P
2	9	201	LHG	C4-O6-P-O5
2	9	201	LHG	O9-C7-O7-C5
2	9	201	LHG	C8-C7-O7-C5
2	A1	201	LHG	O2-C2-C3-O3
2	A1	201	LHG	C2-C3-O3-P
2	A1	201	LHG	C4-O6-P-O5
2	A1	201	LHG	O9-C7-O7-C5
2	A1	201	LHG	C8-C7-O7-C5
2	A2	201	LHG	C2-C3-O3-P
2	A2	201	LHG	C3-O3-P-O4
2	A2	201	LHG	C3-O3-P-O6
2	A2	201	LHG	O9-C7-O7-C5
2	A2	201	LHG	C8-C7-O7-C5
2	A2	202	LHG	C2-C3-O3-P
2	A2	202	LHG	O9-C7-O7-C5
2	A2	202	LHG	C8-C7-O7-C5
2	A3	201	LHG	C2-C3-O3-P
2	A3	201	LHG	O9-C7-O7-C5
2	A3	201	LHG	C8-C7-O7-C5
2	A4	201	LHG	C2-C3-O3-P

Continued on next page...

Continued from previous page...

Mol	Chain	Res	Type	Atoms
2	A4	201	LHG	O9-C7-O7-C5
2	A4	201	LHG	C8-C7-O7-C5
2	A5	201	LHG	C2-C3-O3-P
2	A5	201	LHG	C4-O6-P-O5
2	A5	201	LHG	O9-C7-O7-C5
2	A5	201	LHG	C8-C7-O7-C5
2	A6	201	LHG	C2-C3-O3-P
2	A6	201	LHG	C3-O3-P-O6
2	A6	201	LHG	O9-C7-O7-C5
2	A6	201	LHG	C8-C7-O7-C5
2	A6	202	LHG	C2-C3-O3-P
2	A6	202	LHG	O9-C7-O7-C5
2	A6	202	LHG	C8-C7-O7-C5
2	0	201	LHG	C2-C3-O3-P
2	0	201	LHG	C4-O6-P-O5
2	0	201	LHG	O9-C7-O7-C5
2	0	201	LHG	C8-C7-O7-C5
2	1	201	LHG	C2-C3-O3-P
2	1	201	LHG	O9-C7-O7-C5
2	1	201	LHG	C8-C7-O7-C5
2	1	202	LHG	C2-C3-O3-P
2	1	202	LHG	O9-C7-O7-C5
2	1	202	LHG	C8-C7-O7-C5
2	2	201	LHG	C2-C3-O3-P
2	2	201	LHG	O9-C7-O7-C5
2	2	201	LHG	C8-C7-O7-C5
2	p	201	LHG	C1-C2-C3-O3
2	p	201	LHG	C2-C3-O3-P
2	p	201	LHG	C4-O6-P-O3
2	p	201	LHG	C4-O6-P-O4
2	p	201	LHG	C4-O6-P-O5
2	p	201	LHG	O9-C7-O7-C5
2	p	201	LHG	C8-C7-O7-C5
2	q	201	LHG	C1-C2-C3-O3
2	q	201	LHG	C2-C3-O3-P
2	q	201	LHG	O9-C7-O7-C5
2	q	201	LHG	C8-C7-O7-C5
2	r	201	LHG	C2-C3-O3-P
2	r	201	LHG	O9-C7-O7-C5
2	r	201	LHG	C8-C7-O7-C5
2	s	201	LHG	O1-C1-C2-C3
2	s	201	LHG	O2-C2-C3-O3

Continued on next page...

Continued from previous page...

Mol	Chain	Res	Type	Atoms
2	s	201	LHG	C2-C3-O3-P
2	s	201	LHG	C4-O6-P-O5
2	s	201	LHG	O9-C7-O7-C5
2	s	201	LHG	C8-C7-O7-C5
2	t	201	LHG	O1-C1-C2-C3
2	t	201	LHG	C2-C3-O3-P
2	t	201	LHG	C3-O3-P-O5
2	t	201	LHG	C4-O6-P-O4
2	t	201	LHG	C4-O6-P-O5
2	t	201	LHG	O9-C7-O7-C5
2	t	201	LHG	C8-C7-O7-C5
2	u	201	LHG	O1-C1-C2-C3
2	u	201	LHG	O2-C2-C3-O3
2	u	201	LHG	C2-C3-O3-P
2	u	201	LHG	C4-O6-P-O5
2	u	201	LHG	O9-C7-O7-C5
2	u	201	LHG	C8-C7-O7-C5
2	v	201	LHG	C2-C3-O3-P
2	v	201	LHG	C3-O3-P-O6
2	v	201	LHG	C4-O6-P-O5
2	v	201	LHG	O9-C7-O7-C5
2	v	201	LHG	C8-C7-O7-C5
2	v	202	LHG	C2-C3-O3-P
2	v	202	LHG	O9-C7-O7-C5
2	v	202	LHG	C8-C7-O7-C5
2	x	201	LHG	C2-C3-O3-P
2	x	201	LHG	O9-C7-O7-C5
2	x	201	LHG	C8-C7-O7-C5
2	z	201	LHG	C2-C3-O3-P
2	z	201	LHG	C4-O6-P-O5
2	z	201	LHG	O9-C7-O7-C5
2	z	201	LHG	C8-C7-O7-C5
2	c	201	LHG	C2-C3-O3-P
2	c	201	LHG	C3-O3-P-O6
2	c	201	LHG	O9-C7-O7-C5
2	c	201	LHG	C8-C7-O7-C5
2	c	202	LHG	O2-C2-C3-O3
2	c	202	LHG	C2-C3-O3-P
2	c	202	LHG	C4-O6-P-O5
2	c	202	LHG	O9-C7-O7-C5
2	c	202	LHG	C8-C7-O7-C5
2	d	201	LHG	C2-C3-O3-P

Continued on next page...

Continued from previous page...

Mol	Chain	Res	Type	Atoms
2	d	201	LHG	O9-C7-O7-C5
2	d	201	LHG	C8-C7-O7-C5
2	f	201	LHG	C2-C3-O3-P
2	f	201	LHG	O9-C7-O7-C5
2	f	201	LHG	C8-C7-O7-C5
2	h	201	LHG	O1-C1-C2-C3
2	h	201	LHG	C2-C3-O3-P
2	h	201	LHG	O9-C7-O7-C5
2	h	201	LHG	C8-C7-O7-C5
2	i	201	LHG	C2-C3-O3-P
2	i	201	LHG	O9-C7-O7-C5
2	i	201	LHG	C8-C7-O7-C5
2	i	202	LHG	C2-C3-O3-P
2	i	202	LHG	C3-O3-P-O5
2	i	202	LHG	C4-O6-P-O4
2	i	202	LHG	O9-C7-O7-C5
2	i	202	LHG	C8-C7-O7-C5
2	j	201	LHG	C2-C3-O3-P
2	j	201	LHG	O9-C7-O7-C5
2	j	201	LHG	C8-C7-O7-C5
2	j	202	LHG	C2-C3-O3-P
2	j	202	LHG	O9-C7-O7-C5
2	j	202	LHG	C8-C7-O7-C5
2	k	201	LHG	C2-C3-O3-P
2	k	201	LHG	O9-C7-O7-C5
2	k	201	LHG	C8-C7-O7-C5
2	O	201	LHG	C2-C3-O3-P
2	O	201	LHG	O9-C7-O7-C5
2	O	201	LHG	C8-C7-O7-C5
2	O	202	LHG	O1-C1-C2-C3
2	O	202	LHG	C1-C2-C3-O3
2	O	202	LHG	C2-C3-O3-P
2	O	202	LHG	O9-C7-O7-C5
2	O	202	LHG	C8-C7-O7-C5
2	P	201	LHG	C2-C3-O3-P
2	P	201	LHG	O9-C7-O7-C5
2	P	201	LHG	C8-C7-O7-C5
2	P	202	LHG	C2-C3-O3-P
2	P	202	LHG	O9-C7-O7-C5
2	P	202	LHG	C8-C7-O7-C5
2	Q	201	LHG	C1-C2-C3-O3
2	Q	201	LHG	C2-C3-O3-P

Continued on next page...

Continued from previous page...

Mol	Chain	Res	Type	Atoms
2	Q	201	LHG	O9-C7-O7-C5
2	Q	201	LHG	C8-C7-O7-C5
2	R	201	LHG	C1-C2-C3-O3
2	R	201	LHG	C2-C3-O3-P
2	R	201	LHG	C4-O6-P-O5
2	R	201	LHG	O9-C7-O7-C5
2	R	201	LHG	C8-C7-O7-C5
2	R	202	LHG	C2-C3-O3-P
2	R	202	LHG	C4-O6-P-O3
2	R	202	LHG	C4-O6-P-O4
2	R	202	LHG	C4-O6-P-O5
2	R	202	LHG	O9-C7-O7-C5
2	R	202	LHG	C8-C7-O7-C5
2	S	201	LHG	C2-C3-O3-P
2	S	201	LHG	O9-C7-O7-C5
2	S	201	LHG	C8-C7-O7-C5
2	S	202	LHG	C2-C3-O3-P
2	S	202	LHG	C4-O6-P-O5
2	S	202	LHG	O9-C7-O7-C5
2	S	202	LHG	C8-C7-O7-C5
2	U	201	LHG	C2-C3-O3-P
2	U	201	LHG	O9-C7-O7-C5
2	U	201	LHG	C8-C7-O7-C5
2	V	201	LHG	C2-C3-O3-P
2	V	201	LHG	C3-O3-P-O5
2	V	201	LHG	C4-O6-P-O3
2	V	201	LHG	C4-O6-P-O4
2	V	201	LHG	C4-O6-P-O5
2	V	201	LHG	O9-C7-O7-C5
2	V	201	LHG	C8-C7-O7-C5
2	W	201	LHG	C2-C3-O3-P
2	W	201	LHG	O9-C7-O7-C5
2	W	201	LHG	C8-C7-O7-C5
2	W	202	LHG	C2-C3-O3-P
2	W	202	LHG	O9-C7-O7-C5
2	W	202	LHG	C8-C7-O7-C5
2	X	201	LHG	C2-C3-O3-P
2	X	201	LHG	C3-O3-P-O6
2	X	201	LHG	C4-O6-P-O5
2	X	201	LHG	O9-C7-O7-C5
2	X	201	LHG	C8-C7-O7-C5
2	Y	201	LHG	O2-C2-C3-O3

Continued on next page...

Continued from previous page...

Mol	Chain	Res	Type	Atoms
2	Y	201	LHG	C2-C3-O3-P
2	Y	201	LHG	O9-C7-O7-C5
2	Y	201	LHG	C8-C7-O7-C5
2	Z	201	LHG	C2-C3-O3-P
2	Z	201	LHG	O9-C7-O7-C5
2	Z	201	LHG	C8-C7-O7-C5
2	B	201	LHG	C24-C23-O8-C6
2	4	202	LHG	C24-C23-O8-C6
2	5	201	LHG	C24-C23-O8-C6
2	1	202	LHG	C24-C23-O8-C6
2	r	201	LHG	C24-C23-O8-C6
2	s	201	LHG	C24-C23-O8-C6
2	v	201	LHG	C24-C23-O8-C6
2	z	201	LHG	C24-C23-O8-C6
2	c	201	LHG	C24-C23-O8-C6
2	k	201	LHG	C24-C23-O8-C6
2	R	201	LHG	C24-C23-O8-C6
2	S	201	LHG	C24-C23-O8-C6
2	X	201	LHG	C24-C23-O8-C6
2	A2	202	LHG	O10-C23-O8-C6
2	I	201	LHG	O10-C23-O8-C6
2	1	201	LHG	O10-C23-O8-C6
2	c	202	LHG	O10-C23-O8-C6
2	O	201	LHG	O10-C23-O8-C6
2	O	202	LHG	O10-C23-O8-C6
2	P	202	LHG	O10-C23-O8-C6
2	A	201	LHG	C24-C23-O8-C6
2	B	202	LHG	C24-C23-O8-C6
2	D	201	LHG	C24-C23-O8-C6
2	F	201	LHG	C24-C23-O8-C6
2	I	201	LHG	C24-C23-O8-C6
2	J	201	LHG	C24-C23-O8-C6
2	K	201	LHG	C24-C23-O8-C6
2	L	201	LHG	C24-C23-O8-C6
2	L	202	LHG	C24-C23-O8-C6
2	3	201	LHG	C24-C23-O8-C6
2	4	201	LHG	C24-C23-O8-C6
2	6	201	LHG	C24-C23-O8-C6
2	8	201	LHG	C24-C23-O8-C6
2	8	202	LHG	C24-C23-O8-C6
2	9	201	LHG	C24-C23-O8-C6
2	A1	201	LHG	C24-C23-O8-C6

Continued on next page...

Continued from previous page...

Mol	Chain	Res	Type	Atoms
2	A2	201	LHG	C24-C23-O8-C6
2	A3	201	LHG	C24-C23-O8-C6
2	A4	201	LHG	C24-C23-O8-C6
2	A6	201	LHG	C24-C23-O8-C6
2	0	201	LHG	C24-C23-O8-C6
2	2	201	LHG	C24-C23-O8-C6
2	t	201	LHG	C24-C23-O8-C6
2	u	201	LHG	C24-C23-O8-C6
2	v	202	LHG	C24-C23-O8-C6
2	x	201	LHG	C24-C23-O8-C6
2	c	202	LHG	C24-C23-O8-C6
2	d	201	LHG	C24-C23-O8-C6
2	i	202	LHG	C24-C23-O8-C6
2	j	202	LHG	C24-C23-O8-C6
2	O	201	LHG	C24-C23-O8-C6
2	O	202	LHG	C24-C23-O8-C6
2	P	202	LHG	C24-C23-O8-C6
2	Q	201	LHG	C24-C23-O8-C6
2	S	202	LHG	C24-C23-O8-C6
2	V	201	LHG	C24-C23-O8-C6
2	W	201	LHG	C24-C23-O8-C6
2	W	202	LHG	C24-C23-O8-C6
2	Z	201	LHG	C24-C23-O8-C6
2	A	201	LHG	O10-C23-O8-C6
2	B	202	LHG	O10-C23-O8-C6
2	D	201	LHG	O10-C23-O8-C6
2	E	201	LHG	O10-C23-O8-C6
2	F	201	LHG	O10-C23-O8-C6
2	J	201	LHG	O10-C23-O8-C6
2	K	201	LHG	O10-C23-O8-C6
2	L	201	LHG	O10-C23-O8-C6
2	L	202	LHG	O10-C23-O8-C6
2	M	201	LHG	O10-C23-O8-C6
2	M	202	LHG	O10-C23-O8-C6
2	3	201	LHG	O10-C23-O8-C6
2	4	201	LHG	O10-C23-O8-C6
2	4	202	LHG	O10-C23-O8-C6
2	5	201	LHG	O10-C23-O8-C6
2	6	201	LHG	O10-C23-O8-C6
2	8	201	LHG	O10-C23-O8-C6
2	8	202	LHG	O10-C23-O8-C6
2	9	201	LHG	O10-C23-O8-C6

Continued on next page...

Continued from previous page...

Mol	Chain	Res	Type	Atoms
2	A3	201	LHG	O10-C23-O8-C6
2	A4	201	LHG	O10-C23-O8-C6
2	A5	201	LHG	O10-C23-O8-C6
2	A6	201	LHG	O10-C23-O8-C6
2	A6	202	LHG	O10-C23-O8-C6
2	1	202	LHG	O10-C23-O8-C6
2	2	201	LHG	O10-C23-O8-C6
2	p	201	LHG	O10-C23-O8-C6
2	r	201	LHG	O10-C23-O8-C6
2	t	201	LHG	O10-C23-O8-C6
2	v	201	LHG	O10-C23-O8-C6
2	v	202	LHG	O10-C23-O8-C6
2	x	201	LHG	O10-C23-O8-C6
2	z	201	LHG	O10-C23-O8-C6
2	c	201	LHG	O10-C23-O8-C6
2	d	201	LHG	O10-C23-O8-C6
2	f	201	LHG	O10-C23-O8-C6
2	h	201	LHG	O10-C23-O8-C6
2	i	201	LHG	O10-C23-O8-C6
2	i	202	LHG	O10-C23-O8-C6
2	j	201	LHG	O10-C23-O8-C6
2	P	201	LHG	O10-C23-O8-C6
2	Q	201	LHG	O10-C23-O8-C6
2	R	202	LHG	O10-C23-O8-C6
2	S	201	LHG	O10-C23-O8-C6
2	S	202	LHG	O10-C23-O8-C6
2	V	201	LHG	O10-C23-O8-C6
2	W	202	LHG	O10-C23-O8-C6
2	X	201	LHG	O10-C23-O8-C6
2	A6	201	LHG	C25-C26-C27-C28
2	D	201	LHG	O2-C2-C3-O3
2	E	201	LHG	O2-C2-C3-O3
2	F	201	LHG	O2-C2-C3-O3
2	I	201	LHG	O2-C2-C3-O3
2	J	201	LHG	O2-C2-C3-O3
2	K	201	LHG	O2-C2-C3-O3
2	4	201	LHG	O2-C2-C3-O3
2	4	202	LHG	O2-C2-C3-O3
2	6	201	LHG	O2-C2-C3-O3
2	8	201	LHG	O2-C2-C3-O3
2	8	202	LHG	O2-C2-C3-O3
2	A2	202	LHG	O2-C2-C3-O3

Continued on next page...

Continued from previous page...

Mol	Chain	Res	Type	Atoms
2	A6	201	LHG	O2-C2-C3-O3
2	A6	202	LHG	O2-C2-C3-O3
2	0	201	LHG	O2-C2-C3-O3
2	1	201	LHG	O2-C2-C3-O3
2	1	202	LHG	O2-C2-C3-O3
2	2	201	LHG	O2-C2-C3-O3
2	p	201	LHG	O2-C2-C3-O3
2	q	201	LHG	O2-C2-C3-O3
2	r	201	LHG	O2-C2-C3-O3
2	v	202	LHG	O2-C2-C3-O3
2	x	201	LHG	O2-C2-C3-O3
2	c	201	LHG	O2-C2-C3-O3
2	f	201	LHG	O2-C2-C3-O3
2	h	201	LHG	O2-C2-C3-O3
2	i	202	LHG	O2-C2-C3-O3
2	O	201	LHG	O2-C2-C3-O3
2	P	201	LHG	O2-C2-C3-O3
2	P	202	LHG	O2-C2-C3-O3
2	Q	201	LHG	O2-C2-C3-O3
2	R	201	LHG	O2-C2-C3-O3
2	R	202	LHG	O2-C2-C3-O3
2	S	202	LHG	O2-C2-C3-O3
2	U	201	LHG	O2-C2-C3-O3
2	V	201	LHG	O2-C2-C3-O3
2	X	201	LHG	O2-C2-C3-O3
2	Z	201	LHG	O2-C2-C3-O3
2	E	201	LHG	C24-C23-O8-C6
2	M	201	LHG	C24-C23-O8-C6
2	M	202	LHG	C24-C23-O8-C6
2	A2	202	LHG	C24-C23-O8-C6
2	A6	202	LHG	C24-C23-O8-C6
2	1	201	LHG	C24-C23-O8-C6
2	f	201	LHG	C24-C23-O8-C6
2	h	201	LHG	C24-C23-O8-C6
2	j	201	LHG	C24-C23-O8-C6
2	P	201	LHG	C24-C23-O8-C6
2	R	202	LHG	C24-C23-O8-C6
2	Y	201	LHG	C24-C23-O8-C6
2	1	201	LHG	C25-C26-C27-C28
2	B	201	LHG	O10-C23-O8-C6
2	A1	201	LHG	O10-C23-O8-C6
2	A2	201	LHG	O10-C23-O8-C6

Continued on next page...

Continued from previous page...

Mol	Chain	Res	Type	Atoms
2	q	201	LHG	O10-C23-O8-C6
2	s	201	LHG	O10-C23-O8-C6
2	j	202	LHG	O10-C23-O8-C6
2	k	201	LHG	O10-C23-O8-C6
2	R	201	LHG	O10-C23-O8-C6
2	U	201	LHG	O10-C23-O8-C6
2	W	201	LHG	O10-C23-O8-C6
2	Z	201	LHG	O10-C23-O8-C6
2	M	202	LHG	C25-C26-C27-C28
2	6	201	LHG	C25-C26-C27-C28
2	A6	202	LHG	C25-C26-C27-C28
2	D	201	LHG	C25-C26-C27-C28
2	E	201	LHG	C25-C26-C27-C28
2	J	201	LHG	C25-C26-C27-C28
2	A3	201	LHG	C25-C26-C27-C28
2	A4	201	LHG	C25-C26-C27-C28
2	A5	201	LHG	C25-C26-C27-C28
2	1	202	LHG	C25-C26-C27-C28
2	p	201	LHG	C25-C26-C27-C28
2	u	201	LHG	C25-C26-C27-C28
2	c	201	LHG	C25-C26-C27-C28
2	f	201	LHG	C25-C26-C27-C28
2	j	201	LHG	C25-C26-C27-C28
2	O	201	LHG	C25-C26-C27-C28
2	O	202	LHG	C25-C26-C27-C28
2	R	202	LHG	C25-C26-C27-C28
2	S	202	LHG	C25-C26-C27-C28
2	W	202	LHG	C25-C26-C27-C28
2	Z	201	LHG	C25-C26-C27-C28
2	0	201	LHG	O10-C23-O8-C6
2	A	201	LHG	C25-C26-C27-C28
2	B	201	LHG	C25-C26-C27-C28
2	F	201	LHG	C25-C26-C27-C28
2	I	201	LHG	C25-C26-C27-C28
2	K	201	LHG	C25-C26-C27-C28
2	L	201	LHG	C25-C26-C27-C28
2	L	202	LHG	C25-C26-C27-C28
2	3	201	LHG	C25-C26-C27-C28
2	4	201	LHG	C25-C26-C27-C28
2	4	202	LHG	C25-C26-C27-C28
2	5	201	LHG	C25-C26-C27-C28
2	8	201	LHG	C25-C26-C27-C28

Continued on next page...

Continued from previous page...

Mol	Chain	Res	Type	Atoms
2	8	202	LHG	C25-C26-C27-C28
2	9	201	LHG	C25-C26-C27-C28
2	A1	201	LHG	C25-C26-C27-C28
2	A2	201	LHG	C25-C26-C27-C28
2	A2	202	LHG	C25-C26-C27-C28
2	0	201	LHG	C25-C26-C27-C28
2	2	201	LHG	C25-C26-C27-C28
2	q	201	LHG	C25-C26-C27-C28
2	r	201	LHG	C25-C26-C27-C28
2	t	201	LHG	C25-C26-C27-C28
2	v	201	LHG	C25-C26-C27-C28
2	v	202	LHG	C25-C26-C27-C28
2	x	201	LHG	C25-C26-C27-C28
2	z	201	LHG	C25-C26-C27-C28
2	c	202	LHG	C25-C26-C27-C28
2	d	201	LHG	C25-C26-C27-C28
2	i	201	LHG	C25-C26-C27-C28
2	i	202	LHG	C25-C26-C27-C28
2	j	202	LHG	C25-C26-C27-C28
2	k	201	LHG	C25-C26-C27-C28
2	P	201	LHG	C25-C26-C27-C28
2	P	202	LHG	C25-C26-C27-C28
2	Q	201	LHG	C25-C26-C27-C28
2	R	201	LHG	C25-C26-C27-C28
2	S	201	LHG	C25-C26-C27-C28
2	U	201	LHG	C25-C26-C27-C28
2	W	201	LHG	C25-C26-C27-C28
2	X	201	LHG	C25-C26-C27-C28
2	Y	201	LHG	C25-C26-C27-C28
2	B	202	LHG	C25-C26-C27-C28
2	M	201	LHG	C25-C26-C27-C28
2	A4	201	LHG	C30-C31-C32-C33
2	s	201	LHG	C25-C26-C27-C28
2	h	201	LHG	C25-C26-C27-C28
2	S	201	LHG	C30-C31-C32-C33
2	V	201	LHG	C25-C26-C27-C28
2	A5	201	LHG	C24-C23-O8-C6
2	p	201	LHG	C24-C23-O8-C6
2	q	201	LHG	C24-C23-O8-C6
2	i	201	LHG	C24-C23-O8-C6
2	U	201	LHG	C24-C23-O8-C6
2	u	201	LHG	O10-C23-O8-C6

Continued on next page...

Continued from previous page...

Mol	Chain	Res	Type	Atoms
2	Y	201	LHG	O10-C23-O8-C6
2	j	201	LHG	C30-C31-C32-C33
2	6	201	LHG	C30-C31-C32-C33
2	A2	202	LHG	C30-C31-C32-C33
2	A3	201	LHG	C30-C31-C32-C33
2	v	201	LHG	C30-C31-C32-C33
2	x	201	LHG	C30-C31-C32-C33
2	D	201	LHG	C30-C31-C32-C33
2	L	201	LHG	C30-C31-C32-C33
2	A5	201	LHG	C30-C31-C32-C33
2	d	201	LHG	C30-C31-C32-C33
2	i	202	LHG	C30-C31-C32-C33
2	F	201	LHG	C30-C31-C32-C33
2	J	201	LHG	C30-C31-C32-C33
2	K	201	LHG	C30-C31-C32-C33
2	4	201	LHG	C30-C31-C32-C33
2	4	202	LHG	C30-C31-C32-C33
2	8	201	LHG	C30-C31-C32-C33
2	9	201	LHG	C30-C31-C32-C33
2	A6	202	LHG	C30-C31-C32-C33
2	q	201	LHG	C30-C31-C32-C33
2	c	201	LHG	C30-C31-C32-C33
2	i	201	LHG	C30-C31-C32-C33
2	O	201	LHG	C30-C31-C32-C33
2	O	202	LHG	C30-C31-C32-C33
2	R	201	LHG	C30-C31-C32-C33
2	U	201	LHG	C30-C31-C32-C33
2	X	201	LHG	C30-C31-C32-C33
2	M	201	LHG	C30-C31-C32-C33
2	t	201	LHG	C30-C31-C32-C33
2	v	202	LHG	C30-C31-C32-C33
2	z	201	LHG	C30-C31-C32-C33
2	P	201	LHG	C30-C31-C32-C33
2	S	202	LHG	C30-C31-C32-C33
2	V	201	LHG	C30-C31-C32-C33
2	W	201	LHG	C30-C31-C32-C33
2	W	202	LHG	C30-C31-C32-C33
2	E	201	LHG	C30-C31-C32-C33
2	I	201	LHG	C30-C31-C32-C33
2	3	201	LHG	C30-C31-C32-C33
2	u	201	LHG	C30-C31-C32-C33
2	f	201	LHG	C30-C31-C32-C33

Continued on next page...

Continued from previous page...

Mol	Chain	Res	Type	Atoms
2	B	201	LHG	C1-C2-C3-O3
2	B	202	LHG	C1-C2-C3-O3
2	J	201	LHG	C1-C2-C3-O3
2	4	201	LHG	C1-C2-C3-O3
2	4	202	LHG	C1-C2-C3-O3
2	5	201	LHG	C1-C2-C3-O3
2	8	201	LHG	C1-C2-C3-O3
2	8	202	LHG	C1-C2-C3-O3
2	A1	201	LHG	C1-C2-C3-O3
2	A2	202	LHG	C1-C2-C3-O3
2	A6	201	LHG	C1-C2-C3-O3
2	A6	202	LHG	C1-C2-C3-O3
2	0	201	LHG	C1-C2-C3-O3
2	1	201	LHG	C1-C2-C3-O3
2	1	202	LHG	C1-C2-C3-O3
2	2	201	LHG	C1-C2-C3-O3
2	r	201	LHG	C1-C2-C3-O3
2	s	201	LHG	C1-C2-C3-O3
2	u	201	LHG	C1-C2-C3-O3
2	v	202	LHG	C1-C2-C3-O3
2	x	201	LHG	C1-C2-C3-O3
2	c	202	LHG	C1-C2-C3-O3
2	f	201	LHG	C1-C2-C3-O3
2	h	201	LHG	C1-C2-C3-O3
2	i	202	LHG	C1-C2-C3-O3
2	O	201	LHG	C1-C2-C3-O3
2	P	201	LHG	C1-C2-C3-O3
2	P	202	LHG	C1-C2-C3-O3
2	R	202	LHG	C1-C2-C3-O3
2	S	202	LHG	C1-C2-C3-O3
2	U	201	LHG	C1-C2-C3-O3
2	V	201	LHG	C1-C2-C3-O3
2	X	201	LHG	C1-C2-C3-O3
2	Y	201	LHG	C1-C2-C3-O3
2	Z	201	LHG	C1-C2-C3-O3
2	A	201	LHG	C30-C31-C32-C33
2	4	202	LHG	C34-C35-C36-C37
2	j	202	LHG	C34-C35-C36-C37
2	Q	201	LHG	C30-C31-C32-C33
2	Z	201	LHG	C30-C31-C32-C33
2	8	202	LHG	C30-C31-C32-C33
2	A1	201	LHG	C30-C31-C32-C33

Continued on next page...

Continued from previous page...

Mol	Chain	Res	Type	Atoms
2	A2	201	LHG	C30-C31-C32-C33
2	0	201	LHG	C30-C31-C32-C33
2	1	202	LHG	C30-C31-C32-C33
2	c	202	LHG	C30-C31-C32-C33
2	h	201	LHG	C30-C31-C32-C33
2	E	201	LHG	C23-C24-C25-C26
2	I	201	LHG	C23-C24-C25-C26
2	5	201	LHG	C23-C24-C25-C26
2	6	201	LHG	C23-C24-C25-C26
2	8	201	LHG	C23-C24-C25-C26
2	1	202	LHG	C23-C24-C25-C26
2	z	201	LHG	C23-C24-C25-C26
2	j	202	LHG	C23-C24-C25-C26
2	O	201	LHG	C23-C24-C25-C26
2	U	201	LHG	C23-C24-C25-C26
2	B	201	LHG	C30-C31-C32-C33
2	B	202	LHG	C30-C31-C32-C33
2	2	201	LHG	C30-C31-C32-C33
2	O	201	LHG	C34-C35-C36-C37
2	Y	201	LHG	C30-C31-C32-C33
2	L	202	LHG	C30-C31-C32-C33
2	M	202	LHG	C30-C31-C32-C33
2	5	201	LHG	C30-C31-C32-C33
2	1	201	LHG	C30-C31-C32-C33
2	j	201	LHG	C34-C35-C36-C37
2	k	201	LHG	C34-C35-C36-C37
2	P	202	LHG	C30-C31-C32-C33
2	R	202	LHG	C30-C31-C32-C33
2	B	202	LHG	C34-C35-C36-C37
2	8	201	LHG	C34-C35-C36-C37
2	k	201	LHG	C30-C31-C32-C33
2	A	201	LHG	O2-C2-C3-O3
2	z	201	LHG	O2-C2-C3-O3
2	j	201	LHG	O2-C2-C3-O3
2	O	202	LHG	O2-C2-C3-O3
2	W	201	LHG	O2-C2-C3-O3
2	A	201	LHG	C23-C24-C25-C26
2	D	201	LHG	C23-C24-C25-C26
2	F	201	LHG	C23-C24-C25-C26
2	J	201	LHG	C23-C24-C25-C26
2	K	201	LHG	C23-C24-C25-C26
2	4	202	LHG	C23-C24-C25-C26

Continued on next page...

Continued from previous page...

Mol	Chain	Res	Type	Atoms
2	8	202	LHG	C23-C24-C25-C26
2	A1	201	LHG	C23-C24-C25-C26
2	A2	201	LHG	C23-C24-C25-C26
2	0	201	LHG	C23-C24-C25-C26
2	s	201	LHG	C23-C24-C25-C26
2	v	201	LHG	C23-C24-C25-C26
2	k	201	LHG	C23-C24-C25-C26
2	P	201	LHG	C23-C24-C25-C26
2	S	202	LHG	C23-C24-C25-C26
2	A6	201	LHG	C30-C31-C32-C33
2	p	201	LHG	C30-C31-C32-C33
2	t	201	LHG	C34-C35-C36-C37
2	W	201	LHG	C34-C35-C36-C37
2	B	201	LHG	C23-C24-C25-C26
2	L	201	LHG	C23-C24-C25-C26
2	M	201	LHG	C23-C24-C25-C26
2	3	201	LHG	C23-C24-C25-C26
2	4	201	LHG	C23-C24-C25-C26
2	A2	202	LHG	C23-C24-C25-C26
2	p	201	LHG	C23-C24-C25-C26
2	r	201	LHG	C23-C24-C25-C26
2	u	201	LHG	C23-C24-C25-C26
2	c	201	LHG	C23-C24-C25-C26
2	c	202	LHG	C23-C24-C25-C26
2	d	201	LHG	C23-C24-C25-C26
2	h	201	LHG	C23-C24-C25-C26
2	i	202	LHG	C23-C24-C25-C26
2	j	201	LHG	C23-C24-C25-C26
2	O	202	LHG	C23-C24-C25-C26
2	R	202	LHG	C23-C24-C25-C26
2	V	201	LHG	C23-C24-C25-C26
2	W	201	LHG	C23-C24-C25-C26
2	X	201	LHG	C23-C24-C25-C26
2	L	201	LHG	C34-C35-C36-C37
2	5	201	LHG	C34-C35-C36-C37
2	r	201	LHG	C30-C31-C32-C33
2	4	201	LHG	C34-C35-C36-C37
2	B	202	LHG	C23-C24-C25-C26
2	M	202	LHG	C23-C24-C25-C26
2	9	201	LHG	C23-C24-C25-C26
2	A3	201	LHG	C23-C24-C25-C26
2	A4	201	LHG	C23-C24-C25-C26

Continued on next page...

Continued from previous page...

Mol	Chain	Res	Type	Atoms
2	A5	201	LHG	C23-C24-C25-C26
2	A6	202	LHG	C23-C24-C25-C26
2	q	201	LHG	C23-C24-C25-C26
2	v	202	LHG	C23-C24-C25-C26
2	P	202	LHG	C23-C24-C25-C26
2	Q	201	LHG	C23-C24-C25-C26
2	W	202	LHG	C23-C24-C25-C26
2	Z	201	LHG	C23-C24-C25-C26
2	M	201	LHG	C34-C35-C36-C37
2	c	202	LHG	C34-C35-C36-C37
2	q	201	LHG	C34-C35-C36-C37
2	L	202	LHG	C23-C24-C25-C26
2	A6	201	LHG	C23-C24-C25-C26
2	1	201	LHG	C23-C24-C25-C26
2	2	201	LHG	C23-C24-C25-C26
2	t	201	LHG	C23-C24-C25-C26
2	x	201	LHG	C23-C24-C25-C26
2	f	201	LHG	C23-C24-C25-C26
2	i	201	LHG	C23-C24-C25-C26
2	R	201	LHG	C23-C24-C25-C26
2	S	201	LHG	C23-C24-C25-C26
2	Y	201	LHG	C23-C24-C25-C26
2	j	202	LHG	C30-C31-C32-C33
2	6	201	LHG	C34-C35-C36-C37
2	v	201	LHG	C34-C35-C36-C37
2	R	201	LHG	C34-C35-C36-C37
2	P	201	LHG	C34-C35-C36-C37
2	U	201	LHG	C34-C35-C36-C37
2	i	202	LHG	C34-C35-C36-C37
2	S	201	LHG	C34-C35-C36-C37
2	0	201	LHG	C34-C35-C36-C37
2	B	201	LHG	C34-C35-C36-C37
2	E	201	LHG	C34-C35-C36-C37
2	z	201	LHG	C34-C35-C36-C37
2	L	201	LHG	O2-C2-C3-O3
2	3	201	LHG	O2-C2-C3-O3
2	O	202	LHG	C34-C35-C36-C37
2	R	202	LHG	C34-C35-C36-C37
2	W	202	LHG	C34-C35-C36-C37
2	F	201	LHG	C34-C35-C36-C37
2	L	202	LHG	C34-C35-C36-C37
2	K	201	LHG	C13-C14-C15-C16

Continued on next page...

Continued from previous page...

Mol	Chain	Res	Type	Atoms
2	A	201	LHG	C3-O3-P-O6
2	B	202	LHG	C3-O3-P-O6
2	D	201	LHG	C3-O3-P-O6
2	E	201	LHG	C3-O3-P-O6
2	F	201	LHG	C3-O3-P-O6
2	F	201	LHG	C4-O6-P-O3
2	I	201	LHG	C3-O3-P-O6
2	I	201	LHG	C4-O6-P-O3
2	J	201	LHG	C3-O3-P-O6
2	J	201	LHG	C4-O6-P-O3
2	K	201	LHG	C3-O3-P-O6
2	L	201	LHG	C3-O3-P-O6
2	L	202	LHG	C3-O3-P-O6
2	M	201	LHG	C3-O3-P-O6
2	M	201	LHG	C4-O6-P-O3
2	M	202	LHG	C3-O3-P-O6
2	4	201	LHG	C3-O3-P-O6
2	4	202	LHG	C3-O3-P-O6
2	5	201	LHG	C3-O3-P-O6
2	5	201	LHG	C4-O6-P-O3
2	6	201	LHG	C3-O3-P-O6
2	8	201	LHG	C3-O3-P-O6
2	8	202	LHG	C3-O3-P-O6
2	9	201	LHG	C3-O3-P-O6
2	A1	201	LHG	C3-O3-P-O6
2	A2	202	LHG	C3-O3-P-O6
2	A3	201	LHG	C3-O3-P-O6
2	A4	201	LHG	C3-O3-P-O6
2	A5	201	LHG	C3-O3-P-O6
2	A6	202	LHG	C3-O3-P-O6
2	0	201	LHG	C3-O3-P-O6
2	1	201	LHG	C3-O3-P-O6
2	1	202	LHG	C3-O3-P-O6
2	2	201	LHG	C3-O3-P-O6
2	p	201	LHG	C3-O3-P-O6
2	q	201	LHG	C3-O3-P-O6
2	q	201	LHG	C4-O6-P-O3
2	r	201	LHG	C3-O3-P-O6
2	s	201	LHG	C3-O3-P-O6
2	s	201	LHG	C4-O6-P-O3
2	t	201	LHG	C3-O3-P-O6
2	t	201	LHG	C4-O6-P-O3

Continued on next page...

Continued from previous page...

Mol	Chain	Res	Type	Atoms
2	u	201	LHG	C3-O3-P-O6
2	v	202	LHG	C3-O3-P-O6
2	x	201	LHG	C3-O3-P-O6
2	z	201	LHG	C3-O3-P-O6
2	z	201	LHG	C4-O6-P-O3
2	c	202	LHG	C3-O3-P-O6
2	c	202	LHG	C4-O6-P-O3
2	d	201	LHG	C3-O3-P-O6
2	f	201	LHG	C3-O3-P-O6
2	h	201	LHG	C3-O3-P-O6
2	i	201	LHG	C3-O3-P-O6
2	i	202	LHG	C3-O3-P-O6
2	i	202	LHG	C4-O6-P-O3
2	j	201	LHG	C3-O3-P-O6
2	j	202	LHG	C3-O3-P-O6
2	k	201	LHG	C3-O3-P-O6
2	O	201	LHG	C3-O3-P-O6
2	O	202	LHG	C3-O3-P-O6
2	O	202	LHG	C4-O6-P-O3
2	P	201	LHG	C3-O3-P-O6
2	P	202	LHG	C3-O3-P-O6
2	Q	201	LHG	C3-O3-P-O6
2	R	201	LHG	C3-O3-P-O6
2	R	202	LHG	C3-O3-P-O6
2	S	201	LHG	C3-O3-P-O6
2	S	202	LHG	C3-O3-P-O6
2	S	202	LHG	C4-O6-P-O3
2	U	201	LHG	C3-O3-P-O6
2	U	201	LHG	C4-O6-P-O3
2	V	201	LHG	C3-O3-P-O6
2	W	201	LHG	C3-O3-P-O6
2	W	202	LHG	C3-O3-P-O6
2	W	202	LHG	C4-O6-P-O3
2	Y	201	LHG	C3-O3-P-O6
2	Z	201	LHG	C3-O3-P-O6
2	Q	201	LHG	C34-C35-C36-C37
2	V	201	LHG	C34-C35-C36-C37
2	D	201	LHG	C1-C2-C3-O3
2	K	201	LHG	C1-C2-C3-O3
2	L	201	LHG	C1-C2-C3-O3
2	3	201	LHG	C1-C2-C3-O3
2	z	201	LHG	C1-C2-C3-O3

Continued on next page...

Continued from previous page...

Mol	Chain	Res	Type	Atoms
2	c	201	LHG	C1-C2-C3-O3
2	j	201	LHG	C1-C2-C3-O3
2	W	201	LHG	C1-C2-C3-O3
2	X	201	LHG	C34-C35-C36-C37
2	9	201	LHG	C34-C35-C36-C37
2	3	201	LHG	C34-C35-C36-C37
2	1	202	LHG	C34-C35-C36-C37
2	8	202	LHG	C34-C35-C36-C37
2	A5	201	LHG	C34-C35-C36-C37
2	A6	202	LHG	C34-C35-C36-C37
2	L	201	LHG	C17-C18-C19-C20
2	M	201	LHG	C17-C18-C19-C20
2	A3	201	LHG	C17-C18-C19-C20
2	t	201	LHG	C17-C18-C19-C20
2	V	201	LHG	C17-C18-C19-C20
2	E	201	LHG	C15-C16-C17-C18
2	E	201	LHG	C17-C18-C19-C20
2	F	201	LHG	C17-C18-C19-C20
2	K	201	LHG	C17-C18-C19-C20
2	L	202	LHG	C17-C18-C19-C20
2	A1	201	LHG	C17-C18-C19-C20
2	A5	201	LHG	C17-C18-C19-C20
2	A6	202	LHG	C17-C18-C19-C20
2	z	201	LHG	C15-C16-C17-C18
2	z	201	LHG	C17-C18-C19-C20
2	c	201	LHG	C17-C18-C19-C20
2	j	201	LHG	C17-C18-C19-C20
2	j	202	LHG	C17-C18-C19-C20
2	R	201	LHG	C15-C16-C17-C18
2	X	201	LHG	C17-C18-C19-C20
2	Y	201	LHG	C15-C16-C17-C18
2	K	201	LHG	C15-C16-C17-C18
2	0	201	LHG	C15-C16-C17-C18
2	q	201	LHG	C17-C18-C19-C20
2	u	201	LHG	C17-C18-C19-C20
2	d	201	LHG	C15-C16-C17-C18
2	d	201	LHG	C17-C18-C19-C20
2	f	201	LHG	C17-C18-C19-C20
2	h	201	LHG	C15-C16-C17-C18
2	h	201	LHG	C17-C18-C19-C20
2	P	202	LHG	C17-C18-C19-C20
2	R	201	LHG	C17-C18-C19-C20

Continued on next page...

Continued from previous page...

Mol	Chain	Res	Type	Atoms
2	Y	201	LHG	C17-C18-C19-C20
2	L	201	LHG	C15-C16-C17-C18
2	A4	201	LHG	C17-C18-C19-C20
2	q	201	LHG	C15-C16-C17-C18
2	c	201	LHG	C34-C35-C36-C37
2	i	201	LHG	C17-C18-C19-C20
2	U	201	LHG	C15-C16-C17-C18
2	D	201	LHG	C17-C18-C19-C20
2	I	201	LHG	C17-C18-C19-C20
2	4	201	LHG	C17-C18-C19-C20
2	4	202	LHG	C17-C18-C19-C20
2	A6	201	LHG	C17-C18-C19-C20
2	0	201	LHG	C17-C18-C19-C20
2	v	202	LHG	C17-C18-C19-C20
2	S	202	LHG	C17-C18-C19-C20
2	V	201	LHG	C15-C16-C17-C18
2	Z	201	LHG	C17-C18-C19-C20
2	L	202	LHG	O2-C2-C3-O3
2	A3	201	LHG	O2-C2-C3-O3
2	A4	201	LHG	O2-C2-C3-O3
2	A5	201	LHG	O2-C2-C3-O3
2	j	202	LHG	O2-C2-C3-O3
2	B	202	LHG	C33-C34-C35-C36
2	M	201	LHG	C15-C16-C17-C18
2	6	201	LHG	C17-C18-C19-C20
2	A2	201	LHG	C17-C18-C19-C20
2	r	201	LHG	C34-C35-C36-C37
2	k	201	LHG	C17-C18-C19-C20
2	P	201	LHG	C17-C18-C19-C20
2	P	202	LHG	C15-C16-C17-C18
2	U	201	LHG	C17-C18-C19-C20
2	W	202	LHG	C33-C34-C35-C36
2	B	201	LHG	C33-C34-C35-C36
2	4	202	LHG	C33-C34-C35-C36
2	A2	201	LHG	C34-C35-C36-C37
2	R	202	LHG	C33-C34-C35-C36
2	S	201	LHG	C15-C16-C17-C18
2	W	201	LHG	C17-C18-C19-C20
2	J	201	LHG	C13-C14-C15-C16
2	M	202	LHG	C17-C18-C19-C20
2	4	201	LHG	C33-C34-C35-C36
2	x	201	LHG	C17-C18-C19-C20

Continued on next page...

Continued from previous page...

Mol	Chain	Res	Type	Atoms
2	i	202	LHG	C17-C18-C19-C20
2	R	202	LHG	C17-C18-C19-C20
2	S	201	LHG	C17-C18-C19-C20
2	W	202	LHG	C17-C18-C19-C20
2	Z	201	LHG	C15-C16-C17-C18
2	B	201	LHG	C17-C18-C19-C20
2	B	202	LHG	C17-C18-C19-C20
2	K	201	LHG	C34-C35-C36-C37
2	L	201	LHG	C33-C34-C35-C36
2	M	201	LHG	C33-C34-C35-C36
2	6	201	LHG	C15-C16-C17-C18
2	6	201	LHG	C33-C34-C35-C36
2	8	202	LHG	C17-C18-C19-C20
2	9	201	LHG	C17-C18-C19-C20
2	A2	202	LHG	C17-C18-C19-C20
2	A4	201	LHG	C33-C34-C35-C36
2	A5	201	LHG	C33-C34-C35-C36
2	A6	201	LHG	C15-C16-C17-C18
2	1	202	LHG	C17-C18-C19-C20
2	2	201	LHG	C17-C18-C19-C20
2	t	201	LHG	C15-C16-C17-C18
2	v	201	LHG	C17-C18-C19-C20
2	v	201	LHG	C33-C34-C35-C36
2	v	202	LHG	C15-C16-C17-C18
2	c	201	LHG	C15-C16-C17-C18
2	i	201	LHG	C15-C16-C17-C18
2	j	201	LHG	C15-C16-C17-C18
2	j	201	LHG	C33-C34-C35-C36
2	O	201	LHG	C17-C18-C19-C20
2	O	201	LHG	C33-C34-C35-C36
2	Q	201	LHG	C17-C18-C19-C20
2	U	201	LHG	C33-C34-C35-C36
2	V	201	LHG	C33-C34-C35-C36
2	J	201	LHG	C17-C18-C19-C20
2	8	201	LHG	C17-C18-C19-C20
2	s	201	LHG	C17-C18-C19-C20
2	c	202	LHG	C17-C18-C19-C20
2	O	202	LHG	C33-C34-C35-C36
2	P	201	LHG	C15-C16-C17-C18
2	S	202	LHG	C15-C16-C17-C18
2	J	201	LHG	C15-C16-C17-C18
2	L	202	LHG	C15-C16-C17-C18

Continued on next page...

Continued from previous page...

Mol	Chain	Res	Type	Atoms
2	5	201	LHG	C17-C18-C19-C20
2	A1	201	LHG	C15-C16-C17-C18
2	A2	201	LHG	C15-C16-C17-C18
2	A3	201	LHG	C15-C16-C17-C18
2	A6	202	LHG	C33-C34-C35-C36
2	A	201	LHG	C17-C18-C19-C20
2	B	201	LHG	C15-C16-C17-C18
2	E	201	LHG	C33-C34-C35-C36
2	F	201	LHG	C33-C34-C35-C36
2	M	202	LHG	C33-C34-C35-C36
2	3	201	LHG	C17-C18-C19-C20
2	8	201	LHG	C33-C34-C35-C36
2	8	202	LHG	C15-C16-C17-C18
2	9	201	LHG	C15-C16-C17-C18
2	9	201	LHG	C33-C34-C35-C36
2	A2	202	LHG	C33-C34-C35-C36
2	A4	201	LHG	C15-C16-C17-C18
2	1	201	LHG	C11-C10-C9-C8
2	1	201	LHG	C33-C34-C35-C36
2	1	202	LHG	C15-C16-C17-C18
2	p	201	LHG	C15-C16-C17-C18
2	p	201	LHG	C17-C18-C19-C20
2	q	201	LHG	C33-C34-C35-C36
2	r	201	LHG	C17-C18-C19-C20
2	s	201	LHG	C11-C10-C9-C8
2	d	201	LHG	C33-C34-C35-C36
2	f	201	LHG	C15-C16-C17-C18
2	i	202	LHG	C33-C34-C35-C36
2	j	202	LHG	C15-C16-C17-C18
2	k	201	LHG	C33-C34-C35-C36
2	O	202	LHG	C15-C16-C17-C18
2	O	202	LHG	C17-C18-C19-C20
2	R	202	LHG	C32-C33-C34-C35
2	S	201	LHG	C33-C34-C35-C36
2	W	201	LHG	C33-C34-C35-C36
2	W	202	LHG	C15-C16-C17-C18
2	Z	201	LHG	C11-C10-C9-C8
2	A	201	LHG	C15-C16-C17-C18
2	J	201	LHG	C33-C34-C35-C36
2	5	201	LHG	C33-C34-C35-C36
2	A4	201	LHG	C34-C35-C36-C37
2	1	201	LHG	C17-C18-C19-C20

Continued on next page...

Continued from previous page...

Mol	Chain	Res	Type	Atoms
2	i	202	LHG	C15-C16-C17-C18
2	k	201	LHG	C15-C16-C17-C18
2	D	201	LHG	C15-C16-C17-C18
2	F	201	LHG	C15-C16-C17-C18
2	I	201	LHG	C15-C16-C17-C18
2	M	202	LHG	C15-C16-C17-C18
2	2	201	LHG	C15-C16-C17-C18
2	z	201	LHG	C33-C34-C35-C36
2	Q	201	LHG	C15-C16-C17-C18
2	I	201	LHG	C33-C34-C35-C36
2	3	201	LHG	C15-C16-C17-C18
2	0	201	LHG	C33-C34-C35-C36
2	s	201	LHG	C15-C16-C17-C18
2	u	201	LHG	C11-C10-C9-C8
2	c	202	LHG	C33-C34-C35-C36
2	j	202	LHG	C33-C34-C35-C36
2	R	202	LHG	C15-C16-C17-C18
2	X	201	LHG	C15-C16-C17-C18
2	x	201	LHG	C15-C16-C17-C18
2	4	202	LHG	C15-C16-C17-C18
2	A6	201	LHG	C33-C34-C35-C36
2	p	201	LHG	C32-C33-C34-C35
2	v	201	LHG	C15-C16-C17-C18
2	f	201	LHG	C11-C10-C9-C8
2	4	201	LHG	C15-C16-C17-C18
2	1	201	LHG	C15-C16-C17-C18
2	c	201	LHG	C33-C34-C35-C36
2	X	201	LHG	C33-C34-C35-C36
2	B	202	LHG	C15-C16-C17-C18
2	A2	202	LHG	C15-C16-C17-C18
2	A6	202	LHG	C15-C16-C17-C18
2	r	201	LHG	C15-C16-C17-C18
2	v	202	LHG	C33-C34-C35-C36
2	W	201	LHG	C15-C16-C17-C18
2	t	201	LHG	O1-C1-C2-O2
2	h	201	LHG	O1-C1-C2-O2
2	O	202	LHG	O1-C1-C2-O2
2	I	201	LHG	C24-C25-C26-C27
2	5	201	LHG	C15-C16-C17-C18
2	A2	202	LHG	C24-C25-C26-C27
2	u	201	LHG	C15-C16-C17-C18
2	x	201	LHG	C24-C25-C26-C27

Continued on next page...

Continued from previous page...

Mol	Chain	Res	Type	Atoms
2	i	201	LHG	C34-C35-C36-C37
2	R	201	LHG	C33-C34-C35-C36
2	D	201	LHG	C33-C34-C35-C36
2	p	201	LHG	C24-C25-C26-C27
2	d	201	LHG	O2-C2-C3-O3
2	E	201	LHG	C13-C14-C15-C16
2	8	202	LHG	C33-C34-C35-C36
2	A2	201	LHG	C33-C34-C35-C36
2	P	201	LHG	C24-C25-C26-C27
2	X	201	LHG	C11-C10-C9-C8
2	Y	201	LHG	C11-C10-C9-C8
2	L	202	LHG	C1-C2-C3-O3
2	A	201	LHG	C24-C25-C26-C27
2	J	201	LHG	C11-C10-C9-C8
2	8	201	LHG	C15-C16-C17-C18
2	d	201	LHG	C34-C35-C36-C37
2	i	202	LHG	C11-C10-C9-C8
2	J	201	LHG	C24-C25-C26-C27
2	K	201	LHG	C24-C25-C26-C27
2	K	201	LHG	C33-C34-C35-C36
2	L	201	LHG	C24-C25-C26-C27
2	M	202	LHG	C24-C25-C26-C27
2	3	201	LHG	C24-C25-C26-C27
2	1	202	LHG	C33-C34-C35-C36
2	r	201	LHG	C24-C25-C26-C27
2	v	201	LHG	C24-C25-C26-C27
2	c	202	LHG	C15-C16-C17-C18
2	j	202	LHG	C11-C10-C9-C8
2	O	201	LHG	C15-C16-C17-C18
2	Q	201	LHG	C24-C25-C26-C27
2	U	201	LHG	C24-C25-C26-C27
2	D	201	LHG	C24-C25-C26-C27
2	E	201	LHG	C24-C25-C26-C27
2	1	202	LHG	C11-C10-C9-C8
2	2	201	LHG	C33-C34-C35-C36
2	d	201	LHG	C24-C25-C26-C27
2	i	202	LHG	C24-C25-C26-C27
2	j	201	LHG	C24-C25-C26-C27
2	P	202	LHG	C34-C35-C36-C37
2	R	202	LHG	C24-C25-C26-C27
2	S	202	LHG	C24-C25-C26-C27
2	4	202	LHG	C24-C25-C26-C27

Continued on next page...

Continued from previous page...

Mol	Chain	Res	Type	Atoms
2	8	202	LHG	C24-C25-C26-C27
2	A5	201	LHG	C12-C13-C14-C15
2	A5	201	LHG	C15-C16-C17-C18
2	f	201	LHG	C24-C25-C26-C27
2	i	201	LHG	C24-C25-C26-C27
2	B	201	LHG	C24-C25-C26-C27
2	L	202	LHG	C24-C25-C26-C27
2	M	201	LHG	C24-C25-C26-C27
2	4	201	LHG	C10-C11-C12-C13
2	5	201	LHG	C24-C25-C26-C27
2	9	201	LHG	C24-C25-C26-C27
2	A4	201	LHG	C24-C25-C26-C27
2	u	201	LHG	C34-C35-C36-C37
2	O	201	LHG	C11-C10-C9-C8
2	Z	201	LHG	C24-C25-C26-C27
2	4	201	LHG	C24-C25-C26-C27
2	p	201	LHG	C14-C15-C16-C17
2	s	201	LHG	C24-C25-C26-C27
2	t	201	LHG	C24-C25-C26-C27
2	S	201	LHG	C14-C15-C16-C17
2	A2	202	LHG	C34-C35-C36-C37
2	u	201	LHG	C33-C34-C35-C36
2	6	201	LHG	C24-C25-C26-C27
2	u	201	LHG	C10-C11-C12-C13
2	v	202	LHG	C24-C25-C26-C27
2	O	201	LHG	C24-C25-C26-C27
2	S	201	LHG	C24-C25-C26-C27
2	K	201	LHG	C10-C11-C12-C13
2	8	201	LHG	C24-C25-C26-C27
2	A2	201	LHG	C24-C25-C26-C27
2	2	201	LHG	C24-C25-C26-C27
2	q	201	LHG	C24-C25-C26-C27
2	t	201	LHG	C11-C10-C9-C8
2	j	202	LHG	C24-C25-C26-C27
2	Z	201	LHG	C33-C34-C35-C36
2	F	201	LHG	C24-C25-C26-C27
2	5	201	LHG	C11-C10-C9-C8
2	A1	201	LHG	C34-C35-C36-C37
2	s	201	LHG	C12-C13-C14-C15
2	O	202	LHG	C24-C25-C26-C27
2	Q	201	LHG	C33-C34-C35-C36
2	S	202	LHG	C33-C34-C35-C36

Continued on next page...

Continued from previous page...

Mol	Chain	Res	Type	Atoms
2	A	201	LHG	C14-C15-C16-C17
2	A	201	LHG	C33-C34-C35-C36
2	I	201	LHG	C11-C10-C9-C8
2	3	201	LHG	C33-C34-C35-C36
2	4	201	LHG	C14-C15-C16-C17
2	i	201	LHG	C33-C34-C35-C36
2	P	202	LHG	C33-C34-C35-C36
2	R	201	LHG	C24-C25-C26-C27
2	V	201	LHG	C24-C25-C26-C27
2	W	202	LHG	C24-C25-C26-C27
2	J	201	LHG	C9-C10-C11-C12
2	A5	201	LHG	C24-C25-C26-C27
2	A6	202	LHG	C10-C11-C12-C13
2	1	201	LHG	C24-C25-C26-C27
2	r	201	LHG	C11-C10-C9-C8
2	t	201	LHG	C33-C34-C35-C36
2	z	201	LHG	C24-C25-C26-C27
2	J	201	LHG	C34-C35-C36-C37
2	A3	201	LHG	C24-C25-C26-C27
2	1	202	LHG	C24-C25-C26-C27
2	P	202	LHG	C24-C25-C26-C27
2	Q	201	LHG	C11-C10-C9-C8
2	A1	201	LHG	C24-C25-C26-C27
2	u	201	LHG	C24-C25-C26-C27
2	x	201	LHG	C33-C34-C35-C36
2	c	202	LHG	C24-C25-C26-C27
2	f	201	LHG	C12-C13-C14-C15
2	k	201	LHG	C24-C25-C26-C27
2	W	201	LHG	C11-C10-C9-C8
2	h	201	LHG	O6-C4-C5-O7
2	A3	201	LHG	C10-C11-C12-C13
2	h	201	LHG	C24-C25-C26-C27
2	Y	201	LHG	C34-C35-C36-C37
2	A3	201	LHG	C33-C34-C35-C36
2	0	201	LHG	C11-C10-C9-C8
2	i	201	LHG	O2-C2-C3-O3
2	I	201	LHG	C10-C11-C12-C13
2	6	201	LHG	C11-C10-C9-C8
2	0	201	LHG	C24-C25-C26-C27
2	v	201	LHG	C11-C10-C9-C8
2	c	201	LHG	C24-C25-C26-C27
2	S	201	LHG	C11-C10-C9-C8

Continued on next page...

Continued from previous page...

Mol	Chain	Res	Type	Atoms
2	J	201	LHG	C10-C11-C12-C13
2	3	201	LHG	C14-C15-C16-C17
2	4	201	LHG	C11-C10-C9-C8
2	A6	201	LHG	C24-C25-C26-C27
2	r	201	LHG	C33-C34-C35-C36
2	W	201	LHG	C24-C25-C26-C27
2	A	201	LHG	C10-C11-C12-C13
2	L	202	LHG	C11-C10-C9-C8
2	A6	202	LHG	C24-C25-C26-C27
2	1	201	LHG	C10-C11-C12-C13
2	P	201	LHG	C33-C34-C35-C36
2	X	201	LHG	C10-C11-C12-C13
2	Y	201	LHG	C24-C25-C26-C27
2	X	201	LHG	C24-C25-C26-C27
2	B	202	LHG	C24-C25-C26-C27
2	A2	202	LHG	C11-C10-C9-C8
2	c	202	LHG	C11-C10-C9-C8
2	Z	201	LHG	C34-C35-C36-C37
2	A	201	LHG	C34-C35-C36-C37
2	J	201	LHG	C12-C13-C14-C15
2	8	201	LHG	C11-C10-C9-C8
2	1	201	LHG	C12-C13-C14-C15
2	2	201	LHG	C10-C11-C12-C13
2	k	201	LHG	C11-C10-C9-C8
2	P	201	LHG	C11-C10-C9-C8
2	S	201	LHG	C10-C11-C12-C13
2	D	201	LHG	C10-C11-C12-C13
2	L	202	LHG	C33-C34-C35-C36
2	6	201	LHG	C12-C13-C14-C15
2	A6	202	LHG	C11-C10-C9-C8
2	q	201	LHG	C14-C15-C16-C17
2	s	201	LHG	C34-C35-C36-C37
2	z	201	LHG	C11-C10-C9-C8
2	X	201	LHG	C12-C13-C14-C15
2	Z	201	LHG	C12-C13-C14-C15
2	6	201	LHG	C4-O6-P-O3
2	u	201	LHG	C4-O6-P-O3
2	M	201	LHG	C14-C15-C16-C17
2	f	201	LHG	C34-C35-C36-C37
2	D	201	LHG	C11-C10-C9-C8
2	9	201	LHG	C11-C10-C9-C8
2	k	201	LHG	C14-C15-C16-C17

Continued on next page...

Continued from previous page...

Mol	Chain	Res	Type	Atoms
2	8	202	LHG	O6-C4-C5-C6
2	Q	201	LHG	O6-C4-C5-C6
2	S	202	LHG	O6-C4-C5-C6
2	B	202	LHG	C10-C11-C12-C13
2	1	202	LHG	C12-C13-C14-C15
2	r	201	LHG	C12-C13-C14-C15
2	j	201	LHG	C10-C11-C12-C13
2	u	201	LHG	C14-C15-C16-C17
2	x	201	LHG	C16-C17-C18-C19
2	R	201	LHG	C11-C10-C9-C8
2	D	201	LHG	C34-C35-C36-C37
2	A6	201	LHG	C10-C11-C12-C13
2	c	202	LHG	C12-C13-C14-C15
2	A1	201	LHG	C33-C34-C35-C36
2	A6	202	LHG	C12-C13-C14-C15
2	R	201	LHG	C10-C11-C12-C13
2	0	201	LHG	C13-C14-C15-C16
2	j	202	LHG	C14-C15-C16-C17
2	A3	201	LHG	C1-C2-C3-O3
2	A4	201	LHG	C1-C2-C3-O3
2	A5	201	LHG	C1-C2-C3-O3
2	t	201	LHG	C1-C2-C3-O3
2	d	201	LHG	C1-C2-C3-O3
2	i	201	LHG	C1-C2-C3-O3
2	j	202	LHG	C1-C2-C3-O3
2	k	201	LHG	C1-C2-C3-O3
2	W	202	LHG	C1-C2-C3-O3
2	F	201	LHG	C10-C11-C12-C13
2	I	201	LHG	C12-C13-C14-C15
2	M	201	LHG	C10-C11-C12-C13
2	M	202	LHG	C10-C11-C12-C13
2	c	201	LHG	C11-C10-C9-C8
2	j	201	LHG	C12-C13-C14-C15
2	9	201	LHG	C12-C13-C14-C15
2	0	201	LHG	C10-C11-C12-C13
2	s	201	LHG	C9-C10-C11-C12
2	O	201	LHG	C10-C11-C12-C13
2	W	201	LHG	C10-C11-C12-C13
2	Y	201	LHG	C33-C34-C35-C36
2	A1	201	LHG	C10-C11-C12-C13
2	S	202	LHG	C34-C35-C36-C37
2	D	201	LHG	C12-C13-C14-C15

Continued on next page...

Continued from previous page...

Mol	Chain	Res	Type	Atoms
2	F	201	LHG	C11-C10-C9-C8
2	4	202	LHG	C11-C10-C9-C8
2	c	201	LHG	C14-C15-C16-C17
2	S	202	LHG	C11-C10-C9-C8
2	A	201	LHG	C11-C10-C9-C8
2	F	201	LHG	C16-C17-C18-C19
2	1	201	LHG	C14-C15-C16-C17
2	h	201	LHG	C33-C34-C35-C36
2	S	202	LHG	C10-C11-C12-C13
2	W	202	LHG	C11-C10-C9-C8
2	j	202	LHG	C12-C13-C14-C15
2	U	201	LHG	C13-C14-C15-C16
2	K	201	LHG	C11-C10-C9-C8
2	A6	201	LHG	C11-C10-C9-C8
2	i	201	LHG	C12-C13-C14-C15
2	i	202	LHG	C10-C11-C12-C13
2	j	202	LHG	C35-C36-C37-C38
2	s	201	LHG	O1-C1-C2-O2
2	P	201	LHG	C10-C11-C12-C13
2	u	201	LHG	C12-C13-C14-C15
2	O	201	LHG	C12-C13-C14-C15
2	8	202	LHG	C12-C13-C14-C15
2	z	201	LHG	C10-C11-C12-C13
2	z	201	LHG	C12-C13-C14-C15
2	Q	201	LHG	C12-C13-C14-C15
2	4	202	LHG	C12-C13-C14-C15
2	i	201	LHG	C11-C10-C9-C8
2	R	201	LHG	C12-C13-C14-C15
2	A2	201	LHG	C10-C11-C12-C13
2	A2	201	LHG	C13-C14-C15-C16
2	L	201	LHG	C14-C15-C16-C17
2	A1	201	LHG	C12-C13-C14-C15
2	0	201	LHG	C12-C13-C14-C15
2	x	201	LHG	C12-C13-C14-C15
2	z	201	LHG	C14-C15-C16-C17
2	A1	201	LHG	C11-C10-C9-C8
2	A2	201	LHG	C12-C13-C14-C15
2	1	202	LHG	C9-C10-C11-C12
2	P	202	LHG	C10-C11-C12-C13
2	R	202	LHG	C10-C11-C12-C13
2	V	201	LHG	C11-C10-C9-C8
2	B	201	LHG	C10-C11-C12-C13

Continued on next page...

Continued from previous page...

Mol	Chain	Res	Type	Atoms
2	r	201	LHG	C9-C10-C11-C12
2	P	202	LHG	C11-C10-C9-C8
2	Q	201	LHG	C10-C11-C12-C13
2	W	201	LHG	C12-C13-C14-C15
2	L	202	LHG	C10-C11-C12-C13
2	4	201	LHG	C12-C13-C14-C15
2	5	201	LHG	C12-C13-C14-C15
2	A3	201	LHG	C14-C15-C16-C17
2	A3	201	LHG	C16-C17-C18-C19
2	s	201	LHG	C28-C29-C30-C31
2	x	201	LHG	C14-C15-C16-C17
2	f	201	LHG	C33-C34-C35-C36
2	j	202	LHG	C9-C10-C11-C12
2	Y	201	LHG	C12-C13-C14-C15
2	A1	201	LHG	O6-C4-C5-O7
2	u	201	LHG	O6-C4-C5-O7
2	S	201	LHG	O6-C4-C5-O7
2	F	201	LHG	C12-C13-C14-C15
2	L	202	LHG	C14-C15-C16-C17
2	M	201	LHG	C16-C17-C18-C19
2	h	201	LHG	C11-C10-C9-C8
2	k	201	LHG	C10-C11-C12-C13
2	P	201	LHG	C12-C13-C14-C15
2	P	202	LHG	C12-C13-C14-C15
2	Z	201	LHG	C10-C11-C12-C13
2	c	201	LHG	C10-C11-C12-C13
2	i	202	LHG	C12-C13-C14-C15
2	5	201	LHG	C9-C10-C11-C12
2	2	201	LHG	C12-C13-C14-C15
2	t	201	LHG	C12-C13-C14-C15
2	W	201	LHG	C16-C17-C18-C19
2	4	201	LHG	C35-C36-C37-C38
2	f	201	LHG	C10-C11-C12-C13
2	c	202	LHG	C16-C17-C18-C19
2	h	201	LHG	C12-C13-C14-C15
2	R	202	LHG	C12-C13-C14-C15
2	E	201	LHG	C10-C11-C12-C13
2	1	202	LHG	C10-C11-C12-C13
2	h	201	LHG	C14-C15-C16-C17
2	j	201	LHG	C16-C17-C18-C19
2	O	202	LHG	C14-C15-C16-C17
2	S	201	LHG	C12-C13-C14-C15

Continued on next page...

Continued from previous page...

Mol	Chain	Res	Type	Atoms
2	S	202	LHG	C14-C15-C16-C17
2	3	201	LHG	C11-C10-C9-C8
2	8	201	LHG	C12-C13-C14-C15
2	A4	201	LHG	C12-C13-C14-C15
2	v	201	LHG	C10-C11-C12-C13
2	i	201	LHG	C10-C11-C12-C13
2	F	201	LHG	C14-C15-C16-C17
2	K	201	LHG	C12-C13-C14-C15
2	K	201	LHG	C14-C15-C16-C17
2	3	201	LHG	C16-C17-C18-C19
2	A2	202	LHG	C10-C11-C12-C13
2	A3	201	LHG	C12-C13-C14-C15
2	A5	201	LHG	C10-C11-C12-C13
2	A6	201	LHG	C16-C17-C18-C19
2	B	202	LHG	C12-C13-C14-C15
2	S	202	LHG	C16-C17-C18-C19
2	M	202	LHG	C13-C14-C15-C16
2	9	201	LHG	C1-C2-C3-O3
2	A2	201	LHG	C1-C2-C3-O3
2	S	201	LHG	C1-C2-C3-O3
2	2	201	LHG	C11-C10-C9-C8
2	j	201	LHG	C11-C10-C9-C8
2	x	201	LHG	C10-C11-C12-C13
2	q	201	LHG	C10-C11-C12-C13
2	d	201	LHG	C16-C17-C18-C19
2	h	201	LHG	C10-C11-C12-C13
2	E	201	LHG	O6-C4-C5-C6
2	M	201	LHG	O6-C4-C5-C6
2	A5	201	LHG	O6-C4-C5-C6
2	c	202	LHG	O6-C4-C5-C6
2	O	201	LHG	O6-C4-C5-C6
2	j	202	LHG	C10-C11-C12-C13
2	j	202	LHG	C16-C17-C18-C19
2	S	202	LHG	C12-C13-C14-C15
2	8	201	LHG	C9-C10-C11-C12
2	1	202	LHG	C13-C14-C15-C16
2	K	201	LHG	C9-C10-C11-C12
2	M	201	LHG	C12-C13-C14-C15
2	A2	202	LHG	C16-C17-C18-C19
2	q	201	LHG	C11-C10-C9-C8
2	I	201	LHG	C14-C15-C16-C17
2	A6	201	LHG	C34-C35-C36-C37

Continued on next page...

Continued from previous page...

Mol	Chain	Res	Type	Atoms
2	l	201	LHG	C34-C35-C36-C37
2	v	201	LHG	C12-C13-C14-C15
2	d	201	LHG	C12-C13-C14-C15
2	f	201	LHG	C14-C15-C16-C17
2	A	201	LHG	C12-C13-C14-C15
2	z	201	LHG	C16-C17-C18-C19
2	c	201	LHG	C12-C13-C14-C15
2	B	202	LHG	C35-C36-C37-C38
2	4	202	LHG	C14-C15-C16-C17
2	5	201	LHG	C13-C14-C15-C16
2	p	201	LHG	C10-C11-C12-C13
2	v	202	LHG	C14-C15-C16-C17
2	O	201	LHG	C16-C17-C18-C19
2	A2	201	LHG	C11-C10-C9-C8
2	r	201	LHG	C16-C17-C18-C19
2	i	202	LHG	C16-C17-C18-C19
2	k	201	LHG	C12-C13-C14-C15
2	8	201	LHG	C10-C11-C12-C13
2	A6	201	LHG	C12-C13-C14-C15
2	p	201	LHG	C12-C13-C14-C15
2	i	202	LHG	C9-C10-C11-C12
2	i	202	LHG	C14-C15-C16-C17
2	X	201	LHG	C16-C17-C18-C19
2	Y	201	LHG	C10-C11-C12-C13
2	8	202	LHG	C10-C11-C12-C13
2	4	202	LHG	C10-C11-C12-C13
2	t	201	LHG	C14-C15-C16-C17
2	u	201	LHG	C16-C17-C18-C19
2	I	201	LHG	C9-C10-C11-C12
2	v	202	LHG	C34-C35-C36-C37
2	c	202	LHG	C14-C15-C16-C17
2	W	202	LHG	C12-C13-C14-C15
2	D	201	LHG	C16-C17-C18-C19
2	c	201	LHG	C16-C17-C18-C19
2	O	202	LHG	C12-C13-C14-C15
2	R	201	LHG	C16-C17-C18-C19
2	S	201	LHG	C35-C36-C37-C38
2	Z	201	LHG	C13-C14-C15-C16
2	I	201	LHG	C13-C14-C15-C16
2	L	201	LHG	C12-C13-C14-C15
2	3	201	LHG	C12-C13-C14-C15
2	A2	201	LHG	C9-C10-C11-C12

Continued on next page...

Continued from previous page...

Mol	Chain	Res	Type	Atoms
2	v	202	LHG	C12-C13-C14-C15
2	c	202	LHG	C10-C11-C12-C13
2	A1	201	LHG	C4-O6-P-O3
2	A5	201	LHG	C4-O6-P-O3
2	X	201	LHG	C4-O6-P-O3
2	E	201	LHG	C12-C13-C14-C15
2	6	201	LHG	C16-C17-C18-C19
2	A1	201	LHG	C9-C10-C11-C12
2	A3	201	LHG	C11-C10-C9-C8
2	F	201	LHG	O1-C1-C2-O2
2	8	201	LHG	O1-C1-C2-O2
2	A6	202	LHG	O1-C1-C2-O2
2	0	201	LHG	O1-C1-C2-O2
2	r	201	LHG	O1-C1-C2-O2
2	L	202	LHG	C16-C17-C18-C19
2	M	201	LHG	C32-C33-C34-C35
2	9	201	LHG	C9-C10-C11-C12
2	A6	202	LHG	C16-C17-C18-C19
2	E	201	LHG	O6-C4-C5-O7
2	3	201	LHG	O6-C4-C5-O7
2	A4	201	LHG	O6-C4-C5-O7
2	q	201	LHG	O6-C4-C5-O7
2	r	201	LHG	O6-C4-C5-O7
2	c	202	LHG	O6-C4-C5-O7
2	f	201	LHG	O6-C4-C5-O7
2	i	201	LHG	O6-C4-C5-O7
2	i	202	LHG	O6-C4-C5-O7
2	j	201	LHG	O6-C4-C5-O7
2	Q	201	LHG	O6-C4-C5-O7
2	U	201	LHG	O6-C4-C5-O7
2	8	202	LHG	C11-C10-C9-C8
2	t	201	LHG	C35-C36-C37-C38
2	L	202	LHG	C12-C13-C14-C15
2	t	201	LHG	O2-C2-C3-O3
2	k	201	LHG	O2-C2-C3-O3
2	W	202	LHG	O2-C2-C3-O3
2	E	201	LHG	C11-C10-C9-C8
2	1	201	LHG	C16-C17-C18-C19
2	x	201	LHG	C11-C10-C9-C8
2	4	202	LHG	C35-C36-C37-C38
2	k	201	LHG	C16-C17-C18-C19
2	E	201	LHG	C9-C10-C11-C12

Continued on next page...

Continued from previous page...

Mol	Chain	Res	Type	Atoms
2	A2	202	LHG	C14-C15-C16-C17
2	1	201	LHG	C13-C14-C15-C16
2	u	201	LHG	C9-C10-C11-C12
2	R	202	LHG	C13-C14-C15-C16
2	9	201	LHG	C10-C11-C12-C13
2	A1	201	LHG	C16-C17-C18-C19
2	i	202	LHG	C35-C36-C37-C38
2	A6	201	LHG	C14-C15-C16-C17
2	k	201	LHG	C35-C36-C37-C38
2	O	201	LHG	C14-C15-C16-C17
2	W	201	LHG	C14-C15-C16-C17
2	M	201	LHG	C1-C2-C3-O3
2	v	201	LHG	C1-C2-C3-O3
2	M	202	LHG	C14-C15-C16-C17
2	4	201	LHG	C16-C17-C18-C19
2	p	201	LHG	C33-C34-C35-C36
2	v	201	LHG	C9-C10-C11-C12
2	h	201	LHG	C16-C17-C18-C19
2	L	202	LHG	C9-C10-C11-C12
2	O	202	LHG	C10-C11-C12-C13
2	8	202	LHG	C35-C36-C37-C38
2	1	201	LHG	C9-C10-C11-C12
2	q	201	LHG	C12-C13-C14-C15
2	A	201	LHG	C16-C17-C18-C19
2	3	201	LHG	C10-C11-C12-C13
2	L	201	LHG	C16-C17-C18-C19
2	A2	202	LHG	C12-C13-C14-C15
2	p	201	LHG	C11-C10-C9-C8
2	q	201	LHG	C16-C17-C18-C19
2	r	201	LHG	C13-C14-C15-C16
2	k	201	LHG	C9-C10-C11-C12
2	S	201	LHG	C16-C17-C18-C19
2	S	202	LHG	C9-C10-C11-C12
2	h	201	LHG	C34-C35-C36-C37
2	P	201	LHG	C13-C14-C15-C16
2	P	202	LHG	C14-C15-C16-C17
2	B	201	LHG	C35-C36-C37-C38
2	M	202	LHG	C12-C13-C14-C15
2	6	201	LHG	C35-C36-C37-C38
2	9	201	LHG	C14-C15-C16-C17
2	U	201	LHG	C10-C11-C12-C13
2	4	202	LHG	C9-C10-C11-C12

Continued on next page...

Continued from previous page...

Mol	Chain	Res	Type	Atoms
2	v	202	LHG	C13-C14-C15-C16
2	S	201	LHG	C13-C14-C15-C16
2	W	202	LHG	C35-C36-C37-C38
2	6	201	LHG	C10-C11-C12-C13
2	Z	201	LHG	C9-C10-C11-C12
2	B	202	LHG	O6-C4-C5-C6
2	D	201	LHG	O6-C4-C5-C6
2	3	201	LHG	O6-C4-C5-C6
2	4	202	LHG	O6-C4-C5-C6
2	A2	202	LHG	O6-C4-C5-C6
2	v	202	LHG	O6-C4-C5-C6
2	x	201	LHG	O6-C4-C5-C6
2	h	201	LHG	O6-C4-C5-C6
2	i	202	LHG	O6-C4-C5-C6
2	j	201	LHG	O6-C4-C5-C6
2	O	202	LHG	O6-C4-C5-C6
2	P	201	LHG	O6-C4-C5-C6
2	S	201	LHG	O6-C4-C5-C6
2	U	201	LHG	O6-C4-C5-C6
2	9	201	LHG	O2-C2-C3-O3
2	2	201	LHG	C16-C17-C18-C19
2	v	201	LHG	C13-C14-C15-C16
2	B	201	LHG	C12-C13-C14-C15
2	j	201	LHG	C35-C36-C37-C38
2	6	201	LHG	C9-C10-C11-C12
2	P	201	LHG	C16-C17-C18-C19
2	4	202	LHG	C16-C17-C18-C19
2	A4	201	LHG	C16-C17-C18-C19
2	f	201	LHG	C9-C10-C11-C12
2	W	202	LHG	C9-C10-C11-C12
2	d	201	LHG	C14-C15-C16-C17
2	A5	201	LHG	C35-C36-C37-C38
2	U	201	LHG	C35-C36-C37-C38
2	A6	202	LHG	C18-C19-C20-C21
2	2	201	LHG	C14-C15-C16-C17
2	p	201	LHG	C35-C36-C37-C38
2	P	202	LHG	C16-C17-C18-C19
2	d	201	LHG	C11-C10-C9-C8
2	Q	201	LHG	C16-C17-C18-C19
2	E	201	LHG	C14-C15-C16-C17
2	L	201	LHG	C10-C11-C12-C13
2	0	201	LHG	C9-C10-C11-C12

Continued on next page...

Continued from previous page...

Mol	Chain	Res	Type	Atoms
2	s	201	LHG	C13-C14-C15-C16
2	S	202	LHG	C32-C33-C34-C35
2	A	201	LHG	O6-C4-C5-O7
2	B	202	LHG	O6-C4-C5-O7
2	D	201	LHG	O6-C4-C5-O7
2	J	201	LHG	O6-C4-C5-O7
2	K	201	LHG	O6-C4-C5-O7
2	L	202	LHG	O6-C4-C5-O7
2	M	201	LHG	O6-C4-C5-O7
2	4	201	LHG	O6-C4-C5-O7
2	8	202	LHG	O6-C4-C5-O7
2	A5	201	LHG	O6-C4-C5-O7
2	A6	202	LHG	O6-C4-C5-O7
2	2	201	LHG	O6-C4-C5-O7
2	t	201	LHG	O6-C4-C5-O7
2	v	201	LHG	O6-C4-C5-O7
2	v	202	LHG	O6-C4-C5-O7
2	x	201	LHG	O6-C4-C5-O7
2	O	201	LHG	O6-C4-C5-O7
2	O	202	LHG	O6-C4-C5-O7
2	P	201	LHG	O6-C4-C5-O7
2	R	201	LHG	O6-C4-C5-O7
2	R	202	LHG	O6-C4-C5-O7
2	S	202	LHG	O6-C4-C5-O7
2	V	201	LHG	O6-C4-C5-O7
2	W	202	LHG	O6-C4-C5-O7
2	8	201	LHG	C14-C15-C16-C17
2	u	201	LHG	C27-C28-C29-C30
2	v	202	LHG	C10-C11-C12-C13
2	j	201	LHG	C14-C15-C16-C17
2	j	202	LHG	C13-C14-C15-C16
2	V	201	LHG	C9-C10-C11-C12
2	Q	201	LHG	C9-C10-C11-C12
2	U	201	LHG	C12-C13-C14-C15
2	S	201	LHG	O2-C2-C3-O3
2	R	202	LHG	C9-C10-C11-C12
2	B	201	LHG	C14-C15-C16-C17
2	R	201	LHG	C14-C15-C16-C17
2	Z	201	LHG	C16-C17-C18-C19
2	P	201	LHG	C9-C10-C11-C12
2	A	201	LHG	C11-C12-C13-C14
2	8	202	LHG	C13-C14-C15-C16

Continued on next page...

Continued from previous page...

Mol	Chain	Res	Type	Atoms
2	A4	201	LHG	C10-C11-C12-C13
2	v	201	LHG	C35-C36-C37-C38
2	R	201	LHG	C13-C14-C15-C16
2	L	201	LHG	C11-C10-C9-C8
2	A6	201	LHG	C32-C33-C34-C35
2	d	201	LHG	C10-C11-C12-C13
2	O	201	LHG	C9-C10-C11-C12
2	A3	201	LHG	O1-C1-C2-O2
2	A6	201	LHG	O1-C1-C2-O2
2	q	201	LHG	O1-C1-C2-O2
2	u	201	LHG	O1-C1-C2-O2
2	z	201	LHG	O1-C1-C2-O2
2	O	201	LHG	O1-C1-C2-O2
2	W	201	LHG	O1-C1-C2-O2
2	X	201	LHG	O1-C1-C2-O2
2	K	201	LHG	C16-C17-C18-C19
2	A6	201	LHG	C31-C32-C33-C34
2	A1	201	LHG	C14-C15-C16-C17
2	W	202	LHG	C27-C28-C29-C30
2	A5	201	LHG	C18-C19-C20-C21
2	0	201	LHG	C16-C17-C18-C19
2	A5	201	LHG	C16-C17-C18-C19
2	A4	201	LHG	C9-C10-C11-C12
2	W	202	LHG	C10-C11-C12-C13
2	8	202	LHG	C32-C33-C34-C35
2	A5	201	LHG	C11-C10-C9-C8
2	1	202	LHG	C14-C15-C16-C17
2	r	201	LHG	C10-C11-C12-C13
2	A3	201	LHG	O1-C1-C2-C3
2	O	201	LHG	O1-C1-C2-C3
2	X	201	LHG	O1-C1-C2-C3
2	8	201	LHG	C35-C36-C37-C38
2	9	201	LHG	C13-C14-C15-C16
2	0	201	LHG	C14-C15-C16-C17
2	i	202	LHG	C13-C14-C15-C16
2	V	201	LHG	C35-C36-C37-C38
2	Y	201	LHG	C9-C10-C11-C12
2	O	202	LHG	C35-C36-C37-C38
2	V	201	LHG	C13-C14-C15-C16
2	8	202	LHG	C16-C17-C18-C19
2	A4	201	LHG	C11-C10-C9-C8
2	i	201	LHG	C14-C15-C16-C17

Continued on next page...

Continued from previous page...

Mol	Chain	Res	Type	Atoms
2	P	201	LHG	C14-C15-C16-C17
2	8	201	LHG	C4-O6-P-O3
2	0	201	LHG	C4-O6-P-O3
2	B	201	LHG	C13-C14-C15-C16
2	5	201	LHG	C10-C11-C12-C13
2	v	201	LHG	C27-C28-C29-C30
2	1	202	LHG	C16-C17-C18-C19
2	f	201	LHG	C16-C17-C18-C19
2	O	201	LHG	C35-C36-C37-C38
2	A	201	LHG	C3-O3-P-O5
2	B	201	LHG	C3-O3-P-O5
2	B	202	LHG	C3-O3-P-O5
2	D	201	LHG	C3-O3-P-O5
2	E	201	LHG	C3-O3-P-O5
2	F	201	LHG	C3-O3-P-O5
2	F	201	LHG	C4-O6-P-O4
2	I	201	LHG	C3-O3-P-O5
2	I	201	LHG	C4-O6-P-O4
2	J	201	LHG	C3-O3-P-O5
2	J	201	LHG	C4-O6-P-O4
2	K	201	LHG	C3-O3-P-O5
2	L	201	LHG	C3-O3-P-O5
2	L	202	LHG	C3-O3-P-O5
2	M	201	LHG	C3-O3-P-O5
2	M	201	LHG	C4-O6-P-O4
2	M	202	LHG	C3-O3-P-O5
2	3	201	LHG	C3-O3-P-O5
2	4	201	LHG	C3-O3-P-O5
2	4	202	LHG	C3-O3-P-O5
2	5	201	LHG	C3-O3-P-O5
2	5	201	LHG	C4-O6-P-O4
2	6	201	LHG	C3-O3-P-O5
2	6	201	LHG	C4-O6-P-O4
2	8	201	LHG	C3-O3-P-O5
2	8	201	LHG	C4-O6-P-O4
2	8	202	LHG	C3-O3-P-O5
2	9	201	LHG	C3-O3-P-O5
2	9	201	LHG	C4-O6-P-O4
2	A1	201	LHG	C3-O3-P-O5
2	A1	201	LHG	C4-O6-P-O4
2	A2	201	LHG	C3-O3-P-O5
2	A2	202	LHG	C3-O3-P-O5

Continued on next page...

Continued from previous page...

Mol	Chain	Res	Type	Atoms
2	A3	201	LHG	C3-O3-P-O5
2	A4	201	LHG	C3-O3-P-O5
2	A5	201	LHG	C3-O3-P-O5
2	A6	201	LHG	C3-O3-P-O5
2	A6	201	LHG	C4-O6-P-O5
2	A6	202	LHG	C3-O3-P-O5
2	0	201	LHG	C3-O3-P-O5
2	0	201	LHG	C4-O6-P-O4
2	1	201	LHG	C3-O3-P-O5
2	1	202	LHG	C3-O3-P-O5
2	2	201	LHG	C3-O3-P-O5
2	p	201	LHG	C3-O3-P-O5
2	q	201	LHG	C3-O3-P-O5
2	q	201	LHG	C4-O6-P-O4
2	q	201	LHG	C4-O6-P-O5
2	r	201	LHG	C3-O3-P-O5
2	s	201	LHG	C3-O3-P-O5
2	s	201	LHG	C4-O6-P-O4
2	u	201	LHG	C3-O3-P-O5
2	u	201	LHG	C4-O6-P-O4
2	v	201	LHG	C3-O3-P-O5
2	v	202	LHG	C3-O3-P-O5
2	x	201	LHG	C3-O3-P-O5
2	z	201	LHG	C3-O3-P-O5
2	z	201	LHG	C4-O6-P-O4
2	c	201	LHG	C3-O3-P-O5
2	c	202	LHG	C3-O3-P-O5
2	c	202	LHG	C4-O6-P-O4
2	d	201	LHG	C3-O3-P-O5
2	f	201	LHG	C3-O3-P-O5
2	h	201	LHG	C3-O3-P-O5
2	i	201	LHG	C3-O3-P-O5
2	i	202	LHG	C4-O6-P-O5
2	j	201	LHG	C3-O3-P-O5
2	j	202	LHG	C3-O3-P-O5
2	k	201	LHG	C3-O3-P-O5
2	O	201	LHG	C3-O3-P-O5
2	O	202	LHG	C3-O3-P-O5
2	O	202	LHG	C4-O6-P-O4
2	O	202	LHG	C4-O6-P-O5
2	P	201	LHG	C3-O3-P-O5
2	P	202	LHG	C3-O3-P-O5

Continued on next page...

Continued from previous page...

Mol	Chain	Res	Type	Atoms
2	Q	201	LHG	C3-O3-P-O5
2	R	201	LHG	C3-O3-P-O5
2	R	202	LHG	C3-O3-P-O5
2	S	201	LHG	C3-O3-P-O5
2	S	202	LHG	C3-O3-P-O5
2	S	202	LHG	C4-O6-P-O4
2	U	201	LHG	C3-O3-P-O5
2	U	201	LHG	C4-O6-P-O4
2	U	201	LHG	C4-O6-P-O5
2	W	201	LHG	C3-O3-P-O5
2	W	202	LHG	C3-O3-P-O5
2	W	202	LHG	C4-O6-P-O4
2	W	202	LHG	C4-O6-P-O5
2	X	201	LHG	C3-O3-P-O5
2	X	201	LHG	C4-O6-P-O4
2	Y	201	LHG	C3-O3-P-O5
2	Z	201	LHG	C3-O3-P-O5
2	c	201	LHG	C9-C10-C11-C12
2	c	201	LHG	C32-C33-C34-C35
2	A	201	LHG	O6-C4-C5-C6
2	B	201	LHG	O6-C4-C5-C6
2	K	201	LHG	O6-C4-C5-C6
2	L	201	LHG	O6-C4-C5-C6
2	L	202	LHG	O6-C4-C5-C6
2	M	202	LHG	O6-C4-C5-C6
2	5	201	LHG	O6-C4-C5-C6
2	A1	201	LHG	O6-C4-C5-C6
2	A2	201	LHG	O6-C4-C5-C6
2	A3	201	LHG	O6-C4-C5-C6
2	A4	201	LHG	O6-C4-C5-C6
2	A6	202	LHG	O6-C4-C5-C6
2	2	201	LHG	O6-C4-C5-C6
2	p	201	LHG	O6-C4-C5-C6
2	r	201	LHG	O6-C4-C5-C6
2	t	201	LHG	O6-C4-C5-C6
2	u	201	LHG	O6-C4-C5-C6
2	d	201	LHG	O6-C4-C5-C6
2	f	201	LHG	O6-C4-C5-C6
2	i	201	LHG	O6-C4-C5-C6
2	j	202	LHG	O6-C4-C5-C6
2	P	202	LHG	O6-C4-C5-C6
2	R	202	LHG	O6-C4-C5-C6

Continued on next page...

Continued from previous page...

Mol	Chain	Res	Type	Atoms
2	V	201	LHG	O6-C4-C5-C6
2	W	202	LHG	O6-C4-C5-C6
2	q	201	LHG	C35-C36-C37-C38
2	V	201	LHG	C16-C17-C18-C19
2	8	201	LHG	C13-C14-C15-C16
2	u	201	LHG	C13-C14-C15-C16
2	4	201	LHG	C11-C12-C13-C14
2	A2	201	LHG	C27-C28-C29-C30
2	i	201	LHG	C16-C17-C18-C19
2	Y	201	LHG	C16-C17-C18-C19
2	J	201	LHG	C14-C15-C16-C17
2	M	201	LHG	C35-C36-C37-C38
2	F	201	LHG	C35-C36-C37-C38
2	6	201	LHG	C32-C33-C34-C35
2	I	201	LHG	C16-C17-C18-C19
2	f	201	LHG	C13-C14-C15-C16
2	V	201	LHG	C18-C19-C20-C21
2	M	202	LHG	C16-C17-C18-C19
2	X	201	LHG	C14-C15-C16-C17
2	B	201	LHG	O6-C4-C5-O7
2	I	201	LHG	O6-C4-C5-O7
2	L	201	LHG	O6-C4-C5-O7
2	4	202	LHG	O6-C4-C5-O7
2	5	201	LHG	O6-C4-C5-O7
2	8	201	LHG	O6-C4-C5-O7
2	A2	201	LHG	O6-C4-C5-O7
2	A2	202	LHG	O6-C4-C5-O7
2	A3	201	LHG	O6-C4-C5-O7
2	0	201	LHG	O6-C4-C5-O7
2	1	202	LHG	O6-C4-C5-O7
2	p	201	LHG	O6-C4-C5-O7
2	j	202	LHG	O6-C4-C5-O7
2	P	202	LHG	O6-C4-C5-O7
2	A2	202	LHG	C9-C10-C11-C12
2	A6	202	LHG	C32-C33-C34-C35
2	8	202	LHG	C14-C15-C16-C17
2	M	201	LHG	O2-C2-C3-O3
2	A2	201	LHG	O2-C2-C3-O3
2	j	202	LHG	C32-C33-C34-C35
2	B	201	LHG	C11-C10-C9-C8
2	z	201	LHG	C13-C14-C15-C16
2	F	201	LHG	C9-C10-C11-C12

Continued on next page...

Continued from previous page...

Mol	Chain	Res	Type	Atoms
2	A4	201	LHG	C14-C15-C16-C17
2	r	201	LHG	C14-C15-C16-C17
2	A3	201	LHG	C34-C35-C36-C37
2	R	202	LHG	C35-C36-C37-C38
2	0	201	LHG	C32-C33-C34-C35
2	c	201	LHG	C13-C14-C15-C16
2	k	201	LHG	C32-C33-C34-C35
2	I	201	LHG	C34-C35-C36-C37
2	2	201	LHG	C13-C14-C15-C16
2	U	201	LHG	C9-C10-C11-C12
2	W	201	LHG	C32-C33-C34-C35
2	v	202	LHG	C11-C10-C9-C8
2	B	202	LHG	C16-C17-C18-C19
2	J	201	LHG	C16-C17-C18-C19
2	Y	201	LHG	C27-C28-C29-C30
2	Y	201	LHG	O1-C1-C2-O2
2	A3	201	LHG	C27-C28-C29-C30
2	s	201	LHG	C14-C15-C16-C17
2	k	201	LHG	C13-C14-C15-C16
2	P	202	LHG	C32-C33-C34-C35
2	9	201	LHG	C16-C17-C18-C19
2	U	201	LHG	C11-C10-C9-C8
2	Y	201	LHG	C13-C14-C15-C16
2	V	201	LHG	C27-C28-C29-C30
2	A2	202	LHG	C35-C36-C37-C38
2	s	201	LHG	C31-C32-C33-C34
2	B	201	LHG	C16-C17-C18-C19
2	V	201	LHG	C12-C13-C14-C15
2	s	201	LHG	C10-C11-C12-C13
2	t	201	LHG	C9-C10-C11-C12
2	J	201	LHG	O6-C4-C5-C6
2	4	201	LHG	O6-C4-C5-C6
2	q	201	LHG	O6-C4-C5-C6
2	v	201	LHG	O6-C4-C5-C6
2	D	201	LHG	C9-C10-C11-C12
2	A2	201	LHG	C16-C17-C18-C19
2	E	201	LHG	C16-C17-C18-C19
2	A2	202	LHG	C13-C14-C15-C16
2	X	201	LHG	C11-C12-C13-C14
2	M	202	LHG	O6-C4-C5-O7
2	d	201	LHG	O6-C4-C5-O7
2	k	201	LHG	O6-C4-C5-O7

Continued on next page...

Continued from previous page...

Mol	Chain	Res	Type	Atoms
2	M	202	LHG	C31-C32-C33-C34
2	A2	201	LHG	C14-C15-C16-C17
2	Q	201	LHG	C13-C14-C15-C16
2	M	202	LHG	C34-C35-C36-C37
2	r	201	LHG	C18-C19-C20-C21
2	W	202	LHG	C13-C14-C15-C16
2	z	201	LHG	C9-C10-C11-C12
2	L	201	LHG	C32-C33-C34-C35
2	S	202	LHG	C13-C14-C15-C16
2	Z	201	LHG	C32-C33-C34-C35
2	W	201	LHG	C9-C10-C11-C12
2	8	202	LHG	C9-C10-C11-C12
2	v	201	LHG	C4-O6-P-O3
2	2	201	LHG	C9-C10-C11-C12
2	t	201	LHG	C10-C11-C12-C13
2	D	201	LHG	C14-C15-C16-C17
2	M	201	LHG	C27-C28-C29-C30
2	M	202	LHG	C9-C10-C11-C12
2	A2	201	LHG	C35-C36-C37-C38
2	s	201	LHG	C16-C17-C18-C19
2	t	201	LHG	C16-C17-C18-C19
2	B	202	LHG	C13-C14-C15-C16
2	O	202	LHG	C11-C10-C9-C8
2	8	202	LHG	C27-C28-C29-C30
2	B	202	LHG	C11-C10-C9-C8
2	v	202	LHG	C35-C36-C37-C38
2	A6	202	LHG	C9-C10-C11-C12
2	Y	201	LHG	C28-C29-C30-C31
2	i	201	LHG	C13-C14-C15-C16
2	O	202	LHG	C13-C14-C15-C16
2	5	201	LHG	C14-C15-C16-C17
2	2	201	LHG	C18-C19-C20-C21
2	L	201	LHG	C35-C36-C37-C38
2	A	201	LHG	C13-C14-C15-C16
2	8	201	LHG	C16-C17-C18-C19
2	v	201	LHG	C16-C17-C18-C19
2	R	201	LHG	C27-C28-C29-C30
2	F	201	LHG	C32-C33-C34-C35
2	A1	201	LHG	C13-C14-C15-C16
2	4	201	LHG	C13-C14-C15-C16
2	S	201	LHG	C27-C28-C29-C30
2	E	201	LHG	C32-C33-C34-C35

Continued on next page...

Continued from previous page...

Mol	Chain	Res	Type	Atoms
2	O	201	LHG	C27-C28-C29-C30
2	z	201	LHG	C32-C33-C34-C35
2	S	201	LHG	C9-C10-C11-C12
2	B	201	LHG	C9-C10-C11-C12
2	B	202	LHG	C32-C33-C34-C35
2	5	201	LHG	C27-C28-C29-C30
2	t	201	LHG	C18-C19-C20-C21
2	X	201	LHG	C27-C28-C29-C30
2	A4	201	LHG	C35-C36-C37-C38
2	1	201	LHG	C35-C36-C37-C38
2	R	202	LHG	C11-C10-C9-C8
2	0	201	LHG	C27-C28-C29-C30
2	R	201	LHG	C9-C10-C11-C12
2	W	202	LHG	C32-C33-C34-C35
2	M	201	LHG	C13-C14-C15-C16
2	2	201	LHG	C32-C33-C34-C35
2	d	201	LHG	C27-C28-C29-C30
2	V	201	LHG	C32-C33-C34-C35
2	W	202	LHG	C16-C17-C18-C19
2	O	202	LHG	C16-C17-C18-C19
2	4	201	LHG	C9-C10-C11-C12
2	d	201	LHG	C18-C19-C20-C21
2	L	201	LHG	C27-C28-C29-C30
2	B	201	LHG	C32-C33-C34-C35
2	B	202	LHG	C18-C19-C20-C21
2	j	201	LHG	C32-C33-C34-C35
2	B	202	LHG	C14-C15-C16-C17
2	p	201	LHG	C13-C14-C15-C16
2	x	201	LHG	C9-C10-C11-C12
2	v	201	LHG	O2-C2-C3-O3
2	5	201	LHG	C16-C17-C18-C19
2	A3	201	LHG	C18-C19-C20-C21
2	2	201	LHG	C34-C35-C36-C37
2	4	202	LHG	C13-C14-C15-C16
2	q	201	LHG	C9-C10-C11-C12
2	r	201	LHG	C27-C28-C29-C30
2	r	201	LHG	C28-C29-C30-C31
2	W	201	LHG	C35-C36-C37-C38
2	Z	201	LHG	C14-C15-C16-C17
2	O	202	LHG	C32-C33-C34-C35
2	1	201	LHG	C32-C33-C34-C35
2	A1	201	LHG	C28-C29-C30-C31

Continued on next page...

Continued from previous page...

Mol	Chain	Res	Type	Atoms
2	9	201	LHG	C4-O6-P-O3
2	P	201	LHG	C28-C29-C30-C31
2	L	202	LHG	O1-C1-C2-O2
2	3	201	LHG	O1-C1-C2-O2
2	8	202	LHG	O1-C1-C2-O2
2	d	201	LHG	C9-C10-C11-C12
2	I	201	LHG	O6-C4-C5-C6
2	8	201	LHG	O6-C4-C5-C6
2	0	201	LHG	O6-C4-C5-C6
2	j	201	LHG	C13-C14-C15-C16
2	Z	201	LHG	C28-C29-C30-C31
2	V	201	LHG	C10-C11-C12-C13
2	F	201	LHG	C27-C28-C29-C30
2	t	201	LHG	C13-C14-C15-C16
2	p	201	LHG	C28-C29-C30-C31
2	X	201	LHG	C32-C33-C34-C35
2	2	201	LHG	C31-C32-C33-C34
2	4	201	LHG	C32-C33-C34-C35
2	5	201	LHG	C32-C33-C34-C35
2	6	201	LHG	C27-C28-C29-C30
2	z	201	LHG	C27-C28-C29-C30
2	R	201	LHG	C35-C36-C37-C38
2	U	201	LHG	C27-C28-C29-C30
2	R	202	LHG	C14-C15-C16-C17
2	L	202	LHG	C13-C14-C15-C16
2	v	201	LHG	C14-C15-C16-C17
2	0	201	LHG	C35-C36-C37-C38
2	t	201	LHG	C27-C28-C29-C30
2	S	201	LHG	C28-C29-C30-C31
2	Y	201	LHG	C31-C32-C33-C34
2	1	202	LHG	C32-C33-C34-C35
2	L	201	LHG	C13-C14-C15-C16
2	A3	201	LHG	C13-C14-C15-C16
2	U	201	LHG	C16-C17-C18-C19
2	W	201	LHG	C28-C29-C30-C31
2	Y	201	LHG	C14-C15-C16-C17
2	A6	201	LHG	O1-C1-C2-C3
2	8	202	LHG	C28-C29-C30-C31
2	P	201	LHG	C32-C33-C34-C35
2	P	202	LHG	C27-C28-C29-C30
2	W	201	LHG	C27-C28-C29-C30
2	h	201	LHG	C13-C14-C15-C16

Continued on next page...

Continued from previous page...

Mol	Chain	Res	Type	Atoms
2	c	201	LHG	C27-C28-C29-C30
2	6	201	LHG	O6-C4-C5-O7
2	c	201	LHG	O6-C4-C5-O7
2	W	201	LHG	O6-C4-C5-O7
2	Z	201	LHG	O6-C4-C5-O7
2	L	201	LHG	C9-C10-C11-C12
2	A4	201	LHG	C13-C14-C15-C16
2	A	201	LHG	C9-C10-C11-C12
2	B	202	LHG	C27-C28-C29-C30
2	X	201	LHG	C9-C10-C11-C12
2	v	202	LHG	C28-C29-C30-C31
2	3	201	LHG	C9-C10-C11-C12
2	9	201	LHG	C35-C36-C37-C38
2	d	201	LHG	C13-C14-C15-C16
2	f	201	LHG	C28-C29-C30-C31
2	v	202	LHG	C16-C17-C18-C19
2	O	201	LHG	C13-C14-C15-C16
2	V	201	LHG	C14-C15-C16-C17
2	9	201	LHG	C32-C33-C34-C35
2	i	201	LHG	C18-C19-C20-C21
2	Q	201	LHG	C14-C15-C16-C17
2	B	201	LHG	C28-C29-C30-C31
2	D	201	LHG	C35-C36-C37-C38
2	F	201	LHG	C13-C14-C15-C16
2	A3	201	LHG	C32-C33-C34-C35
2	p	201	LHG	C9-C10-C11-C12
2	c	202	LHG	C9-C10-C11-C12
2	i	201	LHG	C9-C10-C11-C12
2	8	201	LHG	C32-C33-C34-C35
2	d	201	LHG	C35-C36-C37-C38
2	j	201	LHG	C18-C19-C20-C21
2	1	202	LHG	C27-C28-C29-C30
2	s	201	LHG	C30-C31-C32-C33
2	R	201	LHG	C11-C12-C13-C14
2	W	201	LHG	C11-C12-C13-C14
2	S	201	LHG	C31-C32-C33-C34
2	A6	201	LHG	C9-C10-C11-C12
2	p	201	LHG	C16-C17-C18-C19
2	v	202	LHG	C9-C10-C11-C12
2	U	201	LHG	C32-C33-C34-C35
2	Z	201	LHG	C31-C32-C33-C34
2	v	202	LHG	C31-C32-C33-C34

Continued on next page...

Continued from previous page...

Mol	Chain	Res	Type	Atoms
2	A1	201	LHG	C27-C28-C29-C30
2	q	201	LHG	C13-C14-C15-C16
2	W	201	LHG	C18-C19-C20-C21
2	Y	201	LHG	O6-C4-C5-O7
2	A5	201	LHG	C9-C10-C11-C12
2	x	201	LHG	C34-C35-C36-C37
2	X	201	LHG	C28-C29-C30-C31
2	1	202	LHG	C18-C19-C20-C21
2	O	201	LHG	C32-C33-C34-C35
2	A6	202	LHG	C13-C14-C15-C16
2	t	201	LHG	C32-C33-C34-C35
2	s	201	LHG	C27-C28-C29-C30
2	1	202	LHG	O6-C4-C5-C6
2	k	201	LHG	O6-C4-C5-C6
2	R	201	LHG	O6-C4-C5-C6
2	A5	201	LHG	C32-C33-C34-C35
2	j	202	LHG	C27-C28-C29-C30
2	c	202	LHG	C27-C28-C29-C30
2	i	202	LHG	C32-C33-C34-C35
2	B	202	LHG	C31-C32-C33-C34
2	D	201	LHG	C32-C33-C34-C35
2	M	202	LHG	C35-C36-C37-C38
2	v	201	LHG	C32-C33-C34-C35
2	R	202	LHG	C18-C19-C20-C21
2	L	202	LHG	C32-C33-C34-C35
2	u	201	LHG	C28-C29-C30-C31
2	R	201	LHG	C28-C29-C30-C31
2	A1	201	LHG	C32-C33-C34-C35
2	D	201	LHG	C13-C14-C15-C16
2	A6	201	LHG	C28-C29-C30-C31
2	8	201	LHG	O1-C1-C2-C3
2	A6	202	LHG	O1-C1-C2-C3
2	0	201	LHG	O1-C1-C2-C3
2	r	201	LHG	O1-C1-C2-C3
2	j	202	LHG	O1-C1-C2-C3
2	W	201	LHG	O1-C1-C2-C3
2	h	201	LHG	C35-C36-C37-C38
2	A4	201	LHG	C27-C28-C29-C30
2	r	201	LHG	C32-C33-C34-C35
2	5	201	LHG	C18-C19-C20-C21
2	A	201	LHG	C32-C33-C34-C35
2	A6	201	LHG	C35-C36-C37-C38

Continued on next page...

Continued from previous page...

Mol	Chain	Res	Type	Atoms
2	R	202	LHG	C27-C28-C29-C30
2	A6	202	LHG	C14-C15-C16-C17
2	M	202	LHG	C11-C10-C9-C8
2	6	201	LHG	C14-C15-C16-C17
2	D	201	LHG	C11-C12-C13-C14
2	4	202	LHG	C11-C12-C13-C14
2	O	202	LHG	C9-C10-C11-C12
2	2	201	LHG	C35-C36-C37-C38
2	3	201	LHG	C3-O3-P-O4
2	3	201	LHG	C4-O6-P-O5
2	A6	201	LHG	C4-O6-P-O4
2	v	201	LHG	C3-O3-P-O4
2	v	201	LHG	C4-O6-P-O4
2	R	201	LHG	C4-O6-P-O4
2	W	201	LHG	C4-O6-P-O5
2	X	201	LHG	C3-O3-P-O4
2	h	201	LHG	C18-C19-C20-C21
2	I	201	LHG	C27-C28-C29-C30
2	4	202	LHG	C27-C28-C29-C30
2	c	202	LHG	C32-C33-C34-C35
2	d	201	LHG	C32-C33-C34-C35
2	3	201	LHG	C13-C14-C15-C16
2	B	202	LHG	C9-C10-C11-C12
2	A6	201	LHG	C13-C14-C15-C16
2	j	201	LHG	C9-C10-C11-C12
2	W	202	LHG	C31-C32-C33-C34
2	R	201	LHG	C32-C33-C34-C35
2	L	202	LHG	C27-C28-C29-C30
2	2	201	LHG	O1-C1-C2-O2
2	i	201	LHG	O1-C1-C2-O2
2	3	201	LHG	C11-C12-C13-C14
2	A5	201	LHG	C27-C28-C29-C30
2	c	201	LHG	C18-C19-C20-C21
2	L	202	LHG	C11-C12-C13-C14
2	O	202	LHG	C11-C12-C13-C14
2	P	202	LHG	C13-C14-C15-C16
2	M	202	LHG	C32-C33-C34-C35
2	U	201	LHG	O7-C7-C8-C9
2	M	201	LHG	C11-C10-C9-C8
2	4	202	LHG	C32-C33-C34-C35
2	F	201	LHG	O6-C4-C5-O7
2	q	201	LHG	C18-C19-C20-C21

Continued on next page...

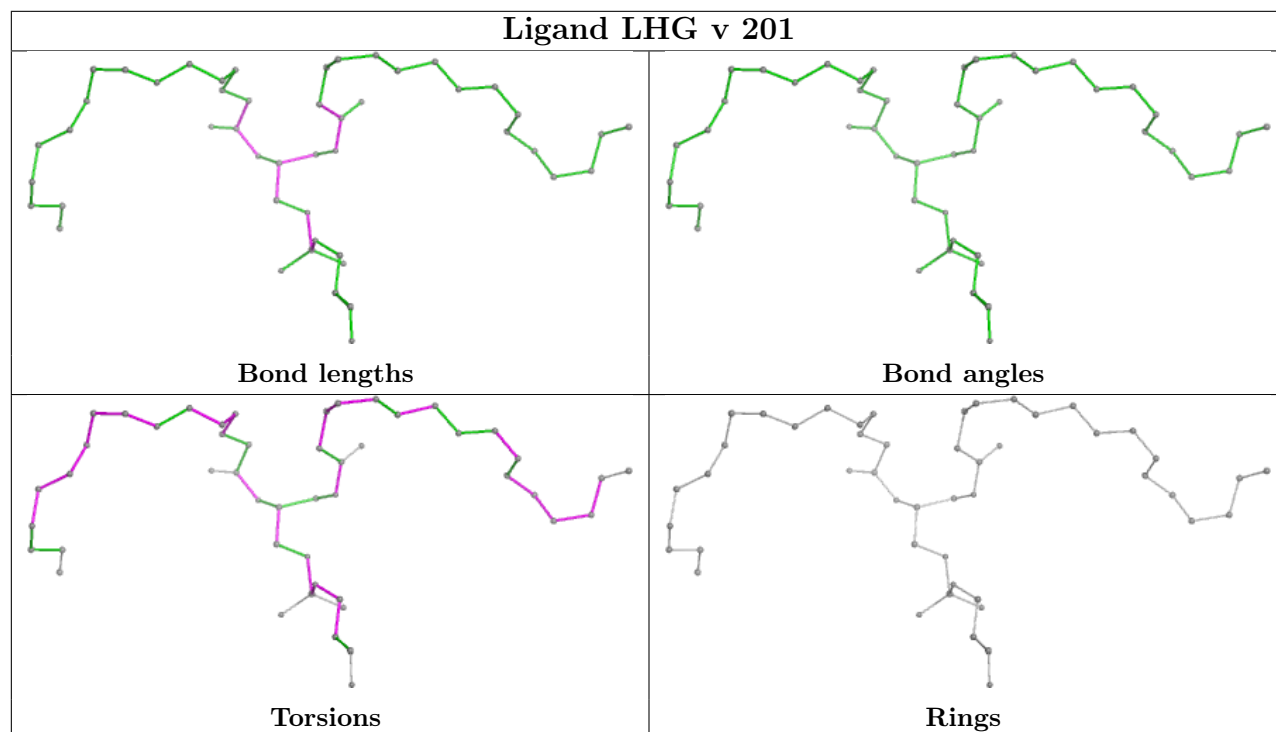
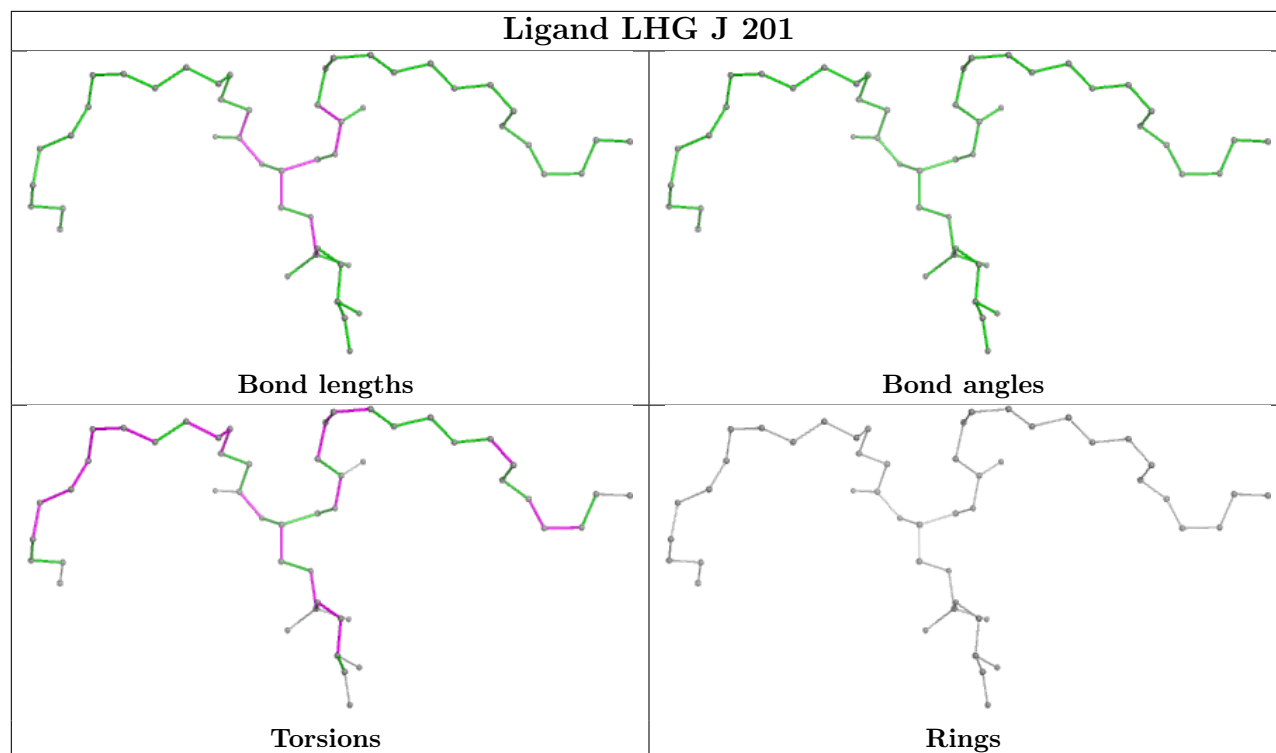
Continued from previous page...

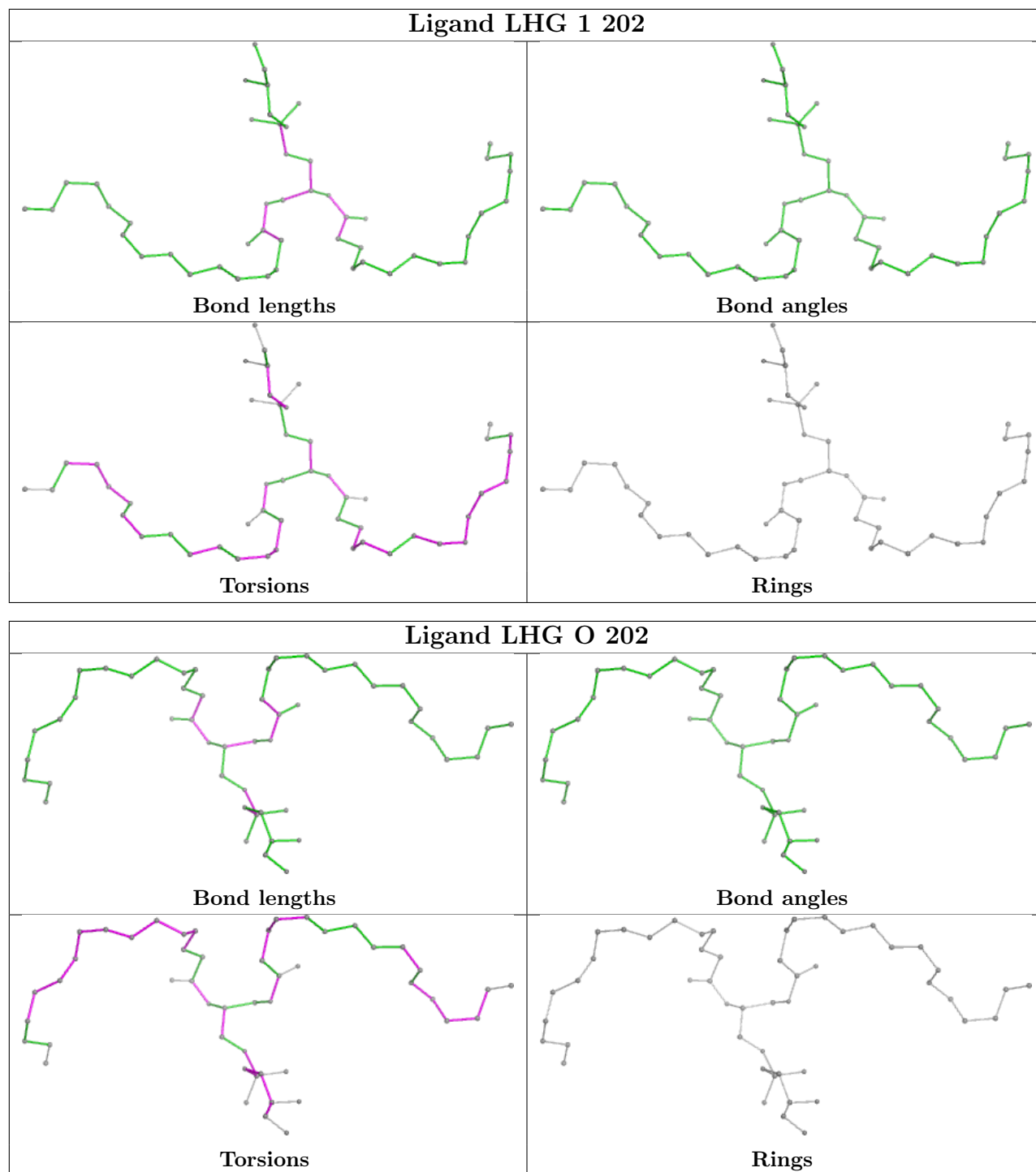
Mol	Chain	Res	Type	Atoms
2	h	201	LHG	C32-C33-C34-C35
2	Q	201	LHG	C28-C29-C30-C31
2	A3	201	LHG	C28-C29-C30-C31
2	I	201	LHG	C32-C33-C34-C35
2	8	201	LHG	C18-C19-C20-C21
2	x	201	LHG	C13-C14-C15-C16
2	U	201	LHG	O9-C7-C8-C9
2	M	201	LHG	C11-C12-C13-C14
2	v	202	LHG	C18-C19-C20-C21
2	R	202	LHG	O7-C7-C8-C9

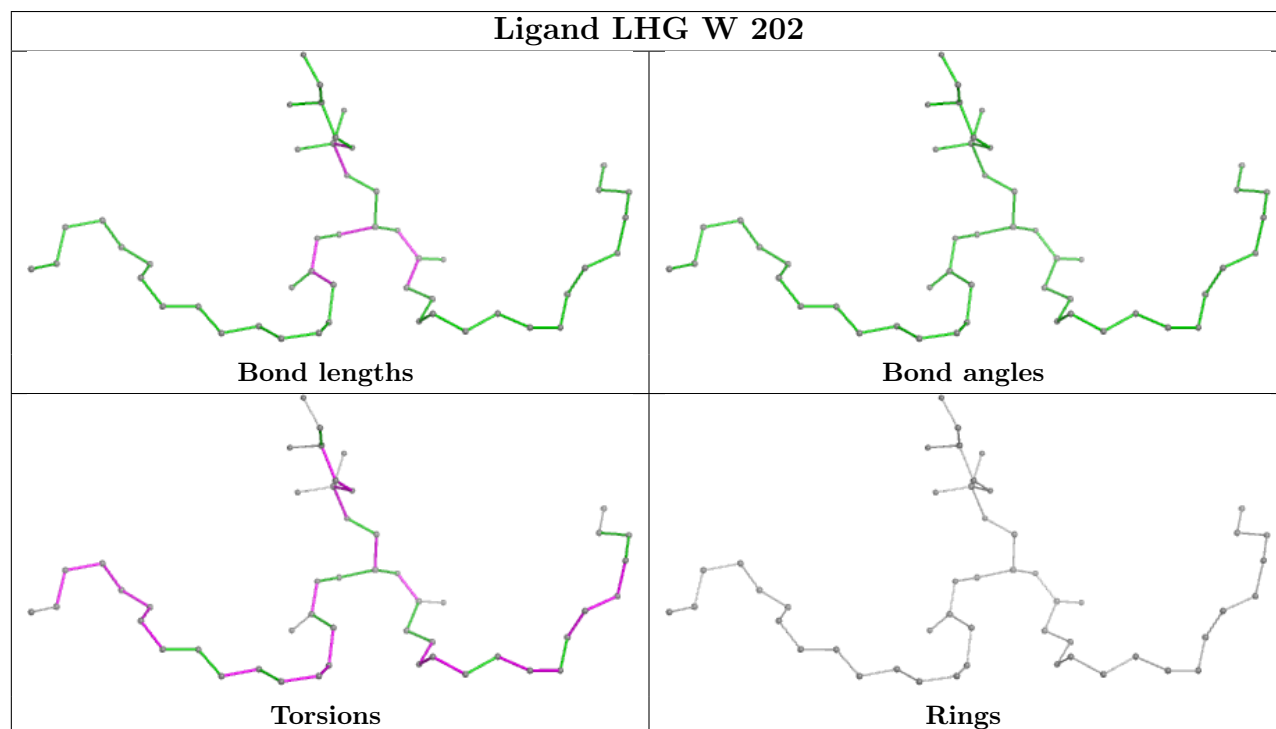
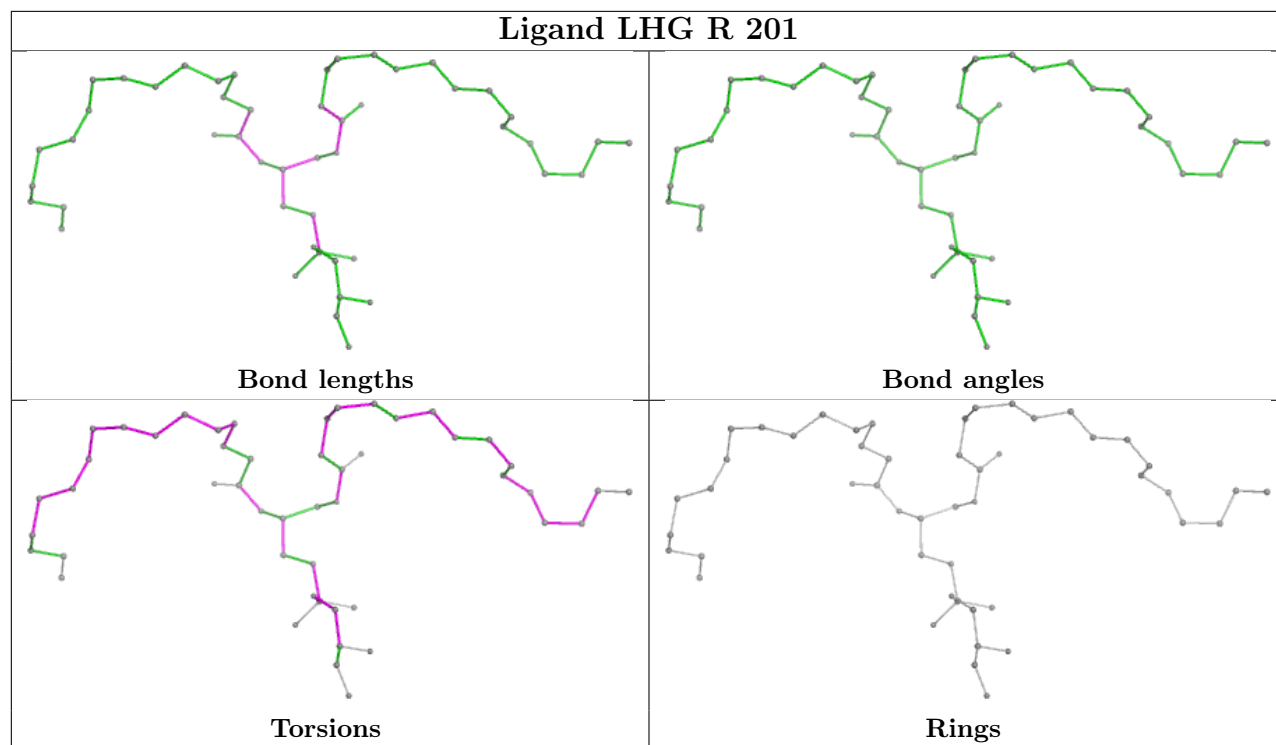
There are no ring outliers.

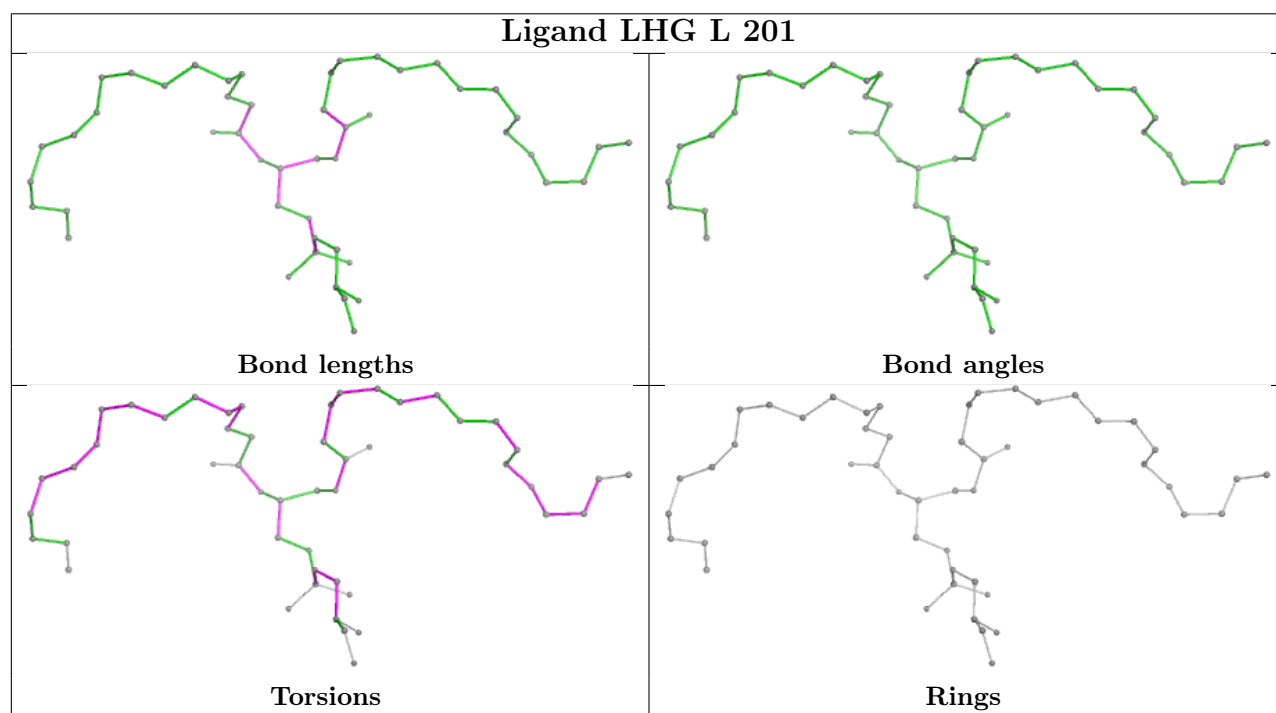
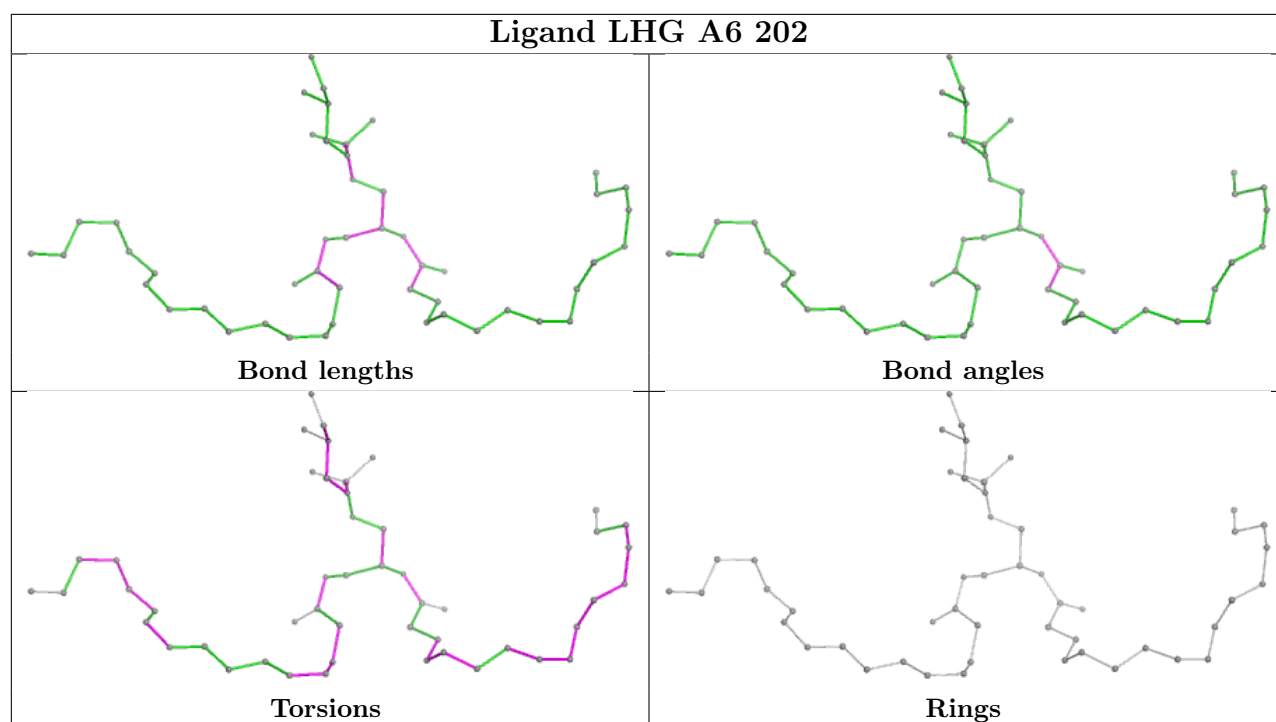
No monomer is involved in short contacts.

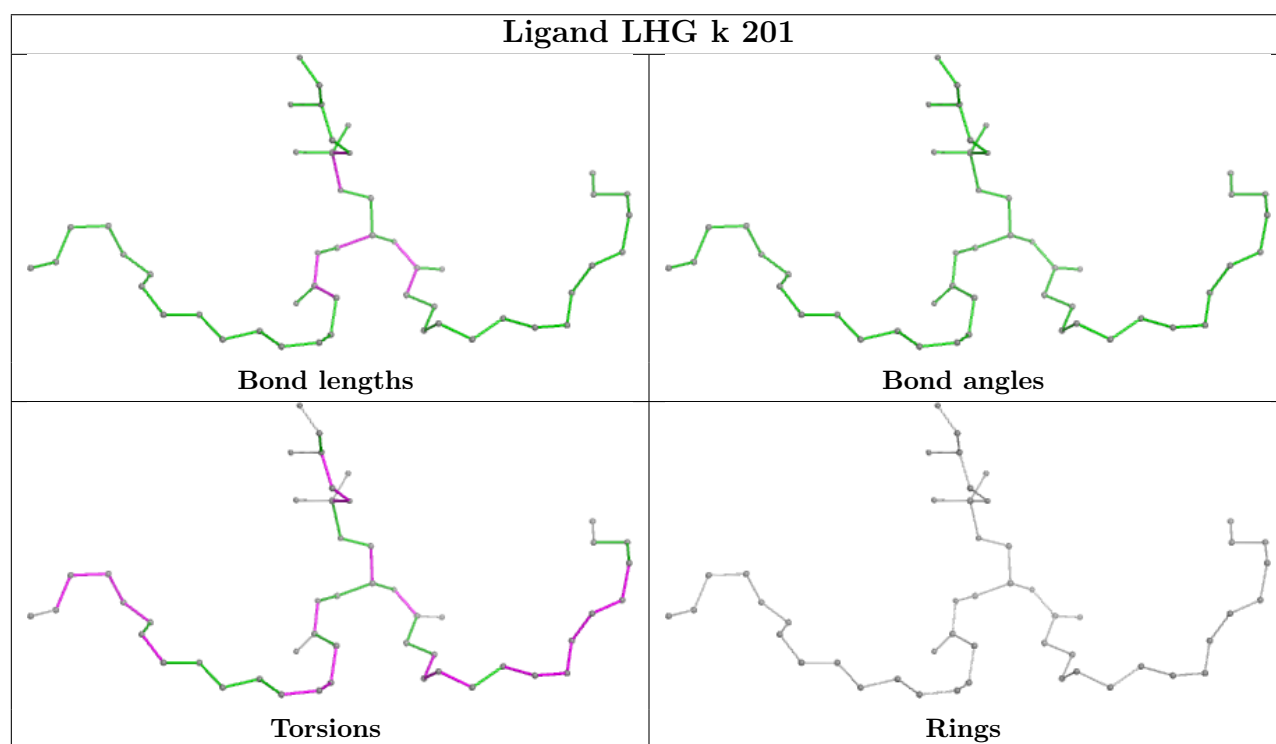
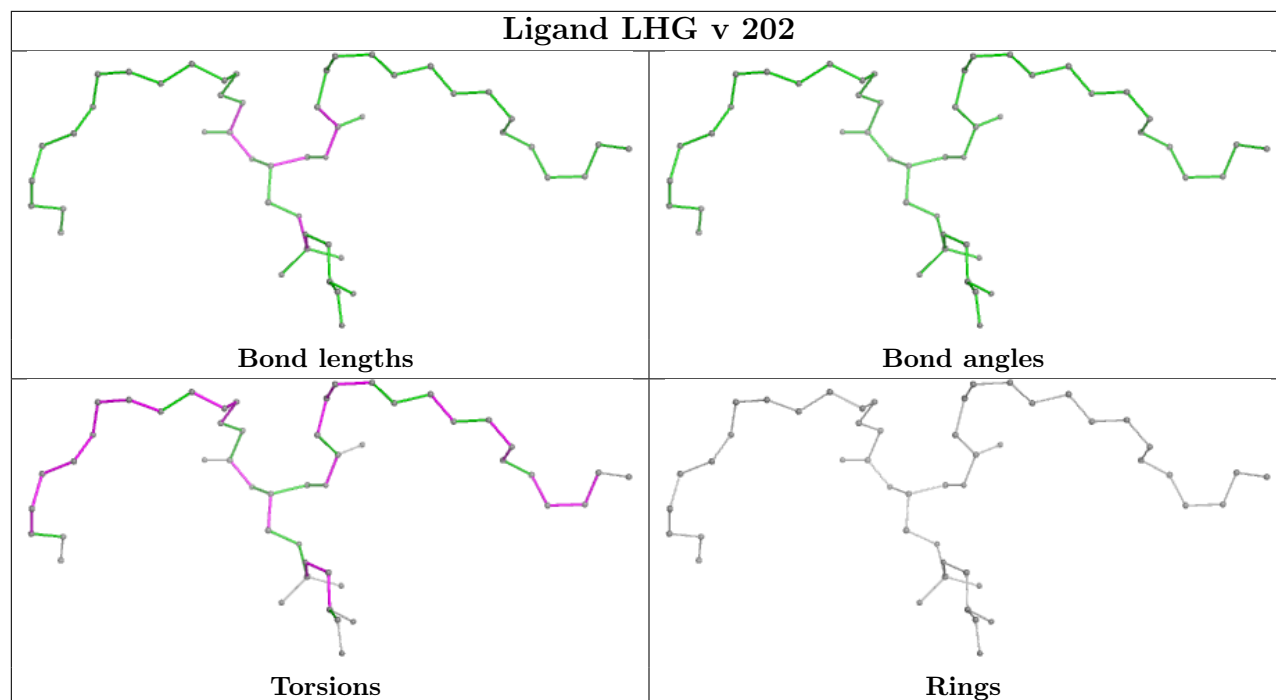
The following is a two-dimensional graphical depiction of Mogul quality analysis of bond lengths, bond angles, torsion angles, and ring geometry for all instances of the Ligand of Interest. In addition, ligands with molecular weight > 250 and outliers as shown on the validation Tables will also be included. For torsion angles, if less than 5% of the Mogul distribution of torsion angles is within 10 degrees of the torsion angle in question, then that torsion angle is considered an outlier. Any bond that is central to one or more torsion angles identified as an outlier by Mogul will be highlighted in the graph. For rings, the root-mean-square deviation (RMSD) between the ring in question and similar rings identified by Mogul is calculated over all ring torsion angles. If the average RMSD is greater than 60 degrees and the minimal RMSD between the ring in question and any Mogul-identified rings is also greater than 60 degrees, then that ring is considered an outlier. The outliers are highlighted in purple. The color gray indicates Mogul did not find sufficient equivalents in the CSD to analyse the geometry.

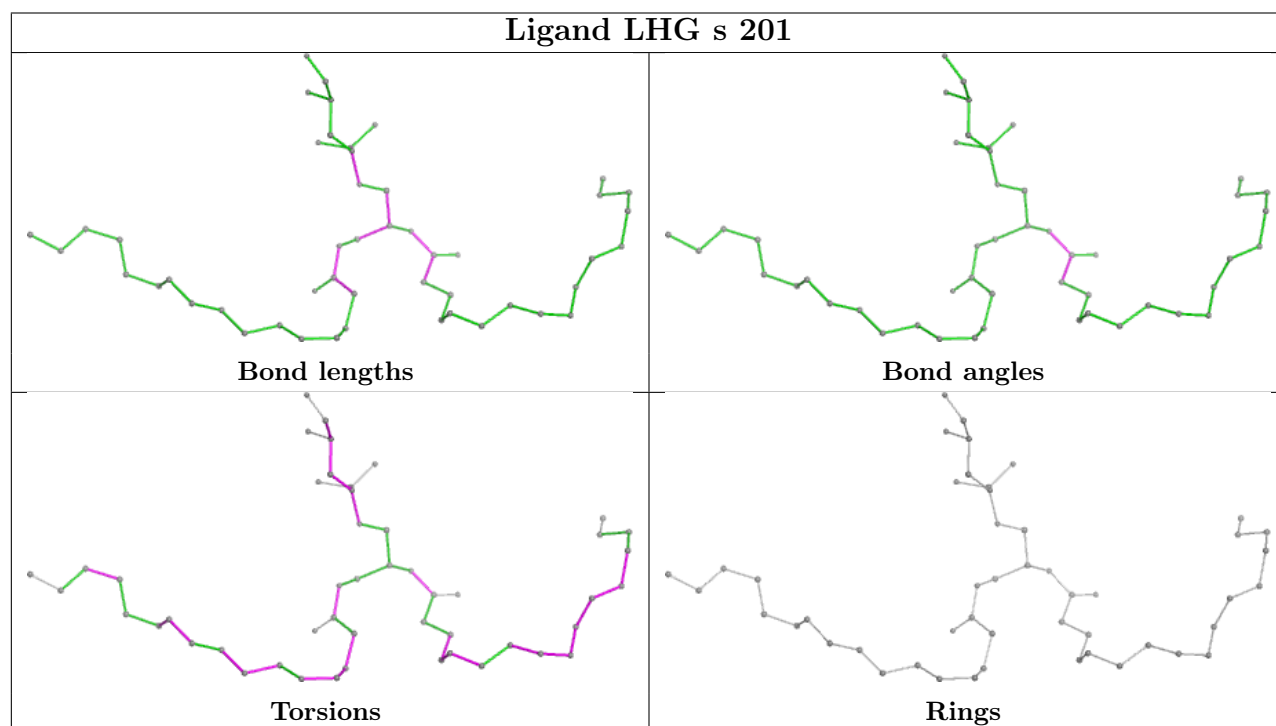
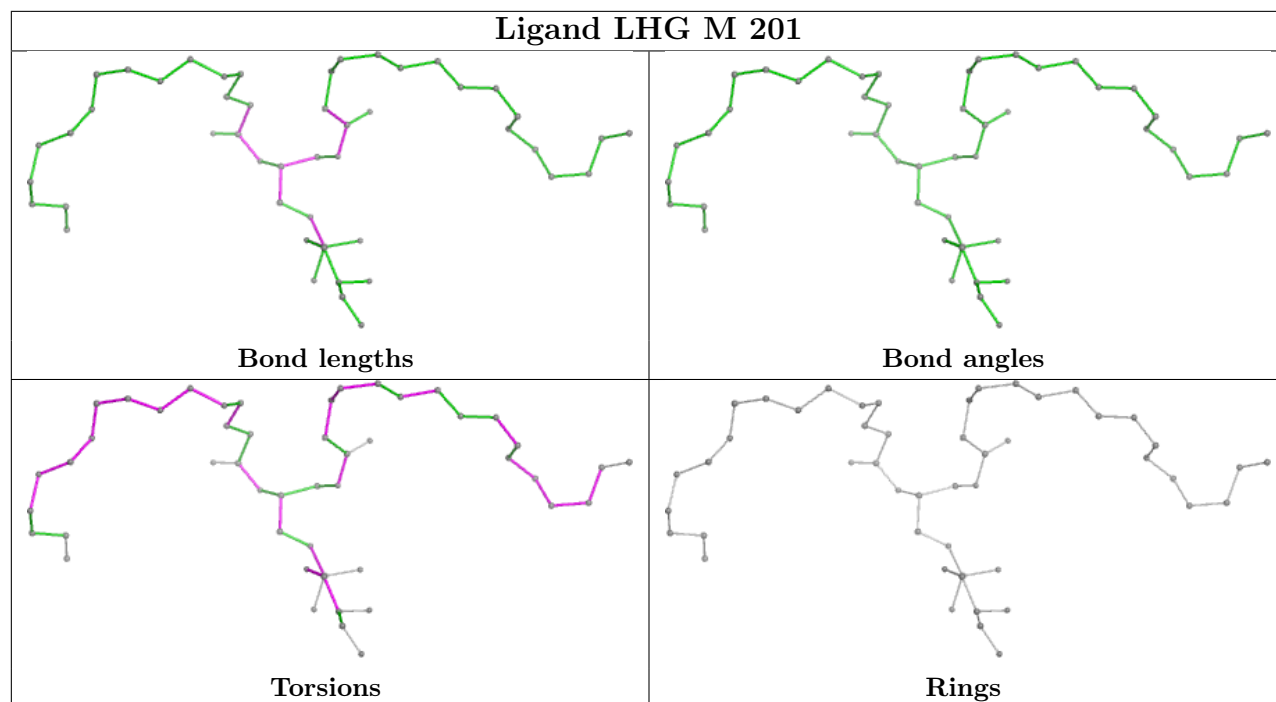


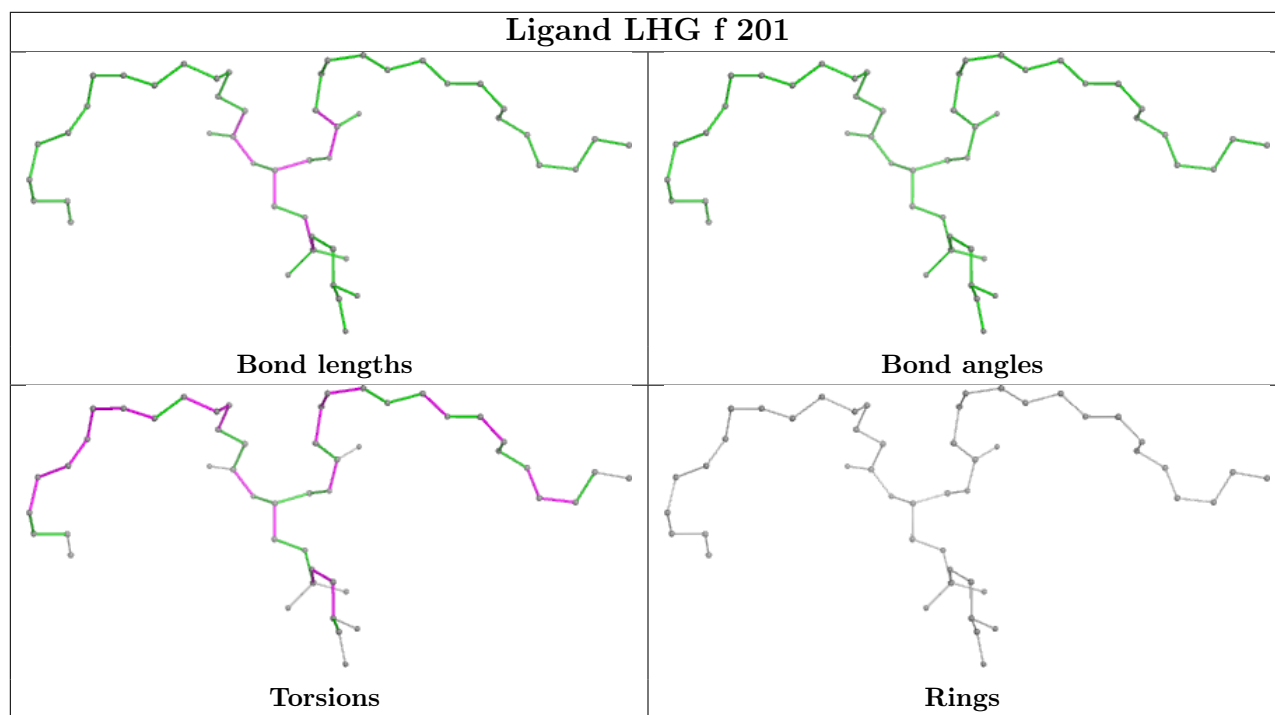
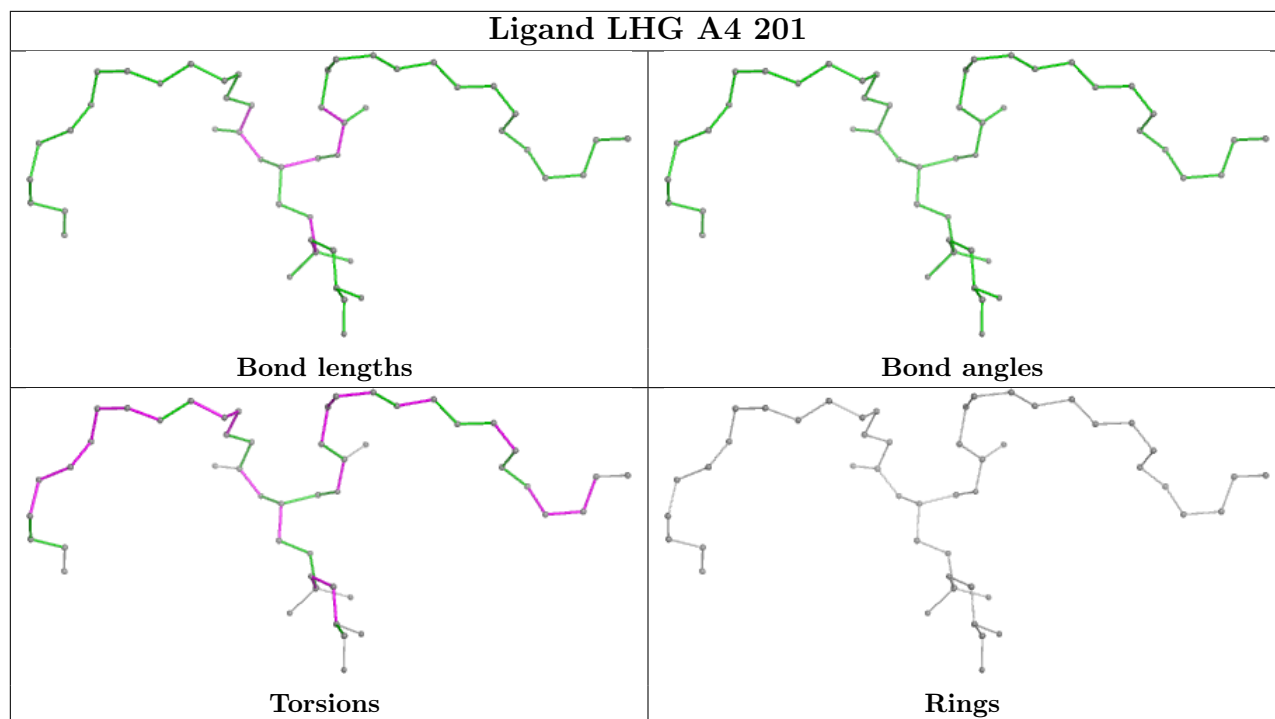


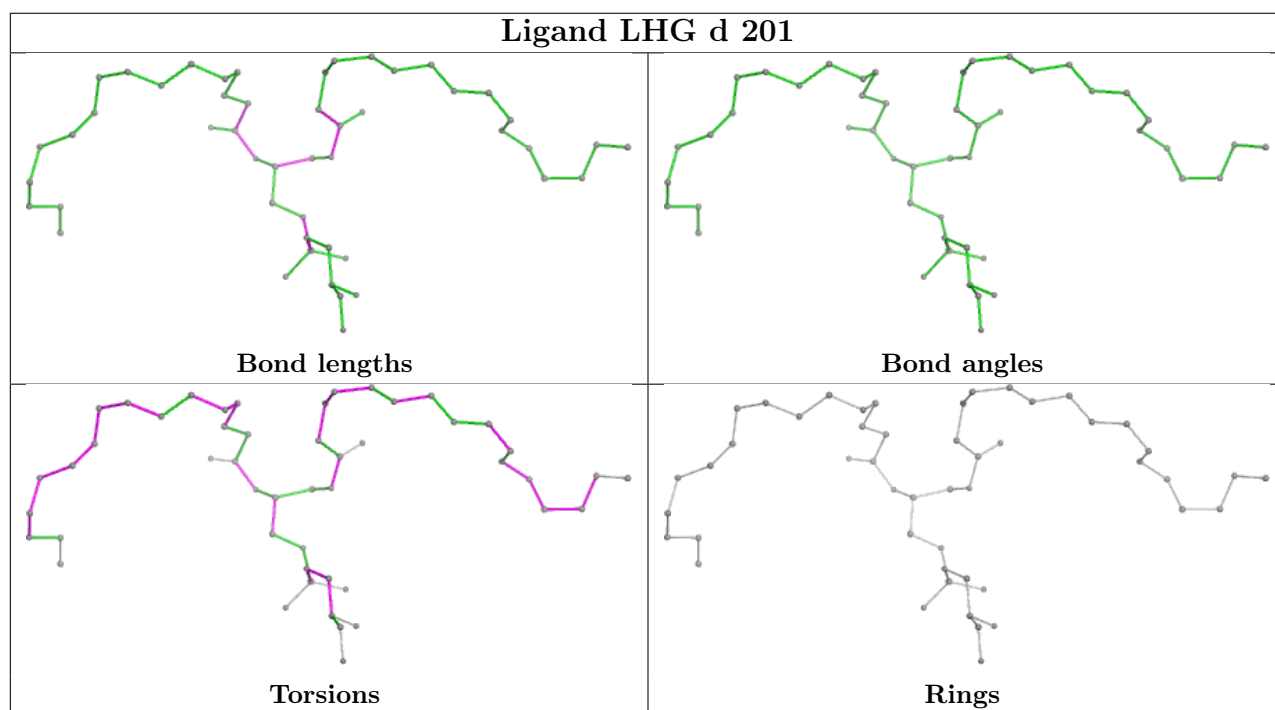
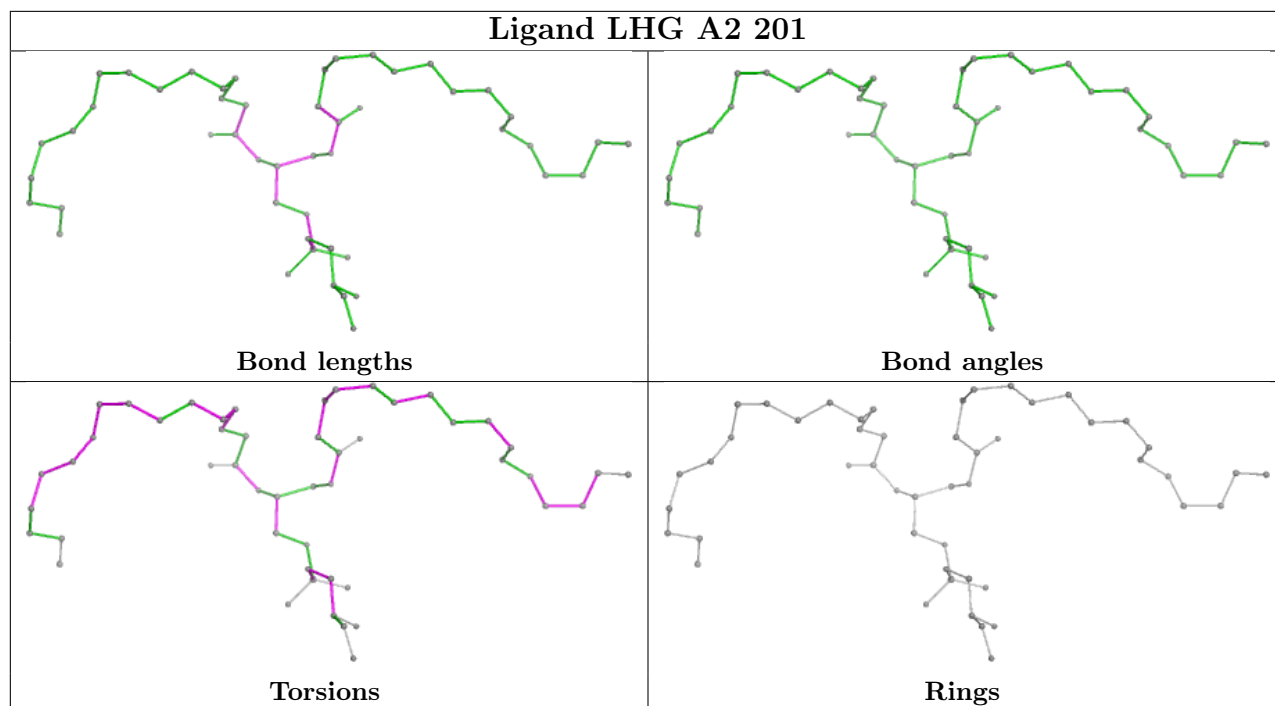


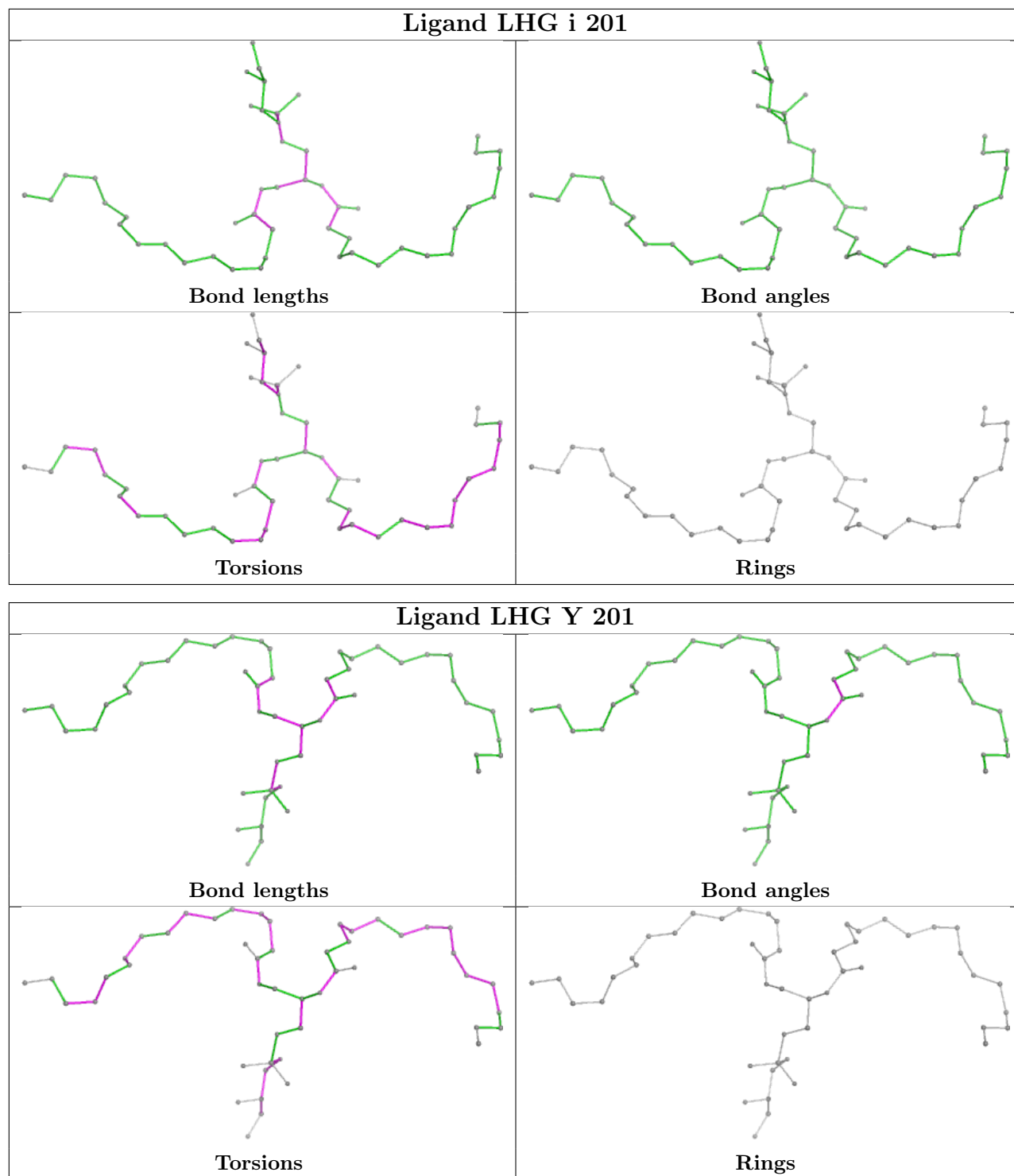


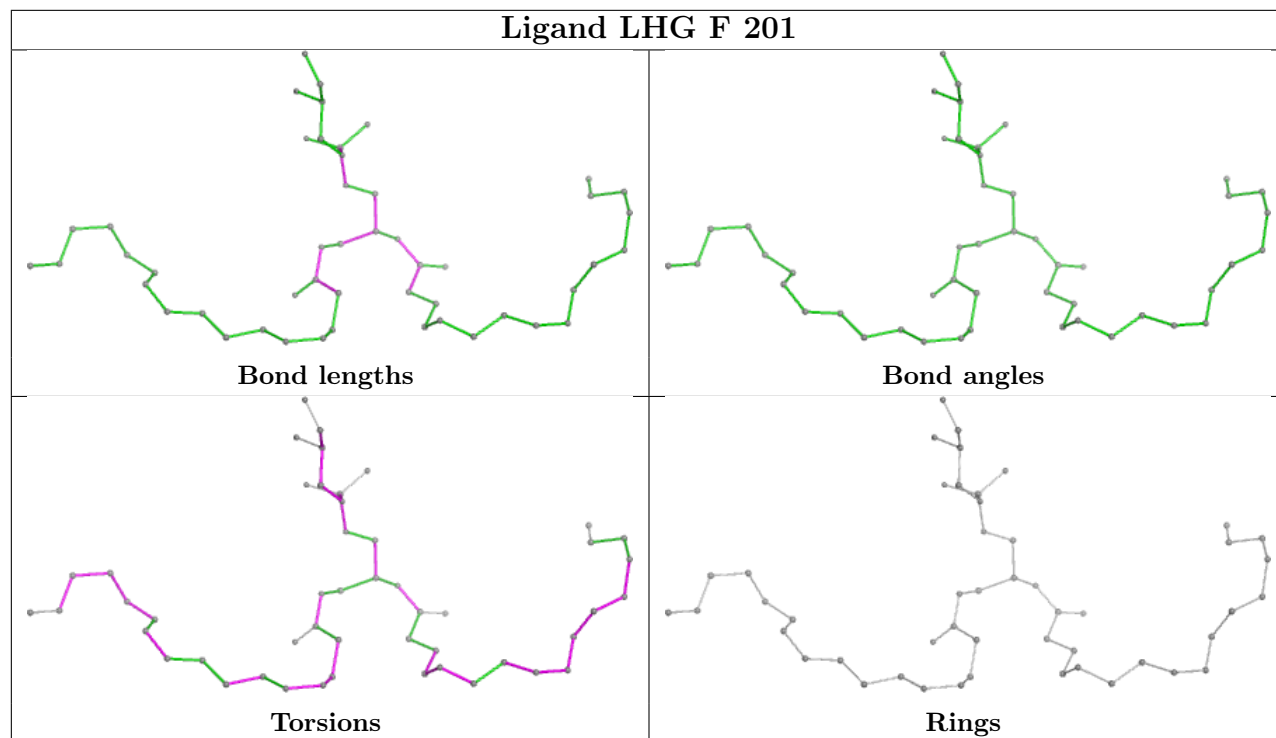
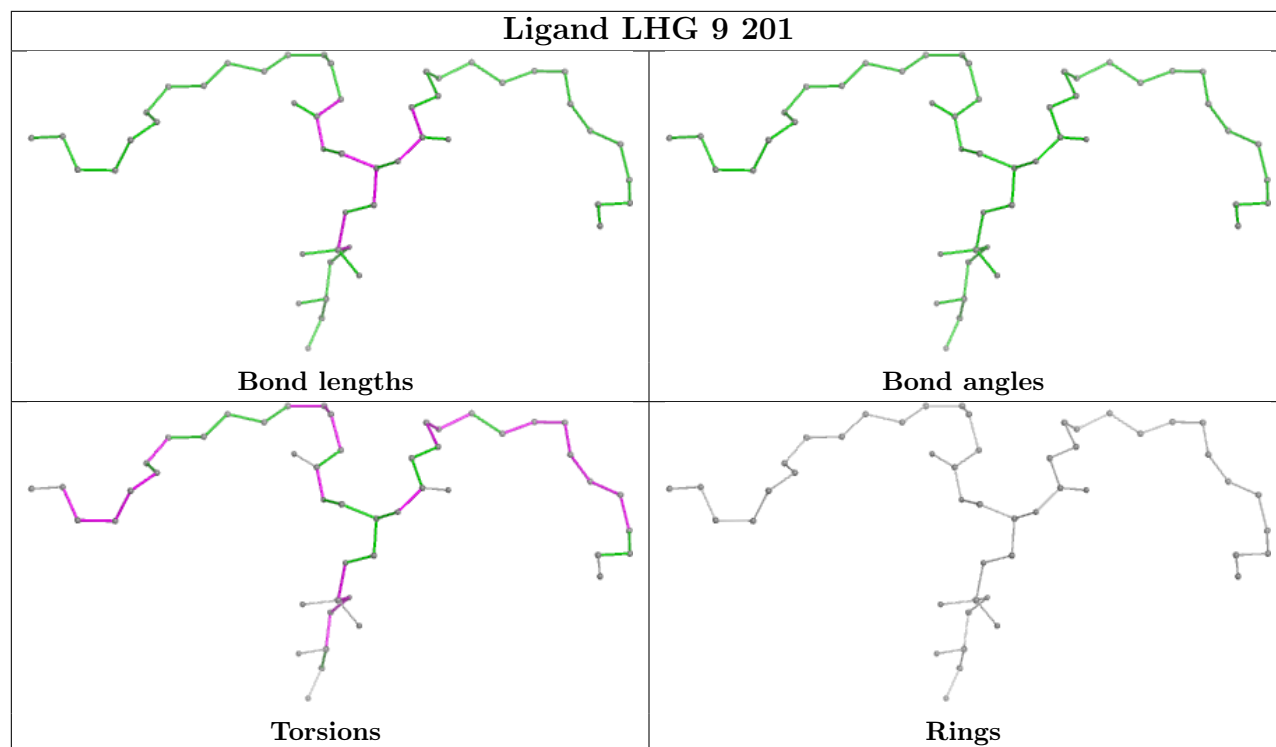


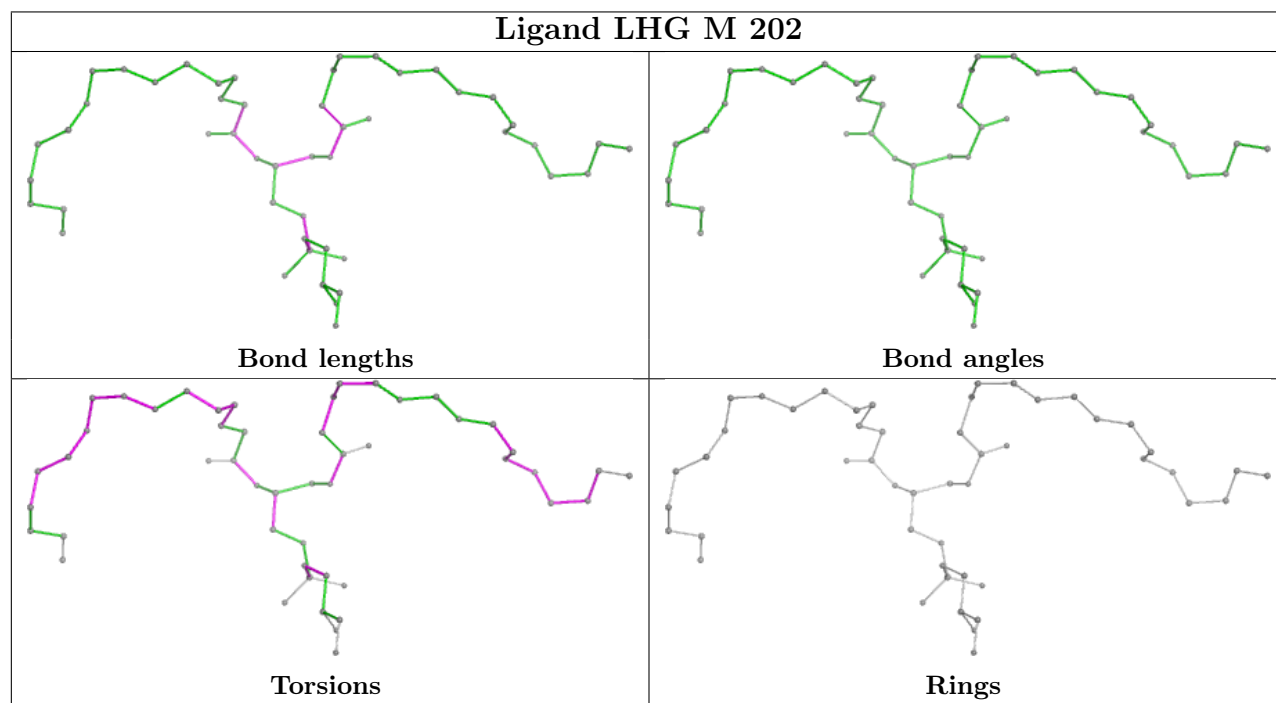
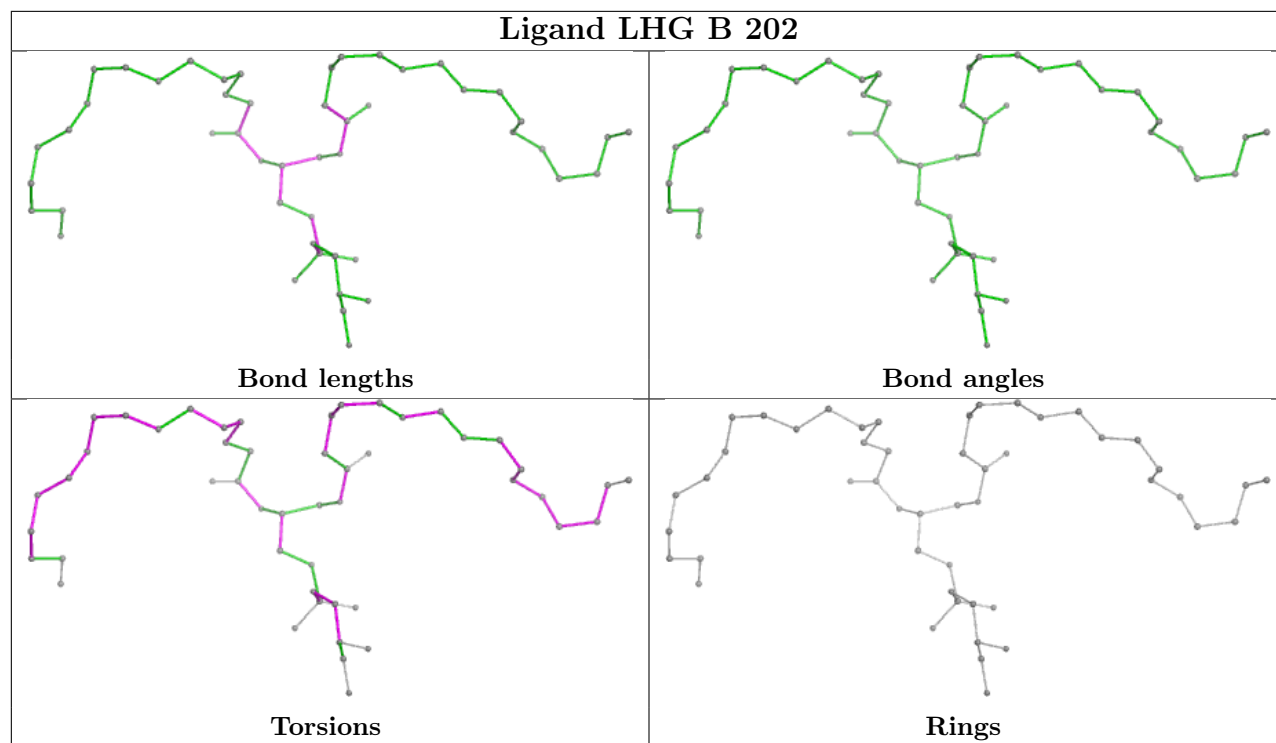


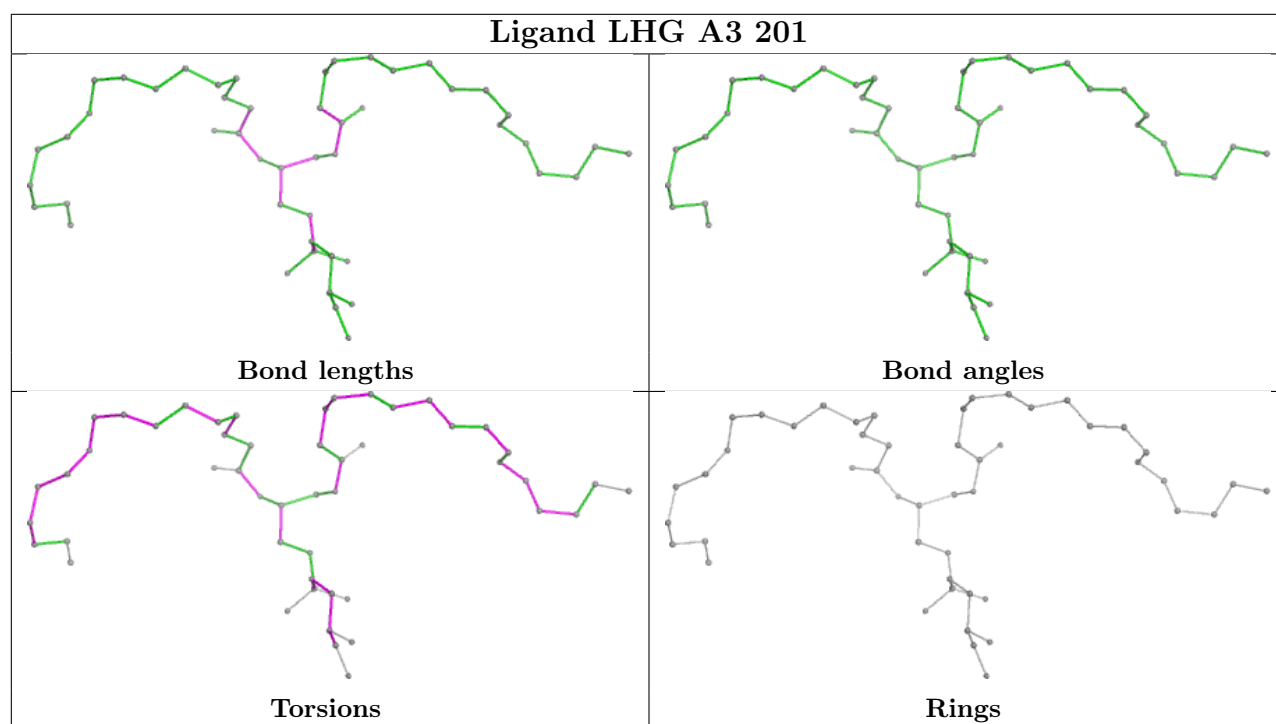
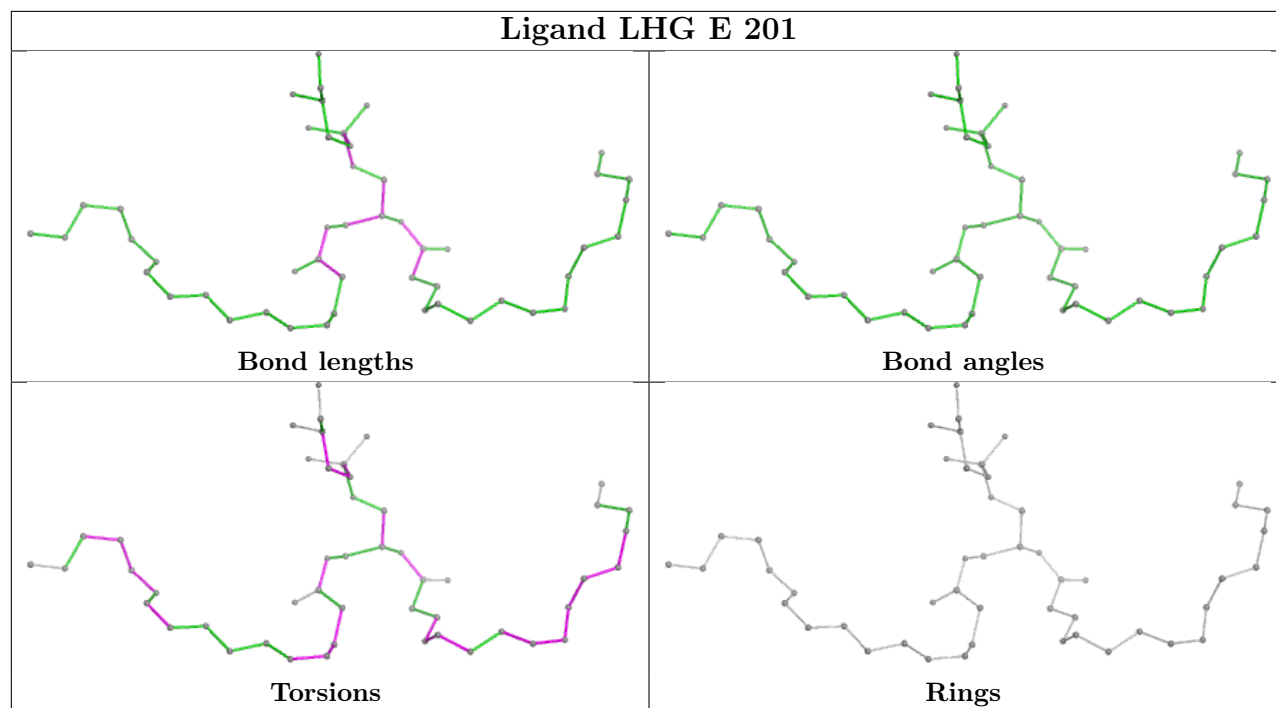


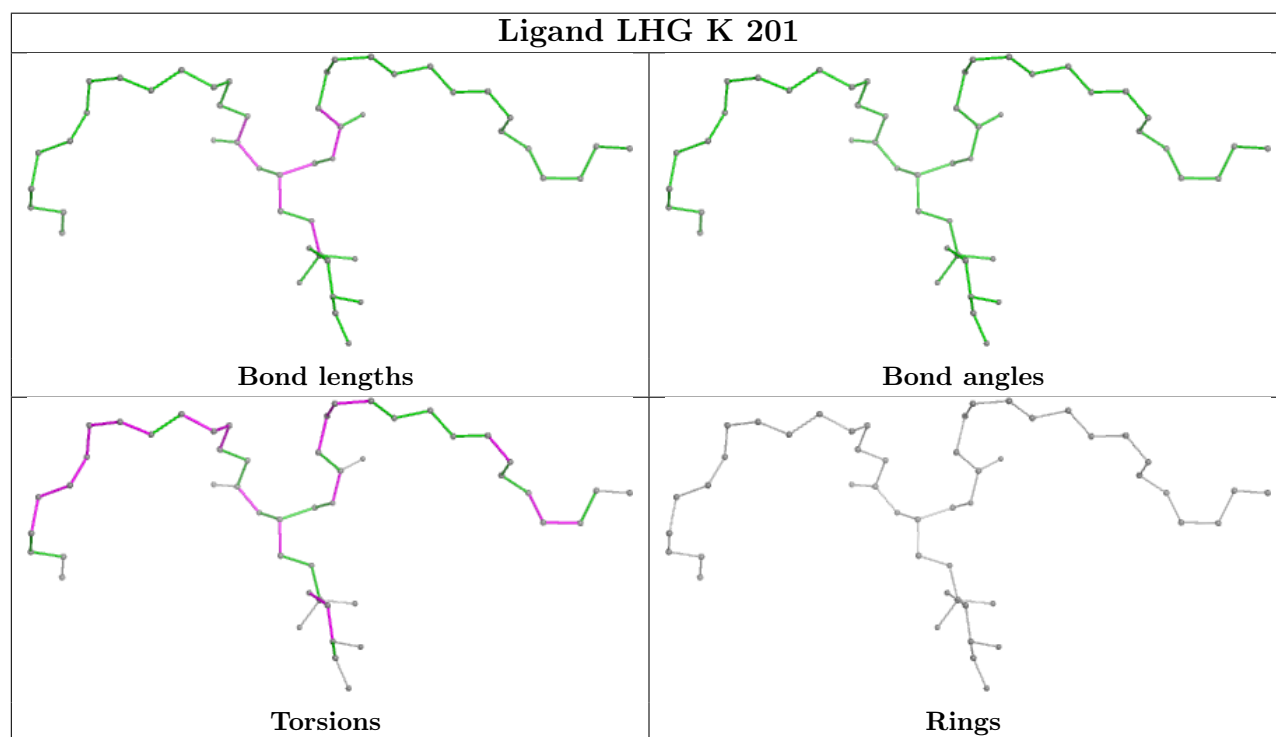
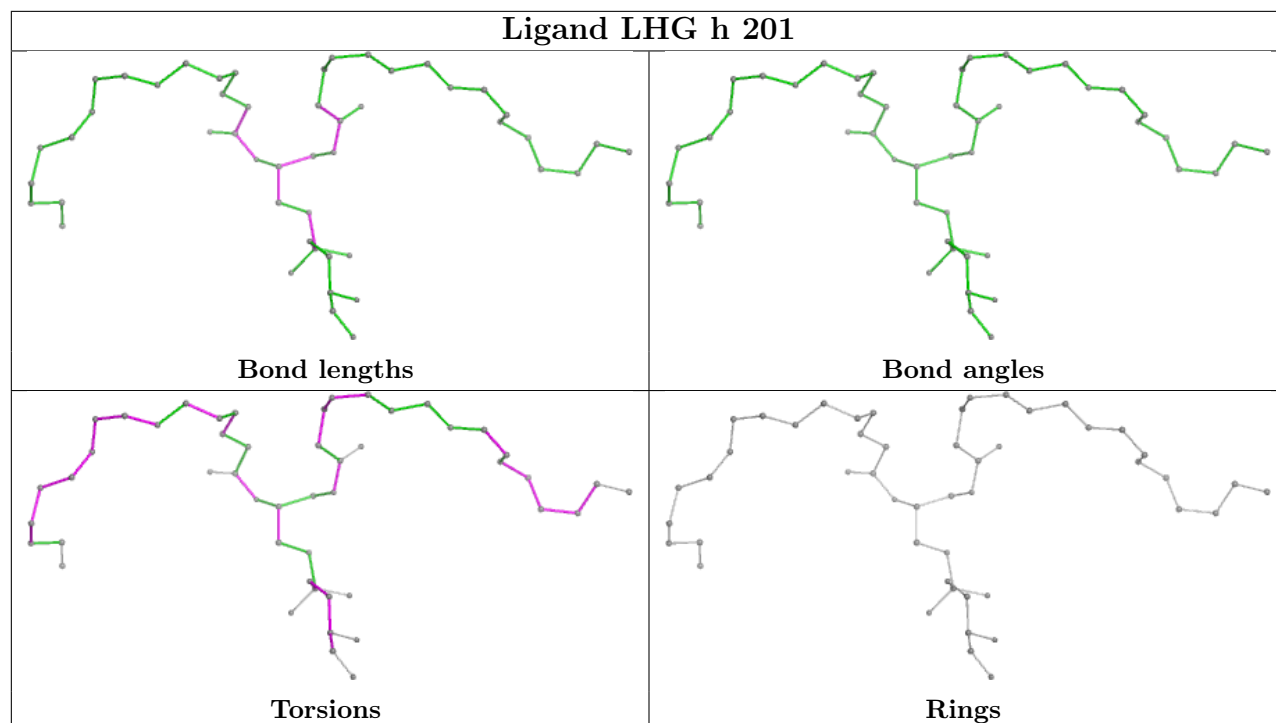


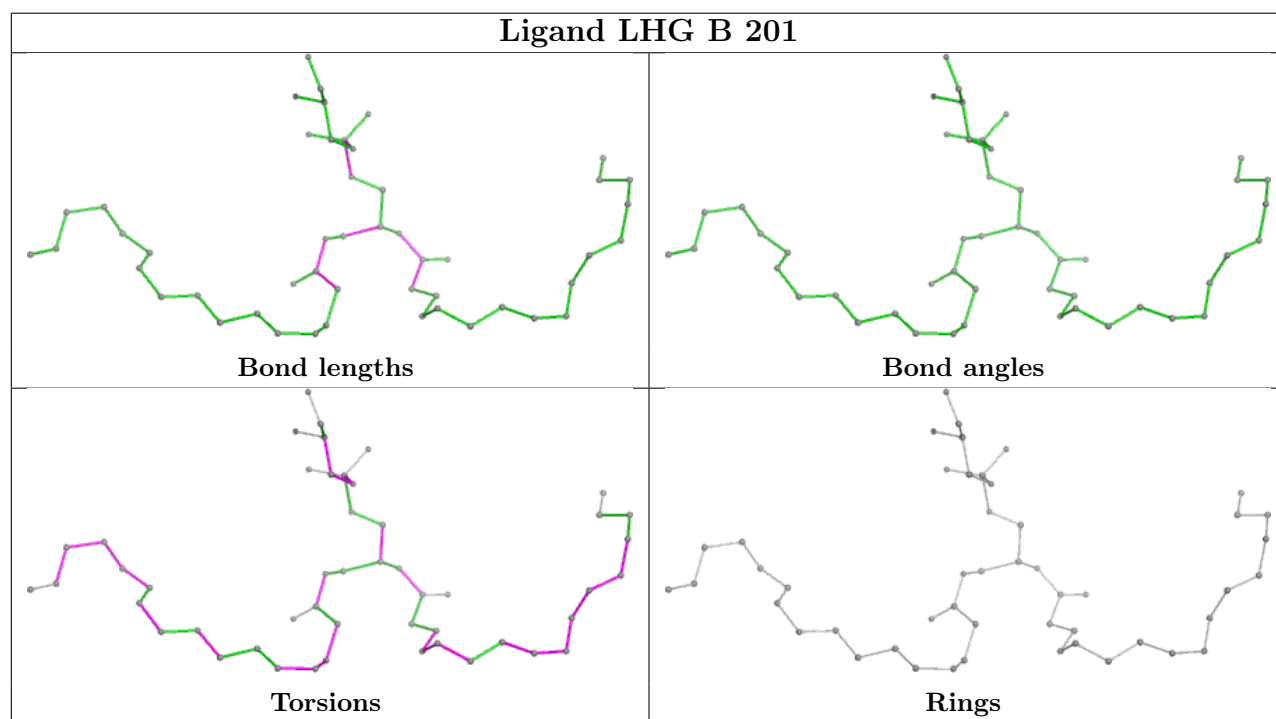
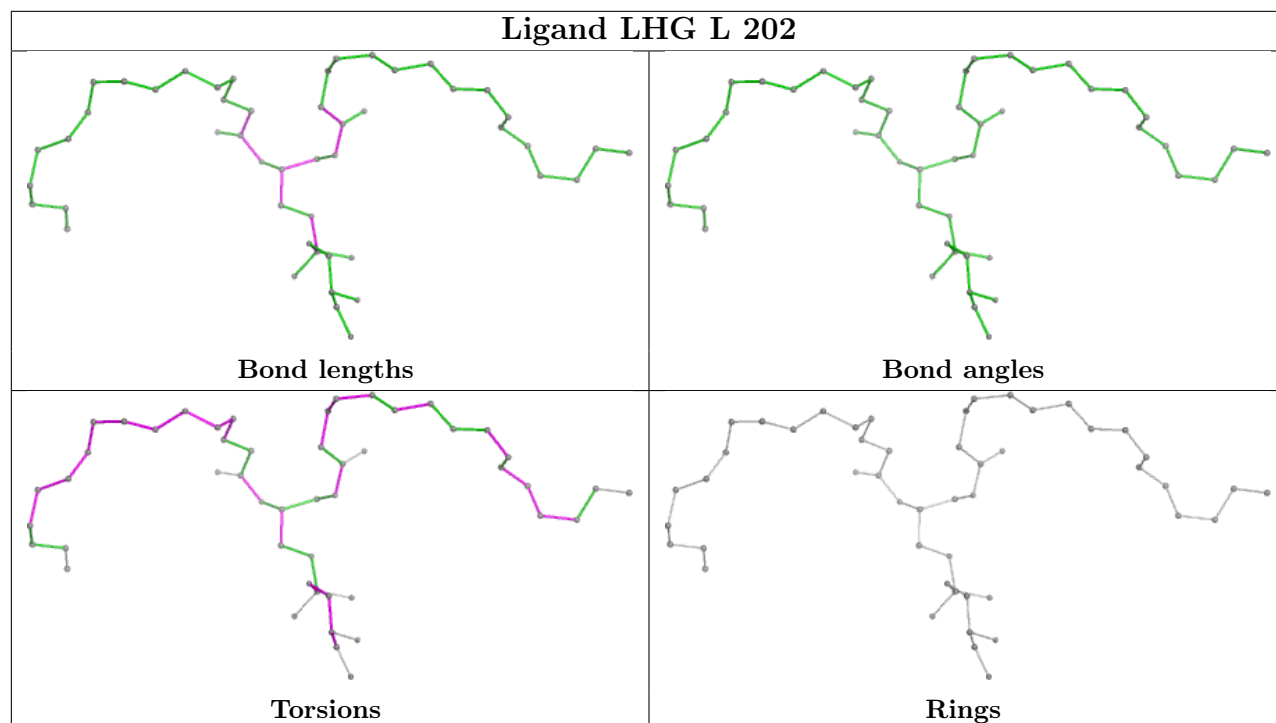


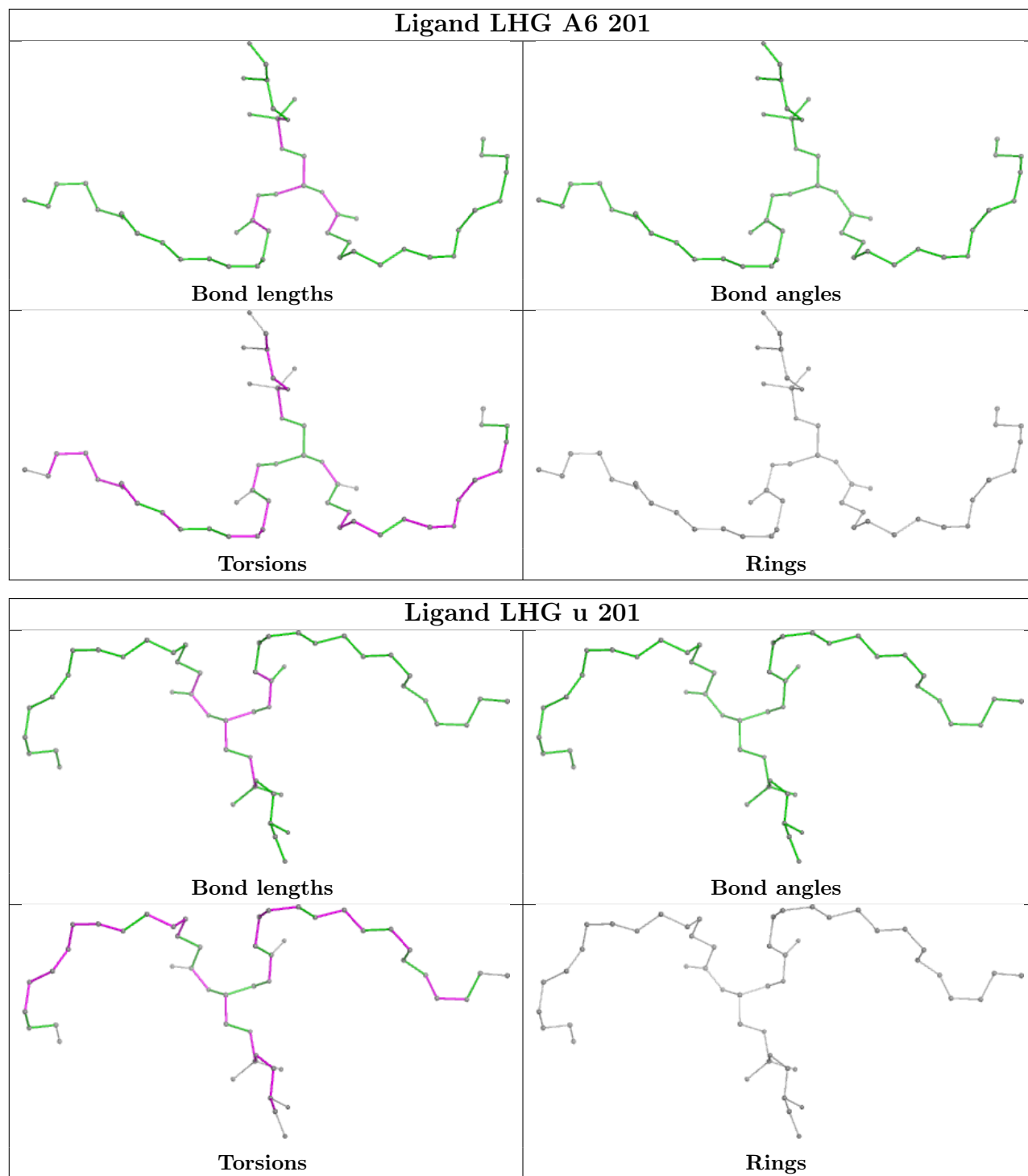


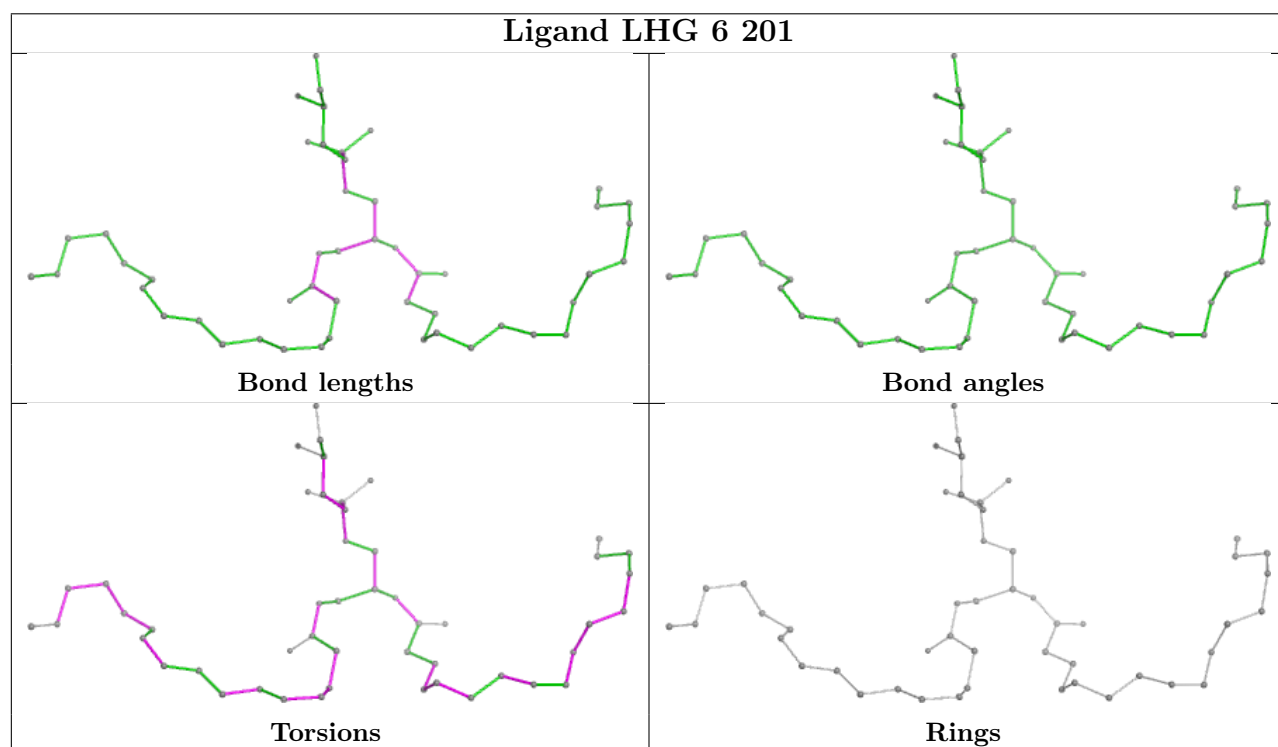
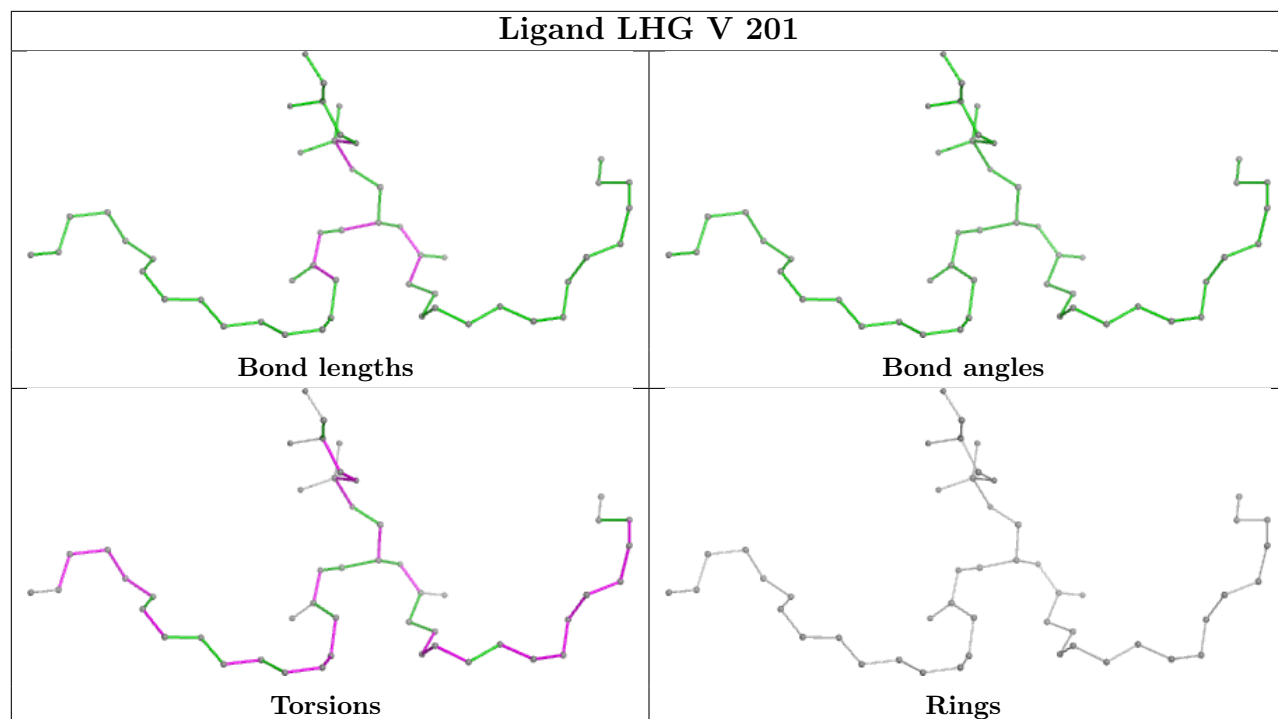


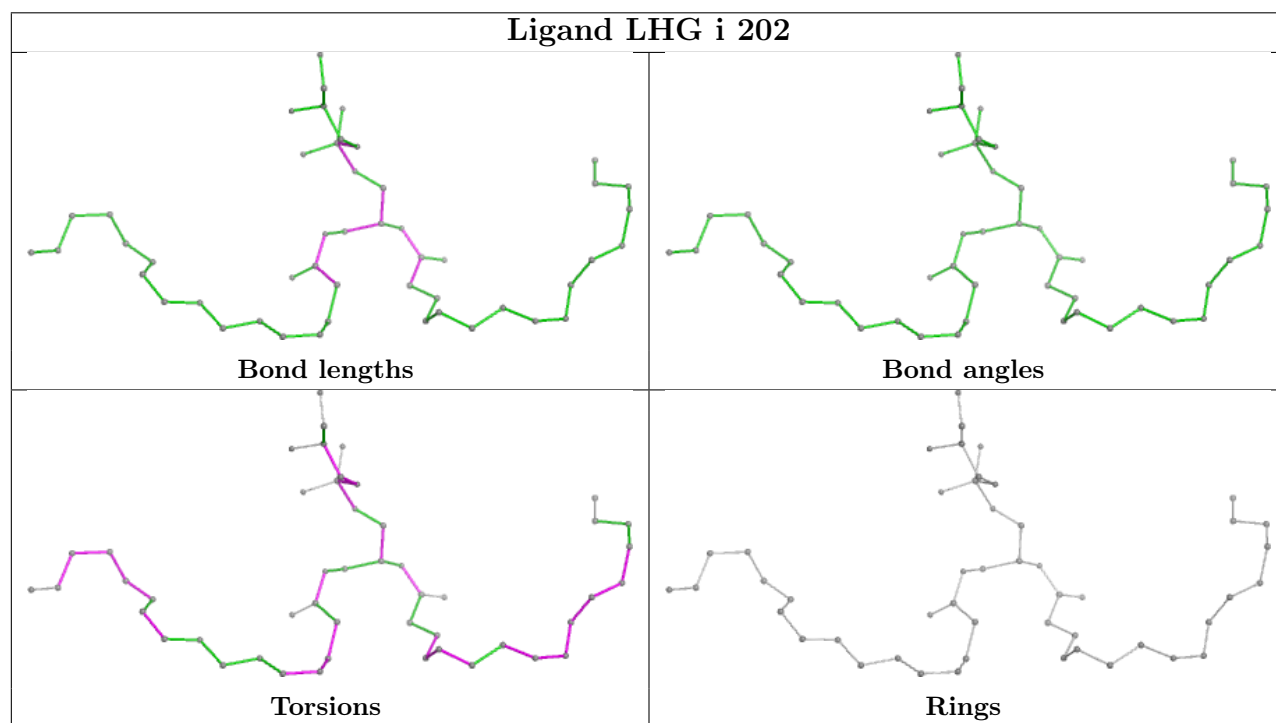
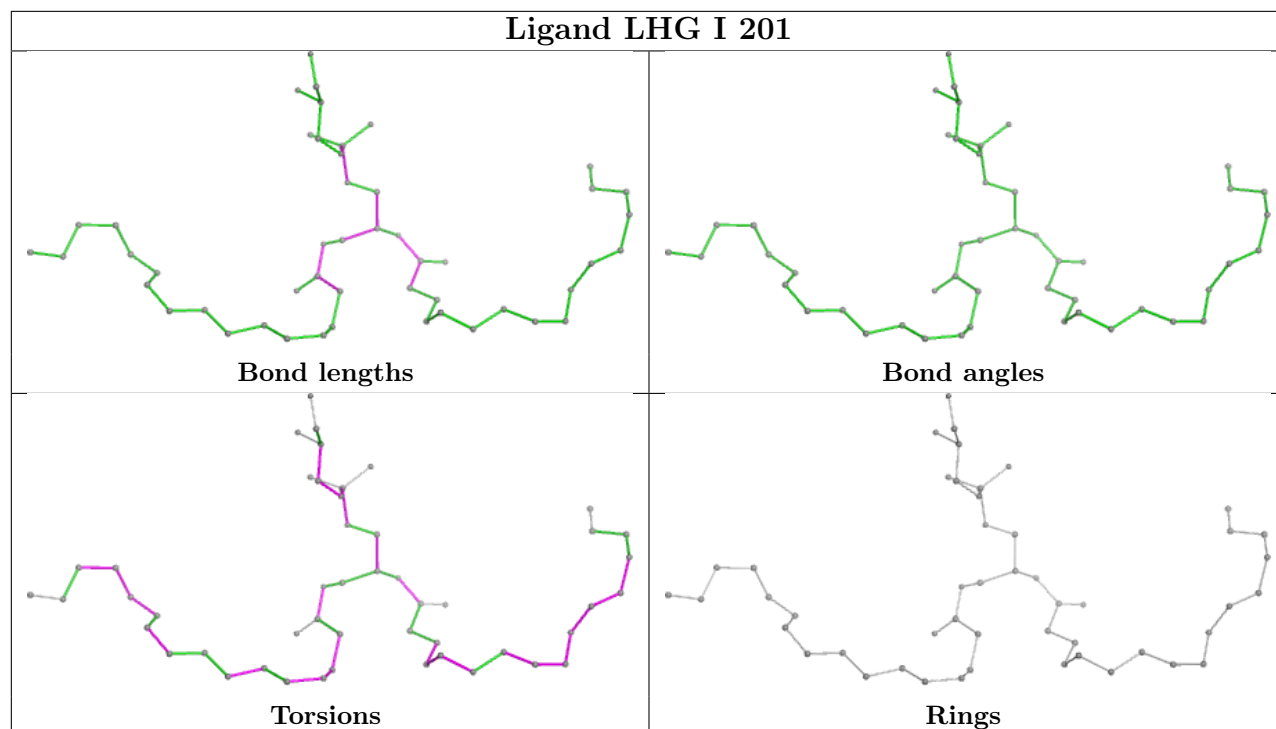


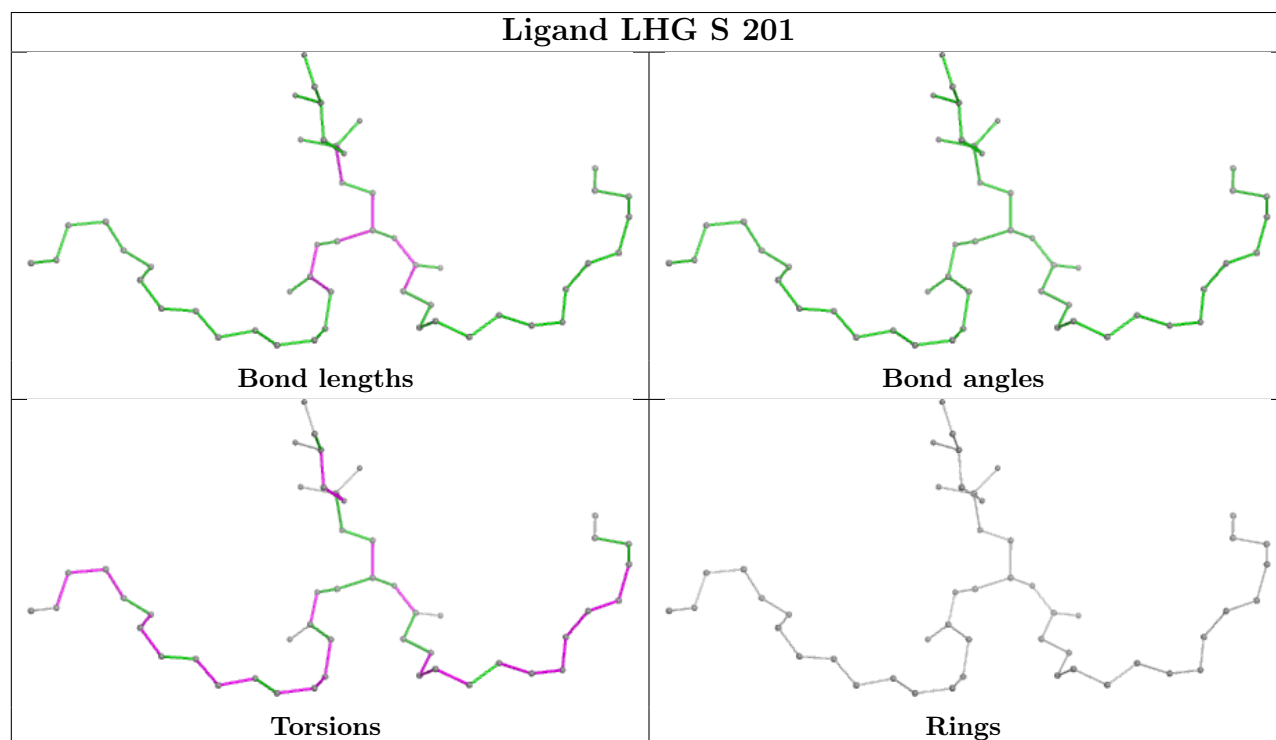
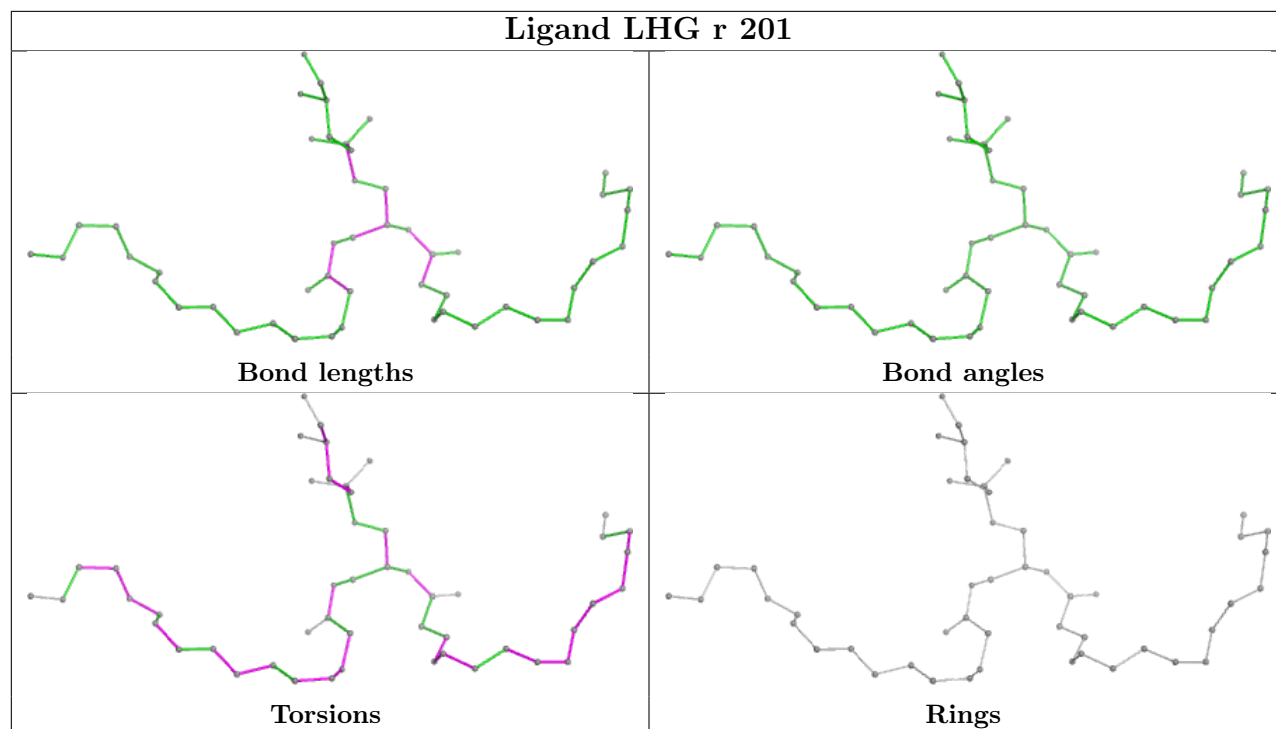


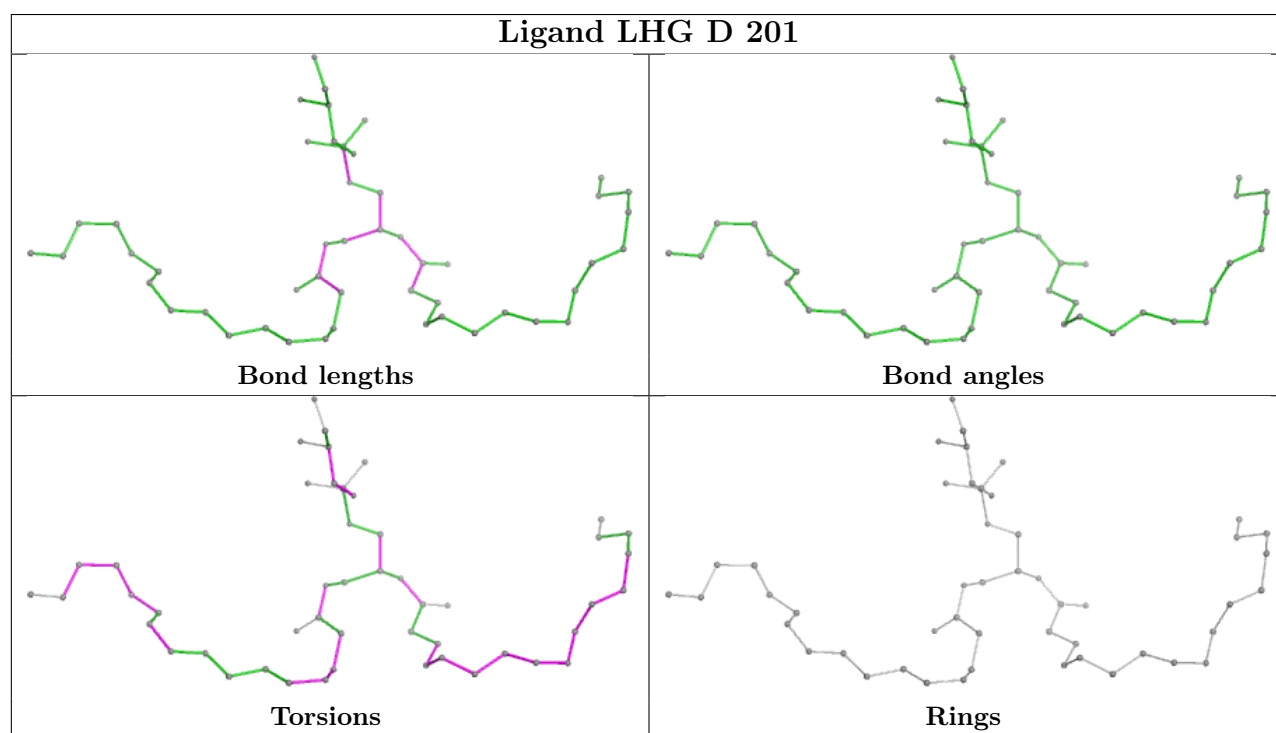
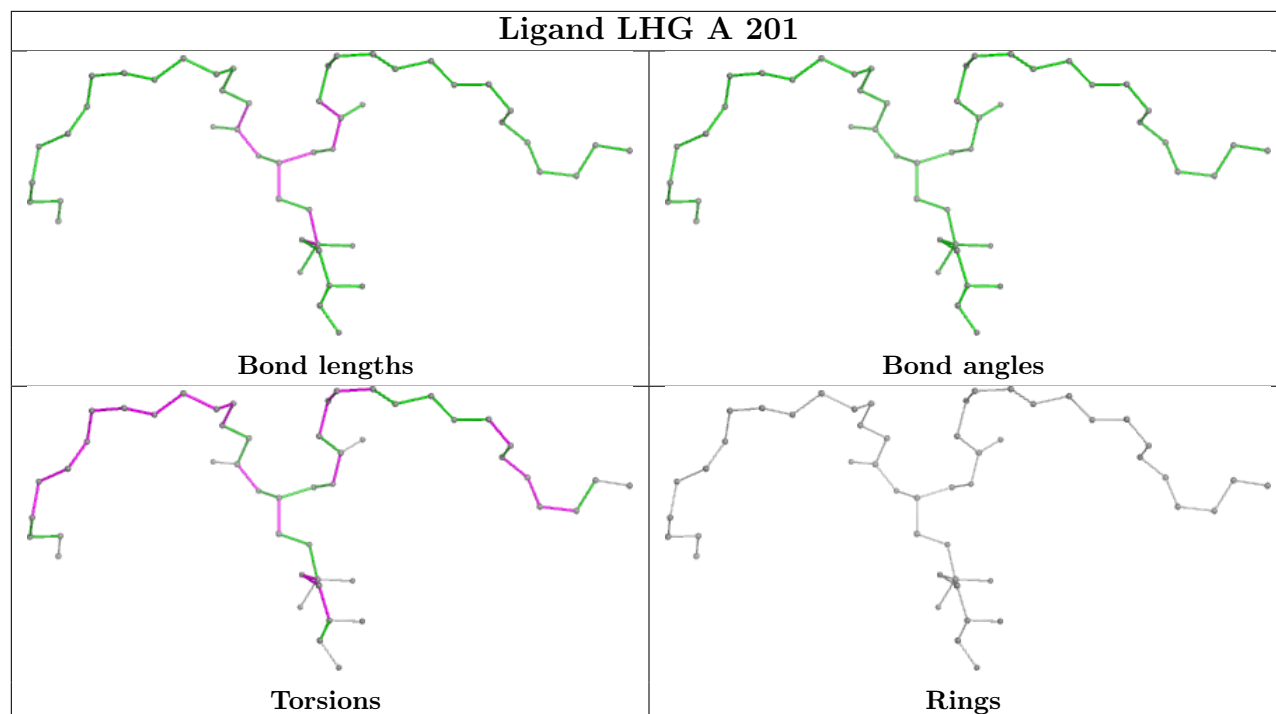


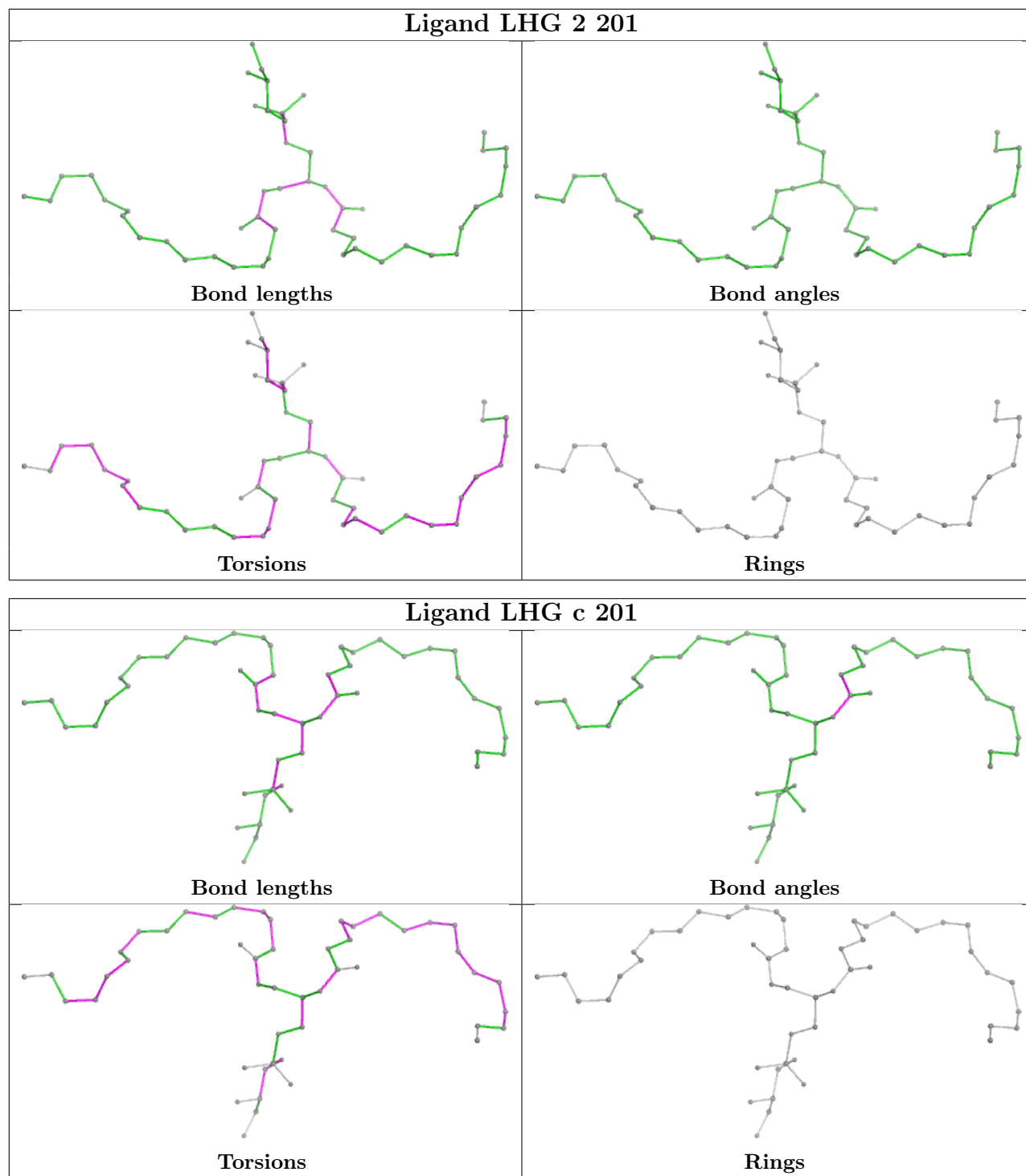


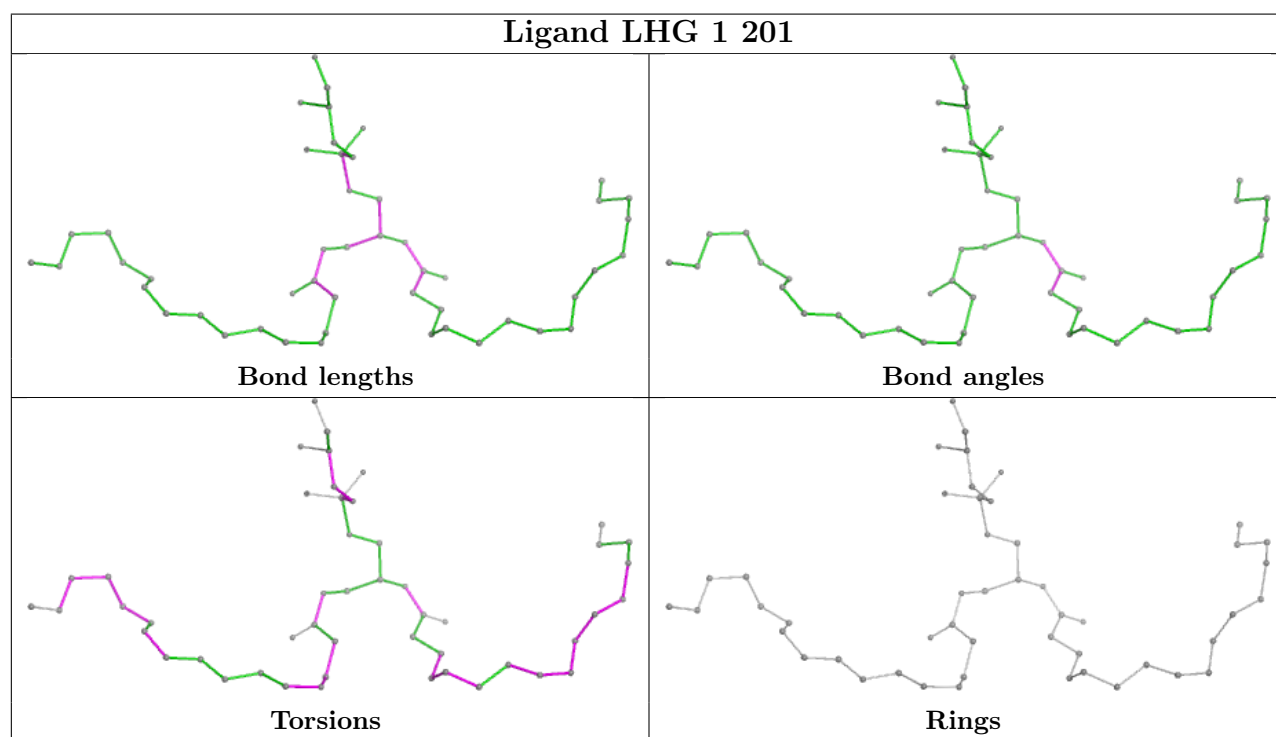
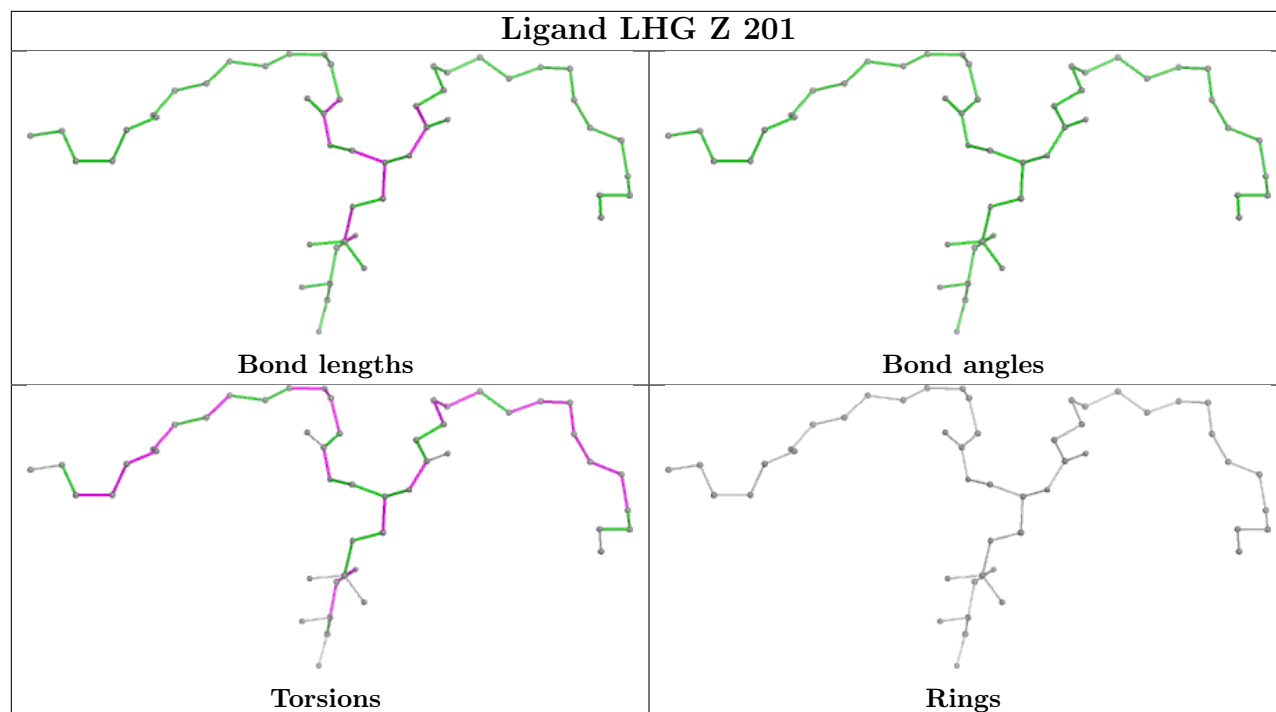


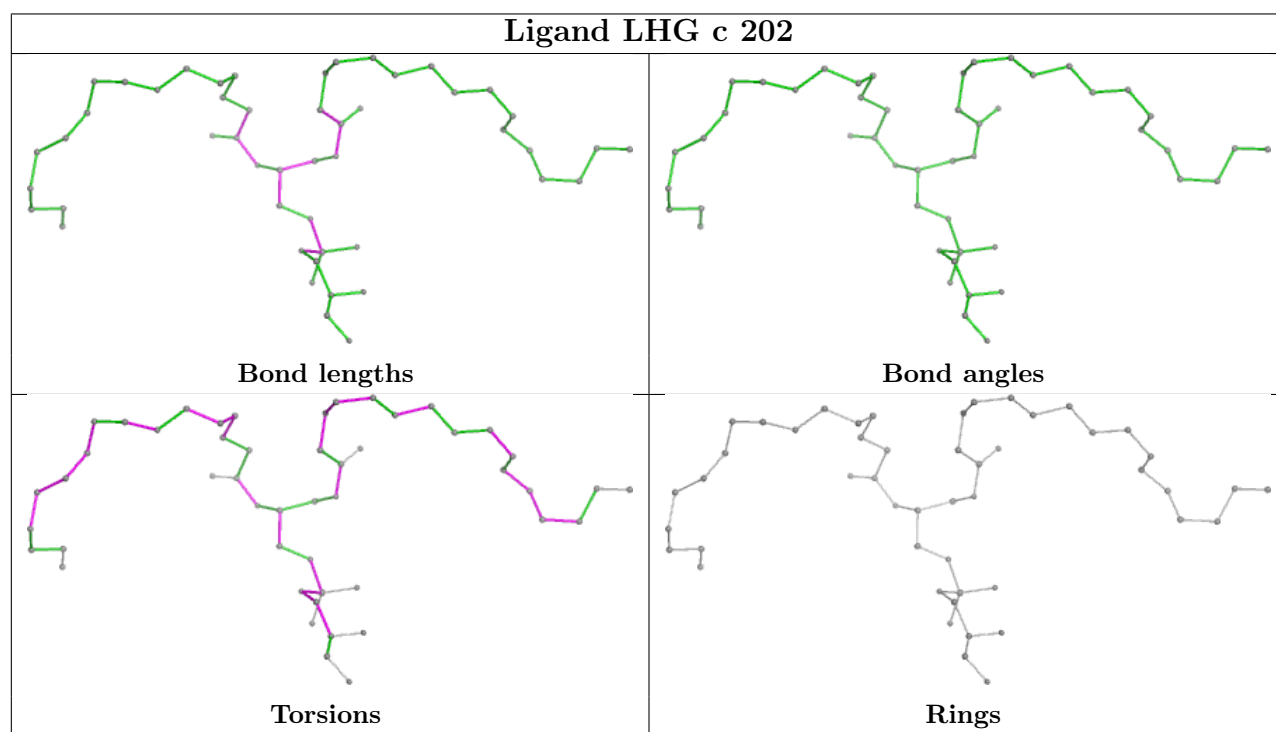
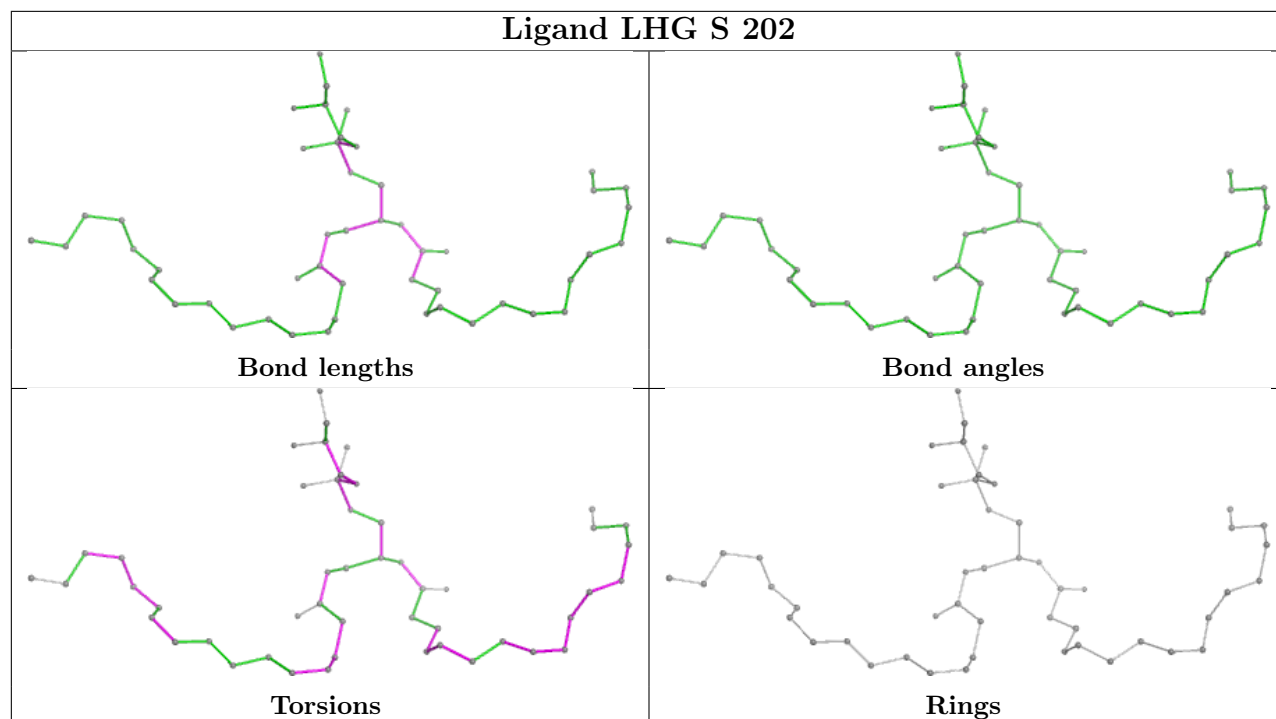


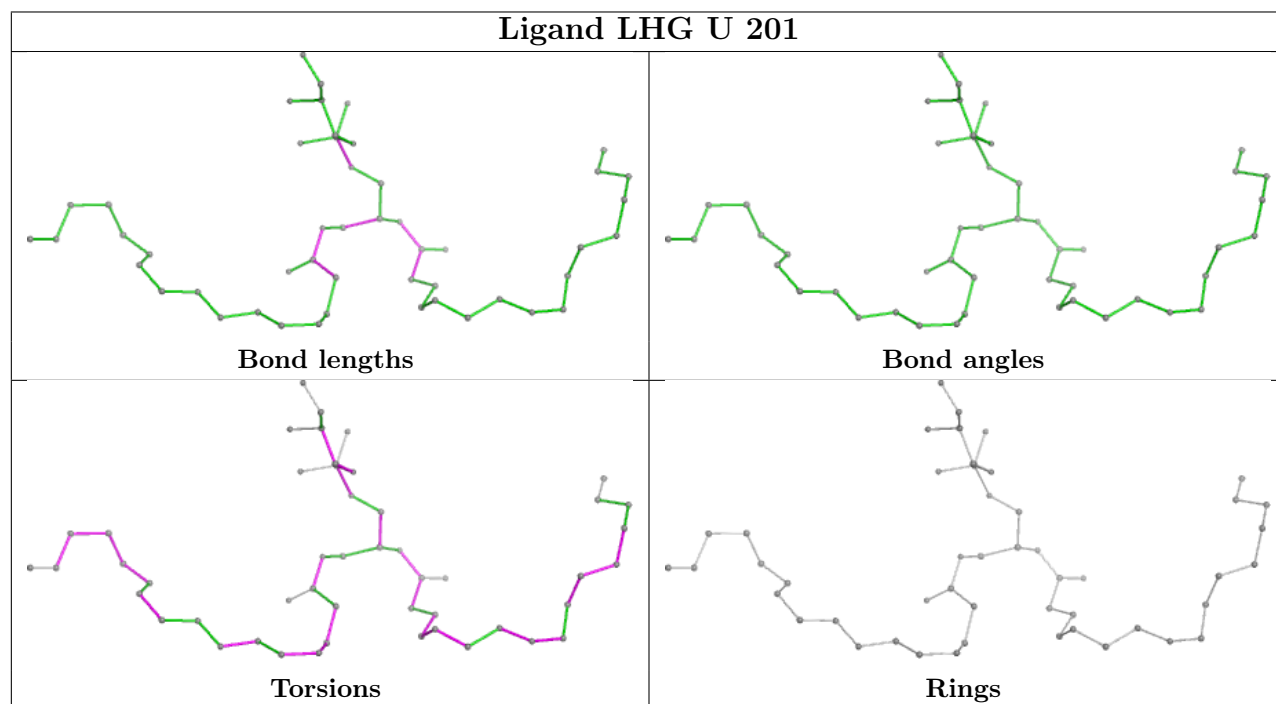
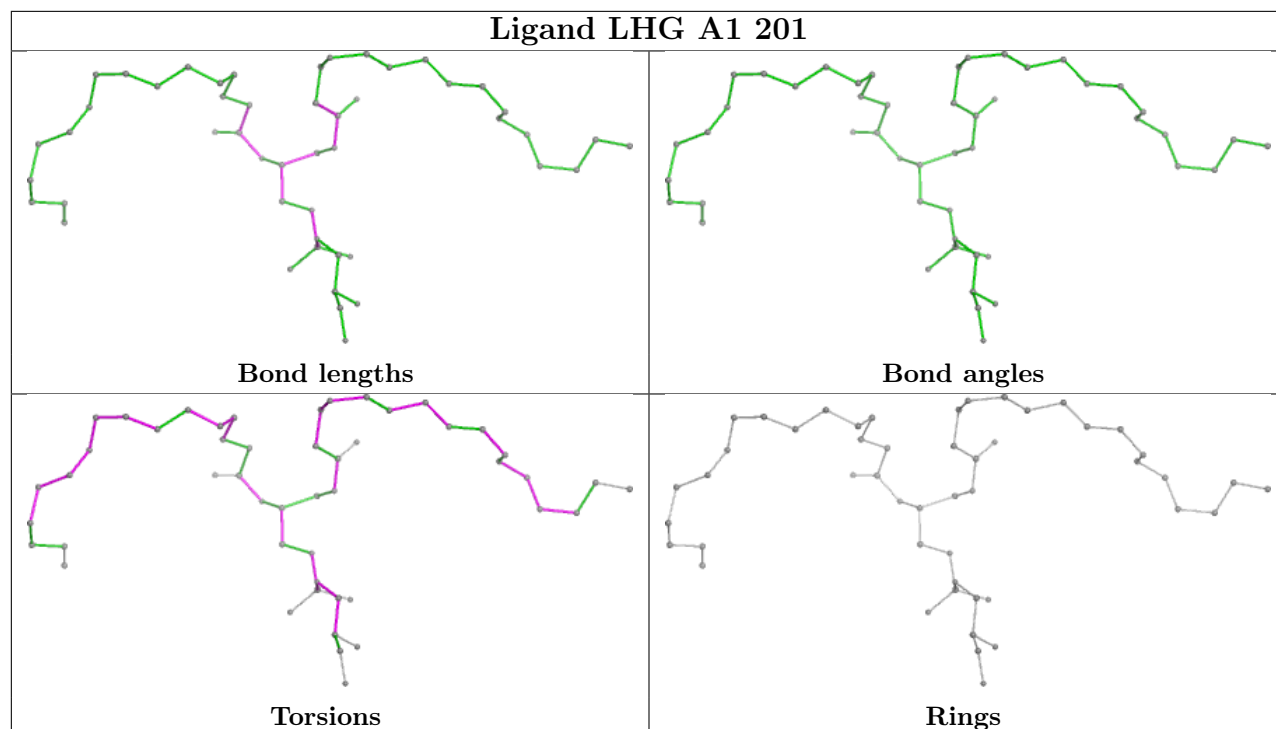


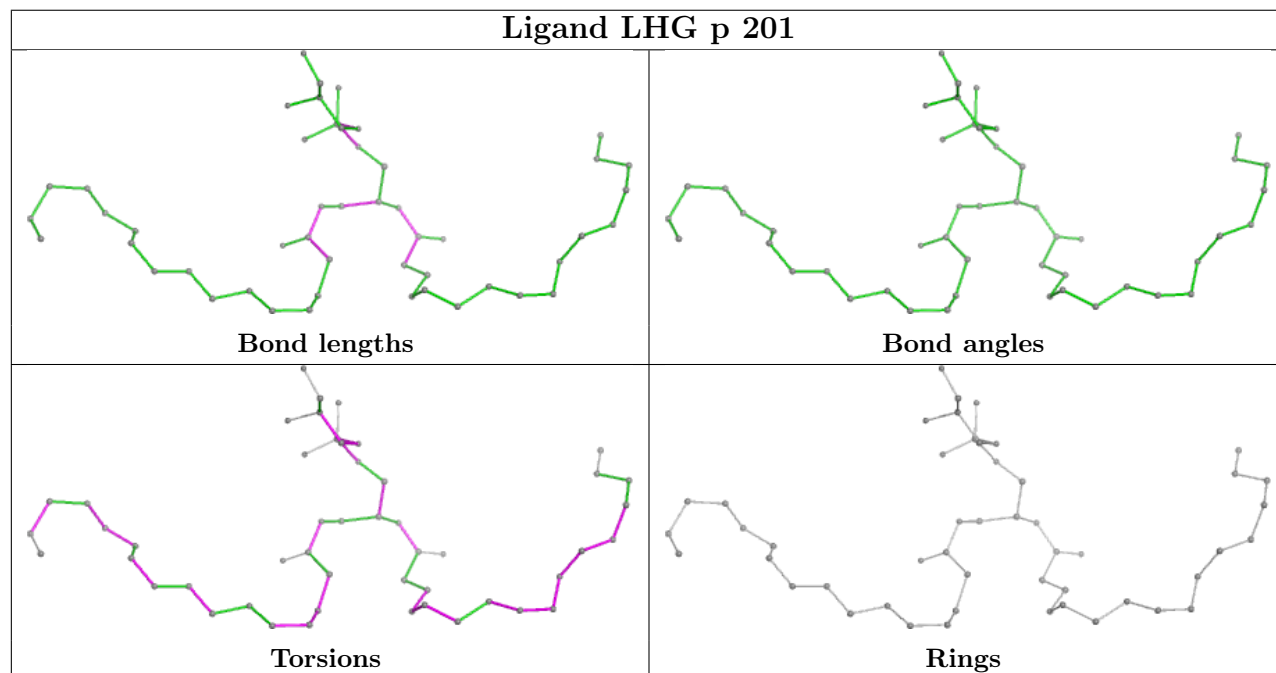
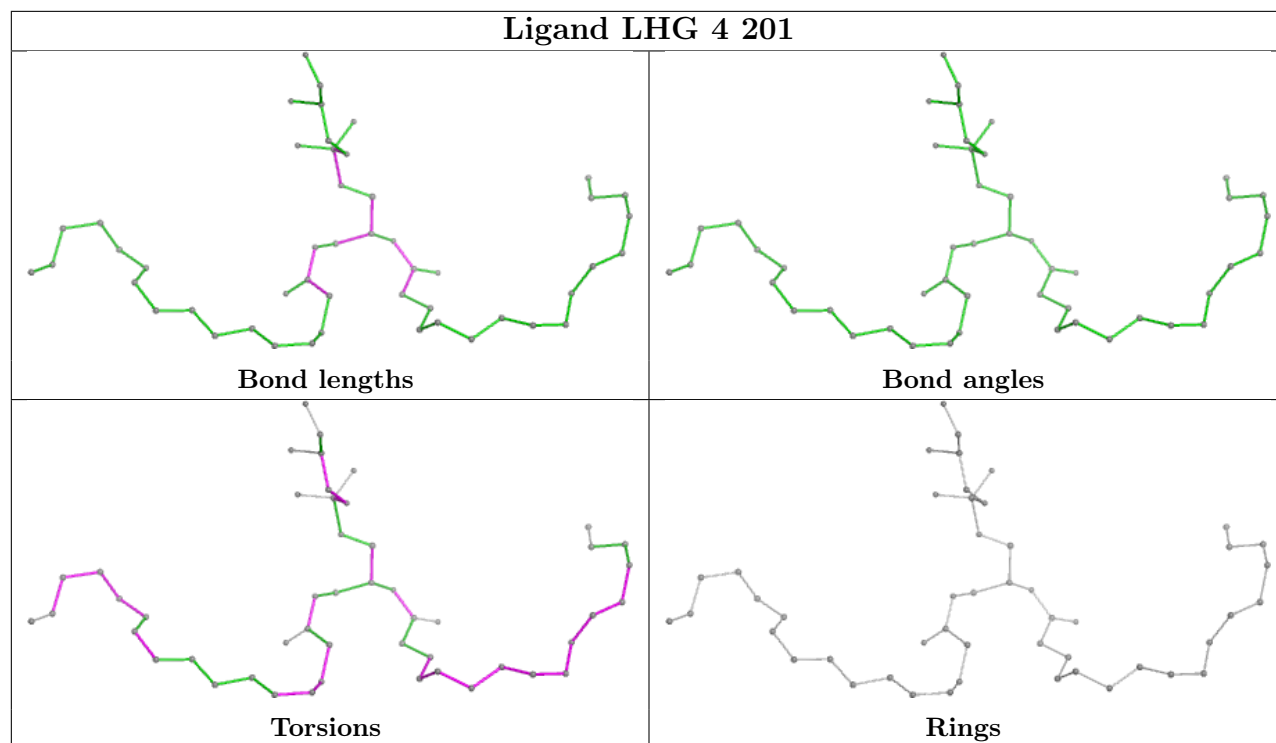


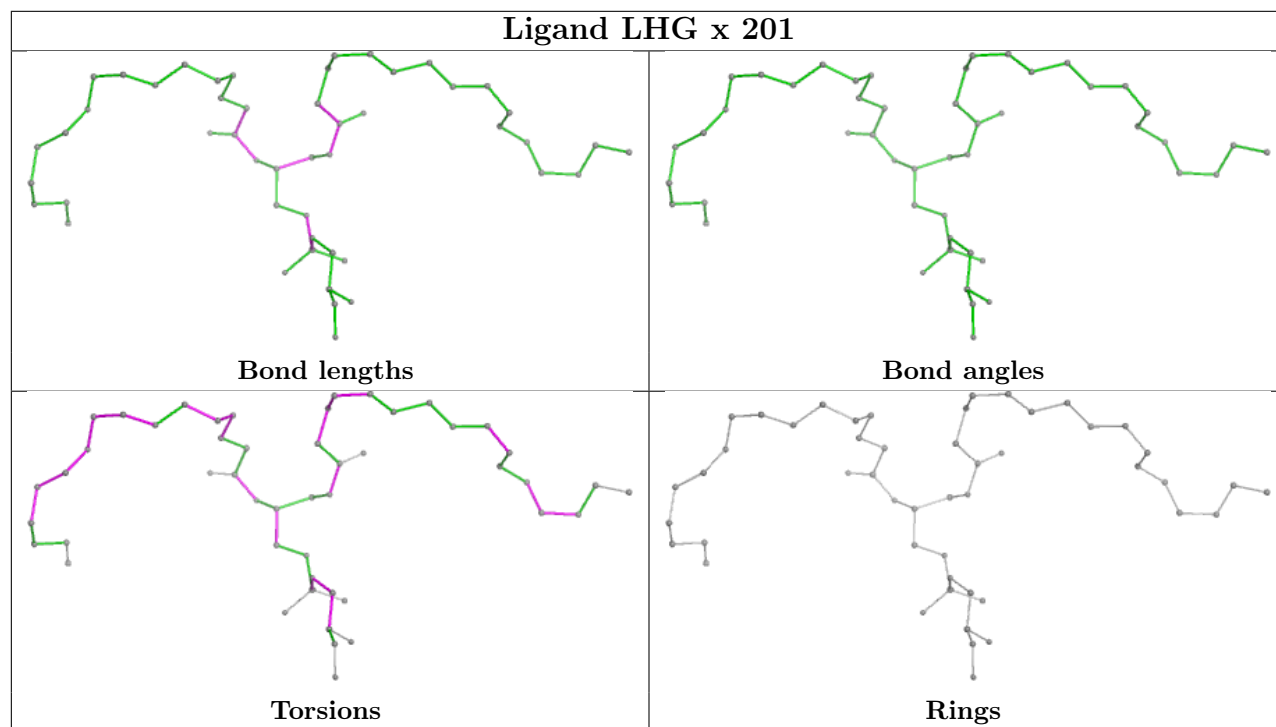
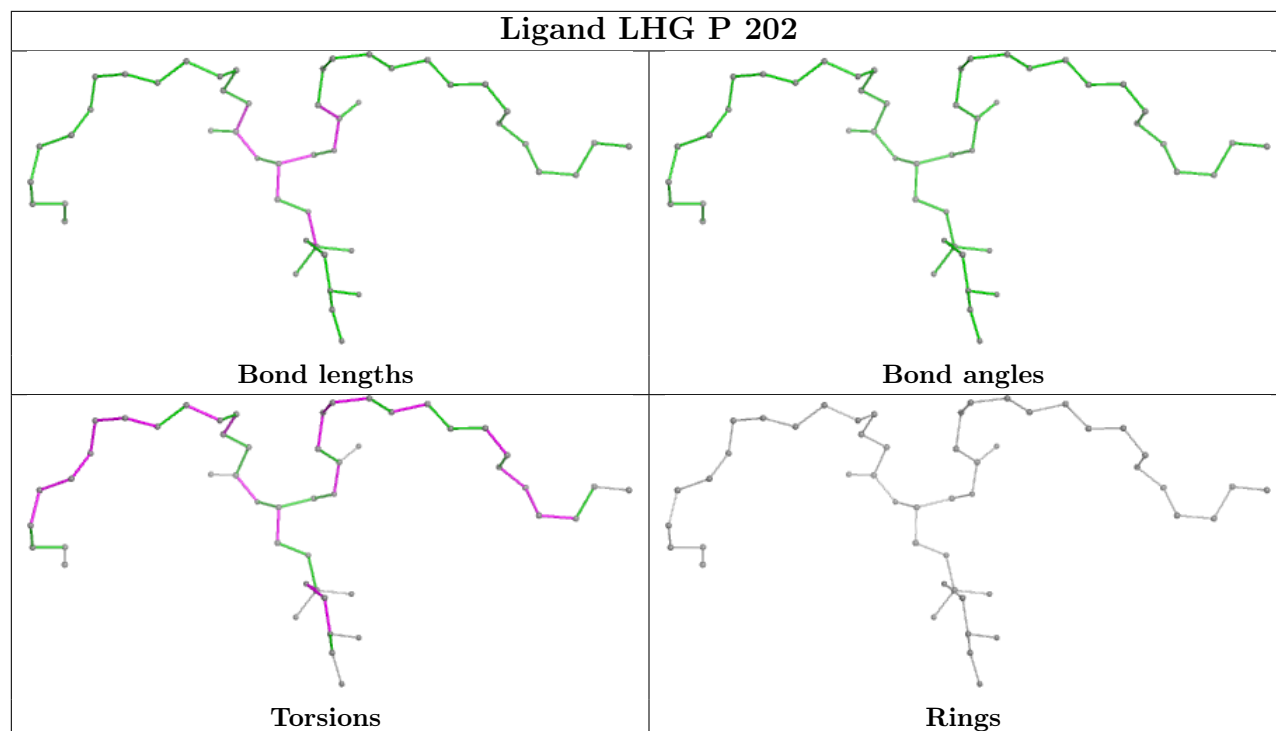


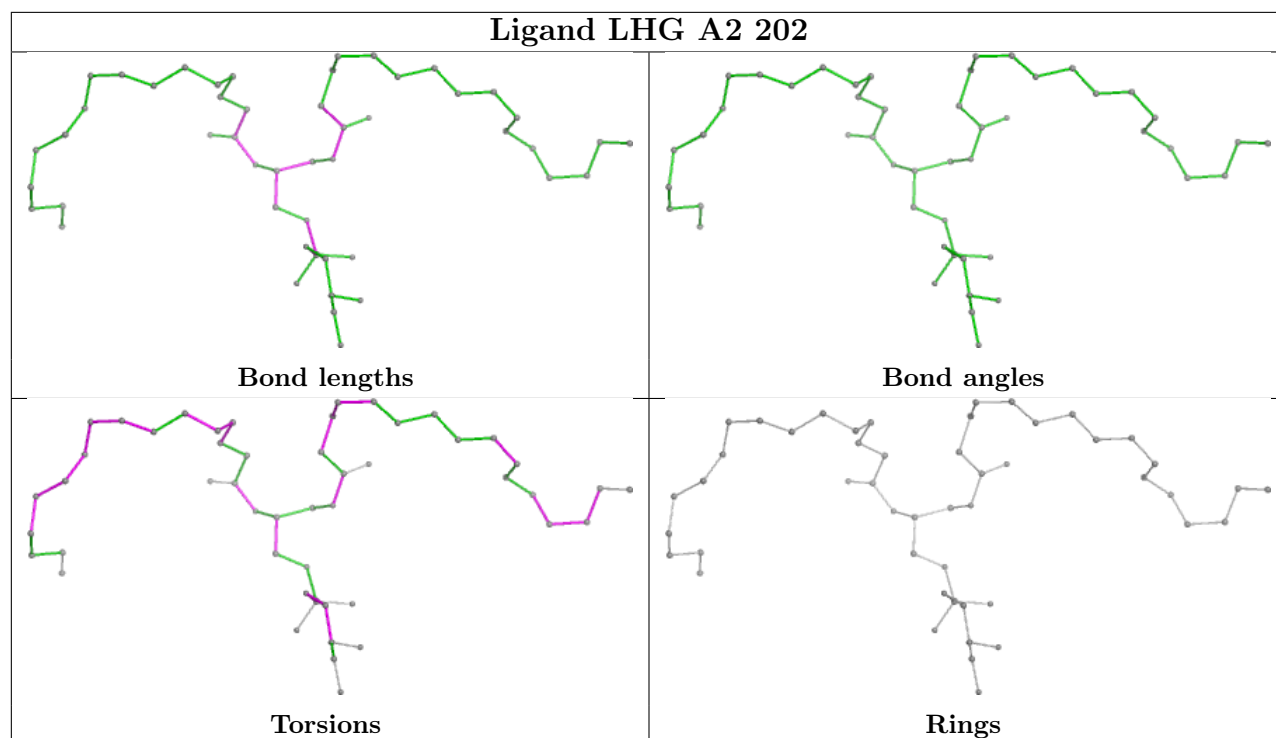
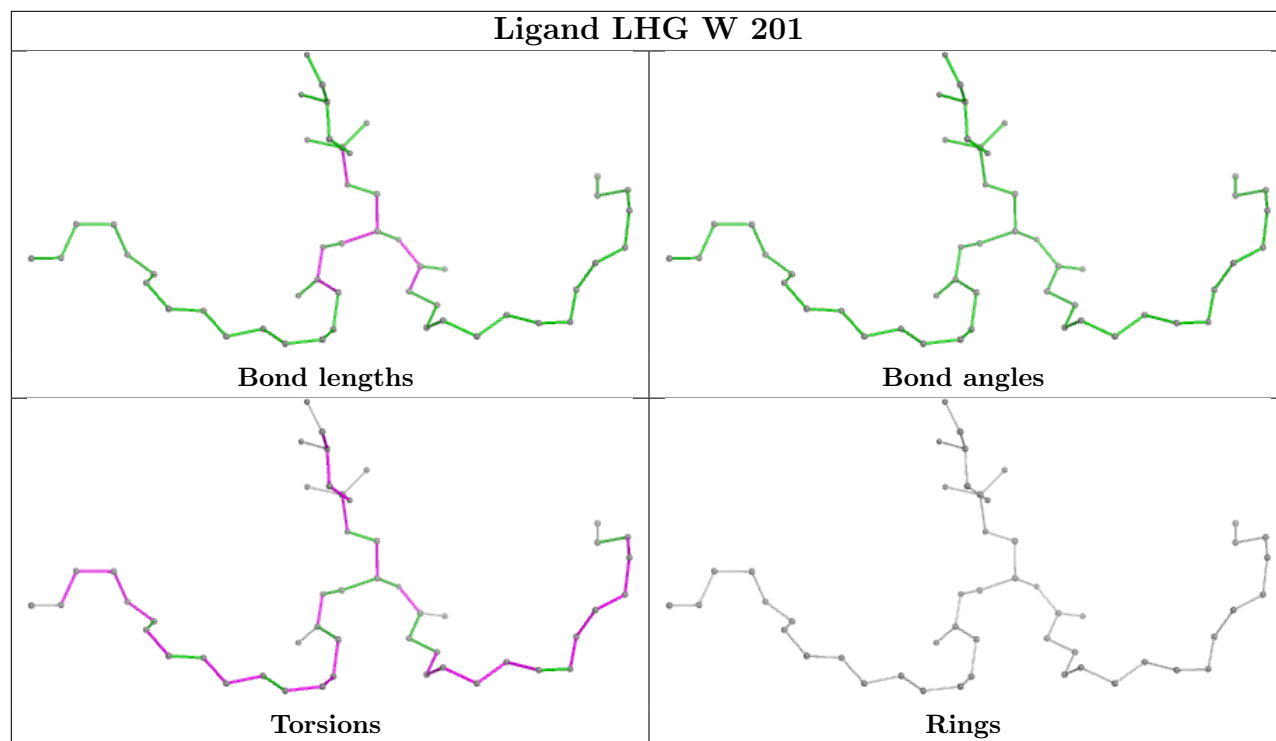


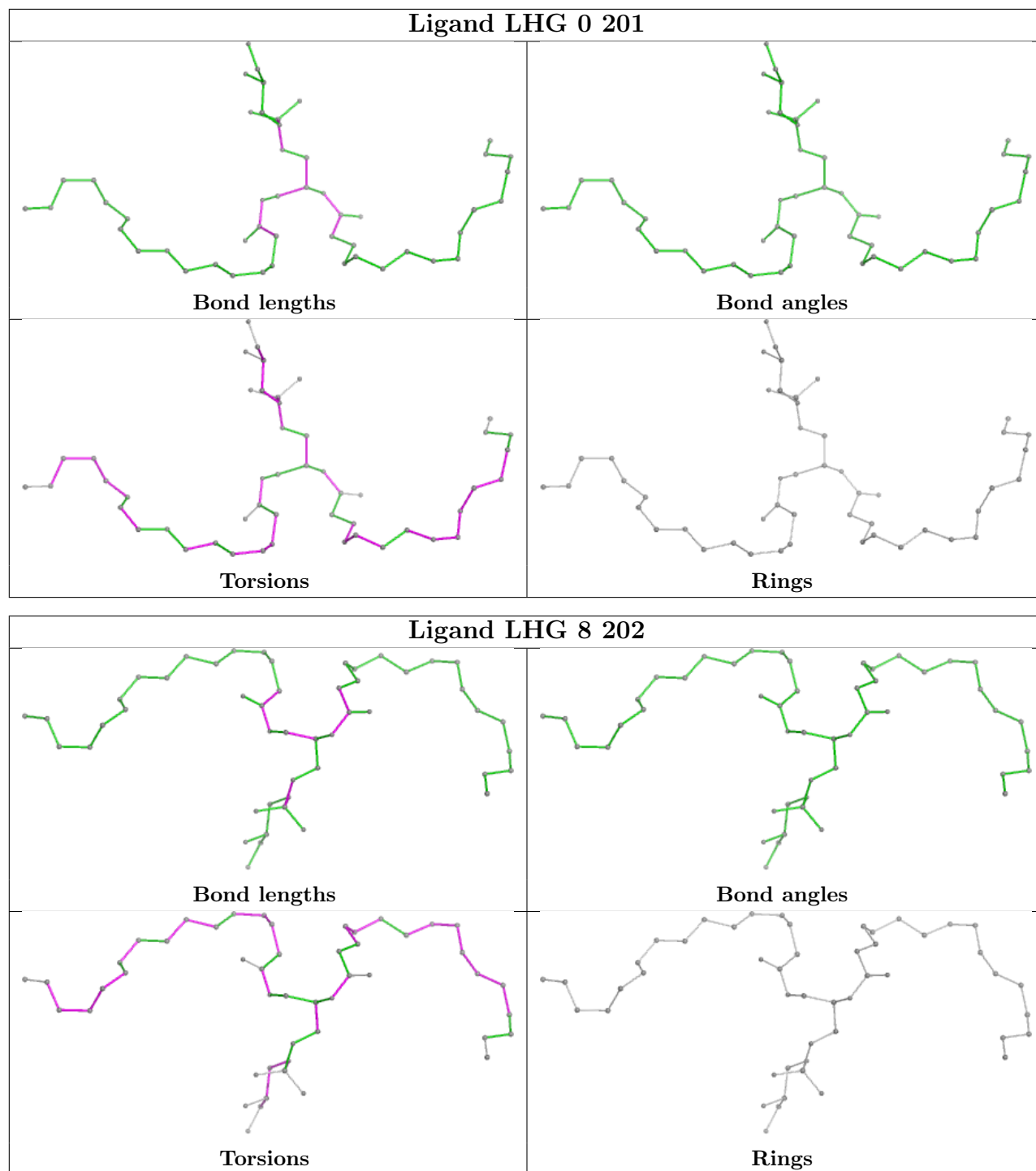


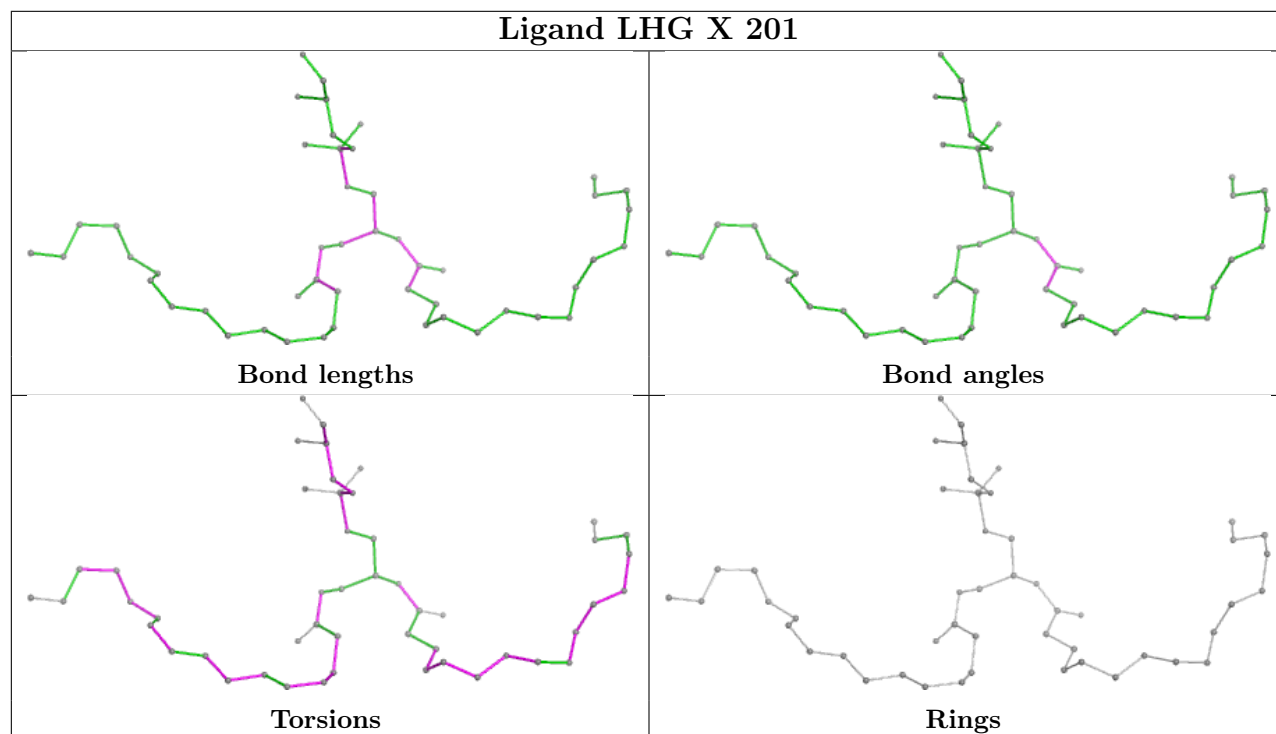
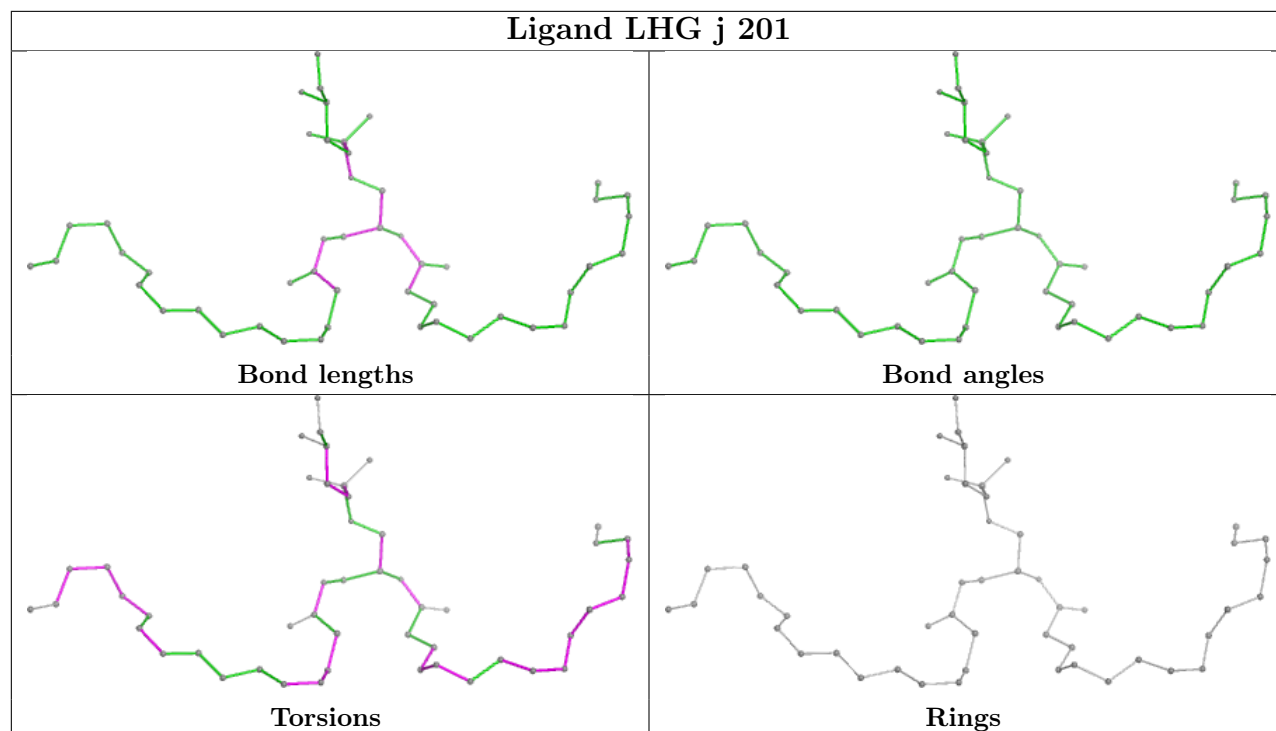


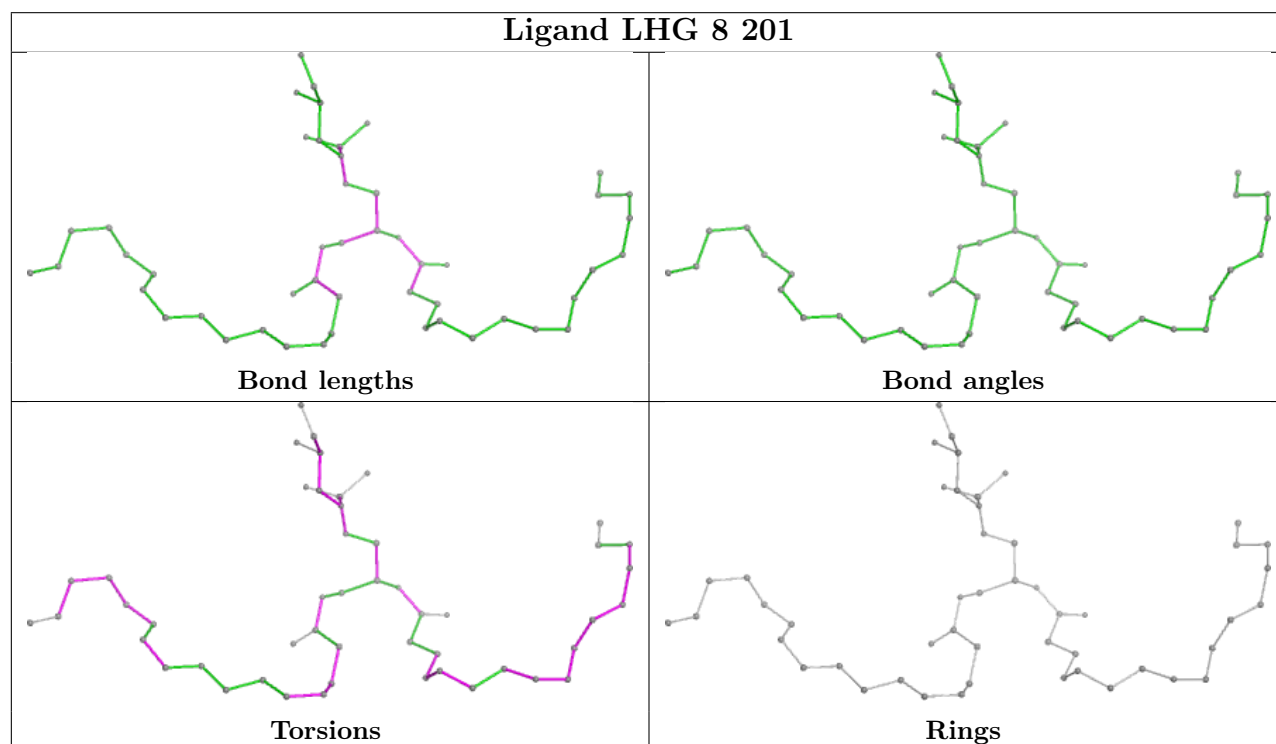
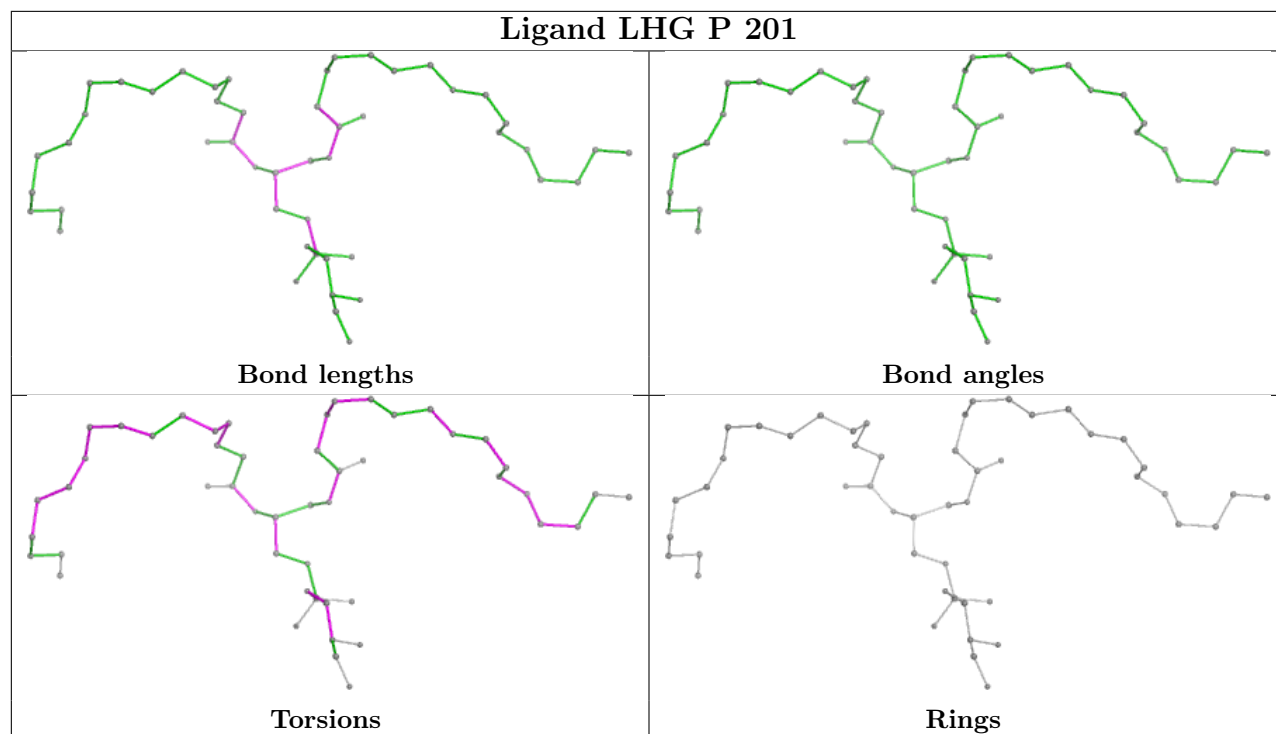


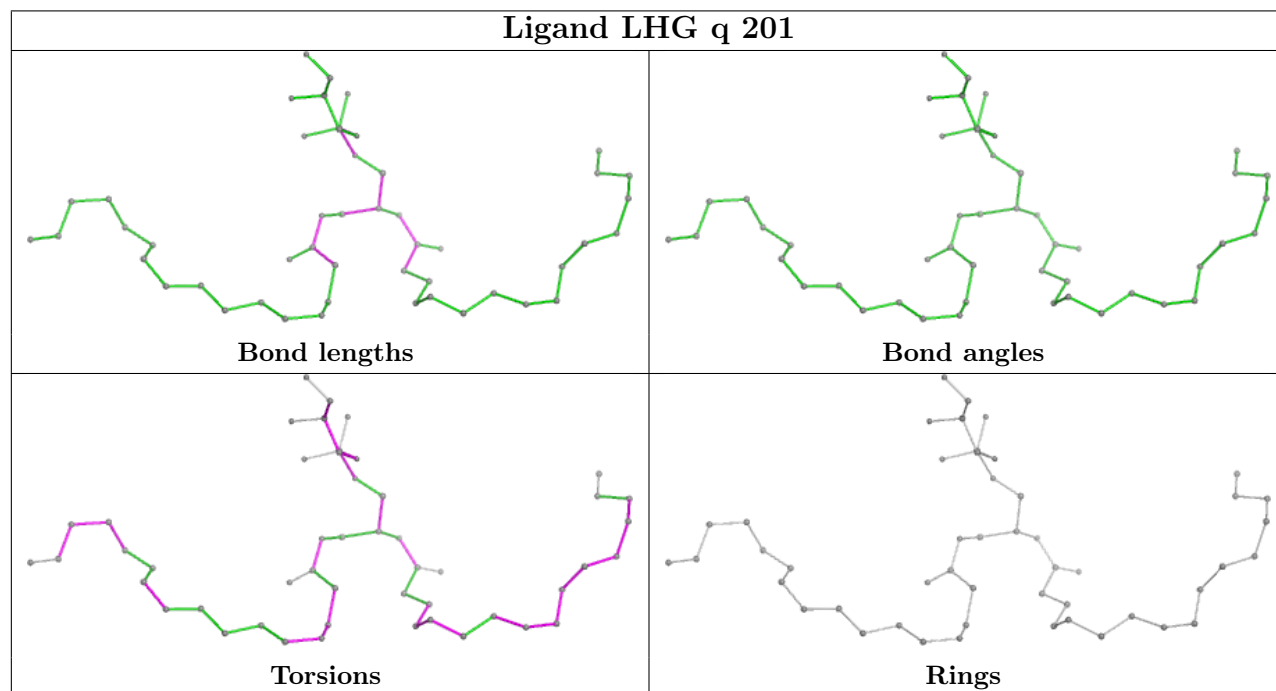
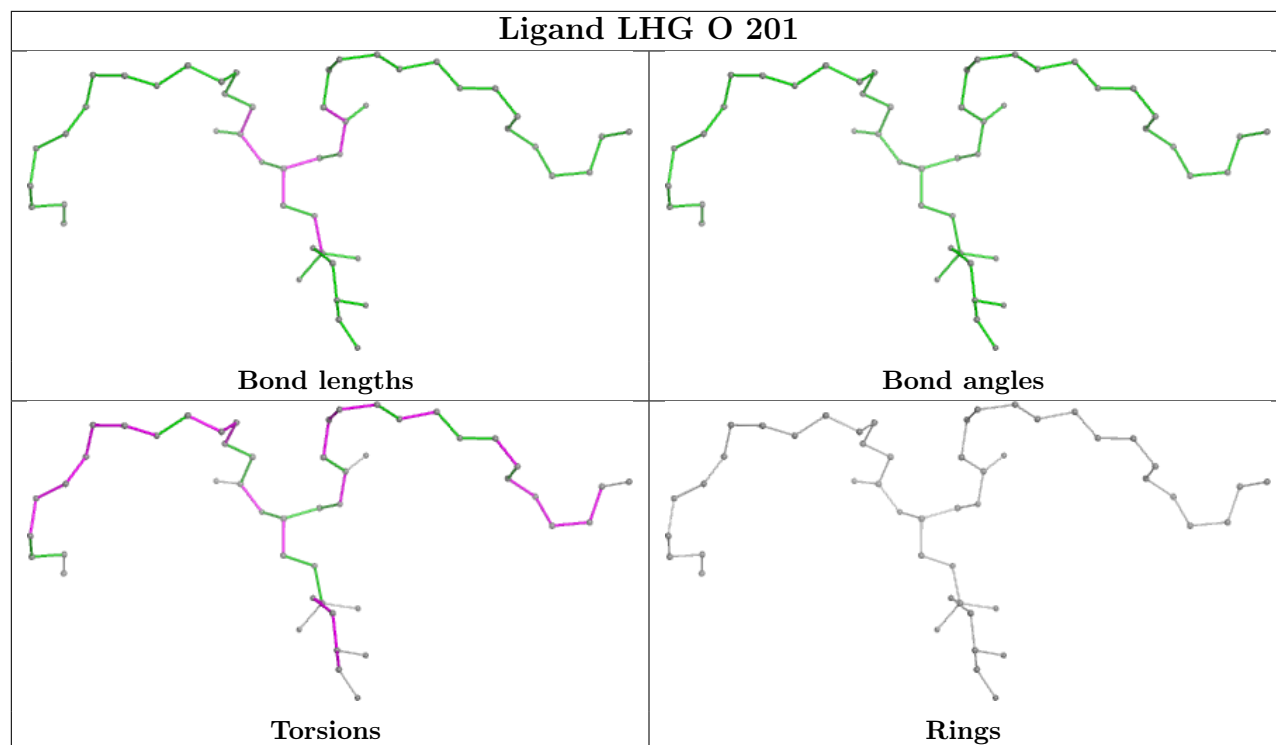


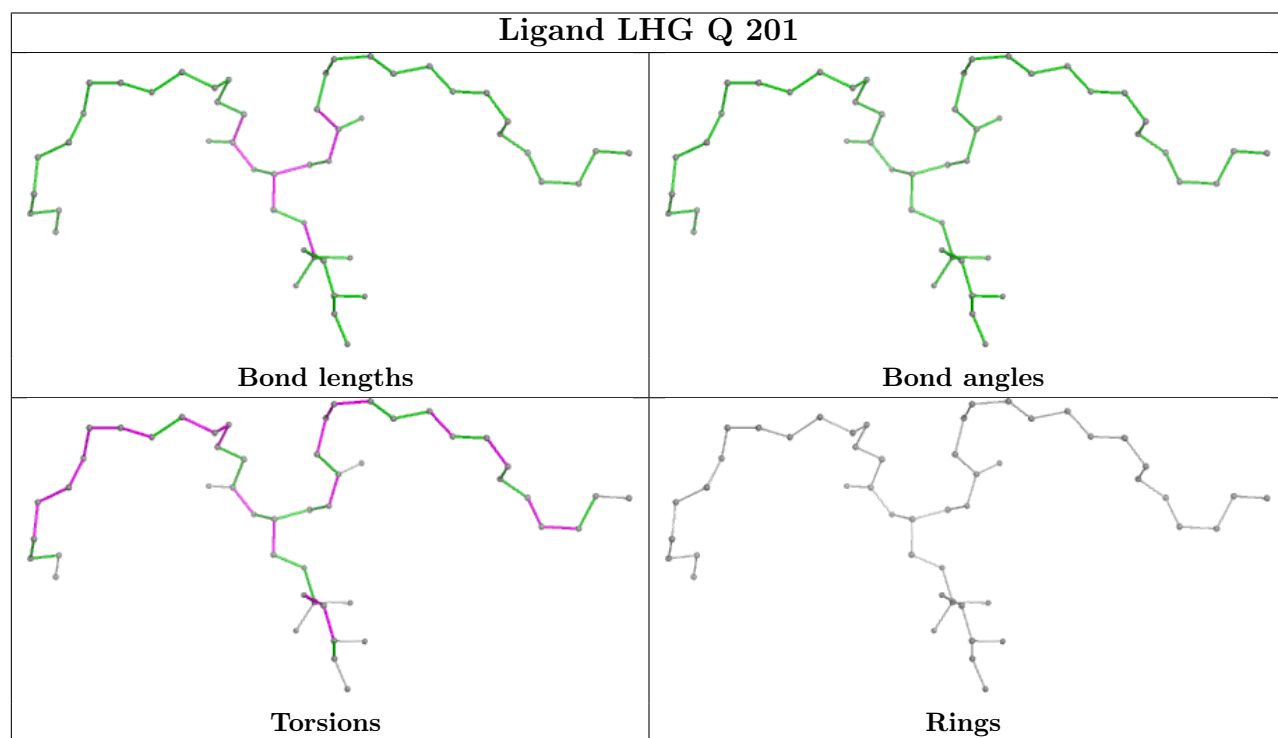
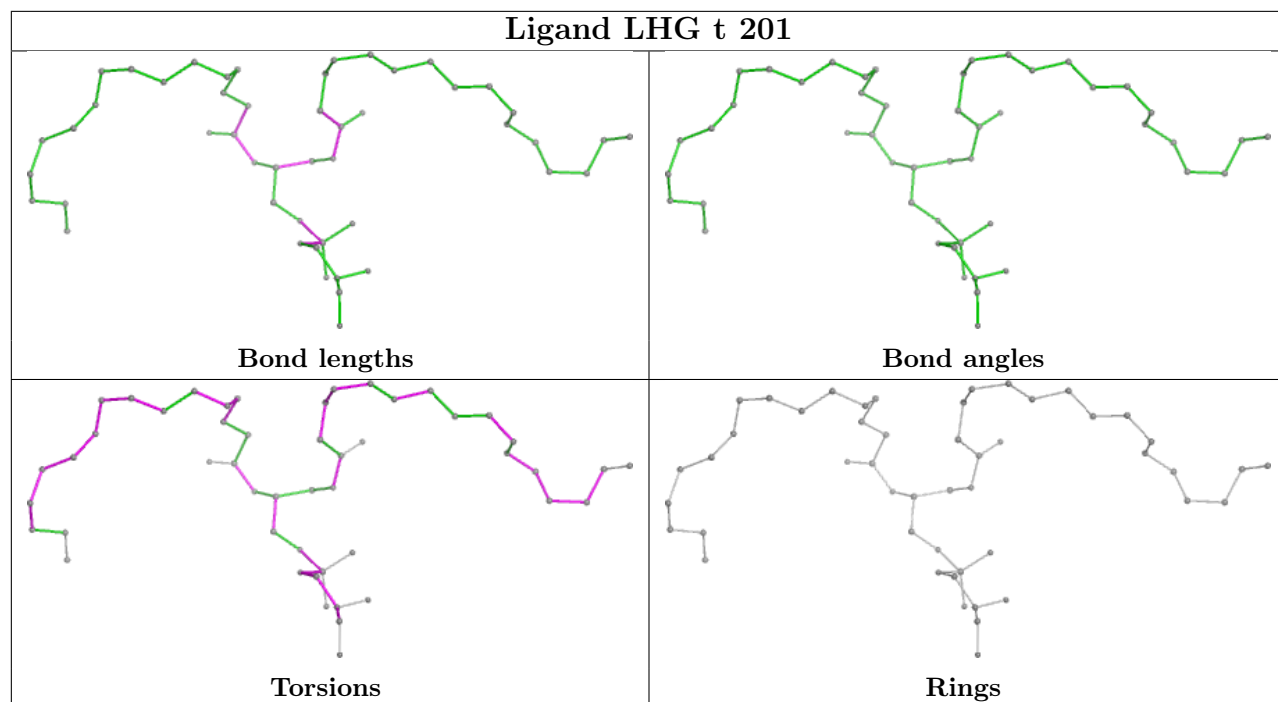


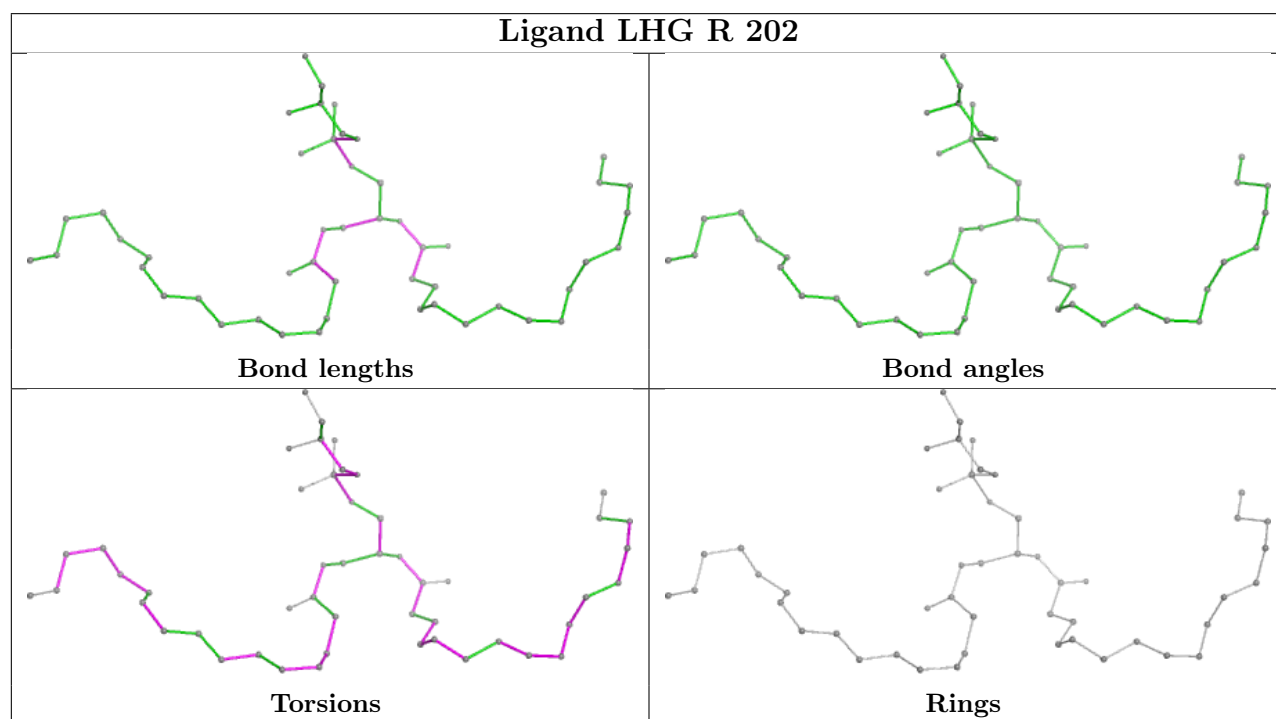
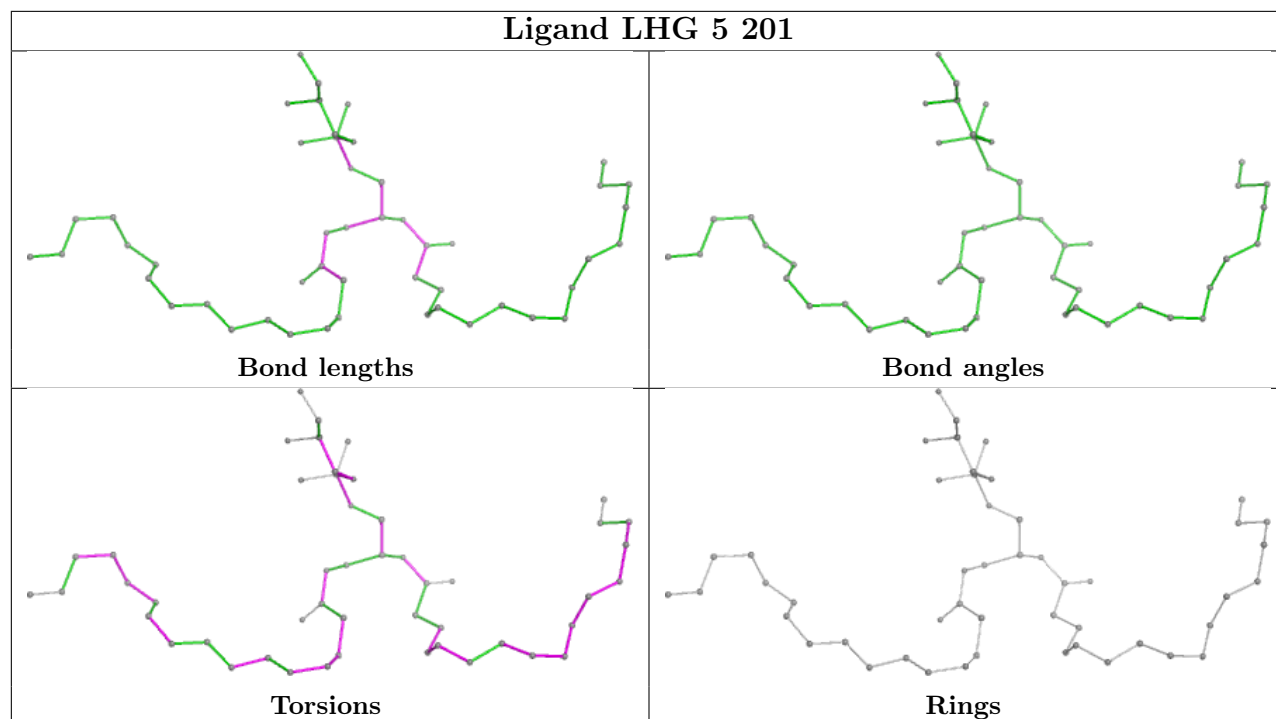


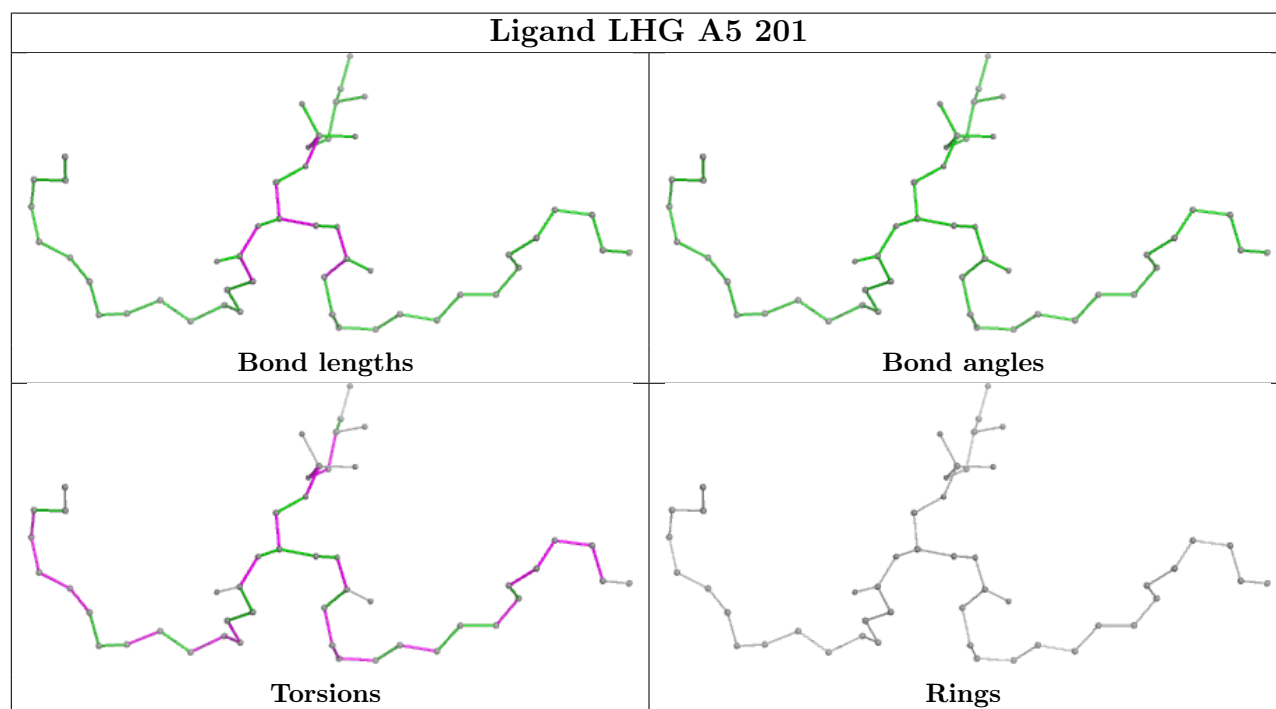
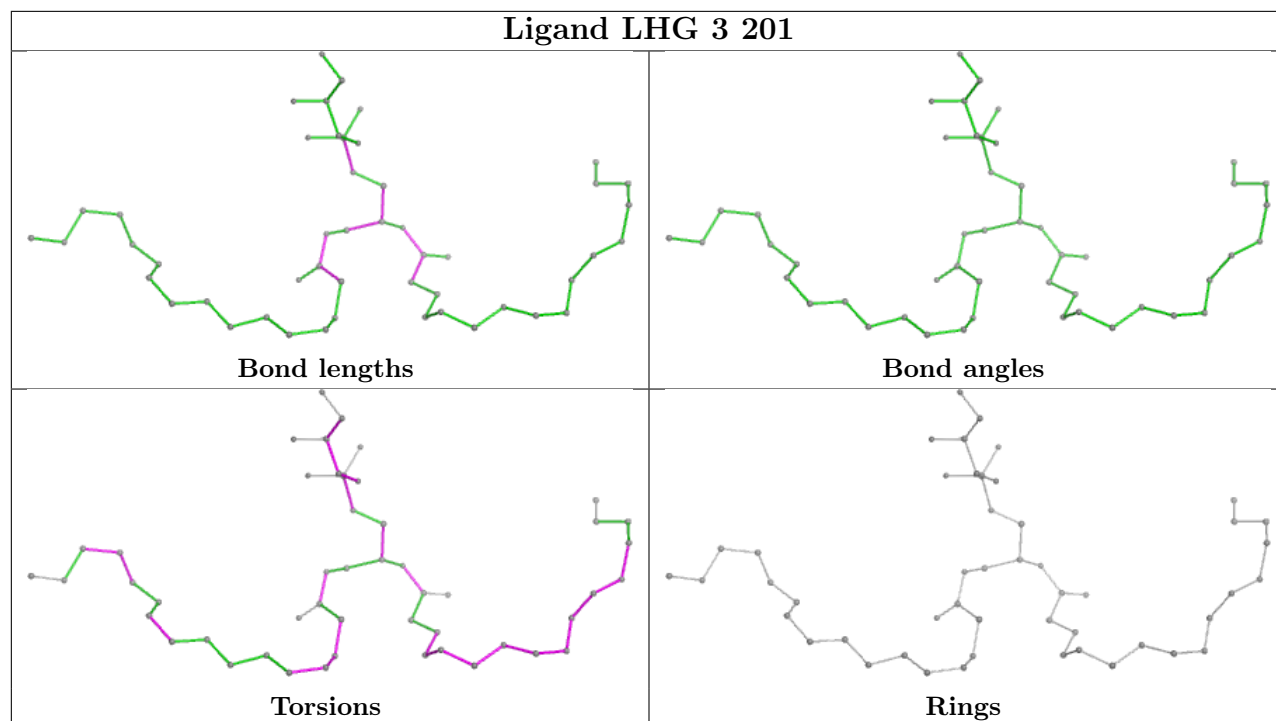


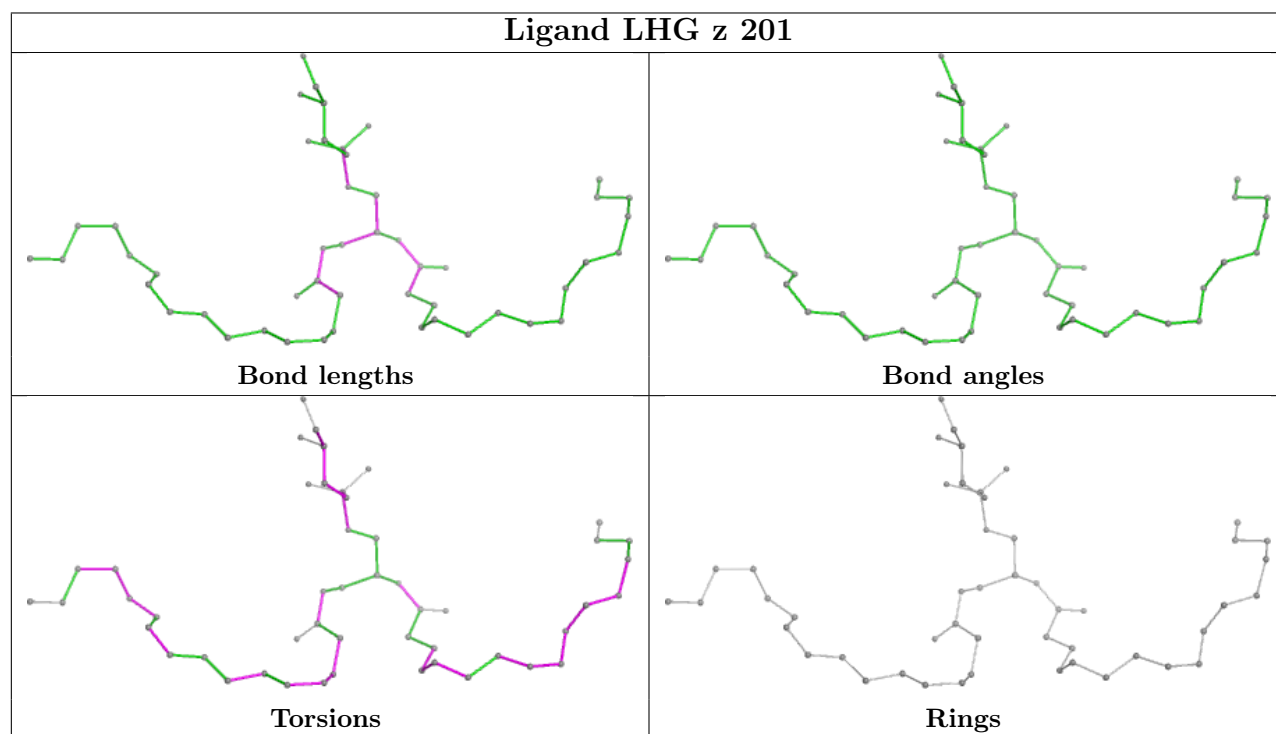
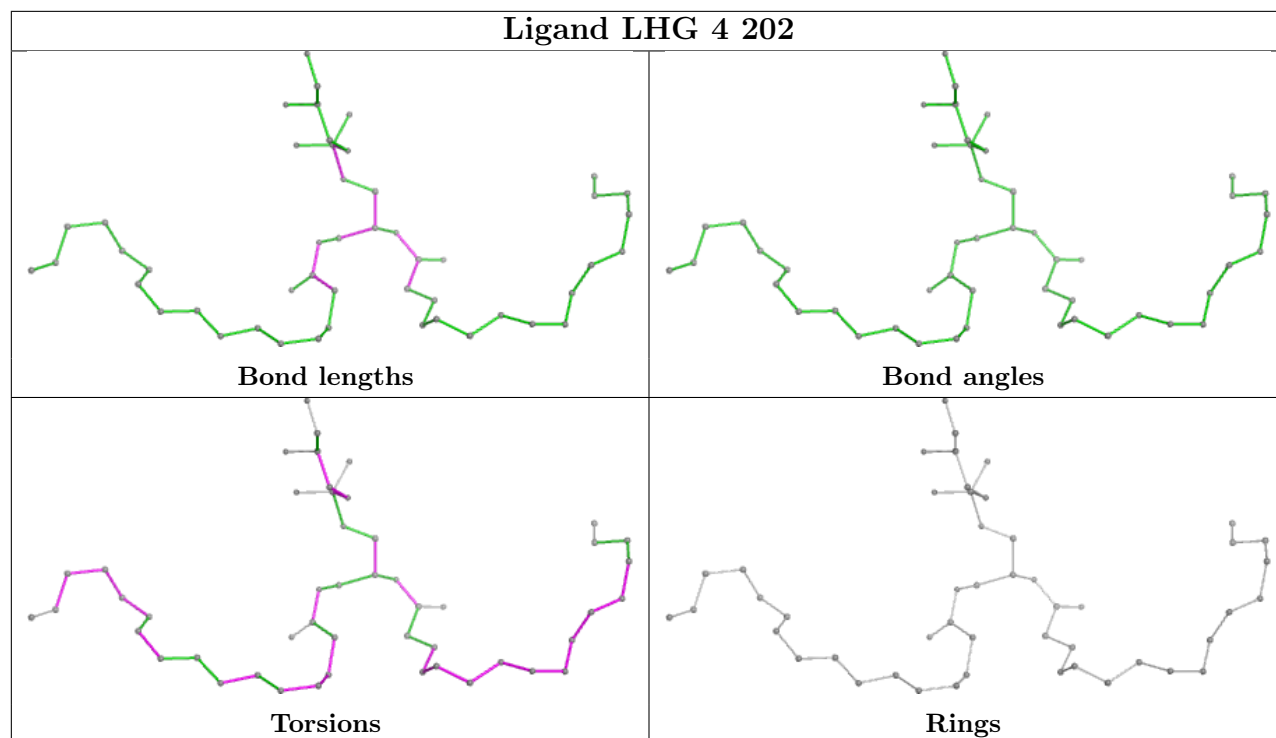


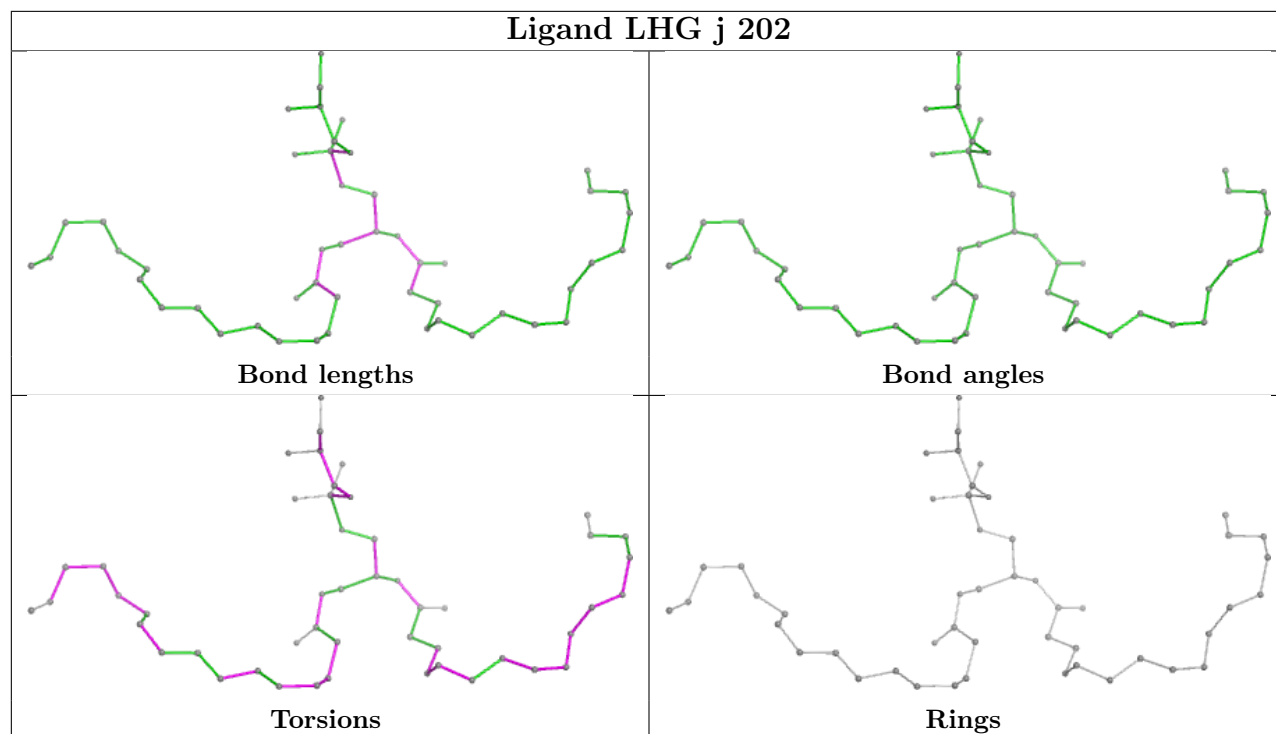












5.7 Other polymers [\(i\)](#)

There are no such residues in this entry.

5.8 Polymer linkage issues [\(i\)](#)

There are no chain breaks in this entry.


6 Map visualisation [i](#)

This section contains visualisations of the EMDB entry EMD-19758. These allow visual inspection of the internal detail of the map and identification of artifacts.


Images derived from a raw map, generated by summing the deposited half-maps, are presented below the corresponding image components of the primary map to allow further visual inspection and comparison with those of the primary map.

6.1 Orthogonal projections [i](#)

6.1.1 Primary map



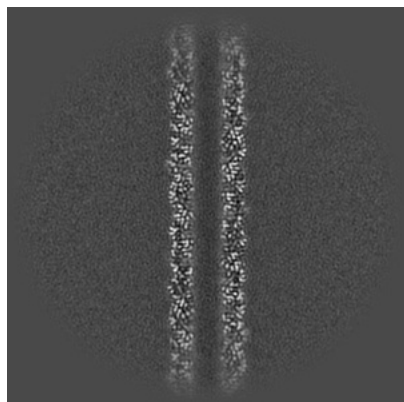
6.1.2 Raw map




The images above show the map projected in three orthogonal directions.

6.2 Central slices [i](#)

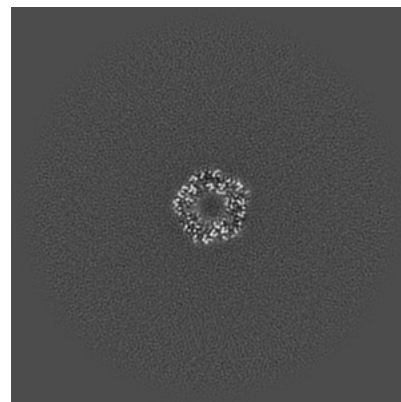
6.2.1 Primary map



X Index: 200

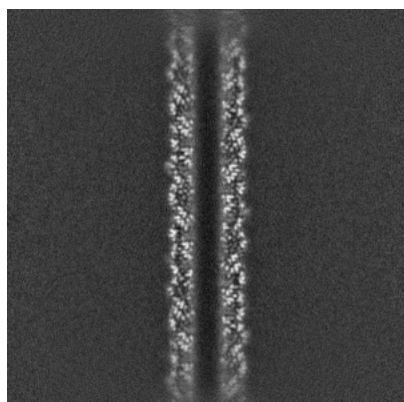


Y Index: 200




Z Index: 200

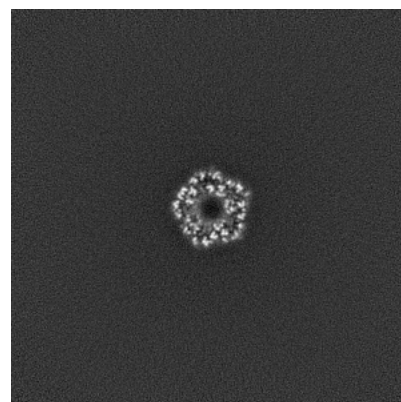
6.2.2 Raw map



X Index: 200



Y Index: 200




Z Index: 200


The images above show central slices of the map in three orthogonal directions.

6.3 Largest variance slices [i](#)

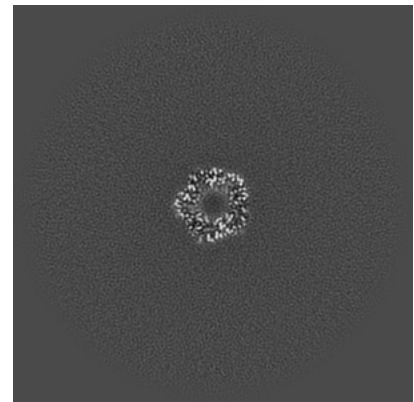
6.3.1 Primary map



X Index: 216

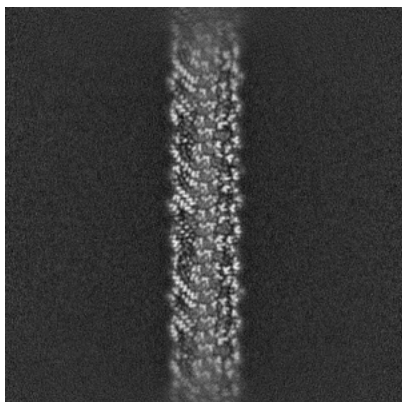


Y Index: 184




Z Index: 204

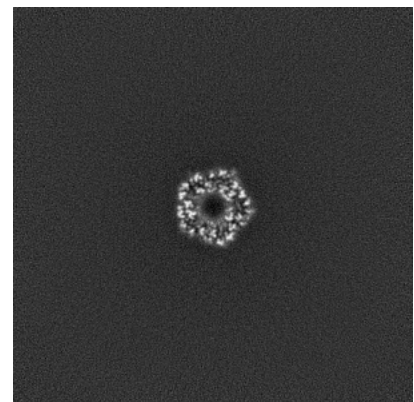
6.3.2 Raw map



X Index: 184



Y Index: 184




Z Index: 186


The images above show the largest variance slices of the map in three orthogonal directions.

6.4 Orthogonal standard-deviation projections (False-color) [i](#)

6.4.1 Primary map




6.4.2 Raw map



The images above show the map standard deviation projections with false color in three orthogonal directions. Minimum values are shown in green, max in blue, and dark to light orange shades represent small to large values respectively.


6.5 Orthogonal surface views [i](#)

6.5.1 Primary map



The images above show the 3D surface view of the map at the recommended contour level 0.321. These images, in conjunction with the slice images, may facilitate assessment of whether an appropriate contour level has been provided.

6.5.2 Raw map



These images show the 3D surface of the raw map. The raw map's contour level was selected so that its surface encloses the same volume as the primary map does at its recommended contour level.

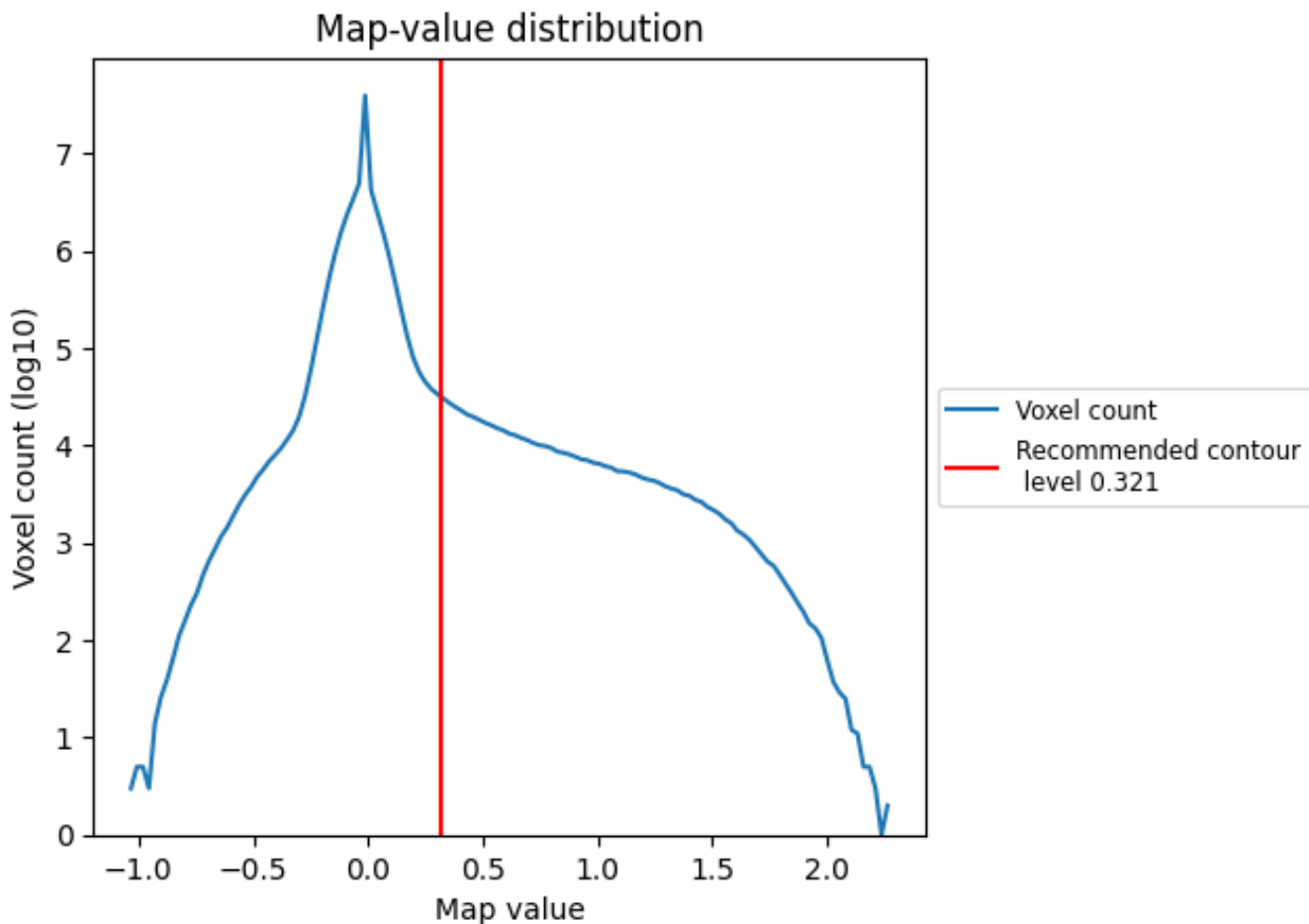
6.6 Mask visualisation [i](#)

This section was not generated. No masks/segmentation were deposited.

7 Map analysis [i](#)

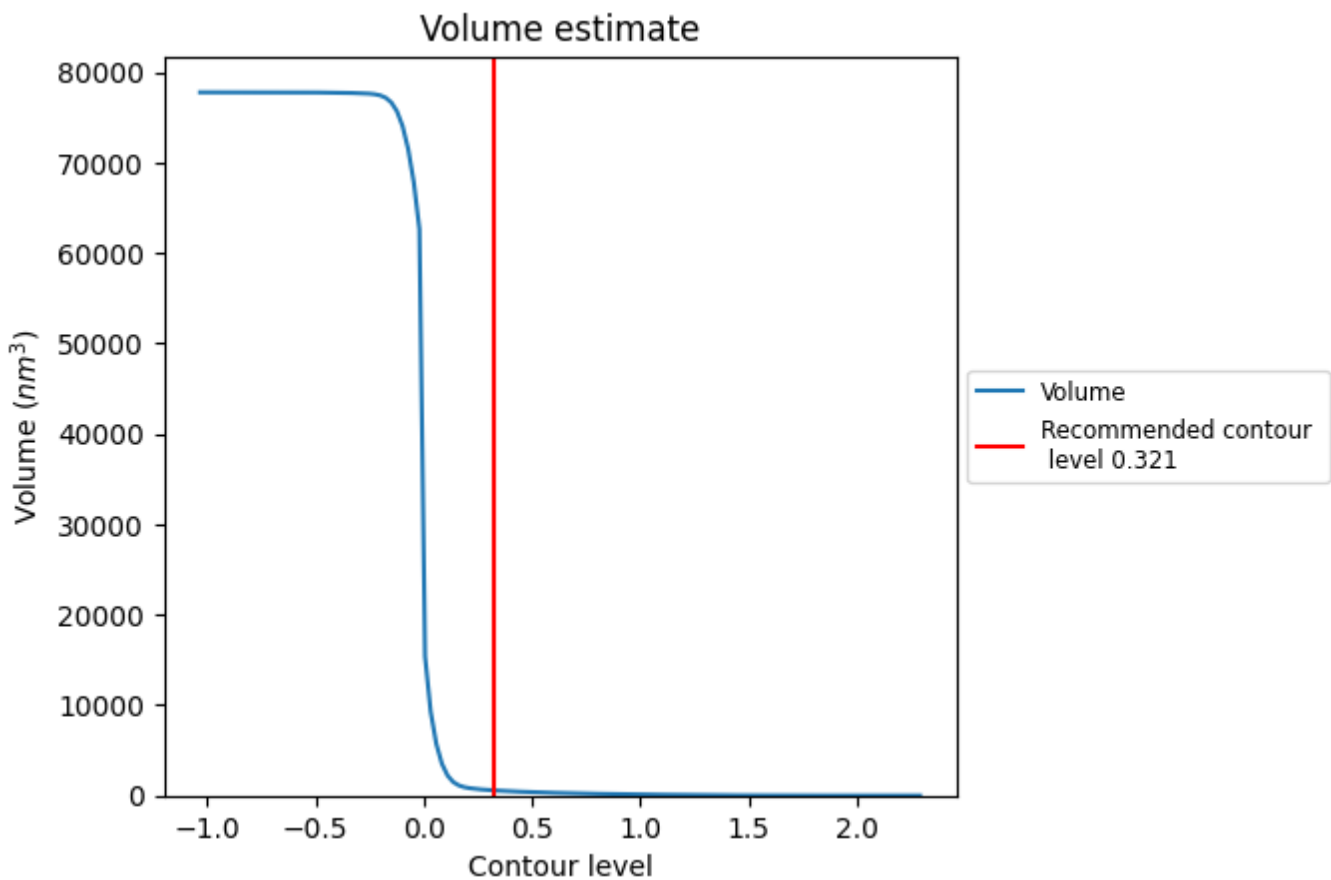
This section contains the results of statistical analysis of the map.

7.1 Map-value distribution [i](#)



The map-value distribution is plotted in 128 intervals along the x-axis. The y-axis is logarithmic. A spike in this graph at zero usually indicates that the volume has been masked.

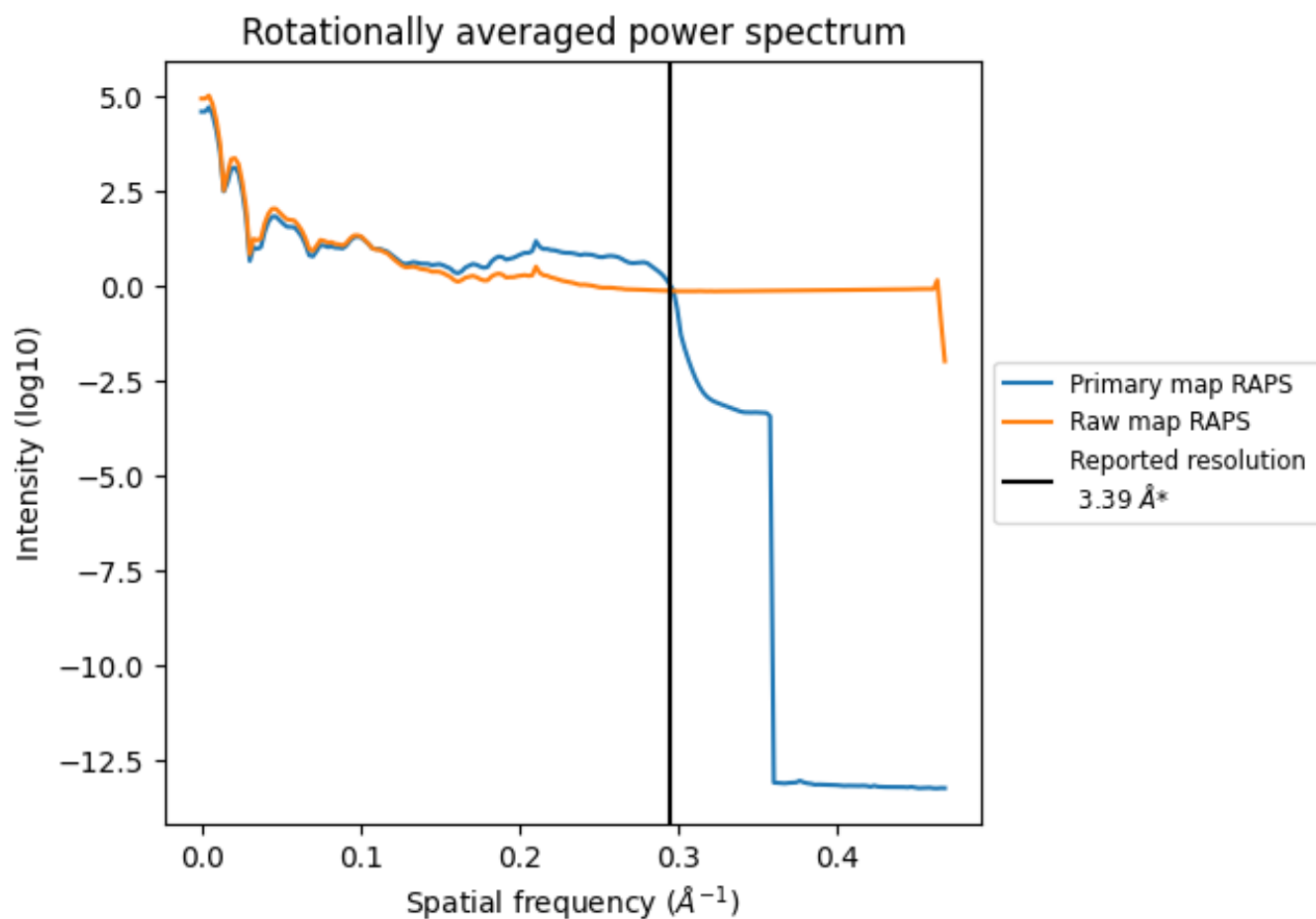
7.2 Volume estimate [i](#)



The volume at the recommended contour level is 578 nm³; this corresponds to an approximate mass of 522 kDa.

The volume estimate graph shows how the enclosed volume varies with the contour level. The recommended contour level is shown as a vertical line and the intersection between the line and the curve gives the volume of the enclosed surface at the given level.

7.3 Rotationally averaged power spectrum i

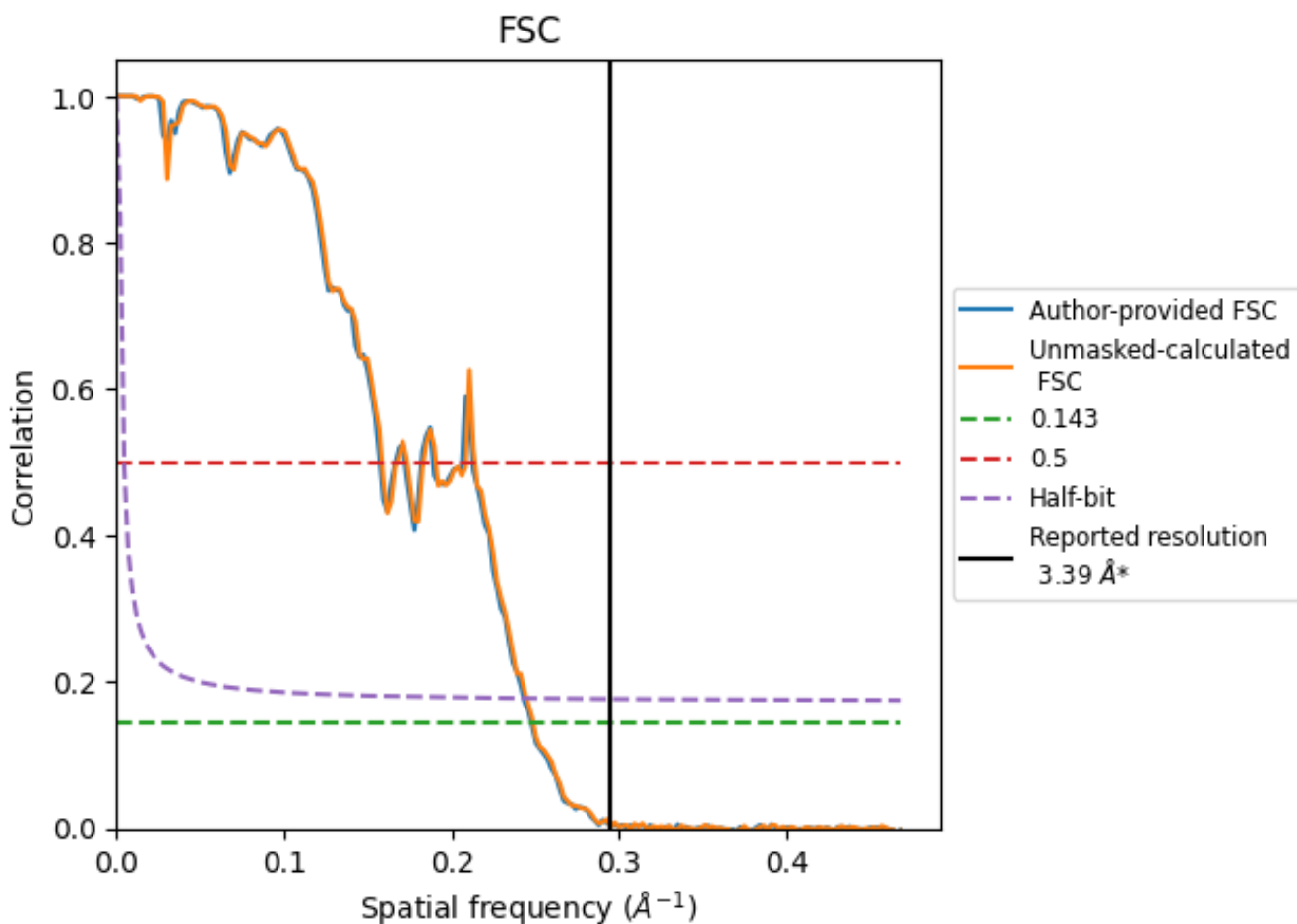


*Reported resolution corresponds to spatial frequency of 0.295 Å⁻¹

8 Fourier-Shell correlation [i](#)

Fourier-Shell Correlation (FSC) is the most commonly used method to estimate the resolution of single-particle and subtomogram-averaged maps. The shape of the curve depends on the imposed symmetry, mask and whether or not the two 3D reconstructions used were processed from a common reference. The reported resolution is shown as a black line. A curve is displayed for the half-bit criterion in addition to lines showing the 0.143 gold standard cut-off and 0.5 cut-off.

8.1 FSC [i](#)



*Reported resolution corresponds to spatial frequency of 0.295 Å⁻¹

8.2 Resolution estimates [i](#)

Resolution estimate (Å)	Estimation criterion (FSC cut-off)		
	0.143	0.5	Half-bit
Reported by author	3.39	-	-
Author-provided FSC curve	4.04	6.36	4.11
Unmasked-calculated*	4.02	6.31	4.08


*Resolution estimate based on FSC curve calculated by comparison of deposited half-maps. The value from author-provided FSC intersecting FSC 0.143 CUT-OFF 4.04 differs from the reported value 3.39 by more than 10 %

The value from deposited half-maps intersecting FSC 0.143 CUT-OFF 4.02 differs from the reported value 3.39 by more than 10 %

9 Map-model fit [i](#)

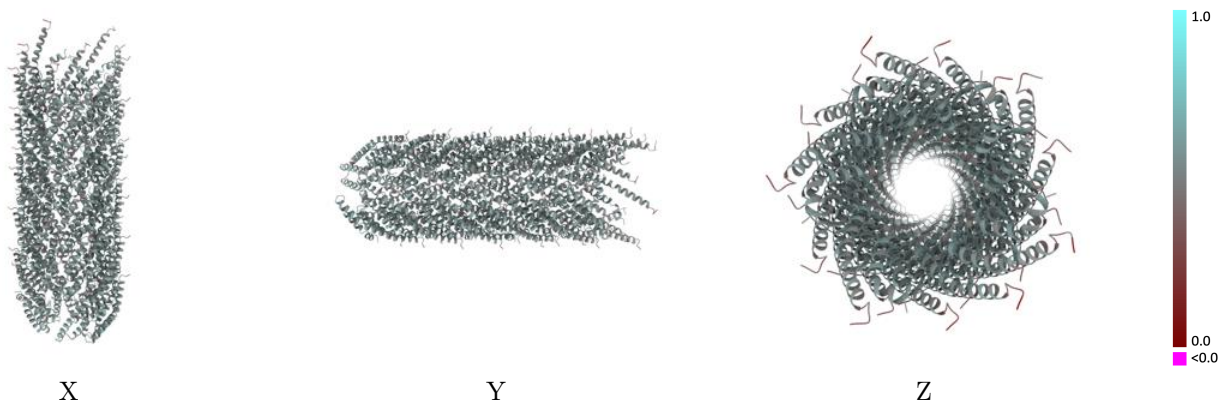
This section contains information regarding the fit between EMDB map EMD-19758 and PDB model 8S6H. Per-residue inclusion information can be found in section 3 on page 14.

9.1 Map-model overlay [i](#)



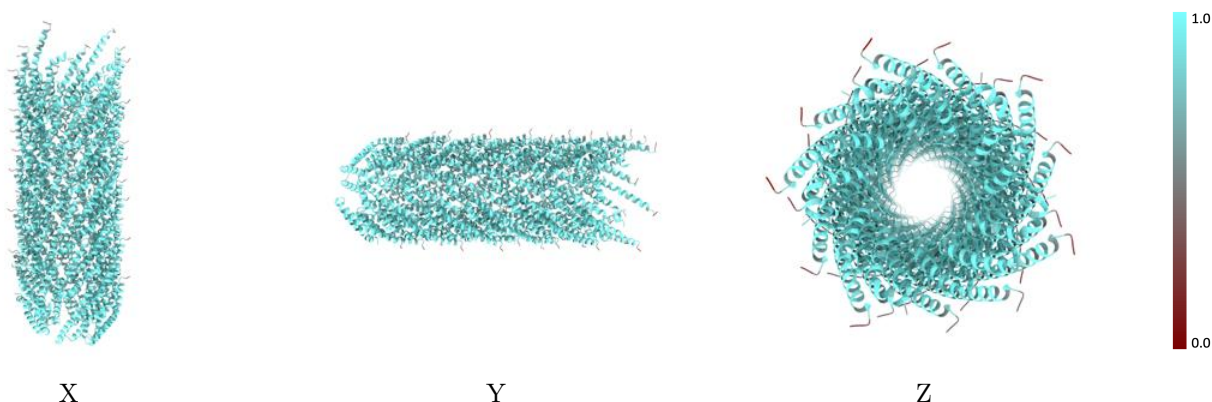
The images above show the 3D surface view of the map at the recommended contour level 0.321 at 50% transparency in yellow overlaid with a ribbon representation of the model coloured in blue. These images allow for the visual assessment of the quality of fit between the atomic model and the map.

9.2 Q-score mapped to coordinate model [\(i\)](#)



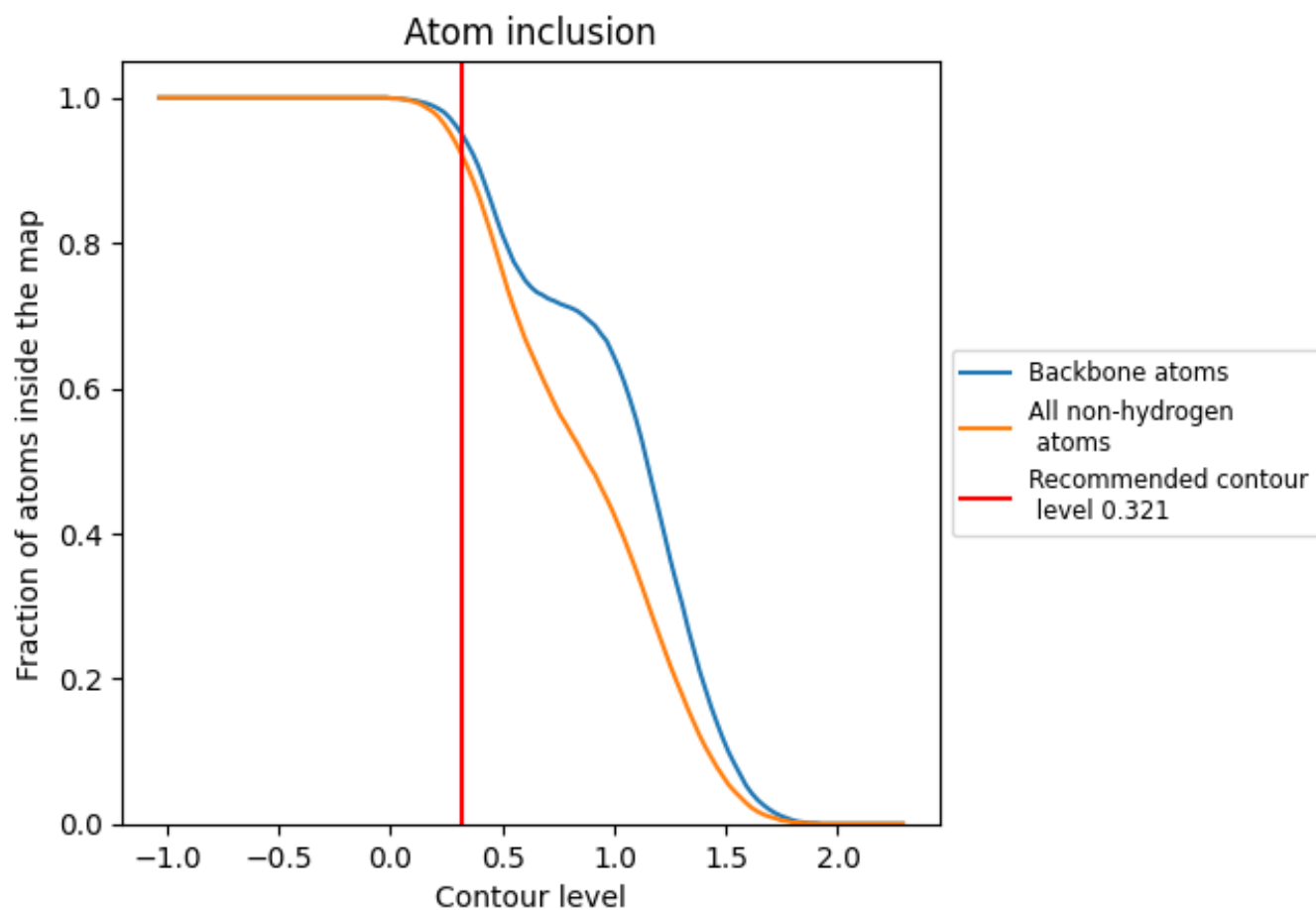
The images above show the model with each residue coloured according to its Q-score. This shows their resolvability in the map with higher Q-score values reflecting better resolvability. Please note: Q-score is calculating the resolvability of atoms, and thus high values are only expected at resolutions at which atoms can be resolved. Low Q-score values may therefore be expected for many entries.

9.3 Atom inclusion mapped to coordinate model [\(i\)](#)



The images above show the model with each residue coloured according to its atom inclusion. This shows to what extent they are inside the map at the recommended contour level (0.321).







































































9.4 Atom inclusion [i](#)



At the recommended contour level, 95% of all backbone atoms, 92% of all non-hydrogen atoms, are inside the map.

9.5 Map-model fit summary







































































The table lists the average atom inclusion at the recommended contour level (0.321) and Q-score for the entire model and for each chain.

Chain	Atom inclusion	Q-score
All	 0.9200	 0.5350
0	 0.9200	 0.5360
1	 0.9260	 0.5360
2	 0.9250	 0.5390
3	 0.9020	 0.5280
4	 0.9030	 0.5290
5	 0.9090	 0.5320
6	 0.9160	 0.5370
7	 0.9260	 0.5340
8	 0.9210	 0.5350
9	 0.9210	 0.5340
A	 0.8980	 0.5230
A1	 0.9230	 0.5380
A2	 0.9160	 0.5390
A3	 0.9210	 0.5420
A4	 0.9200	 0.5390
A5	 0.9180	 0.5320
A6	 0.9150	 0.5340
A7	 0.9350	 0.5340
B	 0.9080	 0.5290
C	 0.9160	 0.5300
D	 0.9140	 0.5360
E	 0.9120	 0.5350
F	 0.9210	 0.5360
G	 0.9310	 0.5330
H	 0.9290	 0.5320
I	 0.9200	 0.5350
J	 0.9160	 0.5360
K	 0.9210	 0.5360
L	 0.9160	 0.5370
M	 0.9240	 0.5410
N	 0.9200	 0.5340
O	 0.9080	 0.5320
P	 0.9100	 0.5370
Q	 0.9270	 0.5370



Continued on next page...

Continued from previous page...

Chain	Atom inclusion	Q-score
R	 0.9230	 0.5370
S	 0.9130	 0.5370
T	 0.9280	 0.5400
U	 0.9230	 0.5390
V	 0.9300	 0.5380
W	 0.9260	 0.5430
X	 0.9320	 0.5370
Y	 0.9250	 0.5390
Z	 0.9140	 0.5400
a	 0.9260	 0.5390
b	 0.9310	 0.5380
c	 0.8970	 0.5250
d	 0.9140	 0.5280
e	 0.9220	 0.5320
f	 0.9270	 0.5320
g	 0.9330	 0.5380
h	 0.9320	 0.5350
i	 0.9240	 0.5370
j	 0.9190	 0.5380
k	 0.9300	 0.5410
l	 0.9330	 0.5370
m	 0.9280	 0.5380
n	 0.9290	 0.5300
o	 0.9200	 0.5320
p	 0.8730	 0.5130
q	 0.9090	 0.5190
r	 0.9210	 0.5210
s	 0.9290	 0.5330
t	 0.9200	 0.5380
u	 0.9250	 0.5400
v	 0.9240	 0.5400
w	 0.9290	 0.5370
x	 0.9290	 0.5330
y	 0.9290	 0.5360
z	 0.9210	 0.5350