



## Full wwPDB EM Validation Report ⓘ

Nov 19, 2022 – 09:24 PM EST

PDB ID : 7RLI  
EMDB ID : EMD-24531  
Title : Cryo-EM structure of human p97 bound to CB-5083 and ADP.  
Authors : Caffrey, B.; Zhu, X.; Berezuk, A.; Tuttle, K.; Chittori, S.; Subramaniam, S.  
Deposited on : 2021-07-23  
Resolution : 3.10 Å (reported)

This is a Full wwPDB EM Validation Report for a publicly released PDB entry.

We welcome your comments at [validation@mail.wwpdb.org](mailto:validation@mail.wwpdb.org)

A user guide is available at

<https://www.wwpdb.org/validation/2017/EMValidationReportHelp>

with specific help available everywhere you see the ⓘ symbol.

The types of validation reports are described at

<http://www.wwpdb.org/validation/2017/FAQs#types>.

---

The following versions of software and data (see [references ⓘ](#)) were used in the production of this report:

EMDB validation analysis : 0.0.1.dev43  
Mogul : 1.8.5 (274361), CSD as541be (2020)  
MolProbity : 4.02b-467  
buster-report : 1.1.7 (2018)  
Percentile statistics : 20191225.v01 (using entries in the PDB archive December 25th 2019)  
MapQ : 1.9.9  
Ideal geometry (proteins) : Engh & Huber (2001)  
Ideal geometry (DNA, RNA) : Parkinson et al. (1996)  
Validation Pipeline (wwPDB-VP) : 2.31.3

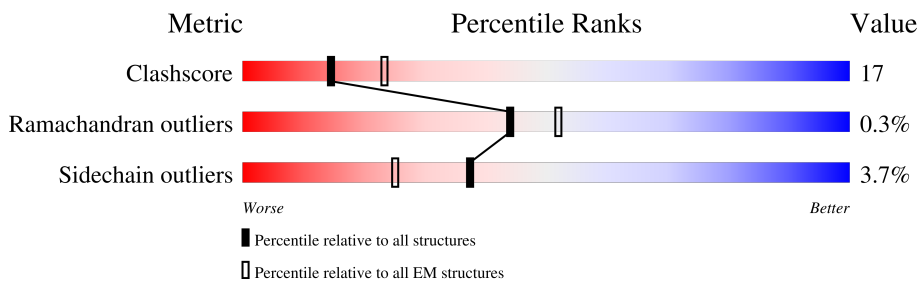
# 1 Overall quality at a glance i

The following experimental techniques were used to determine the structure:

*ELECTRON MICROSCOPY*

The reported resolution of this entry is 3.10 Å.

Percentile scores (ranging between 0-100) for global validation metrics of the entry are shown in the following graphic. The table shows the number of entries on which the scores are based.



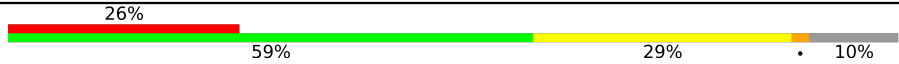

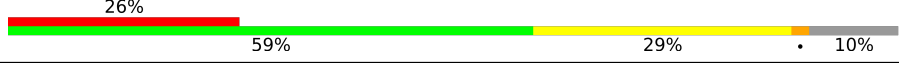

Metric	Whole archive (#Entries)	EM structures (#Entries)
Clashscore	158937	4297
Ramachandran outliers	154571	4023
Sidechain outliers	154315	3826

The table below summarises the geometric issues observed across the polymeric chains and their fit to the map. The red, orange, yellow and green segments of the bar indicate the fraction of residues that contain outliers for  $\geq 3$ , 2, 1 and 0 types of geometric quality criteria respectively. A grey segment represents the fraction of residues that are not modelled. The numeric value for each fraction is indicated below the corresponding segment, with a dot representing fractions  $\leq 5\%$ . The upper red bar (where present) indicates the fraction of residues that have poor fit to the EM map (all-atom inclusion  $< 40\%$ ). The numeric value is given above the bar.

Mol	Chain	Length	Quality of chain
1	A	821	
1	B	821	
1	C	821	
1	D	821	
1	E	821	
1	F	821	
1	G	821	
1	H	821	

Continued on next page...

*Continued from previous page...*

Mol	Chain	Length	Quality of chain
1	I	821	
1	J	821	
1	K	821	
1	L	821	

## 2 Entry composition i

There are 3 unique types of molecules in this entry. The entry contains 69768 atoms, of which 0 are hydrogens and 0 are deuteriums.

In the tables below, the AltConf column contains the number of residues with at least one atom in alternate conformation and the Trace column contains the number of residues modelled with at most 2 atoms.

- Molecule 1 is a protein called Transitional endoplasmic reticulum ATPase.

Mol	Chain	Residues	Atoms					AltConf	Trace
			Total	C	N	O	S		
1	A	735	5756	3623	1015	1088	30	0	0
1	B	735	5756	3623	1015	1088	30	0	0
1	C	735	5756	3623	1015	1088	30	0	0
1	D	735	5756	3623	1015	1088	30	0	0
1	E	735	5756	3623	1015	1088	30	0	0
1	F	735	5756	3623	1015	1088	30	0	0
1	G	735	5756	3623	1015	1088	30	0	0
1	H	735	5756	3623	1015	1088	30	0	0
1	I	735	5756	3623	1015	1088	30	0	0
1	J	735	5756	3623	1015	1088	30	0	0
1	K	735	5756	3623	1015	1088	30	0	0
1	L	735	5756	3623	1015	1088	30	0	0

There are 192 discrepancies between the modelled and reference sequences:

Chain	Residue	Modelled	Actual	Comment	Reference
A	-14	HIS	-	expression tag	UNP P55072
A	-13	HIS	-	expression tag	UNP P55072
A	-12	HIS	-	expression tag	UNP P55072
A	-11	HIS	-	expression tag	UNP P55072
A	-10	HIS	-	expression tag	UNP P55072
A	-9	HIS	-	expression tag	UNP P55072

*Continued on next page...*

*Continued from previous page...*

Chain	Residue	Modelled	Actual	Comment	Reference
A	-8	GLY	-	expression tag	UNP P55072
A	-7	THR	-	expression tag	UNP P55072
A	-6	SER	-	expression tag	UNP P55072
A	-5	GLU	-	expression tag	UNP P55072
A	-4	ASN	-	expression tag	UNP P55072
A	-3	LEU	-	expression tag	UNP P55072
A	-2	TYR	-	expression tag	UNP P55072
A	-1	PHE	-	expression tag	UNP P55072
A	0	GLN	-	expression tag	UNP P55072
A	1	GLY	-	expression tag	UNP P55072
B	-14	HIS	-	expression tag	UNP P55072
B	-13	HIS	-	expression tag	UNP P55072
B	-12	HIS	-	expression tag	UNP P55072
B	-11	HIS	-	expression tag	UNP P55072
B	-10	HIS	-	expression tag	UNP P55072
B	-9	HIS	-	expression tag	UNP P55072
B	-8	GLY	-	expression tag	UNP P55072
B	-7	THR	-	expression tag	UNP P55072
B	-6	SER	-	expression tag	UNP P55072
B	-5	GLU	-	expression tag	UNP P55072
B	-4	ASN	-	expression tag	UNP P55072
B	-3	LEU	-	expression tag	UNP P55072
B	-2	TYR	-	expression tag	UNP P55072
B	-1	PHE	-	expression tag	UNP P55072
B	0	GLN	-	expression tag	UNP P55072
B	1	GLY	-	expression tag	UNP P55072
C	-14	HIS	-	expression tag	UNP P55072
C	-13	HIS	-	expression tag	UNP P55072
C	-12	HIS	-	expression tag	UNP P55072
C	-11	HIS	-	expression tag	UNP P55072
C	-10	HIS	-	expression tag	UNP P55072
C	-9	HIS	-	expression tag	UNP P55072
C	-8	GLY	-	expression tag	UNP P55072
C	-7	THR	-	expression tag	UNP P55072
C	-6	SER	-	expression tag	UNP P55072
C	-5	GLU	-	expression tag	UNP P55072
C	-4	ASN	-	expression tag	UNP P55072
C	-3	LEU	-	expression tag	UNP P55072
C	-2	TYR	-	expression tag	UNP P55072
C	-1	PHE	-	expression tag	UNP P55072
C	0	GLN	-	expression tag	UNP P55072
C	1	GLY	-	expression tag	UNP P55072

*Continued on next page...*

*Continued from previous page...*

Chain	Residue	Modelled	Actual	Comment	Reference
D	-14	HIS	-	expression tag	UNP P55072
D	-13	HIS	-	expression tag	UNP P55072
D	-12	HIS	-	expression tag	UNP P55072
D	-11	HIS	-	expression tag	UNP P55072
D	-10	HIS	-	expression tag	UNP P55072
D	-9	HIS	-	expression tag	UNP P55072
D	-8	GLY	-	expression tag	UNP P55072
D	-7	THR	-	expression tag	UNP P55072
D	-6	SER	-	expression tag	UNP P55072
D	-5	GLU	-	expression tag	UNP P55072
D	-4	ASN	-	expression tag	UNP P55072
D	-3	LEU	-	expression tag	UNP P55072
D	-2	TYR	-	expression tag	UNP P55072
D	-1	PHE	-	expression tag	UNP P55072
D	0	GLN	-	expression tag	UNP P55072
D	1	GLY	-	expression tag	UNP P55072
E	-14	HIS	-	expression tag	UNP P55072
E	-13	HIS	-	expression tag	UNP P55072
E	-12	HIS	-	expression tag	UNP P55072
E	-11	HIS	-	expression tag	UNP P55072
E	-10	HIS	-	expression tag	UNP P55072
E	-9	HIS	-	expression tag	UNP P55072
E	-8	GLY	-	expression tag	UNP P55072
E	-7	THR	-	expression tag	UNP P55072
E	-6	SER	-	expression tag	UNP P55072
E	-5	GLU	-	expression tag	UNP P55072
E	-4	ASN	-	expression tag	UNP P55072
E	-3	LEU	-	expression tag	UNP P55072
E	-2	TYR	-	expression tag	UNP P55072
E	-1	PHE	-	expression tag	UNP P55072
E	0	GLN	-	expression tag	UNP P55072
E	1	GLY	-	expression tag	UNP P55072
F	-14	HIS	-	expression tag	UNP P55072
F	-13	HIS	-	expression tag	UNP P55072
F	-12	HIS	-	expression tag	UNP P55072
F	-11	HIS	-	expression tag	UNP P55072
F	-10	HIS	-	expression tag	UNP P55072
F	-9	HIS	-	expression tag	UNP P55072
F	-8	GLY	-	expression tag	UNP P55072
F	-7	THR	-	expression tag	UNP P55072
F	-6	SER	-	expression tag	UNP P55072
F	-5	GLU	-	expression tag	UNP P55072

*Continued on next page...*

*Continued from previous page...*

Chain	Residue	Modelled	Actual	Comment	Reference
F	-4	ASN	-	expression tag	UNP P55072
F	-3	LEU	-	expression tag	UNP P55072
F	-2	TYR	-	expression tag	UNP P55072
F	-1	PHE	-	expression tag	UNP P55072
F	0	GLN	-	expression tag	UNP P55072
F	1	GLY	-	expression tag	UNP P55072
G	-14	HIS	-	expression tag	UNP P55072
G	-13	HIS	-	expression tag	UNP P55072
G	-12	HIS	-	expression tag	UNP P55072
G	-11	HIS	-	expression tag	UNP P55072
G	-10	HIS	-	expression tag	UNP P55072
G	-9	HIS	-	expression tag	UNP P55072
G	-8	GLY	-	expression tag	UNP P55072
G	-7	THR	-	expression tag	UNP P55072
G	-6	SER	-	expression tag	UNP P55072
G	-5	GLU	-	expression tag	UNP P55072
G	-4	ASN	-	expression tag	UNP P55072
G	-3	LEU	-	expression tag	UNP P55072
G	-2	TYR	-	expression tag	UNP P55072
G	-1	PHE	-	expression tag	UNP P55072
G	0	GLN	-	expression tag	UNP P55072
G	1	GLY	-	expression tag	UNP P55072
H	-14	HIS	-	expression tag	UNP P55072
H	-13	HIS	-	expression tag	UNP P55072
H	-12	HIS	-	expression tag	UNP P55072
H	-11	HIS	-	expression tag	UNP P55072
H	-10	HIS	-	expression tag	UNP P55072
H	-9	HIS	-	expression tag	UNP P55072
H	-8	GLY	-	expression tag	UNP P55072
H	-7	THR	-	expression tag	UNP P55072
H	-6	SER	-	expression tag	UNP P55072
H	-5	GLU	-	expression tag	UNP P55072
H	-4	ASN	-	expression tag	UNP P55072
H	-3	LEU	-	expression tag	UNP P55072
H	-2	TYR	-	expression tag	UNP P55072
H	-1	PHE	-	expression tag	UNP P55072
H	0	GLN	-	expression tag	UNP P55072
H	1	GLY	-	expression tag	UNP P55072
I	-14	HIS	-	expression tag	UNP P55072
I	-13	HIS	-	expression tag	UNP P55072
I	-12	HIS	-	expression tag	UNP P55072
I	-11	HIS	-	expression tag	UNP P55072

*Continued on next page...*

*Continued from previous page...*

Chain	Residue	Modelled	Actual	Comment	Reference
I	-10	HIS	-	expression tag	UNP P55072
I	-9	HIS	-	expression tag	UNP P55072
I	-8	GLY	-	expression tag	UNP P55072
I	-7	THR	-	expression tag	UNP P55072
I	-6	SER	-	expression tag	UNP P55072
I	-5	GLU	-	expression tag	UNP P55072
I	-4	ASN	-	expression tag	UNP P55072
I	-3	LEU	-	expression tag	UNP P55072
I	-2	TYR	-	expression tag	UNP P55072
I	-1	PHE	-	expression tag	UNP P55072
I	0	GLN	-	expression tag	UNP P55072
I	1	GLY	-	expression tag	UNP P55072
J	-14	HIS	-	expression tag	UNP P55072
J	-13	HIS	-	expression tag	UNP P55072
J	-12	HIS	-	expression tag	UNP P55072
J	-11	HIS	-	expression tag	UNP P55072
J	-10	HIS	-	expression tag	UNP P55072
J	-9	HIS	-	expression tag	UNP P55072
J	-8	GLY	-	expression tag	UNP P55072
J	-7	THR	-	expression tag	UNP P55072
J	-6	SER	-	expression tag	UNP P55072
J	-5	GLU	-	expression tag	UNP P55072
J	-4	ASN	-	expression tag	UNP P55072
J	-3	LEU	-	expression tag	UNP P55072
J	-2	TYR	-	expression tag	UNP P55072
J	-1	PHE	-	expression tag	UNP P55072
J	0	GLN	-	expression tag	UNP P55072
J	1	GLY	-	expression tag	UNP P55072
K	-14	HIS	-	expression tag	UNP P55072
K	-13	HIS	-	expression tag	UNP P55072
K	-12	HIS	-	expression tag	UNP P55072
K	-11	HIS	-	expression tag	UNP P55072
K	-10	HIS	-	expression tag	UNP P55072
K	-9	HIS	-	expression tag	UNP P55072
K	-8	GLY	-	expression tag	UNP P55072
K	-7	THR	-	expression tag	UNP P55072
K	-6	SER	-	expression tag	UNP P55072
K	-5	GLU	-	expression tag	UNP P55072
K	-4	ASN	-	expression tag	UNP P55072
K	-3	LEU	-	expression tag	UNP P55072
K	-2	TYR	-	expression tag	UNP P55072
K	-1	PHE	-	expression tag	UNP P55072

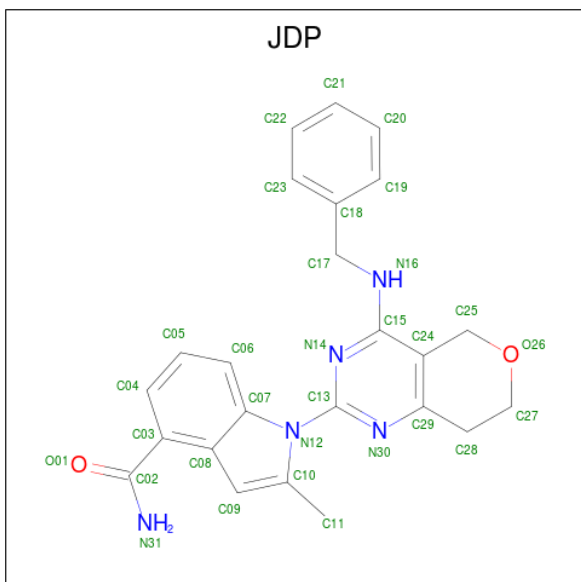
*Continued on next page...*



Continued from previous page...

Chain	Residue	Modelled	Actual	Comment	Reference
K	0	GLN	-	expression tag	UNP P55072
K	1	GLY	-	expression tag	UNP P55072
L	-14	HIS	-	expression tag	UNP P55072
L	-13	HIS	-	expression tag	UNP P55072
L	-12	HIS	-	expression tag	UNP P55072
L	-11	HIS	-	expression tag	UNP P55072
L	-10	HIS	-	expression tag	UNP P55072
L	-9	HIS	-	expression tag	UNP P55072
L	-8	GLY	-	expression tag	UNP P55072
L	-7	THR	-	expression tag	UNP P55072
L	-6	SER	-	expression tag	UNP P55072
L	-5	GLU	-	expression tag	UNP P55072
L	-4	ASN	-	expression tag	UNP P55072
L	-3	LEU	-	expression tag	UNP P55072
L	-2	TYR	-	expression tag	UNP P55072
L	-1	PHE	-	expression tag	UNP P55072
L	0	GLN	-	expression tag	UNP P55072
L	1	GLY	-	expression tag	UNP P55072

- Molecule 2 is 1-[4-(benzylamino)-7,8-dihydro-5H-pyrano[4,3-d]pyrimidin-2-yl]-2-methyl-1H-indole-4-carboxamide (three-letter code: JDP) (formula: C<sub>24</sub>H<sub>23</sub>N<sub>5</sub>O<sub>2</sub>) (labeled as "Ligand of Interest" by depositor).



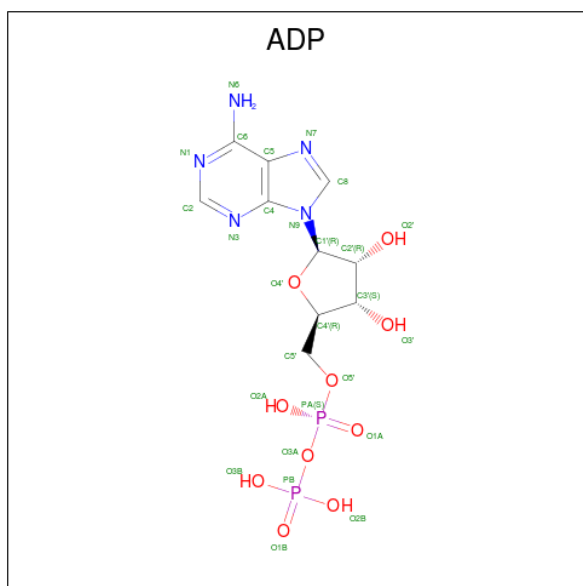
Mol	Chain	Residues	Atoms			AltConf	
2	A	1	Total	C	N	O	0
			31	24	5	2	

Continued on next page...

Continued from previous page...

Mol	Chain	Residues	Atoms				AltConf
			Total	C	N	O	
2	B	1	Total 31	C 24	N 5	O 2	0
2	C	1	Total 31	C 24	N 5	O 2	0
2	D	1	Total 31	C 24	N 5	O 2	0
2	E	1	Total 31	C 24	N 5	O 2	0
2	F	1	Total 31	C 24	N 5	O 2	0
2	G	1	Total 31	C 24	N 5	O 2	0
2	H	1	Total 31	C 24	N 5	O 2	0
2	I	1	Total 31	C 24	N 5	O 2	0
2	J	1	Total 31	C 24	N 5	O 2	0
2	K	1	Total 31	C 24	N 5	O 2	0
2	L	1	Total 31	C 24	N 5	O 2	0

- Molecule 3 is ADENOSINE-5'-DIPHOSPHATE (three-letter code: ADP) (formula:  $C_{10}H_{15}N_5O_{10}P_2$ ).

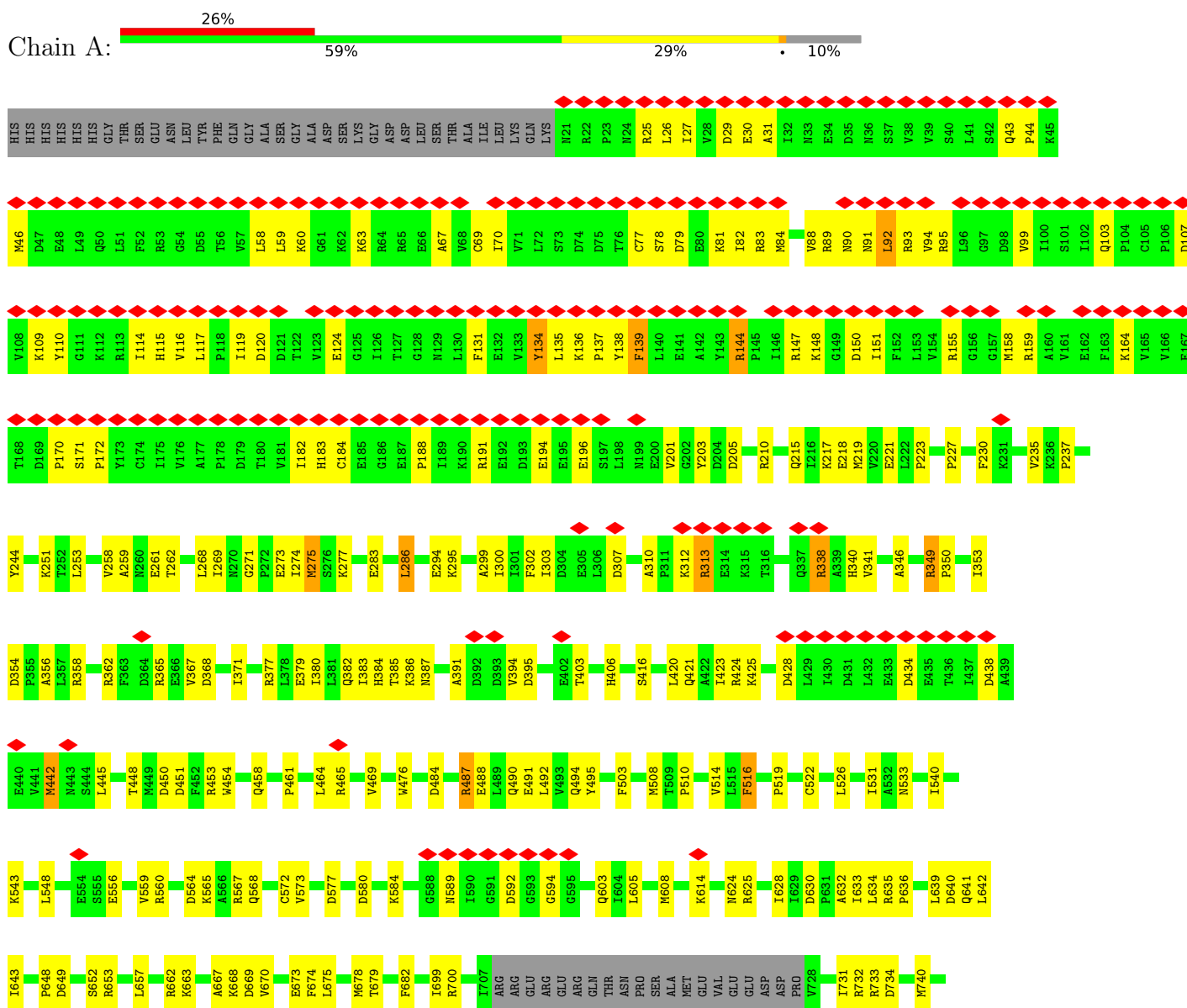


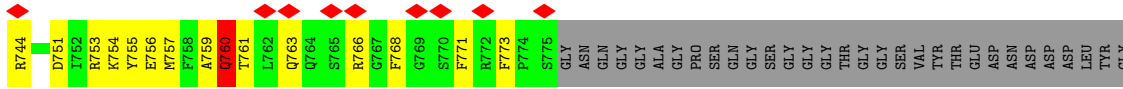
Mol	Chain	Residues	Atoms					AltConf
3	A	1	Total	C	N	O	P	0
			27	10	5	10	2	
3	B	1	Total	C	N	O	P	0
			27	10	5	10	2	
3	C	1	Total	C	N	O	P	0
			27	10	5	10	2	
3	D	1	Total	C	N	O	P	0
			27	10	5	10	2	
3	E	1	Total	C	N	O	P	0
			27	10	5	10	2	
3	F	1	Total	C	N	O	P	0
			27	10	5	10	2	
3	G	1	Total	C	N	O	P	0
			27	10	5	10	2	
3	H	1	Total	C	N	O	P	0
			27	10	5	10	2	
3	I	1	Total	C	N	O	P	0
			27	10	5	10	2	
3	J	1	Total	C	N	O	P	0
			27	10	5	10	2	
3	K	1	Total	C	N	O	P	0
			27	10	5	10	2	
3	L	1	Total	C	N	O	P	0
			27	10	5	10	2	

### 3 Residue-property plots


These plots are drawn for all protein, RNA, DNA and oligosaccharide chains in the entry. The first graphic for a chain summarises the proportions of the various outlier classes displayed in the second graphic. The second graphic shows the sequence view annotated by issues in geometry and atom inclusion in map density. Residues are color-coded according to the number of geometric quality criteria for which they contain at least one outlier: green = 0, yellow = 1, orange = 2 and red = 3 or more. A red diamond above a residue indicates a poor fit to the EM map for this residue (all-atom inclusion < 40%). Stretches of 2 or more consecutive residues without any outlier are shown as a green connector. Residues present in the sample, but not in the model, are shown in grey.

- Molecule 1: Transitional endoplasmic reticulum ATPase




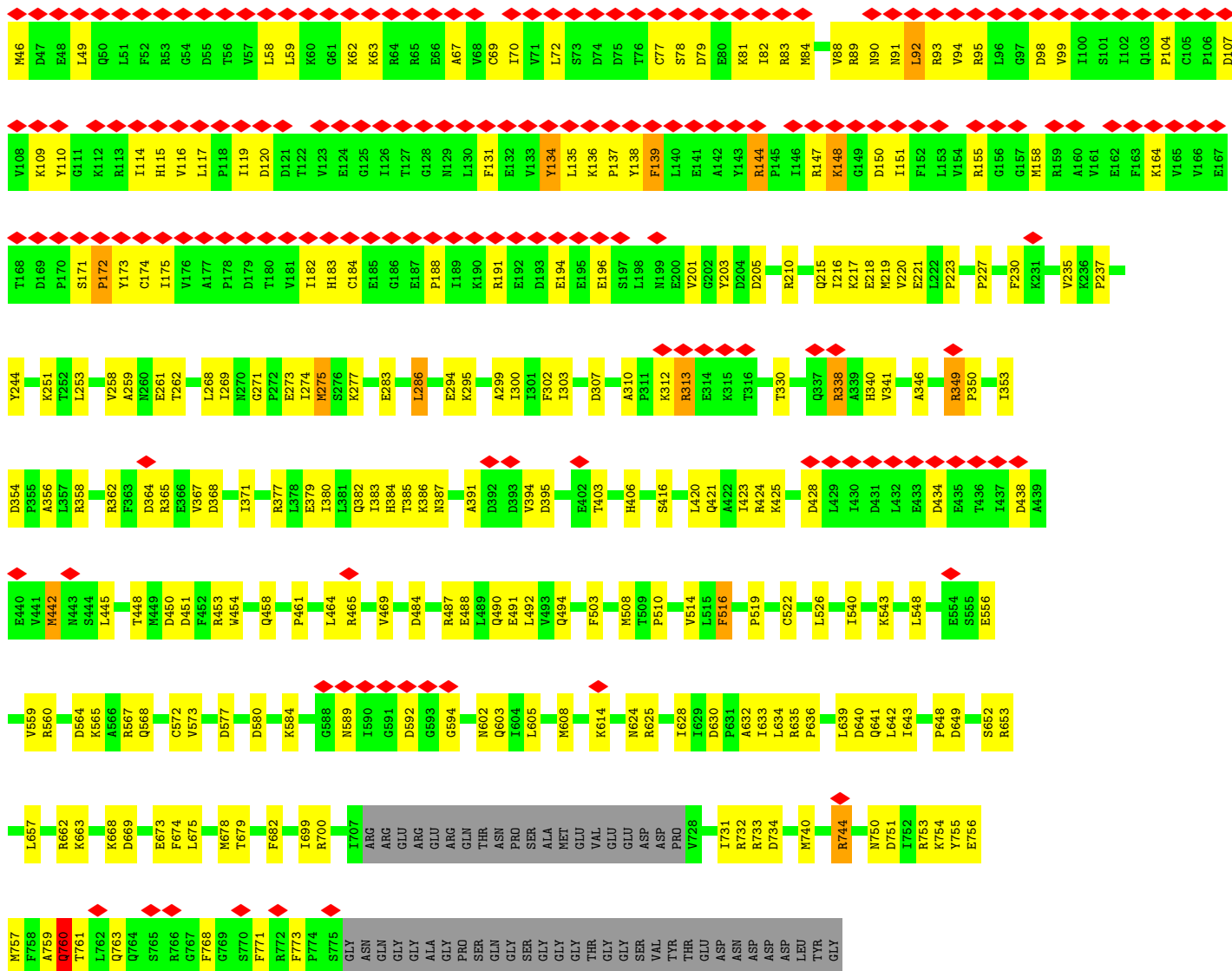


• Molecule 1: Transitional endoplasmic reticulum ATPase

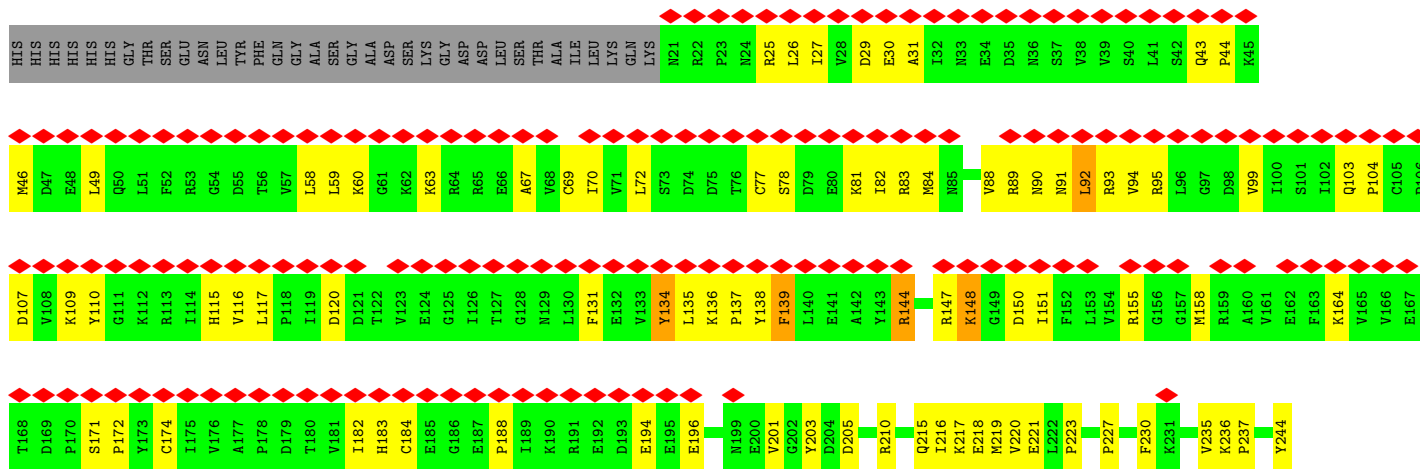


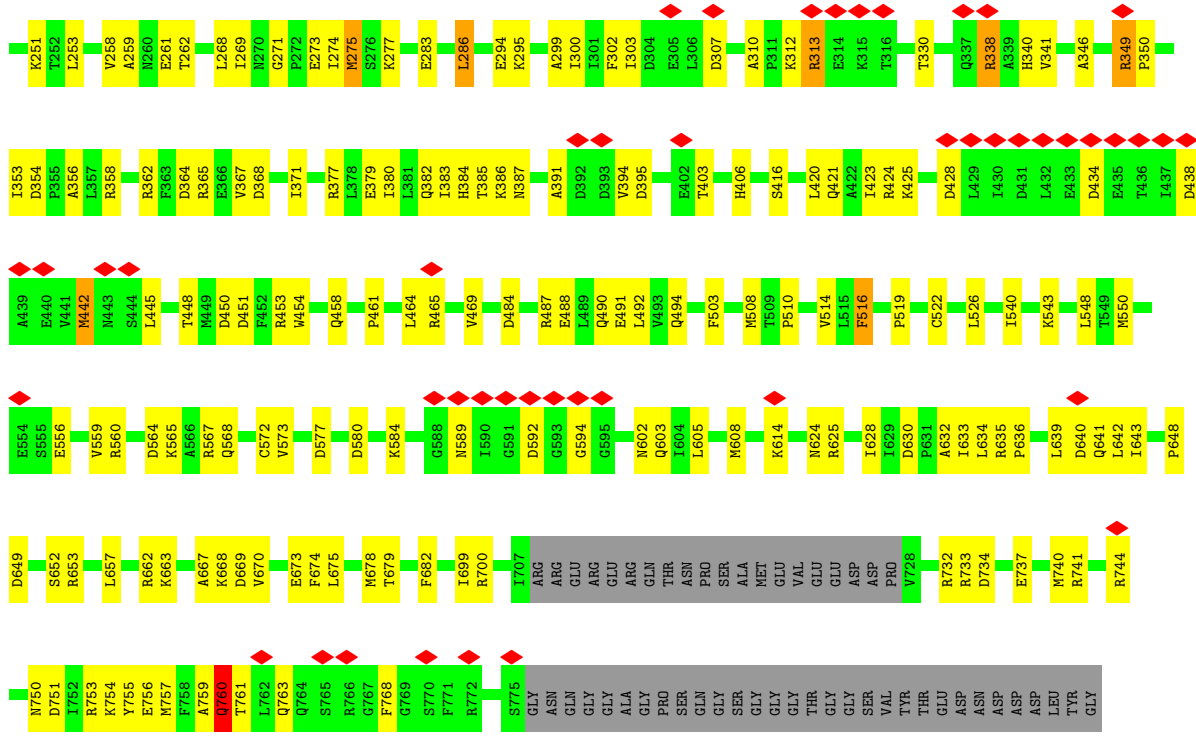
• Molecule 1: Transitional endoplasmic reticulum ATPase



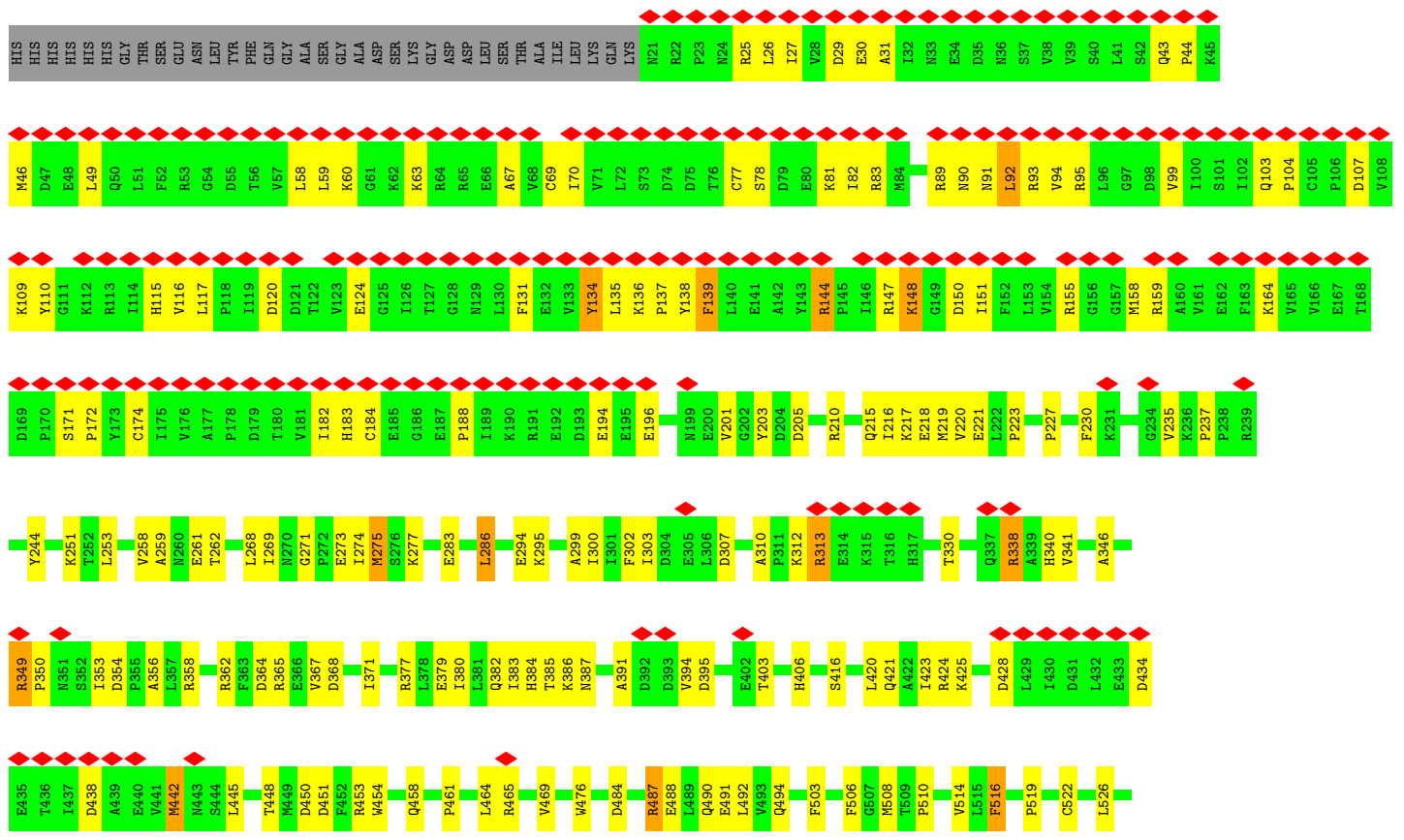


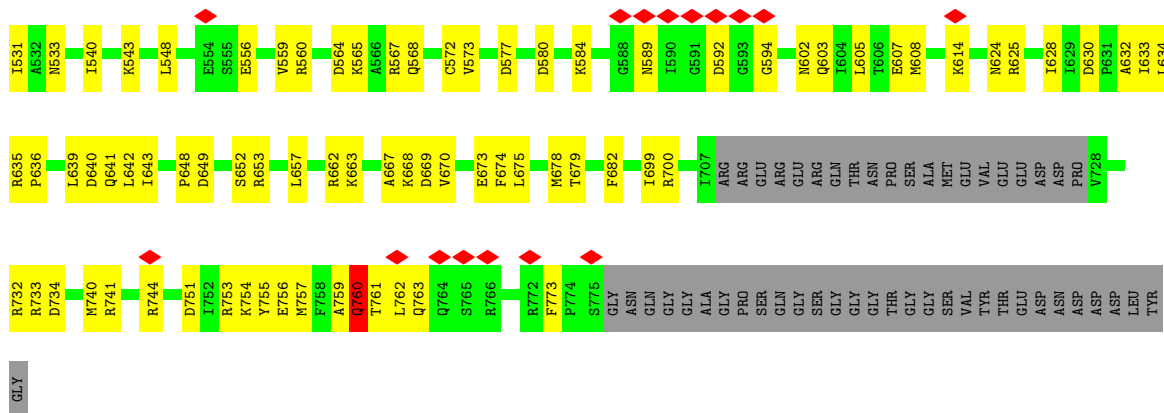
• Molecule 1: Transitional endoplasmic reticulum ATPase






• Molecule 1: Transitional endoplasmic reticulum ATPase

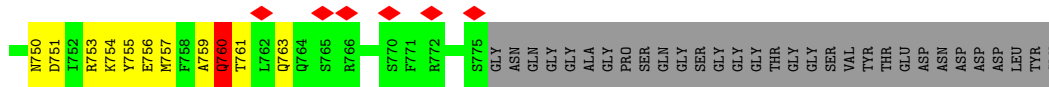




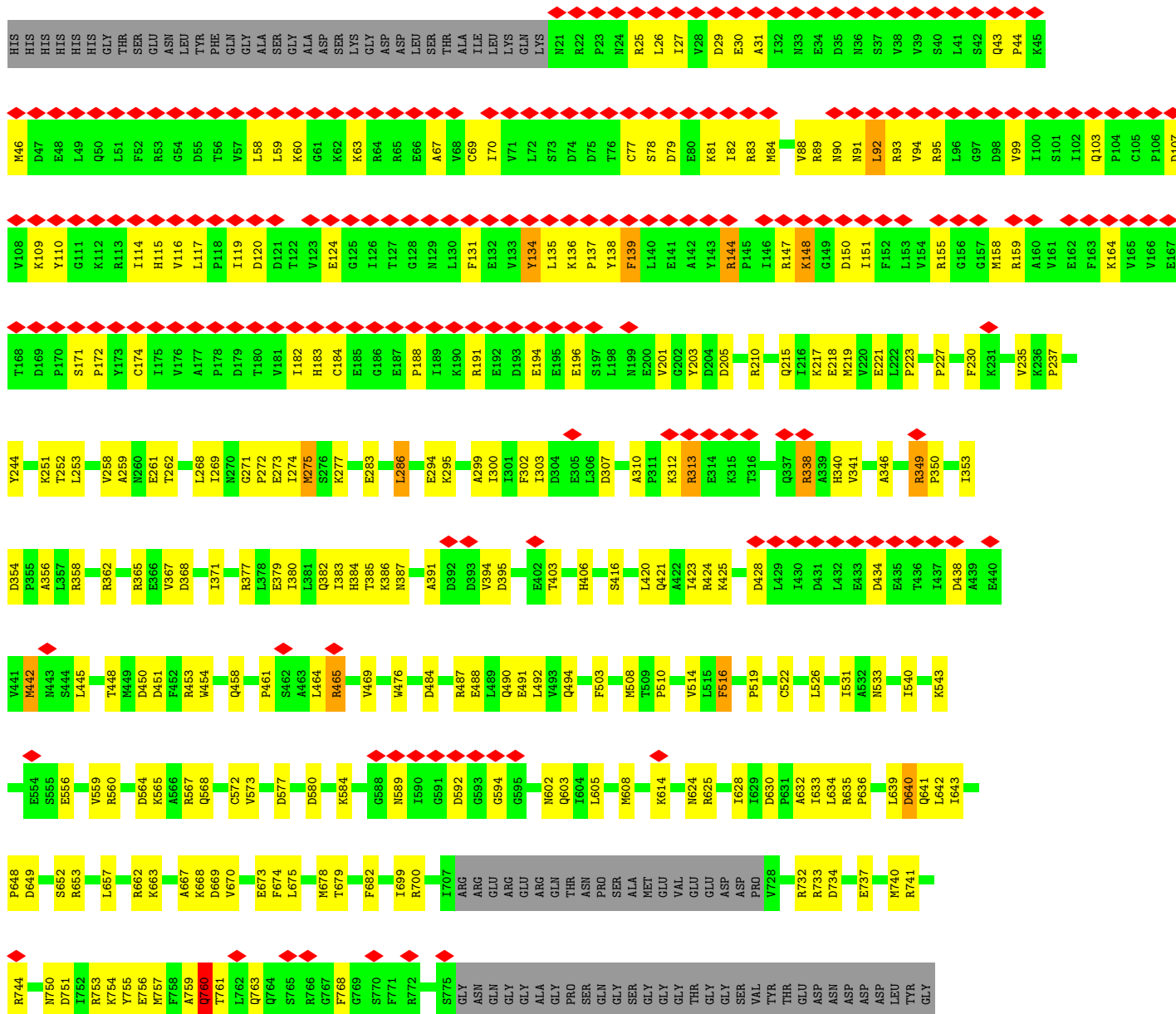
• Molecule 1: Transitional endoplasmic reticulum ATPase






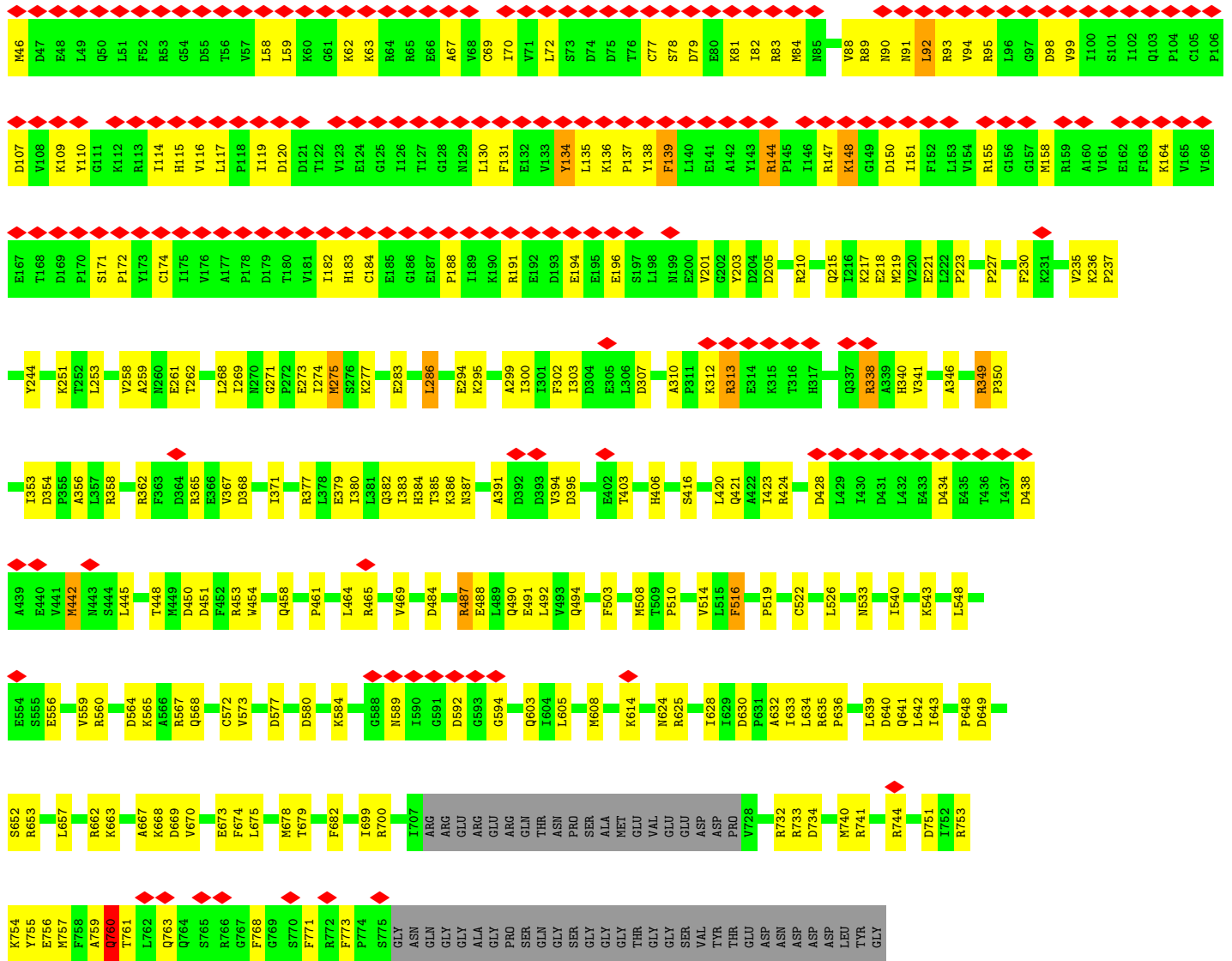


• Molecule 1: Transitional endoplasmic reticulum ATPase

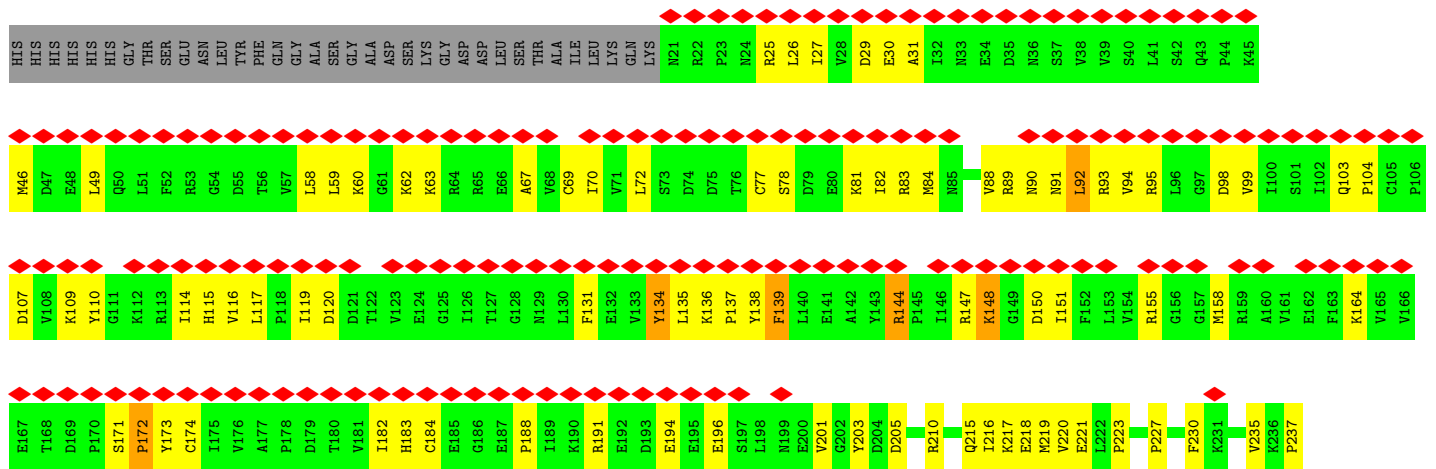


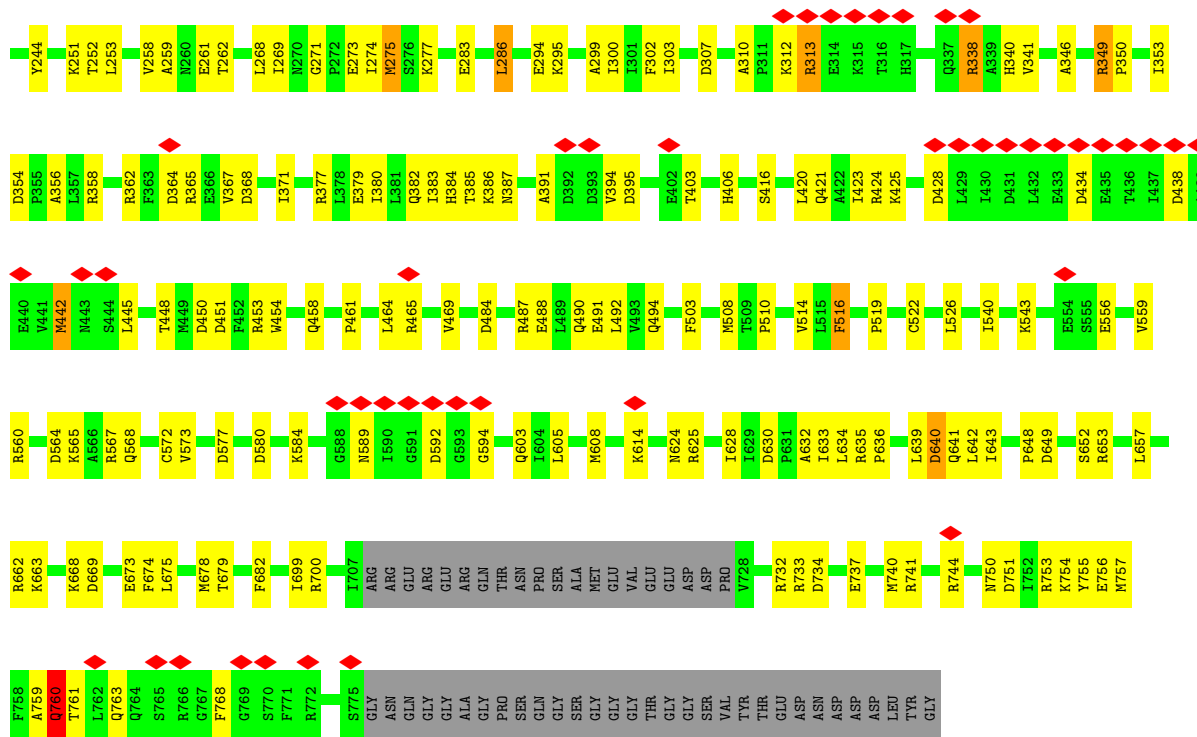
• Molecule 1: Transitional endoplasmic reticulum ATPase



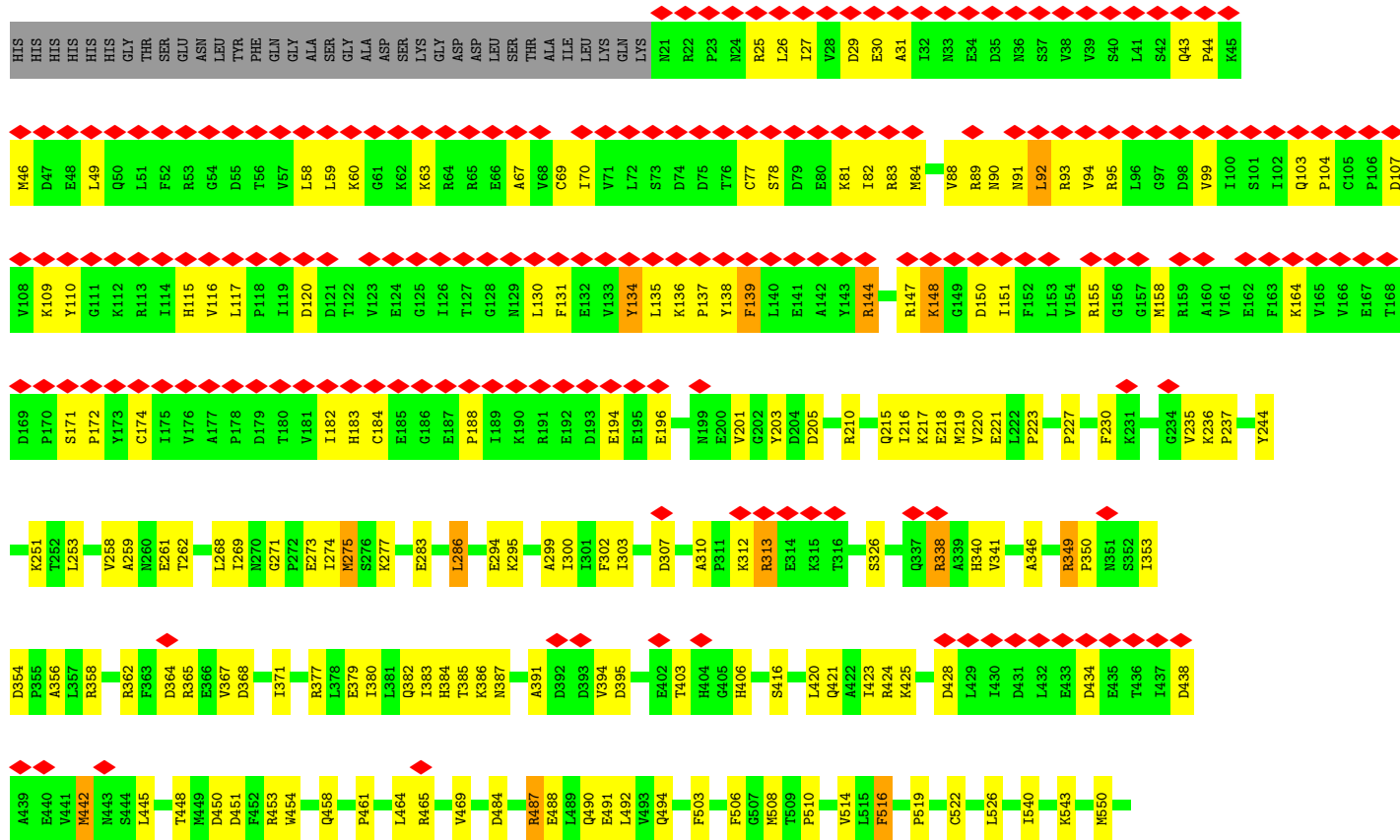


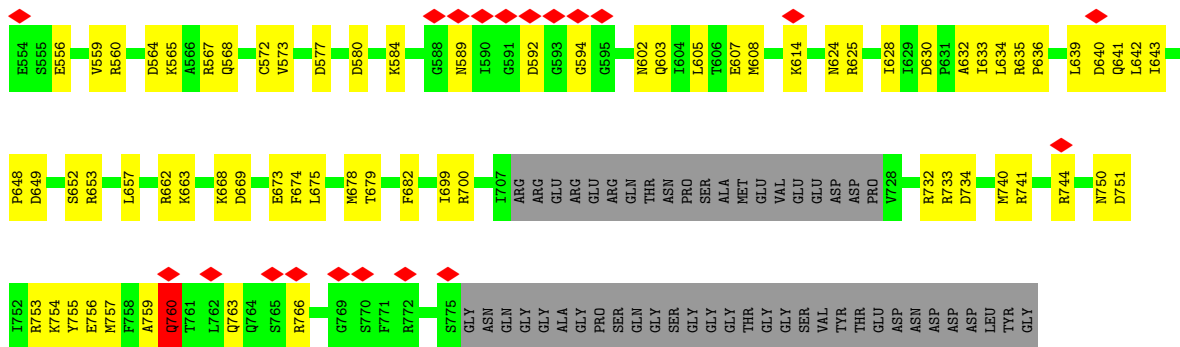
• Molecule 1: Transitional endoplasmic reticulum ATPase



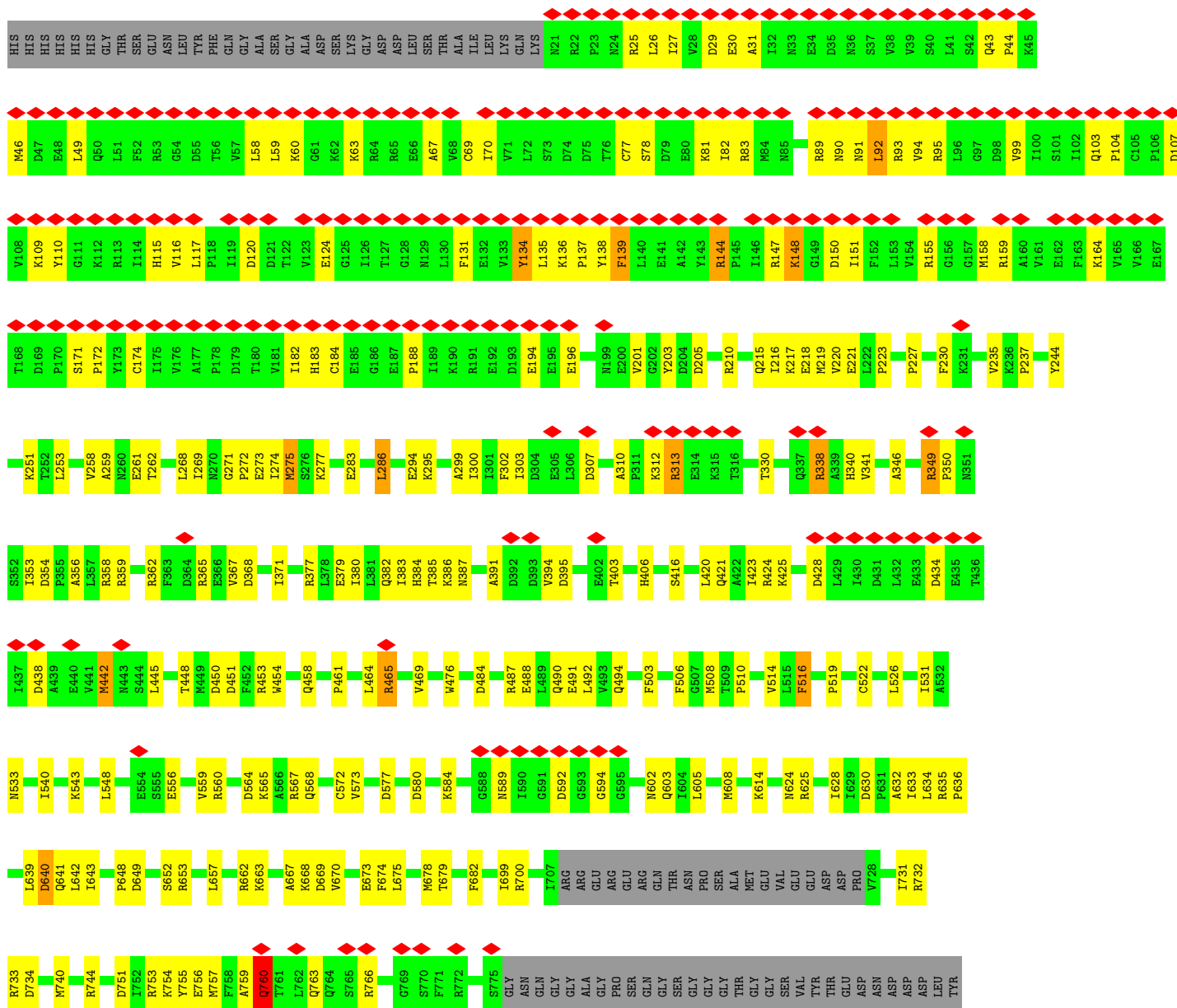


● Molecule 1: Transitional endoplasmic reticulum ATPase






• Molecule 1: Transitional endoplasmic reticulum ATPase



GLY

• Molecule 1: Transitional endoplasmic reticulum ATPase



## 4 Experimental information

Property	Value	Source
EM reconstruction method	SINGLE PARTICLE	Depositor
Imposed symmetry	POINT, Not provided	
Number of particles used	85876	Depositor
Resolution determination method	FSC 0.143 CUT-OFF	Depositor
CTF correction method	PHASE FLIPPING AND AMPLITUDE CORRECTION	Depositor
Microscope	FEI TITAN KRIOS	Depositor
Voltage (kV)	300	Depositor
Electron dose ( $e^-/\text{\AA}^2$ )	40	Depositor
Minimum defocus (nm)	Not provided	
Maximum defocus (nm)	Not provided	
Magnification	Not provided	
Image detector	FEI FALCON IV (4k x 4k)	Depositor
Maximum map value	1.283	Depositor
Minimum map value	-0.308	Depositor
Average map value	-0.001	Depositor
Map value standard deviation	0.043	Depositor
Recommended contour level	0.25	Depositor
Map size (Å)	400.0, 400.0, 400.0	wwPDB
Map dimensions	400, 400, 400	wwPDB
Map angles (°)	90.0, 90.0, 90.0	wwPDB
Pixel spacing (Å)	1.0, 1.0, 1.0	Depositor

## 5 Model quality [i](#)

### 5.1 Standard geometry [i](#)

Bond lengths and bond angles in the following residue types are not validated in this section: ADP, JDP

The Z score for a bond length (or angle) is the number of standard deviations the observed value is removed from the expected value. A bond length (or angle) with  $|Z| > 5$  is considered an outlier worth inspection. RMSZ is the root-mean-square of all Z scores of the bond lengths (or angles).

Mol	Chain	Bond lengths		Bond angles	
		RMSZ	# Z  >5	RMSZ	# Z  >5
1	A	0.27	0/5852	0.57	3/7901 (0.0%)
1	B	0.27	0/5852	0.57	3/7901 (0.0%)
1	C	0.27	0/5852	0.57	3/7901 (0.0%)
1	D	0.26	0/5852	0.57	3/7901 (0.0%)
1	E	0.27	0/5852	0.57	3/7901 (0.0%)
1	F	0.27	0/5852	0.57	3/7901 (0.0%)
1	G	0.27	0/5852	0.57	3/7901 (0.0%)
1	H	0.27	0/5852	0.57	3/7901 (0.0%)
1	I	0.27	0/5852	0.57	3/7901 (0.0%)
1	J	0.27	0/5852	0.57	3/7901 (0.0%)
1	K	0.26	0/5852	0.57	3/7901 (0.0%)
1	L	0.26	0/5852	0.57	3/7901 (0.0%)
All	All	0.27	0/70224	0.57	36/94812 (0.0%)

Chiral center outliers are detected by calculating the chiral volume of a chiral center and verifying if the center is modelled as a planar moiety or with the opposite hand. A planarity outlier is detected by checking planarity of atoms in a peptide group, atoms in a mainchain group or atoms of a sidechain that are expected to be planar.

Mol	Chain	#Chirality outliers	#Planarity outliers
1	A	0	2
1	B	0	2
1	C	0	2
1	D	0	2
1	E	0	2
1	F	0	2
1	G	0	2
1	H	0	2
1	I	0	2
1	J	0	2
1	K	0	2

*Continued on next page...*

*Continued from previous page...*

Mol	Chain	#Chirality outliers	#Planarity outliers
1	L	0	2
All	All	0	24

There are no bond length outliers.

All (36) bond angle outliers are listed below:

Mol	Chain	Res	Type	Atoms	Z	Observed(°)	Ideal(°)
1	I	349	ARG	CG-CD-NE	7.68	127.92	111.80
1	C	349	ARG	CG-CD-NE	7.67	127.90	111.80
1	J	349	ARG	CG-CD-NE	7.67	127.90	111.80
1	K	349	ARG	CG-CD-NE	7.67	127.90	111.80
1	E	349	ARG	CG-CD-NE	7.66	127.89	111.80
1	B	349	ARG	CG-CD-NE	7.66	127.88	111.80
1	D	349	ARG	CG-CD-NE	7.66	127.88	111.80
1	F	349	ARG	CG-CD-NE	7.65	127.87	111.80
1	A	349	ARG	CG-CD-NE	7.65	127.86	111.80
1	L	349	ARG	CG-CD-NE	7.65	127.86	111.80
1	H	349	ARG	CG-CD-NE	7.64	127.85	111.80
1	G	349	ARG	CG-CD-NE	7.64	127.84	111.80
1	E	92	LEU	CA-CB-CG	6.50	130.25	115.30
1	C	92	LEU	CA-CB-CG	6.49	130.24	115.30
1	H	92	LEU	CA-CB-CG	6.48	130.21	115.30
1	D	92	LEU	CA-CB-CG	6.48	130.21	115.30
1	J	92	LEU	CA-CB-CG	6.48	130.20	115.30
1	G	92	LEU	CA-CB-CG	6.47	130.19	115.30
1	A	92	LEU	CA-CB-CG	6.47	130.18	115.30
1	B	92	LEU	CA-CB-CG	6.47	130.18	115.30
1	L	92	LEU	CA-CB-CG	6.47	130.18	115.30
1	K	92	LEU	CA-CB-CG	6.46	130.15	115.30
1	I	92	LEU	CA-CB-CG	6.46	130.15	115.30
1	F	92	LEU	CA-CB-CG	6.44	130.12	115.30
1	D	760	GLN	CA-CB-CG	5.86	126.30	113.40
1	H	760	GLN	CA-CB-CG	5.85	126.28	113.40
1	B	760	GLN	CA-CB-CG	5.85	126.28	113.40
1	J	760	GLN	CA-CB-CG	5.85	126.26	113.40
1	K	760	GLN	CA-CB-CG	5.85	126.26	113.40
1	L	760	GLN	CA-CB-CG	5.85	126.26	113.40
1	I	760	GLN	CA-CB-CG	5.84	126.26	113.40
1	G	760	GLN	CA-CB-CG	5.84	126.25	113.40
1	E	760	GLN	CA-CB-CG	5.84	126.25	113.40
1	F	760	GLN	CA-CB-CG	5.84	126.24	113.40
1	A	760	GLN	CA-CB-CG	5.83	126.21	113.40

*Continued on next page...*



*Continued from previous page...*

Mol	Chain	Res	Type	Atoms	Z	Observed(°)	Ideal(°)
1	C	760	GLN	CA-CB-CG	5.83	126.22	113.40

There are no chirality outliers.

All (24) planarity outliers are listed below:

Mol	Chain	Res	Type	Group
1	A	349	ARG	Sidechain
1	A	760	GLN	Peptide
1	B	349	ARG	Sidechain
1	B	760	GLN	Peptide
1	C	349	ARG	Sidechain
1	C	760	GLN	Peptide
1	D	349	ARG	Sidechain
1	D	760	GLN	Peptide
1	E	349	ARG	Sidechain
1	E	760	GLN	Peptide
1	F	349	ARG	Sidechain
1	F	760	GLN	Peptide
1	G	349	ARG	Sidechain
1	G	760	GLN	Peptide
1	H	349	ARG	Sidechain
1	H	760	GLN	Peptide
1	I	349	ARG	Sidechain
1	I	760	GLN	Peptide
1	J	349	ARG	Sidechain
1	J	760	GLN	Peptide
1	K	349	ARG	Sidechain
1	K	760	GLN	Peptide
1	L	349	ARG	Sidechain
1	L	760	GLN	Peptide

## 5.2 Too-close contacts [\(i\)](#)

In the following table, the Non-H and H(model) columns list the number of non-hydrogen atoms and hydrogen atoms in the chain respectively. The H(added) column lists the number of hydrogen atoms added and optimized by MolProbity. The Clashes column lists the number of clashes within the asymmetric unit, whereas Symm-Clashes lists symmetry-related clashes.

Mol	Chain	Non-H	H(model)	H(added)	Clashes	Symm-Clashes
1	A	5756	0	5819	231	0
1	B	5756	0	5819	229	0

*Continued on next page...*

*Continued from previous page...*

Mol	Chain	Non-H	H(model)	H(added)	Clashes	Symm-Clashes
1	C	5756	0	5820	210	0
1	D	5756	0	5820	205	0
1	E	5756	0	5820	206	0
1	F	5756	0	5820	213	0
1	G	5756	0	5820	206	0
1	H	5756	0	5820	211	0
1	I	5756	0	5820	207	0
1	J	5756	0	5819	208	0
1	K	5756	0	5819	211	0
1	L	5756	0	5820	233	0
2	A	31	0	0	1	0
2	B	31	0	0	1	0
2	C	31	0	0	1	0
2	D	31	0	0	1	0
2	E	31	0	0	1	0
2	F	31	0	0	1	0
2	G	31	0	0	1	0
2	H	31	0	0	1	0
2	I	31	0	0	1	0
2	J	31	0	0	1	0
2	K	31	0	0	1	0
2	L	31	0	0	1	0
3	A	27	0	12	2	0
3	B	27	0	12	0	0
3	C	27	0	12	1	0
3	D	27	0	12	1	0
3	E	27	0	12	0	0
3	F	27	0	12	3	0
3	G	27	0	12	3	0
3	H	27	0	12	1	0
3	I	27	0	12	2	0
3	J	27	0	12	0	0
3	K	27	0	12	1	0
3	L	27	0	12	3	0
All	All	69768	0	69980	2395	0

The all-atom clashscore is defined as the number of clashes found per 1000 atoms (including hydrogen atoms). The all-atom clashscore for this structure is 17.

All (2395) close contacts within the same asymmetric unit are listed below, sorted by their clash magnitude.

Atom-1	Atom-2	Interatomic distance (Å)	Clash overlap (Å)
1:A:148:LYS:NZ	1:A:171:SER:H	1.03	1.46
1:L:148:LYS:NZ	1:L:171:SER:H	1.04	1.46
1:F:760:GLN:HE21	1:L:760:GLN:NE2	0.97	1.45
1:B:148:LYS:NZ	1:B:171:SER:H	1.04	1.42
1:A:760:GLN:NE2	1:K:760:GLN:NE2	1.61	1.42
1:F:760:GLN:NE2	1:L:760:GLN:HE21	0.93	1.42
1:E:760:GLN:NE2	1:G:760:GLN:HE21	0.91	1.41
1:D:760:GLN:HE21	1:H:760:GLN:NE2	0.96	1.41
1:C:760:GLN:NE2	1:I:760:GLN:HE21	0.94	1.41
1:E:760:GLN:HE21	1:G:760:GLN:NE2	0.94	1.41
1:C:760:GLN:HE21	1:I:760:GLN:NE2	0.93	1.38
1:B:148:LYS:HZ1	1:B:171:SER:N	1.22	1.36
1:D:760:GLN:NE2	1:H:760:GLN:HE21	0.90	1.35
1:I:675:LEU:CD1	1:I:740:MET:HE1	1.56	1.35
1:A:148:LYS:HZ1	1:A:171:SER:N	1.22	1.35
1:F:135:LEU:HA	1:F:138:TYR:CE2	1.63	1.33
1:L:148:LYS:HZ1	1:L:171:SER:N	1.23	1.33
1:A:135:LEU:HA	1:A:138:TYR:CE2	1.63	1.32
1:L:135:LEU:HA	1:L:138:TYR:CE2	1.64	1.32
1:E:135:LEU:HA	1:E:138:TYR:CE2	1.64	1.32
1:G:135:LEU:HA	1:G:138:TYR:CE2	1.64	1.32
1:K:135:LEU:HA	1:K:138:TYR:CE2	1.64	1.32
1:J:135:LEU:HA	1:J:138:TYR:CE2	1.63	1.32
1:B:135:LEU:HA	1:B:138:TYR:CE2	1.63	1.31
1:D:135:LEU:HA	1:D:138:TYR:CE2	1.63	1.31
1:H:135:LEU:HA	1:H:138:TYR:CE2	1.63	1.31
1:C:135:LEU:HA	1:C:138:TYR:CE2	1.64	1.30
1:I:135:LEU:HA	1:I:138:TYR:CE2	1.63	1.30
1:D:675:LEU:CD1	1:D:740:MET:CE	2.10	1.30
1:A:148:LYS:CE	1:A:171:SER:N	1.95	1.30
1:J:675:LEU:CD1	1:J:740:MET:CE	2.10	1.30
1:C:675:LEU:CD1	1:C:740:MET:CE	2.10	1.29
1:E:675:LEU:CD1	1:E:740:MET:CE	2.10	1.29
1:I:675:LEU:CD1	1:I:740:MET:CE	2.10	1.29
1:K:675:LEU:CD1	1:K:740:MET:CE	2.10	1.29
1:B:148:LYS:CE	1:B:171:SER:N	1.95	1.29
1:A:675:LEU:CD1	1:A:740:MET:CE	2.10	1.28
1:L:148:LYS:CE	1:L:171:SER:N	1.95	1.28
1:G:675:LEU:CD1	1:G:740:MET:CE	2.10	1.28
1:B:675:LEU:CD1	1:B:740:MET:CE	2.10	1.27
1:F:675:LEU:CD1	1:F:740:MET:CE	2.10	1.27
1:L:148:LYS:HE3	1:L:171:SER:N	1.49	1.27

*Continued on next page...*

*Continued from previous page...*

Atom-1	Atom-2	Interatomic distance (Å)	Clash overlap (Å)
1:H:675:LEU:CD1	1:H:740:MET:CE	2.10	1.27
1:L:675:LEU:CD1	1:L:740:MET:CE	2.10	1.27
1:B:675:LEU:CD1	1:B:740:MET:HE1	1.64	1.26
1:H:675:LEU:CD1	1:H:740:MET:HE1	1.65	1.26
1:B:148:LYS:HE3	1:B:171:SER:N	1.49	1.25
1:F:675:LEU:CD1	1:F:740:MET:HE1	1.66	1.25
1:L:675:LEU:CD1	1:L:740:MET:HE1	1.66	1.25
1:H:675:LEU:HD11	1:H:740:MET:CE	1.67	1.25
1:B:675:LEU:HD11	1:B:740:MET:CE	1.68	1.24
1:D:675:LEU:HD11	1:D:740:MET:CE	1.67	1.24
1:J:675:LEU:HD11	1:J:740:MET:CE	1.68	1.24
1:A:675:LEU:HD11	1:A:740:MET:CE	1.67	1.24
1:G:675:LEU:HD11	1:G:740:MET:CE	1.67	1.23
1:A:148:LYS:HE3	1:A:171:SER:N	1.49	1.23
1:H:130:LEU:HG	1:H:134:TYR:CE2	1.73	1.23
1:L:675:LEU:HD11	1:L:740:MET:CE	1.67	1.22
1:F:675:LEU:HD11	1:F:740:MET:CE	1.68	1.22
1:C:675:LEU:HD11	1:C:740:MET:CE	1.68	1.21
1:I:675:LEU:HD11	1:I:740:MET:CE	1.67	1.21
1:E:675:LEU:HD11	1:E:740:MET:CE	1.67	1.20
1:K:675:LEU:HD11	1:K:740:MET:CE	1.67	1.20
1:E:675:LEU:CD1	1:E:740:MET:HE1	1.70	1.19
1:K:675:LEU:CD1	1:K:740:MET:HE1	1.70	1.18
1:L:148:LYS:CE	1:L:171:SER:H	1.55	1.18
1:C:675:LEU:CD1	1:C:740:MET:HE1	1.70	1.18
1:A:148:LYS:CE	1:A:171:SER:H	1.55	1.17
1:B:148:LYS:CE	1:B:171:SER:H	1.56	1.16
1:A:148:LYS:HE3	1:A:171:SER:CA	1.76	1.14
1:G:675:LEU:CD1	1:G:740:MET:HE3	1.76	1.14
1:J:675:LEU:CD1	1:J:740:MET:HE1	1.72	1.14
1:D:675:LEU:CD1	1:D:740:MET:HE1	1.72	1.14
1:L:148:LYS:HE3	1:L:171:SER:CA	1.76	1.14
1:A:675:LEU:CD1	1:A:740:MET:HE3	1.76	1.13
1:B:148:LYS:HE3	1:B:171:SER:CA	1.76	1.13
1:J:508:MET:HE1	1:K:699:ILE:HD12	1.28	1.13
1:A:508:MET:HE1	1:B:699:ILE:HD12	1.33	1.10
1:G:675:LEU:CD1	1:G:740:MET:HE1	1.77	1.08
1:A:148:LYS:CD	1:A:171:SER:HB2	1.84	1.08
1:A:675:LEU:CD1	1:A:740:MET:HE1	1.77	1.07
1:L:148:LYS:CD	1:L:171:SER:HB2	1.84	1.07
1:B:148:LYS:CD	1:B:171:SER:HB2	1.84	1.06

*Continued on next page...*

*Continued from previous page...*

Atom-1	Atom-2	Interatomic distance (Å)	Clash overlap (Å)
1:D:675:LEU:CD1	1:D:740:MET:HE3	1.81	1.06
1:C:383:ILE:CD1	1:C:384:HIS:CD2	2.39	1.05
1:J:675:LEU:CD1	1:J:740:MET:HE3	1.82	1.05
1:C:675:LEU:CD1	1:C:740:MET:HE3	1.84	1.05
1:G:383:ILE:CD1	1:G:384:HIS:CD2	2.39	1.04
1:K:675:LEU:CD1	1:K:740:MET:HE3	1.83	1.04
1:L:383:ILE:CD1	1:L:384:HIS:CD2	2.39	1.04
1:E:675:LEU:CD1	1:E:740:MET:HE3	1.83	1.03
1:G:383:ILE:CD1	1:G:384:HIS:HD2	1.70	1.03
1:H:130:LEU:O	1:H:130:LEU:HD23	1.59	1.03
1:L:383:ILE:CD1	1:L:384:HIS:HD2	1.70	1.03
1:F:675:LEU:CD1	1:F:740:MET:HE3	1.88	1.01
1:C:383:ILE:CD1	1:C:384:HIS:HD2	1.70	1.01
1:L:675:LEU:CD1	1:L:740:MET:HE3	1.87	1.01
1:I:135:LEU:HG	1:I:138:TYR:OH	1.61	1.00
1:C:135:LEU:HG	1:C:138:TYR:OH	1.62	1.00
1:A:675:LEU:HD11	1:A:740:MET:HE1	1.00	0.99
1:G:135:LEU:HG	1:G:138:TYR:OH	1.61	0.99
1:G:675:LEU:HD11	1:G:740:MET:HE1	1.00	0.99
1:B:135:LEU:HG	1:B:138:TYR:OH	1.61	0.99
1:J:135:LEU:HG	1:J:138:TYR:OH	1.62	0.99
1:D:135:LEU:HG	1:D:138:TYR:OH	1.61	0.99
1:L:135:LEU:HG	1:L:138:TYR:OH	1.61	0.99
1:F:135:LEU:HG	1:F:138:TYR:OH	1.61	0.99
1:A:135:LEU:HG	1:A:138:TYR:OH	1.62	0.99
1:H:135:LEU:HG	1:H:138:TYR:OH	1.61	0.99
1:L:383:ILE:HD11	1:L:384:HIS:HD2	1.26	0.99
1:G:383:ILE:HD11	1:G:384:HIS:HD2	1.25	0.98
1:E:135:LEU:HG	1:E:138:TYR:OH	1.61	0.98
1:E:675:LEU:HD13	1:E:740:MET:CE	1.93	0.98
1:A:508:MET:CE	1:B:699:ILE:HD12	1.92	0.98
1:K:675:LEU:HD13	1:K:740:MET:CE	1.94	0.98
1:K:135:LEU:HG	1:K:138:TYR:OH	1.62	0.98
1:A:148:LYS:HZ3	1:A:170:PRO:HA	1.29	0.97
1:D:675:LEU:HD13	1:D:740:MET:CE	1.93	0.97
1:C:383:ILE:HD11	1:C:384:HIS:HD2	1.26	0.97
1:G:383:ILE:HD12	1:G:384:HIS:CD2	2.00	0.97
1:J:675:LEU:HD13	1:J:740:MET:CE	1.93	0.97
1:H:675:LEU:CD1	1:H:740:MET:HE3	1.89	0.97
1:G:383:ILE:HD11	1:G:384:HIS:CD2	1.99	0.96
1:B:675:LEU:HD13	1:B:740:MET:CE	1.93	0.96

*Continued on next page...*

*Continued from previous page...*

Atom-1	Atom-2	Interatomic distance (Å)	Clash overlap (Å)
1:B:448:THR:OG1	1:B:450:ASP:OD1	1.83	0.96
1:H:448:THR:OG1	1:H:450:ASP:OD1	1.83	0.96
1:H:675:LEU:HD13	1:H:740:MET:CE	1.93	0.96
1:A:383:ILE:CD1	1:A:384:HIS:ND1	2.29	0.96
1:A:448:THR:OG1	1:A:450:ASP:OD1	1.83	0.96
1:F:383:ILE:CD1	1:F:384:HIS:ND1	2.29	0.96
1:B:675:LEU:CD1	1:B:740:MET:HE3	1.90	0.96
1:G:448:THR:OG1	1:G:450:ASP:OD1	1.83	0.96
1:F:448:THR:OG1	1:F:450:ASP:OD1	1.83	0.96
1:I:508:MET:HE1	1:J:699:ILE:HD12	1.46	0.96
1:L:383:ILE:HD11	1:L:384:HIS:CD2	1.99	0.96
1:L:448:THR:OG1	1:L:450:ASP:OD1	1.83	0.96
1:C:383:ILE:HD12	1:C:384:HIS:CD2	2.00	0.96
1:L:148:LYS:HZ3	1:L:170:PRO:HA	1.30	0.96
1:H:383:ILE:CD1	1:H:384:HIS:ND1	2.29	0.95
1:B:383:ILE:CD1	1:B:384:HIS:ND1	2.29	0.95
1:D:383:ILE:CD1	1:D:384:HIS:ND1	2.29	0.95
1:J:383:ILE:CD1	1:J:384:HIS:ND1	2.29	0.95
1:L:383:ILE:HD12	1:L:384:HIS:CD2	2.00	0.95
1:E:383:ILE:CD1	1:E:384:HIS:ND1	2.29	0.95
1:I:675:LEU:HD13	1:I:740:MET:CE	1.94	0.95
1:K:383:ILE:CD1	1:K:384:HIS:ND1	2.29	0.95
1:B:148:LYS:HZ3	1:B:170:PRO:HA	1.30	0.95
1:C:448:THR:OG1	1:C:450:ASP:OD1	1.84	0.95
1:I:448:THR:OG1	1:I:450:ASP:OD1	1.83	0.95
1:D:448:THR:OG1	1:D:450:ASP:OD1	1.83	0.95
1:J:448:THR:OG1	1:J:450:ASP:OD1	1.83	0.95
1:B:134:TYR:O	1:B:138:TYR:CD2	2.20	0.94
1:B:148:LYS:NZ	1:B:170:PRO:HA	1.82	0.94
1:C:675:LEU:HD13	1:C:740:MET:CE	1.94	0.94
1:F:134:TYR:O	1:F:138:TYR:CD2	2.21	0.94
1:K:448:THR:OG1	1:K:450:ASP:OD1	1.83	0.94
1:E:134:TYR:O	1:E:138:TYR:CD2	2.20	0.94
1:E:448:THR:OG1	1:E:450:ASP:OD1	1.83	0.94
1:H:134:TYR:O	1:H:138:TYR:CD2	2.20	0.94
1:I:383:ILE:CD1	1:I:384:HIS:ND1	2.29	0.94
1:L:134:TYR:O	1:L:138:TYR:CD2	2.21	0.94
1:C:383:ILE:HD11	1:C:384:HIS:CD2	1.99	0.94
1:A:675:LEU:HD13	1:A:740:MET:CE	1.93	0.94
1:B:508:MET:HE1	1:C:699:ILE:HD12	1.50	0.94
1:G:134:TYR:O	1:G:138:TYR:CD2	2.21	0.94

*Continued on next page...*

*Continued from previous page...*

Atom-1	Atom-2	Interatomic distance (Å)	Clash overlap (Å)
1:I:134:TYR:O	1:I:138:TYR:CD2	2.21	0.94
1:C:134:TYR:O	1:C:138:TYR:CD2	2.21	0.94
1:F:675:LEU:HD13	1:F:740:MET:CE	1.94	0.94
1:K:134:TYR:O	1:K:138:TYR:CD2	2.21	0.94
1:L:675:LEU:HD13	1:L:740:MET:CE	1.93	0.94
1:G:675:LEU:HD13	1:G:740:MET:CE	1.93	0.93
1:A:134:TYR:O	1:A:138:TYR:CD2	2.21	0.93
1:D:134:TYR:O	1:D:138:TYR:CD2	2.20	0.93
1:J:134:TYR:O	1:J:138:TYR:CD2	2.21	0.93
1:J:675:LEU:HD11	1:J:740:MET:HE1	0.94	0.93
1:D:675:LEU:HD11	1:D:740:MET:HE1	0.94	0.93
1:H:508:MET:HE1	1:I:699:ILE:HD12	1.49	0.93
1:L:148:LYS:NZ	1:L:170:PRO:HA	1.82	0.93
1:L:148:LYS:NZ	1:L:171:SER:N	1.80	0.93
1:H:508:MET:CE	1:I:699:ILE:HD12	1.98	0.93
1:A:148:LYS:NZ	1:A:170:PRO:HA	1.82	0.92
1:B:508:MET:CE	1:C:699:ILE:HD12	2.00	0.92
1:C:675:LEU:HD11	1:C:740:MET:HE1	0.92	0.92
1:G:699:ILE:HD12	1:L:508:MET:HE1	1.50	0.92
1:J:508:MET:CE	1:K:699:ILE:HD12	1.99	0.91
1:C:134:TYR:O	1:C:138:TYR:HD2	1.54	0.91
1:H:135:LEU:CA	1:H:138:TYR:CE2	2.53	0.91
1:I:134:TYR:O	1:I:138:TYR:HD2	1.54	0.91
1:B:135:LEU:CA	1:B:138:TYR:CE2	2.53	0.91
1:D:135:LEU:CA	1:D:138:TYR:CE2	2.53	0.91
1:F:134:TYR:O	1:F:138:TYR:HD2	1.54	0.91
1:G:134:TYR:O	1:G:138:TYR:HD2	1.54	0.91
1:I:675:LEU:CD1	1:I:740:MET:HE3	1.99	0.91
1:I:135:LEU:CA	1:I:138:TYR:CE2	2.53	0.91
1:A:134:TYR:O	1:A:138:TYR:HD2	1.54	0.91
1:C:135:LEU:CA	1:C:138:TYR:CE2	2.53	0.91
1:F:135:LEU:CA	1:F:138:TYR:CE2	2.53	0.91
1:J:135:LEU:CA	1:J:138:TYR:CE2	2.53	0.91
1:K:675:LEU:HD11	1:K:740:MET:HE1	0.92	0.90
1:B:134:TYR:O	1:B:138:TYR:HD2	1.54	0.90
1:E:134:TYR:O	1:E:138:TYR:HD2	1.54	0.90
1:E:135:LEU:CA	1:E:138:TYR:CE2	2.53	0.90
1:E:675:LEU:HD11	1:E:740:MET:HE1	0.92	0.90
1:H:134:TYR:O	1:H:138:TYR:HD2	1.54	0.90
1:A:148:LYS:NZ	1:A:171:SER:N	1.80	0.90
1:K:135:LEU:CA	1:K:138:TYR:CE2	2.53	0.90

*Continued on next page...*

*Continued from previous page...*

Atom-1	Atom-2	Interatomic distance (Å)	Clash overlap (Å)
1:L:134:TYR:O	1:L:138:TYR:HD2	1.54	0.90
1:A:135:LEU:CA	1:A:138:TYR:CE2	2.53	0.90
1:L:135:LEU:CA	1:L:138:TYR:CE2	2.53	0.90
1:K:134:TYR:O	1:K:138:TYR:HD2	1.54	0.90
1:D:134:TYR:O	1:D:138:TYR:HD2	1.54	0.90
1:G:135:LEU:CA	1:G:138:TYR:CE2	2.53	0.89
1:J:134:TYR:O	1:J:138:TYR:HD2	1.54	0.89
1:A:148:LYS:HD2	1:A:171:SER:HB2	1.54	0.89
1:G:699:ILE:HD12	1:L:508:MET:CE	2.02	0.89
1:H:130:LEU:CG	1:H:134:TYR:CE2	2.56	0.89
1:C:508:MET:HE1	1:D:699:ILE:HD12	1.55	0.89
1:L:148:LYS:HD2	1:L:171:SER:HB2	1.54	0.89
1:F:675:LEU:HD11	1:F:740:MET:HE1	0.89	0.88
1:A:508:MET:CE	1:B:699:ILE:CD1	2.51	0.88
1:L:675:LEU:HD11	1:L:740:MET:HE1	0.88	0.88
1:B:148:LYS:HD2	1:B:171:SER:HB2	1.54	0.87
1:H:383:ILE:HD12	1:H:384:HIS:ND1	1.90	0.87
1:K:383:ILE:HD12	1:K:384:HIS:ND1	1.90	0.87
1:E:383:ILE:HD12	1:E:384:HIS:ND1	1.90	0.87
1:A:383:ILE:HD12	1:A:384:HIS:ND1	1.90	0.86
1:B:383:ILE:HD12	1:B:384:HIS:ND1	1.90	0.86
1:I:383:ILE:HD11	1:I:384:HIS:ND1	1.90	0.86
1:J:383:ILE:HD12	1:J:384:HIS:ND1	1.90	0.86
1:D:383:ILE:HD12	1:D:384:HIS:ND1	1.90	0.86
1:L:251:LYS:N	3:L:902:ADP:O2B	2.07	0.86
1:B:592:ASP:OD1	1:B:594:GLY:N	2.09	0.86
1:I:508:MET:CE	1:J:699:ILE:HD12	2.05	0.86
1:B:383:ILE:HD11	1:B:384:HIS:ND1	1.90	0.85
1:H:592:ASP:OD1	1:H:594:GLY:N	2.09	0.85
1:I:383:ILE:HD12	1:I:384:HIS:ND1	1.90	0.85
1:I:592:ASP:OD1	1:I:594:GLY:N	2.09	0.85
1:C:592:ASP:OD1	1:C:594:GLY:N	2.09	0.85
1:D:592:ASP:OD1	1:D:594:GLY:N	2.09	0.85
1:H:383:ILE:HD11	1:H:384:HIS:ND1	1.90	0.85
1:H:130:LEU:HG	1:H:134:TYR:CD2	2.11	0.85
1:J:592:ASP:OD1	1:J:594:GLY:N	2.09	0.85
1:L:148:LYS:HE3	1:L:171:SER:CB	2.07	0.85
1:A:383:ILE:HD11	1:A:384:HIS:ND1	1.90	0.85
1:K:592:ASP:OD1	1:K:594:GLY:N	2.09	0.85
1:B:148:LYS:HE3	1:B:171:SER:CB	2.07	0.85
1:E:592:ASP:OD1	1:E:594:GLY:N	2.09	0.85

*Continued on next page...*



*Continued from previous page...*

Atom-1	Atom-2	Interatomic distance (Å)	Clash overlap (Å)
1:H:675:LEU:HD11	1:H:740:MET:HE1	0.87	0.85
1:G:592:ASP:OD1	1:G:594:GLY:N	2.09	0.84
1:A:592:ASP:OD1	1:A:594:GLY:N	2.09	0.84
1:F:383:ILE:HD11	1:F:384:HIS:ND1	1.90	0.84
1:F:592:ASP:OD1	1:F:594:GLY:N	2.09	0.84
1:L:592:ASP:OD1	1:L:594:GLY:N	2.09	0.84
1:B:675:LEU:HD11	1:B:740:MET:HE1	0.86	0.84
1:C:403:THR:OG1	1:C:406:HIS:ND1	2.11	0.84
1:E:383:ILE:HD11	1:E:384:HIS:ND1	1.90	0.84
1:F:383:ILE:HD12	1:F:384:HIS:ND1	1.90	0.84
1:E:403:THR:OG1	1:E:406:HIS:ND1	2.11	0.84
1:I:403:THR:OG1	1:I:406:HIS:ND1	2.11	0.84
1:K:383:ILE:HD11	1:K:384:HIS:ND1	1.90	0.84
1:A:148:LYS:HE3	1:A:171:SER:CB	2.07	0.84
1:K:403:THR:OG1	1:K:406:HIS:ND1	2.11	0.84
1:L:403:THR:OG1	1:L:406:HIS:ND1	2.11	0.84
1:A:403:THR:OG1	1:A:406:HIS:ND1	2.11	0.83
1:F:403:THR:OG1	1:F:406:HIS:ND1	2.11	0.83
1:E:508:MET:HE1	1:F:699:ILE:HD12	1.61	0.83
1:H:403:THR:OG1	1:H:406:HIS:ND1	2.11	0.83
1:B:403:THR:OG1	1:B:406:HIS:ND1	2.11	0.83
1:G:403:THR:OG1	1:G:406:HIS:ND1	2.11	0.83
1:D:383:ILE:HD11	1:D:384:HIS:ND1	1.90	0.83
1:D:403:THR:OG1	1:D:406:HIS:ND1	2.11	0.83
1:J:403:THR:OG1	1:J:406:HIS:ND1	2.11	0.83
1:J:383:ILE:HD11	1:J:384:HIS:ND1	1.91	0.82
1:H:130:LEU:CD1	1:H:134:TYR:HE2	1.93	0.82
1:E:760:GLN:NE2	1:G:760:GLN:NE2	1.72	0.82
1:H:508:MET:HE2	1:I:699:ILE:CD1	2.10	0.82
1:K:508:MET:HE1	1:L:699:ILE:HD12	1.61	0.81
1:B:148:LYS:NZ	1:B:171:SER:N	1.80	0.81
1:C:508:MET:CE	1:D:699:ILE:HD12	2.10	0.80
1:A:508:MET:HE2	1:B:699:ILE:CD1	2.11	0.80
1:E:135:LEU:HA	1:E:138:TYR:CZ	2.17	0.80
1:D:135:LEU:HA	1:D:138:TYR:CZ	2.17	0.80
1:E:383:ILE:HD11	1:E:384:HIS:CE1	2.17	0.80
1:J:135:LEU:HA	1:J:138:TYR:CZ	2.17	0.79
1:D:383:ILE:HD11	1:D:384:HIS:CE1	2.17	0.79
1:K:135:LEU:HA	1:K:138:TYR:CZ	2.18	0.79
1:K:383:ILE:HD11	1:K:384:HIS:CE1	2.18	0.79
1:F:135:LEU:HA	1:F:138:TYR:CZ	2.17	0.79

*Continued on next page...*

*Continued from previous page...*

Atom-1	Atom-2	Interatomic distance (Å)	Clash overlap (Å)
1:J:383:ILE:HD11	1:J:384:HIS:CE1	2.18	0.79
1:L:135:LEU:HA	1:L:138:TYR:CZ	2.17	0.79
1:A:148:LYS:CE	1:A:171:SER:HB2	2.13	0.79
1:B:135:LEU:HA	1:B:138:TYR:CZ	2.17	0.79
1:H:130:LEU:HG	1:H:134:TYR:HE2	1.42	0.79
1:I:135:LEU:HA	1:I:138:TYR:CZ	2.17	0.79
1:I:675:LEU:HD11	1:I:740:MET:HE1	0.81	0.79
1:H:135:LEU:HA	1:H:138:TYR:CZ	2.17	0.79
1:C:135:LEU:HA	1:C:138:TYR:CZ	2.17	0.79
1:F:383:ILE:HD11	1:F:384:HIS:CE1	2.17	0.79
1:G:135:LEU:HA	1:G:138:TYR:CZ	2.17	0.78
1:L:148:LYS:CE	1:L:171:SER:HB2	2.13	0.78
1:A:135:LEU:HA	1:A:138:TYR:CZ	2.17	0.78
1:K:508:MET:CE	1:L:699:ILE:HD12	2.13	0.78
1:I:383:ILE:HD11	1:I:384:HIS:CE1	2.18	0.78
1:B:148:LYS:CE	1:B:171:SER:HB2	2.13	0.78
1:J:508:MET:HE1	1:K:699:ILE:CD1	2.13	0.78
1:A:383:ILE:HD11	1:A:384:HIS:CE1	2.18	0.78
1:H:508:MET:CE	1:I:699:ILE:CD1	2.61	0.78
1:B:383:ILE:HD11	1:B:384:HIS:CE1	2.18	0.78
1:G:508:MET:CE	1:H:699:ILE:HD12	2.14	0.77
1:H:383:ILE:HD11	1:H:384:HIS:CE1	2.18	0.77
1:D:508:MET:HE1	1:E:699:ILE:HD12	1.67	0.77
1:A:148:LYS:CE	1:A:171:SER:CB	2.62	0.77
1:G:508:MET:HE1	1:H:699:ILE:HD12	1.65	0.77
1:K:235:VAL:HG13	1:L:416:SER:HB2	1.67	0.77
1:H:130:LEU:CG	1:H:134:TYR:HE2	1.97	0.77
1:B:508:MET:HE2	1:C:699:ILE:CD1	2.15	0.77
1:E:508:MET:CE	1:F:699:ILE:HD12	2.14	0.77
1:B:148:LYS:HZ1	1:B:170:PRO:C	1.89	0.76
1:L:148:LYS:CE	1:L:171:SER:CB	2.63	0.76
1:B:148:LYS:CE	1:B:171:SER:CB	2.63	0.76
1:G:699:ILE:CD1	1:L:508:MET:HE2	2.15	0.76
1:A:699:ILE:HD12	1:F:508:MET:HE1	1.67	0.76
1:L:148:LYS:HD2	1:L:171:SER:CB	2.16	0.76
1:L:148:LYS:HZ1	1:L:170:PRO:C	1.89	0.76
1:D:760:GLN:NE2	1:H:760:GLN:NE2	1.75	0.76
1:J:508:MET:CE	1:K:699:ILE:CD1	2.64	0.76
1:B:148:LYS:CD	1:B:171:SER:CB	2.65	0.75
1:B:148:LYS:HD2	1:B:171:SER:CB	2.16	0.75
1:A:148:LYS:HD2	1:A:171:SER:CB	2.16	0.75

*Continued on next page...*

*Continued from previous page...*

Atom-1	Atom-2	Interatomic distance (Å)	Clash overlap (Å)
1:A:148:LYS:HZ1	1:A:170:PRO:C	1.90	0.75
1:I:251:LYS:N	3:I:902:ADP:O2B	2.20	0.75
1:L:148:LYS:CD	1:L:171:SER:CB	2.65	0.74
1:D:383:ILE:CD1	1:D:384:HIS:CE1	2.70	0.74
1:J:383:ILE:CD1	1:J:384:HIS:CE1	2.70	0.74
1:E:383:ILE:CD1	1:E:384:HIS:CE1	2.70	0.74
1:I:383:ILE:CD1	1:I:384:HIS:CE1	2.70	0.74
1:A:383:ILE:CD1	1:A:384:HIS:CE1	2.70	0.74
1:H:383:ILE:CD1	1:H:384:HIS:CE1	2.70	0.74
1:K:383:ILE:CD1	1:K:384:HIS:CE1	2.70	0.74
1:B:148:LYS:CG	1:B:171:SER:HB2	2.17	0.74
1:B:383:ILE:CD1	1:B:384:HIS:CE1	2.70	0.74
1:G:699:ILE:CD1	1:L:508:MET:CE	2.65	0.74
1:F:383:ILE:CD1	1:F:384:HIS:CE1	2.70	0.74
1:L:148:LYS:CG	1:L:171:SER:HB2	2.17	0.73
1:E:350:PRO:O	1:E:358:ARG:NH2	2.22	0.73
1:K:350:PRO:O	1:K:358:ARG:NH2	2.22	0.73
1:H:350:PRO:O	1:H:358:ARG:NH2	2.22	0.73
1:A:148:LYS:CG	1:A:171:SER:HB2	2.17	0.73
1:B:350:PRO:O	1:B:358:ARG:NH2	2.22	0.73
1:K:675:LEU:HD13	1:K:740:MET:HE3	1.62	0.73
1:I:350:PRO:O	1:I:358:ARG:NH2	2.22	0.73
1:J:675:LEU:HD13	1:J:740:MET:HE3	1.62	0.73
1:D:508:MET:CE	1:E:699:ILE:HD12	2.18	0.72
1:D:675:LEU:HD13	1:D:740:MET:HE3	1.61	0.72
1:E:675:LEU:HD13	1:E:740:MET:HE3	1.62	0.72
1:I:675:LEU:HD13	1:I:740:MET:HE3	1.66	0.72
1:B:508:MET:CE	1:C:699:ILE:CD1	2.68	0.72
1:C:350:PRO:O	1:C:358:ARG:NH2	2.22	0.72
1:L:148:LYS:NZ	1:L:170:PRO:CA	2.52	0.72
1:A:350:PRO:O	1:A:358:ARG:NH2	2.22	0.72
1:F:350:PRO:O	1:F:358:ARG:NH2	2.22	0.72
1:L:350:PRO:O	1:L:358:ARG:NH2	2.22	0.72
1:G:350:PRO:O	1:G:358:ARG:NH2	2.22	0.71
1:A:699:ILE:HD12	1:F:508:MET:CE	2.19	0.71
1:G:675:LEU:HD13	1:G:740:MET:HE3	1.60	0.71
1:A:148:LYS:NZ	1:A:170:PRO:CA	2.52	0.71
1:A:675:LEU:HD13	1:A:740:MET:HE3	1.61	0.71
1:J:350:PRO:O	1:J:358:ARG:NH2	2.22	0.71
1:D:350:PRO:O	1:D:358:ARG:NH2	2.22	0.70
1:E:487:ARG:HE	1:F:700:ARG:CZ	2.04	0.70

*Continued on next page...*

*Continued from previous page...*

Atom-1	Atom-2	Interatomic distance (Å)	Clash overlap (Å)
1:A:508:MET:HE1	1:B:699:ILE:CD1	2.12	0.70
1:A:148:LYS:CD	1:A:171:SER:CB	2.65	0.70
1:B:148:LYS:NZ	1:B:170:PRO:CA	2.52	0.69
1:C:760:GLN:NE2	1:I:760:GLN:NE2	1.76	0.69
1:F:760:GLN:NE2	1:L:760:GLN:NE2	1.77	0.69
1:L:148:LYS:HE3	1:L:171:SER:HB2	1.74	0.69
1:H:636:PRO:HA	1:H:640:ASP:HB3	1.75	0.69
1:C:636:PRO:HA	1:C:640:ASP:HB3	1.75	0.69
1:L:675:LEU:HD13	1:L:740:MET:HE3	1.63	0.69
1:A:636:PRO:HA	1:A:640:ASP:HB3	1.75	0.69
1:D:636:PRO:HA	1:D:640:ASP:HB3	1.75	0.69
1:J:636:PRO:HA	1:J:640:ASP:HB3	1.75	0.69
1:B:90:ASN:ND2	1:B:196:GLU:O	2.26	0.69
1:C:675:LEU:HD13	1:C:740:MET:HE3	1.62	0.69
1:H:90:ASN:ND2	1:H:196:GLU:O	2.26	0.69
1:F:675:LEU:HD13	1:F:740:MET:HE3	1.63	0.68
1:I:508:MET:CE	1:J:699:ILE:CD1	2.70	0.68
1:B:636:PRO:HA	1:B:640:ASP:HB3	1.75	0.68
1:G:90:ASN:ND2	1:G:196:GLU:O	2.26	0.68
1:A:90:ASN:ND2	1:A:196:GLU:O	2.26	0.68
1:C:90:ASN:ND2	1:C:196:GLU:O	2.26	0.68
1:I:90:ASN:ND2	1:I:196:GLU:O	2.26	0.68
1:L:90:ASN:ND2	1:L:196:GLU:O	2.26	0.68
1:F:90:ASN:ND2	1:F:196:GLU:O	2.26	0.68
1:C:508:MET:CE	1:D:699:ILE:CD1	2.72	0.68
1:E:636:PRO:HA	1:E:640:ASP:HB3	1.75	0.68
1:K:636:PRO:HA	1:K:640:ASP:HB3	1.74	0.68
1:F:636:PRO:HA	1:F:640:ASP:HB3	1.75	0.68
1:L:636:PRO:HA	1:L:640:ASP:HB3	1.75	0.68
1:E:90:ASN:ND2	1:E:196:GLU:O	2.26	0.67
1:D:90:ASN:ND2	1:D:196:GLU:O	2.26	0.67
1:K:90:ASN:ND2	1:K:196:GLU:O	2.26	0.67
1:G:636:PRO:HA	1:G:640:ASP:HB3	1.75	0.67
1:I:636:PRO:HA	1:I:640:ASP:HB3	1.75	0.67
1:E:508:MET:HE2	1:F:699:ILE:CD1	2.24	0.67
1:J:90:ASN:ND2	1:J:196:GLU:O	2.26	0.67
1:C:640:ASP:OD1	1:C:641:GLN:HG2	1.94	0.67
1:B:235:VAL:HG13	1:C:416:SER:HB2	1.77	0.67
1:H:640:ASP:OD1	1:H:641:GLN:HG2	1.94	0.67
1:E:640:ASP:OD1	1:E:641:GLN:HG2	1.94	0.67
1:F:640:ASP:OD1	1:F:641:GLN:HG2	1.94	0.66

*Continued on next page...*

*Continued from previous page...*

Atom-1	Atom-2	Interatomic distance (Å)	Clash overlap (Å)
1:L:640:ASP:OD1	1:L:641:GLN:HG2	1.94	0.66
1:D:640:ASP:OD1	1:D:641:GLN:HG2	1.94	0.66
1:J:640:ASP:OD1	1:J:641:GLN:HG2	1.94	0.66
1:B:148:LYS:HE3	1:B:171:SER:HB2	1.74	0.66
1:E:155:ARG:HH21	1:E:386:LYS:HZ3	1.43	0.66
1:K:155:ARG:HH21	1:K:386:LYS:HZ3	1.43	0.66
1:L:148:LYS:HZ1	1:L:171:SER:H	0.67	0.66
1:A:640:ASP:OD1	1:A:641:GLN:HG2	1.94	0.66
1:E:508:MET:CE	1:F:699:ILE:CD1	2.75	0.65
1:A:148:LYS:HZ1	1:A:171:SER:H	0.66	0.65
1:I:491:GLU:HB3	1:J:700:ARG:HH21	1.62	0.65
1:A:148:LYS:HE3	1:A:171:SER:HB2	1.74	0.65
1:A:416:SER:HB2	1:F:235:VAL:HG13	1.78	0.65
1:J:235:VAL:HG13	1:K:416:SER:HB2	1.79	0.65
1:E:95:ARG:HH11	1:E:95:ARG:HG3	1.62	0.65
1:J:95:ARG:HH11	1:J:95:ARG:HG3	1.62	0.65
1:K:95:ARG:HH11	1:K:95:ARG:HG3	1.62	0.65
1:C:508:MET:HE2	1:D:699:ILE:CD1	2.27	0.65
1:D:95:ARG:HG3	1:D:95:ARG:HH11	1.62	0.65
1:B:624:ASN:O	1:B:755:TYR:OH	2.12	0.64
1:G:508:MET:HE2	1:H:699:ILE:CD1	2.28	0.64
1:H:95:ARG:HH11	1:H:95:ARG:HG3	1.62	0.64
1:I:95:ARG:HH11	1:I:95:ARG:HG3	1.62	0.64
1:B:95:ARG:HH11	1:B:95:ARG:HG3	1.62	0.64
1:A:95:ARG:HG3	1:A:95:ARG:HH11	1.62	0.64
1:C:95:ARG:HH11	1:C:95:ARG:HG3	1.62	0.64
1:G:95:ARG:HG3	1:G:95:ARG:HH11	1.62	0.64
1:L:95:ARG:HG3	1:L:95:ARG:HH11	1.62	0.64
1:F:95:ARG:HH11	1:F:95:ARG:HG3	1.63	0.64
1:A:148:LYS:HG3	1:A:171:SER:HB2	1.79	0.64
1:D:235:VAL:HG13	1:E:416:SER:HB2	1.79	0.63
1:C:559:VAL:HG21	1:C:603:GLN:HB3	1.81	0.63
1:B:148:LYS:HG3	1:B:171:SER:HB2	1.79	0.63
1:D:450:ASP:HA	1:D:453:ARG:HG2	1.81	0.63
1:J:450:ASP:HA	1:J:453:ARG:HG2	1.81	0.63
1:I:559:VAL:HG21	1:I:603:GLN:HB3	1.81	0.63
1:L:148:LYS:HG3	1:L:171:SER:HB2	1.79	0.63
1:A:674:PHE:CE1	1:A:678:MET:SD	2.92	0.63
1:B:559:VAL:HG21	1:B:603:GLN:HB3	1.81	0.63
1:C:450:ASP:HA	1:C:453:ARG:HG2	1.81	0.63
1:A:624:ASN:O	1:A:755:TYR:OH	2.12	0.62

*Continued on next page...*

*Continued from previous page...*

Atom-1	Atom-2	Interatomic distance (Å)	Clash overlap (Å)
1:I:674:PHE:CE1	1:I:678:MET:SD	2.92	0.62
1:B:674:PHE:CE1	1:B:678:MET:SD	2.92	0.62
1:G:624:ASN:O	1:G:755:TYR:OH	2.12	0.62
1:H:559:VAL:HG21	1:H:603:GLN:HB3	1.81	0.62
1:H:674:PHE:CE1	1:H:678:MET:SD	2.92	0.62
1:I:450:ASP:HA	1:I:453:ARG:HG2	1.80	0.62
1:J:559:VAL:HG21	1:J:603:GLN:HB3	1.81	0.62
1:K:674:PHE:CE1	1:K:678:MET:SD	2.92	0.62
1:L:674:PHE:CE1	1:L:678:MET:SD	2.92	0.62
1:A:148:LYS:NZ	1:A:170:PRO:C	2.52	0.62
1:A:450:ASP:HA	1:A:453:ARG:HG2	1.80	0.62
1:C:674:PHE:CE1	1:C:678:MET:SD	2.93	0.62
1:D:559:VAL:HG21	1:D:603:GLN:HB3	1.81	0.62
1:E:674:PHE:CE1	1:E:678:MET:SD	2.92	0.62
1:G:450:ASP:HA	1:G:453:ARG:HG2	1.80	0.62
1:G:674:PHE:CE1	1:G:678:MET:SD	2.93	0.62
1:A:675:LEU:HD12	1:A:740:MET:HE3	1.77	0.62
1:F:674:PHE:CE1	1:F:678:MET:SD	2.93	0.62
1:E:450:ASP:HA	1:E:453:ARG:HG2	1.80	0.62
1:G:251:LYS:N	3:G:902:ADP:O2B	2.32	0.62
1:G:675:LEU:HD12	1:G:740:MET:HE3	1.77	0.62
1:H:450:ASP:HA	1:H:453:ARG:HG2	1.80	0.62
1:H:675:LEU:HD13	1:H:740:MET:HE3	1.63	0.62
1:K:450:ASP:HA	1:K:453:ARG:HG2	1.80	0.62
1:D:674:PHE:CE1	1:D:678:MET:SD	2.92	0.62
1:B:675:LEU:HD13	1:B:740:MET:HE3	1.63	0.62
1:I:508:MET:HE2	1:J:699:ILE:CD1	2.29	0.62
1:B:450:ASP:HA	1:B:453:ARG:HG2	1.81	0.62
1:J:674:PHE:CE1	1:J:678:MET:SD	2.93	0.61
1:L:559:VAL:HG21	1:L:603:GLN:HB3	1.81	0.61
1:F:450:ASP:HA	1:F:453:ARG:HG2	1.80	0.61
1:F:559:VAL:HG21	1:F:603:GLN:HB3	1.81	0.61
1:G:559:VAL:HG21	1:G:603:GLN:HB3	1.81	0.61
1:L:450:ASP:HA	1:L:453:ARG:HG2	1.80	0.61
1:E:559:VAL:HG21	1:E:603:GLN:HB3	1.81	0.61
1:K:559:VAL:HG21	1:K:603:GLN:HB3	1.81	0.61
1:L:252:THR:OG1	3:L:902:ADP:O1B	2.16	0.61
1:A:559:VAL:HG21	1:A:603:GLN:HB3	1.81	0.61
1:B:148:LYS:HZ1	1:B:170:PRO:CA	2.14	0.61
1:J:508:MET:HE2	1:K:699:ILE:CD1	2.31	0.61
1:C:564:ASP:OD1	1:C:567:ARG:NH1	2.34	0.60

*Continued on next page...*

*Continued from previous page...*

Atom-1	Atom-2	Interatomic distance (Å)	Clash overlap (Å)
1:I:564:ASP:OD1	1:I:567:ARG:NH1	2.34	0.60
1:E:158:MET:HG3	1:E:158:MET:O	2.02	0.60
1:F:158:MET:HG3	1:F:158:MET:O	2.02	0.60
1:G:131:PHE:HE2	1:G:184:CYS:HB3	1.67	0.60
1:G:235:VAL:HG13	1:H:416:SER:HB2	1.84	0.60
1:G:491:GLU:HB3	1:H:700:ARG:HH21	1.66	0.60
1:I:158:MET:HG3	1:I:158:MET:O	2.02	0.60
1:A:131:PHE:HE2	1:A:184:CYS:HB3	1.67	0.60
1:C:158:MET:HG3	1:C:158:MET:O	2.02	0.60
1:D:158:MET:HG3	1:D:158:MET:O	2.02	0.60
1:J:158:MET:HG3	1:J:158:MET:O	2.02	0.60
1:K:158:MET:HG3	1:K:158:MET:O	2.02	0.60
1:L:131:PHE:HE2	1:L:184:CYS:HB3	1.67	0.60
1:L:158:MET:HG3	1:L:158:MET:O	2.02	0.60
1:B:131:PHE:HE2	1:B:184:CYS:HB3	1.67	0.60
1:G:508:MET:CE	1:H:699:ILE:CD1	2.79	0.60
1:K:201:VAL:HG21	1:K:253:LEU:HB2	1.84	0.60
1:F:131:PHE:HE2	1:F:184:CYS:HB3	1.67	0.60
1:H:131:PHE:HE2	1:H:184:CYS:HB3	1.67	0.60
1:H:158:MET:O	1:H:158:MET:HG3	2.02	0.60
1:K:491:GLU:HB3	1:L:700:ARG:HH21	1.67	0.60
1:B:158:MET:HG3	1:B:158:MET:O	2.02	0.60
1:E:201:VAL:HG21	1:E:253:LEU:HB2	1.84	0.60
1:D:201:VAL:HG21	1:D:253:LEU:HB2	1.84	0.60
1:A:668:LYS:HA	1:A:668:LYS:HE3	1.84	0.60
1:D:564:ASP:OD1	1:D:567:ARG:NH1	2.34	0.60
1:F:668:LYS:HA	1:F:668:LYS:HE3	1.84	0.60
1:H:148:LYS:NZ	1:H:174:CYS:SG	2.75	0.60
1:C:131:PHE:HE2	1:C:184:CYS:HB3	1.67	0.59
1:E:131:PHE:HE2	1:E:184:CYS:HB3	1.67	0.59
1:F:93:ARG:NH2	1:F:194:GLU:OE1	2.35	0.59
1:J:564:ASP:OD1	1:J:567:ARG:NH1	2.34	0.59
1:K:131:PHE:HE2	1:K:184:CYS:HB3	1.67	0.59
1:L:93:ARG:NH2	1:L:194:GLU:OE1	2.35	0.59
1:B:668:LYS:HE3	1:B:668:LYS:HA	1.84	0.59
1:C:425:LYS:NZ	1:C:451:ASP:OD1	2.30	0.59
1:G:148:LYS:NZ	1:G:174:CYS:SG	2.75	0.59
1:H:668:LYS:HA	1:H:668:LYS:HE3	1.84	0.59
1:J:201:VAL:HG21	1:J:253:LEU:HB2	1.84	0.59
1:K:508:MET:HE2	1:L:699:ILE:CD1	2.31	0.59
1:L:668:LYS:HA	1:L:668:LYS:HE3	1.84	0.59

*Continued on next page...*

*Continued from previous page...*

Atom-1	Atom-2	Interatomic distance (Å)	Clash overlap (Å)
1:A:158:MET:HG3	1:A:158:MET:O	2.02	0.59
1:A:768:PHE:O	1:B:741:ARG:HA	2.02	0.59
1:D:148:LYS:NZ	1:D:174:CYS:SG	2.75	0.59
1:F:564:ASP:OD1	1:F:567:ARG:NH1	2.34	0.59
1:G:668:LYS:HA	1:G:668:LYS:HE3	1.84	0.59
1:H:564:ASP:OD1	1:H:567:ARG:NH1	2.34	0.59
1:I:131:PHE:HE2	1:I:184:CYS:HB3	1.67	0.59
1:J:148:LYS:NZ	1:J:174:CYS:SG	2.75	0.59
1:J:668:LYS:HE3	1:J:668:LYS:HA	1.84	0.59
1:B:564:ASP:OD1	1:B:567:ARG:NH1	2.34	0.59
1:D:131:PHE:HE2	1:D:184:CYS:HB3	1.67	0.59
1:D:668:LYS:HA	1:D:668:LYS:HE3	1.84	0.59
1:E:93:ARG:NH2	1:E:194:GLU:OE1	2.35	0.59
1:G:158:MET:HG3	1:G:158:MET:O	2.02	0.59
1:H:93:ARG:NH2	1:H:194:GLU:OE1	2.35	0.59
1:L:148:LYS:HZ1	1:L:170:PRO:CA	2.14	0.59
1:L:564:ASP:OD1	1:L:567:ARG:NH1	2.34	0.59
1:C:757:MET:O	1:C:761:THR:OG1	2.16	0.59
1:K:93:ARG:NH2	1:K:194:GLU:OE1	2.35	0.59
1:A:564:ASP:OD1	1:A:567:ARG:NH1	2.34	0.59
1:B:93:ARG:NH2	1:B:194:GLU:OE1	2.35	0.59
1:B:148:LYS:NZ	1:B:170:PRO:C	2.52	0.59
1:D:508:MET:HE2	1:E:699:ILE:CD1	2.32	0.59
1:I:93:ARG:NH2	1:I:194:GLU:OE1	2.35	0.59
1:J:131:PHE:HE2	1:J:184:CYS:HB3	1.67	0.59
1:C:93:ARG:NH2	1:C:194:GLU:OE1	2.35	0.59
1:E:148:LYS:NZ	1:E:174:CYS:SG	2.75	0.59
1:G:564:ASP:OD1	1:G:567:ARG:NH1	2.34	0.59
1:K:148:LYS:NZ	1:K:174:CYS:SG	2.75	0.59
1:E:669:ASP:O	1:E:733:ARG:NH2	2.36	0.59
1:J:624:ASN:O	1:J:755:TYR:OH	2.12	0.59
1:K:669:ASP:O	1:K:733:ARG:NH2	2.36	0.59
1:A:93:ARG:NH2	1:A:194:GLU:OE1	2.35	0.59
1:C:148:LYS:NZ	1:C:174:CYS:SG	2.75	0.59
1:D:624:ASN:O	1:D:755:TYR:OH	2.12	0.59
1:H:491:GLU:HB3	1:I:700:ARG:HH21	1.68	0.59
1:I:148:LYS:NZ	1:I:174:CYS:SG	2.75	0.59
1:A:148:LYS:HZ1	1:A:170:PRO:CA	2.15	0.58
1:C:732:ARG:HH12	1:C:734:ASP:HB3	1.68	0.58
1:E:732:ARG:HH12	1:E:734:ASP:HB3	1.69	0.58
1:F:669:ASP:O	1:F:733:ARG:NH2	2.36	0.58

*Continued on next page...*



*Continued from previous page...*

Atom-1	Atom-2	Interatomic distance (Å)	Clash overlap (Å)
1:I:732:ARG:HH12	1:I:734:ASP:HB3	1.68	0.58
1:K:732:ARG:HH12	1:K:734:ASP:HB3	1.68	0.58
1:A:201:VAL:HG21	1:A:253:LEU:HB2	1.84	0.58
1:A:699:ILE:CD1	1:F:508:MET:HE2	2.33	0.58
1:B:201:VAL:HG21	1:B:253:LEU:HB2	1.84	0.58
1:C:201:VAL:HG21	1:C:253:LEU:HB2	1.84	0.58
1:C:668:LYS:HA	1:C:668:LYS:HE3	1.84	0.58
1:E:592:ASP:OD1	1:E:592:ASP:C	2.42	0.58
1:E:605:LEU:HD21	1:E:633:ILE:HA	1.85	0.58
1:H:201:VAL:HG21	1:H:253:LEU:HB2	1.84	0.58
1:I:201:VAL:HG21	1:I:253:LEU:HB2	1.84	0.58
1:L:669:ASP:O	1:L:733:ARG:NH2	2.36	0.58
1:A:299:ALA:HB3	1:A:341:VAL:HG12	1.86	0.58
1:C:416:SER:O	1:C:420:LEU:HD22	2.04	0.58
1:C:669:ASP:O	1:C:733:ARG:NH2	2.36	0.58
1:D:299:ALA:HB3	1:D:341:VAL:HG12	1.85	0.58
1:F:148:LYS:NZ	1:F:174:CYS:SG	2.75	0.58
1:G:201:VAL:HG21	1:G:253:LEU:HB2	1.84	0.58
1:G:299:ALA:HB3	1:G:341:VAL:HG12	1.85	0.58
1:G:732:ARG:HH12	1:G:734:ASP:HB3	1.68	0.58
1:I:416:SER:O	1:I:420:LEU:HD22	2.04	0.58
1:I:669:ASP:O	1:I:733:ARG:NH2	2.36	0.58
1:K:592:ASP:OD1	1:K:592:ASP:C	2.42	0.58
1:K:605:LEU:HD21	1:K:633:ILE:HA	1.85	0.58
1:L:69:CYS:SG	1:L:70:ILE:N	2.76	0.58
1:A:732:ARG:HH12	1:A:734:ASP:HB3	1.69	0.58
1:H:416:SER:O	1:H:420:LEU:HD22	2.04	0.58
1:J:605:LEU:HD21	1:J:633:ILE:HA	1.85	0.58
1:J:669:ASP:O	1:J:733:ARG:NH2	2.36	0.58
1:B:416:SER:O	1:B:420:LEU:HD22	2.03	0.58
1:B:669:ASP:O	1:B:733:ARG:NH2	2.36	0.58
1:D:605:LEU:HD21	1:D:633:ILE:HA	1.85	0.58
1:D:669:ASP:O	1:D:733:ARG:NH2	2.36	0.58
1:F:69:CYS:SG	1:F:70:ILE:N	2.76	0.58
1:J:299:ALA:HB3	1:J:341:VAL:HG12	1.86	0.58
1:B:148:LYS:HZ1	1:B:171:SER:H	0.67	0.58
1:D:416:SER:O	1:D:420:LEU:HD22	2.04	0.58
1:D:592:ASP:OD1	1:D:592:ASP:C	2.42	0.58
1:E:640:ASP:OD1	1:E:641:GLN:N	2.37	0.58
1:F:640:ASP:OD1	1:F:641:GLN:N	2.37	0.58
1:H:299:ALA:HB3	1:H:341:VAL:HG12	1.85	0.58

*Continued on next page...*

*Continued from previous page...*

Atom-1	Atom-2	Interatomic distance (Å)	Clash overlap (Å)
1:H:669:ASP:O	1:H:733:ARG:NH2	2.36	0.58
1:I:668:LYS:HA	1:I:668:LYS:HE3	1.84	0.58
1:J:416:SER:O	1:J:420:LEU:HD22	2.04	0.58
1:K:668:LYS:HA	1:K:668:LYS:HE3	1.84	0.58
1:A:757:MET:O	1:A:761:THR:OG1	2.16	0.58
1:F:201:VAL:HG21	1:F:253:LEU:HB2	1.84	0.58
1:G:93:ARG:NH2	1:G:194:GLU:OE1	2.35	0.58
1:G:757:MET:O	1:G:761:THR:OG1	2.16	0.58
1:K:273:GLU:OE1	1:K:273:GLU:N	2.31	0.58
1:K:624:ASN:O	1:K:755:TYR:OH	2.12	0.58
1:L:640:ASP:OD1	1:L:641:GLN:N	2.37	0.58
1:A:669:ASP:O	1:A:733:ARG:NH2	2.36	0.58
1:B:299:ALA:HB3	1:B:341:VAL:HG12	1.85	0.58
1:D:93:ARG:NH2	1:D:194:GLU:OE1	2.35	0.58
1:E:273:GLU:OE1	1:E:273:GLU:N	2.31	0.58
1:E:624:ASN:O	1:E:755:TYR:OH	2.12	0.58
1:E:668:LYS:HA	1:E:668:LYS:HE3	1.84	0.58
1:F:592:ASP:OD1	1:F:592:ASP:C	2.42	0.58
1:G:416:SER:O	1:G:420:LEU:HD22	2.03	0.58
1:J:93:ARG:NH2	1:J:194:GLU:OE1	2.35	0.58
1:J:592:ASP:OD1	1:J:592:ASP:C	2.42	0.58
1:L:201:VAL:HG21	1:L:253:LEU:HB2	1.84	0.58
1:L:592:ASP:OD1	1:L:592:ASP:C	2.42	0.58
1:B:491:GLU:HB3	1:C:700:ARG:HH21	1.68	0.58
1:D:508:MET:CE	1:E:699:ILE:CD1	2.82	0.58
1:D:732:ARG:HH12	1:D:734:ASP:HB3	1.69	0.58
1:J:732:ARG:HH12	1:J:734:ASP:HB3	1.69	0.58
1:L:416:SER:O	1:L:420:LEU:HD22	2.03	0.58
1:L:605:LEU:HD21	1:L:633:ILE:HA	1.85	0.58
1:A:416:SER:O	1:A:420:LEU:HD22	2.04	0.58
1:F:442:MET:HA	1:F:445:LEU:HG	1.85	0.58
1:F:605:LEU:HD21	1:F:633:ILE:HA	1.85	0.58
1:G:669:ASP:O	1:G:733:ARG:NH2	2.36	0.58
1:K:564:ASP:OD1	1:K:567:ARG:NH1	2.34	0.58
1:E:564:ASP:OD1	1:E:567:ARG:NH1	2.34	0.57
1:F:416:SER:O	1:F:420:LEU:HD22	2.03	0.57
1:H:69:CYS:SG	1:H:70:ILE:N	2.76	0.57
1:B:69:CYS:SG	1:B:70:ILE:N	2.76	0.57
1:C:69:CYS:SG	1:C:70:ILE:N	2.76	0.57
1:C:299:ALA:HB3	1:C:341:VAL:HG12	1.85	0.57
1:C:640:ASP:OD1	1:C:641:GLN:N	2.37	0.57

*Continued on next page...*

*Continued from previous page...*

Atom-1	Atom-2	Interatomic distance (Å)	Clash overlap (Å)
1:H:640:ASP:OD1	1:H:641:GLN:N	2.37	0.57
1:L:442:MET:HA	1:L:445:LEU:HG	1.85	0.57
1:A:605:LEU:HD21	1:A:633:ILE:HA	1.85	0.57
1:B:732:ARG:HH12	1:B:734:ASP:HB3	1.69	0.57
1:C:592:ASP:OD1	1:C:592:ASP:C	2.42	0.57
1:H:732:ARG:HH12	1:H:734:ASP:HB3	1.68	0.57
1:L:227:PRO:HA	1:L:340:HIS:CE1	2.39	0.57
1:A:219:MET:SD	1:A:365:ARG:NH1	2.78	0.57
1:D:442:MET:HA	1:D:445:LEU:HG	1.85	0.57
1:E:299:ALA:HB3	1:E:341:VAL:HG12	1.85	0.57
1:E:487:ARG:HE	1:F:700:ARG:NH1	2.02	0.57
1:F:219:MET:SD	1:F:365:ARG:NH1	2.78	0.57
1:F:227:PRO:HA	1:F:340:HIS:CE1	2.39	0.57
1:G:605:LEU:HD21	1:G:633:ILE:HA	1.85	0.57
1:I:592:ASP:OD1	1:I:592:ASP:C	2.42	0.57
1:J:227:PRO:HA	1:J:340:HIS:CE1	2.39	0.57
1:J:442:MET:HA	1:J:445:LEU:HG	1.85	0.57
1:K:508:MET:CE	1:L:699:ILE:CD1	2.82	0.57
1:C:605:LEU:HD21	1:C:633:ILE:HA	1.85	0.57
1:D:227:PRO:HA	1:D:340:HIS:CE1	2.39	0.57
1:I:605:LEU:HD21	1:I:633:ILE:HA	1.85	0.57
1:K:299:ALA:HB3	1:K:341:VAL:HG12	1.86	0.57
1:A:640:ASP:OD1	1:A:641:GLN:N	2.37	0.57
1:B:227:PRO:HA	1:B:340:HIS:CE1	2.39	0.57
1:D:640:ASP:OD1	1:D:641:GLN:N	2.37	0.57
1:G:219:MET:SD	1:G:365:ARG:NH1	2.78	0.57
1:G:227:PRO:HA	1:G:340:HIS:CE1	2.39	0.57
1:J:640:ASP:OD1	1:J:641:GLN:N	2.37	0.57
1:L:219:MET:SD	1:L:365:ARG:NH1	2.78	0.57
1:A:592:ASP:OD1	1:A:592:ASP:C	2.42	0.57
1:H:227:PRO:HA	1:H:340:HIS:CE1	2.39	0.57
1:I:299:ALA:HB3	1:I:341:VAL:HG12	1.86	0.57
1:J:634:LEU:HD22	1:J:642:LEU:HD11	1.87	0.57
1:L:673:GLU:N	1:L:673:GLU:OE1	2.38	0.57
1:C:442:MET:HA	1:C:445:LEU:HG	1.85	0.57
1:C:673:GLU:OE1	1:C:673:GLU:N	2.38	0.57
1:D:634:LEU:HD22	1:D:642:LEU:HD11	1.87	0.57
1:F:203:TYR:HE2	1:F:261:GLU:HB2	1.70	0.57
1:F:673:GLU:OE1	1:F:673:GLU:N	2.38	0.57
1:H:130:LEU:O	1:H:130:LEU:CD2	2.43	0.57
1:H:442:MET:HA	1:H:445:LEU:HG	1.85	0.57

*Continued on next page...*

*Continued from previous page...*

Atom-1	Atom-2	Interatomic distance (Å)	Clash overlap (Å)
1:I:442:MET:HA	1:I:445:LEU:HG	1.85	0.57
1:I:673:GLU:OE1	1:I:673:GLU:N	2.38	0.57
1:A:227:PRO:HA	1:A:340:HIS:CE1	2.39	0.57
1:A:442:MET:HA	1:A:445:LEU:HG	1.85	0.57
1:B:592:ASP:OD1	1:B:592:ASP:C	2.42	0.57
1:C:219:MET:SD	1:C:365:ARG:NH1	2.78	0.57
1:E:227:PRO:HA	1:E:340:HIS:CE1	2.39	0.57
1:E:416:SER:O	1:E:420:LEU:HD22	2.03	0.57
1:F:299:ALA:HB3	1:F:341:VAL:HG12	1.85	0.57
1:G:203:TYR:HE2	1:G:261:GLU:HB2	1.70	0.57
1:G:565:LYS:HA	1:G:568:GLN:HG3	1.86	0.57
1:G:592:ASP:OD1	1:G:592:ASP:C	2.42	0.57
1:H:592:ASP:OD1	1:H:592:ASP:C	2.42	0.57
1:H:605:LEU:HD21	1:H:633:ILE:HA	1.85	0.57
1:I:219:MET:SD	1:I:365:ARG:NH1	2.78	0.57
1:J:487:ARG:HE	1:K:700:ARG:CZ	2.17	0.57
1:K:219:MET:SD	1:K:365:ARG:NH1	2.78	0.57
1:K:227:PRO:HA	1:K:340:HIS:CE1	2.39	0.57
1:L:203:TYR:HE2	1:L:261:GLU:HB2	1.70	0.57
1:A:203:TYR:HE2	1:A:261:GLU:HB2	1.70	0.57
1:D:219:MET:SD	1:D:365:ARG:NH1	2.78	0.57
1:G:442:MET:HA	1:G:445:LEU:HG	1.85	0.57
1:I:227:PRO:HA	1:I:340:HIS:CE1	2.39	0.57
1:I:273:GLU:OE1	1:I:273:GLU:N	2.31	0.57
1:K:416:SER:O	1:K:420:LEU:HD22	2.04	0.57
1:K:565:LYS:HA	1:K:568:GLN:HG3	1.86	0.57
1:A:565:LYS:HA	1:A:568:GLN:HG3	1.86	0.56
1:B:273:GLU:OE1	1:B:273:GLU:N	2.31	0.56
1:B:565:LYS:HA	1:B:568:GLN:HG3	1.86	0.56
1:C:227:PRO:HA	1:C:340:HIS:CE1	2.39	0.56
1:C:273:GLU:OE1	1:C:273:GLU:N	2.31	0.56
1:E:203:TYR:HE2	1:E:261:GLU:HB2	1.70	0.56
1:E:442:MET:HA	1:E:445:LEU:HG	1.85	0.56
1:E:757:MET:O	1:E:761:THR:OG1	2.16	0.56
1:H:219:MET:SD	1:H:365:ARG:NH1	2.78	0.56
1:J:219:MET:SD	1:J:365:ARG:NH1	2.78	0.56
1:K:634:LEU:HD22	1:K:642:LEU:HD11	1.87	0.56
1:B:605:LEU:HD21	1:B:633:ILE:HA	1.85	0.56
1:C:565:LYS:HA	1:C:568:GLN:HG3	1.86	0.56
1:E:219:MET:SD	1:E:365:ARG:NH1	2.78	0.56
1:E:565:LYS:HA	1:E:568:GLN:HG3	1.86	0.56

*Continued on next page...*

*Continued from previous page...*

Atom-1	Atom-2	Interatomic distance (Å)	Clash overlap (Å)
1:E:634:LEU:HD22	1:E:642:LEU:HD11	1.87	0.56
1:I:565:LYS:HA	1:I:568:GLN:HG3	1.87	0.56
1:K:442:MET:HA	1:K:445:LEU:HG	1.85	0.56
1:L:299:ALA:HB3	1:L:341:VAL:HG12	1.86	0.56
1:A:274:ILE:HA	1:A:277:LYS:HE2	1.88	0.56
1:A:699:ILE:CD1	1:F:508:MET:CE	2.83	0.56
1:A:773:PHE:HB3	1:B:733:ARG:HH11	1.70	0.56
1:B:219:MET:SD	1:B:365:ARG:NH1	2.78	0.56
1:B:442:MET:HA	1:B:445:LEU:HG	1.85	0.56
1:B:673:GLU:OE1	1:B:673:GLU:N	2.38	0.56
1:D:673:GLU:N	1:D:673:GLU:OE1	2.38	0.56
1:E:69:CYS:SG	1:E:70:ILE:N	2.76	0.56
1:H:565:LYS:HA	1:H:568:GLN:HG3	1.86	0.56
1:K:69:CYS:SG	1:K:70:ILE:N	2.76	0.56
1:K:203:TYR:HE2	1:K:261:GLU:HB2	1.70	0.56
1:B:203:TYR:HE2	1:B:261:GLU:HB2	1.70	0.56
1:E:235:VAL:HG13	1:F:416:SER:HB2	1.87	0.56
1:F:565:LYS:HA	1:F:568:GLN:HG3	1.86	0.56
1:G:274:ILE:HA	1:G:277:LYS:HE2	1.88	0.56
1:G:403:THR:HG1	1:G:406:HIS:CE1	2.24	0.56
1:G:673:GLU:N	1:G:673:GLU:OE1	2.38	0.56
1:H:673:GLU:OE1	1:H:673:GLU:N	2.38	0.56
1:I:634:LEU:HD22	1:I:642:LEU:HD11	1.87	0.56
1:J:565:LYS:HA	1:J:568:GLN:HG3	1.86	0.56
1:J:673:GLU:OE1	1:J:673:GLU:N	2.38	0.56
1:K:673:GLU:OE1	1:K:673:GLU:N	2.38	0.56
1:L:565:LYS:HA	1:L:568:GLN:HG3	1.86	0.56
1:B:274:ILE:HA	1:B:277:LYS:HE2	1.88	0.56
1:E:673:GLU:OE1	1:E:673:GLU:N	2.38	0.56
1:F:624:ASN:O	1:F:755:TYR:OH	2.12	0.56
1:G:69:CYS:SG	1:G:70:ILE:N	2.76	0.56
1:G:516:PHE:HB3	1:G:643:ILE:HG13	1.88	0.56
1:H:203:TYR:HE2	1:H:261:GLU:HB2	1.70	0.56
1:H:273:GLU:OE1	1:H:273:GLU:N	2.31	0.56
1:H:274:ILE:HA	1:H:277:LYS:HE2	1.88	0.56
1:A:69:CYS:SG	1:A:70:ILE:N	2.76	0.56
1:A:673:GLU:N	1:A:673:GLU:OE1	2.38	0.56
1:C:634:LEU:HD22	1:C:642:LEU:HD11	1.87	0.56
1:F:273:GLU:OE1	1:F:273:GLU:N	2.31	0.56
1:F:634:LEU:HD22	1:F:642:LEU:HD11	1.87	0.56
1:I:425:LYS:NZ	1:I:451:ASP:OD1	2.30	0.56

*Continued on next page...*

*Continued from previous page...*

Atom-1	Atom-2	Interatomic distance (Å)	Clash overlap (Å)
1:L:273:GLU:OE1	1:L:273:GLU:N	2.31	0.56
1:L:624:ASN:O	1:L:755:TYR:OH	2.12	0.56
1:L:634:LEU:HD22	1:L:642:LEU:HD11	1.87	0.56
1:B:516:PHE:HB3	1:B:643:ILE:HG13	1.88	0.56
1:D:89:ARG:HA	1:D:94:VAL:HG12	1.88	0.56
1:D:203:TYR:HE2	1:D:261:GLU:HB2	1.70	0.56
1:D:565:LYS:HA	1:D:568:GLN:HG3	1.86	0.56
1:F:274:ILE:HA	1:F:277:LYS:HE2	1.88	0.56
1:A:516:PHE:HB3	1:A:643:ILE:HG13	1.88	0.56
1:H:516:PHE:HB3	1:H:643:ILE:HG13	1.88	0.56
1:I:89:ARG:HA	1:I:94:VAL:HG12	1.88	0.56
1:J:89:ARG:HA	1:J:94:VAL:HG12	1.88	0.56
1:C:203:TYR:HE2	1:C:261:GLU:HB2	1.70	0.56
1:C:768:PHE:O	1:D:741:ARG:HA	2.06	0.56
1:I:203:TYR:HE2	1:I:261:GLU:HB2	1.70	0.56
1:J:203:TYR:HE2	1:J:261:GLU:HB2	1.70	0.56
1:L:274:ILE:HA	1:L:277:LYS:HE2	1.88	0.56
1:A:634:LEU:HD22	1:A:642:LEU:HD11	1.87	0.55
1:D:273:GLU:OE1	1:D:273:GLU:N	2.31	0.55
1:F:516:PHE:HB3	1:F:643:ILE:HG13	1.88	0.55
1:G:634:LEU:HD22	1:G:642:LEU:HD11	1.87	0.55
1:L:516:PHE:HB3	1:L:643:ILE:HG13	1.88	0.55
1:A:356:ALA:O	1:A:362:ARG:NH1	2.36	0.55
1:C:89:ARG:HA	1:C:94:VAL:HG12	1.88	0.55
1:H:244:TYR:HB2	1:H:368:ASP:HA	1.89	0.55
1:J:506:PHE:HE1	1:K:731:ILE:HG13	1.71	0.55
1:B:244:TYR:HB2	1:B:368:ASP:HA	1.89	0.55
1:C:274:ILE:HA	1:C:277:LYS:HE2	1.88	0.55
1:J:273:GLU:OE1	1:J:273:GLU:N	2.31	0.55
1:K:648:PRO:O	1:K:653:ARG:NH1	2.40	0.55
1:A:244:TYR:HB2	1:A:368:ASP:HA	1.88	0.55
1:B:89:ARG:HA	1:B:94:VAL:HG12	1.88	0.55
1:B:634:LEU:HD22	1:B:642:LEU:HD11	1.87	0.55
1:E:648:PRO:O	1:E:653:ARG:NH1	2.40	0.55
1:H:634:LEU:HD22	1:H:642:LEU:HD11	1.87	0.55
1:I:516:PHE:HB3	1:I:643:ILE:HG13	1.88	0.55
1:A:395:ASP:OD1	1:A:395:ASP:N	2.40	0.55
1:B:757:MET:O	1:B:761:THR:OG1	2.16	0.55
1:C:356:ALA:O	1:C:362:ARG:NH1	2.36	0.55
1:C:516:PHE:HB3	1:C:643:ILE:HG13	1.88	0.55
1:E:274:ILE:HA	1:E:277:LYS:HE2	1.88	0.55

*Continued on next page...*

*Continued from previous page...*

Atom-1	Atom-2	Interatomic distance (Å)	Clash overlap (Å)
1:G:244:TYR:HB2	1:G:368:ASP:HA	1.89	0.55
1:H:89:ARG:HA	1:H:94:VAL:HG12	1.88	0.55
1:I:274:ILE:HA	1:I:277:LYS:HE2	1.88	0.55
1:K:89:ARG:HA	1:K:94:VAL:HG12	1.88	0.55
1:A:648:PRO:O	1:A:653:ARG:NH1	2.40	0.55
1:E:89:ARG:HA	1:E:94:VAL:HG12	1.88	0.55
1:E:244:TYR:HB2	1:E:368:ASP:HA	1.89	0.55
1:G:395:ASP:OD1	1:G:395:ASP:N	2.40	0.55
1:G:648:PRO:O	1:G:653:ARG:NH1	2.40	0.55
1:I:69:CYS:SG	1:I:70:ILE:N	2.76	0.55
1:K:274:ILE:HA	1:K:277:LYS:HE2	1.88	0.55
1:L:757:MET:O	1:L:761:THR:OG1	2.16	0.55
1:C:491:GLU:HB3	1:D:700:ARG:HH21	1.72	0.55
1:F:395:ASP:N	1:F:395:ASP:OD1	2.40	0.55
1:H:648:PRO:O	1:H:653:ARG:NH1	2.40	0.55
1:K:31:ALA:HA	1:K:83:ARG:HD2	1.89	0.55
1:K:244:TYR:HB2	1:K:368:ASP:HA	1.89	0.55
1:A:548:LEU:HB3	1:F:602:ASN:ND2	2.22	0.55
1:B:648:PRO:O	1:B:653:ARG:NH1	2.40	0.55
1:D:330:THR:HG21	1:E:273:GLU:HA	1.87	0.55
1:F:648:PRO:O	1:F:653:ARG:NH1	2.40	0.55
1:I:648:PRO:O	1:I:653:ARG:NH1	2.40	0.55
1:L:395:ASP:OD1	1:L:395:ASP:N	2.40	0.55
1:L:648:PRO:O	1:L:653:ARG:NH1	2.40	0.55
1:C:648:PRO:O	1:C:653:ARG:NH1	2.40	0.55
1:D:274:ILE:HA	1:D:277:LYS:HE2	1.88	0.55
1:E:31:ALA:HA	1:E:83:ARG:HD2	1.89	0.55
1:J:648:PRO:O	1:J:653:ARG:NH1	2.40	0.55
1:K:506:PHE:HE1	1:L:731:ILE:HG13	1.71	0.55
1:K:516:PHE:HB3	1:K:643:ILE:HG13	1.88	0.55
1:L:148:LYS:NZ	1:L:170:PRO:C	2.52	0.55
1:E:516:PHE:HB3	1:E:643:ILE:HG13	1.88	0.54
1:F:757:MET:O	1:F:761:THR:OG1	2.16	0.54
1:G:700:ARG:HH21	1:L:491:GLU:HB3	1.72	0.54
1:J:274:ILE:HA	1:J:277:LYS:HE2	1.88	0.54
1:J:516:PHE:HB3	1:J:643:ILE:HG13	1.88	0.54
1:L:244:TYR:HB2	1:L:368:ASP:HA	1.89	0.54
1:A:425:LYS:NZ	1:A:451:ASP:OD1	2.30	0.54
1:B:395:ASP:OD1	1:B:395:ASP:N	2.40	0.54
1:D:244:TYR:HB2	1:D:368:ASP:HA	1.89	0.54
1:D:516:PHE:HB3	1:D:643:ILE:HG13	1.88	0.54

*Continued on next page...*

*Continued from previous page...*

Atom-1	Atom-2	Interatomic distance (Å)	Clash overlap (Å)
1:D:648:PRO:O	1:D:653:ARG:NH1	2.40	0.54
1:G:89:ARG:HA	1:G:94:VAL:HG12	1.88	0.54
1:F:244:TYR:HB2	1:F:368:ASP:HA	1.89	0.54
1:G:425:LYS:NZ	1:G:451:ASP:OD1	2.30	0.54
1:H:395:ASP:OD1	1:H:395:ASP:N	2.40	0.54
1:D:31:ALA:HA	1:D:83:ARG:HD2	1.89	0.54
1:E:751:ASP:HA	1:E:754:LYS:HG2	1.89	0.54
1:F:155:ARG:HH22	1:F:387:ASN:HB3	1.73	0.54
1:J:244:TYR:HB2	1:J:368:ASP:HA	1.89	0.54
1:K:602:ASN:ND2	1:L:548:LEU:HB3	2.21	0.54
1:L:155:ARG:HH22	1:L:387:ASN:HB3	1.73	0.54
1:L:751:ASP:HA	1:L:754:LYS:HG2	1.89	0.54
1:A:89:ARG:HA	1:A:94:VAL:HG12	1.88	0.54
1:F:751:ASP:HA	1:F:754:LYS:HG2	1.89	0.54
1:J:31:ALA:HA	1:J:83:ARG:HD2	1.89	0.54
1:K:395:ASP:OD1	1:K:395:ASP:N	2.40	0.54
1:E:395:ASP:OD1	1:E:395:ASP:N	2.40	0.54
1:E:492:LEU:HD11	1:E:641:GLN:HG3	1.90	0.54
1:H:31:ALA:HA	1:H:83:ARG:HD2	1.89	0.54
1:I:751:ASP:HA	1:I:754:LYS:HG2	1.89	0.54
1:K:751:ASP:HA	1:K:754:LYS:HG2	1.89	0.54
1:A:155:ARG:HH22	1:A:387:ASN:HB3	1.73	0.54
1:E:155:ARG:HH22	1:E:387:ASN:HB3	1.73	0.54
1:H:751:ASP:HA	1:H:754:LYS:HG2	1.89	0.54
1:K:492:LEU:HD11	1:K:641:GLN:HG3	1.90	0.54
1:B:31:ALA:HA	1:B:83:ARG:HD2	1.89	0.54
1:B:403:THR:HG1	1:B:406:HIS:CG	2.26	0.54
1:C:244:TYR:HB2	1:C:368:ASP:HA	1.89	0.54
1:C:395:ASP:OD1	1:C:395:ASP:N	2.40	0.54
1:C:403:THR:HG1	1:C:406:HIS:CE1	2.25	0.54
1:E:773:PHE:HB3	1:F:733:ARG:HH11	1.72	0.54
1:F:155:ARG:HH21	1:F:386:LYS:HZ3	1.54	0.54
1:G:155:ARG:HH22	1:G:387:ASN:HB3	1.73	0.54
1:K:155:ARG:HH22	1:K:387:ASN:HB3	1.73	0.54
1:B:751:ASP:HA	1:B:754:LYS:HG2	1.89	0.54
1:C:751:ASP:HA	1:C:754:LYS:HG2	1.89	0.54
1:D:155:ARG:HH22	1:D:387:ASN:HB3	1.73	0.54
1:F:310:ALA:HB1	1:F:354:ASP:HB2	1.90	0.54
1:G:416:SER:HB2	1:L:235:VAL:HG13	1.90	0.54
1:J:155:ARG:HH22	1:J:387:ASN:HB3	1.73	0.54
1:J:630:ASP:O	1:J:633:ILE:HG22	2.08	0.54

*Continued on next page...*



*Continued from previous page...*

Atom-1	Atom-2	Interatomic distance (Å)	Clash overlap (Å)
1:L:310:ALA:HB1	1:L:354:ASP:HB2	1.90	0.54
1:L:492:LEU:HD11	1:L:641:GLN:HG3	1.90	0.54
1:A:751:ASP:HA	1:A:754:LYS:HG2	1.89	0.54
1:D:630:ASP:O	1:D:633:ILE:HG22	2.08	0.54
1:I:31:ALA:HA	1:I:83:ARG:HD2	1.89	0.54
1:I:244:TYR:HB2	1:I:368:ASP:HA	1.88	0.54
1:L:31:ALA:HA	1:L:83:ARG:HD2	1.89	0.54
1:L:89:ARG:HA	1:L:94:VAL:HG12	1.88	0.54
1:L:155:ARG:HH21	1:L:386:LYS:HZ3	1.55	0.54
1:C:630:ASP:O	1:C:633:ILE:HG22	2.08	0.53
1:F:492:LEU:HD11	1:F:641:GLN:HG3	1.90	0.53
1:F:649:ASP:OD1	1:F:652:SER:OG	2.23	0.53
1:I:395:ASP:OD1	1:I:395:ASP:N	2.40	0.53
1:I:403:THR:HG1	1:I:406:HIS:CE1	2.25	0.53
1:J:69:CYS:SG	1:J:70:ILE:N	2.76	0.53
1:L:377:ARG:O	1:L:380:ILE:HG22	2.09	0.53
1:B:155:ARG:HH22	1:B:387:ASN:HB3	1.73	0.53
1:C:377:ARG:O	1:C:380:ILE:HG22	2.09	0.53
1:D:492:LEU:HD11	1:D:641:GLN:HG3	1.90	0.53
1:E:630:ASP:O	1:E:633:ILE:HG22	2.08	0.53
1:F:89:ARG:HA	1:F:94:VAL:HG12	1.88	0.53
1:I:630:ASP:O	1:I:633:ILE:HG22	2.08	0.53
1:J:377:ARG:O	1:J:380:ILE:HG22	2.09	0.53
1:J:487:ARG:HE	1:K:700:ARG:NH1	2.07	0.53
1:J:624:ASN:OD1	1:J:624:ASN:N	2.42	0.53
1:K:438:ASP:N	1:K:438:ASP:OD1	2.42	0.53
1:K:630:ASP:O	1:K:633:ILE:HG22	2.08	0.53
1:A:273:GLU:HA	1:F:330:THR:HG21	1.90	0.53
1:D:377:ARG:O	1:D:380:ILE:HG22	2.09	0.53
1:D:624:ASN:OD1	1:D:624:ASN:N	2.42	0.53
1:D:751:ASP:HA	1:D:754:LYS:HG2	1.89	0.53
1:F:31:ALA:HA	1:F:83:ARG:HD2	1.89	0.53
1:F:377:ARG:O	1:F:380:ILE:HG22	2.09	0.53
1:G:751:ASP:HA	1:G:754:LYS:HG2	1.89	0.53
1:I:377:ARG:O	1:I:380:ILE:HG22	2.09	0.53
1:J:492:LEU:HD11	1:J:641:GLN:HG3	1.90	0.53
1:K:356:ALA:O	1:K:362:ARG:NH1	2.36	0.53
1:A:487:ARG:HE	1:B:700:ARG:NH1	2.07	0.53
1:A:649:ASP:OD1	1:A:652:SER:OG	2.23	0.53
1:C:31:ALA:HA	1:C:83:ARG:HD2	1.89	0.53
1:E:377:ARG:O	1:E:380:ILE:HG22	2.09	0.53

*Continued on next page...*

*Continued from previous page...*

Atom-1	Atom-2	Interatomic distance (Å)	Clash overlap (Å)
1:E:675:LEU:HD12	1:E:740:MET:HE3	1.85	0.53
1:G:107:ASP:HB3	1:G:109:LYS:HZ2	1.73	0.53
1:G:438:ASP:OD1	1:G:438:ASP:N	2.42	0.53
1:J:751:ASP:HA	1:J:754:LYS:HG2	1.89	0.53
1:K:377:ARG:O	1:K:380:ILE:HG22	2.09	0.53
1:K:675:LEU:HD12	1:K:740:MET:HE3	1.85	0.53
1:A:107:ASP:HB3	1:A:109:LYS:HZ2	1.73	0.53
1:A:273:GLU:OE1	1:A:273:GLU:N	2.31	0.53
1:A:438:ASP:OD1	1:A:438:ASP:N	2.42	0.53
1:A:492:LEU:HD11	1:A:641:GLN:HG3	1.90	0.53
1:C:155:ARG:HH22	1:C:387:ASN:HB3	1.73	0.53
1:E:356:ALA:O	1:E:362:ARG:NH1	2.36	0.53
1:E:438:ASP:N	1:E:438:ASP:OD1	2.42	0.53
1:L:438:ASP:OD1	1:L:438:ASP:N	2.42	0.53
1:B:377:ARG:O	1:B:380:ILE:HG22	2.09	0.53
1:F:438:ASP:OD1	1:F:438:ASP:N	2.42	0.53
1:G:649:ASP:OD1	1:G:652:SER:OG	2.23	0.53
1:H:377:ARG:O	1:H:380:ILE:HG22	2.09	0.53
1:I:155:ARG:HH22	1:I:387:ASN:HB3	1.73	0.53
1:A:771:PHE:HD2	1:B:737:GLU:HG3	1.74	0.53
1:D:403:THR:HG1	1:D:406:HIS:CG	2.26	0.53
1:D:438:ASP:OD1	1:D:438:ASP:N	2.42	0.53
1:B:503:PHE:HE1	1:C:699:ILE:HG21	1.73	0.53
1:B:630:ASP:O	1:B:633:ILE:HG22	2.08	0.53
1:D:69:CYS:SG	1:D:70:ILE:N	2.76	0.53
1:G:31:ALA:HA	1:G:83:ARG:HD2	1.89	0.53
1:G:273:GLU:OE1	1:G:273:GLU:N	2.31	0.53
1:J:403:THR:HG1	1:J:406:HIS:CG	2.26	0.53
1:A:31:ALA:HA	1:A:83:ARG:HD2	1.89	0.53
1:D:395:ASP:OD1	1:D:395:ASP:N	2.40	0.53
1:G:492:LEU:HD11	1:G:641:GLN:HG3	1.90	0.53
1:H:155:ARG:HH21	1:H:386:LYS:HZ3	1.57	0.53
1:H:155:ARG:HH22	1:H:387:ASN:HB3	1.73	0.53
1:H:630:ASP:O	1:H:633:ILE:HG22	2.08	0.53
1:I:310:ALA:HB1	1:I:354:ASP:HB2	1.90	0.53
1:B:492:LEU:HD11	1:B:641:GLN:HG3	1.90	0.53
1:C:492:LEU:HD11	1:C:641:GLN:HG3	1.90	0.53
1:I:492:LEU:HD11	1:I:641:GLN:HG3	1.90	0.53
1:J:377:ARG:NH2	1:J:403:THR:O	2.42	0.53
1:J:395:ASP:OD1	1:J:395:ASP:N	2.40	0.53
1:C:310:ALA:HB1	1:C:354:ASP:HB2	1.90	0.52

*Continued on next page...*

*Continued from previous page...*

Atom-1	Atom-2	Interatomic distance (Å)	Clash overlap (Å)
1:D:377:ARG:NH2	1:D:403:THR:O	2.42	0.52
1:D:488:GLU:HA	1:D:491:GLU:HG2	1.91	0.52
1:G:377:ARG:O	1:G:380:ILE:HG22	2.09	0.52
1:G:630:ASP:O	1:G:633:ILE:HG22	2.08	0.52
1:H:438:ASP:N	1:H:438:ASP:OD1	2.42	0.52
1:H:492:LEU:HD11	1:H:641:GLN:HG3	1.90	0.52
1:J:488:GLU:HA	1:J:491:GLU:HG2	1.91	0.52
1:A:377:ARG:O	1:A:380:ILE:HG22	2.09	0.52
1:A:630:ASP:O	1:A:633:ILE:HG22	2.08	0.52
1:B:310:ALA:HB1	1:B:354:ASP:HB2	1.90	0.52
1:B:438:ASP:OD1	1:B:438:ASP:N	2.42	0.52
1:D:117:LEU:HD12	1:D:188:PRO:HA	1.91	0.52
1:D:107:ASP:HB3	1:D:109:LYS:HZ2	1.74	0.52
1:E:271:GLY:H	1:E:273:GLU:CD	2.13	0.52
1:H:130:LEU:CD1	1:H:134:TYR:CE2	2.83	0.52
1:J:117:LEU:HD12	1:J:188:PRO:HA	1.91	0.52
1:K:271:GLY:H	1:K:273:GLU:CD	2.13	0.52
1:K:488:GLU:HA	1:K:491:GLU:HG2	1.91	0.52
1:L:760:GLN:HA	1:L:763:GLN:HB2	1.92	0.52
1:C:760:GLN:HA	1:C:763:GLN:HB2	1.92	0.52
1:D:380:ILE:HD11	3:D:902:ADP:C6	2.44	0.52
1:E:117:LEU:HD12	1:E:188:PRO:HA	1.91	0.52
1:E:488:GLU:HA	1:E:491:GLU:HG2	1.92	0.52
1:F:760:GLN:HA	1:F:763:GLN:HB2	1.92	0.52
1:H:310:ALA:HB1	1:H:354:ASP:HB2	1.90	0.52
1:I:488:GLU:HA	1:I:491:GLU:HG2	1.91	0.52
1:L:630:ASP:O	1:L:633:ILE:HG22	2.08	0.52
1:A:624:ASN:OD1	1:A:624:ASN:N	2.42	0.52
1:D:491:GLU:HB3	1:E:700:ARG:HH21	1.75	0.52
1:F:271:GLY:H	1:F:273:GLU:CD	2.13	0.52
1:F:630:ASP:O	1:F:633:ILE:HG22	2.08	0.52
1:G:310:ALA:HB1	1:G:354:ASP:HB2	1.90	0.52
1:G:624:ASN:OD1	1:G:624:ASN:N	2.42	0.52
1:I:760:GLN:HA	1:I:763:GLN:HB2	1.92	0.52
1:J:107:ASP:HB3	1:J:109:LYS:HZ2	1.74	0.52
1:J:310:ALA:HB1	1:J:354:ASP:HB2	1.90	0.52
1:L:271:GLY:H	1:L:273:GLU:CD	2.13	0.52
1:C:488:GLU:HA	1:C:491:GLU:HG2	1.91	0.52
1:D:271:GLY:H	1:D:273:GLU:CD	2.13	0.52
1:E:506:PHE:HE1	1:F:731:ILE:HG13	1.75	0.52
1:J:271:GLY:H	1:J:273:GLU:CD	2.13	0.52

*Continued on next page...*

*Continued from previous page...*

Atom-1	Atom-2	Interatomic distance (Å)	Clash overlap (Å)
1:K:117:LEU:HD12	1:K:188:PRO:HA	1.91	0.52
1:A:310:ALA:HB1	1:A:354:ASP:HB2	1.90	0.52
1:B:107:ASP:HB3	1:B:109:LYS:HZ2	1.75	0.52
1:B:117:LEU:HD12	1:B:188:PRO:HA	1.91	0.52
1:C:377:ARG:NH2	1:C:403:THR:O	2.42	0.52
1:C:434:ASP:OD1	1:C:434:ASP:N	2.43	0.52
1:D:560:ARG:HH11	1:D:560:ARG:HA	1.74	0.52
1:E:107:ASP:HB3	1:E:109:LYS:HZ2	1.75	0.52
1:F:560:ARG:HA	1:F:560:ARG:HH11	1.74	0.52
1:G:91:ASN:HD21	1:G:150:ASP:HB3	1.75	0.52
1:G:377:ARG:NH2	1:G:403:THR:O	2.42	0.52
1:H:251:LYS:HD2	1:H:346:ALA:HB1	1.91	0.52
1:H:488:GLU:HA	1:H:491:GLU:HG2	1.91	0.52
1:A:377:ARG:NH2	1:A:403:THR:O	2.42	0.52
1:B:251:LYS:HD2	1:B:346:ALA:HB1	1.91	0.52
1:B:488:GLU:HA	1:B:491:GLU:HG2	1.92	0.52
1:D:251:LYS:HD2	1:D:346:ALA:HB1	1.91	0.52
1:D:310:ALA:HB1	1:D:354:ASP:HB2	1.90	0.52
1:E:310:ALA:HB1	1:E:354:ASP:HB2	1.90	0.52
1:G:403:THR:HG1	1:G:406:HIS:CG	2.28	0.52
1:I:377:ARG:NH2	1:I:403:THR:O	2.42	0.52
1:I:434:ASP:OD1	1:I:434:ASP:N	2.43	0.52
1:J:560:ARG:HH11	1:J:560:ARG:HA	1.74	0.52
1:K:107:ASP:HB3	1:K:109:LYS:HZ2	1.75	0.52
1:K:310:ALA:HB1	1:K:354:ASP:HB2	1.90	0.52
1:A:91:ASN:HD21	1:A:150:ASP:HB3	1.75	0.52
1:D:602:ASN:ND2	1:E:548:LEU:HB3	2.24	0.52
1:E:560:ARG:HA	1:E:560:ARG:HH11	1.74	0.52
1:G:25:ARG:HB3	1:G:99:VAL:HB	1.92	0.52
1:G:271:GLY:H	1:G:273:GLU:CD	2.13	0.52
1:H:25:ARG:HB3	1:H:99:VAL:HB	1.92	0.52
1:H:117:LEU:HD12	1:H:188:PRO:HA	1.91	0.52
1:I:560:ARG:HA	1:I:560:ARG:HH11	1.74	0.52
1:J:251:LYS:HD2	1:J:346:ALA:HB1	1.91	0.52
1:K:560:ARG:HA	1:K:560:ARG:HH11	1.74	0.52
1:L:560:ARG:HH11	1:L:560:ARG:HA	1.74	0.52
1:A:251:LYS:HD2	1:A:346:ALA:HB1	1.91	0.52
1:A:560:ARG:HA	1:A:560:ARG:HH11	1.74	0.52
1:B:25:ARG:HB3	1:B:99:VAL:HB	1.92	0.52
1:B:560:ARG:HH11	1:B:560:ARG:HA	1.74	0.52
1:C:560:ARG:HA	1:C:560:ARG:HH11	1.74	0.52

*Continued on next page...*

*Continued from previous page...*

Atom-1	Atom-2	Interatomic distance (Å)	Clash overlap (Å)
1:E:760:GLN:HA	1:E:763:GLN:HB2	1.92	0.52
1:F:253:LEU:HD13	3:F:902:ADP:H2'	1.91	0.52
1:F:377:ARG:NH2	1:F:403:THR:O	2.42	0.52
1:I:271:GLY:H	1:I:273:GLU:CD	2.13	0.52
1:L:117:LEU:HD12	1:L:188:PRO:HA	1.91	0.52
1:A:25:ARG:HB3	1:A:99:VAL:HB	1.92	0.51
1:G:251:LYS:HD2	1:G:346:ALA:HB1	1.91	0.51
1:H:107:ASP:HB3	1:H:109:LYS:HZ2	1.75	0.51
1:I:403:THR:HG1	1:I:406:HIS:CG	2.28	0.51
1:L:377:ARG:NH2	1:L:403:THR:O	2.42	0.51
1:A:271:GLY:H	1:A:273:GLU:CD	2.13	0.51
1:D:760:GLN:HA	1:D:763:GLN:HB2	1.92	0.51
1:F:117:LEU:HD12	1:F:188:PRO:HA	1.91	0.51
1:H:356:ALA:O	1:H:362:ARG:NH1	2.36	0.51
1:J:760:GLN:HA	1:J:763:GLN:HB2	1.92	0.51
1:K:760:GLN:HA	1:K:763:GLN:HB2	1.92	0.51
1:L:488:GLU:HA	1:L:491:GLU:HG2	1.91	0.51
1:B:155:ARG:HH21	1:B:386:LYS:HZ3	1.58	0.51
1:C:251:LYS:HD2	1:C:346:ALA:HB1	1.91	0.51
1:C:271:GLY:H	1:C:273:GLU:CD	2.13	0.51
1:C:403:THR:HG1	1:C:406:HIS:CG	2.28	0.51
1:F:488:GLU:HA	1:F:491:GLU:HG2	1.91	0.51
1:G:560:ARG:HH11	1:G:560:ARG:HA	1.74	0.51
1:H:560:ARG:HA	1:H:560:ARG:HH11	1.74	0.51
1:A:491:GLU:HB3	1:B:700:ARG:HH21	1.75	0.51
1:H:91:ASN:HD21	1:H:150:ASP:HB3	1.75	0.51
1:H:271:GLY:H	1:H:273:GLU:CD	2.13	0.51
1:H:377:ARG:NH2	1:H:403:THR:O	2.42	0.51
1:H:753:ARG:O	1:H:757:MET:HG3	2.11	0.51
1:I:117:LEU:HD12	1:I:188:PRO:HA	1.91	0.51
1:I:251:LYS:HD2	1:I:346:ALA:HB1	1.91	0.51
1:B:506:PHE:HE1	1:C:731:ILE:HG13	1.74	0.51
1:B:753:ARG:O	1:B:757:MET:HG3	2.11	0.51
1:B:760:GLN:HA	1:B:763:GLN:HB2	1.92	0.51
1:E:602:ASN:ND2	1:F:548:LEU:HB3	2.26	0.51
1:F:434:ASP:OD1	1:F:434:ASP:N	2.43	0.51
1:G:488:GLU:HA	1:G:491:GLU:HG2	1.91	0.51
1:I:107:ASP:HB3	1:I:109:LYS:HZ2	1.76	0.51
1:K:251:LYS:HD2	1:K:346:ALA:HB1	1.91	0.51
1:L:434:ASP:N	1:L:434:ASP:OD1	2.43	0.51
1:B:89:ARG:HA	1:B:94:VAL:CG1	2.41	0.51

*Continued on next page...*

*Continued from previous page...*

Atom-1	Atom-2	Interatomic distance (Å)	Clash overlap (Å)
1:B:91:ASN:HD21	1:B:150:ASP:HB3	1.75	0.51
1:B:271:GLY:H	1:B:273:GLU:CD	2.13	0.51
1:B:377:ARG:NH2	1:B:403:THR:O	2.42	0.51
1:B:434:ASP:N	1:B:434:ASP:OD1	2.43	0.51
1:C:107:ASP:HB3	1:C:109:LYS:HZ2	1.76	0.51
1:D:91:ASN:HD21	1:D:150:ASP:HB3	1.75	0.51
1:E:251:LYS:HD2	1:E:346:ALA:HB1	1.91	0.51
1:E:753:ARG:O	1:E:757:MET:HG3	2.11	0.51
1:F:155:ARG:HH21	1:F:386:LYS:NZ	2.09	0.51
1:G:89:ARG:HA	1:G:94:VAL:CG1	2.41	0.51
1:G:760:GLN:HA	1:G:763:GLN:HB2	1.92	0.51
1:J:91:ASN:HD21	1:J:150:ASP:HB3	1.75	0.51
1:J:155:ARG:HH21	1:J:386:LYS:HZ3	1.58	0.51
1:L:155:ARG:HH21	1:L:386:LYS:NZ	2.09	0.51
1:A:488:GLU:HA	1:A:491:GLU:HG2	1.92	0.51
1:C:25:ARG:HB3	1:C:99:VAL:HB	1.92	0.51
1:C:117:LEU:HD12	1:C:188:PRO:HA	1.91	0.51
1:D:89:ARG:HA	1:D:94:VAL:CG1	2.41	0.51
1:E:89:ARG:HA	1:E:94:VAL:CG1	2.41	0.51
1:E:377:ARG:NH2	1:E:403:THR:O	2.42	0.51
1:F:91:ASN:HD21	1:F:150:ASP:HB3	1.75	0.51
1:H:89:ARG:HA	1:H:94:VAL:CG1	2.41	0.51
1:K:377:ARG:NH2	1:K:403:THR:O	2.42	0.51
1:A:89:ARG:HA	1:A:94:VAL:CG1	2.41	0.51
1:A:155:ARG:HH21	1:A:386:LYS:NZ	2.09	0.51
1:A:760:GLN:HA	1:A:763:GLN:HB2	1.92	0.51
1:B:356:ALA:O	1:B:362:ARG:NH1	2.36	0.51
1:D:155:ARG:HH21	1:D:386:LYS:HZ3	1.58	0.51
1:F:25:ARG:HB3	1:F:99:VAL:HB	1.92	0.51
1:G:117:LEU:HD12	1:G:188:PRO:HA	1.91	0.51
1:G:155:ARG:HH21	1:G:386:LYS:NZ	2.09	0.51
1:G:434:ASP:N	1:G:434:ASP:OD1	2.43	0.51
1:G:753:ARG:O	1:G:757:MET:HG3	2.11	0.51
1:H:434:ASP:OD1	1:H:434:ASP:N	2.43	0.51
1:H:760:GLN:HA	1:H:763:GLN:HB2	1.92	0.51
1:I:25:ARG:HB3	1:I:99:VAL:HB	1.92	0.51
1:K:753:ARG:O	1:K:757:MET:HG3	2.11	0.51
1:A:434:ASP:N	1:A:434:ASP:OD1	2.43	0.51
1:A:753:ARG:O	1:A:757:MET:HG3	2.11	0.51
1:C:771:PHE:HD2	1:D:737:GLU:HG3	1.76	0.51
1:D:756:GLU:O	1:D:759:ALA:N	2.44	0.51

*Continued on next page...*

*Continued from previous page...*

Atom-1	Atom-2	Interatomic distance (Å)	Clash overlap (Å)
1:K:602:ASN:HD21	1:L:548:LEU:HB3	1.75	0.51
1:L:25:ARG:HB3	1:L:99:VAL:HB	1.92	0.51
1:L:89:ARG:HA	1:L:94:VAL:CG1	2.41	0.51
1:C:89:ARG:HA	1:C:94:VAL:CG1	2.41	0.51
1:C:753:ARG:O	1:C:757:MET:HG3	2.11	0.51
1:F:89:ARG:HA	1:F:94:VAL:CG1	2.41	0.51
1:J:89:ARG:HA	1:J:94:VAL:CG1	2.41	0.51
1:J:753:ARG:O	1:J:757:MET:HG3	2.11	0.51
1:J:756:GLU:O	1:J:759:ALA:N	2.44	0.51
1:K:89:ARG:HA	1:K:94:VAL:CG1	2.41	0.51
1:K:91:ASN:HD21	1:K:150:ASP:HB3	1.75	0.51
1:L:251:LYS:HD2	1:L:346:ALA:HB1	1.91	0.51
1:A:117:LEU:HD12	1:A:188:PRO:HA	1.91	0.50
1:A:548:LEU:HB3	1:F:602:ASN:HD21	1.75	0.50
1:D:753:ARG:O	1:D:757:MET:HG3	2.11	0.50
1:E:91:ASN:HD21	1:E:150:ASP:HB3	1.75	0.50
1:F:107:ASP:HB3	1:F:109:LYS:HZ2	1.76	0.50
1:F:251:LYS:HD2	1:F:346:ALA:HB1	1.91	0.50
1:G:92:LEU:HD13	1:G:92:LEU:O	2.11	0.50
1:I:89:ARG:HA	1:I:94:VAL:CG1	2.41	0.50
1:I:753:ARG:O	1:I:757:MET:HG3	2.11	0.50
1:J:503:PHE:CE1	1:K:699:ILE:HD13	2.46	0.50
1:L:91:ASN:HD21	1:L:150:ASP:HB3	1.75	0.50
1:L:107:ASP:HB3	1:L:109:LYS:HZ2	1.76	0.50
1:L:649:ASP:OD1	1:L:652:SER:OG	2.23	0.50
1:B:92:LEU:O	1:B:92:LEU:HD13	2.12	0.50
1:B:155:ARG:HH21	1:B:386:LYS:NZ	2.09	0.50
1:C:92:LEU:O	1:C:92:LEU:HD13	2.12	0.50
1:F:92:LEU:O	1:F:92:LEU:HD13	2.11	0.50
1:H:92:LEU:O	1:H:92:LEU:HD13	2.12	0.50
1:I:92:LEU:O	1:I:92:LEU:HD13	2.11	0.50
1:L:92:LEU:HD13	1:L:92:LEU:O	2.12	0.50
1:A:92:LEU:O	1:A:92:LEU:HD13	2.12	0.50
1:H:155:ARG:HH21	1:H:386:LYS:NZ	2.09	0.50
1:C:756:GLU:O	1:C:759:ALA:N	2.44	0.50
1:I:91:ASN:HD21	1:I:150:ASP:HB3	1.75	0.50
1:E:25:ARG:HB3	1:E:99:VAL:HB	1.92	0.50
1:I:756:GLU:O	1:I:759:ALA:N	2.45	0.50
1:K:25:ARG:HB3	1:K:99:VAL:HB	1.92	0.50
1:C:91:ASN:HD21	1:C:150:ASP:HB3	1.75	0.50
1:E:92:LEU:O	1:E:92:LEU:HD13	2.12	0.50

*Continued on next page...*

*Continued from previous page...*

Atom-1	Atom-2	Interatomic distance (Å)	Clash overlap (Å)
1:E:589:ASN:N	1:E:589:ASN:OD1	2.45	0.50
1:E:756:GLU:O	1:E:759:ALA:N	2.44	0.50
1:J:506:PHE:CE1	1:K:731:ILE:HG13	2.46	0.50
1:K:92:LEU:O	1:K:92:LEU:HD13	2.11	0.50
1:K:589:ASN:N	1:K:589:ASN:OD1	2.45	0.50
1:K:756:GLU:O	1:K:759:ALA:N	2.44	0.50
1:E:649:ASP:N	1:E:652:SER:OG	2.45	0.50
1:J:438:ASP:N	1:J:438:ASP:OD1	2.42	0.50
1:K:649:ASP:N	1:K:652:SER:OG	2.45	0.50
1:D:155:ARG:HH21	1:D:386:LYS:NZ	2.09	0.50
1:E:313:ARG:NH2	1:E:353:ILE:O	2.44	0.50
1:E:773:PHE:HB3	1:F:733:ARG:NH1	2.27	0.50
1:H:773:PHE:HB3	1:I:733:ARG:HH11	1.77	0.50
1:K:313:ARG:NH2	1:K:353:ILE:O	2.44	0.50
1:K:508:MET:HE2	1:L:699:ILE:HD12	1.93	0.50
1:B:95:ARG:HG3	1:B:95:ARG:NH1	2.27	0.50
1:D:589:ASN:OD1	1:D:589:ASN:N	2.45	0.50
1:D:649:ASP:N	1:D:652:SER:OG	2.45	0.50
1:F:624:ASN:OD1	1:F:624:ASN:N	2.42	0.50
1:F:753:ARG:O	1:F:757:MET:HG3	2.11	0.50
1:G:756:GLU:O	1:G:759:ALA:N	2.44	0.50
1:H:95:ARG:HG3	1:H:95:ARG:NH1	2.27	0.50
1:J:155:ARG:HH21	1:J:386:LYS:NZ	2.09	0.50
1:L:624:ASN:OD1	1:L:624:ASN:N	2.42	0.50
1:L:649:ASP:N	1:L:652:SER:OG	2.45	0.50
1:L:753:ARG:O	1:L:757:MET:HG3	2.11	0.50
1:F:589:ASN:N	1:F:589:ASN:OD1	2.45	0.49
1:F:649:ASP:N	1:F:652:SER:OG	2.45	0.49
1:H:768:PHE:O	1:I:741:ARG:HA	2.12	0.49
1:J:25:ARG:HB3	1:J:99:VAL:HB	1.92	0.49
1:J:649:ASP:N	1:J:652:SER:OG	2.45	0.49
1:A:756:GLU:O	1:A:759:ALA:N	2.44	0.49
1:B:756:GLU:O	1:B:759:ALA:N	2.44	0.49
1:C:155:ARG:HH21	1:C:386:LYS:NZ	2.09	0.49
1:D:25:ARG:HB3	1:D:99:VAL:HB	1.92	0.49
1:D:675:LEU:HD12	1:D:740:MET:HE3	1.83	0.49
1:E:259:ALA:HB2	1:E:300:ILE:HG21	1.95	0.49
1:I:155:ARG:HH21	1:I:386:LYS:NZ	2.09	0.49
1:J:589:ASN:OD1	1:J:589:ASN:N	2.45	0.49
1:J:675:LEU:HD12	1:J:740:MET:HE3	1.83	0.49
1:K:259:ALA:HB2	1:K:300:ILE:HG21	1.95	0.49

*Continued on next page...*



*Continued from previous page...*

Atom-1	Atom-2	Interatomic distance (Å)	Clash overlap (Å)
1:L:95:ARG:HG3	1:L:95:ARG:NH1	2.27	0.49
1:L:589:ASN:OD1	1:L:589:ASN:N	2.45	0.49
1:A:487:ARG:HE	1:B:700:ARG:CZ	2.26	0.49
1:B:640:ASP:OD1	1:B:640:ASP:N	2.45	0.49
1:C:438:ASP:N	1:C:438:ASP:OD1	2.42	0.49
1:D:602:ASN:HD21	1:E:548:LEU:HB3	1.77	0.49
1:F:210:ARG:NH1	1:F:379:GLU:OE1	2.45	0.49
1:H:380:ILE:HD11	3:H:902:ADP:C6	2.46	0.49
1:H:469:VAL:HG22	1:H:540:ILE:HG12	1.95	0.49
1:I:210:ARG:NH1	1:I:379:GLU:OE1	2.45	0.49
1:I:438:ASP:OD1	1:I:438:ASP:N	2.42	0.49
1:J:210:ARG:NH1	1:J:379:GLU:OE1	2.45	0.49
1:L:210:ARG:NH1	1:L:379:GLU:OE1	2.45	0.49
1:B:469:VAL:HG22	1:B:540:ILE:HG12	1.95	0.49
1:C:649:ASP:N	1:C:652:SER:OG	2.45	0.49
1:D:210:ARG:NH1	1:D:379:GLU:OE1	2.45	0.49
1:F:95:ARG:HG3	1:F:95:ARG:NH1	2.27	0.49
1:I:356:ALA:O	1:I:362:ARG:NH1	2.36	0.49
1:I:589:ASN:OD1	1:I:589:ASN:N	2.45	0.49
1:I:649:ASP:N	1:I:652:SER:OG	2.45	0.49
1:J:313:ARG:NH2	1:J:353:ILE:O	2.45	0.49
1:A:210:ARG:NH1	1:A:379:GLU:OE1	2.46	0.49
1:A:649:ASP:N	1:A:652:SER:OG	2.45	0.49
1:C:210:ARG:NH1	1:C:379:GLU:OE1	2.46	0.49
1:C:526:LEU:HD12	2:C:901:JDP:C06	2.43	0.49
1:C:589:ASN:N	1:C:589:ASN:OD1	2.45	0.49
1:D:313:ARG:NH2	1:D:353:ILE:O	2.45	0.49
1:E:364:ASP:OD1	1:E:364:ASP:N	2.38	0.49
1:F:756:GLU:O	1:F:759:ALA:N	2.44	0.49
1:G:210:ARG:NH1	1:G:379:GLU:OE1	2.46	0.49
1:G:649:ASP:N	1:G:652:SER:OG	2.45	0.49
1:H:756:GLU:O	1:H:759:ALA:N	2.44	0.49
1:A:95:ARG:HG3	1:A:95:ARG:NH1	2.27	0.49
1:B:259:ALA:HB2	1:B:300:ILE:HG21	1.95	0.49
1:F:207:GLY:H	3:F:902:ADP:H2	1.61	0.49
1:H:210:ARG:NH1	1:H:379:GLU:OE1	2.45	0.49
1:H:428:ASP:N	1:H:428:ASP:OD1	2.46	0.49
1:I:313:ARG:NH2	1:I:353:ILE:O	2.44	0.49
1:I:526:LEU:HD12	2:I:901:JDP:C06	2.43	0.49
1:J:503:PHE:HE1	1:K:699:ILE:HG21	1.77	0.49
1:L:756:GLU:O	1:L:759:ALA:N	2.44	0.49

*Continued on next page...*

*Continued from previous page...*

Atom-1	Atom-2	Interatomic distance (Å)	Clash overlap (Å)
1:A:469:VAL:HG22	1:A:540:ILE:HG12	1.95	0.49
1:A:700:ARG:CZ	1:F:487:ARG:HE	2.24	0.49
1:A:731:ILE:HG13	1:F:506:PHE:HE1	1.77	0.49
1:B:649:ASP:N	1:B:652:SER:OG	2.45	0.49
1:C:428:ASP:N	1:C:428:ASP:OD1	2.46	0.49
1:C:469:VAL:HG22	1:C:540:ILE:HG12	1.95	0.49
1:D:92:LEU:HD13	1:D:92:LEU:O	2.12	0.49
1:F:215:GLN:OE1	1:F:367:VAL:HG13	2.12	0.49
1:H:259:ALA:HB2	1:H:300:ILE:HG21	1.95	0.49
1:I:428:ASP:OD1	1:I:428:ASP:N	2.46	0.49
1:J:215:GLN:OE1	1:J:367:VAL:HG13	2.12	0.49
1:B:210:ARG:NH1	1:B:379:GLU:OE1	2.45	0.49
1:B:442:MET:N	1:B:442:MET:SD	2.86	0.49
1:F:26:LEU:HD23	1:F:82:ILE:HG22	1.95	0.49
1:F:258:VAL:O	1:F:262:THR:OG1	2.21	0.49
1:G:469:VAL:HG22	1:G:540:ILE:HG12	1.95	0.49
1:H:258:VAL:O	1:H:262:THR:OG1	2.21	0.49
1:H:442:MET:N	1:H:442:MET:SD	2.86	0.49
1:H:649:ASP:N	1:H:652:SER:OG	2.45	0.49
1:I:640:ASP:N	1:I:640:ASP:OD1	2.45	0.49
1:C:313:ARG:NH2	1:C:353:ILE:O	2.45	0.49
1:E:434:ASP:N	1:E:434:ASP:OD1	2.43	0.49
1:E:633:ILE:HG13	1:E:639:LEU:HD12	1.95	0.49
1:G:215:GLN:OE1	1:G:367:VAL:HG13	2.13	0.49
1:I:469:VAL:HG22	1:I:540:ILE:HG12	1.95	0.49
1:J:92:LEU:O	1:J:92:LEU:HD13	2.12	0.49
1:K:434:ASP:OD1	1:K:434:ASP:N	2.43	0.49
1:K:526:LEU:HD12	2:K:901:JDP:C06	2.43	0.49
1:L:26:LEU:HD23	1:L:82:ILE:HG22	1.95	0.49
1:L:215:GLN:OE1	1:L:367:VAL:HG13	2.13	0.49
1:L:356:ALA:O	1:L:362:ARG:NH1	2.36	0.49
1:A:215:GLN:OE1	1:A:367:VAL:HG13	2.13	0.49
1:A:589:ASN:OD1	1:A:589:ASN:N	2.45	0.49
1:D:259:ALA:HB2	1:D:300:ILE:HG21	1.95	0.49
1:F:259:ALA:HB2	1:F:300:ILE:HG21	1.95	0.49
1:F:633:ILE:HG13	1:F:639:LEU:HD12	1.95	0.49
1:I:95:ARG:HG3	1:I:95:ARG:NH1	2.27	0.49
1:K:633:ILE:HG13	1:K:639:LEU:HD12	1.95	0.49
1:L:259:ALA:HB2	1:L:300:ILE:HG21	1.95	0.49
1:L:380:ILE:HD11	3:L:902:ADP:C6	2.48	0.49
1:L:633:ILE:HG13	1:L:639:LEU:HD12	1.95	0.49

*Continued on next page...*

*Continued from previous page...*

Atom-1	Atom-2	Interatomic distance (Å)	Clash overlap (Å)
1:C:95:ARG:HG3	1:C:95:ARG:NH1	2.27	0.48
1:C:442:MET:N	1:C:442:MET:SD	2.86	0.48
1:D:215:GLN:OE1	1:D:367:VAL:HG13	2.13	0.48
1:D:633:ILE:HG13	1:D:639:LEU:HD12	1.95	0.48
1:D:768:PHE:O	1:E:741:ARG:HA	2.14	0.48
1:E:526:LEU:HD12	2:E:901:JDP:C06	2.43	0.48
1:F:356:ALA:O	1:F:362:ARG:NH1	2.36	0.48
1:J:633:ILE:HG13	1:J:639:LEU:HD12	1.95	0.48
1:K:210:ARG:NH1	1:K:379:GLU:OE1	2.45	0.48
1:A:259:ALA:HB2	1:A:300:ILE:HG21	1.95	0.48
1:A:428:ASP:OD1	1:A:428:ASP:N	2.46	0.48
1:A:633:ILE:HG13	1:A:639:LEU:HD12	1.95	0.48
1:C:382:GLN:HA	1:C:385:THR:HG22	1.96	0.48
1:D:469:VAL:HG22	1:D:540:ILE:HG12	1.95	0.48
1:E:210:ARG:NH1	1:E:379:GLU:OE1	2.45	0.48
1:F:30:GLU:OE1	1:F:89:ARG:NH2	2.47	0.48
1:J:259:ALA:HB2	1:J:300:ILE:HG21	1.95	0.48
1:L:30:GLU:OE1	1:L:89:ARG:NH2	2.47	0.48
1:B:602:ASN:ND2	1:C:548:LEU:HB3	2.28	0.48
1:B:762:LEU:HA	1:C:744:ARG:NH1	2.28	0.48
1:C:624:ASN:OD1	1:C:624:ASN:N	2.42	0.48
1:D:403:THR:HG1	1:D:406:HIS:CE1	2.31	0.48
1:G:428:ASP:OD1	1:G:428:ASP:N	2.46	0.48
1:G:589:ASN:OD1	1:G:589:ASN:N	2.45	0.48
1:G:741:ARG:HA	1:L:768:PHE:O	2.13	0.48
1:I:30:GLU:OE1	1:I:89:ARG:NH2	2.47	0.48
1:I:382:GLN:HA	1:I:385:THR:HG22	1.96	0.48
1:I:442:MET:N	1:I:442:MET:SD	2.86	0.48
1:I:633:ILE:HG13	1:I:639:LEU:HD12	1.95	0.48
1:L:135:LEU:HA	1:L:138:TYR:HE2	1.60	0.48
1:A:251:LYS:N	3:A:902:ADP:O2B	2.46	0.48
1:B:215:GLN:OE1	1:B:367:VAL:HG13	2.13	0.48
1:B:503:PHE:CE1	1:C:699:ILE:HD13	2.49	0.48
1:B:633:ILE:HG13	1:B:639:LEU:HD12	1.95	0.48
1:C:30:GLU:OE1	1:C:89:ARG:NH2	2.47	0.48
1:C:633:ILE:HG13	1:C:639:LEU:HD12	1.95	0.48
1:D:526:LEU:HD12	2:D:901:JDP:C06	2.43	0.48
1:F:135:LEU:HA	1:F:138:TYR:HE2	1.60	0.48
1:G:26:LEU:HD23	1:G:82:ILE:HG22	1.95	0.48
1:G:633:ILE:HG13	1:G:639:LEU:HD12	1.95	0.48
1:H:30:GLU:OE1	1:H:89:ARG:NH2	2.47	0.48

*Continued on next page...*

*Continued from previous page...*

Atom-1	Atom-2	Interatomic distance (Å)	Clash overlap (Å)
1:H:215:GLN:OE1	1:H:367:VAL:HG13	2.12	0.48
1:J:403:THR:HG1	1:J:406:HIS:CE1	2.31	0.48
1:J:469:VAL:HG22	1:J:540:ILE:HG12	1.95	0.48
1:B:526:LEU:HD12	2:B:901:JDP:C06	2.43	0.48
1:D:428:ASP:OD1	1:D:428:ASP:N	2.46	0.48
1:F:469:VAL:HG22	1:F:540:ILE:HG12	1.95	0.48
1:H:633:ILE:HG13	1:H:639:LEU:HD12	1.95	0.48
1:I:215:GLN:OE1	1:I:367:VAL:HG13	2.13	0.48
1:I:259:ALA:HB2	1:I:300:ILE:HG21	1.95	0.48
1:J:356:ALA:O	1:J:362:ARG:NH1	2.36	0.48
1:J:428:ASP:OD1	1:J:428:ASP:N	2.46	0.48
1:K:67:ALA:HB2	1:K:92:LEU:HD23	1.96	0.48
1:K:640:ASP:N	1:K:640:ASP:OD1	2.45	0.48
1:A:26:LEU:HD23	1:A:82:ILE:HG22	1.95	0.48
1:B:30:GLU:OE1	1:B:89:ARG:NH2	2.47	0.48
1:C:215:GLN:OE1	1:C:367:VAL:HG13	2.13	0.48
1:E:67:ALA:HB2	1:E:92:LEU:HD23	1.96	0.48
1:E:215:GLN:OE1	1:E:367:VAL:HG13	2.12	0.48
1:J:526:LEU:HD12	2:J:901:JDP:C06	2.43	0.48
1:L:67:ALA:HB2	1:L:92:LEU:HD23	1.96	0.48
1:L:469:VAL:HG22	1:L:540:ILE:HG12	1.95	0.48
1:B:223:PRO:O	1:B:340:HIS:ND1	2.47	0.48
1:B:503:PHE:HD2	1:B:510:PRO:HG3	1.79	0.48
1:C:259:ALA:HB2	1:C:300:ILE:HG21	1.95	0.48
1:D:223:PRO:O	1:D:340:HIS:ND1	2.47	0.48
1:D:356:ALA:O	1:D:362:ARG:NH1	2.36	0.48
1:F:67:ALA:HB2	1:F:92:LEU:HD23	1.96	0.48
1:G:259:ALA:HB2	1:G:300:ILE:HG21	1.95	0.48
1:H:223:PRO:O	1:H:340:HIS:ND1	2.47	0.48
1:I:624:ASN:OD1	1:I:624:ASN:N	2.42	0.48
1:J:223:PRO:O	1:J:340:HIS:ND1	2.47	0.48
1:K:215:GLN:OE1	1:K:367:VAL:HG13	2.12	0.48
1:A:442:MET:N	1:A:442:MET:SD	2.86	0.48
1:C:556:GLU:HG2	1:C:603:GLN:HG3	1.96	0.48
1:D:434:ASP:N	1:D:434:ASP:OD1	2.43	0.48
1:D:556:GLU:HG2	1:D:603:GLN:HG3	1.96	0.48
1:E:469:VAL:HG22	1:E:540:ILE:HG12	1.95	0.48
1:E:632:ALA:HA	1:E:635:ARG:HG3	1.96	0.48
1:G:356:ALA:O	1:G:362:ARG:NH1	2.36	0.48
1:G:640:ASP:OD1	1:G:640:ASP:N	2.45	0.48
1:H:313:ARG:NH2	1:H:353:ILE:O	2.45	0.48

*Continued on next page...*

*Continued from previous page...*

Atom-1	Atom-2	Interatomic distance (Å)	Clash overlap (Å)
1:H:503:PHE:HD2	1:H:510:PRO:HG3	1.79	0.48
1:H:526:LEU:HD12	2:H:901:JDP:C06	2.43	0.48
1:J:382:GLN:HA	1:J:385:THR:HG22	1.96	0.48
1:J:434:ASP:N	1:J:434:ASP:OD1	2.43	0.48
1:J:556:GLU:HG2	1:J:603:GLN:HG3	1.96	0.48
1:K:223:PRO:O	1:K:340:HIS:ND1	2.47	0.48
1:K:469:VAL:HG22	1:K:540:ILE:HG12	1.95	0.48
1:A:67:ALA:HB2	1:A:92:LEU:HD23	1.96	0.48
1:A:503:PHE:HD2	1:A:510:PRO:HG3	1.79	0.48
1:C:223:PRO:O	1:C:340:HIS:ND1	2.47	0.48
1:D:30:GLU:OE1	1:D:89:ARG:NH2	2.47	0.48
1:E:30:GLU:OE1	1:E:89:ARG:NH2	2.47	0.48
1:F:382:GLN:HA	1:F:385:THR:HG22	1.96	0.48
1:G:442:MET:SD	1:G:442:MET:N	2.86	0.48
1:G:526:LEU:HD12	2:G:901:JDP:C06	2.43	0.48
1:H:508:MET:HE1	1:I:699:ILE:CD1	2.31	0.48
1:I:223:PRO:O	1:I:340:HIS:ND1	2.47	0.48
1:I:556:GLU:HG2	1:I:603:GLN:HG3	1.96	0.48
1:I:653:ARG:O	1:I:657:LEU:HD23	2.14	0.48
1:K:30:GLU:OE1	1:K:89:ARG:NH2	2.47	0.48
1:L:382:GLN:HA	1:L:385:THR:HG22	1.96	0.48
1:B:653:ARG:O	1:B:657:LEU:HD23	2.14	0.48
1:D:653:ARG:O	1:D:657:LEU:HD23	2.14	0.48
1:E:223:PRO:O	1:E:340:HIS:ND1	2.47	0.48
1:E:428:ASP:N	1:E:428:ASP:OD1	2.46	0.48
1:G:30:GLU:OE1	1:G:89:ARG:NH2	2.47	0.48
1:G:67:ALA:HB2	1:G:92:LEU:HD23	1.96	0.48
1:H:653:ARG:O	1:H:657:LEU:HD23	2.14	0.48
1:J:30:GLU:OE1	1:J:89:ARG:NH2	2.47	0.48
1:J:653:ARG:O	1:J:657:LEU:HD23	2.14	0.48
1:K:428:ASP:N	1:K:428:ASP:OD1	2.46	0.48
1:A:30:GLU:OE1	1:A:89:ARG:NH2	2.47	0.47
1:B:382:GLN:HA	1:B:385:THR:HG22	1.95	0.47
1:B:624:ASN:OD1	1:B:624:ASN:N	2.42	0.47
1:C:27:ILE:O	1:C:81:LYS:NZ	2.45	0.47
1:C:653:ARG:O	1:C:657:LEU:HD23	2.14	0.47
1:D:382:GLN:HA	1:D:385:THR:HG22	1.96	0.47
1:E:556:GLU:HG2	1:E:603:GLN:HG3	1.96	0.47
1:F:223:PRO:O	1:F:340:HIS:ND1	2.47	0.47
1:G:503:PHE:HD2	1:G:510:PRO:HG3	1.79	0.47
1:I:26:LEU:HD23	1:I:82:ILE:HG22	1.95	0.47

*Continued on next page...*

*Continued from previous page...*

Atom-1	Atom-2	Interatomic distance (Å)	Clash overlap (Å)
1:I:632:ALA:HA	1:I:635:ARG:HG3	1.96	0.47
1:K:556:GLU:HG2	1:K:603:GLN:HG3	1.96	0.47
1:K:632:ALA:HA	1:K:635:ARG:HG3	1.97	0.47
1:A:526:LEU:HD12	2:A:901:JDP:C06	2.43	0.47
1:C:26:LEU:HD23	1:C:82:ILE:HG22	1.95	0.47
1:C:503:PHE:HD2	1:C:510:PRO:HG3	1.79	0.47
1:C:632:ALA:HA	1:C:635:ARG:HG3	1.96	0.47
1:E:653:ARG:O	1:E:657:LEU:HD23	2.14	0.47
1:F:526:LEU:HD12	2:F:901:JDP:C06	2.43	0.47
1:H:556:GLU:HG2	1:H:603:GLN:HG3	1.96	0.47
1:J:67:ALA:HB2	1:J:92:LEU:HD23	1.95	0.47
1:K:653:ARG:O	1:K:657:LEU:HD23	2.14	0.47
1:L:526:LEU:HD12	2:L:901:JDP:C06	2.43	0.47
1:A:155:ARG:HH21	1:A:386:LYS:HZ3	1.61	0.47
1:A:313:ARG:NH2	1:A:353:ILE:O	2.45	0.47
1:A:760:GLN:NE2	1:K:760:GLN:CD	2.56	0.47
1:B:135:LEU:HG	1:B:138:TYR:CZ	2.49	0.47
1:B:313:ARG:NH2	1:B:353:ILE:O	2.45	0.47
1:B:632:ALA:HA	1:B:635:ARG:HG3	1.96	0.47
1:D:67:ALA:HB2	1:D:92:LEU:HD23	1.96	0.47
1:F:503:PHE:HD2	1:F:510:PRO:HG3	1.79	0.47
1:G:95:ARG:HG3	1:G:95:ARG:NH1	2.27	0.47
1:G:155:ARG:HH21	1:G:386:LYS:HZ3	1.61	0.47
1:L:223:PRO:O	1:L:340:HIS:ND1	2.47	0.47
1:B:26:LEU:HD23	1:B:82:ILE:HG22	1.95	0.47
1:B:556:GLU:HG2	1:B:603:GLN:HG3	1.96	0.47
1:D:26:LEU:HD23	1:D:82:ILE:HG22	1.95	0.47
1:D:632:ALA:HA	1:D:635:ARG:HG3	1.96	0.47
1:E:442:MET:N	1:E:442:MET:SD	2.86	0.47
1:F:428:ASP:N	1:F:428:ASP:OD1	2.46	0.47
1:G:313:ARG:NH2	1:G:353:ILE:O	2.45	0.47
1:H:382:GLN:HA	1:H:385:THR:HG22	1.96	0.47
1:H:632:ALA:HA	1:H:635:ARG:HG3	1.96	0.47
1:I:503:PHE:HD2	1:I:510:PRO:HG3	1.79	0.47
1:J:26:LEU:HD23	1:J:82:ILE:HG22	1.95	0.47
1:J:95:ARG:HG3	1:J:95:ARG:NH1	2.27	0.47
1:K:382:GLN:HA	1:K:385:THR:HG22	1.96	0.47
1:L:428:ASP:OD1	1:L:428:ASP:N	2.46	0.47
1:A:223:PRO:O	1:A:340:HIS:ND1	2.47	0.47
1:A:653:ARG:O	1:A:657:LEU:HD23	2.14	0.47
1:F:252:THR:OG1	3:F:902:ADP:O3B	2.26	0.47

*Continued on next page...*

*Continued from previous page...*

Atom-1	Atom-2	Interatomic distance (Å)	Clash overlap (Å)
1:G:223:PRO:O	1:G:340:HIS:ND1	2.47	0.47
1:J:632:ALA:HA	1:J:635:ARG:HG3	1.96	0.47
1:L:632:ALA:HA	1:L:635:ARG:HG3	1.96	0.47
1:E:26:LEU:HD23	1:E:82:ILE:HG22	1.95	0.47
1:E:382:GLN:HA	1:E:385:THR:HG22	1.96	0.47
1:E:403:THR:OG1	1:E:406:HIS:CE1	2.68	0.47
1:F:556:GLU:HG2	1:F:603:GLN:HG3	1.96	0.47
1:F:632:ALA:HA	1:F:635:ARG:HG3	1.96	0.47
1:G:556:GLU:HG2	1:G:603:GLN:HG3	1.96	0.47
1:H:26:LEU:HD23	1:H:82:ILE:HG22	1.95	0.47
1:H:135:LEU:HG	1:H:138:TYR:CZ	2.49	0.47
1:H:624:ASN:OD1	1:H:624:ASN:N	2.42	0.47
1:K:442:MET:N	1:K:442:MET:SD	2.86	0.47
1:A:556:GLU:HG2	1:A:603:GLN:HG3	1.96	0.47
1:B:67:ALA:HB2	1:B:92:LEU:HD23	1.96	0.47
1:C:649:ASP:OD1	1:C:652:SER:OG	2.23	0.47
1:D:95:ARG:HG3	1:D:95:ARG:NH1	2.27	0.47
1:D:442:MET:SD	1:D:442:MET:N	2.86	0.47
1:D:543:LYS:HA	1:D:577:ASP:HB3	1.97	0.47
1:E:155:ARG:HH21	1:E:386:LYS:NZ	2.09	0.47
1:G:653:ARG:O	1:G:657:LEU:HD23	2.14	0.47
1:H:67:ALA:HB2	1:H:92:LEU:HD23	1.95	0.47
1:J:543:LYS:HA	1:J:577:ASP:HB3	1.97	0.47
1:K:26:LEU:HD23	1:K:82:ILE:HG22	1.95	0.47
1:K:155:ARG:HH21	1:K:386:LYS:NZ	2.09	0.47
1:L:503:PHE:HD2	1:L:510:PRO:HG3	1.79	0.47
1:L:556:GLU:HG2	1:L:603:GLN:HG3	1.96	0.47
1:L:732:ARG:HH12	1:L:734:ASP:HB3	1.79	0.47
1:C:131:PHE:HD1	1:C:135:LEU:HD13	1.80	0.47
1:D:275:MET:SD	1:D:275:MET:N	2.88	0.47
1:F:732:ARG:HH12	1:F:734:ASP:HB3	1.79	0.47
1:J:275:MET:N	1:J:275:MET:SD	2.88	0.47
1:J:442:MET:N	1:J:442:MET:SD	2.86	0.47
1:K:403:THR:OG1	1:K:406:HIS:CE1	2.68	0.47
1:L:442:MET:SD	1:L:442:MET:N	2.86	0.47
1:A:514:VAL:HG23	1:A:641:GLN:O	2.15	0.47
1:A:632:ALA:HA	1:A:635:ARG:HG3	1.97	0.47
1:C:217:LYS:H	1:C:217:LYS:HG2	1.58	0.47
1:E:503:PHE:HD2	1:E:510:PRO:HG3	1.79	0.47
1:G:514:VAL:HG23	1:G:641:GLN:O	2.15	0.47
1:I:67:ALA:HB2	1:I:92:LEU:HD23	1.95	0.47

*Continued on next page...*

*Continued from previous page...*

Atom-1	Atom-2	Interatomic distance (Å)	Clash overlap (Å)
1:I:649:ASP:OD1	1:I:652:SER:OG	2.23	0.47
1:J:491:GLU:HB3	1:K:700:ARG:HH21	1.79	0.47
1:L:403:THR:OG1	1:L:406:HIS:CE1	2.68	0.47
1:L:653:ARG:O	1:L:657:LEU:HD23	2.14	0.47
1:A:382:GLN:HA	1:A:385:THR:HG22	1.95	0.47
1:C:67:ALA:HB2	1:C:92:LEU:HD23	1.95	0.47
1:D:131:PHE:HD1	1:D:135:LEU:HD13	1.80	0.47
1:E:514:VAL:HG23	1:E:641:GLN:O	2.15	0.47
1:F:403:THR:OG1	1:F:406:HIS:CE1	2.68	0.47
1:F:653:ARG:O	1:F:657:LEU:HD23	2.14	0.47
1:G:131:PHE:HD1	1:G:135:LEU:HD13	1.80	0.47
1:G:632:ALA:HA	1:G:635:ARG:HG3	1.96	0.47
1:I:131:PHE:HD1	1:I:135:LEU:HD13	1.80	0.47
1:I:757:MET:O	1:I:761:THR:OG1	2.16	0.47
1:J:503:PHE:HD2	1:J:510:PRO:HG3	1.79	0.47
1:K:275:MET:N	1:K:275:MET:SD	2.88	0.47
1:K:506:PHE:CE1	1:L:731:ILE:HG13	2.50	0.47
1:K:514:VAL:HG23	1:K:641:GLN:O	2.15	0.47
1:L:275:MET:SD	1:L:275:MET:N	2.88	0.47
1:A:543:LYS:HA	1:A:577:ASP:HB3	1.97	0.46
1:D:503:PHE:HD2	1:D:510:PRO:HG3	1.79	0.46
1:E:275:MET:N	1:E:275:MET:SD	2.88	0.46
1:E:543:LYS:HA	1:E:577:ASP:HB3	1.97	0.46
1:E:761:THR:O	1:F:744:ARG:NH1	2.45	0.46
1:F:275:MET:N	1:F:275:MET:SD	2.88	0.46
1:F:442:MET:N	1:F:442:MET:SD	2.86	0.46
1:G:382:GLN:HA	1:G:385:THR:HG22	1.96	0.46
1:H:235:VAL:HG13	1:I:416:SER:HB2	1.97	0.46
1:J:514:VAL:HG23	1:J:641:GLN:O	2.15	0.46
1:K:503:PHE:HD2	1:K:510:PRO:HG3	1.79	0.46
1:K:543:LYS:HA	1:K:577:ASP:HB3	1.97	0.46
1:A:131:PHE:HD1	1:A:135:LEU:HD13	1.80	0.46
1:C:602:ASN:ND2	1:D:548:LEU:HB3	2.30	0.46
1:D:514:VAL:HG23	1:D:641:GLN:O	2.15	0.46
1:F:79:ASP:OD1	1:F:79:ASP:N	2.42	0.46
1:F:131:PHE:HD1	1:F:135:LEU:HD13	1.80	0.46
1:F:425:LYS:NZ	1:F:451:ASP:OD1	2.30	0.46
1:G:543:LYS:HA	1:G:577:ASP:HB3	1.97	0.46
1:I:543:LYS:HA	1:I:577:ASP:HB3	1.97	0.46
1:J:131:PHE:HD1	1:J:135:LEU:HD13	1.80	0.46
1:C:275:MET:N	1:C:275:MET:SD	2.88	0.46

*Continued on next page...*



*Continued from previous page...*

Atom-1	Atom-2	Interatomic distance (Å)	Clash overlap (Å)
1:C:364:ASP:OD1	1:C:364:ASP:N	2.38	0.46
1:D:403:THR:OG1	1:D:406:HIS:CE1	2.68	0.46
1:E:330:THR:HG21	1:F:273:GLU:HA	1.97	0.46
1:I:514:VAL:HG23	1:I:641:GLN:O	2.15	0.46
1:L:79:ASP:OD1	1:L:79:ASP:N	2.42	0.46
1:B:134:TYR:O	1:B:138:TYR:CE2	2.68	0.46
1:C:675:LEU:HD12	1:C:740:MET:HE3	1.85	0.46
1:F:543:LYS:HA	1:F:577:ASP:HB3	1.97	0.46
1:G:79:ASP:OD1	1:G:79:ASP:N	2.42	0.46
1:G:135:LEU:HG	1:G:138:TYR:CZ	2.49	0.46
1:I:217:LYS:H	1:I:217:LYS:HG2	1.57	0.46
1:I:275:MET:N	1:I:275:MET:SD	2.88	0.46
1:I:508:MET:HE1	1:J:699:ILE:CD1	2.29	0.46
1:J:326:SER:HB2	1:K:272:PRO:O	2.16	0.46
1:J:403:THR:OG1	1:J:406:HIS:CE1	2.68	0.46
1:L:131:PHE:HD1	1:L:135:LEU:HD13	1.80	0.46
1:A:135:LEU:HG	1:A:138:TYR:CZ	2.49	0.46
1:C:120:ASP:N	1:C:120:ASP:OD1	2.48	0.46
1:C:514:VAL:HG23	1:C:641:GLN:O	2.16	0.46
1:C:543:LYS:HA	1:C:577:ASP:HB3	1.97	0.46
1:G:217:LYS:H	1:G:217:LYS:HG2	1.57	0.46
1:H:131:PHE:HD1	1:H:135:LEU:HD13	1.80	0.46
1:I:120:ASP:N	1:I:120:ASP:OD1	2.48	0.46
1:I:252:THR:OG1	3:I:902:ADP:O1B	2.20	0.46
1:I:674:PHE:CZ	1:I:678:MET:SD	3.09	0.46
1:A:79:ASP:OD1	1:A:79:ASP:N	2.42	0.46
1:B:217:LYS:H	1:B:217:LYS:HG2	1.58	0.46
1:B:514:VAL:HG23	1:B:641:GLN:O	2.15	0.46
1:C:674:PHE:CZ	1:C:678:MET:SD	3.09	0.46
1:D:134:TYR:O	1:D:138:TYR:CE2	2.68	0.46
1:D:135:LEU:HG	1:D:138:TYR:CZ	2.49	0.46
1:H:134:TYR:O	1:H:138:TYR:CE2	2.68	0.46
1:H:514:VAL:HG23	1:H:641:GLN:O	2.16	0.46
1:H:589:ASN:N	1:H:589:ASN:OD1	2.45	0.46
1:L:543:LYS:HA	1:L:577:ASP:HB3	1.97	0.46
1:A:756:GLU:OE1	1:K:766:ARG:NH1	2.49	0.46
1:B:275:MET:N	1:B:275:MET:SD	2.88	0.46
1:B:589:ASN:OD1	1:B:589:ASN:N	2.45	0.46
1:D:461:PRO:HB2	1:D:464:LEU:HD21	1.98	0.46
1:E:461:PRO:HB2	1:E:464:LEU:HD21	1.98	0.46
1:F:268:LEU:HD23	1:F:302:PHE:HD2	1.81	0.46

*Continued on next page...*

*Continued from previous page...*

Atom-1	Atom-2	Interatomic distance (Å)	Clash overlap (Å)
1:F:294:GLU:HG3	1:F:338:ARG:HD2	1.98	0.46
1:H:275:MET:N	1:H:275:MET:SD	2.88	0.46
1:H:543:LYS:HA	1:H:577:ASP:HB3	1.97	0.46
1:J:134:TYR:O	1:J:138:TYR:CE2	2.69	0.46
1:J:607:GLU:CD	1:K:465:ARG:HH22	2.18	0.46
1:L:294:GLU:HG3	1:L:338:ARG:HD2	1.98	0.46
1:L:674:PHE:CZ	1:L:678:MET:SD	3.09	0.46
1:A:674:PHE:CZ	1:A:678:MET:SD	3.09	0.46
1:B:131:PHE:HD1	1:B:135:LEU:HD13	1.80	0.46
1:B:543:LYS:HA	1:B:577:ASP:HB3	1.97	0.46
1:E:674:PHE:CZ	1:E:678:MET:SD	3.09	0.46
1:G:134:TYR:O	1:G:138:TYR:CE2	2.68	0.46
1:G:275:MET:N	1:G:275:MET:SD	2.88	0.46
1:I:364:ASP:OD1	1:I:364:ASP:N	2.38	0.46
1:J:461:PRO:HB2	1:J:464:LEU:HD21	1.98	0.46
1:K:461:PRO:HB2	1:K:464:LEU:HD21	1.98	0.46
1:K:674:PHE:CZ	1:K:678:MET:SD	3.09	0.46
1:L:62:LYS:NZ	1:L:98:ASP:OD2	2.40	0.46
1:L:268:LEU:HD23	1:L:302:PHE:HD2	1.81	0.46
1:A:275:MET:N	1:A:275:MET:SD	2.88	0.46
1:B:506:PHE:CE1	1:C:731:ILE:HG13	2.50	0.46
1:F:62:LYS:NZ	1:F:98:ASP:OD2	2.41	0.46
1:F:514:VAL:HG23	1:F:641:GLN:O	2.15	0.46
1:F:674:PHE:CZ	1:F:678:MET:SD	3.09	0.46
1:G:27:ILE:O	1:G:81:LYS:NZ	2.45	0.46
1:D:425:LYS:NZ	1:D:451:ASP:OD1	2.30	0.46
1:E:131:PHE:HD1	1:E:135:LEU:HD13	1.80	0.46
1:G:252:THR:OG1	3:G:902:ADP:O1B	2.25	0.46
1:H:674:PHE:CZ	1:H:678:MET:SD	3.09	0.46
1:J:135:LEU:HG	1:J:138:TYR:CZ	2.49	0.46
1:L:135:LEU:HG	1:L:138:TYR:HH	1.76	0.46
1:L:461:PRO:HB2	1:L:464:LEU:HD21	1.98	0.46
1:L:514:VAL:HG23	1:L:641:GLN:O	2.15	0.46
1:A:751:ASP:O	1:A:755:TYR:HD1	1.99	0.45
1:B:674:PHE:CZ	1:B:678:MET:SD	3.09	0.45
1:D:674:PHE:CZ	1:D:678:MET:SD	3.09	0.45
1:E:258:VAL:O	1:E:262:THR:OG1	2.21	0.45
1:F:461:PRO:HB2	1:F:464:LEU:HD21	1.98	0.45
1:G:120:ASP:OD1	1:G:120:ASP:N	2.48	0.45
1:I:134:TYR:O	1:I:138:TYR:CE2	2.68	0.45
1:K:131:PHE:HD1	1:K:135:LEU:HD13	1.80	0.45

*Continued on next page...*

*Continued from previous page...*

Atom-1	Atom-2	Interatomic distance (Å)	Clash overlap (Å)
1:A:27:ILE:O	1:A:81:LYS:NZ	2.45	0.45
1:A:120:ASP:OD1	1:A:120:ASP:N	2.48	0.45
1:A:268:LEU:HD23	1:A:302:PHE:HD2	1.81	0.45
1:C:27:ILE:HG22	1:C:81:LYS:HE2	1.99	0.45
1:D:364:ASP:OD1	1:D:364:ASP:N	2.38	0.45
1:G:674:PHE:CZ	1:G:678:MET:SD	3.09	0.45
1:G:751:ASP:O	1:G:755:TYR:HD1	1.99	0.45
1:A:134:TYR:O	1:A:138:TYR:CE2	2.69	0.45
1:C:258:VAL:O	1:C:262:THR:OG1	2.21	0.45
1:E:95:ARG:HG3	1:E:95:ARG:NH1	2.27	0.45
1:E:268:LEU:HD23	1:E:302:PHE:HD2	1.81	0.45
1:E:294:GLU:HG3	1:E:338:ARG:HD2	1.98	0.45
1:F:135:LEU:HG	1:F:138:TYR:CZ	2.49	0.45
1:G:268:LEU:HD23	1:G:302:PHE:HD2	1.81	0.45
1:G:294:GLU:HG3	1:G:338:ARG:HD2	1.98	0.45
1:I:27:ILE:HG22	1:I:81:LYS:HE2	1.99	0.45
1:K:268:LEU:HD23	1:K:302:PHE:HD2	1.81	0.45
1:A:294:GLU:HG3	1:A:338:ARG:HD2	1.98	0.45
1:B:27:ILE:HG22	1:B:81:LYS:HE2	1.99	0.45
1:B:268:LEU:HD23	1:B:302:PHE:HD2	1.81	0.45
1:B:751:ASP:O	1:B:755:TYR:HD1	1.99	0.45
1:C:134:TYR:O	1:C:138:TYR:CE2	2.69	0.45
1:C:624:ASN:O	1:C:755:TYR:OH	2.12	0.45
1:H:27:ILE:HG22	1:H:81:LYS:HE2	1.99	0.45
1:H:268:LEU:HD23	1:H:302:PHE:HD2	1.81	0.45
1:H:751:ASP:O	1:H:755:TYR:HD1	1.99	0.45
1:K:258:VAL:O	1:K:262:THR:OG1	2.21	0.45
1:K:624:ASN:OD1	1:K:624:ASN:N	2.42	0.45
1:E:624:ASN:OD1	1:E:624:ASN:N	2.42	0.45
1:H:217:LYS:H	1:H:217:LYS:HG2	1.57	0.45
1:K:95:ARG:HG3	1:K:95:ARG:NH1	2.27	0.45
1:K:294:GLU:HG3	1:K:338:ARG:HD2	1.98	0.45
1:L:148:LYS:HE3	1:L:171:SER:HA	1.87	0.45
1:L:450:ASP:OD1	1:L:451:ASP:N	2.50	0.45
1:A:277:LYS:H	1:A:277:LYS:HG2	1.55	0.45
1:B:403:THR:HG1	1:B:406:HIS:CE1	2.33	0.45
1:E:135:LEU:HG	1:E:138:TYR:CZ	2.49	0.45
1:E:450:ASP:OD1	1:E:451:ASP:N	2.50	0.45
1:I:258:VAL:O	1:I:262:THR:OG1	2.21	0.45
1:J:674:PHE:CZ	1:J:678:MET:SD	3.09	0.45
1:K:312:LYS:HE2	1:K:312:LYS:HA	1.99	0.45

*Continued on next page...*

*Continued from previous page...*

Atom-1	Atom-2	Interatomic distance (Å)	Clash overlap (Å)
1:L:751:ASP:O	1:L:755:TYR:HD1	1.99	0.45
1:C:268:LEU:HD23	1:C:302:PHE:HD2	1.81	0.45
1:E:312:LYS:HE2	1:E:312:LYS:HA	1.99	0.45
1:F:450:ASP:OD1	1:F:451:ASP:N	2.50	0.45
1:I:421:GLN:HB2	1:I:454:TRP:CZ3	2.52	0.45
1:I:491:GLU:HB3	1:J:700:ARG:NH2	2.29	0.45
1:J:27:ILE:HG22	1:J:81:LYS:HE2	1.99	0.45
1:J:130:LEU:C	1:J:130:LEU:HD12	2.37	0.45
1:L:135:LEU:HG	1:L:138:TYR:CZ	2.49	0.45
1:C:751:ASP:O	1:C:755:TYR:HD1	1.99	0.45
1:D:27:ILE:HG22	1:D:81:LYS:HE2	1.99	0.45
1:F:751:ASP:O	1:F:755:TYR:HD1	1.99	0.45
1:G:421:GLN:HB2	1:G:454:TRP:CZ3	2.52	0.45
1:I:461:PRO:HB2	1:I:464:LEU:HD21	1.98	0.45
1:K:450:ASP:OD1	1:K:451:ASP:N	2.50	0.45
1:L:675:LEU:HD12	1:L:740:MET:HE3	1.90	0.45
1:A:258:VAL:O	1:A:262:THR:OG1	2.21	0.45
1:A:421:GLN:HB2	1:A:454:TRP:CZ3	2.52	0.45
1:A:519:PRO:HG2	1:A:522:CYS:SG	2.57	0.45
1:C:421:GLN:HB2	1:C:454:TRP:CZ3	2.52	0.45
1:D:560:ARG:HA	1:D:560:ARG:NH1	2.32	0.45
1:G:519:PRO:HG2	1:G:522:CYS:SG	2.57	0.45
1:J:148:LYS:HD3	1:J:148:LYS:HA	1.78	0.45
1:L:130:LEU:C	1:L:130:LEU:HD12	2.37	0.45
1:L:312:LYS:HE2	1:L:312:LYS:HA	1.99	0.45
1:B:62:LYS:NZ	1:B:98:ASP:OD2	2.40	0.45
1:D:59:LEU:O	1:D:67:ALA:N	2.50	0.45
1:D:751:ASP:O	1:D:755:TYR:HD1	1.99	0.45
1:E:217:LYS:H	1:E:217:LYS:HG2	1.58	0.45
1:E:519:PRO:HG2	1:E:522:CYS:SG	2.57	0.45
1:F:130:LEU:HD12	1:F:130:LEU:C	2.37	0.45
1:F:312:LYS:HE2	1:F:312:LYS:HA	1.99	0.45
1:F:313:ARG:NH2	1:F:353:ILE:O	2.45	0.45
1:H:421:GLN:HB2	1:H:454:TRP:CZ3	2.52	0.45
1:I:268:LEU:HD23	1:I:302:PHE:HD2	1.81	0.45
1:I:751:ASP:O	1:I:755:TYR:HD1	1.99	0.45
1:J:59:LEU:O	1:J:67:ALA:N	2.50	0.45
1:J:560:ARG:HA	1:J:560:ARG:NH1	2.32	0.45
1:K:135:LEU:HG	1:K:138:TYR:CZ	2.50	0.45
1:L:27:ILE:O	1:L:81:LYS:NZ	2.45	0.45
1:L:421:GLN:HB2	1:L:454:TRP:CZ3	2.52	0.45

*Continued on next page...*

*Continued from previous page...*

Atom-1	Atom-2	Interatomic distance (Å)	Clash overlap (Å)
1:A:450:ASP:OD1	1:A:451:ASP:N	2.50	0.44
1:B:294:GLU:HG3	1:B:338:ARG:HD2	1.98	0.44
1:B:421:GLN:HB2	1:B:454:TRP:CZ3	2.52	0.44
1:C:59:LEU:O	1:C:67:ALA:N	2.50	0.44
1:C:235:VAL:HG13	1:D:416:SER:HB2	1.99	0.44
1:C:450:ASP:OD1	1:C:451:ASP:N	2.50	0.44
1:C:461:PRO:HB2	1:C:464:LEU:HD21	1.98	0.44
1:D:268:LEU:HD23	1:D:302:PHE:HD2	1.81	0.44
1:D:421:GLN:HB2	1:D:454:TRP:CZ3	2.52	0.44
1:D:584:LYS:HD3	1:D:625:ARG:HD3	1.99	0.44
1:F:421:GLN:HB2	1:F:454:TRP:CZ3	2.52	0.44
1:G:27:ILE:HG22	1:G:81:LYS:HE2	1.99	0.44
1:G:277:LYS:H	1:G:277:LYS:HG2	1.55	0.44
1:G:450:ASP:OD1	1:G:451:ASP:N	2.50	0.44
1:H:403:THR:OG1	1:H:406:HIS:CE1	2.68	0.44
1:H:519:PRO:HG2	1:H:522:CYS:SG	2.57	0.44
1:I:450:ASP:OD1	1:I:451:ASP:N	2.50	0.44
1:I:768:PHE:O	1:J:741:ARG:HA	2.17	0.44
1:J:268:LEU:HD23	1:J:302:PHE:HD2	1.81	0.44
1:J:294:GLU:HG3	1:J:338:ARG:HD2	1.98	0.44
1:J:751:ASP:O	1:J:755:TYR:HD1	1.99	0.44
1:K:519:PRO:HG2	1:K:522:CYS:SG	2.57	0.44
1:L:313:ARG:NH2	1:L:353:ILE:O	2.45	0.44
1:A:27:ILE:HG22	1:A:81:LYS:HE2	1.99	0.44
1:A:461:PRO:HB2	1:A:464:LEU:HD21	1.98	0.44
1:B:403:THR:OG1	1:B:406:HIS:CE1	2.68	0.44
1:F:27:ILE:O	1:F:81:LYS:NZ	2.45	0.44
1:G:461:PRO:HB2	1:G:464:LEU:HD21	1.98	0.44
1:H:62:LYS:NZ	1:H:98:ASP:OD2	2.40	0.44
1:I:59:LEU:O	1:I:67:ALA:N	2.51	0.44
1:J:421:GLN:HB2	1:J:454:TRP:CZ3	2.52	0.44
1:J:584:LYS:HD3	1:J:625:ARG:HD3	1.99	0.44
1:A:403:THR:OG1	1:A:406:HIS:CE1	2.68	0.44
1:A:560:ARG:HA	1:A:560:ARG:NH1	2.32	0.44
1:A:700:ARG:HH21	1:F:491:GLU:HB3	1.82	0.44
1:B:519:PRO:HG2	1:B:522:CYS:SG	2.57	0.44
1:D:294:GLU:HG3	1:D:338:ARG:HD2	1.98	0.44
1:D:312:LYS:HE2	1:D:312:LYS:HA	1.99	0.44
1:E:151:ILE:HG12	1:E:164:LYS:HD3	2.00	0.44
1:F:675:LEU:HD12	1:F:740:MET:HE3	1.90	0.44
1:G:403:THR:OG1	1:G:406:HIS:CE1	2.68	0.44

*Continued on next page...*

*Continued from previous page...*

Atom-1	Atom-2	Interatomic distance (Å)	Clash overlap (Å)
1:G:560:ARG:HA	1:G:560:ARG:NH1	2.33	0.44
1:G:602:ASN:ND2	1:H:548:LEU:HB3	2.33	0.44
1:H:120:ASP:OD1	1:H:120:ASP:N	2.48	0.44
1:H:560:ARG:HA	1:H:560:ARG:NH1	2.32	0.44
1:K:151:ILE:HG12	1:K:164:LYS:HD3	1.99	0.44
1:K:217:LYS:H	1:K:217:LYS:HG2	1.58	0.44
1:K:516:PHE:HB3	1:K:643:ILE:CG1	2.48	0.44
1:K:751:ASP:O	1:K:755:TYR:HD1	1.99	0.44
1:B:120:ASP:OD1	1:B:120:ASP:N	2.48	0.44
1:B:461:PRO:HB2	1:B:464:LEU:HD21	1.98	0.44
1:B:560:ARG:HA	1:B:560:ARG:NH1	2.32	0.44
1:C:294:GLU:HG3	1:C:338:ARG:HD2	1.98	0.44
1:C:584:LYS:HD3	1:C:625:ARG:HD3	2.00	0.44
1:D:116:VAL:HG22	1:D:182:ILE:HD11	2.00	0.44
1:E:27:ILE:HG22	1:E:81:LYS:HE2	1.99	0.44
1:E:516:PHE:HB3	1:E:643:ILE:CG1	2.48	0.44
1:F:116:VAL:HG22	1:F:182:ILE:HD11	2.00	0.44
1:G:139:PHE:HE1	1:G:144:ARG:HH11	1.65	0.44
1:H:294:GLU:HG3	1:H:338:ARG:HD2	1.98	0.44
1:I:294:GLU:HG3	1:I:338:ARG:HD2	1.98	0.44
1:I:519:PRO:HG2	1:I:522:CYS:SG	2.57	0.44
1:I:584:LYS:HD3	1:I:625:ARG:HD3	2.00	0.44
1:J:312:LYS:HA	1:J:312:LYS:HE2	1.99	0.44
1:J:364:ASP:OD1	1:J:364:ASP:N	2.38	0.44
1:K:27:ILE:HG22	1:K:81:LYS:HE2	1.99	0.44
1:K:584:LYS:HD3	1:K:625:ARG:HD3	2.00	0.44
1:A:380:ILE:HD11	3:A:902:ADP:C6	2.52	0.44
1:B:428:ASP:OD1	1:B:428:ASP:N	2.46	0.44
1:C:277:LYS:H	1:C:277:LYS:HG2	1.55	0.44
1:E:584:LYS:HD3	1:E:625:ARG:HD3	2.00	0.44
1:E:751:ASP:O	1:E:755:TYR:HD1	1.99	0.44
1:F:59:LEU:O	1:F:67:ALA:N	2.50	0.44
1:G:116:VAL:HG22	1:G:182:ILE:HD11	2.00	0.44
1:H:27:ILE:O	1:H:81:LYS:NZ	2.45	0.44
1:H:516:PHE:HB3	1:H:643:ILE:CG1	2.48	0.44
1:J:120:ASP:N	1:J:120:ASP:OD1	2.48	0.44
1:J:519:PRO:HG2	1:J:522:CYS:SG	2.57	0.44
1:K:421:GLN:HB2	1:K:454:TRP:CZ3	2.52	0.44
1:L:59:LEU:O	1:L:67:ALA:N	2.51	0.44
1:L:519:PRO:HG2	1:L:522:CYS:SG	2.57	0.44
1:A:116:VAL:HG22	1:A:182:ILE:HD11	2.00	0.44

*Continued on next page...*

*Continued from previous page...*

Atom-1	Atom-2	Interatomic distance (Å)	Clash overlap (Å)
1:B:516:PHE:HB3	1:B:643:ILE:CG1	2.48	0.44
1:C:519:PRO:HG2	1:C:522:CYS:SG	2.57	0.44
1:D:519:PRO:HG2	1:D:522:CYS:SG	2.57	0.44
1:H:461:PRO:HB2	1:H:464:LEU:HD21	1.98	0.44
1:J:116:VAL:HG22	1:J:182:ILE:HD11	2.00	0.44
1:K:330:THR:HG21	1:L:273:GLU:HA	2.00	0.44
1:L:116:VAL:HG22	1:L:182:ILE:HD11	2.00	0.44
1:L:139:PHE:HE1	1:L:144:ARG:HH11	1.65	0.44
1:A:139:PHE:HE1	1:A:144:ARG:HH11	1.65	0.44
1:B:391:ALA:HB3	1:B:394:VAL:HG23	1.99	0.44
1:D:120:ASP:N	1:D:120:ASP:OD1	2.48	0.44
1:D:148:LYS:HD3	1:D:148:LYS:HA	1.78	0.44
1:D:516:PHE:HB3	1:D:643:ILE:CG1	2.48	0.44
1:E:391:ALA:HB3	1:E:394:VAL:HG23	1.99	0.44
1:E:421:GLN:HB2	1:E:454:TRP:CZ3	2.52	0.44
1:F:560:ARG:HA	1:F:560:ARG:NH1	2.32	0.44
1:H:391:ALA:HB3	1:H:394:VAL:HG23	1.99	0.44
1:H:491:GLU:HB3	1:I:700:ARG:NH2	2.31	0.44
1:J:516:PHE:HB3	1:J:643:ILE:CG1	2.48	0.44
1:K:503:PHE:HE1	1:L:699:ILE:HG21	1.82	0.44
1:L:560:ARG:HA	1:L:560:ARG:NH1	2.32	0.44
1:B:27:ILE:O	1:B:81:LYS:NZ	2.45	0.44
1:B:148:LYS:HE3	1:B:171:SER:HA	1.86	0.44
1:B:312:LYS:HA	1:B:312:LYS:HE2	1.99	0.44
1:C:116:VAL:HG22	1:C:182:ILE:HD11	2.00	0.44
1:C:391:ALA:HB3	1:C:394:VAL:HG23	2.00	0.44
1:C:560:ARG:HA	1:C:560:ARG:NH1	2.32	0.44
1:F:484:ASP:OD1	1:F:484:ASP:N	2.49	0.44
1:F:519:PRO:HG2	1:F:522:CYS:SG	2.57	0.44
1:I:148:LYS:HA	1:I:148:LYS:HD3	1.78	0.44
1:K:391:ALA:HB3	1:K:394:VAL:HG23	1.99	0.44
1:K:560:ARG:HA	1:K:560:ARG:NH1	2.33	0.44
1:L:484:ASP:OD1	1:L:484:ASP:N	2.49	0.44
1:B:79:ASP:OD1	1:B:79:ASP:N	2.42	0.44
1:B:277:LYS:H	1:B:277:LYS:HG2	1.55	0.44
1:B:450:ASP:OD1	1:B:451:ASP:N	2.50	0.44
1:E:116:VAL:HG22	1:E:182:ILE:HD11	2.00	0.44
1:E:560:ARG:HA	1:E:560:ARG:NH1	2.33	0.44
1:F:27:ILE:HG22	1:F:81:LYS:HE2	1.99	0.44
1:F:139:PHE:HE1	1:F:144:ARG:HH11	1.65	0.44
1:F:391:ALA:HB3	1:F:394:VAL:HG23	1.99	0.44

*Continued on next page...*

*Continued from previous page...*

Atom-1	Atom-2	Interatomic distance (Å)	Clash overlap (Å)
1:H:139:PHE:HE1	1:H:144:ARG:HH11	1.65	0.44
1:H:450:ASP:OD1	1:H:451:ASP:N	2.50	0.44
1:H:487:ARG:HE	1:I:700:ARG:CZ	2.31	0.44
1:I:277:LYS:H	1:I:277:LYS:HG2	1.55	0.44
1:I:391:ALA:HB3	1:I:394:VAL:HG23	2.00	0.44
1:I:516:PHE:HB3	1:I:643:ILE:CG1	2.48	0.44
1:I:560:ARG:HA	1:I:560:ARG:NH1	2.32	0.44
1:I:649:ASP:N	1:I:649:ASP:OD1	2.42	0.44
1:J:450:ASP:OD1	1:J:451:ASP:N	2.50	0.44
1:K:116:VAL:HG22	1:K:182:ILE:HD11	2.00	0.44
1:L:27:ILE:HG22	1:L:81:LYS:HE2	1.99	0.44
1:A:516:PHE:HB3	1:A:643:ILE:CG1	2.48	0.43
1:B:72:LEU:HD12	1:B:72:LEU:HA	1.89	0.43
1:B:139:PHE:HE1	1:B:144:ARG:HH11	1.65	0.43
1:D:450:ASP:OD1	1:D:451:ASP:N	2.50	0.43
1:G:700:ARG:CZ	1:L:487:ARG:HE	2.30	0.43
1:H:312:LYS:HE2	1:H:312:LYS:HA	1.99	0.43
1:I:116:VAL:HG22	1:I:182:ILE:HD11	2.00	0.43
1:L:391:ALA:HB3	1:L:394:VAL:HG23	2.00	0.43
1:L:584:LYS:HD3	1:L:625:ARG:HD3	1.99	0.43
1:A:625:ARG:HH11	1:A:625:ARG:HG2	1.84	0.43
1:B:625:ARG:HG2	1:B:625:ARG:HH11	1.83	0.43
1:C:625:ARG:HG2	1:C:625:ARG:HH11	1.84	0.43
1:H:59:LEU:O	1:H:67:ALA:N	2.51	0.43
1:H:135:LEU:CA	1:H:138:TYR:HE2	2.25	0.43
1:I:235:VAL:HG11	1:J:420:LEU:HD11	1.99	0.43
1:K:139:PHE:HE1	1:K:144:ARG:HH11	1.65	0.43
1:A:59:LEU:O	1:A:67:ALA:N	2.50	0.43
1:B:59:LEU:O	1:B:67:ALA:N	2.51	0.43
1:D:258:VAL:O	1:D:262:THR:OG1	2.21	0.43
1:D:757:MET:O	1:D:761:THR:OG1	2.16	0.43
1:E:139:PHE:HE1	1:E:144:ARG:HH11	1.65	0.43
1:E:625:ARG:HG2	1:E:625:ARG:HH11	1.84	0.43
1:F:584:LYS:HD3	1:F:625:ARG:HD3	2.00	0.43
1:G:625:ARG:HG2	1:G:625:ARG:HH11	1.84	0.43
1:H:79:ASP:OD1	1:H:79:ASP:N	2.42	0.43
1:H:584:LYS:HD3	1:H:625:ARG:HD3	2.00	0.43
1:H:625:ARG:HG2	1:H:625:ARG:HH11	1.84	0.43
1:I:625:ARG:HH11	1:I:625:ARG:HG2	1.84	0.43
1:L:516:PHE:HB3	1:L:643:ILE:CG1	2.48	0.43
1:A:773:PHE:CE2	1:B:733:ARG:HG2	2.53	0.43

*Continued on next page...*



*Continued from previous page...*

Atom-1	Atom-2	Interatomic distance (Å)	Clash overlap (Å)
1:B:116:VAL:HG22	1:B:182:ILE:HD11	2.00	0.43
1:D:649:ASP:OD1	1:D:652:SER:OG	2.23	0.43
1:E:533:ASN:HD22	1:E:533:ASN:HA	1.61	0.43
1:F:136:LYS:HB2	1:F:137:PRO:HD3	2.01	0.43
1:F:151:ILE:HG12	1:F:164:LYS:HD3	2.00	0.43
1:G:59:LEU:O	1:G:67:ALA:N	2.51	0.43
1:H:116:VAL:HG22	1:H:182:ILE:HD11	2.00	0.43
1:H:487:ARG:HE	1:I:700:ARG:NH1	2.17	0.43
1:J:139:PHE:HE1	1:J:144:ARG:HH11	1.65	0.43
1:K:625:ARG:HG2	1:K:625:ARG:HH11	1.84	0.43
1:L:151:ILE:HG12	1:L:164:LYS:HD3	2.00	0.43
1:A:484:ASP:OD1	1:A:484:ASP:N	2.49	0.43
1:A:580:ASP:HB2	1:A:628:ILE:HD11	2.00	0.43
1:C:148:LYS:HD3	1:C:148:LYS:HA	1.78	0.43
1:C:649:ASP:N	1:C:649:ASP:OD1	2.42	0.43
1:E:59:LEU:O	1:E:67:ALA:N	2.51	0.43
1:E:602:ASN:HD21	1:F:548:LEU:HB3	1.82	0.43
1:F:516:PHE:HB3	1:F:643:ILE:CG1	2.48	0.43
1:G:484:ASP:OD1	1:G:484:ASP:N	2.49	0.43
1:H:151:ILE:HG12	1:H:164:LYS:HD3	2.00	0.43
1:I:139:PHE:HE1	1:I:144:ARG:HH11	1.65	0.43
1:I:312:LYS:HE2	1:I:312:LYS:HA	1.99	0.43
1:J:136:LYS:HB2	1:J:137:PRO:HD3	2.01	0.43
1:J:258:VAL:O	1:J:262:THR:OG1	2.21	0.43
1:K:59:LEU:O	1:K:67:ALA:N	2.51	0.43
1:A:148:LYS:HE3	1:A:171:SER:HA	1.86	0.43
1:A:491:GLU:HB3	1:B:700:ARG:NH2	2.34	0.43
1:A:584:LYS:HD3	1:A:625:ARG:HD3	2.00	0.43
1:B:584:LYS:HD3	1:B:625:ARG:HD3	2.00	0.43
1:D:277:LYS:H	1:D:277:LYS:HG2	1.55	0.43
1:F:625:ARG:HG2	1:F:625:ARG:HH11	1.84	0.43
1:G:312:LYS:HE2	1:G:312:LYS:HA	1.99	0.43
1:G:580:ASP:HB2	1:G:628:ILE:HD11	2.00	0.43
1:H:277:LYS:H	1:H:277:LYS:HG2	1.55	0.43
1:H:580:ASP:HB2	1:H:628:ILE:HD11	2.00	0.43
1:I:235:VAL:HG13	1:J:416:SER:HB2	2.01	0.43
1:L:136:LYS:HB2	1:L:137:PRO:HD3	2.01	0.43
1:A:151:ILE:HG12	1:A:164:LYS:HD3	2.00	0.43
1:A:495:TYR:CD2	1:B:703:ILE:HD12	2.53	0.43
1:B:134:TYR:C	1:B:138:TYR:CE2	2.92	0.43
1:B:151:ILE:HG12	1:B:164:LYS:HD3	2.00	0.43

*Continued on next page...*

*Continued from previous page...*

Atom-1	Atom-2	Interatomic distance (Å)	Clash overlap (Å)
1:B:491:GLU:HB3	1:C:700:ARG:NH2	2.34	0.43
1:B:580:ASP:HB2	1:B:628:ILE:HD11	2.00	0.43
1:C:139:PHE:HE1	1:C:144:ARG:HH11	1.65	0.43
1:C:312:LYS:HE2	1:C:312:LYS:HA	1.99	0.43
1:C:516:PHE:HB3	1:C:643:ILE:CG1	2.48	0.43
1:D:136:LYS:HB2	1:D:137:PRO:HD3	2.01	0.43
1:D:139:PHE:HE1	1:D:144:ARG:HH11	1.65	0.43
1:H:72:LEU:HD12	1:H:72:LEU:HA	1.89	0.43
1:H:130:LEU:CG	1:H:134:TYR:CD2	2.90	0.43
1:J:77:CYS:SG	1:J:78:SER:N	2.92	0.43
1:K:359:ARG:HD2	1:L:247:PRO:HG2	2.00	0.43
1:A:77:CYS:SG	1:A:78:SER:N	2.92	0.43
1:A:136:LYS:HB2	1:A:137:PRO:HD3	2.01	0.43
1:A:312:LYS:HE2	1:A:312:LYS:HA	1.99	0.43
1:C:79:ASP:OD1	1:C:79:ASP:N	2.42	0.43
1:G:584:LYS:HD3	1:G:625:ARG:HD3	2.00	0.43
1:K:533:ASN:HD22	1:K:533:ASN:HA	1.61	0.43
1:L:120:ASP:N	1:L:120:ASP:OD1	2.48	0.43
1:B:77:CYS:SG	1:B:78:SER:N	2.92	0.43
1:C:77:CYS:SG	1:C:78:SER:N	2.92	0.43
1:C:151:ILE:HG12	1:C:164:LYS:HD3	2.00	0.43
1:D:77:CYS:SG	1:D:78:SER:N	2.92	0.43
1:D:391:ALA:HB3	1:D:394:VAL:HG23	2.00	0.43
1:D:625:ARG:HG2	1:D:625:ARG:HH11	1.84	0.43
1:F:120:ASP:N	1:F:120:ASP:OD1	2.48	0.43
1:G:77:CYS:SG	1:G:78:SER:N	2.92	0.43
1:G:136:LYS:HB2	1:G:137:PRO:HD3	2.01	0.43
1:I:77:CYS:SG	1:I:78:SER:N	2.92	0.43
1:J:235:VAL:HG23	1:K:158:MET:HE3	2.00	0.43
1:J:391:ALA:HB3	1:J:394:VAL:HG23	1.99	0.43
1:J:649:ASP:OD1	1:J:652:SER:OG	2.23	0.43
1:L:625:ARG:HG2	1:L:625:ARG:HH11	1.84	0.43
1:B:135:LEU:CA	1:B:138:TYR:HE2	2.25	0.43
1:C:572:CYS:SG	1:C:573:VAL:N	2.92	0.43
1:F:580:ASP:HB2	1:F:628:ILE:HD11	2.00	0.43
1:G:151:ILE:HG12	1:G:164:LYS:HD3	2.00	0.43
1:H:77:CYS:SG	1:H:78:SER:N	2.92	0.43
1:H:572:CYS:SG	1:H:573:VAL:N	2.92	0.43
1:I:423:ILE:HD12	1:I:424:ARG:N	2.34	0.43
1:I:572:CYS:SG	1:I:573:VAL:N	2.92	0.43
1:J:277:LYS:H	1:J:277:LYS:HG2	1.55	0.43

*Continued on next page...*

*Continued from previous page...*

Atom-1	Atom-2	Interatomic distance (Å)	Clash overlap (Å)
1:J:625:ARG:HG2	1:J:625:ARG:HH11	1.83	0.43
1:L:580:ASP:HB2	1:L:628:ILE:HD11	2.00	0.43
1:A:391:ALA:HB3	1:A:394:VAL:HG23	1.99	0.42
1:B:533:ASN:HD22	1:B:533:ASN:HA	1.61	0.42
1:B:572:CYS:SG	1:B:573:VAL:N	2.92	0.42
1:C:136:LYS:HB2	1:C:137:PRO:HD3	2.01	0.42
1:D:60:LYS:HZ2	1:D:103:GLN:HG2	1.84	0.42
1:D:269:ILE:HD11	1:D:303:ILE:HG12	2.01	0.42
1:E:134:TYR:O	1:E:138:TYR:CE2	2.68	0.42
1:E:148:LYS:HA	1:E:148:LYS:HD3	1.78	0.42
1:F:77:CYS:SG	1:F:78:SER:N	2.92	0.42
1:F:364:ASP:OD1	1:F:364:ASP:N	2.38	0.42
1:G:391:ALA:HB3	1:G:394:VAL:HG23	2.00	0.42
1:H:134:TYR:C	1:H:138:TYR:CE2	2.93	0.42
1:I:60:LYS:HZ2	1:I:103:GLN:HG2	1.84	0.42
1:J:60:LYS:HZ2	1:J:103:GLN:HG2	1.84	0.42
1:J:572:CYS:SG	1:J:573:VAL:N	2.92	0.42
1:K:572:CYS:SG	1:K:573:VAL:N	2.92	0.42
1:A:572:CYS:SG	1:A:573:VAL:N	2.92	0.42
1:B:423:ILE:HD12	1:B:424:ARG:N	2.34	0.42
1:B:487:ARG:HE	1:C:700:ARG:CZ	2.31	0.42
1:C:423:ILE:HD12	1:C:424:ARG:N	2.34	0.42
1:D:572:CYS:SG	1:D:573:VAL:N	2.92	0.42
1:E:81:LYS:HD2	1:E:81:LYS:HA	1.78	0.42
1:G:572:CYS:SG	1:G:573:VAL:N	2.92	0.42
1:I:134:TYR:C	1:I:138:TYR:CE2	2.93	0.42
1:I:151:ILE:HG12	1:I:164:LYS:HD3	2.00	0.42
1:I:624:ASN:O	1:I:755:TYR:OH	2.12	0.42
1:L:77:CYS:SG	1:L:78:SER:N	2.92	0.42
1:C:580:ASP:HB2	1:C:628:ILE:HD11	2.00	0.42
1:D:219:MET:SD	1:D:365:ARG:CZ	3.07	0.42
1:D:423:ILE:HD12	1:D:424:ARG:N	2.34	0.42
1:E:572:CYS:SG	1:E:573:VAL:N	2.92	0.42
1:I:580:ASP:HB2	1:I:628:ILE:HD11	2.00	0.42
1:J:269:ILE:HD11	1:J:303:ILE:HG12	2.01	0.42
1:J:423:ILE:HD12	1:J:424:ARG:N	2.34	0.42
1:K:120:ASP:N	1:K:120:ASP:OD1	2.48	0.42
1:K:425:LYS:NZ	1:K:451:ASP:OD1	2.30	0.42
1:A:679:THR:HB	1:A:682:PHE:CG	2.55	0.42
1:C:134:TYR:C	1:C:138:TYR:CE2	2.93	0.42
1:D:151:ILE:HG12	1:D:164:LYS:HD3	2.00	0.42

*Continued on next page...*

*Continued from previous page...*

Atom-1	Atom-2	Interatomic distance (Å)	Clash overlap (Å)
1:D:679:THR:HB	1:D:682:PHE:CG	2.55	0.42
1:D:750:ASN:HD22	1:I:750:ASN:HD22	1.67	0.42
1:E:27:ILE:O	1:E:81:LYS:NZ	2.45	0.42
1:F:750:ASN:HD22	1:G:750:ASN:HD22	1.68	0.42
1:G:679:THR:HB	1:G:682:PHE:CG	2.55	0.42
1:H:423:ILE:HD12	1:H:424:ARG:N	2.34	0.42
1:H:533:ASN:HD22	1:H:533:ASN:HA	1.61	0.42
1:I:219:MET:SD	1:I:365:ARG:CZ	3.08	0.42
1:J:679:THR:HB	1:J:682:PHE:CG	2.55	0.42
1:K:148:LYS:HA	1:K:148:LYS:HD3	1.78	0.42
1:L:364:ASP:OD1	1:L:364:ASP:N	2.38	0.42
1:A:219:MET:SD	1:A:365:ARG:CZ	3.07	0.42
1:C:219:MET:SD	1:C:365:ARG:CZ	3.08	0.42
1:E:120:ASP:N	1:E:120:ASP:OD1	2.48	0.42
1:E:269:ILE:HD11	1:E:303:ILE:HG12	2.01	0.42
1:E:580:ASP:HB2	1:E:628:ILE:HD11	2.00	0.42
1:F:134:TYR:C	1:F:138:TYR:CE2	2.93	0.42
1:G:258:VAL:O	1:G:262:THR:OG1	2.21	0.42
1:G:423:ILE:HD12	1:G:424:ARG:N	2.34	0.42
1:I:136:LYS:HB2	1:I:137:PRO:HD3	2.01	0.42
1:J:151:ILE:HG12	1:J:164:LYS:HD3	2.00	0.42
1:J:219:MET:SD	1:J:365:ARG:CZ	3.08	0.42
1:K:27:ILE:O	1:K:81:LYS:NZ	2.45	0.42
1:K:580:ASP:HB2	1:K:628:ILE:HD11	2.00	0.42
1:K:649:ASP:OD1	1:K:652:SER:OG	2.23	0.42
1:L:216:ILE:H	1:L:216:ILE:HG12	1.69	0.42
1:A:423:ILE:HD12	1:A:424:ARG:N	2.34	0.42
1:C:148:LYS:HE2	1:C:171:SER:HB2	2.02	0.42
1:D:580:ASP:HB2	1:D:628:ILE:HD11	2.00	0.42
1:E:77:CYS:SG	1:E:78:SER:N	2.92	0.42
1:F:572:CYS:SG	1:F:573:VAL:N	2.92	0.42
1:G:134:TYR:C	1:G:138:TYR:CE2	2.93	0.42
1:G:219:MET:SD	1:G:365:ARG:CZ	3.07	0.42
1:G:283:GLU:O	1:G:286:LEU:HD23	2.20	0.42
1:H:136:LYS:HB2	1:H:137:PRO:HD3	2.01	0.42
1:H:269:ILE:HD11	1:H:303:ILE:HG12	2.00	0.42
1:I:148:LYS:HE2	1:I:171:SER:HB2	2.02	0.42
1:K:269:ILE:HD11	1:K:303:ILE:HG12	2.01	0.42
1:A:283:GLU:O	1:A:286:LEU:HD23	2.20	0.42
1:B:269:ILE:HD11	1:B:303:ILE:HG12	2.00	0.42
1:E:134:TYR:C	1:E:138:TYR:CE2	2.93	0.42

*Continued on next page...*

*Continued from previous page...*

Atom-1	Atom-2	Interatomic distance (Å)	Clash overlap (Å)
1:E:135:LEU:CA	1:E:138:TYR:HE2	2.26	0.42
1:E:217:LYS:O	1:E:221:GLU:HB2	2.20	0.42
1:E:607:GLU:CD	1:F:465:ARG:HH22	2.22	0.42
1:E:649:ASP:OD1	1:E:652:SER:OG	2.23	0.42
1:E:762:LEU:HA	1:F:744:ARG:NH1	2.34	0.42
1:F:60:LYS:HZ2	1:F:103:GLN:HG2	1.85	0.42
1:F:217:LYS:O	1:F:221:GLU:HB2	2.20	0.42
1:H:679:THR:HB	1:H:682:PHE:CG	2.55	0.42
1:K:77:CYS:SG	1:K:78:SER:N	2.92	0.42
1:K:81:LYS:HD2	1:K:81:LYS:HA	1.78	0.42
1:L:134:TYR:C	1:L:138:TYR:CE2	2.93	0.42
1:L:217:LYS:O	1:L:221:GLU:HB2	2.20	0.42
1:A:134:TYR:C	1:A:138:TYR:CE2	2.93	0.42
1:B:136:LYS:HB2	1:B:137:PRO:HD3	2.01	0.42
1:B:201:VAL:HA	1:B:205:ASP:OD2	2.20	0.42
1:B:679:THR:HB	1:B:682:PHE:CG	2.55	0.42
1:E:425:LYS:NZ	1:E:451:ASP:OD1	2.30	0.42
1:E:679:THR:HB	1:E:682:PHE:CG	2.55	0.42
1:H:732:ARG:NH1	1:H:734:ASP:HB3	2.34	0.42
1:H:771:PHE:HD2	1:I:737:GLU:HG3	1.85	0.42
1:I:135:LEU:HG	1:I:138:TYR:CZ	2.49	0.42
1:I:732:ARG:NH1	1:I:734:ASP:HB3	2.34	0.42
1:J:425:LYS:NZ	1:J:451:ASP:OD1	2.30	0.42
1:J:580:ASP:HB2	1:J:628:ILE:HD11	2.00	0.42
1:K:49:LEU:HB3	1:K:104:PRO:HD3	2.02	0.42
1:K:219:MET:SD	1:K:365:ARG:CZ	3.07	0.42
1:K:251:LYS:N	3:K:902:ADP:O2B	2.52	0.42
1:L:572:CYS:SG	1:L:573:VAL:N	2.92	0.42
1:A:217:LYS:O	1:A:221:GLU:HB2	2.20	0.42
1:A:230:PHE:CE2	1:A:237:PRO:HB3	2.55	0.42
1:C:72:LEU:HD12	1:C:72:LEU:HA	1.89	0.42
1:C:135:LEU:HG	1:C:138:TYR:CZ	2.49	0.42
1:C:330:THR:HG21	1:D:273:GLU:HA	2.02	0.42
1:C:732:ARG:NH1	1:C:734:ASP:HB3	2.34	0.42
1:F:148:LYS:HE2	1:F:171:SER:HB2	2.02	0.42
1:F:216:ILE:H	1:F:216:ILE:HG12	1.69	0.42
1:G:217:LYS:O	1:G:221:GLU:HB2	2.20	0.42
1:G:230:PHE:CE2	1:G:237:PRO:HB3	2.55	0.42
1:G:516:PHE:HB3	1:G:643:ILE:CG1	2.48	0.42
1:G:602:ASN:HD21	1:H:548:LEU:HB3	1.84	0.42
1:H:201:VAL:HA	1:H:205:ASP:OD2	2.20	0.42

*Continued on next page...*

*Continued from previous page...*

Atom-1	Atom-2	Interatomic distance (Å)	Clash overlap (Å)
1:H:283:GLU:O	1:H:286:LEU:HD23	2.20	0.42
1:I:29:ASP:OD2	1:I:81:LYS:HE3	2.20	0.42
1:K:29:ASP:OD2	1:K:81:LYS:HE3	2.20	0.42
1:K:134:TYR:O	1:K:138:TYR:CE2	2.69	0.42
1:K:217:LYS:O	1:K:221:GLU:HB2	2.20	0.42
1:K:679:THR:HB	1:K:682:PHE:CG	2.55	0.42
1:L:258:VAL:O	1:L:262:THR:OG1	2.21	0.42
1:L:269:ILE:HD11	1:L:303:ILE:HG12	2.00	0.42
1:A:490:GLN:O	1:A:494:GLN:HB3	2.20	0.42
1:B:283:GLU:O	1:B:286:LEU:HD23	2.20	0.42
1:C:490:GLN:O	1:C:494:GLN:HB3	2.20	0.42
1:C:679:THR:HB	1:C:682:PHE:CG	2.55	0.42
1:C:750:ASN:HD22	1:J:750:ASN:HD22	1.68	0.42
1:D:29:ASP:OD2	1:D:81:LYS:HE3	2.20	0.42
1:E:29:ASP:OD2	1:E:81:LYS:HE3	2.20	0.42
1:E:49:LEU:HB3	1:E:104:PRO:HD3	2.02	0.42
1:E:115:HIS:ND1	1:E:183:HIS:O	2.53	0.42
1:E:219:MET:SD	1:E:365:ARG:CZ	3.08	0.42
1:F:219:MET:SD	1:F:365:ARG:CZ	3.07	0.42
1:G:380:ILE:HD11	3:G:902:ADP:C6	2.55	0.42
1:G:490:GLN:O	1:G:494:GLN:HB3	2.20	0.42
1:H:230:PHE:CE2	1:H:237:PRO:HB3	2.55	0.42
1:H:490:GLN:O	1:H:494:GLN:HB3	2.20	0.42
1:J:29:ASP:OD2	1:J:81:LYS:HE3	2.20	0.42
1:J:49:LEU:HB3	1:J:104:PRO:HD3	2.02	0.42
1:J:134:TYR:C	1:J:138:TYR:CE2	2.93	0.42
1:K:115:HIS:ND1	1:K:183:HIS:O	2.53	0.42
1:K:136:LYS:HB2	1:K:137:PRO:HD3	2.01	0.42
1:A:235:VAL:HG13	1:B:416:SER:HB2	2.02	0.41
1:B:490:GLN:O	1:B:494:GLN:HB3	2.20	0.41
1:B:732:ARG:NH1	1:B:734:ASP:HB3	2.34	0.41
1:C:29:ASP:OD2	1:C:81:LYS:HE3	2.20	0.41
1:C:403:THR:OG1	1:C:406:HIS:CE1	2.68	0.41
1:C:773:PHE:HB3	1:D:733:ARG:HH11	1.85	0.41
1:D:49:LEU:HB3	1:D:104:PRO:HD3	2.02	0.41
1:D:134:TYR:C	1:D:138:TYR:CE2	2.93	0.41
1:D:148:LYS:HE2	1:D:171:SER:HB2	2.02	0.41
1:F:230:PHE:CE2	1:F:237:PRO:HB3	2.55	0.41
1:F:679:THR:HB	1:F:682:PHE:CG	2.55	0.41
1:I:490:GLN:O	1:I:494:GLN:HB3	2.20	0.41
1:I:679:THR:HB	1:I:682:PHE:CG	2.55	0.41

*Continued on next page...*

*Continued from previous page...*

Atom-1	Atom-2	Interatomic distance (Å)	Clash overlap (Å)
1:J:148:LYS:HE2	1:J:171:SER:HB2	2.02	0.41
1:J:371:ILE:N	1:J:371:ILE:HD13	2.36	0.41
1:L:679:THR:HB	1:L:682:PHE:CG	2.55	0.41
1:B:219:MET:SD	1:B:365:ARG:CZ	3.08	0.41
1:B:230:PHE:CE2	1:B:237:PRO:HB3	2.55	0.41
1:C:669:ASP:OD1	1:C:669:ASP:N	2.54	0.41
1:D:115:HIS:ND1	1:D:183:HIS:O	2.53	0.41
1:D:217:LYS:O	1:D:221:GLU:HB2	2.20	0.41
1:D:371:ILE:N	1:D:371:ILE:HD13	2.36	0.41
1:F:134:TYR:O	1:F:138:TYR:CE2	2.68	0.41
1:F:269:ILE:HD11	1:F:303:ILE:HG12	2.01	0.41
1:G:269:ILE:HD11	1:G:303:ILE:HG12	2.00	0.41
1:G:768:PHE:O	1:H:741:ARG:HA	2.19	0.41
1:H:29:ASP:OD2	1:H:81:LYS:HE3	2.20	0.41
1:H:219:MET:SD	1:H:365:ARG:CZ	3.08	0.41
1:H:669:ASP:N	1:H:669:ASP:OD1	2.53	0.41
1:I:669:ASP:N	1:I:669:ASP:OD1	2.53	0.41
1:J:135:LEU:HA	1:J:138:TYR:HE2	1.60	0.41
1:K:134:TYR:C	1:K:138:TYR:CE2	2.93	0.41
1:K:135:LEU:CA	1:K:138:TYR:HE2	2.26	0.41
1:L:230:PHE:CE2	1:L:237:PRO:HB3	2.55	0.41
1:L:490:GLN:O	1:L:494:GLN:HB3	2.20	0.41
1:L:531:ILE:HD12	1:L:531:ILE:HA	1.92	0.41
1:B:81:LYS:HA	1:B:81:LYS:HD2	1.78	0.41
1:B:217:LYS:O	1:B:221:GLU:HB2	2.20	0.41
1:B:669:ASP:N	1:B:669:ASP:OD1	2.53	0.41
1:D:43:GLN:HB3	1:D:44:PRO:HD3	2.03	0.41
1:D:81:LYS:HD2	1:D:81:LYS:HA	1.78	0.41
1:D:669:ASP:N	1:D:669:ASP:OD1	2.53	0.41
1:F:490:GLN:O	1:F:494:GLN:HB3	2.20	0.41
1:G:115:HIS:ND1	1:G:183:HIS:O	2.53	0.41
1:G:148:LYS:HE2	1:G:171:SER:HB2	2.02	0.41
1:I:27:ILE:O	1:I:81:LYS:NZ	2.45	0.41
1:I:403:THR:OG1	1:I:406:HIS:CE1	2.68	0.41
1:J:81:LYS:HD2	1:J:81:LYS:HA	1.78	0.41
1:J:115:HIS:ND1	1:J:183:HIS:O	2.53	0.41
1:J:201:VAL:HA	1:J:205:ASP:OD2	2.20	0.41
1:J:662:ARG:HG3	1:J:663:LYS:HG2	2.02	0.41
1:J:669:ASP:N	1:J:669:ASP:OD1	2.53	0.41
1:A:269:ILE:HD11	1:A:303:ILE:HG12	2.01	0.41
1:B:29:ASP:OD2	1:B:81:LYS:HE3	2.20	0.41

*Continued on next page...*

*Continued from previous page...*

Atom-1	Atom-2	Interatomic distance (Å)	Clash overlap (Å)
1:B:371:ILE:HD13	1:B:371:ILE:N	2.36	0.41
1:C:269:ILE:HD11	1:C:303:ILE:HG12	2.01	0.41
1:D:201:VAL:HA	1:D:205:ASP:OD2	2.20	0.41
1:E:136:LYS:HB2	1:E:137:PRO:HD3	2.01	0.41
1:E:148:LYS:HE2	1:E:171:SER:HB2	2.02	0.41
1:F:29:ASP:OD2	1:F:81:LYS:HE3	2.20	0.41
1:F:114:ILE:HG13	1:F:182:ILE:HG13	2.03	0.41
1:F:115:HIS:ND1	1:F:183:HIS:O	2.53	0.41
1:F:283:GLU:O	1:F:286:LEU:HD23	2.20	0.41
1:F:371:ILE:HD13	1:F:371:ILE:N	2.36	0.41
1:G:148:LYS:HD3	1:G:148:LYS:HA	1.78	0.41
1:H:757:MET:O	1:H:761:THR:OG1	2.16	0.41
1:J:43:GLN:HB3	1:J:44:PRO:HD3	2.03	0.41
1:J:217:LYS:O	1:J:221:GLU:HB2	2.20	0.41
1:K:148:LYS:HE2	1:K:171:SER:HB2	2.02	0.41
1:K:230:PHE:CE2	1:K:237:PRO:HB3	2.55	0.41
1:K:423:ILE:HD12	1:K:424:ARG:N	2.34	0.41
1:L:60:LYS:HZ2	1:L:103:GLN:HG2	1.86	0.41
1:L:114:ILE:HG13	1:L:182:ILE:HG13	2.03	0.41
1:L:134:TYR:O	1:L:138:TYR:CE2	2.68	0.41
1:L:283:GLU:O	1:L:286:LEU:HD23	2.20	0.41
1:L:371:ILE:HD13	1:L:371:ILE:N	2.36	0.41
1:L:423:ILE:HD12	1:L:424:ARG:N	2.34	0.41
1:A:115:HIS:ND1	1:A:183:HIS:O	2.53	0.41
1:A:766:ARG:NH1	1:K:756:GLU:OE1	2.53	0.41
1:B:756:GLU:OE1	1:J:766:ARG:NH1	2.54	0.41
1:C:62:LYS:NZ	1:C:98:ASP:OD2	2.40	0.41
1:C:283:GLU:O	1:C:286:LEU:HD23	2.20	0.41
1:C:371:ILE:HD13	1:C:371:ILE:N	2.36	0.41
1:D:662:ARG:HG3	1:D:663:LYS:HG2	2.02	0.41
1:E:423:ILE:HD12	1:E:424:ARG:N	2.34	0.41
1:E:490:GLN:O	1:E:494:GLN:HB3	2.20	0.41
1:F:423:ILE:HD12	1:F:424:ARG:N	2.34	0.41
1:F:533:ASN:HD22	1:F:533:ASN:HA	1.61	0.41
1:G:114:ILE:HG13	1:G:182:ILE:HG13	2.03	0.41
1:H:115:HIS:ND1	1:H:183:HIS:O	2.53	0.41
1:I:72:LEU:HD12	1:I:72:LEU:HA	1.89	0.41
1:I:269:ILE:HD11	1:I:303:ILE:HG12	2.01	0.41
1:I:283:GLU:O	1:I:286:LEU:HD23	2.20	0.41
1:I:371:ILE:HD13	1:I:371:ILE:N	2.36	0.41
1:L:29:ASP:OD2	1:L:81:LYS:HE3	2.20	0.41

*Continued on next page...*



*Continued from previous page...*

Atom-1	Atom-2	Interatomic distance (Å)	Clash overlap (Å)
1:L:49:LEU:HB3	1:L:104:PRO:HD3	2.02	0.41
1:L:219:MET:SD	1:L:365:ARG:CZ	3.08	0.41
1:A:114:ILE:HG13	1:A:182:ILE:HG13	2.03	0.41
1:A:662:ARG:HG3	1:A:663:LYS:HG2	2.02	0.41
1:B:43:GLN:HB3	1:B:44:PRO:HD3	2.03	0.41
1:B:115:HIS:ND1	1:B:183:HIS:O	2.53	0.41
1:C:380:ILE:HD11	3:C:902:ADP:C6	2.56	0.41
1:D:135:LEU:HA	1:D:138:TYR:HE2	1.60	0.41
1:D:490:GLN:O	1:D:494:GLN:HB3	2.20	0.41
1:E:230:PHE:CE2	1:E:237:PRO:HB3	2.55	0.41
1:G:662:ARG:HG3	1:G:663:LYS:HG2	2.02	0.41
1:H:371:ILE:HD13	1:H:371:ILE:N	2.36	0.41
1:I:62:LYS:NZ	1:I:98:ASP:OD2	2.40	0.41
1:J:602:ASN:ND2	1:K:548:LEU:HB3	2.36	0.41
1:K:490:GLN:O	1:K:494:GLN:HB3	2.20	0.41
1:L:115:HIS:ND1	1:L:183:HIS:O	2.53	0.41
1:A:201:VAL:HA	1:A:205:ASP:OD2	2.20	0.41
1:B:258:VAL:O	1:B:262:THR:OG1	2.21	0.41
1:C:662:ARG:HG3	1:C:663:LYS:HG2	2.02	0.41
1:D:216:ILE:O	1:D:220:VAL:HG22	2.21	0.41
1:F:49:LEU:HB3	1:F:104:PRO:HD3	2.02	0.41
1:H:43:GLN:HB3	1:H:44:PRO:HD3	2.03	0.41
1:H:217:LYS:O	1:H:221:GLU:HB2	2.20	0.41
1:I:662:ARG:HG3	1:I:663:LYS:HG2	2.02	0.41
1:J:216:ILE:O	1:J:220:VAL:HG22	2.21	0.41
1:J:230:PHE:CE2	1:J:237:PRO:HB3	2.55	0.41
1:J:490:GLN:O	1:J:494:GLN:HB3	2.20	0.41
1:K:43:GLN:HB3	1:K:44:PRO:HD3	2.03	0.41
1:K:60:LYS:HZ2	1:K:103:GLN:HG2	1.85	0.41
1:C:114:ILE:HG13	1:C:182:ILE:HG13	2.03	0.41
1:C:115:HIS:ND1	1:C:183:HIS:O	2.53	0.41
1:C:119:ILE:HD13	1:C:191:ARG:HB3	2.03	0.41
1:C:217:LYS:O	1:C:221:GLU:HB2	2.20	0.41
1:E:43:GLN:HB3	1:E:44:PRO:HD3	2.03	0.41
1:E:60:LYS:HZ2	1:E:103:GLN:HG2	1.85	0.41
1:F:531:ILE:HD12	1:F:531:ILE:HA	1.92	0.41
1:G:272:PRO:O	1:L:326:SER:HB2	2.21	0.41
1:H:84:MET:CE	1:H:88:VAL:HG23	2.51	0.41
1:H:119:ILE:HD13	1:H:191:ARG:HB3	2.03	0.41
1:I:115:HIS:ND1	1:I:183:HIS:O	2.53	0.41
1:A:217:LYS:H	1:A:217:LYS:HG2	1.57	0.41

*Continued on next page...*

*Continued from previous page...*

Atom-1	Atom-2	Interatomic distance (Å)	Clash overlap (Å)
1:B:84:MET:CE	1:B:88:VAL:HG23	2.51	0.41
1:B:114:ILE:HG13	1:B:182:ILE:HG13	2.03	0.41
1:B:119:ILE:HD13	1:B:191:ARG:HB3	2.03	0.41
1:C:84:MET:CE	1:C:88:VAL:HG23	2.51	0.41
1:C:201:VAL:HA	1:C:205:ASP:OD2	2.20	0.41
1:C:484:ASP:OD1	1:C:484:ASP:N	2.49	0.41
1:D:84:MET:CE	1:D:88:VAL:HG23	2.51	0.41
1:D:230:PHE:CE2	1:D:237:PRO:HB3	2.55	0.41
1:D:484:ASP:OD1	1:D:484:ASP:N	2.49	0.41
1:D:550:MET:H	1:D:550:MET:HG2	1.74	0.41
1:E:201:VAL:HA	1:E:205:ASP:OD2	2.20	0.41
1:E:216:ILE:O	1:E:220:VAL:HG22	2.21	0.41
1:E:371:ILE:N	1:E:371:ILE:HD13	2.36	0.41
1:E:662:ARG:HG3	1:E:663:LYS:HG2	2.02	0.41
1:E:669:ASP:N	1:E:669:ASP:OD1	2.53	0.41
1:G:201:VAL:HA	1:G:205:ASP:OD2	2.20	0.41
1:G:732:ARG:NH1	1:G:734:ASP:HB3	2.34	0.41
1:H:81:LYS:HA	1:H:81:LYS:HD2	1.78	0.41
1:H:148:LYS:HE2	1:H:171:SER:HB2	2.02	0.41
1:H:565:LYS:HB2	1:H:565:LYS:HE3	1.95	0.41
1:I:49:LEU:HB3	1:I:104:PRO:HD3	2.02	0.41
1:I:119:ILE:HD13	1:I:191:ARG:HB3	2.03	0.41
1:I:217:LYS:O	1:I:221:GLU:HB2	2.20	0.41
1:I:484:ASP:OD1	1:I:484:ASP:N	2.49	0.41
1:I:503:PHE:HE1	1:J:699:ILE:HG21	1.86	0.41
1:J:27:ILE:O	1:J:81:LYS:NZ	2.45	0.41
1:J:84:MET:CE	1:J:88:VAL:HG23	2.51	0.41
1:J:236:LYS:HA	1:J:236:LYS:HD3	1.86	0.41
1:K:201:VAL:HA	1:K:205:ASP:OD2	2.20	0.41
1:K:371:ILE:HD13	1:K:371:ILE:N	2.36	0.41
1:K:662:ARG:HG3	1:K:663:LYS:HG2	2.02	0.41
1:K:669:ASP:N	1:K:669:ASP:OD1	2.53	0.41
1:A:43:GLN:HB3	1:A:44:PRO:HD3	2.03	0.41
1:A:84:MET:CE	1:A:88:VAL:HG23	2.51	0.41
1:D:732:ARG:NH1	1:D:734:ASP:HB3	2.34	0.41
1:E:531:ILE:HD12	1:E:531:ILE:HA	1.92	0.41
1:G:43:GLN:HB3	1:G:44:PRO:HD3	2.03	0.41
1:H:148:LYS:HA	1:H:148:LYS:HD3	1.78	0.41
1:I:84:MET:CE	1:I:88:VAL:HG23	2.51	0.41
1:I:114:ILE:HG13	1:I:182:ILE:HG13	2.03	0.41
1:I:216:ILE:O	1:I:220:VAL:HG22	2.21	0.41

*Continued on next page...*

*Continued from previous page...*

Atom-1	Atom-2	Interatomic distance (Å)	Clash overlap (Å)
1:J:484:ASP:OD1	1:J:484:ASP:N	2.49	0.41
1:J:732:ARG:NH1	1:J:734:ASP:HB3	2.34	0.41
1:L:201:VAL:HA	1:L:205:ASP:OD2	2.20	0.41
1:L:533:ASN:HD22	1:L:533:ASN:HA	1.61	0.41
1:A:155:ARG:NH2	1:A:387:ASN:HB3	2.36	0.40
1:A:667:ALA:HB3	1:A:670:VAL:HG23	2.04	0.40
1:A:732:ARG:NH1	1:A:734:ASP:HB3	2.34	0.40
1:B:580:ASP:O	1:B:584:LYS:HG3	2.21	0.40
1:C:580:ASP:O	1:C:584:LYS:HG3	2.21	0.40
1:D:283:GLU:O	1:D:286:LEU:HD23	2.20	0.40
1:F:201:VAL:HA	1:F:205:ASP:OD2	2.20	0.40
1:G:84:MET:CE	1:G:88:VAL:HG23	2.51	0.40
1:G:667:ALA:HB3	1:G:670:VAL:HG23	2.04	0.40
1:I:201:VAL:HA	1:I:205:ASP:OD2	2.20	0.40
1:J:283:GLU:O	1:J:286:LEU:HD23	2.20	0.40
1:K:216:ILE:O	1:K:220:VAL:HG22	2.21	0.40
1:K:283:GLU:O	1:K:286:LEU:HD23	2.20	0.40
1:K:531:ILE:HD12	1:K:531:ILE:HA	1.92	0.40
1:L:130:LEU:HD12	1:L:130:LEU:O	2.21	0.40
1:L:216:ILE:O	1:L:220:VAL:HG22	2.21	0.40
1:L:565:LYS:HB2	1:L:565:LYS:HE3	1.95	0.40
1:A:773:PHE:CD2	1:B:733:ARG:HG2	2.55	0.40
1:C:175:ILE:HD13	1:C:175:ILE:HA	1.96	0.40
1:C:216:ILE:H	1:C:216:ILE:HG12	1.69	0.40
1:C:216:ILE:O	1:C:220:VAL:HG22	2.21	0.40
1:E:155:ARG:HH12	1:E:387:ASN:HB3	1.87	0.40
1:E:283:GLU:O	1:E:286:LEU:HD23	2.20	0.40
1:E:667:ALA:HB3	1:E:670:VAL:HG23	2.04	0.40
1:F:148:LYS:HD3	1:F:148:LYS:HA	1.78	0.40
1:F:155:ARG:NH2	1:F:387:ASN:HB3	2.36	0.40
1:F:565:LYS:HB2	1:F:565:LYS:HE3	1.95	0.40
1:G:119:ILE:HD13	1:G:191:ARG:HB3	2.03	0.40
1:G:155:ARG:NH2	1:G:387:ASN:HB3	2.37	0.40
1:G:371:ILE:HD13	1:G:371:ILE:N	2.36	0.40
1:G:465:ARG:HH22	1:L:607:GLU:CD	2.24	0.40
1:G:533:ASN:HD22	1:G:533:ASN:HA	1.61	0.40
1:H:484:ASP:O	1:H:488:GLU:HG2	2.22	0.40
1:H:580:ASP:O	1:H:584:LYS:HG3	2.22	0.40
1:I:230:PHE:CE2	1:I:237:PRO:HB3	2.55	0.40
1:I:580:ASP:O	1:I:584:LYS:HG3	2.22	0.40
1:J:607:GLU:OE1	1:K:465:ARG:NH2	2.53	0.40

*Continued on next page...*

*Continued from previous page...*

Atom-1	Atom-2	Interatomic distance (Å)	Clash overlap (Å)
1:K:667:ALA:HB3	1:K:670:VAL:HG23	2.04	0.40
1:A:119:ILE:HD13	1:A:191:ARG:HB3	2.03	0.40
1:A:124:GLU:O	1:A:159:ARG:NH2	2.55	0.40
1:A:533:ASN:HD22	1:A:533:ASN:HA	1.61	0.40
1:A:580:ASP:O	1:A:584:LYS:HG3	2.22	0.40
1:B:484:ASP:O	1:B:488:GLU:HG2	2.22	0.40
1:B:565:LYS:HB2	1:B:565:LYS:HE3	1.95	0.40
1:C:49:LEU:HB3	1:C:104:PRO:HD3	2.02	0.40
1:C:230:PHE:CE2	1:C:237:PRO:HB3	2.55	0.40
1:D:27:ILE:O	1:D:81:LYS:NZ	2.45	0.40
1:D:72:LEU:HD12	1:D:72:LEU:HA	1.89	0.40
1:D:580:ASP:O	1:D:584:LYS:HG3	2.22	0.40
1:E:476:TRP:HZ2	1:E:531:ILE:HD13	1.87	0.40
1:E:732:ARG:NH1	1:E:734:ASP:HB3	2.34	0.40
1:F:124:GLU:O	1:F:159:ARG:NH2	2.55	0.40
1:F:130:LEU:HD12	1:F:130:LEU:O	2.21	0.40
1:F:216:ILE:O	1:F:220:VAL:HG22	2.21	0.40
1:F:217:LYS:H	1:F:217:LYS:HG2	1.57	0.40
1:G:124:GLU:O	1:G:159:ARG:NH2	2.55	0.40
1:G:580:ASP:O	1:G:584:LYS:HG3	2.22	0.40
1:H:114:ILE:HG13	1:H:182:ILE:HG13	2.03	0.40
1:I:216:ILE:H	1:I:216:ILE:HG12	1.69	0.40
1:J:580:ASP:O	1:J:584:LYS:HG3	2.21	0.40
1:K:155:ARG:HH12	1:K:387:ASN:HB3	1.87	0.40
1:K:732:ARG:NH1	1:K:734:ASP:HB3	2.34	0.40
1:L:124:GLU:O	1:L:159:ARG:NH2	2.55	0.40
1:L:155:ARG:HH12	1:L:387:ASN:HB3	1.87	0.40
1:L:155:ARG:NH2	1:L:387:ASN:HB3	2.36	0.40
1:A:371:ILE:HD13	1:A:371:ILE:N	2.36	0.40
1:A:476:TRP:HZ2	1:A:531:ILE:HD13	1.87	0.40
1:B:236:LYS:HA	1:B:236:LYS:HD3	1.86	0.40
1:C:172:PRO:HB2	1:C:173:TYR:H	1.62	0.40
1:D:236:LYS:HA	1:D:236:LYS:HD3	1.87	0.40
1:F:155:ARG:HH12	1:F:387:ASN:HB3	1.87	0.40
1:G:60:LYS:HZ2	1:G:103:GLN:HG2	1.86	0.40
1:G:476:TRP:HZ2	1:G:531:ILE:HD13	1.87	0.40
1:G:700:ARG:NH2	1:L:491:GLU:HB3	2.36	0.40
1:I:172:PRO:HB2	1:I:173:TYR:H	1.62	0.40
1:J:550:MET:H	1:J:550:MET:HG2	1.74	0.40
1:K:476:TRP:HZ2	1:K:531:ILE:HD13	1.87	0.40
1:L:43:GLN:HB3	1:L:44:PRO:HD3	2.03	0.40

*Continued on next page...*

Continued from previous page...

Atom-1	Atom-2	Interatomic distance (Å)	Clash overlap (Å)
1:A:29:ASP:OD2	1:A:81:LYS:HE3	2.20	0.40
1:A:60:LYS:HZ2	1:A:103:GLN:HG2	1.86	0.40
1:B:124:GLU:O	1:B:159:ARG:NH2	2.55	0.40
1:D:667:ALA:HB3	1:D:670:VAL:HG23	2.03	0.40
1:E:124:GLU:O	1:E:159:ARG:NH2	2.55	0.40
1:E:484:ASP:OD1	1:E:484:ASP:N	2.49	0.40
1:F:84:MET:CE	1:F:88:VAL:HG23	2.51	0.40
1:G:29:ASP:OD2	1:G:81:LYS:HE3	2.20	0.40
1:G:565:LYS:HB2	1:G:565:LYS:HE3	1.95	0.40
1:G:737:GLU:HG3	1:L:771:PHE:HD2	1.87	0.40
1:H:236:LYS:HA	1:H:236:LYS:HD3	1.87	0.40
1:H:662:ARG:HG3	1:H:663:LYS:HG2	2.02	0.40
1:H:667:ALA:HB3	1:H:670:VAL:HG23	2.03	0.40
1:K:124:GLU:O	1:K:159:ARG:NH2	2.55	0.40
1:K:484:ASP:OD1	1:K:484:ASP:N	2.49	0.40
1:L:81:LYS:HD2	1:L:81:LYS:HA	1.78	0.40

There are no symmetry-related clashes.

## 5.3 Torsion angles [i](#)

### 5.3.1 Protein backbone [i](#)

In the following table, the Percentiles column shows the percent Ramachandran outliers of the chain as a percentile score with respect to all PDB entries followed by that with respect to all EM entries.

The Analysed column shows the number of residues for which the backbone conformation was analysed, and the total number of residues.

Mol	Chain	Analysed	Favoured	Allowed	Outliers	Percentiles
1	A	731/821 (89%)	691 (94%)	38 (5%)	2 (0%)	41 73
1	B	731/821 (89%)	690 (94%)	39 (5%)	2 (0%)	41 73
1	C	731/821 (89%)	690 (94%)	39 (5%)	2 (0%)	41 73
1	D	731/821 (89%)	690 (94%)	39 (5%)	2 (0%)	41 73
1	E	731/821 (89%)	690 (94%)	39 (5%)	2 (0%)	41 73
1	F	731/821 (89%)	690 (94%)	39 (5%)	2 (0%)	41 73
1	G	731/821 (89%)	690 (94%)	39 (5%)	2 (0%)	41 73

Continued on next page...

Continued from previous page...

Mol	Chain	Analysed	Favoured	Allowed	Outliers	Percentiles	
1	H	731/821 (89%)	690 (94%)	39 (5%)	2 (0%)	41	73
1	I	731/821 (89%)	690 (94%)	39 (5%)	2 (0%)	41	73
1	J	731/821 (89%)	690 (94%)	39 (5%)	2 (0%)	41	73
1	K	731/821 (89%)	690 (94%)	39 (5%)	2 (0%)	41	73
1	L	731/821 (89%)	690 (94%)	39 (5%)	2 (0%)	41	73
All	All	8772/9852 (89%)	8281 (94%)	467 (5%)	24 (0%)	44	73

All (24) Ramachandran outliers are listed below:

Mol	Chain	Res	Type
1	A	172	PRO
1	B	172	PRO
1	C	172	PRO
1	D	172	PRO
1	E	172	PRO
1	F	172	PRO
1	G	172	PRO
1	H	172	PRO
1	I	172	PRO
1	J	172	PRO
1	K	172	PRO
1	L	172	PRO
1	A	338	ARG
1	B	338	ARG
1	C	338	ARG
1	D	338	ARG
1	E	338	ARG
1	F	338	ARG
1	G	338	ARG
1	H	338	ARG
1	I	338	ARG
1	J	338	ARG
1	K	338	ARG
1	L	338	ARG

### 5.3.2 Protein sidechains [i](#)

In the following table, the Percentiles column shows the percent sidechain outliers of the chain as a percentile score with respect to all PDB entries followed by that with respect to all EM entries.

The Analysed column shows the number of residues for which the sidechain conformation was analysed, and the total number of residues.

Mol	Chain	Analysed	Rotameric	Outliers	Percentiles	
1	A	625/691 (90%)	603 (96%)	22 (4%)	36	68
1	B	625/691 (90%)	602 (96%)	23 (4%)	34	66
1	C	625/691 (90%)	602 (96%)	23 (4%)	34	66
1	D	625/691 (90%)	602 (96%)	23 (4%)	34	66
1	E	625/691 (90%)	602 (96%)	23 (4%)	34	66
1	F	625/691 (90%)	602 (96%)	23 (4%)	34	66
1	G	625/691 (90%)	601 (96%)	24 (4%)	33	66
1	H	625/691 (90%)	602 (96%)	23 (4%)	34	66
1	I	625/691 (90%)	601 (96%)	24 (4%)	33	66
1	J	625/691 (90%)	602 (96%)	23 (4%)	34	66
1	K	625/691 (90%)	601 (96%)	24 (4%)	33	66
1	L	625/691 (90%)	603 (96%)	22 (4%)	36	68
All	All	7500/8292 (90%)	7223 (96%)	277 (4%)	37	66

All (277) residues with a non-rotameric sidechain are listed below:

Mol	Chain	Res	Type
1	A	46	MET
1	A	58	LEU
1	A	63	LYS
1	A	110	TYR
1	A	134	TYR
1	A	139	PHE
1	A	144	ARG
1	A	147	ARG
1	A	218	GLU
1	A	275	MET
1	A	286	LEU
1	A	295	LYS
1	A	307	ASP
1	A	313	ARG
1	A	442	MET
1	A	458	GLN
1	A	465	ARG
1	A	487	ARG
1	A	516	PHE

*Continued on next page...*

*Continued from previous page...*

<b>Mol</b>	<b>Chain</b>	<b>Res</b>	<b>Type</b>
1	A	608	MET
1	A	614	LYS
1	A	744	ARG
1	B	46	MET
1	B	58	LEU
1	B	63	LYS
1	B	110	TYR
1	B	134	TYR
1	B	139	PHE
1	B	144	ARG
1	B	147	ARG
1	B	218	GLU
1	B	275	MET
1	B	286	LEU
1	B	295	LYS
1	B	307	ASP
1	B	313	ARG
1	B	442	MET
1	B	458	GLN
1	B	465	ARG
1	B	487	ARG
1	B	516	PHE
1	B	608	MET
1	B	614	LYS
1	B	640	ASP
1	B	744	ARG
1	C	46	MET
1	C	58	LEU
1	C	63	LYS
1	C	110	TYR
1	C	134	TYR
1	C	139	PHE
1	C	144	ARG
1	C	147	ARG
1	C	148	LYS
1	C	218	GLU
1	C	275	MET
1	C	286	LEU
1	C	295	LYS
1	C	307	ASP
1	C	313	ARG
1	C	442	MET

*Continued on next page...*



*Continued from previous page...*

<b>Mol</b>	<b>Chain</b>	<b>Res</b>	<b>Type</b>
1	C	458	GLN
1	C	465	ARG
1	C	487	ARG
1	C	516	PHE
1	C	608	MET
1	C	614	LYS
1	C	744	ARG
1	D	46	MET
1	D	58	LEU
1	D	63	LYS
1	D	110	TYR
1	D	134	TYR
1	D	139	PHE
1	D	144	ARG
1	D	147	ARG
1	D	148	LYS
1	D	218	GLU
1	D	275	MET
1	D	286	LEU
1	D	295	LYS
1	D	307	ASP
1	D	313	ARG
1	D	442	MET
1	D	458	GLN
1	D	465	ARG
1	D	487	ARG
1	D	516	PHE
1	D	608	MET
1	D	614	LYS
1	D	744	ARG
1	E	46	MET
1	E	58	LEU
1	E	63	LYS
1	E	110	TYR
1	E	134	TYR
1	E	139	PHE
1	E	144	ARG
1	E	147	ARG
1	E	148	LYS
1	E	218	GLU
1	E	275	MET
1	E	286	LEU

*Continued on next page...*

*Continued from previous page...*

<b>Mol</b>	<b>Chain</b>	<b>Res</b>	<b>Type</b>
1	E	295	LYS
1	E	307	ASP
1	E	313	ARG
1	E	442	MET
1	E	458	GLN
1	E	465	ARG
1	E	487	ARG
1	E	516	PHE
1	E	608	MET
1	E	614	LYS
1	E	744	ARG
1	F	46	MET
1	F	58	LEU
1	F	63	LYS
1	F	110	TYR
1	F	134	TYR
1	F	139	PHE
1	F	144	ARG
1	F	147	ARG
1	F	148	LYS
1	F	218	GLU
1	F	275	MET
1	F	286	LEU
1	F	295	LYS
1	F	307	ASP
1	F	313	ARG
1	F	442	MET
1	F	458	GLN
1	F	465	ARG
1	F	487	ARG
1	F	516	PHE
1	F	608	MET
1	F	614	LYS
1	F	744	ARG
1	G	46	MET
1	G	58	LEU
1	G	63	LYS
1	G	110	TYR
1	G	134	TYR
1	G	139	PHE
1	G	144	ARG
1	G	147	ARG

*Continued on next page...*

*Continued from previous page...*

<b>Mol</b>	<b>Chain</b>	<b>Res</b>	<b>Type</b>
1	G	148	LYS
1	G	218	GLU
1	G	275	MET
1	G	286	LEU
1	G	295	LYS
1	G	307	ASP
1	G	313	ARG
1	G	442	MET
1	G	458	GLN
1	G	465	ARG
1	G	487	ARG
1	G	516	PHE
1	G	608	MET
1	G	614	LYS
1	G	640	ASP
1	G	744	ARG
1	H	46	MET
1	H	58	LEU
1	H	63	LYS
1	H	110	TYR
1	H	134	TYR
1	H	139	PHE
1	H	144	ARG
1	H	147	ARG
1	H	148	LYS
1	H	218	GLU
1	H	275	MET
1	H	286	LEU
1	H	295	LYS
1	H	307	ASP
1	H	313	ARG
1	H	442	MET
1	H	458	GLN
1	H	465	ARG
1	H	487	ARG
1	H	516	PHE
1	H	608	MET
1	H	614	LYS
1	H	744	ARG
1	I	46	MET
1	I	58	LEU
1	I	63	LYS

*Continued on next page...*

*Continued from previous page...*

<b>Mol</b>	<b>Chain</b>	<b>Res</b>	<b>Type</b>
1	I	110	TYR
1	I	134	TYR
1	I	139	PHE
1	I	144	ARG
1	I	147	ARG
1	I	148	LYS
1	I	218	GLU
1	I	275	MET
1	I	286	LEU
1	I	295	LYS
1	I	307	ASP
1	I	313	ARG
1	I	442	MET
1	I	458	GLN
1	I	465	ARG
1	I	487	ARG
1	I	516	PHE
1	I	608	MET
1	I	614	LYS
1	I	640	ASP
1	I	744	ARG
1	J	46	MET
1	J	58	LEU
1	J	63	LYS
1	J	110	TYR
1	J	134	TYR
1	J	139	PHE
1	J	144	ARG
1	J	147	ARG
1	J	148	LYS
1	J	218	GLU
1	J	275	MET
1	J	286	LEU
1	J	295	LYS
1	J	307	ASP
1	J	313	ARG
1	J	442	MET
1	J	458	GLN
1	J	465	ARG
1	J	487	ARG
1	J	516	PHE
1	J	608	MET

*Continued on next page...*

*Continued from previous page...*

Mol	Chain	Res	Type
1	J	614	LYS
1	J	744	ARG
1	K	46	MET
1	K	58	LEU
1	K	63	LYS
1	K	110	TYR
1	K	134	TYR
1	K	139	PHE
1	K	144	ARG
1	K	147	ARG
1	K	148	LYS
1	K	218	GLU
1	K	275	MET
1	K	286	LEU
1	K	295	LYS
1	K	307	ASP
1	K	313	ARG
1	K	442	MET
1	K	458	GLN
1	K	465	ARG
1	K	487	ARG
1	K	516	PHE
1	K	608	MET
1	K	614	LYS
1	K	640	ASP
1	K	744	ARG
1	L	46	MET
1	L	58	LEU
1	L	63	LYS
1	L	110	TYR
1	L	134	TYR
1	L	139	PHE
1	L	144	ARG
1	L	147	ARG
1	L	218	GLU
1	L	275	MET
1	L	286	LEU
1	L	295	LYS
1	L	307	ASP
1	L	313	ARG
1	L	442	MET
1	L	458	GLN

*Continued on next page...*

*Continued from previous page...*

Mol	Chain	Res	Type
1	L	465	ARG
1	L	487	ARG
1	L	516	PHE
1	L	608	MET
1	L	614	LYS
1	L	744	ARG

Sometimes sidechains can be flipped to improve hydrogen bonding and reduce clashes. All (32) such sidechains are listed below:

Mol	Chain	Res	Type
1	A	327	GLN
1	A	337	GLN
1	B	337	GLN
1	B	602	ASN
1	C	337	GLN
1	C	384	HIS
1	C	602	ASN
1	D	337	GLN
1	D	602	ASN
1	D	750	ASN
1	D	760	GLN
1	E	327	GLN
1	E	337	GLN
1	E	602	ASN
1	E	750	ASN
1	E	760	GLN
1	F	337	GLN
1	F	602	ASN
1	F	750	ASN
1	F	760	GLN
1	G	337	GLN
1	G	384	HIS
1	H	337	GLN
1	I	337	GLN
1	I	760	GLN
1	J	337	GLN
1	J	750	ASN
1	K	337	GLN
1	K	602	ASN
1	L	337	GLN
1	L	384	HIS
1	L	750	ASN

### 5.3.3 RNA [i](#)

There are no RNA molecules in this entry.

## 5.4 Non-standard residues in protein, DNA, RNA chains [i](#)

There are no non-standard protein/DNA/RNA residues in this entry.

## 5.5 Carbohydrates [i](#)

There are no monosaccharides in this entry.

## 5.6 Ligand geometry [i](#)

24 ligands are modelled in this entry.

In the following table, the Counts columns list the number of bonds (or angles) for which Mogul statistics could be retrieved, the number of bonds (or angles) that are observed in the model and the number of bonds (or angles) that are defined in the Chemical Component Dictionary. The Link column lists molecule types, if any, to which the group is linked. The Z score for a bond length (or angle) is the number of standard deviations the observed value is removed from the expected value. A bond length (or angle) with  $|Z| > 2$  is considered an outlier worth inspection. RMSZ is the root-mean-square of all Z scores of the bond lengths (or angles).

Mol	Type	Chain	Res	Link	Bond lengths			Bond angles		
					Counts	RMSZ	# Z  > 2	Counts	RMSZ	# Z  > 2
2	JDP	C	901	-	32,35,35	2.18	7 (21%)	32,50,50	3.39	10 (31%)
2	JDP	G	901	-	32,35,35	2.18	8 (25%)	32,50,50	3.39	10 (31%)
3	ADP	J	902	-	24,29,29	0.93	1 (4%)	29,45,45	1.49	4 (13%)
2	JDP	L	901	-	32,35,35	2.18	7 (21%)	32,50,50	3.39	10 (31%)
3	ADP	D	902	-	24,29,29	0.94	1 (4%)	29,45,45	1.49	4 (13%)
2	JDP	A	901	-	32,35,35	2.19	7 (21%)	32,50,50	3.40	10 (31%)
3	ADP	C	902	-	24,29,29	0.93	1 (4%)	29,45,45	1.49	4 (13%)
2	JDP	H	901	-	32,35,35	2.19	8 (25%)	32,50,50	3.40	10 (31%)
2	JDP	B	901	-	32,35,35	2.19	8 (25%)	32,50,50	3.40	10 (31%)
3	ADP	H	902	-	24,29,29	0.94	1 (4%)	29,45,45	1.49	4 (13%)
3	ADP	A	902	-	24,29,29	0.93	1 (4%)	29,45,45	1.49	4 (13%)
3	ADP	K	902	-	24,29,29	0.94	1 (4%)	29,45,45	1.50	4 (13%)
3	ADP	F	902	-	24,29,29	0.94	1 (4%)	29,45,45	1.50	4 (13%)
3	ADP	G	902	-	24,29,29	0.94	1 (4%)	29,45,45	1.49	4 (13%)

Mol	Type	Chain	Res	Link	Bond lengths			Bond angles		
					Counts	RMSZ	# Z  > 2	Counts	RMSZ	# Z  > 2
2	JDP	J	901	-	32,35,35	2.18	8 (25%)	32,50,50	3.40	10 (31%)
3	ADP	L	902	-	24,29,29	0.93	1 (4%)	29,45,45	1.49	4 (13%)
2	JDP	K	901	-	32,35,35	2.18	8 (25%)	32,50,50	3.40	10 (31%)
2	JDP	E	901	-	32,35,35	2.18	7 (21%)	32,50,50	3.40	11 (34%)
3	ADP	B	902	-	24,29,29	0.94	1 (4%)	29,45,45	1.50	4 (13%)
3	ADP	I	902	-	24,29,29	0.94	1 (4%)	29,45,45	1.49	4 (13%)
2	JDP	D	901	-	32,35,35	2.18	8 (25%)	32,50,50	3.40	10 (31%)
2	JDP	F	901	-	32,35,35	2.19	8 (25%)	32,50,50	3.39	10 (31%)
3	ADP	E	902	-	24,29,29	0.94	1 (4%)	29,45,45	1.49	4 (13%)
2	JDP	I	901	-	32,35,35	2.18	7 (21%)	32,50,50	3.40	10 (31%)

In the following table, the Chirals column lists the number of chiral outliers, the number of chiral centers analysed, the number of these observed in the model and the number defined in the Chemical Component Dictionary. Similar counts are reported in the Torsion and Rings columns. '-' means no outliers of that kind were identified.

Mol	Type	Chain	Res	Link	Chirals	Torsions	Rings
2	JDP	C	901	-	-	3/9/20/20	0/5/5/5
2	JDP	G	901	-	-	3/9/20/20	0/5/5/5
3	ADP	J	902	-	-	1/12/32/32	0/3/3/3
2	JDP	L	901	-	-	3/9/20/20	0/5/5/5
3	ADP	D	902	-	-	0/12/32/32	0/3/3/3
2	JDP	A	901	-	-	3/9/20/20	0/5/5/5
3	ADP	C	902	-	-	0/12/32/32	0/3/3/3
2	JDP	H	901	-	-	3/9/20/20	0/5/5/5
2	JDP	B	901	-	-	3/9/20/20	0/5/5/5
3	ADP	H	902	-	-	1/12/32/32	0/3/3/3
3	ADP	A	902	-	-	0/12/32/32	0/3/3/3
3	ADP	K	902	-	-	1/12/32/32	0/3/3/3
3	ADP	F	902	-	-	0/12/32/32	0/3/3/3
3	ADP	G	902	-	-	1/12/32/32	0/3/3/3
2	JDP	J	901	-	-	3/9/20/20	0/5/5/5
3	ADP	L	902	-	-	1/12/32/32	0/3/3/3
2	JDP	K	901	-	-	3/9/20/20	0/5/5/5
2	JDP	E	901	-	-	3/9/20/20	0/5/5/5
3	ADP	B	902	-	-	0/12/32/32	0/3/3/3
3	ADP	I	902	-	-	1/12/32/32	0/3/3/3
2	JDP	D	901	-	-	3/9/20/20	0/5/5/5

Continued on next page...



Continued from previous page...

Mol	Type	Chain	Res	Link	Chirals	Torsions	Rings
2	JDP	F	901	-	-	3/9/20/20	0/5/5/5
3	ADP	E	902	-	-	0/12/32/32	0/3/3/3
2	JDP	I	901	-	-	3/9/20/20	0/5/5/5

All (103) bond length outliers are listed below:

Mol	Chain	Res	Type	Atoms	Z	Observed(Å)	Ideal(Å)
2	A	901	JDP	C15-N16	6.96	1.45	1.34
2	B	901	JDP	C15-N16	6.95	1.45	1.34
2	H	901	JDP	C15-N16	6.95	1.45	1.34
2	G	901	JDP	C15-N16	6.93	1.45	1.34
2	C	901	JDP	C15-N16	6.92	1.45	1.34
2	E	901	JDP	C15-N16	6.92	1.45	1.34
2	J	901	JDP	C15-N16	6.90	1.45	1.34
2	F	901	JDP	C15-N16	6.90	1.45	1.34
2	K	901	JDP	C15-N16	6.89	1.45	1.34
2	I	901	JDP	C15-N16	6.88	1.45	1.34
2	D	901	JDP	C15-N16	6.87	1.45	1.34
2	L	901	JDP	C15-N16	6.85	1.45	1.34
2	J	901	JDP	C02-N31	6.61	1.45	1.33
2	A	901	JDP	C02-N31	6.60	1.45	1.33
2	F	901	JDP	C02-N31	6.60	1.45	1.33
2	D	901	JDP	C02-N31	6.59	1.45	1.33
2	I	901	JDP	C02-N31	6.59	1.45	1.33
2	L	901	JDP	C02-N31	6.58	1.45	1.33
2	B	901	JDP	C02-N31	6.57	1.45	1.33
2	K	901	JDP	C02-N31	6.56	1.45	1.33
2	H	901	JDP	C02-N31	6.56	1.45	1.33
2	G	901	JDP	C02-N31	6.55	1.45	1.33
2	C	901	JDP	C02-N31	6.54	1.45	1.33
2	E	901	JDP	C02-N31	6.54	1.45	1.33
2	L	901	JDP	C24-C29	-3.97	1.34	1.40
2	A	901	JDP	C24-C29	-3.93	1.34	1.40
2	C	901	JDP	C24-C29	-3.93	1.34	1.40
2	F	901	JDP	C24-C29	-3.92	1.34	1.40
2	G	901	JDP	C24-C29	-3.91	1.34	1.40
2	E	901	JDP	C24-C29	-3.89	1.34	1.40
2	I	901	JDP	C24-C29	-3.89	1.34	1.40
2	B	901	JDP	C24-C29	-3.88	1.34	1.40
2	D	901	JDP	C24-C29	-3.88	1.34	1.40
2	H	901	JDP	C24-C29	-3.87	1.34	1.40
2	K	901	JDP	C24-C29	-3.86	1.34	1.40

Continued on next page...

*Continued from previous page...*

Mol	Chain	Res	Type	Atoms	Z	Observed(Å)	Ideal(Å)
2	J	901	JDP	C24-C29	-3.83	1.34	1.40
2	B	901	JDP	C25-C24	3.69	1.57	1.51
2	A	901	JDP	C25-C24	3.66	1.57	1.51
2	K	901	JDP	C25-C24	3.65	1.57	1.51
2	E	901	JDP	C25-C24	3.65	1.57	1.51
2	H	901	JDP	C25-C24	3.63	1.57	1.51
2	C	901	JDP	C25-C24	3.62	1.57	1.51
2	L	901	JDP	C25-C24	3.62	1.57	1.51
2	I	901	JDP	C25-C24	3.61	1.57	1.51
2	G	901	JDP	C25-C24	3.61	1.57	1.51
2	J	901	JDP	C25-C24	3.60	1.57	1.51
2	D	901	JDP	C25-C24	3.59	1.57	1.51
2	F	901	JDP	C25-C24	3.57	1.57	1.51
2	F	901	JDP	O01-C02	-2.85	1.18	1.24
2	C	901	JDP	O01-C02	-2.85	1.18	1.24
2	L	901	JDP	O01-C02	-2.84	1.18	1.24
2	D	901	JDP	O01-C02	-2.83	1.18	1.24
2	B	901	JDP	O01-C02	-2.82	1.18	1.24
2	I	901	JDP	O01-C02	-2.81	1.18	1.24
2	H	901	JDP	O01-C02	-2.81	1.18	1.24
2	A	901	JDP	O01-C02	-2.81	1.18	1.24
2	G	901	JDP	O01-C02	-2.81	1.18	1.24
2	K	901	JDP	O01-C02	-2.80	1.18	1.24
2	J	901	JDP	O01-C02	-2.80	1.18	1.24
2	E	901	JDP	O01-C02	-2.78	1.18	1.24
3	K	902	ADP	C5-C4	2.45	1.47	1.40
3	C	902	ADP	C5-C4	2.44	1.47	1.40
3	G	902	ADP	C5-C4	2.43	1.47	1.40
3	A	902	ADP	C5-C4	2.43	1.47	1.40
3	I	902	ADP	C5-C4	2.43	1.47	1.40
3	L	902	ADP	C5-C4	2.43	1.47	1.40
3	D	902	ADP	C5-C4	2.42	1.47	1.40
3	B	902	ADP	C5-C4	2.42	1.47	1.40
3	J	902	ADP	C5-C4	2.42	1.47	1.40
3	F	902	ADP	C5-C4	2.41	1.47	1.40
3	E	902	ADP	C5-C4	2.40	1.47	1.40
3	H	902	ADP	C5-C4	2.39	1.47	1.40
2	E	901	JDP	C24-C15	-2.13	1.37	1.42
2	J	901	JDP	C24-C15	-2.13	1.37	1.42
2	B	901	JDP	C24-C15	-2.12	1.37	1.42
2	I	901	JDP	C24-C15	-2.12	1.37	1.42
2	K	901	JDP	C24-C15	-2.12	1.37	1.42

*Continued on next page...*

*Continued from previous page...*

Mol	Chain	Res	Type	Atoms	Z	Observed(Å)	Ideal(Å)
2	G	901	JDP	C24-C15	-2.11	1.37	1.42
2	H	901	JDP	C24-C15	-2.11	1.38	1.42
2	F	901	JDP	C24-C15	-2.11	1.38	1.42
2	A	901	JDP	C24-C15	-2.10	1.38	1.42
2	L	901	JDP	C24-C15	-2.09	1.38	1.42
2	C	901	JDP	C24-C15	-2.09	1.38	1.42
2	D	901	JDP	C24-C15	-2.09	1.38	1.42
2	B	901	JDP	C13-N14	2.08	1.35	1.32
2	H	901	JDP	C13-N14	2.08	1.35	1.32
2	L	901	JDP	C13-N14	2.08	1.35	1.32
2	J	901	JDP	C13-N30	2.07	1.35	1.32
2	E	901	JDP	C13-N30	2.06	1.35	1.32
2	D	901	JDP	C13-N14	2.06	1.35	1.32
2	A	901	JDP	C13-N14	2.05	1.35	1.32
2	C	901	JDP	C13-N30	2.05	1.35	1.32
2	H	901	JDP	C13-N30	2.05	1.35	1.32
2	F	901	JDP	C13-N30	2.04	1.35	1.32
2	F	901	JDP	C13-N14	2.04	1.35	1.32
2	J	901	JDP	C13-N14	2.04	1.35	1.32
2	K	901	JDP	C13-N30	2.03	1.35	1.32
2	I	901	JDP	C13-N30	2.02	1.35	1.32
2	G	901	JDP	C13-N30	2.01	1.35	1.32
2	G	901	JDP	C13-N14	2.01	1.35	1.32
2	K	901	JDP	C13-N14	2.00	1.35	1.32
2	B	901	JDP	C13-N30	2.00	1.35	1.32
2	D	901	JDP	C13-N30	2.00	1.35	1.32

All (169) bond angle outliers are listed below:

Mol	Chain	Res	Type	Atoms	Z	Observed(°)	Ideal(°)
2	I	901	JDP	C11-C10-C09	-15.16	100.95	128.72
2	A	901	JDP	C11-C10-C09	-15.16	100.95	128.72
2	E	901	JDP	C11-C10-C09	-15.14	100.99	128.72
2	C	901	JDP	C11-C10-C09	-15.13	100.99	128.72
2	K	901	JDP	C11-C10-C09	-15.13	100.99	128.72
2	D	901	JDP	C11-C10-C09	-15.13	101.00	128.72
2	J	901	JDP	C11-C10-C09	-15.12	101.01	128.72
2	B	901	JDP	C11-C10-C09	-15.12	101.02	128.72
2	H	901	JDP	C11-C10-C09	-15.12	101.02	128.72
2	F	901	JDP	C11-C10-C09	-15.11	101.03	128.72
2	L	901	JDP	C11-C10-C09	-15.11	101.04	128.72
2	G	901	JDP	C11-C10-C09	-15.11	101.04	128.72

*Continued on next page...*

*Continued from previous page...*

Mol	Chain	Res	Type	Atoms	Z	Observed(°)	Ideal(°)
2	G	901	JDP	N14-C13-N12	6.22	120.42	115.24
2	E	901	JDP	N14-C13-N12	6.20	120.41	115.24
2	F	901	JDP	N14-C13-N12	6.17	120.38	115.24
2	H	901	JDP	N14-C13-N12	6.17	120.38	115.24
2	A	901	JDP	N14-C13-N12	6.16	120.37	115.24
2	C	901	JDP	N14-C13-N12	6.16	120.37	115.24
2	B	901	JDP	N14-C13-N12	6.14	120.35	115.24
2	I	901	JDP	N14-C13-N12	6.13	120.35	115.24
2	K	901	JDP	N14-C13-N12	6.13	120.35	115.24
2	J	901	JDP	N14-C13-N12	6.12	120.34	115.24
2	D	901	JDP	N14-C13-N12	6.10	120.32	115.24
2	L	901	JDP	N14-C13-N12	6.08	120.31	115.24
2	D	901	JDP	N30-C13-N12	4.78	119.23	115.24
2	L	901	JDP	N30-C13-N12	4.77	119.21	115.24
2	F	901	JDP	N30-C13-N12	4.74	119.19	115.24
2	H	901	JDP	N30-C13-N12	4.72	119.18	115.24
2	B	901	JDP	N30-C13-N12	4.72	119.17	115.24
2	K	901	JDP	N30-C13-N12	4.71	119.17	115.24
2	J	901	JDP	N30-C13-N12	4.70	119.16	115.24
2	A	901	JDP	N30-C13-N12	4.69	119.15	115.24
2	I	901	JDP	N30-C13-N12	4.68	119.14	115.24
2	E	901	JDP	N30-C13-N12	4.67	119.13	115.24
2	C	901	JDP	N30-C13-N12	4.63	119.10	115.24
2	G	901	JDP	N30-C13-N12	4.60	119.08	115.24
2	A	901	JDP	C24-C29-N30	-4.24	119.91	123.49
2	D	901	JDP	C24-C29-N30	-4.22	119.92	123.49
2	I	901	JDP	C24-C29-N30	-4.22	119.93	123.49
2	K	901	JDP	C24-C29-N30	-4.20	119.94	123.49
2	L	901	JDP	C24-C29-N30	-4.19	119.95	123.49
2	B	901	JDP	C24-C29-N30	-4.19	119.95	123.49
2	C	901	JDP	C24-C29-N30	-4.18	119.96	123.49
2	E	901	JDP	C24-C29-N30	-4.17	119.97	123.49
2	H	901	JDP	C24-C29-N30	-4.16	119.98	123.49
2	F	901	JDP	C24-C29-N30	-4.15	119.98	123.49
2	G	901	JDP	C24-C29-N30	-4.15	119.99	123.49
2	J	901	JDP	C24-C29-N30	-4.14	119.99	123.49
3	K	902	ADP	PA-O3A-PB	-3.85	119.62	132.83
3	A	902	ADP	PA-O3A-PB	-3.84	119.65	132.83
3	I	902	ADP	PA-O3A-PB	-3.84	119.66	132.83
3	C	902	ADP	PA-O3A-PB	-3.83	119.67	132.83
3	G	902	ADP	PA-O3A-PB	-3.83	119.67	132.83
3	B	902	ADP	PA-O3A-PB	-3.83	119.69	132.83

*Continued on next page...*

*Continued from previous page...*

Mol	Chain	Res	Type	Atoms	Z	Observed(°)	Ideal(°)
3	D	902	ADP	PA-O3A-PB	-3.83	119.69	132.83
3	J	902	ADP	PA-O3A-PB	-3.83	119.70	132.83
3	H	902	ADP	PA-O3A-PB	-3.82	119.71	132.83
3	E	902	ADP	PA-O3A-PB	-3.82	119.72	132.83
3	F	902	ADP	PA-O3A-PB	-3.82	119.72	132.83
3	L	902	ADP	PA-O3A-PB	-3.81	119.75	132.83
2	K	901	JDP	C28-C29-N30	3.78	120.90	115.85
2	H	901	JDP	C28-C29-N30	3.75	120.87	115.85
2	J	901	JDP	C28-C29-N30	3.74	120.85	115.85
2	D	901	JDP	C28-C29-N30	3.74	120.85	115.85
2	E	901	JDP	C28-C29-N30	3.74	120.84	115.85
2	B	901	JDP	C28-C29-N30	3.73	120.84	115.85
2	I	901	JDP	C28-C29-N30	3.73	120.83	115.85
2	A	901	JDP	C28-C29-N30	3.72	120.83	115.85
2	G	901	JDP	C28-C29-N30	3.72	120.82	115.85
2	L	901	JDP	C28-C29-N30	3.71	120.81	115.85
2	C	901	JDP	C28-C29-N30	3.71	120.81	115.85
2	F	901	JDP	C28-C29-N30	3.68	120.76	115.85
3	J	902	ADP	C3'-C2'-C1'	3.49	106.23	100.98
3	K	902	ADP	C3'-C2'-C1'	3.49	106.23	100.98
3	A	902	ADP	C3'-C2'-C1'	3.48	106.22	100.98
3	B	902	ADP	C3'-C2'-C1'	3.48	106.22	100.98
3	L	902	ADP	C3'-C2'-C1'	3.47	106.21	100.98
3	D	902	ADP	C3'-C2'-C1'	3.47	106.21	100.98
3	I	902	ADP	C3'-C2'-C1'	3.47	106.20	100.98
3	F	902	ADP	C3'-C2'-C1'	3.47	106.20	100.98
3	G	902	ADP	C3'-C2'-C1'	3.47	106.20	100.98
3	E	902	ADP	C3'-C2'-C1'	3.46	106.19	100.98
3	C	902	ADP	C3'-C2'-C1'	3.46	106.19	100.98
3	H	902	ADP	C3'-C2'-C1'	3.46	106.18	100.98
2	D	901	JDP	O26-C25-C24	3.43	118.72	112.23
2	I	901	JDP	O26-C25-C24	3.41	118.68	112.23
2	J	901	JDP	O26-C25-C24	3.40	118.67	112.23
2	G	901	JDP	O26-C25-C24	3.40	118.67	112.23
2	C	901	JDP	O26-C25-C24	3.40	118.66	112.23
2	K	901	JDP	O26-C25-C24	3.40	118.66	112.23
2	A	901	JDP	O26-C25-C24	3.40	118.66	112.23
2	F	901	JDP	O26-C25-C24	3.40	118.66	112.23
2	E	901	JDP	O26-C25-C24	3.39	118.64	112.23
2	B	901	JDP	O26-C25-C24	3.38	118.62	112.23
2	L	901	JDP	O26-C25-C24	3.37	118.61	112.23
2	H	901	JDP	O26-C25-C24	3.37	118.61	112.23

*Continued on next page...*

*Continued from previous page...*

Mol	Chain	Res	Type	Atoms	Z	Observed(°)	Ideal(°)
3	F	902	ADP	N3-C2-N1	-3.11	123.81	128.68
3	C	902	ADP	N3-C2-N1	-3.09	123.85	128.68
3	K	902	ADP	N3-C2-N1	-3.08	123.86	128.68
3	B	902	ADP	N3-C2-N1	-3.08	123.86	128.68
3	E	902	ADP	N3-C2-N1	-3.08	123.86	128.68
3	H	902	ADP	N3-C2-N1	-3.08	123.87	128.68
3	A	902	ADP	N3-C2-N1	-3.07	123.88	128.68
3	L	902	ADP	N3-C2-N1	-3.06	123.89	128.68
3	J	902	ADP	N3-C2-N1	-3.06	123.89	128.68
3	G	902	ADP	N3-C2-N1	-3.05	123.91	128.68
3	D	902	ADP	N3-C2-N1	-3.04	123.92	128.68
3	I	902	ADP	N3-C2-N1	-3.03	123.94	128.68
3	B	902	ADP	C4-C5-N7	-2.75	106.53	109.40
3	G	902	ADP	C4-C5-N7	-2.75	106.54	109.40
3	I	902	ADP	C4-C5-N7	-2.75	106.54	109.40
3	L	902	ADP	C4-C5-N7	-2.74	106.55	109.40
3	K	902	ADP	C4-C5-N7	-2.73	106.56	109.40
3	J	902	ADP	C4-C5-N7	-2.72	106.57	109.40
3	C	902	ADP	C4-C5-N7	-2.71	106.57	109.40
3	D	902	ADP	C4-C5-N7	-2.71	106.58	109.40
3	A	902	ADP	C4-C5-N7	-2.70	106.58	109.40
3	F	902	ADP	C4-C5-N7	-2.70	106.58	109.40
3	E	902	ADP	C4-C5-N7	-2.70	106.58	109.40
3	H	902	ADP	C4-C5-N7	-2.65	106.64	109.40
2	H	901	JDP	C27-C28-C29	2.58	116.78	111.75
2	I	901	JDP	C08-C03-C02	2.58	124.41	120.70
2	K	901	JDP	C27-C28-C29	2.57	116.75	111.75
2	J	901	JDP	C27-C28-C29	2.57	116.75	111.75
2	B	901	JDP	C08-C03-C02	2.57	124.39	120.70
2	L	901	JDP	C27-C28-C29	2.56	116.74	111.75
2	K	901	JDP	C08-C03-C02	2.55	124.38	120.70
2	E	901	JDP	C27-C28-C29	2.55	116.72	111.75
2	I	901	JDP	C27-C28-C29	2.55	116.72	111.75
2	G	901	JDP	C27-C28-C29	2.55	116.71	111.75
2	B	901	JDP	C27-C28-C29	2.55	116.71	111.75
2	A	901	JDP	C27-C28-C29	2.54	116.70	111.75
2	G	901	JDP	C08-C03-C02	2.54	124.36	120.70
2	C	901	JDP	C08-C03-C02	2.54	124.36	120.70
2	L	901	JDP	C08-C03-C02	2.54	124.36	120.70
2	D	901	JDP	C27-C28-C29	2.54	116.69	111.75
2	C	901	JDP	C27-C28-C29	2.54	116.69	111.75
2	F	901	JDP	C27-C28-C29	2.54	116.69	111.75

*Continued on next page...*

*Continued from previous page...*

Mol	Chain	Res	Type	Atoms	Z	Observed(°)	Ideal(°)
2	E	901	JDP	C08-C03-C02	2.53	124.35	120.70
2	D	901	JDP	C08-C03-C02	2.53	124.34	120.70
2	F	901	JDP	C08-C03-C02	2.53	124.34	120.70
2	H	901	JDP	C08-C03-C02	2.52	124.32	120.70
2	J	901	JDP	C08-C03-C02	2.51	124.32	120.70
2	A	901	JDP	C08-C03-C02	2.51	124.31	120.70
2	G	901	JDP	C17-N16-C15	-2.42	119.96	123.14
2	J	901	JDP	C17-N16-C15	-2.39	120.00	123.14
2	L	901	JDP	C17-N16-C15	-2.37	120.02	123.14
2	F	901	JDP	C17-N16-C15	-2.36	120.03	123.14
2	A	901	JDP	C17-N16-C15	-2.36	120.04	123.14
2	D	901	JDP	C17-N16-C15	-2.34	120.05	123.14
2	B	901	JDP	C17-N16-C15	-2.33	120.07	123.14
2	E	901	JDP	C17-N16-C15	-2.33	120.07	123.14
2	I	901	JDP	C17-N16-C15	-2.33	120.07	123.14
2	H	901	JDP	C17-N16-C15	-2.32	120.08	123.14
2	C	901	JDP	C17-N16-C15	-2.32	120.09	123.14
2	K	901	JDP	C17-N16-C15	-2.30	120.11	123.14
2	H	901	JDP	C28-C29-C24	-2.26	119.15	121.49
2	J	901	JDP	C28-C29-C24	-2.26	119.16	121.49
2	K	901	JDP	C28-C29-C24	-2.26	119.16	121.49
2	E	901	JDP	C28-C29-C24	-2.24	119.18	121.49
2	G	901	JDP	C28-C29-C24	-2.23	119.19	121.49
2	B	901	JDP	C28-C29-C24	-2.21	119.20	121.49
2	D	901	JDP	C28-C29-C24	-2.19	119.22	121.49
2	C	901	JDP	C28-C29-C24	-2.18	119.23	121.49
2	I	901	JDP	C28-C29-C24	-2.18	119.24	121.49
2	L	901	JDP	C28-C29-C24	-2.18	119.24	121.49
2	F	901	JDP	C28-C29-C24	-2.17	119.25	121.49
2	A	901	JDP	C28-C29-C24	-2.16	119.26	121.49
2	E	901	JDP	C09-C08-C07	2.00	108.02	106.27

There are no chirality outliers.

All (42) torsion outliers are listed below:

Mol	Chain	Res	Type	Atoms
2	A	901	JDP	N14-C15-N16-C17
2	A	901	JDP	C24-C15-N16-C17
2	B	901	JDP	N14-C15-N16-C17
2	B	901	JDP	C24-C15-N16-C17
2	C	901	JDP	N14-C15-N16-C17
2	C	901	JDP	C24-C15-N16-C17

*Continued on next page...*

*Continued from previous page...*

Mol	Chain	Res	Type	Atoms
2	D	901	JDP	N14-C15-N16-C17
2	D	901	JDP	C24-C15-N16-C17
2	E	901	JDP	N14-C15-N16-C17
2	E	901	JDP	C24-C15-N16-C17
2	F	901	JDP	N14-C15-N16-C17
2	F	901	JDP	C24-C15-N16-C17
2	G	901	JDP	N14-C15-N16-C17
2	G	901	JDP	C24-C15-N16-C17
2	H	901	JDP	N14-C15-N16-C17
2	H	901	JDP	C24-C15-N16-C17
2	I	901	JDP	N14-C15-N16-C17
2	I	901	JDP	C24-C15-N16-C17
2	J	901	JDP	N14-C15-N16-C17
2	J	901	JDP	C24-C15-N16-C17
2	K	901	JDP	N14-C15-N16-C17
2	K	901	JDP	C24-C15-N16-C17
2	L	901	JDP	N14-C15-N16-C17
2	L	901	JDP	C24-C15-N16-C17
3	G	902	ADP	C5'-O5'-PA-O1A
3	H	902	ADP	C5'-O5'-PA-O1A
3	I	902	ADP	C5'-O5'-PA-O1A
3	J	902	ADP	C5'-O5'-PA-O1A
3	K	902	ADP	C5'-O5'-PA-O1A
3	L	902	ADP	C5'-O5'-PA-O1A
2	A	901	JDP	O01-C02-C03-C08
2	B	901	JDP	O01-C02-C03-C08
2	C	901	JDP	O01-C02-C03-C08
2	D	901	JDP	O01-C02-C03-C08
2	E	901	JDP	O01-C02-C03-C08
2	F	901	JDP	O01-C02-C03-C08
2	G	901	JDP	O01-C02-C03-C08
2	H	901	JDP	O01-C02-C03-C08
2	I	901	JDP	O01-C02-C03-C08
2	J	901	JDP	O01-C02-C03-C08
2	K	901	JDP	O01-C02-C03-C08
2	L	901	JDP	O01-C02-C03-C08

There are no ring outliers.

21 monomers are involved in 29 short contacts:

Mol	Chain	Res	Type	Clashes	Symm-Clashes
2	C	901	JDP	1	0

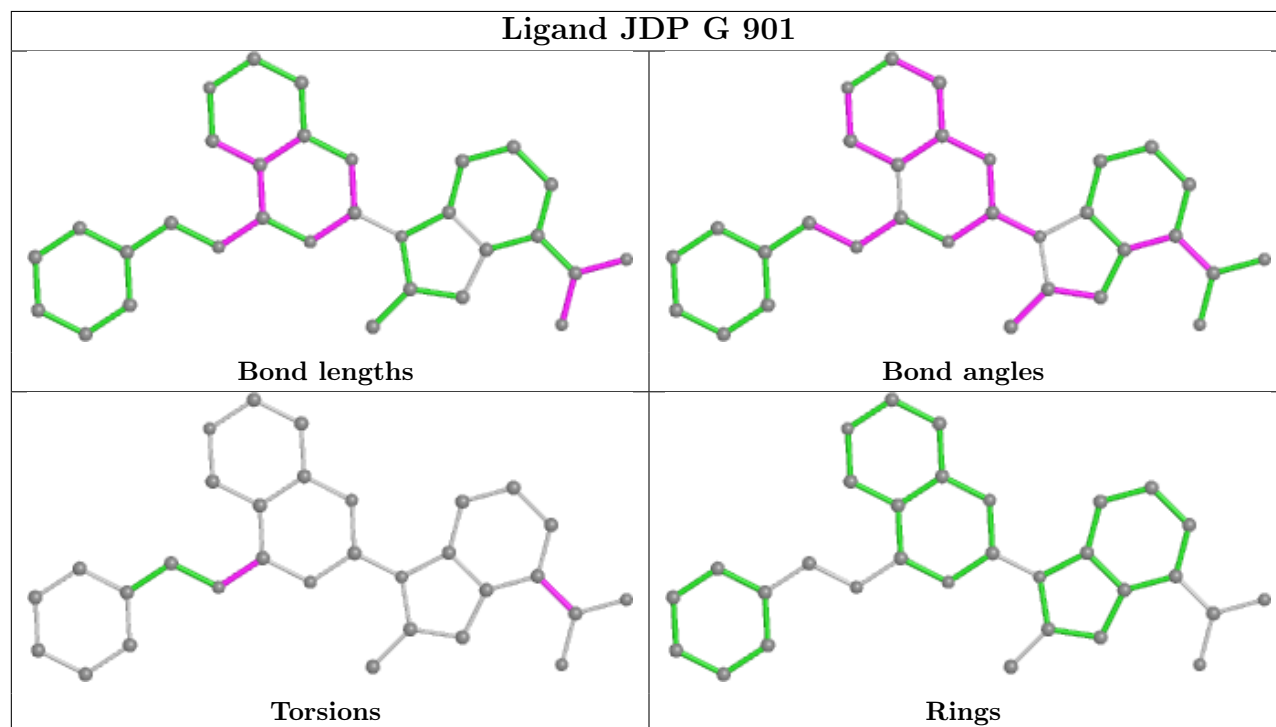
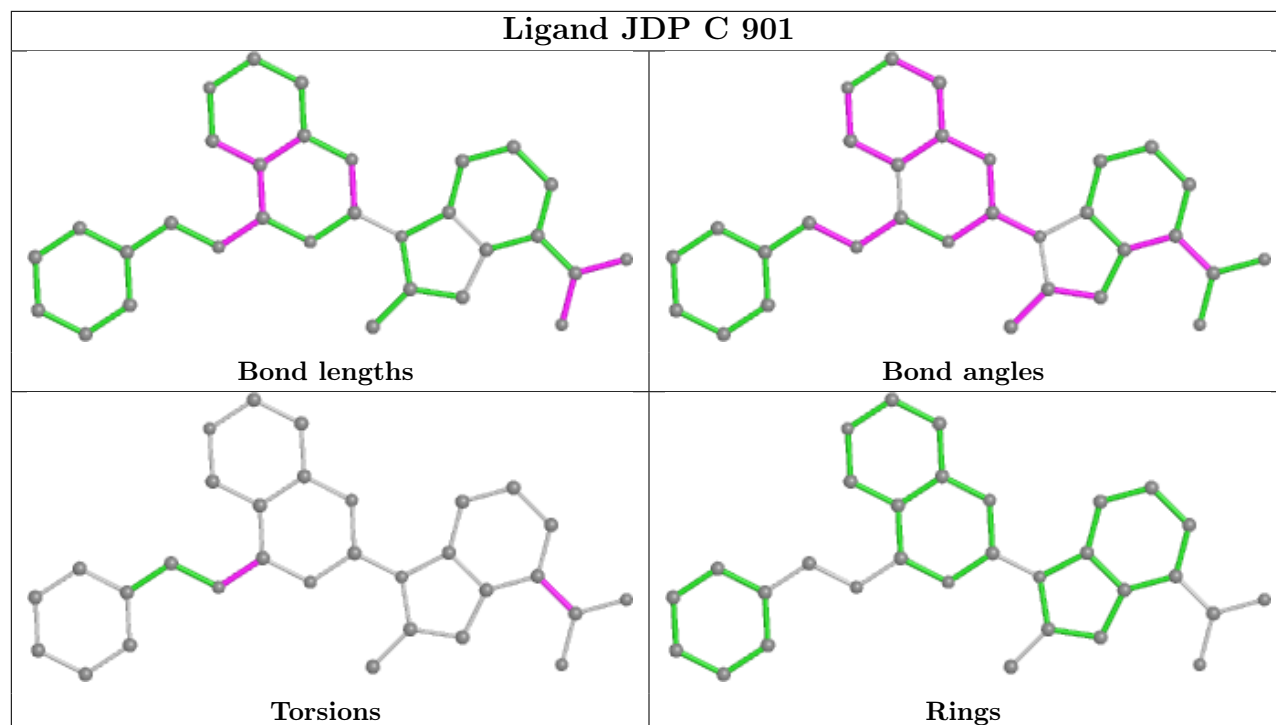
*Continued on next page...*

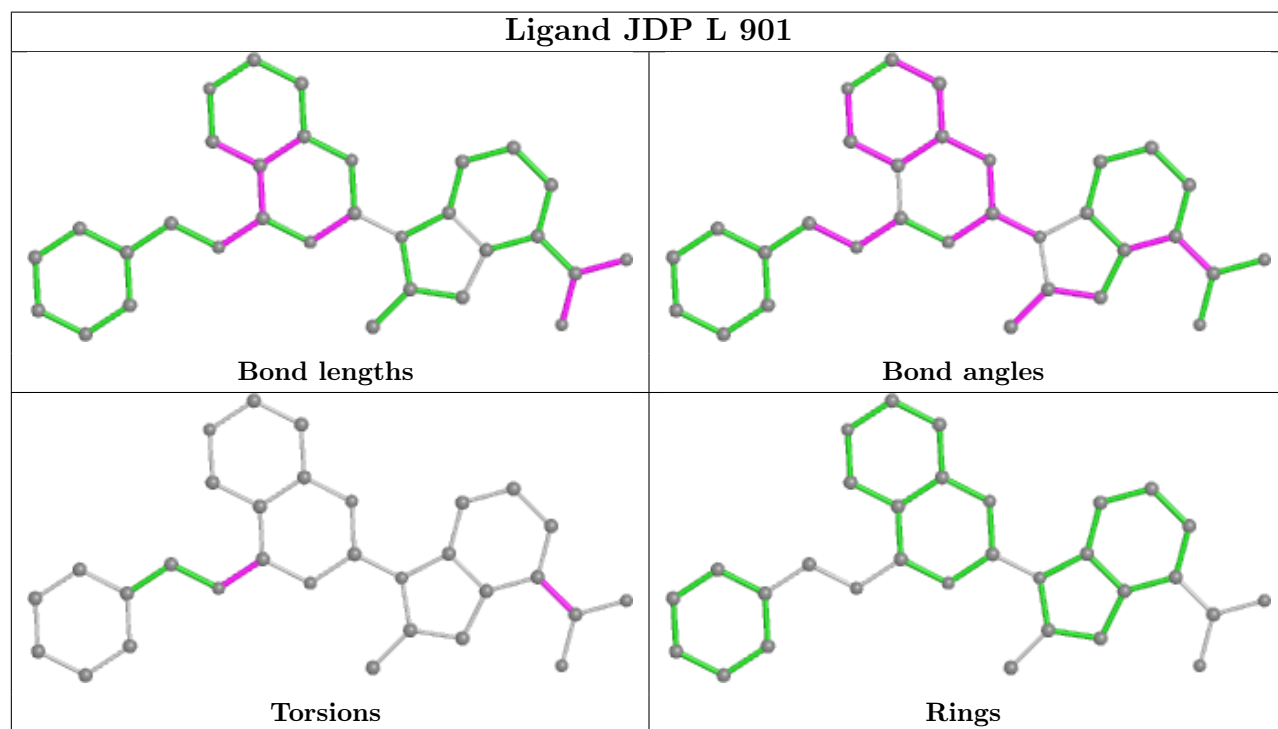
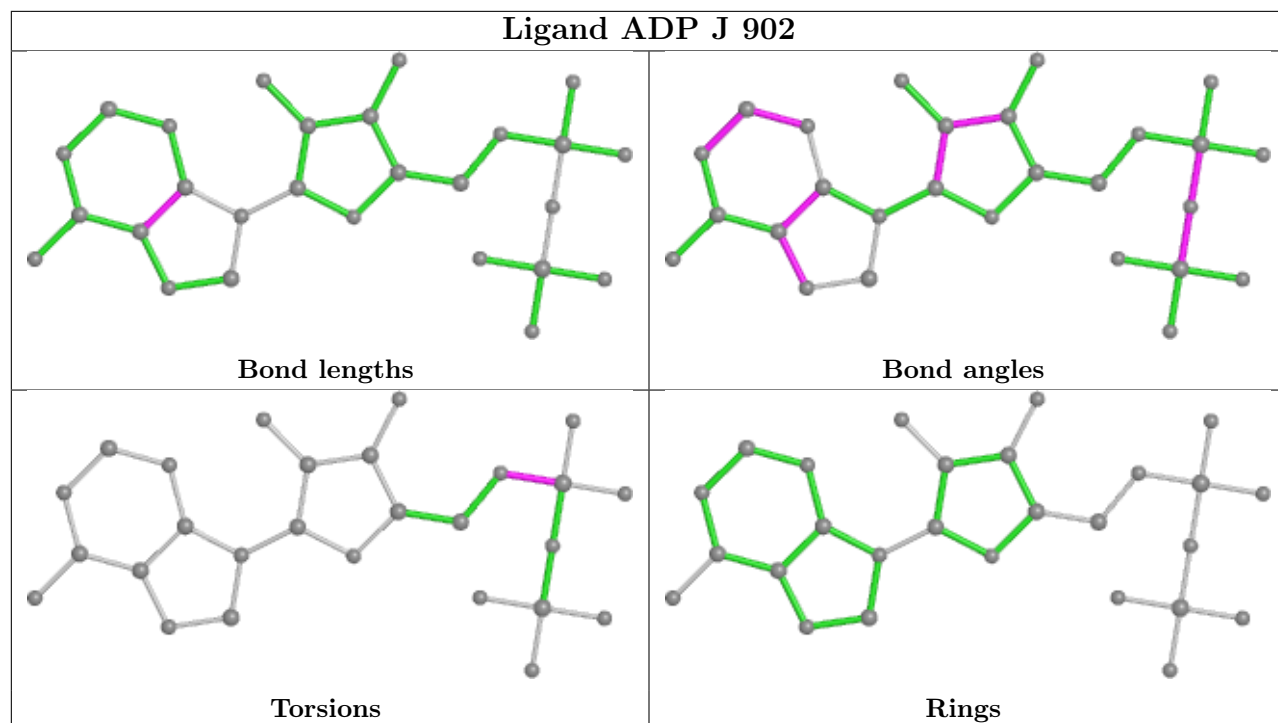


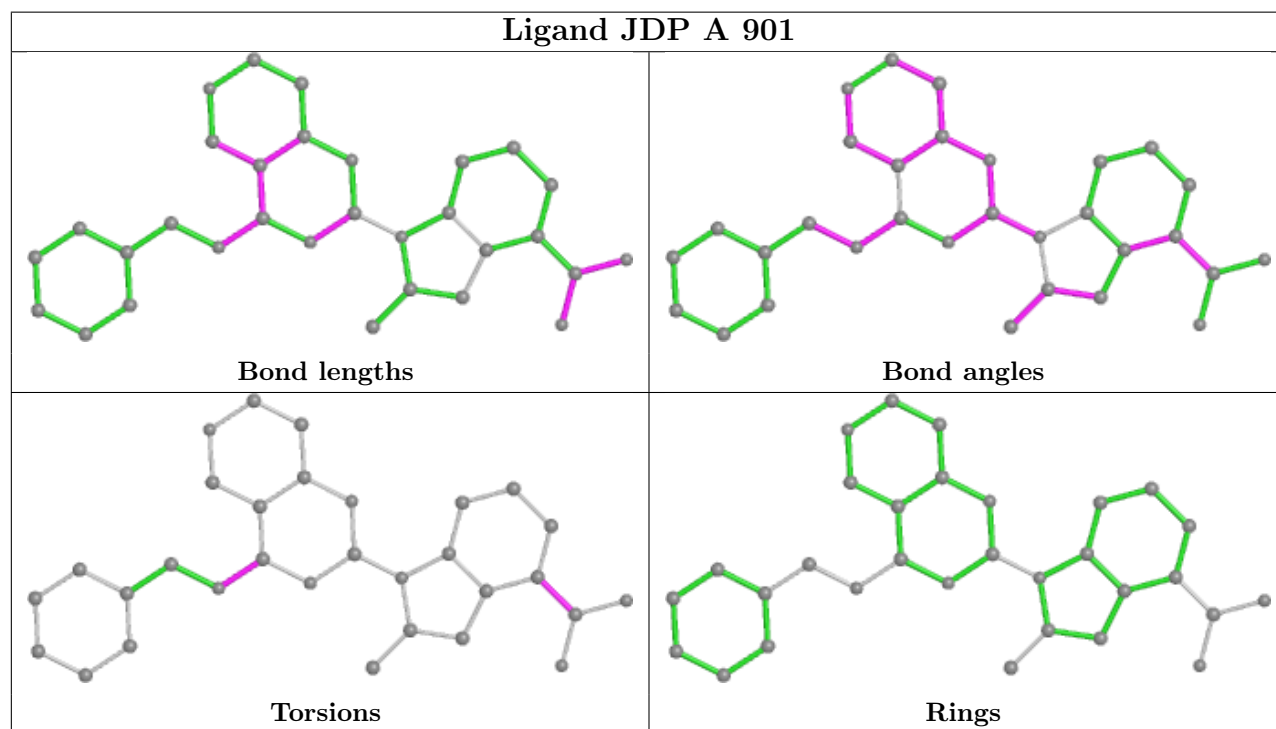
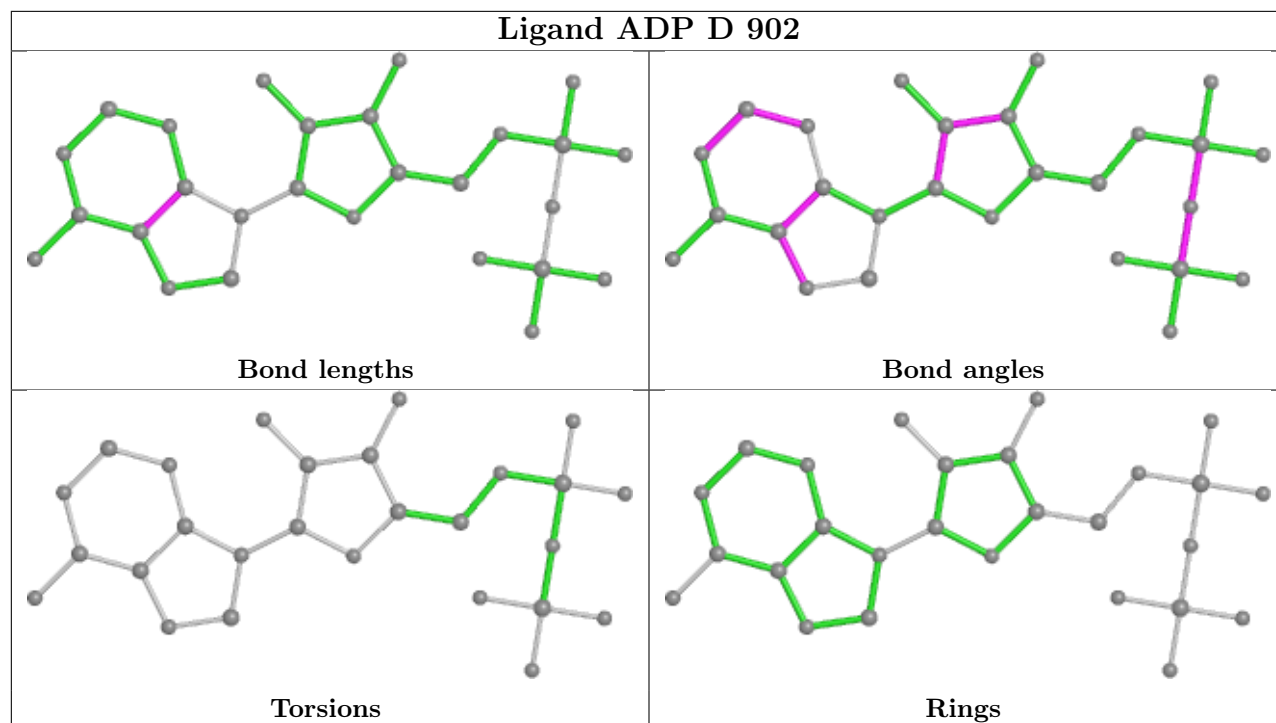
*Continued from previous page...*

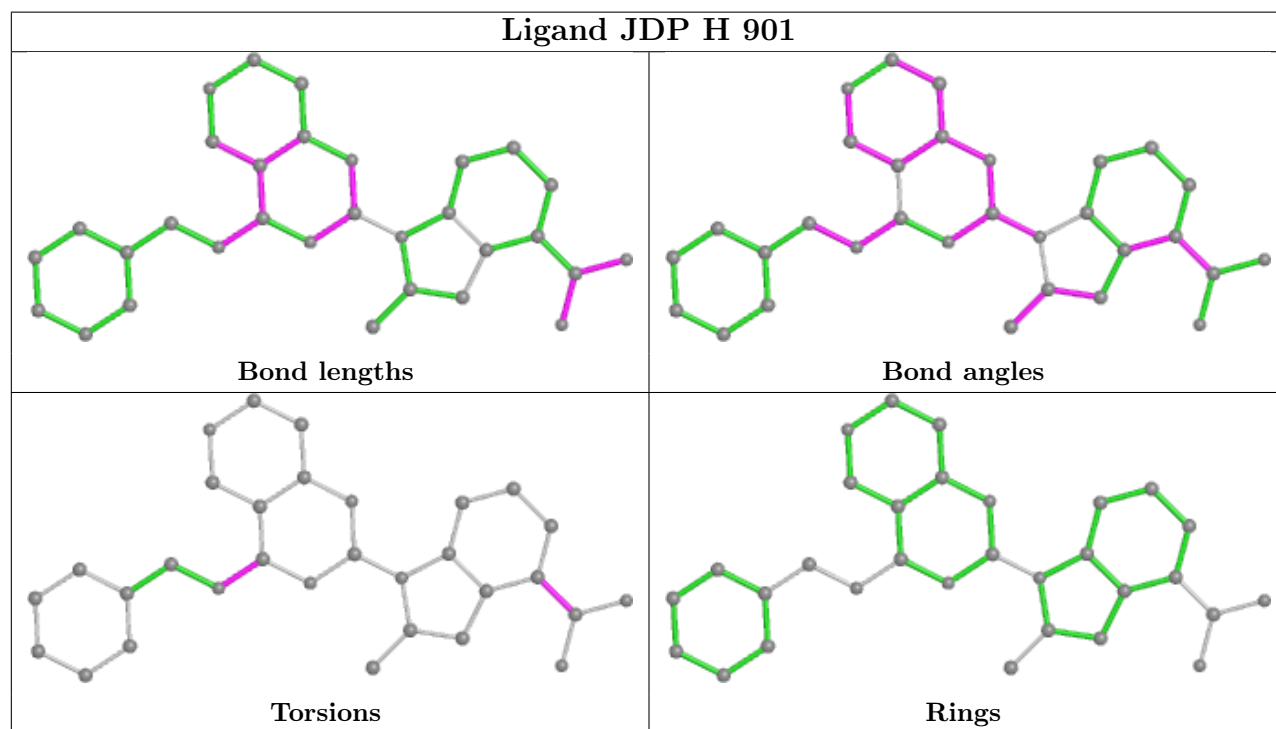
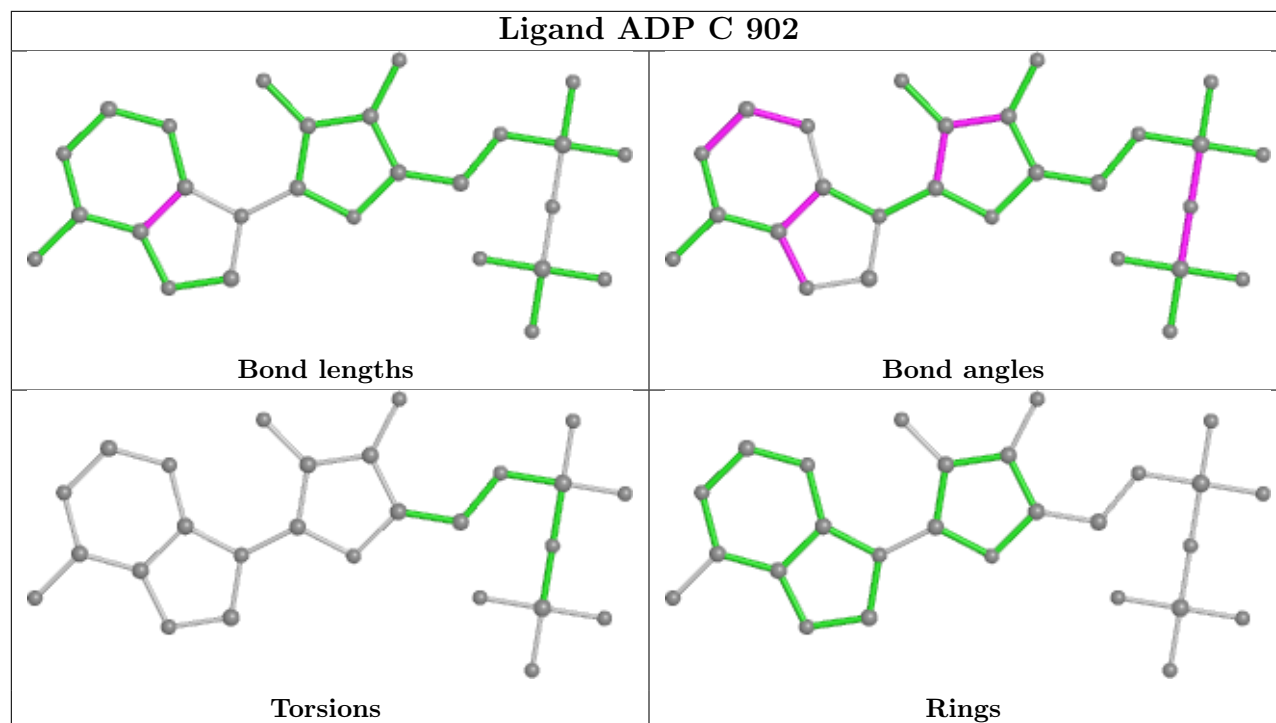
Mol	Chain	Res	Type	Clashes	Symm-Clashes
2	G	901	JDP	1	0
2	L	901	JDP	1	0
3	D	902	ADP	1	0
2	A	901	JDP	1	0
3	C	902	ADP	1	0
2	H	901	JDP	1	0
2	B	901	JDP	1	0
3	H	902	ADP	1	0
3	A	902	ADP	2	0
3	K	902	ADP	1	0
3	F	902	ADP	3	0
3	G	902	ADP	3	0
2	J	901	JDP	1	0
3	L	902	ADP	3	0
2	K	901	JDP	1	0
2	E	901	JDP	1	0
3	I	902	ADP	2	0
2	D	901	JDP	1	0
2	F	901	JDP	1	0
2	I	901	JDP	1	0

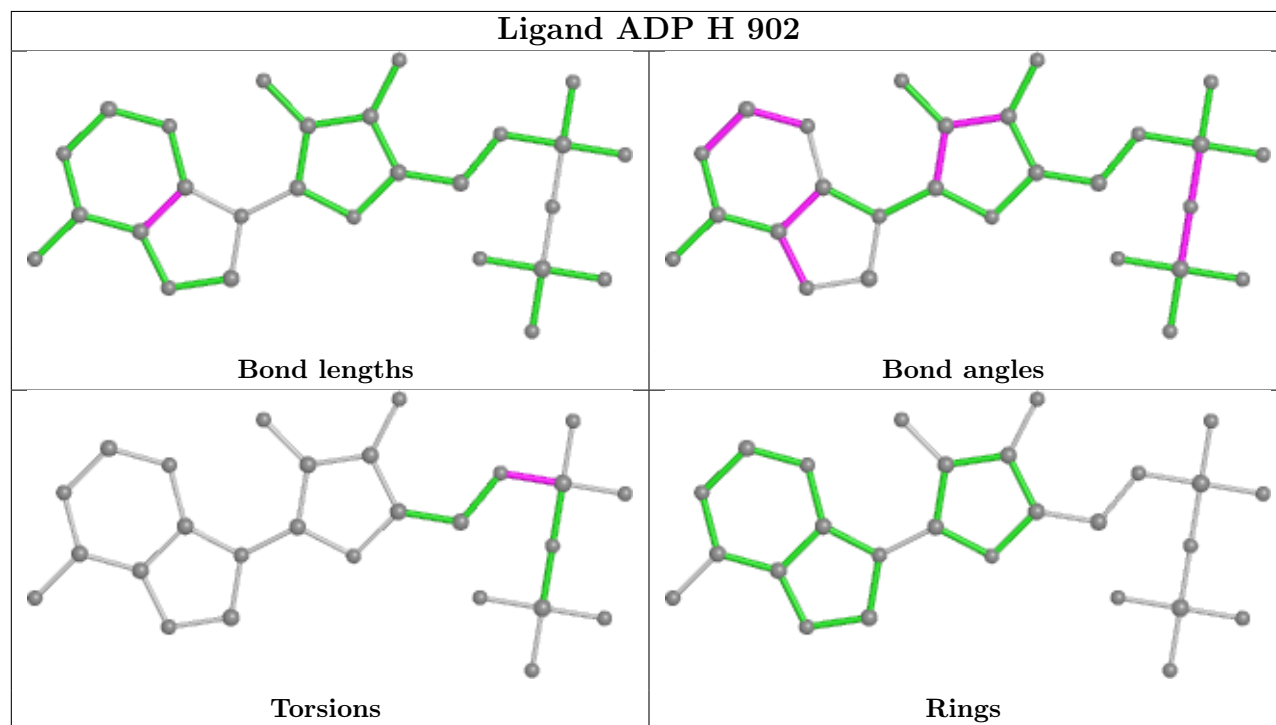
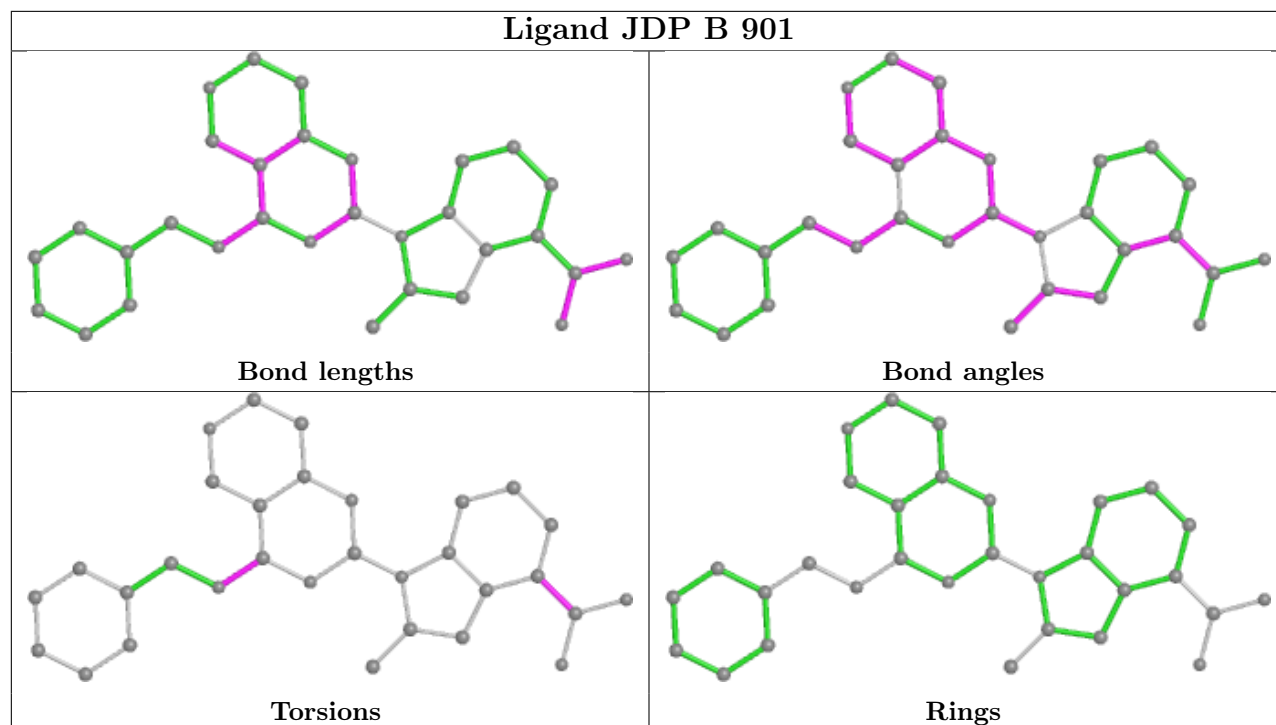
The following is a two-dimensional graphical depiction of Mogul quality analysis of bond lengths, bond angles, torsion angles, and ring geometry for all instances of the Ligand of Interest. In addition, ligands with molecular weight > 250 and outliers as shown on the validation Tables will also be included. For torsion angles, if less than 5% of the Mogul distribution of torsion angles is within 10 degrees of the torsion angle in question, then that torsion angle is considered an outlier. Any bond that is central to one or more torsion angles identified as an outlier by Mogul will be highlighted in the graph. For rings, the root-mean-square deviation (RMSD) between the ring in question and similar rings identified by Mogul is calculated over all ring torsion angles. If the average RMSD is greater than 60 degrees and the minimal RMSD between the ring in question and any Mogul-identified rings is also greater than 60 degrees, then that ring is considered an outlier. The outliers are highlighted in purple. The color gray indicates Mogul did not find sufficient equivalents in the CSD to analyse the geometry.

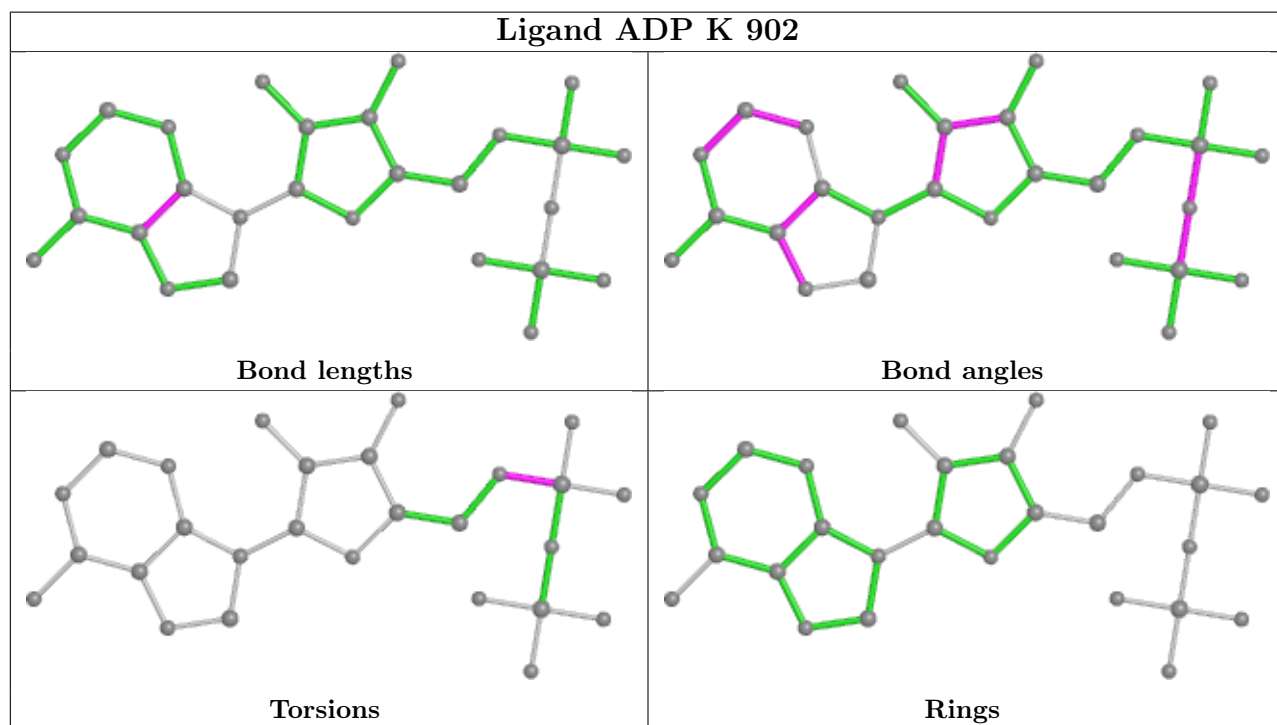
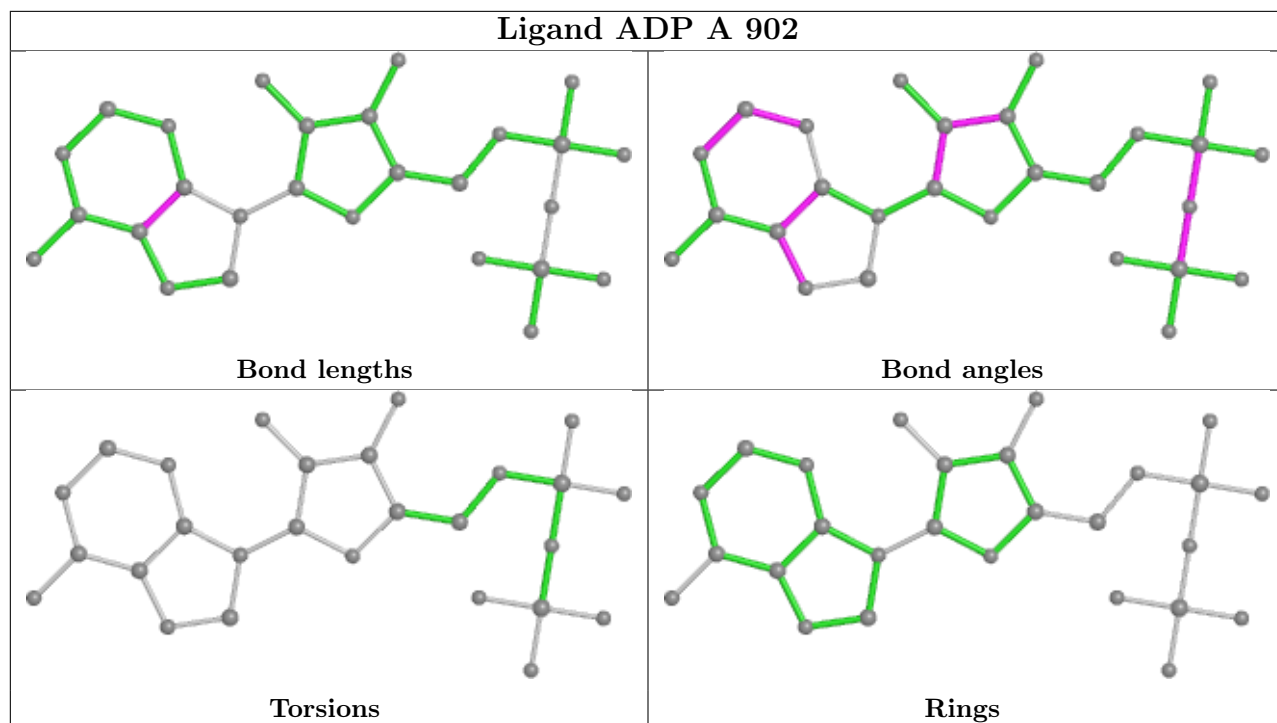


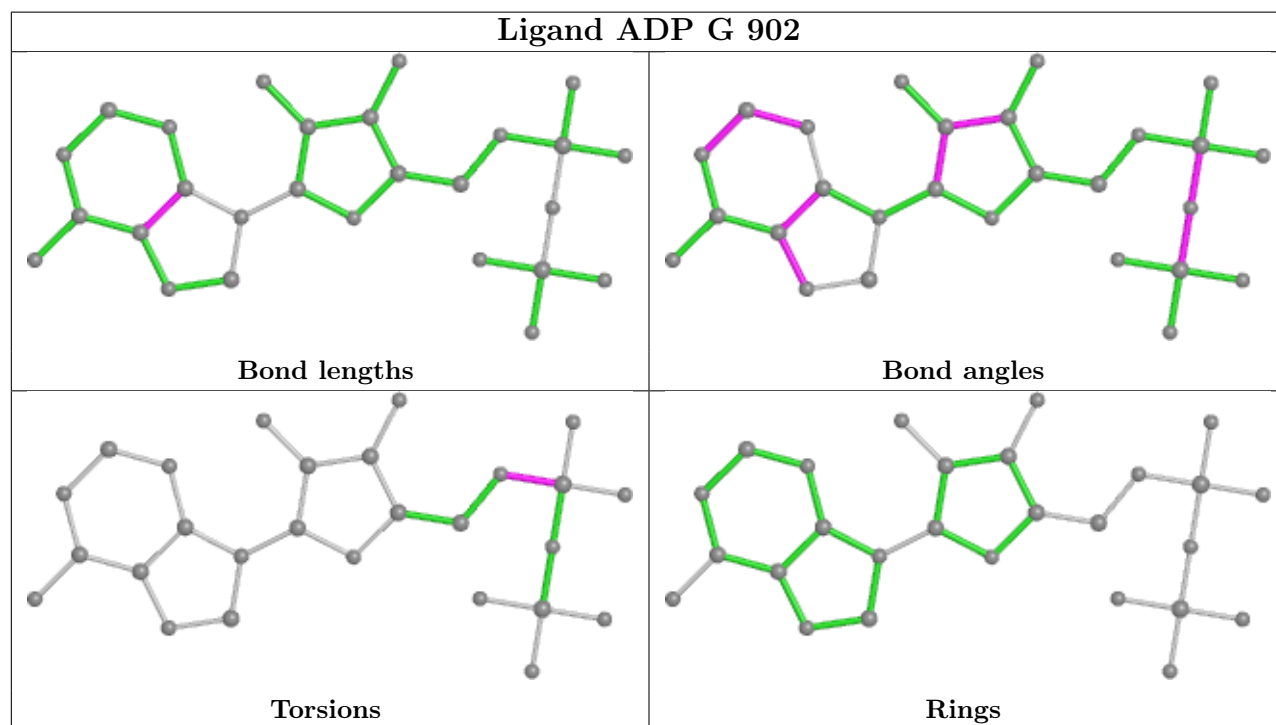
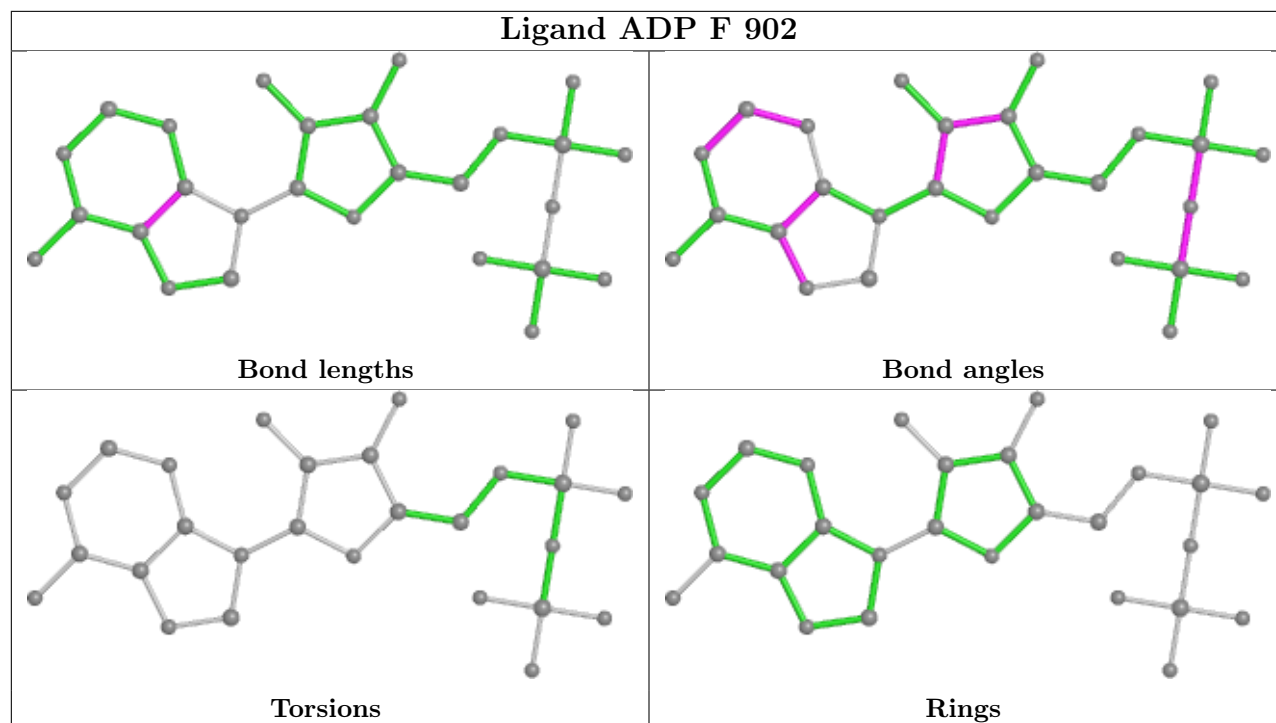




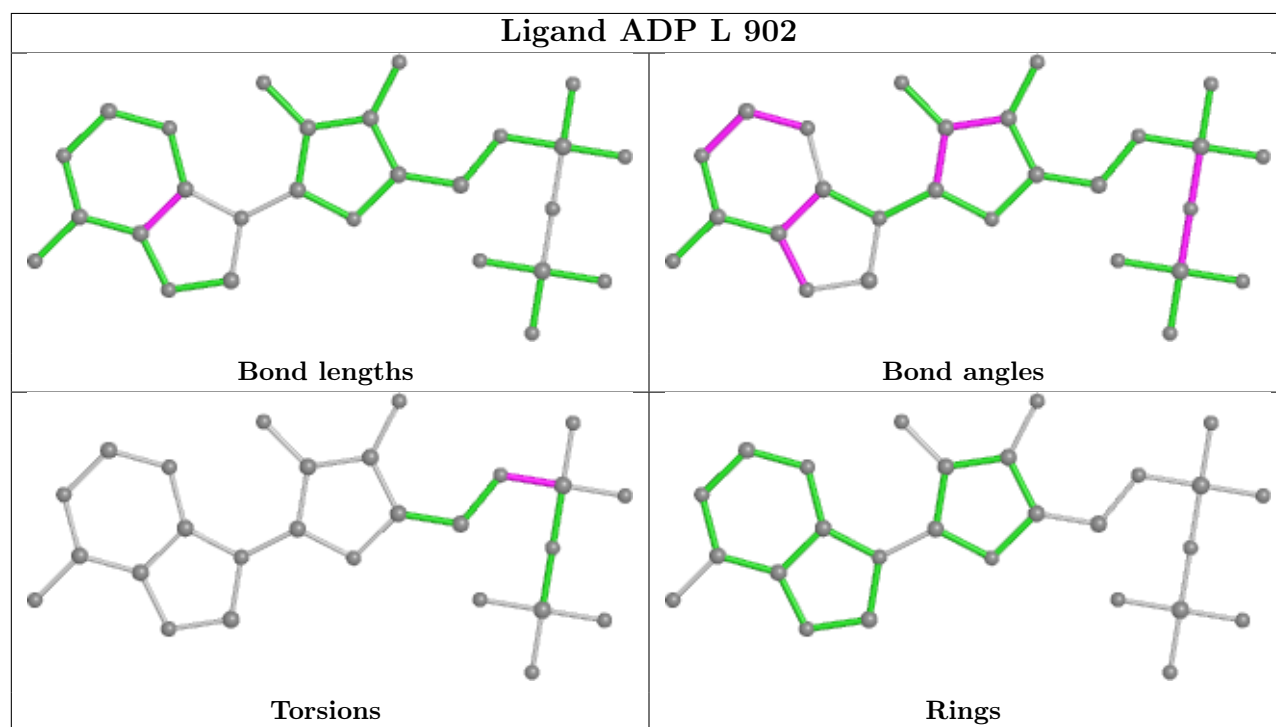
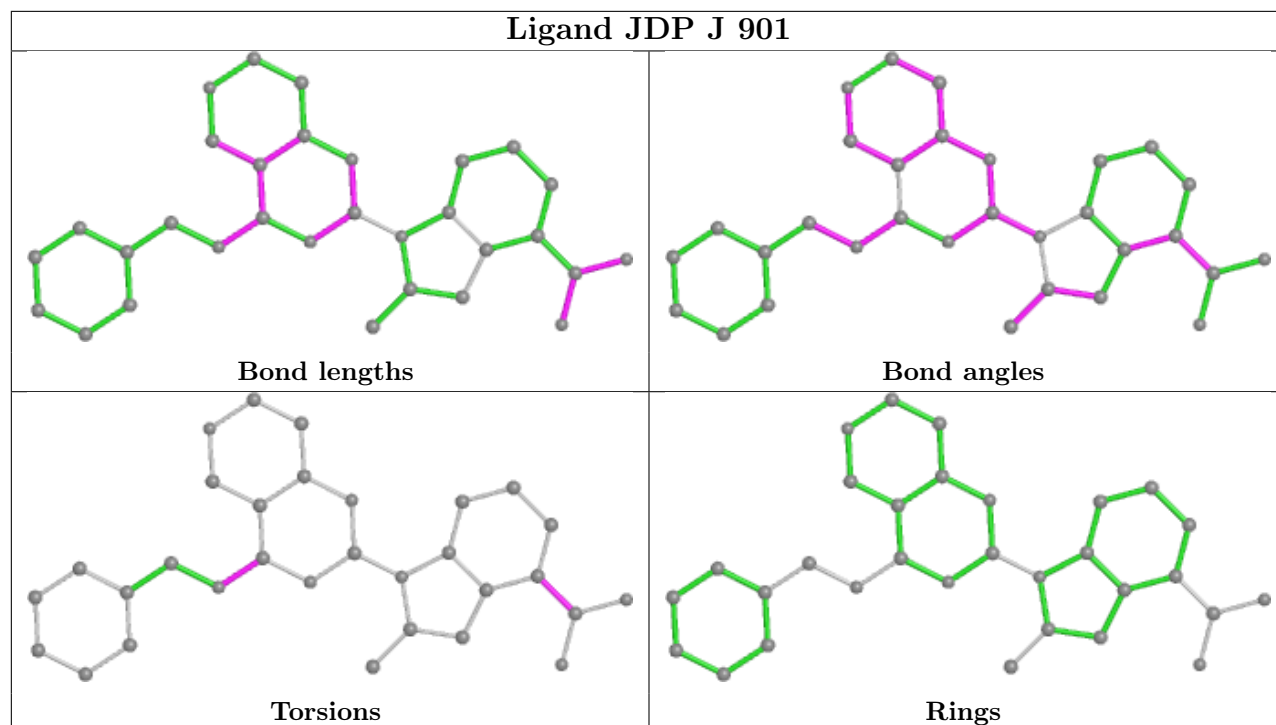


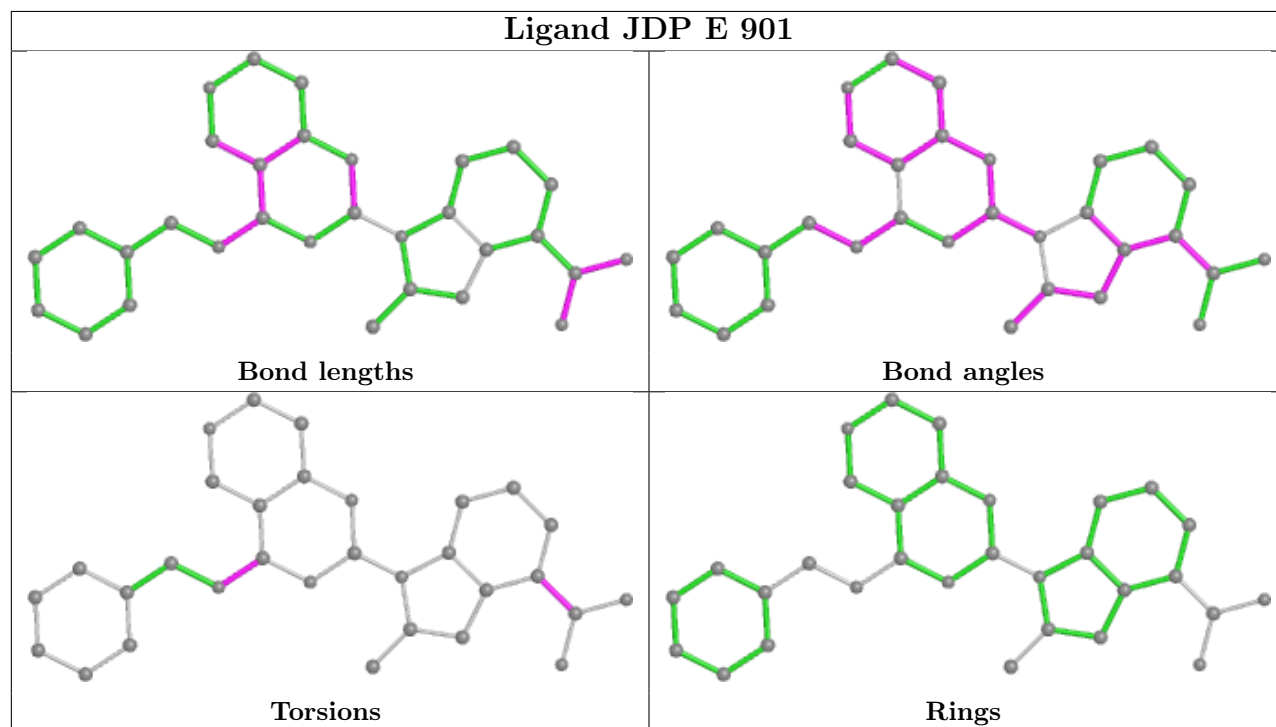
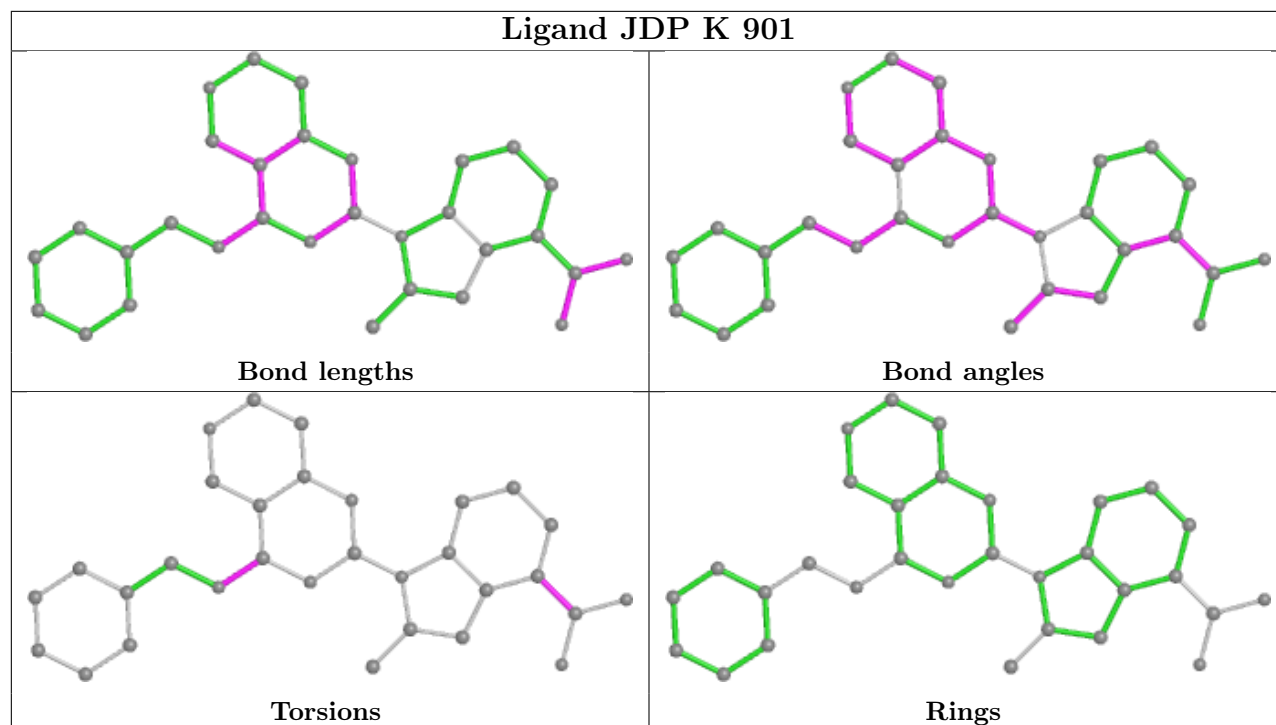


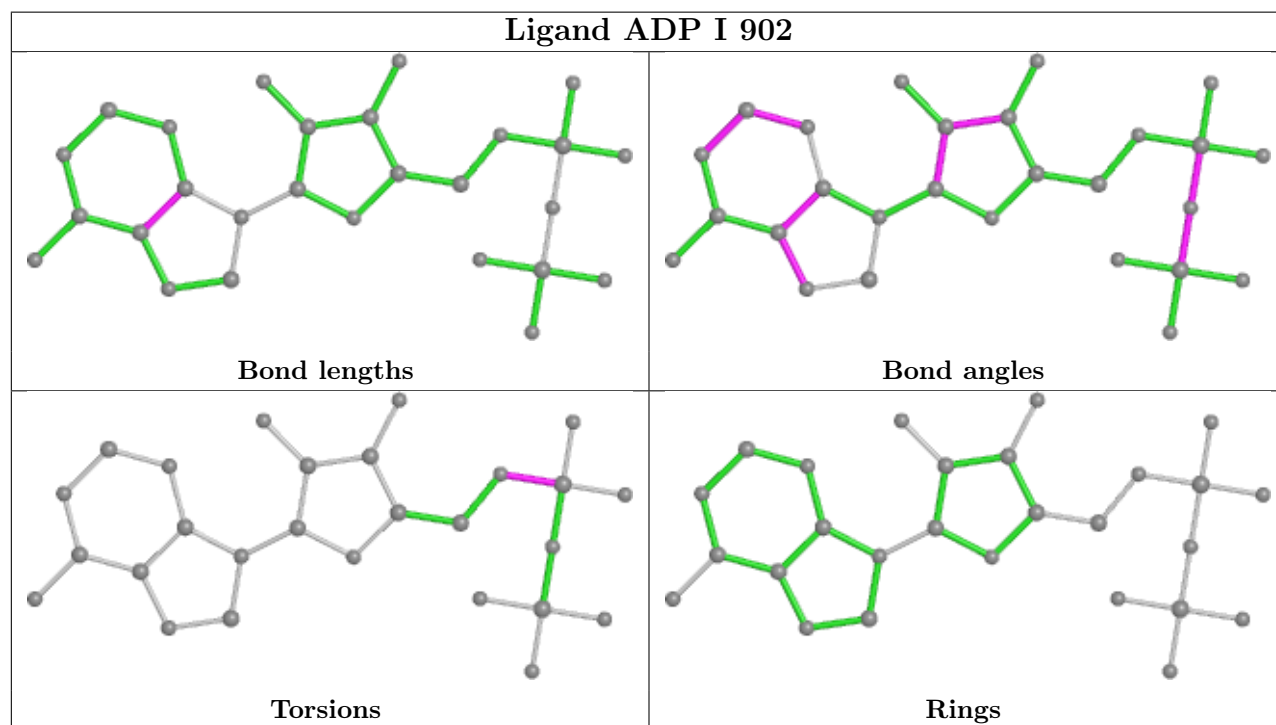
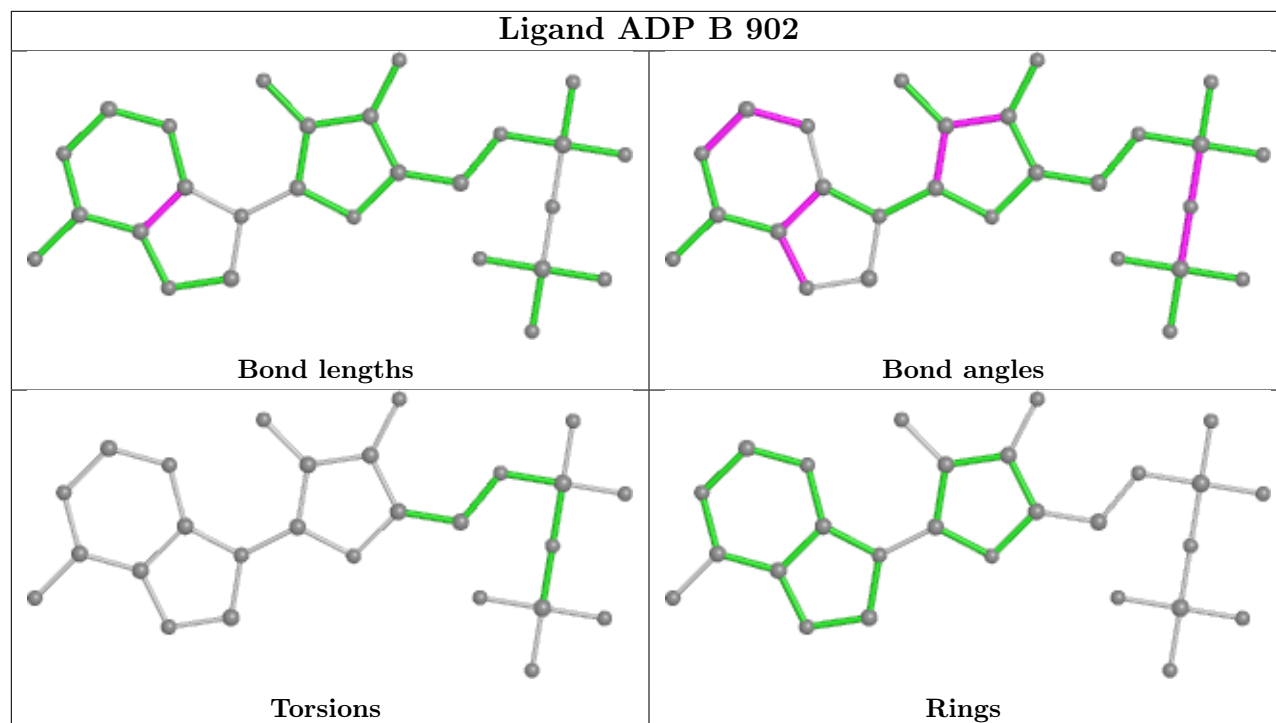


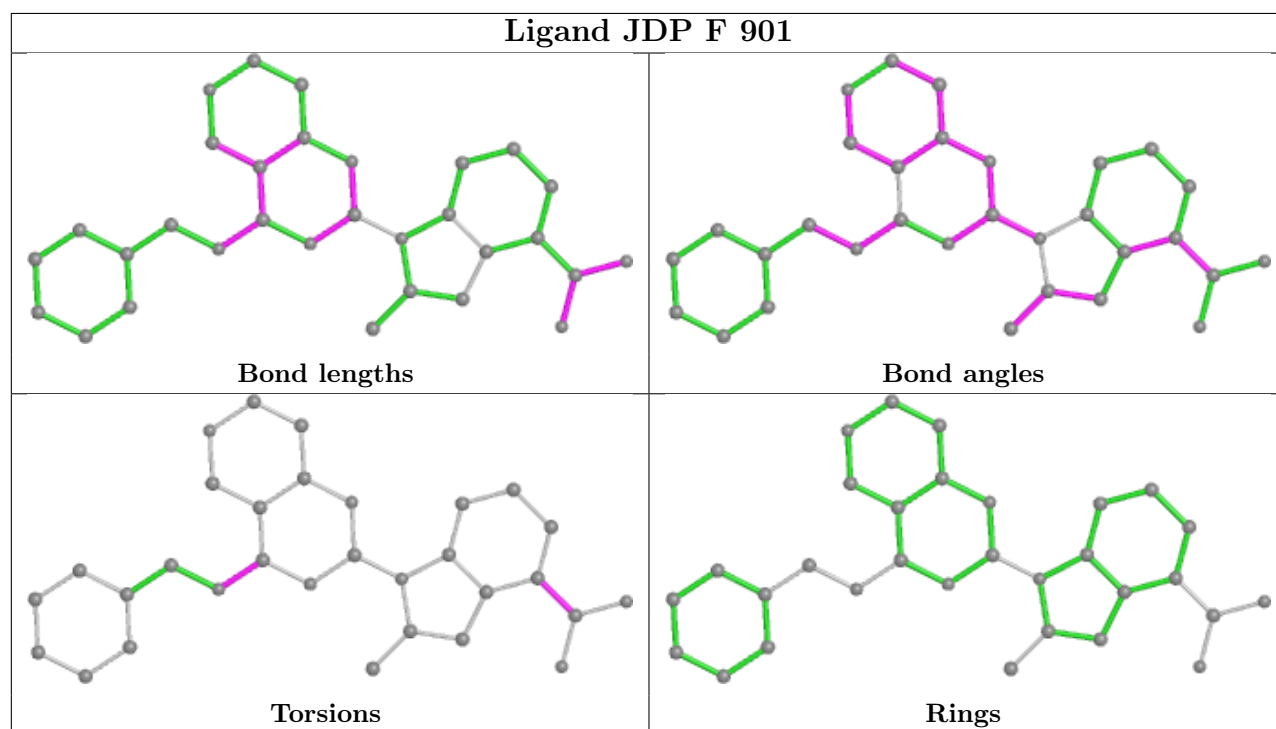
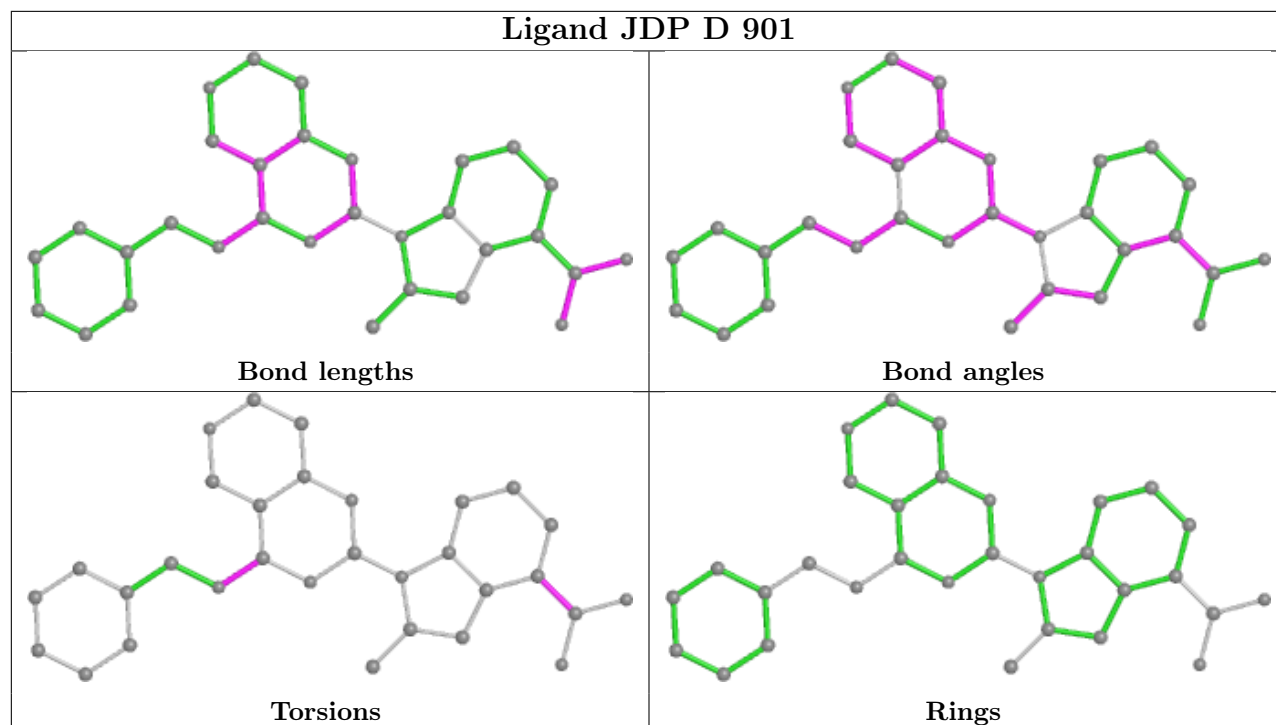


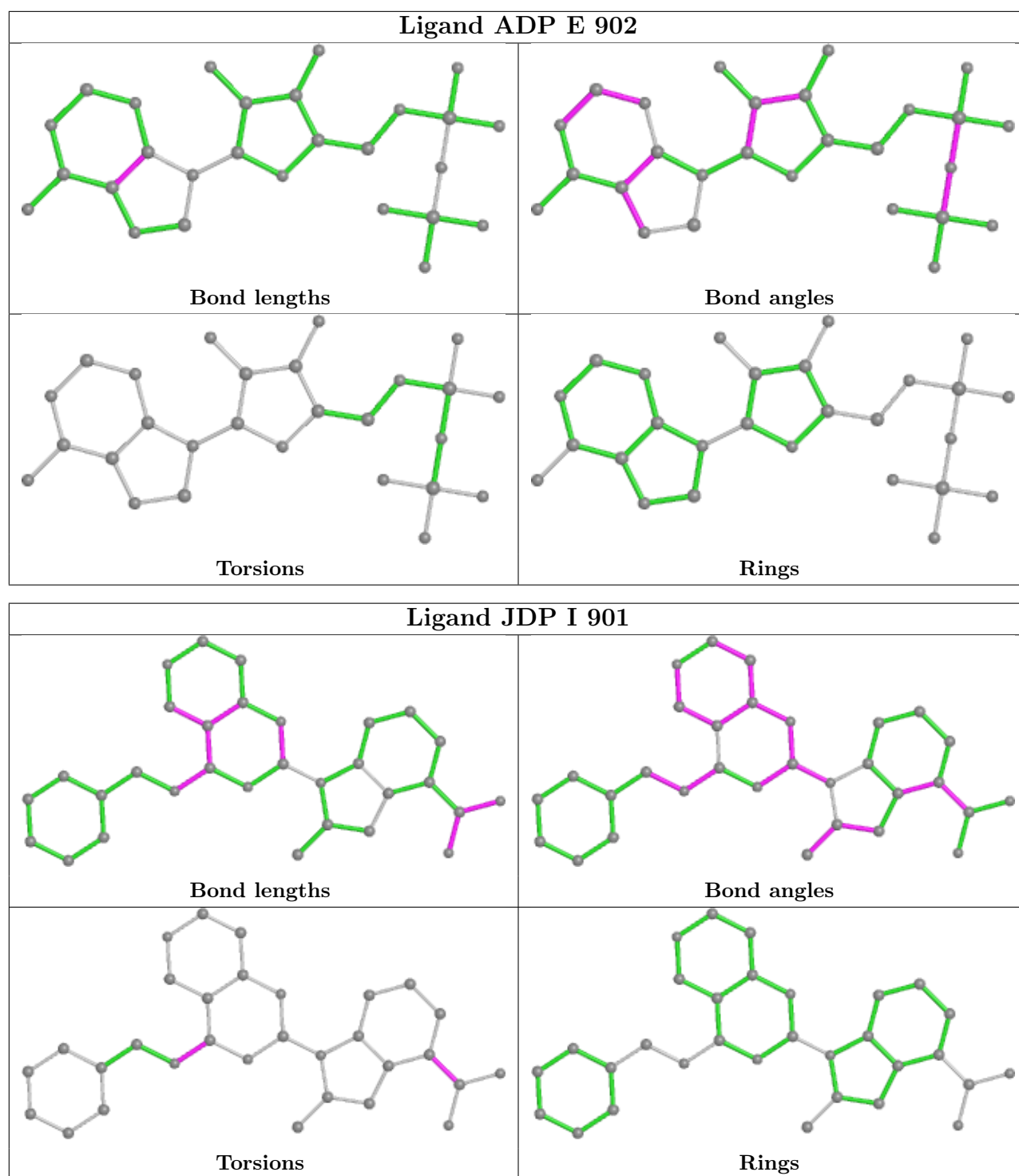












## 5.7 Other polymers [\(i\)](#)

There are no such residues in this entry.

## 5.8 Polymer linkage issues

There are no chain breaks in this entry.


## 6 Map visualisation [i](#)

This section contains visualisations of the EMDB entry EMD-24531. These allow visual inspection of the internal detail of the map and identification of artifacts.

No raw map or half-maps were deposited for this entry and therefore no images, graphs, etc. pertaining to the raw map can be shown.

### 6.1 Orthogonal projections [i](#)


#### 6.1.1 Primary map



The images above show the map projected in three orthogonal directions.

### 6.2 Central slices [i](#)


#### 6.2.1 Primary map



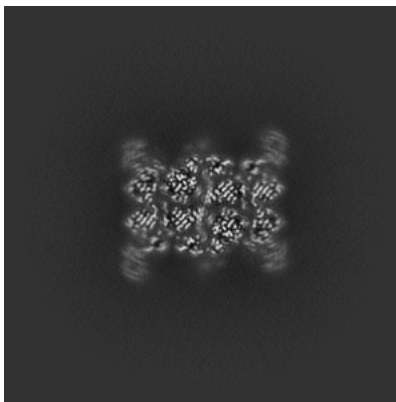
The images above show central slices of the map in three orthogonal directions.

## 6.3 Largest variance slices [i](#)

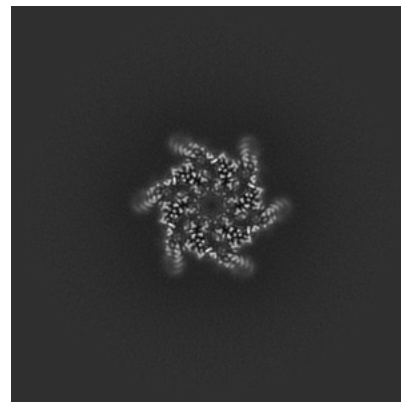
### 6.3.1 Primary map



X Index: 185



Y Index: 171

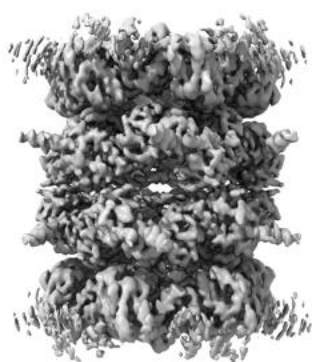


Z Index: 179

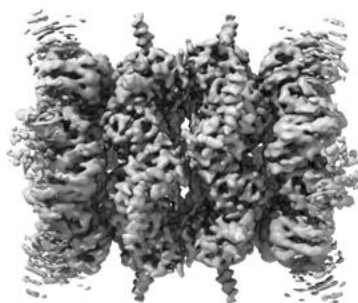
The images above show the largest variance slices of the map in three orthogonal directions.

## 6.4 Orthogonal surface views [i](#)

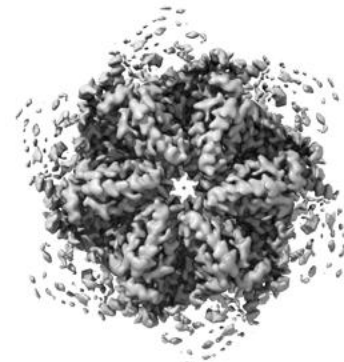
### 6.4.1 Primary map



X



Y



Z

The images above show the 3D surface view of the map at the recommended contour level 0.25. These images, in conjunction with the slice images, may facilitate assessment of whether an appropriate contour level has been provided.



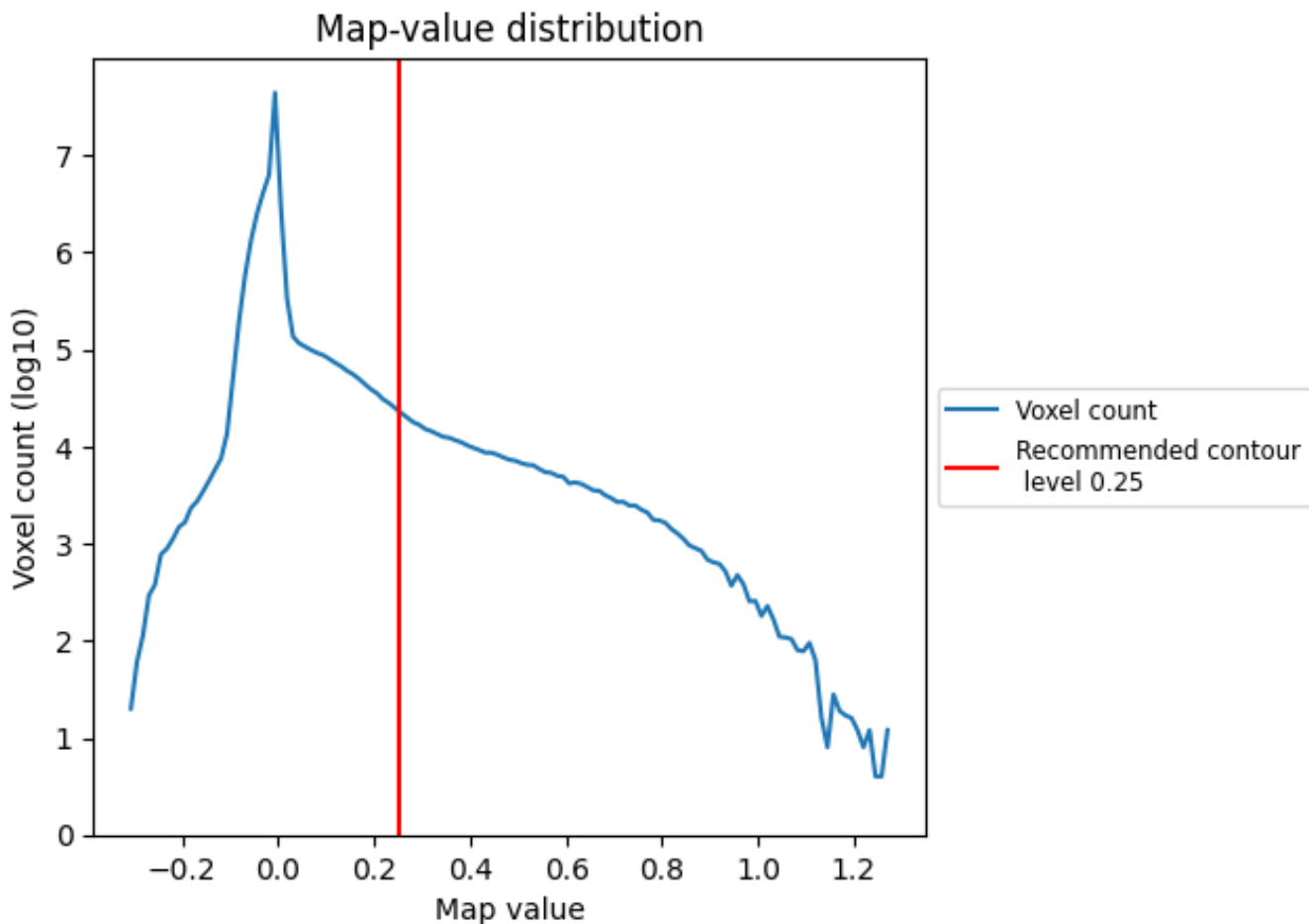
## 6.5 Mask visualisation

This section was not generated. No masks/segmentation were deposited.

## 7 Map analysis [i](#)

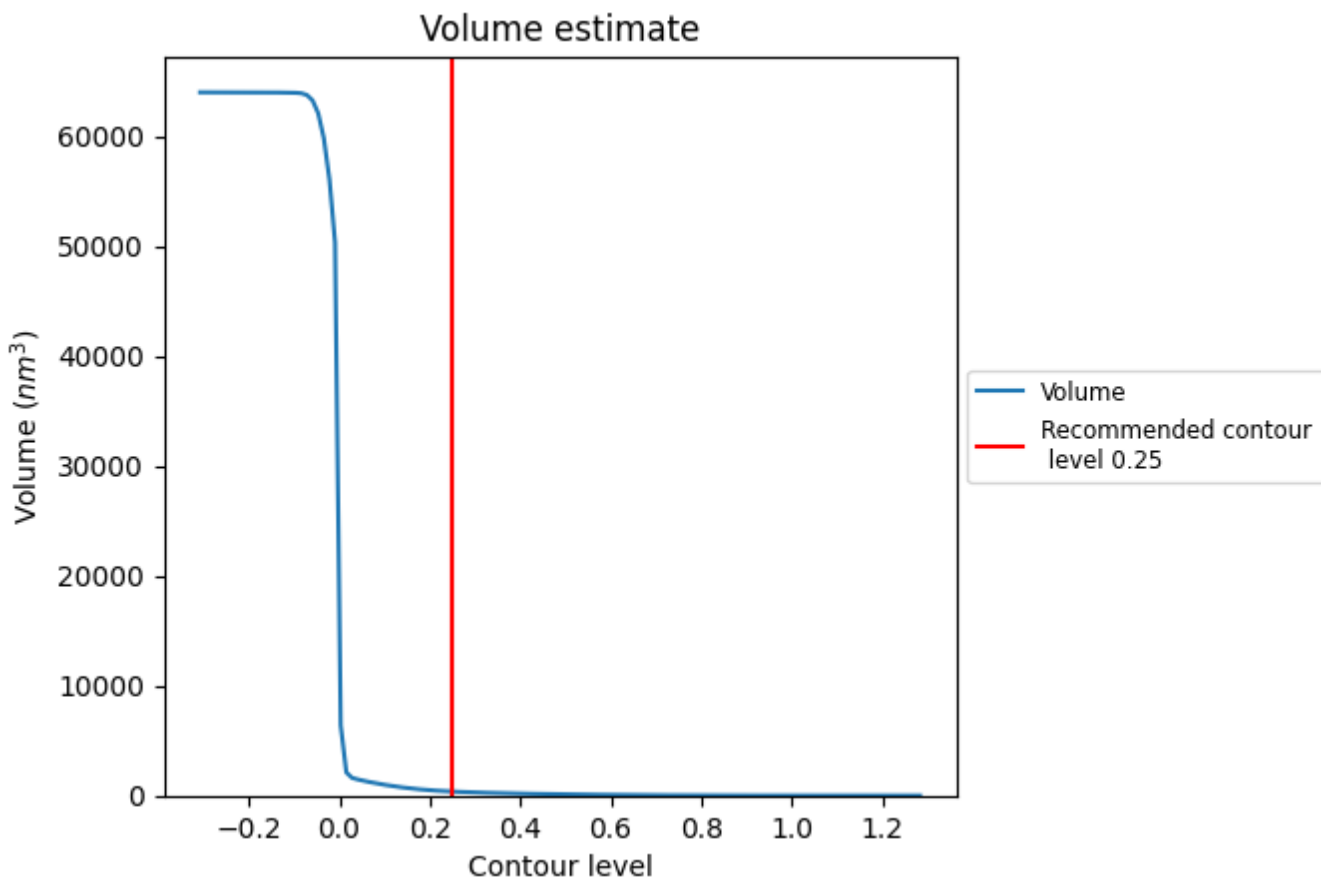
This section contains the results of statistical analysis of the map.

### 7.1 Map-value distribution [i](#)



The map-value distribution is plotted in 128 intervals along the x-axis. The y-axis is logarithmic. A spike in this graph at zero usually indicates that the volume has been masked.

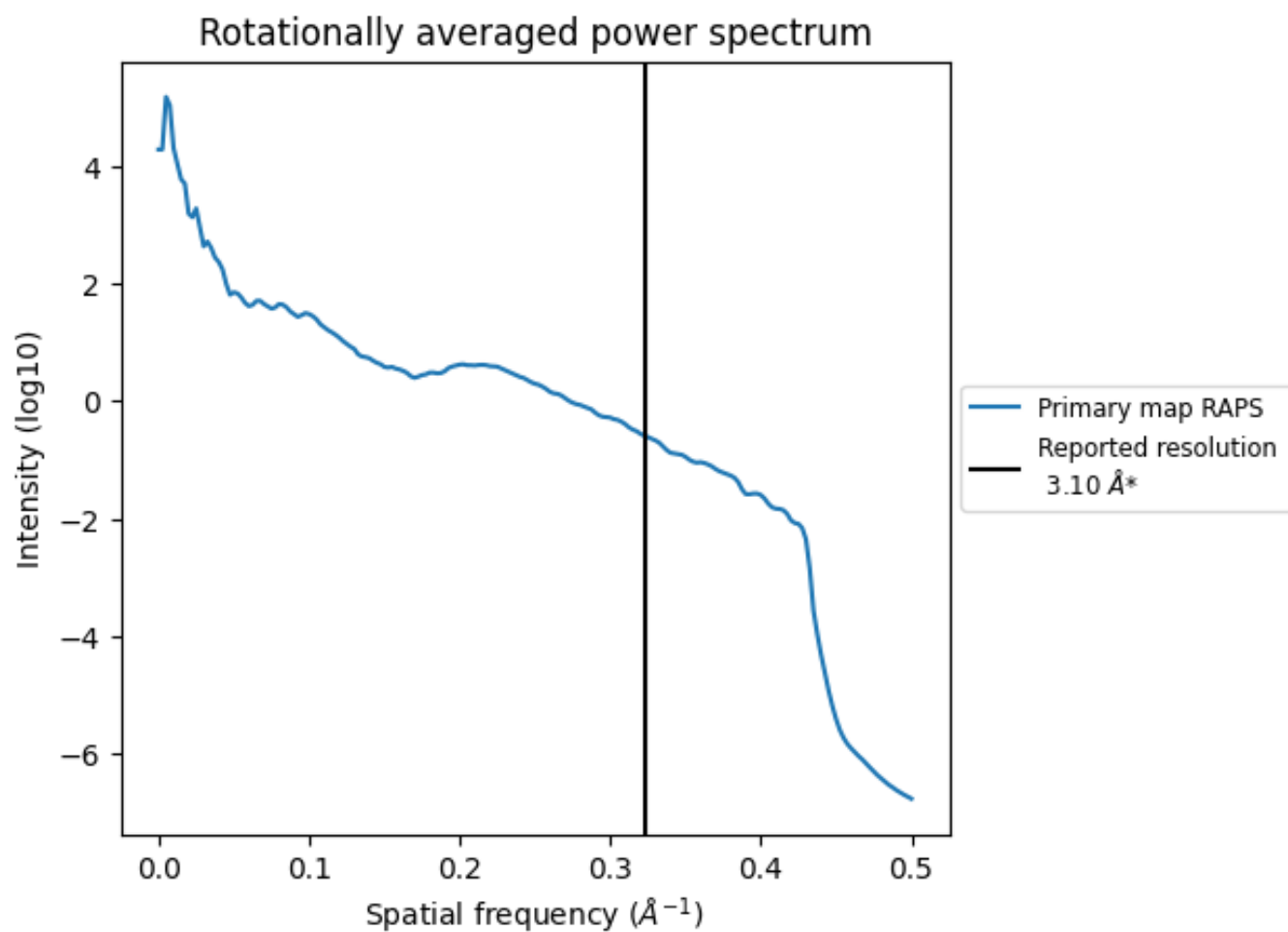
## 7.2 Volume estimate [i](#)



The volume at the recommended contour level is 364  $\text{nm}^3$ ; this corresponds to an approximate mass of 329 kDa.

The volume estimate graph shows how the enclosed volume varies with the contour level. The recommended contour level is shown as a vertical line and the intersection between the line and the curve gives the volume of the enclosed surface at the given level.

### 7.3 Rotationally averaged power spectrum i

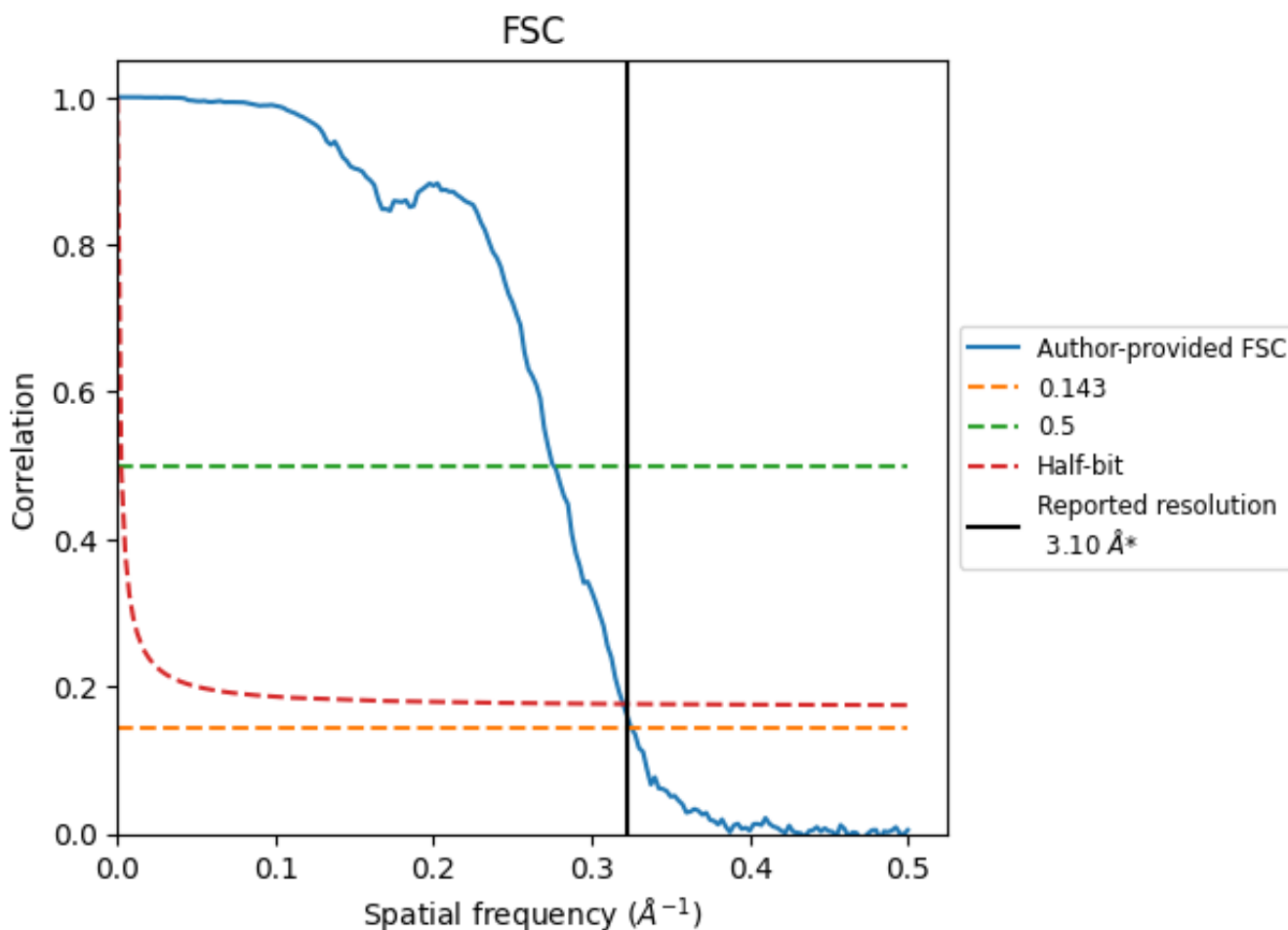


\*Reported resolution corresponds to spatial frequency of 0.323 Å<sup>-1</sup>

## 8 Fourier-Shell correlation [\(i\)](#)

Fourier-Shell Correlation (FSC) is the most commonly used method to estimate the resolution of single-particle and subtomogram-averaged maps. The shape of the curve depends on the imposed symmetry, mask and whether or not the two 3D reconstructions used were processed from a common reference. The reported resolution is shown as a black line. A curve is displayed for the half-bit criterion in addition to lines showing the 0.143 gold standard cut-off and 0.5 cut-off.

### 8.1 FSC [\(i\)](#)



\*Reported resolution corresponds to spatial frequency of 0.323 Å<sup>-1</sup>

## 8.2 Resolution estimates [i](#)

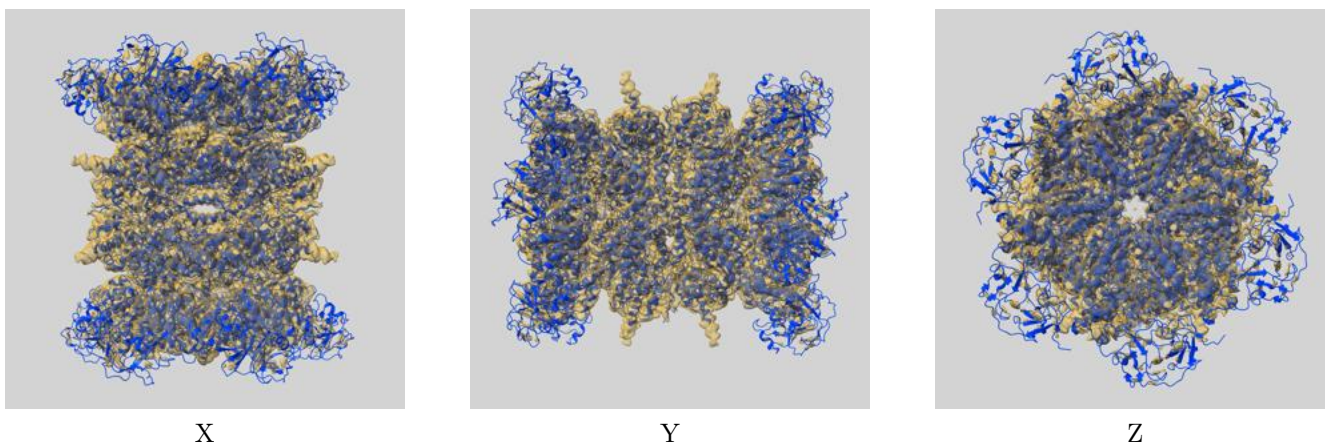
Resolution estimate (Å)	Estimation criterion (FSC cut-off)		
	0.143	0.5	Half-bit
Reported by author	3.10	-	-
Author-provided FSC curve	3.08	3.62	3.13
Unmasked-calculated*	-	-	-

\*Resolution estimate based on FSC curve calculated by comparison of deposited half-maps.

## 9 Map-model fit [i](#)

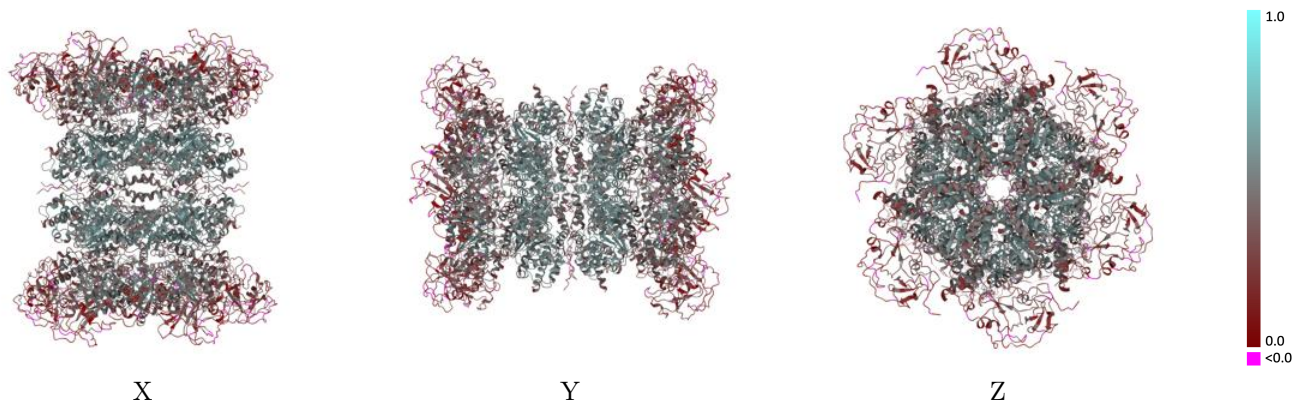
This section contains information regarding the fit between EMDB map EMD-24531 and PDB model 7RLI. Per-residue inclusion information can be found in section 3 on page 12.

### 9.1 Map-model overlay [i](#)



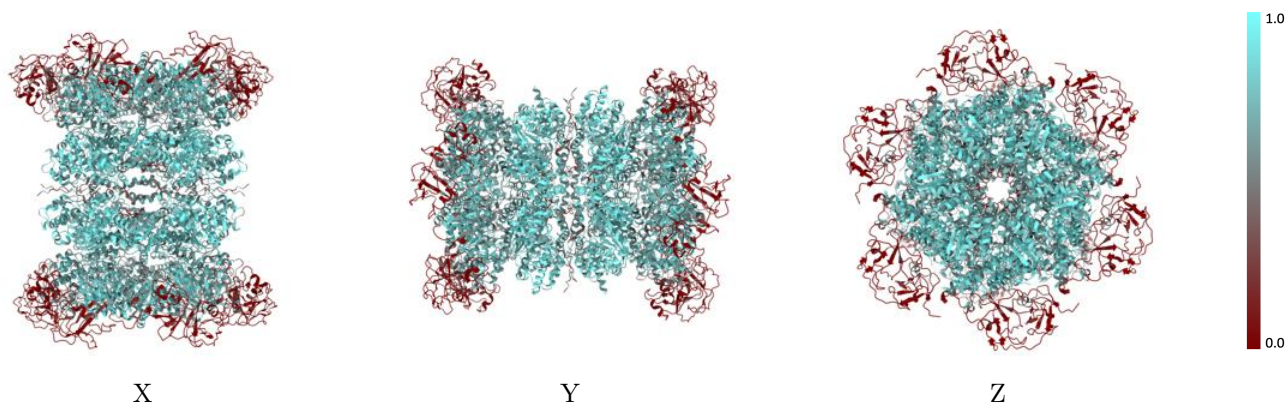
The images above show the 3D surface view of the map at the recommended contour level 0.25 at 50% transparency in yellow overlaid with a ribbon representation of the model coloured in blue. These images allow for the visual assessment of the quality of fit between the atomic model and the map.

## 9.2 Q-score mapped to coordinate model [i](#)



The images above show the model with each residue coloured according to its Q-score. This shows their resolvability in the map with higher Q-score values reflecting better resolvability. Please note: Q-score is calculating the resolvability of atoms, and thus high values are only expected at resolutions at which atoms can be resolved. Low Q-score values may therefore be expected for many entries.

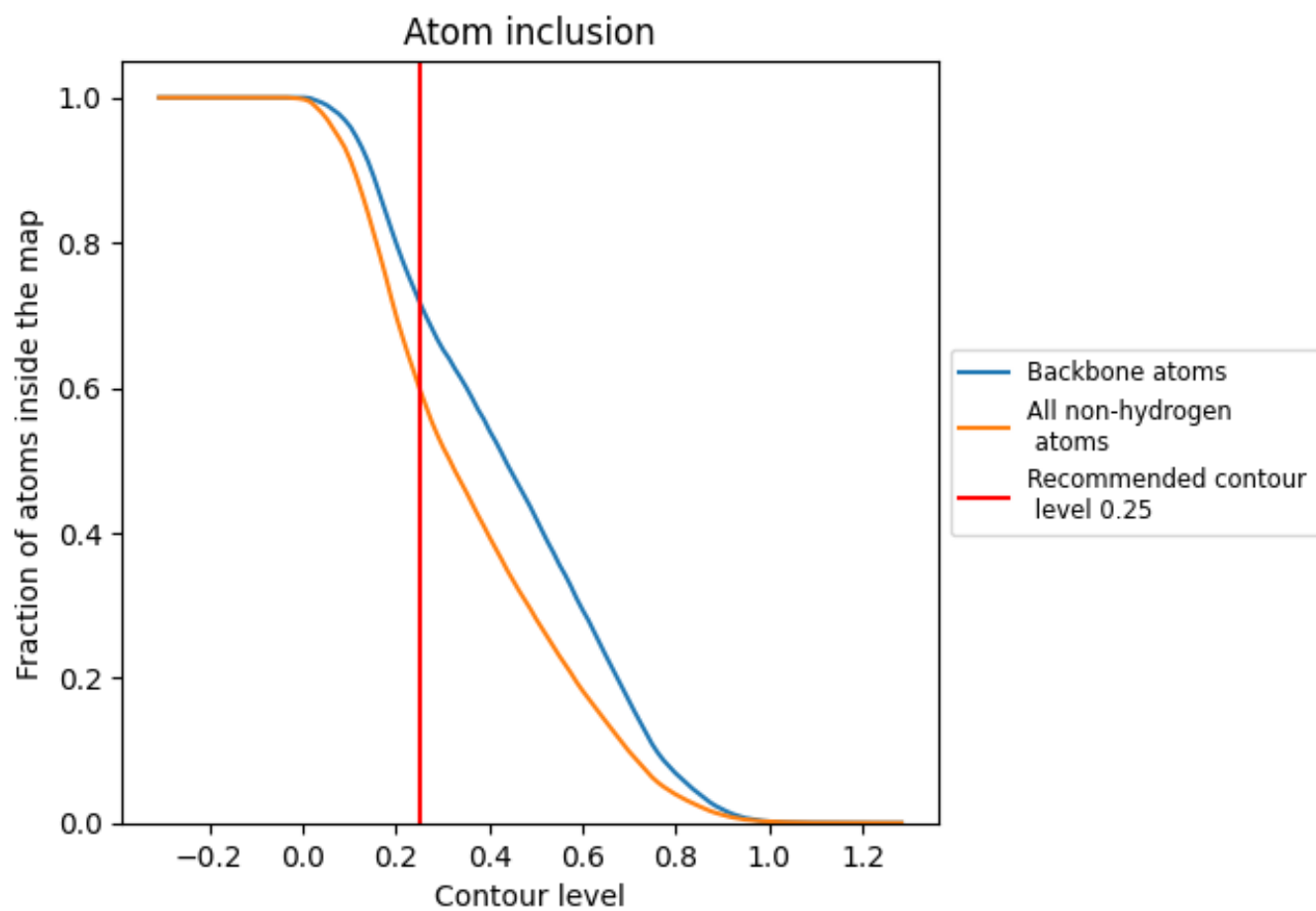
## 9.3 Atom inclusion mapped to coordinate model [i](#)



The images above show the model with each residue coloured according to its atom inclusion. This shows to what extent they are inside the map at the recommended contour level (0.25).





























## 9.4 Atom inclusion [i](#)



At the recommended contour level, 72% of all backbone atoms, 60% of all non-hydrogen atoms, are inside the map.

## 9.5 Map-model fit summary [i](#)

The table lists the average atom inclusion at the recommended contour level (0.25) and Q-score for the entire model and for each chain.

Chain	Atom inclusion	Q-score
All	 0.5996	 0.3930
A	 0.6005	 0.3940
B	 0.6001	 0.3950
C	 0.6003	 0.3940
D	 0.5991	 0.3930
E	 0.6000	 0.3920
F	 0.5987	 0.3970
G	 0.5998	 0.3950
H	 0.5993	 0.3870
I	 0.5986	 0.3900
J	 0.5998	 0.3910
K	 0.5986	 0.3980
L	 0.6010	 0.3920

