



wwPDB X-ray Structure Validation Summary Report ⓘ

Jun 23, 2024 – 11:12 AM EDT

PDB ID : 4RKU
Title : Crystal structure of plant Photosystem I at 3 Angstrom resolution
Authors : Mazor, Y.; Borovikova, A.; Greenberg, I.; Nelson, N.
Deposited on : 2014-10-14
Resolution : 3.00 Å(reported)

This is a wwPDB X-ray Structure Validation Summary Report for a publicly released PDB entry.

We welcome your comments at validation@mail.wwpdb.org

A user guide is available at

<https://www.wwpdb.org/validation/2017/XrayValidationReportHelp>

with specific help available everywhere you see the ⓘ symbol.

The types of validation reports are described at

<http://www.wwpdb.org/validation/2017/FAQs#types>.

The following versions of software and data (see [references ⓘ](#)) were used in the production of this report:

MolProbity : 4.02b-467
Mogul : 1.8.5 (274361), CSD as541be (2020)
Xtriage (Phenix) : 1.13
EDS : 2.37.1
buster-report : 1.1.7 (2018)
Percentile statistics : 20191225.v01 (using entries in the PDB archive December 25th 2019)
Refmac : 5.8.0158
CCP4 : 7.0.044 (Gargrove)
Ideal geometry (proteins) : Engh & Huber (2001)
Ideal geometry (DNA, RNA) : Parkinson et al. (1996)
Validation Pipeline (wwPDB-VP) : 2.37.1

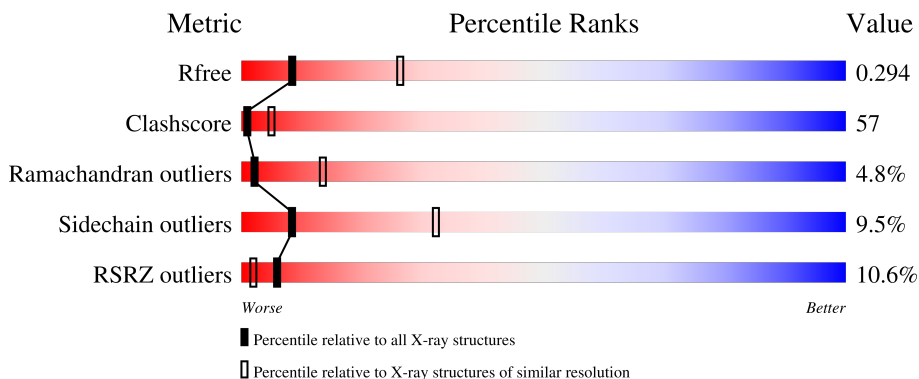
1 Overall quality at a glance

The following experimental techniques were used to determine the structure:

X-RAY DIFFRACTION

The reported resolution of this entry is 3.00 Å.

Percentile scores (ranging between 0-100) for global validation metrics of the entry are shown in the following graphic. The table shows the number of entries on which the scores are based.



Metric	Whole archive (#Entries)	Similar resolution (#Entries, resolution range(Å))
R_{free}	130704	2092 (3.00-3.00)
Clashscore	141614	2416 (3.00-3.00)
Ramachandran outliers	138981	2333 (3.00-3.00)
Sidechain outliers	138945	2336 (3.00-3.00)
RSRZ outliers	127900	1990 (3.00-3.00)

The table below summarises the geometric issues observed across the polymeric chains and their fit to the electron density. The red, orange, yellow and green segments of the lower bar indicate the fraction of residues that contain outliers for ≥ 3 , 2, 1 and 0 types of geometric quality criteria respectively. A grey segment represents the fraction of residues that are not modelled. The numeric value for each fraction is indicated below the corresponding segment, with a dot representing fractions $\leq 5\%$. The upper red bar (where present) indicates the fraction of residues that have poor fit to the electron density. The numeric value is given above the bar.

Mol	Chain	Length	Quality of chain
1	A	721	
2	B	731	
3	C	80	
4	D	137	
5	E	63	

Continued on next page...

Continued from previous page...

Mol	Chain	Length	Quality of chain
6	F	152	
7	G	84	
8	H	82	
9	I	26	
10	J	40	
11	K	72	
12	L	163	
13	N	85	
14	1	182	
15	2	199	
16	3	275	
17	4	196	

The following table lists non-polymeric compounds, carbohydrate monomers and non-standard residues in protein, DNA, RNA chains that are outliers for geometric or electron-density-fit criteria:

Mol	Type	Chain	Res	Chirality	Geometry	Clashes	Electron density
19	BCR	A	6002	-	-	-	X
19	BCR	A	6003	-	-	-	X
19	BCR	J	6013	-	-	-	X
20	LHG	1	1801	-	-	X	-
20	LHG	2	2801	-	-	X	-
21	CLA	1	1001	X	-	X	-
21	CLA	1	1002	X	-	X	-
21	CLA	1	1003	X	-	X	-
21	CLA	1	1004	X	-	X	-
21	CLA	1	1005	X	-	-	-
21	CLA	1	1006	X	-	X	X
21	CLA	1	1007	X	-	X	-
21	CLA	1	1008	X	-	X	-
21	CLA	1	1009	X	-	X	-
21	CLA	1	1010	X	-	X	X
21	CLA	1	1011	X	-	-	-
21	CLA	1	1012	X	-	X	-

Continued on next page...

Continued from previous page...

Mol	Type	Chain	Res	Chirality	Geometry	Clashes	Electron density
21	CLA	1	1013	X	-	X	X
21	CLA	1	1014	X	-	X	X
21	CLA	2	2001	X	-	-	-
21	CLA	2	2002	X	-	X	-
21	CLA	2	2003	X	-	X	-
21	CLA	2	2004	X	-	X	-
21	CLA	2	2005	X	-	X	-
21	CLA	2	2006	X	-	X	-
21	CLA	2	2007	X	-	-	-
21	CLA	2	2008	X	-	X	X
21	CLA	2	2009	X	-	X	-
21	CLA	2	2010	X	-	-	-
21	CLA	2	2011	X	-	X	-
21	CLA	2	2012	X	-	X	-
21	CLA	2	2013	X	-	X	-
21	CLA	2	2014	X	-	-	-
21	CLA	3	3001	X	-	X	-
21	CLA	3	3002	X	-	-	X
21	CLA	3	3003	X	-	-	X
21	CLA	3	3004	X	-	-	X
21	CLA	3	3005	X	-	-	-
21	CLA	3	3006	X	-	-	X
21	CLA	3	3008	X	-	-	-
21	CLA	3	3009	X	-	X	-
21	CLA	3	3010	X	-	-	-
21	CLA	3	3011	X	-	X	-
21	CLA	3	3012	X	-	X	-
21	CLA	3	3013	X	-	-	-
21	CLA	3	3014	X	-	-	X
21	CLA	3	3015	X	-	-	X
21	CLA	3	3016	X	-	-	X
21	CLA	3	3017	X	-	-	X
21	CLA	4	4001	X	-	X	-
21	CLA	4	4002	X	-	X	-
21	CLA	4	4003	X	-	X	-
21	CLA	4	4004	X	-	X	-
21	CLA	4	4005	X	-	X	-
21	CLA	4	4006	X	-	-	-
21	CLA	4	4007	X	-	-	-
21	CLA	4	4008	X	-	X	-
21	CLA	4	4009	X	-	-	-
21	CLA	4	4010	X	-	-	-

Continued on next page...

Continued from previous page...

Mol	Type	Chain	Res	Chirality	Geometry	Clashes	Electron density
21	CLA	4	4011	X	-	X	-
21	CLA	4	4012	X	-	X	-
21	CLA	4	4013	X	-	-	-
21	CLA	4	4014	X	-	X	-
21	CLA	4	4015	X	-	-	-
21	CLA	A	1101	X	-	-	-
21	CLA	A	1102	X	-	-	-
21	CLA	A	1103	X	-	-	-
21	CLA	A	1104	X	-	-	-
21	CLA	A	1105	X	-	-	-
21	CLA	A	1106	X	-	-	-
21	CLA	A	1107	X	-	-	-
21	CLA	A	1108	X	-	-	-
21	CLA	A	1109	X	-	-	-
21	CLA	A	1110	X	-	-	-
21	CLA	A	1111	X	-	-	-
21	CLA	A	1112	X	-	-	-
21	CLA	A	1113	X	-	-	-
21	CLA	A	1114	X	-	-	-
21	CLA	A	1115	X	-	-	-
21	CLA	A	1116	X	-	-	-
21	CLA	A	1117	X	-	-	-
21	CLA	A	1118	X	-	-	-
21	CLA	A	1119	X	-	-	-
21	CLA	A	1120	X	-	-	X
21	CLA	A	1121	X	-	-	-
21	CLA	A	1122	X	-	-	-
21	CLA	A	1123	X	-	-	-
21	CLA	A	1124	X	-	-	-
21	CLA	A	1125	X	-	-	-
21	CLA	A	1126	X	-	-	-
21	CLA	A	1127	X	-	-	-
21	CLA	A	1128	X	-	-	-
21	CLA	A	1129	X	-	X	-
21	CLA	A	1130	X	-	-	-
21	CLA	A	1131	X	-	-	-
21	CLA	A	1132	X	-	-	-
21	CLA	A	1133	X	-	-	-
21	CLA	A	1134	X	-	-	-
21	CLA	A	1136	X	-	-	-
21	CLA	A	1137	X	-	-	-
21	CLA	A	1138	X	-	-	-

Continued on next page...

Continued from previous page...

Mol	Type	Chain	Res	Chirality	Geometry	Clashes	Electron density
21	CLA	A	1139	X	-	-	-
21	CLA	A	1140	X	-	-	-
21	CLA	A	1141	X	-	-	-
21	CLA	A	1142	X	-	-	-
21	CLA	A	1143	X	-	-	X
21	CLA	A	9012	X	-	-	-
21	CLA	A	9013	X	-	-	-
21	CLA	B	1201	X	-	-	-
21	CLA	B	1202	X	-	-	-
21	CLA	B	1203	X	-	-	-
21	CLA	B	1204	X	-	-	-
21	CLA	B	1205	X	-	-	-
21	CLA	B	1206	X	-	-	-
21	CLA	B	1207	X	-	-	-
21	CLA	B	1208	X	-	-	-
21	CLA	B	1209	X	-	-	-
21	CLA	B	1210	X	-	-	-
21	CLA	B	1211	X	-	-	-
21	CLA	B	1212	X	-	-	-
21	CLA	B	1213	X	-	X	-
21	CLA	B	1214	X	-	-	-
21	CLA	B	1215	X	-	-	-
21	CLA	B	1216	X	-	-	-
21	CLA	B	1217	X	-	-	-
21	CLA	B	1218	X	-	-	-
21	CLA	B	1219	X	-	-	-
21	CLA	B	1220	X	-	-	-
21	CLA	B	1221	X	-	-	-
21	CLA	B	1222	X	-	-	-
21	CLA	B	1223	X	-	-	-
21	CLA	B	1224	X	-	-	-
21	CLA	B	1225	X	-	-	-
21	CLA	B	1226	X	-	-	-
21	CLA	B	1227	X	-	X	-
21	CLA	B	1228	X	-	-	-
21	CLA	B	1229	X	-	-	-
21	CLA	B	1230	X	-	-	-
21	CLA	B	1231	X	-	-	-
21	CLA	B	1234	X	-	-	-
21	CLA	B	1235	X	-	-	-
21	CLA	B	1236	X	-	-	-
21	CLA	B	1237	X	-	-	-

Continued on next page...

Continued from previous page...

Mol	Type	Chain	Res	Chirality	Geometry	Clashes	Electron density
21	CLA	B	1238	X	-	-	-
21	CLA	B	1239	X	-	-	-
21	CLA	B	1240	X	-	X	-
21	CLA	B	9010	X	-	X	-
21	CLA	B	9022	X	-	-	-
21	CLA	B	9023	X	-	-	-
21	CLA	F	1301	X	-	-	-
21	CLA	F	1302	X	-	-	-
21	CLA	F	1303	X	-	X	-
21	CLA	G	1001	X	-	-	-
21	CLA	G	1002	X	-	X	-
21	CLA	H	1000	X	-	-	-
21	CLA	J	1302	X	-	-	-
21	CLA	J	6014	X	-	-	-
21	CLA	J	6015	X	-	-	-
21	CLA	L	1501	X	-	X	-
21	CLA	L	1502	X	-	-	-
21	CLA	L	1503	X	-	-	-
23	CL0	A	9011	X	-	-	-
26	LUT	1	1501	X	-	X	-
26	LUT	1	1502	X	-	X	-
26	LUT	2	2501	X	-	X	-
26	LUT	2	2502	X	-	X	-
26	LUT	4	4501	X	-	X	X
26	LUT	4	4502	X	-	X	-
27	NEX	4	4503	-	-	X	X

2 Entry composition [i](#)

There are 28 unique types of molecules in this entry. The entry contains 34540 atoms, of which 0 are hydrogens and 0 are deuteriums.

In the tables below, the ZeroOcc column contains the number of atoms modelled with zero occupancy, the AltConf column contains the number of residues with at least one atom in alternate conformation and the Trace column contains the number of residues modelled with at most 2 atoms.

- Molecule 1 is a protein called Photosystem I P700 chlorophyll a apoprotein A1.

Mol	Chain	Residues	Atoms					ZeroOcc	AltConf	Trace
			Total	C	N	O	S			
1	A	721	5675	3717	968	972	18	0	0	0

There are 3 discrepancies between the modelled and reference sequences:

Chain	Residue	Modelled	Actual	Comment	Reference
A	117	ARG	GLY	CONFLICT	UNP P05310
A	627	SER	THR	CONFLICT	UNP P05310
A	639	GLY	ALA	CONFLICT	UNP P05310

- Molecule 2 is a protein called Photosystem I P700 chlorophyll a apoprotein A2.

Mol	Chain	Residues	Atoms					ZeroOcc	AltConf	Trace
			Total	C	N	O	S			
2	B	731	5834	3833	989	998	14	0	0	0

There are 9 discrepancies between the modelled and reference sequences:

Chain	Residue	Modelled	Actual	Comment	Reference
B	12	LEU	ILE	CONFLICT	UNP P05311
B	273	MET	VAL	CONFLICT	UNP P05311
B	471	SER	THR	CONFLICT	UNP P05311
B	476	VAL	ILE	CONFLICT	UNP P05311
B	477	LEU	PRO	CONFLICT	UNP P05311
B	483	SER	GLY	CONFLICT	UNP P05311
B	491	SER	ASN	CONFLICT	UNP P05311
B	603	GLN	ARG	CONFLICT	UNP P05311
B	635	TYR	ILE	CONFLICT	UNP P05311

- Molecule 3 is a protein called Photosystem I iron-sulfur center.

Mol	Chain	Residues	Atoms					ZeroOcc	AltConf	Trace
			Total	C	N	O	S			
3	C	80	612	379	107	115	11	0	0	0

- Molecule 4 is a protein called Photosystem I reaction center subunit II, chloroplastic.

Mol	Chain	Residues	Atoms					ZeroOcc	AltConf	Trace
			Total	C	N	O	S			
4	D	137	1070	685	187	195	3	0	0	0

- Molecule 5 is a protein called Photosystem I reaction center subunit IV B, chloroplastic.

Mol	Chain	Residues	Atoms				ZeroOcc	AltConf	Trace
			Total	C	N	O			
5	E	63	507	321	89	97	0	0	0

- Molecule 6 is a protein called Photosystem I reaction center subunit III, chloroplastic.

Mol	Chain	Residues	Atoms					ZeroOcc	AltConf	Trace
			Total	C	N	O	S			
6	F	152	1196	776	206	212	2	0	0	0

- Molecule 7 is a protein called Photosystem I reaction center subunit V, chloroplastic.

Mol	Chain	Residues	Atoms				ZeroOcc	AltConf	Trace
			Total	C	N	O			
7	G	84	639	414	107	118	0	0	0

- Molecule 8 is a protein called Photosystem I reaction center subunit VI, chloroplastic.

Mol	Chain	Residues	Atoms				ZeroOcc	AltConf	Trace
			Total	C	N	O			
8	H	82	628	415	95	118	0	0	0

- Molecule 9 is a protein called Photosystem I reaction center subunit VIII.

Mol	Chain	Residues	Atoms					ZeroOcc	AltConf	Trace
			Total	C	N	O	S			
9	I	26	197	137	29	30	1	0	0	0

- Molecule 10 is a protein called Photosystem I reaction center subunit IX.

Mol	Chain	Residues	Atoms				ZeroOcc	AltConf	Trace
			Total	C	N	O			
10	J	40	316	214	49	53	0	0	0

- Molecule 11 is a protein called Photosystem I reaction center subunit X psaK.

Mol	Chain	Residues	Atoms					ZeroOcc	AltConf	Trace
			Total	C	N	O	S			
11	K	66	459	291	78	87	3	0	0	0

There are 6 discrepancies between the modelled and reference sequences:

Chain	Residue	Modelled	Actual	Comment	Reference
K	52	SER	PRO	CONFLICT	UNP E1C9L3
K	55	VAL	LEU	CONFLICT	UNP E1C9L3
K	59	ALA	THR	CONFLICT	UNP E1C9L3
K	62	THR	SER	CONFLICT	UNP E1C9L3
K	88	ALA	VAL	CONFLICT	UNP E1C9L3
K	111	THR	VAL	CONFLICT	UNP E1C9L3

- Molecule 12 is a protein called Photosystem I reaction center subunit XI, chloroplastic.

Mol	Chain	Residues	Atoms					ZeroOcc	AltConf	Trace
			Total	C	N	O	S			
12	L	163	1214	800	195	218	1	0	0	0

- Molecule 13 is a protein called Photosystem I-N subunit.

Mol	Chain	Residues	Atoms					ZeroOcc	AltConf	Trace
			Total	C	N	O	S			
13	N	85	684	438	114	128	4	0	0	0

There are 12 discrepancies between the modelled and reference sequences:

Chain	Residue	Modelled	Actual	Comment	Reference
N	86	SER	GLY	CONFLICT	UNP E1C9K7
N	88	PHE	ILE	CONFLICT	UNP E1C9K7
N	89	ASP	GLU	CONFLICT	UNP E1C9K7
N	90	ALA	GLU	CONFLICT	UNP E1C9K7
N	97	ALA	THR	CONFLICT	UNP E1C9K7
N	110	SER	THR	CONFLICT	UNP E1C9K7
N	121	GLN	GLU	CONFLICT	UNP E1C9K7
N	124	THR	SER	CONFLICT	UNP E1C9K7

Continued on next page...

Continued from previous page...

Chain	Residue	Modelled	Actual	Comment	Reference
N	146	ILE	LEU	CONFLICT	UNP E1C9K7
N	148	GLU	ASP	CONFLICT	UNP E1C9K7
N	151	GLU	ASP	CONFLICT	UNP E1C9K7
N	160	PHE	TYR	CONFLICT	UNP E1C9K7

- Molecule 14 is a protein called Chlorophyll a-b binding protein 6A, chloroplastic.

Mol	Chain	Residues	Atoms					ZeroOcc	AltConf	Trace
			Total	C	N	O	S			
14	1	171	1271	823	218	226	4	0	0	0

- Molecule 15 is a protein called Type II chlorophyll a/b binding protein from photosystem I.

Mol	Chain	Residues	Atoms					ZeroOcc	AltConf	Trace
			Total	C	N	O	S			
15	2	146	1116	726	189	198	3	0	0	0

- Molecule 16 is a protein called Chlorophyll a-b binding protein 3, chloroplastic.

Mol	Chain	Residues	Atoms					ZeroOcc	AltConf	Trace
			Total	C	N	O	S			
16	3	151	1118	730	184	199	5	0	0	0

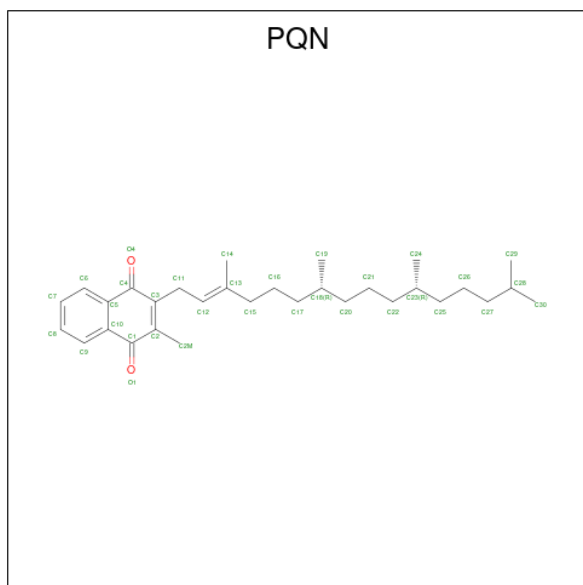
- Molecule 17 is a protein called Chlorophyll a-b binding protein P4, chloroplastic.

Mol	Chain	Residues	Atoms					ZeroOcc	AltConf	Trace
			Total	C	N	O	S			
17	4	196	1439	934	242	260	3	0	0	0

There are 2 discrepancies between the modelled and reference sequences:

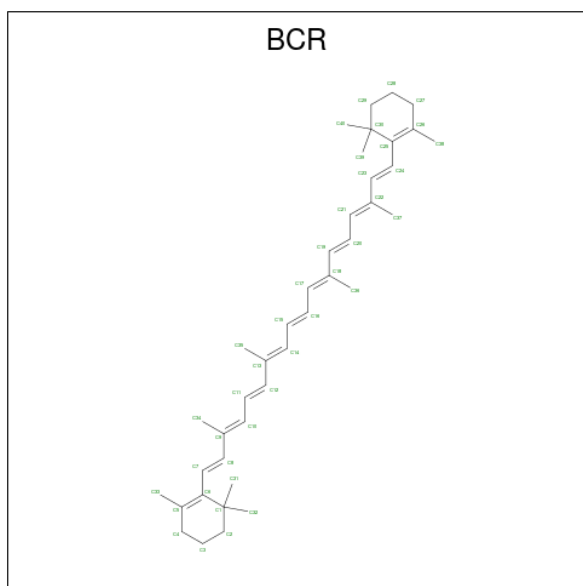
Chain	Residue	Modelled	Actual	Comment	Reference
4	129	ASP	ALA	CONFLICT	UNP Q9SQL2
4	151	PHE	SER	CONFLICT	UNP Q9SQL2

- Molecule 18 is PHYLLOQUINONE (three-letter code: PQN) (formula: C₃₁H₄₆O₂).



Mol	Chain	Residues	Atoms		ZeroOcc	AltConf
18	A	1	Total	C O	0	0
			33	31 2		
18	B	1	Total	C O	0	0
			33	31 2		

- Molecule 19 is BETA-CAROTENE (three-letter code: BCR) (formula: $C_{40}H_{56}$).



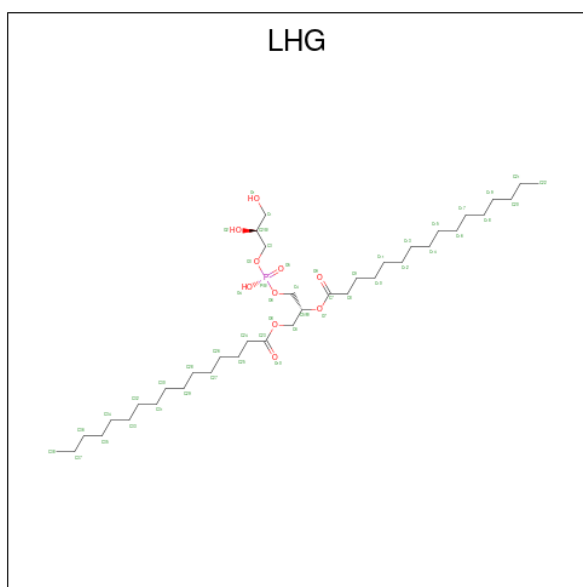
Mol	Chain	Residues	Atoms		ZeroOcc	AltConf
19	A	1	Total	C	0	0
			40	40		
19	A	1	Total	C	0	0
			40	40		

Continued on next page...

Continued from previous page...

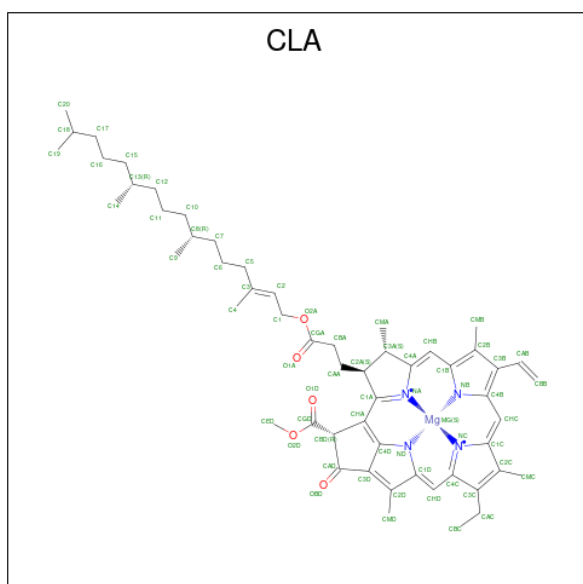
Mol	Chain	Residues	Atoms	ZeroOcc	AltConf
19	A	1	Total C 40 40	0	0
19	A	1	Total C 40 40	0	0
19	A	1	Total C 40 40	0	0
19	A	1	Total C 40 40	0	0
19	B	1	Total C 40 40	0	0
19	B	1	Total C 40 40	0	0
19	B	1	Total C 40 40	0	0
19	B	1	Total C 40 40	0	0
19	B	1	Total C 40 40	0	0
19	B	1	Total C 25 25	0	0
19	F	1	Total C 40 40	0	0
19	F	1	Total C 40 40	0	0
19	G	1	Total C 40 40	0	0
19	I	1	Total C 40 40	0	0
19	I	1	Total C 40 40	0	0
19	J	1	Total C 40 40	0	0
19	J	1	Total C 40 40	0	0
19	L	1	Total C 40 40	0	0
19	L	1	Total C 40 40	0	0

- Molecule 20 is 1,2-DIPALMITOYL-PHOSPHATIDYL-GLYCEROLE (three-letter code: LHG) (formula: C₃₈H₇₅O₁₀P).



Mol	Chain	Residues	Atoms			ZeroOcc	AltConf	
20	A	1	Total	C	O	P	0	0
			49	38	10	1		
20	A	1	Total	C	O	P	0	0
			49	38	10	1		
20	B	1	Total	C	O	P	0	0
			49	38	10	1		
20	1	1	Total	C	O	P	0	0
			49	38	10	1		
20	2	1	Total	C	O	P	0	0
			36	25	10	1		

- Molecule 21 is CHLOROPHYLL A (three-letter code: CLA) (formula: $C_{55}H_{72}MgN_4O_5$).



Mol	Chain	Residues	Atoms					ZeroOcc	AltConf
21	A	1	Total	C	Mg	N	O	0	0
			65	55	1	4	5		
21	A	1	Total	C	Mg	N	O	0	0
			50	40	1	4	5		
21	A	1	Total	C	Mg	N	O	0	0
			65	55	1	4	5		
21	A	1	Total	C	Mg	N	O	0	0
			65	55	1	4	5		
21	A	1	Total	C	Mg	N	O	0	0
			51	41	1	4	5		
21	A	1	Total	C	Mg	N	O	0	0
			65	55	1	4	5		
21	A	1	Total	C	Mg	N	O	0	0
			51	41	1	4	5		
21	A	1	Total	C	Mg	N	O	0	0
			46	36	1	4	5		
21	A	1	Total	C	Mg	N	O	0	0
			65	55	1	4	5		
21	A	1	Total	C	Mg	N	O	0	0
			55	45	1	4	5		
21	A	1	Total	C	Mg	N	O	0	0
			60	50	1	4	5		
21	A	1	Total	C	Mg	N	O	0	0
			46	36	1	4	5		
21	A	1	Total	C	Mg	N	O	0	0
			46	36	1	4	5		
21	A	1	Total	C	Mg	N	O	0	0
			46	36	1	4	5		
21	A	1	Total	C	Mg	N	O	0	0
			56	46	1	4	5		
21	A	1	Total	C	Mg	N	O	0	0
			54	44	1	4	5		
21	A	1	Total	C	Mg	N	O	0	0
			65	55	1	4	5		
21	A	1	Total	C	Mg	N	O	0	0
			46	36	1	4	5		
21	A	1	Total	C	Mg	N	O	0	0
			65	55	1	4	5		
21	A	1	Total	C	Mg	N	O	0	0
			46	36	1	4	5		
21	A	1	Total	C	Mg	N	O	0	0
			46	36	1	4	5		
21	A	1	Total	C	Mg	N	O	0	0
			59	49	1	4	5		

Continued on next page...

Continued from previous page...

Mol	Chain	Residues	Atoms					ZeroOcc	AltConf
			Total	C	Mg	N	O		
21	A	1	65	55	1	4	5	0	0
21	A	1	55	45	1	4	5	0	0
21	A	1	55	45	1	4	5	0	0
21	A	1	65	55	1	4	5	0	0
21	A	1	65	55	1	4	5	0	0
21	A	1	65	55	1	4	5	0	0
21	A	1	50	40	1	4	5	0	0
21	A	1	46	36	1	4	5	0	0
21	A	1	65	55	1	4	5	0	0
21	A	1	65	55	1	4	5	0	0
21	A	1	46	36	1	4	5	0	0
21	A	1	46	36	1	4	5	0	0
21	A	1	51	41	1	4	5	0	0
21	A	1	65	55	1	4	5	0	0
21	A	1	55	45	1	4	5	0	0
21	A	1	65	55	1	4	5	0	0
21	A	1	65	55	1	4	5	0	0
21	A	1	65	55	1	4	5	0	0
21	A	1	51	41	1	4	5	0	0
21	A	1	44	34	1	4	5	0	0
21	A	1	46	36	1	4	5	0	0

Continued on next page...

Continued from previous page...

Mol	Chain	Residues	Atoms					ZeroOcc	AltConf
			Total	C	Mg	N	O		
21	A	1	65	55	1	4	5	0	0
21	A	1	65	55	1	4	5	0	0
21	B	1	46	36	1	4	5	0	0
21	B	1	65	55	1	4	5	0	0
21	B	1	60	50	1	4	5	0	0
21	B	1	55	45	1	4	5	0	0
21	B	1	65	55	1	4	5	0	0
21	B	1	65	55	1	4	5	0	0
21	B	1	65	55	1	4	5	0	0
21	B	1	55	45	1	4	5	0	0
21	B	1	46	36	1	4	5	0	0
21	B	1	65	55	1	4	5	0	0
21	B	1	65	55	1	4	5	0	0
21	B	1	65	55	1	4	5	0	0
21	B	1	46	36	1	4	5	0	0
21	B	1	60	50	1	4	5	0	0
21	B	1	59	49	1	4	5	0	0
21	B	1	60	50	1	4	5	0	0
21	B	1	65	55	1	4	5	0	0
21	B	1	46	36	1	4	5	0	0
21	B	1	60	50	1	4	5	0	0
21	B	1	60	50	1	4	5	0	0

Continued on next page...

Continued from previous page...

Mol	Chain	Residues	Atoms					ZeroOcc	AltConf
			Total	C	Mg	N	O		
21	B	1	65	55	1	4	5	0	0
21	B	1	54	44	1	4	5	0	0
21	B	1	65	55	1	4	5	0	0
21	B	1	65	55	1	4	5	0	0
21	B	1	65	55	1	4	5	0	0
21	B	1	65	55	1	4	5	0	0
21	B	1	65	55	1	4	5	0	0
21	B	1	65	55	1	4	5	0	0
21	B	1	51	41	1	4	5	0	0
21	B	1	65	55	1	4	5	0	0
21	B	1	58	48	1	4	5	0	0
21	B	1	46	36	1	4	5	0	0
21	B	1	60	50	1	4	5	0	0
21	B	1	65	55	1	4	5	0	0
21	B	1	55	45	1	4	5	0	0
21	B	1	60	50	1	4	5	0	0
21	B	1	65	55	1	4	5	0	0
21	B	1	65	55	1	4	5	0	0
21	B	1	65	55	1	4	5	0	0
21	B	1	65	55	1	4	5	0	0
21	B	1	65	55	1	4	5	0	0
21	B	1	65	55	1	4	5	0	0

Continued on next page...

Continued from previous page...

Mol	Chain	Residues	Atoms					ZeroOcc	AltConf
21	B	1	Total	C	Mg	N	O	0	0
			65	55	1	4	5		
21	F	1	Total	C	Mg	N	O	0	0
			45	35	1	4	5		
21	F	1	Total	C	Mg	N	O	0	0
			46	36	1	4	5		
21	F	1	Total	C	Mg	N	O	0	0
			64	55	1	4	4		
21	G	1	Total	C	Mg	N	O	0	0
			55	45	1	4	5		
21	G	1	Total	C	Mg	N	O	0	0
			46	36	1	4	5		
21	H	1	Total	C	Mg	N	O	0	0
			46	36	1	4	5		
21	J	1	Total	C	Mg	N	O	0	0
			61	51	1	4	5		
21	J	1	Total	C	Mg	N	O	0	0
			61	51	1	4	5		
21	J	1	Total	C	Mg	N	O	0	0
			55	45	1	4	5		
21	L	1	Total	C	Mg	N	O	0	0
			46	36	1	4	5		
21	L	1	Total	C	Mg	N	O	0	0
			65	55	1	4	5		
21	L	1	Total	C	Mg	N	O	0	0
			50	40	1	4	5		
21	1	1	Total	C	Mg	N	O	0	0
			55	45	1	4	5		
21	1	1	Total	C	Mg	N	O	0	0
			56	46	1	4	5		
21	1	1	Total	C	Mg	N	O	0	0
			65	55	1	4	5		
21	1	1	Total	C	Mg	N	O	0	0
			65	55	1	4	5		
21	1	1	Total	C	Mg	N	O	0	0
			56	46	1	4	5		
21	1	1	Total	C	Mg	N	O	0	0
			47	37	1	4	5		
21	1	1	Total	C	Mg	N	O	0	0
			55	45	1	4	5		
21	1	1	Total	C	Mg	N	O	0	0
			65	55	1	4	5		

Continued on next page...

Continued from previous page...

Mol	Chain	Residues	Atoms					ZeroOcc	AltConf
21	1	1	Total	C	Mg	N	O	0	0
			65	55	1	4	5		
21	1	1	Total	C	Mg	N	O	0	0
			65	55	1	4	5		
21	1	1	Total	C	Mg	N	O	0	0
			65	55	1	4	5		
21	1	1	Total	C	Mg	N	O	0	0
			50	40	1	4	5		
21	1	1	Total	C	Mg	N	O	0	0
			65	55	1	4	5		
21	1	1	Total	C	Mg	N	O	0	0
			45	35	1	4	5		
21	2	1	Total	C	Mg	N		0	0
			27	22	1	4			
21	2	1	Total	C	Mg	N	O	0	0
			60	50	1	4	5		
21	2	1	Total	C	Mg	N	O	0	0
			65	55	1	4	5		
21	2	1	Total	C	Mg	N	O	0	0
			59	50	1	4	4		
21	2	1	Total	C	Mg	N	O	0	0
			65	55	1	4	5		
21	2	1	Total	C	Mg	N	O	0	0
			57	47	1	4	5		
21	2	1	Total	C	Mg	N	O	0	0
			55	45	1	4	5		
21	2	1	Total	C	Mg	N	O	0	0
			65	55	1	4	5		
21	2	1	Total	C	Mg	N	O	0	0
			46	36	1	4	5		
21	2	1	Total	C	Mg	N	O	0	0
			65	55	1	4	5		
21	2	1	Total	C	Mg	N	O	0	0
			60	50	1	4	5		
21	2	1	Total	C	Mg	N	O	0	0
			65	55	1	4	5		
21	2	1	Total	C	Mg	N	O	0	0
			65	55	1	4	5		
21	2	1	Total	C	Mg	N	O	0	0
			45	35	1	4	5		
21	3	1	Total	C	Mg	N	O	0	0
			65	55	1	4	5		

Continued on next page...

Continued from previous page...

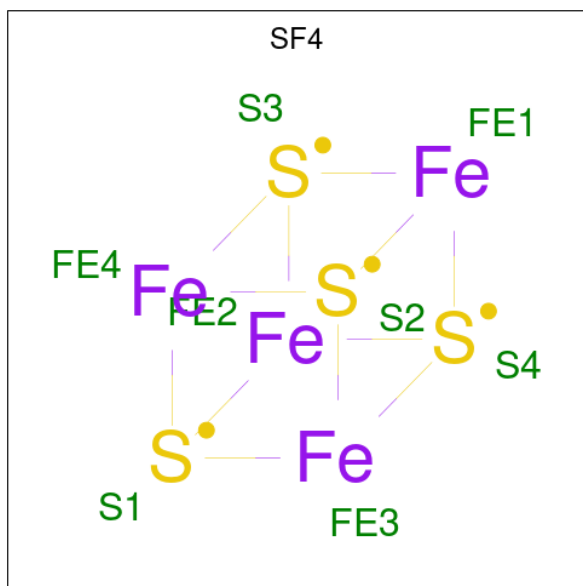
Mol	Chain	Residues	Atoms					ZeroOcc	AltConf
21	3	1	Total	C	Mg	N	O	0	0
			55	45	1	4	5		
21	3	1	Total	C	Mg	N	O	0	0
			60	50	1	4	5		
21	3	1	Total	C	Mg	N	O	0	0
			45	35	1	4	5		
21	3	1	Total	C	Mg	N	O	0	0
			45	35	1	4	5		
21	3	1	Total	C	Mg	N	O	0	0
			65	55	1	4	5		
21	3	1	Total	C	Mg	N	O	0	0
			65	55	1	4	5		
21	3	1	Total	C	Mg	N	O	0	0
			46	36	1	4	5		
21	3	1	Total	C	Mg	N	O	0	0
			52	42	1	4	5		
21	3	1	Total	C	Mg	N	O	0	0
			46	36	1	4	5		
21	3	1	Total	C	Mg	N	O	0	0
			45	35	1	4	5		
21	3	1	Total	C	Mg	N	O	0	0
			50	40	1	4	5		
21	3	1	Total	C	Mg	N	O	0	0
			45	35	1	4	5		
21	3	1	Total	C	Mg	N	O	0	0
			45	35	1	4	5		
21	3	1	Total	C	Mg	N	O	0	0
			45	35	1	4	5		
21	4	1	Total	C	Mg	N	O	0	0
			65	55	1	4	5		
21	4	1	Total	C	Mg	N	O	0	0
			56	46	1	4	5		
21	4	1	Total	C	Mg	N	O	0	0
			65	55	1	4	5		
21	4	1	Total	C	Mg	N	O	0	0
			65	55	1	4	5		
21	4	1	Total	C	Mg	N	O	0	0
			45	35	1	4	5		
21	4	1	Total	C	Mg	N	O	0	0
			65	55	1	4	5		

Continued on next page...

Continued from previous page...

Mol	Chain	Residues	Atoms					ZeroOcc	AltConf
21	4	1	Total	C	Mg	N	O	0	0
			65	55	1	4	5		
21	4	1	Total	C	Mg	N	O	0	0
			48	38	1	4	5		
21	4	1	Total	C	Mg	N	O	0	0
			50	40	1	4	5		
21	4	1	Total	C	Mg	N	O	0	0
			50	40	1	4	5		
21	4	1	Total	C	Mg	N	O	0	0
			65	55	1	4	5		
21	4	1	Total	C	Mg	N	O	0	0
			65	55	1	4	5		
21	4	1	Total	C	Mg	N	O	0	0
			51	41	1	4	5		
21	4	1	Total	C	Mg	N	O	0	0
			45	35	1	4	5		
21	4	1	Total	C	Mg	N	O	0	0
			46	36	1	4	5		

- Molecule 22 is IRON/SULFUR CLUSTER (three-letter code: SF4) (formula: Fe₄S₄).



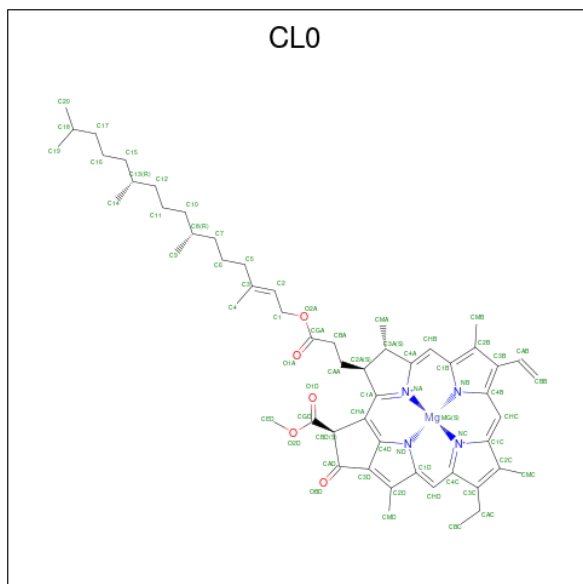
Mol	Chain	Residues	Atoms			ZeroOcc	AltConf
22	A	1	Total	Fe	S	0	0
			8	4	4		
22	C	1	Total	Fe	S	0	0
			8	4	4		

Continued on next page...

Continued from previous page...

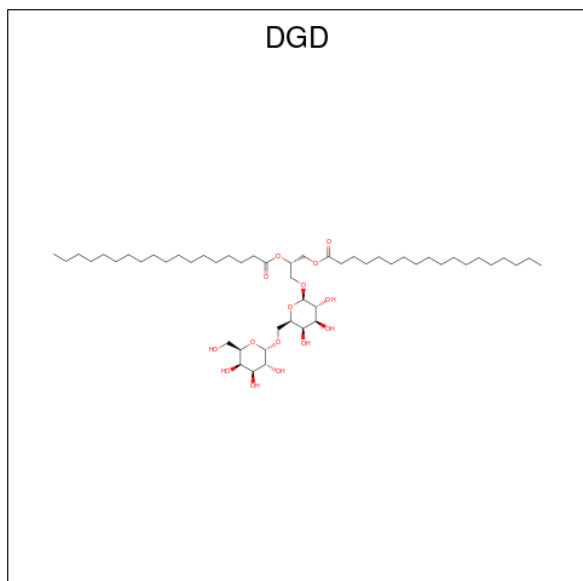
Mol	Chain	Residues	Atoms			ZeroOcc	AltConf
			Total	Fe	S		
22	C	1	8	4	4	0	0

- Molecule 23 is CHLOROPHYLL A ISOMER (three-letter code: CLO) (formula: $C_{55}H_{72}MgN_4O_5$).



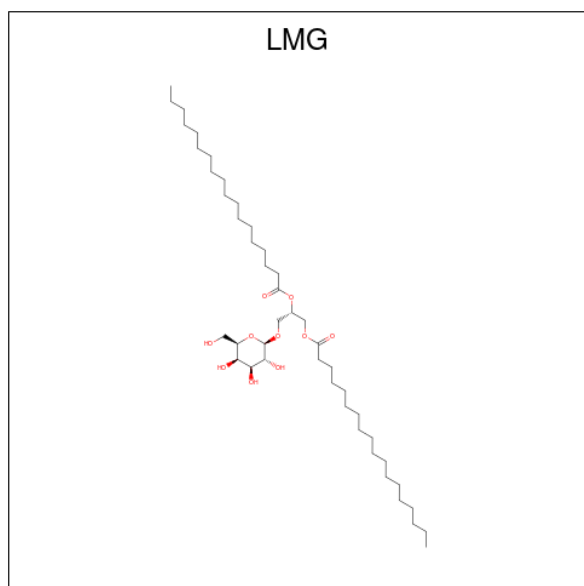
Mol	Chain	Residues	Atoms					ZeroOcc	AltConf
			Total	C	Mg	N	O		
23	A	1	65	55	1	4	5	0	0

- Molecule 24 is DIGALACTOSYL DIACYL GLYCEROL (DGDG) (three-letter code: DGD) (formula: $C_{51}H_{96}O_{15}$).



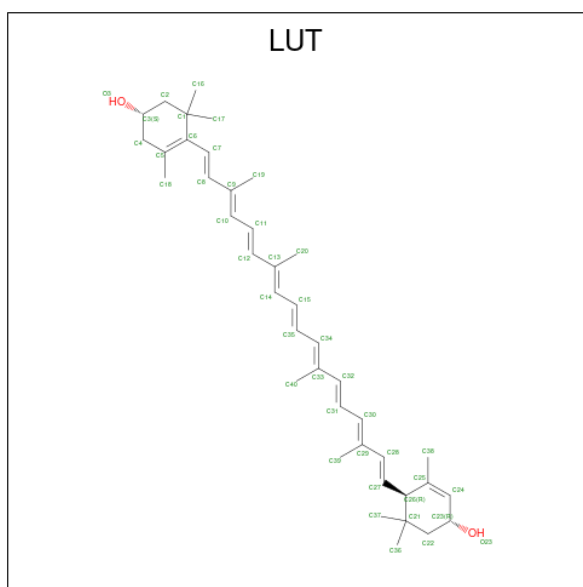
Mol	Chain	Residues	Atoms			ZeroOcc	AltConf
24	B	1	Total	C	O	0	0
			61	46	15		

- Molecule 25 is 1,2-DISTEAROYL-MONOGALACTOSYL-DIGLYCERIDE (three-letter code: LMG) (formula: $C_{45}H_{86}O_{10}$).



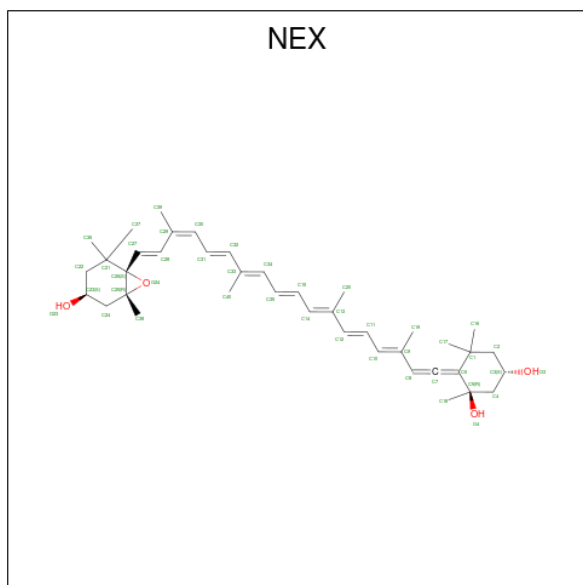
Mol	Chain	Residues	Atoms			ZeroOcc	AltConf
25	G	1	Total	C	O	0	0
			23	13	10		
25	J	1	Total	C	O	0	0
			35	25	10		

- Molecule 26 is (3R,3'R,6S)-4,5-DIDEHYDRO-5,6-DIHYDRO-BETA,BETA-CAROTENE-3,3'-DIOL (three-letter code: LUT) (formula: $C_{40}H_{56}O_2$).



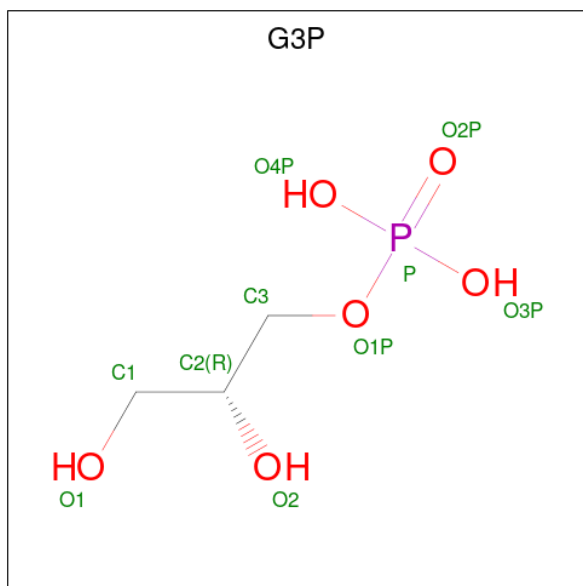
Mol	Chain	Residues	Atoms		ZeroOcc	AltConf
26	1	1	Total	C O	0	0
			42	40 2		
26	1	1	Total	C O	0	0
			42	40 2		
26	2	1	Total	C O	0	0
			42	40 2		
26	2	1	Total	C O	0	0
			42	40 2		
26	4	1	Total	C O	0	0
			42	40 2		
26	4	1	Total	C O	0	0
			42	40 2		

- Molecule 27 is (1R,3R)-6-[(3E,5E,7E,9E,11E,13E,15E,17E)-18-[(1S,4R,6R)-4-HYDROXY-2,2,6-TRIMETHYL-7-OXABICYCLO[4.1.0]HEPT-1-YL]-3,7,12,16-TETRAMETHYLOCTA DECA-1,3,5,7,9,11,13,15,17-NONAENYLIDENE]-1,5,5-TRIMETHYLCYCLOHEXANE-1,3-DIOL (three-letter code: NEX) (formula: C₄₀H₅₆O₄).



Mol	Chain	Residues	Atoms			ZeroOcc	AltConf
27	4	1	Total	C	O	0	0
			44	40	4		

- Molecule 28 is SN-GLYCEROL-3-PHOSPHATE (three-letter code: G3P) (formula: $C_3H_9O_6P$).

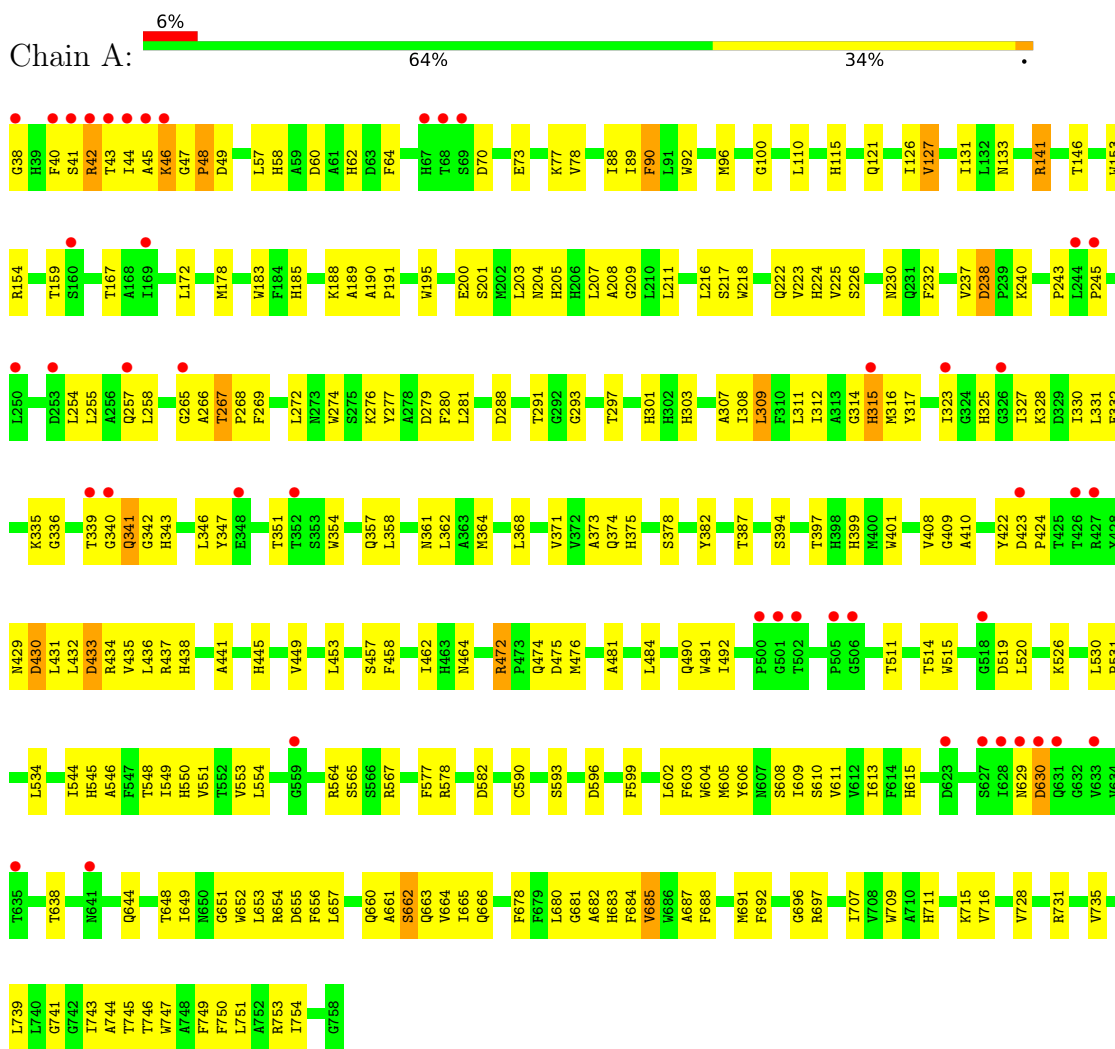


Mol	Chain	Residues	Atoms				ZeroOcc	AltConf
28	4	1	Total	C	O	P	0	0
			10	3	6	1		

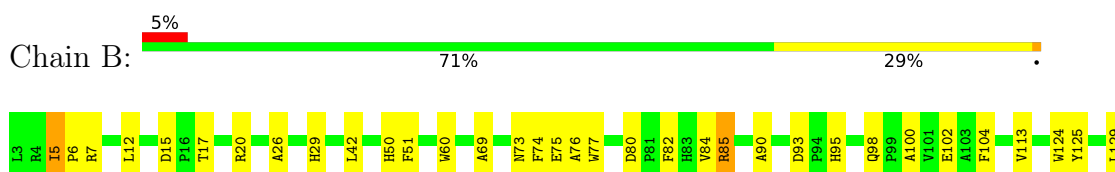
3 Residue-property plots

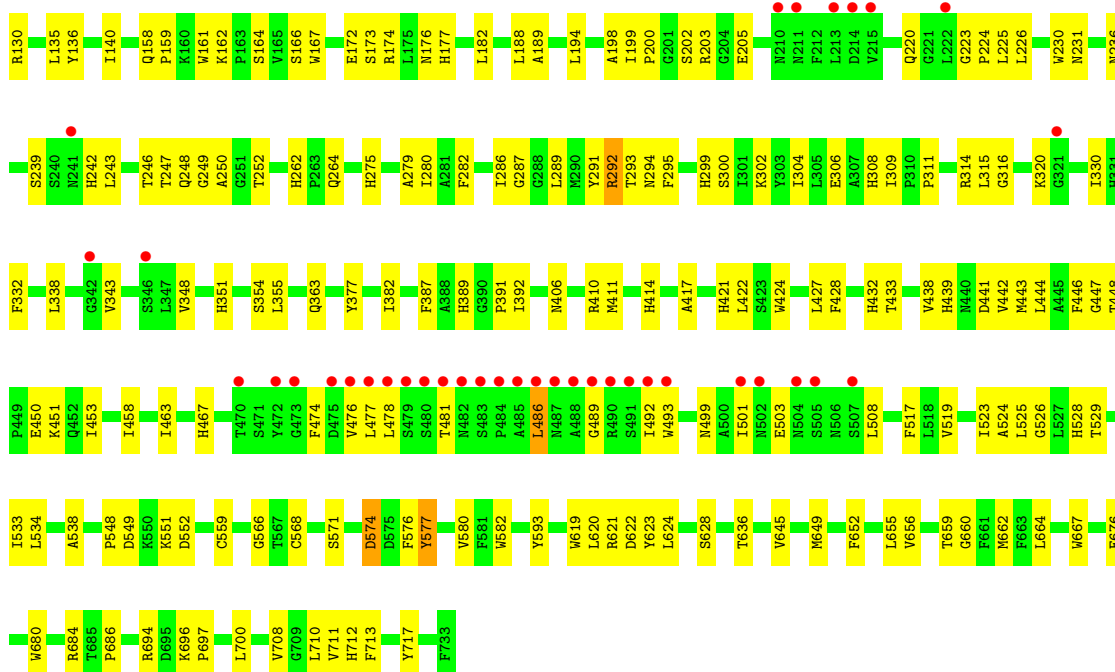
These plots are drawn for all protein, RNA, DNA and oligosaccharide chains in the entry. The first graphic for a chain summarises the proportions of the various outlier classes displayed in the second graphic. The second graphic shows the sequence view annotated by issues in geometry and electron density. Residues are color-coded according to the number of geometric quality criteria for which they contain at least one outlier: green = 0, yellow = 1, orange = 2 and red = 3 or more. A red dot above a residue indicates a poor fit to the electron density ($RSRZ > 2$). Stretches of 2 or more consecutive residues without any outlier are shown as a green connector. Residues present in the sample, but not in the model, are shown in grey.

- Molecule 1: Photosystem I P700 chlorophyll a apoprotein A1



- Molecule 2: Photosystem I P700 chlorophyll a apoprotein A2

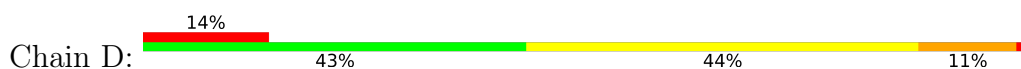




• Molecule 3: Photosystem I iron-sulfur center



• Molecule 4: Photosystem I reaction center subunit II, chloroplastic

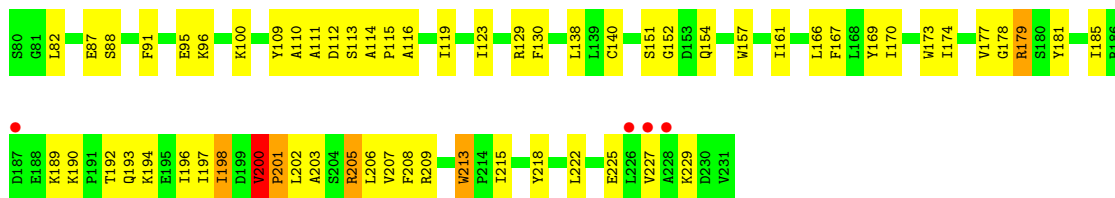


• Molecule 5: Photosystem I reaction center subunit IV B, chloroplastic

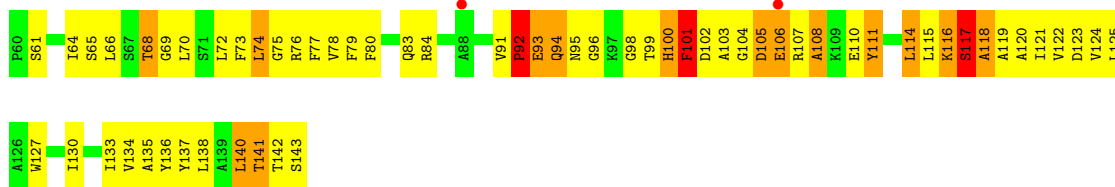


• Molecule 6: Photosystem I reaction center subunit III, chloroplastic

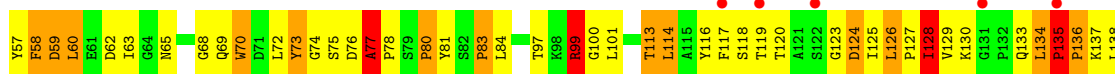




● Molecule 7: Photosystem I reaction center subunit V, chloroplastic



● Molecule 8: Photosystem I reaction center subunit VI, chloroplastic



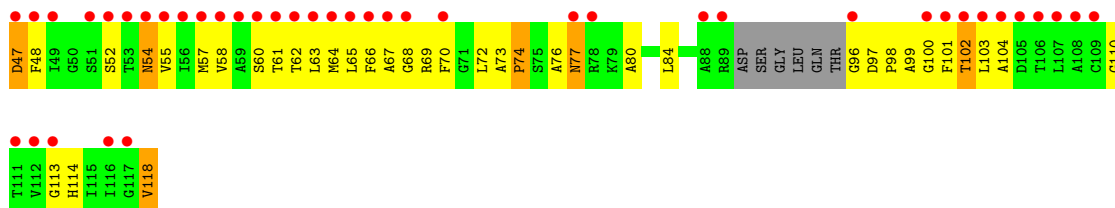
● Molecule 9: Photosystem I reaction center subunit VIII



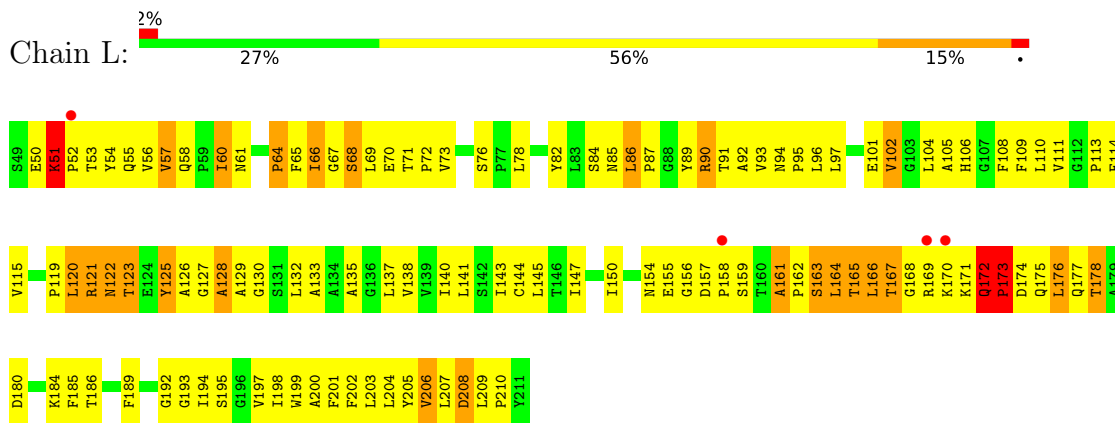
● Molecule 10: Photosystem I reaction center subunit IX



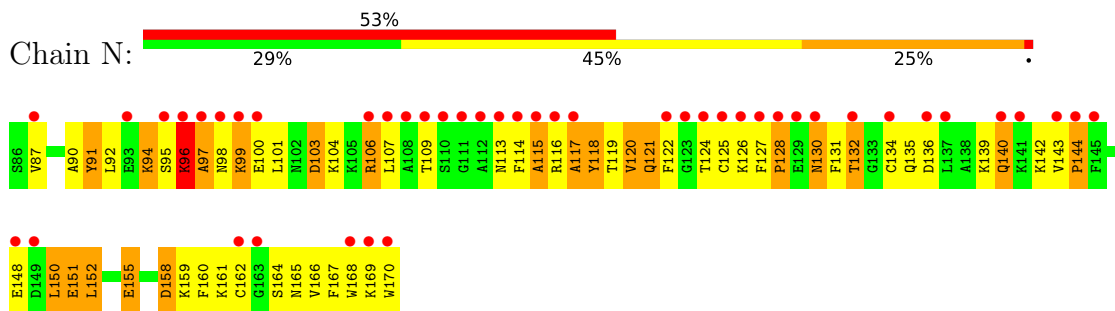
● Molecule 11: Photosystem I reaction center subunit X psaK



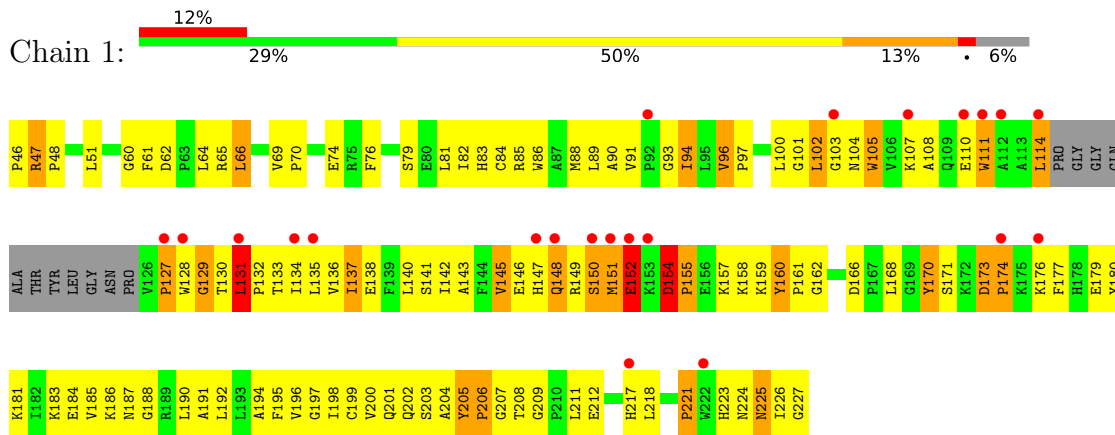
- Molecule 12: Photosystem I reaction center subunit XI, chloroplastic



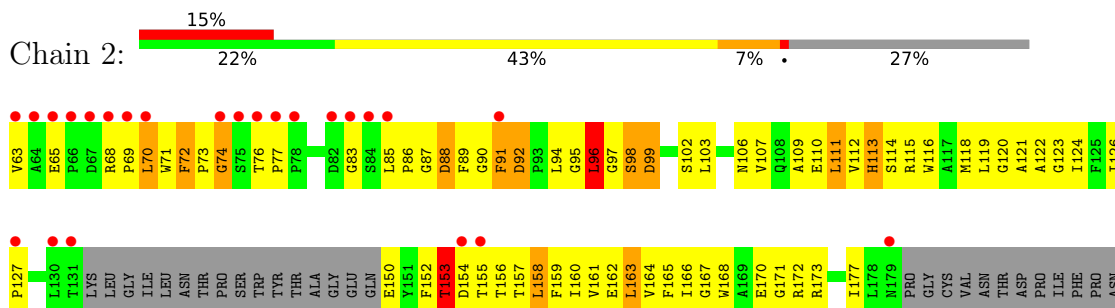
- Molecule 13: Photosystem I-N subunit



- Molecule 14: Chlorophyll a-b binding protein 6A, chloroplastic



- Molecule 15: Type II chlorophyll a/b binding protein from photosystem I



4 Data and refinement statistics i

Property	Value	Source
Space group	P 1 21 1	Depositor
Cell constants a, b, c, α , β , γ	120.63Å 189.17Å 129.67Å 90.00° 91.11° 90.00°	Depositor
Resolution (Å)	39.69 – 3.00 48.59 – 3.00	Depositor EDS
% Data completeness (in resolution range)	99.9 (39.69-3.00) 91.2 (48.59-3.00)	Depositor EDS
R_{merge}	0.16	Depositor
R_{sym}	(Not available)	Depositor
$\langle I/\sigma(I) \rangle$ ¹	1.27 (at 3.01Å)	Xtrriage
Refinement program	PHENIX (phenix.refine: 1.9_1690)	Depositor
R, R_{free}	0.258 , 0.293 0.262 , 0.294	Depositor DCC
R_{free} test set	5775 reflections (4.98%)	wwPDB-VP
Wilson B-factor (Å ²)	64.4	Xtrriage
Anisotropy	0.615	Xtrriage
Bulk solvent k_{sol} (e/Å ³), B_{sol} (Å ²)	0.25 , 77.4	EDS
L-test for twinning ²	$\langle L \rangle = 0.48$, $\langle L^2 \rangle = 0.31$	Xtrriage
Estimated twinning fraction	0.029 for h,-k,-l	Xtrriage
F_o, F_c correlation	0.87	EDS
Total number of atoms	34540	wwPDB-VP
Average B, all atoms (Å ²)	96.0	wwPDB-VP

Xtrriage's analysis on translational NCS is as follows: *The largest off-origin peak in the Patterson function is 2.87% of the height of the origin peak. No significant pseudotranslation is detected.*

¹Intensities estimated from amplitudes.

²Theoretical values of $\langle |L| \rangle$, $\langle L^2 \rangle$ for acentric reflections are 0.5, 0.333 respectively for untwinned datasets, and 0.375, 0.2 for perfectly twinned datasets.

5 Model quality i

5.1 Standard geometry i

Bond lengths and bond angles in the following residue types are not validated in this section: PQN, LHG, NEX, CL0, DGD, G3P, LUT, BCR, SF4, LMG, CLA

The Z score for a bond length (or angle) is the number of standard deviations the observed value is removed from the expected value. A bond length (or angle) with $|Z| > 5$ is considered an outlier worth inspection. RMSZ is the root-mean-square of all Z scores of the bond lengths (or angles).

Mol	Chain	Bond lengths		Bond angles	
		RMSZ	# $ Z > 5$	RMSZ	# $ Z > 5$
1	A	0.49	0/5867	0.48	2/8006 (0.0%)
2	B	0.39	0/6045	0.44	0/8259
3	C	0.32	0/625	0.49	1/846 (0.1%)
4	D	0.64	0/1097	0.84	3/1483 (0.2%)
5	E	0.62	0/518	0.75	2/704 (0.3%)
6	F	0.56	0/1223	0.61	2/1652 (0.1%)
7	G	0.77	0/653	0.93	2/885 (0.2%)
8	H	0.64	0/648	0.98	7/883 (0.8%)
9	I	0.26	0/203	0.62	0/276
10	J	0.60	0/325	0.66	1/445 (0.2%)
11	K	0.30	0/464	0.64	0/627
12	L	0.89	0/1250	0.97	6/1711 (0.4%)
13	N	0.37	0/699	0.77	1/935 (0.1%)
14	1	0.92	3/1308 (0.2%)	1.01	4/1783 (0.2%)
15	2	0.68	0/1153	0.77	1/1577 (0.1%)
16	3	0.54	0/1150	0.78	1/1562 (0.1%)
17	4	0.80	0/1483	0.82	2/2031 (0.1%)
All	All	0.58	3/24711 (0.0%)	0.67	35/33665 (0.1%)

Chiral center outliers are detected by calculating the chiral volume of a chiral center and verifying if the center is modelled as a planar moiety or with the opposite hand. A planarity outlier is detected by checking planarity of atoms in a peptide group, atoms in a mainchain group or atoms of a sidechain that are expected to be planar.

Mol	Chain	#Chirality outliers	#Planarity outliers
2	B	0	1
5	E	0	1
8	H	0	1
11	K	0	1
13	N	0	2
16	3	0	1

Continued on next page...

Continued from previous page...

Mol	Chain	#Chirality outliers	#Planarity outliers
All	All	0	7

All (3) bond length outliers are listed below:

Mol	Chain	Res	Type	Atoms	Z	Observed(Å)	Ideal(Å)
14	1	152	GLU	C-N	8.00	1.52	1.34
14	1	151	MET	C-N	-5.52	1.21	1.34
14	1	150	SER	C-N	5.16	1.46	1.34

The worst 5 of 35 bond angle outliers are listed below:

Mol	Chain	Res	Type	Atoms	Z	Observed(°)	Ideal(°)
5	E	67	GLY	N-CA-C	7.16	131.00	113.10
6	F	200	VAL	N-CA-C	-6.80	92.64	111.00
8	H	135	PRO	C-N-CD	6.56	142.17	128.40
8	H	134	LEU	CA-CB-CG	-6.49	100.37	115.30
8	H	136	PRO	CA-N-CD	-6.49	102.41	111.50

There are no chirality outliers.

5 of 7 planarity outliers are listed below:

Mol	Chain	Res	Type	Group
2	B	684	ARG	Sidechain
5	E	100	ARG	Sidechain
8	H	128	ILE	Peptide
11	K	97	ASP	Peptide
13	N	143	VAL	Peptide

5.2 Too-close contacts [\(i\)](#)

In the following table, the Non-H and H(model) columns list the number of non-hydrogen atoms and hydrogen atoms in the chain respectively. The H(added) column lists the number of hydrogen atoms added and optimized by MolProbity. The Clashes column lists the number of clashes within the asymmetric unit, whereas Symm-Clashes lists symmetry-related clashes.

Mol	Chain	Non-H	H(model)	H(added)	Clashes	Symm-Clashes
1	A	5675	0	5527	290	0
2	B	5834	0	5615	225	0
3	C	612	0	598	35	0
4	D	1070	0	1073	108	0

Continued on next page...

Continued from previous page...

Mol	Chain	Non-H	H(model)	H(added)	Clashes	Symm-Clashes
5	E	507	0	501	33	0
6	F	1196	0	1228	60	0
7	G	639	0	631	205	0
8	H	628	0	616	58	0
9	I	197	0	213	16	0
10	J	316	0	326	32	0
11	K	459	0	465	31	0
12	L	1214	0	1212	226	0
13	N	684	0	670	72	0
14	1	1271	0	1204	302	0
15	2	1116	0	1036	234	0
16	3	1118	0	1046	228	0
17	4	1439	0	1303	323	0
18	A	33	0	46	4	0
18	B	33	0	46	6	0
19	A	240	0	292	30	0
19	B	225	0	269	25	0
19	F	80	0	98	14	0
19	G	40	0	48	14	0
19	I	80	0	97	13	0
19	J	80	0	96	7	0
19	L	80	0	98	35	0
20	1	49	0	74	41	0
20	2	36	0	42	23	0
20	A	98	0	148	26	0
20	B	49	0	74	16	0
21	1	819	0	811	499	0
21	2	799	0	780	321	0
21	3	819	0	703	186	0
21	4	846	0	808	385	0
21	A	2538	0	2415	267	0
21	B	2467	0	2510	279	0
21	F	155	0	138	27	0
21	G	101	0	82	60	0
21	H	46	0	33	5	0
21	J	177	0	171	15	0
21	L	161	0	144	51	0
22	A	8	0	0	0	0
22	C	16	0	0	0	0
23	A	65	0	72	15	0
24	B	61	0	83	4	0
25	G	23	0	16	12	0

Continued on next page...

Continued from previous page...

Mol	Chain	Non-H	H(model)	H(added)	Clashes	Symm-Clashes
25	J	35	0	40	3	0
26	1	84	0	110	112	0
26	2	84	0	110	89	0
26	4	84	0	110	95	0
27	4	44	0	54	43	0
28	4	10	0	7	0	0
All	All	34540	0	33889	3868	0

The all-atom clashscore is defined as the number of clashes found per 1000 atoms (including hydrogen atoms). The all-atom clashscore for this structure is 57.

The worst 5 of 3868 close contacts within the same asymmetric unit are listed below, sorted by their clash magnitude.

Atom-1	Atom-2	Interatomic distance (Å)	Clash overlap (Å)
1:A:43:THR:CB	1:A:46:LYS:HE3	1.47	1.45
1:A:43:THR:HB	1:A:46:LYS:CE	1.61	1.29
21:4:4011:CLA:HBB1	21:4:4011:CLA:HMB1	1.19	1.19
1:A:43:THR:CA	1:A:46:LYS:HE3	1.74	1.17
17:4:199:THR:HA	17:4:200:LEU:HD22	1.25	1.17

There are no symmetry-related clashes.

5.3 Torsion angles [i](#)

5.3.1 Protein backbone [i](#)

In the following table, the Percentiles column shows the percent Ramachandran outliers of the chain as a percentile score with respect to all X-ray entries followed by that with respect to entries of similar resolution.

The Analysed column shows the number of residues for which the backbone conformation was analysed, and the total number of residues.

Mol	Chain	Analysed	Favoured	Allowed	Outliers	Percentiles
1	A	719/721 (100%)	666 (93%)	44 (6%)	9 (1%)	12 45
2	B	729/731 (100%)	702 (96%)	24 (3%)	3 (0%)	34 72
3	C	78/80 (98%)	69 (88%)	8 (10%)	1 (1%)	12 45
4	D	135/137 (98%)	104 (77%)	17 (13%)	14 (10%)	0 2
5	E	61/63 (97%)	51 (84%)	7 (12%)	3 (5%)	2 13

Continued on next page...

Continued from previous page...

Mol	Chain	Analysed	Favoured	Allowed	Outliers	Percentiles	
6	F	150/152 (99%)	128 (85%)	17 (11%)	5 (3%)	4	21
7	G	82/84 (98%)	65 (79%)	10 (12%)	7 (8%)	1	4
8	H	80/82 (98%)	67 (84%)	6 (8%)	7 (9%)	1	3
9	I	24/26 (92%)	23 (96%)	1 (4%)	0	100	100
10	J	38/40 (95%)	36 (95%)	0	2 (5%)	2	11
11	K	62/72 (86%)	50 (81%)	10 (16%)	2 (3%)	4	22
12	L	161/163 (99%)	135 (84%)	14 (9%)	12 (8%)	1	5
13	N	83/85 (98%)	44 (53%)	20 (24%)	19 (23%)	0	0
14	1	167/182 (92%)	146 (87%)	10 (6%)	11 (7%)	1	6
15	2	140/199 (70%)	112 (80%)	18 (13%)	10 (7%)	1	5
16	3	145/275 (53%)	98 (68%)	26 (18%)	21 (14%)	0	1
17	4	193/196 (98%)	152 (79%)	22 (11%)	19 (10%)	0	2
All	All	3047/3288 (93%)	2648 (87%)	254 (8%)	145 (5%)	2	13

5 of 145 Ramachandran outliers are listed below:

Mol	Chain	Res	Type
1	A	46	LYS
4	D	77	PRO
5	E	66	ILE
5	E	102	PRO
7	G	92	PRO

5.3.2 Protein sidechains [i](#)

In the following table, the Percentiles column shows the percent sidechain outliers of the chain as a percentile score with respect to all X-ray entries followed by that with respect to entries of similar resolution.

The Analysed column shows the number of residues for which the sidechain conformation was analysed, and the total number of residues.

Mol	Chain	Analysed	Rotameric	Outliers	Percentiles	
1	A	583/584 (100%)	553 (95%)	30 (5%)	24	60
2	B	596/600 (99%)	577 (97%)	19 (3%)	39	74
3	C	69/69 (100%)	65 (94%)	4 (6%)	20	55
4	D	114/117 (97%)	99 (87%)	15 (13%)	4	18

Continued on next page...

Continued from previous page...

Mol	Chain	Analysed	Rotameric	Outliers	Percentiles	
5	E	56/56 (100%)	47 (84%)	9 (16%)	2	12
6	F	124/125 (99%)	114 (92%)	10 (8%)	11	40
7	G	65/66 (98%)	52 (80%)	13 (20%)	1	7
8	H	67/68 (98%)	52 (78%)	15 (22%)	1	4
9	I	22/22 (100%)	19 (86%)	3 (14%)	3	17
10	J	33/33 (100%)	30 (91%)	3 (9%)	9	34
11	K	46/52 (88%)	41 (89%)	5 (11%)	6	25
12	L	126/129 (98%)	113 (90%)	13 (10%)	7	28
13	N	73/73 (100%)	62 (85%)	11 (15%)	3	14
14	1	123/148 (83%)	106 (86%)	17 (14%)	3	17
15	2	108/162 (67%)	92 (85%)	16 (15%)	3	14
16	3	103/213 (48%)	76 (74%)	27 (26%)	0	2
17	4	134/162 (83%)	113 (84%)	21 (16%)	2	13
All	All	2442/2679 (91%)	2211 (90%)	231 (10%)	8	32

5 of 231 residues with a non-rotameric sidechain are listed below:

Mol	Chain	Res	Type
9	I	7	LEU
17	4	199	THR
13	N	103	ASP
17	4	186	TYR
16	3	200	ASN

Sometimes sidechains can be flipped to improve hydrogen bonding and reduce clashes. 5 of 25 such sidechains are listed below:

Mol	Chain	Res	Type
14	1	217	HIS
16	3	200	ASN
17	4	249	GLN
15	2	255	ASN
16	3	256	ASN

5.3.3 RNA [i](#)

There are no RNA molecules in this entry.

5.4 Non-standard residues in protein, DNA, RNA chains [i](#)

There are no non-standard protein/DNA/RNA residues in this entry.

5.5 Carbohydrates [i](#)

There are no monosaccharides in this entry.

5.6 Ligand geometry [i](#)

200 ligands are modelled in this entry.

In the following table, the Counts columns list the number of bonds (or angles) for which Mogul statistics could be retrieved, the number of bonds (or angles) that are observed in the model and the number of bonds (or angles) that are defined in the Chemical Component Dictionary. The Link column lists molecule types, if any, to which the group is linked. The Z score for a bond length (or angle) is the number of standard deviations the observed value is removed from the expected value. A bond length (or angle) with $|Z| > 2$ is considered an outlier worth inspection. RMSZ is the root-mean-square of all Z scores of the bond lengths (or angles).

Mol	Type	Chain	Res	Link	Bond lengths			Bond angles		
					Counts	RMSZ	# $ Z > 2$	Counts	RMSZ	# $ Z > 2$
21	CLA	3	3016	-	45,53,73	2.78	19 (42%)	52,89,113	2.88	20 (38%)
21	CLA	B	1236	-	55,63,73	2.56	20 (36%)	64,101,113	2.82	22 (34%)
21	CLA	2	2013	-	65,73,73	2.20	19 (29%)	76,113,113	2.71	28 (36%)
21	CLA	4	4012	-	65,73,73	2.28	18 (27%)	76,113,113	2.72	21 (27%)
23	CL0	A	9011	-	65,73,73	2.32	18 (27%)	76,113,113	2.60	28 (36%)
21	CLA	A	1117	-	65,73,73	2.39	19 (29%)	76,113,113	2.55	24 (31%)
21	CLA	A	1112	-	46,54,73	2.88	20 (43%)	53,90,113	2.85	20 (37%)
21	CLA	2	2012	15	65,73,73	2.22	19 (29%)	76,113,113	2.69	24 (31%)
21	CLA	B	1216	-	65,73,73	2.36	19 (29%)	76,113,113	2.52	23 (30%)
21	CLA	4	4001	17	65,73,73	2.32	19 (29%)	76,113,113	2.64	26 (34%)
21	CLA	A	1132	-	65,73,73	2.29	19 (29%)	76,113,113	2.55	24 (31%)
21	CLA	J	6014	-	61,69,73	2.46	20 (32%)	71,108,113	2.66	21 (29%)
21	CLA	B	1225	-	65,73,73	2.39	19 (29%)	76,113,113	2.54	23 (30%)
21	CLA	A	1106	1	65,73,73	2.37	19 (29%)	76,113,113	2.62	23 (30%)
21	CLA	A	1123	-	65,73,73	2.40	20 (30%)	76,113,113	2.63	24 (31%)
21	CLA	A	1122	-	59,67,73	2.51	21 (35%)	68,105,113	2.76	22 (32%)
21	CLA	3	3005	21	45,53,73	2.77	19 (42%)	52,89,113	2.92	20 (38%)
21	CLA	A	1114	-	46,54,73	2.90	20 (43%)	53,90,113	2.85	19 (35%)

Mol	Type	Chain	Res	Link	Bond lengths			Bond angles		
					Counts	RMSZ	# Z > 2	Counts	RMSZ	# Z > 2
21	CLA	B	1212	-	46,54,73	2.88	19 (41%)	53,90,113	2.84	21 (39%)
19	BCR	B	6009	-	41,41,41	2.72	6 (14%)	56,56,56	6.37	21 (37%)
21	CLA	B	1219	-	60,68,73	2.46	20 (33%)	70,107,113	2.60	22 (31%)
21	CLA	B	1215	-	60,68,73	2.46	19 (31%)	70,107,113	2.65	23 (32%)
21	CLA	A	1142	-	44,52,73	2.72	17 (38%)	55,88,113	2.96	21 (38%)
21	CLA	F	1301	-	45,53,73	2.74	18 (40%)	52,89,113	2.90	19 (36%)
21	CLA	J	6015	-	55,63,73	2.55	20 (36%)	64,101,113	2.81	23 (35%)
21	CLA	3	3011	-	46,54,73	2.76	19 (41%)	53,90,113	3.03	21 (39%)
21	CLA	A	1109	-	65,73,73	2.37	19 (29%)	76,113,113	2.62	24 (31%)
21	CLA	A	1125	-	55,63,73	2.45	19 (34%)	64,101,113	2.98	26 (40%)
21	CLA	A	1113	-	46,54,73	2.88	19 (41%)	53,90,113	2.85	19 (35%)
21	CLA	3	3008	-	65,73,73	2.25	19 (29%)	76,113,113	2.72	22 (28%)
21	CLA	B	1211	-	65,73,73	2.38	19 (29%)	76,113,113	2.58	23 (30%)
25	LMG	G	2021	-	23,23,55	1.27	2 (8%)	31,31,63	1.77	7 (22%)
21	CLA	B	1237	-	60,68,73	2.46	19 (31%)	70,107,113	2.67	22 (31%)
21	CLA	2	2014	-	45,53,73	2.65	19 (42%)	52,89,113	3.21	23 (44%)
21	CLA	2	2011	-	60,68,73	2.35	20 (33%)	70,107,113	2.86	26 (37%)
21	CLA	4	4004	-	65,73,73	2.22	20 (30%)	76,113,113	2.69	25 (32%)
19	BCR	J	6012	-	41,41,41	2.72	6 (14%)	56,56,56	7.59	28 (50%)
21	CLA	1	1006	-	47,55,73	2.73	20 (42%)	54,91,113	3.12	23 (42%)
21	CLA	4	4002	-	56,64,73	2.41	19 (33%)	65,102,113	3.22	25 (38%)
22	SF4	A	8001	-	0,12,12	-	-	-	-	-
21	CLA	2	2008	-	65,73,73	2.30	19 (29%)	76,113,113	2.82	28 (36%)
21	CLA	L	1501	12	46,54,73	2.82	19 (41%)	53,90,113	2.87	20 (37%)
21	CLA	A	1101	-	65,73,73	2.37	19 (29%)	76,113,113	2.63	22 (28%)
21	CLA	3	3003	-	60,68,73	2.43	19 (31%)	70,107,113	2.81	24 (34%)
21	CLA	B	1208	-	55,63,73	2.58	20 (36%)	64,101,113	2.79	21 (32%)
21	CLA	B	1227	-	65,73,73	2.24	18 (27%)	76,113,113	2.73	23 (30%)
21	CLA	1	1004	14	65,73,73	2.27	20 (30%)	76,113,113	2.56	21 (27%)
21	CLA	3	3004	-	45,53,73	2.75	18 (40%)	52,89,113	2.91	19 (36%)
21	CLA	4	4013	-	51,59,73	2.51	19 (37%)	59,96,113	3.00	23 (38%)
21	CLA	F	1303	-	64,72,73	2.35	19 (29%)	74,111,113	2.41	25 (33%)
26	LUT	1	1501	-	42,43,43	2.48	3 (7%)	51,60,60	3.14	29 (56%)
21	CLA	2	2004	15	60,67,73	2.49	20 (33%)	65,105,113	2.93	19 (29%)
21	CLA	B	1218	-	60,68,73	2.46	19 (31%)	70,107,113	2.76	23 (32%)

Mol	Type	Chain	Res	Link	Bond lengths			Bond angles		
					Counts	RMSZ	# Z > 2	Counts	RMSZ	# Z > 2
21	CLA	A	1103	-	65,73,73	2.37	19 (29%)	76,113,113	2.57	24 (31%)
21	CLA	A	9013	-	65,73,73	2.28	17 (26%)	76,113,113	2.74	29 (38%)
21	CLA	A	1118	-	46,54,73	2.83	19 (41%)	53,90,113	2.97	22 (41%)
21	CLA	B	1224	-	65,73,73	2.37	19 (29%)	76,113,113	2.56	22 (28%)
21	CLA	2	2002	-	60,68,73	2.34	19 (31%)	70,107,113	2.88	25 (35%)
21	CLA	3	3017	-	45,53,73	2.75	18 (40%)	52,89,113	3.02	19 (36%)
21	CLA	B	1220	-	65,73,73	2.38	20 (30%)	76,113,113	2.58	23 (30%)
21	CLA	1	1013	-	65,73,73	2.23	19 (29%)	76,113,113	2.77	28 (36%)
21	CLA	1	1014	-	45,53,73	2.65	18 (40%)	52,89,113	3.03	20 (38%)
20	LHG	B	7004	21	48,48,48	0.97	2 (4%)	51,54,54	1.06	4 (7%)
19	BCR	F	6016	-	41,41,41	2.81	6 (14%)	56,56,56	7.79	36 (64%)
21	CLA	F	1302	-	46,54,73	2.88	20 (43%)	53,90,113	2.80	19 (35%)
21	CLA	A	1135	-	51,59,73	2.67	19 (37%)	59,96,113	2.93	23 (38%)
22	SF4	C	8003	-	0,12,12	-	-	-	-	-
21	CLA	A	1143	-	45,53,73	2.76	19 (42%)	52,89,113	2.88	19 (36%)
24	DGD	B	7101	-	62,62,67	0.88	1 (1%)	76,76,81	1.37	11 (14%)
21	CLA	B	1204	-	55,63,73	2.58	20 (36%)	64,101,113	2.74	23 (35%)
21	CLA	B	9023	-	65,73,73	2.30	20 (30%)	76,113,113	2.60	29 (38%)
21	CLA	B	1231	-	46,54,73	2.87	19 (41%)	53,90,113	2.86	22 (41%)
21	CLA	G	1002	-	46,54,73	2.68	18 (39%)	53,90,113	3.04	25 (47%)
27	NEX	4	4503	-	38,46,46	3.17	12 (31%)	50,70,70	2.50	24 (48%)
21	CLA	4	4008	-	48,56,73	2.65	17 (35%)	55,92,113	3.37	27 (49%)
21	CLA	A	1134	1	46,54,73	2.88	20 (43%)	53,90,113	2.86	19 (35%)
21	CLA	4	4006	-	65,73,73	2.16	18 (27%)	76,113,113	3.14	31 (40%)
19	BCR	L	6019	-	41,41,41	2.83	6 (14%)	56,56,56	6.44	25 (44%)
21	CLA	1	1007	20	55,63,73	2.44	19 (34%)	64,101,113	2.96	27 (42%)
25	LMG	J	5001	-	35,35,55	1.11	2 (5%)	43,43,63	1.11	2 (4%)
21	CLA	4	4009	17	50,58,73	2.49	18 (36%)	58,95,113	3.12	22 (37%)
21	CLA	A	1130	-	46,54,73	2.84	19 (41%)	53,90,113	2.83	20 (37%)
20	LHG	2	2801	21	35,35,48	1.13	3 (8%)	38,41,54	1.12	3 (7%)
21	CLA	B	1203	2	60,68,73	2.47	20 (33%)	70,107,113	2.65	21 (30%)
19	BCR	F	6014	-	41,41,41	2.69	6 (14%)	56,56,56	7.84	36 (64%)
21	CLA	A	1108	-	46,54,73	2.88	19 (41%)	53,90,113	2.85	20 (37%)
21	CLA	B	1210	-	65,73,73	2.41	20 (30%)	76,113,113	2.61	24 (31%)
21	CLA	2	2001	15	29,35,73	3.19	15 (51%)	28,60,113	3.61	15 (53%)

Mol	Type	Chain	Res	Link	Bond lengths			Bond angles		
					Counts	RMSZ	# Z > 2	Counts	RMSZ	# Z > 2
21	CLA	4	4014	17	45,53,73	2.69	18 (40%)	52,89,113	2.94	26 (50%)
21	CLA	A	1133	-	46,54,73	2.73	19 (41%)	53,90,113	2.92	22 (41%)
21	CLA	A	1104	1	65,73,73	2.36	19 (29%)	76,113,113	2.62	22 (28%)
21	CLA	A	1111	-	60,68,73	2.46	19 (31%)	70,107,113	2.74	23 (32%)
19	BCR	I	6018	-	41,41,41	2.64	6 (14%)	56,56,56	7.70	34 (60%)
18	PQN	B	5002	-	34,34,34	1.61	2 (5%)	42,45,45	1.09	5 (11%)
21	CLA	A	1116	-	54,62,73	2.60	20 (37%)	62,99,113	2.80	22 (35%)
21	CLA	B	1234	-	60,68,73	2.48	20 (33%)	70,107,113	2.67	22 (31%)
21	CLA	L	1503	-	50,58,73	2.66	19 (38%)	58,95,113	2.93	23 (39%)
21	CLA	B	1226	-	65,73,73	2.24	19 (29%)	76,113,113	2.78	21 (27%)
21	CLA	A	1110	-	55,63,73	2.55	19 (34%)	64,101,113	2.76	24 (37%)
21	CLA	A	1129	-	50,58,73	2.66	18 (36%)	58,95,113	2.92	22 (37%)
21	CLA	A	1121	-	46,54,73	2.85	20 (43%)	53,90,113	2.93	18 (33%)
21	CLA	B	1239	-	65,73,73	2.27	17 (26%)	76,113,113	2.92	27 (35%)
21	CLA	1	1001	14	55,63,73	2.48	18 (32%)	64,101,113	2.91	26 (40%)
21	CLA	3	3001	-	65,73,73	2.34	20 (30%)	76,113,113	2.70	24 (31%)
21	CLA	B	1228	-	51,59,73	2.54	19 (37%)	59,96,113	2.97	24 (40%)
21	CLA	2	2007	20	55,63,73	2.41	19 (34%)	64,101,113	2.80	28 (43%)
21	CLA	A	1119	-	65,73,73	2.37	19 (29%)	76,113,113	2.54	22 (28%)
19	BCR	I	6020	-	41,41,41	2.82	6 (14%)	56,56,56	6.69	22 (39%)
19	BCR	B	6006	-	41,41,41	2.77	6 (14%)	56,56,56	8.02	35 (62%)
21	CLA	B	1222	-	65,73,73	2.38	20 (30%)	76,113,113	2.60	24 (31%)
21	CLA	2	2006	-	57,65,73	2.49	19 (33%)	66,103,113	2.85	22 (33%)
21	CLA	3	3002	-	55,63,73	2.59	19 (34%)	64,101,113	2.88	24 (37%)
19	BCR	A	6003	-	41,41,41	2.88	6 (14%)	56,56,56	6.44	25 (44%)
19	BCR	B	6005	-	41,41,41	2.72	6 (14%)	56,56,56	7.10	27 (48%)
21	CLA	B	1240	20	65,73,73	2.27	18 (27%)	76,113,113	2.75	31 (40%)
19	BCR	G	2011	-	41,41,41	2.95	6 (14%)	56,56,56	6.73	25 (44%)
21	CLA	B	1207	-	65,73,73	2.38	19 (29%)	76,113,113	2.63	24 (31%)
21	CLA	A	1140	-	65,73,73	2.40	19 (29%)	76,113,113	2.57	22 (28%)
21	CLA	B	1202	-	65,73,73	2.37	19 (29%)	76,113,113	2.60	21 (27%)
21	CLA	G	1001	-	55,63,73	2.43	19 (34%)	64,101,113	3.20	27 (42%)
21	CLA	B	1206	2	65,73,73	2.35	19 (29%)	76,113,113	2.61	26 (34%)
21	CLA	A	1105	-	51,59,73	2.69	20 (39%)	59,96,113	2.91	22 (37%)
26	LUT	1	1502	-	42,43,43	2.42	5 (11%)	51,60,60	3.29	30 (58%)

Mol	Type	Chain	Res	Link	Bond lengths			Bond angles		
					Counts	RMSZ	# Z > 2	Counts	RMSZ	# Z > 2
19	BCR	L	6020	-	41,41,41	2.81	6 (14%)	56,56,56	6.48	24 (42%)
21	CLA	A	1115	-	56,64,73	2.57	20 (35%)	65,102,113	2.73	22 (33%)
21	CLA	1	1011	-	65,73,73	2.19	18 (27%)	76,113,113	2.91	27 (35%)
20	LHG	A	7003	21	48,48,48	0.96	2 (4%)	51,54,54	1.02	3 (5%)
21	CLA	B	1235	-	65,73,73	2.36	20 (30%)	76,113,113	2.60	22 (28%)
21	CLA	B	1217	-	46,54,73	2.86	19 (41%)	53,90,113	2.83	20 (37%)
21	CLA	B	1238	-	65,73,73	2.38	20 (30%)	76,113,113	2.58	23 (30%)
21	CLA	J	1302	-	61,69,73	2.48	19 (31%)	71,108,113	2.63	22 (30%)
21	CLA	A	1128	-	65,73,73	2.32	18 (27%)	76,113,113	2.61	25 (32%)
20	LHG	1	1801	21	48,48,48	0.90	2 (4%)	51,54,54	1.15	3 (5%)
21	CLA	4	4011	-	65,73,73	2.23	18 (27%)	76,113,113	2.67	23 (30%)
21	CLA	2	2010	-	65,73,73	2.30	19 (29%)	76,113,113	2.56	24 (31%)
21	CLA	B	9010	-	65,73,73	2.30	18 (27%)	76,113,113	2.72	26 (34%)
21	CLA	3	3014	-	45,53,73	2.68	17 (37%)	52,89,113	3.14	21 (40%)
21	CLA	2	2003	-	65,73,73	2.31	21 (32%)	76,113,113	2.85	24 (31%)
28	G3P	4	4505	-	9,9,9	0.61	0	11,12,12	0.69	0
21	CLA	A	1127	-	65,73,73	2.38	20 (30%)	76,113,113	2.56	22 (28%)
21	CLA	4	4005	17	45,53,73	2.61	18 (40%)	52,89,113	3.42	27 (51%)
21	CLA	A	1137	-	55,63,73	2.56	19 (34%)	64,101,113	2.81	24 (37%)
20	LHG	A	7001	-	48,48,48	0.95	2 (4%)	51,54,54	1.07	4 (7%)
21	CLA	A	1102	-	50,58,73	2.70	20 (40%)	58,95,113	2.98	22 (37%)
21	CLA	3	3010	-	52,60,73	2.50	18 (34%)	60,97,113	3.08	28 (46%)
26	LUT	2	2502	-	42,43,43	2.50	3 (7%)	51,60,60	2.42	11 (21%)
26	LUT	2	2501	-	42,43,43	2.46	2 (4%)	51,60,60	2.03	15 (29%)
21	CLA	B	9022	-	65,73,73	2.43	19 (29%)	76,113,113	2.55	29 (38%)
26	LUT	4	4502	-	42,43,43	2.45	4 (9%)	51,60,60	3.32	25 (49%)
21	CLA	L	1502	-	65,73,73	2.33	19 (29%)	76,113,113	2.62	22 (28%)
21	CLA	B	1209	-	46,54,73	2.87	20 (43%)	53,90,113	2.84	20 (37%)
26	LUT	4	4501	-	42,43,43	2.42	2 (4%)	51,60,60	2.89	26 (50%)
21	CLA	B	1230	-	58,66,73	2.48	19 (32%)	67,104,113	2.81	24 (35%)
18	PQN	A	5001	-	34,34,34	1.63	2 (5%)	42,45,45	1.15	4 (9%)
19	BCR	A	6017	-	41,41,41	2.71	6 (14%)	56,56,56	6.49	26 (46%)
21	CLA	B	1214	-	59,67,73	2.48	20 (33%)	68,105,113	2.76	23 (33%)
21	CLA	4	4003	17	65,73,73	2.24	19 (29%)	76,113,113	2.45	24 (31%)
21	CLA	A	1120	-	46,54,73	2.88	19 (41%)	53,90,113	2.83	19 (35%)

Mol	Type	Chain	Res	Link	Bond lengths			Bond angles		
					Counts	RMSZ	# Z > 2	Counts	RMSZ	# Z > 2
21	CLA	1	1005	-	56,64,73	2.40	19 (33%)	65,102,113	2.86	24 (36%)
21	CLA	1	1003	14	65,73,73	2.30	18 (27%)	76,113,113	2.64	26 (34%)
21	CLA	1	1008	-	65,73,73	2.23	20 (30%)	76,113,113	2.62	22 (28%)
21	CLA	1	1012	14	50,58,73	2.54	18 (36%)	58,95,113	3.00	26 (44%)
21	CLA	A	1107	1	51,59,73	2.70	20 (39%)	59,96,113	2.95	26 (44%)
21	CLA	A	1124	-	55,63,73	2.59	19 (34%)	64,101,113	2.78	23 (35%)
21	CLA	2	2009	15	46,54,73	2.75	19 (41%)	53,90,113	2.94	22 (41%)
21	CLA	2	2005	-	65,73,73	2.20	19 (29%)	76,113,113	2.75	26 (34%)
21	CLA	A	1141	20	51,59,73	2.70	20 (39%)	59,96,113	2.87	22 (37%)
21	CLA	B	1223	-	65,73,73	2.37	19 (29%)	76,113,113	2.64	24 (31%)
21	CLA	B	1205	-	65,73,73	2.37	19 (29%)	76,113,113	2.60	23 (30%)
21	CLA	A	1138	-	65,73,73	2.38	20 (30%)	76,113,113	2.57	23 (30%)
22	SF4	C	8002	3	0,12,12	-	-	-	-	-
21	CLA	H	1000	8	46,54,73	2.85	19 (41%)	53,90,113	2.89	21 (39%)
21	CLA	3	3015	-	45,53,73	2.76	19 (42%)	52,89,113	2.89	19 (36%)
21	CLA	A	9012	-	65,73,73	2.34	20 (30%)	76,113,113	2.58	27 (35%)
21	CLA	1	1009	-	65,73,73	2.36	20 (30%)	76,113,113	2.88	27 (35%)
19	BCR	A	6002	-	41,41,41	2.81	6 (14%)	56,56,56	6.76	22 (39%)
21	CLA	A	1136	-	65,73,73	2.37	19 (29%)	76,113,113	2.62	24 (31%)
21	CLA	3	3013	-	50,58,73	2.64	20 (40%)	58,95,113	3.06	24 (41%)
21	CLA	A	1139	-	65,73,73	2.38	20 (30%)	76,113,113	2.56	22 (28%)
19	BCR	B	6011	-	25,25,41	3.34	5 (20%)	33,33,56	7.52	17 (51%)
19	BCR	B	6010	-	41,41,41	2.72	6 (14%)	56,56,56	6.85	23 (41%)
21	CLA	B	1201	-	46,54,73	2.87	20 (43%)	53,90,113	2.87	21 (39%)
21	CLA	A	1126	-	65,73,73	2.37	20 (30%)	76,113,113	2.57	25 (32%)
21	CLA	B	1213	-	60,68,73	2.33	19 (31%)	70,107,113	2.70	25 (35%)
21	CLA	4	4007	-	65,73,73	2.28	19 (29%)	76,113,113	2.62	20 (26%)
21	CLA	4	4015	-	46,54,73	2.75	18 (39%)	53,90,113	2.86	23 (43%)
21	CLA	B	1221	-	54,62,73	2.61	19 (35%)	62,99,113	2.87	23 (37%)
21	CLA	1	1010	-	65,73,73	2.20	19 (29%)	76,113,113	2.62	21 (27%)
19	BCR	B	6004	-	41,41,41	2.90	7 (17%)	56,56,56	6.50	29 (51%)
21	CLA	3	3009	-	46,54,73	2.77	20 (43%)	53,90,113	3.17	25 (47%)
19	BCR	A	6008	-	41,41,41	2.63	6 (14%)	56,56,56	7.65	38 (67%)
21	CLA	1	1002	-	56,64,73	2.52	16 (28%)	65,102,113	2.91	24 (36%)
19	BCR	A	6011	-	41,41,41	2.78	6 (14%)	56,56,56	7.79	34 (60%)

Mol	Type	Chain	Res	Link	Bond lengths			Bond angles		
					Counts	RMSZ	# Z > 2	Counts	RMSZ	# Z > 2
21	CLA	3	3012	16,21	45,53,73	2.61	19 (42%)	52,89,113	3.32	26 (50%)
19	BCR	A	6007	-	41,41,41	2.75	6 (14%)	56,56,56	6.73	26 (46%)
21	CLA	4	4010	-	50,58,73	2.58	18 (36%)	58,95,113	3.13	27 (46%)
21	CLA	A	1131	-	65,73,73	2.26	19 (29%)	76,113,113	2.64	24 (31%)
21	CLA	B	1229	-	65,73,73	2.37	20 (30%)	76,113,113	2.59	22 (28%)
21	CLA	3	3006	-	65,73,73	2.39	20 (30%)	76,113,113	2.55	22 (28%)
19	BCR	J	6013	-	41,41,41	2.79	6 (14%)	56,56,56	6.91	22 (39%)

In the following table, the Chirals column lists the number of chiral outliers, the number of chiral centers analysed, the number of these observed in the model and the number defined in the Chemical Component Dictionary. Similar counts are reported in the Torsion and Rings columns. '-' means no outliers of that kind were identified.

Mol	Type	Chain	Res	Link	Chirals	Torsions	Rings
21	CLA	3	3016	-	1/1/11/20	4/13/91/115	-
21	CLA	B	1236	-	1/1/13/20	9/25/103/115	-
21	CLA	2	2013	-	1/1/15/20	18/37/115/115	-
21	CLA	4	4012	-	1/1/15/20	16/37/115/115	-
23	CLO	A	9011	-	3/3/20/25	15/37/135/135	-
21	CLA	A	1117	-	1/1/15/20	14/37/115/115	-
21	CLA	A	1112	-	1/1/11/20	4/15/93/115	-
21	CLA	2	2012	15	1/1/15/20	16/37/115/115	-
21	CLA	B	1216	-	1/1/15/20	11/37/115/115	-
21	CLA	4	4001	17	1/1/15/20	16/37/115/115	-
21	CLA	A	1132	-	1/1/15/20	17/37/115/115	-
21	CLA	J	6014	-	1/1/14/20	14/33/111/115	-
21	CLA	B	1225	-	1/1/15/20	19/37/115/115	-
21	CLA	A	1106	1	1/1/15/20	15/37/115/115	-
21	CLA	A	1123	-	1/1/15/20	10/37/115/115	-
21	CLA	A	1122	-	1/1/13/20	15/30/108/115	-
21	CLA	3	3005	21	1/1/11/20	8/13/91/115	-
21	CLA	A	1114	-	1/1/11/20	8/15/93/115	-
21	CLA	B	1212	-	1/1/11/20	6/15/93/115	-
21	CLA	B	1219	-	1/1/14/20	12/31/109/115	-
21	CLA	F	1301	-	1/1/11/20	2/13/91/115	-
21	CLA	B	1215	-	1/1/14/20	14/31/109/115	-

Continued on next page...

Continued from previous page...

Mol	Type	Chain	Res	Link	Chirals	Torsions	Rings
21	CLA	A	1142	-	1/1/11/20	6/13/89/115	-
21	CLA	J	6015	-	1/1/13/20	13/25/103/115	-
21	CLA	3	3011	-	1/1/11/20	10/15/93/115	-
21	CLA	3	3013	-	1/1/12/20	8/19/97/115	-
21	CLA	A	1109	-	1/1/15/20	16/37/115/115	-
19	BCR	B	6009	-	-	8/29/63/63	0/2/2/2
21	CLA	A	1125	-	1/1/13/20	11/25/103/115	-
21	CLA	A	1113	-	1/1/11/20	12/15/93/115	-
21	CLA	3	3008	-	1/1/15/20	26/37/115/115	-
21	CLA	B	1211	-	1/1/15/20	10/37/115/115	-
25	LMG	G	2021	-	-	11/16/36/70	0/1/1/1
21	CLA	B	1237	-	1/1/14/20	17/31/109/115	-
21	CLA	2	2014	-	1/1/11/20	6/13/91/115	-
21	CLA	2	2011	-	1/1/14/20	21/31/109/115	-
21	CLA	4	4004	-	1/1/15/20	18/37/115/115	-
21	CLA	1	1006	-	1/1/11/20	11/16/94/115	-
19	BCR	J	6012	-	-	20/29/63/63	0/2/2/2
21	CLA	4	4002	-	1/1/13/20	13/27/105/115	-
22	SF4	A	8001	-	-	-	0/6/5/5
21	CLA	2	2008	-	1/1/15/20	19/37/115/115	-
21	CLA	L	1501	12	1/1/11/20	8/15/93/115	-
21	CLA	A	1101	-	1/1/15/20	20/37/115/115	-
21	CLA	3	3003	-	1/1/14/20	14/31/109/115	-
21	CLA	B	1208	-	1/1/13/20	11/25/103/115	-
21	CLA	B	1227	-	1/1/15/20	17/37/115/115	-
21	CLA	1	1004	14	1/1/15/20	18/37/115/115	-
21	CLA	3	3004	-	1/1/11/20	7/13/91/115	-
21	CLA	4	4013	-	1/1/12/20	12/21/99/115	-
21	CLA	F	1303	-	1/1/14/20	21/35/113/115	-
26	LUT	1	1501	-	1/1/12/27	10/29/67/67	0/2/2/2
21	CLA	2	2004	15	1/1/13/20	15/31/105/115	-
21	CLA	B	1218	-	1/1/14/20	10/31/109/115	-
21	CLA	A	1103	-	1/1/15/20	23/37/115/115	-
21	CLA	A	9013	-	1/1/15/20	11/37/115/115	-

Continued on next page...

Continued from previous page...

Mol	Type	Chain	Res	Link	Chirals	Torsions	Rings
21	CLA	A	1118	-	1/1/11/20	6/15/93/115	-
21	CLA	B	1224	-	1/1/15/20	15/37/115/115	-
21	CLA	2	2002	-	1/1/14/20	12/31/109/115	-
21	CLA	3	3017	-	1/1/11/20	8/13/91/115	-
21	CLA	B	1220	-	1/1/15/20	18/37/115/115	-
21	CLA	1	1013	-	1/1/15/20	20/37/115/115	-
21	CLA	1	1014	-	1/1/11/20	9/13/91/115	-
20	LHG	B	7004	21	-	22/53/53/53	-
19	BCR	F	6016	-	-	11/29/63/63	0/2/2/2
21	CLA	F	1302	-	1/1/11/20	5/15/93/115	-
21	CLA	A	1135	-	-	5/21/99/115	-
22	SF4	C	8003	-	-	-	0/6/5/5
21	CLA	A	1143	-	1/1/11/20	8/13/91/115	-
24	DGD	B	7101	-	-	19/50/90/95	0/2/2/2
21	CLA	B	1204	-	1/1/13/20	11/25/103/115	-
21	CLA	B	9023	-	1/1/15/20	13/37/115/115	-
21	CLA	B	1231	-	1/1/11/20	5/15/93/115	-
21	CLA	G	1002	-	1/1/11/20	7/15/93/115	-
27	NEX	4	4503	-	-	15/27/83/83	0/3/3/3
21	CLA	4	4008	-	1/1/11/20	8/17/95/115	-
21	CLA	A	1134	1	1/1/11/20	6/15/93/115	-
21	CLA	4	4006	-	1/1/15/20	23/37/115/115	-
19	BCR	L	6019	-	-	9/29/63/63	0/2/2/2
21	CLA	1	1007	20	1/1/13/20	9/25/103/115	-
25	LMG	J	5001	-	-	16/30/50/70	0/1/1/1
21	CLA	4	4009	17	1/1/12/20	6/19/97/115	-
21	CLA	A	1130	-	1/1/11/20	6/15/93/115	-
20	LHG	2	2801	21	-	20/40/40/53	-
21	CLA	B	1203	2	1/1/14/20	10/31/109/115	-
21	CLA	A	1108	-	1/1/11/20	5/15/93/115	-
19	BCR	F	6014	-	-	12/29/63/63	0/2/2/2
21	CLA	B	1210	-	1/1/15/20	21/37/115/115	-
21	CLA	2	2001	15	1/1/5/20	-	-
21	CLA	4	4014	17	1/1/11/20	6/13/91/115	-

Continued on next page...

Continued from previous page...

Mol	Type	Chain	Res	Link	Chirals	Torsions	Rings
21	CLA	A	1133	-	1/1/11/20	4/15/93/115	-
21	CLA	A	1104	1	1/1/15/20	13/37/115/115	-
21	CLA	A	1111	-	1/1/14/20	16/31/109/115	-
21	CLA	A	1116	-	1/1/12/20	13/24/102/115	-
18	PQN	B	5002	-	-	13/23/43/43	0/2/2/2
19	BCR	I	6018	-	-	13/29/63/63	0/2/2/2
21	CLA	B	1234	-	1/1/14/20	11/31/109/115	-
21	CLA	L	1503	-	1/1/12/20	8/19/97/115	-
21	CLA	B	1226	-	1/1/15/20	16/37/115/115	-
21	CLA	A	1110	-	1/1/13/20	12/25/103/115	-
21	CLA	A	1129	-	1/1/12/20	9/19/97/115	-
21	CLA	A	1121	-	1/1/11/20	8/15/93/115	-
21	CLA	B	1239	-	1/1/15/20	20/37/115/115	-
21	CLA	1	1001	14	1/1/13/20	10/25/103/115	-
21	CLA	3	3001	-	1/1/15/20	16/37/115/115	-
21	CLA	B	1228	-	1/1/12/20	9/21/99/115	-
21	CLA	2	2007	20	1/1/13/20	7/25/103/115	-
21	CLA	A	1119	-	1/1/15/20	21/37/115/115	-
19	BCR	I	6020	-	-	11/29/63/63	0/2/2/2
19	BCR	B	6006	-	-	7/29/63/63	0/2/2/2
21	CLA	B	1222	-	1/1/15/20	15/37/115/115	-
21	CLA	2	2006	-	1/1/13/20	16/28/106/115	-
21	CLA	3	3002	-	1/1/13/20	8/25/103/115	-
19	BCR	A	6003	-	-	15/29/63/63	0/2/2/2
19	BCR	B	6005	-	-	15/29/63/63	0/2/2/2
21	CLA	B	1240	20	1/1/15/20	16/37/115/115	-
19	BCR	G	2011	-	-	16/29/63/63	0/2/2/2
21	CLA	B	1207	-	1/1/15/20	16/37/115/115	-
21	CLA	A	1140	-	1/1/15/20	13/37/115/115	-
21	CLA	B	1202	-	1/1/15/20	21/37/115/115	-
21	CLA	G	1001	-	1/1/13/20	13/25/103/115	-
21	CLA	B	1206	2	1/1/15/20	18/37/115/115	-
21	CLA	A	1105	-	1/1/12/20	11/21/99/115	-
26	LUT	1	1502	-	1/1/12/27	15/29/67/67	0/2/2/2

Continued on next page...

Continued from previous page...

Mol	Type	Chain	Res	Link	Chirals	Torsions	Rings
21	CLA	A	1115	-	1/1/13/20	9/27/105/115	-
21	CLA	1	1011	-	1/1/15/20	16/37/115/115	-
19	BCR	L	6020	-	-	11/29/63/63	0/2/2/2
20	LHG	A	7003	21	-	30/53/53/53	-
21	CLA	B	1235	-	1/1/15/20	14/37/115/115	-
21	CLA	B	1217	-	1/1/11/20	6/15/93/115	-
21	CLA	B	1238	-	1/1/15/20	13/37/115/115	-
21	CLA	J	1302	-	1/1/14/20	16/33/111/115	-
21	CLA	A	1128	-	1/1/15/20	12/37/115/115	-
20	LHG	1	1801	21	-	33/53/53/53	-
21	CLA	4	4011	-	1/1/15/20	20/37/115/115	-
21	CLA	2	2010	-	1/1/15/20	25/37/115/115	-
21	CLA	B	9010	-	1/1/15/20	17/37/115/115	-
21	CLA	3	3014	-	1/1/11/20	8/13/91/115	-
21	CLA	2	2003	-	1/1/15/20	17/37/115/115	-
28	G3P	4	4505	-	-	5/8/8/8	-
21	CLA	A	1127	-	1/1/15/20	15/37/115/115	-
21	CLA	4	4005	17	1/1/11/20	6/13/91/115	-
21	CLA	A	1137	-	1/1/13/20	9/25/103/115	-
21	CLA	A	1102	-	1/1/12/20	6/19/97/115	-
21	CLA	3	3010	-	1/1/12/20	11/22/100/115	-
20	LHG	A	7001	-	-	31/53/53/53	-
26	LUT	2	2502	-	1/1/12/27	2/29/67/67	0/2/2/2
26	LUT	2	2501	-	1/1/12/27	9/29/67/67	0/2/2/2
21	CLA	B	9022	-	1/1/15/20	7/37/115/115	-
26	LUT	4	4502	-	1/1/12/27	7/29/67/67	0/2/2/2
21	CLA	L	1502	-	1/1/15/20	17/37/115/115	-
21	CLA	B	1209	-	1/1/11/20	10/15/93/115	-
26	LUT	4	4501	-	1/1/12/27	10/29/67/67	0/2/2/2
21	CLA	B	1230	-	1/1/13/20	12/29/107/115	-
18	PQN	A	5001	-	-	9/23/43/43	0/2/2/2
19	BCR	A	6017	-	-	10/29/63/63	0/2/2/2
21	CLA	B	1214	-	1/1/13/20	12/30/108/115	-
21	CLA	4	4003	17	1/1/15/20	12/37/115/115	-

Continued on next page...

Continued from previous page...

Mol	Type	Chain	Res	Link	Chirals	Torsions	Rings
21	CLA	A	1120	-	1/1/11/20	4/15/93/115	-
21	CLA	1	1005	-	1/1/13/20	13/27/105/115	-
21	CLA	1	1003	14	1/1/15/20	15/37/115/115	-
21	CLA	1	1008	-	1/1/15/20	18/37/115/115	-
21	CLA	1	1012	14	1/1/12/20	8/19/97/115	-
21	CLA	A	1107	1	1/1/12/20	13/21/99/115	-
21	CLA	A	1124	-	1/1/13/20	10/25/103/115	-
21	CLA	2	2009	15	1/1/11/20	6/15/93/115	-
21	CLA	2	2005	-	1/1/15/20	20/37/115/115	-
21	CLA	A	1141	20	1/1/12/20	10/21/99/115	-
21	CLA	B	1223	-	1/1/15/20	16/37/115/115	-
21	CLA	B	1205	-	1/1/15/20	14/37/115/115	-
21	CLA	A	1138	-	1/1/15/20	12/37/115/115	-
22	SF4	C	8002	3	-	-	0/6/5/5
21	CLA	H	1000	8	1/1/11/20	8/15/93/115	-
21	CLA	3	3015	-	1/1/11/20	3/13/91/115	-
21	CLA	A	9012	-	1/1/15/20	6/37/115/115	-
21	CLA	1	1009	-	1/1/15/20	24/37/115/115	-
19	BCR	A	6002	-	-	11/29/63/63	0/2/2/2
21	CLA	A	1136	-	1/1/15/20	18/37/115/115	-
21	CLA	A	1139	-	1/1/15/20	14/37/115/115	-
19	BCR	B	6011	-	-	9/18/35/63	0/1/1/2
19	BCR	B	6010	-	-	12/29/63/63	0/2/2/2
21	CLA	B	1201	-	1/1/11/20	5/15/93/115	-
21	CLA	A	1126	-	1/1/15/20	16/37/115/115	-
21	CLA	B	1213	-	1/1/14/20	15/31/109/115	-
21	CLA	4	4007	-	1/1/15/20	16/37/115/115	-
21	CLA	4	4015	-	1/1/11/20	8/15/93/115	-
21	CLA	B	1221	-	1/1/12/20	4/24/102/115	-
21	CLA	1	1010	-	1/1/15/20	21/37/115/115	-
19	BCR	B	6004	-	-	14/29/63/63	0/2/2/2
21	CLA	3	3009	-	1/1/11/20	6/15/93/115	-
19	BCR	A	6008	-	-	12/29/63/63	0/2/2/2
21	CLA	1	1002	-	1/1/13/20	13/27/105/115	-

Continued on next page...

Continued from previous page...

Mol	Type	Chain	Res	Link	Chirals	Torsions	Rings
19	BCR	A	6011	-	-	14/29/63/63	0/2/2/2
21	CLA	3	3012	16,21	1/1/11/20	11/13/91/115	-
19	BCR	A	6007	-	-	8/29/63/63	0/2/2/2
21	CLA	4	4010	-	1/1/12/20	6/19/97/115	-
21	CLA	A	1131	-	1/1/15/20	11/37/115/115	-
21	CLA	B	1229	-	1/1/15/20	15/37/115/115	-
21	CLA	3	3006	-	1/1/15/20	16/37/115/115	-
19	BCR	J	6013	-	-	15/29/63/63	0/2/2/2

The worst 5 of 3188 bond length outliers are listed below:

Mol	Chain	Res	Type	Atoms	Z	Observed(Å)	Ideal(Å)
26	2	2501	LUT	C24-C25	14.81	1.51	1.33
26	2	2502	LUT	C24-C25	14.41	1.51	1.33
26	1	1501	LUT	C24-C25	14.35	1.51	1.33
26	4	4501	LUT	C24-C25	13.64	1.50	1.33
26	1	1502	LUT	C24-C25	13.56	1.50	1.33

The worst 5 of 4448 bond angle outliers are listed below:

Mol	Chain	Res	Type	Atoms	Z	Observed(°)	Ideal(°)
19	J	6012	BCR	C16-C17-C18	30.25	170.48	127.31
19	J	6012	BCR	C20-C21-C22	28.97	168.65	127.31
19	B	6005	BCR	C16-C17-C18	28.63	168.17	127.31
19	G	2011	BCR	C16-C17-C18	27.57	166.66	127.31
19	I	6020	BCR	C16-C17-C18	27.28	166.24	127.31

5 of 165 chirality outliers are listed below:

Mol	Chain	Res	Type	Atom
21	A	1101	CLA	ND
21	A	1102	CLA	ND
21	A	1103	CLA	ND
21	A	1104	CLA	ND
21	A	1105	CLA	ND

5 of 2464 torsion outliers are listed below:

Mol	Chain	Res	Type	Atoms
18	A	5001	PQN	C14-C13-C15-C16

Continued on next page...

Continued from previous page...

Mol	Chain	Res	Type	Atoms
19	A	6002	BCR	C11-C10-C9-C8
19	A	6002	BCR	C11-C10-C9-C34
19	A	6002	BCR	C10-C11-C12-C13
19	A	6002	BCR	C17-C18-C19-C20

There are no ring outliers.

190 monomers are involved in 2349 short contacts:

Mol	Chain	Res	Type	Clashes	Symm-Clashes
21	B	1236	CLA	4	0
21	2	2013	CLA	22	0
21	4	4012	CLA	32	0
23	A	9011	CL0	15	0
21	A	1117	CLA	7	0
21	A	1112	CLA	3	0
21	2	2012	CLA	26	0
21	B	1216	CLA	5	0
21	4	4001	CLA	53	0
21	A	1132	CLA	16	0
21	J	6014	CLA	4	0
21	B	1225	CLA	8	0
21	A	1106	CLA	11	0
21	A	1123	CLA	8	0
21	A	1122	CLA	7	0
21	3	3005	CLA	4	0
21	A	1114	CLA	3	0
21	B	1212	CLA	2	0
19	B	6009	BCR	5	0
21	B	1219	CLA	7	0
21	B	1215	CLA	4	0
21	F	1301	CLA	3	0
21	J	6015	CLA	11	0
21	3	3011	CLA	35	0
21	A	1109	CLA	9	0
21	A	1125	CLA	18	0
21	A	1113	CLA	1	0
21	3	3008	CLA	18	0
21	B	1211	CLA	3	0
25	G	2021	LMG	12	0
21	B	1237	CLA	1	0
21	2	2014	CLA	15	0
21	2	2011	CLA	22	0

Continued on next page...

Continued from previous page...

Mol	Chain	Res	Type	Clashes	Symm-Clashes
21	4	4004	CLA	46	0
19	J	6012	BCR	5	0
21	1	1006	CLA	61	0
21	4	4002	CLA	46	0
21	2	2008	CLA	21	0
21	L	1501	CLA	25	0
21	A	1101	CLA	7	0
21	3	3003	CLA	12	0
21	B	1208	CLA	7	0
21	B	1227	CLA	26	0
21	1	1004	CLA	29	0
21	4	4013	CLA	16	0
21	F	1303	CLA	21	0
26	1	1501	LUT	51	0
21	2	2004	CLA	36	0
21	B	1218	CLA	2	0
21	A	1103	CLA	7	0
21	A	9013	CLA	11	0
21	A	1118	CLA	4	0
21	B	1224	CLA	8	0
21	2	2002	CLA	49	0
21	3	3017	CLA	5	0
21	B	1220	CLA	10	0
21	1	1013	CLA	69	0
21	1	1014	CLA	29	0
20	B	7004	LHG	16	0
19	F	6016	BCR	8	0
21	F	1302	CLA	3	0
21	A	1135	CLA	5	0
24	B	7101	DGD	4	0
21	B	1204	CLA	3	0
21	B	9023	CLA	13	0
21	B	1231	CLA	3	0
21	G	1002	CLA	44	0
27	4	4503	NEX	43	0
21	4	4008	CLA	29	0
21	4	4006	CLA	20	0
19	L	6019	BCR	19	0
21	1	1007	CLA	22	0
25	J	5001	LMG	3	0
21	4	4009	CLA	11	0
21	A	1130	CLA	17	0

Continued on next page...

Continued from previous page...

Mol	Chain	Res	Type	Clashes	Symm-Clashes
20	2	2801	LHG	23	0
21	B	1203	CLA	3	0
19	F	6014	BCR	6	0
21	A	1108	CLA	4	0
21	B	1210	CLA	8	0
21	2	2001	CLA	19	0
21	4	4014	CLA	32	0
21	A	1133	CLA	4	0
21	A	1104	CLA	6	0
21	A	1111	CLA	6	0
19	I	6018	BCR	10	0
18	B	5002	PQN	6	0
21	A	1116	CLA	3	0
21	B	1234	CLA	6	0
21	L	1503	CLA	18	0
21	B	1226	CLA	11	0
21	A	1110	CLA	3	0
21	A	1129	CLA	23	0
21	A	1121	CLA	1	0
21	B	1239	CLA	13	0
21	1	1001	CLA	72	0
21	3	3001	CLA	25	0
21	B	1228	CLA	8	0
21	2	2007	CLA	8	0
21	A	1119	CLA	3	0
19	I	6020	BCR	4	0
19	B	6006	BCR	5	0
21	B	1222	CLA	7	0
21	2	2006	CLA	23	0
21	3	3002	CLA	3	0
19	A	6003	BCR	2	0
19	B	6005	BCR	4	0
21	B	1240	CLA	21	0
19	G	2011	BCR	14	0
21	B	1207	CLA	15	0
21	A	1140	CLA	5	0
21	B	1202	CLA	4	0
21	G	1001	CLA	16	0
21	B	1206	CLA	13	0
21	A	1105	CLA	2	0
26	1	1502	LUT	61	0
19	L	6020	BCR	16	0

Continued on next page...

Continued from previous page...

Mol	Chain	Res	Type	Clashes	Symm-Clashes
21	A	1115	CLA	7	0
21	1	1011	CLA	19	0
20	A	7003	LHG	16	0
21	B	1235	CLA	8	0
21	B	1217	CLA	5	0
21	B	1238	CLA	3	0
21	J	1302	CLA	1	0
21	A	1128	CLA	15	0
20	1	1801	LHG	41	0
21	4	4011	CLA	21	0
21	2	2010	CLA	20	0
21	B	9010	CLA	21	0
21	3	3014	CLA	4	0
21	2	2003	CLA	41	0
21	A	1127	CLA	4	0
21	4	4005	CLA	48	0
21	A	1137	CLA	9	0
20	A	7001	LHG	10	0
21	A	1102	CLA	7	0
21	3	3010	CLA	17	0
26	2	2502	LUT	24	0
26	2	2501	LUT	65	0
21	B	9022	CLA	9	0
26	4	4502	LUT	54	0
21	L	1502	CLA	8	0
21	B	1209	CLA	7	0
26	4	4501	LUT	41	0
21	B	1230	CLA	5	0
18	A	5001	PQN	4	0
19	A	6017	BCR	6	0
21	B	1214	CLA	6	0
21	4	4003	CLA	38	0
21	A	1120	CLA	2	0
21	1	1005	CLA	20	0
21	1	1003	CLA	52	0
21	1	1008	CLA	26	0
21	1	1012	CLA	25	0
21	A	1107	CLA	7	0
21	A	1124	CLA	9	0
21	2	2009	CLA	25	0
21	2	2005	CLA	24	0
21	A	1141	CLA	4	0

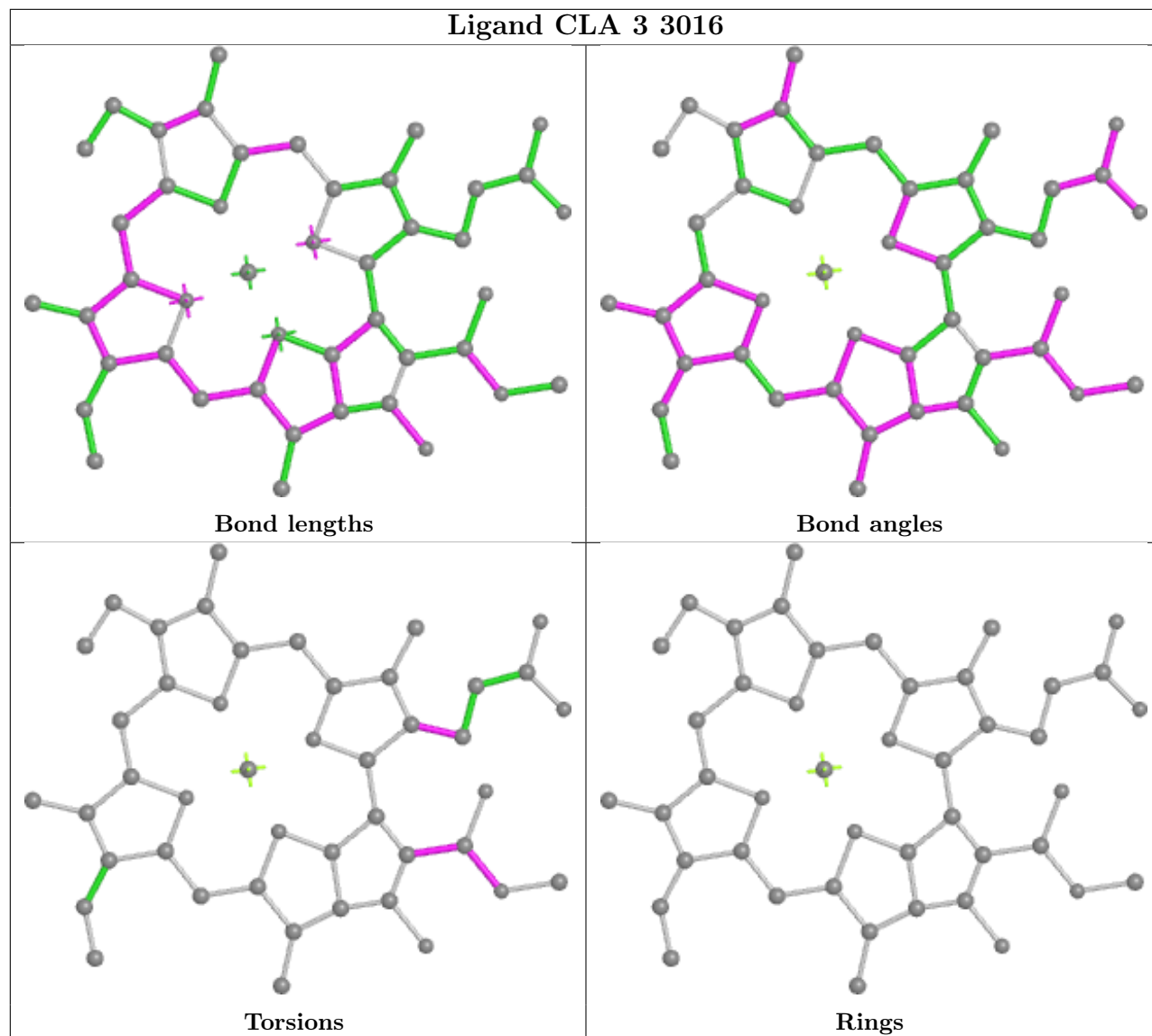
Continued on next page...

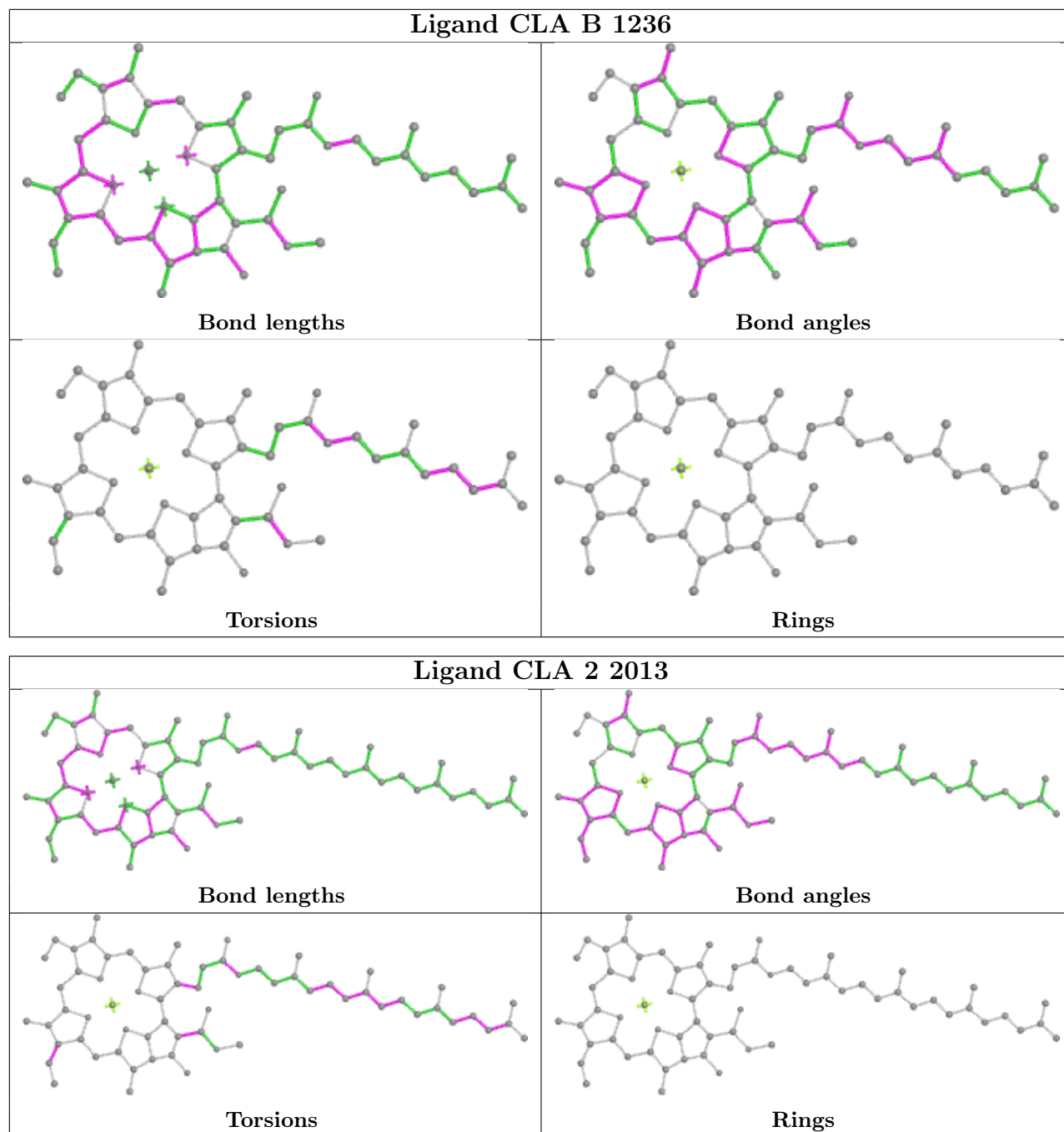
Continued from previous page...

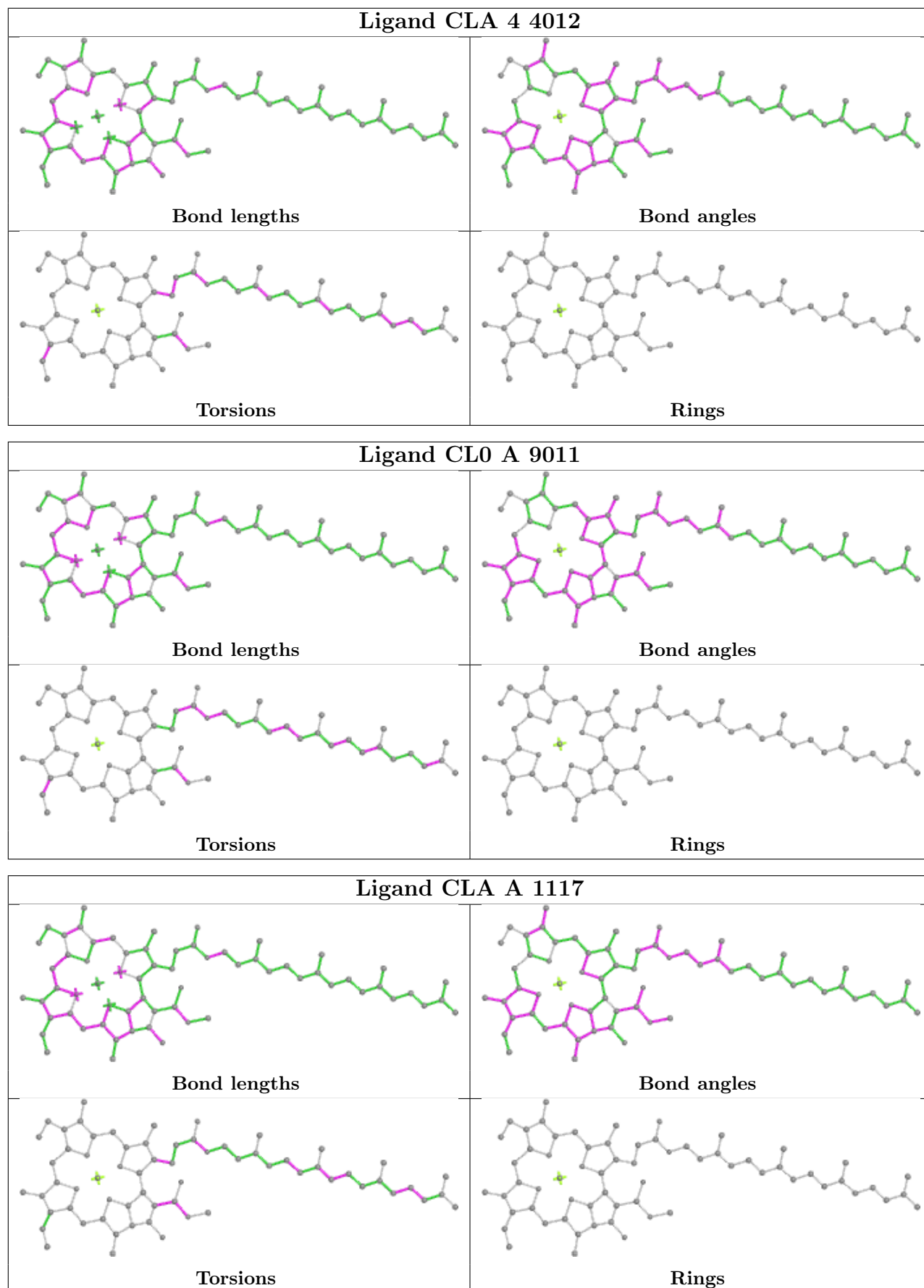
Mol	Chain	Res	Type	Clashes	Symm-Clashes
21	B	1223	CLA	5	0
21	B	1205	CLA	7	0
21	A	1138	CLA	9	0
21	H	1000	CLA	5	0
21	A	9012	CLA	19	0
21	1	1009	CLA	72	0
19	A	6002	BCR	3	0
21	A	1136	CLA	10	0
21	3	3013	CLA	15	0
21	A	1139	CLA	3	0
19	B	6011	BCR	1	0
19	B	6010	BCR	2	0
21	B	1201	CLA	2	0
21	A	1126	CLA	14	0
21	B	1213	CLA	26	0
21	4	4007	CLA	15	0
21	4	4015	CLA	18	0
21	B	1221	CLA	7	0
21	1	1010	CLA	28	0
19	B	6004	BCR	8	0
21	3	3009	CLA	22	0
19	A	6008	BCR	7	0
21	1	1002	CLA	71	0
19	A	6011	BCR	11	0
21	3	3012	CLA	35	0
19	A	6007	BCR	2	0
21	4	4010	CLA	10	0
21	A	1131	CLA	8	0
21	B	1229	CLA	10	0
21	3	3006	CLA	3	0
19	J	6013	BCR	3	0

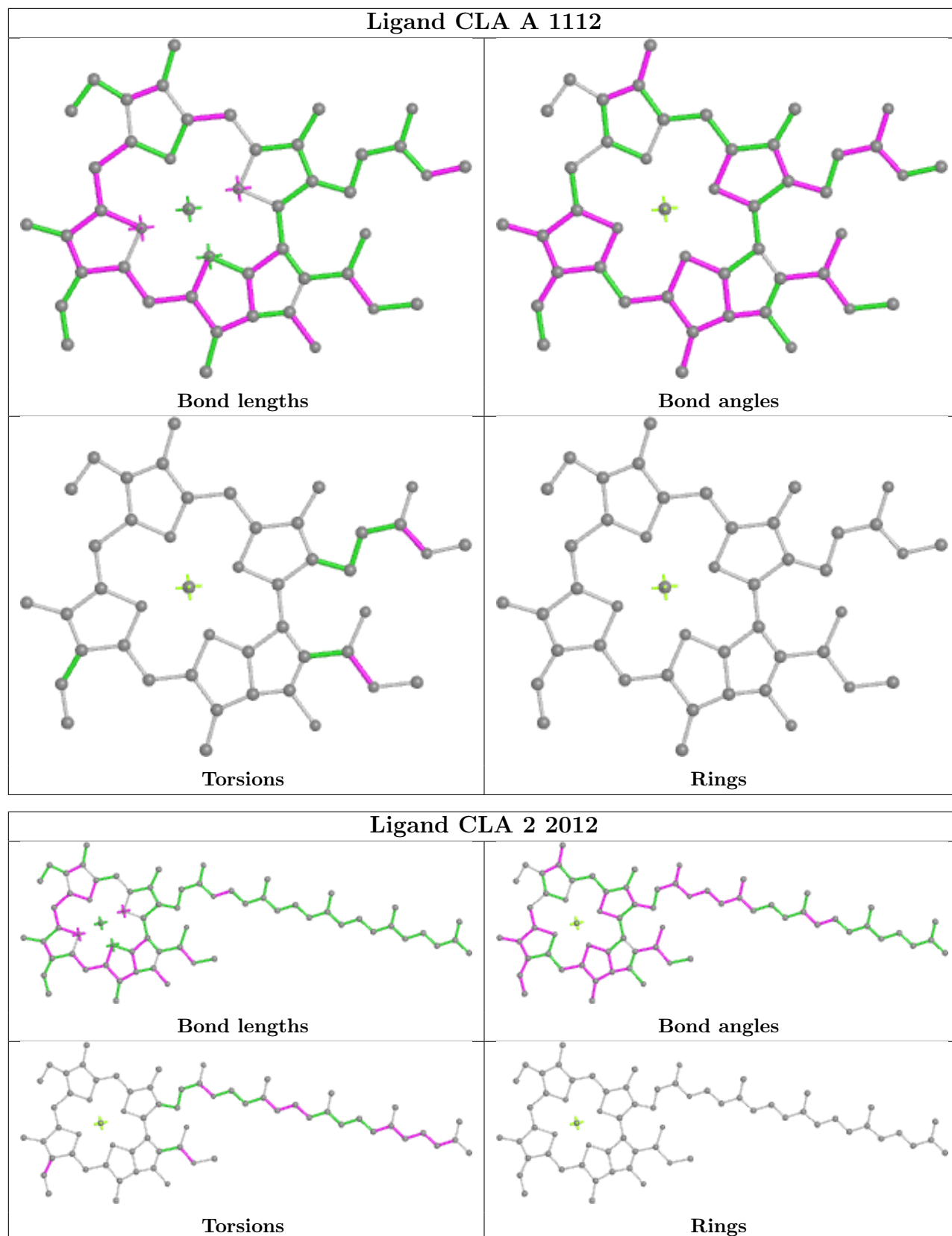
The following is a two-dimensional graphical depiction of Mogul quality analysis of bond lengths, bond angles, torsion angles, and ring geometry for all instances of the Ligand of Interest. In addition, ligands with molecular weight > 250 and outliers as shown on the validation Tables will also be included. For torsion angles, if less than 5% of the Mogul distribution of torsion angles is within 10 degrees of the torsion angle in question, then that torsion angle is considered an outlier. Any bond that is central to one or more torsion angles identified as an outlier by Mogul will be highlighted in the graph. For rings, the root-mean-square deviation (RMSD) between the ring in question and similar rings identified by Mogul is calculated over all ring torsion angles. If the average RMSD is greater than 60 degrees and the minimal RMSD between the ring in question and any Mogul-identified rings is also greater than 60 degrees, then that ring is considered an outlier. The outliers are highlighted in purple. The color gray indicates Mogul did not find sufficient

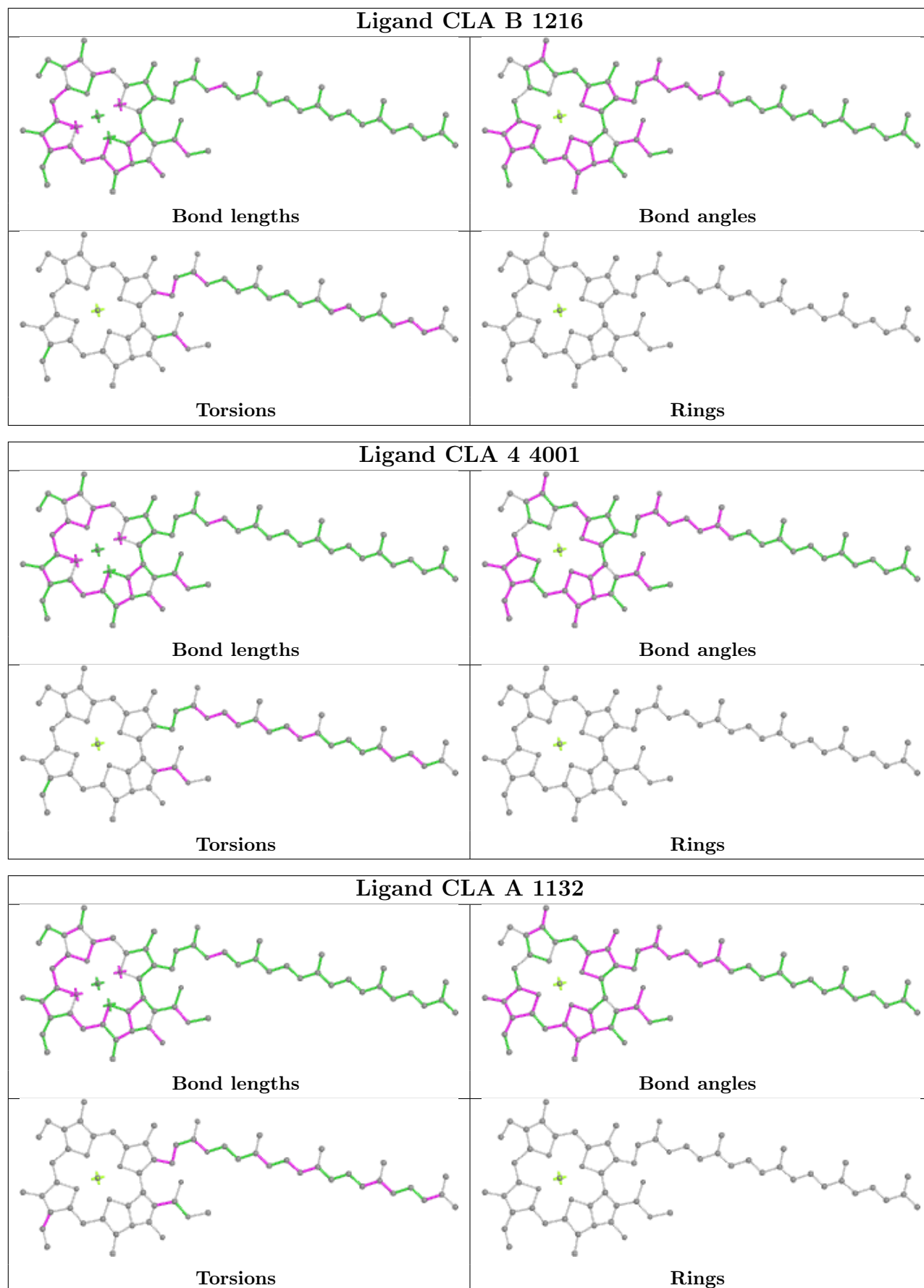
equivalents in the CSD to analyse the geometry.

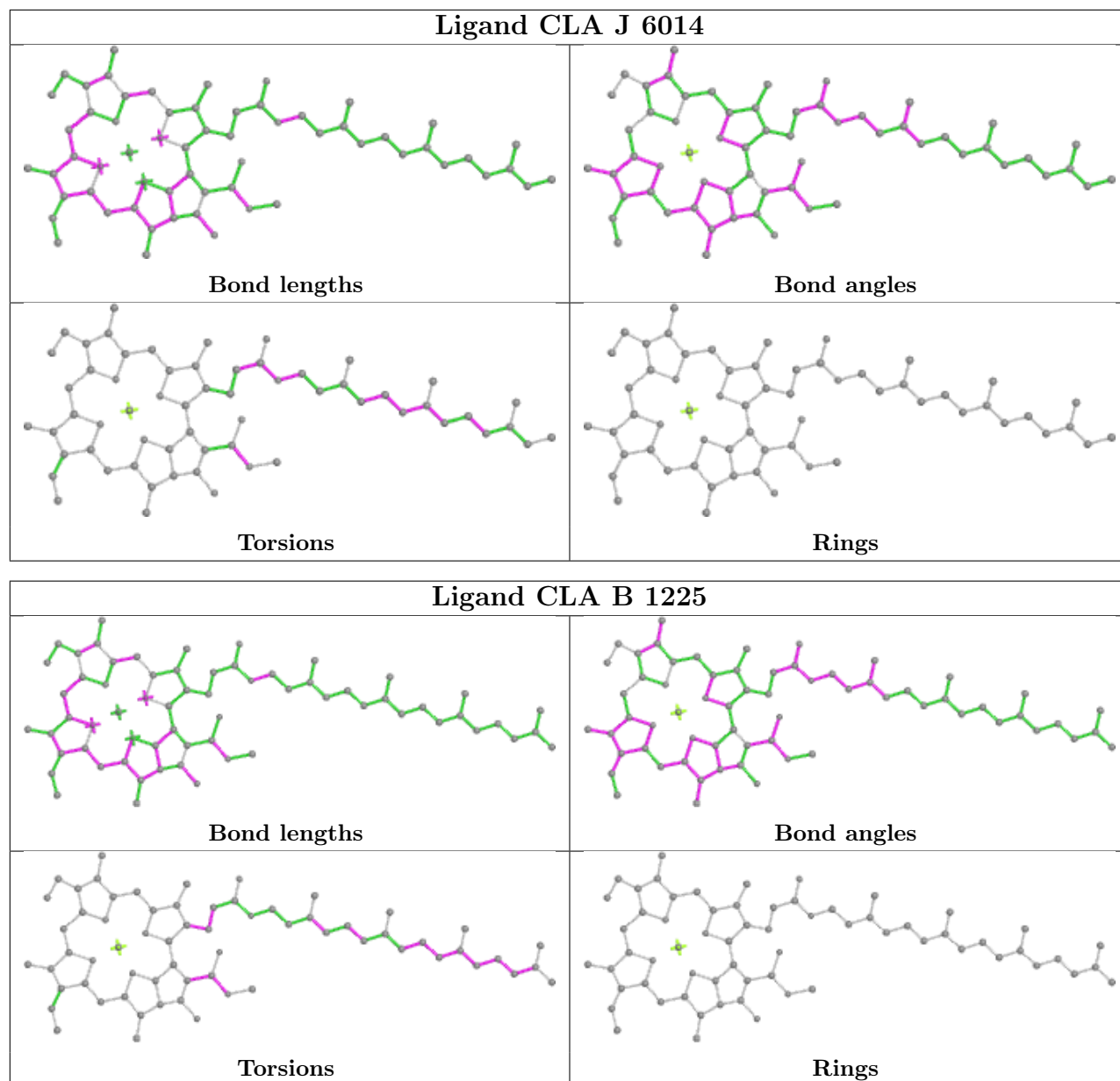


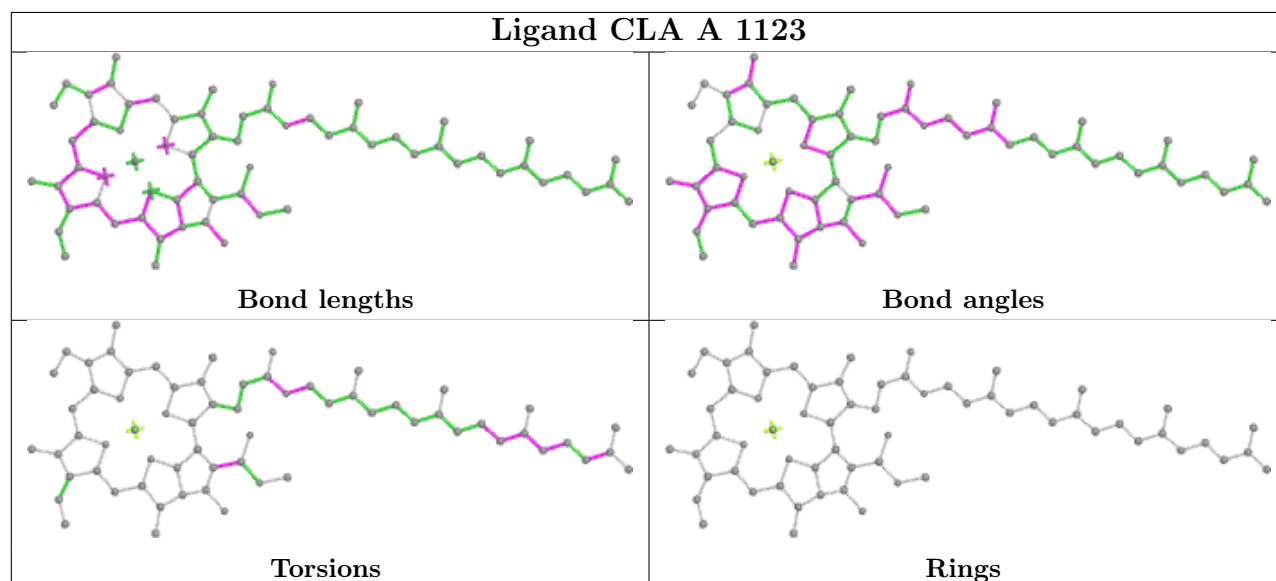
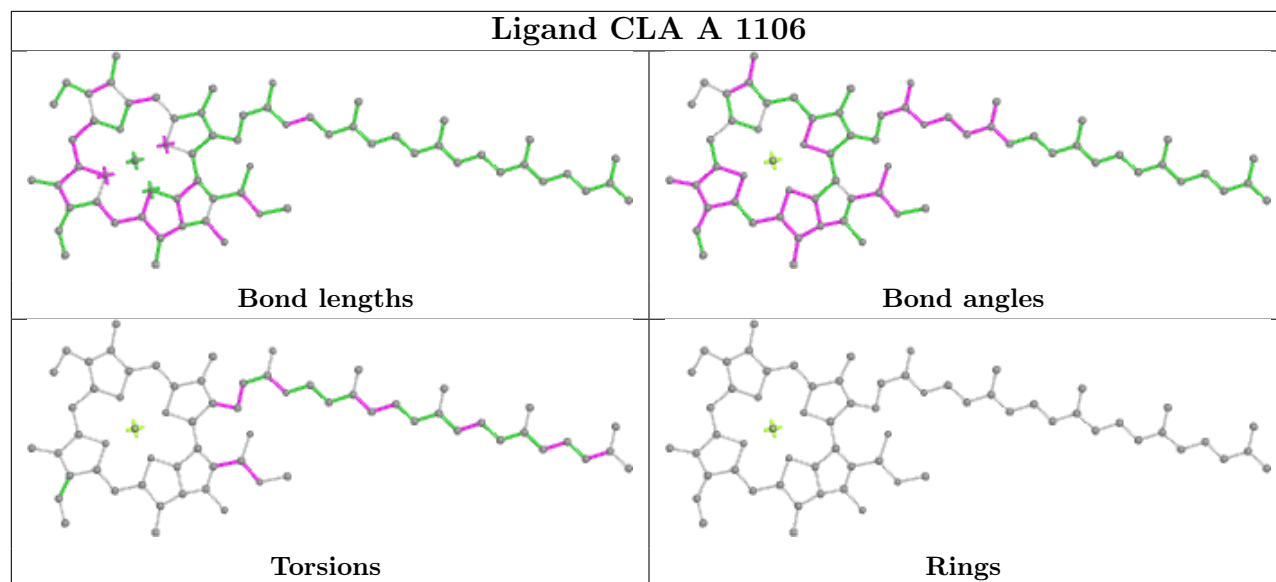


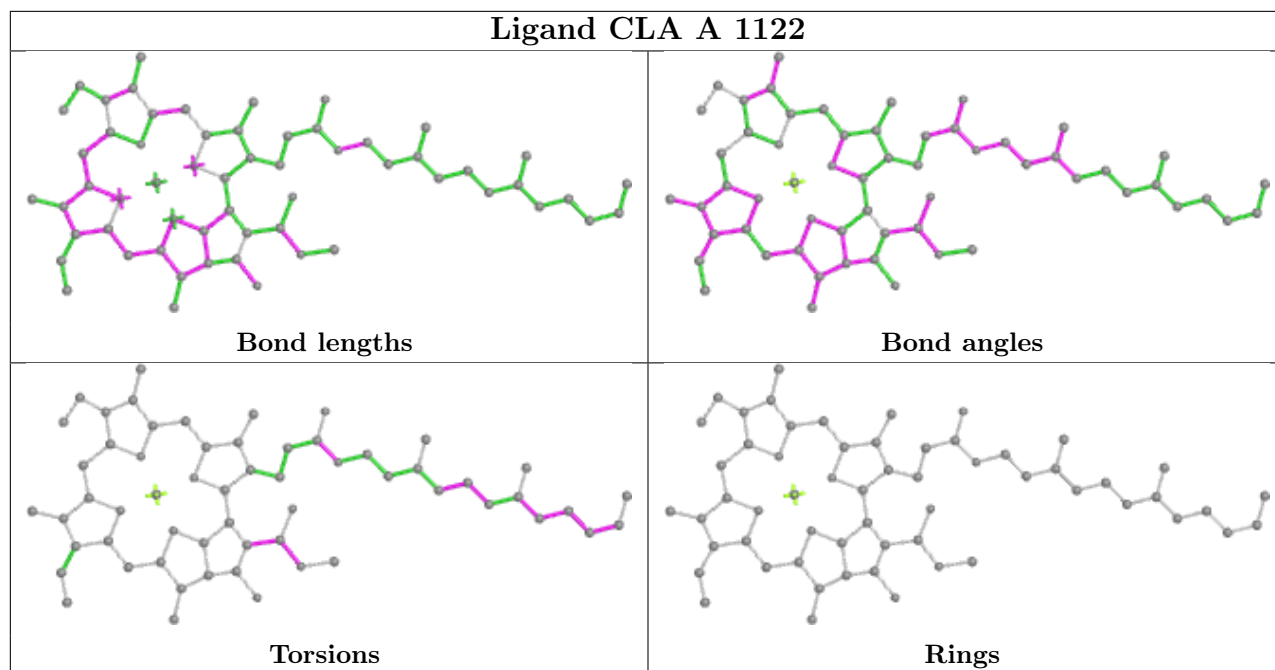


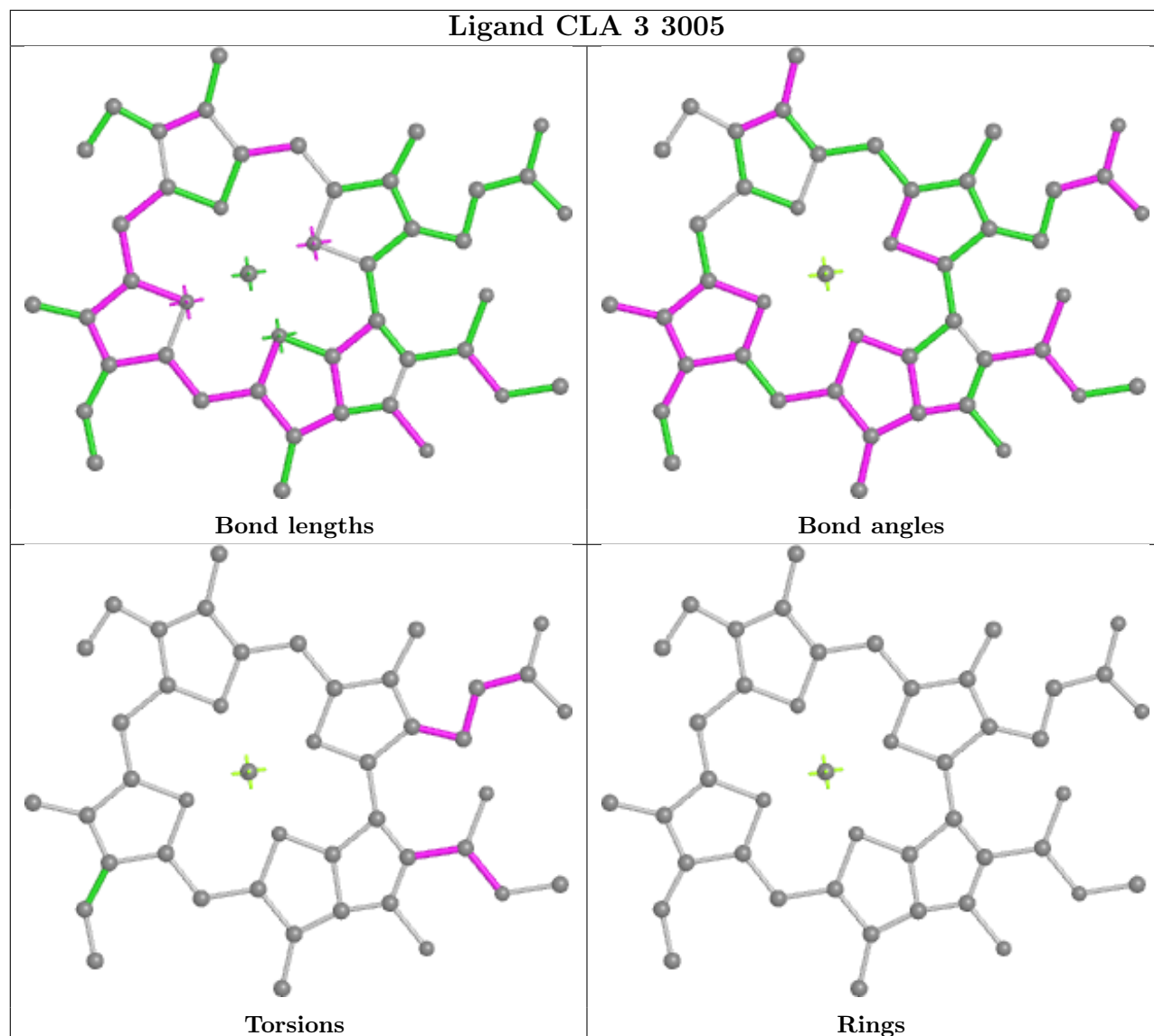


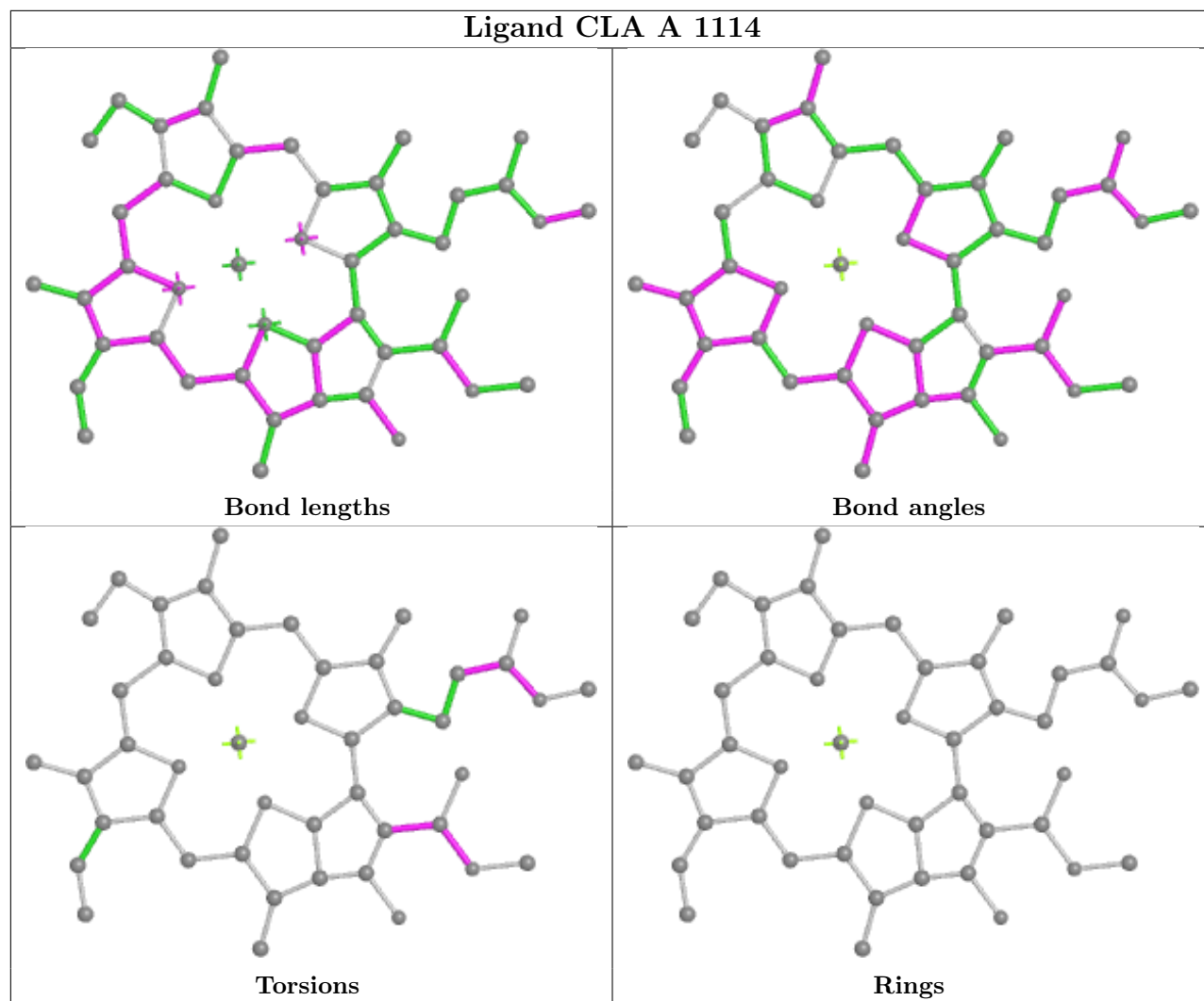


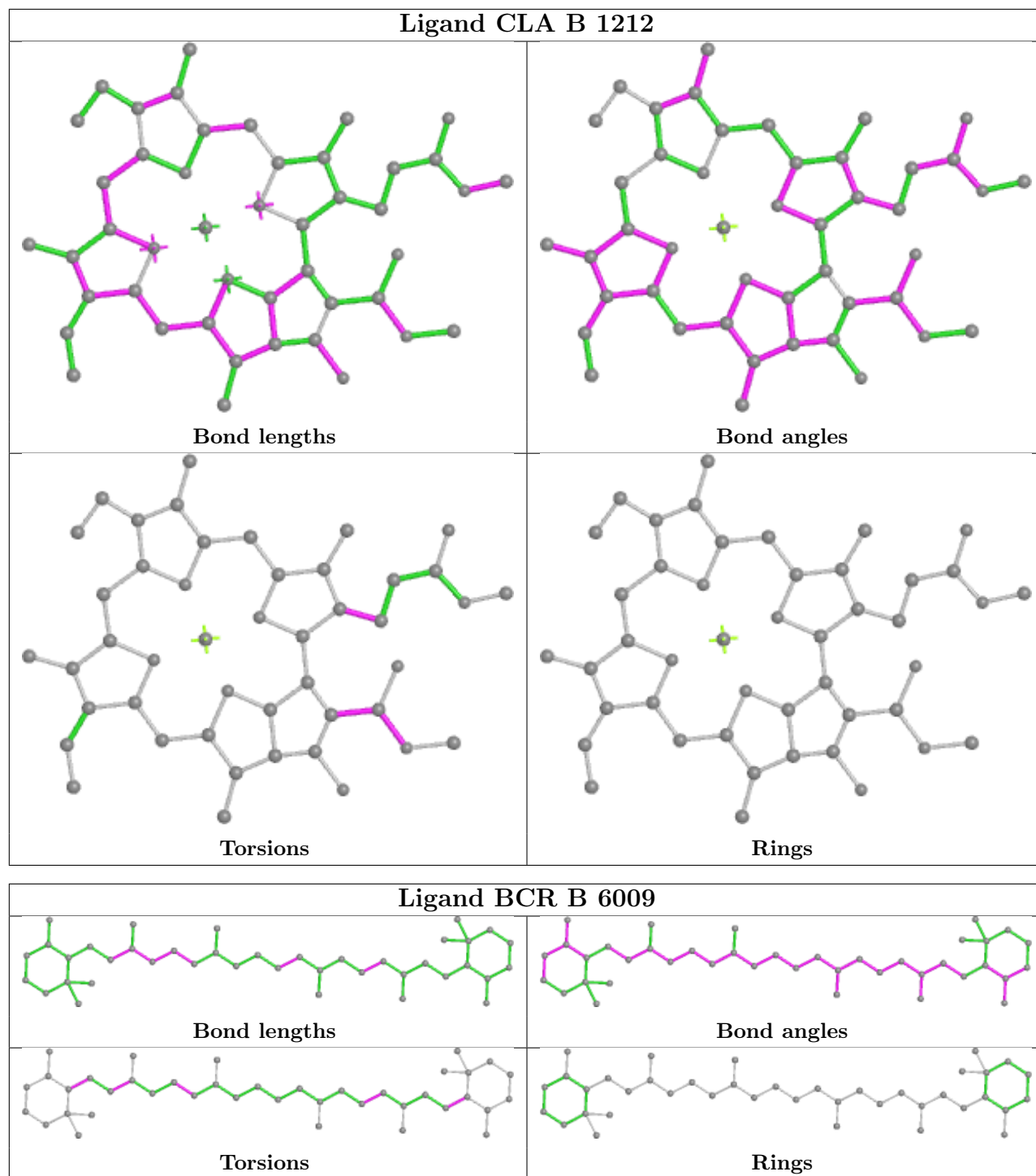


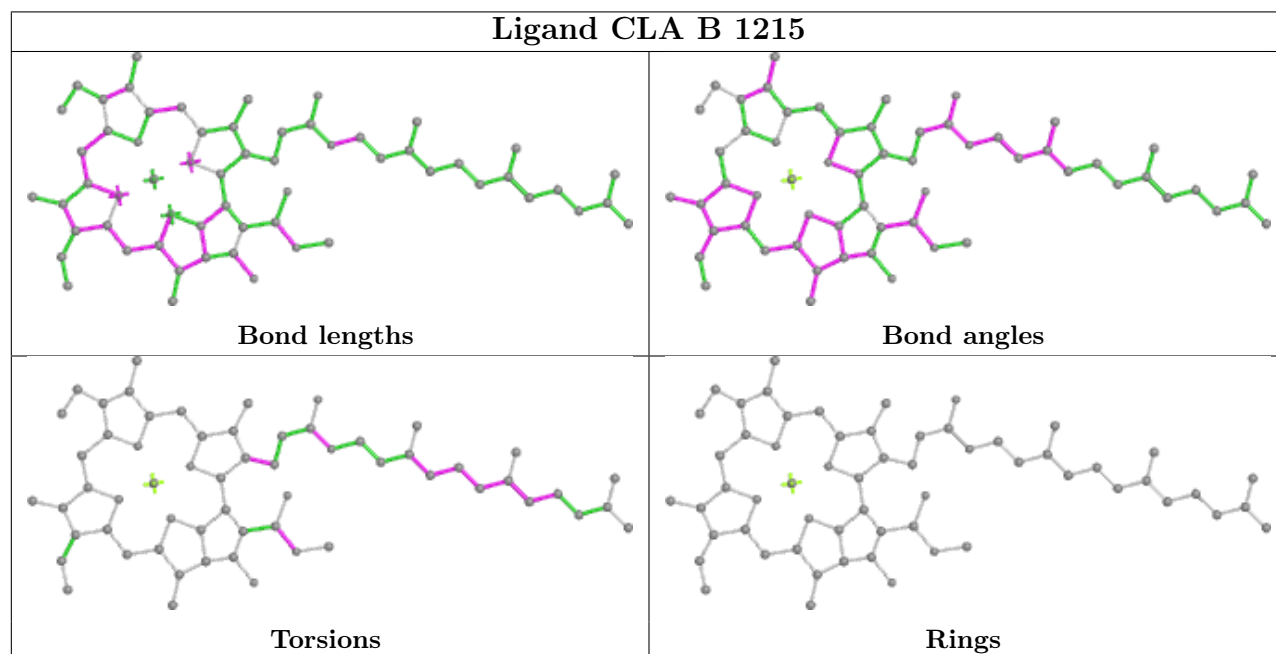
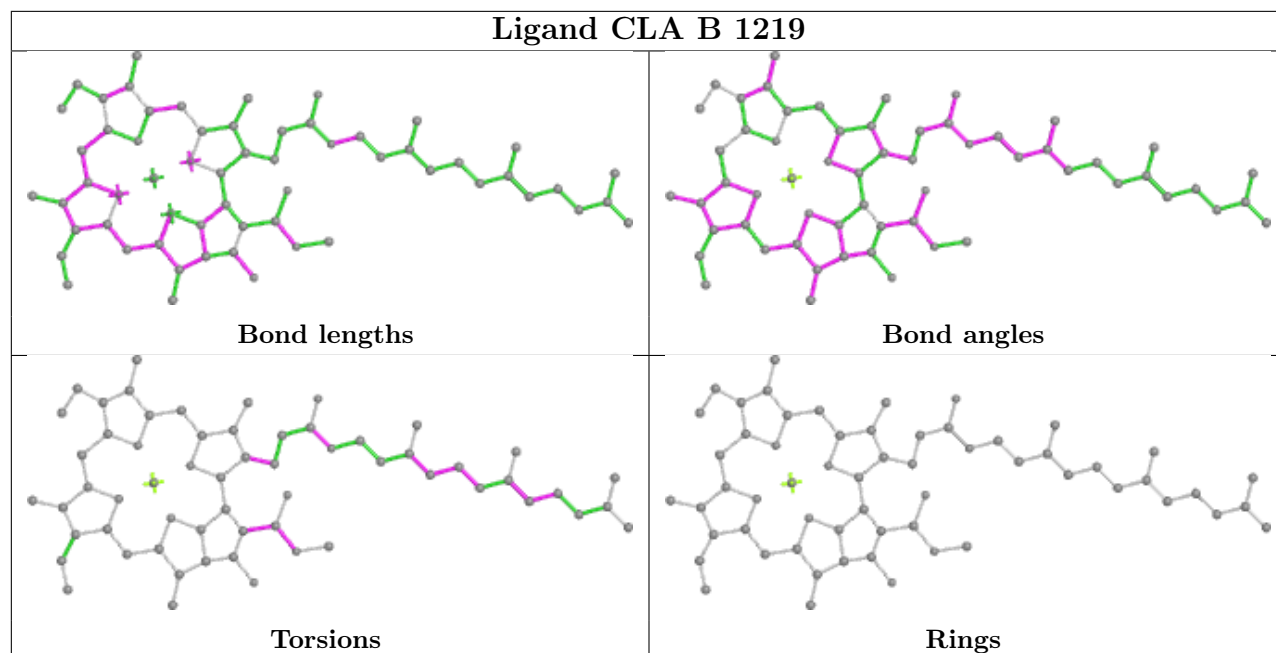


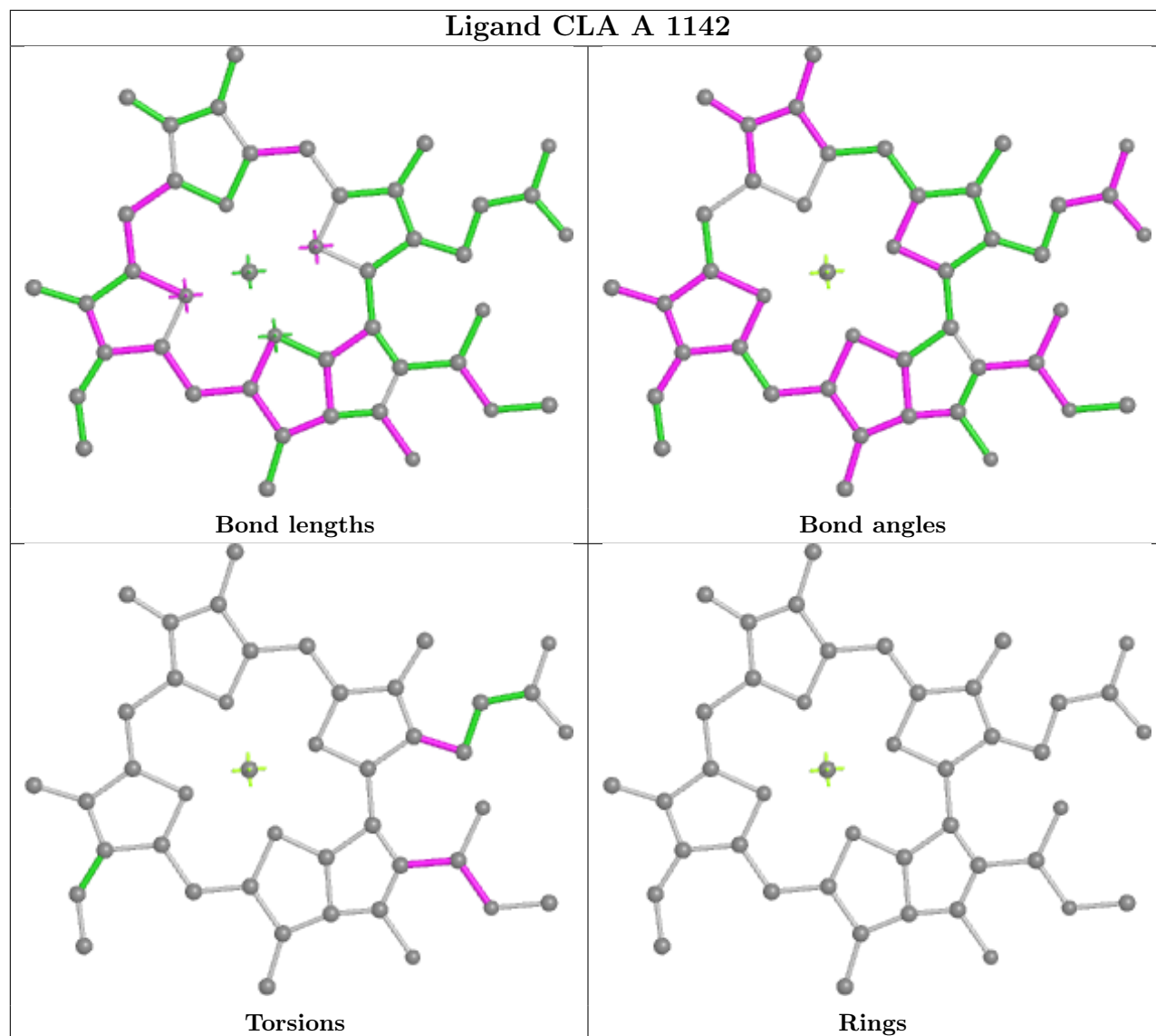


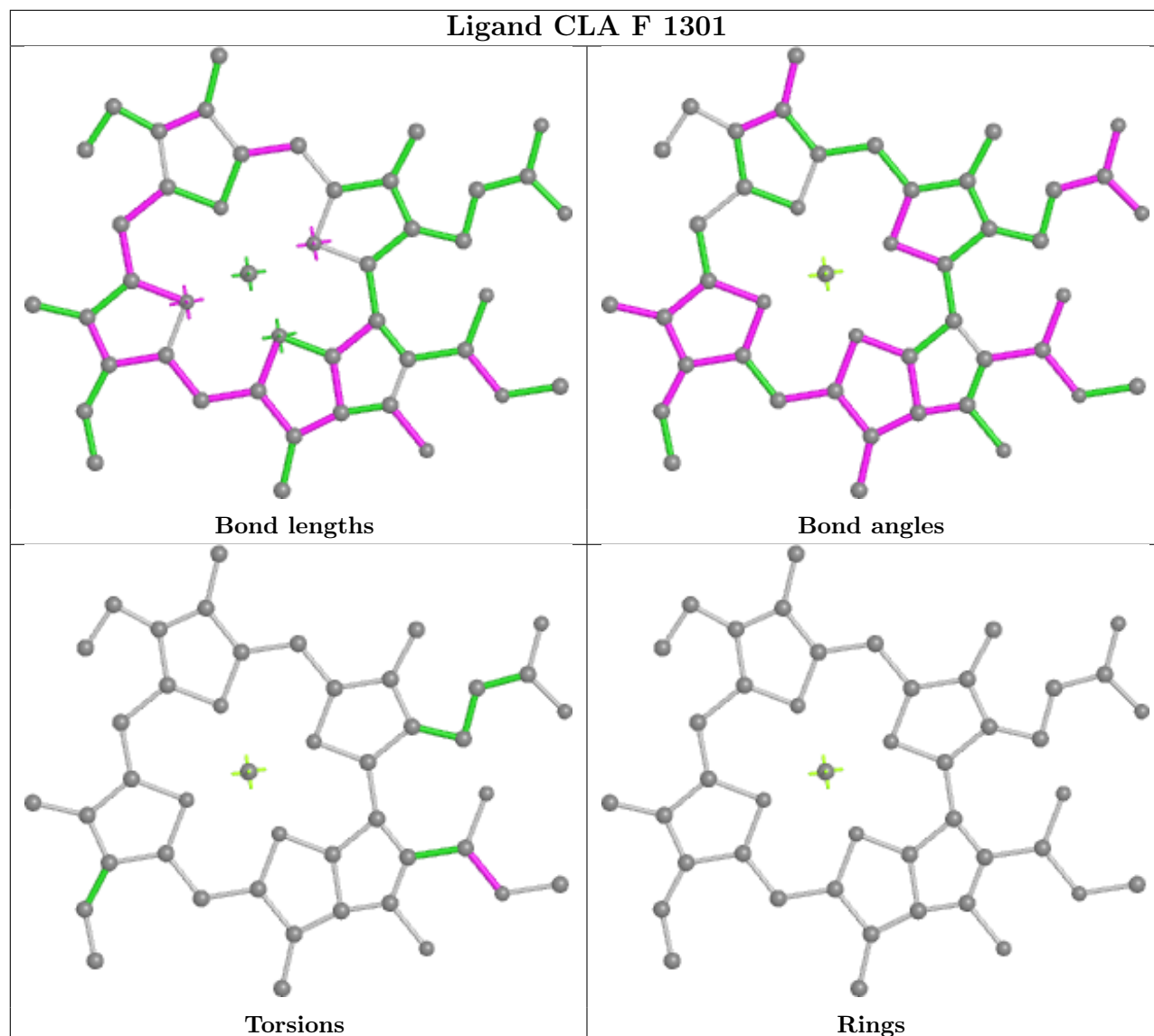


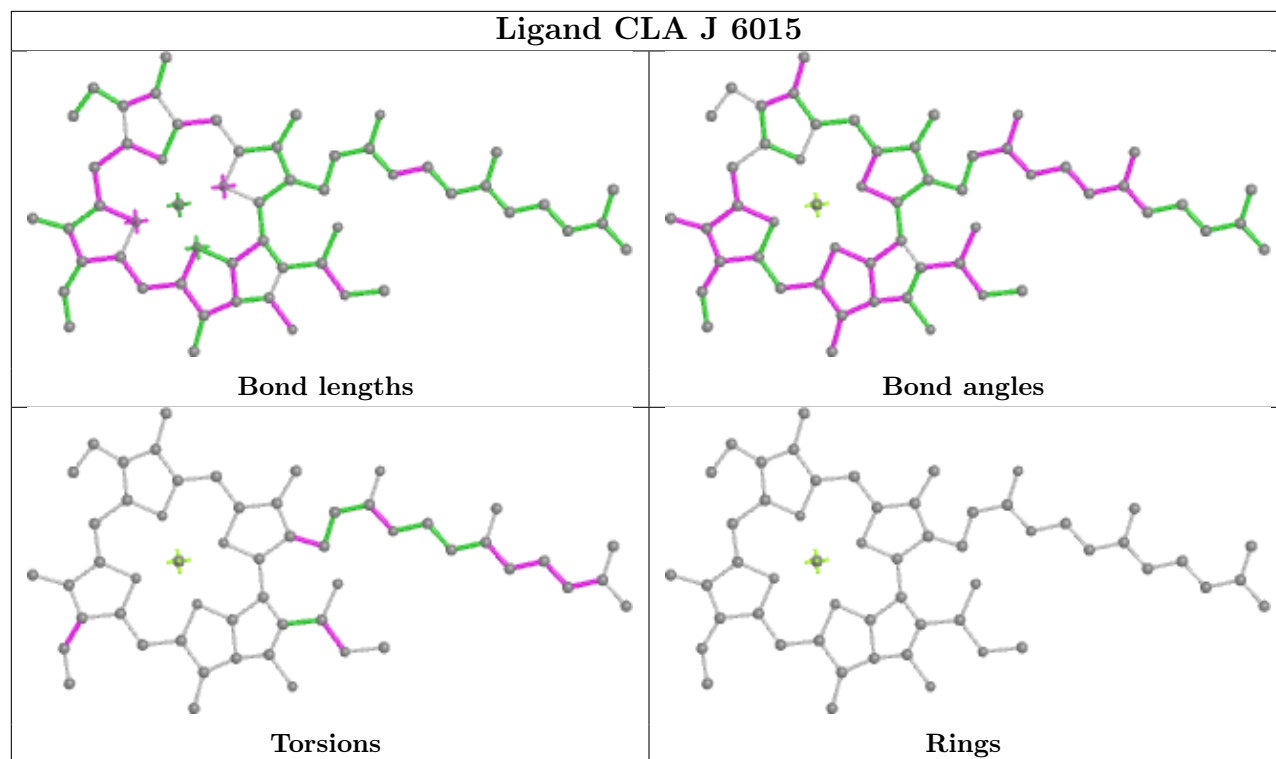


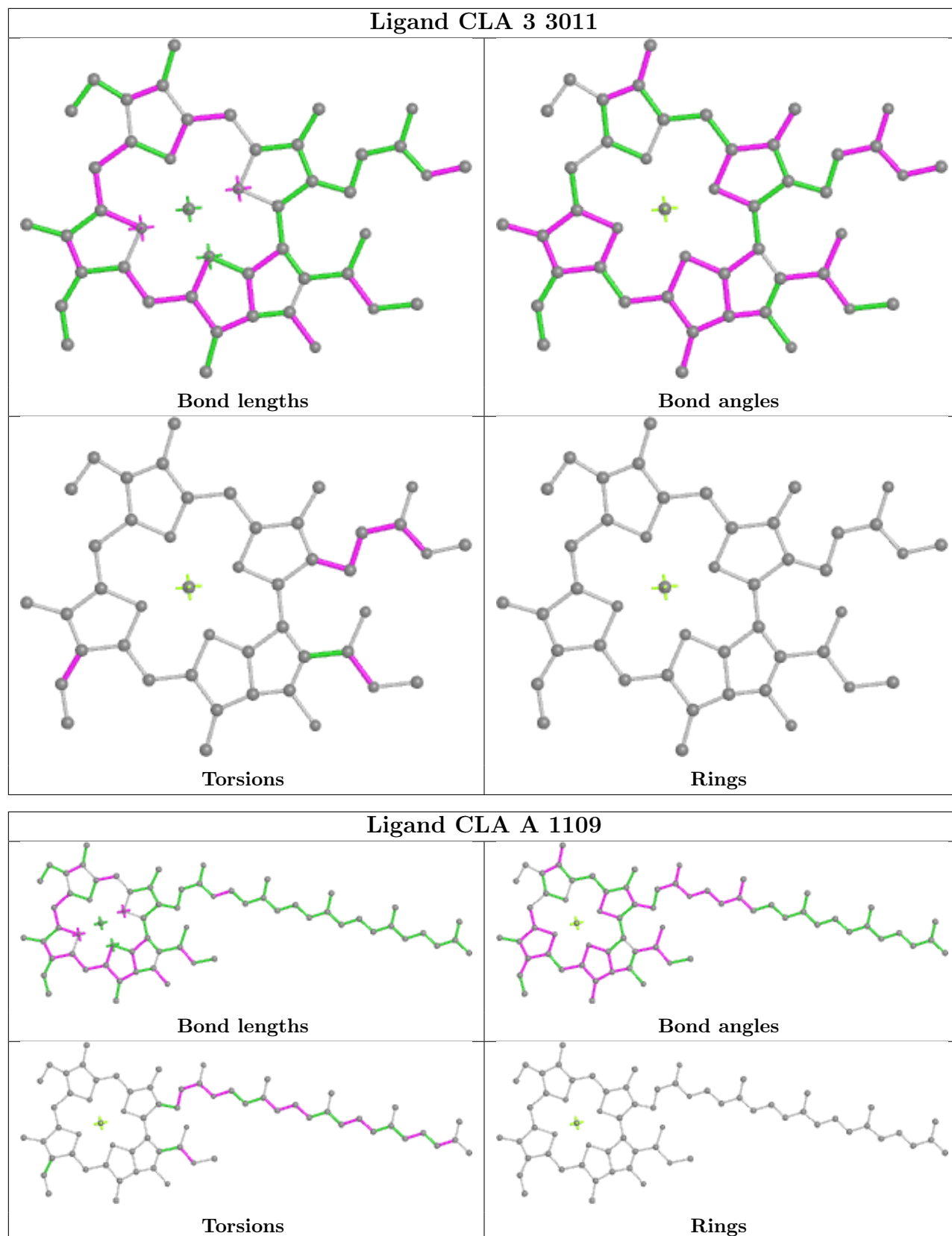


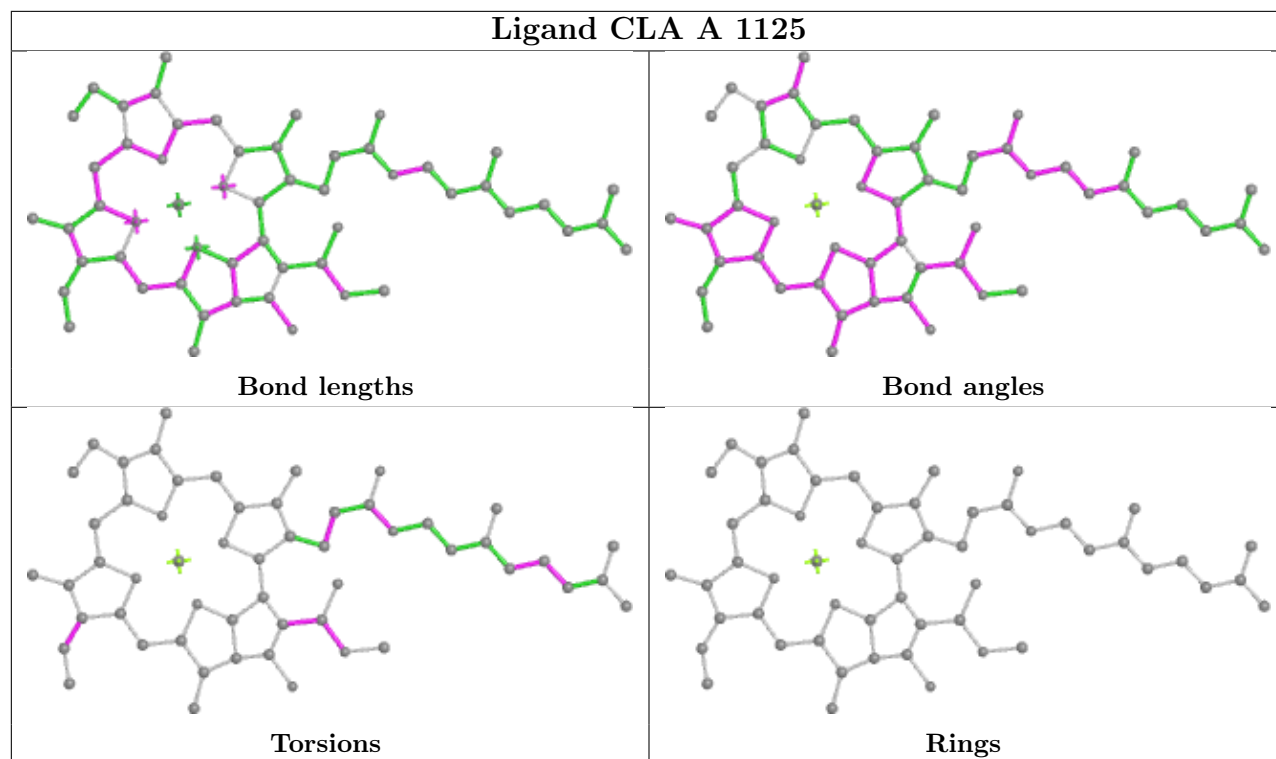


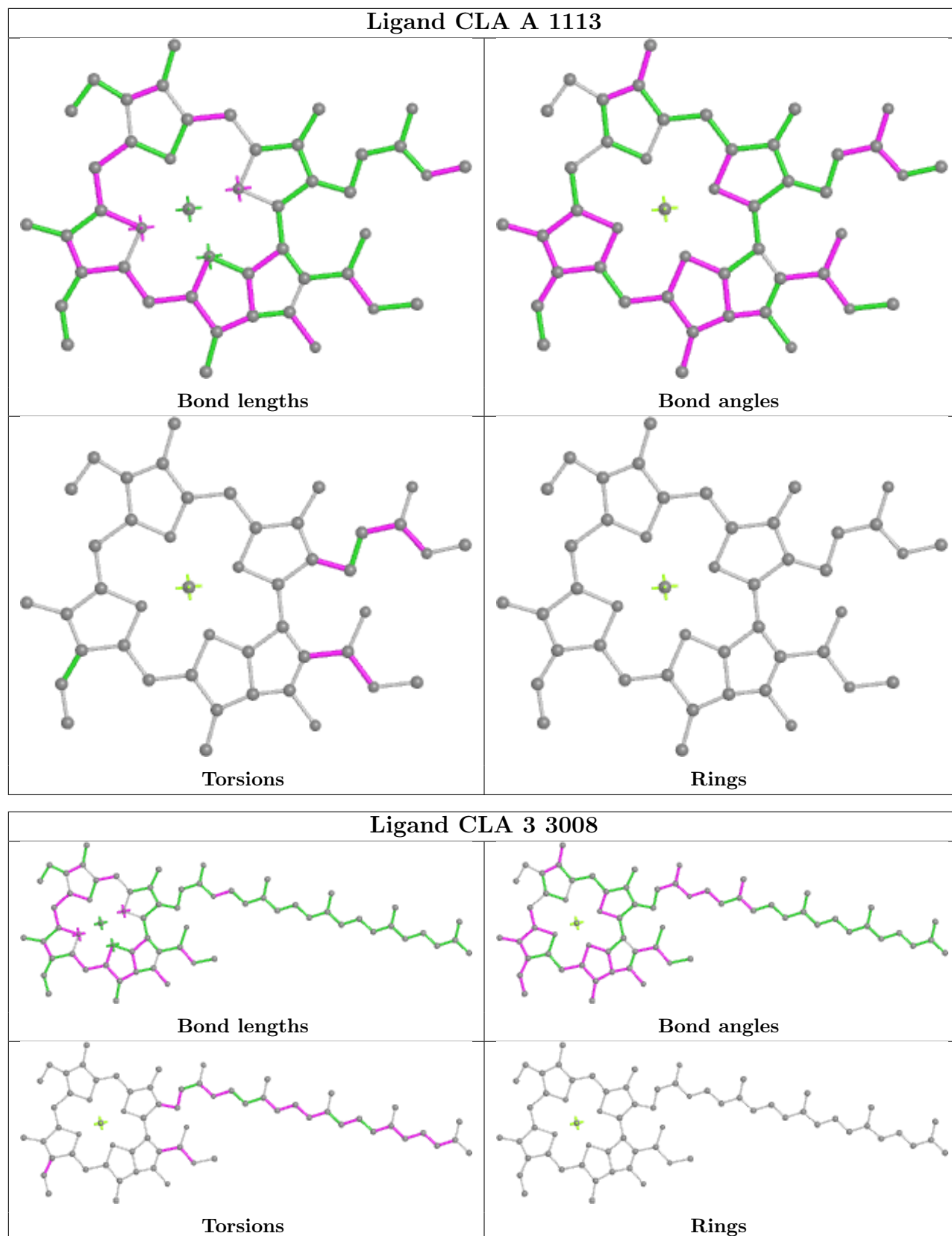


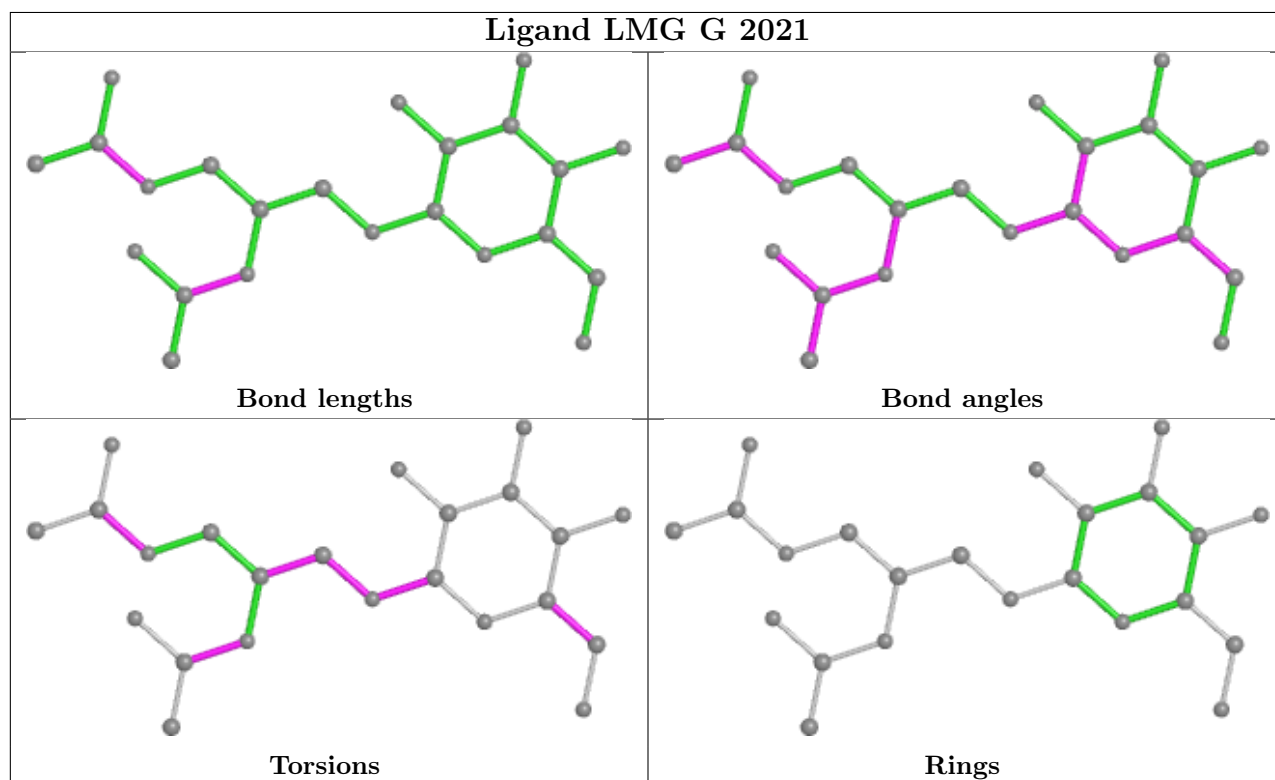
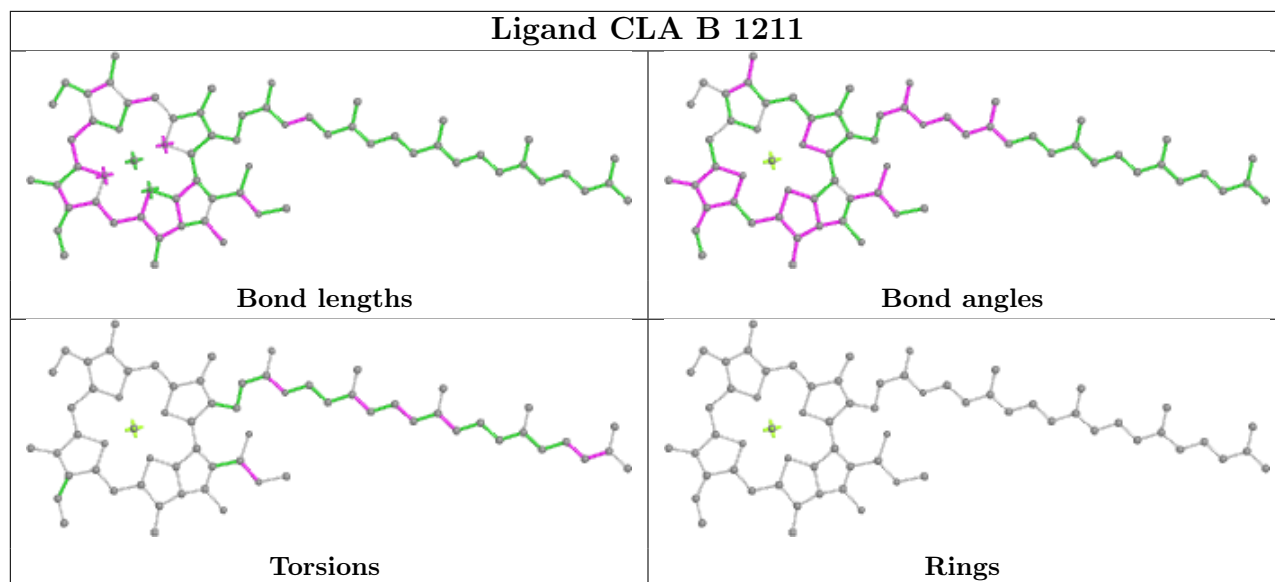


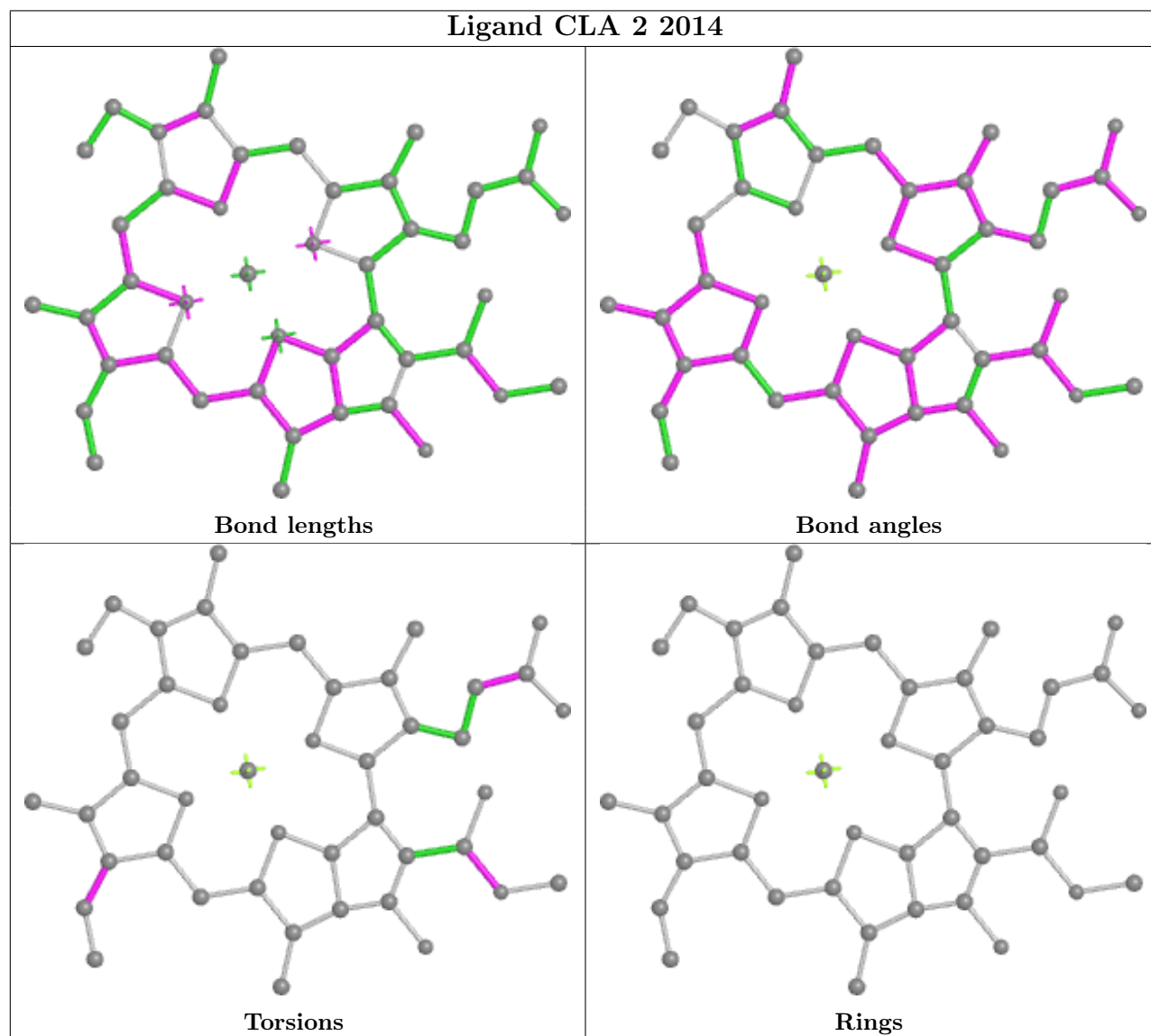
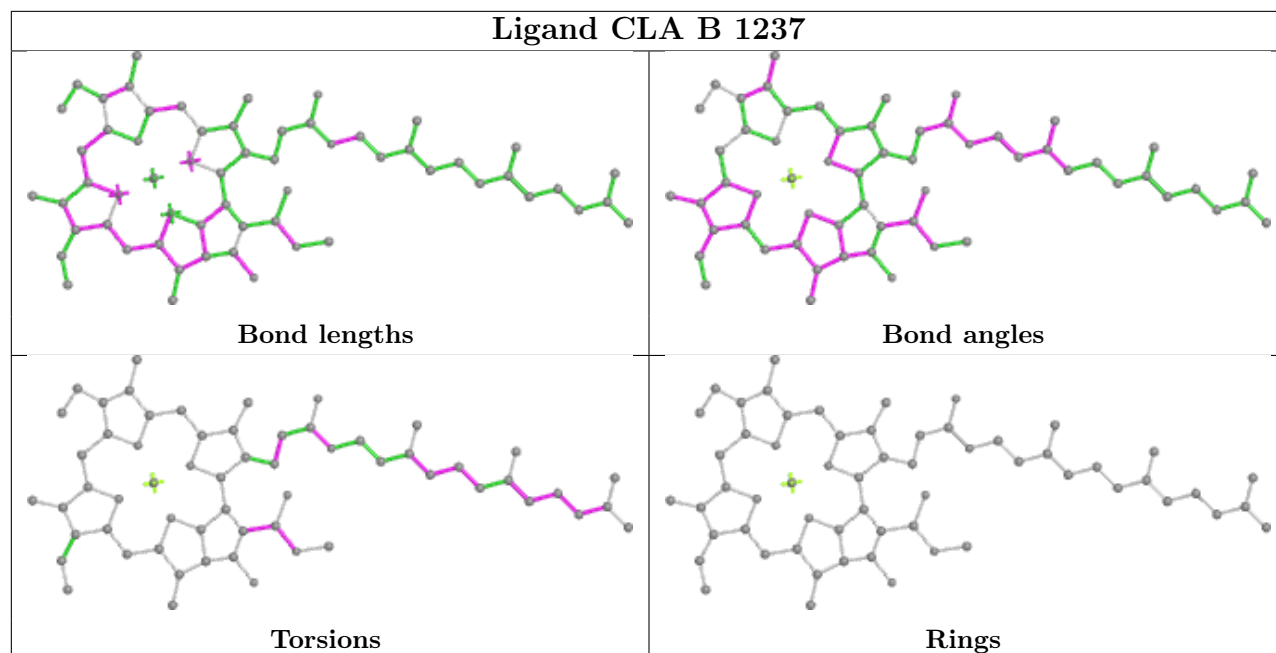


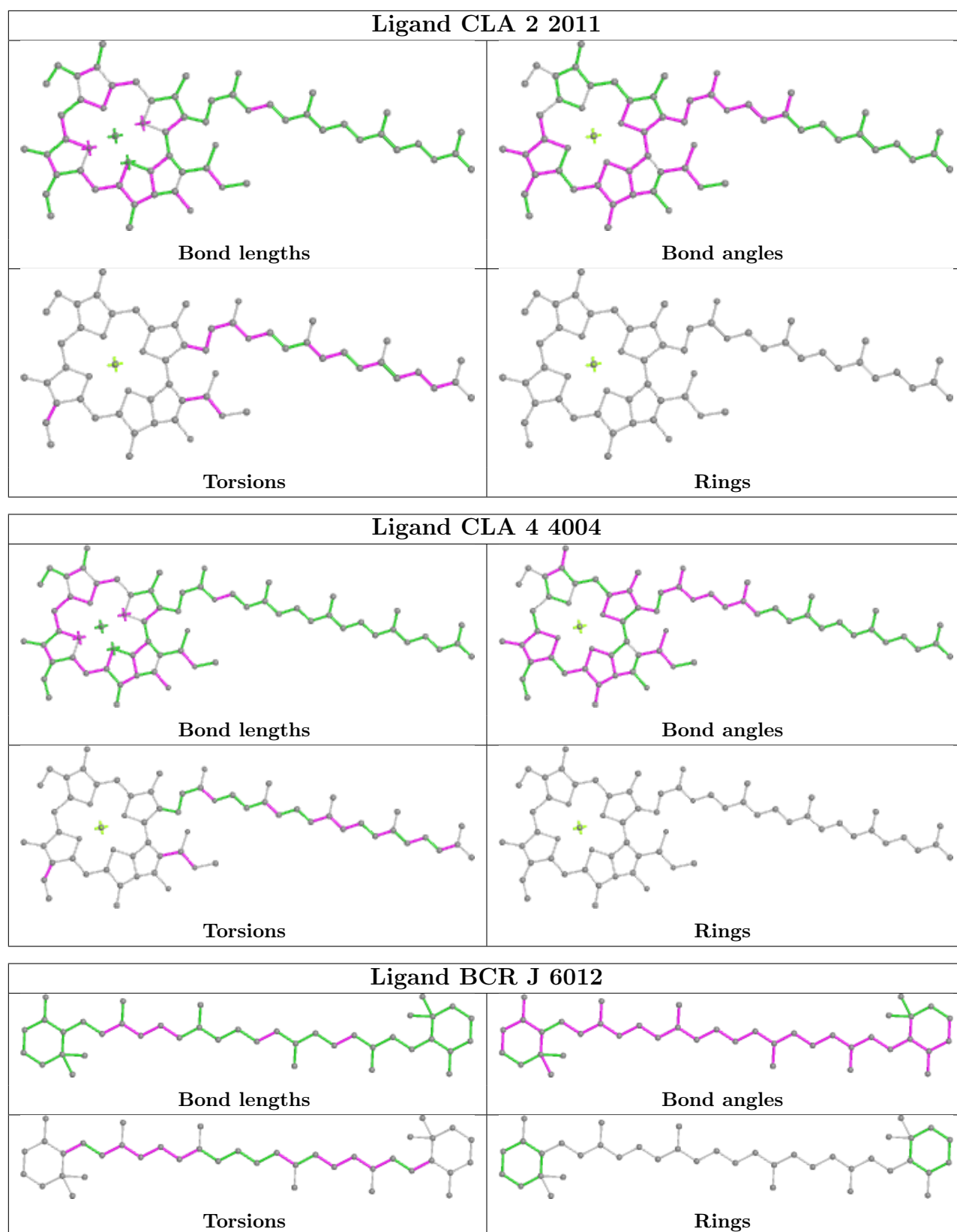


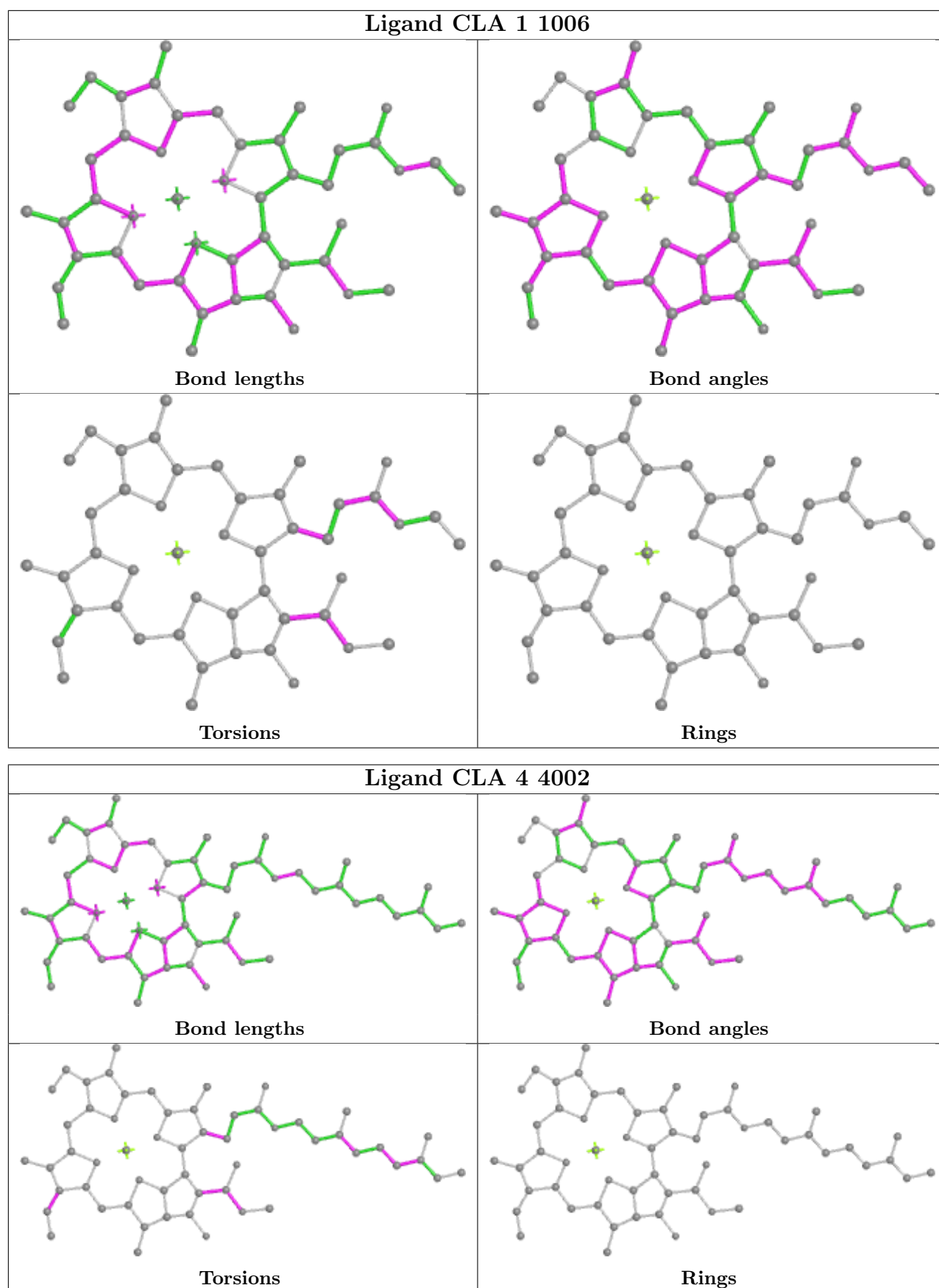


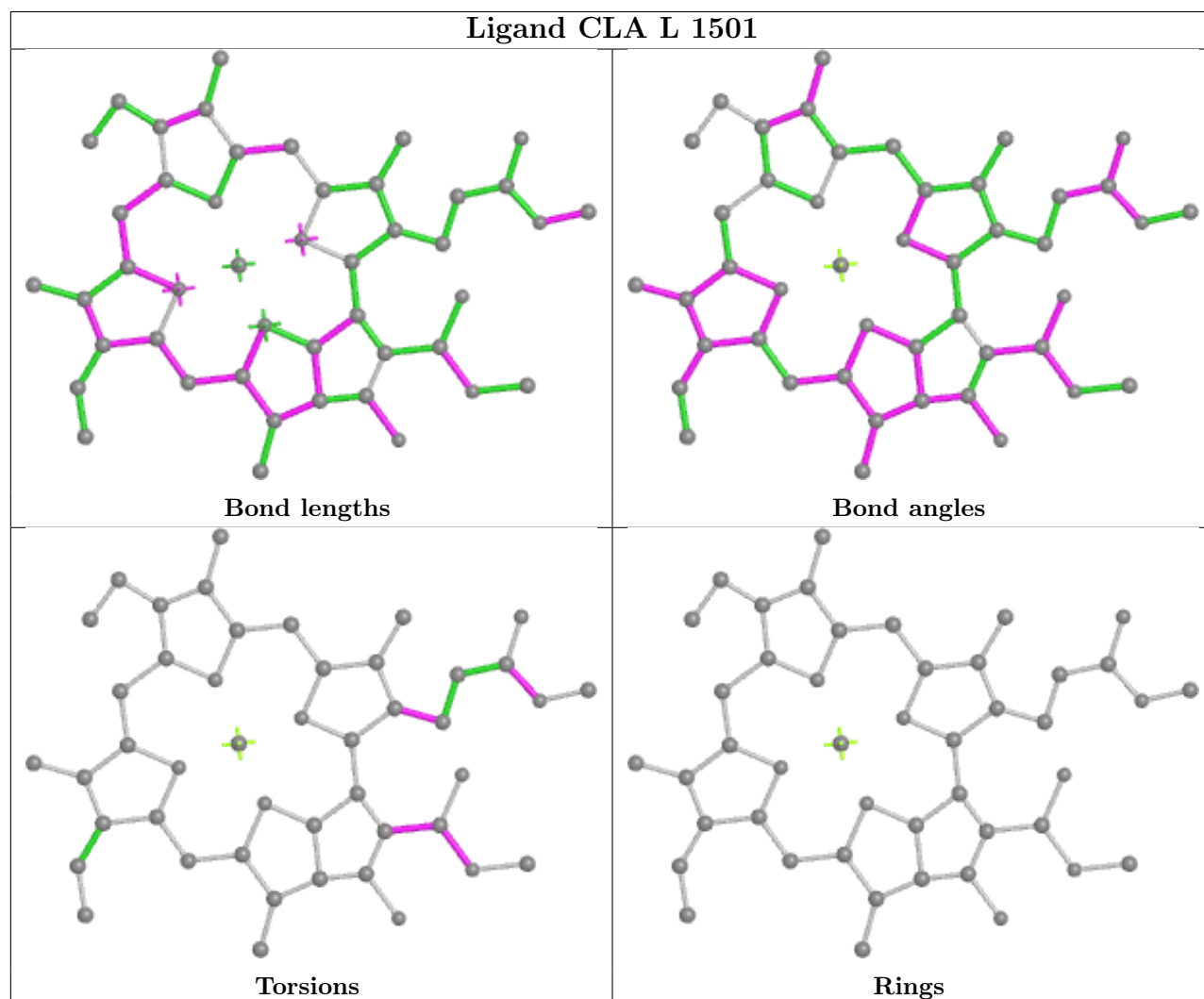
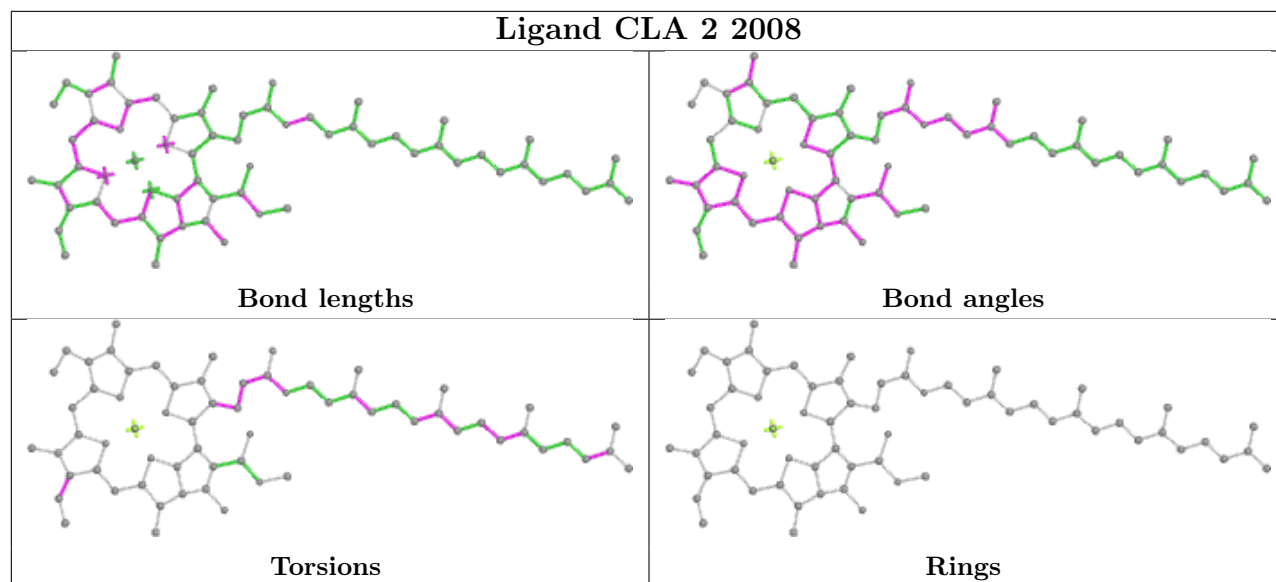


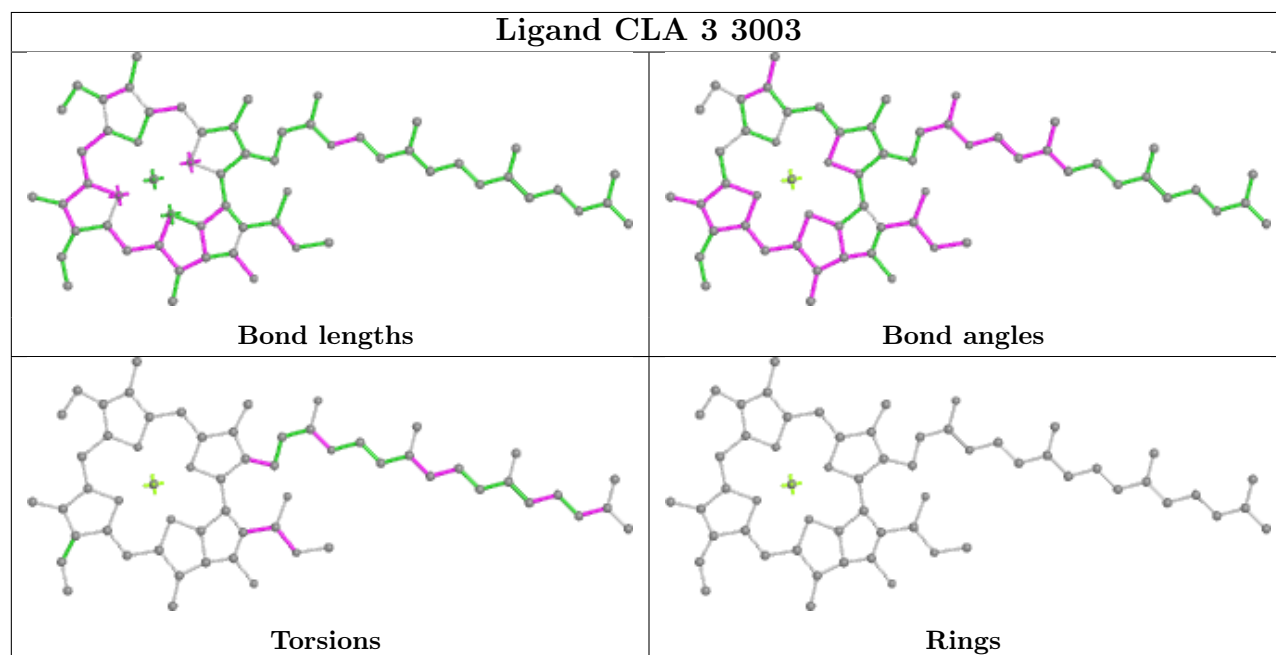
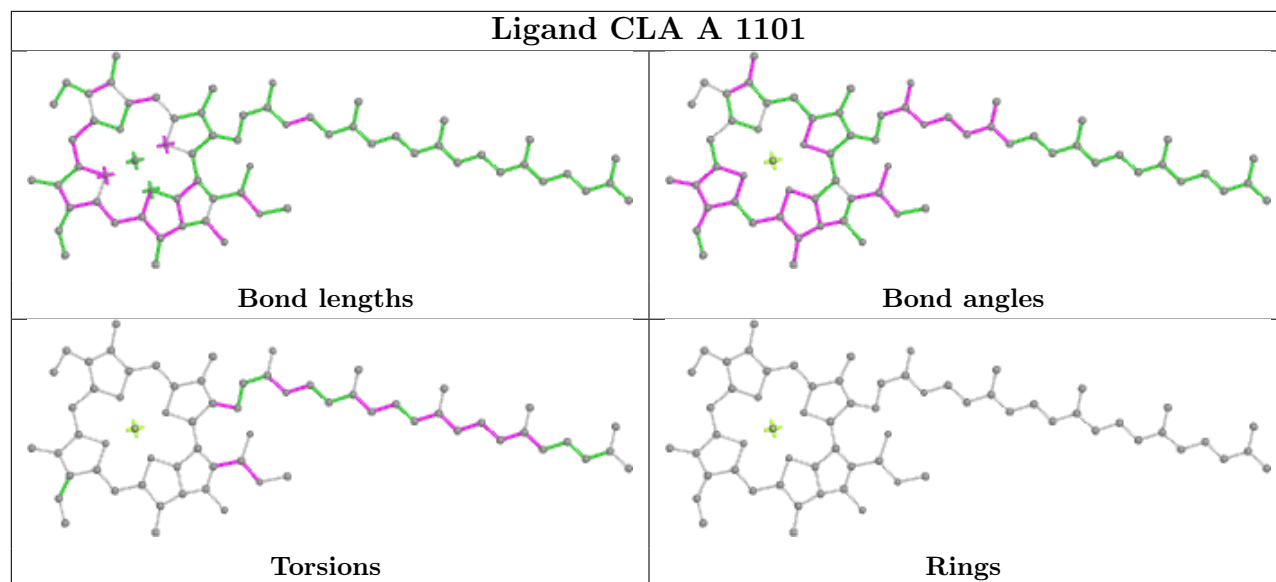


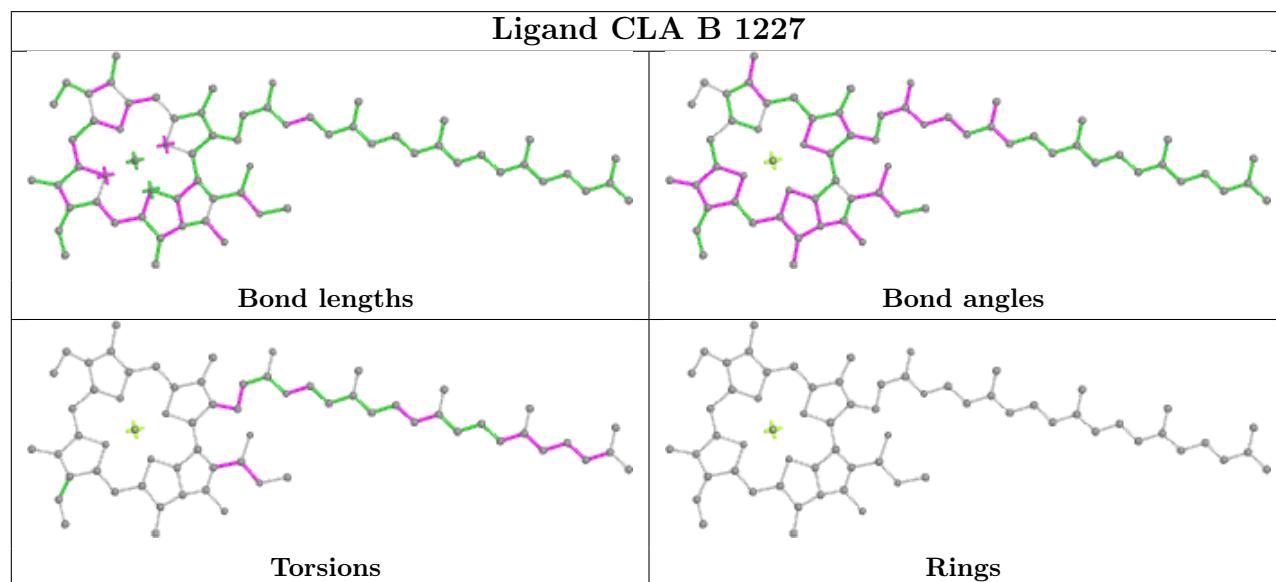
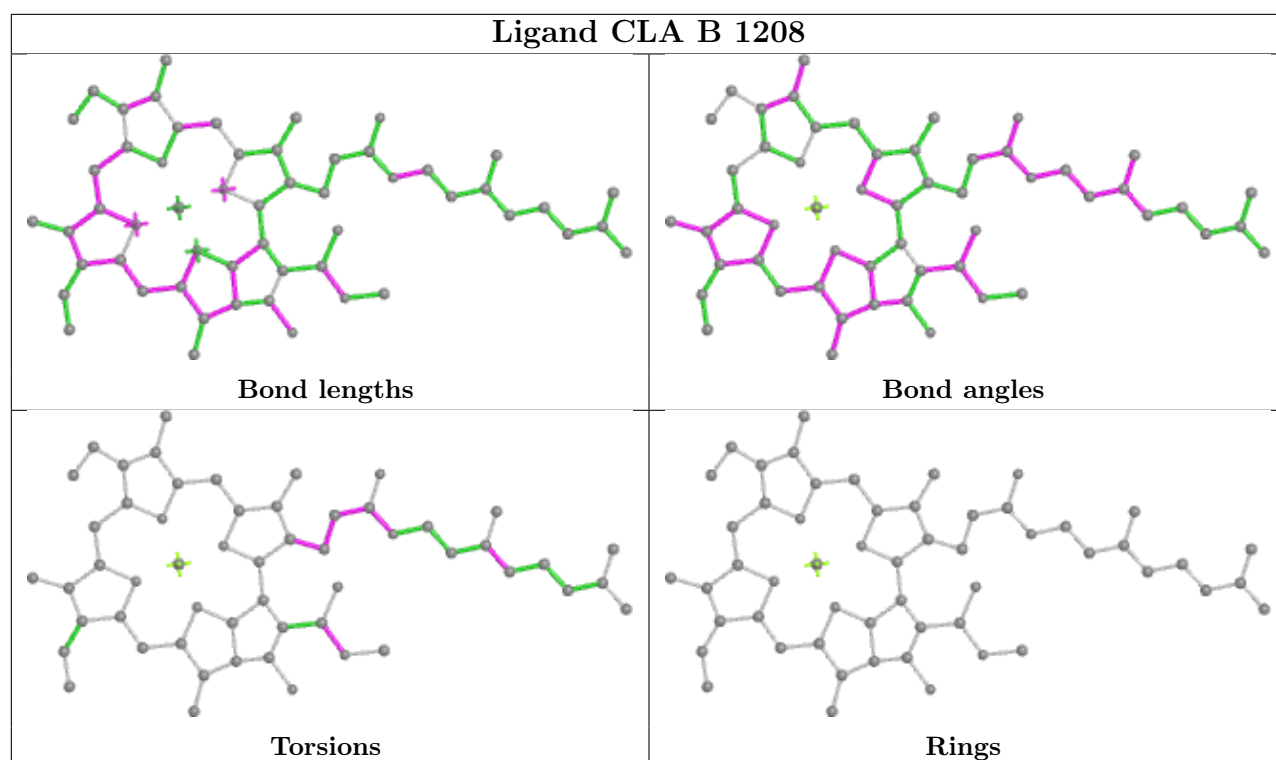


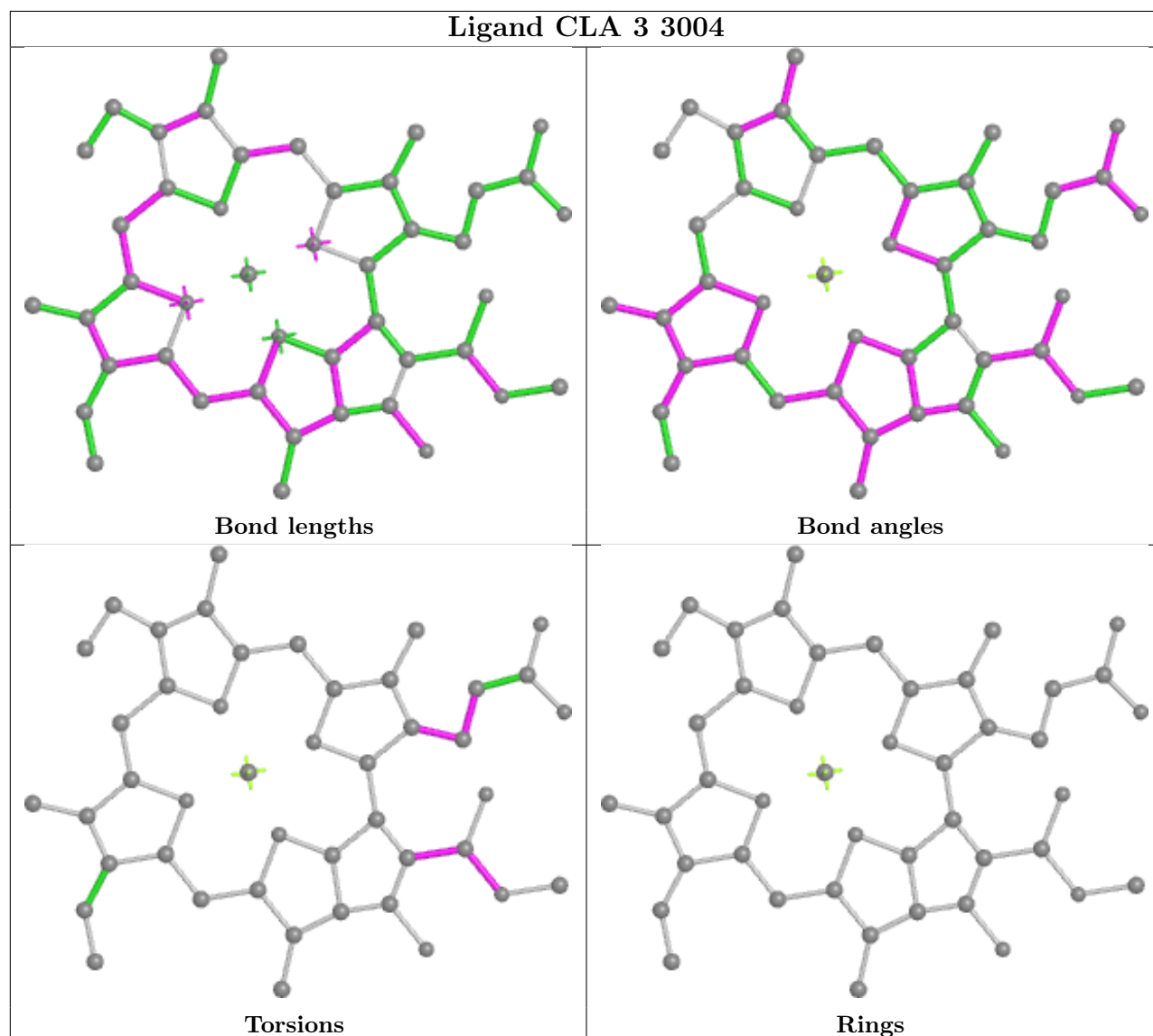
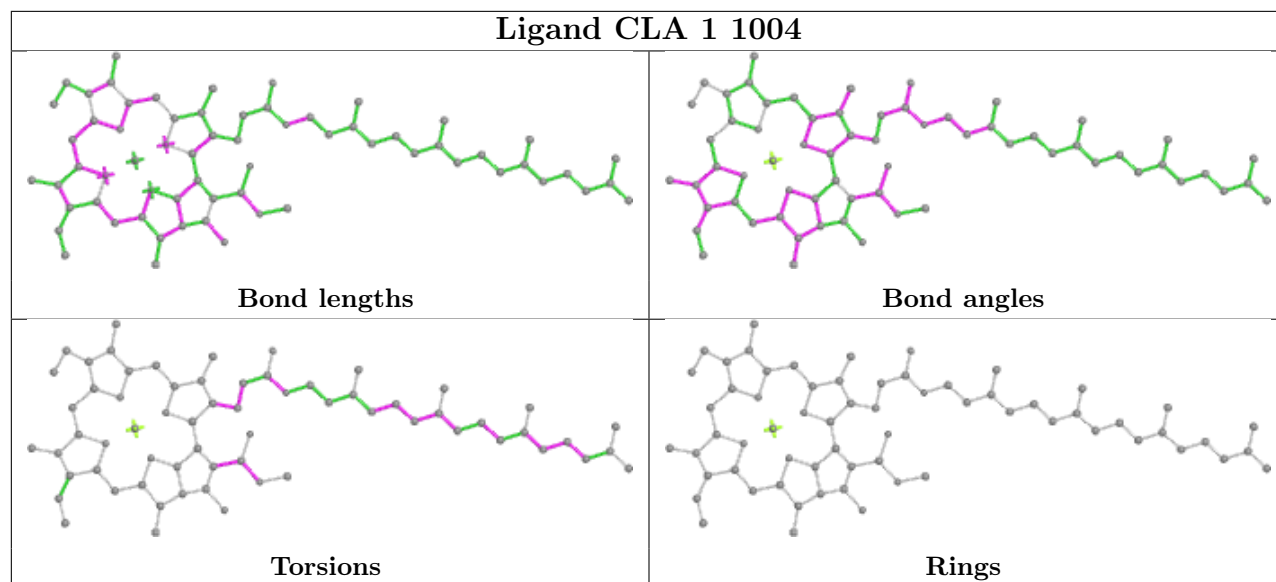


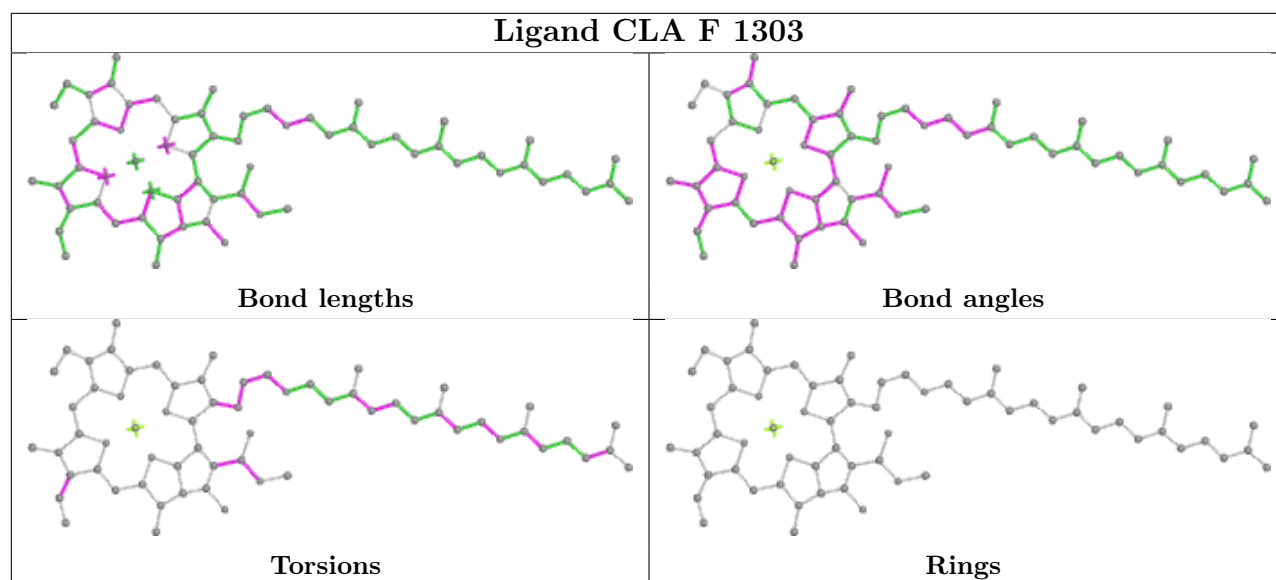
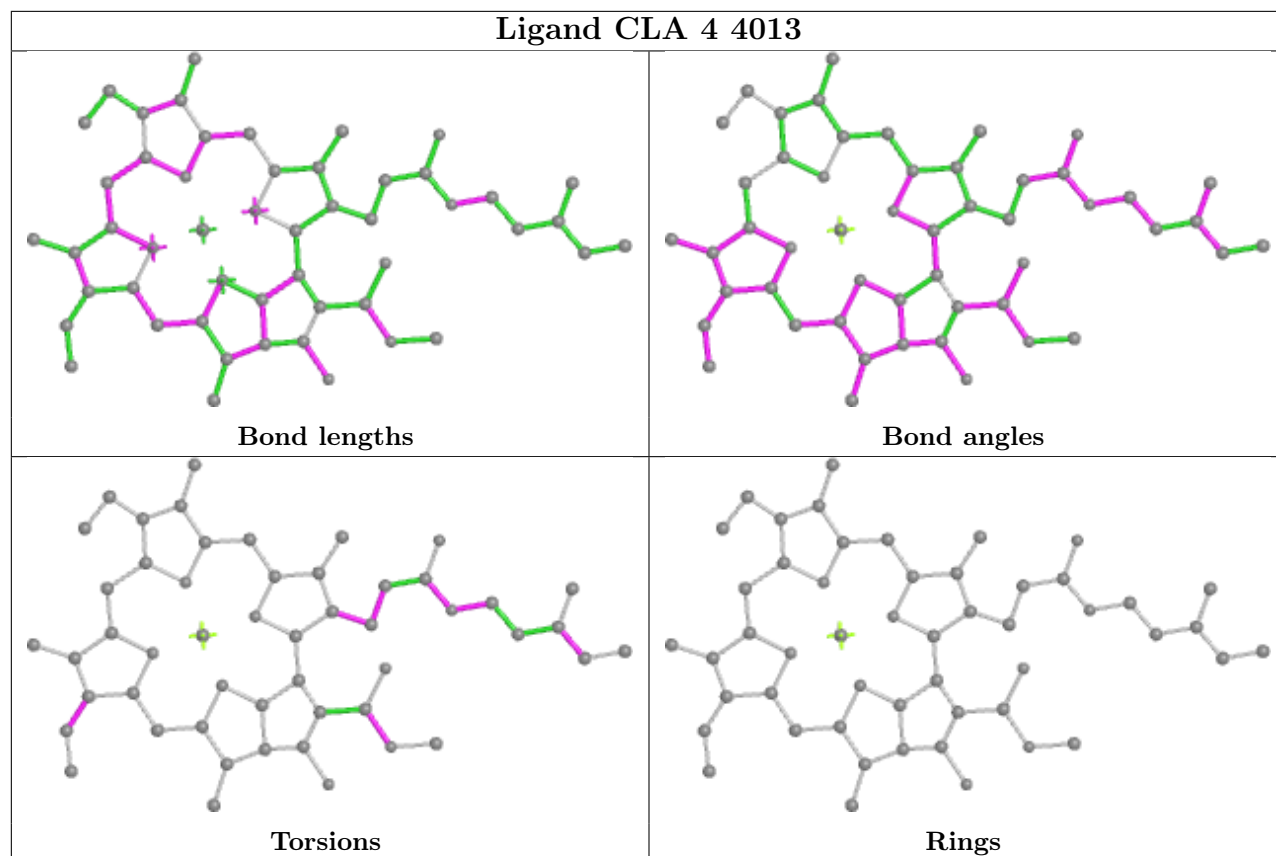


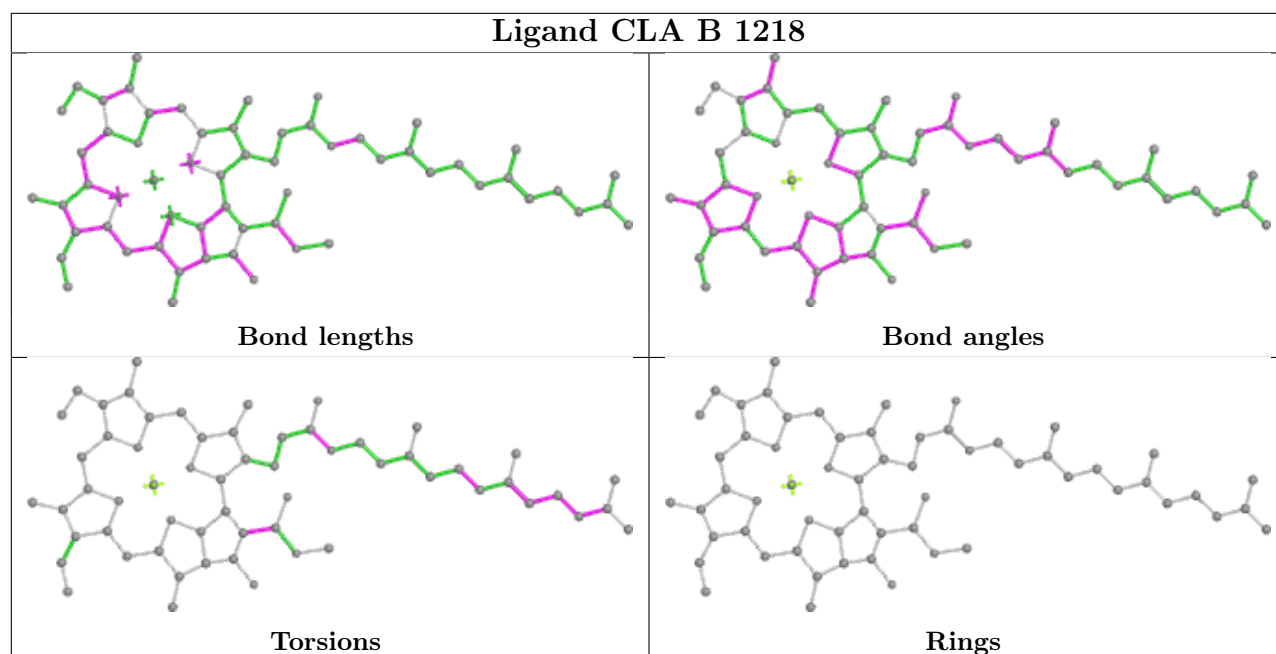
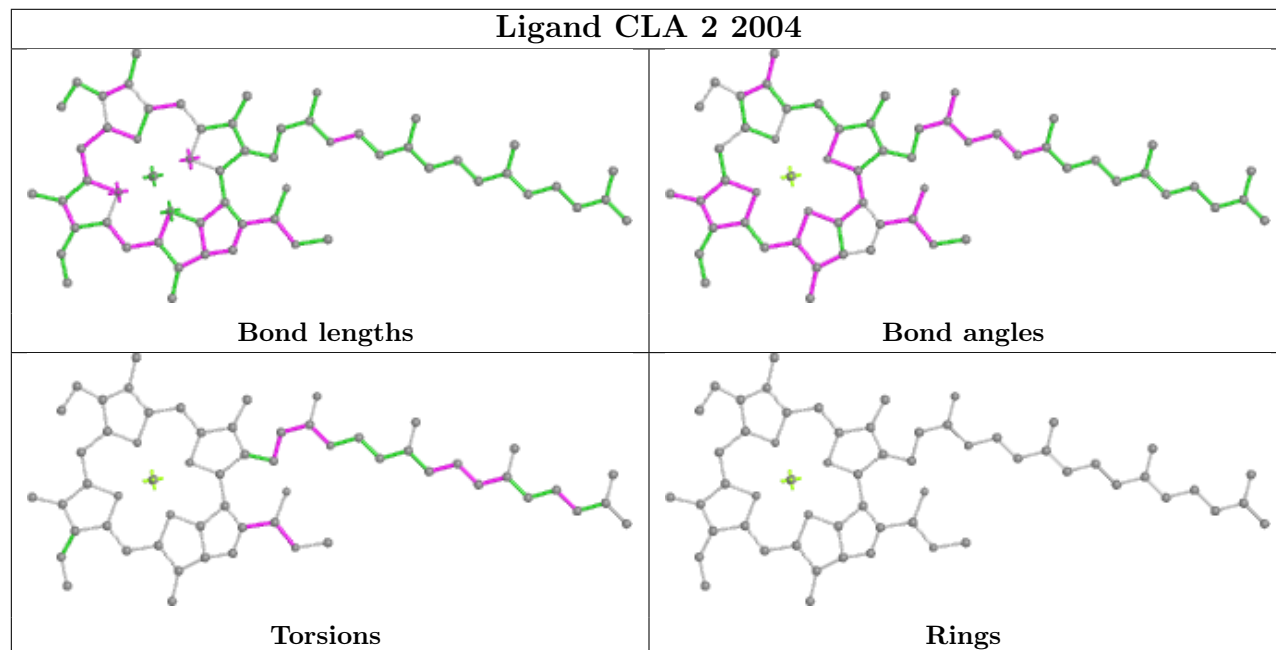
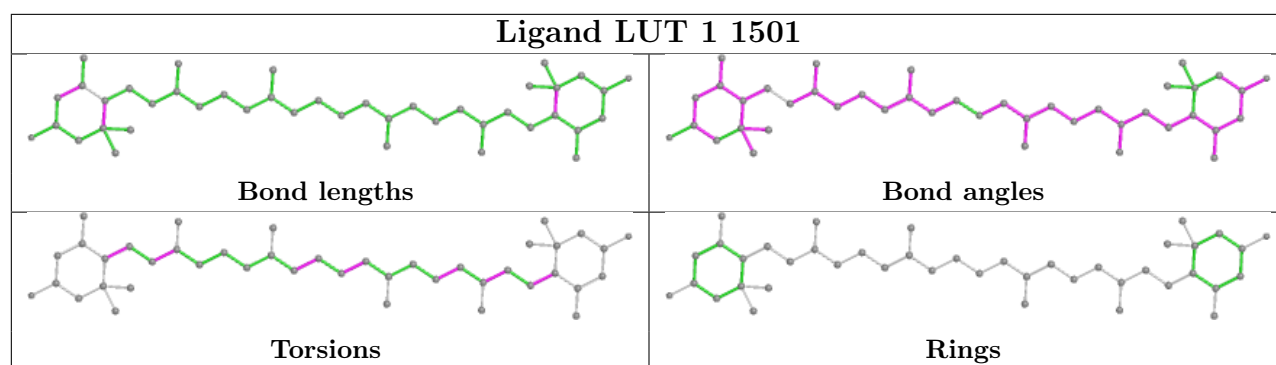


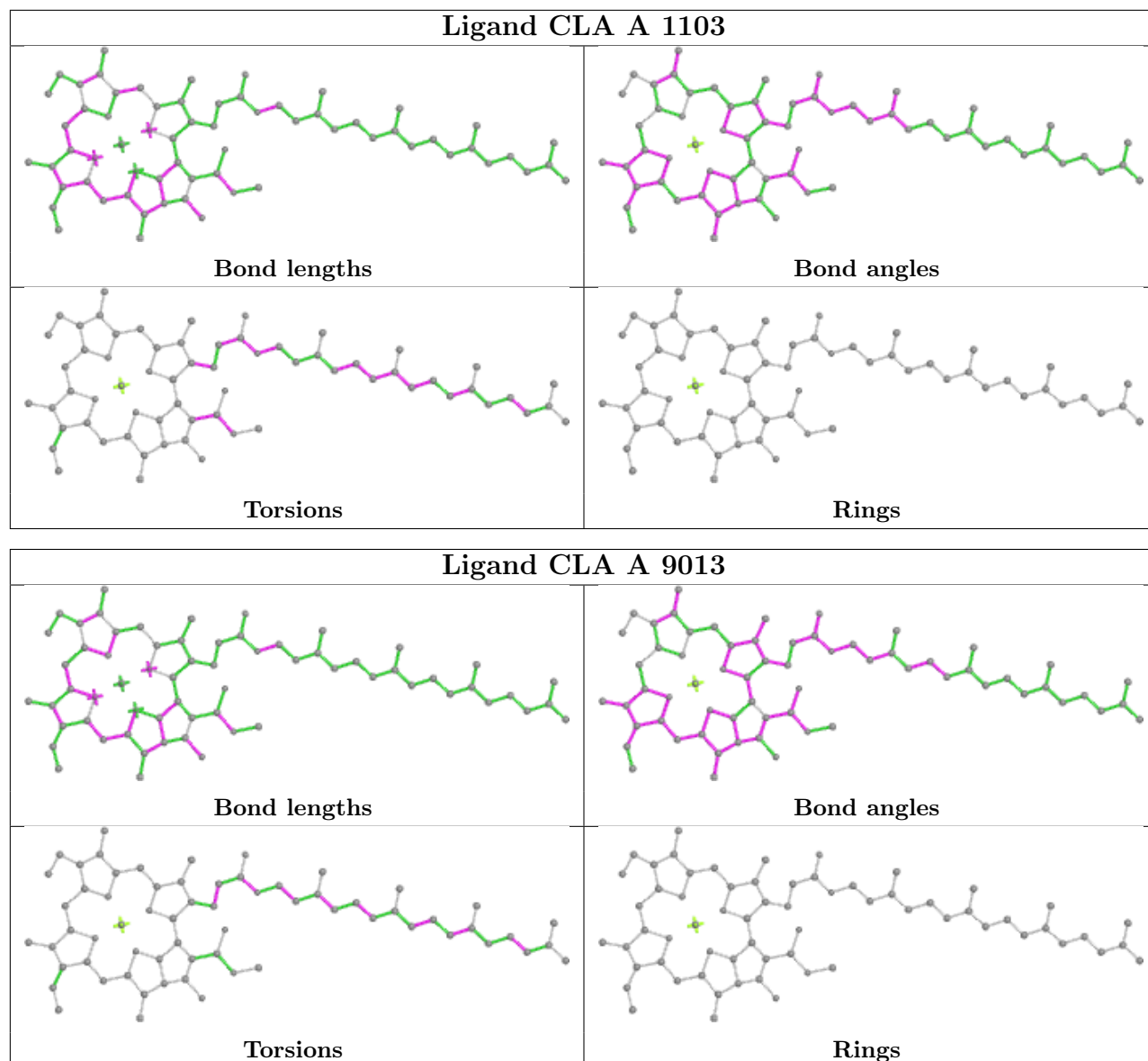


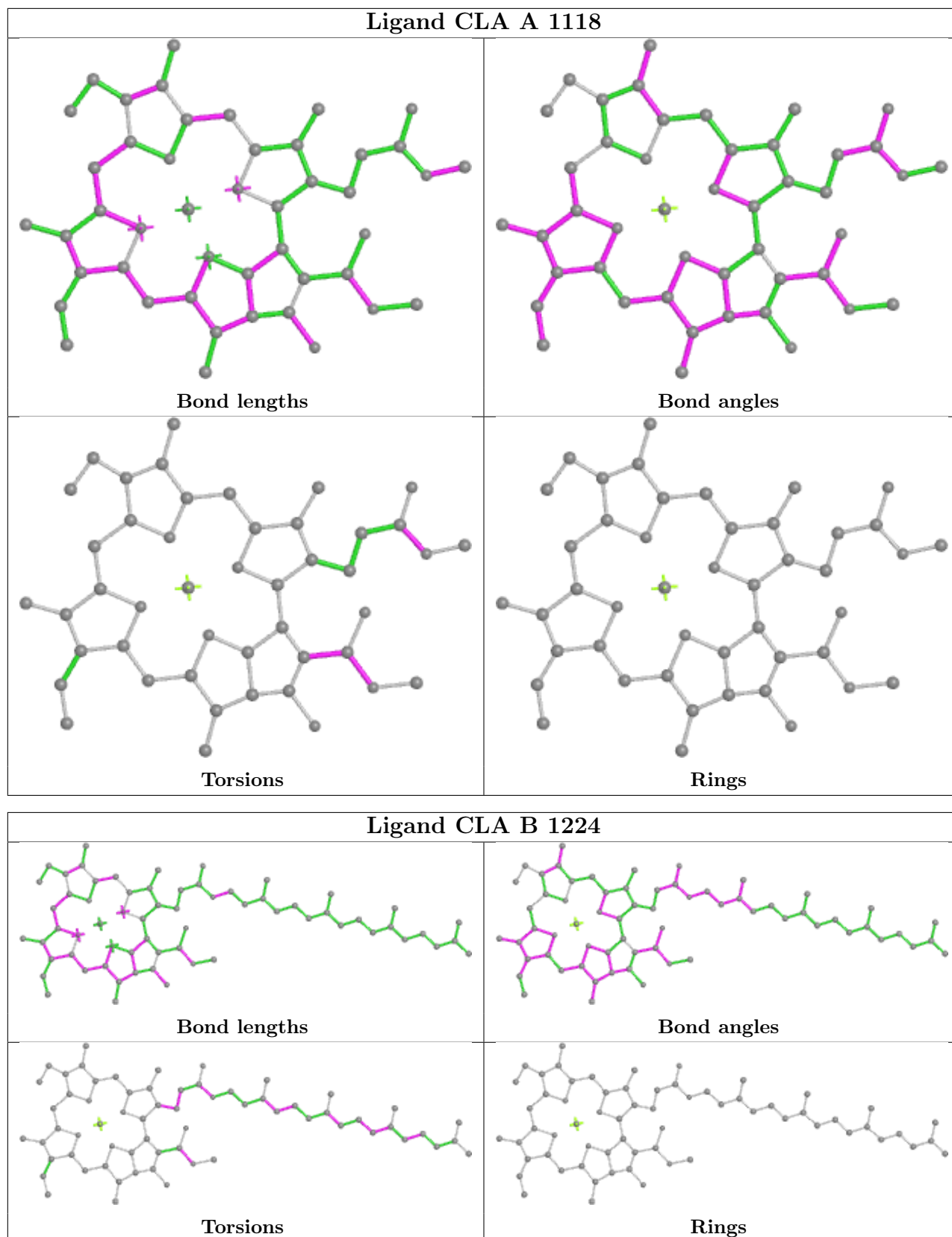


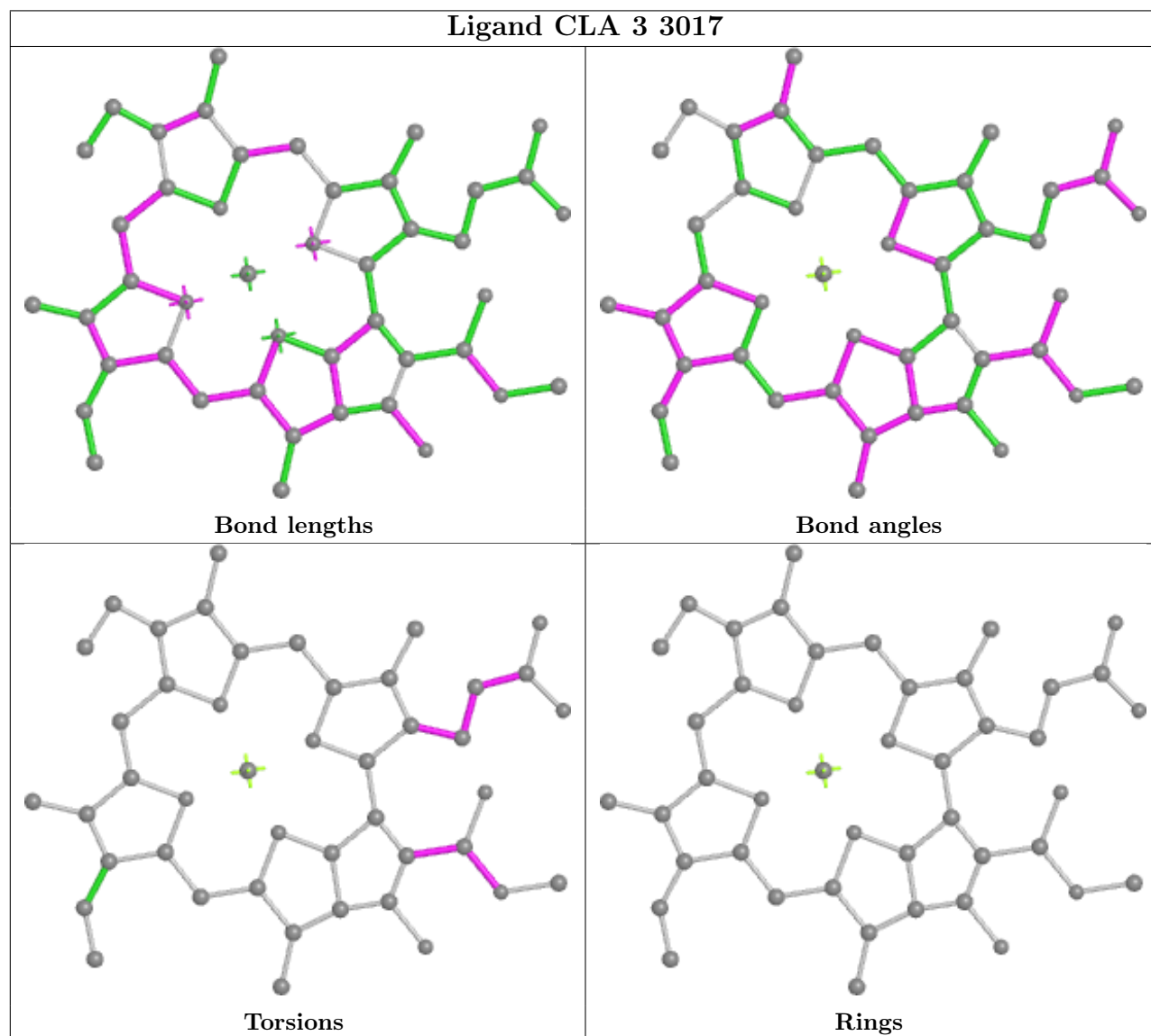
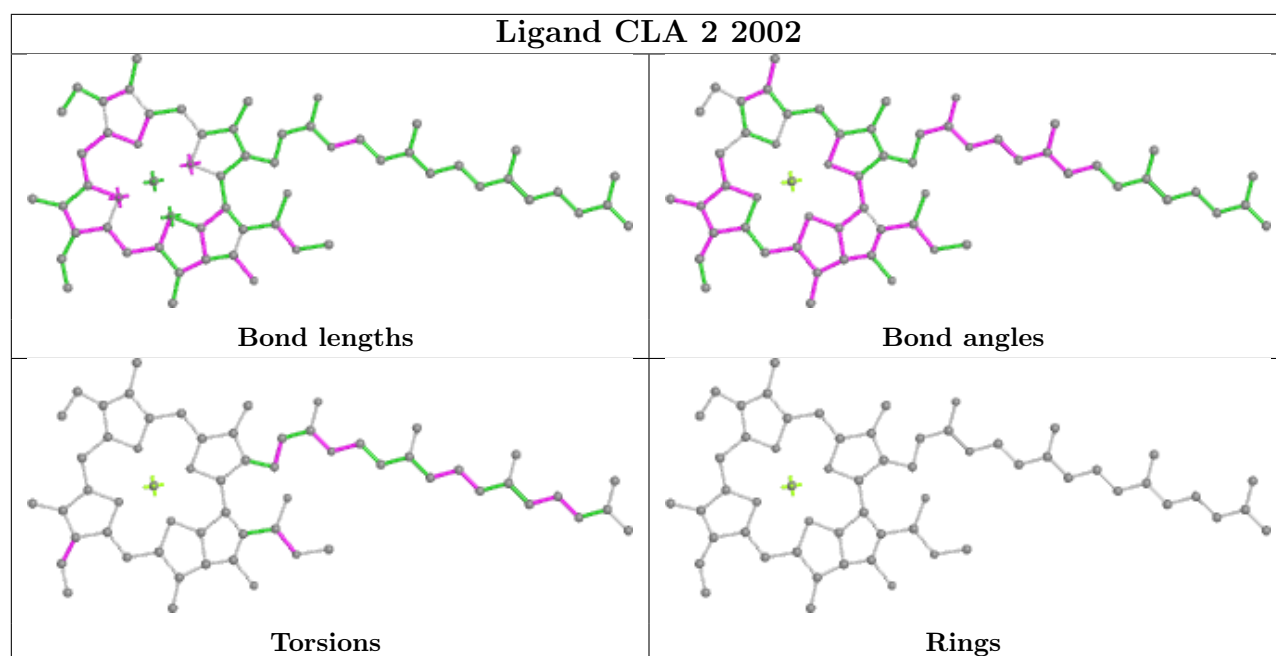


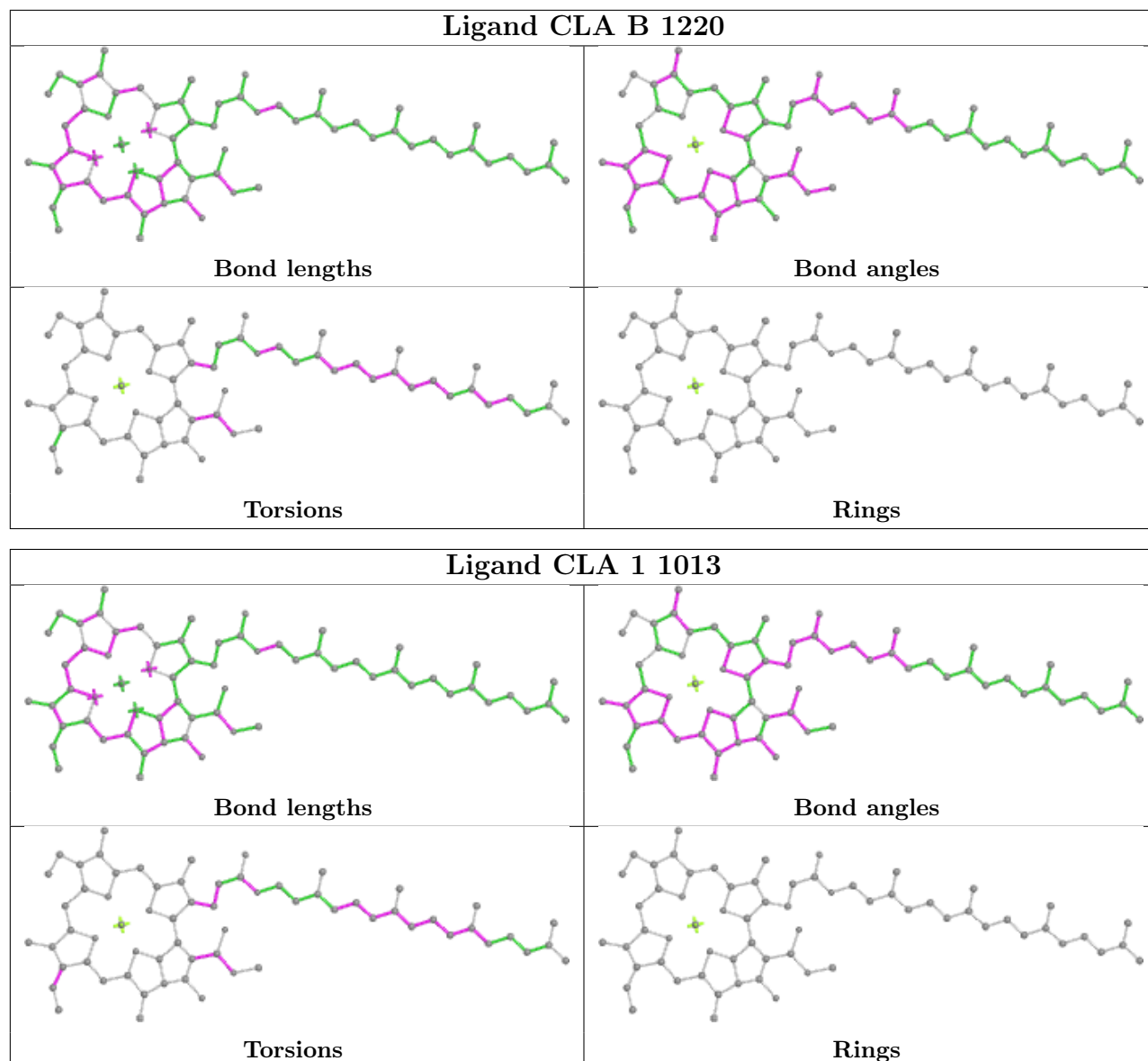


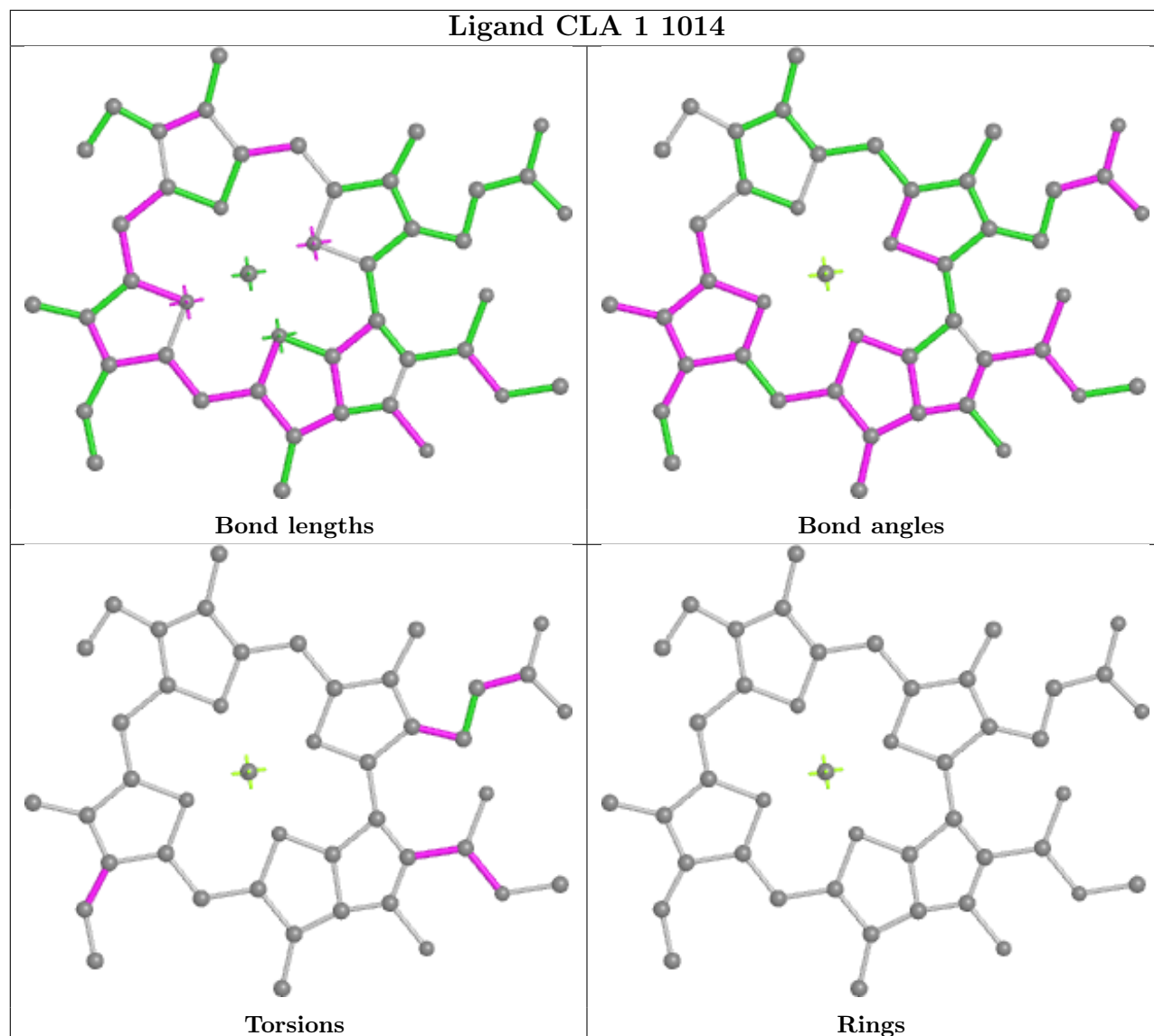


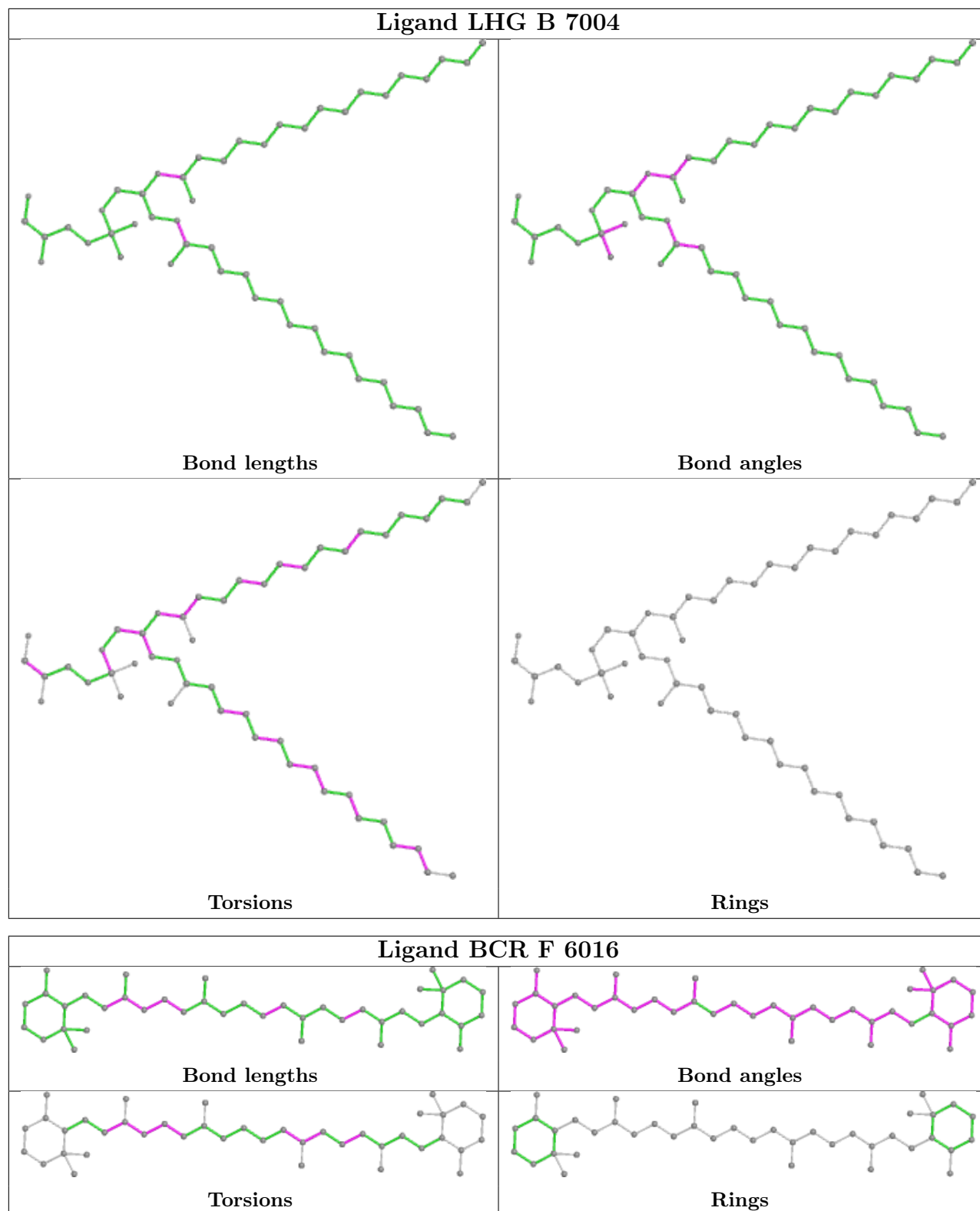


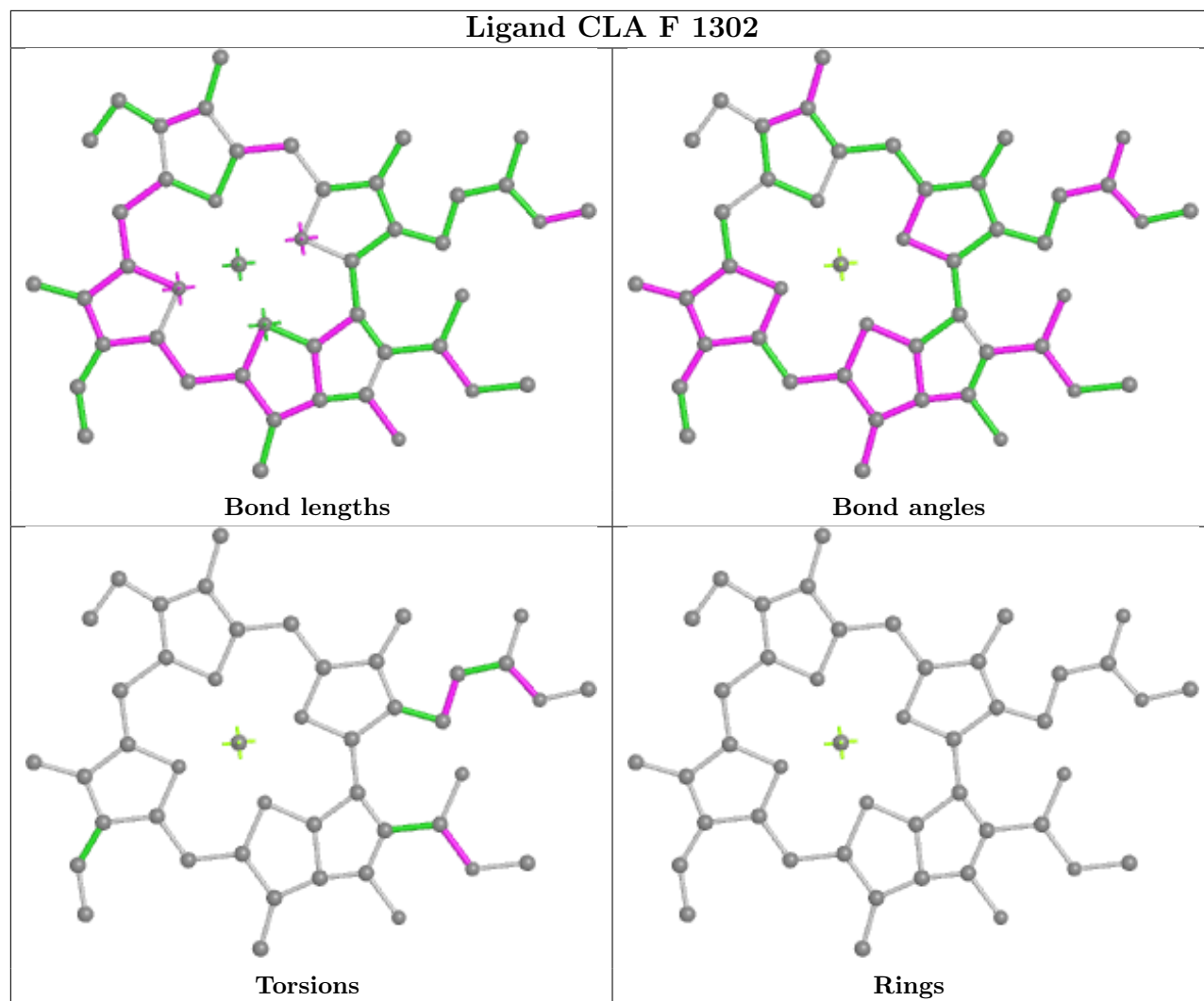


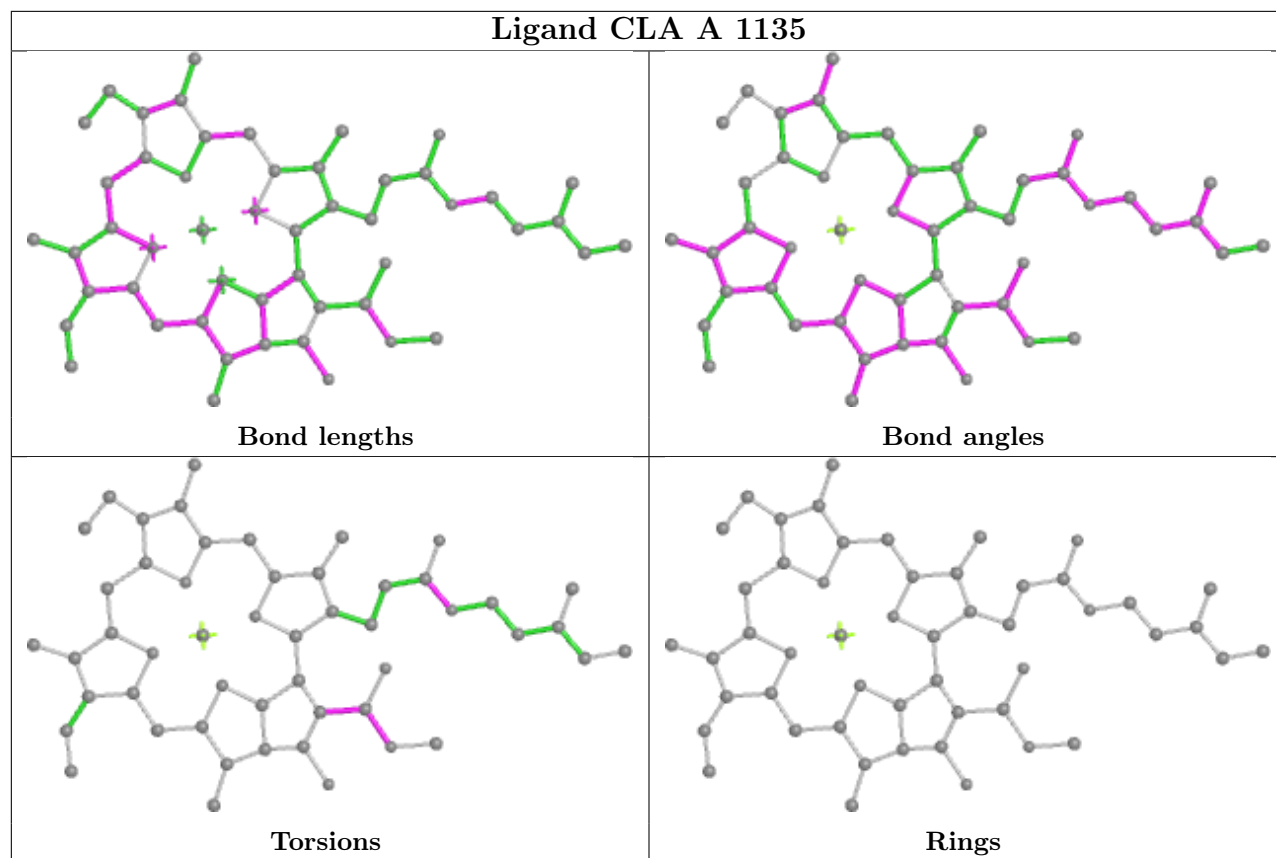


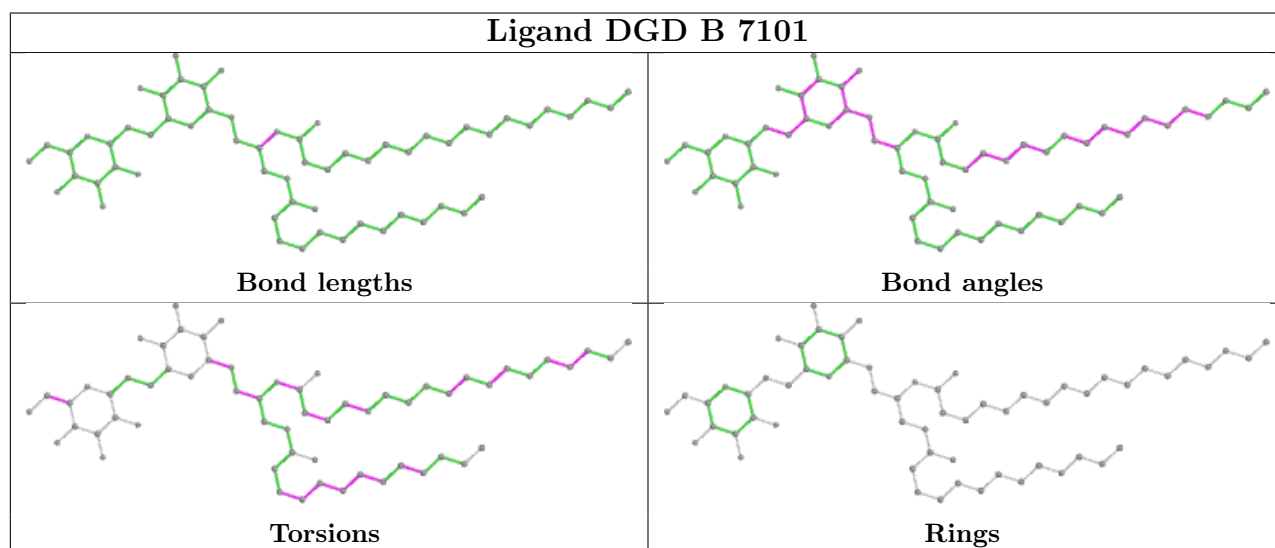
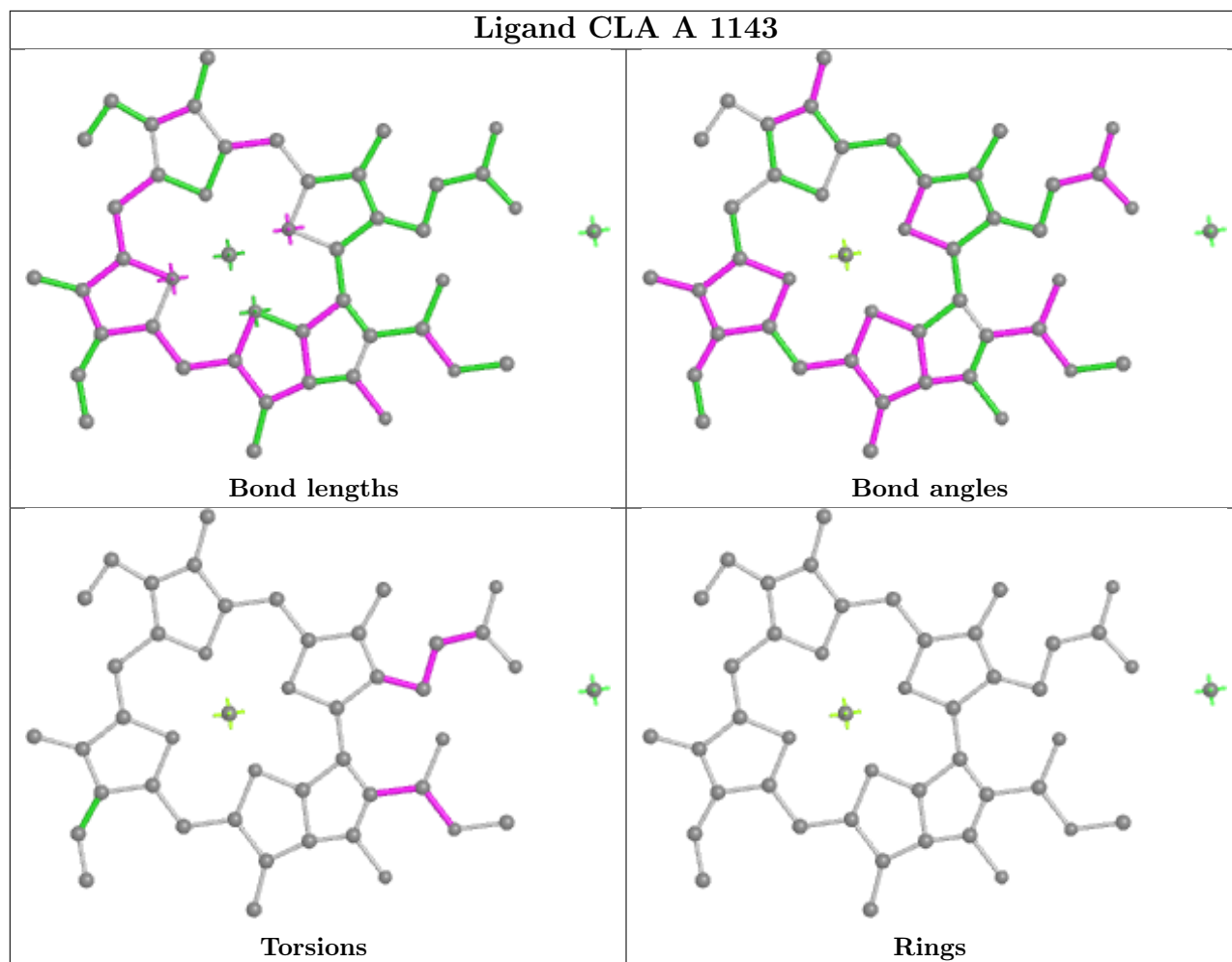


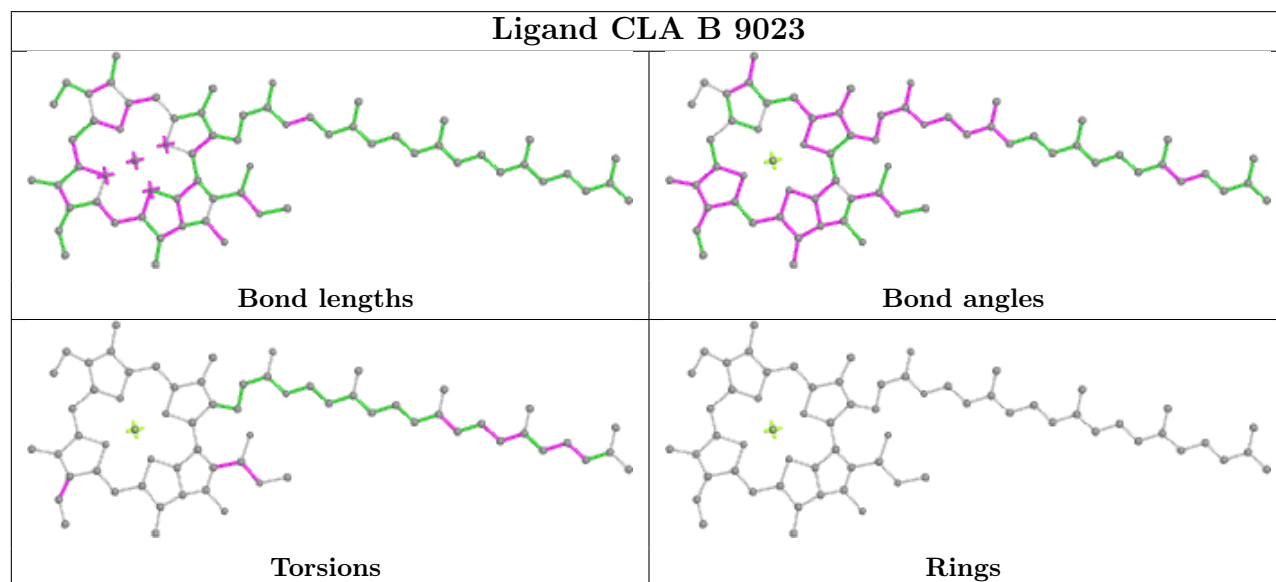
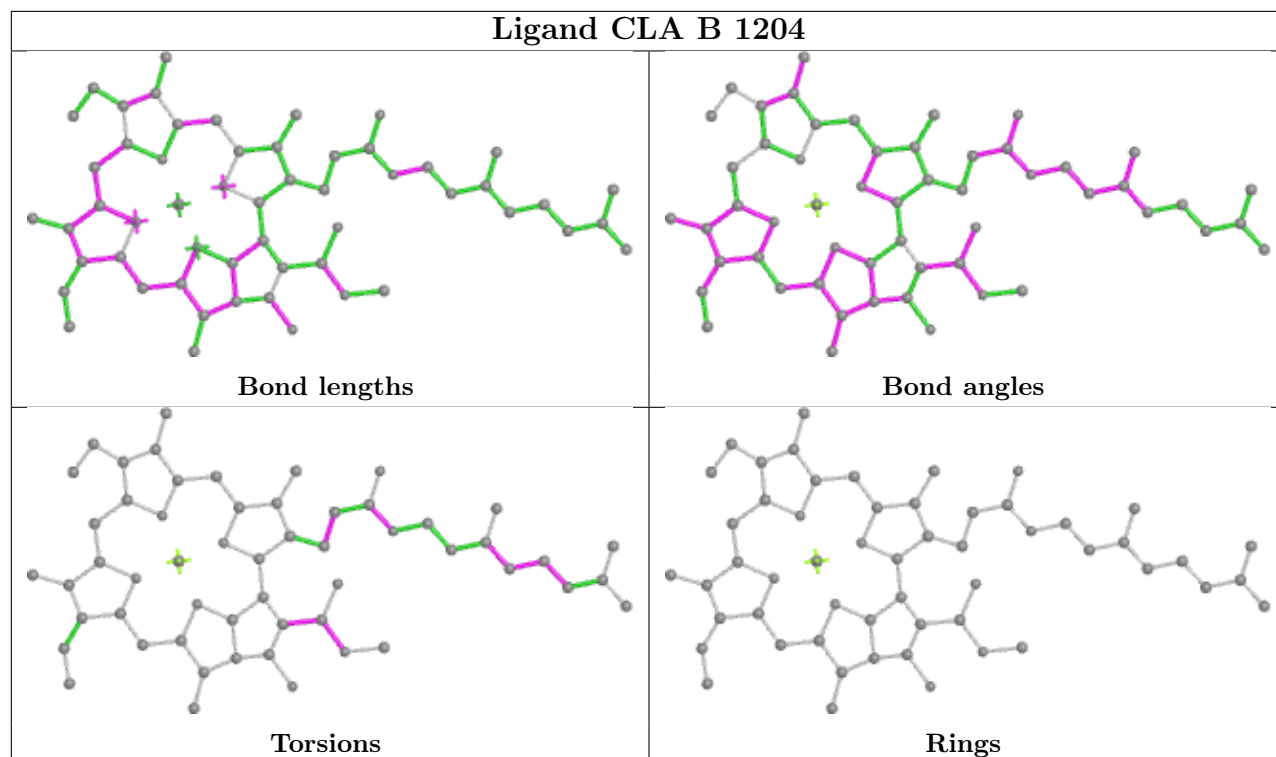


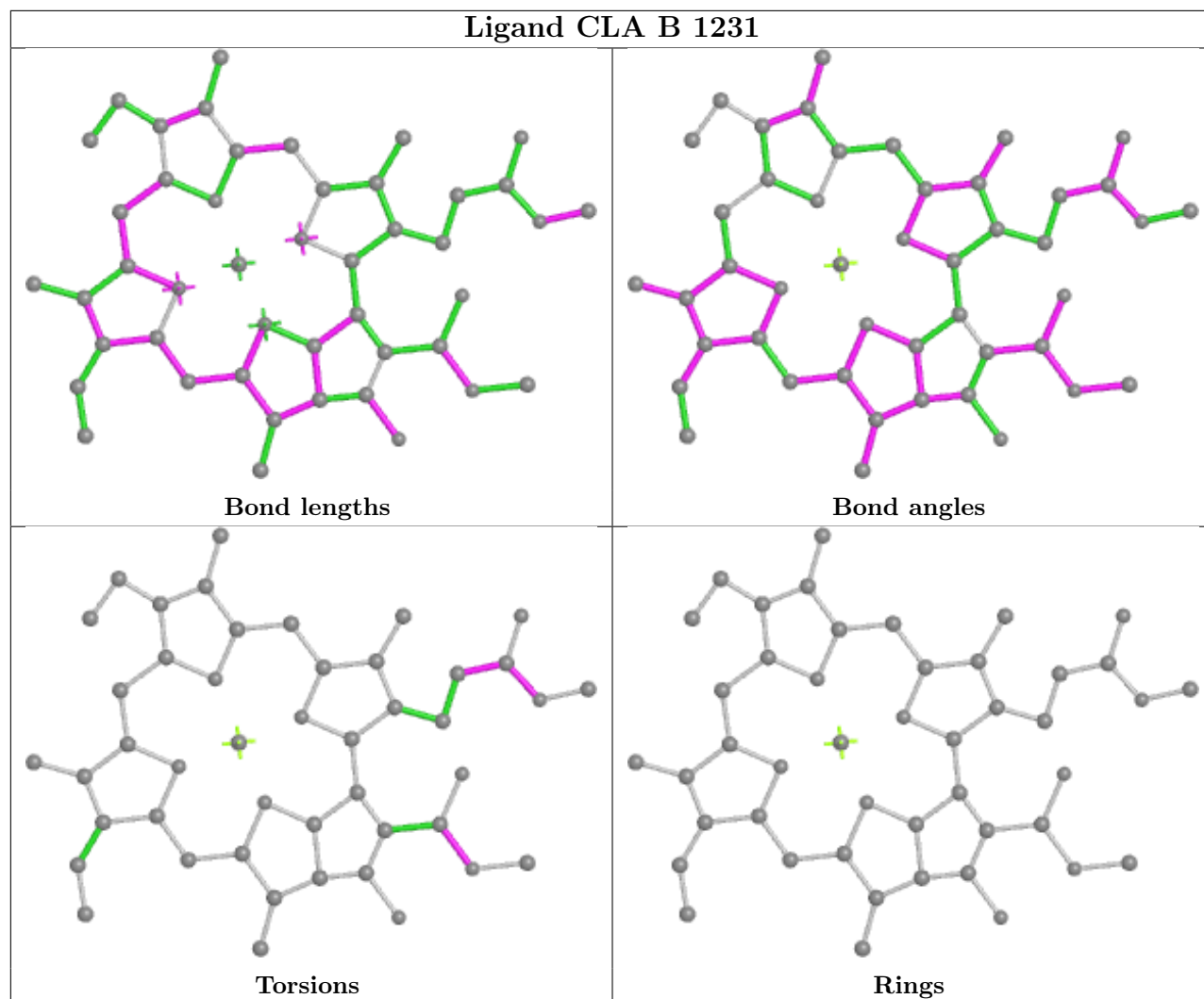


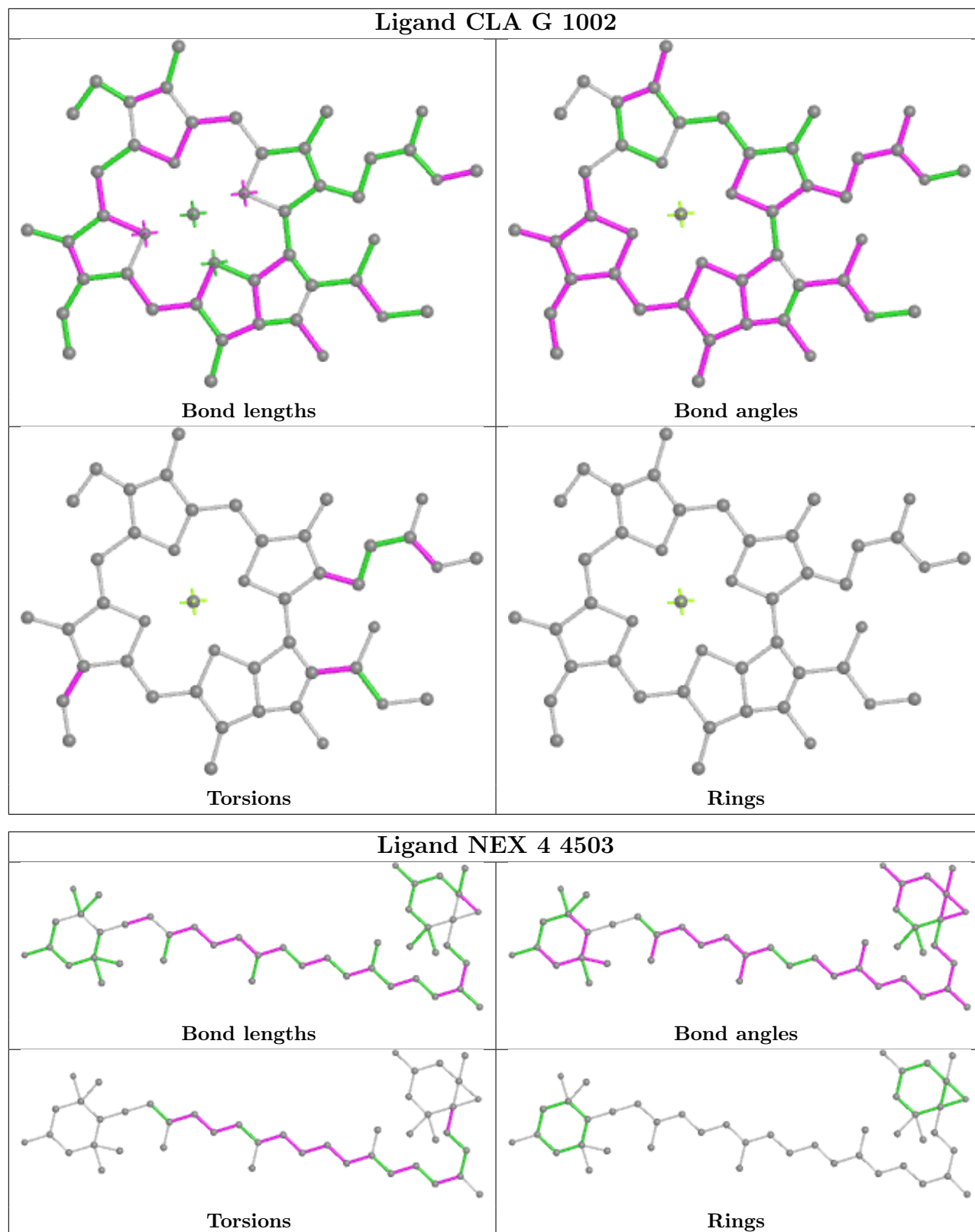


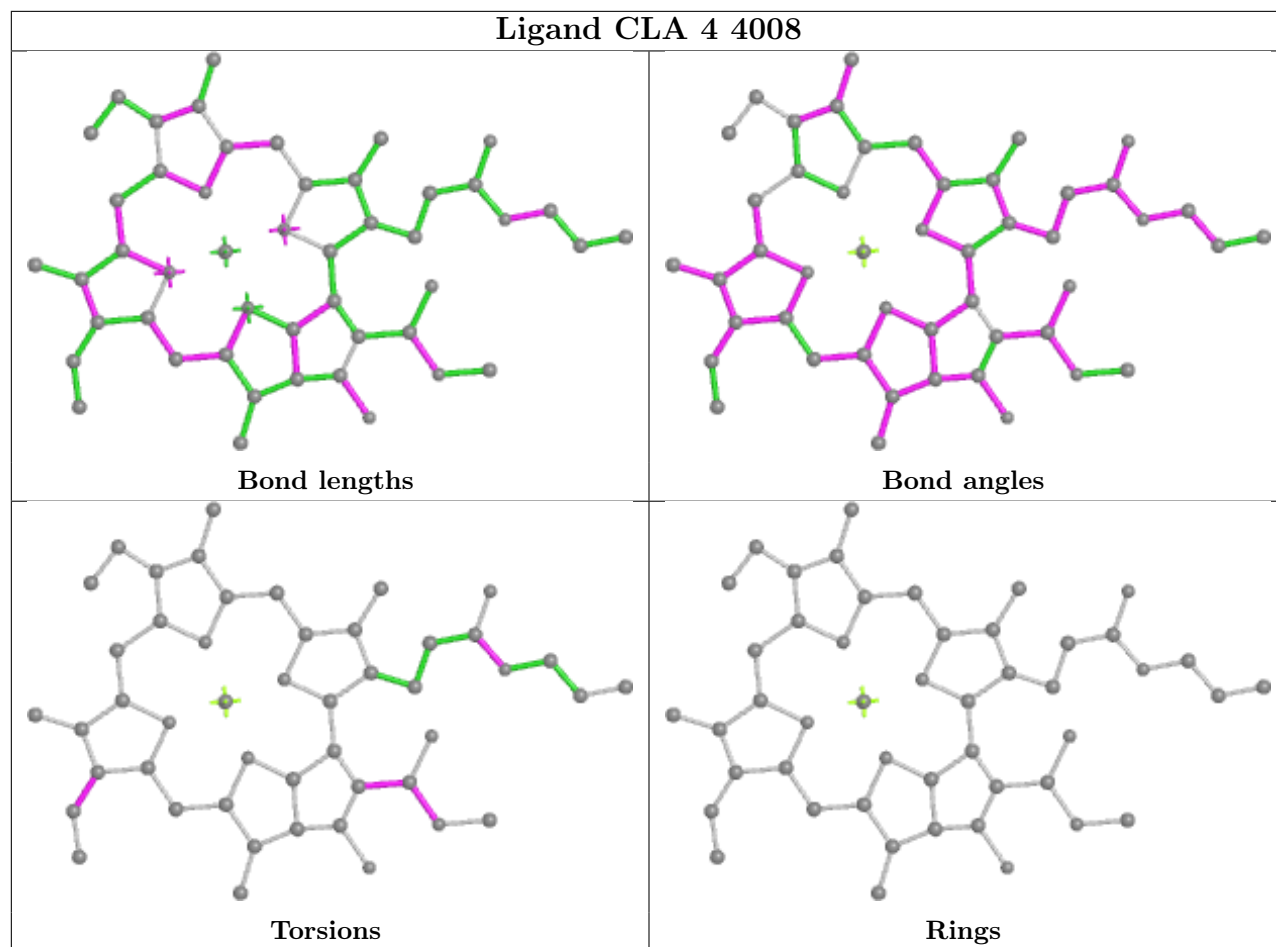


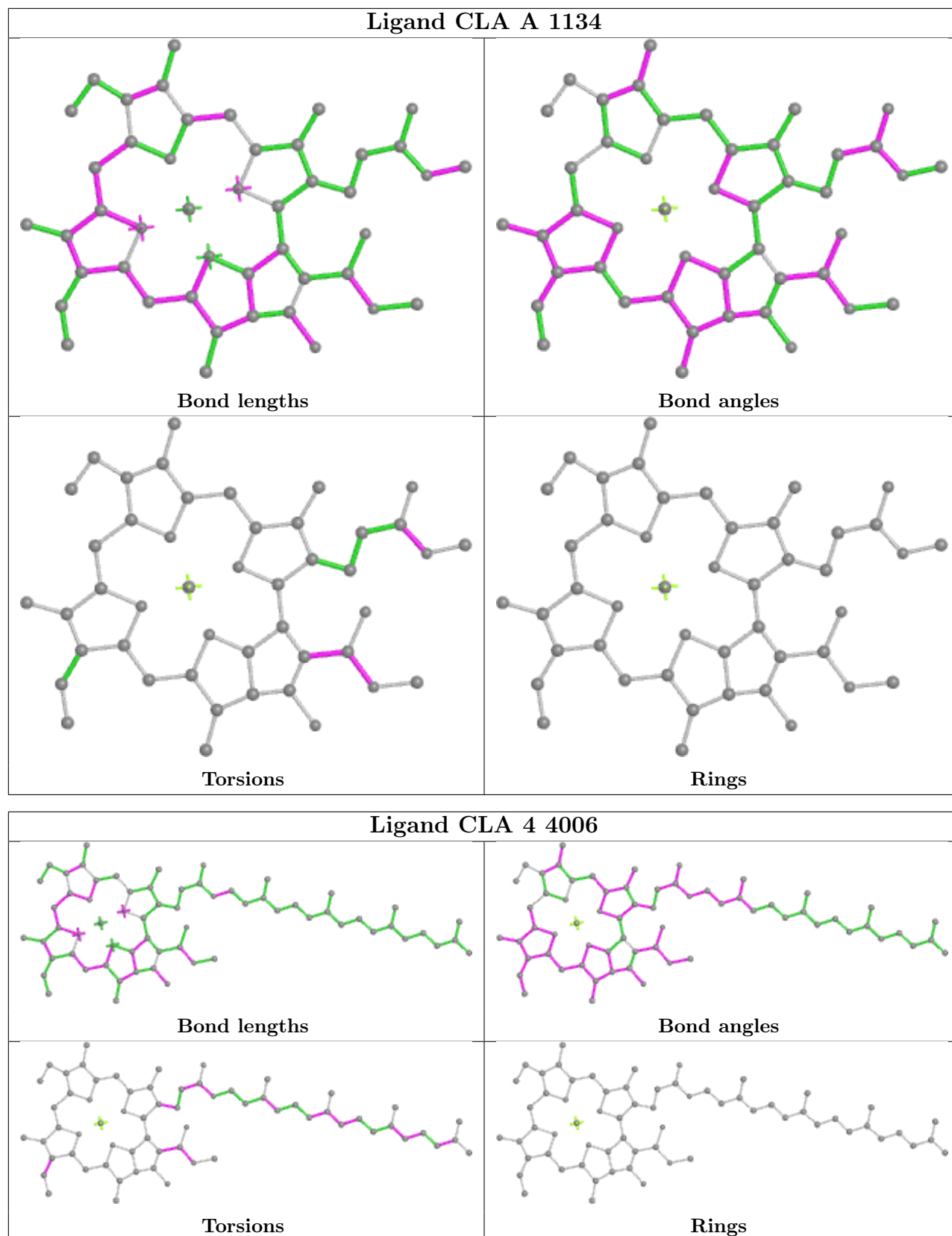


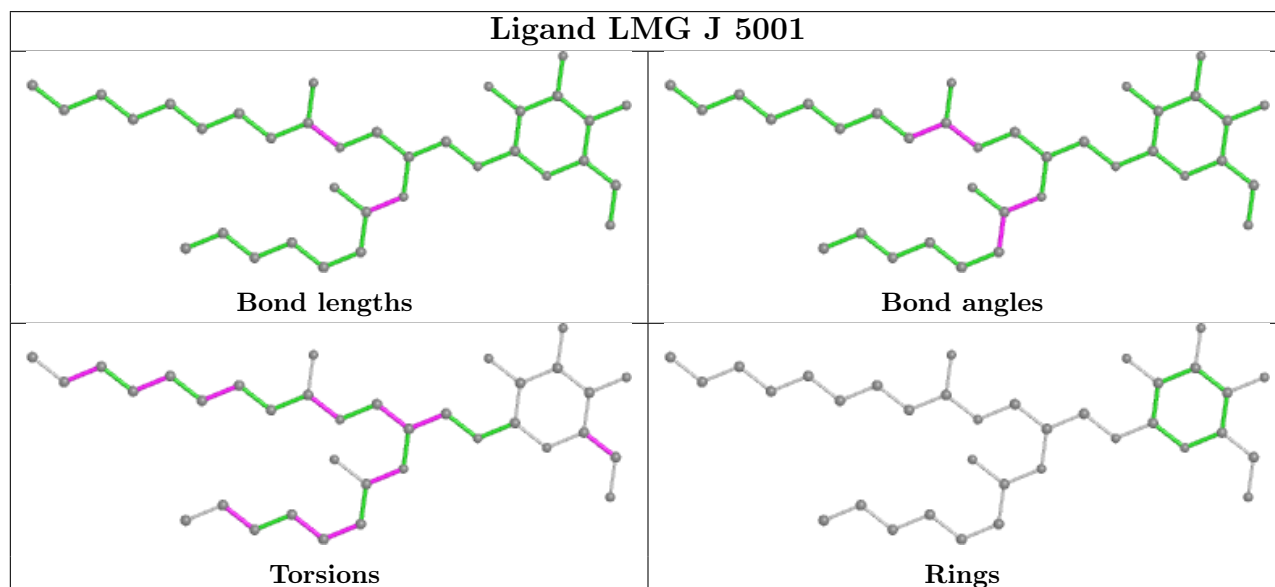
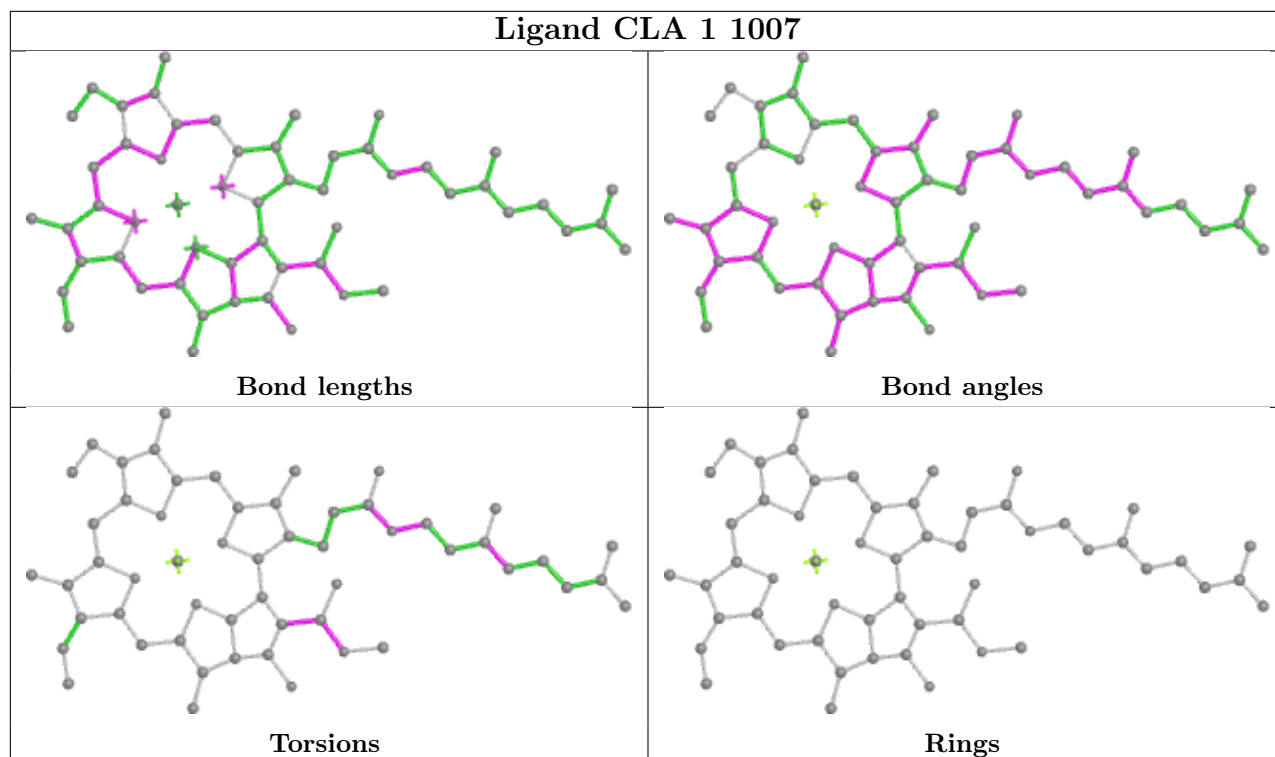
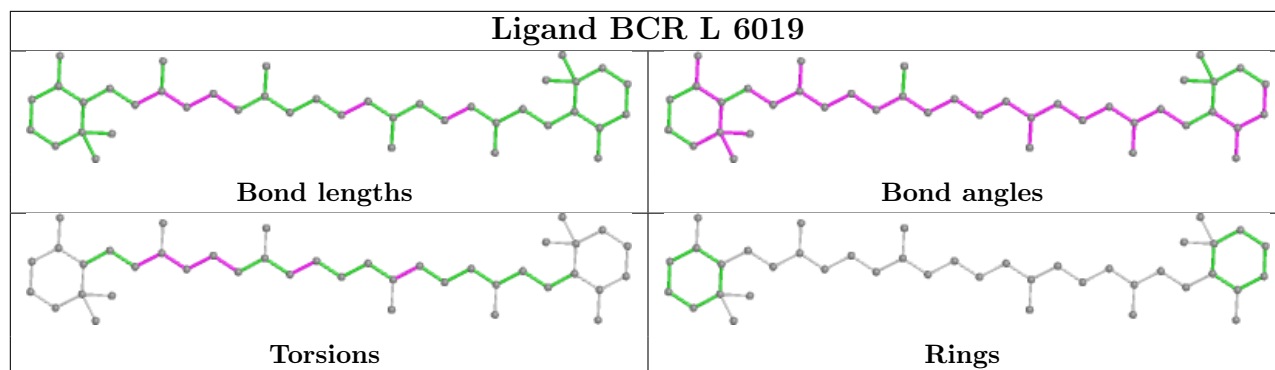


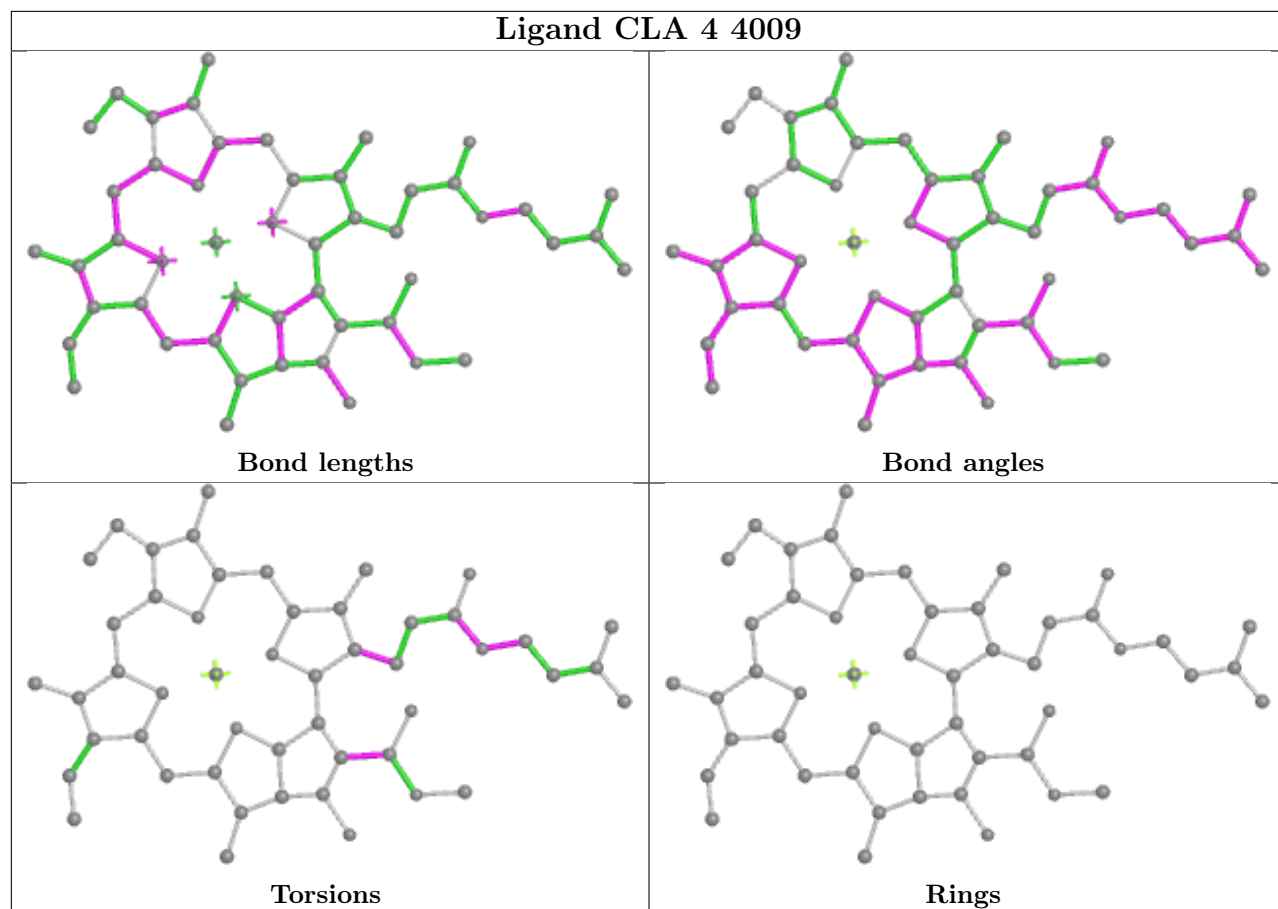


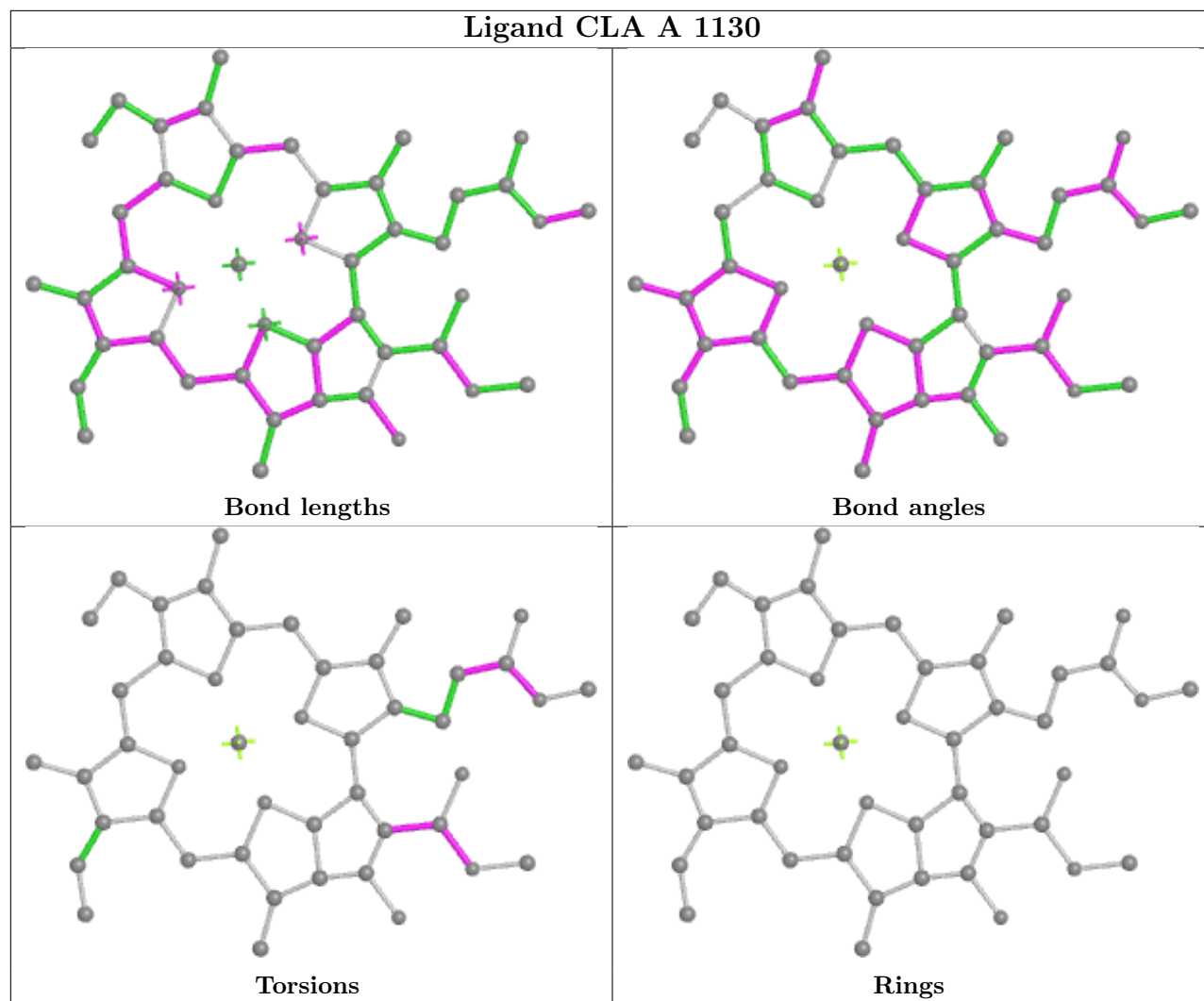


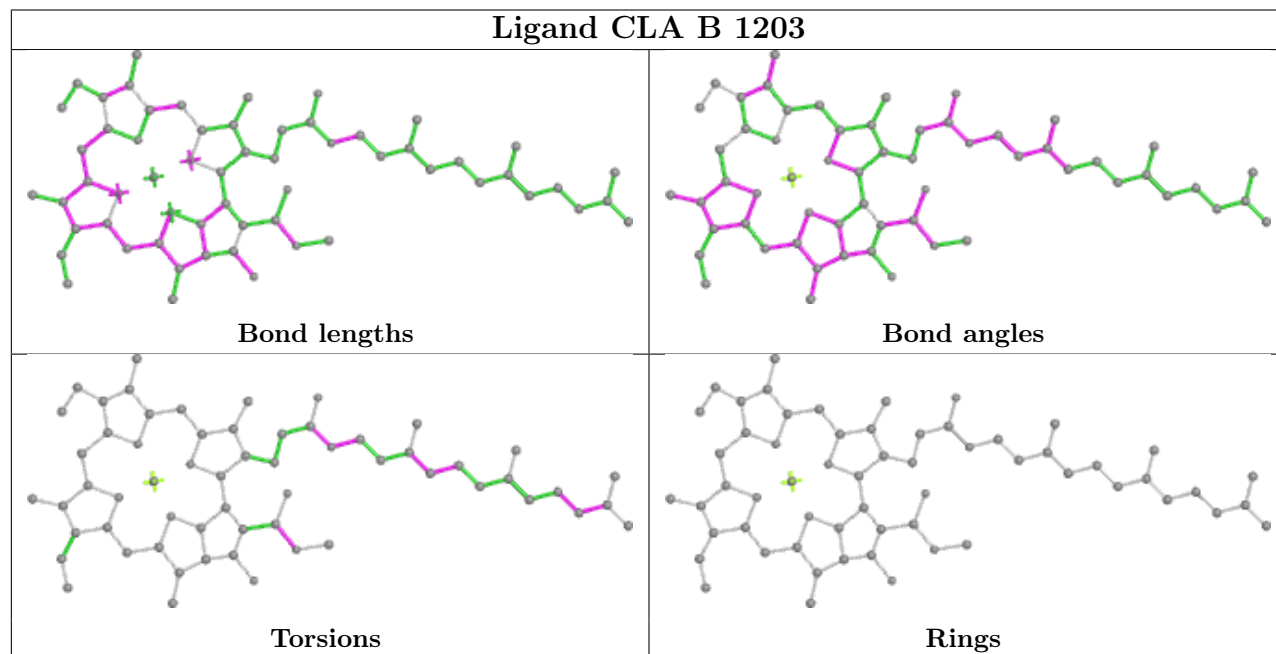
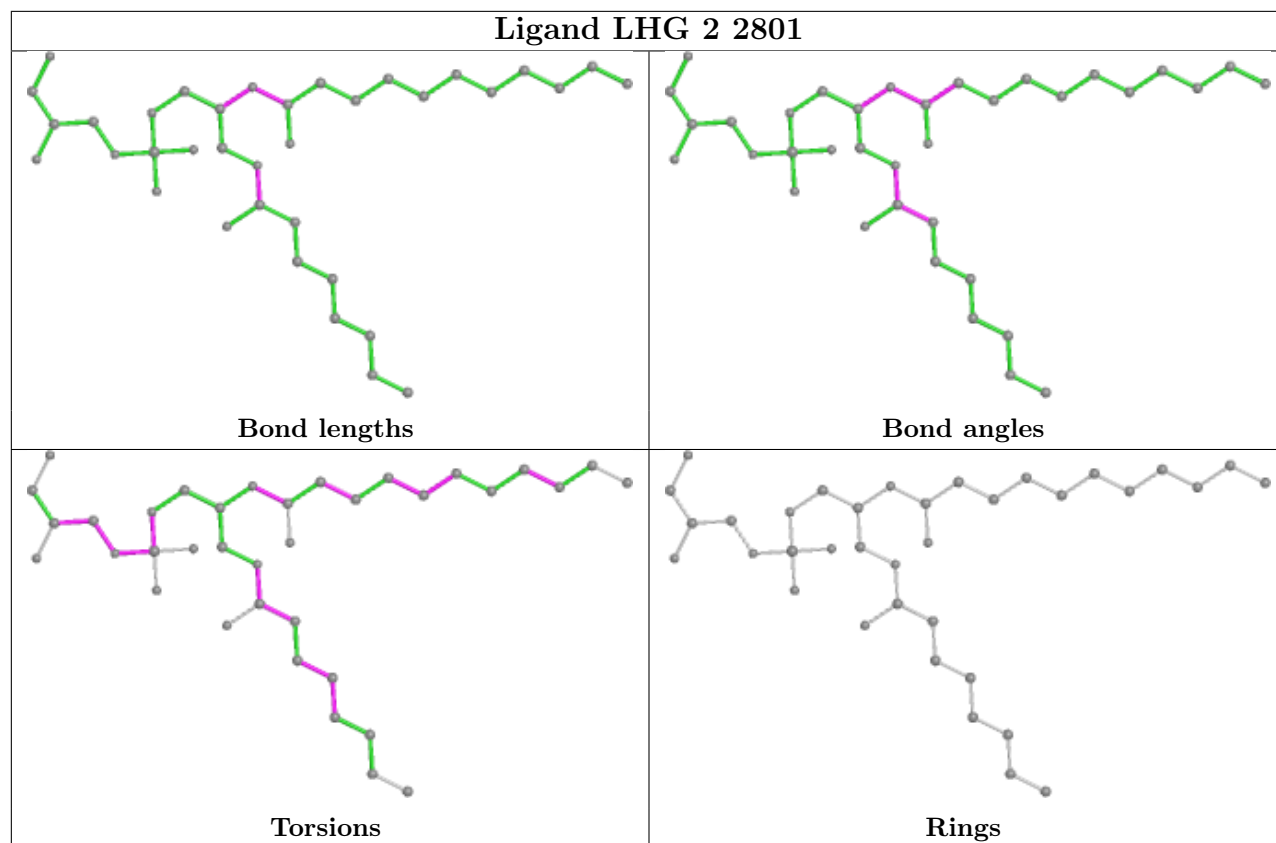


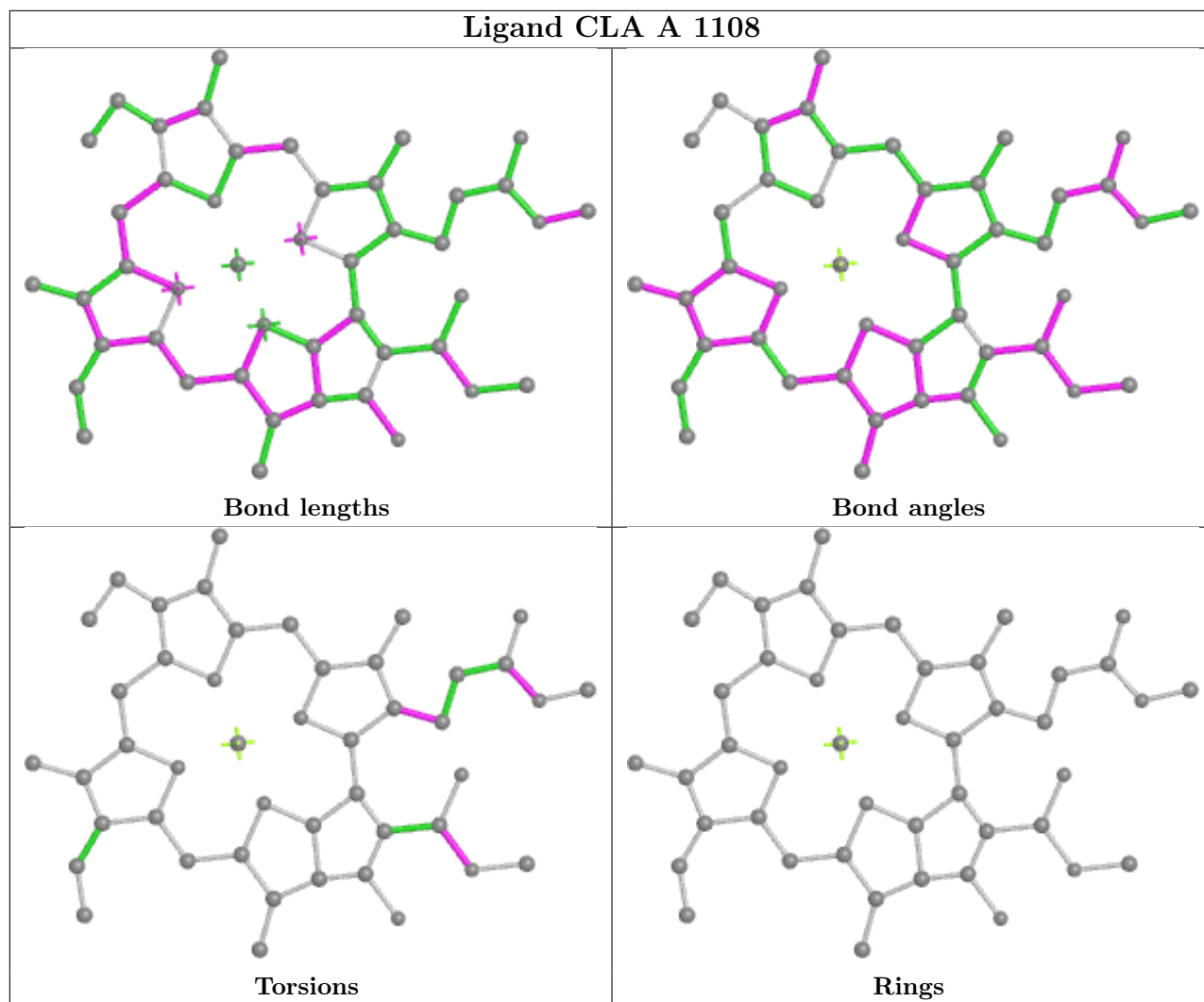
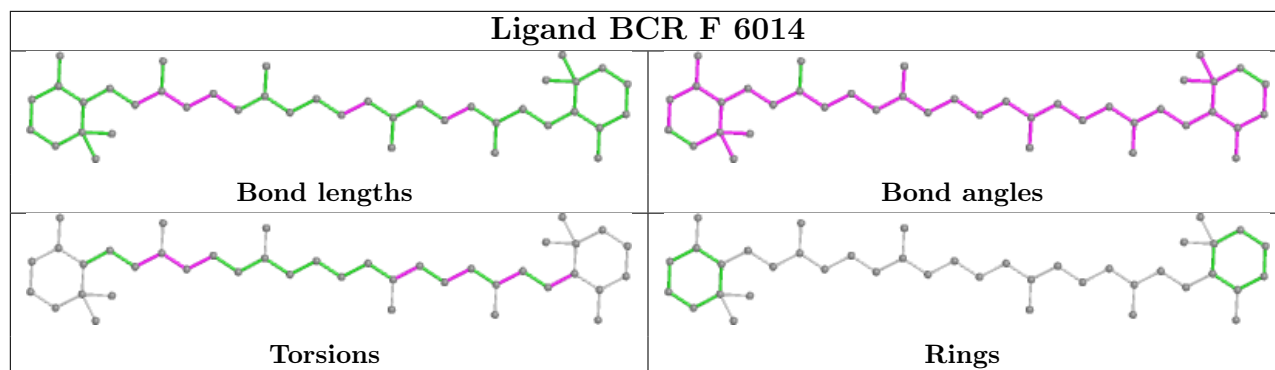


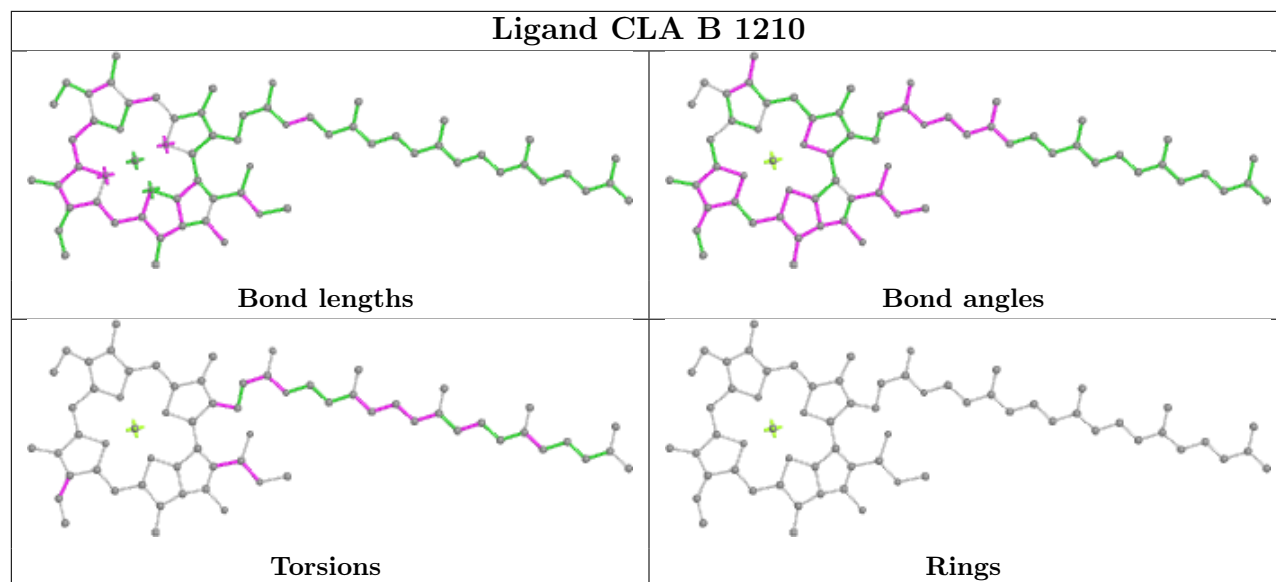


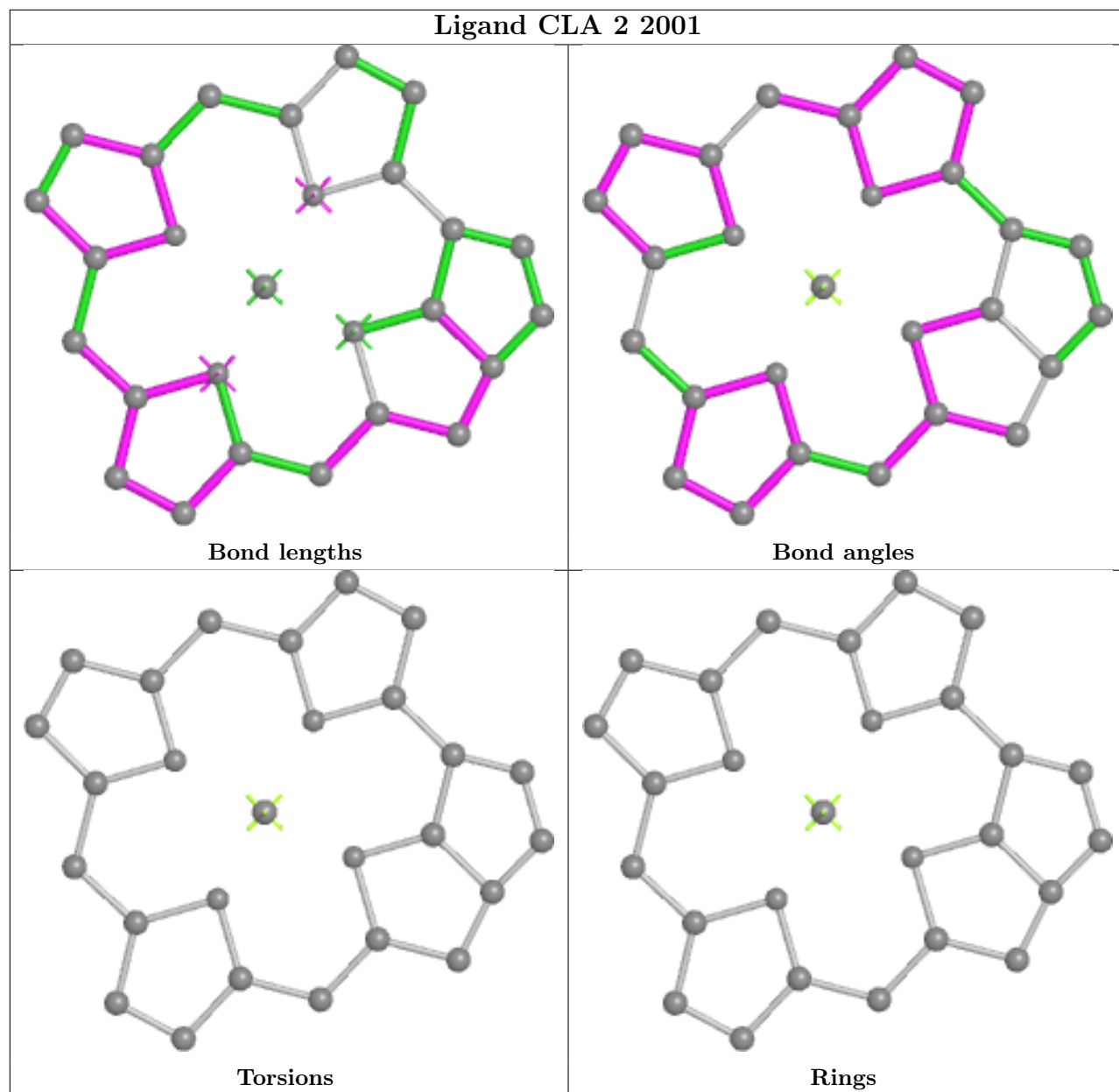


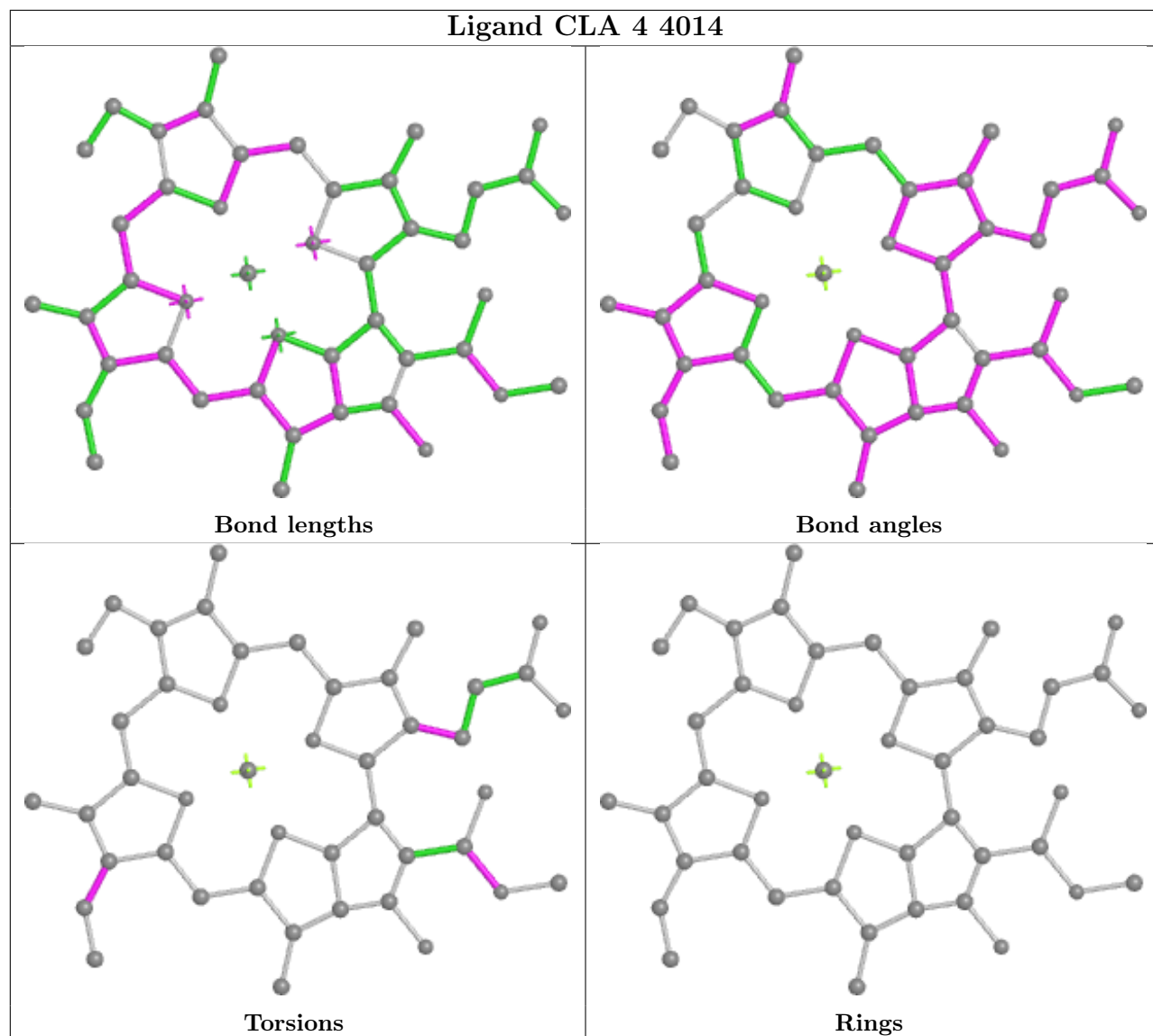


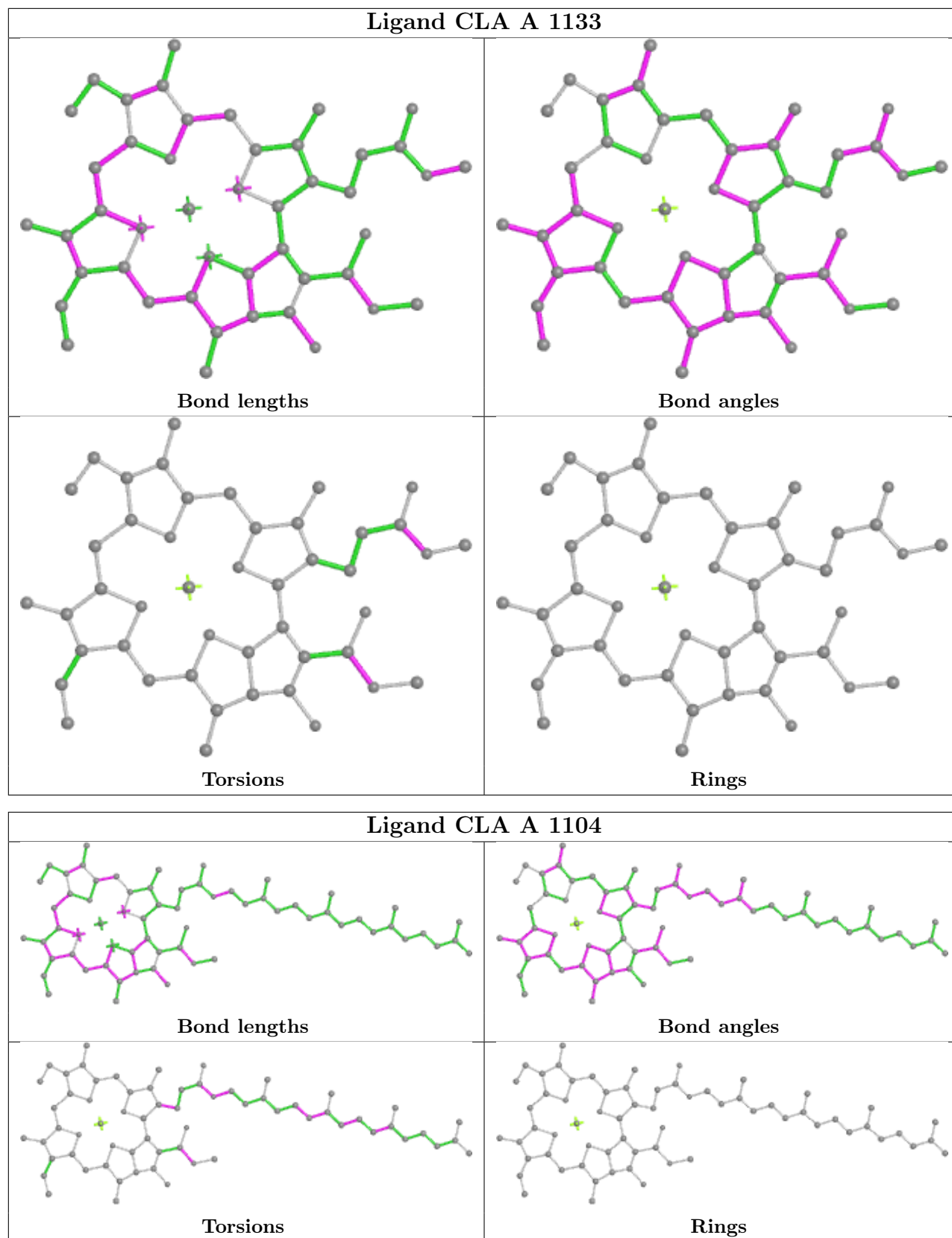


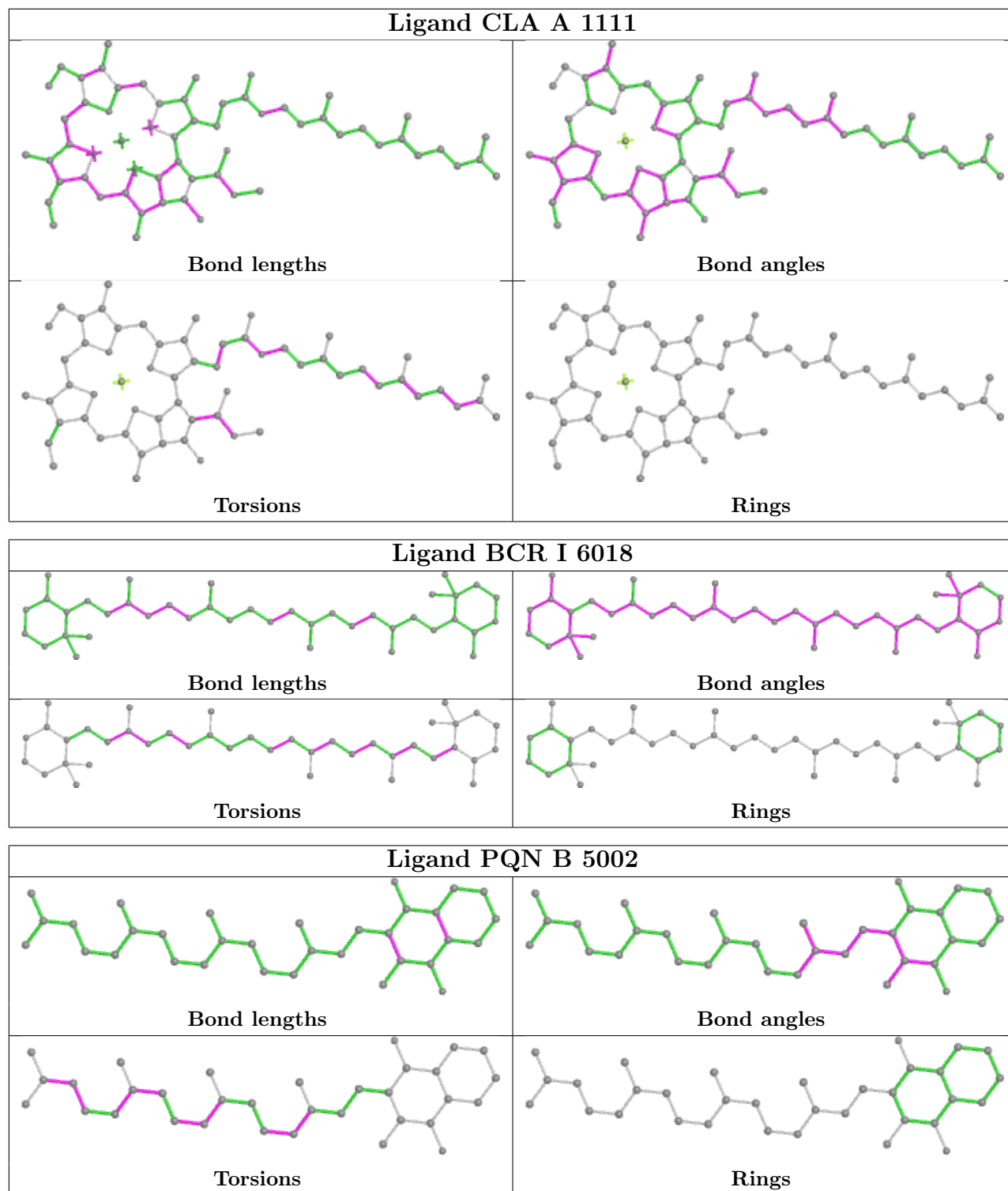


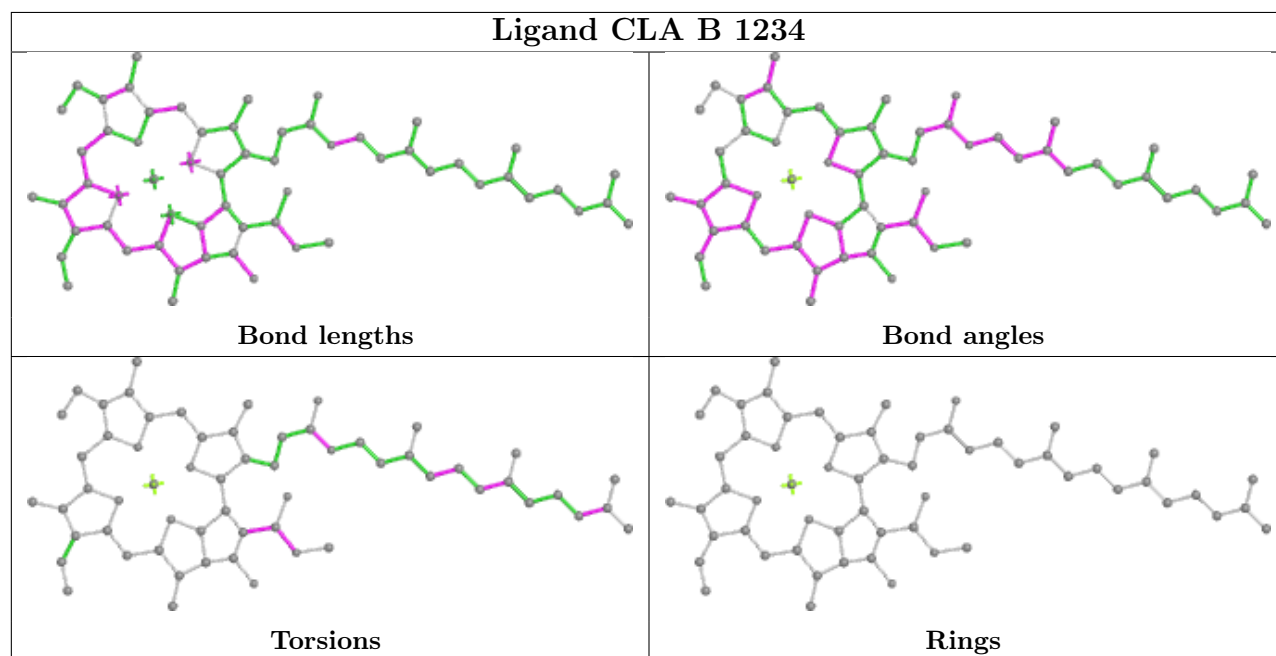
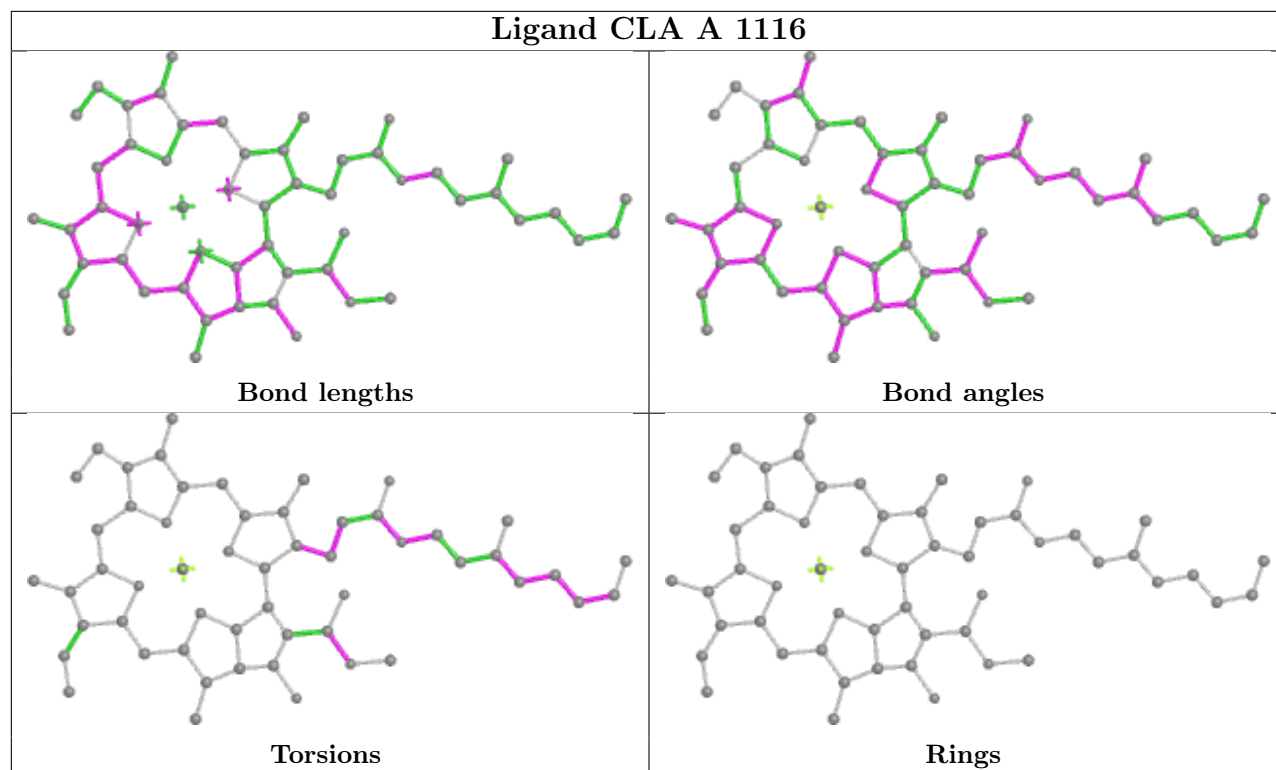


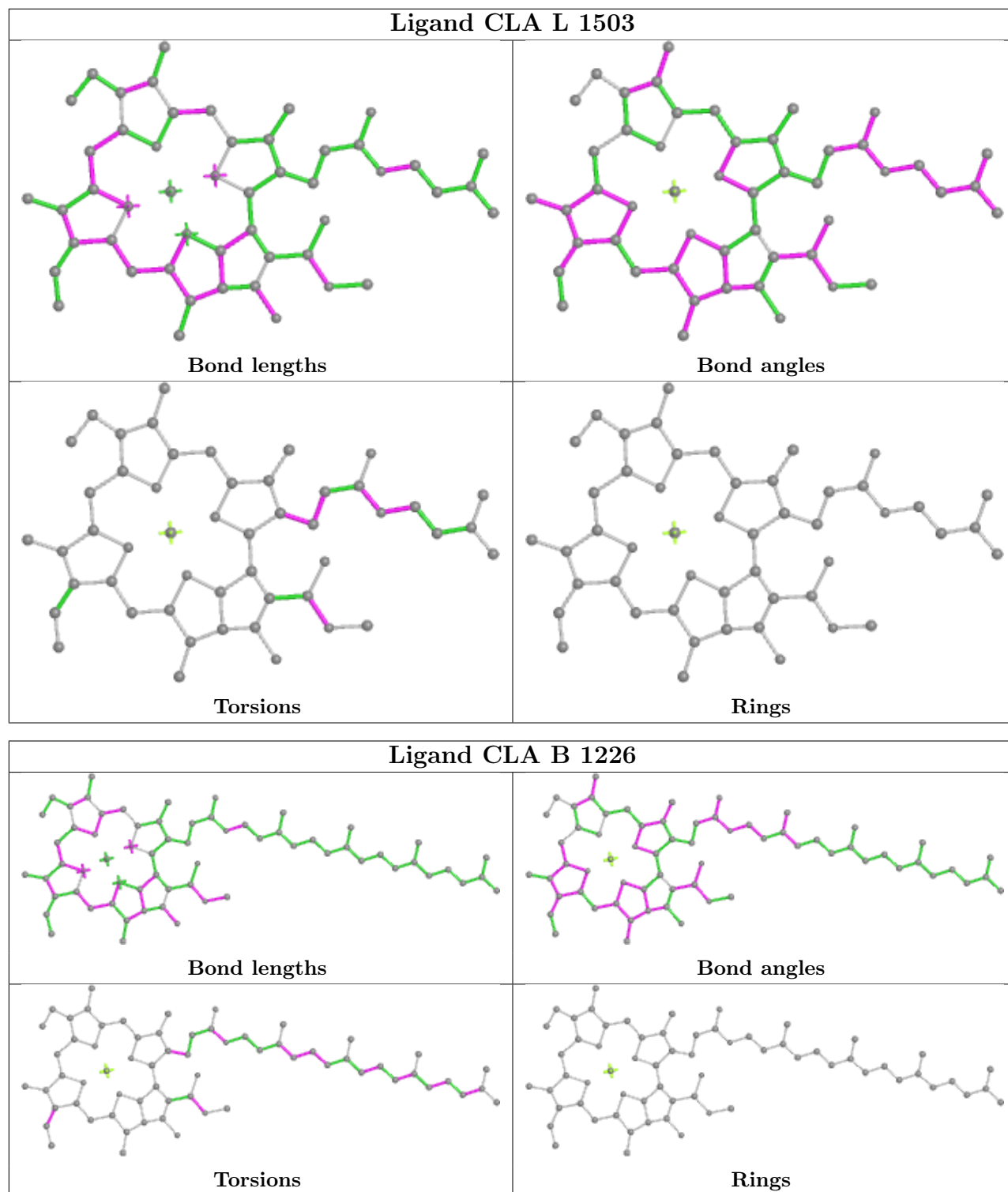


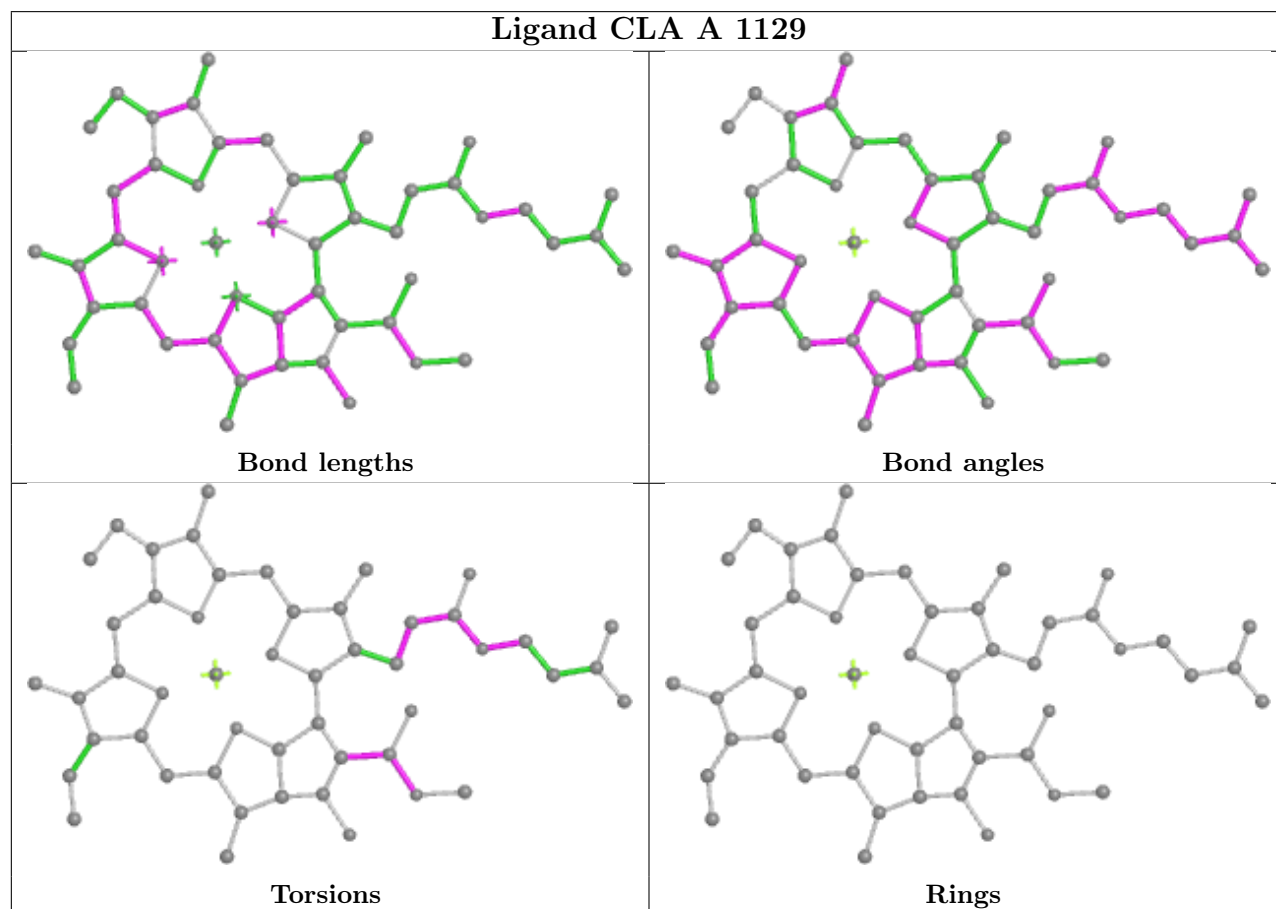
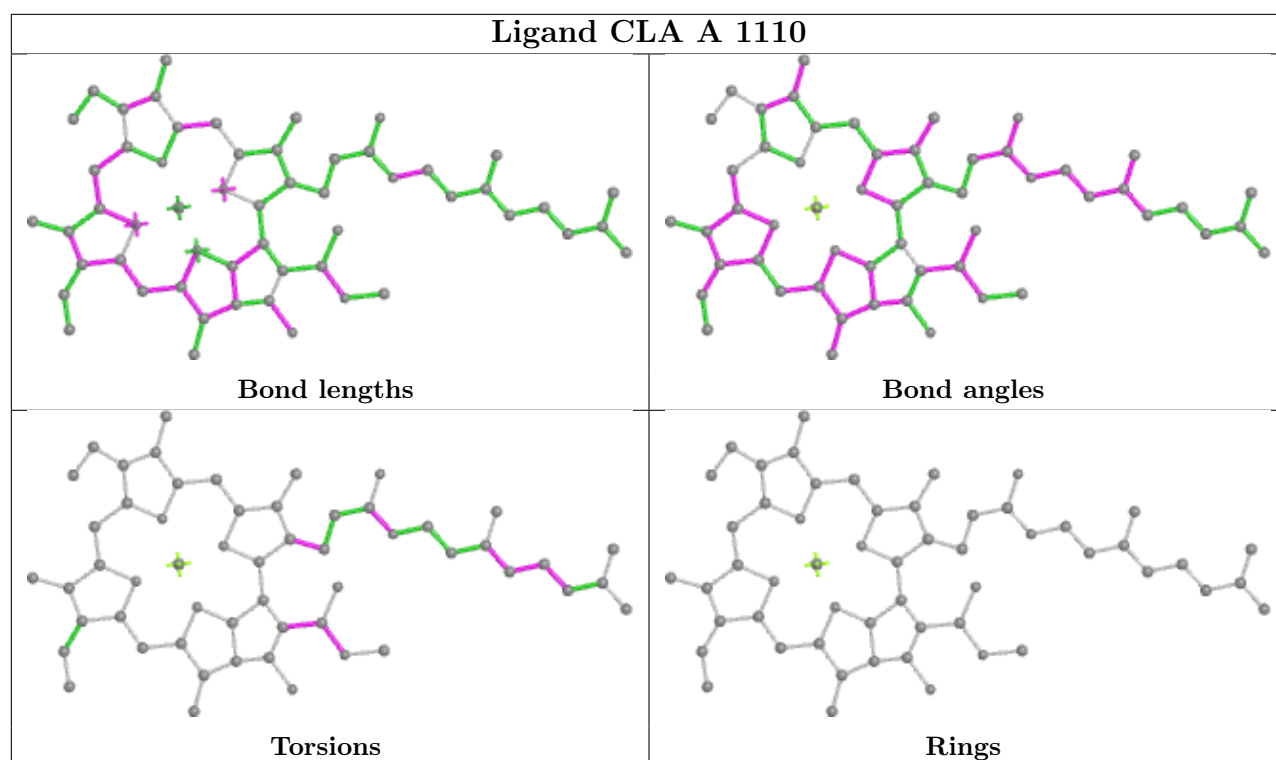


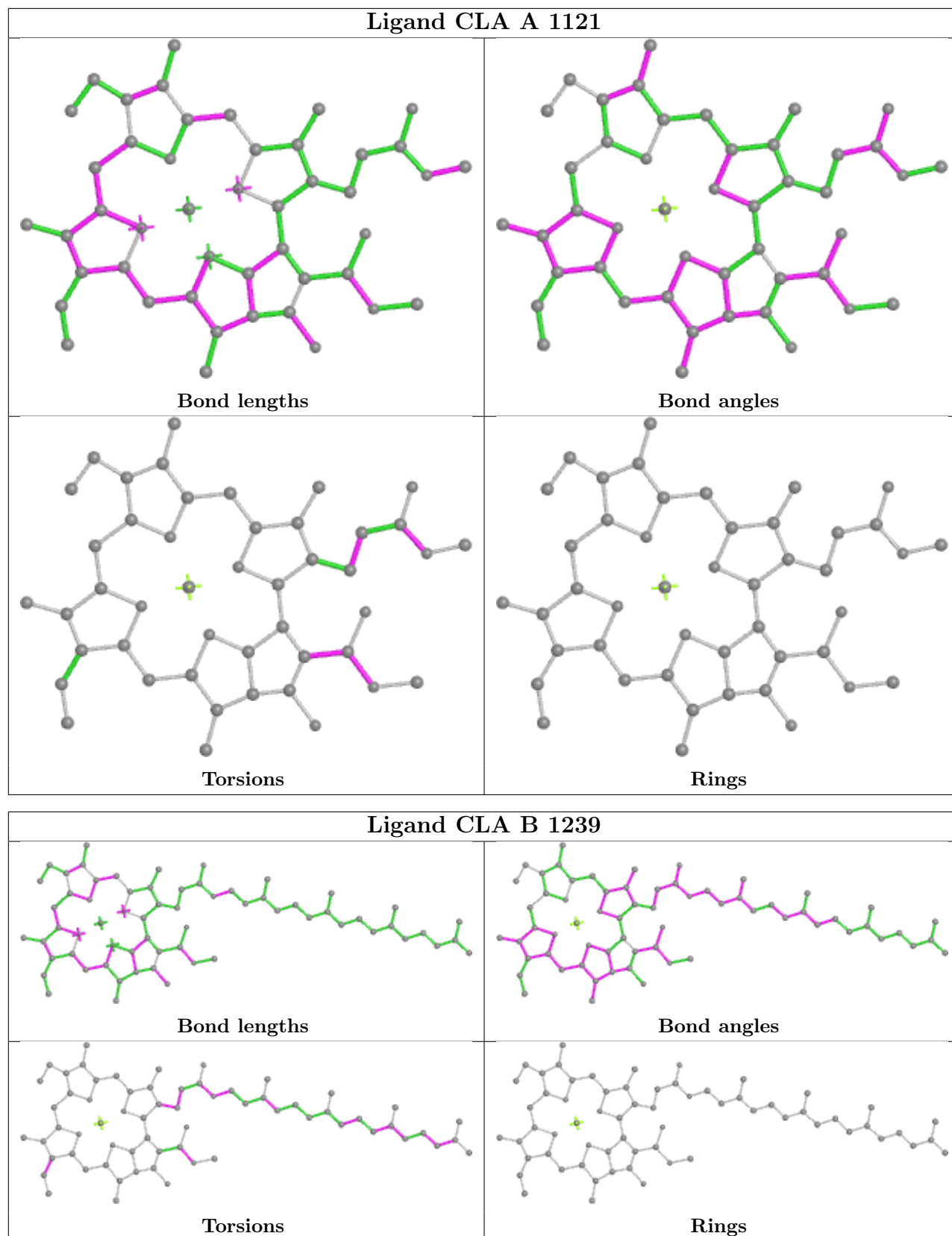


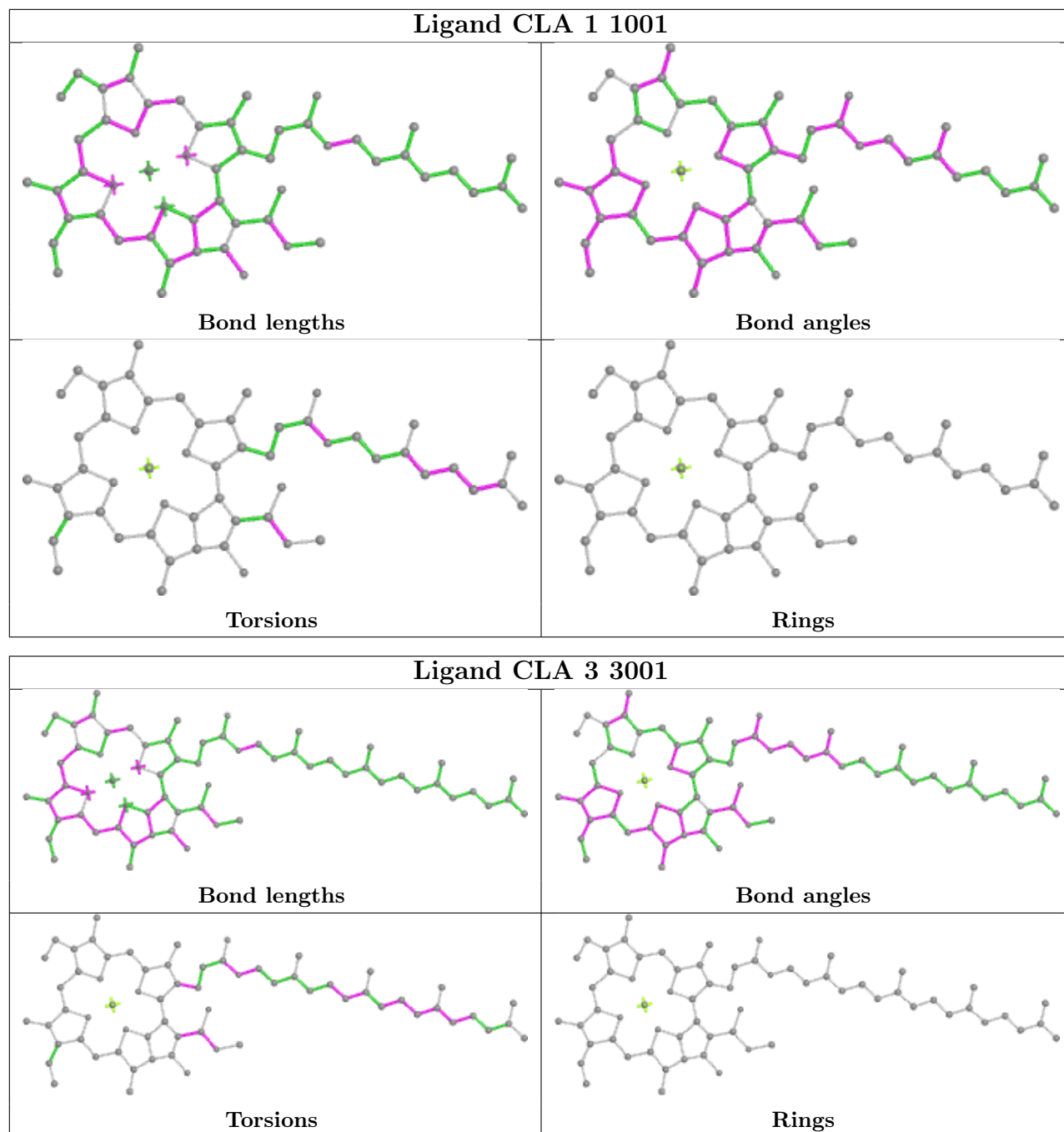


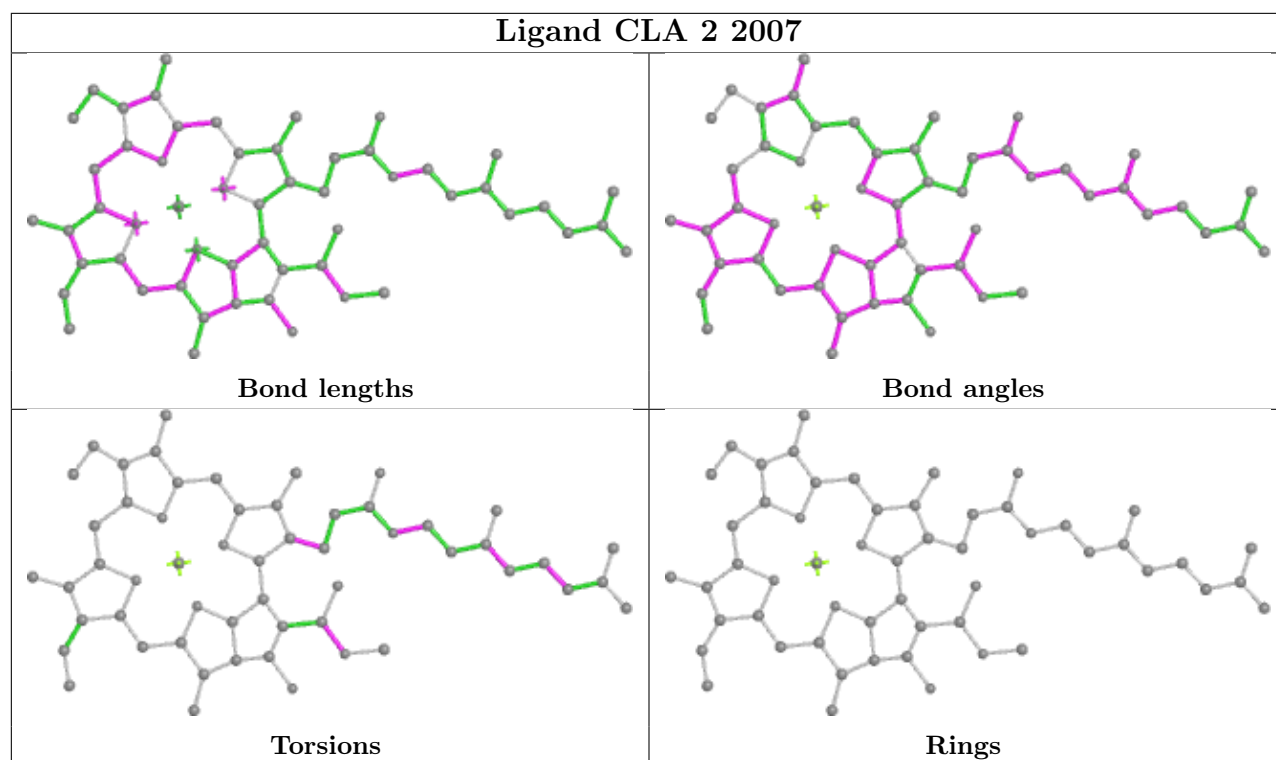
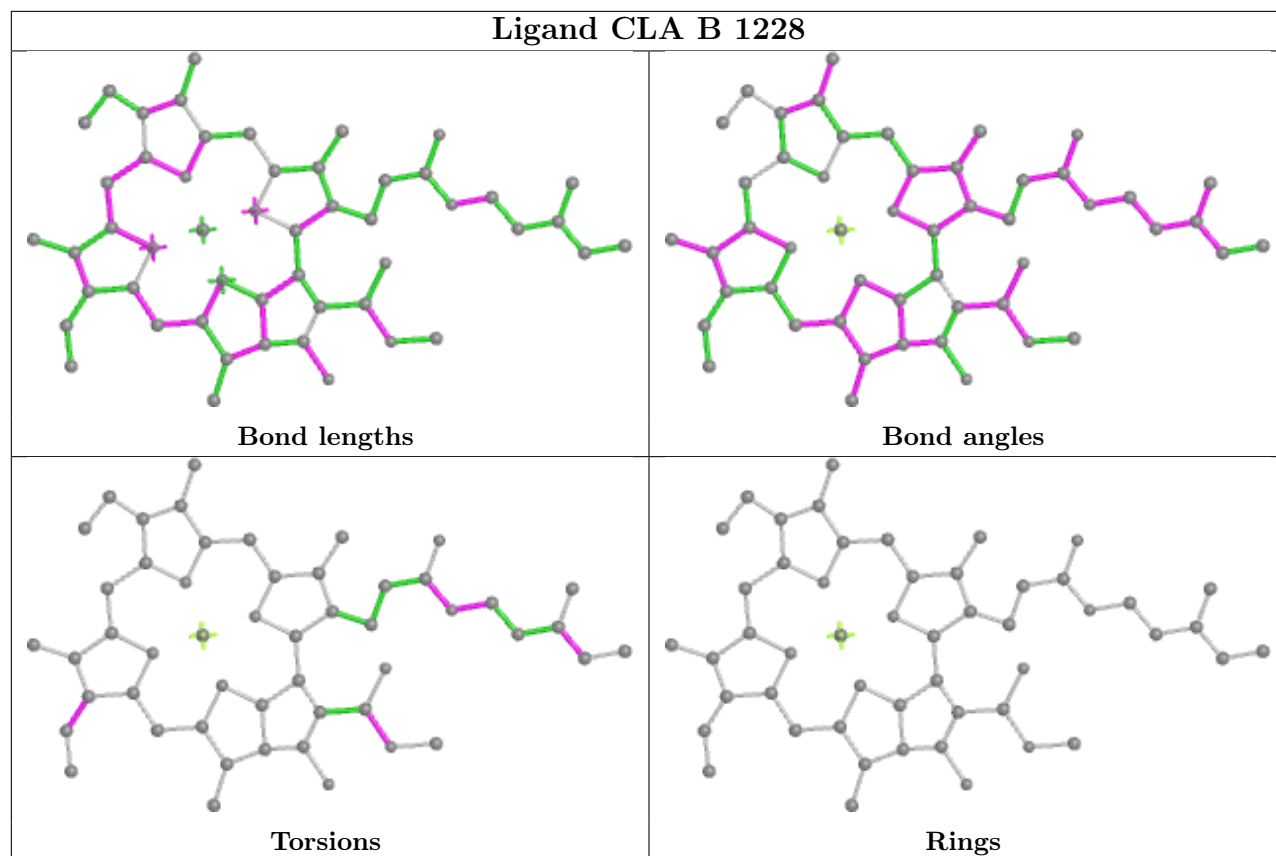


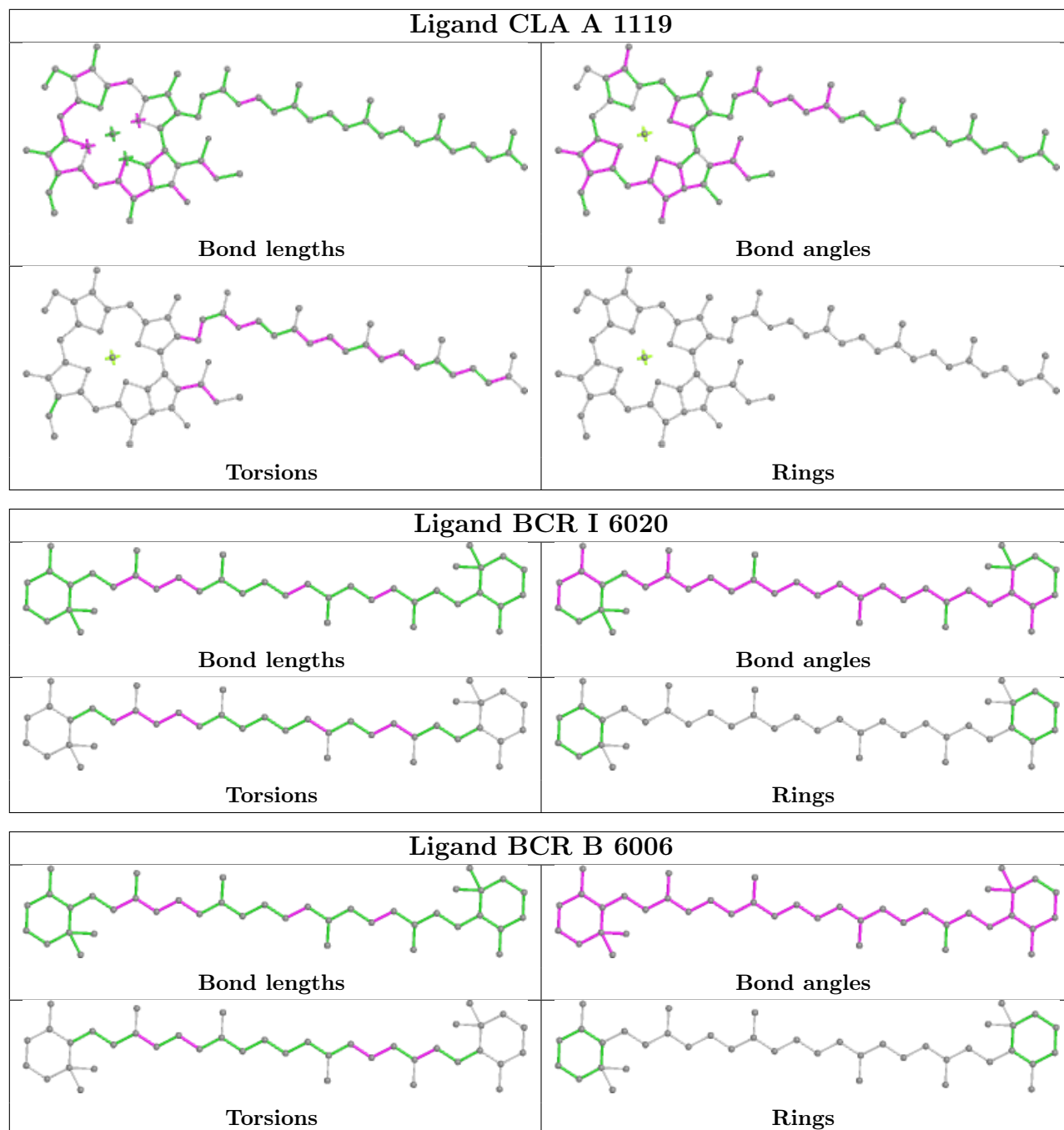


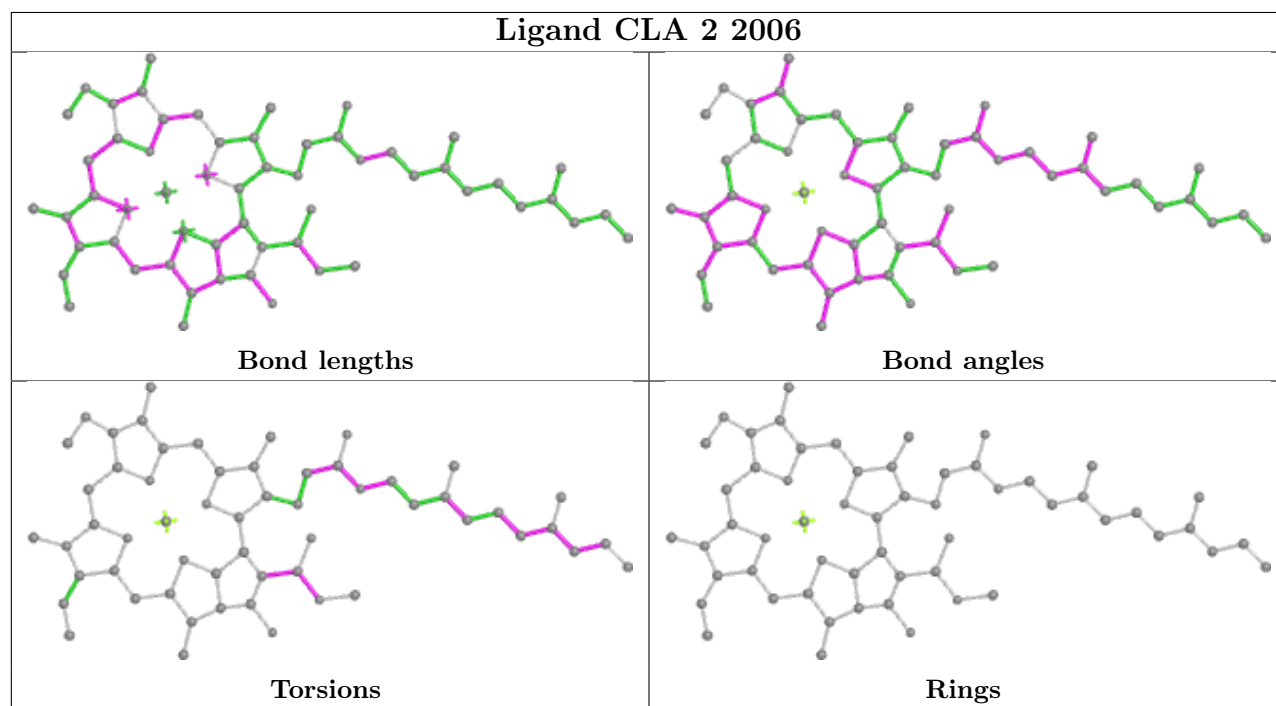
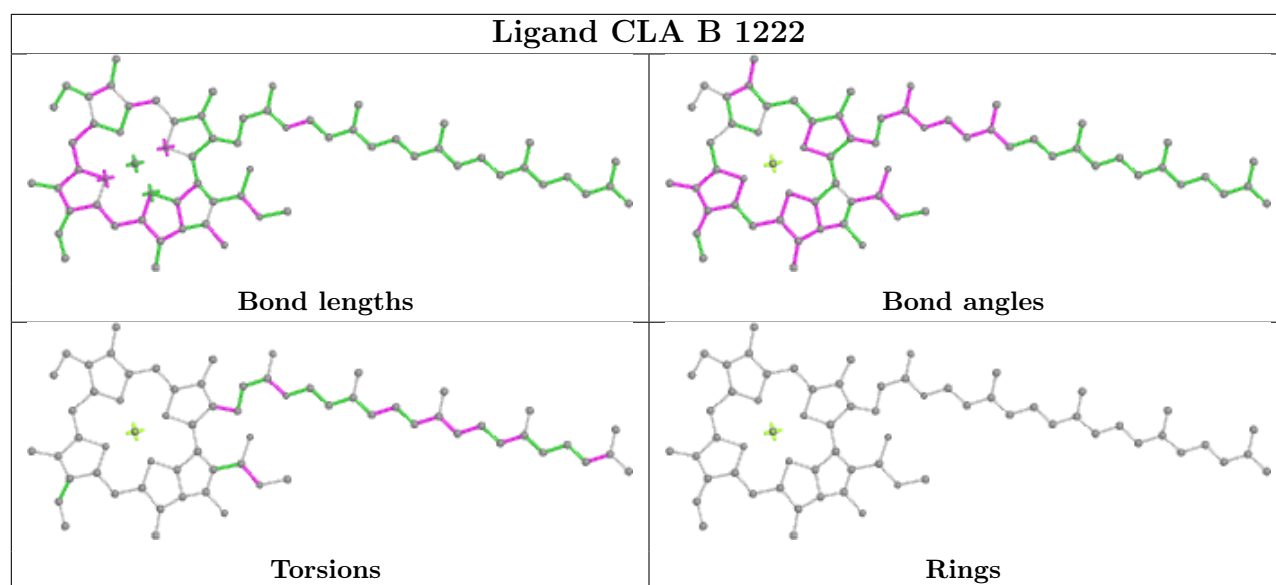


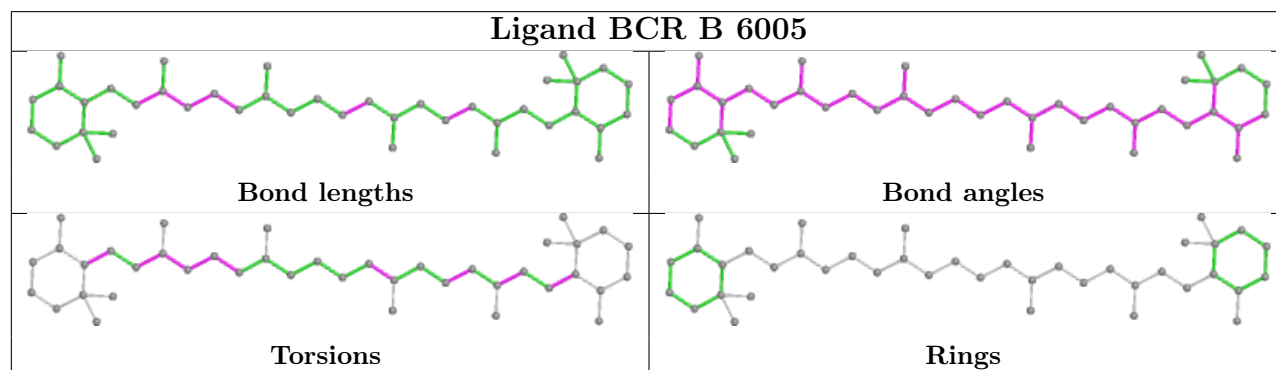
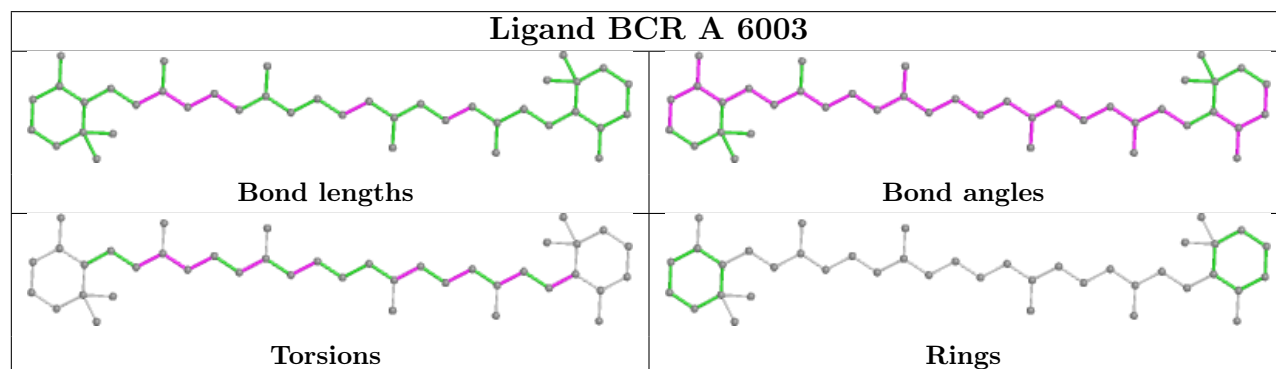
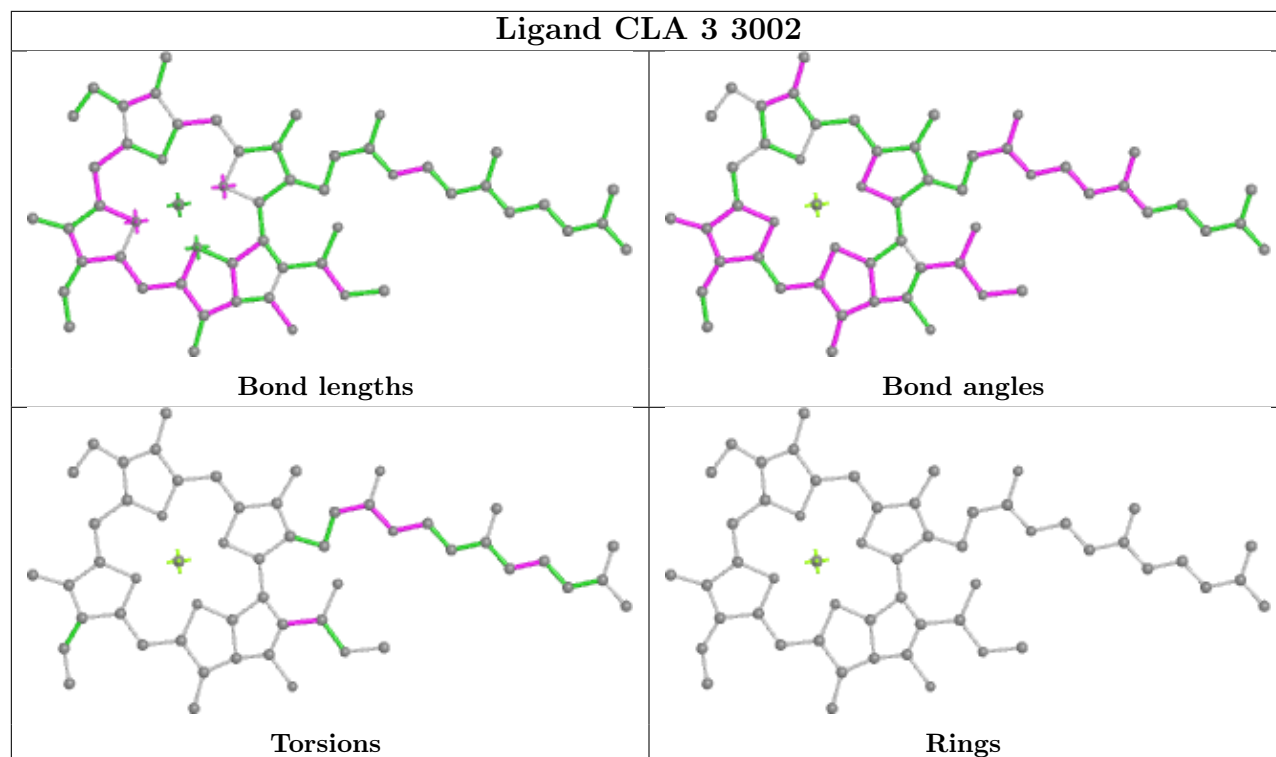


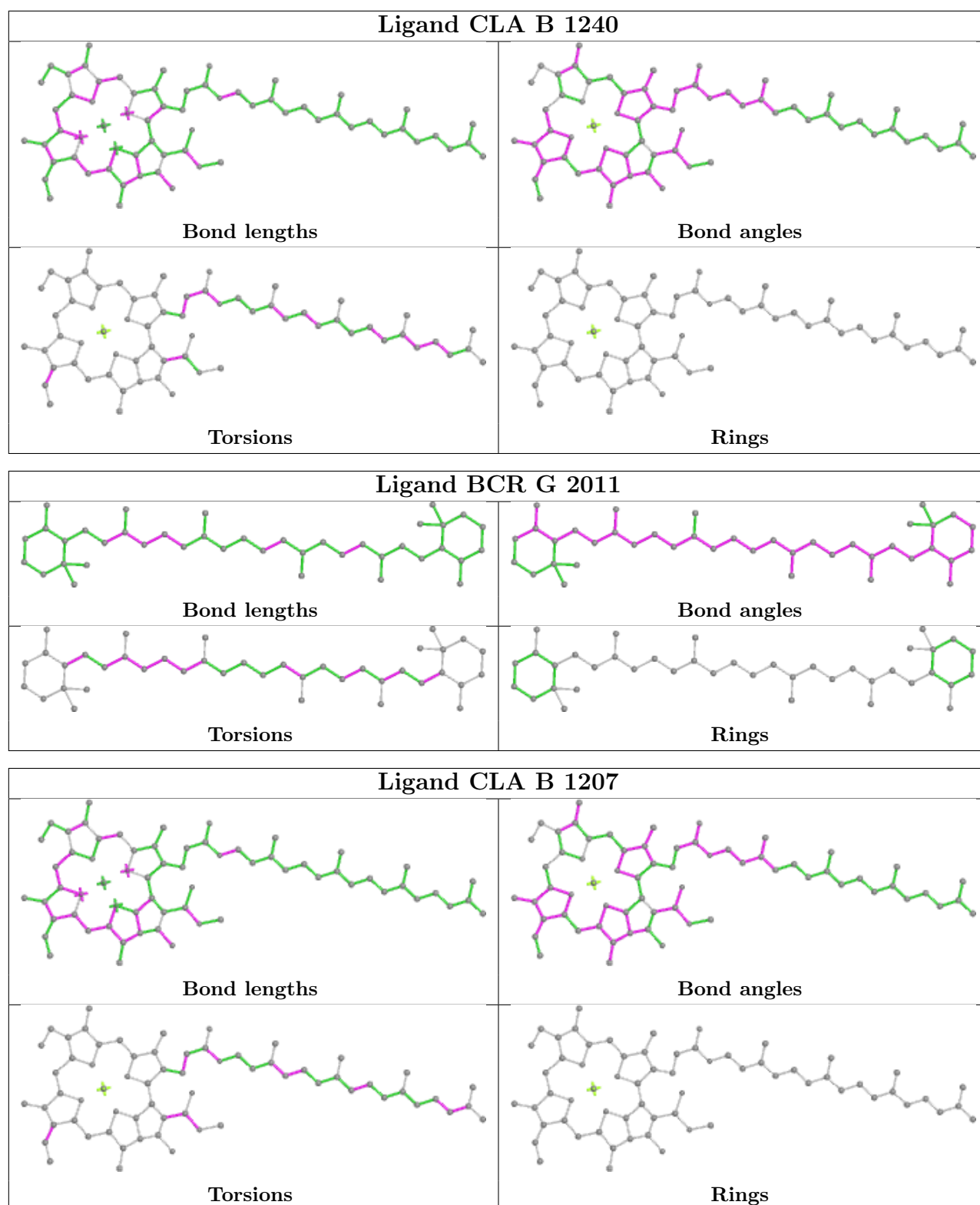


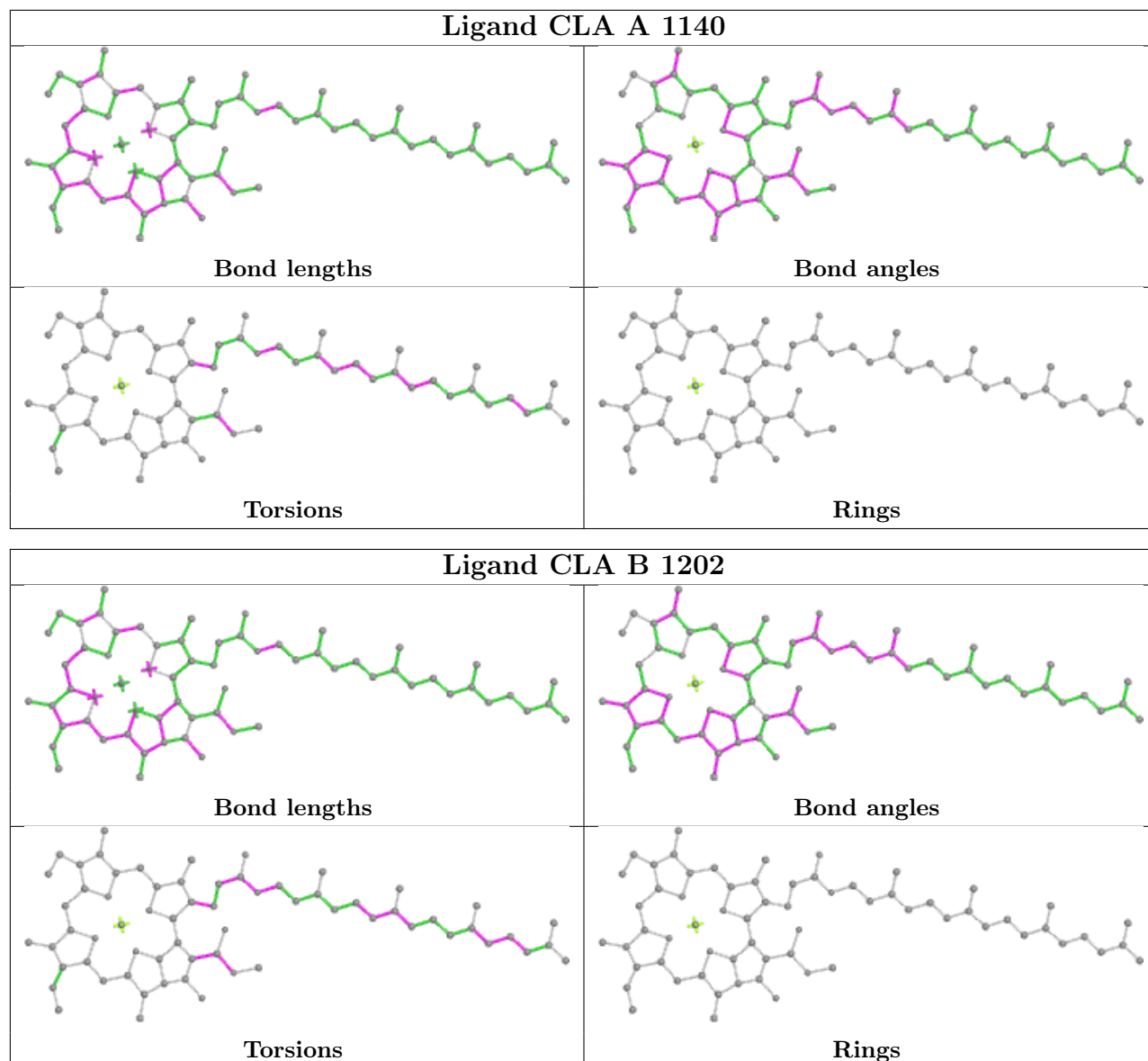


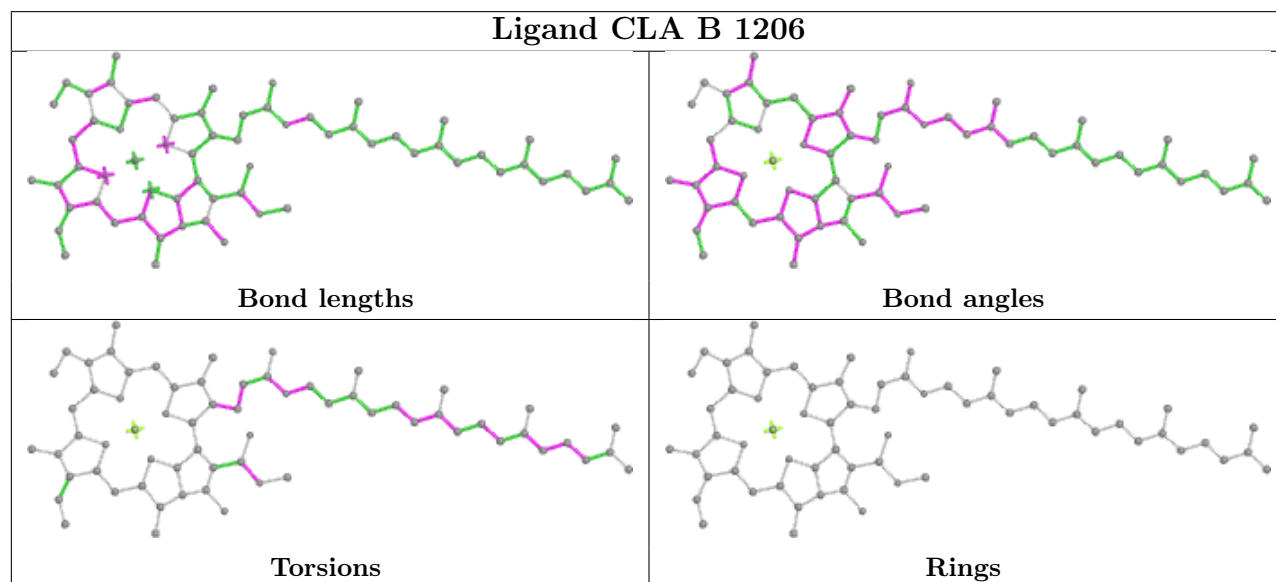
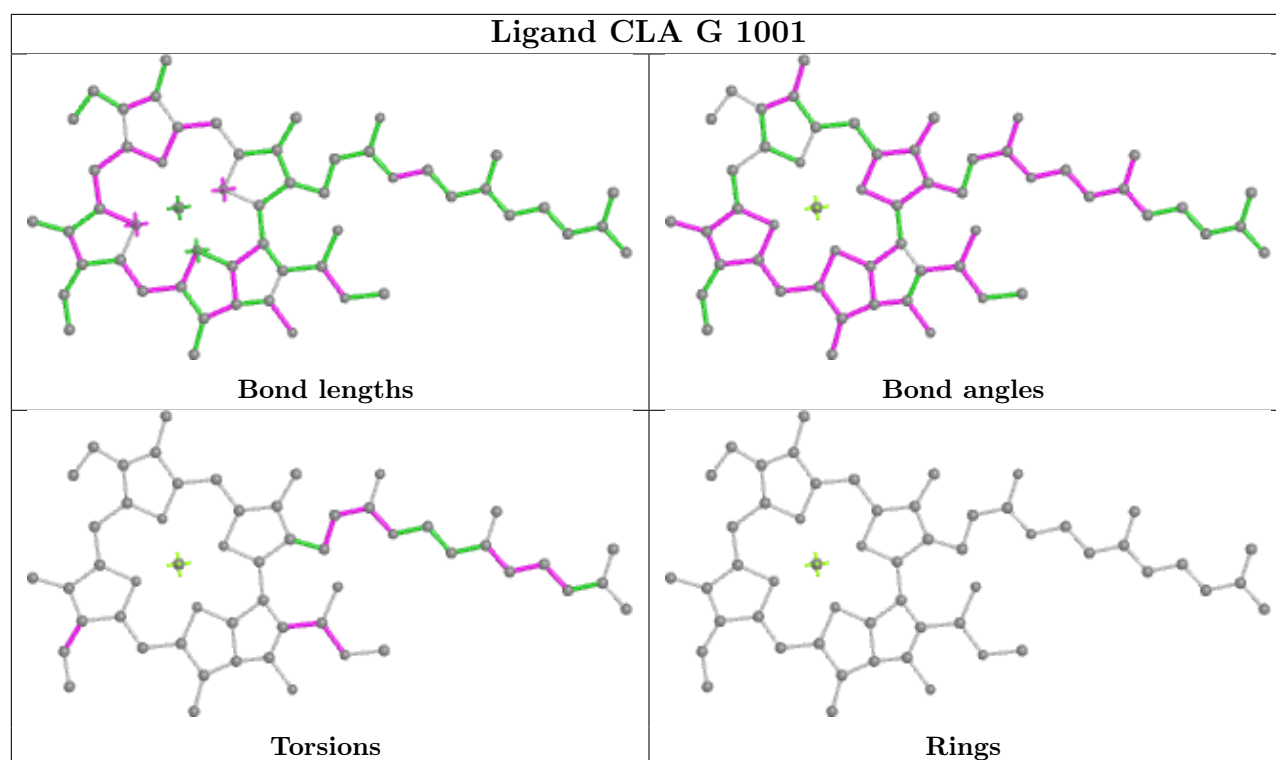


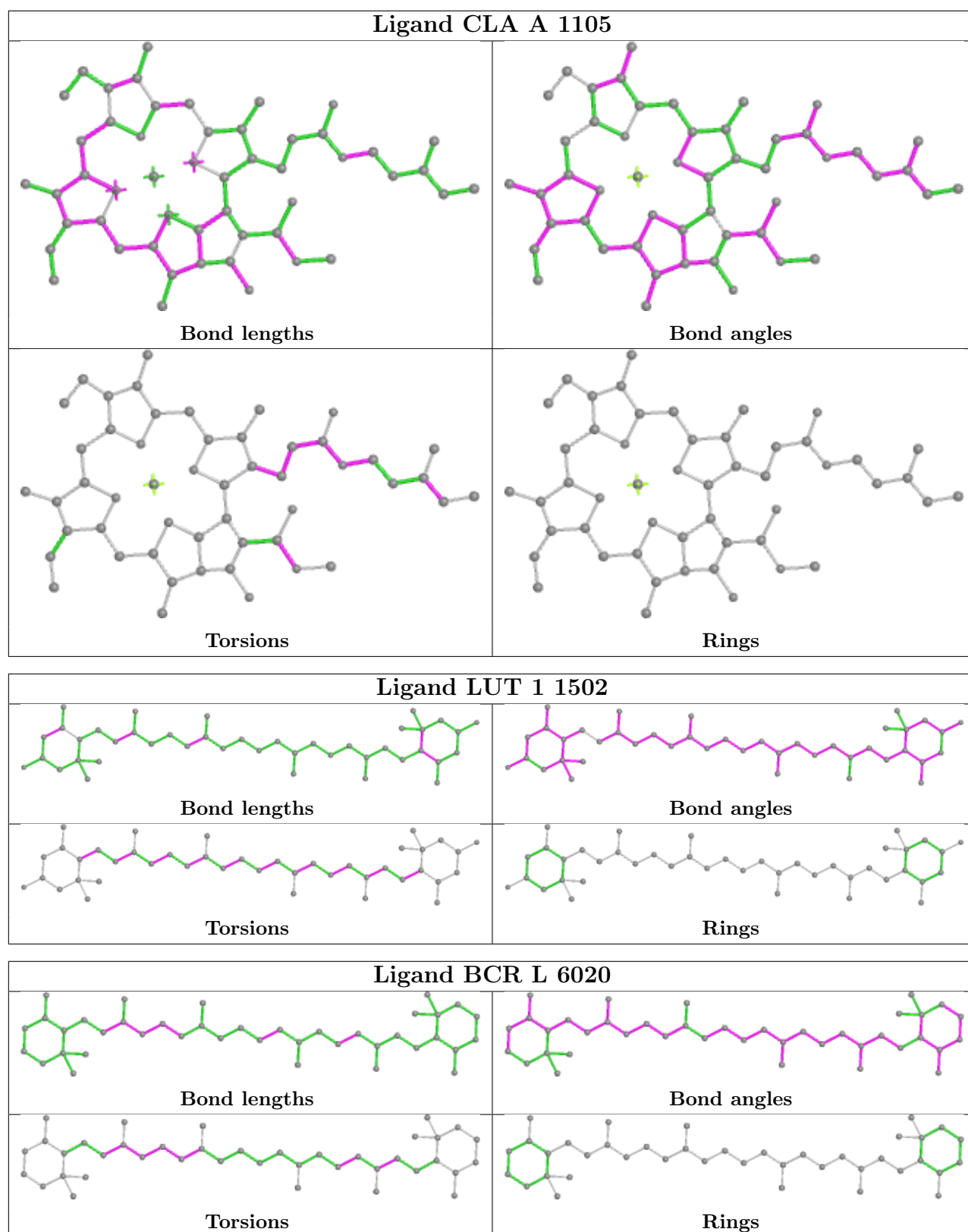


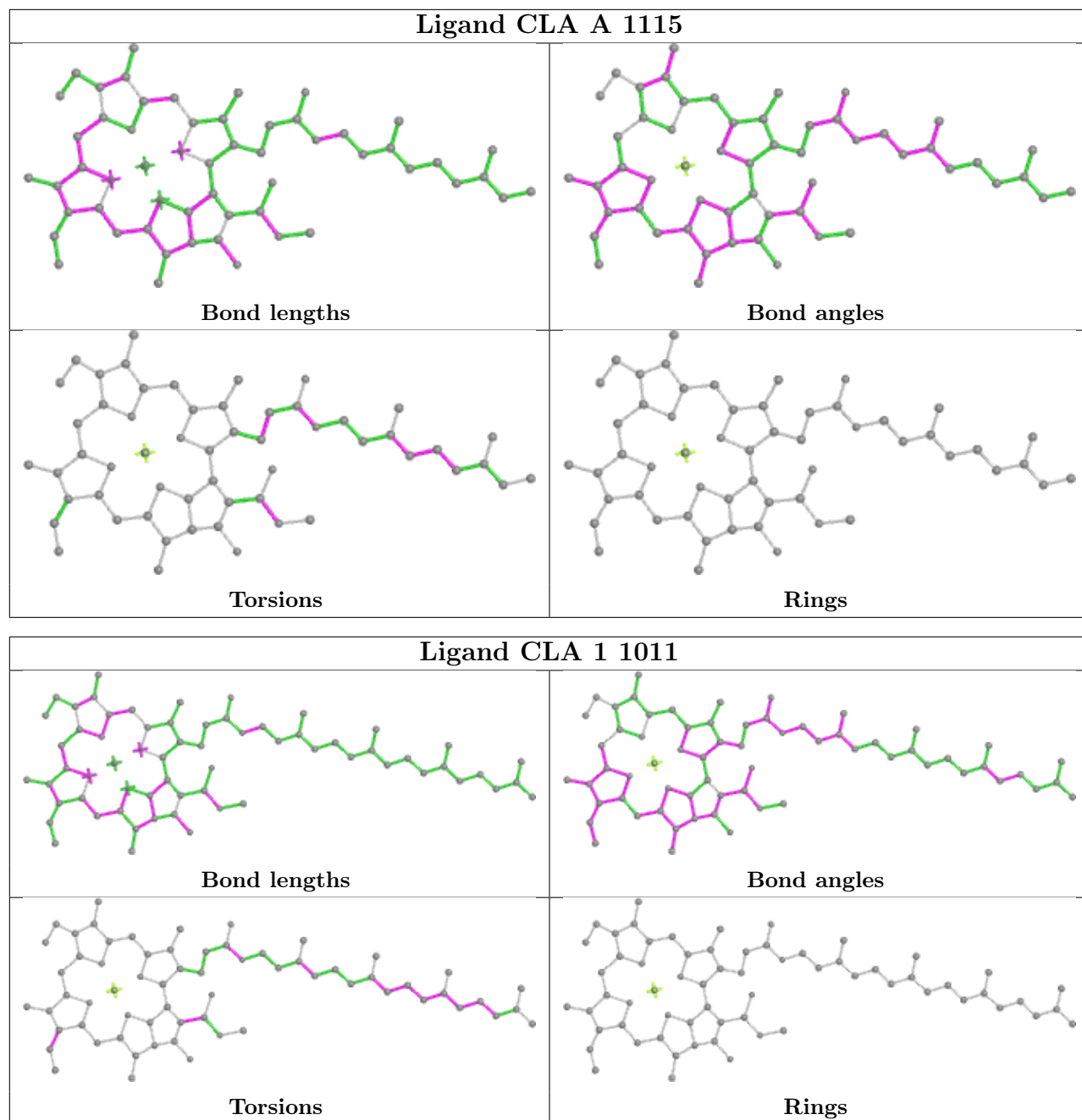


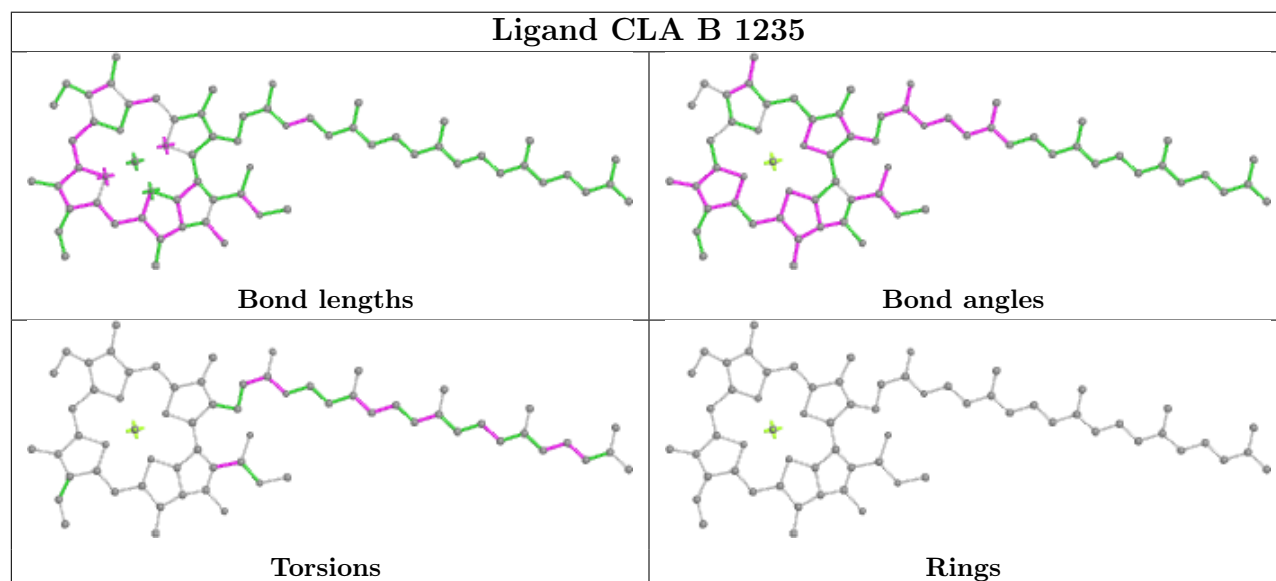
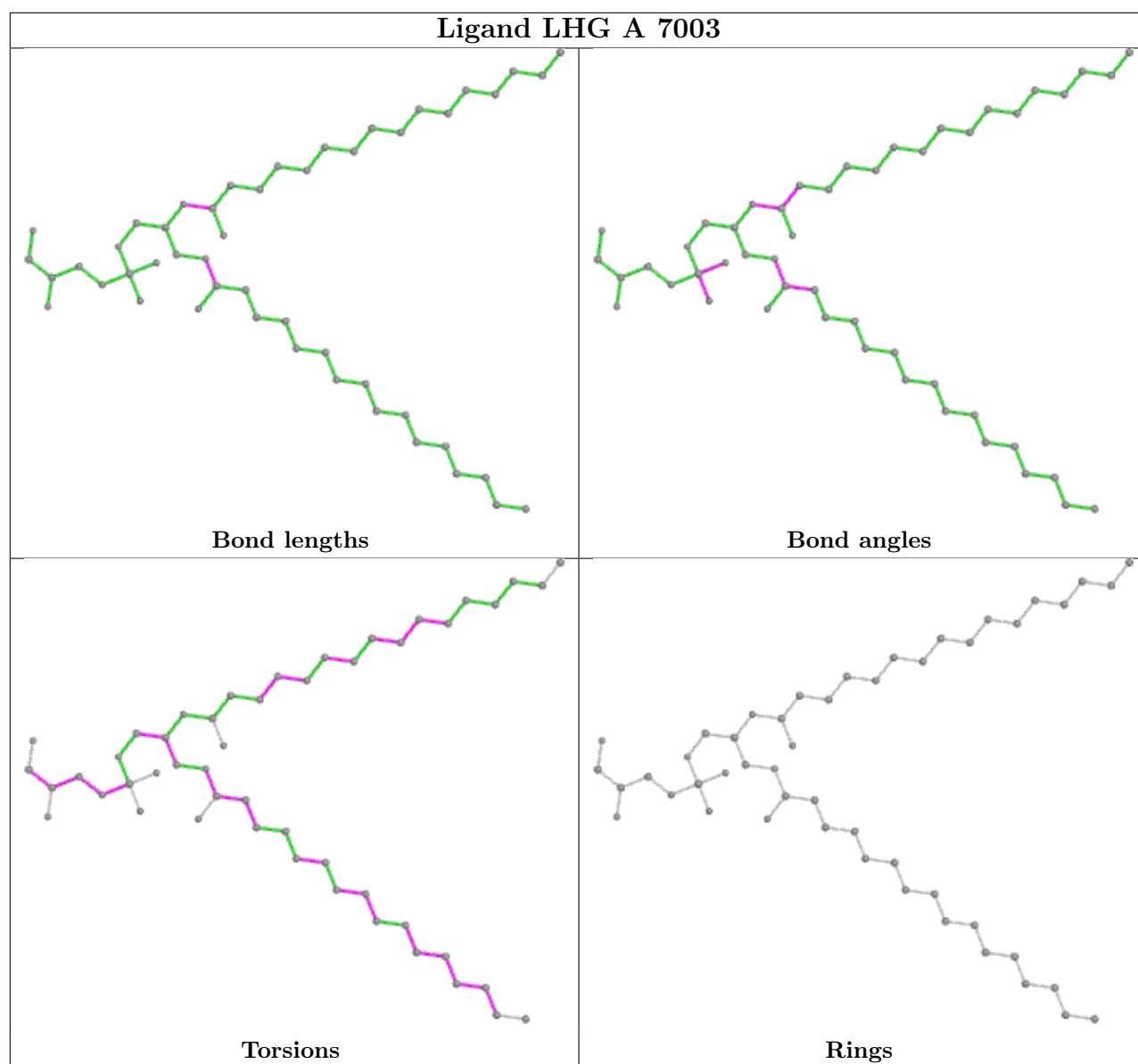


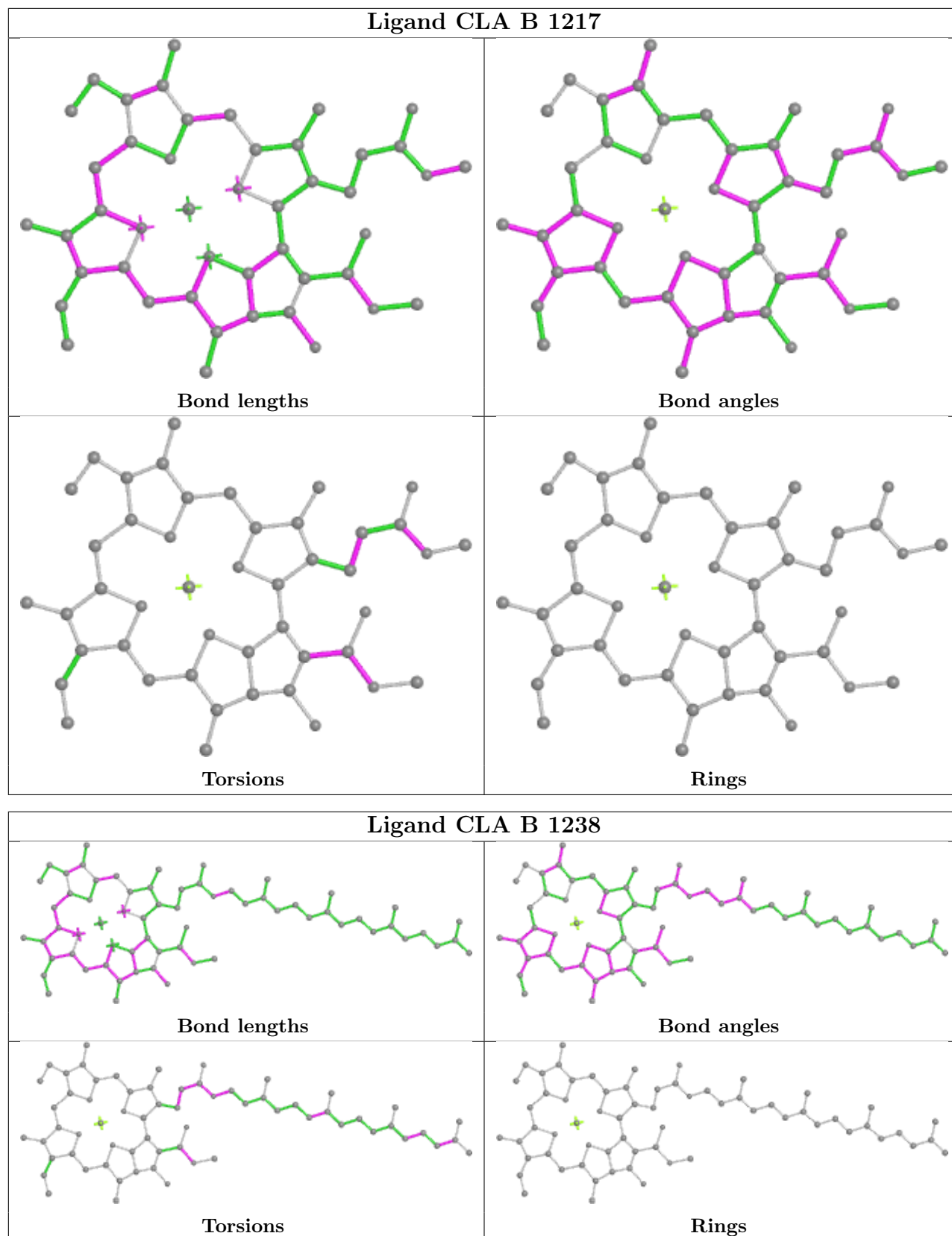


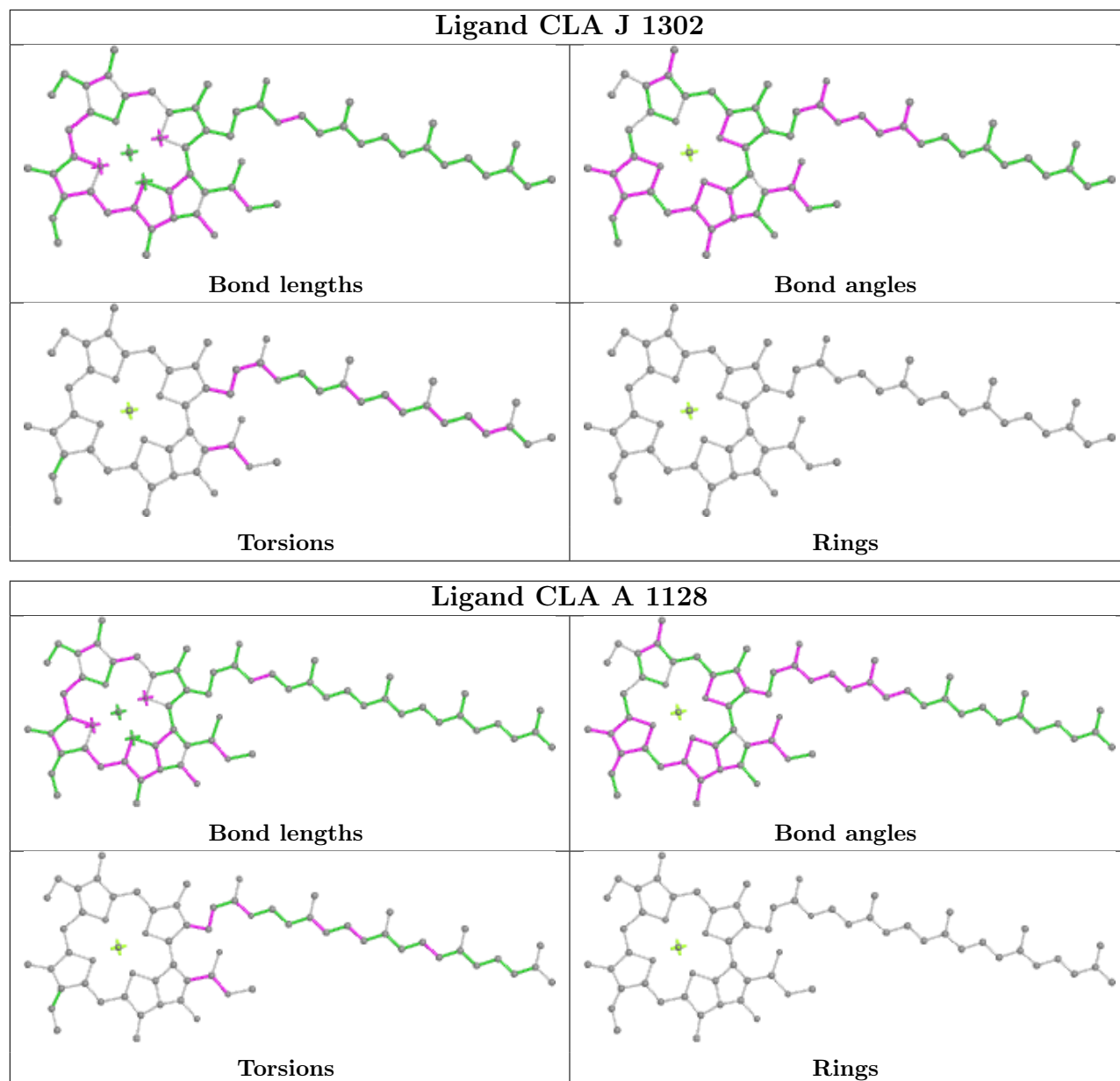


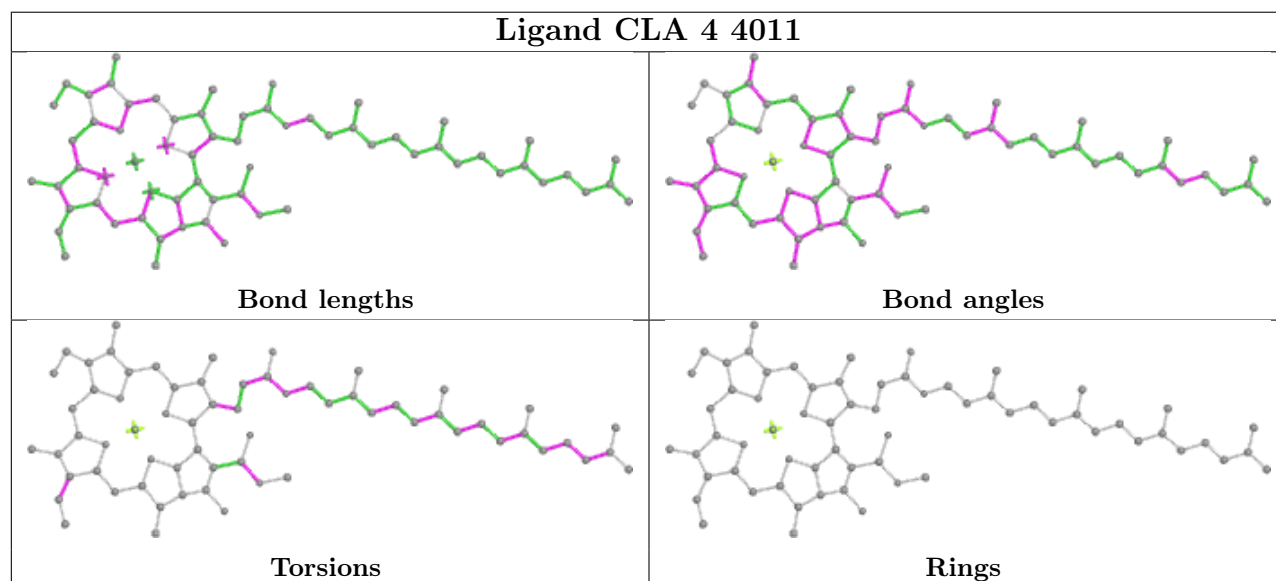
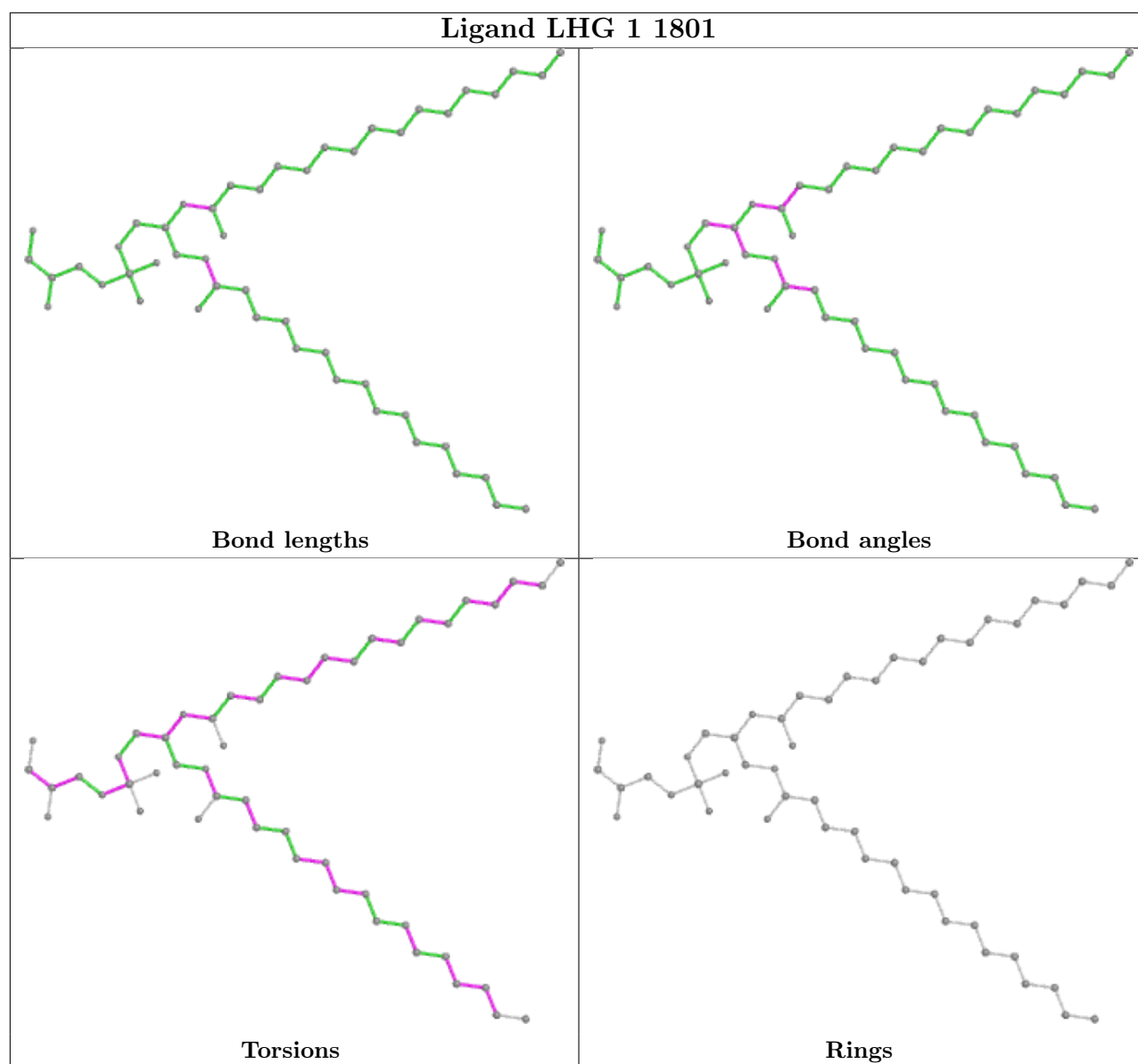


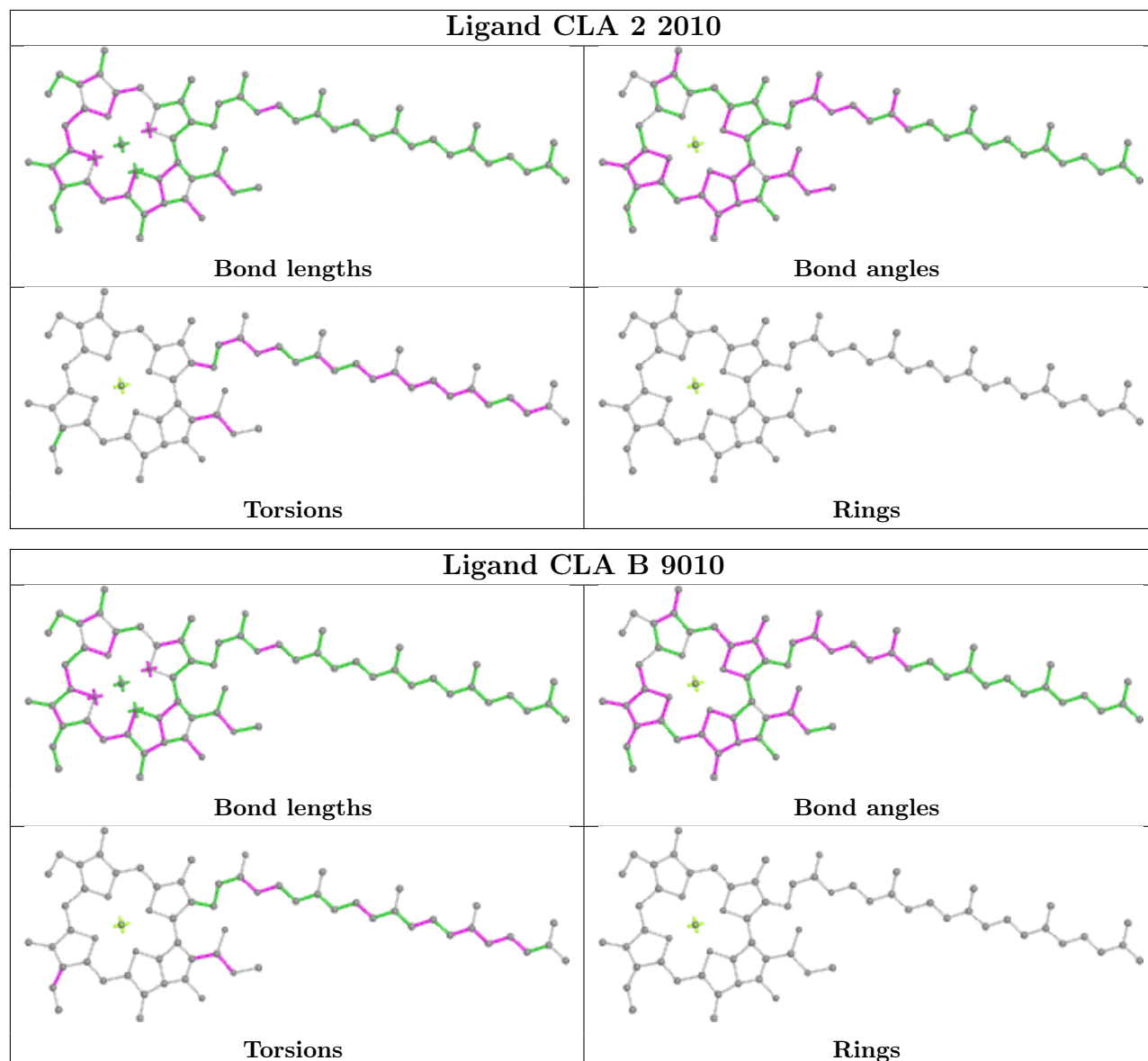


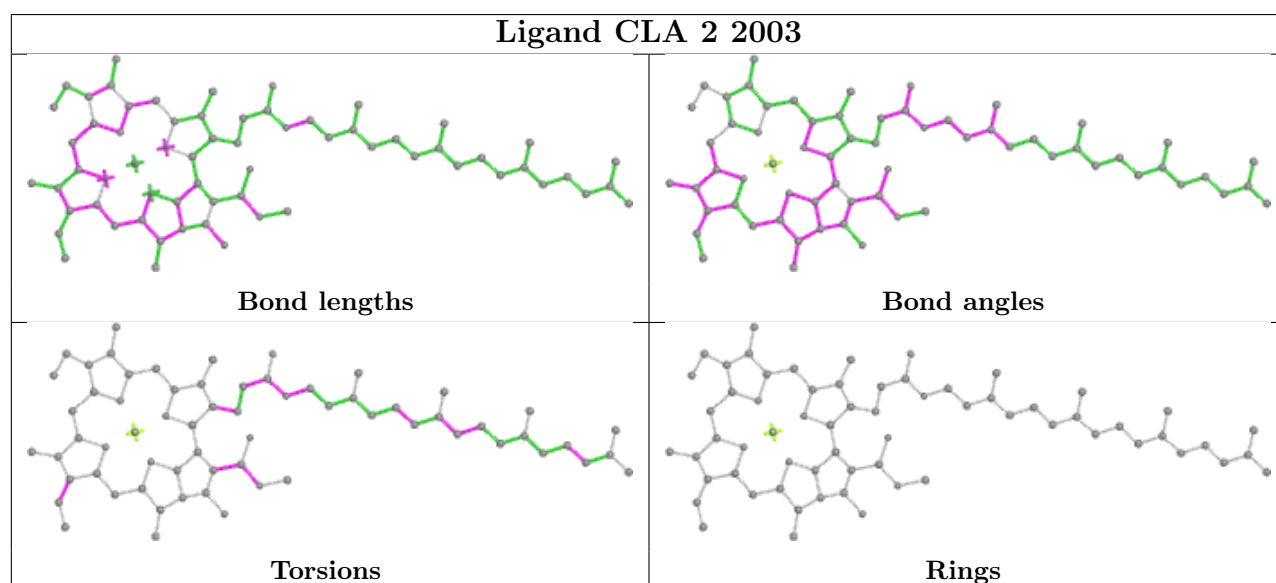
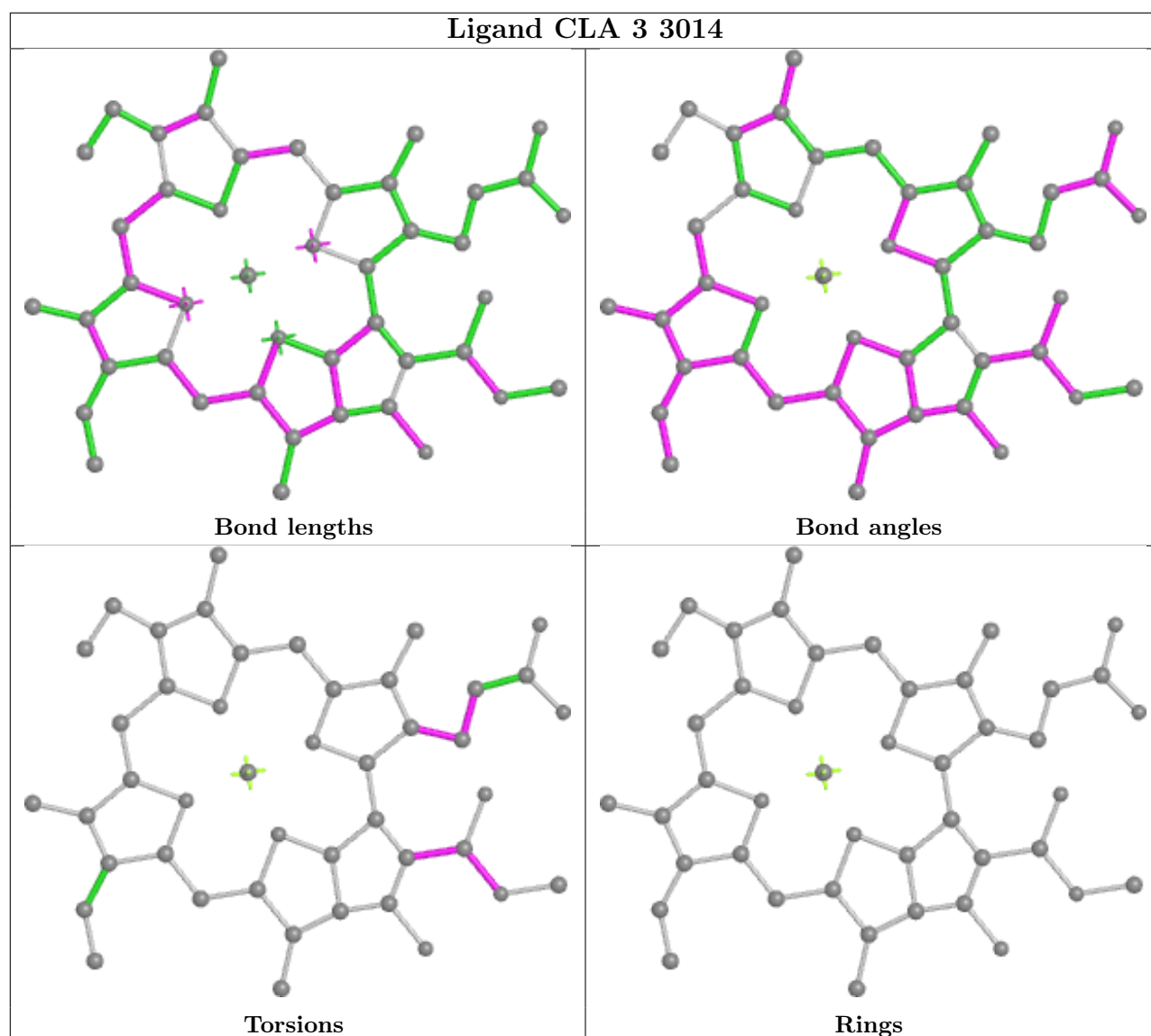


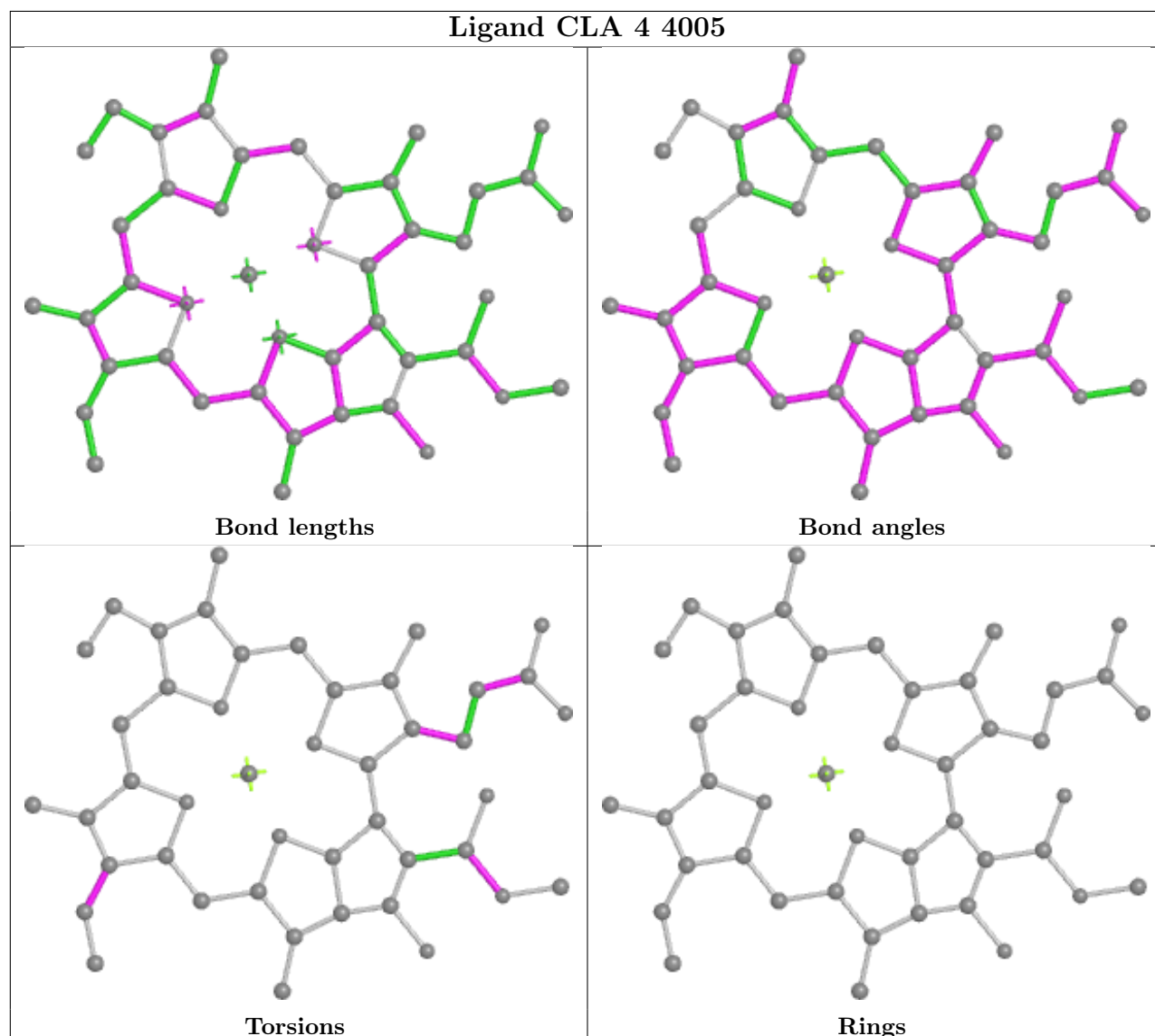
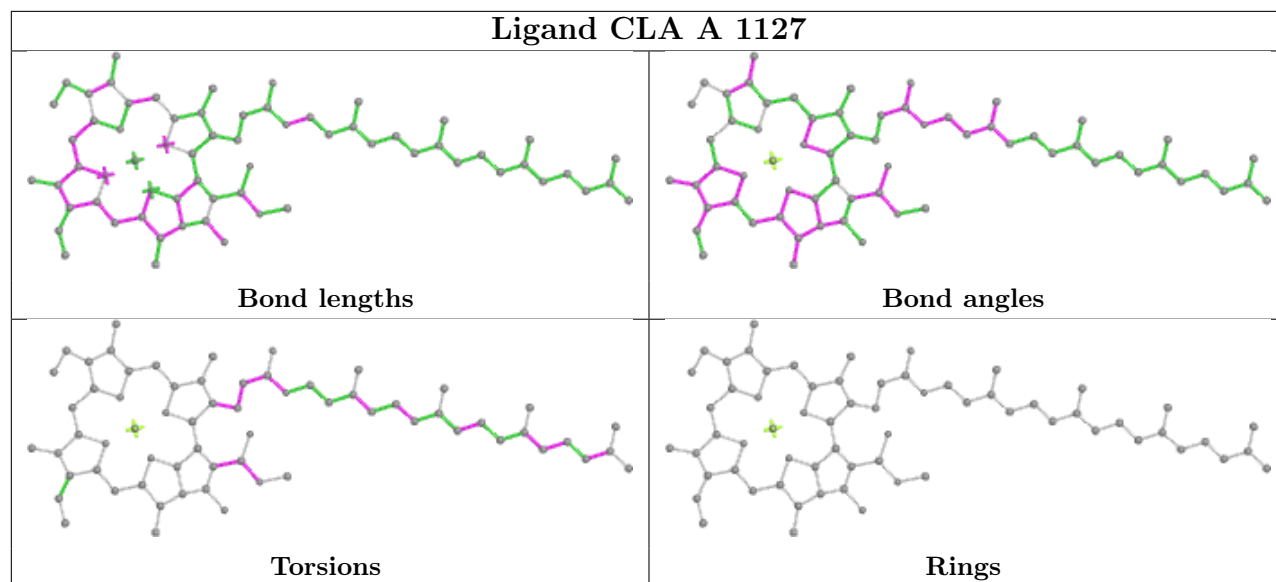


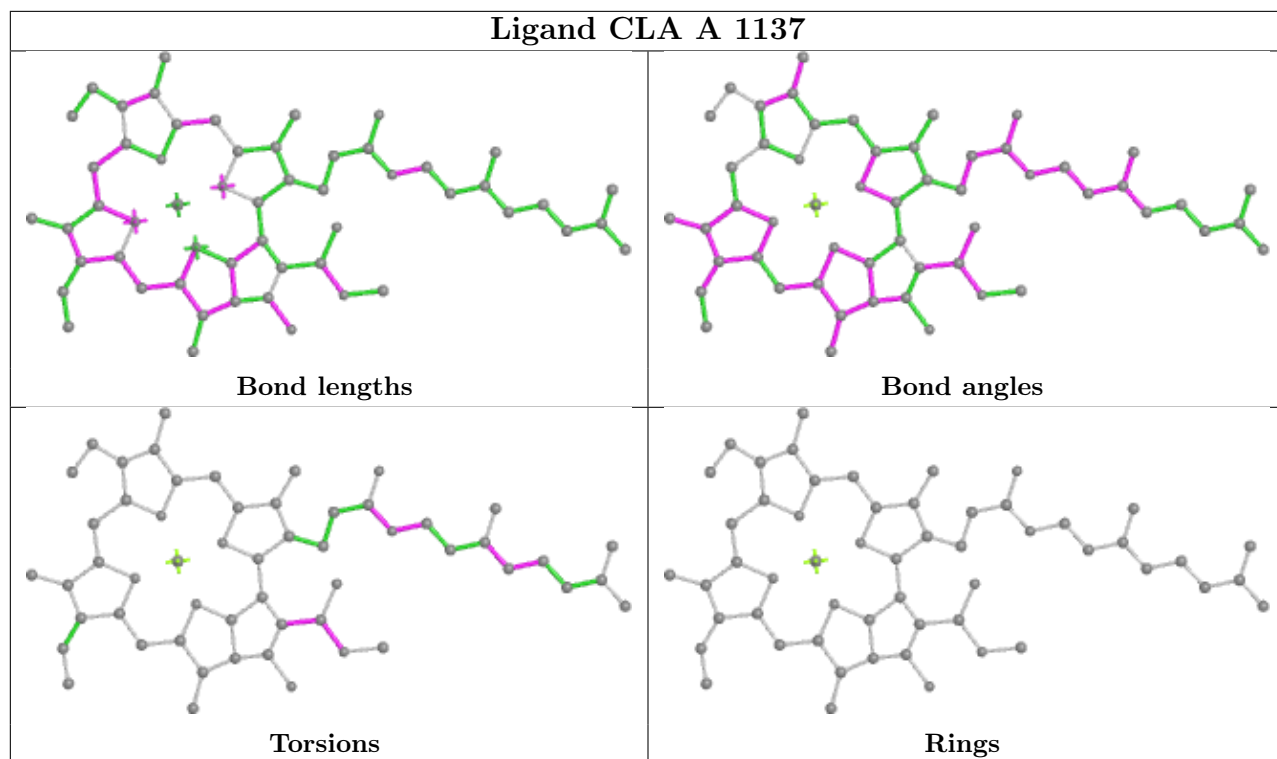


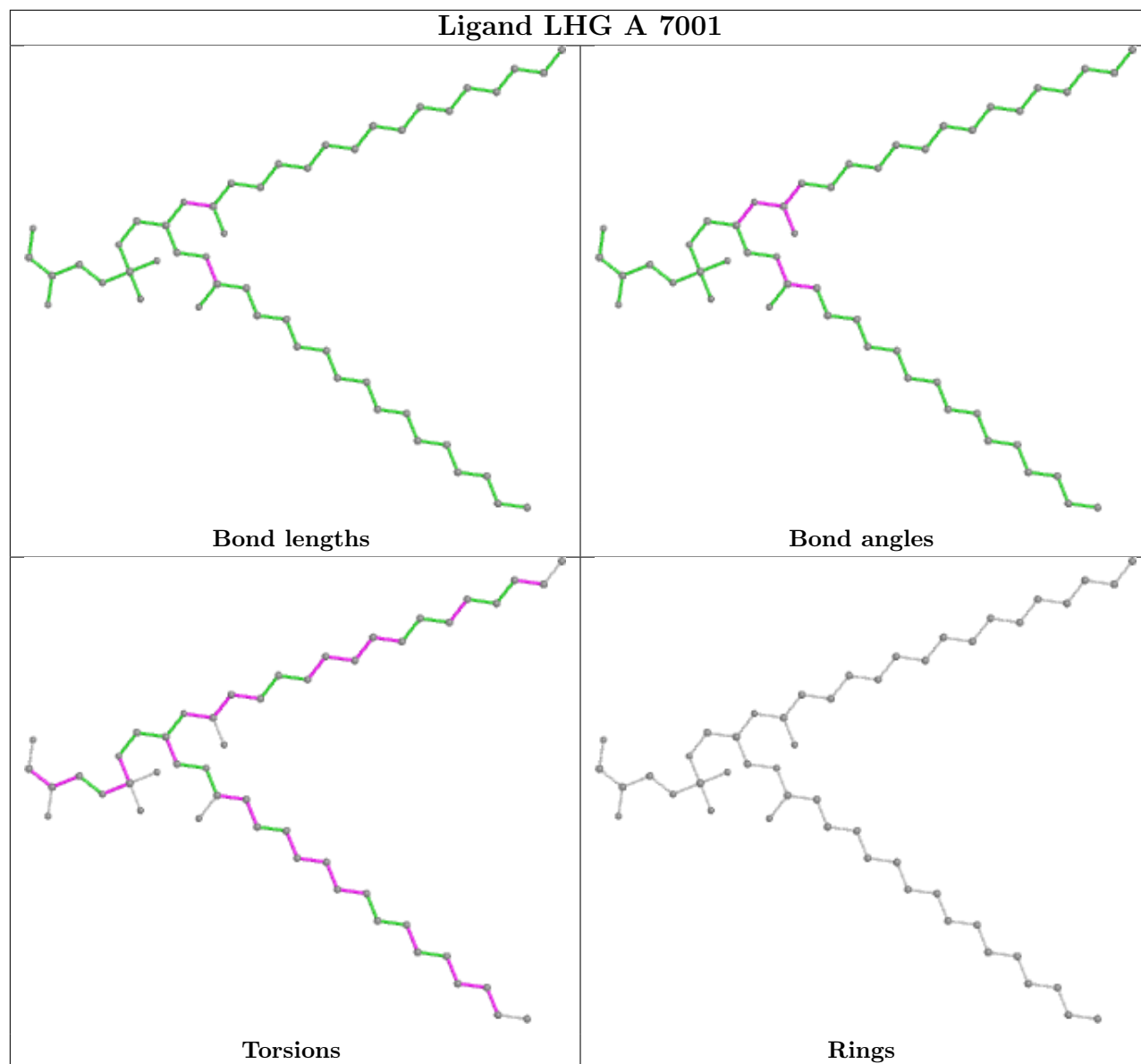


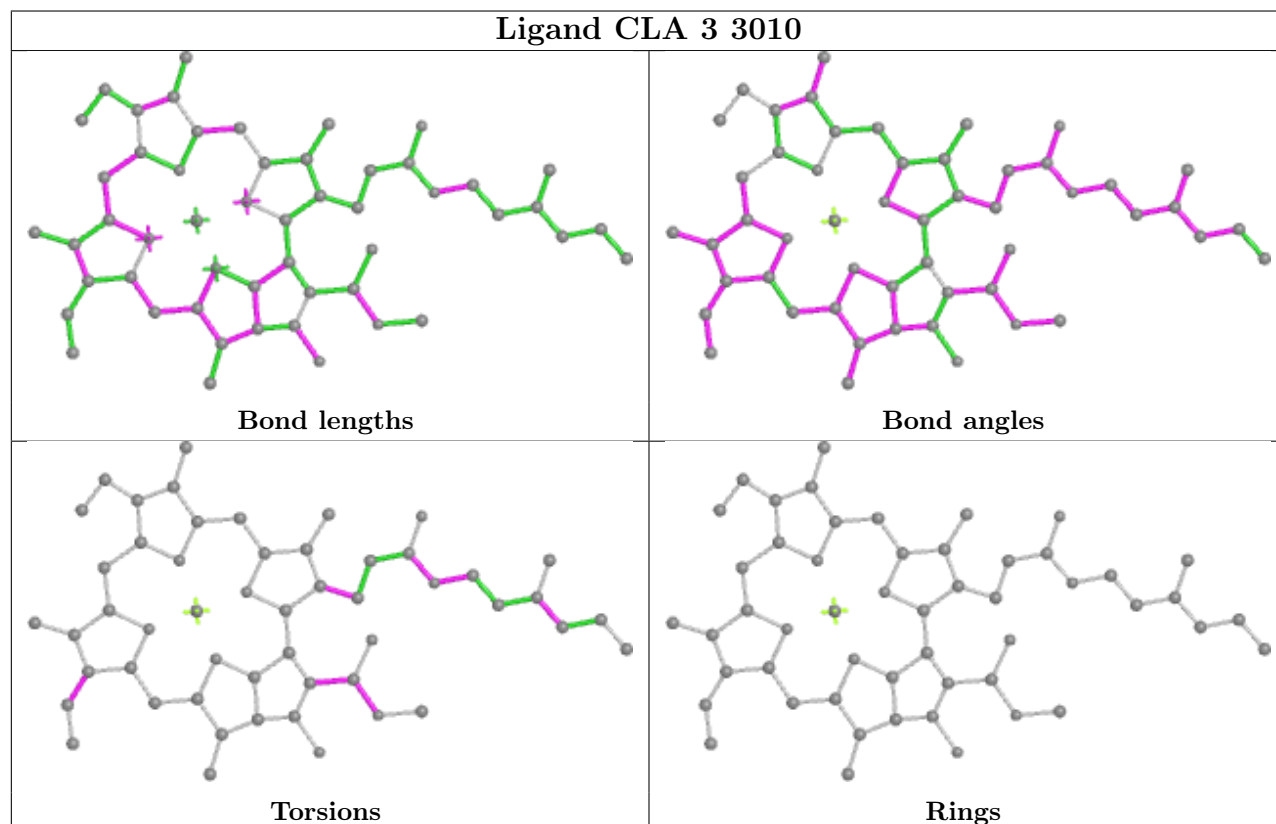
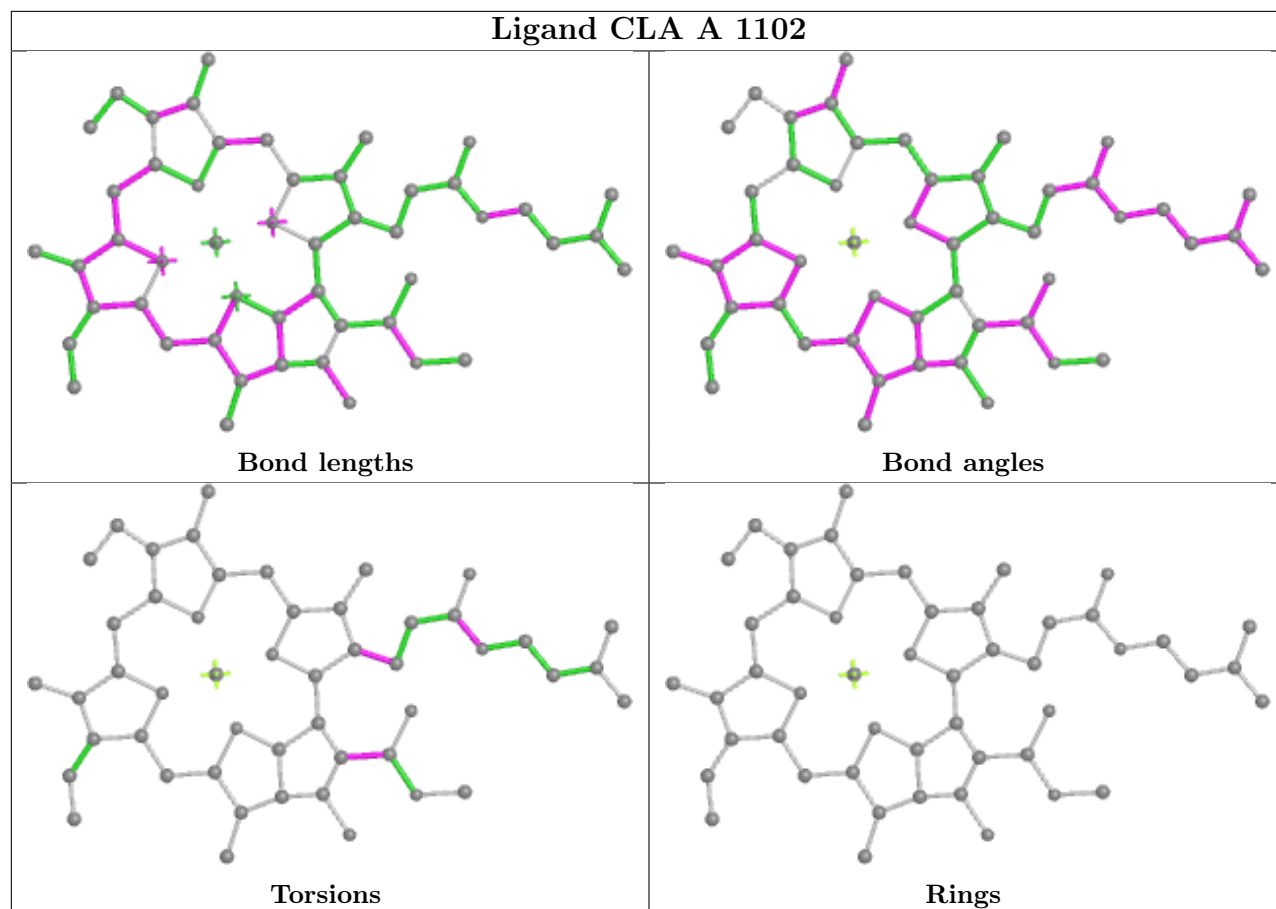


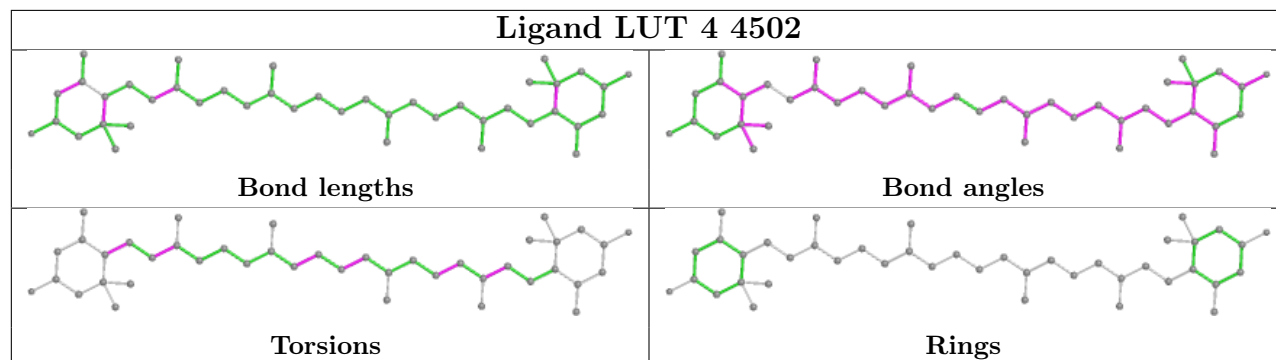
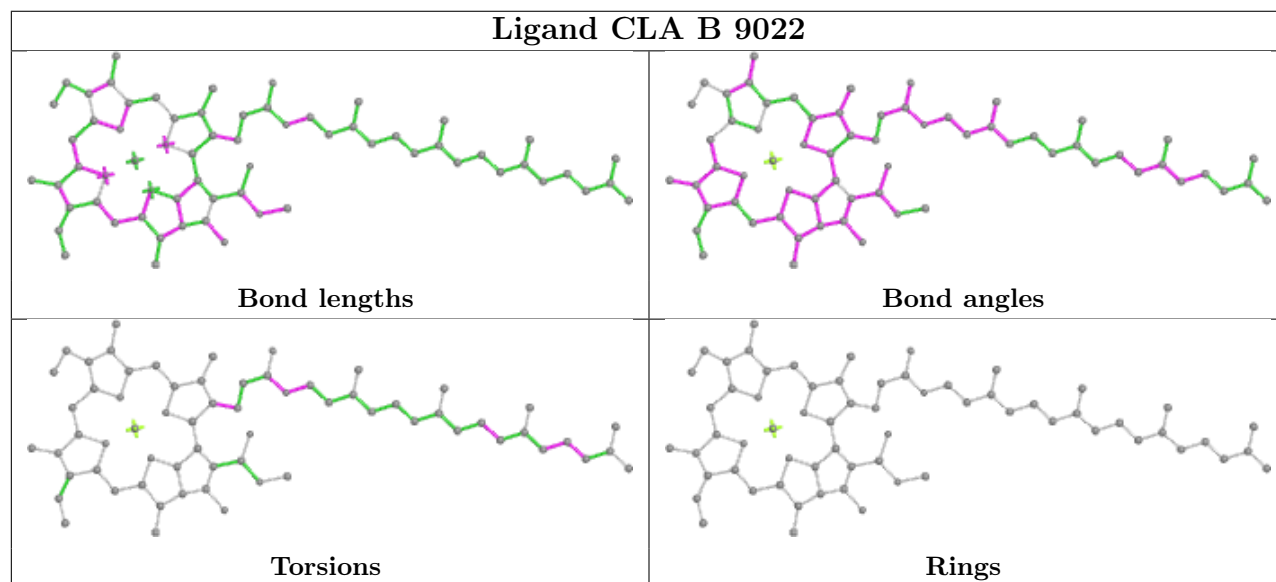
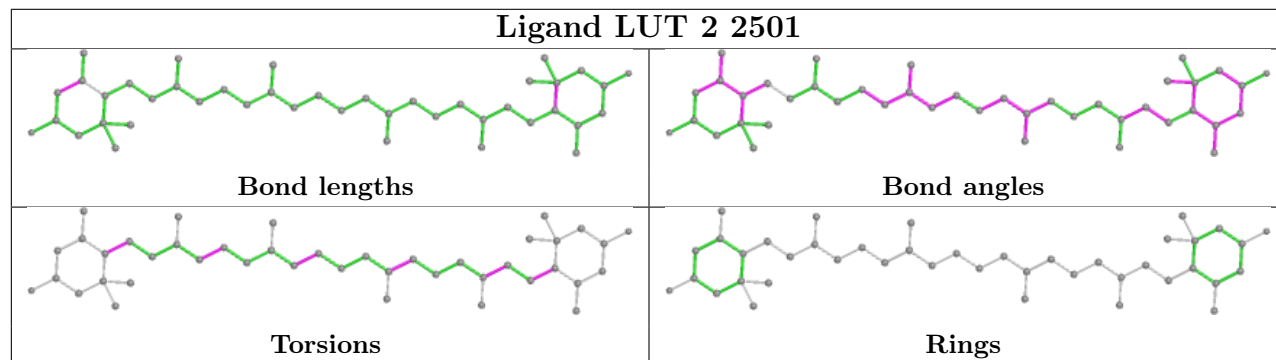
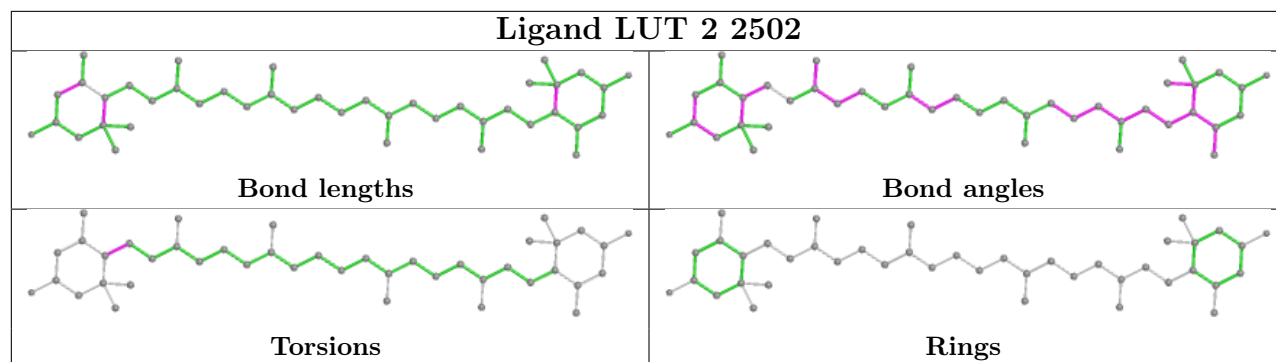


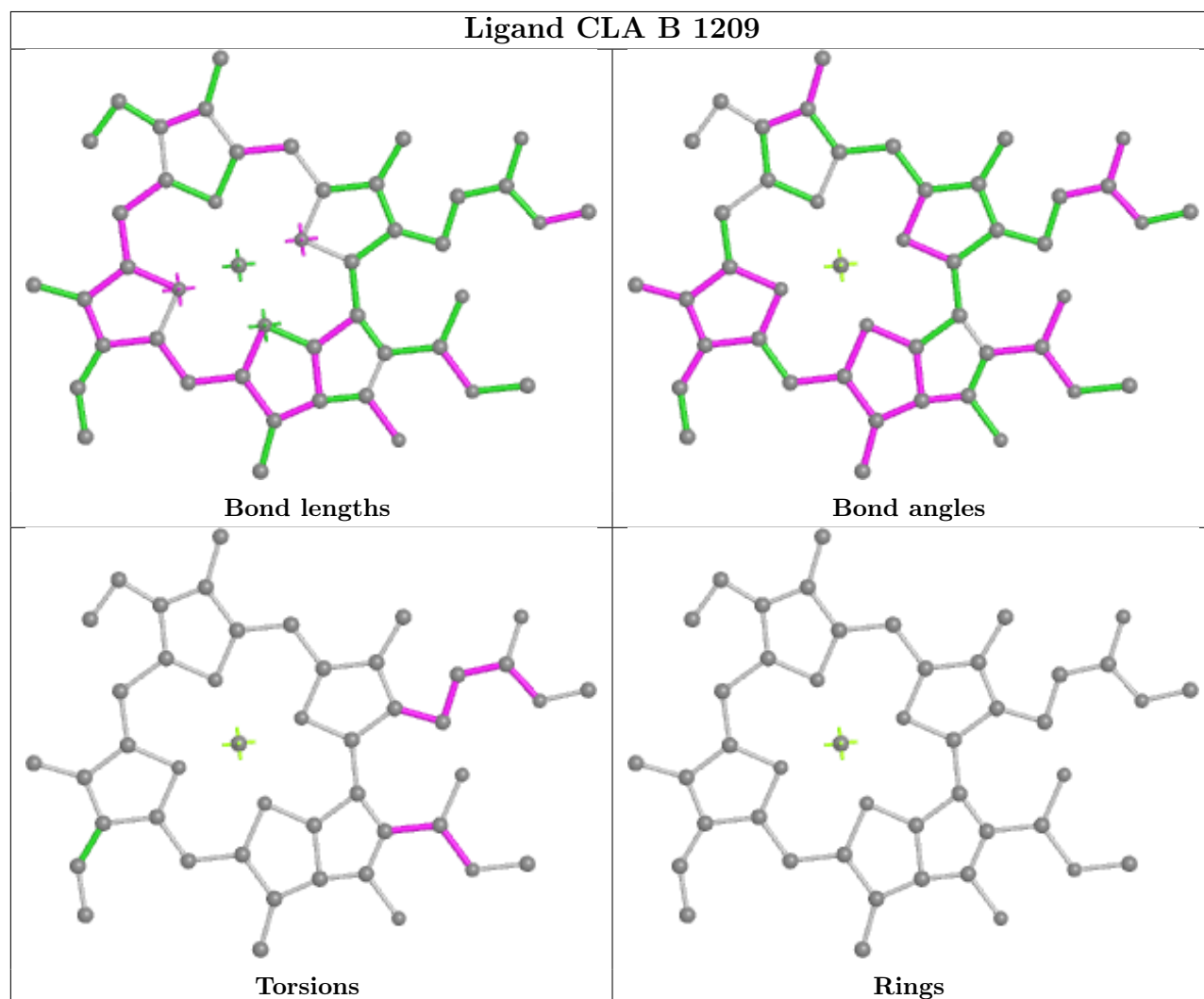
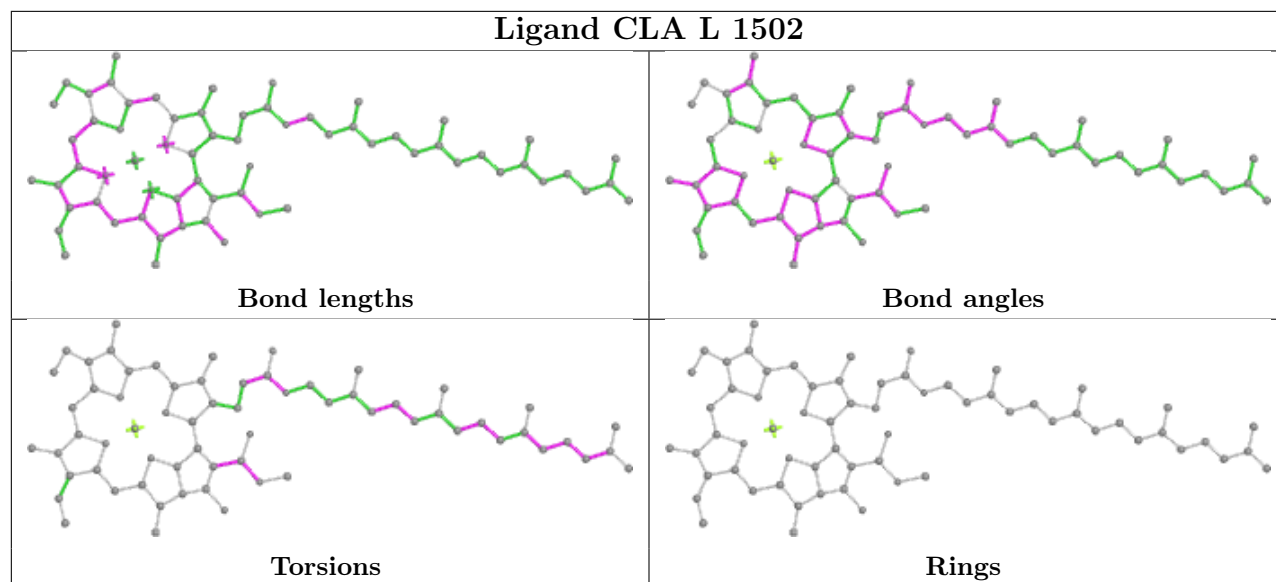


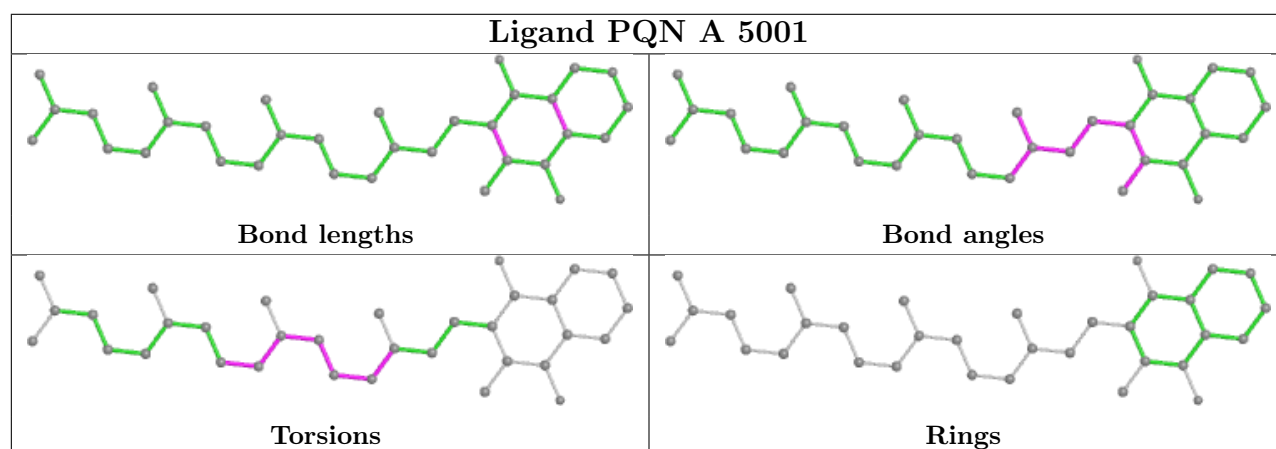
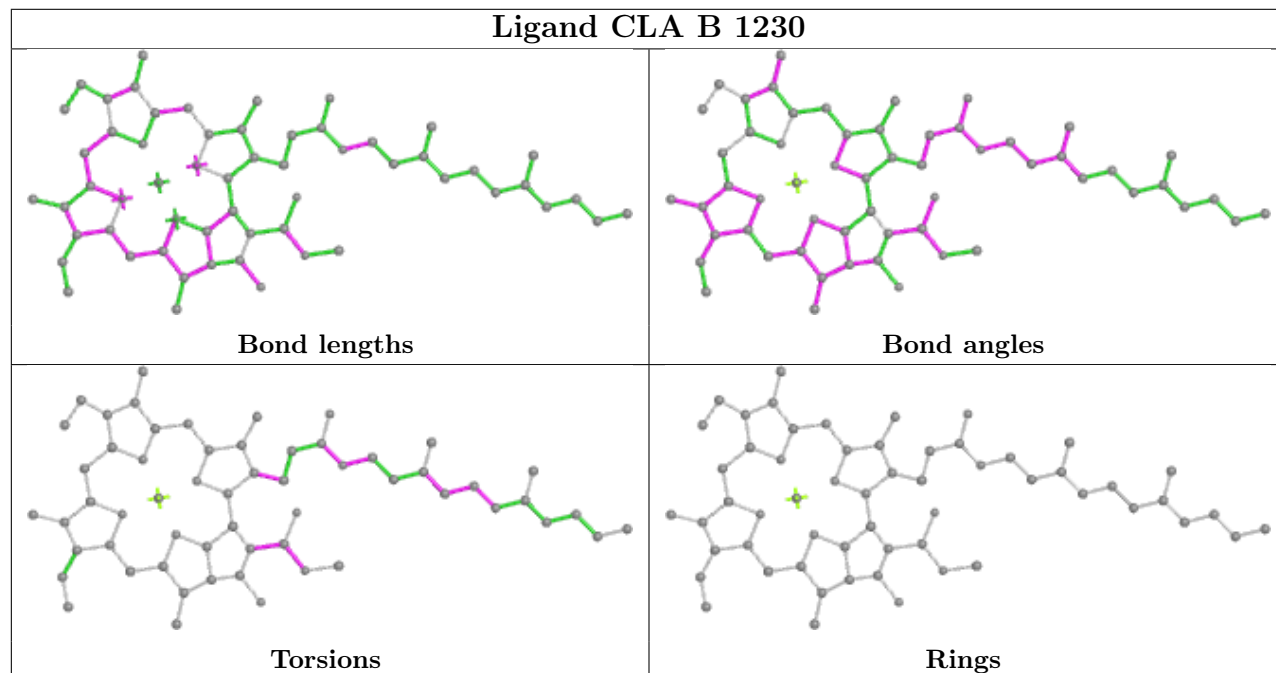
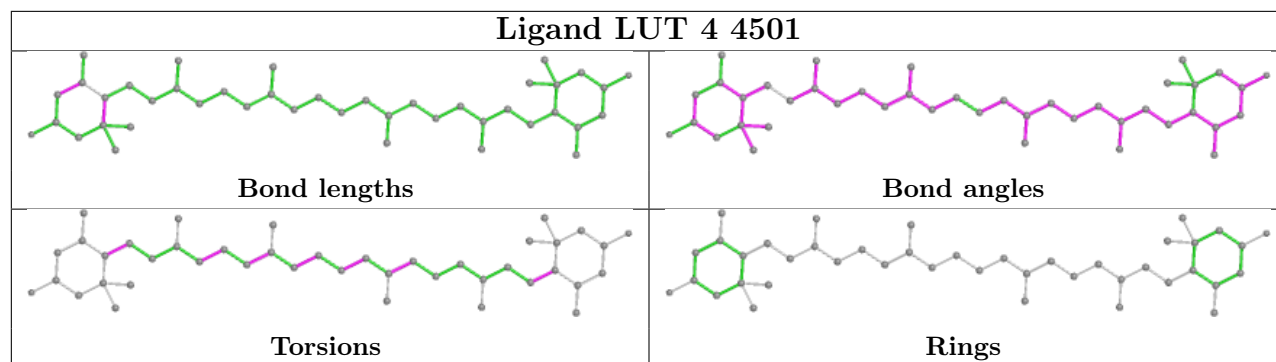


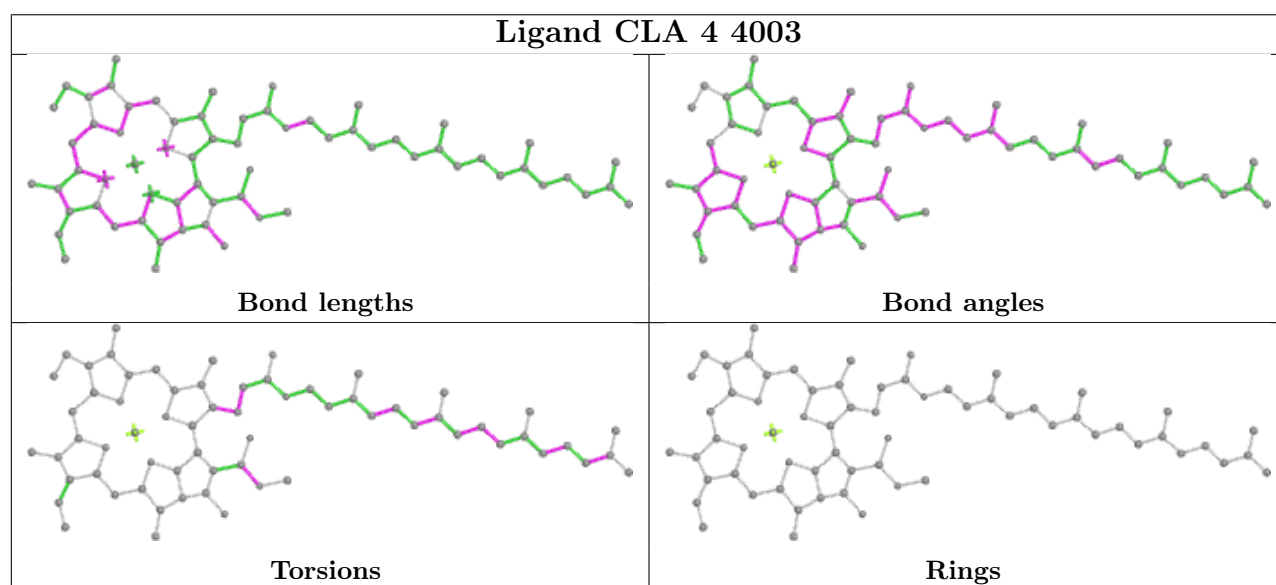
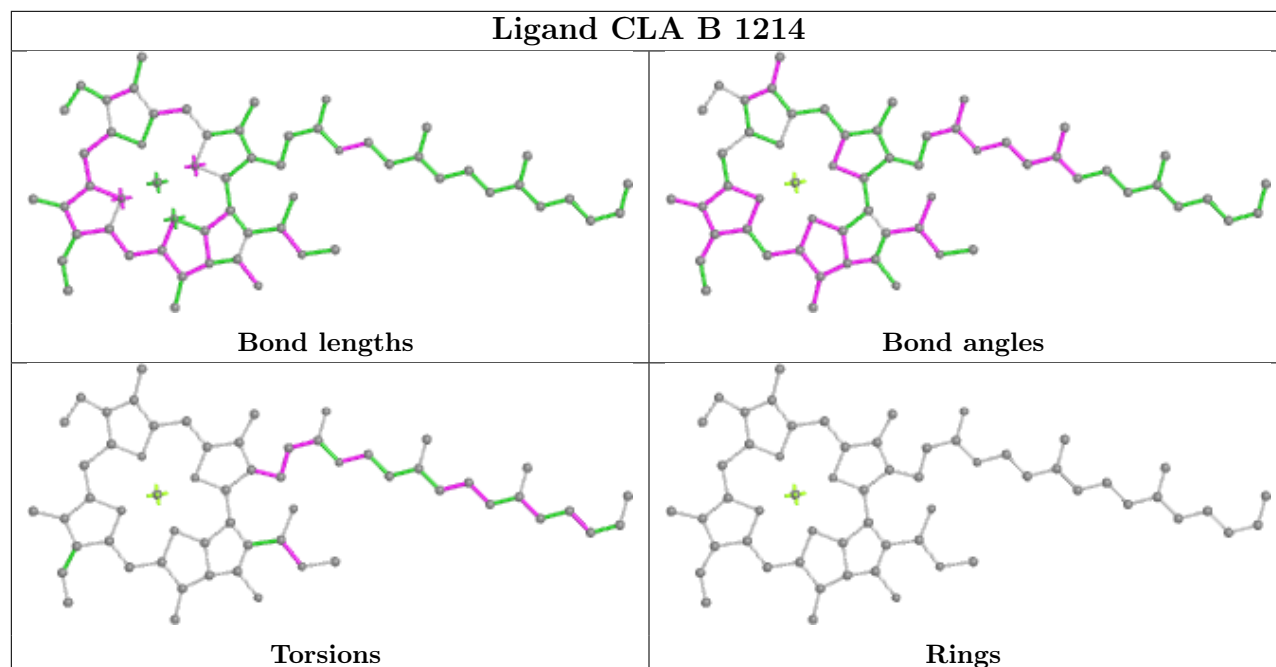
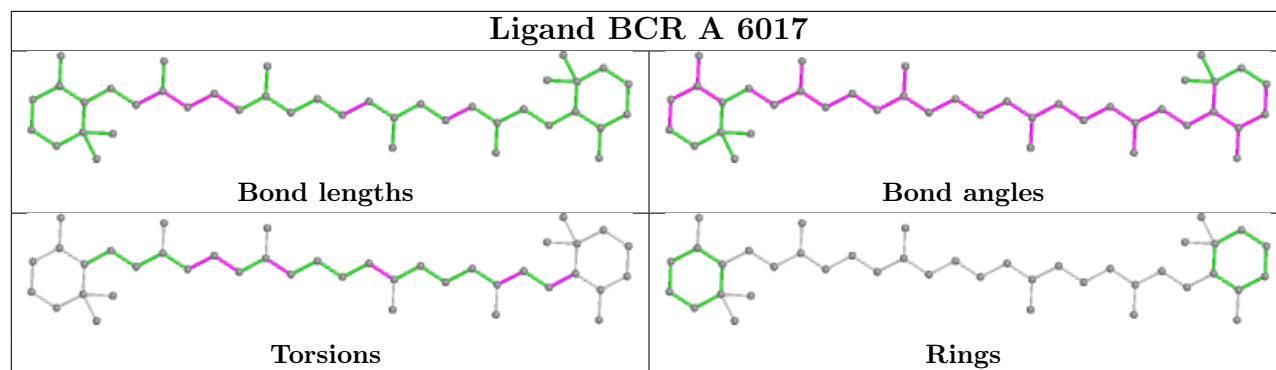


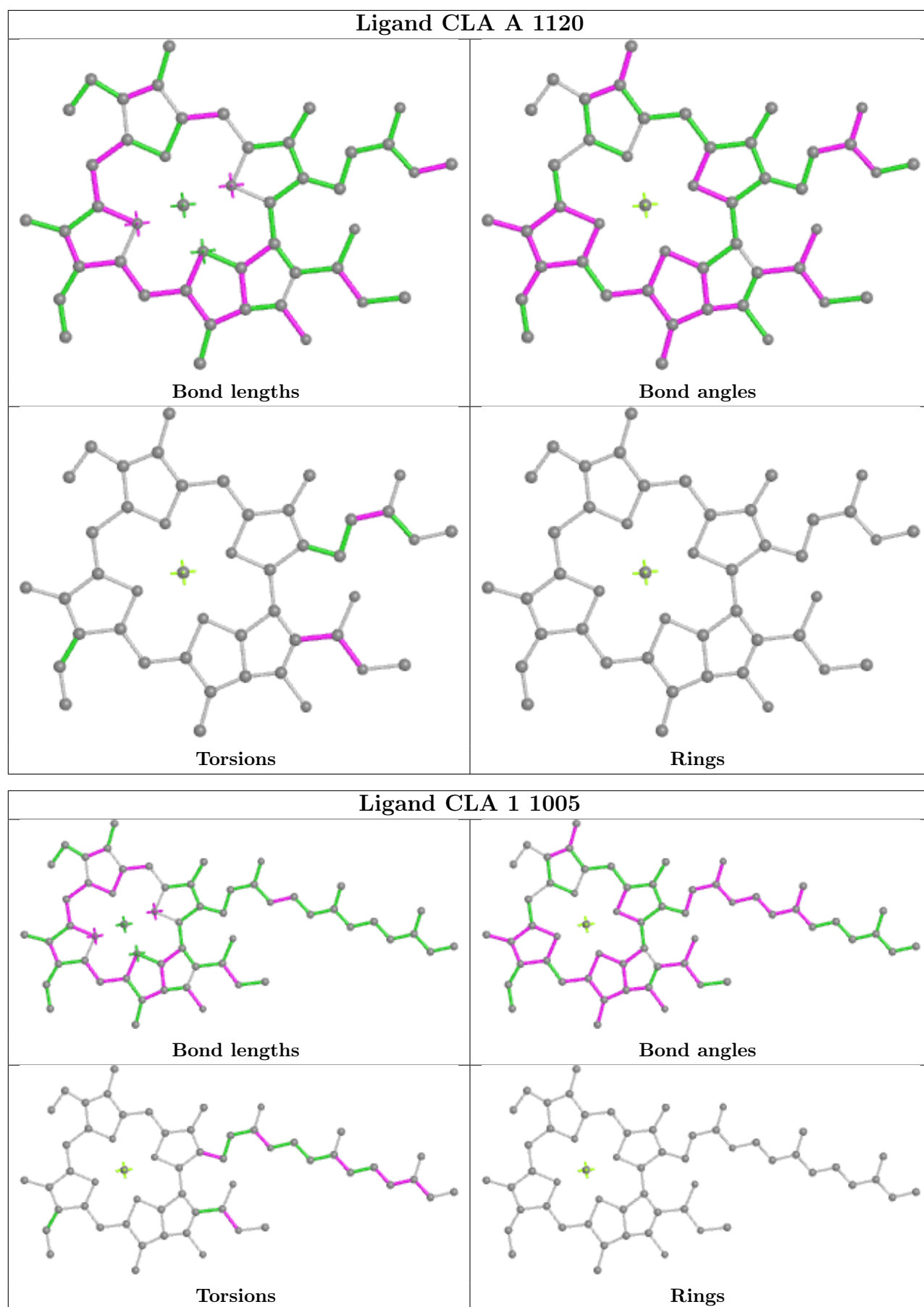


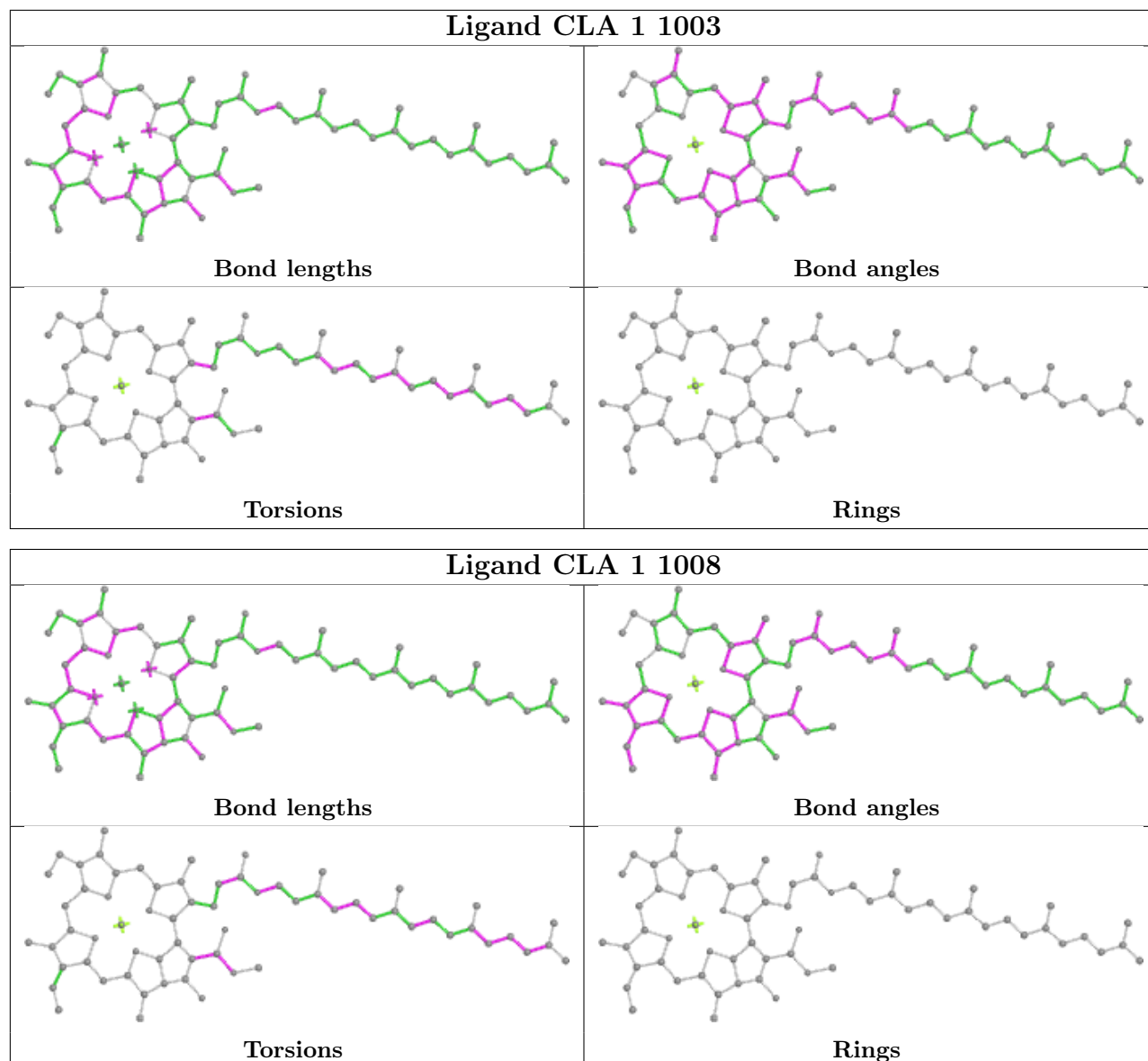


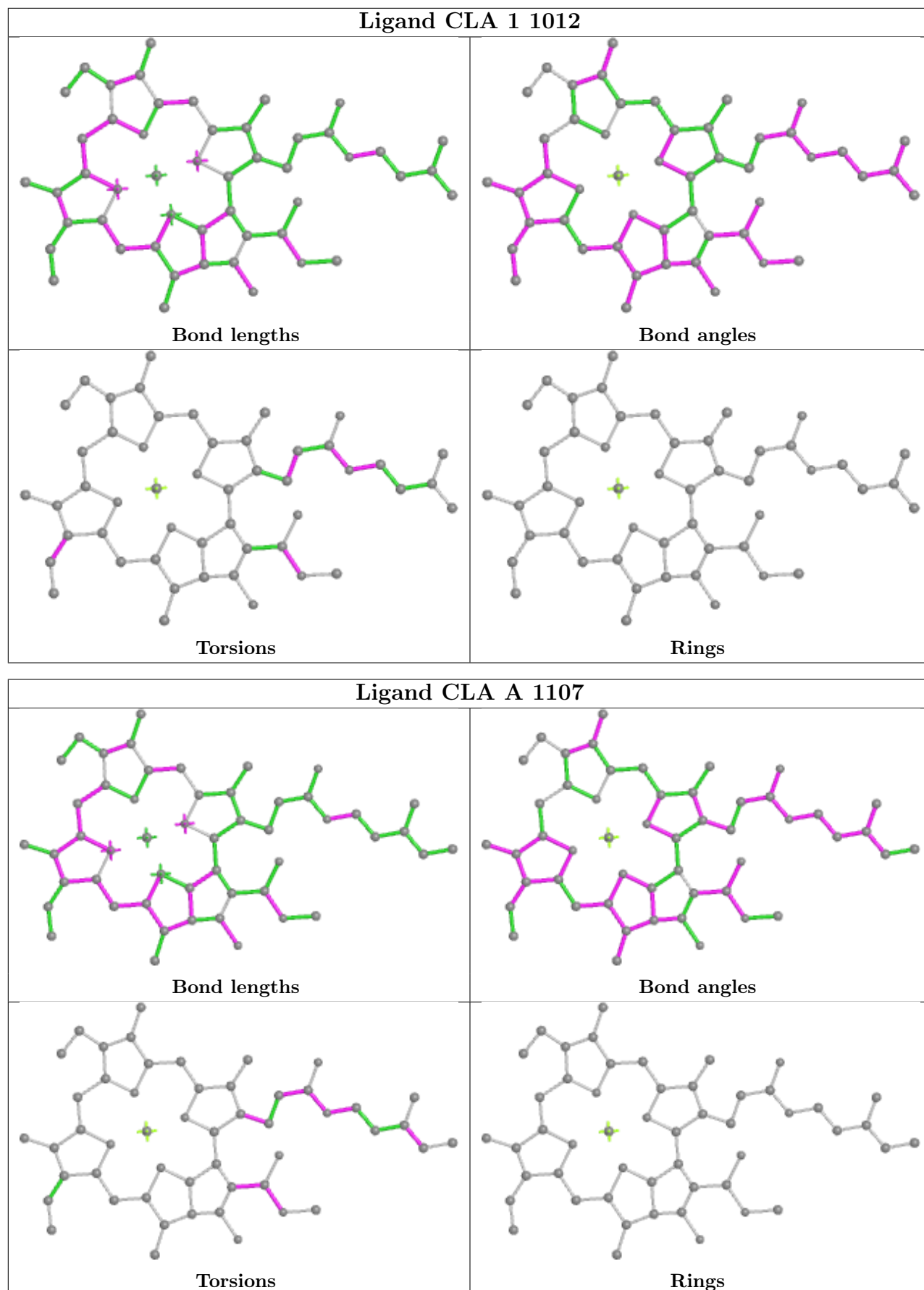


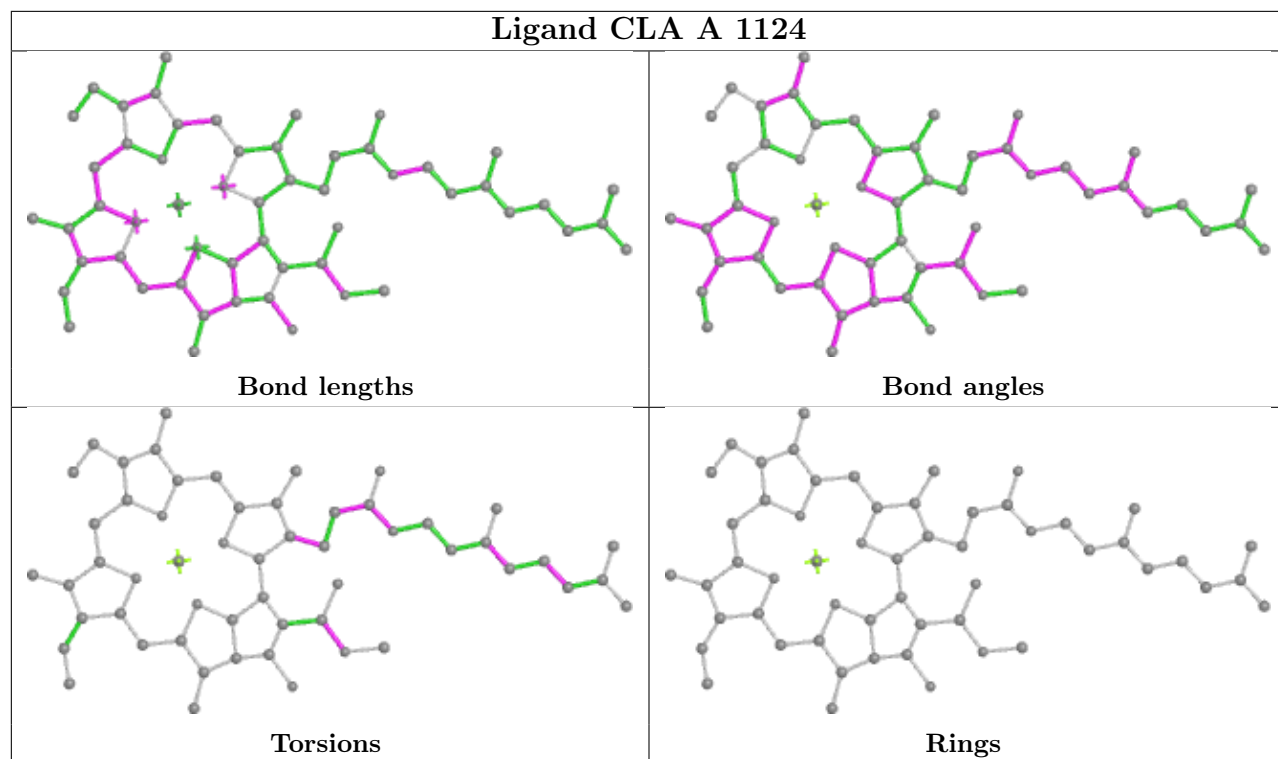


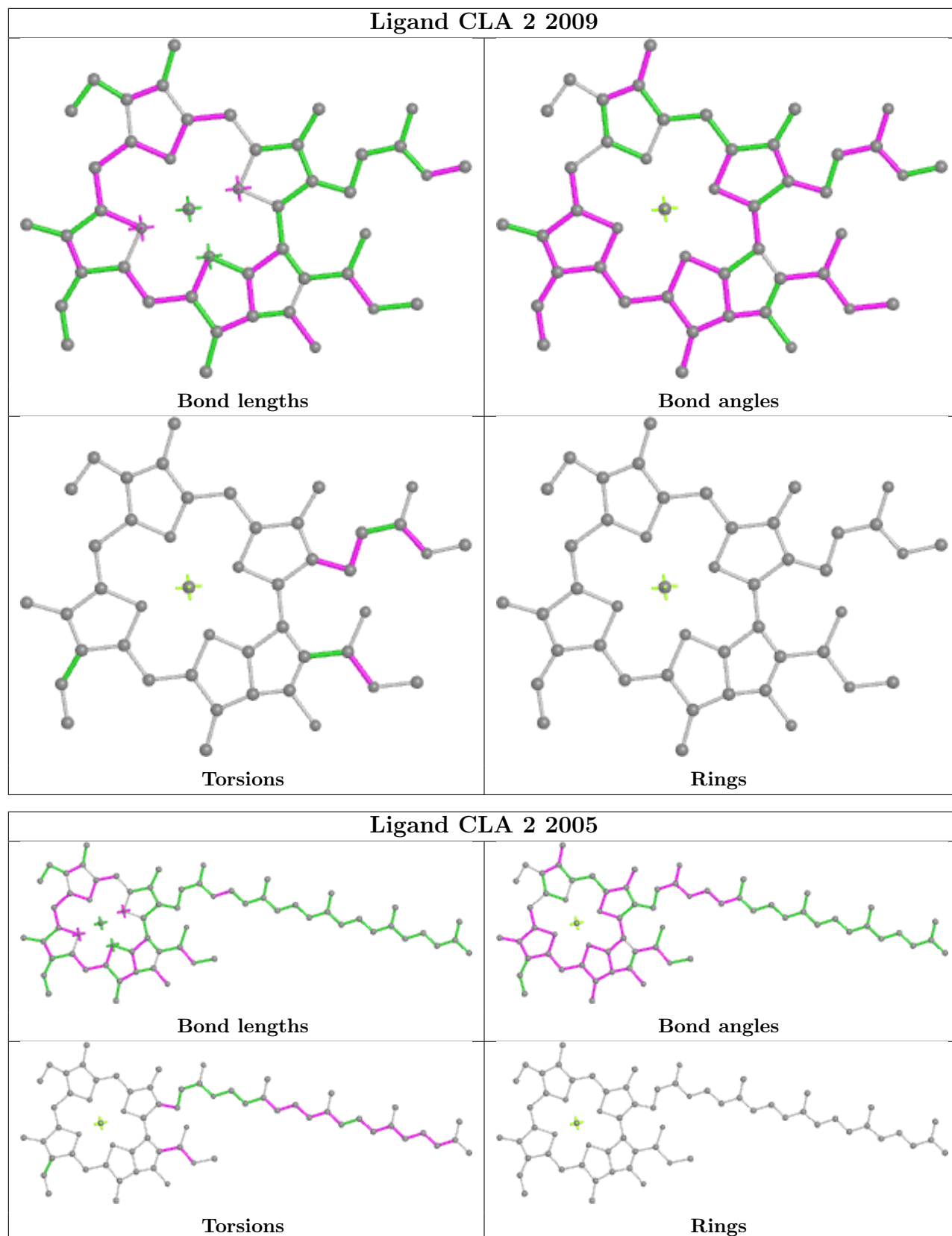


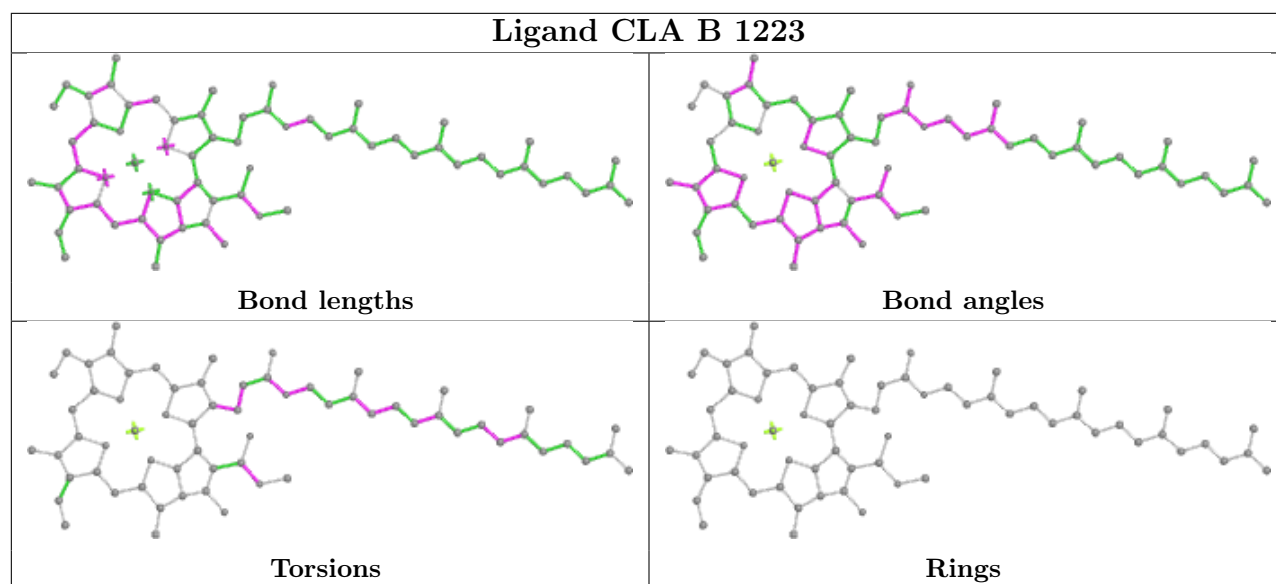
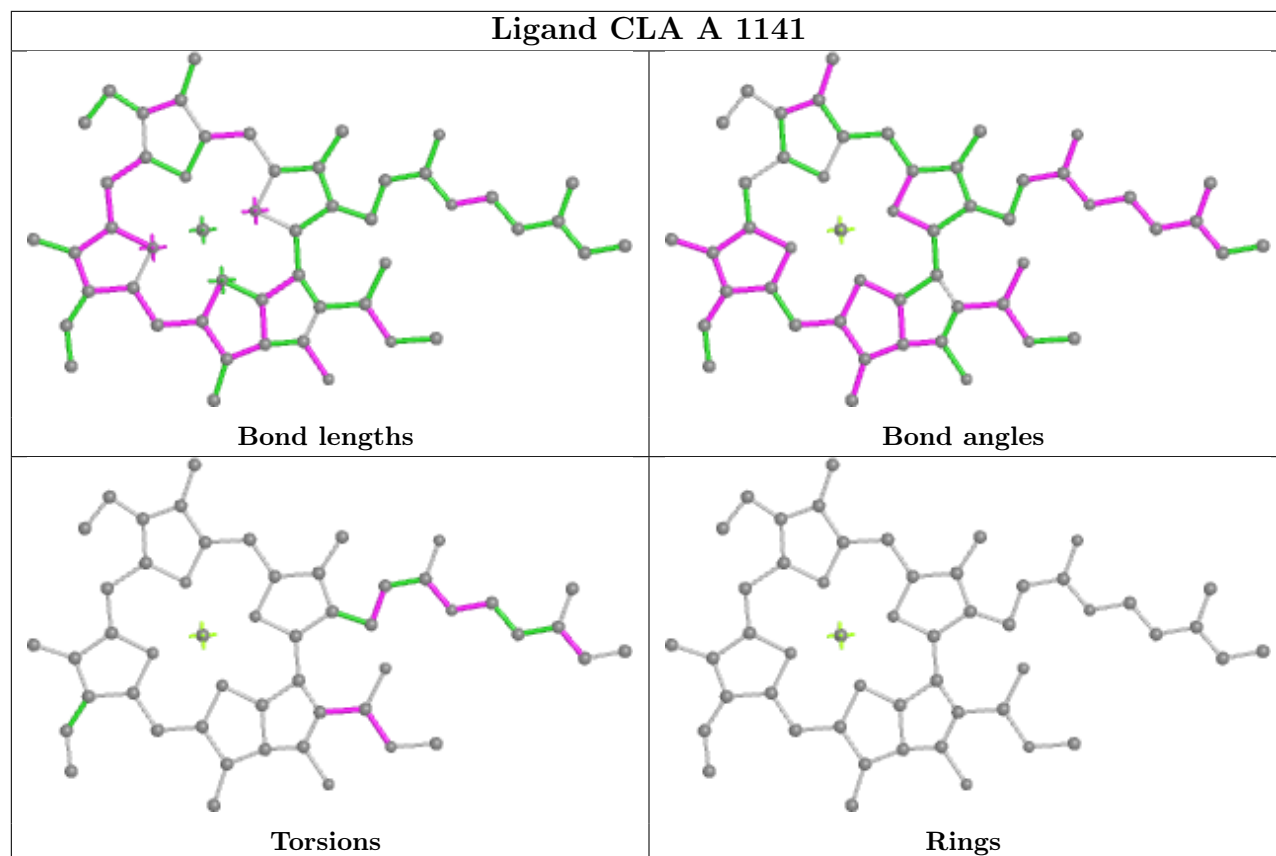


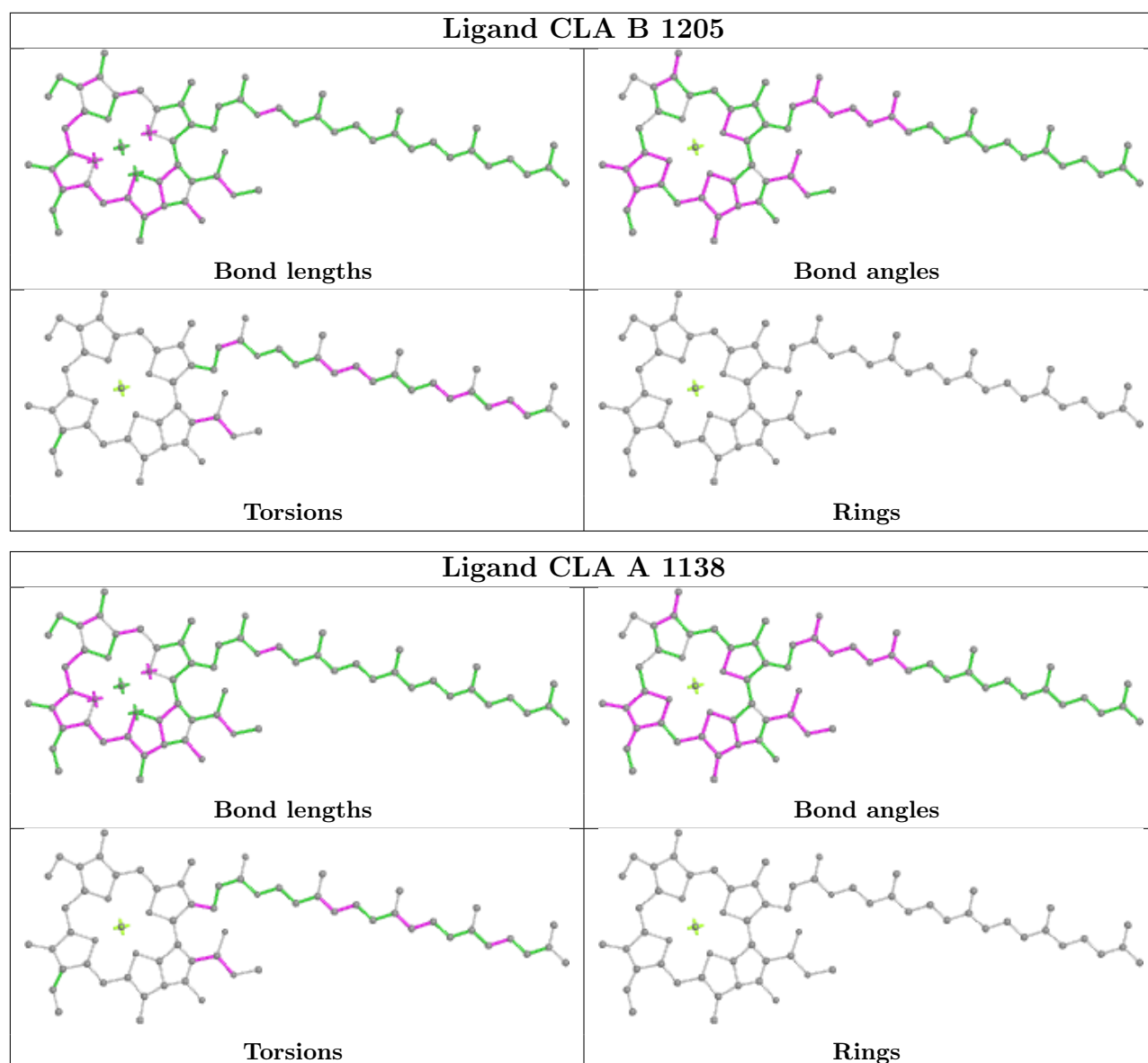


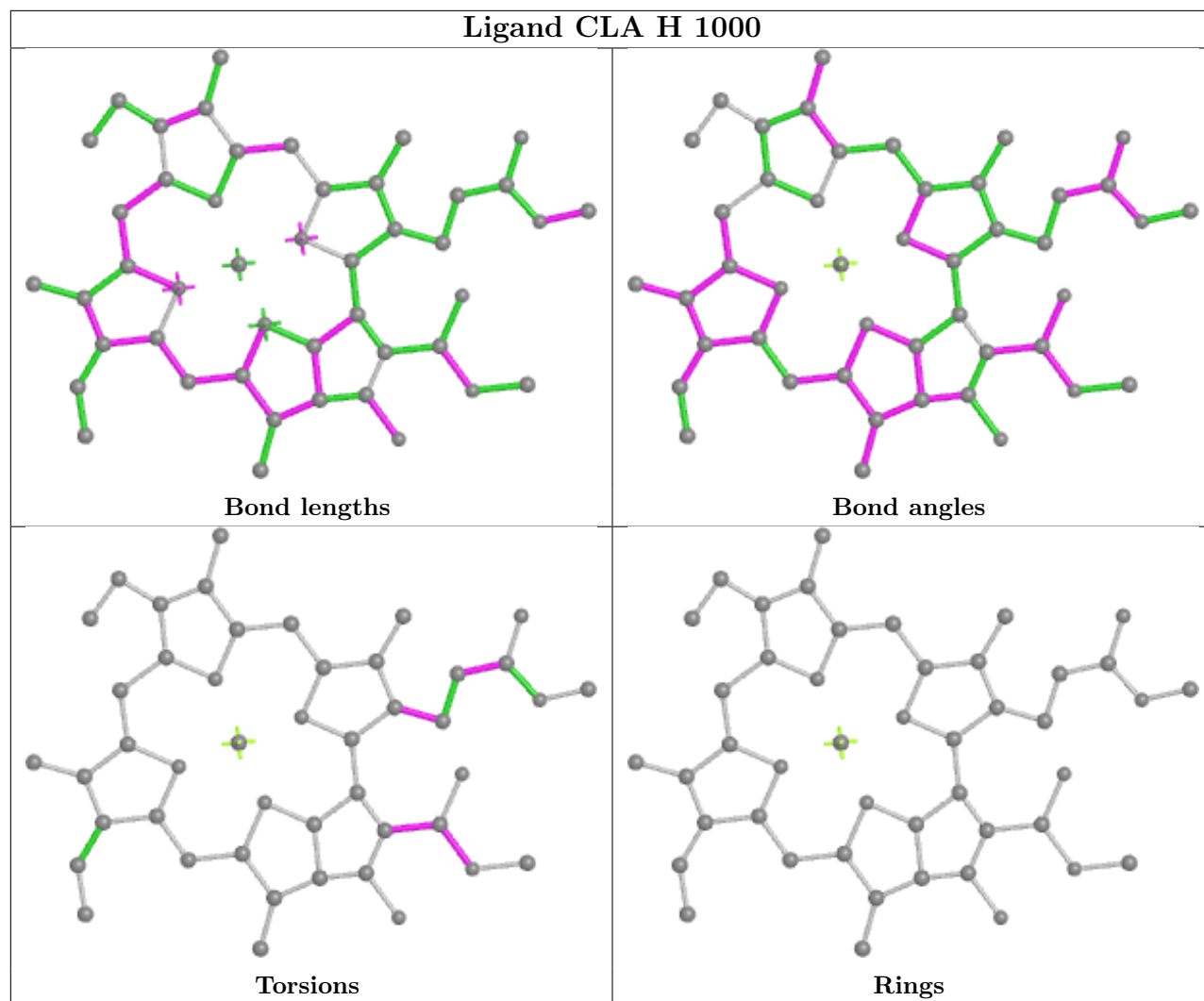


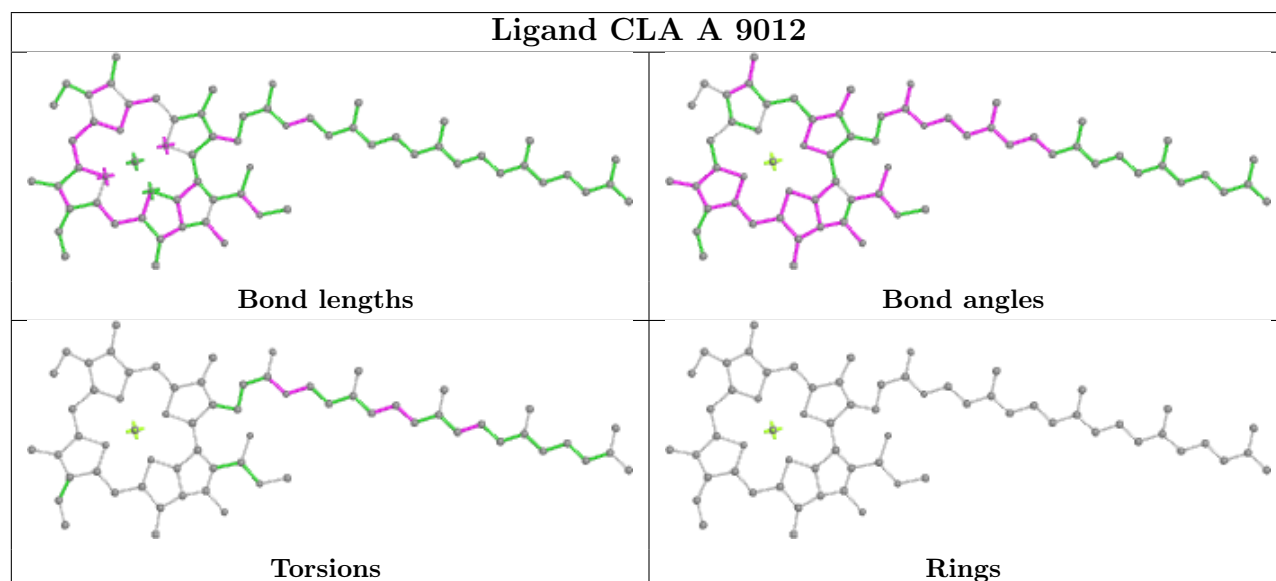
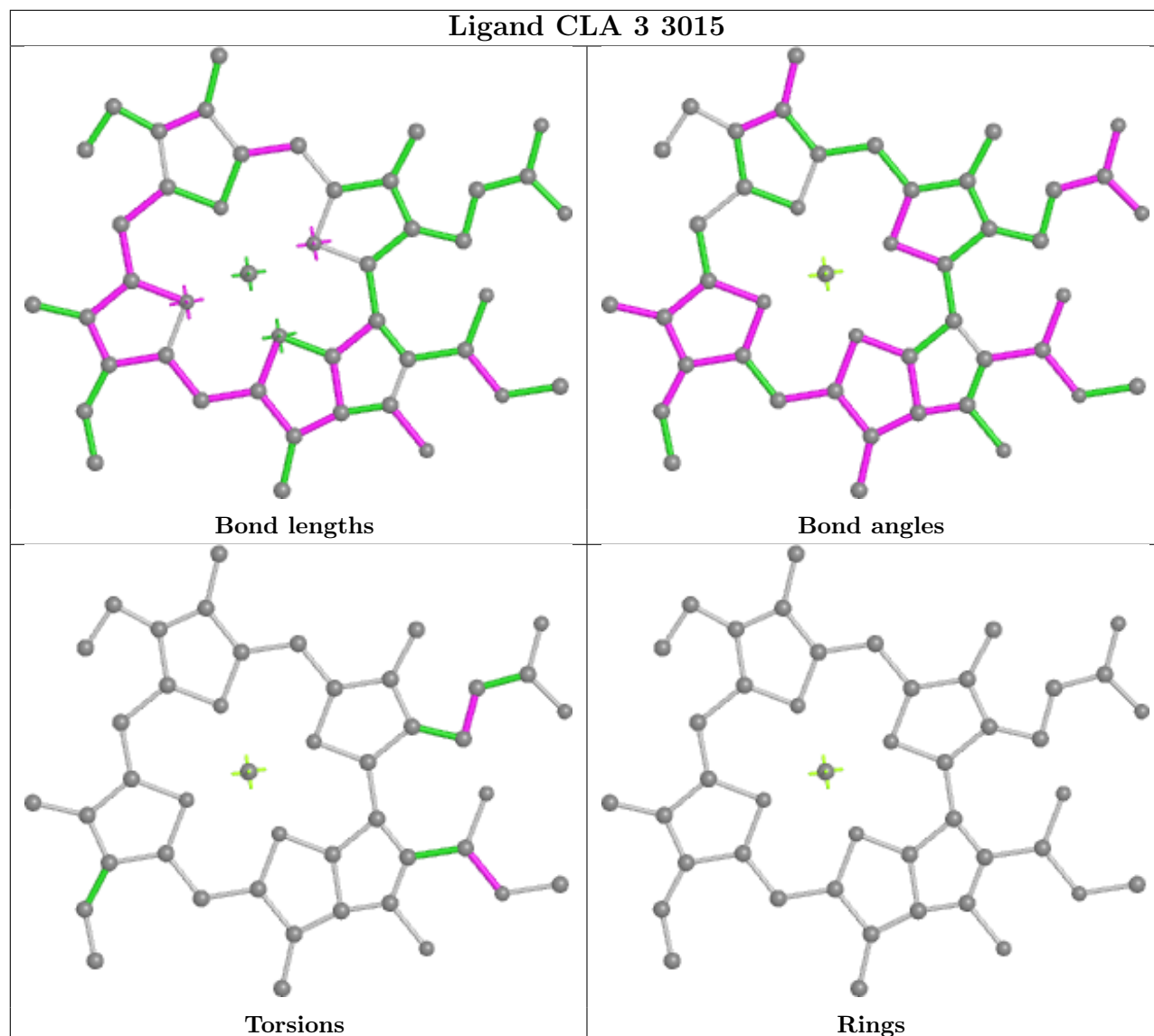


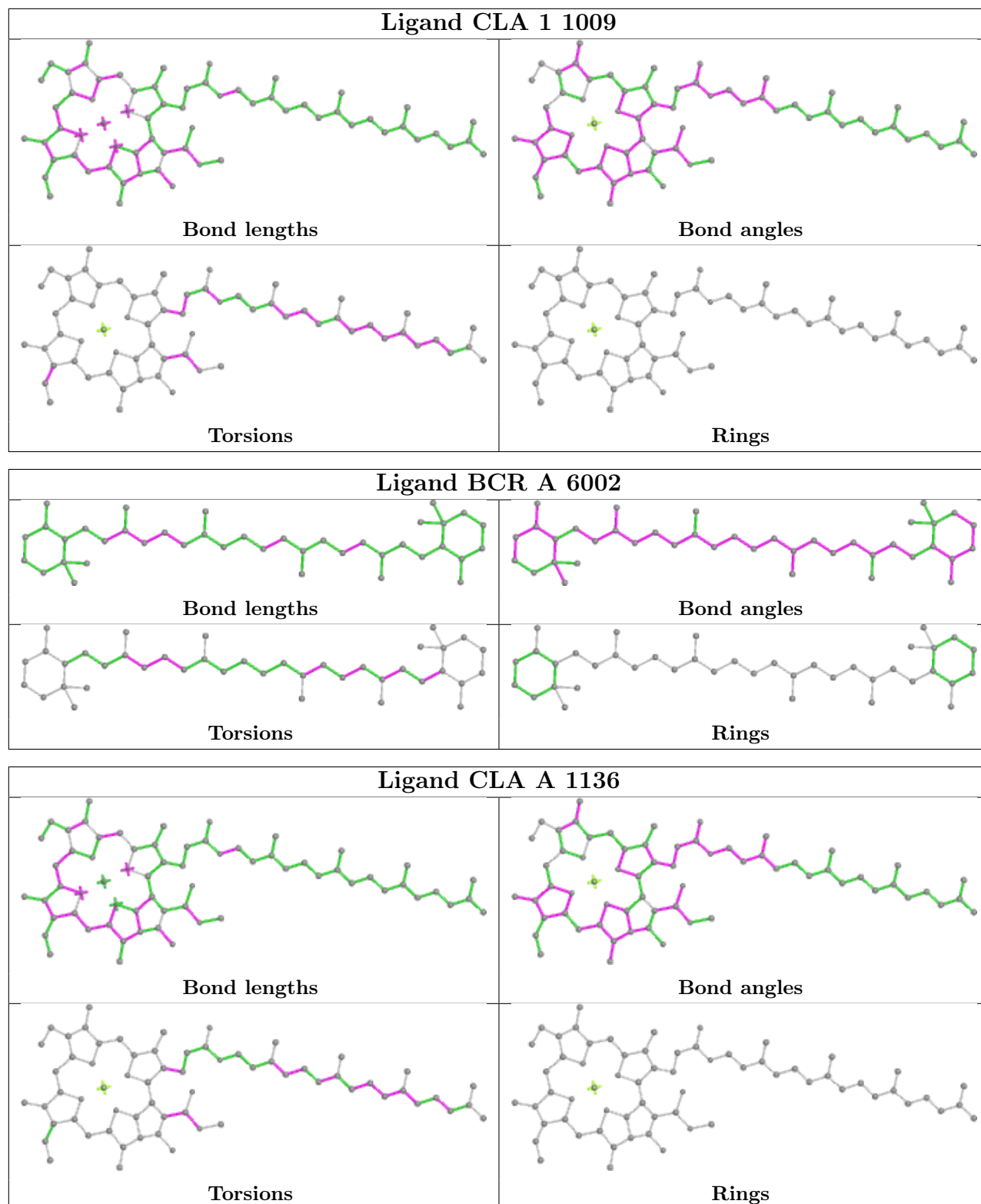


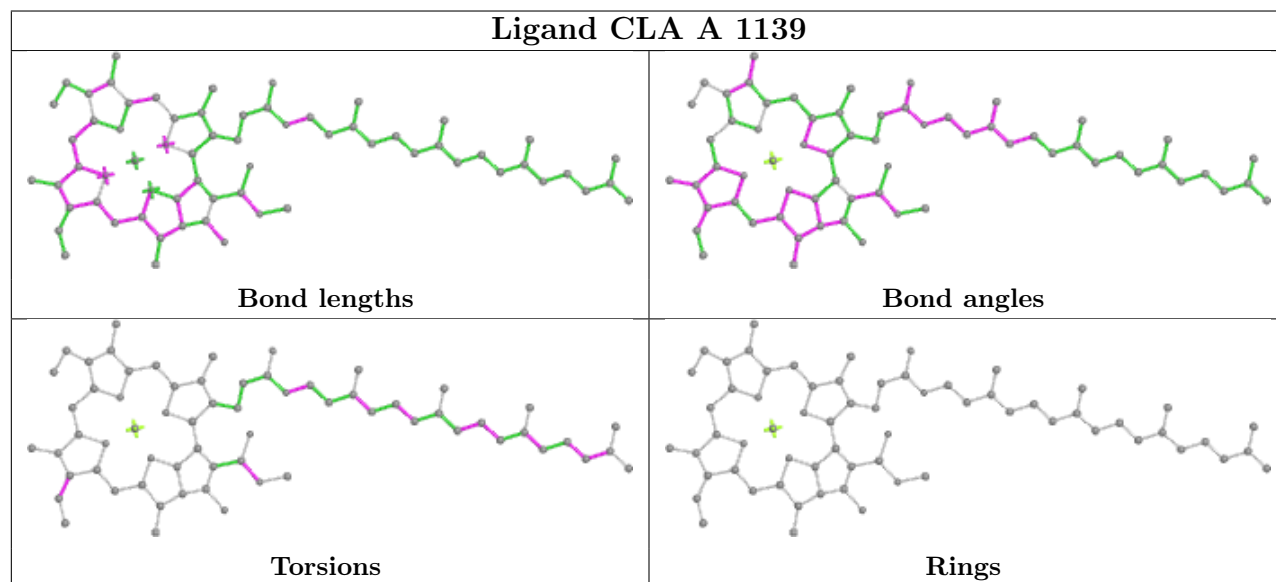
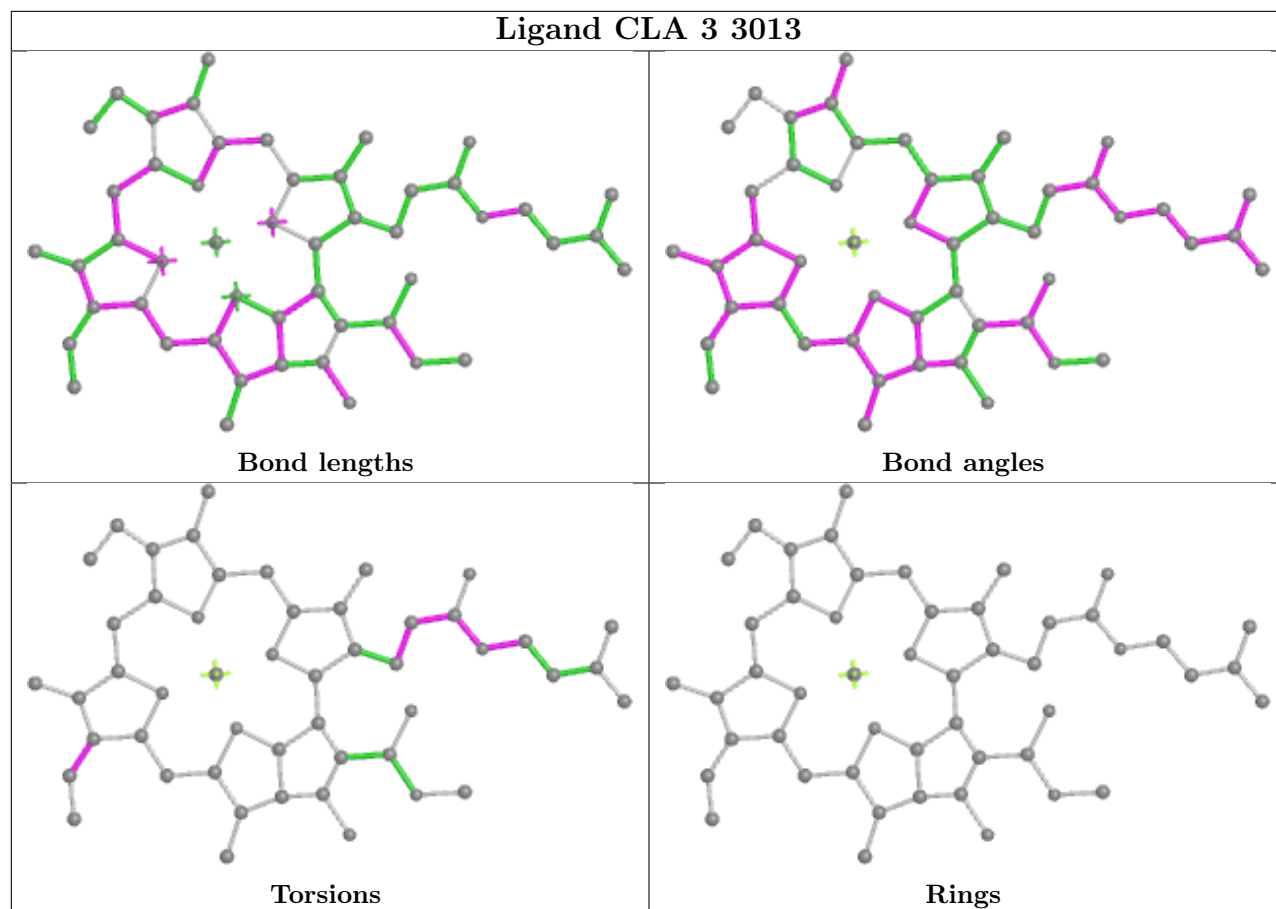


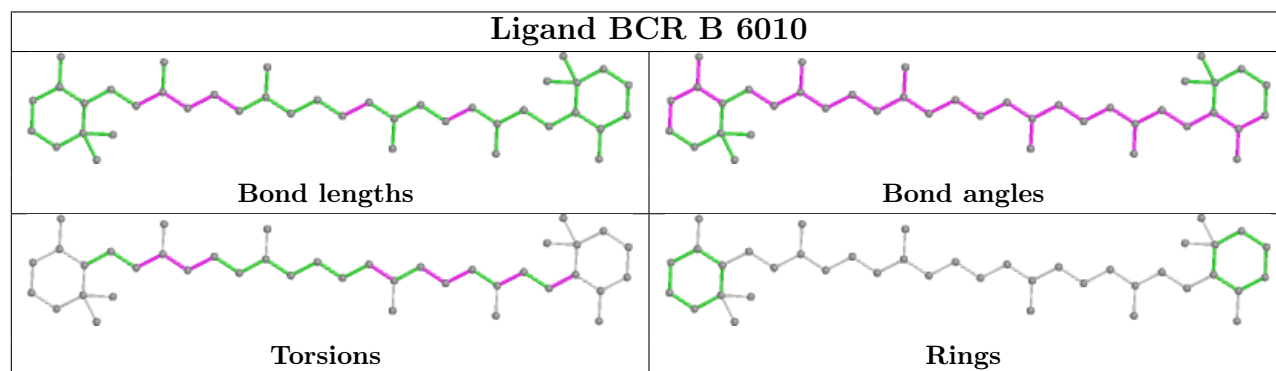
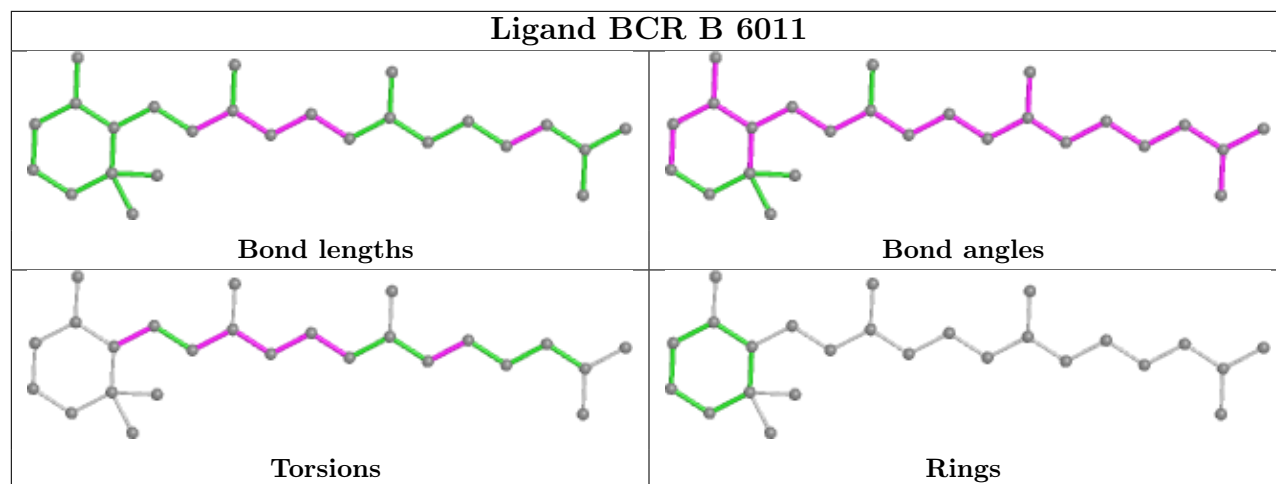


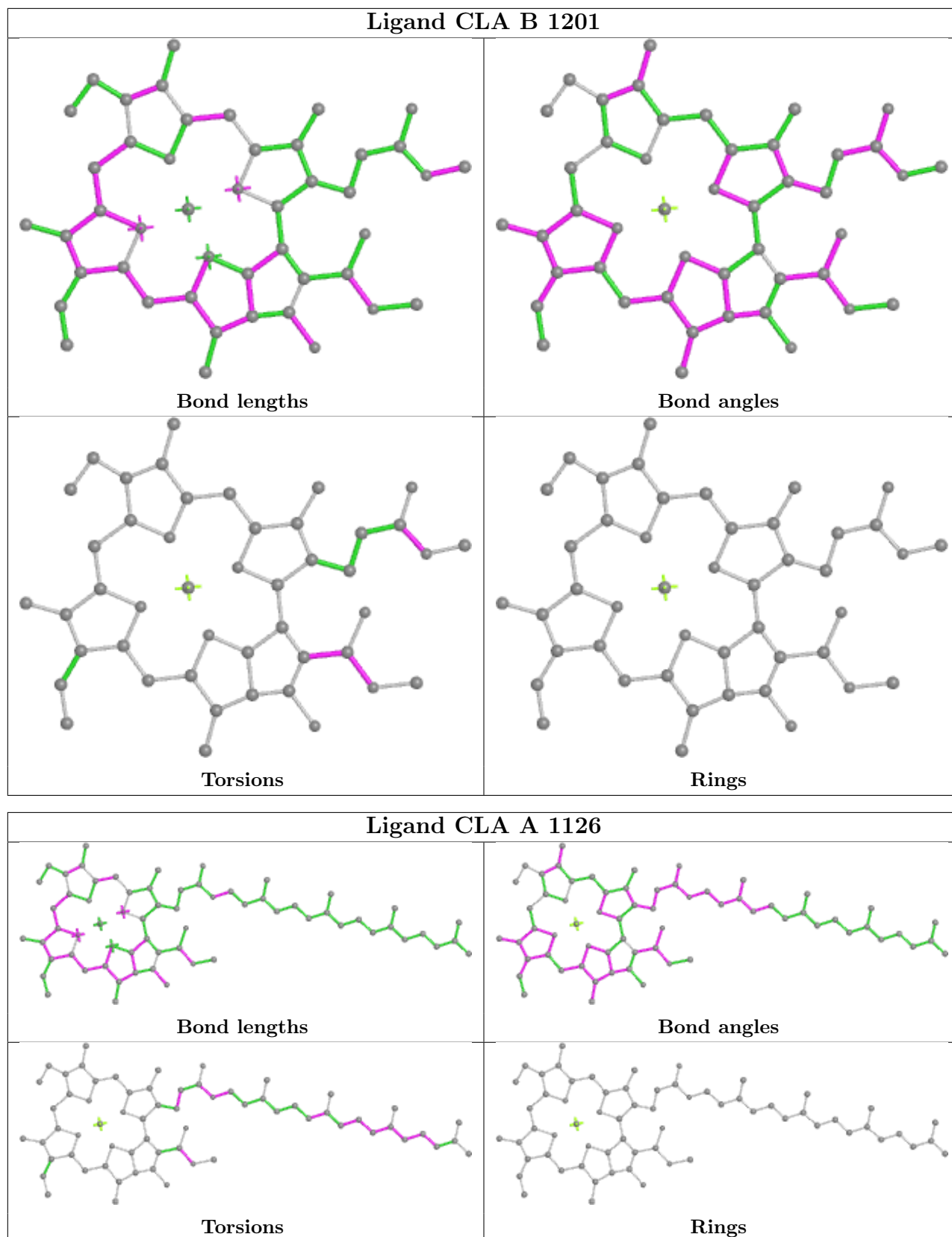





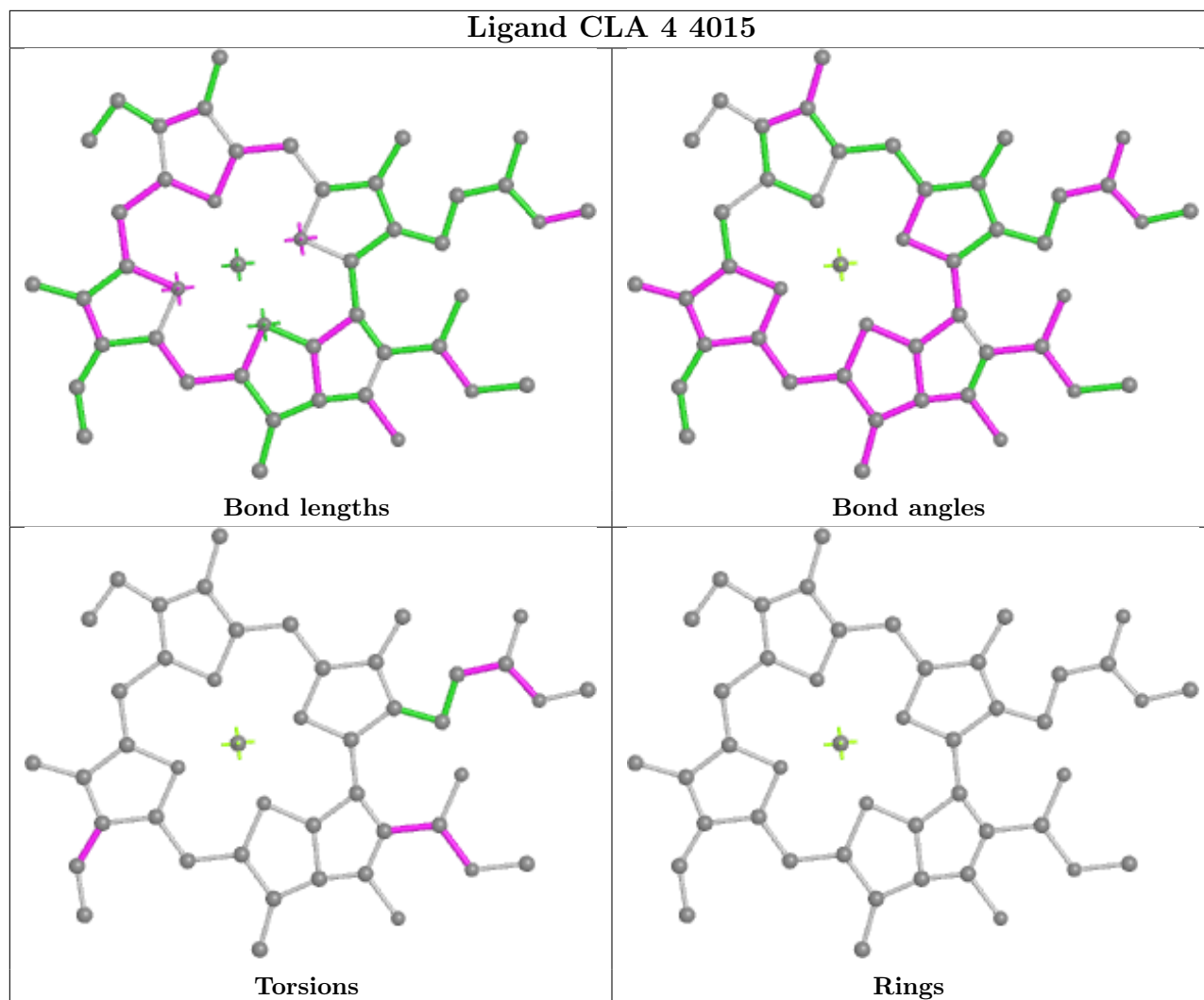


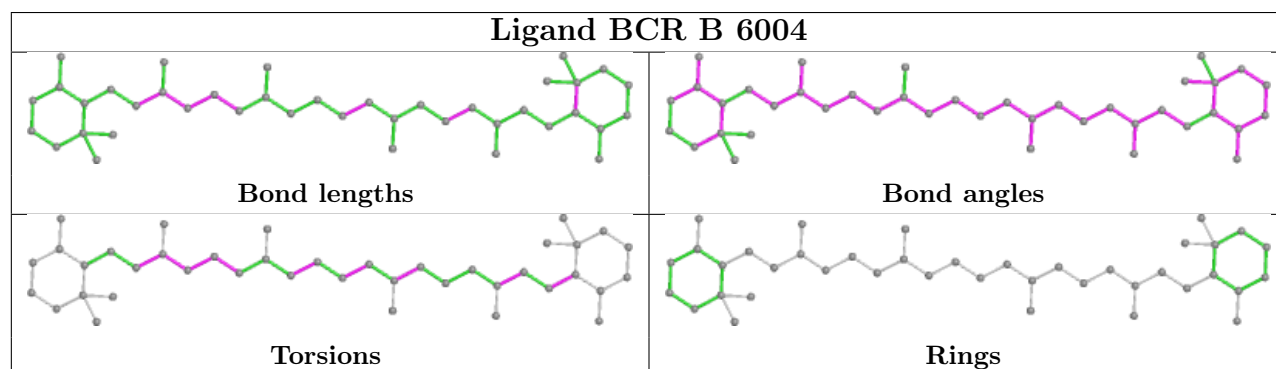
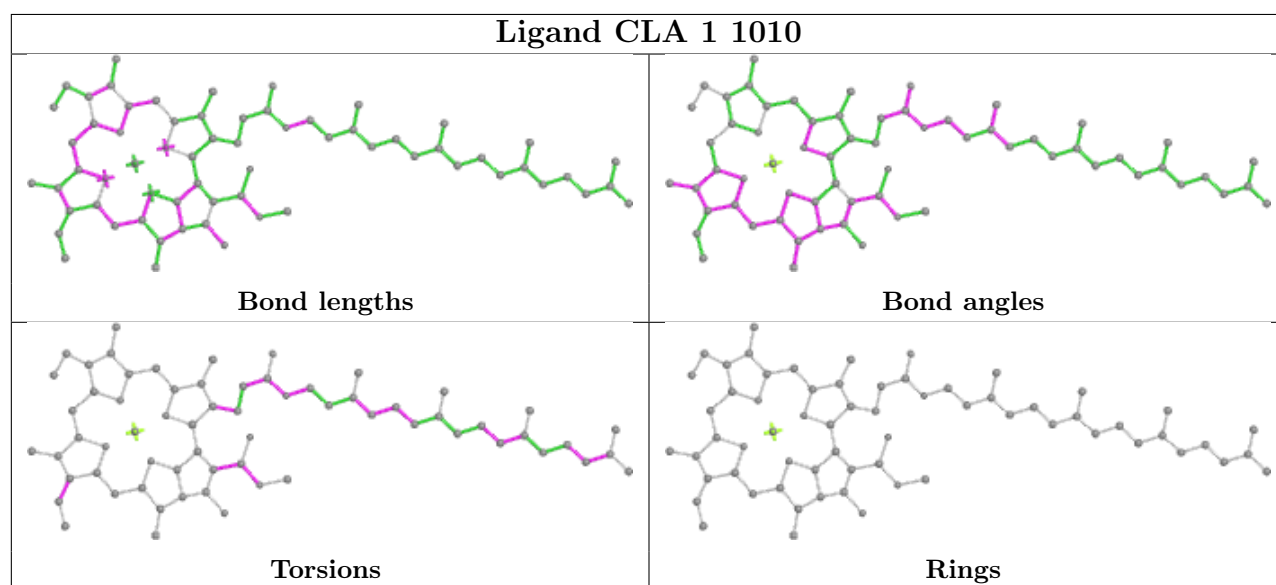
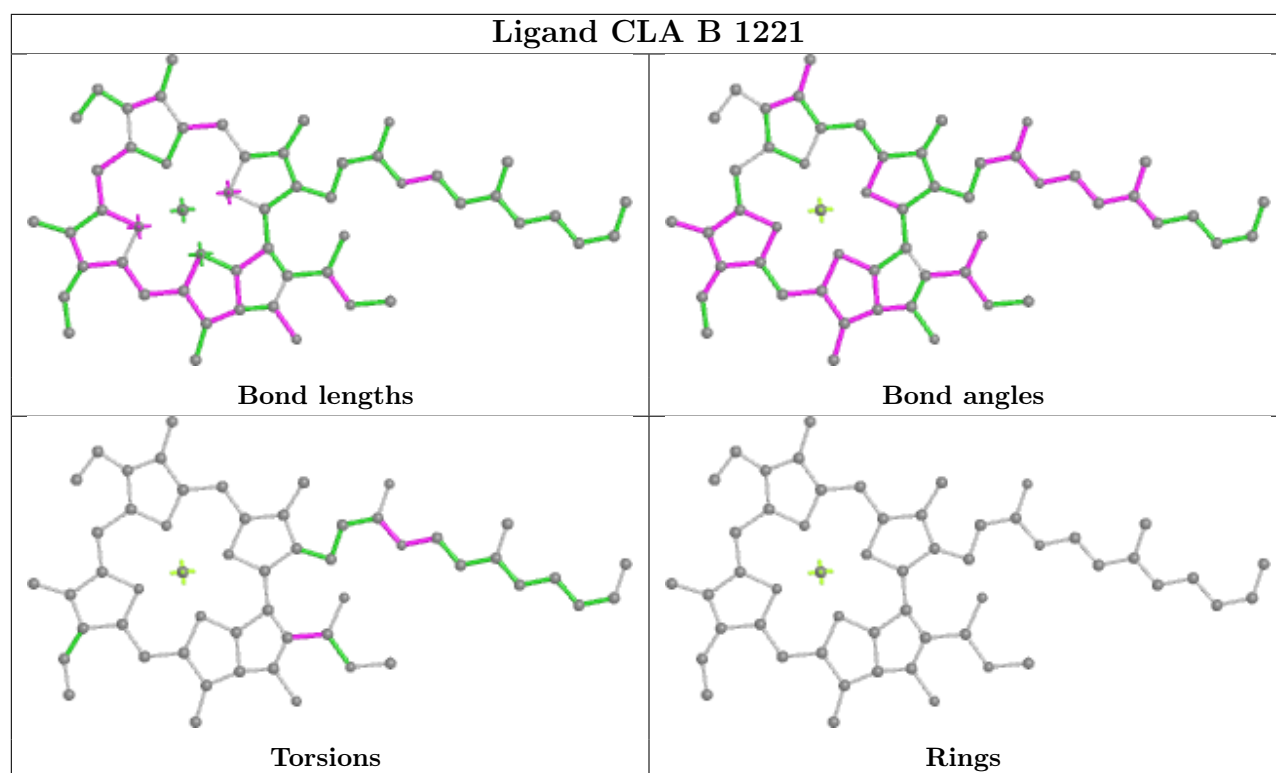


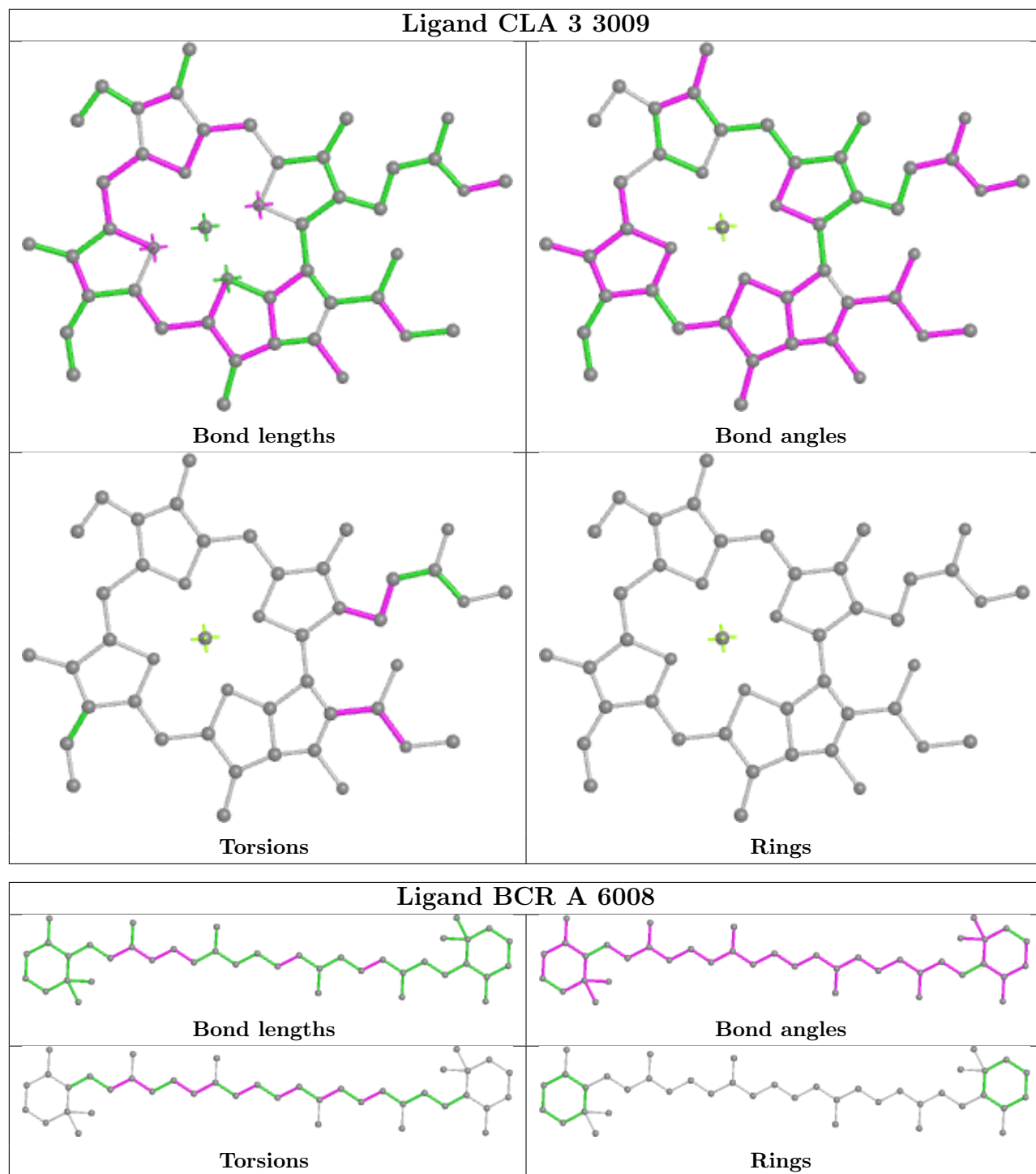


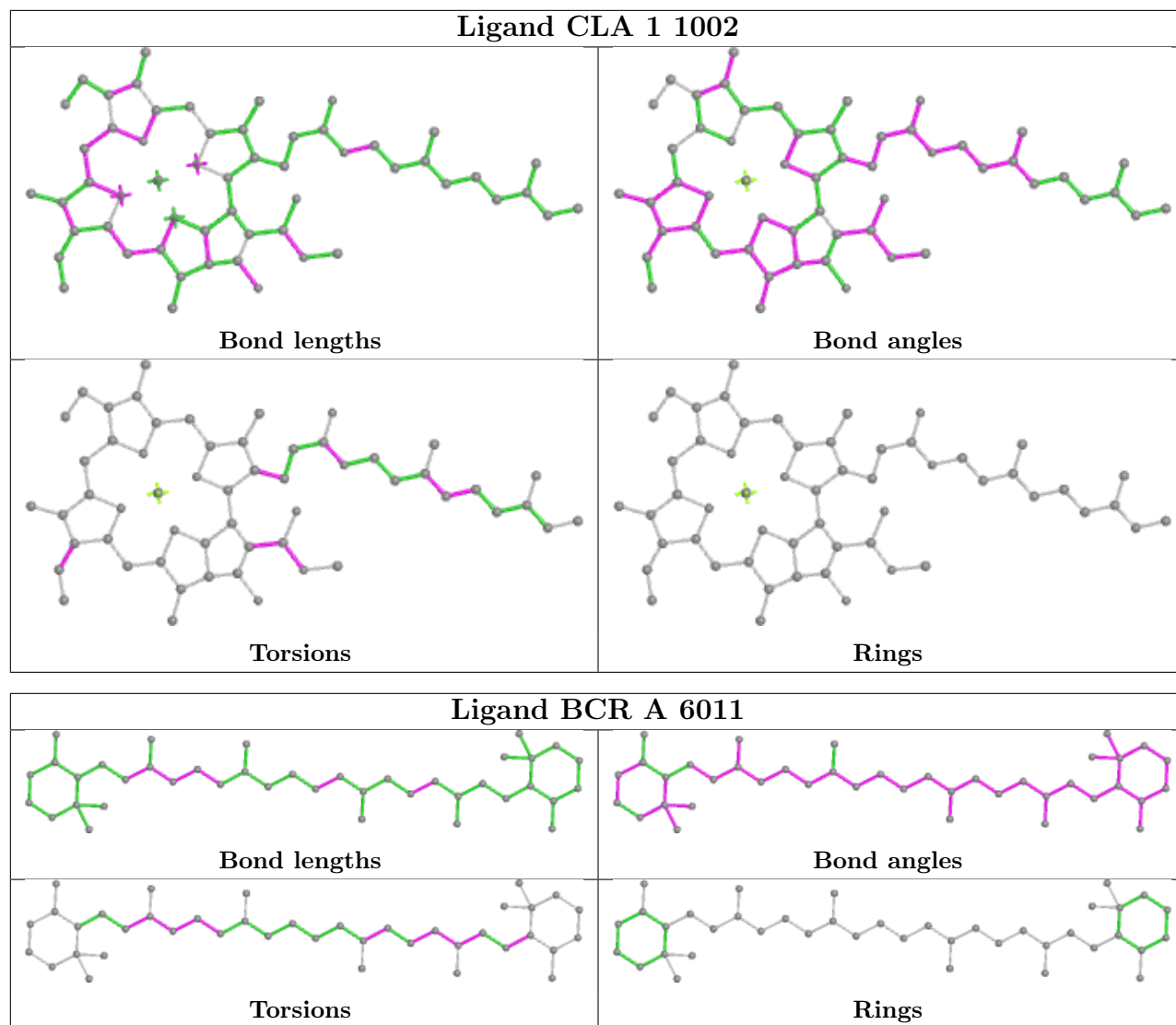


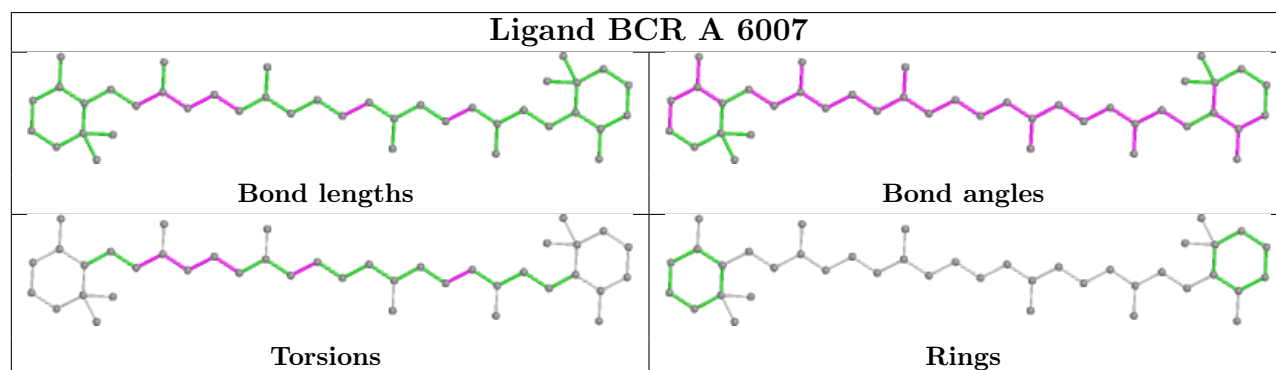
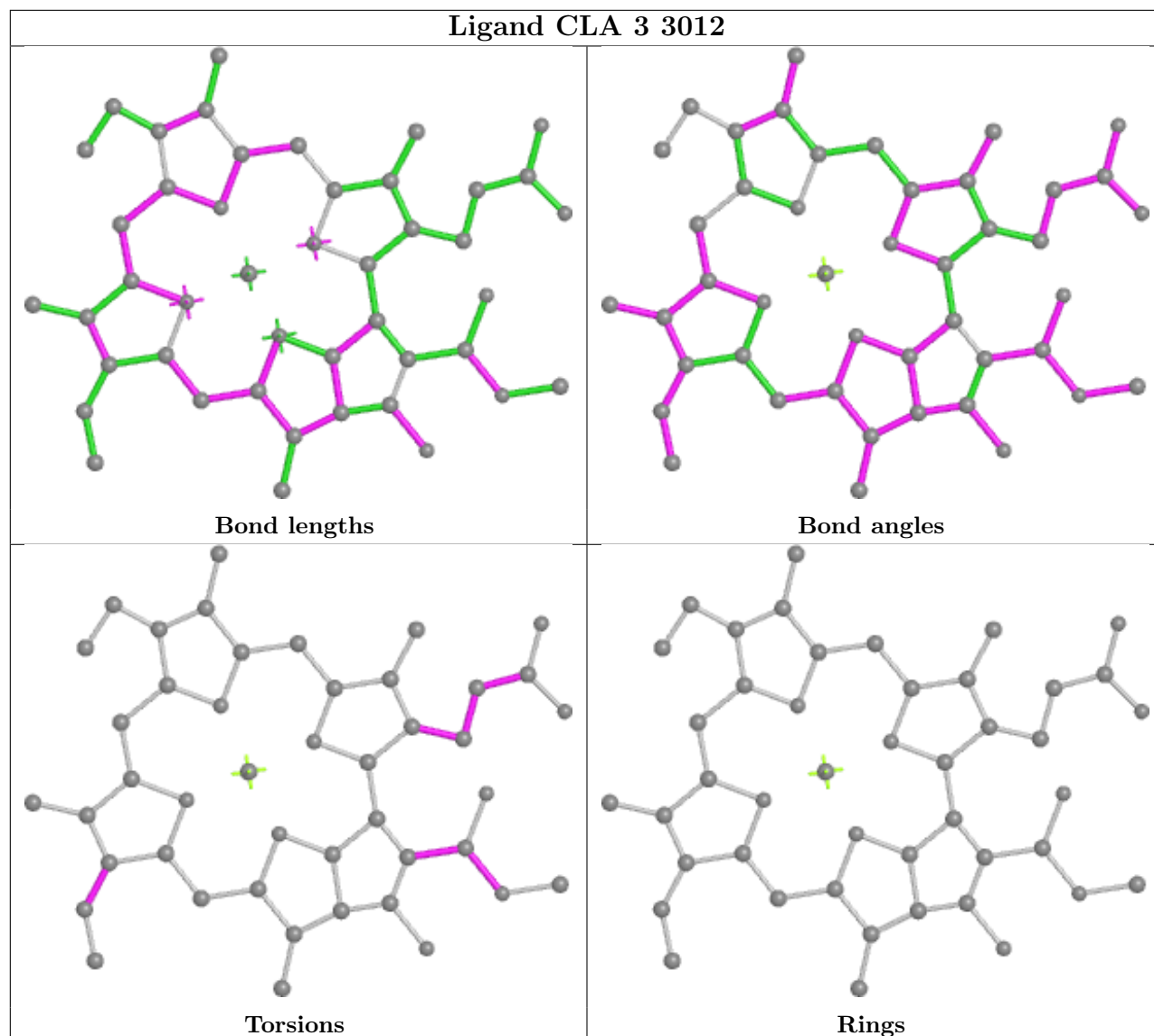


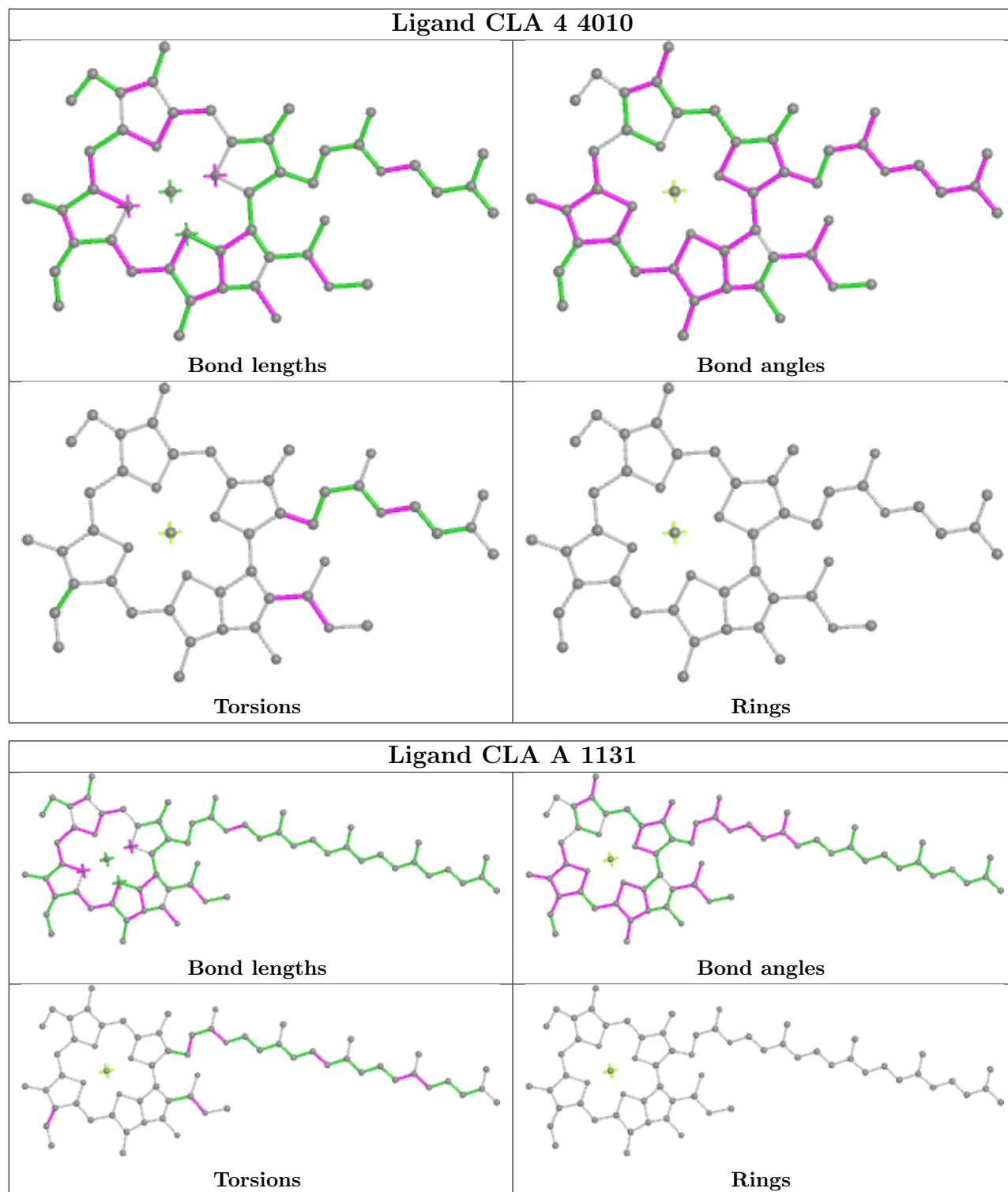


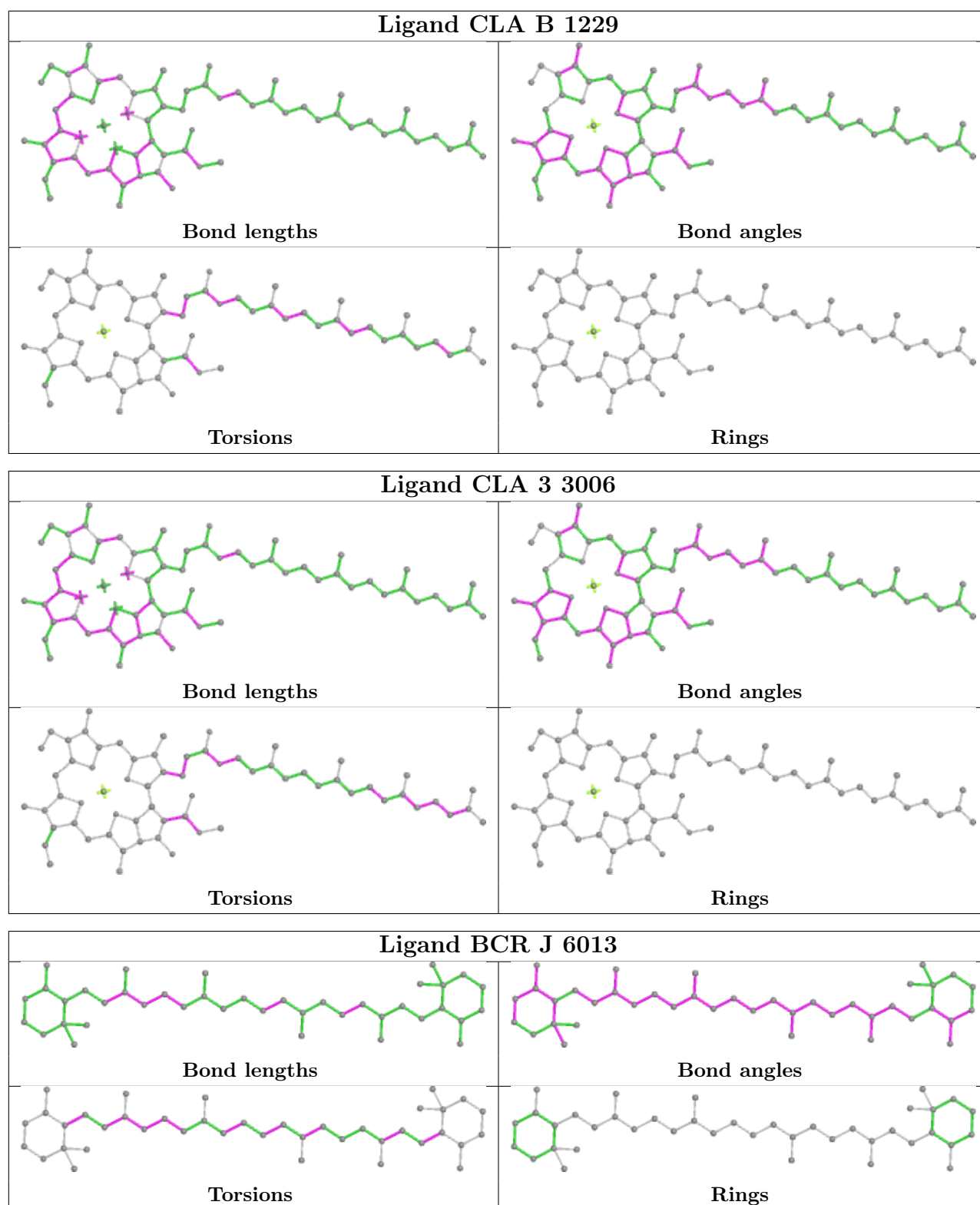












5.7 Other polymers [\(i\)](#)

There are no such residues in this entry.

5.8 Polymer linkage issues

There are no chain breaks in this entry.

6 Fit of model and data [i](#)

6.1 Protein, DNA and RNA chains [i](#)

In the following table, the column labelled ‘#RSRZ > 2’ contains the number (and percentage) of RSRZ outliers, followed by percent RSRZ outliers for the chain as percentile scores relative to all X-ray entries and entries of similar resolution. The OWAB column contains the minimum, median, 95th percentile and maximum values of the occupancy-weighted average B-factor per residue. The column labelled ‘Q < 0.9’ lists the number of (and percentage) of residues with an average occupancy less than 0.9.

Mol	Chain	Analysed	<RSRZ>	#RSRZ>2	OWAB(Å ²)	Q<0.9
1	A	721/721 (100%)	0.20	45 (6%) 20 7	34, 73, 146, 307	0
2	B	731/731 (100%)	0.01	37 (5%) 28 10	30, 58, 139, 288	0
3	C	80/80 (100%)	-0.07	1 (1%) 77 51	42, 62, 98, 112	0
4	D	137/137 (100%)	0.46	19 (13%) 2 1	52, 80, 137, 204	0
5	E	63/63 (100%)	1.03	15 (23%) 0 0	42, 86, 124, 170	0
6	F	152/152 (100%)	-0.25	4 (2%) 56 27	44, 73, 135, 225	0
7	G	84/84 (100%)	-0.19	2 (2%) 59 30	63, 98, 122, 147	0
8	H	82/82 (100%)	0.49	5 (6%) 21 7	57, 97, 150, 184	0
9	I	26/26 (100%)	0.34	2 (7%) 13 4	47, 68, 91, 112	0
10	J	40/40 (100%)	-0.59	0 100 100	47, 69, 110, 138	0
11	K	66/72 (91%)	4.11	42 (63%) 0 0	171, 246, 287, 303	0
12	L	163/163 (100%)	-0.12	4 (2%) 57 29	51, 79, 157, 195	0
13	N	85/85 (100%)	2.74	45 (52%) 0 0	177, 228, 289, 321	0
14	1	171/182 (93%)	0.42	22 (12%) 3 1	63, 103, 176, 315	0
15	2	146/199 (73%)	0.80	30 (20%) 1 0	74, 125, 214, 316	0
16	3	151/275 (54%)	1.50	43 (28%) 0 0	109, 193, 274, 335	0
17	4	196/196 (100%)	0.18	11 (5%) 24 8	59, 93, 182, 301	0
All	All	3094/3288 (94%)	0.38	327 (10%) 6 2	30, 80, 228, 335	0

The worst 5 of 327 RSRZ outliers are listed below:

Mol	Chain	Res	Type	RSRZ
11	K	102	THR	19.1
14	1	152	GLU	15.9
1	A	43	THR	15.1
16	3	265	VAL	15.0

Continued on next page...

Continued from previous page...

Mol	Chain	Res	Type	RSRZ
15	2	76	THR	14.3

6.2 Non-standard residues in protein, DNA, RNA chains [i](#)

There are no non-standard protein/DNA/RNA residues in this entry.

6.3 Carbohydrates [i](#)

There are no monosaccharides in this entry.

6.4 Ligands [i](#)

In the following table, the Atoms column lists the number of modelled atoms in the group and the number defined in the chemical component dictionary. The B-factors column lists the minimum, median, 95th percentile and maximum values of B factors of atoms in the group. The column labelled 'Q< 0.9' lists the number of atoms with occupancy less than 0.9.

Mol	Type	Chain	Res	Atoms	RSCC	RSR	B-factors(Å ²)	Q<0.9
21	CLA	3	3015	45/65	0.31	1.25	250,262,271,285	0
21	CLA	3	3016	45/65	0.41	0.80	172,203,215,248	0
21	CLA	J	6015	55/65	0.49	0.31	122,143,159,160	0
21	CLA	3	3006	65/65	0.51	0.49	144,177,194,197	0
21	CLA	A	1143	46/65	0.52	0.85	198,214,217,262	0
21	CLA	3	3004	45/65	0.53	0.58	260,267,271,309	0
21	CLA	3	3014	45/65	0.53	0.66	242,261,265,271	0
21	CLA	1	1014	45/65	0.53	0.71	115,160,167,171	0
21	CLA	2	2006	57/65	0.54	0.30	140,162,183,256	0
21	CLA	4	4006	65/65	0.54	0.33	116,133,155,160	0
21	CLA	A	1142	44/65	0.55	0.31	186,199,202,274	0
21	CLA	4	4005	45/65	0.55	0.32	107,130,142,144	0
21	CLA	1	1006	47/65	0.55	0.51	116,133,148,152	0
19	BCR	J	6013	40/40	0.56	0.60	119,143,153,153	0
21	CLA	4	4007	65/65	0.56	0.39	103,123,140,244	0
21	CLA	3	3017	45/65	0.57	0.49	224,249,260,262	0
27	NEX	4	4503	44/44	0.57	0.68	72,110,128,133	0
21	CLA	2	2008	65/65	0.60	0.47	103,135,158,161	0
25	LMG	G	2021	23/55	0.61	0.34	160,168,177,180	0
21	CLA	J	6014	61/65	0.61	0.25	191,215,220,289	0
21	CLA	3	3003	60/65	0.62	0.58	190,224,234,252	0
21	CLA	2	2003	65/65	0.62	0.29	136,144,159,185	0

Continued on next page...

Continued from previous page...

Mol	Type	Chain	Res	Atoms	RSCC	RSR	B-factors(\AA^2)	Q<0.9
21	CLA	3	3001	65/65	0.66	0.38	187,204,220,223	0
21	CLA	3	3005	45/65	0.66	0.37	197,209,213,274	0
21	CLA	1	1013	65/65	0.66	0.72	94,119,138,148	0
21	CLA	3	3010	52/65	0.68	0.31	115,168,179,182	0
21	CLA	2	2014	45/65	0.70	0.23	104,135,145,168	0
19	BCR	B	6011	25/40	0.71	0.33	77,111,118,120	0
21	CLA	J	1302	61/65	0.71	0.33	59,117,149,153	0
21	CLA	3	3008	65/65	0.72	0.26	149,167,183,187	0
19	BCR	A	6003	40/40	0.72	0.46	80,97,123,124	0
21	CLA	3	3013	50/65	0.72	0.26	107,132,148,153	0
19	BCR	A	6002	40/40	0.72	0.48	72,103,133,133	0
21	CLA	A	1110	55/65	0.73	0.37	129,148,161,166	0
21	CLA	3	3002	55/65	0.73	0.52	181,189,204,206	0
26	LUT	2	2501	42/42	0.74	0.40	106,121,131,138	0
21	CLA	3	3011	46/65	0.75	0.31	131,154,160,195	0
21	CLA	1	1010	65/65	0.75	0.41	108,123,152,154	0
21	CLA	A	1120	46/65	0.76	0.52	97,128,144,149	0
19	BCR	A	6008	40/40	0.76	0.39	57,87,105,112	0
19	BCR	B	6005	40/40	0.79	0.35	51,69,122,123	0
19	BCR	B	6006	40/40	0.79	0.39	45,63,110,110	0
21	CLA	1	1009	65/65	0.79	0.28	58,78,104,108	0
21	CLA	3	3012	45/65	0.79	0.18	163,196,205,208	0
26	LUT	4	4501	42/42	0.79	0.42	77,95,99,107	0
20	LHG	2	2801	36/49	0.79	0.38	112,132,147,150	0
21	CLA	4	4001	65/65	0.80	0.56	73,91,124,131	0
19	BCR	B	6010	40/40	0.80	0.34	47,67,81,88	0
21	CLA	2	2010	65/65	0.80	0.30	103,118,134,151	0
19	BCR	A	6007	40/40	0.80	0.31	69,91,97,98	0
21	CLA	2	2002	60/65	0.81	0.32	112,142,151,201	0
21	CLA	3	3009	46/65	0.81	0.26	138,174,190,191	0
21	CLA	2	2009	46/65	0.81	0.30	82,101,128,141	0
21	CLA	2	2007	55/65	0.83	0.36	113,130,142,149	0
21	CLA	4	4014	45/65	0.83	0.34	71,105,128,134	0
26	LUT	2	2502	42/42	0.84	0.33	83,99,106,109	0
19	BCR	I	6018	40/40	0.84	0.30	37,61,79,86	0
21	CLA	A	1112	46/65	0.84	0.37	68,88,99,101	0
21	CLA	G	1002	46/65	0.85	0.25	112,128,140,145	0
21	CLA	A	1107	51/65	0.85	0.28	52,74,99,104	0
21	CLA	4	4008	48/65	0.85	0.16	66,92,107,138	0
21	CLA	A	1123	65/65	0.85	0.30	58,84,97,103	0
21	CLA	A	1133	46/65	0.85	0.27	77,90,112,119	0
21	CLA	A	1134	46/65	0.85	0.30	93,103,131,137	0

Continued on next page...

Continued from previous page...

Mol	Type	Chain	Res	Atoms	RSCC	RSR	B-factors(Å ²)	Q<0.9
21	CLA	A	1108	46/65	0.85	0.22	103,120,136,146	0
21	CLA	4	4002	56/65	0.85	0.31	76,94,112,128	0
21	CLA	A	1113	46/65	0.85	0.30	95,112,136,139	0
19	BCR	L	6019	40/40	0.86	0.34	40,59,79,87	0
21	CLA	A	1121	46/65	0.86	0.24	103,130,154,160	0
21	CLA	A	1136	65/65	0.86	0.26	59,82,108,155	0
25	LMG	J	5001	35/55	0.86	0.33	62,91,103,104	0
26	LUT	1	1501	42/42	0.86	0.30	83,94,104,107	0
21	CLA	A	1115	56/65	0.86	0.24	85,107,132,161	0
21	CLA	1	1003	65/65	0.86	0.19	53,72,97,108	0
21	CLA	2	2011	60/65	0.86	0.17	80,97,144,158	0
21	CLA	A	1129	50/65	0.86	0.25	51,83,90,93	0
20	LHG	A	7003	49/49	0.87	0.27	81,113,121,123	0
21	CLA	2	2004	59/65	0.87	0.23	84,101,110,116	0
21	CLA	4	4010	50/65	0.87	0.23	57,93,132,147	0
21	CLA	B	1212	46/65	0.87	0.49	64,85,98,109	0
24	DGD	B	7101	61/66	0.87	0.27	40,70,96,104	0
21	CLA	A	1119	65/65	0.87	0.28	78,91,99,105	0
20	LHG	1	1801	49/49	0.87	0.23	68,88,119,122	0
21	CLA	1	1011	65/65	0.87	0.28	89,109,115,118	0
26	LUT	1	1502	42/42	0.87	0.34	65,87,109,118	0
19	BCR	B	6009	40/40	0.87	0.30	30,52,68,73	0
19	BCR	B	6004	40/40	0.87	0.42	54,75,81,82	0
21	CLA	2	2013	65/65	0.87	0.26	91,119,135,146	0
21	CLA	L	1503	50/65	0.87	0.23	58,77,98,105	0
19	BCR	G	2011	40/40	0.88	0.32	55,78,120,121	0
21	CLA	4	4004	65/65	0.88	0.31	56,81,91,96	0
21	CLA	A	1124	55/65	0.88	0.30	48,60,83,91	0
21	CLA	B	1213	60/65	0.88	0.22	67,81,103,106	0
21	CLA	B	1215	60/65	0.88	0.35	51,69,81,84	0
21	CLA	B	1219	60/65	0.88	0.23	50,81,101,103	0
21	CLA	B	1231	46/65	0.88	0.24	49,76,87,92	0
21	CLA	B	1234	60/65	0.88	0.29	39,56,98,104	0
21	CLA	A	1126	65/65	0.88	0.35	59,79,95,106	0
21	CLA	A	1116	54/65	0.88	0.26	73,89,105,111	0
21	CLA	A	1118	46/65	0.88	0.26	109,118,126,135	0
21	CLA	A	1111	60/65	0.88	0.27	60,86,114,117	0
21	CLA	A	1135	51/65	0.88	0.29	47,62,87,88	0
21	CLA	1	1002	56/65	0.88	0.31	101,113,133,140	0
20	LHG	B	7004	49/49	0.88	0.43	68,98,111,124	0
21	CLA	A	1141	51/65	0.88	0.28	91,124,133,137	0
21	CLA	A	1109	65/65	0.88	0.31	81,105,133,147	0

Continued on next page...

Continued from previous page...

Mol	Type	Chain	Res	Atoms	RSCC	RSR	B-factors(\AA^2)	Q<0.9
21	CLA	B	1222	65/65	0.89	0.30	28,47,85,87	0
21	CLA	4	4003	65/65	0.89	0.17	61,86,100,116	0
19	BCR	A	6011	40/40	0.89	0.27	32,48,74,81	0
21	CLA	A	1114	46/65	0.89	0.29	93,114,120,124	0
21	CLA	G	1001	55/65	0.89	0.30	74,93,113,123	0
21	CLA	A	1125	55/65	0.89	0.24	54,73,89,99	0
21	CLA	H	1000	46/65	0.89	0.41	69,106,123,134	0
21	CLA	1	1008	65/65	0.89	0.27	64,84,124,129	0
21	CLA	A	1122	59/65	0.89	0.23	57,78,98,103	0
28	G3P	4	4505	10/10	0.89	0.25	94,125,132,135	0
21	CLA	1	1012	50/65	0.90	0.21	78,95,113,175	0
21	CLA	L	1502	65/65	0.90	0.23	54,66,88,91	0
21	CLA	B	1240	65/65	0.90	0.29	42,72,83,97	0
21	CLA	2	2001	27/65	0.90	0.15	105,120,130,131	0
21	CLA	1	1001	55/65	0.90	0.24	81,103,129,170	0
21	CLA	F	1302	46/65	0.90	0.32	52,85,98,151	0
21	CLA	B	1210	65/65	0.90	0.24	46,56,73,101	0
21	CLA	2	2005	65/65	0.90	0.32	89,112,126,128	0
21	CLA	B	1224	65/65	0.90	0.29	32,54,93,95	0
21	CLA	B	1230	58/65	0.90	0.23	38,59,73,77	0
21	CLA	B	1216	65/65	0.90	0.24	43,56,94,97	0
26	LUT	4	4502	42/42	0.90	0.27	56,76,84,88	0
21	CLA	B	1214	59/65	0.90	0.33	44,61,102,119	0
21	CLA	B	1237	60/65	0.90	0.27	41,60,87,101	0
21	CLA	1	1007	55/65	0.91	0.37	76,100,121,139	0
21	CLA	F	1303	64/65	0.91	0.28	52,65,104,149	0
20	LHG	A	7001	49/49	0.91	0.31	47,72,94,97	0
21	CLA	4	4011	65/65	0.91	0.26	66,74,104,108	0
21	CLA	B	1218	60/65	0.91	0.20	54,78,101,102	0
21	CLA	A	9012	65/65	0.91	0.26	36,63,75,78	0
21	CLA	2	2012	65/65	0.91	0.24	72,88,117,121	0
21	CLA	A	9013	65/65	0.91	0.25	35,61,71,110	0
21	CLA	B	1208	55/65	0.91	0.21	49,68,96,99	0
18	PQN	B	5002	33/33	0.91	0.30	41,50,76,79	0
21	CLA	B	1211	65/65	0.91	0.23	56,68,81,90	0
21	CLA	A	1127	65/65	0.91	0.35	52,63,79,85	0
21	CLA	A	1139	65/65	0.91	0.21	33,51,81,88	0
21	CLA	A	1103	65/65	0.91	0.25	63,80,90,111	0
21	CLA	F	1301	45/65	0.91	0.20	48,63,77,148	0
19	BCR	A	6017	40/40	0.91	0.30	34,52,79,93	0
21	CLA	B	1223	65/65	0.92	0.28	31,50,60,63	0
21	CLA	4	4009	50/65	0.92	0.20	64,83,103,105	0

Continued on next page...

Continued from previous page...

Mol	Type	Chain	Res	Atoms	RSCC	RSR	B-factors(Å ²)	Q<0.9
21	CLA	A	1104	65/65	0.92	0.28	47,69,81,87	0
21	CLA	B	1227	65/65	0.92	0.21	39,63,89,92	0
21	CLA	4	4013	51/65	0.92	0.18	63,77,101,104	0
21	CLA	A	1105	51/65	0.92	0.22	67,81,98,103	0
21	CLA	4	4015	46/65	0.92	0.17	51,65,83,108	0
19	BCR	I	6020	40/40	0.92	0.26	44,51,65,75	0
21	CLA	A	1137	55/65	0.92	0.32	63,81,99,106	0
21	CLA	B	1236	55/65	0.92	0.26	51,61,122,125	0
19	BCR	L	6020	40/40	0.92	0.20	60,75,82,83	0
21	CLA	B	1238	65/65	0.92	0.24	35,51,74,86	0
19	BCR	J	6012	40/40	0.92	0.24	45,67,98,109	0
21	CLA	B	9023	65/65	0.92	0.28	36,54,62,89	0
21	CLA	B	1221	54/65	0.92	0.22	33,57,71,86	0
21	CLA	1	1004	65/65	0.92	0.19	57,77,83,113	0
21	CLA	1	1005	56/65	0.92	0.20	54,69,80,85	0
19	BCR	F	6014	40/40	0.92	0.22	38,56,64,66	0
21	CLA	L	1501	46/65	0.93	0.36	66,80,103,115	0
21	CLA	A	1140	65/65	0.93	0.22	35,50,73,99	0
21	CLA	A	1130	46/65	0.93	0.21	48,60,88,109	0
21	CLA	A	1132	65/65	0.93	0.21	39,50,80,85	0
21	CLA	4	4012	65/65	0.93	0.21	54,62,89,107	0
21	CLA	A	1106	65/65	0.93	0.24	39,55,76,81	0
21	CLA	B	1239	65/65	0.93	0.24	32,47,65,73	0
21	CLA	B	1217	46/65	0.93	0.19	52,70,92,109	0
21	CLA	B	9022	65/65	0.93	0.25	32,47,62,86	0
18	PQN	A	5001	33/33	0.93	0.28	38,57,67,71	0
21	CLA	A	1101	65/65	0.93	0.20	43,63,91,95	0
21	CLA	B	1206	65/65	0.93	0.27	38,50,78,84	0
21	CLA	B	1207	65/65	0.93	0.19	40,62,83,98	0
21	CLA	A	1117	65/65	0.93	0.39	59,78,92,123	0
21	CLA	B	1209	46/65	0.93	0.17	52,63,84,96	0
21	CLA	B	1225	65/65	0.93	0.23	31,46,60,71	0
21	CLA	A	1128	65/65	0.93	0.24	44,66,81,96	0
21	CLA	A	1138	65/65	0.93	0.23	32,49,60,65	0
21	CLA	A	1102	50/65	0.93	0.19	43,63,91,95	0
21	CLA	A	1131	65/65	0.94	0.29	39,55,72,90	0
21	CLA	B	1220	65/65	0.94	0.22	32,48,101,106	0
21	CLA	B	1202	65/65	0.94	0.22	33,53,71,92	0
21	CLA	B	1229	65/65	0.94	0.22	36,50,73,85	0
21	CLA	B	1204	55/65	0.94	0.19	38,61,77,78	0
19	BCR	F	6016	40/40	0.94	0.23	35,51,76,82	0
21	CLA	B	1205	65/65	0.95	0.20	33,46,70,83	0

Continued on next page...

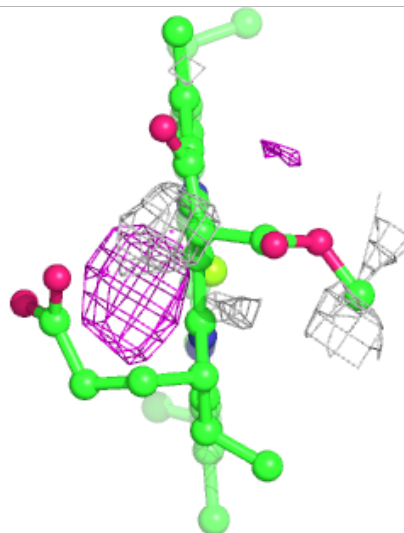
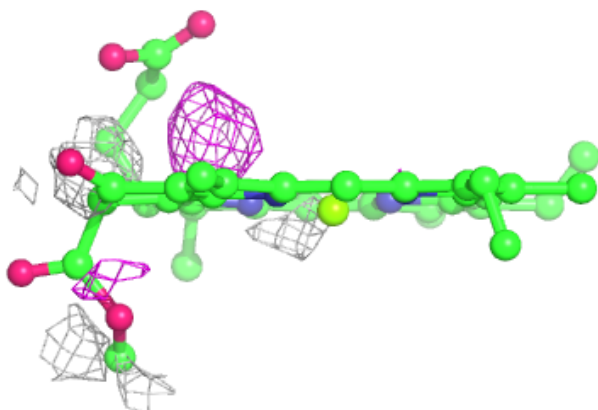
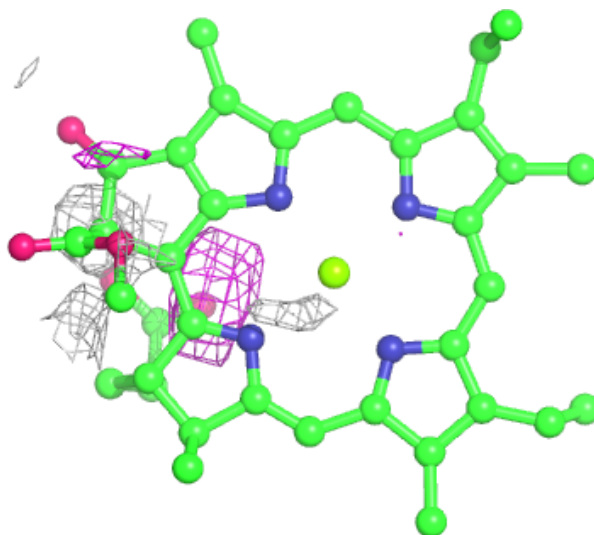
Continued from previous page...

Mol	Type	Chain	Res	Atoms	RSCC	RSR	B-factors(\AA^2)	Q<0.9
21	CLA	B	1235	65/65	0.95	0.19	36,53,68,73	0
23	CL0	A	9011	65/65	0.95	0.24	30,39,53,73	0
21	CLA	B	1228	51/65	0.95	0.17	33,45,66,92	0
21	CLA	B	1203	60/65	0.95	0.19	30,43,69,74	0
21	CLA	B	1201	46/65	0.95	0.20	34,46,78,91	0
21	CLA	B	1226	65/65	0.95	0.22	28,43,71,73	0
21	CLA	B	9010	65/65	0.96	0.19	29,39,57,72	0
22	SF4	A	8001	8/8	0.96	0.21	50,64,71,75	0
22	SF4	C	8002	8/8	0.98	0.13	53,65,79,92	0
22	SF4	C	8003	8/8	0.98	0.10	53,63,89,92	0

The following is a graphical depiction of the model fit to experimental electron density of all instances of the Ligand of Interest. In addition, ligands with molecular weight > 250 and outliers as shown on the geometry validation Tables will also be included. Each fit is shown from different orientation to approximate a three-dimensional view.

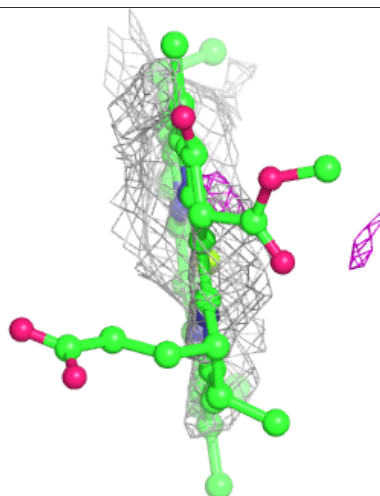
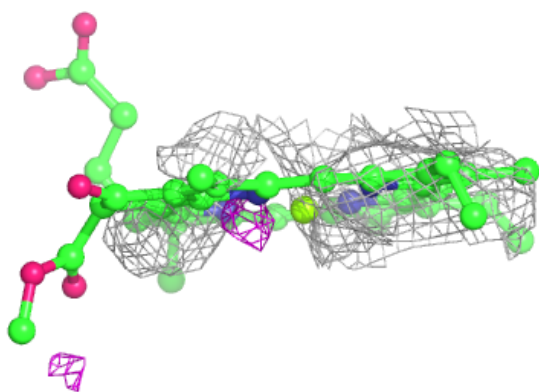
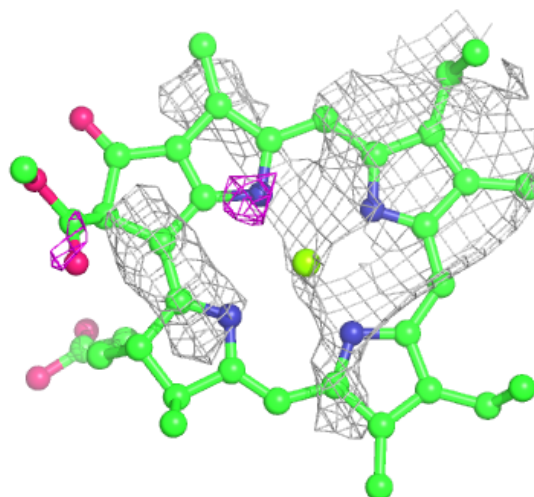
Electron density around CLA 3 3015:

$2mF_o-DF_c$ (at 0.7 rmsd) in gray
 mF_o-DF_c (at 3 rmsd) in purple (negative)
and green (positive)



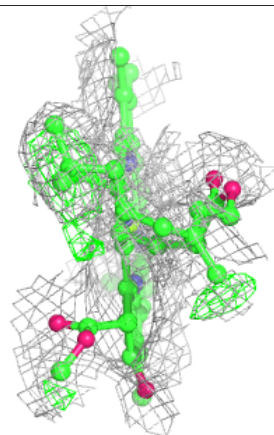
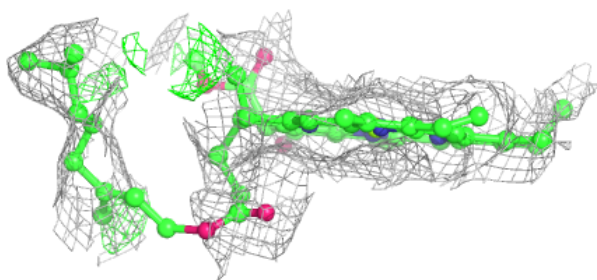
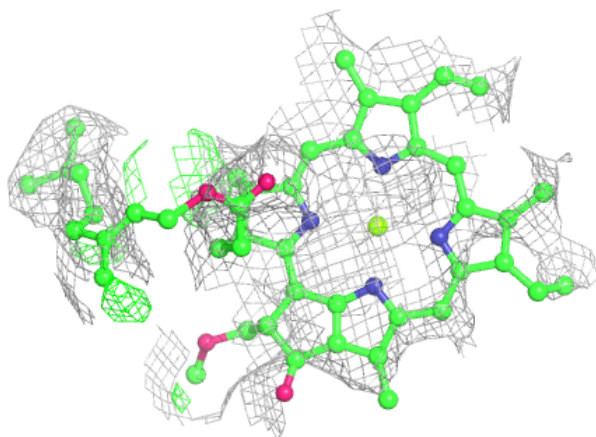
Electron density around CLA 3 3016:

$2mF_o-DF_c$ (at 0.7 rmsd) in gray
 mF_o-DF_c (at 3 rmsd) in purple (negative)
and green (positive)

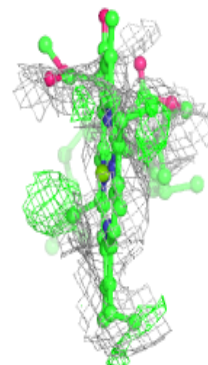
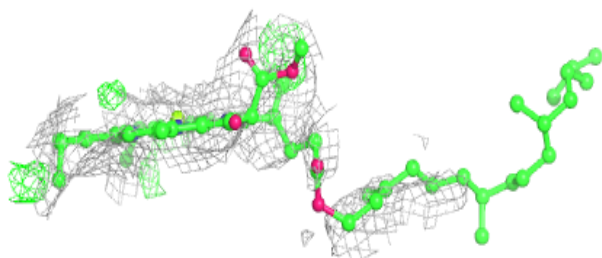
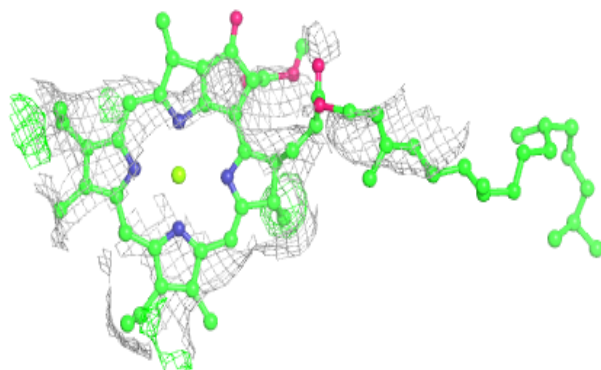


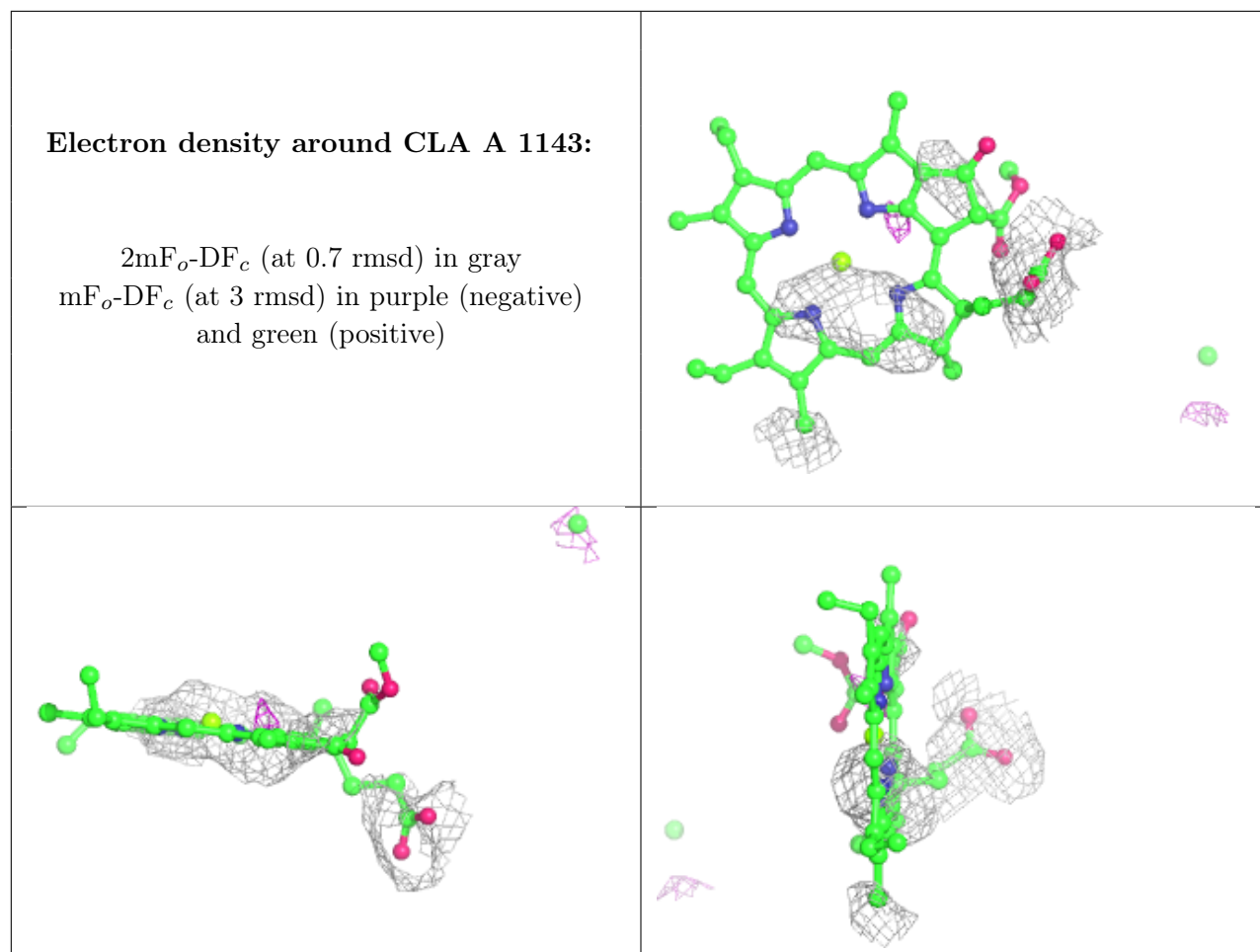
Electron density around CLA J 6015:

$2mF_o-DF_c$ (at 0.7 rmsd) in gray
 mF_o-DF_c (at 3 rmsd) in purple (negative)
and green (positive)

**Electron density around CLA 3 3006:**

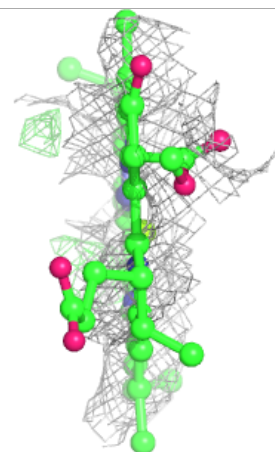
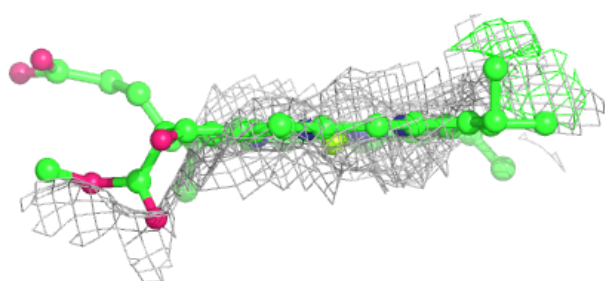
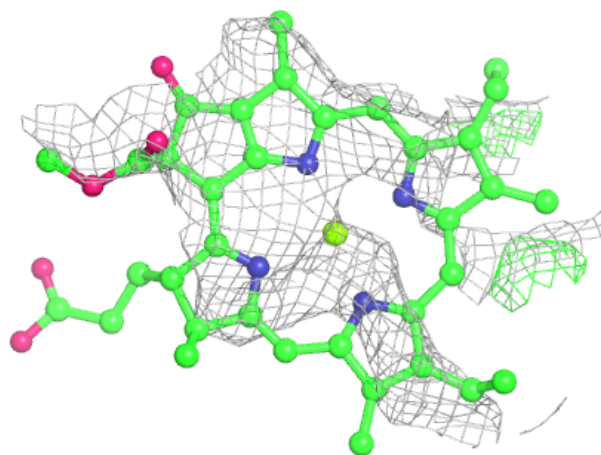
$2mF_o-DF_c$ (at 0.7 rmsd) in gray
 mF_o-DF_c (at 3 rmsd) in purple (negative)
and green (positive)





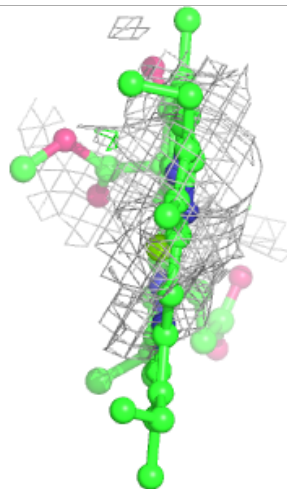
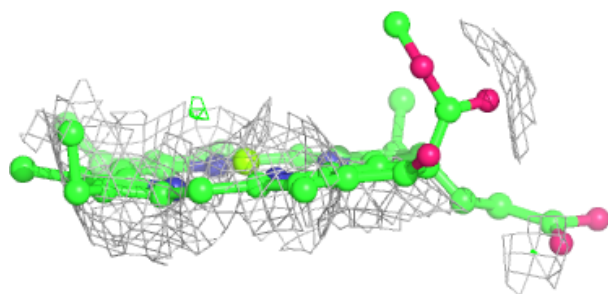
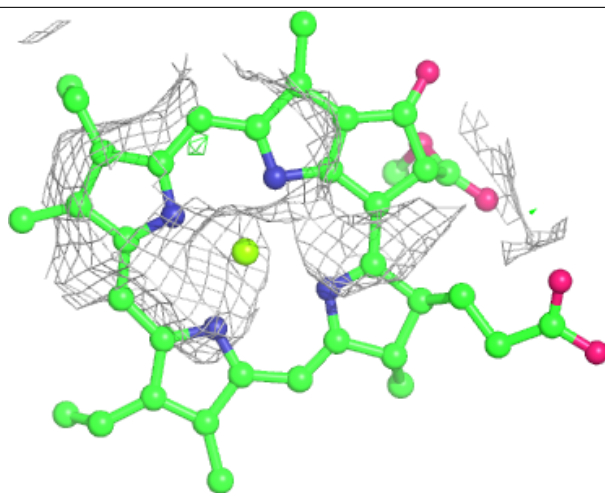
Electron density around CLA 3 3004:

$2mF_o-DF_c$ (at 0.7 rmsd) in gray
 mF_o-DF_c (at 3 rmsd) in purple (negative)
and green (positive)



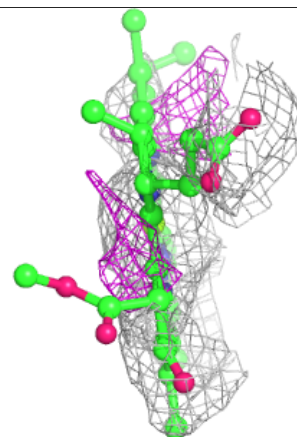
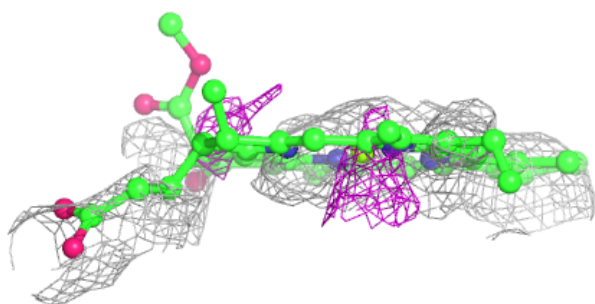
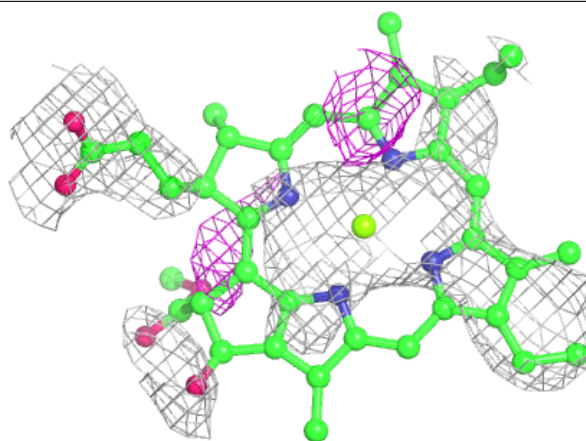
Electron density around CLA 3 3014:

$2mF_o-DF_c$ (at 0.7 rmsd) in gray
 mF_o-DF_c (at 3 rmsd) in purple (negative)
and green (positive)

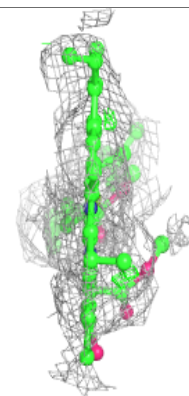
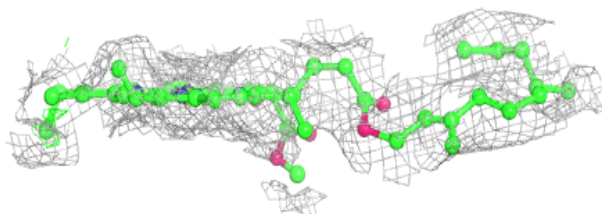
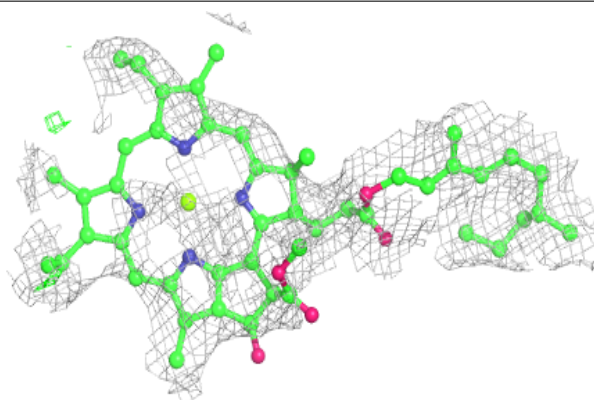


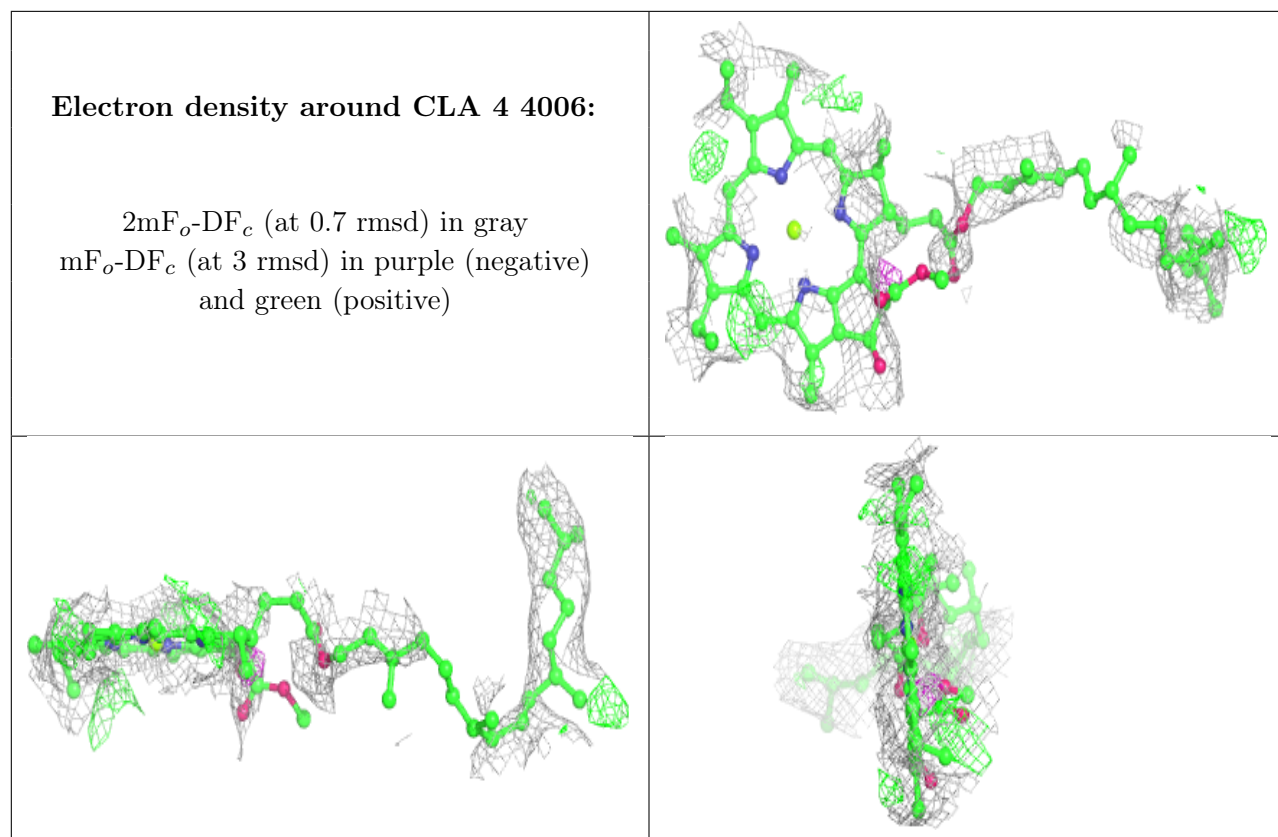
Electron density around CLA 1 1014:

$2mF_o-DF_c$ (at 0.7 rmsd) in gray
 mF_o-DF_c (at 3 rmsd) in purple (negative)
and green (positive)

**Electron density around CLA 2 2006:**

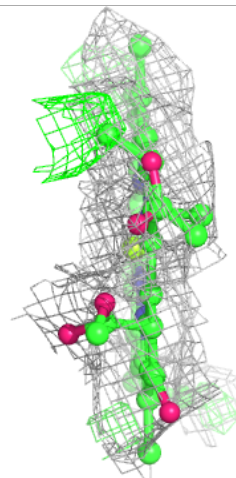
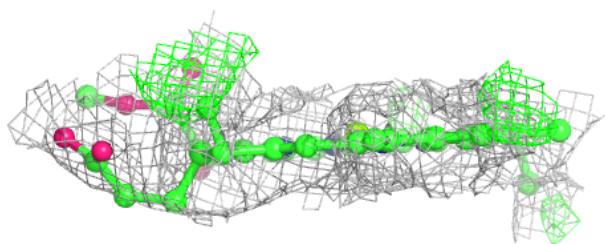
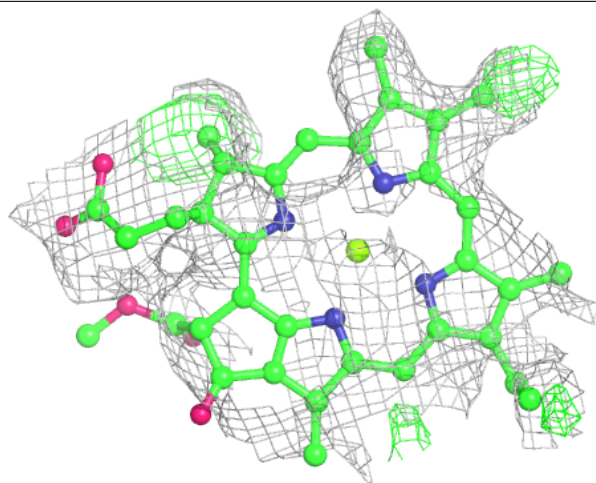
$2mF_o-DF_c$ (at 0.7 rmsd) in gray
 mF_o-DF_c (at 3 rmsd) in purple (negative)
and green (positive)





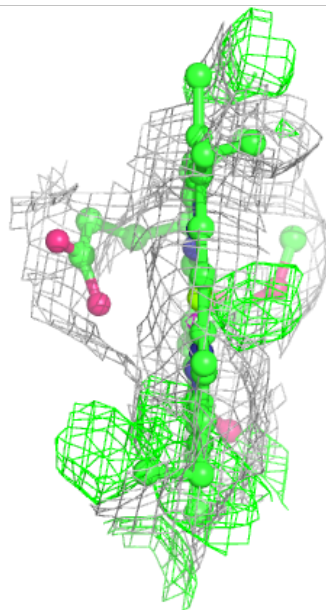
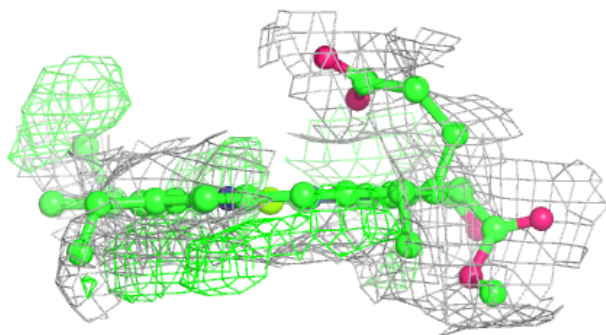
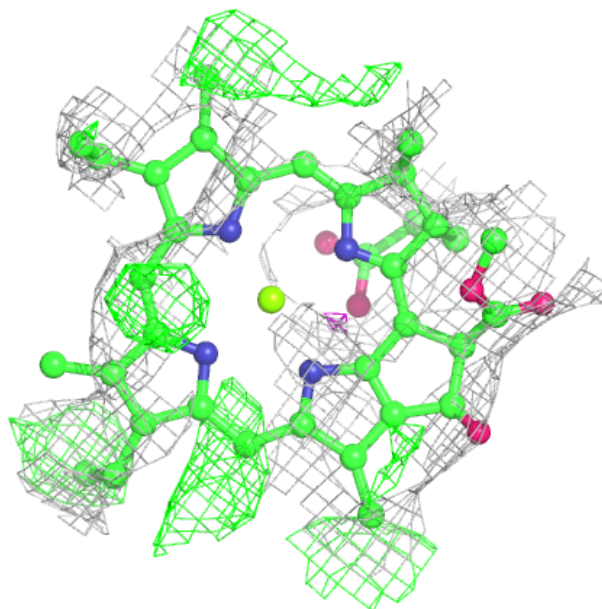
Electron density around CLA A 1142:

$2mF_o-DF_c$ (at 0.7 rmsd) in gray
 mF_o-DF_c (at 3 rmsd) in purple (negative)
and green (positive)



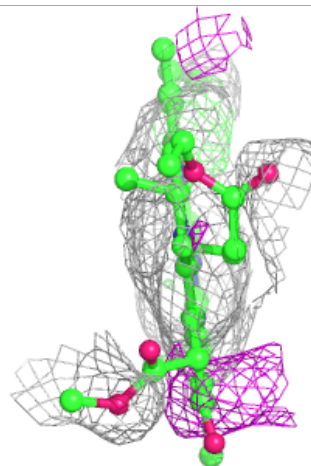
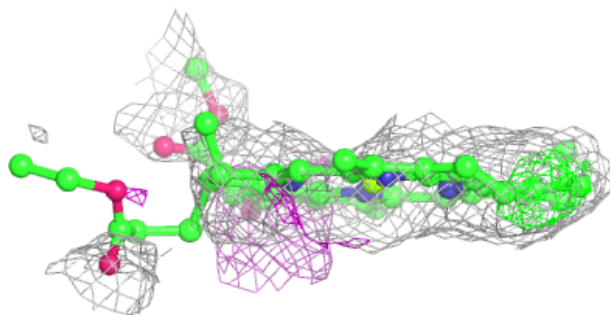
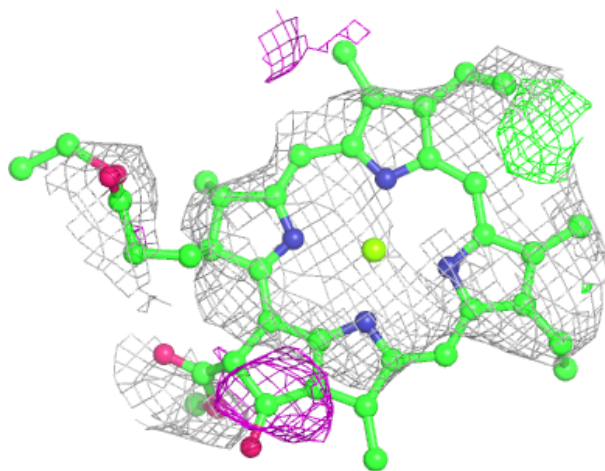
Electron density around CLA 4 4005:

$2mF_o-DF_c$ (at 0.7 rmsd) in gray
 mF_o-DF_c (at 3 rmsd) in purple (negative)
and green (positive)




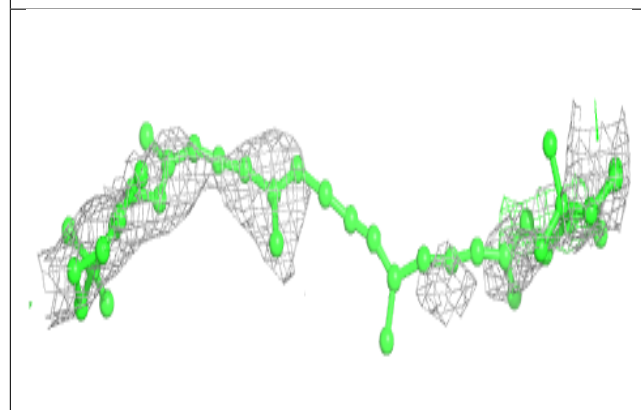
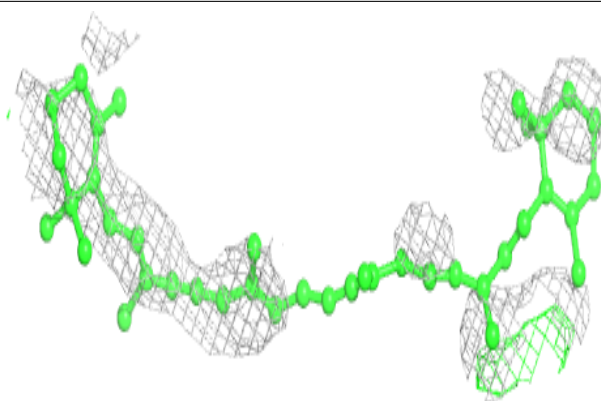
Electron density around CLA 1 1006:

$2mF_o-DF_c$ (at 0.7 rmsd) in gray
 mF_o-DF_c (at 3 rmsd) in purple (negative)
and green (positive)

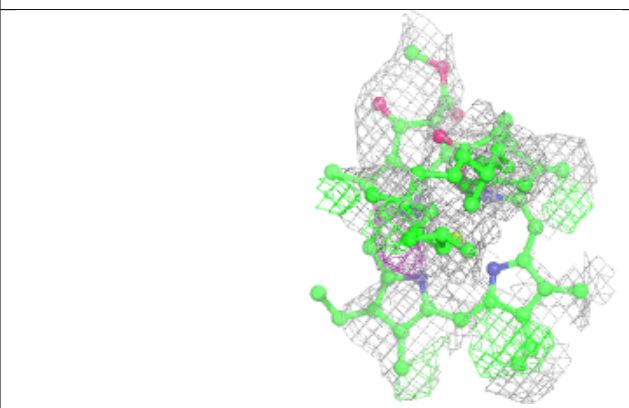
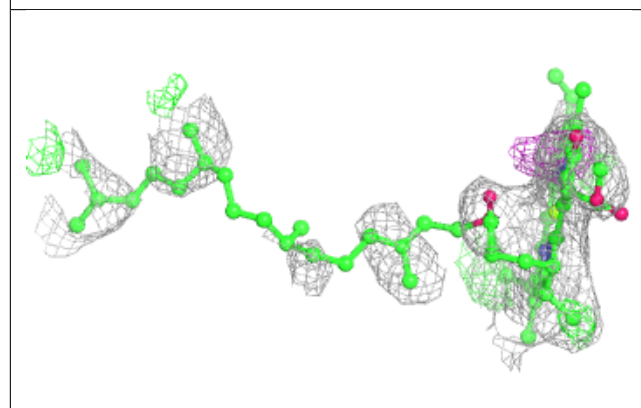
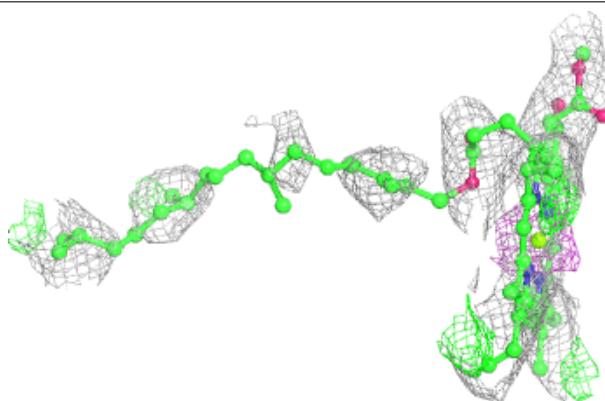


Electron density around BCR J 6013:

$2mF_o-DF_c$ (at 0.7 rmsd) in gray
 mF_o-DF_c (at 3 rmsd) in purple (negative)
and green (positive)

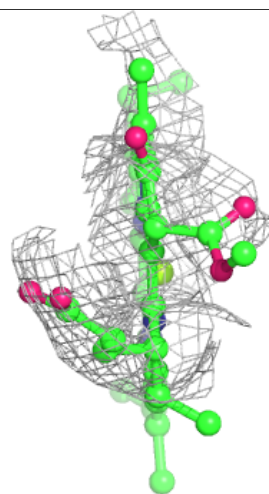
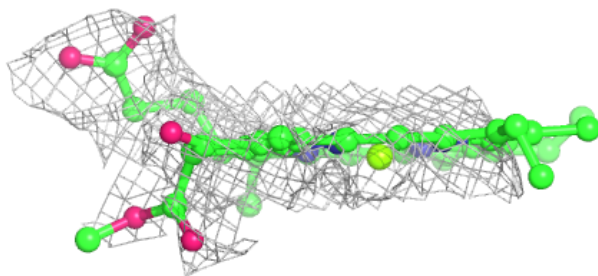
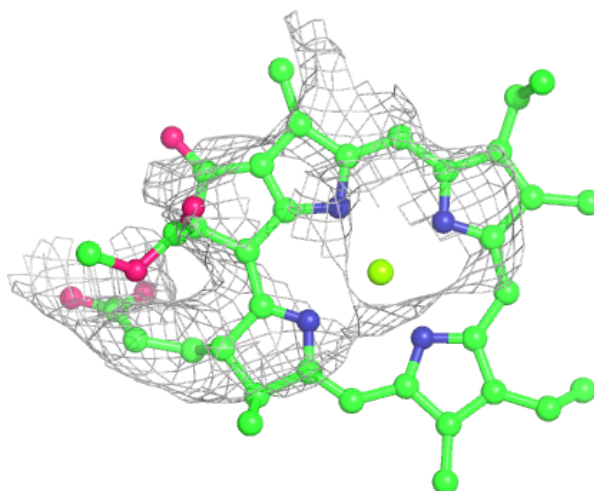
**Electron density around CLA 4 4007:**

$2mF_o-DF_c$ (at 0.7 rmsd) in gray
 mF_o-DF_c (at 3 rmsd) in purple (negative)
and green (positive)



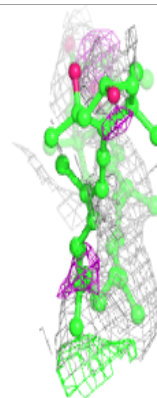
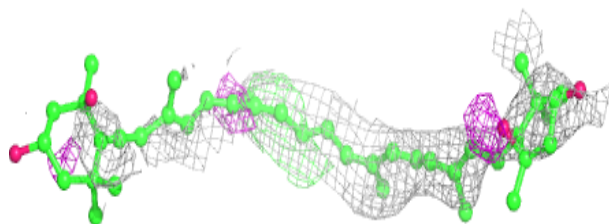
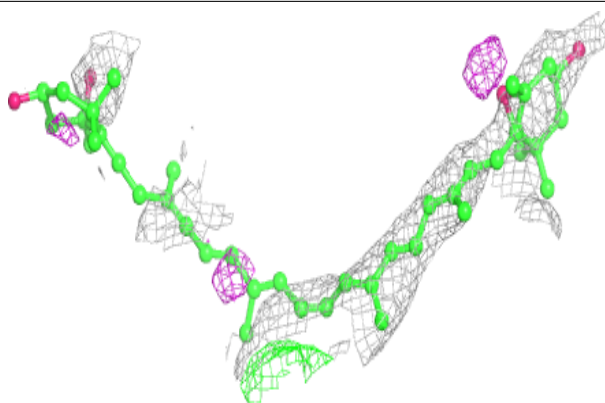
Electron density around CLA 3 3017:

$2mF_o-DF_c$ (at 0.7 rmsd) in gray
 mF_o-DF_c (at 3 rmsd) in purple (negative)
and green (positive)

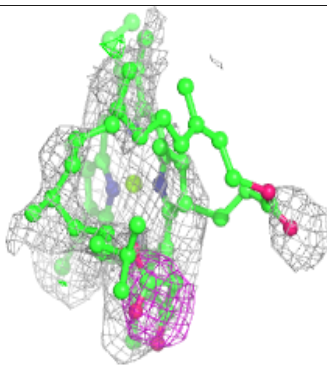
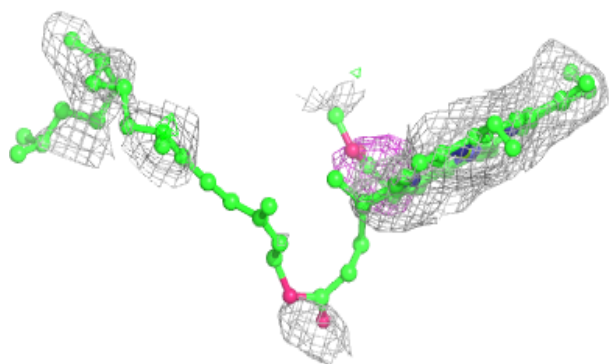
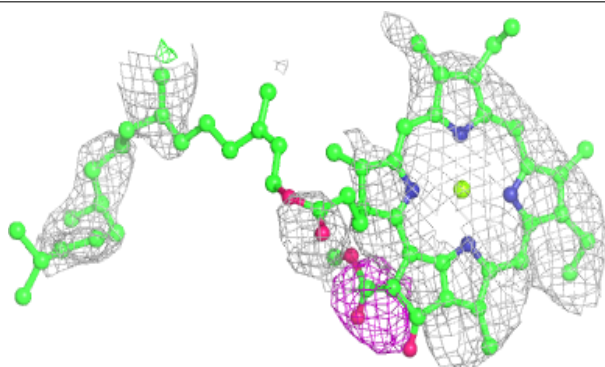


Electron density around NEX 4 4503:

$2mF_o-DF_c$ (at 0.7 rmsd) in gray
 mF_o-DF_c (at 3 rmsd) in purple (negative)
and green (positive)

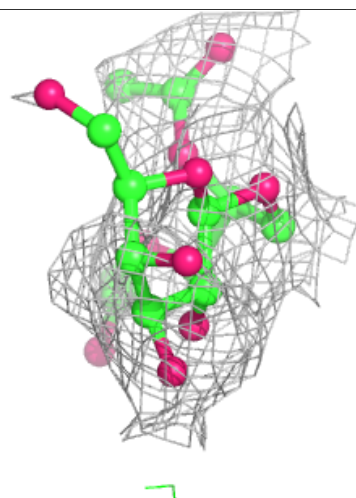
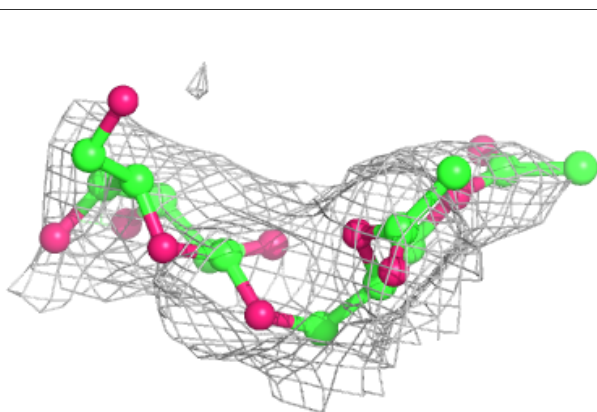
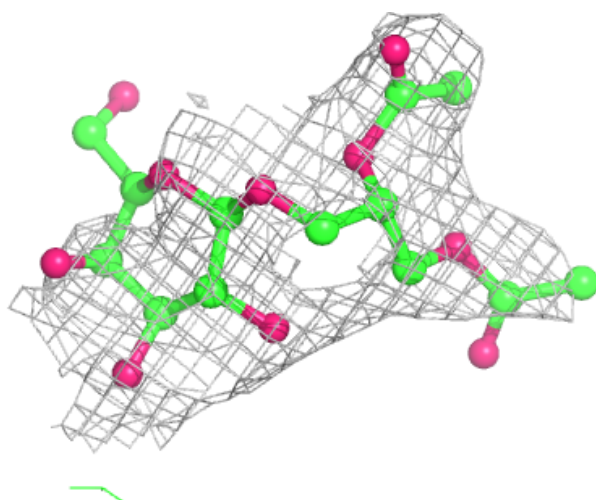
**Electron density around CLA 2 2008:**

$2mF_o-DF_c$ (at 0.7 rmsd) in gray
 mF_o-DF_c (at 3 rmsd) in purple (negative)
and green (positive)



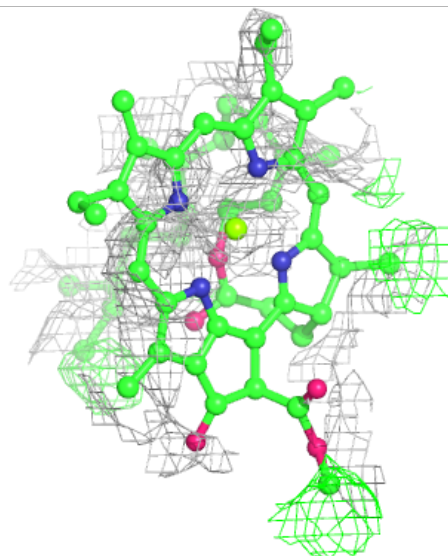
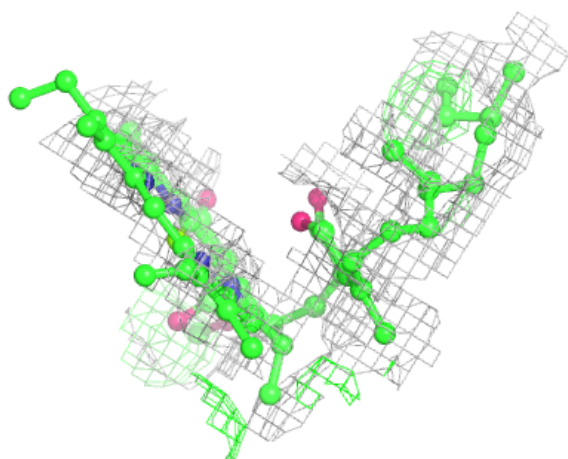
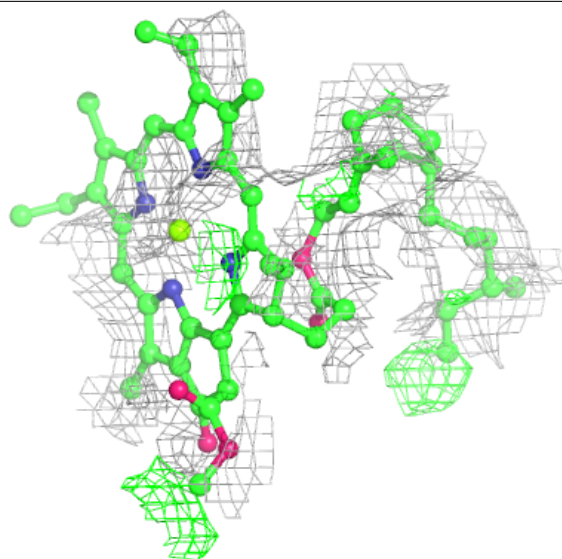
Electron density around LMG G 2021:

$2mF_o-DF_c$ (at 0.7 rmsd) in gray
 mF_o-DF_c (at 3 rmsd) in purple (negative)
and green (positive)



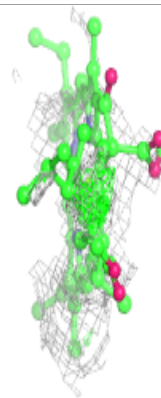
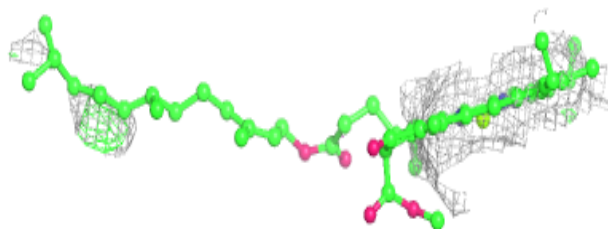
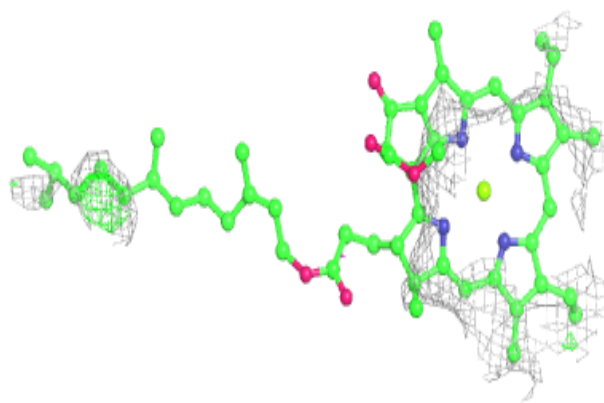
Electron density around CLA J 6014:

$2mF_o-DF_c$ (at 0.7 rmsd) in gray
 mF_o-DF_c (at 3 rmsd) in purple (negative)
and green (positive)

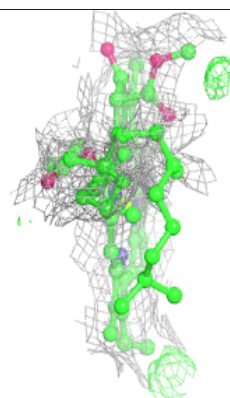
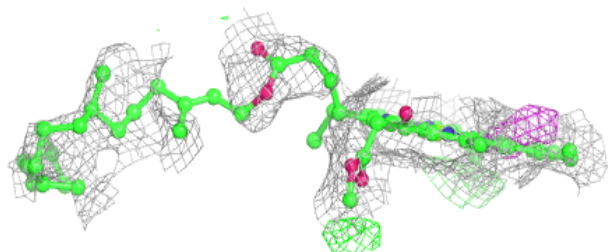
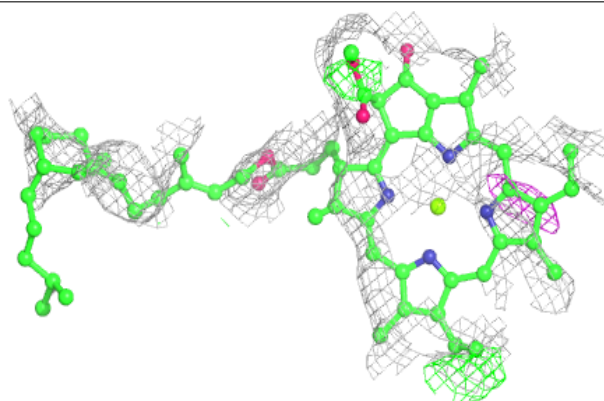


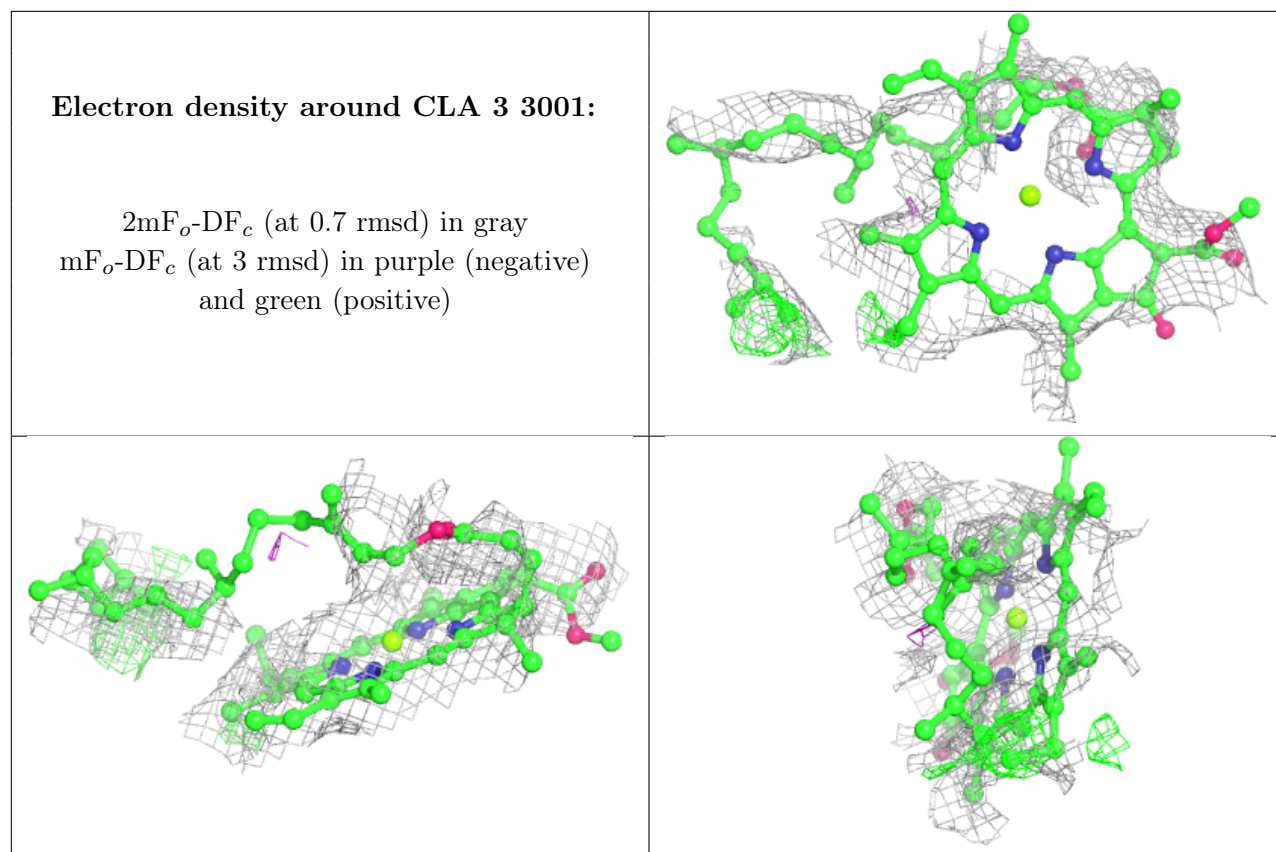
Electron density around CLA 3 3003:

$2mF_o-DF_c$ (at 0.7 rmsd) in gray
 mF_o-DF_c (at 3 rmsd) in purple (negative)
and green (positive)

**Electron density around CLA 2 2003:**

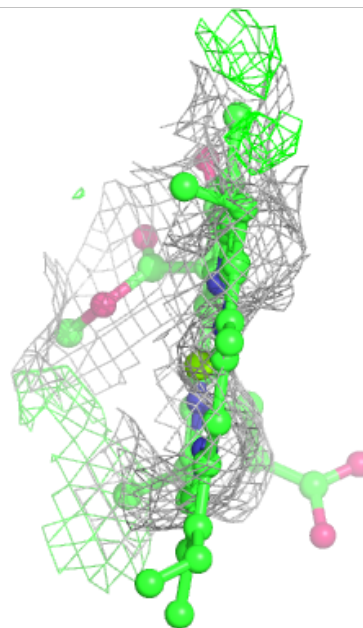
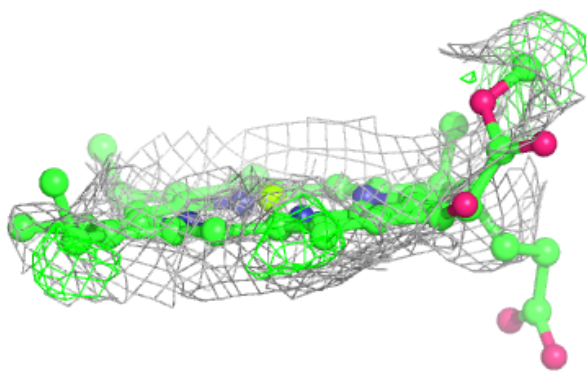
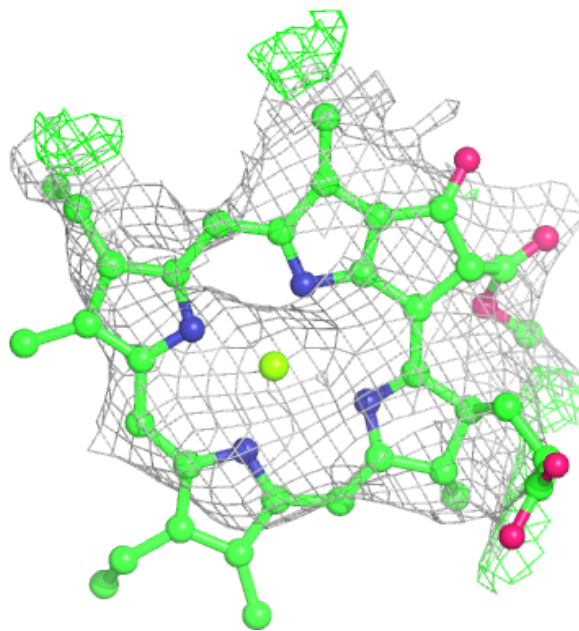
$2mF_o-DF_c$ (at 0.7 rmsd) in gray
 mF_o-DF_c (at 3 rmsd) in purple (negative)
and green (positive)





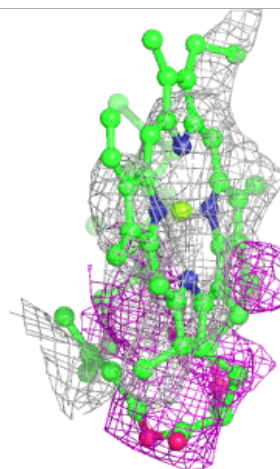
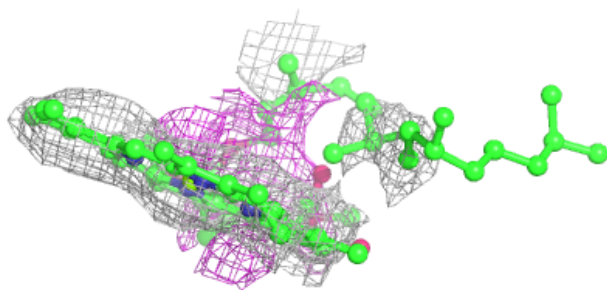
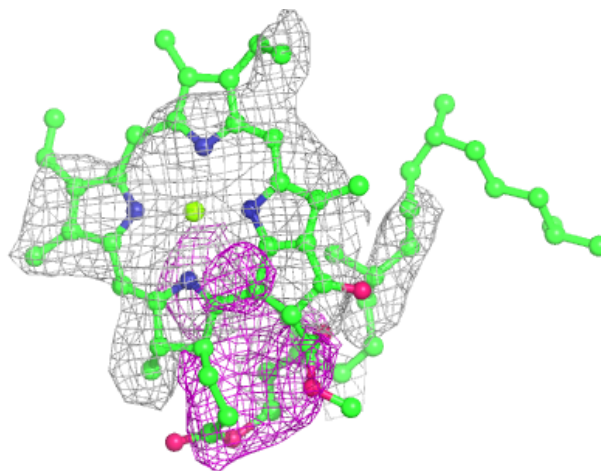
Electron density around CLA 3 3005:

$2mF_o-DF_c$ (at 0.7 rmsd) in gray
 mF_o-DF_c (at 3 rmsd) in purple (negative)
and green (positive)



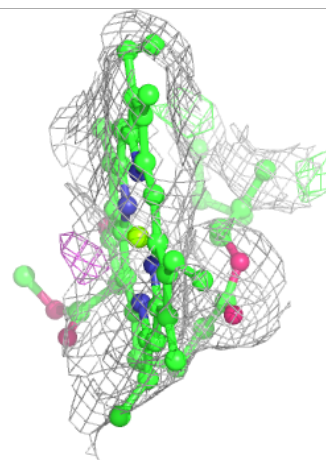
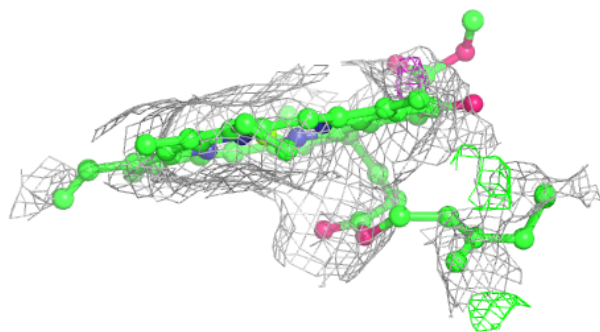
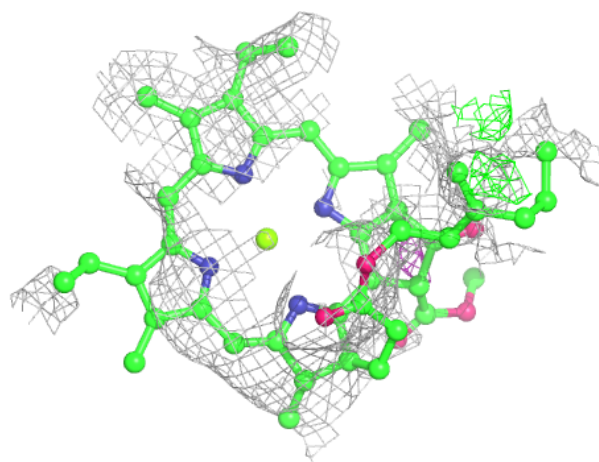
Electron density around CLA 1 1013:

$2mF_o-DF_c$ (at 0.7 rmsd) in gray
 mF_o-DF_c (at 3 rmsd) in purple (negative)
and green (positive)



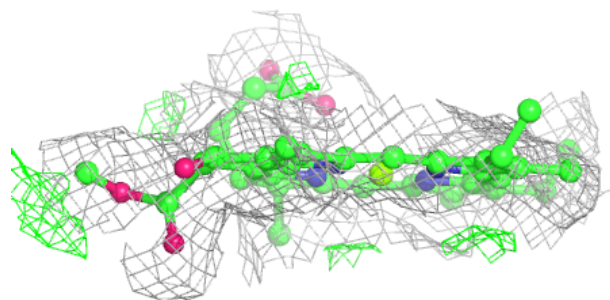
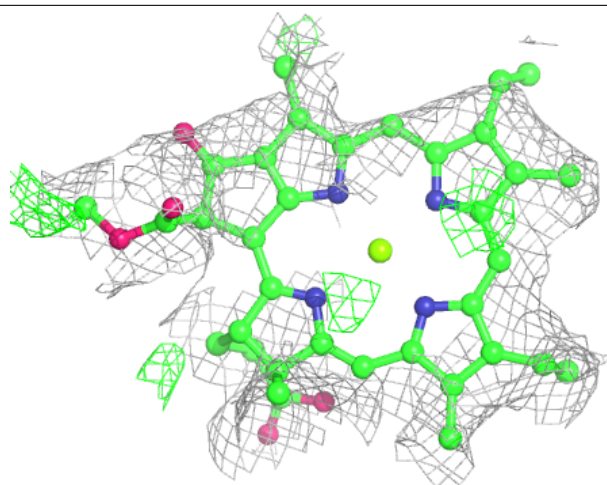
Electron density around CLA 3 3010:

$2mF_o-DF_c$ (at 0.7 rmsd) in gray
 mF_o-DF_c (at 3 rmsd) in purple (negative)
and green (positive)



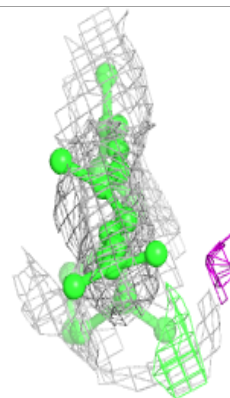
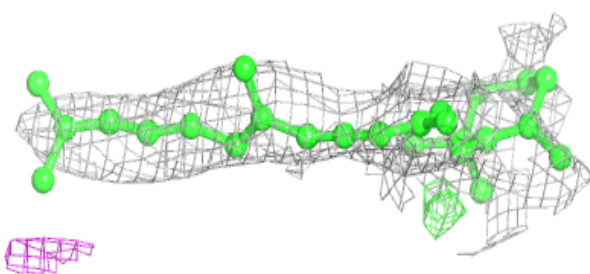
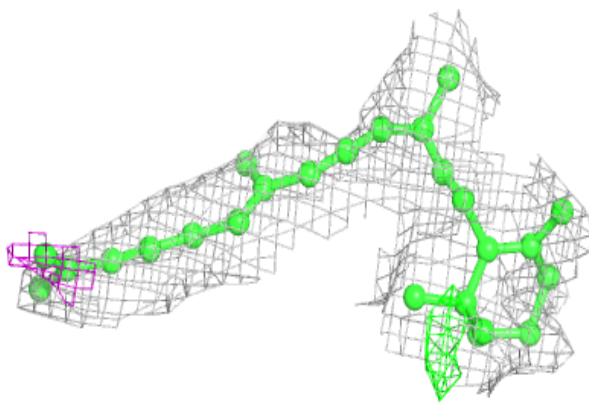
Electron density around CLA 2 2014:

$2mF_o-DF_c$ (at 0.7 rmsd) in gray
 mF_o-DF_c (at 3 rmsd) in purple (negative)
and green (positive)

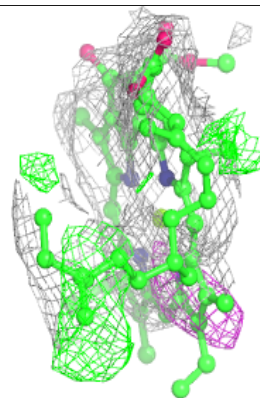
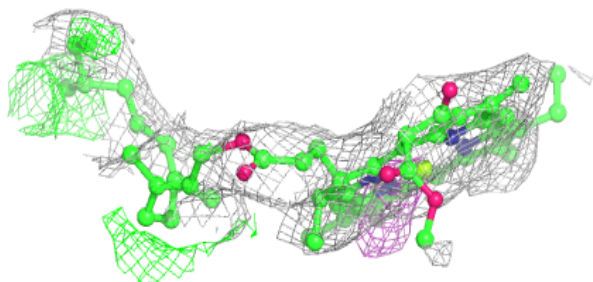
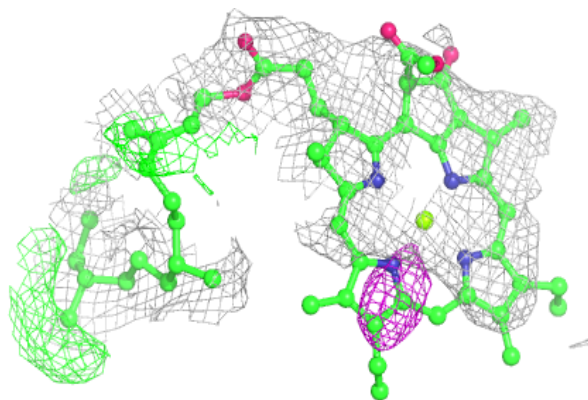


Electron density around BCR B 6011:

$2mF_o-DF_c$ (at 0.7 rmsd) in gray
 mF_o-DF_c (at 3 rmsd) in purple (negative)
and green (positive)

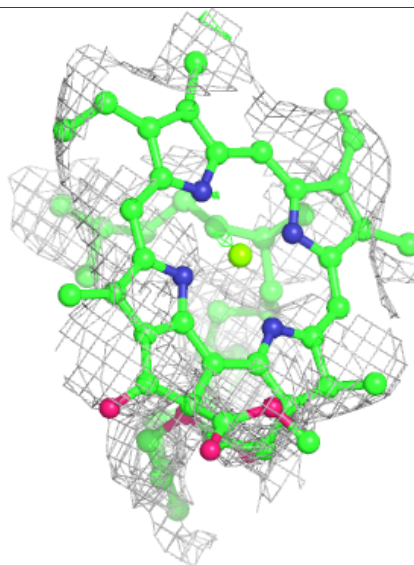
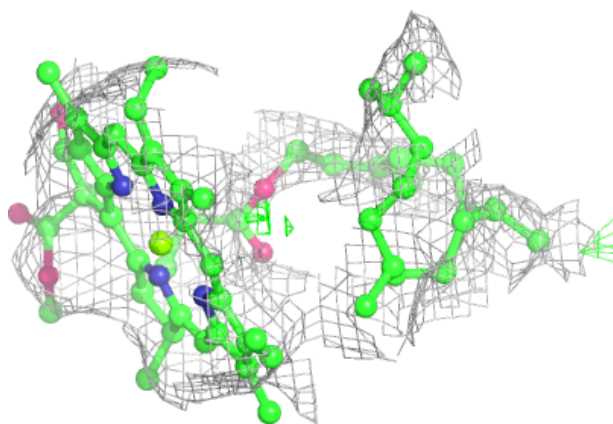
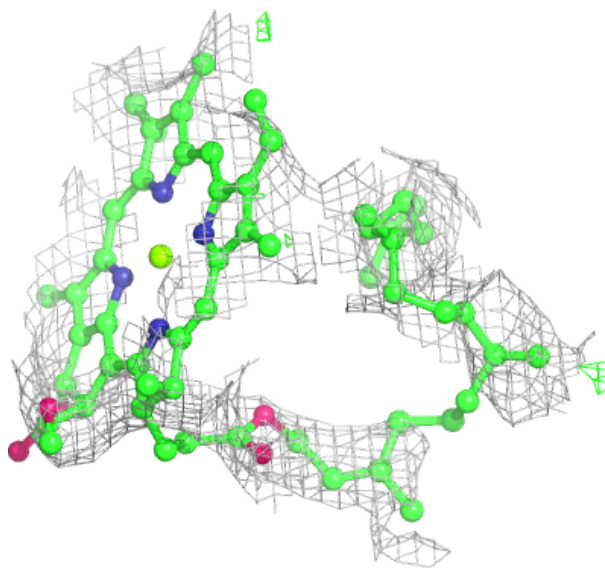
**Electron density around CLA J 1302:**

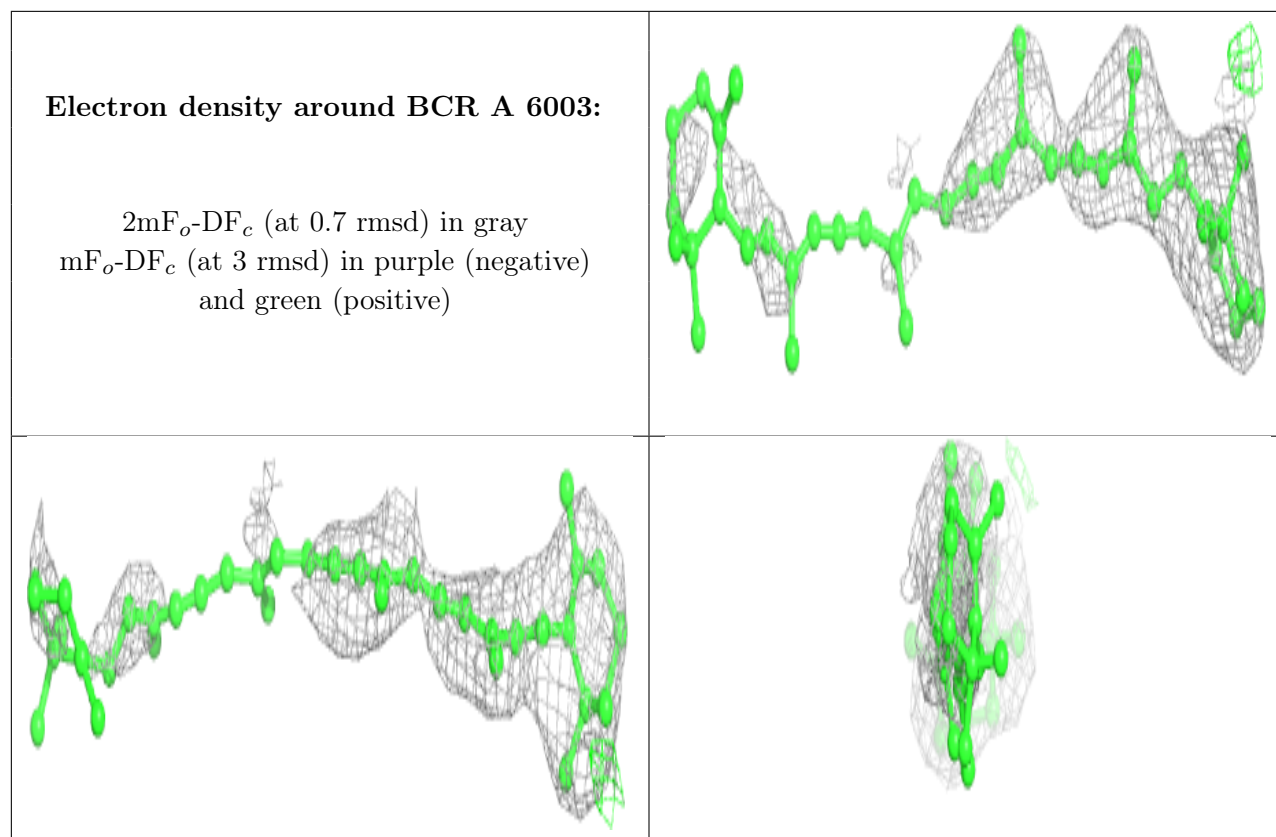
$2mF_o-DF_c$ (at 0.7 rmsd) in gray
 mF_o-DF_c (at 3 rmsd) in purple (negative)
and green (positive)



Electron density around CLA 3 3008:

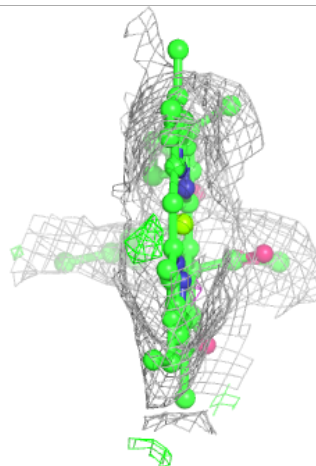
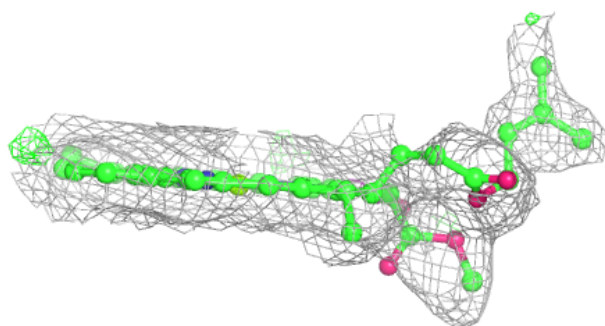
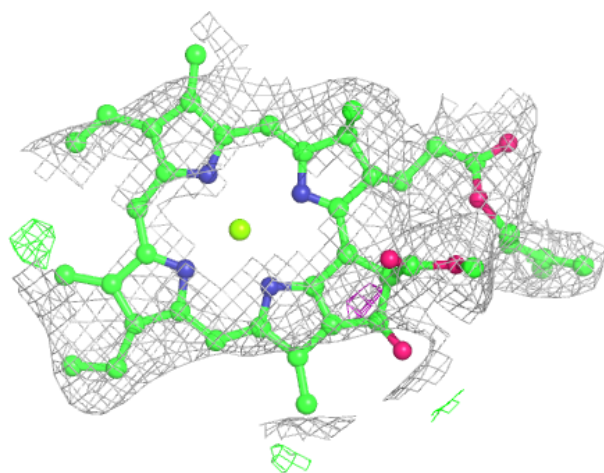
$2mF_o-DF_c$ (at 0.7 rmsd) in gray
 mF_o-DF_c (at 3 rmsd) in purple (negative)
and green (positive)





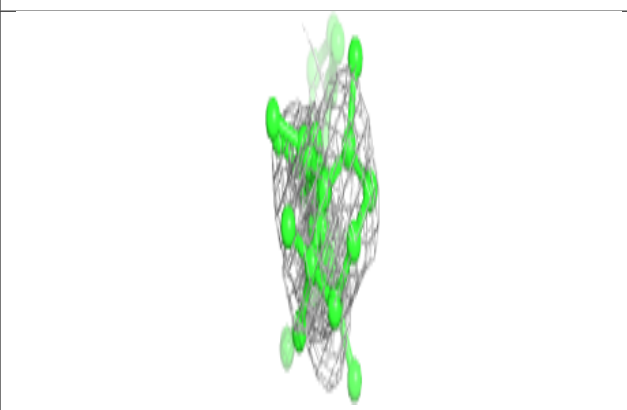
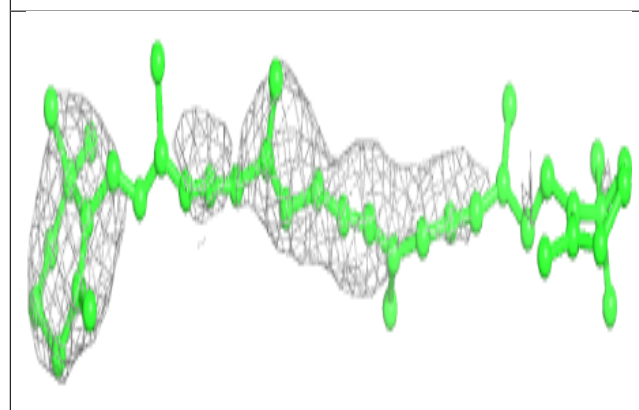
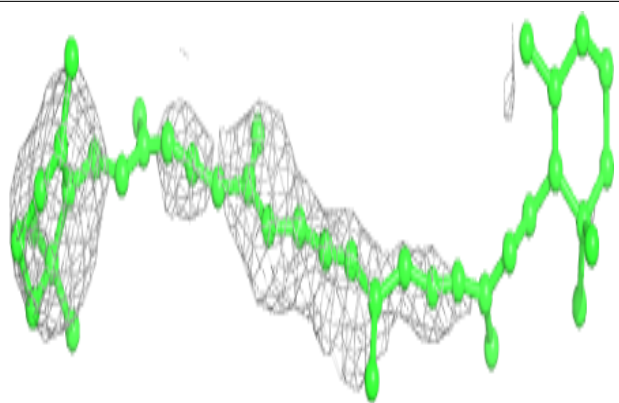
Electron density around CLA 3 3013:

$2mF_o-DF_c$ (at 0.7 rmsd) in gray
 mF_o-DF_c (at 3 rmsd) in purple (negative)
and green (positive)

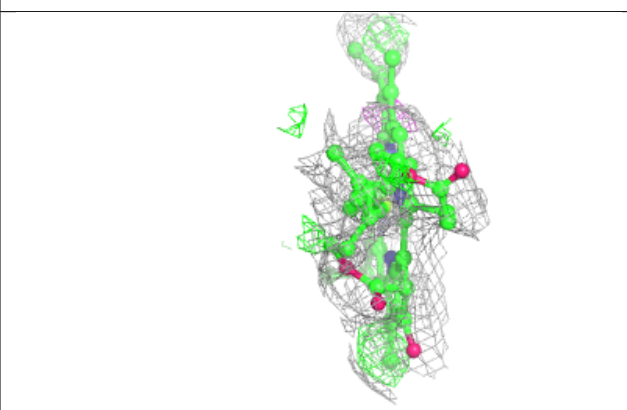
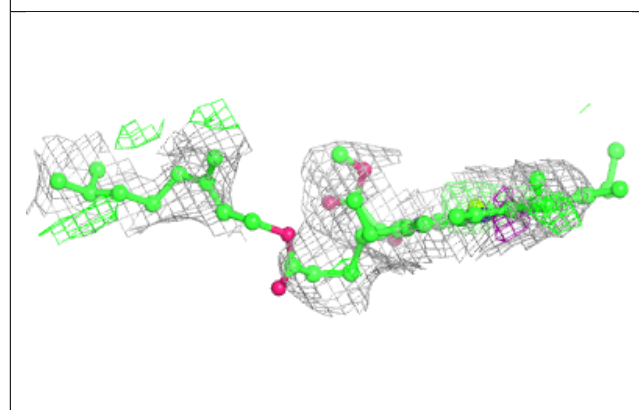
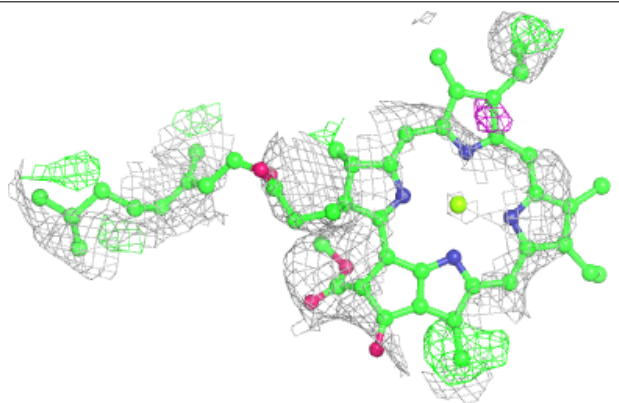


Electron density around BCR A 6002:

$2mF_o-DF_c$ (at 0.7 rmsd) in gray
 mF_o-DF_c (at 3 rmsd) in purple (negative)
and green (positive)

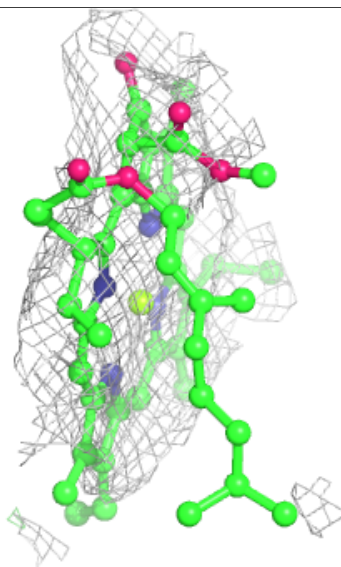
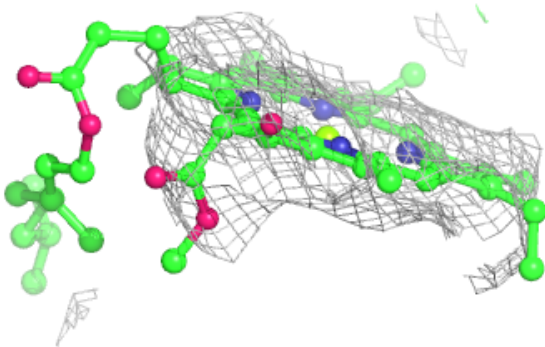
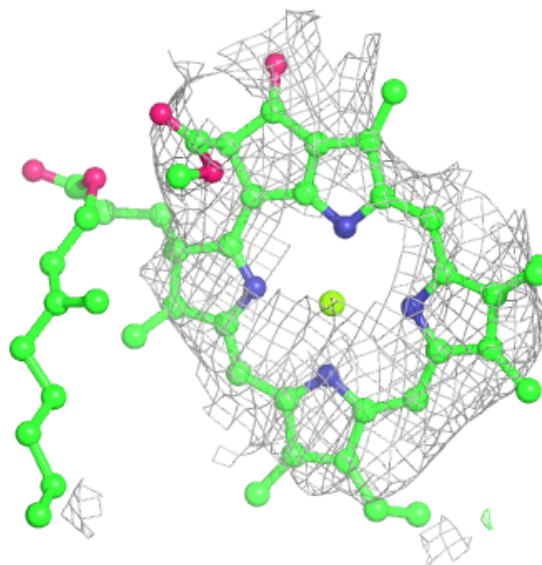
**Electron density around CLA A 1110:**

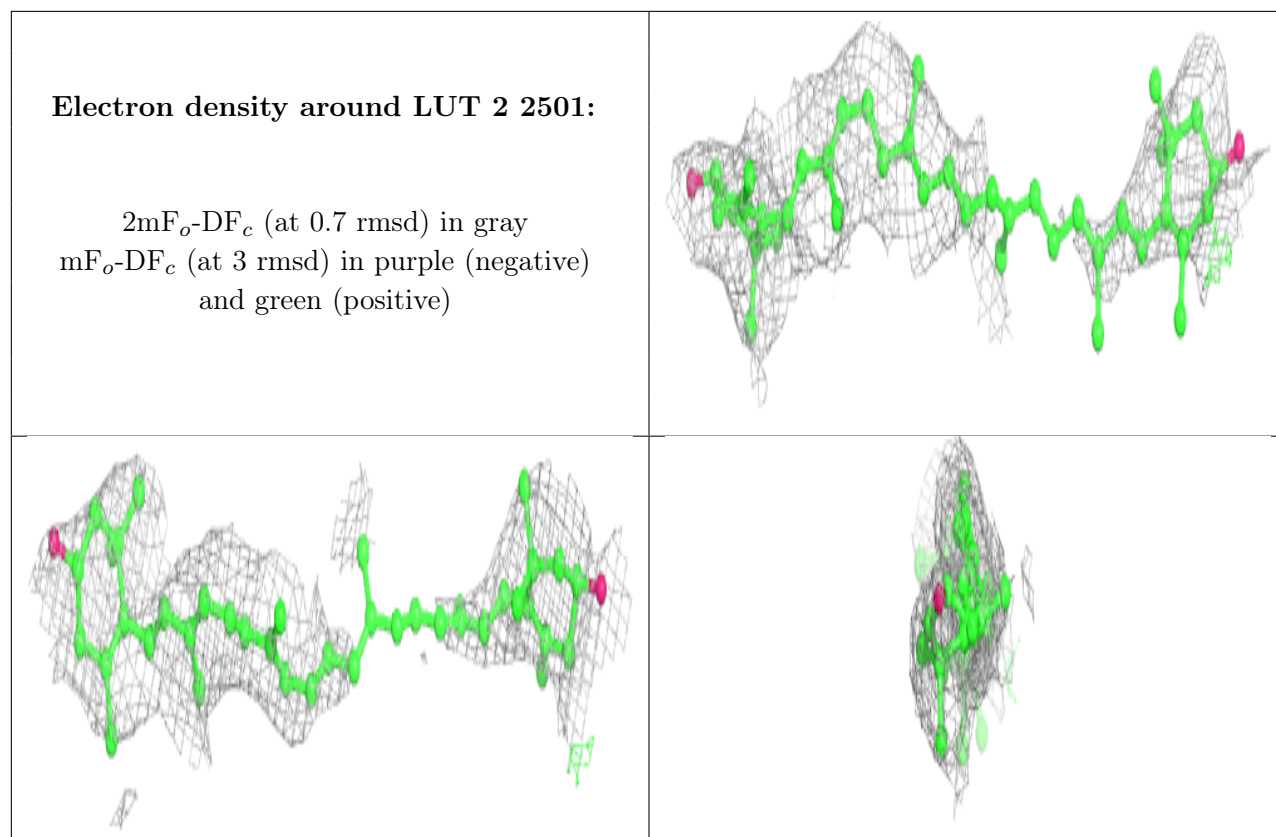
$2mF_o-DF_c$ (at 0.7 rmsd) in gray
 mF_o-DF_c (at 3 rmsd) in purple (negative)
and green (positive)



Electron density around CLA 3 3002:

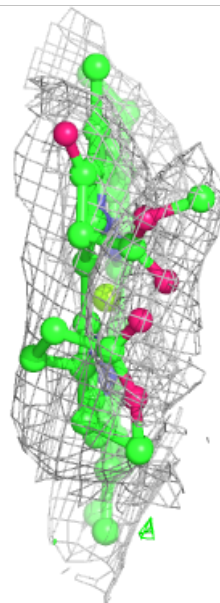
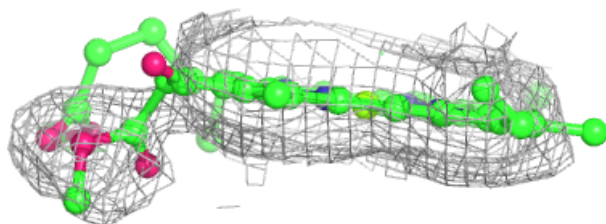
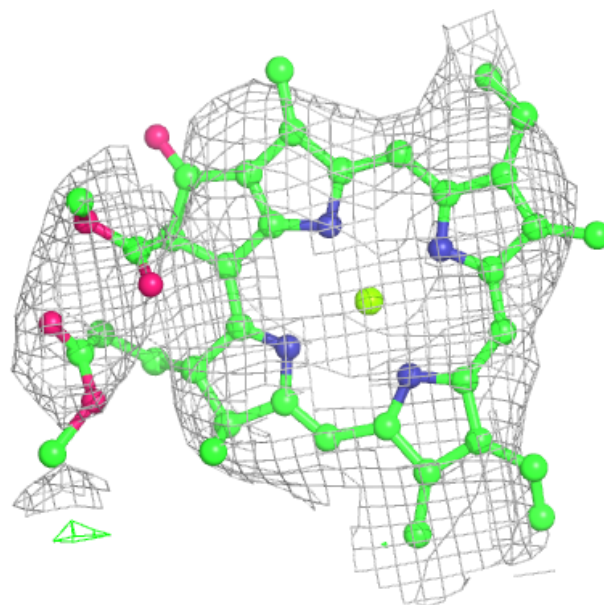
$2mF_o-DF_c$ (at 0.7 rmsd) in gray
 mF_o-DF_c (at 3 rmsd) in purple (negative)
and green (positive)

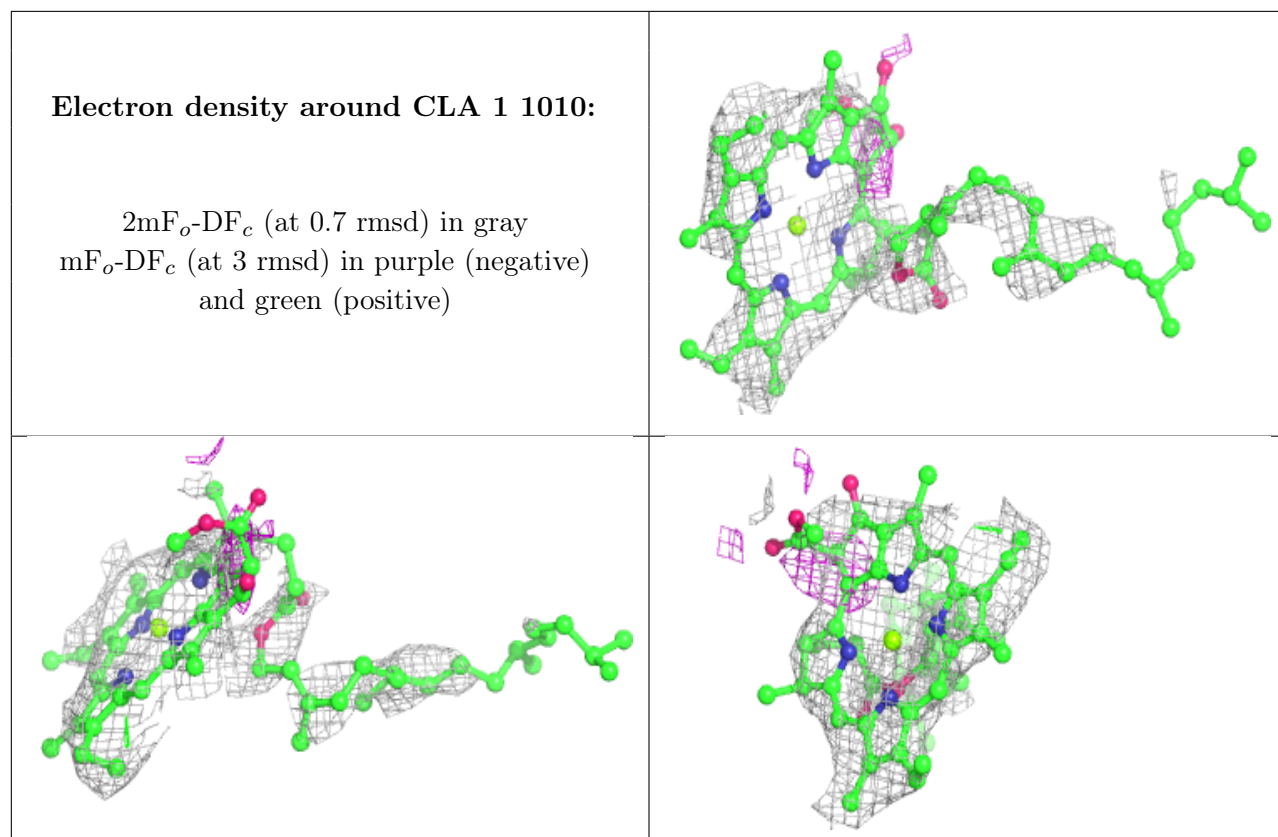




Electron density around CLA 3 3011:

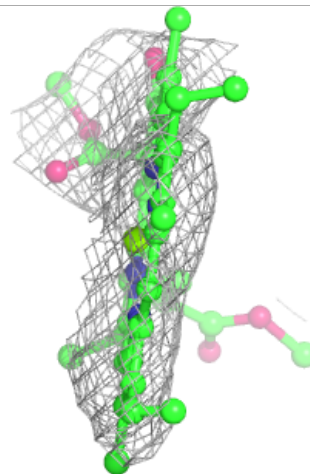
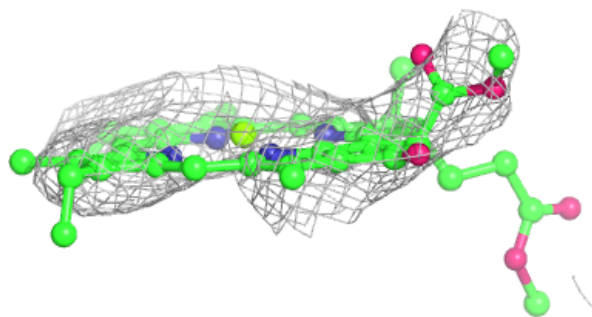
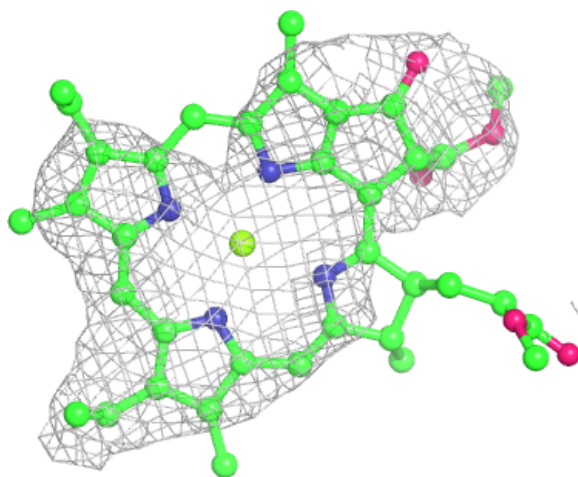
$2mF_o-DF_c$ (at 0.7 rmsd) in gray
 mF_o-DF_c (at 3 rmsd) in purple (negative)
and green (positive)





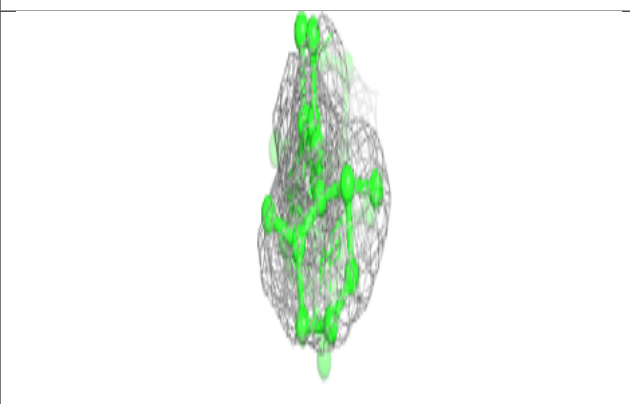
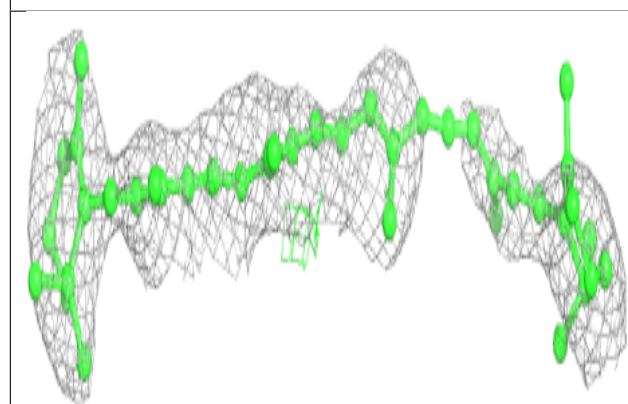
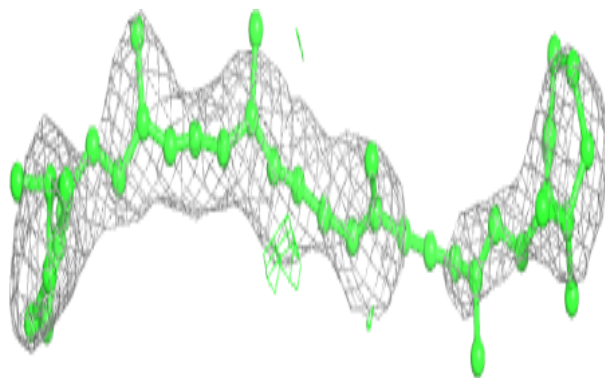
Electron density around CLA A 1120:

$2mF_o-DF_c$ (at 0.7 rmsd) in gray
 mF_o-DF_c (at 3 rmsd) in purple (negative)
and green (positive)


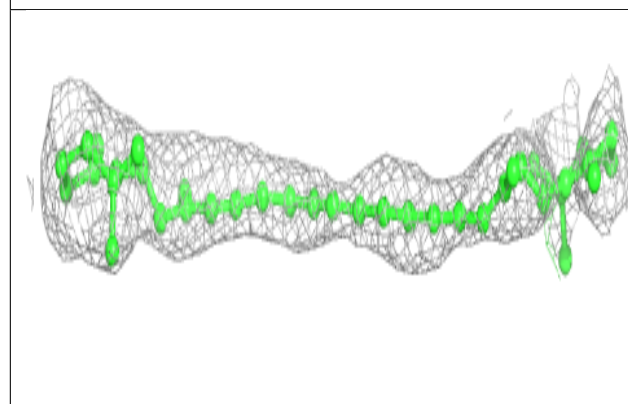
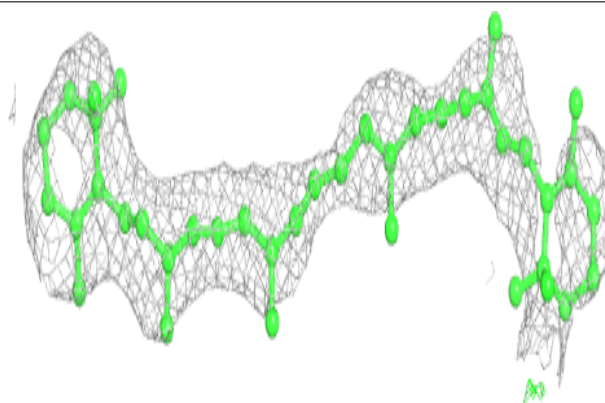


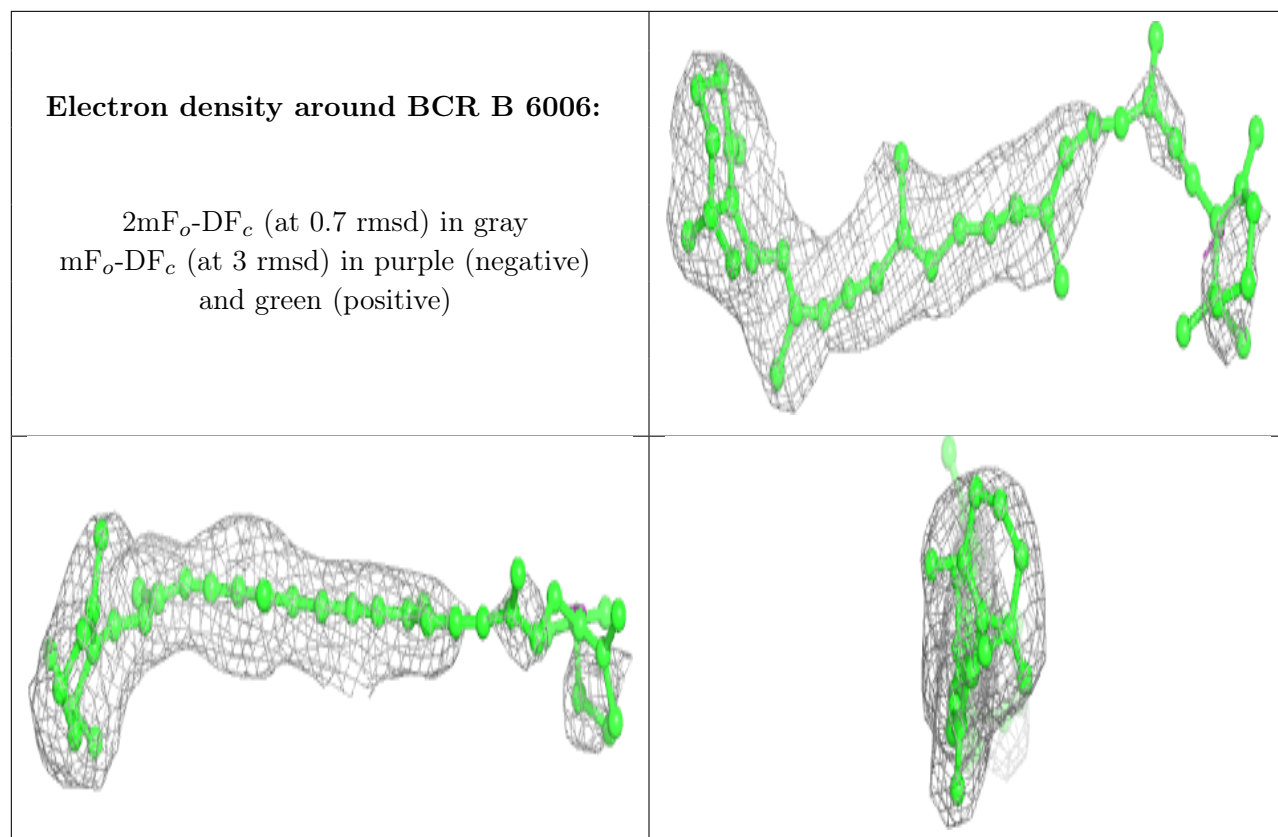
Electron density around BCR A 6008:

$2mF_o-DF_c$ (at 0.7 rmsd) in gray
 mF_o-DF_c (at 3 rmsd) in purple (negative)
and green (positive)

**Electron density around BCR B 6005:**

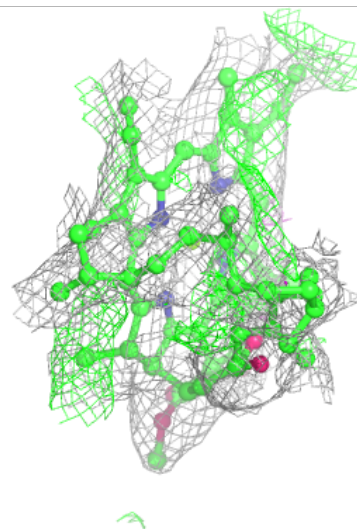
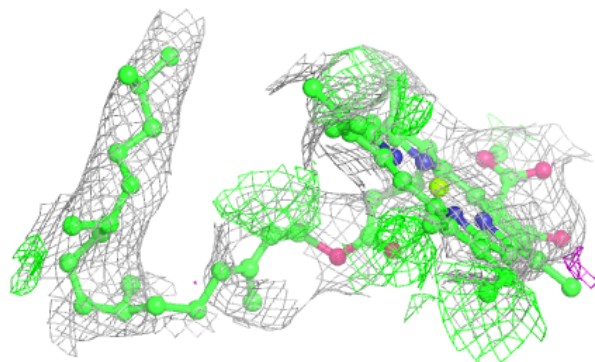
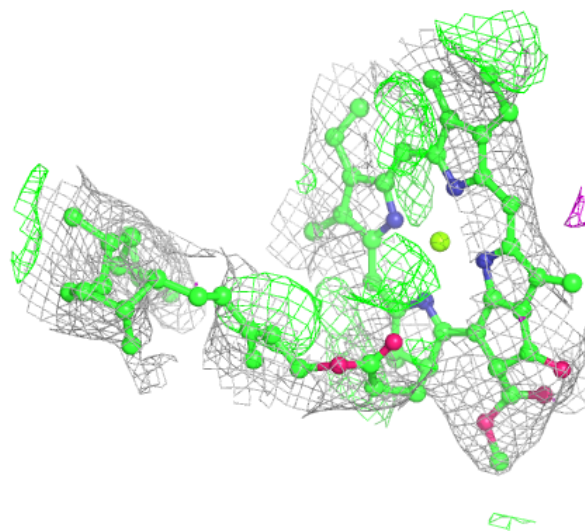
$2mF_o-DF_c$ (at 0.7 rmsd) in gray
 mF_o-DF_c (at 3 rmsd) in purple (negative)
and green (positive)





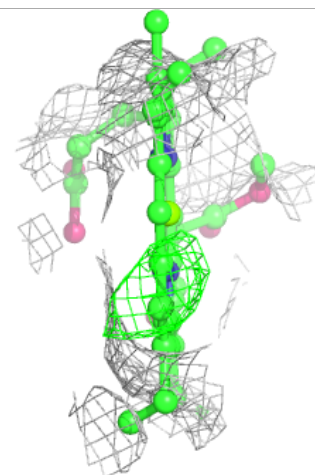
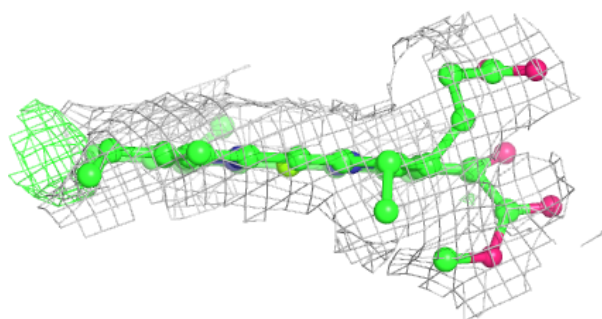
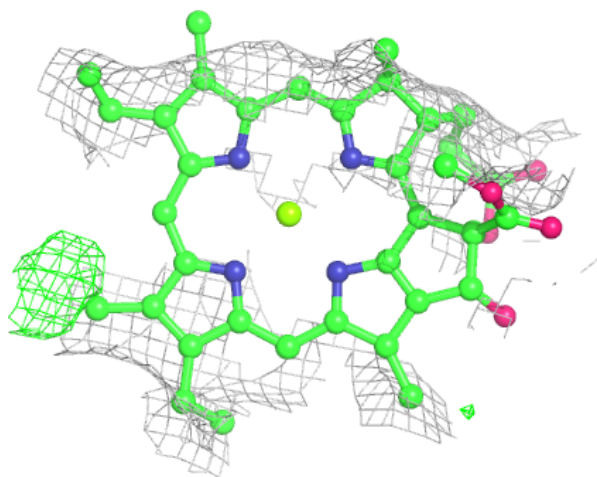
Electron density around CLA 1 1009:

$2mF_o-DF_c$ (at 0.7 rmsd) in gray
 mF_o-DF_c (at 3 rmsd) in purple (negative)
and green (positive)




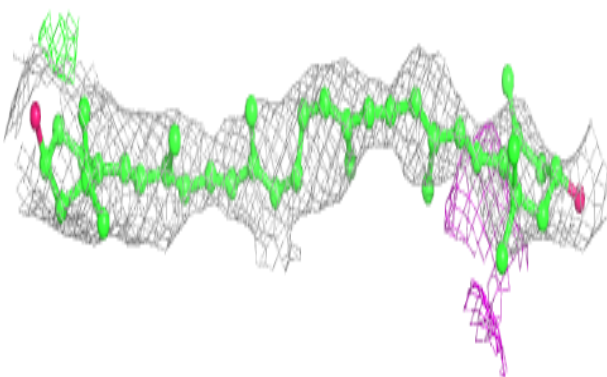
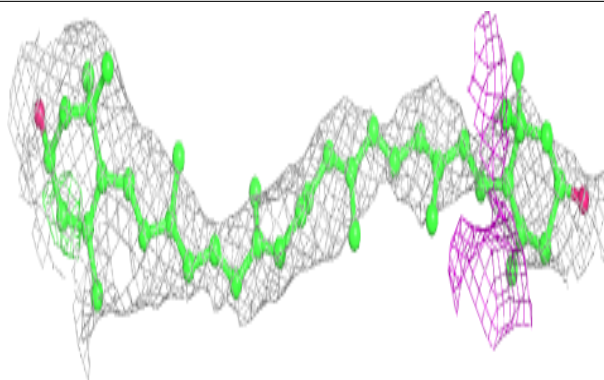
Electron density around CLA 3 3012:

$2mF_o-DF_c$ (at 0.7 rmsd) in gray
 mF_o-DF_c (at 3 rmsd) in purple (negative)
and green (positive)

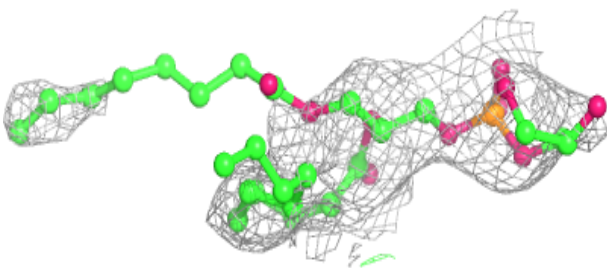
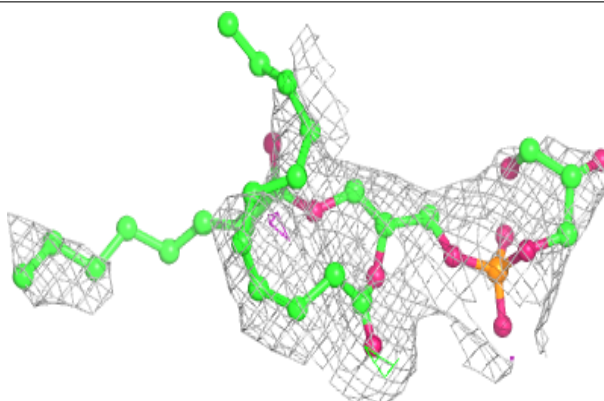


Electron density around LUT 4 4501:

$2mF_o-DF_c$ (at 0.7 rmsd) in gray
 mF_o-DF_c (at 3 rmsd) in purple (negative)
and green (positive)

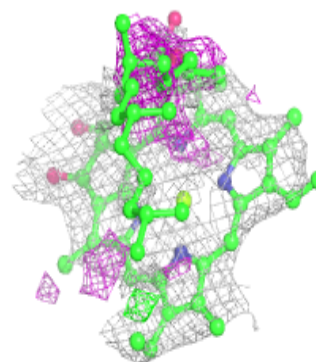
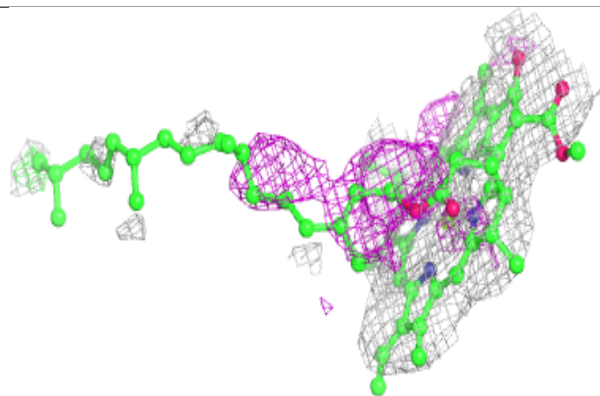
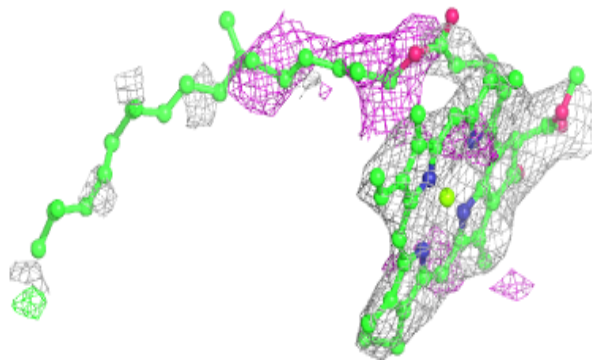
**Electron density around LHG 2 2801:**

$2mF_o-DF_c$ (at 0.7 rmsd) in gray
 mF_o-DF_c (at 3 rmsd) in purple (negative)
and green (positive)


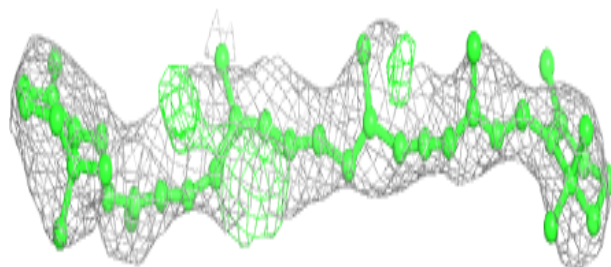
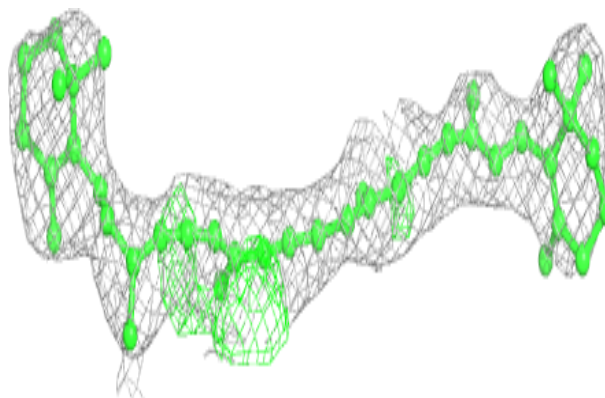


Electron density around CLA 4 4001:

$2mF_o-DF_c$ (at 0.7 rmsd) in gray
 mF_o-DF_c (at 3 rmsd) in purple (negative)
and green (positive)

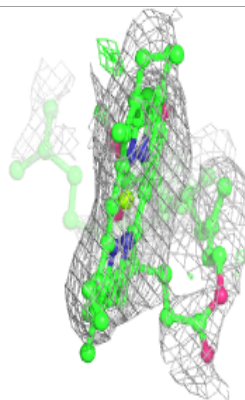
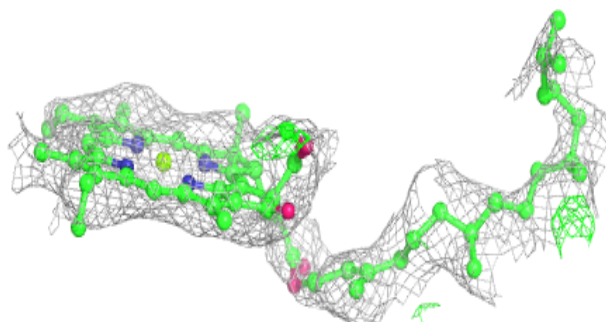
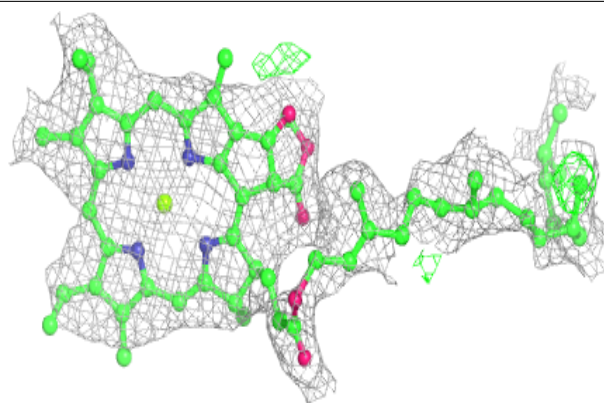
**Electron density around BCR B 6010:**

$2mF_o-DF_c$ (at 0.7 rmsd) in gray
 mF_o-DF_c (at 3 rmsd) in purple (negative)
and green (positive)


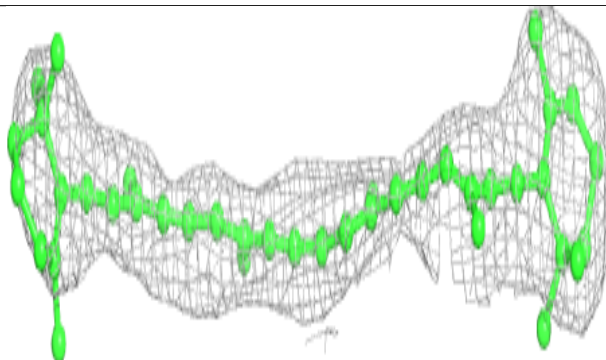
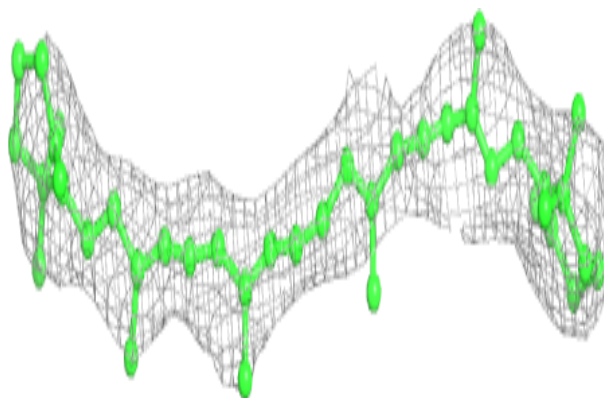


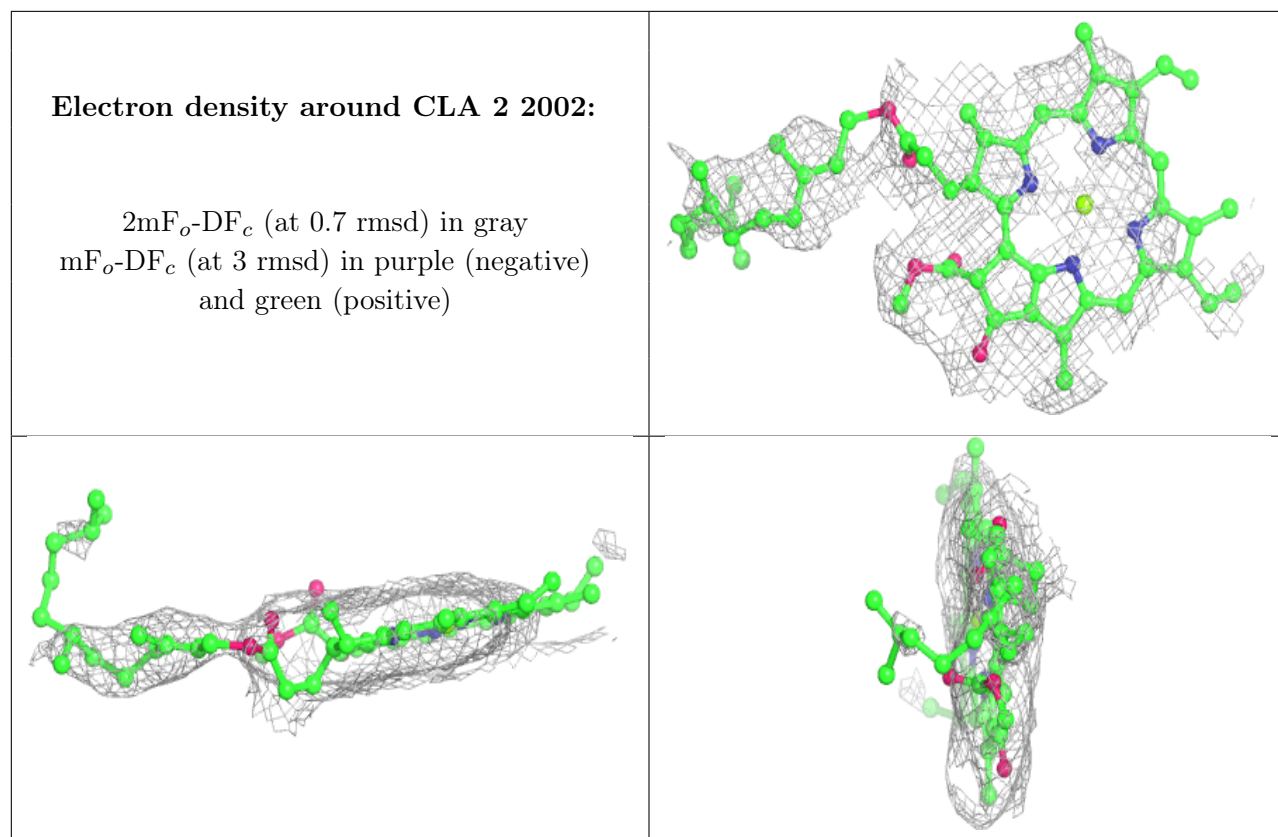
Electron density around CLA 2 2010:

$2mF_o-DF_c$ (at 0.7 rmsd) in gray
 mF_o-DF_c (at 3 rmsd) in purple (negative)
and green (positive)

**Electron density around BCR A 6007:**

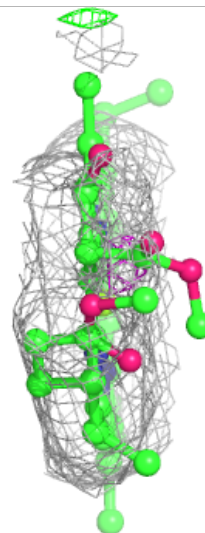
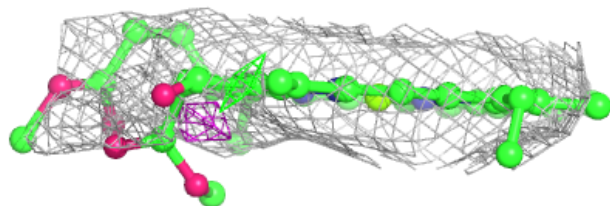
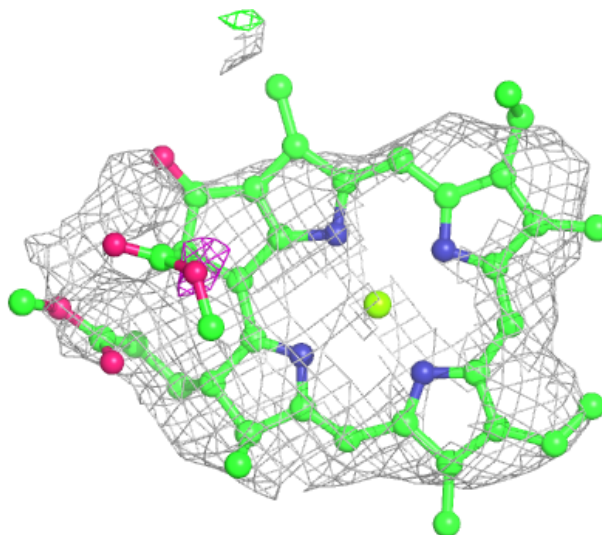
$2mF_o-DF_c$ (at 0.7 rmsd) in gray
 mF_o-DF_c (at 3 rmsd) in purple (negative)
and green (positive)





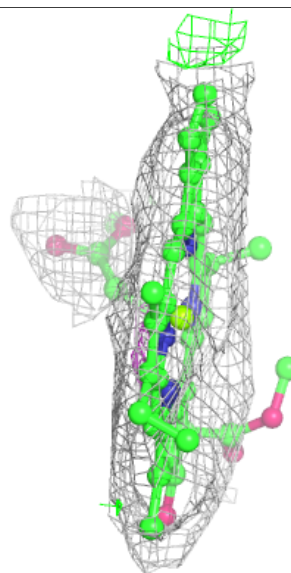
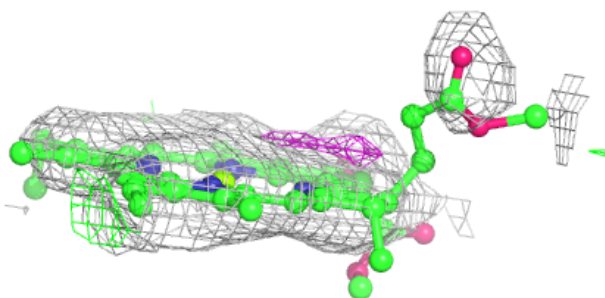
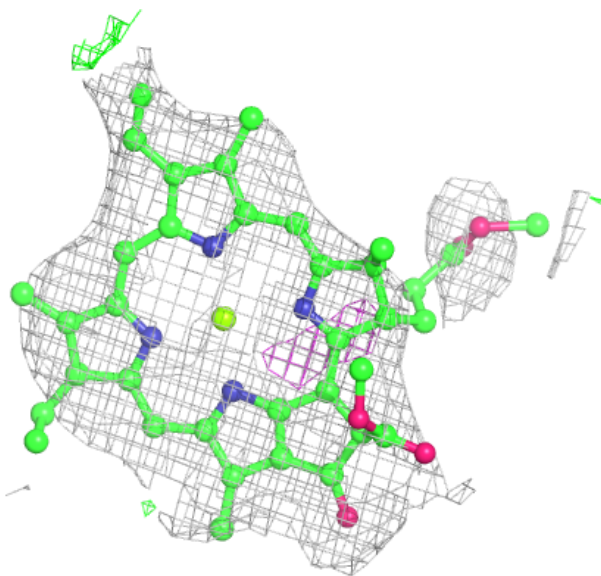
Electron density around CLA 3 3009:

$2mF_o-DF_c$ (at 0.7 rmsd) in gray
 mF_o-DF_c (at 3 rmsd) in purple (negative)
and green (positive)



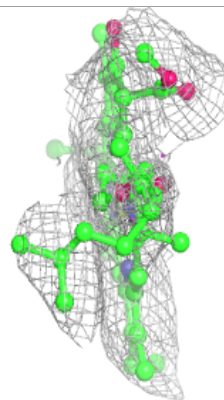
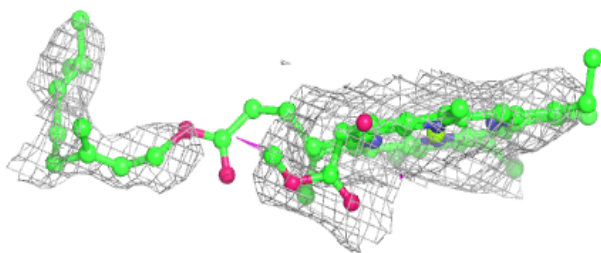
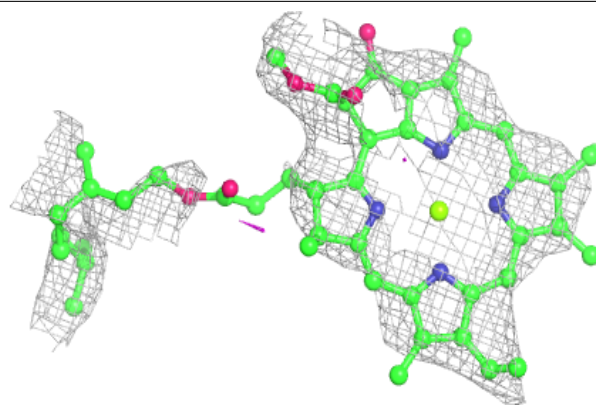
Electron density around CLA 2 2009:

$2mF_o-DF_c$ (at 0.7 rmsd) in gray
 mF_o-DF_c (at 3 rmsd) in purple (negative)
and green (positive)



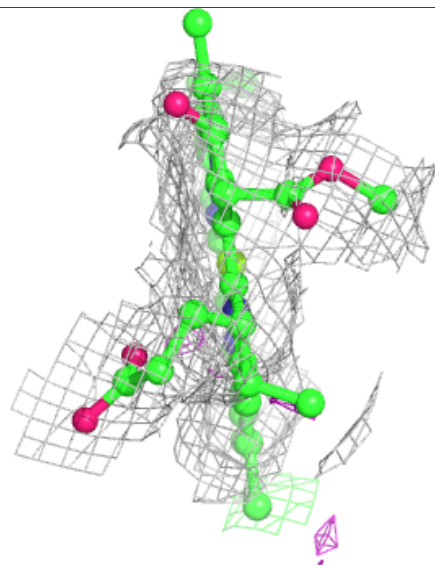
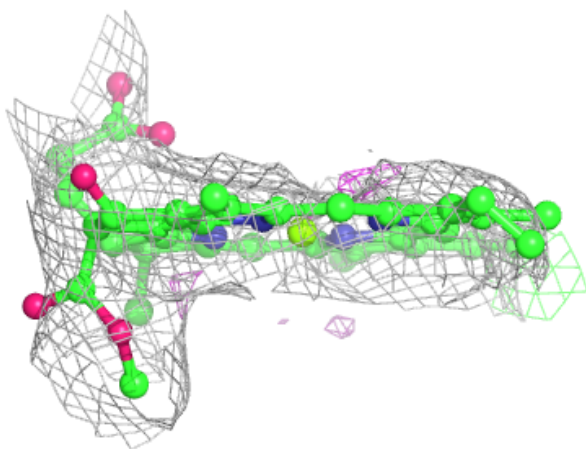
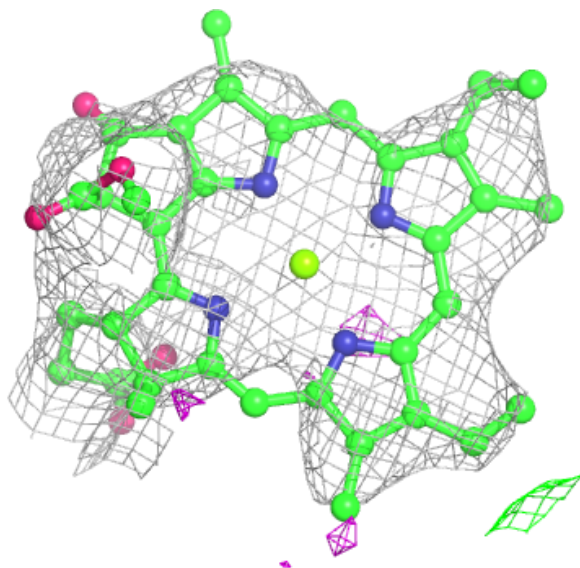
Electron density around CLA 2 2007:

$2mF_o-DF_c$ (at 0.7 rmsd) in gray
 mF_o-DF_c (at 3 rmsd) in purple (negative)
and green (positive)



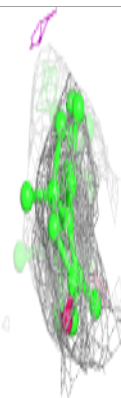
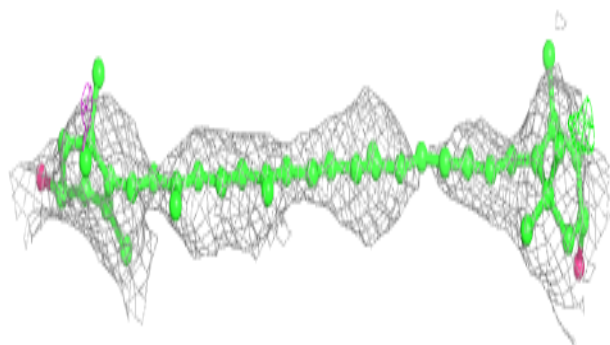
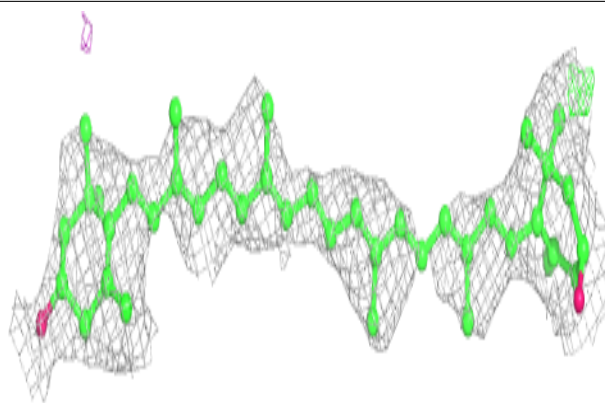
Electron density around CLA 4 4014:

$2mF_o-DF_c$ (at 0.7 rmsd) in gray
 mF_o-DF_c (at 3 rmsd) in purple (negative)
and green (positive)


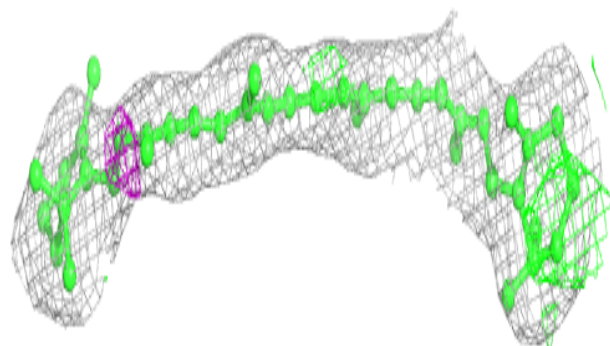
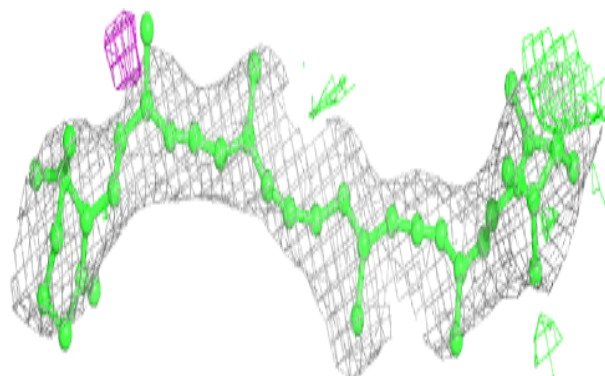


Electron density around LUT 2 2502:

$2mF_o-DF_c$ (at 0.7 rmsd) in gray
 mF_o-DF_c (at 3 rmsd) in purple (negative)
and green (positive)

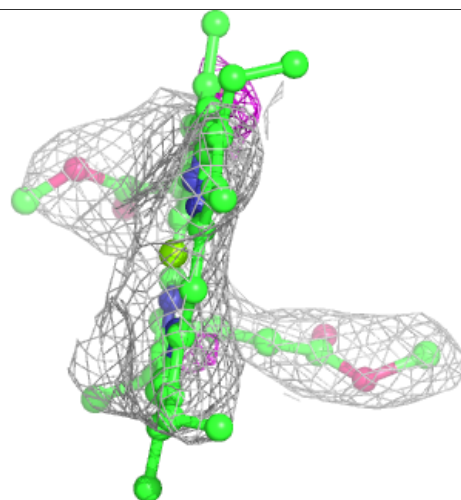
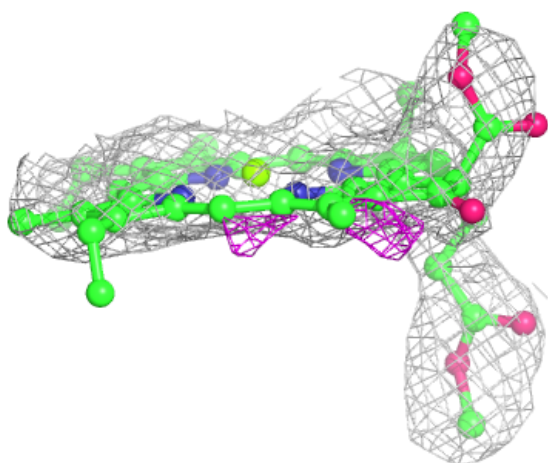
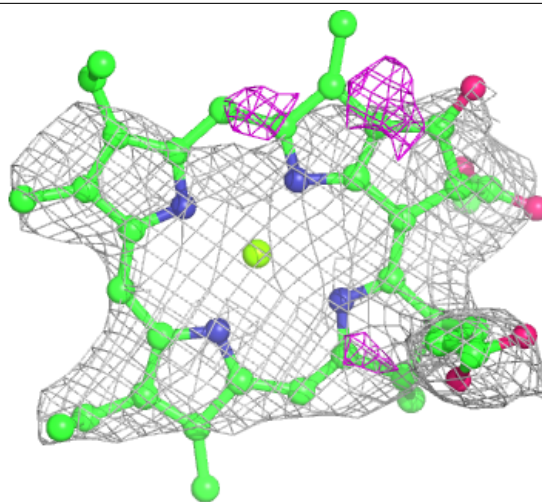
**Electron density around BCR I 6018:**

$2mF_o-DF_c$ (at 0.7 rmsd) in gray
 mF_o-DF_c (at 3 rmsd) in purple (negative)
and green (positive)



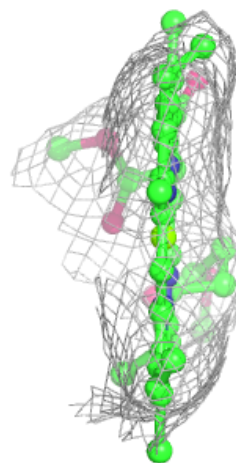
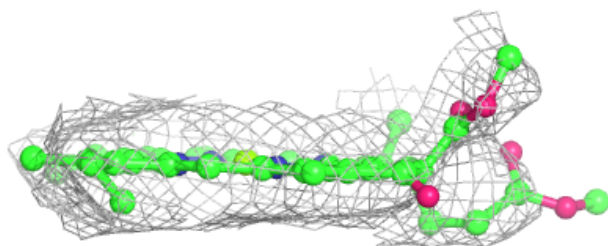
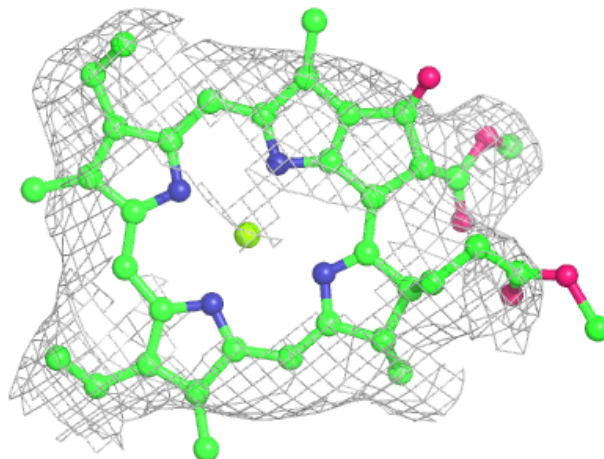
Electron density around CLA A 1112:

$2mF_o-DF_c$ (at 0.7 rmsd) in gray
 mF_o-DF_c (at 3 rmsd) in purple (negative)
and green (positive)



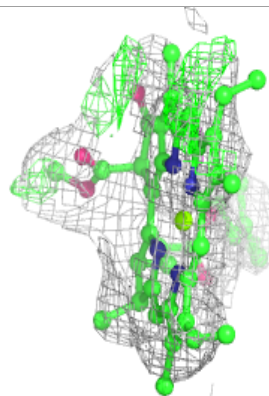
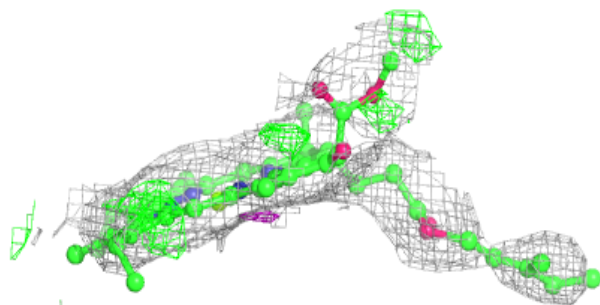
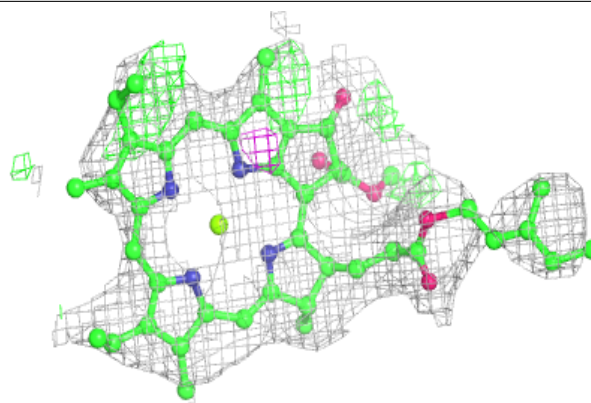
Electron density around CLA G 1002:

$2mF_o-DF_c$ (at 0.7 rmsd) in gray
 mF_o-DF_c (at 3 rmsd) in purple (negative)
and green (positive)



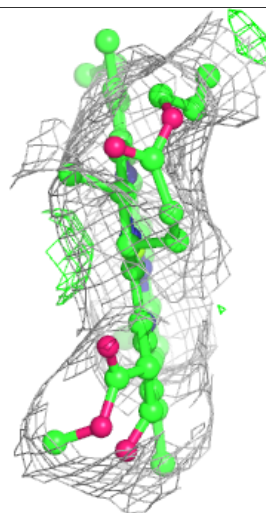
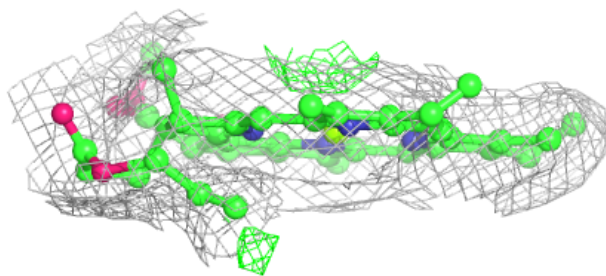
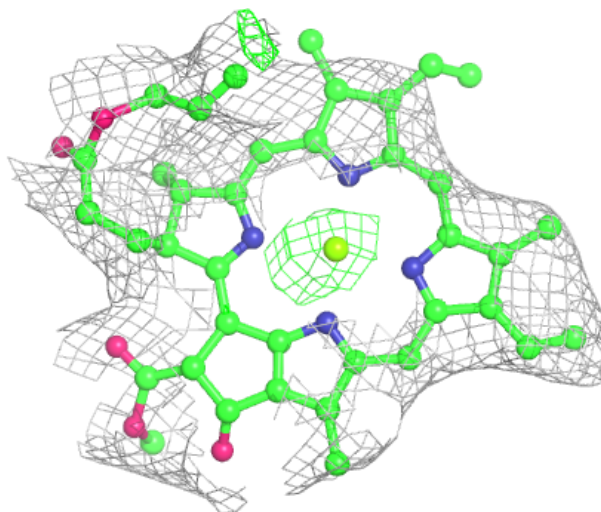
Electron density around CLA A 1107:

$2mF_o-DF_c$ (at 0.7 rmsd) in gray
 mF_o-DF_c (at 3 rmsd) in purple (negative)
and green (positive)



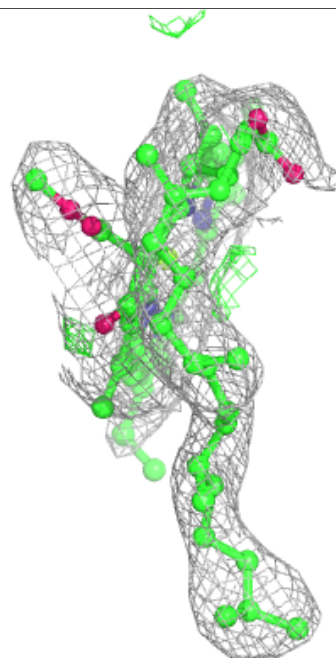
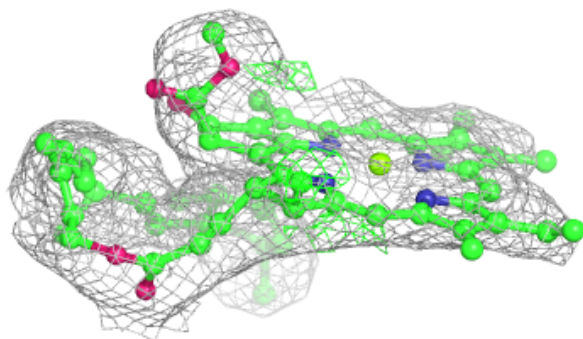
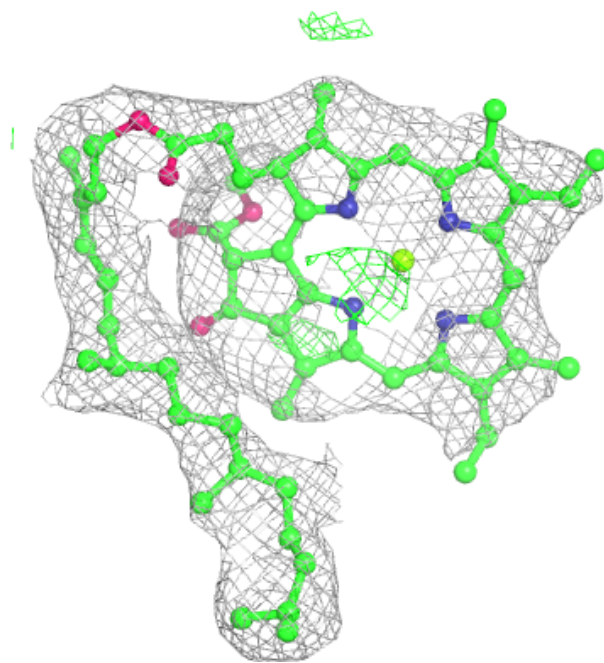
Electron density around CLA 4 4008:

$2mF_o-DF_c$ (at 0.7 rmsd) in gray
 mF_o-DF_c (at 3 rmsd) in purple (negative)
and green (positive)



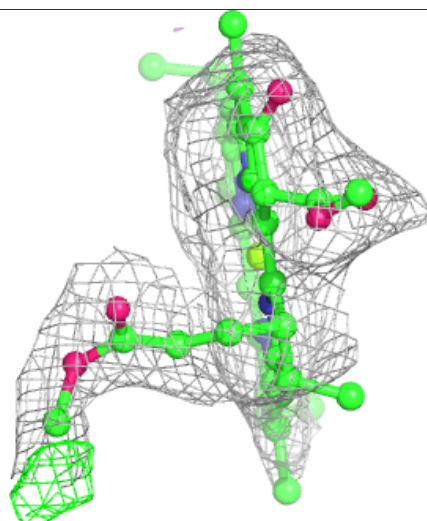
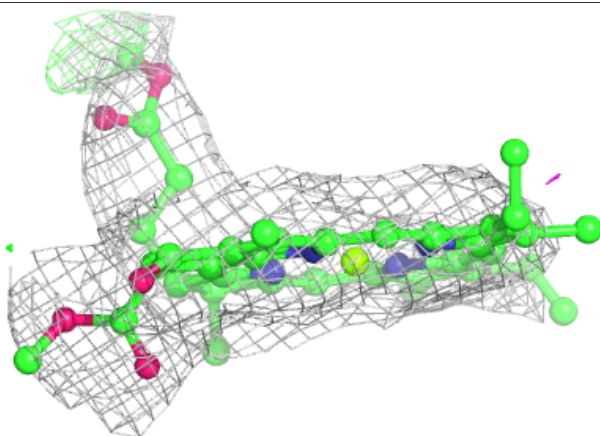
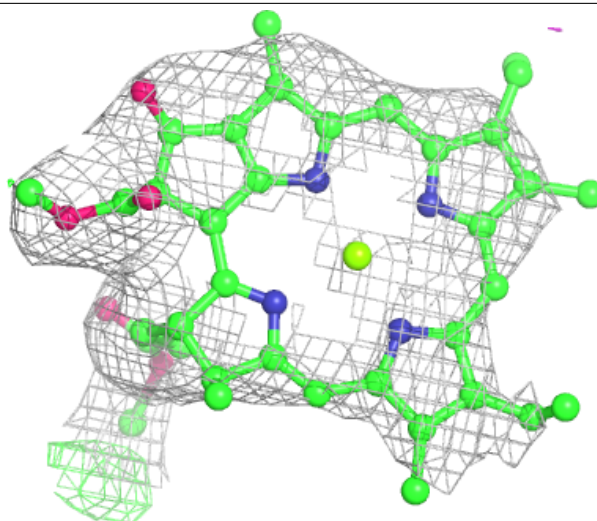
Electron density around CLA A 1123:

$2mF_o-DF_c$ (at 0.7 rmsd) in gray
 mF_o-DF_c (at 3 rmsd) in purple (negative)
and green (positive)



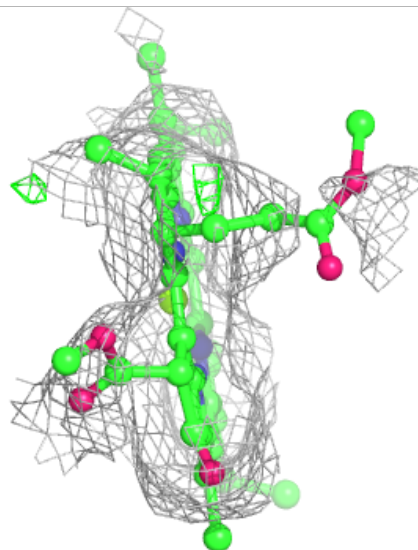
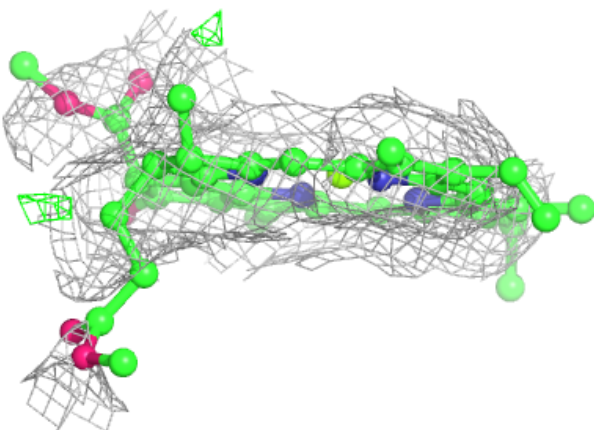
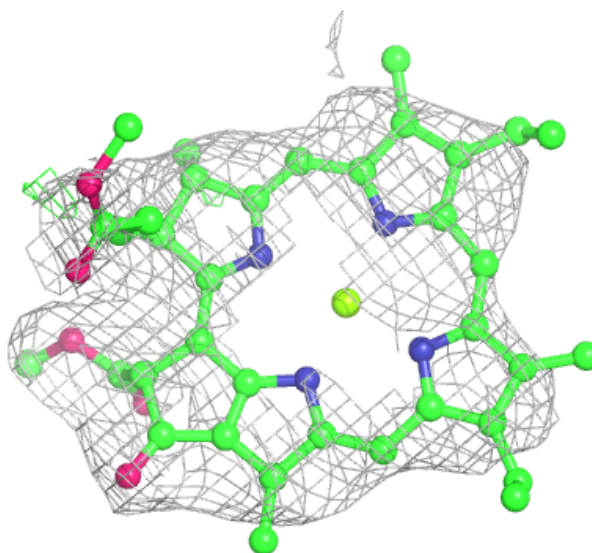
Electron density around CLA A 1133:

$2mF_o-DF_c$ (at 0.7 rmsd) in gray
 mF_o-DF_c (at 3 rmsd) in purple (negative)
and green (positive)



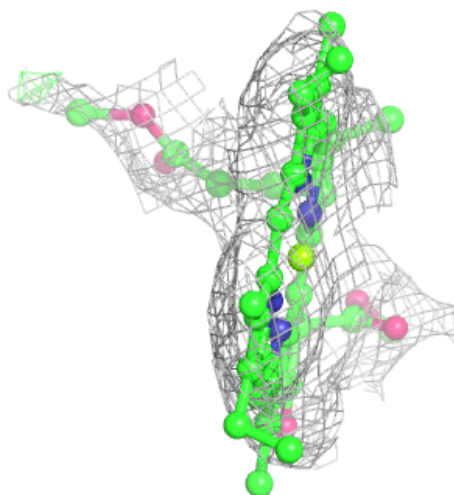
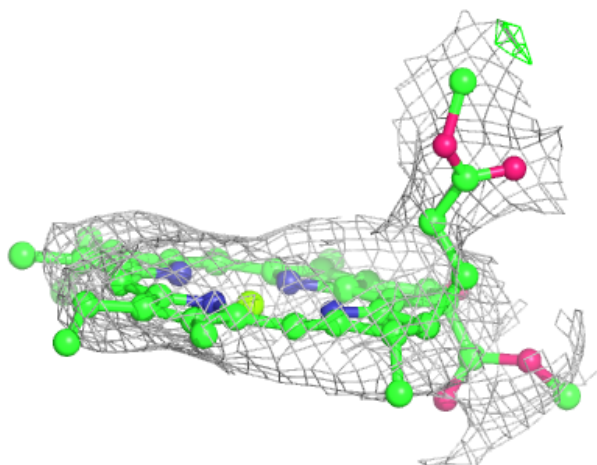
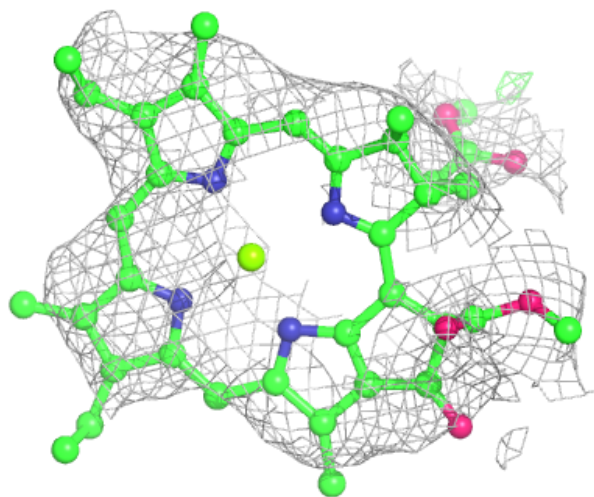
Electron density around CLA A 1134:

$2mF_o-DF_c$ (at 0.7 rmsd) in gray
 mF_o-DF_c (at 3 rmsd) in purple (negative)
and green (positive)



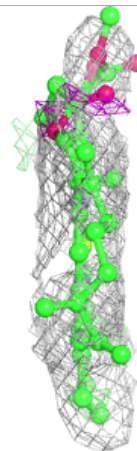
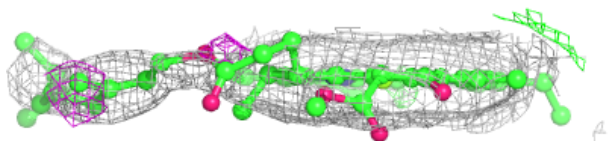
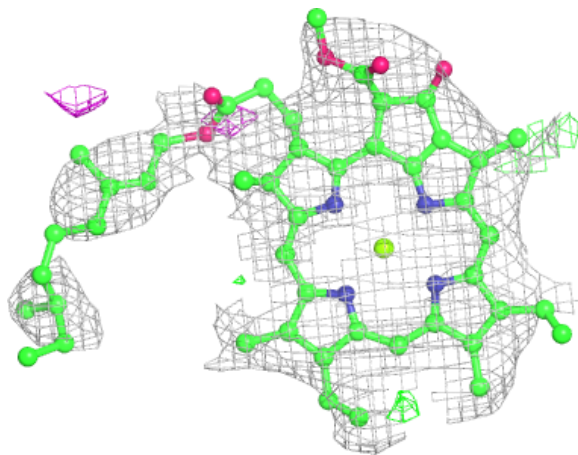
Electron density around CLA A 1108:

$2mF_o-DF_c$ (at 0.7 rmsd) in gray
 mF_o-DF_c (at 3 rmsd) in purple (negative)
and green (positive)



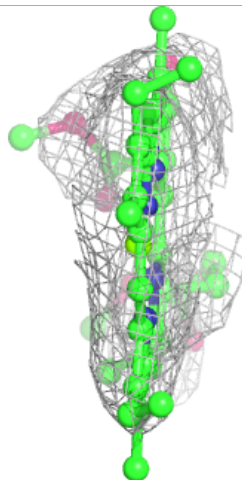
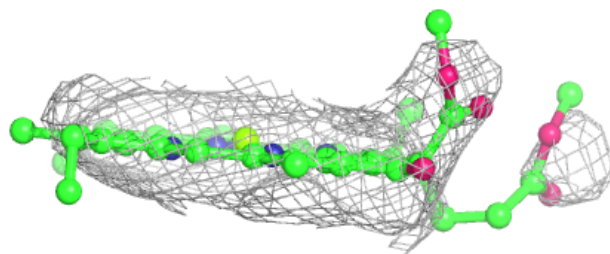
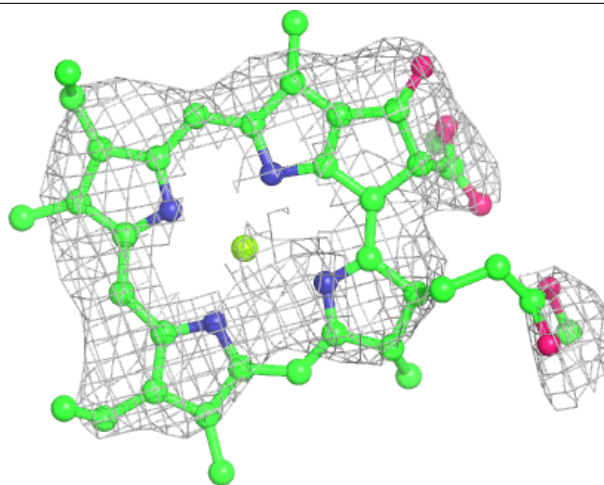
Electron density around CLA 4 4002:

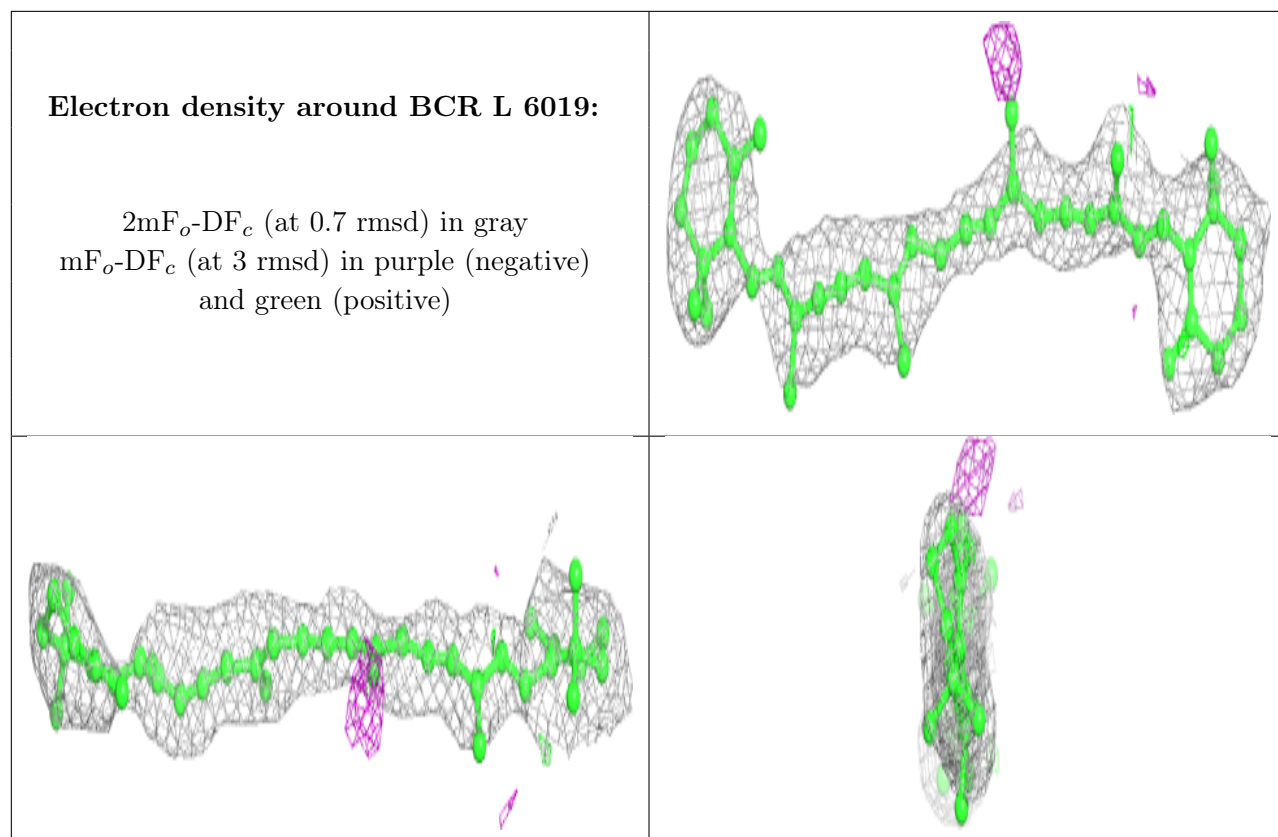
$2mF_o-DF_c$ (at 0.7 rmsd) in gray
 mF_o-DF_c (at 3 rmsd) in purple (negative)
and green (positive)



Electron density around CLA A 1113:

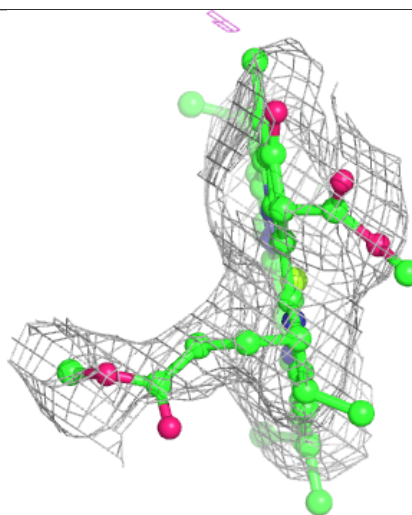
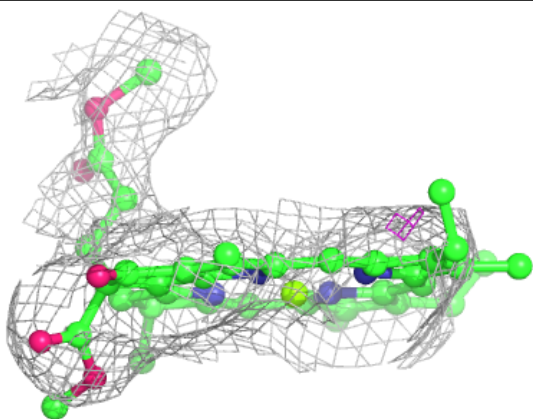
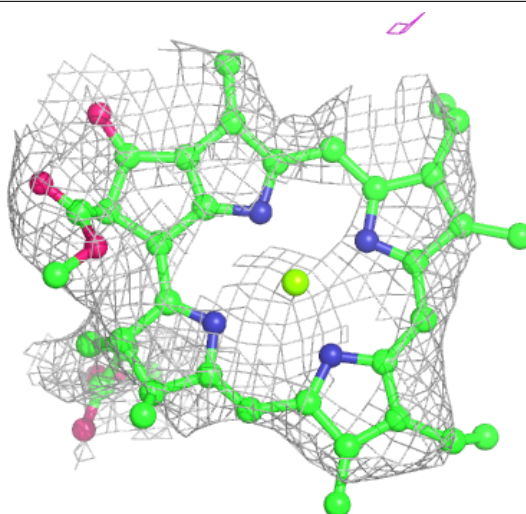
$2mF_o-DF_c$ (at 0.7 rmsd) in gray
 mF_o-DF_c (at 3 rmsd) in purple (negative)
and green (positive)

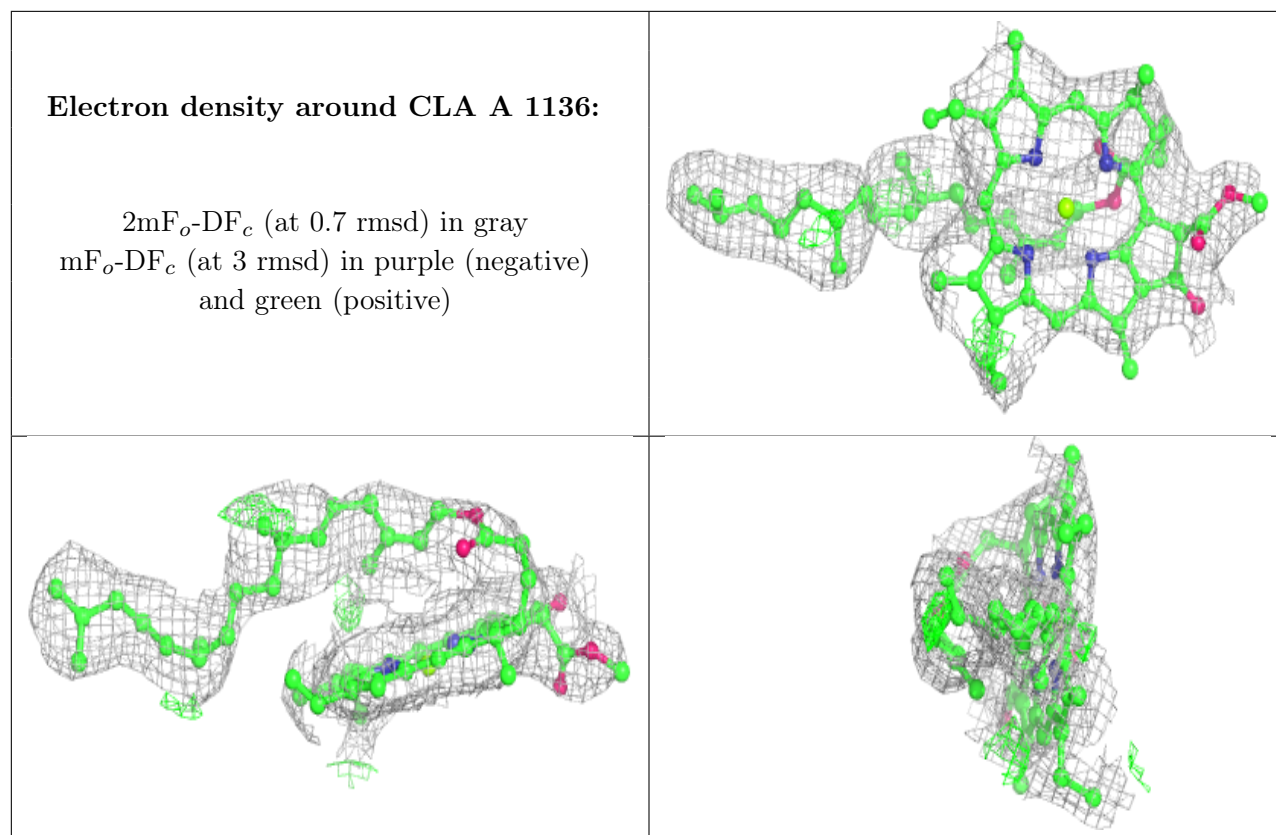




Electron density around CLA A 1121:

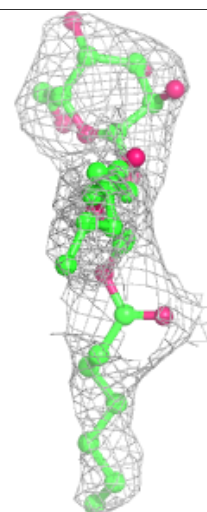
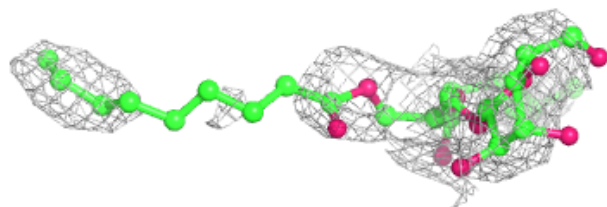
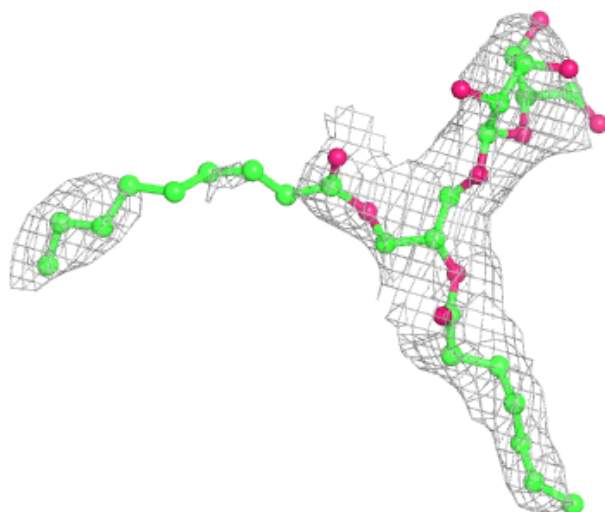
$2mF_o-DF_c$ (at 0.7 rmsd) in gray
 mF_o-DF_c (at 3 rmsd) in purple (negative)
and green (positive)

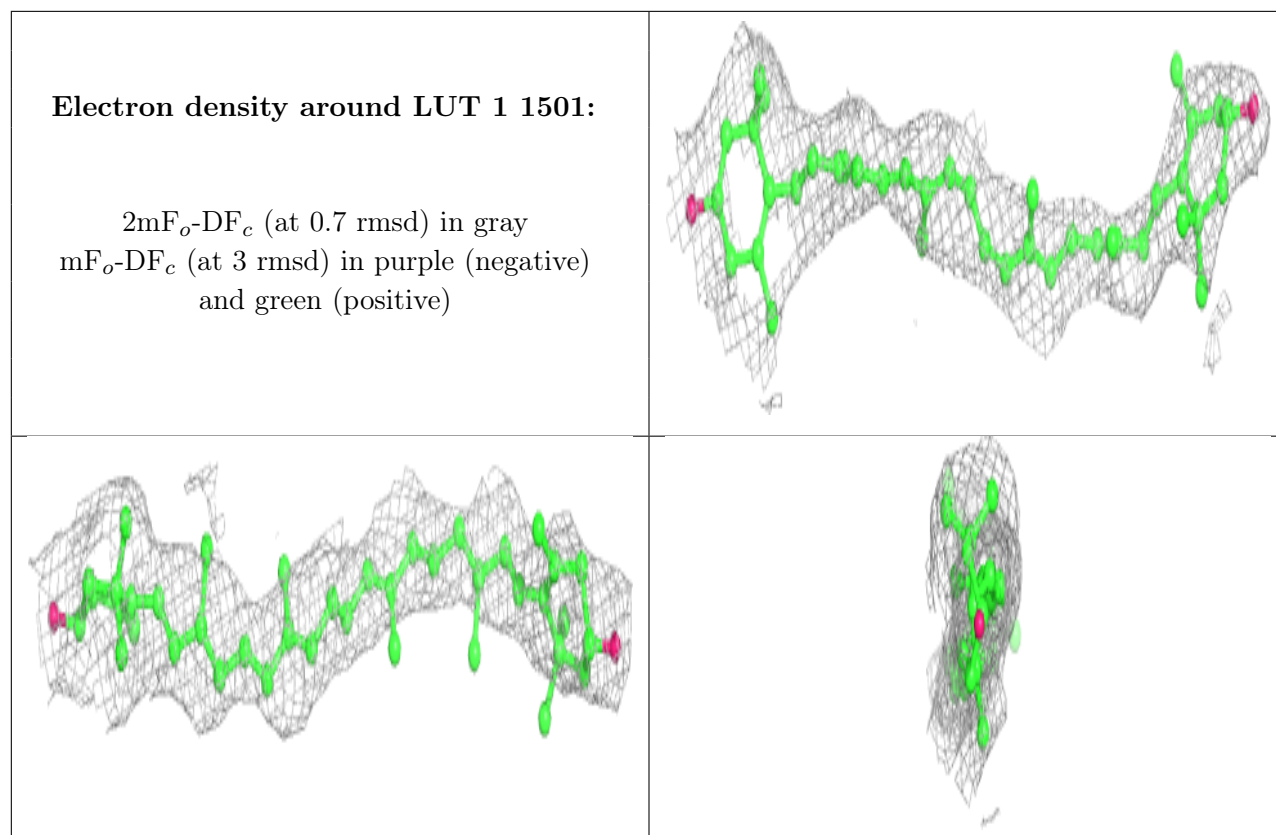




Electron density around LMG J 5001:

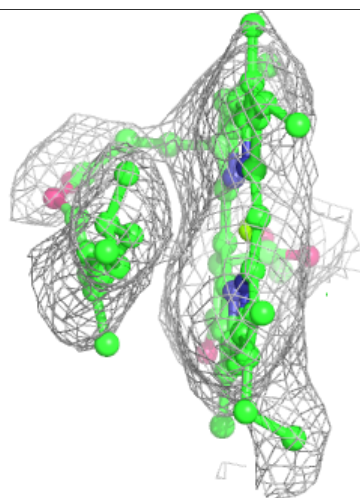
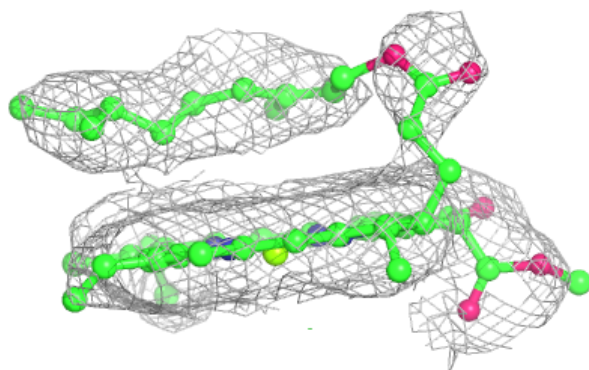
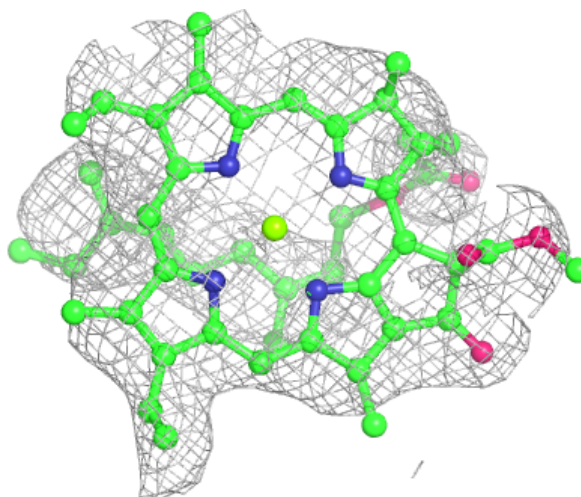
$2mF_o-DF_c$ (at 0.7 rmsd) in gray
 mF_o-DF_c (at 3 rmsd) in purple (negative)
and green (positive)





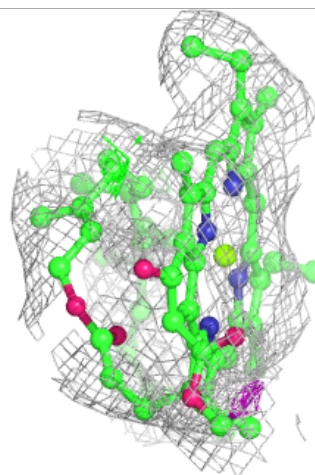
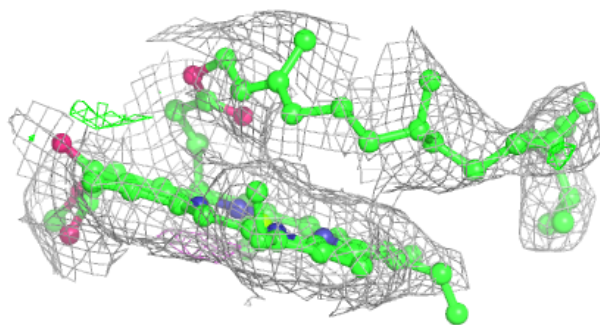
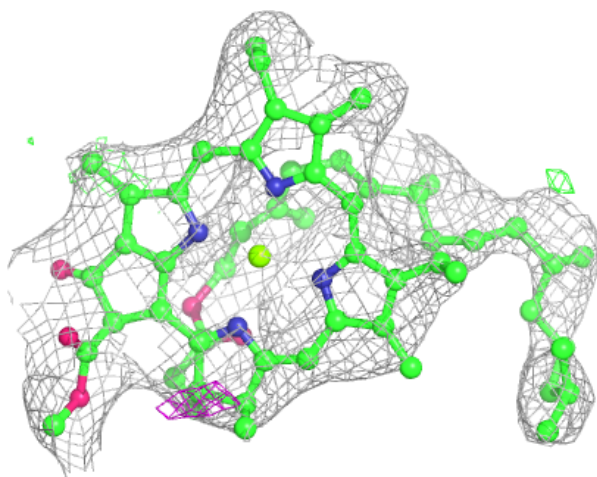
Electron density around CLA A 1115:

$2mF_o-DF_c$ (at 0.7 rmsd) in gray
 mF_o-DF_c (at 3 rmsd) in purple (negative)
and green (positive)



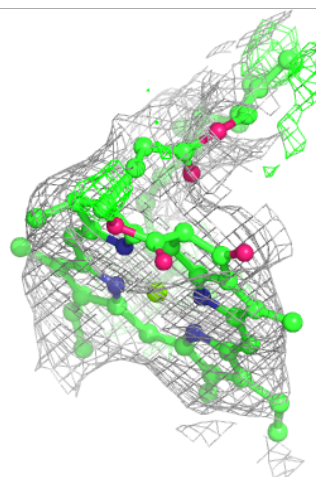
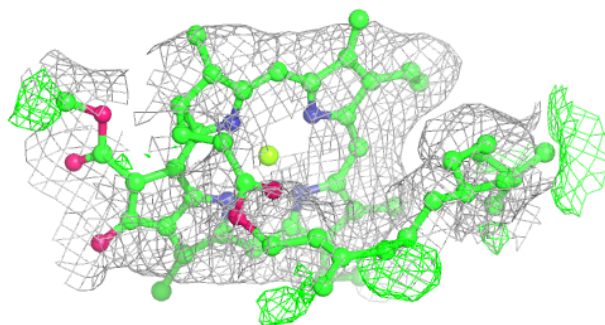
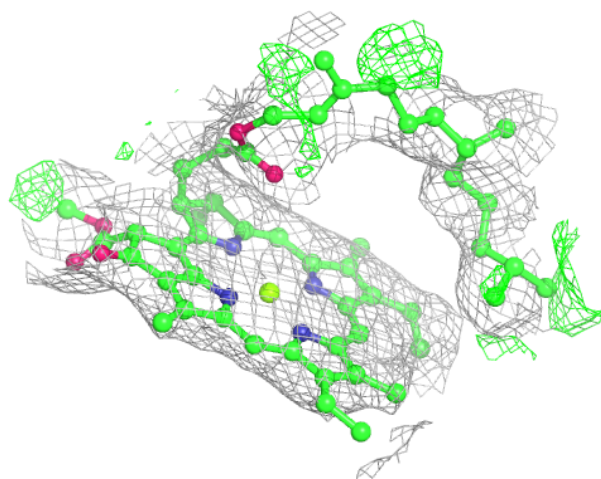
Electron density around CLA 1 1003:

$2mF_o-DF_c$ (at 0.7 rmsd) in gray
 mF_o-DF_c (at 3 rmsd) in purple (negative)
and green (positive)



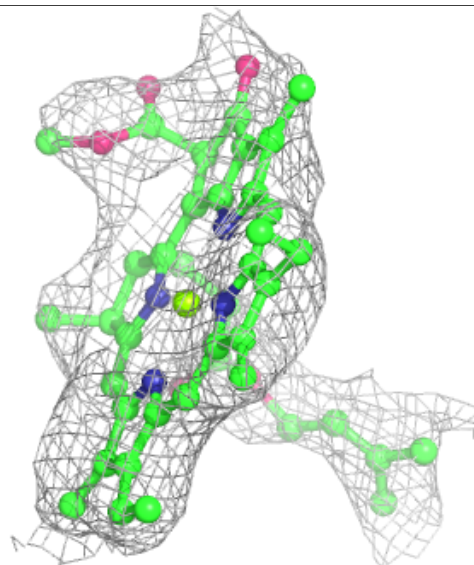
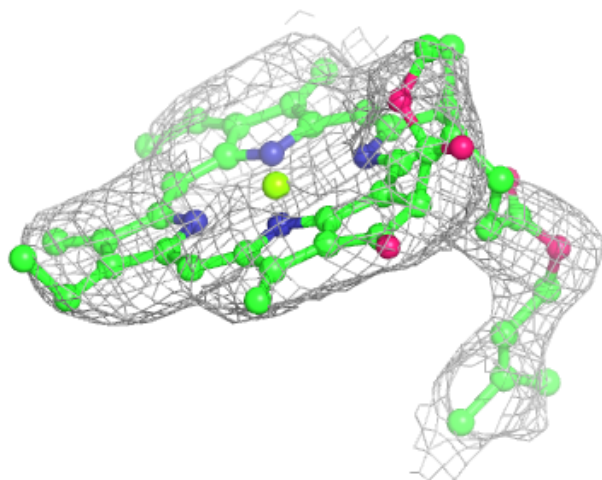
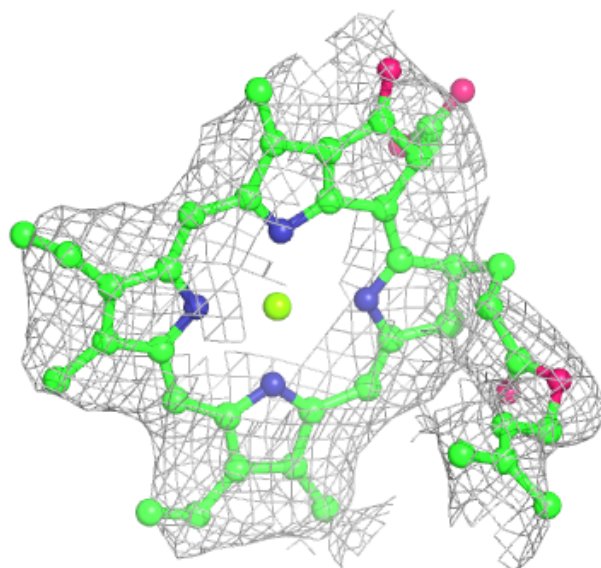
Electron density around CLA 2 2011:

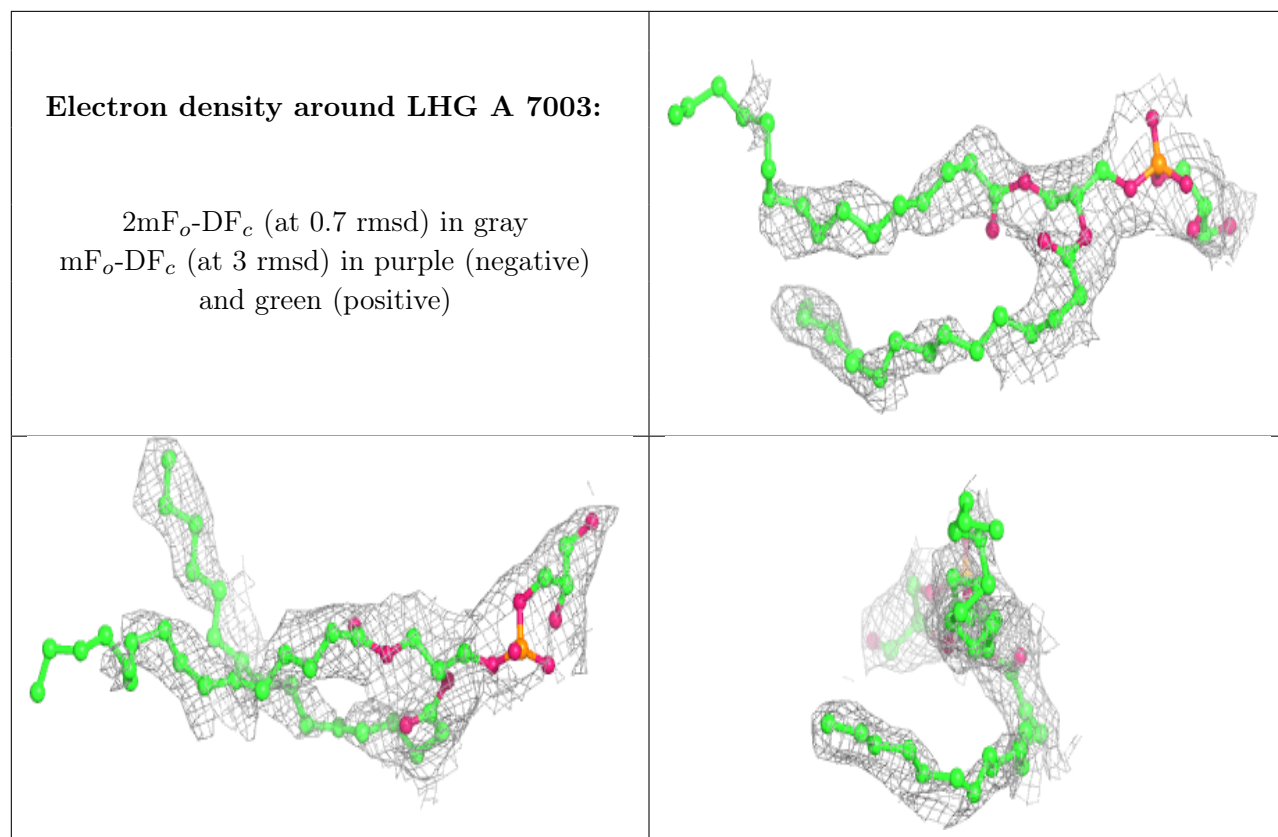
$2mF_o-DF_c$ (at 0.7 rmsd) in gray
 mF_o-DF_c (at 3 rmsd) in purple (negative)
and green (positive)

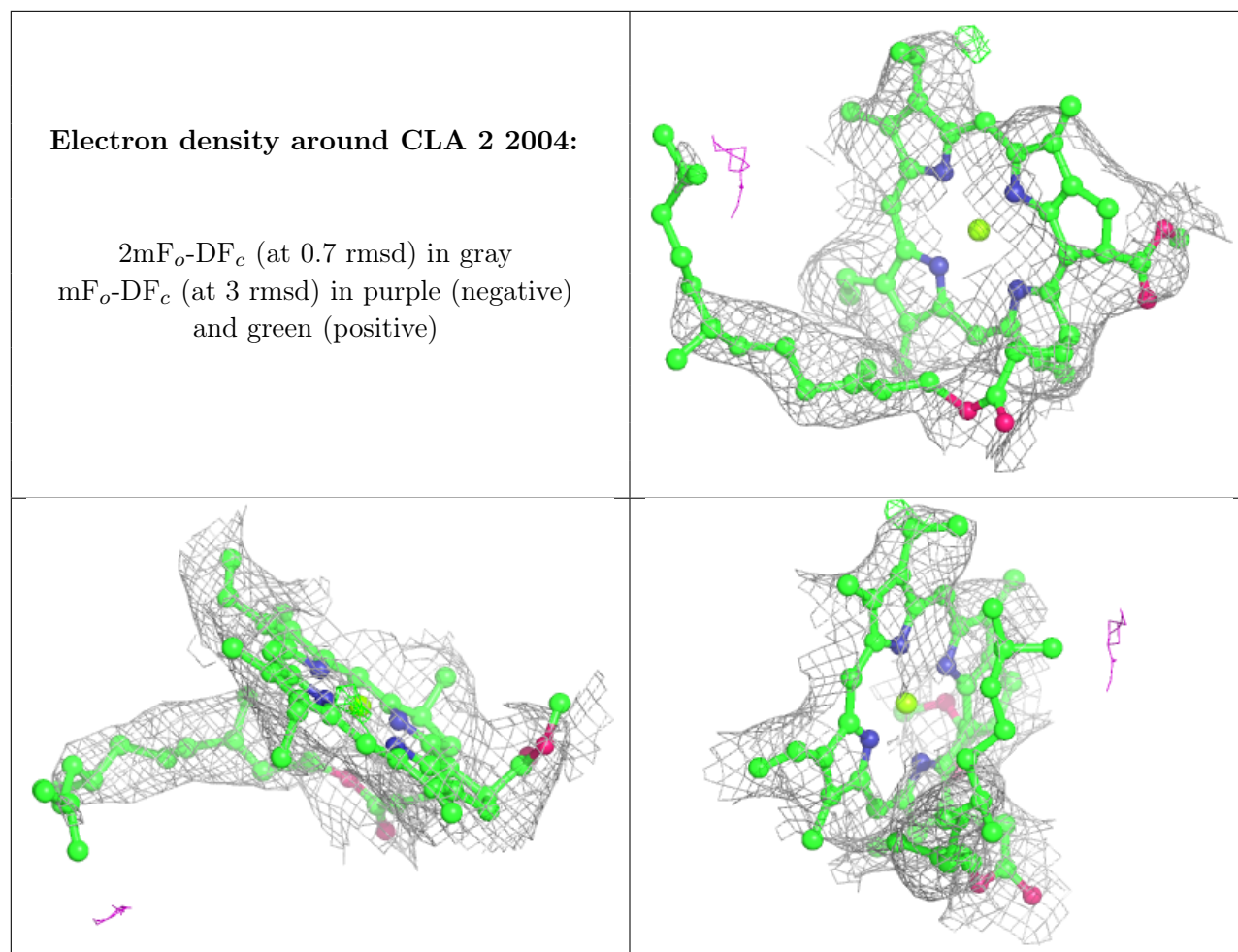


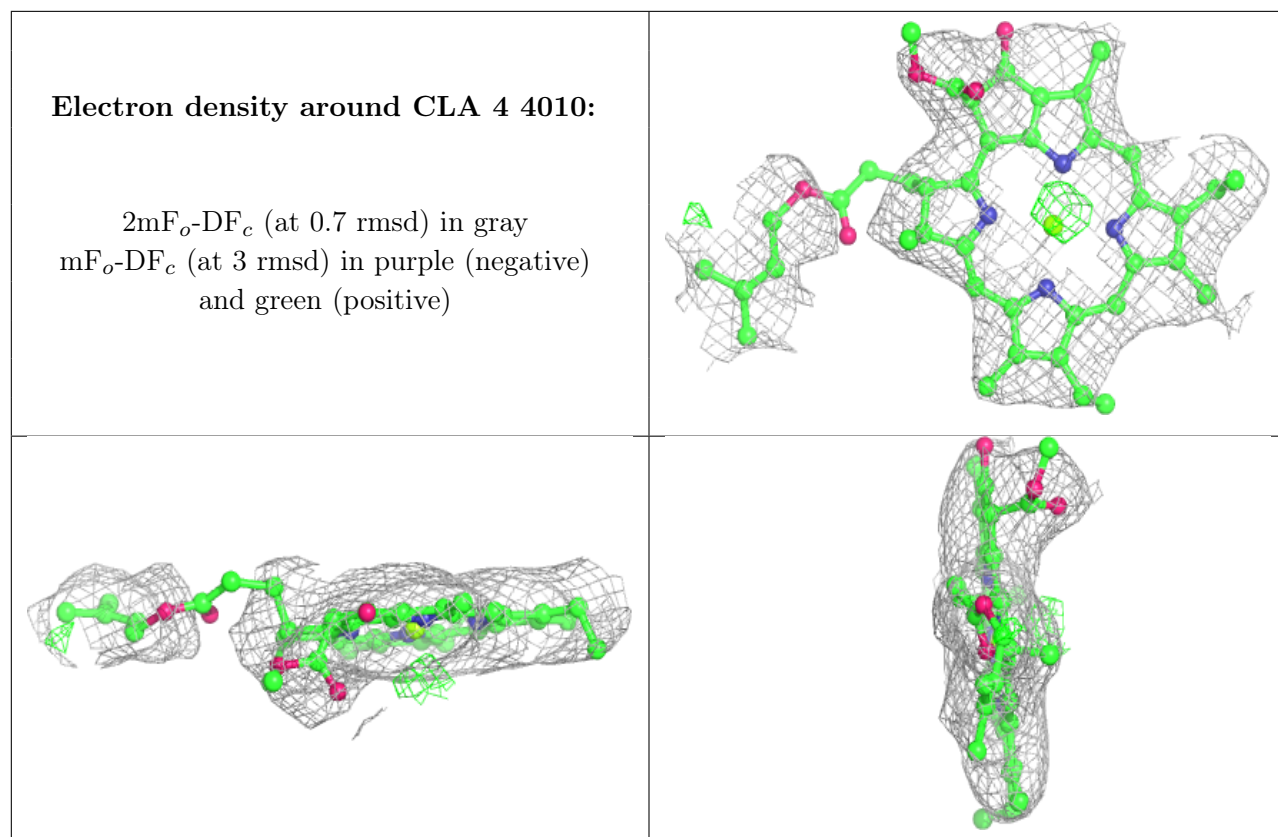
Electron density around CLA A 1129:

$2mF_o-DF_c$ (at 0.7 rmsd) in gray
 mF_o-DF_c (at 3 rmsd) in purple (negative)
and green (positive)



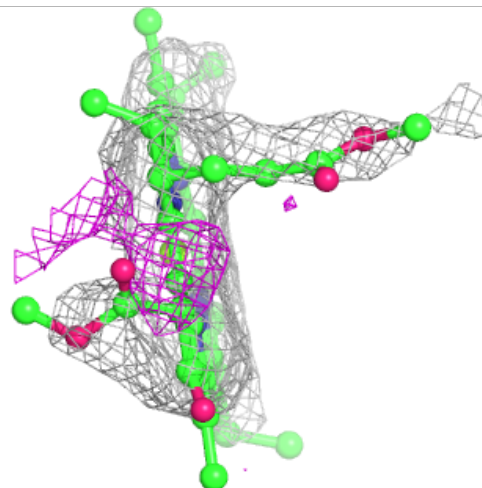
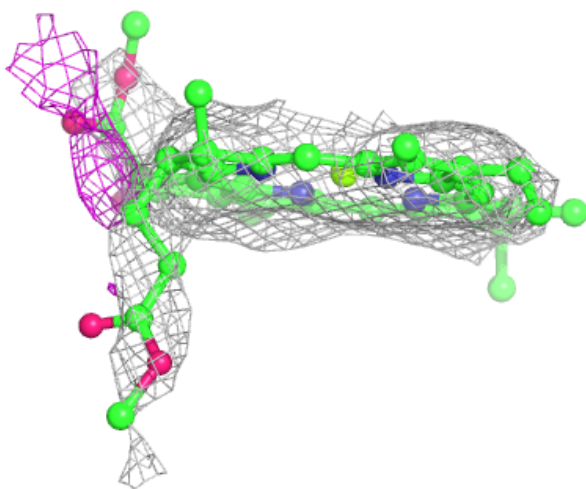
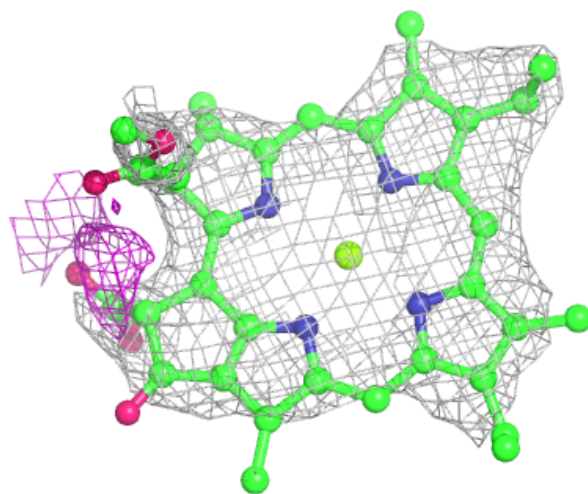






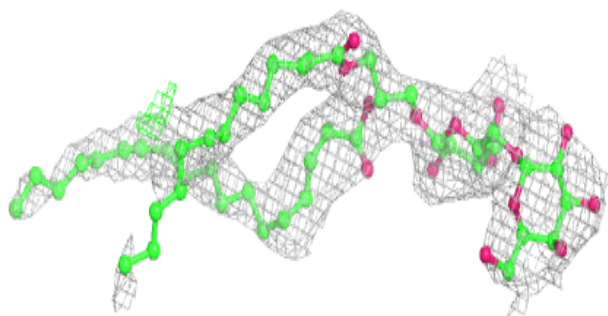
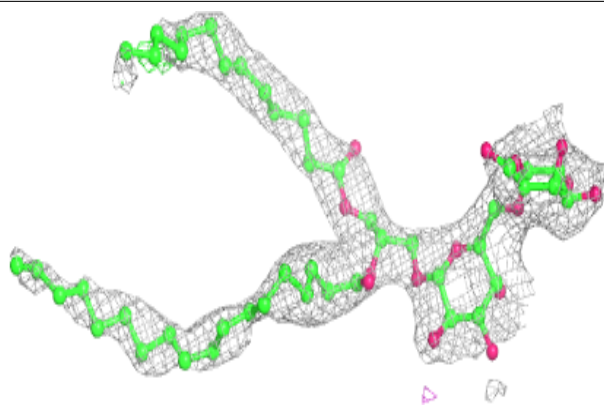
Electron density around CLA B 1212:

$2mF_o-DF_c$ (at 0.7 rmsd) in gray
 mF_o-DF_c (at 3 rmsd) in purple (negative)
and green (positive)

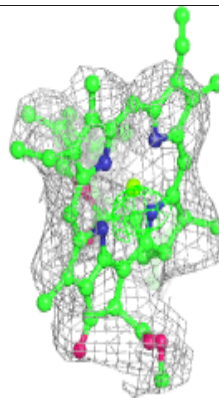
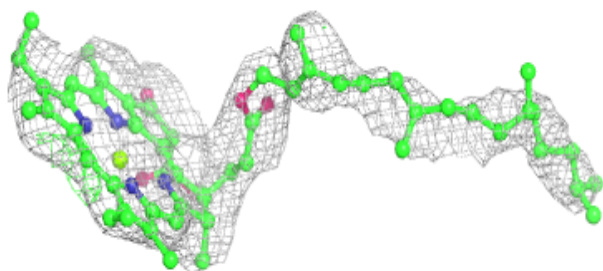
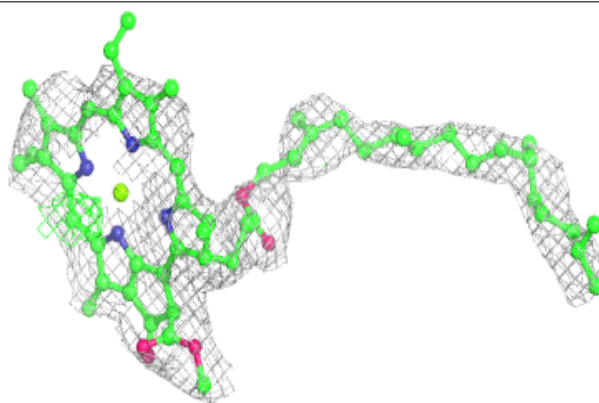


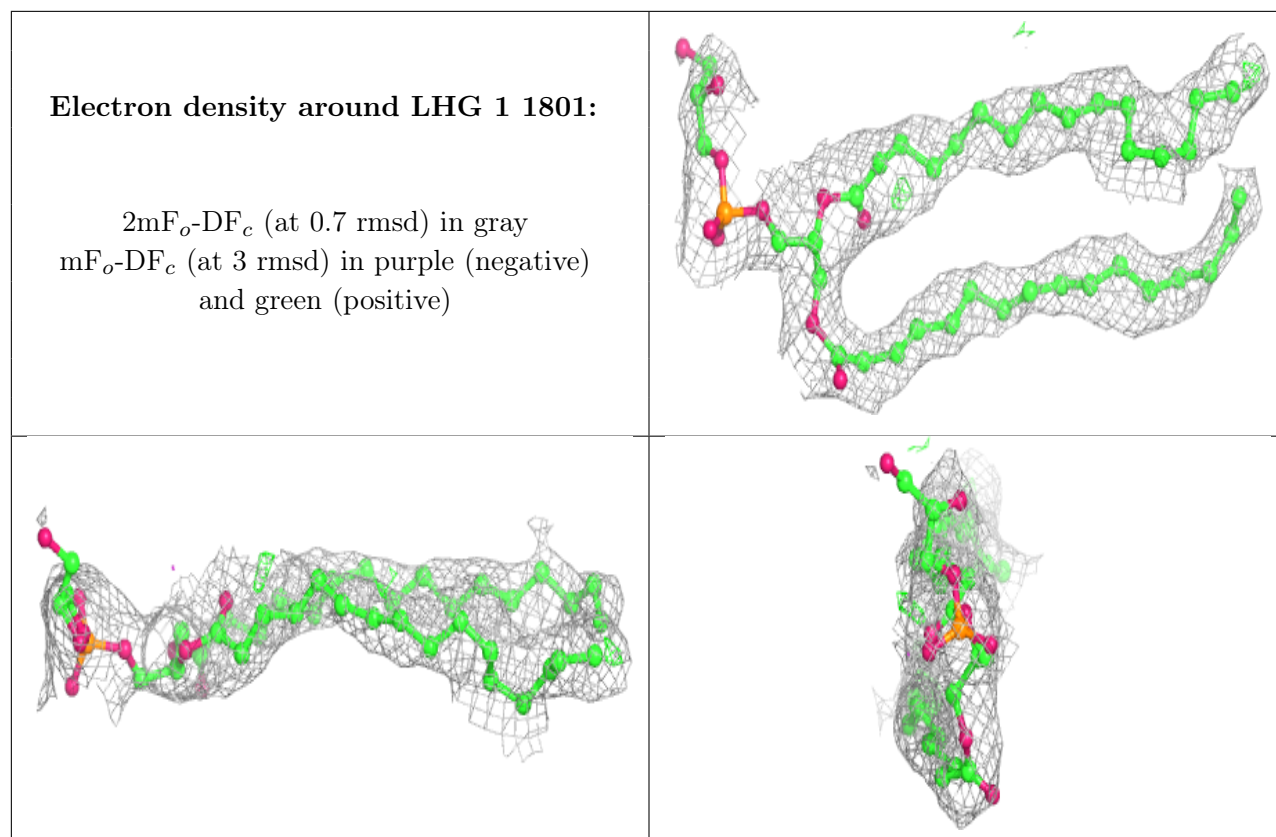
Electron density around DGD B 7101:

$2mF_o-DF_c$ (at 0.7 rmsd) in gray
 mF_o-DF_c (at 3 rmsd) in purple (negative)
and green (positive)

**Electron density around CLA A 1119:**

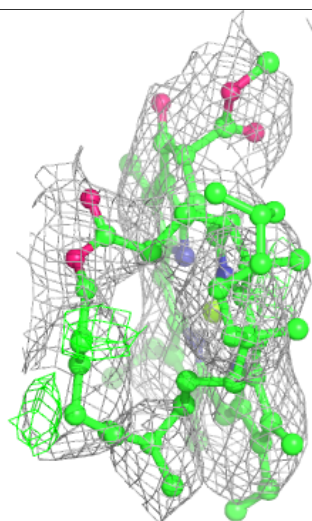
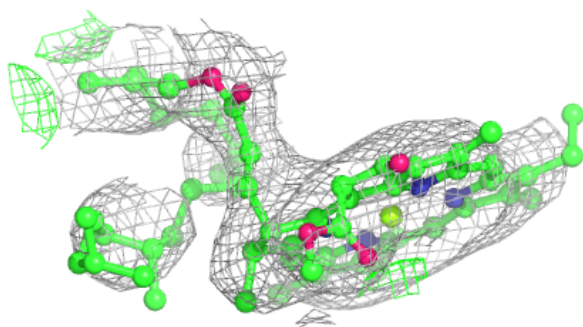
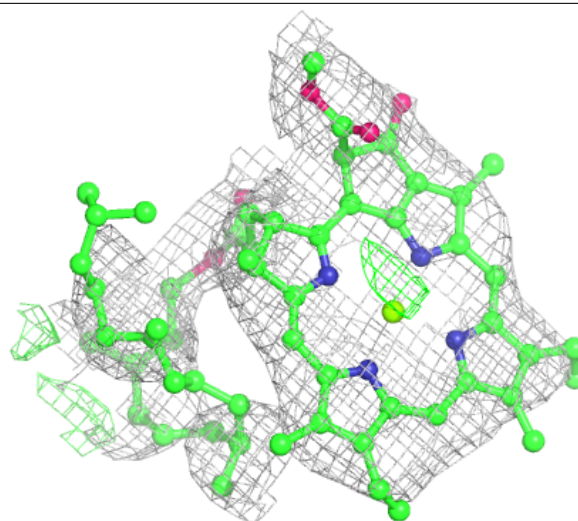
$2mF_o-DF_c$ (at 0.7 rmsd) in gray
 mF_o-DF_c (at 3 rmsd) in purple (negative)
and green (positive)







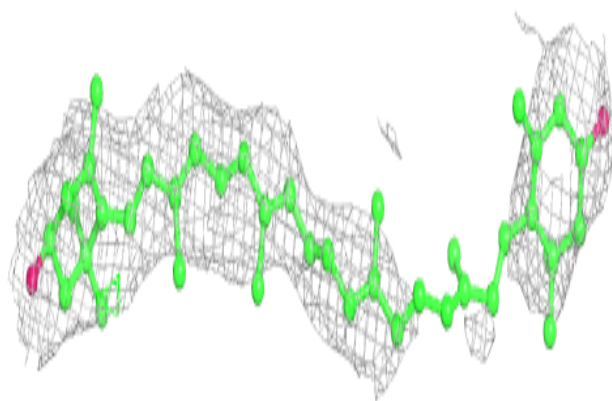
Electron density around CLA 1 1011:

$2mF_o-DF_c$ (at 0.7 rmsd) in gray
 mF_o-DF_c (at 3 rmsd) in purple (negative)
and green (positive)

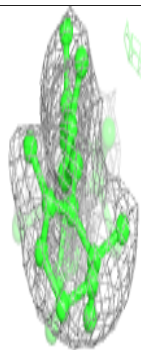
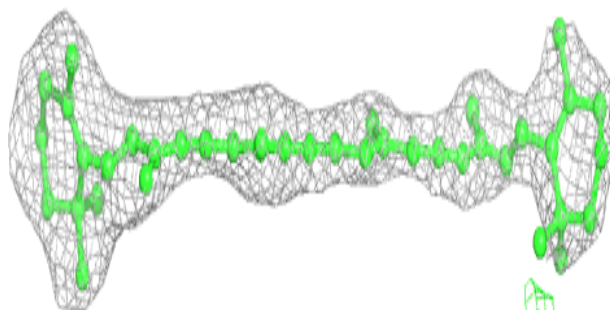
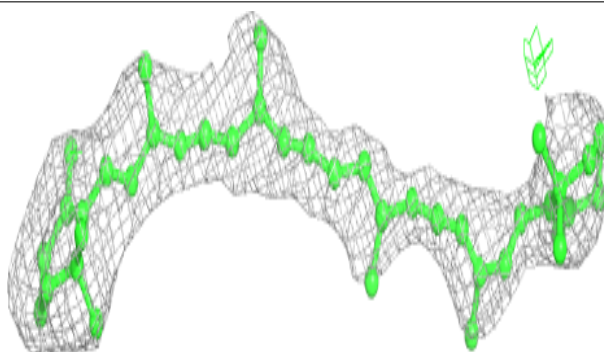


Electron density around LUT 1 1502:

$2mF_o-DF_c$ (at 0.7 rmsd) in gray
 mF_o-DF_c (at 3 rmsd) in purple (negative)
and green (positive)


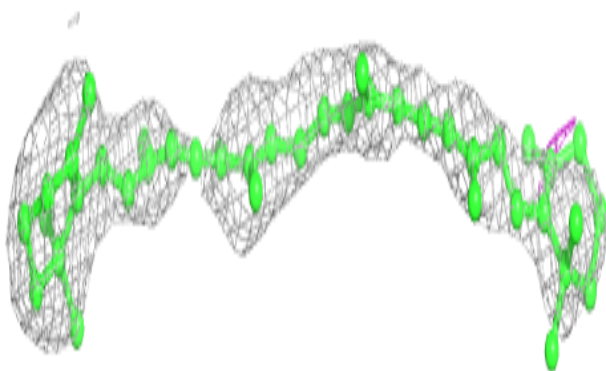
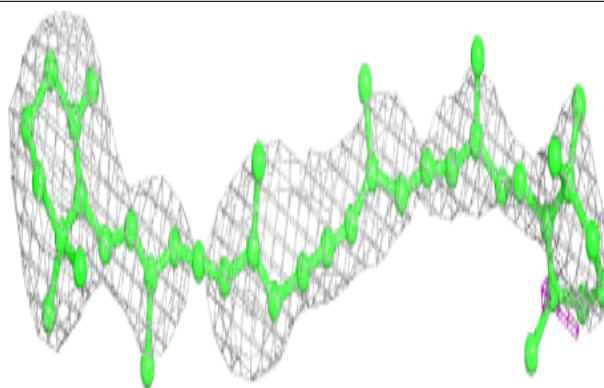
**Electron density around BCR B 6009:**

$2mF_o-DF_c$ (at 0.7 rmsd) in gray
 mF_o-DF_c (at 3 rmsd) in purple (negative)
and green (positive)

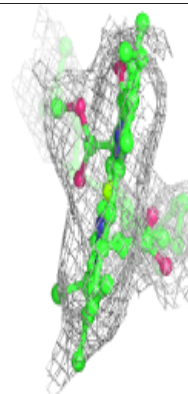
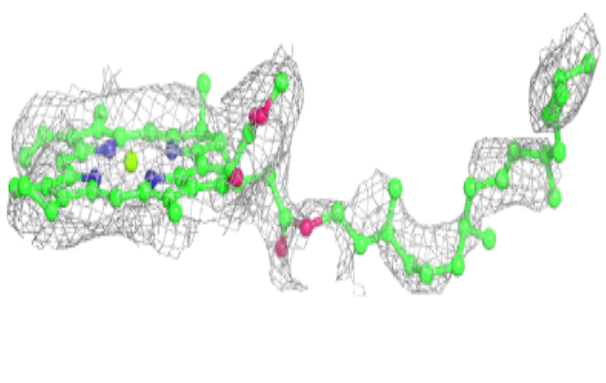
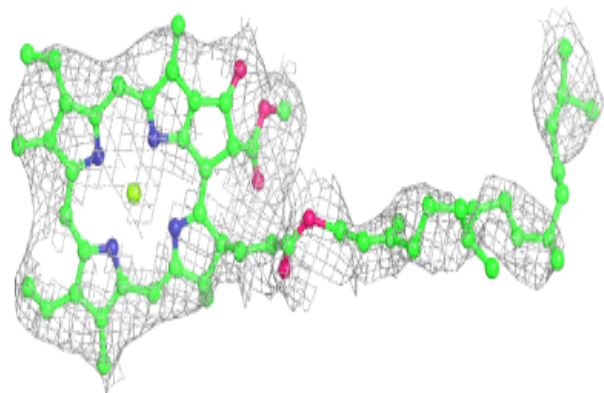


Electron density around BCR B 6004:

$2mF_o-DF_c$ (at 0.7 rmsd) in gray
 mF_o-DF_c (at 3 rmsd) in purple (negative)
and green (positive)

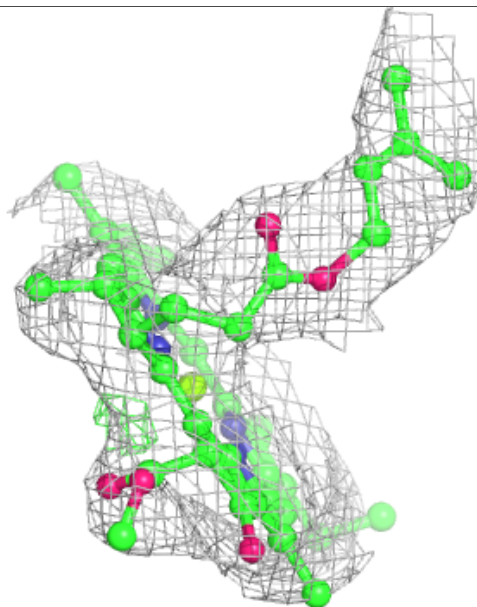
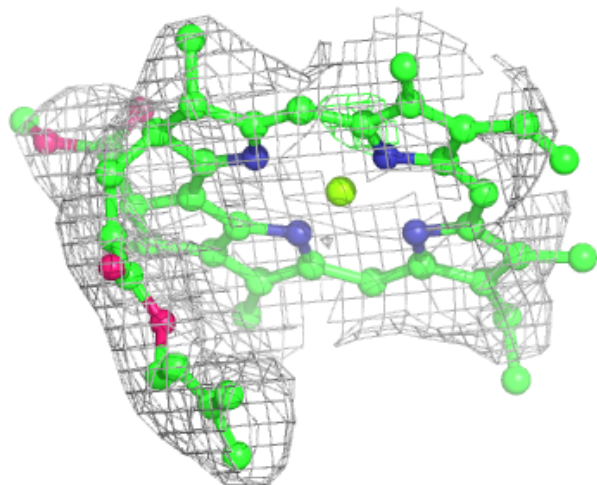
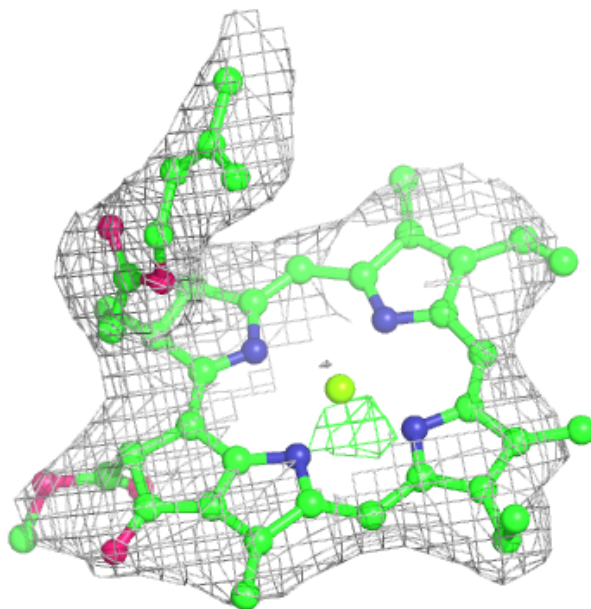
**Electron density around CLA 2 2013:**

$2mF_o-DF_c$ (at 0.7 rmsd) in gray
 mF_o-DF_c (at 3 rmsd) in purple (negative)
and green (positive)




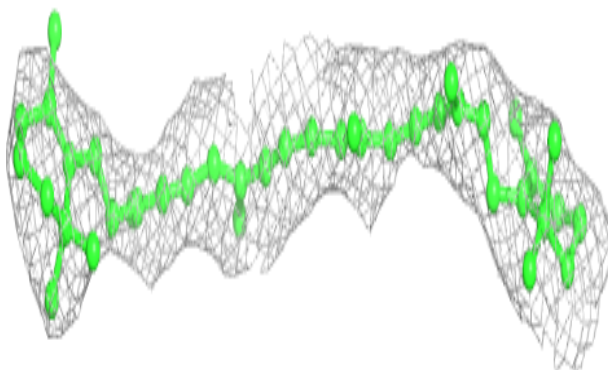
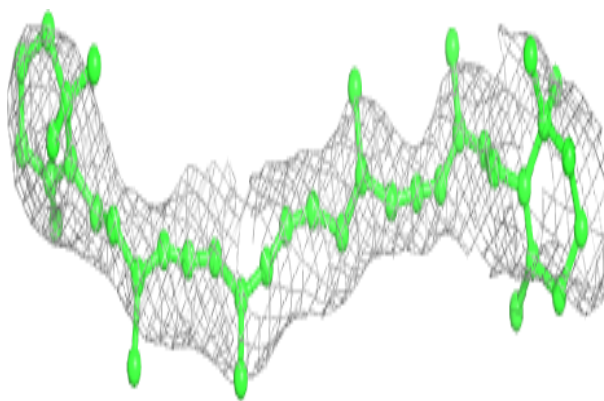
Electron density around CLA L 1503:

$2mF_o-DF_c$ (at 0.7 rmsd) in gray
 mF_o-DF_c (at 3 rmsd) in purple (negative)
and green (positive)

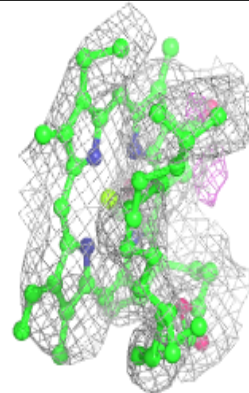
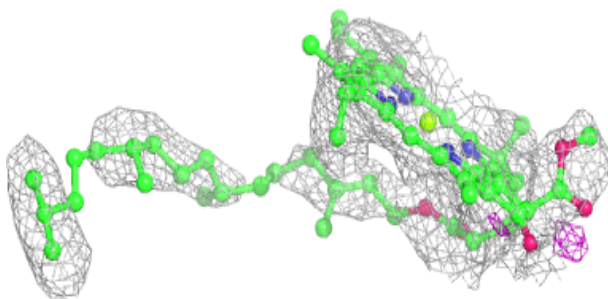
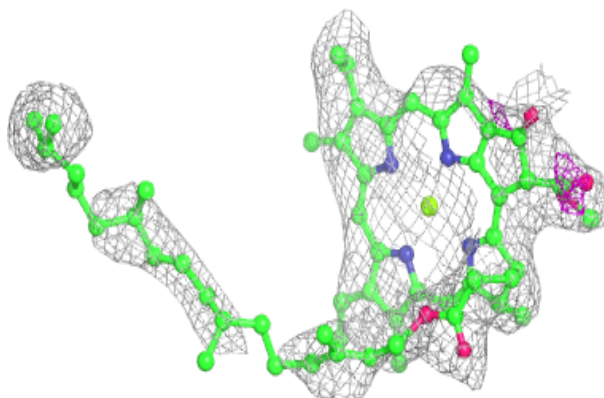


Electron density around BCR G 2011:

$2mF_o-DF_c$ (at 0.7 rmsd) in gray
 mF_o-DF_c (at 3 rmsd) in purple (negative)
and green (positive)

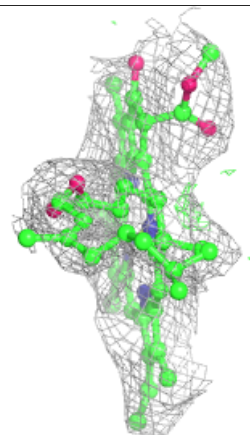
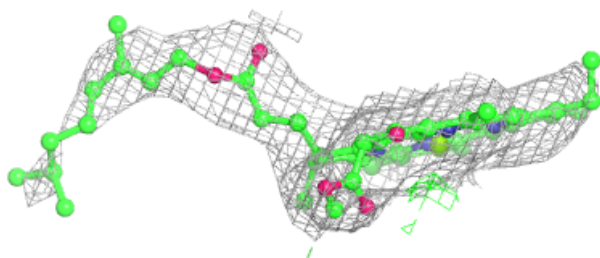
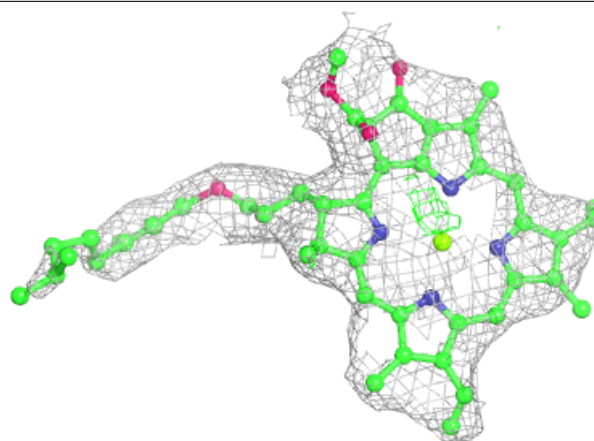
**Electron density around CLA 4 4004:**

$2mF_o-DF_c$ (at 0.7 rmsd) in gray
 mF_o-DF_c (at 3 rmsd) in purple (negative)
and green (positive)

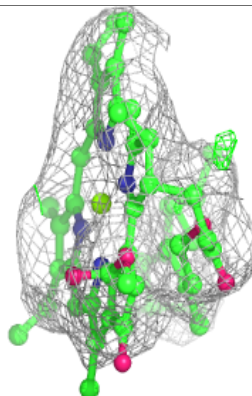
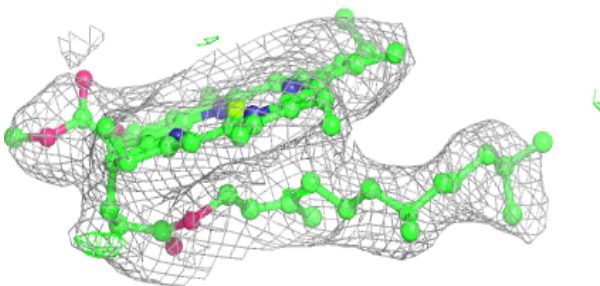
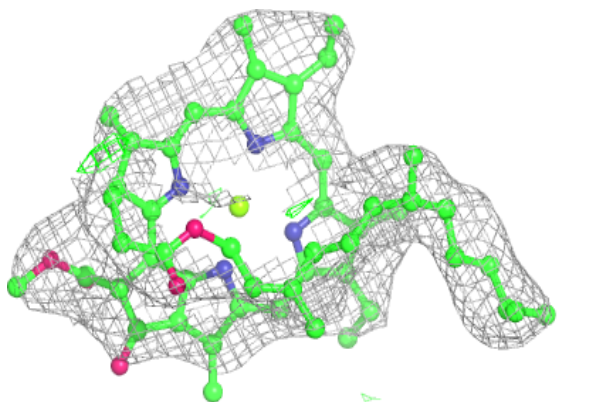


Electron density around CLA A 1124:

$2mF_o-DF_c$ (at 0.7 rmsd) in gray
 mF_o-DF_c (at 3 rmsd) in purple (negative)
and green (positive)

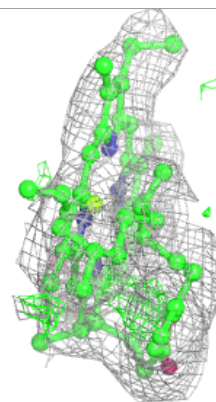
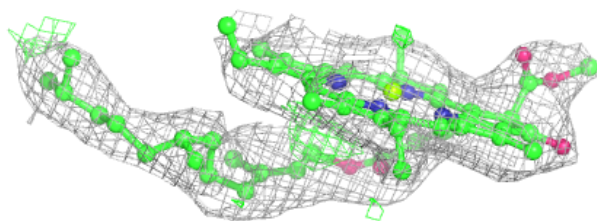
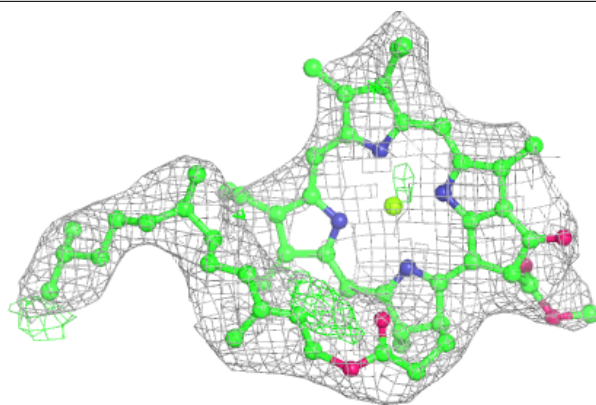
**Electron density around CLA B 1213:**

$2mF_o-DF_c$ (at 0.7 rmsd) in gray
 mF_o-DF_c (at 3 rmsd) in purple (negative)
and green (positive)

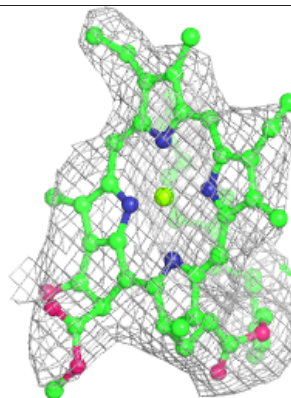
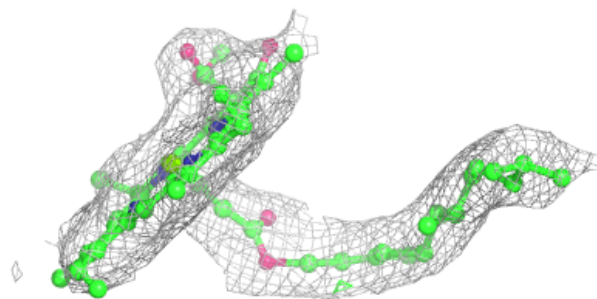
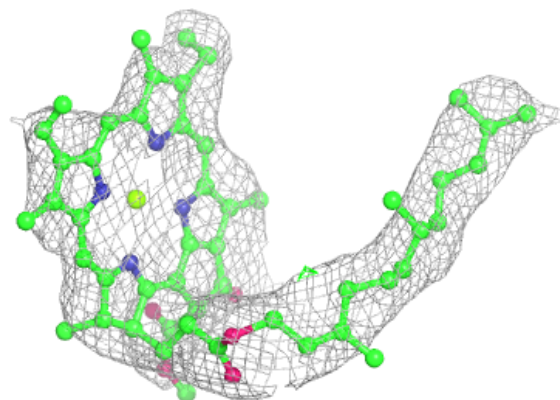


Electron density around CLA B 1215:

$2mF_o-DF_c$ (at 0.7 rmsd) in gray
 mF_o-DF_c (at 3 rmsd) in purple (negative)
and green (positive)

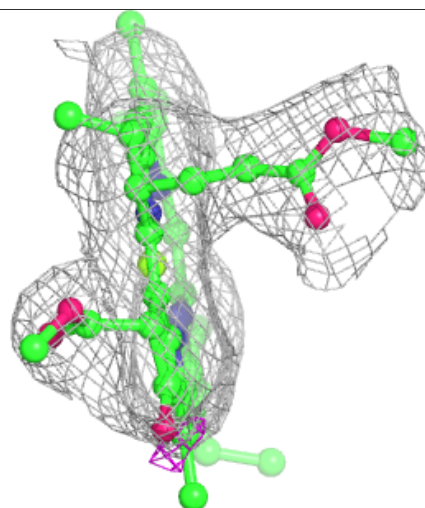
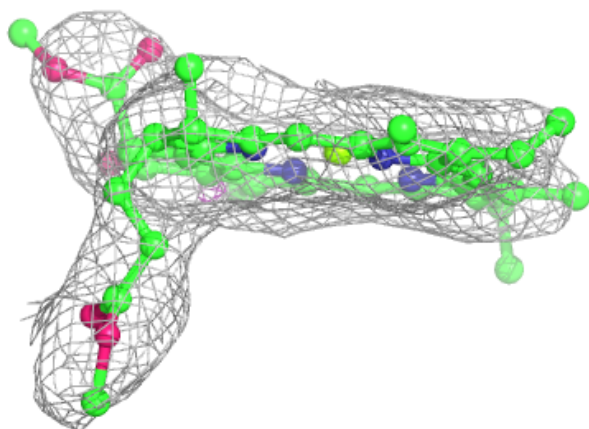
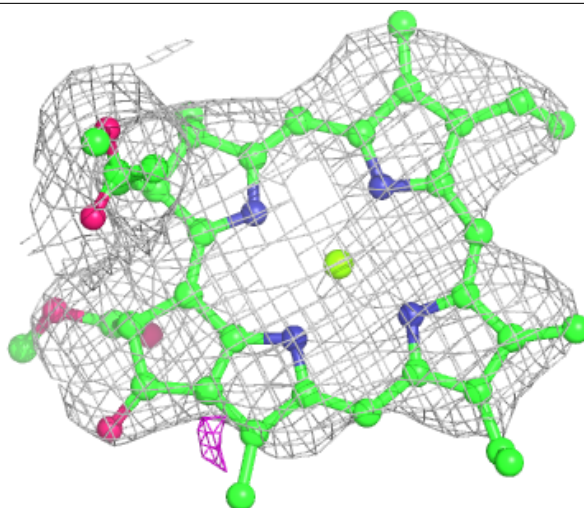
**Electron density around CLA B 1219:**

$2mF_o-DF_c$ (at 0.7 rmsd) in gray
 mF_o-DF_c (at 3 rmsd) in purple (negative)
and green (positive)



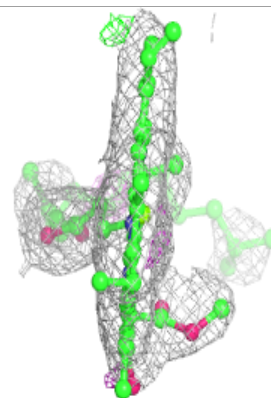
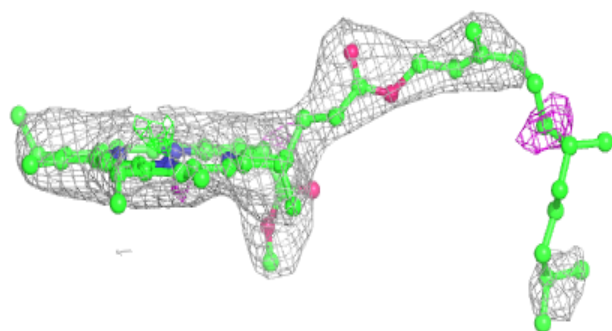
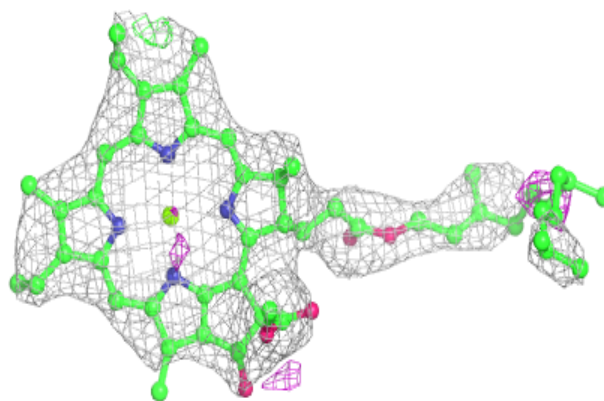
Electron density around CLA B 1231:

$2mF_o-DF_c$ (at 0.7 rmsd) in gray
 mF_o-DF_c (at 3 rmsd) in purple (negative)
and green (positive)

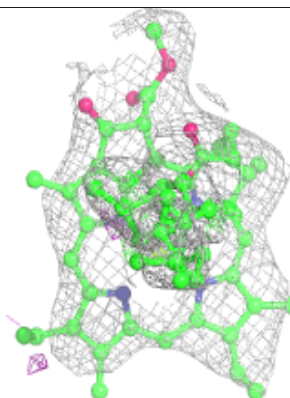
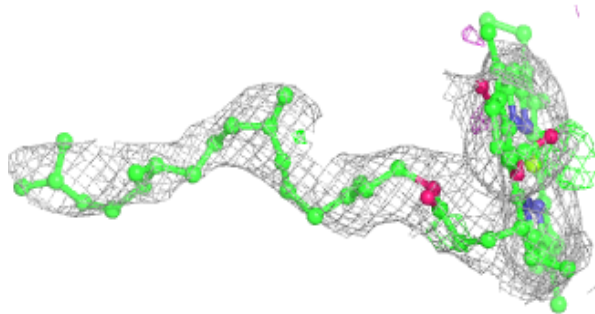
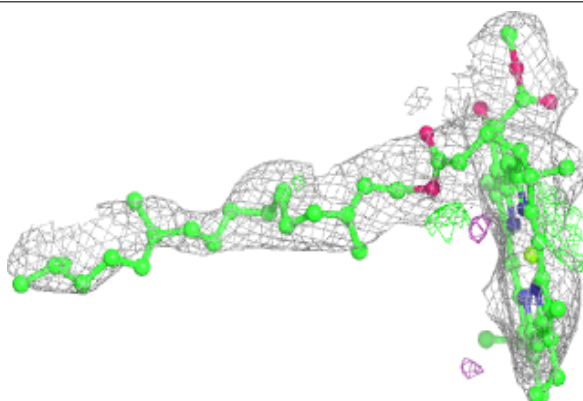


Electron density around CLA B 1234:

$2mF_o-DF_c$ (at 0.7 rmsd) in gray
 mF_o-DF_c (at 3 rmsd) in purple (negative)
and green (positive)

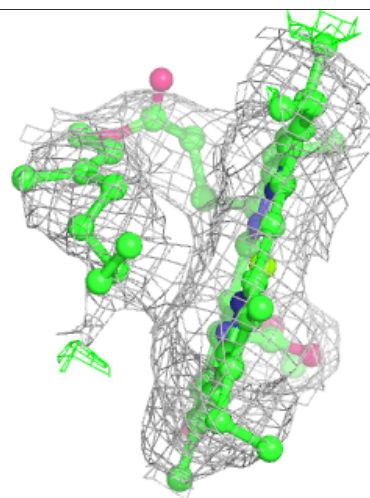
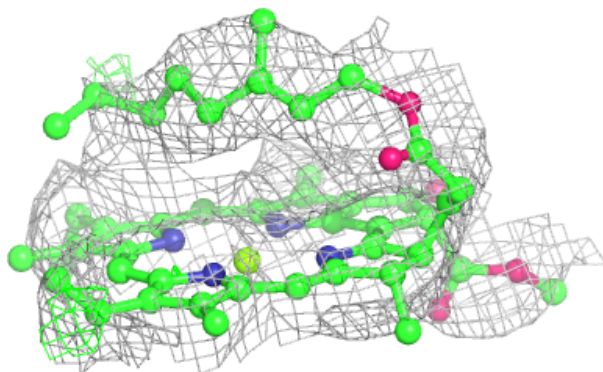
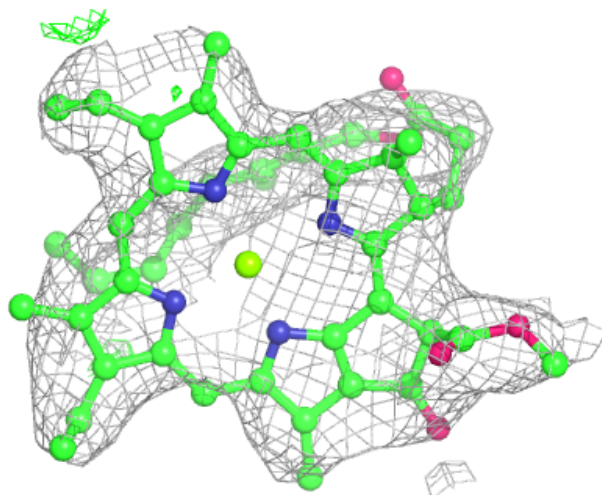
**Electron density around CLA A 1126:**

$2mF_o-DF_c$ (at 0.7 rmsd) in gray
 mF_o-DF_c (at 3 rmsd) in purple (negative)
and green (positive)



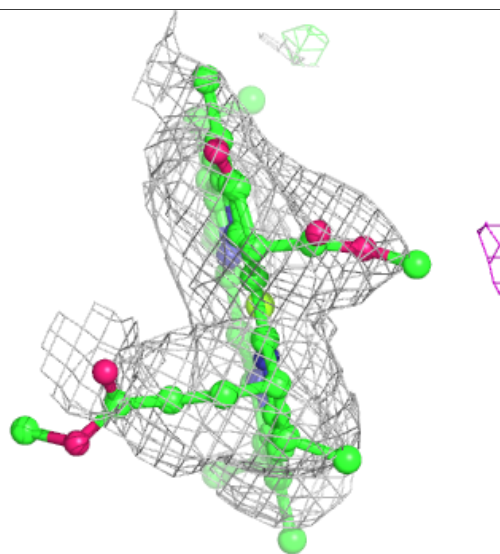
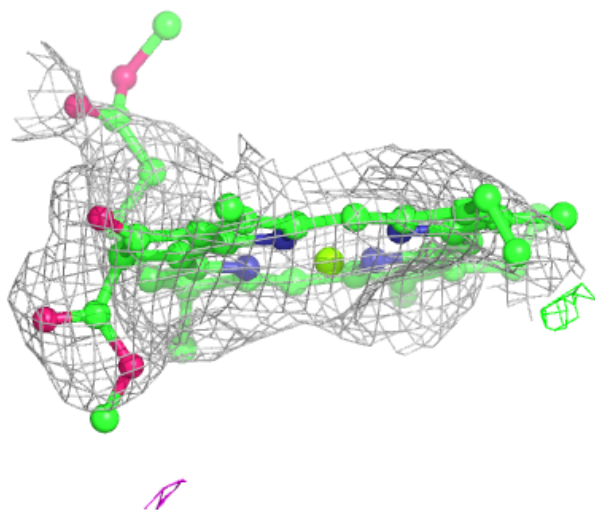
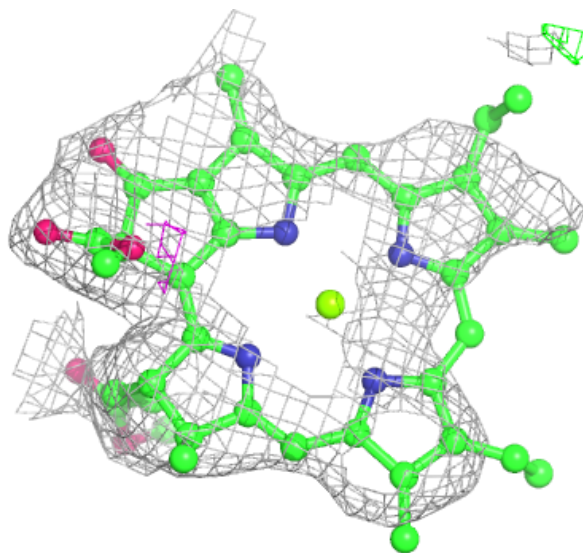
Electron density around CLA A 1116:

$2mF_o-DF_c$ (at 0.7 rmsd) in gray
 mF_o-DF_c (at 3 rmsd) in purple (negative)
and green (positive)



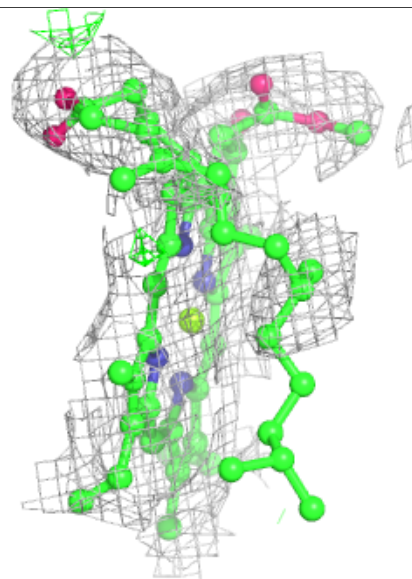
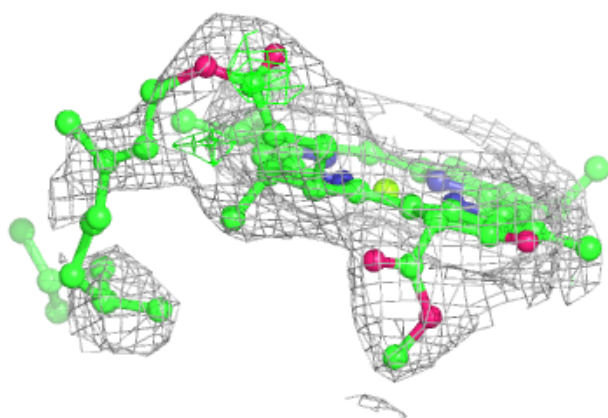
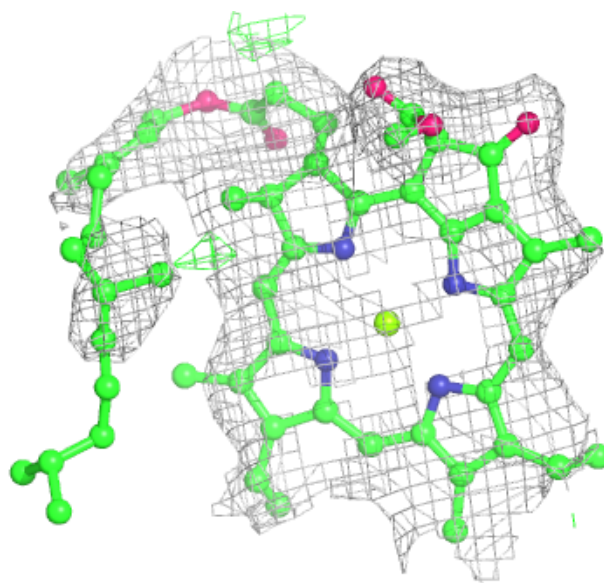
Electron density around CLA A 1118:

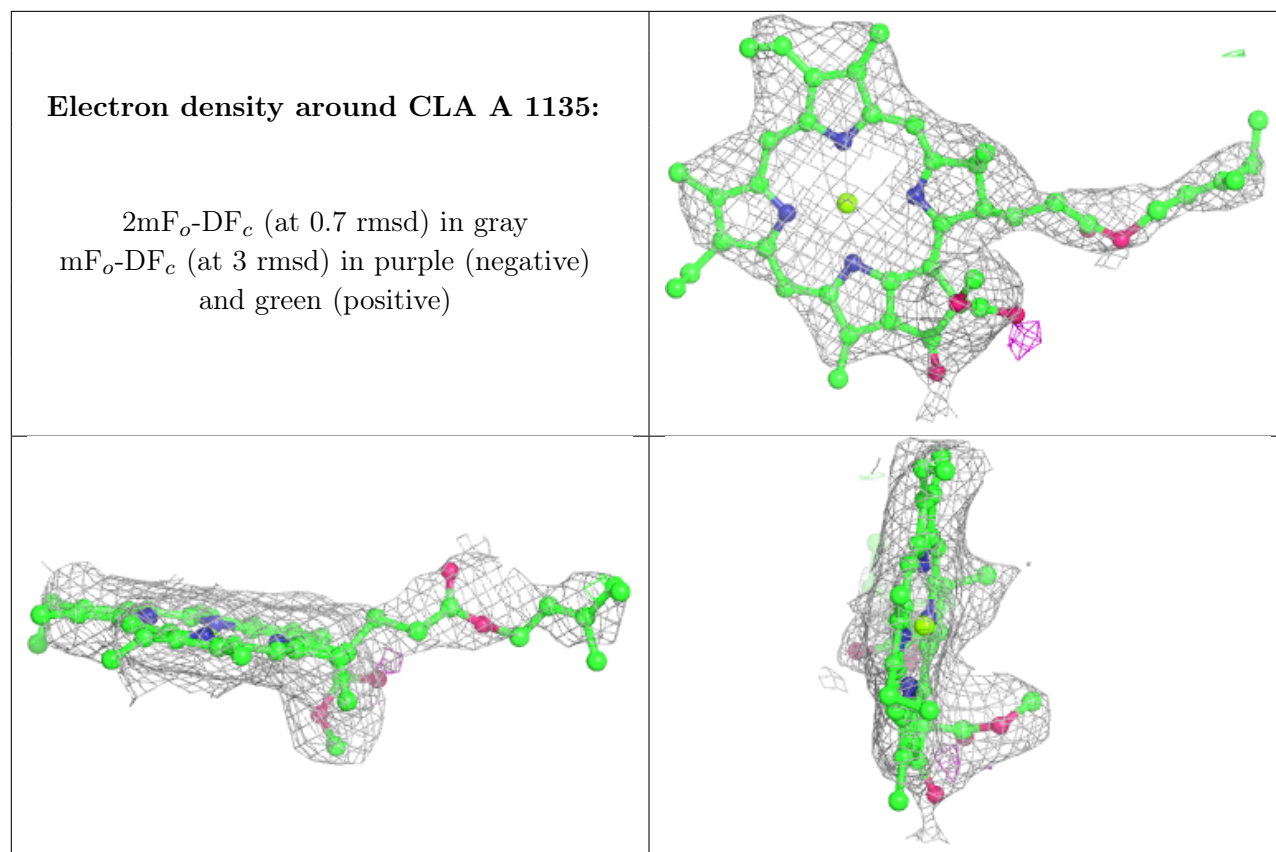
$2mF_o-DF_c$ (at 0.7 rmsd) in gray
 mF_o-DF_c (at 3 rmsd) in purple (negative)
and green (positive)



Electron density around CLA A 1111:

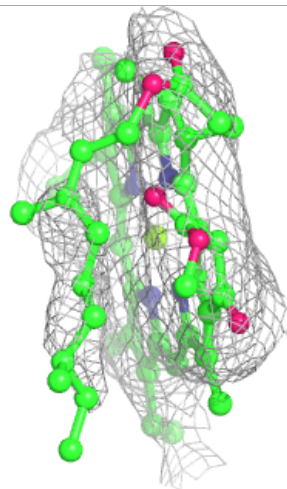
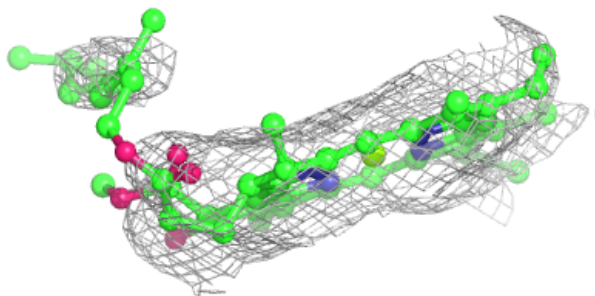
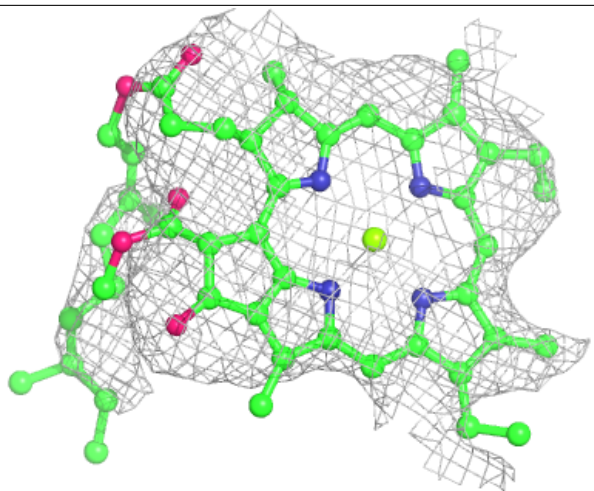
$2mF_o-DF_c$ (at 0.7 rmsd) in gray
 mF_o-DF_c (at 3 rmsd) in purple (negative)
and green (positive)





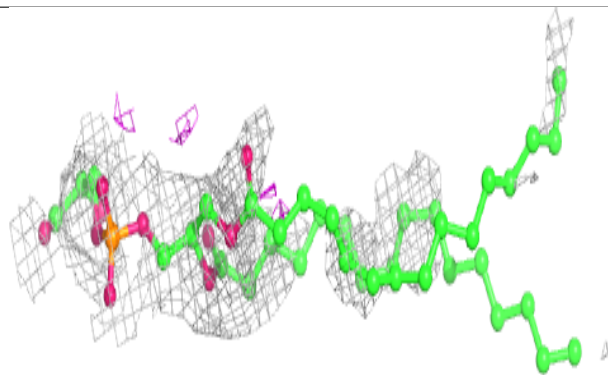
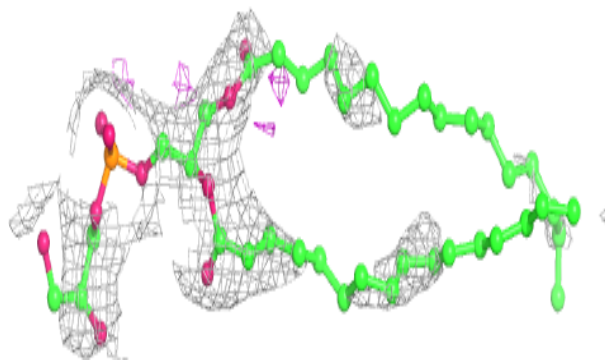
Electron density around CLA 1 1002:

$2mF_o-DF_c$ (at 0.7 rmsd) in gray
 mF_o-DF_c (at 3 rmsd) in purple (negative)
and green (positive)

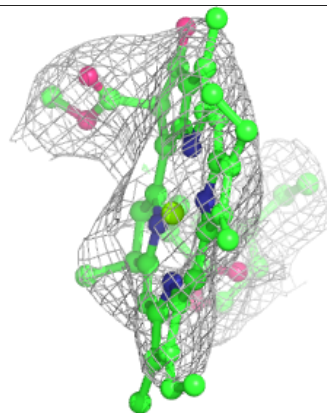
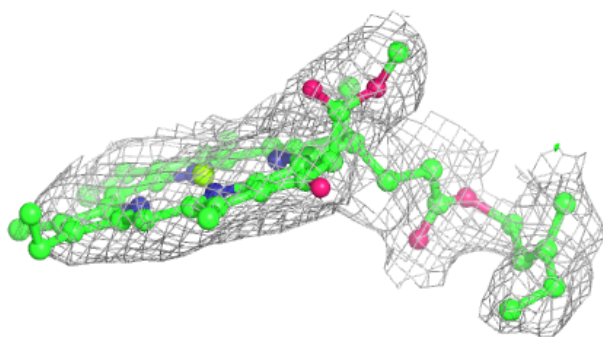
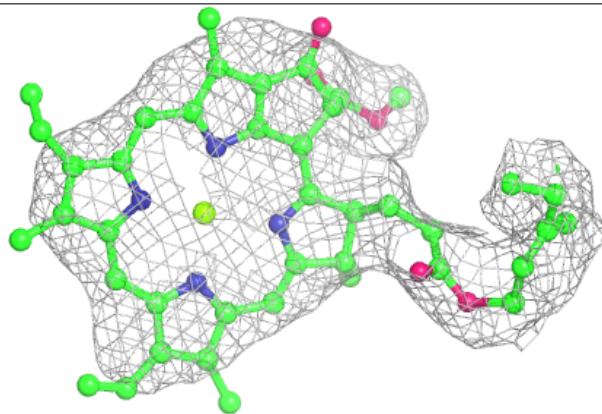


Electron density around LHG B 7004:

$2mF_o-DF_c$ (at 0.7 rmsd) in gray
 mF_o-DF_c (at 3 rmsd) in purple (negative)
and green (positive)

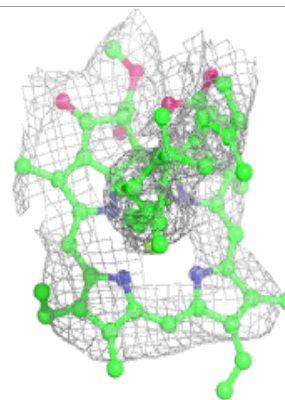
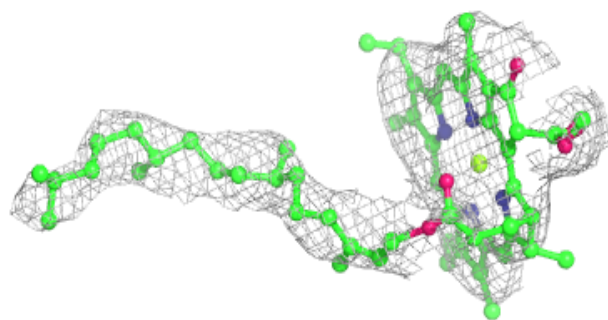
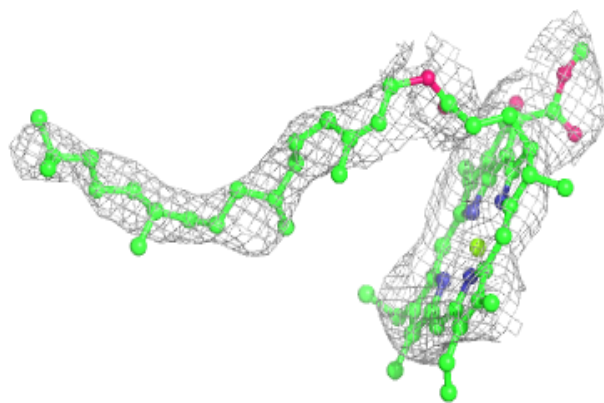
**Electron density around CLA A 1141:**

$2mF_o-DF_c$ (at 0.7 rmsd) in gray
 mF_o-DF_c (at 3 rmsd) in purple (negative)
and green (positive)

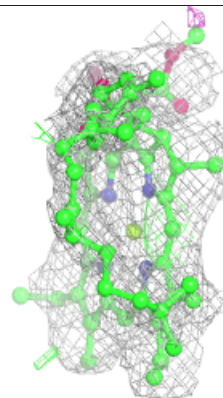
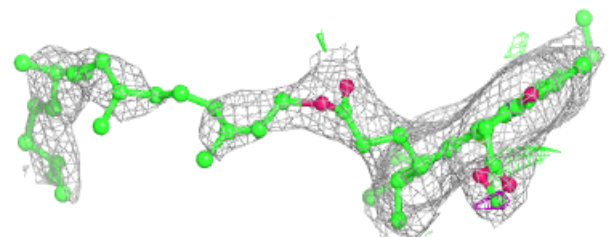
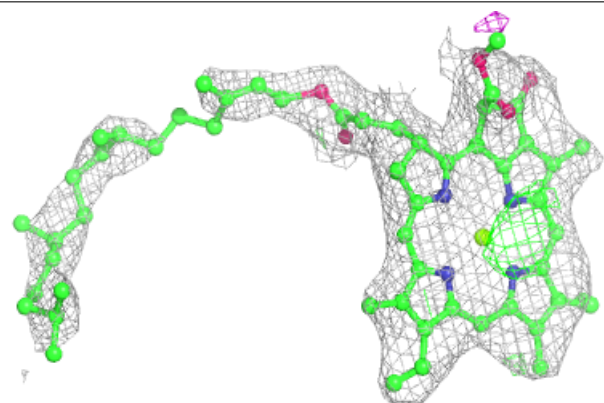


Electron density around CLA A 1109:

$2mF_o-DF_c$ (at 0.7 rmsd) in gray
 mF_o-DF_c (at 3 rmsd) in purple (negative)
and green (positive)

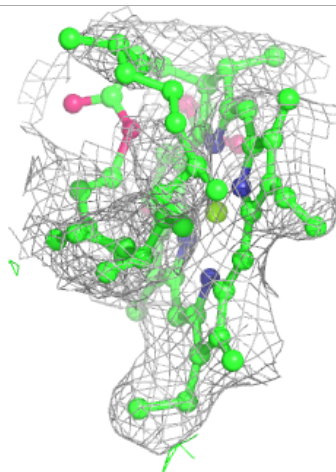
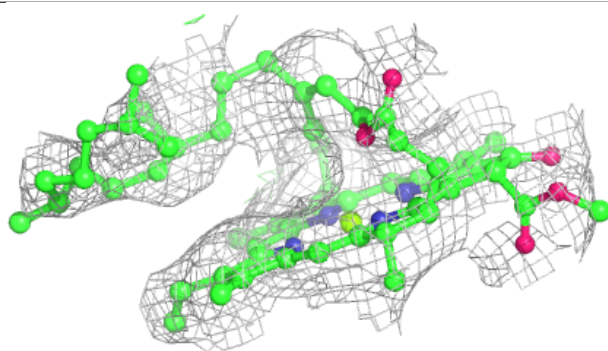
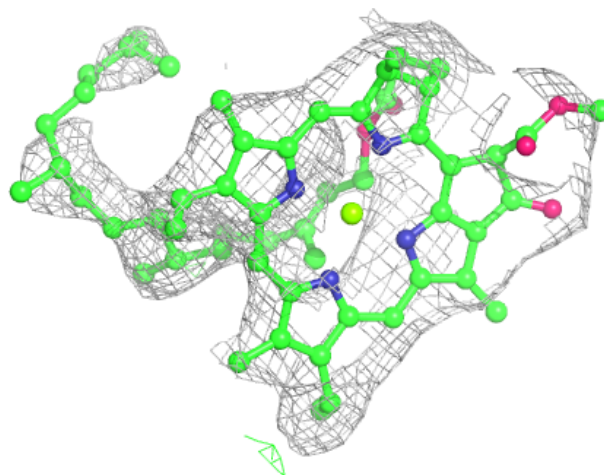
**Electron density around CLA B 1222:**

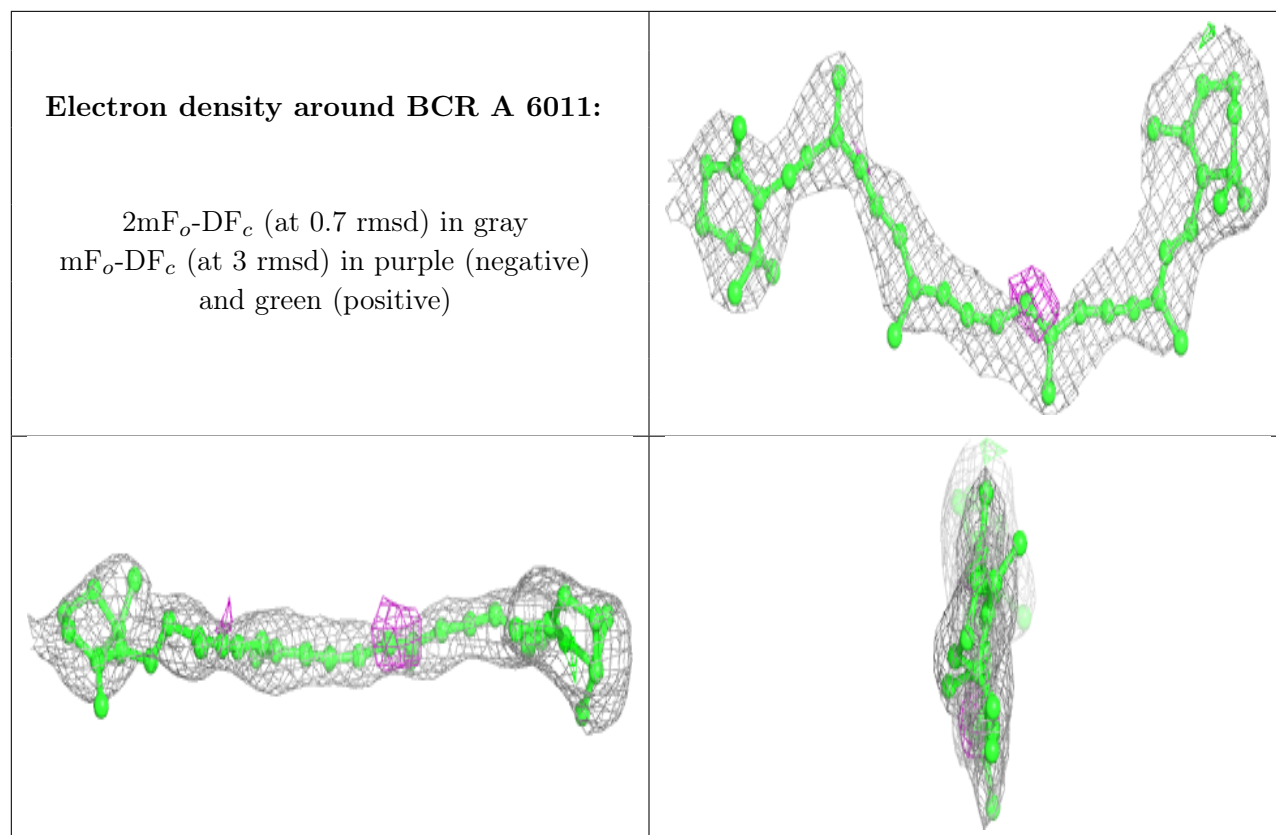
$2mF_o-DF_c$ (at 0.7 rmsd) in gray
 mF_o-DF_c (at 3 rmsd) in purple (negative)
and green (positive)



Electron density around CLA 4 4003:

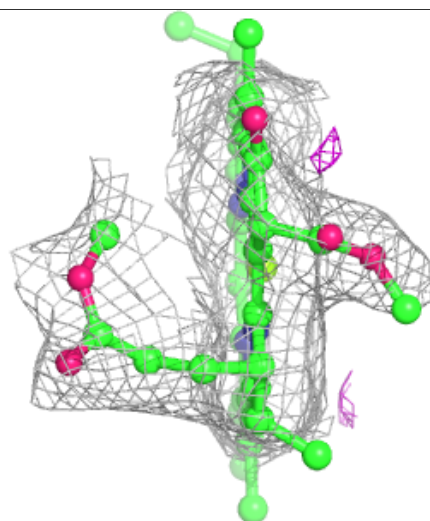
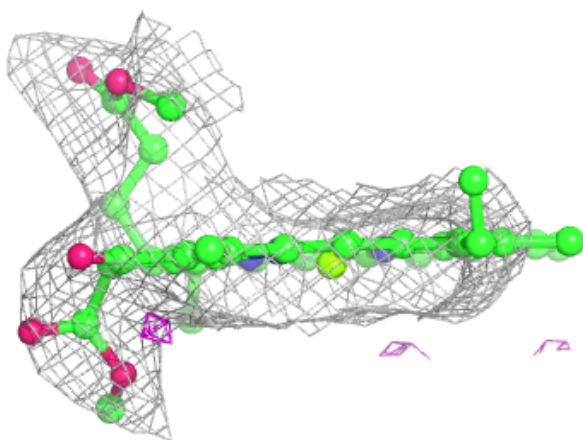
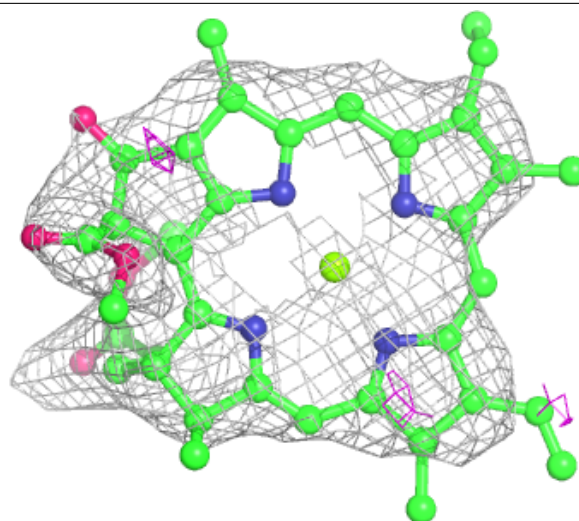
$2mF_o-DF_c$ (at 0.7 rmsd) in gray
 mF_o-DF_c (at 3 rmsd) in purple (negative)
and green (positive)





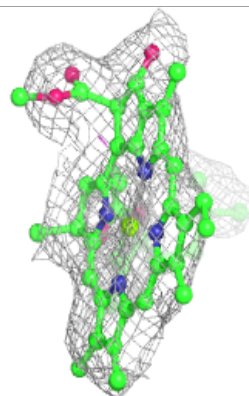
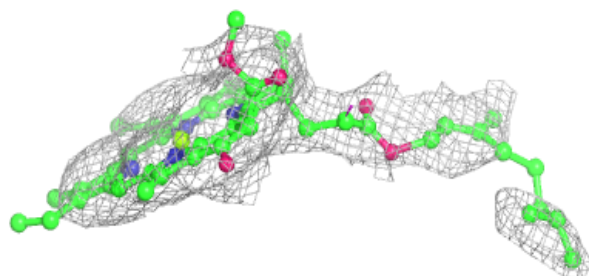
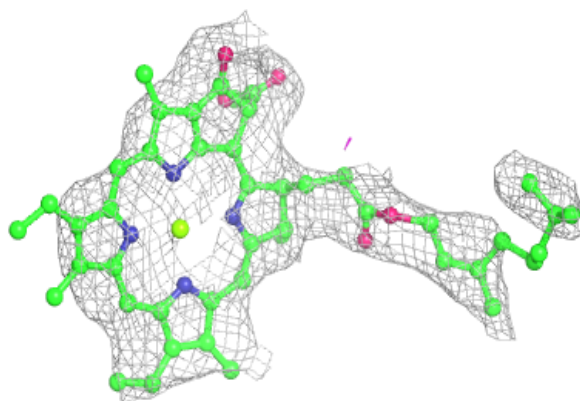
Electron density around CLA A 1114:

$2mF_o-DF_c$ (at 0.7 rmsd) in gray
 mF_o-DF_c (at 3 rmsd) in purple (negative)
and green (positive)

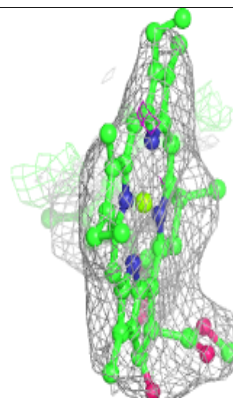
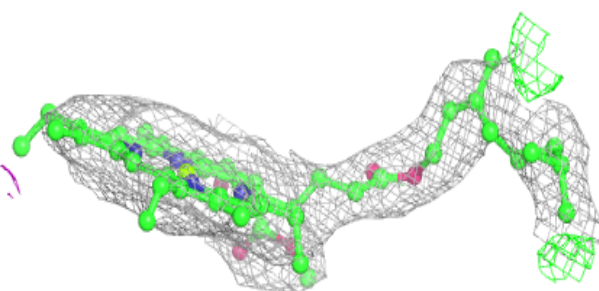
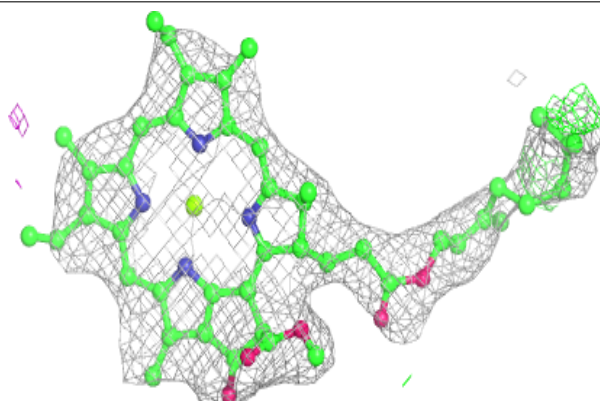


Electron density around CLA G 1001:

$2mF_o-DF_c$ (at 0.7 rmsd) in gray
 mF_o-DF_c (at 3 rmsd) in purple (negative)
and green (positive)

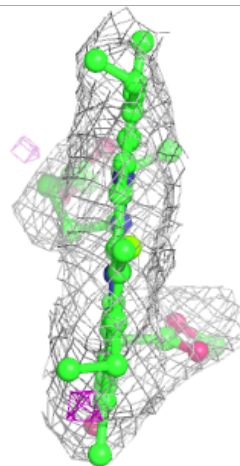
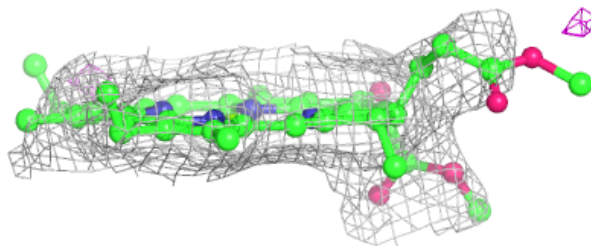
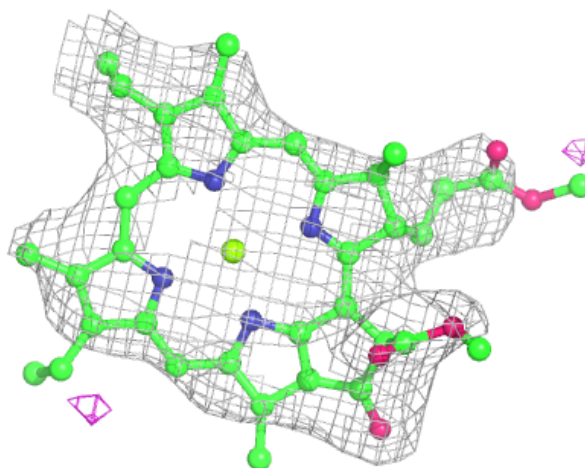
**Electron density around CLA A 1125:**

$2mF_o-DF_c$ (at 0.7 rmsd) in gray
 mF_o-DF_c (at 3 rmsd) in purple (negative)
and green (positive)



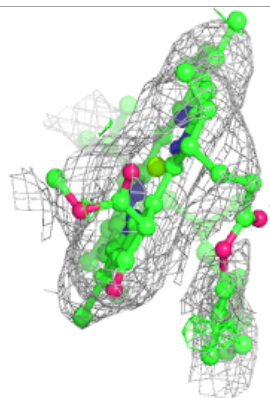
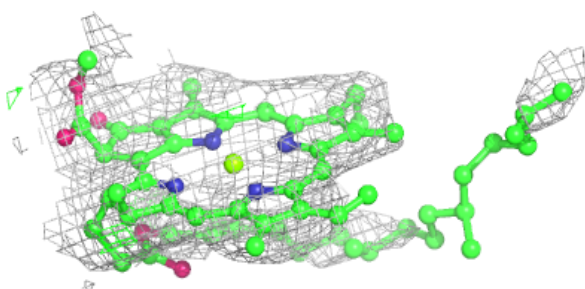
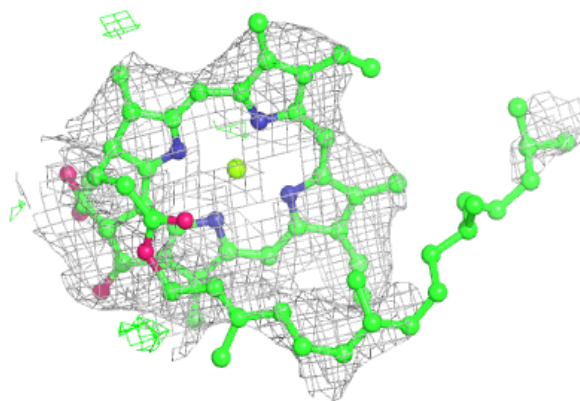
Electron density around CLA H 1000:

$2mF_o-DF_c$ (at 0.7 rmsd) in gray
 mF_o-DF_c (at 3 rmsd) in purple (negative)
and green (positive)

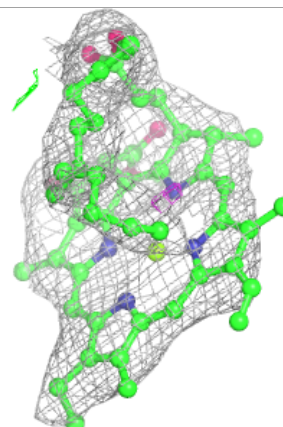
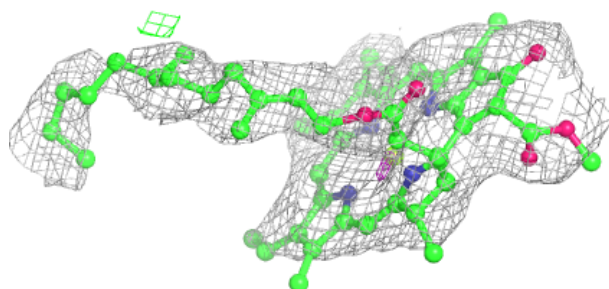
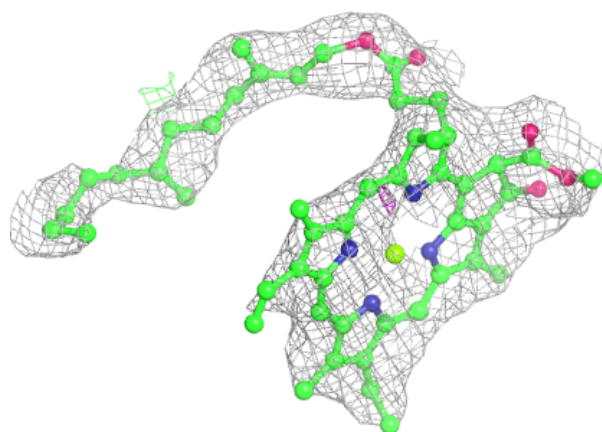


Electron density around CLA 1 1008:

$2mF_o-DF_c$ (at 0.7 rmsd) in gray
 mF_o-DF_c (at 3 rmsd) in purple (negative)
and green (positive)

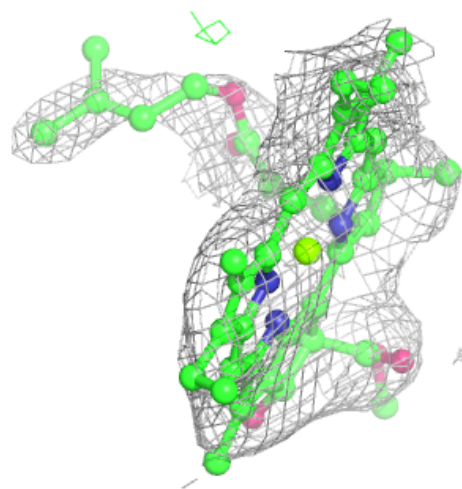
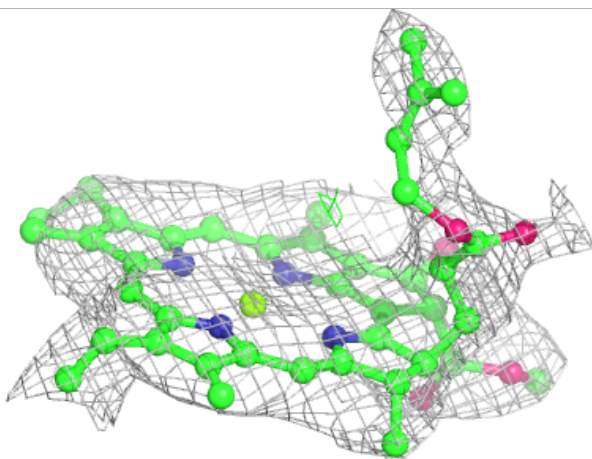
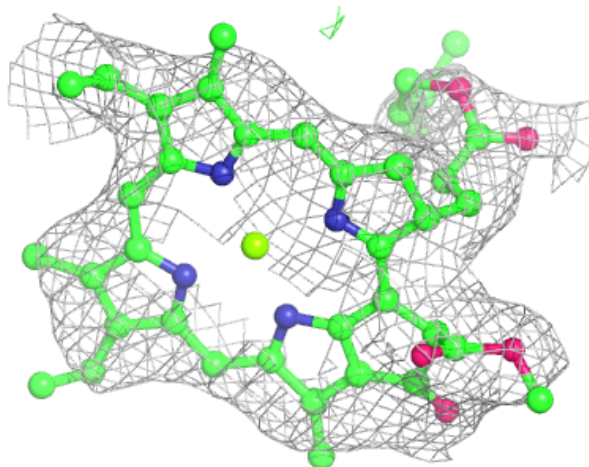
**Electron density around CLA A 1122:**

$2mF_o-DF_c$ (at 0.7 rmsd) in gray
 mF_o-DF_c (at 3 rmsd) in purple (negative)
and green (positive)



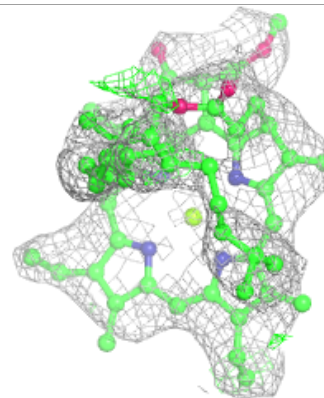
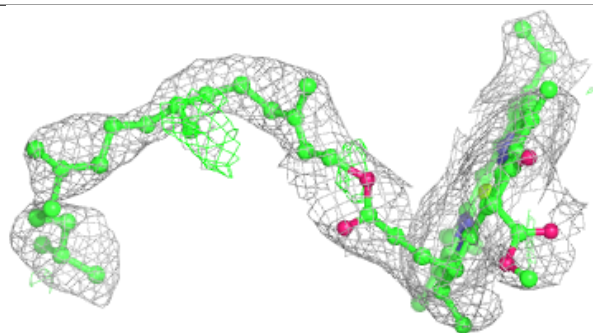
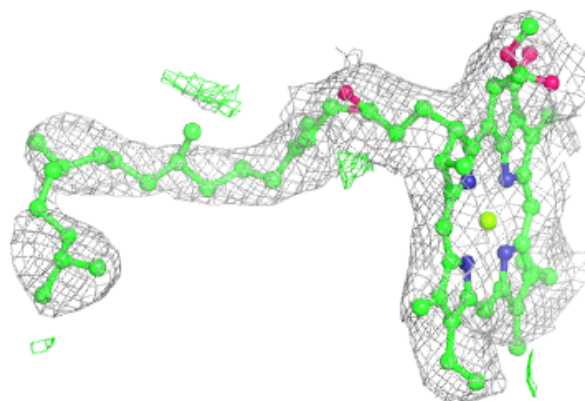
Electron density around CLA 1 1012:

$2mF_o-DF_c$ (at 0.7 rmsd) in gray
 mF_o-DF_c (at 3 rmsd) in purple (negative)
and green (positive)

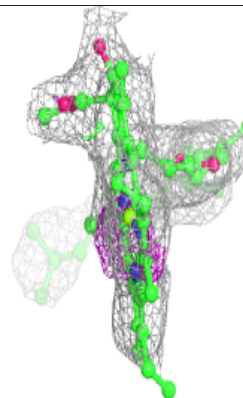
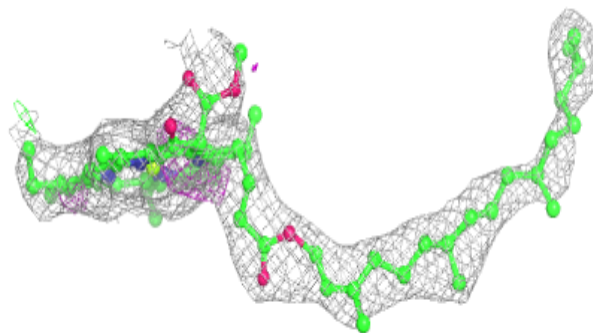
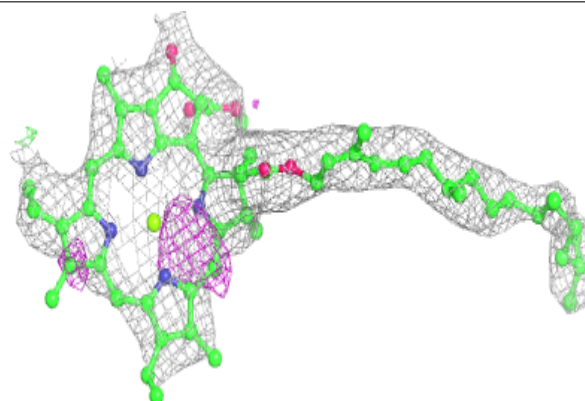


Electron density around CLA L 1502:

$2mF_o-DF_c$ (at 0.7 rmsd) in gray
 mF_o-DF_c (at 3 rmsd) in purple (negative)
and green (positive)

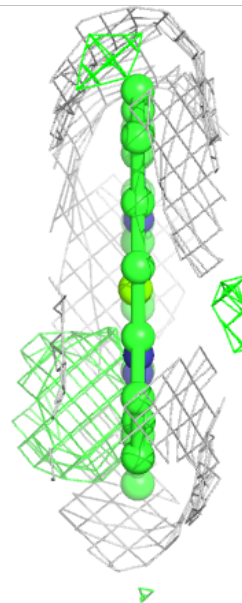
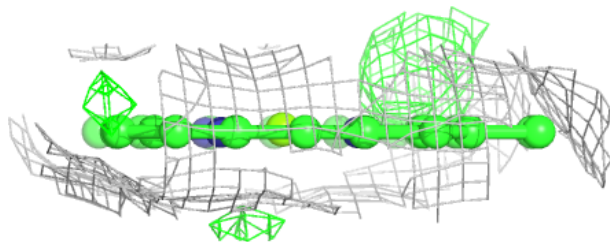
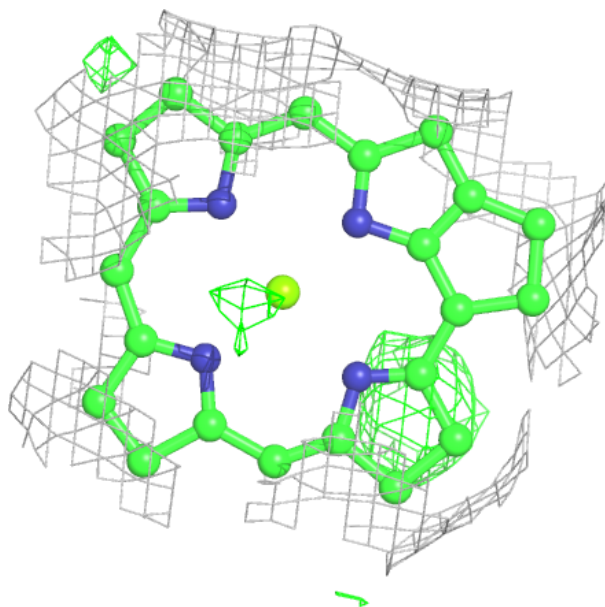
**Electron density around CLA B 1240:**

$2mF_o-DF_c$ (at 0.7 rmsd) in gray
 mF_o-DF_c (at 3 rmsd) in purple (negative)
and green (positive)



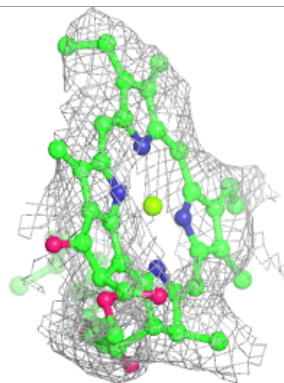
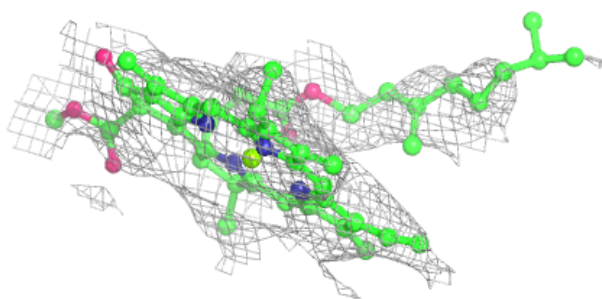
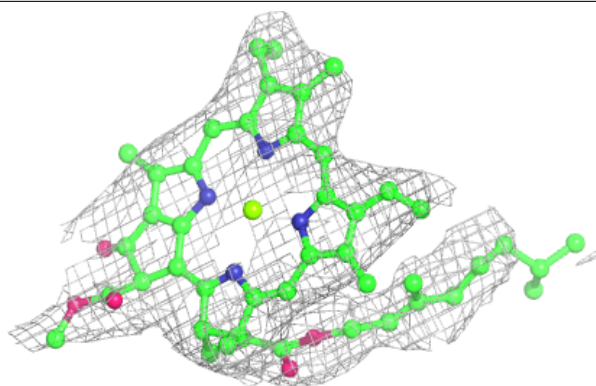
Electron density around CLA 2 2001:

$2mF_o-DF_c$ (at 0.7 rmsd) in gray
 mF_o-DF_c (at 3 rmsd) in purple (negative)
and green (positive)

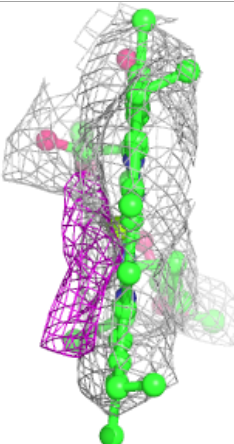
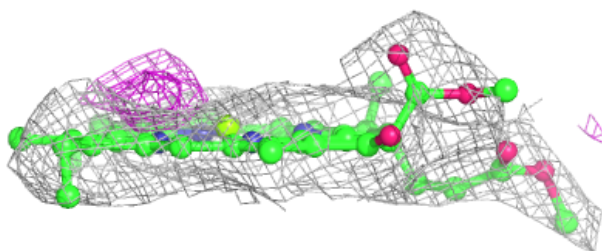
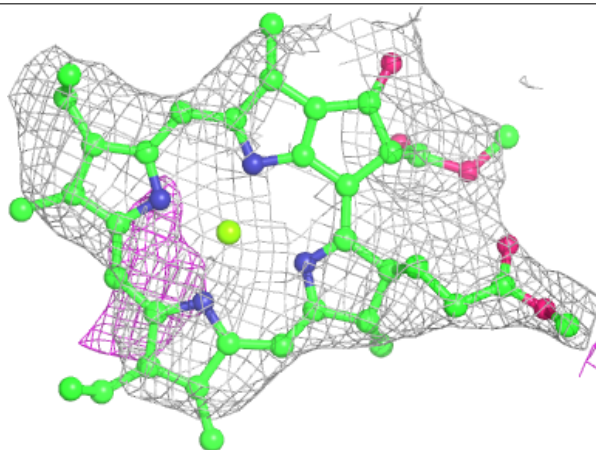


Electron density around CLA 1 1001:

$2mF_o-DF_c$ (at 0.7 rmsd) in gray
 mF_o-DF_c (at 3 rmsd) in purple (negative)
and green (positive)

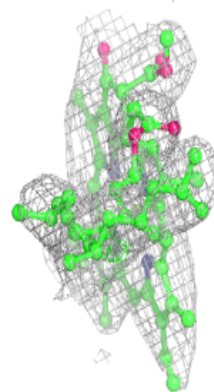
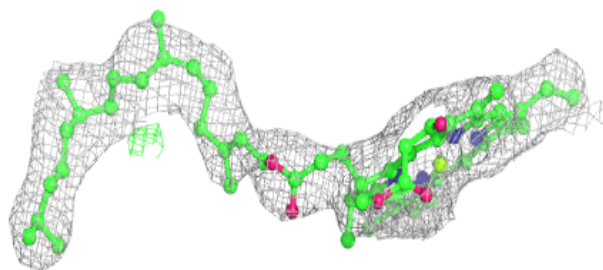
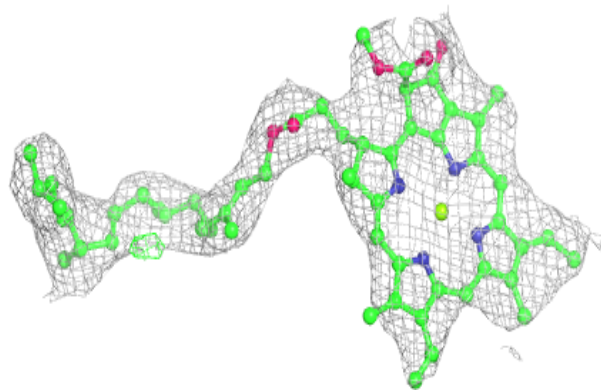
**Electron density around CLA F 1302:**

$2mF_o-DF_c$ (at 0.7 rmsd) in gray
 mF_o-DF_c (at 3 rmsd) in purple (negative)
and green (positive)



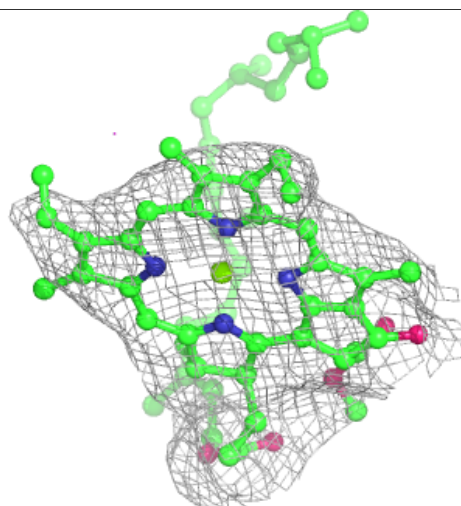
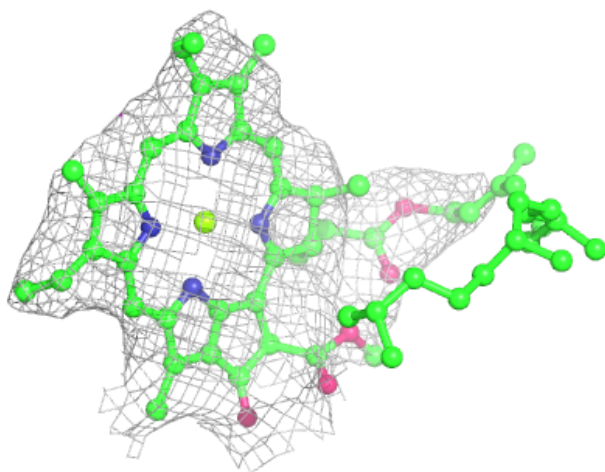
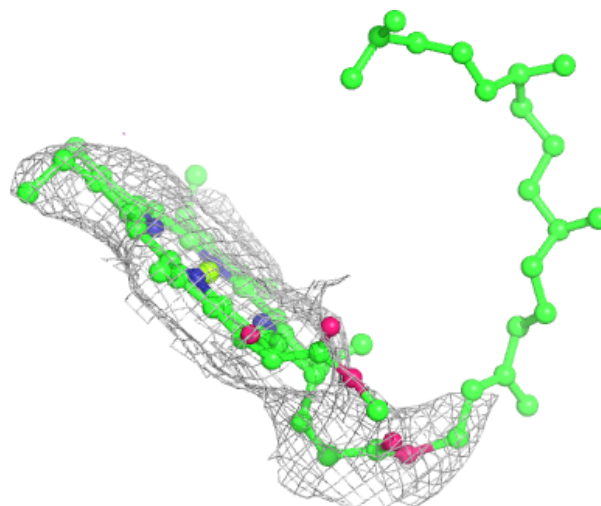
Electron density around CLA B 1210:

$2mF_o-DF_c$ (at 0.7 rmsd) in gray
 mF_o-DF_c (at 3 rmsd) in purple (negative)
and green (positive)



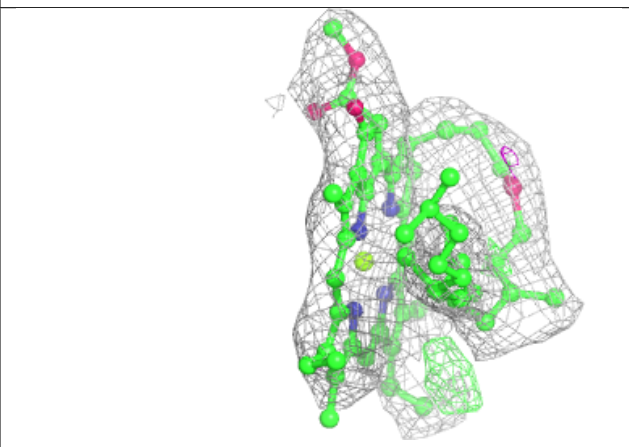
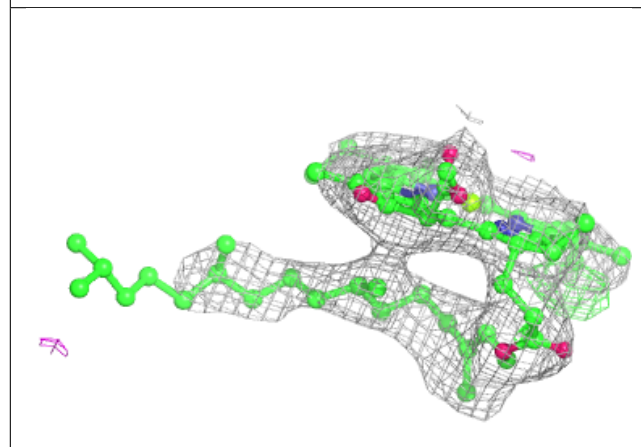
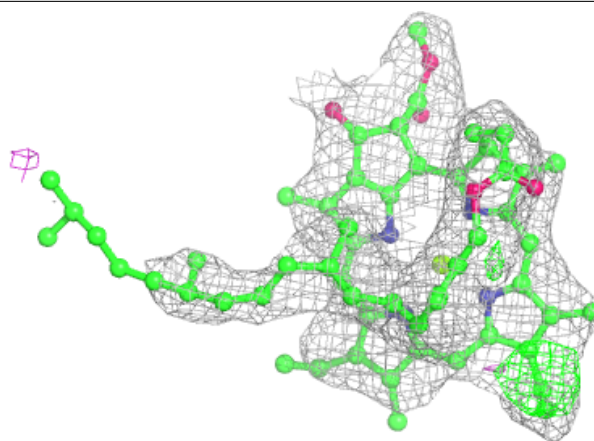
Electron density around CLA 2 2005:

$2mF_o-DF_c$ (at 0.7 rmsd) in gray
 mF_o-DF_c (at 3 rmsd) in purple (negative)
and green (positive)

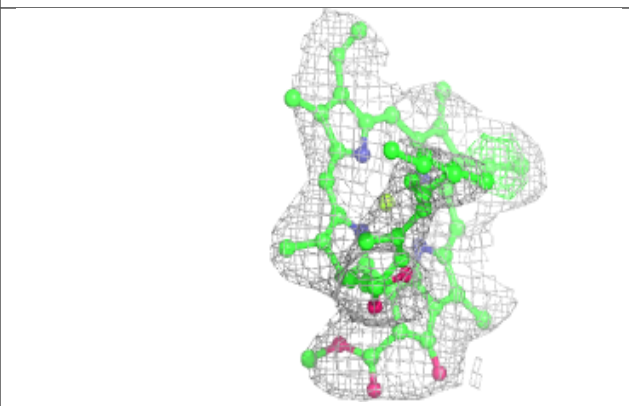
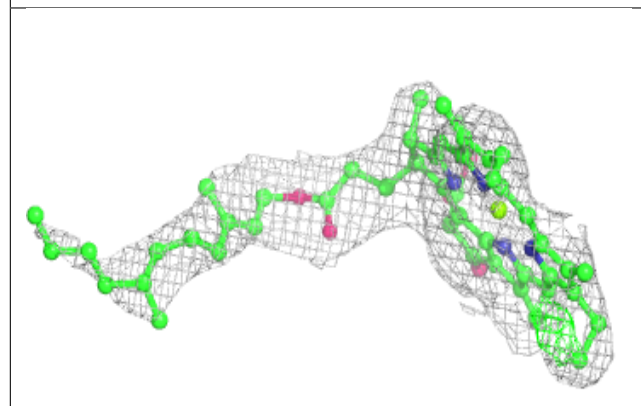
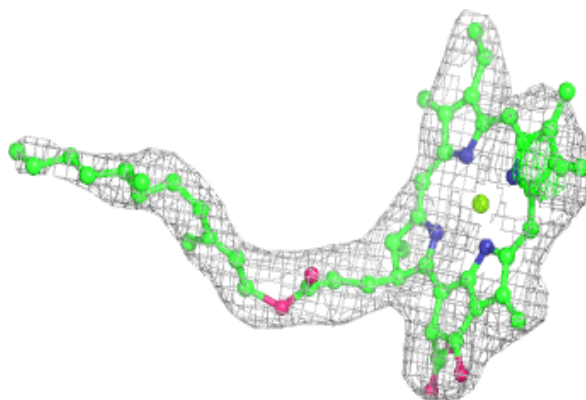


Electron density around CLA B 1224:

$2mF_o-DF_c$ (at 0.7 rmsd) in gray
 mF_o-DF_c (at 3 rmsd) in purple (negative)
and green (positive)

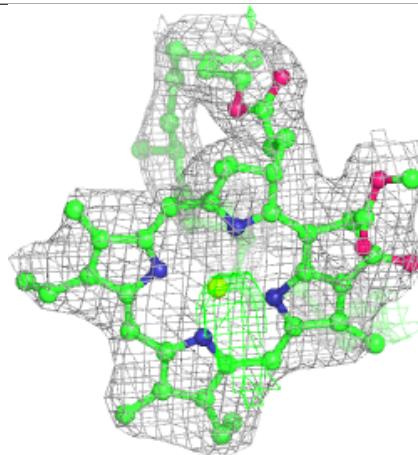
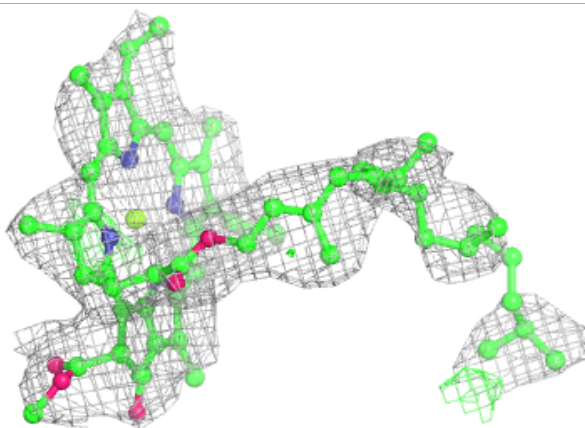
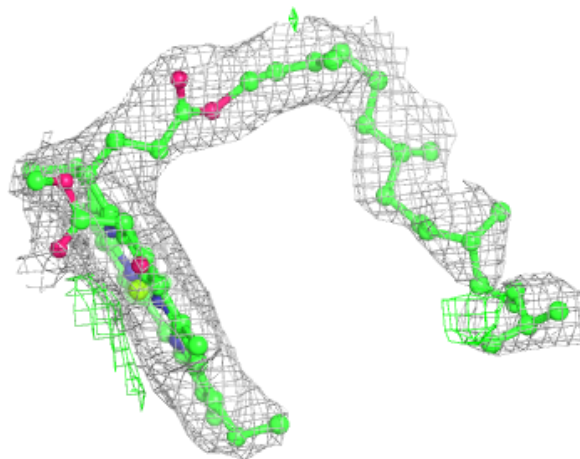
**Electron density around CLA B 1230:**

$2mF_o-DF_c$ (at 0.7 rmsd) in gray
 mF_o-DF_c (at 3 rmsd) in purple (negative)
and green (positive)





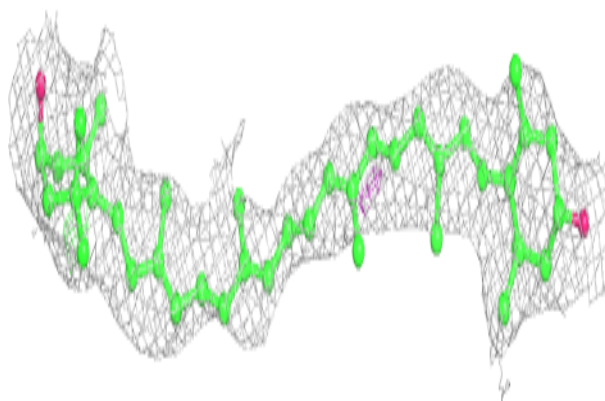
Electron density around CLA B 1216:

$2mF_o-DF_c$ (at 0.7 rmsd) in gray
 mF_o-DF_c (at 3 rmsd) in purple (negative)
and green (positive)

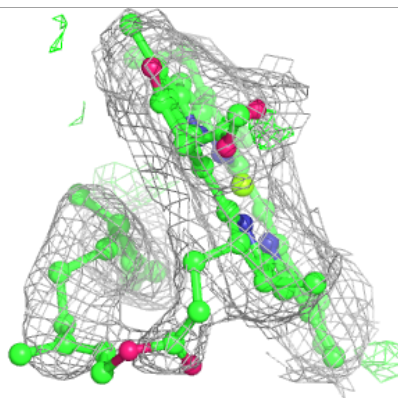
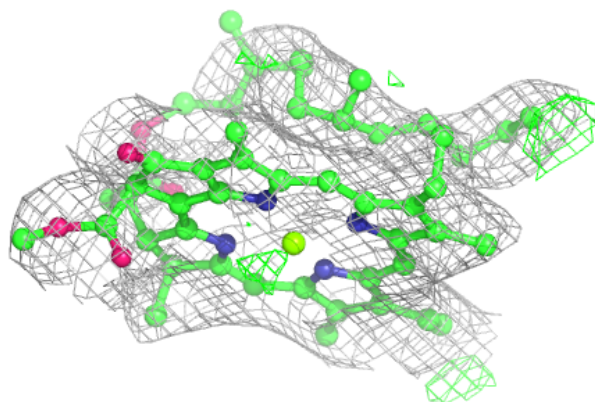
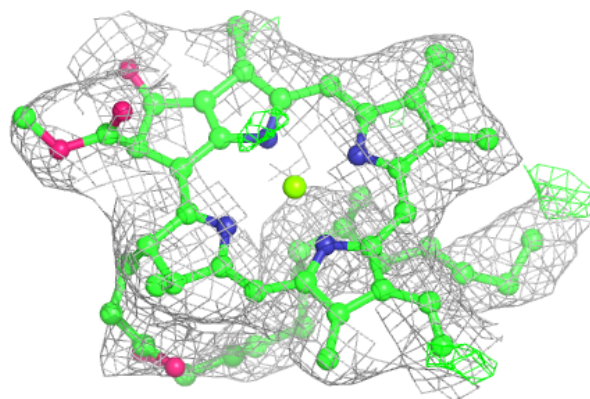


Electron density around LUT 4 4502:

$2mF_o-DF_c$ (at 0.7 rmsd) in gray
 mF_o-DF_c (at 3 rmsd) in purple (negative)
and green (positive)

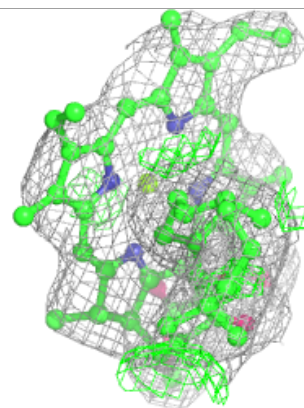
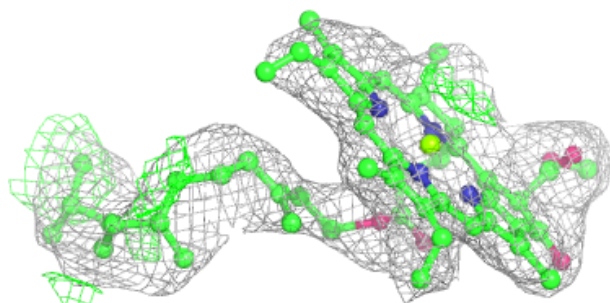
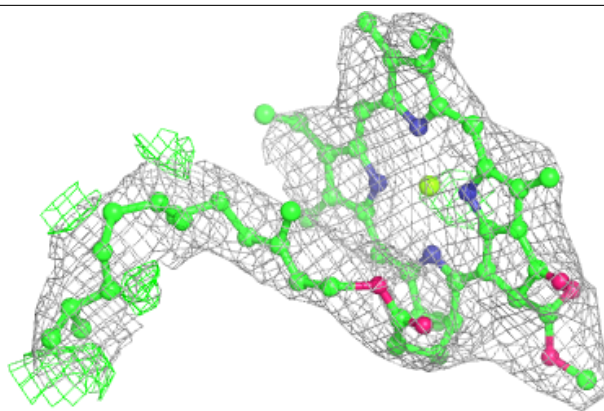
**Electron density around CLA B 1214:**

$2mF_o-DF_c$ (at 0.7 rmsd) in gray
 mF_o-DF_c (at 3 rmsd) in purple (negative)
and green (positive)

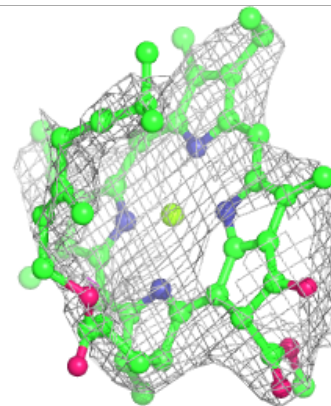
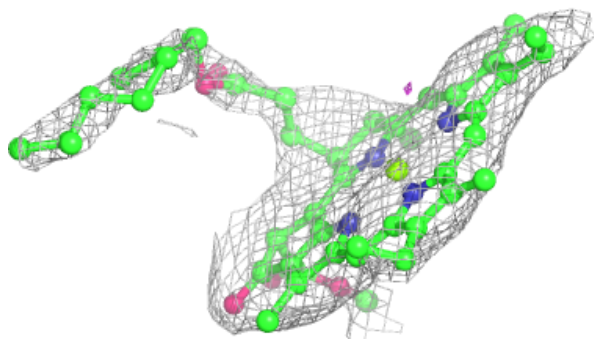
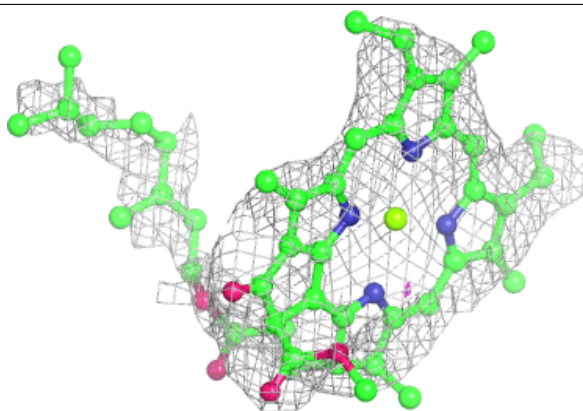


Electron density around CLA B 1237:

$2mF_o-DF_c$ (at 0.7 rmsd) in gray
 mF_o-DF_c (at 3 rmsd) in purple (negative)
and green (positive)

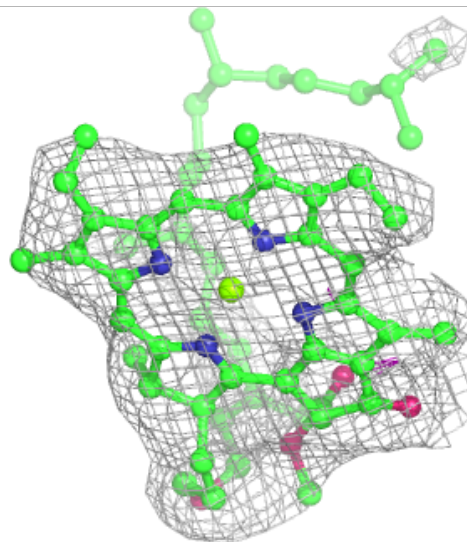
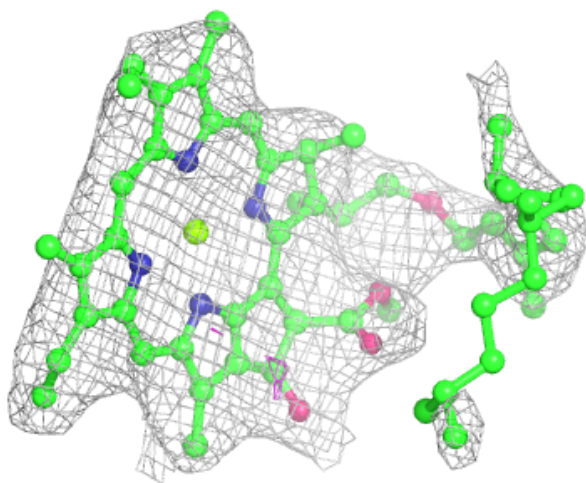
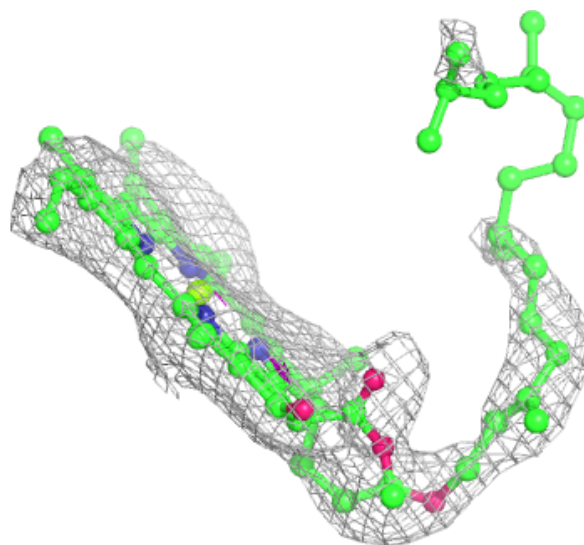
**Electron density around CLA 1 1007:**

$2mF_o-DF_c$ (at 0.7 rmsd) in gray
 mF_o-DF_c (at 3 rmsd) in purple (negative)
and green (positive)



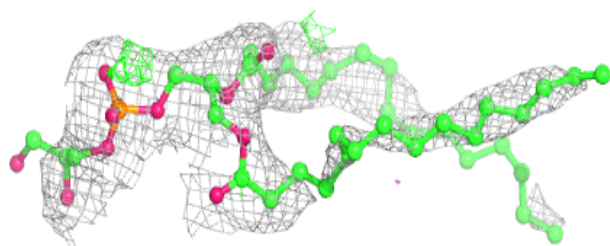
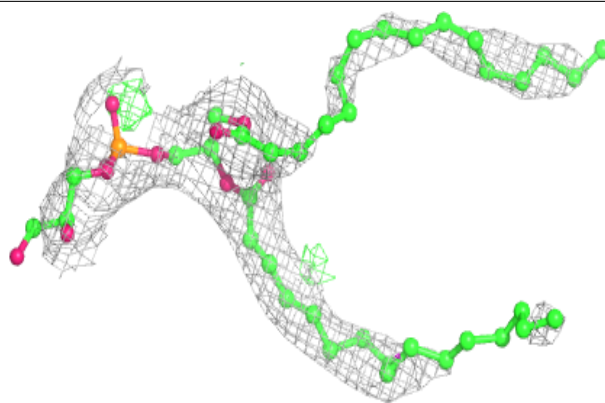
Electron density around CLA F 1303:

$2mF_o-DF_c$ (at 0.7 rmsd) in gray
 mF_o-DF_c (at 3 rmsd) in purple (negative)
and green (positive)

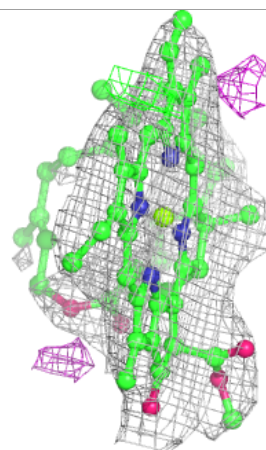
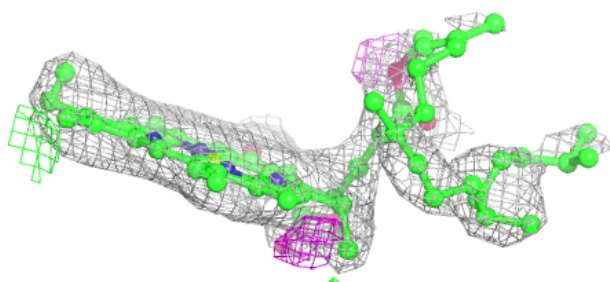
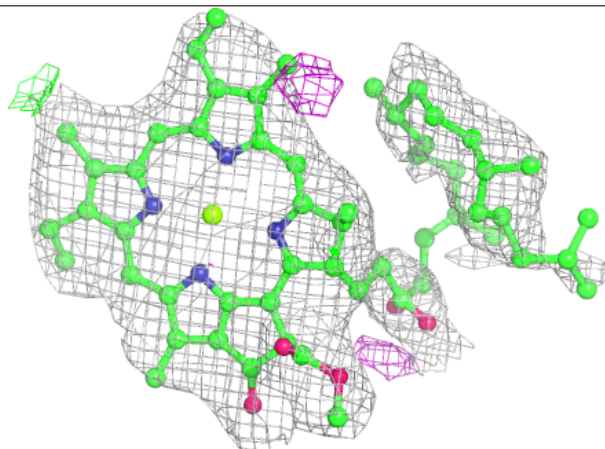


Electron density around LHG A 7001:

$2mF_o-DF_c$ (at 0.7 rmsd) in gray
 mF_o-DF_c (at 3 rmsd) in purple (negative)
and green (positive)

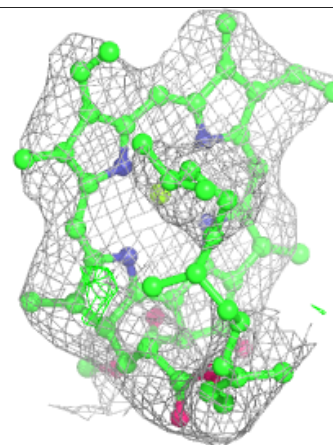
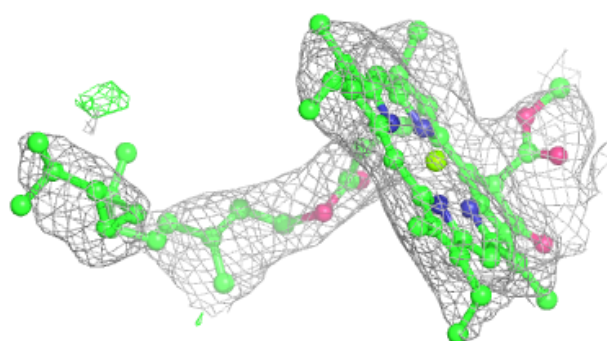
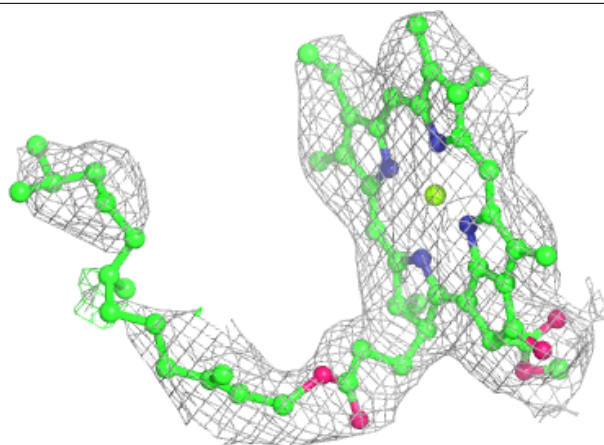
**Electron density around CLA 4 4011:**

$2mF_o-DF_c$ (at 0.7 rmsd) in gray
 mF_o-DF_c (at 3 rmsd) in purple (negative)
and green (positive)

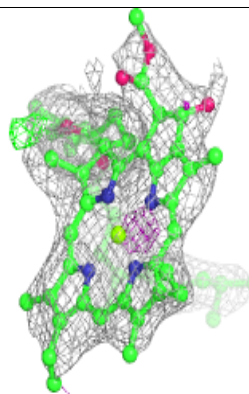
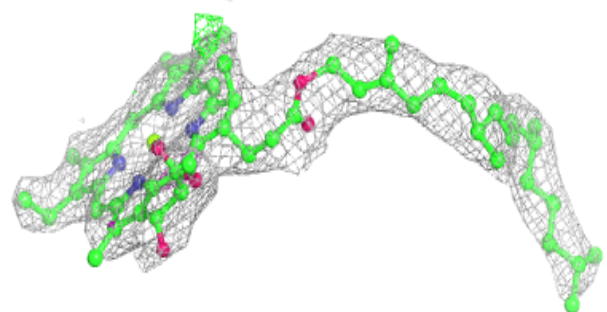
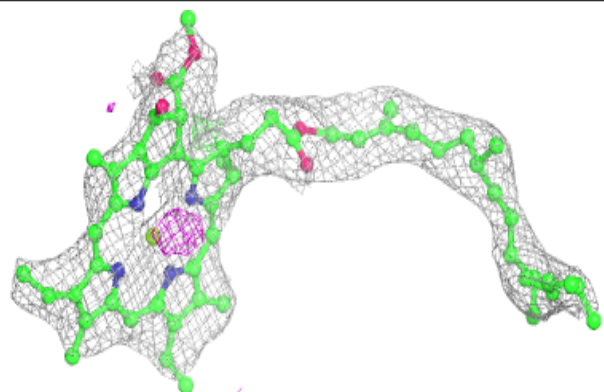


Electron density around CLA B 1218:

$2mF_o-DF_c$ (at 0.7 rmsd) in gray
 mF_o-DF_c (at 3 rmsd) in purple (negative)
and green (positive)

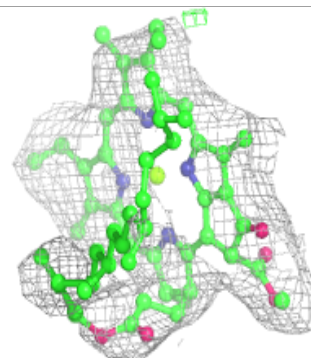
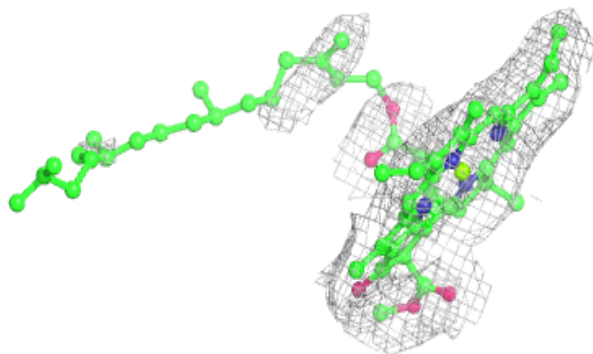
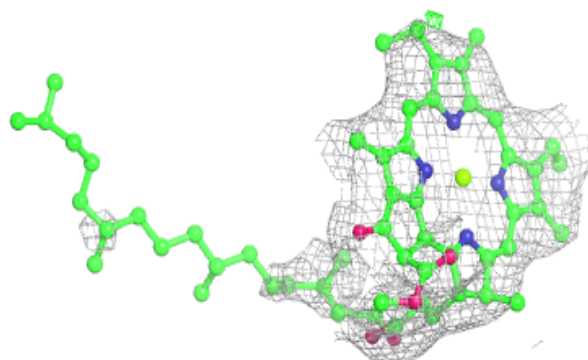
**Electron density around CLA A 9012:**

$2mF_o-DF_c$ (at 0.7 rmsd) in gray
 mF_o-DF_c (at 3 rmsd) in purple (negative)
and green (positive)

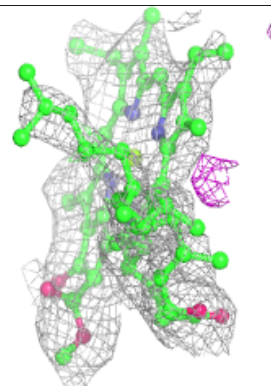
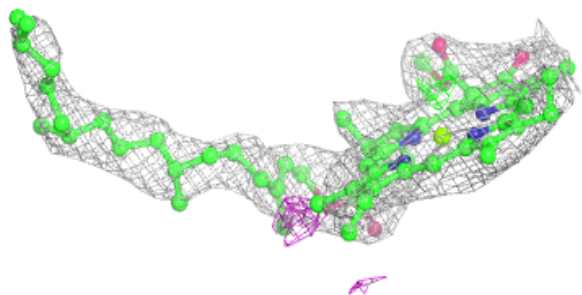
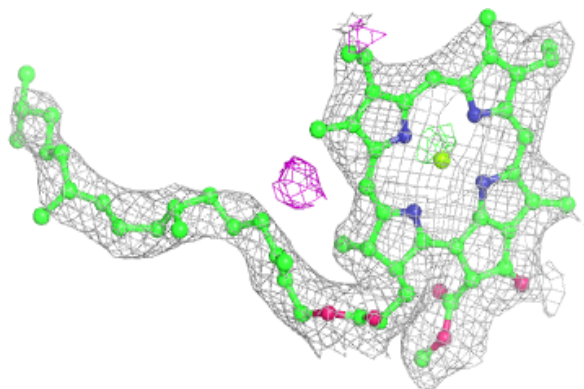


Electron density around CLA 2 2012:

$2mF_o-DF_c$ (at 0.7 rmsd) in gray
 mF_o-DF_c (at 3 rmsd) in purple (negative)
and green (positive)

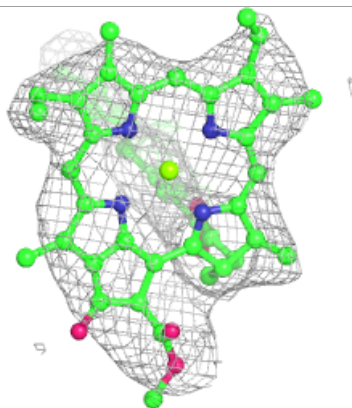
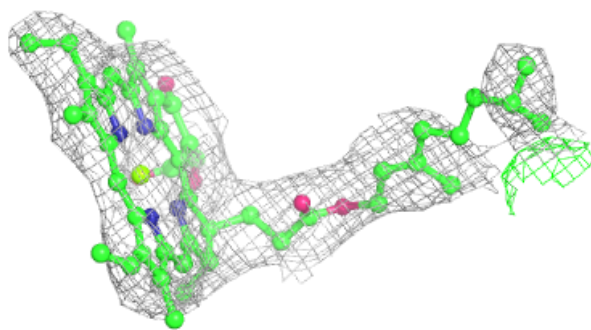
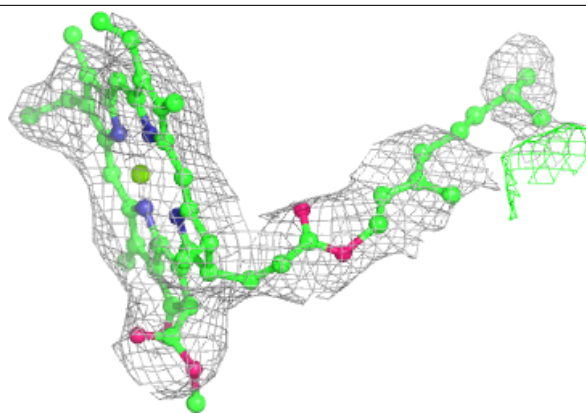
**Electron density around CLA A 9013:**

$2mF_o-DF_c$ (at 0.7 rmsd) in gray
 mF_o-DF_c (at 3 rmsd) in purple (negative)
and green (positive)

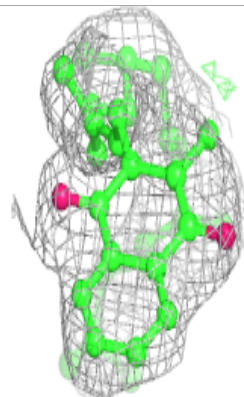
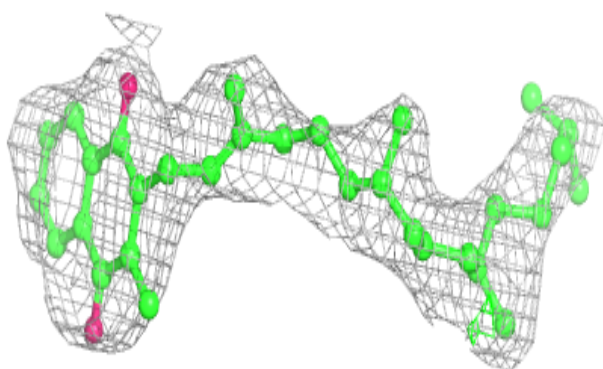
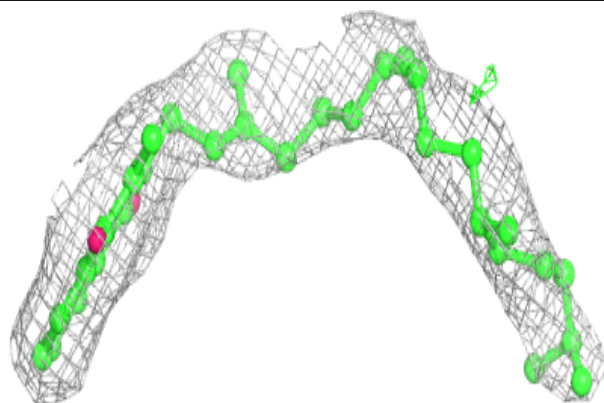


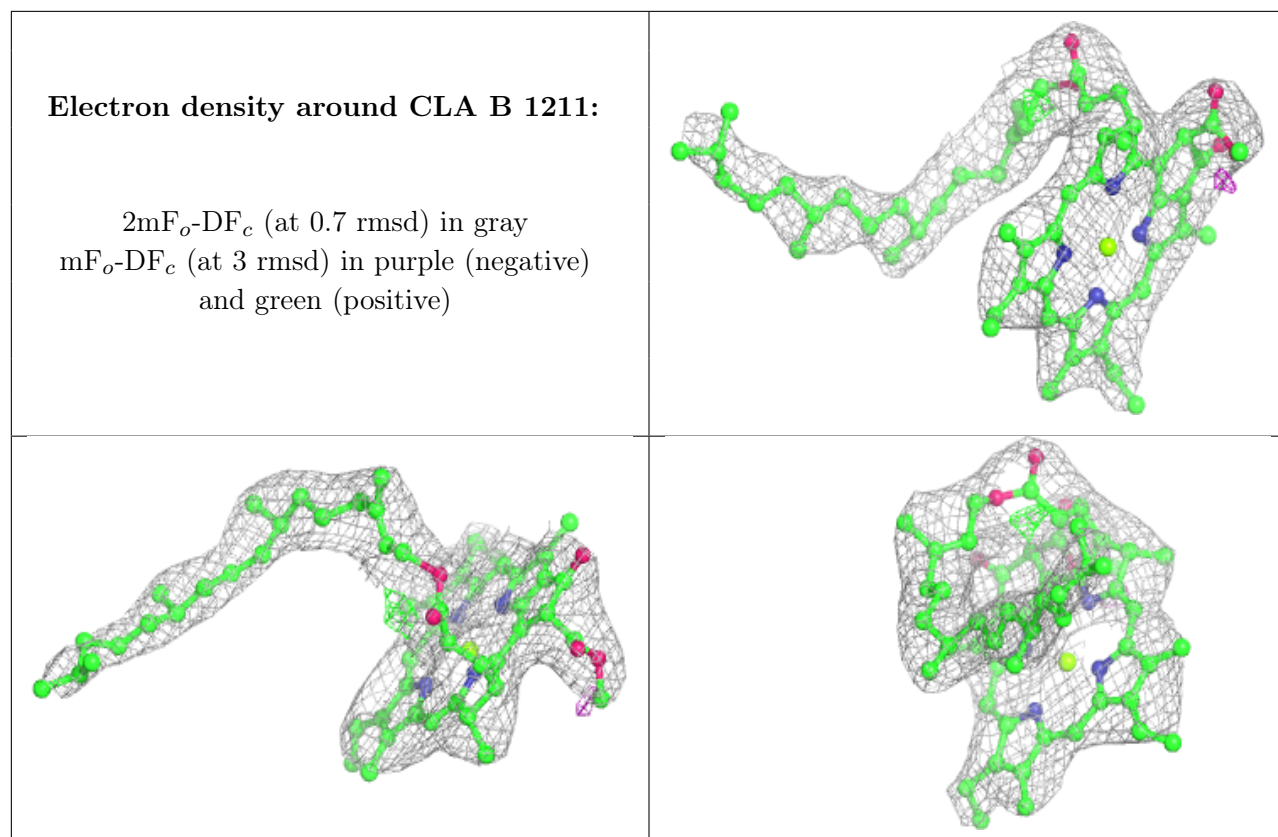
Electron density around CLA B 1208:

$2mF_o-DF_c$ (at 0.7 rmsd) in gray
 mF_o-DF_c (at 3 rmsd) in purple (negative)
and green (positive)

**Electron density around PQN B 5002:**

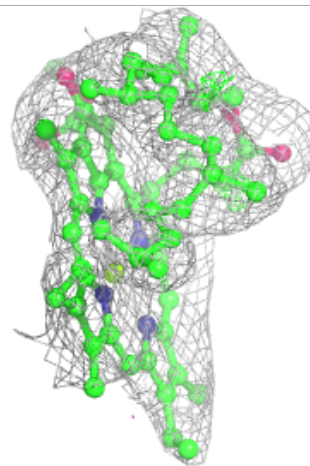
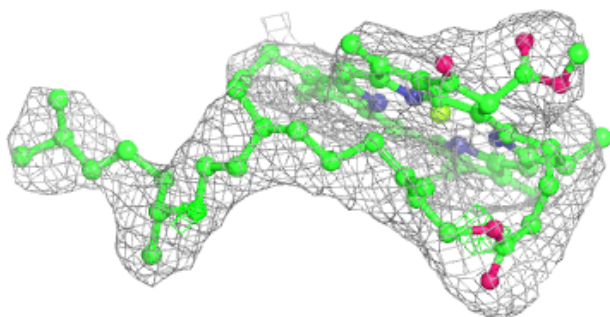
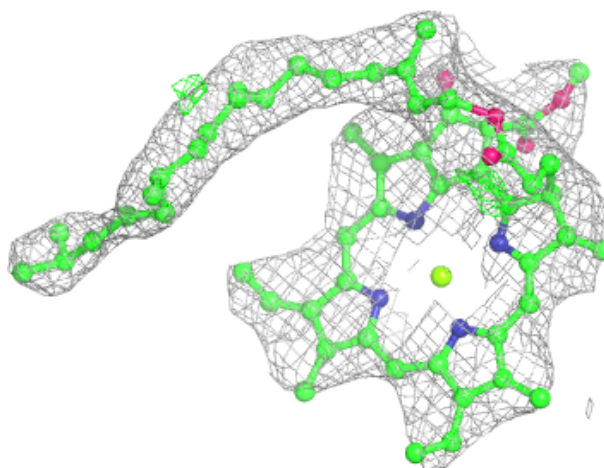
$2mF_o-DF_c$ (at 0.7 rmsd) in gray
 mF_o-DF_c (at 3 rmsd) in purple (negative)
and green (positive)





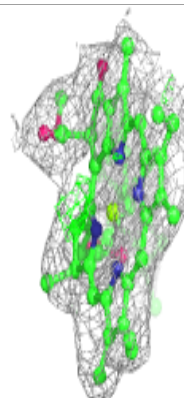
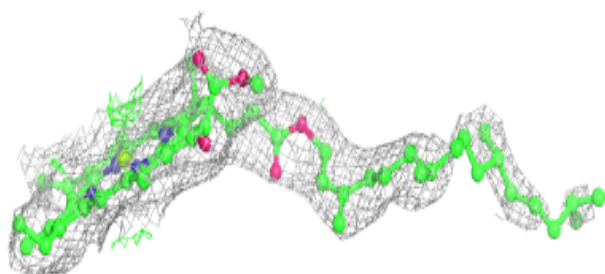
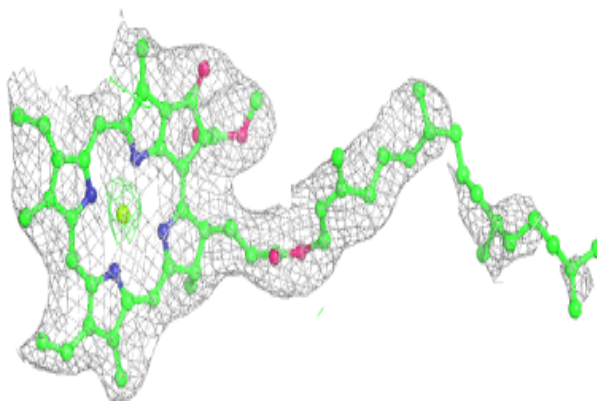
Electron density around CLA A 1127:

$2mF_o-DF_c$ (at 0.7 rmsd) in gray
 mF_o-DF_c (at 3 rmsd) in purple (negative)
and green (positive)

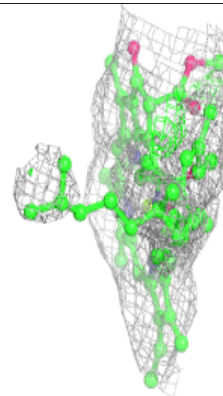
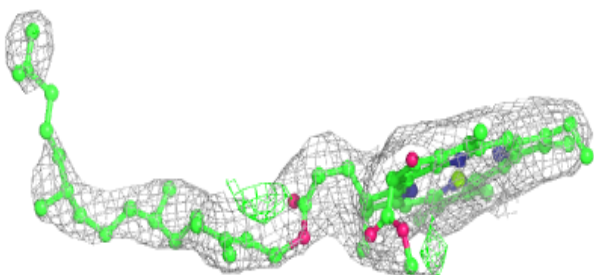
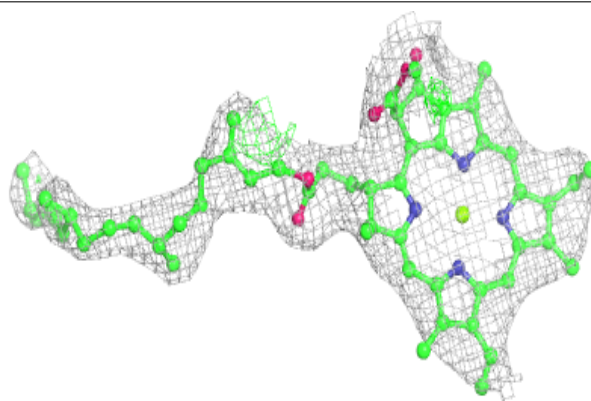


Electron density around CLA A 1139:

$2mF_o-DF_c$ (at 0.7 rmsd) in gray
 mF_o-DF_c (at 3 rmsd) in purple (negative)
and green (positive)

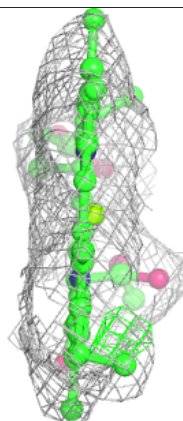
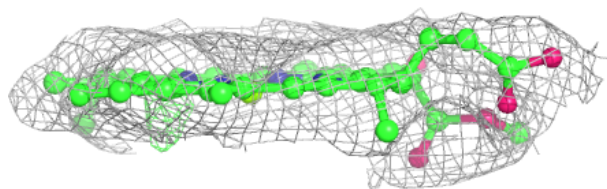
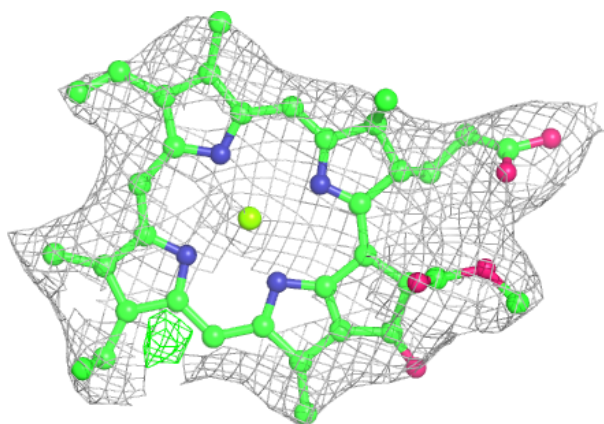
**Electron density around CLA A 1103:**

$2mF_o-DF_c$ (at 0.7 rmsd) in gray
 mF_o-DF_c (at 3 rmsd) in purple (negative)
and green (positive)


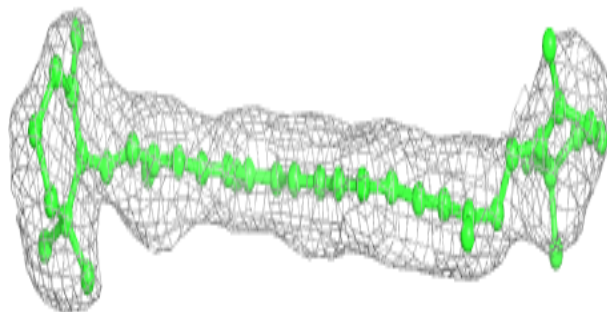
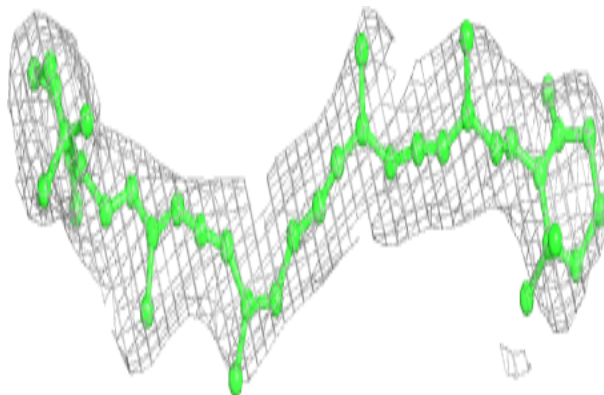


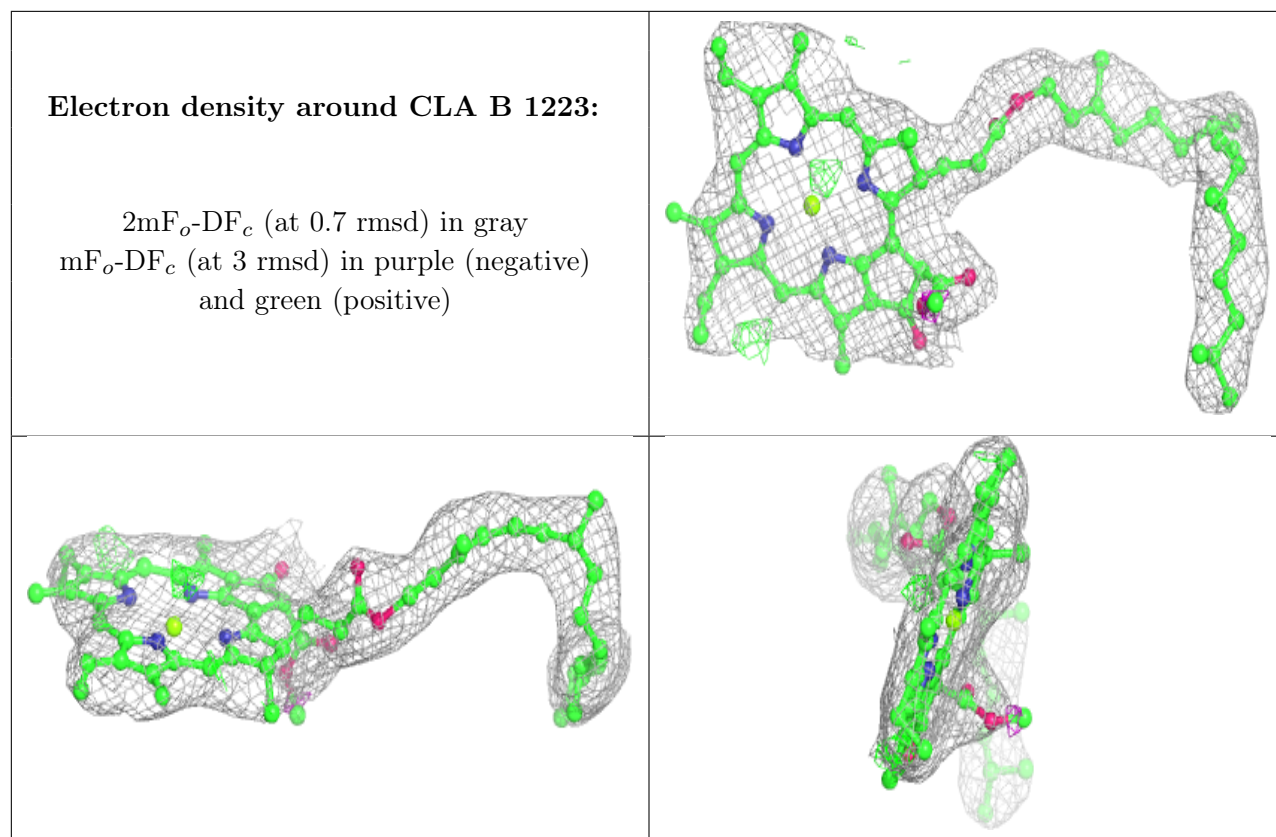
Electron density around CLA F 1301:

$2mF_o-DF_c$ (at 0.7 rmsd) in gray
 mF_o-DF_c (at 3 rmsd) in purple (negative)
and green (positive)

**Electron density around BCR A 6017:**

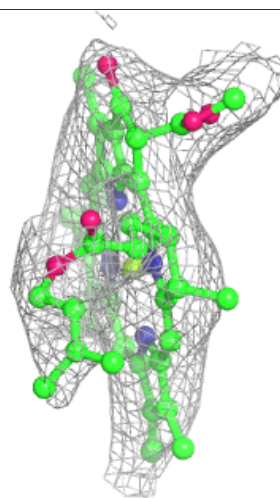
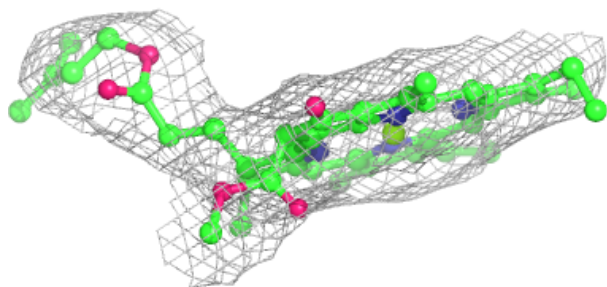
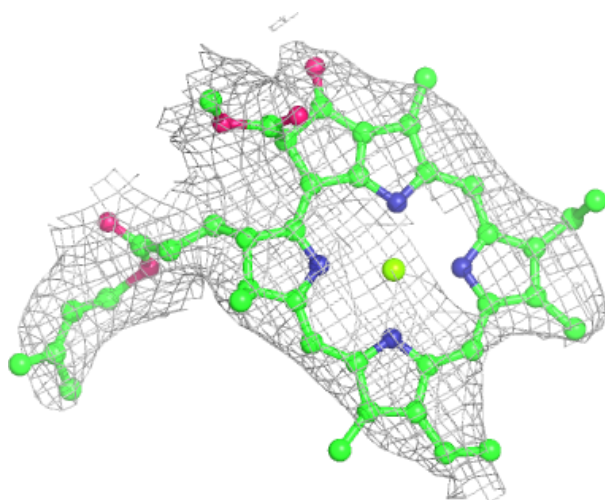
$2mF_o-DF_c$ (at 0.7 rmsd) in gray
 mF_o-DF_c (at 3 rmsd) in purple (negative)
and green (positive)





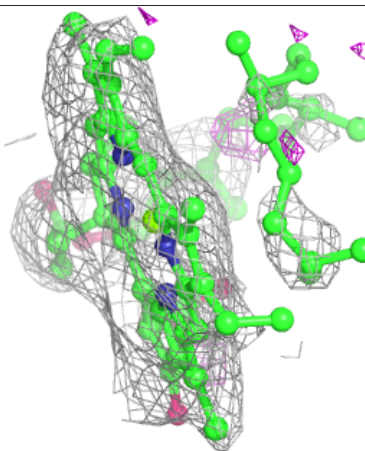
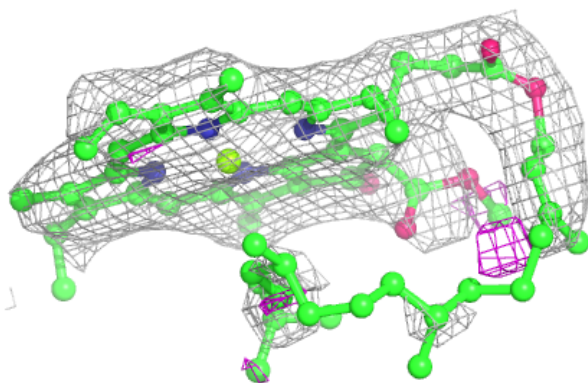
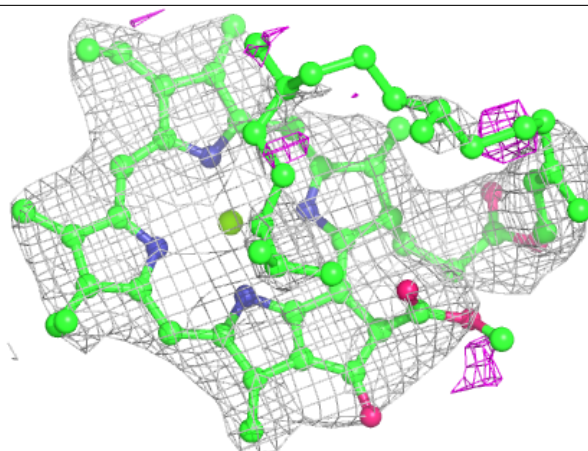
Electron density around CLA 4 4009:

$2mF_o-DF_c$ (at 0.7 rmsd) in gray
 mF_o-DF_c (at 3 rmsd) in purple (negative)
and green (positive)



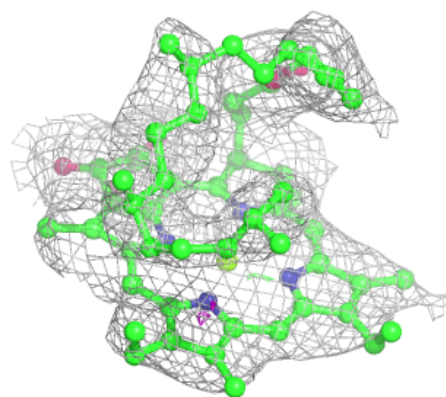
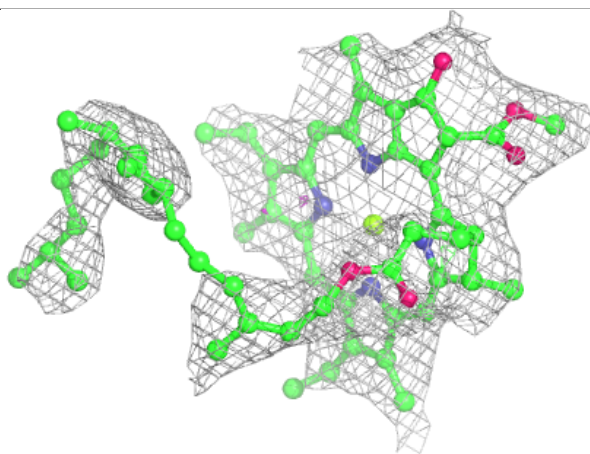
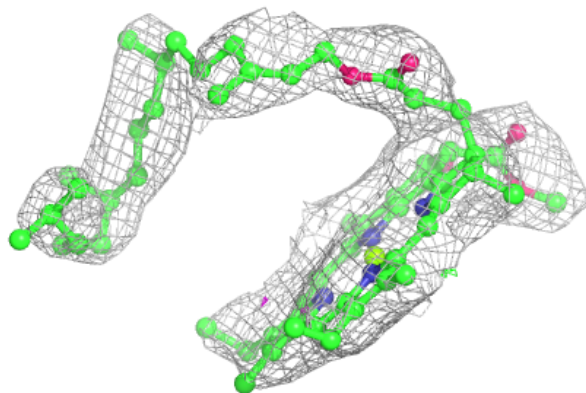
Electron density around CLA A 1104:

$2mF_o-DF_c$ (at 0.7 rmsd) in gray
 mF_o-DF_c (at 3 rmsd) in purple (negative)
and green (positive)



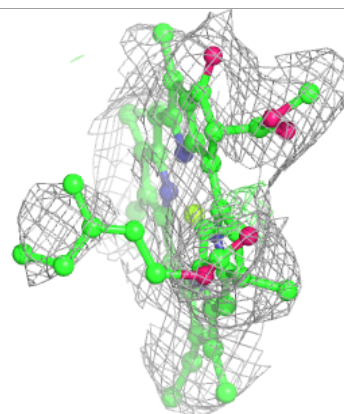
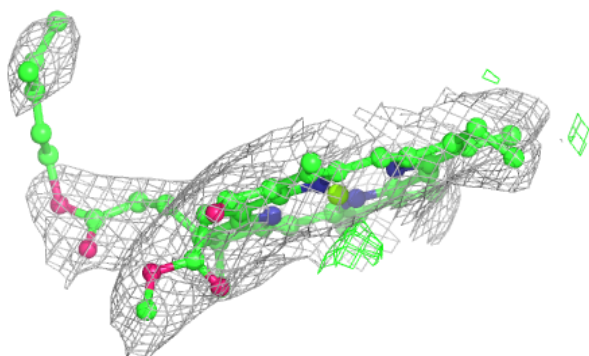
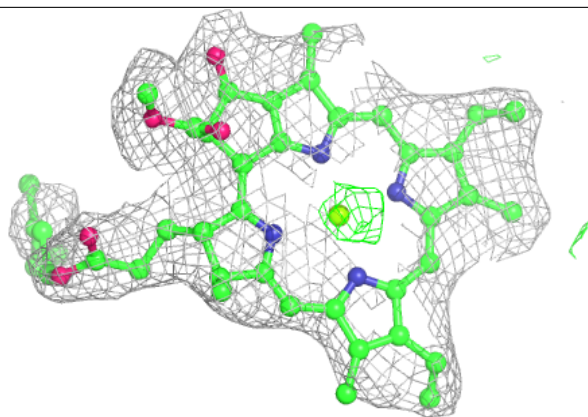
Electron density around CLA B 1227:

$2mF_o-DF_c$ (at 0.7 rmsd) in gray
 mF_o-DF_c (at 3 rmsd) in purple (negative)
and green (positive)

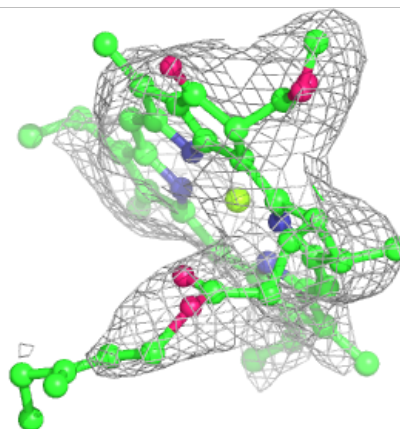
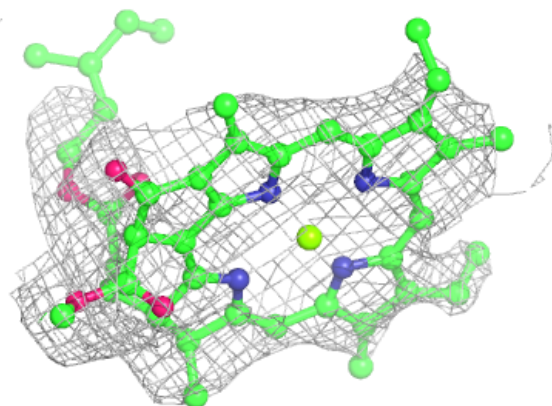
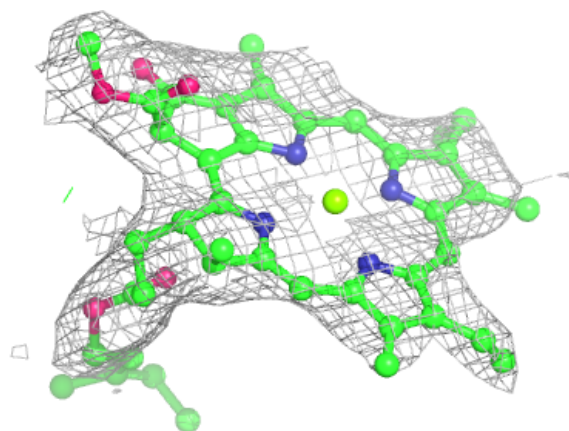


Electron density around CLA 4 4013:

$2mF_o-DF_c$ (at 0.7 rmsd) in gray
 mF_o-DF_c (at 3 rmsd) in purple (negative)
and green (positive)

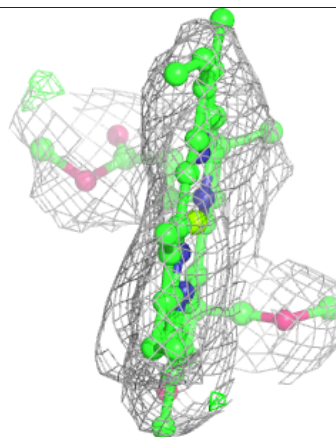
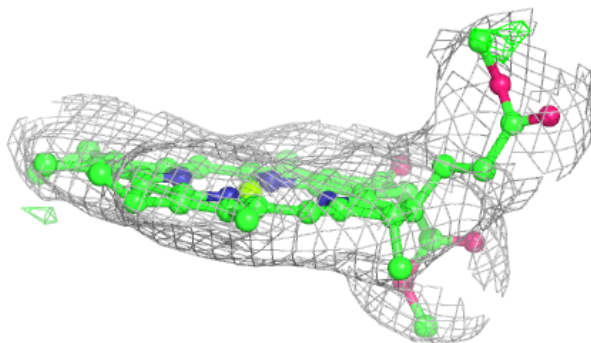
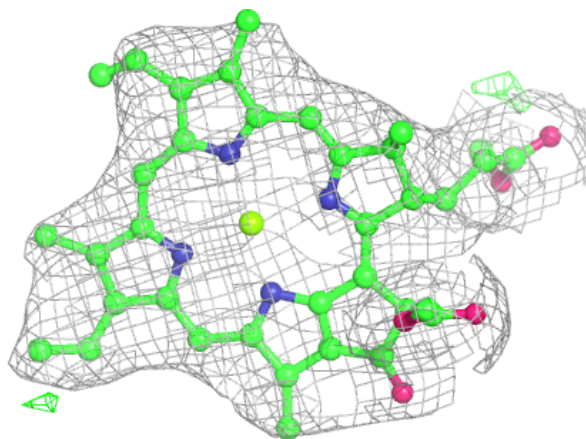
**Electron density around CLA A 1105:**

$2mF_o-DF_c$ (at 0.7 rmsd) in gray
 mF_o-DF_c (at 3 rmsd) in purple (negative)
and green (positive)

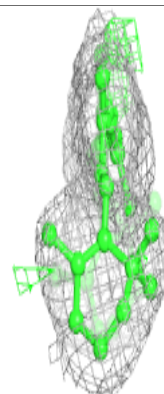
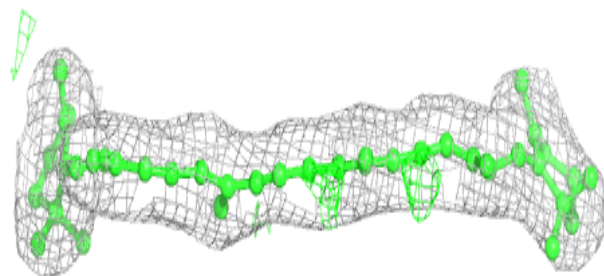
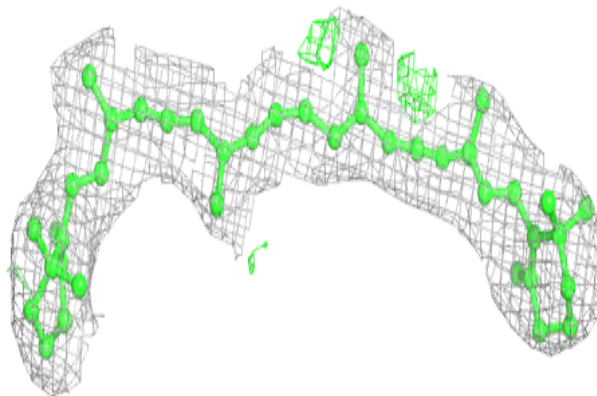


Electron density around CLA 4 4015:

$2mF_o-DF_c$ (at 0.7 rmsd) in gray
 mF_o-DF_c (at 3 rmsd) in purple (negative)
and green (positive)

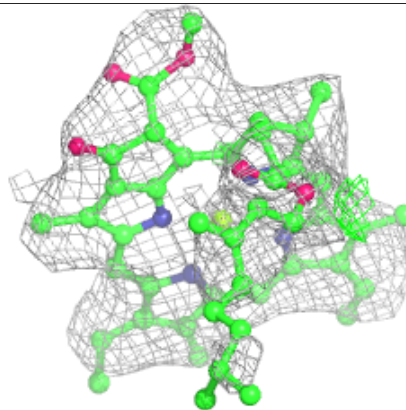
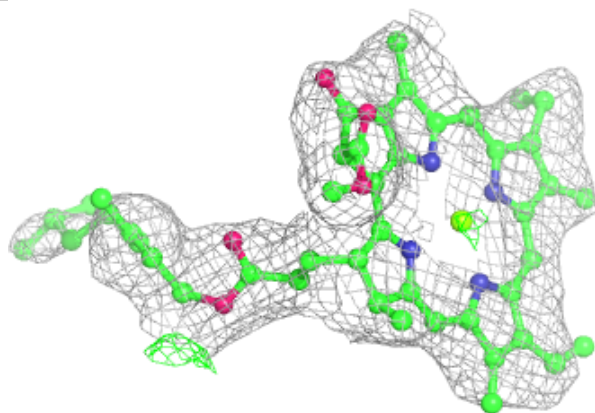
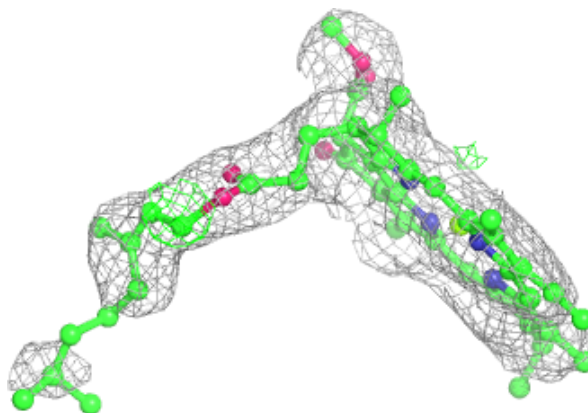
**Electron density around BCR I 6020:**

$2mF_o-DF_c$ (at 0.7 rmsd) in gray
 mF_o-DF_c (at 3 rmsd) in purple (negative)
and green (positive)



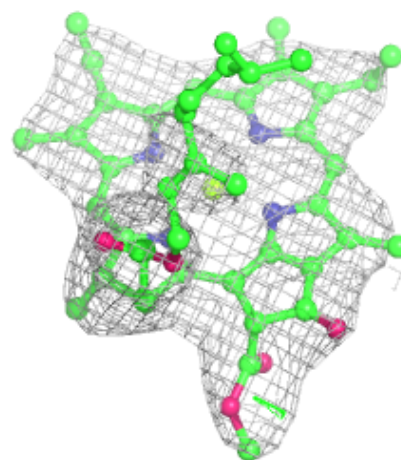
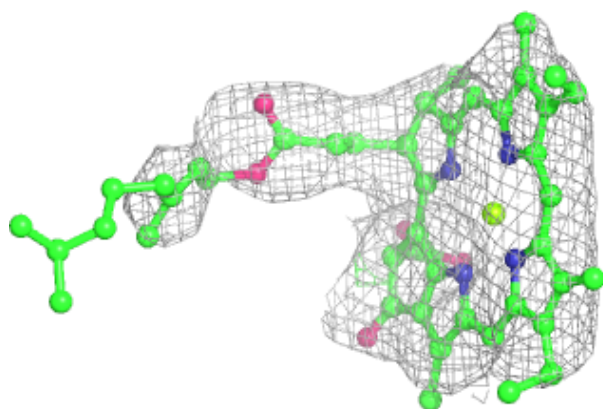
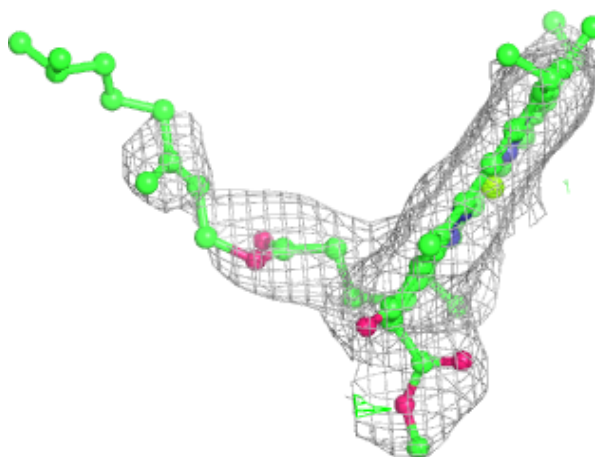
Electron density around CLA A 1137:

$2mF_o-DF_c$ (at 0.7 rmsd) in gray
 mF_o-DF_c (at 3 rmsd) in purple (negative)
and green (positive)





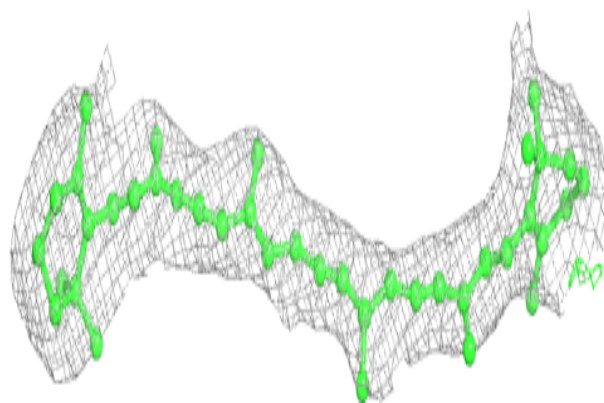
Electron density around CLA B 1236:

$2mF_o-DF_c$ (at 0.7 rmsd) in gray
 mF_o-DF_c (at 3 rmsd) in purple (negative)
and green (positive)

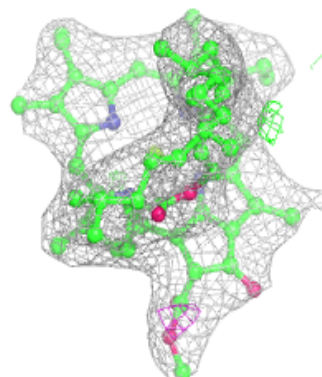
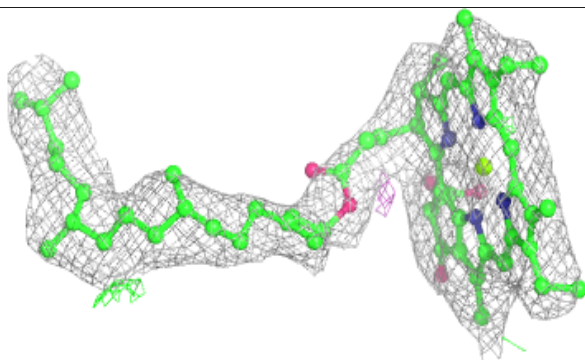
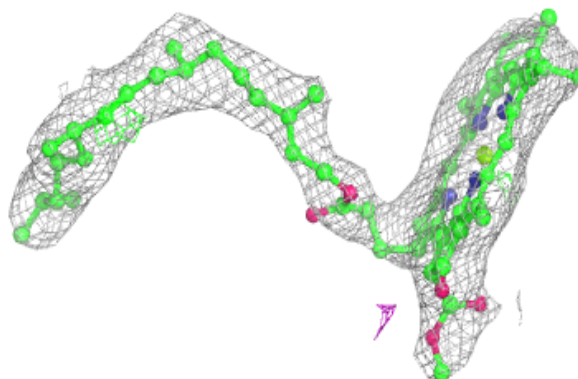


Electron density around BCR L 6020:

$2mF_o-DF_c$ (at 0.7 rmsd) in gray
 mF_o-DF_c (at 3 rmsd) in purple (negative)
and green (positive)


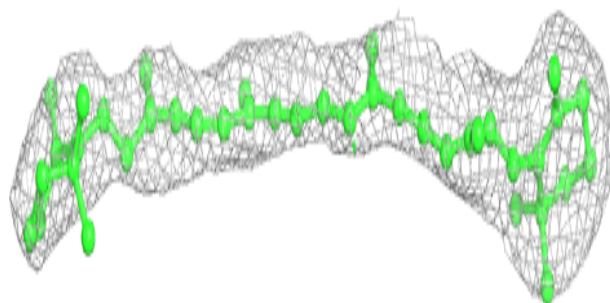
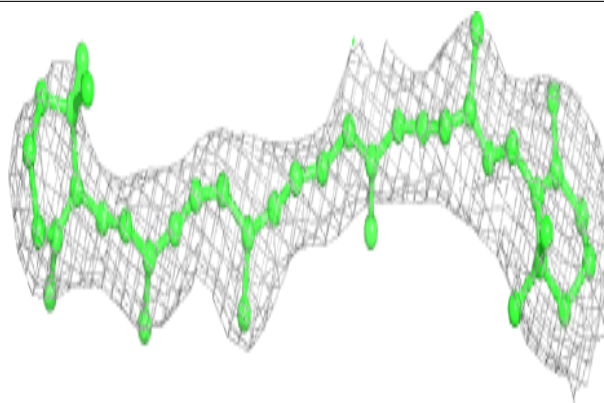
**Electron density around CLA B 1238:**

$2mF_o-DF_c$ (at 0.7 rmsd) in gray
 mF_o-DF_c (at 3 rmsd) in purple (negative)
and green (positive)

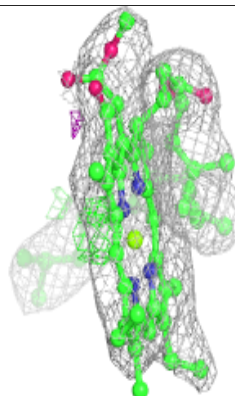
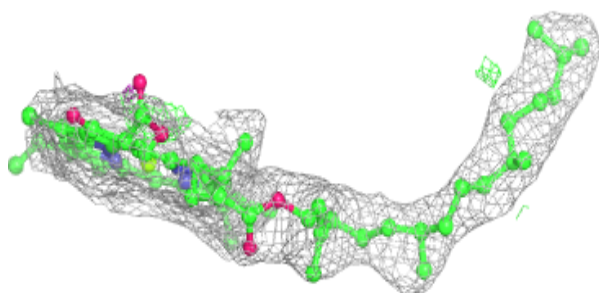
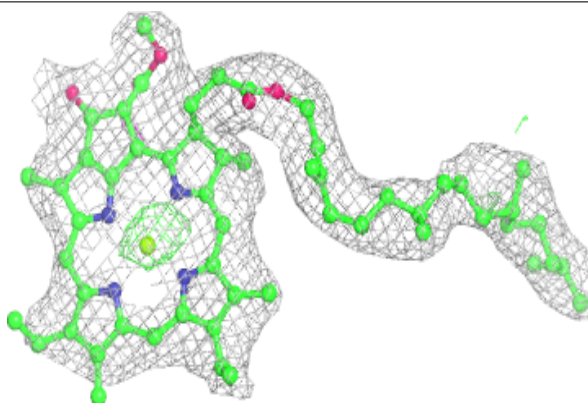


Electron density around BCR J 6012:

$2mF_o-DF_c$ (at 0.7 rmsd) in gray
 mF_o-DF_c (at 3 rmsd) in purple (negative)
and green (positive)

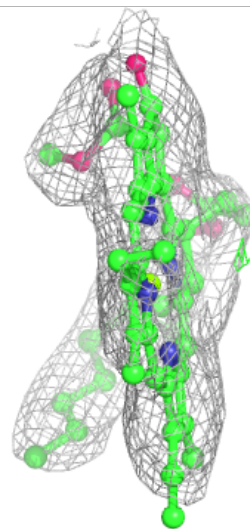
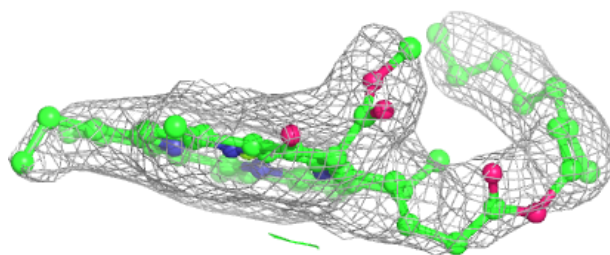
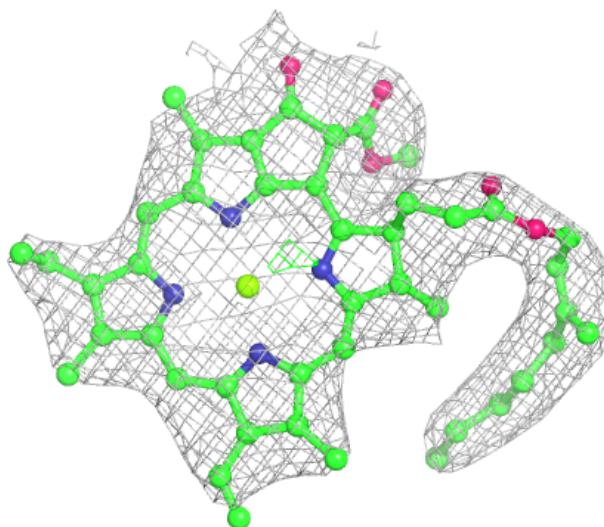
**Electron density around CLA B 9023:**

$2mF_o-DF_c$ (at 0.7 rmsd) in gray
 mF_o-DF_c (at 3 rmsd) in purple (negative)
and green (positive)



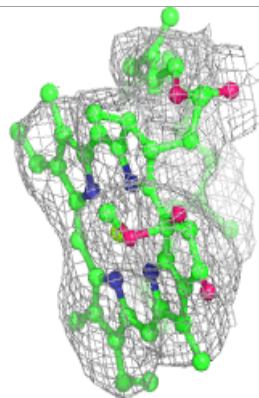
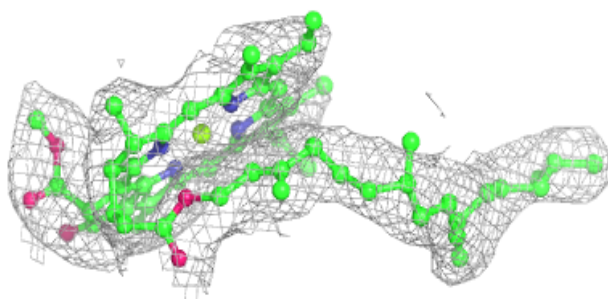
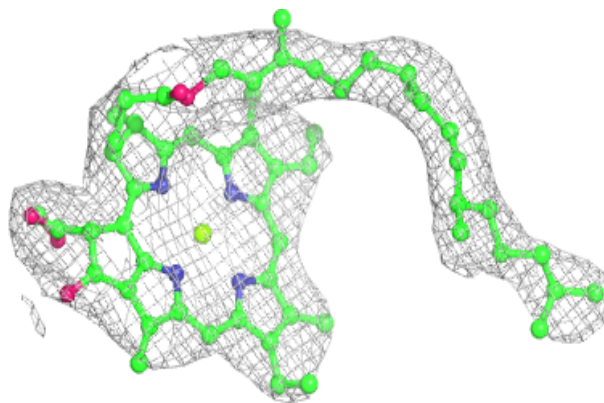
Electron density around CLA B 1221:

$2mF_o-DF_c$ (at 0.7 rmsd) in gray
 mF_o-DF_c (at 3 rmsd) in purple (negative)
and green (positive)

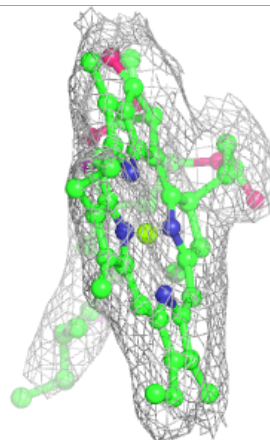
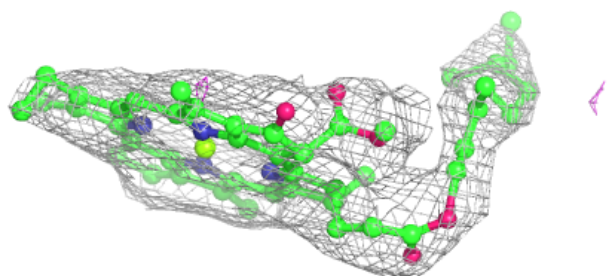
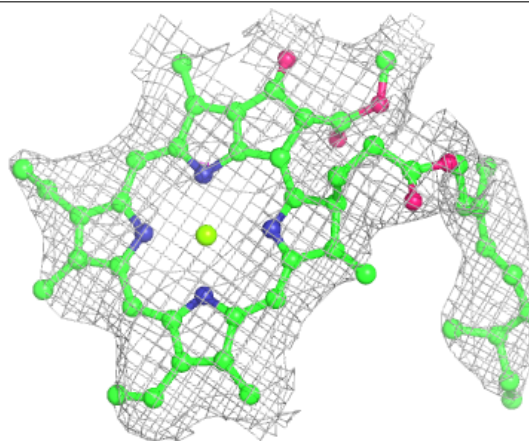


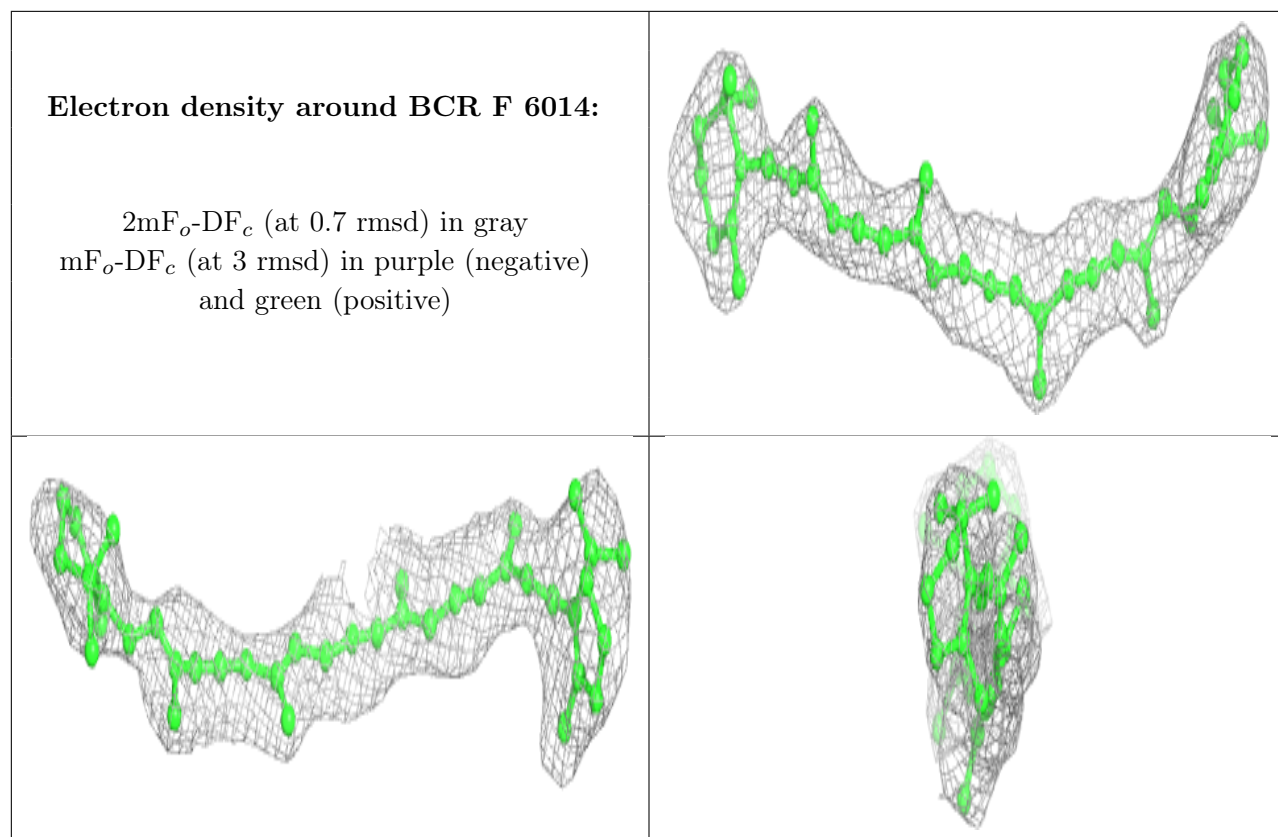
Electron density around CLA 1 1004:

$2mF_o-DF_c$ (at 0.7 rmsd) in gray
 mF_o-DF_c (at 3 rmsd) in purple (negative)
and green (positive)

**Electron density around CLA 1 1005:**

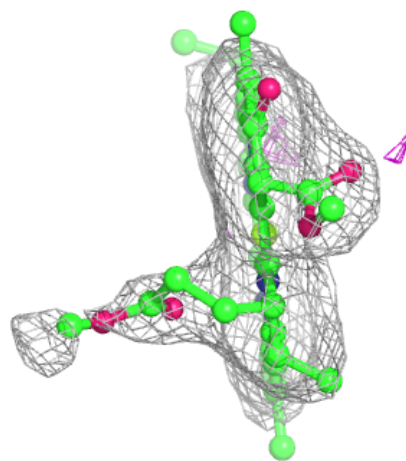
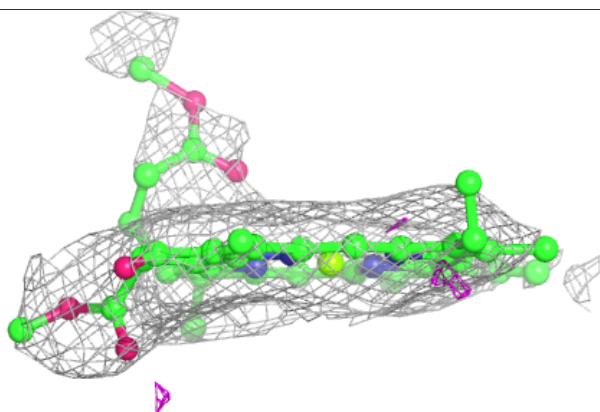
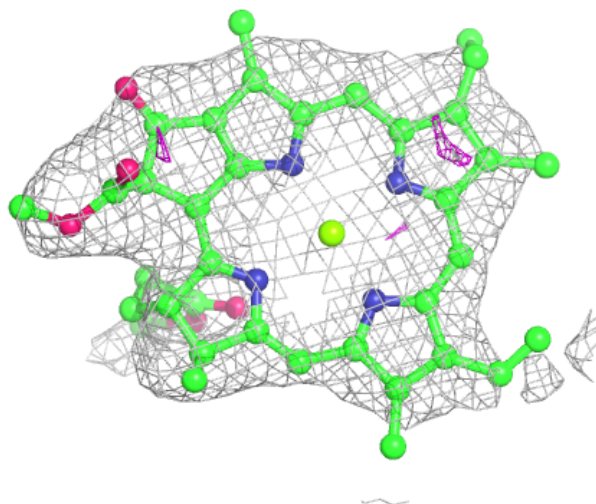
$2mF_o-DF_c$ (at 0.7 rmsd) in gray
 mF_o-DF_c (at 3 rmsd) in purple (negative)
and green (positive)

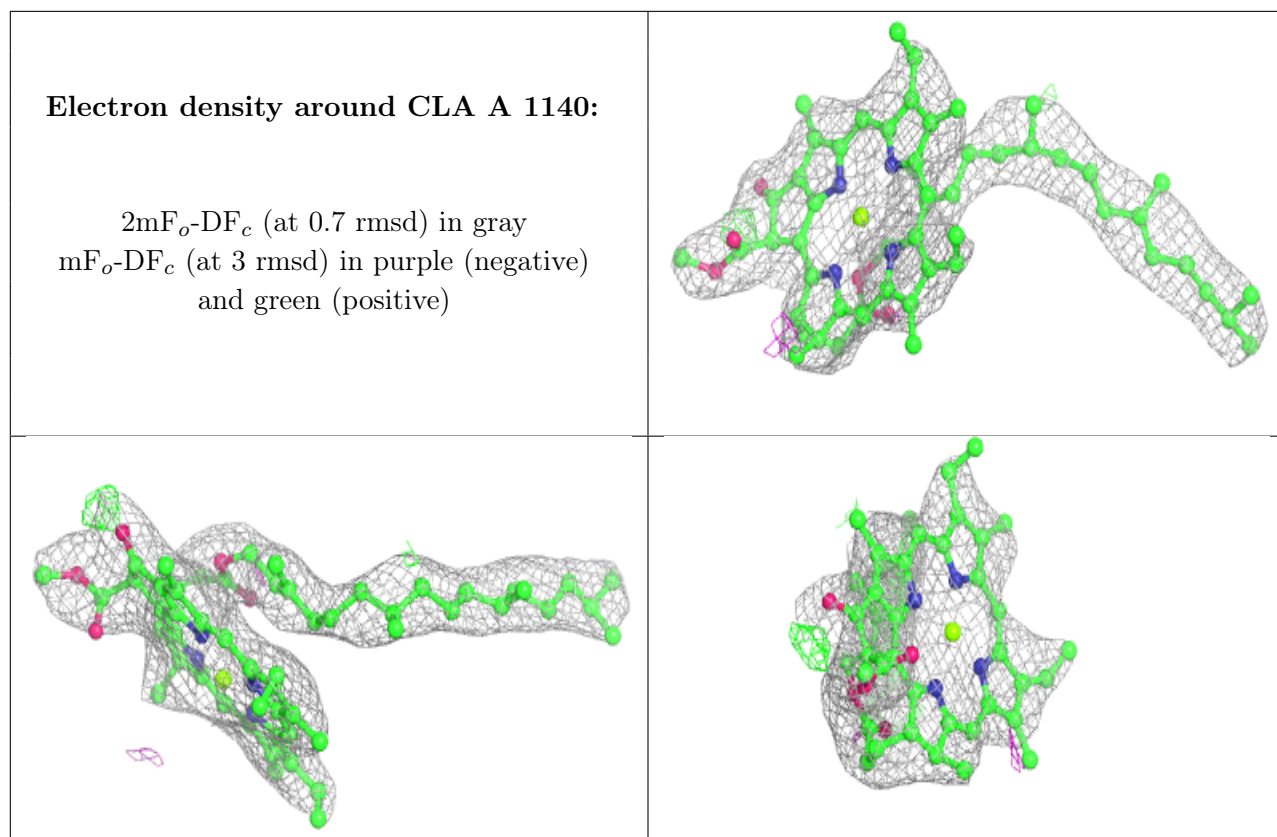




Electron density around CLA L 1501:

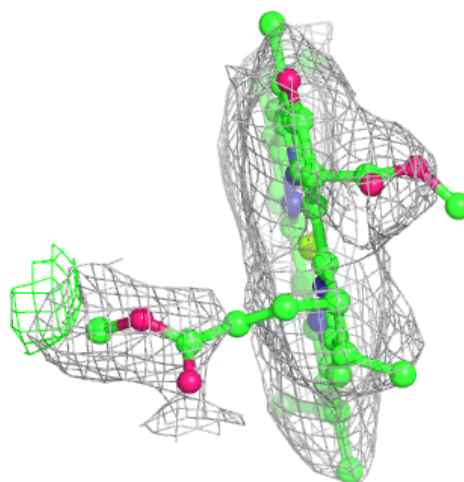
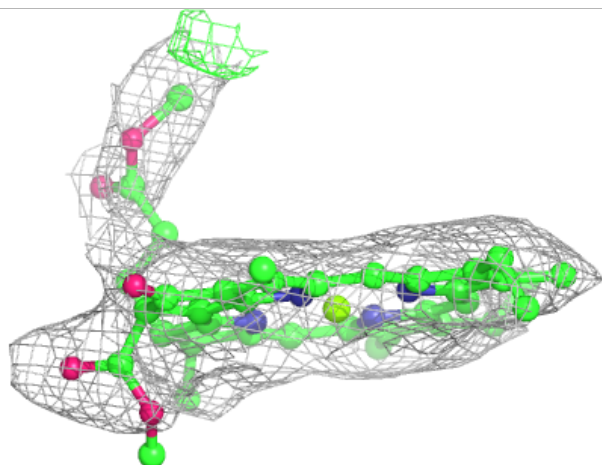
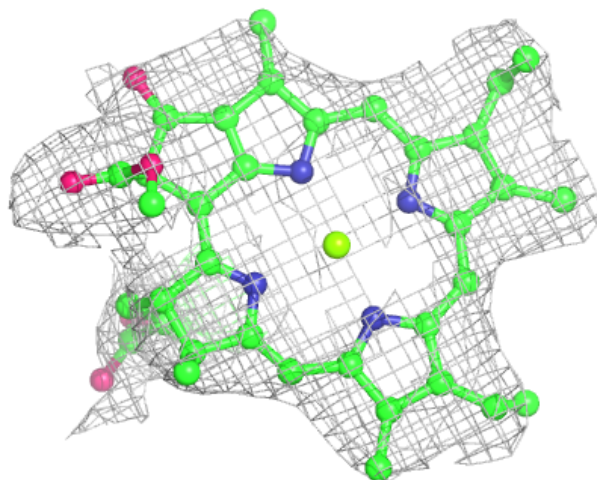
$2mF_o-DF_c$ (at 0.7 rmsd) in gray
 mF_o-DF_c (at 3 rmsd) in purple (negative)
and green (positive)





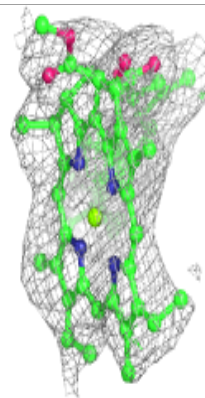
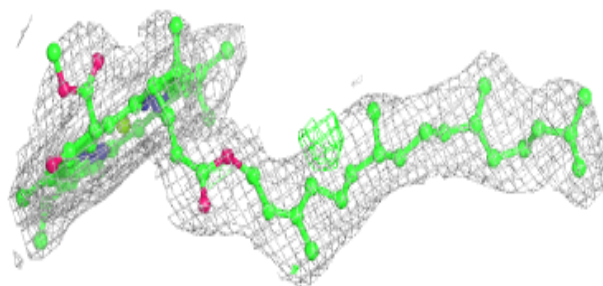
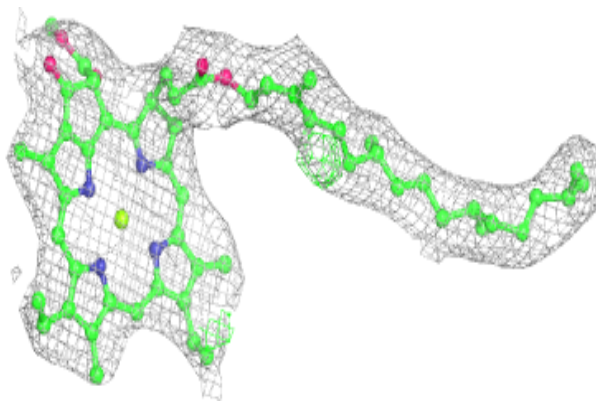
Electron density around CLA A 1130:

$2mF_o-DF_c$ (at 0.7 rmsd) in gray
 mF_o-DF_c (at 3 rmsd) in purple (negative)
and green (positive)

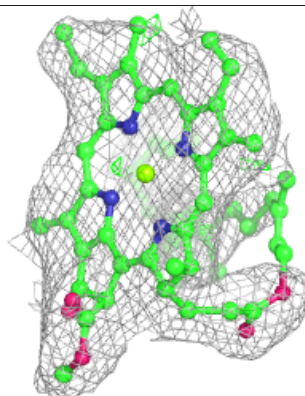
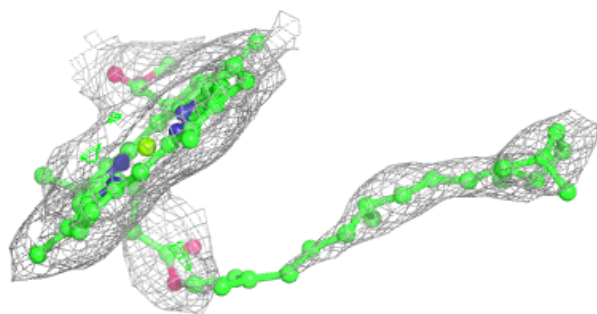
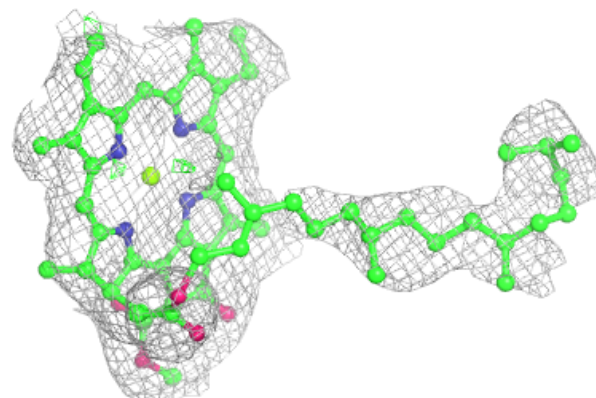


Electron density around CLA A 1132:

$2mF_o-DF_c$ (at 0.7 rmsd) in gray
 mF_o-DF_c (at 3 rmsd) in purple (negative)
and green (positive)

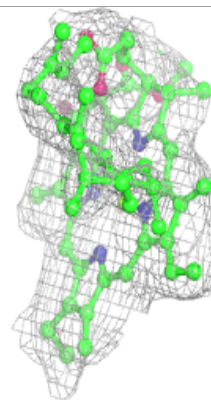
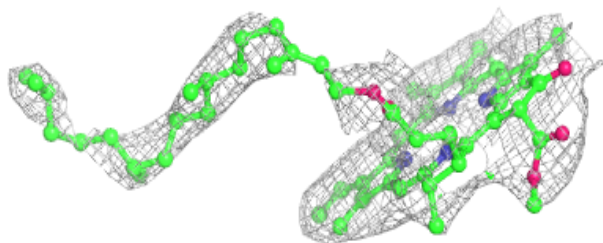
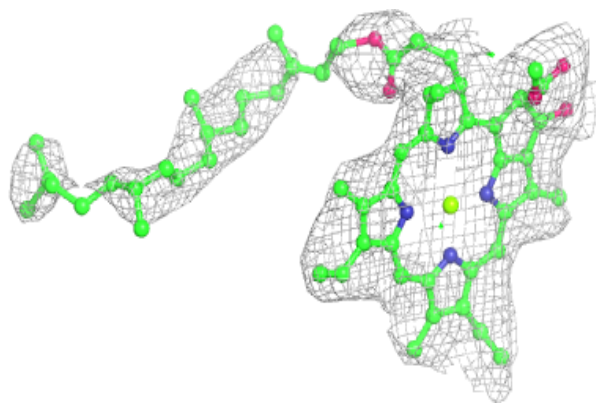
**Electron density around CLA 4 4012:**

$2mF_o-DF_c$ (at 0.7 rmsd) in gray
 mF_o-DF_c (at 3 rmsd) in purple (negative)
and green (positive)

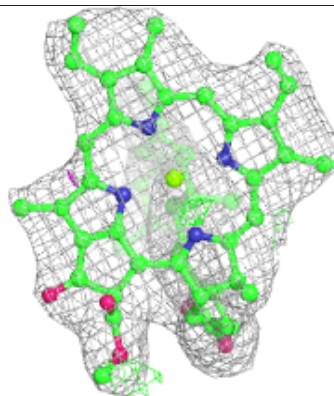
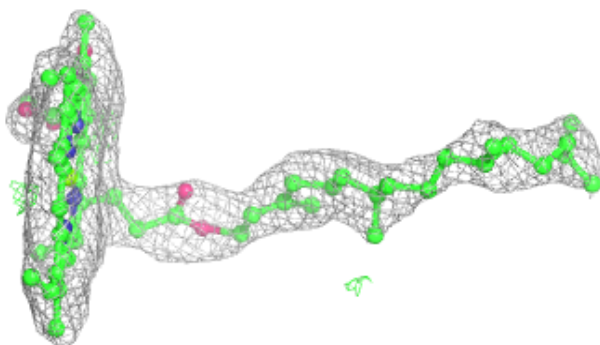
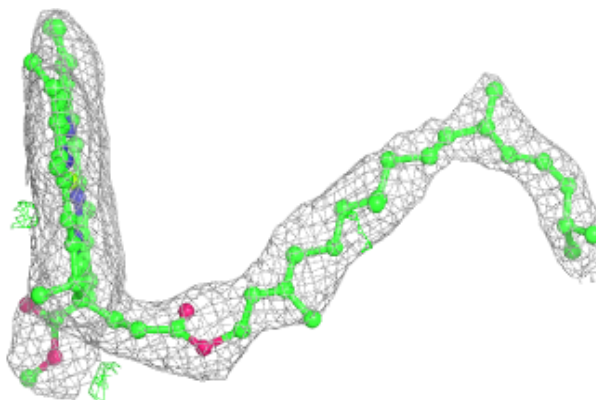


Electron density around CLA A 1106:

$2mF_o-DF_c$ (at 0.7 rmsd) in gray
 mF_o-DF_c (at 3 rmsd) in purple (negative)
and green (positive)

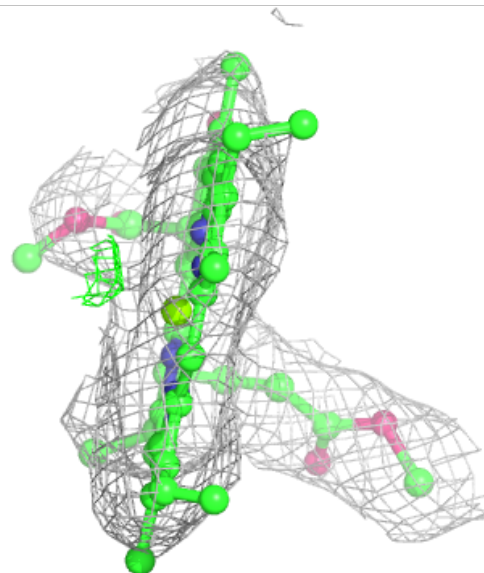
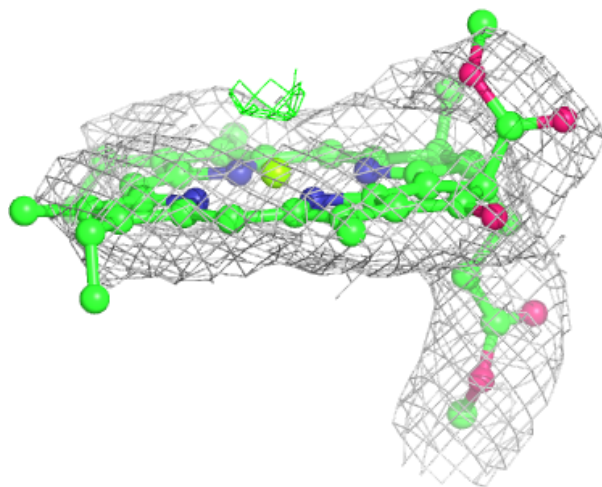
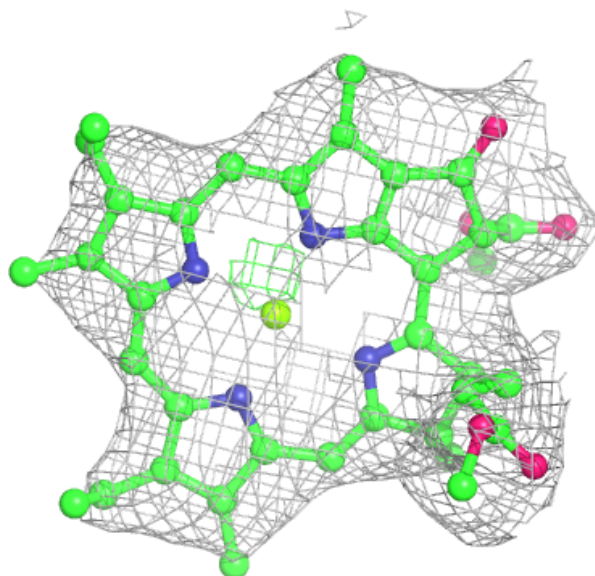
**Electron density around CLA B 1239:**

$2mF_o-DF_c$ (at 0.7 rmsd) in gray
 mF_o-DF_c (at 3 rmsd) in purple (negative)
and green (positive)



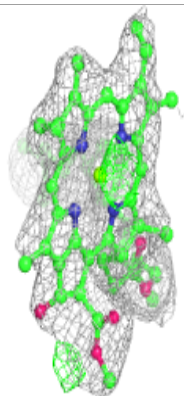
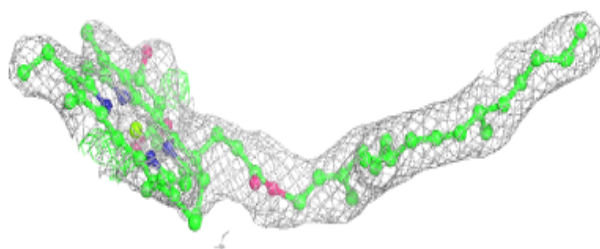
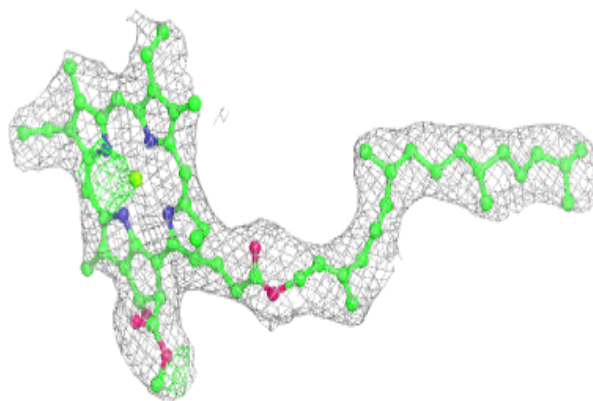
Electron density around CLA B 1217:

$2mF_o-DF_c$ (at 0.7 rmsd) in gray
 mF_o-DF_c (at 3 rmsd) in purple (negative)
and green (positive)

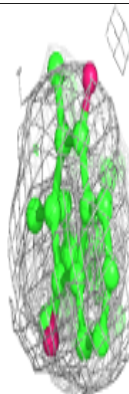
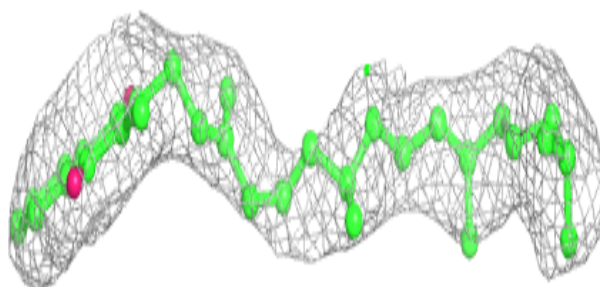
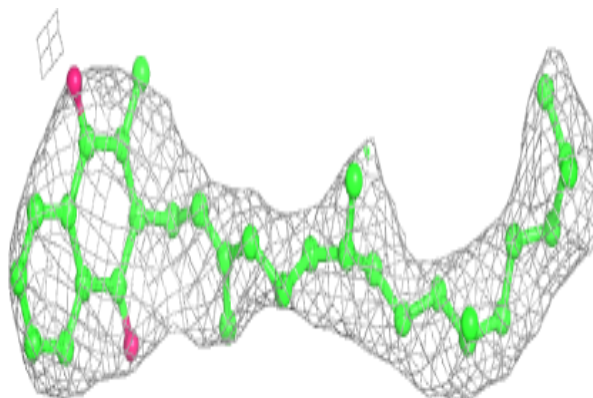


Electron density around CLA B 9022:

$2mF_o-DF_c$ (at 0.7 rmsd) in gray
 mF_o-DF_c (at 3 rmsd) in purple (negative)
and green (positive)

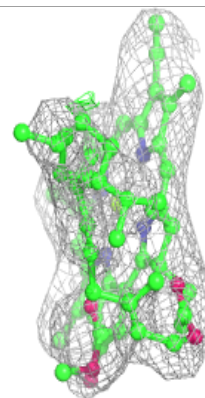
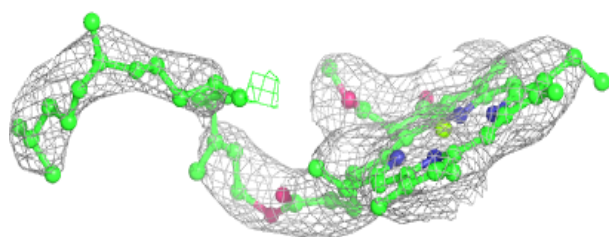
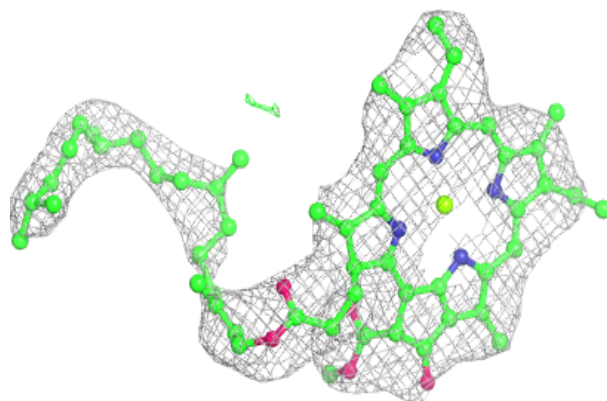
**Electron density around PQN A 5001:**

$2mF_o-DF_c$ (at 0.7 rmsd) in gray
 mF_o-DF_c (at 3 rmsd) in purple (negative)
and green (positive)

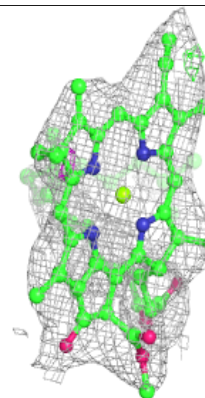
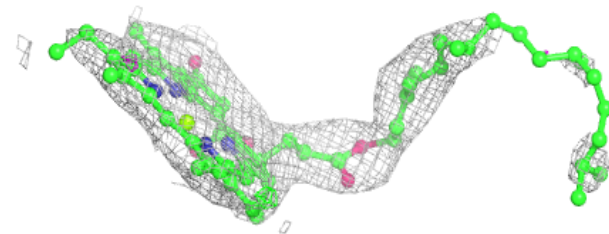
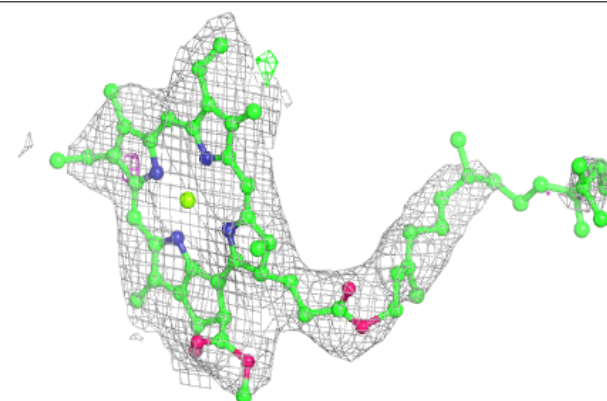


Electron density around CLA A 1101:

$2mF_o-DF_c$ (at 0.7 rmsd) in gray
 mF_o-DF_c (at 3 rmsd) in purple (negative)
and green (positive)

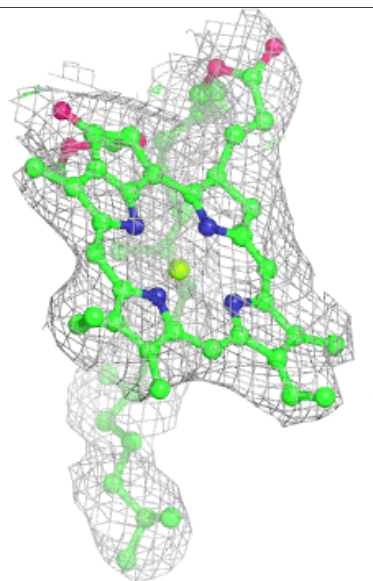
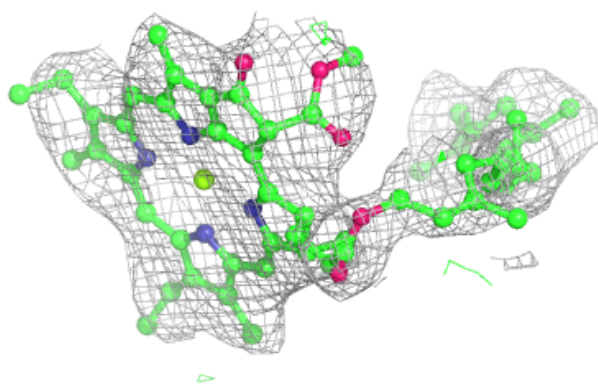
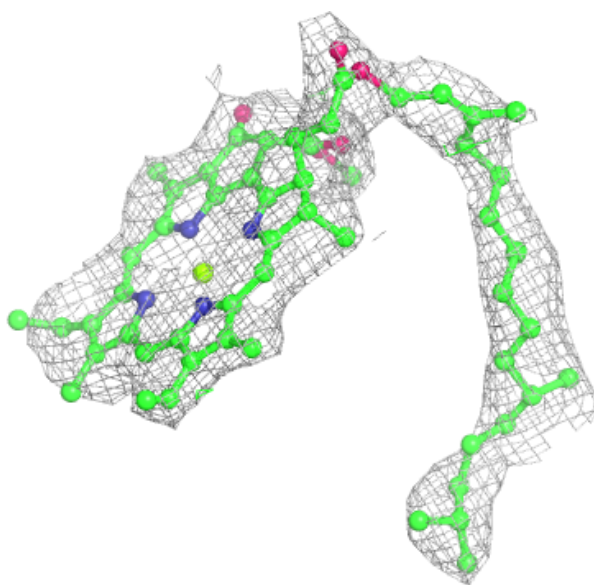
**Electron density around CLA B 1206:**

$2mF_o-DF_c$ (at 0.7 rmsd) in gray
 mF_o-DF_c (at 3 rmsd) in purple (negative)
and green (positive)



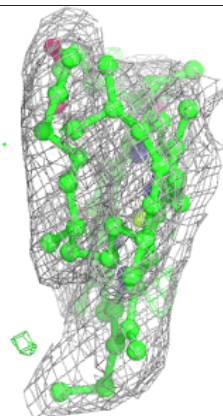
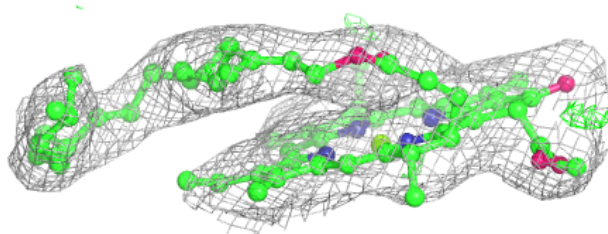
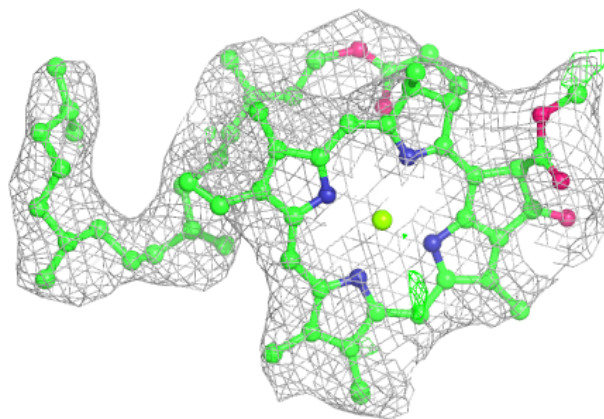
Electron density around CLA B 1207:

$2mF_o-DF_c$ (at 0.7 rmsd) in gray
 mF_o-DF_c (at 3 rmsd) in purple (negative)
and green (positive)



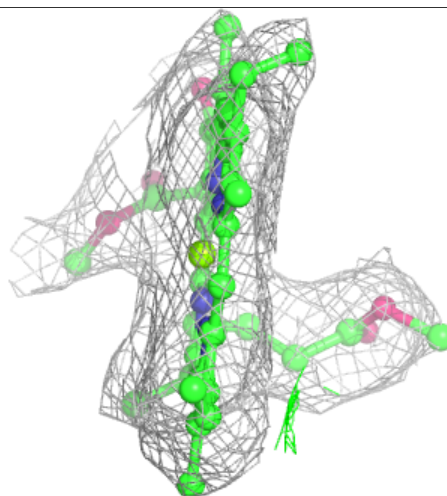
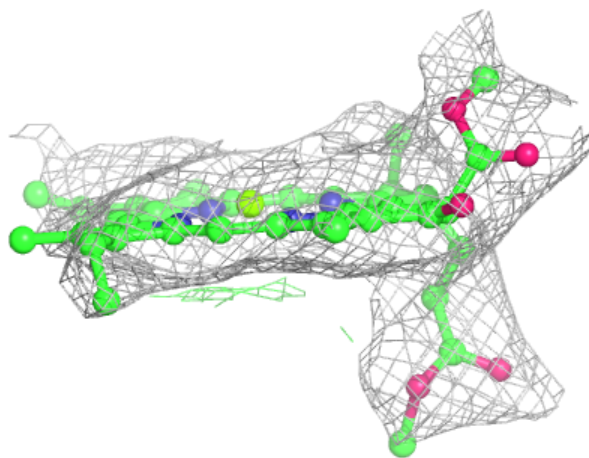
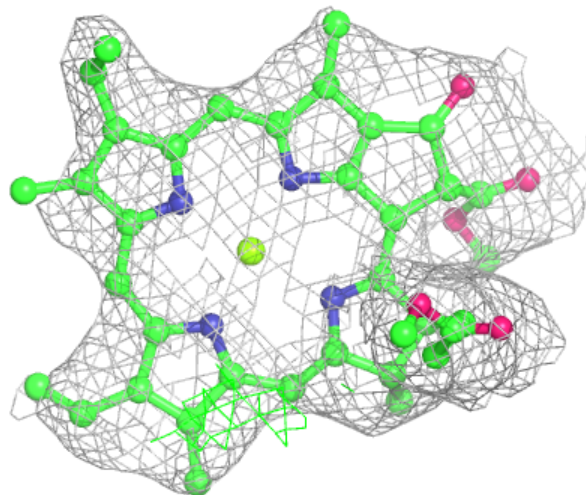
Electron density around CLA A 1117:

$2mF_o-DF_c$ (at 0.7 rmsd) in gray
 mF_o-DF_c (at 3 rmsd) in purple (negative)
and green (positive)



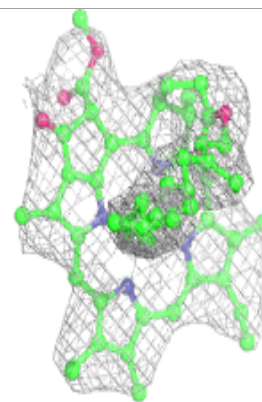
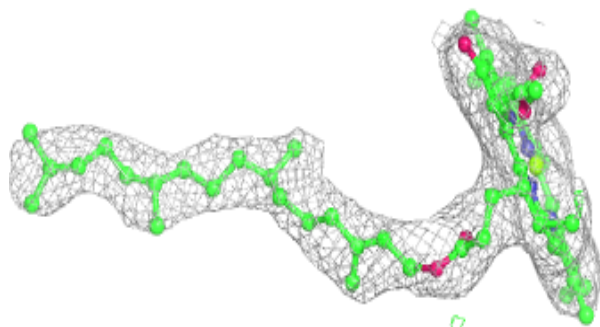
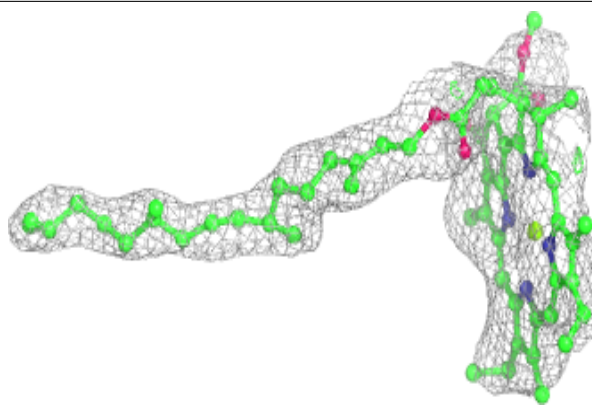
Electron density around CLA B 1209:

$2mF_o-DF_c$ (at 0.7 rmsd) in gray
 mF_o-DF_c (at 3 rmsd) in purple (negative)
and green (positive)

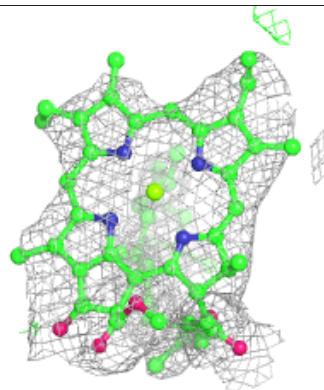
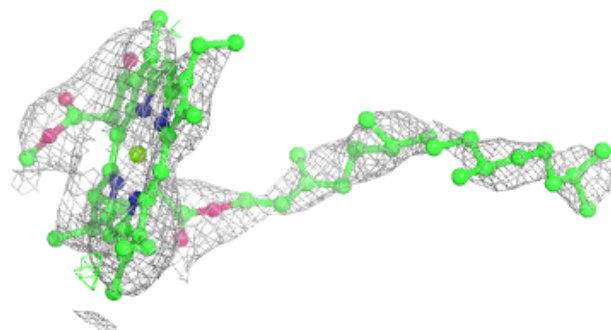
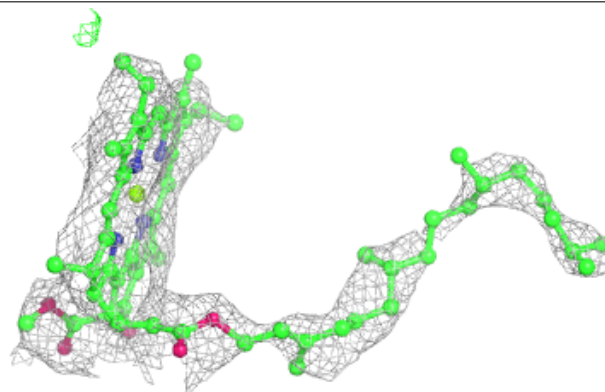


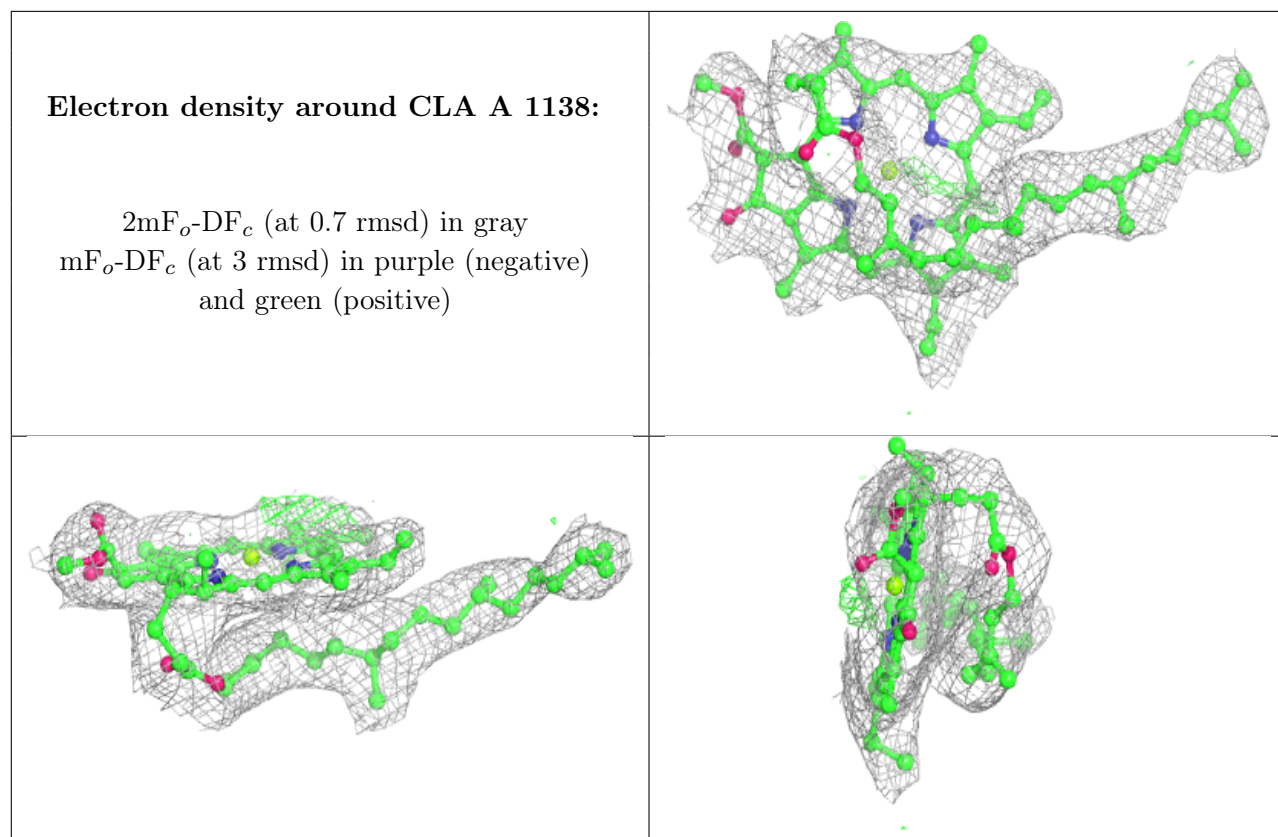
Electron density around CLA B 1225:

$2mF_o-DF_c$ (at 0.7 rmsd) in gray
 mF_o-DF_c (at 3 rmsd) in purple (negative)
and green (positive)

**Electron density around CLA A 1128:**

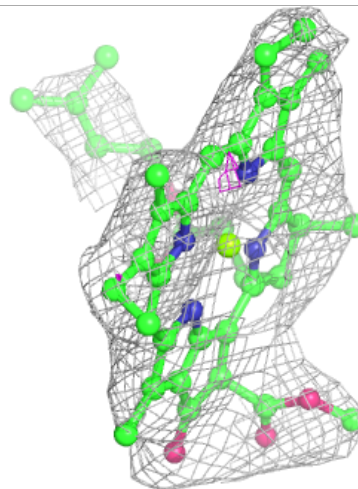
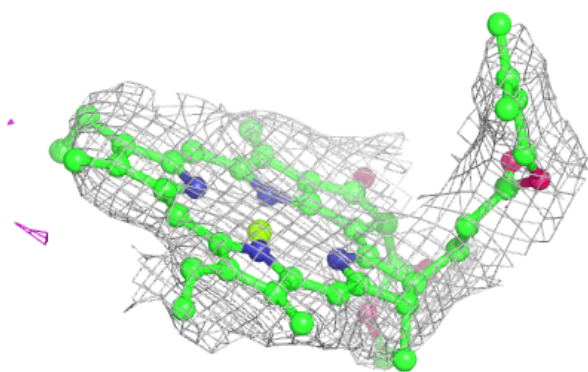
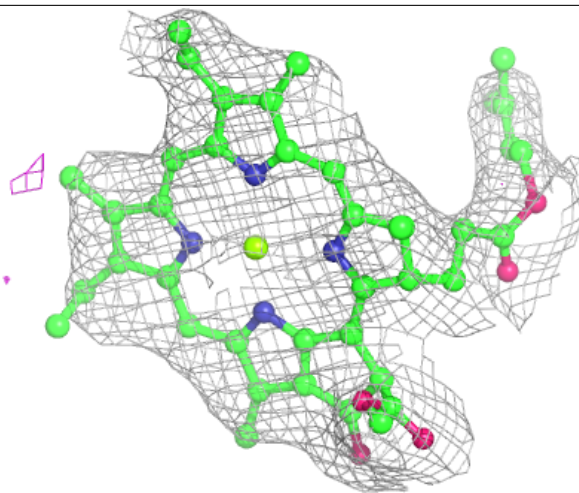
$2mF_o-DF_c$ (at 0.7 rmsd) in gray
 mF_o-DF_c (at 3 rmsd) in purple (negative)
and green (positive)





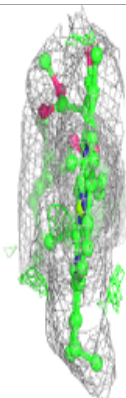
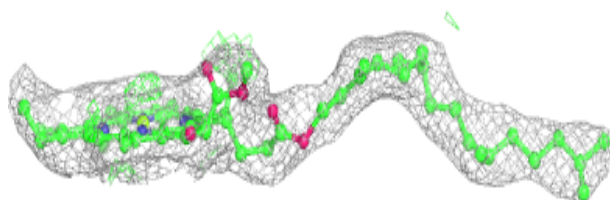
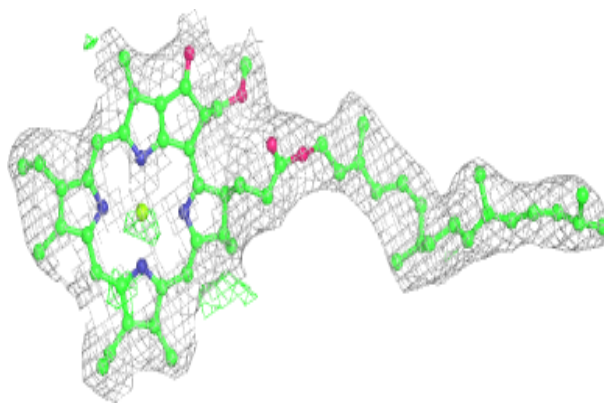
Electron density around CLA A 1102:

$2mF_o-DF_c$ (at 0.7 rmsd) in gray
 mF_o-DF_c (at 3 rmsd) in purple (negative)
and green (positive)

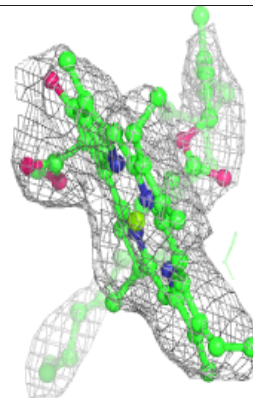
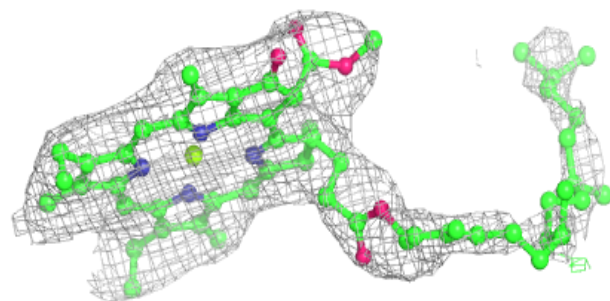
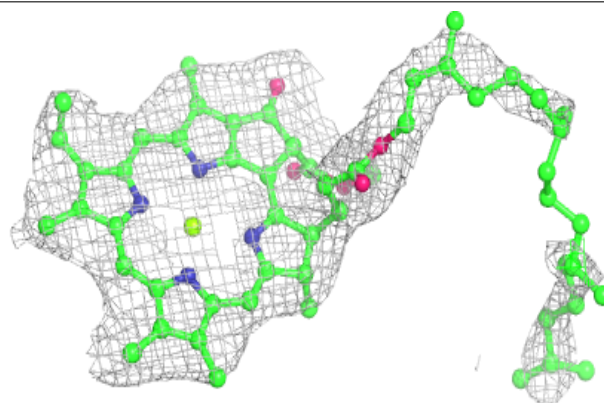


Electron density around CLA A 1131:

$2mF_o-DF_c$ (at 0.7 rmsd) in gray
 mF_o-DF_c (at 3 rmsd) in purple (negative)
and green (positive)

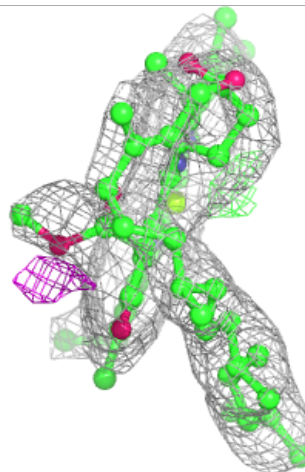
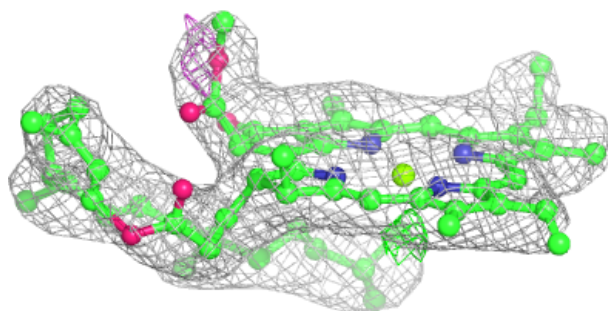
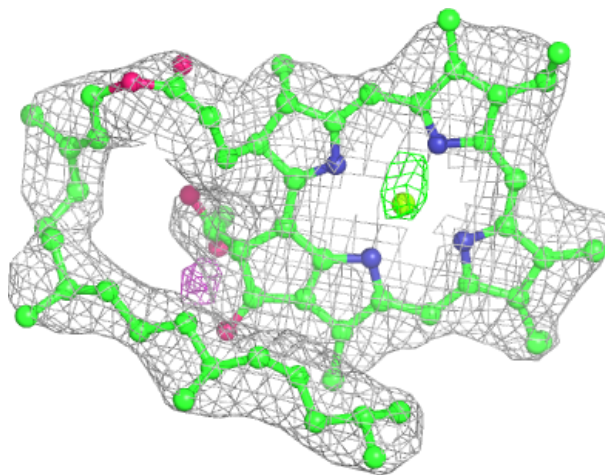
**Electron density around CLA B 1220:**

$2mF_o-DF_c$ (at 0.7 rmsd) in gray
 mF_o-DF_c (at 3 rmsd) in purple (negative)
and green (positive)



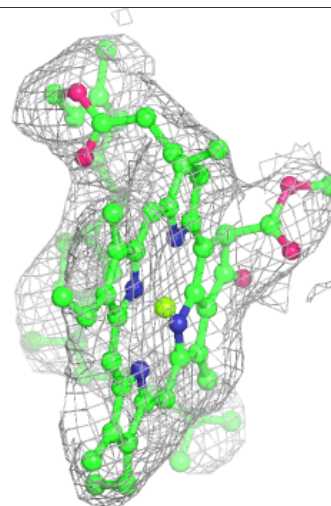
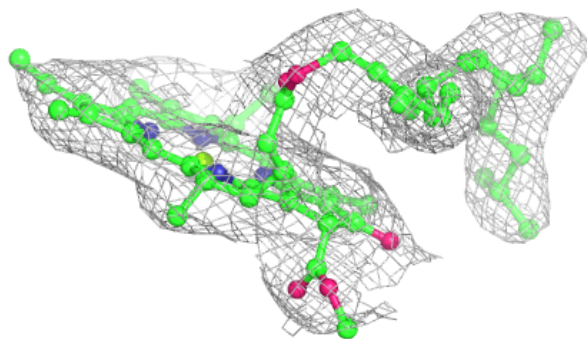
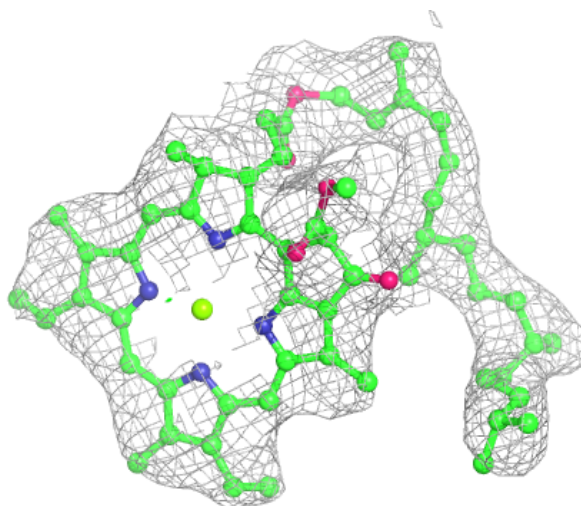
Electron density around CLA B 1202:

$2mF_o-DF_c$ (at 0.7 rmsd) in gray
 mF_o-DF_c (at 3 rmsd) in purple (negative)
and green (positive)



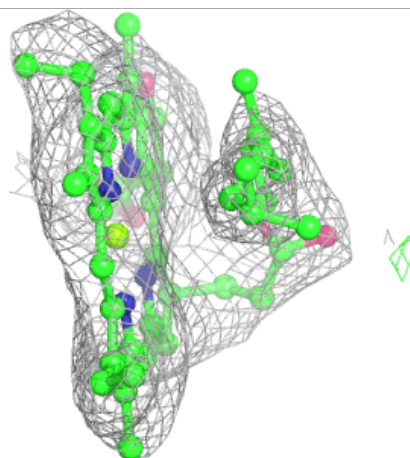
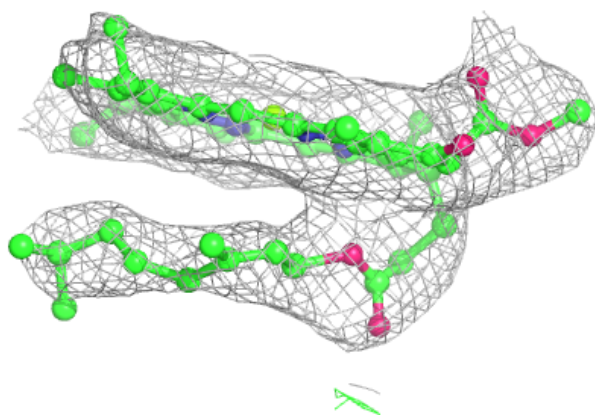
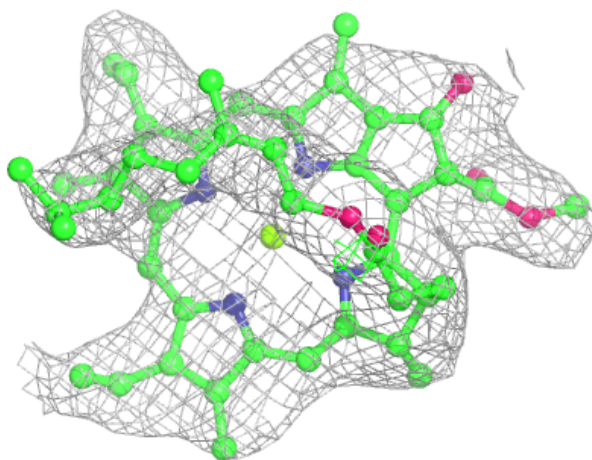
Electron density around CLA B 1229:

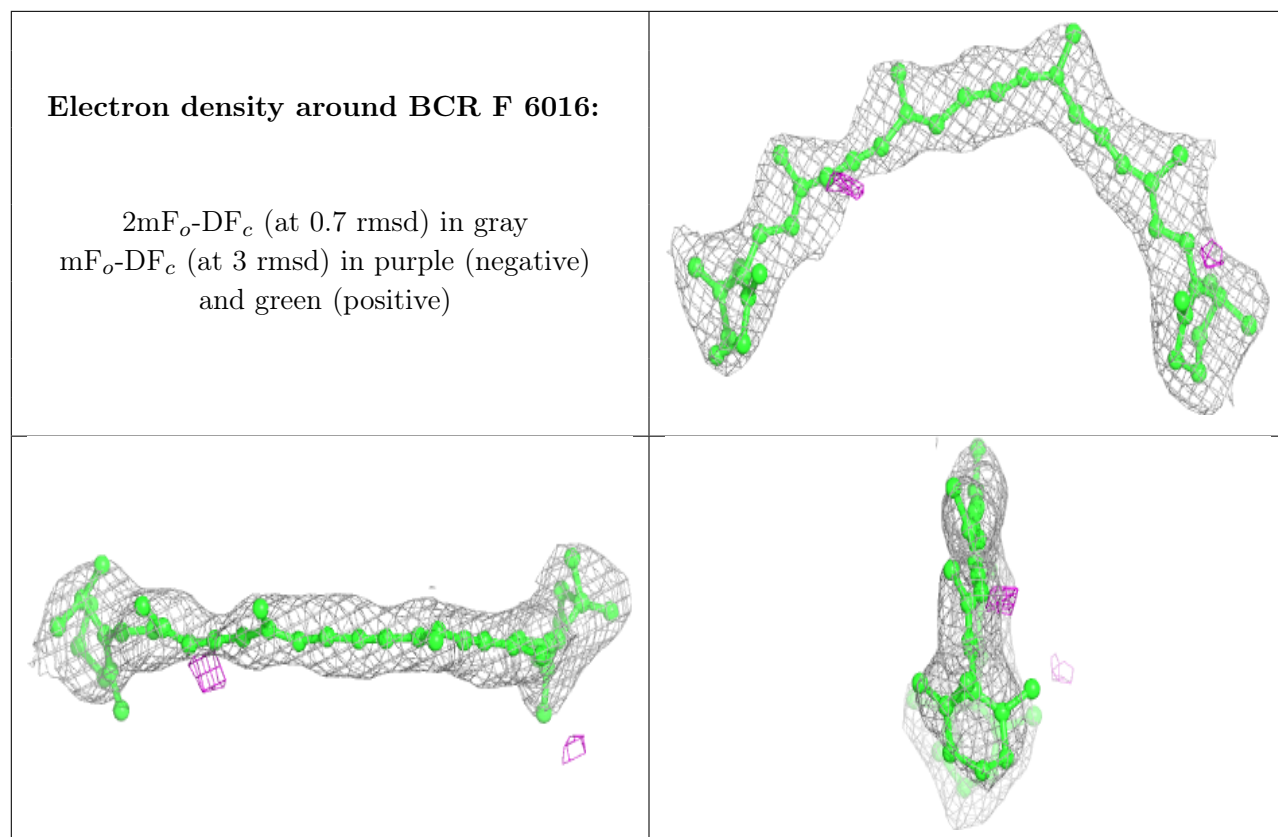
$2mF_o-DF_c$ (at 0.7 rmsd) in gray
 mF_o-DF_c (at 3 rmsd) in purple (negative)
and green (positive)



Electron density around CLA B 1204:

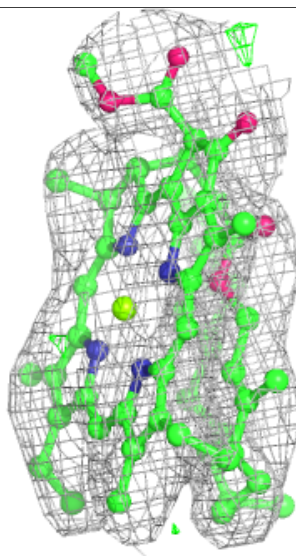
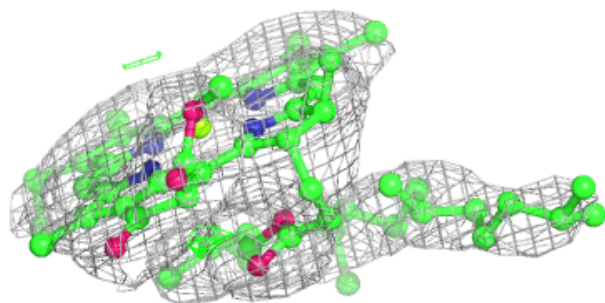
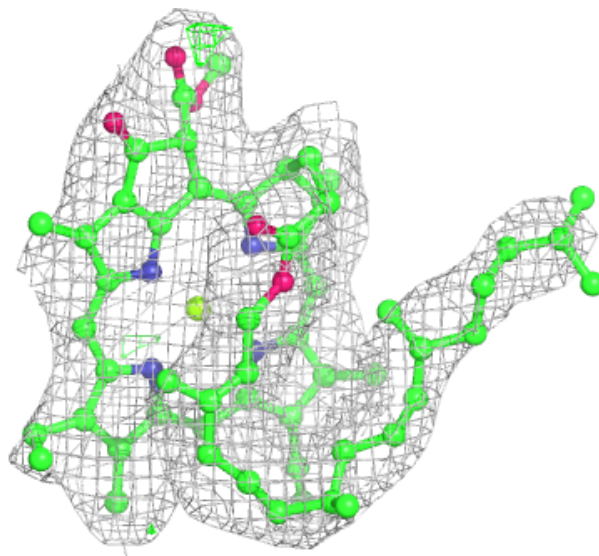
$2mF_o-DF_c$ (at 0.7 rmsd) in gray
 mF_o-DF_c (at 3 rmsd) in purple (negative)
and green (positive)





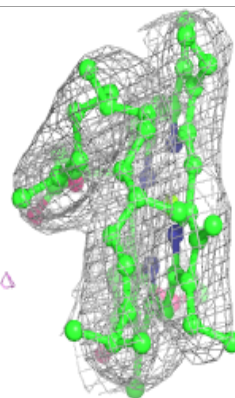
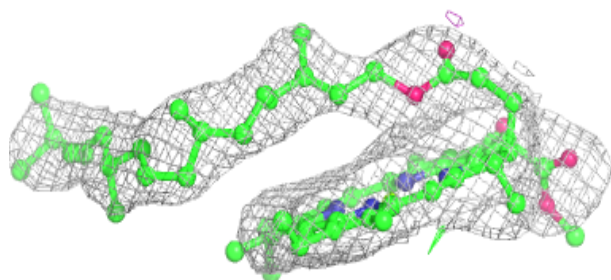
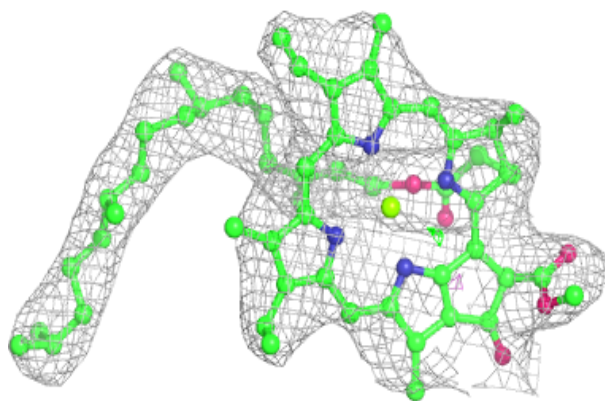
Electron density around CLA B 1205:

$2mF_o-DF_c$ (at 0.7 rmsd) in gray
 mF_o-DF_c (at 3 rmsd) in purple (negative)
and green (positive)

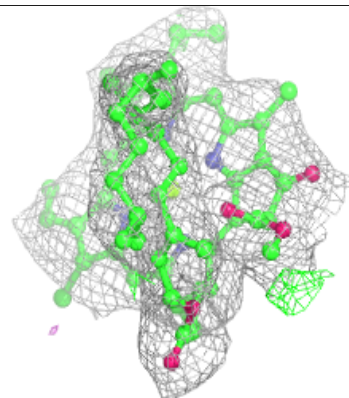
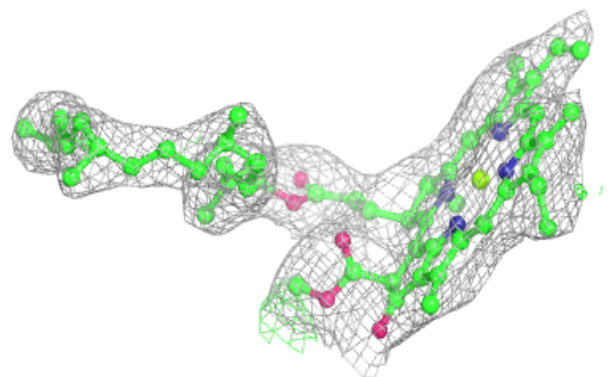
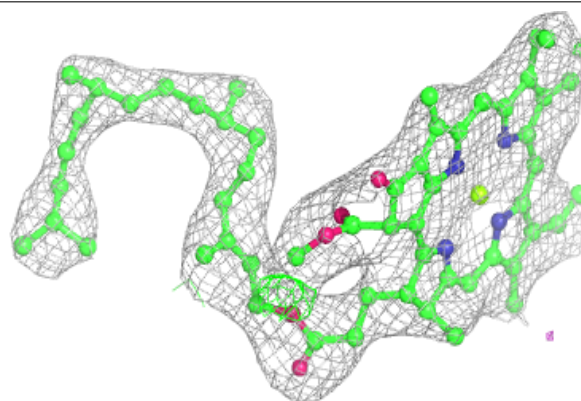


Electron density around CLA B 1235:

$2mF_o-DF_c$ (at 0.7 rmsd) in gray
 mF_o-DF_c (at 3 rmsd) in purple (negative)
and green (positive)

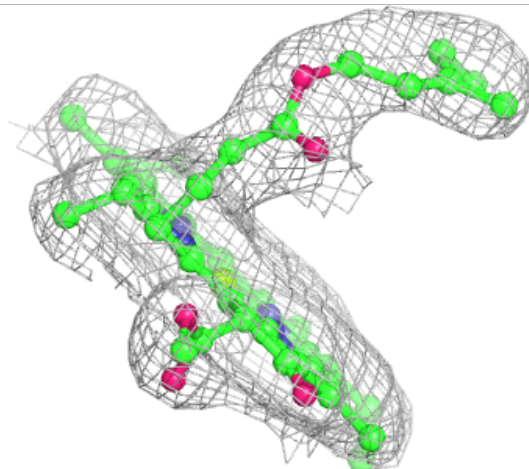
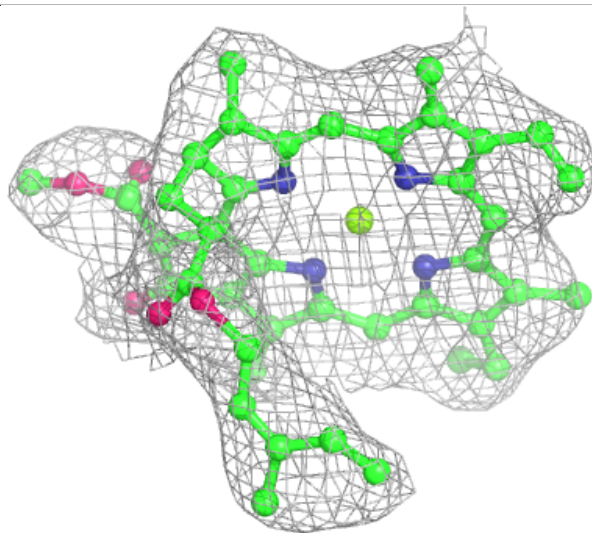
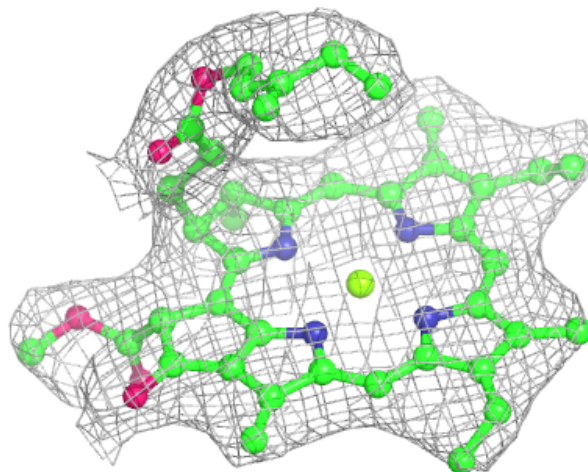
**Electron density around CL0 A 9011:**

$2mF_o-DF_c$ (at 0.7 rmsd) in gray
 mF_o-DF_c (at 3 rmsd) in purple (negative)
and green (positive)



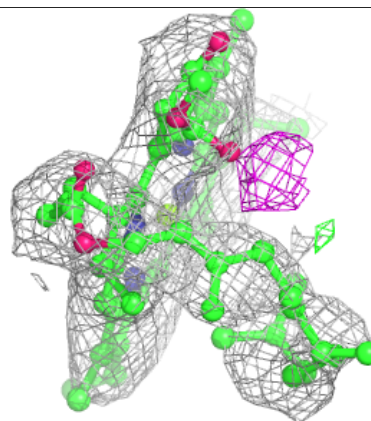
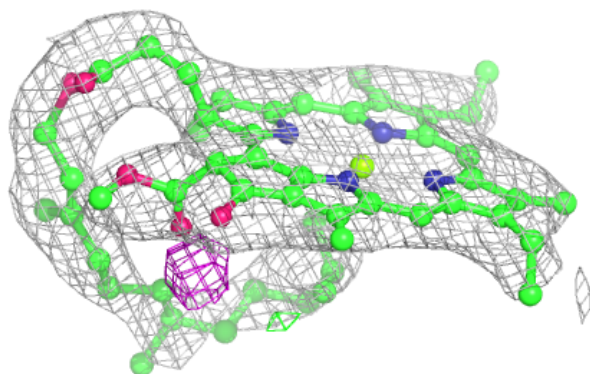
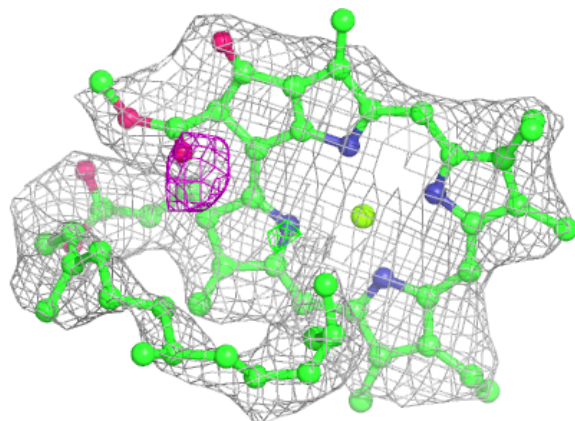
Electron density around CLA B 1228:

$2mF_o-DF_c$ (at 0.7 rmsd) in gray
 mF_o-DF_c (at 3 rmsd) in purple (negative)
and green (positive)



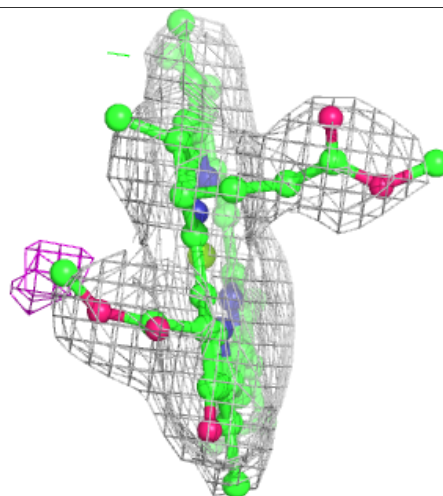
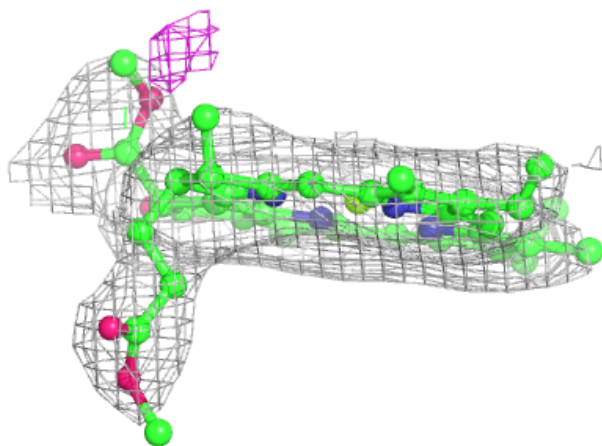
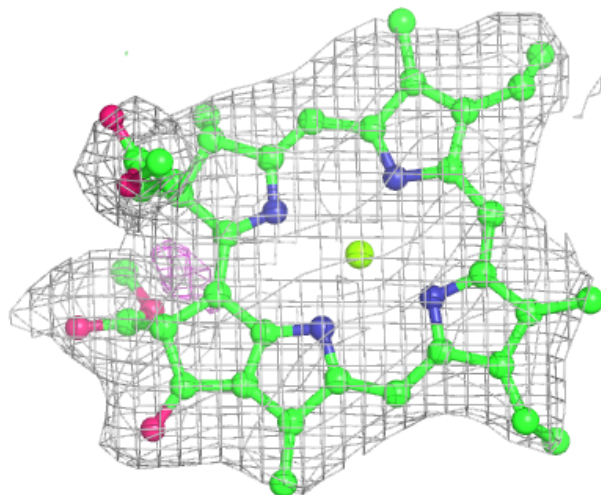
Electron density around CLA B 1203:

$2mF_o-DF_c$ (at 0.7 rmsd) in gray
 mF_o-DF_c (at 3 rmsd) in purple (negative)
and green (positive)



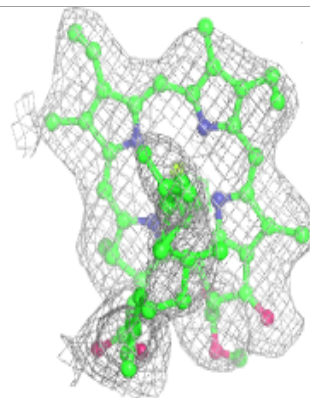
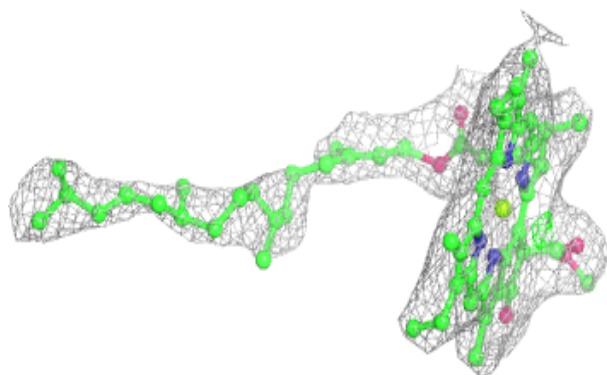
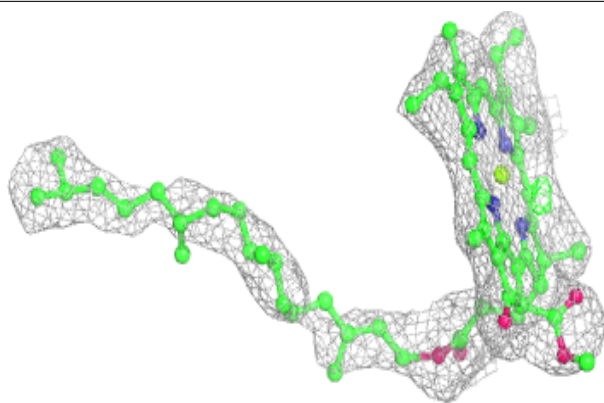
Electron density around CLA B 1201:

$2mF_o-DF_c$ (at 0.7 rmsd) in gray
 mF_o-DF_c (at 3 rmsd) in purple (negative)
and green (positive)

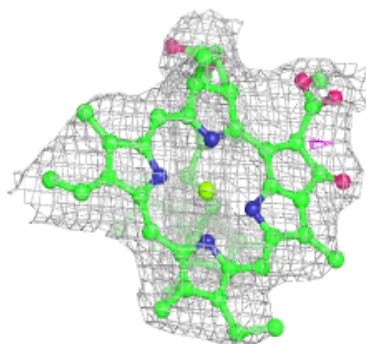
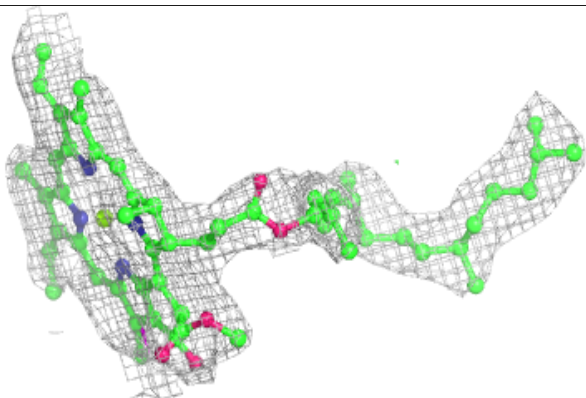
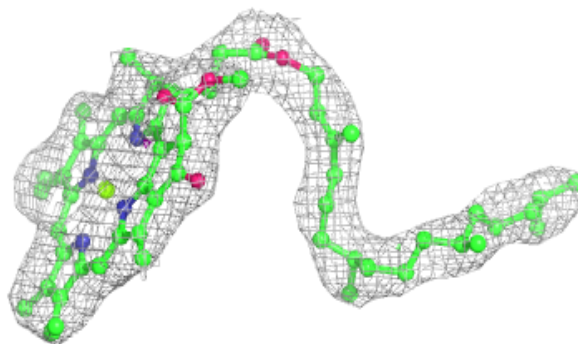


Electron density around CLA B 1226:

$2mF_o-DF_c$ (at 0.7 rmsd) in gray
 mF_o-DF_c (at 3 rmsd) in purple (negative)
and green (positive)

**Electron density around CLA B 9010:**

$2mF_o-DF_c$ (at 0.7 rmsd) in gray
 mF_o-DF_c (at 3 rmsd) in purple (negative)
and green (positive)



6.5 Other polymers [i](#)

There are no such residues in this entry.