



# Full wwPDB X-ray Structure Validation Report ⓘ

Nov 11, 2020 – 06:31 AM GMT

PDB ID : 6QNQ  
Title : 70S ribosome initiation complex (IC) with experimentally assigned potassium ions  
Authors : Rozov, A.; Khusainov, I.; Yusupov, M.; Yusupova, G.  
Deposited on : 2019-02-11  
Resolution : 3.50 Å(reported)

This is a Full wwPDB X-ray Structure Validation Report for a publicly released PDB entry.

We welcome your comments at [validation@mail.wwpdb.org](mailto:validation@mail.wwpdb.org)

A user guide is available at

<https://www.wwpdb.org/validation/2017/XrayValidationReportHelp>

with specific help available everywhere you see the ⓘ symbol.

---

The following versions of software and data (see [references ⓘ](#)) were used in the production of this report:

MolProbity : 4.02b-467  
Mogul : 1.8.5 (274361), CSD as541be (2020)  
Xtriage (Phenix) : 1.13  
EDS : 2.14.6  
Percentile statistics : 20191225.v01 (using entries in the PDB archive December 25th 2019)  
Refmac : 5.8.0158  
CCP4 : 7.0.044 (Gargrove)  
Ideal geometry (proteins) : Engh & Huber (2001)  
Ideal geometry (DNA, RNA) : Parkinson et al. (1996)  
Validation Pipeline (wwPDB-VP) : 2.14.6

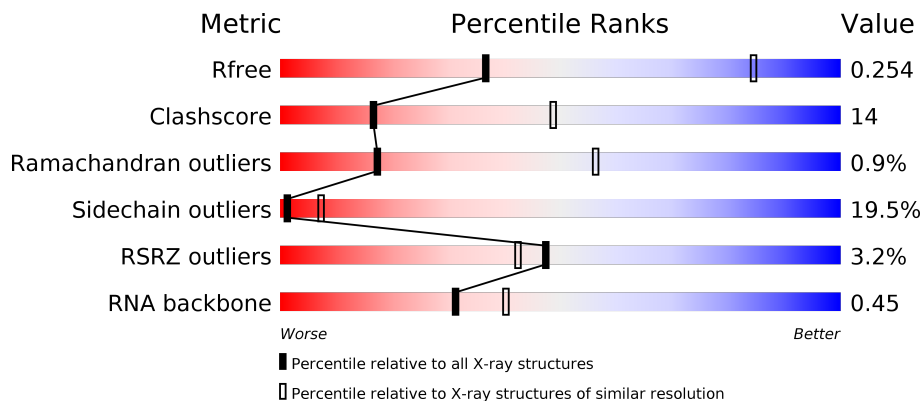
# 1 Overall quality at a glance

The following experimental techniques were used to determine the structure:

*X-RAY DIFFRACTION*

The reported resolution of this entry is 3.50 Å.

Percentile scores (ranging between 0-100) for global validation metrics of the entry are shown in the following graphic. The table shows the number of entries on which the scores are based.







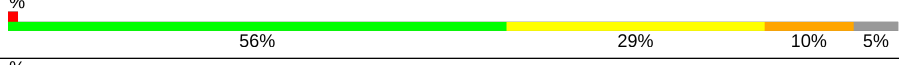
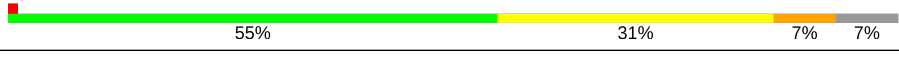


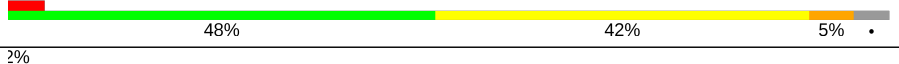
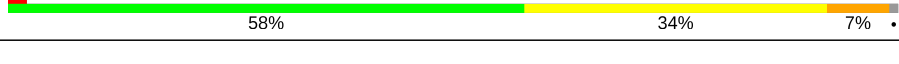





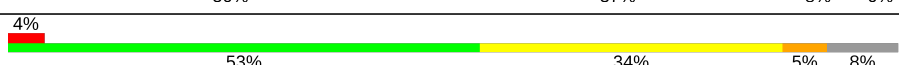
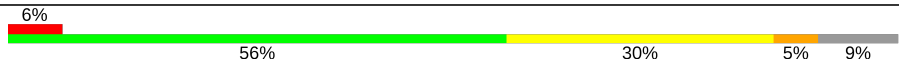


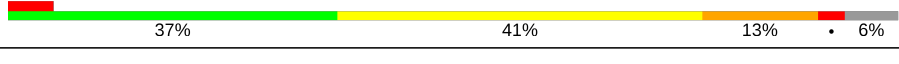


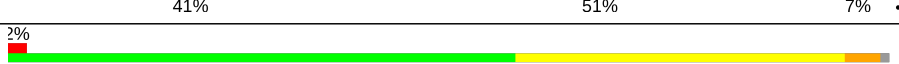


Metric	Whole archive (#Entries)	Similar resolution (#Entries, resolution range(Å))
$R_{free}$	130704	1659 (3.60-3.40)
Clashscore	141614	1036 (3.58-3.42)
Ramachandran outliers	138981	1005 (3.58-3.42)
Sidechain outliers	138945	1006 (3.58-3.42)
RSRZ outliers	127900	1559 (3.60-3.40)
RNA backbone	3102	1002 (4.00-3.00)

The table below summarises the geometric issues observed across the polymeric chains and their fit to the electron density. The red, orange, yellow and green segments on the lower bar indicate the fraction of residues that contain outliers for  $\geq 3$ , 2, 1 and 0 types of geometric quality criteria respectively. A grey segment represents the fraction of residues that are not modelled. The numeric value for each fraction is indicated below the corresponding segment, with a dot representing fractions  $\leq 5\%$ . The upper red bar (where present) indicates the fraction of residues that have poor fit to the electron density. The numeric value is given above the bar.

Mol	Chain	Length	Quality of chain
1	13	1522	 40% 46% 12% ..
1	1G	1522	 40% 43% 16% ..
2	12	256	 7% 42% 40% 9% 8%
2	1E	256	 13% 45% 39% 9% 7%






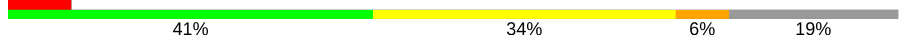
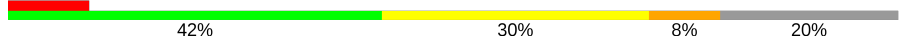
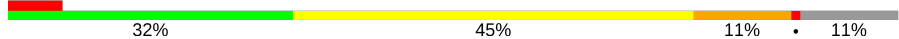
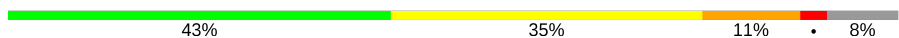









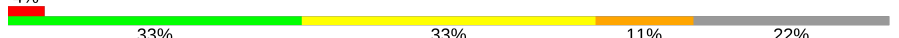



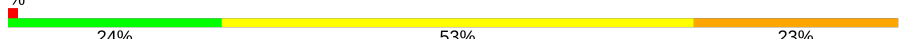


*Continued on next page...*

Continued from previous page...

Mol	Chain	Length	Quality of chain
3	22	239	
3	2E	239	
4	32	209	
4	3E	209	
5	42	162	
5	4E	162	
6	52	101	
6	5E	101	
7	62	156	
7	6E	156	
8	72	138	
8	7E	138	
9	82	128	
9	8E	128	
10	1A	105	
10	1I	105	
11	2A	129	
11	2I	129	
12	3A	132	
12	3I	132	
13	4A	126	
13	4I	126	
14	5A	61	
14	5I	61	
15	6A	89	





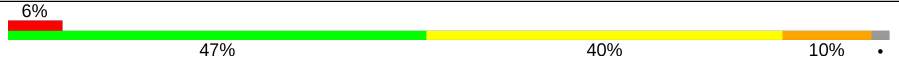

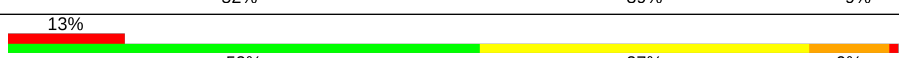





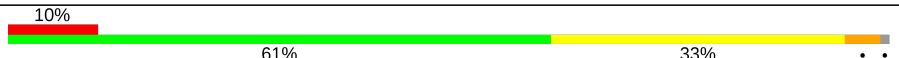
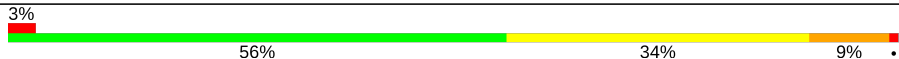
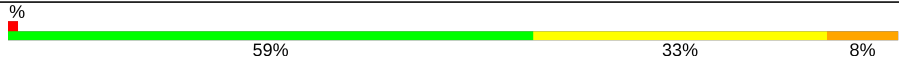








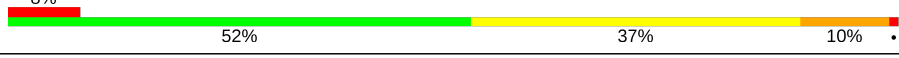

Continued on next page...

Continued from previous page...

Mol	Chain	Length	Quality of chain
15	6I	89	 % 62% 30% 7%
16	7A	88	 61% 25% 9% 5%
16	7I	88	 53% 33% 8% 6%
17	8A	105	 53% 35% 6% 6%
17	8I	105	 59% 30% 6% 5%
18	9A	88	 7% 41% 34% 6% 19%
18	9I	88	 9% 42% 30% 8% 20%
19	AA	93	 6% 32% 45% 11% 11%
19	AI	93	 43% 35% 11% 8%
20	BA	106	 51% 39% 8%
20	BI	106	 53% 39% 5%
21	1B	27	 48% 33% 11% 7%
21	1F	27	 41% 52% 7%
22	1K	77	 39% 18% 49% 16% 16%
22	3K	77	 5% 32% 53% 14%
22	3L	77	 3% 30% 48% 21%
23	2K	77	 62% 30% 6%
24	4K	27	 7% 33% 22% 37%
24	4L	27	 4% 33% 33% 11% 22%
25	14	2917	 43% 41% 14%
25	1H	2917	 47% 38% 12%
26	16	122	 49% 36% 13%
26	1J	122	 % 24% 53% 23%
27	7I	229	 10% 30% 25% 41%
28	11	276	 64% 29% 7%

Continued on next page...

Continued from previous page...

Mol	Chain	Length	Quality of chain
28	19	276	
29	21	206	
29	29	206	
30	31	210	
30	39	210	
31	41	182	
31	49	182	
32	51	180	
32	59	180	
33	61	148	
33	69	148	
34	38	173	
35	15	140	
35	58	140	
36	25	122	
36	68	122	
37	35	150	
37	78	150	
38	45	141	
38	88	141	
39	55	118	
39	98	118	
40	65	112	
40	A8	112	
41	75	146	

Continued on next page...

Continued from previous page...

Mol	Chain	Length	Quality of chain
41	B8	146	
42	85	118	
42	C8	118	
43	95	101	
43	D8	101	
44	A5	113	
44	E8	113	
45	B5	96	
45	F8	96	
46	C5	110	
46	G8	110	
47	D5	206	
47	H8	206	
48	E5	85	
48	I8	85	
49	F5	96	
49	J8	96	
50	G5	72	
50	K8	72	
51	H5	60	
51	L8	60	
52	I5	71	
52	M8	71	
53	J5	60	
53	N8	60	

Continued on next page...

Continued from previous page...

Mol	Chain	Length	Quality of chain
54	K5	54	
54	O8	54	
55	L5	49	
55	P8	49	
56	M5	65	
56	Q8	65	
57	2L	77	

The following table lists non-polymeric compounds, carbohydrate monomers and non-standard residues in protein, DNA, RNA chains that are outliers for geometric or electron-density-fit criteria:

Mol	Type	Chain	Res	Chirality	Geometry	Clashes	Electron density
58	K	13	1635	-	-	-	X
59	MG	1G	1648	-	-	-	X
60	SF4	32	303	-	-	X	-

## 2 Entry composition

There are 62 unique types of molecules in this entry. The entry contains 300507 atoms, of which 0 are hydrogens and 0 are deuteriums.

In the tables below, the ZeroOcc column contains the number of atoms modelled with zero occupancy, the AltConf column contains the number of residues with at least one atom in alternate conformation and the Trace column contains the number of residues modelled with at most 2 atoms.

- Molecule 1 is a RNA chain called 16S ribosomal RNA.

Mol	Chain	Residues	Atoms					ZeroOcc	AltConf	Trace
			Total	C	N	O	P			
1	13	1506	Total 32387	C 14423	N 5999	O 10459	P 1506	0	0	0
1	1G	1510	Total 32470	C 14460	N 6012	O 10488	P 1510	0	0	0

- Molecule 2 is a protein called 30S ribosomal protein S2.

Mol	Chain	Residues	Atoms					ZeroOcc	AltConf	Trace
			Total	C	N	O	S			
2	1E	237	Total 1924	C 1228	N 344	O 347	S 5	0	0	0
2	12	236	Total 1915	C 1223	N 343	O 344	S 5	0	0	0

- Molecule 3 is a protein called 30S ribosomal protein S3.

Mol	Chain	Residues	Atoms					ZeroOcc	AltConf	Trace
			Total	C	N	O	S			
3	2E	205	Total 1605	C 1011	N 313	O 280	S 1	0	0	0
3	22	206	Total 1612	C 1016	N 314	O 281	S 1	0	0	0

- Molecule 4 is a protein called 30S ribosomal protein S4.

Mol	Chain	Residues	Atoms					ZeroOcc	AltConf	Trace
			Total	C	N	O	S			
4	3E	208	Total 1702	C 1066	N 339	O 290	S 7	0	0	0
4	32	208	Total 1702	C 1066	N 339	O 290	S 7	0	0	0

- Molecule 5 is a protein called 30S ribosomal protein S5.



Mol	Chain	Residues	Atoms					ZeroOcc	AltConf	Trace
5	4E	151	Total	C	N	O	S	0	0	0
			1155	729	218	204	4			
5	42	154	Total	C	N	O	S	0	0	0
			1178	743	221	210	4			

- Molecule 6 is a protein called 30S ribosomal protein S6.

Mol	Chain	Residues	Atoms					ZeroOcc	AltConf	Trace
6	5E	101	Total	C	N	O	S	0	0	0
			842	531	155	153	3			
6	52	101	Total	C	N	O	S	0	0	0
			842	531	155	153	3			

- Molecule 7 is a protein called 30S ribosomal protein S7.

Mol	Chain	Residues	Atoms					ZeroOcc	AltConf	Trace
7	6E	155	Total	C	N	O	S	0	0	0
			1256	781	252	217	6			
7	62	149	Total	C	N	O	S	0	0	0
			1217	759	242	210	6			

- Molecule 8 is a protein called 30S ribosomal protein S8.

Mol	Chain	Residues	Atoms					ZeroOcc	AltConf	Trace
8	7E	138	Total	C	N	O	S	0	0	0
			1115	705	215	192	3			
8	72	138	Total	C	N	O	S	0	0	0
			1115	705	215	192	3			

- Molecule 9 is a protein called 30S ribosomal protein S9.

Mol	Chain	Residues	Atoms					ZeroOcc	AltConf	Trace
9	8E	124	Total	C	N	O		0	0	0
			983	624	190	169				
9	82	127	Total	C	N	O	S	0	0	0
			1002	635	193	173	1			

- Molecule 10 is a protein called 30S ribosomal protein S10.

Mol	Chain	Residues	Atoms					ZeroOcc	AltConf	Trace
10	1I	99	Total	C	N	O	S	0	0	0
			801	504	157	139	1			

*Continued on next page...*

*Continued from previous page...*

Mol	Chain	Residues	Atoms					ZeroOcc	AltConf	Trace
			Total	C	N	O	S			
10	1A	99	801	504	157	139	1	0	0	0

- Molecule 11 is a protein called 30S ribosomal protein S11.

Mol	Chain	Residues	Atoms					ZeroOcc	AltConf	Trace
			Total	C	N	O	S			
11	2I	117	864	537	162	162	3	0	0	0
11	2A	119	889	554	169	163	3	0	0	0

- Molecule 12 is a protein called 30S ribosomal protein S12.

Mol	Chain	Residues	Atoms					ZeroOcc	AltConf	Trace
			Total	C	N	O	S			
12	3I	125	977	615	196	164	2	0	0	0
12	3A	125	977	615	196	164	2	0	0	0

- Molecule 13 is a protein called 30S ribosomal protein S13.

Mol	Chain	Residues	Atoms					ZeroOcc	AltConf	Trace
			Total	C	N	O	S			
13	4I	119	946	585	195	164	2	0	0	0
13	4A	118	937	579	193	163	2	0	0	0

- Molecule 14 is a protein called 30S ribosomal protein S14 type Z.

Mol	Chain	Residues	Atoms					ZeroOcc	AltConf	Trace
			Total	C	N	O	S			
14	5I	60	491	312	104	71	4	0	0	0
14	5A	60	485	309	101	71	4	0	0	0

- Molecule 15 is a protein called 30S ribosomal protein S15.

Mol	Chain	Residues	Atoms					ZeroOcc	AltConf	Trace
			Total	C	N	O	S			
15	6I	88	733	459	147	125	2	0	0	0
15	6A	88	733	459	147	125	2	0	0	0

- Molecule 16 is a protein called 30S ribosomal protein S16.

Mol	Chain	Residues	Atoms					ZeroOcc	AltConf	Trace
16	7I	83	Total	C	N	O	S	0	0	0
			700	443	139	117	1			
16	7A	84	Total	C	N	O	S	0	0	0
			705	446	140	118	1			

- Molecule 17 is a protein called 30S ribosomal protein S17.

Mol	Chain	Residues	Atoms					ZeroOcc	AltConf	Trace
17	8I	100	Total	C	N	O	S	0	0	0
			834	534	155	143	2			
17	8A	99	Total	C	N	O	S	0	0	0
			819	525	150	142	2			

- Molecule 18 is a protein called 30S ribosomal protein S18.

Mol	Chain	Residues	Atoms				ZeroOcc	AltConf	Trace
18	9I	70	Total	C	N	O	0	0	0
			573	367	112	94			
18	9A	71	Total	C	N	O	0	0	0
			584	373	116	95			

- Molecule 19 is a protein called 30S ribosomal protein S19.

Mol	Chain	Residues	Atoms					ZeroOcc	AltConf	Trace
19	AI	86	Total	C	N	O	S	0	0	0
			688	438	128	120	2			
19	AA	83	Total	C	N	O	S	0	0	0
			665	424	122	117	2			

- Molecule 20 is a protein called 30S ribosomal protein S20.

Mol	Chain	Residues	Atoms					ZeroOcc	AltConf	Trace
20	BI	101	Total	C	N	O	S	0	0	0
			766	473	161	130	2			
20	BA	103	Total	C	N	O	S	0	0	0
			776	479	163	132	2			

- Molecule 21 is a protein called 30S ribosomal protein Thx.

Mol	Chain	Residues	Atoms				ZeroOcc	AltConf	Trace
21	1F	25	Total	C	N	O	0	0	0
			217	134	52	31			
21	1B	25	Total	C	N	O	0	0	0
			217	134	52	31			

- Molecule 22 is a RNA chain called E. coli tRNA<sup>fMet</sup>.

Mol	Chain	Residues	Atoms					ZeroOcc	AltConf	Trace
22	1K	65	Total	C	N	O	P	0	0	0
			1385	618	249	454	64			
22	3K	77	Total	C	N	O	P	0	0	0
			1640	732	297	535	76			
22	3L	77	Total	C	N	O	P	0	0	0
			1640	732	297	535	76			

- Molecule 23 is a RNA chain called E. coli tRNA<sup>fMet</sup>.

Mol	Chain	Residues	Atoms					ZeroOcc	AltConf	Trace	
23	2K	77	Total	C	N	O	P	S	0	0	0
			1643	735	297	534	76	1			

- Molecule 24 is a RNA chain called mRNA.

Mol	Chain	Residues	Atoms					ZeroOcc	AltConf	Trace
24	4K	17	Total	C	N	O	P	0	0	0
			373	168	79	109	17			
24	4L	21	Total	C	N	O	P	0	0	0
			463	208	99	135	21			

- Molecule 25 is a RNA chain called 23S ribosomal RNA.

Mol	Chain	Residues	Atoms					ZeroOcc	AltConf	Trace
25	1H	2879	Total	C	N	O	P	0	0	0
			62010	27605	11592	19935	2878			
25	14	2879	Total	C	N	O	P	0	0	0
			62013	27604	11596	19934	2879			

- Molecule 26 is a RNA chain called 5S ribosomal RNA.

Mol	Chain	Residues	Atoms					ZeroOcc	AltConf	Trace
26	16	120	Total	C	N	O	P	0	0	0
			2573	1146	476	832	119			

*Continued on next page...*

*Continued from previous page...*

Mol	Chain	Residues	Atoms					ZeroOcc	AltConf	Trace
			Total	C	N	O	P			
26	1J	122	2617	1166	486	844	121	0	0	0

- Molecule 27 is a protein called 50S ribosomal protein L1.

Mol	Chain	Residues	Atoms					ZeroOcc	AltConf	Trace
			Total	C	N	O	S			
27	71	135	1049	662	197	189	1	0	0	0

- Molecule 28 is a protein called 50S ribosomal protein L2.

Mol	Chain	Residues	Atoms					ZeroOcc	AltConf	Trace
			Total	C	N	O	S			
28	11	274	2125	1341	422	359	3	0	0	0
28	19	274	2124	1341	421	359	3	0	0	0

- Molecule 29 is a protein called 50S ribosomal protein L3.

Mol	Chain	Residues	Atoms					ZeroOcc	AltConf	Trace
			Total	C	N	O	S			
29	21	204	1559	985	298	270	6	0	0	0
29	29	204	1559	985	298	270	6	0	0	0

- Molecule 30 is a protein called 50S ribosomal protein L4.

Mol	Chain	Residues	Atoms					ZeroOcc	AltConf	Trace
			Total	C	N	O	S			
30	31	202	1585	1011	297	275	2	0	0	0
30	39	206	1619	1033	302	281	3	0	0	0

- Molecule 31 is a protein called 50S ribosomal protein L5.

Mol	Chain	Residues	Atoms					ZeroOcc	AltConf	Trace
			Total	C	N	O	S			
31	41	181	1473	942	268	259	4	0	0	0
31	49	181	1473	942	268	259	4	0	0	0

- Molecule 32 is a protein called 50S ribosomal protein L6.

Mol	Chain	Residues	Atoms					ZeroOcc	AltConf	Trace
32	51	174	Total	C	N	O	S	0	0	0
			1336	848	251	236	1			
32	59	174	Total	C	N	O	S	0	0	0
			1336	848	251	236	1			

- Molecule 33 is a protein called 50S ribosomal protein L9.

Mol	Chain	Residues	Atoms					ZeroOcc	AltConf	Trace
33	61	146	Total	C	N	O	S	0	0	0
			1136	726	201	208	1			
33	69	146	Total	C	N	O	S	0	0	0
			1136	726	201	208	1			

- Molecule 34 is a protein called 50S ribosomal protein L10.

Mol	Chain	Residues	Atoms					ZeroOcc	AltConf	Trace
34	38	139	Total	C	N	O	S	0	0	0
			1056	672	187	195	2			

- Molecule 35 is a protein called 50S ribosomal protein L13.

Mol	Chain	Residues	Atoms					ZeroOcc	AltConf	Trace
35	58	138	Total	C	N	O	S	0	0	0
			1104	712	206	182	4			
35	15	138	Total	C	N	O	S	0	0	0
			1104	712	206	182	4			

- Molecule 36 is a protein called 50S ribosomal protein L14.

Mol	Chain	Residues	Atoms					ZeroOcc	AltConf	Trace
36	68	122	Total	C	N	O	S	0	0	0
			932	588	171	169	4			
36	25	122	Total	C	N	O	S	0	0	0
			932	588	171	169	4			

- Molecule 37 is a protein called 50S ribosomal protein L15.

Mol	Chain	Residues	Atoms					ZeroOcc	AltConf	Trace
37	78	148	Total	C	N	O	S	0	0	0
			1130	704	230	193	3			
37	35	147	Total	C	N	O	S	0	0	0
			1122	698	229	192	3			

- Molecule 38 is a protein called 50S ribosomal protein L16.

Mol	Chain	Residues	Atoms					ZeroOcc	AltConf	Trace
38	88	141	Total	C	N	O	S	0	0	0
			1121	715	212	187	7			
38	45	140	Total	C	N	O	S	0	0	0
			1112	710	210	185	7			

- Molecule 39 is a protein called 50S ribosomal protein L17.

Mol	Chain	Residues	Atoms					ZeroOcc	AltConf	Trace
39	98	118	Total	C	N	O	S	0	0	0
			967	604	203	159	1			
39	55	118	Total	C	N	O	S	0	0	0
			967	604	203	159	1			

- Molecule 40 is a protein called 50S ribosomal protein L18.

Mol	Chain	Residues	Atoms				ZeroOcc	AltConf	Trace
40	A8	111	Total	C	N	O	0	0	0
			881	556	176	149			
40	65	111	Total	C	N	O	0	0	0
			881	556	176	149			

- Molecule 41 is a protein called 50S ribosomal protein L19.

Mol	Chain	Residues	Atoms					ZeroOcc	AltConf	Trace
41	B8	137	Total	C	N	O	S	0	0	0
			1141	710	234	196	1			
41	75	137	Total	C	N	O	S	0	0	0
			1141	710	234	196	1			

- Molecule 42 is a protein called 50S ribosomal protein L20.

Mol	Chain	Residues	Atoms					ZeroOcc	AltConf	Trace
42	C8	117	Total	C	N	O	S	0	0	0
			963	610	202	150	1			
42	85	117	Total	C	N	O	S	0	0	0
			963	610	202	150	1			

- Molecule 43 is a protein called 50S ribosomal protein L21.

Mol	Chain	Residues	Atoms					ZeroOcc	AltConf	Trace
43	D8	100	Total	C	N	O	S	0	0	0
			774	499	141	133	1			
43	95	101	Total	C	N	O	S	0	0	0
			778	501	142	134	1			

- Molecule 44 is a protein called 50S ribosomal protein L22.

Mol	Chain	Residues	Atoms					ZeroOcc	AltConf	Trace
44	E8	113	Total	C	N	O	S	0	0	0
			899	566	177	154	2			
44	A5	112	Total	C	N	O	S	0	0	0
			890	560	175	153	2			

- Molecule 45 is a protein called 50S ribosomal protein L23.

Mol	Chain	Residues	Atoms					ZeroOcc	AltConf	Trace
45	F8	95	Total	C	N	O	S	0	0	0
			747	485	135	126	1			
45	B5	93	Total	C	N	O		0	0	0
			730	474	132	124				

- Molecule 46 is a protein called 50S ribosomal protein L24.

Mol	Chain	Residues	Atoms					ZeroOcc	AltConf	Trace
46	G8	107	Total	C	N	O	S	0	0	0
			805	517	151	132	5			
46	C5	109	Total	C	N	O	S	0	0	0
			825	528	153	139	5			

- Molecule 47 is a protein called 50S ribosomal protein L25.

Mol	Chain	Residues	Atoms					ZeroOcc	AltConf	Trace
47	H8	174	Total	C	N	O	S	0	0	0
			1390	887	250	250	3			
47	D5	176	Total	C	N	O	S	0	0	0
			1404	897	252	252	3			

- Molecule 48 is a protein called 50S ribosomal protein L27.

Mol	Chain	Residues	Atoms					ZeroOcc	AltConf	Trace
48	I8	77	Total	C	N	O	S	0	0	0
			611	378	129	103	1			

*Continued on next page...*



*Continued from previous page...*

Mol	Chain	Residues	Atoms					ZeroOcc	AltConf	Trace
48	E5	79	Total	C	N	O	S	0	0	0
			623	386	131	105	1			

- Molecule 49 is a protein called 50S ribosomal protein L28.

Mol	Chain	Residues	Atoms					ZeroOcc	AltConf	Trace
49	J8	96	Total	C	N	O	S	0	0	0
			754	474	149	129	2			
49	F5	92	Total	C	N	O	S	0	0	0
			721	451	144	125	1			

- Molecule 50 is a protein called 50S ribosomal protein L29.

Mol	Chain	Residues	Atoms					ZeroOcc	AltConf	Trace
50	K8	71	Total	C	N	O	S	0	0	0
			590	367	119	103	1			
50	G5	69	Total	C	N	O	S	0	0	0
			580	358	118	103	1			

- Molecule 51 is a protein called 50S ribosomal protein L30.

Mol	Chain	Residues	Atoms				ZeroOcc	AltConf	Trace
51	L8	59	Total	C	N	O	0	0	0
			468	298	90	80			
51	H5	59	Total	C	N	O	0	0	0
			468	298	90	80			

- Molecule 52 is a protein called 50S ribosomal protein L31.

Mol	Chain	Residues	Atoms					ZeroOcc	AltConf	Trace
52	M8	66	Total	C	N	O	S	0	0	0
			533	335	96	97	5			
52	I5	71	Total	C	N	O	S	0	0	0
			580	364	108	103	5			

- Molecule 53 is a protein called 50S ribosomal protein L32.

Mol	Chain	Residues	Atoms					ZeroOcc	AltConf	Trace
53	N8	56	Total	C	N	O	S	0	0	0
			434	272	87	70	5			
53	J5	56	Total	C	N	O	S	0	0	0
			434	272	87	70	5			

- Molecule 54 is a protein called 50S ribosomal protein L33.

Mol	Chain	Residues	Atoms					ZeroOcc	AltConf	Trace
54	O8	49	Total	C	N	O	S	0	0	0
			424	264	87	69	4			
54	K5	48	Total	C	N	O	S	0	0	0
			417	259	86	68	4			

- Molecule 55 is a protein called 50S ribosomal protein L34.

Mol	Chain	Residues	Atoms					ZeroOcc	AltConf	Trace
55	P8	48	Total	C	N	O	S	0	0	0
			418	257	104	55	2			
55	L5	48	Total	C	N	O	S	0	0	0
			418	257	104	55	2			

- Molecule 56 is a protein called 50S ribosomal protein L35.

Mol	Chain	Residues	Atoms					ZeroOcc	AltConf	Trace
56	Q8	64	Total	C	N	O	S	0	0	0
			506	326	99	79	2			
56	M5	64	Total	C	N	O	S	0	0	0
			506	326	99	79	2			

- Molecule 57 is a RNA chain called E. coli tRNA<sup>fMet</sup>.

Mol	Chain	Residues	Atoms					ZeroOcc	AltConf	Trace	
57	2L	77	Total	C	N	O	P	S	0	0	0
			1643	735	297	534	76	1			

- Molecule 58 is POTASSIUM ION (three-letter code: K) (formula: K) (labeled as "Ligand of Interest" by author).

Mol	Chain	Residues	Atoms		ZeroOcc	AltConf
58	14	94	Total	K	0	0
			94	94		
58	21	1	Total	K	0	0
			1	1		
58	31	2	Total	K	0	0
			2	2		
58	52	1	Total	K	0	0
			1	1		
58	32	1	Total	K	0	0
			1	1		

*Continued on next page...*

*Continued from previous page...*

Mol	Chain	Residues	Atoms	ZeroOcc	AltConf
58	8I	1	Total K 1 1	0	0
58	19	1	Total K 1 1	0	0
58	13	37	Total K 38 38	0	1
58	39	1	Total K 1 1	0	0
58	1G	25	Total K 25 25	0	0
58	11	1	Total K 1 1	0	0
58	3A	1	Total K 1 1	0	0
58	41	2	Total K 2 2	0	0
58	5I	1	Total K 1 1	0	0
58	1H	121	Total K 122 122	0	1
58	BA	1	Total K 1 1	0	0
58	5E	1	Total K 1 1	0	0
58	29	2	Total K 2 2	0	0
58	16	2	Total K 2 2	0	0

- Molecule 59 is MAGNESIUM ION (three-letter code: MG) (formula: Mg).

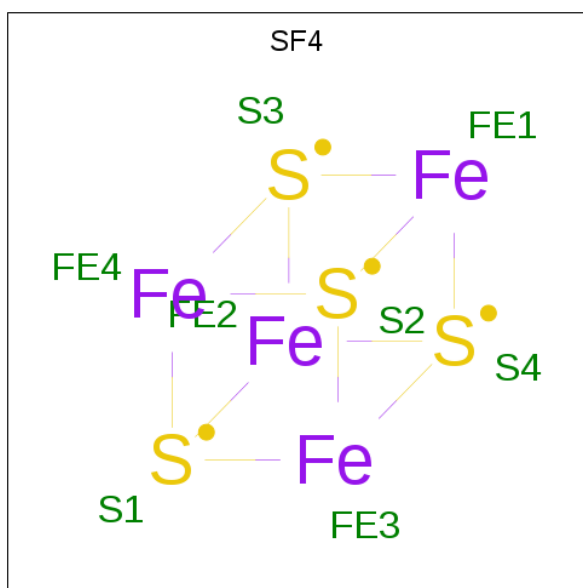
Mol	Chain	Residues	Atoms	ZeroOcc	AltConf
59	32	1	Total Mg 1 1	0	0
59	13	111	Total Mg 111 111	0	0
59	1J	5	Total Mg 5 5	0	0
59	BI	2	Total Mg 2 2	0	0
59	16	8	Total Mg 8 8	0	0

*Continued on next page...*

*Continued from previous page...*

Mol	Chain	Residues	Atoms		ZeroOcc	AltConf
59	21	2	Total 2	Mg 2	0	0
59	78	1	Total 1	Mg 1	0	0
59	Q8	1	Total 1	Mg 1	0	0
59	4I	1	Total 1	Mg 1	0	0
59	I8	2	Total 2	Mg 2	0	0
59	D8	3	Total 3	Mg 3	0	0
59	8E	1	Total 1	Mg 1	0	0
59	29	2	Total 2	Mg 2	0	0
59	41	1	Total 1	Mg 1	0	0
59	2K	1	Total 1	Mg 1	0	0
59	J8	1	Total 1	Mg 1	0	0
59	1G	102	Total 102	Mg 102	0	0
59	1H	404	Total 405	Mg 405	0	1
59	7I	1	Total 1	Mg 1	0	0
59	E5	1	Total 1	Mg 1	0	0
59	N8	1	Total 1	Mg 1	0	0
59	14	312	Total 312	Mg 312	0	0
59	3E	1	Total 1	Mg 1	0	0
59	55	1	Total 1	Mg 1	0	0
59	G8	1	Total 1	Mg 1	0	0
59	2L	2	Total 2	Mg 2	0	0

- Molecule 60 is IRON/SULFUR CLUSTER (three-letter code: SF4) (formula: Fe<sub>4</sub>S<sub>4</sub>).



Mol	Chain	Residues	Atoms		ZeroOcc	AltConf
60	3E	1	Total	Fe S	0	0
			8	4 4		
60	32	1	Total	Fe S	0	0
			8	4 4		

- Molecule 61 is ZINC ION (three-letter code: ZN) (formula: Zn).

Mol	Chain	Residues	Atoms		ZeroOcc	AltConf
61	5A	1	Total	Zn	0	0
			1	1		
61	5I	1	Total	Zn	0	0
			1	1		

- Molecule 62 is water.

Mol	Chain	Residues	Atoms		ZeroOcc	AltConf
62	13	190	Total	O	0	0
			190	190		
62	3E	2	Total	O	0	0
			2	2		
62	3I	1	Total	O	0	0
			1	1		
62	4I	2	Total	O	0	0
			2	2		
62	5I	1	Total	O	0	0
			1	1		

*Continued on next page...*

*Continued from previous page...*

Mol	Chain	Residues	Atoms	ZeroOcc	AltConf
62	6I	1	Total O 1 1	0	0
62	7I	3	Total O 3 3	0	0
62	BI	4	Total O 4 4	0	0
62	3K	1	Total O 1 1	0	0
62	4K	2	Total O 2 2	0	0
62	1H	983	Total O 983 983	0	0
62	16	12	Total O 12 12	0	0
62	11	10	Total O 10 10	0	0
62	21	5	Total O 5 5	0	0
62	31	6	Total O 6 6	0	0
62	58	1	Total O 1 1	0	0
62	78	6	Total O 6 6	0	0
62	98	1	Total O 1 1	0	0
62	B8	2	Total O 2 2	0	0
62	C8	2	Total O 2 2	0	0
62	F8	2	Total O 2 2	0	0
62	G8	1	Total O 1 1	0	0
62	I8	5	Total O 5 5	0	0
62	J8	3	Total O 3 3	0	0
62	Q8	1	Total O 1 1	0	0
62	1G	268	Total O 268 268	0	0

*Continued on next page...*

*Continued from previous page...*

Mol	Chain	Residues	Atoms	ZeroOcc	AltConf
62	32	4	Total O 4 4	0	0
62	42	1	Total O 1 1	0	0
62	3A	1	Total O 1 1	0	0
62	7A	5	Total O 5 5	0	0
62	BA	1	Total O 1 1	0	0
62	2L	6	Total O 6 6	0	0
62	4L	4	Total O 4 4	0	0
62	14	681	Total O 681 681	0	0
62	1J	16	Total O 16 16	0	0
62	19	12	Total O 12 12	0	0
62	29	3	Total O 3 3	0	0
62	39	3	Total O 3 3	0	0
62	35	3	Total O 3 3	0	0
62	55	2	Total O 2 2	0	0
62	75	1	Total O 1 1	0	0
62	85	1	Total O 1 1	0	0
62	B5	2	Total O 2 2	0	0
62	C5	2	Total O 2 2	0	0
62	F5	1	Total O 1 1	0	0
62	G5	1	Total O 1 1	0	0
62	L5	1	Total O 1 1	0	0

*Continued on next page...*

*Continued from previous page...*

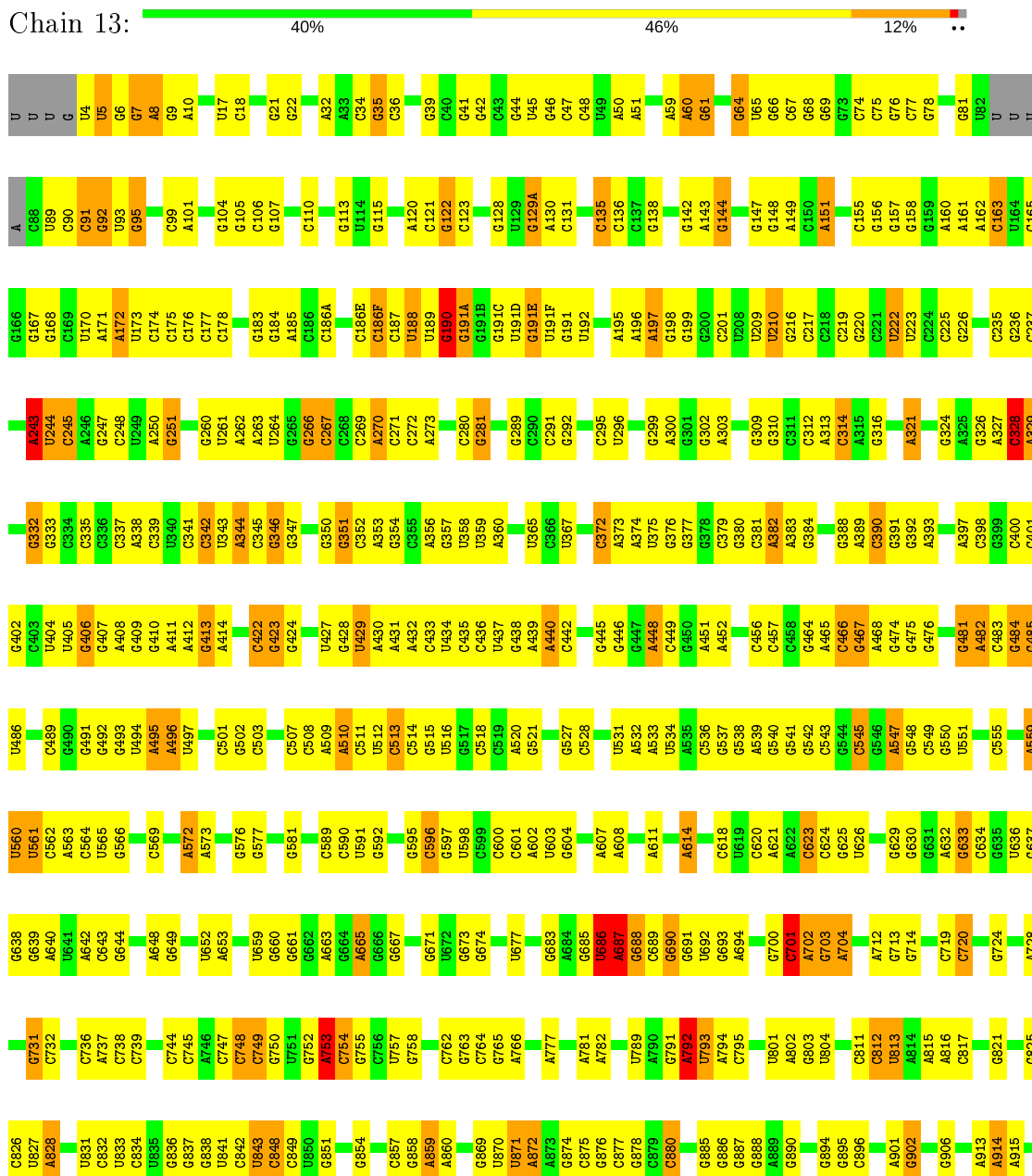
<b>Mol</b>	<b>Chain</b>	<b>Residues</b>	<b>Atoms</b>		<b>ZeroOcc</b>	<b>AltConf</b>
62	M5	1	Total	O	0	0
			1	1		



### 3 Residue-property plots

These plots are drawn for all protein, RNA, DNA and oligosaccharide chains in the entry. The first graphic for a chain summarises the proportions of the various outlier classes displayed in the second graphic. The second graphic shows the sequence view annotated by issues in geometry and electron density. Residues are color-coded according to the number of geometric quality criteria for which they contain at least one outlier: green = 0, yellow = 1, orange = 2 and red = 3 or more. A red dot above a residue indicates a poor fit to the electron density ( $RSRZ > 2$ ). Stretches of 2 or more consecutive residues without any outlier are shown as a green connector. Residues present in the sample, but not in the model, are shown in grey.

- Molecule 1: 16S ribosomal RNA

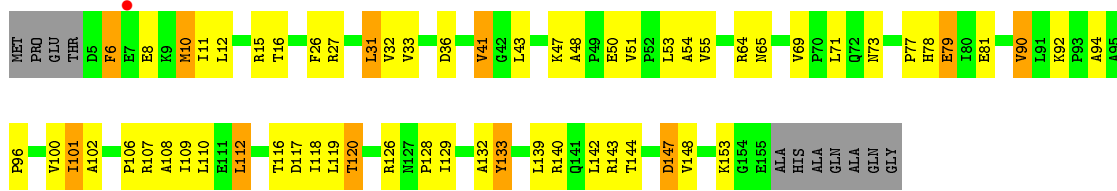




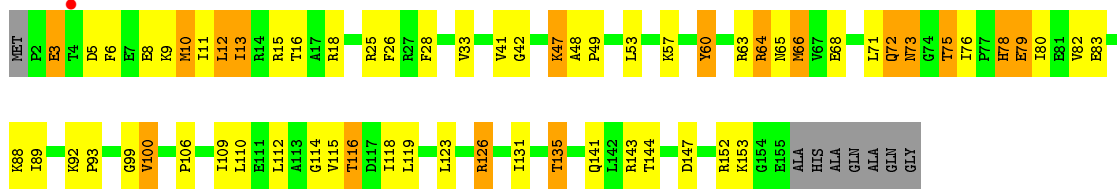
A1483	C422	A509	G587	A684	C762	U841	C934	G1003	C1063	G1127	G1190	C1254	C1320	G1387	A1483
C1490	G423	A510	G589	G685	G763	C842	A935	A1004	G1064	C1128	U1191	G1255	C1321	C1388	C1490
A1491	G424	C511	G595	A686	G764	U843	A936	A1005	G1065	A1129	C1195	A1256	C1322	C1389	A1491
A1492	G425	G596	C596	A687	G765	U844	A937	C1006	G1066	A1130	U1196	A1257	G1323	G1390	A1492
U1493	G426	U516	G597	G688	G766	C849	G942	C1007	A1067	G1131	U1197	C1258	A1324	U1392	U1493
U1494	G427	G517	G598	G689	G767	U850	G943	C1008	G1068	G1132	G1198	C1259	A1325	U1393	U1494
A1495	G428	C518	C599	G690	G768	U851	U943	C1009	G1069	G1133	G1199	C1260	C1326	A1394	U1495
A1496	G429	C519	C600	G691	G769	G852	A946	G1010	U1070	G1134	U1199	C1261	C1327	A1395	A1496
A1497	A430	A520	C601	G701	G770	G853	U947	G1011	C1071	U1195	C1200	C1262	C1328	A1396	A1497
A1498	C435	G521	G602	A702	G771	G854	C948	A1014	G1072	U1136	A1201	G1263	C1329	C1397	A1498
A1499	A439	C522	G603	A703	G772	G855	C949	A1015	U1073	C1137	G1202	G1264	U1330	A1398	A1499
A1500	A440	G627	A704	A704	G773	A859	G951	A1016	C1074	G1138	C1203	G1265	G1331	C1399	A1500
A1501	C442	A532	A608	A705	G774	A860	U952	G1017	C1075	G1139	A1204	A1266	A1332	G1400	A1501
A1502	G445	A533	A609	G707	G775	A861	U953	G1018	C1076	C1140	U1205	A1267	A1333	G1401	A1502
A1503	G446	A534	A610	G708	G776	G868	U954	C1019	G1077	C1141	G1206	C1270	G1334	C1402	A1503
A1504	G447	A535	A611	G709	G777	U870	U955	U1020	A1080	G1142	G1207	G1271	C1335	C1403	A1504
A1505	G448	C536	A612	G710	G778	U871	U956	G1021	G1081	G1143	G1208	G1272	C1336	C1404	A1505
A1506	A452	G537	A613	G711	G779	U872	U957	G1022	G1082	G1144	U1211	G1273	C1337	U1406	A1506
A1507	A453	G538	A614	G712	G780	U873	U960	G1023	U1083	C1145	U1212	G1274	G1342	U1407	A1507
A1508	A454	G539	A615	G713	A714	U874	U961	G1024	G1084	C1146	U1213	A1275	G1343	G1407	A1508
A1509	G449	A539	A616	G714	A715	U875	U962	G1025	U1085	C1147	A1213	A1276	C1344	G1410	A1509
A1510	A448	A540	A617	G715	A716	U876	U963	G1026	U1086	U1148	U1214	A1277	C1345	G1411	A1510
A1511	A457	G541	A618	G716	A717	U877	U964	C1027	G1087	U1149	G1215	U1278	U1345	G1412	A1511
A1512	C457	G542	A619	G717	A718	U878	U965	C1028	G1088	U1150	G1216	A1279	A1346	G1413	A1512
A1513	G464	C543	A620	G718	A719	U879	U966	C1028A	G1089	U1151	G1217	A1280	A1347	G1414	A1513
A1514	A465	C544	A621	G719	A720	U880	U967	C1028B	G1090	U1152	G1218	U1281	U1348	U1414	A1514
A1515	A466	G544	A622	G720	A721	U881	U968	G1029	U1090	G1154	U1219	C1282	A1349	G1415	A1515
A1516	A467	C545	A623	G721	A722	U882	U969	G1030	U1091	G1155	U1220	C1283	A1350	G1416	A1516
A1517	A468	G545	A624	G722	A723	U883	U970	G1031	U1092	G1156	G1221	G1284	U1351	G1417	A1517
A1518	G474	C546	A625	G723	A724	U884	U971	G1032	A1093	A1157	G1222	A1285	C1352	G1418	A1518
A1519	G475	A547	A626	G724	A725	U885	U972	G1032A	G1094	C1158	G1223	A1286	G1353	G1419	A1519
A1520	G476	G548	A627	G725	A726	U886	U973	G1032B	U1095	U1159	G1224	A1287	C1354	G1422	A1520
A1521	A477	C548	A628	G726	A727	U887	U974	G1033	C1096	U1160	U1225	A1288	G1355	G1423	A1521
A1522	A478	G549	A629	G727	A728	U888	U975	G1034	C1097	C1161	A1226	G1289	C1356	A1434	A1522
A1523	G478	C554	A630	G728	A729	U889	U976	G1035	C1098	G1162	A1227	G1290	A1357	G1435	A1523
A1524	A482	G555	A631	G729	A730	U890	U977	G1036	G1099	C1163	G1228	G1291	C1358	G1436	A1524
A1525	C483	C556	A632	G730	A731	U891	U978	C1037	G1100	G1164	A1229	U1292	A1360	U1436	A1525
A1526	G484	C556	A633	G731	A732	U892	U979	C1038	A1101	C1165	G1230	G1293	A1361	U1437	A1526
A1527	A486	C556	A634	G732	A733	U893	U980	C1039	G1102	G1166	U1231	G1294	G1362	G1442	A1527
A1528	G486	C556	A635	G733	A734	U894	U981	G1042	A1103	U1167	U1232	G1295	A1362A	G1443	A1528
A1529	A488	C556	A636	G734	A735	U895	U982	G1043	A1104	A1169	U1233	G1296	A1363	G1444	A1529
A1530	G488	C556	A637	G735	A736	U896	U983	C1044	A1105	A1170	U1234	C1297	A1364	A1446	A1530
A1531	A489	C556	A638	G736	A737	U897	U984	G1045	A1106	A1171	A1235	C1298	U1365	G1447	A1531
A1532	G489	C556	A639	G737	A738	U898	U985	A1046	A1107	G1174	U1236	A1299	C1365	U1447	A1532
A1533	A490	C556	A640	G738	A739	U899	U986	A1047	A1108	A1175	A1237	G1300	C1366	U1448	A1533
A1534	G490	C556	A641	G739	A740	U900	U987	G1048	A1109	G1176	A1238	U1301	C1367	U1449	A1534
A1535	G491	C556	A642	G740	A741	U901	U988	G1049	A1110	A1177	A1239	U1302	C1368	U1450	A1535
A1536	A494	C556	A643	G741	A742	U902	U989	U1049	A1111	G1178	U1240	G1303	G1369	A1451	A1536
A1537	A495	C556	A644	G742	A743	U903	U990	G1050	A1112	A1179	G1241	C1304	U1370	G1452	A1537
U1540	A496	C556	A645	G743	A744	U904	U991	C1051	A1113	A1180	G1242	G1305	G1370	G1453	U1540
U	A497	C556	A646	G744	A745	U905	U992	U1052	A1114	A1181	C1243	G1306	A1373	G1454	U
U	A498	C556	A647	G745	A746	U906	U993	U1053	A1115	A1182	A1244	A1306	A1374	G1464	U
U	A499	C556	A648	G746	A747	U907	U994	G1054	A1116	A1183	C1245	A1307	A1375	C1465	U
U	A500	C556	A649	G747	A748	U908	U995	C1055	A1117	A1184	U1246	G1309	A1376	C1466	U
U	A501	C556	A650	G748	A749	U909	U996	U1056	A1118	A1185	U1247	G1310	A1377	C1467	U
U	A502	C556	A651	G749	A750	U910	U997	U1057	A1119	A1186	U1248	G1311	A1378	G1475	U
U	A503	C556	A652	G750	A751	U911	U998	U1058	A1120	A1187	C1249	G1312	A1379	G1481	U
U	A504	C556	A653	G751	A752	U912	U999	C1059	A1121	A1188	A1250	G1313	A1380	G1482	U
U	A505	C556	A654	G752	A753	U913	U1000	U1060	A1122	A1189	U1251	A1314	A1381		U
U	A506	C556	A655	G753	A754	U914	G1001	U1061	A1123	A1190	U1252	A1315	A1382		U
U	A507	C556	A656	G754	A755	U915	G1002	U1062	A1124	A1191	U1253	A1316	A1383		U
U	A508	C556	A657	G755	A756	U916			A1125	A1192		A1317	A1384		U
U	A509	C556	A658	G756	A757	U917			A1126	A1193		A1318	A1385		U
U	A510	C556	A659	G757	A758	U918			A1127	A1194		A1319	A1386		U
U	A511	C556	A660	G758	A759	U919			A1128	A1195		A1320	A1387		U
U	A512	C556	A661	G759	A760	U920			A1129	A1196		A1321	A1388		U
U	A513	C556	A662	G760	A761	U921			A1130	A1197		A1322	A1389		U
U	A514	C556	A663	G761	A762	U922			A1131	A1198		A1323	A1390		U
U	A515	C556	A664	G762	A763	U923			A1132	A1199		A1324	A1391		U
U	A516	C556	A665	G763	A764	U924			A1133	A1200		A1325	A1392		U
U	A517	C556	A666	G764	A765	U925			A1134	A1201		A1326	A1393		U
U	A518	C556	A667	G765	A766	U926			A1135	A1202		A1327	A1394		U
U	A519	C556	A668	G766	A767	U927			A1136	A1203		A1328	A1395		U
U	A520	C556	A669	G767	A768	U928			A1137	A1204		A1329	A1396		U
U	A521	C556	A670	G768	A769	U929			A1138	A1205		A1330	A1397		U
U	A522	C556	A671	G769	A770	U930			A1139	A1206		A1331	A1398		U
U	A523	C556	A672	G770	A771	U931			A1140	A1207		A1332	A1399		U
U	A524	C556	A673	G771	A772	U932			A1141	A1208		A1333	A1400		U
U	A525	C556	A674	G772	A773	U933			A1142	A1209		A1334	A1401		U
U	A526	C556	A675	G773	A774	U934			A1143	A1210		A1335	A1402		U
U	A527	C556	A676	G774	A775	U935			A1144	A1211		A1336	A1403		U
U	A528	C556	A677	G775	A776	U936			A1145	A1212		A1337	A1404		U
U	A529	C556	A678	G776	A777	U937			A1146	A1213		A1338	A1405		U
U	A530	C556	A679	G777	A778	U938			A1147	A1214		A1339	A1406		U
U	A531	C556	A680	G778	A779	U939			A1148	A1215		A1340	A1407		U
U	A532	C556	A681	G779	A780	U940			A1149	A1216		A1341	A1408		U
U	A533	C556	A682	G780	A781	U941			A1150	A1217		A1342	A1409		U
U	A534	C556	A683	G781	A782	U942			A1151	A1218		A1343	A1410		U
U	A535	C556	A684	G782	A783	U943			A1152	A1219		A1344	A1411		U
U	A536	C556	A685	G783	A784	U944			A1153	A1220		A1345	A1412		U
U	A537	C556	A686	G784	A785										



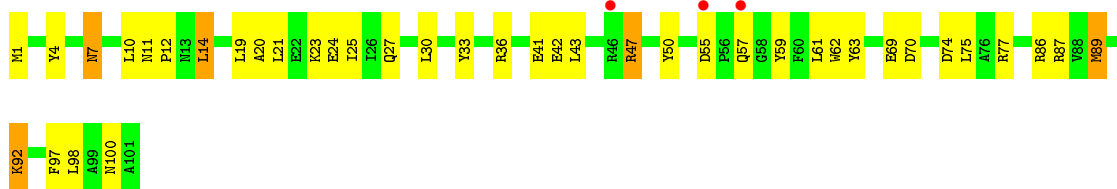




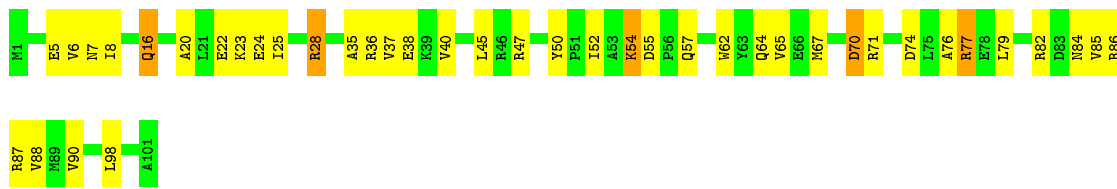
• Molecule 5: 30S ribosomal protein S5



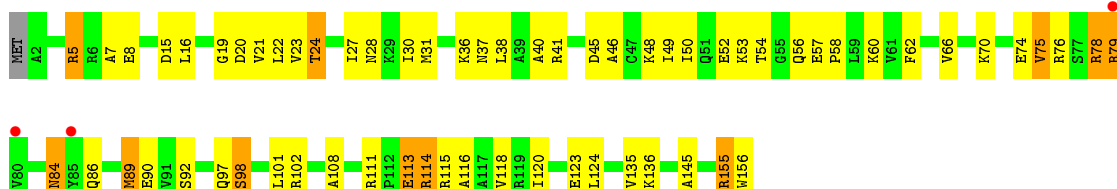
• Molecule 6: 30S ribosomal protein S6



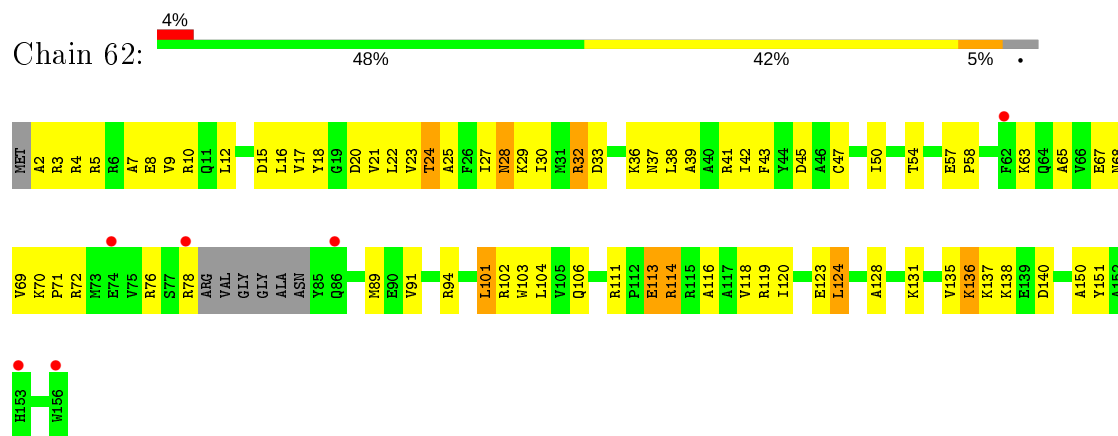
• Molecule 6: 30S ribosomal protein S6



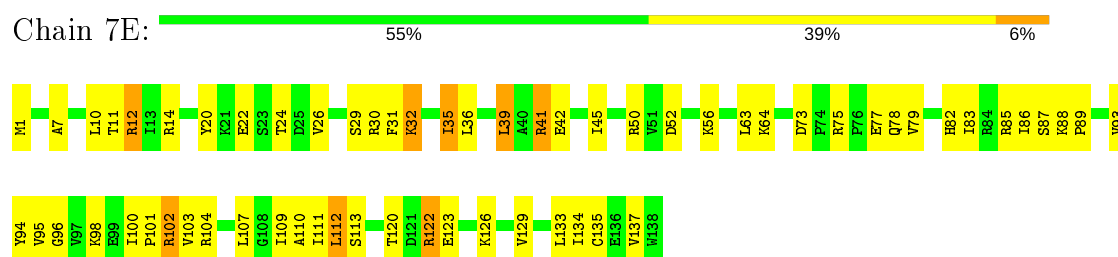
• Molecule 7: 30S ribosomal protein S7



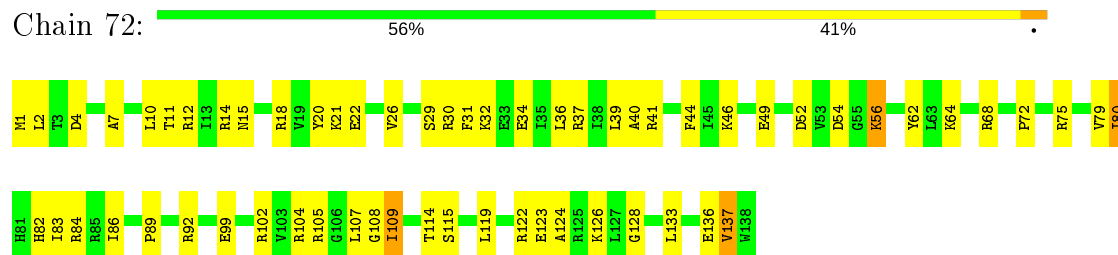
• Molecule 7: 30S ribosomal protein S7



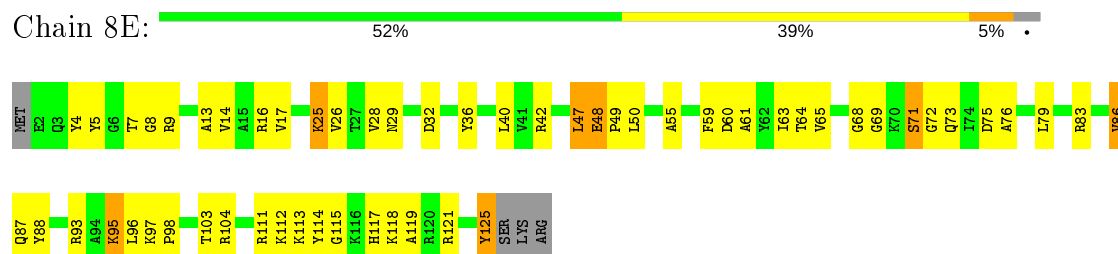
- Molecule 8: 30S ribosomal protein S8



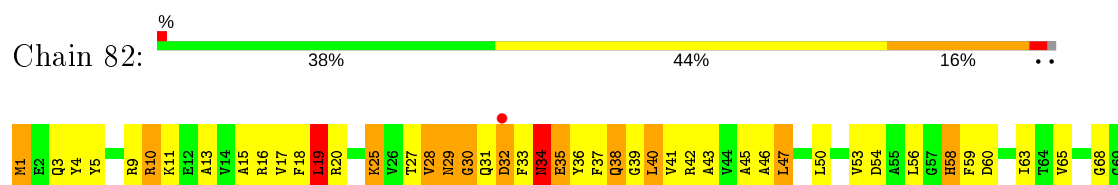
- Molecule 8: 30S ribosomal protein S8



- Molecule 9: 30S ribosomal protein S9

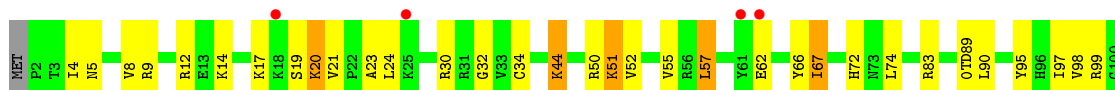


- Molecule 9: 30S ribosomal protein S9

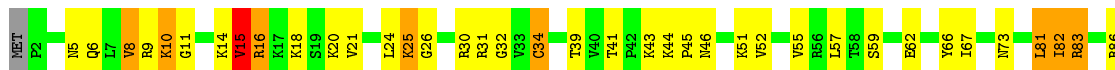




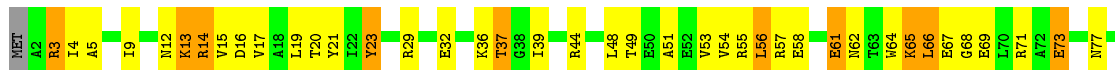




• Molecule 12: 30S ribosomal protein S12



• Molecule 13: 30S ribosomal protein S13



• Molecule 13: 30S ribosomal protein S13



• Molecule 14: 30S ribosomal protein S14 type Z



• Molecule 14: 30S ribosomal protein S14 type Z

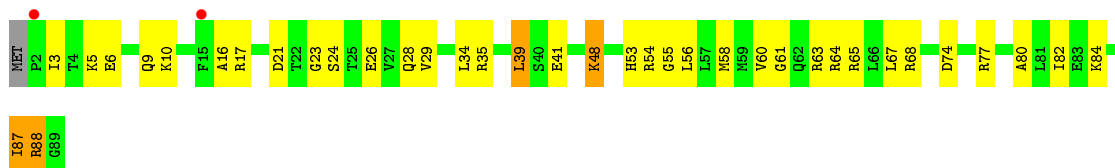




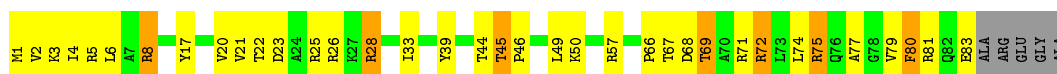
- Molecule 15: 30S ribosomal protein S15



- Molecule 15: 30S ribosomal protein S15



- Molecule 16: 30S ribosomal protein S16



- Molecule 16: 30S ribosomal protein S16

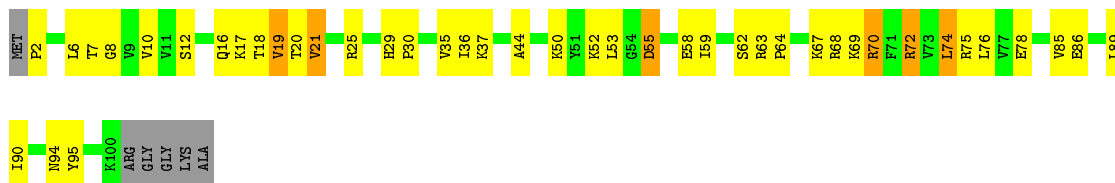


- Molecule 17: 30S ribosomal protein S17

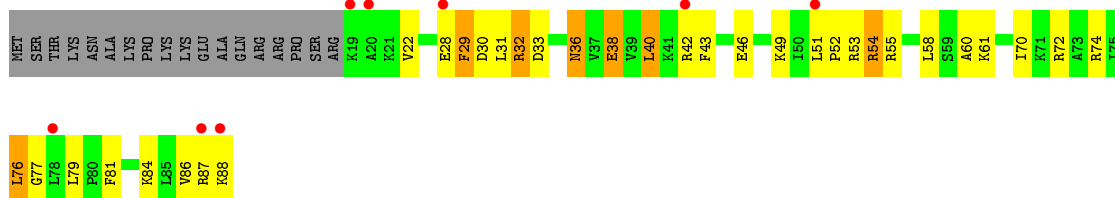
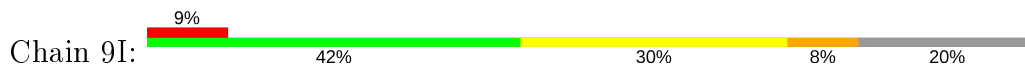


- Molecule 17: 30S ribosomal protein S17

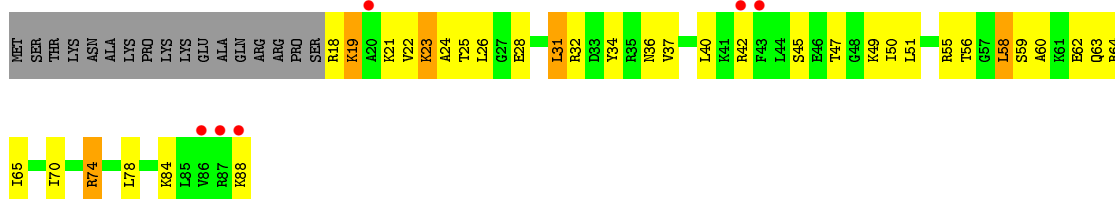




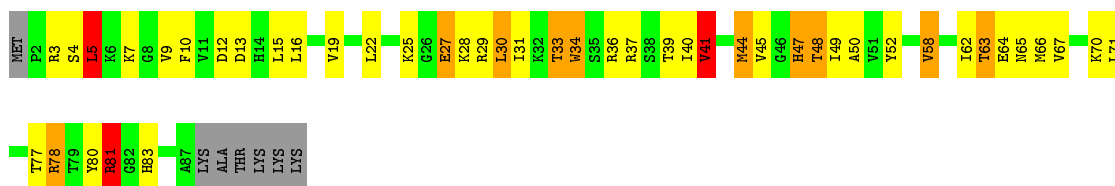
- Molecule 18: 30S ribosomal protein S18



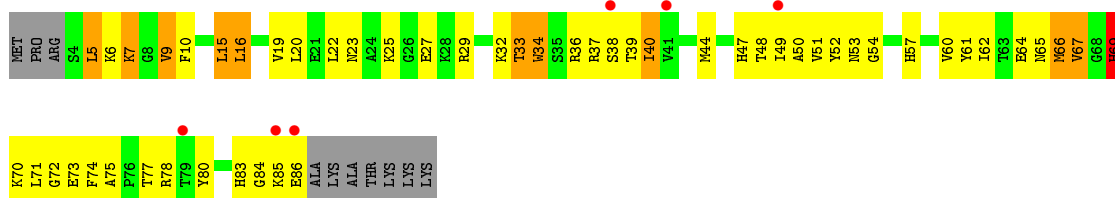
- Molecule 18: 30S ribosomal protein S18



- Molecule 19: 30S ribosomal protein S19

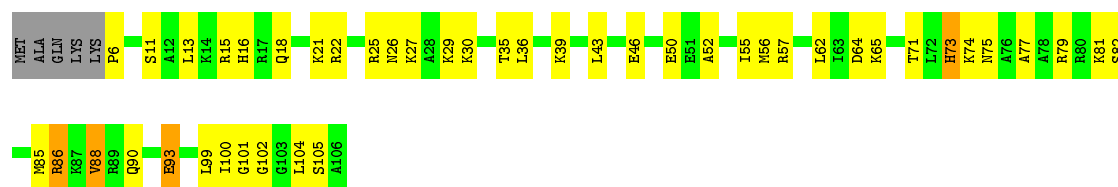


- Molecule 19: 30S ribosomal protein S19



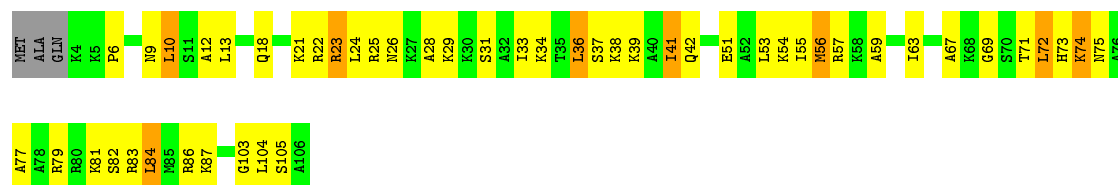
- Molecule 20: 30S ribosomal protein S20

Chain BI: 




- Molecule 20: 30S ribosomal protein S20

Chain BA: 



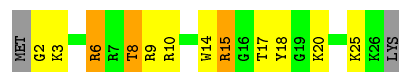
- Molecule 21: 30S ribosomal protein Thx

Chain 1F: 




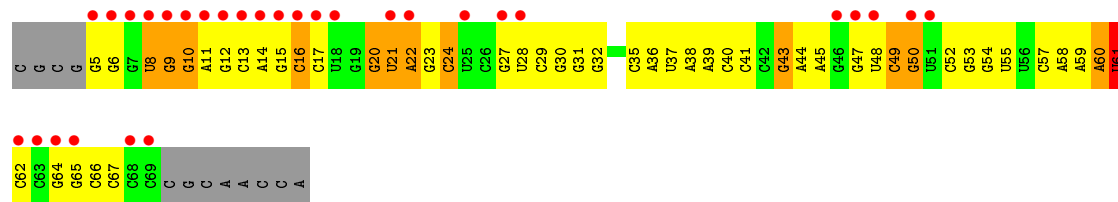
- Molecule 21: 30S ribosomal protein Thx

Chain 1B: 




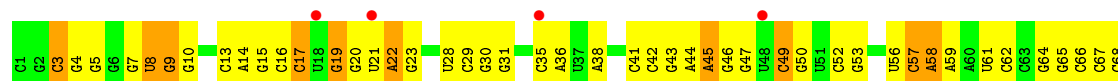
- Molecule 22: E. coli tRNA<sup>fMet</sup>

Chain 1K: 



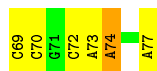
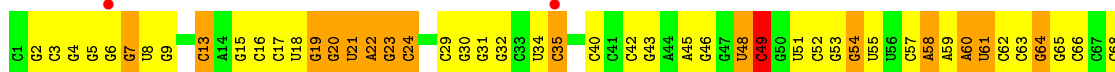
- Molecule 22: E. coli tRNA<sup>fMet</sup>

Chain 3K: 

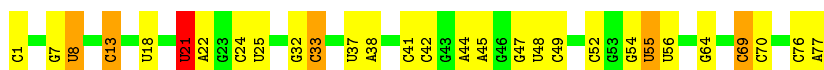




• Molecule 22: E. coli tRNAfMet



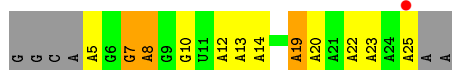

• Molecule 23: E. coli tRNAfMet



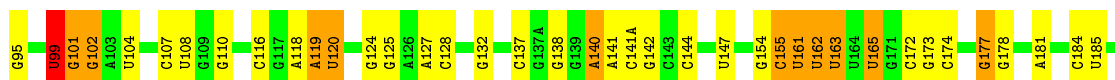
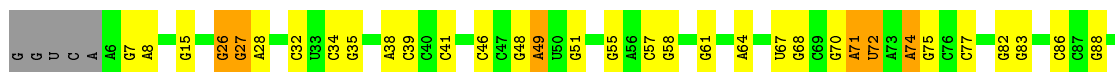
• Molecule 24: mRNA



• Molecule 24: mRNA

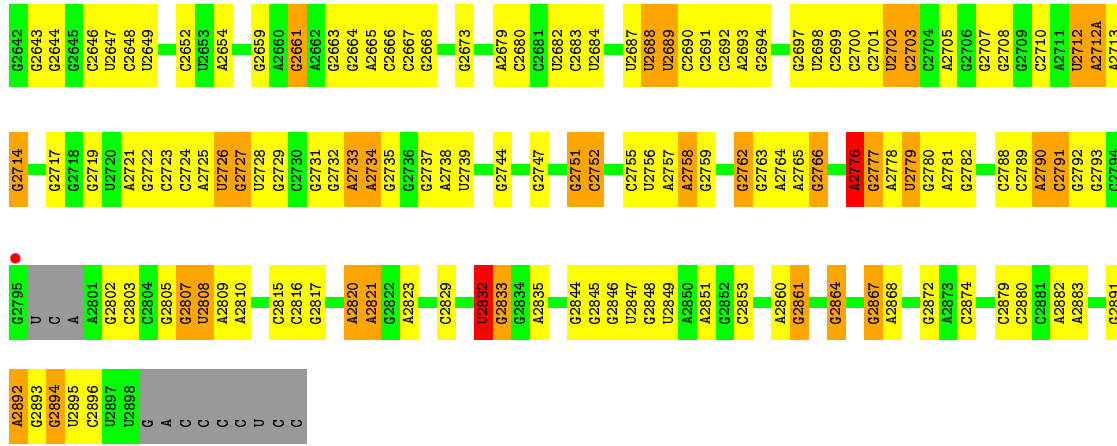


• Molecule 25: 23S ribosomal RNA

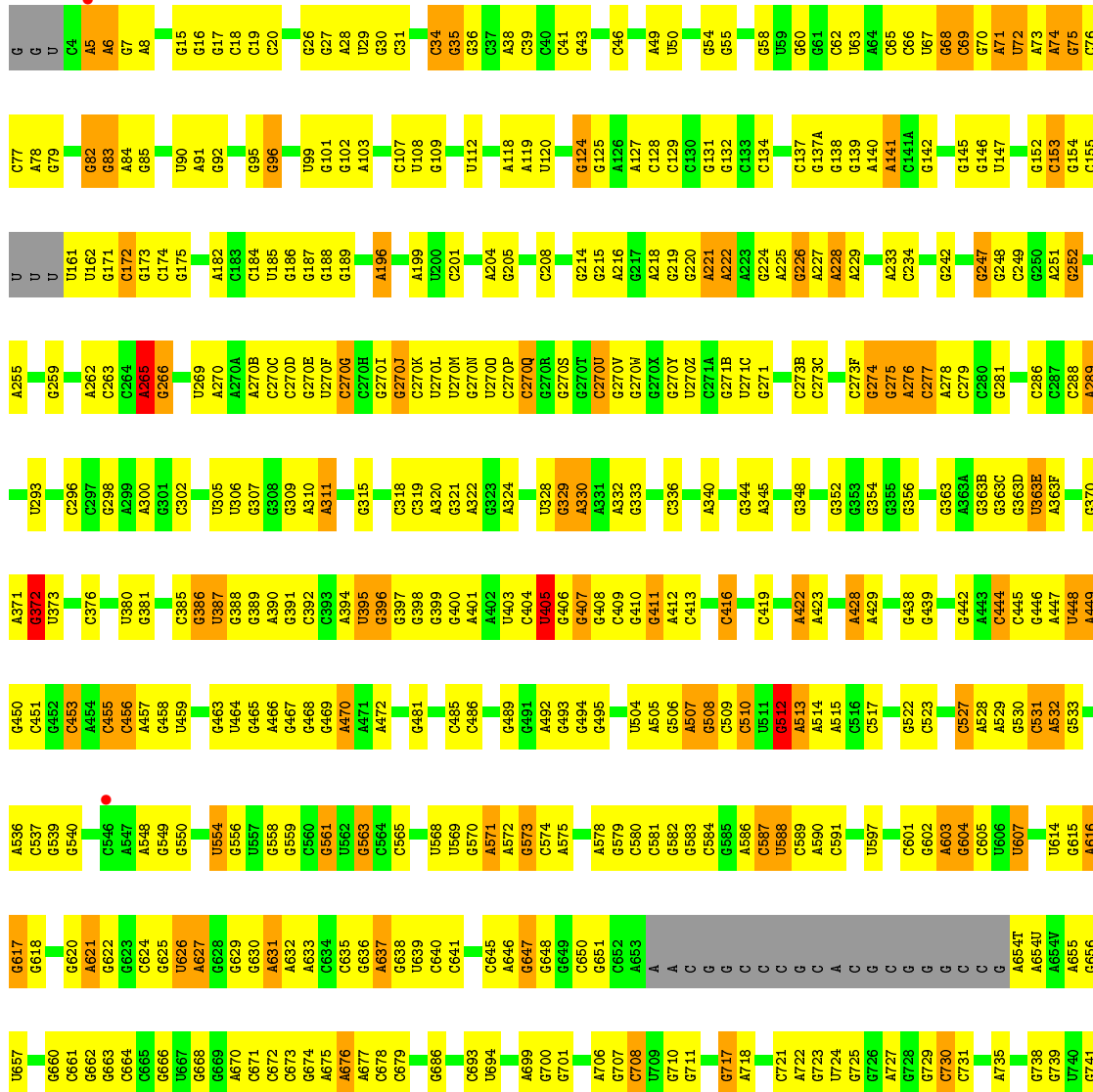


G1324	G1239	G1149	C1064	A1000	A933	G778	G682	C635	G565	A488	A401	A311	U269
G1325	U1240	C1150	U1065	A1001	G994	U779	C683	G636	U566	C484	A402	G317	A270
G1326	A1241	G1151	U1066	G1002	C935	A781	G686	A637	A567	C485	U403	C318	C270C
G1327	G1242	G1152	A1067	G1003	C936	A782	G687	G638	U569	C486	C404	C319	C270D
G1328	G1243	C1153	G1068	C1004	U937	A783	G704	U639	U569	C487	U405	C320	G406
G1329	G1244	A1155	A1069	G1005	G938	U784	G705	C641	G570	C488	C640	C321	U270F
G1330	A1245	A1156	A1070	C1006	G939	A785	G707	G642	A571	C489	G407	A322	C270G
G1331	G1246	U1165	G1071	C1007	G940	G786	G708	A643	A572	C490	G408	G323	C270H
G1332	C1251	C1166	C1072	C1008	A941	G787	G709	A644	G573	C491	G411	A324	G270I
G1333	G1252	G1167	A1073	A1009	G942	U787	U710	A645	C574	C492	G412	G329	U270L
G1334	A1253	U1168	A1074	A1010	U943	U788	G711	A646	A575	C493	A413	A330	U270M
G1335	G1254	G1169	A1075	C1011	G944	G789	U712	A653	U576	C494	C414	A331	G270N
G1336	U1255	G1170	U1076	U1012	A945	G792	U713	A654	G577	C495	C415	A332	U270O
G1337	C1256	G1171	C1077	A1013	G946	A793	U714	A655	U504	C496	C416	A333	U270P
G1338	G1257	G1172	A1078	A1014	A953	C796	G715	A656	A505	C497	C417	A334	C270Q
U1341	C1258	G1173	U1079	G1015	G954	C797	G716	A657	G508	C498	C418	A335	G270R
C1345	G1259	G1174	U1080	G1016	C955	C798	G717	G	G509	C499	A422	A336	C270S
G1346	A1265	U1175	U1081	U1019	C956	G801	C719	C	C510	C500	A423	G338	G270T
G1347	G1266	G1176	A1082	A1020	A957	A802	C720	C	U511	A501	G424	U339	G270U
G1348	U1267	G1177	U1083	A1021	U958	A803	G723	C	G512	A502	U427	A340	G270V
A1349	C1268	C1170	A1084	A1022	U959	G805	U724	C	A513	G341	A428	G342	G270Y
U1352	G1269	G1171	A1085	G1023	A960	U810	G725	C	C517	G342	A429	C343	G271A
C1355	A1269	C1172	U1086	G1024	C961	U811	G726	A	U518	A432	A433	G352	G271B
G1356	G1270	G1186	G1088	G1025	U962	C812	U727	C	G519	C433	C434	G353	G271C
G1357	C1271	U1187	U1089	U1026	C893	C813	G728	G	G520	G435	G436	G354	G271D
G1358	A1272	G1188	C1091	A1027	C894	U828	G729	G	G521	G437	G438	G355	G271E
G1359	U1273	U1189	C1092	U1028	U895	U829	C730	G	U524	G439	G440	A357	G271F
G1360	G1274	G1191	U1093	G968	A	A829	G731	G	U525	G441	G442	U862	C273C
G1361	A1275	G1192	U1094	U969	C897	G830	C732	G	A603	U443	U444	U863	C273D
G1362	G1276	G1193	U1095	C970	C898	G831	G733	C	A604	U445	U446	G363	U273E
G1363	U1277	G1194	A1096	C971	A899	U832	A734	C	G605	U447	U448	A363A	C273F
G1364	C1278	G1195	A1097	U1035	A900	U833	U735	C	G606	U449	U449	G363B	G274
G1365	G1279	U1196	U1098	G1036	A901	U834	G736	G	G607	U450	U450	G363C	G275
G1366	U1280	G1197	U1099	U1037	A902	U835	U737	G	U608	G451	G451	G363D	A276
G1367	G1281	U1198	C1091	G1038	A903	U836	G738	G	U609	G452	G452	U363E	C277
G1368	A1282	G1199	U1092	U1039	C904	U837	G739	G	A609	G453	G453	A363F	A278
G1369	U1283	U1200	U1093	C1040	U907	A838	G740	G	G610	G454	G454	C364	C279
G1370	C1284	A1201	U1094	C1041	C908	A839	G741	G	U611	G455	G455	G370	U284
G1371	G1285	G1202	U1095	U1042	C909	U840	U742	G	U612	G456	G456	A371	C285
G1372	U1286	U1203	U1096	G1043	C910	U841	U743	G	U613	G457	G457	G372	C286
G1373	A1287	G1204	U1097	U1044	C911	U842	A751	G	U614	G458	G458	U373	C287
G1374	G1288	U1205	U1098	A1045	A909	U843	U752	G	U615	G459	U459	U380	C288
G1375	U1289	G1206	U1099	A1046	A910	U844	G753	G	U616	G460	U460	G381	G290
G1376	C1290	U1207	U1100	G1047	A911	U845	G754	G	U617	G461	U461	G382	C296
G1377	U1291	G1208	U1101	U1048	C912	U846	G755	G	G620	G462	G462	C385	C297
G1378	U1292	A1209	U1102	A1048	C913	U847	G756	G	U621	G463	G463	C386	C298
G1379	C1293	G1210	C1103	C1049	C914	U848	G757	G	U622	G464	G464	U387	A299
G1380	U1294	U1211	U1104	U1050	C915	U849	G758	G	U623	G465	G465	G388	A300
G1381	G1295	G1212	U1105	G1051	C916	U850	G759	G	U624	G466	G466	U389	G306
G1382	U1296	U1213	U1106	G1052	A917	U851	G760	G	U625	G467	G467	C392	G307
G1383	C1297	G1214	G1107	C1053	A918	U852	G761	G	U626	G468	G468	U393	G308
G1384	U1298	U1215	U1108	U1054	C921	U853	A761	G	U627	G469	G469	U394	G309
G1385	G1299	G1216	U1109	A1049	C922	U854	G762	G	U628	G470	G470	G395	A310
G1386	U1300	U1217	U1110	A1046	C923	U855	A762	G	U629	G471	G471	U396	
G1387	A1301	G1218	U1111	G1047	C924	U856	G763	G	U630	G472	G472	G397	
G1388	U1302	U1219	G1112	U1048	C925	U857	G764	G	U631	G473	G473	U398	
G1389	A1303	A1220	U1113	C1049	C926	U858	U765	G	U632	G474	G474	U399	
G1390	G1303	C1221	G1114	U1050	C927	U859	G766	G	U633	G475	G475	U400	
G1391	U1304	G1222	U1115	G1051	C928	U860	G767	G	U634	G476	G476	U401	
G1392	C1297	U1223	G1122	C1052	C929	U861	G768	G	U635	G477	G477	U402	
G1393	U1305	G1224	U1123	U1053	C930	U862	G769	G	U636	G478	G478	U403	
G1394	G1309	G1225	U1124	C1053	C931	U863	G770	G	U637	G479	G479	U404	
G1395	G1310	G1226	U1130	A1054	C932	U864	G771	G	U638	G480	G480	U405	
G1396	U1404	U1227	U1135	G1055	C933	U865	G772	G	U639	G481	G481	U406	
G1397	U1405	G1228	C1136	U1056	C934	U866	G773	G	U640	G482	G482	U407	
G1398	C1406	G1229	G1137	A1057	C935	U867	G774	G	U641	G483	G483	U408	
G1399	U1407	G1230	U1138	U1058	C936	U868	G775	G	U642	G484	G484	U409	
G1400	C1408	G1231	U1139	U1059	C937	U869	G776	G	U643	G485	G485	U410	
G1401	U1409	G1232	G1139	G1059	C938	U870	G777	G	U644	G486	G486	U411	
G1402	G1410	U1233	C1140	U1060	C939	U871	G778	G	U645	G487	G487	U412	
G1403	C1411	G1234	U1141	U1061	C940	U872	G779	G	U646	G488	G488	U413	
G1404	A1412	U1235	U1142	G1062	C941	U873	G780	G	U647	G489	G489	U414	
G1405	G1413	C1413	A1142A	G1063	C942	U874	G781	G	U648	G490	G490	U415	
G1406	U1414	G1414				U875	G782	G	U649	G491	G491	U416	
G1407	C1415	G1415				U876	G783	G	U650	G492	G492	U417	
G1408	U1416	G1416				U877	G784	G	U651	G493	G493	U418	
G1409	G1417	G1417				U878	G785	G	U652	G494	G494	U419	
G1410	A1418	C1418				U879	G786	G	U653	G495	G495	U420	
G1411	U1419	G1419				U880	G787	G	U654	G496	G496	U421	
G1412	C1420	G1420				U881	G788	G	U655	G497	G497	U422	
G1413	A1421	G1421				U882	G789	G	U656	G498	G498	U423	
G1414	U1422	G1422				U883	G790	G	U657	G499	G499	U424	
G1415	C1423	G1423				U884	G791	G	U658	G500	G500	U425	
G1416	G1424	G1424				U885	G792	G	U659	G501	G501	U426	
G1417	U1425	G1425				U886	G793	G	U660	G502	G502	U427	
G1418	C1426	G1426				U887	G794	G	U661	G503	G503	U428	
G1419	A1427	G1427				U888	G795	G	U662	G504	G504	U429	
G1420	U1428	G1428				U889	G796	G	U663	G505	G505	U430	
G1421	C1429	G1429				U890	G797	G	U664	G506	G506	U431	
G1422	G1430	G1430				U891	G798	G	U665	G507	G507	U432	
G1423	U1431	G1431				U892	G799	G	U666	G508	G508	U433	
G1424	C1432	G1432				U893	G800	G	U667	G509	G509	U434	
G1425	A1433	G1433				U894	G801	G	U668	G510	G510	U435	
G1426	U1434	G1434				U895	G802	G	U669	G511	G511	U436	
G1427	C1435	G1435				U896	G803	G	U670	G512	G512	U437	
G1428	G1436	G1436				U897	G804	G	U671	G513	G513	U438	
G1429	A1437	G1437				U898	G805	G	U672	G514	G514	U439	
G1430	U1438	G1438				U899	G806	G	U673	G515	G515	U440	
G1431	C1439	G1439				U900	G807	G	U674	G516	G516	U441	
G1432	G1440	G1440				U901	G808	G	U675	G517	G517	U442	
G1433	A1441	G1441				U902	G809	G	U676	G518	G518	U443	
G1434	U1442	G1442				U903	G810	G	U677	G519	G519	U444	
G1435	C1443	G1443				U904	G811	G	U678	G520	G520	U445	
G1436	G1444	G1444				U905	G812	G	U679	G521	G521	U446	
G1437	U1445	G1445				U906</							





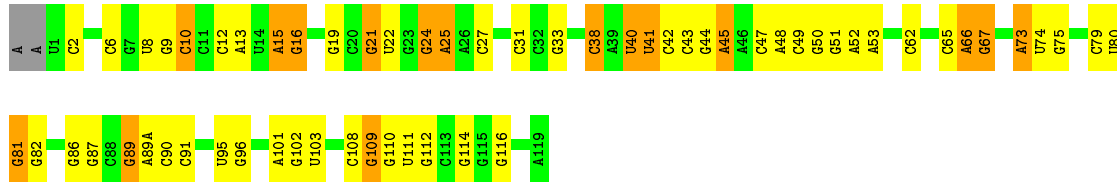
• Molecule 25: 23S ribosomal RNA



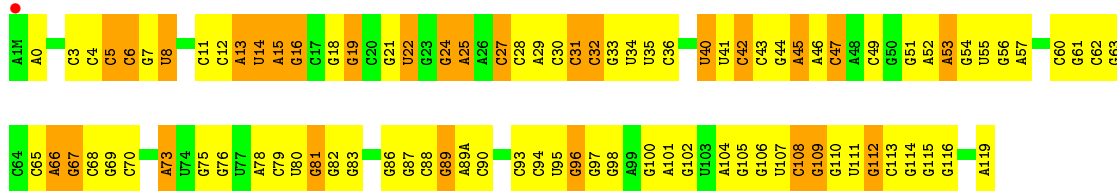


A1789	U1693	G1594	G1421	G1348	G1266	G1186	C1116	A1050	A981	C902	U828	U747
C1790	C1694	G1595	A1427	A1349	G1279	G1187	G1117	G1051	C952	C903	A829	G748
G1695	A1791	C1598	C1428	U1352	G1271	U1188	G1120	C1052	A953	C904	A829	G749
G1696	G1696	A1603	G1429	A1353	A1272	A1189	G1121	G1053	A954	U905	G831	C749
A1698	G1697	G1603	C1430	A1354	A1278	G1190	C1122	G1054	C985	G906	G832	A750
C1795	A1699	C1604	U1431	A1355	A1278	G1192	G1125	G1055	C986	U907	U833	A751
U1796	A1700	G1519	G1358	A1356	G1279	G1192	G1125	G1056	G987	A910	U839	A752
C1797	A1701	U1520	A1359	A1357	G1280	G1195	A1126	U1057	A990	C840	C754	C754
C1800	U1709	G1521	G1435	A1360	G1281	G1195	A1127	G1059	C991	C914	C840	C755
A1801	A1609	G1522	G1436	A1361	U1282	G1197	A1128	U1060	C992	C915	A841	C756
A1802	C1710	G1525	C1437	G1364	G1283	G1202	A1129	U1061	G993	G916	G845	A761
A1803	G1717	G1526	G1442	A1365	A1286	G1203	U1130	G1062	C994	A917	C846	U762
A1804	G1718	G1527	G1443	A1366	U1287	G1203	G1135	G1063	C995	A916	U847	U762
U1805	G1719	G1534	G1444	A1367	U1288	U1204	G1136	U1064	A996	G919	U847	C757
G1812	G1726	U1535	A1444A	G1368	U1288	G1206	G1141	C1068	G997	G920	G848	C758
G1813	U1727	A1536	C1445	G1369	G1296	G1209	G1140	U1068	C998	G921	U849	G768
G1814	A1728	A1537	U1449	U1372	C1297	G1210	U1141	A1069	U999	U922	G769	G770
A1815	A1729	A1538	G1449A	A1373	G1299	U1211	A1142	A1070	U1001	C923	G854	G770
G1816	U1730	G1539	C1450	G1374	U1300	G1212	A1142A	G1071	C1003	G928	C856	U773
G1817	G1731	G1540	A1454	C1375	A1301	G1212	A1143	G1072	C1004	G929	C857	A774
G1818	A1732	G1541	U1454	C1376	A1302	C1218	G1144	C1074	U1007	U930	G859	G776
G1819	G1733	G1542	G1455	G1379	A1306	G1218	C1145	G1075	C1008	G931	U860	A777
U1820	C1735	A1543	C1458	A1380	A1307	A1220	G1148	C1076	A1009	G932	A861	G778
A1821	G1741	C1544	C1458	G1380	A1307	C1221	A1148	A1077	A1009	A933	G862	U779
G1822	C1742	A1545	G1459	A1381	A1308	C1222	G1149	A1080	A1010	G934	A863	A782
G1823	G1743	A1546	A1460	C1383	G1309	C1223	G1150	A1081	G1011	C935	G864	A782
G1824	C1744	A1547	G1461	A1384	G1310	G1224	G1151	U1082	U1012	C936	C865	A783
A1825	U1750	C1547	A1461	G1385	G1311	C1225	C1152	U1083	C1013	U937	A866	A784
G1826	G1750	C1548	C1467	C1386	U1312	G1226	C1153	A1084	U1014	G938	G866	G785
G1827	C1753	C1549	C1468	C1387	U1313	G1229	C1154	A1085	G1015	G939	G869	C790
A1828	A1754	C1550	A1469	G1388	C1314	G1229A	A1155	A1086	G1016	G940	A872	C791
A1829	G1755	A1550	G1470	G1389	C1315	G1230	A1156	U1087	G1017	A941	A872	G792
G1835	U1756	A1558	A1471	U1390	U1316	G1231	U1159	A1088	A1020	G942	G875	A793
C1836	U1757	G1559	U1391	U1391	U1317	G1232	G1160	U1089	G1022	U943	C876	A793
A1759	G1758	G1560	G1475	U1391	G1318	G1232	G1161	U1090	U1023	G944	U877	C796
G1837	C1837	G1561	G1478	A1395	G1319	C1233	C1162	G1091	G1024	A945	A878	C797
G1839	A1652	A1566	G1478	U1396	C1320	A1241	G1163	C1092	G1025	G947	G879	A802
A1846	G1653	A1567	U1482	G1401	A1321	A1242	G1164	A1095	G1026	G948	G881	A802
A1847	A1654	G1568	G1483	A1402	A1322	G1243	U1165	A1096	U1027	C948	G882	G805
A1848	C1657	A1570	A1486	C1403	G1324	G1244	C1166	G1099	A1029	A957	G882	C806
A1849	C1658	U1577	G1487	U1404	G1325	G1245	U1167	U1099	G1030	U958	G883	C806
G1850	A1665	U1578	G1488	U1405	U1326	A1246	G1170	C1100	G1031	A959	G884	U807
A1853	G1666	A1579	U1489	U1406	U1329	A1247	G1171	U1101	G1032	A960	G885	C816
A1854	G1667	A1580	C1407	C1407	G1330	U1248	G1173	C1102	U1033	G961	C886	G809
A1854	A1668	G1581	G1409	C1408	A1331	U1250	A1174	G1105	G1034	G968	A887	C812
G1858	G1674	C1582	G1482	G1410	G1332	C1251	U1175	U1106	U1035	C971	C888	U813
A1859	A1678	C1583	C1483	C1411	G1333	G1252	G1176	G1107	G1036	G972	A890	C814
C1860	G1678	A1585	A1494	A1412	A1337	A1253	A1177	U1108	G1043	C973	G892	C815
A1783	G1678	A1586	G1413	G1413	G1337	A1254	C1178	C1109	C1043	A973	C893	C816
A1784	C1686	A1587	A1496	U1255	U1337	U1255	C1179	G1110	A1045	G974	C894	C817
G1869	G1687	C1588	C1502	C1417	G1343	U1256	C1180	A1111	A1045	C974A	U895	G818
A1870	U1688	G1591	G1502	G1417	G1344	C1257	C1181	G1112	A1046	G979	A896	A819
A1871	A1689	C1592	C1505	G1418	G1346	G1258	G1182	G1114	G1047	G979	C897	U826
A1872	C1788	G1593	U1420	U1420	G1347	G1260	G1183	G1115	C1049	A980	A901	U827

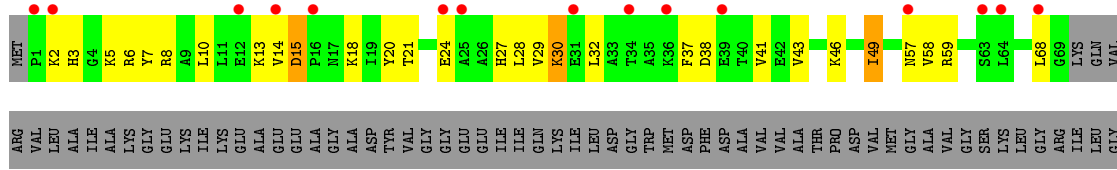
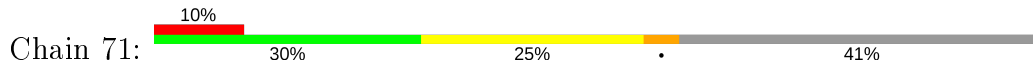




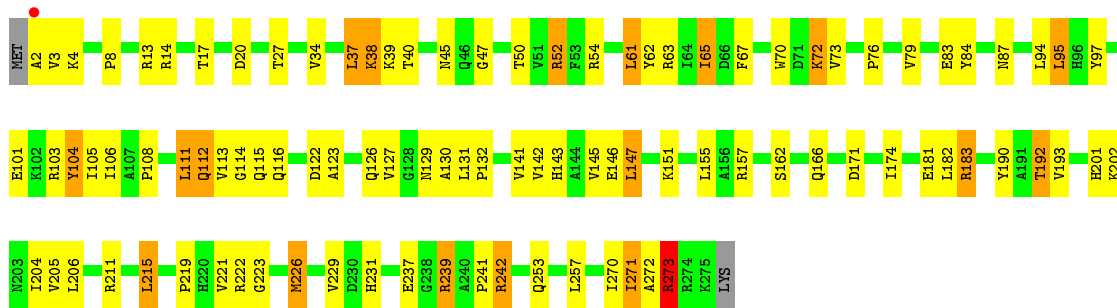
• Molecule 26: 5S ribosomal RNA



• Molecule 27: 50S ribosomal protein L1

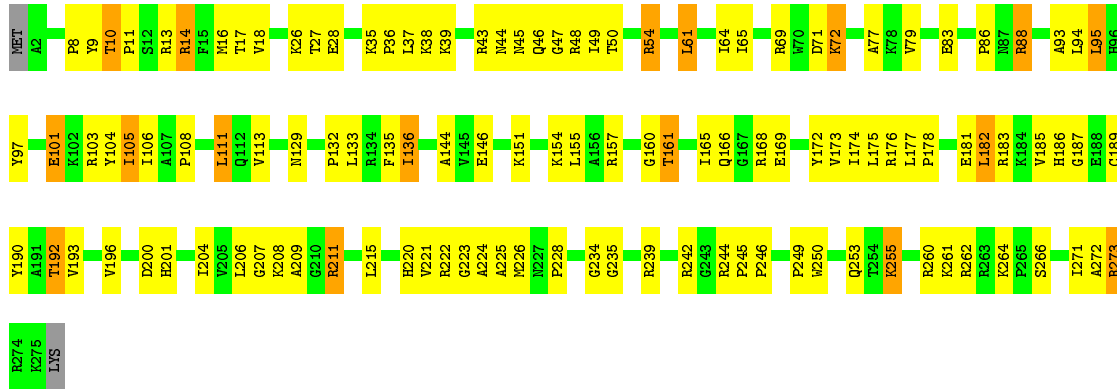


• Molecule 28: 50S ribosomal protein L2

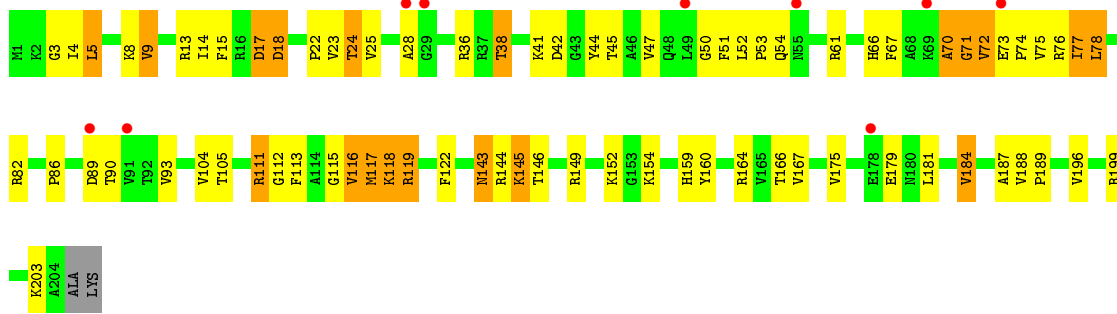


• Molecule 28: 50S ribosomal protein L2

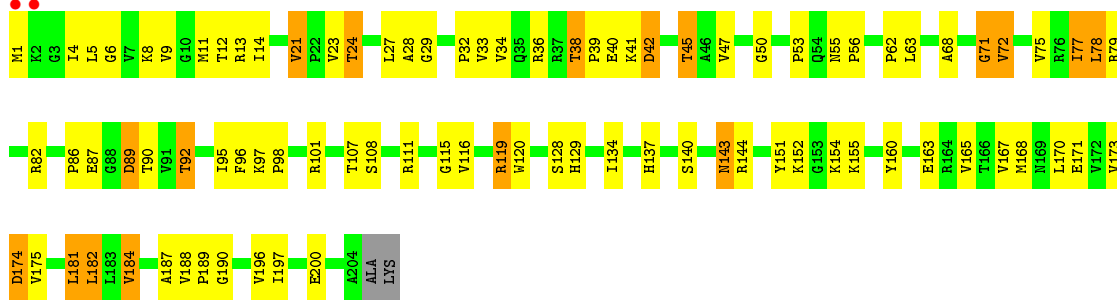




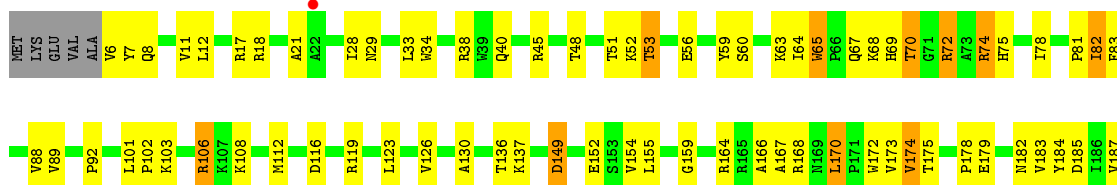
• Molecule 29: 50S ribosomal protein L3



• Molecule 29: 50S ribosomal protein L3

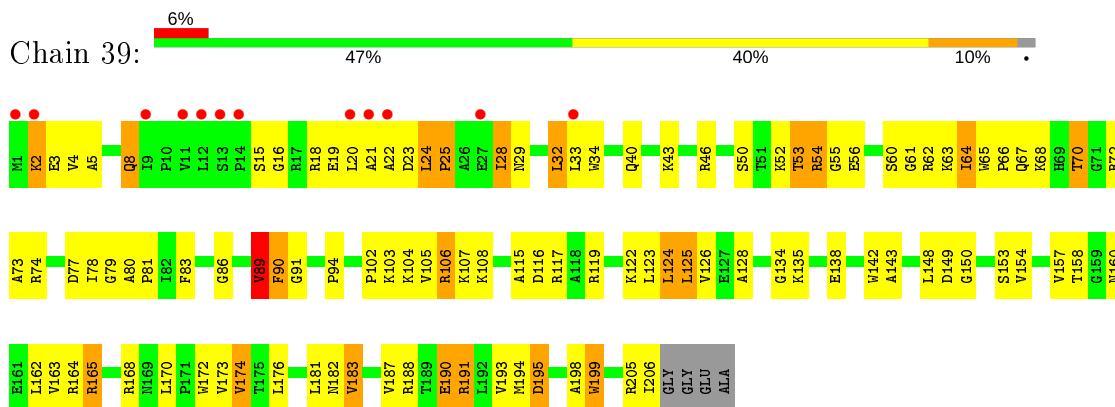


• Molecule 30: 50S ribosomal protein L4

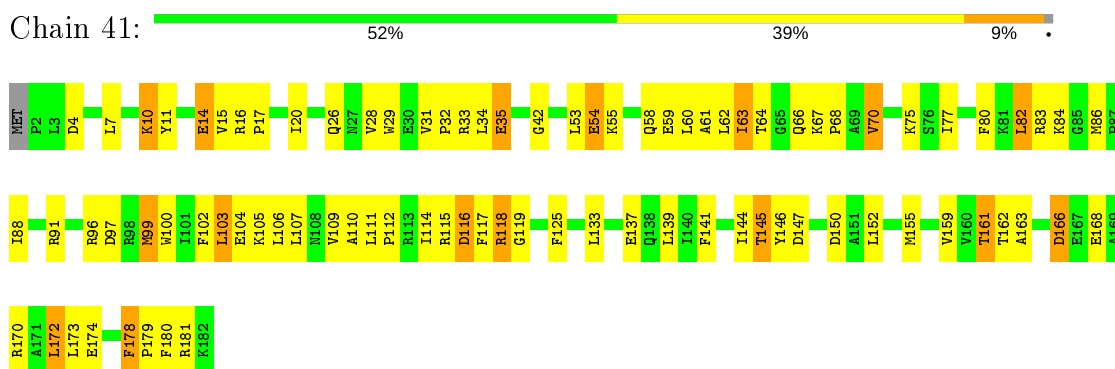




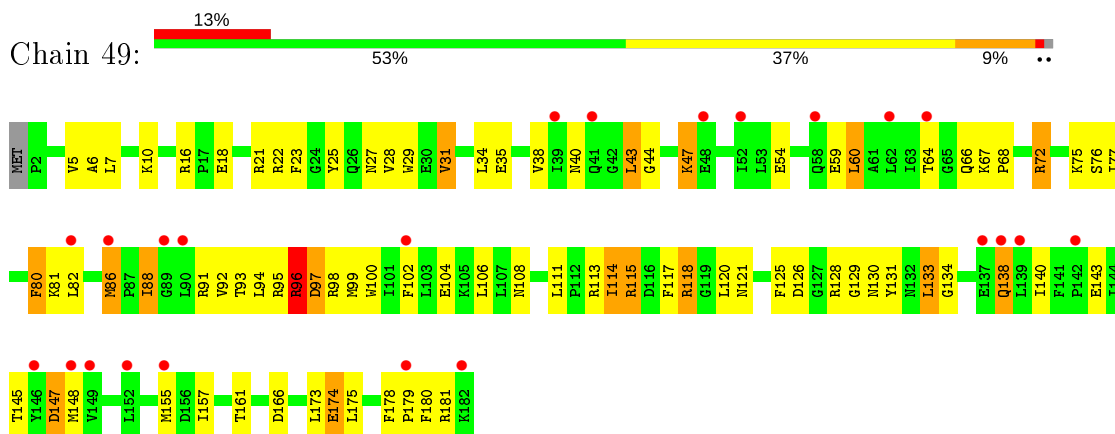
• Molecule 30: 50S ribosomal protein L4



• Molecule 31: 50S ribosomal protein L5



• Molecule 31: 50S ribosomal protein L5

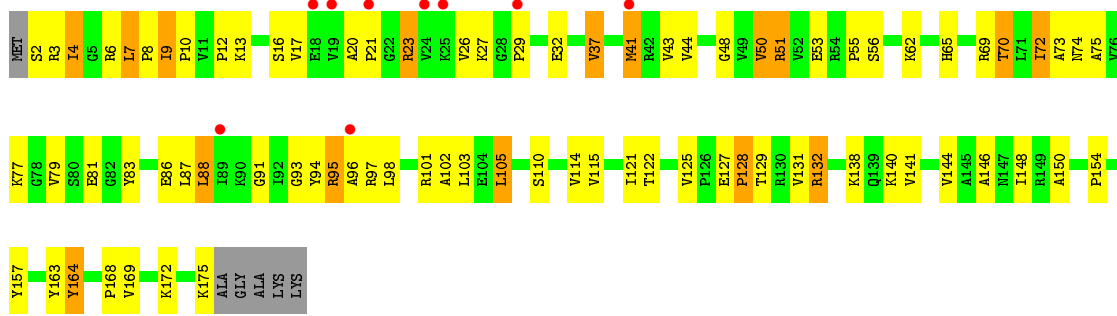


• Molecule 32: 50S ribosomal protein L6





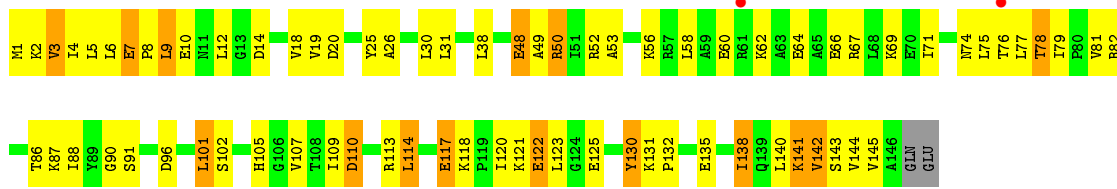
• Molecule 32: 50S ribosomal protein L6



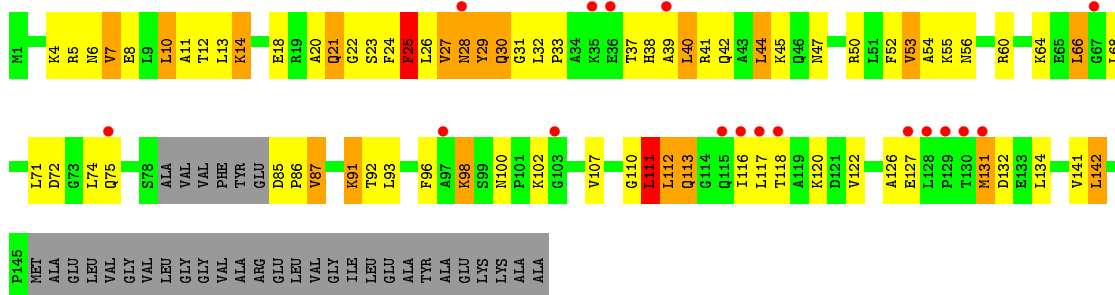
• Molecule 33: 50S ribosomal protein L9



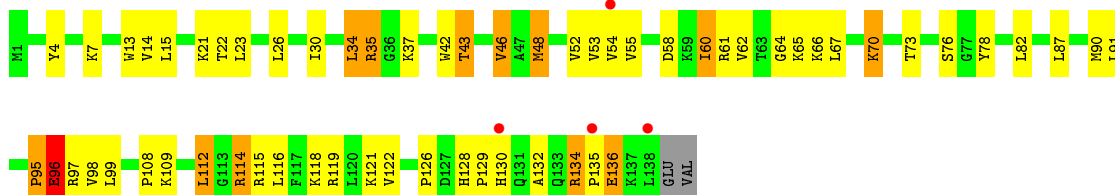
• Molecule 33: 50S ribosomal protein L9



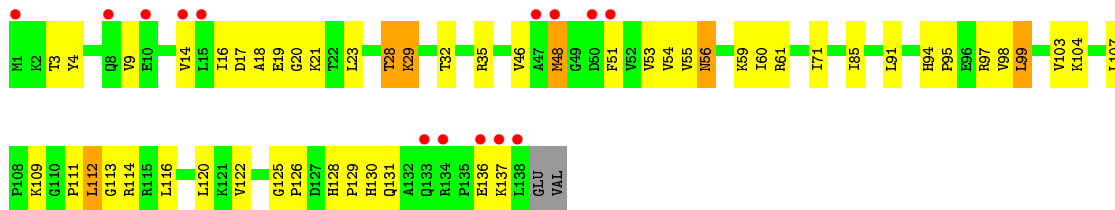
• Molecule 34: 50S ribosomal protein L10



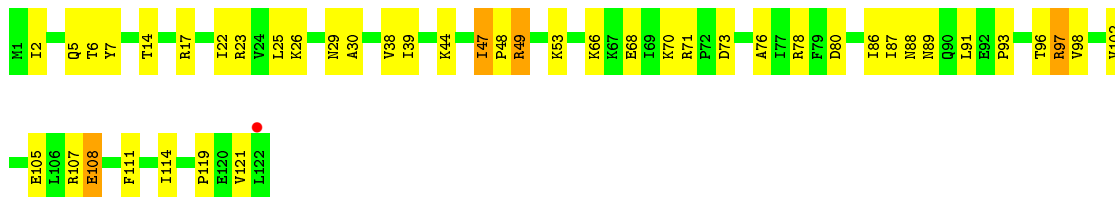
- Molecule 35: 50S ribosomal protein L13



- Molecule 35: 50S ribosomal protein L13

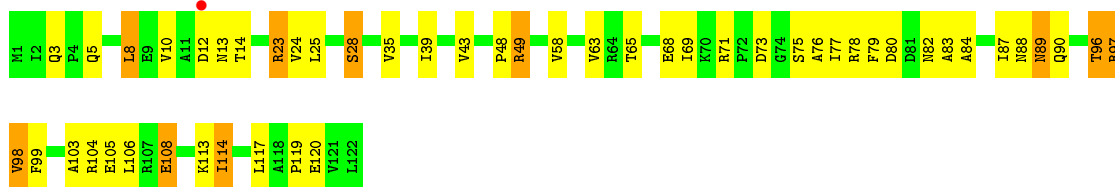


- Molecule 36: 50S ribosomal protein L14

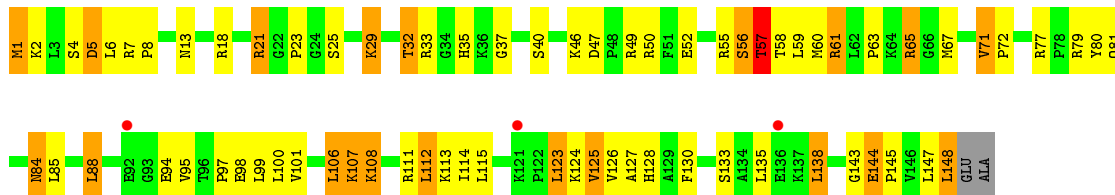


- Molecule 36: 50S ribosomal protein L14

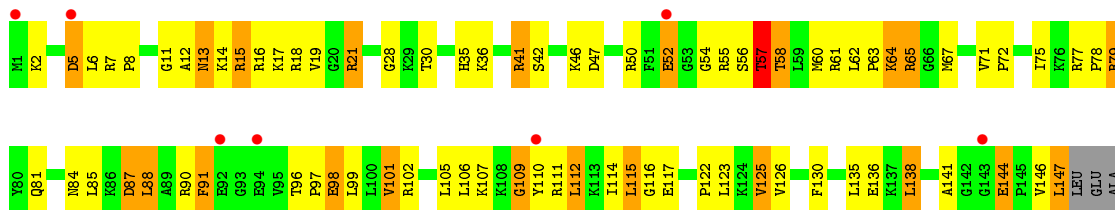




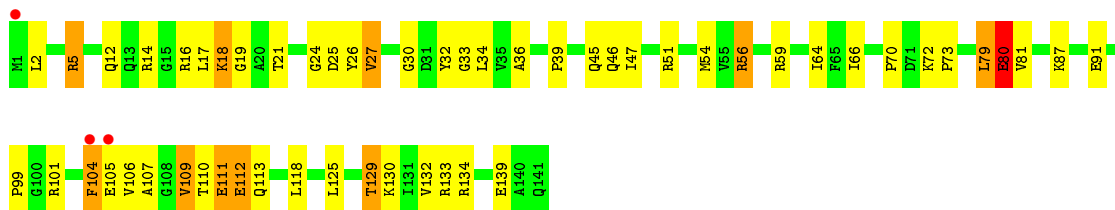
• Molecule 37: 50S ribosomal protein L15



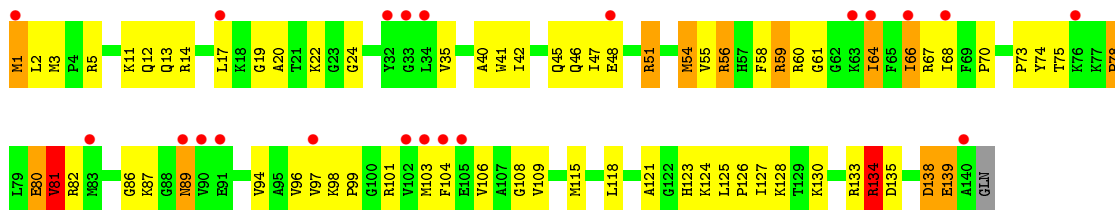
• Molecule 37: 50S ribosomal protein L15



• Molecule 38: 50S ribosomal protein L16

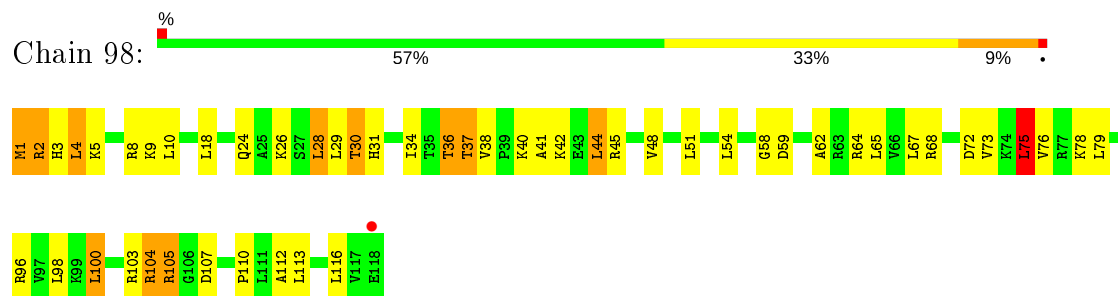


• Molecule 38: 50S ribosomal protein L16

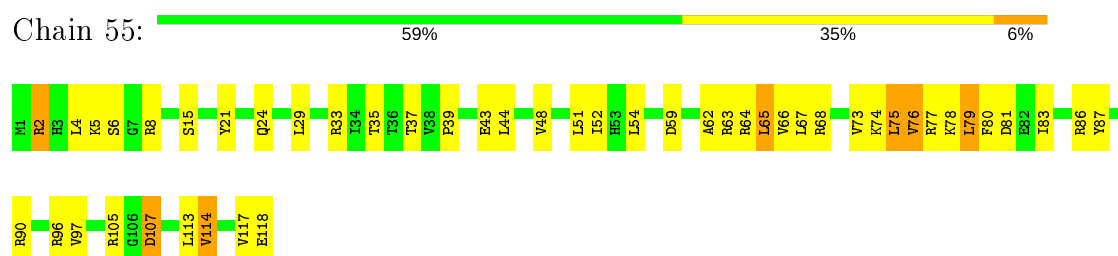




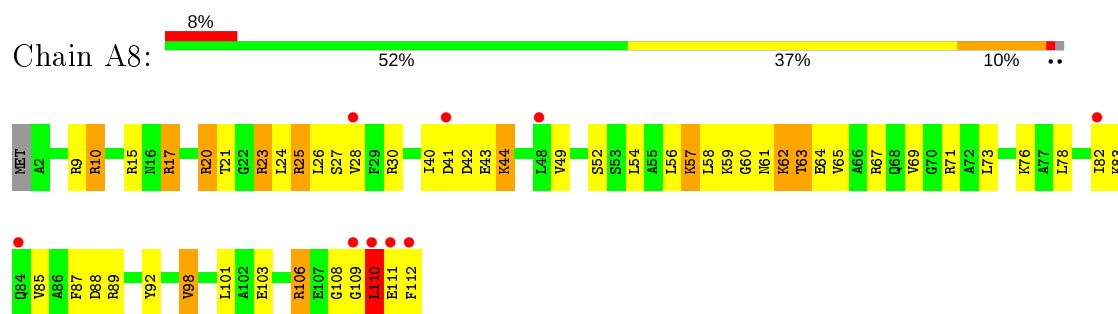
- Molecule 39: 50S ribosomal protein L17



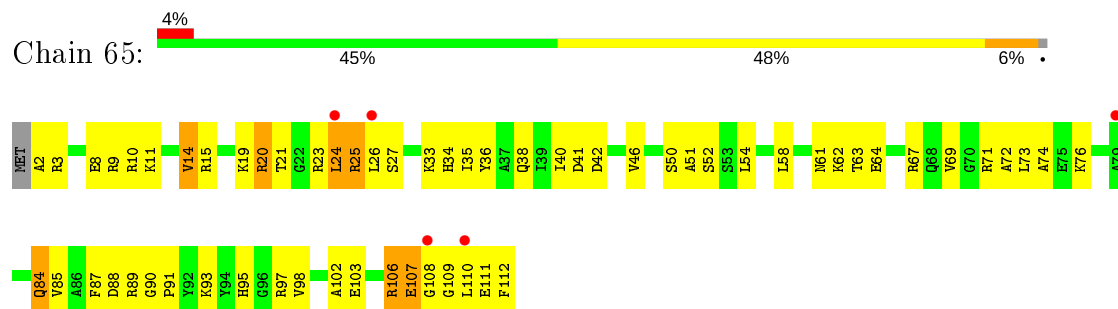
- Molecule 39: 50S ribosomal protein L17



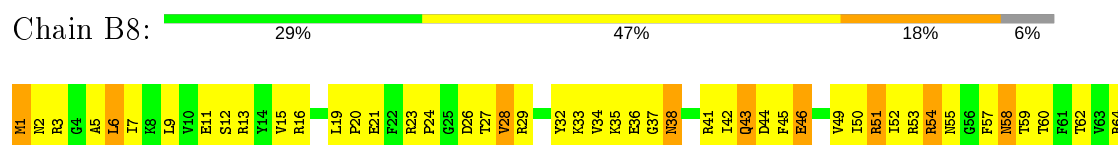
- Molecule 40: 50S ribosomal protein L18

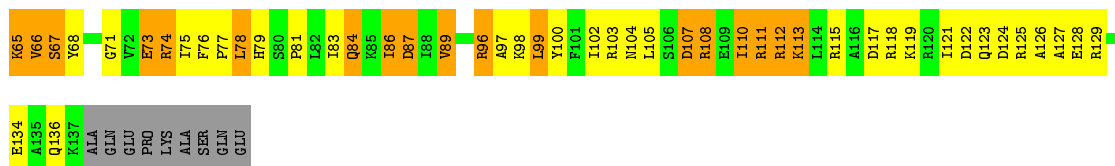


- Molecule 40: 50S ribosomal protein L18

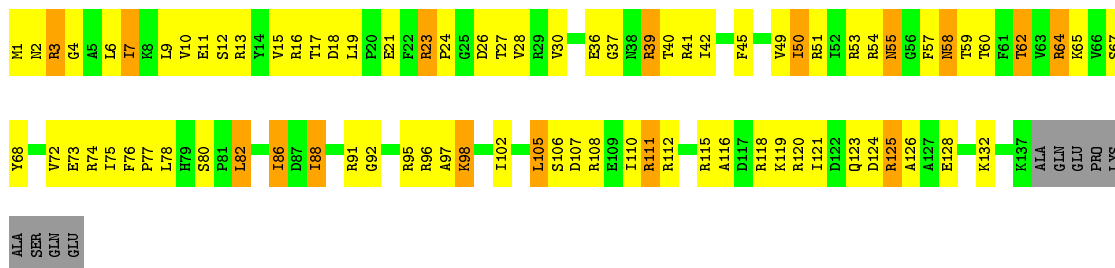


- Molecule 41: 50S ribosomal protein L19

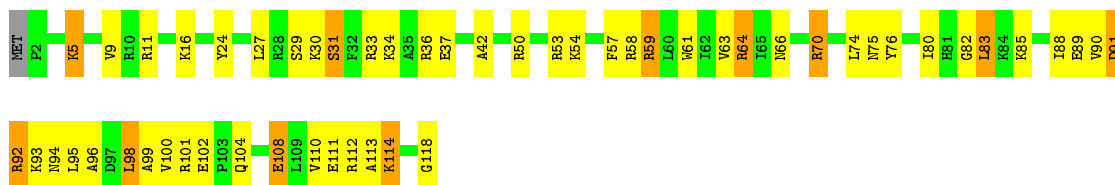




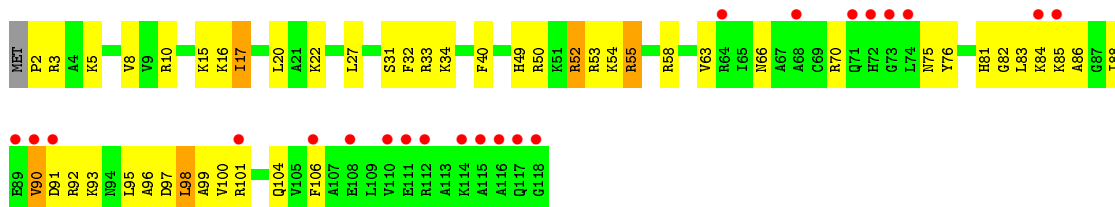
• Molecule 41: 50S ribosomal protein L19



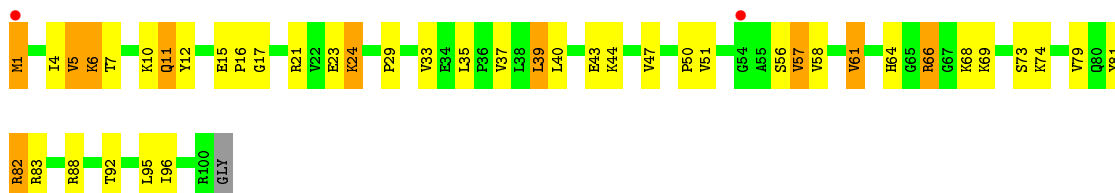
• Molecule 42: 50S ribosomal protein L20



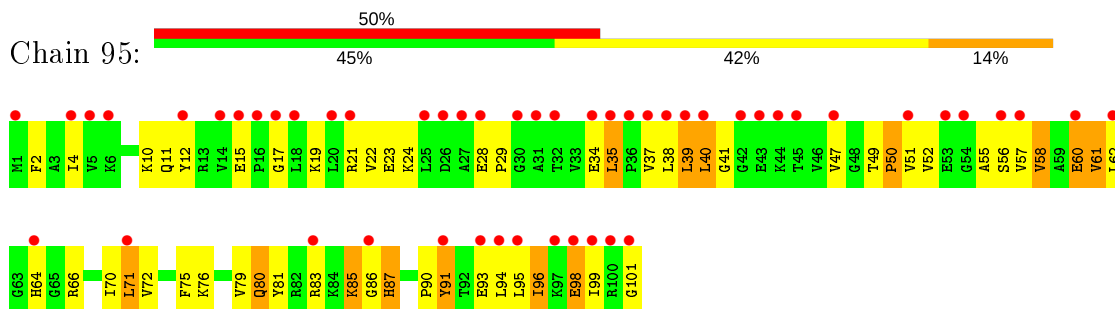
• Molecule 42: 50S ribosomal protein L20



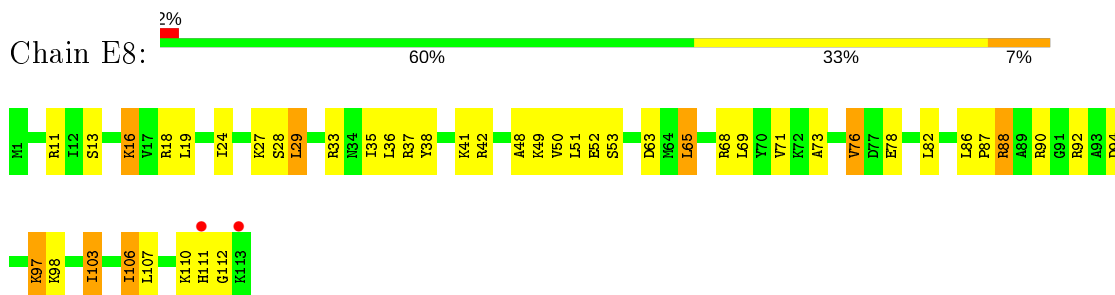
• Molecule 43: 50S ribosomal protein L21



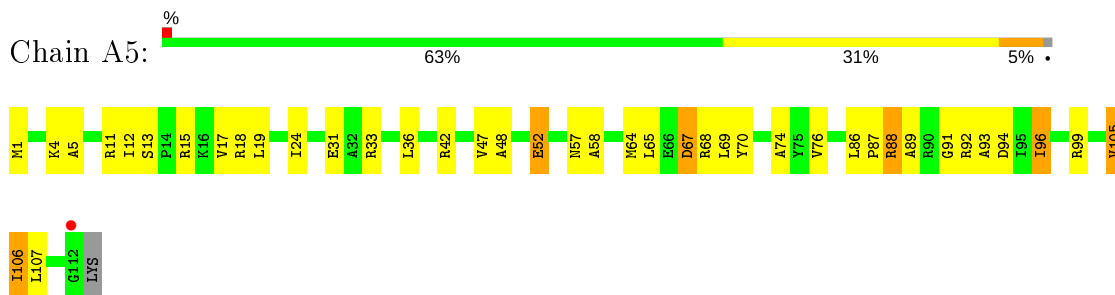
- Molecule 43: 50S ribosomal protein L21



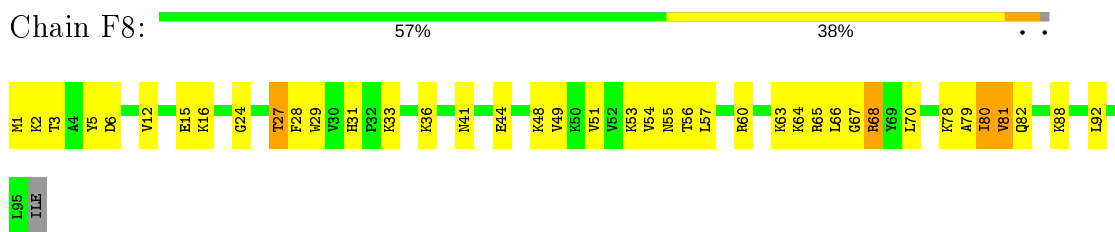
- Molecule 44: 50S ribosomal protein L22



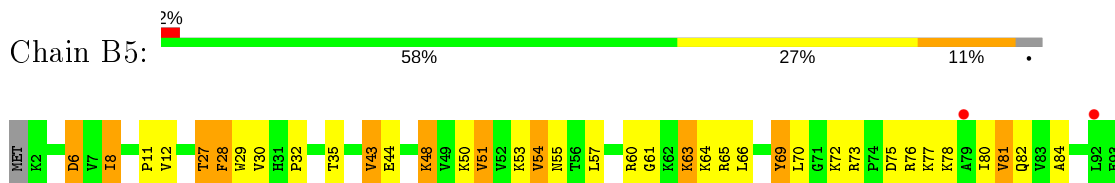
- Molecule 44: 50S ribosomal protein L22



- Molecule 45: 50S ribosomal protein L23



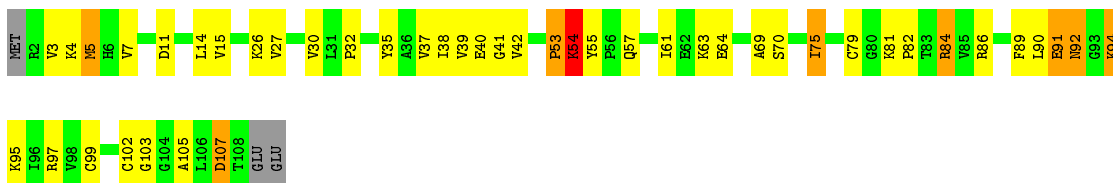
- Molecule 45: 50S ribosomal protein L23



694  
LEU  
ILE

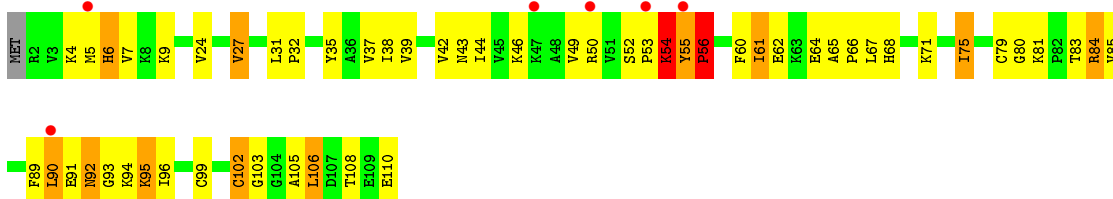
• Molecule 46: 50S ribosomal protein L24

Chain G8:  56% 33% 7% ..



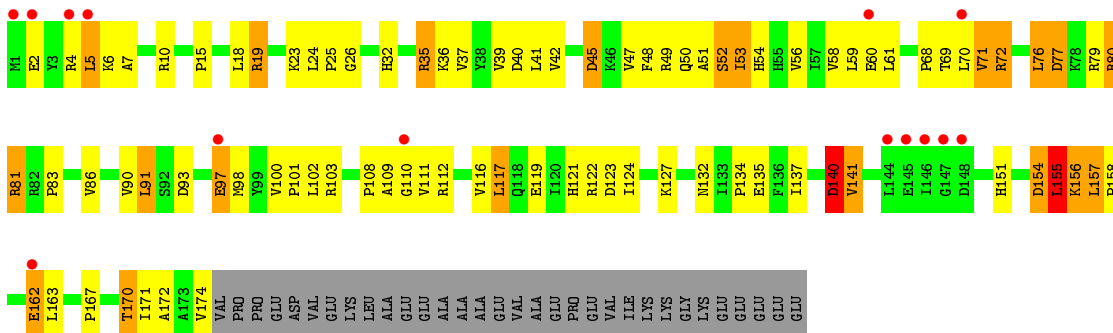
• Molecule 46: 50S ribosomal protein L24

Chain C5:  5% 49% 38% 10% ..

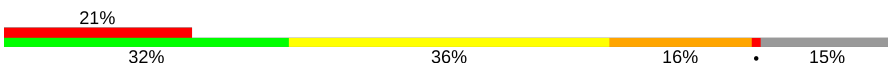


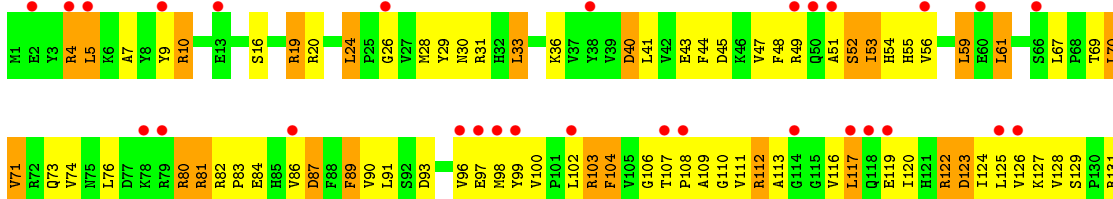
• Molecule 47: 50S ribosomal protein L25

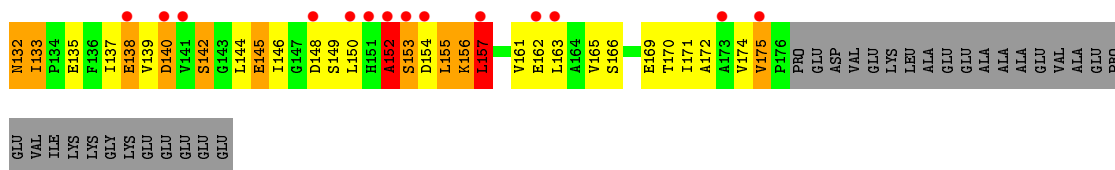
Chain H8:  7% 42% 32% 10% 16%



• Molecule 47: 50S ribosomal protein L25

Chain D5:  21% 32% 36% 16% 15%

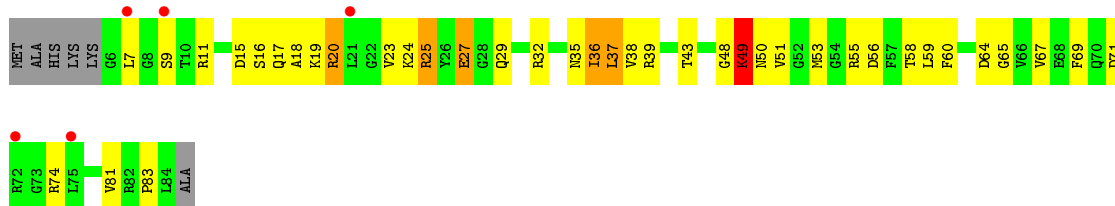




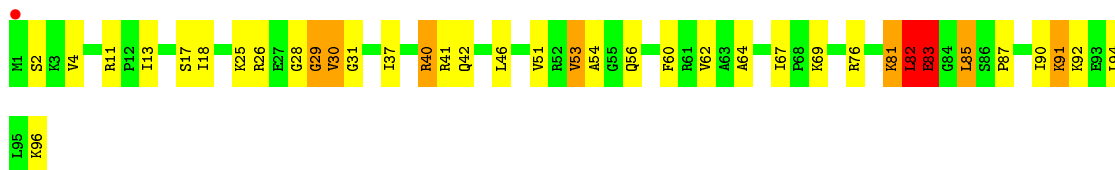
- Molecule 48: 50S ribosomal protein L27



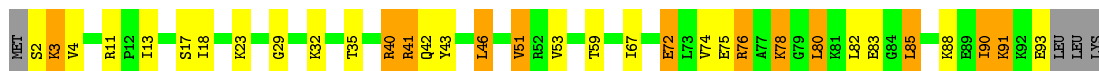
- Molecule 48: 50S ribosomal protein L27



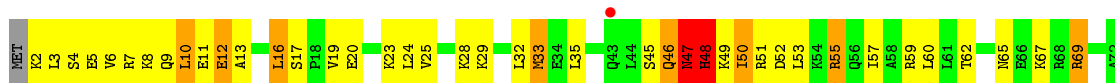
- Molecule 49: 50S ribosomal protein L28



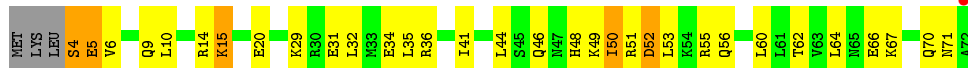
- Molecule 49: 50S ribosomal protein L28




- Molecule 50: 50S ribosomal protein L29



- Molecule 50: 50S ribosomal protein L29



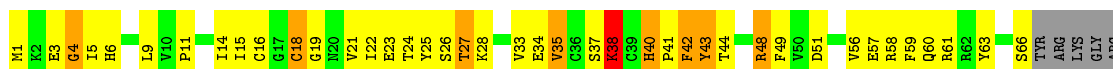
- Molecule 51: 50S ribosomal protein L30



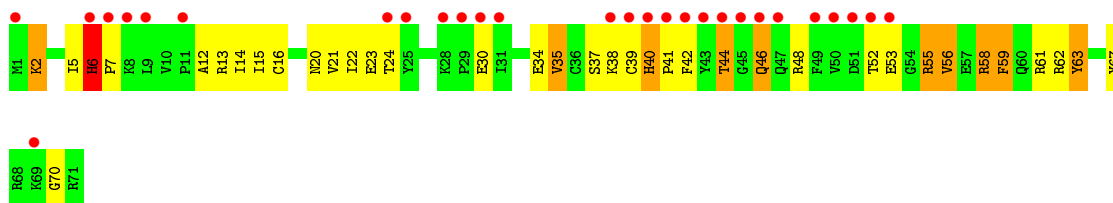
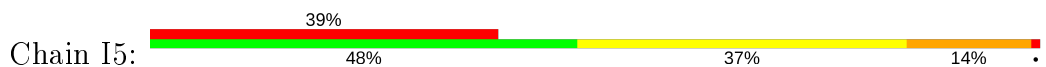
- Molecule 51: 50S ribosomal protein L30



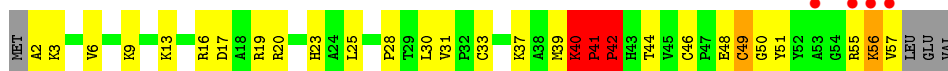
- Molecule 52: 50S ribosomal protein L31



- Molecule 52: 50S ribosomal protein L31

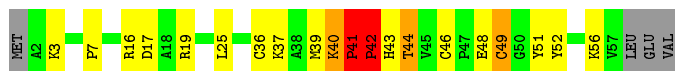


- Molecule 53: 50S ribosomal protein L32

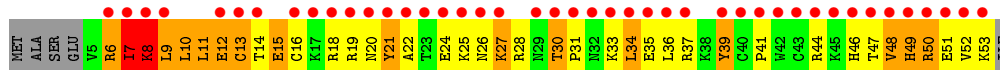
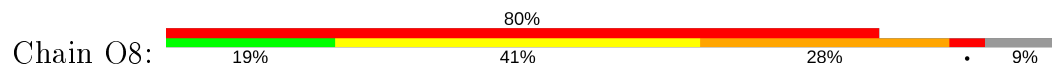


- Molecule 53: 50S ribosomal protein L32

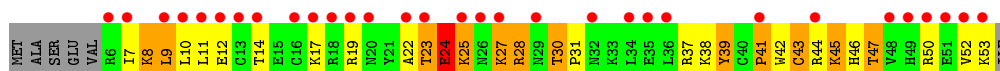




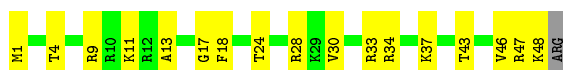
- Molecule 54: 50S ribosomal protein L33



- Molecule 54: 50S ribosomal protein L33



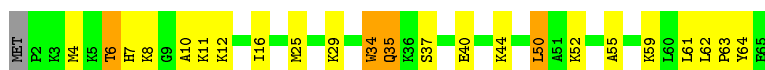
- Molecule 55: 50S ribosomal protein L34



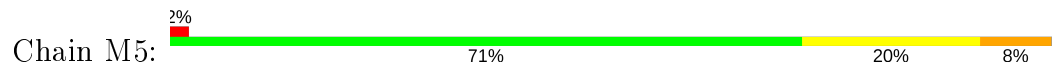
- Molecule 55: 50S ribosomal protein L34



- Molecule 56: 50S ribosomal protein L35



- Molecule 56: 50S ribosomal protein L35



- Molecule 57: E. coli tRNA<sup>fMet</sup>







## 4 Data and refinement statistics

Property	Value	Source
Space group	P 21 21 21	Depositor
Cell constants a, b, c, $\alpha$ , $\beta$ , $\gamma$	210.46Å 452.18Å 626.12Å 90.00° 90.00° 90.00°	Depositor
Resolution (Å)	226.09 – 3.50 226.09 – 3.00	Depositor EDS
% Data completeness (in resolution range)	100.0 (226.09-3.50) 100.0 (226.09-3.00)	Depositor EDS
$R_{merge}$	0.28	Depositor
$R_{sym}$	0.18	Depositor
$\langle I/\sigma(I) \rangle$ <sup>1</sup>	1.34 (at 3.01Å)	Xtrriage
Refinement program	PHENIX 1.13_2998	Depositor
R, $R_{free}$	0.187 , 0.251 0.196 , 0.254	Depositor DCC
$R_{free}$ test set	22133 reflections (1.88%)	wwPDB-VP
Wilson B-factor (Å <sup>2</sup> )	71.7	Xtrriage
Anisotropy	0.113	Xtrriage
Bulk solvent $k_{sol}$ (e/Å <sup>3</sup> ), $B_{sol}$ (Å <sup>2</sup> )	0.23 , 62.6	EDS
L-test for twinning <sup>2</sup>	$\langle  L  \rangle = 0.40$ , $\langle L^2 \rangle = 0.22$	Xtrriage
Estimated twinning fraction	No twinning to report.	Xtrriage
$F_o, F_c$ correlation	0.94	EDS
Total number of atoms	300507	wwPDB-VP
Average B, all atoms (Å <sup>2</sup> )	96.0	wwPDB-VP

Xtrriage's analysis on translational NCS is as follows: *The largest off-origin peak in the Patterson function is 1.33% of the height of the origin peak. No significant pseudotranslation is detected.*

<sup>1</sup>Intensities estimated from amplitudes.

<sup>2</sup>Theoretical values of  $\langle |L| \rangle$ ,  $\langle L^2 \rangle$  for acentric reflections are 0.5, 0.333 respectively for untwinned datasets, and 0.375, 0.2 for perfectly twinned datasets.

## 5 Model quality

### 5.1 Standard geometry

Bond lengths and bond angles in the following residue types are not validated in this section: OMC, 5MU, ZN, M2G, OMG, 5MC, MA6, H2U, SF4, 0TD, MG, 2MA, 2MG, OMU, UR3, 4OC, 4SU, 7MG, K, PSU

The Z score for a bond length (or angle) is the number of standard deviations the observed value is removed from the expected value. A bond length (or angle) with  $|Z| > 5$  is considered an outlier worth inspection. RMSZ is the root-mean-square of all Z scores of the bond lengths (or angles).

Mol	Chain	Bond lengths		Bond angles	
		RMSZ	# Z  >5	RMSZ	# Z  >5
1	13	0.28	0/35952	0.86	45/56107 (0.1%)
1	1G	0.27	0/36044	0.85	42/56250 (0.1%)
2	12	0.26	0/1950	0.50	0/2630
2	1E	0.27	0/1959	0.47	0/2642
3	22	0.26	0/1636	0.50	0/2205
3	2E	0.27	0/1629	0.47	0/2195
4	32	0.27	0/1732	0.46	0/2318
4	3E	0.28	0/1732	0.46	0/2318
5	42	0.29	0/1195	0.49	0/1609
5	4E	0.26	0/1171	0.46	0/1576
6	52	0.27	0/855	0.47	0/1154
6	5E	0.26	0/855	0.46	0/1154
7	62	0.26	0/1235	0.42	0/1654
7	6E	0.25	0/1275	0.43	0/1709
8	72	0.26	0/1135	0.45	0/1527
8	7E	0.26	0/1135	0.47	0/1527
9	82	0.29	0/1021	0.59	0/1371
9	8E	0.27	0/1002	0.48	0/1346
10	1A	0.26	0/814	0.53	0/1095
10	1I	0.25	0/814	0.48	0/1095
11	2A	0.27	0/904	0.49	0/1219
11	2I	0.27	0/879	0.47	0/1188
12	3A	0.27	0/982	0.53	0/1313
12	3I	0.27	0/982	0.56	0/1313
13	4A	0.25	0/947	0.57	1/1270 (0.1%)
13	4I	0.27	0/956	0.52	0/1281
14	5A	0.26	0/494	0.50	0/657
14	5I	0.29	0/500	0.55	0/664
15	6A	0.24	0/744	0.39	0/992
15	6I	0.25	0/744	0.41	0/992
16	7A	0.27	0/721	0.49	0/970

Mol	Chain	Bond lengths		Bond angles	
		RMSZ	# Z  >5	RMSZ	# Z  >5
16	7I	0.27	0/716	0.48	0/963
17	8A	0.27	0/832	0.45	0/1113
17	8I	0.26	0/847	0.47	0/1131
18	9A	0.27	0/589	0.50	0/782
18	9I	0.27	0/578	0.48	0/768
19	AA	0.26	0/679	0.54	0/913
19	AI	0.27	0/703	0.62	0/945
20	BA	0.25	0/778	0.50	1/1028 (0.1%)
20	BI	0.27	0/768	0.55	1/1014 (0.1%)
21	1B	0.26	0/221	0.47	0/288
21	1F	0.24	0/221	0.45	0/288
22	1K	0.23	0/1547	0.85	1/2411 (0.0%)
22	3K	0.21	0/1832	0.79	0/2855
22	3L	0.23	0/1832	0.86	3/2855 (0.1%)
23	2K	0.27	0/1696	0.82	1/2644 (0.0%)
24	4K	0.26	0/421	0.81	0/655
24	4L	0.23	0/523	0.76	0/815
25	14	0.32	0/69194	0.88	63/108015 (0.1%)
25	1H	0.36	0/69191	0.90	76/108008 (0.1%)
26	16	0.29	0/2878	0.84	0/4490
26	1J	0.25	0/2928	0.83	0/4568
27	7I	0.26	0/1072	0.50	0/1447
28	11	0.31	0/2175	0.57	1/2933 (0.0%)
28	19	0.30	0/2173	0.52	0/2928
29	21	0.30	0/1592	0.50	0/2149
29	29	0.28	0/1592	0.53	0/2149
30	31	0.31	0/1620	0.51	0/2194
30	39	0.29	0/1654	0.54	0/2239
31	41	0.27	0/1498	0.51	0/2016
31	49	0.26	0/1498	0.51	0/2016
32	51	0.28	0/1362	0.55	0/1841
32	59	0.27	0/1362	0.49	0/1841
33	61	0.28	0/1151	0.64	0/1558
33	69	0.28	0/1151	0.55	0/1558
34	38	0.28	0/1069	0.65	1/1444 (0.1%)
35	15	0.26	0/1131	0.50	0/1525
35	58	0.30	0/1131	0.53	0/1525
36	25	0.30	0/942	0.55	0/1269
36	68	0.30	0/942	0.53	0/1269
37	35	0.31	0/1139	0.67	0/1514
37	78	0.32	0/1147	0.65	0/1525
38	45	0.29	0/1133	0.54	0/1515
38	88	0.31	0/1142	0.56	0/1527

Mol	Chain	Bond lengths		Bond angles	
		RMSZ	# Z  >5	RMSZ	# Z  >5
39	55	0.27	0/981	0.52	0/1312
39	98	0.27	0/981	0.53	1/1312 (0.1%)
40	65	0.28	0/891	0.57	0/1187
40	A8	0.29	0/891	0.63	1/1187 (0.1%)
41	75	0.49	0/1155	0.68	0/1542
41	B8	0.52	0/1155	0.67	0/1542
42	85	0.29	0/981	0.49	0/1306
42	C8	0.29	0/981	0.48	0/1306
43	95	0.29	0/789	0.56	0/1057
43	D8	0.29	0/785	0.55	0/1052
44	A5	0.28	0/901	0.51	0/1209
44	E8	0.30	0/910	0.52	0/1220
45	B5	0.30	0/744	0.52	0/1000
45	F8	0.32	0/761	0.53	0/1021
46	C5	0.33	0/838	0.61	0/1121
46	G8	0.30	0/818	0.58	0/1094
47	D5	0.30	0/1435	0.62	2/1947 (0.1%)
47	H8	0.28	0/1420	0.58	0/1925
48	E5	0.28	0/631	0.53	0/841
48	I8	0.29	0/619	0.50	0/825
49	F5	0.29	0/728	0.56	0/967
49	J8	0.35	0/761	0.58	0/1010
50	G5	0.27	0/582	0.47	0/771
50	K8	0.27	0/592	0.54	0/784
51	H5	0.25	0/473	0.49	0/635
51	L8	0.27	0/473	0.49	0/635
52	I5	0.29	0/593	0.63	0/795
52	M8	0.28	0/545	0.61	0/733
53	J5	0.28	0/448	0.50	0/606
53	N8	0.31	0/448	0.52	0/606
54	K5	0.29	0/424	0.82	2/565 (0.4%)
54	O8	0.32	0/431	0.65	0/575
55	L5	0.28	0/426	0.44	0/561
55	P8	0.30	0/426	0.47	0/561
56	M5	0.27	0/514	0.50	0/679
56	Q8	0.28	0/514	0.48	0/679
57	2L	0.24	0/1718	0.78	0/2678
All	All	0.31	0/321407	0.80	242/480718 (0.1%)

Chiral center outliers are detected by calculating the chiral volume of a chiral center and verifying if the center is modelled as a planar moiety or with the opposite hand. A planarity outlier is detected by checking planarity of atoms in a peptide group, atoms in a mainchain group or atoms of a sidechain that are expected to be planar.

Mol	Chain	#Chirality outliers	#Planarity outliers
2	12	0	4
4	32	0	1
7	6E	0	1
12	3A	0	1
12	3I	0	2
13	4A	0	4
19	AA	0	1
19	AI	0	3
20	BA	0	1
20	BI	0	1
28	11	0	1
29	21	0	2
29	29	0	1
31	41	0	1
31	49	0	1
32	51	0	2
33	61	0	4
33	69	0	1
34	38	0	4
37	35	0	3
37	78	0	3
38	45	0	3
38	88	0	1
41	B8	0	1
42	85	0	1
43	95	0	1
45	B5	0	1
46	G8	0	2
47	D5	0	6
47	H8	0	4
48	E5	0	1
49	J8	0	2
50	K8	0	1
52	I5	0	1
52	M8	0	4
53	J5	0	2
53	N8	0	3
54	K5	0	4
54	O8	0	1
All	All	0	81

There are no bond length outliers.

All (242) bond angle outliers are listed below:

Mol	Chain	Res	Type	Atoms	Z	Observed(°)	Ideal(°)
25	14	2403	C	C2-N3-C4	16.20	128.00	119.90
25	14	247	G	C2-N3-C4	16.16	119.98	111.90
25	14	2403	C	N1-C2-N3	10.27	126.39	119.20
1	13	1054	C	N1-C2-O2	9.19	124.42	118.90
1	1G	1322	C	N1-C2-O2	9.15	124.39	118.90
1	1G	328	C	N1-C2-O2	8.83	124.20	118.90
1	1G	1158	C	C2-N1-C1'	8.40	128.04	118.80
1	13	1302	U	C2-N1-C1'	8.25	127.60	117.70
1	1G	960	U	C2-N1-C1'	8.17	127.51	117.70
1	13	1054	C	C2-N1-C1'	8.11	127.72	118.80
1	13	1301	U	C2-N1-C1'	8.08	127.39	117.70
25	1H	271(C)	U	C2-N1-C1'	7.96	127.25	117.70
1	1G	1301	U	C2-N1-C1'	7.92	127.20	117.70
25	14	2403	C	C6-N1-C2	7.87	123.45	120.30
25	1H	945	A	C5-C6-N1	7.87	121.63	117.70
54	K5	30	THR	C-N-CD	-7.70	103.66	120.60
1	1G	1322	C	C2-N1-C1'	7.67	127.23	118.80
1	1G	1322	C	N3-C2-O2	-7.59	116.59	121.90
1	1G	1301	U	N1-C2-O2	7.56	128.09	122.80
25	1H	271(C)	U	N1-C2-O2	7.52	128.06	122.80
40	A8	110	LEU	CA-CB-CG	7.47	132.48	115.30
25	1H	265	A	O4'-C1'-N9	7.36	114.09	108.20
1	13	690	G	O4'-C1'-N9	7.29	114.03	108.20
25	14	1899	G	C4-N9-C1'	-7.28	117.04	126.50
1	1G	328	C	C2-N1-C1'	7.13	126.64	118.80
1	1G	1301	U	N3-C2-O2	-7.10	117.23	122.20
25	14	247	G	N1-C2-N3	7.08	128.15	123.90
1	1G	328	C	N3-C2-O2	-7.08	116.95	121.90
25	14	405	U	C2-N1-C1'	7.07	126.19	117.70
1	13	1054	C	N3-C2-O2	-7.07	116.95	121.90
25	14	405	U	N1-C2-O2	7.03	127.72	122.80
25	1H	774	A	C2-N3-C4	-7.03	107.08	110.60
25	1H	945	A	C5-C6-N6	-7.02	118.08	123.70
1	1G	1158	C	N1-C2-O2	6.98	123.09	118.90
1	1G	1158	C	C6-N1-C2	-6.95	117.52	120.30
1	1G	1004	A	P-O3'-C3'	6.91	127.99	119.70
25	1H	1266	G	P-O3'-C3'	6.90	127.98	119.70
25	14	1899	G	C8-N9-C1'	6.89	135.95	127.00
47	D5	157	LEU	CA-CB-CG	6.86	131.09	115.30
1	13	690	G	C4-N9-C1'	6.84	135.40	126.50
25	1H	828	U	N1-C2-O2	6.80	127.56	122.80
25	14	1899	G	N3-C4-N9	-6.80	121.92	126.00
1	13	1302	U	N1-C2-O2	6.73	127.51	122.80

*Continued on next page...*

*Continued from previous page...*

Mol	Chain	Res	Type	Atoms	Z	Observed(°)	Ideal(°)
1	13	190	G	C4-N9-C1'	6.73	135.25	126.50
25	14	1694	C	P-O3'-C3'	6.70	127.74	119.70
25	14	2312	U	C2-N1-C1'	6.67	125.71	117.70
1	13	328	C	C2-N1-C1'	6.63	126.09	118.80
1	13	686	U	OP1-P-O3'	6.59	119.70	105.20
1	13	1158	C	C2-N1-C1'	6.56	126.01	118.80
25	14	1332	G	C6-C5-N7	-6.55	126.47	130.40
25	1H	1301	A	P-O3'-C3'	6.54	127.55	119.70
25	14	405	U	N3-C2-O2	-6.52	117.63	122.20
25	14	1396	U	C2-N1-C1'	6.50	125.50	117.70
1	13	753	A	P-O3'-C3'	6.46	127.46	119.70
25	14	1300	U	P-O3'-C3'	6.46	127.46	119.70
1	1G	960	U	N1-C2-O2	6.37	127.26	122.80
1	13	1158	C	N1-C2-O2	6.35	122.71	118.90
25	1H	271(C)	U	N3-C2-O2	-6.33	117.77	122.20
25	14	1544	C	C2-N1-C1'	6.29	125.72	118.80
1	13	190	G	C8-N9-C1'	-6.28	118.84	127.00
25	1H	275	G	OP1-P-O3'	6.25	118.94	105.20
25	14	603	A	O4'-C1'-N9	6.23	113.18	108.20
25	1H	1786	A	N7-C8-N9	6.21	116.91	113.80
1	1G	1158	C	N3-C2-O2	-6.21	117.56	121.90
25	1H	828	U	N3-C2-O2	-6.17	117.88	122.20
25	14	1992	G	P-O3'-C3'	6.16	127.09	119.70
25	1H	2318	G	O4'-C1'-N9	6.15	113.12	108.20
25	1H	1950	G	C4-N9-C1'	6.14	134.49	126.50
25	14	141	A	O4'-C1'-N9	6.13	113.10	108.20
1	1G	812	C	P-O3'-C3'	6.12	127.05	119.70
25	1H	761	A	N1-C6-N6	6.08	122.25	118.60
25	1H	1950	G	O4'-C1'-N9	6.06	113.05	108.20
25	14	2688	U	N3-C2-O2	-6.06	117.96	122.20
25	1H	945	A	C2-N3-C4	6.05	113.62	110.60
25	14	2403	C	N1-C2-O2	-6.04	115.28	118.90
25	14	2473	U	C2-N1-C1'	6.03	124.93	117.70
25	1H	1396	U	C2-N1-C1'	6.01	124.92	117.70
22	1K	61	U	O4'-C1'-N1	6.01	113.01	108.20
1	1G	960	U	C6-N1-C1'	-6.01	112.79	121.20
1	13	1301	U	N1-C2-O2	6.00	127.00	122.80
25	1H	1252	G	C4-N9-C1'	-6.00	118.70	126.50
1	13	1301	U	C6-N1-C1'	-5.97	112.84	121.20
1	1G	1004	A	OP2-P-O3'	5.97	118.34	105.20
25	1H	1544	C	N1-C2-O2	5.97	122.48	118.90
20	BA	6	PRO	N-CA-CB	5.97	110.46	103.30

*Continued on next page...*

*Continued from previous page...*

Mol	Chain	Res	Type	Atoms	Z	Observed(°)	Ideal(°)
13	4A	70	LEU	CA-CB-CG	5.95	128.98	115.30
22	3L	49	C	N1-C2-O2	5.92	122.45	118.90
25	1H	2439	A	P-O3'-C3'	5.91	126.79	119.70
25	1H	761	A	N9-C4-C5	-5.88	103.45	105.80
25	14	247	G	N3-C4-C5	5.87	131.54	128.60
25	1H	1992	G	P-O3'-C3'	5.87	126.74	119.70
1	1G	717	C	C2-N1-C1'	5.87	125.25	118.80
25	1H	2779	U	C2-N1-C1'	5.86	124.73	117.70
25	1H	1931	U	N3-C2-O2	-5.85	118.11	122.20
25	14	1332	G	C4-N9-C1'	5.83	134.08	126.50
20	BI	6	PRO	N-CA-CB	5.83	110.29	103.30
25	14	2439	A	P-O3'-C3'	5.82	126.68	119.70
25	1H	828	U	C2-N1-C1'	5.81	124.68	117.70
1	1G	1031	G	C4-N9-C1'	5.81	134.05	126.50
25	14	2873	A	N7-C8-N9	5.80	116.70	113.80
25	1H	774	A	N1-C2-N3	5.78	132.19	129.30
25	1H	898	C	N1-C2-O2	5.78	122.36	118.90
54	K5	30	THR	C-N-CA	5.77	146.22	122.00
25	14	1950	G	O4'-C1'-N9	5.75	112.80	108.20
1	1G	1038	C	P-O3'-C3'	5.75	126.59	119.70
1	13	449	C	C2-N1-C1'	5.74	125.11	118.80
25	14	1781	C	C2-N1-C1'	5.73	125.10	118.80
1	13	701	C	OP2-P-O3'	5.73	117.80	105.20
1	13	1054	C	C6-N1-C1'	-5.72	113.93	120.80
1	13	1302	U	C6-N1-C1'	-5.72	113.19	121.20
25	14	1644	C	N1-C2-O2	5.72	122.33	118.90
1	13	328	C	N1-C2-O2	5.71	122.33	118.90
25	14	1899	G	N3-C4-C5	5.71	131.45	128.60
22	3L	49	C	C2-N1-C1'	5.69	125.06	118.80
1	13	1302	U	O5'-P-OP2	5.66	117.49	110.70
25	1H	1076	C	N1-C2-O2	5.65	122.29	118.90
1	1G	486	U	C2-N1-C1'	5.64	124.47	117.70
25	14	1311	G	C4-N9-C1'	5.63	133.82	126.50
25	1H	1021	A	N7-C8-N9	5.62	116.61	113.80
25	1H	99	U	P-O3'-C3'	5.61	126.44	119.70
25	14	1332	G	N7-C8-N9	5.61	115.91	113.10
25	1H	2468	G	O4'-C1'-N9	5.61	112.69	108.20
1	13	792	A	P-O3'-C3'	5.61	126.43	119.70
1	13	1158	C	C6-N1-C2	-5.60	118.06	120.30
25	1H	1396	U	N1-C2-O2	5.59	126.72	122.80
1	1G	812	C	OP2-P-O3'	5.59	117.50	105.20
25	1H	2318	G	C4-N9-C1'	5.58	133.75	126.50

*Continued on next page...*



*Continued from previous page...*

Mol	Chain	Res	Type	Atoms	Z	Observed(°)	Ideal(°)
1	13	690	G	C8-N9-C1'	-5.57	119.76	127.00
25	14	265	A	O4'-C1'-N9	5.57	112.65	108.20
25	1H	676	A	O4'-C1'-N9	5.55	112.64	108.20
1	13	1336	C	C6-N1-C2	-5.55	118.08	120.30
25	14	828	U	C2-N1-C1'	5.52	124.33	117.70
25	1H	99	U	OP2-P-O3'	5.52	117.35	105.20
1	13	1336	C	N1-C2-O2	5.52	122.21	118.90
25	1H	898	C	C2-N1-C1'	5.51	124.87	118.80
1	1G	1301	U	C5-C6-N1	5.51	125.46	122.70
25	14	654(T)	A	N7-C8-N9	5.49	116.55	113.80
1	1G	701	C	P-O3'-C3'	5.49	126.29	119.70
25	14	1950	G	C4-N9-C1'	5.49	133.63	126.50
1	13	1341	U	N1-C2-O2	-5.48	118.96	122.80
1	13	328	C	C6-N1-C2	-5.48	118.11	120.30
25	1H	801	G	O5'-P-OP2	-5.47	100.77	105.70
1	1G	1000	A	OP1-P-O3'	5.47	117.23	105.20
23	2K	1	C	C2-N1-C1'	5.46	124.81	118.80
25	14	2473	U	N1-C2-O2	5.44	126.61	122.80
1	13	1182	G	C4-N9-C1'	-5.44	119.42	126.50
25	1H	1332	G	C4-N9-C1'	5.43	133.56	126.50
1	1G	1158	C	C6-N1-C1'	-5.43	114.29	120.80
1	13	1302	U	N3-C2-O2	-5.42	118.41	122.20
25	14	512	G	C4-N9-C1'	-5.41	119.47	126.50
25	14	2321	G	C4-N9-C1'	5.41	133.53	126.50
25	1H	2468	G	C4-N9-C1'	5.41	133.53	126.50
25	14	1585	C	N1-C2-O2	5.41	122.14	118.90
1	13	701	C	P-O3'-C3'	5.40	126.18	119.70
1	1G	1322	C	C6-N1-C2	-5.39	118.14	120.30
1	1G	1498	UR3	P-O3'-C3'	5.39	126.16	119.70
25	1H	165	U	C2-N1-C1'	5.38	124.16	117.70
25	14	387	U	P-O3'-C3'	5.37	126.14	119.70
25	1H	2688	U	N3-C2-O2	-5.36	118.44	122.20
25	1H	860	U	N3-C2-O2	-5.35	118.45	122.20
1	1G	266	G	P-O3'-C3'	5.35	126.12	119.70
25	1H	271(C)	U	C6-N1-C1'	-5.35	113.72	121.20
25	1H	2832	U	P-O3'-C3'	5.35	126.11	119.70
22	3L	49	C	N3-C2-O2	-5.34	118.16	121.90
25	14	1634	A	P-O3'-C3'	5.34	126.11	119.70
1	1G	686	U	N1-C2-O2	5.33	126.53	122.80
25	14	676	A	O4'-C1'-N9	5.33	112.46	108.20
25	1H	1252	G	C8-N9-C1'	5.31	133.91	127.00
1	13	1158	C	N3-C2-O2	-5.30	118.19	121.90

*Continued on next page...*

*Continued from previous page...*

Mol	Chain	Res	Type	Atoms	Z	Observed(°)	Ideal(°)
39	98	75	LEU	CA-CB-CG	5.29	127.48	115.30
1	1G	1322	C	C6-N1-C1'	-5.29	114.45	120.80
25	1H	2032	G	C8-N9-C1'	-5.28	120.13	127.00
47	D5	156	LYS	C-N-CA	5.28	134.89	121.70
25	1H	2307	G	O4'-C1'-N9	5.27	112.41	108.20
25	14	1171	G	P-O3'-C3'	5.26	126.02	119.70
1	13	1302	U	C5-C6-N1	5.26	125.33	122.70
25	14	1543	A	O4'-C1'-N9	5.25	112.40	108.20
25	1H	2126	A	P-O3'-C3'	5.25	126.00	119.70
1	1G	595	G	P-O3'-C3'	5.25	126.00	119.70
25	14	1585	C	C2-N1-C1'	5.24	124.56	118.80
1	13	992	U	P-O3'-C3'	5.23	125.98	119.70
28	11	37	LEU	CA-CB-CG	5.23	127.33	115.30
1	1G	1532	U	P-O3'-C3'	5.23	125.98	119.70
1	1G	1065	U	P-O3'-C3'	5.22	125.97	119.70
1	13	328	C	N3-C2-O2	-5.22	118.24	121.90
25	1H	669	G	C4-N9-C1'	5.22	133.28	126.50
25	14	2335	A	O4'-C1'-N9	5.22	112.38	108.20
1	13	243	A	P-O3'-C3'	5.22	125.96	119.70
25	1H	1021	A	C8-N9-C4	-5.22	103.71	105.80
25	1H	945	A	C6-N1-C2	-5.21	115.47	118.60
25	1H	271(B)	G	P-O3'-C3'	5.21	125.95	119.70
25	14	1544	C	O4'-C1'-N1	5.21	112.37	108.20
25	1H	1544	C	C2-N1-C1'	5.20	124.52	118.80
25	1H	1558	A	P-O3'-C3'	5.20	125.94	119.70
25	14	512	G	C8-N9-C1'	5.20	133.76	127.00
25	1H	2168	G	C4-N9-C1'	5.19	133.25	126.50
25	1H	2566	A	P-O3'-C3'	5.19	125.93	119.70
25	1H	1616	A	O4'-C1'-N9	5.19	112.35	108.20
25	14	1781	C	O4'-C1'-N1	5.19	112.35	108.20
1	13	1336	C	C2-N1-C1'	5.19	124.51	118.80
1	1G	328	C	P-O3'-C3'	5.18	125.92	119.70
25	14	1992	G	C8-N9-C4	-5.18	104.33	106.40
25	14	1644	C	C2-N1-C1'	5.18	124.50	118.80
25	1H	1076	C	C2-N1-C1'	5.17	124.48	118.80
25	1H	859	G	P-O3'-C3'	5.16	125.89	119.70
25	14	275	G	C4-N9-C1'	5.15	133.20	126.50
25	14	2629	A	O4'-C1'-N9	5.14	112.31	108.20
25	1H	1980	G	P-O3'-C3'	5.14	125.86	119.70
1	13	1065	U	P-O3'-C3'	5.13	125.86	119.70
25	1H	676	A	C5-N7-C8	-5.13	101.33	103.90
1	13	1182	G	C8-N9-C1'	5.13	133.67	127.00

*Continued on next page...*

Continued from previous page...

Mol	Chain	Res	Type	Atoms	Z	Observed(°)	Ideal(°)
25	1H	1313	U	O4'-C1'-N1	5.12	112.30	108.20
25	14	828	U	N1-C2-O2	5.12	126.38	122.80
1	13	328	C	P-O3'-C3'	5.12	125.84	119.70
25	14	2726	U	O4'-C1'-N1	5.11	112.29	108.20
25	14	372	G	OP2-P-O3'	5.11	116.44	105.20
1	13	1054	C	C6-N1-C2	-5.10	118.26	120.30
25	1H	2481	G	C4-N9-C1'	5.10	133.13	126.50
25	1H	1963	U	N1-C2-O2	5.10	126.37	122.80
25	1H	2776	A	P-O3'-C3'	5.10	125.82	119.70
25	14	2403	C	N3-C2-O2	-5.09	118.33	121.90
1	1G	687	A	P-O3'-C3'	5.08	125.80	119.70
25	1H	1022	G	P-O3'-C3'	5.08	125.80	119.70
1	13	687	A	P-O3'-C3'	5.07	125.79	119.70
25	1H	2031	A	O4'-C1'-N9	5.07	112.25	108.20
25	1H	1396	U	N3-C2-O2	-5.06	118.66	122.20
25	1H	945	A	OP2-P-O3'	5.05	116.32	105.20
1	1G	1346	A	P-O3'-C3'	5.05	125.76	119.70
25	1H	274	G	C4-N9-C1'	5.05	133.06	126.50
1	13	5	U	P-O3'-C3'	5.05	125.76	119.70
1	1G	1532	U	OP2-P-O3'	5.04	116.30	105.20
25	14	512	G	O4'-C1'-N9	5.04	112.23	108.20
25	1H	275	G	P-O3'-C3'	5.04	125.74	119.70
25	14	1762	A	OP2-P-O3'	5.03	116.26	105.20
25	1H	27	G	N3-C4-N9	-5.02	122.99	126.00
25	1H	1950	G	C8-N9-C1'	-5.02	120.47	127.00
25	1H	228	A	O4'-C1'-N9	5.01	112.21	108.20
1	1G	1158	C	C5-C6-N1	5.01	123.51	121.00
25	14	654(T)	A	C5-N7-C8	-5.01	101.39	103.90
25	14	2312	U	N1-C2-O2	5.01	126.31	122.80
1	1G	547	A	P-O3'-C3'	5.00	125.70	119.70
34	38	111	LEU	CA-CB-CG	5.00	126.80	115.30

There are no chirality outliers.

All (81) planarity outliers are listed below:

Mol	Chain	Res	Type	Group
28	11	239	ARG	Peptide
2	12	16	HIS	Peptide
2	12	199	TYR	Peptide
2	12	21	ARG	Peptide
2	12	230	VAL	Peptide
29	21	70	ALA	Peptide

Continued on next page...

*Continued from previous page...*

<b>Mol</b>	<b>Chain</b>	<b>Res</b>	<b>Type</b>	<b>Group</b>
29	21	72	VAL	Peptide
29	29	72	VAL	Peptide
4	32	88	VAL	Peptide
37	35	109	GLY	Peptide
37	35	115	LEU	Peptide
37	35	57	THR	Peptide
34	38	107	VAL	Peptide
34	38	25	PHE	Peptide
34	38	28	ASN	Peptide
34	38	53	VAL	Peptide
12	3A	101	VAL	Peptide
12	3I	23	ALA	Peptide
12	3I	44	LYS	Peptide
31	41	116	ASP	Peptide
38	45	134	ARG	Peptide
38	45	80	GLU	Peptide
38	45	81	VAL	Peptide
31	49	96	ARG	Peptide
13	4A	106	ASN	Peptide
13	4A	43	THR	Peptide
13	4A	62	ASN	Peptide
13	4A	67	GLU	Peptide
32	51	10	PRO	Peptide
32	51	82	GLY	Peptide
33	61	11	ASN	Peptide
33	61	13	GLY	Peptide
33	61	133	HIS	Peptide
33	61	14	ASP	Peptide
33	69	142	VAL	Peptide
7	6E	5	ARG	Peptide
37	78	35	HIS	Peptide
37	78	56	SER	Peptide
37	78	57	THR	Peptide
42	85	90	VAL	Peptide
38	88	79	LEU	Peptide
43	95	98	GLU	Peptide
19	AA	69	HIS	Peptide
19	AI	41	VAL	Peptide
19	AI	5	LEU	Peptide
19	AI	81	ARG	Peptide
45	B5	60	ARG	Peptide
41	B8	113	LYS	Peptide

*Continued on next page...*

*Continued from previous page...*

Mol	Chain	Res	Type	Group
20	BA	69	GLY	Peptide
20	BI	73	HIS	Peptide
47	D5	140	ASP	Peptide
47	D5	145	GLU	Peptide
47	D5	152	ALA	Peptide
47	D5	155	LEU	Peptide
47	D5	170	THR	Peptide
47	D5	52	SER	Peptide
48	E5	49	LYS	Peptide
46	G8	53	PRO	Peptide
46	G8	54	LYS	Peptide
47	H8	109	ALA	Peptide
47	H8	140	ASP	Peptide
47	H8	155	LEU	Peptide
47	H8	52	SER	Peptide
52	I5	39	CYS	Peptide
53	J5	41	PRO	Peptide
53	J5	42	PRO	Peptide
49	J8	29	GLY	Peptide
49	J8	53	VAL	Peptide
54	K5	24	GLU	Peptide
54	K5	27	LYS	Peptide
54	K5	30	THR	Peptide
54	K5	46	HIS	Peptide
50	K8	46	GLN	Peptide
52	M8	22	ILE	Peptide
52	M8	38	LYS	Peptide
52	M8	4	GLY	Peptide
52	M8	40	HIS	Peptide
53	N8	40	LYS	Peptide
53	N8	41	PRO	Peptide
53	N8	42	PRO	Peptide
54	O8	8	LYS	Peptide

## 5.2 Too-close contacts

In the following table, the Non-H and H(model) columns list the number of non-hydrogen atoms and hydrogen atoms in the chain respectively. The H(added) column lists the number of hydrogen atoms added and optimized by MolProbity. The Clashes column lists the number of clashes within the asymmetric unit, whereas Symm-Clashes lists symmetry related clashes.

Mol	Chain	Non-H	H(model)	H(added)	Clashes	Symm-Clashes
1	13	32387	0	16370	691	0
1	1G	32470	0	16411	750	0
2	12	1915	0	1969	84	0
2	1E	1924	0	1975	69	0
3	22	1612	0	1677	60	0
3	2E	1605	0	1668	52	0
4	32	1702	0	1766	64	0
4	3E	1702	0	1766	65	0
5	42	1178	0	1234	42	0
5	4E	1155	0	1213	36	0
6	52	842	0	857	27	0
6	5E	842	0	857	19	0
7	62	1217	0	1256	51	0
7	6E	1256	0	1296	38	0
8	72	1115	0	1177	42	0
8	7E	1115	0	1177	40	0
9	82	1002	0	1025	77	0
9	8E	983	0	1006	48	0
10	1A	801	0	849	35	0
10	1I	801	0	849	43	0
11	2A	889	0	916	34	0
11	2I	864	0	878	23	0
12	3A	977	0	1061	36	0
12	3I	977	0	1061	28	0
13	4A	937	0	995	58	0
13	4I	946	0	1008	42	0
14	5A	485	0	519	25	0
14	5I	491	0	530	32	0
15	6A	733	0	771	23	0
15	6I	733	0	771	19	0
16	7A	705	0	725	20	0
16	7I	700	0	720	25	0
17	8A	819	0	880	27	0
17	8I	834	0	904	27	0
18	9A	584	0	657	28	0
18	9I	573	0	644	29	0
19	AA	665	0	684	57	0
19	AI	688	0	710	43	0
20	BA	776	0	857	32	0
20	BI	766	0	854	31	0
21	1B	217	0	234	14	0
21	1F	217	0	234	13	0
22	1K	1385	0	705	38	0

*Continued on next page...*

*Continued from previous page...*

Mol	Chain	Non-H	H(model)	H(added)	Clashes	Symm-Clashes
22	3K	1640	0	837	30	0
22	3L	1640	0	837	36	0
23	2K	1643	0	847	17	0
24	4K	373	0	186	8	0
24	4L	463	0	230	8	0
25	14	62013	0	31255	1102	0
25	1H	62010	0	31252	1054	0
26	16	2573	0	1305	35	0
26	1J	2617	0	1328	78	0
27	71	1049	0	1071	51	0
28	11	2125	0	2199	62	0
28	19	2124	0	2197	90	0
29	21	1559	0	1618	50	0
29	29	1559	0	1617	55	0
30	31	1585	0	1632	70	0
30	39	1619	0	1674	74	0
31	41	1473	0	1535	59	0
31	49	1473	0	1535	63	0
32	51	1336	0	1418	56	0
32	59	1336	0	1418	46	0
33	61	1136	0	1223	42	0
33	69	1136	0	1223	40	0
34	38	1056	0	1119	49	0
35	15	1104	0	1180	29	0
35	58	1104	0	1180	39	0
36	25	932	0	996	33	0
36	68	932	0	996	31	0
37	35	1122	0	1206	71	0
37	78	1130	0	1217	66	0
38	45	1112	0	1171	55	0
38	88	1121	0	1179	32	0
39	55	967	0	1033	41	0
39	98	967	0	1033	30	0
40	65	881	0	943	46	0
40	A8	881	0	943	36	0
41	75	1141	0	1202	73	0
41	B8	1141	0	1202	85	0
42	85	963	0	1022	48	0
42	C8	963	0	1021	42	0
43	95	778	0	852	46	0
43	D8	774	0	849	29	0
44	A5	890	0	951	23	0

*Continued on next page...*

*Continued from previous page...*

Mol	Chain	Non-H	H(model)	H(added)	Clashes	Symm-Clashes
44	E8	899	0	964	27	0
45	B5	730	0	780	27	0
45	F8	747	0	805	26	0
46	C5	825	0	898	46	0
46	G8	805	0	881	25	0
47	D5	1404	0	1437	74	0
47	H8	1390	0	1421	58	0
48	E5	623	0	645	31	0
48	I8	611	0	631	23	0
49	F5	721	0	791	23	0
49	J8	754	0	838	25	0
50	G5	580	0	629	17	0
50	K8	590	0	643	25	0
51	H5	468	0	518	12	0
51	L8	468	0	518	14	0
52	I5	580	0	577	29	0
52	M8	533	0	526	30	0
53	J5	434	0	454	15	0
53	N8	434	0	454	29	0
54	K5	417	0	441	19	0
54	O8	424	0	450	35	0
55	L5	418	0	467	17	0
55	P8	418	0	467	10	0
56	M5	506	0	567	14	0
56	Q8	506	0	567	19	0
57	2L	1643	0	845	25	0
58	11	1	0	0	0	0
58	13	38	0	0	0	0
58	14	94	0	0	0	0
58	16	2	0	0	0	0
58	19	1	0	0	0	0
58	1G	25	0	0	0	0
58	1H	122	0	0	0	0
58	21	1	0	0	0	0
58	29	2	0	0	0	0
58	31	2	0	0	0	0
58	32	1	0	0	0	0
58	39	1	0	0	0	0
58	3A	1	0	0	0	0
58	41	2	0	0	0	0
58	52	1	0	0	0	0
58	5E	1	0	0	0	0

*Continued on next page...*



*Continued from previous page...*

Mol	Chain	Non-H	H(model)	H(added)	Clashes	Symm-Clashes
58	5I	1	0	0	0	0
58	8I	1	0	0	0	0
58	BA	1	0	0	0	0
59	13	111	0	0	0	0
59	14	312	0	0	0	0
59	16	8	0	0	0	0
59	1G	102	0	0	0	0
59	1H	405	0	0	0	0
59	1J	5	0	0	0	0
59	21	2	0	0	0	0
59	29	2	0	0	0	0
59	2K	1	0	0	0	0
59	2L	2	0	0	0	0
59	32	1	0	0	0	0
59	3E	1	0	0	0	0
59	41	1	0	0	0	0
59	4I	1	0	0	0	0
59	55	1	0	0	0	0
59	78	1	0	0	0	0
59	7I	1	0	0	0	0
59	8E	1	0	0	0	0
59	BI	2	0	0	0	0
59	D8	3	0	0	0	0
59	E5	1	0	0	0	0
59	G8	1	0	0	0	0
59	I8	2	0	0	0	0
59	J8	1	0	0	0	0
59	N8	1	0	0	0	0
59	Q8	1	0	0	0	0
60	32	8	0	0	2	0
60	3E	8	0	0	1	0
61	5A	1	0	0	0	0
61	5I	1	0	0	0	0
62	11	10	0	0	1	0
62	13	190	0	0	11	0
62	14	681	0	0	72	0
62	16	12	0	0	2	0
62	19	12	0	0	4	0
62	1G	268	0	0	18	0
62	1H	983	0	0	113	0
62	1J	16	0	0	4	0
62	21	5	0	0	0	0

*Continued on next page...*

*Continued from previous page...*

Mol	Chain	Non-H	H(model)	H(added)	Clashes	Symm-Clashes
62	29	3	0	0	0	0
62	2L	6	0	0	0	0
62	31	6	0	0	0	0
62	32	4	0	0	0	0
62	35	3	0	0	1	0
62	39	3	0	0	0	0
62	3A	1	0	0	0	0
62	3E	2	0	0	0	0
62	3I	1	0	0	0	0
62	3K	1	0	0	0	0
62	42	1	0	0	0	0
62	4I	2	0	0	0	0
62	4K	2	0	0	0	0
62	4L	4	0	0	0	0
62	55	2	0	0	0	0
62	58	1	0	0	0	0
62	5I	1	0	0	0	0
62	6I	1	0	0	0	0
62	75	1	0	0	0	0
62	78	6	0	0	1	0
62	7A	5	0	0	0	0
62	7I	3	0	0	1	0
62	85	1	0	0	0	0
62	98	1	0	0	0	0
62	B5	2	0	0	0	0
62	B8	2	0	0	0	0
62	BA	1	0	0	0	0
62	BI	4	0	0	1	0
62	C5	2	0	0	0	0
62	C8	2	0	0	0	0
62	F5	1	0	0	0	0
62	F8	2	0	0	0	0
62	G5	1	0	0	0	0
62	G8	1	0	0	0	0
62	I8	5	0	0	0	0
62	J8	3	0	0	0	0
62	L5	1	0	0	0	0
62	M5	1	0	0	0	0
62	Q8	1	0	0	0	0
All	All	300507	0	201662	6768	0

The all-atom clashscore is defined as the number of clashes found per 1000 atoms (including hydrogen atoms). The all-atom clashscore for this structure is 14.

All (6768) close contacts within the same asymmetric unit are listed below, sorted by their clash magnitude.

Atom-1	Atom-2	Interatomic distance (Å)	Clash overlap (Å)
28:19:182:LEU:H	28:19:272:ALA:HB3	1.30	0.97
1:13:1129:C:H5'	1:13:1130:A:H5'	1.47	0.96
25:1H:1053:C:H42	25:1H:1106:G:H1	1.12	0.95
25:14:2245:U:H5'	25:14:2246:G:H5'	1.47	0.95
1:1G:73:G:H1	1:1G:97:U:H3	1.10	0.94
25:14:1899:G:H22	25:14:1902:C:H41	1.12	0.93
25:1H:307:G:N2	25:1H:310:A:OP2	2.01	0.93
25:1H:2415:G:H4'	37:78:67:MET:H	1.34	0.93
25:1H:2701:C:H3'	25:1H:2702:U:H5''	1.52	0.92
57:2L:8:4SU:HN3	57:2L:14:A:H62	1.18	0.91
25:14:2720:U:H3	25:14:2873:A:H2	1.12	0.90
25:14:945:A:OP1	62:14:3510:HOH:O	1.91	0.89
1:1G:664:G:H22	1:1G:741:G:H1	1.20	0.89
25:1H:2068:U:H3	25:1H:2430:A:H2	1.22	0.88
25:1H:875:G:H4'	47:H8:170:THR:HG21	1.55	0.88
28:11:182:LEU:H	28:11:272:ALA:HB3	1.40	0.87
34:38:10:LEU:HB3	34:38:53:VAL:HG11	1.56	0.87
1:13:1139:G:N1	1:13:1143:G:O6	2.07	0.87
25:14:2701:C:H3'	25:14:2702:U:H5''	1.55	0.86
25:1H:993:G:OP1	42:C8:50:ARG:NH2	2.09	0.86
34:38:98:LYS:H	34:38:102:LYS:HD3	1.40	0.86
25:1H:219:G:OP2	62:1H:3614:HOH:O	1.92	0.86
25:14:676:A:H8	25:14:2069:G:H21	1.23	0.86
57:2L:10:G:H22	57:2L:27:G:H1'	1.40	0.86
25:14:2068:U:H3	25:14:2430:A:H2	1.21	0.86
28:19:8:PRO:HB3	28:19:14:ARG:HB3	1.57	0.85
1:1G:1109:C:OP1	3:22:176:HIS:ND1	2.09	0.85
47:H8:140:ASP:H	47:H8:155:LEU:HG	1.40	0.85
42:85:50:ARG:HH12	43:95:72:VAL:HG11	1.41	0.85
25:14:397:G:N7	62:14:3523:HOH:O	2.09	0.85
25:1H:761:A:N7	62:1H:3638:HOH:O	2.09	0.85
53:N8:40:LYS:HG2	53:N8:46:CYS:HA	1.57	0.84
25:1H:1103:A:H5'	25:1H:1104:C:H5	1.43	0.84
26:16:73:A:OP2	62:16:301:HOH:O	1.96	0.84
4:3E:156:GLU:HB2	4:3E:159:ARG:HH11	1.43	0.84
33:69:79:ILE:H	33:69:142:VAL:HG21	1.42	0.84
1:1G:928:G:H1	1:1G:1389:C:H42	1.25	0.84
25:1H:987:G:O2'	25:1H:1000:A:N3	2.11	0.83
1:13:1502:A:H2	1:13:1505:G:H1	1.26	0.83
25:1H:2112:G:H21	25:1H:2113:U:H3	1.25	0.83

*Continued on next page...*

Continued from previous page...

Atom-1	Atom-2	Interatomic distance (Å)	Clash overlap (Å)
37:35:19:VAL:HG13	37:35:21:ARG:H	1.43	0.83
25:14:815:C:H42	25:14:1192:G:H1	1.23	0.83
25:1H:563:G:OP2	62:1H:3616:HOH:O	1.97	0.83
1:1G:448:A:H62	1:1G:486:U:H3	1.23	0.82
25:1H:1170:G:H1	25:1H:1179:C:H42	1.26	0.82
25:1H:2615:U:OP1	62:1H:3615:HOH:O	1.96	0.82
25:14:784:A:OP2	62:14:3511:HOH:O	1.96	0.82
22:3L:13:C:O2	22:3L:23:G:N2	2.12	0.82
25:14:819:A:OP2	25:14:1187:G:N2	2.12	0.82
25:14:1783:A:OP1	62:14:3512:HOH:O	1.97	0.82
25:14:660:G:H21	37:35:12:ALA:HB2	1.44	0.82
26:16:6:C:H42	26:16:114:G:H1	1.27	0.82
22:3L:3:C:H2'	22:3L:4:G:H8	1.45	0.82
1:13:1299:A:H2'	1:13:1301:U:H1'	1.61	0.81
31:41:97:ASP:H	31:41:100:TRP:HD1	1.27	0.81
1:1G:40:C:H42	1:1G:402:G:H1	1.27	0.81
25:1H:265:A:N6	25:1H:427:U:O2'	2.13	0.81
29:29:47:VAL:HG11	29:29:86:PRO:HD2	1.61	0.81
49:F5:75:GLU:HB3	49:F5:76:ARG:HH21	1.45	0.81
1:13:559:A:H4'	1:13:560:U:H3'	1.63	0.81
38:88:12:GLN:HB2	38:88:73:PRO:HD2	1.63	0.81
25:1H:1332:G:OP1	62:1H:3617:HOH:O	1.98	0.81
41:75:118:ARG:HA	41:75:121:ILE:HB	1.61	0.81
42:C8:95:LEU:HD13	43:D8:4:ILE:HG23	1.63	0.81
25:14:273(B):C:H42	25:14:363(D):G:H1	1.29	0.80
26:16:31:C:O2	26:16:53:A:N6	2.13	0.80
1:1G:1352:C:H42	1:1G:1370:G:H1	1.28	0.80
42:C8:92:ARG:HG3	42:C8:94:ASN:HB3	1.64	0.80
1:1G:1149:C:OP2	9:82:9:ARG:NH1	2.14	0.80
16:7I:72:ARG:HA	16:7I:75:ARG:HB3	1.62	0.80
1:13:1133:G:H1	1:13:1141:C:H42	1.28	0.80
2:1E:168:THR:HG22	2:1E:192:SER:HB2	1.62	0.80
1:1G:1359:C:O2'	1:1G:1361:G:N7	2.13	0.80
25:1H:1359:A:H62	25:1H:1372:U:H3	1.27	0.80
30:39:157:VAL:HB	30:39:194:MET:HB3	1.62	0.80
30:31:101:LEU:O	30:31:106:ARG:NH1	2.14	0.80
1:13:75:C:N4	1:13:95:G:O6	2.15	0.80
25:1H:676:A:H8	25:1H:2069:G:H21	1.24	0.79
42:85:92:ARG:HH22	43:95:10:LYS:HA	1.46	0.79
47:H8:48:PHE:HA	47:H8:51:ALA:HB3	1.65	0.79
1:1G:1252:A:H61	1:1G:1285:A:H61	1.29	0.79

Continued on next page...

*Continued from previous page...*

Atom-1	Atom-2	Interatomic distance (Å)	Clash overlap (Å)
4:3E:101:LEU:HD21	4:3E:121:VAL:HG11	1.63	0.79
25:14:768:G:O2'	25:14:1379:A:N6	2.15	0.79
25:1H:1439:A:OP1	62:1H:3618:HOH:O	1.98	0.79
33:61:62:LYS:HE3	33:61:134:PRO:HG2	1.65	0.79
50:G5:52:ASP:N	50:G5:52:ASP:OD1	2.14	0.79
25:14:1062:G:H22	25:14:1076:C:H42	1.30	0.79
40:65:62:LYS:HB3	40:65:97:ARG:HD3	1.62	0.79
52:M8:18:CYS:SG	52:M8:19:GLY:N	2.56	0.79
26:1J:36:C:N4	26:1J:49:C:O2	2.15	0.79
26:16:101:A:OP2	62:16:302:HOH:O	1.99	0.79
25:1H:1009:A:OP2	35:58:37:LYS:NZ	2.16	0.79
25:1H:769:G:N7	62:1H:3661:HOH:O	2.15	0.79
45:B5:63:LYS:HE3	45:B5:63:LYS:H	1.48	0.78
42:85:92:ARG:HG2	43:95:11:GLN:HB2	1.64	0.78
1:1G:582:U:OP1	15:6A:68:ARG:NH2	2.15	0.78
25:1H:2712(A):A:OP1	62:1H:3621:HOH:O	2.02	0.78
26:1J:76:G:N7	62:1J:304:HOH:O	2.16	0.78
33:69:79:ILE:HB	33:69:142:VAL:HG11	1.65	0.78
1:1G:1119:C:OP2	9:82:9:ARG:NH2	2.17	0.78
49:J8:29:GLY:O	49:J8:31:GLY:N	2.16	0.78
25:14:2121:G:H22	25:14:2177:C:H42	1.31	0.78
4:3E:15:GLU:HG2	4:3E:63:LYS:HB3	1.65	0.78
1:1G:1324:A:OP2	13:4A:99:ARG:NH2	2.17	0.78
1:1G:595:G:O2'	1:1G:596:C:OP2	2.00	0.78
39:98:2:ARG:O	39:98:4:LEU:N	2.15	0.78
25:14:1310:G:OP2	55:L5:9:ARG:NH1	2.17	0.78
1:13:1023:G:H3'	1:13:1024:G:H5''	1.64	0.78
25:14:7:G:H1	25:14:2896:C:H42	1.32	0.78
2:1E:101:MET:HA	2:1E:108:ILE:HG13	1.63	0.78
1:1G:1200:C:O2'	1:1G:1201:A:OP2	2.00	0.78
31:41:102:PHE:HA	31:41:105:LYS:HE2	1.65	0.78
37:35:55:ARG:HH22	37:35:58:THR:HG22	1.48	0.78
25:1H:1252:G:N2	42:C8:37:GLU:OE2	2.12	0.77
25:1H:746:A:O2'	25:1H:747:U:OP2	2.01	0.77
25:1H:973:A:OP2	62:1H:3620:HOH:O	2.02	0.77
7:62:113:GLU:HB2	7:62:119:ARG:HG2	1.66	0.77
41:B8:60:THR:HG22	41:B8:77:PRO:HA	1.66	0.77
46:C5:55:TYR:H	46:C5:55:TYR:HD1	1.31	0.77
25:14:259:G:H21	25:14:621:A:H8	1.28	0.77
25:1H:819:A:OP2	25:1H:1187:G:N2	2.18	0.77
25:1H:427:U:OP2	62:1H:3619:HOH:O	2.01	0.77

*Continued on next page...*

*Continued from previous page...*

Atom-1	Atom-2	Interatomic distance (Å)	Clash overlap (Å)
13:4A:3:ARG:HH12	31:49:113:ARG:HB3	1.49	0.77
47:D5:152:ALA:O	47:D5:154:ASP:N	2.16	0.77
25:1H:2131:G:H4'	25:1H:2132:U:H4'	1.64	0.77
25:1H:2168:G:H21	25:1H:2169:A:H3'	1.48	0.77
25:1H:731:C:OP2	62:1H:3622:HOH:O	2.02	0.77
25:14:2364:C:OP1	48:E5:55:ARG:NH1	2.18	0.77
1:1G:971:G:N2	1:1G:1363:A:OP2	2.17	0.77
25:14:2377:A:H4'	40:65:111:GLU:HB3	1.66	0.77
25:14:517:C:OP1	53:J5:16:ARG:NH2	2.17	0.77
11:2I:41:THR:HG21	11:2I:71:LYS:HD3	1.65	0.77
14:5A:9:LYS:HA	14:5A:12:ARG:HB3	1.67	0.77
25:1H:607:U:H3	25:1H:621:A:H2	1.32	0.77
22:1K:49:C:O2'	22:1K:50:G:OP2	2.01	0.77
4:3E:105:VAL:HG21	4:3E:126:ILE:HD13	1.65	0.77
1:1G:1118:C:OP1	9:82:104:ARG:NH1	2.17	0.77
47:D5:52:SER:O	47:D5:54:HIS:N	2.18	0.77
25:14:641:C:H42	25:14:647:G:H1	1.31	0.77
5:42:88:LYS:HB3	5:42:123:LEU:HB2	1.65	0.77
46:C5:91:GLU:O	46:C5:92:ASN:ND2	2.18	0.77
13:4I:39:ILE:HD12	13:4I:56:LEU:HD23	1.65	0.77
30:39:5:ALA:HB1	30:39:125:LEU:HD21	1.67	0.77
22:3L:52:C:H2'	22:3L:53:G:H8	1.50	0.77
46:C5:60:PHE:HD2	46:C5:62:GLU:H	1.30	0.76
25:14:154:G:O6	25:14:172:C:N4	2.18	0.76
28:19:255:LYS:HE3	28:19:255:LYS:H	1.50	0.76
35:58:95:PRO:O	35:58:97:ARG:N	2.18	0.76
25:1H:943:U:OP2	62:1H:3623:HOH:O	2.02	0.76
25:14:958:U:OP2	38:45:14:ARG:NH1	2.18	0.76
25:1H:1186:G:OP1	62:1H:3624:HOH:O	2.04	0.76
31:49:47:LYS:HA	31:49:82:LEU:HD21	1.68	0.76
1:13:380:G:N2	1:13:383:A:OP2	2.19	0.76
1:13:501:C:OP1	12:3I:114:ARG:NH2	2.19	0.76
25:14:2106:G:H1	25:14:2183:C:H42	1.30	0.76
31:41:114:ILE:HB	31:41:117:PHE:HB2	1.67	0.76
1:1G:1221:G:OP1	1:1G:1320:C:N4	2.15	0.76
25:1H:2405:G:O2'	25:1H:2411:A:N6	2.19	0.76
25:1H:2584:U:H2'	25:1H:2585:U:H2'	1.67	0.76
25:1H:774:A:H2	25:1H:787:U:HO2'	1.34	0.76
37:35:57:THR:HG21	37:35:60:MET:HB2	1.68	0.76
1:13:914:A:H2'	1:13:915:A:H8	1.51	0.76
1:1G:1321:C:H5''	1:1G:1322:C:H5''	1.68	0.75

*Continued on next page...*

Continued from previous page...

Atom-1	Atom-2	Interatomic distance (Å)	Clash overlap (Å)
10:1A:61:GLU:HB2	14:5A:58:LYS:HE2	1.66	0.75
31:49:16:ARG:HE	31:49:31:VAL:HG11	1.50	0.75
36:25:104:ARG:NH1	41:75:36:GLU:OE2	2.20	0.75
1:13:1026:G:O6	1:13:1036:G:N2	2.16	0.75
25:14:741:G:OP1	62:14:3515:HOH:O	2.04	0.75
25:1H:1601:G:N7	62:1H:3686:HOH:O	2.19	0.75
25:1H:881:G:H22	25:1H:895:U:H3	1.33	0.75
54:K5:11:LEU:HG	54:K5:53:LYS:HG3	1.69	0.75
1:13:1189:C:OP1	10:1I:51:ARG:NH2	2.20	0.75
1:13:1309:G:O6	1:13:1328:C:N4	2.18	0.75
25:1H:2624:G:N7	62:1H:3682:HOH:O	2.18	0.75
48:I8:27:GLU:HG3	48:I8:68:GLU:HA	1.68	0.75
1:13:448:A:OP2	1:13:485:G:N2	2.18	0.75
25:1H:1333:C:OP2	62:1H:3627:HOH:O	2.05	0.75
25:1H:1388:G:N7	62:1H:3685:HOH:O	2.19	0.75
1:1G:1196:U:O4	24:4L:22:A:N6	2.20	0.75
1:13:251:G:O6	1:13:271:C:N4	2.17	0.75
25:14:2102:U:H3	25:14:2187:G:H1	1.32	0.75
25:14:2819:G:OP1	62:14:3513:HOH:O	2.04	0.75
25:14:783:A:OP2	62:14:3511:HOH:O	2.03	0.75
12:3I:34:CYS:HA	12:3I:55:VAL:HA	1.69	0.75
39:55:29:LEU:HB3	39:55:75:LEU:HD11	1.67	0.75
35:15:23:LEU:HB3	35:15:60:ILE:HG21	1.67	0.75
26:16:21:G:H1	26:16:62:C:H42	1.35	0.75
25:1H:1496:A:H8	25:1H:1577:C:HO2'	1.35	0.75
48:E5:48:GLY:H	48:E5:51:VAL:HB	1.51	0.75
46:G8:91:GLU:O	46:G8:92:ASN:ND2	2.19	0.75
25:14:2867:G:OP2	41:75:119:LYS:NZ	2.18	0.75
25:1H:489:G:N7	44:E8:49:LYS:NZ	2.33	0.75
1:1G:1286:A:H8	1:1G:1287:A:H4'	1.51	0.74
1:13:1255:G:OP2	10:1I:45:ARG:NH2	2.20	0.74
47:H8:52:SER:O	47:H8:54:HIS:N	2.20	0.74
1:13:64:G:O6	1:13:99:C:N4	2.20	0.74
1:1G:77:C:H42	1:1G:92:G:H1	1.35	0.74
25:1H:805:G:OP1	62:1H:3626:HOH:O	2.04	0.74
40:65:25:ARG:HG3	40:65:88:ASP:HB2	1.68	0.74
25:14:1619:G:N7	62:14:3550:HOH:O	2.19	0.74
25:14:770:G:OP2	62:14:3514:HOH:O	2.04	0.74
1:1G:1114:C:H1'	14:5A:60:SER:HB2	1.70	0.74
25:1H:963:U:OP1	62:1H:3625:HOH:O	2.04	0.74
57:2L:76:C:H3'	57:2L:77:A:H5''	1.69	0.74

Continued on next page...

*Continued from previous page...*

Atom-1	Atom-2	Interatomic distance (Å)	Clash overlap (Å)
32:51:77:LYS:HE2	32:51:138:LYS:HB2	1.70	0.74
25:14:2343:C:HO2'	25:14:2373:G:HO2'	1.27	0.74
19:AA:80:TYR:HE1	19:AA:83:HIS:HB2	1.50	0.74
28:11:142:VAL:HG23	28:11:193:VAL:HA	1.70	0.74
1:13:358:U:OP1	33:69:87:LYS:NZ	2.18	0.74
25:14:994:C:OP1	42:85:53:ARG:NH2	2.20	0.74
2:1E:40:HIS:HB2	2:1E:190:THR:HG21	1.68	0.74
33:69:71:ILE:O	33:69:74:ASN:ND2	2.20	0.74
9:8E:112:LYS:HA	9:8E:119:ALA:HB2	1.67	0.74
25:1H:2062:A:OP1	62:1H:3629:HOH:O	2.06	0.74
18:9A:51:LEU:HB2	18:9A:56:THR:HG23	1.70	0.74
1:13:963:G:N3	10:1I:55:LYS:NZ	2.34	0.74
25:14:1728:G:N1	25:14:1730:U:OP2	2.21	0.74
1:1G:895:G:H1	1:1G:904:C:H42	1.36	0.74
25:1H:1299:G:N7	62:1H:3692:HOH:O	2.20	0.74
25:1H:1980:G:O2'	25:1H:1982:C:OP2	2.05	0.74
25:14:2469:A:H8	38:45:56:ARG:HH21	1.35	0.74
1:13:951:G:OP2	13:4I:102:ARG:NH2	2.21	0.74
25:1H:2287:A:H62	25:1H:2344:U:H3	1.36	0.74
1:1G:1115:C:H1'	14:5A:61:TRP:HB2	1.69	0.73
15:6A:16:ALA:HB1	15:6A:21:ASP:HB3	1.67	0.73
1:13:1321:C:H5''	1:13:1322:C:H5''	1.70	0.73
25:14:1918:A:O2'	25:14:1920:OMC:N4	2.20	0.73
1:1G:1076:C:N4	1:1G:1081:G:O6	2.17	0.73
25:1H:270:A:OP1	62:1H:3628:HOH:O	2.05	0.73
36:25:75:SER:OG	41:75:74:ARG:NH1	2.21	0.73
40:65:74:ALA:HB1	40:65:107:GLU:HB2	1.70	0.73
9:82:50:LEU:HA	9:82:53:VAL:HG22	1.70	0.73
9:82:20:ARG:HB3	9:82:60:ASP:HB2	1.68	0.73
25:1H:2343:C:O2'	25:1H:2373:G:O2'	2.06	0.73
1:13:639:G:H2'	1:13:640:A:H8	1.54	0.73
25:1H:878:A:N6	25:1H:899:A:O2'	2.21	0.73
30:39:61:GLY:HA2	30:39:77:ASP:HB3	1.70	0.73
25:14:1997:G:OP2	62:14:3518:HOH:O	2.06	0.73
25:14:558:G:H5''	35:15:112:LEU:HD22	1.69	0.73
13:4A:44:ARG:HG2	13:4A:45:VAL:H	1.52	0.73
25:14:2777:G:OP2	25:14:2781:A:O2'	2.04	0.73
1:1G:147:G:H2'	1:1G:148:G:H8	1.51	0.73
5:42:9:LYS:HB2	5:42:112:LEU:HD11	1.70	0.73
41:B8:55:ASN:H	41:B8:59:THR:HB	1.53	0.73
51:L8:10:LYS:NZ	51:L8:15:TYR:OH	2.22	0.73

*Continued on next page...*



*Continued from previous page...*

Atom-1	Atom-2	Interatomic distance (Å)	Clash overlap (Å)
1:13:745:C:OP1	1:13:851:G:O2'	2.07	0.73
25:14:708:C:H42	25:14:723:G:H1	1.33	0.73
1:1G:1324:A:H4'	1:1G:1362:C:H4'	1.70	0.73
1:1G:1422:G:H5''	36:25:48:PRO:HB3	1.69	0.73
25:1H:563:G:OP2	62:1H:3630:HOH:O	2.06	0.73
25:1H:2306:C:N4	31:41:42:GLY:O	2.22	0.73
1:1G:1343:G:H4'	9:82:122:ALA:HB3	1.71	0.73
41:B8:24:PRO:HB2	41:B8:99:LEU:HD21	1.70	0.73
54:K5:8:LYS:HB2	54:K5:27:LYS:HA	1.69	0.73
25:14:583:G:N7	62:14:3557:HOH:O	2.20	0.73
1:13:1452:C:H4'	1:13:1453:G:H5'	1.71	0.73
25:14:2719:G:OP2	62:14:3517:HOH:O	2.06	0.73
25:1H:2159:G:H2'	25:1H:2160:G:H8	1.54	0.73
9:82:46:ALA:HB2	9:82:74:ILE:HG23	1.69	0.73
38:88:30:GLY:HA2	38:88:107:ALA:HB2	1.70	0.73
25:14:1283:G:N2	25:14:1286:A:OP2	2.21	0.73
25:14:640:C:H42	25:14:648:G:H1	1.36	0.73
25:14:1800:C:OP2	28:19:183:ARG:NH2	2.21	0.73
1:1G:1162:C:H42	1:1G:1174:G:H1	1.35	0.73
25:1H:2832:U:H4'	25:1H:2833:G:H5''	1.70	0.73
51:L8:5:LYS:HB3	51:L8:57:GLU:HB3	1.69	0.73
25:14:450:G:O6	62:14:3516:HOH:O	2.05	0.72
25:1H:2346:A:O2'	54:O8:24:GLU:OE2	2.07	0.72
25:1H:511:U:OP2	62:1H:3631:HOH:O	2.07	0.72
41:75:16:ARG:NH1	41:75:80:SER:O	2.21	0.72
1:13:1002:G:H2'	1:13:1003:G:H8	1.54	0.72
25:14:2589:A:OP1	62:14:3511:HOH:O	2.07	0.72
3:2E:20:SER:OG	3:2E:40:ARG:NH2	2.22	0.72
25:14:273(C):C:H42	25:14:363(C):G:H1	1.36	0.72
10:1A:3:LYS:N	10:1A:74:ILE:O	2.22	0.72
10:1A:48:THR:HA	10:1A:62:HIS:HB3	1.71	0.72
26:1J:4:C:H42	26:1J:116:G:H1	1.35	0.72
41:B8:57:PHE:O	41:B8:58:ASN:ND2	2.22	0.72
35:58:4:TYR:O	42:C8:64:ARG:NH1	2.21	0.72
25:14:1582:C:HO2'	25:14:1586:A:H8	1.38	0.72
25:14:2285:C:OP2	54:K5:27:LYS:NZ	2.23	0.72
25:1H:1728:G:H8	25:1H:1732:A:H62	1.38	0.72
47:D5:80:ARG:HB2	47:D5:82:ARG:HG2	1.72	0.72
25:14:2119:A:N6	25:14:2170:A:N7	2.37	0.72
25:1H:1016:G:N7	62:1H:3695:HOH:O	2.20	0.72
40:A8:26:LEU:HB3	40:A8:87:PHE:HA	1.72	0.72

*Continued on next page...*

*Continued from previous page...*

Atom-1	Atom-2	Interatomic distance (Å)	Clash overlap (Å)
25:1H:565:C:OP1	43:D8:82:ARG:NH2	2.22	0.72
25:14:729:G:OP2	28:19:13:ARG:NH1	2.22	0.72
1:1G:1437:C:H42	1:1G:1464:G:H1	1.34	0.72
1:1G:536:C:OP1	62:1G:1804:HOH:O	2.08	0.72
25:1H:2524:G:N7	62:1H:3705:HOH:O	2.23	0.72
4:32:191:ARG:O	4:32:191:ARG:NH1	2.22	0.72
41:B8:20:PRO:HD2	41:B8:86:ILE:HG23	1.71	0.72
25:14:2472:G:N2	25:14:2529:G:O6	2.23	0.72
1:1G:1256:A:N6	1:1G:1278:U:OP2	2.22	0.72
1:13:198:G:H1	1:13:219:C:H42	1.36	0.72
25:14:2239:G:OP2	62:14:3519:HOH:O	2.07	0.72
30:31:101:LEU:HD12	30:31:102:PRO:HD2	1.72	0.72
4:3E:120:LEU:HB3	4:3E:126:ILE:HD11	1.71	0.72
45:B5:43:VAL:HG23	45:B5:51:VAL:HG21	1.70	0.72
25:14:2357:U:OP1	48:E5:20:ARG:NH1	2.23	0.71
25:14:530:G:O2'	25:14:532:A:N7	2.23	0.71
25:14:67:U:H3	25:14:74:A:H2	1.38	0.71
1:1G:833:U:H3	1:1G:853:G:H1	1.38	0.71
25:1H:1352:U:O5'	62:1H:3635:HOH:O	2.09	0.71
47:D5:48:PHE:HA	47:D5:51:ALA:HB3	1.71	0.71
25:1H:1828:G:OP2	62:1H:3633:HOH:O	2.07	0.71
14:5I:21:TYR:HE2	14:5I:23:ARG:HE	1.36	0.71
1:1G:1498:UR3:O2'	1:1G:1499:A:OP2	2.08	0.71
11:2I:33:THR:HA	11:2I:39:PRO:HA	1.72	0.71
42:85:90:VAL:HG13	43:95:39:LEU:HB2	1.73	0.71
25:14:2706:G:N7	62:14:3567:HOH:O	2.23	0.71
25:14:456:C:H2'	45:B5:69:TYR:HE2	1.55	0.71
25:1H:1042:G:N2	25:1H:1113:U:O2	2.24	0.71
25:1H:958:U:OP2	38:88:14:ARG:NH1	2.22	0.71
38:88:79:LEU:O	38:88:81:VAL:N	2.22	0.71
46:C5:102:CYS:SG	46:C5:103:GLY:N	2.62	0.71
25:1H:467:G:OP1	55:P8:33:ARG:NH1	2.24	0.71
29:21:54:GLN:HB2	29:21:76:ARG:HB3	1.70	0.71
1:13:1320:C:H5'	19:A1:70:LYS:HG3	1.73	0.71
28:19:242:ARG:HG3	28:19:246:PRO:HG3	1.72	0.71
1:1G:1125:U:OP2	1:1G:1145:C:N4	2.23	0.71
1:1G:1268:A:N3	1:1G:1326:C:O2'	2.24	0.71
1:13:1347:G:N2	1:13:1374:A:OP2	2.19	0.71
25:14:536:A:OP1	42:85:53:ARG:NH1	2.23	0.71
2:1E:77:ALA:HB2	2:1E:211:ILE:HD13	1.72	0.71
25:1H:2126:A:H2	25:1H:2162:G:H21	1.39	0.71

*Continued on next page...*

*Continued from previous page...*

Atom-1	Atom-2	Interatomic distance (Å)	Clash overlap (Å)
25:1H:372:G:N2	25:1H:401:A:OP2	2.22	0.71
32:51:149:ARG:NH2	32:51:167:GLU:OE2	2.22	0.71
56:M5:37:SER:O	56:M5:40:GLU:N	2.20	0.71
1:13:184:G:H2'	1:13:185:A:H8	1.55	0.71
25:14:1332:G:OP1	62:14:3522:HOH:O	2.09	0.71
1:1G:736:C:H2'	1:1G:737:A:C8	2.26	0.71
38:45:59:ARG:HG2	38:45:61:GLY:H	1.54	0.71
26:16:44:G:H1'	26:16:47:C:H42	1.55	0.71
25:1H:2249:U:O4	62:1H:3632:HOH:O	2.07	0.71
2:12:167:PRO:O	2:12:171:ALA:N	2.24	0.70
1:13:766:A:OP2	62:13:1804:HOH:O	2.08	0.70
25:14:2499:C:OP2	62:14:3521:HOH:O	2.08	0.70
1:1G:673:G:H2'	1:1G:674:G:C8	2.26	0.70
25:1H:1171:G:N2	25:1H:1178:C:O2	2.24	0.70
25:1H:1899:G:H21	25:1H:1902:C:N4	1.89	0.70
22:3K:22:A:H61	22:3K:47:G:H2'	1.56	0.70
31:41:141:PHE:HB2	31:41:144:ILE:HG12	1.73	0.70
46:C5:55:TYR:CG	46:C5:56:PRO:HD3	2.26	0.70
25:14:1643:G:O6	62:14:3520:HOH:O	2.08	0.70
25:14:1900:A:H1'	25:14:1970:A:H2'	1.71	0.70
25:14:584:C:OP2	42:85:10:ARG:NH2	2.23	0.70
30:39:79:GLY:HA2	30:39:86:GLY:HA2	1.71	0.70
40:A8:87:PHE:HB2	40:A8:112:PHE:CZ	2.26	0.70
25:14:1487:G:H1	25:14:1502:C:H42	1.38	0.70
26:1J:15:A:H5'	26:1J:16:G:C8	2.26	0.70
2:12:142:LEU:O	2:12:146:GLN:NE2	2.24	0.70
2:12:54:THR:HG21	2:12:201:ILE:HD11	1.73	0.70
1:13:210:U:O2'	1:13:216:G:N7	2.25	0.70
1:1G:376:G:H5'	16:7A:5:ARG:HB2	1.73	0.70
1:1G:728:A:H2'	1:1G:729:A:C8	2.26	0.70
25:1H:1997:G:OP2	62:1H:3634:HOH:O	2.08	0.70
25:1H:2033:A:OP1	62:1H:3636:HOH:O	2.09	0.70
40:65:26:LEU:HB3	40:65:87:PHE:HA	1.73	0.70
2:12:115:LEU:HG	2:12:153:ARG:HH21	1.57	0.70
25:14:2207:C:O2	28:19:151:LYS:NZ	2.25	0.70
25:1H:1604:C:OP2	62:1H:3641:HOH:O	2.10	0.70
25:1H:2334:G:O6	48:I8:74:ARG:NH1	2.24	0.70
39:55:78:LYS:HE2	39:55:83:ILE:HD11	1.74	0.70
15:6I:3:ILE:HG23	15:6I:38:ARG:HG3	1.72	0.70
41:B8:124:ASP:H	41:B8:127:ALA:HB3	1.56	0.70
20:BI:35:THR:HG22	62:BI:301:HOH:O	1.90	0.70

*Continued on next page...*

*Continued from previous page...*

Atom-1	Atom-2	Interatomic distance (Å)	Clash overlap (Å)
28:11:17:THR:HB	28:11:205:VAL:H	1.57	0.70
25:14:761:A:N7	62:14:3571:HOH:O	2.23	0.70
3:22:60:ALA:O	3:22:63:ASN:ND2	2.24	0.70
25:14:2680:C:OP2	29:29:111:ARG:NH2	2.25	0.70
30:31:185:ASP:OD1	30:31:188:ARG:NH1	2.23	0.70
25:1H:1043:C:H42	25:1H:1112:G:H1	1.40	0.70
10:1I:48:THR:HA	10:1I:62:HIS:HB3	1.74	0.70
31:49:82:LEU:HD23	31:49:86:MET:HB3	1.74	0.70
1:13:1200:C:O2'	1:13:1201:A:OP2	2.07	0.70
25:14:1057:A:N6	25:14:1088:A:OP2	2.25	0.70
25:14:1542:G:O6	25:14:1543:A:N6	2.24	0.70
24:4L:7:G:H2'	24:4L:8:A:H8	1.56	0.70
25:14:1817:G:OP1	28:19:88:ARG:NH2	2.25	0.70
25:14:2107:C:H42	25:14:2182:G:H1	1.38	0.70
25:1H:138:G:N2	45:F8:44:GLU:OE2	2.24	0.70
25:1H:587:C:OP2	37:78:21:ARG:NH2	2.24	0.70
11:2A:22:HIS:HB3	11:2A:29:ILE:HG23	1.72	0.70
13:4A:67:GLU:O	13:4A:69:GLU:N	2.25	0.70
36:68:14:THR:HG21	36:68:86:ILE:HB	1.73	0.70
1:13:1054:C:N4	22:1K:35:C:O2	2.25	0.69
1:13:158:G:N2	1:13:163:C:O2	2.22	0.69
25:14:1771:C:OP1	62:14:3525:HOH:O	2.10	0.69
1:13:346:G:OP2	41:B8:41:ARG:NH1	2.25	0.69
52:M8:1:MET:SD	52:M8:6:HIS:NE2	2.63	0.69
1:13:837:G:H1	1:13:849:C:H42	1.40	0.69
2:1E:69:LEU:HD23	2:1E:159:PRO:HG3	1.74	0.69
1:13:1329:A:N7	21:1F:7:ARG:NH2	2.39	0.69
25:1H:265:A:O2'	25:1H:266:G:H4'	1.92	0.69
29:21:24:THR:HG23	29:21:184:VAL:HG23	1.72	0.69
25:1H:2104:G:O3'	27:71:223:ARG:NH2	2.25	0.69
25:14:1314:C:OP1	62:14:3522:HOH:O	2.11	0.69
1:1G:971:G:OP2	1:1G:1231:G:N2	2.23	0.69
25:1H:1479:G:H1	25:1H:1514:U:H3	1.41	0.69
11:2I:34:ASP:HB3	11:2I:40:ILE:HD11	1.73	0.69
1:13:1402:4OC:HM22	1:13:1403:C:H5'	1.74	0.69
25:1H:1530:G:O6	25:1H:1542:G:N2	2.25	0.69
25:1H:2705:A:OP2	62:1H:3644:HOH:O	2.11	0.69
25:1H:2788:C:O2'	25:1H:2809:A:N3	2.24	0.69
27:71:32:LEU:HD13	27:71:220:PRO:HD2	1.75	0.69
52:I5:2:LYS:HD3	52:I5:5:ILE:HG23	1.75	0.69
1:13:501:C:H2'	1:13:502:G:H8	1.56	0.69

*Continued on next page...*

Continued from previous page...

Atom-1	Atom-2	Interatomic distance (Å)	Clash overlap (Å)
32:51:45:VAL:HA	32:51:50:VAL:HG23	1.75	0.69
16:7A:40:ASP:HB3	16:7A:48:TRP:HB2	1.75	0.69
44:E8:18:ARG:HG2	44:E8:76:VAL:HG13	1.73	0.69
25:1H:77:C:H5''	50:K8:10:LEU:HD11	1.74	0.69
10:1I:38:ILE:HG23	10:1I:71:LEU:HB3	1.75	0.69
25:14:1012:U:H3	25:14:1143:A:H2	1.39	0.69
1:1G:448:A:OP2	1:1G:485:G:N2	2.26	0.69
25:1H:450:G:OP2	62:1H:3637:HOH:O	2.09	0.69
34:38:40:LEU:HD13	34:38:41:ARG:HG2	1.73	0.69
25:14:2485:G:H5''	38:45:46:GLN:HE21	1.57	0.69
13:4I:107:ALA:HB3	13:4I:111:LYS:HD2	1.75	0.69
51:H5:10:LYS:HB3	51:H5:53:LEU:HD23	1.73	0.69
25:1H:1310:G:OP2	55:P8:9:ARG:NH1	2.26	0.69
25:14:1300:U:O2'	25:14:1635:G:OP1	2.10	0.69
28:19:242:ARG:O	62:19:402:HOH:O	2.11	0.69
1:1G:1104:G:O2'	2:12:111:ARG:NH2	2.26	0.69
25:1H:2037:G:N7	62:1H:3718:HOH:O	2.26	0.69
1:13:1216:G:OP2	14:5I:3:ARG:NH2	2.26	0.69
25:1H:1603:A:OP1	62:1H:3641:HOH:O	2.10	0.69
26:1J:70:C:H42	26:1J:106:G:H1	1.41	0.69
31:49:77:ILE:HG22	31:49:80:PHE:H	1.58	0.69
31:49:97:ASP:HA	31:49:100:TRP:HD1	1.57	0.69
25:1H:1370:C:OP2	62:1H:3643:HOH:O	2.10	0.69
29:21:47:VAL:HG11	29:21:86:PRO:HD2	1.74	0.69
11:2I:32:ILE:HD12	11:2I:72:ALA:HB2	1.75	0.69
1:13:1422:G:H5''	36:68:48:PRO:HB3	1.74	0.69
28:11:181:GLU:HB2	28:11:273:ARG:HG2	1.75	0.69
6:5E:12:PRO:HB2	6:5E:57:GLN:HE21	1.57	0.69
1:13:1247:U:H3	1:13:1290:G:H1	1.41	0.68
25:14:842:G:N7	62:14:3583:HOH:O	2.26	0.68
1:1G:276:G:O2'	17:8A:68:ARG:NH1	2.26	0.68
25:1H:2290:G:H1	25:1H:2342:C:H42	1.40	0.68
25:1H:27:G:H22	25:1H:512:G:H2'	1.57	0.68
26:1J:73:A:OP2	62:1J:301:HOH:O	2.11	0.68
13:4I:80:ARG:NH1	19:AI:65:ASN:O	2.25	0.68
6:52:5:GLU:HB3	6:52:62:TRP:HE1	1.57	0.68
1:13:107:G:N7	20:BI:15:ARG:NH1	2.41	0.68
25:1H:509:C:OP1	62:1H:3646:HOH:O	2.11	0.68
4:32:101:LEU:HB2	4:32:138:TYR:HB3	1.75	0.68
32:51:101:ARG:HH12	32:51:122:THR:HG23	1.57	0.68
19:AA:49:ILE:HG21	19:AA:71:LEU:HD22	1.75	0.68

Continued on next page...

*Continued from previous page...*

Atom-1	Atom-2	Interatomic distance (Å)	Clash overlap (Å)
25:1H:1754:C:OP1	41:B8:96:ARG:NH1	2.26	0.68
47:H8:108:PRO:HG2	47:H8:112:ARG:HB2	1.74	0.68
1:13:1121:U:H3	1:13:1151:A:H61	1.40	0.68
1:13:648:A:H2'	1:13:649:G:H8	1.57	0.68
25:14:1784:A:OP2	62:14:3528:HOH:O	2.11	0.68
1:1G:1057:G:H1	1:1G:1203:C:H42	1.40	0.68
25:1H:2002:G:OP2	62:1H:3639:HOH:O	2.10	0.68
33:61:127:VAL:HG22	33:61:139:GLN:HB3	1.74	0.68
25:14:2037:G:N7	62:14:3596:HOH:O	2.27	0.68
25:1H:392:C:OP1	62:1H:3642:HOH:O	2.10	0.68
19:AA:39:THR:HG22	19:AA:40:ILE:H	1.58	0.68
1:1G:1321:C:H41	1:1G:1322:C:H41	1.38	0.68
1:1G:474:G:H2'	1:1G:475:G:H8	1.59	0.68
25:1H:674:G:H1'	30:31:74:ARG:HD3	1.76	0.68
4:32:175:SER:HB3	4:32:186:LEU:HD21	1.74	0.68
22:3L:9:G:N2	22:3L:46:G:N7	2.42	0.68
13:4I:13:LYS:HA	13:4I:44:ARG:HD2	1.75	0.68
32:59:125:VAL:HG12	32:59:128:PRO:HA	1.75	0.68
26:1J:116:G:H4'	40:65:54:LEU:HB3	1.75	0.68
19:AI:19:VAL:HG11	19:AI:44:MET:HB3	1.75	0.68
1:1G:186(B):C:H1'	20:BA:105:SER:HB2	1.74	0.68
25:1H:487:C:O2	44:E8:53:SER:OG	2.11	0.68
25:14:1997:G:OP2	62:14:3524:HOH:O	2.10	0.68
25:1H:1359:A:N6	25:1H:1372:U:H3	1.92	0.68
26:1J:102:G:N3	47:D5:73:GLN:NE2	2.40	0.68
25:14:389:G:H22	37:35:72:PRO:HD3	1.57	0.68
25:14:731:C:OP2	62:14:3527:HOH:O	2.11	0.68
1:1G:147:G:H1	1:1G:175:C:H42	1.42	0.68
45:B5:6:ASP:OD2	50:G5:29:LYS:NZ	2.24	0.68
25:14:370:G:OP2	62:14:3526:HOH:O	2.11	0.68
25:14:831:G:N7	62:14:3582:HOH:O	2.25	0.68
25:1H:2270:G:OP2	62:1H:3645:HOH:O	2.11	0.68
25:1H:243:U:OP1	56:Q8:6:THR:OG1	2.12	0.68
31:41:109:VAL:HG21	52:M8:14:ILE:HD13	1.76	0.68
33:61:79:ILE:HG22	33:61:81:VAL:HG22	1.76	0.68
38:88:33:GLY:HA2	38:88:105:GLU:HA	1.74	0.68
40:A8:59:LYS:HD3	40:A8:60:GLY:H	1.59	0.68
2:1E:132:LYS:HA	2:1E:135:GLN:HB2	1.76	0.68
3:22:32:LEU:O	3:22:59:ARG:NH1	2.27	0.68
38:45:55:VAL:HG13	38:45:60:ARG:HA	1.75	0.68
25:1H:1221:C:OP1	43:D8:68:LYS:NZ	2.27	0.68

*Continued on next page...*

*Continued from previous page...*

Atom-1	Atom-2	Interatomic distance (Å)	Clash overlap (Å)
47:H8:4:ARG:NH1	47:H8:60:GLU:OE2	2.27	0.68
1:13:1210:C:H2'	1:13:1211:U:H5''	1.74	0.68
1:13:1286:A:H5''	21:1F:26:LYS:HD2	1.75	0.68
1:1G:1016:A:HO2'	1:1G:1217:C:HO2'	1.41	0.68
1:1G:186(A):C:OP1	20:BA:86:ARG:NH1	2.27	0.68
30:31:198:ALA:HA	30:31:201:VAL:HG12	1.76	0.68
5:42:88:LYS:HD3	5:42:123:LEU:HD12	1.76	0.68
41:B8:28:VAL:HB	41:B8:86:ILE:HD11	1.76	0.68
1:13:113:G:H1	1:13:314:C:H42	1.42	0.67
1:13:997:U:H2'	1:13:998:G:C8	2.29	0.67
25:14:1828:G:OP2	62:14:3532:HOH:O	2.12	0.67
1:1G:1227:A:OP1	19:AA:80:TYR:OH	2.07	0.67
25:1H:2751:G:O2'	25:1H:2752:C:O5'	2.12	0.67
38:45:64:ILE:HG22	38:45:106:VAL:HG12	1.75	0.67
40:65:106:ARG:NH2	40:65:107:GLU:OE1	2.27	0.67
25:1H:2882:A:OP1	39:98:96:ARG:NH1	2.27	0.67
46:C5:55:TYR:HE2	46:C5:60:PHE:HE1	1.40	0.67
47:D5:107:THR:HB	47:D5:108:PRO:HD3	1.75	0.67
25:1H:1606:G:OP1	62:1H:3653:HOH:O	2.13	0.67
25:1H:2154:G:H2'	25:1H:2155:G:H8	1.58	0.67
38:45:11:LYS:NZ	38:45:86:GLY:O	2.27	0.67
37:78:125:VAL:HG13	37:78:144:GLU:HB3	1.75	0.67
25:14:2820:A:OP1	39:55:2:ARG:NH2	2.19	0.67
25:1H:2683:C:OP1	41:B8:53:ARG:NH2	2.27	0.67
25:1H:2844:G:O6	62:1H:3640:HOH:O	2.10	0.67
34:38:50:ARG:HB2	34:38:50:ARG:HH11	1.58	0.67
17:8A:62:SER:HB3	17:8A:72:ARG:HH11	1.59	0.67
20:BI:62:LEU:HA	20:BI:65:LYS:HB2	1.76	0.67
1:13:183:G:N2	1:13:223:U:O2'	2.27	0.67
25:14:411:G:OP1	62:14:3533:HOH:O	2.12	0.67
25:1H:2499:C:N3	62:1H:3731:HOH:O	2.27	0.67
30:31:28:ILE:HG22	30:31:112:MET:HB3	1.77	0.67
4:32:15:GLU:OE1	4:32:66:ARG:NH1	2.27	0.67
22:3L:29:C:H2'	22:3L:30:G:H8	1.59	0.67
22:3L:19:G:O2'	22:3L:61:U:N3	2.28	0.67
19:AI:28:LYS:HA	19:AI:47:HIS:HE1	1.60	0.67
25:14:1024:G:H3'	25:14:1025:G:H5''	1.76	0.67
1:1G:1127:G:H2'	1:1G:1128:C:H6	1.59	0.67
1:1G:1315:U:HO2'	1:1G:1360:A:HO2'	1.42	0.67
1:1G:976:G:N2	1:1G:1362(A):C:OP2	2.19	0.67
1:1G:616:G:H1	1:1G:624:C:H42	1.40	0.67

*Continued on next page...*

Continued from previous page...

Atom-1	Atom-2	Interatomic distance (Å)	Clash overlap (Å)
25:1H:1021:A:H8	25:1H:1022:G:H5''	1.60	0.67
25:1H:2680:C:H5'	29:21:189:PRO:HA	1.74	0.67
25:1H:2701:C:H3'	25:1H:2702:U:C5'	2.24	0.67
30:39:116:ASP:OD1	30:39:119:ARG:NH2	2.28	0.67
12:3A:34:CYS:HA	12:3A:55:VAL:HA	1.75	0.67
31:49:64:THR:HG23	31:49:66:GLN:H	1.59	0.67
1:1G:1240:U:H2'	7:62:32:ARG:HD2	1.77	0.67
49:J8:83:GLU:HG2	49:J8:85:LEU:H	1.58	0.67
54:O8:47:THR:HG22	54:O8:48:VAL:HG12	1.76	0.67
25:1H:617:G:OP1	30:31:40:GLN:NE2	2.27	0.67
4:3E:157:LEU:O	4:3E:161:ASN:ND2	2.25	0.67
25:14:1297:C:O2'	25:14:1302:A:N1	2.26	0.67
25:14:1315:C:OP2	62:14:3522:HOH:O	2.11	0.67
25:1H:946:G:OP1	62:1H:3651:HOH:O	2.12	0.67
4:3E:53:ASP:OD1	4:3E:57:ARG:NH2	2.28	0.67
1:1G:189:U:O2	17:8A:63:ARG:NH1	2.27	0.67
39:98:72:ASP:HB3	39:98:75:LEU:HD12	1.75	0.67
47:H8:15:PRO:HA	47:H8:18:LEU:HD13	1.76	0.67
25:14:2415:G:H4'	37:35:67:MET:H	1.59	0.67
25:14:2881:C:H2'	39:55:96:ARG:CZ	2.24	0.67
1:1G:1281:U:O4	10:1A:5:ARG:NH2	2.28	0.67
1:1G:93:U:H2'	1:1G:95:G:C8	2.30	0.67
25:1H:49:A:N7	25:1H:120:U:H5	1.93	0.67
22:1K:12:G:H1	22:1K:24:C:H42	1.43	0.67
31:49:68:PRO:HA	31:49:92:VAL:HB	1.77	0.67
33:69:76:THR:HG21	33:69:138:ILE:HD11	1.77	0.67
2:12:11:LEU:H	2:12:11:LEU:HD13	1.59	0.67
1:13:1124:G:H3'	1:13:1145:C:H41	1.59	0.67
25:14:2060:A:O2'	25:14:2502:G:O4'	2.11	0.67
25:14:997:G:OP2	42:85:58:ARG:NH1	2.28	0.67
1:1G:1038:C:O2'	1:1G:1039:C:O5'	2.13	0.67
25:1H:1083:U:H2'	25:1H:1085:A:H5''	1.75	0.67
11:2A:13:GLN:HE21	11:2A:15:ALA:HB2	1.60	0.67
32:59:26:VAL:HG21	32:59:75:ALA:HB1	1.76	0.67
15:6A:80:ALA:O	15:6A:84:LYS:NZ	2.24	0.67
25:1H:2175:C:O2'	27:71:219:GLY:O	2.12	0.67
36:25:80:ASP:OD1	41:75:64:ARG:NH2	2.27	0.67
53:J5:16:ARG:NH1	53:J5:17:ASP:OD1	2.28	0.67
25:14:883:G:H22	25:14:893:C:H42	1.43	0.67
25:1H:730:C:OP2	62:1H:3622:HOH:O	2.13	0.67
22:3L:63:C:N4	22:3L:64:G:O6	2.28	0.67

Continued on next page...



Continued from previous page...

Atom-1	Atom-2	Interatomic distance (Å)	Clash overlap (Å)
5:4E:11:ILE:HD11	5:4E:31:LEU:HD12	1.76	0.67
47:H8:7:ALA:HB2	47:H8:59:LEU:HD22	1.76	0.67
1:13:1386:G:N7	62:13:1816:HOH:O	2.28	0.66
25:14:1110:G:O2'	25:14:1111:A:O4'	2.13	0.66
25:14:2575:C:O3'	62:14:3530:HOH:O	2.11	0.66
25:1H:1906:G:H1	25:1H:1924:C:H42	1.42	0.66
25:1H:996:A:OP2	42:C8:92:ARG:NH2	2.28	0.66
34:38:93:LEU:HD22	34:38:127:GLU:HA	1.75	0.66
30:39:63:LYS:HE3	30:39:67:GLN:HB3	1.75	0.66
7:6E:20:ASP:HB3	7:6E:23:VAL:HG22	1.76	0.66
25:1H:833:U:O2	37:78:55:ARG:NH1	2.28	0.66
9:82:103:THR:HG22	9:82:105:ASP:H	1.59	0.66
52:M8:9:LEU:H	52:M8:27:THR:HG23	1.59	0.66
1:1G:476:G:H2'	1:1G:477:G:H8	1.60	0.66
30:39:125:LEU:H	30:39:125:LEU:HD23	1.59	0.66
25:14:2873:A:H8	39:55:6:SER:H	1.43	0.66
42:85:88:ILE:HG22	43:95:49:THR:HA	1.76	0.66
1:13:105:G:OP2	20:BI:18:GLN:NE2	2.27	0.66
13:4A:73:GLU:HG3	52:15:52:THR:HG21	1.76	0.66
25:14:95:G:HO2'	50:G5:48:HIS:HD1	1.43	0.66
28:19:206:LEU:HD22	28:19:211:ARG:HG2	1.76	0.66
25:1H:602:G:O2'	25:1H:604:G:O2'	2.14	0.66
25:1H:778:G:OP2	62:1H:3652:HOH:O	2.12	0.66
2:12:100:GLY:O	2:12:104:ASN:N	2.28	0.66
1:1G:610:G:OP1	62:1G:1805:HOH:O	2.12	0.66
25:14:1226:G:H5'	43:95:85:LYS:HB3	1.77	0.66
29:21:9:VAL:HG23	41:B8:3:ARG:HG2	1.77	0.66
2:12:161:ALA:HB1	2:12:185:ILE:HD11	1.77	0.66
25:14:2016:U:OP1	62:14:3536:HOH:O	2.14	0.66
28:19:16:MET:HG2	28:19:211:ARG:HH21	1.61	0.66
1:1G:947:G:HO2'	1:1G:1306:A:HO2'	1.42	0.66
25:1H:1485:G:H1	25:1H:1504:C:H42	1.42	0.66
25:1H:945:A:C8	62:1H:3826:HOH:O	2.48	0.66
36:25:24:VAL:HA	36:25:39:ILE:HG22	1.75	0.66
11:2I:79:SER:HB2	11:2I:106:LYS:HD2	1.77	0.66
57:2L:8:4SU:HN3	57:2L:14:A:N6	1.92	0.66
42:85:92:ARG:O	42:85:95:LEU:N	2.29	0.66
46:G8:14:LEU:HD23	46:G8:82:PRO:HG3	1.78	0.66
25:1H:2421:G:OP1	54:O8:6:ARG:NH1	2.29	0.66
1:13:1319:A:OP1	19:AI:70:LYS:NZ	2.29	0.66
1:13:1391:U:H2'	1:13:1392:G:C8	2.31	0.66

Continued on next page...

*Continued from previous page...*

Atom-1	Atom-2	Interatomic distance (Å)	Clash overlap (Å)
25:14:1899:G:H22	25:14:1902:C:N4	1.90	0.66
25:1H:1113:U:H5'	32:51:2:SER:HB2	1.78	0.66
30:39:40:GLN:HE22	30:39:182:ASN:HB2	1.60	0.66
25:1H:1434:A:H61	25:1H:1558:A:N6	1.94	0.66
25:1H:860:U:OP1	62:1H:3650:HOH:O	2.12	0.66
26:1J:18:G:H1	26:1J:65:C:H42	1.42	0.66
57:2L:21:U:H3'	57:2L:22:A:H5'	1.77	0.66
12:3I:50:ARG:HB3	12:3I:66:TYR:HE1	1.61	0.66
41:75:30:VAL:HG12	41:75:86:ILE:HD13	1.78	0.66
1:13:1077:G:N2	1:13:1080:A:OP2	2.23	0.66
25:14:2392:A:H2	25:14:2424:C:H42	1.44	0.66
25:1H:1469:A:OP2	62:1H:3649:HOH:O	2.11	0.66
25:1H:2156:G:H2'	25:1H:2157:G:C2	2.31	0.66
30:31:155:LEU:HB2	30:31:189:THR:HG21	1.77	0.66
41:75:58:ASN:HD22	41:75:58:ASN:C	1.99	0.66
1:13:186(A):C:H5''	20:BI:86:ARG:HD2	1.78	0.66
47:D5:146:ILE:HG23	47:D5:175:VAL:HG12	1.77	0.66
25:1H:2159:G:H2'	25:1H:2160:G:C8	2.31	0.66
16:7A:37:GLY:HA2	16:7A:50:LYS:HD3	1.77	0.66
1:13:1147:C:O2	9:8E:16:ARG:NH1	2.29	0.66
1:13:138:G:H1	1:13:225:C:H42	1.42	0.66
25:14:1156:A:OP2	62:14:3531:HOH:O	2.12	0.66
2:1E:33:TYR:HB2	2:1E:43:ASP:HB2	1.78	0.66
1:1G:881:G:P	12:3A:9:ARG:HH22	2.19	0.66
25:1H:1899:G:H21	25:1H:1902:C:H41	1.42	0.66
1:13:1206:G:O2'	3:2E:192:THR:O	2.12	0.66
5:4E:148:VAL:HG21	8:7E:107:LEU:HD22	1.78	0.66
27:71:194:ARG:HA	27:71:197:GLU:HB2	1.77	0.66
42:C8:92:ARG:HD2	43:D8:11:GLN:HB2	1.78	0.66
1:13:894:G:N7	62:13:1817:HOH:O	2.29	0.65
25:14:2392:A:OP2	56:M5:31:HIS:NE2	2.29	0.65
25:14:512:G:N7	62:14:3541:HOH:O	2.28	0.65
1:1G:1071:C:H2'	1:1G:1072:G:H8	1.61	0.65
1:1G:1540:U:H3	24:4L:5:A:H61	1.44	0.65
30:39:143:ALA:HB1	30:39:148:LEU:HB2	1.78	0.65
25:14:586:A:H5'	30:39:89:VAL:HG21	1.77	0.65
26:16:51:G:OP2	40:A8:59:LYS:NZ	2.29	0.65
43:D8:5:VAL:HG11	43:D8:57:VAL:HG11	1.77	0.65
1:13:1246:C:O2	1:13:1291:G:N2	2.25	0.65
10:1A:99:LYS:HE2	10:1A:101:VAL:HB	1.78	0.65
25:1H:1019:U:H3	25:1H:1142(A):A:H62	1.44	0.65

*Continued on next page...*

*Continued from previous page...*

Atom-1	Atom-2	Interatomic distance (Å)	Clash overlap (Å)
25:1H:2287:A:N6	25:1H:2344:U:H3	1.94	0.65
3:2E:35:GLU:OE2	3:2E:97:LYS:NZ	2.30	0.65
37:35:87:ASP:N	37:35:87:ASP:OD1	2.18	0.65
12:3I:83:ARG:HB2	12:3I:98:VAL:HG23	1.79	0.65
25:14:2873:A:H8	39:55:6:SER:N	1.93	0.65
25:14:2712:U:H1'	25:14:2712(A):A:C8	2.32	0.65
25:14:311:A:OP2	62:14:3535:HOH:O	2.14	0.65
25:1H:1265:A:OP2	62:1H:3657:HOH:O	2.14	0.65
25:1H:739:G:OP1	62:1H:3654:HOH:O	2.13	0.65
33:69:7:GLU:HG3	33:69:8:PRO:HD2	1.77	0.65
7:6E:27:ILE:HD11	7:6E:40:ALA:HA	1.79	0.65
25:14:1754:C:OP1	41:75:96:ARG:NH1	2.29	0.65
25:14:528:A:C2	25:14:2042:A:H2'	2.32	0.65
25:14:2821:A:OP2	62:14:3534:HOH:O	2.14	0.65
25:14:392:C:H5''	25:14:409:C:H5''	1.78	0.65
10:1A:40:LEU:HG	10:1A:41:PRO:HD2	1.76	0.65
25:1H:1972:A:H2'	25:1H:1973:G:H8	1.60	0.65
4:3E:96:LEU:HD21	4:3E:139:ARG:HH12	1.61	0.65
1:13:871:U:OP1	62:13:1805:HOH:O	2.15	0.65
25:14:252:G:OP2	37:35:50:ARG:NH2	2.26	0.65
1:1G:491:G:N7	62:1G:1826:HOH:O	2.28	0.65
1:1G:74:C:H42	1:1G:96:G:H1	1.45	0.65
25:1H:2472:G:H22	25:1H:2477:C:H5'	1.62	0.65
11:2I:48:ILE:HD11	11:2I:64:ALA:HA	1.79	0.65
48:E5:65:GLY:HA3	48:E5:83:PRO:HA	1.77	0.65
1:13:1312:G:H1	1:13:1325:C:H42	1.43	0.65
25:14:1071:G:H1'	25:14:1089:G:H2'	1.77	0.65
26:16:15:A:H1'	26:16:109:G:C4	2.30	0.65
26:16:40:U:O2'	26:16:45:A:N6	2.28	0.65
2:1E:84:GLU:HB3	2:1E:219:VAL:HG21	1.78	0.65
1:1G:860:A:OP2	62:1G:1807:HOH:O	2.15	0.65
25:1H:1728:G:N1	25:1H:1730:U:OP2	2.29	0.65
34:38:27:VAL:HG12	34:38:28:ASN:HB2	1.79	0.65
25:1H:2334:G:H5'	40:A8:9:ARG:HG3	1.77	0.65
45:F8:6:ASP:OD2	50:K8:29:LYS:NZ	2.23	0.65
1:13:1227:A:OP1	19:AI:80:TYR:OH	2.12	0.65
26:16:50:G:OP1	40:A8:63:THR:OG1	2.13	0.65
50:K8:47:ASN:O	50:K8:49:LYS:N	2.29	0.65
53:N8:49:CYS:HA	53:N8:56:LYS:HB2	1.79	0.65
25:14:1962:5MC:O2'	25:14:1964:G:OP2	2.15	0.65
25:14:2895:U:H2'	25:14:2896:C:O4'	1.97	0.65

*Continued on next page...*

Continued from previous page...

Atom-1	Atom-2	Interatomic distance (Å)	Clash overlap (Å)
25:14:587:C:OP2	37:35:21:ARG:NH2	2.29	0.65
22:1K:31:G:H1	22:1K:41:C:H42	1.45	0.65
3:22:33:LEU:HD12	3:22:36:ASP:HB3	1.77	0.65
11:2I:30:VAL:HG21	11:2I:65:ALA:HA	1.79	0.65
47:D5:87:ASP:OD1	47:D5:87:ASP:N	2.29	0.65
25:14:1069:A:H5''	25:14:1070:A:H5''	1.78	0.65
1:1G:971:G:C5	1:1G:1365:G:H5'	2.32	0.65
25:1H:2582:G:OP1	62:1H:3656:HOH:O	2.14	0.65
25:1H:2659:G:O2'	25:1H:2661:G:N7	2.27	0.65
10:1I:7:LYS:HB3	10:1I:97:GLU:HB2	1.78	0.65
29:29:24:THR:HG23	29:29:184:VAL:HG23	1.79	0.65
13:4A:37:THR:O	13:4A:55:ARG:NH1	2.27	0.65
27:71:181:PRO:HB2	27:71:184:LYS:HB2	1.79	0.65
25:14:2270:G:OP2	62:14:3539:HOH:O	2.15	0.65
25:14:2702:U:H1'	25:14:2703:C:H5	1.62	0.65
1:1G:973:G:O6	1:1G:974:A:N6	2.29	0.65
25:1H:1103:A:H5'	25:1H:1104:C:C5	2.29	0.65
25:1H:1622:G:OP2	62:1H:3655:HOH:O	2.14	0.65
25:1H:2314:C:H2'	25:1H:2315:G:H8	1.62	0.65
25:1H:310:A:O2'	25:1H:311:A:H2'	1.97	0.65
1:1G:1059:C:OP1	3:22:199:LYS:NZ	2.30	0.65
3:22:92:ALA:HA	3:22:96:GLY:H	1.62	0.65
41:75:92:GLY:HA2	41:75:116:ALA:HA	1.79	0.65
37:78:147:LEU:O	37:78:148:LEU:HB2	1.96	0.65
43:95:29:PRO:HA	43:95:61:VAL:HG22	1.78	0.65
2:12:8:LYS:HG2	2:12:11:LEU:HD11	1.79	0.64
25:14:1365:A:O2'	49:F5:11:ARG:NH2	2.24	0.64
1:1G:1026:G:N1	1:1G:1036:G:N3	2.45	0.64
25:1H:863:A:N7	62:1H:3757:HOH:O	2.30	0.64
33:69:8:PRO:HA	33:69:14:ASP:HA	1.79	0.64
1:1G:346:G:OP1	41:75:41:ARG:NH2	2.30	0.64
25:1H:2723:C:H5''	39:98:1:MET:HE2	1.79	0.64
19:AA:50:ALA:HB1	19:AA:57:HIS:HB3	1.78	0.64
19:AI:40:ILE:HG12	19:AI:41:VAL:H	1.62	0.64
41:B8:16:ARG:HE	41:B8:19:LEU:HD21	1.61	0.64
12:3A:34:CYS:HB3	12:3A:55:VAL:HG22	1.80	0.64
33:69:88:ILE:HG22	33:69:90:GLY:H	1.62	0.64
2:12:32:ILE:O	2:12:43:ASP:N	2.30	0.64
25:14:1980:G:O2'	25:14:1982:C:OP2	2.15	0.64
25:14:221:A:H4'	25:14:222:A:O5'	1.98	0.64
25:14:2875:C:OP1	41:75:3:ARG:NH1	2.29	0.64

Continued on next page...

*Continued from previous page...*

Atom-1	Atom-2	Interatomic distance (Å)	Clash overlap (Å)
25:14:467:G:OP1	55:L5:33:ARG:NH1	2.29	0.64
1:1G:1127:G:N2	1:1G:1145:C:O2	2.26	0.64
25:1H:964:C:OP1	62:1H:3658:HOH:O	2.15	0.64
11:2A:62:GLN:HB2	11:2A:93:GLN:HG3	1.79	0.64
40:A8:24:LEU:HB2	40:A8:85:VAL:HG12	1.79	0.64
1:13:405:U:O4	4:3E:2:GLY:N	2.30	0.64
25:14:2495:G:O3'	38:45:81:VAL:HG11	1.97	0.64
25:14:2702:U:H1'	25:14:2703:C:C5	2.33	0.64
22:3K:57:C:H2'	22:3K:58:A:H8	1.60	0.64
5:4E:10:MET:HB3	5:4E:32:VAL:HG22	1.79	0.64
54:K5:23:THR:OG1	54:K5:24:GLU:N	2.29	0.64
1:13:513:C:H42	1:13:538:G:H1	1.45	0.64
25:14:2330:G:H1	25:14:2385:C:H42	1.45	0.64
25:14:2335:A:O2'	25:14:2336:A:O5'	2.13	0.64
1:1G:1321:C:H41	1:1G:1322:C:N4	1.94	0.64
1:1G:1325:C:H4'	21:1B:17:THR:HG21	1.80	0.64
1:1G:321:A:H62	1:1G:328:C:H1'	1.62	0.64
1:1G:260:G:OP2	20:BA:83:ARG:NH1	2.30	0.64
25:14:2314:C:H5'	31:49:38:VAL:HG11	1.79	0.64
1:1G:817:C:OP2	62:1G:1806:HOH:O	2.14	0.64
1:1G:986:A:N3	19:AA:52:TYR:OH	2.30	0.64
25:1H:1654:A:OP2	39:98:1:MET:N	2.23	0.64
44:A5:13:SER:HA	44:A5:99:ARG:HB2	1.79	0.64
47:H8:151:HIS:HD2	47:H8:170:THR:HA	1.63	0.64
2:12:32:ILE:HD11	2:12:40:HIS:HB3	1.78	0.64
1:13:160:A:H1'	1:13:344:A:N7	2.13	0.64
1:13:451:A:OP1	1:13:481:G:N2	2.31	0.64
25:14:132:G:H1	25:14:147:U:H3	1.46	0.64
25:14:2881:C:H2'	39:55:96:ARG:NE	2.13	0.64
1:1G:1244:C:H2'	1:1G:1245:A:H8	1.61	0.64
1:1G:585:G:OP1	17:8A:37:LYS:NZ	2.30	0.64
25:1H:2125:G:N2	25:1H:2172:U:OP1	2.29	0.64
25:1H:2401:U:H2'	25:1H:2402:C:H5''	1.80	0.64
25:1H:760:G:OP1	62:1H:3662:HOH:O	2.15	0.64
3:2E:47:LEU:HD11	3:2E:52:LEU:HB3	1.78	0.64
39:98:1:MET:O	39:98:2:ARG:HD3	1.97	0.64
19:AI:40:ILE:HG12	19:AI:41:VAL:HG13	1.80	0.64
49:F5:40:ARG:HH21	49:F5:42:GLN:HG2	1.62	0.64
25:14:987:G:O2'	25:14:1000:A:N3	2.29	0.64
25:14:1346:G:OP2	62:14:3540:HOH:O	2.15	0.64
25:14:730:C:OP2	62:14:3527:HOH:O	2.14	0.64

*Continued on next page...*

*Continued from previous page...*

Atom-1	Atom-2	Interatomic distance (Å)	Clash overlap (Å)
25:1H:2196:C:OP2	62:1H:3660:HOH:O	2.15	0.64
25:1H:2552:OMU:H2'	25:1H:2554:U:OP2	1.98	0.64
10:1I:50:ILE:HB	14:5I:41:ARG:HE	1.62	0.64
36:25:89:ASN:OD1	36:25:89:ASN:N	2.31	0.64
31:41:29:TRP:O	31:41:33:ARG:NH1	2.30	0.64
25:14:674:G:H1'	30:39:74:ARG:HD3	1.78	0.64
1:1G:286:G:N7	62:1G:1830:HOH:O	2.30	0.64
25:1H:2438:U:O3'	25:1H:2439:A:H3'	1.98	0.64
12:3I:67:ILE:HG23	12:3I:97:ILE:HD12	1.80	0.64
1:1G:947:G:O3'	13:4A:109:THR:OG1	2.16	0.64
25:14:162:U:H4'	25:14:171:G:C4	2.33	0.64
25:1H:1364:G:N7	49:J8:2:SER:HB3	2.13	0.64
1:1G:452:A:OP1	16:7A:43:LYS:NZ	2.30	0.64
1:13:838:G:H1	1:13:848:C:N4	1.95	0.63
25:14:569:U:OP2	62:14:3537:HOH:O	2.14	0.63
30:31:185:ASP:HA	30:31:188:ARG:HD3	1.80	0.63
13:4A:44:ARG:HH21	13:4A:48:LEU:HD21	1.63	0.63
33:69:48:GLU:OE1	33:69:49:ALA:N	2.31	0.63
15:6A:39:LEU:HD12	15:6A:56:LEU:HB2	1.80	0.63
17:8I:51:TYR:HE1	17:8I:76:LEU:HB2	1.63	0.63
44:A5:65:LEU:HD13	44:A5:68:ARG:HD2	1.80	0.63
47:H8:76:LEU:HA	47:H8:83:PRO:HA	1.78	0.63
1:13:376:G:H2'	1:13:377:G:C8	2.33	0.63
1:13:372:C:H42	1:13:389:A:H62	1.46	0.63
25:14:2103:C:H42	25:14:2186:G:H1	1.46	0.63
1:1G:54:C:N4	1:1G:353:A:OP2	2.31	0.63
25:1H:1187:G:O6	62:1H:3648:HOH:O	2.11	0.63
25:1H:2574:G:OP1	62:1H:3663:HOH:O	2.16	0.63
3:22:134:ILE:HD12	3:22:151:VAL:HG11	1.79	0.63
1:13:1002:G:H2'	1:13:1003:G:C8	2.32	0.63
1:1G:501:C:H2'	1:1G:502:G:C8	2.32	0.63
1:1G:686:U:O4	1:1G:703:G:O2'	2.10	0.63
25:1H:191:A:N1	62:1H:3759:HOH:O	2.30	0.63
37:35:85:LEU:HA	37:35:88:LEU:HD22	1.80	0.63
16:7I:17:TYR:HB2	16:7I:39:TYR:HB3	1.80	0.63
25:1H:1588:C:H2'	25:1H:1589:C:H6	1.63	0.63
25:1H:1920:OMC:HM22	25:1H:1921:G:H5'	1.80	0.63
25:1H:484:C:H2'	25:1H:485:C:C6	2.34	0.63
57:2L:32:G:H1	57:2L:40:C:H42	1.46	0.63
19:AA:48:THR:HG22	19:AA:61:TYR:HA	1.79	0.63
45:B5:65:ARG:HB3	45:B5:70:LEU:HA	1.79	0.63

*Continued on next page...*

Continued from previous page...

Atom-1	Atom-2	Interatomic distance (Å)	Clash overlap (Å)
50:G5:50:ILE:HD12	50:G5:51:ARG:H	1.63	0.63
52:M8:48:ARG:HD3	52:M8:51:ASP:H	1.62	0.63
1:13:422:C:O2'	1:13:423:G:N2	2.31	0.63
25:14:2059:A:H5'	25:14:2060:A:OP2	1.99	0.63
25:14:2116:G:OP2	25:14:2166:G:N2	2.31	0.63
1:1G:946:A:O2'	1:1G:1333:A:N3	2.24	0.63
25:1H:2471:C:N4	25:1H:2476:A:O2'	2.31	0.63
22:1K:31:G:H2'	22:1K:32:G:H8	1.63	0.63
32:51:41:MET:HG3	32:51:54:ARG:HA	1.80	0.63
32:59:146:ALA:O	32:59:150:ALA:N	2.30	0.63
36:68:111:PHE:HB3	36:68:114:ILE:HG13	1.80	0.63
36:68:26:LYS:HB2	36:68:30:ALA:HB2	1.81	0.63
25:1H:1972:A:H2'	25:1H:1973:G:C8	2.33	0.63
25:1H:247:G:O6	56:Q8:12:LYS:NZ	2.30	0.63
39:55:97:VAL:HA	39:55:113:LEU:O	1.98	0.63
16:7A:53:VAL:HG12	16:7A:79:VAL:HG22	1.79	0.63
43:95:58:VAL:HG12	43:95:98:GLU:HB2	1.80	0.63
40:A8:20:ARG:HE	40:A8:21:THR:HG22	1.63	0.63
41:B8:111:ARG:H	41:B8:111:ARG:HD3	1.62	0.63
47:D5:138:GLU:HG3	47:D5:156:LYS:HG3	1.79	0.63
1:13:560:U:H4'	1:13:561:U:H5''	1.81	0.63
1:1G:1512:U:H2'	1:1G:1513:A:C8	2.34	0.63
1:13:1366:C:O3'	10:1I:60:ARG:NH2	2.32	0.63
4:3E:167:GLY:HA2	28:19:135:PHE:HE2	1.62	0.63
33:61:124:GLY:H	33:61:142:VAL:HG23	1.64	0.63
36:68:25:LEU:HB2	36:68:38:VAL:HG13	1.80	0.63
18:9I:74:ARG:HG2	18:9I:79:LEU:HB2	1.81	0.63
53:N8:41:PRO:HB2	53:N8:42:PRO:HD3	1.80	0.63
25:14:2585:U:O2'	25:14:2586:C:O5'	2.16	0.63
1:1G:735:C:H2'	1:1G:736:C:H6	1.63	0.63
1:1G:779:C:H5''	11:2A:122:LYS:HG2	1.80	0.63
4:3E:73:ARG:O	4:3E:77:ASN:ND2	2.26	0.63
13:4A:79:LYS:NZ	13:4A:82:MET:SD	2.67	0.63
6:5E:97:PHE:HB3	18:9I:32:ARG:HD3	1.80	0.63
18:9I:86:VAL:HG12	18:9I:87:ARG:HG2	1.80	0.63
1:13:936:C:H42	1:13:1379:G:H1	1.47	0.63
25:14:783:A:H8	25:14:784:A:H4'	1.63	0.63
1:1G:762:C:H2'	1:1G:763:G:H8	1.64	0.63
1:1G:963:G:N3	10:1A:55:LYS:NZ	2.46	0.63
25:1H:99:U:H4'	25:1H:101:G:H5'	1.81	0.63
25:1H:2692:C:O2	25:1H:2847:U:O2'	2.17	0.63

Continued on next page...

*Continued from previous page...*

Atom-1	Atom-2	Interatomic distance (Å)	Clash overlap (Å)
1:13:1152:A:H5''	10:1I:13:HIS:CD2	2.33	0.63
25:14:2394:C:H5''	37:35:64:LYS:HD2	1.81	0.63
7:62:16:LEU:O	7:62:18:TYR:N	2.32	0.63
9:82:121:ARG:NH1	9:82:122:ALA:O	2.32	0.63
9:82:29:ASN:O	9:82:31:GLN:N	2.32	0.63
39:98:26:LYS:O	39:98:30:THR:OG1	2.17	0.63
47:D5:97:GLU:HB3	47:D5:125:LEU:HD11	1.80	0.63
44:E8:68:ARG:HE	44:E8:112:GLY:HA2	1.64	0.63
25:14:62:C:H42	25:14:92:G:H1	1.47	0.62
35:15:56:ASN:H	35:15:125:GLY:H	1.47	0.62
1:1G:1175:G:H2'	1:1G:1176:A:H8	1.64	0.62
1:1G:445:G:H2'	1:1G:446:G:H8	1.63	0.62
25:1H:273(F):C:H3'	25:1H:274:G:H5''	1.79	0.62
39:55:44:LEU:HD12	39:55:114:VAL:HG11	1.78	0.62
19:AA:36:ARG:HG3	19:AA:72:GLY:H	1.62	0.62
44:E8:88:ARG:HB3	44:E8:92:ARG:HB2	1.80	0.62
49:J8:4:VAL:HG23	49:J8:11:ARG:HB3	1.81	0.62
1:13:243:A:H4'	1:13:244:U:O5'	1.99	0.62
1:13:688:G:H2'	1:13:689:C:H6	1.64	0.62
25:14:1430:C:H2'	25:14:1431:U:C6	2.34	0.62
25:14:2844:G:H3'	25:14:2845:G:H8	1.64	0.62
1:1G:1298:C:H41	7:62:114:ARG:HA	1.63	0.62
1:1G:370:C:H42	1:1G:391:G:H1	1.46	0.62
1:1G:595:G:H4'	1:1G:596:C:H5'	1.81	0.62
1:1G:5:U:H4'	1:1G:6:G:O5'	1.99	0.62
25:1H:2103:C:H2'	25:1H:2104:G:C8	2.33	0.62
3:22:77:ILE:HG23	3:22:83:ARG:HB2	1.81	0.62
36:25:71:ARG:HH21	36:25:77:ILE:HG21	1.63	0.62
33:61:5:LEU:HD11	33:61:19:VAL:HG12	1.80	0.62
33:61:96:ASP:OD1	33:61:96:ASP:N	2.32	0.62
19:AA:52:TYR:HB2	19:AA:57:HIS:CE1	2.34	0.62
1:13:1004:A:H2	1:13:1024:G:C8	2.18	0.62
25:14:451:C:OP2	62:14:3538:HOH:O	2.15	0.62
25:14:510:C:OP1	62:14:3541:HOH:O	2.15	0.62
25:14:662:G:H5''	37:35:17:LYS:HG2	1.81	0.62
28:19:101:GLU:OE2	28:19:103:ARG:NH1	2.31	0.62
2:1E:185:ILE:HG22	2:1E:199:TYR:HB2	1.81	0.62
2:1E:8:LYS:HD3	2:1E:8:LYS:H	1.65	0.62
1:1G:1127:G:H2'	1:1G:1128:C:C6	2.34	0.62
25:1H:732:C:H3'	62:1H:3714:HOH:O	1.99	0.62
32:59:41:MET:HG3	32:59:55:PRO:HD3	1.81	0.62

*Continued on next page...*



*Continued from previous page...*

Atom-1	Atom-2	Interatomic distance (Å)	Clash overlap (Å)
6:5E:7:ASN:OD1	6:5E:7:ASN:N	2.31	0.62
25:1H:857:C:H4'	48:18:23:VAL:HG21	1.80	0.62
52:M8:37:SER:HA	52:M8:41:PRO:HD2	1.80	0.62
25:14:1091:G:N2	25:14:1101:U:O2	2.28	0.62
25:14:2454:G:H1'	62:14:3757:HOH:O	1.99	0.62
25:14:994:C:O2'	25:14:996:A:OP1	2.17	0.62
1:1G:359:U:H2'	1:1G:360:A:C8	2.34	0.62
25:1H:1301:A:HO2'	25:1H:1302:A:H3'	1.63	0.62
25:14:631:A:OP1	37:35:65:ARG:NH2	2.31	0.62
30:39:160:ASN:OD1	30:39:163:VAL:N	2.25	0.62
13:4A:68:GLY:HA2	13:4A:71:ARG:HB2	1.81	0.62
41:75:26:ASP:O	41:75:49:VAL:HG12	2.00	0.62
37:78:52:GLU:HB3	37:78:55:ARG:HE	1.63	0.62
42:C8:92:ARG:NH1	43:D8:11:GLN:O	2.32	0.62
48:E5:38:VAL:HB	48:E5:59:LEU:HB2	1.81	0.62
1:13:1001:G:H2'	1:13:1002:G:O4'	2.00	0.62
25:14:2111:C:H42	25:14:2147:G:H21	1.46	0.62
25:14:773:U:H4'	28:19:47:GLY:HA3	1.82	0.62
1:1G:1318:A:H4'	19:AA:10:PHE:CD2	2.34	0.62
25:1H:309:G:N3	25:1H:329:G:O2'	2.32	0.62
25:1H:860:U:H5	25:1H:917:A:C2	2.16	0.62
37:35:36:LYS:O	62:35:201:HOH:O	2.15	0.62
13:4A:81:LEU:HD13	13:4A:89:GLY:HA2	1.80	0.62
1:1G:1309:G:OP1	13:4A:88:ARG:NH1	2.29	0.62
41:75:45:PHE:CD2	41:75:74:ARG:HD2	2.35	0.62
17:8I:24:GLU:OE2	17:8I:37:LYS:NZ	2.32	0.62
46:C5:55:TYR:CD2	46:C5:56:PRO:HD3	2.34	0.62
43:D8:6:LYS:HA	43:D8:11:GLN:HA	1.81	0.62
28:19:108:PRO:HG2	28:19:111:LEU:HD23	1.81	0.62
28:19:10:THR:HG23	28:19:13:ARG:HB2	1.82	0.62
22:3K:77:A:O2'	25:1H:2394:C:N3	2.26	0.62
23:2K:32:G:H2'	23:2K:33:OMC:H6	1.64	0.62
4:3E:122:ARG:HD3	4:3E:134:ASP:HB2	1.80	0.62
32:59:103:LEU:HG	32:59:105:LEU:HB3	1.79	0.62
7:62:111:ARG:NH1	7:62:123:GLU:OE1	2.32	0.62
40:A8:28:VAL:HG11	40:A8:98:VAL:HG13	1.82	0.62
20:BI:85:MET:HA	20:BI:88:VAL:HG12	1.81	0.62
1:13:1369:C:H2'	1:13:1370:G:C8	2.34	0.62
1:13:501:C:H2'	1:13:502:G:C8	2.34	0.62
1:13:545:C:OP2	4:3E:62:GLN:NE2	2.33	0.62
25:14:2336:A:H61	48:E5:43:THR:HG21	1.63	0.62

*Continued on next page...*

*Continued from previous page...*

Atom-1	Atom-2	Interatomic distance (Å)	Clash overlap (Å)
25:14:2468:G:O2'	25:14:2469:A:O4'	2.16	0.62
25:14:998:C:OP2	42:85:58:ARG:NH2	2.33	0.62
1:1G:646:U:H2'	1:1G:647:C:C6	2.35	0.62
25:1H:1178:C:O2'	25:1H:1179:C:O5'	2.15	0.62
25:1H:2712:U:HO2'	25:1H:2712(A):A:H8	1.46	0.62
5:42:76:ILE:HG12	5:42:118:ILE:HD11	1.81	0.62
33:61:110:ASP:HB3	33:61:112:LYS:HG2	1.82	0.62
7:62:41:ARG:NH2	9:82:39:GLY:O	2.32	0.62
47:D5:137:ILE:HG23	47:D5:157:LEU:HD11	1.80	0.62
1:13:184:G:H2'	1:13:185:A:C8	2.35	0.62
1:13:243:A:N6	1:13:281:G:O2'	2.33	0.62
1:13:642:A:N3	8:7E:113:SER:OG	2.28	0.62
25:14:1202:C:H42	25:14:1243:G:H1	1.45	0.62
25:1H:443:A:H3'	30:31:45:ARG:HH12	1.64	0.62
10:1I:40:LEU:HB2	10:1I:69:ASN:HB3	1.82	0.62
26:1J:102:G:O6	62:1J:302:HOH:O	2.14	0.62
22:3L:3:C:H2'	22:3L:4:G:C8	2.33	0.62
40:A8:83:LYS:HG2	40:A8:109:GLY:HA2	1.81	0.62
47:D5:61:LEU:HD11	47:D5:67:LEU:HD12	1.81	0.62
1:13:376:G:H2'	1:13:377:G:H8	1.64	0.62
1:13:457:C:O2	1:13:476:G:N2	2.33	0.62
21:1F:10:ARG:HG2	21:1F:13:ILE:HD12	1.82	0.62
1:1G:401:C:H2'	1:1G:402:G:H8	1.64	0.62
1:1G:929:G:H1	1:1G:1388:C:H42	1.48	0.62
38:45:108:GLY:HA3	47:D5:116:VAL:HG13	1.81	0.62
6:52:22:GLU:OE1	6:52:84:ASN:ND2	2.32	0.62
2:12:121:LEU:HB3	2:12:127:ILE:HG12	1.82	0.62
1:13:1328:C:OP1	21:1F:21:TYR:OH	2.14	0.62
25:14:1620:G:O4'	55:L5:1:MET:N	2.32	0.62
25:14:2296:U:OP2	40:65:9:ARG:NH1	2.25	0.62
1:1G:1001:G:O6	1:1G:1038:C:N4	2.33	0.62
1:1G:28:G:O2'	1:1G:296:U:OP1	2.15	0.62
25:1H:1171:G:N7	25:1H:1174:A:N6	2.48	0.62
25:1H:2731:G:O3'	29:21:203:LYS:NZ	2.33	0.62
30:39:53:THR:HG23	30:39:55:GLY:H	1.63	0.62
13:4A:37:THR:HG22	13:4A:55:ARG:HD2	1.82	0.62
5:4E:100:VAL:O	5:4E:107:ARG:NH2	2.33	0.62
27:71:58:VAL:HG22	27:71:199:HIS:HB3	1.80	0.62
9:8E:29:ASN:N	9:8E:63:ILE:O	2.30	0.62
2:12:185:ILE:HG22	2:12:199:TYR:HB2	1.81	0.61
25:14:2830:G:O6	62:14:3529:HOH:O	2.11	0.61

*Continued on next page...*

*Continued from previous page...*

Atom-1	Atom-2	Interatomic distance (Å)	Clash overlap (Å)
25:14:2816:C:O2	25:14:2883:A:O2'	2.17	0.61
25:1H:2347:C:OP1	54:O8:39:TYR:OH	2.06	0.61
25:1H:2389:G:H5''	25:1H:2390:U:H5'	1.82	0.61
25:1H:535:C:H42	25:1H:558:G:H1	1.46	0.61
22:1K:10:G:H2'	22:1K:11:A:H8	1.65	0.61
30:31:155:LEU:HD13	30:31:174:VAL:HG12	1.81	0.61
34:38:18:GLU:HB3	34:38:66:LEU:HD22	1.81	0.61
33:61:6:LEU:HD22	33:61:35:LEU:HA	1.80	0.61
9:82:29:ASN:OD1	9:82:30:GLY:N	2.29	0.61
28:11:166:GLN:HB2	28:11:174:ILE:HG22	1.81	0.61
1:13:1448:C:H42	1:13:1455:G:H1	1.47	0.61
1:13:67:C:H2'	1:13:68:G:C8	2.34	0.61
25:1H:547:A:H2'	25:1H:548:A:C8	2.35	0.61
25:14:2467:C:H4'	38:45:123:HIS:ND1	2.15	0.61
45:B5:27:THR:HB	45:B5:80:ILE:HG22	1.81	0.61
25:14:1973:G:OP2	62:14:3543:HOH:O	2.16	0.61
25:14:571:A:H5'	25:14:2030:A:H62	1.65	0.61
25:14:2129:C:O2	25:14:2159:G:N1	2.33	0.61
25:14:2425:A:H5'	25:14:2427:C:O4'	2.00	0.61
25:14:2471:C:H3'	25:14:2472:G:H8	1.65	0.61
25:1H:1634:A:OP2	62:1H:3664:HOH:O	2.16	0.61
25:1H:784:A:OP2	62:1H:3665:HOH:O	2.16	0.61
22:1K:20:G:N7	25:1H:881:G:O2'	2.29	0.61
31:41:166:ASP:N	31:41:166:ASP:OD1	2.32	0.61
38:45:138:ASP:N	38:45:138:ASP:OD1	2.33	0.61
33:61:2:LYS:NZ	33:61:20:ASP:OD2	2.30	0.61
8:72:123:GLU:HA	8:72:126:LYS:HD3	1.81	0.61
1:13:877:C:H5''	8:7E:88:LYS:HD3	1.81	0.61
7:62:16:LEU:HD11	9:82:42:ARG:HA	1.81	0.61
19:AI:3:ARG:HE	19:AI:7:LYS:HD2	1.63	0.61
1:13:263:A:OP2	20:BI:79:ARG:NH1	2.33	0.61
25:14:2111:C:C2	25:14:2118:U:H1'	2.36	0.61
25:1H:995:C:OP2	42:C8:54:LYS:NZ	2.34	0.61
26:1J:28:C:H2'	26:1J:29:A:H8	1.66	0.61
37:35:138:LEU:HD21	37:35:144:GLU:HG3	1.82	0.61
25:14:1246:A:P	37:35:15:ARG:HH12	2.24	0.61
1:13:427:U:OP2	4:3E:36:ARG:NH1	2.34	0.61
12:3I:112:LYS:O	12:3I:114:ARG:HG2	2.01	0.61
38:45:12:GLN:HG2	38:45:73:PRO:HD2	1.82	0.61
5:4E:102:ALA:HB1	5:4E:106:PRO:HG2	1.82	0.61
43:95:22:VAL:HG22	43:95:23:GLU:H	1.65	0.61

*Continued on next page...*

*Continued from previous page...*

Atom-1	Atom-2	Interatomic distance (Å)	Clash overlap (Å)
39:98:104:ARG:HB3	39:98:107:ASP:HB3	1.81	0.61
2:12:47:THR:HG23	2:12:202:PRO:HD2	1.83	0.61
1:13:339:C:OP2	36:68:97:ARG:NH1	2.33	0.61
25:14:391:G:O2'	25:14:410:G:OP1	2.16	0.61
1:1G:489:C:H2'	1:1G:490:G:H8	1.65	0.61
1:1G:643:C:H2'	1:1G:644:G:C8	2.36	0.61
4:32:168:ARG:HB3	4:32:168:ARG:HH11	1.65	0.61
1:13:1179:A:H4'	9:8E:103:THR:HA	1.81	0.61
1:13:1317:C:N3	19:AI:37:ARG:NH2	2.47	0.61
46:C5:38:ILE:HD11	46:C5:64:GLU:HB2	1.83	0.61
49:F5:72:GLU:O	49:F5:76:ARG:NH2	2.33	0.61
52:M8:37:SER:HB3	52:M8:42:PHE:CD1	2.36	0.61
2:12:17:PHE:CG	2:12:42:ILE:HG12	2.36	0.61
25:14:20:C:OP1	42:85:22:LYS:NZ	2.31	0.61
1:1G:1286:A:C8	1:1G:1287:A:H4'	2.35	0.61
1:1G:841:U:H5'	1:1G:842:C:H5	1.65	0.61
25:1H:1742:C:H5'	25:1H:1743:G:OP2	2.01	0.61
25:1H:2777:G:OP2	25:1H:2781:A:O2'	2.19	0.61
39:55:51:LEU:HD23	39:55:66:VAL:HG22	1.83	0.61
18:9A:31:LEU:HD13	18:9A:65:ILE:HD13	1.83	0.61
50:G5:32:LEU:HB2	50:G5:53:LEU:HD22	1.81	0.61
52:M8:56:VAL:HA	52:M8:60:GLN:HB3	1.82	0.61
1:13:677:U:H3	1:13:713:G:H22	1.47	0.61
1:13:811:C:N3	62:13:1820:HOH:O	2.31	0.61
25:14:1645:G:H5''	25:14:1646:C:H5'	1.83	0.61
25:14:2103:C:H2'	25:14:2104:G:C8	2.35	0.61
25:1H:1101:U:H2'	25:1H:1102:C:C6	2.35	0.61
25:1H:1382:G:O6	62:1H:3647:HOH:O	2.11	0.61
11:2I:62:GLN:NE2	11:2I:93:GLN:OE1	2.32	0.61
30:39:89:VAL:O	30:39:91:GLY:N	2.33	0.61
5:4E:50:GLU:HB3	5:4E:53:LEU:HD13	1.82	0.61
1:1G:1114:C:O2'	14:5A:60:SER:O	2.10	0.61
37:78:100:LEU:HB2	37:78:106:LEU:HB2	1.81	0.61
9:8E:5:TYR:HE1	9:8E:16:ARG:HG2	1.65	0.61
54:K5:39:TYR:HD1	54:K5:41:PRO:HD3	1.66	0.61
2:12:189:ASP:N	2:12:189:ASP:OD1	2.27	0.61
2:12:212:GLN:NE2	2:12:234:PRO:O	2.34	0.61
25:14:127:A:H5''	25:14:128:C:O4'	2.00	0.61
25:14:1300:U:H4'	25:14:1301:A:C5'	2.31	0.61
1:1G:401:C:OP1	4:32:77:ASN:ND2	2.33	0.61
10:II:28:ARG:NH1	10:II:34:VAL:O	2.34	0.61

*Continued on next page...*

*Continued from previous page...*

Atom-1	Atom-2	Interatomic distance (Å)	Clash overlap (Å)
29:21:115:GLY:O	29:21:119:ARG:HB2	2.00	0.61
3:2E:65:ALA:HA	3:2E:100:ALA:HB3	1.81	0.61
30:39:4:VAL:HA	30:39:19:GLU:HB3	1.83	0.61
25:14:797:C:OP2	30:39:62:ARG:HG3	2.01	0.61
32:59:127:GLU:O	32:59:129:THR:N	2.34	0.61
25:14:2749:A:H5'	32:59:6:ARG:HD3	1.82	0.61
14:5I:9:LYS:HG2	14:5I:12:ARG:HH11	1.66	0.61
15:6A:29:VAL:HG13	15:6A:63:ARG:HG3	1.83	0.61
25:14:1614:A:N6	44:A5:91:GLY:HA2	2.16	0.61
1:13:1024:G:H4'	1:13:1024:G:OP1	1.99	0.61
1:13:1002:G:H1	1:13:1038:C:H42	1.49	0.61
1:13:589:C:H5''	8:7E:29:SER:HB2	1.81	0.61
25:14:309:G:N3	25:14:329:G:O2'	2.34	0.61
28:19:168:ARG:HA	28:19:173:VAL:HA	1.83	0.61
1:1G:1279:A:O2'	1:1G:1281:U:OP2	2.16	0.61
1:1G:1315:U:O2'	1:1G:1360:A:O2'	2.17	0.61
25:1H:259:G:O2'	25:1H:621:A:O2'	2.05	0.61
5:42:57:LYS:HA	5:42:60:TYR:HB2	1.83	0.61
5:4E:139:LEU:HA	5:4E:142:LEU:HD12	1.83	0.61
1:13:1296:C:OP1	13:4I:44:ARG:NH2	2.34	0.61
1:1G:310:G:H4'	16:7A:31:LYS:HE3	1.81	0.61
16:7I:45:THR:HG22	16:7I:46:PRO:HD2	1.83	0.61
9:8E:50:LEU:HD22	9:8E:55:ALA:HB3	1.83	0.61
19:AA:20:LEU:HA	19:AA:44:MET:HE1	1.82	0.61
41:B8:50:ILE:HD11	41:B8:102:ILE:HD11	1.81	0.61
50:K8:16:LEU:H	50:K8:67:LYS:HZ1	1.48	0.61
25:14:1871:A:H2'	25:14:1872:A:C8	2.36	0.61
25:14:2086:U:H2'	25:14:2087:G:C8	2.36	0.61
25:14:2748:A:N1	25:14:2749:A:N6	2.49	0.61
1:1G:60:A:N6	1:1G:110:C:N3	2.49	0.61
26:1J:101:A:OP2	62:1J:303:HOH:O	2.16	0.61
11:2A:11:LYS:HG3	11:2A:12:ARG:HG2	1.83	0.61
22:3L:51:U:O2	22:3L:65:G:N2	2.34	0.61
33:61:29:TYR:O	33:61:33:ARG:HB2	2.00	0.61
25:14:270(N):G:H5''	33:69:53:ALA:HB1	1.81	0.61
37:78:57:THR:HG22	37:78:59:LEU:H	1.65	0.61
42:85:50:ARG:NH1	43:95:72:VAL:HG11	2.12	0.61
19:AI:40:ILE:HD11	19:AI:62:ILE:HD13	1.83	0.61
25:1H:1228:G:OP2	42:C8:16:LYS:NZ	2.29	0.61
25:1H:64:A:C4	45:F8:66:LEU:HD22	2.36	0.61
2:12:8:LYS:HG2	2:12:11:LEU:HD21	1.82	0.60

*Continued on next page...*

*Continued from previous page...*

Atom-1	Atom-2	Interatomic distance (Å)	Clash overlap (Å)
1:13:1070:U:H2'	1:13:1071:C:H6	1.65	0.60
25:14:2293:C:H42	25:14:2339:G:H1	1.49	0.60
25:14:751:A:OP1	62:14:3544:HOH:O	2.16	0.60
1:1G:975:A:H5'	1:1G:1363:A:N6	2.16	0.60
1:1G:458:C:H42	1:1G:474:G:H1	1.47	0.60
14:5A:21:TYR:OH	14:5A:23:ARG:NH2	2.33	0.60
52:M8:37:SER:HB3	52:M8:42:PHE:CG	2.36	0.60
2:12:21:ARG:HA	2:12:39:ILE:HA	1.83	0.60
25:14:1647:G:OP2	25:14:1647:G:H3'	2.01	0.60
25:14:70:G:H21	25:14:71:A:H62	1.49	0.60
1:1G:1077:G:N2	1:1G:1080:A:OP2	2.31	0.60
29:21:28:ALA:HB3	29:21:93:VAL:HG12	1.82	0.60
22:3L:19:G:HO2'	22:3L:61:U:H3	1.47	0.60
7:6E:5:ARG:HB3	7:6E:7:ALA:H	1.64	0.60
27:71:10:LEU:HA	27:71:13:LYS:HD2	1.84	0.60
25:1H:811:U:H2'	37:78:21:ARG:HA	1.83	0.60
20:BA:73:HIS:ND1	20:BA:75:ASN:HB2	2.15	0.60
46:C5:84:ARG:HH11	46:C5:84:ARG:HB2	1.65	0.60
1:13:148:G:H1	1:13:174:C:H42	1.49	0.60
25:14:2068:U:N3	25:14:2430:A:H2	1.96	0.60
1:1G:728:A:H2'	1:1G:729:A:H8	1.66	0.60
9:8E:42:ARG:NH1	9:8E:75:ASP:OD1	2.32	0.60
25:14:1634:A:OP1	62:14:3545:HOH:O	2.17	0.60
1:1G:1157:A:H61	1:1G:1178:G:H21	1.48	0.60
25:1H:1605:C:O3'	62:1H:3668:HOH:O	2.16	0.60
3:22:71:ALA:HA	3:22:106:VAL:HB	1.84	0.60
3:2E:11:ARG:HH21	3:2E:180:ALA:HB3	1.65	0.60
57:2L:44:A:H2'	57:2L:45:A:H8	1.65	0.60
41:75:36:GLU:HB3	41:75:39:ARG:HH22	1.66	0.60
37:78:56:SER:O	37:78:57:THR:OG1	2.18	0.60
1:13:327:A:O2'	1:13:328:C:O4'	2.18	0.60
25:14:2287:A:H62	25:14:2344:U:H3	1.47	0.60
28:19:175:LEU:HD12	28:19:185:VAL:HG21	1.82	0.60
1:1G:1157:A:O2'	1:1G:1158:C:O5'	2.16	0.60
1:1G:323:U:H5'	20:BA:23:ARG:HB2	1.83	0.60
1:1G:67:C:H2'	1:1G:68:G:C8	2.37	0.60
25:1H:2178:C:H5''	27:71:46:LYS:HD3	1.83	0.60
26:1J:95:U:H2'	26:1J:96:G:C8	2.36	0.60
29:29:12:THR:HG22	29:29:13:ARG:H	1.66	0.60
25:14:2680:C:H1'	29:29:187:ALA:HB1	1.84	0.60
30:39:20:LEU:HD22	30:39:199:TRP:HZ3	1.66	0.60

*Continued on next page...*

*Continued from previous page...*

Atom-1	Atom-2	Interatomic distance (Å)	Clash overlap (Å)
8:72:82:HIS:NE2	8:72:136:GLU:OE2	2.34	0.60
1:13:377:G:OP1	16:7I:3:LYS:NZ	2.30	0.60
43:95:71:LEU:HA	43:95:86:GLY:H	1.66	0.60
1:13:1259:C:N4	1:13:1260:C:O2	2.34	0.60
1:1G:976:G:O5'	1:1G:1358:U:O2'	2.19	0.60
25:1H:1169:G:H1	25:1H:1180:C:H42	1.50	0.60
36:25:105:GLU:N	36:25:105:GLU:OE1	2.32	0.60
5:4E:77:PRO:HG3	5:4E:144:THR:HG22	1.84	0.60
33:61:2:LYS:HG3	33:61:20:ASP:HB3	1.82	0.60
33:61:57:ARG:HA	33:61:60:GLU:HB3	1.84	0.60
15:6I:76:GLU:OE1	15:6I:79:ARG:NH1	2.35	0.60
27:7I:5:LYS:HZ1	27:7I:8:ARG:HH22	1.50	0.60
1:13:110:C:O2'	16:7I:25:ARG:O	2.20	0.60
2:12:142:LEU:HD23	2:12:145:LEU:HB2	1.83	0.60
1:13:1004:A:H8	1:13:1026:G:C5	2.19	0.60
25:14:271(B):G:H1	25:14:404:C:H42	1.48	0.60
28:19:16:MET:HG3	28:19:207:GLY:HA3	1.83	0.60
10:1A:38:ILE:HB	10:1A:71:LEU:HB3	1.83	0.60
22:3K:28:U:H3	22:3K:45:A:H61	1.47	0.60
31:49:113:ARG:HG2	52:I5:35:VAL:HG23	1.84	0.60
14:5I:24:CYS:SG	14:5I:25:VAL:N	2.75	0.60
41:B8:29:ARG:HB2	41:B8:46:GLU:HB2	1.82	0.60
1:13:1124:G:H3'	1:13:1145:C:N4	2.17	0.60
25:14:2324:C:H5''	25:14:2325:G:H5'	1.83	0.60
29:21:38:THR:N	29:21:42:ASP:OD2	2.32	0.60
16:7A:4:ILE:HG12	16:7A:21:VAL:HG12	1.84	0.60
8:7E:85:ARG:NE	8:7E:87:SER:O	2.35	0.60
44:A5:18:ARG:NH1	44:A5:76:VAL:O	2.35	0.60
1:13:346:G:H5''	41:B8:41:ARG:HH11	1.66	0.60
1:13:673:G:H2'	1:13:674:G:C8	2.36	0.60
25:14:1011:G:OP2	42:85:66:ASN:ND2	2.35	0.60
35:15:113:GLY:HA2	35:15:116:LEU:HD12	1.84	0.60
1:1G:1066:C:H3'	1:1G:1067:A:C8	2.37	0.60
1:1G:1290:G:H5'	7:62:38:LEU:HD11	1.83	0.60
25:1H:1448:G:O2'	25:1H:1529:A:N1	2.31	0.60
38:45:75:THR:HA	38:45:89:ASN:H	1.67	0.60
25:1H:2494:G:O2'	38:88:80:GLU:HB3	2.02	0.60
17:8A:19:VAL:HG22	17:8A:44:ALA:HB3	1.84	0.60
1:13:1028(A):C:H2'	1:13:1028(B):C:C5	2.37	0.60
1:13:1392:G:H21	1:13:1502:A:H8	1.49	0.60
25:14:815:C:N4	25:14:1192:G:H1	1.99	0.60

*Continued on next page...*

*Continued from previous page...*

Atom-1	Atom-2	Interatomic distance (Å)	Clash overlap (Å)
25:14:1603:A:OP1	62:14:3542:HOH:O	2.15	0.60
25:14:833:U:H1'	37:35:55:ARG:HH11	1.65	0.60
1:1G:457:C:H2'	1:1G:458:C:C6	2.37	0.60
25:1H:2216:G:H2'	25:1H:2217:G:H8	1.67	0.60
25:1H:2637:U:H5''	29:21:82:ARG:HH21	1.67	0.60
29:21:181:LEU:HD11	41:B8:6:LEU:HD21	1.83	0.60
22:3K:72:C:H2'	22:3K:73:A:C8	2.37	0.60
25:1H:1191:G:OP1	37:78:32:THR:OG1	2.20	0.60
1:13:1298:C:H4'	1:13:1299:A:C4	2.37	0.59
25:14:247:G:O6	25:14:247:G:N1	2.35	0.59
25:14:69:C:O2	25:14:73:A:O2'	2.17	0.59
25:1H:2168:G:N2	25:1H:2169:A:H3'	2.16	0.59
4:32:187:ARG:NH2	4:32:193:ASP:OD2	2.36	0.59
31:49:60:LEU:HD13	31:49:68:PRO:HB3	1.82	0.59
5:4E:110:LEU:HD13	5:4E:118:ILE:HG21	1.84	0.59
14:5A:12:ARG:HG2	14:5A:14:PRO:HD3	1.84	0.59
14:5I:9:LYS:HA	14:5I:12:ARG:HD3	1.83	0.59
9:82:43:ALA:HA	9:82:74:ILE:HD13	1.83	0.59
17:8I:76:LEU:HD11	17:8I:79:SER:HB2	1.84	0.59
44:E8:86:LEU:HD12	44:E8:87:PRO:HD2	1.83	0.59
47:H8:127:LYS:HB3	47:H8:162:GLU:HB3	1.83	0.59
54:O8:9:LEU:HD12	54:O8:26:ASN:HB3	1.83	0.59
1:13:390:C:H2'	1:13:391:G:C8	2.37	0.59
25:14:1316:U:H2'	25:14:1317:A:H8	1.65	0.59
25:14:1443:G:H1	25:14:1548:C:H42	1.49	0.59
25:14:2129:C:H3'	25:14:2130:U:H5''	1.83	0.59
1:1G:1289:A:OP1	21:1B:9:ARG:NH2	2.35	0.59
1:1G:1001:G:OP1	1:1G:1001:G:H4'	2.02	0.59
1:1G:78:G:O6	1:1G:91:C:N4	2.36	0.59
25:1H:110:G:O6	62:1H:3666:HOH:O	2.16	0.59
25:1H:271(B):G:H4'	25:1H:271(C):U:OP1	2.02	0.59
46:C5:83:THR:OG1	46:C5:84:ARG:N	2.35	0.59
52:M8:38:LYS:HA	52:M8:44:THR:HB	1.84	0.59
2:12:72:GLY:HA3	2:12:81:VAL:HG11	1.84	0.59
1:13:1023:G:H3'	1:13:1024:G:C5'	2.31	0.59
25:14:2403:C:C4	25:14:2403:C:C6	2.90	0.59
25:1H:1532:C:N3	25:1H:1539:G:N2	2.49	0.59
25:1H:2030:A:H4'	25:1H:2031:A:H8	1.66	0.59
25:1H:529:A:H4'	25:1H:530:G:H5'	1.84	0.59
25:1H:581:C:H2'	25:1H:582:G:C8	2.37	0.59
25:1H:848:G:H2'	25:1H:849:A:C8	2.37	0.59

*Continued on next page...*



*Continued from previous page...*

Atom-1	Atom-2	Interatomic distance (Å)	Clash overlap (Å)
10:1I:27:ALA:HB2	10:1I:85:LEU:HD11	1.84	0.59
41:75:28:VAL:HB	41:75:86:ILE:HD11	1.84	0.59
42:85:98:LEU:HB2	42:85:106:PHE:HD2	1.67	0.59
46:G8:84:ARG:HH11	46:G8:84:ARG:HB2	1.67	0.59
1:13:1113:C:H2'	1:13:1114:C:H6	1.67	0.59
1:13:312:C:H2'	1:13:313:A:H8	1.67	0.59
25:14:1636:C:H2'	25:14:1637:A:C8	2.38	0.59
25:14:300:A:H1'	25:14:319:C:H1'	1.85	0.59
1:1G:1051:C:N3	1:1G:1207:2MG:N1	2.41	0.59
25:1H:1301:A:H2'	25:1H:1302:A:H3'	1.84	0.59
25:1H:330:A:H2	25:1H:1210:A:H2'	1.68	0.59
25:1H:821:A:H5'	25:1H:822:U:H6	1.66	0.59
13:4A:45:VAL:O	13:4A:47:ASP:N	2.35	0.59
7:62:15:ASP:HB3	7:62:24:THR:HB	1.84	0.59
17:8A:90:ILE:O	17:8A:94:ASN:ND2	2.36	0.59
9:8E:13:ALA:HB2	9:8E:68:GLY:HA3	1.83	0.59
44:E8:76:VAL:HB	44:E8:103:ILE:HG23	1.84	0.59
1:13:1008:C:N4	1:13:1021:G:O6	2.33	0.59
1:13:831:U:H2'	1:13:832:C:H6	1.66	0.59
25:1H:1057:A:H62	25:1H:1086:A:H2'	1.66	0.59
27:71:20:TYR:HB2	27:71:224:ILE:HA	1.82	0.59
41:75:120:ARG:HA	41:75:123:GLN:HG2	1.84	0.59
9:82:13:ALA:HB2	9:82:68:GLY:HA3	1.85	0.59
46:C5:44:ILE:HA	46:C5:64:GLU:HA	1.85	0.59
51:H5:5:LYS:HE3	51:H5:7:LYS:HE3	1.85	0.59
1:13:1133:G:N2	1:13:1141:C:N3	2.43	0.59
25:14:458:G:N2	25:14:470:A:OP2	2.36	0.59
10:1A:8:LEU:HB2	10:1A:16:LEU:HD11	1.85	0.59
2:1E:21:ARG:HB2	2:1E:39:ILE:HG13	1.85	0.59
1:1G:662:G:H1	1:1G:743:U:H3	1.49	0.59
25:14:2787:C:H1'	29:29:62:PRO:HG3	1.84	0.59
3:2E:53:ALA:HB2	3:2E:115:LEU:HD21	1.85	0.59
25:14:670:A:H5''	37:35:42:SER:OG	2.02	0.59
4:3E:173:TRP:CD2	4:3E:189:PRO:HB3	2.37	0.59
32:51:54:ARG:NH2	32:51:57:ASP:OD2	2.36	0.59
17:8I:86:GLU:O	17:8I:90:ILE:HG12	2.02	0.59
1:1G:186(A):C:H5''	20:BA:86:ARG:HG3	1.85	0.59
51:H5:12:PRO:O	51:H5:20:LYS:NZ	2.35	0.59
1:13:661:G:H1	1:13:744:C:H42	1.50	0.59
28:19:264:LYS:HG2	28:19:266:SER:H	1.68	0.59
2:1E:47:THR:HG23	2:1E:202:PRO:HD2	1.84	0.59

*Continued on next page...*

*Continued from previous page...*

Atom-1	Atom-2	Interatomic distance (Å)	Clash overlap (Å)
1:1G:553:A:O2'	12:3A:26:GLY:O	2.20	0.59
1:1G:971:G:H4'	1:1G:972:C:H5''	1.83	0.59
25:1H:1981:A:OP2	62:1H:3669:HOH:O	2.16	0.59
25:1H:573:G:N1	25:1H:2031:A:OP2	2.29	0.59
34:38:25:PHE:HD1	34:38:26:LEU:HG	1.68	0.59
40:65:34:HIS:O	40:65:97:ARG:NH2	2.36	0.59
8:72:10:LEU:HD22	8:72:83:ILE:HD11	1.84	0.59
1:13:191:G:H1'	20:BI:105:SER:HB3	1.85	0.59
1:13:1255:G:H21	1:13:1259:C:H1'	1.66	0.59
1:13:1427:U:H2'	1:13:1428:A:H8	1.68	0.59
1:13:281:G:OP2	1:13:281:G:H8	1.84	0.59
1:13:321:A:N6	1:13:329:A:OP2	2.35	0.59
1:1G:500:G:H1	1:1G:545:C:H42	1.50	0.59
1:1G:974:A:OP2	14:5A:29:ARG:NH2	2.36	0.59
25:1H:2698:U:H2'	25:1H:2699:C:C6	2.37	0.59
30:31:178:PRO:HB2	30:31:201:VAL:HG11	1.85	0.59
25:14:662:G:H5'	37:35:15:ARG:HB2	1.84	0.59
38:45:1:MET:N	38:45:1:MET:SD	2.75	0.59
5:4E:12:LEU:HD13	5:4E:128:PRO:HG2	1.85	0.59
13:4I:96:LEU:HD13	13:4I:97:PRO:HD2	1.84	0.59
50:K8:50:ILE:HD12	50:K8:51:ARG:H	1.68	0.59
25:14:1689:A:H62	25:14:1698:A:H2	1.51	0.59
25:14:273(C):C:N4	25:14:363(C):G:H1	2.00	0.59
25:14:708:C:N4	25:14:723:G:H1	2.00	0.59
25:14:848:G:H2'	25:14:849:A:C8	2.38	0.59
26:16:10:C:H42	26:16:110:G:H1	1.51	0.59
1:1G:250:A:H4'	1:1G:251:G:O5'	2.02	0.59
25:1H:1900:A:OP2	62:1H:3671:HOH:O	2.17	0.59
22:1K:38:A:O2'	25:1H:1913:A:N1	2.35	0.59
25:1H:1257:C:H4'	30:31:83:PHE:CD1	2.38	0.59
1:1G:1070:U:OP1	5:42:18:ARG:NH2	2.35	0.59
13:4A:23:TYR:HB3	13:4A:71:ARG:HD2	1.84	0.59
33:61:129:THR:HA	33:61:137:PRO:HA	1.85	0.59
8:7E:83:ILE:HB	8:7E:137:VAL:HG13	1.85	0.59
41:B8:58:ASN:C	41:B8:58:ASN:HD22	2.07	0.59
47:H8:155:LEU:HD22	47:H8:155:LEU:H	1.67	0.59
2:12:80:ILE:HD13	2:12:212:GLN:HG2	1.85	0.59
2:12:82:ARG:NH2	2:12:92:TYR:OH	2.35	0.59
1:13:1459:C:OP1	20:BI:27:LYS:NZ	2.34	0.59
1:13:1504:G:H4'	1:13:1505:G:O5'	2.02	0.59
1:13:328:C:H4'	1:13:329:A:H5'	1.85	0.59

*Continued on next page...*

*Continued from previous page...*

Atom-1	Atom-2	Interatomic distance (Å)	Clash overlap (Å)
1:13:406:G:N2	1:13:437:U:O2	2.36	0.59
1:1G:1049:U:H4'	1:1G:1050:G:C5'	2.33	0.59
1:1G:328:C:H4'	1:1G:329:A:H5'	1.84	0.59
25:1H:860:U:H5	25:1H:917:A:H2	1.51	0.59
26:1J:45:A:O5'	31:49:95:ARG:NH1	2.36	0.59
27:71:21:THR:H	27:71:24:GLU:HB2	1.68	0.59
9:82:28:VAL:HG22	9:82:29:ASN:H	1.68	0.59
1:1G:261:U:OP2	20:BA:79:ARG:NH2	2.35	0.59
25:1H:1407:C:H42	25:1H:1595:G:H1	1.49	0.58
25:1H:2002:G:OP2	39:98:9:LYS:NZ	2.28	0.58
25:1H:2848:G:C8	41:B8:97:ALA:HB2	2.37	0.58
33:61:91:SER:HB3	33:61:121:LYS:HE2	1.84	0.58
27:71:186:ALA:HA	27:71:189:ILE:HD12	1.85	0.58
9:82:82:ALA:HA	9:82:85:LEU:HG	1.85	0.58
54:O8:7:ILE:O	54:O8:8:LYS:HB3	2.02	0.58
1:13:596:C:H2'	1:13:597:G:H8	1.68	0.58
25:14:1550:C:OP1	25:14:1727:U:O2'	2.13	0.58
25:14:2186:G:H2'	25:14:2187:G:H8	1.68	0.58
1:1G:1239:A:H4'	1:1G:1240:U:H5''	1.85	0.58
1:1G:1244:C:H2'	1:1G:1245:A:C8	2.38	0.58
1:1G:145:G:H2'	1:1G:146:G:C8	2.38	0.58
25:1H:2114:A:H2'	25:1H:2168:G:H8	1.68	0.58
4:32:105:VAL:HG13	4:32:110:PHE:HB2	1.84	0.58
39:98:103:ARG:HH21	39:98:110:PRO:HB3	1.68	0.58
56:Q8:11:LYS:HB2	56:Q8:62:LEU:HD21	1.84	0.58
1:13:1435:G:H2'	1:13:1436:U:C6	2.39	0.58
1:13:973:G:H3'	1:13:974:A:H5''	1.85	0.58
25:14:1849:G:H2'	25:14:1850:G:H8	1.68	0.58
1:1G:401:C:H2'	1:1G:402:G:C8	2.39	0.58
1:1G:662:G:H2'	1:1G:663:A:H8	1.68	0.58
1:1G:737:A:H2'	1:1G:738:C:C6	2.38	0.58
25:1H:270(H):C:H2'	25:1H:270(I):G:O4'	2.02	0.58
10:1I:26:ALA:HA	10:1I:29:ARG:HH21	1.67	0.58
35:58:96:GLU:O	35:58:99:LEU:N	2.34	0.58
43:95:70:ILE:HB	43:95:86:GLY:HA3	1.84	0.58
47:D5:24:LEU:HB3	47:D5:41:LEU:HD12	1.84	0.58
1:13:1292:U:OP1	7:6E:41:ARG:NH2	2.36	0.58
1:13:537:G:OP2	62:13:1807:HOH:O	2.17	0.58
25:14:2351:G:HO2'	25:14:2352:A:H8	1.50	0.58
28:19:44:ASN:ND2	28:19:46:GLN:OE1	2.37	0.58
25:1H:1021:A:OP2	35:58:65:LYS:NZ	2.28	0.58

*Continued on next page...*

*Continued from previous page...*

Atom-1	Atom-2	Interatomic distance (Å)	Clash overlap (Å)
25:1H:1550:C:H2'	25:1H:1551:C:H6	1.67	0.58
25:1H:620:G:H4'	25:1H:621:A:H5''	1.85	0.58
22:3K:67:C:H2'	22:3K:68:C:C6	2.39	0.58
13:4I:81:LEU:HD22	13:4I:88:ARG:HB3	1.85	0.58
7:62:69:VAL:HG22	7:62:135:VAL:HG22	1.86	0.58
15:6I:74:ASP:OD1	15:6I:77:ARG:N	2.30	0.58
37:78:71:VAL:HG13	37:78:72:PRO:HD3	1.86	0.58
16:7I:39:TYR:HD1	16:7I:49:LEU:HD13	1.66	0.58
38:88:34:LEU:HB2	38:88:118:LEU:HD22	1.85	0.58
43:95:21:ARG:HA	43:95:93:GLU:HA	1.85	0.58
1:13:1314:C:OP2	19:AI:4:SER:OG	2.21	0.58
1:13:1065:U:C5	1:13:1190:G:H1'	2.39	0.58
25:14:1171:G:O2'	25:14:1173:G:O5'	2.21	0.58
25:14:2882:A:O5'	39:55:96:ARG:NE	2.34	0.58
2:1E:168:THR:HG21	2:1E:191:ASP:HB3	1.84	0.58
25:1H:1697:G:OP2	25:1H:1698:A:O2'	2.17	0.58
25:1H:2439:A:C8	25:1H:2439:A:H5'	2.39	0.58
29:29:115:GLY:O	29:29:119:ARG:HB2	2.03	0.58
29:29:14:ILE:HG13	29:29:21:VAL:HG13	1.84	0.58
4:32:62:GLN:HB3	4:32:66:ARG:HD2	1.85	0.58
31:41:62:LEU:HD21	52:M8:28:LYS:HD2	1.86	0.58
33:61:66:GLU:HA	33:61:69:LYS:HB3	1.86	0.58
16:7A:22:THR:HA	16:7A:33:ILE:HG12	1.85	0.58
8:7E:42:GLU:HG3	8:7E:109:ILE:HD12	1.84	0.58
18:9A:62:GLU:HA	18:9A:65:ILE:HD11	1.85	0.58
25:14:1332:G:H21	25:14:1610:A:H8	1.49	0.58
25:14:1997:G:H5''	62:14:3518:HOH:O	2.04	0.58
25:14:2443:C:H2'	25:14:2444:G:H8	1.68	0.58
26:16:38:C:H42	26:16:44:G:H1	1.50	0.58
2:1E:87:ARG:NH1	2:1E:220:ASP:OD1	2.25	0.58
1:1G:1166:G:N2	1:1G:1170:A:OP2	2.34	0.58
25:1H:2232:U:P	49:J8:40:ARG:HH12	2.25	0.58
3:22:38:ARG:HD2	3:22:94:LEU:HD22	1.86	0.58
30:31:152:GLU:HB3	30:31:190:GLU:HB2	1.85	0.58
4:32:201:GLN:NE2	5:42:116:THR:O	2.37	0.58
12:3A:124:GLU:N	12:3A:124:GLU:OE1	2.27	0.58
32:51:7:LEU:N	32:51:8:PRO:HD3	2.19	0.58
35:58:60:ILE:HD13	35:58:60:ILE:H	1.68	0.58
20:BA:18:GLN:HA	20:BA:21:LYS:HE3	1.86	0.58
42:C8:83:LEU:HD12	42:C8:88:ILE:HD12	1.85	0.58
1:13:1139:G:H4'	1:13:1140:C:H5'	1.86	0.58

*Continued on next page...*

*Continued from previous page...*

Atom-1	Atom-2	Interatomic distance (Å)	Clash overlap (Å)
1:13:1446:A:O2'	1:13:1447:G:O5'	2.20	0.58
21:1B:8:THR:HG22	21:1B:10:ARG:H	1.69	0.58
1:1G:147:G:H2'	1:1G:148:G:C8	2.37	0.58
25:1H:2298:A:H2'	25:1H:2299:G:O4'	2.03	0.58
29:29:128:SER:OG	29:29:129:HIS:N	2.37	0.58
29:29:68:ALA:HA	29:29:71:GLY:HA2	1.86	0.58
4:3E:142:PRO:HA	4:3E:185:PHE:HD2	1.69	0.58
18:9I:22:VAL:HG13	18:9I:42:ARG:HH11	1.68	0.58
19:AA:40:ILE:HG13	19:AA:66:MET:HB3	1.85	0.58
25:1H:1187:G:H5''	43:D8:81:TYR:CE1	2.39	0.58
25:14:2129:C:O2'	25:14:2160:G:N2	2.37	0.58
25:14:2287:A:N6	25:14:2344:U:H3	2.02	0.58
25:14:730:C:H3'	62:14:3527:HOH:O	2.03	0.58
1:1G:1049:U:H4'	1:1G:1050:G:H5''	1.86	0.58
29:29:120:TRP:CG	29:29:155:LYS:HB3	2.39	0.58
5:42:71:LEU:HD22	5:42:115:VAL:HG13	1.85	0.58
38:45:74:TYR:O	38:45:89:ASN:HA	2.04	0.58
5:4E:142:LEU:O	5:4E:143:ARG:NH1	2.35	0.58
32:59:12:PRO:HB3	32:59:48:GLY:HA3	1.86	0.58
14:5A:45:ARG:O	14:5A:49:HIS:ND1	2.32	0.58
7:62:20:ASP:O	7:62:22:LEU:N	2.36	0.58
36:68:17:ARG:HH11	36:68:17:ARG:HA	1.69	0.58
1:13:1372:U:H5''	9:8E:71:SER:HB3	1.84	0.58
25:14:2119:A:N7	25:14:2170:A:N6	2.52	0.58
25:14:883:G:H22	25:14:893:C:N4	2.02	0.58
1:1G:1157:A:N6	1:1G:1178:G:H21	2.01	0.58
25:1H:1268:A:OP1	62:1H:3672:HOH:O	2.17	0.58
25:1H:67:U:H3	25:1H:74:A:H2	1.52	0.58
30:39:128:ALA:O	30:39:142:TRP:NE1	2.36	0.58
22:3K:29:C:H2'	22:3K:30:G:H8	1.68	0.58
31:49:97:ASP:HA	31:49:100:TRP:CD1	2.37	0.58
22:3K:35:C:H41	24:4K:14:A:H61	1.52	0.58
25:14:856:C:H1'	48:E5:27:GLU:HB3	1.85	0.58
47:H8:108:PRO:HD2	47:H8:111:VAL:HA	1.86	0.58
1:13:1081:G:H2'	1:13:1082:G:C8	2.38	0.58
1:13:753:A:H4'	1:13:754:C:O5'	2.03	0.58
25:14:2300:G:O6	25:14:2316:C:N4	2.36	0.58
25:14:2650:U:H2'	25:14:2651:C:H6	1.69	0.58
25:14:448:U:O4	25:14:583:G:H1'	2.04	0.58
25:1H:2860:A:C8	25:1H:2861:G:H1'	2.39	0.58
26:1J:80:U:H2'	26:1J:81:G:H21	1.67	0.58

*Continued on next page...*

*Continued from previous page...*

Atom-1	Atom-2	Interatomic distance (Å)	Clash overlap (Å)
26:1J:83:G:H1	26:1J:93:C:H42	1.51	0.58
30:31:103:LYS:HA	30:31:106:ARG:HG3	1.86	0.58
4:32:57:ARG:HB3	4:32:206:PHE:HB2	1.85	0.58
37:35:79:ARG:HE	37:35:109:GLY:HA3	1.68	0.58
5:4E:79:GLU:HB3	5:4E:92:LYS:HA	1.86	0.58
6:52:82:ARG:HB2	6:52:85:VAL:HG23	1.86	0.58
35:58:35:ARG:HD3	35:58:37:LYS:HD2	1.86	0.58
1:13:826:C:H4'	8:7E:12:ARG:HG3	1.84	0.58
55:L5:9:ARG:HG3	55:L5:46:VAL:HG22	1.85	0.58
1:13:1292:U:H2'	1:13:1293:G:C8	2.39	0.57
1:1G:1200:C:HO2'	1:1G:1201:A:P	2.25	0.57
1:1G:503:C:O2'	1:1G:510:A:N1	2.35	0.57
25:1H:534:U:H5'	42:C8:42:ALA:HB1	1.85	0.57
25:1H:810:U:O4	62:1H:3667:HOH:O	2.16	0.57
31:41:112:PRO:HG3	52:M8:37:SER:O	2.04	0.57
38:45:17:LEU:HD21	38:45:41:TRP:HE1	1.69	0.57
25:1H:636:G:N7	37:78:113:LYS:HE2	2.19	0.57
43:D8:15:GLU:HG3	43:D8:16:PRO:HD2	1.85	0.57
1:13:324:G:O2'	1:13:326:G:N7	2.37	0.57
1:13:750:G:O2'	15:6I:21:ASP:OD1	2.22	0.57
25:14:2023:G:OP2	25:14:2617:C:H4'	2.04	0.57
25:14:792:G:O2'	25:14:2440:C:N3	2.31	0.57
1:1G:1106:G:H5''	3:22:172:ARG:HG2	1.85	0.57
1:1G:1259:C:N4	1:1G:1260:C:O2	2.37	0.57
1:1G:1327:C:H2'	1:1G:1328:C:C6	2.39	0.57
1:1G:567:G:O2'	62:1G:1808:HOH:O	2.17	0.57
1:1G:729:A:H2'	1:1G:730:G:H8	1.68	0.57
25:1H:1423:G:H2'	25:1H:1424:G:H8	1.69	0.57
25:1H:70:G:H21	25:1H:71:A:H62	1.50	0.57
29:29:1:MET:HA	29:29:200:GLU:HB3	1.85	0.57
22:3K:9:G:O2'	22:3K:10:G:N7	2.37	0.57
7:62:36:LYS:HA	7:62:39:ALA:HB3	1.85	0.57
40:A8:67:ARG:NH2	40:A8:103:GLU:OE2	2.37	0.57
19:AA:39:THR:HA	19:AA:70:LYS:HD2	1.86	0.57
25:14:2121:G:H22	25:14:2177:C:N4	2.00	0.57
25:14:2577:A:H4'	53:J5:3:LYS:H	1.69	0.57
25:14:451:C:C5	25:14:453:C:H5''	2.39	0.57
1:1G:814:A:O2'	1:1G:815:A:H3'	2.03	0.57
22:3K:57:C:H2'	22:3K:58:A:C8	2.37	0.57
32:59:27:LYS:H	32:59:32:GLU:HB2	1.69	0.57
32:59:7:LEU:N	32:59:8:PRO:HD3	2.19	0.57

*Continued on next page...*

Continued from previous page...

Atom-1	Atom-2	Interatomic distance (Å)	Clash overlap (Å)
33:61:113:ARG:HB3	33:61:131:LYS:HD3	1.86	0.57
1:1G:932:C:H5'	7:62:4:ARG:HG2	1.86	0.57
27:71:27:HIS:HE1	27:71:183:GLU:HB3	1.68	0.57
41:75:123:GLN:HA	41:75:126:ALA:HB3	1.87	0.57
42:85:90:VAL:HA	43:95:39:LEU:HD22	1.86	0.57
47:H8:137:ILE:HB	47:H8:156:LYS:HE3	1.85	0.57
52:I5:15:ILE:HG13	52:I5:30:GLU:HB2	1.86	0.57
1:13:342:C:H2'	1:13:343:U:O4'	2.04	0.57
1:1G:979:C:OP1	1:1G:1223:C:N4	2.37	0.57
1:1G:390:C:H2'	1:1G:391:G:C8	2.39	0.57
1:1G:643:C:H2'	1:1G:644:G:H8	1.68	0.57
25:1H:107:C:H2'	25:1H:108:U:H6	1.69	0.57
25:1H:2210:G:H3'	25:1H:2211:G:C8	2.40	0.57
26:1J:32:C:N3	26:1J:51:G:N2	2.52	0.57
1:13:7:G:OP1	4:3E:209:ARG:NH2	2.37	0.57
22:3L:21:U:H5''	22:3L:22:A:H5''	1.86	0.57
5:42:131:ILE:O	5:42:135:THR:OG1	2.22	0.57
38:45:64:ILE:H	38:45:64:ILE:HD13	1.70	0.57
33:61:116:LEU:HD11	33:61:119:PRO:HA	1.85	0.57
7:62:9:VAL:HG22	7:62:94:ARG:HH11	1.69	0.57
1:13:1081:G:H2'	1:13:1082:G:H8	1.70	0.57
25:14:2656:U:C4	25:14:2665:A:H2	2.22	0.57
1:1G:1305:G:OP1	21:1B:2:GLY:N	2.38	0.57
1:1G:1128:C:N3	1:1G:1139:G:N2	2.53	0.57
1:1G:145:G:H2'	1:1G:146:G:H8	1.70	0.57
1:1G:765:G:N2	1:1G:813:U:OP2	2.37	0.57
1:1G:868:C:H2'	1:1G:869:G:O4'	2.04	0.57
25:1H:2233:U:H2'	25:1H:2234:G:C8	2.40	0.57
25:1H:878:A:H3'	25:1H:879:G:H8	1.70	0.57
26:1J:15:A:H1'	26:1J:109:G:H1'	1.87	0.57
22:1K:23:G:N7	22:1K:47:G:N2	2.42	0.57
34:38:53:VAL:HG13	34:38:54:ALA:HB3	1.86	0.57
31:41:32:PRO:HB2	31:41:172:LEU:HD13	1.86	0.57
8:7E:64:LYS:HG2	8:7E:79:VAL:HG21	1.86	0.57
1:13:280:C:N3	17:8I:39:SER:N	2.53	0.57
1:13:720:C:H5''	18:9I:52:PRO:HA	1.85	0.57
19:AI:30:LEU:HD13	19:AI:30:LEU:H	1.69	0.57
21:1B:3:LYS:HD2	21:1B:14:TRP:HD1	1.70	0.57
1:1G:1259:C:O2	1:1G:1283:G:O2'	2.20	0.57
1:1G:1241:G:H1	1:1G:1296:C:H42	1.53	0.57
25:1H:1991:U:H2'	25:1H:1992:G:H5''	1.86	0.57

Continued on next page...

Continued from previous page...

Atom-1	Atom-2	Interatomic distance (Å)	Clash overlap (Å)
29:29:8:LYS:NZ	29:29:188:VAL:O	2.34	0.57
13:4A:60:VAL:HG13	13:4A:64:TRP:HE1	1.70	0.57
5:4E:43:LEU:H	5:4E:65:ASN:HB2	1.69	0.57
25:1H:2666:C:O2	32:51:152:ARG:NH2	2.37	0.57
36:68:2:ILE:HG13	36:68:6:THR:HG21	1.86	0.57
37:78:81:GLN:NE2	37:78:106:LEU:O	2.37	0.57
2:12:184:VAL:HG12	2:12:197:VAL:HG13	1.86	0.57
1:13:938:A:HO2'	1:13:1376:U:HO2'	1.49	0.57
25:14:1204:A:O2'	25:14:1205:U:OP2	2.23	0.57
25:14:666:G:H5''	37:35:47:ASP:O	2.04	0.57
1:1G:1071:C:H2'	1:1G:1072:G:C8	2.40	0.57
1:1G:1086:U:H3'	1:1G:1087:G:C8	2.40	0.57
25:1H:177:G:H3'	25:1H:178:G:C8	2.40	0.57
10:1I:50:ILE:HD12	10:1I:57:LYS:HA	1.85	0.57
26:1J:13:A:N1	26:1J:69:G:O2'	2.38	0.57
37:35:99:LEU:HD12	37:35:102:ARG:HE	1.68	0.57
12:3A:73:ASN:ND2	12:3A:103:ASP:O	2.36	0.57
38:45:103:MET:HB2	38:45:104:PHE:HD1	1.69	0.57
13:4A:3:ARG:NH2	31:49:113:ARG:O	2.30	0.57
42:85:98:LEU:C	42:85:100:VAL:H	2.06	0.57
40:A8:61:ASN:O	40:A8:64:GLU:N	2.34	0.57
46:C5:5:MET:H	46:C5:5:MET:HE2	1.70	0.57
54:O8:41:PRO:HD2	54:O8:46:HIS:H	1.70	0.57
37:78:59:LEU:HD11	56:Q8:10:ALA:HA	1.87	0.57
2:12:30:ARG:O	2:12:46:LYS:NZ	2.36	0.57
1:13:1373:G:O3'	7:6E:36:LYS:NZ	2.37	0.57
1:13:243:A:H4'	1:13:244:U:H3'	1.87	0.57
25:14:2667:C:N3	32:59:110:SER:OG	2.33	0.57
25:14:380:U:H5'	49:F5:18:ILE:HD12	1.87	0.57
1:1G:920:U:H2'	1:1G:921:U:C6	2.40	0.57
25:1H:1013:C:H42	25:1H:1149:G:H1	1.51	0.57
25:1H:1348:G:H2'	25:1H:1349:A:H5''	1.86	0.57
25:1H:2059:A:H5'	25:1H:2060:A:OP2	2.05	0.57
25:1H:2062:A:OP2	62:1H:3673:HOH:O	2.17	0.57
25:1H:270:A:OP2	25:1H:270(Y):G:N1	2.33	0.57
30:39:104:LYS:O	30:39:108:LYS:HG2	2.04	0.57
25:14:906:G:HO2'	38:45:67:ARG:HE	1.51	0.57
15:6A:67:LEU:HD11	15:6A:87:ILE:HD12	1.85	0.57
36:25:120:GLU:OE1	41:75:67:SER:OG	2.22	0.57
43:95:49:THR:HB	43:95:50:PRO:HD3	1.85	0.57
25:1H:2397:G:H5''	49:J8:28:GLY:HA2	1.85	0.57

Continued on next page...



*Continued from previous page...*

Atom-1	Atom-2	Interatomic distance (Å)	Clash overlap (Å)
1:13:1011:G:H2'	1:13:1012:U:O4'	2.05	0.57
1:13:812:C:H4'	1:13:813:U:H5'	1.86	0.57
25:14:1300:U:H4'	25:14:1301:A:H5''	1.87	0.57
25:14:1762:A:H4'	25:14:1763:G:OP2	2.05	0.57
25:14:2011:U:OP1	44:A5:42:ARG:NH1	2.38	0.57
25:14:527:C:N4	25:14:2779:U:OP2	2.37	0.57
10:1A:40:LEU:HB3	10:1A:69:ASN:HB2	1.85	0.57
1:1G:971:G:C6	1:1G:1365:G:H5'	2.40	0.57
1:1G:474:G:H2'	1:1G:475:G:C8	2.40	0.57
1:1G:476:G:H2'	1:1G:477:G:C8	2.40	0.57
25:1H:370:G:OP2	62:1H:3676:HOH:O	2.18	0.57
30:31:63:LYS:NZ	30:31:75:HIS:O	2.38	0.57
22:3L:42:C:H2'	22:3L:43:G:H8	1.69	0.57
5:42:12:LEU:HD13	5:42:13:ILE:H	1.70	0.57
9:82:20:ARG:O	9:82:60:ASP:N	2.37	0.57
25:1H:163:U:C4	49:J8:81:LYS:HE3	2.38	0.57
1:13:1073:U:H2'	1:13:1074:G:H8	1.69	0.57
1:13:303:A:HO2'	1:13:555:C:HO2'	1.52	0.57
25:14:946:G:H2'	25:14:947:G:H8	1.69	0.57
21:1B:3:LYS:HD2	21:1B:14:TRP:CD1	2.40	0.57
1:1G:1317:C:O2	19:AA:37:ARG:NH2	2.37	0.57
1:1G:501:C:OP2	12:3A:121:LYS:NZ	2.31	0.57
25:1H:1204:A:O2'	25:1H:1205:U:O5'	2.23	0.57
25:1H:612:G:O2'	25:1H:616:A:N1	2.35	0.57
25:1H:833:U:H1'	37:78:55:ARG:HH11	1.70	0.57
4:32:141:ARG:N	4:32:144:ASP:OD2	2.37	0.57
31:41:60:LEU:O	31:41:64:THR:HG22	2.04	0.57
33:61:88:ILE:HB	33:61:121:LYS:HG3	1.86	0.57
40:A8:106:ARG:O	40:A8:106:ARG:NH1	2.33	0.57
1:13:191:G:O2'	20:BI:101:GLY:O	2.15	0.57
47:H8:156:LYS:HG2	47:H8:158:PRO:HD3	1.87	0.57
1:13:272:C:H2'	1:13:273:A:C8	2.40	0.56
1:13:392:G:H2'	1:13:393:A:H8	1.69	0.56
1:13:538:G:H2'	1:13:539:A:H8	1.70	0.56
25:14:2393:A:H5'	37:35:63:PRO:HB3	1.85	0.56
1:1G:1268:A:H2'	1:1G:1269:A:C8	2.38	0.56
25:1H:1800:C:OP2	28:11:183:ARG:NH1	2.38	0.56
25:1H:270(M):U:H1'	25:1H:270(N):G:C5	2.39	0.56
11:2A:92:GLU:OE2	11:2A:96:ARG:NH1	2.38	0.56
34:38:4:LYS:O	34:38:7:VAL:N	2.38	0.56
38:45:20:ALA:HA	38:45:99:PRO:HG2	1.86	0.56

*Continued on next page...*

*Continued from previous page...*

Atom-1	Atom-2	Interatomic distance (Å)	Clash overlap (Å)
25:14:2882:A:O4'	39:55:96:ARG:NE	2.38	0.56
41:75:36:GLU:O	41:75:39:ARG:NH2	2.38	0.56
47:H8:77:ASP:OD1	47:H8:80:ARG:N	2.34	0.56
52:15:22:ILE:HG12	52:15:23:GLU:H	1.70	0.56
25:1H:517:C:OP1	53:N8:16:ARG:NH2	2.38	0.56
25:14:1796:U:H2'	25:14:1797:C:C6	2.40	0.56
25:14:2347:C:OP1	54:K5:39:TYR:OH	2.21	0.56
25:14:2716:U:H2'	25:14:2717:G:H8	1.71	0.56
25:14:83:G:N2	25:14:102:G:O2'	2.37	0.56
28:19:181:GLU:HB2	28:19:273:ARG:HB2	1.87	0.56
13:4A:10:PRO:HA	13:4A:18:ALA:HB1	1.86	0.56
1:1G:750:G:N3	15:6A:23:GLY:HA3	2.20	0.56
41:75:54:ARG:HA	41:75:59:THR:HG23	1.87	0.56
25:1H:587:C:N3	37:78:33:ARG:NH1	2.53	0.56
17:8A:55:ASP:OD1	17:8A:55:ASP:N	2.37	0.56
39:98:38:VAL:HG22	39:98:112:ALA:HB2	1.87	0.56
39:98:42:LYS:HA	39:98:45:ARG:HD2	1.85	0.56
45:F8:24:GLY:O	45:F8:82:GLN:HA	2.05	0.56
51:L8:26:LEU:O	51:L8:35:ARG:NE	2.37	0.56
25:14:82:G:H5'	25:14:296:C:H5''	1.87	0.56
25:14:907:U:OP1	38:45:24:GLY:N	2.38	0.56
28:19:160:GLY:H	28:19:196:VAL:HB	1.69	0.56
1:1G:256:U:H3	1:1G:270:A:H61	1.53	0.56
25:1H:224:G:O6	25:1H:419:C:O2'	2.24	0.56
26:1J:109:G:H2'	26:1J:110:G:H8	1.71	0.56
26:1J:40:U:N3	26:1J:43:C:H5''	2.20	0.56
3:22:16:ARG:HH22	3:22:181:ASN:HA	1.68	0.56
4:3E:49:ARG:HD3	4:3E:49:ARG:H	1.69	0.56
9:82:34:ASN:O	9:82:36:TYR:N	2.38	0.56
25:1H:2708:G:H5'	39:98:68:ARG:HG3	1.88	0.56
46:C5:5:MET:SD	46:C5:32:PRO:HA	2.45	0.56
25:1H:535:C:O3'	42:C8:53:ARG:NH1	2.38	0.56
47:H8:102:LEU:HD21	47:H8:124:ILE:HG22	1.86	0.56
28:11:126:GLN:OE1	28:11:129:ASN:ND2	2.35	0.56
1:13:1305:G:H21	1:13:1331:G:H2'	1.69	0.56
1:13:1367:C:OP1	9:8E:115:GLY:N	2.34	0.56
1:13:1454:G:OP1	20:BI:39:LYS:NZ	2.23	0.56
1:13:151:A:H62	1:13:170:U:H3	1.51	0.56
1:13:543:C:OP1	4:3E:14:ARG:HG3	2.05	0.56
1:1G:1235:U:O2'	1:1G:1305:G:O5'	2.23	0.56
1:1G:876:G:H4'	8:72:14:ARG:HH12	1.69	0.56

*Continued on next page...*

*Continued from previous page...*

Atom-1	Atom-2	Interatomic distance (Å)	Clash overlap (Å)
25:1H:1485:G:H1	25:1H:1504:C:N4	2.04	0.56
25:1H:2155:G:H2'	25:1H:2156:G:H5'	1.88	0.56
32:59:9:ILE:HG23	32:59:51:ARG:HG3	1.88	0.56
37:78:126:VAL:HG13	37:78:145:PRO:HG2	1.86	0.56
9:8E:93:ARG:HE	9:8E:97:LYS:HB2	1.70	0.56
1:13:188:U:H2'	1:13:189:U:H5''	1.86	0.56
25:14:2503:2MA:O2'	25:14:2505:G:OP2	2.19	0.56
25:14:74:A:H5''	25:14:75:G:O4'	2.04	0.56
26:16:40:U:H3	26:16:43:C:H5''	1.71	0.56
1:1G:1055:A:N7	1:1G:1200:C:N4	2.53	0.56
1:1G:1218:C:P	14:5A:9:LYS:HZ3	2.29	0.56
1:1G:518:C:H4'	1:1G:519:C:O5'	2.05	0.56
1:1G:59:A:H5''	1:1G:387:U:H5''	1.87	0.56
1:1G:616:G:H2'	1:1G:617:G:H8	1.69	0.56
25:1H:196:A:OP2	37:78:46:LYS:NZ	2.38	0.56
25:1H:2119:A:H2	25:1H:2171:A:H1'	1.71	0.56
25:1H:598:G:H1	25:1H:659:C:H42	1.53	0.56
10:1I:3:LYS:N	10:1I:74:ILE:O	2.39	0.56
29:21:53:PRO:HA	29:21:75:VAL:HG12	1.88	0.56
34:38:122:VAL:HA	34:38:126:ALA:HB3	1.86	0.56
35:58:54:VAL:HB	35:58:122:VAL:HG22	1.87	0.56
32:59:88:LEU:H	32:59:164:TYR:HA	1.69	0.56
1:1G:1317:C:N3	19:AA:37:ARG:NH1	2.53	0.56
47:H8:69:THR:HG22	47:H8:90:VAL:HA	1.86	0.56
47:H8:79:ARG:HB3	47:H8:80:ARG:HD3	1.88	0.56
2:12:71:VAL:HA	2:12:93:VAL:HB	1.88	0.56
1:13:1286:A:H2'	1:13:1287:A:H4'	1.88	0.56
25:14:1281:G:H5'	25:14:1282:U:OP2	2.05	0.56
25:14:1957:C:OP1	62:14:3546:HOH:O	2.18	0.56
25:14:2123:G:H2'	25:14:2124:G:H8	1.71	0.56
25:14:895:U:H3'	25:14:896:A:H5'	1.85	0.56
1:1G:595:G:H4'	1:1G:596:C:C5'	2.36	0.56
25:1H:1329:U:H5''	25:1H:1330:C:H5	1.70	0.56
25:1H:2372:G:H4'	54:O8:46:HIS:CD2	2.40	0.56
25:1H:270(F):U:H2'	25:1H:270(G):C:C6	2.40	0.56
26:1J:66:A:N6	26:1J:108:C:OP2	2.38	0.56
33:61:9:LEU:HB3	33:61:12:LEU:O	2.06	0.56
41:75:64:ARG:HB2	41:75:73:GLU:HG2	1.87	0.56
8:7E:122:ARG:O	8:7E:126:LYS:N	2.35	0.56
9:82:58:HIS:HB3	9:82:59:PHE:CD1	2.40	0.56
28:11:34:VAL:HG21	28:11:61:LEU:HB3	1.87	0.56

*Continued on next page...*

*Continued from previous page...*

Atom-1	Atom-2	Interatomic distance (Å)	Clash overlap (Å)
1:13:1324:A:H4'	1:13:1362:C:H4'	1.87	0.56
1:13:59:A:N1	62:13:1825:HOH:O	2.32	0.56
25:14:2032:G:N2	25:14:2572:A:OP2	2.38	0.56
25:14:451:C:H5	25:14:453:C:H5''	1.70	0.56
28:19:69:ARG:HD3	28:19:105:ILE:HD11	1.86	0.56
10:1A:78:ASN:HD22	10:1A:80:LYS:HB3	1.69	0.56
1:1G:392:G:H2'	1:1G:393:A:C8	2.41	0.56
25:1H:124:G:O6	62:1H:3679:HOH:O	2.18	0.56
25:1H:2638:G:HO2'	25:1H:2639:A:H8	1.52	0.56
25:1H:630:G:N2	25:1H:633:A:OP2	2.26	0.56
25:1H:2788:C:OP1	29:21:61:ARG:NH2	2.38	0.56
3:2E:83:ARG:HD2	3:2E:87:LEU:HD11	1.85	0.56
4:3E:196:LEU:HD13	4:3E:198:VAL:HB	1.88	0.56
5:42:92:LYS:N	5:42:119:LEU:O	2.34	0.56
5:42:12:LEU:HD13	5:42:13:ILE:HD13	1.88	0.56
18:9I:53:ARG:HH21	18:9I:60:ALA:N	2.04	0.56
44:A5:12:ILE:HG13	44:A5:42:ARG:HH12	1.71	0.56
46:C5:46:LYS:HA	46:C5:61:ILE:O	2.05	0.56
1:13:45:U:H2'	1:13:46:G:C8	2.40	0.56
25:14:2469:A:H2'	38:45:56:ARG:HE	1.71	0.56
25:14:372:G:N2	25:14:401:A:OP2	2.34	0.56
25:14:607:U:OP1	30:39:103:LYS:N	2.35	0.56
10:1A:22:LYS:O	10:1A:26:ALA:N	2.38	0.56
10:1A:34:VAL:HG22	10:1A:74:ILE:HA	1.87	0.56
1:1G:404:U:H5'	4:32:122:ARG:HE	1.71	0.56
25:1H:1021:A:C8	25:1H:1021:A:H3'	2.41	0.56
25:1H:1301:A:C2'	25:1H:1302:A:H3'	2.36	0.56
25:1H:1301:A:O2'	25:1H:1302:A:O5'	2.19	0.56
25:1H:653:A:O2'	25:1H:654:A:OP1	2.24	0.56
5:4E:78:HIS:CE1	5:4E:142:LEU:HD23	2.41	0.56
33:69:38:LEU:HD12	33:69:38:LEU:H	1.70	0.56
41:75:125:ARG:HA	41:75:128:GLU:HB3	1.87	0.56
37:78:85:LEU:HA	37:78:88:LEU:HD22	1.88	0.56
17:8I:58:GLU:OE1	17:8I:75:ARG:NH1	2.39	0.56
39:98:28:LEU:HD23	39:98:34:ILE:HG12	1.88	0.56
19:AA:67:VAL:HG21	52:I5:59:PHE:CG	2.40	0.56
47:D5:40:ASP:OD1	47:D5:43:GLU:N	2.33	0.56
2:12:58:ILE:O	2:12:62:ALA:N	2.33	0.56
1:13:1414:U:H3	1:13:1486:G:H1	1.52	0.56
25:14:1033:U:H1'	25:14:1034:G:H5''	1.88	0.56
25:14:1864:U:OP1	25:14:2410:G:O2'	2.23	0.56

*Continued on next page...*

*Continued from previous page...*

Atom-1	Atom-2	Interatomic distance (Å)	Clash overlap (Å)
1:1G:539:A:OP2	12:3A:112:LYS:NZ	2.37	0.56
1:1G:636:U:H2'	1:1G:637:G:C8	2.41	0.56
1:1G:762:C:H2'	1:1G:763:G:C8	2.40	0.56
1:1G:860:A:H4'	8:72:75:ARG:HH12	1.69	0.56
1:1G:953:G:H5'	1:1G:965:A:H61	1.69	0.56
25:1H:28:A:N6	25:1H:512:G:H1'	2.21	0.56
5:4E:147:ASP:OD1	5:4E:147:ASP:N	2.39	0.56
5:4E:43:LEU:HD21	5:4E:132:ALA:HB1	1.88	0.56
32:51:11:VAL:HG22	32:51:76:VAL:HG11	1.88	0.56
15:6I:4:THR:OG1	15:6I:6:GLU:OE2	2.23	0.56
41:75:39:ARG:HG2	41:75:40:THR:H	1.70	0.56
45:B5:44:GLU:HG3	45:B5:51:VAL:HG23	1.87	0.56
46:C5:91:GLU:HG3	46:C5:92:ASN:HB3	1.88	0.56
2:12:166:ASP:HB2	2:12:205:ASP:HB2	1.88	0.56
2:12:32:ILE:HG23	2:12:33:TYR:H	1.71	0.56
1:13:1301:U:O3'	13:4I:21:TYR:OH	2.21	0.56
25:14:1849:G:H2'	25:14:1850:G:C8	2.41	0.56
25:14:2646:C:OP2	25:14:2732:G:O2'	2.17	0.56
25:14:586:A:N1	25:14:809:G:O2'	2.31	0.56
25:14:773:U:C4'	28:19:47:GLY:HA3	2.35	0.56
25:14:910:A:H62	38:45:12:GLN:HA	1.70	0.56
1:1G:1346:A:H4'	1:1G:1347:G:O5'	2.06	0.56
1:1G:745:C:OP1	1:1G:851:G:O2'	2.17	0.56
1:1G:910:C:OP2	12:3A:18:LYS:NZ	2.35	0.56
25:1H:2189:U:H2'	25:1H:2190:G:C8	2.41	0.56
25:1H:221:A:O2'	25:1H:222:A:OP2	2.23	0.56
25:1H:484:C:H2'	25:1H:485:C:H6	1.70	0.56
57:2L:4:G:H1	57:2L:70:C:H42	1.53	0.56
34:38:21:GLN:O	34:38:23:SER:N	2.39	0.56
1:1G:880:C:OP1	12:3A:5:ASN:ND2	2.38	0.56
13:4A:81:LEU:HA	13:4A:85:GLY:HA3	1.88	0.56
13:4I:3:ARG:HA	13:4I:9:ILE:HG22	1.86	0.56
6:5E:23:LYS:NZ	6:5E:42:GLU:OE2	2.39	0.56
27:71:14:VAL:HG22	27:71:28:LEU:HD21	1.87	0.56
45:B5:53:LYS:HB3	45:B5:82:GLN:HB3	1.88	0.56
2:12:80:ILE:HD11	2:12:211:ILE:HG22	1.87	0.56
25:14:1218:C:H42	25:14:1231:G:H1	1.52	0.56
1:1G:1129:C:O2	1:1G:1143:G:N2	2.38	0.56
1:1G:1148:U:H1'	9:82:16:ARG:HH21	1.71	0.56
25:1H:1666:G:O6	62:1H:3670:HOH:O	2.16	0.56
25:1H:2494:G:H2'	25:1H:2495:G:H8	1.71	0.56

*Continued on next page...*

*Continued from previous page...*

Atom-1	Atom-2	Interatomic distance (Å)	Clash overlap (Å)
25:1H:2689:U:P	25:1H:2719:G:H22	2.29	0.56
11:2A:21:ILE:HG12	11:2A:30:VAL:HG12	1.87	0.56
23:2K:52:C:H42	23:2K:64:G:H1	1.53	0.56
37:35:101:VAL:HA	37:35:105:LEU:O	2.06	0.56
34:38:20:ALA:HB1	34:38:86:PRO:HA	1.87	0.56
13:4A:65:LYS:HB3	13:4A:70:LEU:HB2	1.86	0.56
32:59:17:VAL:HG11	32:59:50:VAL:HG11	1.88	0.56
33:69:12:LEU:HG	33:69:19:VAL:HG11	1.86	0.56
42:85:96:ALA:HA	42:85:98:LEU:HD12	1.87	0.56
40:A8:109:GLY:O	40:A8:110:LEU:HD22	2.05	0.56
52:I5:58:ARG:O	52:I5:62:ARG:N	2.39	0.56
49:J8:53:VAL:HG12	49:J8:54:ALA:H	1.70	0.56
1:13:643:C:H2'	1:13:644:G:C8	2.41	0.55
25:14:1011:G:H1	25:14:1150:C:H42	1.52	0.55
25:14:270(V):G:H2'	25:14:270(W):G:C8	2.41	0.55
25:14:444:C:OP2	42:85:2:PRO:HD3	2.06	0.55
25:14:582:G:H2'	25:14:583:G:C8	2.42	0.55
25:14:840:C:H2'	25:14:841:A:C8	2.41	0.55
25:1H:1292:U:H2'	25:1H:1293:C:C6	2.41	0.55
25:1H:2847:U:OP1	41:B8:98:LYS:NZ	2.33	0.55
25:1H:363:G:H2'	25:1H:363(A):A:H8	1.71	0.55
25:1H:536:A:H61	25:1H:557:U:H3	1.54	0.55
5:42:71:LEU:HD11	5:42:114:GLY:HA3	1.88	0.55
33:61:46:ALA:HB1	33:61:50:ARG:HH21	1.71	0.55
40:A8:62:LYS:HA	40:A8:65:VAL:HB	1.88	0.55
47:D5:150:LEU:HG	47:D5:171:ILE:H	1.70	0.55
47:H8:24:LEU:HB2	47:H8:41:LEU:HG	1.88	0.55
1:13:992:U:H3	1:13:1044:A:H62	1.53	0.55
1:13:1516:G:N2	1:13:1519:MA6:OP2	2.38	0.55
25:14:242:G:N2	25:14:255:A:OP2	2.25	0.55
25:14:5:A:H2'	25:14:6:A:C8	2.42	0.55
25:14:946:G:H2'	25:14:947:G:C8	2.40	0.55
1:1G:812:C:N3	62:1G:1833:HOH:O	2.33	0.55
30:39:34:TRP:CE3	37:35:8:PRO:HB3	2.42	0.55
27:71:59:ARG:HD2	27:71:164:ARG:HD2	1.89	0.55
8:72:4:ASP:HB2	8:72:89:PRO:HG3	1.89	0.55
41:75:57:PHE:O	41:75:58:ASN:ND2	2.40	0.55
41:B8:16:ARG:HD3	41:B8:19:LEU:HD11	1.86	0.55
41:B8:65:LYS:NZ	41:B8:66:VAL:O	2.38	0.55
25:1H:1188:U:H4'	43:D8:79:VAL:HG22	1.87	0.55
25:14:270(S):G:H1'	49:F5:78:LYS:HE3	1.88	0.55

*Continued on next page...*

*Continued from previous page...*

Atom-1	Atom-2	Interatomic distance (Å)	Clash overlap (Å)
51:L8:40:THR:HG22	51:L8:41:PRO:HD2	1.87	0.55
52:M8:16:CYS:SG	52:M8:33:VAL:HB	2.46	0.55
25:14:2140:C:H2'	25:14:2141:G:C8	2.40	0.55
25:14:2537:U:H2'	25:14:2538:C:C6	2.41	0.55
25:14:639:U:H2'	25:14:640:C:C6	2.42	0.55
1:1G:1288:A:H2'	1:1G:1289:A:H8	1.71	0.55
25:1H:1102:C:H2'	25:1H:1103:A:H5''	1.89	0.55
25:1H:2216:G:H2'	25:1H:2217:G:C8	2.42	0.55
30:31:167:ALA:HB1	30:31:173:VAL:HG11	1.88	0.55
9:82:47:LEU:HB3	9:82:50:LEU:HB2	1.87	0.55
17:8I:45:HIS:HB2	17:8I:65:ILE:HD13	1.87	0.55
18:9I:52:PRO:HG2	18:9I:55:ARG:HG2	1.87	0.55
55:P8:18:PHE:HA	55:P8:43:THR:HG21	1.88	0.55
1:13:332:G:H2'	1:13:333:G:H8	1.70	0.55
1:13:565:U:H5''	1:13:566:G:H2'	1.88	0.55
1:13:701:C:H1'	1:13:703:G:C4	2.42	0.55
25:14:220:G:O2'	25:14:233:A:N3	2.38	0.55
26:16:15:A:H3'	26:16:16:G:H5'	1.88	0.55
26:16:24:G:O2'	26:16:25:A:O5'	2.25	0.55
1:1G:1150:U:O2'	10:1A:39:PRO:O	2.23	0.55
1:1G:1129:C:H5'	1:1G:1130:A:H5'	1.88	0.55
1:1G:794:A:H4'	1:1G:1521:G:O2'	2.05	0.55
25:1H:1303:G:OP1	62:1H:3674:HOH:O	2.18	0.55
25:1H:1315:C:OP2	62:1H:3617:HOH:O	2.18	0.55
31:41:64:THR:HG23	31:41:66:GLN:H	1.72	0.55
32:51:10:PRO:HB2	32:51:50:VAL:HG12	1.89	0.55
8:72:20:TYR:HE2	8:72:75:ARG:HD2	1.71	0.55
37:78:4:SER:OG	37:78:5:ASP:OD1	2.24	0.55
25:14:2015:A:OP1	44:A5:92:ARG:NH2	2.39	0.55
46:C5:83:THR:HG21	46:C5:99:CYS:SG	2.47	0.55
40:65:20:ARG:HG3	48:E5:49:LYS:HE2	1.88	0.55
54:O8:8:LYS:O	54:O8:9:LEU:HB2	2.07	0.55
1:13:34:C:H2'	1:13:35:G:C8	2.41	0.55
25:14:1384:A:O2'	25:14:1404:C:O2	2.22	0.55
25:14:1853:A:H2'	25:14:1854:A:C8	2.41	0.55
25:14:2456:C:H42	25:14:2495:G:H1	1.54	0.55
25:14:2629:A:H62	25:14:2895:U:H3	1.55	0.55
1:1G:1001:G:H22	1:1G:1039:C:H42	1.54	0.55
1:1G:1145:C:H4'	1:1G:1146:A:H8	1.71	0.55
25:1H:1053:C:N3	25:1H:1106:G:N2	2.47	0.55
25:1H:2169:A:N6	25:1H:2170:A:N1	2.55	0.55

*Continued on next page...*

*Continued from previous page...*

Atom-1	Atom-2	Interatomic distance (Å)	Clash overlap (Å)
25:1H:2415:G:H4'	37:78:67:MET:N	2.14	0.55
10:1I:13:HIS:HB2	10:1I:68:HIS:CD2	2.41	0.55
1:13:1054:C:C4	22:1K:35:C:H1'	2.42	0.55
32:51:8:PRO:HB2	32:51:69:ARG:HH21	1.71	0.55
33:69:77:LEU:HD22	33:69:141:LYS:H	1.71	0.55
41:75:108:ARG:HA	41:75:111:ARG:HE	1.71	0.55
41:75:24:PRO:HA	41:75:49:VAL:HG13	1.88	0.55
18:9I:52:PRO:HB2	18:9I:54:ARG:HG2	1.88	0.55
47:D5:127:LYS:HB3	47:D5:162:GLU:HB2	1.87	0.55
44:E8:13:SER:HB3	44:E8:16:LYS:HE3	1.89	0.55
52:I5:55:ARG:HH21	52:I5:56:VAL:HG12	1.71	0.55
1:13:1118:C:H1'	1:13:1179:A:C5	2.42	0.55
1:1G:538:G:H2'	1:1G:539:A:C8	2.40	0.55
25:1H:1019:U:HO2'	25:1H:1021:A:H2	1.55	0.55
25:1H:1824:G:OP1	28:11:52:ARG:NH1	2.40	0.55
11:2I:18:ARG:O	11:2I:33:THR:N	2.40	0.55
30:31:11:VAL:HB	30:31:18:ARG:HG3	1.89	0.55
34:38:87:VAL:HG11	34:38:91:LYS:HD3	1.88	0.55
30:39:117:ARG:HG3	30:39:122:LYS:HB2	1.87	0.55
4:3E:128:VAL:HA	4:3E:145:GLU:O	2.06	0.55
1:13:302:G:H4'	12:3I:14:LYS:NZ	2.22	0.55
25:1H:2751:G:H5'	32:51:4:ILE:HA	1.87	0.55
33:61:39:ALA:HB1	33:61:44:LEU:HD13	1.88	0.55
7:62:50:ILE:HG13	7:62:58:PRO:HB3	1.89	0.55
1:1G:1232:U:H5''	9:82:124:GLN:O	2.06	0.55
56:M5:35:GLN:NE2	56:M5:40:GLU:OE1	2.39	0.55
1:13:1113:C:H2'	1:13:1114:C:C6	2.41	0.55
25:14:2705:A:O2'	25:14:2852:G:OP1	2.20	0.55
25:14:7:G:H1	25:14:2896:C:N4	2.00	0.55
25:1H:2129:C:OP1	27:71:6:ARG:NE	2.39	0.55
10:1I:47:PHE:CZ	10:1I:63:PHE:HB2	2.42	0.55
4:32:150:GLU:HA	4:32:153:ARG:HG2	1.89	0.55
4:32:19:LEU:HG	4:32:21:LEU:HG	1.89	0.55
13:4A:39:ILE:HG13	13:4A:56:LEU:HD23	1.89	0.55
13:4A:94:ARG:HB3	13:4A:96:LEU:HG	1.87	0.55
32:51:74:ASN:HA	32:51:77:LYS:HD3	1.88	0.55
40:65:10:ARG:NH2	40:65:91:PRO:O	2.34	0.55
15:6A:54:ARG:NH1	15:6A:58:MET:SD	2.79	0.55
7:6E:46:ALA:O	7:6E:50:ILE:HG12	2.07	0.55
2:12:162:ILE:HD11	2:12:184:VAL:HG13	1.89	0.55
1:13:648:A:H2'	1:13:649:G:C8	2.40	0.55

*Continued on next page...*



*Continued from previous page...*

Atom-1	Atom-2	Interatomic distance (Å)	Clash overlap (Å)
25:14:458:G:O2'	25:14:469:G:O6	2.17	0.55
10:1A:33:GLN:H	10:1A:75:ILE:HG12	1.71	0.55
1:1G:1129:C:H4'	1:1G:1130:A:C8	2.42	0.55
3:22:161:GLU:O	3:22:162:GLN:HB3	2.07	0.55
12:3A:108:LYS:H	12:3A:108:LYS:HD2	1.70	0.55
5:42:42:GLY:HA2	5:42:65:ASN:O	2.07	0.55
1:1G:1397:C:H42	24:4L:22:A:H8	1.54	0.55
8:7E:29:SER:HB3	8:7E:32:LYS:HG3	1.87	0.55
9:82:77:ILE:O	9:82:81:ILE:N	2.35	0.55
17:8A:12:SER:HB3	17:8A:20:THR:HB	1.88	0.55
46:G8:97:ARG:O	46:G8:107:ASP:HB3	2.07	0.55
1:13:1304:G:N1	1:13:1332:A:OP2	2.33	0.55
1:13:939:G:H1	1:13:1344:C:H42	1.54	0.55
1:13:93:U:H2'	1:13:95:G:O4'	2.07	0.55
25:14:1035:U:H3	25:14:1120:G:H1	1.54	0.55
25:14:1430:C:H2'	25:14:1431:U:H6	1.72	0.55
25:14:404:C:O2'	25:14:405:U:OP2	2.23	0.55
25:14:531:C:OP1	25:14:561:G:N1	2.40	0.55
1:1G:1274:G:H21	1:1G:1275:A:H62	1.53	0.55
25:1H:177:G:H3'	25:1H:178:G:H8	1.72	0.55
25:1H:1914:C:H3'	25:1H:1915:5MU:H71	1.89	0.55
25:1H:605:C:O2	25:1H:657:U:O2'	2.24	0.55
25:1H:888:C:O2'	25:1H:889:C:H4'	2.07	0.55
3:2E:71:ALA:HB2	3:2E:115:LEU:HD13	1.87	0.55
30:39:102:PRO:HB2	30:39:105:VAL:HG23	1.88	0.55
32:51:121:ILE:HG23	32:51:133:VAL:HG13	1.88	0.55
19:AA:72:GLY:HA2	19:AA:75:ALA:HB3	1.89	0.55
44:E8:65:LEU:HD13	44:E8:68:ARG:HD3	1.88	0.55
28:11:108:PRO:HD2	28:11:111:LEU:HG	1.87	0.55
1:13:413:G:H2'	1:13:428:G:N2	2.21	0.55
1:13:433:C:H2'	1:13:434:U:H6	1.71	0.55
25:14:2191:G:O2'	25:14:2192:G:OP1	2.25	0.55
25:14:2494:G:H2'	25:14:2495:G:H8	1.72	0.55
35:15:28:THR:HG22	35:15:29:LYS:HG2	1.88	0.55
1:1G:1274:G:N2	1:1G:1275:A:H62	2.05	0.55
1:1G:690:G:OP2	11:2A:27:ASN:ND2	2.34	0.55
25:1H:845:G:H4'	25:1H:846:C:OP1	2.06	0.55
26:1J:15:A:H5'	26:1J:16:G:H8	1.71	0.55
29:29:89:ASP:OD1	29:29:89:ASP:N	2.36	0.55
3:2E:118:GLN:HG2	3:2E:187:ALA:HB2	1.89	0.55
1:13:1340:A:HO2'	23:2K:32:G:HO2'	1.44	0.55

*Continued on next page...*

Continued from previous page...

Atom-1	Atom-2	Interatomic distance (Å)	Clash overlap (Å)
1:1G:426:G:OP1	4:32:36:ARG:NH1	2.40	0.55
37:35:79:ARG:NE	37:35:109:GLY:HA3	2.22	0.55
6:52:36:ARG:NH2	6:52:38:GLU:OE2	2.37	0.55
32:59:121:ILE:HD11	32:59:140:LYS:HD2	1.89	0.55
40:65:102:ALA:HB1	40:65:112:PHE:HB3	1.89	0.55
41:B8:105:LEU:O	41:B8:107:ASP:N	2.40	0.55
49:J8:87:PRO:HA	49:J8:90:ILE:HB	1.89	0.55
31:41:66:GLN:HA	52:M8:6:HIS:CE1	2.42	0.55
1:13:1313:U:OP1	19:AI:5:LEU:HB2	2.07	0.54
1:13:639:G:H2'	1:13:640:A:C8	2.38	0.54
25:14:883:G:H1	25:14:893:C:H42	1.54	0.54
1:1G:1175:G:H2'	1:1G:1176:A:C8	2.42	0.54
25:1H:1423:G:H2'	25:1H:1424:G:C8	2.42	0.54
25:1H:2781:A:H5''	25:1H:2782:G:H5'	1.87	0.54
26:1J:14:U:OP2	26:1J:70:C:O2'	2.25	0.54
3:22:161:GLU:CD	3:22:162:GLN:H	2.11	0.54
37:35:97:PRO:O	37:35:98:GLU:HG3	2.07	0.54
38:45:81:VAL:HG12	38:45:82:ARG:CZ	2.36	0.54
31:49:47:LYS:HB2	31:49:82:LEU:HD11	1.89	0.54
36:68:102:VAL:HG23	36:68:121:VAL:HG13	1.89	0.54
33:69:20:ASP:N	33:69:20:ASP:OD1	2.40	0.54
9:8E:5:TYR:HA	9:8E:17:VAL:O	2.07	0.54
49:J8:81:LYS:NZ	49:J8:81:LYS:HA	2.22	0.54
44:E8:38:TYR:CE2	53:N8:41:PRO:HD3	2.42	0.54
2:12:15:VAL:HG22	2:12:210:SER:HA	1.88	0.54
1:13:1273:G:H3'	1:13:1274:G:H8	1.70	0.54
1:13:1305:G:O2'	1:13:1306:A:N7	2.37	0.54
25:14:1421:G:H1	25:14:1577:C:H42	1.54	0.54
25:14:2116:G:O6	25:14:2172:U:N3	2.40	0.54
25:14:2567:G:H2'	25:14:2568:C:C6	2.42	0.54
28:19:71:ASP:OD1	28:19:103:ARG:NH2	2.39	0.54
25:1H:1108:U:OP1	34:38:55:LYS:NZ	2.40	0.54
25:1H:1212:G:O2'	25:1H:1236:G:N2	2.39	0.54
25:1H:363(F):A:N1	62:1H:3779:HOH:O	2.33	0.54
12:3A:46:ASN:ND2	12:3A:89:0TD:SB	2.79	0.54
32:51:88:LEU:HA	32:51:130:ARG:HA	1.87	0.54
7:62:116:ALA:HA	7:62:119:ARG:HG3	1.88	0.54
1:1G:933:G:OP2	7:62:2:ALA:N	2.40	0.54
27:71:43:VAL:HG22	27:71:214:VAL:HG22	1.89	0.54
8:72:64:LYS:HG2	8:72:79:VAL:HG21	1.90	0.54
8:72:44:PHE:HD1	8:72:80:ILE:HG12	1.72	0.54

Continued on next page...

*Continued from previous page...*

Atom-1	Atom-2	Interatomic distance (Å)	Clash overlap (Å)
9:82:65:VAL:HG21	9:82:73:GLN:HB3	1.89	0.54
49:F5:40:ARG:NH2	49:F5:42:GLN:HE21	2.04	0.54
28:11:130:ALA:HA	28:11:192:THR:HA	1.88	0.54
1:13:380:G:O2'	1:13:382:A:N7	2.36	0.54
1:13:437:U:H2'	1:13:438:G:O4'	2.07	0.54
25:14:1074:G:N2	25:14:1075:C:O2	2.40	0.54
25:14:1757:U:H3	25:14:1762:A:H2	1.54	0.54
25:14:265:A:O2'	25:14:266:G:H4'	2.07	0.54
25:14:34:C:HO2'	25:14:35:G:P	2.30	0.54
25:14:675:A:N3	25:14:2443:C:O2'	2.40	0.54
2:1E:21:ARG:HD2	2:1E:38:GLY:HA3	1.89	0.54
1:1G:812:C:H1'	1:1G:813:U:OP2	2.08	0.54
25:1H:2140:C:H1'	25:1H:2152:G:N2	2.22	0.54
31:49:96:ARG:O	31:49:98:ARG:N	2.40	0.54
32:51:103:LEU:HD13	32:51:131:VAL:HG21	1.88	0.54
1:13:235:C:H5'	17:8I:70:ARG:HG2	1.88	0.54
45:B5:8:ILE:O	50:G5:36:ARG:NH2	2.41	0.54
41:B8:66:VAL:HA	41:B8:71:GLY:HA2	1.88	0.54
20:BA:54:LYS:HA	20:BA:57:ARG:HH21	1.72	0.54
55:L5:12:ARG:HB3	55:L5:46:VAL:HG21	1.87	0.54
37:35:62:LEU:O	56:M5:13:ARG:NH1	2.40	0.54
2:12:21:ARG:N	2:12:39:ILE:HG12	2.23	0.54
1:13:1274:G:N2	1:13:1275:A:H62	2.06	0.54
25:14:1454:U:OP1	39:55:77:ARG:NH1	2.40	0.54
25:14:1791:A:N6	25:14:1828:G:O2'	2.40	0.54
25:14:993:G:OP1	42:85:50:ARG:NH2	2.41	0.54
2:1E:80:ILE:HD11	2:1E:208:ILE:HG23	1.88	0.54
1:1G:1086:U:H3'	1:1G:1087:G:H8	1.72	0.54
1:1G:181:G:O2'	1:1G:182:U:O5'	2.26	0.54
1:1G:355:C:H1'	1:1G:388:G:H1'	1.88	0.54
1:1G:636:U:H2'	1:1G:637:G:H8	1.72	0.54
1:1G:662:G:H2'	1:1G:663:A:C8	2.42	0.54
1:1G:838:G:N2	1:1G:849:C:O2	2.40	0.54
25:1H:1177:A:H4'	25:1H:1178:C:O5'	2.07	0.54
57:2L:76:C:N3	25:14:2251:OMG:N2	2.50	0.54
4:3E:60:GLU:OE2	4:3E:199:ASN:N	2.39	0.54
31:41:77:ILE:H	31:41:82:LEU:HB3	1.73	0.54
31:49:47:LYS:HE2	31:49:81:LYS:HG2	1.90	0.54
17:8A:74:LEU:HD12	17:8A:75:ARG:HG3	1.89	0.54
41:B8:57:PHE:HA	41:B8:79:HIS:CE1	2.43	0.54
47:D5:19:ARG:NH1	47:D5:84:GLU:O	2.40	0.54

*Continued on next page...*

Continued from previous page...

Atom-1	Atom-2	Interatomic distance (Å)	Clash overlap (Å)
1:13:1062:U:H2'	1:13:1063:C:C6	2.43	0.54
1:13:1137:C:O2'	1:13:1138:G:N3	2.40	0.54
1:13:1277:C:HO2'	1:13:1279:A:H8	1.55	0.54
1:13:978:A:O2'	1:13:1322:C:N3	2.29	0.54
25:14:1313:U:H4'	25:14:1332:G:H4'	1.88	0.54
25:14:2439:A:H5'	25:14:2439:A:C8	2.41	0.54
25:14:270(U):C:H2'	25:14:270(V):G:C8	2.42	0.54
26:16:95:U:H2'	26:16:96:G:C8	2.43	0.54
1:1G:601:C:H42	1:1G:637:G:H1	1.56	0.54
3:22:47:LEU:HD21	3:22:68:VAL:HG11	1.89	0.54
57:2L:33:OMC:HM22	57:2L:34:U:H5'	1.90	0.54
22:3L:42:C:H2'	22:3L:43:G:C8	2.43	0.54
22:3L:60:A:H2'	22:3L:61:U:H5'	1.90	0.54
31:49:114:ILE:HG22	31:49:117:PHE:HB2	1.90	0.54
16:7I:21:VAL:O	16:7I:33:ILE:N	2.41	0.54
18:9A:50:ILE:HD11	18:9A:70:ILE:HG21	1.90	0.54
41:B8:50:ILE:HG13	41:B8:64:ARG:HB2	1.88	0.54
36:68:78:ARG:HG2	41:B8:73:GLU:HG3	1.89	0.54
31:41:112:PRO:HB3	52:M8:37:SER:N	2.22	0.54
25:1H:1818:U:H2'	28:11:157:ARG:HG3	1.88	0.54
2:12:15:VAL:HG23	2:12:209:ARG:HD2	1.89	0.54
25:14:1860:G:H1	25:14:1882:C:H42	1.54	0.54
25:14:2299:G:C2	25:14:2318:G:H8	2.26	0.54
25:14:34:C:O2'	25:14:35:G:O5'	2.24	0.54
62:14:3519:HOH:O	28:19:244:ARG:NH2	2.41	0.54
1:1G:99:C:H2'	1:1G:101:A:C8	2.42	0.54
1:1G:1256:A:H5'	1:1G:1257:U:OP1	2.07	0.54
1:1G:303:A:H2'	1:1G:304:U:O4'	2.08	0.54
25:1H:1637:A:OP2	62:1H:3683:HOH:O	2.19	0.54
29:29:120:TRP:CD1	29:29:155:LYS:HB3	2.43	0.54
11:2A:32:ILE:HD13	11:2A:72:ALA:HB2	1.90	0.54
1:13:1206:G:OP1	3:2E:190:ARG:NH1	2.39	0.54
12:3I:72:HIS:HA	12:3I:99:ARG:HH22	1.73	0.54
32:59:93:GLY:O	32:59:95:ARG:NH2	2.41	0.54
37:78:37:GLY:N	62:78:301:HOH:O	2.40	0.54
25:1H:953:A:OP2	38:88:16:ARG:HD3	2.08	0.54
1:13:346:G:H5''	41:B8:41:ARG:NH1	2.23	0.54
51:L8:30:ARG:HE	51:L8:33:GLN:HG3	1.72	0.54
1:13:1157:A:H1'	1:13:1158:C:N3	2.23	0.54
1:13:1233:G:O2'	1:13:1365:G:OP1	2.26	0.54
1:13:1451:A:H5''	1:13:1452:C:O5'	2.07	0.54

Continued on next page...

*Continued from previous page...*

Atom-1	Atom-2	Interatomic distance (Å)	Clash overlap (Å)
1:13:812:C:O2'	1:13:813:U:O5'	2.24	0.54
25:14:16:G:H2'	25:14:17:G:H8	1.72	0.54
25:14:814:C:OP1	43:95:83:ARG:N	2.38	0.54
26:1J:5:C:O2'	26:1J:27:C:O2	2.26	0.54
26:1J:28:C:H2'	26:1J:29:A:C8	2.42	0.54
4:32:22:LYS:HB2	60:32:303:SF4:S4	2.47	0.54
25:14:1191:G:OP1	37:35:18:ARG:NH1	2.40	0.54
30:39:20:LEU:HD22	30:39:199:TRP:CZ3	2.43	0.54
22:3L:64:G:H2'	22:3L:65:G:C8	2.42	0.54
32:51:86:GLU:OE2	32:51:165:ALA:N	2.39	0.54
32:59:16:SER:OG	32:59:26:VAL:O	2.24	0.54
1:13:1060:C:OP1	14:5I:45:ARG:NH2	2.38	0.54
18:9I:51:LEU:HD22	18:9I:55:ARG:HD2	1.90	0.54
19:AI:22:LEU:HA	19:AI:25:LYS:O	2.07	0.54
1:13:801:U:H2'	1:13:802:A:C8	2.43	0.54
25:14:2305:A:H5''	31:49:134:GLY:HA3	1.89	0.54
25:14:2334:G:O6	48:E5:74:ARG:NH2	2.40	0.54
25:14:2564:A:C2	25:14:2647:U:H4'	2.42	0.54
25:14:630:G:N2	25:14:633:A:OP2	2.34	0.54
1:1G:1306:A:N6	1:1G:1331:G:O2'	2.40	0.54
1:1G:304:U:H2'	1:1G:305:G:C8	2.43	0.54
1:1G:445:G:H2'	1:1G:446:G:C8	2.43	0.54
25:1H:1053:C:N4	25:1H:1106:G:H1	1.93	0.54
25:1H:213:A:OP2	62:1H:3677:HOH:O	2.18	0.54
37:35:5:ASP:HA	37:35:7:ARG:NH2	2.23	0.54
32:59:2:SER:OG	32:59:3:ARG:N	2.40	0.54
10:1I:50:ILE:HB	14:5I:41:ARG:NE	2.22	0.54
40:65:88:ASP:OD1	40:65:90:GLY:N	2.41	0.54
41:B8:107:ASP:OD1	41:B8:107:ASP:N	2.38	0.54
1:1G:1104:G:H4'	2:12:111:ARG:NE	2.23	0.54
1:13:375:U:H5''	16:7I:69:THR:HG21	1.90	0.54
25:14:2502:G:H5''	25:14:2503:2MA:H5''	1.89	0.54
25:14:2784:C:H2'	25:14:2785:C:C6	2.43	0.54
25:14:1007:C:OP1	35:15:35:ARG:NH1	2.41	0.54
25:1H:1056:G:O2'	25:1H:1086:A:O2'	2.23	0.54
25:1H:1858:G:H2'	25:1H:1883:G:H22	1.72	0.54
25:1H:2154:G:H2'	25:1H:2155:G:C8	2.40	0.54
10:1I:51:ARG:NH2	10:1I:61:GLU:OE1	2.41	0.54
4:32:152:SER:HA	4:32:155:LEU:HD23	1.90	0.54
32:59:154:PRO:HB3	32:59:163:TYR:CE2	2.43	0.54
6:5E:41:GLU:HB3	6:5E:62:TRP:HB3	1.90	0.54

*Continued on next page...*

*Continued from previous page...*

Atom-1	Atom-2	Interatomic distance (Å)	Clash overlap (Å)
8:72:89:PRO:HA	8:72:92:ARG:HH11	1.73	0.54
48:E5:25:ARG:HH21	48:E5:35:ASN:HB3	1.73	0.54
46:G8:38:ILE:HD11	46:G8:64:GLU:HG3	1.89	0.54
55:L5:8:ASN:HB3	55:L5:11:LYS:HB3	1.88	0.54
1:13:1289:A:H3'	1:13:1290:G:H8	1.73	0.54
1:13:401:C:H2'	1:13:402:G:C8	2.43	0.54
25:14:1043:C:H42	25:14:1112:G:H22	1.56	0.54
25:14:550:G:O2'	25:14:1220:A:N3	2.36	0.54
25:14:1802:A:H2'	25:14:1803:A:C8	2.42	0.54
25:14:1991:U:H2'	25:14:1992:G:H5''	1.89	0.54
25:14:19:C:H2'	25:14:20:C:H6	1.73	0.54
25:14:2304:G:N2	25:14:2312:U:O4	2.41	0.54
25:14:2710:C:OP1	62:14:3549:HOH:O	2.19	0.54
35:15:19:GLU:HG3	35:15:59:LYS:HB3	1.91	0.54
1:1G:1137:C:H4'	1:1G:1138:G:O5'	2.07	0.54
1:1G:36:C:N4	62:1G:1848:HOH:O	2.41	0.54
25:1H:557:U:H2'	25:1H:558:G:C8	2.43	0.54
30:39:78:ILE:HA	30:39:83:PHE:CD2	2.43	0.54
1:1G:951:G:OP2	13:4A:102:ARG:NH2	2.41	0.54
13:4I:17:VAL:O	13:4I:20:THR:OG1	2.25	0.54
6:52:25:ILE:HG21	6:52:82:ARG:HD2	1.90	0.54
27:71:201:PRO:HD2	27:71:208:PHE:CE2	2.43	0.54
27:71:46:LYS:HE3	27:71:210:ARG:HB3	1.90	0.54
41:75:80:SER:HB2	41:75:82:LEU:HD12	1.89	0.54
43:95:34:GLU:OE2	43:95:56:SER:OG	2.17	0.54
19:AA:38:SER:O	19:AA:70:LYS:HB3	2.08	0.54
47:D5:70:LEU:O	47:D5:89:PHE:N	2.26	0.54
53:J5:41:PRO:HD2	53:J5:44:THR:HG22	1.90	0.54
28:11:182:LEU:HB2	28:11:271:ILE:HG13	1.91	0.53
1:13:1291:G:OP1	7:6E:37:ASN:ND2	2.41	0.53
1:13:572:A:OP1	62:13:1808:HOH:O	2.18	0.53
25:14:403:U:H4'	25:14:404:C:H5'	1.90	0.53
25:14:559:G:O2'	42:85:52:ARG:NH1	2.37	0.53
1:1G:1122:U:O4	1:1G:1123:A:N6	2.42	0.53
1:1G:547:A:OP1	4:32:73:ARG:NH2	2.40	0.53
25:1H:2306:C:H3'	25:1H:2307:G:H5''	1.90	0.53
25:1H:2607:G:O3'	62:1H:3680:HOH:O	2.18	0.53
10:1I:51:ARG:HB2	10:1I:60:ARG:HA	1.90	0.53
11:2A:20:TYR:HB2	11:2A:31:THR:HG23	1.89	0.53
37:35:106:LEU:HD13	37:35:112:LEU:HG	1.90	0.53
38:45:125:LEU:HD13	38:45:126:PRO:HD2	1.91	0.53

*Continued on next page...*

*Continued from previous page...*

Atom-1	Atom-2	Interatomic distance (Å)	Clash overlap (Å)
31:49:60:LEU:O	31:49:64:THR:HG22	2.08	0.53
7:6E:15:ASP:HB3	7:6E:19:GLY:H	1.74	0.53
38:88:36:ALA:HA	38:88:129:THR:HG22	1.89	0.53
9:8E:4:TYR:CZ	9:8E:88:TYR:HB2	2.43	0.53
9:8E:61:ALA:HB1	9:8E:63:ILE:HD11	1.90	0.53
1:13:949:A:H61	1:13:1232:U:H3	1.56	0.53
25:14:1076:C:H2'	25:14:1077:A:H5'	1.89	0.53
25:14:782:A:N7	28:19:221:VAL:HG21	2.23	0.53
25:14:992:C:H2'	25:14:993:G:H8	1.72	0.53
1:1G:843:U:H3'	1:1G:848:C:O4'	2.08	0.53
25:1H:1109:C:O2'	25:1H:1110:G:OP1	2.27	0.53
25:1H:2099:U:H2'	25:1H:2100:G:H8	1.73	0.53
25:1H:222:A:H3'	25:1H:421:U:H5'	1.90	0.53
25:1H:2701:C:C3'	25:1H:2702:U:H5''	2.33	0.53
3:2E:71:ALA:HA	3:2E:106:VAL:HB	1.90	0.53
1:13:35:G:O2'	12:3I:115:SER:O	2.19	0.53
40:65:67:ARG:O	40:65:71:ARG:HG3	2.08	0.53
1:13:4:U:C5	8:7E:102:ARG:HG3	2.43	0.53
19:AA:36:ARG:HD2	19:AA:72:GLY:H	1.73	0.53
50:G5:52:ASP:O	50:G5:56:GLN:N	2.36	0.53
52:M8:48:ARG:CZ	52:M8:51:ASP:HA	2.38	0.53
1:13:1151:A:OP1	10:1I:41:PRO:HA	2.09	0.53
1:13:422:C:HO2'	1:13:423:G:N2	2.06	0.53
25:14:1343:G:H1	25:14:1404:C:H42	1.56	0.53
25:14:270(E):G:H2'	25:14:270(F):U:O4'	2.09	0.53
25:14:5:A:H2'	25:14:6:A:H8	1.72	0.53
25:1H:184:C:H2'	25:1H:185:U:C6	2.43	0.53
25:1H:2168:G:N2	25:1H:2170:A:OP2	2.41	0.53
25:1H:2310:A:H8	25:1H:2311:A:H5''	1.73	0.53
25:1H:451:C:H4'	30:31:52:LYS:NZ	2.24	0.53
3:22:165:THR:O	3:22:165:THR:OG1	2.26	0.53
34:38:72:ASP:HB3	34:38:118:THR:O	2.08	0.53
5:4E:41:VAL:HG22	5:4E:69:VAL:HG21	1.89	0.53
6:52:35:ALA:HA	6:52:67:MET:HB3	1.89	0.53
42:85:88:ILE:HD12	42:85:90:VAL:HB	1.90	0.53
20:BA:63:ILE:HG21	20:BA:81:LYS:HB2	1.89	0.53
47:H8:18:LEU:HD22	47:H8:25:PRO:HG3	1.90	0.53
1:13:1410:G:H2'	1:13:1411:C:C6	2.44	0.53
1:1G:1074:G:H4'	2:12:104:ASN:HB2	1.91	0.53
25:1H:1156:A:OP2	62:1H:3678:HOH:O	2.18	0.53
25:1H:1470:G:O2'	25:1H:1522:G:O6	2.19	0.53

*Continued on next page...*

*Continued from previous page...*

Atom-1	Atom-2	Interatomic distance (Å)	Clash overlap (Å)
25:1H:2172:U:H5'	25:1H:2173:A:OP2	2.09	0.53
26:1J:94:C:H2'	26:1J:95:U:O4'	2.08	0.53
11:2I:22:HIS:HB3	11:2I:29:ILE:HG23	1.91	0.53
22:3K:7:G:H5''	22:3K:8:U:OP2	2.08	0.53
31:41:125:PHE:HB3	31:41:166:ASP:HB3	1.90	0.53
40:65:63:THR:OG1	40:65:64:GLU:OE1	2.27	0.53
16:7A:21:VAL:HG23	16:7A:33:ILE:HB	1.89	0.53
45:B5:8:ILE:HD12	45:B5:8:ILE:H	1.72	0.53
41:B8:108:ARG:HA	41:B8:111:ARG:NE	2.23	0.53
36:68:80:ASP:OD2	41:B8:64:ARG:NH2	2.42	0.53
47:D5:4:ARG:H	47:D5:4:ARG:HD3	1.73	0.53
51:H5:39:ASP:O	51:H5:44:ARG:NH2	2.41	0.53
47:H8:154:ASP:HB3	47:H8:155:LEU:HD22	1.89	0.53
47:H8:23:LYS:HD3	47:H8:40:ASP:HA	1.90	0.53
54:K5:14:THR:HG22	54:K5:50:ARG:O	2.08	0.53
52:M8:11:PRO:HA	52:M8:25:TYR:HA	1.90	0.53
54:O8:25:LYS:HE3	56:Q8:34:TRP:HE1	1.74	0.53
25:1H:784:A:C5	28:11:229:VAL:HG21	2.44	0.53
2:12:77:ALA:HB1	2:12:165:VAL:HG11	1.91	0.53
1:13:1108:G:H5'	3:2E:176:HIS:ND1	2.22	0.53
1:13:1219:U:OP1	14:5I:19:ARG:NH2	2.39	0.53
1:13:222:U:H2'	1:13:223:U:C6	2.44	0.53
1:13:762:C:H2'	1:13:763:G:C8	2.43	0.53
25:14:1383:C:O2	62:14:3547:HOH:O	2.18	0.53
25:14:270(U):C:H2'	25:14:270(V):G:H8	1.73	0.53
25:14:363(E):U:H5'	25:14:363(F):A:OP2	2.09	0.53
28:19:239:ARG:NE	62:19:404:HOH:O	2.31	0.53
25:1H:127:A:H5''	25:1H:128:C:C6	2.43	0.53
25:1H:1657:C:H2'	25:1H:1658:C:C6	2.44	0.53
25:1H:945:A:N7	62:1H:3826:HOH:O	2.41	0.53
3:22:54:ARG:HB2	3:22:69:HIS:HB2	1.90	0.53
30:31:183:VAL:O	30:31:187:VAL:HG23	2.08	0.53
1:1G:543:C:OP1	4:32:14:ARG:HG3	2.08	0.53
38:45:19:GLY:H	38:45:98:LYS:HZ3	1.57	0.53
6:52:76:ALA:HA	6:52:79:LEU:HB2	1.91	0.53
25:1H:661:C:O2'	37:78:13:ASN:HA	2.09	0.53
9:8E:9:ARG:HG3	9:8E:14:VAL:HG22	1.91	0.53
41:B8:37:GLY:O	41:B8:38:ASN:ND2	2.26	0.53
41:B8:55:ASN:H	41:B8:59:THR:CB	2.19	0.53
47:D5:145:GLU:HA	47:D5:174:VAL:HG21	1.90	0.53
1:13:1302:U:C6	13:4I:17:VAL:HG21	2.43	0.53

*Continued on next page...*



*Continued from previous page...*

Atom-1	Atom-2	Interatomic distance (Å)	Clash overlap (Å)
1:13:1314:C:H2'	1:13:1315:U:C6	2.44	0.53
1:13:1346:A:N1	1:13:1374:A:H5''	2.23	0.53
25:14:920:G:H2'	25:14:921:G:C8	2.44	0.53
1:1G:137:C:H1'	16:7A:63:GLY:HA3	1.90	0.53
1:1G:123:C:O2'	1:1G:290:C:O2	2.27	0.53
25:1H:2068:U:N3	25:1H:2430:A:H2	2.00	0.53
25:1H:574:C:N3	29:21:145:LYS:NZ	2.47	0.53
26:1J:55:U:H4'	31:49:29:TRP:HE1	1.73	0.53
22:1K:31:G:H1	22:1K:41:C:N4	2.06	0.53
3:22:5:ILE:HG12	3:22:6:HIS:N	2.24	0.53
6:52:37:VAL:HA	6:52:65:VAL:HG12	1.90	0.53
40:65:20:ARG:HE	40:65:21:THR:HG22	1.73	0.53
7:6E:15:ASP:HB3	7:6E:19:GLY:N	2.23	0.53
9:82:4:TYR:HB3	9:82:87:GLN:HE22	1.73	0.53
25:14:2019:A:H4'	42:85:34:LYS:HD2	1.90	0.53
42:85:88:ILE:HA	43:95:49:THR:O	2.08	0.53
9:8E:48:GLU:N	9:8E:48:GLU:OE1	2.42	0.53
43:95:62:LEU:HD22	43:95:95:LEU:HB2	1.89	0.53
19:AA:44:MET:HB3	19:AA:47:HIS:CD2	2.44	0.53
19:AA:5:LEU:HD13	19:AA:9:VAL:HA	1.91	0.53
25:1H:1252:G:H1'	42:C8:33:ARG:HD3	1.91	0.53
48:E5:18:ALA:HB3	48:E5:20:ARG:HH21	1.73	0.53
49:J8:76:ARG:HD2	49:J8:76:ARG:H	1.73	0.53
28:11:182:LEU:N	28:11:272:ALA:HB3	2.18	0.53
2:12:67:THR:HG23	2:12:159:PRO:HA	1.91	0.53
1:13:1336:C:H1'	1:13:1337:G:C2	2.44	0.53
1:13:983:A:H5'	14:5I:3:ARG:NH1	2.23	0.53
25:14:1525:G:H2'	25:14:1526:G:H8	1.74	0.53
25:14:2837:G:H1	25:14:2881:C:H42	1.55	0.53
1:1G:928:G:O2'	1:1G:1533:C:O2'	2.23	0.53
1:1G:973:G:H3'	1:1G:974:A:H5''	1.91	0.53
25:1H:1639:U:H2'	25:1H:1640:C:H5''	1.90	0.53
25:1H:640:C:H2'	25:1H:641:C:C6	2.44	0.53
25:1H:997:G:OP1	42:C8:93:LYS:HB2	2.08	0.53
26:1J:113:C:H4'	40:65:46:VAL:HG22	1.90	0.53
4:32:45:GLN:HB2	4:32:46:LYS:HE2	1.90	0.53
31:49:18:GLU:HB3	31:49:175:LEU:HD13	1.91	0.53
7:62:68:ASN:ND2	7:62:128:ALA:O	2.42	0.53
25:1H:666:G:H4'	37:78:49:ARG:HH12	1.73	0.53
18:9I:70:ILE:O	18:9I:74:ARG:HG3	2.08	0.53
25:14:1366:A:OP1	49:F5:2:SER:OG	2.25	0.53

*Continued on next page...*

*Continued from previous page...*

Atom-1	Atom-2	Interatomic distance (Å)	Clash overlap (Å)
1:13:1252:A:H2'	1:13:1253:G:O4'	2.08	0.53
25:14:1058:U:H2'	25:14:1059:G:C8	2.43	0.53
25:14:1324:G:O2'	25:14:1326:U:OP2	2.23	0.53
25:14:1567:A:H5'	28:19:86:PRO:HB3	1.89	0.53
25:14:554:U:HO2'	25:14:556:G:H8	1.55	0.53
1:1G:1001:G:H2'	1:1G:1002:G:C8	2.44	0.53
1:1G:1499:A:H1'	1:1G:1520:G:H5'	1.90	0.53
1:1G:824:C:H2'	1:1G:825:G:H8	1.73	0.53
25:1H:2638:G:O2'	25:1H:2639:A:H8	1.90	0.53
25:1H:2652:C:H42	25:1H:2668:G:H1	1.57	0.53
25:1H:2807:G:H3'	25:1H:2808:U:H5''	1.91	0.53
25:1H:363:G:H2'	25:1H:363(A):A:C8	2.44	0.53
25:1H:780:G:H21	25:1H:783:A:H62	1.55	0.53
32:51:20:ALA:HB3	32:51:23:ARG:HG3	1.91	0.53
25:14:2749:A:H4'	32:59:62:LYS:HB3	1.91	0.53
33:61:4:ILE:HG12	33:61:18:VAL:HG13	1.91	0.53
41:B8:2:ASN:HB3	41:B8:5:ALA:HB3	1.90	0.53
47:D5:124:ILE:HD11	47:D5:165:VAL:HG11	1.91	0.53
25:1H:64:A:H1'	45:F8:66:LEU:HB3	1.89	0.53
52:I5:40:HIS:H	52:I5:41:PRO:HD3	1.73	0.53
55:L5:13:ALA:HB2	55:L5:46:VAL:HG11	1.90	0.53
28:11:70:TRP:O	28:11:73:VAL:HG23	2.09	0.53
1:13:1414:U:H2'	1:13:1415:G:H8	1.74	0.53
1:13:1427:U:H2'	1:13:1428:A:C8	2.43	0.53
25:14:1434:A:H61	25:14:1558:A:H62	1.57	0.53
25:14:1783:A:OP2	62:14:3528:HOH:O	2.18	0.53
25:14:2053:G:H2'	25:14:2054:A:O4'	2.09	0.53
2:1E:115:LEU:HA	2:1E:118:LEU:HD12	1.90	0.53
1:1G:1154:G:H2'	1:1G:1155:G:H8	1.72	0.53
25:1H:1204:A:H1'	25:1H:1206:G:C8	2.44	0.53
25:1H:1971:A:C4	28:11:241:PRO:HD3	2.43	0.53
25:1H:2086:U:H2'	25:1H:2087:G:C8	2.43	0.53
25:1H:2308:G:H1	25:1H:2311:A:H2	1.52	0.53
25:1H:287:C:H42	25:1H:354:G:H1	1.55	0.53
25:1H:818:G:OP2	62:1H:3648:HOH:O	2.17	0.53
25:14:2730:C:O2'	29:29:168:MET:O	2.27	0.53
3:2E:95:THR:HG22	3:2E:96:GLY:H	1.74	0.53
6:52:38:GLU:OE1	6:52:64:GLN:NE2	2.41	0.53
41:B8:105:LEU:C	41:B8:107:ASP:H	2.12	0.53
47:H8:140:ASP:N	47:H8:155:LEU:HG	2.18	0.53
52:I5:46:GLN:HG2	52:I5:48:ARG:H	1.74	0.53

*Continued on next page...*

*Continued from previous page...*

Atom-1	Atom-2	Interatomic distance (Å)	Clash overlap (Å)
54:K5:42:TRP:CG	54:K5:43:CYS:N	2.77	0.53
51:L8:6:VAL:HG12	51:L8:56:VAL:HG22	1.89	0.53
28:11:108:PRO:HG3	28:11:143:HIS:CE1	2.44	0.53
1:13:439:A:OP2	1:13:493:G:N1	2.41	0.53
1:13:540:G:H2'	1:13:541:G:O4'	2.09	0.53
1:13:659:U:H2'	1:13:660:G:C8	2.44	0.53
1:13:757:U:H2'	1:13:758:G:O4'	2.08	0.53
1:13:831:U:H2'	1:13:832:C:C6	2.42	0.53
1:13:811:C:O2'	1:13:901:A:N1	2.41	0.53
25:14:1055:G:N2	25:14:1085:A:N3	2.52	0.53
25:14:2197:U:H1'	25:14:2198:A:C8	2.44	0.53
25:14:2294:C:OP1	40:65:89:ARG:NH2	2.37	0.53
25:14:38:A:H2'	25:14:39:C:C6	2.44	0.53
28:19:146:GLU:HB2	28:19:189:CYS:HB3	1.90	0.53
1:1G:559:A:H4'	1:1G:560:U:H5''	1.91	0.53
1:1G:954:G:H21	1:1G:1227:A:N6	2.07	0.53
25:1H:1203:G:O2'	25:1H:1242:A:N6	2.40	0.53
25:1H:1557:C:OP2	25:1H:1558:A:O2'	2.22	0.53
12:3A:67:ILE:HG12	12:3A:97:ILE:HD12	1.91	0.53
31:41:83:ARG:HB2	31:41:86:MET:HG3	1.90	0.53
38:45:126:PRO:HG2	38:45:127:ILE:HD12	1.91	0.53
35:58:14:VAL:HG12	35:58:15:LEU:H	1.74	0.53
19:AI:27:GLU:OE2	19:AI:29:ARG:NH2	2.42	0.53
20:BA:34:LYS:O	20:BA:38:LYS:N	2.40	0.53
20:BI:90:GLN:HA	20:BI:93:GLU:HB2	1.91	0.53
55:L5:5:TRP:NE1	55:L5:7:PRO:HG3	2.24	0.53
1:13:1321:C:H3'	1:13:1322:C:H5''	1.91	0.52
1:13:316:G:OP2	1:13:351:G:O2'	2.26	0.52
25:14:1062:G:N2	25:14:1076:C:H42	2.04	0.52
25:14:2046:G:H5'	53:J5:19:ARG:HG3	1.90	0.52
25:14:2391:G:H1'	25:14:2424:C:H41	1.74	0.52
25:14:413:C:H42	25:14:2410:G:H1	1.57	0.52
25:14:602:G:O2'	25:14:655:A:N6	2.43	0.52
25:14:928:G:H5'	25:14:929:G:OP2	2.09	0.52
1:1G:1502:A:H4'	1:1G:1503:A:OP2	2.09	0.52
25:1H:970:C:HO2'	25:1H:984:A:HO2'	1.56	0.52
34:38:141:VAL:HG12	34:38:142:LEU:HD23	1.90	0.52
22:3L:32:G:H1	22:3L:40:C:H42	1.57	0.52
6:52:6:VAL:HG13	6:52:90:VAL:HG22	1.90	0.52
8:72:109:ILE:HG23	8:72:137:VAL:HG23	1.90	0.52
41:75:108:ARG:O	41:75:111:ARG:HG2	2.09	0.52

*Continued on next page...*

*Continued from previous page...*

Atom-1	Atom-2	Interatomic distance (Å)	Clash overlap (Å)
1:13:1106:G:H5'	3:2E:172:ARG:HG2	1.90	0.52
1:13:1241:G:H2'	1:13:1242:C:C6	2.44	0.52
1:13:484:G:O2'	1:13:485:G:OP2	2.28	0.52
25:14:1092:C:H42	25:14:1100:C:N4	2.07	0.52
25:14:416:C:H42	25:14:2407:G:H1	1.56	0.52
25:14:2518:A:H4'	25:14:2519:U:OP1	2.09	0.52
25:14:2851:A:O2'	39:55:64:ARG:NH2	2.43	0.52
25:14:328:U:H4'	46:C5:68:HIS:CE1	2.44	0.52
25:14:34:C:O2'	25:14:35:G:H8	1.92	0.52
25:14:940:G:H2'	25:14:941:A:O4'	2.09	0.52
10:1A:51:ARG:HB2	10:1A:60:ARG:HA	1.92	0.52
25:1H:1175:U:H4'	25:1H:1176:G:OP1	2.08	0.52
25:1H:1314:C:OP1	62:1H:3617:HOH:O	2.19	0.52
25:1H:1567:A:OP2	28:11:84:TYR:OH	2.21	0.52
25:1H:2630:G:H1	25:1H:2788:C:H42	1.55	0.52
11:2I:23:ALA:HA	11:2I:28:THR:HG23	1.91	0.52
12:3A:44:LYS:HB2	12:3A:45:PRO:HD3	1.90	0.52
1:13:503:C:OP2	12:3I:113:SER:HB3	2.08	0.52
31:49:72:ARG:HH11	31:49:72:ARG:HB2	1.75	0.52
26:1J:42:C:H1'	31:49:92:VAL:HG23	1.91	0.52
1:13:1302:U:H6	13:4I:17:VAL:HG21	1.74	0.52
32:51:18:GLU:HG3	32:51:25:LYS:HB2	1.91	0.52
7:6E:75:VAL:HG13	7:6E:145:ALA:HA	1.90	0.52
27:71:215:THR:OG1	27:71:220:PRO:O	2.14	0.52
41:75:51:ARG:HG2	41:75:98:LYS:HE3	1.92	0.52
9:8E:28:VAL:HG22	9:8E:63:ILE:HD13	1.91	0.52
18:9I:33:ASP:OD2	18:9I:36:ASN:ND2	2.42	0.52
19:AI:48:THR:OG1	19:AI:48:THR:O	2.26	0.52
41:B8:76:PHE:HB3	41:B8:83:ILE:HD11	1.90	0.52
1:13:42:G:H1	1:13:400:C:H42	1.57	0.52
1:13:737:A:H2'	1:13:738:C:C6	2.44	0.52
25:14:330:A:H2	25:14:1210:A:HO2'	1.55	0.52
25:14:1300:U:H4'	25:14:1301:A:O5'	2.10	0.52
25:14:2557:G:H2'	25:14:2558:C:C6	2.44	0.52
2:1E:153:ARG:O	2:1E:156:LYS:NZ	2.40	0.52
1:1G:1028:C:H1'	1:1G:1034:G:H1	1.74	0.52
25:1H:1026:U:H1'	25:1H:1027:A:O5'	2.09	0.52
29:29:53:PRO:HA	29:29:75:VAL:HA	1.90	0.52
57:2L:44:A:H2'	57:2L:45:A:C8	2.43	0.52
30:31:149:ASP:OD1	30:31:149:ASP:N	2.40	0.52
4:3E:162:LEU:HA	4:3E:165:MET:HB3	1.91	0.52

*Continued on next page...*

*Continued from previous page...*

Atom-1	Atom-2	Interatomic distance (Å)	Clash overlap (Å)
40:65:15:ARG:HH21	40:65:90:GLY:HA2	1.75	0.52
27:71:216:THR:OG1	27:71:217:THR:N	2.42	0.52
8:7E:109:ILE:HG22	8:7E:137:VAL:HB	1.92	0.52
8:7E:20:TYR:HE2	8:7E:75:ARG:HB3	1.75	0.52
12:3I:8:VAL:HG21	17:8I:34:LYS:HD3	1.91	0.52
45:F8:5:TYR:HB3	50:K8:33:MET:HB2	1.89	0.52
1:13:1367:C:H5'	10:1I:60:ARG:CZ	2.39	0.52
1:13:514:C:H2'	1:13:515:G:C8	2.44	0.52
25:14:1255:U:H5''	25:14:1256:G:H5''	1.91	0.52
25:14:1368:G:H2'	25:14:1369:G:H8	1.74	0.52
25:14:1419:A:H61	25:14:1494:A:H61	1.57	0.52
25:14:142:G:H4'	45:B5:35:THR:HG21	1.92	0.52
25:14:1442:G:H1	25:14:1549:C:H42	1.56	0.52
25:14:729:G:H2'	25:14:1775:U:H1'	1.90	0.52
25:14:2602:A:H4'	25:14:2603:G:O5'	2.09	0.52
25:14:262:A:H2'	25:14:263:C:O4'	2.10	0.52
1:1G:1043:C:H2'	1:1G:1044:A:O4'	2.10	0.52
1:1G:1316:G:H4'	14:5A:18:VAL:HG11	1.91	0.52
1:1G:1305:G:H22	1:1G:1331:G:H2'	1.73	0.52
25:1H:2480:C:N4	25:1H:2481:G:O6	2.43	0.52
25:1H:2820:A:O2'	25:1H:2821:A:OP1	2.26	0.52
25:1H:660:G:O3'	30:3I:38:ARG:NH2	2.43	0.52
3:22:88:ARG:HA	3:22:91:LEU:HD13	1.90	0.52
3:2E:112:SER:HB3	3:2E:115:LEU:HG	1.91	0.52
11:2I:19:ALA:HA	11:2I:32:ILE:HA	1.92	0.52
31:49:67:LYS:HE2	52:I5:2:LYS:HG2	1.89	0.52
13:4A:90:LEU:HA	13:4A:93:ARG:HG2	1.91	0.52
33:6I:92:VAL:HG13	33:6I:120:ILE:HG23	1.90	0.52
7:6E:155:ARG:O	7:6E:155:ARG:NH2	2.42	0.52
27:71:10:LEU:HG	27:71:32:LEU:HA	1.92	0.52
37:78:126:VAL:HG12	37:78:147:LEU:HG	1.90	0.52
1:1G:1342:C:H1'	9:82:124:GLN:NE2	2.24	0.52
9:82:27:THR:HG21	9:82:33:PHE:H	1.74	0.52
9:8E:26:VAL:HG13	9:8E:61:ALA:HB3	1.91	0.52
40:A8:67:ARG:O	40:A8:71:ARG:HG3	2.08	0.52
48:I8:10:THR:OG1	48:I8:12:ASN:OD1	2.27	0.52
50:K8:17:SER:O	50:K8:20:GLU:HG2	2.09	0.52
53:N8:41:PRO:HB2	53:N8:42:PRO:CD	2.39	0.52
28:11:8:PRO:HB3	28:11:14:ARG:HG2	1.92	0.52
1:13:1306:A:H61	1:13:1331:G:H1'	1.75	0.52
1:1G:1158:C:H2'	1:1G:1158:C:O2	2.08	0.52

*Continued on next page...*

Continued from previous page...

Atom-1	Atom-2	Interatomic distance (Å)	Clash overlap (Å)
1:1G:1316:G:N2	1:1G:1318:A:H3'	2.25	0.52
1:1G:616:G:H2'	1:1G:617:G:C8	2.44	0.52
1:1G:684:A:N6	62:1G:1820:HOH:O	2.42	0.52
25:1H:2636:U:H3	25:1H:2782:G:H1	1.57	0.52
22:1K:60:A:H2'	22:1K:61:U:H5'	1.91	0.52
3:22:35:GLU:HA	3:22:38:ARG:HE	1.75	0.52
22:3K:69:C:H2'	22:3K:70:C:C6	2.44	0.52
39:55:96:ARG:HG3	39:55:97:VAL:N	2.24	0.52
33:61:43:ASN:OD1	33:61:43:ASN:N	2.42	0.52
16:7A:18:ARG:HD3	16:7A:35:LYS:HD2	1.91	0.52
1:13:1157:A:H62	1:13:1178:G:N2	2.07	0.52
25:14:2123:G:H22	25:14:2176:A:H2	1.57	0.52
25:14:589:C:H2'	25:14:590:A:C8	2.44	0.52
25:14:846:C:H4'	25:14:847:U:OP1	2.08	0.52
1:1G:279:A:OP2	17:8A:95:TYR:OH	2.17	0.52
1:1G:872:A:H4'	1:1G:873:A:OP1	2.08	0.52
25:1H:1434:A:H61	25:1H:1558:A:H62	1.56	0.52
25:1H:856:C:H42	25:1H:921:G:H1	1.57	0.52
29:21:70:ALA:O	29:21:72:VAL:N	2.42	0.52
11:2A:34:ASP:HB3	11:2A:40:ILE:HD11	1.92	0.52
37:35:125:VAL:HG13	37:35:144:GLU:HB3	1.91	0.52
36:68:29:ASN:OD1	36:68:29:ASN:N	2.43	0.52
7:6E:50:ILE:HB	7:6E:58:PRO:HB3	1.92	0.52
27:71:213:TYR:CZ	27:71:223:ARG:HG3	2.45	0.52
38:88:30:GLY:CA	38:88:107:ALA:HB2	2.39	0.52
38:88:111:GLU:HG3	38:88:112:GLU:N	2.24	0.52
43:95:35:LEU:HD22	43:95:35:LEU:H	1.73	0.52
43:95:40:LEU:HD13	43:95:41:GLY:H	1.74	0.52
26:1J:75:G:H5''	47:D5:36:LYS:HE2	1.92	0.52
25:14:468:G:N7	55:L5:39:ARG:NH2	2.58	0.52
2:12:29:ALA:C	2:12:31:TYR:N	2.63	0.52
25:14:492:A:H2'	25:14:493:G:O4'	2.10	0.52
1:1G:1255:G:OP1	10:1A:45:ARG:NH2	2.42	0.52
2:1E:8:LYS:HG2	2:1E:10:LEU:H	1.74	0.52
1:1G:392:G:H2'	1:1G:393:A:H8	1.75	0.52
1:1G:411:A:C5	1:1G:413:G:H1'	2.44	0.52
25:1H:1454:U:O2'	25:1H:1455:G:N7	2.41	0.52
25:1H:628:G:H2'	25:1H:629:G:H8	1.75	0.52
1:1G:1226:C:OP1	13:4A:91:ARG:NH1	2.43	0.52
9:82:10:ARG:HH21	9:82:11:LYS:HB2	1.73	0.52
20:BI:50:GLU:HG3	20:BI:100:ILE:HB	1.92	0.52

Continued on next page...

*Continued from previous page...*

Atom-1	Atom-2	Interatomic distance (Å)	Clash overlap (Å)
43:D8:74:LYS:HB2	43:D8:83:ARG:HB2	1.90	0.52
25:14:95:G:O2'	50:G5:48:HIS:ND1	2.36	0.52
2:12:7:VAL:HG13	2:12:8:LYS:H	1.75	0.52
1:13:1175:G:H2'	1:13:1176:A:C8	2.45	0.52
1:13:1224:G:C6	1:13:1322:C:H1'	2.45	0.52
1:13:1261:A:H1'	1:13:1283:G:H5''	1.92	0.52
1:13:1260:C:HO2'	1:13:1261:A:H8	1.58	0.52
1:13:1280:A:O2'	1:13:1281:U:OP1	2.22	0.52
1:13:235:C:H2'	1:13:236:G:H8	1.73	0.52
1:13:598:U:H4'	8:7E:94:TYR:CG	2.45	0.52
25:14:2646:C:H2'	25:14:2647:U:O4'	2.09	0.52
25:14:2747:G:H21	25:14:2757:A:H62	1.55	0.52
2:1E:212:GLN:NE2	2:1E:216:SER:OG	2.38	0.52
1:1G:328:C:O2	1:1G:328:C:H2'	2.07	0.52
1:1G:587:G:N2	1:1G:754:C:OP2	2.43	0.52
25:1H:1635:G:OP1	62:1H:3681:HOH:O	2.18	0.52
25:1H:412:A:N7	25:1H:2411:A:H2	2.07	0.52
25:1H:774:A:H2	25:1H:787:U:O2'	1.92	0.52
29:21:4:ILE:HD13	29:21:28:ALA:HB1	1.92	0.52
36:25:97:ARG:HH21	36:25:99:PHE:HE1	1.58	0.52
30:39:195:ASP:HB3	30:39:198:ALA:H	1.75	0.52
13:4A:86:CYS:HB2	19:AA:73:GLU:HB3	1.91	0.52
37:78:52:GLU:OE2	37:78:58:THR:N	2.43	0.52
43:95:57:VAL:HG12	43:95:58:VAL:H	1.74	0.52
20:BA:25:ARG:HG2	20:BA:29:LYS:HE2	1.90	0.52
52:I5:40:HIS:N	52:I5:41:PRO:HD3	2.25	0.52
1:13:983:A:H1'	1:13:1049:U:O2	2.10	0.52
1:13:144:G:H1	1:13:178:C:H42	1.57	0.52
1:13:812:C:O2'	1:13:813:U:P	2.68	0.52
25:14:1090:U:O4	25:14:1102:C:H1'	2.10	0.52
25:14:2443:C:H2'	25:14:2444:G:C8	2.45	0.52
25:14:841:A:H2'	25:14:842:G:C8	2.45	0.52
1:1G:1139:G:H4'	1:1G:1140:C:O5'	2.09	0.52
1:1G:1271:G:H2'	1:1G:1272:G:H8	1.73	0.52
1:1G:1322:C:O2	1:1G:1322:C:H2'	2.09	0.52
1:1G:780:A:N7	62:1G:1822:HOH:O	2.34	0.52
1:1G:790:A:OP1	57:2L:39:A:O2'	2.26	0.52
25:1H:1078:U:O2'	25:1H:1079:C:OP2	2.24	0.52
25:1H:1341:U:OP2	25:1H:1394:U:O2'	2.23	0.52
25:1H:2294:C:H42	25:1H:2338:G:H1	1.58	0.52
25:1H:2439:A:H5'	25:1H:2439:A:H8	1.74	0.52

*Continued on next page...*

*Continued from previous page...*

Atom-1	Atom-2	Interatomic distance (Å)	Clash overlap (Å)
1:1G:1423:G:OP1	36:25:49:ARG:NH1	2.42	0.52
22:3K:43:G:H2'	22:3K:44:A:C8	2.45	0.52
31:41:35:GLU:HA	31:41:99:MET:SD	2.49	0.52
13:4A:23:TYR:CD1	13:4A:70:LEU:HD11	2.45	0.52
32:51:83:TYR:HD2	32:51:132:ARG:HH22	1.58	0.52
7:6E:89:MET:HE1	7:6E:156:TRP:CD2	2.44	0.52
41:75:2:ASN:O	41:75:6:LEU:HB2	2.09	0.52
37:78:47:ASP:OD1	37:78:49:ARG:HG2	2.09	0.52
39:98:59:ASP:H	39:98:62:ALA:HB3	1.75	0.52
45:B5:63:LYS:HA	45:B5:72:LYS:HA	1.92	0.52
25:1H:2867:G:OP2	41:B8:119:LYS:NZ	2.43	0.52
54:O8:26:ASN:OD1	54:O8:27:LYS:N	2.41	0.52
25:1H:729:G:OP2	28:11:13:ARG:NH1	2.41	0.52
2:12:112:VAL:HG13	2:12:115:LEU:HD23	1.92	0.52
1:13:244:U:H4'	1:13:245:C:O5'	2.09	0.52
25:14:1488:G:H5'	25:14:1489:U:OP2	2.11	0.52
25:14:1543:A:H1'	25:14:1545:A:O4'	2.10	0.52
25:14:1674:G:N1	25:14:1989:G:O6	2.43	0.52
25:14:2133:G:H2'	25:14:2157:G:H22	1.75	0.52
25:14:451:C:H4'	30:39:52:LYS:HE2	1.91	0.52
25:1H:1256:G:O2'	30:31:82:ILE:HD11	2.10	0.52
25:1H:628:G:H2'	25:1H:629:G:C8	2.45	0.52
36:25:35:VAL:HG21	36:25:103:ALA:HB3	1.91	0.52
34:38:116:ILE:HG13	34:38:117:LEU:HD13	1.92	0.52
31:41:170:ARG:O	31:41:174:GLU:HB2	2.10	0.52
37:78:114:ILE:HD11	37:78:130:PHE:HD2	1.75	0.52
9:82:4:TYR:HD2	9:82:19:LEU:HB3	1.74	0.52
42:85:49:HIS:HA	42:85:52:ARG:HB2	1.92	0.52
45:B5:32:PRO:HA	45:B5:77:LYS:HD2	1.92	0.52
36:68:76:ALA:HB3	41:B8:75:ILE:HB	1.92	0.52
20:BA:51:GLU:HA	20:BA:54:LYS:HE3	1.91	0.52
49:F5:23:LYS:HD3	49:F5:29:GLY:H	1.75	0.52
51:L8:50:VAL:HB	51:L8:53:LEU:HD12	1.90	0.52
56:M5:35:GLN:OE1	56:M5:36:LYS:N	2.43	0.52
1:13:1355:G:H2'	1:13:1356:G:C8	2.44	0.51
1:13:156:G:H1	1:13:165:C:H42	1.58	0.51
25:14:1033:U:H4'	25:14:1034:G:OP1	2.10	0.51
25:14:1058:U:H2'	25:14:1059:G:H8	1.73	0.51
25:14:1973:G:H2'	25:14:1974:C:C6	2.45	0.51
25:14:2716:U:H2'	25:14:2717:G:C8	2.45	0.51
2:1E:223:ILE:HA	2:1E:226:ARG:HB3	1.92	0.51

*Continued on next page...*



*Continued from previous page...*

Atom-1	Atom-2	Interatomic distance (Å)	Clash overlap (Å)
2:1E:96:ARG:HD2	2:1E:96:ARG:H	1.75	0.51
1:1G:983:A:N1	1:1G:1222:G:N2	2.58	0.51
1:1G:1355:G:H2'	1:1G:1356:G:C8	2.45	0.51
25:1H:2848:G:O2'	25:1H:2867:G:N2	2.40	0.51
25:1H:27:G:HO2'	25:1H:28:A:H8	1.57	0.51
29:29:27:LEU:HD12	41:75:6:LEU:HD11	1.92	0.51
1:1G:403:C:O2'	4:32:122:ARG:NH2	2.43	0.51
37:35:146:VAL:HG22	37:35:147:LEU:H	1.74	0.51
13:4I:58:GLU:O	13:4I:62:ASN:ND2	2.41	0.51
40:65:14:VAL:HG11	40:65:89:ARG:HH12	1.75	0.51
41:75:9:LEU:O	41:75:12:SER:OG	2.18	0.51
16:7A:29:ASP:N	16:7A:29:ASP:OD1	2.42	0.51
41:B8:29:ARG:HA	41:B8:45:PHE:O	2.11	0.51
47:H8:24:LEU:N	47:H8:39:VAL:O	2.43	0.51
53:N8:31:VAL:HB	53:N8:41:PRO:O	2.11	0.51
28:11:112:GLN:H	28:11:115:GLN:NE2	2.08	0.51
25:14:1460:A:H4'	25:14:1461:G:OP2	2.11	0.51
25:14:376:C:H42	25:14:398:G:H1	1.58	0.51
25:14:602:G:HO2'	25:14:604:G:HO2'	1.58	0.51
35:15:130:HIS:ND1	35:15:130:HIS:O	2.42	0.51
2:1E:178:ARG:NH1	2:1E:196:LEU:O	2.39	0.51
2:1E:215:LEU:HD13	2:1E:218:ALA:HB3	1.91	0.51
1:1G:429:U:H3'	4:32:9:CYS:SG	2.50	0.51
25:1H:1496:A:H8	25:1H:1577:C:O2'	1.92	0.51
25:1H:195:A:N7	62:1H:3730:HOH:O	2.34	0.51
25:1H:2428:G:N7	62:1H:3786:HOH:O	2.34	0.51
25:1H:380:U:H2'	25:1H:381:G:H8	1.75	0.51
36:25:63:VAL:HG12	36:25:106:LEU:HD11	1.92	0.51
34:38:6:ASN:O	34:38:10:LEU:N	2.35	0.51
25:14:797:C:OP1	30:39:60:SER:OG	2.28	0.51
1:13:510:A:OP2	4:3E:49:ARG:NH2	2.43	0.51
13:4I:65:LYS:NZ	13:4I:73:GLU:OE2	2.43	0.51
8:72:41:ARG:NH2	8:72:123:GLU:OE2	2.43	0.51
41:75:107:ASP:C	41:75:111:ARG:HH21	2.14	0.51
9:82:4:TYR:HB2	9:82:19:LEU:HB2	1.92	0.51
17:8A:8:GLY:HA3	17:8A:21:VAL:HG12	1.92	0.51
39:98:10:LEU:HD13	39:98:40:LYS:HG2	1.92	0.51
47:D5:5:LEU:O	47:D5:59:LEU:HA	2.09	0.51
45:F8:67:GLY:O	45:F8:68:ARG:HG3	2.10	0.51
1:13:381:C:H2'	1:13:382:A:O4'	2.10	0.51
25:14:1417:C:H42	25:14:1581:G:H1	1.57	0.51

*Continued on next page...*

*Continued from previous page...*

Atom-1	Atom-2	Interatomic distance (Å)	Clash overlap (Å)
25:14:2472:G:N1	25:14:2477:C:OP1	2.42	0.51
25:14:270(P):C:H2'	25:14:270(Q):C:C6	2.46	0.51
25:14:626:U:H5''	25:14:627:A:H5'	1.90	0.51
1:1G:1435:G:H2'	1:1G:1436:U:C6	2.46	0.51
1:1G:539:A:H2'	1:1G:540:G:C8	2.45	0.51
1:1G:838:G:H1	1:1G:848:C:H42	1.57	0.51
25:1H:2127:G:HO2'	25:1H:2173:A:H2	1.58	0.51
25:1H:242:G:H5'	56:Q8:64:TYR:CE2	2.46	0.51
25:1H:2466:C:H42	25:1H:2484:G:H1	1.58	0.51
25:1H:330:A:HO2'	25:1H:331:A:H8	1.53	0.51
10:1I:4:ILE:HB	10:1I:74:ILE:HD11	1.91	0.51
3:22:130:VAL:HG21	3:22:157:ILE:HG23	1.91	0.51
30:31:64:ILE:HG13	30:31:65:TRP:CD1	2.45	0.51
34:38:92:THR:HG21	34:38:126:ALA:HA	1.92	0.51
4:3E:64:LEU:HD13	4:3E:198:VAL:HG21	1.92	0.51
5:42:106:PRO:HA	5:42:109:ILE:HD12	1.93	0.51
5:4E:101:ILE:O	5:4E:120:THR:OG1	2.28	0.51
39:55:37:THR:HG22	39:55:39:PRO:HD2	1.91	0.51
32:59:29:PRO:HD2	32:59:79:VAL:HB	1.93	0.51
29:21:15:PHE:CD2	41:B8:81:PRO:HD2	2.45	0.51
46:G8:89:PHE:CD1	46:G8:94:LYS:HB3	2.45	0.51
1:13:1396:A:H4'	1:13:1397:C:H5''	1.92	0.51
1:13:659:U:H2'	1:13:660:G:H8	1.75	0.51
25:14:1427:A:H4'	25:14:1428:C:O5'	2.10	0.51
25:14:883:G:N2	25:14:893:C:H42	2.06	0.51
35:15:128:HIS:HB2	35:15:129:PRO:HD2	1.92	0.51
1:1G:1062:U:H2'	1:1G:1063:C:C6	2.45	0.51
1:1G:952:U:H2'	1:1G:953:G:C8	2.45	0.51
25:1H:1497:U:H5''	25:1H:1498:C:H5	1.74	0.51
25:1H:2567:G:H2'	25:1H:2568:C:C6	2.46	0.51
25:1H:259:G:H21	25:1H:621:A:H8	1.58	0.51
25:1H:289:A:H2'	25:1H:290:G:O4'	2.10	0.51
25:1H:526:A:N3	25:1H:2044:C:H1'	2.26	0.51
3:22:182:ILE:HG12	3:22:203:PHE:HB2	1.91	0.51
29:29:38:THR:H	29:29:42:ASP:HB2	1.74	0.51
37:35:84:ASN:HB3	37:35:116:GLY:HA3	1.91	0.51
12:3A:8:VAL:HG11	17:8A:36:ILE:HG21	1.93	0.51
39:55:118:GLU:N	39:55:118:GLU:OE2	2.41	0.51
44:A5:12:ILE:HD13	44:A5:17:VAL:HG22	1.91	0.51
20:BI:26:ASN:O	20:BI:30:LYS:HB2	2.10	0.51
47:D5:150:LEU:HD21	47:D5:171:ILE:HG23	1.91	0.51

*Continued on next page...*

Continued from previous page...

Atom-1	Atom-2	Interatomic distance (Å)	Clash overlap (Å)
47:H8:163:LEU:HD22	47:H8:167:PRO:HA	1.91	0.51
47:H8:10:ARG:O	47:H8:36:LYS:HB2	2.10	0.51
31:49:6:ALA:N	52:I5:23:GLU:OE2	2.34	0.51
50:K8:24:LEU:HD22	50:K8:60:LEU:HD11	1.92	0.51
25:14:1020:A:OP1	25:14:1034:G:N2	2.38	0.51
25:14:2776:A:OP1	25:14:2776:A:H3'	2.10	0.51
25:14:536:A:H2'	25:14:537:C:O4'	2.11	0.51
35:15:104:LYS:HA	35:15:107:LEU:HD12	1.92	0.51
1:1G:1306:A:H1'	1:1G:1332:A:N1	2.25	0.51
1:1G:1387:G:H2'	1:1G:1388:C:C6	2.46	0.51
1:1G:1517:G:H3'	1:1G:1518:MA6:H8	1.93	0.51
1:1G:398:C:OP2	62:1G:1809:HOH:O	2.18	0.51
1:1G:969:A:H2'	1:1G:970:C:O4'	2.11	0.51
25:1H:1586:A:H3'	25:1H:1587:A:C8	2.45	0.51
25:1H:2356:C:O3'	48:I8:20:ARG:HD3	2.10	0.51
3:2E:5:ILE:HG21	10:1I:51:ARG:HH22	1.75	0.51
12:3A:114:ARG:NE	12:3A:120:LYS:O	2.44	0.51
22:3L:64:G:H2'	22:3L:65:G:H8	1.76	0.51
5:42:3:GLU:O	5:42:5:ASP:N	2.39	0.51
25:14:2882:A:C8	39:55:96:ARG:NH2	2.79	0.51
40:65:23:ARG:NH1	40:65:84:GLN:HG2	2.26	0.51
1:13:1318:A:O2'	19:AI:37:ARG:HB2	2.10	0.51
49:F5:91:LYS:HA	49:F5:91:LYS:NZ	2.25	0.51
25:14:591:C:HO2'	56:M5:2:PRO:N	2.09	0.51
54:O8:13:CYS:SG	54:O8:22:ALA:HB3	2.50	0.51
56:Q8:50:LEU:HB3	56:Q8:55:ALA:HB2	1.91	0.51
25:14:1114:G:H2'	25:14:1115:G:C8	2.46	0.51
25:14:2784:C:H2'	25:14:2785:C:H6	1.76	0.51
1:1G:1007:C:H3'	1:1G:1008:C:H5''	1.93	0.51
1:1G:1053:G:O6	1:1G:1199:U:H2'	2.11	0.51
1:1G:502:G:H2'	1:1G:503:C:O4'	2.11	0.51
25:1H:2308:G:H22	25:1H:2311:A:H2	1.59	0.51
25:1H:2313:C:H5''	31:41:91:ARG:HD2	1.93	0.51
25:1H:2336:A:H61	48:I8:43:THR:HG21	1.75	0.51
25:1H:2737:G:H2'	25:1H:2738:A:H8	1.75	0.51
25:1H:273(C):C:H42	25:1H:363(C):G:H1	1.58	0.51
26:1J:60:C:H2'	26:1J:61:G:H8	1.75	0.51
4:3E:193:ASP:OD1	4:3E:193:ASP:N	2.44	0.51
31:41:34:LEU:HB2	31:41:172:LEU:HD21	1.92	0.51
25:14:872:A:OP1	38:45:5:ARG:NH2	2.43	0.51
1:13:947:G:O3'	13:4I:109:THR:OG1	2.29	0.51

Continued on next page...

*Continued from previous page...*

Atom-1	Atom-2	Interatomic distance (Å)	Clash overlap (Å)
32:59:9:ILE:HD13	32:59:51:ARG:HE	1.75	0.51
7:62:120:ILE:O	7:62:124:LEU:HB2	2.10	0.51
40:65:84:GLN:HA	40:65:109:GLY:CA	2.41	0.51
1:13:1423:G:OP1	36:68:49:ARG:NH2	2.44	0.51
42:85:81:HIS:CE1	42:85:84:LYS:HD3	2.46	0.51
46:C5:54:LYS:HD2	46:C5:55:TYR:HD1	1.76	0.51
25:1H:2577:A:OP2	53:N8:3:LYS:NZ	2.43	0.51
54:O8:9:LEU:HD13	54:O8:10:LEU:H	1.75	0.51
1:13:392:G:H2'	1:13:393:A:C8	2.46	0.51
1:13:992:U:H1'	1:13:993:G:OP2	2.11	0.51
25:14:1002:G:H2'	25:14:1003:G:O4'	2.11	0.51
25:14:2133:G:H2'	25:14:2157:G:N2	2.25	0.51
25:14:2328:A:H2'	25:14:2329:G:C8	2.46	0.51
1:1G:1203:C:H2'	1:1G:1204:A:O4'	2.09	0.51
1:1G:1376:U:H2'	1:1G:1377:A:C8	2.45	0.51
25:1H:1301:A:O2'	25:1H:1302:A:H3'	2.10	0.51
25:1H:1484:G:O6	62:1H:3684:HOH:O	2.19	0.51
25:1H:1994:C:OP1	62:1H:3687:HOH:O	2.19	0.51
25:1H:2330:G:H2'	25:1H:2331:G:O4'	2.11	0.51
25:1H:2712:U:O2'	25:1H:2712(A):A:H8	1.93	0.51
25:1H:2816:C:O2	25:1H:2883:A:O2'	2.29	0.51
25:1H:676:A:H2	25:1H:802:A:H61	1.59	0.51
22:1K:49:C:HO2'	22:1K:50:G:P	2.33	0.51
31:41:7:LEU:N	31:41:104:GLU:OE2	2.35	0.51
5:42:73:ASN:N	5:42:73:ASN:OD1	2.44	0.51
31:49:128:ARG:HB2	31:49:130:ASN:HD21	1.76	0.51
13:4A:12:ASN:O	13:4A:12:ASN:ND2	2.44	0.51
33:61:104:GLN:O	33:61:105:HIS:ND1	2.43	0.51
33:69:26:ALA:HA	33:69:30:LEU:HB2	1.92	0.51
27:71:49:ILE:HG12	27:71:208:PHE:HE1	1.75	0.51
16:7A:15:PRO:O	16:7A:16:HIS:ND1	2.43	0.51
49:J8:60:PHE:HB3	49:J8:62:VAL:HG13	1.92	0.51
2:12:21:ARG:O	2:12:23:ARG:HB2	2.11	0.51
1:13:1372:U:OP1	9:8E:72:GLY:N	2.42	0.51
1:13:236:G:H5''	17:8I:42:TYR:OH	2.11	0.51
25:14:108:U:H2'	25:14:109:G:C8	2.45	0.51
25:14:1592:C:H2'	25:14:1593:G:C8	2.46	0.51
25:14:2052:G:H4'	29:29:143:ASN:O	2.11	0.51
25:14:2150:U:H2'	25:14:2151:G:C8	2.46	0.51
25:14:2412:A:H2'	25:14:2413:G:O4'	2.11	0.51
25:14:817:C:H2'	25:14:818:G:O4'	2.11	0.51

*Continued on next page...*

*Continued from previous page...*

Atom-1	Atom-2	Interatomic distance (Å)	Clash overlap (Å)
1:1G:1082:G:H8	1:1G:1082:G:OP2	1.92	0.51
1:1G:715:A:H2'	1:1G:716:A:C8	2.46	0.51
1:1G:766:A:H2'	1:1G:767:A:O4'	2.10	0.51
25:1H:2630:G:O4'	25:1H:2894:G:H1'	2.11	0.51
25:1H:576:U:OP1	62:1H:3675:HOH:O	2.18	0.51
57:2L:24:C:H2'	57:2L:25:U:C6	2.45	0.51
4:32:173:TRP:CZ3	4:32:193:ASP:HB3	2.46	0.51
12:3I:34:CYS:HB3	12:3I:55:VAL:HG22	1.93	0.51
33:6I:81:VAL:HB	33:6I:83:ALA:HB2	1.91	0.51
27:7I:7:TYR:HA	27:7I:10:LEU:HD13	1.93	0.51
27:7I:173:ALA:HB3	27:7I:192:PHE:CE1	2.46	0.51
37:78:138:LEU:HD11	37:78:144:GLU:HG3	1.93	0.51
45:B5:65:ARG:HD3	45:B5:70:LEU:HG	1.93	0.51
47:D5:165:VAL:HG13	47:D5:166:SER:H	1.76	0.51
46:G8:35:TYR:CE2	46:G8:69:ALA:HB3	2.46	0.51
46:G8:15:VAL:HG21	46:G8:42:VAL:HG21	1.93	0.51
48:I8:40:GLN:HE21	48:I8:43:THR:HA	1.74	0.51
25:1H:2331:G:O2'	48:I8:43:THR:HG22	2.10	0.51
2:12:61:LEU:HD11	2:12:66:GLY:HA3	1.92	0.51
1:13:1390:U:H2'	1:13:1391:U:C6	2.46	0.51
1:13:973:G:OP1	10:1I:57:LYS:HE3	2.10	0.51
25:14:1022:G:H22	25:14:1142(A):A:H2	1.58	0.51
25:14:1608:A:H1'	25:14:1610:A:OP2	2.11	0.51
25:14:1678:G:H22	25:14:1989:G:N2	2.08	0.51
25:14:2870:C:H2'	25:14:2871:C:O4'	2.10	0.51
1:1G:1288:A:H2'	1:1G:1289:A:C8	2.46	0.51
1:1G:752:G:H1'	1:1G:754:C:H41	1.75	0.51
25:1H:1224:G:OP2	43:D8:66:ARG:NH2	2.44	0.51
25:1H:1364:G:C5	49:J8:2:SER:HB3	2.46	0.51
25:1H:1586:A:H3'	25:1H:1587:A:H8	1.75	0.51
25:1H:1614:A:H8	25:1H:1614:A:P	2.33	0.51
25:1H:1683:C:H2'	25:1H:1684:C:C6	2.46	0.51
25:1H:1711:C:H42	25:1H:1747:G:H1	1.57	0.51
23:2K:54:G:H2'	23:2K:55:5MU:H6	1.75	0.51
37:35:15:ARG:HG3	37:35:16:ARG:H	1.76	0.51
31:4I:11:TYR:O	31:4I:16:ARG:HB2	2.11	0.51
13:4I:3:ARG:HD2	13:4I:9:ILE:HG21	1.92	0.51
8:7E:112:LEU:HB3	8:7E:133:LEU:HA	1.91	0.51
16:7I:74:LEU:HA	16:7I:77:ALA:HB3	1.93	0.51
18:9I:31:LEU:H	18:9I:31:LEU:HD23	1.76	0.51
19:AI:9:VAL:HG23	19:AI:10:PHE:H	1.75	0.51

*Continued on next page...*

*Continued from previous page...*

Atom-1	Atom-2	Interatomic distance (Å)	Clash overlap (Å)
47:D5:16:SER:O	47:D5:20:ARG:HG3	2.11	0.51
25:14:1048:A:OP2	25:14:1109:C:N4	2.43	0.51
25:14:1085:A:O2'	25:14:1086:A:OP1	2.25	0.51
25:14:1245:G:OP1	37:35:13:ASN:ND2	2.43	0.51
25:14:2331:G:O2'	48:E5:43:THR:HG22	2.11	0.51
25:14:2471:C:H3'	25:14:2472:G:C8	2.45	0.51
25:14:2585:U:HO2'	25:14:2586:C:P	2.34	0.51
25:14:676:A:H2	25:14:802:A:H61	1.56	0.51
35:15:20:GLY:HA2	35:15:61:ARG:HG2	1.92	0.51
1:1G:1399:C:N3	1:1G:1502:A:N6	2.58	0.51
25:1H:1149:G:H2'	25:1H:1150:C:C6	2.45	0.51
25:1H:1412:A:H2'	25:1H:1413:G:C8	2.47	0.51
25:1H:2732:G:H3'	25:1H:2733:A:O4'	2.11	0.51
25:1H:363(B):G:H2'	25:1H:363(C):G:H8	1.75	0.51
30:39:25:PRO:HB3	30:39:28:ILE:HG23	1.93	0.51
4:3E:103:ASN:OD1	4:3E:114:ARG:NH2	2.41	0.51
13:4A:91:ARG:NH2	13:4A:97:PRO:O	2.44	0.51
13:4I:54:VAL:HG12	13:4I:58:GLU:OE2	2.10	0.51
19:AI:31:ILE:HG23	19:AI:49:ILE:HA	1.93	0.51
41:B8:107:ASP:O	41:B8:111:ARG:NH1	2.44	0.51
20:BA:26:ASN:HA	20:BA:29:LYS:HG2	1.93	0.51
44:E8:24:ILE:HG21	44:E8:36:LEU:HD21	1.93	0.51
54:K5:19:ARG:NH2	54:K5:52:VAL:HG21	2.26	0.51
2:12:142:LEU:HA	2:12:145:LEU:HD23	1.93	0.50
1:13:156:G:H2'	1:13:157:G:H8	1.75	0.50
1:13:404:U:H2'	1:13:405:U:C6	2.46	0.50
1:13:474:G:H2'	1:13:475:G:C8	2.46	0.50
25:14:141:A:HO2'	25:14:1407:C:HO2'	1.56	0.50
25:14:855:G:H1	25:14:922:U:H3	1.58	0.50
25:1H:1055:G:H22	25:1H:1104:C:N4	2.09	0.50
25:1H:1588:C:H2'	25:1H:1589:C:C6	2.45	0.50
25:1H:1652:A:OP1	39:98:8:ARG:NH1	2.40	0.50
10:1I:45:ARG:HB2	10:1I:65:LEU:HB3	1.92	0.50
26:1J:14:U:HO2'	26:1J:107:U:HO2'	1.58	0.50
3:2E:11:ARG:HB3	3:2E:15:THR:HB	1.93	0.50
4:3E:108:LEU:HD11	4:3E:174:LEU:HD22	1.93	0.50
39:55:48:VAL:HA	39:55:51:LEU:HD12	1.92	0.50
7:6E:97:GLN:O	7:6E:101:LEU:HG	2.11	0.50
41:75:74:ARG:HD3	41:75:76:PHE:CZ	2.45	0.50
43:95:35:LEU:HD23	43:95:37:VAL:CG2	2.41	0.50
47:H8:19:ARG:H	47:H8:19:ARG:HD3	1.76	0.50

*Continued on next page...*

*Continued from previous page...*

Atom-1	Atom-2	Interatomic distance (Å)	Clash overlap (Å)
48:I8:7:LEU:HB2	48:I8:11:ARG:HG2	1.93	0.50
54:K5:39:TYR:CD1	54:K5:41:PRO:HD3	2.47	0.50
54:K5:23:THR:HB	56:M5:36:LYS:HD2	1.91	0.50
1:13:1349:A:OP2	9:8E:118:LYS:NZ	2.38	0.50
1:13:431:A:H2'	1:13:432:A:O4'	2.12	0.50
25:14:1693:U:O2'	28:19:14:ARG:NH2	2.44	0.50
25:14:2074:U:OP1	62:14:3551:HOH:O	2.19	0.50
25:14:2111:C:N4	25:14:2147:G:H21	2.08	0.50
25:14:2758:A:C2	25:14:2759:G:H1'	2.46	0.50
25:14:2822:G:OP2	62:14:3552:HOH:O	2.20	0.50
1:1G:1090:U:H2'	1:1G:1091:U:C6	2.45	0.50
1:1G:1347:G:O2'	1:1G:1348:U:O5'	2.29	0.50
1:1G:6:G:H4'	1:1G:298:A:H4'	1.92	0.50
1:1G:620:C:H2'	1:1G:621:A:O4'	2.10	0.50
25:1H:1071:G:H1'	25:1H:1089:G:H2'	1.92	0.50
25:1H:1754:C:OP2	41:B8:113:LYS:HE3	2.12	0.50
25:1H:2614:A:H3'	62:1H:3838:HOH:O	2.10	0.50
25:1H:520:G:H2'	25:1H:521:G:C8	2.46	0.50
25:1H:972:G:H3'	25:1H:973:A:H2'	1.94	0.50
22:1K:16:C:O2'	22:1K:61:U:O3'	2.24	0.50
4:3E:149:ALA:O	4:3E:153:ARG:N	2.44	0.50
22:3K:29:C:H2'	22:3K:30:G:C8	2.46	0.50
39:55:59:ASP:OD1	39:55:59:ASP:N	2.40	0.50
1:1G:1290:G:O3'	7:62:37:ASN:ND2	2.44	0.50
40:65:24:LEU:HD12	40:65:41:ASP:HB2	1.93	0.50
27:71:212:VAL:HG21	27:71:226:PRO:HB3	1.93	0.50
41:75:55:ASN:ND2	41:75:55:ASN:O	2.43	0.50
8:7E:83:ILE:HG13	8:7E:137:VAL:HG22	1.92	0.50
18:9A:58:LEU:HD12	18:9A:63:GLN:HA	1.94	0.50
20:BA:71:THR:HG22	20:BA:72:LEU:HD23	1.92	0.50
46:G8:99:CYS:SG	46:G8:105:ALA:HB3	2.51	0.50
25:14:125:G:C6	55:L5:10:ARG:HG3	2.46	0.50
2:12:162:ILE:HD11	2:12:184:VAL:HA	1.92	0.50
2:12:178:ARG:HH12	8:72:68:ARG:HH22	1.59	0.50
2:12:8:LYS:HB3	2:12:217:ARG:CZ	2.41	0.50
1:13:1109:C:H2'	1:13:1110:A:O4'	2.11	0.50
1:13:1154:G:H2'	1:13:1155:G:O4'	2.12	0.50
25:14:727:A:OP1	25:14:1431:U:O2'	2.28	0.50
25:14:2698:U:H2'	25:14:2699:C:C6	2.46	0.50
25:14:26:G:C6	25:14:27:G:N1	2.79	0.50
1:1G:1277:C:HO2'	1:1G:1279:A:H8	1.58	0.50

*Continued on next page...*

*Continued from previous page...*

Atom-1	Atom-2	Interatomic distance (Å)	Clash overlap (Å)
1:1G:1314:C:H2'	1:1G:1315:U:C6	2.46	0.50
1:1G:1364:U:O2'	1:1G:1365:G:OP1	2.28	0.50
1:1G:45:U:H2'	1:1G:46:G:C8	2.46	0.50
1:1G:828:A:H2'	1:1G:829:G:O4'	2.10	0.50
25:1H:263:C:H2'	25:1H:264:C:O4'	2.12	0.50
25:1H:635:C:O2'	25:1H:639:U:OP1	2.24	0.50
11:2A:99:GLN:HG2	11:2A:105:VAL:HG21	1.94	0.50
11:2A:123:LYS:NZ	11:2A:123:LYS:HB3	2.25	0.50
37:35:122:PRO:HB3	37:35:141:ALA:HB1	1.93	0.50
25:1H:1107:G:OP1	34:38:56:ASN:HB2	2.11	0.50
22:3K:3:C:H2'	22:3K:4:G:H8	1.76	0.50
1:13:1330:U:H4'	13:4I:23:TYR:HE1	1.76	0.50
32:51:10:PRO:HD2	32:51:50:VAL:O	2.11	0.50
35:58:53:VAL:HG22	35:58:121:LYS:HB2	1.93	0.50
7:62:76:ARG:HD2	7:62:89:MET:HG3	1.92	0.50
36:68:25:LEU:HD12	36:68:38:VAL:HG22	1.93	0.50
27:71:209:LEU:HD13	27:71:226:PRO:HB2	1.92	0.50
8:72:37:ARG:O	8:72:41:ARG:N	2.32	0.50
8:7E:120:THR:OG1	8:7E:123:GLU:OE1	2.22	0.50
8:7E:35:ILE:HG22	8:7E:111:ILE:HG21	1.93	0.50
42:85:17:ILE:HD12	42:85:32:PHE:HE1	1.76	0.50
17:8A:67:LYS:O	17:8A:69:LYS:N	2.44	0.50
48:E5:19:LYS:C	48:E5:20:ARG:HG2	2.31	0.50
49:F5:75:GLU:HB3	49:F5:76:ARG:NH2	2.21	0.50
1:13:1148:U:H2'	1:13:1149:C:O4'	2.12	0.50
1:13:167:G:H2'	1:13:168:G:C8	2.46	0.50
1:13:792:A:H4'	1:13:793:U:O5'	2.12	0.50
25:14:1161:C:H2'	25:14:1162:G:H8	1.76	0.50
25:14:141:A:C8	25:14:1408:C:H1'	2.47	0.50
25:14:1812:A:O2'	28:19:45:ASN:N	2.43	0.50
25:14:186:G:H2'	25:14:187:G:C8	2.46	0.50
11:2A:11:LYS:NZ	25:14:2144:U:OP2	2.39	0.50
25:14:2186:G:H2'	25:14:2187:G:C8	2.46	0.50
25:14:265:A:H2'	25:14:266:G:H4'	1.93	0.50
25:14:2779:U:H1'	25:14:2781:A:C6	2.46	0.50
25:14:861:A:N3	26:1J:79:C:O2'	2.42	0.50
35:15:46:VAL:HG13	35:15:48:MET:HG3	1.93	0.50
1:13:1104:G:H4'	2:1E:111:ARG:NH1	2.27	0.50
1:1G:1053:G:H4'	1:1G:1054:C:H5'	1.94	0.50
1:1G:1137:C:H5'	1:1G:1138:G:C2	2.47	0.50
1:1G:299:G:H2'	1:1G:300:A:C8	2.47	0.50

*Continued on next page...*



*Continued from previous page...*

Atom-1	Atom-2	Interatomic distance (Å)	Clash overlap (Å)
1:1G:882:C:OP2	12:3A:10:LYS:NZ	2.45	0.50
25:1H:1266:G:O2'	25:1H:1267:U:OP2	2.27	0.50
25:1H:363(A):A:H2'	25:1H:363(B):G:C8	2.46	0.50
30:39:150:GLY:HA2	30:39:172:TRP:CD2	2.47	0.50
12:3A:100:GLY:N	12:3A:104:ALA:O	2.35	0.50
22:3L:57:C:H42	25:14:2112:G:N2	2.10	0.50
32:51:101:ARG:HH22	32:51:122:THR:HA	1.77	0.50
35:58:13:TRP:O	35:58:135:PRO:HD2	2.10	0.50
36:68:26:LYS:HB2	36:68:30:ALA:CB	2.42	0.50
9:82:104:ARG:O	9:82:104:ARG:HG3	2.12	0.50
18:9A:37:VAL:HG12	18:9A:40:LEU:HD12	1.93	0.50
19:AA:36:ARG:HG3	19:AA:71:LEU:HB2	1.93	0.50
50:G5:10:LEU:HD21	50:G5:14:ARG:HH21	1.77	0.50
51:H5:50:VAL:HB	51:H5:53:LEU:HD12	1.93	0.50
54:O8:11:LEU:HD11	54:O8:51:GLU:HG3	1.93	0.50
1:13:1186:G:H21	14:5I:61:TRP:HA	1.76	0.50
25:14:1139:G:O2'	25:14:1143:A:N6	2.36	0.50
1:1G:1517:G:H1'	25:14:1919:A:O3'	2.11	0.50
25:14:2306:C:N4	25:14:2307:G:O6	2.45	0.50
25:14:636:G:C6	37:35:115:LEU:HD11	2.46	0.50
1:1G:1126:U:H5''	1:1G:1280:A:N7	2.26	0.50
1:1G:1157:A:HO2'	1:1G:1158:C:P	2.33	0.50
1:1G:963:G:H21	10:1A:55:LYS:HE2	1.76	0.50
25:1H:2122:U:H2'	25:1H:2123:G:H8	1.76	0.50
36:25:23:ARG:HG3	36:25:24:VAL:N	2.26	0.50
3:2E:156:ARG:HG2	3:2E:163:ALA:HB2	1.94	0.50
23:2K:32:G:H2'	23:2K:33:OMC:C6	2.45	0.50
31:49:114:ILE:HG12	31:49:140:ILE:HG21	1.94	0.50
33:69:58:LEU:O	33:69:62:LYS:HG2	2.12	0.50
9:82:34:ASN:O	9:82:37:PHE:N	2.32	0.50
17:8A:64:PRO:HA	17:8A:70:ARG:HG3	1.94	0.50
1:13:1320:C:N4	19:AI:36:ARG:HG3	2.27	0.50
54:K5:45:LYS:HG3	54:K5:47:THR:HG23	1.93	0.50
2:12:60:ASP:OD1	2:12:64:ARG:NH1	2.45	0.50
25:14:1012:U:N3	25:14:1143:A:H2	2.09	0.50
25:14:310:A:O2'	62:14:3535:HOH:O	2.20	0.50
25:14:507:A:H5'	25:14:508:G:H2'	1.92	0.50
28:19:161:THR:HG22	28:19:178:PRO:HG2	1.94	0.50
2:1E:50:GLU:O	2:1E:54:THR:OG1	2.28	0.50
1:1G:1347:G:N2	1:1G:1374:A:OP2	2.42	0.50
25:1H:1376:C:OP2	62:1H:3691:HOH:O	2.20	0.50

*Continued on next page...*

*Continued from previous page...*

Atom-1	Atom-2	Interatomic distance (Å)	Clash overlap (Å)
25:1H:2522:U:O2'	25:1H:2647:U:OP1	2.23	0.50
29:29:98:PRO:HG3	29:29:174:ASP:HA	1.93	0.50
3:2E:58:GLU:O	3:2E:64:VAL:HA	2.12	0.50
34:38:4:LYS:HG3	34:38:6:ASN:HB2	1.94	0.50
30:39:15:SER:OG	30:39:16:GLY:N	2.45	0.50
1:13:1492:A:H4'	12:3I:44:LYS:HD3	1.93	0.50
22:3K:19:G:O3'	22:3K:61:U:N3	2.45	0.50
22:3K:4:G:N2	22:3K:71:G:H1'	2.26	0.50
31:41:114:ILE:HG22	31:41:115:ARG:H	1.77	0.50
13:4I:5:ALA:HB2	13:4I:61:GLU:HG2	1.93	0.50
35:58:114:ARG:O	35:58:115:ARG:HB3	2.10	0.50
35:58:30:ILE:HG23	35:58:52:VAL:HG11	1.94	0.50
33:69:2:LYS:HD3	33:69:20:ASP:HB3	1.93	0.50
38:88:112:GLU:CD	38:88:112:GLU:H	2.15	0.50
25:1H:1277:G:O2'	39:98:24:GLN:OE1	2.28	0.50
2:12:165:VAL:HG23	2:12:166:ASP:H	1.77	0.50
1:13:688:G:H2'	1:13:689:C:C6	2.45	0.50
1:13:737:A:H2'	1:13:738:C:H6	1.76	0.50
1:13:944:G:N2	1:13:1338:G:N7	2.60	0.50
25:14:2425:A:H4'	25:14:2426:A:H5''	1.94	0.50
25:14:2643:G:H2'	25:14:2644:G:O4'	2.11	0.50
35:15:3:THR:HG22	35:15:4:TYR:H	1.77	0.50
10:1A:4:ILE:HG22	10:1A:6:ILE:HG23	1.94	0.50
1:1G:142:G:H2'	1:1G:143:A:C8	2.47	0.50
25:1H:1894:C:H2'	25:1H:1895:C:H6	1.76	0.50
25:1H:1999:C:OP1	25:1H:2723:C:O2'	2.25	0.50
25:1H:2114:A:H2'	25:1H:2168:G:C8	2.46	0.50
25:1H:221:A:H4'	25:1H:222:A:O5'	2.11	0.50
25:1H:489:G:N2	25:1H:1321:A:OP1	2.42	0.50
25:1H:528:A:H2	25:1H:2043:C:H5'	1.76	0.50
22:1K:31:G:H2'	22:1K:32:G:C8	2.44	0.50
3:22:152:ILE:HB	3:22:199:LYS:HB2	1.94	0.50
29:29:23:VAL:HG12	29:29:173:VAL:HG21	1.93	0.50
29:29:4:ILE:HD11	29:29:29:GLY:HA2	1.93	0.50
3:2E:89:GLU:HG3	3:2E:90:GLU:N	2.25	0.50
12:3A:15:VAL:O	12:3A:16:ARG:HB2	2.11	0.50
22:3L:51:U:H3	22:3L:65:G:H1	1.60	0.50
32:51:121:ILE:HG13	32:51:144:VAL:HG21	1.94	0.50
33:69:114:LEU:HA	33:69:130:TYR:HB2	1.94	0.50
27:71:173:ALA:HB1	27:71:174:PRO:HD2	1.92	0.50
9:82:19:LEU:HD12	9:82:84:ALA:HB1	1.93	0.50

*Continued on next page...*

*Continued from previous page...*

Atom-1	Atom-2	Interatomic distance (Å)	Clash overlap (Å)
18:9A:21:LYS:HE2	18:9A:24:ALA:HB2	1.94	0.50
46:C5:6:HIS:ND1	46:C5:7:VAL:HG13	2.27	0.50
47:D5:45:ASP:O	47:D5:49:ARG:HG2	2.12	0.50
44:E8:110:LYS:HG3	44:E8:111:HIS:H	1.77	0.50
54:O8:15:GLU:HA	54:O8:49:HIS:HA	1.93	0.50
1:13:636:U:H2'	1:13:637:G:H8	1.75	0.50
1:13:719:C:H1'	18:9I:49:LYS:HB3	1.93	0.50
25:14:1159:U:OP1	51:H5:30:ARG:NH1	2.45	0.50
25:14:2012:G:O3'	44:A5:96:ILE:HG13	2.11	0.50
2:1E:18:GLY:H	2:1E:42:ILE:HD12	1.76	0.50
1:1G:1218:C:OP2	14:5A:9:LYS:NZ	2.38	0.50
1:1G:413:G:HO2'	1:1G:414:A:P	2.32	0.50
1:1G:44:G:O6	62:1G:1810:HOH:O	2.19	0.50
25:1H:2702:U:H6	25:1H:2702:U:OP1	1.94	0.50
26:1J:16:G:H1	26:1J:68:C:H42	1.59	0.50
22:1K:29:C:H2'	22:1K:30:G:C8	2.46	0.50
22:1K:49:C:C2	22:1K:60:A:H1'	2.47	0.50
3:2E:116:VAL:HA	3:2E:119:ARG:HB3	1.93	0.50
23:2K:76:C:C2	25:1H:2251:OMG:N2	2.77	0.50
1:1G:298:A:OP1	4:32:209:ARG:NH2	2.45	0.50
5:42:60:TYR:O	5:42:64:ARG:NE	2.40	0.50
6:52:24:GLU:OE2	6:52:28:ARG:NH1	2.32	0.50
32:59:70:THR:HA	32:59:73:ALA:HB3	1.93	0.50
7:62:20:ASP:O	7:62:23:VAL:N	2.44	0.50
40:65:67:ARG:HH21	40:65:103:GLU:HG3	1.77	0.50
25:14:2318:G:H1	40:65:2:ALA:N	2.10	0.50
42:85:31:SER:HB3	42:85:34:LYS:HB2	1.93	0.50
1:1G:719:C:O2'	18:9A:49:LYS:HB3	2.12	0.50
20:BA:53:LEU:HA	20:BA:56:MET:HB2	1.93	0.50
51:H5:54:VAL:HG12	51:H5:56:VAL:HG22	1.93	0.50
47:H8:45:ASP:O	47:H8:49:ARG:HG2	2.11	0.50
47:H8:54:HIS:HB3	47:H8:101:PRO:HD3	1.94	0.50
1:13:1358:U:H5''	14:5I:33:VAL:O	2.11	0.50
1:13:235:C:H2'	1:13:236:G:C8	2.47	0.50
1:13:481:G:O2'	1:13:482:A:O5'	2.29	0.50
1:13:636:U:H2'	1:13:637:G:C8	2.46	0.50
25:14:1252:G:N3	42:85:33:ARG:HD2	2.27	0.50
25:14:134:C:H42	25:14:145:G:H1	1.60	0.50
25:14:1418:G:OP1	25:14:1588:C:O2'	2.30	0.50
25:14:570:G:H2'	25:14:2030:A:C5	2.47	0.50
25:14:2815:C:H2'	25:14:2816:C:C6	2.46	0.50

*Continued on next page...*

*Continued from previous page...*

Atom-1	Atom-2	Interatomic distance (Å)	Clash overlap (Å)
35:15:112:LEU:HD23	35:15:113:GLY:N	2.26	0.50
2:1E:168:THR:OG1	2:1E:169:LYS:N	2.45	0.50
1:1G:1213:A:N6	1:1G:1215:G:N3	2.59	0.50
1:1G:935:A:H2'	1:1G:936:C:C6	2.46	0.50
25:1H:528:A:C2	25:1H:2043:C:H5'	2.47	0.50
25:1H:2144:U:O2'	25:1H:2147:G:O6	2.15	0.50
25:1H:2469:A:O2'	38:88:56:ARG:HG2	2.12	0.50
25:1H:270(M):U:H1'	25:1H:270(N):G:C6	2.47	0.50
34:38:29:TYR:O	34:38:31:GLY:N	2.44	0.50
14:5I:13:THR:N	14:5I:14:PRO:HD2	2.27	0.50
10:1I:49:VAL:HG22	14:5I:41:ARG:HG3	1.94	0.50
15:6I:24:SER:HB2	15:6I:27:VAL:HG23	1.94	0.50
37:78:80:TYR:OH	37:78:111:ARG:NH1	2.45	0.50
30:31:34:TRP:CE3	37:78:8:PRO:HB3	2.46	0.50
9:82:76:ALA:O	9:82:80:GLY:N	2.38	0.50
25:1H:1287:A:N7	39:98:107:ASP:HB2	2.26	0.50
19:AI:77:THR:HG22	19:AI:78:ARG:HG2	1.92	0.50
41:B8:78:LEU:O	41:B8:78:LEU:HD13	2.12	0.50
55:L5:12:ARG:NH2	55:L5:44:PRO:HB3	2.27	0.50
1:13:1322:C:O2'	1:13:1323:G:H5'	2.12	0.49
1:13:1348:U:N3	1:13:1374:A:H2	2.09	0.49
25:14:1106:G:H3'	25:14:1107:G:H8	1.77	0.49
25:14:2165:G:H5'	25:14:2166:G:OP2	2.12	0.49
25:14:2483:C:N3	38:45:124:LYS:NZ	2.58	0.49
25:14:2697:G:H2'	25:14:2698:U:O4'	2.12	0.49
25:14:637:A:H4'	25:14:638:G:O5'	2.12	0.49
25:1H:1429:G:H1'	25:1H:1568:G:H1'	1.94	0.49
25:1H:856:C:N4	25:1H:921:G:H1	2.10	0.49
29:21:4:ILE:HG12	29:21:5:LEU:H	1.76	0.49
29:29:101:ARG:CZ	29:29:171:GLU:HB2	2.41	0.49
4:32:133:VAL:HG13	4:32:135:LEU:HD22	1.93	0.49
30:39:124:LEU:O	30:39:126:VAL:HG13	2.11	0.49
13:4A:14:ARG:HA	13:4A:44:ARG:HA	1.93	0.49
32:51:4:ILE:HB	32:51:6:ARG:HD3	1.93	0.49
41:75:60:THR:HG22	41:75:77:PRO:HA	1.93	0.49
19:AA:40:ILE:HG12	19:AA:69:HIS:O	2.11	0.49
41:B8:33:LYS:HE3	41:B8:84:GLN:HB2	1.93	0.49
46:C5:55:TYR:CD1	46:C5:55:TYR:N	2.79	0.49
49:F5:41:ARG:HB2	49:F5:43:TYR:CE1	2.47	0.49
50:K8:65:ASN:CG	50:K8:69:ARG:HH22	2.15	0.49
53:N8:39:MET:C	53:N8:40:LYS:HD2	2.33	0.49

*Continued on next page...*

*Continued from previous page...*

Atom-1	Atom-2	Interatomic distance (Å)	Clash overlap (Å)
56:Q8:16:ILE:HD13	56:Q8:59:LYS:HG2	1.94	0.49
2:12:42:ILE:HG13	2:12:43:ASP:N	2.26	0.49
1:13:859:A:H2'	1:13:860:A:O4'	2.12	0.49
25:14:1063:G:N3	25:14:1063:G:H2'	2.28	0.49
25:14:137(A):G:H2'	25:14:139:G:N7	2.27	0.49
25:14:2681:C:H4'	25:14:2682:U:H5'	1.94	0.49
25:14:2707:G:H5'	39:55:68:ARG:HH21	1.77	0.49
25:14:305:U:H2'	25:14:306:U:C6	2.46	0.49
2:1E:92:TYR:CE1	2:1E:151:GLY:HA3	2.47	0.49
1:1G:1145:C:H4'	1:1G:1146:A:H5'	1.93	0.49
1:1G:1227:A:H4'	19:AA:85:LYS:HD2	1.93	0.49
1:1G:824:C:H2'	1:1G:825:G:C8	2.47	0.49
1:1G:993:G:H4'	1:1G:994:A:OP2	2.12	0.49
25:1H:1301:A:HO2'	25:1H:1302:A:C3'	2.24	0.49
25:1H:1859:A:N6	25:1H:1883:G:O2'	2.46	0.49
25:1H:1925:C:H2'	25:1H:1926:U:O4'	2.12	0.49
25:1H:2737:G:H2'	25:1H:2738:A:C8	2.47	0.49
26:1J:13:A:O2'	26:1J:15:A:O5'	2.31	0.49
11:2A:48:ILE:HG13	11:2A:64:ALA:HB2	1.93	0.49
30:31:78:ILE:HA	30:31:83:PHE:CD2	2.46	0.49
25:14:588:U:H1'	30:39:90:PHE:HB3	1.94	0.49
6:52:55:ASP:HB2	6:52:86:ARG:HH12	1.77	0.49
36:68:71:ARG:NH1	41:B8:74:ARG:HH21	2.09	0.49
41:75:55:ASN:HD22	41:75:58:ASN:HD21	1.59	0.49
1:13:564:C:H5'	17:8I:32:TYR:CE1	2.47	0.49
43:95:35:LEU:O	43:95:37:VAL:HG22	2.12	0.49
1:13:192:U:H5'	20:BI:102:GLY:HA2	1.93	0.49
42:C8:27:LEU:HD12	42:C8:31:SER:HB3	1.93	0.49
51:H5:40:THR:HG23	51:H5:43:ILE:H	1.77	0.49
25:14:1105:U:H2'	25:14:1106:G:H8	1.77	0.49
25:14:1191:G:H2'	25:14:1192:G:O4'	2.12	0.49
25:14:1467:C:C5	25:14:1546:C:H2'	2.47	0.49
25:14:322:A:H5'	25:14:340:A:H1'	1.94	0.49
1:1G:1006:C:N3	1:1G:1023:G:N2	2.59	0.49
1:1G:1109:C:H2'	1:1G:1110:A:O4'	2.12	0.49
1:1G:1223:C:OP2	19:AA:78:ARG:NH2	2.44	0.49
1:1G:1227:A:N3	19:AA:84:GLY:HA3	2.28	0.49
1:1G:1443:G:C5	41:75:118:ARG:HB2	2.47	0.49
1:1G:668:G:H4'	15:6A:48:LYS:HB2	1.92	0.49
1:1G:975:A:H4'	1:1G:976:G:O5'	2.13	0.49
25:1H:86:C:H4'	25:1H:104:U:H1'	1.93	0.49

*Continued on next page...*

*Continued from previous page...*

Atom-1	Atom-2	Interatomic distance (Å)	Clash overlap (Å)
25:1H:1799:G:H4'	25:1H:1800:C:O5'	2.12	0.49
25:1H:270(G):C:H2'	25:1H:270(H):C:C6	2.47	0.49
25:1H:2712:U:O2'	25:1H:2712(A):A:C8	2.62	0.49
25:1H:796:C:H2'	25:1H:797:C:C6	2.47	0.49
25:1H:958:U:O2	26:16:89(A):A:H4'	2.13	0.49
10:1I:34:VAL:HG22	10:1I:74:ILE:HG22	1.95	0.49
29:29:5:LEU:HD21	29:29:79:ARG:HB2	1.94	0.49
4:32:158:ILE:HG12	4:32:162:LEU:HD12	1.93	0.49
37:35:96:THR:HG22	37:35:126:VAL:HB	1.93	0.49
34:38:50:ARG:HB2	34:38:50:ARG:NH1	2.26	0.49
31:41:99:MET:HG3	31:41:100:TRP:N	2.26	0.49
32:51:124:GLU:HG2	32:51:126:PRO:HD3	1.94	0.49
41:B8:74:ARG:HD3	41:B8:76:PHE:CE1	2.48	0.49
46:C5:43:ASN:OD1	46:C5:65:ALA:HB3	2.12	0.49
43:D8:5:VAL:O	43:D8:12:TYR:N	2.44	0.49
49:J8:18:ILE:HG12	49:J8:37:ILE:HG12	1.94	0.49
52:M8:23:GLU:O	52:M8:25:TYR:N	2.43	0.49
28:11:145:VAL:HG12	28:11:146:GLU:O	2.12	0.49
2:12:8:LYS:HD3	2:12:217:ARG:NH1	2.28	0.49
2:12:23:ARG:O	2:12:23:ARG:NH1	2.45	0.49
1:13:489:C:OP1	4:3E:132:ARG:NH2	2.44	0.49
25:14:1428:C:N4	25:14:1570:A:OP2	2.43	0.49
25:14:1784:A:OP1	62:14:3555:HOH:O	2.20	0.49
25:14:1678:G:H22	25:14:1989:G:H22	1.61	0.49
25:14:251:A:C5	25:14:252:G:H1'	2.47	0.49
25:14:2680:C:H5'	29:29:189:PRO:HA	1.94	0.49
25:14:2849:U:H4'	25:14:2868:A:C2	2.47	0.49
1:1G:1300:G:O2'	1:1G:1301:U:O5'	2.28	0.49
1:1G:1378:C:H5'	7:62:94:ARG:NH2	2.27	0.49
1:1G:266:G:H2'	1:1G:266:G:N3	2.27	0.49
1:1G:390:C:H2'	1:1G:391:G:H8	1.78	0.49
1:1G:552:U:H4'	12:3A:83:ARG:HG2	1.95	0.49
1:1G:613:C:H2'	1:1G:614:A:O4'	2.12	0.49
1:1G:929:G:H1	1:1G:1388:C:N4	2.10	0.49
25:1H:177:G:H5''	25:1H:177:G:N3	2.27	0.49
25:1H:1952:A:OP1	36:68:44:LYS:NZ	2.27	0.49
25:1H:2776:A:H4'	25:1H:2777:G:O5'	2.12	0.49
10:1I:61:GLU:HG3	14:5I:58:LYS:HE2	1.92	0.49
26:1J:78:A:H2'	26:1J:79:C:O4'	2.12	0.49
3:22:22:TRP:HZ2	3:22:33:LEU:HD13	1.76	0.49
31:41:54:GLU:O	31:41:58:GLN:N	2.42	0.49

*Continued on next page...*

*Continued from previous page...*

Atom-1	Atom-2	Interatomic distance (Å)	Clash overlap (Å)
33:61:77:LEU:HD11	33:61:140:LEU:HD12	1.94	0.49
1:1G:1350:A:O2'	7:62:33:ASP:OD1	2.23	0.49
36:68:107:ARG:NH1	41:B8:36:GLU:HG2	2.28	0.49
27:71:193:ILE:HG22	27:71:194:ARG:HG3	1.94	0.49
8:72:104:ARG:HB3	8:72:108:GLY:N	2.27	0.49
25:1H:666:G:H4'	37:78:49:ARG:NH1	2.27	0.49
44:A5:74:ALA:HB2	44:A5:105:VAL:HG13	1.93	0.49
45:F8:31:HIS:CE1	45:F8:33:LYS:HB2	2.47	0.49
25:1H:2611:U:H2'	53:N8:2:ALA:O	2.11	0.49
28:11:95:LEU:HD13	28:11:97:TYR:HE1	1.77	0.49
1:13:1128:C:H4'	9:8E:16:ARG:HH12	1.78	0.49
1:13:1342:C:H4'	9:8E:125:TYR:HB3	1.95	0.49
1:13:965:A:O2'	1:13:966:M2G:OP2	2.21	0.49
25:14:1332:G:N2	25:14:1609:A:HO2'	2.10	0.49
25:14:1492:G:H3'	25:14:1493:C:H5'	1.95	0.49
25:14:265:A:C2'	25:14:266:G:H4'	2.42	0.49
25:14:2836:U:H2'	25:14:2837:G:C8	2.46	0.49
25:14:65:C:H2'	25:14:66:C:C6	2.47	0.49
25:14:935:C:H2'	25:14:936:C:C6	2.47	0.49
1:1G:1155:G:H2'	1:1G:1156:G:H5'	1.94	0.49
1:1G:1194:U:H2'	1:1G:1195:C:C6	2.47	0.49
1:1G:1323:G:O5'	13:4A:99:ARG:NH2	2.46	0.49
25:1H:658:C:H2'	25:1H:659:C:C6	2.47	0.49
26:1J:18:G:H2'	26:1J:19:G:C8	2.47	0.49
26:1J:7:G:H3'	26:1J:8:U:H5'	1.95	0.49
3:2E:14:ILE:HG12	3:2E:15:THR:N	2.28	0.49
23:2K:13:C:O2'	25:1H:1924:C:H4'	2.12	0.49
30:31:116:ASP:OD1	30:31:119:ARG:NH2	2.45	0.49
22:3L:31:G:H2'	22:3L:32:G:C8	2.48	0.49
14:5I:48:ALA:HB2	14:5I:53:LEU:HD12	1.94	0.49
15:6A:55:GLY:HA2	15:6A:58:MET:HG3	1.94	0.49
8:72:30:ARG:O	8:72:34:GLU:HG2	2.11	0.49
8:7E:32:LYS:O	8:7E:36:LEU:HG	2.12	0.49
9:82:40:LEU:HD11	9:82:70:LYS:HB3	1.93	0.49
40:A8:43:GLU:HG3	48:I8:49:LYS:HE2	1.93	0.49
19:AA:16:LEU:HA	19:AA:19:VAL:HB	1.94	0.49
48:E5:36:ILE:HG13	48:E5:58:THR:HG23	1.93	0.49
52:I5:67:TYR:CD2	52:I5:70:GLY:HA3	2.47	0.49
52:I5:6:HIS:HB2	52:I5:7:PRO:HA	1.94	0.49
54:O8:12:GLU:N	54:O8:12:GLU:OE1	2.46	0.49
25:1H:1368:G:OP1	55:P8:28:ARG:NH2	2.44	0.49

*Continued on next page...*

*Continued from previous page...*

Atom-1	Atom-2	Interatomic distance (Å)	Clash overlap (Å)
1:13:128:G:O2'	17:8I:3:LYS:NZ	2.30	0.49
1:13:559:A:OP1	5:4E:126:ARG:NH1	2.37	0.49
1:13:749:C:H2'	1:13:750:G:H8	1.76	0.49
1:13:833:U:H2'	1:13:834:C:C6	2.48	0.49
25:14:1790:C:H5''	25:14:1791:A:OP1	2.12	0.49
25:14:1821:A:H2'	25:14:1822:G:H8	1.78	0.49
25:14:2867:G:O2'	25:14:2868:A:P	2.70	0.49
25:14:587:C:H4'	25:14:588:U:O5'	2.12	0.49
25:14:903:C:H2'	25:14:904:C:C6	2.47	0.49
2:1E:209:ARG:HH11	2:1E:236:TYR:HE1	1.59	0.49
1:1G:539:A:H2'	1:1G:540:G:H8	1.78	0.49
1:1G:79:G:N3	1:1G:79:G:H2'	2.28	0.49
1:1G:860:A:H2'	1:1G:861:G:O4'	2.13	0.49
25:1H:1052:C:H42	25:1H:1107:G:H1	1.61	0.49
25:1H:1210:A:H4'	25:1H:1211:U:O5'	2.12	0.49
25:1H:1788:C:OP1	28:11:222:ARG:NH2	2.43	0.49
25:1H:2747:G:O6	25:1H:2755:C:H5''	2.12	0.49
11:2A:33:THR:HG22	11:2A:39:PRO:HA	1.92	0.49
3:2E:10:PHE:HD2	3:2E:11:ARG:HD3	1.77	0.49
57:2L:26:C:H2'	57:2L:27:G:O4'	2.12	0.49
30:39:8:GLN:HG3	30:39:126:VAL:HA	1.95	0.49
30:39:61:GLY:CA	30:39:77:ASP:HB3	2.39	0.49
22:3K:8:U:O4'	22:3K:49:C:O2'	2.31	0.49
32:51:115:VAL:HG11	32:51:148:ILE:HD11	1.95	0.49
38:88:32:TYR:CD1	38:88:133:ARG:HA	2.47	0.49
19:AA:33:THR:HG23	19:AA:51:VAL:HA	1.95	0.49
19:AA:10:PHE:O	19:AA:39:THR:OG1	2.31	0.49
1:1G:1227:A:C2	19:AA:84:GLY:HA3	2.46	0.49
19:AI:36:ARG:NH1	19:AI:52:TYR:O	2.44	0.49
45:B5:6:ASP:N	45:B5:6:ASP:OD1	2.45	0.49
41:B8:41:ARG:HE	41:B8:43:GLN:HB2	1.77	0.49
42:C8:114:LYS:HA	42:C8:118:GLY:HA3	1.94	0.49
48:E5:32:ARG:N	48:E5:35:ASN:OD1	2.31	0.49
47:H8:5:LEU:HD23	47:H8:47:VAL:HG21	1.94	0.49
53:N8:30:LEU:HA	53:N8:41:PRO:HA	1.94	0.49
55:P8:24:THR:O	55:P8:28:ARG:HG3	2.12	0.49
1:13:1152:A:H5''	10:1I:13:HIS:NE2	2.28	0.49
1:13:309:G:H2'	1:13:310:G:H8	1.77	0.49
1:13:445:G:H1	1:13:489:C:H42	1.59	0.49
25:14:1027:A:C2	25:14:2488:A:H5'	2.47	0.49
25:14:1314:C:OP1	25:14:1332:G:H5''	2.13	0.49

*Continued on next page...*



Continued from previous page...

Atom-1	Atom-2	Interatomic distance (Å)	Clash overlap (Å)
25:14:1358:G:N1	25:14:1372:U:OP2	2.25	0.49
25:14:1827:C:OP2	28:19:222:ARG:NH1	2.46	0.49
25:14:2718:G:H5'	62:14:3517:HOH:O	2.11	0.49
25:14:2720:U:N3	25:14:2873:A:H2	1.94	0.49
25:14:678:C:H2'	25:14:679:C:C6	2.48	0.49
25:14:996:A:O2'	42:85:92:ARG:NH2	2.46	0.49
28:19:79:VAL:HG12	28:19:113:VAL:HA	1.95	0.49
1:1G:1117:G:O3'	9:82:104:ARG:HD3	2.13	0.49
1:1G:1320:C:C5	19:AA:36:ARG:HD3	2.48	0.49
1:1G:1418:A:N6	1:1G:1482:G:O2'	2.45	0.49
1:1G:278:G:N2	17:8A:95:TYR:HB3	2.27	0.49
1:1G:500:G:H2'	1:1G:501:C:C6	2.47	0.49
25:1H:248:G:H5'	25:1H:250:G:N7	2.28	0.49
25:1H:719:C:H2'	25:1H:720:C:H6	1.77	0.49
3:2E:189:ALA:HB3	3:2E:196:LEU:HB2	1.95	0.49
30:31:63:LYS:NZ	30:31:67:GLN:HB3	2.27	0.49
5:4E:11:ILE:HG13	5:4E:31:LEU:HB3	1.95	0.49
6:52:20:ALA:HA	6:52:23:LYS:HB3	1.94	0.49
1:13:1188:A:H5''	14:5I:58:LYS:NZ	2.27	0.49
7:62:57:GLU:N	7:62:57:GLU:OE1	2.42	0.49
16:7I:4:ILE:O	16:7I:66:PRO:HA	2.13	0.49
43:D8:10:LYS:NZ	43:D8:23:GLU:OE1	2.44	0.49
25:1H:95:G:H4'	50:K8:46:GLN:HB3	1.95	0.49
37:78:50:ARG:HD3	56:Q8:7:HIS:CD2	2.47	0.49
28:11:226:MET:O	62:11:401:HOH:O	2.20	0.49
2:12:179:LYS:HA	8:72:72:PRO:HG3	1.93	0.49
1:13:495:A:H4'	1:13:496:A:OP1	2.11	0.49
1:13:939:G:H2'	1:13:940:C:C6	2.48	0.49
25:14:1222:C:H42	25:14:1229:G:H1	1.60	0.49
25:14:1278:A:H2'	25:14:1279:G:C8	2.48	0.49
25:14:1306:C:H2'	25:14:1307:A:C8	2.48	0.49
25:14:1364:G:OP2	49:F5:2:SER:N	2.46	0.49
25:14:2099:U:H3	25:14:2190:G:H1	1.60	0.49
25:14:2287:A:O2'	25:14:2288:A:H5''	2.13	0.49
25:14:71:A:H4'	25:14:72:U:O5'	2.13	0.49
35:15:112:LEU:HD23	35:15:113:GLY:H	1.78	0.49
25:1H:1417:C:H2'	25:1H:1418:G:O4'	2.12	0.49
25:1H:458:G:O2'	25:1H:469:G:O6	2.22	0.49
25:1H:519:U:H2'	25:1H:520:G:C8	2.47	0.49
37:35:144:GLU:OE1	37:35:144:GLU:N	2.46	0.49
1:1G:552:U:O2'	12:3A:83:ARG:O	2.26	0.49

Continued on next page...

*Continued from previous page...*

Atom-1	Atom-2	Interatomic distance (Å)	Clash overlap (Å)
22:3L:6:G:H1	22:3L:69:C:H42	1.61	0.49
31:41:63:ILE:HG13	31:41:141:PHE:CG	2.47	0.49
13:4A:25:ILE:O	13:4A:29:ARG:HB2	2.12	0.49
3:22:18:TRP:HH2	14:5A:57:ARG:HD2	1.78	0.49
7:6E:22:LEU:HG	7:6E:62:PHE:HE1	1.78	0.49
15:6I:78:TYR:OH	15:6I:88:ARG:NE	2.46	0.49
27:71:10:LEU:HB3	27:71:220:PRO:HD3	1.95	0.49
17:8A:17:LYS:C	17:8A:18:THR:HG1	2.15	0.49
18:9A:22:VAL:HG22	18:9A:23:LYS:H	1.78	0.49
19:AI:80:TYR:O	19:AI:80:TYR:CG	2.66	0.49
45:B5:64:LYS:HE2	45:B5:73:ARG:CZ	2.43	0.49
49:F5:90:ILE:O	49:F5:90:ILE:HG23	2.12	0.49
45:F8:55:ASN:HB2	45:F8:80:ILE:HG12	1.94	0.49
2:12:103:THR:OG1	2:12:104:ASN:N	2.45	0.49
1:13:148:G:H2'	1:13:149:A:C8	2.47	0.49
25:14:307:G:N1	25:14:310:A:OP2	2.46	0.49
25:14:455:C:N3	25:14:472:A:H2'	2.28	0.49
25:14:635:C:O2'	25:14:639:U:OP1	2.17	0.49
25:1H:140:A:H8	25:1H:1408:C:HO2'	1.61	0.49
25:1H:1677:A:N7	62:1H:3789:HOH:O	2.35	0.49
25:1H:2612:C:OP2	53:N8:2:ALA:HA	2.12	0.49
1:1G:545:C:OP2	4:32:62:GLN:NE2	2.46	0.49
30:39:60:SER:O	30:39:60:SER:OG	2.31	0.49
31:41:106:LEU:HD12	31:41:110:ALA:HB3	1.93	0.49
38:45:135:ASP:OD2	47:D5:81:ARG:NH1	2.45	0.49
31:49:59:GLU:OE1	31:49:138:GLN:NE2	2.45	0.49
35:58:96:GLU:HB2	35:58:122:VAL:HG12	1.95	0.49
7:6E:49:ILE:O	7:6E:53:LYS:HB3	2.12	0.49
42:C8:91:ASP:O	42:C8:93:LYS:N	2.46	0.49
47:D5:111:VAL:O	47:D5:113:ALA:N	2.46	0.49
28:11:123:ALA:CB	28:11:131:LEU:HG	2.43	0.49
25:14:1359:A:N6	25:14:1372:U:H3	2.11	0.49
25:14:1374:G:H2'	25:14:1375:C:C6	2.48	0.49
28:19:10:THR:OG1	28:19:11:PRO:O	2.30	0.49
2:1E:67:THR:HG21	2:1E:155:LEU:HG	1.95	0.49
1:1G:1491:G:H5''	1:1G:1492:A:OP2	2.12	0.49
1:1G:575:G:O4'	1:1G:881:G:N2	2.46	0.49
25:1H:1257:C:H4'	30:31:83:PHE:CE1	2.48	0.49
25:1H:221:A:H8	25:1H:221:A:H5''	1.78	0.49
3:22:123:GLN:HA	3:22:126:ARG:HD2	1.95	0.49
29:29:36:ARG:HG2	29:29:47:VAL:HG12	1.95	0.49

*Continued on next page...*

*Continued from previous page...*

Atom-1	Atom-2	Interatomic distance (Å)	Clash overlap (Å)
29:29:77:ILE:HA	29:29:77:ILE:HD13	1.70	0.49
11:2I:83:ILE:HG12	11:2I:109:VAL:HG23	1.94	0.49
1:1G:543:C:H5''	4:32:14:ARG:HD2	1.95	0.49
33:61:67:ARG:HE	33:61:67:ARG:HB3	1.41	0.49
27:71:201:PRO:HD2	27:71:208:PHE:HE2	1.76	0.49
36:25:119:PRO:HB2	41:75:68:TYR:CZ	2.48	0.49
38:88:64:ILE:HA	38:88:106:VAL:HG12	1.95	0.49
19:AA:36:ARG:O	19:AA:36:ARG:HG2	2.12	0.49
41:B8:46:GLU:HG2	41:B8:46:GLU:O	2.12	0.49
48:I8:36:ILE:HA	48:I8:60:PHE:HA	1.94	0.49
1:13:1119:C:H2'	1:13:1120:G:C8	2.47	0.48
1:13:1431:C:H2'	1:13:1432:G:O4'	2.13	0.48
1:13:842:C:H5'	1:13:843:U:OP1	2.13	0.48
25:14:1322:A:N1	25:14:1333:C:O2'	2.38	0.48
25:14:2291:U:O2'	25:14:2374:C:O2	2.28	0.48
25:14:247:G:H4'	25:14:386:G:C5	2.48	0.48
25:14:2747:G:O6	25:14:2755:C:H5''	2.13	0.48
25:14:247:G:H4'	25:14:386:G:C6	2.48	0.48
25:14:663:G:H2'	25:14:664:C:C6	2.48	0.48
35:15:55:VAL:HB	35:15:126:PRO:HA	1.95	0.48
2:1E:105:PHE:HZ	2:1E:156:LYS:HA	1.77	0.48
1:1G:1319:A:H2'	1:1G:1323:G:C8	2.48	0.48
25:1H:2182:G:H2'	25:1H:2183:C:C6	2.48	0.48
25:1H:2712:U:O2'	25:1H:2712(A):A:OP1	2.31	0.48
25:1H:2734:A:H3'	25:1H:2735:G:H8	1.77	0.48
25:1H:247:G:H4'	25:1H:386:G:C5	2.48	0.48
25:1H:57:C:H2'	25:1H:58:G:O4'	2.13	0.48
25:1H:64:A:C8	45:F8:66:LEU:HD13	2.48	0.48
3:22:150:LYS:HG3	3:22:169:ALA:HB2	1.95	0.48
36:25:98:VAL:HG21	36:25:114:ILE:HG22	1.95	0.48
31:41:119:GLY:HA3	31:41:181:ARG:HG3	1.94	0.48
31:49:38:VAL:HG23	31:49:93:THR:HA	1.95	0.48
32:51:127:GLU:O	32:51:129:THR:N	2.46	0.48
40:65:84:GLN:HA	40:65:109:GLY:HA3	1.95	0.48
44:A5:36:LEU:HD11	44:A5:47:VAL:HG12	1.95	0.48
40:A8:61:ASN:OD1	40:A8:63:THR:OG1	2.23	0.48
46:C5:55:TYR:HE2	46:C5:60:PHE:CE1	2.27	0.48
43:D8:66:ARG:HD2	43:D8:88:ARG:HB2	1.94	0.48
49:J8:87:PRO:O	49:J8:91:LYS:HB2	2.13	0.48
1:13:1037:C:H2'	1:13:1038:C:H6	1.78	0.48
1:13:1132:C:H2'	1:13:1133:G:C8	2.47	0.48

*Continued on next page...*

Continued from previous page...

Atom-1	Atom-2	Interatomic distance (Å)	Clash overlap (Å)
1:13:600:C:H2'	1:13:601:C:H6	1.77	0.48
25:14:1259:G:H2'	25:14:1260:G:C8	2.47	0.48
25:14:372:G:O2'	25:14:400:G:N1	2.42	0.48
26:16:15:A:H1'	26:16:109:G:C5	2.47	0.48
1:1G:1266:G:N2	1:1G:1269:A:OP2	2.45	0.48
1:1G:8:A:H4'	1:1G:9:G:OP1	2.13	0.48
25:1H:1291:C:H2'	25:1H:1292:U:C6	2.49	0.48
11:2I:95:ILE:O	11:2I:99:GLN:HG3	2.12	0.48
5:4E:140:ARG:O	5:4E:143:ARG:NH1	2.43	0.48
35:58:43:THR:HB	35:58:46:VAL:HG12	1.95	0.48
26:1J:7:G:N2	40:65:38:GLN:OE1	2.31	0.48
8:7E:120:THR:H	8:7E:123:GLU:HB2	1.77	0.48
41:B8:124:ASP:N	41:B8:127:ALA:HB3	2.26	0.48
41:B8:24:PRO:HA	41:B8:49:VAL:HG13	1.94	0.48
46:C5:106:LEU:C	46:C5:108:THR:H	2.16	0.48
47:D5:103:ARG:O	47:D5:139:VAL:HG11	2.12	0.48
50:K8:29:LYS:HG2	50:K8:57:ILE:HD13	1.95	0.48
1:13:643:C:H2'	1:13:644:G:H8	1.77	0.48
25:14:1085:A:HO2'	25:14:1086:A:P	2.35	0.48
1:1G:784:C:H4'	25:14:1837:C:OP1	2.12	0.48
25:14:2061:G:H5''	25:14:2503:2MA:N7	2.28	0.48
25:14:2503:2MA:H5'	25:14:2503:2MA:H8	1.94	0.48
28:19:77:ALA:HB2	28:19:97:TYR:CD1	2.48	0.48
1:1G:1352:C:N3	1:1G:1370:G:N2	2.53	0.48
1:1G:232:G:H2'	1:1G:233:C:O4'	2.13	0.48
1:1G:302:G:H5''	12:3A:14:LYS:HE2	1.95	0.48
1:1G:353:A:H8	1:1G:353:A:H5'	1.77	0.48
1:1G:501:C:H2'	1:1G:502:G:H8	1.76	0.48
1:1G:554:C:H2'	1:1G:555:C:C6	2.48	0.48
25:1H:1678:G:N2	25:1H:1989:G:H22	2.11	0.48
25:1H:196:A:H5''	37:78:46:LYS:HZ3	1.79	0.48
25:1H:195:A:C8	25:1H:197:A:OP1	2.67	0.48
25:1H:2348:U:O4	25:1H:2382:G:N2	2.46	0.48
25:1H:7:G:H1	25:1H:2896:C:H42	1.61	0.48
25:1H:319:C:OP1	30:31:137:LYS:NZ	2.43	0.48
25:1H:583:G:O6	62:1H:3688:HOH:O	2.20	0.48
25:1H:862:G:H2'	25:1H:863:A:O4'	2.14	0.48
22:1K:10:G:H2'	22:1K:11:A:C8	2.47	0.48
25:14:2392:A:H8	37:35:61:ARG:HB3	1.77	0.48
34:38:25:PHE:CD1	34:38:26:LEU:HG	2.47	0.48
31:41:10:LYS:HG2	31:41:14:GLU:HG2	1.95	0.48

Continued on next page...

*Continued from previous page...*

Atom-1	Atom-2	Interatomic distance (Å)	Clash overlap (Å)
1:1G:1226:C:H42	13:4A:104:ARG:HD2	1.78	0.48
32:51:19:VAL:HA	32:51:24:VAL:HG12	1.95	0.48
35:58:132:ALA:O	35:58:134:ARG:NH1	2.46	0.48
33:61:110:ASP:N	33:61:130:TYR:OH	2.35	0.48
37:78:18:ARG:NH2	37:78:21:ARG:HD2	2.29	0.48
17:8I:90:ILE:O	17:8I:94:ASN:ND2	2.45	0.48
46:C5:90:LEU:HD12	46:C5:91:GLU:H	1.79	0.48
43:D8:29:PRO:HA	43:D8:61:VAL:HG22	1.95	0.48
44:E8:19:LEU:HB3	53:N8:25:LEU:HD12	1.95	0.48
47:H8:151:HIS:CD2	47:H8:170:THR:HA	2.46	0.48
28:11:65:ILE:HD11	28:11:67:PHE:CE1	2.48	0.48
1:13:148:G:H2'	1:13:149:A:H8	1.78	0.48
1:13:1498:UR3:H6	1:13:1498:UR3:O5'	2.12	0.48
1:13:156:G:H2'	1:13:157:G:C8	2.49	0.48
1:13:591:U:H2'	1:13:592:G:C8	2.48	0.48
1:13:701:C:O2	1:13:703:G:N1	2.46	0.48
25:14:184:C:H2'	25:14:185:U:C6	2.49	0.48
25:14:17:G:H2'	25:14:18:C:C6	2.48	0.48
25:14:2505:G:O6	25:14:2576:G:H2'	2.14	0.48
1:1G:145:G:H1	1:1G:177:C:N4	2.11	0.48
1:1G:408:A:H2'	1:1G:409:G:O4'	2.13	0.48
25:1H:2057:A:H2'	25:1H:2058:A:O4'	2.12	0.48
29:21:111:ARG:HG3	29:21:160:TYR:HD2	1.78	0.48
23:2K:76:C:N3	25:1H:2251:OMG:N2	2.45	0.48
31:41:10:LYS:O	31:41:14:GLU:HB3	2.14	0.48
32:59:8:PRO:HD2	32:59:69:ARG:HE	1.78	0.48
33:69:109:ILE:HG22	33:69:110:ASP:H	1.78	0.48
33:69:88:ILE:HG22	33:69:90:GLY:N	2.26	0.48
8:72:7:ALA:O	8:72:11:THR:OG1	2.22	0.48
41:75:18:ASP:N	41:75:18:ASP:OD1	2.47	0.48
1:1G:189:U:O2'	17:8A:63:ARG:NH2	2.46	0.48
41:B8:11:GLU:OE1	41:B8:57:PHE:HB3	2.13	0.48
48:E5:27:GLU:HB2	48:E5:69:PHE:HD2	1.78	0.48
54:K5:12:GLU:OE1	54:K5:12:GLU:N	2.45	0.48
50:K8:25:VAL:HG23	50:K8:57:ILE:HG23	1.95	0.48
53:N8:46:CYS:H	53:N8:50:GLY:HA3	1.78	0.48
2:12:19:HIS:NE2	2:12:20:GLU:HG2	2.28	0.48
1:13:581:G:O3'	15:6I:64:ARG:NH2	2.47	0.48
1:13:789:U:H1'	1:13:792:A:H2	1.79	0.48
25:14:1075:C:H2'	25:14:1076:C:C6	2.48	0.48
25:14:1306:C:H2'	25:14:1307:A:H8	1.79	0.48

*Continued on next page...*

*Continued from previous page...*

Atom-1	Atom-2	Interatomic distance (Å)	Clash overlap (Å)
25:14:1846:G:H5'	25:14:1847:A:OP2	2.14	0.48
25:14:2059:A:OP2	62:14:3553:HOH:O	2.20	0.48
25:14:2335:A:HO2'	25:14:2336:A:P	2.36	0.48
1:1G:1255:G:O2'	1:1G:1258:G:O2'	2.14	0.48
1:1G:405:U:O4	4:32:2:GLY:N	2.46	0.48
25:1H:102:G:OP1	50:K8:7:ARG:NH2	2.42	0.48
25:1H:708:C:H42	25:1H:723:G:H1	1.60	0.48
26:1J:16:G:H1	26:1J:68:C:N4	2.11	0.48
37:35:130:PHE:CZ	37:35:144:GLU:HB2	2.48	0.48
31:41:152:LEU:H	31:41:152:LEU:HD12	1.79	0.48
31:41:16:ARG:NH2	31:41:31:VAL:HG11	2.28	0.48
5:42:28:PHE:O	5:42:47:LYS:HA	2.14	0.48
32:59:86:GLU:H	32:59:86:GLU:CD	2.17	0.48
14:5I:39:LEU:HD11	14:5I:47:LEU:HD12	1.95	0.48
18:9I:43:PHE:CE1	18:9I:58:LEU:HD11	2.49	0.48
45:B5:11:PRO:HA	45:B5:28:PHE:HB3	1.96	0.48
20:BA:74:LYS:HA	20:BA:77:ALA:HB3	1.93	0.48
47:D5:74:VAL:HG13	47:D5:86:VAL:HG22	1.96	0.48
54:O8:34:LEU:HD22	54:O8:34:LEU:H	1.78	0.48
1:13:346:G:H5''	41:B8:41:ARG:HD2	1.96	0.48
1:13:596:C:H2'	1:13:597:G:C8	2.47	0.48
25:14:1045:A:OP1	25:14:1046:A:H5'	2.13	0.48
25:14:2630:G:H1'	25:14:2894:G:N9	2.29	0.48
1:1G:1179:A:H2'	1:1G:1180:A:O4'	2.14	0.48
1:1G:452:A:O2'	1:1G:453:A:O5'	2.27	0.48
1:1G:988:G:H2'	1:1G:989:C:O4'	2.14	0.48
25:1H:1174:A:N3	25:1H:1174:A:H2'	2.29	0.48
25:1H:2125:G:H21	25:1H:2173:A:H62	1.61	0.48
25:1H:2347:C:C5	25:1H:2382:G:H1'	2.49	0.48
25:1H:2528:U:O3'	25:1H:2529:G:H8	1.97	0.48
25:1H:2699:C:H2'	25:1H:2700:C:O4'	2.14	0.48
25:1H:49:A:N7	25:1H:120:U:C5	2.80	0.48
22:1K:40:C:H2'	22:1K:41:C:C6	2.48	0.48
25:1H:2680:C:H1'	29:21:187:ALA:HB1	1.96	0.48
11:2A:13:GLN:NE2	11:2A:15:ALA:HB2	2.27	0.48
23:2K:21:H2U:H2'	23:2K:22:A:C5'	2.43	0.48
4:32:12:CYS:SG	4:32:18:LYS:HA	2.52	0.48
4:32:18:LYS:HD2	4:32:31:CYS:SG	2.53	0.48
30:39:53:THR:HG22	30:39:56:GLU:HG3	1.94	0.48
4:3E:86:LYS:HD2	4:3E:86:LYS:H	1.77	0.48
12:3I:51:LYS:HG2	12:3I:72:HIS:CD2	2.49	0.48

*Continued on next page...*

*Continued from previous page...*

Atom-1	Atom-2	Interatomic distance (Å)	Clash overlap (Å)
13:4I:5:ALA:HB1	13:4I:66:LEU:HD13	1.94	0.48
24:4L:7:G:O2'	24:4L:8:A:O5'	2.30	0.48
32:59:10:PRO:HD2	32:59:50:VAL:H	1.78	0.48
9:82:28:VAL:HG23	9:82:63:ILE:HD13	1.96	0.48
51:H5:5:LYS:HD3	51:H5:57:GLU:HB3	1.95	0.48
47:H8:162:GLU:HG3	47:H8:163:LEU:N	2.27	0.48
56:M5:29:LYS:HB3	56:M5:33:ASN:OD1	2.13	0.48
25:1H:764:A:H2	28:11:219:PRO:HG3	1.78	0.48
1:13:456:C:H2'	1:13:457:C:O4'	2.14	0.48
1:13:713:G:H2'	1:13:714:G:C8	2.49	0.48
25:14:1344:G:H4'	25:14:1384:A:C5	2.48	0.48
25:14:1049:C:N4	25:14:2751:G:H1	2.10	0.48
25:14:2779:U:H5'	25:14:2780:G:OP1	2.14	0.48
25:14:29:U:H2'	25:14:30:G:C8	2.49	0.48
25:14:41:C:H2'	25:14:43:G:H8	1.78	0.48
25:14:906:G:O2'	38:45:67:ARG:NE	2.31	0.48
1:1G:1350:A:N6	1:1G:1373:G:H21	2.11	0.48
1:1G:707:C:H2'	1:1G:708:C:C6	2.49	0.48
25:1H:1021:A:H8	25:1H:1021:A:H3'	1.77	0.48
25:1H:2693:A:H2'	25:1H:2694:G:H8	1.78	0.48
25:1H:270(I):G:N2	25:1H:270(R):G:N3	2.62	0.48
36:25:114:ILE:O	36:25:117:LEU:N	2.47	0.48
22:3L:29:C:H2'	22:3L:30:G:C8	2.43	0.48
39:55:2:ARG:NH1	39:55:2:ARG:HB3	2.29	0.48
25:14:2837:G:H22	39:55:96:ARG:HH12	1.61	0.48
7:62:5:ARG:HH21	7:62:7:ALA:HA	1.77	0.48
8:72:29:SER:HB3	8:72:32:LYS:HG3	1.95	0.48
1:1G:664:G:P	18:9A:64:ARG:HH21	2.36	0.48
20:BA:36:LEU:HD13	20:BA:55:ILE:HG23	1.95	0.48
44:E8:82:LEU:HB2	44:E8:98:LYS:O	2.14	0.48
1:13:337:C:H2'	1:13:338:A:C8	2.48	0.48
1:13:74:C:H2'	1:13:75:C:C6	2.49	0.48
25:14:1203:G:O6	25:14:1204:A:N6	2.47	0.48
25:14:1946:U:H2'	25:14:1947:C:C6	2.48	0.48
25:14:2468:G:N2	25:14:2481:G:H2'	2.29	0.48
28:19:172:TYR:HD1	28:19:186:HIS:HA	1.79	0.48
10:1A:80:LYS:O	10:1A:83:GLU:HB3	2.13	0.48
2:1E:97:TRP:CZ3	2:1E:172:ILE:HB	2.49	0.48
1:1G:740:U:H2'	1:1G:741:G:H8	1.78	0.48
1:1G:932:C:H4'	7:62:4:ARG:CZ	2.44	0.48
25:1H:1113:U:H2'	25:1H:1114:G:C8	2.49	0.48

*Continued on next page...*

*Continued from previous page...*

Atom-1	Atom-2	Interatomic distance (Å)	Clash overlap (Å)
25:1H:2105:C:H42	25:1H:2184:G:H1	1.62	0.48
26:1J:113:C:H2'	26:1J:114:G:C8	2.49	0.48
11:2I:57:THR:HG22	11:2I:58:PRO:HD2	1.95	0.48
30:31:123:LEU:HD13	30:31:192:LEU:HB3	1.96	0.48
30:39:174:VAL:HG11	30:39:188:ARG:NH2	2.29	0.48
30:39:5:ALA:H	30:39:19:GLU:HB3	1.78	0.48
1:1G:1537:U:O4	24:4L:8:A:N6	2.47	0.48
40:65:61:ASN:OD1	40:65:62:LYS:N	2.46	0.48
42:85:91:ASP:O	42:85:92:ARG:HB3	2.13	0.48
26:16:90:C:H5'	38:88:18:LYS:HA	1.95	0.48
17:8A:29:HIS:CG	17:8A:30:PRO:HD2	2.49	0.48
46:G8:5:MET:HE2	46:G8:5:MET:H	1.79	0.48
52:M8:3:GLU:HG3	52:M8:4:GLY:H	1.79	0.48
1:13:105:G:H2'	1:13:106:C:C6	2.49	0.48
1:13:895:G:H2'	1:13:896:C:C6	2.49	0.48
25:14:1166:C:H2'	25:14:1167:U:C6	2.49	0.48
25:14:2030:A:H4'	25:14:2031:A:C8	2.49	0.48
25:14:2478:A:H3'	25:14:2479:G:H8	1.78	0.48
25:14:2563:U:O2'	36:25:28:SER:HB3	2.14	0.48
25:14:2748:A:H2	25:14:2753:A:N6	2.11	0.48
1:1G:1074:G:O2'	1:1G:1101:A:N1	2.40	0.48
1:1G:142:G:H2'	1:1G:143:A:H8	1.79	0.48
1:1G:1532:U:H4'	1:1G:1533:C:H5'	1.94	0.48
1:1G:629:G:H2'	1:1G:630:G:O4'	2.13	0.48
1:1G:709:G:H2'	1:1G:710:G:H8	1.79	0.48
25:1H:1332:G:H21	25:1H:1610:A:H8	1.58	0.48
25:1H:466:A:N3	25:1H:683:C:H1'	2.29	0.48
3:2E:50:ALA:HB1	3:2E:70:VAL:HG11	1.96	0.48
3:2E:95:THR:HG21	3:2E:97:LYS:HZ3	1.79	0.48
30:31:67:GLN:HG3	30:31:67:GLN:O	2.13	0.48
22:3L:53:G:N2	22:3L:54:G:N3	2.62	0.48
13:4I:14:ARG:HG3	13:4I:16:ASP:OD1	2.14	0.48
15:6I:82:ILE:O	15:6I:86:GLY:N	2.43	0.48
1:1G:719:C:O2	18:9A:50:ILE:HG12	2.14	0.48
47:D5:69:THR:HG22	47:D5:90:VAL:HG22	1.95	0.48
47:H8:116:VAL:HB	47:H8:174:VAL:HG12	1.96	0.48
1:13:1330:U:H3'	1:13:1331:G:O4'	2.14	0.48
1:13:1350:A:O5'	1:13:1350:A:H8	1.97	0.48
25:14:107:C:H2'	25:14:108:U:C6	2.48	0.48
25:14:2735:G:H2'	25:14:2736:G:H8	1.79	0.48
25:14:288:C:H2'	25:14:289:A:C8	2.48	0.48

*Continued on next page...*



*Continued from previous page...*

Atom-1	Atom-2	Interatomic distance (Å)	Clash overlap (Å)
26:16:91:C:OP1	38:88:19:GLY:HA2	2.13	0.48
28:19:155:LEU:HD23	28:19:177:LEU:HD22	1.96	0.48
1:1G:1018:C:H2'	1:1G:1019:C:O4'	2.14	0.48
1:1G:690:G:H22	11:2A:55:LYS:HE3	1.78	0.48
1:1G:817:C:O3'	1:1G:818:G:H3'	2.13	0.48
1:1G:861:G:O2'	1:1G:874:G:O2'	2.30	0.48
25:1H:191:A:H2'	25:1H:192:C:C6	2.49	0.48
25:1H:2112:G:N2	25:1H:2113:U:H3	2.03	0.48
25:1H:2131:G:N3	25:1H:2158:A:N6	2.61	0.48
25:1H:860:U:C5	25:1H:917:A:H2	2.32	0.48
1:1G:559:A:OP1	5:42:126:ARG:NH2	2.46	0.48
5:4E:108:ALA:O	5:4E:112:LEU:HB2	2.14	0.48
24:4K:13:A:O2'	24:4K:14:A:H3'	2.14	0.48
39:55:33:ARG:HA	39:55:114:VAL:O	2.14	0.48
3:2E:6:HIS:HB2	14:5I:49:HIS:ND1	2.28	0.48
7:62:16:LEU:HD13	9:82:45:ALA:HB2	1.96	0.48
9:82:97:LYS:HB3	9:82:98:PRO:HD3	1.95	0.48
46:C5:55:TYR:CG	46:C5:56:PRO:CD	2.95	0.48
42:C8:110:VAL:O	42:C8:114:LYS:HG2	2.14	0.48
49:F5:4:VAL:HG11	49:F5:11:ARG:HH11	1.78	0.48
49:J8:92:LYS:O	49:J8:96:LYS:N	2.47	0.48
28:11:123:ALA:HB3	28:11:131:LEU:HG	1.95	0.47
1:13:1513:A:H2'	1:13:1514:C:C6	2.49	0.47
25:14:1209:G:H21	25:14:1210:A:H62	1.62	0.47
25:14:2335:A:O2'	25:14:2336:A:H2'	2.14	0.47
1:1G:99:C:H2'	1:1G:101:A:H8	1.79	0.47
1:1G:1228:C:H2'	1:1G:1229:A:H8	1.78	0.47
1:1G:1399:C:H4'	1:1G:1400:5MC:H5''	1.96	0.47
1:1G:792:A:H1'	1:1G:794:A:N7	2.29	0.47
25:1H:715:G:H2'	25:1H:716:A:C8	2.49	0.47
22:1K:58:A:C6	22:1K:59:A:H2	2.32	0.47
3:22:166:GLU:HG3	3:22:167:TRP:H	1.78	0.47
3:2E:6:HIS:CD2	3:2E:7:PRO:HD2	2.49	0.47
30:31:172:TRP:CE3	30:31:173:VAL:HG23	2.48	0.47
25:14:806:C:OP2	37:35:41:ARG:HD2	2.14	0.47
4:3E:52:SER:H	4:3E:55:ALA:HB3	1.79	0.47
22:3L:22:A:OP1	22:3L:22:A:H4'	2.13	0.47
13:4A:58:GLU:O	13:4A:62:ASN:HB2	2.13	0.47
14:5A:27:CYS:SG	14:5A:29:ARG:HB2	2.54	0.47
14:5I:34:TYR:O	14:5I:38:GLY:N	2.33	0.47
33:61:14:ASP:O	33:61:16:GLY:N	2.46	0.47

*Continued on next page...*

*Continued from previous page...*

Atom-1	Atom-2	Interatomic distance (Å)	Clash overlap (Å)
37:78:23:PRO:O	37:78:25:SER:N	2.46	0.47
9:82:37:PHE:HB3	9:82:43:ALA:HB1	1.95	0.47
9:82:4:TYR:HD2	9:82:19:LEU:CB	2.27	0.47
9:8E:5:TYR:CE1	9:8E:16:ARG:HG2	2.46	0.47
43:95:60:GLU:H	43:95:60:GLU:HG2	1.41	0.47
47:D5:145:GLU:HG2	47:D5:146:ILE:H	1.79	0.47
47:D5:70:LEU:HA	47:D5:70:LEU:HD23	1.80	0.47
2:12:91:PRO:HG3	2:12:155:LEU:HD21	1.96	0.47
2:12:20:GLU:HG3	2:12:23:ARG:NH2	2.29	0.47
2:12:32:ILE:O	2:12:33:TYR:HB2	2.14	0.47
1:13:507:C:OP2	1:13:508:C:O2'	2.23	0.47
1:13:791:G:H2'	1:13:792:A:H5'	1.96	0.47
25:14:1181:C:H2'	25:14:1182:A:O4'	2.14	0.47
25:14:1429:G:H2'	25:14:1430:C:C6	2.49	0.47
25:14:363(C):G:H2'	25:14:363(D):G:H8	1.78	0.47
25:14:563:G:OP2	62:14:3556:HOH:O	2.20	0.47
26:16:66:A:O2'	26:16:67:G:O5'	2.32	0.47
28:19:133:LEU:HB2	28:19:187:GLY:HA2	1.96	0.47
1:1G:108:G:H5''	1:1G:109:A:C2	2.49	0.47
1:1G:1137:C:H5'	1:1G:1138:G:C4	2.49	0.47
1:1G:1392:G:H21	1:1G:1502:A:H8	1.61	0.47
1:1G:541:G:H2'	1:1G:542:G:H8	1.78	0.47
25:1H:107:C:H2'	25:1H:108:U:C6	2.48	0.47
25:1H:132:G:H1	25:1H:147:U:H3	1.62	0.47
25:1H:528:A:C2	25:1H:2043:C:H4'	2.49	0.47
29:21:13:ARG:HA	29:21:22:PRO:HA	1.96	0.47
36:25:13:ASN:HD21	36:25:96:THR:HG23	1.80	0.47
34:38:14:LYS:HE2	34:38:14:LYS:HA	1.96	0.47
32:51:6:ARG:HH21	32:51:7:LEU:HD11	1.80	0.47
37:78:84:ASN:HA	37:78:115:LEU:O	2.14	0.47
44:A5:4:LYS:HG3	44:A5:106:ILE:HG22	1.96	0.47
19:AI:13:ASP:HA	19:AI:16:LEU:HB3	1.95	0.47
1:13:335:C:O2'	1:13:1433:A:N3	2.45	0.47
1:13:266:G:O2'	1:13:267:C:OP2	2.33	0.47
25:14:1141:U:H1'	25:14:1142(A):A:C2	2.49	0.47
25:14:1819:A:OP1	28:19:161:THR:HG21	2.14	0.47
25:14:2854:G:H1	25:14:2863:C:H42	1.63	0.47
1:1G:803:G:OP1	62:1G:1812:HOH:O	2.20	0.47
1:1G:980:C:H3'	1:1G:981:U:C6	2.48	0.47
25:1H:1061:U:H3'	25:1H:1062:G:H5''	1.96	0.47
25:1H:1239:G:H2'	25:1H:1240:U:O4'	2.15	0.47

*Continued on next page...*

*Continued from previous page...*

Atom-1	Atom-2	Interatomic distance (Å)	Clash overlap (Å)
25:1H:1424:G:H2'	25:1H:1425:G:O4'	2.15	0.47
25:1H:207:A:H2'	25:1H:208:C:O4'	2.14	0.47
25:1H:2095:C:H2'	25:1H:2096:U:O4'	2.15	0.47
25:1H:2593:U:H2'	25:1H:2594:C:C6	2.49	0.47
25:1H:974(A):C:OP1	62:1H:3690:HOH:O	2.20	0.47
3:22:60:ALA:HB3	3:22:63:ASN:HB2	1.95	0.47
3:2E:83:ARG:O	3:2E:87:LEU:HG	2.14	0.47
57:2L:65:G:P	48:E5:11:ARG:HH12	2.38	0.47
22:3K:16:C:H5''	22:3K:17:C:OP2	2.14	0.47
31:49:125:PHE:HA	31:49:131:TYR:HD1	1.79	0.47
32:59:138:LYS:HA	32:59:141:VAL:HG12	1.96	0.47
7:6E:113:GLU:HB2	7:6E:118:VAL:HG23	1.96	0.47
27:71:15:ASP:N	27:71:20:TYR:OH	2.40	0.47
41:75:65:LYS:HD3	41:75:67:SER:HB2	1.96	0.47
47:H8:5:LEU:HB3	47:H8:59:LEU:HD23	1.96	0.47
52:M8:42:PHE:CG	52:M8:43:TYR:N	2.82	0.47
1:13:1036:G:H5'	1:13:1037:C:OP2	2.14	0.47
1:13:186(A):C:OP1	20:BI:86:ARG:NH1	2.48	0.47
1:13:356:A:H2'	1:13:357:G:H8	1.79	0.47
25:14:1790:C:O2'	28:19:209:ALA:HB2	2.14	0.47
25:14:226:G:O2'	25:14:228:A:N1	2.46	0.47
25:14:307:G:H21	25:14:330:A:H62	1.62	0.47
25:14:605:C:H1'	25:14:657:U:O2'	2.14	0.47
1:1G:963:G:H21	10:1A:55:LYS:CE	2.27	0.47
1:1G:1452:C:O2'	1:1G:1453:G:O5'	2.33	0.47
1:1G:191(E):G:H2'	1:1G:191(F):U:C6	2.50	0.47
1:1G:56:U:H2'	1:1G:57:G:H8	1.79	0.47
25:1H:2137:C:H42	25:1H:2154:G:H1	1.62	0.47
25:1H:2790:A:H2'	25:1H:2791:C:C5'	2.44	0.47
25:1H:38:A:H2'	25:1H:39:C:C6	2.49	0.47
25:1H:792:G:N3	25:1H:2072:G:O2'	2.41	0.47
30:39:50:SER:HB2	30:39:94:PRO:HD3	1.95	0.47
57:2L:1:C:N4	38:45:87:LYS:HE2	2.28	0.47
38:45:41:TRP:HB3	38:45:94:VAL:HB	1.96	0.47
31:49:43:LEU:HD12	31:49:43:LEU:HA	1.75	0.47
5:4E:96:PRO:HA	5:4E:117:ASP:OD2	2.14	0.47
39:55:21:TYR:CZ	39:55:43:GLU:HG2	2.50	0.47
35:58:116:LEU:HD23	35:58:119:ARG:HD2	1.94	0.47
1:1G:1317:C:N4	14:5A:19:ARG:HH21	2.12	0.47
27:71:21:THR:HA	27:71:225:ASN:HB3	1.95	0.47
9:8E:4:TYR:HE1	9:8E:87:GLN:HB2	1.78	0.47

*Continued on next page...*

*Continued from previous page...*

Atom-1	Atom-2	Interatomic distance (Å)	Clash overlap (Å)
41:B8:108:ARG:O	41:B8:111:ARG:HG2	2.14	0.47
1:13:1070:U:H2'	1:13:1071:C:C6	2.47	0.47
1:13:1298:C:H4'	1:13:1299:A:N9	2.29	0.47
1:13:130:A:OP2	17:8I:63:ARG:NH2	2.43	0.47
1:13:312:C:H2'	1:13:313:A:C8	2.49	0.47
1:13:445:G:H2'	1:13:446:G:C8	2.50	0.47
25:14:1035:U:H2'	25:14:1036:G:C8	2.49	0.47
25:14:1667:G:H8	25:14:1667:G:OP2	1.97	0.47
25:14:1717:G:H1	25:14:1742:C:H42	1.61	0.47
25:14:1935:G:H1'	25:14:1964:G:N2	2.29	0.47
25:14:270(G):C:H42	25:14:270(S):G:H1	1.62	0.47
28:19:201:HIS:O	28:19:204:ILE:HG12	2.15	0.47
28:19:9:TYR:CD1	28:19:10:THR:HG22	2.50	0.47
1:1G:403:C:H2'	1:1G:404:U:C6	2.49	0.47
1:1G:728:A:C5	15:6A:54:ARG:HD2	2.49	0.47
1:1G:664:G:N2	1:1G:741:G:H1	2.01	0.47
25:1H:1483:G:N2	25:1H:1507:A:H1'	2.30	0.47
25:1H:2131:G:N2	25:1H:2158:A:H62	2.12	0.47
25:1H:2418:A:OP2	56:Q8:29:LYS:NZ	2.39	0.47
25:1H:2474:C:H5''	25:1H:2475:C:C5	2.49	0.47
25:1H:270(M):U:O2'	25:1H:270(N):G:O5'	2.26	0.47
25:1H:642:G:H21	25:1H:646:A:H2	1.63	0.47
25:1H:751:A:H5'	44:E8:90:ARG:HG2	1.95	0.47
26:1J:97:G:H2'	26:1J:98:G:O4'	2.15	0.47
22:1K:9:G:H5'	22:1K:10:G:OP2	2.15	0.47
22:1K:14:A:H2'	22:1K:15:G:O4'	2.14	0.47
11:2I:95:ILE:HD12	11:2I:108:ILE:HD13	1.97	0.47
23:2K:44:A:H2'	23:2K:45:A:C8	2.49	0.47
34:38:74:LEU:HB2	34:38:110:GLY:O	2.13	0.47
30:39:65:TRP:HB3	30:39:70:THR:HG21	1.97	0.47
4:3E:148:VAL:HG12	4:3E:149:ALA:H	1.79	0.47
5:42:41:VAL:O	5:42:66:MET:HA	2.13	0.47
32:51:101:ARG:NH2	32:51:122:THR:HA	2.29	0.47
6:5E:11:ASN:HD22	6:5E:14:LEU:HG	1.79	0.47
33:69:79:ILE:HG22	33:69:81:VAL:HG22	1.95	0.47
17:8A:86:GLU:O	17:8A:90:ILE:HG12	2.15	0.47
25:1H:2851:A:O3'	39:98:64:ARG:NH2	2.48	0.47
41:B8:86:ILE:HD12	41:B8:87:ASP:N	2.29	0.47
42:C8:98:LEU:O	42:C8:102:GLU:N	2.33	0.47
52:M8:23:GLU:C	52:M8:25:TYR:H	2.18	0.47
1:13:520:A:N1	1:13:536:C:H1'	2.29	0.47

*Continued on next page...*

*Continued from previous page...*

Atom-1	Atom-2	Interatomic distance (Å)	Clash overlap (Å)
25:14:1161:C:H2'	25:14:1162:G:C8	2.50	0.47
25:14:1385:G:H4'	25:14:1386:C:OP1	2.15	0.47
25:14:1543:A:C2'	25:14:1544:C:H5''	2.45	0.47
25:14:2134:A:OP2	25:14:2157:G:N2	2.48	0.47
25:14:849:A:N6	25:14:929:G:O2'	2.40	0.47
2:1E:130:ARG:HD3	2:1E:138:LEU:HD11	1.97	0.47
1:1G:1003:G:N2	1:1G:1038:C:N3	2.63	0.47
1:1G:1097:C:O2'	1:1G:1169:A:N3	2.45	0.47
1:1G:957:U:N3	1:1G:960:U:OP2	2.34	0.47
25:1H:1550:C:H2'	25:1H:1551:C:C6	2.50	0.47
25:1H:500:G:N2	25:1H:503:A:O5'	2.39	0.47
25:1H:704:G:H2'	25:1H:726:G:H22	1.79	0.47
25:1H:744:G:OP1	62:1H:3689:HOH:O	2.20	0.47
37:35:5:ASP:HA	37:35:7:ARG:HH22	1.78	0.47
31:41:14:GLU:O	31:41:17:PRO:HD2	2.15	0.47
38:45:54:MET:HE1	38:45:121:ALA:HB2	1.96	0.47
13:4A:97:PRO:HG3	13:4A:107:ALA:HB1	1.97	0.47
32:51:9:ILE:HG13	32:51:9:ILE:O	2.15	0.47
32:59:91:GLY:HA3	32:59:94:TYR:CD2	2.49	0.47
40:65:87:PHE:CZ	40:65:102:ALA:HB2	2.50	0.47
33:69:3:VAL:HG12	33:69:38:LEU:HA	1.97	0.47
25:1H:2428:G:N2	37:78:61:ARG:HH21	2.12	0.47
19:AA:62:ILE:HG23	19:AA:66:MET:SD	2.54	0.47
41:B8:98:LYS:HB3	41:B8:100:TYR:CE2	2.49	0.47
47:D5:99:TYR:HB3	47:D5:123:ASP:HB3	1.97	0.47
2:12:27:LYS:HB3	2:12:194:PRO:HD2	1.95	0.47
1:13:142:G:H2'	1:13:143:A:H8	1.80	0.47
1:13:190:G:HO2'	1:13:191(A):G:P	2.37	0.47
1:13:359:U:H2'	1:13:360:A:C8	2.50	0.47
1:13:405:U:H3'	1:13:406:G:H5'	1.96	0.47
1:13:991:U:O2'	1:13:992:U:O5'	2.31	0.47
25:14:1257:C:H4'	30:39:83:PHE:CD1	2.49	0.47
25:14:1364:G:OP1	49:F5:3:LYS:HD2	2.14	0.47
25:14:1616:A:H8	62:14:4024:HOH:O	1.98	0.47
25:14:1882:C:H5'	25:14:1883:G:OP2	2.14	0.47
25:14:67:U:H2'	25:14:68:G:H8	1.80	0.47
1:1G:537:G:H5''	12:3A:110:ARG:NH1	2.29	0.47
25:1H:1302:A:O5'	25:1H:1302:A:H8	1.98	0.47
25:1H:2372:G:H2'	25:1H:2373:G:C8	2.49	0.47
25:1H:2537:U:H2'	25:1H:2538:C:C6	2.50	0.47
29:21:118:LYS:HG2	29:21:118:LYS:O	2.13	0.47

*Continued on next page...*

*Continued from previous page...*

Atom-1	Atom-2	Interatomic distance (Å)	Clash overlap (Å)
3:22:123:GLN:O	3:22:128:PHE:HB2	2.15	0.47
3:22:72:LYS:O	3:22:74:GLY:N	2.47	0.47
3:2E:153:VAL:HA	3:2E:197:GLY:O	2.14	0.47
30:31:167:ALA:HA	30:31:170:LEU:HD12	1.97	0.47
4:3E:101:LEU:HD23	4:3E:135:LEU:O	2.14	0.47
4:3E:26:CYS:HA	60:3E:302:SF4:S1	2.55	0.47
13:4I:93:ARG:HB3	13:4I:94:ARG:HH11	1.80	0.47
6:52:52:ILE:HD13	6:52:87:ARG:HG3	1.95	0.47
27:71:200:LYS:HA	27:71:208:PHE:HE2	1.79	0.47
8:72:12:ARG:HH11	8:72:26:VAL:HA	1.78	0.47
41:75:123:GLN:C	41:75:125:ARG:H	2.17	0.47
8:7E:77:GLU:HG2	8:7E:78:GLN:H	1.80	0.47
42:85:52:ARG:HA	42:85:55:ARG:HG3	1.97	0.47
43:95:35:LEU:HD21	43:95:57:VAL:HB	1.95	0.47
43:95:76:LYS:HD2	43:95:80:GLN:O	2.14	0.47
46:C5:99:CYS:SG	46:C5:105:ALA:HB3	2.54	0.47
52:15:12:ALA:HB1	52:15:24:THR:N	2.29	0.47
1:13:1234:C:H2'	1:13:1235:U:O4'	2.15	0.47
25:14:2815:C:H2'	25:14:2816:C:H6	1.79	0.47
25:14:71:A:OP2	25:14:71:A:H3'	2.14	0.47
25:14:971:C:H2'	25:14:972:G:O4'	2.15	0.47
35:15:53:VAL:HG11	35:15:128:HIS:CD2	2.50	0.47
2:1E:22:LYS:HA	2:1E:40:HIS:NE2	2.30	0.47
1:1G:1251:A:H2'	1:1G:1252:A:C8	2.50	0.47
1:1G:1317:C:H5'	1:1G:1318:A:OP2	2.15	0.47
1:1G:1416:G:OP2	62:1G:1811:HOH:O	2.20	0.47
25:1H:2285:C:C5	54:O8:27:LYS:HD2	2.50	0.47
25:1H:2576:G:O2'	25:1H:2579:C:OP2	2.32	0.47
25:1H:581:C:H2'	25:1H:582:G:H8	1.78	0.47
29:29:50:GLY:HA2	29:29:78:LEU:HD12	1.96	0.47
30:31:81:PRO:HB2	30:31:89:VAL:HG22	1.97	0.47
22:3K:57:C:H5''	25:1H:2169:A:H1'	1.97	0.47
5:42:147:ASP:OD1	5:42:147:ASP:N	2.47	0.47
32:51:101:ARG:NH2	32:51:121:ILE:O	2.47	0.47
6:52:8:ILE:HG13	6:52:88:VAL:HG22	1.97	0.47
7:62:25:ALA:O	7:62:28:ASN:ND2	2.48	0.47
8:72:39:LEU:HG	8:72:44:PHE:HB2	1.97	0.47
37:78:46:LYS:HB3	37:78:46:LYS:HE2	1.81	0.47
9:82:38:GLN:HG2	9:82:39:GLY:N	2.29	0.47
25:14:445:C:OP1	42:85:2:PRO:HA	2.15	0.47
1:1G:191:G:O2'	20:BA:103:GLY:HA2	2.15	0.47

*Continued on next page...*

*Continued from previous page...*

Atom-1	Atom-2	Interatomic distance (Å)	Clash overlap (Å)
42:C8:108:GLU:OE1	42:C8:112:ARG:NH1	2.36	0.47
25:14:466:A:H5'	55:L5:21:ARG:NH2	2.29	0.47
2:12:207:ALA:O	2:12:211:ILE:HG13	2.14	0.47
1:13:1397:C:O2'	1:13:1398:A:OP2	2.30	0.47
1:13:186(A):C:H5''	20:BI:86:ARG:HH11	1.79	0.47
1:13:60:A:H4'	1:13:61:G:O5'	2.15	0.47
25:14:1025:G:O2'	25:14:1026:U:OP1	2.33	0.47
25:14:1105:U:H2'	25:14:1106:G:C8	2.49	0.47
25:14:1316:U:H2'	25:14:1317:A:C8	2.48	0.47
25:14:226:G:H2'	25:14:227:A:C8	2.50	0.47
25:14:270(I):G:H2'	25:14:270(J):G:C8	2.49	0.47
25:14:2849:U:OP2	41:75:95:ARG:NH1	2.48	0.47
25:14:2884:U:H2'	25:14:2885:C:O4'	2.15	0.47
28:19:255:LYS:N	28:19:255:LYS:HE3	2.25	0.47
1:1G:1150:U:O4	1:1G:1151:A:N6	2.48	0.47
1:1G:188:U:O2'	1:1G:189:U:H5'	2.15	0.47
25:1H:200:U:O2	25:1H:386:G:N2	2.48	0.47
23:2K:54:G:H2'	23:2K:55:5MU:C6	2.50	0.47
25:1H:442:G:N2	30:31:48:THR:OG1	2.47	0.47
30:39:54:ARG:HG3	30:39:80:ALA:HA	1.96	0.47
31:49:114:ILE:HD13	31:49:115:ARG:H	1.79	0.47
13:4A:3:ARG:HH11	31:49:113:ARG:HE	1.62	0.47
13:4A:44:ARG:H	13:4A:44:ARG:NE	2.13	0.47
5:4E:112:LEU:HA	5:4E:112:LEU:HD22	1.77	0.47
32:51:131:VAL:HG22	32:51:132:ARG:H	1.80	0.47
32:51:42:ARG:HG2	32:51:43:VAL:N	2.30	0.47
32:51:86:GLU:CD	32:51:87:LEU:H	2.17	0.47
36:68:87:ILE:HG22	36:68:93:PRO:HA	1.97	0.47
33:69:91:SER:HB2	33:69:121:LYS:HD2	1.95	0.47
8:72:12:ARG:HD2	8:72:26:VAL:HG23	1.97	0.47
19:AA:19:VAL:O	19:AA:23:ASN:HB2	2.15	0.47
41:B8:105:LEU:HD12	41:B8:110:ILE:HG12	1.96	0.47
41:B8:1:MET:HG2	41:B8:1:MET:O	2.15	0.47
43:D8:68:LYS:HD3	43:D8:68:LYS:HA	1.57	0.47
50:G5:15:LYS:H	50:G5:67:LYS:NZ	2.12	0.47
50:K8:28:LYS:HD2	50:K8:53:LEU:HD21	1.97	0.47
45:F8:60:ARG:HH12	55:P8:47:ARG:HH22	1.63	0.47
28:11:201:HIS:O	28:11:204:ILE:HG12	2.15	0.47
2:12:172:ILE:H	2:12:172:ILE:HD12	1.79	0.47
2:12:50:GLU:O	2:12:54:THR:OG1	2.20	0.47
1:13:130:A:H5'	17:8I:63:ARG:CZ	2.44	0.47

*Continued on next page...*

Continued from previous page...

Atom-1	Atom-2	Interatomic distance (Å)	Clash overlap (Å)
1:13:1343:G:H2'	1:13:1344:C:C6	2.49	0.47
25:14:1022:G:O2'	25:14:1024:G:O6	2.32	0.47
25:14:1860:G:H1	25:14:1882:C:N4	2.12	0.47
25:14:2210:G:H2'	25:14:2210:G:N3	2.28	0.47
25:14:2329:G:H2'	25:14:2330:G:C8	2.50	0.47
25:14:2251:OMG:HM21	25:14:2449:U:C2	2.50	0.47
25:14:2692:C:H2'	25:14:2693:A:H8	1.79	0.47
25:14:601:C:O2	25:14:605:C:H4'	2.15	0.47
25:14:706:A:C2	25:14:707:G:H1'	2.50	0.47
1:1G:1322:C:O2'	1:1G:1323:G:H5'	2.15	0.47
1:1G:885:G:H2'	1:1G:886:G:H8	1.80	0.47
25:1H:1092:C:H2'	25:1H:1093:G:H5'	1.97	0.47
25:1H:1265:A:H3'	53:N8:19:ARG:NH1	2.30	0.47
25:1H:1562:A:H2'	25:1H:1563:G:O4'	2.15	0.47
25:1H:296:C:H2'	25:1H:297:C:H6	1.80	0.47
25:1H:558:G:H5''	35:58:112:LEU:HD22	1.97	0.47
22:1K:27:G:H2'	22:1K:28:U:O4'	2.15	0.47
22:1K:43:G:H8	22:1K:43:G:OP2	1.98	0.47
3:22:13:GLY:HA3	14:5A:57:ARG:NE	2.29	0.47
29:29:111:ARG:HB2	29:29:160:TYR:HB3	1.96	0.47
4:32:155:LEU:HA	4:32:155:LEU:HD13	1.67	0.47
1:1G:544:G:P	4:32:62:GLN:HE21	2.38	0.47
25:1H:1083:U:OP2	34:38:47:ASN:HB2	2.14	0.47
30:39:194:MET:HB2	30:39:198:ALA:HB3	1.97	0.47
5:42:110:LEU:HD12	5:42:118:ILE:HG21	1.97	0.47
5:4E:33:VAL:HG11	5:4E:109:ILE:HG12	1.97	0.47
32:51:157:TYR:CZ	32:51:172:LYS:HG3	2.50	0.47
32:51:54:ARG:HD3	32:51:65:HIS:ND1	2.30	0.47
32:51:78:GLY:O	32:51:136:ILE:HG22	2.15	0.47
33:61:109:ILE:HB	33:61:130:TYR:OH	2.15	0.47
36:68:78:ARG:HH21	41:B8:103:ARG:NH2	2.13	0.47
37:78:1:MET:SD	37:78:2:LYS:N	2.84	0.47
37:78:63:PRO:HG2	56:Q8:25:MET:HB2	1.97	0.47
42:85:66:ASN:O	42:85:70:ARG:HG2	2.14	0.47
38:88:109:VAL:HG13	38:88:113:GLN:HB3	1.95	0.47
19:AI:50:ALA:HA	19:AI:58:VAL:O	2.15	0.47
1:1G:324:G:OP1	20:BA:22:ARG:HD2	2.14	0.47
47:D5:104:PHE:O	47:D5:107:THR:OG1	2.30	0.47
47:D5:5:LEU:HD23	47:D5:47:VAL:HG21	1.97	0.47
47:H8:35:ARG:HB3	47:H8:35:ARG:HH11	1.80	0.47
51:L8:13:ILE:HD13	51:L8:13:ILE:HA	1.70	0.47

Continued on next page...



Continued from previous page...

Atom-1	Atom-2	Interatomic distance (Å)	Clash overlap (Å)
25:1H:517:C:OP2	53:N8:13:LYS:NZ	2.47	0.47
28:11:108:PRO:HG3	28:11:143:HIS:HE1	1.79	0.47
28:11:2:ALA:O	28:11:20:ASP:HB2	2.15	0.47
2:12:208:ILE:HD13	2:12:211:ILE:HD12	1.96	0.47
1:13:1288:A:N1	1:13:1371:G:H1'	2.30	0.47
1:13:129(A):G:O6	1:13:187:C:O2'	2.20	0.47
1:13:614:A:H61	1:13:626:U:H3	1.63	0.47
25:14:1354:A:O3'	28:19:38:LYS:NZ	2.47	0.47
2:1E:76:GLN:O	2:1E:208:ILE:HG13	2.15	0.47
1:1G:1177:G:H2'	1:1G:1178:G:C4	2.50	0.47
1:1G:119:A:H4'	1:1G:120:A:C8	2.50	0.47
1:1G:452:A:O2'	1:1G:453:A:O4'	2.33	0.47
25:1H:1084:A:H5''	25:1H:1085:A:H8	1.79	0.47
25:1H:1085:A:HO2'	25:1H:1086:A:P	2.35	0.47
25:1H:1257:C:H2'	25:1H:1258:C:C6	2.50	0.47
25:1H:1790:C:H5''	25:1H:1791:A:OP1	2.14	0.47
25:1H:2293:C:H42	25:1H:2339:G:H1	1.62	0.47
25:1H:2396:G:H1'	49:J8:30:VAL:HG12	1.97	0.47
25:1H:38:A:N6	25:1H:440:G:O6	2.48	0.47
26:1J:15:A:OP2	26:1J:69:G:N2	2.45	0.47
3:22:113:ALA:HB3	3:22:114:PRO:HD3	1.97	0.47
7:6E:20:ASP:OD1	7:6E:21:VAL:N	2.48	0.47
8:72:12:ARG:NH1	8:72:26:VAL:HA	2.30	0.47
1:13:878:G:H5'	8:7E:89:PRO:HG2	1.97	0.47
1:1G:1149:C:P	9:82:9:ARG:HH11	2.38	0.47
20:BI:77:ALA:O	20:BI:81:LYS:HB2	2.15	0.47
42:C8:76:TYR:CZ	42:C8:80:ILE:HG13	2.50	0.47
48:E5:56:ASP:OD2	48:E5:58:THR:OG1	2.30	0.47
49:F5:4:VAL:HG11	49:F5:11:ARG:HD2	1.96	0.47
45:F8:60:ARG:NH2	55:P8:47:ARG:HH12	2.13	0.47
51:H5:35:ARG:HA	51:H5:35:ARG:HD2	1.55	0.47
52:I5:37:SER:OG	52:I5:38:LYS:N	2.46	0.47
50:K8:47:ASN:C	50:K8:49:LYS:H	2.19	0.47
51:L8:4:LEU:O	51:L8:36:VAL:HA	2.15	0.47
31:41:179:PRO:HB3	52:M8:38:LYS:CD	2.44	0.47
1:13:1438:G:H1	1:13:1463:C:H42	1.63	0.46
1:13:160:A:H2'	1:13:161:A:O4'	2.15	0.46
1:13:299:G:H2'	1:13:300:A:C8	2.50	0.46
1:13:801:U:H2'	1:13:802:A:H8	1.78	0.46
25:14:1029:A:N6	25:14:1125:G:O2'	2.48	0.46
25:14:1639:U:H2'	25:14:1640:C:H5''	1.97	0.46

Continued on next page...

*Continued from previous page...*

Atom-1	Atom-2	Interatomic distance (Å)	Clash overlap (Å)
25:14:2247:A:H2'	25:14:2248:C:H6	1.80	0.46
25:14:2247:A:H2'	25:14:2248:C:C6	2.50	0.46
25:14:2712:U:O2'	25:14:2713:A:H5'	2.15	0.46
25:14:485:C:H42	25:14:495:G:H1	1.63	0.46
25:14:774:A:OP1	28:19:48:ARG:NH2	2.47	0.46
25:14:856:C:O2'	25:14:857:C:OP1	2.31	0.46
28:19:246:PRO:HD2	28:19:255:LYS:HD3	1.96	0.46
1:1G:1443:G:C6	41:75:118:ARG:HB2	2.51	0.46
25:1H:1085:A:O2'	25:1H:1086:A:OP1	2.27	0.46
25:1H:1173:G:H5''	25:1H:1174:A:OP1	2.15	0.46
25:1H:2122:U:H2'	25:1H:2123:G:C8	2.50	0.46
25:1H:2556:C:H2'	25:1H:2557:G:O4'	2.14	0.46
25:1H:2688:U:H1'	25:1H:2721:A:N6	2.30	0.46
25:1H:500:G:N1	25:1H:503:A:OP2	2.48	0.46
37:35:57:THR:HG21	37:35:60:MET:N	2.31	0.46
22:3K:42:C:H2'	22:3K:43:G:C8	2.50	0.46
35:58:42:TRP:HE3	35:58:48:MET:HE1	1.79	0.46
35:58:70:LYS:HG3	35:58:70:LYS:O	2.15	0.46
32:59:157:TYR:CE2	32:59:172:LYS:HG3	2.50	0.46
41:75:50:ILE:HD11	41:75:102:ILE:HD11	1.96	0.46
9:8E:25:LYS:N	9:8E:60:ASP:OD1	2.47	0.46
9:8E:26:VAL:HG22	9:8E:61:ALA:HB3	1.95	0.46
43:95:24:LYS:HB2	43:95:90:PRO:HB2	1.96	0.46
18:9I:29:PHE:N	18:9I:29:PHE:CD1	2.83	0.46
50:G5:4:SER:OG	50:G5:5:GLU:OE2	2.22	0.46
28:11:17:THR:HG22	28:11:204:ILE:HA	1.97	0.46
1:13:407:G:H2'	1:13:408:A:C8	2.50	0.46
1:13:465:A:N6	1:13:467:G:O6	2.44	0.46
25:14:1297:C:H2'	25:14:1298:C:C6	2.50	0.46
25:14:139:G:H1'	25:14:140:A:H2	1.79	0.46
25:14:2128:C:H2'	25:14:2129:C:O4'	2.14	0.46
25:14:2734:A:N6	25:14:2770:G:O2'	2.48	0.46
25:14:618:G:OP2	30:39:106:ARG:NH2	2.36	0.46
25:14:629:G:OP2	56:M5:15:LYS:NZ	2.48	0.46
1:1G:1279:A:OP2	10:1A:9:ARG:HD3	2.15	0.46
1:1G:1325:C:H5''	21:1B:6:ARG:HH21	1.80	0.46
1:1G:1269:A:H8	1:1G:1269:A:OP2	1.97	0.46
1:1G:1395:C:H5'	1:1G:1402:4OC:O2'	2.16	0.46
25:1H:1020:A:N6	25:1H:1141:U:O2'	2.49	0.46
25:1H:2185:C:H2'	25:1H:2186:G:C8	2.50	0.46
25:1H:270(H):C:H42	25:1H:270(R):G:H1	1.62	0.46

*Continued on next page...*

*Continued from previous page...*

Atom-1	Atom-2	Interatomic distance (Å)	Clash overlap (Å)
25:1H:873:G:H1	25:1H:904:C:H42	1.64	0.46
29:21:17:ASP:OD1	29:21:17:ASP:N	2.46	0.46
3:2E:22:TRP:HB3	3:2E:59:ARG:HB2	1.98	0.46
23:2K:69:C:H2'	23:2K:70:C:H6	1.80	0.46
57:2L:7:G:O2'	57:2L:8:4SU:H5''	2.14	0.46
4:32:32:ALA:N	60:32:303:SF4:S1	2.88	0.46
12:3A:25:LYS:HE3	12:3A:25:LYS:HB3	1.84	0.46
5:4E:6:PHE:CE1	5:4E:36:ASP:HB3	2.50	0.46
14:5I:24:CYS:SG	14:5I:26:ARG:N	2.88	0.46
7:6E:78:ARG:HG3	7:6E:79:ARG:N	2.30	0.46
27:71:190:ARG:HG3	27:71:193:ILE:HD12	1.96	0.46
8:72:36:LEU:O	8:72:40:ALA:N	2.41	0.46
16:7I:22:THR:HA	16:7I:33:ILE:HG12	1.97	0.46
9:8E:65:VAL:HG21	9:8E:73:GLN:HB3	1.97	0.46
43:95:35:LEU:HB2	43:95:37:VAL:HG13	1.97	0.46
41:B8:97:ALA:O	41:B8:98:LYS:HD2	2.16	0.46
20:BI:43:LEU:HA	20:BI:46:GLU:HB2	1.97	0.46
47:H8:45:ASP:OD1	47:H8:49:ARG:NE	2.47	0.46
48:I8:68:GLU:HG3	48:I8:80:HIS:HD2	1.79	0.46
54:O8:52:VAL:HG22	54:O8:53:LYS:HG3	1.97	0.46
28:11:147:LEU:HG	28:11:155:LEU:HD21	1.97	0.46
1:13:1222:G:H5''	19:AI:78:ARG:NH1	2.31	0.46
1:13:663:A:H5''	18:9I:61:LYS:HE3	1.97	0.46
25:14:1636:C:H2'	25:14:1637:A:H8	1.79	0.46
25:14:189:G:O6	25:14:205:G:O2'	2.26	0.46
25:14:2018:G:H2'	25:14:2019:A:O4'	2.15	0.46
25:14:2065:C:H2'	25:14:2066:C:O4'	2.15	0.46
25:14:2458:G:O2'	25:14:2489:G:O6	2.34	0.46
25:14:2557:G:H2'	25:14:2558:C:H6	1.79	0.46
25:14:2734:A:H3'	25:14:2735:G:H8	1.79	0.46
25:14:2838:G:H1	25:14:2880:C:H42	1.63	0.46
25:14:700:G:H2'	25:14:701:G:O4'	2.14	0.46
26:16:111:U:H2'	26:16:112:G:C8	2.50	0.46
28:19:234:GLY:N	62:19:405:HOH:O	2.48	0.46
2:1E:82:ARG:HB3	2:1E:82:ARG:HH11	1.80	0.46
1:1G:1064:G:O2'	1:1G:1065:U:O5'	2.27	0.46
1:1G:707:C:H4'	11:2A:20:TYR:CD2	2.50	0.46
1:1G:718:G:H5'	11:2A:117:ASN:CG	2.35	0.46
1:1G:936:C:H2'	1:1G:937:A:O4'	2.16	0.46
25:1H:2805:G:H2'	25:1H:2807:G:C8	2.50	0.46
25:1H:2892:A:H2'	25:1H:2893:G:O4'	2.16	0.46

*Continued on next page...*

*Continued from previous page...*

Atom-1	Atom-2	Interatomic distance (Å)	Clash overlap (Å)
22:1K:16:C:O3'	22:1K:61:U:O2'	2.33	0.46
34:38:113:GLN:NE2	34:38:113:GLN:O	2.48	0.46
38:45:40:ALA:HB3	38:45:127:ILE:HD11	1.97	0.46
35:58:15:LEU:O	35:58:136:GLU:HA	2.14	0.46
14:5A:50:LYS:HB3	14:5A:52:GLN:HG3	1.97	0.46
26:1J:114:G:O2'	40:65:50:SER:HB3	2.16	0.46
8:72:86:ILE:HD11	8:72:136:GLU:HG2	1.96	0.46
16:7I:74:LEU:HB3	16:7I:79:VAL:HB	1.98	0.46
39:98:105:ARG:C	39:98:107:ASP:H	2.19	0.46
42:C8:92:ARG:C	42:C8:94:ASN:H	2.18	0.46
48:E5:24:LYS:HB2	48:E5:37:LEU:HA	1.97	0.46
48:E5:36:ILE:HA	48:E5:60:PHE:HA	1.96	0.46
53:J5:49:CYS:HA	53:J5:56:LYS:HD2	1.97	0.46
1:13:1020:U:H2'	1:13:1021:G:C8	2.50	0.46
1:13:1187:G:H4'	9:8E:111:ARG:HH11	1.79	0.46
1:13:1254:C:OP1	10:1I:45:ARG:NE	2.47	0.46
1:13:143:A:H2	1:13:220:G:H1	1.60	0.46
1:13:633:G:H5'	1:13:634:C:OP2	2.15	0.46
25:14:2117:A:H2'	25:14:2118:U:C5	2.51	0.46
25:14:2439:A:O2'	25:14:2440:C:OP2	2.29	0.46
25:14:2737:G:H2'	25:14:2738:A:C8	2.50	0.46
25:14:2776:A:H4'	25:14:2777:G:O5'	2.15	0.46
1:1G:1320:C:H5''	19:AA:36:ARG:HH21	1.80	0.46
1:1G:1466:C:H2'	1:1G:1467:G:O4'	2.16	0.46
1:1G:222:U:H2'	1:1G:223:U:C6	2.50	0.46
25:1H:1007:C:O3'	35:58:108:PRO:HB3	2.15	0.46
25:1H:1107:G:H2'	25:1H:1108:U:C6	2.50	0.46
25:1H:1380:G:N2	25:1H:1570:A:N1	2.62	0.46
25:1H:2581:G:H3'	62:1H:4038:HOH:O	2.14	0.46
25:1H:586:A:H5'	30:31:89:VAL:HG21	1.97	0.46
25:1H:931:G:O3'	51:L8:24:LYS:NZ	2.49	0.46
25:1H:972:G:OP2	25:1H:973:A:O2'	2.32	0.46
1:13:1059:C:O2'	10:1I:53:PRO:HD3	2.15	0.46
11:2I:99:GLN:HG2	11:2I:105:VAL:HG21	1.97	0.46
30:31:106:ARG:HG2	30:31:106:ARG:H	1.47	0.46
22:3L:73:A:H2'	22:3L:74:A:O4'	2.15	0.46
5:4E:10:MET:HA	5:4E:32:VAL:HA	1.97	0.46
33:61:21:VAL:HG22	33:61:22:LYS:H	1.79	0.46
33:69:76:THR:HG23	33:69:140:LEU:HD13	1.98	0.46
15:6A:74:ASP:HB2	15:6A:77:ARG:HH21	1.81	0.46
19:AI:40:ILE:HG21	19:AI:66:MET:O	2.15	0.46

*Continued on next page...*

*Continued from previous page...*

Atom-1	Atom-2	Interatomic distance (Å)	Clash overlap (Å)
46:C5:27:VAL:HA	46:C5:39:VAL:HA	1.98	0.46
47:D5:148:ASP:O	47:D5:172:ALA:HB3	2.15	0.46
48:E5:15:ASP:OD1	48:E5:16:SER:N	2.48	0.46
48:E5:23:VAL:HG22	48:E5:38:VAL:HG22	1.97	0.46
49:F5:51:VAL:HG11	49:F5:74:VAL:HG21	1.98	0.46
1:13:1235:U:H5'	21:1F:3:LYS:HD2	1.96	0.46
25:14:1331:A:O2'	25:14:1332:G:H8	1.99	0.46
25:14:1801:G:OP2	28:19:154:LYS:NZ	2.38	0.46
25:14:1815:A:P	28:19:54:ARG:HH22	2.39	0.46
25:14:1902:C:H5'	28:19:246:PRO:HD3	1.97	0.46
25:14:2734:A:H5'	25:14:2735:G:OP2	2.15	0.46
25:14:848:G:OP2	25:14:929:G:N2	2.39	0.46
35:15:99:LEU:O	35:15:103:VAL:HG23	2.15	0.46
1:1G:956:U:H1'	1:1G:1225:A:H2	1.81	0.46
1:1G:1353:G:H1	1:1G:1369:C:H42	1.64	0.46
25:1H:1252:G:O2'	25:1H:1253:A:O5'	2.29	0.46
25:1H:1430:C:H2'	25:1H:1431:U:C6	2.51	0.46
25:1H:1497:U:H3'	25:1H:1498:C:H6	1.80	0.46
25:1H:2099:U:H2'	25:1H:2100:G:C8	2.50	0.46
25:1H:2294:C:N4	25:1H:2338:G:H1	2.14	0.46
10:1I:49:VAL:HG13	14:5I:41:ARG:HG3	1.98	0.46
22:1K:44:A:H2'	22:1K:45:A:C8	2.50	0.46
1:1G:1190:G:H4'	3:22:176:HIS:CE1	2.50	0.46
29:29:11:MET:HG2	29:29:24:THR:HB	1.98	0.46
30:31:126:VAL:H	30:31:195:ASP:HA	1.79	0.46
37:35:97:PRO:C	37:35:99:LEU:H	2.18	0.46
31:41:17:PRO:HA	31:41:20:ILE:HG13	1.97	0.46
14:5I:50:LYS:HB3	14:5I:50:LYS:HE2	1.79	0.46
7:62:47:CYS:HB3	7:62:58:PRO:HG3	1.98	0.46
1:13:643:C:H5'	8:7E:31:PHE:CD1	2.51	0.46
9:82:28:VAL:HG13	9:82:29:ASN:O	2.16	0.46
44:A5:4:LYS:HB3	44:A5:4:LYS:HE2	1.84	0.46
25:1H:2292:C:P	40:A8:17:ARG:HH22	2.38	0.46
46:C5:42:VAL:HG23	46:C5:43:ASN:H	1.80	0.46
49:F5:85:LEU:HD13	49:F5:88:LYS:HB2	1.97	0.46
1:13:1262:C:H2'	1:13:1263:C:C6	2.50	0.46
1:13:1298:C:P	7:6E:114:ARG:HH22	2.39	0.46
1:13:177:C:H2'	1:13:178:C:C6	2.51	0.46
1:13:496:A:H2'	1:13:496:A:N3	2.29	0.46
1:13:603:U:H2'	1:13:604:G:C8	2.50	0.46
1:13:690:G:H2'	1:13:691:G:O4'	2.16	0.46

*Continued on next page...*

*Continued from previous page...*

Atom-1	Atom-2	Interatomic distance (Å)	Clash overlap (Å)
1:13:956:U:H2'	1:13:957:U:O4'	2.15	0.46
1:13:973:G:O4'	10:1I:55:LYS:HG2	2.16	0.46
25:14:489:G:N2	25:14:1321:A:OP1	2.44	0.46
25:14:1434:A:H61	25:14:1558:A:N6	2.13	0.46
25:14:1936:A:H4'	25:14:1937:A:O5'	2.15	0.46
25:14:247:G:C5	25:14:247:G:N1	2.79	0.46
25:14:70:G:OP1	25:14:112:U:N3	2.40	0.46
25:14:806:C:OP2	37:35:41:ARG:NH2	2.36	0.46
25:14:877:U:H2'	25:14:878:A:H5''	1.97	0.46
25:14:972:G:OP2	25:14:974:G:H5''	2.14	0.46
28:19:95:LEU:HD11	28:19:103:ARG:HB2	1.97	0.46
1:1G:1001:G:H22	1:1G:1039:C:N4	2.12	0.46
1:1G:1008:C:O2'	1:1G:1009:G:OP1	2.23	0.46
1:1G:1046:A:H3'	1:1G:1047:G:H8	1.81	0.46
25:1H:1176:G:O2'	25:1H:1178:C:N4	2.49	0.46
25:1H:268:C:H42	25:1H:424:G:H1	1.62	0.46
29:21:77:ILE:HA	29:21:77:ILE:HD13	1.67	0.46
12:3I:102:TYR:HD1	12:3I:102:TYR:HA	1.70	0.46
7:62:29:LYS:HE2	7:62:101:LEU:HD12	1.97	0.46
25:1H:566:U:OP1	37:78:29:LYS:HE2	2.15	0.46
9:82:47:LEU:HD12	9:82:50:LEU:HD12	1.98	0.46
42:85:16:LYS:O	42:85:20:LEU:HD23	2.16	0.46
43:95:35:LEU:HD23	43:95:37:VAL:HG22	1.98	0.46
43:95:55:ALA:HB1	43:95:101:GLY:HA2	1.98	0.46
44:A5:88:ARG:HA	44:A5:88:ARG:HD2	1.73	0.46
19:AI:10:PHE:HE2	19:AI:12:ASP:HB3	1.80	0.46
20:BA:82:SER:HB2	20:BA:86:ARG:HD2	1.97	0.46
42:C8:66:ASN:HB2	42:C8:76:TYR:HB2	1.97	0.46
47:D5:117:LEU:HG	47:D5:117:LEU:H	1.57	0.46
44:E8:48:ALA:O	44:E8:52:GLU:HG2	2.16	0.46
31:49:67:LYS:NZ	52:I5:5:ILE:HG21	2.31	0.46
1:13:1367:C:OP2	9:8E:112:LYS:NZ	2.47	0.46
1:13:1532:U:O2	24:4K:9:G:H8	1.99	0.46
1:13:260:G:H2'	1:13:261:U:C6	2.50	0.46
1:13:762:C:H2'	1:13:763:G:H8	1.80	0.46
10:1A:22:LYS:HD2	10:1A:26:ALA:HB2	1.98	0.46
2:1E:87:ARG:CZ	2:1E:219:VAL:HB	2.46	0.46
1:1G:1004:A:O2'	1:1G:1005:A:OP2	2.28	0.46
1:1G:362:G:N2	1:1G:365:U:OP2	2.48	0.46
1:1G:972:C:O3'	10:1A:57:LYS:NZ	2.32	0.46
1:1G:975:A:H5'	1:1G:1363:A:H62	1.79	0.46

*Continued on next page...*

*Continued from previous page...*

Atom-1	Atom-2	Interatomic distance (Å)	Clash overlap (Å)
25:1H:2143:C:H2'	25:1H:2144:U:O4'	2.16	0.46
25:1H:2314:C:H2'	25:1H:2315:G:C8	2.45	0.46
25:1H:603:A:N1	25:1H:625:G:O2'	2.41	0.46
25:1H:99:U:H1'	25:1H:101:G:OP2	2.16	0.46
26:1J:89(A):A:C5	26:1J:90:C:H1'	2.50	0.46
34:38:98:LYS:HA	34:38:98:LYS:HD2	1.74	0.46
30:39:29:ASN:OD1	30:39:32:LEU:HB2	2.16	0.46
12:3A:15:VAL:HG23	12:3A:16:ARG:H	1.80	0.46
31:49:118:ARG:HB3	31:49:181:ARG:HE	1.81	0.46
6:52:54:LYS:N	6:52:54:LYS:HD3	2.31	0.46
35:58:130:HIS:HB3	35:58:134:ARG:HH22	1.81	0.46
36:68:68:GLU:OE2	36:68:78:ARG:NH1	2.49	0.46
15:6A:5:LYS:O	15:6A:9:GLN:HG2	2.16	0.46
15:6I:39:LEU:HD13	15:6I:56:LEU:HD12	1.97	0.46
8:72:104:ARG:HB3	8:72:108:GLY:H	1.80	0.46
22:1K:54:G:O2'	38:88:51:ARG:NH2	2.49	0.46
18:9I:22:VAL:HG13	18:9I:42:ARG:NH1	2.30	0.46
19:AI:3:ARG:HA	19:AI:3:ARG:HD2	1.72	0.46
41:B8:13:ARG:CZ	41:B8:13:ARG:HB3	2.46	0.46
25:1H:144:C:H4'	45:F8:2:LYS:HG3	1.96	0.46
53:N8:40:LYS:NZ	53:N8:46:CYS:HB3	2.31	0.46
28:11:76:PRO:HB2	28:11:116:GLN:HE21	1.81	0.46
2:12:121:LEU:HD23	2:12:126:GLU:HG3	1.98	0.46
1:13:122:G:H2'	1:13:123:C:O4'	2.15	0.46
1:13:1235:U:H5''	21:1F:3:LYS:HB2	1.98	0.46
1:13:960:U:H4'	1:13:961:U:O5'	2.15	0.46
25:14:1210:A:H5''	25:14:1211:U:H3'	1.98	0.46
25:14:2481:G:HO2'	25:14:2482:G:H8	1.64	0.46
25:14:818:G:H5'	25:14:819:A:OP1	2.16	0.46
25:14:846:C:H42	25:14:931:G:H1	1.63	0.46
28:19:43:ARG:HG3	28:19:47:GLY:O	2.16	0.46
10:1A:49:VAL:O	10:1A:60:ARG:HB2	2.15	0.46
2:1E:16:HIS:CE1	2:1E:209:ARG:HH21	2.33	0.46
1:1G:1000:A:C8	1:1G:1001:G:H1'	2.50	0.46
1:1G:1028(B):C:H3'	1:1G:1029:G:H4'	1.97	0.46
1:1G:10:A:OP2	5:42:126:ARG:HG2	2.15	0.46
1:1G:1516:G:N2	1:1G:1519:MA6:OP2	2.47	0.46
1:1G:334:C:H2'	1:1G:335:C:C6	2.51	0.46
25:1H:2687:U:C4	25:1H:2688:U:C5	3.04	0.46
25:1H:481:G:H4'	25:1H:482:A:O5'	2.14	0.46
25:1H:957:A:N1	25:1H:2458:G:H4'	2.31	0.46

*Continued on next page...*

*Continued from previous page...*

Atom-1	Atom-2	Interatomic distance (Å)	Clash overlap (Å)
26:1J:105:G:H5''	47:D5:31:ARG:HG3	1.97	0.46
3:22:136:GLN:HA	3:22:139:GLN:HB3	1.98	0.46
29:29:32:PRO:HA	29:29:90:THR:HA	1.98	0.46
30:31:155:LEU:HD13	30:31:174:VAL:CG1	2.46	0.46
31:41:163:ALA:HB1	31:41:168:GLU:HB2	1.98	0.46
5:42:72:GLN:O	5:42:75:THR:HG22	2.16	0.46
38:45:139:GLU:HG2	47:D5:74:VAL:HB	1.97	0.46
5:4E:139:LEU:O	5:4E:142:LEU:HB2	2.16	0.46
13:4I:12:ASN:O	13:4I:13:LYS:HB2	2.15	0.46
27:71:6:ARG:HH12	27:71:7:TYR:HB2	1.81	0.46
8:7E:104:ARG:HB3	8:7E:107:LEU:HB2	1.98	0.46
8:7E:112:LEU:HA	8:7E:134:ILE:HG12	1.97	0.46
1:13:1368:G:H5''	9:8E:112:LYS:HB3	1.97	0.46
39:98:2:ARG:HG3	39:98:5:LYS:HB2	1.98	0.46
19:AA:65:ASN:HA	52:I5:55:ARG:NH1	2.31	0.46
41:B8:112:ARG:HA	41:B8:115:ARG:HH11	1.81	0.46
19:AA:9:VAL:HG11	52:I5:63:TYR:HD1	1.81	0.46
44:E8:37:ARG:NH2	53:N8:48:GLU:OE2	2.48	0.46
25:14:1794:U:H2'	25:14:1795:C:H6	1.80	0.46
25:14:2105:C:H2'	25:14:2106:G:O4'	2.16	0.46
25:14:270(I):G:H2'	25:14:270(J):G:H8	1.81	0.46
25:14:2847:U:OP1	41:75:98:LYS:HD3	2.16	0.46
25:14:633:A:H1'	25:14:2403:C:H4'	1.98	0.46
25:14:673:C:H5''	30:39:81:PRO:HD2	1.97	0.46
25:14:767:U:H2'	25:14:768:G:H8	1.80	0.46
2:1E:163:PHE:CD1	2:1E:185:ILE:HG13	2.50	0.46
1:1G:1157:A:H1'	1:1G:1158:C:C2	2.50	0.46
1:1G:1115:C:H42	1:1G:1185:G:H1	1.64	0.46
1:1G:1304:G:N1	1:1G:1332:A:OP2	2.44	0.46
1:1G:1490:C:H2'	1:1G:1491:G:O4'	2.16	0.46
1:1G:93:U:H2'	1:1G:95:G:H8	1.81	0.46
25:1H:1140:C:OP1	35:58:23:LEU:HB3	2.16	0.46
25:1H:154:G:H2'	25:1H:155:C:O4'	2.16	0.46
25:1H:172:C:H2'	25:1H:173:G:H8	1.80	0.46
25:1H:2153:G:H2'	25:1H:2154:G:O4'	2.15	0.46
25:1H:2212:A:H1'	25:1H:2215:G:C4	2.51	0.46
25:1H:2520:C:H2'	25:1H:2521:C:H6	1.81	0.46
25:1H:2731:G:H8	25:1H:2731:G:O5'	1.99	0.46
25:1H:1248:G:P	30:31:92:PRO:HG3	2.56	0.46
37:35:64:LYS:H	37:35:64:LYS:HG3	1.60	0.46
34:38:87:VAL:HG21	34:38:91:LYS:HD3	1.98	0.46

*Continued on next page...*



*Continued from previous page...*

Atom-1	Atom-2	Interatomic distance (Å)	Clash overlap (Å)
32:51:8:PRO:HD2	32:51:69:ARG:NE	2.31	0.46
26:1J:28:C:OP2	40:65:33:LYS:HE3	2.16	0.46
33:69:120:ILE:HG22	33:69:122:GLU:H	1.80	0.46
15:6A:29:VAL:HG11	15:6A:67:LEU:HD21	1.97	0.46
25:14:2683:C:P	41:75:53:ARG:HH22	2.38	0.46
9:82:32:ASP:HB3	9:82:34:ASN:H	1.81	0.46
20:BA:67:ALA:HB2	20:BA:77:ALA:HB2	1.97	0.46
47:D5:156:LYS:O	47:D5:157:LEU:HD22	2.16	0.46
47:D5:48:PHE:HE1	47:D5:71:VAL:HG11	1.81	0.46
43:D8:35:LEU:HB3	43:D8:57:VAL:HG13	1.97	0.46
47:H8:111:VAL:HG23	47:H8:117:LEU:HB2	1.98	0.46
47:H8:156:LYS:N	47:H8:156:LYS:HE2	2.30	0.46
1:13:833:U:H2'	1:13:834:C:H6	1.81	0.46
1:13:885:G:H2'	1:13:886:G:C8	2.51	0.46
25:14:1166:C:H42	25:14:1182:A:H61	1.63	0.46
25:14:1918:A:HO2'	25:14:1920:OMC:N4	2.13	0.46
25:14:2130:U:O4	25:14:2158:A:O2'	2.30	0.46
1:1G:1082:G:OP1	5:42:18:ARG:HD3	2.15	0.46
1:1G:29:G:O2'	1:1G:295:C:H4'	2.16	0.46
1:1G:109:A:C6	1:1G:326:G:C6	3.03	0.46
1:1G:3:G:H5'	1:1G:4:U:OP2	2.16	0.46
25:1H:1265:A:H8	25:1H:1265:A:OP1	1.99	0.46
25:1H:1510:A:H2'	25:1H:1511:A:C8	2.51	0.46
25:1H:1819:A:H4'	25:1H:1820:U:O5'	2.16	0.46
25:1H:2028:U:O4	62:1H:3636:HOH:O	2.20	0.46
25:1H:2154:G:C2	25:1H:2155:G:C5	3.04	0.46
25:1H:2228:G:C5	25:1H:2229:C:C4	3.04	0.46
25:1H:2572:A:C8	29:21:144:ARG:HB3	2.51	0.46
25:1H:639:U:H2'	25:1H:640:C:C6	2.51	0.46
25:1H:730:C:H3'	62:1H:3622:HOH:O	2.15	0.46
22:1K:15:G:H21	22:1K:22:A:H1'	1.80	0.46
36:25:88:ASN:O	36:25:90:GLN:N	2.49	0.46
3:2E:18:TRP:CD1	14:5I:54:PRO:HA	2.51	0.46
3:2E:73:PRO:HG3	3:2E:105:GLU:HG3	1.98	0.46
30:31:7:TYR:HD2	30:31:21:ALA:HB1	1.81	0.46
22:3K:22:A:N6	22:3K:47:G:H2'	2.27	0.46
22:3L:48:U:H3'	22:3L:49:C:H4'	1.98	0.46
25:14:910:A:C5	38:45:13:GLN:HG3	2.50	0.46
13:4I:94:ARG:HH22	25:1H:887:A:P	2.39	0.46
6:52:7:ASN:HD21	18:9A:34:TYR:HE2	1.62	0.46
32:59:43:VAL:HG22	32:59:44:VAL:H	1.80	0.46

*Continued on next page...*

*Continued from previous page...*

Atom-1	Atom-2	Interatomic distance (Å)	Clash overlap (Å)
1:13:1216:G:P	14:5I:3:ARG:HH21	2.39	0.46
36:68:68:GLU:CD	36:68:68:GLU:H	2.19	0.46
42:85:88:ILE:HG13	42:85:88:ILE:O	2.15	0.46
42:C8:91:ASP:OD1	42:C8:96:ALA:HB2	2.16	0.46
47:D5:146:ILE:HD12	47:D5:175:VAL:HA	1.98	0.46
44:E8:29:LEU:HD21	44:E8:33:ARG:CZ	2.45	0.46
45:F8:63:LYS:O	45:F8:64:LYS:HD2	2.16	0.46
51:H5:8:LEU:HD12	51:H5:30:ARG:O	2.16	0.46
52:M8:63:TYR:HA	52:M8:66:SER:OG	2.16	0.46
25:14:1151:G:H5''	42:85:81:HIS:CD2	2.50	0.45
25:14:1153:C:H2'	25:14:1154:G:O4'	2.16	0.45
25:14:188:G:H1	25:14:208:C:H42	1.64	0.45
25:14:2883:A:H5'	25:14:2884:U:H5'	1.98	0.45
25:14:30:G:H2'	25:14:31:C:C6	2.51	0.45
25:14:978:G:H1	25:14:985:C:N4	2.14	0.45
2:1E:136:VAL:HA	2:1E:139:LYS:HB2	1.97	0.45
1:1G:1281:U:HO2'	1:1G:1282:C:H6	1.59	0.45
1:1G:1414:U:H2'	1:1G:1415:G:H8	1.81	0.45
1:1G:324:G:N2	1:1G:326:G:H3'	2.30	0.45
1:1G:419:C:H42	1:1G:424:G:H1	1.63	0.45
25:1H:1795:C:H2'	25:1H:1796:U:O4'	2.15	0.45
25:1H:2114:A:O2'	25:1H:2168:G:OP2	2.33	0.45
25:1H:1297:C:OP1	25:1H:2710:C:H4'	2.16	0.45
25:1H:675:A:H4'	30:31:67:GLN:OE1	2.15	0.45
3:2E:150:LYS:HB3	3:2E:201:TYR:HB2	1.97	0.45
4:32:61:LYS:HD3	4:32:206:PHE:CE2	2.51	0.45
37:35:85:LEU:H	37:35:85:LEU:HD23	1.80	0.45
30:39:164:ARG:O	30:39:168:ARG:HB2	2.15	0.45
4:3E:9:CYS:HB3	4:3E:32:ALA:HB2	1.99	0.45
22:3K:65:G:H2'	22:3K:66:C:O4'	2.16	0.45
31:41:75:LYS:HA	31:41:84:LYS:HG3	1.98	0.45
5:42:9:LYS:HA	5:42:9:LYS:HD2	1.81	0.45
7:6E:57:GLU:HB2	7:6E:60:LYS:HD2	1.98	0.45
9:82:18:PHE:O	9:82:19:LEU:HB2	2.15	0.45
1:13:191:G:C1'	20:BI:105:SER:HB3	2.46	0.45
20:BI:26:ASN:HB3	20:BI:71:THR:HG23	1.97	0.45
48:E5:27:GLU:OE1	48:E5:69:PHE:N	2.44	0.45
25:1H:1568:G:P	28:11:63:ARG:HH12	2.37	0.45
2:12:22:LYS:O	2:12:24:TRP:N	2.49	0.45
1:13:1305:G:N2	1:13:1331:G:H2'	2.30	0.45
1:13:1389:C:H2'	1:13:1390:U:O4'	2.16	0.45

*Continued on next page...*

*Continued from previous page...*

Atom-1	Atom-2	Interatomic distance (Å)	Clash overlap (Å)
1:13:1434:A:H2'	1:13:1435:G:O4'	2.15	0.45
1:13:376:G:H5''	16:7I:5:ARG:HB2	1.98	0.45
25:14:1024:G:C3'	25:14:1025:G:H5''	2.45	0.45
25:14:818:G:H3'	25:14:1187:G:H22	1.81	0.45
25:14:1469:A:H2'	25:14:1470:G:O4'	2.16	0.45
25:14:2142:C:H2'	25:14:2143:C:C6	2.51	0.45
25:14:2364:C:H4'	48:E5:56:ASP:OD1	2.16	0.45
22:3L:77:A:O2'	25:14:2394:C:N3	2.40	0.45
25:14:2438:U:O3'	25:14:2439:A:H3'	2.16	0.45
25:14:395:U:H2'	25:14:396:G:N7	2.32	0.45
25:14:539:G:H2'	25:14:540:G:C8	2.51	0.45
25:14:602:G:OP2	25:14:602:G:H8	1.98	0.45
25:14:661:C:H1'	37:35:12:ALA:HA	1.98	0.45
28:19:225:ALA:O	62:19:403:HOH:O	2.21	0.45
28:19:253:GLN:HB3	28:19:255:LYS:NZ	2.31	0.45
25:14:1805:U:O2	28:19:50:THR:HB	2.16	0.45
1:1G:1219:U:O2'	19:AA:34:TRP:HB3	2.16	0.45
25:1H:1313:U:OP1	62:1H:3697:HOH:O	2.21	0.45
25:1H:1782:C:H1'	25:1H:2609:U:H5''	1.98	0.45
25:1H:2064:C:H2'	25:1H:2065:C:C6	2.51	0.45
25:1H:2564:A:OP1	25:1H:2648:C:H4'	2.16	0.45
26:1J:24:G:H4'	26:1J:25:A:O5'	2.16	0.45
11:2A:83:ILE:HG12	11:2A:109:VAL:HB	1.99	0.45
11:2A:98:LEU:O	11:2A:101:SER:OG	2.22	0.45
23:2K:24:C:H2'	23:2K:25:U:C6	2.52	0.45
30:31:12:LEU:HD11	30:31:17:ARG:HE	1.81	0.45
34:38:23:SER:HB2	34:38:68:LEU:HB2	1.98	0.45
1:13:437:U:OP1	4:3E:155:LEU:HD21	2.17	0.45
13:4A:3:ARG:HD3	31:49:113:ARG:HH21	1.80	0.45
5:4E:94:ALA:HB2	5:4E:119:LEU:HG	1.97	0.45
24:4K:18:G:H4'	24:4K:19:A:H5'	1.98	0.45
6:5E:10:LEU:HD13	6:5E:61:LEU:HD13	1.98	0.45
41:75:123:GLN:HG3	41:75:124:ASP:OD1	2.16	0.45
8:7E:39:LEU:HB3	8:7E:45:ILE:HG12	1.97	0.45
42:85:98:LEU:O	42:85:99:ALA:HB3	2.16	0.45
19:AI:44:MET:HG3	19:AI:44:MET:H	1.49	0.45
25:14:1612:C:O3'	55:L5:5:TRP:HD1	2.00	0.45
1:13:262:A:H2'	1:13:263:A:C8	2.52	0.45
1:13:292:G:H21	1:13:608:A:H61	1.64	0.45
1:13:736:C:H2'	1:13:737:A:C8	2.51	0.45
1:13:812:C:O2'	1:13:813:U:H6	2.00	0.45

*Continued on next page...*

Continued from previous page...

Atom-1	Atom-2	Interatomic distance (Å)	Clash overlap (Å)
25:14:1015:G:H2'	25:14:1016:G:H8	1.81	0.45
25:14:276:A:O2'	25:14:277:C:O4'	2.19	0.45
25:14:755:C:H2'	25:14:756:C:C6	2.51	0.45
10:1A:6:ILE:HG22	10:1A:98:ILE:HG12	1.98	0.45
2:1E:16:HIS:HA	2:1E:210:SER:HB2	1.98	0.45
1:1G:1143:G:H2'	1:1G:1144:G:C8	2.52	0.45
1:1G:560:U:H4'	1:1G:561:U:O5'	2.16	0.45
1:1G:818:G:O3'	1:1G:819:A:H4'	2.16	0.45
25:1H:2152:G:C2	25:1H:2153:G:N7	2.85	0.45
25:1H:2378:A:H4'	40:A8:23:ARG:CZ	2.46	0.45
25:1H:2444:G:OP2	30:31:68:LYS:NZ	2.45	0.45
26:1J:56:G:H4'	26:1J:57:A:C8	2.51	0.45
30:39:174:VAL:HG11	30:39:188:ARG:HH22	1.81	0.45
1:1G:35:G:O2'	12:3A:115:SER:O	2.27	0.45
1:13:407:G:OP1	4:3E:115:ARG:NH1	2.50	0.45
31:41:61:ALA:HB2	31:41:68:PRO:HD3	1.99	0.45
31:49:94:LEU:HD12	31:49:99:MET:HA	1.98	0.45
32:59:3:ARG:HH21	32:59:7:LEU:HD11	1.81	0.45
36:68:73:ASP:OD1	41:B8:32:TYR:OH	2.31	0.45
1:13:1298:C:N4	7:6E:114:ARG:HB3	2.32	0.45
7:6E:15:ASP:OD1	7:6E:16:LEU:N	2.47	0.45
7:6E:86:GLN:HE21	7:6E:86:GLN:HB2	1.57	0.45
41:75:12:SER:O	41:75:15:VAL:HG22	2.16	0.45
41:75:21:GLU:O	41:75:91:ARG:NH1	2.41	0.45
41:75:23:ARG:HG2	41:75:26:ASP:OD2	2.17	0.45
9:82:58:HIS:HB3	9:82:59:PHE:HD1	1.81	0.45
1:1G:1119:C:P	9:82:9:ARG:HH21	2.37	0.45
38:88:47:ILE:HD12	38:88:70:PRO:HG3	1.99	0.45
18:9A:88:LYS:HB2	18:9A:88:LYS:HE3	1.72	0.45
41:B8:49:VAL:HG21	41:B8:52:ILE:HD11	1.98	0.45
25:1H:2845:G:H5''	41:B8:55:ASN:HA	1.98	0.45
49:J8:64:ALA:HA	49:J8:67:ILE:HG13	1.97	0.45
2:12:17:PHE:CD1	2:12:42:ILE:HG12	2.51	0.45
1:13:429:U:H3'	4:3E:9:CYS:SG	2.56	0.45
1:13:692:U:H2'	1:13:694:A:OP2	2.17	0.45
25:14:1416:G:H2'	25:14:1417:C:C6	2.52	0.45
25:14:1536:A:C8	25:14:1537:C:HI1'	2.51	0.45
25:14:1657:C:H2'	25:14:1658:C:C6	2.51	0.45
25:14:1709:U:H2'	25:14:1710:C:C6	2.51	0.45
25:14:1942:5MC:OP2	25:14:1943:U:O2'	2.25	0.45
25:14:265:A:H2'	25:14:266:G:C4'	2.46	0.45

Continued on next page...

*Continued from previous page...*

Atom-1	Atom-2	Interatomic distance (Å)	Clash overlap (Å)
25:14:580:C:H2'	25:14:581:C:C6	2.52	0.45
2:1E:63:MET:HB3	2:1E:64:ARG:HH21	1.81	0.45
1:1G:1357:A:H2	1:1G:1365:G:H22	1.63	0.45
1:1G:334:C:H2'	1:1G:335:C:H6	1.81	0.45
1:1G:614:A:H5'	1:1G:615:C:OP2	2.17	0.45
25:1H:2037:G:H2'	25:1H:2038:G:C8	2.52	0.45
25:1H:2126:A:H2	25:1H:2162:G:N2	2.11	0.45
25:1H:2679:A:OP2	29:21:160:TYR:OH	2.30	0.45
25:1H:510:C:H5''	62:1H:3631:HOH:O	2.16	0.45
25:1H:787:U:H5''	25:1H:788:A:H5'	1.98	0.45
25:1H:7:G:H2'	25:1H:8:A:C8	2.51	0.45
29:21:104:VAL:HG11	29:21:188:VAL:HG13	1.99	0.45
29:21:52:LEU:O	29:21:76:ARG:HG2	2.17	0.45
29:21:78:LEU:HD13	29:21:78:LEU:HA	1.82	0.45
36:25:68:GLU:HB3	36:25:78:ARG:HB2	1.97	0.45
38:45:135:ASP:N	38:45:135:ASP:OD1	2.41	0.45
6:5E:20:ALA:O	6:5E:24:GLU:N	2.35	0.45
7:62:41:ARG:O	7:62:45:ASP:HB2	2.17	0.45
40:65:36:TYR:HA	40:65:52:SER:HB3	1.98	0.45
36:68:47:ILE:HD12	36:68:48:PRO:HD2	1.98	0.45
35:15:4:TYR:CG	42:85:100:VAL:HG11	2.51	0.45
19:AI:33:THR:OG1	19:AI:34:TRP:N	2.46	0.45
45:B5:12:VAL:HG12	45:B5:29:TRP:CD1	2.52	0.45
41:B8:124:ASP:H	41:B8:127:ALA:CB	2.26	0.45
42:C8:85:LYS:HD3	42:C8:85:LYS:HA	1.72	0.45
47:H8:100:VAL:HG11	47:H8:134:PRO:HG2	1.99	0.45
47:H8:19:ARG:N	47:H8:19:ARG:HD3	2.31	0.45
52:M8:42:PHE:CZ	52:M8:43:TYR:HD1	2.34	0.45
1:13:1055:A:H62	1:13:1200:C:H42	1.63	0.45
1:13:1086:U:H2'	1:13:1087:G:O4'	2.17	0.45
1:13:955:U:H1'	1:13:1227:A:H61	1.82	0.45
1:13:1314:C:C5	19:AI:4:SER:HB2	2.50	0.45
25:14:1032:A:O2'	25:14:1033:U:H5'	2.17	0.45
25:14:1386:C:H2'	25:14:1387:C:H6	1.81	0.45
25:14:1537:C:O2'	25:14:1538:G:O4'	2.14	0.45
25:14:807:U:O2'	25:14:2060:A:N1	2.48	0.45
25:14:2078:C:C4	25:14:2079:U:C4	3.04	0.45
25:14:2130:U:O3'	25:14:2131:G:H4'	2.16	0.45
25:14:270:A:OP2	25:14:270(Y):G:N2	2.28	0.45
25:14:2876:G:OP1	41:75:3:ARG:HG2	2.17	0.45
25:14:300:A:O2'	25:14:318:C:O2	2.35	0.45

*Continued on next page...*

*Continued from previous page...*

Atom-1	Atom-2	Interatomic distance (Å)	Clash overlap (Å)
25:14:320:A:H4'	25:14:322:A:C8	2.51	0.45
28:19:260:ARG:CZ	28:19:264:LYS:HD3	2.46	0.45
21:1F:3:LYS:HB3	21:1F:14:TRP:CD1	2.51	0.45
1:1G:1011:G:N2	1:1G:1019:C:O2	2.50	0.45
1:1G:1075:C:H2'	1:1G:1076:C:C6	2.51	0.45
1:1G:1352:C:N4	1:1G:1370:G:H1	2.06	0.45
1:1G:1434:A:H2'	1:1G:1435:G:O4'	2.16	0.45
1:1G:1446:A:H4'	1:1G:1446:A:OP1	2.16	0.45
1:1G:225:C:H2'	1:1G:226:G:C8	2.52	0.45
25:1H:1403:C:H5''	25:1H:1471:A:H1'	1.97	0.45
25:1H:1667:G:O2'	25:1H:1991:U:O4	2.24	0.45
25:1H:2439:A:P	25:1H:2439:A:H3'	2.57	0.45
25:1H:988:A:H8	25:1H:988:A:O5'	1.99	0.45
26:1J:56:G:OP1	31:49:27:ASN:ND2	2.49	0.45
22:1K:59:A:HO2'	22:1K:61:U:H6	1.64	0.45
30:31:64:ILE:HG23	30:31:65:TRP:CD1	2.52	0.45
37:35:56:SER:O	37:35:57:THR:HB	2.16	0.45
39:55:87:TYR:CE2	39:55:117:VAL:HG22	2.51	0.45
32:59:96:ALA:O	32:59:125:VAL:HG11	2.17	0.45
32:59:72:ILE:HD12	32:59:72:ILE:H	1.82	0.45
33:61:122:GLU:O	33:61:126:TYR:OH	2.27	0.45
40:65:35:ILE:HG21	40:65:69:VAL:HG11	1.99	0.45
8:72:46:LYS:HB2	8:72:62:TYR:HB2	1.99	0.45
16:7A:7:ALA:HB2	16:7A:20:VAL:HG11	1.98	0.45
9:82:34:ASN:HB3	9:82:35:GLU:H	1.68	0.45
38:88:79:LEU:HD23	38:88:79:LEU:HA	1.63	0.45
42:85:92:ARG:NH2	43:95:10:LYS:HA	2.23	0.45
19:AA:15:LEU:HD13	19:AA:19:VAL:HG21	1.99	0.45
50:G5:70:GLN:HG2	50:G5:71:ASN:H	1.81	0.45
52:I5:2:LYS:HB2	52:I5:5:ILE:CG2	2.46	0.45
48:I8:7:LEU:HD23	48:I8:11:ARG:HG2	1.98	0.45
1:13:1218:C:H2'	1:13:1219:U:C6	2.51	0.45
1:13:491:G:H2'	1:13:492:G:O4'	2.16	0.45
1:13:625:G:H2'	1:13:626:U:C6	2.52	0.45
1:13:712:A:H2'	1:13:713:G:C8	2.52	0.45
25:14:1050:A:H2'	25:14:1051:G:O4'	2.16	0.45
1:1G:1475:G:OP1	25:14:1689:A:H1'	2.16	0.45
25:14:2615:U:H2'	25:14:2616:C:H6	1.82	0.45
28:19:165:ILE:HD13	28:19:175:LEU:HD21	1.98	0.45
28:19:26:LYS:HB3	28:19:83:GLU:HG2	1.98	0.45
1:1G:1034:G:H2'	1:1G:1035:A:O4'	2.17	0.45

*Continued on next page...*

*Continued from previous page...*

Atom-1	Atom-2	Interatomic distance (Å)	Clash overlap (Å)
1:1G:1540:U:H5'	18:9A:55:ARG:NH1	2.31	0.45
1:1G:615:C:H2'	1:1G:616:G:O4'	2.16	0.45
25:1H:1729:A:H2'	25:1H:1730:U:H5''	1.98	0.45
25:1H:2052:G:H4'	29:21:143:ASN:O	2.17	0.45
25:1H:67:U:H2'	25:1H:68:G:H8	1.81	0.45
29:29:111:ARG:HG3	29:29:160:TYR:CD2	2.52	0.45
30:31:68:LYS:C	30:31:70:THR:H	2.20	0.45
30:39:135:LYS:HD2	30:39:135:LYS:HA	1.72	0.45
30:39:149:ASP:OD1	30:39:149:ASP:N	2.43	0.45
12:3A:57:LEU:HB3	12:3A:59:SER:H	1.82	0.45
4:3E:153:ARG:HE	4:3E:153:ARG:HB3	1.64	0.45
22:3L:6:G:H4'	22:3L:7:G:OP1	2.16	0.45
31:41:7:LEU:HB2	31:41:104:GLU:HG3	1.99	0.45
7:62:16:LEU:HG	9:82:41:VAL:HG12	1.98	0.45
33:69:50:ARG:HA	33:69:53:ALA:HB3	1.98	0.45
44:A5:86:LEU:HD12	44:A5:87:PRO:HD2	1.98	0.45
19:AA:16:LEU:HD12	19:AA:20:LEU:HG	1.98	0.45
25:14:83:G:H2'	46:C5:95:LYS:HD2	1.99	0.45
25:1H:2336:A:H61	48:I8:43:THR:CG2	2.30	0.45
52:M8:34:GLU:HG3	52:M8:35:VAL:H	1.81	0.45
1:13:1014:A:H2	1:13:1219:U:O2	2.00	0.45
1:13:236:G:H2'	1:13:237:C:C6	2.52	0.45
1:13:291:C:H42	1:13:309:G:H1	1.65	0.45
1:13:438:G:N2	1:13:495:A:C8	2.84	0.45
1:13:731:G:H2'	1:13:732:C:C6	2.51	0.45
1:13:821:G:H4'	62:13:1912:HOH:O	2.17	0.45
1:13:963:G:H1	1:13:972:C:H42	1.65	0.45
25:14:1686:C:H2'	25:14:1687:G:O4'	2.16	0.45
25:14:196:A:OP2	37:35:46:LYS:HE2	2.15	0.45
25:14:1972:A:H2'	25:14:1973:G:H8	1.82	0.45
25:14:2057:A:H2'	25:14:2058:A:O4'	2.17	0.45
25:1H:1021:A:C3'	25:1H:1021:A:C8	3.00	0.45
25:1H:1270:C:H5''	25:1H:1271:G:O5'	2.17	0.45
25:1H:1908:C:H2'	25:1H:1909:C:H6	1.82	0.45
25:1H:2402:C:H2'	25:1H:2403:C:H5'	1.98	0.45
25:1H:592:G:H1	25:1H:665:C:H42	1.63	0.45
25:1H:71:A:H2	45:F8:31:HIS:HE2	1.65	0.45
36:25:68:GLU:H	36:25:68:GLU:CD	2.19	0.45
1:1G:406:G:H5'	4:32:5:ILE:HD13	1.98	0.45
37:35:52:GLU:OE1	37:35:54:GLY:N	2.49	0.45
25:14:389:G:N2	37:35:72:PRO:HD3	2.30	0.45

*Continued on next page...*

Continued from previous page...

Atom-1	Atom-2	Interatomic distance (Å)	Clash overlap (Å)
22:3L:19:G:N2	22:3L:58:A:H5'	2.32	0.45
5:42:33:VAL:HG11	5:42:109:ILE:HA	1.98	0.45
32:51:26:VAL:HG12	32:51:32:GLU:HA	1.99	0.45
6:52:98:LEU:HD22	18:9A:28:GLU:HG3	1.97	0.45
7:62:69:VAL:HG12	7:62:103:TRP:HE3	1.82	0.45
27:71:6:ARG:NH1	27:71:7:TYR:HB2	2.32	0.45
41:75:11:GLU:O	41:75:15:VAL:HG13	2.16	0.45
9:82:82:ALA:HB1	9:82:96:LEU:HD21	1.98	0.45
25:14:328:U:H4'	46:C5:68:HIS:ND1	2.32	0.45
54:O8:35:GLU:O	54:O8:51:GLU:HB2	2.16	0.45
54:O8:9:LEU:HA	54:O8:9:LEU:HD22	1.71	0.45
1:13:269:C:H2'	1:13:270:A:C8	2.51	0.45
1:13:914:A:H2'	1:13:915:A:C8	2.41	0.45
1:13:983:A:H5''	1:13:984:C:OP2	2.17	0.45
25:14:1111:A:H5'	32:59:3:ARG:NH1	2.31	0.45
25:14:1869:G:H5'	25:14:1870:C:OP2	2.16	0.45
25:14:2495:G:H5''	38:45:81:VAL:HG22	1.99	0.45
25:14:2517:C:H42	25:14:2567:G:H1	1.65	0.45
25:14:446:G:OP1	42:85:3:ARG:NH1	2.47	0.45
25:14:464:U:H4'	55:L5:5:TRP:CZ3	2.51	0.45
26:16:48:A:H2'	26:16:49:C:C6	2.52	0.45
28:19:215:LEU:HD23	28:19:215:LEU:HA	1.79	0.45
21:1B:15:ARG:HH11	21:1B:15:ARG:HB2	1.81	0.45
1:1G:1206:G:H2'	1:1G:1207:2MG:C8	2.51	0.45
25:1H:1301:A:O2'	25:1H:1302:A:P	2.75	0.45
25:1H:898:C:H2'	25:1H:899:A:H5'	1.99	0.45
25:1H:95:G:O2'	50:K8:48:HIS:HB3	2.17	0.45
10:1I:39:PRO:HB3	10:1I:70:ARG:NH1	2.32	0.45
26:1J:45:A:O4'	31:49:95:ARG:NH1	2.50	0.45
29:21:8:LYS:NZ	29:21:188:VAL:O	2.31	0.45
29:21:67:PHE:CE1	29:21:74:PRO:HA	2.52	0.45
29:29:96:PHE:HD2	29:29:182:LEU:HD21	1.81	0.45
3:2E:52:LEU:HD23	3:2E:52:LEU:H	1.81	0.45
3:2E:6:HIS:HD2	3:2E:7:PRO:HD2	1.81	0.45
11:2I:20:TYR:N	11:2I:31:THR:O	2.48	0.45
30:31:29:ASN:HB3	30:31:112:MET:HE1	1.97	0.45
4:32:13:ARG:NH1	4:32:38:TYR:O	2.39	0.45
37:35:90:ARG:HG3	37:35:91:PHE:CE2	2.51	0.45
30:39:154:VAL:HB	30:39:173:VAL:HG22	1.98	0.45
1:13:880:C:OP1	12:3I:5:ASN:ND2	2.49	0.45
32:51:102:ALA:HA	32:51:117:PRO:HD3	1.99	0.45

Continued on next page...



*Continued from previous page...*

Atom-1	Atom-2	Interatomic distance (Å)	Clash overlap (Å)
35:58:55:VAL:HB	35:58:126:PRO:HA	1.98	0.45
1:1G:581:G:OP1	15:6A:61:GLY:HA3	2.15	0.45
41:75:110:ILE:HD12	41:75:110:ILE:HG23	1.72	0.45
9:82:1:MET:N	9:82:20:ARG:HH12	2.15	0.45
40:A8:26:LEU:HD22	40:A8:87:PHE:CD1	2.51	0.45
41:B8:126:ALA:HA	41:B8:129:ARG:HB2	1.98	0.45
47:D5:91:LEU:H	47:D5:91:LEU:HD23	1.82	0.45
43:D8:17:GLY:N	43:D8:96:ILE:O	2.38	0.45
50:G5:66:GLU:O	50:G5:70:GLN:HB2	2.17	0.45
54:O8:6:ARG:HA	54:O8:6:ARG:NH1	2.31	0.45
28:11:132:PRO:HG3	28:11:190:TYR:CE1	2.52	0.45
2:12:133:LYS:O	2:12:137:ARG:NH1	2.50	0.45
1:13:1316:G:N2	1:13:1318:A:H3'	2.31	0.45
1:13:155:C:H2'	1:13:156:G:C8	2.52	0.45
1:13:952:U:H4'	1:13:964:A:H61	1.82	0.45
25:14:1025:G:H8	25:14:1025:G:OP1	2.00	0.45
25:14:2577:A:H2'	25:14:2614:A:N6	2.32	0.45
25:14:2679:A:OP2	29:29:160:TYR:OH	2.34	0.45
25:14:616:A:H4'	25:14:617:G:OP1	2.16	0.45
25:14:981:A:H8	25:14:982:C:C5	2.35	0.45
35:15:56:ASN:H	35:15:125:GLY:N	2.14	0.45
1:1G:294:U:OP1	1:1G:610:G:O2'	2.33	0.45
1:1G:370:C:N4	1:1G:391:G:H1	2.11	0.45
1:1G:458:C:N3	1:1G:474:G:N2	2.55	0.45
25:1H:1308:A:H2'	25:1H:1309:G:O4'	2.17	0.45
25:1H:1796:U:H2'	25:1H:1797:C:C6	2.52	0.45
25:1H:264:C:C2'	25:1H:265:A:H5''	2.46	0.45
25:1H:274:G:N3	25:1H:275:G:H5''	2.32	0.45
30:39:2:LYS:HG3	30:39:24:LEU:HD12	1.99	0.45
31:41:114:ILE:HG22	31:41:115:ARG:N	2.32	0.45
39:55:87:TYR:HD2	39:55:90:ARG:HD2	1.80	0.45
35:58:35:ARG:O	35:58:37:LYS:N	2.40	0.45
32:59:144:VAL:O	32:59:148:ILE:HG12	2.17	0.45
14:5I:3:ARG:HG2	14:5I:6:LEU:HD12	1.98	0.45
7:62:65:ALA:O	7:62:69:VAL:HG23	2.17	0.45
33:69:125:GLU:HA	33:69:141:LYS:CB	2.47	0.45
25:1H:2107:C:H5''	27:71:2:LYS:HE3	1.99	0.45
41:75:37:GLY:C	41:75:39:ARG:H	2.21	0.45
37:78:101:VAL:HG22	37:78:106:LEU:HB3	1.99	0.45
40:A8:24:LEU:H	40:A8:24:LEU:HD22	1.81	0.45
20:BA:39:LYS:HA	20:BA:42:GLN:HB3	1.98	0.45

*Continued on next page...*

*Continued from previous page...*

Atom-1	Atom-2	Interatomic distance (Å)	Clash overlap (Å)
20:BA:84:LEU:HD22	20:BA:84:LEU:HA	1.82	0.45
48:E5:49:LYS:HA	48:E5:49:LYS:HD3	1.30	0.45
47:H8:98:MET:HE3	47:H8:98:MET:HB2	1.62	0.45
53:J5:40:LYS:HG3	53:J5:46:CYS:HB3	1.99	0.45
21:1F:12:LYS:HG2	21:1F:22:ARG:HB3	1.99	0.45
1:1G:1134:G:C2	1:1G:1135:U:H1'	2.52	0.45
1:1G:1149:C:OP1	9:82:9:ARG:HD3	2.17	0.45
1:1G:946:A:H2'	1:1G:947:G:C8	2.51	0.45
25:1H:577:G:O2'	25:1H:1254:A:OP1	2.33	0.45
25:1H:1641:A:H2'	25:1H:1642:G:O4'	2.17	0.45
25:1H:2115:G:N1	25:1H:2116:G:O6	2.50	0.45
25:1H:300:A:H1'	25:1H:319:C:H1'	1.99	0.45
25:1H:432:A:H2'	25:1H:433:C:C6	2.51	0.45
25:1H:613:U:H5'	25:1H:616:A:N6	2.32	0.45
26:1J:80:U:H2'	26:1J:81:G:N2	2.31	0.45
11:2A:85:ARG:HA	11:2A:112:THR:HG23	1.99	0.45
1:1G:619:U:N3	4:32:134:ASP:OD1	2.40	0.45
4:32:57:ARG:HG3	4:32:202:LEU:HB3	1.98	0.45
37:35:41:ARG:HG2	37:35:41:ARG:H	1.45	0.45
4:3E:99:SER:O	4:3E:140:VAL:HG22	2.17	0.45
31:41:107:LEU:HD21	31:41:178:PHE:CE1	2.52	0.45
31:41:60:LEU:HD22	31:41:68:PRO:HB3	1.99	0.45
31:49:18:GLU:OE1	31:49:22:ARG:NH1	2.50	0.45
31:49:67:LYS:HD3	52:I5:5:ILE:CG1	2.47	0.45
40:65:19:LYS:O	40:65:20:ARG:HD3	2.17	0.45
16:7I:26:ARG:NH1	62:7I:201:HOH:O	2.50	0.45
9:82:79:LEU:O	9:82:83:ARG:N	2.50	0.45
9:8E:32:ASP:O	9:8E:36:TYR:N	2.46	0.45
9:8E:47:LEU:HD22	9:8E:47:LEU:H	1.82	0.45
39:98:36:THR:OG1	39:98:37:THR:N	2.50	0.45
41:B8:26:ASP:O	41:B8:49:VAL:HG12	2.16	0.45
46:G8:30:VAL:HG22	46:G8:37:VAL:HG12	1.98	0.45
46:G8:55:TYR:CE2	46:G8:61:ILE:HD11	2.52	0.45
25:1H:300:A:H8	46:G8:84:ARG:HH22	1.65	0.45
1:13:1189:C:H5''	3:2E:5:ILE:HD12	1.97	0.44
1:13:977:A:O2'	1:13:981:U:N3	2.36	0.44
25:14:107:C:H2'	25:14:108:U:H6	1.82	0.44
25:14:2249:U:N3	25:14:2253:G:OP2	2.36	0.44
25:14:363(B):G:H2'	25:14:363(C):G:C8	2.51	0.44
25:14:385:C:HO2'	25:14:390:A:H2	1.61	0.44
25:14:817:C:O2'	25:14:839:U:H5''	2.17	0.44

*Continued on next page...*

*Continued from previous page...*

Atom-1	Atom-2	Interatomic distance (Å)	Clash overlap (Å)
26:16:74:U:O4	26:16:102:G:N2	2.47	0.44
28:19:223:GLY:HA2	28:19:226:MET:HG3	1.98	0.44
25:1H:1226:G:OP1	43:D8:69:LYS:NZ	2.37	0.44
25:1H:1231:G:H2'	25:1H:1232:G:C8	2.52	0.44
25:1H:2208:U:H1'	28:11:151:LYS:HE2	1.98	0.44
25:1H:270(Q):C:H2'	25:1H:270(R):G:O4'	2.16	0.44
3:2E:36:ASP:HA	3:2E:39:ILE:HD12	1.99	0.44
4:32:154:ASN:N	4:32:154:ASN:OD1	2.50	0.44
4:3E:9:CYS:HB3	4:3E:32:ALA:CB	2.47	0.44
31:49:104:GLU:O	31:49:108:ASN:ND2	2.41	0.44
1:13:1296:C:H5'	13:4I:14:ARG:HD3	1.99	0.44
40:65:84:GLN:HG3	40:65:109:GLY:HA2	1.99	0.44
33:69:102:SER:HB3	33:69:107:VAL:O	2.17	0.44
33:69:113:ARG:HB3	33:69:131:LYS:HD3	1.99	0.44
15:6A:61:GLY:O	15:6A:65:ARG:HG3	2.17	0.44
16:7I:75:ARG:HA	16:7I:80:PHE:HB2	1.99	0.44
17:8A:55:ASP:HB3	17:8A:76:LEU:HD13	1.98	0.44
18:9I:30:ASP:OD2	18:9I:33:ASP:HB2	2.18	0.44
40:A8:57:LYS:HD3	40:A8:57:LYS:H	1.82	0.44
47:D5:10:ARG:NH1	47:D5:26:GLY:O	2.37	0.44
45:F8:53:LYS:H	45:F8:82:GLN:HB3	1.83	0.44
47:H8:72:ARG:NH2	47:H8:97:GLU:O	2.50	0.44
50:K8:6:VAL:O	50:K8:10:LEU:HB2	2.17	0.44
28:11:131:LEU:O	28:11:190:TYR:HA	2.17	0.44
1:13:373:A:H2'	1:13:374:A:H8	1.81	0.44
1:13:436:C:H2'	1:13:437:U:O4'	2.17	0.44
1:13:789:U:O2'	1:13:791:G:N7	2.46	0.44
1:13:827:U:C2	1:13:874:G:N2	2.85	0.44
25:14:1639:U:O2'	25:14:2699:C:H4'	2.17	0.44
25:14:2185:C:H2'	25:14:2186:G:C8	2.52	0.44
25:14:2298:A:H2'	25:14:2299:G:O4'	2.17	0.44
25:14:2340:G:H2'	25:14:2341:G:H8	1.82	0.44
25:14:2345:G:N3	25:14:2381:C:H2'	2.32	0.44
25:14:2765:A:H2	25:14:2766:G:O4'	1.99	0.44
1:1G:1235:U:H5''	21:1B:3:LYS:HE2	1.99	0.44
1:1G:690:G:H2'	1:1G:691:G:O4'	2.17	0.44
1:1G:885:G:H1	1:1G:912:C:H42	1.65	0.44
25:1H:1059:G:H3'	25:1H:1060:U:C5'	2.47	0.44
25:1H:1444(A):A:O2'	25:1H:1445:C:OP1	2.35	0.44
25:1H:2846:G:H2'	25:1H:2847:U:O4'	2.17	0.44
25:1H:902:C:H2'	25:1H:903:C:H6	1.81	0.44

*Continued on next page...*

*Continued from previous page...*

Atom-1	Atom-2	Interatomic distance (Å)	Clash overlap (Å)
25:1H:924:C:H2'	25:1H:925:C:C6	2.52	0.44
22:1K:38:A:H2'	22:1K:39:A:O4'	2.17	0.44
29:21:52:LEU:HD23	29:21:76:ARG:HD3	1.98	0.44
3:22:157:ILE:HD12	3:22:164:ARG:HB3	1.99	0.44
4:32:176:LEU:HG	4:32:178:VAL:HG22	1.99	0.44
12:3I:21:VAL:HG13	12:3I:95:TYR:CE1	2.52	0.44
38:45:35:VAL:N	38:45:130:LYS:O	2.46	0.44
13:4I:117:VAL:HG22	13:4I:118:ALA:H	1.81	0.44
6:5E:4:TYR:HD1	6:5E:92:LYS:HA	1.82	0.44
1:1G:1298:C:O5'	7:62:114:ARG:NH2	2.50	0.44
8:7E:20:TYR:CE2	8:7E:75:ARG:HB3	2.51	0.44
8:7E:73:ASP:OD1	8:7E:75:ARG:NH2	2.50	0.44
9:82:112:LYS:HD2	9:82:113:LYS:N	2.32	0.44
50:K8:6:VAL:HA	50:K8:9:GLN:HB3	1.98	0.44
1:13:1328:C:H2'	1:13:1329:A:O4'	2.17	0.44
1:13:895:G:H2'	1:13:896:C:H6	1.82	0.44
25:14:1173:G:HO2'	25:14:1174:A:H2	1.65	0.44
25:14:1418:G:H8	25:14:1418:G:O5'	1.99	0.44
25:14:2108:C:H2'	25:14:2109:U:O4'	2.18	0.44
25:14:2696:U:H2'	25:14:2697:G:C8	2.52	0.44
25:14:2882:A:O5'	39:55:96:ARG:HG2	2.18	0.44
25:14:717:G:H2'	25:14:718:A:O4'	2.16	0.44
35:15:56:ASN:ND2	35:15:56:ASN:O	2.45	0.44
1:1G:1118:C:N4	1:1G:1156:G:H21	2.15	0.44
1:1G:1207:2MG:H2'	1:1G:1208:C:C6	2.53	0.44
1:1G:429:U:H1'	1:1G:430:A:H5''	1.99	0.44
25:1H:1778:U:H2'	25:1H:1784:A:N6	2.32	0.44
25:1H:2481:G:O2'	25:1H:2482:G:OP2	2.28	0.44
25:1H:2646:C:H2'	25:1H:2647:U:O4'	2.16	0.44
26:1J:32:C:H2'	26:1J:33:G:C8	2.52	0.44
25:1H:451:C:H4'	30:31:52:LYS:HZ2	1.82	0.44
31:49:174:GLU:HG2	31:49:180:PHE:CD2	2.53	0.44
13:4A:111:LYS:H	13:4A:111:LYS:HG3	1.61	0.44
35:58:21:LYS:HB2	35:58:26:LEU:HD22	2.00	0.44
7:62:150:ALA:HB1	11:2A:57:THR:HG21	2.00	0.44
1:13:739:C:O2'	15:6I:42:HIS:ND1	2.38	0.44
1:13:667:G:H4'	15:6I:51:HIS:CE1	2.52	0.44
5:42:78:HIS:HB3	8:72:107:LEU:HD13	1.99	0.44
8:72:84:ARG:HG2	8:72:86:ILE:HD13	1.99	0.44
9:82:40:LEU:HB3	9:82:43:ALA:HB2	2.00	0.44
9:8E:113:LYS:H	9:8E:119:ALA:HA	1.83	0.44

*Continued on next page...*

*Continued from previous page...*

Atom-1	Atom-2	Interatomic distance (Å)	Clash overlap (Å)
9:8E:83:ARG:O	9:8E:86:VAL:HG12	2.18	0.44
13:4I:84:ILE:HD11	19:AI:65:ASN:ND2	2.32	0.44
20:BA:34:LYS:O	20:BA:38:LYS:HB2	2.17	0.44
42:C8:34:LYS:HA	42:C8:34:LYS:HE2	1.99	0.44
42:C8:89:GLU:HG2	43:D8:50:PRO:HB3	1.99	0.44
45:F8:56:THR:HG22	45:F8:79:ALA:HB2	2.00	0.44
47:H8:156:LYS:HG2	47:H8:157:LEU:N	2.32	0.44
52:I5:12:ALA:HB1	52:I5:24:THR:H	1.83	0.44
48:I8:49:LYS:HB2	48:I8:80:HIS:HB3	1.99	0.44
1:13:1055:A:H62	1:13:1200:C:N4	2.16	0.44
1:13:1329:A:H5'	13:4I:29:ARG:HE	1.81	0.44
1:13:170:U:H2'	1:13:171:A:H8	1.83	0.44
1:13:391:G:O3'	16:7I:8:ARG:NH2	2.49	0.44
1:13:451:A:H4'	1:13:452:A:O4'	2.17	0.44
1:13:803:G:H2'	1:13:804:U:O4'	2.18	0.44
1:13:857:C:H2'	1:13:858:G:O4'	2.18	0.44
1:13:984:C:H2'	1:13:985:C:C6	2.52	0.44
25:14:1170:G:O6	25:14:1178:C:N4	2.50	0.44
25:14:2322:A:H2'	25:14:2323:G:O4'	2.17	0.44
25:14:2686:G:H5'	62:14:3654:HOH:O	2.16	0.44
25:14:2688:U:H1'	25:14:2721:A:H61	1.81	0.44
25:14:2867:G:O2'	25:14:2868:A:C8	2.71	0.44
25:14:896:A:H3'	25:14:897:C:H5'	1.99	0.44
25:14:981:A:N1	25:14:2027:G:O2'	2.39	0.44
1:1G:823:G:H2'	1:1G:824:C:C6	2.52	0.44
25:1H:1680:U:O2'	25:1H:1763:G:N7	2.41	0.44
25:1H:1872:A:H5'	25:1H:1878:G:OP2	2.18	0.44
25:1H:1945:G:O6	25:1H:1960:A:N6	2.50	0.44
25:1H:2078:C:H2'	25:1H:2079:U:C6	2.52	0.44
25:1H:2138:C:O2	25:1H:2153:G:N1	2.43	0.44
25:1H:1783:A:H5'	25:1H:2608:G:H4'	2.00	0.44
25:1H:296:C:H2'	25:1H:297:C:C6	2.53	0.44
25:1H:519:U:H2'	25:1H:520:G:H8	1.82	0.44
25:1H:768:G:O2'	25:1H:1379:A:N6	2.50	0.44
25:1H:973:A:H8	25:1H:973:A:OP1	2.00	0.44
29:21:188:VAL:HG13	29:21:189:PRO:HD2	1.98	0.44
29:21:18:ASP:N	29:21:18:ASP:OD1	2.49	0.44
3:22:12:LEU:HD12	14:5A:56:VAL:O	2.17	0.44
23:2K:24:C:H2'	23:2K:25:U:H6	1.81	0.44
4:3E:12:CYS:SG	4:3E:19:LEU:HB2	2.57	0.44
31:41:111:LEU:O	31:41:114:ILE:HG12	2.17	0.44

*Continued on next page...*

*Continued from previous page...*

Atom-1	Atom-2	Interatomic distance (Å)	Clash overlap (Å)
13:4I:68:GLY:HA3	31:41:116:ASP:OD2	2.17	0.44
31:41:145:THR:O	31:41:146:TYR:HB3	2.16	0.44
38:45:54:MET:HE1	38:45:118:LEU:HD23	1.98	0.44
13:4A:65:LYS:HE2	52:15:52:THR:HG22	1.99	0.44
5:4E:100:VAL:HG22	5:4E:118:ILE:HG22	1.98	0.44
40:65:108:GLY:H	40:65:110:LEU:HG	1.82	0.44
40:A8:42:ASP:C	40:A8:44:LYS:H	2.21	0.44
20:BA:10:LEU:HA	20:BA:13:LEU:HB2	2.00	0.44
46:C5:102:CYS:SG	46:C5:105:ALA:HB2	2.56	0.44
47:D5:30:ASN:HB3	47:D5:90:VAL:HB	1.98	0.44
49:F5:46:LEU:HD12	49:F5:46:LEU:HA	1.67	0.44
54:K5:25:LYS:HD3	56:M5:34:TRP:HE1	1.82	0.44
54:O8:25:LYS:HB3	56:Q8:35:GLN:HG3	1.99	0.44
1:13:1004:A:C2	1:13:1024:G:C8	3.04	0.44
1:13:1129:C:C5'	1:13:1130:A:H5'	2.35	0.44
1:13:1327:C:H2'	1:13:1328:C:C6	2.53	0.44
25:14:1142(A):A:C5	25:14:1144:G:C5	3.06	0.44
25:14:1153:C:OP1	42:85:76:TYR:OH	2.34	0.44
25:14:1308:A:H2'	25:14:1309:G:O4'	2.18	0.44
25:14:2544:G:H2'	25:14:2545:G:C8	2.53	0.44
25:14:41:C:H2'	25:14:43:G:C8	2.52	0.44
25:14:1813:G:H4'	28:19:43:ARG:O	2.18	0.44
2:1E:115:LEU:HB2	2:1E:145:LEU:HD12	1.99	0.44
2:1E:142:LEU:O	2:1E:146:GLN:N	2.29	0.44
1:1G:1004:A:C4	1:1G:1025:U:N3	2.85	0.44
25:1H:1055:G:H22	25:1H:1104:C:H42	1.64	0.44
25:1H:1404:C:O2'	25:1H:1405:U:H5'	2.18	0.44
25:1H:1711:C:H2'	25:1H:1712:C:H6	1.82	0.44
25:1H:1812:A:O4'	28:11:45:ASN:ND2	2.50	0.44
25:1H:1919:A:H5''	25:1H:1920:OMC:OP2	2.18	0.44
25:1H:2210:G:N3	25:1H:2210:G:H2'	2.32	0.44
25:1H:2454:G:H1'	62:1H:3876:HOH:O	2.17	0.44
25:1H:270(L):U:H2'	33:61:50:ARG:HD3	1.99	0.44
25:1H:792:G:H5''	25:1H:793:A:H5'	1.99	0.44
25:1H:970:C:H2'	25:1H:971:C:C6	2.52	0.44
10:1I:6:ILE:HG22	10:1I:98:ILE:HG23	1.98	0.44
26:1J:46:A:H2'	26:1J:47:C:O4'	2.16	0.44
3:22:130:VAL:O	3:22:134:ILE:HG12	2.16	0.44
36:25:113:LYS:HD2	36:25:113:LYS:H	1.82	0.44
3:2E:16:ARG:HE	3:2E:54:ARG:HH21	1.65	0.44
57:2L:76:C:H3'	57:2L:77:A:C5'	2.45	0.44

*Continued on next page...*

*Continued from previous page...*

Atom-1	Atom-2	Interatomic distance (Å)	Clash overlap (Å)
4:32:173:TRP:CD2	4:32:189:PRO:HB3	2.53	0.44
31:41:118:ARG:NH2	52:M8:43:TYR:HB2	2.32	0.44
5:42:10:MET:HE2	5:42:10:MET:HB3	1.82	0.44
31:49:43:LEU:O	31:49:88:ILE:HG13	2.18	0.44
31:49:64:THR:HG23	31:49:66:GLN:N	2.30	0.44
8:7E:41:ARG:HH11	8:7E:41:ARG:HB3	1.82	0.44
9:82:15:ALA:HB2	9:82:65:VAL:HG23	1.99	0.44
9:82:95:LYS:HE2	9:82:95:LYS:HB2	1.90	0.44
43:95:70:ILE:HG22	43:95:72:VAL:HG23	1.98	0.44
40:A8:65:VAL:O	40:A8:69:VAL:HG12	2.16	0.44
20:BI:56:MET:SD	20:BI:88:VAL:HG11	2.58	0.44
46:C5:91:GLU:C	46:C5:92:ASN:HD22	2.15	0.44
46:C5:91:GLU:O	46:C5:93:GLY:N	2.50	0.44
48:I8:77:ARG:HB2	48:I8:77:ARG:HH11	1.82	0.44
25:1H:2396:G:O5'	49:J8:25:LYS:HE2	2.17	0.44
25:1H:2208:U:O2'	28:11:151:LYS:HG2	2.17	0.44
1:13:1007:C:H2'	1:13:1008:C:O4'	2.17	0.44
1:13:1133:G:H2'	1:13:1134:G:H8	1.82	0.44
1:13:1352:C:OP1	21:1F:3:LYS:NZ	2.28	0.44
1:13:936:C:O2	1:13:1382:C:N4	2.50	0.44
1:13:9:G:H2'	1:13:10:A:C8	2.53	0.44
25:14:296:C:OP1	46:C5:4:LYS:NZ	2.37	0.44
25:14:796:C:H2'	25:14:797:C:C6	2.52	0.44
35:15:91:LEU:O	35:15:95:PRO:HB3	2.18	0.44
2:1E:7:VAL:HG21	2:1E:217:ARG:NH1	2.33	0.44
1:13:1243:C:P	21:1F:10:ARG:HH22	2.41	0.44
21:1F:6:ARG:CZ	21:1F:15:ARG:HE	2.30	0.44
1:1G:1165:C:N4	1:1G:1166:G:O6	2.51	0.44
1:1G:1353:G:H1	1:1G:1369:C:N4	2.14	0.44
1:1G:1410:G:H2'	1:1G:1411:C:C6	2.53	0.44
1:1G:446:G:O6	62:1G:1813:HOH:O	2.20	0.44
1:1G:56:U:H2'	1:1G:57:G:C8	2.52	0.44
1:1G:767:A:H2'	1:1G:768:A:C8	2.53	0.44
25:1H:161:U:H3'	25:1H:162:U:C5'	2.48	0.44
25:1H:1932:A:H2'	25:1H:1933:G:O4'	2.17	0.44
25:1H:2567:G:H2'	25:1H:2568:C:H6	1.81	0.44
25:1H:2667:C:H1'	32:51:109:PHE:HD2	1.82	0.44
25:1H:270(E):G:H2'	25:1H:270(F):U:O4'	2.18	0.44
25:1H:533:G:H5'	42:C8:24:TYR:CE1	2.53	0.44
25:1H:732:C:OP2	62:1H:3693:HOH:O	2.20	0.44
3:22:155:GLY:HA2	3:22:163:ALA:HB1	1.99	0.44

*Continued on next page...*

*Continued from previous page...*

Atom-1	Atom-2	Interatomic distance (Å)	Clash overlap (Å)
36:25:63:VAL:HG22	36:25:84:ALA:HA	1.99	0.44
29:29:24:THR:HG21	29:29:188:VAL:HG23	2.00	0.44
4:32:155:LEU:O	4:32:158:ILE:HG22	2.18	0.44
22:3K:31:G:H1	22:3K:41:C:H42	1.65	0.44
31:41:55:LYS:O	31:41:59:GLU:HB2	2.16	0.44
5:42:11:ILE:HG22	5:42:12:LEU:N	2.31	0.44
31:49:120:LEU:HD11	31:49:133:LEU:HD13	1.99	0.44
13:4A:7:VAL:HG23	13:4A:9:ILE:H	1.81	0.44
1:1G:1092:A:O3'	7:62:4:ARG:NH1	2.50	0.44
8:72:83:ILE:HB	8:72:137:VAL:HG12	2.00	0.44
41:75:4:GLY:O	41:75:7:ILE:HD13	2.18	0.44
37:78:57:THR:HG22	37:78:58:THR:N	2.32	0.44
9:82:81:ILE:HG22	9:82:85:LEU:HD23	1.98	0.44
9:8E:49:PRO:HB3	9:8E:96:LEU:HD11	1.99	0.44
17:8I:101:ARG:HA	17:8I:101:ARG:HE	1.82	0.44
43:95:40:LEU:HA	43:95:40:LEU:HD22	1.85	0.44
40:A8:25:ARG:HB3	40:A8:40:ILE:HB	1.99	0.44
41:B8:51:ARG:HG2	41:B8:52:ILE:N	2.33	0.44
25:1H:2847:U:P	41:B8:98:LYS:HZ3	2.41	0.44
47:D5:161:VAL:HG22	47:D5:163:LEU:HD22	1.99	0.44
43:D8:37:VAL:HG22	43:D8:56:SER:HA	2.00	0.44
43:D8:6:LYS:HE3	43:D8:6:LYS:HB2	1.77	0.44
25:1H:2046:G:O5'	53:N8:19:ARG:HA	2.17	0.44
2:12:35:GLU:HG2	2:12:36:ARG:N	2.32	0.44
1:13:1015:A:H2'	1:13:1016:A:O4'	2.17	0.44
1:13:390:C:O2'	16:7I:28:ARG:NH2	2.51	0.44
1:13:890:G:O2'	1:13:906:G:O6	2.24	0.44
25:14:1015:G:H2'	25:14:1016:G:C8	2.53	0.44
25:14:1024:G:H8	25:14:1024:G:O5'	2.00	0.44
25:14:1144:G:C6	25:14:1145:C:C4	3.05	0.44
25:14:1171:G:H8	25:14:1173:G:H21	1.66	0.44
25:14:1266:G:O5'	44:A5:15:ARG:NH2	2.51	0.44
25:14:1401:G:H2'	25:14:1402:C:O4'	2.17	0.44
25:14:2113:U:H3'	25:14:2114:A:H4'	1.99	0.44
25:14:2490:G:N3	25:14:2490:G:H2'	2.32	0.44
25:14:27:G:N2	25:14:512:G:O2'	2.51	0.44
25:14:902:C:H2'	25:14:903:C:C6	2.52	0.44
35:15:111:PRO:HA	35:15:114:ARG:NH1	2.33	0.44
35:15:71:ILE:HG13	35:15:71:ILE:H	1.68	0.44
2:1E:47:THR:O	2:1E:51:LEU:N	2.50	0.44
1:1G:464:G:O6	1:1G:466:C:H5'	2.17	0.44

*Continued on next page...*



*Continued from previous page...*

Atom-1	Atom-2	Interatomic distance (Å)	Clash overlap (Å)
1:1G:755:G:H2'	1:1G:756:C:C6	2.53	0.44
25:1H:1410:G:H1	25:1H:1592:C:H42	1.66	0.44
25:1H:2721:A:H2'	25:1H:2722:G:O4'	2.17	0.44
25:1H:935:C:H2'	25:1H:936:C:C6	2.52	0.44
3:22:120:VAL:O	3:22:123:GLN:N	2.51	0.44
3:22:47:LEU:HD23	3:22:52:LEU:HD13	2.00	0.44
34:38:112:LEU:HD11	34:38:118:THR:OG1	2.18	0.44
12:3A:55:VAL:O	12:3A:62:GLU:HA	2.18	0.44
22:3L:23:G:HO2'	22:3L:24:C:P	2.40	0.44
5:42:92:LYS:HB3	5:42:119:LEU:HB2	1.98	0.44
38:45:66:ILE:HG12	38:45:67:ARG:N	2.32	0.44
13:4A:53:VAL:HG12	13:4A:57:ARG:HH11	1.81	0.44
32:59:4:ILE:H	32:59:4:ILE:HD13	1.82	0.44
40:65:72:ALA:O	40:65:76:LYS:HG3	2.17	0.44
37:78:112:LEU:HD13	37:78:127:ALA:HB2	2.00	0.44
16:7A:69:THR:O	16:7A:73:LEU:HG	2.17	0.44
40:A8:76:LYS:HB3	40:A8:76:LYS:HE2	1.81	0.44
19:AI:3:ARG:NH1	19:AI:10:PHE:HA	2.33	0.44
46:G8:39:VAL:O	46:G8:42:VAL:HG22	2.17	0.44
52:M8:40:HIS:CE1	52:M8:44:THR:HG22	2.53	0.44
1:13:1321:C:C4	1:13:1322:C:C4	3.06	0.44
1:13:693:G:H2'	1:13:694:A:C8	2.52	0.44
25:14:1043:C:N4	25:14:1112:G:H22	2.15	0.44
25:14:1197:G:H22	25:14:1249:U:H2'	1.82	0.44
25:14:1759:A:H5''	25:14:2715:C:O2'	2.17	0.44
25:14:2082:A:H2'	25:14:2083:G:O4'	2.17	0.44
22:3L:20:G:N1	25:14:2112:G:O4'	2.50	0.44
25:14:2392:A:OP2	25:14:2422:A:N6	2.51	0.44
25:14:422:A:H2'	25:14:423:A:C8	2.53	0.44
25:14:438:G:H2'	25:14:439:G:C8	2.53	0.44
25:14:463:G:N2	25:14:466:A:OP2	2.30	0.44
25:14:556:G:H8	25:14:556:G:O5'	2.00	0.44
25:14:632:A:H2'	25:14:633:A:C8	2.52	0.44
21:1B:6:ARG:HG2	21:1B:15:ARG:HH22	1.83	0.44
2:1E:27:LYS:NZ	2:1E:193:ASP:OD2	2.43	0.44
1:1G:1127:G:H21	1:1G:1147:C:H41	1.66	0.44
1:1G:127:G:O2'	17:8A:2:PRO:O	2.36	0.44
1:1G:1305:G:N2	1:1G:1331:G:H2'	2.33	0.44
1:1G:192:U:H2'	1:1G:193:C:C6	2.53	0.44
1:1G:517:G:N2	1:1G:533:A:OP2	2.39	0.44
1:1G:401:C:O2'	1:1G:621:A:N3	2.42	0.44

*Continued on next page...*

*Continued from previous page...*

Atom-1	Atom-2	Interatomic distance (Å)	Clash overlap (Å)
1:1G:806:C:H2'	1:1G:807:A:C8	2.53	0.44
25:1H:1040:C:H2'	25:1H:1041:C:C6	2.52	0.44
25:1H:1062:G:H2'	25:1H:1063:G:H8	1.83	0.44
25:1H:1178:C:O2'	25:1H:1179:C:O4'	2.36	0.44
25:1H:2061:G:H2'	25:1H:2501:C:O2'	2.17	0.44
25:1H:2062:A:H2'	25:1H:2062:A:N3	2.32	0.44
25:1H:2414:G:H21	37:78:67:MET:HE1	1.82	0.44
25:1H:248:G:H5''	25:1H:386:G:N2	2.33	0.44
25:1H:306:U:H2'	25:1H:307:G:O4'	2.17	0.44
29:21:116:VAL:HG13	29:21:122:PHE:HB2	1.99	0.44
3:22:150:LYS:HB3	3:22:201:TYR:HB2	2.00	0.44
36:25:69:ILE:HD12	36:25:77:ILE:O	2.18	0.44
3:2E:19:GLU:OE2	3:2E:40:ARG:NE	2.46	0.44
22:3L:23:G:O2'	22:3L:24:C:OP1	2.30	0.44
31:49:64:THR:HA	31:49:102:PHE:HD2	1.83	0.44
13:4I:4:ILE:HG22	13:4I:5:ALA:H	1.83	0.44
32:51:51:ARG:HG2	32:51:52:VAL:H	1.83	0.44
32:59:102:ALA:HB1	32:59:115:VAL:N	2.33	0.44
40:65:27:SER:HA	40:65:88:ASP:HB3	2.00	0.44
40:65:87:PHE:HB2	40:65:112:PHE:CE2	2.53	0.44
1:1G:254:G:N2	17:8A:16:GLN:OE1	2.26	0.44
18:9I:38:GLU:HG2	18:9I:38:GLU:H	1.52	0.44
42:C8:95:LEU:HD13	43:D8:4:ILE:CG2	2.42	0.44
48:E5:50:ASN:HB3	48:E5:81:VAL:HB	1.99	0.44
47:H8:101:PRO:HA	47:H8:123:ASP:HB3	1.98	0.44
1:13:1145:C:H4'	1:13:1146:A:H8	1.83	0.44
1:13:1376:U:H2'	1:13:1377:A:H8	1.82	0.44
1:13:372:C:N4	1:13:389:A:H62	2.14	0.44
1:13:795:C:H1'	1:13:1506:U:C5	2.53	0.44
25:14:1030:G:H2'	25:14:1031:G:C8	2.53	0.44
25:14:1171:G:H1	25:14:1178:C:H42	1.64	0.44
25:14:1180:C:H5'	25:14:1181:C:OP2	2.18	0.44
25:14:1375:C:H2'	25:14:1376:C:C6	2.53	0.44
25:14:2022:U:O2'	25:14:2023:G:OP2	2.31	0.44
25:14:2079:U:O3'	49:F5:35:THR:HB	2.18	0.44
25:14:2098:U:H2'	25:14:2099:U:O4'	2.18	0.44
25:14:2385:C:OP2	25:14:2385:C:H4'	2.18	0.44
25:14:2467:C:H2'	25:14:2468:G:O4'	2.17	0.44
25:14:2844:G:H3'	25:14:2845:G:C8	2.49	0.44
25:14:671:C:H2'	25:14:672:C:H6	1.82	0.44
25:14:947:G:H2'	25:14:948:G:C8	2.53	0.44

*Continued on next page...*

Continued from previous page...

Atom-1	Atom-2	Interatomic distance (Å)	Clash overlap (Å)
2:1E:24:TRP:HA	2:1E:190:THR:O	2.18	0.44
1:1G:1067:A:O2'	1:1G:1068:G:OP2	2.30	0.44
1:1G:67:C:H2'	1:1G:68:G:H8	1.82	0.44
1:1G:736:C:H2'	1:1G:737:A:H8	1.79	0.44
1:1G:832:C:H42	1:1G:854:G:H1	1.66	0.44
25:1H:1019:U:OP1	25:1H:1035:U:O2'	2.30	0.44
25:1H:1038:C:H2'	25:1H:1039:G:O4'	2.18	0.44
25:1H:1054:A:H5'	25:1H:1055:G:OP2	2.17	0.44
25:1H:1101:U:H2'	25:1H:1102:C:H6	1.83	0.44
25:1H:1510:A:H2'	25:1H:1511:A:O4'	2.18	0.44
25:1H:195:A:H61	25:1H:198:C:H3'	1.83	0.44
25:1H:2295:C:OP2	40:A8:10:ARG:HG2	2.18	0.44
25:1H:2766:G:H2'	25:1H:2766:G:N3	2.32	0.44
25:1H:330:A:O2'	25:1H:331:A:H8	2.01	0.44
25:1H:528:A:H3'	25:1H:528:A:H8	1.82	0.44
22:1K:11:A:H2'	22:1K:12:G:O4'	2.18	0.44
29:21:144:ARG:O	29:21:146:THR:N	2.51	0.44
36:25:71:ARG:HB2	36:25:73:ASP:OD1	2.18	0.44
4:32:36:ARG:HD2	4:32:38:TYR:CZ	2.53	0.44
34:38:131:MET:HG3	34:38:132:ASP:N	2.33	0.44
30:39:64:ILE:H	30:39:64:ILE:HG13	1.48	0.44
38:45:48:GLU:HA	38:45:51:ARG:HB3	1.99	0.44
31:49:129:GLY:O	31:49:161:THR:N	2.51	0.44
31:49:121:ASN:HB2	31:49:181:ARG:HH22	1.83	0.44
24:4L:12:A:H4'	24:4L:12:A:OP1	2.16	0.44
7:6E:89:MET:HE1	7:6E:156:TRP:H	1.82	0.44
41:75:39:ARG:HG2	41:75:40:THR:N	2.31	0.44
37:78:125:VAL:O	37:78:145:PRO:HD2	2.18	0.44
42:85:99:ALA:HB2	42:85:106:PHE:CG	2.53	0.44
40:A8:24:LEU:HD12	40:A8:41:ASP:HB2	2.00	0.44
1:13:1223:C:P	19:AI:78:ARG:HH12	2.41	0.44
46:C5:75:ILE:HD13	46:C5:75:ILE:HA	1.81	0.44
46:C5:79:CYS:HB3	46:C5:80:GLY:O	2.18	0.44
47:D5:5:LEU:HD21	47:D5:44:PHE:HA	2.00	0.44
38:88:132:VAL:HG11	47:H8:81:ARG:HH11	1.83	0.44
54:K5:10:LEU:HD12	54:K5:24:GLU:HG2	1.99	0.44
54:O8:9:LEU:HB3	54:O8:26:ASN:O	2.17	0.44
1:13:1303:C:H2'	1:13:1304:G:O4'	2.18	0.43
1:13:21:G:H2'	1:13:22:G:C8	2.53	0.43
1:13:551:U:H5'	12:3I:116:LYS:HE2	2.00	0.43
1:13:825:G:H2'	1:13:826:C:C6	2.53	0.43

Continued on next page...

*Continued from previous page...*

Atom-1	Atom-2	Interatomic distance (Å)	Clash overlap (Å)
25:14:1652:A:HO2'	25:14:1653:G:P	2.41	0.43
25:14:1942:5MC:HM53	25:14:1943:U:C2	2.53	0.43
25:14:858:U:O2	25:14:2268:A:H2'	2.18	0.43
25:14:2361:A:OP1	56:M5:26:LYS:HD3	2.18	0.43
25:14:589:C:H2'	25:14:590:A:H8	1.82	0.43
25:14:779:U:OP1	28:19:49:ILE:HG13	2.18	0.43
25:14:78:A:H2'	25:14:79:G:C8	2.53	0.43
35:15:54:VAL:HB	35:15:122:VAL:HG22	1.99	0.43
1:1G:1137:C:H5'	1:1G:1138:G:N3	2.33	0.43
1:1G:1229:A:OP2	13:4A:114:ARG:HD3	2.17	0.43
1:1G:1299:A:C6	1:1G:1301:U:C2	3.06	0.43
1:1G:1327:C:OP1	21:1B:20:LYS:HB3	2.18	0.43
1:1G:688:G:H2'	1:1G:689:C:H6	1.82	0.43
25:1H:1482:U:H5'	25:1H:1483:G:OP2	2.16	0.43
25:1H:1871:A:OP2	25:1H:1871:A:H8	2.00	0.43
25:1H:2307:G:H1'	25:1H:2308:G:C2	2.52	0.43
25:1H:2494:G:H2'	25:1H:2495:G:C8	2.50	0.43
25:1H:528:A:C8	25:1H:528:A:H3'	2.53	0.43
25:1H:817:C:O2'	25:1H:839:U:H5''	2.18	0.43
26:1J:109:G:H2'	26:1J:110:G:C8	2.52	0.43
3:22:20:SER:HB2	3:22:40:ARG:HH21	1.83	0.43
3:22:36:ASP:HA	3:22:39:ILE:HD12	1.99	0.43
23:2K:21:H2U:H2'	23:2K:22:A:H5'	1.99	0.43
4:32:119:GLN:HG2	4:32:123:HIS:CE1	2.53	0.43
4:32:201:GLN:NE2	5:42:99:GLY:HA2	2.33	0.43
4:3E:15:GLU:OE1	4:3E:59:ARG:NE	2.42	0.43
31:49:173:LEU:HB3	31:49:178:PHE:CD2	2.53	0.43
32:51:73:ALA:O	32:51:77:LYS:N	2.37	0.43
33:69:9:LEU:HD13	33:69:9:LEU:H	1.81	0.43
8:72:30:ARG:HG3	8:72:31:PHE:N	2.32	0.43
18:9A:45:SER:HG	18:9A:47:THR:HG1	1.62	0.43
26:16:9:G:OP1	40:A8:15:ARG:NH1	2.51	0.43
40:A8:71:ARG:HH12	40:A8:106:ARG:NH2	2.16	0.43
19:AA:52:TYR:HB2	19:AA:57:HIS:HE1	1.83	0.43
47:D5:138:GLU:H	47:D5:138:GLU:HG2	1.46	0.43
47:D5:29:TYR:CE2	47:D5:87:ASP:HB3	2.53	0.43
43:D8:1:MET:HG3	43:D8:43:GLU:HG2	2.00	0.43
25:14:2261:C:OP1	48:E5:17:GLN:HB2	2.18	0.43
2:12:15:VAL:HG11	2:12:213:LEU:HD22	2.00	0.43
1:13:1118:C:H1'	1:13:1179:A:C8	2.53	0.43
1:13:160:A:N6	1:13:347:G:H1'	2.33	0.43

*Continued on next page...*

Continued from previous page...

Atom-1	Atom-2	Interatomic distance (Å)	Clash overlap (Å)
1:13:190:G:O2'	1:13:191(A):G:OP2	2.32	0.43
1:13:483:C:OP2	1:13:484:G:O2'	2.26	0.43
1:13:503:C:O2	1:13:542:G:N2	2.40	0.43
1:13:792:A:H1'	1:13:793:U:OP2	2.18	0.43
25:14:1120:G:H2'	25:14:1121:C:C6	2.53	0.43
25:14:2111:C:H1'	25:14:2118:U:O2'	2.17	0.43
25:14:2165:G:C5	25:14:2166:G:N2	2.86	0.43
25:14:2216:G:H2'	25:14:2217:G:C8	2.53	0.43
25:14:2562:U:H4'	36:25:25:LEU:HD21	2.00	0.43
25:14:578:A:OP1	25:14:1255:U:O2'	2.24	0.43
25:14:738:G:C6	25:14:739:G:C2	3.06	0.43
28:19:83:GLU:OE1	28:19:104:TYR:OH	2.20	0.43
2:1E:114:ARG:O	2:1E:118:LEU:N	2.43	0.43
2:1E:130:ARG:O	2:1E:135:GLN:HG3	2.18	0.43
1:1G:1243:C:H5''	21:1B:8:THR:HG21	1.99	0.43
1:1G:1282:C:H2'	1:1G:1283:G:O4'	2.18	0.43
1:1G:1481:U:H2'	1:1G:1482:G:C8	2.53	0.43
1:1G:717:C:O2'	11:2A:117:ASN:HB2	2.18	0.43
1:1G:973:G:H1'	10:1A:55:LYS:HE2	1.99	0.43
25:1H:1639:U:C2'	25:1H:1640:C:H5''	2.48	0.43
25:1H:2776:A:H3'	25:1H:2776:A:OP1	2.17	0.43
25:1H:407:G:H2'	25:1H:408:G:C8	2.53	0.43
25:1H:41:C:H42	25:1H:438:G:H1	1.67	0.43
25:1H:571:A:O5'	25:1H:2030:A:N6	2.47	0.43
25:1H:956:G:H2'	25:1H:957:A:H2'	2.00	0.43
26:1J:111:U:H2'	26:1J:112:G:H8	1.83	0.43
26:1J:60:C:H2'	26:1J:61:G:C8	2.53	0.43
57:2L:76:C:C2	25:14:2251:OMG:N2	2.81	0.43
34:38:64:LYS:H	34:38:64:LYS:HG2	1.58	0.43
30:39:154:VAL:HA	30:39:191:ARG:O	2.18	0.43
12:3A:81:LEU:HD22	12:3A:82:ILE:H	1.82	0.43
22:3K:68:C:H2'	22:3K:69:C:C6	2.53	0.43
5:4E:129:ILE:O	5:4E:133:TYR:HB2	2.18	0.43
33:61:85:GLU:OE1	33:61:86:THR:OG1	2.32	0.43
15:6A:87:ILE:HG22	15:6A:88:ARG:H	1.83	0.43
7:6E:84:ASN:N	7:6E:84:ASN:OD1	2.51	0.43
15:6I:68:ARG:O	15:6I:72:ARG:HB2	2.18	0.43
37:78:124:LYS:HA	37:78:143:GLY:O	2.17	0.43
62:1H:3995:HOH:O	37:78:37:GLY:HA3	2.17	0.43
8:7E:103:VAL:HG21	8:7E:110:ALA:HB2	1.99	0.43
1:1G:1346:A:H5''	9:82:120:ARG:HH12	1.82	0.43

Continued on next page...

*Continued from previous page...*

Atom-1	Atom-2	Interatomic distance (Å)	Clash overlap (Å)
9:8E:7:THR:H	9:8E:83:ARG:HD2	1.83	0.43
19:AA:29:ARG:CZ	19:AA:48:THR:HG21	2.48	0.43
19:AI:63:THR:OG1	19:AI:64:GLU:N	2.51	0.43
20:BI:25:ARG:HG2	20:BI:29:LYS:HE3	2.00	0.43
45:F8:36:LYS:HG2	45:F8:54:VAL:HG12	2.01	0.43
25:1H:2591:C:P	28:11:239:ARG:HG3	2.59	0.43
1:13:1347:G:N2	1:13:1373:G:H2'	2.33	0.43
1:13:1376:U:OP1	7:6E:98:SER:HB3	2.18	0.43
1:13:1392:G:N2	1:13:1502:A:H8	2.15	0.43
1:13:191(E):G:H2'	1:13:191(F):U:C6	2.53	0.43
1:13:433:C:H2'	1:13:434:U:C6	2.51	0.43
1:13:538:G:H2'	1:13:539:A:C8	2.51	0.43
1:13:620:C:H2'	1:13:621:A:O4'	2.19	0.43
1:13:950:U:H1'	1:13:971:G:C5	2.53	0.43
25:14:1226:G:OP1	43:95:85:LYS:NZ	2.30	0.43
25:14:1309:G:H4'	55:L5:7:PRO:HB2	2.00	0.43
25:14:224:G:O6	25:14:419:C:O2'	2.31	0.43
25:14:2255:G:H1	25:14:2275:C:H42	1.65	0.43
35:15:18:ALA:HA	35:15:21:LYS:HD2	2.00	0.43
28:19:129:ASN:O	28:19:193:VAL:HG12	2.17	0.43
10:1A:50:ILE:HA	10:1A:60:ARG:HD3	2.00	0.43
1:1G:1087:G:H2'	1:1G:1088:G:C8	2.53	0.43
1:1G:122:G:H1	1:1G:239:U:H3	1.65	0.43
1:1G:489:C:H2'	1:1G:490:G:C8	2.48	0.43
1:1G:595:G:HO2'	1:1G:596:C:P	2.34	0.43
1:1G:607:A:H2'	1:1G:608:A:O4'	2.18	0.43
1:1G:748:C:H4'	1:1G:749:C:O5'	2.18	0.43
1:1G:998(A):C:H2'	1:1G:999:U:O4'	2.18	0.43
25:1H:1019:U:O2'	25:1H:1021:A:H2	2.00	0.43
25:1H:2210:G:H5'	25:1H:2211:G:C5	2.53	0.43
25:1H:273(F):C:H3'	25:1H:274:G:C5'	2.47	0.43
25:1H:589:C:H2'	25:1H:590:A:C8	2.53	0.43
25:1H:612:G:N2	25:1H:616:A:O2'	2.51	0.43
25:1H:828:U:H2'	25:1H:829:A:C8	2.53	0.43
10:1I:49:VAL:O	10:1I:60:ARG:HB3	2.18	0.43
3:22:79:ARG:HE	3:22:84:ILE:HG21	1.82	0.43
36:25:87:ILE:HA	36:25:87:ILE:HD13	1.87	0.43
57:2L:59:A:O2'	57:2L:61:U:OP2	2.28	0.43
4:32:15:GLU:HG3	4:32:63:LYS:NZ	2.34	0.43
37:35:6:LEU:HD13	37:35:6:LEU:HA	1.76	0.43
22:3K:64:G:H2'	22:3K:65:G:C8	2.53	0.43

*Continued on next page...*

Continued from previous page...

Atom-1	Atom-2	Interatomic distance (Å)	Clash overlap (Å)
32:51:169:VAL:O	32:51:170:ARG:NE	2.24	0.43
25:14:2881:C:O2'	39:55:96:ARG:HB2	2.18	0.43
33:61:10:GLU:O	33:61:11:ASN:HB3	2.17	0.43
33:61:8:PRO:HA	33:61:14:ASP:HA	2.00	0.43
7:62:136:LYS:O	7:62:140:ASP:HB2	2.18	0.43
27:71:5:LYS:HZ2	27:71:8:ARG:HH12	1.66	0.43
1:1G:653:A:C8	8:72:56:LYS:HE2	2.53	0.43
9:82:17:VAL:HG13	9:82:63:ILE:HG13	2.01	0.43
38:88:39:PRO:HB3	38:88:99:PRO:HD3	2.00	0.43
19:AA:32:LYS:HB2	19:AA:32:LYS:HE2	1.89	0.43
36:68:119:PRO:HB2	41:B8:68:TYR:CE2	2.54	0.43
46:C5:54:LYS:HD2	46:C5:55:TYR:H	1.83	0.43
25:14:2363:C:O2	48:E5:39:ARG:NH2	2.52	0.43
1:13:271:C:H2'	1:13:272:C:C6	2.54	0.43
1:13:624:C:H2'	1:13:625:G:C8	2.53	0.43
1:13:8:A:N6	4:3E:205:GLU:O	2.51	0.43
25:14:1056:G:N2	25:14:1102:C:H5	2.17	0.43
25:14:139:G:H1'	25:14:140:A:C2	2.52	0.43
25:14:1789:A:H2'	25:14:1790:C:O4'	2.19	0.43
25:14:1885:A:H3'	25:14:1886:C:C6	2.52	0.43
25:14:2233:U:H2'	25:14:2234:G:C8	2.53	0.43
25:14:2688:U:H1'	25:14:2721:A:N6	2.33	0.43
25:14:329:G:N7	46:C5:71:LYS:NZ	2.66	0.43
25:14:668:G:H2'	25:14:670:A:H62	1.83	0.43
25:14:920:G:H2'	25:14:921:G:H8	1.81	0.43
28:19:144:ALA:HB3	28:19:192:THR:HG23	1.99	0.43
2:1E:215:LEU:HA	2:1E:215:LEU:HD22	1.77	0.43
2:1E:62:ALA:HB1	2:1E:225:ALA:HB3	1.99	0.43
1:1G:1161:C:H2'	1:1G:1162:C:H6	1.83	0.43
1:1G:1224:G:O2'	1:1G:1225:A:OP1	2.32	0.43
1:1G:1320:C:C4	19:AA:36:ARG:HD3	2.54	0.43
1:1G:1498:UR3:HO2'	1:1G:1499:A:P	2.36	0.43
1:1G:740:U:H2'	1:1G:741:G:C8	2.54	0.43
1:1G:791:G:C6	1:1G:792:A:N7	2.86	0.43
1:1G:828:A:N6	1:1G:858:G:O2'	2.48	0.43
1:1G:895:G:H1	1:1G:904:C:N4	2.09	0.43
1:1G:980:C:H5'	1:1G:981:U:OP2	2.19	0.43
25:1H:1203:G:H3'	25:1H:1204:A:H5''	1.99	0.43
25:1H:1332:G:H2'	25:1H:1332:G:H8	1.65	0.43
25:1H:2030:A:H4'	25:1H:2031:A:C8	2.49	0.43
25:1H:2309:A:N6	25:1H:2310:A:H2	2.16	0.43

Continued on next page...

*Continued from previous page...*

Atom-1	Atom-2	Interatomic distance (Å)	Clash overlap (Å)
25:1H:2405:G:O2'	25:1H:2406:U:OP2	2.33	0.43
25:1H:251:A:C5	25:1H:252:G:H1'	2.54	0.43
25:1H:2688:U:O2	25:1H:2688:U:H3'	2.18	0.43
25:1H:2758:A:C2	25:1H:2759:G:H1'	2.53	0.43
25:1H:898:C:H3'	25:1H:899:A:H8	1.83	0.43
26:1J:66:A:O2'	26:1J:67:G:OP2	2.35	0.43
3:22:174:PRO:HB2	3:22:177:THR:HG22	2.00	0.43
11:2I:103:LEU:HA	11:2I:103:LEU:HD12	1.86	0.43
37:35:54:GLY:C	37:35:56:SER:H	2.21	0.43
30:39:162:LEU:HA	30:39:165:ARG:HB2	2.00	0.43
1:13:407:G:H5''	4:3E:115:ARG:HB3	1.99	0.43
4:3E:61:LYS:HA	4:3E:203:VAL:HG22	2.00	0.43
4:3E:94:LEU:H	4:3E:94:LEU:HG	1.55	0.43
31:4I:66:GLN:HA	52:M8:6:HIS:HE1	1.81	0.43
38:45:2:LEU:O	38:45:70:PRO:HG2	2.18	0.43
38:45:81:VAL:HB	38:45:82:ARG:HG2	2.00	0.43
13:4I:49:THR:O	13:4I:53:VAL:N	2.33	0.43
13:4I:23:TYR:HB3	13:4I:67:GLU:HA	1.99	0.43
36:68:105:GLU:HA	36:68:108:GLU:HG3	2.01	0.43
9:8E:97:LYS:HB3	9:8E:98:PRO:HD3	2.01	0.43
18:9A:19:LYS:HE2	18:9A:19:LYS:H	1.82	0.43
19:AA:39:THR:HA	19:AA:70:LYS:HB3	2.01	0.43
20:BA:36:LEU:HB3	20:BA:59:ALA:HB2	2.00	0.43
48:E5:36:ILE:HG12	48:E5:37:LEU:N	2.33	0.43
50:G5:31:GLU:O	50:G5:35:LEU:N	2.50	0.43
1:13:1301:U:H2'	1:13:1301:U:O2	2.17	0.43
1:13:1360:A:OP2	14:5I:35:ARG:NH2	2.46	0.43
1:13:135:C:H2'	1:13:136:C:H5'	1.99	0.43
1:13:172:A:OP2	1:13:172:A:H8	2.01	0.43
1:13:191(D):U:H2'	1:13:191(E):G:C8	2.54	0.43
1:13:339:C:H42	1:13:350:G:H1	1.66	0.43
1:13:611:A:H61	1:13:629:G:H1	1.66	0.43
1:13:685:G:N2	1:13:686:U:O4	2.50	0.43
1:13:739:C:HO2'	15:6I:42:HIS:CE1	2.33	0.43
25:14:1027:A:N6	25:14:1126:A:C4	2.87	0.43
25:14:171:G:O2'	25:14:172:C:O4'	2.32	0.43
25:14:1815:A:C5	25:14:1817:G:C6	3.07	0.43
25:14:1637:A:H4'	25:14:2711:A:O2'	2.18	0.43
25:14:363(B):G:H2'	25:14:363(C):G:H8	1.83	0.43
28:19:175:LEU:HD23	28:19:175:LEU:HA	1.69	0.43
28:19:93:ALA:HB3	28:19:105:ILE:HG22	2.00	0.43

*Continued on next page...*



*Continued from previous page...*

Atom-1	Atom-2	Interatomic distance (Å)	Clash overlap (Å)
1:1G:1129:C:C5'	1:1G:1130:A:H5'	2.48	0.43
1:1G:1326:C:H2'	1:1G:1327:C:C6	2.53	0.43
1:1G:201:C:C4	1:1G:209:U:H1'	2.53	0.43
25:1H:1140:C:OP2	35:58:66:LYS:NZ	2.47	0.43
25:1H:2025:C:OP1	29:21:149:ARG:HD3	2.19	0.43
25:1H:402:A:H61	25:1H:423:A:H61	1.66	0.43
25:1H:460:A:H2'	25:1H:461:C:O4'	2.17	0.43
25:1H:663:G:C6	25:1H:664:C:C4	3.06	0.43
25:1H:821:A:H5'	25:1H:822:U:C6	2.50	0.43
23:2K:37:U:H2'	23:2K:38:A:H8	1.84	0.43
34:38:21:GLN:HB3	34:38:24:PHE:HE2	1.84	0.43
25:14:2873:A:C8	39:55:5:LYS:HA	2.54	0.43
15:6A:56:LEU:O	15:6A:60:VAL:HG23	2.18	0.43
15:6I:17:ARG:HA	15:6I:17:ARG:HD2	1.85	0.43
44:A5:33:ARG:HD3	44:A5:52:GLU:OE1	2.19	0.43
40:A8:78:LEU:HD12	40:A8:108:GLY:HA3	2.00	0.43
43:D8:24:LYS:NZ	43:D8:24:LYS:HB3	2.33	0.43
48:E5:18:ALA:HB3	48:E5:20:ARG:NH2	2.34	0.43
46:G8:89:PHE:HD1	46:G8:94:LYS:HB3	1.83	0.43
51:L8:18:ASP:OD1	51:L8:18:ASP:N	2.52	0.43
1:13:1312:G:P	52:M8:58:ARG:HH22	2.41	0.43
1:13:162:A:N7	1:13:163:C:H1'	2.33	0.43
1:13:474:G:H2'	1:13:475:G:H8	1.84	0.43
25:14:1311:G:N7	55:L5:47:ARG:NH1	2.56	0.43
25:14:2123:G:H2'	25:14:2124:G:C8	2.53	0.43
25:14:2299:G:C2	25:14:2300:G:C5	3.07	0.43
25:14:2299:G:N1	25:14:2318:G:C8	2.86	0.43
25:14:2607:G:H2'	25:14:2608:G:O4'	2.18	0.43
25:14:465:G:C6	25:14:466:A:N6	2.86	0.43
10:1A:76:ASN:HA	10:1A:77:PRO:HD3	1.90	0.43
2:1E:68:ILE:O	2:1E:91:PRO:HD2	2.18	0.43
1:1G:1216:G:H2'	1:1G:1217:C:C6	2.53	0.43
1:1G:74:C:N3	1:1G:96:G:N2	2.45	0.43
25:1H:1151:G:C2	25:1H:1152:C:C2	3.06	0.43
25:1H:141:A:H8	25:1H:1595:G:H21	1.66	0.43
25:1H:1681:G:H4'	25:1H:1682:G:OP2	2.18	0.43
25:1H:1751:C:H2'	25:1H:1752:C:C6	2.53	0.43
25:1H:1784:A:H5''	62:1H:3899:HOH:O	2.17	0.43
25:1H:2400:G:H2'	25:1H:2401:U:C6	2.54	0.43
25:1H:2726:U:O2'	25:1H:2727:G:H8	2.01	0.43
26:1J:111:U:H2'	26:1J:112:G:C8	2.53	0.43

*Continued on next page...*

*Continued from previous page...*

Atom-1	Atom-2	Interatomic distance (Å)	Clash overlap (Å)
22:1K:52:C:H2'	22:1K:53:G:C8	2.54	0.43
3:22:136:GLN:HG3	3:22:136:GLN:H	1.50	0.43
1:1G:544:G:OP1	4:32:59:ARG:NH2	2.51	0.43
25:14:442:G:O4'	30:39:46:ARG:HD3	2.19	0.43
4:3E:121:VAL:HG12	4:3E:133:VAL:O	2.19	0.43
4:3E:65:ARG:HB3	4:3E:75:PHE:CD1	2.54	0.43
12:3I:20:LYS:HD3	12:3I:21:VAL:HG23	2.01	0.43
22:3L:23:G:OP2	22:3L:23:G:H8	2.01	0.43
1:1G:1309:G:P	13:4A:88:ARG:HH12	2.41	0.43
32:51:137:ASP:OD1	32:51:138:LYS:N	2.52	0.43
35:58:15:LEU:HA	35:58:53:VAL:O	2.18	0.43
6:5E:100:ASN:HB2	18:9I:28:GLU:HA	2.00	0.43
26:1J:8:U:O3'	40:65:25:ARG:NH2	2.51	0.43
15:6A:53:HIS:O	15:6A:56:LEU:HB3	2.19	0.43
7:6E:108:ALA:HA	7:6E:111:ARG:HD2	2.01	0.43
41:75:51:ARG:HE	41:75:62:THR:CG2	2.32	0.43
9:82:96:LEU:HD23	9:82:102:LEU:HD12	1.99	0.43
17:8I:12:SER:O	17:8I:19:VAL:HA	2.18	0.43
17:8I:68:ARG:HG3	17:8I:68:ARG:O	2.19	0.43
42:85:95:LEU:HD13	43:95:4:ILE:HG23	2.00	0.43
18:9A:22:VAL:HG13	18:9A:56:THR:HA	2.00	0.43
44:A5:5:ALA:HB2	44:A5:57:ASN:HD22	1.83	0.43
46:C5:42:VAL:HG23	46:C5:43:ASN:N	2.34	0.43
48:I8:26:TYR:O	48:I8:29:GLN:HB2	2.19	0.43
54:O8:41:PRO:HG2	54:O8:44:ARG:HB2	2.00	0.43
28:11:206:LEU:HD23	28:11:206:LEU:HA	1.86	0.43
28:11:83:GLU:OE2	28:11:104:TYR:OH	2.33	0.43
1:13:1128:C:H4'	9:8E:16:ARG:NH1	2.34	0.43
25:14:942:G:O2'	25:14:1189:A:N3	2.49	0.43
25:14:26:G:H1'	25:14:515:A:H61	1.84	0.43
25:14:380:U:H2'	25:14:381:G:H8	1.83	0.43
25:14:513:A:H2'	25:14:514:A:H8	1.83	0.43
25:14:77:C:OP2	62:14:3559:HOH:O	2.21	0.43
25:14:863:A:H2'	25:14:864:G:C8	2.53	0.43
25:14:876:C:H2'	25:14:877:U:O4'	2.19	0.43
28:19:262:ARG:O	28:19:264:LYS:N	2.51	0.43
1:1G:1132:C:H2'	1:1G:1133:G:C8	2.53	0.43
1:1G:1129:C:C2	1:1G:1139:G:N2	2.87	0.43
1:1G:1216:G:H2'	1:1G:1217:C:H6	1.83	0.43
1:1G:674:G:H2'	1:1G:675:A:H8	1.84	0.43
1:1G:986:A:H1'	19:AA:54:GLY:O	2.19	0.43

*Continued on next page...*

*Continued from previous page...*

Atom-1	Atom-2	Interatomic distance (Å)	Clash overlap (Å)
25:1H:194:G:H2'	25:1H:195:A:O4'	2.19	0.43
25:1H:2243:U:O4	62:1H:3694:HOH:O	2.20	0.43
25:1H:2712:U:O2'	25:1H:2712(A):A:P	2.76	0.43
25:1H:2726:U:HO2'	25:1H:2727:G:H8	1.67	0.43
25:1H:32:C:OP2	62:1H:3699:HOH:O	2.21	0.43
25:1H:553:U:H2'	25:1H:554:U:O4'	2.19	0.43
25:1H:862:G:H5'	26:16:79:C:H4'	2.01	0.43
26:1J:104:A:H2'	26:1J:105:G:O4'	2.19	0.43
36:25:8:LEU:HB2	36:25:83:ALA:HA	2.01	0.43
57:2L:45:A:H2'	57:2L:46:G:O4'	2.19	0.43
30:31:59:TYR:CD2	30:31:78:ILE:HG13	2.53	0.43
31:41:118:ARG:HD2	31:41:118:ARG:HA	1.57	0.43
38:45:68:ILE:HG22	38:45:101:ARG:HE	1.83	0.43
35:58:132:ALA:O	35:58:134:ARG:HD3	2.18	0.43
14:5A:17:LYS:HG3	14:5A:18:VAL:N	2.34	0.43
14:5I:9:LYS:HG2	14:5I:12:ARG:NH1	2.32	0.43
33:61:133:HIS:CG	33:61:134:PRO:HD2	2.54	0.43
33:69:101:LEU:HD12	33:69:107:VAL:HB	1.99	0.43
41:75:102:ILE:HB	41:75:110:ILE:CD1	2.49	0.43
25:1H:2404:C:O3'	37:78:77:ARG:NH2	2.51	0.43
8:7E:96:GLY:O	8:7E:100:ILE:HG13	2.18	0.43
9:82:27:THR:CG2	9:82:33:PHE:HB2	2.48	0.43
1:13:130:A:C8	17:8I:63:ARG:HG3	2.53	0.43
1:1G:1320:C:O4'	19:AA:36:ARG:NH2	2.52	0.43
41:B8:123:GLN:H	41:B8:123:GLN:HG3	1.60	0.43
47:D5:82:ARG:NH2	47:D5:83:PRO:O	2.51	0.43
13:4A:80:ARG:HH12	52:I5:55:ARG:HD3	1.82	0.43
54:K5:12:GLU:HG3	54:K5:22:ALA:HB3	2.00	0.43
54:K5:23:THR:O	54:K5:24:GLU:HB2	2.19	0.43
56:Q8:8:LYS:O	56:Q8:12:LYS:HE3	2.19	0.43
25:1H:773:U:C4'	28:11:47:GLY:HA3	2.48	0.43
2:12:187:LEU:HD22	2:12:201:ILE:O	2.19	0.43
1:13:1347:G:H2'	1:13:1373:G:H1	1.83	0.43
1:13:413:G:H2'	1:13:428:G:H22	1.83	0.43
1:13:474:G:H5''	16:7I:81:ARG:CZ	2.49	0.43
1:13:719:C:H3'	1:13:720:C:C6	2.54	0.43
1:13:765:G:H5''	1:13:766:A:OP1	2.19	0.43
1:13:872:A:C8	1:13:874:G:C8	3.07	0.43
25:14:1190:G:OP1	37:35:30:THR:OG1	2.36	0.43
25:14:1332:G:N2	25:14:1609:A:O2'	2.52	0.43
25:14:204:A:O3'	25:14:205:G:H4'	2.18	0.43

*Continued on next page...*

*Continued from previous page...*

Atom-1	Atom-2	Interatomic distance (Å)	Clash overlap (Å)
25:14:2141:G:H2'	25:14:2142:C:O4'	2.19	0.43
25:14:2313:C:H2'	25:14:2314:C:C6	2.54	0.43
25:14:724:U:H2'	25:14:725:G:O4'	2.18	0.43
25:14:826:U:H5''	25:14:2428:G:O3'	2.19	0.43
1:1G:1011:G:H1	1:1G:1018:C:N4	2.17	0.43
1:1G:1090:U:H2'	1:1G:1091:U:H6	1.83	0.43
1:1G:1513:A:H2'	1:1G:1514:C:C6	2.54	0.43
1:1G:682:G:C6	1:1G:709:G:C6	3.07	0.43
1:1G:767:A:H2'	1:1G:768:A:H8	1.83	0.43
1:1G:922:G:N3	1:1G:1398:A:H2	2.17	0.43
25:1H:1417:C:H42	25:1H:1581:G:H1	1.66	0.43
25:1H:1820:U:H5''	25:1H:1821:A:C8	2.54	0.43
25:1H:859:G:H5'	25:1H:2268:A:O2'	2.18	0.43
25:1H:2445:G:OP1	30:31:74:ARG:NH2	2.42	0.43
30:31:154:VAL:HB	30:31:173:VAL:HG22	2.00	0.43
5:42:131:ILE:HA	5:42:131:ILE:HD13	1.89	0.43
13:4I:69:GLU:O	13:4I:73:GLU:HB3	2.18	0.43
14:5A:24:CYS:SG	14:5A:25:VAL:N	2.92	0.43
37:78:65:ARG:O	37:78:65:ARG:HG3	2.17	0.43
8:7E:86:ILE:HG12	8:7E:135:CYS:HA	2.01	0.43
9:8E:69:GLY:O	9:8E:73:GLN:HG3	2.17	0.43
19:AA:16:LEU:HD22	19:AA:16:LEU:H	1.83	0.43
19:AA:66:MET:HG2	19:AA:74:PHE:CZ	2.53	0.43
19:AI:36:ARG:HG2	19:AI:36:ARG:H	1.59	0.43
41:B8:54:ARG:HA	41:B8:59:THR:OG1	2.19	0.43
20:BI:52:ALA:O	20:BI:56:MET:N	2.43	0.43
20:BI:64:ASP:OD2	20:BI:81:LYS:NZ	2.42	0.43
46:C5:39:VAL:O	46:C5:42:VAL:HG22	2.18	0.43
42:C8:61:TRP:HB3	42:C8:93:LYS:O	2.19	0.43
47:D5:153:SER:C	47:D5:155:LEU:N	2.72	0.43
45:F8:67:GLY:C	45:F8:68:ARG:HG3	2.39	0.43
46:G8:75:ILE:HD13	46:G8:75:ILE:HA	1.68	0.43
2:12:167:PRO:HG2	2:12:192:SER:CB	2.49	0.43
2:12:29:ALA:C	2:12:31:TYR:H	2.22	0.43
1:13:1004:A:C8	1:13:1026:G:C5	3.03	0.43
1:13:1124:G:H8	1:13:1124:G:OP2	2.01	0.43
1:13:1316:G:N1	1:13:1319:A:OP2	2.49	0.43
1:13:1384:C:H2'	1:13:1385:G:C8	2.54	0.43
1:13:343:U:HO2'	1:13:346:G:H1	1.67	0.43
1:13:590:C:H2'	1:13:591:U:H6	1.84	0.43
1:13:748:C:H4'	1:13:749:C:O5'	2.19	0.43

*Continued on next page...*

Continued from previous page...

Atom-1	Atom-2	Interatomic distance (Å)	Clash overlap (Å)
1:13:887:G:H2'	1:13:888:G:O4'	2.18	0.43
25:14:1032:A:H2	25:14:1122:G:H1	1.67	0.43
25:14:1177:A:H5'	25:14:1178:C:OP1	2.19	0.43
25:14:1582:C:O2'	25:14:1586:A:H8	2.00	0.43
25:14:1614:A:H8	25:14:1614:A:P	2.41	0.43
25:14:2127:G:C2	25:14:2128:C:H1'	2.54	0.43
25:14:2528:U:H2'	25:14:2530:A:O5'	2.19	0.43
25:14:2689:U:P	25:14:2719:G:H22	2.41	0.43
25:14:29:U:H2'	25:14:30:G:H8	1.83	0.43
25:14:572:A:H5''	25:14:573:G:OP2	2.18	0.43
25:14:839:U:H2'	25:14:840:C:C6	2.54	0.43
25:14:872:A:C6	25:14:906:G:C2	3.07	0.43
2:1E:10:LEU:HA	2:1E:10:LEU:HD23	1.89	0.43
2:1E:130:ARG:HB3	2:1E:134:GLU:HB2	2.00	0.43
1:1G:1015:A:H8	1:1G:1015:A:O5'	2.02	0.43
1:1G:1028:C:H2'	1:1G:1028(A):C:O4'	2.19	0.43
1:1G:1515:C:H2'	1:1G:1516:G:C8	2.54	0.43
1:1G:186(F):C:H2'	1:1G:187:C:O4'	2.18	0.43
1:1G:474:G:H5'	16:7A:81:ARG:HD3	2.00	0.43
25:1H:1278:A:H2'	25:1H:1279:G:H8	1.83	0.43
25:1H:1337:G:H2'	25:1H:1338:G:O4'	2.19	0.43
25:1H:1628:G:H1	25:1H:1638:C:H42	1.67	0.43
25:1H:2031:A:N3	25:1H:2455:G:O2'	2.47	0.43
25:1H:2074:U:H2'	25:1H:2075:U:C6	2.54	0.43
25:1H:2251:OMG:HM23	25:1H:2251:OMG:H1'	1.63	0.43
25:1H:2600:A:C6	25:1H:2601:C:N4	2.87	0.43
22:1K:20:G:H4'	22:1K:21:U:OP2	2.15	0.43
3:22:37:GLN:O	3:22:41:GLY:N	2.43	0.43
36:25:79:PHE:CD2	41:75:72:VAL:HG22	2.54	0.43
30:31:12:LEU:HA	30:31:12:LEU:HD12	1.86	0.43
30:31:184:TYR:O	30:31:188:ARG:HG3	2.18	0.43
4:3E:14:ARG:HG2	4:3E:40:PRO:HD2	2.00	0.43
5:4E:15:ARG:HD2	5:4E:26:PHE:CD2	2.54	0.43
32:51:86:GLU:O	32:51:87:LEU:HB2	2.19	0.43
6:52:70:ASP:OD1	6:52:71:ARG:HG2	2.18	0.43
6:52:77:ARG:HB3	6:52:77:ARG:HH11	1.84	0.43
39:55:52:ILE:HD13	39:55:79:LEU:HD21	1.99	0.43
32:59:20:ALA:HB1	32:59:21:PRO:HD2	2.00	0.43
27:71:30:LYS:HD2	27:71:182:PRO:HB3	2.00	0.43
8:72:20:TYR:CE2	8:72:75:ARG:HD2	2.52	0.43
9:82:4:TYR:HE1	9:82:88:TYR:CD1	2.37	0.43

Continued on next page...

Continued from previous page...

Atom-1	Atom-2	Interatomic distance (Å)	Clash overlap (Å)
38:88:66:ILE:HA	38:88:104:PHE:HA	2.00	0.43
17:8I:26:GLN:HB3	17:8I:37:LYS:HG2	2.00	0.43
19:AA:70:LYS:O	19:AA:71:LEU:HD23	2.19	0.43
47:D5:30:ASN:OD1	47:D5:33:LEU:N	2.48	0.43
49:F5:40:ARG:NH2	49:F5:42:GLN:HG2	2.32	0.43
45:F8:31:HIS:HE1	45:F8:33:LYS:HB2	1.83	0.43
47:H8:10:ARG:HH21	47:H8:26:GLY:H	1.67	0.43
54:O8:33:LYS:HG2	54:O8:34:LEU:HD22	2.00	0.43
25:1H:469:G:O6	55:P8:37:LYS:HE2	2.19	0.43
2:12:42:ILE:CD1	2:12:202:PRO:HB2	2.49	0.43
1:13:1425:U:H2'	1:13:1426:C:C6	2.54	0.43
1:13:295:C:H2'	1:13:296:U:O4'	2.18	0.43
1:13:341:C:O2'	1:13:342:C:H5'	2.19	0.43
25:14:1349:A:N6	25:14:1598:C:H42	2.17	0.43
25:14:196:A:H2'	25:14:196:A:N3	2.34	0.43
25:14:671:C:H2'	25:14:672:C:C6	2.54	0.43
2:1E:189:ASP:HB3	2:1E:203:GLY:O	2.19	0.43
2:1E:21:ARG:HA	2:1E:39:ILE:HA	2.00	0.43
2:1E:22:LYS:HG3	2:1E:35:GLU:OE1	2.18	0.43
21:1F:4:GLY:HA2	21:1F:15:ARG:HH12	1.83	0.43
1:1G:1092:A:H61	1:1G:1110:A:H4'	1.83	0.43
1:1G:468:A:H2'	1:1G:474:G:O4'	2.19	0.43
1:1G:928:G:H2'	1:1G:929:G:H8	1.83	0.43
1:1G:994:A:OP1	1:1G:994:A:H8	2.02	0.43
25:1H:1364:G:C8	49:J8:2:SER:HB3	2.54	0.43
25:1H:1363:C:H2'	25:1H:1364:G:H8	1.83	0.43
25:1H:48:G:C2	25:1H:178:G:C6	3.07	0.43
25:1H:1957:C:H2'	25:1H:1958:C:C6	2.54	0.43
25:1H:2131:G:H4'	25:1H:2132:U:C4'	2.43	0.43
25:1H:2164:C:H2'	25:1H:2165:G:O4'	2.19	0.43
25:1H:2637:U:H2'	25:1H:2638:G:O4'	2.19	0.43
25:1H:2849:U:H4'	25:1H:2868:A:N1	2.34	0.43
25:1H:725:G:C6	25:1H:726:G:N1	2.87	0.43
22:1K:5:G:N3	22:1K:5:G:H2'	2.34	0.43
29:29:101:ARG:HA	29:29:170:LEU:O	2.19	0.43
4:32:168:ARG:NH1	4:32:168:ARG:HB3	2.31	0.43
4:3E:121:VAL:HG13	4:3E:126:ILE:HD12	2.01	0.43
1:1G:1324:A:P	13:4A:99:ARG:HH22	2.42	0.43
13:4I:57:ARG:HG3	13:4I:61:GLU:HG3	2.00	0.43
32:51:121:ILE:HD13	32:51:121:ILE:HA	1.88	0.43
39:55:90:ARG:NH2	39:55:117:VAL:HG21	2.33	0.43

Continued on next page...

*Continued from previous page...*

Atom-1	Atom-2	Interatomic distance (Å)	Clash overlap (Å)
33:69:123:LEU:HD22	33:69:143:SER:CB	2.49	0.43
27:71:3:HIS:HB2	27:71:7:TYR:CD1	2.54	0.43
37:78:6:LEU:HA	37:78:6:LEU:HD12	1.69	0.43
1:13:642:A:H5''	8:7E:30:ARG:HH21	1.83	0.43
1:13:375:U:O3'	16:7I:6:LEU:HB2	2.19	0.43
9:82:5:TYR:H	9:82:87:GLN:NE2	2.16	0.43
41:B8:102:ILE:HB	41:B8:110:ILE:HD11	2.01	0.43
47:D5:33:LEU:HA	47:D5:33:LEU:HD13	1.82	0.43
44:E8:73:ALA:HB3	44:E8:106:ILE:HG12	2.01	0.43
25:14:76:C:O2'	50:G5:62:THR:OG1	2.33	0.43
49:J8:81:LYS:HB3	49:J8:82:LEU:H	1.54	0.43
53:N8:20:ARG:HA	53:N8:23:HIS:ND1	2.33	0.43
28:11:4:LYS:NZ	28:11:20:ASP:OD1	2.52	0.42
25:14:1141:U:H4'	25:14:1142(A):A:O4'	2.19	0.42
25:14:565:C:H4'	25:14:1253:A:C6	2.53	0.42
25:14:1492:G:H3'	25:14:1493:C:C5'	2.49	0.42
25:14:1776:G:O6	62:14:3548:HOH:O	2.19	0.42
25:14:1814:G:H2'	25:14:1815:A:C8	2.53	0.42
25:14:2481:G:O2'	25:14:2482:G:H8	2.01	0.42
25:14:2875:C:H2'	25:14:2876:G:O4'	2.19	0.42
25:14:389:G:N1	37:35:71:VAL:HG12	2.34	0.42
25:14:597:U:H3	25:14:660:G:H1	1.67	0.42
28:19:136:ILE:O	28:19:168:ARG:NH2	2.52	0.42
10:1A:33:GLN:O	10:1A:75:ILE:HG12	2.19	0.42
1:1G:1035:A:H2'	1:1G:1036:G:H5''	2.01	0.42
1:1G:1437:C:N4	1:1G:1464:G:H1	2.08	0.42
1:1G:327:A:O2'	1:1G:328:C:O4'	2.28	0.42
1:1G:596:C:N4	1:1G:644:G:H1	2.17	0.42
1:1G:689:C:P	11:2A:46:GLY:HA3	2.59	0.42
1:1G:752:G:H1'	1:1G:754:C:N4	2.34	0.42
1:1G:860:A:H4'	8:72:75:ARG:NH1	2.34	0.42
1:1G:948:C:OP2	13:4A:106:ASN:HB2	2.19	0.42
25:1H:1178:C:H4'	25:1H:1179:C:OP1	2.19	0.42
25:1H:1566:A:P	28:11:211:ARG:HH21	2.41	0.42
25:1H:1753:G:N1	25:1H:1756:G:OP2	2.51	0.42
25:1H:1858:G:H1'	25:1H:1884:A:N6	2.34	0.42
25:1H:2282:G:H4'	25:1H:2389:G:O2'	2.19	0.42
25:1H:2542:A:H4'	25:1H:2543:G:C8	2.54	0.42
25:1H:2561:A:H2'	25:1H:2562:U:O4'	2.19	0.42
26:1J:40:U:H3	26:1J:43:C:H5''	1.84	0.42
29:21:67:PHE:O	29:21:71:GLY:HA2	2.19	0.42

*Continued on next page...*

*Continued from previous page...*

Atom-1	Atom-2	Interatomic distance (Å)	Clash overlap (Å)
3:2E:106:VAL:HG11	3:2E:115:LEU:HD11	2.01	0.42
3:2E:130:VAL:O	3:2E:134:ILE:HG12	2.19	0.42
11:2I:99:GLN:HG2	11:2I:105:VAL:HG11	2.01	0.42
12:3A:9:ARG:O	12:3A:11:GLY:N	2.52	0.42
12:3I:74:LEU:HD21	12:3I:104:ALA:HB2	2.01	0.42
22:3K:52:C:H2'	22:3K:53:G:C8	2.53	0.42
32:51:88:LEU:HG	32:51:88:LEU:H	1.66	0.42
6:5E:86:ARG:O	6:5E:87:ARG:HG2	2.19	0.42
33:69:117:GLU:OE1	33:69:118:LYS:HG2	2.19	0.42
27:71:225:ASN:ND2	27:71:228:SER:H	2.17	0.42
41:75:26:ASP:HB3	41:75:88:ILE:HD13	2.01	0.42
37:78:61:ARG:HB3	37:78:61:ARG:HH11	1.83	0.42
25:1H:1244:G:O5'	37:78:7:ARG:HG3	2.19	0.42
16:7I:71:ARG:HE	16:7I:80:PHE:HZ	1.66	0.42
9:82:54:ASP:OD1	9:82:54:ASP:N	2.51	0.42
17:8A:58:GLU:O	17:8A:74:LEU:N	2.50	0.42
40:A8:26:LEU:HD22	40:A8:87:PHE:HD1	1.84	0.42
40:A8:30:ARG:NH2	40:A8:92:TYR:HD1	2.16	0.42
45:B5:61:GLY:N	45:B5:75:ASP:HB3	2.34	0.42
42:C8:98:LEU:HD23	42:C8:99:ALA:N	2.34	0.42
48:I8:12:ASN:HA	48:I8:14:ARG:NH2	2.34	0.42
48:I8:29:GLN:O	48:I8:31:VAL:HG13	2.19	0.42
31:41:112:PRO:HB3	52:M8:37:SER:H	1.82	0.42
54:O8:36:LEU:HD22	54:O8:50:ARG:HH12	1.83	0.42
1:13:167:G:H2'	1:13:168:G:H8	1.83	0.42
1:13:270:A:H2'	1:13:271:C:C6	2.55	0.42
1:13:601:C:H2'	1:13:602:A:C8	2.55	0.42
1:13:991:U:O2	1:13:993:G:H8	2.02	0.42
25:14:1044:G:N2	25:14:1112:G:H1'	2.34	0.42
25:14:1186:G:H2'	25:14:1187:G:O4'	2.19	0.42
25:14:1331:A:OP2	62:14:3561:HOH:O	2.21	0.42
25:14:1360:A:H5'	25:14:1361:G:OP2	2.18	0.42
25:14:1910:G:H2'	25:14:1911:PSU:H6	1.84	0.42
25:14:2031:A:N3	25:14:2455:G:O2'	2.43	0.42
1:1G:1279:A:O2'	1:1G:1282:C:N4	2.53	0.42
1:1G:1292:U:H2'	1:1G:1293:G:C8	2.55	0.42
1:1G:183:G:H1	1:1G:194:C:H42	1.67	0.42
1:1G:225:C:H2'	1:1G:226:G:H8	1.83	0.42
25:1H:1786:A:H1'	25:1H:1938:A:N6	2.34	0.42
25:1H:1846:G:H5'	25:1H:1847:A:OP2	2.19	0.42
25:1H:2505:G:O6	25:1H:2576:G:H2'	2.19	0.42

*Continued on next page...*



*Continued from previous page...*

Atom-1	Atom-2	Interatomic distance (Å)	Clash overlap (Å)
25:1H:2712:U:OP1	25:1H:2714:G:H4'	2.19	0.42
25:1H:27:G:O2'	25:1H:28:A:H8	2.02	0.42
25:1H:71:A:H4'	25:1H:72:U:H5''	1.99	0.42
25:1H:738:G:C6	25:1H:739:G:C2	3.06	0.42
25:1H:979:G:H2'	25:1H:982:C:H42	1.84	0.42
29:21:9:VAL:HG13	29:21:25:VAL:HB	2.00	0.42
36:25:12:ASP:N	36:25:12:ASP:OD1	2.51	0.42
25:14:2679:A:H4'	29:29:165:VAL:HG11	2.02	0.42
11:2A:27:ASN:OD1	11:2A:28:THR:N	2.52	0.42
30:31:53:THR:HG23	30:31:56:GLU:OE1	2.19	0.42
12:3A:10:LYS:HG3	12:3A:10:LYS:H	1.59	0.42
4:3E:108:LEU:HD12	4:3E:174:LEU:HD13	2.00	0.42
1:13:538:G:O3'	12:3I:111:LYS:HD3	2.19	0.42
35:58:128:HIS:ND1	35:58:129:PRO:O	2.52	0.42
42:85:82:GLY:O	42:85:86:ALA:N	2.51	0.42
9:8E:7:THR:O	9:8E:83:ARG:HD2	2.19	0.42
43:95:12:TYR:CZ	43:95:22:VAL:HG23	2.54	0.42
39:98:44:LEU:O	39:98:48:VAL:HG22	2.19	0.42
18:9A:65:ILE:H	18:9A:65:ILE:HG13	1.60	0.42
45:B5:57:LEU:HD21	45:B5:78:LYS:HG3	2.01	0.42
42:C8:29:SER:OG	42:C8:30:LYS:HE2	2.19	0.42
47:D5:144:LEU:HD12	47:D5:144:LEU:H	1.84	0.42
46:G8:40:GLU:HA	46:G8:41:GLY:HA2	1.57	0.42
2:12:111:ARG:HA	2:12:111:ARG:HD3	1.50	0.42
1:13:1057:G:H2'	1:13:1058:G:O4'	2.19	0.42
1:13:1347:G:H2'	1:13:1373:G:N1	2.34	0.42
1:13:1510:U:H2'	1:13:1511:G:C8	2.54	0.42
1:13:828:A:N6	1:13:858:G:O2'	2.47	0.42
25:14:1087:G:P	25:14:1087:G:H8	2.42	0.42
25:14:1526:G:H3'	25:14:1527:G:C8	2.53	0.42
25:14:1578:U:H6	25:14:1578:U:OP2	2.02	0.42
25:14:182:A:OP2	25:14:182:A:H8	2.02	0.42
25:14:1858:G:C6	25:14:1883:G:C6	3.07	0.42
25:14:2166:G:H4'	25:14:2167:U:OP1	2.20	0.42
25:14:2712(A):A:H5''	25:14:2713:A:OP2	2.18	0.42
25:14:693:C:H42	25:14:769:G:H1	1.68	0.42
25:14:1567:A:H5'	28:19:86:PRO:CB	2.48	0.42
1:1G:1369:C:H2'	1:1G:1370:G:O4'	2.19	0.42
1:1G:452:A:HO2'	1:1G:453:A:C5'	2.33	0.42
25:1H:120:U:OP2	62:1H:3679:HOH:O	2.21	0.42
22:3K:20:G:C4	25:1H:2112:G:N7	2.87	0.42

*Continued on next page...*

*Continued from previous page...*

Atom-1	Atom-2	Interatomic distance (Å)	Clash overlap (Å)
25:1H:2157:G:H4'	25:1H:2158:A:O5'	2.20	0.42
25:1H:2271:G:OP1	48:I8:18:ALA:HB1	2.19	0.42
25:1H:2423:U:H2'	25:1H:2423:U:H6	1.72	0.42
25:1H:2751:G:HO2'	25:1H:2752:C:P	2.42	0.42
25:1H:27:G:N2	25:1H:512:G:H2'	2.31	0.42
25:1H:570:G:H2'	25:1H:2030:A:C5	2.54	0.42
25:1H:582:G:H2'	25:1H:583:G:C8	2.54	0.42
25:1H:938:G:OP2	56:Q8:52:LYS:NZ	2.50	0.42
26:1J:31:C:H42	26:1J:51:G:H1	1.67	0.42
1:1G:1112:C:O2	3:22:179:ARG:HG2	2.18	0.42
3:22:35:GLU:O	3:22:39:ILE:HG13	2.19	0.42
4:32:127:THR:HG22	4:32:147:ALA:HB3	2.02	0.42
4:32:61:LYS:HD3	4:32:206:PHE:HE2	1.83	0.42
22:3K:59:A:O2'	22:3K:61:U:H5	2.02	0.42
38:45:47:ILE:O	38:45:51:ARG:N	2.43	0.42
5:4E:118:ILE:HG12	5:4E:120:THR:HG23	2.01	0.42
32:51:89:ILE:HB	32:51:129:THR:O	2.18	0.42
6:52:45:LEU:HD21	6:52:57:GLN:HB3	2.01	0.42
1:13:1188:A:H5''	14:5I:58:LYS:HZ2	1.83	0.42
25:14:2094:G:H5'	33:69:25:TYR:CD1	2.54	0.42
41:75:51:ARG:HE	41:75:62:THR:HG23	1.84	0.42
37:78:128:HIS:HA	37:78:147:LEU:HB2	2.00	0.42
37:78:49:ARG:HG3	56:Q8:61:LEU:HD11	2.01	0.42
16:7I:4:ILE:HG12	16:7I:21:VAL:HG12	2.02	0.42
38:88:125:LEU:HA	38:88:125:LEU:HD23	1.88	0.42
25:1H:1279:G:H4'	39:98:31:HIS:CD2	2.54	0.42
20:BI:55:ILE:HD13	20:BI:55:ILE:HA	1.88	0.42
25:1H:2010:G:H5''	44:E8:42:ARG:HB2	2.01	0.42
28:11:223:GLY:HA3	28:11:231:HIS:CE1	2.54	0.42
28:11:38:LYS:HE2	28:11:39:LYS:O	2.19	0.42
1:13:1149:C:H2'	1:13:1150:U:O4'	2.18	0.42
1:13:938:A:O2'	1:13:1376:U:O2'	2.24	0.42
1:13:197:A:H4'	1:13:198:G:O5'	2.18	0.42
1:13:198:G:H2'	1:13:199:G:C8	2.54	0.42
1:13:623:C:H2'	1:13:624:C:O4'	2.19	0.42
25:14:1542:G:H5''	25:14:1543:A:OP2	2.19	0.42
25:14:2867:G:O2'	25:14:2868:A:H8	2.01	0.42
25:14:640:C:N4	25:14:648:G:H1	2.11	0.42
26:16:95:U:H2'	26:16:96:G:H8	1.82	0.42
2:1E:224:GLN:HA	2:1E:229:VAL:HG22	2.02	0.42
1:1G:1465:C:H2'	1:1G:1466:C:O4'	2.20	0.42

*Continued on next page...*

*Continued from previous page...*

Atom-1	Atom-2	Interatomic distance (Å)	Clash overlap (Å)
1:1G:345:C:H4'	1:1G:346:G:C4	2.55	0.42
1:1G:34:C:H2'	1:1G:35:G:C8	2.54	0.42
1:1G:44:G:H1	1:1G:398:C:H42	1.67	0.42
1:1G:686:U:H1'	11:2A:42:TRP:NE1	2.33	0.42
1:1G:849:C:H2'	1:1G:850:U:O4'	2.20	0.42
1:1G:960:U:HO2'	1:1G:961:U:P	2.43	0.42
25:1H:1587:A:H2'	25:1H:1588:C:C6	2.54	0.42
25:1H:1590:U:H2'	25:1H:1591:G:C8	2.55	0.42
25:1H:2163:C:H2'	25:1H:2164:C:C6	2.53	0.42
26:1J:6:C:H2'	26:1J:7:G:H8	1.84	0.42
3:22:54:ARG:HB2	3:22:69:HIS:CG	2.54	0.42
3:22:95:THR:HG22	3:22:97:LYS:H	1.85	0.42
36:25:104:ARG:O	36:25:108:GLU:HG2	2.20	0.42
29:29:92:THR:O	29:29:95:ILE:HG12	2.19	0.42
11:2A:85:ARG:HG2	11:2A:111:ASP:O	2.19	0.42
3:2E:11:ARG:NH2	3:2E:180:ALA:HB3	2.34	0.42
11:2I:69:ALA:O	11:2I:73:MET:HG3	2.19	0.42
30:31:136:THR:HA	30:31:166:ALA:HB1	2.02	0.42
30:31:68:LYS:HB3	30:31:69:HIS:CD2	2.55	0.42
4:32:63:LYS:HB2	4:32:63:LYS:HE2	1.79	0.42
12:3A:83:ARG:HB2	12:3A:98:VAL:HG22	2.01	0.42
31:41:150:ASP:OD1	31:41:150:ASP:N	2.53	0.42
13:4I:65:LYS:HE2	13:4I:65:LYS:HB3	1.83	0.42
32:51:26:VAL:HG11	32:51:33:LEU:HD22	2.01	0.42
33:61:113:ARG:N	33:61:113:ARG:HD3	2.34	0.42
7:62:71:PRO:HG2	7:62:91:VAL:HG21	2.01	0.42
7:6E:45:ASP:O	7:6E:48:LYS:HB3	2.20	0.42
7:6E:66:VAL:O	7:6E:70:LYS:HG3	2.19	0.42
41:75:36:GLU:HB3	41:75:39:ARG:NH2	2.32	0.42
17:8A:85:VAL:O	17:8A:89:LEU:HG	2.20	0.42
18:9A:50:ILE:HD12	18:9A:70:ILE:HD13	2.01	0.42
19:AA:36:ARG:CG	19:AA:72:GLY:H	2.30	0.42
42:C8:66:ASN:O	42:C8:70:ARG:HB2	2.19	0.42
47:D5:123:ASP:N	47:D5:123:ASP:OD1	2.52	0.42
28:11:17:THR:CG2	28:11:204:ILE:HA	2.50	0.42
1:13:1014:A:P	1:13:1014:A:H8	2.43	0.42
1:13:1281:U:OP2	1:13:1282:C:N4	2.41	0.42
1:13:1239:A:H62	1:13:1299:A:H62	1.68	0.42
1:13:607:A:H2'	1:13:608:A:H8	1.84	0.42
25:14:1879:C:H2'	25:14:1880:C:O4'	2.19	0.42
25:14:1999:C:H4'	25:14:2723:C:O2	2.19	0.42

*Continued on next page...*

*Continued from previous page...*

Atom-1	Atom-2	Interatomic distance (Å)	Clash overlap (Å)
25:14:579:G:O2'	25:14:2019:A:OP1	2.30	0.42
25:14:298:G:OP2	62:14:3558:HOH:O	2.21	0.42
26:16:80:U:H2'	26:16:81:G:H21	1.84	0.42
2:1E:24:TRP:CE3	2:1E:26:PRO:HA	2.54	0.42
1:1G:1198:G:H2'	1:1G:1199:U:C6	2.55	0.42
1:1G:1263:C:N3	1:1G:1273:G:N2	2.68	0.42
1:1G:765:G:H5''	1:1G:766:A:OP1	2.19	0.42
25:1H:1287:A:C8	39:98:107:ASP:HB2	2.54	0.42
25:1H:1291:C:H2'	25:1H:1292:U:H6	1.85	0.42
25:1H:141(A):C:H2'	25:1H:142:G:O4'	2.19	0.42
25:1H:26:G:C6	25:1H:27:G:N1	2.87	0.42
25:1H:2815:C:H2'	25:1H:2816:C:H6	1.83	0.42
25:1H:414:C:H1'	25:1H:1864:U:O2'	2.19	0.42
25:1H:673:C:H5''	30:31:81:PRO:HD2	2.00	0.42
25:1H:711:G:H1	25:1H:720:C:H42	1.68	0.42
25:1H:2810:A:O3'	29:21:61:ARG:HD3	2.19	0.42
30:31:65:TRP:CZ3	30:31:72:ARG:HB3	2.54	0.42
37:35:57:THR:HG21	37:35:60:MET:CB	2.43	0.42
34:38:7:VAL:O	34:38:11:ALA:HB2	2.19	0.42
13:4A:70:LEU:HD13	13:4A:71:ARG:N	2.35	0.42
35:58:53:VAL:HA	35:58:121:LYS:O	2.19	0.42
35:58:76:SER:O	35:58:78:TYR:N	2.53	0.42
33:61:133:HIS:N	33:61:133:HIS:ND1	2.67	0.42
8:72:11:THR:HG22	8:72:15:ASN:HD21	1.84	0.42
37:78:55:ARG:O	37:78:56:SER:OG	2.31	0.42
1:1G:1250:A:H4'	9:82:68:GLY:N	2.34	0.42
43:95:71:LEU:CA	43:95:86:GLY:H	2.30	0.42
39:98:75:LEU:HA	39:98:78:LYS:HB3	2.00	0.42
18:9A:56:THR:HB	18:9A:58:LEU:HG	2.00	0.42
1:13:1320:C:OP2	19:AI:70:LYS:HE3	2.19	0.42
20:BA:33:ILE:O	20:BA:37:SER:OG	2.30	0.42
46:C5:31:LEU:O	46:C5:35:TYR:N	2.51	0.42
47:D5:133:ILE:HG13	47:D5:133:ILE:H	1.68	0.42
47:D5:150:LEU:HB2	47:D5:169:GLU:O	2.19	0.42
44:E8:97:LYS:H	44:E8:97:LYS:HG2	1.64	0.42
45:F8:51:VAL:HG13	45:F8:81:VAL:HG23	2.01	0.42
50:K8:50:ILE:HG13	50:K8:50:ILE:H	1.51	0.42
28:11:62:TYR:HA	28:11:87:ASN:OD1	2.19	0.42
1:13:1020:U:H2'	1:13:1021:G:H8	1.85	0.42
1:13:936:C:N4	1:13:1379:G:H1	2.15	0.42
1:13:1410:G:H2'	1:13:1411:C:H6	1.84	0.42

*Continued on next page...*

*Continued from previous page...*

Atom-1	Atom-2	Interatomic distance (Å)	Clash overlap (Å)
1:13:1502:A:H2	1:13:1505:G:N1	2.05	0.42
1:13:437:U:H5''	4:3E:155:LEU:HD11	2.01	0.42
1:13:565:U:H5''	1:13:566:G:C2'	2.48	0.42
1:13:944:G:N2	1:13:1338:G:C8	2.88	0.42
25:14:1255:U:C5	30:39:73:ALA:HA	2.55	0.42
25:14:1412:A:H2'	25:14:1413:G:C8	2.54	0.42
25:14:1525:G:H2'	25:14:1526:G:C8	2.53	0.42
25:14:528:A:H2	25:14:2042:A:H2'	1.81	0.42
25:14:2625:G:H2'	25:14:2626:C:O4'	2.20	0.42
25:14:2808:U:H5'	25:14:2891:G:O6	2.19	0.42
25:14:300:A:C8	46:C5:84:ARG:NH2	2.87	0.42
25:14:1567:A:H5'	28:19:86:PRO:HG3	2.01	0.42
2:1E:80:ILE:HD13	2:1E:212:GLN:HB2	2.02	0.42
1:1G:1055:A:O2'	3:22:156:ARG:NH1	2.52	0.42
1:1G:1144:G:N2	1:1G:1146:A:H62	2.18	0.42
1:1G:735:C:H2'	1:1G:736:C:C6	2.48	0.42
25:1H:1011:G:OP1	42:C8:75:ASN:HB3	2.19	0.42
25:1H:1628:G:H2'	25:1H:1629:U:C6	2.54	0.42
25:1H:2107:C:H42	25:1H:2182:G:H1	1.67	0.42
25:1H:2447:G:OP2	62:1H:3696:HOH:O	2.21	0.42
25:1H:2643:G:H2'	25:1H:2644:G:O4'	2.19	0.42
25:1H:479:A:HO2'	25:1H:481:G:H8	1.67	0.42
25:1H:625:G:O6	37:78:107:LYS:NZ	2.41	0.42
25:1H:869:G:H2'	25:1H:870:A:H8	1.85	0.42
25:1H:978:G:H1	25:1H:985:C:H42	1.67	0.42
29:29:63:LEU:HD23	29:29:63:LEU:HA	1.93	0.42
25:1H:443:A:C3'	30:31:45:ARG:HH12	2.31	0.42
34:38:75:GLN:O	34:38:111:LEU:HB3	2.19	0.42
12:3I:50:ARG:HB2	12:3I:90:LEU:HD11	2.02	0.42
31:49:126:ASP:OD2	31:49:130:ASN:ND2	2.42	0.42
31:49:23:PHE:HB2	31:49:25:TYR:CE1	2.55	0.42
31:49:75:LYS:HG3	31:49:76:SER:H	1.85	0.42
32:59:23:ARG:HA	32:59:37:VAL:H	1.84	0.42
32:59:87:LEU:HA	32:59:163:TYR:O	2.19	0.42
14:5A:23:ARG:NH1	14:5A:28:GLY:O	2.48	0.42
7:62:9:VAL:HG22	7:62:94:ARG:NH1	2.35	0.42
36:68:88:ASN:O	36:68:91:LEU:N	2.47	0.42
7:6E:5:ARG:HB3	7:6E:7:ALA:N	2.33	0.42
27:71:46:LYS:HG2	27:71:210:ARG:HB2	2.01	0.42
18:9A:59:SER:OG	18:9A:60:ALA:N	2.53	0.42
18:9I:72:ARG:O	18:9I:76:LEU:HD22	2.20	0.42

*Continued on next page...*

*Continued from previous page...*

Atom-1	Atom-2	Interatomic distance (Å)	Clash overlap (Å)
47:D5:152:ALA:HA	47:D5:155:LEU:HG	2.01	0.42
46:G8:5:MET:HE1	46:G8:32:PRO:HA	2.01	0.42
47:H8:170:THR:O	47:H8:172:ALA:N	2.52	0.42
48:I8:49:LYS:H	48:I8:80:HIS:HD1	1.67	0.42
53:N8:9:LYS:HA	53:N8:9:LYS:HD3	1.94	0.42
2:12:205:ASP:OD1	2:12:206:ASP:N	2.52	0.42
1:13:1359:C:H3'	14:5I:35:ARG:HH12	1.85	0.42
1:13:1387:G:H2'	1:13:1388:C:C6	2.55	0.42
1:13:637:G:H2'	1:13:638:G:C8	2.54	0.42
25:14:270(D):C:H2'	25:14:270(E):G:C8	2.55	0.42
25:14:34:C:O2'	25:14:35:G:C8	2.71	0.42
25:14:935:C:H2'	25:14:936:C:H6	1.85	0.42
35:15:14:VAL:HG12	35:15:51:PHE:O	2.20	0.42
10:1A:15:THR:HA	10:1A:18:ALA:HB3	2.02	0.42
1:1G:1157:A:O2'	1:1G:1158:C:P	2.78	0.42
1:1G:17:U:H2'	1:1G:18:C:C6	2.55	0.42
1:1G:129(A):G:C6	1:1G:191(A):G:H1'	2.55	0.42
1:1G:686:U:H1'	11:2A:42:TRP:HE1	1.84	0.42
1:1G:928:G:H2'	1:1G:929:G:C8	2.55	0.42
25:1H:1113:U:OP1	32:5I:2:SER:N	2.52	0.42
25:1H:1166:C:H2'	25:1H:1167:U:C6	2.55	0.42
25:1H:1341:U:O4	45:F8:16:LYS:NZ	2.47	0.42
25:1H:1396:U:H2'	25:1H:1396:U:O2	2.19	0.42
25:1H:1468:C:H2'	25:1H:1469:A:H8	1.85	0.42
25:1H:1913:A:H4'	25:1H:1914:C:H5''	2.01	0.42
25:1H:2128:C:H6	25:1H:2128:C:OP2	2.02	0.42
25:1H:2373:G:H2'	25:1H:2374:C:C6	2.54	0.42
25:1H:2392:A:OP2	25:1H:2422:A:N6	2.51	0.42
25:1H:341:G:H2'	25:1H:342:G:O4'	2.20	0.42
25:1H:767:U:H2'	25:1H:768:G:H8	1.84	0.42
1:13:1367:C:H5'	10:1I:60:ARG:NH1	2.34	0.42
10:1I:81:THR:HA	10:1I:84:GLN:HE22	1.84	0.42
25:14:625:G:O6	37:35:107:LYS:HD3	2.20	0.42
25:14:833:U:O2'	37:35:55:ARG:NH1	2.53	0.42
30:39:34:TRP:HD1	37:35:6:LEU:HB3	1.85	0.42
4:3E:88:VAL:HG12	4:3E:92:VAL:HG22	2.01	0.42
22:3L:34:U:H2'	22:3L:35:C:H3'	2.02	0.42
31:49:111:LEU:HA	31:49:111:LEU:HD23	1.86	0.42
27:71:29:VAL:HG21	27:71:41:VAL:HG22	2.02	0.42
9:82:27:THR:OG1	9:82:28:VAL:N	2.52	0.42
17:8I:21:VAL:HG11	17:8I:59:ILE:HD12	2.01	0.42

*Continued on next page...*

*Continued from previous page...*

Atom-1	Atom-2	Interatomic distance (Å)	Clash overlap (Å)
18:9I:29:PHE:N	18:9I:29:PHE:HD1	2.16	0.42
41:B8:65:LYS:HB2	41:B8:65:LYS:NZ	2.35	0.42
20:BA:28:ALA:HA	20:BA:31:SER:HB2	2.02	0.42
47:D5:100:VAL:N	47:D5:124:ILE:O	2.52	0.42
44:E8:38:TYR:OH	53:N8:40:LYS:HG3	2.20	0.42
46:G8:63:LYS:HA	46:G8:63:LYS:HD2	1.91	0.42
62:1H:3862:HOH:O	49:J8:17:SER:HA	2.20	0.42
2:12:52:GLU:O	2:12:56:ARG:HG3	2.20	0.42
1:13:1461:G:H2'	1:13:1462:G:H8	1.84	0.42
1:13:191(C):G:H2'	1:13:191(D):U:O4'	2.20	0.42
1:13:674:G:HO2'	18:9I:81:PHE:HD2	1.66	0.42
25:14:1535:U:C5	25:14:1536:A:H1'	2.55	0.42
25:14:1853:A:H2'	25:14:1854:A:H8	1.83	0.42
25:14:2615:U:C2	53:J5:7:PRO:HA	2.54	0.42
25:14:2820:A:C4	39:55:4:LEU:HD11	2.55	0.42
25:14:506:G:O3'	25:14:507:A:H8	2.03	0.42
25:14:848:G:H2'	25:14:849:A:H8	1.81	0.42
25:14:84:A:H61	25:14:102:G:H1'	1.85	0.42
28:19:72:LYS:HD3	28:19:97:TYR:CE1	2.54	0.42
10:1A:8:LEU:HD22	10:1A:20:ALA:HB2	2.02	0.42
2:1E:16:HIS:HE1	2:1E:209:ARG:HH21	1.67	0.42
1:1G:1037:C:H2'	1:1G:1038:C:C6	2.53	0.42
1:1G:1142:G:H3'	1:1G:1143:G:H8	1.85	0.42
1:1G:1376:U:O4	7:62:10:ARG:NH1	2.52	0.42
1:1G:1483:A:H1'	25:14:1948:G:H1'	2.01	0.42
25:1H:1021:A:C8	25:1H:1022:G:H5''	2.48	0.42
25:1H:1035:U:H2'	25:1H:1036:G:C8	2.55	0.42
25:1H:1278:A:H2'	25:1H:1279:G:C8	2.54	0.42
25:1H:1333:C:H2'	25:1H:1334:G:H8	1.85	0.42
25:1H:1368:G:C2	25:1H:1369:G:C8	3.08	0.42
25:1H:1469:A:H2'	25:1H:1470:G:O4'	2.19	0.42
25:1H:1511:A:H2'	25:1H:1512:G:O4'	2.19	0.42
25:1H:1869:G:N2	25:1H:1872:A:OP2	2.47	0.42
25:1H:2119:A:N6	25:1H:2170:A:C6	2.88	0.42
25:1H:2688:U:H1'	25:1H:2721:A:H61	1.85	0.42
25:1H:2867:G:O2'	25:1H:2868:A:H8	2.03	0.42
25:1H:933:A:OP1	51:L8:24:LYS:NZ	2.36	0.42
26:1J:21:G:H2'	26:1J:22:U:O4'	2.20	0.42
11:2A:56:GLY:O	11:2A:89:ALA:HB3	2.20	0.42
3:2E:39:ILE:HG22	3:2E:43:LEU:HD11	2.02	0.42
30:39:103:LYS:HA	30:39:106:ARG:HG3	2.01	0.42

*Continued on next page...*

*Continued from previous page...*

Atom-1	Atom-2	Interatomic distance (Å)	Clash overlap (Å)
4:3E:121:VAL:HG22	4:3E:126:ILE:HD12	2.00	0.42
22:3L:61:U:H3'	22:3L:62:C:C5	2.55	0.42
24:4L:19:A:H2'	24:4L:20:A:C8	2.55	0.42
32:59:74:ASN:HB3	32:59:138:LYS:HB2	2.02	0.42
1:1G:974:A:P	14:5A:41:ARG:HH12	2.43	0.42
40:65:51:ALA:HB2	40:65:76:LYS:HD3	2.01	0.42
27:71:190:ARG:HA	27:71:193:ILE:HB	2.01	0.42
37:78:97:PRO:C	37:78:99:LEU:H	2.23	0.42
42:85:40:PHE:HB3	43:95:75:PHE:CD2	2.55	0.42
17:8I:18:THR:OG1	17:8I:69:LYS:NZ	2.26	0.42
39:98:41:ALA:O	39:98:44:LEU:N	2.53	0.42
18:9A:23:LYS:O	18:9A:23:LYS:HG3	2.19	0.42
47:D5:99:TYR:HA	47:D5:124:ILE:O	2.20	0.42
47:D5:24:LEU:HD23	47:D5:41:LEU:HG	2.02	0.42
47:D5:81:ARG:HE	47:D5:81:ARG:HB2	1.71	0.42
49:F5:80:LEU:HD22	49:F5:80:LEU:H	1.85	0.42
47:H8:137:ILE:HG22	47:H8:158:PRO:HG2	2.00	0.42
50:K8:52:ASP:HA	50:K8:55:ARG:HB2	2.02	0.42
53:N8:16:ARG:HG3	53:N8:17:ASP:N	2.35	0.42
1:13:1035:A:N6	1:13:1036:G:N3	2.68	0.42
1:13:1274:G:N2	1:13:1275:A:N7	2.58	0.42
1:13:1312:G:H1	1:13:1325:C:N4	2.13	0.42
1:13:781:A:C8	1:13:782:A:C8	3.08	0.42
1:13:901:A:C5	1:13:902:G:H1'	2.55	0.42
1:13:947:G:H2'	1:13:948:C:O4'	2.19	0.42
1:13:991:U:O2'	1:13:992:U:P	2.78	0.42
25:14:1203:G:N1	25:14:1241:A:OP2	2.50	0.42
25:14:124:G:H5'	25:14:1376:C:O2'	2.19	0.42
25:14:1839:G:C8	25:14:1927:A:H1'	2.54	0.42
25:14:186:G:H2'	25:14:187:G:H8	1.84	0.42
25:14:829:A:C8	25:14:2248:C:H5'	2.55	0.42
25:14:2267:A:H5''	25:14:2268:A:H5'	2.01	0.42
25:14:2554:U:H2'	25:14:2555:U:C6	2.55	0.42
25:14:840:C:H2'	25:14:841:A:H8	1.83	0.42
25:14:923:C:H2'	25:14:924:C:C6	2.55	0.42
28:19:249:PRO:HD2	28:19:250:TRP:CZ3	2.55	0.42
1:1G:1289:A:H5''	21:1B:10:ARG:HH21	1.85	0.42
2:1E:74:LYS:HG3	2:1E:77:ALA:HB3	2.02	0.42
1:1G:1025:U:H2'	1:1G:1026:G:C8	2.54	0.42
1:1G:1038:C:O2'	1:1G:1039:C:P	2.77	0.42
1:1G:1315:U:H2'	1:1G:1316:G:O4'	2.19	0.42

*Continued on next page...*



*Continued from previous page...*

Atom-1	Atom-2	Interatomic distance (Å)	Clash overlap (Å)
1:1G:270:A:C5	1:1G:271:C:C4	3.08	0.42
25:1H:1068:G:O2'	25:1H:1096:A:H1'	2.20	0.42
25:1H:1448:G:H2'	25:1H:1449:A:C8	2.55	0.42
25:1H:2163:C:H2'	25:1H:2164:C:H6	1.85	0.42
25:1H:270(G):C:H42	25:1H:270(S):G:H1	1.67	0.42
25:1H:1750:G:O2'	25:1H:2860:A:N1	2.40	0.42
25:1H:746:A:HO2'	25:1H:747:U:P	2.38	0.42
29:21:3:GLY:HA2	29:21:199:ARG:HA	2.00	0.42
29:29:33:VAL:HG12	29:29:89:ASP:O	2.19	0.42
3:2E:47:LEU:HG	3:2E:52:LEU:HD22	2.02	0.42
11:2I:32:ILE:HG12	11:2I:41:THR:O	2.20	0.42
30:31:159:GLY:HA2	30:31:164:ARG:HH21	1.85	0.42
30:39:21:ALA:O	30:39:23:ASP:N	2.53	0.42
38:45:17:LEU:HD22	38:45:96:VAL:HG13	2.01	0.42
6:52:16:GLN:CD	6:52:16:GLN:H	2.22	0.42
39:55:73:VAL:O	39:55:76:VAL:HG12	2.20	0.42
32:59:131:VAL:HG12	32:59:132:ARG:H	1.84	0.42
6:5E:47:ARG:NH1	6:5E:57:GLN:HB3	2.35	0.42
43:95:35:LEU:HB2	43:95:37:VAL:CG1	2.50	0.42
25:14:748:G:C8	44:A5:89:ALA:HB1	2.55	0.42
41:B8:111:ARG:C	41:B8:113:LYS:H	2.22	0.42
20:BI:22:ARG:O	20:BI:26:ASN:ND2	2.53	0.42
42:C8:90:VAL:HG11	43:D8:39:LEU:HD13	2.02	0.42
48:E5:29:GLN:O	48:E5:67:VAL:HG23	2.20	0.42
46:G8:81:LYS:HA	46:G8:81:LYS:HD3	1.76	0.42
1:13:1074:G:C2	1:13:1075:C:C2	3.08	0.42
1:13:1137:C:O2'	1:13:1138:G:H5''	2.19	0.42
25:14:1149:G:H2'	25:14:1150:C:C6	2.55	0.42
25:14:1491:G:H2'	25:14:1492:G:H8	1.85	0.42
25:14:2642:G:H1	25:14:2772:C:H42	1.67	0.42
25:14:28:A:H2'	25:14:29:U:O4'	2.20	0.42
25:14:372:G:O2'	25:14:373:U:OP2	2.38	0.42
25:14:465:G:H2'	25:14:466:A:C8	2.55	0.42
28:19:208:LYS:HG3	28:19:211:ARG:H	1.84	0.42
1:1G:520:A:N1	1:1G:536:C:H1'	2.35	0.42
1:1G:559:A:H4'	1:1G:560:U:H3'	2.01	0.42
1:1G:598:U:H2'	1:1G:599:C:C6	2.54	0.42
1:1G:729:A:H2'	1:1G:730:G:C8	2.51	0.42
25:1H:1087:G:H2'	25:1H:1089:G:O4'	2.20	0.42
25:1H:1675:C:H2'	25:1H:1676:A:O4'	2.20	0.42
25:1H:2817:G:H1	25:1H:2829:C:H42	1.67	0.42

*Continued on next page...*

*Continued from previous page...*

Atom-1	Atom-2	Interatomic distance (Å)	Clash overlap (Å)
25:1H:870:A:OP1	38:88:5:ARG:NH2	2.53	0.42
29:21:8:LYS:HB2	29:21:196:VAL:HG21	2.02	0.42
3:22:78:GLY:O	3:22:80:GLY:N	2.52	0.42
29:29:181:LEU:HA	29:29:181:LEU:HD12	1.83	0.42
4:32:88:VAL:O	4:32:90:GLY:N	2.53	0.42
30:39:25:PRO:CD	30:39:115:ALA:HB1	2.50	0.42
30:39:125:LEU:HD13	30:39:199:TRP:CD1	2.55	0.42
31:49:145:THR:C	31:49:147:ASP:H	2.23	0.42
13:4A:14:ARG:HB2	13:4A:17:VAL:HG23	2.02	0.42
13:4A:60:VAL:HA	13:4A:64:TRP:HE1	1.83	0.42
6:5E:19:LEU:HD11	6:5E:59:TYR:CD2	2.54	0.42
41:75:36:GLU:HB3	41:75:39:ARG:HH12	1.84	0.42
9:8E:48:GLU:N	9:8E:49:PRO:HD2	2.35	0.42
18:9A:23:LYS:HA	18:9A:26:LEU:HD13	2.02	0.42
41:B8:86:ILE:HD12	41:B8:87:ASP:H	1.84	0.42
50:G5:44:LEU:C	50:G5:46:GLN:H	2.23	0.42
47:H8:48:PHE:HA	47:H8:51:ALA:CB	2.43	0.42
48:I8:70:GLN:O	48:I8:77:ARG:HG3	2.20	0.42
2:12:167:PRO:O	2:12:170:GLU:N	2.53	0.41
1:13:1095:U:P	1:13:1108:G:H1	2.42	0.41
1:13:1316:G:H5'	14:5I:17:LYS:HE3	2.01	0.41
1:13:177:C:H2'	1:13:178:C:H6	1.85	0.41
1:13:177:C:OP2	20:BI:65:LYS:NZ	2.42	0.41
1:13:464:G:C6	1:13:466:C:H5'	2.55	0.41
1:13:501:C:H1'	1:13:549:C:H1'	2.02	0.41
1:13:748:C:H1'	1:13:749:C:OP2	2.19	0.41
1:13:919:A:H8	1:13:919:A:O5'	2.03	0.41
1:13:991:U:C4	1:13:1212:U:H1'	2.54	0.41
25:14:1055:G:N2	25:14:1086:A:O4'	2.53	0.41
25:14:1287:A:C6	25:14:1288:U:N3	2.88	0.41
25:14:1678:G:N2	25:14:1989:G:N2	2.68	0.41
25:14:185:U:H4'	25:14:218:A:H4'	2.02	0.41
25:14:2695:C:H2'	25:14:2696:U:C6	2.55	0.41
25:14:2859:G:H2'	25:14:2860:A:C8	2.54	0.41
25:14:67:U:H2'	25:14:68:G:C8	2.55	0.41
25:14:710:G:H2'	25:14:711:G:H8	1.84	0.41
28:19:245:PRO:HA	28:19:246:PRO:HD3	1.96	0.41
25:14:778:G:H5'	28:19:48:ARG:HD2	2.02	0.41
1:1G:1351:U:H2'	1:1G:1352:C:C6	2.56	0.41
1:1G:458:C:N4	1:1G:474:G:H1	2.16	0.41
25:1H:1507:A:H2'	25:1H:1508:A:O4'	2.20	0.41

*Continued on next page...*

*Continued from previous page...*

Atom-1	Atom-2	Interatomic distance (Å)	Clash overlap (Å)
25:1H:1510:A:H2'	25:1H:1511:A:H8	1.85	0.41
25:1H:51:G:H1'	25:1H:119:A:N1	2.34	0.41
25:1H:669:G:H2'	25:1H:669:G:N3	2.34	0.41
25:1H:680:G:H2'	25:1H:681:G:C8	2.55	0.41
25:1H:719:C:H2'	25:1H:720:C:C6	2.54	0.41
25:1H:770:G:OP2	62:1H:3700:HOH:O	2.21	0.41
26:1J:82:G:H8	26:1J:82:G:O5'	2.03	0.41
3:22:180:ALA:HB1	3:22:182:ILE:HG13	2.02	0.41
25:14:2578:G:C5	29:29:140:SER:HB2	2.55	0.41
29:29:39:PRO:HG3	29:29:45:THR:OG1	2.20	0.41
29:29:5:LEU:HD23	29:29:197:ILE:HG12	2.01	0.41
25:1H:322:A:P	30:31:168:ARG:HH21	2.43	0.41
4:32:31:CYS:O	4:32:35:ARG:HG3	2.20	0.41
4:32:36:ARG:HD2	4:32:38:TYR:OH	2.20	0.41
37:35:21:ARG:O	37:35:28:GLY:HA2	2.20	0.41
25:14:568:U:P	37:35:36:LYS:HZ1	2.43	0.41
12:3A:31:ARG:HG2	12:3A:32:GLY:N	2.35	0.41
4:3E:148:VAL:HG23	4:3E:181:MET:HB3	2.01	0.41
31:49:120:LEU:HB2	31:49:179:PRO:O	2.20	0.41
13:4A:83:ASP:N	13:4A:83:ASP:OD1	2.49	0.41
39:55:87:TYR:HE2	39:55:117:VAL:HG13	1.85	0.41
35:58:115:ARG:HA	35:58:118:LYS:HB2	2.02	0.41
15:6I:29:VAL:HB	15:6I:81:LEU:HD21	2.02	0.41
41:75:105:LEU:C	41:75:107:ASP:H	2.23	0.41
30:31:34:TRP:CD1	37:78:8:PRO:HD3	2.55	0.41
17:8A:68:ARG:O	17:8A:68:ARG:HG3	2.20	0.41
18:9I:29:PHE:HD1	18:9I:29:PHE:H	1.68	0.41
19:AA:66:MET:HE3	19:AA:66:MET:HB2	1.92	0.41
45:F8:27:THR:HB	45:F8:80:ILE:HG22	2.02	0.41
47:H8:56:VAL:HA	47:H8:70:LEU:HD12	2.02	0.41
13:4A:80:ARG:NH1	52:I5:55:ARG:HD3	2.35	0.41
50:K8:2:LYS:HE3	50:K8:6:VAL:HB	2.02	0.41
51:L8:7:LYS:NZ	51:L8:32:GLN:HG3	2.35	0.41
56:M5:37:SER:O	56:M5:39:LYS:N	2.53	0.41
44:E8:38:TYR:HE2	53:N8:41:PRO:HD3	1.82	0.41
56:Q8:40:GLU:OE2	56:Q8:44:LYS:HE2	2.19	0.41
28:11:112:GLN:H	28:11:115:GLN:HE22	1.68	0.41
28:11:61:LEU:HA	28:11:61:LEU:HD13	1.84	0.41
1:13:1003:G:H1	1:13:1037:C:H42	1.68	0.41
1:13:104:G:OP1	20:BI:21:LYS:NZ	2.49	0.41
1:13:1112:C:H1'	3:2E:179:ARG:HH11	1.85	0.41

*Continued on next page...*

*Continued from previous page...*

Atom-1	Atom-2	Interatomic distance (Å)	Clash overlap (Å)
1:13:1159:U:H1'	1:13:1182:G:N2	2.34	0.41
1:13:1429:C:H2'	1:13:1430:C:C6	2.55	0.41
1:13:876:G:H1'	8:7E:11:THR:HG21	2.02	0.41
1:13:939:G:H5''	7:6E:102:ARG:CZ	2.50	0.41
25:14:1106:G:H3'	25:14:1107:G:C8	2.55	0.41
25:14:1442:G:H5'	25:14:1628:G:H5''	2.02	0.41
1:13:999:U:O2'	25:14:2137:C:H5''	2.20	0.41
25:14:2403:C:H2'	25:14:2404:C:C6	2.55	0.41
25:14:2774:C:H2'	25:14:2775:A:O4'	2.19	0.41
25:14:863:A:O2'	25:14:864:G:H5'	2.20	0.41
26:16:81:G:C2	26:16:82:G:N7	2.88	0.41
1:1G:1211:U:H4'	1:1G:1212:U:OP1	2.19	0.41
1:1G:1298:C:H5	7:62:114:ARG:HD2	1.85	0.41
1:1G:1502:A:H5''	1:1G:1504:G:C8	2.55	0.41
1:1G:201:C:O2'	1:1G:208:U:P	2.78	0.41
1:1G:256:U:OP1	17:8A:17:LYS:NZ	2.43	0.41
1:1G:374:A:C6	1:1G:375:U:C4	3.08	0.41
1:1G:559:A:H4'	1:1G:560:U:C5'	2.50	0.41
25:1H:2227:A:H2'	25:1H:2228:G:O4'	2.19	0.41
25:1H:2405:G:H8	25:1H:2405:G:O5'	2.03	0.41
25:1H:270(I):G:H22	25:1H:270(R):G:H1'	1.85	0.41
25:1H:2846:G:OP2	41:B8:54:ARG:HB2	2.20	0.41
25:1H:708:C:H5'	25:1H:709:U:OP2	2.20	0.41
25:1H:828:U:H4'	25:1H:831:G:N1	2.35	0.41
30:31:81:PRO:CB	30:31:89:VAL:HG22	2.49	0.41
4:32:21:LEU:HA	4:32:21:LEU:HD23	1.89	0.41
4:3E:100:ARG:NH2	4:3E:137:SER:HB3	2.35	0.41
4:3E:173:TRP:CE3	4:3E:189:PRO:HB3	2.55	0.41
1:13:35:G:OP1	12:3I:101:VAL:HG11	2.20	0.41
38:45:134:ARG:HH21	47:D5:122:ARG:CZ	2.33	0.41
38:45:98:LYS:HB3	38:45:99:PRO:HD2	2.02	0.41
32:51:28:GLY:HA3	32:51:79:VAL:HB	2.02	0.41
6:52:47:ARG:HG3	6:52:57:GLN:HG2	2.02	0.41
39:55:54:LEU:HG	39:55:62:ALA:HB1	2.02	0.41
35:58:34:LEU:HD13	35:58:34:LEU:HA	1.85	0.41
6:5E:61:LEU:HD23	6:5E:63:TYR:HE1	1.84	0.41
33:69:3:VAL:O	33:69:18:VAL:HA	2.20	0.41
15:6A:82:ILE:HD11	15:6A:88:ARG:HB2	2.01	0.41
1:13:280:C:C2	17:8I:38:ARG:HG3	2.55	0.41
6:52:50:TYR:OH	18:9A:74:ARG:O	2.32	0.41
45:B5:12:VAL:HG12	45:B5:29:TRP:NE1	2.35	0.41

*Continued on next page...*

*Continued from previous page...*

Atom-1	Atom-2	Interatomic distance (Å)	Clash overlap (Å)
41:B8:108:ARG:HA	41:B8:111:ARG:CZ	2.50	0.41
41:B8:117:ASP:O	41:B8:121:ILE:HG13	2.19	0.41
42:C8:59:ARG:O	42:C8:63:VAL:HG23	2.20	0.41
51:H5:19:GLN:O	51:H5:23:LEU:HD12	2.20	0.41
47:H8:10:ARG:NH2	47:H8:37:VAL:O	2.53	0.41
47:H8:53:ILE:HG22	47:H8:71:VAL:HG13	2.02	0.41
52:I5:40:HIS:HA	52:I5:44:THR:HB	2.02	0.41
48:I8:40:GLN:NE2	48:I8:43:THR:HA	2.35	0.41
54:K5:27:LYS:O	54:K5:28:ARG:HB2	2.20	0.41
51:L8:52:HIS:CD2	51:L8:53:LEU:HG	2.55	0.41
55:P8:30:VAL:O	55:P8:34:ARG:HG3	2.20	0.41
1:13:1409:C:H2'	1:13:1410:G:C8	2.55	0.41
1:13:17:U:H1'	1:13:1080:A:H1'	2.02	0.41
1:13:854:G:O6	62:13:1809:HOH:O	2.22	0.41
1:13:91:C:H2'	1:13:92:G:O4'	2.20	0.41
1:13:977:A:H4'	1:13:981:U:O2	2.20	0.41
25:14:1729:A:N7	25:14:1731:G:C2	2.89	0.41
25:14:274:G:N2	25:14:363:G:C2	2.88	0.41
25:14:776:G:N7	25:14:793:A:O2'	2.53	0.41
25:14:957:A:H5''	38:45:14:ARG:HH22	1.86	0.41
26:16:103:U:O3'	47:H8:72:ARG:HD3	2.21	0.41
1:1G:1126:U:H3'	1:1G:1280:A:C8	2.55	0.41
1:1G:1301:U:O2	1:1G:1301:U:H2'	2.19	0.41
25:1H:1025:G:C4	25:1H:1135:C:H1'	2.56	0.41
25:1H:1497:U:H5''	25:1H:1498:C:C5	2.55	0.41
25:1H:1978:A:H2'	25:1H:1979:C:O4'	2.21	0.41
25:1H:2636:U:HO2'	29:21:44:TYR:HH	1.64	0.41
25:1H:2663:G:H3'	25:1H:2664:G:H8	1.85	0.41
25:1H:275:G:OP1	25:1H:275:G:H4'	2.19	0.41
25:1H:2849:U:H4'	25:1H:2868:A:C2	2.55	0.41
25:1H:2867:G:O2'	25:1H:2868:A:C8	2.73	0.41
25:1H:319:C:H2'	25:1H:320:A:O4'	2.21	0.41
25:1H:580:C:H2'	25:1H:581:C:C6	2.54	0.41
25:1H:631:A:O2'	37:78:67:MET:HB3	2.19	0.41
25:1H:767:U:H2'	25:1H:768:G:C8	2.56	0.41
25:1H:869:G:H1	25:1H:908:C:H42	1.67	0.41
29:29:108:SER:HB3	29:29:165:VAL:HG21	2.02	0.41
29:29:41:LYS:HE3	29:29:41:LYS:HB2	1.91	0.41
4:32:96:LEU:HG	4:32:139:ARG:NH1	2.34	0.41
37:35:77:ARG:HB2	37:35:78:PRO:HD2	2.03	0.41
30:39:122:LYS:HD2	30:39:191:ARG:HG2	2.01	0.41

*Continued on next page...*

Continued from previous page...

Atom-1	Atom-2	Interatomic distance (Å)	Clash overlap (Å)
25:14:321:G:H5'	30:39:134:GLY:O	2.20	0.41
30:39:170:LEU:HD23	30:39:170:LEU:HA	1.95	0.41
31:41:161:THR:HG21	31:41:172:LEU:HD22	2.01	0.41
31:41:174:GLU:HG2	31:41:180:PHE:CD1	2.54	0.41
32:51:24:VAL:HG23	32:51:35:VAL:HB	2.02	0.41
6:52:7:ASN:OD1	6:52:62:TRP:HD1	2.04	0.41
39:55:65:LEU:O	39:55:68:ARG:HB2	2.20	0.41
33:69:125:GLU:HA	33:69:141:LYS:HB3	2.02	0.41
33:69:26:ALA:HB1	33:69:31:LEU:HD13	2.01	0.41
15:6A:26:GLU:OE2	15:6A:77:ARG:HD2	2.20	0.41
25:14:2875:C:O2'	41:75:2:ASN:OD1	2.23	0.41
16:7A:45:THR:HG23	16:7A:48:TRP:HB3	2.02	0.41
1:1G:1249:C:O2'	9:82:73:GLN:OE1	2.37	0.41
43:95:17:GLY:N	43:95:96:ILE:O	2.48	0.41
44:A5:58:ALA:HB1	44:A5:64:MET:HE2	2.02	0.41
46:C5:54:LYS:HD2	46:C5:55:TYR:CD1	2.56	0.41
47:D5:102:LEU:HB3	47:D5:139:VAL:HB	2.01	0.41
47:D5:7:ALA:HB3	47:D5:59:LEU:HD12	2.02	0.41
45:F8:41:ASN:OD1	45:F8:41:ASN:N	2.53	0.41
46:G8:4:LYS:HD3	46:G8:4:LYS:HA	1.71	0.41
25:14:2577:A:O4'	53:J5:3:LYS:HB2	2.20	0.41
44:E8:35:ILE:HG23	53:N8:28:PRO:HD2	2.03	0.41
53:N8:40:LYS:HD3	53:N8:46:CYS:SG	2.60	0.41
54:O8:6:ARG:HA	54:O8:6:ARG:HH11	1.85	0.41
1:1G:1075:C:H4'	2:12:175:ARG:HH12	1.86	0.41
1:13:1187:G:H4'	9:8E:111:ARG:NH1	2.35	0.41
1:13:687:A:H4'	1:13:688:G:O5'	2.20	0.41
1:13:792:A:N3	1:13:792:A:H2'	2.35	0.41
1:13:859:A:OP2	1:13:869:G:N2	2.47	0.41
25:14:1405:U:H2'	25:14:1406:U:C6	2.54	0.41
25:14:1449:A:H8	25:14:1449:A:OP2	2.03	0.41
25:14:1771:C:O2'	25:14:1786:A:O4'	2.38	0.41
25:14:2611:U:C5	53:J5:3:LYS:HG2	2.54	0.41
25:14:273(F):C:H2'	25:14:274:G:H5''	2.02	0.41
25:14:527:C:O5'	25:14:2779:U:H5	2.03	0.41
25:14:293:U:O2	25:14:348:G:N2	2.53	0.41
25:14:957:A:H4'	38:45:74:TYR:OH	2.20	0.41
28:19:39:LYS:HB3	28:19:39:LYS:HE2	1.78	0.41
1:1G:1418:A:H2	25:14:1948:G:N3	2.18	0.41
1:1G:59:A:H1'	1:1G:354:G:N2	2.34	0.41
1:1G:664:G:OP1	18:9A:64:ARG:NH2	2.37	0.41

Continued on next page...

*Continued from previous page...*

Atom-1	Atom-2	Interatomic distance (Å)	Clash overlap (Å)
1:1G:714:G:H2'	1:1G:715:A:C8	2.55	0.41
1:1G:757:U:H2'	1:1G:758:G:O4'	2.20	0.41
1:1G:981:U:H5'	14:5A:21:TYR:CE2	2.55	0.41
25:1H:1065:U:H1'	25:1H:1074:G:N2	2.35	0.41
25:1H:1331:A:C6	25:1H:1333:C:C2	3.09	0.41
25:1H:1512:G:H2'	25:1H:1513:C:H6	1.84	0.41
25:1H:1841:U:H2'	25:1H:1842:G:C8	2.56	0.41
25:1H:270(R):G:H2'	25:1H:270(S):G:C8	2.56	0.41
25:1H:384:U:H2'	25:1H:385:C:H6	1.85	0.41
25:1H:476:G:N2	25:1H:478:A:H3'	2.35	0.41
25:1H:518:G:H4'	44:E8:18:ARG:NH1	2.35	0.41
25:1H:668:G:H2'	25:1H:670:A:H62	1.85	0.41
30:31:51:THR:HB	30:31:88:VAL:HG21	2.02	0.41
34:38:27:VAL:HG22	34:38:111:LEU:N	2.34	0.41
34:38:18:GLU:OE1	34:38:66:LEU:HD13	2.20	0.41
30:39:107:LYS:HA	30:39:107:LYS:HD3	1.76	0.41
4:3E:13:ARG:HB2	4:3E:38:TYR:O	2.20	0.41
13:4A:105:THR:OG1	13:4A:106:ASN:N	2.52	0.41
39:55:63:ARG:HA	39:55:80:PHE:CZ	2.55	0.41
40:65:15:ARG:NH2	40:65:90:GLY:HA2	2.36	0.41
8:72:124:ALA:O	8:72:128:GLY:N	2.52	0.41
16:7I:6:LEU:HB3	16:7I:17:TYR:CD1	2.54	0.41
1:13:468:A:H4'	16:7I:80:PHE:O	2.21	0.41
17:8I:27:PHE:CZ	17:8I:36:ILE:HD11	2.55	0.41
43:95:21:ARG:NE	43:95:91:TYR:HB3	2.35	0.41
19:AA:36:ARG:HG3	19:AA:72:GLY:N	2.31	0.41
19:AA:7:LYS:HE3	19:AA:7:LYS:H	1.86	0.41
19:AI:80:TYR:O	19:AI:81:ARG:C	2.59	0.41
52:I5:22:ILE:O	52:I5:23:GLU:HB2	2.20	0.41
56:Q8:4:MET:HB2	56:Q8:4:MET:HE3	1.91	0.41
28:11:79:VAL:HB	28:11:114:GLY:H	1.85	0.41
28:11:242:ARG:HE	28:11:242:ARG:H	1.69	0.41
2:12:121:LEU:HD22	2:12:127:ILE:HG12	2.02	0.41
1:13:1073:U:O2'	2:1E:104:ASN:ND2	2.53	0.41
1:13:1250:A:H2	1:13:1370:G:H1'	1.86	0.41
1:13:186(E):C:H2'	1:13:186(F):C:O4'	2.20	0.41
25:14:1352:U:O2	25:14:1570:A:H2	2.04	0.41
25:14:219:G:N3	25:14:234:C:O2'	2.49	0.41
25:14:2298:A:C2	25:14:2299:G:H1'	2.55	0.41
25:14:2320:A:H61	25:14:2333:A:H2'	1.85	0.41
25:14:2694:G:H2'	25:14:2695:C:H6	1.85	0.41

*Continued on next page...*

Continued from previous page...

Atom-1	Atom-2	Interatomic distance (Å)	Clash overlap (Å)
25:14:747:U:O2	25:14:2014:A:H1'	2.21	0.41
25:14:78:A:H2'	25:14:79:G:H8	1.85	0.41
25:14:997:G:OP1	42:85:93:LYS:N	2.52	0.41
2:1E:103:THR:N	2:1E:176:GLU:OE1	2.40	0.41
1:1G:1442:G:C6	1:1G:1446:A:C5	3.08	0.41
1:1G:164:U:H2'	1:1G:165:C:C6	2.56	0.41
1:1G:310:G:OP1	16:7A:27:LYS:HD3	2.20	0.41
1:1G:482:A:H2'	1:1G:482:A:N3	2.35	0.41
1:1G:661:G:H1	1:1G:744:C:H42	1.69	0.41
1:1G:688:G:H2'	1:1G:689:C:C6	2.55	0.41
1:1G:773:G:H1	1:1G:806:C:H42	1.68	0.41
1:1G:947:G:O2'	1:1G:1306:A:O2'	2.15	0.41
25:1H:1206:G:C6	25:1H:1207:C:C4	3.09	0.41
25:1H:1432:C:H2'	25:1H:1433:U:O4'	2.20	0.41
25:1H:1825:A:H2'	25:1H:1826:G:C8	2.55	0.41
25:1H:1885:A:H2'	25:1H:1886:C:O4'	2.20	0.41
25:1H:2195:C:H3'	62:1H:3660:HOH:O	2.19	0.41
25:1H:2466:C:N4	25:1H:2484:G:H1	2.17	0.41
25:1H:272:G:H2'	25:1H:273:G:O4'	2.20	0.41
26:1J:11:C:OP2	26:1J:12:C:N4	2.42	0.41
26:1J:6:C:H2'	26:1J:7:G:C8	2.55	0.41
29:21:117:MET:O	29:21:118:LYS:HB3	2.19	0.41
37:35:8:PRO:HG2	37:35:13:ASN:OD1	2.21	0.41
34:38:30:GLN:H	34:38:30:GLN:CD	2.23	0.41
30:39:153:SER:N	30:39:190:GLU:OE2	2.35	0.41
4:3E:105:VAL:HG13	4:3E:110:PHE:HB2	2.01	0.41
12:3I:19:SER:OG	12:3I:20:LYS:N	2.54	0.41
5:42:118:ILE:HA	5:42:118:ILE:HD12	1.95	0.41
6:5E:89:MET:HG3	18:9I:76:LEU:HD11	2.02	0.41
7:62:102:ARG:HG2	7:62:106:GLN:NE2	2.36	0.41
27:71:163:PHE:HB3	27:71:192:PHE:HE1	1.86	0.41
1:1G:878:G:H5'	8:72:89:PRO:HG2	2.03	0.41
8:7E:7:ALA:HB2	8:7E:85:ARG:HD3	2.02	0.41
44:A5:36:LEU:HD13	44:A5:48:ALA:HA	2.02	0.41
19:AA:53:ASN:HB2	19:AA:77:THR:HG22	2.03	0.41
19:AI:71:LEU:HD23	19:AI:71:LEU:HA	1.91	0.41
45:B5:72:LYS:HG2	45:B5:73:ARG:O	2.21	0.41
41:B8:136:GLN:HG2	41:B8:136:GLN:H	1.65	0.41
41:B8:67:SER:O	41:B8:67:SER:OG	2.38	0.41
43:D8:44:LYS:HE2	43:D8:44:LYS:HB3	1.93	0.41
25:1H:71:A:H2	45:F8:31:HIS:NE2	2.19	0.41

Continued on next page...



*Continued from previous page...*

Atom-1	Atom-2	Interatomic distance (Å)	Clash overlap (Å)
52:I5:14:ILE:HA	52:I5:30:GLU:HA	2.01	0.41
49:J8:82:LEU:HB2	49:J8:83:GLU:H	1.69	0.41
25:1H:2285:C:H5	54:O8:27:LYS:HD2	1.85	0.41
1:13:1077:G:N2	1:13:1079:G:H3'	2.36	0.41
1:13:35:G:C6	1:13:36:C:N4	2.89	0.41
1:13:438:G:H3'	1:13:493:G:H1	1.85	0.41
25:14:1359:A:O2'	25:14:1360:A:OP1	2.38	0.41
25:14:1536:A:H8	25:14:1537:C:H1'	1.86	0.41
25:14:1536:A:H3'	25:14:1537:C:O4'	2.21	0.41
25:14:1983:C:OP1	62:14:3563:HOH:O	2.22	0.41
25:14:2101:G:N2	25:14:2189:U:O2	2.53	0.41
25:14:2119:A:C2	25:14:2172:U:H1'	2.55	0.41
25:14:2478:A:H3'	25:14:2479:G:C8	2.56	0.41
25:14:2602:A:OP2	25:14:2603:G:H5''	2.21	0.41
25:14:2688:U:H6	25:14:2721:A:H62	1.68	0.41
25:14:883:G:O2'	25:14:884:C:OP1	2.27	0.41
28:19:228:PRO:HD3	28:19:235:GLY:CA	2.51	0.41
1:1G:1502:A:H2	1:1G:1505:G:N1	2.19	0.41
1:1G:562:C:H4'	1:1G:563:A:O5'	2.21	0.41
1:1G:663:A:H2'	1:1G:664:G:O4'	2.20	0.41
1:1G:718:G:H5'	11:2A:117:ASN:ND2	2.35	0.41
1:1G:779:C:O5'	62:1G:1816:HOH:O	2.22	0.41
1:1G:980:C:O2	14:5A:19:ARG:HA	2.21	0.41
25:1H:48:G:H22	25:1H:177:G:H5'	1.85	0.41
25:1H:2035:G:H4'	25:1H:2036:C:OP2	2.20	0.41
25:1H:2684:U:H3	25:1H:2725:A:H61	1.69	0.41
25:1H:2762:G:H5'	25:1H:2763:G:OP2	2.21	0.41
25:1H:2853:C:H42	25:1H:2864:G:H1	1.67	0.41
25:1H:372:G:O2'	25:1H:373:U:P	2.79	0.41
25:1H:873:G:H1	25:1H:904:C:N4	2.17	0.41
1:1G:1190:G:OP1	3:22:5:ILE:HG23	2.21	0.41
4:32:172:PRO:HB2	4:32:187:ARG:HH22	1.85	0.41
4:32:3:ARG:H	4:32:3:ARG:HG3	1.64	0.41
37:35:97:PRO:HD3	37:35:126:VAL:O	2.20	0.41
31:41:173:LEU:O	31:41:178:PHE:HB2	2.21	0.41
38:45:19:GLY:O	38:45:98:LYS:HB3	2.21	0.41
33:61:130:TYR:C	33:61:131:LYS:HD2	2.41	0.41
33:69:121:LYS:HE3	33:69:121:LYS:HB3	1.79	0.41
33:69:131:LYS:HB3	33:69:132:PRO:HA	2.02	0.41
33:69:66:GLU:HA	33:69:69:LYS:HB2	2.03	0.41
27:71:15:ASP:HB3	27:71:18:LYS:CB	2.50	0.41

*Continued on next page...*

*Continued from previous page...*

Atom-1	Atom-2	Interatomic distance (Å)	Clash overlap (Å)
27:71:5:LYS:NZ	27:71:8:ARG:HH12	2.18	0.41
8:72:29:SER:HB3	8:72:32:LYS:CG	2.50	0.41
41:75:55:ASN:ND2	41:75:58:ASN:HD21	2.18	0.41
9:8E:40:LEU:HA	9:8E:40:LEU:HD23	1.86	0.41
43:95:61:VAL:HA	43:95:94:LEU:HD23	2.01	0.41
19:AI:64:GLU:HG2	19:AI:64:GLU:H	1.60	0.41
45:B5:55:ASN:HB2	45:B5:80:ILE:HG13	2.02	0.41
45:B5:50:LYS:HB3	45:B5:84:ALA:HB2	2.03	0.41
41:B8:78:LEU:HA	41:B8:78:LEU:HD22	1.85	0.41
20:BA:9:ASN:O	20:BA:12:ALA:N	2.51	0.41
46:C5:37:VAL:N	46:C5:67:LEU:O	2.44	0.41
42:C8:82:GLY:HA3	42:C8:113:ALA:HB1	2.02	0.41
50:K8:13:ALA:O	50:K8:16:LEU:HB3	2.19	0.41
50:K8:8:LYS:O	50:K8:12:GLU:HB2	2.20	0.41
54:O8:27:LYS:HB2	54:O8:27:LYS:NZ	2.35	0.41
25:1H:2286:A:P	54:O8:28:ARG:HH21	2.44	0.41
56:Q8:6:THR:HG23	56:Q8:63:PRO:HD2	2.03	0.41
28:11:72:LYS:HE3	28:11:72:LYS:HB3	1.77	0.41
28:11:95:LEU:HD13	28:11:97:TYR:CE1	2.54	0.41
1:13:17:U:H2'	1:13:18:C:C6	2.55	0.41
1:13:244:U:H4'	1:13:245:C:C5'	2.50	0.41
1:13:701:C:O2'	1:13:702:A:OP2	2.36	0.41
25:14:1296:G:OP1	25:14:2709:G:O2'	2.23	0.41
25:14:1816:G:O6	28:19:35:LYS:NZ	2.52	0.41
25:14:394:A:H5'	25:14:395:U:OP2	2.21	0.41
25:14:448:U:H3'	25:14:449:A:H8	1.85	0.41
25:14:845:G:H21	25:14:933:A:H61	1.69	0.41
25:14:999:U:H3'	25:14:1154:G:O6	2.20	0.41
28:19:264:LYS:HE2	28:19:266:SER:HB3	2.03	0.41
1:1G:1254:C:OP1	10:1A:45:ARG:HA	2.19	0.41
1:1G:1509:C:H2'	1:1G:1510:U:O4'	2.21	0.41
1:1G:1517:G:C3'	1:1G:1518:MA6:H8	2.51	0.41
1:1G:627:G:H2'	1:1G:628:G:H8	1.86	0.41
25:1H:2592:G:H2'	25:1H:2593:U:O4'	2.20	0.41
25:1H:338:G:N2	25:1H:339:U:H1'	2.35	0.41
25:1H:707:G:H1	25:1H:724:U:H3	1.67	0.41
25:1H:849:A:H61	25:1H:929:G:H1'	1.85	0.41
25:1H:977:G:C4	25:1H:978:G:C8	3.09	0.41
10:1I:22:LYS:HB3	10:1I:22:LYS:HE3	1.71	0.41
29:29:107:THR:O	29:29:190:GLY:HA2	2.21	0.41
29:29:182:LEU:HD12	29:29:182:LEU:HA	1.83	0.41

*Continued on next page...*

*Continued from previous page...*

Atom-1	Atom-2	Interatomic distance (Å)	Clash overlap (Å)
3:2E:3:ASN:OD1	3:2E:3:ASN:N	2.53	0.41
1:13:694:A:H5''	11:2I:53:SER:CB	2.50	0.41
34:38:6:ASN:O	34:38:8:GLU:N	2.54	0.41
34:38:4:LYS:O	34:38:7:VAL:HG12	2.21	0.41
1:1G:552:U:H5'	12:3A:83:ARG:HH21	1.85	0.41
12:3I:55:VAL:O	12:3I:62:GLU:HA	2.21	0.41
13:4A:93:ARG:HD3	13:4A:93:ARG:HA	1.95	0.41
13:4I:49:THR:HG22	13:4I:51:ALA:H	1.85	0.41
6:52:62:TRP:CZ2	6:52:64:GLN:HB2	2.54	0.41
35:58:115:ARG:HA	35:58:118:LYS:HD2	2.03	0.41
6:5E:19:LEU:HD11	6:5E:59:TYR:CE2	2.55	0.41
1:1G:1240:U:H1'	7:62:42:ILE:HD11	2.02	0.41
41:75:107:ASP:O	41:75:111:ARG:NH2	2.51	0.41
8:7E:100:ILE:HA	8:7E:101:PRO:HD3	1.89	0.41
38:88:72:LYS:HA	38:88:73:PRO:HD3	1.94	0.41
9:8E:95:LYS:HD3	9:8E:95:LYS:H	1.84	0.41
43:95:57:VAL:HG13	43:95:99:ILE:HG12	2.02	0.41
44:A5:67:ASP:N	44:A5:67:ASP:OD1	2.42	0.41
47:D5:119:GLU:H	47:D5:119:GLU:HG3	1.56	0.41
44:E8:24:ILE:O	44:E8:27:LYS:HG3	2.21	0.41
47:H8:91:LEU:HD13	47:H8:91:LEU:HA	1.90	0.41
49:J8:91:LYS:O	49:J8:94:LEU:N	2.45	0.41
50:K8:20:GLU:HA	50:K8:23:LYS:HB3	2.03	0.41
54:O8:13:CYS:O	54:O8:21:TYR:HA	2.20	0.41
1:13:106:C:O2	1:13:379:C:H4'	2.21	0.41
1:13:1095:U:OP1	1:13:1108:G:N2	2.53	0.41
1:13:1137:C:H1'	1:13:1138:G:N2	2.36	0.41
1:13:1159:U:H1'	1:13:1182:G:H21	1.86	0.41
1:13:439:A:OP2	1:13:493:G:N2	2.53	0.41
25:14:1348:G:H2'	25:14:1349:A:H5''	2.02	0.41
25:14:1791:A:H3'	25:14:1792:G:H8	1.85	0.41
25:14:2291:U:OP1	25:14:2381:C:H5'	2.21	0.41
25:14:2299:G:N1	25:14:2318:G:H8	2.18	0.41
25:14:2699:C:H2'	25:14:2700:C:O4'	2.21	0.41
25:14:522:G:C6	25:14:523:C:C4	3.09	0.41
25:14:656:G:H2'	25:14:657:U:O4'	2.21	0.41
25:14:883:G:H1	25:14:893:C:N4	2.19	0.41
25:14:932:G:H4'	25:14:933:A:O5'	2.20	0.41
28:19:176:ARG:HA	28:19:182:LEU:HD22	2.01	0.41
10:1A:12:ASP:O	10:1A:16:LEU:HB2	2.21	0.41
1:1G:1035:A:O5'	1:1G:1035:A:H8	2.04	0.41

*Continued on next page...*

*Continued from previous page...*

Atom-1	Atom-2	Interatomic distance (Å)	Clash overlap (Å)
1:1G:1176:A:H62	1:1G:1177:G:N2	2.18	0.41
1:1G:186:C:H1'	20:BA:81:LYS:HZ3	1.86	0.41
1:1G:468:A:O2'	16:7A:82:GLN:HG2	2.20	0.41
1:1G:482:A:H5'	1:1G:483:C:OP2	2.21	0.41
1:1G:882:C:H41	12:3A:6:GLN:HE22	1.68	0.41
1:1G:929:G:H5'	1:1G:1534:A:OP2	2.20	0.41
25:1H:1918:A:O2'	25:1H:1920:OMC:N4	2.53	0.41
25:1H:218:A:O5'	25:1H:218:A:H8	2.04	0.41
25:1H:273(D):C:H2'	25:1H:273(E):U:C6	2.56	0.41
25:1H:273(F):C:C3'	25:1H:274:G:H5''	2.46	0.41
25:1H:2751:G:C6	32:51:3:ARG:HB2	2.56	0.41
26:1J:65:C:N4	26:1J:108:C:H2'	2.36	0.41
22:1K:35:C:H2'	22:1K:36:A:C8	2.55	0.41
29:21:51:PHE:O	29:21:75:VAL:HB	2.21	0.41
29:29:107:THR:HA	29:29:163:GLU:O	2.21	0.41
29:29:163:GLU:O	29:29:165:VAL:HG23	2.21	0.41
30:31:195:ASP:OD1	30:31:195:ASP:N	2.54	0.41
34:38:4:LYS:HG2	34:38:7:VAL:HB	2.03	0.41
30:39:176:LEU:HD23	30:39:181:LEU:HA	2.02	0.41
30:39:183:VAL:O	30:39:187:VAL:HG23	2.20	0.41
4:3E:31:CYS:SG	4:3E:33:MET:N	2.94	0.41
22:3K:69:C:C4	22:3K:70:C:C4	3.08	0.41
5:42:48:ALA:HB1	5:42:49:PRO:HD2	2.03	0.41
31:49:133:LEU:HD23	31:49:157:ILE:HB	2.02	0.41
26:1J:42:C:O2	31:49:93:THR:HB	2.21	0.41
13:4A:56:LEU:HA	13:4A:56:LEU:HD22	1.88	0.41
24:4K:16:A:H2'	24:4K:17:U:O4'	2.21	0.41
6:5E:33:TYR:HB2	6:5E:75:LEU:HD12	2.01	0.41
7:62:70:LYS:O	7:62:138:LYS:HE3	2.21	0.41
40:65:11:LYS:HD3	40:65:91:PRO:HG3	2.02	0.41
36:68:25:LEU:HB2	36:68:38:VAL:O	2.21	0.41
7:6E:20:ASP:O	7:6E:24:THR:OG1	2.39	0.41
27:71:10:LEU:HD23	27:71:219:GLY:HA2	2.02	0.41
5:42:153:LYS:H	8:72:64:LYS:HZ2	1.69	0.41
41:75:120:ARG:HG2	41:75:123:GLN:NE2	2.36	0.41
41:75:19:LEU:HG	41:75:19:LEU:H	1.67	0.41
41:75:96:ARG:HG3	41:75:97:ALA:H	1.86	0.41
25:1H:622:G:OP2	37:78:108:LYS:HD3	2.21	0.41
37:78:60:MET:HE2	37:78:60:MET:HB3	1.93	0.41
9:82:77:ILE:O	9:82:81:ILE:HG12	2.21	0.41
17:8A:10:VAL:HG13	17:8A:19:VAL:HB	2.01	0.41

*Continued on next page...*

*Continued from previous page...*

Atom-1	Atom-2	Interatomic distance (Å)	Clash overlap (Å)
39:98:100:LEU:HA	39:98:100:LEU:HD13	1.86	0.41
45:B5:54:VAL:HG13	45:B5:81:VAL:HG12	2.02	0.41
41:B8:12:SER:O	41:B8:15:VAL:HG22	2.20	0.41
47:D5:106:GLY:HA2	47:D5:109:ALA:HB3	2.03	0.41
47:D5:145:GLU:HG2	47:D5:146:ILE:N	2.35	0.41
46:G8:54:LYS:NZ	46:G8:54:LYS:HB3	2.35	0.41
47:H8:58:VAL:HA	47:H8:68:PRO:HA	2.02	0.41
25:14:459:U:OP2	55:L5:39:ARG:NH1	2.54	0.41
53:N8:25:LEU:HA	53:N8:25:LEU:HD23	1.96	0.41
2:12:29:ALA:O	2:12:32:ILE:HG22	2.21	0.41
1:13:1296:C:H5''	1:13:1297:C:OP2	2.21	0.41
1:13:1406:U:H3'	1:13:1407:5MC:HM51	2.01	0.41
1:13:1448:C:N3	1:13:1455:G:N2	2.62	0.41
1:13:175:C:H2'	1:13:176:C:H6	1.85	0.41
1:13:309:G:H2'	1:13:310:G:C8	2.54	0.41
1:13:954:G:H2'	1:13:955:U:C6	2.56	0.41
25:14:1491:G:H2'	25:14:1492:G:C8	2.56	0.41
25:14:1826:G:OP1	28:19:224:ALA:N	2.52	0.41
25:14:2090:G:C6	25:14:2091:U:C4	3.09	0.41
25:14:2611:U:C4	53:J5:3:LYS:HG2	2.55	0.41
25:14:2704:C:H2'	25:14:2705:A:O4'	2.21	0.41
25:14:302:C:H42	25:14:315:G:H1	1.68	0.41
25:14:68:G:H3'	25:14:69:C:C6	2.56	0.41
26:16:24:G:H4'	26:16:25:A:H8	1.86	0.41
1:1G:110:C:H2'	1:1G:111:G:O4'	2.20	0.41
1:1G:1116:C:H42	1:1G:1184:G:H1	1.69	0.41
1:1G:1402:4OC:O5'	1:1G:1402:4OC:H6	2.21	0.41
1:1G:1404:5MC:H2'	1:1G:1405:G:C8	2.56	0.41
1:1G:1411:C:H2'	1:1G:1412:C:C6	2.56	0.41
1:1G:302:G:O2'	1:1G:556:C:H5''	2.21	0.41
25:1H:1062:G:H1'	25:1H:1088:A:C5	2.55	0.41
25:1H:1608:A:H1'	25:1H:1610:A:OP2	2.20	0.41
25:1H:1835:G:N3	25:1H:1835:G:H2'	2.35	0.41
25:1H:1922:G:H2'	25:1H:1923:U:C6	2.56	0.41
25:1H:2082:A:H2'	25:1H:2083:G:O4'	2.20	0.41
25:1H:2168:G:N3	25:1H:2168:G:H2'	2.35	0.41
25:1H:2402:C:H4'	25:1H:2402:C:OP1	2.21	0.41
25:1H:2728:U:H2'	25:1H:2729:G:C8	2.56	0.41
25:1H:546:C:H5	25:1H:547:A:C2	2.39	0.41
25:1H:855:G:C6	25:1H:856:C:N4	2.89	0.41
26:1J:21:G:H1	26:1J:62:C:H42	1.67	0.41

*Continued on next page...*

*Continued from previous page...*

Atom-1	Atom-2	Interatomic distance (Å)	Clash overlap (Å)
26:1J:86:G:H1	26:1J:90:C:H42	1.68	0.41
26:1J:87:G:C2	26:1J:89:G:H5''	2.55	0.41
22:1K:64:G:H2'	22:1K:65:G:C8	2.55	0.41
3:2E:188:LEU:HD13	3:2E:188:LEU:HA	1.92	0.41
3:2E:29:TYR:O	3:2E:33:LEU:HB3	2.20	0.41
25:1H:442:G:H1'	30:31:48:THR:HG21	2.02	0.41
4:32:121:VAL:O	4:32:134:ASP:HA	2.20	0.41
34:38:7:VAL:C	34:38:11:ALA:HB2	2.41	0.41
34:38:27:VAL:HG22	34:38:111:LEU:H	1.86	0.41
34:38:40:LEU:H	34:38:40:LEU:HD12	1.86	0.41
1:13:548:G:OP1	4:3E:73:ARG:NH2	2.54	0.41
12:3I:114:ARG:HB3	12:3I:119:THR:HB	2.03	0.41
1:1G:1330:U:H4'	13:4A:23:TYR:CD1	2.56	0.41
13:4I:81:LEU:HD21	13:4I:88:ARG:HH11	1.86	0.41
7:62:27:ILE:HD11	7:62:43:PHE:CE2	2.56	0.41
40:65:20:ARG:HG2	40:65:20:ARG:O	2.20	0.41
7:6E:24:THR:HA	7:6E:27:ILE:HG22	2.03	0.41
8:7E:14:ARG:NE	8:7E:83:ILE:O	2.39	0.41
17:8I:48:GLU:HB2	17:8I:50:LYS:HD3	2.03	0.41
42:C8:58:ARG:HA	42:C8:61:TRP:CE3	2.56	0.41
47:H8:140:ASP:HB3	47:H8:141:VAL:H	1.65	0.41
1:13:1003:G:H2'	1:13:1004:A:H5'	2.03	0.41
1:13:563:A:H2	12:3I:12:ARG:NH1	2.19	0.41
1:13:765:G:H22	1:13:812:C:H2'	1.85	0.41
25:14:1063:G:C6	25:14:1076:C:N3	2.89	0.41
25:14:1085:A:H2'	25:14:1085:A:N3	2.35	0.41
25:14:1210:A:H4'	25:14:1211:U:O5'	2.17	0.41
25:14:1814:G:O3'	28:19:54:ARG:NH2	2.54	0.41
25:14:1825:A:H2'	25:14:1826:G:C8	2.56	0.41
25:14:2075:U:H2'	25:14:2238:G:N2	2.36	0.41
25:14:2538:C:H2'	25:14:2539:C:C6	2.55	0.41
25:14:2617:C:C2	25:14:2618:G:C8	3.09	0.41
25:14:307:G:N2	25:14:310:A:OP2	2.53	0.41
25:14:428:A:H5'	25:14:429:A:OP2	2.21	0.41
1:1G:1053:G:O2'	1:1G:1054:C:P	2.78	0.41
1:1G:15:G:H2'	1:1G:16:A:C8	2.56	0.41
1:1G:210:U:O2'	1:1G:216:G:O5'	2.38	0.41
1:1G:656:C:O2	15:6A:28:GLN:NE2	2.51	0.41
1:1G:806:C:H2'	1:1G:807:A:H8	1.86	0.41
1:1G:960:U:O2'	1:1G:961:U:P	2.79	0.41
25:1H:173:G:H2'	25:1H:174:C:C6	2.56	0.41

*Continued on next page...*

Continued from previous page...

Atom-1	Atom-2	Interatomic distance (Å)	Clash overlap (Å)
25:1H:1889:A:N1	25:1H:2234:G:H1'	2.36	0.41
25:1H:2252:G:H2'	25:1H:2253:G:O4'	2.21	0.41
25:1H:2319:G:H4'	25:1H:2320:A:OP1	2.20	0.41
25:1H:2512:C:H2'	25:1H:2513:G:O4'	2.21	0.41
25:1H:2523:G:H2'	25:1H:2524:G:H5''	2.02	0.41
25:1H:270(I):G:N2	25:1H:270(R):G:H1'	2.36	0.41
25:1H:644:A:H8	25:1H:644:A:OP2	2.04	0.41
10:1I:44:VAL:HG22	10:1I:66:ARG:HG2	2.02	0.41
22:1K:8:U:H2'	22:1K:13:C:N4	2.36	0.41
3:22:129:ALA:HB3	3:22:132:ARG:HB3	2.03	0.41
3:2E:76:VAL:HG21	3:2E:103:VAL:HG11	2.01	0.41
13:4A:118:ALA:HB1	57:2L:30:G:H5'	2.03	0.41
4:32:20:TYR:HA	4:32:26:CYS:SG	2.61	0.41
34:38:32:LEU:HB2	34:38:33:PRO:HD3	2.03	0.41
5:4E:6:PHE:HE1	5:4E:36:ASP:HB3	1.84	0.41
13:4I:37:THR:HG22	13:4I:55:ARG:NE	2.36	0.41
24:4K:10:G:O2'	24:4K:11:U:OP1	2.32	0.41
25:14:2837:G:N2	39:55:96:ARG:HH12	2.18	0.41
6:5E:41:GLU:O	6:5E:43:LEU:HG	2.20	0.41
7:62:113:GLU:H	7:62:113:GLU:HG2	1.69	0.41
40:65:34:HIS:CD2	40:65:54:LEU:HG	2.56	0.41
40:65:93:LYS:HD3	40:65:95:HIS:HB2	2.03	0.41
8:72:2:LEU:HA	8:72:2:LEU:HD23	1.90	0.41
2:12:178:ARG:NH1	8:72:68:ARG:HH22	2.19	0.41
8:7E:32:LYS:O	8:7E:35:ILE:HG13	2.21	0.41
9:82:9:ARG:HB3	9:82:104:ARG:NH1	2.36	0.41
9:8E:8:GLY:HA3	9:8E:76:ALA:O	2.21	0.41
39:98:73:VAL:O	39:98:76:VAL:HG12	2.21	0.41
1:13:719:C:O2'	18:9I:49:LYS:HB3	2.21	0.41
41:B8:29:ARG:HH12	41:B8:89:VAL:HG11	1.86	0.41
53:J5:42:PRO:HB2	53:J5:43:HIS:ND1	2.36	0.41
54:O8:18:ARG:HB2	54:O8:44:ARG:HH12	1.85	0.41
1:13:949:A:N6	1:13:1232:U:H3	2.19	0.41
1:13:1356:G:H2'	1:13:1357:A:C8	2.56	0.41
1:13:1397:C:N4	24:4K:22:A:H3'	2.35	0.41
1:13:75:C:H2'	1:13:76:G:O4'	2.21	0.41
1:13:962:C:H2'	1:13:963:G:O4'	2.21	0.41
25:14:84:A:N6	25:14:102:G:O2'	2.53	0.41
25:14:1164:G:H2'	25:14:1165:U:O4'	2.21	0.41
25:14:1332:G:H8	25:14:1332:G:H2'	1.66	0.41
25:14:152:G:H2'	25:14:153:C:O4'	2.21	0.41

Continued on next page...

*Continued from previous page...*

Atom-1	Atom-2	Interatomic distance (Å)	Clash overlap (Å)
25:14:1728:G:H5''	25:14:1728:G:N3	2.35	0.41
25:14:2366:A:H2'	25:14:2367:G:O4'	2.21	0.41
25:14:2543:G:H21	25:14:2646:C:H5''	1.85	0.41
25:14:2735:G:H2'	25:14:2736:G:C8	2.56	0.41
21:1B:15:ARG:NH1	21:1B:15:ARG:HB2	2.35	0.41
2:1E:187:LEU:HD22	2:1E:201:ILE:O	2.21	0.41
1:1G:1128:C:C4	1:1G:1139:G:N2	2.89	0.41
1:1G:1512:U:H2'	1:1G:1513:A:H8	1.84	0.41
1:1G:184:G:H2'	1:1G:185:A:C8	2.55	0.41
1:1G:232:G:H1'	1:1G:262:A:N1	2.35	0.41
1:1G:627:G:H2'	1:1G:628:G:C8	2.55	0.41
1:1G:920:U:H2'	1:1G:921:U:H6	1.83	0.41
25:1H:1020:A:N1	25:1H:1141:U:H2'	2.36	0.41
25:1H:1048:A:P	25:1H:1110:G:H22	2.44	0.41
25:1H:1324:G:C4	25:1H:1328:G:O6	2.74	0.41
25:1H:2008:C:H2'	25:1H:2009:G:H8	1.85	0.41
25:1H:2124:G:H8	25:1H:2124:G:O5'	2.04	0.41
25:1H:2205:C:H2'	25:1H:2206:C:H6	1.86	0.41
25:1H:2238:G:H2'	25:1H:2238:G:N3	2.36	0.41
25:1H:2293:C:H2'	25:1H:2294:C:O4'	2.20	0.41
25:1H:2382:G:OP2	25:1H:2382:G:H8	2.04	0.41
25:1H:2471:C:H2'	25:1H:2472:G:O4'	2.20	0.41
25:1H:2485:G:OP1	38:88:46:GLN:NE2	2.37	0.41
25:1H:588:U:H2'	25:1H:589:C:C6	2.56	0.41
1:13:972:C:P	10:1I:57:LYS:HZ3	2.43	0.41
29:21:105:THR:HG23	29:21:166:THR:OG1	2.20	0.41
31:41:99:MET:O	31:41:103:LEU:HB2	2.21	0.41
38:45:78:PRO:HG3	38:45:87:LYS:HD3	2.03	0.41
25:14:2313:C:O4'	31:49:40:ASN:ND2	2.54	0.41
31:49:75:LYS:O	31:49:76:SER:HB2	2.21	0.41
5:4E:48:ALA:HB3	5:4E:54:ALA:HB2	2.02	0.41
6:52:20:ALA:O	6:52:24:GLU:N	2.53	0.41
35:58:48:MET:N	35:58:48:MET:SD	2.90	0.41
32:59:6:ARG:O	32:59:65:HIS:NE2	2.54	0.41
37:78:138:LEU:HD21	37:78:144:GLU:HG2	2.03	0.41
16:7I:49:LEU:HD12	16:7I:50:LYS:H	1.86	0.41
9:8E:59:PHE:HZ	9:8E:88:TYR:CE2	2.39	0.41
18:9A:31:LEU:CD1	18:9A:65:ILE:HD13	2.50	0.41
1:13:834:C:OP1	18:9I:60:ALA:HB2	2.20	0.41
47:D5:110:GLY:H	47:D5:142:SER:HB2	1.86	0.41
53:J5:37:LYS:HD2	53:J5:37:LYS:HA	1.86	0.41

*Continued on next page...*



*Continued from previous page...*

Atom-1	Atom-2	Interatomic distance (Å)	Clash overlap (Å)
53:N8:30:LEU:HD23	53:N8:41:PRO:HB3	2.02	0.41
54:O8:30:THR:HA	54:O8:31:PRO:HA	1.90	0.41
55:P8:13:ALA:O	55:P8:17:GLY:HA3	2.21	0.41
28:11:215:LEU:H	28:11:215:LEU:HG	1.70	0.40
1:13:1084:G:C5	1:13:1085:U:C4	3.09	0.40
1:13:1309:G:OP2	13:4I:99:ARG:NH2	2.53	0.40
1:13:1309:G:N1	1:13:1328:C:N3	2.52	0.40
1:13:1346:A:H2	1:13:1347:G:H21	1.70	0.40
1:13:328:C:H4'	1:13:329:A:C5'	2.50	0.40
1:13:438:G:H4'	4:3E:123:HIS:CG	2.56	0.40
1:13:665:A:N3	1:13:732:C:H2'	2.36	0.40
1:13:848:C:H6	1:13:848:C:H3'	1.86	0.40
25:14:1173:G:C8	25:14:1175:U:H5''	2.56	0.40
25:14:1410:G:H2'	25:14:1411:C:C6	2.55	0.40
25:14:1475:G:C2	25:14:1519:G:C2	3.09	0.40
25:14:1496:A:H8	25:14:1577:C:O2'	2.03	0.40
25:14:2030:A:H4'	25:14:2031:A:H8	1.85	0.40
25:14:2113:U:H3'	25:14:2114:A:C4'	2.51	0.40
25:14:2473:U:H2'	25:14:2473:U:O2	2.20	0.40
25:14:2585:U:O2'	25:14:2586:C:P	2.78	0.40
25:14:2882:A:O4'	39:55:96:ARG:CZ	2.69	0.40
25:14:300:A:H8	46:C5:84:ARG:HH22	1.69	0.40
25:14:767:U:H2'	25:14:768:G:C8	2.56	0.40
25:14:857:C:H2'	25:14:858:U:C6	2.56	0.40
28:19:132:PRO:HG3	28:19:190:TYR:CE1	2.57	0.40
1:1G:1095:U:H2'	1:1G:1096:C:O4'	2.21	0.40
1:1G:1290:G:N3	1:1G:1290:G:H2'	2.37	0.40
1:1G:1347:G:O2'	1:1G:1348:U:P	2.79	0.40
1:1G:1370:G:N7	9:82:109:VAL:HG11	2.35	0.40
1:1G:936:C:H42	1:1G:1379:G:H1	1.68	0.40
1:1G:926:G:H3'	1:1G:1505:G:H21	1.85	0.40
1:1G:507:C:H2'	1:1G:508:C:C5	2.56	0.40
1:1G:522:C:OP2	12:3A:66:TYR:OH	2.36	0.40
1:1G:582:U:H2'	1:1G:583:A:C8	2.56	0.40
25:1H:1690:A:H2'	25:1H:1691:C:O4'	2.21	0.40
25:1H:1773:A:N7	25:1H:1829:A:H1'	2.36	0.40
25:1H:2018:G:H21	42:C8:34:LYS:HZ2	1.68	0.40
25:1H:2577:A:H5''	25:1H:2578:G:H5'	2.04	0.40
25:1H:300:A:H2'	25:1H:334:C:H1'	2.02	0.40
25:1H:362:U:O2'	25:1H:363:G:H5'	2.21	0.40
25:1H:734:A:O2'	25:1H:1635:G:H5'	2.21	0.40

*Continued on next page...*

*Continued from previous page...*

Atom-1	Atom-2	Interatomic distance (Å)	Clash overlap (Å)
25:1H:909:A:C6	25:1H:912:C:C2	3.09	0.40
36:25:76:ALA:HB3	41:75:75:ILE:HB	2.02	0.40
57:2L:20:G:N2	57:2L:58:A:N3	2.69	0.40
57:2L:19:G:H22	57:2L:58:A:H2'	1.86	0.40
34:38:39:ALA:HB3	34:38:96:PHE:HE1	1.86	0.40
30:39:66:PRO:HD2	30:39:70:THR:HG23	2.04	0.40
5:42:141:GLN:O	5:42:143:ARG:HG2	2.21	0.40
32:59:175:LYS:HE2	32:59:175:LYS:HB3	1.90	0.40
32:59:95:ARG:HB3	32:59:95:ARG:NH1	2.36	0.40
7:6E:28:ASN:HA	7:6E:31:MET:HE2	2.02	0.40
8:72:49:GLU:HB3	8:72:62:TYR:OH	2.20	0.40
37:78:95:VAL:HG23	37:78:123:LEU:HD11	2.01	0.40
8:7E:87:SER:HB2	8:7E:93:VAL:HB	2.03	0.40
9:8E:4:TYR:CE1	9:8E:87:GLN:HB2	2.57	0.40
40:A8:42:ASP:O	40:A8:43:GLU:HB3	2.21	0.40
19:AI:19:VAL:HA	19:AI:22:LEU:HD23	2.02	0.40
45:B5:29:TRP:CE3	45:B5:78:LYS:HB3	2.56	0.40
46:G8:79:CYS:HB2	46:G8:102:CYS:HB3	2.01	0.40
47:H8:6:LYS:HE3	47:H8:6:LYS:HB2	1.88	0.40
28:11:34:VAL:HG22	28:11:61:LEU:HD12	2.03	0.40
1:13:1033:G:H2'	1:13:1034:G:O4'	2.21	0.40
1:13:1348:U:H5	1:13:1373:G:N2	2.19	0.40
1:13:1364:U:O2'	1:13:1365:G:OP1	2.34	0.40
1:13:41:G:H2'	1:13:42:G:C8	2.56	0.40
1:13:603:U:H2'	1:13:604:G:H8	1.87	0.40
1:13:703:G:O2'	1:13:704:A:P	2.80	0.40
1:13:812:C:N3	62:13:1832:HOH:O	2.37	0.40
1:13:983:A:H2	1:13:984:C:C6	2.39	0.40
25:14:1114:G:N1	25:14:1115:G:O6	2.55	0.40
25:14:1419:A:H61	25:14:1494:A:N6	2.18	0.40
25:14:2313:C:H2'	25:14:2314:C:C5	2.56	0.40
25:14:2692:C:H2'	25:14:2693:A:C8	2.56	0.40
25:14:2844:G:H5'	25:14:2845:G:OP2	2.21	0.40
25:14:863:A:O3'	26:1J:100:G:N2	2.42	0.40
25:14:890:A:H3'	25:14:892:G:C8	2.56	0.40
26:16:74:U:H2'	26:16:75:G:O4'	2.20	0.40
26:16:86:G:H1	26:16:90:C:H42	1.68	0.40
1:1G:1366:C:H2'	1:1G:1367:C:C6	2.56	0.40
1:1G:457:C:H2'	1:1G:458:C:H6	1.84	0.40
25:1H:1805:U:O2	28:11:50:THR:HB	2.22	0.40
25:1H:2138:C:C4	25:1H:2154:G:N2	2.89	0.40

*Continued on next page...*

*Continued from previous page...*

Atom-1	Atom-2	Interatomic distance (Å)	Clash overlap (Å)
25:1H:524:U:H2'	25:1H:525:U:C6	2.56	0.40
25:1H:598:G:H1	25:1H:659:C:N4	2.18	0.40
25:1H:797:C:H2'	25:1H:798:G:O4'	2.21	0.40
25:1H:892:G:N3	25:1H:892:G:H2'	2.37	0.40
29:21:105:THR:HG21	29:21:164:ARG:CZ	2.51	0.40
29:29:134:ILE:HA	29:29:137:HIS:CD2	2.56	0.40
57:2L:20:G:H3'	57:2L:21:U:C6	2.57	0.40
30:31:168:ARG:H	30:31:168:ARG:HG3	1.65	0.40
37:35:11:GLY:C	37:35:13:ASN:H	2.23	0.40
25:14:674:G:C1'	30:39:74:ARG:HD3	2.50	0.40
5:42:100:VAL:HG12	5:42:118:ILE:HG22	2.04	0.40
5:42:16:THR:OG1	5:42:16:THR:O	2.36	0.40
5:42:79:GLU:HG3	5:42:93:PRO:HD2	2.02	0.40
5:4E:81:GLU:HB3	5:4E:90:VAL:HG22	2.03	0.40
35:58:26:LEU:HG	35:58:30:ILE:HD11	2.03	0.40
32:59:53:GLU:HA	32:59:65:HIS:CE1	2.56	0.40
14:5A:23:ARG:NH1	14:5A:30:ALA:HB2	2.36	0.40
7:62:69:VAL:HG21	7:62:104:LEU:HD21	2.02	0.40
36:68:70:LYS:HB3	36:68:70:LYS:HE3	1.85	0.40
25:1H:2176:A:H4'	27:71:215:THR:HG21	2.04	0.40
9:82:10:ARG:HB2	9:82:76:ALA:HB2	2.03	0.40
38:88:27:VAL:HG21	38:88:134:ARG:HA	2.02	0.40
25:14:1614:A:C2	44:A5:93:ALA:HB2	2.56	0.40
19:AA:84:GLY:C	19:AA:86:GLU:H	2.25	0.40
50:K8:55:ARG:O	50:K8:59:ARG:HB2	2.21	0.40
53:N8:40:LYS:HZ3	53:N8:46:CYS:HB3	1.86	0.40
25:1H:1820:U:C2	28:11:202:LYS:HB3	2.57	0.40
2:12:196:LEU:HD12	2:12:197:VAL:HG23	2.01	0.40
1:13:1073:U:H2'	1:13:1074:G:C8	2.52	0.40
1:13:1195:C:C4	1:13:1197:G:C8	3.10	0.40
1:13:1326:C:H2'	1:13:1327:C:C6	2.56	0.40
1:13:1328:C:O2'	13:4I:29:ARG:NH2	2.49	0.40
1:13:1436:U:H2'	1:13:1437:C:O4'	2.21	0.40
1:13:614:A:N6	1:13:626:U:H3	2.19	0.40
1:13:926:G:C6	1:13:1505:G:C6	3.10	0.40
25:14:1387:C:C2	25:14:1388:G:C8	3.09	0.40
25:14:1904:G:H2'	25:14:1905:C:O4'	2.22	0.40
25:14:2093:G:H2'	25:14:2094:G:H8	1.85	0.40
25:14:2584:U:C6	25:14:2585:U:C5	3.09	0.40
25:14:270(V):G:H2'	25:14:270(W):G:H8	1.86	0.40
25:14:2887:U:H2'	25:14:2888:C:H6	1.86	0.40

*Continued on next page...*

Continued from previous page...

Atom-1	Atom-2	Interatomic distance (Å)	Clash overlap (Å)
25:14:2791:C:H5	25:14:2893:G:H3'	1.87	0.40
25:14:407:G:H2'	25:14:408:G:H8	1.87	0.40
25:14:68:G:H3'	25:14:69:C:H6	1.86	0.40
25:14:959:A:N6	25:14:960:A:N1	2.69	0.40
25:14:992:C:HO2'	43:95:87:HIS:CD2	2.39	0.40
35:15:16:ILE:HA	35:15:16:ILE:HD13	1.86	0.40
2:1E:100:GLY:N	2:1E:176:GLU:OE2	2.55	0.40
2:1E:86:GLU:C	2:1E:89:GLY:H	2.25	0.40
1:1G:1111:A:H2'	1:1G:1112:C:C6	2.56	0.40
1:1G:1273:G:C4	1:1G:1274:G:C8	3.09	0.40
1:1G:1354:C:H2'	1:1G:1355:G:C8	2.56	0.40
1:1G:145:G:H1	1:1G:177:C:H42	1.67	0.40
1:1G:247:G:C6	1:1G:278:G:C2	3.09	0.40
1:1G:245:C:C2	1:1G:284:G:C2	3.10	0.40
25:1H:1087:G:O5'	25:1H:1103:A:N6	2.54	0.40
25:1H:1512:G:H2'	25:1H:1513:C:C6	2.55	0.40
25:1H:1910:G:H2'	25:1H:1911:PSU:H6	1.86	0.40
25:1H:2030:A:H5''	25:1H:2031:A:OP1	2.20	0.40
25:1H:2075:U:OP2	25:1H:2238:G:O2'	2.37	0.40
25:1H:250:G:C6	25:1H:251:A:C6	3.09	0.40
25:1H:2702:U:H1'	25:1H:2703:C:C5	2.57	0.40
25:1H:665:C:H2'	25:1H:666:G:H8	1.86	0.40
25:1H:994:C:O2	43:D8:10:LYS:HE2	2.22	0.40
26:1J:53:A:H2'	26:1J:54:G:O4'	2.21	0.40
26:1J:86:G:H1	26:1J:90:C:N4	2.20	0.40
26:1J:95:U:C2	26:1J:96:G:N7	2.89	0.40
29:21:50:GLY:HA2	29:21:78:LEU:HD13	2.04	0.40
3:22:149:ALA:HA	3:22:201:TYR:O	2.21	0.40
3:22:71:ALA:HB1	3:22:109:PRO:HG3	2.04	0.40
29:29:96:PHE:CD2	29:29:182:LEU:HD21	2.56	0.40
29:29:55:ASN:HA	29:29:56:PRO:HD3	1.96	0.40
11:2A:24:SER:N	11:2A:27:ASN:O	2.54	0.40
11:2A:85:ARG:HD3	11:2A:113:PRO:HD3	2.03	0.40
30:31:168:ARG:HG2	30:31:175:THR:HG21	2.03	0.40
25:14:1257:C:H4'	30:39:83:PHE:CE1	2.56	0.40
22:3L:23:G:O2'	22:3L:24:C:P	2.79	0.40
5:42:15:ARG:HG3	5:42:26:PHE:HB3	2.03	0.40
31:49:143:GLU:N	31:49:143:GLU:OE1	2.53	0.40
13:4A:14:ARG:HD2	13:4A:42:ALA:HA	2.04	0.40
13:4I:3:ARG:HH22	31:41:139:LEU:HD13	1.85	0.40
7:62:38:LEU:O	7:62:42:ILE:HG13	2.21	0.40

Continued on next page...

*Continued from previous page...*

Atom-1	Atom-2	Interatomic distance (Å)	Clash overlap (Å)
7:6E:111:ARG:HD2	7:6E:123:GLU:HB2	2.03	0.40
7:6E:136:LYS:HE3	7:6E:136:LYS:HB3	1.83	0.40
1:13:728:A:C6	15:6I:54:ARG:HD2	2.56	0.40
38:88:17:LEU:HB3	38:88:39:PRO:HB2	2.02	0.40
38:88:24:GLY:C	38:88:26:TYR:H	2.24	0.40
17:8I:52:LYS:HD2	17:8I:52:LYS:H	1.87	0.40
43:95:38:LEU:O	43:95:52:VAL:HB	2.21	0.40
6:5E:50:TYR:CE1	18:9I:77:GLY:HA2	2.57	0.40
20:BA:41:ILE:H	20:BA:41:ILE:HG12	1.61	0.40
20:BI:30:LYS:HD2	20:BI:30:LYS:HA	1.92	0.40
46:G8:102:CYS:SG	46:G8:103:GLY:N	2.94	0.40
53:J5:41:PRO:HD2	53:J5:44:THR:CG2	2.51	0.40
2:12:132:LYS:HD3	2:12:132:LYS:HA	1.87	0.40
2:12:87:ARG:HE	2:12:233:SER:HB2	1.85	0.40
1:13:1195:C:N4	1:13:1197:G:N7	2.68	0.40
1:13:1240:U:OP2	7:6E:116:ALA:N	2.54	0.40
1:13:1267:C:O2	21:1F:20:LYS:HD2	2.22	0.40
1:13:440:A:OP2	1:13:440:A:H8	2.04	0.40
1:13:547:A:N3	1:13:548:G:H1'	2.37	0.40
1:13:701:C:H1'	1:13:703:G:C5	2.56	0.40
1:13:960:U:O2	1:13:960:U:H2'	2.22	0.40
25:14:1540:G:H2'	25:14:1541:U:O4'	2.21	0.40
25:14:1541:U:H2'	25:14:1542:G:O4'	2.22	0.40
25:14:1795:C:C4	25:14:1796:U:C4	3.10	0.40
25:14:2361:A:O5'	56:M5:27:THR:OG1	2.40	0.40
35:15:19:GLU:O	35:15:21:LYS:HE3	2.22	0.40
26:16:87:G:C2	26:16:89:G:H5''	2.57	0.40
28:19:169:GLU:HG2	28:19:174:ILE:HD11	2.04	0.40
28:19:36:PRO:HA	28:19:61:LEU:HD12	2.04	0.40
1:1G:1305:G:HO2'	1:1G:1306:A:H8	1.69	0.40
1:1G:1534:A:H2'	1:1G:1535:C:C6	2.57	0.40
1:1G:123:C:OP1	1:1G:312:C:H5'	2.22	0.40
1:1G:109:A:C6	1:1G:327:A:C6	3.10	0.40
25:1H:1045:A:H4'	25:1H:1046:A:O5'	2.21	0.40
25:1H:1728:G:H2'	25:1H:1731:G:O6	2.21	0.40
25:1H:1728:G:H5''	25:1H:1728:G:N3	2.37	0.40
25:1H:2320:A:H2'	25:1H:2320:A:N3	2.37	0.40
25:1H:2031:A:C6	25:1H:2498:C:H1'	2.57	0.40
25:1H:2520:C:H2'	25:1H:2521:C:C6	2.57	0.40
25:1H:270(C):C:H42	25:1H:270(W):G:H1	1.69	0.40
25:1H:2790:A:H2'	25:1H:2791:C:H5''	2.02	0.40

*Continued on next page...*

*Continued from previous page...*

Atom-1	Atom-2	Interatomic distance (Å)	Clash overlap (Å)
25:1H:307:G:O5'	25:1H:307:G:H8	2.05	0.40
25:1H:978:G:C2	25:1H:986:C:N3	2.89	0.40
10:1I:25:GLU:O	10:1I:29:ARG:HB3	2.21	0.40
29:21:112:GLY:O	29:21:159:HIS:HA	2.22	0.40
4:32:108:LEU:HD13	4:32:174:LEU:HD22	2.04	0.40
4:3E:148:VAL:HG12	4:3E:149:ALA:N	2.37	0.40
38:45:42:ILE:HD13	38:45:97:VAL:HB	2.02	0.40
31:49:166:ASP:OD1	31:49:166:ASP:N	2.53	0.40
39:55:78:LYS:O	39:55:83:ILE:HG13	2.21	0.40
25:1H:1141:U:C5	35:58:64:GLY:HA3	2.56	0.40
15:6I:5:LYS:O	15:6I:8:LYS:HB3	2.21	0.40
9:82:124:GLN:O	9:82:124:GLN:HG3	2.21	0.40
25:1H:955:C:OP1	38:88:87:LYS:HE2	2.21	0.40
17:8I:90:ILE:HG22	17:8I:94:ASN:ND2	2.36	0.40
18:9A:37:VAL:HG11	18:9A:78:LEU:HB3	2.03	0.40
18:9I:40:LEU:HG	18:9I:40:LEU:H	1.59	0.40
40:A8:59:LYS:HD3	40:A8:60:GLY:N	2.32	0.40
45:B5:48:LYS:N	45:B5:48:LYS:HD3	2.37	0.40
20:BI:57:ARG:NH1	20:BI:102:GLY:HA3	2.36	0.40
25:14:336:C:H4'	46:C5:6:HIS:CD2	2.56	0.40
42:C8:5:LYS:HG3	42:C8:5:LYS:H	1.60	0.40
47:D5:126:VAL:HG12	47:D5:163:LEU:HA	2.03	0.40
47:D5:129:SER:HB2	47:D5:132:ASN:H	1.87	0.40
44:E8:18:ARG:NH1	44:E8:76:VAL:O	2.55	0.40
53:J5:16:ARG:HG3	53:J5:17:ASP:N	2.36	0.40
56:M5:32:LEU:HA	56:M5:32:LEU:HD23	1.74	0.40
54:O8:7:ILE:O	54:O8:8:LYS:HE3	2.22	0.40
1:13:1013:G:N2	1:13:1016:A:OP2	2.55	0.40
1:13:1369:C:OP1	14:5I:61:TRP:NE1	2.55	0.40
1:13:1479:C:H2'	1:13:1480:G:C8	2.56	0.40
1:13:46:G:O2'	1:13:365:U:H1'	2.22	0.40
1:13:537:G:H2'	1:13:538:G:C8	2.56	0.40
1:13:652:U:C4	1:13:752:G:N3	2.90	0.40
1:13:763:G:H2'	1:13:764:C:H6	1.86	0.40
25:14:1116:C:H2'	25:14:1117:G:C8	2.57	0.40
25:14:1607:C:H4'	25:14:1608:A:O5'	2.20	0.40
25:14:2889:C:H2'	25:14:2891:G:O4'	2.21	0.40
25:14:861:A:H2'	25:14:862:G:O4'	2.22	0.40
25:14:96:G:H4'	50:G5:48:HIS:CD2	2.56	0.40
25:14:998:C:N4	62:14:3710:HOH:O	2.53	0.40
26:16:41:U:C4	31:41:70:VAL:HG23	2.56	0.40

*Continued on next page...*

Continued from previous page...

Atom-1	Atom-2	Interatomic distance (Å)	Clash overlap (Å)
28:19:27:THR:HG22	28:19:28:GLU:HG2	2.03	0.40
1:1G:1367:C:H5'	10:1A:60:ARG:NH2	2.36	0.40
1:1G:1118:C:H2'	1:1G:1119:C:C6	2.56	0.40
1:1G:1363:A:H4'	1:1G:1364:U:H5''	2.04	0.40
1:1G:181:G:H1'	1:1G:182:U:H5	1.86	0.40
1:1G:201:C:HO2'	1:1G:208:U:P	2.44	0.40
1:1G:376:G:OP2	16:7A:67:THR:HG21	2.21	0.40
1:1G:377:G:O6	62:1G:1814:HOH:O	2.21	0.40
1:1G:533:A:H4'	1:1G:534:U:OP1	2.20	0.40
1:1G:668:G:H1	1:1G:738:C:H42	1.69	0.40
1:1G:709:G:H2'	1:1G:710:G:C8	2.55	0.40
1:1G:779:C:H2'	1:1G:780:A:O4'	2.22	0.40
1:1G:932:C:H5''	7:62:2:ALA:N	2.36	0.40
25:1H:1698:A:H4'	25:1H:1699:G:OP1	2.21	0.40
25:1H:2028:U:H2'	25:1H:2029:G:O4'	2.21	0.40
25:1H:222:A:HO2'	25:1H:223:A:P	2.44	0.40
25:1H:2302:G:H1	25:1H:2314:C:H42	1.69	0.40
25:1H:2472:G:N2	25:1H:2477:C:H5'	2.35	0.40
25:1H:556:G:O5'	25:1H:556:G:H8	2.04	0.40
25:1H:733:G:C8	25:1H:761:A:N6	2.90	0.40
22:1K:66:C:H2'	22:1K:67:C:O4'	2.21	0.40
3:22:131:ARG:HE	3:22:166:GLU:CD	2.24	0.40
29:29:6:GLY:HA2	29:29:28:ALA:HA	2.04	0.40
3:2E:105:GLU:HG2	3:2E:106:VAL:N	2.36	0.40
23:2K:41:C:H2'	23:2K:42:C:H6	1.86	0.40
30:31:45:ARG:HG2	30:31:45:ARG:HH11	1.87	0.40
4:32:64:LEU:HB2	4:32:198:VAL:HG11	2.03	0.40
37:35:57:THR:HG21	37:35:60:MET:H	1.87	0.40
30:39:28:ILE:H	30:39:28:ILE:HG12	1.59	0.40
12:3I:32:GLY:HA2	12:3I:57:LEU:HA	2.03	0.40
24:4K:10:G:HO2'	24:4K:11:U:P	2.44	0.40
33:61:1:MET:HG3	33:61:23:PRO:HA	2.03	0.40
36:68:7:TYR:OH	36:68:44:LYS:HG3	2.21	0.40
15:6A:17:ARG:HH12	15:6A:77:ARG:HH11	1.70	0.40
15:6I:3:ILE:HG21	15:6I:34:LEU:HG	2.03	0.40
16:7I:23:ASP:O	16:7I:26:ARG:HB2	2.22	0.40
9:82:25:LYS:HD3	9:82:25:LYS:N	2.36	0.40
42:85:15:LYS:HE2	42:85:15:LYS:HB2	1.87	0.40
1:13:1187:G:O5'	9:8E:113:LYS:HE2	2.21	0.40
42:C8:90:VAL:HG12	42:C8:91:ASP:H	1.85	0.40
45:F8:12:VAL:HG22	45:F8:29:TRP:CE2	2.57	0.40

Continued on next page...

Continued from previous page...

Atom-1	Atom-2	Interatomic distance (Å)	Clash overlap (Å)
46:G8:11:ASP:O	46:G8:26:LYS:HG3	2.22	0.40
49:J8:13:ILE:HD11	49:J8:42:GLN:OE1	2.21	0.40
54:K5:9:LEU:O	54:K5:10:LEU:HD13	2.22	0.40
56:Q8:50:LEU:HD22	56:Q8:50:LEU:HA	1.85	0.40

There are no symmetry-related clashes.

## 5.3 Torsion angles [i](#)

### 5.3.1 Protein backbone [i](#)

In the following table, the Percentiles column shows the percent Ramachandran outliers of the chain as a percentile score with respect to all X-ray entries followed by that with respect to entries of similar resolution.

The Analysed column shows the number of residues for which the backbone conformation was analysed, and the total number of residues.

Mol	Chain	Analysed	Favoured	Allowed	Outliers	Percentiles	
2	12	234/256 (91%)	193 (82%)	36 (15%)	5 (2%)	7	38
2	1E	235/256 (92%)	200 (85%)	35 (15%)	0	100	100
3	22	204/239 (85%)	161 (79%)	41 (20%)	2 (1%)	15	54
3	2E	203/239 (85%)	172 (85%)	31 (15%)	0	100	100
4	32	206/209 (99%)	188 (91%)	18 (9%)	0	100	100
4	3E	206/209 (99%)	190 (92%)	16 (8%)	0	100	100
5	42	152/162 (94%)	134 (88%)	18 (12%)	0	100	100
5	4E	149/162 (92%)	140 (94%)	9 (6%)	0	100	100
6	52	99/101 (98%)	94 (95%)	5 (5%)	0	100	100
6	5E	99/101 (98%)	91 (92%)	8 (8%)	0	100	100
7	62	145/156 (93%)	122 (84%)	21 (14%)	2 (1%)	11	46
7	6E	153/156 (98%)	140 (92%)	13 (8%)	0	100	100
8	72	136/138 (99%)	125 (92%)	11 (8%)	0	100	100
8	7E	136/138 (99%)	123 (90%)	13 (10%)	0	100	100
9	82	125/128 (98%)	90 (72%)	29 (23%)	6 (5%)	2	20
9	8E	122/128 (95%)	107 (88%)	15 (12%)	0	100	100

Continued on next page...



*Continued from previous page...*

Mol	Chain	Analysed	Favoured	Allowed	Outliers	Percentiles	
10	1A	97/105 (92%)	79 (81%)	18 (19%)	0	100	100
10	1I	97/105 (92%)	84 (87%)	13 (13%)	0	100	100
11	2A	117/129 (91%)	100 (86%)	16 (14%)	1 (1%)	17	56
11	2I	115/129 (89%)	108 (94%)	7 (6%)	0	100	100
12	3A	122/132 (92%)	101 (83%)	18 (15%)	3 (2%)	5	34
12	3I	122/132 (92%)	102 (84%)	19 (16%)	1 (1%)	19	58
13	4A	116/126 (92%)	79 (68%)	31 (27%)	6 (5%)	2	18
13	4I	117/126 (93%)	99 (85%)	16 (14%)	2 (2%)	9	42
14	5A	58/61 (95%)	49 (84%)	8 (14%)	1 (2%)	9	42
14	5I	58/61 (95%)	48 (83%)	9 (16%)	1 (2%)	9	42
15	6A	86/89 (97%)	81 (94%)	5 (6%)	0	100	100
15	6I	86/89 (97%)	77 (90%)	9 (10%)	0	100	100
16	7A	82/88 (93%)	76 (93%)	6 (7%)	0	100	100
16	7I	81/88 (92%)	73 (90%)	8 (10%)	0	100	100
17	8A	97/105 (92%)	91 (94%)	6 (6%)	0	100	100
17	8I	98/105 (93%)	92 (94%)	6 (6%)	0	100	100
18	9A	69/88 (78%)	62 (90%)	7 (10%)	0	100	100
18	9I	68/88 (77%)	61 (90%)	7 (10%)	0	100	100
19	AA	81/93 (87%)	56 (69%)	25 (31%)	0	100	100
19	AI	84/93 (90%)	68 (81%)	15 (18%)	1 (1%)	13	50
20	BA	101/106 (95%)	89 (88%)	12 (12%)	0	100	100
20	BI	99/106 (93%)	85 (86%)	13 (13%)	1 (1%)	15	54
21	1B	23/27 (85%)	19 (83%)	4 (17%)	0	100	100
21	1F	23/27 (85%)	19 (83%)	4 (17%)	0	100	100
27	7I	131/229 (57%)	118 (90%)	13 (10%)	0	100	100
28	11	272/276 (99%)	247 (91%)	24 (9%)	1 (0%)	34	72
28	19	270/276 (98%)	244 (90%)	26 (10%)	0	100	100
29	21	202/206 (98%)	177 (88%)	23 (11%)	2 (1%)	15	54
29	29	202/206 (98%)	183 (91%)	18 (9%)	1 (0%)	29	68
30	31	200/210 (95%)	174 (87%)	25 (12%)	1 (0%)	29	68
30	39	204/210 (97%)	166 (81%)	34 (17%)	4 (2%)	7	39

*Continued on next page...*

*Continued from previous page...*

Mol	Chain	Analysed	Favoured	Allowed	Outliers	Percentiles	
31	41	179/182 (98%)	144 (80%)	33 (18%)	2 (1%)	14	52
31	49	179/182 (98%)	141 (79%)	35 (20%)	3 (2%)	9	42
32	51	172/180 (96%)	139 (81%)	31 (18%)	2 (1%)	13	50
32	59	172/180 (96%)	131 (76%)	39 (23%)	2 (1%)	13	50
33	61	144/148 (97%)	112 (78%)	30 (21%)	2 (1%)	11	46
33	69	144/148 (97%)	113 (78%)	30 (21%)	1 (1%)	22	61
34	38	135/173 (78%)	75 (56%)	57 (42%)	3 (2%)	6	37
35	15	136/140 (97%)	121 (89%)	15 (11%)	0	100	100
35	58	136/140 (97%)	110 (81%)	23 (17%)	3 (2%)	6	37
36	25	120/122 (98%)	105 (88%)	15 (12%)	0	100	100
36	68	120/122 (98%)	110 (92%)	10 (8%)	0	100	100
37	35	145/150 (97%)	109 (75%)	35 (24%)	1 (1%)	22	61
37	78	146/150 (97%)	110 (75%)	33 (23%)	3 (2%)	7	38
38	45	138/141 (98%)	111 (80%)	26 (19%)	1 (1%)	22	61
38	88	139/141 (99%)	105 (76%)	32 (23%)	2 (1%)	11	46
39	55	116/118 (98%)	107 (92%)	8 (7%)	1 (1%)	17	56
39	98	116/118 (98%)	105 (90%)	9 (8%)	2 (2%)	9	42
40	65	109/112 (97%)	88 (81%)	21 (19%)	0	100	100
40	A8	109/112 (97%)	84 (77%)	24 (22%)	1 (1%)	17	56
41	75	135/146 (92%)	107 (79%)	27 (20%)	1 (1%)	22	61
41	B8	135/146 (92%)	113 (84%)	22 (16%)	0	100	100
42	85	115/118 (98%)	99 (86%)	15 (13%)	1 (1%)	17	56
42	C8	115/118 (98%)	106 (92%)	8 (7%)	1 (1%)	17	56
43	95	99/101 (98%)	78 (79%)	20 (20%)	1 (1%)	15	54
43	D8	98/101 (97%)	83 (85%)	15 (15%)	0	100	100
44	A5	110/113 (97%)	104 (94%)	6 (6%)	0	100	100
44	E8	111/113 (98%)	99 (89%)	12 (11%)	0	100	100
45	B5	91/96 (95%)	77 (85%)	14 (15%)	0	100	100
45	F8	93/96 (97%)	85 (91%)	8 (9%)	0	100	100
46	C5	107/110 (97%)	82 (77%)	22 (21%)	3 (3%)	5	32
46	G8	105/110 (96%)	79 (75%)	24 (23%)	2 (2%)	8	40

*Continued on next page...*

Continued from previous page...

Mol	Chain	Analysed	Favoured	Allowed	Outliers	Percentiles	
47	D5	174/206 (84%)	114 (66%)	55 (32%)	5 (3%)	4	31
47	H8	172/206 (84%)	123 (72%)	45 (26%)	4 (2%)	6	36
48	E5	77/85 (91%)	65 (84%)	12 (16%)	0	100	100
48	I8	75/85 (88%)	65 (87%)	10 (13%)	0	100	100
49	F5	90/96 (94%)	75 (83%)	15 (17%)	0	100	100
49	J8	94/96 (98%)	75 (80%)	16 (17%)	3 (3%)	4	29
50	G5	67/72 (93%)	58 (87%)	9 (13%)	0	100	100
50	K8	69/72 (96%)	56 (81%)	11 (16%)	2 (3%)	4	31
51	H5	57/60 (95%)	53 (93%)	4 (7%)	0	100	100
51	L8	57/60 (95%)	52 (91%)	5 (9%)	0	100	100
52	I5	69/71 (97%)	40 (58%)	28 (41%)	1 (1%)	11	46
52	M8	64/71 (90%)	32 (50%)	30 (47%)	2 (3%)	4	30
53	J5	54/60 (90%)	42 (78%)	10 (18%)	2 (4%)	3	26
53	N8	54/60 (90%)	45 (83%)	7 (13%)	2 (4%)	3	26
54	K5	46/54 (85%)	21 (46%)	22 (48%)	3 (6%)	1	14
54	O8	47/54 (87%)	27 (57%)	17 (36%)	3 (6%)	1	14
55	L5	46/49 (94%)	46 (100%)	0	0	100	100
55	P8	46/49 (94%)	45 (98%)	1 (2%)	0	100	100
56	M5	62/65 (95%)	53 (86%)	7 (11%)	2 (3%)	4	29
56	Q8	62/65 (95%)	58 (94%)	4 (6%)	0	100	100
All	All	11633/12452 (93%)	9754 (84%)	1771 (15%)	108 (1%)	17	56

All (108) Ramachandran outliers are listed below:

Mol	Chain	Res	Type
14	5I	16	PHE
35	58	96	GLU
39	98	3	HIS
47	H8	53	ILE
49	J8	30	VAL
49	J8	82	LEU
50	K8	48	HIS
9	82	30	GLY
9	82	35	GLU
13	4A	68	GLY

Continued on next page...

*Continued from previous page...*

<b>Mol</b>	<b>Chain</b>	<b>Res</b>	<b>Type</b>
13	4A	106	ASN
30	39	22	ALA
31	49	96	ARG
31	49	97	ASP
47	D5	53	ILE
47	D5	153	SER
53	J5	41	PRO
54	K5	31	PRO
33	61	15	VAL
34	38	30	GLN
35	58	22	THR
37	78	57	THR
38	88	80	GLU
39	98	58	GLY
42	C8	92	ARG
46	G8	54	LYS
53	N8	41	PRO
7	62	21	VAL
9	82	29	ASN
11	2A	15	ALA
13	4A	107	ALA
29	29	71	GLY
30	39	90	PHE
37	35	57	THR
42	85	97	ASP
46	C5	54	LYS
47	D5	112	ARG
47	D5	140	ASP
47	D5	152	ALA
53	J5	42	PRO
13	4I	14	ARG
28	11	273	ARG
29	21	71	GLY
29	21	145	LYS
31	41	14	GLU
32	51	168	PRO
34	38	22	GLY
35	58	95	PRO
37	78	106	LEU
40	A8	62	LYS
47	H8	155	LEU
50	K8	47	ASN

*Continued on next page...*

*Continued from previous page...*

<b>Mol</b>	<b>Chain</b>	<b>Res</b>	<b>Type</b>
52	M8	24	THR
52	M8	49	PHE
53	N8	42	PRO
54	O8	15	GLU
54	O8	21	TYR
2	12	23	ARG
9	82	19	LEU
12	3A	10	LYS
13	4A	67	GLU
39	55	107	ASP
54	K5	24	GLU
31	41	15	VAL
33	61	12	LEU
37	78	107	LYS
38	88	104	PHE
2	12	22	LYS
2	12	33	TYR
3	22	16	ARG
9	82	34	ASN
12	3A	16	ARG
13	4A	44	ARG
33	69	78	THR
41	75	106	SER
46	C5	53	PRO
12	3I	102	TYR
19	AI	81	ARG
20	BI	74	LYS
30	31	130	ALA
46	G8	53	PRO
49	J8	83	GLU
30	39	25	PRO
46	C5	56	PRO
32	51	12	PRO
34	38	44	LEU
2	12	21	ARG
2	12	30	ARG
3	22	160	ALA
7	62	17	VAL
12	3A	15	VAL
14	5A	15	LYS
32	59	128	PRO
56	M5	37	SER

*Continued on next page...*

*Continued from previous page...*

Mol	Chain	Res	Type
47	H8	110	GLY
13	4A	100	GLY
52	I5	6	HIS
30	39	89	VAL
32	59	168	PRO
38	45	78	PRO
54	O8	7	ILE
9	82	28	VAL
43	95	50	PRO
54	K5	41	PRO
47	H8	141	VAL
13	4I	15	VAL
31	49	44	GLY
56	M5	38	GLY

### 5.3.2 Protein sidechains [i](#)

In the following table, the Percentiles column shows the percent sidechain outliers of the chain as a percentile score with respect to all X-ray entries followed by that with respect to entries of similar resolution.

The Analysed column shows the number of residues for which the sidechain conformation was analysed, and the total number of residues.

Mol	Chain	Analysed	Rotameric	Outliers	Percentiles	
2	12	204/220 (93%)	153 (75%)	51 (25%)	0	4
2	1E	205/220 (93%)	162 (79%)	43 (21%)	1	5
3	22	160/188 (85%)	118 (74%)	42 (26%)	0	3
3	2E	159/188 (85%)	131 (82%)	28 (18%)	2	10
4	32	180/181 (99%)	158 (88%)	22 (12%)	5	23
4	3E	180/181 (99%)	148 (82%)	32 (18%)	2	10
5	42	119/123 (97%)	90 (76%)	29 (24%)	0	4
5	4E	116/123 (94%)	94 (81%)	22 (19%)	1	8
6	52	90/90 (100%)	83 (92%)	7 (8%)	12	42
6	5E	90/90 (100%)	73 (81%)	17 (19%)	1	8
7	62	123/127 (97%)	102 (83%)	21 (17%)	2	12
7	6E	126/127 (99%)	102 (81%)	24 (19%)	1	8
8	72	119/119 (100%)	101 (85%)	18 (15%)	3	17

*Continued on next page...*

*Continued from previous page...*

Mol	Chain	Analysed	Rotameric	Outliers	Percentiles	
8	7E	119/119 (100%)	98 (82%)	21 (18%)	2	10
9	82	97/99 (98%)	73 (75%)	24 (25%)	0	4
9	8E	95/99 (96%)	82 (86%)	13 (14%)	3	20
10	1A	89/92 (97%)	69 (78%)	20 (22%)	1	4
10	1I	89/92 (97%)	76 (85%)	13 (15%)	3	18
11	2A	91/99 (92%)	78 (86%)	13 (14%)	3	19
11	2I	88/99 (89%)	73 (83%)	15 (17%)	2	12
12	3A	103/108 (95%)	81 (79%)	22 (21%)	1	5
12	3I	103/108 (95%)	89 (86%)	14 (14%)	3	20
13	4A	94/101 (93%)	67 (71%)	27 (29%)	0	3
13	4I	95/101 (94%)	72 (76%)	23 (24%)	0	4
14	5A	48/50 (96%)	46 (96%)	2 (4%)	30	63
14	5I	49/50 (98%)	39 (80%)	10 (20%)	1	6
15	6A	79/80 (99%)	67 (85%)	12 (15%)	3	17
15	6I	79/80 (99%)	69 (87%)	10 (13%)	4	22
16	7A	72/74 (97%)	62 (86%)	10 (14%)	3	20
16	7I	72/74 (97%)	57 (79%)	15 (21%)	1	6
17	8A	93/97 (96%)	78 (84%)	15 (16%)	2	14
17	8I	95/97 (98%)	85 (90%)	10 (10%)	7	31
18	9A	62/77 (80%)	51 (82%)	11 (18%)	2	10
18	9I	61/77 (79%)	51 (84%)	10 (16%)	2	13
19	AA	72/80 (90%)	55 (76%)	17 (24%)	1	4
19	AI	74/80 (92%)	57 (77%)	17 (23%)	1	4
20	BA	75/82 (92%)	64 (85%)	11 (15%)	3	18
20	BI	75/82 (92%)	63 (84%)	12 (16%)	2	14
21	1B	20/22 (91%)	15 (75%)	5 (25%)	0	4
21	1F	20/22 (91%)	19 (95%)	1 (5%)	24	58
27	7I	111/181 (61%)	95 (86%)	16 (14%)	3	18
28	11	214/218 (98%)	176 (82%)	38 (18%)	2	10
28	19	213/218 (98%)	183 (86%)	30 (14%)	3	19
29	21	164/166 (99%)	134 (82%)	30 (18%)	1	8

*Continued on next page...*

*Continued from previous page...*

Mol	Chain	Analysed	Rotameric	Outliers	Percentiles	
29	29	164/166 (99%)	134 (82%)	30 (18%)	1	8
30	31	161/166 (97%)	143 (89%)	18 (11%)	6	27
30	39	165/166 (99%)	133 (81%)	32 (19%)	1	7
31	41	155/156 (99%)	127 (82%)	28 (18%)	1	9
31	49	155/156 (99%)	127 (82%)	28 (18%)	1	9
32	51	145/148 (98%)	116 (80%)	29 (20%)	1	7
32	59	145/148 (98%)	119 (82%)	26 (18%)	2	9
33	61	122/124 (98%)	84 (69%)	38 (31%)	0	2
33	69	122/124 (98%)	90 (74%)	32 (26%)	0	3
34	38	112/135 (83%)	80 (71%)	32 (29%)	0	3
35	15	117/119 (98%)	99 (85%)	18 (15%)	2	16
35	58	117/119 (98%)	93 (80%)	24 (20%)	1	6
36	25	100/100 (100%)	82 (82%)	18 (18%)	1	9
36	68	100/100 (100%)	87 (87%)	13 (13%)	4	21
37	35	114/116 (98%)	82 (72%)	32 (28%)	0	3
37	78	115/116 (99%)	92 (80%)	23 (20%)	1	7
38	45	110/111 (99%)	89 (81%)	21 (19%)	1	8
38	88	111/111 (100%)	91 (82%)	20 (18%)	1	9
39	55	101/101 (100%)	85 (84%)	16 (16%)	2	15
39	98	101/101 (100%)	79 (78%)	22 (22%)	1	5
40	65	87/88 (99%)	72 (83%)	15 (17%)	2	11
40	A8	87/88 (99%)	64 (74%)	23 (26%)	0	3
41	75	120/127 (94%)	94 (78%)	26 (22%)	1	5
41	B8	120/127 (94%)	78 (65%)	42 (35%)	0	1
42	85	93/94 (99%)	79 (85%)	14 (15%)	3	17
42	C8	93/94 (99%)	74 (80%)	19 (20%)	1	6
43	95	82/82 (100%)	60 (73%)	22 (27%)	0	3
43	D8	82/82 (100%)	61 (74%)	21 (26%)	0	3
44	A5	91/92 (99%)	76 (84%)	15 (16%)	2	13
44	E8	92/92 (100%)	73 (79%)	19 (21%)	1	6
45	B5	74/78 (95%)	60 (81%)	14 (19%)	1	8

*Continued on next page...*



Continued from previous page...

Mol	Chain	Analysed	Rotameric	Outliers	Percentiles	
45	F8	76/78 (97%)	60 (79%)	16 (21%)	1	5
46	C5	88/91 (97%)	63 (72%)	25 (28%)	0	3
46	G8	85/91 (93%)	70 (82%)	15 (18%)	2	10
47	D5	155/179 (87%)	114 (74%)	41 (26%)	0	3
47	H8	153/179 (86%)	119 (78%)	34 (22%)	1	5
48	E5	63/67 (94%)	52 (82%)	11 (18%)	2	10
48	I8	62/67 (92%)	52 (84%)	10 (16%)	2	14
49	F5	77/81 (95%)	56 (73%)	21 (27%)	0	3
49	J8	81/81 (100%)	69 (85%)	12 (15%)	3	17
50	G5	64/67 (96%)	50 (78%)	14 (22%)	1	5
50	K8	64/67 (96%)	46 (72%)	18 (28%)	0	3
51	H5	51/52 (98%)	46 (90%)	5 (10%)	8	33
51	L8	51/52 (98%)	40 (78%)	11 (22%)	1	5
52	I5	63/63 (100%)	44 (70%)	19 (30%)	0	2
52	M8	59/63 (94%)	45 (76%)	14 (24%)	1	4
53	J5	48/52 (92%)	39 (81%)	9 (19%)	1	8
53	N8	48/52 (92%)	38 (79%)	10 (21%)	1	6
54	K5	47/52 (90%)	33 (70%)	14 (30%)	0	2
54	O8	48/52 (92%)	28 (58%)	20 (42%)	0	0
55	L5	41/42 (98%)	33 (80%)	8 (20%)	1	7
55	P8	41/42 (98%)	36 (88%)	5 (12%)	5	23
56	M5	52/55 (94%)	46 (88%)	6 (12%)	5	26
56	Q8	52/55 (94%)	47 (90%)	5 (10%)	8	34
All	All	9804/10308 (95%)	7888 (80%)	1916 (20%)	1	7

All (1916) residues with a non-rotameric sidechain are listed below:

Mol	Chain	Res	Type
2	1E	4	GLU
2	1E	8	LYS
2	1E	9	GLU
2	1E	15	VAL
2	1E	21	ARG
2	1E	23	ARG

Continued on next page...

*Continued from previous page...*

<b>Mol</b>	<b>Chain</b>	<b>Res</b>	<b>Type</b>
2	1E	28	PHE
2	1E	33	TYR
2	1E	36	ARG
2	1E	47	THR
2	1E	49	GLU
2	1E	64	ARG
2	1E	69	LEU
2	1E	71	VAL
2	1E	74	LYS
2	1E	79	ASP
2	1E	82	ARG
2	1E	92	TYR
2	1E	96	ARG
2	1E	107	THR
2	1E	136	VAL
2	1E	145	LEU
2	1E	149	LEU
2	1E	155	LEU
2	1E	158	LEU
2	1E	160	ASP
2	1E	163	PHE
2	1E	164	VAL
2	1E	168	THR
2	1E	172	ILE
2	1E	178	ARG
2	1E	190	THR
2	1E	196	LEU
2	1E	197	VAL
2	1E	200	ILE
2	1E	204	ASN
2	1E	215	LEU
2	1E	219	VAL
2	1E	221	LEU
2	1E	222	ILE
2	1E	223	ILE
2	1E	230	VAL
2	1E	239	VAL
3	2E	3	ASN
3	2E	5	ILE
3	2E	6	HIS
3	2E	12	LEU
3	2E	21	ARG

*Continued on next page...*

*Continued from previous page...*

<b>Mol</b>	<b>Chain</b>	<b>Res</b>	<b>Type</b>
3	2E	29	TYR
3	2E	34	LEU
3	2E	36	ASP
3	2E	43	LEU
3	2E	47	LEU
3	2E	48	TYR
3	2E	52	LEU
3	2E	54	ARG
3	2E	75	VAL
3	2E	79	ARG
3	2E	89	GLU
3	2E	94	LEU
3	2E	95	THR
3	2E	102	ASN
3	2E	107	GLN
3	2E	127	ARG
3	2E	138	VAL
3	2E	140	ARG
3	2E	164	ARG
3	2E	167	TRP
3	2E	184	TYR
3	2E	190	ARG
3	2E	198	VAL
4	3E	10	ARG
4	3E	14	ARG
4	3E	15	GLU
4	3E	24	GLU
4	3E	30	LYS
4	3E	31	CYS
4	3E	33	MET
4	3E	38	TYR
4	3E	49	ARG
4	3E	57	ARG
4	3E	66	ARG
4	3E	83	SER
4	3E	86	LYS
4	3E	94	LEU
4	3E	101	LEU
4	3E	120	LEU
4	3E	121	VAL
4	3E	122	ARG
4	3E	132	ARG

*Continued on next page...*

*Continued from previous page...*

<b>Mol</b>	<b>Chain</b>	<b>Res</b>	<b>Type</b>
4	3E	134	ASP
4	3E	150	GLU
4	3E	155	LEU
4	3E	159	ARG
4	3E	165	MET
4	3E	176	LEU
4	3E	184	LYS
4	3E	187	ARG
4	3E	193	ASP
4	3E	194	LEU
4	3E	196	LEU
4	3E	200	GLU
4	3E	209	ARG
5	4E	6	PHE
5	4E	8	GLU
5	4E	10	MET
5	4E	16	THR
5	4E	27	ARG
5	4E	31	LEU
5	4E	41	VAL
5	4E	47	LYS
5	4E	51	VAL
5	4E	55	VAL
5	4E	64	ARG
5	4E	71	LEU
5	4E	73	ASN
5	4E	79	GLU
5	4E	90	VAL
5	4E	101	ILE
5	4E	112	LEU
5	4E	116	THR
5	4E	120	THR
5	4E	133	TYR
5	4E	147	ASP
5	4E	153	LYS
6	5E	1	MET
6	5E	7	ASN
6	5E	14	LEU
6	5E	21	LEU
6	5E	25	ILE
6	5E	27	GLN
6	5E	30	LEU

*Continued on next page...*

*Continued from previous page...*

<b>Mol</b>	<b>Chain</b>	<b>Res</b>	<b>Type</b>
6	5E	36	ARG
6	5E	47	ARG
6	5E	55	ASP
6	5E	69	GLU
6	5E	70	ASP
6	5E	74	ASP
6	5E	77	ARG
6	5E	89	MET
6	5E	92	LYS
6	5E	98	LEU
7	6E	8	GLU
7	6E	24	THR
7	6E	30	ILE
7	6E	38	LEU
7	6E	52	GLU
7	6E	54	THR
7	6E	56	GLN
7	6E	74	GLU
7	6E	75	VAL
7	6E	76	ARG
7	6E	78	ARG
7	6E	79	ARG
7	6E	84	ASN
7	6E	89	MET
7	6E	90	GLU
7	6E	92	SER
7	6E	98	SER
7	6E	113	GLU
7	6E	114	ARG
7	6E	115	ARG
7	6E	120	ILE
7	6E	124	LEU
7	6E	135	VAL
7	6E	155	ARG
8	7E	1	MET
8	7E	10	LEU
8	7E	12	ARG
8	7E	22	GLU
8	7E	24	THR
8	7E	26	VAL
8	7E	32	LYS
8	7E	35	ILE

*Continued on next page...*

*Continued from previous page...*

<b>Mol</b>	<b>Chain</b>	<b>Res</b>	<b>Type</b>
8	7E	39	LEU
8	7E	41	ARG
8	7E	50	ARG
8	7E	52	ASP
8	7E	56	LYS
8	7E	63	LEU
8	7E	82	HIS
8	7E	95	VAL
8	7E	98	LYS
8	7E	102	ARG
8	7E	112	LEU
8	7E	122	ARG
8	7E	129	VAL
9	8E	25	LYS
9	8E	47	LEU
9	8E	48	GLU
9	8E	64	THR
9	8E	71	SER
9	8E	79	LEU
9	8E	86	VAL
9	8E	95	LYS
9	8E	104	ARG
9	8E	114	TYR
9	8E	117	HIS
9	8E	121	ARG
9	8E	125	TYR
10	1I	13	HIS
10	1I	22	LYS
10	1I	38	ILE
10	1I	62	HIS
10	1I	65	LEU
10	1I	68	HIS
10	1I	73	ASP
10	1I	74	ILE
10	1I	75	ILE
10	1I	76	ASN
10	1I	84	GLN
10	1I	92	THR
10	1I	96	ILE
11	2I	24	SER
11	2I	29	ILE
11	2I	36	ASP

*Continued on next page...*

*Continued from previous page...*

<b>Mol</b>	<b>Chain</b>	<b>Res</b>	<b>Type</b>
11	2I	41	THR
11	2I	47	VAL
11	2I	57	THR
11	2I	63	LEU
11	2I	87	THR
11	2I	92	GLU
11	2I	103	LEU
11	2I	105	VAL
11	2I	109	VAL
11	2I	114	VAL
11	2I	124	LYS
11	2I	126	ARG
12	3I	4	ILE
12	3I	9	ARG
12	3I	17	LYS
12	3I	20	LYS
12	3I	24	LEU
12	3I	30	ARG
12	3I	51	LYS
12	3I	52	VAL
12	3I	57	LEU
12	3I	67	ILE
12	3I	101	VAL
12	3I	114	ARG
12	3I	123	LYS
12	3I	124	GLU
13	4I	3	ARG
13	4I	13	LYS
13	4I	19	LEU
13	4I	23	TYR
13	4I	32	GLU
13	4I	36	LYS
13	4I	37	THR
13	4I	48	LEU
13	4I	56	LEU
13	4I	61	GLU
13	4I	64	TRP
13	4I	65	LYS
13	4I	66	LEU
13	4I	71	ARG
13	4I	73	GLU
13	4I	77	ASN

*Continued on next page...*

*Continued from previous page...*

<b>Mol</b>	<b>Chain</b>	<b>Res</b>	<b>Type</b>
13	4I	88	ARG
13	4I	96	LEU
13	4I	105	THR
13	4I	108	ARG
13	4I	109	THR
13	4I	115	LYS
13	4I	116	THR
14	5I	7	ILE
14	5I	8	GLU
14	5I	16	PHE
14	5I	18	VAL
14	5I	26	ARG
14	5I	32	SER
14	5I	41	ARG
14	5I	43	CYS
14	5I	44	LEU
14	5I	50	LYS
15	6I	3	ILE
15	6I	4	THR
15	6I	13	GLN
15	6I	17	ARG
15	6I	21	ASP
15	6I	38	ARG
15	6I	39	LEU
15	6I	41	GLU
15	6I	66	LEU
15	6I	84	LYS
16	7I	1	MET
16	7I	2	VAL
16	7I	8	ARG
16	7I	20	VAL
16	7I	28	ARG
16	7I	44	THR
16	7I	45	THR
16	7I	57	ARG
16	7I	67	THR
16	7I	68	ASP
16	7I	69	THR
16	7I	72	ARG
16	7I	75	ARG
16	7I	80	PHE
16	7I	83	GLU

*Continued on next page...*



*Continued from previous page...*

<b>Mol</b>	<b>Chain</b>	<b>Res</b>	<b>Type</b>
17	8I	9	VAL
17	8I	25	ARG
17	8I	45	HIS
17	8I	52	LYS
17	8I	59	ILE
17	8I	68	ARG
17	8I	74	LEU
17	8I	86	GLU
17	8I	97	SER
17	8I	101	ARG
18	9I	29	PHE
18	9I	32	ARG
18	9I	36	ASN
18	9I	38	GLU
18	9I	40	LEU
18	9I	46	GLU
18	9I	54	ARG
18	9I	76	LEU
18	9I	84	LYS
18	9I	88	LYS
19	AI	5	LEU
19	AI	15	LEU
19	AI	27	GLU
19	AI	30	LEU
19	AI	33	THR
19	AI	34	TRP
19	AI	39	THR
19	AI	41	VAL
19	AI	44	MET
19	AI	45	VAL
19	AI	47	HIS
19	AI	48	THR
19	AI	58	VAL
19	AI	63	THR
19	AI	67	VAL
19	AI	78	ARG
19	AI	83	HIS
20	BI	11	SER
20	BI	13	LEU
20	BI	16	HIS
20	BI	36	LEU
20	BI	73	HIS

*Continued on next page...*

*Continued from previous page...*

<b>Mol</b>	<b>Chain</b>	<b>Res</b>	<b>Type</b>
20	BI	75	ASN
20	BI	82	SER
20	BI	86	ARG
20	BI	88	VAL
20	BI	93	GLU
20	BI	99	LEU
20	BI	104	LEU
21	1F	25	LYS
27	71	15	ASP
27	71	30	LYS
27	71	37	PHE
27	71	38	ASP
27	71	49	ILE
27	71	57	ASN
27	71	68	LEU
27	71	172	HIS
27	71	180	PHE
27	71	184	LYS
27	71	199	HIS
27	71	202	GLU
27	71	208	PHE
27	71	215	THR
27	71	216	THR
27	71	224	ILE
28	11	3	VAL
28	11	27	THR
28	11	37	LEU
28	11	38	LYS
28	11	40	THR
28	11	52	ARG
28	11	54	ARG
28	11	61	LEU
28	11	65	ILE
28	11	72	LYS
28	11	94	LEU
28	11	95	LEU
28	11	101	GLU
28	11	103	ARG
28	11	104	TYR
28	11	105	ILE
28	11	106	ILE
28	11	111	LEU

*Continued on next page...*

*Continued from previous page...*

<b>Mol</b>	<b>Chain</b>	<b>Res</b>	<b>Type</b>
28	11	112	GLN
28	11	113	VAL
28	11	122	ASP
28	11	127	VAL
28	11	141	VAL
28	11	147	LEU
28	11	162	SER
28	11	171	ASP
28	11	183	ARG
28	11	192	THR
28	11	215	LEU
28	11	221	VAL
28	11	226	MET
28	11	237	GLU
28	11	242	ARG
28	11	253	GLN
28	11	257	LEU
28	11	270	ILE
28	11	271	ILE
28	11	273	ARG
29	21	5	LEU
29	21	9	VAL
29	21	14	ILE
29	21	17	ASP
29	21	18	ASP
29	21	23	VAL
29	21	24	THR
29	21	36	ARG
29	21	38	THR
29	21	41	LYS
29	21	45	THR
29	21	66	HIS
29	21	73	GLU
29	21	77	ILE
29	21	78	LEU
29	21	89	ASP
29	21	90	THR
29	21	111	ARG
29	21	113	PHE
29	21	116	VAL
29	21	117	MET
29	21	118	LYS

*Continued on next page...*

*Continued from previous page...*

<b>Mol</b>	<b>Chain</b>	<b>Res</b>	<b>Type</b>
29	21	119	ARG
29	21	143	ASN
29	21	152	LYS
29	21	154	LYS
29	21	167	VAL
29	21	175	VAL
29	21	179	GLU
29	21	184	VAL
30	31	6	VAL
30	31	8	GLN
30	31	33	LEU
30	31	53	THR
30	31	60	SER
30	31	65	TRP
30	31	70	THR
30	31	72	ARG
30	31	74	ARG
30	31	82	ILE
30	31	106	ARG
30	31	108	LYS
30	31	149	ASP
30	31	170	LEU
30	31	174	VAL
30	31	179	GLU
30	31	182	ASN
30	31	191	ARG
31	41	4	ASP
31	41	10	LYS
31	41	26	GLN
31	41	28	VAL
31	41	35	GLU
31	41	53	LEU
31	41	54	GLU
31	41	63	ILE
31	41	67	LYS
31	41	70	VAL
31	41	80	PHE
31	41	82	LEU
31	41	88	ILE
31	41	96	ARG
31	41	99	MET
31	41	103	LEU

*Continued on next page...*

*Continued from previous page...*

<b>Mol</b>	<b>Chain</b>	<b>Res</b>	<b>Type</b>
31	41	118	ARG
31	41	133	LEU
31	41	137	GLU
31	41	145	THR
31	41	147	ASP
31	41	155	MET
31	41	159	VAL
31	41	161	THR
31	41	162	THR
31	41	166	ASP
31	41	172	LEU
31	41	178	PHE
32	51	4	ILE
32	51	6	ARG
32	51	7	LEU
32	51	24	VAL
32	51	26	VAL
32	51	33	LEU
32	51	37	VAL
32	51	40	GLU
32	51	50	VAL
32	51	56	SER
32	51	57	ASP
32	51	77	LYS
32	51	79	VAL
32	51	83	TYR
32	51	86	GLU
32	51	88	LEU
32	51	97	ARG
32	51	103	LEU
32	51	104	GLU
32	51	113	VAL
32	51	119	GLU
32	51	125	VAL
32	51	129	THR
32	51	136	ILE
32	51	139	GLN
32	51	149	ARG
32	51	153	LYS
32	51	169	VAL
32	51	171	LEU
33	61	1	MET

*Continued on next page...*

*Continued from previous page...*

<b>Mol</b>	<b>Chain</b>	<b>Res</b>	<b>Type</b>
33	61	7	GLU
33	61	10	GLU
33	61	12	LEU
33	61	14	ASP
33	61	25	TYR
33	61	27	ARG
33	61	33	ARG
33	61	35	LEU
33	61	38	LEU
33	61	41	GLU
33	61	43	ASN
33	61	56	LYS
33	61	57	ARG
33	61	64	GLU
33	61	67	ARG
33	61	70	GLU
33	61	71	ILE
33	61	75	LEU
33	61	78	THR
33	61	81	VAL
33	61	82	ARG
33	61	85	GLU
33	61	86	THR
33	61	92	VAL
33	61	93	THR
33	61	96	ASP
33	61	103	ARG
33	61	112	LYS
33	61	113	ARG
33	61	129	THR
33	61	130	TYR
33	61	131	LYS
33	61	133	HIS
33	61	135	GLU
33	61	139	GLN
33	61	140	LEU
33	61	142	VAL
34	38	5	ARG
34	38	7	VAL
34	38	10	LEU
34	38	12	THR
34	38	13	LEU

*Continued on next page...*

*Continued from previous page...*

<b>Mol</b>	<b>Chain</b>	<b>Res</b>	<b>Type</b>
34	38	14	LYS
34	38	21	GLN
34	38	25	PHE
34	38	27	VAL
34	38	29	TYR
34	38	37	THR
34	38	38	HIS
34	38	40	LEU
34	38	42	GLN
34	38	44	LEU
34	38	45	LYS
34	38	52	PHE
34	38	60	ARG
34	38	66	LEU
34	38	71	LEU
34	38	85	ASP
34	38	87	VAL
34	38	91	LYS
34	38	98	LYS
34	38	100	ASN
34	38	111	LEU
34	38	112	LEU
34	38	113	GLN
34	38	120	LYS
34	38	131	MET
34	38	134	LEU
34	38	142	LEU
35	58	7	LYS
35	58	34	LEU
35	58	35	ARG
35	58	43	THR
35	58	46	VAL
35	58	48	MET
35	58	58	ASP
35	58	60	ILE
35	58	61	ARG
35	58	62	VAL
35	58	67	LEU
35	58	70	LYS
35	58	73	THR
35	58	82	LEU
35	58	87	LEU

*Continued on next page...*

*Continued from previous page...*

<b>Mol</b>	<b>Chain</b>	<b>Res</b>	<b>Type</b>
35	58	90	MET
35	58	91	LEU
35	58	96	GLU
35	58	98	VAL
35	58	109	LYS
35	58	112	LEU
35	58	114	ARG
35	58	134	ARG
35	58	136	GLU
36	68	5	GLN
36	68	22	ILE
36	68	23	ARG
36	68	39	ILE
36	68	47	ILE
36	68	49	ARG
36	68	53	LYS
36	68	66	LYS
36	68	89	ASN
36	68	96	THR
36	68	97	ARG
36	68	98	VAL
36	68	108	GLU
37	78	1	MET
37	78	5	ASP
37	78	21	ARG
37	78	29	LYS
37	78	32	THR
37	78	40	SER
37	78	61	ARG
37	78	65	ARG
37	78	71	VAL
37	78	79	ARG
37	78	84	ASN
37	78	88	LEU
37	78	94	GLU
37	78	98	GLU
37	78	108	LYS
37	78	112	LEU
37	78	123	LEU
37	78	125	VAL
37	78	133	SER
37	78	135	LEU

*Continued on next page...*



*Continued from previous page...*

<b>Mol</b>	<b>Chain</b>	<b>Res</b>	<b>Type</b>
37	78	138	LEU
37	78	144	GLU
37	78	148	LEU
38	88	2	LEU
38	88	5	ARG
38	88	18	LYS
38	88	21	THR
38	88	25	ASP
38	88	27	VAL
38	88	45	GLN
38	88	54	MET
38	88	56	ARG
38	88	59	ARG
38	88	80	GLU
38	88	91	GLU
38	88	101	ARG
38	88	109	VAL
38	88	110	THR
38	88	111	GLU
38	88	112	GLU
38	88	129	THR
38	88	130	LYS
38	88	139	GLU
39	98	1	MET
39	98	2	ARG
39	98	4	LEU
39	98	18	LEU
39	98	28	LEU
39	98	29	LEU
39	98	30	THR
39	98	36	THR
39	98	37	THR
39	98	44	LEU
39	98	51	LEU
39	98	54	LEU
39	98	65	LEU
39	98	67	LEU
39	98	75	LEU
39	98	79	LEU
39	98	98	LEU
39	98	100	LEU
39	98	104	ARG

*Continued on next page...*

*Continued from previous page...*

<b>Mol</b>	<b>Chain</b>	<b>Res</b>	<b>Type</b>
39	98	105	ARG
39	98	113	LEU
39	98	116	LEU
40	A8	10	ARG
40	A8	17	ARG
40	A8	20	ARG
40	A8	23	ARG
40	A8	25	ARG
40	A8	27	SER
40	A8	44	LYS
40	A8	49	VAL
40	A8	52	SER
40	A8	54	LEU
40	A8	56	LEU
40	A8	57	LYS
40	A8	58	LEU
40	A8	63	THR
40	A8	73	LEU
40	A8	82	ILE
40	A8	88	ASP
40	A8	89	ARG
40	A8	98	VAL
40	A8	101	LEU
40	A8	106	ARG
40	A8	110	LEU
40	A8	111	GLU
41	B8	1	MET
41	B8	6	LEU
41	B8	7	ILE
41	B8	9	LEU
41	B8	21	GLU
41	B8	23	ARG
41	B8	27	THR
41	B8	28	VAL
41	B8	34	VAL
41	B8	35	LYS
41	B8	38	ASN
41	B8	42	ILE
41	B8	43	GLN
41	B8	44	ASP
41	B8	46	GLU
41	B8	51	ARG

*Continued on next page...*

*Continued from previous page...*

<b>Mol</b>	<b>Chain</b>	<b>Res</b>	<b>Type</b>
41	B8	54	ARG
41	B8	58	ASN
41	B8	62	THR
41	B8	65	LYS
41	B8	66	VAL
41	B8	67	SER
41	B8	73	GLU
41	B8	74	ARG
41	B8	78	LEU
41	B8	84	GLN
41	B8	86	ILE
41	B8	87	ASP
41	B8	89	VAL
41	B8	96	ARG
41	B8	99	LEU
41	B8	104	ASN
41	B8	107	ASP
41	B8	108	ARG
41	B8	110	ILE
41	B8	111	ARG
41	B8	112	ARG
41	B8	118	ARG
41	B8	122	ASP
41	B8	125	ARG
41	B8	128	GLU
41	B8	134	GLU
42	C8	5	LYS
42	C8	9	VAL
42	C8	11	ARG
42	C8	31	SER
42	C8	36	ARG
42	C8	57	PHE
42	C8	59	ARG
42	C8	64	ARG
42	C8	70	ARG
42	C8	74	LEU
42	C8	83	LEU
42	C8	91	ASP
42	C8	98	LEU
42	C8	100	VAL
42	C8	101	ARG
42	C8	104	GLN

*Continued on next page...*

*Continued from previous page...*

<b>Mol</b>	<b>Chain</b>	<b>Res</b>	<b>Type</b>
42	C8	108	GLU
42	C8	111	GLU
42	C8	114	LYS
43	D8	1	MET
43	D8	5	VAL
43	D8	6	LYS
43	D8	7	THR
43	D8	11	GLN
43	D8	21	ARG
43	D8	24	LYS
43	D8	33	VAL
43	D8	39	LEU
43	D8	40	LEU
43	D8	47	VAL
43	D8	51	VAL
43	D8	57	VAL
43	D8	58	VAL
43	D8	61	VAL
43	D8	64	HIS
43	D8	66	ARG
43	D8	73	SER
43	D8	82	ARG
43	D8	92	THR
43	D8	95	LEU
44	E8	11	ARG
44	E8	16	LYS
44	E8	28	SER
44	E8	29	LEU
44	E8	41	LYS
44	E8	50	VAL
44	E8	51	LEU
44	E8	63	ASP
44	E8	65	LEU
44	E8	69	LEU
44	E8	71	VAL
44	E8	76	VAL
44	E8	78	GLU
44	E8	88	ARG
44	E8	94	ASP
44	E8	97	LYS
44	E8	103	ILE
44	E8	106	ILE

*Continued on next page...*

*Continued from previous page...*

<b>Mol</b>	<b>Chain</b>	<b>Res</b>	<b>Type</b>
44	E8	107	LEU
45	F8	1	MET
45	F8	3	THR
45	F8	15	GLU
45	F8	27	THR
45	F8	28	PHE
45	F8	48	LYS
45	F8	49	VAL
45	F8	57	LEU
45	F8	65	ARG
45	F8	68	ARG
45	F8	70	LEU
45	F8	78	LYS
45	F8	80	ILE
45	F8	81	VAL
45	F8	88	LYS
45	F8	92	LEU
46	G8	3	VAL
46	G8	5	MET
46	G8	7	VAL
46	G8	27	VAL
46	G8	57	GLN
46	G8	70	SER
46	G8	75	ILE
46	G8	84	ARG
46	G8	86	ARG
46	G8	90	LEU
46	G8	91	GLU
46	G8	92	ASN
46	G8	94	LYS
46	G8	95	LYS
46	G8	107	ASP
47	H8	2	GLU
47	H8	5	LEU
47	H8	19	ARG
47	H8	32	HIS
47	H8	35	ARG
47	H8	42	VAL
47	H8	45	ASP
47	H8	50	GLN
47	H8	61	LEU
47	H8	71	VAL

*Continued on next page...*

*Continued from previous page...*

<b>Mol</b>	<b>Chain</b>	<b>Res</b>	<b>Type</b>
47	H8	72	ARG
47	H8	76	LEU
47	H8	77	ASP
47	H8	80	ARG
47	H8	81	ARG
47	H8	86	VAL
47	H8	91	LEU
47	H8	93	ASP
47	H8	97	GLU
47	H8	103	ARG
47	H8	117	LEU
47	H8	119	GLU
47	H8	121	HIS
47	H8	122	ARG
47	H8	132	ASN
47	H8	135	GLU
47	H8	140	ASP
47	H8	154	ASP
47	H8	155	LEU
47	H8	156	LYS
47	H8	157	LEU
47	H8	162	GLU
47	H8	170	THR
47	H8	171	ILE
48	I8	11	ARG
48	I8	12	ASN
48	I8	36	ILE
48	I8	38	VAL
48	I8	40	GLN
48	I8	41	ARG
48	I8	70	GLN
48	I8	77	ARG
48	I8	80	HIS
48	I8	82	ARG
49	J8	26	ARG
49	J8	40	ARG
49	J8	41	ARG
49	J8	46	LEU
49	J8	51	VAL
49	J8	56	GLN
49	J8	69	LYS
49	J8	81	LYS

*Continued on next page...*

*Continued from previous page...*

<b>Mol</b>	<b>Chain</b>	<b>Res</b>	<b>Type</b>
49	J8	82	LEU
49	J8	83	GLU
49	J8	85	LEU
49	J8	91	LYS
50	K8	3	LEU
50	K8	4	SER
50	K8	5	GLU
50	K8	10	LEU
50	K8	11	GLU
50	K8	12	GLU
50	K8	16	LEU
50	K8	19	VAL
50	K8	32	LEU
50	K8	33	MET
50	K8	35	LEU
50	K8	45	SER
50	K8	47	ASN
50	K8	48	HIS
50	K8	50	ILE
50	K8	55	ARG
50	K8	62	THR
50	K8	69	ARG
51	L8	8	LEU
51	L8	9	VAL
51	L8	13	ILE
51	L8	28	LEU
51	L8	29	ARG
51	L8	30	ARG
51	L8	31	LEU
51	L8	33	GLN
51	L8	40	THR
51	L8	44	ARG
51	L8	60	GLU
52	M8	5	ILE
52	M8	15	ILE
52	M8	18	CYS
52	M8	21	VAL
52	M8	26	SER
52	M8	27	THR
52	M8	35	VAL
52	M8	38	LYS
52	M8	42	PHE

*Continued on next page...*

*Continued from previous page...*

<b>Mol</b>	<b>Chain</b>	<b>Res</b>	<b>Type</b>
52	M8	43	TYR
52	M8	48	ARG
52	M8	57	GLU
52	M8	59	PHE
52	M8	61	ARG
53	N8	6	VAL
53	N8	33	CYS
53	N8	37	LYS
53	N8	40	LYS
53	N8	44	THR
53	N8	49	CYS
53	N8	51	TYR
53	N8	55	ARG
53	N8	56	LYS
53	N8	57	VAL
54	O8	6	ARG
54	O8	7	ILE
54	O8	8	LYS
54	O8	9	LEU
54	O8	10	LEU
54	O8	11	LEU
54	O8	12	GLU
54	O8	13	CYS
54	O8	14	THR
54	O8	16	CYS
54	O8	19	ARG
54	O8	20	ASN
54	O8	27	LYS
54	O8	30	THR
54	O8	34	LEU
54	O8	37	ARG
54	O8	39	TYR
54	O8	48	VAL
54	O8	49	HIS
54	O8	50	ARG
55	P8	1	MET
55	P8	4	THR
55	P8	11	LYS
55	P8	46	VAL
55	P8	48	LYS
56	Q8	6	THR
56	Q8	34	TRP

*Continued on next page...*



*Continued from previous page...*

<b>Mol</b>	<b>Chain</b>	<b>Res</b>	<b>Type</b>
56	Q8	35	GLN
56	Q8	37	SER
56	Q8	50	LEU
2	12	10	LEU
2	12	11	LEU
2	12	12	GLU
2	12	17	PHE
2	12	21	ARG
2	12	24	TRP
2	12	28	PHE
2	12	30	ARG
2	12	31	TYR
2	12	33	TYR
2	12	35	GLU
2	12	42	ILE
2	12	44	LEU
2	12	73	THR
2	12	76	GLN
2	12	80	ILE
2	12	83	MET
2	12	84	GLU
2	12	103	THR
2	12	105	PHE
2	12	108	ILE
2	12	111	ARG
2	12	114	ARG
2	12	115	LEU
2	12	116	GLU
2	12	117	GLU
2	12	127	ILE
2	12	128	GLU
2	12	134	GLU
2	12	139	LYS
2	12	142	LEU
2	12	144	ARG
2	12	146	GLN
2	12	149	LEU
2	12	152	PHE
2	12	154	LEU
2	12	158	LEU
2	12	163	PHE
2	12	167	PRO

*Continued on next page...*

*Continued from previous page...*

<b>Mol</b>	<b>Chain</b>	<b>Res</b>	<b>Type</b>
2	12	168	THR
2	12	178	ARG
2	12	185	ILE
2	12	189	ASP
2	12	196	LEU
2	12	204	ASN
2	12	208	ILE
2	12	209	ARG
2	12	226	ARG
2	12	235	SER
2	12	238	LEU
2	12	240	GLN
3	22	5	ILE
3	22	12	LEU
3	22	14	ILE
3	22	16	ARG
3	22	17	ASP
3	22	23	TYR
3	22	28	GLN
3	22	29	TYR
3	22	34	LEU
3	22	43	LEU
3	22	44	GLU
3	22	62	ASP
3	22	64	VAL
3	22	66	VAL
3	22	67	THR
3	22	72	LYS
3	22	75	VAL
3	22	77	ILE
3	22	82	GLU
3	22	83	ARG
3	22	86	VAL
3	22	94	LEU
3	22	101	LEU
3	22	102	ASN
3	22	107	GLN
3	22	116	VAL
3	22	119	ARG
3	22	122	GLU
3	22	127	ARG
3	22	128	PHE

*Continued on next page...*

*Continued from previous page...*

<b>Mol</b>	<b>Chain</b>	<b>Res</b>	<b>Type</b>
3	22	136	GLN
3	22	140	ARG
3	22	154	SER
3	22	161	GLU
3	22	165	THR
3	22	173	VAL
3	22	178	LEU
3	22	186	PHE
3	22	190	ARG
3	22	196	LEU
3	22	203	PHE
3	22	206	GLU
4	32	3	ARG
4	32	8	VAL
4	32	12	CYS
4	32	13	ARG
4	32	14	ARG
4	32	15	GLU
4	32	19	LEU
4	32	30	LYS
4	32	33	MET
4	32	58	LEU
4	32	60	GLU
4	32	78	LEU
4	32	107	ARG
4	32	122	ARG
4	32	127	THR
4	32	131	ARG
4	32	134	ASP
4	32	135	LEU
4	32	150	GLU
4	32	151	LYS
4	32	162	LEU
4	32	186	LEU
5	42	3	GLU
5	42	6	PHE
5	42	8	GLU
5	42	10	MET
5	42	12	LEU
5	42	13	ILE
5	42	25	ARG
5	42	47	LYS

*Continued on next page...*

*Continued from previous page...*

<b>Mol</b>	<b>Chain</b>	<b>Res</b>	<b>Type</b>
5	42	53	LEU
5	42	60	TYR
5	42	63	ARG
5	42	64	ARG
5	42	66	MET
5	42	68	GLU
5	42	72	GLN
5	42	73	ASN
5	42	75	THR
5	42	78	HIS
5	42	79	GLU
5	42	80	ILE
5	42	82	VAL
5	42	83	GLU
5	42	89	ILE
5	42	100	VAL
5	42	116	THR
5	42	126	ARG
5	42	135	THR
5	42	144	THR
5	42	152	ARG
6	52	16	GLN
6	52	28	ARG
6	52	40	VAL
6	52	54	LYS
6	52	70	ASP
6	52	74	ASP
6	52	77	ARG
7	62	3	ARG
7	62	8	GLU
7	62	12	LEU
7	62	24	THR
7	62	28	ASN
7	62	30	ILE
7	62	32	ARG
7	62	54	THR
7	62	63	LYS
7	62	67	GLU
7	62	72	ARG
7	62	78	ARG
7	62	101	LEU
7	62	113	GLU

*Continued on next page...*

*Continued from previous page...*

<b>Mol</b>	<b>Chain</b>	<b>Res</b>	<b>Type</b>
7	62	114	ARG
7	62	118	VAL
7	62	124	LEU
7	62	131	LYS
7	62	136	LYS
7	62	137	LYS
7	62	151	TYR
8	72	1	MET
8	72	18	ARG
8	72	21	LYS
8	72	22	GLU
8	72	52	ASP
8	72	54	ASP
8	72	56	LYS
8	72	80	ILE
8	72	99	GLU
8	72	102	ARG
8	72	105	ARG
8	72	109	ILE
8	72	114	THR
8	72	115	SER
8	72	119	LEU
8	72	122	ARG
8	72	133	LEU
8	72	137	VAL
9	82	1	MET
9	82	3	GLN
9	82	10	ARG
9	82	19	LEU
9	82	25	LYS
9	82	32	ASP
9	82	34	ASN
9	82	38	GLN
9	82	40	LEU
9	82	47	LEU
9	82	56	LEU
9	82	58	HIS
9	82	70	LYS
9	82	78	LYS
9	82	83	ARG
9	82	87	GLN
9	82	95	LYS

*Continued on next page...*

*Continued from previous page...*

<b>Mol</b>	<b>Chain</b>	<b>Res</b>	<b>Type</b>
9	82	96	LEU
9	82	99	LEU
9	82	110	GLU
9	82	112	LYS
9	82	113	LYS
9	82	121	ARG
9	82	125	TYR
10	1A	16	LEU
10	1A	22	LYS
10	1A	47	PHE
10	1A	49	VAL
10	1A	50	ILE
10	1A	57	LYS
10	1A	62	HIS
10	1A	65	LEU
10	1A	70	ARG
10	1A	74	ILE
10	1A	75	ILE
10	1A	76	ASN
10	1A	79	ARG
10	1A	80	LYS
10	1A	82	ILE
10	1A	87	THR
10	1A	89	ASP
10	1A	90	LEU
10	1A	96	ILE
10	1A	97	GLU
11	2A	9	LYS
11	2A	13	GLN
11	2A	29	ILE
11	2A	31	THR
11	2A	47	VAL
11	2A	63	LEU
11	2A	66	LEU
11	2A	81	ASP
11	2A	87	THR
11	2A	105	VAL
11	2A	112	THR
11	2A	120	ARG
11	2A	123	LYS
12	3A	8	VAL
12	3A	15	VAL

*Continued on next page...*

*Continued from previous page...*

<b>Mol</b>	<b>Chain</b>	<b>Res</b>	<b>Type</b>
12	3A	20	LYS
12	3A	21	VAL
12	3A	24	LEU
12	3A	25	LYS
12	3A	30	ARG
12	3A	34	CYS
12	3A	39	THR
12	3A	41	THR
12	3A	43	LYS
12	3A	51	LYS
12	3A	52	VAL
12	3A	81	LEU
12	3A	82	ILE
12	3A	83	ARG
12	3A	86	ARG
12	3A	101	VAL
12	3A	108	LYS
12	3A	109	ASP
12	3A	119	THR
12	3A	123	LYS
13	4A	4	ILE
13	4A	7	VAL
13	4A	8	GLU
13	4A	11	ARG
13	4A	15	VAL
13	4A	17	VAL
13	4A	23	TYR
13	4A	27	LYS
13	4A	35	GLU
13	4A	37	THR
13	4A	44	ARG
13	4A	45	VAL
13	4A	46	LYS
13	4A	47	ASP
13	4A	49	THR
13	4A	56	LEU
13	4A	64	TRP
13	4A	66	LEU
13	4A	70	LEU
13	4A	71	ARG
13	4A	73	GLU
13	4A	77	ASN

*Continued on next page...*

*Continued from previous page...*

<b>Mol</b>	<b>Chain</b>	<b>Res</b>	<b>Type</b>
13	4A	79	LYS
13	4A	81	LEU
13	4A	108	ARG
13	4A	111	LYS
13	4A	116	THR
14	5A	15	LYS
14	5A	50	LYS
15	6A	3	ILE
15	6A	6	GLU
15	6A	10	LYS
15	6A	24	SER
15	6A	34	LEU
15	6A	35	ARG
15	6A	39	LEU
15	6A	41	GLU
15	6A	48	LYS
15	6A	64	ARG
15	6A	87	ILE
15	6A	88	ARG
16	7A	2	VAL
16	7A	5	ARG
16	7A	20	VAL
16	7A	27	LYS
16	7A	29	ASP
16	7A	45	THR
16	7A	53	VAL
16	7A	67	THR
16	7A	72	ARG
16	7A	79	VAL
17	8A	6	LEU
17	8A	7	THR
17	8A	19	VAL
17	8A	21	VAL
17	8A	25	ARG
17	8A	35	VAL
17	8A	50	LYS
17	8A	52	LYS
17	8A	53	LEU
17	8A	55	ASP
17	8A	59	ILE
17	8A	70	ARG
17	8A	72	ARG

*Continued on next page...*



*Continued from previous page...*

<b>Mol</b>	<b>Chain</b>	<b>Res</b>	<b>Type</b>
17	8A	74	LEU
17	8A	78	GLU
18	9A	18	ARG
18	9A	19	LYS
18	9A	23	LYS
18	9A	25	THR
18	9A	31	LEU
18	9A	32	ARG
18	9A	36	ASN
18	9A	42	ARG
18	9A	58	LEU
18	9A	74	ARG
18	9A	84	LYS
19	AA	5	LEU
19	AA	6	LYS
19	AA	7	LYS
19	AA	9	VAL
19	AA	15	LEU
19	AA	16	LEU
19	AA	22	LEU
19	AA	25	LYS
19	AA	27	GLU
19	AA	33	THR
19	AA	34	TRP
19	AA	40	ILE
19	AA	60	VAL
19	AA	64	GLU
19	AA	66	MET
19	AA	67	VAL
19	AA	69	HIS
20	BA	10	LEU
20	BA	23	ARG
20	BA	24	LEU
20	BA	36	LEU
20	BA	41	ILE
20	BA	56	MET
20	BA	72	LEU
20	BA	74	LYS
20	BA	84	LEU
20	BA	87	LYS
20	BA	104	LEU
21	1B	6	ARG

*Continued on next page...*

*Continued from previous page...*

<b>Mol</b>	<b>Chain</b>	<b>Res</b>	<b>Type</b>
21	1B	8	THR
21	1B	15	ARG
21	1B	18	TYR
21	1B	25	LYS
28	19	10	THR
28	19	14	ARG
28	19	17	THR
28	19	18	VAL
28	19	37	LEU
28	19	54	ARG
28	19	61	LEU
28	19	64	ILE
28	19	65	ILE
28	19	72	LYS
28	19	88	ARG
28	19	94	LEU
28	19	95	LEU
28	19	101	GLU
28	19	105	ILE
28	19	106	ILE
28	19	111	LEU
28	19	136	ILE
28	19	157	ARG
28	19	161	THR
28	19	166	GLN
28	19	182	LEU
28	19	192	THR
28	19	200	ASP
28	19	211	ARG
28	19	220	HIS
28	19	255	LYS
28	19	261	LYS
28	19	271	ILE
28	19	273	ARG
29	29	9	VAL
29	29	21	VAL
29	29	24	THR
29	29	34	VAL
29	29	38	THR
29	29	40	GLU
29	29	42	ASP
29	29	45	THR

*Continued on next page...*

*Continued from previous page...*

<b>Mol</b>	<b>Chain</b>	<b>Res</b>	<b>Type</b>
29	29	72	VAL
29	29	77	ILE
29	29	78	LEU
29	29	82	ARG
29	29	87	GLU
29	29	89	ASP
29	29	92	THR
29	29	97	LYS
29	29	116	VAL
29	29	119	ARG
29	29	143	ASN
29	29	144	ARG
29	29	151	TYR
29	29	152	LYS
29	29	154	LYS
29	29	167	VAL
29	29	174	ASP
29	29	175	VAL
29	29	181	LEU
29	29	182	LEU
29	29	184	VAL
29	29	196	VAL
30	39	2	LYS
30	39	3	GLU
30	39	8	GLN
30	39	18	ARG
30	39	24	LEU
30	39	28	ILE
30	39	32	LEU
30	39	33	LEU
30	39	43	LYS
30	39	53	THR
30	39	54	ARG
30	39	64	ILE
30	39	68	LYS
30	39	70	THR
30	39	72	ARG
30	39	89	VAL
30	39	106	ARG
30	39	123	LEU
30	39	124	LEU
30	39	125	LEU

*Continued on next page...*

*Continued from previous page...*

<b>Mol</b>	<b>Chain</b>	<b>Res</b>	<b>Type</b>
30	39	138	GLU
30	39	158	THR
30	39	165	ARG
30	39	174	VAL
30	39	183	VAL
30	39	190	GLU
30	39	191	ARG
30	39	193	VAL
30	39	195	ASP
30	39	199	TRP
30	39	205	ARG
30	39	206	ILE
31	49	5	VAL
31	49	7	LEU
31	49	10	LYS
31	49	21	ARG
31	49	28	VAL
31	49	31	VAL
31	49	34	LEU
31	49	35	GLU
31	49	43	LEU
31	49	47	LYS
31	49	54	GLU
31	49	60	LEU
31	49	72	ARG
31	49	80	PHE
31	49	86	MET
31	49	88	ILE
31	49	91	ARG
31	49	96	ARG
31	49	106	LEU
31	49	114	ILE
31	49	115	ARG
31	49	118	ARG
31	49	133	LEU
31	49	138	GLN
31	49	147	ASP
31	49	148	MET
31	49	155	MET
31	49	174	GLU
32	59	4	ILE
32	59	7	LEU

*Continued on next page...*

*Continued from previous page...*

<b>Mol</b>	<b>Chain</b>	<b>Res</b>	<b>Type</b>
32	59	9	ILE
32	59	13	LYS
32	59	23	ARG
32	59	37	VAL
32	59	41	MET
32	59	50	VAL
32	59	51	ARG
32	59	56	SER
32	59	70	THR
32	59	72	ILE
32	59	77	LYS
32	59	81	GLU
32	59	83	TYR
32	59	88	LEU
32	59	95	ARG
32	59	97	ARG
32	59	98	LEU
32	59	101	ARG
32	59	105	LEU
32	59	114	VAL
32	59	122	THR
32	59	132	ARG
32	59	164	TYR
32	59	169	VAL
33	69	1	MET
33	69	3	VAL
33	69	4	ILE
33	69	5	LEU
33	69	6	LEU
33	69	7	GLU
33	69	9	LEU
33	69	10	GLU
33	69	48	GLU
33	69	50	ARG
33	69	52	ARG
33	69	56	LYS
33	69	60	GLU
33	69	64	GLU
33	69	67	ARG
33	69	75	LEU
33	69	78	THR
33	69	82	ARG

*Continued on next page...*

*Continued from previous page...*

<b>Mol</b>	<b>Chain</b>	<b>Res</b>	<b>Type</b>
33	69	86	THR
33	69	96	ASP
33	69	101	LEU
33	69	105	HIS
33	69	110	ASP
33	69	114	LEU
33	69	117	GLU
33	69	122	GLU
33	69	130	TYR
33	69	135	GLU
33	69	138	ILE
33	69	141	LYS
33	69	144	VAL
33	69	145	VAL
35	15	9	VAL
35	15	17	ASP
35	15	28	THR
35	15	29	LYS
35	15	32	THR
35	15	48	MET
35	15	56	ASN
35	15	85	ILE
35	15	94	HIS
35	15	97	ARG
35	15	98	VAL
35	15	99	LEU
35	15	109	LYS
35	15	112	LEU
35	15	120	LEU
35	15	131	GLN
35	15	136	GLU
35	15	137	LYS
36	25	3	GLN
36	25	5	GLN
36	25	8	LEU
36	25	10	VAL
36	25	14	THR
36	25	23	ARG
36	25	28	SER
36	25	43	VAL
36	25	49	ARG
36	25	58	VAL

*Continued on next page...*

*Continued from previous page...*

<b>Mol</b>	<b>Chain</b>	<b>Res</b>	<b>Type</b>
36	25	65	THR
36	25	82	ASN
36	25	89	ASN
36	25	96	THR
36	25	97	ARG
36	25	98	VAL
36	25	108	GLU
36	25	114	ILE
37	35	2	LYS
37	35	5	ASP
37	35	13	ASN
37	35	14	LYS
37	35	15	ARG
37	35	21	ARG
37	35	35	HIS
37	35	41	ARG
37	35	52	GLU
37	35	58	THR
37	35	64	LYS
37	35	65	ARG
37	35	75	ILE
37	35	79	ARG
37	35	81	GLN
37	35	87	ASP
37	35	88	LEU
37	35	91	PHE
37	35	98	GLU
37	35	101	VAL
37	35	110	TYR
37	35	111	ARG
37	35	112	LEU
37	35	114	ILE
37	35	117	GLU
37	35	123	LEU
37	35	125	VAL
37	35	135	LEU
37	35	136	GLU
37	35	138	LEU
37	35	144	GLU
37	35	147	LEU
38	45	1	MET
38	45	3	MET

*Continued on next page...*

*Continued from previous page...*

<b>Mol</b>	<b>Chain</b>	<b>Res</b>	<b>Type</b>
38	45	22	LYS
38	45	45	GLN
38	45	51	ARG
38	45	54	MET
38	45	56	ARG
38	45	58	PHE
38	45	59	ARG
38	45	64	ILE
38	45	66	ILE
38	45	80	GLU
38	45	81	VAL
38	45	89	ASN
38	45	109	VAL
38	45	115	MET
38	45	128	LYS
38	45	133	ARG
38	45	134	ARG
38	45	138	ASP
38	45	139	GLU
39	55	2	ARG
39	55	8	ARG
39	55	15	SER
39	55	24	GLN
39	55	35	THR
39	55	65	LEU
39	55	67	LEU
39	55	74	LYS
39	55	75	LEU
39	55	76	VAL
39	55	79	LEU
39	55	81	ASP
39	55	86	ARG
39	55	105	ARG
39	55	107	ASP
39	55	114	VAL
40	65	3	ARG
40	65	8	GLU
40	65	14	VAL
40	65	20	ARG
40	65	24	LEU
40	65	25	ARG
40	65	40	ILE

*Continued on next page...*



*Continued from previous page...*

<b>Mol</b>	<b>Chain</b>	<b>Res</b>	<b>Type</b>
40	65	42	ASP
40	65	58	LEU
40	65	73	LEU
40	65	84	GLN
40	65	85	VAL
40	65	98	VAL
40	65	106	ARG
40	65	107	GLU
41	75	1	MET
41	75	3	ARG
41	75	7	ILE
41	75	10	VAL
41	75	13	ARG
41	75	17	THR
41	75	23	ARG
41	75	27	THR
41	75	39	ARG
41	75	42	ILE
41	75	50	ILE
41	75	55	ASN
41	75	58	ASN
41	75	62	THR
41	75	64	ARG
41	75	78	LEU
41	75	82	LEU
41	75	86	ILE
41	75	88	ILE
41	75	98	LYS
41	75	105	LEU
41	75	111	ARG
41	75	112	ARG
41	75	115	ARG
41	75	125	ARG
41	75	132	LYS
42	85	5	LYS
42	85	8	VAL
42	85	17	ILE
42	85	27	LEU
42	85	52	ARG
42	85	54	LYS
42	85	55	ARG
42	85	63	VAL

*Continued on next page...*

*Continued from previous page...*

<b>Mol</b>	<b>Chain</b>	<b>Res</b>	<b>Type</b>
42	85	75	ASN
42	85	83	LEU
42	85	85	LYS
42	85	98	LEU
42	85	101	ARG
42	85	104	GLN
43	95	2	PHE
43	95	15	GLU
43	95	19	LYS
43	95	28	GLU
43	95	35	LEU
43	95	39	LEU
43	95	40	LEU
43	95	47	VAL
43	95	51	VAL
43	95	58	VAL
43	95	60	GLU
43	95	61	VAL
43	95	64	HIS
43	95	66	ARG
43	95	71	LEU
43	95	79	VAL
43	95	80	GLN
43	95	81	TYR
43	95	85	LYS
43	95	87	HIS
43	95	91	TYR
43	95	96	ILE
44	A5	1	MET
44	A5	11	ARG
44	A5	19	LEU
44	A5	24	ILE
44	A5	31	GLU
44	A5	52	GLU
44	A5	67	ASP
44	A5	69	LEU
44	A5	70	TYR
44	A5	88	ARG
44	A5	94	ASP
44	A5	96	ILE
44	A5	105	VAL
44	A5	106	ILE

*Continued on next page...*

*Continued from previous page...*

<b>Mol</b>	<b>Chain</b>	<b>Res</b>	<b>Type</b>
44	A5	107	LEU
45	B5	6	ASP
45	B5	8	ILE
45	B5	27	THR
45	B5	28	PHE
45	B5	30	VAL
45	B5	43	VAL
45	B5	48	LYS
45	B5	51	VAL
45	B5	54	VAL
45	B5	63	LYS
45	B5	66	LEU
45	B5	69	TYR
45	B5	76	ARG
45	B5	81	VAL
46	C5	6	HIS
46	C5	9	LYS
46	C5	24	VAL
46	C5	27	VAL
46	C5	49	VAL
46	C5	50	ARG
46	C5	52	SER
46	C5	54	LYS
46	C5	55	TYR
46	C5	56	PRO
46	C5	61	ILE
46	C5	66	PRO
46	C5	75	ILE
46	C5	81	LYS
46	C5	84	ARG
46	C5	85	VAL
46	C5	89	PHE
46	C5	90	LEU
46	C5	92	ASN
46	C5	94	LYS
46	C5	95	LYS
46	C5	96	ILE
46	C5	102	CYS
46	C5	106	LEU
46	C5	110	GLU
47	D5	4	ARG
47	D5	5	LEU

*Continued on next page...*

*Continued from previous page...*

<b>Mol</b>	<b>Chain</b>	<b>Res</b>	<b>Type</b>
47	D5	9	TYR
47	D5	10	ARG
47	D5	19	ARG
47	D5	24	LEU
47	D5	28	MET
47	D5	33	LEU
47	D5	40	ASP
47	D5	53	ILE
47	D5	55	HIS
47	D5	56	VAL
47	D5	59	LEU
47	D5	61	LEU
47	D5	70	LEU
47	D5	71	VAL
47	D5	76	LEU
47	D5	80	ARG
47	D5	81	ARG
47	D5	87	ASP
47	D5	89	PHE
47	D5	93	ASP
47	D5	96	VAL
47	D5	98	MET
47	D5	103	ARG
47	D5	104	PHE
47	D5	112	ARG
47	D5	117	LEU
47	D5	120	ILE
47	D5	122	ARG
47	D5	123	ASP
47	D5	128	VAL
47	D5	131	ARG
47	D5	132	ASN
47	D5	133	ILE
47	D5	135	GLU
47	D5	138	GLU
47	D5	142	SER
47	D5	149	SER
47	D5	157	LEU
47	D5	175	VAL
48	E5	7	LEU
48	E5	9	SER
48	E5	20	ARG

*Continued on next page...*

*Continued from previous page...*

<b>Mol</b>	<b>Chain</b>	<b>Res</b>	<b>Type</b>
48	E5	25	ARG
48	E5	27	GLU
48	E5	36	ILE
48	E5	37	LEU
48	E5	49	LYS
48	E5	53	MET
48	E5	64	ASP
48	E5	71	ASP
49	F5	3	LYS
49	F5	13	ILE
49	F5	17	SER
49	F5	32	LYS
49	F5	40	ARG
49	F5	41	ARG
49	F5	46	LEU
49	F5	51	VAL
49	F5	53	VAL
49	F5	59	THR
49	F5	67	ILE
49	F5	72	GLU
49	F5	76	ARG
49	F5	78	LYS
49	F5	80	LEU
49	F5	82	LEU
49	F5	83	GLU
49	F5	85	LEU
49	F5	90	ILE
49	F5	91	LYS
49	F5	93	GLU
50	G5	4	SER
50	G5	5	GLU
50	G5	6	VAL
50	G5	9	GLN
50	G5	15	LYS
50	G5	20	GLU
50	G5	34	GLU
50	G5	41	ILE
50	G5	49	LYS
50	G5	50	ILE
50	G5	52	ASP
50	G5	55	ARG
50	G5	60	LEU

*Continued on next page...*

*Continued from previous page...*

<b>Mol</b>	<b>Chain</b>	<b>Res</b>	<b>Type</b>
50	G5	64	LEU
51	H5	9	VAL
51	H5	24	LYS
51	H5	40	THR
51	H5	44	ARG
51	H5	56	VAL
52	I5	2	LYS
52	I5	6	HIS
52	I5	13	ARG
52	I5	16	CYS
52	I5	20	ASN
52	I5	21	VAL
52	I5	34	GLU
52	I5	35	VAL
52	I5	40	HIS
52	I5	42	PHE
52	I5	44	THR
52	I5	46	GLN
52	I5	53	GLU
52	I5	55	ARG
52	I5	56	VAL
52	I5	58	ARG
52	I5	59	PHE
52	I5	61	ARG
52	I5	63	TYR
53	J5	25	LEU
53	J5	36	CYS
53	J5	39	MET
53	J5	40	LYS
53	J5	44	THR
53	J5	48	GLU
53	J5	49	CYS
53	J5	51	TYR
53	J5	52	TYR
54	K5	7	ILE
54	K5	8	LYS
54	K5	9	LEU
54	K5	17	LYS
54	K5	23	THR
54	K5	25	LYS
54	K5	28	ARG
54	K5	37	ARG

*Continued on next page...*

*Continued from previous page...*

Mol	Chain	Res	Type
54	K5	38	LYS
54	K5	39	TYR
54	K5	43	CYS
54	K5	44	ARG
54	K5	45	LYS
54	K5	47	THR
55	L5	1	MET
55	L5	4	THR
55	L5	9	ARG
55	L5	24	THR
55	L5	41	ARG
55	L5	43	THR
55	L5	46	VAL
55	L5	48	LYS
56	M5	6	THR
56	M5	31	HIS
56	M5	34	TRP
56	M5	35	GLN
56	M5	36	LYS
56	M5	62	LEU

Some sidechains can be flipped to improve hydrogen bonding and reduce clashes. All (21) such sidechains are listed below:

Mol	Chain	Res	Type
5	4E	78	HIS
6	5E	57	GLN
9	8E	3	GLN
19	AI	47	HIS
28	11	115	GLN
39	98	31	HIS
41	B8	58	ASN
42	C8	117	GLN
43	D8	11	GLN
2	12	146	GLN
3	22	69	HIS
4	32	77	ASN
9	82	87	GLN
12	3A	6	GLN
19	AA	23	ASN
19	AA	56	GLN
28	19	227	ASN
30	39	40	GLN

*Continued on next page...*

*Continued from previous page...*

Mol	Chain	Res	Type
31	49	66	GLN
41	75	58	ASN
42	85	81	HIS

### 5.3.3 RNA [i](#)

Mol	Chain	Analysed	Backbone Outliers	Pucker Outliers
1	13	1501/1522 (98%)	359 (23%)	47 (3%)
1	1G	1505/1522 (98%)	396 (26%)	53 (3%)
22	1K	64/77 (83%)	20 (31%)	2 (3%)
22	3K	76/77 (98%)	23 (30%)	0
22	3L	76/77 (98%)	31 (40%)	2 (2%)
23	2K	76/77 (98%)	9 (11%)	1 (1%)
24	4K	16/27 (59%)	10 (62%)	2 (12%)
24	4L	20/27 (74%)	8 (40%)	1 (5%)
25	14	2875/2917 (98%)	759 (26%)	50 (1%)
25	1H	2873/2917 (98%)	674 (23%)	63 (2%)
26	16	119/122 (97%)	28 (23%)	2 (1%)
26	1J	121/122 (99%)	40 (33%)	3 (2%)
57	2L	76/77 (98%)	11 (14%)	0
All	All	9398/9561 (98%)	2368 (25%)	226 (2%)

All (2368) RNA backbone outliers are listed below:

Mol	Chain	Res	Type
1	13	5	U
1	13	6	G
1	13	7	G
1	13	8	A
1	13	32	A
1	13	35	G
1	13	39	G
1	13	44	G
1	13	47	C
1	13	48	C
1	13	50	A
1	13	51	A
1	13	61	G
1	13	64	G
1	13	65	U
1	13	66	G

*Continued on next page...*



*Continued from previous page...*

<b>Mol</b>	<b>Chain</b>	<b>Res</b>	<b>Type</b>
1	13	69	G
1	13	77	C
1	13	78	G
1	13	81	G
1	13	89	U
1	13	90	C
1	13	91	C
1	13	92	G
1	13	95	G
1	13	101	A
1	13	115	G
1	13	120	A
1	13	121	C
1	13	122	G
1	13	129(A)	G
1	13	131	C
1	13	135	C
1	13	144	G
1	13	147	G
1	13	151	A
1	13	163	C
1	13	172	A
1	13	173	U
1	13	186(F)	C
1	13	188	U
1	13	190	G
1	13	191(A)	G
1	13	191(E)	G
1	13	195	A
1	13	196	A
1	13	197	A
1	13	201	C
1	13	209	U
1	13	210	U
1	13	217	C
1	13	222	U
1	13	226	G
1	13	243	A
1	13	244	U
1	13	245	C
1	13	247	G
1	13	248	C

*Continued on next page...*

*Continued from previous page...*

<b>Mol</b>	<b>Chain</b>	<b>Res</b>	<b>Type</b>
1	13	250	A
1	13	251	G
1	13	264	U
1	13	266	G
1	13	267	C
1	13	270	A
1	13	281	G
1	13	289	G
1	13	314	C
1	13	321	A
1	13	328	C
1	13	329	A
1	13	332	G
1	13	342	C
1	13	344	A
1	13	345	C
1	13	346	G
1	13	351	G
1	13	352	C
1	13	353	A
1	13	354	G
1	13	367	U
1	13	372	C
1	13	382	A
1	13	384	G
1	13	388	G
1	13	390	C
1	13	397	A
1	13	398	C
1	13	406	G
1	13	409	G
1	13	411	A
1	13	412	A
1	13	413	G
1	13	414	A
1	13	422	C
1	13	423	G
1	13	424	G
1	13	429	U
1	13	430	A
1	13	435	C
1	13	440	A

*Continued on next page...*

*Continued from previous page...*

<b>Mol</b>	<b>Chain</b>	<b>Res</b>	<b>Type</b>
1	13	442	C
1	13	448	A
1	13	466	C
1	13	467	G
1	13	482	A
1	13	485	G
1	13	486	U
1	13	494	U
1	13	496	A
1	13	497	U
1	13	509	A
1	13	510	A
1	13	511	C
1	13	512	U
1	13	513	C
1	13	518	C
1	13	521	G
1	13	528	C
1	13	531	U
1	13	532	A
1	13	533	A
1	13	534	U
1	13	545	C
1	13	547	A
1	13	550	G
1	13	559	A
1	13	561	U
1	13	562	C
1	13	569	C
1	13	572	A
1	13	573	A
1	13	576	G
1	13	577	G
1	13	595	G
1	13	596	C
1	13	614	A
1	13	618	C
1	13	623	C
1	13	630	G
1	13	632	A
1	13	633	G
1	13	653	A

*Continued on next page...*

*Continued from previous page...*

<b>Mol</b>	<b>Chain</b>	<b>Res</b>	<b>Type</b>
1	13	665	A
1	13	671	G
1	13	683	G
1	13	687	A
1	13	688	G
1	13	700	G
1	13	701	C
1	13	702	A
1	13	703	G
1	13	704	A
1	13	720	C
1	13	724	G
1	13	731	G
1	13	747	C
1	13	749	C
1	13	753	A
1	13	754	C
1	13	755	G
1	13	777	A
1	13	792	A
1	13	793	U
1	13	794	A
1	13	813	U
1	13	815	A
1	13	816	A
1	13	817	C
1	13	828	A
1	13	836	G
1	13	841	U
1	13	843	U
1	13	848	C
1	13	859	A
1	13	870	U
1	13	871	U
1	13	872	A
1	13	875	C
1	13	880	C
1	13	902	G
1	13	913	A
1	13	914	A
1	13	922	G
1	13	926	G

*Continued on next page...*

*Continued from previous page...*

<b>Mol</b>	<b>Chain</b>	<b>Res</b>	<b>Type</b>
1	13	927	G
1	13	933	G
1	13	934	C
1	13	935	A
1	13	936	C
1	13	940	C
1	13	944	G
1	13	950	U
1	13	958	A
1	13	960	U
1	13	961	U
1	13	966	M2G
1	13	968	A
1	13	969	A
1	13	971	G
1	13	972	C
1	13	974	A
1	13	975	A
1	13	976	G
1	13	977	A
1	13	980	C
1	13	981	U
1	13	982	U
1	13	983	A
1	13	991	U
1	13	992	U
1	13	993	G
1	13	994	A
1	13	1001	G
1	13	1002	G
1	13	1004	A
1	13	1005	A
1	13	1006	C
1	13	1008	C
1	13	1009	G
1	13	1017	G
1	13	1021	G
1	13	1024	G
1	13	1025	U
1	13	1028	C
1	13	1028(A)	C
1	13	1029	G

*Continued on next page...*

*Continued from previous page...*

<b>Mol</b>	<b>Chain</b>	<b>Res</b>	<b>Type</b>
1	13	1032(A)	G
1	13	1037	C
1	13	1040	U
1	13	1054	C
1	13	1064	G
1	13	1065	U
1	13	1066	C
1	13	1082	G
1	13	1090	U
1	13	1094	G
1	13	1095	U
1	13	1101	A
1	13	1113	C
1	13	1117	G
1	13	1123	A
1	13	1124	G
1	13	1125	U
1	13	1126	U
1	13	1127	G
1	13	1129	C
1	13	1130	A
1	13	1131	G
1	13	1133	G
1	13	1136	U
1	13	1137	C
1	13	1138	G
1	13	1139	G
1	13	1144	G
1	13	1146	A
1	13	1151	A
1	13	1157	A
1	13	1158	C
1	13	1159	U
1	13	1160	G
1	13	1171	G
1	13	1174	G
1	13	1178	G
1	13	1181	G
1	13	1182	G
1	13	1183	A
1	13	1187	G
1	13	1188	A

*Continued on next page...*

*Continued from previous page...*

<b>Mol</b>	<b>Chain</b>	<b>Res</b>	<b>Type</b>
1	13	1191	A
1	13	1193	G
1	13	1196	U
1	13	1200	C
1	13	1201	A
1	13	1212	U
1	13	1213	A
1	13	1218	C
1	13	1225	A
1	13	1226	C
1	13	1231	G
1	13	1236	A
1	13	1238	A
1	13	1240	U
1	13	1241	G
1	13	1256	A
1	13	1257	U
1	13	1258	G
1	13	1261	A
1	13	1263	C
1	13	1270	C
1	13	1272	G
1	13	1273	G
1	13	1275	A
1	13	1277	C
1	13	1279	A
1	13	1280	A
1	13	1281	U
1	13	1282	C
1	13	1286	A
1	13	1287	A
1	13	1288	A
1	13	1290	G
1	13	1292	U
1	13	1296	C
1	13	1300	G
1	13	1301	U
1	13	1302	U
1	13	1303	C
1	13	1305	G
1	13	1320	C
1	13	1321	C

*Continued on next page...*

*Continued from previous page...*

<b>Mol</b>	<b>Chain</b>	<b>Res</b>	<b>Type</b>
1	13	1322	C
1	13	1323	G
1	13	1327	C
1	13	1331	G
1	13	1332	A
1	13	1333	A
1	13	1335	C
1	13	1336	C
1	13	1337	G
1	13	1338	G
1	13	1347	G
1	13	1348	U
1	13	1353	G
1	13	1360	A
1	13	1362(A)	C
1	13	1364	U
1	13	1365	G
1	13	1370	G
1	13	1380	U
1	13	1398	A
1	13	1400	5MC
1	13	1406	U
1	13	1419	G
1	13	1442	G
1	13	1443	G
1	13	1446	A
1	13	1447	G
1	13	1450	U
1	13	1452	C
1	13	1453	G
1	13	1454	G
1	13	1482	G
1	13	1487	G
1	13	1492	A
1	13	1494	G
1	13	1499	A
1	13	1503	A
1	13	1504	G
1	13	1505	G
1	13	1506	U
1	13	1507	A
1	13	1517	G

*Continued on next page...*



*Continued from previous page...*

<b>Mol</b>	<b>Chain</b>	<b>Res</b>	<b>Type</b>
1	13	1529	G
1	13	1530	G
1	13	1531	A
1	13	1532	U
1	13	1533	C
1	13	1534	A
1	13	1535	C
22	1K	6	G
22	1K	8	U
22	1K	9	G
22	1K	10	G
22	1K	16	C
22	1K	17	C
22	1K	20	G
22	1K	21	U
22	1K	22	A
22	1K	24	C
22	1K	37	U
22	1K	43	G
22	1K	48	U
22	1K	49	C
22	1K	50	G
22	1K	55	U
22	1K	57	C
22	1K	60	A
22	1K	61	U
22	1K	62	C
23	2K	7	G
23	2K	8	4SU
23	2K	13	C
23	2K	18	U
23	2K	21	H2U
23	2K	48	U
23	2K	49	C
23	2K	69	C
23	2K	77	A
22	3K	3	C
22	3K	5	G
22	3K	8	U
22	3K	9	G
22	3K	13	C
22	3K	14	A

*Continued on next page...*

*Continued from previous page...*

<b>Mol</b>	<b>Chain</b>	<b>Res</b>	<b>Type</b>
22	3K	15	G
22	3K	17	C
22	3K	19	G
22	3K	21	U
22	3K	22	A
22	3K	23	G
22	3K	36	A
22	3K	38	A
22	3K	45	A
22	3K	46	G
22	3K	49	C
22	3K	50	G
22	3K	56	U
22	3K	57	C
22	3K	58	A
22	3K	62	C
22	3K	73	A
24	4K	10	G
24	4K	11	U
24	4K	12	A
24	4K	13	A
24	4K	14	A
24	4K	19	A
24	4K	20	A
24	4K	23	A
24	4K	24	A
24	4K	25	A
25	1H	15	G
25	1H	26	G
25	1H	34	C
25	1H	35	G
25	1H	46	C
25	1H	49	A
25	1H	55	G
25	1H	61	G
25	1H	71	A
25	1H	72	U
25	1H	74	A
25	1H	75	G
25	1H	82	G
25	1H	83	G
25	1H	88	G

*Continued on next page...*

*Continued from previous page...*

<b>Mol</b>	<b>Chain</b>	<b>Res</b>	<b>Type</b>
25	1H	99	U
25	1H	101	G
25	1H	102	G
25	1H	116	C
25	1H	118	A
25	1H	119	A
25	1H	120	U
25	1H	125	G
25	1H	137	C
25	1H	140	A
25	1H	155	C
25	1H	161	U
25	1H	162	U
25	1H	163	U
25	1H	165	U
25	1H	177	G
25	1H	181	A
25	1H	188	G
25	1H	196	A
25	1H	197	A
25	1H	199	A
25	1H	206	U
25	1H	214	G
25	1H	215	G
25	1H	216	A
25	1H	221	A
25	1H	222	A
25	1H	223	A
25	1H	225	A
25	1H	227	A
25	1H	228	A
25	1H	229	A
25	1H	230	U
25	1H	232	G
25	1H	238	C
25	1H	239	U
25	1H	242	G
25	1H	248	G
25	1H	249	C
25	1H	252	G
25	1H	253	C
25	1H	265	A

*Continued on next page...*

*Continued from previous page...*

<b>Mol</b>	<b>Chain</b>	<b>Res</b>	<b>Type</b>
25	1H	266	G
25	1H	269	U
25	1H	270(G)	C
25	1H	270(I)	G
25	1H	270(L)	U
25	1H	270(M)	U
25	1H	270(N)	G
25	1H	270(P)	C
25	1H	270(Y)	G
25	1H	271(C)	U
25	1H	271	G
25	1H	273(C)	C
25	1H	274	G
25	1H	275	G
25	1H	276	A
25	1H	277	C
25	1H	278	A
25	1H	279	C
25	1H	284	U
25	1H	285	C
25	1H	299	A
25	1H	310	A
25	1H	317	G
25	1H	324	A
25	1H	329	G
25	1H	330	A
25	1H	332	A
25	1H	343	C
25	1H	352	G
25	1H	357	A
25	1H	363	G
25	1H	363(E)	U
25	1H	364	C
25	1H	371	A
25	1H	372	G
25	1H	373	U
25	1H	386	G
25	1H	388	G
25	1H	395	U
25	1H	396	G
25	1H	405	U
25	1H	411	G

*Continued on next page...*

*Continued from previous page...*

<b>Mol</b>	<b>Chain</b>	<b>Res</b>	<b>Type</b>
25	1H	412	A
25	1H	421	U
25	1H	428	A
25	1H	444	C
25	1H	448	U
25	1H	457	A
25	1H	470	A
25	1H	471	A
25	1H	479	A
25	1H	481	G
25	1H	482	A
25	1H	496	G
25	1H	504	U
25	1H	505	A
25	1H	508	G
25	1H	509	C
25	1H	512	G
25	1H	513	A
25	1H	529	A
25	1H	530	G
25	1H	531	C
25	1H	532	A
25	1H	535	C
25	1H	537	C
25	1H	539	G
25	1H	540	G
25	1H	544	C
25	1H	545	G
25	1H	546	C
25	1H	547	A
25	1H	556	G
25	1H	563	G
25	1H	564	C
25	1H	568	U
25	1H	573	G
25	1H	574	C
25	1H	575	A
25	1H	588	U
25	1H	603	A
25	1H	607	U
25	1H	609	A
25	1H	614	U

*Continued on next page...*

*Continued from previous page...*

<b>Mol</b>	<b>Chain</b>	<b>Res</b>	<b>Type</b>
25	1H	615	G
25	1H	616	A
25	1H	617	G
25	1H	620	G
25	1H	621	A
25	1H	622	G
25	1H	624	C
25	1H	627	A
25	1H	629	G
25	1H	631	A
25	1H	634	C
25	1H	637	A
25	1H	638	G
25	1H	644	A
25	1H	645	C
25	1H	646	A
25	1H	654	A
25	1H	654(A)	A
25	1H	654(B)	C
25	1H	654(U)	A
25	1H	660	G
25	1H	667	U
25	1H	668	G
25	1H	669	G
25	1H	670	A
25	1H	671	C
25	1H	686	G
25	1H	714	U
25	1H	717	G
25	1H	730	C
25	1H	738	G
25	1H	747	U
25	1H	760	G
25	1H	762	U
25	1H	765	G
25	1H	776	G
25	1H	782	A
25	1H	784	A
25	1H	785	G
25	1H	792	G
25	1H	802	A
25	1H	805	G

*Continued on next page...*

*Continued from previous page...*

<b>Mol</b>	<b>Chain</b>	<b>Res</b>	<b>Type</b>
25	1H	812	C
25	1H	819	A
25	1H	821	A
25	1H	827	U
25	1H	828	U
25	1H	845	G
25	1H	846	C
25	1H	847	U
25	1H	856	C
25	1H	857	C
25	1H	859	G
25	1H	860	U
25	1H	866	A
25	1H	869	G
25	1H	871	U
25	1H	880	G
25	1H	882	G
25	1H	884	C
25	1H	885	C
25	1H	886	C
25	1H	889	C
25	1H	893	C
25	1H	898	C
25	1H	899	A
25	1H	900	A
25	1H	901	A
25	1H	904	C
25	1H	907	U
25	1H	910	A
25	1H	914	C
25	1H	915	C
25	1H	917	A
25	1H	918	A
25	1H	932	G
25	1H	940	G
25	1H	941	A
25	1H	946	G
25	1H	953	A
25	1H	959	A
25	1H	961	C
25	1H	968	G
25	1H	974	G

*Continued on next page...*

*Continued from previous page...*

<b>Mol</b>	<b>Chain</b>	<b>Res</b>	<b>Type</b>
25	1H	974(A)	C
25	1H	980	A
25	1H	983	A
25	1H	990	A
25	1H	991	C
25	1H	996	A
25	1H	999	U
25	1H	1002	G
25	1H	1003	G
25	1H	1005	C
25	1H	1010	A
25	1H	1011	G
25	1H	1012	U
25	1H	1013	C
25	1H	1015	G
25	1H	1016	G
25	1H	1023	U
25	1H	1025	G
25	1H	1026	U
25	1H	1027	A
25	1H	1032	A
25	1H	1033	U
25	1H	1045	A
25	1H	1046	A
25	1H	1050	A
25	1H	1054	A
25	1H	1055	G
25	1H	1057	A
25	1H	1058	U
25	1H	1060	U
25	1H	1061	U
25	1H	1062	G
25	1H	1065	U
25	1H	1067	A
25	1H	1068	G
25	1H	1070	A
25	1H	1071	G
25	1H	1076	C
25	1H	1077	A
25	1H	1078	U
25	1H	1079	C
25	1H	1080	A

*Continued on next page...*



*Continued from previous page...*

<b>Mol</b>	<b>Chain</b>	<b>Res</b>	<b>Type</b>
25	1H	1082	U
25	1H	1083	U
25	1H	1084	A
25	1H	1085	A
25	1H	1086	A
25	1H	1087	G
25	1H	1088	A
25	1H	1089	G
25	1H	1090	U
25	1H	1095	A
25	1H	1096	A
25	1H	1103	A
25	1H	1104	C
25	1H	1105	U
25	1H	1110	G
25	1H	1111	A
25	1H	1112	G
25	1H	1122	G
25	1H	1130	U
25	1H	1135	C
25	1H	1136	G
25	1H	1139	G
25	1H	1142	U
25	1H	1142(A)	A
25	1H	1151	G
25	1H	1155	A
25	1H	1156	A
25	1H	1165	U
25	1H	1169	G
25	1H	1173	G
25	1H	1174	A
25	1H	1175	U
25	1H	1176	G
25	1H	1178	C
25	1H	1179	C
25	1H	1180	C
25	1H	1195	G
25	1H	1204	A
25	1H	1205	U
25	1H	1210	A
25	1H	1211	U
25	1H	1218	C

*Continued on next page...*

*Continued from previous page...*

<b>Mol</b>	<b>Chain</b>	<b>Res</b>	<b>Type</b>
25	1H	1220	A
25	1H	1237	A
25	1H	1251	C
25	1H	1256	G
25	1H	1267	U
25	1H	1269	A
25	1H	1271	G
25	1H	1272	A
25	1H	1273	U
25	1H	1283	G
25	1H	1300	U
25	1H	1302	A
25	1H	1303	G
25	1H	1319	G
25	1H	1321	A
25	1H	1329	U
25	1H	1345	C
25	1H	1349	A
25	1H	1352	U
25	1H	1359	A
25	1H	1365	A
25	1H	1368	G
25	1H	1370	C
25	1H	1380	G
25	1H	1385	G
25	1H	1388	G
25	1H	1395	A
25	1H	1407	C
25	1H	1411	C
25	1H	1412	A
25	1H	1416	G
25	1H	1417	C
25	1H	1419	A
25	1H	1420	U
25	1H	1421	G
25	1H	1427	A
25	1H	1428	C
25	1H	1444(A)	A
25	1H	1445	C
25	1H	1449	A
25	1H	1449(A)	G
25	1H	1451	C

*Continued on next page...*

*Continued from previous page...*

<b>Mol</b>	<b>Chain</b>	<b>Res</b>	<b>Type</b>
25	1H	1455	G
25	1H	1456	G
25	1H	1458	C
25	1H	1459	G
25	1H	1461	G
25	1H	1467	C
25	1H	1471	A
25	1H	1478	G
25	1H	1479	G
25	1H	1482	U
25	1H	1483	G
25	1H	1486	A
25	1H	1493	C
25	1H	1494	A
25	1H	1495	A
25	1H	1497	U
25	1H	1504	C
25	1H	1509	C
25	1H	1510	A
25	1H	1522	G
25	1H	1528	A
25	1H	1540	G
25	1H	1543	A
25	1H	1545	A
25	1H	1546	C
25	1H	1558	A
25	1H	1559	G
25	1H	1560	G
25	1H	1566	A
25	1H	1569	A
25	1H	1578	U
25	1H	1579	A
25	1H	1581	G
25	1H	1585	C
25	1H	1586	A
25	1H	1593	G
25	1H	1598	C
25	1H	1608	A
25	1H	1617	C
25	1H	1618	A
25	1H	1622	G
25	1H	1639	U

*Continued on next page...*

*Continued from previous page...*

<b>Mol</b>	<b>Chain</b>	<b>Res</b>	<b>Type</b>
25	1H	1640	C
25	1H	1647	G
25	1H	1648	C
25	1H	1674	G
25	1H	1678	G
25	1H	1682	G
25	1H	1694	C
25	1H	1695	G
25	1H	1699	G
25	1H	1725	G
25	1H	1728	G
25	1H	1729	A
25	1H	1730	U
25	1H	1731	G
25	1H	1732	A
25	1H	1742	C
25	1H	1743	G
25	1H	1750	G
25	1H	1753	G
25	1H	1756	G
25	1H	1762	A
25	1H	1763	G
25	1H	1764	G
25	1H	1767	C
25	1H	1773	A
25	1H	1780	A
25	1H	1781	C
25	1H	1782	C
25	1H	1787	A
25	1H	1791	A
25	1H	1798	U
25	1H	1799	G
25	1H	1800	C
25	1H	1801	G
25	1H	1816	G
25	1H	1820	U
25	1H	1821	A
25	1H	1829	A
25	1H	1835	G
25	1H	1847	A
25	1H	1858	G
25	1H	1869	G

*Continued on next page...*

*Continued from previous page...*

<b>Mol</b>	<b>Chain</b>	<b>Res</b>	<b>Type</b>
25	1H	1870	C
25	1H	1878	G
25	1H	1882	C
25	1H	1885	A
25	1H	1889	A
25	1H	1906	G
25	1H	1908	C
25	1H	1910	G
25	1H	1913	A
25	1H	1919	A
25	1H	1929	G
25	1H	1930	G
25	1H	1935	G
25	1H	1936	A
25	1H	1937	A
25	1H	1938	A
25	1H	1955	U
25	1H	1963	U
25	1H	1964	G
25	1H	1967	C
25	1H	1969	A
25	1H	1970	A
25	1H	1971	A
25	1H	1972	A
25	1H	1981	A
25	1H	1982	C
25	1H	1991	U
25	1H	1992	G
25	1H	1993	U
25	1H	2023	G
25	1H	2031	A
25	1H	2033	A
25	1H	2043	C
25	1H	2049	G
25	1H	2055	C
25	1H	2056	G
25	1H	2059	A
25	1H	2060	A
25	1H	2061	G
25	1H	2062	A
25	1H	2063	C
25	1H	2069	G

*Continued on next page...*

*Continued from previous page...*

<b>Mol</b>	<b>Chain</b>	<b>Res</b>	<b>Type</b>
25	1H	2086	U
25	1H	2092	U
25	1H	2093	G
25	1H	2099	U
25	1H	2108	C
25	1H	2111	C
25	1H	2113	U
25	1H	2114	A
25	1H	2115	G
25	1H	2116	G
25	1H	2117	A
25	1H	2119	A
25	1H	2120	G
25	1H	2121	G
25	1H	2126	A
25	1H	2127	G
25	1H	2128	C
25	1H	2129	C
25	1H	2131	G
25	1H	2132	U
25	1H	2133	G
25	1H	2144	U
25	1H	2145	C
25	1H	2146	C
25	1H	2147	G
25	1H	2148	G
25	1H	2153	G
25	1H	2156	G
25	1H	2157	G
25	1H	2158	A
25	1H	2159	G
25	1H	2166	G
25	1H	2168	G
25	1H	2169	A
25	1H	2171	A
25	1H	2173	A
25	1H	2189	U
25	1H	2190	G
25	1H	2193	G
25	1H	2198	A
25	1H	2199	A
25	1H	2209	C

*Continued on next page...*

*Continued from previous page...*

<b>Mol</b>	<b>Chain</b>	<b>Res</b>	<b>Type</b>
25	1H	2210	G
25	1H	2211	G
25	1H	2212	A
25	1H	2213	U
25	1H	2215	G
25	1H	2225	A
25	1H	2238	G
25	1H	2248	C
25	1H	2266	A
25	1H	2269	A
25	1H	2275	C
25	1H	2280	G
25	1H	2283	C
25	1H	2286	A
25	1H	2287	A
25	1H	2294	C
25	1H	2298	A
25	1H	2302	G
25	1H	2305	A
25	1H	2307	G
25	1H	2308	G
25	1H	2310	A
25	1H	2311	A
25	1H	2319	G
25	1H	2320	A
25	1H	2321	G
25	1H	2325	G
25	1H	2334	G
25	1H	2335	A
25	1H	2336	A
25	1H	2342	C
25	1H	2345	G
25	1H	2346	A
25	1H	2347	C
25	1H	2350	C
25	1H	2352	A
25	1H	2382	G
25	1H	2383	G
25	1H	2385	C
25	1H	2392	A
25	1H	2393	A
25	1H	2396	G

*Continued on next page...*

*Continued from previous page...*

<b>Mol</b>	<b>Chain</b>	<b>Res</b>	<b>Type</b>
25	1H	2399	G
25	1H	2402	C
25	1H	2403	C
25	1H	2406	U
25	1H	2410	G
25	1H	2423	U
25	1H	2425	A
25	1H	2426	A
25	1H	2428	G
25	1H	2429	G
25	1H	2430	A
25	1H	2435	A
25	1H	2439	A
25	1H	2440	C
25	1H	2441	C
25	1H	2448	A
25	1H	2450	A
25	1H	2468	G
25	1H	2469	A
25	1H	2472	G
25	1H	2474	C
25	1H	2475	C
25	1H	2476	A
25	1H	2477	C
25	1H	2478	A
25	1H	2482	G
25	1H	2483	C
25	1H	2484	G
25	1H	2497	A
25	1H	2498	C
25	1H	2502	G
25	1H	2504	U
25	1H	2505	G
25	1H	2518	A
25	1H	2519	U
25	1H	2520	C
25	1H	2524	G
25	1H	2529	G
25	1H	2554	U
25	1H	2558	C
25	1H	2562	U
25	1H	2566	A

*Continued on next page...*



*Continued from previous page...*

<b>Mol</b>	<b>Chain</b>	<b>Res</b>	<b>Type</b>
25	1H	2567	G
25	1H	2574	G
25	1H	2583	G
25	1H	2602	A
25	1H	2609	U
25	1H	2611	U
25	1H	2612	C
25	1H	2621	A
25	1H	2630	G
25	1H	2641	G
25	1H	2649	U
25	1H	2654	A
25	1H	2661	G
25	1H	2665	A
25	1H	2673	G
25	1H	2682	U
25	1H	2689	U
25	1H	2690	C
25	1H	2691	C
25	1H	2697	G
25	1H	2702	U
25	1H	2703	C
25	1H	2707	G
25	1H	2712	U
25	1H	2712(A)	A
25	1H	2713	A
25	1H	2714	G
25	1H	2717	G
25	1H	2724	C
25	1H	2726	U
25	1H	2727	G
25	1H	2733	A
25	1H	2734	A
25	1H	2739	U
25	1H	2744	G
25	1H	2752	C
25	1H	2757	A
25	1H	2758	A
25	1H	2762	G
25	1H	2764	A
25	1H	2765	A
25	1H	2766	G

*Continued on next page...*

*Continued from previous page...*

<b>Mol</b>	<b>Chain</b>	<b>Res</b>	<b>Type</b>
25	1H	2777	G
25	1H	2778	A
25	1H	2779	U
25	1H	2780	G
25	1H	2789	C
25	1H	2790	A
25	1H	2791	C
25	1H	2792	G
25	1H	2793	G
25	1H	2802	G
25	1H	2803	C
25	1H	2807	G
25	1H	2808	U
25	1H	2820	A
25	1H	2821	A
25	1H	2823	A
25	1H	2833	G
25	1H	2835	A
25	1H	2861	G
25	1H	2864	G
25	1H	2867	G
25	1H	2872	G
25	1H	2874	C
25	1H	2879	C
25	1H	2880	C
25	1H	2891	G
25	1H	2892	A
25	1H	2894	G
25	1H	2895	U
26	16	2	C
26	16	8	U
26	16	10	C
26	16	12	C
26	16	13	A
26	16	15	A
26	16	16	G
26	16	19	G
26	16	21	G
26	16	22	U
26	16	24	G
26	16	25	A
26	16	27	C

*Continued on next page...*

*Continued from previous page...*

<b>Mol</b>	<b>Chain</b>	<b>Res</b>	<b>Type</b>
26	16	33	G
26	16	38	C
26	16	40	U
26	16	41	U
26	16	42	C
26	16	45	A
26	16	52	A
26	16	65	C
26	16	67	G
26	16	73	A
26	16	81	G
26	16	89	G
26	16	108	C
26	16	109	G
26	16	116	G
1	1G	4	U
1	1G	5	U
1	1G	6	G
1	1G	9	G
1	1G	13	U
1	1G	14	U
1	1G	15	G
1	1G	22	G
1	1G	32	A
1	1G	39	G
1	1G	47	C
1	1G	48	C
1	1G	51	A
1	1G	65	U
1	1G	66	G
1	1G	76	G
1	1G	78	G
1	1G	79	G
1	1G	80	G
1	1G	89	U
1	1G	90	C
1	1G	91	C
1	1G	95	G
1	1G	99	C
1	1G	108	G
1	1G	116	A
1	1G	121	C

*Continued on next page...*

*Continued from previous page...*

<b>Mol</b>	<b>Chain</b>	<b>Res</b>	<b>Type</b>
1	1G	129(A)	G
1	1G	137	C
1	1G	138	G
1	1G	151	A
1	1G	163	C
1	1G	182	U
1	1G	186	C
1	1G	187	C
1	1G	188	U
1	1G	189	U
1	1G	190	G
1	1G	191(A)	G
1	1G	191(D)	U
1	1G	195	A
1	1G	196	A
1	1G	208	U
1	1G	216	G
1	1G	217	C
1	1G	247	G
1	1G	251	G
1	1G	266	G
1	1G	267	C
1	1G	270	A
1	1G	279	A
1	1G	280	C
1	1G	281	G
1	1G	289	G
1	1G	298	A
1	1G	306	G
1	1G	314	C
1	1G	316	G
1	1G	321	A
1	1G	328	C
1	1G	329	A
1	1G	332	G
1	1G	341	C
1	1G	344	A
1	1G	345	C
1	1G	346	G
1	1G	347	G
1	1G	351	G
1	1G	352	C

*Continued on next page...*

*Continued from previous page...*

<b>Mol</b>	<b>Chain</b>	<b>Res</b>	<b>Type</b>
1	1G	353	A
1	1G	354	G
1	1G	356	A
1	1G	367	U
1	1G	369	C
1	1G	372	C
1	1G	373	A
1	1G	384	G
1	1G	388	G
1	1G	389	A
1	1G	397	A
1	1G	398	C
1	1G	406	G
1	1G	412	A
1	1G	413	G
1	1G	414	A
1	1G	419	C
1	1G	421	U
1	1G	422	C
1	1G	424	G
1	1G	429	U
1	1G	430	A
1	1G	435	C
1	1G	439	A
1	1G	440	A
1	1G	442	C
1	1G	448	A
1	1G	452	A
1	1G	465	A
1	1G	466	C
1	1G	467	G
1	1G	476	G
1	1G	478	A
1	1G	482	A
1	1G	484	G
1	1G	485	G
1	1G	486	U
1	1G	494	U
1	1G	495	A
1	1G	496	A
1	1G	497	U
1	1G	505	G

*Continued on next page...*

*Continued from previous page...*

<b>Mol</b>	<b>Chain</b>	<b>Res</b>	<b>Type</b>
1	1G	510	A
1	1G	511	C
1	1G	518	C
1	1G	519	C
1	1G	521	G
1	1G	527	7MG
1	1G	532	A
1	1G	533	A
1	1G	534	U
1	1G	535	A
1	1G	545	C
1	1G	547	A
1	1G	548	G
1	1G	559	A
1	1G	561	U
1	1G	568	G
1	1G	572	A
1	1G	573	A
1	1G	575	G
1	1G	576	G
1	1G	577	G
1	1G	581	G
1	1G	595	G
1	1G	596	C
1	1G	614	A
1	1G	618	C
1	1G	630	G
1	1G	652	U
1	1G	653	A
1	1G	656	C
1	1G	665	A
1	1G	688	G
1	1G	702	A
1	1G	703	G
1	1G	704	A
1	1G	721	G
1	1G	722	A
1	1G	724	G
1	1G	731	G
1	1G	749	C
1	1G	755	G
1	1G	770	C

*Continued on next page...*

*Continued from previous page...*

<b>Mol</b>	<b>Chain</b>	<b>Res</b>	<b>Type</b>
1	1G	773	G
1	1G	777	A
1	1G	786	G
1	1G	792	A
1	1G	801	U
1	1G	810	C
1	1G	813	U
1	1G	815	A
1	1G	816	A
1	1G	817	C
1	1G	818	G
1	1G	819	A
1	1G	820	U
1	1G	821	G
1	1G	828	A
1	1G	835	U
1	1G	838	G
1	1G	841	U
1	1G	842	C
1	1G	843	U
1	1G	848	C
1	1G	859	A
1	1G	870	U
1	1G	871	U
1	1G	873	A
1	1G	874	G
1	1G	884	U
1	1G	885	G
1	1G	889	A
1	1G	914	A
1	1G	915	A
1	1G	926	G
1	1G	927	G
1	1G	934	C
1	1G	935	A
1	1G	936	C
1	1G	942	G
1	1G	943	U
1	1G	947	G
1	1G	954	G
1	1G	960	U
1	1G	961	U

*Continued on next page...*

*Continued from previous page...*

<b>Mol</b>	<b>Chain</b>	<b>Res</b>	<b>Type</b>
1	1G	966	M2G
1	1G	968	A
1	1G	969	A
1	1G	971	G
1	1G	972	C
1	1G	974	A
1	1G	975	A
1	1G	976	G
1	1G	977	A
1	1G	978	A
1	1G	980	C
1	1G	989	C
1	1G	991	U
1	1G	992	U
1	1G	993	G
1	1G	999	U
1	1G	1000	A
1	1G	1001	G
1	1G	1003	G
1	1G	1005	A
1	1G	1007	C
1	1G	1008	C
1	1G	1009	G
1	1G	1014	A
1	1G	1020	U
1	1G	1024	G
1	1G	1025	U
1	1G	1026	G
1	1G	1027	C
1	1G	1028(A)	C
1	1G	1029	G
1	1G	1030	C
1	1G	1031	G
1	1G	1032	A
1	1G	1032(A)	G
1	1G	1032(B)	G
1	1G	1033	G
1	1G	1034	G
1	1G	1036	G
1	1G	1038	C
1	1G	1039	C
1	1G	1042	G

*Continued on next page...*



*Continued from previous page...*

<b>Mol</b>	<b>Chain</b>	<b>Res</b>	<b>Type</b>
1	1G	1046	A
1	1G	1050	G
1	1G	1054	C
1	1G	1064	G
1	1G	1065	U
1	1G	1066	C
1	1G	1067	A
1	1G	1068	G
1	1G	1081	G
1	1G	1082	G
1	1G	1084	G
1	1G	1086	U
1	1G	1087	G
1	1G	1094	G
1	1G	1095	U
1	1G	1096	C
1	1G	1099	G
1	1G	1100	C
1	1G	1101	A
1	1G	1109	C
1	1G	1113	C
1	1G	1117	G
1	1G	1118	C
1	1G	1124	G
1	1G	1125	U
1	1G	1127	G
1	1G	1130	A
1	1G	1131	G
1	1G	1134	G
1	1G	1135	U
1	1G	1136	U
1	1G	1137	C
1	1G	1138	G
1	1G	1139	G
1	1G	1140	C
1	1G	1141	C
1	1G	1144	G
1	1G	1145	C
1	1G	1146	A
1	1G	1147	C
1	1G	1149	C
1	1G	1151	A

*Continued on next page...*

*Continued from previous page...*

<b>Mol</b>	<b>Chain</b>	<b>Res</b>	<b>Type</b>
1	1G	1157	A
1	1G	1158	C
1	1G	1159	U
1	1G	1160	G
1	1G	1161	C
1	1G	1164	G
1	1G	1171	G
1	1G	1175	G
1	1G	1176	A
1	1G	1177	G
1	1G	1178	G
1	1G	1181	G
1	1G	1182	G
1	1G	1183	A
1	1G	1186	G
1	1G	1188	A
1	1G	1190	G
1	1G	1196	U
1	1G	1198	G
1	1G	1200	C
1	1G	1201	A
1	1G	1211	U
1	1G	1212	U
1	1G	1213	A
1	1G	1215	G
1	1G	1220	G
1	1G	1225	A
1	1G	1227	A
1	1G	1236	A
1	1G	1238	A
1	1G	1240	U
1	1G	1241	G
1	1G	1247	U
1	1G	1257	U
1	1G	1258	G
1	1G	1260	C
1	1G	1269	A
1	1G	1273	G
1	1G	1278	U
1	1G	1279	A
1	1G	1280	A
1	1G	1281	U

*Continued on next page...*

*Continued from previous page...*

<b>Mol</b>	<b>Chain</b>	<b>Res</b>	<b>Type</b>
1	1G	1285	A
1	1G	1286	A
1	1G	1287	A
1	1G	1288	A
1	1G	1291	G
1	1G	1294	G
1	1G	1296	C
1	1G	1297	C
1	1G	1299	A
1	1G	1300	G
1	1G	1302	U
1	1G	1303	C
1	1G	1305	G
1	1G	1306	A
1	1G	1317	C
1	1G	1320	C
1	1G	1321	C
1	1G	1322	C
1	1G	1323	G
1	1G	1325	C
1	1G	1331	G
1	1G	1334	G
1	1G	1335	C
1	1G	1336	C
1	1G	1337	G
1	1G	1344	C
1	1G	1346	A
1	1G	1347	G
1	1G	1348	U
1	1G	1358	U
1	1G	1362	C
1	1G	1362(A)	C
1	1G	1363	A
1	1G	1364	U
1	1G	1365	G
1	1G	1368	G
1	1G	1370	G
1	1G	1379	G
1	1G	1381	U
1	1G	1389	C
1	1G	1393	U
1	1G	1397	C

*Continued on next page...*

*Continued from previous page...*

<b>Mol</b>	<b>Chain</b>	<b>Res</b>	<b>Type</b>
1	1G	1398	A
1	1G	1400	5MC
1	1G	1406	U
1	1G	1419	G
1	1G	1442	G
1	1G	1443	G
1	1G	1446	A
1	1G	1447	G
1	1G	1450	U
1	1G	1452	C
1	1G	1453	G
1	1G	1454	G
1	1G	1475	G
1	1G	1492	A
1	1G	1498	UR3
1	1G	1499	A
1	1G	1502	A
1	1G	1503	A
1	1G	1504	G
1	1G	1506	U
1	1G	1507	A
1	1G	1508	G
1	1G	1510	U
1	1G	1517	G
1	1G	1520	G
1	1G	1529	G
1	1G	1530	G
1	1G	1531	A
1	1G	1532	U
1	1G	1533	C
1	1G	1534	A
1	1G	1536	C
1	1G	1540	U
57	2L	8	4SU
57	2L	19	G
57	2L	20	G
57	2L	21	U
57	2L	43	G
57	2L	48	U
57	2L	50	G
57	2L	53	G
57	2L	64	G

*Continued on next page...*

*Continued from previous page...*

<b>Mol</b>	<b>Chain</b>	<b>Res</b>	<b>Type</b>
57	2L	70	C
57	2L	77	A
22	3L	2	G
22	3L	5	G
22	3L	7	G
22	3L	8	U
22	3L	13	C
22	3L	15	G
22	3L	16	C
22	3L	17	C
22	3L	18	U
22	3L	19	G
22	3L	20	G
22	3L	21	U
22	3L	22	A
22	3L	23	G
22	3L	24	C
22	3L	35	C
22	3L	45	A
22	3L	48	U
22	3L	49	C
22	3L	54	G
22	3L	55	U
22	3L	58	A
22	3L	59	A
22	3L	60	A
22	3L	61	U
22	3L	64	G
22	3L	66	C
22	3L	68	C
22	3L	70	C
22	3L	72	C
22	3L	74	A
24	4L	7	G
24	4L	8	A
24	4L	10	G
24	4L	13	A
24	4L	14	A
24	4L	19	A
24	4L	23	A
24	4L	25	A
25	14	5	A

*Continued on next page...*

*Continued from previous page...*

<b>Mol</b>	<b>Chain</b>	<b>Res</b>	<b>Type</b>
25	14	6	A
25	14	8	A
25	14	15	G
25	14	34	C
25	14	35	G
25	14	36	G
25	14	46	C
25	14	50	U
25	14	54	G
25	14	55	G
25	14	58	G
25	14	60	G
25	14	63	U
25	14	68	G
25	14	69	C
25	14	71	A
25	14	72	U
25	14	74	A
25	14	75	G
25	14	82	G
25	14	83	G
25	14	85	G
25	14	90	U
25	14	91	A
25	14	96	G
25	14	99	U
25	14	101	G
25	14	103	A
25	14	118	A
25	14	120	U
25	14	124	G
25	14	129	C
25	14	131	G
25	14	137	C
25	14	138	G
25	14	146	G
25	14	153	C
25	14	155	C
25	14	161	U
25	14	172	C
25	14	173	G
25	14	174	C

*Continued on next page...*

*Continued from previous page...*

<b>Mol</b>	<b>Chain</b>	<b>Res</b>	<b>Type</b>
25	14	175	G
25	14	196	A
25	14	199	A
25	14	201	C
25	14	214	G
25	14	215	G
25	14	216	A
25	14	221	A
25	14	222	A
25	14	225	A
25	14	226	G
25	14	228	A
25	14	229	A
25	14	248	G
25	14	249	C
25	14	252	G
25	14	265	A
25	14	266	G
25	14	269	U
25	14	270(B)	A
25	14	270(C)	C
25	14	270(G)	C
25	14	270(J)	G
25	14	270(K)	C
25	14	270(L)	U
25	14	270(M)	U
25	14	270(O)	U
25	14	270(Q)	C
25	14	270(U)	C
25	14	270(Z)	U
25	14	271(C)	U
25	14	271	G
25	14	274	G
25	14	275	G
25	14	276	A
25	14	277	C
25	14	278	A
25	14	279	C
25	14	281	G
25	14	286	C
25	14	289	A
25	14	311	A

*Continued on next page...*

*Continued from previous page...*

<b>Mol</b>	<b>Chain</b>	<b>Res</b>	<b>Type</b>
25	14	324	A
25	14	329	G
25	14	330	A
25	14	332	A
25	14	333	G
25	14	344	G
25	14	345	A
25	14	352	G
25	14	354	G
25	14	356	G
25	14	363(E)	U
25	14	371	A
25	14	372	G
25	14	386	G
25	14	387	U
25	14	388	G
25	14	395	U
25	14	396	G
25	14	399	G
25	14	405	U
25	14	406	G
25	14	407	G
25	14	411	G
25	14	412	A
25	14	416	C
25	14	422	A
25	14	428	A
25	14	444	C
25	14	447	A
25	14	448	U
25	14	449	A
25	14	453	C
25	14	455	C
25	14	456	C
25	14	457	A
25	14	470	A
25	14	481	G
25	14	486	C
25	14	494	G
25	14	504	U
25	14	505	A
25	14	507	A

*Continued on next page...*



*Continued from previous page...*

<b>Mol</b>	<b>Chain</b>	<b>Res</b>	<b>Type</b>
25	14	508	G
25	14	509	C
25	14	510	C
25	14	512	G
25	14	513	A
25	14	527	C
25	14	529	A
25	14	531	C
25	14	532	A
25	14	533	G
25	14	548	A
25	14	549	G
25	14	554	U
25	14	561	G
25	14	563	G
25	14	571	A
25	14	573	G
25	14	574	C
25	14	575	A
25	14	588	U
25	14	603	A
25	14	604	G
25	14	607	U
25	14	614	U
25	14	615	G
25	14	617	G
25	14	620	G
25	14	621	A
25	14	622	G
25	14	624	C
25	14	626	U
25	14	627	A
25	14	631	A
25	14	637	A
25	14	645	C
25	14	646	A
25	14	647	G
25	14	650	C
25	14	651	G
25	14	654(U)	A
25	14	677	A
25	14	686	G

*Continued on next page...*

*Continued from previous page...*

<b>Mol</b>	<b>Chain</b>	<b>Res</b>	<b>Type</b>
25	14	694	U
25	14	699	A
25	14	708	C
25	14	717	G
25	14	721	C
25	14	722	A
25	14	730	C
25	14	735	A
25	14	749	C
25	14	752	A
25	14	753	C
25	14	762	U
25	14	776	G
25	14	777	A
25	14	779	U
25	14	782	A
25	14	784	A
25	14	785	G
25	14	790	C
25	14	791	C
25	14	792	G
25	14	793	A
25	14	805	G
25	14	812	C
25	14	819	A
25	14	827	U
25	14	828	U
25	14	832	G
25	14	846	C
25	14	847	U
25	14	854	G
25	14	856	C
25	14	857	C
25	14	859	G
25	14	860	U
25	14	865	C
25	14	866	A
25	14	869	G
25	14	875	G
25	14	878	A
25	14	879	G
25	14	881	G

*Continued on next page...*

*Continued from previous page...*

<b>Mol</b>	<b>Chain</b>	<b>Res</b>	<b>Type</b>
25	14	882	G
25	14	883	G
25	14	884	C
25	14	885	C
25	14	886	C
25	14	887	A
25	14	888	C
25	14	889	C
25	14	890	A
25	14	894	C
25	14	895	U
25	14	897	C
25	14	901	A
25	14	905	U
25	14	906	G
25	14	907	U
25	14	910	A
25	14	914	C
25	14	915	C
25	14	917	A
25	14	919	G
25	14	928	G
25	14	932	G
25	14	938	G
25	14	941	A
25	14	943	U
25	14	944	G
25	14	946	G
25	14	958	U
25	14	959	A
25	14	961	C
25	14	968	G
25	14	973	A
25	14	974	G
25	14	974(A)	C
25	14	980	A
25	14	983	A
25	14	990	A
25	14	996	A
25	14	997	G
25	14	1004	C
25	14	1009	A

*Continued on next page...*

*Continued from previous page...*

<b>Mol</b>	<b>Chain</b>	<b>Res</b>	<b>Type</b>
25	14	1010	A
25	14	1011	G
25	14	1012	U
25	14	1013	C
25	14	1022	G
25	14	1023	U
25	14	1024	G
25	14	1025	G
25	14	1026	U
25	14	1027	A
25	14	1031	G
25	14	1033	U
25	14	1034	G
25	14	1044	G
25	14	1045	A
25	14	1046	A
25	14	1047	G
25	14	1050	A
25	14	1051	G
25	14	1053	C
25	14	1056	G
25	14	1057	A
25	14	1060	U
25	14	1061	U
25	14	1062	G
25	14	1065	U
25	14	1067	A
25	14	1070	A
25	14	1071	G
25	14	1074	G
25	14	1075	C
25	14	1076	C
25	14	1077	A
25	14	1080	A
25	14	1083	U
25	14	1084	A
25	14	1086	A
25	14	1087	G
25	14	1088	A
25	14	1089	G
25	14	1090	U
25	14	1092	C

*Continued on next page...*

*Continued from previous page...*

<b>Mol</b>	<b>Chain</b>	<b>Res</b>	<b>Type</b>
25	14	1095	A
25	14	1096	A
25	14	1099	G
25	14	1100	C
25	14	1101	U
25	14	1105	U
25	14	1108	U
25	14	1111	A
25	14	1112	G
25	14	1113	U
25	14	1115	G
25	14	1122	G
25	14	1126	A
25	14	1128	A
25	14	1129	A
25	14	1130	U
25	14	1135	C
25	14	1136	G
25	14	1139	G
25	14	1141	U
25	14	1142(A)	A
25	14	1143	A
25	14	1148	A
25	14	1150	C
25	14	1155	A
25	14	1160	G
25	14	1170	G
25	14	1171	G
25	14	1173	G
25	14	1174	A
25	14	1175	U
25	14	1176	G
25	14	1177	A
25	14	1178	C
25	14	1180	C
25	14	1183	G
25	14	1195	G
25	14	1196	C
25	14	1205	U
25	14	1206	G
25	14	1210	A
25	14	1211	U

*Continued on next page...*

*Continued from previous page...*

<b>Mol</b>	<b>Chain</b>	<b>Res</b>	<b>Type</b>
25	14	1212	G
25	14	1219	G
25	14	1220	A
25	14	1222	C
25	14	1224	G
25	14	1230	C
25	14	1233	C
25	14	1244	G
25	14	1247	A
25	14	1249	U
25	14	1250	G
25	14	1253	A
25	14	1255	U
25	14	1256	G
25	14	1271	G
25	14	1272	A
25	14	1281	G
25	14	1300	U
25	14	1301	A
25	14	1312	U
25	14	1313	U
25	14	1314	C
25	14	1319	G
25	14	1321	A
25	14	1329	U
25	14	1332	G
25	14	1337	G
25	14	1345	C
25	14	1349	A
25	14	1352	U
25	14	1359	A
25	14	1360	A
25	14	1365	A
25	14	1368	G
25	14	1379	A
25	14	1380	G
25	14	1383	C
25	14	1384	A
25	14	1385	G
25	14	1386	C
25	14	1390	U
25	14	1391	U

*Continued on next page...*

*Continued from previous page...*

<b>Mol</b>	<b>Chain</b>	<b>Res</b>	<b>Type</b>
25	14	1395	A
25	14	1406	U
25	14	1416	G
25	14	1420	U
25	14	1421	G
25	14	1428	C
25	14	1429	G
25	14	1436	G
25	14	1437	C
25	14	1444	G
25	14	1444(A)	A
25	14	1445	C
25	14	1449	A
25	14	1450	C
25	14	1455	G
25	14	1458	C
25	14	1459	G
25	14	1460	A
25	14	1461	G
25	14	1467	C
25	14	1471	A
25	14	1475	G
25	14	1478	G
25	14	1482	U
25	14	1483	G
25	14	1486	A
25	14	1488	G
25	14	1490	A
25	14	1493	C
25	14	1494	A
25	14	1502	C
25	14	1505	C
25	14	1508	A
25	14	1509	C
25	14	1510	A
25	14	1514	U
25	14	1515	C
25	14	1521	G
25	14	1522	G
25	14	1527	G
25	14	1534	G
25	14	1535	U

*Continued on next page...*

*Continued from previous page...*

<b>Mol</b>	<b>Chain</b>	<b>Res</b>	<b>Type</b>
25	14	1536	A
25	14	1537	C
25	14	1540	G
25	14	1543	A
25	14	1544	C
25	14	1545	A
25	14	1547	C
25	14	1549	C
25	14	1558	A
25	14	1559	G
25	14	1560	G
25	14	1566	A
25	14	1567	A
25	14	1569	A
25	14	1578	U
25	14	1579	A
25	14	1580	A
25	14	1581	G
25	14	1585	C
25	14	1586	A
25	14	1588	C
25	14	1591	G
25	14	1592	C
25	14	1593	G
25	14	1595	G
25	14	1598	C
25	14	1608	A
25	14	1610	A
25	14	1618	A
25	14	1634	A
25	14	1635	G
25	14	1639	U
25	14	1640	C
25	14	1647	G
25	14	1648	C
25	14	1653	G
25	14	1654	A
25	14	1665	A
25	14	1667	G
25	14	1668	A
25	14	1674	G
25	14	1688	U

*Continued on next page...*



*Continued from previous page...*

<b>Mol</b>	<b>Chain</b>	<b>Res</b>	<b>Type</b>
25	14	1694	C
25	14	1695	G
25	14	1696	G
25	14	1699	G
25	14	1700	A
25	14	1701	A
25	14	1725	G
25	14	1728	G
25	14	1729	A
25	14	1730	U
25	14	1731	G
25	14	1733	G
25	14	1735	C
25	14	1743	G
25	14	1750	G
25	14	1753	G
25	14	1754	C
25	14	1756	G
25	14	1759	A
25	14	1762	A
25	14	1763	G
25	14	1764	G
25	14	1773	A
25	14	1780	A
25	14	1782	C
25	14	1783	A
25	14	1787	A
25	14	1791	A
25	14	1800	C
25	14	1801	G
25	14	1815	A
25	14	1816	G
25	14	1820	U
25	14	1823	G
25	14	1829	A
25	14	1835	G
25	14	1847	A
25	14	1858	G
25	14	1860	G
25	14	1869	G
25	14	1878	G
25	14	1881	C

*Continued on next page...*

*Continued from previous page...*

<b>Mol</b>	<b>Chain</b>	<b>Res</b>	<b>Type</b>
25	14	1882	C
25	14	1888	G
25	14	1889	A
25	14	1900	A
25	14	1903	G
25	14	1905	C
25	14	1906	G
25	14	1909	C
25	14	1910	G
25	14	1913	A
25	14	1914	C
25	14	1915	5MU
25	14	1919	A
25	14	1920	OMC
25	14	1929	G
25	14	1930	G
25	14	1937	A
25	14	1938	A
25	14	1948	G
25	14	1949	G
25	14	1955	U
25	14	1956	U
25	14	1963	U
25	14	1966	A
25	14	1967	C
25	14	1970	A
25	14	1971	A
25	14	1972	A
25	14	1982	C
25	14	1993	U
25	14	2019	A
25	14	2022	U
25	14	2023	G
25	14	2026	C
25	14	2027	G
25	14	2031	A
25	14	2033	A
25	14	2039	C
25	14	2043	C
25	14	2050	C
25	14	2052	G
25	14	2055	C

*Continued on next page...*

*Continued from previous page...*

<b>Mol</b>	<b>Chain</b>	<b>Res</b>	<b>Type</b>
25	14	2056	G
25	14	2059	A
25	14	2060	A
25	14	2061	G
25	14	2062	A
25	14	2063	C
25	14	2069	G
25	14	2071	A
25	14	2092	U
25	14	2099	U
25	14	2100	G
25	14	2101	G
25	14	2102	U
25	14	2107	C
25	14	2111	C
25	14	2112	G
25	14	2113	U
25	14	2114	A
25	14	2115	G
25	14	2117	A
25	14	2119	A
25	14	2120	G
25	14	2128	C
25	14	2130	U
25	14	2131	G
25	14	2132	U
25	14	2136	C
25	14	2137	C
25	14	2139	C
25	14	2140	C
25	14	2144	U
25	14	2145	C
25	14	2146	C
25	14	2147	G
25	14	2148	G
25	14	2154	G
25	14	2161	C
25	14	2167	U
25	14	2169	A
25	14	2171	A
25	14	2172	U
25	14	2173	A

*Continued on next page...*

*Continued from previous page...*

<b>Mol</b>	<b>Chain</b>	<b>Res</b>	<b>Type</b>
25	14	2174	C
25	14	2175	C
25	14	2182	G
25	14	2189	U
25	14	2190	G
25	14	2191	G
25	14	2192	G
25	14	2198	A
25	14	2199	A
25	14	2210	G
25	14	2211	G
25	14	2212	A
25	14	2213	U
25	14	2215	G
25	14	2225	A
25	14	2226	C
25	14	2238	G
25	14	2239	G
25	14	2261	C
25	14	2275	C
25	14	2276	G
25	14	2278	A
25	14	2280	G
25	14	2283	C
25	14	2286	A
25	14	2287	A
25	14	2288	A
25	14	2289	G
25	14	2290	G
25	14	2304	G
25	14	2305	A
25	14	2306	C
25	14	2307	G
25	14	2308	G
25	14	2310	A
25	14	2314	C
25	14	2316	C
25	14	2319	G
25	14	2320	A
25	14	2321	G
25	14	2322	A
25	14	2325	G

*Continued on next page...*

*Continued from previous page...*

<b>Mol</b>	<b>Chain</b>	<b>Res</b>	<b>Type</b>
25	14	2334	G
25	14	2342	C
25	14	2345	G
25	14	2346	A
25	14	2347	C
25	14	2350	C
25	14	2372	G
25	14	2382	G
25	14	2383	G
25	14	2384	G
25	14	2385	C
25	14	2388	A
25	14	2396	G
25	14	2402	C
25	14	2403	C
25	14	2406	U
25	14	2409	G
25	14	2425	A
25	14	2429	G
25	14	2430	A
25	14	2435	A
25	14	2439	A
25	14	2440	C
25	14	2441	C
25	14	2445	G
25	14	2446	G
25	14	2448	A
25	14	2450	A
25	14	2469	A
25	14	2470	G
25	14	2472	G
25	14	2473	U
25	14	2476	A
25	14	2478	A
25	14	2479	G
25	14	2482	G
25	14	2497	A
25	14	2502	G
25	14	2504	U
25	14	2505	G
25	14	2517	C
25	14	2518	A

*Continued on next page...*

*Continued from previous page...*

<b>Mol</b>	<b>Chain</b>	<b>Res</b>	<b>Type</b>
25	14	2519	U
25	14	2520	C
25	14	2527	C
25	14	2529	G
25	14	2542	A
25	14	2543	G
25	14	2546	U
25	14	2554	U
25	14	2556	C
25	14	2566	A
25	14	2567	G
25	14	2576	G
25	14	2582	G
25	14	2586	C
25	14	2602	A
25	14	2603	G
25	14	2609	U
25	14	2610	C
25	14	2611	U
25	14	2612	C
25	14	2615	U
25	14	2629	A
25	14	2630	G
25	14	2638	G
25	14	2655	G
25	14	2656	U
25	14	2665	A
25	14	2673	G
25	14	2674	G
25	14	2675	A
25	14	2683	C
25	14	2689	U
25	14	2691	C
25	14	2702	U
25	14	2703	C
25	14	2712	U
25	14	2712(A)	A
25	14	2713	A
25	14	2718	G
25	14	2719	G
25	14	2725	A
25	14	2733	A

*Continued on next page...*

*Continued from previous page...*

<b>Mol</b>	<b>Chain</b>	<b>Res</b>	<b>Type</b>
25	14	2734	A
25	14	2739	U
25	14	2748	A
25	14	2749	A
25	14	2750	A
25	14	2751	G
25	14	2752	C
25	14	2754	U
25	14	2756	U
25	14	2757	A
25	14	2758	A
25	14	2762	G
25	14	2763	G
25	14	2764	A
25	14	2766	G
25	14	2769	C
25	14	2777	G
25	14	2778	A
25	14	2779	U
25	14	2780	G
25	14	2790	A
25	14	2791	C
25	14	2792	G
25	14	2794	C
25	14	2802	G
25	14	2808	U
25	14	2818	G
25	14	2820	A
25	14	2821	A
25	14	2827	C
25	14	2833	G
25	14	2834	G
25	14	2860	A
25	14	2861	G
25	14	2867	G
25	14	2868	A
25	14	2872	G
25	14	2876	G
25	14	2879	C
25	14	2882	A
25	14	2883	A
25	14	2893	G

*Continued on next page...*

*Continued from previous page...*

<b>Mol</b>	<b>Chain</b>	<b>Res</b>	<b>Type</b>
25	14	2895	U
25	14	2896	C
26	1J	0	A
26	1J	3	C
26	1J	5	C
26	1J	6	C
26	1J	8	U
26	1J	13	A
26	1J	14	U
26	1J	15	A
26	1J	16	G
26	1J	19	G
26	1J	22	U
26	1J	24	G
26	1J	25	A
26	1J	27	C
26	1J	30	C
26	1J	31	C
26	1J	32	C
26	1J	34	U
26	1J	35	U
26	1J	40	U
26	1J	41	U
26	1J	42	C
26	1J	44	G
26	1J	45	A
26	1J	47	C
26	1J	52	A
26	1J	53	A
26	1J	63	G
26	1J	66	A
26	1J	67	G
26	1J	73	A
26	1J	81	G
26	1J	88	C
26	1J	89	G
26	1J	96	G
26	1J	108	C
26	1J	109	G
26	1J	112	G
26	1J	115	G
26	1J	119	A



All (226) RNA pucker outliers are listed below:

Mol	Chain	Res	Type
1	13	5	U
1	13	60	A
1	13	89	U
1	13	190	G
1	13	243	A
1	13	244	U
1	13	266	G
1	13	328	C
1	13	352	C
1	13	410	G
1	13	412	A
1	13	423	G
1	13	429	U
1	13	481	G
1	13	484	G
1	13	485	G
1	13	495	A
1	13	509	A
1	13	560	U
1	13	595	G
1	13	686	U
1	13	687	A
1	13	701	C
1	13	703	G
1	13	748	C
1	13	753	A
1	13	792	A
1	13	812	C
1	13	815	A
1	13	871	U
1	13	913	A
1	13	960	U
1	13	965	A
1	13	991	U
1	13	992	U
1	13	1065	U
1	13	1126	U
1	13	1182	G
1	13	1200	C
1	13	1280	A
1	13	1285	A
1	13	1302	U

*Continued on next page...*

*Continued from previous page...*

<b>Mol</b>	<b>Chain</b>	<b>Res</b>	<b>Type</b>
1	13	1336	C
1	13	1347	G
1	13	1397	C
1	13	1503	A
1	13	1504	G
22	1K	20	G
22	1K	49	C
23	2K	48	U
24	4K	10	G
24	4K	18	G
25	1H	99	U
25	1H	221	A
25	1H	222	A
25	1H	229	A
25	1H	249	C
25	1H	271(B)	G
25	1H	275	G
25	1H	278	A
25	1H	372	G
25	1H	404	C
25	1H	481	G
25	1H	503	A
25	1H	512	G
25	1H	587	C
25	1H	614	U
25	1H	637	A
25	1H	653	A
25	1H	746	A
25	1H	845	G
25	1H	856	C
25	1H	859	G
25	1H	1012	U
25	1H	1022	G
25	1H	1026	U
25	1H	1045	A
25	1H	1078	U
25	1H	1085	A
25	1H	1109	C
25	1H	1177	A
25	1H	1178	C
25	1H	1204	A
25	1H	1210	A

*Continued on next page...*

*Continued from previous page...*

<b>Mol</b>	<b>Chain</b>	<b>Res</b>	<b>Type</b>
25	1H	1266	G
25	1H	1301	A
25	1H	1302	A
25	1H	1379	A
25	1H	1444(A)	A
25	1H	1558	A
25	1H	1608	A
25	1H	1681	G
25	1H	1694	C
25	1H	1698	A
25	1H	1799	G
25	1H	1819	A
25	1H	1980	G
25	1H	1992	G
25	1H	2022	U
25	1H	2126	A
25	1H	2146	C
25	1H	2157	G
25	1H	2351	G
25	1H	2405	G
25	1H	2439	A
25	1H	2481	G
25	1H	2518	A
25	1H	2566	A
25	1H	2610	C
25	1H	2689	U
25	1H	2712	U
25	1H	2751	G
25	1H	2756	U
25	1H	2776	A
25	1H	2832	U
26	16	24	G
26	16	66	A
1	1G	5	U
1	1G	31	G
1	1G	115	G
1	1G	181	G
1	1G	201	C
1	1G	250	A
1	1G	266	G
1	1G	279	A
1	1G	328	C

*Continued on next page...*

*Continued from previous page...*

<b>Mol</b>	<b>Chain</b>	<b>Res</b>	<b>Type</b>
1	1G	353	A
1	1G	412	A
1	1G	413	G
1	1G	429	U
1	1G	485	G
1	1G	496	A
1	1G	518	C
1	1G	547	A
1	1G	560	U
1	1G	595	G
1	1G	687	A
1	1G	701	C
1	1G	748	C
1	1G	812	C
1	1G	815	A
1	1G	818	G
1	1G	870	U
1	1G	872	A
1	1G	913	A
1	1G	960	U
1	1G	976	G
1	1G	991	U
1	1G	992	U
1	1G	1000	A
1	1G	1004	A
1	1G	1008	C
1	1G	1029	G
1	1G	1030	C
1	1G	1033	G
1	1G	1038	C
1	1G	1049	U
1	1G	1053	G
1	1G	1065	U
1	1G	1067	A
1	1G	1137	C
1	1G	1139	G
1	1G	1157	A
1	1G	1200	C
1	1G	1211	U
1	1G	1240	U
1	1G	1346	A
1	1G	1347	G

*Continued on next page...*

*Continued from previous page...*

<b>Mol</b>	<b>Chain</b>	<b>Res</b>	<b>Type</b>
1	1G	1452	C
1	1G	1532	U
22	3L	23	G
22	3L	58	A
24	4L	7	G
25	14	34	C
25	14	49	A
25	14	71	A
25	14	119	A
25	14	221	A
25	14	275	G
25	14	387	U
25	14	587	C
25	14	616	A
25	14	752	A
25	14	790	C
25	14	846	C
25	14	856	C
25	14	877	U
25	14	878	A
25	14	883	G
25	14	1033	U
25	14	1085	A
25	14	1171	G
25	14	1210	A
25	14	1300	U
25	14	1359	A
25	14	1427	A
25	14	1460	A
25	14	1558	A
25	14	1634	A
25	14	1647	G
25	14	1652	A
25	14	1694	C
25	14	1698	A
25	14	1762	A
25	14	1782	C
25	14	1819	A
25	14	1936	A
25	14	1955	U
25	14	1992	G
25	14	2144	U

*Continued on next page...*

Continued from previous page...

Mol	Chain	Res	Type
25	14	2166	G
25	14	2191	G
25	14	2211	G
25	14	2439	A
25	14	2481	G
25	14	2518	A
25	14	2585	U
25	14	2602	A
25	14	2610	C
25	14	2776	A
25	14	2789	C
25	14	2859	G
25	14	2867	G
26	1J	24	G
26	1J	34	U
26	1J	66	A

## 5.4 Non-standard residues in protein, DNA, RNA chains [i](#)

59 non-standard protein/DNA/RNA residues are modelled in this entry.

In the following table, the Counts columns list the number of bonds (or angles) for which Mogul statistics could be retrieved, the number of bonds (or angles) that are observed in the model and the number of bonds (or angles) that are defined in the Chemical Component Dictionary. The Link column lists molecule types, if any, to which the group is linked. The Z score for a bond length (or angle) is the number of standard deviations the observed value is removed from the expected value. A bond length (or angle) with  $|Z| > 2$  is considered an outlier worth inspection. RMSZ is the root-mean-square of all Z scores of the bond lengths (or angles).

Mol	Type	Chain	Res	Link	Bond lengths			Bond angles		
					Counts	RMSZ	# Z  > 2	Counts	RMSZ	# Z  > 2
25	PSU	14	1911	25	17,21,22	1.07	2 (11%)	20,30,33	3.24	6 (30%)
25	5MC	14	1942	25	15,22,23	3.32	5 (33%)	19,32,35	1.28	3 (15%)
1	M2G	1G	966	1	20,27,28	4.20	6 (30%)	22,40,43	1.69	6 (27%)
25	5MC	1H	1962	25,58	15,22,23	3.32	5 (33%)	19,32,35	1.35	4 (21%)
23	4SU	2K	8	23	14,21,22	3.18	2 (14%)	15,30,33	1.26	2 (13%)
25	5MU	1H	1915	25	15,22,23	2.17	3 (20%)	16,32,35	1.63	2 (12%)
25	PSU	1H	1911	25	17,21,22	1.04	2 (11%)	20,30,33	3.12	5 (25%)
23	7MG	2K	47	23	22,26,27	3.51	6 (27%)	28,39,42	2.42	10 (35%)
1	2MG	13	1207	1	19,26,27	5.00	7 (36%)	21,38,41	2.21	8 (38%)
57	OMC	2L	33	57	15,22,23	2.34	4 (26%)	17,31,34	1.36	2 (11%)

Mol	Type	Chain	Res	Link	Bond lengths			Bond angles		
					Counts	RMSZ	# Z  > 2	Counts	RMSZ	# Z  > 2
25	PSU	14	1917	25	17,21,22	1.03	1 (5%)	20,30,33	3.13	7 (35%)
25	5MC	14	1962	25	15,22,23	3.34	5 (33%)	19,32,35	1.34	2 (10%)
1	UR3	1G	1498	1	14,22,23	2.92	4 (28%)	15,32,35	1.04	1 (6%)
1	M2G	13	966	1	20,27,28	4.30	6 (30%)	22,40,43	1.65	5 (22%)
1	UR3	13	1498	1	14,22,23	2.89	4 (28%)	15,32,35	1.01	1 (6%)
1	MA6	1G	1518	1	19,26,27	0.99	2 (10%)	18,38,41	2.51	2 (11%)
25	5MU	14	1915	25	15,22,23	2.15	3 (20%)	16,32,35	1.72	2 (12%)
1	MA6	13	1519	1	19,26,27	1.06	2 (10%)	18,38,41	2.53	2 (11%)
1	5MC	13	967	1	15,22,23	3.34	5 (33%)	19,32,35	1.26	2 (10%)
1	5MC	1G	1407	1	15,22,23	3.25	5 (33%)	19,32,35	1.40	4 (21%)
25	2MA	1H	2503	25,59,58	17,25,26	3.44	5 (29%)	19,37,40	1.92	4 (21%)
25	OMG	14	2251	25,57,58	18,26,27	5.70	6 (33%)	20,38,41	5.40	7 (35%)
1	7MG	1G	527	1,58	22,26,27	3.48	6 (27%)	28,39,42	2.49	10 (35%)
25	2MA	14	2503	25,59,58	17,25,26	3.54	6 (35%)	19,37,40	2.24	6 (31%)
25	OMC	14	1920	25	15,22,23	2.31	4 (26%)	17,31,34	1.28	2 (11%)
1	5MC	13	1400	1	15,22,23	3.48	5 (33%)	19,32,35	1.27	3 (15%)
25	5MC	1H	1942	25	15,22,23	3.11	5 (33%)	19,32,35	1.32	4 (21%)
25	OMU	1H	2552	25,59	14,22,23	3.49	5 (35%)	14,31,34	0.69	0
23	OMC	2K	33	23	15,22,23	2.29	4 (26%)	17,31,34	1.45	2 (11%)
25	PSU	1H	1917	25	17,21,22	1.02	2 (11%)	20,30,33	3.02	6 (30%)
1	5MC	13	1407	1	15,22,23	3.26	5 (33%)	19,32,35	1.35	3 (15%)
57	4SU	2L	8	57	14,21,22	3.36	2 (14%)	15,30,33	1.56	2 (13%)
57	PSU	2L	56	57	17,21,22	1.08	1 (5%)	20,30,33	3.18	6 (30%)
1	2MG	1G	1207	1	19,26,27	5.09	7 (36%)	21,38,41	2.11	7 (33%)
25	5MU	14	1939	25,58	15,22,23	2.09	3 (20%)	16,32,35	1.89	2 (12%)
1	5MC	1G	1404	1	15,22,23	3.35	5 (33%)	19,32,35	1.19	2 (10%)
25	OMC	1H	1920	25	15,22,23	2.30	4 (26%)	17,31,34	1.51	2 (11%)
1	5MC	1G	967	1	15,22,23	3.35	5 (33%)	19,32,35	1.31	2 (10%)
23	H2U	2K	21	23	18,21,22	2.11	4 (22%)	21,30,33	1.96	4 (19%)
1	5MC	1G	1400	1	15,22,23	3.31	5 (33%)	19,32,35	1.28	3 (15%)
57	5MU	2L	55	57	15,22,23	2.16	3 (20%)	16,32,35	1.68	2 (12%)
25	PSU	1H	2605	25	17,21,22	1.21	3 (17%)	20,30,33	3.04	6 (30%)
25	OMG	1H	2251	25,58,23	18,26,27	5.61	7 (38%)	20,38,41	5.40	7 (35%)
1	MA6	1G	1519	1	19,26,27	0.98	2 (10%)	18,38,41	2.75	2 (11%)
1	4OC	1G	1402	1	16,23,24	3.15	6 (37%)	17,32,35	2.15	1 (5%)

Mol	Type	Chain	Res	Link	Bond lengths			Bond angles		
					Counts	RMSZ	# Z  > 2	Counts	RMSZ	# Z  > 2
1	MA6	13	1518	1	19,26,27	0.98	1 (5%)	18,38,41	2.64	2 (11%)
25	OMU	14	2552	25,59	14,22,23	3.49	5 (35%)	14,31,34	0.72	0
12	0TD	3A	89	12	4,9,10	1.13	0	3,11,13	2.55	1 (33%)
1	PSU	1G	516	1,59	17,21,22	1.03	2 (11%)	20,30,33	3.08	6 (30%)
57	7MG	2L	47	57	22,26,27	3.46	6 (27%)	28,39,42	2.45	10 (35%)
23	PSU	2K	56	23	17,21,22	1.05	1 (5%)	20,30,33	3.07	5 (25%)
1	4OC	13	1402	1	16,23,24	3.35	6 (37%)	17,32,35	1.24	1 (5%)
1	PSU	13	516	1,59	17,21,22	1.04	2 (11%)	20,30,33	3.25	6 (30%)
12	0TD	3I	89	12	4,9,10	1.16	0	3,11,13	2.78	1 (33%)
1	5MC	13	1404	1	15,22,23	3.32	5 (33%)	19,32,35	1.16	2 (10%)
25	5MU	1H	1939	25,58	15,22,23	2.13	3 (20%)	16,32,35	1.99	2 (12%)
1	7MG	13	527	1,58	22,26,27	3.45	6 (27%)	28,39,42	2.45	10 (35%)
23	5MU	2K	55	23	15,22,23	2.17	3 (20%)	16,32,35	1.71	2 (12%)
25	PSU	14	2605	25	17,21,22	1.10	1 (5%)	20,30,33	3.33	6 (30%)

In the following table, the Chirals column lists the number of chiral outliers, the number of chiral centers analysed, the number of these observed in the model and the number defined in the Chemical Component Dictionary. Similar counts are reported in the Torsion and Rings columns. '-' means no outliers of that kind were identified.

Mol	Type	Chain	Res	Link	Chirals	Torsions	Rings
25	PSU	14	1911	25	-	1/7/25/26	0/2/2/2
25	5MC	14	1942	25	-	0/5/25/26	0/2/2/2
1	M2G	1G	966	1	-	0/7/29/30	0/3/3/3
25	5MC	1H	1962	25,58	-	4/5/25/26	0/2/2/2
23	4SU	2K	8	23	-	0/5/25/26	0/2/2/2
25	5MU	1H	1915	25	-	0/5/25/26	0/2/2/2
25	PSU	1H	1911	25	-	0/7/25/26	0/2/2/2
23	7MG	2K	47	23	-	2/7/37/38	0/3/3/3
1	2MG	13	1207	1	-	1/5/27/28	0/3/3/3
57	OMC	2L	33	57	-	2/7/27/28	0/2/2/2
25	PSU	14	1917	25	-	0/7/25/26	0/2/2/2
25	5MC	14	1962	25	-	2/5/25/26	0/2/2/2
1	UR3	1G	1498	1	-	0/5/25/26	0/2/2/2
1	M2G	13	966	1	-	1/7/29/30	0/3/3/3
1	UR3	13	1498	1	-	0/5/25/26	0/2/2/2
1	MA6	1G	1518	1	-	3/7/29/30	0/3/3/3
25	5MU	14	1915	25	-	2/5/25/26	0/2/2/2

Continued on next page...



*Continued from previous page...*

Mol	Type	Chain	Res	Link	Chirals	Torsions	Rings
1	MA6	13	1519	1	-	5/7/29/30	0/3/3/3
1	5MC	13	967	1	-	2/5/25/26	0/2/2/2
1	5MC	1G	1407	1	-	0/5/25/26	0/2/2/2
25	2MA	1H	2503	25,59,58	-	3/3/25/26	0/3/3/3
25	OMG	14	2251	25,57,58	-	0/5/27/28	0/3/3/3
1	7MG	1G	527	1,58	-	3/7/37/38	0/3/3/3
25	2MA	14	2503	25,59,58	-	1/3/25/26	0/3/3/3
25	OMC	14	1920	25	-	2/7/27/28	0/2/2/2
1	5MC	13	1400	1	-	4/5/25/26	0/2/2/2
25	5MC	1H	1942	25	-	0/5/25/26	0/2/2/2
25	OMU	1H	2552	25,59	-	0/7/27/28	0/2/2/2
23	OMC	2K	33	23	-	1/7/27/28	0/2/2/2
25	PSU	1H	1917	25	-	0/7/25/26	0/2/2/2
1	5MC	13	1407	1	-	0/5/25/26	0/2/2/2
57	4SU	2L	8	57	-	3/5/25/26	0/2/2/2
57	PSU	2L	56	57	-	0/7/25/26	0/2/2/2
1	2MG	1G	1207	1	-	0/5/27/28	0/3/3/3
25	5MU	14	1939	25,58	-	2/5/25/26	0/2/2/2
1	5MC	1G	1404	1	-	0/5/25/26	0/2/2/2
25	OMC	1H	1920	25	-	1/7/27/28	0/2/2/2
1	5MC	1G	967	1	-	0/5/25/26	0/2/2/2
23	H2U	2K	21	23	-	4/7/38/39	0/2/2/2
1	5MC	1G	1400	1	-	2/5/25/26	0/2/2/2
57	5MU	2L	55	57	-	0/5/25/26	0/2/2/2
25	PSU	1H	2605	25	-	0/7/25/26	0/2/2/2
25	OMG	1H	2251	25,58,23	-	1/5/27/28	0/3/3/3
1	MA6	1G	1519	1	-	3/7/29/30	0/3/3/3
1	4OC	1G	1402	1	-	2/9/29/30	0/2/2/2
1	MA6	13	1518	1	-	0/7/29/30	0/3/3/3
25	OMU	14	2552	25,59	-	0/7/27/28	0/2/2/2
12	0TD	3A	89	12	-	2/3/12/14	-
1	PSU	1G	516	1,59	-	0/7/25/26	0/2/2/2
57	7MG	2L	47	57	-	3/7/37/38	0/3/3/3
23	PSU	2K	56	23	-	0/7/25/26	0/2/2/2
1	4OC	13	1402	1	-	2/9/29/30	0/2/2/2
1	PSU	13	516	1,59	-	0/7/25/26	0/2/2/2
12	0TD	3I	89	12	-	1/3/12/14	-
1	5MC	13	1404	1	-	0/5/25/26	0/2/2/2
25	5MU	1H	1939	25,58	-	0/5/25/26	0/2/2/2

*Continued on next page...*

*Continued from previous page...*

Mol	Type	Chain	Res	Link	Chirals	Torsions	Rings
1	7MG	13	527	1,58	-	2/7/37/38	0/3/3/3
23	5MU	2K	55	23	-	0/5/25/26	0/2/2/2
25	PSU	14	2605	25	-	0/7/25/26	0/2/2/2

All (230) bond length outliers are listed below:

Mol	Chain	Res	Type	Atoms	Z	Observed(Å)	Ideal(Å)
1	1G	1207	2MG	C2-N2	16.75	1.48	1.34
1	13	1207	2MG	C2-N2	16.25	1.47	1.34
25	14	2251	OMG	C4-N3	16.20	1.61	1.35
25	1H	2251	OMG	C4-N3	15.79	1.60	1.35
25	14	2251	OMG	C8-N7	-14.56	1.08	1.34
25	1H	2251	OMG	C8-N7	-14.26	1.09	1.34
23	2K	47	7MG	C4-N3	11.04	1.48	1.34
57	2L	47	7MG	C4-N3	10.97	1.48	1.34
1	1G	527	7MG	C4-N3	10.95	1.48	1.34
1	13	527	7MG	C4-N3	10.66	1.47	1.34
57	2L	8	4SU	C5-C4	10.10	1.49	1.38
1	1G	966	M2G	C4-N3	9.93	1.51	1.35
1	13	966	M2G	C4-N3	9.87	1.51	1.35
23	2K	8	4SU	C5-C4	9.65	1.49	1.38
1	1G	1207	2MG	C4-N3	9.35	1.50	1.35
1	13	966	M2G	C2-N2	9.16	1.49	1.34
1	13	1207	2MG	C4-N3	9.12	1.50	1.35
1	1G	966	M2G	C2-N2	8.62	1.48	1.34
25	1H	2503	2MA	C4-N3	8.46	1.48	1.35
25	14	2503	2MA	C4-N3	8.43	1.48	1.35
1	13	1400	5MC	C4-N3	8.28	1.46	1.35
25	14	1962	5MC	C4-N3	8.06	1.46	1.35
1	1G	967	5MC	C4-N3	7.99	1.46	1.35
1	13	967	5MC	C4-N3	7.95	1.46	1.35
25	1H	2251	OMG	C5-C4	7.92	1.61	1.40
1	13	966	M2G	C6-C5	7.92	1.55	1.41
25	14	1942	5MC	C4-N3	7.90	1.46	1.35
1	1G	966	M2G	C6-C5	7.87	1.54	1.41
1	1G	1404	5MC	C4-N3	7.86	1.46	1.35
1	13	1402	4OC	C6-N1	7.85	1.45	1.35
1	13	1404	5MC	C4-N3	7.81	1.46	1.35
1	1G	1400	5MC	C4-N3	7.79	1.46	1.35
25	14	2251	OMG	C5-C4	7.74	1.61	1.40
25	1H	1962	5MC	C4-N3	7.73	1.46	1.35
1	1G	1498	UR3	C6-N1	7.66	1.45	1.35

*Continued on next page...*

*Continued from previous page...*

Mol	Chain	Res	Type	Atoms	Z	Observed(Å)	Ideal(Å)
1	13	1498	UR3	C6-N1	7.56	1.45	1.35
1	13	527	7MG	C5-C4	-7.56	1.23	1.39
1	1G	1407	5MC	C4-N3	7.54	1.45	1.35
1	13	1407	5MC	C4-N3	7.52	1.45	1.35
23	2K	47	7MG	C5-C4	-7.51	1.23	1.39
25	1H	1942	5MC	C4-N3	7.49	1.45	1.35
1	1G	527	7MG	C5-C4	-7.49	1.24	1.39
57	2L	47	7MG	C5-C4	-7.46	1.24	1.39
1	1G	1402	4OC	C6-N1	7.43	1.45	1.35
25	1H	2552	OMU	C4-N3	7.39	1.45	1.33
1	13	1207	2MG	C6-C5	7.38	1.54	1.41
1	13	966	M2G	C2-N1	7.30	1.47	1.34
57	2L	8	4SU	C6-N1	7.25	1.44	1.35
25	14	2552	OMU	C4-N3	7.25	1.45	1.33
25	14	2552	OMU	C6-N1	7.23	1.44	1.35
1	1G	1207	2MG	C6-C5	7.14	1.53	1.41
1	1G	966	M2G	C2-N1	7.13	1.47	1.34
25	1H	2552	OMU	C6-N1	7.05	1.44	1.35
25	14	2503	2MA	C2-N1	6.57	1.45	1.34
23	2K	8	4SU	C6-N1	6.54	1.43	1.35
23	2K	21	H2U	C2-N1	6.28	1.44	1.35
25	1H	2552	OMU	C2-N3	6.11	1.50	1.38
25	1H	2503	2MA	C2-N1	6.09	1.44	1.34
25	14	2503	2MA	C2-N3	6.07	1.44	1.34
25	14	2552	OMU	C2-N3	6.05	1.50	1.38
1	13	966	M2G	C6-N1	6.04	1.43	1.33
57	2L	33	OMC	C6-N1	6.01	1.43	1.35
25	1H	2503	2MA	C6-C5	5.98	1.50	1.41
25	1H	1920	OMC	C6-N1	5.93	1.43	1.35
25	14	2503	2MA	C6-C5	5.91	1.50	1.41
1	13	1400	5MC	C2-N3	5.90	1.49	1.38
1	1G	966	M2G	C6-N1	5.87	1.43	1.33
1	13	1207	2MG	C6-N1	5.84	1.43	1.33
25	14	1942	5MC	C2-N3	5.81	1.49	1.38
25	1H	1962	5MC	C2-N3	5.78	1.49	1.38
25	1H	2503	2MA	C2-N3	5.77	1.44	1.34
1	1G	1404	5MC	C2-N3	5.75	1.49	1.38
25	14	1920	OMC	C6-N1	5.74	1.42	1.35
1	1G	1407	5MC	C2-N3	5.74	1.49	1.38
1	1G	967	5MC	C2-N3	5.73	1.49	1.38
23	2K	33	OMC	C6-N1	5.68	1.42	1.35
1	13	1400	5MC	C5-C4	5.67	1.50	1.41

*Continued on next page...*

*Continued from previous page...*

Mol	Chain	Res	Type	Atoms	Z	Observed(Å)	Ideal(Å)
1	1G	1400	5MC	C2-N3	5.66	1.49	1.38
1	13	1404	5MC	C2-N3	5.65	1.49	1.38
1	13	967	5MC	C2-N3	5.65	1.49	1.38
1	1G	1207	2MG	C6-N1	5.65	1.42	1.33
25	14	1962	5MC	C2-N3	5.63	1.49	1.38
23	2K	47	7MG	C6-C5	5.60	1.49	1.41
1	13	1407	5MC	C2-N3	5.57	1.49	1.38
1	13	1404	5MC	C5-C4	5.54	1.49	1.41
25	1H	1942	5MC	C2-N3	5.52	1.49	1.38
1	1G	1404	5MC	C5-C4	5.49	1.49	1.41
25	1H	1915	5MU	C4-C5	5.45	1.53	1.41
23	2K	55	5MU	C4-C5	5.44	1.53	1.41
57	2L	55	5MU	C4-C5	5.43	1.53	1.41
1	13	967	5MC	C5-C4	5.42	1.49	1.41
1	1G	967	5MC	C5-C4	5.38	1.49	1.41
1	13	1402	4OC	C4-N3	5.37	1.45	1.34
1	13	527	7MG	C4-N9	-5.34	1.28	1.38
1	1G	527	7MG	C6-C5	5.33	1.48	1.41
25	14	1915	5MU	C4-C5	5.33	1.52	1.41
1	13	1407	5MC	C5-C4	5.31	1.49	1.41
1	1G	1400	5MC	C5-C4	5.30	1.49	1.41
25	14	1962	5MC	C5-C4	5.25	1.49	1.41
1	13	966	M2G	C2-N3	5.25	1.46	1.33
57	2L	47	7MG	C6-C5	5.24	1.48	1.41
1	13	1402	4OC	C2-N3	5.22	1.48	1.38
25	1H	1962	5MC	C5-C4	5.22	1.49	1.41
1	1G	1402	4OC	C4-N3	5.22	1.44	1.34
25	1H	1939	5MU	C4-C5	5.21	1.52	1.41
25	14	1942	5MC	C5-C4	5.20	1.49	1.41
25	14	1962	5MC	C4-N4	5.20	1.47	1.34
1	13	1400	5MC	C4-N4	5.20	1.47	1.34
1	13	527	7MG	C6-C5	5.17	1.48	1.41
1	13	1498	UR3	C6-C5	5.17	1.49	1.38
25	1H	2251	OMG	C6-N1	-5.16	1.24	1.33
1	13	967	5MC	C4-N4	5.16	1.47	1.34
25	1H	1962	5MC	C4-N4	5.12	1.47	1.34
1	1G	1498	UR3	C6-C5	5.11	1.49	1.38
23	2K	55	5MU	C2-N3	5.11	1.48	1.38
1	1G	1404	5MC	C4-N4	5.10	1.46	1.34
1	1G	966	M2G	C2-N3	5.10	1.46	1.33
25	14	1942	5MC	C4-N4	5.10	1.46	1.34
1	1G	1400	5MC	C4-N4	5.10	1.46	1.34

*Continued on next page...*

*Continued from previous page...*

Mol	Chain	Res	Type	Atoms	Z	Observed(Å)	Ideal(Å)
1	1G	1498	UR3	C4-N3	5.09	1.45	1.38
1	13	1402	4OC	C6-C5	5.09	1.49	1.38
1	13	1404	5MC	C4-N4	5.09	1.46	1.34
1	1G	967	5MC	C4-N4	5.08	1.46	1.34
1	1G	527	7MG	C4-N9	-5.07	1.28	1.38
23	2K	47	7MG	C4-N9	-5.06	1.28	1.38
57	2L	47	7MG	C4-N9	-5.04	1.29	1.38
1	13	1498	UR3	C4-N3	5.03	1.45	1.38
1	13	1407	5MC	C4-N4	5.02	1.46	1.34
25	14	1915	5MU	C2-N3	4.99	1.48	1.38
1	1G	1407	5MC	C5-C4	4.99	1.49	1.41
57	2L	55	5MU	C2-N3	4.98	1.48	1.38
25	1H	1942	5MC	C4-N4	4.98	1.46	1.34
1	1G	1407	5MC	C4-N4	4.97	1.46	1.34
1	1G	1402	4OC	C2-N3	4.96	1.48	1.38
25	14	1939	5MU	C4-C5	4.96	1.52	1.41
25	14	2251	OMG	C6-N1	-4.93	1.24	1.33
25	1H	1915	5MU	C2-N3	4.78	1.47	1.38
25	14	2552	OMU	C6-C5	4.71	1.48	1.38
1	1G	1402	4OC	C6-C5	4.69	1.48	1.38
25	1H	2552	OMU	C6-C5	4.69	1.48	1.38
25	1H	1942	5MC	C5-C4	4.53	1.48	1.41
25	14	1920	OMC	C5-C4	4.40	1.51	1.41
25	14	1939	5MU	C2-N3	4.38	1.46	1.38
57	2L	33	OMC	C5-C4	4.25	1.51	1.41
23	2K	33	OMC	C5-C4	4.24	1.51	1.41
25	14	2503	2MA	C6-N1	4.22	1.43	1.35
1	13	1402	4OC	C5-C4	4.21	1.49	1.39
25	1H	1939	5MU	C2-N3	4.21	1.46	1.38
1	1G	1207	2MG	C2-N3	4.16	1.47	1.34
23	2K	21	H2U	C2-N3	4.14	1.45	1.38
25	1H	1920	OMC	C5-C4	4.13	1.51	1.41
25	1H	1939	5MU	C4-N3	-4.04	1.26	1.33
1	1G	1402	4OC	C5-C4	4.04	1.48	1.39
1	13	1402	4OC	C4-N4	4.00	1.44	1.36
25	14	1939	5MU	C4-N3	-3.94	1.26	1.33
25	1H	2503	2MA	C6-N1	3.92	1.42	1.35
1	13	1207	2MG	C2-N3	3.91	1.46	1.34
1	1G	1407	5MC	C6-C5	3.80	1.50	1.40
1	1G	527	7MG	C2-N2	3.78	1.41	1.33
23	2K	33	OMC	C2-N3	3.78	1.45	1.38
1	13	527	7MG	C2-N2	3.77	1.41	1.33

*Continued on next page...*

*Continued from previous page...*

Mol	Chain	Res	Type	Atoms	Z	Observed(Å)	Ideal(Å)
25	1H	1962	5MC	C6-C5	3.74	1.50	1.40
57	2L	33	OMC	C2-N3	3.74	1.45	1.38
23	2K	47	7MG	C2-N2	3.73	1.41	1.33
1	13	1400	5MC	C6-C5	3.72	1.50	1.40
23	2K	47	7MG	C5-N7	3.72	1.46	1.39
57	2L	47	7MG	C2-N2	3.71	1.41	1.33
1	1G	967	5MC	C6-C5	3.68	1.50	1.40
1	1G	1400	5MC	C6-C5	3.68	1.50	1.40
1	13	1407	5MC	C6-C5	3.65	1.50	1.40
1	1G	1404	5MC	C6-C5	3.62	1.50	1.40
25	14	1942	5MC	C6-C5	3.58	1.50	1.40
25	1H	1915	5MU	C4-N3	-3.57	1.26	1.33
1	13	967	5MC	C6-C5	3.57	1.50	1.40
25	14	1920	OMC	C2-N3	3.55	1.45	1.38
57	2L	47	7MG	C5-N7	3.55	1.46	1.39
25	1H	1920	OMC	C2-N3	3.55	1.45	1.38
25	14	1962	5MC	C6-C5	3.48	1.49	1.40
1	13	1404	5MC	C6-C5	3.48	1.49	1.40
1	13	527	7MG	C5-N7	3.44	1.45	1.39
1	1G	1402	4OC	C4-N4	3.44	1.43	1.36
1	1G	527	7MG	C5-N7	3.41	1.45	1.39
23	2K	21	H2U	C4-N3	3.36	1.43	1.37
25	14	1915	5MU	C4-N3	-3.35	1.27	1.33
25	14	2251	OMG	C2-N2	3.35	1.40	1.33
57	2L	55	5MU	C4-N3	-3.30	1.27	1.33
25	1H	1942	5MC	C6-C5	3.30	1.49	1.40
25	14	1911	PSU	C4-N3	3.20	1.38	1.33
1	1G	1207	2MG	C2-N1	3.20	1.44	1.34
23	2K	55	5MU	C4-N3	-3.18	1.27	1.33
57	2L	56	PSU	C4-N3	3.15	1.38	1.33
1	13	1207	2MG	C2-N1	3.12	1.44	1.34
25	14	1920	OMC	C4-N4	3.08	1.44	1.35
57	2L	33	OMC	C4-N4	3.07	1.44	1.35
23	2K	56	PSU	C4-N3	3.06	1.38	1.33
1	13	516	PSU	C4-N3	3.06	1.38	1.33
25	1H	2251	OMG	C2-N2	3.05	1.40	1.33
23	2K	33	OMC	C4-N4	3.03	1.44	1.35
25	1H	1920	OMC	C4-N4	3.02	1.44	1.35
1	1G	516	PSU	C4-N3	3.01	1.38	1.33
25	1H	1911	PSU	C4-N3	2.96	1.38	1.33
25	14	2605	PSU	C4-N3	2.96	1.38	1.33
25	14	1917	PSU	C4-N3	2.92	1.38	1.33

*Continued on next page...*

Continued from previous page...

Mol	Chain	Res	Type	Atoms	Z	Observed(Å)	Ideal(Å)
25	1H	2605	PSU	C4-N3	2.86	1.38	1.33
25	1H	2605	PSU	C5-C1'	-2.82	1.49	1.52
25	1H	1917	PSU	C4-N3	2.78	1.37	1.33
1	13	1207	2MG	O6-C6	-2.77	1.17	1.24
1	1G	1207	2MG	O6-C6	-2.73	1.17	1.24
25	1H	2251	OMG	O6-C6	-2.70	1.17	1.24
25	14	2251	OMG	O6-C6	-2.66	1.17	1.24
1	13	1518	MA6	C5-C4	-2.58	1.34	1.40
1	1G	1518	MA6	C5-C4	-2.49	1.34	1.40
23	2K	21	H2U	C6-N1	-2.48	1.42	1.47
1	13	1519	MA6	C5-C4	-2.45	1.34	1.40
1	13	1519	MA6	C2-N3	2.38	1.35	1.32
1	1G	1498	UR3	O4-C4	-2.34	1.18	1.24
25	14	2552	OMU	O4-C4	-2.29	1.18	1.24
1	13	1498	UR3	O4-C4	-2.25	1.18	1.24
1	1G	1519	MA6	C2-N3	2.23	1.35	1.32
1	1G	1519	MA6	C5-C4	-2.23	1.35	1.40
25	14	2503	2MA	CM2-C2	2.14	1.55	1.49
25	1H	2251	OMG	C2-N1	-2.14	1.31	1.35
1	1G	516	PSU	O4'-C1'	-2.13	1.41	1.44
25	1H	2552	OMU	O4-C4	-2.13	1.19	1.24
1	13	516	PSU	O4'-C1'	-2.12	1.41	1.44
1	1G	1518	MA6	C2-N3	2.04	1.35	1.32
25	1H	2605	PSU	O4'-C1'	-2.04	1.41	1.44
25	1H	1917	PSU	O4'-C1'	-2.02	1.41	1.44
25	14	1911	PSU	O4'-C1'	-2.02	1.41	1.44
25	1H	1911	PSU	O4'-C1'	-2.02	1.41	1.44

All (225) bond angle outliers are listed below:

Mol	Chain	Res	Type	Atoms	Z	Observed(°)	Ideal(°)
25	1H	2251	OMG	C1'-N9-C4	14.08	151.39	126.64
25	14	2251	OMG	C6-C5-C4	-13.88	107.55	120.80
25	1H	2251	OMG	C6-C5-C4	-13.77	107.65	120.80
25	14	2251	OMG	C1'-N9-C4	13.59	150.52	126.64
1	13	516	PSU	N1-C2-N3	-11.18	119.54	128.43
25	14	2605	PSU	N1-C2-N3	-11.03	119.67	128.43
25	14	1911	PSU	N1-C2-N3	-10.82	119.83	128.43
1	1G	516	PSU	N1-C2-N3	-10.68	119.94	128.43
25	1H	1911	PSU	N1-C2-N3	-10.41	120.16	128.43
57	2L	56	PSU	N1-C2-N3	-10.39	120.17	128.43
23	2K	56	PSU	N1-C2-N3	-10.30	120.24	128.43

Continued on next page...

*Continued from previous page...*

Mol	Chain	Res	Type	Atoms	Z	Observed(°)	Ideal(°)
25	14	1917	PSU	N1-C2-N3	-10.16	120.35	128.43
25	1H	1917	PSU	N1-C2-N3	-10.06	120.43	128.43
1	1G	1519	MA6	N1-C6-N6	-10.05	106.48	117.06
25	1H	2605	PSU	N1-C2-N3	-9.99	120.49	128.43
1	13	1518	MA6	N1-C6-N6	-9.46	107.10	117.06
1	1G	1518	MA6	N1-C6-N6	-8.87	107.72	117.06
25	14	2251	OMG	C6-N1-C2	8.70	129.76	115.93
1	13	1519	MA6	N1-C6-N6	-8.67	107.93	117.06
25	1H	2251	OMG	C6-N1-C2	8.34	129.18	115.93
1	1G	1402	4OC	CM4-N4-C4	-8.26	115.87	122.97
25	1H	2251	OMG	C4-C5-N7	-7.49	101.59	109.40
25	14	2251	OMG	C4-C5-N7	-6.86	102.25	109.40
25	1H	1939	5MU	C5-C6-N1	-6.74	114.93	122.19
25	14	1911	PSU	C4-N3-C2	6.51	120.64	115.14
25	14	2251	OMG	N3-C2-N1	-6.34	118.77	127.22
25	1H	1911	PSU	C4-N3-C2	6.04	120.24	115.14
1	13	516	PSU	C4-N3-C2	5.92	120.14	115.14
25	14	2503	2MA	C1'-N9-C4	-5.89	116.30	126.64
23	2K	21	H2U	C4-N3-C2	-5.86	120.93	125.79
1	13	1519	MA6	N3-C2-N1	-5.75	119.69	128.68
25	1H	2503	2MA	C2-N3-C4	5.66	120.12	115.52
25	14	1939	5MU	C5-C6-N1	-5.66	116.10	122.19
25	1H	2251	OMG	N3-C2-N1	-5.63	119.71	127.22
25	14	2605	PSU	C4-N3-C2	5.61	119.88	115.14
1	13	1518	MA6	N3-C2-N1	-5.51	120.07	128.68
1	1G	1518	MA6	N3-C2-N1	-5.47	120.12	128.68
1	1G	1519	MA6	N3-C2-N1	-5.43	120.19	128.68
1	1G	527	7MG	C5-C4-N9	5.39	114.00	106.44
57	2L	56	PSU	C4-N3-C2	5.35	119.66	115.14
23	2K	47	7MG	C5-C4-N9	5.34	113.93	106.44
1	13	527	7MG	C5-C4-N9	5.25	113.80	106.44
25	14	1917	PSU	C4-N3-C2	5.22	119.55	115.14
23	2K	56	PSU	C4-N3-C2	5.18	119.52	115.14
1	13	527	7MG	C4-C5-N7	5.18	114.89	106.98
1	1G	516	PSU	C4-N3-C2	5.15	119.49	115.14
57	2L	47	7MG	C4-C5-N7	5.11	114.79	106.98
25	1H	1917	PSU	C4-N3-C2	5.10	119.45	115.14
25	1H	1920	OMC	C2-N3-C4	5.09	121.50	116.34
57	2L	47	7MG	C5-C4-N9	5.04	113.51	106.44
1	1G	527	7MG	C4-C5-N7	5.00	114.63	106.98
23	2K	55	5MU	C4-N3-C2	4.98	119.35	115.14
25	1H	2605	PSU	C4-N3-C2	4.93	119.30	115.14

*Continued on next page...*



*Continued from previous page...*

Mol	Chain	Res	Type	Atoms	Z	Observed(°)	Ideal(°)
25	14	2251	OMG	C5-C6-N1	4.91	130.15	123.43
25	14	1915	5MU	C4-N3-C2	4.85	119.23	115.14
23	2K	47	7MG	C4-C5-N7	4.83	114.36	106.98
1	1G	527	7MG	C6-C5-C4	4.82	120.38	115.20
25	1H	2251	OMG	C5-C6-N1	4.81	130.01	123.43
57	2L	55	5MU	C4-N3-C2	4.79	119.19	115.14
1	13	527	7MG	CM7-N7-C5	4.78	142.38	124.01
1	1G	1207	2MG	N2-C2-N3	4.71	121.48	116.96
25	14	1911	PSU	C5-C4-N3	-4.70	119.31	125.36
57	2L	47	7MG	CM7-N7-C5	4.69	142.03	124.01
23	2K	47	7MG	CM7-N7-C5	4.65	141.89	124.01
1	13	1207	2MG	C2-N3-C4	4.63	120.53	115.28
1	1G	527	7MG	CM7-N7-C5	4.62	141.77	124.01
1	13	527	7MG	C6-C5-C4	4.52	120.05	115.20
25	1H	1911	PSU	C5-C4-N3	-4.49	119.57	125.36
25	1H	1915	5MU	C4-N3-C2	4.49	118.93	115.14
57	2L	47	7MG	C6-C5-C4	4.42	119.95	115.20
57	2L	55	5MU	C5-C6-N1	-4.36	117.50	122.19
25	14	1917	PSU	C5-C4-N3	-4.35	119.76	125.36
1	13	1207	2MG	C1'-N9-C4	-4.34	119.02	126.64
25	1H	1915	5MU	C5-C6-N1	-4.30	117.56	122.19
25	1H	2605	PSU	C5-C4-N3	-4.29	119.83	125.36
25	14	2503	2MA	C2-N3-C4	4.27	118.99	115.52
1	1G	1207	2MG	C2-N3-C4	4.26	120.12	115.28
23	2K	55	5MU	C5-C6-N1	-4.24	117.63	122.19
25	14	1915	5MU	C5-C6-N1	-4.22	117.65	122.19
57	2L	56	PSU	C5-C4-N3	-4.21	119.94	125.36
23	2K	56	PSU	C5-C4-N3	-4.20	119.95	125.36
23	2K	33	OMC	C2-N3-C4	4.20	120.60	116.34
1	13	516	PSU	C5-C4-N3	-4.17	119.99	125.36
1	13	1402	4OC	CM4-N4-C4	-4.17	119.38	122.97
1	13	966	M2G	C2-N3-C4	4.17	120.01	115.28
12	3I	89	0TD	CSB-SB-CB	4.17	110.05	101.85
23	2K	47	7MG	C6-C5-C4	4.17	119.67	115.20
57	2L	8	4SU	C2-N3-C4	4.16	121.19	115.15
25	14	2605	PSU	C5-C4-N3	-4.16	120.00	125.36
57	2L	33	OMC	C2-N3-C4	4.14	120.54	116.34
25	1H	1917	PSU	C5-C4-N3	-4.01	120.19	125.36
25	14	2605	PSU	C5-C6-N1	-3.97	119.56	124.44
12	3A	89	0TD	CSB-SB-CB	3.97	109.66	101.85
25	14	2503	2MA	C5-C6-N1	-3.94	118.93	123.06
1	13	1207	2MG	N3-C2-N1	-3.89	120.08	126.23

*Continued on next page...*

*Continued from previous page...*

Mol	Chain	Res	Type	Atoms	Z	Observed(°)	Ideal(°)
25	14	1939	5MU	C4-N3-C2	3.86	118.40	115.14
1	1G	966	M2G	C2-N3-C4	3.84	119.64	115.28
1	1G	527	7MG	C5-C4-N3	-3.84	120.23	126.49
1	1G	1207	2MG	N3-C2-N1	-3.81	120.21	126.23
25	1H	2605	PSU	C5-C6-N1	-3.80	119.77	124.44
25	14	1920	OMC	C2-N3-C4	3.79	120.18	116.34
57	2L	56	PSU	C5-C1'-C2'	-3.78	108.58	115.32
1	1G	516	PSU	C5-C4-N3	-3.77	120.51	125.36
1	13	527	7MG	C8-N7-C5	-3.77	99.14	108.94
25	14	1917	PSU	C5-C6-N1	-3.76	119.81	124.44
23	2K	21	H2U	C5-C4-N3	3.73	120.84	116.65
1	1G	967	5MC	C2-N3-C4	3.72	120.51	116.02
57	2L	47	7MG	C5-C4-N3	-3.68	120.48	126.49
57	2L	47	7MG	C8-N7-C5	-3.65	99.44	108.94
1	13	527	7MG	C5-C4-N3	-3.65	120.53	126.49
23	2K	47	7MG	C5-C4-N3	-3.63	120.56	126.49
23	2K	56	PSU	C5-C6-N1	-3.63	119.98	124.44
1	1G	527	7MG	C8-N7-C5	-3.62	99.53	108.94
1	1G	516	PSU	C5-C6-N1	-3.61	120.00	124.44
25	14	1942	5MC	C2-N3-C4	3.58	120.34	116.02
1	13	1207	2MG	CM2-N2-C2	-3.58	119.27	123.59
23	2K	47	7MG	C8-N7-C5	-3.58	99.64	108.94
25	14	2605	PSU	C6-N1-C2	3.55	121.22	115.36
25	14	1962	5MC	C2-N3-C4	3.54	120.29	116.02
57	2L	8	4SU	C5-C4-N3	-3.52	119.11	123.83
25	1H	1917	PSU	C5-C6-N1	-3.51	120.12	124.44
1	1G	1404	5MC	C2-N3-C4	3.44	120.17	116.02
57	2L	47	7MG	N1-C2-N3	-3.44	120.02	125.42
57	2L	56	PSU	C5-C6-N1	-3.42	120.23	124.44
1	13	516	PSU	C5-C6-N1	-3.42	120.24	124.44
25	1H	1962	5MC	C2-N3-C4	3.40	120.12	116.02
1	13	1407	5MC	C2-N3-C4	3.40	120.12	116.02
25	1H	2251	OMG	N2-C2-N1	3.38	122.51	117.25
1	1G	516	PSU	C6-N1-C2	3.37	120.92	115.36
25	1H	1942	5MC	C2-N3-C4	3.33	120.04	116.02
1	13	516	PSU	C6-N1-C2	3.33	120.85	115.36
23	2K	47	7MG	N1-C2-N3	-3.32	120.22	125.42
1	1G	1400	5MC	C2-N3-C4	3.30	120.00	116.02
1	13	1207	2MG	N2-C2-N3	3.29	120.12	116.96
25	1H	2503	2MA	C5-C6-N1	-3.28	119.62	123.06
25	14	1917	PSU	C6-N1-C2	3.26	120.74	115.36
1	13	527	7MG	N1-C2-N3	-3.25	120.31	125.42

*Continued on next page...*

*Continued from previous page...*

Mol	Chain	Res	Type	Atoms	Z	Observed(°)	Ideal(°)
23	2K	21	H2U	N3-C2-N1	3.25	120.09	116.65
1	13	1404	5MC	C2-N3-C4	3.24	119.93	116.02
1	1G	527	7MG	N1-C2-N3	-3.23	120.35	125.42
23	2K	21	H2U	C5-C6-N1	3.21	122.18	111.61
23	2K	56	PSU	C6-N1-C2	3.20	120.64	115.36
23	2K	47	7MG	N7-C8-N9	-3.19	98.81	103.38
1	1G	1407	5MC	C2-N3-C4	3.18	119.85	116.02
1	1G	1207	2MG	CM2-N2-C2	-3.17	119.76	123.59
1	13	1400	5MC	C2-N3-C4	3.17	119.84	116.02
23	2K	8	4SU	C2-N3-C4	3.16	119.73	115.15
57	2L	56	PSU	C6-N1-C2	3.14	120.53	115.36
1	13	967	5MC	C2-N3-C4	3.13	119.79	116.02
25	14	2251	OMG	N2-C2-N1	3.12	122.11	117.25
25	14	2503	2MA	N3-C2-N1	-3.12	119.99	125.72
1	1G	1207	2MG	C1'-N9-C4	-3.12	121.17	126.64
1	13	966	M2G	N3-C2-N2	3.11	120.33	117.18
25	14	2605	PSU	C5-C1'-C2'	-3.09	109.81	115.32
57	2L	47	7MG	N7-C8-N9	-3.07	98.98	103.38
25	1H	1917	PSU	C6-N1-C2	3.07	120.43	115.36
25	1H	2605	PSU	C6-N1-C2	3.06	120.41	115.36
25	14	1917	PSU	C5-C1'-C2'	-3.05	109.88	115.32
25	1H	2503	2MA	C1'-N9-C4	-3.02	121.34	126.64
1	1G	527	7MG	N7-C8-N9	-2.99	99.10	103.38
1	1G	966	M2G	N3-C2-N2	2.98	120.20	117.18
23	2K	8	4SU	C5-C4-N3	-2.97	119.85	123.83
1	1G	966	M2G	C5-C6-N1	-2.97	119.37	123.43
1	13	1207	2MG	N2-C2-N1	2.96	119.81	116.96
1	13	527	7MG	N7-C8-N9	-2.89	99.25	103.38
1	1G	966	M2G	C6-N1-C2	2.88	119.61	116.18
25	1H	1917	PSU	C5-C1'-C2'	-2.86	110.21	115.32
25	1H	1911	PSU	C6-N1-C2	2.86	120.08	115.36
25	14	1911	PSU	C6-N1-C2	2.84	120.05	115.36
25	1H	2503	2MA	N3-C2-N1	-2.77	120.63	125.72
1	1G	1407	5MC	CM5-C5-C4	-2.76	118.92	121.72
1	1G	966	M2G	C1'-N9-C4	2.74	131.45	126.64
1	1G	1207	2MG	C5-C6-N1	-2.71	119.73	123.43
25	1H	1939	5MU	C4-N3-C2	2.69	117.41	115.14
1	13	966	M2G	C6-N1-C2	2.68	119.37	116.18
25	14	1962	5MC	N4-C4-N3	2.65	120.78	117.03
57	2L	33	OMC	N4-C4-N3	2.59	120.59	116.49
1	13	967	5MC	C5-C6-N1	-2.59	119.41	122.19
25	1H	1911	PSU	C5-C6-N1	-2.56	121.29	124.44

*Continued on next page...*

*Continued from previous page...*

Mol	Chain	Res	Type	Atoms	Z	Observed(°)	Ideal(°)
57	2L	47	7MG	C6-N1-C2	2.54	119.96	115.93
1	13	966	M2G	N1-C2-N2	2.53	119.75	117.19
1	1G	1207	2MG	C6-N1-C2	2.51	119.68	115.18
23	2K	33	OMC	N4-C4-N3	2.47	120.40	116.49
1	1G	1407	5MC	N4-C4-N3	2.47	120.53	117.03
1	13	1407	5MC	C5-C6-N1	-2.45	119.55	122.19
1	13	1498	UR3	C3'-C2'-C1'	2.42	104.62	100.98
1	13	1207	2MG	C5-C6-N1	-2.41	120.13	123.43
25	1H	1942	5MC	C5-C6-N1	-2.41	119.60	122.19
23	2K	47	7MG	C6-N1-C2	2.41	119.75	115.93
25	1H	1962	5MC	N4-C4-N3	2.39	120.41	117.03
1	13	1404	5MC	C5-C6-N1	-2.38	119.62	122.19
1	1G	527	7MG	C6-N1-C2	2.38	119.71	115.93
25	14	2503	2MA	C3'-C2'-C1'	2.38	104.56	100.98
1	13	1400	5MC	C5-C6-N1	-2.38	119.63	122.19
25	14	1942	5MC	N4-C4-N3	2.37	120.39	117.03
1	13	1207	2MG	C6-N1-C2	2.36	119.40	115.18
1	13	966	M2G	C5-C6-N1	-2.35	120.22	123.43
25	1H	1920	OMC	N4-C4-N3	2.34	120.19	116.49
25	14	2503	2MA	CM2-C2-N3	2.34	120.80	117.16
1	1G	1498	UR3	C3'-C2'-C1'	2.32	104.48	100.98
25	14	1911	PSU	C5-C6-N1	-2.31	121.60	124.44
1	13	527	7MG	C6-N1-C2	2.31	119.59	115.93
1	1G	1400	5MC	C5-C6-N1	-2.27	119.75	122.19
1	1G	967	5MC	N4-C4-N3	2.26	120.23	117.03
25	1H	2605	PSU	C5-C1'-C2'	-2.25	111.31	115.32
1	1G	516	PSU	O4'-C1'-C2'	2.21	108.24	104.66
25	14	1911	PSU	O4'-C1'-C5	-2.21	106.51	109.93
1	13	1407	5MC	CM5-C5-C4	-2.21	119.49	121.72
25	1H	1962	5MC	C5-C6-N1	-2.20	119.82	122.19
1	1G	1400	5MC	N4-C4-N3	2.20	120.14	117.03
1	13	1400	5MC	N4-C4-N3	2.18	120.11	117.03
57	2L	47	7MG	C2-N3-C4	2.17	119.89	113.89
1	13	516	PSU	O4'-C1'-C2'	2.17	108.17	104.66
25	1H	1962	5MC	CM5-C5-C4	-2.16	119.53	121.72
23	2K	47	7MG	C2-N3-C4	2.16	119.86	113.89
1	1G	1407	5MC	C5-C6-N1	-2.14	119.89	122.19
1	1G	527	7MG	C2-N3-C4	2.13	119.79	113.89
1	13	527	7MG	C2-N3-C4	2.11	119.72	113.89
25	1H	1942	5MC	N4-C4-N3	2.10	120.00	117.03
25	14	1920	OMC	N4-C4-N3	2.08	119.78	116.49
25	14	1917	PSU	O4'-C1'-C5	2.07	113.14	109.93

*Continued on next page...*

*Continued from previous page...*

Mol	Chain	Res	Type	Atoms	Z	Observed(°)	Ideal(°)
25	14	1942	5MC	C5-C6-N1	-2.07	119.96	122.19
1	1G	1404	5MC	C5-C6-N1	-2.05	119.98	122.19
25	1H	1942	5MC	CM5-C5-C4	-2.02	119.68	121.72
1	1G	966	M2G	N1-C2-N2	2.00	119.22	117.19

There are no chirality outliers.

All (67) torsion outliers are listed below:

Mol	Chain	Res	Type	Atoms
25	1H	1962	5MC	O4'-C1'-N1-C6
25	1H	1962	5MC	C2'-C1'-N1-C6
57	2L	33	OMC	C2'-C1'-N1-C6
1	1G	1518	MA6	C5-C6-N6-C10
25	14	1915	5MU	C2'-C1'-N1-C6
1	13	1519	MA6	C5-C6-N6-C10
1	13	1400	5MC	O4'-C1'-N1-C6
1	13	1400	5MC	C2'-C1'-N1-C6
23	2K	33	OMC	C2'-C1'-N1-C6
25	14	1939	5MU	C2'-C1'-N1-C6
25	14	1939	5MU	O4'-C1'-N1-C6
25	1H	1920	OMC	C2'-C1'-N1-C6
23	2K	21	H2U	O4'-C1'-N1-C2
23	2K	21	H2U	O4'-C1'-N1-C6
25	1H	2251	OMG	C1'-C2'-O2'-CM2
1	1G	1519	MA6	O4'-C4'-C5'-O5'
1	1G	1402	4OC	O4'-C4'-C5'-O5'
1	1G	1402	4OC	C3'-C4'-C5'-O5'
12	3A	89	0TD	CA-CB-SB-CSB
57	2L	47	7MG	C2'-C1'-N9-C8
57	2L	47	7MG	C2'-C1'-N9-C4
1	13	1402	4OC	O4'-C4'-C5'-O5'
12	3I	89	0TD	CG-CB-SB-CSB
1	13	1519	MA6	O4'-C4'-C5'-O5'
25	1H	2503	2MA	O4'-C4'-C5'-O5'
1	13	1400	5MC	O4'-C4'-C5'-O5'
1	1G	1400	5MC	O4'-C4'-C5'-O5'
1	1G	1400	5MC	C3'-C4'-C5'-O5'
1	1G	1519	MA6	C3'-C4'-C5'-O5'
1	1G	527	7MG	C3'-C4'-C5'-O5'
57	2L	47	7MG	O4'-C4'-C5'-O5'
1	13	1402	4OC	C3'-C4'-C5'-O5'
23	2K	47	7MG	O4'-C4'-C5'-O5'

*Continued on next page...*

*Continued from previous page...*

Mol	Chain	Res	Type	Atoms
25	14	1962	5MC	O4'-C4'-C5'-O5'
25	14	1962	5MC	C3'-C4'-C5'-O5'
1	13	1519	MA6	C3'-C4'-C5'-O5'
25	1H	2503	2MA	C3'-C4'-C5'-O5'
25	14	1920	OMC	C3'-C4'-C5'-O5'
25	14	1920	OMC	O4'-C4'-C5'-O5'
1	13	1400	5MC	C3'-C4'-C5'-O5'
23	2K	21	H2U	C3'-C4'-C5'-O5'
23	2K	21	H2U	O4'-C4'-C5'-O5'
1	13	527	7MG	C3'-C4'-C5'-O5'
1	13	967	5MC	O4'-C4'-C5'-O5'
1	1G	527	7MG	O4'-C4'-C5'-O5'
25	14	1915	5MU	C4'-C5'-O5'-P
25	1H	2503	2MA	C4'-C5'-O5'-P
1	13	527	7MG	O4'-C4'-C5'-O5'
1	1G	1518	MA6	C5-C6-N6-C9
1	13	1519	MA6	C5-C6-N6-C9
25	1H	1962	5MC	O4'-C4'-C5'-O5'
1	1G	1519	MA6	C4'-C5'-O5'-P
57	2L	8	4SU	C4'-C5'-O5'-P
1	1G	527	7MG	C4'-C5'-O5'-P
23	2K	47	7MG	C3'-C4'-C5'-O5'
1	1G	1518	MA6	N1-C6-N6-C10
1	13	966	M2G	C4'-C5'-O5'-P
1	13	1207	2MG	C3'-C4'-C5'-O5'
25	14	1911	PSU	C2'-C1'-C5-C6
25	1H	1962	5MC	C3'-C4'-C5'-O5'
1	13	967	5MC	C3'-C4'-C5'-O5'
57	2L	8	4SU	C3'-C4'-C5'-O5'
57	2L	8	4SU	O4'-C4'-C5'-O5'
12	3A	89	0TD	CG-CB-SB-CSB
1	13	1519	MA6	N1-C6-N6-C10
57	2L	33	OMC	C3'-C2'-O2'-CM2
25	14	2503	2MA	O4'-C4'-C5'-O5'

There are no ring outliers.

29 monomers are involved in 50 short contacts:

Mol	Chain	Res	Type	Clashes	Symm-Clashes
25	14	1911	PSU	1	0
25	14	1942	5MC	2	0
25	1H	1915	5MU	1	0

*Continued on next page...*

*Continued from previous page...*

Mol	Chain	Res	Type	Clashes	Symm-Clashes
25	1H	1911	PSU	1	0
57	2L	33	OMC	1	0
25	14	1962	5MC	1	0
1	1G	1498	UR3	2	0
1	13	966	M2G	1	0
1	13	1498	UR3	1	0
1	1G	1518	MA6	2	0
1	13	1519	MA6	1	0
25	14	2251	OMG	3	0
25	14	2503	2MA	4	0
25	14	1920	OMC	2	0
25	1H	2552	OMU	1	0
23	2K	33	OMC	2	0
1	13	1407	5MC	1	0
57	2L	8	4SU	3	0
1	1G	1207	2MG	3	0
1	1G	1404	5MC	1	0
25	1H	1920	OMC	3	0
23	2K	21	H2U	2	0
1	1G	1400	5MC	1	0
25	1H	2251	OMG	3	0
1	1G	1519	MA6	1	0
1	1G	1402	4OC	2	0
12	3A	89	0TD	1	0
1	13	1402	4OC	1	0
23	2K	55	5MU	2	0

## 5.5 Carbohydrates [i](#)

There are no monosaccharides in this entry.

## 5.6 Ligand geometry [i](#)

Of 1272 ligands modelled in this entry, 1270 are monoatomic - leaving 2 for Mogul analysis.

In the following table, the Counts columns list the number of bonds (or angles) for which Mogul statistics could be retrieved, the number of bonds (or angles) that are observed in the model and the number of bonds (or angles) that are defined in the Chemical Component Dictionary. The Link column lists molecule types, if any, to which the group is linked. The Z score for a bond length (or angle) is the number of standard deviations the observed value is removed from the expected value. A bond length (or angle) with  $|Z| > 2$  is considered an outlier worth inspection. RMSZ is the root-mean-square of all Z scores of the bond lengths (or angles).

Mol	Type	Chain	Res	Link	Bond lengths			Bond angles		
					Counts	RMSZ	# Z  > 2	Counts	RMSZ	# Z  > 2
60	SF4	3E	302	-	0,12,12	0.00	-	-		
60	SF4	32	303	-	0,12,12	0.00	-	-		

In the following table, the Chirals column lists the number of chiral outliers, the number of chiral centers analysed, the number of these observed in the model and the number defined in the Chemical Component Dictionary. Similar counts are reported in the Torsion and Rings columns. '-' means no outliers of that kind were identified.

Mol	Type	Chain	Res	Link	Chirals	Torsions	Rings
60	SF4	3E	302	-	-	-	0/6/5/5
60	SF4	32	303	-	-	-	0/6/5/5

There are no bond length outliers.

There are no bond angle outliers.

There are no chirality outliers.

There are no torsion outliers.

There are no ring outliers.

2 monomers are involved in 3 short contacts:

Mol	Chain	Res	Type	Clashes	Symm-Clashes
60	3E	302	SF4	1	0
60	32	303	SF4	2	0

## 5.7 Other polymers [i](#)

There are no such residues in this entry.

## 5.8 Polymer linkage issues [i](#)

There are no chain breaks in this entry.



## 6 Fit of model and data i

### 6.1 Protein, DNA and RNA chains i

In the following table, the column labelled '#RSRZ> 2' contains the number (and percentage) of RSRZ outliers, followed by percent RSRZ outliers for the chain as percentile scores relative to all X-ray entries and entries of similar resolution. The OWAB column contains the minimum, median, 95<sup>th</sup> percentile and maximum values of the occupancy-weighted average B-factor per residue. The column labelled 'Q< 0.9' lists the number of (and percentage) of residues with an average occupancy less than 0.9.

Mol	Chain	Analysed	<RSRZ>	#RSRZ>2	OWAB(Å <sup>2</sup> )	Q<0.9
1	13	1494/1522 (98%)	-0.89	0 <span style="border: 1px solid blue; padding: 2px;">100</span> <span style="border: 1px solid blue; padding: 2px;">100</span>	40, 102, 169, 228	0
1	1G	1498/1522 (98%)	-0.88	0 <span style="border: 1px solid blue; padding: 2px;">100</span> <span style="border: 1px solid blue; padding: 2px;">100</span>	53, 104, 169, 213	0
2	12	236/256 (92%)	0.62	18 (7%) <span style="border: 1px solid red; padding: 2px;">13</span> <span style="border: 1px solid red; padding: 2px;">14</span>	115, 155, 171, 178	0
2	1E	237/256 (92%)	0.79	34 (14%) <span style="border: 1px solid red; padding: 2px;">2</span> <span style="border: 1px solid red; padding: 2px;">3</span>	108, 143, 167, 181	0
3	22	206/239 (86%)	0.34	13 (6%) <span style="border: 1px solid red; padding: 2px;">20</span> <span style="border: 1px solid red; padding: 2px;">18</span>	110, 131, 163, 182	0
3	2E	205/239 (85%)	0.97	30 (14%) <span style="border: 1px solid red; padding: 2px;">2</span> <span style="border: 1px solid red; padding: 2px;">3</span>	95, 124, 157, 172	0
4	32	208/209 (99%)	-0.60	0 <span style="border: 1px solid blue; padding: 2px;">100</span> <span style="border: 1px solid blue; padding: 2px;">100</span>	78, 99, 120, 133	0
4	3E	208/209 (99%)	-0.08	3 (1%) <span style="border: 1px solid blue; padding: 2px;">75</span> <span style="border: 1px solid blue; padding: 2px;">69</span>	83, 112, 134, 144	0
5	42	154/162 (95%)	-0.50	1 (0%) <span style="border: 1px solid blue; padding: 2px;">89</span> <span style="border: 1px solid blue; padding: 2px;">86</span>	86, 105, 134, 174	0
5	4E	151/162 (93%)	-0.03	1 (0%) <span style="border: 1px solid blue; padding: 2px;">87</span> <span style="border: 1px solid blue; padding: 2px;">83</span>	77, 103, 130, 152	0
6	52	101/101 (100%)	0.02	0 <span style="border: 1px solid blue; padding: 2px;">100</span> <span style="border: 1px solid blue; padding: 2px;">100</span>	78, 103, 117, 125	0
6	5E	101/101 (100%)	-0.03	3 (2%) <span style="border: 1px solid red; padding: 2px;">50</span> <span style="border: 1px solid red; padding: 2px;">44</span>	72, 104, 117, 140	0
7	62	149/156 (95%)	0.22	6 (4%) <span style="border: 1px solid red; padding: 2px;">38</span> <span style="border: 1px solid red; padding: 2px;">33</span>	110, 132, 151, 159	0
7	6E	155/156 (99%)	-0.17	3 (1%) <span style="border: 1px solid blue; padding: 2px;">66</span> <span style="border: 1px solid blue; padding: 2px;">61</span>	99, 115, 145, 161	0
8	72	138/138 (100%)	-0.83	0 <span style="border: 1px solid blue; padding: 2px;">100</span> <span style="border: 1px solid blue; padding: 2px;">100</span>	83, 107, 123, 128	0
8	7E	138/138 (100%)	-0.45	0 <span style="border: 1px solid blue; padding: 2px;">100</span> <span style="border: 1px solid blue; padding: 2px;">100</span>	84, 106, 120, 126	0
9	82	127/128 (99%)	-0.28	1 (0%) <span style="border: 1px solid blue; padding: 2px;">86</span> <span style="border: 1px solid blue; padding: 2px;">81</span>	104, 154, 173, 185	0
9	8E	124/128 (96%)	-0.26	0 <span style="border: 1px solid blue; padding: 2px;">100</span> <span style="border: 1px solid blue; padding: 2px;">100</span>	84, 139, 155, 167	0
10	1A	99/105 (94%)	0.43	8 (8%) <span style="border: 1px solid red; padding: 2px;">12</span> <span style="border: 1px solid red; padding: 2px;">12</span>	111, 147, 169, 180	0
10	1I	99/105 (94%)	0.56	12 (12%) <span style="border: 1px solid red; padding: 2px;">4</span> <span style="border: 1px solid red; padding: 2px;">5</span>	93, 151, 166, 170	0
11	2A	119/129 (92%)	0.50	5 (4%) <span style="border: 1px solid red; padding: 2px;">36</span> <span style="border: 1px solid red; padding: 2px;">32</span>	87, 109, 142, 171	0
11	2I	117/129 (90%)	0.60	8 (6%) <span style="border: 1px solid red; padding: 2px;">17</span> <span style="border: 1px solid red; padding: 2px;">16</span>	63, 94, 129, 162	0
12	3A	124/132 (93%)	-0.24	1 (0%) <span style="border: 1px solid blue; padding: 2px;">86</span> <span style="border: 1px solid blue; padding: 2px;">81</span>	71, 88, 113, 157	0
12	3I	124/132 (93%)	0.19	5 (4%) <span style="border: 1px solid red; padding: 2px;">38</span> <span style="border: 1px solid red; padding: 2px;">33</span>	62, 81, 111, 156	0

*Continued on next page...*

Continued from previous page...

Mol	Chain	Analysed	<RSRZ>	#RSRZ>2	OWAB(Å <sup>2</sup> )	Q<0.9
13	4A	118/126 (93%)	-0.14	6 (5%) 28 25	108, 146, 166, 175	0
13	4I	119/126 (94%)	-0.78	0 100 100	81, 123, 139, 150	0
14	5A	60/61 (98%)	-0.23	1 (1%) 70 64	114, 131, 142, 149	0
14	5I	60/61 (98%)	-0.23	1 (1%) 70 64	101, 119, 129, 135	0
15	6A	88/89 (98%)	-0.29	2 (2%) 60 54	72, 98, 121, 128	0
15	6I	88/89 (98%)	-0.67	1 (1%) 80 75	65, 98, 120, 127	0
16	7A	84/88 (95%)	-0.96	0 100 100	75, 88, 106, 142	0
16	7I	83/88 (94%)	-0.93	0 100 100	95, 107, 130, 157	0
17	8A	99/105 (94%)	-0.74	0 100 100	77, 92, 108, 114	0
17	8I	100/105 (95%)	-0.62	0 100 100	75, 98, 113, 120	0
18	9A	71/88 (80%)	0.37	6 (8%) 10 11	86, 107, 135, 146	0
18	9I	70/88 (79%)	0.69	8 (11%) 5 6	78, 100, 127, 152	0
19	AA	83/93 (89%)	0.10	6 (7%) 15 15	120, 151, 166, 171	0
19	AI	86/93 (92%)	-0.65	0 100 100	102, 130, 148, 155	0
20	BA	103/106 (97%)	-0.72	0 100 100	82, 98, 125, 137	0
20	BI	101/106 (95%)	-0.89	0 100 100	92, 110, 130, 137	0
21	1B	25/27 (92%)	-0.61	0 100 100	123, 140, 157, 165	0
21	1F	25/27 (92%)	-0.86	0 100 100	104, 117, 136, 147	0
22	1K	65/77 (84%)	1.68	30 (46%) 0 0	107, 153, 175, 184	59 (90%)
22	3K	77/77 (100%)	-0.34	4 (5%) 27 24	71, 198, 220, 236	0
22	3L	77/77 (100%)	-0.12	2 (2%) 56 49	87, 216, 245, 255	0
23	2K	71/77 (92%)	-0.76	0 100 100	54, 91, 130, 147	0
24	4K	17/27 (62%)	0.30	2 (11%) 4 5	75, 132, 206, 207	0
24	4L	21/27 (77%)	0.01	1 (4%) 30 27	88, 171, 227, 232	0
25	14	2868/2917 (98%)	-0.83	7 (0%) 95 93	40, 79, 193, 238	0
25	1H	2868/2917 (98%)	-0.72	3 (0%) 95 95	27, 61, 173, 226	0
26	16	120/122 (98%)	-0.83	0 100 100	66, 93, 111, 146	0
26	1J	122/122 (100%)	-0.82	1 (0%) 86 81	94, 132, 160, 193	0
27	7I	135/229 (58%)	0.87	22 (16%) 1 2	117, 180, 198, 211	0
28	11	274/276 (99%)	-0.54	1 (0%) 92 90	29, 47, 70, 96	0
28	19	274/276 (99%)	-0.18	0 100 100	39, 66, 86, 100	0

Continued on next page...

Continued from previous page...

Mol	Chain	Analysed	<RSRZ>	#RSRZ>2	OWAB(Å <sup>2</sup> )	Q<0.9
29	21	204/206 (99%)	0.26	9 (4%) 34 30	34, 74, 110, 127	0
29	29	204/206 (99%)	-0.45	2 (0%) 82 77	47, 80, 111, 120	0
30	31	202/210 (96%)	-0.38	1 (0%) 91 88	31, 68, 110, 127	0
30	39	206/210 (98%)	0.31	12 (5%) 23 20	46, 91, 152, 177	0
31	41	181/182 (99%)	-0.54	0 100 100	82, 103, 138, 149	0
31	49	181/182 (99%)	0.92	23 (12%) 3 4	118, 146, 161, 184	0
32	51	174/180 (96%)	-0.33	2 (1%) 80 75	72, 98, 118, 136	0
32	59	174/180 (96%)	0.22	9 (5%) 27 24	115, 155, 176, 187	0
33	61	146/148 (98%)	-0.36	1 (0%) 87 83	60, 109, 130, 140	0
33	69	146/148 (98%)	0.02	2 (1%) 75 69	79, 120, 142, 156	0
34	38	139/173 (80%)	0.48	17 (12%) 4 5	156, 193, 210, 232	0
35	15	138/140 (98%)	0.71	14 (10%) 7 7	68, 102, 129, 140	0
35	58	138/140 (98%)	-0.02	4 (2%) 51 45	56, 76, 118, 127	0
36	25	122/122 (100%)	0.13	1 (0%) 86 81	53, 75, 93, 103	0
36	68	122/122 (100%)	0.03	1 (0%) 86 81	45, 65, 85, 105	0
37	35	147/150 (98%)	0.47	7 (4%) 30 27	51, 96, 127, 150	0
37	78	148/150 (98%)	-0.10	3 (2%) 65 60	32, 72, 102, 123	0
38	45	140/141 (99%)	0.88	21 (15%) 2 3	72, 99, 127, 138	0
38	88	141/141 (100%)	0.01	3 (2%) 63 58	46, 73, 106, 128	0
39	55	118/118 (100%)	-0.71	0 100 100	48, 71, 99, 122	0
39	98	118/118 (100%)	-0.18	1 (0%) 86 81	40, 69, 94, 116	0
40	65	111/112 (99%)	0.32	5 (4%) 33 29	103, 125, 139, 148	0
40	A8	111/112 (99%)	0.46	9 (8%) 12 12	75, 93, 115, 127	0
41	75	137/146 (93%)	-0.73	0 100 100	68, 84, 137, 157	0
41	B8	137/146 (93%)	-0.41	0 100 100	61, 81, 134, 164	0
42	85	117/118 (99%)	0.80	22 (18%) 1 1	57, 90, 147, 158	0
42	C8	117/118 (99%)	-0.58	0 100 100	37, 63, 101, 120	0
43	95	101/101 (100%)	2.27	51 (50%) 0 0	53, 123, 143, 159	0
43	D8	100/101 (99%)	-0.17	2 (2%) 65 60	41, 90, 118, 134	0
44	A5	112/113 (99%)	-0.42	1 (0%) 84 79	52, 66, 100, 144	0
44	E8	113/113 (100%)	-0.27	2 (1%) 68 62	40, 55, 97, 140	0

Continued on next page...

Continued from previous page...

Mol	Chain	Analysed	<RSRZ>	#RSRZ>2	OWAB(Å <sup>2</sup> )	Q<0.9
45	B5	93/96 (96%)	-0.41	2 (2%) 62 56	58, 77, 106, 124	0
45	F8	95/96 (98%)	-0.41	0 100 100	42, 56, 85, 99	0
46	C5	109/110 (99%)	0.17	6 (5%) 25 22	73, 102, 120, 128	0
46	G8	107/110 (97%)	-0.46	0 100 100	62, 87, 135, 148	0
47	D5	176/206 (85%)	1.27	43 (24%) 0 0	117, 145, 178, 186	0
47	H8	174/206 (84%)	0.60	14 (8%) 12 12	79, 118, 177, 192	0
48	E5	79/85 (92%)	0.67	5 (6%) 20 18	70, 90, 113, 160	0
48	I8	77/85 (90%)	0.06	1 (1%) 77 71	49, 67, 93, 114	0
49	F5	92/96 (95%)	0.06	0 100 100	54, 79, 115, 130	0
49	J8	96/96 (100%)	-0.34	1 (1%) 82 77	41, 66, 117, 150	0
50	G5	69/72 (95%)	-0.40	1 (1%) 75 69	69, 95, 121, 145	0
50	K8	71/72 (98%)	-0.46	1 (1%) 75 69	45, 69, 89, 110	0
51	H5	59/60 (98%)	1.24	13 (22%) 0 0	70, 97, 146, 169	0
51	L8	59/60 (98%)	0.11	2 (3%) 45 40	49, 71, 105, 114	0
52	I5	71/71 (100%)	1.66	28 (39%) 0 0	147, 178, 194, 204	0
52	M8	66/71 (92%)	-0.35	0 100 100	115, 141, 171, 192	0
53	J5	56/60 (93%)	-0.33	0 100 100	50, 76, 143, 153	0
53	N8	56/60 (93%)	0.18	4 (7%) 16 15	35, 75, 145, 151	0
54	K5	48/54 (88%)	3.56	31 (64%) 0 0	128, 165, 181, 188	0
54	O8	49/54 (90%)	4.07	43 (87%) 0 0	106, 140, 158, 162	0
55	L5	48/49 (97%)	-0.37	0 100 100	41, 51, 82, 94	0
55	P8	48/49 (97%)	-0.68	0 100 100	26, 35, 71, 76	0
56	M5	64/65 (98%)	0.41	1 (1%) 72 66	59, 73, 98, 119	0
56	Q8	64/65 (98%)	-0.25	0 100 100	38, 53, 74, 95	0
57	2L	72/77 (93%)	-0.54	1 (1%) 75 69	67, 113, 154, 178	0
All	All	21207/22013 (96%)	-0.32	678 (3%) 47 42	26, 95, 171, 255	59 (0%)

All (678) RSRZ outliers are listed below:

Mol	Chain	Res	Type	RSRZ
11	2I	129	SER	11.5
27	71	1	PRO	10.6
54	O8	44	ARG	10.5

Continued on next page...

*Continued from previous page...*

Mol	Chain	Res	Type	RSRZ
54	K5	50	ARG	10.1
54	O8	42	TRP	10.1
43	95	45	THR	9.0
54	O8	50	ARG	9.0
54	O8	20	ASN	8.9
54	K5	52	VAL	8.8
54	K5	53	LYS	8.2
54	K5	14	THR	8.1
54	K5	51	GLU	8.1
43	95	36	PRO	8.1
18	9A	88	LYS	8.1
42	85	89	GLU	8.1
54	K5	26	ASN	7.9
52	I5	40	HIS	7.9
27	71	63	SER	7.9
34	38	116	ILE	7.8
54	K5	17	LYS	7.8
54	K5	13	CYS	7.7
54	K5	36	LEU	7.5
54	O8	53	LYS	7.3
34	38	117	LEU	7.1
43	95	42	GLY	6.8
25	14	1176	G	6.7
54	O8	31	PRO	6.6
34	38	128	LEU	6.6
30	39	1	MET	6.5
11	2I	128	ALA	6.5
54	O8	49	HIS	6.4
47	D5	108	PRO	6.3
25	14	1177	A	6.2
43	95	101	GLY	6.2
42	85	118	GLY	6.2
54	K5	9	LEU	6.1
52	I5	28	LYS	6.0
51	H5	59	VAL	5.9
54	O8	14	THR	5.9
47	H8	147	GLY	5.8
34	38	129	PRO	5.8
31	49	137	GLU	5.7
22	1K	15	G	5.6
54	O8	43	CYS	5.6
31	49	182	LYS	5.6

*Continued on next page...*

*Continued from previous page...*

<b>Mol</b>	<b>Chain</b>	<b>Res</b>	<b>Type</b>	<b>RSRZ</b>
54	O8	19	ARG	5.6
35	15	133	GLN	5.5
3	22	79	ARG	5.5
2	12	6	THR	5.4
43	95	1	MET	5.3
52	I5	9	LEU	5.3
54	O8	47	THR	5.3
47	D5	153	SER	5.2
54	O8	34	LEU	5.1
38	45	91	GLU	5.1
52	I5	42	PHE	5.1
18	9A	87	ARG	5.0
44	E8	113	LYS	5.0
54	O8	35	GLU	5.0
54	O8	45	LYS	5.0
3	22	81	GLY	4.9
12	3A	126	ALA	4.9
52	I5	52	THR	4.9
34	38	75	GLN	4.9
47	D5	154	ASP	4.8
22	1K	21	U	4.8
47	H8	1	MET	4.8
43	95	44	LYS	4.8
51	H5	2	PRO	4.8
40	A8	84	GLN	4.8
54	O8	51	GLU	4.8
51	H5	3	ARG	4.7
54	O8	18	ARG	4.7
54	O8	26	ASN	4.7
31	49	86	MET	4.7
2	12	229	VAL	4.6
30	39	20	LEU	4.6
47	D5	163	LEU	4.6
48	E5	7	LEU	4.6
3	2E	169	ALA	4.5
2	1E	230	VAL	4.5
31	49	142	PRO	4.5
43	95	16	PRO	4.5
43	95	15	GLU	4.5
54	O8	22	ALA	4.5
11	2A	9	LYS	4.5
34	38	130	THR	4.5

*Continued on next page...*

*Continued from previous page...*

<b>Mol</b>	<b>Chain</b>	<b>Res</b>	<b>Type</b>	<b>RSRZ</b>
54	K5	20	ASN	4.4
2	1E	228	GLY	4.4
27	71	192	PHE	4.4
54	K5	25	LYS	4.4
52	I5	43	TYR	4.4
54	K5	35	GLU	4.4
10	1A	99	LYS	4.4
53	N8	56	LYS	4.4
31	49	39	ILE	4.4
27	71	191	ALA	4.4
54	K5	16	CYS	4.4
10	1I	5	ARG	4.3
51	H5	35	ARG	4.3
54	O8	7	ILE	4.3
24	4K	25	A	4.3
54	K5	10	LEU	4.3
43	95	17	GLY	4.3
35	15	138	LEU	4.3
54	O8	52	VAL	4.3
31	49	48	GLU	4.3
31	49	139	LEU	4.3
3	2E	79	ARG	4.2
48	E5	9	SER	4.2
11	2A	14	VAL	4.2
2	12	152	PHE	4.2
42	85	72	HIS	4.2
43	95	64	HIS	4.2
42	85	111	GLU	4.2
34	38	131	MET	4.2
3	2E	168	ALA	4.2
54	K5	27	LYS	4.2
22	1K	5	G	4.1
54	K5	48	VAL	4.1
43	95	27	ALA	4.1
2	1E	4	GLU	4.1
43	95	97	LYS	4.1
43	95	47	VAL	4.1
38	45	104	PHE	4.1
54	O8	41	PRO	4.1
42	85	85	LYS	4.0
30	39	2	LYS	4.0
34	38	127	GLU	4.0

*Continued on next page...*

*Continued from previous page...*

<b>Mol</b>	<b>Chain</b>	<b>Res</b>	<b>Type</b>	<b>RSRZ</b>
31	49	89	GLY	4.0
18	9I	88	LYS	4.0
25	14	2899	G	4.0
22	3K	18	U	4.0
42	85	112	ARG	4.0
43	95	34	GLU	4.0
11	2A	12	ARG	4.0
43	95	18	LEU	3.9
2	1E	232	PRO	3.9
3	2E	201	TYR	3.9
47	H8	145	GLU	3.9
32	59	24	VAL	3.9
54	O8	29	ASN	3.9
53	N8	55	ARG	3.9
37	35	1	MET	3.9
2	1E	129	GLU	3.9
2	12	5	ILE	3.9
35	15	134	ARG	3.8
52	I5	7	PRO	3.8
2	12	79	ASP	3.8
52	I5	51	ASP	3.8
11	2I	81	ASP	3.8
47	D5	138	GLU	3.8
7	62	156	TRP	3.8
46	C5	55	TYR	3.8
30	39	21	ALA	3.8
43	95	32	THR	3.8
27	71	199	HIS	3.8
38	88	1	MET	3.8
54	K5	34	LEU	3.8
47	H8	148	ASP	3.7
38	45	63	LYS	3.7
43	95	43	GLU	3.7
54	O8	17	LYS	3.7
38	45	140	ALA	3.7
52	I5	24	THR	3.7
10	1A	93	GLY	3.7
53	N8	57	VAL	3.7
22	1K	10	G	3.7
54	O8	25	LYS	3.7
22	1K	69	C	3.7
3	2E	59	ARG	3.7

*Continued on next page...*



*Continued from previous page...*

<b>Mol</b>	<b>Chain</b>	<b>Res</b>	<b>Type</b>	<b>RSRZ</b>
43	95	98	GLU	3.7
22	1K	48	U	3.7
38	45	33	GLY	3.7
47	D5	107	THR	3.7
32	59	25	LYS	3.6
27	71	189	ILE	3.6
2	1E	231	GLU	3.6
3	2E	170	GLN	3.6
47	D5	175	VAL	3.6
43	95	12	TYR	3.6
54	O8	21	TYR	3.6
54	K5	41	PRO	3.6
25	1H	2795	G	3.6
22	1K	51	U	3.6
42	85	117	GLN	3.6
54	K5	7	ILE	3.6
27	71	25	ALA	3.5
43	95	4	ILE	3.5
43	95	53	GLU	3.5
2	12	133	LYS	3.5
22	1K	7	G	3.5
32	59	19	VAL	3.5
3	22	101	LEU	3.5
38	45	1	MET	3.5
2	12	9	GLU	3.4
47	D5	140	ASP	3.4
54	K5	49	HIS	3.4
47	D5	2	GLU	3.4
42	85	90	VAL	3.4
34	38	67	GLY	3.4
11	2A	13	GLN	3.4
2	12	161	ALA	3.4
29	21	89	ASP	3.4
2	1E	233	SER	3.4
54	O8	40	CYS	3.4
31	49	138	GLN	3.4
47	H8	4	ARG	3.4
52	I5	44	THR	3.4
2	12	232	PRO	3.4
27	71	64	LEU	3.3
47	D5	162	GLU	3.3
27	71	196	LEU	3.3

*Continued on next page...*

*Continued from previous page...*

<b>Mol</b>	<b>Chain</b>	<b>Res</b>	<b>Type</b>	<b>RSRZ</b>
2	1E	125	PRO	3.3
54	K5	19	ARG	3.3
22	1K	18	U	3.3
12	3I	61	TYR	3.3
43	95	100	ARG	3.3
22	1K	28	U	3.3
3	2E	149	ALA	3.3
42	85	115	ALA	3.3
2	12	153	ARG	3.3
25	1H	1509	C	3.3
54	O8	30	THR	3.3
10	1A	98	ILE	3.3
52	I5	39	CYS	3.3
10	1A	101	VAL	3.3
2	1E	127	ILE	3.3
10	1I	23	ILE	3.3
42	85	91	ASP	3.3
52	I5	11	PRO	3.3
3	2E	164	ARG	3.3
52	I5	50	VAL	3.3
52	I5	45	GLY	3.3
54	O8	23	THR	3.3
40	65	79	ALA	3.2
38	45	83	MET	3.2
2	1E	68	ILE	3.2
22	1K	14	A	3.2
31	49	179	PRO	3.2
54	K5	29	ASN	3.2
42	85	114	LYS	3.2
10	1A	10	GLY	3.2
43	95	93	GLU	3.2
56	M5	65	GLU	3.2
31	49	90	LEU	3.2
47	D5	79	ARG	3.2
43	95	5	VAL	3.2
52	I5	53	GLU	3.2
10	1I	27	ALA	3.2
33	61	146	ALA	3.2
37	78	92	GLU	3.2
22	1K	62	C	3.2
3	2E	190	ARG	3.1
38	45	64	ILE	3.1

*Continued on next page...*

*Continued from previous page...*

<b>Mol</b>	<b>Chain</b>	<b>Res</b>	<b>Type</b>	<b>RSRZ</b>
43	95	6	LYS	3.1
52	I5	47	GLN	3.1
54	O8	13	CYS	3.1
54	O8	39	TYR	3.1
2	1E	152	PHE	3.1
46	C5	47	LYS	3.1
52	I5	49	PHE	3.1
35	58	130	HIS	3.1
24	4K	24	A	3.1
3	2E	182	ILE	3.1
43	95	91	TYR	3.1
43	95	99	ILE	3.1
18	9A	86	VAL	3.1
34	38	115	GLN	3.1
27	71	36	LYS	3.1
51	H5	38	GLU	3.1
50	G5	72	ALA	3.1
22	1K	22	A	3.1
54	K5	6	ARG	3.0
40	A8	109	GLY	3.0
47	D5	60	GLU	3.0
2	1E	229	VAL	3.0
2	12	228	GLY	3.0
47	D5	151	HIS	3.0
22	1K	17	C	3.0
25	14	546	C	3.0
54	O8	33	LYS	3.0
22	1K	47	G	3.0
35	15	8	GLN	3.0
47	D5	119	GLU	3.0
31	49	52	ILE	3.0
54	O8	9	LEU	3.0
35	15	1	MET	3.0
54	O8	37	ARG	3.0
10	1I	73	ASP	3.0
49	J8	1	MET	3.0
51	L8	60	GLU	3.0
22	1K	8	U	3.0
2	1E	153	ARG	3.0
2	1E	133	LYS	3.0
22	1K	68	C	3.0
43	95	56	SER	3.0

*Continued on next page...*

*Continued from previous page...*

<b>Mol</b>	<b>Chain</b>	<b>Res</b>	<b>Type</b>	<b>RSRZ</b>
3	2E	167	TRP	3.0
54	K5	11	LEU	3.0
52	I5	31	ILE	3.0
4	3E	152	SER	3.0
52	I5	25	TYR	3.0
18	9I	87	ARG	2.9
31	49	58	GLN	2.9
22	1K	16	C	2.9
54	K5	22	ALA	2.9
42	85	116	ALA	2.9
43	95	95	LEU	2.9
10	1I	77	PRO	2.9
9	82	32	ASP	2.9
35	15	50	ASP	2.9
3	2E	196	LEU	2.9
40	A8	112	PHE	2.9
22	1K	12	G	2.9
27	71	57	ASN	2.9
31	49	148	MET	2.9
51	H5	57	GLU	2.9
2	1E	96	ARG	2.9
40	65	108	GLY	2.9
34	38	35	LYS	2.9
2	12	231	GLU	2.9
12	3I	25	LYS	2.9
32	59	29	PRO	2.9
52	I5	46	GLN	2.9
47	D5	118	GLN	2.8
3	22	80	GLY	2.8
31	49	82	LEU	2.8
37	35	143	GLY	2.8
35	15	137	LYS	2.8
54	K5	12	GLU	2.8
40	65	26	LEU	2.8
47	D5	157	LEU	2.8
2	1E	160	ASP	2.8
10	1I	24	VAL	2.8
38	45	17	LEU	2.8
47	H8	146	ILE	2.8
37	35	110	TYR	2.8
46	C5	53	PRO	2.8
38	45	66	ILE	2.8

*Continued on next page...*

*Continued from previous page...*

<b>Mol</b>	<b>Chain</b>	<b>Res</b>	<b>Type</b>	<b>RSRZ</b>
29	21	178	GLU	2.8
3	22	71	ALA	2.8
27	71	31	GLU	2.7
3	22	102	ASN	2.7
7	62	78	ARG	2.7
22	3K	48	U	2.7
54	O8	8	LYS	2.7
35	15	136	GLU	2.7
2	12	216	SER	2.7
52	I5	1	MET	2.7
27	71	176	GLY	2.7
43	95	40	LEU	2.7
51	H5	5	LYS	2.7
24	4L	25	A	2.7
54	O8	46	HIS	2.7
2	1E	128	GLU	2.7
3	2E	105	GLU	2.7
5	4E	7	GLU	2.7
47	D5	150	LEU	2.7
15	6A	2	PRO	2.7
42	85	73	GLY	2.7
38	45	89	ASN	2.7
38	45	102	VAL	2.7
32	51	34	GLU	2.7
2	12	92	TYR	2.7
42	85	101	ARG	2.7
22	1K	13	C	2.7
34	38	28	ASN	2.7
35	15	48	MET	2.7
54	K5	32	ASN	2.7
36	25	12	ASP	2.7
27	71	39	GLU	2.7
38	45	103	MET	2.7
47	D5	86	VAL	2.7
22	1K	64	G	2.7
30	39	13	SER	2.7
51	H5	4	LEU	2.7
54	K5	18	ARG	2.7
6	5E	55	ASP	2.7
22	1K	11	A	2.7
38	45	105	GLU	2.6
47	H8	60	GLU	2.6

*Continued on next page...*

*Continued from previous page...*

<b>Mol</b>	<b>Chain</b>	<b>Res</b>	<b>Type</b>	<b>RSRZ</b>
52	I5	30	GLU	2.6
3	2E	78	GLY	2.6
43	95	38	LEU	2.6
47	D5	26	GLY	2.6
34	38	118	THR	2.6
6	5E	57	GLN	2.6
30	39	11	VAL	2.6
48	I8	7	LEU	2.6
25	14	1509	C	2.6
47	D5	51	ALA	2.6
52	I5	29	PRO	2.6
33	69	76	THR	2.6
43	95	57	VAL	2.6
54	O8	27	LYS	2.6
43	95	28	GLU	2.6
2	1E	118	LEU	2.6
10	1A	85	LEU	2.6
47	D5	9	TYR	2.6
10	1I	92	THR	2.6
43	95	21	ARG	2.6
32	51	27	LYS	2.6
54	O8	32	ASN	2.6
2	1E	67	THR	2.6
35	15	10	GLU	2.6
51	H5	7	LYS	2.6
22	1K	65	G	2.5
40	A8	48	LEU	2.5
5	42	4	THR	2.5
34	38	103	GLY	2.5
50	K8	43	GLN	2.5
27	71	2	LYS	2.5
43	95	39	LEU	2.5
3	22	103	VAL	2.5
31	49	62	LEU	2.5
3	2E	101	LEU	2.5
34	38	39	ALA	2.5
18	9I	42	ARG	2.5
44	E8	111	HIS	2.5
22	3L	35	C	2.5
7	6E	80	VAL	2.5
29	21	28	ALA	2.5
11	2I	83	ILE	2.5

*Continued on next page...*

*Continued from previous page...*

<b>Mol</b>	<b>Chain</b>	<b>Res</b>	<b>Type</b>	<b>RSRZ</b>
46	C5	90	LEU	2.5
2	1E	106	LYS	2.5
22	3K	35	C	2.5
2	12	233	SER	2.5
52	I5	41	PRO	2.5
27	71	12	GLU	2.5
38	45	90	VAL	2.5
52	I5	8	LYS	2.5
2	1E	95	GLN	2.5
27	71	24	GLU	2.5
30	39	27	GLU	2.5
53	N8	53	ALA	2.5
35	58	135	PRO	2.5
54	O8	12	GLU	2.5
18	9I	78	LEU	2.5
3	22	207	VAL	2.5
7	6E	79	ARG	2.5
47	D5	152	ALA	2.5
52	I5	38	LYS	2.5
19	AA	86	GLU	2.5
13	4A	6	GLY	2.5
31	49	152	LEU	2.5
30	39	22	ALA	2.5
40	65	110	LEU	2.4
22	1K	25	U	2.4
3	2E	72	LYS	2.4
10	1I	20	ALA	2.4
42	85	106	PHE	2.4
22	1K	63	C	2.4
43	95	54	GLY	2.4
18	9I	19	LYS	2.4
38	88	105	GLU	2.4
3	2E	189	ALA	2.4
38	88	104	PHE	2.4
43	95	60	GLU	2.4
47	D5	117	LEU	2.4
47	D5	148	ASP	2.4
35	58	138	LEU	2.4
2	1E	101	MET	2.4
35	15	51	PHE	2.4
42	85	74	LEU	2.4
29	21	49	LEU	2.4

*Continued on next page...*

*Continued from previous page...*

<b>Mol</b>	<b>Chain</b>	<b>Res</b>	<b>Type</b>	<b>RSRZ</b>
47	D5	78	LYS	2.4
40	A8	111	GLU	2.4
38	45	68	ILE	2.4
40	A8	110	LEU	2.4
39	98	118	GLU	2.4
3	22	104	GLN	2.4
2	1E	214	ILE	2.4
26	1J	1(M)	A	2.4
43	95	30	GLY	2.4
47	H8	110	GLY	2.4
30	39	33	LEU	2.4
47	D5	4	ARG	2.4
47	D5	5	LEU	2.4
46	C5	5	MET	2.4
19	AA	41	VAL	2.4
43	95	14	VAL	2.4
47	D5	56	VAL	2.4
47	D5	98	MET	2.3
52	I5	6	HIS	2.3
10	1I	6	ILE	2.3
10	1A	64	GLU	2.3
22	1K	46	G	2.3
43	95	26	ASP	2.3
19	AA	85	LYS	2.3
3	2E	185	GLY	2.3
32	59	96	ALA	2.3
47	D5	96	VAL	2.3
3	2E	199	LYS	2.3
29	21	73	GLU	2.3
22	3K	21	U	2.3
51	L8	59	VAL	2.3
42	85	68	ALA	2.3
10	1I	33	GLN	2.3
32	59	18	GLU	2.3
13	4A	7	VAL	2.3
35	15	15	LEU	2.3
37	78	136	GLU	2.3
47	H8	70	LEU	2.3
51	H5	28	LEU	2.3
2	1E	5	ILE	2.3
13	4A	4	ILE	2.3
31	49	64	THR	2.3

*Continued on next page...*



*Continued from previous page...*

Mol	Chain	Res	Type	RSRZ
11	2I	62	GLN	2.3
19	AA	49	ILE	2.3
3	2E	152	ILE	2.3
43	95	25	LEU	2.3
14	5A	37	PHE	2.3
22	1K	9	G	2.3
29	21	29	GLY	2.3
3	2E	153	VAL	2.3
43	95	35	LEU	2.3
43	95	51	VAL	2.3
42	85	64	ARG	2.3
47	H8	2	GLU	2.3
37	78	121	LYS	2.3
10	1I	72	VAL	2.3
31	49	146	TYR	2.3
34	38	36	GLU	2.3
29	21	55	ASN	2.3
35	58	54	VAL	2.3
25	14	2898	U	2.2
37	35	94	GLU	2.2
46	C5	50	ARG	2.2
31	49	155	MET	2.2
47	D5	114	GLY	2.2
47	H8	162	GLU	2.2
43	95	37	VAL	2.2
47	D5	126	VAL	2.2
38	45	48	GLU	2.2
35	15	14	VAL	2.2
36	68	122	LEU	2.2
54	O8	16	CYS	2.2
2	1E	76	GLN	2.2
30	39	12	LEU	2.2
13	4A	65	LYS	2.2
27	71	68	LEU	2.2
27	71	182	PRO	2.2
3	2E	58	GLU	2.2
2	1E	187	LEU	2.2
33	69	61	ARG	2.2
7	62	74	GLU	2.2
27	71	14	VAL	2.2
30	39	9	ILE	2.2
43	95	94	LEU	2.2

*Continued on next page...*

*Continued from previous page...*

Mol	Chain	Res	Type	RSRZ
3	22	53	ALA	2.2
28	11	2	ALA	2.2
43	D8	1	MET	2.2
40	A8	82	ILE	2.2
43	95	20	LEU	2.2
43	D8	54	GLY	2.2
43	95	62	LEU	2.2
2	1E	217	ARG	2.2
3	22	199	LYS	2.2
40	65	24	LEU	2.2
42	85	110	VAL	2.2
54	O8	36	LEU	2.2
18	9A	42	ARG	2.2
44	A5	112	GLY	2.2
31	49	149	VAL	2.2
47	D5	13	GLU	2.2
47	D5	49	ARG	2.2
54	O8	48	VAL	2.2
38	45	34	LEU	2.2
47	D5	125	LEU	2.2
2	1E	124	SER	2.2
47	D5	66	SER	2.2
15	6I	88	ARG	2.2
48	E5	75	LEU	2.2
54	O8	6	ARG	2.2
2	1E	155	LEU	2.1
43	95	83	ARG	2.1
22	1K	6	G	2.1
11	2I	21	ILE	2.1
10	1I	26	ALA	2.1
27	71	16	PRO	2.1
45	B5	79	ALA	2.1
51	H5	36	VAL	2.1
3	2E	124	ILE	2.1
2	1E	126	GLU	2.1
10	1A	100	THR	2.1
7	62	86	GLN	2.1
22	3L	6	G	2.1
37	35	92	GLU	2.1
54	K5	23	THR	2.1
29	21	91	VAL	2.1
43	95	71	LEU	2.1

*Continued on next page...*

*Continued from previous page...*

<b>Mol</b>	<b>Chain</b>	<b>Res</b>	<b>Type</b>	<b>RSRZ</b>
7	62	153	HIS	2.1
19	AA	38	SER	2.1
29	29	2	LYS	2.1
22	1K	50	G	2.1
37	35	52	GLU	2.1
3	2E	154	SER	2.1
27	71	34	THR	2.1
43	95	31	ALA	2.1
47	D5	50	GLN	2.1
51	H5	26	LEU	2.1
7	6E	85	TYR	2.1
38	45	32	TYR	2.1
14	5I	58	LYS	2.1
11	2I	16	SER	2.1
35	15	47	ALA	2.1
30	39	14	PRO	2.1
38	45	76	LYS	2.1
42	85	108	GLU	2.1
6	5E	46	ARG	2.1
25	14	5	A	2.1
2	12	163	PHE	2.1
31	49	41	GLN	2.1
48	E5	21	LEU	2.1
3	22	10	PHE	2.1
34	38	97	ALA	2.1
40	A8	41	ASP	2.1
2	1E	188	ALA	2.1
3	2E	193	TYR	2.1
11	2A	11	LYS	2.1
13	4A	94	ARG	2.1
45	B5	92	LEU	2.1
3	2E	150	LYS	2.1
22	1K	27	G	2.1
2	12	147	LYS	2.1
29	29	1	MET	2.1
31	49	102	PHE	2.1
52	I5	69	LYS	2.1
2	12	240	GLN	2.1
11	2I	14	VAL	2.1
47	H8	97	GLU	2.1
47	D5	102	LEU	2.1
54	O8	24	GLU	2.1

*Continued on next page...*

*Continued from previous page...*

<b>Mol</b>	<b>Chain</b>	<b>Res</b>	<b>Type</b>	<b>RSRZ</b>
2	1E	225	ALA	2.1
32	59	89	ILE	2.1
3	2E	13	GLY	2.1
4	3E	24	GLU	2.1
18	9A	43	PHE	2.1
42	85	84	LYS	2.1
3	2E	110	ASN	2.1
47	D5	99	TYR	2.1
18	9I	51	LEU	2.1
29	21	69	LYS	2.0
43	95	86	GLY	2.1
4	3E	158	ILE	2.0
12	3I	126	ALA	2.0
3	22	185	GLY	2.0
12	3I	18	LYS	2.0
3	2E	146	ALA	2.0
25	1H	2132	U	2.0
51	H5	29	ARG	2.0
57	2L	21	U	2.0
3	2E	76	VAL	2.0
47	H8	5	LEU	2.0
2	1E	186	ALA	2.0
19	AA	79	THR	2.0
47	D5	141	VAL	2.0
18	9I	20	ALA	2.0
32	59	41	MET	2.0
12	3I	62	GLU	2.0
2	1E	130	ARG	2.0
42	85	71	GLN	2.0
30	31	22	ALA	2.0
47	D5	173	ALA	2.0
40	A8	28	VAL	2.0
47	H8	144	LEU	2.0
47	D5	38	TYR	2.0
15	6A	15	PHE	2.0
54	K5	44	ARG	2.0
38	45	97	VAL	2.0
7	62	62	PHE	2.0
48	E5	72	ARG	2.0
18	9A	20	ALA	2.0
37	35	5	ASP	2.0
32	59	21	PRO	2.0

*Continued on next page...*

*Continued from previous page...*

Mol	Chain	Res	Type	RSRZ
13	4A	3	ARG	2.0
18	9I	28	GLU	2.0
47	D5	97	GLU	2.0

## 6.2 Non-standard residues in protein, DNA, RNA chains [i](#)

In the following table, the Atoms column lists the number of modelled atoms in the group and the number defined in the chemical component dictionary. The B-factors column lists the minimum, median, 95<sup>th</sup> percentile and maximum values of B factors of atoms in the group. The column labelled 'Q< 0.9' lists the number of atoms with occupancy less than 0.9.

Mol	Type	Chain	Res	Atoms	RSCC	RSR	B-factors(Å <sup>2</sup> )	Q<0.9
57	4SU	2L	8	20/21	0.88	0.12	120,131,140,141	0
23	H2U	2K	21	20/21	0.88	0.22	117,140,147,150	0
25	5MU	14	1915	21/22	0.89	0.11	116,128,139,153	0
57	PSU	2L	56	20/21	0.90	0.10	123,128,134,135	0
12	0TD	3A	89	10/11	0.91	0.27	89,95,100,105	0
23	PSU	2K	56	20/21	0.91	0.11	92,104,120,124	0
23	5MU	2K	55	21/22	0.91	0.12	103,113,125,145	0
1	PSU	1G	516	20/21	0.92	0.12	98,102,108,110	0
57	7MG	2L	47	24/25	0.92	0.15	114,141,151,162	0
23	7MG	2K	47	24/25	0.93	0.13	96,105,114,126	0
25	2MA	14	2503	23/24	0.93	0.17	39,50,63,79	0
1	2MG	13	1207	24/25	0.93	0.14	100,112,118,119	0
12	0TD	3I	89	10/11	0.93	0.25	81,87,92,107	0
57	5MU	2L	55	21/22	0.93	0.11	119,129,134,137	0
1	7MG	1G	527	24/25	0.94	0.13	88,99,101,102	0
1	5MC	1G	967	21/22	0.94	0.09	92,107,118,120	0
1	M2G	1G	966	25/26	0.94	0.12	87,107,115,124	0
25	PSU	14	1911	20/21	0.94	0.10	86,94,118,121	0
1	MA6	1G	1519	24/25	0.94	0.16	64,79,84,86	0
1	4OC	1G	1402	22/23	0.94	0.14	71,84,91,99	0
1	5MC	13	967	21/22	0.95	0.16	71,82,94,99	0
25	2MA	1H	2503	23/24	0.95	0.17	30,38,48,59	0
25	5MU	1H	1915	21/22	0.95	0.12	75,91,102,116	0
25	OMC	14	1920	21/22	0.95	0.17	73,91,99,102	0
25	PSU	1H	1917	20/21	0.95	0.10	65,76,90,91	0
25	PSU	14	1917	20/21	0.95	0.13	87,104,109,110	0
25	5MC	14	1962	21/22	0.95	0.13	59,67,76,83	0
1	M2G	13	966	25/26	0.95	0.15	68,77,90,94	0
1	2MG	1G	1207	24/25	0.95	0.12	115,120,125,127	0
1	7MG	13	527	24/25	0.95	0.14	71,80,86,92	0

*Continued on next page...*

Continued from previous page...

Mol	Type	Chain	Res	Atoms	RSCC	RSR	B-factors( $\text{\AA}^2$ )	Q<0.9
23	4SU	2K	8	20/21	0.95	0.12	85,91,97,101	0
25	OMC	1H	1920	21/22	0.96	0.12	60,66,70,72	0
25	5MC	1H	1962	21/22	0.96	0.14	50,57,61,66	0
1	5MC	13	1400	21/22	0.96	0.13	58,74,79,86	0
1	5MC	1G	1400	21/22	0.96	0.12	81,92,98,102	0
25	5MC	1H	1942	21/22	0.96	0.14	39,50,56,61	0
25	PSU	1H	2605	20/21	0.96	0.15	35,40,48,53	0
25	OMU	1H	2552	21/22	0.96	0.18	37,45,51,53	0
23	OMC	2K	33	21/22	0.96	0.13	77,82,89,101	0
1	MA6	13	1518	24/25	0.96	0.15	50,57,61,62	0
1	UR3	1G	1498	21/22	0.96	0.14	65,76,83,86	0
1	5MC	1G	1407	21/22	0.96	0.11	75,80,85,98	0
1	5MC	13	1407	21/22	0.96	0.13	53,59,65,67	0
25	5MC	14	1942	21/22	0.96	0.18	62,71,82,90	0
25	OMG	14	2251	24/25	0.96	0.12	51,57,64,69	0
1	PSU	13	516	20/21	0.96	0.09	84,95,98,98	0
1	UR3	13	1498	21/22	0.96	0.16	44,62,69,73	0
25	5MU	1H	1939	21/22	0.96	0.15	36,41,48,50	0
25	5MU	14	1939	21/22	0.96	0.15	44,52,57,62	0
1	5MC	1G	1404	21/22	0.96	0.11	77,85,89,91	0
25	PSU	14	2605	20/21	0.96	0.12	42,52,74,77	0
1	4OC	13	1402	22/23	0.97	0.15	61,71,79,84	0
25	PSU	1H	1911	20/21	0.97	0.12	50,63,72,74	0
1	MA6	1G	1518	24/25	0.97	0.13	68,78,82,84	0
1	5MC	13	1404	21/22	0.97	0.12	54,59,69,79	0
57	OMC	2L	33	21/22	0.97	0.12	91,100,107,111	0
25	OMG	1H	2251	24/25	0.97	0.12	36,43,49,53	0
1	MA6	13	1519	24/25	0.97	0.14	51,56,62,64	0
25	OMU	14	2552	21/22	0.97	0.14	48,55,62,67	0

### 6.3 Carbohydrates [i](#)

There are no monosaccharides in this entry.

### 6.4 Ligands [i](#)

In the following table, the Atoms column lists the number of modelled atoms in the group and the number defined in the chemical component dictionary. The B-factors column lists the minimum, median, 95<sup>th</sup> percentile and maximum values of B factors of atoms in the group. The column labelled 'Q< 0.9' lists the number of atoms with occupancy less than 0.9.

Mol	Type	Chain	Res	Atoms	RSCC	RSR	B-factors( $\text{\AA}^2$ )	Q<0.9
58	K	1H	3052	1/1	0.22	0.19	127,127,127,127	0
59	MG	14	3381	1/1	0.28	0.13	77,77,77,77	0
59	MG	7I	101	1/1	0.31	0.19	124,124,124,124	0
59	MG	14	3338	1/1	0.34	0.10	73,73,73,73	0
59	MG	14	3265	1/1	0.38	0.21	67,67,67,67	0
59	MG	14	3398	1/1	0.38	0.14	63,63,63,63	0
59	MG	2L	102	1/1	0.44	0.12	132,132,132,132	0
59	MG	1G	1696	1/1	0.44	0.11	129,129,129,129	0
58	K	5E	201	1/1	0.47	0.22	113,113,113,113	0
58	K	4I	202	1/1	0.52	0.16	128,128,128,128	0
59	MG	14	3402	1/1	0.53	0.06	123,123,123,123	0
59	MG	1H	3310	1/1	0.55	0.26	78,78,78,78	0
59	MG	1H	3188	1/1	0.55	0.28	84,84,84,84	0
59	MG	14	3380	1/1	0.57	0.10	70,70,70,70	0
59	MG	1G	1716	1/1	0.57	0.10	107,107,107,107	0
59	MG	13	1741	1/1	0.57	0.08	106,106,106,106	0
59	MG	13	1733	1/1	0.57	0.15	117,117,117,117	0
59	MG	14	3243	1/1	0.58	0.23	74,74,74,74	0
59	MG	14	3389	1/1	0.60	0.14	69,69,69,69	0
59	MG	1H	3430	1/1	0.60	0.08	79,79,79,79	0
59	MG	1G	1704	1/1	0.61	0.07	110,110,110,110	0
59	MG	1G	1648	1/1	0.62	0.42	83,83,83,83	0
58	K	1G	1604	1/1	0.62	0.19	111,111,111,111	0
58	K	32	301	1/1	0.63	0.07	133,133,133,133	0
59	MG	16	210	1/1	0.63	0.09	98,98,98,98	0
59	MG	1G	1691	1/1	0.63	0.11	84,84,84,84	0
58	K	1G	1606	1/1	0.63	0.11	102,102,102,102	0
59	MG	14	3378	1/1	0.64	0.13	71,71,71,71	0
59	MG	1H	3435	1/1	0.65	0.10	72,72,72,72	0
58	K	14	3091	1/1	0.65	0.11	103,103,103,103	0
59	MG	1H	3467	1/1	0.66	0.13	67,67,67,67	0
59	MG	14	3240	1/1	0.66	0.09	59,59,59,59	0
59	MG	1G	1725	1/1	0.66	0.08	97,97,97,97	0
59	MG	1H	3514	1/1	0.67	0.08	88,88,88,88	0
59	MG	1H	3446	1/1	0.67	0.07	92,92,92,92	0
58	K	1H	3110	1/1	0.68	0.22	111,111,111,111	0
59	MG	14	3308	1/1	0.68	0.12	80,80,80,80	0
58	K	1H	3079	1/1	0.68	0.22	114,114,114,114	0
59	MG	14	3293	1/1	0.69	0.05	91,91,91,91	0
59	MG	1H	3513	1/1	0.69	0.06	105,105,105,105	0
59	MG	13	1699	1/1	0.69	0.21	68,68,68,68	0
59	MG	1G	1671	1/1	0.69	0.35	79,79,79,79	0
59	MG	1G	1661	1/1	0.70	0.24	114,114,114,114	0

Continued on next page...

*Continued from previous page...*

Mol	Type	Chain	Res	Atoms	RSCC	RSR	B-factors(Å <sup>2</sup> )	Q<0.9
59	MG	1H	3498	1/1	0.70	0.18	37,37,37,37	0
59	MG	14	3350	1/1	0.70	0.18	69,69,69,69	0
59	MG	1H	3487	1/1	0.70	0.09	85,85,85,85	0
58	K	13	1634	1/1	0.70	0.12	111,111,111,111	0
59	MG	14	3356	1/1	0.70	0.14	84,84,84,84	0
59	MG	1H	3522	1/1	0.70	0.12	102,102,102,102	0
59	MG	14	3175	1/1	0.70	0.24	59,59,59,59	0
59	MG	13	1738	1/1	0.70	0.10	91,91,91,91	0
58	K	1H	3099	1/1	0.71	0.21	81,81,81,81	0
59	MG	1H	3509	1/1	0.71	0.08	101,101,101,101	0
59	MG	14	3172	1/1	0.71	0.13	72,72,72,72	0
58	K	14	3042	1/1	0.71	0.16	83,83,83,83	0
59	MG	14	3202	1/1	0.71	0.15	84,84,84,84	0
59	MG	14	3277	1/1	0.71	0.14	53,53,53,53	0
59	MG	1H	3363	1/1	0.72	0.13	32,32,32,32	0
59	MG	1G	1663	1/1	0.72	0.26	73,73,73,73	0
59	MG	1H	3351	1/1	0.72	0.12	33,33,33,33	0
58	K	5I	101	1/1	0.72	0.09	129,129,129,129	0
59	MG	14	3275	1/1	0.73	0.07	58,58,58,58	0
58	K	1G	1613	1/1	0.73	0.09	96,96,96,96	0
59	MG	14	3370	1/1	0.73	0.12	56,56,56,56	0
59	MG	14	3274	1/1	0.73	0.12	30,30,30,30	0
59	MG	1H	3492	1/1	0.73	0.09	67,67,67,67	0
59	MG	14	3174	1/1	0.73	0.21	78,78,78,78	0
59	MG	1H	3450	1/1	0.74	0.05	91,91,91,91	0
59	MG	1J	202	1/1	0.74	0.16	69,69,69,69	0
59	MG	1H	3424	1/1	0.74	0.14	84,84,84,84	0
59	MG	1G	1709	1/1	0.74	0.12	102,102,102,102	0
59	MG	1H	3457	1/1	0.74	0.12	35,35,35,35	0
59	MG	14	3306	1/1	0.74	0.12	49,49,49,49	0
59	MG	13	1744	1/1	0.74	0.07	107,107,107,107	0
59	MG	14	3392	1/1	0.74	0.08	69,69,69,69	0
59	MG	1G	1693	1/1	0.74	0.06	89,89,89,89	0
59	MG	1H	3474	1/1	0.74	0.09	47,47,47,47	0
59	MG	1H	3327	1/1	0.75	0.33	72,72,72,72	0
58	K	13	1605	1/1	0.75	0.17	94,94,94,94	0
59	MG	13	1723	1/1	0.75	0.08	109,109,109,109	0
59	MG	13	1731	1/1	0.75	0.07	92,92,92,92	0
59	MG	1H	3419	1/1	0.75	0.13	43,43,43,43	0
58	K	16	202	1/1	0.75	0.11	116,116,116,116	0
58	K	14	3036	1/1	0.75	0.10	85,85,85,85	0
59	MG	1G	1695	1/1	0.75	0.05	97,97,97,97	0

*Continued on next page...*



*Continued from previous page...*

Mol	Type	Chain	Res	Atoms	RSCC	RSR	B-factors(Å <sup>2</sup> )	Q<0.9
59	MG	1H	3337	1/1	0.75	0.09	37,37,37,37	0
59	MG	1H	3515	1/1	0.75	0.10	90,90,90,90	0
59	MG	3E	301	1/1	0.75	0.15	84,84,84,84	0
58	K	39	301	1/1	0.75	0.07	107,107,107,107	0
59	MG	1H	3244	1/1	0.76	0.17	52,52,52,52	0
59	MG	1H	3397	1/1	0.76	0.14	29,29,29,29	0
59	MG	1H	3508	1/1	0.76	0.22	78,78,78,78	0
59	MG	1H	3472	1/1	0.76	0.09	71,71,71,71	0
59	MG	14	3250	1/1	0.76	0.27	84,84,84,84	0
59	MG	1G	1703	1/1	0.76	0.06	93,93,93,93	0
58	K	1H	3030	1/1	0.76	0.26	86,86,86,86	0
59	MG	1H	3476	1/1	0.76	0.17	42,42,42,42	0
59	MG	1H	3215	1/1	0.76	0.27	65,65,65,65	0
59	MG	1G	1707	1/1	0.76	0.10	120,120,120,120	0
59	MG	1H	3286	1/1	0.76	0.21	52,52,52,52	0
59	MG	13	1740	1/1	0.76	0.09	105,105,105,105	0
59	MG	14	3300	1/1	0.77	0.11	41,41,41,41	0
59	MG	1H	3418	1/1	0.77	0.06	58,58,58,58	0
59	MG	1G	1664	1/1	0.77	0.31	73,73,73,73	0
58	K	1H	3034	1/1	0.77	0.11	83,83,83,83	0
59	MG	1H	3511	1/1	0.77	0.06	93,93,93,93	0
59	MG	13	1734	1/1	0.78	0.07	61,61,61,61	0
59	MG	1G	1690	1/1	0.78	0.11	109,109,109,109	0
59	MG	14	3288	1/1	0.78	0.13	79,79,79,79	0
59	MG	D8	203	1/1	0.78	0.18	55,55,55,55	0
59	MG	1J	205	1/1	0.78	0.05	104,104,104,104	0
59	MG	13	1710	1/1	0.78	0.37	97,97,97,97	0
59	MG	14	3134	1/1	0.78	0.09	67,67,67,67	0
59	MG	1H	3361	1/1	0.78	0.14	32,32,32,32	0
59	MG	1H	3486	1/1	0.78	0.10	54,54,54,54	0
59	MG	1H	3301	1/1	0.78	0.18	59,59,59,59	0
59	MG	14	3276	1/1	0.78	0.07	44,44,44,44	0
58	K	14	3083	1/1	0.78	0.17	119,119,119,119	0
59	MG	14	3374	1/1	0.78	0.13	96,96,96,96	0
59	MG	1H	3347	1/1	0.79	0.20	50,50,50,50	0
58	K	13	1606	1/1	0.79	0.08	87,87,87,87	0
59	MG	1H	3211	1/1	0.79	0.21	47,47,47,47	0
58	K	1H	3117	1/1	0.79	0.21	85,85,85,85	0
59	MG	14	3386	1/1	0.79	0.10	82,82,82,82	0
58	K	13	1602	1/1	0.79	0.06	113,113,113,113	0
58	K	1H	3048	1/1	0.79	0.12	67,67,67,67	0
59	MG	1H	3504	1/1	0.79	0.18	85,85,85,85	0

*Continued on next page...*

*Continued from previous page...*

Mol	Type	Chain	Res	Atoms	RSCC	RSR	B-factors(Å <sup>2</sup> )	Q<0.9
59	MG	1H	3242	1/1	0.79	0.13	57,57,57,57	0
58	K	14	3067	1/1	0.79	0.09	90,90,90,90	0
59	MG	14	3361	1/1	0.79	0.06	71,71,71,71	0
59	MG	1H	3461	1/1	0.79	0.16	33,33,33,33	0
59	MG	1H	3161	1/1	0.79	0.15	32,32,32,32	0
59	MG	1H	3402	1/1	0.79	0.13	63,63,63,63	0
58	K	1H	3094	1/1	0.79	0.14	65,65,65,65	0
58	K	1H	3013	1/1	0.79	0.11	83,83,83,83	0
58	K	1G	1619	1/1	0.79	0.06	79,79,79,79	0
59	MG	1G	1722	1/1	0.79	0.07	97,97,97,97	0
58	K	14	3055	1/1	0.79	0.14	116,116,116,116	0
59	MG	13	1729	1/1	0.79	0.06	68,68,68,68	0
59	MG	1G	1685	1/1	0.79	0.07	87,87,87,87	0
59	MG	1H	3489	1/1	0.80	0.06	76,76,76,76	0
59	MG	1H	3480	1/1	0.80	0.10	58,58,58,58	0
58	K	13	1635	1/1	0.80	0.55	104,104,104,104	0
59	MG	1H	3284	1/1	0.80	0.20	66,66,66,66	0
59	MG	29	304	1/1	0.80	0.14	62,62,62,62	0
59	MG	14	3186	1/1	0.80	0.17	48,48,48,48	0
58	K	1H	3088	1/1	0.80	0.13	74,74,74,74	0
59	MG	13	1700	1/1	0.80	0.19	63,63,63,63	0
59	MG	1H	3311	1/1	0.80	0.29	57,57,57,57	0
59	MG	14	3251	1/1	0.80	0.17	52,52,52,52	0
59	MG	14	3102	1/1	0.80	0.10	57,57,57,57	0
59	MG	1H	3222	1/1	0.80	0.28	67,67,67,67	0
59	MG	1H	3389	1/1	0.80	0.14	38,38,38,38	0
59	MG	1H	3380	1/1	0.80	0.11	61,61,61,61	0
59	MG	14	3234	1/1	0.80	0.23	67,67,67,67	0
59	MG	1H	3288	1/1	0.80	0.12	51,51,51,51	0
58	K	1G	1605	1/1	0.80	0.10	92,92,92,92	0
58	K	1G	1622	1/1	0.80	0.08	118,118,118,118	0
59	MG	1G	1641	1/1	0.80	0.16	53,53,53,53	0
59	MG	1H	3426	1/1	0.80	0.15	68,68,68,68	0
59	MG	1H	3423	1/1	0.80	0.12	33,33,33,33	0
59	MG	1H	3465	1/1	0.80	0.14	39,39,39,39	0
59	MG	1H	3459	1/1	0.81	0.17	50,50,50,50	0
59	MG	14	3372	1/1	0.81	0.07	73,73,73,73	0
59	MG	1H	3170	1/1	0.81	0.16	47,47,47,47	0
59	MG	1H	3322	1/1	0.81	0.16	60,60,60,60	0
58	K	13	1608	1/1	0.81	0.15	96,96,96,96	0
58	K	1H	3061	1/1	0.81	0.17	47,47,47,47	0
58	K	1H	3072	1/1	0.81	0.16	100,100,100,100	0

*Continued on next page...*

*Continued from previous page...*

Mol	Type	Chain	Res	Atoms	RSCC	RSR	B-factors(Å <sup>2</sup> )	Q<0.9
59	MG	1H	3471	1/1	0.81	0.13	30,30,30,30	0
59	MG	1H	3318	1/1	0.81	0.35	85,85,85,85	0
59	MG	1H	3296	1/1	0.81	0.08	50,50,50,50	0
59	MG	1H	3477	1/1	0.81	0.11	43,43,43,43	0
59	MG	1H	3265	1/1	0.81	0.26	63,63,63,63	0
59	MG	1H	3292	1/1	0.81	0.14	54,54,54,54	0
59	MG	14	3321	1/1	0.81	0.11	51,51,51,51	0
59	MG	1H	3404	1/1	0.81	0.14	65,65,65,65	0
59	MG	1H	3434	1/1	0.81	0.13	68,68,68,68	0
59	MG	14	3387	1/1	0.81	0.18	45,45,45,45	0
59	MG	1H	3503	1/1	0.81	0.08	63,63,63,63	0
59	MG	14	3347	1/1	0.81	0.15	57,57,57,57	0
58	K	14	3052	1/1	0.81	0.13	105,105,105,105	0
58	K	1G	1601	1/1	0.81	0.09	102,102,102,102	0
59	MG	1H	3414	1/1	0.81	0.05	89,89,89,89	0
59	MG	14	3351	1/1	0.81	0.10	61,61,61,61	0
59	MG	1H	3326[B]	1/1	0.81	0.46	55,55,55,55	1
59	MG	1H	3427	1/1	0.81	0.21	41,41,41,41	0
58	K	14	3027	1/1	0.81	0.10	97,97,97,97	0
59	MG	1H	3326[A]	1/1	0.81	0.46	58,58,58,58	1
59	MG	1H	3282	1/1	0.81	0.16	48,48,48,48	0
58	K	16	201	1/1	0.81	0.08	102,102,102,102	0
58	K	14	3075	1/1	0.82	0.28	116,116,116,116	0
59	MG	1J	201	1/1	0.82	0.11	131,131,131,131	0
59	MG	14	3327	1/1	0.82	0.09	66,66,66,66	0
58	K	1H	3113[A]	1/1	0.82	0.16	45,45,45,45	1
59	MG	1H	3177	1/1	0.82	0.15	54,54,54,54	0
59	MG	14	3379	1/1	0.82	0.19	42,42,42,42	0
59	MG	1H	3180	1/1	0.82	0.28	72,72,72,72	0
59	MG	1H	3325	1/1	0.82	0.20	65,65,65,65	0
59	MG	13	1691	1/1	0.82	0.22	88,88,88,88	0
59	MG	14	3103	1/1	0.82	0.12	82,82,82,82	0
59	MG	BI	202	1/1	0.82	0.10	94,94,94,94	0
59	MG	1G	1628	1/1	0.82	0.36	92,92,92,92	0
59	MG	14	3252	1/1	0.82	0.24	75,75,75,75	0
58	K	14	3094	1/1	0.82	0.10	111,111,111,111	0
58	K	1H	3113[B]	1/1	0.82	0.16	39,39,39,39	1
59	MG	1H	3385	1/1	0.82	0.08	69,69,69,69	0
59	MG	D8	201	1/1	0.82	0.14	71,71,71,71	0
58	K	14	3026	1/1	0.82	0.08	109,109,109,109	0
59	MG	14	3155	1/1	0.82	0.11	57,57,57,57	0
59	MG	1H	3373	1/1	0.83	0.12	39,39,39,39	0

*Continued on next page...*

*Continued from previous page...*

Mol	Type	Chain	Res	Atoms	RSCC	RSR	B-factors( $\text{\AA}^2$ )	Q<0.9
59	MG	1H	3203	1/1	0.83	0.21	52,52,52,52	0
58	K	14	3088	1/1	0.83	0.16	101,101,101,101	0
59	MG	1H	3520	1/1	0.83	0.14	70,70,70,70	0
59	MG	1H	3285	1/1	0.83	0.28	66,66,66,66	0
59	MG	1H	3355	1/1	0.83	0.10	32,32,32,32	0
58	K	1G	1609	1/1	0.83	0.12	113,113,113,113	0
59	MG	13	1732	1/1	0.83	0.18	81,81,81,81	0
59	MG	14	3291	1/1	0.83	0.12	64,64,64,64	0
59	MG	1H	3348	1/1	0.83	0.11	34,34,34,34	0
59	MG	1H	3344	1/1	0.83	0.12	21,21,21,21	0
59	MG	1G	1683	1/1	0.83	0.14	90,90,90,90	0
59	MG	1H	3328	1/1	0.83	0.14	61,61,61,61	0
59	MG	1G	1727	1/1	0.83	0.05	93,93,93,93	0
59	MG	14	3323	1/1	0.83	0.09	47,47,47,47	0
59	MG	1H	3207	1/1	0.83	0.17	56,56,56,56	0
58	K	1H	3089	1/1	0.83	0.08	50,50,50,50	0
59	MG	14	3289	1/1	0.83	0.10	53,53,53,53	0
59	MG	13	1730	1/1	0.83	0.09	79,79,79,79	0
59	MG	13	1707	1/1	0.83	0.22	65,65,65,65	0
59	MG	1H	3278	1/1	0.83	0.29	68,68,68,68	0
58	K	14	3089	1/1	0.83	0.09	97,97,97,97	0
58	K	1H	3003	1/1	0.83	0.09	76,76,76,76	0
58	K	14	3079	1/1	0.83	0.08	112,112,112,112	0
59	MG	14	3233	1/1	0.83	0.14	80,80,80,80	0
59	MG	13	1698	1/1	0.83	0.23	67,67,67,67	0
58	K	13	1625	1/1	0.83	0.06	94,94,94,94	0
59	MG	4I	201	1/1	0.84	0.21	84,84,84,84	0
58	K	1H	3009	1/1	0.84	0.17	97,97,97,97	0
59	MG	1H	3275	1/1	0.84	0.20	60,60,60,60	0
59	MG	1H	3200	1/1	0.84	0.14	67,67,67,67	0
59	MG	1G	1711	1/1	0.84	0.10	104,104,104,104	0
59	MG	13	1739	1/1	0.84	0.06	97,97,97,97	0
58	K	1H	3039	1/1	0.84	0.10	81,81,81,81	0
58	K	31	301	1/1	0.84	0.11	60,60,60,60	0
59	MG	13	1662	1/1	0.84	0.19	67,67,67,67	0
58	K	1H	3008	1/1	0.84	0.15	61,61,61,61	0
59	MG	BI	201	1/1	0.84	0.13	108,108,108,108	0
59	MG	1H	3416	1/1	0.84	0.20	59,59,59,59	0
59	MG	1H	3350	1/1	0.84	0.12	26,26,26,26	0
59	MG	14	3384	1/1	0.84	0.06	108,108,108,108	0
58	K	13	1601	1/1	0.84	0.09	87,87,87,87	0
59	MG	1H	3523	1/1	0.84	0.10	34,34,34,34	0

*Continued on next page...*

*Continued from previous page...*

Mol	Type	Chain	Res	Atoms	RSCC	RSR	B-factors(Å <sup>2</sup> )	Q<0.9
59	MG	1H	3392	1/1	0.84	0.12	32,32,32,32	0
59	MG	14	3295	1/1	0.84	0.15	51,51,51,51	0
58	K	1H	3112	1/1	0.84	0.15	87,87,87,87	0
59	MG	13	1671	1/1	0.84	0.14	65,65,65,65	0
59	MG	13	1718	1/1	0.84	0.06	89,89,89,89	0
59	MG	1H	3178	1/1	0.84	0.17	34,34,34,34	0
59	MG	1H	3428	1/1	0.84	0.09	55,55,55,55	0
59	MG	14	3254	1/1	0.84	0.13	71,71,71,71	0
59	MG	14	3270	1/1	0.84	0.10	57,57,57,57	0
59	MG	1H	3231	1/1	0.84	0.40	67,67,67,67	0
58	K	1H	3090	1/1	0.84	0.08	65,65,65,65	0
59	MG	1H	3375	1/1	0.84	0.08	69,69,69,69	0
58	K	1G	1607	1/1	0.84	0.07	93,93,93,93	0
59	MG	1G	1686	1/1	0.84	0.07	94,94,94,94	0
59	MG	1H	3449	1/1	0.84	0.08	57,57,57,57	0
59	MG	14	3332	1/1	0.84	0.06	110,110,110,110	0
58	K	1H	3041	1/1	0.85	0.10	66,66,66,66	0
59	MG	13	1670	1/1	0.85	0.25	72,72,72,72	0
59	MG	13	1736	1/1	0.85	0.08	100,100,100,100	0
59	MG	1H	3352	1/1	0.85	0.15	59,59,59,59	0
59	MG	14	3173	1/1	0.85	0.27	64,64,64,64	0
58	K	14	3012	1/1	0.85	0.07	91,91,91,91	0
59	MG	14	3368	1/1	0.85	0.15	40,40,40,40	0
59	MG	14	3310	1/1	0.85	0.11	27,27,27,27	0
58	K	14	3001	1/1	0.85	0.13	87,87,87,87	0
58	K	1G	1615	1/1	0.85	0.18	106,106,106,106	0
59	MG	14	3377	1/1	0.85	0.11	70,70,70,70	0
59	MG	1H	3429	1/1	0.85	0.08	63,63,63,63	0
59	MG	1H	3431	1/1	0.85	0.07	85,85,85,85	0
59	MG	21	301	1/1	0.85	0.08	34,34,34,34	0
59	MG	1H	3235	1/1	0.85	0.18	62,62,62,62	0
59	MG	1H	3335	1/1	0.85	0.18	50,50,50,50	0
59	MG	1H	3470	1/1	0.85	0.09	45,45,45,45	0
59	MG	1H	3315	1/1	0.85	0.20	70,70,70,70	0
59	MG	14	3297	1/1	0.85	0.05	44,44,44,44	0
59	MG	14	3290	1/1	0.85	0.09	48,48,48,48	0
58	K	1H	3069	1/1	0.85	0.10	74,74,74,74	0
59	MG	13	1695	1/1	0.85	0.22	76,76,76,76	0
59	MG	1G	1710	1/1	0.85	0.05	70,70,70,70	0
59	MG	1G	1712	1/1	0.85	0.07	106,106,106,106	0
59	MG	1H	3369	1/1	0.85	0.11	52,52,52,52	0
58	K	1H	3121	1/1	0.85	0.14	66,66,66,66	0

*Continued on next page...*

*Continued from previous page...*

Mol	Type	Chain	Res	Atoms	RSCC	RSR	B-factors( $\text{\AA}^2$ )	Q<0.9
58	K	13	1636	1/1	0.85	0.16	136,136,136,136	0
59	MG	14	3181	1/1	0.86	0.17	46,46,46,46	0
59	MG	1H	3133	1/1	0.86	0.18	55,55,55,55	0
59	MG	14	3394	1/1	0.86	0.10	82,82,82,82	0
59	MG	14	3145	1/1	0.86	0.20	86,86,86,86	0
59	MG	1H	3312	1/1	0.86	0.13	70,70,70,70	0
59	MG	14	3141	1/1	0.86	0.22	60,60,60,60	0
59	MG	13	1701	1/1	0.86	0.16	72,72,72,72	0
58	K	14	3050	1/1	0.86	0.15	81,81,81,81	0
59	MG	14	3154	1/1	0.86	0.25	72,72,72,72	0
59	MG	1G	1681	1/1	0.86	0.09	49,49,49,49	0
59	MG	1H	3221	1/1	0.86	0.28	77,77,77,77	0
59	MG	1H	3201	1/1	0.86	0.15	48,48,48,48	0
59	MG	1H	3151	1/1	0.86	0.26	54,54,54,54	0
59	MG	14	3302	1/1	0.86	0.07	52,52,52,52	0
59	MG	1G	1630	1/1	0.86	0.20	64,64,64,64	0
58	K	1H	3086	1/1	0.86	0.18	79,79,79,79	0
59	MG	14	3140	1/1	0.86	0.20	45,45,45,45	0
59	MG	1H	3290	1/1	0.86	0.26	51,51,51,51	0
59	MG	1H	3484	1/1	0.86	0.14	47,47,47,47	0
59	MG	1H	3496	1/1	0.86	0.08	64,64,64,64	0
59	MG	1H	3239	1/1	0.86	0.41	83,83,83,83	0
59	MG	14	3357	1/1	0.86	0.21	95,95,95,95	0
58	K	1H	3092	1/1	0.86	0.09	70,70,70,70	0
58	K	1H	3082	1/1	0.86	0.10	80,80,80,80	0
59	MG	13	1665	1/1	0.86	0.19	50,50,50,50	0
59	MG	13	1669	1/1	0.86	0.13	53,53,53,53	0
59	MG	14	3382	1/1	0.86	0.07	77,77,77,77	0
58	K	1H	3103	1/1	0.86	0.13	65,65,65,65	0
59	MG	14	3395	1/1	0.86	0.12	50,50,50,50	0
58	K	14	3031	1/1	0.86	0.05	78,78,78,78	0
58	K	1H	3084	1/1	0.86	0.11	77,77,77,77	0
59	MG	14	3359	1/1	0.86	0.16	94,94,94,94	0
59	MG	14	3267	1/1	0.86	0.20	92,92,92,92	0
59	MG	1G	1651	1/1	0.86	0.20	63,63,63,63	0
58	K	1G	1624	1/1	0.86	0.12	116,116,116,116	0
59	MG	1H	3167	1/1	0.86	0.17	33,33,33,33	0
58	K	14	3082	1/1	0.86	0.20	76,76,76,76	0
59	MG	13	1658	1/1	0.86	0.13	35,35,35,35	0
59	MG	14	3190	1/1	0.86	0.13	81,81,81,81	0
58	K	14	3013	1/1	0.86	0.08	98,98,98,98	0
59	MG	1H	3319	1/1	0.86	0.11	55,55,55,55	0

*Continued on next page...*

*Continued from previous page...*

Mol	Type	Chain	Res	Atoms	RSCC	RSR	B-factors(Å <sup>2</sup> )	Q<0.9
59	MG	14	3375	1/1	0.86	0.17	57,57,57,57	0
59	MG	14	3185	1/1	0.86	0.27	76,76,76,76	0
59	MG	1G	1697	1/1	0.86	0.09	81,81,81,81	0
59	MG	14	3256	1/1	0.86	0.18	64,64,64,64	0
59	MG	14	3344	1/1	0.87	0.13	89,89,89,89	0
58	K	14	3037	1/1	0.87	0.08	60,60,60,60	0
59	MG	13	1688	1/1	0.87	0.25	83,83,83,83	0
59	MG	1H	3360	1/1	0.87	0.12	39,39,39,39	0
58	K	1H	3010	1/1	0.87	0.12	93,93,93,93	0
58	K	1H	3031	1/1	0.87	0.11	96,96,96,96	0
59	MG	1H	3391	1/1	0.87	0.11	31,31,31,31	0
59	MG	1H	3374	1/1	0.87	0.06	70,70,70,70	0
59	MG	13	1664	1/1	0.87	0.10	53,53,53,53	0
59	MG	13	1690	1/1	0.87	0.22	77,77,77,77	0
59	MG	1H	3398	1/1	0.87	0.05	74,74,74,74	0
59	MG	13	1656	1/1	0.87	0.24	73,73,73,73	0
59	MG	1H	3323	1/1	0.87	0.34	73,73,73,73	0
59	MG	13	1666	1/1	0.87	0.16	83,83,83,83	0
59	MG	1H	3518	1/1	0.87	0.11	40,40,40,40	0
59	MG	1H	3333	1/1	0.87	0.10	50,50,50,50	0
59	MG	1H	3243	1/1	0.87	0.35	94,94,94,94	0
59	MG	1H	3371	1/1	0.87	0.10	35,35,35,35	0
58	K	13	1610	1/1	0.87	0.10	114,114,114,114	0
59	MG	1G	1684	1/1	0.87	0.14	75,75,75,75	0
59	MG	1H	3159	1/1	0.87	0.17	68,68,68,68	0
58	K	13	1623	1/1	0.87	0.10	121,121,121,121	0
59	MG	1G	1700	1/1	0.87	0.11	108,108,108,108	0
59	MG	1H	3324	1/1	0.87	0.34	59,59,59,59	0
59	MG	1H	3341	1/1	0.87	0.20	31,31,31,31	0
59	MG	14	3376	1/1	0.87	0.21	61,61,61,61	0
59	MG	1H	3173	1/1	0.87	0.14	57,57,57,57	0
59	MG	1H	3506	1/1	0.87	0.08	65,65,65,65	0
59	MG	1H	3466	1/1	0.88	0.14	34,34,34,34	0
58	K	1H	3002	1/1	0.88	0.06	71,71,71,71	0
59	MG	14	3262	1/1	0.88	0.13	45,45,45,45	0
59	MG	1H	3525	1/1	0.88	0.07	46,46,46,46	0
58	K	14	3014	1/1	0.88	0.09	82,82,82,82	0
59	MG	1H	3439	1/1	0.88	0.08	55,55,55,55	0
59	MG	1G	1639	1/1	0.88	0.29	55,55,55,55	0
59	MG	13	1726	1/1	0.88	0.04	122,122,122,122	0
58	K	14	3057	1/1	0.88	0.08	68,68,68,68	0
59	MG	1J	203	1/1	0.88	0.05	105,105,105,105	0

*Continued on next page...*

*Continued from previous page...*

Mol	Type	Chain	Res	Atoms	RSCC	RSR	B-factors(Å <sup>2</sup> )	Q<0.9
59	MG	1H	3212	1/1	0.88	0.14	57,57,57,57	0
59	MG	1H	3455	1/1	0.88	0.19	55,55,55,55	0
59	MG	14	3246	1/1	0.88	0.07	76,76,76,76	0
58	K	1G	1625	1/1	0.88	0.12	106,106,106,106	0
59	MG	1H	3500	1/1	0.88	0.18	45,45,45,45	0
59	MG	1H	3276	1/1	0.88	0.22	63,63,63,63	0
59	MG	14	3124	1/1	0.88	0.08	63,63,63,63	0
59	MG	14	3353	1/1	0.88	0.05	65,65,65,65	0
58	K	14	3029	1/1	0.88	0.10	68,68,68,68	0
59	MG	1H	3198	1/1	0.88	0.21	82,82,82,82	0
59	MG	1H	3340	1/1	0.88	0.12	29,29,29,29	0
58	K	13	1614	1/1	0.88	0.18	103,103,103,103	0
59	MG	55	201	1/1	0.88	0.19	59,59,59,59	0
59	MG	1H	3238	1/1	0.88	0.33	82,82,82,82	0
59	MG	1H	3139	1/1	0.88	0.31	76,76,76,76	0
59	MG	1H	3493	1/1	0.88	0.12	63,63,63,63	0
59	MG	1H	3279	1/1	0.88	0.21	74,74,74,74	0
59	MG	14	3325	1/1	0.88	0.08	81,81,81,81	0
59	MG	1H	3122	1/1	0.88	0.22	29,29,29,29	0
59	MG	1H	3271	1/1	0.88	0.14	45,45,45,45	0
59	MG	14	3385	1/1	0.88	0.13	63,63,63,63	0
58	K	14	3054	1/1	0.88	0.06	77,77,77,77	0
59	MG	1H	3359	1/1	0.88	0.12	55,55,55,55	0
59	MG	14	3261	1/1	0.88	0.12	75,75,75,75	0
59	MG	1H	3377	1/1	0.88	0.09	44,44,44,44	0
59	MG	1H	3309	1/1	0.88	0.15	56,56,56,56	0
59	MG	16	207	1/1	0.88	0.27	88,88,88,88	0
58	K	14	3063	1/1	0.88	0.11	84,84,84,84	0
59	MG	14	3203	1/1	0.88	0.13	85,85,85,85	0
59	MG	14	3396	1/1	0.88	0.10	51,51,51,51	0
59	MG	14	3157	1/1	0.88	0.14	57,57,57,57	0
59	MG	14	3188	1/1	0.88	0.13	54,54,54,54	0
59	MG	1G	1659	1/1	0.88	0.10	72,72,72,72	0
58	K	13	1630	1/1	0.88	0.09	82,82,82,82	0
59	MG	14	3281	1/1	0.88	0.11	45,45,45,45	0
59	MG	14	3404	1/1	0.88	0.09	34,34,34,34	0
59	MG	1H	3406	1/1	0.88	0.08	95,95,95,95	0
59	MG	1H	3283	1/1	0.88	0.10	58,58,58,58	0
59	MG	13	1653	1/1	0.88	0.23	74,74,74,74	0
59	MG	1H	3257	1/1	0.88	0.11	49,49,49,49	0
58	K	1H	3044	1/1	0.88	0.10	82,82,82,82	0
59	MG	14	3209	1/1	0.88	0.16	72,72,72,72	0

*Continued on next page...*



*Continued from previous page...*

Mol	Type	Chain	Res	Atoms	RSCC	RSR	B-factors( $\text{\AA}^2$ )	Q<0.9
59	MG	1H	3236	1/1	0.88	0.09	54,54,54,54	0
58	K	1H	3038	1/1	0.89	0.11	86,86,86,86	0
59	MG	1G	1688	1/1	0.89	0.06	82,82,82,82	0
59	MG	14	3225	1/1	0.89	0.12	62,62,62,62	0
58	K	14	3017	1/1	0.89	0.18	107,107,107,107	0
58	K	14	3035	1/1	0.89	0.09	62,62,62,62	0
59	MG	14	3322	1/1	0.89	0.06	93,93,93,93	0
59	MG	14	3263	1/1	0.89	0.26	66,66,66,66	0
59	MG	14	3358	1/1	0.89	0.07	35,35,35,35	0
59	MG	1H	3240	1/1	0.89	0.19	52,52,52,52	0
58	K	13	1632	1/1	0.89	0.10	83,83,83,83	0
58	K	13	1627	1/1	0.89	0.12	91,91,91,91	0
59	MG	1H	3252	1/1	0.89	0.18	72,72,72,72	0
58	K	1H	3104	1/1	0.89	0.08	53,53,53,53	0
59	MG	1G	1635	1/1	0.89	0.26	80,80,80,80	0
59	MG	1H	3490	1/1	0.89	0.06	53,53,53,53	0
58	K	1H	3066	1/1	0.89	0.09	80,80,80,80	0
58	K	14	3015	1/1	0.89	0.16	52,52,52,52	0
59	MG	1G	1702	1/1	0.89	0.08	87,87,87,87	0
59	MG	1J	204	1/1	0.89	0.07	115,115,115,115	0
58	K	14	3002	1/1	0.89	0.07	90,90,90,90	0
59	MG	N8	101	1/1	0.89	0.14	56,56,56,56	0
58	K	14	3076	1/1	0.89	0.13	89,89,89,89	0
59	MG	14	3195	1/1	0.89	0.16	64,64,64,64	0
59	MG	13	1696	1/1	0.89	0.18	80,80,80,80	0
59	MG	1H	3246	1/1	0.89	0.20	58,58,58,58	0
58	K	13	1607	1/1	0.89	0.08	90,90,90,90	0
59	MG	14	3369	1/1	0.89	0.17	43,43,43,43	0
59	MG	1H	3524	1/1	0.89	0.11	35,35,35,35	0
59	MG	1H	3512	1/1	0.89	0.14	61,61,61,61	0
58	K	29	301	1/1	0.89	0.08	56,56,56,56	0
59	MG	1G	1650	1/1	0.89	0.20	65,65,65,65	0
59	MG	1H	3258	1/1	0.89	0.15	48,48,48,48	0
59	MG	1H	3230	1/1	0.89	0.15	38,38,38,38	0
59	MG	14	3200	1/1	0.89	0.22	102,102,102,102	0
59	MG	14	3371	1/1	0.89	0.06	61,61,61,61	0
59	MG	1H	3456	1/1	0.89	0.13	38,38,38,38	0
59	MG	1H	3219	1/1	0.89	0.15	50,50,50,50	0
59	MG	14	3239	1/1	0.89	0.15	66,66,66,66	0
59	MG	1G	1676	1/1	0.89	0.24	81,81,81,81	0
59	MG	1H	3390	1/1	0.89	0.16	39,39,39,39	0
59	MG	13	1715	1/1	0.89	0.09	75,75,75,75	0

*Continued on next page...*

*Continued from previous page...*

Mol	Type	Chain	Res	Atoms	RSCC	RSR	B-factors( $\text{\AA}^2$ )	Q<0.9
59	MG	14	3100	1/1	0.89	0.12	47,47,47,47	0
59	MG	1H	3475	1/1	0.89	0.08	91,91,91,91	0
59	MG	1G	1723	1/1	0.89	0.06	85,85,85,85	0
59	MG	14	3315	1/1	0.89	0.06	84,84,84,84	0
58	K	1G	1610	1/1	0.89	0.10	95,95,95,95	0
59	MG	13	1680	1/1	0.89	0.21	71,71,71,71	0
59	MG	1H	3505	1/1	0.89	0.13	34,34,34,34	0
58	K	1H	3016	1/1	0.89	0.14	114,114,114,114	0
59	MG	1H	3329	1/1	0.89	0.17	73,73,73,73	0
59	MG	1H	3225	1/1	0.89	0.18	58,58,58,58	0
59	MG	1H	3463	1/1	0.89	0.12	40,40,40,40	0
59	MG	13	1737	1/1	0.89	0.05	90,90,90,90	0
58	K	13	1629	1/1	0.89	0.07	92,92,92,92	0
59	MG	13	1742	1/1	0.89	0.07	94,94,94,94	0
59	MG	13	1706	1/1	0.89	0.22	63,63,63,63	0
58	K	14	3069	1/1	0.89	0.12	89,89,89,89	0
59	MG	14	3148	1/1	0.89	0.13	58,58,58,58	0
59	MG	1H	3153	1/1	0.90	0.18	44,44,44,44	0
59	MG	1H	3196	1/1	0.90	0.15	42,42,42,42	0
59	MG	14	3273	1/1	0.90	0.10	46,46,46,46	0
59	MG	14	3309	1/1	0.90	0.09	85,85,85,85	0
59	MG	1H	3227	1/1	0.90	0.20	58,58,58,58	0
59	MG	1H	3372	1/1	0.90	0.15	77,77,77,77	0
59	MG	13	1685	1/1	0.90	0.31	85,85,85,85	0
59	MG	1H	3417	1/1	0.90	0.12	44,44,44,44	0
58	K	14	3065	1/1	0.90	0.06	92,92,92,92	0
59	MG	1H	3502	1/1	0.90	0.05	94,94,94,94	0
59	MG	13	1676	1/1	0.90	0.11	53,53,53,53	0
59	MG	14	3391	1/1	0.90	0.09	62,62,62,62	0
59	MG	1H	3345	1/1	0.90	0.10	24,24,24,24	0
58	K	1H	3102	1/1	0.90	0.09	94,94,94,94	0
59	MG	1H	3331	1/1	0.90	0.20	55,55,55,55	0
58	K	1H	3018	1/1	0.90	0.09	93,93,93,93	0
59	MG	1H	3183	1/1	0.90	0.14	49,49,49,49	0
59	MG	1H	3362	1/1	0.90	0.10	33,33,33,33	0
59	MG	13	1689	1/1	0.90	0.11	80,80,80,80	0
59	MG	1H	3226	1/1	0.90	0.10	42,42,42,42	0
59	MG	14	3222	1/1	0.90	0.07	57,57,57,57	0
59	MG	14	3399	1/1	0.90	0.10	55,55,55,55	0
59	MG	1G	1668	1/1	0.90	0.25	55,55,55,55	0
59	MG	1H	3403	1/1	0.90	0.07	59,59,59,59	0
58	K	1G	1616	1/1	0.90	0.06	89,89,89,89	0

*Continued on next page...*

*Continued from previous page...*

Mol	Type	Chain	Res	Atoms	RSCC	RSR	B-factors(Å <sup>2</sup> )	Q<0.9
58	K	1H	3033	1/1	0.90	0.08	94,94,94,94	0
59	MG	1H	3436	1/1	0.90	0.07	33,33,33,33	0
59	MG	1G	1717	1/1	0.90	0.06	88,88,88,88	0
59	MG	1G	1714	1/1	0.90	0.13	82,82,82,82	0
58	K	14	3049	1/1	0.90	0.12	103,103,103,103	0
58	K	1G	1608	1/1	0.90	0.17	113,113,113,113	0
59	MG	1H	3241	1/1	0.90	0.15	39,39,39,39	0
58	K	13	1637	1/1	0.90	0.09	123,123,123,123	0
59	MG	14	3231	1/1	0.90	0.09	48,48,48,48	0
59	MG	14	3279	1/1	0.90	0.06	46,46,46,46	0
59	MG	1H	3304	1/1	0.90	0.29	69,69,69,69	0
59	MG	14	3214	1/1	0.90	0.21	57,57,57,57	0
59	MG	1H	3379	1/1	0.90	0.07	67,67,67,67	0
59	MG	14	3156	1/1	0.90	0.10	55,55,55,55	0
58	K	14	3008	1/1	0.90	0.07	88,88,88,88	0
59	MG	1H	3482	1/1	0.90	0.11	22,22,22,22	0
59	MG	14	3183	1/1	0.90	0.11	63,63,63,63	0
59	MG	1H	3192	1/1	0.90	0.14	49,49,49,49	0
59	MG	14	3208	1/1	0.90	0.09	61,61,61,61	0
58	K	14	3028	1/1	0.90	0.07	56,56,56,56	0
58	K	1H	3001	1/1	0.90	0.07	88,88,88,88	0
59	MG	14	3151	1/1	0.90	0.19	57,57,57,57	0
59	MG	14	3197	1/1	0.90	0.14	60,60,60,60	0
59	MG	1H	3366	1/1	0.91	0.09	44,44,44,44	0
59	MG	1H	3438	1/1	0.91	0.10	36,36,36,36	0
58	K	1H	3024	1/1	0.91	0.08	56,56,56,56	0
59	MG	1H	3386	1/1	0.91	0.11	67,67,67,67	0
59	MG	14	3143	1/1	0.91	0.15	72,72,72,72	0
59	MG	14	3341	1/1	0.91	0.13	52,52,52,52	0
59	MG	14	3348	1/1	0.91	0.17	102,102,102,102	0
58	K	1H	3035	1/1	0.91	0.10	98,98,98,98	0
58	K	1H	3040	1/1	0.91	0.33	111,111,111,111	0
59	MG	1H	3415	1/1	0.91	0.09	94,94,94,94	0
59	MG	1H	3291	1/1	0.91	0.17	62,62,62,62	0
59	MG	1H	3479	1/1	0.91	0.12	47,47,47,47	0
58	K	14	3093	1/1	0.91	0.10	72,72,72,72	0
59	MG	1H	3495	1/1	0.91	0.10	80,80,80,80	0
59	MG	1H	3382	1/1	0.91	0.16	36,36,36,36	0
59	MG	14	3129	1/1	0.91	0.11	44,44,44,44	0
59	MG	13	1713	1/1	0.91	0.05	83,83,83,83	0
59	MG	1H	3519	1/1	0.91	0.06	56,56,56,56	0
58	K	14	3022	1/1	0.91	0.05	92,92,92,92	0

*Continued on next page...*

*Continued from previous page...*

Mol	Type	Chain	Res	Atoms	RSCC	RSR	B-factors(Å <sup>2</sup> )	Q<0.9
59	MG	1G	1706	1/1	0.91	0.05	96,96,96,96	0
59	MG	14	3360	1/1	0.91	0.09	64,64,64,64	0
59	MG	1H	3184	1/1	0.91	0.26	65,65,65,65	0
59	MG	1H	3134	1/1	0.91	0.20	59,59,59,59	0
59	MG	1H	3204	1/1	0.91	0.24	51,51,51,51	0
59	MG	14	3280	1/1	0.91	0.08	48,48,48,48	0
59	MG	1H	3181	1/1	0.91	0.17	41,41,41,41	0
58	K	1H	3118	1/1	0.91	0.38	89,89,89,89	0
59	MG	1G	1649	1/1	0.91	0.14	85,85,85,85	0
59	MG	1H	3223	1/1	0.91	0.10	64,64,64,64	0
58	K	14	3003	1/1	0.91	0.10	86,86,86,86	0
59	MG	14	3249	1/1	0.91	0.11	54,54,54,54	0
59	MG	13	1735	1/1	0.91	0.04	57,57,57,57	0
59	MG	1H	3440	1/1	0.91	0.11	63,63,63,63	0
58	K	14	3040	1/1	0.91	0.12	72,72,72,72	0
58	K	1H	3005	1/1	0.91	0.11	67,67,67,67	0
59	MG	14	3196	1/1	0.91	0.14	90,90,90,90	0
59	MG	1G	1724	1/1	0.91	0.10	109,109,109,109	0
59	MG	1G	1652	1/1	0.91	0.12	94,94,94,94	0
59	MG	1H	3273	1/1	0.91	0.11	49,49,49,49	0
59	MG	1H	3442	1/1	0.91	0.08	80,80,80,80	0
58	K	14	3085	1/1	0.91	0.08	94,94,94,94	0
59	MG	1H	3501	1/1	0.91	0.05	78,78,78,78	0
59	MG	1H	3468	1/1	0.91	0.09	50,50,50,50	0
58	K	13	1628	1/1	0.91	0.14	103,103,103,103	0
59	MG	14	3340	1/1	0.91	0.13	74,74,74,74	0
59	MG	16	204	1/1	0.91	0.25	80,80,80,80	0
59	MG	1H	3447	1/1	0.91	0.05	98,98,98,98	0
59	MG	14	3169	1/1	0.91	0.08	57,57,57,57	0
59	MG	1H	3339	1/1	0.91	0.11	33,33,33,33	0
59	MG	1H	3370	1/1	0.91	0.13	38,38,38,38	0
58	K	1H	3063	1/1	0.91	0.10	55,55,55,55	0
59	MG	1H	3507	1/1	0.91	0.06	45,45,45,45	0
59	MG	1G	1687	1/1	0.91	0.08	93,93,93,93	0
59	MG	14	3206	1/1	0.91	0.11	67,67,67,67	0
59	MG	14	3201	1/1	0.91	0.11	68,68,68,68	0
59	MG	1H	3336	1/1	0.91	0.16	54,54,54,54	0
59	MG	1H	3140	1/1	0.91	0.32	82,82,82,82	0
59	MG	1H	3138	1/1	0.91	0.29	66,66,66,66	0
59	MG	14	3193	1/1	0.91	0.08	63,63,63,63	0
59	MG	1H	3394	1/1	0.91	0.09	38,38,38,38	0
59	MG	1G	1705	1/1	0.92	0.03	105,105,105,105	0

*Continued on next page...*

*Continued from previous page...*

Mol	Type	Chain	Res	Atoms	RSCC	RSR	B-factors( $\text{\AA}^2$ )	Q<0.9
59	MG	1H	3190	1/1	0.92	0.17	49,49,49,49	0
59	MG	1H	3316	1/1	0.92	0.20	59,59,59,59	0
58	K	1H	3004	1/1	0.92	0.24	66,66,66,66	0
58	K	13	1615	1/1	0.92	0.08	91,91,91,91	0
58	K	1H	3106	1/1	0.92	0.13	92,92,92,92	0
59	MG	1H	3289	1/1	0.92	0.21	75,75,75,75	0
59	MG	1H	3302	1/1	0.92	0.19	41,41,41,41	0
59	MG	1H	3248	1/1	0.92	0.12	47,47,47,47	0
59	MG	1H	3332	1/1	0.92	0.20	59,59,59,59	0
59	MG	1H	3516	1/1	0.92	0.07	60,60,60,60	0
58	K	14	3048	1/1	0.92	0.11	101,101,101,101	0
59	MG	14	3235	1/1	0.92	0.16	61,61,61,61	0
58	K	14	3062	1/1	0.92	0.06	65,65,65,65	0
58	K	1H	3120	1/1	0.92	0.13	79,79,79,79	0
59	MG	13	1684	1/1	0.92	0.14	56,56,56,56	0
59	MG	1H	3478	1/1	0.92	0.08	38,38,38,38	0
59	MG	14	3406	1/1	0.92	0.07	55,55,55,55	0
59	MG	E5	101	1/1	0.92	0.17	36,36,36,36	0
59	MG	1H	3307	1/1	0.92	0.09	39,39,39,39	0
58	K	13	1624	1/1	0.92	0.18	83,83,83,83	0
58	K	1H	3011	1/1	0.92	0.08	61,61,61,61	0
59	MG	14	3269	1/1	0.92	0.10	79,79,79,79	0
59	MG	1H	3454	1/1	0.92	0.12	42,42,42,42	0
59	MG	1H	3194	1/1	0.92	0.21	45,45,45,45	0
59	MG	14	3373	1/1	0.92	0.06	84,84,84,84	0
59	MG	1H	3313	1/1	0.92	0.14	52,52,52,52	0
59	MG	1H	3338	1/1	0.92	0.13	35,35,35,35	0
59	MG	14	3226	1/1	0.92	0.08	49,49,49,49	0
59	MG	14	3242	1/1	0.92	0.16	44,44,44,44	0
59	MG	1H	3388	1/1	0.92	0.14	38,38,38,38	0
59	MG	1H	3259	1/1	0.92	0.12	59,59,59,59	0
59	MG	14	3307	1/1	0.92	0.07	51,51,51,51	0
58	K	1H	3119	1/1	0.92	0.11	92,92,92,92	0
58	K	14	3043	1/1	0.92	0.05	71,71,71,71	0
59	MG	14	3346	1/1	0.92	0.05	76,76,76,76	0
59	MG	13	1679	1/1	0.92	0.13	89,89,89,89	0
59	MG	1H	3237	1/1	0.92	0.29	51,51,51,51	0
59	MG	14	3366	1/1	0.92	0.08	77,77,77,77	0
58	K	1H	3026	1/1	0.92	0.31	62,62,62,62	0
59	MG	14	3272	1/1	0.92	0.13	26,26,26,26	0
59	MG	1G	1634	1/1	0.92	0.33	110,110,110,110	0
59	MG	14	3244	1/1	0.92	0.25	46,46,46,46	0

*Continued on next page...*

*Continued from previous page...*

Mol	Type	Chain	Res	Atoms	RSCC	RSR	B-factors( $\text{\AA}^2$ )	Q<0.9
59	MG	14	3303	1/1	0.92	0.06	73,73,73,73	0
59	MG	14	3393	1/1	0.92	0.25	81,81,81,81	0
59	MG	13	1746	1/1	0.92	0.06	93,93,93,93	0
59	MG	1G	1673	1/1	0.92	0.29	73,73,73,73	0
59	MG	1H	3186	1/1	0.92	0.20	50,50,50,50	0
59	MG	14	3176	1/1	0.92	0.21	67,67,67,67	0
59	MG	1H	3174	1/1	0.92	0.08	71,71,71,71	0
58	K	1H	3085	1/1	0.92	0.12	64,64,64,64	0
58	K	13	1609	1/1	0.92	0.20	91,91,91,91	0
58	K	14	3005	1/1	0.92	0.21	91,91,91,91	0
58	K	52	201	1/1	0.92	0.27	116,116,116,116	0
58	K	14	3047	1/1	0.92	0.16	97,97,97,97	0
59	MG	1H	3191	1/1	0.92	0.41	72,72,72,72	0
59	MG	14	3365	1/1	0.92	0.08	80,80,80,80	0
58	K	14	3041	1/1	0.92	0.12	54,54,54,54	0
58	K	13	1603	1/1	0.92	0.11	117,117,117,117	0
59	MG	13	1721	1/1	0.92	0.06	68,68,68,68	0
59	MG	13	1709	1/1	0.92	0.21	85,85,85,85	0
58	K	13	1613	1/1	0.92	0.09	100,100,100,100	0
59	MG	14	3314	1/1	0.92	0.04	91,91,91,91	0
59	MG	1H	3182	1/1	0.92	0.16	47,47,47,47	0
58	K	1H	3071	1/1	0.92	0.13	65,65,65,65	0
59	MG	14	3312	1/1	0.92	0.09	87,87,87,87	0
59	MG	1H	3228	1/1	0.92	0.11	48,48,48,48	0
59	MG	1G	1654	1/1	0.92	0.17	58,58,58,58	0
59	MG	1H	3483	1/1	0.92	0.14	75,75,75,75	0
59	MG	14	3390	1/1	0.92	0.07	78,78,78,78	0
59	MG	1H	3293	1/1	0.92	0.11	55,55,55,55	0
58	K	1H	3020	1/1	0.92	0.19	105,105,105,105	0
59	MG	1H	3305	1/1	0.92	0.25	57,57,57,57	0
58	K	14	3092	1/1	0.92	0.08	83,83,83,83	0
58	K	1H	3076	1/1	0.92	0.14	86,86,86,86	0
58	K	41	201	1/1	0.92	0.20	114,114,114,114	0
59	MG	14	3213	1/1	0.92	0.19	58,58,58,58	0
59	MG	1H	3452	1/1	0.92	0.10	48,48,48,48	0
59	MG	14	3283	1/1	0.92	0.14	36,36,36,36	0
59	MG	1H	3199	1/1	0.92	0.16	60,60,60,60	0
59	MG	13	1683	1/1	0.92	0.09	55,55,55,55	0
58	K	14	3058	1/1	0.92	0.22	84,84,84,84	0
59	MG	13	1712	1/1	0.92	0.11	50,50,50,50	0
59	MG	13	1714	1/1	0.92	0.05	106,106,106,106	0
59	MG	1G	1694	1/1	0.92	0.10	62,62,62,62	0

*Continued on next page...*

*Continued from previous page...*

Mol	Type	Chain	Res	Atoms	RSCC	RSR	B-factors( $\text{\AA}^2$ )	Q<0.9
59	MG	1G	1633	1/1	0.92	0.21	65,65,65,65	0
59	MG	1H	3396	1/1	0.92	0.11	35,35,35,35	0
58	K	1H	3012	1/1	0.92	0.11	80,80,80,80	0
58	K	1G	1614	1/1	0.92	0.12	100,100,100,100	0
59	MG	1H	3208	1/1	0.92	0.18	52,52,52,52	0
59	MG	1H	3409	1/1	0.93	0.07	64,64,64,64	0
58	K	1G	1617	1/1	0.93	0.09	94,94,94,94	0
58	K	1G	1612	1/1	0.93	0.06	101,101,101,101	0
59	MG	1H	3274	1/1	0.93	0.10	56,56,56,56	0
59	MG	14	3139	1/1	0.93	0.15	46,46,46,46	0
58	K	14	3074	1/1	0.93	0.14	94,94,94,94	0
59	MG	14	3335	1/1	0.93	0.12	50,50,50,50	0
59	MG	1H	3521	1/1	0.93	0.07	113,113,113,113	0
59	MG	1G	1665	1/1	0.93	0.27	84,84,84,84	0
59	MG	13	1728	1/1	0.93	0.07	106,106,106,106	0
59	MG	14	3401	1/1	0.93	0.20	89,89,89,89	0
59	MG	13	1687	1/1	0.93	0.19	75,75,75,75	0
59	MG	13	1663	1/1	0.93	0.26	68,68,68,68	0
59	MG	1H	3488	1/1	0.93	0.04	83,83,83,83	0
58	K	1H	3064	1/1	0.93	0.09	49,49,49,49	0
59	MG	1H	3354	1/1	0.93	0.06	70,70,70,70	0
59	MG	13	1697	1/1	0.93	0.15	70,70,70,70	0
59	MG	14	3131	1/1	0.93	0.21	66,66,66,66	0
58	K	1H	3091	1/1	0.93	0.12	62,62,62,62	0
58	K	14	3084	1/1	0.93	0.07	75,75,75,75	0
59	MG	1H	3481	1/1	0.93	0.16	43,43,43,43	0
59	MG	14	3260	1/1	0.93	0.18	56,56,56,56	0
59	MG	13	1642	1/1	0.93	0.27	59,59,59,59	0
59	MG	1G	1644	1/1	0.93	0.23	55,55,55,55	0
59	MG	14	3355	1/1	0.93	0.12	64,64,64,64	0
59	MG	1G	1698	1/1	0.93	0.12	103,103,103,103	0
58	K	1H	3021	1/1	0.93	0.09	78,78,78,78	0
59	MG	1H	3444	1/1	0.93	0.13	94,94,94,94	0
59	MG	1H	3168	1/1	0.93	0.25	46,46,46,46	0
58	K	14	3039	1/1	0.93	0.10	94,94,94,94	0
59	MG	16	203	1/1	0.93	0.13	57,57,57,57	0
59	MG	1G	1656	1/1	0.93	0.30	100,100,100,100	0
59	MG	14	3383	1/1	0.93	0.08	71,71,71,71	0
59	MG	1H	3262	1/1	0.93	0.09	49,49,49,49	0
59	MG	1G	1658	1/1	0.93	0.27	76,76,76,76	0
59	MG	14	3130	1/1	0.93	0.14	45,45,45,45	0
59	MG	1H	3408	1/1	0.93	0.05	60,60,60,60	0

*Continued on next page...*

*Continued from previous page...*

Mol	Type	Chain	Res	Atoms	RSCC	RSR	B-factors( $\text{\AA}^2$ )	Q<0.9
59	MG	1H	3233	1/1	0.93	0.22	59,59,59,59	0
59	MG	14	3304	1/1	0.93	0.08	38,38,38,38	0
59	MG	14	3113	1/1	0.93	0.18	51,51,51,51	0
58	K	14	3087	1/1	0.93	0.07	84,84,84,84	0
58	K	1G	1602	1/1	0.93	0.21	70,70,70,70	0
58	K	14	3077	1/1	0.93	0.17	72,72,72,72	0
58	K	14	3034	1/1	0.93	0.07	49,49,49,49	0
58	K	1H	3025	1/1	0.93	0.06	100,100,100,100	0
58	K	1G	1611	1/1	0.93	0.11	94,94,94,94	0
59	MG	1H	3320	1/1	0.93	0.22	43,43,43,43	0
59	MG	14	3198	1/1	0.93	0.17	63,63,63,63	0
59	MG	1H	3400	1/1	0.93	0.07	46,46,46,46	0
58	K	1H	3075	1/1	0.93	0.11	81,81,81,81	0
59	MG	1G	1672	1/1	0.93	0.18	63,63,63,63	0
59	MG	1H	3499	1/1	0.93	0.10	68,68,68,68	0
58	K	14	3030	1/1	0.93	0.07	56,56,56,56	0
59	MG	1H	3441	1/1	0.93	0.06	51,51,51,51	0
59	MG	14	3191	1/1	0.93	0.20	45,45,45,45	0
58	K	1H	3042	1/1	0.93	0.21	62,62,62,62	0
59	MG	14	3305	1/1	0.93	0.05	69,69,69,69	0
59	MG	1H	3393	1/1	0.93	0.16	44,44,44,44	0
58	K	1H	3109	1/1	0.93	0.12	54,54,54,54	0
58	K	13	1620	1/1	0.93	0.08	115,115,115,115	0
59	MG	1G	1646	1/1	0.93	0.27	107,107,107,107	0
58	K	1H	3017	1/1	0.93	0.10	94,94,94,94	0
58	K	1H	3050	1/1	0.93	0.15	70,70,70,70	0
59	MG	1H	3280	1/1	0.93	0.27	64,64,64,64	0
58	K	1H	3060	1/1	0.93	0.18	55,55,55,55	0
59	MG	13	1655	1/1	0.93	0.14	80,80,80,80	0
58	K	1H	3014	1/1	0.93	0.41	84,84,84,84	0
59	MG	1H	3395	1/1	0.93	0.12	56,56,56,56	0
58	K	1H	3093	1/1	0.93	0.11	79,79,79,79	0
59	MG	1H	3260	1/1	0.93	0.09	43,43,43,43	0
59	MG	29	303	1/1	0.93	0.12	37,37,37,37	0
59	MG	13	1682	1/1	0.93	0.43	101,101,101,101	0
58	K	1H	3114	1/1	0.93	0.07	58,58,58,58	0
59	MG	14	3112	1/1	0.93	0.07	55,55,55,55	0
59	MG	1H	3179	1/1	0.93	0.13	51,51,51,51	0
59	MG	13	1678	1/1	0.93	0.26	79,79,79,79	0
59	MG	14	3221	1/1	0.94	0.19	52,52,52,52	0
59	MG	1H	3425	1/1	0.94	0.13	42,42,42,42	0
59	MG	14	3171	1/1	0.94	0.11	71,71,71,71	0

*Continued on next page...*



*Continued from previous page...*

Mol	Type	Chain	Res	Atoms	RSCC	RSR	B-factors(Å <sup>2</sup> )	Q<0.9
58	K	14	3059	1/1	0.94	0.12	73,73,73,73	0
59	MG	14	3362	1/1	0.94	0.05	69,69,69,69	0
59	MG	1H	3195	1/1	0.94	0.19	51,51,51,51	0
59	MG	14	3115	1/1	0.94	0.10	46,46,46,46	0
59	MG	1H	3306	1/1	0.94	0.18	44,44,44,44	0
58	K	1H	3065	1/1	0.94	0.10	43,43,43,43	0
58	K	1H	3096	1/1	0.94	0.16	75,75,75,75	0
58	K	1H	3032	1/1	0.94	0.20	58,58,58,58	0
59	MG	16	209	1/1	0.94	0.07	75,75,75,75	0
59	MG	1G	1643	1/1	0.94	0.10	56,56,56,56	0
59	MG	16	205	1/1	0.94	0.21	84,84,84,84	0
59	MG	1H	3216	1/1	0.94	0.11	45,45,45,45	0
58	K	13	1633	1/1	0.94	0.06	108,108,108,108	0
59	MG	1H	3448	1/1	0.94	0.07	61,61,61,61	0
59	MG	14	3178	1/1	0.94	0.11	36,36,36,36	0
59	MG	14	3296	1/1	0.94	0.07	44,44,44,44	0
59	MG	1H	3232	1/1	0.94	0.13	40,40,40,40	0
59	MG	1H	3464	1/1	0.94	0.14	19,19,19,19	0
59	MG	13	1745	1/1	0.94	0.07	78,78,78,78	0
59	MG	1H	3130	1/1	0.94	0.19	28,28,28,28	0
58	K	14	3009	1/1	0.94	0.09	69,69,69,69	0
58	K	1H	3037	1/1	0.94	0.09	77,77,77,77	0
59	MG	14	3101	1/1	0.94	0.09	61,61,61,61	0
59	MG	1H	3156	1/1	0.94	0.20	55,55,55,55	0
59	MG	1G	1692	1/1	0.94	0.09	97,97,97,97	0
59	MG	1G	1647	1/1	0.94	0.21	80,80,80,80	0
58	K	13	1621	1/1	0.94	0.05	59,59,59,59	0
58	K	3A	201	1/1	0.94	0.13	93,93,93,93	0
59	MG	Q8	101	1/1	0.94	0.14	32,32,32,32	0
59	MG	1G	1718	1/1	0.94	0.10	91,91,91,91	0
58	K	1H	3105	1/1	0.94	0.07	60,60,60,60	0
58	K	1H	3015	1/1	0.94	0.09	80,80,80,80	0
58	K	14	3080	1/1	0.94	0.07	94,94,94,94	0
59	MG	1H	3157	1/1	0.94	0.23	62,62,62,62	0
58	K	14	3061	1/1	0.94	0.06	103,103,103,103	0
58	K	1H	3019	1/1	0.94	0.07	78,78,78,78	0
59	MG	1G	1670	1/1	0.94	0.10	60,60,60,60	0
59	MG	1H	3136	1/1	0.94	0.25	37,37,37,37	0
59	MG	14	3343	1/1	0.94	0.08	76,76,76,76	0
59	MG	1H	3317	1/1	0.94	0.35	63,63,63,63	0
59	MG	14	3334	1/1	0.94	0.07	48,48,48,48	0
59	MG	13	1692	1/1	0.94	0.16	70,70,70,70	0

*Continued on next page...*

*Continued from previous page...*

Mol	Type	Chain	Res	Atoms	RSCC	RSR	B-factors( $\text{\AA}^2$ )	Q<0.9
59	MG	1H	3412	1/1	0.94	0.15	85,85,85,85	0
59	MG	1H	3155	1/1	0.94	0.12	35,35,35,35	0
59	MG	1H	3358	1/1	0.94	0.05	43,43,43,43	0
59	MG	1H	3432	1/1	0.94	0.11	73,73,73,73	0
58	K	1H	3043	1/1	0.94	0.10	82,82,82,82	0
58	K	1H	3007	1/1	0.94	0.09	54,54,54,54	0
59	MG	14	3162	1/1	0.94	0.20	58,58,58,58	0
59	MG	1H	3437	1/1	0.94	0.13	49,49,49,49	0
59	MG	14	3345	1/1	0.94	0.09	89,89,89,89	0
58	K	1H	3055	1/1	0.94	0.09	40,40,40,40	0
59	MG	1G	1642	1/1	0.94	0.23	59,59,59,59	0
59	MG	14	3318	1/1	0.94	0.09	68,68,68,68	0
59	MG	13	1640	1/1	0.94	0.19	72,72,72,72	0
59	MG	14	3210	1/1	0.94	0.16	45,45,45,45	0
58	K	BA	201	1/1	0.94	0.26	96,96,96,96	0
59	MG	1H	3462	1/1	0.94	0.08	46,46,46,46	0
59	MG	78	201	1/1	0.94	0.30	32,32,32,32	0
59	MG	14	3132	1/1	0.94	0.05	47,47,47,47	0
59	MG	1H	3254	1/1	0.94	0.16	50,50,50,50	0
59	MG	1H	3267	1/1	0.94	0.14	60,60,60,60	0
59	MG	14	3245	1/1	0.94	0.23	64,64,64,64	0
58	K	1H	3087	1/1	0.94	0.09	76,76,76,76	0
59	MG	13	1641	1/1	0.94	0.15	90,90,90,90	0
59	MG	1G	1660	1/1	0.94	0.18	79,79,79,79	0
59	MG	1G	1627	1/1	0.94	0.25	88,88,88,88	0
58	K	13	1604	1/1	0.94	0.11	90,90,90,90	0
58	K	14	3018	1/1	0.94	0.09	71,71,71,71	0
58	K	1H	3059	1/1	0.94	0.06	38,38,38,38	0
59	MG	I8	102	1/1	0.94	0.07	72,72,72,72	0
59	MG	1H	3399	1/1	0.94	0.15	54,54,54,54	0
59	MG	14	3149	1/1	0.94	0.16	46,46,46,46	0
59	MG	16	206	1/1	0.94	0.23	62,62,62,62	0
59	MG	1H	3142	1/1	0.94	0.17	71,71,71,71	0
59	MG	13	1743	1/1	0.94	0.04	105,105,105,105	0
59	MG	14	3400	1/1	0.94	0.07	92,92,92,92	0
58	K	14	3045	1/1	0.94	0.09	71,71,71,71	0
59	MG	1H	3149	1/1	0.94	0.16	29,29,29,29	0
59	MG	14	3299	1/1	0.94	0.05	57,57,57,57	0
59	MG	1H	3147	1/1	0.94	0.12	19,19,19,19	0
59	MG	13	1703	1/1	0.94	0.35	69,69,69,69	0
59	MG	14	3177	1/1	0.94	0.15	64,64,64,64	0
58	K	1H	3047	1/1	0.94	0.19	37,37,37,37	0

*Continued on next page...*

*Continued from previous page...*

Mol	Type	Chain	Res	Atoms	RSCC	RSR	B-factors(Å <sup>2</sup> )	Q<0.9
59	MG	1H	3224	1/1	0.94	0.13	51,51,51,51	0
59	MG	14	3313	1/1	0.94	0.05	89,89,89,89	0
59	MG	1H	3193	1/1	0.94	0.23	43,43,43,43	0
58	K	1G	1623	1/1	0.94	0.10	126,126,126,126	0
58	K	13	1619	1/1	0.94	0.05	77,77,77,77	0
58	K	8I	201	1/1	0.94	0.10	104,104,104,104	0
59	MG	14	3205	1/1	0.94	0.10	37,37,37,37	0
58	K	13	1626	1/1	0.94	0.22	99,99,99,99	0
58	K	1H	3116	1/1	0.94	0.06	80,80,80,80	0
59	MG	13	1727	1/1	0.94	0.08	47,47,47,47	0
58	K	14	3023	1/1	0.94	0.16	93,93,93,93	0
58	K	1H	3101	1/1	0.94	0.08	60,60,60,60	0
59	MG	14	3142	1/1	0.94	0.23	62,62,62,62	0
59	MG	14	3287	1/1	0.94	0.06	50,50,50,50	0
59	MG	1G	1726	1/1	0.94	0.05	98,98,98,98	0
59	MG	14	3364	1/1	0.94	0.14	71,71,71,71	0
59	MG	14	3179	1/1	0.94	0.15	66,66,66,66	0
59	MG	14	3166	1/1	0.94	0.12	37,37,37,37	0
59	MG	1H	3367	1/1	0.94	0.10	61,61,61,61	0
59	MG	1H	3247	1/1	0.94	0.20	44,44,44,44	0
59	MG	1H	3517	1/1	0.94	0.07	55,55,55,55	0
59	MG	13	1639	1/1	0.94	0.13	62,62,62,62	0
59	MG	1H	3143	1/1	0.94	0.15	63,63,63,63	0
59	MG	14	3147	1/1	0.94	0.12	54,54,54,54	0
59	MG	1H	3132	1/1	0.94	0.28	58,58,58,58	0
58	K	13	1631	1/1	0.94	0.12	93,93,93,93	0
59	MG	14	3199	1/1	0.94	0.19	105,105,105,105	0
58	K	1G	1620	1/1	0.94	0.10	101,101,101,101	0
59	MG	1H	3349	1/1	0.94	0.08	28,28,28,28	0
59	MG	D8	202	1/1	0.94	0.10	52,52,52,52	0
58	K	1H	3100	1/1	0.94	0.19	78,78,78,78	0
58	K	1H	3023	1/1	0.94	0.10	68,68,68,68	0
59	MG	13	1704	1/1	0.94	0.15	53,53,53,53	0
59	MG	1G	1719	1/1	0.94	0.11	101,101,101,101	0
59	MG	1H	3378	1/1	0.95	0.08	30,30,30,30	0
59	MG	1H	3342	1/1	0.95	0.10	50,50,50,50	0
59	MG	1G	1715	1/1	0.95	0.04	92,92,92,92	0
59	MG	13	1649	1/1	0.95	0.22	101,101,101,101	0
59	MG	14	3258	1/1	0.95	0.07	37,37,37,37	0
59	MG	1G	1689	1/1	0.95	0.06	90,90,90,90	0
59	MG	14	3204	1/1	0.95	0.09	44,44,44,44	0
59	MG	13	1677	1/1	0.95	0.07	63,63,63,63	0

*Continued on next page...*

*Continued from previous page...*

Mol	Type	Chain	Res	Atoms	RSCC	RSR	B-factors( $\text{\AA}^2$ )	Q<0.9
58	K	14	3064	1/1	0.95	0.17	70,70,70,70	0
59	MG	1H	3197	1/1	0.95	0.08	50,50,50,50	0
59	MG	14	3182	1/1	0.95	0.09	42,42,42,42	0
59	MG	1H	3129	1/1	0.95	0.21	34,34,34,34	0
59	MG	1G	1713	1/1	0.95	0.12	80,80,80,80	0
59	MG	1G	1699	1/1	0.95	0.11	101,101,101,101	0
59	MG	14	3127	1/1	0.95	0.12	41,41,41,41	0
59	MG	13	1711	1/1	0.95	0.25	48,48,48,48	0
58	K	14	3086	1/1	0.95	0.25	97,97,97,97	0
58	K	1H	3036	1/1	0.95	0.07	55,55,55,55	0
58	K	1H	3056	1/1	0.95	0.09	43,43,43,43	0
59	MG	14	3349	1/1	0.95	0.04	77,77,77,77	0
59	MG	14	3167	1/1	0.95	0.29	60,60,60,60	0
58	K	14	3033	1/1	0.95	0.23	84,84,84,84	0
58	K	14	3078	1/1	0.95	0.15	98,98,98,98	0
59	MG	14	3136	1/1	0.95	0.22	77,77,77,77	0
59	MG	14	3121	1/1	0.95	0.12	43,43,43,43	0
59	MG	2K	101	1/1	0.95	0.23	42,42,42,42	0
59	MG	1G	1657	1/1	0.95	0.17	74,74,74,74	0
59	MG	1H	3269	1/1	0.95	0.13	54,54,54,54	0
59	MG	14	3184	1/1	0.95	0.14	73,73,73,73	0
59	MG	1H	3154	1/1	0.95	0.14	31,31,31,31	0
59	MG	14	3339	1/1	0.95	0.03	77,77,77,77	0
58	K	14	3066	1/1	0.95	0.18	80,80,80,80	0
59	MG	1H	3250	1/1	0.95	0.19	47,47,47,47	0
59	MG	1G	1645	1/1	0.95	0.12	40,40,40,40	0
59	MG	1H	3264	1/1	0.95	0.25	47,47,47,47	0
59	MG	14	3317	1/1	0.95	0.08	94,94,94,94	0
59	MG	1H	3176	1/1	0.95	0.19	32,32,32,32	0
58	K	1H	3029	1/1	0.95	0.07	104,104,104,104	0
59	MG	14	3286	1/1	0.95	0.09	47,47,47,47	0
59	MG	13	1654	1/1	0.95	0.15	36,36,36,36	0
58	K	14	3016	1/1	0.95	0.10	72,72,72,72	0
59	MG	14	3150	1/1	0.95	0.25	63,63,63,63	0
59	MG	1H	3308	1/1	0.95	0.19	55,55,55,55	0
59	MG	14	3255	1/1	0.95	0.18	52,52,52,52	0
59	MG	1G	1682	1/1	0.95	0.08	60,60,60,60	0
59	MG	1G	1701	1/1	0.95	0.08	108,108,108,108	0
59	MG	1H	3473	1/1	0.95	0.11	27,27,27,27	0
59	MG	41	203	1/1	0.95	0.12	40,40,40,40	0
59	MG	13	1725	1/1	0.95	0.05	116,116,116,116	0
59	MG	14	3298	1/1	0.95	0.05	54,54,54,54	0

*Continued on next page...*

*Continued from previous page...*

Mol	Type	Chain	Res	Atoms	RSCC	RSR	B-factors(Å <sup>2</sup> )	Q<0.9
59	MG	14	3216	1/1	0.95	0.09	42,42,42,42	0
58	K	14	3090	1/1	0.95	0.07	65,65,65,65	0
59	MG	14	3133	1/1	0.95	0.19	50,50,50,50	0
59	MG	1H	3494	1/1	0.95	0.07	78,78,78,78	0
59	MG	1H	3214	1/1	0.95	0.17	26,26,26,26	0
59	MG	13	1648	1/1	0.95	0.17	61,61,61,61	0
59	MG	14	3192	1/1	0.95	0.20	63,63,63,63	0
59	MG	14	3125	1/1	0.95	0.10	45,45,45,45	0
58	K	14	3004	1/1	0.95	0.12	55,55,55,55	0
59	MG	14	3119	1/1	0.95	0.15	51,51,51,51	0
58	K	14	3020	1/1	0.95	0.05	72,72,72,72	0
58	K	1H	3045	1/1	0.95	0.07	72,72,72,72	0
59	MG	13	1675	1/1	0.95	0.16	91,91,91,91	0
59	MG	1H	3469	1/1	0.95	0.09	87,87,87,87	0
59	MG	1H	3150	1/1	0.95	0.32	76,76,76,76	0
58	K	1H	3108	1/1	0.95	0.17	86,86,86,86	0
58	K	13	1612[A]	1/1	0.95	0.24	35,35,35,35	1
59	MG	16	208	1/1	0.95	0.11	63,63,63,63	0
59	MG	14	3218	1/1	0.95	0.11	66,66,66,66	0
58	K	13	1612[B]	1/1	0.95	0.24	23,23,23,23	1
59	MG	1G	1629	1/1	0.95	0.12	69,69,69,69	0
59	MG	13	1645	1/1	0.95	0.14	71,71,71,71	0
59	MG	1H	3294	1/1	0.95	0.14	35,35,35,35	0
59	MG	14	3397	1/1	0.95	0.08	46,46,46,46	0
59	MG	8E	201	1/1	0.95	0.26	49,49,49,49	0
58	K	13	1617	1/1	0.95	0.16	72,72,72,72	0
59	MG	14	3278	1/1	0.95	0.10	43,43,43,43	0
59	MG	1G	1677	1/1	0.95	0.08	76,76,76,76	0
59	MG	13	1693	1/1	0.95	0.16	78,78,78,78	0
58	K	1H	3097	1/1	0.95	0.12	69,69,69,69	0
59	MG	14	3232	1/1	0.95	0.07	69,69,69,69	0
59	MG	14	3212	1/1	0.95	0.12	34,34,34,34	0
59	MG	1H	3321	1/1	0.95	0.15	55,55,55,55	0
59	MG	14	3120	1/1	0.95	0.08	44,44,44,44	0
59	MG	13	1722	1/1	0.95	0.15	77,77,77,77	0
59	MG	1H	3261	1/1	0.95	0.34	49,49,49,49	0
59	MG	1H	3451	1/1	0.95	0.05	63,63,63,63	0
59	MG	1H	3343	1/1	0.95	0.12	35,35,35,35	0
59	MG	1H	3405	1/1	0.95	0.06	50,50,50,50	0
59	MG	1H	3460	1/1	0.95	0.06	62,62,62,62	0
59	MG	1H	3256	1/1	0.95	0.15	47,47,47,47	0
59	MG	1H	3249	1/1	0.95	0.23	53,53,53,53	0

*Continued on next page...*

*Continued from previous page...*

Mol	Type	Chain	Res	Atoms	RSCC	RSR	B-factors( $\text{\AA}^2$ )	Q<0.9
59	MG	13	1747	1/1	0.95	0.07	91,91,91,91	0
59	MG	13	1694	1/1	0.95	0.09	43,43,43,43	0
59	MG	1H	3421	1/1	0.95	0.06	80,80,80,80	0
59	MG	13	1674	1/1	0.95	0.19	92,92,92,92	0
59	MG	13	1686	1/1	0.95	0.22	95,95,95,95	0
58	K	13	1622	1/1	0.95	0.10	73,73,73,73	0
59	MG	14	3257	1/1	0.95	0.13	48,48,48,48	0
59	MG	14	3219	1/1	0.95	0.07	45,45,45,45	0
59	MG	14	3337	1/1	0.95	0.08	66,66,66,66	0
59	MG	14	3229	1/1	0.95	0.19	65,65,65,65	0
59	MG	13	1724	1/1	0.95	0.09	80,80,80,80	0
59	MG	1H	3281	1/1	0.95	0.12	93,93,93,93	0
59	MG	1H	3445	1/1	0.95	0.06	42,42,42,42	0
59	MG	14	3292	1/1	0.95	0.07	49,49,49,49	0
58	K	1H	3078	1/1	0.95	0.14	61,61,61,61	0
58	K	14	3044	1/1	0.96	0.11	95,95,95,95	0
59	MG	1H	3125	1/1	0.96	0.20	41,41,41,41	0
59	MG	1H	3263	1/1	0.96	0.22	33,33,33,33	0
59	MG	14	3098	1/1	0.96	0.15	38,38,38,38	0
58	K	13	1618	1/1	0.96	0.14	90,90,90,90	0
59	MG	1H	3229	1/1	0.96	0.08	51,51,51,51	0
59	MG	14	3268	1/1	0.96	0.07	79,79,79,79	0
59	MG	1H	3401	1/1	0.96	0.03	73,73,73,73	0
59	MG	1G	1678	1/1	0.96	0.15	71,71,71,71	0
58	K	21	302	1/1	0.96	0.07	66,66,66,66	0
59	MG	14	3163	1/1	0.96	0.08	48,48,48,48	0
59	MG	13	1681	1/1	0.96	0.13	76,76,76,76	0
59	MG	14	3095	1/1	0.96	0.22	57,57,57,57	0
59	MG	14	3118	1/1	0.96	0.23	53,53,53,53	0
59	MG	14	3342	1/1	0.96	0.11	54,54,54,54	0
59	MG	14	3284	1/1	0.96	0.08	39,39,39,39	0
59	MG	14	3238	1/1	0.96	0.10	42,42,42,42	0
59	MG	14	3220	1/1	0.96	0.09	53,53,53,53	0
59	MG	13	1660	1/1	0.96	0.14	60,60,60,60	0
59	MG	1H	3297	1/1	0.96	0.27	52,52,52,52	0
59	MG	14	3253	1/1	0.96	0.20	52,52,52,52	0
58	K	1H	3022	1/1	0.96	0.06	51,51,51,51	0
59	MG	14	3294	1/1	0.96	0.06	77,77,77,77	0
58	K	1H	3054	1/1	0.96	0.20	68,68,68,68	0
59	MG	13	1716	1/1	0.96	0.05	66,66,66,66	0
59	MG	1H	3334	1/1	0.96	0.27	55,55,55,55	0
58	K	1H	3028	1/1	0.96	0.13	50,50,50,50	0

*Continued on next page...*

*Continued from previous page...*

Mol	Type	Chain	Res	Atoms	RSCC	RSR	B-factors( $\text{\AA}^2$ )	Q<0.9
58	K	1H	3027	1/1	0.96	0.16	91,91,91,91	0
59	MG	1H	3453	1/1	0.96	0.05	67,67,67,67	0
59	MG	1H	3210	1/1	0.96	0.12	50,50,50,50	0
59	MG	1H	3314	1/1	0.96	0.10	49,49,49,49	0
58	K	14	3051	1/1	0.96	0.11	93,93,93,93	0
59	MG	14	3282	1/1	0.96	0.09	50,50,50,50	0
59	MG	1H	3187	1/1	0.96	0.09	37,37,37,37	0
59	MG	1H	3255	1/1	0.96	0.19	36,36,36,36	0
59	MG	14	3099	1/1	0.96	0.14	32,32,32,32	0
58	K	14	3010	1/1	0.96	0.12	53,53,53,53	0
59	MG	1H	3172	1/1	0.96	0.16	48,48,48,48	0
59	MG	1H	3164	1/1	0.96	0.08	45,45,45,45	0
59	MG	14	3123	1/1	0.96	0.11	47,47,47,47	0
59	MG	14	3230	1/1	0.96	0.05	44,44,44,44	0
59	MG	1H	3148	1/1	0.96	0.18	39,39,39,39	0
59	MG	1G	1721	1/1	0.96	0.06	88,88,88,88	0
59	MG	1H	3298	1/1	0.96	0.13	23,23,23,23	0
59	MG	14	3107	1/1	0.96	0.14	40,40,40,40	0
58	K	1H	3080	1/1	0.96	0.10	51,51,51,51	0
59	MG	1G	1667	1/1	0.96	0.22	60,60,60,60	0
58	K	14	3068	1/1	0.96	0.13	48,48,48,48	0
59	MG	1H	3383	1/1	0.96	0.07	54,54,54,54	0
59	MG	14	3137	1/1	0.96	0.10	83,83,83,83	0
59	MG	14	3329	1/1	0.96	0.10	70,70,70,70	0
59	MG	1H	3433	1/1	0.96	0.11	44,44,44,44	0
59	MG	1H	3510	1/1	0.96	0.05	80,80,80,80	0
59	MG	32	302	1/1	0.96	0.10	92,92,92,92	0
58	K	1H	3006	1/1	0.96	0.07	59,59,59,59	0
58	K	14	3025	1/1	0.96	0.09	97,97,97,97	0
58	K	1G	1618	1/1	0.96	0.11	102,102,102,102	0
59	MG	G8	201	1/1	0.96	0.08	89,89,89,89	0
59	MG	14	3215	1/1	0.96	0.15	45,45,45,45	0
59	MG	1H	3135	1/1	0.96	0.08	50,50,50,50	0
58	K	14	3070	1/1	0.96	0.13	95,95,95,95	0
59	MG	1G	1720	1/1	0.96	0.07	106,106,106,106	0
59	MG	14	3109	1/1	0.96	0.07	36,36,36,36	0
59	MG	14	3330	1/1	0.96	0.06	48,48,48,48	0
59	MG	1H	3413	1/1	0.96	0.06	42,42,42,42	0
59	MG	13	1643	1/1	0.96	0.18	76,76,76,76	0
58	K	1G	1603	1/1	0.96	0.17	79,79,79,79	0
59	MG	14	3165	1/1	0.96	0.16	70,70,70,70	0
59	MG	1G	1666	1/1	0.96	0.22	77,77,77,77	0

*Continued on next page...*

*Continued from previous page...*

Mol	Type	Chain	Res	Atoms	RSCC	RSR	B-factors( $\text{\AA}^2$ )	Q<0.9
59	MG	14	3153	1/1	0.96	0.15	68,68,68,68	0
59	MG	14	3363	1/1	0.96	0.07	85,85,85,85	0
59	MG	13	1708	1/1	0.96	0.21	59,59,59,59	0
59	MG	14	3331	1/1	0.96	0.07	58,58,58,58	0
59	MG	1H	3213	1/1	0.96	0.12	73,73,73,73	0
59	MG	14	3311	1/1	0.96	0.07	56,56,56,56	0
59	MG	1H	3295	1/1	0.96	0.17	46,46,46,46	0
59	MG	14	3320	1/1	0.96	0.12	90,90,90,90	0
58	K	1H	3081	1/1	0.96	0.17	66,66,66,66	0
61	ZN	5A	101	1/1	0.96	0.11	115,115,115,115	0
59	MG	1H	3491	1/1	0.96	0.07	51,51,51,51	0
58	K	14	3056	1/1	0.96	0.08	57,57,57,57	0
58	K	1H	3057	1/1	0.96	0.06	43,43,43,43	0
59	MG	13	1650	1/1	0.96	0.14	73,73,73,73	0
58	K	14	3032	1/1	0.96	0.07	61,61,61,61	0
58	K	1H	3095	1/1	0.96	0.06	44,44,44,44	0
59	MG	1H	3287	1/1	0.96	0.13	43,43,43,43	0
59	MG	14	3160	1/1	0.96	0.19	73,73,73,73	0
59	MG	1H	3407	1/1	0.96	0.04	65,65,65,65	0
58	K	1G	1621	1/1	0.96	0.08	74,74,74,74	0
59	MG	14	3164	1/1	0.96	0.15	70,70,70,70	0
59	MG	1H	3458	1/1	0.96	0.04	89,89,89,89	0
58	K	31	302	1/1	0.96	0.12	90,90,90,90	0
59	MG	14	3161	1/1	0.96	0.14	44,44,44,44	0
58	K	29	302	1/1	0.96	0.07	89,89,89,89	0
59	MG	14	3259	1/1	0.96	0.07	45,45,45,45	0
59	MG	14	3333	1/1	0.96	0.08	39,39,39,39	0
59	MG	1H	3270	1/1	0.96	0.10	37,37,37,37	0
59	MG	13	1668	1/1	0.96	0.10	41,41,41,41	0
59	MG	1G	1662	1/1	0.96	0.17	74,74,74,74	0
59	MG	1H	3205	1/1	0.96	0.06	34,34,34,34	0
59	MG	14	3096	1/1	0.96	0.15	59,59,59,59	0
58	K	14	3038	1/1	0.97	0.16	63,63,63,63	0
59	MG	1G	1669	1/1	0.97	0.09	72,72,72,72	0
59	MG	1G	1708	1/1	0.97	0.07	69,69,69,69	0
59	MG	14	3138	1/1	0.97	0.14	40,40,40,40	0
58	K	14	3071	1/1	0.97	0.30	75,75,75,75	0
59	MG	14	3266	1/1	0.97	0.18	74,74,74,74	0
59	MG	14	3144	1/1	0.97	0.10	50,50,50,50	0
59	MG	1H	3202	1/1	0.97	0.17	46,46,46,46	0
59	MG	14	3170	1/1	0.97	0.18	52,52,52,52	0
59	MG	13	1720	1/1	0.97	0.04	73,73,73,73	0

*Continued on next page...*



*Continued from previous page...*

Mol	Type	Chain	Res	Atoms	RSCC	RSR	B-factors( $\text{\AA}^2$ )	Q<0.9
59	MG	14	3285	1/1	0.97	0.08	43,43,43,43	0
59	MG	1G	1680	1/1	0.97	0.05	90,90,90,90	0
59	MG	1H	3124	1/1	0.97	0.22	28,28,28,28	0
58	K	14	3072	1/1	0.97	0.05	89,89,89,89	0
59	MG	1H	3220	1/1	0.97	0.14	45,45,45,45	0
59	MG	14	3211	1/1	0.97	0.21	64,64,64,64	0
58	K	14	3060	1/1	0.97	0.03	67,67,67,67	0
59	MG	14	3159	1/1	0.97	0.21	53,53,53,53	0
59	MG	13	1705	1/1	0.97	0.21	60,60,60,60	0
59	MG	1H	3300	1/1	0.97	0.21	31,31,31,31	0
58	K	1H	3049	1/1	0.97	0.11	66,66,66,66	0
59	MG	13	1647	1/1	0.97	0.20	59,59,59,59	0
58	K	14	3081	1/1	0.97	0.14	89,89,89,89	0
59	MG	1G	1638	1/1	0.97	0.10	43,43,43,43	0
59	MG	1H	3381	1/1	0.97	0.11	59,59,59,59	0
59	MG	14	3168	1/1	0.97	0.04	37,37,37,37	0
58	K	1H	3074	1/1	0.97	0.10	53,53,53,53	0
59	MG	1H	3443	1/1	0.97	0.02	61,61,61,61	0
59	MG	13	1661	1/1	0.97	0.07	42,42,42,42	0
58	K	1H	3098	1/1	0.97	0.08	67,67,67,67	0
59	MG	14	3237	1/1	0.97	0.12	58,58,58,58	0
59	MG	1H	3141	1/1	0.97	0.17	37,37,37,37	0
59	MG	1H	3218	1/1	0.97	0.20	53,53,53,53	0
59	MG	14	3228	1/1	0.97	0.23	88,88,88,88	0
59	MG	14	3319	1/1	0.97	0.07	59,59,59,59	0
59	MG	14	3326	1/1	0.97	0.07	45,45,45,45	0
58	K	1H	3083	1/1	0.97	0.08	43,43,43,43	0
58	K	1H	3107	1/1	0.97	0.09	82,82,82,82	0
59	MG	14	3223	1/1	0.97	0.06	53,53,53,53	0
59	MG	14	3367	1/1	0.97	0.06	52,52,52,52	0
59	MG	1G	1679	1/1	0.97	0.07	64,64,64,64	0
59	MG	1H	3497	1/1	0.97	0.07	83,83,83,83	0
59	MG	14	3146	1/1	0.97	0.09	30,30,30,30	0
59	MG	1H	3420	1/1	0.97	0.02	95,95,95,95	0
59	MG	1H	3376	1/1	0.97	0.12	29,29,29,29	0
59	MG	1H	3485	1/1	0.97	0.12	27,27,27,27	0
59	MG	14	3264	1/1	0.97	0.21	55,55,55,55	0
58	K	14	3011	1/1	0.97	0.07	56,56,56,56	0
59	MG	14	3236	1/1	0.97	0.14	41,41,41,41	0
59	MG	14	3241	1/1	0.97	0.10	34,34,34,34	0
59	MG	14	3316	1/1	0.97	0.07	53,53,53,53	0
59	MG	1H	3206	1/1	0.97	0.08	35,35,35,35	0

*Continued on next page...*

*Continued from previous page...*

Mol	Type	Chain	Res	Atoms	RSCC	RSR	B-factors( $\text{\AA}^2$ )	Q<0.9
59	MG	1G	1636	1/1	0.97	0.22	89,89,89,89	0
58	K	1H	3111	1/1	0.97	0.15	75,75,75,75	0
59	MG	1H	3189	1/1	0.97	0.17	46,46,46,46	0
59	MG	14	3158	1/1	0.97	0.08	35,35,35,35	0
59	MG	1H	3217	1/1	0.97	0.27	52,52,52,52	0
59	MG	J8	101	1/1	0.97	0.05	49,49,49,49	0
59	MG	1H	3171	1/1	0.97	0.19	28,28,28,28	0
58	K	1H	3077	1/1	0.97	0.08	49,49,49,49	0
58	K	1H	3051	1/1	0.97	0.06	58,58,58,58	0
59	MG	14	3405	1/1	0.97	0.06	45,45,45,45	0
59	MG	14	3388	1/1	0.97	0.05	53,53,53,53	0
59	MG	1G	1637	1/1	0.97	0.21	77,77,77,77	0
58	K	1H	3046	1/1	0.97	0.10	50,50,50,50	0
58	K	19	301	1/1	0.97	0.18	61,61,61,61	0
59	MG	14	3122	1/1	0.97	0.13	49,49,49,49	0
59	MG	1H	3245	1/1	0.97	0.16	41,41,41,41	0
58	K	14	3006	1/1	0.97	0.14	62,62,62,62	0
59	MG	14	3126	1/1	0.97	0.22	69,69,69,69	0
59	MG	13	1646	1/1	0.97	0.19	59,59,59,59	0
59	MG	1G	1675	1/1	0.97	0.07	54,54,54,54	0
59	MG	14	3180	1/1	0.97	0.16	40,40,40,40	0
59	MG	1H	3422	1/1	0.97	0.05	43,43,43,43	0
59	MG	13	1719	1/1	0.97	0.05	112,112,112,112	0
59	MG	14	3105	1/1	0.97	0.25	36,36,36,36	0
59	MG	14	3403	1/1	0.97	0.07	75,75,75,75	0
58	K	14	3046	1/1	0.97	0.10	68,68,68,68	0
59	MG	1H	3152	1/1	0.97	0.15	37,37,37,37	0
58	K	13	1611	1/1	0.97	0.05	79,79,79,79	0
59	MG	1H	3410	1/1	0.97	0.05	86,86,86,86	0
59	MG	13	1638	1/1	0.97	0.15	58,58,58,58	0
59	MG	1H	3127	1/1	0.97	0.19	54,54,54,54	0
59	MG	14	3324	1/1	0.97	0.05	62,62,62,62	0
59	MG	1H	3128	1/1	0.97	0.18	40,40,40,40	0
58	K	13	1616	1/1	0.97	0.08	96,96,96,96	0
58	K	14	3007	1/1	0.97	0.20	52,52,52,52	0
59	MG	1H	3253	1/1	0.98	0.09	53,53,53,53	0
59	MG	13	1667	1/1	0.98	0.23	39,39,39,39	0
58	K	1H	3073	1/1	0.98	0.09	47,47,47,47	0
59	MG	1H	3346	1/1	0.98	0.16	27,27,27,27	0
58	K	1H	3115	1/1	0.98	0.04	50,50,50,50	0
59	MG	14	3097	1/1	0.98	0.13	38,38,38,38	0
59	MG	1H	3185	1/1	0.98	0.10	41,41,41,41	0

*Continued on next page...*

*Continued from previous page...*

Mol	Type	Chain	Res	Atoms	RSCC	RSR	B-factors( $\text{\AA}^2$ )	Q<0.9
59	MG	14	3271	1/1	0.98	0.07	52,52,52,52	0
59	MG	14	3114	1/1	0.98	0.17	57,57,57,57	0
58	K	1H	3058	1/1	0.98	0.06	56,56,56,56	0
59	MG	13	1651	1/1	0.98	0.19	51,51,51,51	0
59	MG	13	1657	1/1	0.98	0.13	26,26,26,26	0
58	K	14	3073	1/1	0.98	0.18	81,81,81,81	0
59	MG	14	3227	1/1	0.98	0.06	41,41,41,41	0
58	K	1H	3070	1/1	0.98	0.08	54,54,54,54	0
59	MG	14	3135	1/1	0.98	0.12	42,42,42,42	0
59	MG	1H	3162	1/1	0.98	0.23	21,21,21,21	0
59	MG	1H	3158	1/1	0.98	0.26	89,89,89,89	0
59	MG	1G	1655	1/1	0.98	0.27	67,67,67,67	0
58	K	11	301	1/1	0.98	0.05	47,47,47,47	0
59	MG	1H	3131	1/1	0.98	0.21	42,42,42,42	0
59	MG	13	1717	1/1	0.98	0.07	66,66,66,66	0
59	MG	13	1748	1/1	0.98	0.08	104,104,104,104	0
59	MG	1G	1640	1/1	0.98	0.16	53,53,53,53	0
58	K	14	3053	1/1	0.98	0.08	63,63,63,63	0
58	K	14	3021	1/1	0.98	0.06	47,47,47,47	0
59	MG	1H	3384	1/1	0.98	0.05	60,60,60,60	0
58	K	1H	3053	1/1	0.98	0.13	63,63,63,63	0
59	MG	14	3207	1/1	0.98	0.16	58,58,58,58	0
59	MG	1H	3251	1/1	0.98	0.07	52,52,52,52	0
59	MG	1H	3166	1/1	0.98	0.15	17,17,17,17	0
59	MG	1H	3145	1/1	0.98	0.18	32,32,32,32	0
59	MG	1G	1653	1/1	0.98	0.17	52,52,52,52	0
61	ZN	5I	102	1/1	0.98	0.11	110,110,110,110	0
59	MG	1H	3356	1/1	0.98	0.07	31,31,31,31	0
59	MG	21	303	1/1	0.98	0.15	30,30,30,30	0
59	MG	1H	3272	1/1	0.98	0.17	60,60,60,60	0
59	MG	14	3336	1/1	0.98	0.07	47,47,47,47	0
59	MG	14	3354	1/1	0.98	0.06	70,70,70,70	0
59	MG	2L	101	1/1	0.98	0.14	55,55,55,55	0
59	MG	14	3328	1/1	0.98	0.06	66,66,66,66	0
58	K	1H	3062	1/1	0.98	0.07	42,42,42,42	0
59	MG	14	3116	1/1	0.98	0.15	41,41,41,41	0
59	MG	14	3194	1/1	0.98	0.12	64,64,64,64	0
59	MG	1H	3330	1/1	0.98	0.06	45,45,45,45	0
59	MG	14	3106	1/1	0.98	0.28	34,34,34,34	0
59	MG	1H	3144	1/1	0.98	0.10	38,38,38,38	0
59	MG	13	1672	1/1	0.98	0.15	24,24,24,24	0
59	MG	13	1652	1/1	0.98	0.33	95,95,95,95	0

*Continued on next page...*

*Continued from previous page...*

Mol	Type	Chain	Res	Atoms	RSCC	RSR	B-factors( $\text{\AA}^2$ )	Q<0.9
59	MG	1H	3299	1/1	0.98	0.12	34,34,34,34	0
59	MG	1H	3353	1/1	0.98	0.03	53,53,53,53	0
59	MG	1H	3387	1/1	0.98	0.07	37,37,37,37	0
59	MG	1H	3268	1/1	0.98	0.13	50,50,50,50	0
59	MG	13	1673	1/1	0.98	0.20	56,56,56,56	0
59	MG	1H	3169	1/1	0.98	0.18	43,43,43,43	0
59	MG	14	3352	1/1	0.98	0.05	64,64,64,64	0
59	MG	14	3152	1/1	0.98	0.09	69,69,69,69	0
59	MG	14	3217	1/1	0.98	0.21	59,59,59,59	0
58	K	1H	3067	1/1	0.98	0.13	49,49,49,49	0
59	MG	1H	3303	1/1	0.98	0.12	41,41,41,41	0
59	MG	14	3108	1/1	0.98	0.15	62,62,62,62	0
59	MG	1H	3123	1/1	0.98	0.15	20,20,20,20	0
59	MG	1H	3411	1/1	0.98	0.07	28,28,28,28	0
59	MG	I8	101	1/1	0.98	0.13	48,48,48,48	0
59	MG	14	3247	1/1	0.98	0.20	60,60,60,60	0
59	MG	1H	3365	1/1	0.98	0.09	40,40,40,40	0
58	K	14	3019	1/1	0.98	0.09	81,81,81,81	0
59	MG	14	3187	1/1	0.98	0.12	41,41,41,41	0
58	K	1H	3068	1/1	0.98	0.05	37,37,37,37	0
59	MG	1G	1674	1/1	0.98	0.20	50,50,50,50	0
59	MG	1H	3165	1/1	0.98	0.20	30,30,30,30	0
59	MG	14	3104	1/1	0.98	0.18	29,29,29,29	0
58	K	14	3024	1/1	0.99	0.07	57,57,57,57	0
59	MG	1H	3266	1/1	0.99	0.31	40,40,40,40	0
59	MG	13	1644	1/1	0.99	0.08	49,49,49,49	0
59	MG	14	3224	1/1	0.99	0.05	53,53,53,53	0
59	MG	14	3110	1/1	0.99	0.15	48,48,48,48	0
59	MG	1H	3234	1/1	0.99	0.24	33,33,33,33	0
59	MG	1H	3364	1/1	0.99	0.08	28,28,28,28	0
59	MG	14	3189	1/1	0.99	0.24	26,26,26,26	0
60	SF4	32	303	8/8	0.99	0.19	73,95,102,116	0
59	MG	1H	3137	1/1	0.99	0.22	42,42,42,42	0
59	MG	1H	3209	1/1	0.99	0.16	33,33,33,33	0
59	MG	1H	3368	1/1	0.99	0.05	20,20,20,20	0
59	MG	1H	3146	1/1	0.99	0.18	24,24,24,24	0
59	MG	14	3128	1/1	0.99	0.14	35,35,35,35	0
59	MG	1H	3277	1/1	0.99	0.13	18,18,18,18	0
59	MG	14	3248	1/1	0.99	0.04	41,41,41,41	0
60	SF4	3E	302	8/8	0.99	0.18	78,87,103,104	0
59	MG	1H	3163	1/1	0.99	0.23	40,40,40,40	0
59	MG	14	3117	1/1	0.99	0.15	42,42,42,42	0

*Continued on next page...*

*Continued from previous page...*

Mol	Type	Chain	Res	Atoms	RSCC	RSR	B-factors( $\text{\AA}^2$ )	Q<0.9
59	MG	14	3111	1/1	0.99	0.06	44,44,44,44	0
59	MG	1H	3160	1/1	0.99	0.26	29,29,29,29	0
59	MG	1G	1632	1/1	0.99	0.21	109,109,109,109	0
59	MG	1H	3126	1/1	0.99	0.19	53,53,53,53	0
59	MG	13	1702	1/1	0.99	0.26	62,62,62,62	0
59	MG	1G	1626	1/1	0.99	0.17	72,72,72,72	0
59	MG	1H	3175	1/1	0.99	0.20	34,34,34,34	0
59	MG	1H	3357	1/1	0.99	0.05	34,34,34,34	0
59	MG	14	3301	1/1	0.99	0.04	53,53,53,53	0
59	MG	1G	1631	1/1	0.99	0.17	49,49,49,49	0
59	MG	13	1659	1/1	0.99	0.22	54,54,54,54	0

## 6.5 Other polymers [\(i\)](#)

There are no such residues in this entry.