



## Full wwPDB EM Validation Report ⓘ

May 4, 2026 – 11:20 AM EDT

PDB ID : 9PJ9 / pdb\_00009pj9  
EMDB ID : EMD-71684  
Title : C. acnes 70S ribosome bound to Minocycline  
Authors : Devarkar, S.C.; Lomakin, I.B.; Bunick, C.G.  
Deposited on : 2025-07-12  
Resolution : 2.50 Å(reported)

This is a Full wwPDB EM Validation Report for a publicly released PDB entry.

We welcome your comments at [validation@mail.wwpdb.org](mailto:validation@mail.wwpdb.org)

A user guide is available at

<https://www.wwpdb.org/validation/2017/EMValidationReportHelp>

with specific help available everywhere you see the ⓘ symbol.

The types of validation reports are described at

<http://www.wwpdb.org/validation/2017/FAQs#types>.

---

The following versions of software and data (see [references ⓘ](#)) were used in the production of this report:

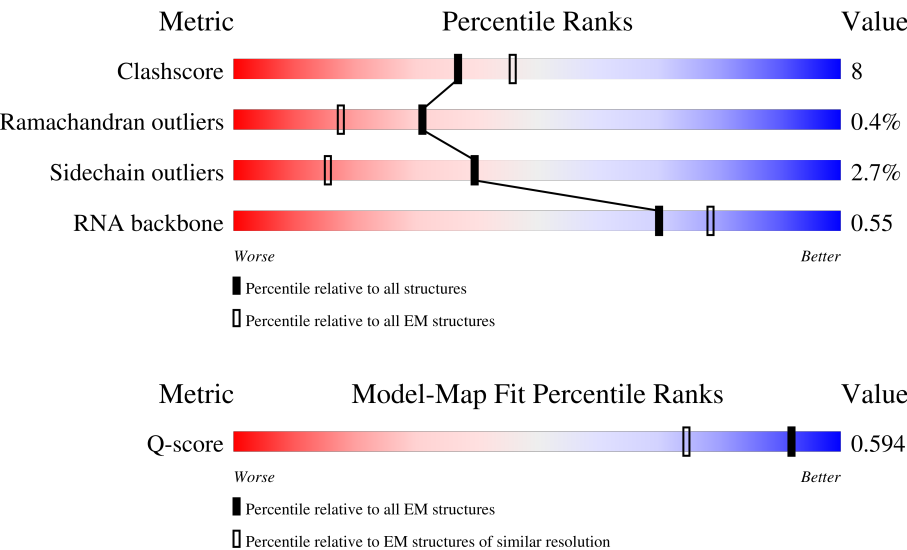
EMDB validation analysis : 0.0.1.dev132  
Mogul : 2022.3.0, CSD as543be (2022)  
MolProbity : 4-5-2 with Phenix2.0  
Buster-report : wwPDB partial adaption of 1.1.7 (2018)  
Percentile statistics : 20250101.v01 (using entries in the PDB archive January 1st 2025)  
EM percentile statistics : 202505.v01 (Using data in the EMDB archive up until May 2025)  
MapQ : 1.9.13  
Ideal geometry (proteins) : Engh & Huber (2001)  
Ideal geometry (DNA, RNA) : Parkinson et al. (1996)  
Validation Pipeline (wwPDB-VP) : 2.49

# 1 Overall quality at a glance i

The following experimental techniques were used to determine the structure:  
*ELECTRON MICROSCOPY*

The reported resolution of this entry is 2.50 Å.

Percentile scores (ranging between 0-100) for global validation metrics of the entry are shown in the following graphic. The table shows the number of entries on which the scores are based.




























Metric	Whole archive (#Entries)	EM structures (#Entries)	Similar EM resolution (#Entries, resolution range(Å))
Clashscore	229148	23984	-
Ramachandran outliers	224038	23583	-
Sidechain outliers	223484	23102	-
RNA backbone	8273	3508	-
Q-score	-	25397	7115 ( 2.00 - 3.00 )

The table below summarises the geometric issues observed across the polymeric chains and their fit to the map. The red, orange, yellow and green segments of the bar indicate the fraction of residues that contain outliers for  $\geq 3$ , 2, 1 and 0 types of geometric quality criteria respectively. A grey segment represents the fraction of residues that are not modelled. The numeric value for each fraction is indicated below the corresponding segment, with a dot representing fractions  $\leq 5\%$ . The upper red bar (where present) indicates the fraction of residues that have poor fit to the EM map (all-atom inclusion  $< 40\%$ ). The numeric value is given above the bar.

Mol	Chain	Length	Quality of chain
1	0	56	<div><div></div><div>77%</div><div>12%</div><div>11%</div></div>
2	1	44	<div><div></div><div>86%</div><div>14%</div></div>
3	2	68	<div><div></div><div>94%</div><div></div></div>

Continued on next page...

Continued from previous page...

Mol	Chain	Length	Quality of chain
4	3	37	
5	4	69	
6	A	1537	
7	B	283	
8	C	76	
9	D	201	
10	E	215	
11	F	96	
12	G	269	
13	H	135	
14	I	156	
15	J	173	
16	K	135	
17	L	123	
18	M	103	
19	N	123	
20	O	87	
21	P	147	
22	Q	90	
23	R	79	
24	S	61	
25	T	88	
26	U	93	
27	V	24	
28	X	33	

Continued on next page...

Continued from previous page...

Mol	Chain	Length	Quality of chain
29	Y	22	
30	a	3086	
31	b	120	
32	c	278	
33	d	223	
34	e	301	
35	f	210	
36	g	180	
37	i	147	
38	j	122	
39	k	146	
40	l	139	
41	m	187	
42	n	127	
43	o	117	
44	p	123	
45	q	102	
46	r	153	
47	s	102	
48	t	122	
49	u	205	
50	v	89	
51	w	61	
52	x	77	
53	y	60	

Continued on next page...

Continued from previous page...

Mol	Chain	Length	Quality of chain
54	z	63	<div><div></div><div>89%</div><div>10%•</div></div>

## 2 Entry composition

There are 58 unique types of molecules in this entry. The entry contains 144436 atoms, of which 0 are hydrogens and 0 are deuteriums.

In the tables below, the AltConf column contains the number of residues with at least one atom in alternate conformation and the Trace column contains the number of residues modelled with at most 2 atoms.

- Molecule 1 is a protein called 50S ribosomal protein L33.

Mol	Chain	Residues	Atoms					AltConf	Trace
1	0	50	Total	C	N	O	S	0	0
			423	253	91	73	6		

- Molecule 2 is a protein called 50S ribosomal protein L34.

Mol	Chain	Residues	Atoms					AltConf	Trace
2	1	44	Total	C	N	O	S	0	0
			362	213	91	56	2		

- Molecule 3 is a protein called Large ribosomal subunit protein bL35.

Mol	Chain	Residues	Atoms					AltConf	Trace
3	2	67	Total	C	N	O	S	0	0
			513	315	110	87	1		

- Molecule 4 is a protein called 50S ribosomal protein L36.

Mol	Chain	Residues	Atoms					AltConf	Trace
4	3	37	Total	C	N	O	S	0	0
			302	184	66	47	5		

- Molecule 5 is a protein called 50S ribosomal protein L31.

Mol	Chain	Residues	Atoms					AltConf	Trace
5	4	66	Total	C	N	O	S	0	0
			512	313	97	97	5		

- Molecule 6 is a RNA chain called 16S rRNA.

Mol	Chain	Residues	Atoms					AltConf	Trace
6	A	1505	Total	C	N	O	P	0	0
			32340	14408	5893	10534	1505		

- Molecule 7 is a protein called 30S ribosomal protein S2.

Mol	Chain	Residues	Atoms					AltConf	Trace
7	B	233	Total	C	N	O	S	0	0
			1836	1163	326	338	9		

- Molecule 8 is a RNA chain called initiator tRNA Met.

Mol	Chain	Residues	Atoms					AltConf	Trace
8	C	75	Total	C	N	O	P S	0	0
			1605	716	291	522	75 1		

- Molecule 9 is a protein called 30S ribosomal protein S4.

Mol	Chain	Residues	Atoms					AltConf	Trace
9	D	200	Total	C	N	O	S	0	0
			1632	1021	313	297	1		

- Molecule 10 is a protein called Small ribosomal subunit protein uS5.

Mol	Chain	Residues	Atoms					AltConf	Trace
10	E	179	Total	C	N	O	S	0	0
			1309	816	244	245	4		

- Molecule 11 is a protein called 30S ribosomal protein S6.

Mol	Chain	Residues	Atoms					AltConf	Trace
11	F	96	Total	C	N	O	S	0	0
			785	496	134	149	6		

- Molecule 12 is a protein called 30S ribosomal protein S3.

Mol	Chain	Residues	Atoms					AltConf	Trace
12	G	206	Total	C	N	O	S	0	0
			1613	1010	305	294	4		

- Molecule 13 is a protein called 30S ribosomal protein S8.

Mol	Chain	Residues	Atoms					AltConf	Trace
13	H	134	Total	C	N	O	S	0	0
			1021	642	182	194	3		

- Molecule 14 is a protein called 30S ribosomal protein S7.

Mol	Chain	Residues	Atoms					AltConf	Trace
14	I	155	Total	C	N	O	S	0	0
			1225	764	235	220	6		

- Molecule 15 is a protein called 30S ribosomal protein S9.

Mol	Chain	Residues	Atoms					AltConf	Trace
15	J	134	Total	C	N	O	S	0	0
			1012	629	204	177	2		

- Molecule 16 is a protein called 30S ribosomal protein S11.

Mol	Chain	Residues	Atoms					AltConf	Trace
16	K	117	Total	C	N	O	S	0	0
			858	532	168	154	4		

- Molecule 17 is a protein called 30S ribosomal protein S12.

Mol	Chain	Residues	Atoms					AltConf	Trace
17	L	122	Total	C	N	O	S	0	0
			948	587	195	164	2		

- Molecule 18 is a protein called Small ribosomal subunit protein uS10.

Mol	Chain	Residues	Atoms					AltConf	Trace
18	M	98	Total	C	N	O	S	0	0
			786	496	146	141	3		

- Molecule 19 is a protein called 30S ribosomal protein S13.

Mol	Chain	Residues	Atoms					AltConf	Trace
19	N	122	Total	C	N	O	S	0	0
			976	598	205	173			

- Molecule 20 is a protein called 30S ribosomal protein S15.

Mol	Chain	Residues	Atoms					AltConf	Trace
20	O	87	Total	C	N	O	S	0	0
			708	440	140	125	3		

- Molecule 21 is a protein called 30S ribosomal protein S16.



Mol	Chain	Residues	Atoms					AltConf	Trace
21	P	128	Total	C	N	O	S	0	0
			994	621	185	187	1		

- Molecule 22 is a protein called 30S ribosomal protein S17.

Mol	Chain	Residues	Atoms					AltConf	Trace
22	Q	90	Total	C	N	O	S	0	0
			728	446	142	134	6		

- Molecule 23 is a protein called 30S ribosomal protein S18.

Mol	Chain	Residues	Atoms					AltConf	Trace
23	R	67	Total	C	N	O		0	0
			527	334	103	90			

- Molecule 24 is a protein called 30S ribosomal protein S14 type Z.

Mol	Chain	Residues	Atoms					AltConf	Trace
24	S	60	Total	C	N	O	S	0	0
			474	298	98	73	5		

- Molecule 25 is a protein called 30S ribosomal protein S20.

Mol	Chain	Residues	Atoms					AltConf	Trace
25	T	87	Total	C	N	O		0	0
			673	408	144	121			

- Molecule 26 is a protein called 30S ribosomal protein S19.

Mol	Chain	Residues	Atoms					AltConf	Trace
26	U	84	Total	C	N	O	S	0	0
			658	416	126	113	3		

- Molecule 27 is a protein called 50S ribosomal protein bL37.

Mol	Chain	Residues	Atoms					AltConf	Trace
27	V	23	Total	C	N	O		0	0
			183	106	50	27			

- Molecule 28 is a protein called AURKAIP1/COX24 domain-containing protein.

Mol	Chain	Residues	Atoms					AltConf	Trace
28	X	32	Total	C	N	O	S	0	0
			277	170	71	35	1		

- Molecule 29 is a RNA chain called mRNA 32MF.

Mol	Chain	Residues	Atoms					AltConf	Trace
29	Y	10	Total	C	N	O	P	0	0
			211	95	35	71	10		

- Molecule 30 is a RNA chain called 23S rRNA.

Mol	Chain	Residues	Atoms					AltConf	Trace
30	a	2903	Total	C	N	O	P	2	0
			62450	27813	11394	20338	2905		

There are 3 discrepancies between the modelled and reference sequences:

Chain	Residue	Modelled	Actual	Comment	Reference
a	63	A	G	conflict	GB CP012350
a	524	C	G	conflict	GB CP012350
a	1038	PSU	G	conflict	GB CP012350

- Molecule 31 is a RNA chain called 5S rRNA.

Mol	Chain	Residues	Atoms					AltConf	Trace
31	b	120	Total	C	N	O	P	0	0
			2567	1145	466	836	120		

- Molecule 32 is a protein called 50S ribosomal protein L2.

Mol	Chain	Residues	Atoms					AltConf	Trace
32	c	274	Total	C	N	O	S	0	0
			2091	1289	425	372	5		

- Molecule 33 is a protein called 50S ribosomal protein L3.

Mol	Chain	Residues	Atoms					AltConf	Trace
33	d	214	Total	C	N	O	S	0	0
			1586	984	304	291	7		

- Molecule 34 is a protein called 50S ribosomal protein L4.

Mol	Chain	Residues	Atoms					AltConf	Trace
34	e	210	Total	C	N	O	S	0	0
			1577	979	301	295	2		

- Molecule 35 is a protein called 50S ribosomal protein L5.

Mol	Chain	Residues	Atoms					AltConf	Trace
35	f	184	Total	C	N	O	S	0	0
			1468	924	269	266	9		

- Molecule 36 is a protein called 50S ribosomal protein L6.

Mol	Chain	Residues	Atoms					AltConf	Trace
36	g	177	Total	C	N	O	S	0	0
			1376	867	250	258	1		

- Molecule 37 is a protein called 50S ribosomal protein L13.

Mol	Chain	Residues	Atoms					AltConf	Trace
37	i	146	Total	C	N	O	S	0	0
			1139	718	213	205	3		

- Molecule 38 is a protein called 50S ribosomal protein L14.

Mol	Chain	Residues	Atoms					AltConf	Trace
38	j	122	Total	C	N	O	S	0	0
			946	596	177	169	4		

- Molecule 39 is a protein called 50S ribosomal protein L15.

Mol	Chain	Residues	Atoms					AltConf	Trace
39	k	144	Total	C	N	O	S	0	0
			1072	675	196	199	2		

- Molecule 40 is a protein called 50S ribosomal protein L16.

Mol	Chain	Residues	Atoms					AltConf	Trace
40	l	136	Total	C	N	O	S	0	0
			1082	685	210	181	6		

- Molecule 41 is a protein called Large ribosomal subunit protein bL17.

Mol	Chain	Residues	Atoms					AltConf	Trace
41	m	120	Total	C	N	O	S	0	0
			936	583	188	163	2		

There are 2 discrepancies between the modelled and reference sequences:

Chain	Residue	Modelled	Actual	Comment	Reference
m	124	ALA	THR	conflict	UNP A0A8B2VJI7
m	185	PRO	SER	conflict	UNP A0A8B2VJI7

- Molecule 42 is a protein called 50S ribosomal protein L18.

Mol	Chain	Residues	Atoms					AltConf	Trace
42	n	126	Total	C	N	O	S	0	0
			952	583	190	176	3		

- Molecule 43 is a protein called 50S ribosomal protein L19.

Mol	Chain	Residues	Atoms					AltConf	Trace
43	o	114	Total	C	N	O	S	0	0
			896	559	174	162	1		

- Molecule 44 is a protein called 50S ribosomal protein L20.

Mol	Chain	Residues	Atoms					AltConf	Trace
44	p	119	Total	C	N	O	S	0	0
			958	589	196	171	2		

- Molecule 45 is a protein called Large ribosomal subunit protein bL21.

Mol	Chain	Residues	Atoms					AltConf	Trace
45	q	102	Total	C	N	O	S	0	0
			778	487	140	150	1		

There is a discrepancy between the modelled and reference sequences:

Chain	Residue	Modelled	Actual	Comment	Reference
q	52	ALA	VAL	conflict	UNP Q6A9I3

- Molecule 46 is a protein called 50S ribosomal protein L22.

Mol	Chain	Residues	Atoms					AltConf	Trace
46	r	132	Total	C	N	O	S	0	0
			1017	624	204	182	7		

- Molecule 47 is a protein called 50S ribosomal protein L23.

Mol	Chain	Residues	Atoms					AltConf	Trace
47	s	95	Total	C	N	O	S	0	0
			751	474	138	138	1		

- Molecule 48 is a protein called Large ribosomal subunit protein uL24.

Mol	Chain	Residues	Atoms					AltConf	Trace
48	t	107	Total	C	N	O	S	0	0
			833	516	163	153	1		

- Molecule 49 is a protein called 50S ribosomal protein L25.

Mol	Chain	Residues	Atoms					AltConf	Trace
49	u	179	Total	C	N	O	S	0	0
			1376	865	240	268	3		

- Molecule 50 is a protein called 50S ribosomal protein L27.

Mol	Chain	Residues	Atoms				AltConf	Trace
50	v	78	Total	C	N	O	0	0
			591	355	127	109		

- Molecule 51 is a protein called 50S ribosomal protein L28.

Mol	Chain	Residues	Atoms					AltConf	Trace
51	w	60	Total	C	N	O	S	0	0
			474	290	102	77	5		

- Molecule 52 is a protein called 50S ribosomal protein L29.

Mol	Chain	Residues	Atoms				AltConf	Trace
52	x	69	Total	C	N	O	0	0
			564	348	108	108		

- Molecule 53 is a protein called 50S ribosomal protein L30.

Mol	Chain	Residues	Atoms					AltConf	Trace
53	y	58	Total	C	N	O	S	0	0
			467	290	91	83	3		

- Molecule 54 is a protein called 50S ribosomal protein L32.

Mol	Chain	Residues	Atoms					AltConf	Trace
54	z	62	Total	C	N	O	S	0	0
			477	287	102	83	5		

- Molecule 55 is ZINC ION (CCD ID: ZN) (formula: Zn).

Mol	Chain	Residues	Atoms		AltConf
55	0	1	Total	Zn	0
			1	1	
55	3	1	Total	Zn	0
			1	1	
55	4	1	Total	Zn	0
			1	1	
55	S	1	Total	Zn	0
			1	1	
55	w	1	Total	Zn	0
			1	1	
55	z	1	Total	Zn	0
			1	1	

- Molecule 56 is MAGNESIUM ION (CCD ID: MG) (formula: Mg).

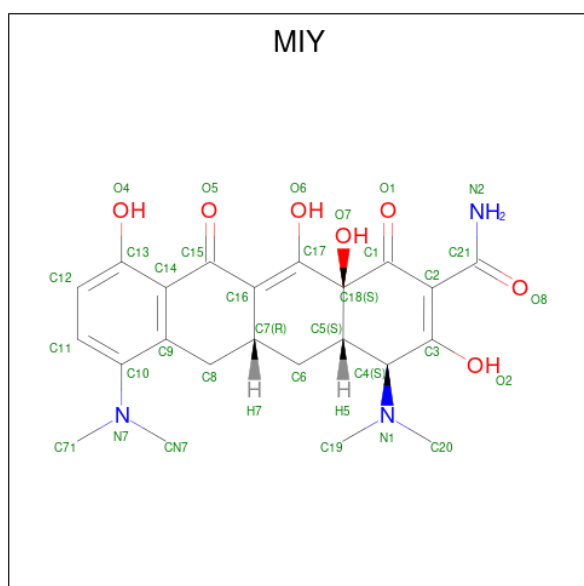
Mol	Chain	Residues	Atoms		AltConf
56	0	1	Total	Mg	0
			1	1	
56	A	54	Total	Mg	0
			54	54	
56	S	1	Total	Mg	0
			1	1	
56	T	1	Total	Mg	0
			1	1	
56	a	262	Total	Mg	0
			262	262	
56	b	2	Total	Mg	0
			2	2	
56	c	1	Total	Mg	0
			1	1	

*Continued on next page...*

Continued from previous page...

Mol	Chain	Residues	Atoms		AltConf
56	d	1	Total	Mg	0
			1	1	
56	k	1	Total	Mg	0
			1	1	

- Molecule 57 is (4S,4AS,5AR,12AS)-4,7-BIS(DIMETHYLAMINO)-3,10,12,12A-TETRAHYDROXY-1,11-DIOXO-1,4,4A,5,5A,6,11,12A-OCTAHYDROTETRACENE-2-CARBOXAMIDE (CCD ID: MIY) (formula:  $C_{23}H_{27}N_3O_7$ ) (labeled as "Ligand of Interest" by depositor).



Mol	Chain	Residues	Atoms				AltConf
57	A	1	Total	C	N	O	0
			33	23	3	7	
57	a	1	Total	C	N	O	0
			33	23	3	7	
57	a	1	Total	C	N	O	0
			33	23	3	7	

- Molecule 58 is water.

Mol	Chain	Residues	Atoms		AltConf
58	1	1	Total	O	0
			1	1	
58	A	9	Total	O	0
			9	9	
58	a	80	Total	O	0
			80	80	

Continued on next page...

*Continued from previous page...*

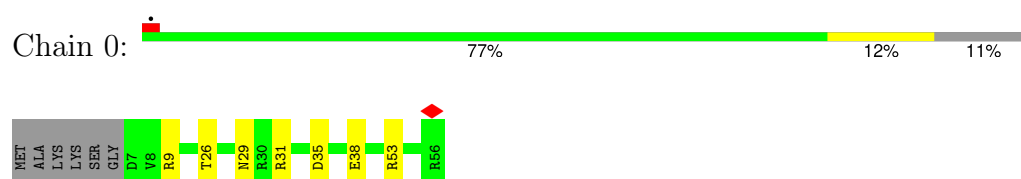
Mol	Chain	Residues	Atoms		AltConf
58	b	1	Total 1	O 1	0
58	c	1	Total 1	O 1	0



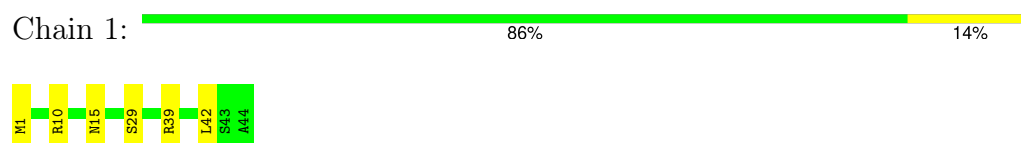
### 3 Residue-property plots

These plots are drawn for all protein, RNA, DNA and oligosaccharide chains in the entry. The first graphic for a chain summarises the proportions of the various outlier classes displayed in the second graphic. The second graphic shows the sequence view annotated by issues in geometry and atom inclusion in map density. Residues are color-coded according to the number of geometric quality criteria for which they contain at least one outlier: green = 0, yellow = 1, orange = 2 and red = 3 or more. A red diamond above a residue indicates a poor fit to the EM map for this residue (all-atom inclusion < 40%). Stretches of 2 or more consecutive residues without any outlier are shown as a green connector. Residues present in the sample, but not in the model, are shown in grey.

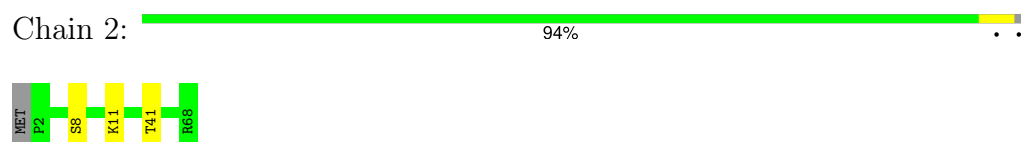
#### • Molecule 1: 50S ribosomal protein L33



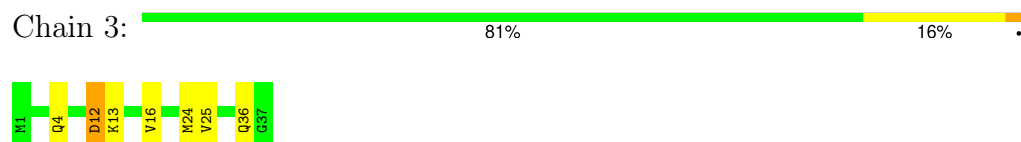
#### • Molecule 2: 50S ribosomal protein L34



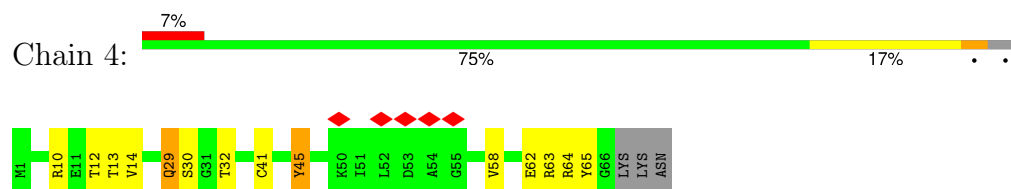
#### • Molecule 3: Large ribosomal subunit protein bL35



#### • Molecule 4: 50S ribosomal protein L36

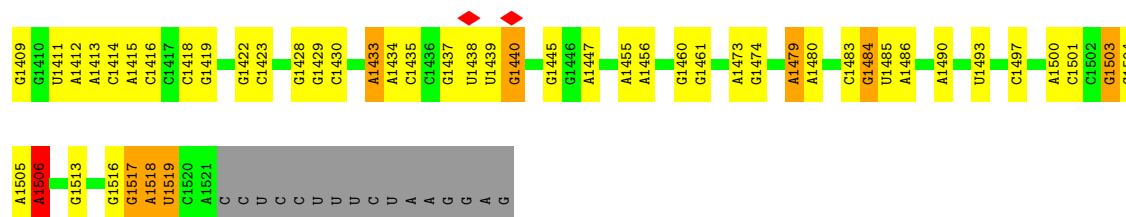


#### • Molecule 5: 50S ribosomal protein L31

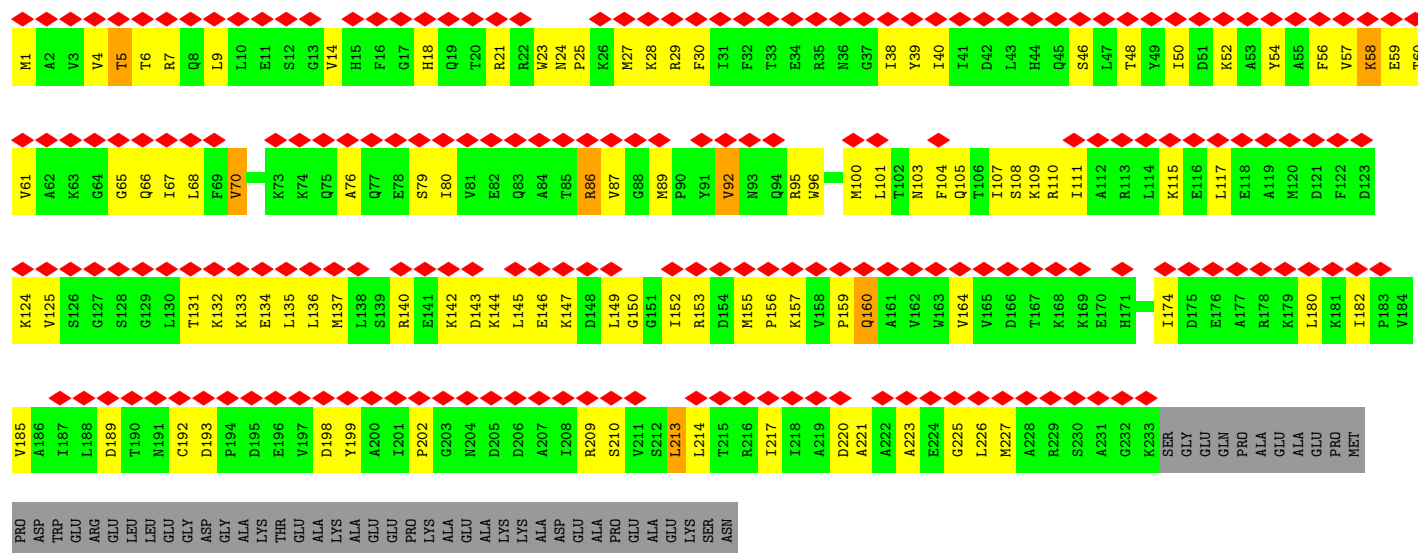


#### • Molecule 6: 16S rRNA

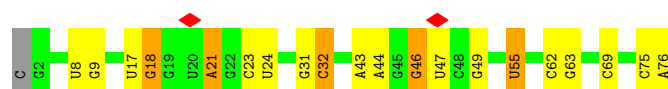




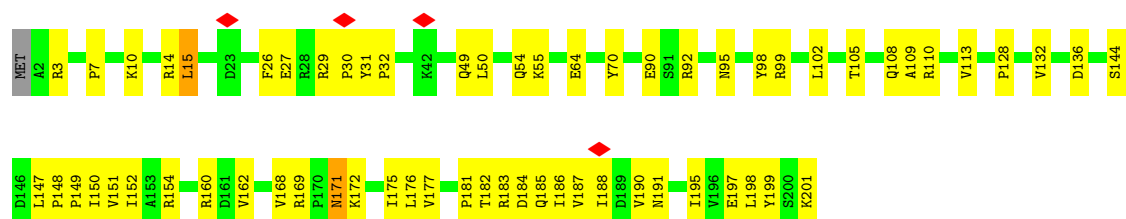
• Molecule 7: 30S ribosomal protein S2



• Molecule 8: initiator tRNA Met



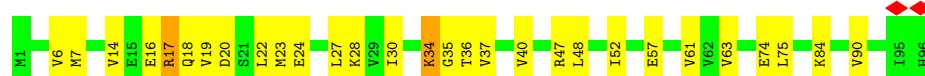
• Molecule 9: 30S ribosomal protein S4



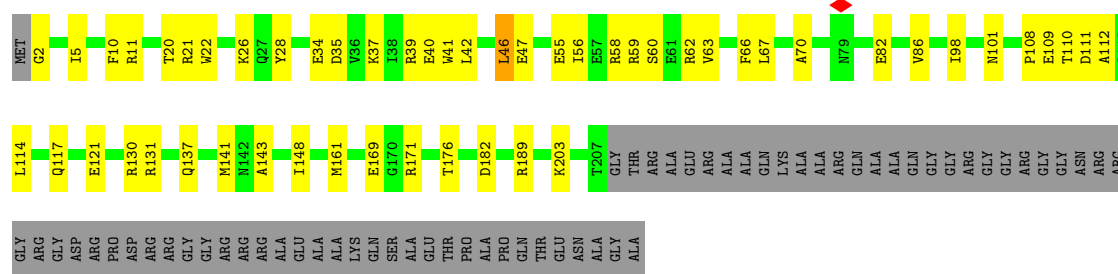
• Molecule 10: Small ribosomal subunit protein uS5



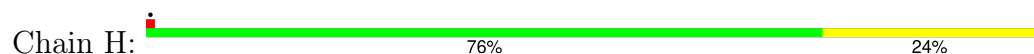
- Molecule 11: 30S ribosomal protein S6



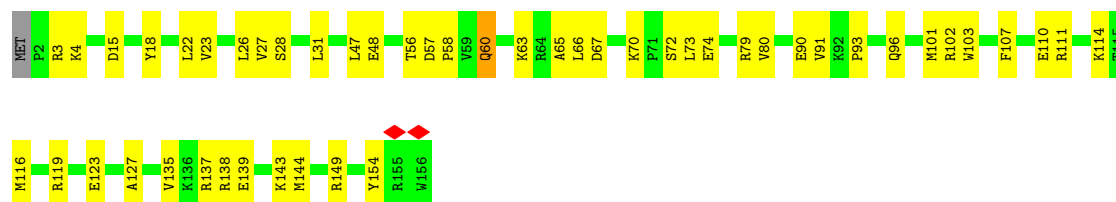
- Molecule 12: 30S ribosomal protein S3



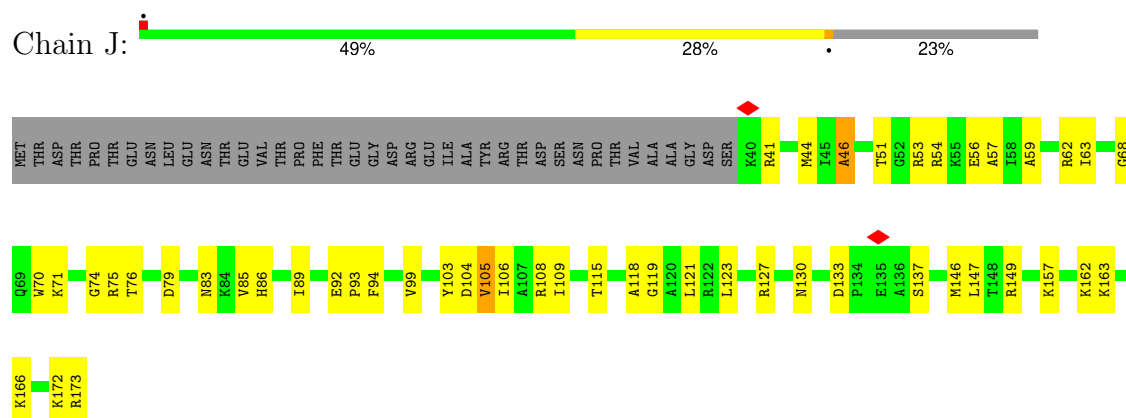
- Molecule 13: 30S ribosomal protein S8



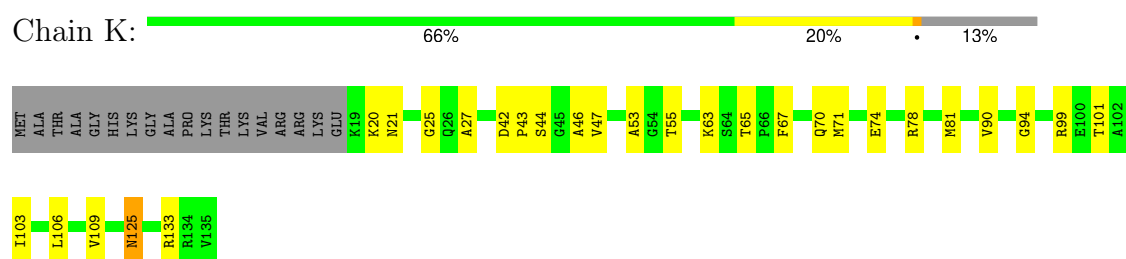
- Molecule 14: 30S ribosomal protein S7



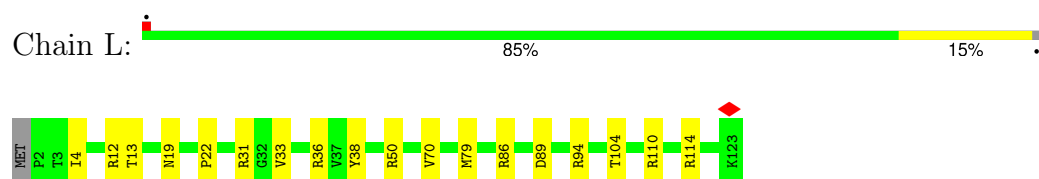
- Molecule 15: 30S ribosomal protein S9



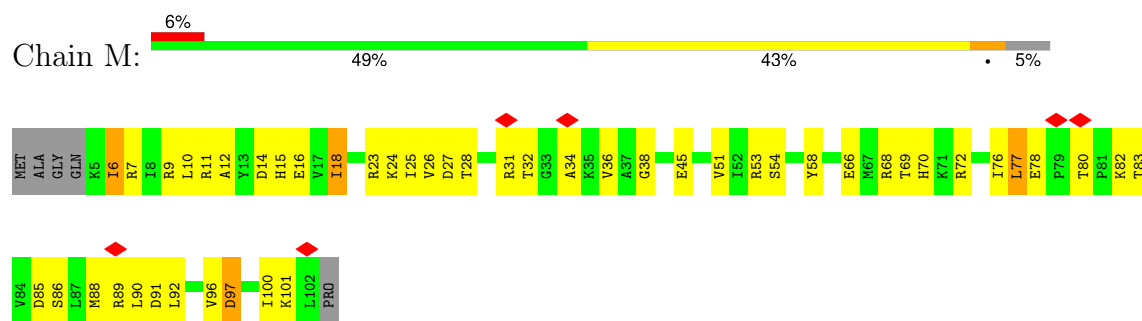
- Molecule 16: 30S ribosomal protein S11



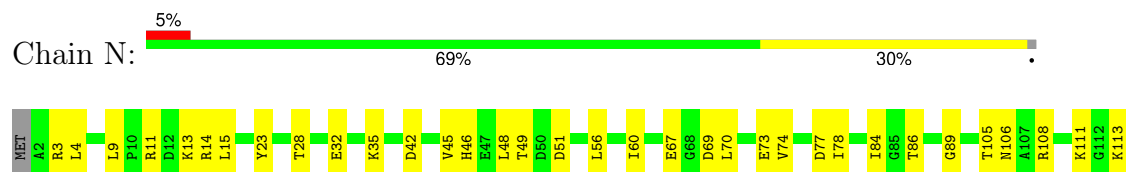
- Molecule 17: 30S ribosomal protein S12

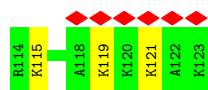


- Molecule 18: Small ribosomal subunit protein uS10

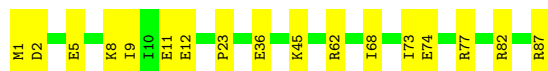
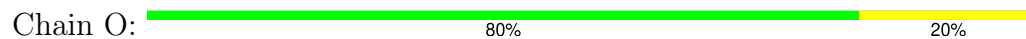


- Molecule 19: 30S ribosomal protein S13

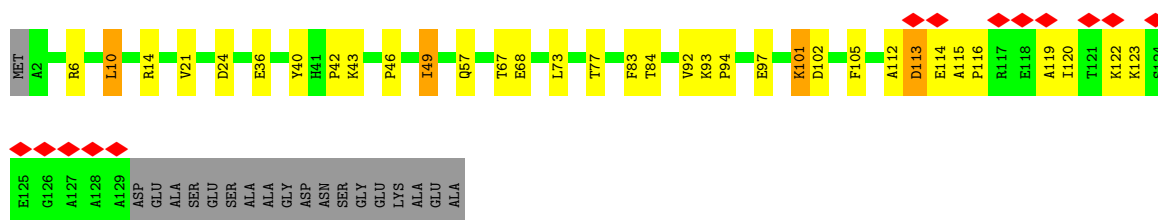




- Molecule 20: 30S ribosomal protein S15



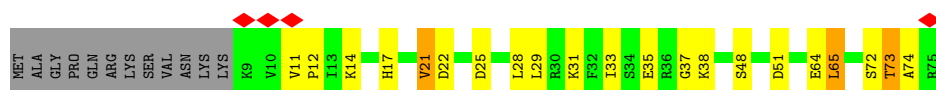
- Molecule 21: 30S ribosomal protein S16



- Molecule 22: 30S ribosomal protein S17



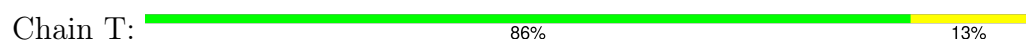
- Molecule 23: 30S ribosomal protein S18



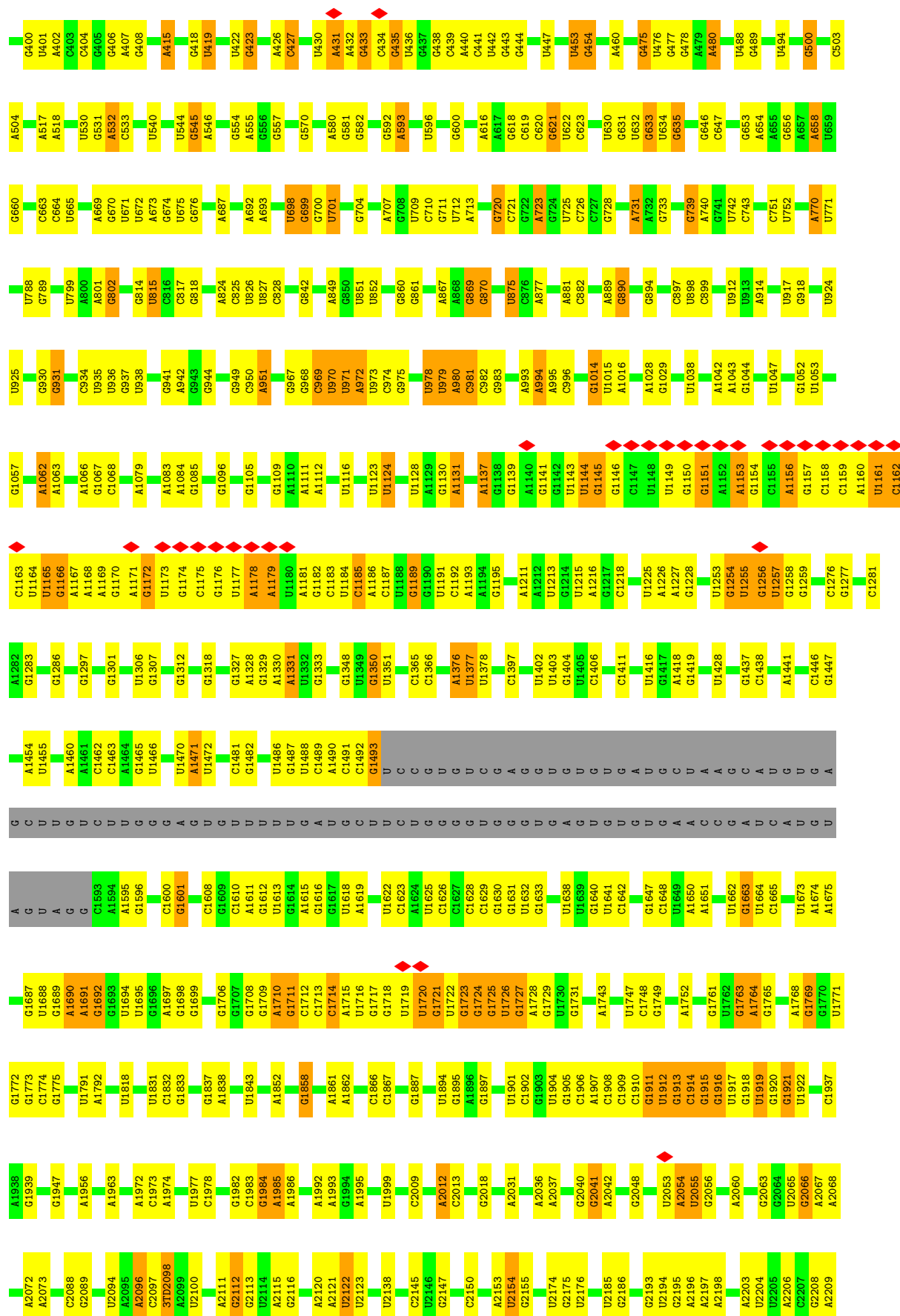
- Molecule 24: 30S ribosomal protein S14 type Z



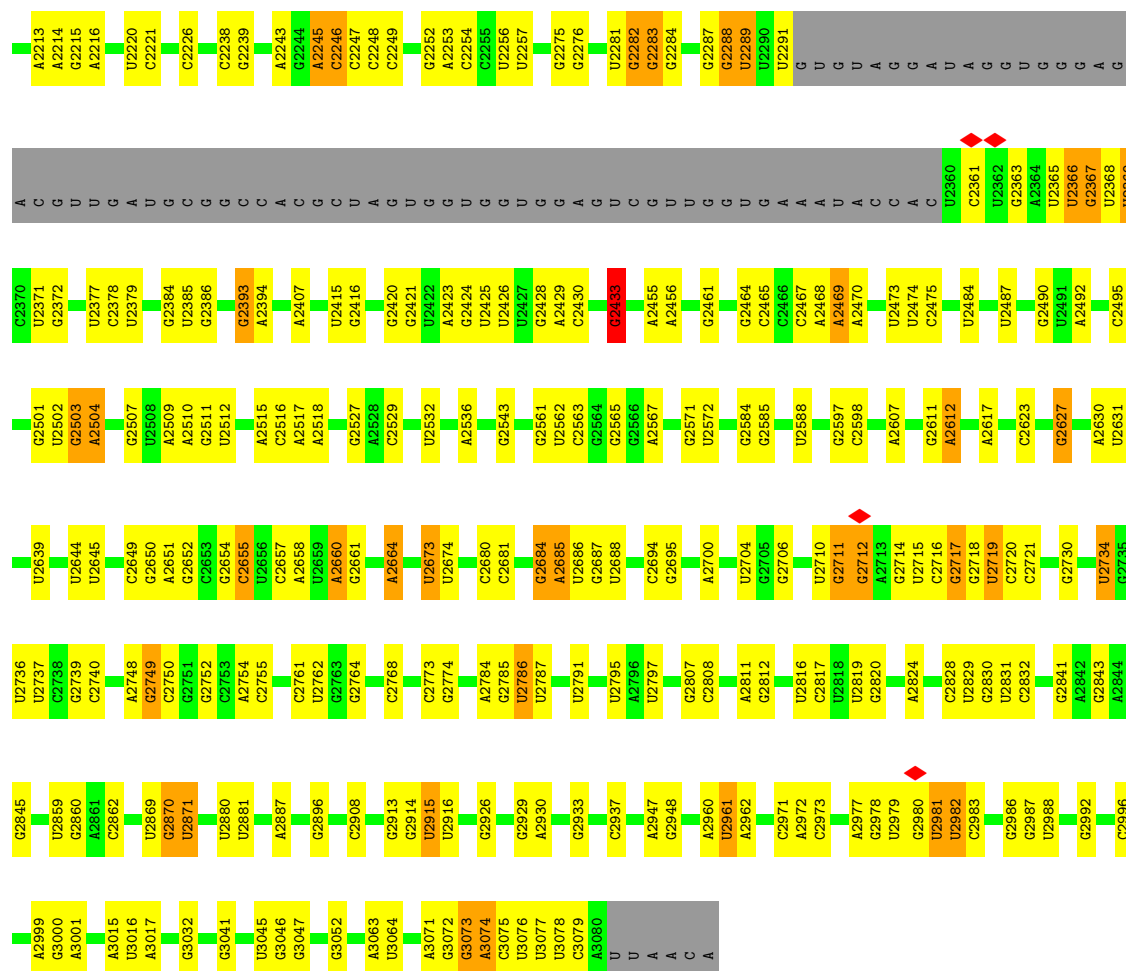
- Molecule 25: 30S ribosomal protein S20





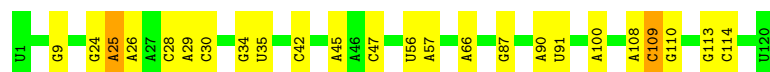






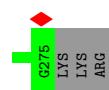
• Molecule 31: 5S rRNA

Chain b: 80% 18%



• Molecule 32: 50S ribosomal protein L2

Chain c: 87% 12%

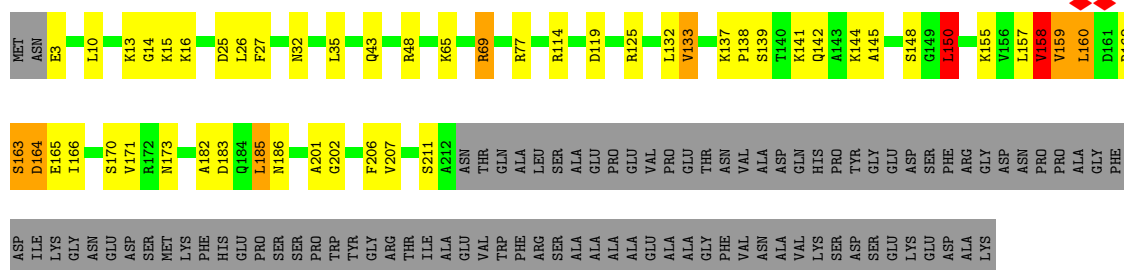


• Molecule 33: 50S ribosomal protein L3

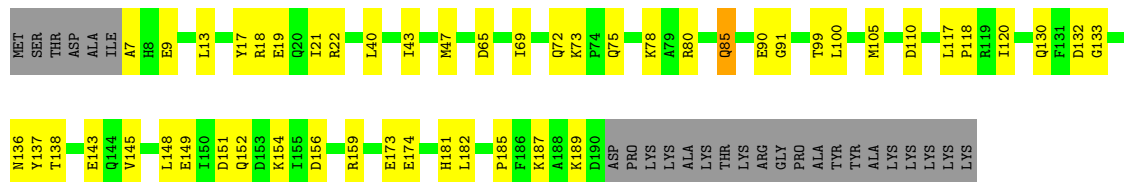
Chain d: 84% 12%



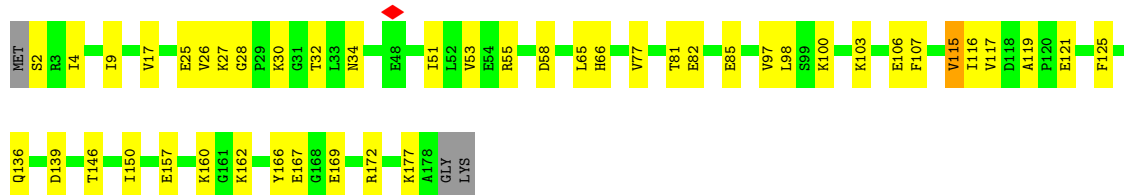
• Molecule 34: 50S ribosomal protein L4



• Molecule 35: 50S ribosomal protein L5



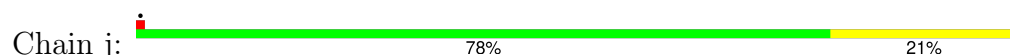
• Molecule 36: 50S ribosomal protein L6



• Molecule 37: 50S ribosomal protein L13

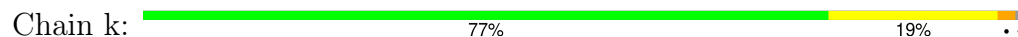


• Molecule 38: 50S ribosomal protein L14

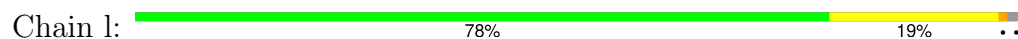




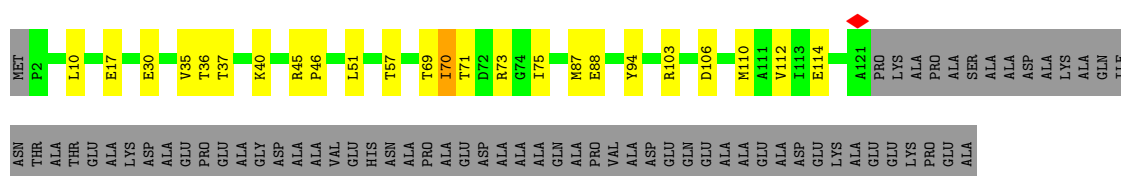
- Molecule 39: 50S ribosomal protein L15



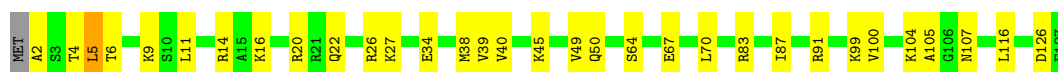
- Molecule 40: 50S ribosomal protein L16



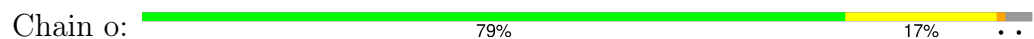
- Molecule 41: Large ribosomal subunit protein bL17



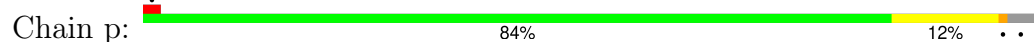
- Molecule 42: 50S ribosomal protein L18



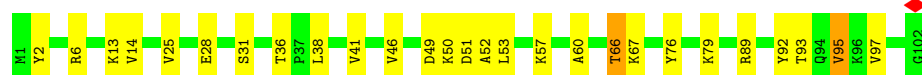
- Molecule 43: 50S ribosomal protein L19



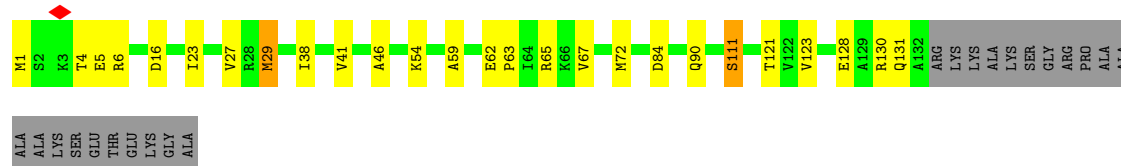
- Molecule 44: 50S ribosomal protein L20



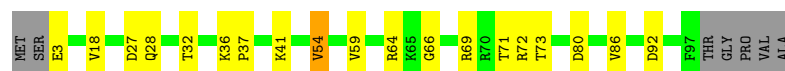
- Molecule 45: Large ribosomal subunit protein bL21



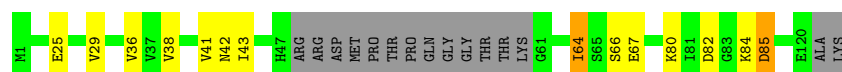
- Molecule 46: 50S ribosomal protein L22



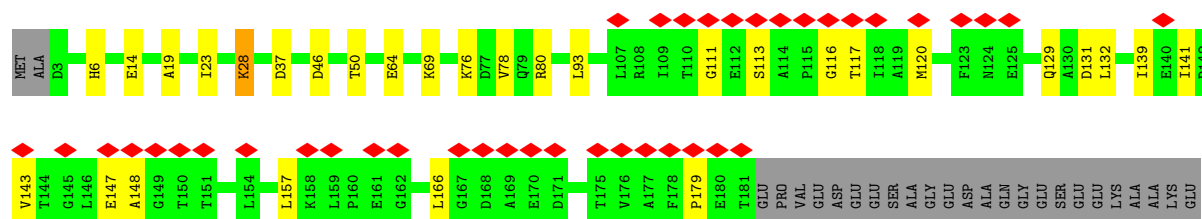
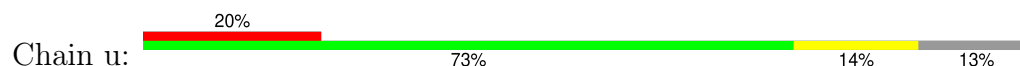
- Molecule 47: 50S ribosomal protein L23



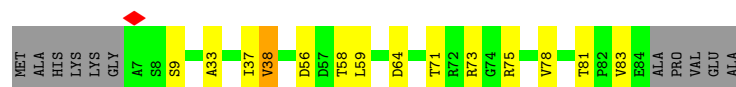
- Molecule 48: Large ribosomal subunit protein uL24




- Molecule 49: 50S ribosomal protein L25

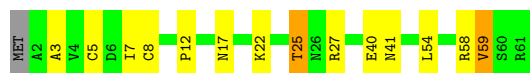


- Molecule 50: 50S ribosomal protein L27



- Molecule 51: 50S ribosomal protein L28

Chain w:  75% 20% . .




- Molecule 52: 50S ribosomal protein L29

Chain x:  74% 16% 10%




- Molecule 53: 50S ribosomal protein L30

Chain y:  87% 10% .



- Molecule 54: 50S ribosomal protein L32

Chain z:  89% 10% .



## 4 Experimental information

Property	Value	Source
EM reconstruction method	SINGLE PARTICLE	Depositor
Imposed symmetry	POINT, Not provided	
Number of particles used	105824	Depositor
Resolution determination method	FSC 0.143 CUT-OFF	Depositor
CTF correction method	PHASE FLIPPING AND AMPLITUDE CORRECTION	Depositor
Microscope	TFS KRIOS	Depositor
Voltage (kV)	300	Depositor
Electron dose ( $e^-/\text{\AA}^2$ )	50	Depositor
Minimum defocus (nm)	1000	Depositor
Maximum defocus (nm)	2000	Depositor
Magnification	81000	Depositor
Image detector	GATAN K3 (6k x 4k)	Depositor
Maximum map value	0.812	Depositor
Minimum map value	-0.244	Depositor
Average map value	0.001	Depositor
Map value standard deviation	0.021	Depositor
Recommended contour level	0.05	Depositor
Map size (Å)	470.80002, 470.80002, 470.80002	wwPDB
Map dimensions	440, 440, 440	wwPDB
Map angles (°)	90.0, 90.0, 90.0	wwPDB
Pixel spacing (Å)	1.07, 1.07, 1.07	Depositor

## 5 Model quality

### 5.1 Standard geometry

Bond lengths and bond angles in the following residue types are not validated in this section: 4SU, 5MU, MA6, OMU, ZN, 5MC, G7M, 3TD, UR3, 4OC, OMC, PSU, H2U, MIY, MG, 2MG, OMG, 2MA

The Z score for a bond length (or angle) is the number of standard deviations the observed value is removed from the expected value. A bond length (or angle) with  $|Z| > 5$  is considered an outlier worth inspection. RMSZ is the root-mean-square of all Z scores of the bond lengths (or angles).

Mol	Chain	Bond lengths		Bond angles	
		RMSZ	# $ Z  > 5$	RMSZ	# $ Z  > 5$
1	0	0.29	0/429	0.33	0/569
2	1	0.34	0/365	0.31	0/478
3	2	0.34	0/519	0.40	0/682
4	3	0.33	0/305	0.35	0/401
5	4	0.70	0/521	0.97	0/700
6	A	0.28	0/35898	0.30	0/56012
7	B	0.29	0/1864	0.56	1/2509 (0.0%)
8	C	0.29	0/1703	0.35	0/2655
9	D	0.27	0/1662	0.43	0/2239
10	E	0.28	0/1325	0.46	0/1789
11	F	0.26	0/794	0.52	0/1069
12	G	0.17	0/1638	0.35	0/2201
13	H	0.26	0/1036	0.41	0/1395
14	I	0.20	0/1246	0.45	0/1679
15	J	0.20	0/1027	0.45	0/1376
16	K	0.24	0/874	0.53	0/1177
17	L	0.23	0/960	0.32	0/1283
18	M	0.31	0/800	0.58	0/1080
19	N	0.20	0/985	0.43	0/1317
20	O	0.35	0/718	0.51	0/959
21	P	0.24	0/1013	0.45	0/1370
22	Q	0.24	0/734	0.42	0/978
23	R	0.24	0/532	0.42	0/713
24	S	0.17	0/484	0.36	0/644
25	T	0.24	0/676	0.31	0/897
26	U	0.33	0/675	0.49	0/908
27	V	0.34	0/184	0.40	0/236
28	X	0.30	0/277	0.46	0/355
29	Y	0.22	0/235	0.34	0/363
30	a	0.43	0/69490	0.41	3/108431 (0.0%)
31	b	0.37	0/2871	0.34	0/4475

Mol	Chain	Bond lengths		Bond angles	
		RMSZ	# Z  >5	RMSZ	# Z  >5
32	c	0.35	0/2132	0.43	0/2871
33	d	0.33	0/1611	0.39	0/2172
34	e	0.55	0/1600	0.78	5/2165 (0.2%)
35	f	0.33	0/1493	0.49	0/2001
36	g	0.22	0/1398	0.38	0/1884
37	i	0.35	0/1164	0.35	0/1574
38	j	0.34	0/957	0.40	0/1282
39	k	0.35	0/1090	0.50	0/1465
40	l	0.34	0/1108	0.39	0/1488
41	m	0.41	0/949	0.50	0/1277
42	n	0.27	0/959	0.40	0/1281
43	o	0.31	0/909	0.33	0/1216
44	p	0.36	0/969	0.36	0/1292
45	q	0.31	0/785	0.40	0/1050
46	r	0.40	0/1028	0.52	0/1379
47	s	0.32	0/759	0.40	0/1022
48	t	0.27	0/840	0.43	0/1123
49	u	0.22	0/1396	0.40	0/1896
50	v	0.35	0/598	0.38	0/800
51	w	0.34	0/483	0.39	0/648
52	x	0.26	0/567	0.40	0/759
53	y	0.32	0/471	0.40	0/627
54	z	0.32	0/487	0.32	0/654
All	All	0.37	0/155593	0.40	9/232866 (0.0%)

Chiral center outliers are detected by calculating the chiral volume of a chiral center and verifying if the center is modelled as a planar moiety or with the opposite hand. A planarity outlier is detected by checking planarity of atoms in a peptide group, atoms in a mainchain group or atoms of a sidechain that are expected to be planar.

Mol	Chain	#Chirality outliers	#Planarity outliers
41	m	0	1

There are no bond length outliers.

All (9) bond angle outliers are listed below:

Mol	Chain	Res	Type	Atoms	Z	Observed(°)	Ideal(°)
30	a	2097	C	C4'-C3'-O3'	6.53	122.80	113.00
7	B	109	LYS	N-CA-C	-6.29	103.72	111.33
34	e	163	SER	N-CA-C	-6.15	106.32	113.88
34	e	159	VAL	N-CA-CB	6.01	117.58	110.55
30	a	2122	5MU	O3'-P-O5'	-5.69	95.46	104.00

*Continued on next page...*



*Continued from previous page...*

Mol	Chain	Res	Type	Atoms	Z	Observed(°)	Ideal(°)
30	a	2096	A	O3'-P-O5'	5.60	112.40	104.00
34	e	159	VAL	N-CA-C	-5.39	105.24	110.42
34	e	158	VAL	CA-C-N	-5.34	113.83	120.56
34	e	158	VAL	C-N-CA	-5.34	113.83	120.56

There are no chirality outliers.

All (1) planarity outliers are listed below:

Mol	Chain	Res	Type	Group
41	m	73	ARG	Sidechain

## 5.2 Too-close contacts [i](#)

In the following table, the Non-H and H(model) columns list the number of non-hydrogen atoms and hydrogen atoms in the chain respectively. The H(added) column lists the number of hydrogen atoms added and optimized by MolProbity. The Clashes column lists the number of clashes within the asymmetric unit, whereas Symm-Clashes lists symmetry-related clashes.

Mol	Chain	Non-H	H(model)	H(added)	Clashes	Symm-Clashes
1	0	423	0	429	5	0
2	1	362	0	388	4	0
3	2	513	0	565	1	0
4	3	302	0	330	4	0
5	4	512	0	498	16	0
6	A	32340	0	16267	390	0
7	B	1836	0	1902	75	0
8	C	1605	0	818	9	0
9	D	1632	0	1663	53	0
10	E	1309	0	1349	42	0
11	F	785	0	818	28	0
12	G	1613	0	1626	38	0
13	H	1021	0	1059	25	0
14	I	1225	0	1275	34	0
15	J	1012	0	1069	41	0
16	K	858	0	884	20	0
17	L	948	0	1031	13	0
18	M	786	0	823	41	0
19	N	976	0	1031	25	0
20	O	708	0	737	16	0
21	P	994	0	1008	24	0
22	Q	728	0	772	20	0

*Continued on next page...*

*Continued from previous page...*

Mol	Chain	Non-H	H(model)	H(added)	Clashes	Symm-Clashes
23	R	527	0	580	17	0
24	S	474	0	499	11	0
25	T	673	0	726	11	0
26	U	658	0	671	15	0
27	V	183	0	202	0	0
28	X	277	0	338	6	0
29	Y	211	0	106	4	0
30	a	62450	0	31319	580	0
31	b	2567	0	1297	14	0
32	c	2091	0	2150	20	0
33	d	1586	0	1634	20	0
34	e	1577	0	1619	53	0
35	f	1468	0	1487	39	0
36	g	1376	0	1421	31	0
37	i	1139	0	1163	6	0
38	j	946	0	1011	17	0
39	k	1072	0	1106	29	0
40	l	1082	0	1117	18	0
41	m	936	0	997	14	0
42	n	952	0	995	23	0
43	o	896	0	928	14	0
44	p	958	0	986	12	0
45	q	778	0	824	19	0
46	r	1017	0	1070	18	0
47	s	751	0	803	12	0
48	t	833	0	883	10	0
49	u	1376	0	1397	18	0
50	v	591	0	581	7	0
51	w	474	0	487	10	0
52	x	564	0	582	7	0
53	y	467	0	504	4	0
54	z	477	0	479	3	0
55	0	1	0	0	0	0
55	3	1	0	0	0	0
55	4	1	0	0	0	0
55	S	1	0	0	0	0
55	w	1	0	0	0	0
55	z	1	0	0	0	0
56	0	1	0	0	0	0
56	A	54	0	0	0	0
56	S	1	0	0	0	0
56	T	1	0	0	0	0

*Continued on next page...*

*Continued from previous page...*

Mol	Chain	Non-H	H(model)	H(added)	Clashes	Symm-Clashes
56	a	262	0	0	0	0
56	b	2	0	0	0	0
56	c	1	0	0	0	0
56	d	1	0	0	0	0
56	k	1	0	0	0	0
57	A	33	0	24	0	0
57	a	66	0	49	2	0
58	1	1	0	0	0	0
58	A	9	0	0	1	0
58	a	80	0	0	0	0
58	b	1	0	0	0	0
58	c	1	0	0	0	0
All	All	144436	0	96377	1793	0

The all-atom clashscore is defined as the number of clashes found per 1000 atoms (including hydrogen atoms). The all-atom clashscore for this structure is 8.

All (1793) close contacts within the same asymmetric unit are listed below, sorted by their clash magnitude.

Atom-1	Atom-2	Interatomic distance (Å)	Clash overlap (Å)
30:a:361:G:H21	30:a:368:A:N6	1.57	1.01
34:e:160:LEU:HB3	34:e:164:ASP:HB2	1.40	1.01
30:a:2706:G:H1	30:a:2721:C:H5	1.11	0.97
30:a:1281:C:H5	30:a:1318:G:H1	1.03	0.94
10:E:116:VAL:HB	10:E:151:LEU:O	1.67	0.94
30:a:361:G:H21	30:a:368:A:H61	1.09	0.92
35:f:117:LEU:HD12	35:f:118:PRO:HD3	1.53	0.91
30:a:2065:U:H2'	30:a:2066:G:H1'	1.54	0.90
5:4:10:ARG:HH21	5:4:29:GLN:HA	1.37	0.90
34:e:159:VAL:HG12	34:e:202:GLY:HA2	1.51	0.88
30:a:970:U:H3	30:a:975:G:H1	1.21	0.87
30:a:1710:A:H61	30:a:1726:U:H5'	1.39	0.86
35:f:21:ILE:HD12	35:f:181:HIS:HB3	1.56	0.85
34:e:159:VAL:HB	34:e:182:ALA:H	1.39	0.85
30:a:669:A:H62	30:a:1328:A:H2	1.20	0.85
30:a:361:G:N2	30:a:368:A:H61	1.74	0.85
30:a:99:G:OP1	30:a:100:U:O2'	1.94	0.84
31:b:87:G:H21	31:b:90:A:H2	1.28	0.82
30:a:2282:G:H1	30:a:2371:U:H3	1.28	0.81
9:D:90:GLU:HG3	9:D:186:ILE:HD12	1.63	0.81
6:A:917:G:N7	14:I:3:ARG:NH1	2.29	0.80

*Continued on next page...*

*Continued from previous page...*

Atom-1	Atom-2	Interatomic distance (Å)	Clash overlap (Å)
10:E:77:LYS:HE2	10:E:77:LYS:H	1.45	0.80
30:a:106:G:H4'	30:a:379:A:H5''	1.61	0.80
24:S:26:ARG:HD2	24:S:47:MET:HE1	1.63	0.80
30:a:1904:U:H5	30:a:1921:G:H21	1.28	0.80
5:4:63:ARG:NE	5:4:63:ARG:O	2.15	0.78
30:a:2042:A:H61	30:a:2066:G:H22	1.32	0.78
6:A:1428:G:H8	6:A:1447:A:H62	1.32	0.77
30:a:1726:U:H4'	30:a:1727:G:H5'	1.66	0.77
6:A:805:G:HO2'	13:H:2:THR:N	1.81	0.77
30:a:979:U:H2'	30:a:981:C:H41	1.48	0.77
14:I:28:SER:HA	14:I:31:LEU:HD12	1.66	0.77
51:w:5:CYS:SG	51:w:7:ILE:O	2.43	0.76
6:A:1246:G:H8	6:A:1261:A:H62	1.31	0.76
30:a:1623:C:H5	30:a:1731:G:H1	1.33	0.76
6:A:991:G:H1	6:A:1008:U:H3	1.33	0.76
42:n:34:GLU:OE1	42:n:34:GLU:N	2.18	0.76
49:u:14:GLU:OE1	49:u:14:GLU:N	2.17	0.76
30:a:670:G:H1	39:k:34:ARG:HE	1.33	0.75
30:a:1143:U:H3	30:a:1162:C:H42	1.33	0.75
30:a:6:G:H1	30:a:3076:U:H3	1.34	0.75
9:D:3:ARG:HD2	9:D:110:ARG:HD3	1.68	0.75
25:T:45:GLU:OE1	25:T:45:GLU:N	2.17	0.74
9:D:105:THR:HG23	9:D:108:GLN:H	1.53	0.74
36:g:121:GLU:N	36:g:121:GLU:OE2	2.19	0.74
36:g:17:VAL:HG12	36:g:26:VAL:HG22	1.70	0.74
36:g:107:PHE:HB2	36:g:115:VAL:HG13	1.70	0.74
10:E:180:ARG:NH1	13:H:104:LEU:O	2.21	0.73
14:I:111:ARG:HD2	14:I:123:GLU:HG2	1.69	0.73
6:A:1023:C:H2'	6:A:1024:G:H8	1.53	0.73
30:a:1178:A:H5'	30:a:1179:A:C8	2.23	0.73
31:b:9:G:OP1	42:n:26:ARG:NH1	2.20	0.73
36:g:27:LYS:NZ	36:g:28:GLY:O	2.21	0.73
7:B:66:GLN:HB2	7:B:160:GLN:HG2	1.71	0.73
30:a:1727:G:H2'	30:a:1728:A:C8	2.23	0.73
31:b:9:G:N7	42:n:2:ALA:N	2.37	0.73
7:B:104:PHE:HA	7:B:107:ILE:HG12	1.70	0.73
35:f:187:LYS:HD3	35:f:189:LYS:HE2	1.70	0.72
6:A:646:G:H22	6:A:723:G:H1	1.34	0.72
6:A:655:G:H2'	6:A:656:G:C8	2.24	0.72
18:M:32:THR:HG23	18:M:83:THR:HG22	1.69	0.72
6:A:347:C:OP2	43:o:37:ARG:NH2	2.22	0.72

*Continued on next page...*

*Continued from previous page...*

Atom-1	Atom-2	Interatomic distance (Å)	Clash overlap (Å)
30:a:1638:U:O2'	30:a:1640:G:N2	2.22	0.72
36:g:25:GLU:OE1	36:g:34:ASN:ND2	2.23	0.71
32:c:200:GLU:OE1	32:c:200:GLU:N	2.23	0.71
30:a:2042:A:H61	30:a:2066:G:H1	1.36	0.71
20:O:74:GLU:HA	20:O:77:ARG:HD2	1.72	0.71
13:H:73:ARG:HH11	13:H:73:ARG:HG3	1.56	0.71
6:A:1272:G:H2'	6:A:1273:A:H4'	1.71	0.71
15:J:54:ARG:HD3	15:J:119:GLY:HA3	1.72	0.71
30:a:1493:G:N2	30:a:1769:G:O2'	2.24	0.70
36:g:2:SER:OG	36:g:66:HIS:ND1	2.23	0.70
6:A:395:A:OP1	21:P:14:ARG:NH2	2.24	0.70
11:F:34:LYS:HZ3	11:F:36:THR:H	1.39	0.70
30:a:1995:A:N3	32:c:44:ASN:ND2	2.36	0.70
30:a:310:C:N3	30:a:311:A:N6	2.40	0.70
34:e:137:LYS:HB3	34:e:166:ILE:HG23	1.73	0.70
30:a:361:G:H22	30:a:443:G:H22	1.40	0.69
12:G:11:ARG:NH1	12:G:176:THR:O	2.24	0.69
30:a:360:A:H2	30:a:444:G:H22	1.37	0.69
43:o:88:ARG:NH2	43:o:110:ILE:O	2.25	0.69
6:A:813:U:OP1	7:B:21:ARG:NH1	2.24	0.69
5:4:45:TYR:HE2	35:f:185:PRO:HG3	1.58	0.69
12:G:34:GLU:OE2	12:G:58:ARG:NH2	2.25	0.69
30:a:2041:G:H2'	30:a:2042:A:C8	2.28	0.69
38:j:88:LYS:HG3	38:j:94:ARG:HD2	1.74	0.69
6:A:365:A:OP2	17:L:31:ARG:NH1	2.26	0.69
22:Q:59:GLU:OE1	22:Q:59:GLU:N	2.26	0.69
30:a:2711:G:H3'	30:a:2712:G:H5''	1.74	0.69
30:a:314:U:H2'	30:a:315:G:C8	2.28	0.69
30:a:3073:G:H4'	30:a:3074:A:H5'	1.75	0.69
39:k:94:VAL:HG22	39:k:97:LEU:HG	1.75	0.69
35:f:43:ILE:HG12	35:f:105:MET:HG3	1.75	0.69
6:A:476:A:H2'	6:A:478:A:H8	1.57	0.68
24:S:47:MET:HG3	24:S:52:GLN:HB2	1.75	0.68
30:a:1176:G:N2	30:a:1182:G:O6	2.24	0.68
13:H:54:PRO:HB2	13:H:58:GLU:HA	1.75	0.68
38:j:4:GLN:HG2	38:j:5:GLU:HG2	1.75	0.68
30:a:949:G:H21	30:a:951:A:H62	1.41	0.68
30:a:1722:U:H2'	30:a:1723:G:H8	1.59	0.68
10:E:78:GLU:HG3	10:E:80:PRO:HD2	1.76	0.68
12:G:59:ARG:NH1	18:M:92:LEU:O	2.27	0.68
6:A:1342:G:H2'	6:A:1343:A:C8	2.28	0.68

*Continued on next page...*

*Continued from previous page...*

Atom-1	Atom-2	Interatomic distance (Å)	Clash overlap (Å)
36:g:9:ILE:HB	36:g:51:ILE:HB	1.73	0.68
7:B:108:SER:HA	7:B:111:ILE:HB	1.76	0.68
5:4:13:THR:H	5:4:32:THR:HG21	1.59	0.68
30:a:1416:U:OP2	47:s:64:ARG:NH2	2.27	0.68
6:A:1175:U:OP1	18:M:53:ARG:NH2	2.27	0.67
9:D:55:LYS:HG2	9:D:190:VAL:HG12	1.76	0.67
30:a:2510:A:H2'	30:a:2511:G:C8	2.29	0.67
30:a:198:A:H2'	30:a:199:G:C8	2.29	0.67
34:e:160:LEU:HA	34:e:201:ALA:CB	2.24	0.67
22:Q:35:ARG:NH1	22:Q:46:THR:OG1	2.25	0.67
40:l:65:TRP:HB2	40:l:105:GLU:HB2	1.76	0.67
6:A:1302:G:N1	6:A:1305:A:OP2	2.24	0.67
30:a:2650:G:N2	30:a:2664:A:OP2	2.27	0.67
6:A:822:C:H2'	6:A:823:A:H8	1.59	0.67
30:a:1596:G:HO2'	30:a:1771:U:HO2'	1.41	0.67
30:a:2042:A:H61	30:a:2066:G:N2	1.92	0.67
30:a:2042:A:N6	30:a:2066:G:H22	1.93	0.67
16:K:65:THR:HG22	16:K:67:PHE:H	1.59	0.67
20:O:5:GLU:O	20:O:9:ILE:HG12	1.94	0.66
30:a:1254:G:H2'	30:a:1256:G:H22	1.60	0.66
9:D:14:ARG:HA	9:D:32:PRO:HB3	1.77	0.66
36:g:30:LYS:NZ	36:g:82:GLU:O	2.28	0.66
6:A:521:A:H2'	6:A:522:G:C8	2.30	0.66
7:B:192:CYS:SG	7:B:193:ASP:N	2.68	0.66
45:q:28:GLU:N	45:q:28:GLU:OE2	2.27	0.66
46:r:128:GLU:N	46:r:128:GLU:OE2	2.28	0.66
14:I:116:MET:SD	14:I:119:ARG:NH1	2.69	0.66
34:e:159:VAL:CG1	34:e:202:GLY:HA2	2.25	0.66
39:k:94:VAL:H	39:k:97:LEU:HD12	1.61	0.66
9:D:136:ASP:OD1	21:P:101:LYS:NZ	2.28	0.66
33:d:47:GLU:N	33:d:47:GLU:OE2	2.25	0.66
34:e:182:ALA:HB1	34:e:206:PHE:HB2	1.77	0.66
6:A:1341:A:H2'	6:A:1342:G:H8	1.61	0.66
30:a:106:G:C4'	30:a:379:A:H5''	2.26	0.66
30:a:941:G:H2'	30:a:942:A:C8	2.30	0.66
30:a:2515:A:OP1	50:v:75:ARG:NH2	2.23	0.66
6:A:607:C:H5''	21:P:10:LEU:HD12	1.77	0.66
6:A:977:G:O2'	6:A:978:A:N7	2.29	0.66
49:u:14:GLU:HG2	49:u:19:ALA:HB1	1.75	0.66
30:a:130:G:H22	30:a:154:G:H1	1.43	0.65
30:a:352:G:H2'	30:a:353:A:C5	2.31	0.65

*Continued on next page...*

*Continued from previous page...*

Atom-1	Atom-2	Interatomic distance (Å)	Clash overlap (Å)
34:e:142:GLN:NE2	34:e:170:SER:O	2.29	0.65
30:a:2971:C:H1'	30:a:3071:A:H2	1.61	0.65
6:A:463:G:O2'	6:A:465:C:N4	2.29	0.65
6:A:1518:A:H3'	6:A:1519:U:H2'	1.79	0.65
9:D:172:LYS:HG3	21:P:119:ALA:HB2	1.77	0.65
10:E:77:LYS:HE2	10:E:77:LYS:N	2.11	0.65
30:a:337:G:H1	30:a:355:U:H2'	1.60	0.65
6:A:183:G:H21	6:A:226:G:H4'	1.61	0.65
6:A:364:G:N7	58:A:1701:HOH:O	2.29	0.65
30:a:374:C:H42	30:a:436:U:H3	1.45	0.65
30:a:970:U:C5	30:a:971:U:H1'	2.32	0.65
34:e:10:LEU:HB2	34:e:16:LYS:HE3	1.77	0.65
6:A:825:U:H2'	6:A:826:C:O4'	1.97	0.65
30:a:367:A:H61	30:a:444:G:H21	1.43	0.65
6:A:75:A:N1	6:A:99:C:O2'	2.28	0.65
6:A:1105:C:H2'	6:A:1106:A:H8	1.61	0.65
6:A:1342:G:H2'	6:A:1343:A:H8	1.61	0.65
10:E:180:ARG:NE	13:H:43:GLU:OE1	2.30	0.65
10:E:207:ARG:HG3	10:E:208:MET:HE3	1.77	0.65
30:a:142:G:H21	30:a:147:G:H1	1.43	0.65
30:a:340:C:O2	30:a:352:G:N2	2.30	0.64
32:c:265:SER:OG	32:c:266:ARG:NH1	2.30	0.64
30:a:2042:A:N6	30:a:2066:G:H1	1.94	0.64
34:e:159:VAL:O	34:e:162:ARG:N	2.30	0.64
40:l:63:LYS:HG2	49:u:120:MET:HE3	1.79	0.64
6:A:483:C:OP1	17:L:114:ARG:NH2	2.28	0.64
23:R:35:GLU:OE2	23:R:35:GLU:N	2.28	0.64
39:k:36:THR:HG22	39:k:37:LYS:HG3	1.77	0.64
9:D:49:GLN:HB3	9:D:198:LEU:HB2	1.78	0.64
22:Q:84:GLU:N	22:Q:84:GLU:OE2	2.31	0.64
30:a:1254:G:N1	30:a:1257:U:OP2	2.30	0.64
6:A:1422:G:H2'	6:A:1423:C:C6	2.32	0.64
30:a:2915:U:H2'	30:a:2916:U:C6	2.32	0.64
11:F:14:VAL:HG13	11:F:18:GLN:HB2	1.80	0.64
35:f:65:ASP:O	35:f:69:ILE:HG12	1.98	0.64
30:a:670:G:N2	39:k:34:ARG:HH21	1.96	0.64
51:w:40:GLU:OE2	51:w:41:ASN:ND2	2.31	0.64
19:N:3:ARG:NH1	19:N:9:LEU:O	2.30	0.64
30:a:142:G:H22	30:a:147:G:H22	1.44	0.64
30:a:1131:A:N6	30:a:1193:A:O2'	2.31	0.64
30:a:1716:U:O2'	30:a:1721:G:N2	2.31	0.64

*Continued on next page...*

*Continued from previous page...*

Atom-1	Atom-2	Interatomic distance (Å)	Clash overlap (Å)
7:B:125:VAL:HG12	7:B:135:LEU:HD21	1.80	0.64
12:G:42:LEU:HD13	12:G:67:LEU:HD21	1.79	0.64
30:a:1402:U:HO2'	30:a:2193:G:HO2'	1.46	0.64
6:A:1384:C:OP2	10:E:52:ARG:NH2	2.31	0.63
6:A:1111:U:O4	18:M:9:ARG:NH1	2.31	0.63
14:I:47:LEU:HD12	14:I:58:PRO:HB2	1.80	0.63
30:a:83:A:H62	30:a:101:G:H8	1.45	0.63
6:A:21:U:H2'	6:A:22:C:C6	2.34	0.63
9:D:144:SER:HB2	9:D:147:LEU:HD13	1.80	0.63
14:I:22:LEU:HD11	14:I:66:LEU:HD12	1.79	0.63
30:a:1418:A:OP1	47:s:41:LYS:NZ	2.31	0.63
30:a:2276:G:H1	30:a:2377:U:H3	1.44	0.63
35:f:149:GLU:N	35:f:149:GLU:OE2	2.31	0.63
18:M:28:THR:HA	18:M:31:ARG:HE	1.63	0.63
23:R:29:LEU:O	23:R:33:ILE:HG23	1.98	0.63
2:l:15:ASN:ND2	30:a:770:A:OP1	2.31	0.62
6:A:822:C:H2'	6:A:823:A:C8	2.33	0.62
30:a:1985:A:H2'	30:a:1986:A:C8	2.34	0.62
30:a:2425:U:H2'	30:a:2426:U:C6	2.34	0.62
6:A:990:A:OP2	6:A:1009:G:N2	2.32	0.62
20:O:5:GLU:H	20:O:5:GLU:CD	2.06	0.62
30:a:1151:G:H21	30:a:1178:A:H8	1.44	0.62
6:A:1109:G:N2	6:A:1110:U:O4	2.30	0.62
6:A:1271:G:H5'	6:A:1272:G:C4	2.34	0.62
7:B:86:ARG:NH2	7:B:220:ASP:OD1	2.32	0.62
30:a:1490:A:H2	30:a:1772:G:H22	1.46	0.62
20:O:12:GLU:OE1	20:O:82:ARG:NH2	2.32	0.62
6:A:1500:A:H2'	6:A:1501:C:C6	2.35	0.62
30:a:361:G:H22	30:a:443:G:N2	1.97	0.62
30:a:875:U:O4	34:e:69:ARG:NH1	2.33	0.62
7:B:134:GLU:HA	7:B:137:MET:HE3	1.82	0.62
11:F:28:LYS:HE2	11:F:28:LYS:N	2.15	0.62
6:A:505:A:N6	17:L:89:ASP:OD1	2.22	0.62
6:A:1204:C:H2'	6:A:1205:A:C8	2.35	0.62
30:a:130:G:N2	30:a:154:G:H22	1.97	0.62
40:l:54:MET:HG3	40:l:121:ALA:HB2	1.82	0.62
47:s:66:GLY:N	47:s:80:ASP:OD1	2.27	0.62
6:A:695:G:H2'	6:A:696:G:C8	2.35	0.62
11:F:16:GLU:O	11:F:18:GLN:N	2.33	0.62
11:F:23:MET:HE2	11:F:23:MET:HA	1.81	0.62
6:A:1091:G:H5''	12:G:171:ARG:HG2	1.82	0.61

*Continued on next page...*



*Continued from previous page...*

Atom-1	Atom-2	Interatomic distance (Å)	Clash overlap (Å)
5:4:10:ARG:NH2	5:4:29:GLN:HA	2.13	0.61
6:A:177:C:H2'	6:A:178:G:H5''	1.82	0.61
45:q:60:ALA:HB1	45:q:95:VAL:HG13	1.81	0.61
6:A:1056:C:H2'	6:A:1057:G:H8	1.65	0.61
30:a:1493:G:HO3'	30:a:1769:G:H1	1.31	0.61
49:u:6:HIS:ND1	49:u:64:GLU:OE2	2.31	0.61
44:p:22:SER:O	44:p:22:SER:OG	2.19	0.61
6:A:990:A:N6	6:A:1009:G:O2'	2.32	0.61
13:H:19:GLN:O	13:H:75:ARG:NH2	2.34	0.61
15:J:109:ILE:HD11	15:J:121:LEU:HD13	1.82	0.61
30:a:2933:G:H4'	36:g:4:ILE:HG12	1.83	0.61
11:F:47:ARG:HD2	11:F:57:GLU:HG3	1.83	0.61
6:A:930:A:H2'	6:A:931:G:C8	2.36	0.61
30:a:898:U:H2'	30:a:899:C:C6	2.36	0.61
8:C:21:A:H61	8:C:46:G:H2'	1.66	0.61
30:a:1185:C:H2'	30:a:1186:A:H8	1.65	0.61
47:s:27:ASP:OD1	47:s:28:GLN:N	2.34	0.61
11:F:34:LYS:HG3	11:F:35:GLY:H	1.66	0.61
30:a:349:C:H2'	30:a:350:A:H8	1.66	0.61
51:w:17:ASN:HB2	51:w:25:THR:HG22	1.82	0.61
30:a:2649:C:O2	40:l:124:LYS:NZ	2.34	0.60
6:A:824:U:O4	6:A:825:U:N3	2.34	0.60
13:H:48:ASP:OD1	13:H:49:TYR:N	2.33	0.60
30:a:503:C:H2'	30:a:504:A:C8	2.36	0.60
30:a:1172:G:N2	30:a:1173:U:O4	2.34	0.60
30:a:1489:C:H2'	30:a:1490:A:C8	2.37	0.60
6:A:1114:C:OP1	15:J:108:ARG:NH1	2.34	0.60
13:H:80:VAL:HG12	13:H:134:VAL:HG22	1.83	0.60
18:M:36:VAL:HG12	18:M:76:ILE:HA	1.83	0.60
30:a:153:U:H2'	30:a:154:G:C8	2.36	0.60
32:c:16:SER:HB3	32:c:207:GLY:HA3	1.82	0.60
46:r:63:PRO:O	46:r:67:VAL:HG23	2.01	0.60
14:I:93:PRO:HA	14:I:96:GLN:HG2	1.83	0.60
30:a:2584:G:OP2	30:a:2584:G:N2	2.24	0.60
34:e:141:LYS:O	34:e:144:LYS:HG2	2.02	0.60
10:E:57:THR:HG22	10:E:75:LYS:HG2	1.84	0.60
30:a:63:A:H2'	30:a:64:C:C6	2.37	0.60
30:a:130:G:H22	30:a:154:G:H22	1.50	0.60
6:A:12:A:N6	9:D:197:GLU:O	2.35	0.60
6:A:348:G:OP1	43:o:39:ARG:NH2	2.31	0.60
9:D:183:ARG:NH1	9:D:183:ARG:O	2.33	0.60

*Continued on next page...*

*Continued from previous page...*

Atom-1	Atom-2	Interatomic distance (Å)	Clash overlap (Å)
30:a:1166:G:H2'	30:a:1168:A:OP2	2.02	0.60
34:e:133:VAL:HG11	34:e:137:LYS:HA	1.83	0.60
34:e:163:SER:O	34:e:165:GLU:N	2.33	0.60
7:B:209:ARG:H	7:B:209:ARG:HD2	1.65	0.60
9:D:98:TYR:O	9:D:160:ARG:NH2	2.35	0.60
14:I:74:GLU:OE1	14:I:91:VAL:HG22	2.01	0.60
6:A:1103:U:OP1	15:J:149:ARG:NH1	2.34	0.60
6:A:1300:C:H2'	6:A:1301:U:C6	2.37	0.60
30:a:725:U:H2'	30:a:726:C:C6	2.36	0.60
31:b:30:C:OP1	42:n:14:ARG:NE	2.28	0.60
46:r:23:ILE:HG12	46:r:121:THR:HG23	1.84	0.60
52:x:15:GLU:OE1	52:x:15:GLU:N	2.34	0.60
30:a:349:C:H2'	30:a:350:A:C8	2.37	0.59
6:A:1204:C:H2'	6:A:1205:A:H8	1.66	0.59
7:B:30:PHE:CZ	7:B:202:PRO:HB3	2.36	0.59
22:Q:22:ASP:HB3	22:Q:28:ILE:HG22	1.85	0.59
7:B:150:GLY:H	7:B:152:ILE:HD12	1.67	0.59
13:H:101:LEU:HD22	13:H:135:TRP:HB2	1.83	0.59
30:a:384:A:N3	30:a:404:C:O2'	2.33	0.59
30:a:593:A:OP1	46:r:6:ARG:NH2	2.35	0.59
34:e:160:LEU:HA	34:e:201:ALA:HB1	1.83	0.59
1:O:29:ASN:ND2	30:a:2467:C:OP2	2.35	0.59
6:A:1108:U:H4'	18:M:38:GLY:HA3	1.84	0.59
7:B:67:ILE:HG22	7:B:89:MET:HE3	1.83	0.59
30:a:392:G:H21	30:a:415:A:H62	1.50	0.59
30:a:1151:G:H21	30:a:1178:A:H2'	1.66	0.59
6:A:1460:G:H2'	6:A:1461:G:C8	2.38	0.59
18:M:85:ASP:OD1	18:M:86:SER:N	2.36	0.59
30:a:361:G:N2	30:a:443:G:H22	2.01	0.59
30:a:1083:A:H2'	30:a:1084:A:C8	2.37	0.59
30:a:1914:C:O2'	30:a:1915:G:H3'	2.02	0.59
35:f:19:GLU:N	35:f:19:GLU:OE2	2.35	0.59
7:B:133:LYS:HA	7:B:136:LEU:HB2	1.83	0.59
10:E:176:VAL:HG21	13:H:104:LEU:HD23	1.84	0.59
17:L:86:ARG:HH11	17:L:86:ARG:HG3	1.67	0.59
26:U:62:VAL:HA	26:U:66:MET:HE2	1.84	0.59
9:D:15:LEU:HD21	9:D:55:LYS:HB2	1.85	0.59
30:a:698:U:O3'	30:a:699:G:H3'	2.03	0.59
30:a:1143:U:C1'	30:a:1145:G:H5''	2.32	0.59
6:A:718:U:H2'	6:A:719:C:C6	2.37	0.59
52:x:19:ASN:O	52:x:23:GLU:HG3	2.01	0.59

*Continued on next page...*

*Continued from previous page...*

Atom-1	Atom-2	Interatomic distance (Å)	Clash overlap (Å)
2:1:10:ARG:NH2	30:a:1454:A:OP1	2.36	0.59
6:A:1309:G:H2'	6:A:1310:A:C8	2.38	0.58
30:a:1489:C:H2'	30:a:1490:A:H8	1.67	0.58
34:e:160:LEU:CB	34:e:164:ASP:HB2	2.23	0.58
6:A:1409:G:H5'	38:j:48:PRO:HB3	1.85	0.58
6:A:977:G:H2'	6:A:979:C:H41	1.68	0.58
7:B:76:ALA:O	7:B:80:ILE:HD12	2.03	0.58
19:N:69:ASP:OD1	19:N:70:LEU:N	2.35	0.58
30:a:1650:A:H2'	30:a:1651:A:C8	2.38	0.58
6:A:23:C:OP1	10:E:158:ASN:ND2	2.35	0.58
16:K:94:GLY:O	16:K:99:ARG:NH2	2.36	0.58
22:Q:88:LYS:HG2	22:Q:90:LYS:HE2	1.86	0.58
6:A:317:A:N7	6:A:330:U:H5	2.01	0.58
6:A:1395:A:H2	6:A:1479:A:H62	1.49	0.58
30:a:277:A:OP2	30:a:320:G:N1	2.28	0.58
6:A:451:C:O2	21:P:43:LYS:NZ	2.33	0.58
18:M:51:VAL:HG13	24:S:41:ARG:HB2	1.84	0.58
30:a:433:G:H2'	30:a:435:G:O4'	2.03	0.58
30:a:971:U:H2'	30:a:972:A:C8	2.38	0.58
30:a:1112:A:OP1	40:l:128:LYS:NZ	2.34	0.58
30:a:1647:G:H5''	30:a:1648:C:H5'	1.84	0.58
10:E:118:MET:HE2	10:E:120:ARG:HB2	1.85	0.58
14:I:15:ASP:OD2	14:I:18:TYR:N	2.33	0.58
23:R:35:GLU:O	23:R:72:SER:OG	2.20	0.58
30:a:1937:C:OP1	43:o:94:ARG:NH1	2.36	0.58
50:v:38:VAL:HG13	50:v:59:LEU:HB2	1.85	0.58
10:E:61:VAL:HG22	10:E:71:VAL:HG12	1.84	0.58
6:A:1346:A:OP2	24:S:35:ARG:NH2	2.37	0.58
19:N:56:LEU:O	19:N:60:ILE:HG12	2.04	0.58
33:d:189:GLU:OE2	33:d:189:GLU:N	2.26	0.58
6:A:454:A:N1	21:P:94:PRO:HD2	2.19	0.58
6:A:874:G:OP2	28:X:10:LYS:NZ	2.36	0.58
15:J:71:LYS:HA	15:J:71:LYS:HE3	1.85	0.57
6:A:697:A:H2'	6:A:698:A:C8	2.39	0.57
39:k:94:VAL:HG23	39:k:96:ASP:H	1.70	0.57
11:F:23:MET:O	11:F:27:LEU:HG	2.03	0.57
18:M:85:ASP:HB2	18:M:88:MET:HE3	1.86	0.57
6:A:476:A:H2'	6:A:478:A:C8	2.38	0.57
6:A:729:U:H2'	6:A:730:U:O4'	2.03	0.57
6:A:996:C:H2'	6:A:997:A:H8	1.70	0.57
12:G:21:ARG:NH2	12:G:55:GLU:OE1	2.30	0.57

*Continued on next page...*

*Continued from previous page...*

Atom-1	Atom-2	Interatomic distance (Å)	Clash overlap (Å)
30:a:291:U:H5''	30:a:308:U:H6	1.69	0.57
30:a:1908:C:H2'	30:a:1909:C:C6	2.38	0.57
6:A:512:G:C2	29:Y:22:U:H5''	2.39	0.57
6:A:1226:U:C5	14:I:116:MET:HG2	2.40	0.57
6:A:656:G:H2'	6:A:657:A:H8	1.69	0.57
6:A:1105:C:H2'	6:A:1106:A:C8	2.39	0.57
9:D:98:TYR:HE2	9:D:105:THR:HA	1.69	0.57
23:R:73:THR:HG23	23:R:74:ALA:H	1.69	0.57
30:a:2283:G:H2'	30:a:2284:G:C8	2.40	0.57
6:A:667:G:H2'	6:A:668:G:C4	2.40	0.57
11:F:30:ILE:HD11	11:F:37:VAL:HG22	1.84	0.57
30:a:1165:U:H2'	30:a:1166:G:O4'	2.04	0.57
35:f:148:LEU:HD23	35:f:148:LEU:H	1.70	0.57
30:a:135:G:O2'	30:a:136:U:O4'	2.20	0.57
30:a:503:C:H2'	30:a:504:A:H8	1.68	0.57
5:4:58:VAL:O	5:4:62:GLU:HG2	2.05	0.57
6:A:521:A:H2'	6:A:522:G:H8	1.68	0.57
30:a:480:A:H1'	30:a:500:G:O4'	2.05	0.57
21:P:57:GLN:NE2	21:P:83:PHE:HB2	2.20	0.57
23:R:28:LEU:HA	23:R:31:LYS:HD3	1.86	0.57
30:a:1156:A:C2	30:a:1157:G:H1'	2.39	0.57
6:A:231:U:O2'	21:P:24:ASP:OD1	2.21	0.56
8:C:62:C:H2'	8:C:63:G:H8	1.70	0.56
11:F:48:LEU:HD13	11:F:52:ILE:HD12	1.87	0.56
15:J:70:TRP:HA	15:J:105:VAL:HG13	1.87	0.56
30:a:361:G:H1	30:a:443:G:H1	1.51	0.56
48:t:29:VAL:HG22	48:t:36:VAL:HG12	1.87	0.56
6:A:271:U:H2'	6:A:272:A:C8	2.40	0.56
6:A:1045:U:H2'	6:A:1046:G:H8	1.71	0.56
6:A:1341:A:H2'	6:A:1342:G:C8	2.39	0.56
30:a:291:U:H2'	30:a:308:U:C6	2.40	0.56
30:a:1917:U:H2'	30:a:1918:G:C8	2.41	0.56
30:a:2423:A:H2'	30:a:2424:G:C8	2.39	0.56
30:a:2473:U:H2'	30:a:2474:U:C6	2.39	0.56
51:w:54:LEU:HD12	51:w:59:VAL:HG11	1.85	0.56
15:J:68:GLY:HA2	15:J:103:TYR:H	1.71	0.56
15:J:133:ASP:O	15:J:137:SER:OG	2.24	0.56
30:a:1178:A:H5'	30:a:1179:A:H8	1.71	0.56
30:a:1486:U:H2'	30:a:1487:G:C8	2.40	0.56
30:a:2712:G:OP1	30:a:2717:G:N2	2.38	0.56
41:m:35:VAL:HG22	41:m:112:VAL:HG22	1.88	0.56

*Continued on next page...*

*Continued from previous page...*

Atom-1	Atom-2	Interatomic distance (Å)	Clash overlap (Å)
6:A:1022:U:H2'	6:A:1023:C:C6	2.41	0.56
18:M:90:LEU:HD22	18:M:91:ASP:H	1.70	0.56
30:a:2612:A:H2'	30:a:2612:A:N3	2.19	0.56
5:4:13:THR:H	5:4:32:THR:CG2	2.19	0.56
6:A:60:U:H2'	6:A:61:G:C8	2.40	0.56
6:A:1152:G:N1	6:A:1155:A:OP2	2.39	0.56
30:a:1904:U:N3	30:a:1922:U:O4	2.38	0.56
30:a:2773:C:H2'	30:a:2774:G:C8	2.41	0.56
7:B:29:ARG:HD2	7:B:29:ARG:C	2.31	0.56
30:a:1376:A:H4'	30:a:1377:U:O5'	2.05	0.56
6:A:95:U:N3	6:A:96:G:N7	2.54	0.56
6:A:1129:G:H2'	6:A:1130:G:H8	1.71	0.56
12:G:20:THR:HG22	12:G:56:ILE:HB	1.88	0.56
30:a:373:G:N2	30:a:374:C:O4'	2.39	0.56
30:a:2042:A:H8	30:a:2042:A:O5'	1.88	0.56
45:q:25:VAL:HG22	45:q:93:THR:HG21	1.88	0.56
18:M:45:GLU:HB3	18:M:69:THR:HB	1.87	0.56
24:S:24:CYS:HB3	24:S:29:ARG:H	1.71	0.56
30:a:709:U:H2'	30:a:710:C:C6	2.40	0.56
30:a:742:U:H2'	30:a:743:C:C6	2.41	0.56
6:A:107:G:H1	25:T:6:SER:HG	1.53	0.56
6:A:696:G:H2'	6:A:697:A:C8	2.41	0.56
7:B:210:SER:O	7:B:214:LEU:HD22	2.05	0.56
30:a:284:G:N1	30:a:313:G:O2'	2.35	0.56
30:a:2509:A:H2'	30:a:2510:A:C8	2.41	0.56
13:H:88:LEU:HD12	17:L:4:ILE:HG13	1.87	0.56
30:a:2996:C:O2	30:a:3063:A:O2'	2.21	0.56
6:A:483:C:H2'	6:A:484:A:C8	2.41	0.55
7:B:164:VAL:HG11	7:B:174:ILE:HD11	1.88	0.55
12:G:28:TYR:OH	24:S:54:PRO:O	2.23	0.55
6:A:823:A:H2'	6:A:824:U:C6	2.41	0.55
6:A:1265:A:OP1	18:M:11:ARG:NH2	2.39	0.55
15:J:99:VAL:HG11	15:J:103:TYR:CD2	2.41	0.55
30:a:378:A:H3'	30:a:379:A:H5'	1.87	0.55
30:a:1937:C:O3'	43:o:103:ARG:NH2	2.39	0.55
34:e:14:GLY:HA3	34:e:15:LYS:NZ	2.21	0.55
6:A:825:U:O2'	6:A:826:C:OP1	2.23	0.55
6:A:1130:G:N2	6:A:1132:A:H62	2.03	0.55
6:A:1434:A:OP1	6:A:1435:C:N4	2.37	0.55
12:G:70:ALA:HB2	12:G:114:LEU:HD13	1.88	0.55
30:a:361:G:H1	30:a:443:G:H22	1.55	0.55

*Continued on next page...*

*Continued from previous page...*

Atom-1	Atom-2	Interatomic distance (Å)	Clash overlap (Å)
30:a:630:U:H2'	30:a:631:G:O4'	2.07	0.55
6:A:1270:C:OP2	6:A:1271:G:O2'	2.24	0.55
7:B:48:THR:O	7:B:52:LYS:HG2	2.05	0.55
30:a:532:A:H8	30:a:1277:G:H21	1.53	0.55
30:a:1350:G:N2	30:a:1378:U:O4	2.40	0.55
6:A:1361:A:O3'	14:I:28:SER:OG	2.24	0.55
14:I:26:LEU:HA	14:I:101:MET:HE2	1.87	0.55
30:a:827:U:H2'	30:a:828:C:C6	2.41	0.55
6:A:299:G:N2	6:A:302:A:OP2	2.37	0.55
7:B:134:GLU:O	7:B:137:MET:HG2	2.07	0.55
30:a:350:A:H2'	30:a:351:G:H8	1.71	0.55
36:g:166:TYR:HB2	36:g:169:GLU:HB2	1.89	0.55
5:4:29:GLN:O	5:4:30:SER:C	2.49	0.55
6:A:478:A:H2	6:A:480:A:H62	1.55	0.55
30:a:1411:C:OP1	47:s:69:ARG:NH1	2.39	0.55
41:m:69:THR:O	41:m:71:THR:N	2.40	0.55
50:v:37:ILE:HG22	50:v:38:VAL:HG12	1.88	0.55
6:A:987:G:H2'	6:A:988:G:C8	2.42	0.55
12:G:82:GLU:O	12:G:86:VAL:HG22	2.06	0.55
14:I:90:GLU:OE1	14:I:90:GLU:N	2.40	0.55
30:a:142:G:N2	30:a:147:G:H22	2.04	0.55
30:a:1622:U:H2'	30:a:1623:C:O2	2.06	0.55
30:a:1688:U:H2'	30:a:1689:G:O4'	2.06	0.55
35:f:7:ALA:N	35:f:9:GLU:OE1	2.40	0.55
38:j:93:PRO:HG3	38:j:114:ILE:HG13	1.89	0.55
6:A:334:G:H4'	25:T:7:GLN:HG2	1.89	0.55
6:A:1354:U:OP2	15:J:157:LYS:NZ	2.39	0.55
15:J:41:ARG:HH22	15:J:44:MET:HE2	1.71	0.55
36:g:167:GLU:OE1	36:g:167:GLU:N	2.39	0.55
46:r:128:GLU:O	46:r:131:GLN:NE2	2.39	0.55
6:A:821:C:H2'	6:A:822:C:C6	2.42	0.55
6:A:1050:U:H4'	6:A:1051:C:O5'	2.07	0.55
18:M:28:THR:O	18:M:32:THR:HG22	2.07	0.55
30:a:2:C:H2'	30:a:3:A:H8	1.72	0.55
30:a:2473:U:OP1	30:a:2562:U:O2'	2.25	0.55
40:l:51:ARG:HD3	40:l:66:ILE:HD11	1.88	0.55
6:A:1175:U:H5''	12:G:5:ILE:HD13	1.88	0.54
31:b:47:C:OP2	42:n:14:ARG:NH1	2.39	0.54
30:a:309:G:H4'	30:a:310:C:OP1	2.08	0.54
30:a:1158:C:H2'	30:a:1159:C:C6	2.42	0.54
6:A:984:A:N1	6:A:1025:G:O6	2.40	0.54

*Continued on next page...*

*Continued from previous page...*

Atom-1	Atom-2	Interatomic distance (Å)	Clash overlap (Å)
30:a:1771:U:H2'	30:a:1772:G:C8	2.42	0.54
5:4:63:ARG:HE	5:4:63:ARG:C	2.15	0.54
7:B:18:HIS:ND1	7:B:189:ASP:OD2	2.30	0.54
30:a:359:C:H2'	30:a:360:A:C8	2.41	0.54
46:r:90:GLN:HB2	46:r:123:VAL:HB	1.88	0.54
6:A:1208:G:H5''	26:U:78:ARG:HE	1.73	0.54
30:a:302:A:H3'	30:a:303:G:H8	1.73	0.54
30:a:378:A:H3'	30:a:379:A:C5'	2.38	0.54
6:A:500:C:O2'	6:A:512:G:N2	2.41	0.54
6:A:1300:C:H2'	6:A:1301:U:H6	1.71	0.54
25:T:69:LYS:H	25:T:69:LYS:HE2	1.73	0.54
30:a:453:U:H4'	30:a:454:G:O5'	2.08	0.54
30:a:898:U:H2'	30:a:899:C:H6	1.71	0.54
45:q:28:GLU:H	45:q:28:GLU:CD	2.16	0.54
51:w:7:ILE:O	51:w:8:CYS:SG	2.65	0.54
6:A:483:C:H2'	6:A:484:A:H8	1.73	0.54
13:H:73:ARG:HG3	13:H:73:ARG:NH1	2.23	0.54
30:a:671:U:H2'	30:a:672:U:C6	2.42	0.54
6:A:634:U:O4	6:A:734:G:O2'	2.20	0.54
6:A:928:G:N1	6:A:1324:G:OP2	2.35	0.54
30:a:2428:G:H2'	30:a:2429:A:C8	2.43	0.54
30:a:2706:G:N1	30:a:2721:C:H5	1.91	0.54
30:a:2710:U:H2'	30:a:2711:G:H4'	1.89	0.54
35:f:130:GLN:HB2	35:f:137:TYR:CE1	2.43	0.54
45:q:6:ARG:HB2	45:q:38:LEU:HD11	1.90	0.54
5:4:10:ARG:HH21	5:4:29:GLN:CA	2.16	0.54
19:N:106:ASN:O	19:N:108:ARG:HD2	2.08	0.54
34:e:10:LEU:HD23	34:e:10:LEU:H	1.73	0.54
45:q:49:ASP:O	45:q:53:LEU:HB2	2.08	0.54
12:G:20:THR:HG23	12:G:39:ARG:HH21	1.72	0.54
15:J:62:ARG:HB3	15:J:106:ILE:HG23	1.90	0.54
30:a:1711:G:N2	30:a:1725:G:O2'	2.39	0.54
42:n:4:THR:O	42:n:6:THR:N	2.41	0.54
3:2:8:SER:HA	3:2:11:LYS:HE2	1.90	0.53
6:A:1437:G:H21	6:A:1440:G:H21	1.54	0.53
7:B:103:ASN:O	7:B:107:ILE:HG23	2.08	0.53
30:a:1699:G:N3	30:a:1915:G:N2	2.55	0.53
30:a:2655:C:O2	30:a:2655:C:H2'	2.08	0.53
30:a:2711:G:C2	30:a:2712:G:C6	2.96	0.53
34:e:137:LYS:H	34:e:137:LYS:CD	2.21	0.53
6:A:945:U:OP2	6:A:1209:C:O2'	2.20	0.53

*Continued on next page...*



*Continued from previous page...*

Atom-1	Atom-2	Interatomic distance (Å)	Clash overlap (Å)
30:a:670:G:H22	39:k:34:ARG:NH2	2.06	0.53
30:a:723:A:H5''	39:k:114:THR:HB	1.89	0.53
30:a:725:U:H2'	30:a:726:C:H6	1.72	0.53
30:a:2053:U:H3'	30:a:2054:A:H8	1.73	0.53
36:g:55:ARG:HD3	36:g:66:HIS:CG	2.43	0.53
6:A:1161:G:H2'	6:A:1162:A:H8	1.73	0.53
30:a:660:G:O2'	30:a:1331:A:OP1	2.26	0.53
30:a:1771:U:H2'	30:a:1772:G:H8	1.72	0.53
34:e:160:LEU:HA	34:e:201:ALA:HB3	1.89	0.53
38:j:88:LYS:HD3	38:j:94:ARG:HA	1.90	0.53
4:3:16:VAL:HG22	4:3:25:VAL:HG22	1.90	0.53
6:A:993:G:H1	6:A:1006:U:H3	1.57	0.53
6:A:1414:C:H2'	6:A:1415:A:H8	1.73	0.53
30:a:1062:A:H5'	30:a:1063:A:H5''	1.90	0.53
30:a:2660:A:H8	30:a:2661:G:C8	2.27	0.53
57:a:3344:MIY:O1	57:a:3344:MIY:N2	2.41	0.53
34:e:155:LYS:NZ	34:e:157:LEU:HD21	2.24	0.53
6:A:615:G:H2'	6:A:616:C:H6	1.73	0.53
23:R:28:LEU:O	23:R:31:LYS:HG2	2.09	0.53
30:a:336:G:H3'	30:a:356:G:N2	2.23	0.53
30:a:415:A:H2	30:a:1286:G:HO2'	1.55	0.53
30:a:2484:U:O2'	35:f:132:ASP:O	2.23	0.53
51:w:17:ASN:ND2	51:w:27:ARG:HD2	2.24	0.53
6:A:69:A:C2	6:A:220:G:H8	2.26	0.53
6:A:339:G:H2'	6:A:340:A:C8	2.44	0.53
6:A:1411:U:H2'	6:A:1412:A:C8	2.44	0.53
7:B:107:ILE:O	7:B:110:ARG:HB2	2.09	0.53
8:C:23:C:H2'	8:C:24:U:C6	2.44	0.53
9:D:30:PRO:HG2	9:D:31:TYR:HD1	1.73	0.53
20:O:87:ARG:NH2	30:a:802:G:OP2	2.36	0.53
30:a:439:C:H2'	30:a:440:A:H8	1.73	0.53
35:f:151:ASP:HB3	35:f:154:LYS:NZ	2.24	0.53
6:A:60:U:H2'	6:A:61:G:H8	1.74	0.53
6:A:495:A:H2'	6:A:496:C:C6	2.44	0.53
6:A:1414:C:H2'	6:A:1415:A:C8	2.44	0.53
15:J:92:GLU:N	15:J:93:PRO:HD2	2.24	0.53
15:J:163:LYS:HB2	15:J:166:LYS:HB3	1.89	0.53
40:l:8:LYS:HD2	40:l:9:TYR:CE2	2.44	0.53
6:A:544:U:H1'	17:L:12:ARG:HB3	1.91	0.53
6:A:1127:U:H2'	6:A:1128:G:H8	1.74	0.53
30:a:377:G:H2'	30:a:378:A:H8	1.74	0.53

*Continued on next page...*



*Continued from previous page...*

Atom-1	Atom-2	Interatomic distance (Å)	Clash overlap (Å)
41:m:10:LEU:H	41:m:17:GLU:HG3	1.73	0.53
47:s:59:VAL:HG22	47:s:86:VAL:HG22	1.91	0.53
6:A:996:C:H2'	6:A:997:A:C8	2.44	0.53
11:F:6:VAL:HG22	11:F:90:VAL:HG22	1.90	0.53
30:a:63:A:H2'	30:a:64:C:H6	1.72	0.53
30:a:622:U:H2'	30:a:623:C:C6	2.44	0.53
30:a:1161:U:H4'	30:a:1171:A:H61	1.73	0.53
30:a:2072:A:H2'	30:a:2073:A:C8	2.44	0.53
6:A:1333:G:O6	15:J:54:ARG:NH2	2.42	0.53
14:I:23:VAL:O	14:I:27:VAL:HG23	2.08	0.53
15:J:63:ILE:HD12	15:J:105:VAL:HB	1.89	0.53
30:a:225:G:H22	30:a:242:U:H4'	1.74	0.53
30:a:1493:G:H1'	30:a:1769:G:N2	2.24	0.53
39:k:4:GLU:OE2	39:k:6:HIS:NE2	2.40	0.53
40:l:43:THR:HG22	40:l:94:ILE:HG22	1.91	0.53
30:a:1192:C:H2'	30:a:1193:A:O4'	2.09	0.52
30:a:1329:G:N1	44:p:37:GLU:OE2	2.30	0.52
30:a:2673:U:H5''	30:a:2752:G:H5''	1.91	0.52
32:c:124:ASP:O	32:c:129:ASN:ND2	2.43	0.52
8:C:43:A:H2'	8:C:44:A:C8	2.44	0.52
10:E:210:GLU:O	10:E:210:GLU:HG2	2.09	0.52
14:I:135:VAL:O	14:I:139:GLU:HG2	2.08	0.52
15:J:53:ARG:H	15:J:123:LEU:HD23	1.73	0.52
18:M:27:ASP:O	18:M:31:ARG:HG3	2.08	0.52
26:U:3:ARG:HE	26:U:7:LYS:HB2	1.74	0.52
30:a:1911:G:H3'	30:a:1912:U:H5'	1.92	0.52
30:a:1973:C:H2'	30:a:1974:A:C5	2.43	0.52
6:A:491:A:H2'	6:A:492:A:C8	2.45	0.52
6:A:930:A:H2'	6:A:931:G:H8	1.74	0.52
6:A:1490:A:H5'	6:A:1519:U:OP1	2.09	0.52
18:M:34:ALA:HB2	18:M:80:THR:HG21	1.91	0.52
30:a:517:A:H2'	30:a:518:A:C8	2.44	0.52
30:a:2368:U:O4	30:a:2369:U:O4	2.28	0.52
32:c:200:GLU:H	32:c:200:GLU:CD	2.15	0.52
39:k:80:ASP:OD1	39:k:81:LYS:N	2.43	0.52
6:A:1246:G:H2'	6:A:1247:A:H8	1.74	0.52
15:J:71:LYS:HG3	15:J:106:ILE:HD13	1.90	0.52
30:a:2718:G:HO2'	30:a:2719:U:H6	1.56	0.52
32:c:6:TYR:CG	32:c:13:ARG:HD2	2.45	0.52
6:A:148:G:H2'	6:A:149:G:C8	2.45	0.52
9:D:90:GLU:HA	9:D:95:ASN:OD1	2.10	0.52

*Continued on next page...*

*Continued from previous page...*

Atom-1	Atom-2	Interatomic distance (Å)	Clash overlap (Å)
19:N:70:LEU:O	19:N:74:VAL:HG23	2.10	0.52
30:a:373:G:H2'	30:a:373:G:N3	2.24	0.52
30:a:373:G:N3	30:a:438:G:N2	2.57	0.52
6:A:1399:C:H2'	6:A:1400:A:C8	2.45	0.52
14:I:149:ARG:HH11	14:I:149:ARG:HG3	1.75	0.52
22:Q:88:LYS:HG3	22:Q:90:LYS:HG3	1.91	0.52
30:a:692:A:H2'	30:a:693:A:C8	2.45	0.52
9:D:148:PRO:O	9:D:152:ILE:HG12	2.10	0.52
6:A:266:U:O2'	22:Q:73:PRO:O	2.23	0.52
18:M:12:ALA:HB3	18:M:18:ILE:HG12	1.92	0.52
6:A:1517:G:H2'	6:A:1518:A:O4'	2.09	0.52
30:a:949:G:H21	30:a:951:A:N6	2.05	0.52
30:a:1716:U:O2'	30:a:1717:G:O5'	2.23	0.52
49:u:111:GLY:HA3	49:u:143:VAL:H	1.74	0.52
4:3:13:LYS:HD2	4:3:13:LYS:N	2.25	0.52
6:A:659:U:H3	6:A:695:G:H22	1.58	0.52
36:g:55:ARG:NH1	36:g:58:ASP:HA	2.25	0.52
38:j:69:HIS:ND1	38:j:105:GLU:OE1	2.42	0.52
49:u:23:ILE:HG23	49:u:28:LYS:HB2	1.91	0.52
54:z:8:MET:HE1	54:z:16:ARG:NH1	2.25	0.52
6:A:77:G:C2	6:A:78:G:H1'	2.45	0.51
10:E:102:ARG:HB3	10:E:144:HIS:HB2	1.90	0.51
30:a:2208:G:H2'	30:a:2209:A:C8	2.45	0.51
36:g:55:ARG:HH12	36:g:58:ASP:HA	1.74	0.51
6:A:1143:A:N7	6:A:1166:A:N6	2.58	0.51
6:A:1314:C:H5''	19:N:28:THR:HG21	1.92	0.51
30:a:1600:C:O2'	30:a:2393:G:N1	2.40	0.51
6:A:12:A:N6	9:D:201:LYS:HB2	2.25	0.51
18:M:86:SER:HA	18:M:89:ARG:HE	1.74	0.51
6:A:1053:G:H8	6:A:1053:G:OP2	1.93	0.51
30:a:282:G:H3'	30:a:283:U:C5	2.45	0.51
30:a:814:G:H5'	30:a:815:U:H5''	1.93	0.51
30:a:1647:G:H4'	30:a:1729:G:H21	1.75	0.51
30:a:2862:C:H5'	33:d:200:PRO:HA	1.92	0.51
33:d:182:GLN:HB3	33:d:196:ARG:HD2	1.92	0.51
42:n:104:LYS:HE2	42:n:107:ASN:O	2.11	0.51
6:A:1024:G:H2'	6:A:1025:G:C8	2.46	0.51
30:a:54:G:O2'	30:a:126:A:N1	2.44	0.51
30:a:350:A:H2'	30:a:351:G:C8	2.45	0.51
40:l:34:ILE:HD12	40:l:122:ILE:HG13	1.93	0.51
41:m:88:GLU:OE1	41:m:88:GLU:N	2.44	0.51

*Continued on next page...*

*Continued from previous page...*

Atom-1	Atom-2	Interatomic distance (Å)	Clash overlap (Å)
46:r:4:THR:OG1	46:r:5:GLU:N	2.41	0.51
6:A:656:G:H2'	6:A:657:A:C8	2.44	0.51
6:A:999:A:C2	6:A:1205:A:H1'	2.45	0.51
6:A:1129:G:H2'	6:A:1130:G:C8	2.46	0.51
30:a:545:G:C8	47:s:73:THR:HA	2.45	0.51
30:a:2495:C:OP2	35:f:80:ARG:NH2	2.37	0.51
41:m:69:THR:HG22	41:m:70:ILE:H	1.75	0.51
7:B:61:VAL:HG21	7:B:225:GLY:HA3	1.93	0.51
9:D:154:ARG:HD3	9:D:171:ASN:HA	1.93	0.51
10:E:34:TYR:HD2	10:E:91:LYS:HE2	1.75	0.51
10:E:103:THR:OG1	10:E:104:ILE:N	2.43	0.51
16:K:20:LYS:HZ2	16:K:21:ASN:H	1.59	0.51
19:N:11:ARG:HD2	19:N:46:HIS:HB3	1.92	0.51
30:a:653:G:H2'	30:a:2213:A:N7	2.26	0.51
30:a:881:A:H2'	30:a:882:C:C6	2.45	0.51
30:a:2711:G:N2	30:a:2712:G:C6	2.79	0.51
30:a:3016:U:H2'	30:a:3017:A:C8	2.45	0.51
6:A:301:G:H2'	6:A:302:A:C8	2.46	0.51
6:A:830:G:OP1	23:R:14:LYS:NZ	2.42	0.51
9:D:27:GLU:HA	9:D:29:ARG:NH2	2.26	0.51
11:F:18:GLN:O	11:F:22:LEU:HG	2.10	0.51
30:a:658:A:OP2	30:a:2681:C:O2'	2.29	0.51
30:a:663:C:H2'	30:a:664:C:C6	2.46	0.51
30:a:2247:C:H2'	30:a:2248:C:C6	2.46	0.51
30:a:2712:G:O2'	30:a:2715:U:O4	2.28	0.51
6:A:1045:U:C5	12:G:2:GLY:HA3	2.46	0.51
6:A:1161:G:H2'	6:A:1162:A:C8	2.46	0.51
6:A:1237:G:H2'	6:A:1238:A:C8	2.46	0.51
6:A:1473:A:H2'	6:A:1474:G:C8	2.46	0.51
9:D:151:VAL:HG22	9:D:154:ARG:HH12	1.74	0.51
33:d:47:GLU:H	33:d:47:GLU:CD	2.15	0.51
38:j:86:LEU:HB3	38:j:94:ARG:HG3	1.93	0.51
39:k:138:LYS:HB2	39:k:138:LYS:NZ	2.26	0.51
53:y:2:MET:N	53:y:2:MET:HE2	2.26	0.51
6:A:710:A:H2'	6:A:711:A:C8	2.46	0.50
6:A:961:A:N6	6:A:1210:U:OP1	2.38	0.50
6:A:1045:U:H5	12:G:2:GLY:HA3	1.76	0.50
7:B:117:LEU:HB3	7:B:142:LYS:HE2	1.93	0.50
7:B:142:LYS:O	7:B:146:GLU:HG2	2.11	0.50
10:E:172:GLU:O	10:E:176:VAL:HG23	2.11	0.50
12:G:55:GLU:HB2	12:G:66:PHE:HB2	1.93	0.50

*Continued on next page...*

*Continued from previous page...*

Atom-1	Atom-2	Interatomic distance (Å)	Clash overlap (Å)
30:a:15:U:H5''	54:z:14:ARG:HB3	1.92	0.50
35:f:18:ARG:O	35:f:22:ARG:HB2	2.11	0.50
36:g:106:GLU:OE2	36:g:116:ILE:HG13	2.11	0.50
6:A:90:U:H2'	6:A:91:G:C8	2.45	0.50
6:A:183:G:N2	6:A:226:G:H4'	2.25	0.50
7:B:131:THR:HG22	7:B:132:LYS:H	1.75	0.50
8:C:62:C:H2'	8:C:63:G:C8	2.46	0.50
30:a:372:U:H3	30:a:439:C:H42	1.59	0.50
30:a:994:A:H2'	30:a:995:A:C8	2.46	0.50
30:a:2253:A:H2'	30:a:2254:C:C6	2.46	0.50
34:e:207:VAL:O	34:e:211:SER:HB3	2.09	0.50
6:A:415:G:O2'	6:A:430:G:N2	2.45	0.50
30:a:142:G:N2	30:a:147:G:H1	2.08	0.50
30:a:2511:G:H2'	30:a:2512:U:C6	2.47	0.50
35:f:117:LEU:HA	35:f:120:ILE:HG13	1.93	0.50
6:A:1062:G:N2	6:A:1065:A:OP2	2.40	0.50
6:A:1089:G:H4'	7:B:110:ARG:HD3	1.93	0.50
7:B:5:THR:HG23	7:B:6:THR:N	2.26	0.50
15:J:83:ASN:HB2	15:J:85:VAL:HG23	1.92	0.50
30:a:917:U:H2'	30:a:918:G:C8	2.46	0.50
30:a:2009:C:O2'	30:a:2154:U:OP2	2.29	0.50
39:k:133:GLN:O	39:k:137:GLU:HG2	2.12	0.50
6:A:91:G:O2'	6:A:92:G:H5'	2.11	0.50
36:g:53:VAL:HG12	36:g:66:HIS:CD2	2.46	0.50
48:t:82:ASP:O	48:t:84:LYS:NZ	2.44	0.50
6:A:960:G:OP2	6:A:1344:U:O2'	2.23	0.50
6:A:1155:A:H2'	6:A:1156:A:C8	2.47	0.50
9:D:109:ALA:O	9:D:113:VAL:HG23	2.11	0.50
14:I:57:ASP:HB3	14:I:60:GLN:HG2	1.94	0.50
18:M:14:ASP:HB2	18:M:16:GLU:OE1	2.12	0.50
19:N:14:ARG:HE	19:N:42:ASP:HA	1.77	0.50
19:N:84:ILE:HD11	26:U:66:MET:SD	2.52	0.50
30:a:2824:A:H5''	37:i:80:ARG:HD2	1.94	0.50
34:e:14:GLY:HA3	34:e:15:LYS:HZ2	1.75	0.50
38:j:51:ASN:OD1	38:j:51:ASN:N	2.39	0.50
41:m:87:MET:HE3	41:m:94:TYR:HB3	1.92	0.50
48:t:85:ASP:OD1	48:t:85:ASP:N	2.44	0.50
6:A:1295:G:H5'	19:N:78:ILE:HD11	1.93	0.50
7:B:56:PHE:O	7:B:60:THR:HG22	2.12	0.50
7:B:143:ASP:OD1	7:B:144:LYS:N	2.45	0.50
11:F:23:MET:SD	11:F:61:VAL:HG11	2.51	0.50

*Continued on next page...*

*Continued from previous page...*

Atom-1	Atom-2	Interatomic distance (Å)	Clash overlap (Å)
12:G:5:ILE:HD12	12:G:10:PHE:HB2	1.94	0.50
20:O:1:MET:HA	20:O:1:MET:HE3	1.94	0.50
21:P:120:ILE:HA	21:P:123:LYS:HG2	1.94	0.50
6:A:183:G:H2'	6:A:184:G:H2'	1.94	0.50
6:A:506:G:H2'	6:A:507:C:C6	2.47	0.50
6:A:1282:C:H4'	6:A:1288:U:O4	2.12	0.50
7:B:57:VAL:HG13	7:B:58:LYS:HZ3	1.76	0.50
13:H:35:GLY:O	13:H:39:ILE:HD13	2.11	0.50
28:X:21:LEU:O	28:X:25:ARG:CB	2.60	0.50
30:a:291:U:H5'	30:a:308:U:C6	2.47	0.50
30:a:306:G:H4'	30:a:307:U:O5'	2.11	0.50
30:a:439:C:H2'	30:a:440:A:C8	2.46	0.50
30:a:1437:G:H2'	30:a:1438:C:C6	2.47	0.50
34:e:159:VAL:O	34:e:160:LEU:C	2.53	0.50
45:q:50:LYS:NZ	45:q:50:LYS:HB3	2.27	0.50
6:A:1169:U:O2'	6:A:1170:G:OP1	2.29	0.50
6:A:1397:G:H2'	6:A:1398:U:C6	2.46	0.50
16:K:27:ALA:HB3	16:K:90:VAL:HG12	1.93	0.50
21:P:73:LEU:O	21:P:77:THR:HG22	2.12	0.50
6:A:107:G:N1	25:T:6:SER:OG	2.36	0.49
6:A:1202:U:H2'	6:A:1203:C:H6	1.77	0.49
10:E:66:GLU:OE2	10:E:96:LYS:NZ	2.33	0.49
19:N:119:LYS:O	19:N:121:LYS:NZ	2.32	0.49
20:O:5:GLU:CD	20:O:5:GLU:N	2.69	0.49
30:a:179:G:N2	30:a:180:U:O4	2.40	0.49
30:a:1601:G:H1'	30:a:1763:G:O6	2.12	0.49
32:c:20:ASP:OD1	32:c:20:ASP:N	2.32	0.49
6:A:339:G:H2'	6:A:340:A:H8	1.77	0.49
6:A:1273:A:H2	6:A:1339:G:H1'	1.76	0.49
20:O:8:LYS:HZ2	20:O:12:GLU:HB2	1.76	0.49
30:a:1486:U:H2'	30:a:1487:G:H8	1.77	0.49
30:a:1493:G:H1'	30:a:1769:G:C2	2.47	0.49
34:e:142:GLN:HG3	34:e:171:VAL:HG12	1.93	0.49
39:k:79:LEU:HD22	39:k:117:LEU:HD22	1.94	0.49
52:x:22:ARG:O	52:x:26:GLU:HG3	2.11	0.49
5:4:12:THR:HG23	5:4:32:THR:HB	1.93	0.49
6:A:187:C:O2'	25:T:84:ASN:OD1	2.26	0.49
6:A:929:G:C2	6:A:930:A:C8	3.00	0.49
14:I:138:ARG:NE	14:I:139:GLU:OE2	2.44	0.49
34:e:25:ASP:OD1	34:e:26:LEU:N	2.44	0.49
6:A:214:G:H2'	6:A:215:U:C6	2.48	0.49

*Continued on next page...*

*Continued from previous page...*

Atom-1	Atom-2	Interatomic distance (Å)	Clash overlap (Å)
6:A:401:G:H2'	6:A:402:C:C6	2.46	0.49
11:F:27:LEU:HD11	11:F:40:VAL:HG21	1.94	0.49
30:a:1901:U:H2'	30:a:1902:C:C6	2.46	0.49
30:a:3045:U:OP2	30:a:3046:G:O2'	2.24	0.49
31:b:66:A:H61	31:b:109:C:H5'	1.76	0.49
48:t:42:ASN:C	48:t:43:ILE:HD13	2.37	0.49
6:A:643:G:O2'	6:A:819:G:OP1	2.30	0.49
6:A:895:U:OP2	17:L:94:ARG:NH2	2.45	0.49
6:A:1254:G:N3	6:A:1312:C:O2'	2.45	0.49
43:o:7:GLU:HA	43:o:10:LYS:HE2	1.94	0.49
49:u:46:ASP:O	49:u:50:THR:OG1	2.24	0.49
6:A:25:G:H2'	6:A:26:G:C8	2.47	0.49
12:G:112:ALA:HB3	12:G:182:ASP:OD1	2.13	0.49
30:a:993:A:H2'	30:a:996:C:C5	2.48	0.49
30:a:1151:G:O2'	30:a:1153:A:N7	2.39	0.49
30:a:1912:U:H2'	30:a:1913:G:N7	2.27	0.49
34:e:125:ARG:HH22	34:e:150:LEU:CD1	2.25	0.49
35:f:17:TYR:HA	35:f:21:ILE:HG12	1.94	0.49
37:i:11:VAL:HG11	37:i:50:THR:HG23	1.94	0.49
47:s:54:VAL:CG2	47:s:92:ASP:HB3	2.43	0.49
6:A:751:G:H4'	6:A:1500:A:H4'	1.95	0.49
6:A:1120:G:N2	6:A:1124:U:OP2	2.26	0.49
11:F:17:ARG:H	11:F:17:ARG:HE	1.60	0.49
15:J:162:LYS:HB2	15:J:166:LYS:HG2	1.93	0.49
30:a:670:G:H22	39:k:34:ARG:HH21	1.60	0.49
30:a:1919:U:H3'	30:a:1920:G:H8	1.77	0.49
30:a:2503:G:O2'	30:a:2504:A:OP1	2.27	0.49
30:a:2736:U:H2'	30:a:2737:U:C6	2.48	0.49
6:A:1047:U:H2'	6:A:1048:C:C6	2.48	0.49
6:A:1271:G:H4'	6:A:1272:G:O5'	2.11	0.49
7:B:145:LEU:O	7:B:149:LEU:HB3	2.13	0.49
18:M:6:ILE:HG22	18:M:100:ILE:HD11	1.95	0.49
30:a:1151:G:H3'	30:a:1151:G:OP2	2.12	0.49
30:a:1723:G:H2'	30:a:1724:G:C8	2.48	0.49
30:a:1866:C:H2'	30:a:1867:C:C6	2.48	0.49
30:a:3071:A:H2'	30:a:3072:G:O4'	2.13	0.49
41:m:103:ARG:HG3	41:m:110:MET:HE3	1.93	0.49
4:3:12:ASP:N	4:3:12:ASP:OD1	2.45	0.49
6:A:149:G:O2'	6:A:1433:A:N3	2.41	0.49
6:A:495:A:H2'	6:A:496:C:H6	1.78	0.49
7:B:87:VAL:HG23	7:B:223:ALA:HB2	1.94	0.49

*Continued on next page...*

*Continued from previous page...*

Atom-1	Atom-2	Interatomic distance (Å)	Clash overlap (Å)
15:J:130:ASN:HB2	15:J:147:LEU:HD21	1.95	0.49
22:Q:22:ASP:N	22:Q:22:ASP:OD1	2.42	0.49
24:S:13:LYS:HG2	24:S:14:PRO:HD2	1.94	0.49
30:a:2819:U:H2'	30:a:2820:G:O4'	2.13	0.49
6:A:1109:G:O2'	6:A:1112:G:O6	2.31	0.49
6:A:1434:A:P	6:A:1435:C:H41	2.36	0.49
7:B:57:VAL:O	7:B:61:VAL:HG13	2.13	0.49
10:E:124:PRO:HA	10:E:145:ASP:OD2	2.13	0.49
10:E:197:LYS:HD2	10:E:198:GLU:N	2.28	0.49
20:O:36:GLU:OE1	20:O:36:GLU:HA	2.13	0.49
30:a:1137:A:C6	30:a:1189:G:C6	3.01	0.49
43:o:3:ASN:HA	43:o:6:ASP:OD2	2.13	0.49
6:A:1225:A:H62	6:A:1285:A:N6	2.11	0.48
12:G:108:PRO:HA	12:G:111:ASP:OD1	2.13	0.48
23:R:72:SER:O	23:R:74:ALA:N	2.46	0.48
30:a:130:G:H22	30:a:154:G:N2	2.10	0.48
30:a:1160:A:H2'	30:a:1161:U:H5'	1.93	0.48
30:a:2048:G:H1'	30:a:2060:A:N6	2.27	0.48
35:f:154:LYS:NZ	35:f:154:LYS:HB2	2.27	0.48
48:t:66:SER:OG	48:t:67:GLU:N	2.45	0.48
16:K:99:ARG:O	16:K:103:ILE:HG13	2.13	0.48
18:M:54:SER:HB3	18:M:58:TYR:HB2	1.95	0.48
30:a:1910:C:H4'	30:a:1911:G:C4	2.49	0.48
9:D:169:ARG:HB3	9:D:172:LYS:HE2	1.96	0.48
30:a:1164:U:H2'	30:a:1165:U:C5	2.48	0.48
30:a:1276:C:H1'	44:p:4:VAL:HG22	1.93	0.48
30:a:2122:5MU:OP1	30:a:2786:PSU:O2'	2.31	0.48
30:a:2841:G:O2'	36:g:177:LYS:NZ	2.40	0.48
49:u:131:ASP:OD1	49:u:132:LEU:N	2.45	0.48
6:A:1135:C:H2'	6:A:1136:A:C8	2.48	0.48
10:E:179:ARG:NH1	13:H:76:SER:O	2.44	0.48
30:a:1184:U:H2'	30:a:1185:C:C6	2.49	0.48
42:n:83:ARG:O	42:n:87:ILE:HD12	2.14	0.48
49:u:37:ASP:N	49:u:37:ASP:OD1	2.44	0.48
6:A:491:A:N3	6:A:525:U:O2'	2.44	0.48
6:A:1082:C:H5''	7:B:140:ARG:HH12	1.79	0.48
6:A:1418:C:H2'	6:A:1419:G:O4'	2.12	0.48
11:F:34:LYS:NZ	11:F:36:THR:HG23	2.28	0.48
15:J:68:GLY:N	15:J:104:ASP:OD1	2.42	0.48
30:a:2880:U:H2'	30:a:2881:U:C6	2.48	0.48
41:m:51:LEU:HD13	41:m:70:ILE:HD11	1.94	0.48

*Continued on next page...*



*Continued from previous page...*

Atom-1	Atom-2	Interatomic distance (Å)	Clash overlap (Å)
45:q:67:LYS:HB3	45:q:89:ARG:HH21	1.79	0.48
6:A:162:A:H2'	6:A:163:A:C8	2.48	0.48
6:A:1020:G:H2'	6:A:1021:G:C8	2.49	0.48
7:B:54:TYR:HA	7:B:57:VAL:HG12	1.96	0.48
12:G:189:ARG:HG2	12:G:189:ARG:HH11	1.79	0.48
30:a:2887:A:O2'	30:a:3032:G:OP1	2.30	0.48
30:a:2961:U:P	30:a:2961:U:H3'	2.54	0.48
31:b:29:A:H2'	31:b:30:C:C6	2.49	0.48
36:g:25:GLU:OE2	36:g:32:THR:OG1	2.27	0.48
36:g:77:VAL:O	36:g:81:THR:HG22	2.14	0.48
6:A:989:G:H2'	6:A:990:A:C8	2.48	0.48
6:A:1088:C:OP1	7:B:95:ARG:NH2	2.47	0.48
30:a:281:C:H2'	30:a:282:G:C8	2.48	0.48
30:a:1914:C:H2'	30:a:1914:C:O2	2.13	0.48
30:a:2053:U:H3'	30:a:2054:A:C8	2.48	0.48
30:a:2654:G:H3'	30:a:2657:C:H42	1.77	0.48
49:u:117:THR:HG21	49:u:147:GLU:HB3	1.95	0.48
49:u:129:GLN:HB2	49:u:166:LEU:HD11	1.96	0.48
30:a:337:G:O5'	30:a:356:G:N2	2.35	0.48
30:a:1910:C:H2'	30:a:1912:U:O2	2.13	0.48
30:a:2720:C:H2'	30:a:2721:C:O2	2.13	0.48
38:j:35:LEU:HD21	38:j:65:THR:H	1.77	0.48
6:A:848:A:H2'	6:A:849:A:C8	2.49	0.48
6:A:1244:G:H2'	6:A:1245:C:C6	2.49	0.48
7:B:227:MET:C	7:B:227:MET:HE2	2.39	0.48
30:a:1663:G:H1'	30:a:1690:A:H61	1.78	0.48
51:w:17:ASN:HD21	51:w:27:ARG:HD2	1.78	0.48
6:A:220:G:H2'	6:A:221:C:O4'	2.14	0.48
6:A:277:G:H5'	22:Q:23:LYS:HG3	1.95	0.48
12:G:117:GLN:O	12:G:121:GLU:HG2	2.14	0.48
30:a:828:C:O2'	30:a:1843:U:OP1	2.30	0.48
30:a:949:G:H2'	30:a:950:C:C6	2.49	0.48
30:a:1691:A:HO2'	30:a:1692:G:H8	1.60	0.48
30:a:1709:G:N2	30:a:1729:G:O6	2.47	0.48
30:a:3077:U:H2'	30:a:3078:U:C6	2.49	0.48
44:p:76:TYR:CZ	44:p:80:ILE:HG13	2.49	0.48
5:4:58:VAL:HG23	26:U:64:GLU:OE1	2.14	0.47
6:A:519:G:OP1	17:L:110:ARG:NH2	2.44	0.47
30:a:214:A:H2'	30:a:215:C:O4'	2.14	0.47
30:a:377:G:O2'	30:a:378:A:H5'	2.14	0.47
30:a:1312:G:O6	46:r:1:MET:HA	2.14	0.47

*Continued on next page...*



*Continued from previous page...*

Atom-1	Atom-2	Interatomic distance (Å)	Clash overlap (Å)
35:f:47:MET:HE1	35:f:159:ARG:HD3	1.96	0.47
36:g:103:LYS:HB2	36:g:119:ALA:HB3	1.96	0.47
38:j:63:VAL:HG12	38:j:106:LEU:HD21	1.96	0.47
6:A:384:A:H2'	6:A:385:A:H8	1.78	0.47
6:A:615:G:H2'	6:A:616:C:C6	2.48	0.47
6:A:983:G:H1	6:A:1027:U:H3	1.62	0.47
6:A:1080:U:P	6:A:1093:G:H1	2.37	0.47
20:O:2:ASP:N	20:O:5:GLU:OE1	2.47	0.47
30:a:99:G:C8	30:a:99:G:H5'	2.49	0.47
30:a:281:C:H2'	30:a:282:G:H8	1.79	0.47
30:a:440:A:H2'	30:a:441:C:C6	2.49	0.47
30:a:1717:G:H4'	30:a:1720:U:C4	2.49	0.47
30:a:2468:A:H4'	30:a:2469:A:O4'	2.13	0.47
30:a:2694:C:H2'	30:a:2695:G:O4'	2.14	0.47
34:e:133:VAL:HA	34:e:141:LYS:HE3	1.95	0.47
35:f:65:ASP:OD2	35:f:159:ARG:NH1	2.39	0.47
45:q:41:VAL:HG22	45:q:46:VAL:HG22	1.95	0.47
53:y:3:SER:H	53:y:40:ASP:HB2	1.79	0.47
6:A:96:G:H2'	6:A:97:C:C6	2.49	0.47
6:A:828:A:O3'	23:R:17:HIS:NE2	2.47	0.47
6:A:1248:G:H2'	6:A:1249:C:H6	1.79	0.47
6:A:1415:A:H2'	6:A:1416:C:C6	2.49	0.47
12:G:63:VAL:O	12:G:98:ILE:HA	2.14	0.47
13:H:17:ALA:HB1	13:H:22:HIS:HB2	1.96	0.47
14:I:72:SER:O	14:I:91:VAL:HG23	2.14	0.47
19:N:49:THR:OG1	19:N:51:ASP:OD1	2.28	0.47
21:P:112:ALA:O	21:P:114:GLU:N	2.47	0.47
30:a:698:U:H4'	30:a:699:G:H3'	1.96	0.47
30:a:826:U:H2'	30:a:827:U:C6	2.50	0.47
30:a:1047:U:O2'	30:a:2455:A:N3	2.40	0.47
30:a:2066:G:H2'	30:a:2067:A:C8	2.50	0.47
30:a:2914:G:H3'	30:a:2915:U:O4'	2.15	0.47
30:a:2915:U:H2'	30:a:2916:U:H6	1.79	0.47
34:e:137:LYS:H	34:e:137:LYS:HD3	1.77	0.47
45:q:51:ASP:OD1	45:q:52:ALA:N	2.47	0.47
6:A:352:G:H2'	6:A:353:G:C8	2.50	0.47
6:A:990:A:H2'	6:A:991:G:O4'	2.15	0.47
6:A:1056:C:H2'	6:A:1057:G:C8	2.49	0.47
7:B:58:LYS:HA	7:B:61:VAL:HG22	1.96	0.47
9:D:30:PRO:HG2	9:D:31:TYR:CD1	2.49	0.47
14:I:57:ASP:O	14:I:60:GLN:HG3	2.14	0.47

*Continued on next page...*

*Continued from previous page...*

Atom-1	Atom-2	Interatomic distance (Å)	Clash overlap (Å)
16:K:71:MET:HE3	16:K:71:MET:HB3	1.73	0.47
18:M:14:ASP:OD1	18:M:14:ASP:N	2.47	0.47
18:M:80:THR:HB	18:M:83:THR:OG1	2.14	0.47
30:a:1982:G:OP1	32:c:258:ARG:NH1	2.38	0.47
39:k:93:THR:HA	39:k:97:LEU:HD12	1.96	0.47
49:u:78:VAL:HG12	49:u:80:ARG:HG2	1.96	0.47
6:A:1146:G:O6	6:A:1168:G:O6	2.32	0.47
6:A:1329:G:H2'	6:A:1330:C:C6	2.49	0.47
6:A:1437:G:H21	6:A:1440:G:N2	2.13	0.47
9:D:181:PRO:HB2	9:D:186:ILE:HD11	1.96	0.47
18:M:11:ARG:HB2	18:M:97:ASP:OD1	2.14	0.47
19:N:45:VAL:HG13	19:N:48:LEU:HD12	1.97	0.47
26:U:27:THR:HG22	26:U:27:THR:O	2.15	0.47
30:a:1492:C:O2'	30:a:1493:G:O5'	2.31	0.47
30:a:2365:U:H2'	30:a:2366:U:C6	2.49	0.47
32:c:118:VAL:O	32:c:129:ASN:HB2	2.14	0.47
43:o:27:LYS:HD2	43:o:87:ASP:OD2	2.15	0.47
1:O:29:ASN:C	1:O:31:ARG:H	2.23	0.47
2:1:39:ARG:NH2	30:a:557:G:N7	2.54	0.47
6:A:487:G:H2'	6:A:488:G:C8	2.50	0.47
6:A:966:U:H5''	24:S:6:LEU:HD21	1.95	0.47
6:A:1080:U:OP1	6:A:1093:G:N2	2.37	0.47
6:A:1236:A:H2'	6:A:1237:G:C8	2.49	0.47
7:B:54:TYR:CZ	7:B:221:ALA:HB2	2.49	0.47
11:F:17:ARG:HB2	11:F:18:GLN:NE2	2.29	0.47
18:M:7:ARG:HB2	18:M:101:LYS:HD2	1.96	0.47
30:a:720:G:H2'	30:a:721:C:C6	2.50	0.47
30:a:1253:U:H2'	30:a:1254:G:C8	2.49	0.47
30:a:1977:U:H2'	30:a:1978:C:C6	2.49	0.47
41:m:10:LEU:HB2	41:m:17:GLU:HG3	1.96	0.47
46:r:62:GLU:OE1	46:r:62:GLU:HA	2.14	0.47
6:A:504:C:H41	17:L:50:ARG:NH2	2.12	0.47
6:A:811:G:O2'	7:B:25:PRO:HG3	2.14	0.47
6:A:1305:A:C8	6:A:1309:G:C6	3.03	0.47
9:D:182:THR:O	9:D:186:ILE:HG12	2.15	0.47
24:S:26:ARG:HD3	24:S:43:CYS:SG	2.55	0.47
30:a:664:C:H2'	30:a:665:U:C6	2.50	0.47
30:a:711:G:N7	39:k:104:ARG:NH2	2.59	0.47
30:a:869:G:H5'	30:a:870:G:OP1	2.15	0.47
30:a:2252:G:H2'	30:a:2253:A:C8	2.49	0.47
30:a:2644:U:H2'	30:a:2645:U:C6	2.50	0.47

*Continued on next page...*

*Continued from previous page...*

Atom-1	Atom-2	Interatomic distance (Å)	Clash overlap (Å)
30:a:2711:G:N1	30:a:2712:G:O6	2.48	0.47
30:a:2978:G:H21	30:a:2981:U:H5'	1.80	0.47
35:f:132:ASP:OD2	35:f:136:ASN:HB2	2.14	0.47
36:g:119:ALA:HB2	36:g:125:PHE:CE2	2.50	0.47
42:n:40:VAL:HG22	42:n:49:VAL:HG13	1.95	0.47
6:A:325:U:H2'	6:A:326:G:O4'	2.15	0.47
6:A:410:G:OP1	9:D:105:THR:HG21	2.15	0.47
6:A:482:G:H2'	6:A:483:C:C6	2.50	0.47
6:A:825:U:HO2'	6:A:826:C:P	2.38	0.47
6:A:1048:C:OP2	6:A:1049:G:O2'	2.22	0.47
6:A:1109:G:O2'	6:A:1131:G:O6	2.32	0.47
7:B:111:ILE:HD11	7:B:149:LEU:HD11	1.96	0.47
12:G:60:SER:C	12:G:62:ARG:H	2.23	0.47
15:J:51:THR:O	15:J:127:ARG:NH1	2.48	0.47
19:N:28:THR:O	19:N:32:GLU:HG3	2.14	0.47
20:O:87:ARG:NH1	30:a:799:U:H3	2.13	0.47
26:U:39:MET:HA	26:U:70:LYS:HA	1.97	0.47
30:a:2415:U:H2'	30:a:2416:G:C8	2.50	0.47
30:a:2831:U:H2'	30:a:2832:C:H6	1.79	0.47
37:i:4:TYR:CG	44:p:100:VAL:HG11	2.49	0.47
40:l:134:ARG:O	40:l:135:GLU:HG3	2.15	0.47
6:A:1112:G:H22	6:A:1131:G:H22	1.62	0.47
10:E:172:GLU:O	10:E:175:GLU:HG2	2.14	0.47
18:M:80:THR:HG22	18:M:82:LYS:HD3	1.97	0.47
30:a:378:A:H2'	30:a:378:A:N3	2.30	0.47
30:a:1982:G:O2'	32:c:181:GLU:OE1	2.27	0.47
46:r:62:GLU:HB3	46:r:63:PRO:HD3	1.97	0.47
6:A:1264:G:N7	12:G:26:LYS:NZ	2.50	0.47
19:N:113:LYS:O	19:N:115:LYS:NZ	2.42	0.47
30:a:2366:U:H2'	30:a:2367:G:C8	2.50	0.47
31:b:113:G:H2'	31:b:114:C:C6	2.50	0.47
35:f:173:GLU:OE2	35:f:174:GLU:N	2.47	0.47
49:u:141:ILE:HG21	49:u:157:LEU:HD22	1.96	0.47
7:B:180:LEU:HD21	7:B:182:ILE:HD12	1.97	0.46
30:a:701:U:H1'	34:e:43:GLN:HG2	1.95	0.46
30:a:2289:U:OP1	30:a:2289:U:H6	1.99	0.46
6:A:1145:C:P	7:B:133:LYS:HE3	2.55	0.46
18:M:12:ALA:HB2	18:M:96:VAL:HA	1.96	0.46
19:N:70:LEU:HA	19:N:73:GLU:HG3	1.96	0.46
23:R:33:ILE:HD12	23:R:37:GLY:HA2	1.98	0.46
26:U:42:PRO:HA	26:U:45:ILE:HG13	1.97	0.46

*Continued on next page...*

*Continued from previous page...*

Atom-1	Atom-2	Interatomic distance (Å)	Clash overlap (Å)
30:a:360:A:H2'	30:a:361:G:C8	2.50	0.46
30:a:2598:C:OP1	39:k:64:GLY:HA3	2.15	0.46
33:d:26:ARG:NH1	33:d:26:ARG:HB3	2.30	0.46
6:A:1445:G:OP1	25:T:30:THR:OG1	2.28	0.46
11:F:24:GLU:O	11:F:28:LYS:HG2	2.16	0.46
19:N:77:ASP:OD1	19:N:77:ASP:N	2.46	0.46
30:a:1852:A:O2'	30:a:1858:G:N7	2.39	0.46
30:a:2048:G:H1'	30:a:2060:A:H61	1.80	0.46
33:d:173:VAL:O	33:d:173:VAL:HG12	2.15	0.46
6:A:37:A:H2'	6:A:38:C:C6	2.50	0.46
6:A:265:G:OP1	25:T:74:ASN:ND2	2.39	0.46
6:A:718:U:H2'	6:A:719:C:H6	1.77	0.46
6:A:739:U:H2'	6:A:740:G:O4'	2.15	0.46
14:I:60:GLN:O	14:I:63:LYS:HG3	2.15	0.46
15:J:92:GLU:OE1	15:J:146:MET:HE1	2.16	0.46
17:L:19:ASN:HD21	17:L:22:PRO:HA	1.81	0.46
24:S:26:ARG:NH1	24:S:46:GLU:OE1	2.49	0.46
30:a:788:U:H2'	30:a:789:G:O4'	2.15	0.46
30:a:1175:C:H2'	30:a:1176:G:O4'	2.15	0.46
30:a:2055:U:H2'	30:a:2056:G:O4'	2.15	0.46
30:a:2474:U:H2'	30:a:2475:C:C6	2.50	0.46
30:a:2739:G:H2'	30:a:2740:C:C6	2.50	0.46
32:c:53:HIS:HA	32:c:218:ARG:HB2	1.95	0.46
6:A:77:G:H2'	6:A:78:G:O4'	2.15	0.46
11:F:27:LEU:HB3	11:F:37:VAL:HG21	1.98	0.46
18:M:66:GLU:OE2	18:M:68:ARG:NH2	2.47	0.46
30:a:314:U:H2'	30:a:315:G:H8	1.79	0.46
30:a:418:G:O2'	30:a:419:U:OP1	2.26	0.46
30:a:978:U:H3'	30:a:979:U:O4'	2.16	0.46
30:a:2196:A:O2'	46:r:111:SER:HB3	2.16	0.46
38:j:107:ARG:HB2	38:j:115:VAL:HG21	1.97	0.46
46:r:46:ALA:HB1	46:r:72:MET:SD	2.56	0.46
6:A:678:A:H2'	6:A:679:U:H6	1.80	0.46
7:B:61:VAL:HA	7:B:65:GLY:CA	2.46	0.46
30:a:3:A:N6	30:a:3079:C:H42	2.13	0.46
30:a:1909:C:H2'	30:a:1910:C:O4'	2.15	0.46
30:a:2527:G:N3	30:a:2563:C:H2'	2.31	0.46
31:b:42:C:C6	35:f:75:GLN:HB2	2.50	0.46
6:A:821:C:H2'	6:A:822:C:H6	1.80	0.46
7:B:25:PRO:O	7:B:28:LYS:HG2	2.16	0.46
7:B:56:PHE:O	7:B:59:GLU:HG2	2.16	0.46

*Continued on next page...*

*Continued from previous page...*

Atom-1	Atom-2	Interatomic distance (Å)	Clash overlap (Å)
9:D:27:GLU:HA	9:D:29:ARG:CZ	2.45	0.46
12:G:22:TRP:CG	12:G:58:ARG:HD2	2.50	0.46
22:Q:7:GLU:C	22:Q:9:THR:H	2.23	0.46
29:Y:13:A:O2'	29:Y:14:A:H8	1.98	0.46
30:a:1462:C:H2'	30:a:1463:C:C6	2.50	0.46
30:a:2194:U:H2'	30:a:2195:G:O4'	2.16	0.46
30:a:2220:U:H2'	30:a:2221:C:C6	2.51	0.46
35:f:152:GLN:O	35:f:152:GLN:NE2	2.47	0.46
6:A:1138:U:H2'	6:A:1139:G:C8	2.50	0.46
10:E:172:GLU:HB3	10:E:175:GLU:CD	2.41	0.46
10:E:192:MET:HE1	13:H:104:LEU:HD11	1.97	0.46
14:I:73:LEU:HD13	14:I:90:GLU:HA	1.98	0.46
30:a:1618:U:H2'	30:a:1619:A:H8	1.81	0.46
30:a:1722:U:H2'	30:a:1723:G:C8	2.46	0.46
34:e:125:ARG:HH22	34:e:150:LEU:HD13	1.80	0.46
34:e:132:LEU:HB3	34:e:142:GLN:HB2	1.97	0.46
42:n:40:VAL:HG13	42:n:49:VAL:HG22	1.98	0.46
49:u:69:LYS:HE3	49:u:69:LYS:HB3	1.87	0.46
6:A:21:U:H2'	6:A:22:C:H6	1.78	0.46
6:A:417:C:C2	6:A:418:G:C8	3.04	0.46
12:G:141:MET:HE3	12:G:148:ILE:HG22	1.98	0.46
15:J:46:ALA:O	15:J:103:TYR:OH	2.21	0.46
30:a:367:A:H2'	30:a:368:A:C8	2.51	0.46
30:a:917:U:H2'	30:a:918:G:H8	1.80	0.46
30:a:2831:U:H2'	30:a:2832:C:C6	2.51	0.46
38:j:104:ARG:N	38:j:122:ILE:OXT	2.49	0.46
46:r:128:GLU:H	46:r:128:GLU:CD	2.22	0.46
6:A:10:G:O6	10:E:123:SER:N	2.46	0.46
6:A:999:A:H2	6:A:1205:A:H1'	1.80	0.46
9:D:50:LEU:O	9:D:54:GLN:HG2	2.16	0.46
18:M:10:LEU:HD23	18:M:72:ARG:HB2	1.97	0.46
30:a:82:G:N2	30:a:101:G:H2'	2.31	0.46
30:a:151:G:H4'	47:s:3:GLU:HG2	1.97	0.46
30:a:155:G:O6	30:a:184:U:H5	1.99	0.46
30:a:337:G:C6	30:a:356:G:C6	3.04	0.46
30:a:378:A:C2	30:a:431:A:N6	2.84	0.46
30:a:889:A:H5''	30:a:890:G:OP1	2.16	0.46
35:f:78:LYS:HB3	35:f:91:GLY:HA2	1.98	0.46
6:A:90:U:O2'	6:A:91:G:O5'	2.25	0.45
6:A:806:U:H2'	6:A:807:A:C8	2.52	0.45
6:A:1356:C:H2'	6:A:1357:G:C8	2.50	0.45

*Continued on next page...*

*Continued from previous page...*

Atom-1	Atom-2	Interatomic distance (Å)	Clash overlap (Å)
6:A:1500:A:H2'	6:A:1501:C:H6	1.79	0.45
30:a:440:A:H2'	30:a:441:C:H6	1.82	0.45
30:a:1042:A:H2'	30:a:1043:A:C8	2.51	0.45
30:a:1764:A:H2'	30:a:1765:G:C8	2.51	0.45
30:a:2429:A:H2'	30:a:2430:C:H6	1.81	0.45
30:a:3078:U:H2'	30:a:3079:C:C6	2.51	0.45
39:k:94:VAL:HG23	39:k:96:ASP:N	2.31	0.45
47:s:54:VAL:HG22	47:s:92:ASP:HB3	1.98	0.45
6:A:584:A:H2'	6:A:585:A:H8	1.81	0.45
7:B:27:MET:HB3	7:B:30:PHE:HB3	1.99	0.45
30:a:282:G:H3'	30:a:283:U:C6	2.52	0.45
6:A:834:U:H2'	6:A:835:C:C6	2.50	0.45
6:A:1277:C:C2	6:A:1278:C:C5	3.05	0.45
7:B:223:ALA:O	7:B:226:LEU:HD12	2.17	0.45
10:E:208:MET:HE2	10:E:208:MET:HA	1.98	0.45
16:K:25:GLY:HA2	16:K:43:PRO:HD3	1.98	0.45
16:K:81:MET:HE3	16:K:109:VAL:HG13	1.97	0.45
21:P:49:ILE:HG23	21:P:93:LYS:HG2	1.97	0.45
22:Q:88:LYS:HE2	22:Q:88:LYS:HB2	1.63	0.45
30:a:359:C:H2'	30:a:360:A:H8	1.80	0.45
30:a:430:U:H5''	30:a:431:A:H5'	1.99	0.45
30:a:532:A:C2	34:e:48:ARG:HG2	2.51	0.45
30:a:1708:G:H22	30:a:1729:G:H1	1.63	0.45
34:e:13:LYS:HD3	34:e:13:LYS:C	2.41	0.45
22:Q:1:MET:SD	22:Q:1:MET:N	2.83	0.45
28:X:26:ILE:HG21	30:a:2116:G:H5'	1.98	0.45
30:a:348:G:H2'	30:a:349:C:C6	2.52	0.45
30:a:799:U:O2'	30:a:801:A:N7	2.35	0.45
30:a:1169:A:H4'	30:a:1186:A:H2	1.81	0.45
30:a:1404:G:H2'	30:a:1406:C:C5	2.51	0.45
30:a:2828:C:H2'	30:a:2829:U:O4'	2.17	0.45
34:e:32:ASN:HB3	34:e:35:LEU:HB3	1.98	0.45
49:u:116:GLY:O	49:u:179:PRO:HG3	2.16	0.45
6:A:573:G:OP2	13:H:31:LYS:NZ	2.47	0.45
6:A:942:A:C2	26:U:55:ARG:HB3	2.51	0.45
6:A:1182:A:C2	12:G:161:MET:HE1	2.52	0.45
20:O:23:PRO:HB2	20:O:68:ILE:HD11	1.99	0.45
30:a:355:U:H5''	30:a:356:G:OP2	2.17	0.45
30:a:634:U:O2'	30:a:635:G:H8	2.00	0.45
30:a:824:A:H1'	30:a:825:C:H5	1.80	0.45
30:a:967:G:H22	30:a:980:A:H61	1.64	0.45

*Continued on next page...*

*Continued from previous page...*

Atom-1	Atom-2	Interatomic distance (Å)	Clash overlap (Å)
30:a:2040:G:N2	30:a:2067:A:O2'	2.29	0.45
9:D:169:ARG:HB3	9:D:172:LYS:CE	2.45	0.45
11:F:20:ASP:HA	11:F:23:MET:HB2	1.99	0.45
13:H:10:MET:HG3	13:H:27:MET:SD	2.56	0.45
14:I:103:TRP:CD2	14:I:137:ARG:HD3	2.52	0.45
22:Q:6:ALA:C	22:Q:8:ARG:H	2.23	0.45
30:a:654:A:O2'	45:q:79:LYS:HE2	2.17	0.45
30:a:1984:G:H3'	30:a:1985:A:H5'	1.98	0.45
1:0:38:GLU:OE1	1:0:53:ARG:HD2	2.16	0.45
6:A:669:A:H4'	16:K:55:THR:HG22	1.97	0.45
6:A:942:A:H1'	6:A:969:C:O2'	2.15	0.45
6:A:1301:U:H2'	6:A:1302:G:O4'	2.17	0.45
15:J:89:ILE:HA	15:J:92:GLU:HG3	1.98	0.45
30:a:225:G:N2	30:a:242:U:H4'	2.32	0.45
30:a:982:C:H2'	30:a:983:G:O4'	2.17	0.45
30:a:1191:U:H2'	30:a:1192:C:C6	2.52	0.45
34:e:3:GLU:N	34:e:3:GLU:OE1	2.50	0.45
46:r:62:GLU:CD	46:r:65:ARG:HH21	2.24	0.45
6:A:616:C:H2'	6:A:617:U:C6	2.52	0.45
6:A:1439:U:H4'	6:A:1440:G:H5''	1.99	0.45
9:D:64:GLU:OE1	9:D:199:TYR:OH	2.35	0.45
15:J:63:ILE:HG13	15:J:103:TYR:CE1	2.51	0.45
19:N:23:TYR:HB3	19:N:67:GLU:OE1	2.16	0.45
30:a:263:A:H2'	30:a:264:A:C8	2.52	0.45
30:a:924:U:H2'	30:a:925:U:C6	2.52	0.45
30:a:2929:G:O6	30:a:2937:C:H5''	2.17	0.45
34:e:137:LYS:HB2	34:e:170:SER:OG	2.17	0.45
35:f:154:LYS:HB2	35:f:154:LYS:HZ3	1.81	0.45
6:A:503:G:H4'	17:L:70:VAL:HG22	1.99	0.45
30:a:616:A:H5'	37:i:113:LYS:HD3	1.98	0.45
30:a:1052:G:H2'	30:a:1053:U:C6	2.52	0.45
30:a:1664:U:H2'	30:a:1665:C:C6	2.52	0.45
43:o:74:PHE:HB3	43:o:81:ILE:HD11	1.98	0.45
6:A:139:U:H2'	6:A:140:U:C6	2.51	0.45
6:A:392:U:H2'	6:A:393:G:C8	2.52	0.45
6:A:1304:A:H1'	26:U:37:ARG:HH11	1.82	0.45
15:J:172:LYS:O	15:J:173:ARG:HG2	2.17	0.45
18:M:85:ASP:HA	18:M:88:MET:HG3	1.99	0.45
30:a:934:C:O2	53:y:25:ARG:NH2	2.46	0.45
30:a:1662:U:O2	30:a:1692:G:O6	2.35	0.45
30:a:2830:G:H2'	30:a:2831:U:C6	2.51	0.45

*Continued on next page...*



*Continued from previous page...*

Atom-1	Atom-2	Interatomic distance (Å)	Clash overlap (Å)
39:k:3:ILE:HD13	39:k:3:ILE:HA	1.82	0.45
6:A:1135:C:OP1	15:J:53:ARG:NH1	2.49	0.44
6:A:1252:G:N2	6:A:1255:A:OP2	2.42	0.44
10:E:165:ASP:O	10:E:169:GLN:HG3	2.17	0.44
12:G:141:MET:HG3	12:G:169:GLU:OE2	2.17	0.44
16:K:106:LEU:O	16:K:109:VAL:HG12	2.17	0.44
18:M:24:LYS:HD2	18:M:24:LYS:O	2.17	0.44
18:M:77:LEU:HD12	18:M:78:GLU:HG2	1.97	0.44
30:a:580:A:H2'	30:a:581:G:O4'	2.16	0.44
30:a:967:G:N2	30:a:980:A:H61	2.15	0.44
30:a:2185:U:H2'	30:a:2186:G:C8	2.51	0.44
30:a:2754:A:N7	33:d:156:SER:OG	2.39	0.44
30:a:2819:U:H5''	33:d:89:ARG:NH2	2.33	0.44
40:l:57:TYR:HE2	40:l:113:VAL:HG23	1.81	0.44
6:A:386:G:H2'	6:A:387:C:C6	2.53	0.44
6:A:537:C:H2'	6:A:538:C:C6	2.52	0.44
6:A:1309:G:H2'	6:A:1310:A:H8	1.81	0.44
7:B:70:VAL:HG13	7:B:164:VAL:HA	1.98	0.44
7:B:110:ARG:NH2	7:B:145:LEU:HD21	2.32	0.44
8:C:23:C:H2'	8:C:24:U:H6	1.81	0.44
18:M:90:LEU:HD22	18:M:91:ASP:N	2.31	0.44
21:P:57:GLN:HE22	21:P:83:PHE:HB2	1.82	0.44
26:U:27:THR:HG23	26:U:47:HIS:CD2	2.52	0.44
30:a:377:G:H2'	30:a:378:A:C8	2.52	0.44
30:a:1690:A:H4'	30:a:1691:A:OP1	2.18	0.44
30:a:1691:A:O2'	30:a:1692:G:H8	2.01	0.44
30:a:1912:U:H4'	30:a:1914:C:C6	2.52	0.44
39:k:123:LEU:HD13	39:k:123:LEU:HA	1.80	0.44
42:n:104:LYS:H	42:n:104:LYS:HG2	1.56	0.44
6:A:512:G:N9	29:Y:22:U:H2'	2.32	0.44
6:A:1127:U:H2'	6:A:1128:G:C8	2.51	0.44
6:A:1212:C:O2'	19:N:111:LYS:NZ	2.26	0.44
6:A:1285:A:H2'	6:A:1285:A:N3	2.32	0.44
6:A:1397:G:H2'	6:A:1398:U:H6	1.82	0.44
10:E:180:ARG:CZ	13:H:43:GLU:OE1	2.65	0.44
14:I:70:LYS:HD3	14:I:96:GLN:HG3	1.98	0.44
18:M:26:VAL:HG23	18:M:36:VAL:HG21	1.99	0.44
30:a:254:G:H4'	30:a:475:G:C5	2.53	0.44
30:a:1631:G:H2'	30:a:1632:U:C6	2.52	0.44
30:a:1919:U:H3'	30:a:1920:G:C8	2.51	0.44
30:a:2768:C:N4	57:a:3344:MIY:HN72	2.31	0.44

*Continued on next page...*



*Continued from previous page...*

Atom-1	Atom-2	Interatomic distance (Å)	Clash overlap (Å)
33:d:59:GLY:O	33:d:83:ARG:N	2.45	0.44
35:f:156:ASP:OD1	35:f:156:ASP:N	2.50	0.44
2:1:1:MET:HE3	2:1:1:MET:HB3	1.88	0.44
6:A:384:A:H2'	6:A:385:A:C8	2.52	0.44
7:B:39:TYR:C	7:B:40:ILE:HD13	2.42	0.44
9:D:26:PHE:O	9:D:29:ARG:HD3	2.17	0.44
9:D:70:TYR:OH	9:D:92:ARG:NH1	2.50	0.44
9:D:147:LEU:HB3	9:D:150:ILE:HG22	1.99	0.44
12:G:42:LEU:O	12:G:46:LEU:HB2	2.17	0.44
21:P:67:THR:HG22	21:P:68:GLU:H	1.83	0.44
22:Q:31:MET:SD	22:Q:48:SER:HB2	2.57	0.44
28:X:22:LYS:HE3	28:X:22:LYS:HB3	1.71	0.44
30:a:418:G:HO2'	30:a:419:U:P	2.39	0.44
30:a:1698:G:H22	30:a:1915:G:N2	2.16	0.44
30:a:2245:A:O2'	30:a:2246:C:H5'	2.18	0.44
41:m:36:THR:O	41:m:40:LYS:HB2	2.16	0.44
11:F:74:GLU:HA	11:F:74:GLU:OE2	2.17	0.44
15:J:56:GLU:O	15:J:56:GLU:HG3	2.18	0.44
15:J:76:THR:HG23	15:J:79:ASP:H	1.83	0.44
20:O:74:GLU:HA	20:O:77:ARG:CD	2.45	0.44
30:a:99:G:H5''	30:a:101:G:H1'	2.00	0.44
30:a:328:G:C4	30:a:329:G:C8	3.05	0.44
30:a:2492:A:N1	35:f:85:GLN:HG3	2.33	0.44
30:a:2718:G:O2'	30:a:2719:U:O4'	2.36	0.44
30:a:2817:C:O2'	33:d:87:GLU:OE2	2.30	0.44
33:d:57:GLY:HA2	33:d:85:LEU:HD23	1.99	0.44
50:v:33:ALA:N	50:v:64:ASP:OD1	2.49	0.44
6:A:561:U:H2'	6:A:562:C:C6	2.52	0.44
19:N:113:LYS:HD2	19:N:113:LYS:HA	1.60	0.44
20:O:62:ARG:O	20:O:62:ARG:HD3	2.18	0.44
30:a:433:G:N3	30:a:433:G:H5''	2.33	0.44
30:a:1612:G:H2'	30:a:1613:U:C6	2.53	0.44
30:a:2571:G:H5''	30:a:2572:U:O4'	2.17	0.44
30:a:2627:2MG:OP1	34:e:77:ARG:NH1	2.33	0.44
30:a:2816:U:H2'	30:a:2817:C:C6	2.53	0.44
30:a:2843:G:O6	36:g:177:LYS:NZ	2.42	0.44
30:a:2977:A:H2'	30:a:2978:G:O4'	2.18	0.44
39:k:97:LEU:HA	39:k:100:VAL:HG22	1.99	0.44
6:A:12:A:C6	9:D:201:LYS:HB2	2.53	0.44
6:A:32:G:O2'	6:A:298:U:OP1	2.33	0.44
6:A:1412:A:H2'	6:A:1413:A:O4'	2.17	0.44

*Continued on next page...*

*Continued from previous page...*

Atom-1	Atom-2	Interatomic distance (Å)	Clash overlap (Å)
7:B:57:VAL:HG13	7:B:58:LYS:NZ	2.33	0.44
9:D:171:ASN:OD1	9:D:172:LYS:HD2	2.18	0.44
14:I:65:ALA:HB1	14:I:127:ALA:HB3	1.98	0.44
21:P:21:VAL:HG12	21:P:36:GLU:HG3	2.00	0.44
30:a:224:A:O2'	30:a:225:G:OP1	2.28	0.44
30:a:442:U:H3'	30:a:443:G:H8	1.83	0.44
30:a:1488:U:H2'	30:a:1489:C:C6	2.53	0.44
30:a:1772:G:C2	30:a:1773:G:C8	3.05	0.44
30:a:1861:A:H2'	30:a:1862:A:C8	2.53	0.44
43:o:4:ILE:O	43:o:7:GLU:HG2	2.18	0.44
6:A:271:U:H2'	6:A:272:A:H8	1.83	0.44
6:A:616:C:H2'	6:A:617:U:H6	1.82	0.44
6:A:806:U:H2'	6:A:807:A:H8	1.82	0.44
9:D:132:VAL:HG11	9:D:177:VAL:HG21	2.00	0.44
12:G:130:ARG:NH2	12:G:131:ARG:HH12	2.16	0.44
17:L:33:VAL:HG22	17:L:79:MET:SD	2.58	0.44
30:a:43:A:H2'	30:a:44:G:O4'	2.17	0.44
30:a:366:A:H5'	30:a:367:A:OP2	2.18	0.44
30:a:712:U:H4'	30:a:739:G:N7	2.32	0.44
30:a:1084:A:H2'	30:a:1085:G:O4'	2.18	0.44
30:a:2115:A:H2'	30:a:2116:G:O4'	2.16	0.44
40:l:27:LEU:HD12	40:l:27:LEU:HA	1.76	0.44
42:n:5:LEU:HD12	42:n:5:LEU:HA	1.84	0.44
6:A:584:A:H2'	6:A:585:A:C8	2.53	0.44
6:A:666:U:O2	16:K:47:VAL:HG22	2.18	0.44
6:A:934:U:O4	19:N:105:THR:HG21	2.17	0.44
12:G:37:LYS:HA	12:G:40:GLU:HG3	1.99	0.44
20:O:73:ILE:O	20:O:77:ARG:HD2	2.18	0.44
30:a:969:C:N4	30:a:972:A:N1	2.66	0.44
30:a:2256:U:H2'	30:a:2257:U:C6	2.52	0.44
30:a:2718:G:O2'	30:a:2719:U:O5'	2.36	0.44
34:e:159:VAL:HG22	34:e:162:ARG:H	1.82	0.44
35:f:78:LYS:HB2	35:f:78:LYS:HE3	1.75	0.44
36:g:157:GLU:OE2	36:g:160:LYS:N	2.51	0.44
38:j:64:ARG:O	38:j:82:ASN:HA	2.17	0.44
44:p:117:GLN:HG3	44:p:118:PRO:HD2	1.99	0.44
6:A:728:U:H2'	6:A:729:U:C4	2.52	0.43
18:M:89:ARG:C	18:M:89:ARG:HD2	2.43	0.43
21:P:40:TYR:CE2	21:P:42:PRO:HG3	2.53	0.43
22:Q:20:VAL:O	22:Q:62:MET:HE1	2.18	0.43
30:a:82:G:C2	30:a:101:G:C8	3.05	0.43

*Continued on next page...*

*Continued from previous page...*

Atom-1	Atom-2	Interatomic distance (Å)	Clash overlap (Å)
30:a:1481:C:H2'	30:a:1482:G:H8	1.83	0.43
30:a:1488:U:H3	30:a:1774:C:H42	1.66	0.43
30:a:1610:C:H2'	30:a:1611:A:C8	2.53	0.43
30:a:2036:A:H2'	30:a:2037:A:C8	2.53	0.43
30:a:2455:A:H2'	30:a:2456:A:C8	2.53	0.43
30:a:2584:G:H1'	30:a:2585:G:N7	2.33	0.43
41:m:45:ARG:HB3	41:m:46:PRO:HD3	2.00	0.43
47:s:71:THR:OG1	47:s:72:ARG:O	2.36	0.43
6:A:161:A:H2'	6:A:162:A:O4'	2.19	0.43
6:A:512:G:C4	29:Y:22:U:H2'	2.53	0.43
6:A:728:U:H2'	6:A:729:U:C2	2.54	0.43
6:A:1026:U:C4	6:A:1027:U:C6	3.06	0.43
6:A:1316:U:H4'	19:N:23:TYR:CE2	2.54	0.43
10:E:59:LEU:HD22	10:E:157:ILE:HD13	2.00	0.43
10:E:127:GLY:O	10:E:145:ASP:HA	2.18	0.43
10:E:167:LEU:O	10:E:170:LEU:HB2	2.17	0.43
18:M:18:ILE:HA	18:M:18:ILE:HD13	1.71	0.43
21:P:113:ASP:C	21:P:116:PRO:HD2	2.42	0.43
30:a:342:G:H2'	30:a:343:C:C6	2.53	0.43
30:a:631:G:O2'	30:a:633:G:OP1	2.29	0.43
30:a:672:U:H2'	30:a:673:A:C8	2.53	0.43
30:a:1747:U:H2'	30:a:1748:C:C6	2.53	0.43
30:a:2248:C:H2'	30:a:2249:C:C6	2.52	0.43
34:e:14:GLY:C	34:e:15:LYS:HD3	2.43	0.43
39:k:116:GLU:HA	39:k:116:GLU:OE2	2.18	0.43
48:t:42:ASN:O	48:t:67:GLU:HA	2.18	0.43
6:A:467:G:H4'	6:A:468:U:O5'	2.17	0.43
6:A:1138:U:OP1	18:M:70:HIS:ND1	2.51	0.43
6:A:1190:A:H2'	6:A:1191:U:O4'	2.19	0.43
6:A:1433:A:O2'	6:A:1434:A:H5'	2.18	0.43
7:B:46:SER:O	7:B:50:ILE:HG22	2.18	0.43
11:F:40:VAL:HG22	11:F:63:VAL:HG22	2.00	0.43
16:K:70:GLN:HB2	16:K:101:THR:HG22	2.00	0.43
16:K:74:GLU:OE2	16:K:78:ARG:NH2	2.51	0.43
30:a:1123:U:H2'	30:a:1124:U:O4'	2.18	0.43
30:a:2710:U:H2'	30:a:2711:G:C4'	2.48	0.43
31:b:25:A:H2'	31:b:26:A:C8	2.53	0.43
43:o:87:ASP:OD1	43:o:87:ASP:N	2.51	0.43
45:q:66:THR:HG23	45:q:92:TYR:HB2	2.00	0.43
6:A:39:G:H2'	6:A:40:C:C6	2.54	0.43
11:F:16:GLU:HB3	11:F:17:ARG:HG2	2.00	0.43

*Continued on next page...*

*Continued from previous page...*

Atom-1	Atom-2	Interatomic distance (Å)	Clash overlap (Å)
11:F:27:LEU:HD13	11:F:37:VAL:HG11	2.00	0.43
30:a:751:C:H2'	30:a:752:U:C6	2.53	0.43
30:a:1111:A:H2'	30:a:1112:A:C8	2.53	0.43
30:a:1175:C:N4	30:a:1176:G:C2	2.87	0.43
30:a:2193:G:H5''	46:r:59:ALA:HB2	2.01	0.43
30:a:2433:OMG:HM23	30:a:2433:OMG:H1'	1.82	0.43
44:p:94:MET:HE1	45:q:13:LYS:HB2	2.00	0.43
5:4:65:TYR:HE2	26:U:9:PRO:N	2.17	0.43
6:A:879:G:H2'	6:A:880:C:C6	2.53	0.43
6:A:1115:A:C8	6:A:1132:A:C5	3.07	0.43
9:D:183:ARG:HH22	9:D:188:ILE:HG12	1.84	0.43
15:J:118:ALA:O	15:J:121:LEU:HD23	2.18	0.43
16:K:42:ASP:OD1	16:K:44:SER:N	2.49	0.43
30:a:272:A:H4'	30:a:273:G:OP1	2.18	0.43
30:a:1185:C:H2'	30:a:1186:A:C8	2.50	0.43
30:a:1715:A:N6	30:a:1723:G:O6	2.40	0.43
30:a:1906:C:H3'	30:a:1907:A:H8	1.82	0.43
30:a:2986:G:H2'	30:a:2987:G:C8	2.54	0.43
33:d:189:GLU:H	33:d:189:GLU:CD	2.17	0.43
46:r:27:VAL:HG12	46:r:29:MET:HG3	2.01	0.43
6:A:234:A:H2'	6:A:235:C:C6	2.53	0.43
6:A:439:U:H5''	9:D:147:LEU:HD11	1.99	0.43
7:B:9:LEU:HD23	7:B:14:VAL:HG11	1.99	0.43
7:B:68:LEU:HD21	7:B:159:PRO:HG2	2.00	0.43
7:B:198:ASP:C	7:B:199:TYR:HD1	2.25	0.43
11:F:16:GLU:C	11:F:19:VAL:HG12	2.43	0.43
30:a:224:A:HO2'	30:a:225:G:P	2.41	0.43
36:g:100:LYS:HD3	36:g:106:GLU:HG2	1.99	0.43
40:l:57:TYR:CE2	40:l:113:VAL:HG23	2.53	0.43
41:m:30:GLU:HB2	41:m:75:ILE:HD12	2.00	0.43
48:t:64:ILE:HD12	48:t:64:ILE:N	2.34	0.43
48:t:80:LYS:HE2	48:t:80:LYS:HB3	1.64	0.43
50:v:37:ILE:HG21	50:v:78:VAL:HG11	2.01	0.43
6:A:264:A:H2'	6:A:265:G:C8	2.53	0.43
6:A:669:A:C8	6:A:683:C:C4	3.07	0.43
6:A:815:U:H2'	6:A:816:G:H8	1.82	0.43
6:A:936:C:H2'	6:A:937:G:H8	1.84	0.43
6:A:1104:U:OP1	15:J:127:ARG:NH2	2.29	0.43
25:T:49:LYS:HB3	25:T:49:LYS:HE2	1.70	0.43
30:a:171:A:H2'	30:a:172:U:C6	2.53	0.43
30:a:390:C:H2'	30:a:391:U:C6	2.53	0.43

*Continued on next page...*

*Continued from previous page...*

Atom-1	Atom-2	Interatomic distance (Å)	Clash overlap (Å)
30:a:647:C:H5'	45:q:76:TYR:OH	2.19	0.43
30:a:1977:U:H2'	30:a:1978:C:H6	1.83	0.43
30:a:2415:U:H2'	30:a:2416:G:H8	1.83	0.43
30:a:2428:G:H2'	30:a:2429:A:H8	1.83	0.43
32:c:57:GLY:HA2	32:c:214:TRP:HA	2.00	0.43
33:d:18:THR:OG1	33:d:19:GLN:N	2.48	0.43
34:e:139:SER:HA	34:e:142:GLN:HE22	1.83	0.43
41:m:10:LEU:N	41:m:17:GLU:HG3	2.33	0.43
6:A:26:G:H2'	6:A:27:C:C6	2.53	0.43
6:A:698:A:O2'	16:K:125:ASN:OD1	2.32	0.43
6:A:1202:U:H2'	6:A:1203:C:C6	2.54	0.43
7:B:24:ASN:HD22	7:B:192:CYS:C	2.27	0.43
9:D:145:LYS:HG2	21:P:122:LYS:HG3	2.00	0.43
9:D:184:ASP:OD1	9:D:185:GLN:N	2.51	0.43
13:H:118:ASP:OD1	13:H:118:ASP:N	2.51	0.43
20:O:45:LYS:HB2	20:O:45:LYS:NZ	2.34	0.43
25:T:15:GLU:O	25:T:19:GLN:HG2	2.19	0.43
30:a:145:G:H2'	30:a:146:U:C6	2.54	0.43
30:a:1159:C:H2'	30:a:1160:A:C8	2.53	0.43
31:b:66:A:N6	31:b:108:A:H2'	2.33	0.43
51:w:22:LYS:HB2	51:w:22:LYS:HE2	1.56	0.43
6:A:1055:U:H2'	6:A:1056:C:H6	1.84	0.43
30:a:400:G:H2'	30:a:401:U:O4'	2.18	0.43
30:a:1141:G:H2'	30:a:1141:G:N3	2.34	0.43
6:A:607:C:H2'	6:A:608:U:C6	2.54	0.43
6:A:861:C:O2'	13:H:4:THR:OG1	2.35	0.43
6:A:906:G:H1'	10:E:47:VAL:HG23	2.01	0.43
6:A:1363:U:H2'	6:A:1364:A:C8	2.54	0.43
7:B:87:VAL:HG13	7:B:89:MET:HB3	2.00	0.43
9:D:172:LYS:HE3	21:P:116:PRO:HA	2.01	0.43
14:I:72:SER:C	14:I:91:VAL:HG23	2.44	0.43
28:X:21:LEU:O	28:X:25:ARG:HB3	2.19	0.43
30:a:350:A:C2	30:a:351:G:C5	3.07	0.43
30:a:360:A:H2	30:a:444:G:N2	2.08	0.43
30:a:360:A:C2	30:a:444:G:N1	2.72	0.43
30:a:406:G:OP2	34:e:138:PRO:HA	2.19	0.43
30:a:1365:C:H2'	30:a:1366:C:H6	1.84	0.43
30:a:2283:G:H2'	30:a:2284:G:H8	1.84	0.43
34:e:125:ARG:HH11	34:e:125:ARG:HA	1.84	0.43
35:f:13:LEU:HB2	35:f:110:ASP:HB2	2.00	0.43
35:f:72:GLN:NE2	35:f:99:THR:O	2.52	0.43

*Continued on next page...*

*Continued from previous page...*

Atom-1	Atom-2	Interatomic distance (Å)	Clash overlap (Å)
42:n:87:ILE:O	42:n:91:ARG:HG3	2.19	0.43
6:A:700:A:H2	23:R:38:LYS:HE3	1.84	0.42
7:B:96:TRP:HH2	7:B:101:LEU:HD13	1.84	0.42
7:B:152:ILE:HA	7:B:155:MET:SD	2.59	0.42
8:C:18:G:O6	8:C:55:PSU:HI'	2.19	0.42
9:D:7:PRO:HG2	9:D:10:LYS:HD3	2.01	0.42
9:D:99:ARG:HH22	9:D:187:VAL:HG22	1.83	0.42
16:K:20:LYS:NZ	16:K:21:ASN:H	2.16	0.42
22:Q:18:LEU:HD11	22:Q:65:ARG:HH21	1.84	0.42
23:R:21:VAL:HG23	23:R:22:ASP:H	1.84	0.42
30:a:94:G:H3'	30:a:95:A:H8	1.84	0.42
30:a:290:G:O6	30:a:310:C:O2'	2.25	0.42
30:a:351:G:C6	30:a:352:G:C2	3.07	0.42
30:a:979:U:H2'	30:a:981:C:N4	2.25	0.42
30:a:2773:C:H2'	30:a:2774:G:H8	1.81	0.42
30:a:2871:U:H5'	30:a:2871:U:O2	2.18	0.42
30:a:2913:G:H2'	30:a:2914:G:C8	2.54	0.42
32:c:72:LYS:NZ	32:c:101:GLU:OE1	2.28	0.42
32:c:146:GLU:HG2	32:c:152:GLY:C	2.44	0.42
36:g:172:ARG:HH11	36:g:172:ARG:HB2	1.83	0.42
6:A:619:U:H2'	6:A:620:C:C6	2.54	0.42
6:A:716:G:N2	23:R:64:GLU:OE1	2.52	0.42
14:I:114:LYS:HA	14:I:114:LYS:HD2	1.65	0.42
30:a:374:C:O2'	30:a:375:G:O4'	2.35	0.42
30:a:1014:G:H3'	30:a:1015:U:C6	2.54	0.42
30:a:1143:U:H3	30:a:1162:C:N4	2.08	0.42
30:a:2197:A:H2'	30:a:2198:A:C8	2.54	0.42
30:a:2749:G:H2'	30:a:2750:C:C6	2.55	0.42
30:a:2977:A:H2	30:a:2982:U:H5	1.65	0.42
36:g:27:LYS:HA	36:g:27:LYS:HD2	1.81	0.42
6:A:109:A:C6	6:A:328:G:C6	3.08	0.42
6:A:1110:U:HO2'	6:A:1111:U:P	2.42	0.42
6:A:1143:A:H4'	6:A:1144:C:O5'	2.19	0.42
6:A:1304:A:H5''	26:U:3:ARG:NH1	2.34	0.42
6:A:1497:C:OP1	28:X:11:ARG:HB2	2.19	0.42
16:K:42:ASP:OD2	16:K:46:ALA:HB3	2.19	0.42
22:Q:23:LYS:NZ	22:Q:23:LYS:HB3	2.34	0.42
38:j:105:GLU:N	38:j:105:GLU:OE2	2.50	0.42
43:o:17:ILE:HG21	43:o:76:LEU:HD21	2.01	0.42
52:x:13:SER:OG	52:x:16:GLU:OE1	2.27	0.42
6:A:96:G:H2'	6:A:97:C:H6	1.84	0.42

*Continued on next page...*

*Continued from previous page...*

Atom-1	Atom-2	Interatomic distance (Å)	Clash overlap (Å)
6:A:1107:C:H2'	6:A:1108:U:C6	2.54	0.42
6:A:1248:G:H2'	6:A:1249:C:C6	2.55	0.42
6:A:1428:G:H2'	6:A:1430:C:N4	2.34	0.42
9:D:172:LYS:HG2	21:P:115:ALA:HB1	2.01	0.42
11:F:7:MET:HE3	23:R:65:LEU:HD23	2.01	0.42
22:Q:47:LYS:HE2	22:Q:47:LYS:HB3	1.76	0.42
30:a:407:A:OP2	34:e:173:ASN:HB2	2.19	0.42
30:a:1481:C:H2'	30:a:1482:G:C8	2.54	0.42
30:a:2474:U:H2'	30:a:2475:C:H6	1.84	0.42
30:a:2711:G:C3'	30:a:2712:G:H5''	2.46	0.42
30:a:2734:OMU:O5'	30:a:2734:OMU:H6	2.18	0.42
31:b:42:C:OP1	35:f:73:LYS:NZ	2.53	0.42
32:c:182:MET:HE3	32:c:182:MET:HB3	1.82	0.42
40:l:15:PRO:HG2	40:l:94:ILE:HD11	2.02	0.42
42:n:5:LEU:HD11	50:v:73:ARG:HB3	2.01	0.42
45:q:14:VAL:HB	45:q:97:VAL:HG21	2.00	0.42
49:u:113:SER:OG	49:u:147:GLU:HG3	2.20	0.42
6:A:457:G:C2	6:A:461:G:C6	3.08	0.42
6:A:1025:G:C2	6:A:1026:U:C4	3.08	0.42
6:A:1055:U:H2'	6:A:1056:C:C6	2.54	0.42
6:A:1103:U:H1'	6:A:1165:A:C5	2.55	0.42
6:A:1143:A:C2	6:A:1167:G:C4	3.07	0.42
6:A:1244:G:H2'	6:A:1245:C:H6	1.85	0.42
10:E:170:LEU:HD23	10:E:170:LEU:HA	1.91	0.42
12:G:47:GLU:H	12:G:47:GLU:HG3	1.68	0.42
14:I:4:LYS:HB3	14:I:4:LYS:HE3	1.84	0.42
23:R:48:SER:OG	23:R:51:ASP:OD1	2.37	0.42
30:a:82:G:H22	30:a:101:G:H2'	1.85	0.42
30:a:670:G:N2	39:k:34:ARG:NH2	2.63	0.42
30:a:1145:G:C8	30:a:1171:A:C8	3.07	0.42
30:a:1698:G:H1	30:a:1915:G:N2	2.18	0.42
44:p:109:LEU:HD23	44:p:109:LEU:HA	1.79	0.42
48:t:38:VAL:HB	48:t:41:VAL:HG21	2.00	0.42
48:t:82:ASP:OD1	48:t:82:ASP:N	2.52	0.42
6:A:660:U:H2'	6:A:661:C:H6	1.84	0.42
9:D:162:VAL:HG21	9:D:168:VAL:HG23	2.02	0.42
9:D:176:LEU:HD12	21:P:105:PHE:CD1	2.54	0.42
30:a:288:G:N2	30:a:309:G:N3	2.68	0.42
30:a:422:U:H2'	30:a:423:G:O4'	2.20	0.42
30:a:2704:U:O2'	30:a:2829:U:OP1	2.32	0.42
30:a:2980:G:O2'	30:a:2981:U:OP1	2.29	0.42

*Continued on next page...*



*Continued from previous page...*

Atom-1	Atom-2	Interatomic distance (Å)	Clash overlap (Å)
34:e:145:ALA:O	34:e:148:SER:OG	2.28	0.42
6:A:1164:G:N2	6:A:1166:A:H3'	2.35	0.42
7:B:136:LEU:HD23	7:B:136:LEU:HA	1.91	0.42
15:J:59:ALA:HB2	15:J:109:ILE:HG23	2.02	0.42
21:P:83:PHE:HD2	21:P:84:THR:HG22	1.85	0.42
30:a:1901:U:H2'	30:a:1902:C:H6	1.85	0.42
30:a:1992:A:H2'	30:a:1993:A:C8	2.54	0.42
32:c:166:VAL:HG21	32:c:182:MET:HE1	2.02	0.42
39:k:99:SER:HA	39:k:103:VAL:HG12	2.00	0.42
46:r:62:GLU:OE2	46:r:65:ARG:NH2	2.52	0.42
6:A:192:G:C6	6:A:202:G:C6	3.07	0.42
6:A:240:G:H2'	6:A:241:G:C8	2.54	0.42
6:A:660:U:H2'	6:A:661:C:C6	2.55	0.42
6:A:1342:G:C2	6:A:1343:A:C5	3.08	0.42
7:B:23:TRP:CZ2	7:B:25:PRO:HA	2.54	0.42
12:G:110:THR:HG22	12:G:203:LYS:HE2	2.01	0.42
21:P:112:ALA:O	21:P:115:ALA:N	2.36	0.42
30:a:224:A:H2'	30:a:225:G:C8	2.54	0.42
30:a:817:C:H2'	30:a:818:G:O4'	2.20	0.42
30:a:899:C:H1'	30:a:1301:G:N2	2.35	0.42
30:a:2561:G:H2'	30:a:2562:U:C6	2.53	0.42
40:l:58:ILE:C	40:l:59:LYS:HG2	2.45	0.42
42:n:9:LYS:C	42:n:11:LEU:H	2.28	0.42
6:A:658:A:H2'	6:A:659:U:H6	1.84	0.42
6:A:798:A:OP1	6:A:1513:G:O2'	2.37	0.42
7:B:156:PRO:HG2	7:B:157:LYS:NZ	2.34	0.42
7:B:213:LEU:O	7:B:217:ILE:HG12	2.20	0.42
9:D:183:ARG:HA	9:D:183:ARG:HD2	1.77	0.42
13:H:13:ARG:HD2	13:H:27:MET:HE2	2.01	0.42
13:H:56:GLU:HG2	13:H:57:GLY:H	1.85	0.42
19:N:13:LYS:O	19:N:45:VAL:HG23	2.19	0.42
26:U:14:HIS:O	26:U:18:LYS:HG2	2.20	0.42
30:a:1171:A:H3'	30:a:1171:A:N3	2.35	0.42
30:a:1894:U:H2'	30:a:1895:G:O4'	2.20	0.42
30:a:1906:C:H3'	30:a:1907:A:C8	2.55	0.42
32:c:17:SER:O	32:c:211:ARG:NH2	2.39	0.42
34:e:26:LEU:HD12	34:e:27:PHE:CD2	2.55	0.42
40:l:114:ALA:O	40:l:118:MET:HG2	2.20	0.42
43:o:15:ASP:OD1	43:o:15:ASP:N	2.51	0.42
49:u:117:THR:HG21	49:u:148:ALA:H	1.85	0.42
52:x:12:LEU:O	52:x:63:ARG:NH1	2.36	0.42

*Continued on next page...*



*Continued from previous page...*

Atom-1	Atom-2	Interatomic distance (Å)	Clash overlap (Å)
52:x:59:VAL:O	52:x:62:GLU:HG2	2.19	0.42
6:A:214:G:H2'	6:A:215:U:H6	1.84	0.42
6:A:562:C:H2'	6:A:563:G:O4'	2.19	0.42
6:A:667:G:H2'	6:A:668:G:N3	2.34	0.42
6:A:1143:A:H5'	6:A:1144:C:C6	2.55	0.42
15:J:75:ARG:H	15:J:75:ARG:HG2	1.67	0.42
19:N:15:LEU:HD13	19:N:48:LEU:HD11	2.01	0.42
30:a:1143:U:O4'	30:a:1145:G:H5''	2.19	0.42
30:a:1629:C:H5'	30:a:1727:G:H1'	2.01	0.42
34:e:155:LYS:HZ3	34:e:157:LEU:HD21	1.85	0.42
44:p:117:GLN:O	44:p:119:GLN:HG2	2.20	0.42
51:w:58:ARG:HE	51:w:58:ARG:HB3	1.57	0.42
5:4:64:ARG:NH1	6:A:1298:G:O5'	2.45	0.41
9:D:102:LEU:HD22	9:D:175:ILE:HD11	2.01	0.41
9:D:172:LYS:HE3	21:P:116:PRO:CA	2.51	0.41
9:D:191:ASN:O	9:D:195:ILE:HG12	2.19	0.41
14:I:48:GLU:HA	14:I:48:GLU:OE2	2.20	0.41
22:Q:12:ARG:HD3	22:Q:70:GLU:O	2.20	0.41
30:a:935:U:H2'	30:a:936:U:C6	2.54	0.41
30:a:1143:U:H6	30:a:1143:U:OP1	2.03	0.41
30:a:1465:G:H2'	30:a:1466:U:C6	2.54	0.41
30:a:2999:A:O2'	30:a:3001:A:N7	2.45	0.41
31:b:28:C:H2'	31:b:29:A:O4'	2.19	0.41
32:c:262:LYS:O	32:c:264:SER:N	2.47	0.41
34:e:26:LEU:HB3	34:e:114:ARG:HG2	2.02	0.41
7:B:92:VAL:HG11	7:B:96:TRP:CZ3	2.55	0.41
8:C:31:G:C8	8:C:32:5MC:HM53	2.56	0.41
10:E:102:ARG:HD2	10:E:144:HIS:ND1	2.35	0.41
30:a:1488:U:H2'	30:a:1489:C:H6	1.85	0.41
30:a:1615:A:H2'	30:a:1616:G:C8	2.55	0.41
30:a:1972:A:H2'	30:a:1973:C:O4'	2.20	0.41
30:a:2288:G:N2	30:a:2366:U:O4	2.52	0.41
33:d:21:TRP:CE2	33:d:27:LEU:HD13	2.55	0.41
34:e:16:LYS:HD2	34:e:16:LYS:HA	1.72	0.41
6:A:733:U:H2'	6:A:734:G:O4'	2.20	0.41
6:A:1338:C:H2'	6:A:1339:G:C8	2.55	0.41
9:D:148:PRO:N	9:D:149:PRO:HD2	2.36	0.41
10:E:177:ALA:HB1	10:E:182:LYS:O	2.20	0.41
30:a:351:G:C5	30:a:352:G:C5	3.08	0.41
30:a:361:G:H1	30:a:443:G:N2	2.18	0.41
30:a:728:G:N2	30:a:731:A:H5''	2.34	0.41

*Continued on next page...*

*Continued from previous page...*

Atom-1	Atom-2	Interatomic distance (Å)	Clash overlap (Å)
30:a:1403:U:H2'	30:a:1404:G:O4'	2.21	0.41
30:a:2368:U:C4	30:a:2369:U:O4	2.72	0.41
33:d:187:ASP:C	33:d:187:ASP:OD1	2.63	0.41
34:e:158:VAL:O	34:e:159:VAL:C	2.62	0.41
39:k:94:VAL:O	39:k:98:VAL:HG22	2.20	0.41
1:0:9:ARG:NH1	30:a:2467:C:OP2	2.44	0.41
6:A:408:G:C6	6:A:477:A:C8	3.08	0.41
14:I:107:PHE:HA	14:I:110:GLU:HG3	2.02	0.41
23:R:11:VAL:N	23:R:12:PRO:HD2	2.35	0.41
30:a:1365:C:H2'	30:a:1366:C:C6	2.55	0.41
30:a:1713:C:H2'	30:a:1714:C:H5	1.84	0.41
30:a:2660:A:H1'	30:a:2710:U:O2'	2.21	0.41
33:d:214:LYS:O	33:d:216:ALA:N	2.54	0.41
35:f:143:GLU:HG3	35:f:145:VAL:HG22	2.02	0.41
36:g:97:VAL:O	36:g:98:LEU:HD13	2.20	0.41
42:n:64:SER:O	42:n:67:GLU:HG3	2.20	0.41
49:u:76:LYS:HD2	49:u:93:LEU:HD22	2.03	0.41
53:y:47:MET:O	53:y:51:VAL:HG22	2.20	0.41
6:A:849:A:H2'	6:A:850:C:C6	2.56	0.41
6:A:1120:G:N3	6:A:1120:G:H2'	2.35	0.41
6:A:1455:A:H2'	6:A:1456:A:O4'	2.21	0.41
15:J:71:LYS:HE2	15:J:74:GLY:O	2.20	0.41
30:a:357:G:H4'	30:a:358:C:H6	1.84	0.41
30:a:1143:U:H4'	30:a:1144:U:H3'	2.02	0.41
30:a:1255:U:H4'	30:a:1256:G:N2	2.36	0.41
30:a:1714:C:H2'	30:a:1715:A:O4'	2.21	0.41
30:a:1866:C:H2'	30:a:1867:C:H6	1.84	0.41
31:b:91:U:H5'	40:l:18:THR:HG22	2.02	0.41
36:g:117:VAL:HG11	36:g:150:ILE:HD11	2.01	0.41
36:g:146:THR:O	36:g:150:ILE:HG12	2.20	0.41
39:k:96:ASP:O	39:k:100:VAL:HG13	2.21	0.41
6:A:565:A:H2'	6:A:566:G:O4'	2.20	0.41
6:A:1167:G:H1'	6:A:1168:G:C4	2.55	0.41
8:C:43:A:H2'	8:C:44:A:H8	1.86	0.41
10:E:204:ALA:O	10:E:207:ARG:HG2	2.20	0.41
12:G:111:ASP:OD1	12:G:114:LEU:HD12	2.20	0.41
12:G:189:ARG:HG2	12:G:189:ARG:NH1	2.34	0.41
23:R:22:ASP:O	23:R:25:ASP:N	2.44	0.41
30:a:342:G:O6	30:a:350:A:N6	2.52	0.41
30:a:621:G:H2'	30:a:622:U:C6	2.55	0.41
30:a:1151:G:N2	30:a:1178:A:H2'	2.32	0.41

*Continued on next page...*

*Continued from previous page...*

Atom-1	Atom-2	Interatomic distance (Å)	Clash overlap (Å)
34:e:119:ASP:OD2	39:k:3:ILE:HG12	2.19	0.41
45:q:66:THR:OG1	45:q:67:LYS:N	2.54	0.41
6:A:26:G:H2'	6:A:27:C:H6	1.86	0.41
6:A:130:A:H8	6:A:199:G:HO2'	1.66	0.41
6:A:487:G:H2'	6:A:488:G:H8	1.85	0.41
6:A:807:A:H2'	6:A:808:C:C6	2.56	0.41
6:A:852:C:H2'	6:A:853:U:O4'	2.21	0.41
6:A:1305:A:C8	6:A:1309:G:C5	3.09	0.41
6:A:1378:U:H2'	6:A:1379:G:C8	2.56	0.41
11:F:16:GLU:HG3	11:F:17:ARG:HE	1.85	0.41
18:M:80:THR:O	18:M:83:THR:OG1	2.31	0.41
19:N:86:THR:CG2	19:N:89:GLY:H	2.33	0.41
30:a:226:A:N3	30:a:241:U:O2'	2.45	0.41
30:a:581:G:H2'	30:a:582:G:O4'	2.20	0.41
30:a:1491:C:H2'	30:a:1492:C:C6	2.55	0.41
30:a:1628:C:O2'	30:a:1727:G:H1'	2.20	0.41
30:a:1768:A:H2'	30:a:1769:G:H4'	2.01	0.41
30:a:1833:G:O2'	41:m:106:ASP:OD2	2.28	0.41
32:c:118:VAL:HG22	32:c:119:SER:H	1.86	0.41
35:f:132:ASP:OD1	35:f:133:GLY:N	2.53	0.41
42:n:49:VAL:HG21	42:n:116:LEU:HD11	2.02	0.41
42:n:99:LYS:HB3	42:n:126:ASP:HB3	2.01	0.41
1:0:35:ASP:OD1	1:0:35:ASP:N	2.53	0.41
6:A:347:C:P	43:o:37:ARG:HH22	2.44	0.41
6:A:405:C:H5''	9:D:128:PRO:HD2	2.03	0.41
6:A:717:U:H2'	6:A:718:U:C6	2.56	0.41
6:A:1110:U:C2	6:A:1112:G:C8	3.09	0.41
6:A:1316:U:H2'	6:A:1317:G:O4'	2.21	0.41
6:A:1359:U:OP1	15:J:115:THR:OG1	2.23	0.41
7:B:5:THR:HG23	7:B:7:ARG:H	1.86	0.41
11:F:18:GLN:CD	11:F:18:GLN:H	2.28	0.41
16:K:53:ALA:CB	16:K:63:LYS:HB2	2.50	0.41
18:M:15:HIS:CD2	18:M:15:HIS:C	2.98	0.41
24:S:24:CYS:HB3	24:S:29:ARG:N	2.35	0.41
30:a:178:U:H2'	30:a:179:G:O4'	2.21	0.41
30:a:1694:U:H2'	30:a:1695:U:O4'	2.20	0.41
37:i:14:LYS:O	37:i:52:ASP:HB3	2.21	0.41
42:n:38:MET:HE3	42:n:100:VAL:HG21	2.02	0.41
46:r:16:ASP:OD1	46:r:16:ASP:C	2.63	0.41
54:z:32:ASN:HB3	54:z:35:CYS:HB3	2.03	0.41
5:4:29:GLN:HB2	5:4:30:SER:H	1.76	0.41

*Continued on next page...*

*Continued from previous page...*

Atom-1	Atom-2	Interatomic distance (Å)	Clash overlap (Å)
6:A:179:G:C2	6:A:180:A:C8	3.08	0.41
6:A:208:U:H5''	25:T:52:ARG:NH2	2.36	0.41
6:A:428:U:H2'	6:A:429:U:C6	2.56	0.41
6:A:810:A:N3	7:B:25:PRO:HG2	2.36	0.41
6:A:923:G:OP1	14:I:102:ARG:NH1	2.37	0.41
6:A:1144:C:H2'	7:B:133:LYS:HZ1	1.85	0.41
7:B:24:ASN:HD21	7:B:193:ASP:HB3	1.85	0.41
7:B:115:LYS:HD3	7:B:153:ARG:NH2	2.35	0.41
10:E:34:TYR:CD2	10:E:91:LYS:HE2	2.55	0.41
10:E:67:GLY:C	10:E:96:LYS:HE3	2.46	0.41
12:G:35:ASP:OD1	12:G:56:ILE:HG13	2.20	0.41
12:G:41:TRP:HH2	12:G:86:VAL:HG12	1.86	0.41
12:G:109:GLU:HG3	12:G:143:ALA:HB2	2.03	0.41
13:H:21:TYR:HB3	13:H:73:ARG:HH21	1.86	0.41
14:I:80:VAL:HG21	14:I:154:TYR:CE2	2.56	0.41
15:J:53:ARG:HA	15:J:57:ALA:O	2.20	0.41
17:L:36:ARG:HG2	17:L:38:TYR:CD1	2.56	0.41
18:M:23:ARG:O	18:M:26:VAL:HG12	2.21	0.41
18:M:25:ILE:O	18:M:28:THR:HG22	2.21	0.41
30:a:73:A:OP1	52:x:47:ARG:NH2	2.53	0.41
30:a:127:C:H2'	30:a:128:C:C6	2.55	0.41
30:a:235:G:H4'	30:a:236:U:C6	2.56	0.41
30:a:357:G:H4'	30:a:358:C:C6	2.55	0.41
30:a:433:G:H5'	30:a:435:G:O5'	2.21	0.41
30:a:931:G:N1	30:a:1015:U:O2	2.43	0.41
30:a:1183:C:H2'	30:a:1184:U:O4'	2.20	0.41
30:a:1650:A:H2'	30:a:1651:A:H8	1.86	0.41
30:a:1720:U:H4'	30:a:1721:G:OP1	2.20	0.41
30:a:2516:C:H1'	42:n:27:LYS:HD2	2.02	0.41
33:d:23:GLU:HG2	33:d:24:HIS:ND1	2.36	0.41
35:f:18:ARG:HB2	35:f:19:GLU:OE2	2.20	0.41
35:f:40:LEU:HD12	35:f:40:LEU:HA	1.85	0.41
35:f:47:MET:HE3	35:f:47:MET:HB3	1.87	0.41
42:n:39:VAL:HG13	42:n:50:GLN:HG3	2.03	0.41
44:p:94:MET:CE	45:q:13:LYS:HB2	2.51	0.41
50:v:56:ASP:OD1	50:v:58:THR:HG22	2.21	0.41
6:A:124:G:H2'	6:A:125:U:C6	2.56	0.41
6:A:439:U:H2'	6:A:440:U:C6	2.56	0.41
6:A:454:A:H5''	6:A:455:G:H21	1.86	0.41
6:A:906:G:H2'	6:A:907:A:C8	2.56	0.41
6:A:1284:C:C4	14:I:114:LYS:HE3	2.56	0.41

*Continued on next page...*

*Continued from previous page...*

Atom-1	Atom-2	Interatomic distance (Å)	Clash overlap (Å)
6:A:1415:A:H2'	6:A:1416:C:H6	1.86	0.41
7:B:155:MET:SD	7:B:155:MET:N	2.94	0.41
10:E:157:ILE:H	10:E:157:ILE:HG12	1.60	0.41
22:Q:67:ARG:HE	22:Q:84:GLU:CD	2.27	0.41
30:a:134:U:O2'	30:a:135:G:O3'	2.19	0.41
30:a:554:G:H2'	30:a:555:A:C8	2.55	0.41
30:a:1470:U:H2'	30:a:1471:A:O4'	2.21	0.41
30:a:2012:A:C8	30:a:2013:C:C5	3.10	0.41
34:e:160:LEU:O	34:e:163:SER:OG	2.38	0.41
36:g:85:GLU:OE2	36:g:136:GLN:HG2	2.21	0.41
36:g:160:LYS:HB2	36:g:162:LYS:HG3	2.03	0.41
42:n:22:GLN:HG3	42:n:105:ALA:HA	2.03	0.41
44:p:66:ASN:O	44:p:70:ARG:HG3	2.21	0.41
45:q:89:ARG:HA	45:q:89:ARG:HD2	1.79	0.41
4:3:4:GLN:O	4:3:36:GLN:HA	2.21	0.40
6:A:45:G:H2'	6:A:46:G:H8	1.85	0.40
6:A:337:C:H2'	6:A:338:A:C8	2.56	0.40
6:A:778:C:O3'	16:K:133:ARG:NH1	2.49	0.40
6:A:1483:C:H2'	6:A:1484:G:O4'	2.21	0.40
30:a:488:U:H2'	30:a:489:G:O4'	2.21	0.40
30:a:889:A:OP1	39:k:43:LYS:NZ	2.54	0.40
30:a:1446:C:H2'	30:a:1447:G:O4'	2.20	0.40
30:a:1911:G:O6	30:a:1916:G:N2	2.54	0.40
30:a:2807:G:H2'	30:a:2808:C:C6	2.56	0.40
30:a:2859:U:H2'	30:a:2860:G:C8	2.56	0.40
30:a:2869:U:H2'	30:a:2870:G:O4'	2.21	0.40
33:d:20:LEU:O	33:d:27:LEU:HD12	2.21	0.40
33:d:57:GLY:O	33:d:58:TYR:HB3	2.21	0.40
35:f:182:LEU:HD23	35:f:182:LEU:HA	1.91	0.40
39:k:121:VAL:O	39:k:141:GLY:HA3	2.21	0.40
40:l:62:GLY:CA	40:l:107:SER:O	2.69	0.40
42:n:16:LYS:O	42:n:20:ARG:HG3	2.21	0.40
51:w:3:ALA:O	51:w:12:PRO:HD3	2.22	0.40
5:4:41:CYS:O	5:4:41:CYS:SG	2.78	0.40
6:A:475:U:H2'	6:A:476:A:C4	2.56	0.40
6:A:1109:G:H1'	6:A:1110:U:H5	1.85	0.40
6:A:1503:2MG:HM21	6:A:1506:MA6:N7	2.36	0.40
7:B:143:ASP:O	7:B:147:LYS:HG3	2.21	0.40
10:E:100:VAL:HG13	10:E:196:ARG:HB2	2.03	0.40
10:E:108:VAL:HG23	10:E:119:LEU:HB2	2.02	0.40
12:G:182:ASP:OD1	12:G:182:ASP:C	2.63	0.40

*Continued on next page...*

*Continued from previous page...*

Atom-1	Atom-2	Interatomic distance (Å)	Clash overlap (Å)
16:K:53:ALA:HB1	16:K:63:LYS:HB2	2.03	0.40
26:U:23:ASN:OD1	26:U:47:HIS:HE1	2.04	0.40
30:a:26:G:N2	30:a:600:G:H1'	2.37	0.40
30:a:172:U:H2'	30:a:173:A:H8	1.86	0.40
30:a:937:G:H2'	30:a:938:U:C6	2.56	0.40
30:a:1163:C:H2'	30:a:1164:U:H6	1.86	0.40
30:a:1258:G:H2'	30:a:1259:G:C8	2.56	0.40
30:a:2042:A:C8	30:a:2042:A:O5'	2.73	0.40
30:a:2378:C:H2'	30:a:2379:U:C6	2.56	0.40
30:a:2651:A:H2'	30:a:2652:G:O4'	2.21	0.40
30:a:2830:G:H2'	30:a:2831:U:H6	1.86	0.40
6:A:459:G:OP2	6:A:459:G:H8	2.04	0.40
6:A:494:U:H2'	6:A:495:A:C8	2.57	0.40
7:B:124:LYS:HD2	7:B:124:LYS:HA	1.88	0.40
13:H:3:MET:HE1	13:H:9:ASP:HB2	2.04	0.40
15:J:75:ARG:HB2	15:J:79:ASP:HB3	2.03	0.40
30:a:20:U:H2'	30:a:21:C:C6	2.57	0.40
30:a:172:U:H2'	30:a:173:A:C8	2.56	0.40
30:a:325:G:H2'	30:a:326:G:C8	2.57	0.40
30:a:669:A:N1	30:a:894:G:O2'	2.43	0.40
30:a:1130:G:O2'	30:a:1131:A:H8	2.04	0.40
30:a:1178:A:H5'	30:a:1179:A:N7	2.35	0.40
30:a:1618:U:H2'	30:a:1619:A:C8	2.57	0.40
30:a:1710:A:N6	30:a:1726:U:O4'	2.55	0.40
30:a:2684:G:H5''	30:a:2685:2MA:H5''	2.03	0.40
34:e:142:GLN:OE1	34:e:170:SER:HB3	2.22	0.40
38:j:47:ILE:HD13	38:j:47:ILE:HA	1.87	0.40
38:j:67:LYS:O	38:j:68:SER:HB2	2.21	0.40
44:p:102:ASP:OD2	45:q:2:TYR:OH	2.23	0.40
6:A:180:A:H2'	6:A:181:U:C6	2.57	0.40
6:A:1237:G:H5'	15:J:56:GLU:OE2	2.21	0.40
7:B:137:MET:HE2	7:B:137:MET:HB3	2.00	0.40
14:I:143:LYS:HG3	14:I:144:MET:N	2.36	0.40
30:a:342:G:C6	30:a:350:A:C6	3.09	0.40
30:a:530:U:H2'	30:a:531:G:C8	2.56	0.40
30:a:851:U:H2'	30:a:852:U:C6	2.56	0.40
30:a:2429:A:H2'	30:a:2430:C:C6	2.57	0.40
30:a:2597:G:H2'	30:a:2598:C:C6	2.56	0.40
30:a:2730:G:N3	38:j:23:ARG:NH2	2.69	0.40
35:f:43:ILE:HB	35:f:100:LEU:HB2	2.03	0.40
6:A:677:A:H2'	6:A:678:A:C8	2.57	0.40

*Continued on next page...*

Continued from previous page...

Atom-1	Atom-2	Interatomic distance (Å)	Clash overlap (Å)
15:J:63:ILE:HD11	15:J:94:PHE:HZ	1.87	0.40
30:a:3:A:H61	30:a:3079:C:H42	1.70	0.40
30:a:426:A:H2'	30:a:427:C:O4'	2.22	0.40
30:a:672:U:H2'	30:a:673:A:H8	1.86	0.40
30:a:1182:G:C6	30:a:1183:C:C4	3.09	0.40
30:a:2111:A:H2'	30:a:2112:G:O4'	2.22	0.40
30:a:2291:U:H5'	30:a:2363:G:N2	2.36	0.40
37:i:47:HIS:CD2	37:i:48:ILE:HG12	2.57	0.40
47:s:36:LYS:HG3	47:s:37:PRO:HD2	2.04	0.40

There are no symmetry-related clashes.

## 5.3 Torsion angles

### 5.3.1 Protein backbone

In the following table, the Percentiles column shows the percent Ramachandran outliers of the chain as a percentile score with respect to all PDB entries followed by that with respect to all EM entries.

The Analysed column shows the number of residues for which the backbone conformation was analysed, and the total number of residues.

Mol	Chain	Analysed	Favoured	Allowed	Outliers	Percentiles	
1	0	48/56 (86%)	45 (94%)	3 (6%)	0	100	100
2	1	42/44 (96%)	42 (100%)	0	0	100	100
3	2	65/68 (96%)	64 (98%)	1 (2%)	0	100	100
4	3	35/37 (95%)	35 (100%)	0	0	100	100
5	4	64/69 (93%)	56 (88%)	8 (12%)	0	100	100
7	B	231/283 (82%)	213 (92%)	16 (7%)	2 (1%)	14	27
9	D	198/201 (98%)	189 (96%)	9 (4%)	0	100	100
10	E	177/215 (82%)	171 (97%)	6 (3%)	0	100	100
11	F	94/96 (98%)	88 (94%)	4 (4%)	2 (2%)	5	9
12	G	204/269 (76%)	196 (96%)	8 (4%)	0	100	100
13	H	132/135 (98%)	129 (98%)	3 (2%)	0	100	100
14	I	153/156 (98%)	146 (95%)	7 (5%)	0	100	100
15	J	132/173 (76%)	118 (89%)	13 (10%)	1 (1%)	16	31

Continued on next page...



*Continued from previous page...*

Mol	Chain	Analysed	Favoured	Allowed	Outliers	Percentiles	
16	K	115/135 (85%)	104 (90%)	11 (10%)	0	100	100
17	L	120/123 (98%)	114 (95%)	6 (5%)	0	100	100
18	M	96/103 (93%)	90 (94%)	5 (5%)	1 (1%)	12	24
19	N	120/123 (98%)	111 (92%)	9 (8%)	0	100	100
20	O	85/87 (98%)	83 (98%)	2 (2%)	0	100	100
21	P	126/147 (86%)	115 (91%)	8 (6%)	3 (2%)	4	8
22	Q	88/90 (98%)	80 (91%)	8 (9%)	0	100	100
23	R	65/79 (82%)	60 (92%)	4 (6%)	1 (2%)	8	16
24	S	58/61 (95%)	54 (93%)	4 (7%)	0	100	100
25	T	85/88 (97%)	85 (100%)	0	0	100	100
26	U	82/93 (88%)	72 (88%)	9 (11%)	1 (1%)	10	20
27	V	21/24 (88%)	20 (95%)	1 (5%)	0	100	100
28	X	30/33 (91%)	29 (97%)	1 (3%)	0	100	100
32	c	272/278 (98%)	257 (94%)	15 (6%)	0	100	100
33	d	212/223 (95%)	200 (94%)	12 (6%)	0	100	100
34	e	208/301 (69%)	186 (89%)	18 (9%)	4 (2%)	6	11
35	f	182/210 (87%)	171 (94%)	11 (6%)	0	100	100
36	g	175/180 (97%)	166 (95%)	9 (5%)	0	100	100
37	i	144/147 (98%)	143 (99%)	0	1 (1%)	18	34
38	j	120/122 (98%)	109 (91%)	11 (9%)	0	100	100
39	k	142/146 (97%)	123 (87%)	18 (13%)	1 (1%)	18	34
40	l	134/139 (96%)	129 (96%)	5 (4%)	0	100	100
41	m	118/187 (63%)	109 (92%)	7 (6%)	2 (2%)	7	13
42	n	124/127 (98%)	120 (97%)	3 (2%)	1 (1%)	16	31
43	o	112/117 (96%)	111 (99%)	1 (1%)	0	100	100
44	p	117/123 (95%)	114 (97%)	2 (2%)	1 (1%)	14	27
45	q	100/102 (98%)	98 (98%)	2 (2%)	0	100	100
46	r	130/153 (85%)	128 (98%)	2 (2%)	0	100	100
47	s	93/102 (91%)	87 (94%)	6 (6%)	0	100	100
48	t	103/122 (84%)	96 (93%)	6 (6%)	1 (1%)	12	24
49	u	177/205 (86%)	169 (96%)	8 (4%)	0	100	100

*Continued on next page...*



*Continued from previous page...*

Mol	Chain	Analysed	Favoured	Allowed	Outliers	Percentiles	
50	v	76/89 (85%)	73 (96%)	3 (4%)	0	100	100
51	w	58/61 (95%)	54 (93%)	4 (7%)	0	100	100
52	x	67/77 (87%)	62 (92%)	5 (8%)	0	100	100
53	y	56/60 (93%)	54 (96%)	2 (4%)	0	100	100
54	z	60/63 (95%)	58 (97%)	2 (3%)	0	100	100
All	All	5646/6322 (89%)	5326 (94%)	298 (5%)	22 (0%)	31	49

All (22) Ramachandran outliers are listed below:

Mol	Chain	Res	Type
11	F	17	ARG
21	P	46	PRO
21	P	113	ASP
23	R	73	THR
34	e	133	VAL
34	e	164	ASP
44	p	93	LYS
7	B	4	VAL
26	U	84	VAL
42	n	5	LEU
7	B	5	THR
11	F	34	LYS
34	e	150	LEU
34	e	185	LEU
37	i	8	ALA
39	k	124	VAL
18	M	6	ILE
41	m	37	THR
41	m	70	ILE
21	P	97	GLU
48	t	64	ILE
15	J	46	ALA

### 5.3.2 Protein sidechains ⓘ

In the following table, the Percentiles column shows the percent sidechain outliers of the chain as a percentile score with respect to all PDB entries followed by that with respect to all EM entries.

The Analysed column shows the number of residues for which the sidechain conformation was

analysed, and the total number of residues.

Mol	Chain	Analysed	Rotameric	Outliers	Percentiles	
1	0	47/51 (92%)	46 (98%)	1 (2%)	47	74
2	1	36/36 (100%)	34 (94%)	2 (6%)	19	39
3	2	54/55 (98%)	53 (98%)	1 (2%)	50	76
4	3	35/35 (100%)	33 (94%)	2 (6%)	18	39
5	4	56/59 (95%)	53 (95%)	3 (5%)	20	41
7	B	197/234 (84%)	185 (94%)	12 (6%)	17	35
9	D	175/176 (99%)	173 (99%)	2 (1%)	65	84
10	E	130/155 (84%)	127 (98%)	3 (2%)	44	72
11	F	89/89 (100%)	87 (98%)	2 (2%)	45	73
12	G	160/200 (80%)	157 (98%)	3 (2%)	50	76
13	H	108/109 (99%)	107 (99%)	1 (1%)	70	87
14	I	132/133 (99%)	128 (97%)	4 (3%)	36	64
15	J	97/131 (74%)	95 (98%)	2 (2%)	47	74
16	K	88/101 (87%)	87 (99%)	1 (1%)	65	84
17	L	103/104 (99%)	101 (98%)	2 (2%)	50	76
18	M	89/93 (96%)	86 (97%)	3 (3%)	32	60
19	N	99/100 (99%)	97 (98%)	2 (2%)	48	75
20	O	74/74 (100%)	73 (99%)	1 (1%)	59	81
21	P	103/115 (90%)	97 (94%)	6 (6%)	18	38
22	Q	81/81 (100%)	80 (99%)	1 (1%)	63	83
23	R	55/65 (85%)	53 (96%)	2 (4%)	31	58
24	S	48/49 (98%)	48 (100%)	0	100	100
25	T	68/69 (99%)	68 (100%)	0	100	100
26	U	72/80 (90%)	70 (97%)	2 (3%)	38	66
27	V	16/17 (94%)	16 (100%)	0	100	100
28	X	28/29 (97%)	28 (100%)	0	100	100
32	c	216/220 (98%)	213 (99%)	3 (1%)	59	81
33	d	166/172 (96%)	164 (99%)	2 (1%)	63	83
34	e	165/237 (70%)	157 (95%)	8 (5%)	23	46
35	f	154/175 (88%)	151 (98%)	3 (2%)	50	76
36	g	150/152 (99%)	147 (98%)	3 (2%)	48	75

*Continued on next page...*

*Continued from previous page...*

Mol	Chain	Analysed	Rotameric	Outliers	Percentiles	
37	i	118/120 (98%)	116 (98%)	2 (2%)	53	78
38	j	101/101 (100%)	98 (97%)	3 (3%)	36	64
39	k	111/113 (98%)	107 (96%)	4 (4%)	31	58
40	l	108/110 (98%)	106 (98%)	2 (2%)	50	76
41	m	100/142 (70%)	98 (98%)	2 (2%)	48	75
42	n	95/96 (99%)	93 (98%)	2 (2%)	47	74
43	o	97/99 (98%)	93 (96%)	4 (4%)	27	53
44	p	98/99 (99%)	96 (98%)	2 (2%)	48	75
45	q	84/84 (100%)	79 (94%)	5 (6%)	17	36
46	r	105/118 (89%)	98 (93%)	7 (7%)	15	31
47	s	84/89 (94%)	81 (96%)	3 (4%)	31	58
48	t	91/103 (88%)	89 (98%)	2 (2%)	45	73
49	u	149/168 (89%)	147 (99%)	2 (1%)	61	82
50	v	60/67 (90%)	55 (92%)	5 (8%)	10	22
51	w	52/53 (98%)	50 (96%)	2 (4%)	29	56
52	x	61/68 (90%)	61 (100%)	0	100	100
53	y	53/55 (96%)	53 (100%)	0	100	100
54	z	51/52 (98%)	50 (98%)	1 (2%)	48	75
All	All	4709/5133 (92%)	4584 (97%)	125 (3%)	40	67

All (125) residues with a non-rotameric sidechain are listed below:

Mol	Chain	Res	Type
1	0	26	THR
2	1	29	SER
2	1	42	LEU
3	2	41	THR
4	3	12	ASP
4	3	24	MET
5	4	14	VAL
5	4	29	GLN
5	4	45	TYR
7	B	1	MET
7	B	38	ILE
7	B	58	LYS
7	B	70	VAL

*Continued on next page...*

*Continued from previous page...*

Mol	Chain	Res	Type
7	B	79	SER
7	B	86	ARG
7	B	92	VAL
7	B	100	MET
7	B	105	GLN
7	B	160	GLN
7	B	185	VAL
7	B	213	LEU
9	D	15	LEU
9	D	171	ASN
10	E	99	LEU
10	E	119	LEU
10	E	146	VAL
11	F	75	LEU
11	F	84	LYS
12	G	46	LEU
12	G	101	ASN
12	G	137	GLN
13	H	66	THR
14	I	56	THR
14	I	60	GLN
14	I	67	ASP
14	I	79	ARG
15	J	86	HIS
15	J	105	VAL
16	K	125	ASN
17	L	13	THR
17	L	104	THR
18	M	18	ILE
18	M	77	LEU
18	M	97	ASP
19	N	4	LEU
19	N	35	LYS
20	O	11	GLU
21	P	6	ARG
21	P	10	LEU
21	P	49	ILE
21	P	92	VAL
21	P	101	LYS
21	P	102	ASP
22	Q	47	LYS
23	R	21	VAL

*Continued on next page...*

*Continued from previous page...*

Mol	Chain	Res	Type
23	R	65	LEU
26	U	66	MET
26	U	79	THR
32	c	164	GLN
32	c	183	ARG
32	c	224	VAL
33	d	66	VAL
33	d	155	CYS
34	e	65	LYS
34	e	69	ARG
34	e	150	LEU
34	e	158	VAL
34	e	160	LEU
34	e	183	ASP
34	e	185	LEU
34	e	186	ASN
35	f	85	GLN
35	f	90	GLU
35	f	138	THR
36	g	65	LEU
36	g	115	VAL
36	g	139	ASP
37	i	55	VAL
37	i	147	GLN
38	j	2	ILE
38	j	51	ASN
38	j	73	ASP
39	k	3	ILE
39	k	19	THR
39	k	103	VAL
39	k	123	LEU
40	l	59	LYS
40	l	113	VAL
41	m	57	THR
41	m	114	GLU
42	n	45	LYS
42	n	70	LEU
43	o	26	VAL
43	o	44	SER
43	o	87	ASP
43	o	115	SER
44	p	39	THR

*Continued on next page...*

*Continued from previous page...*

Mol	Chain	Res	Type
44	p	100	VAL
45	q	31	SER
45	q	36	THR
45	q	57	LYS
45	q	66	THR
45	q	95	VAL
46	r	29	MET
46	r	38	ILE
46	r	41	VAL
46	r	54	LYS
46	r	84	ASP
46	r	111	SER
46	r	130	ARG
47	s	18	VAL
47	s	32	THR
47	s	54	VAL
48	t	25	GLU
48	t	85	ASP
49	u	28	LYS
49	u	139	ILE
50	v	9	SER
50	v	38	VAL
50	v	71	THR
50	v	81	THR
50	v	83	VAL
51	w	25	THR
51	w	59	VAL
54	z	25	THR

Sometimes sidechains can be flipped to improve hydrogen bonding and reduce clashes. All (41) such sidechains are listed below:

Mol	Chain	Res	Type
1	0	29	ASN
7	B	8	GLN
7	B	94	GLN
7	B	105	GLN
11	F	18	GLN
12	G	8	HIS
12	G	137	GLN
14	I	60	GLN
14	I	122	ASN
17	L	112	GLN

*Continued on next page...*

*Continued from previous page...*

Mol	Chain	Res	Type
18	M	15	HIS
22	Q	57	ASN
26	U	29	ASN
26	U	47	HIS
32	c	60	GLN
32	c	96	HIS
33	d	65	ASN
33	d	84	HIS
33	d	143	HIS
34	e	43	GLN
35	f	26	GLN
35	f	72	GLN
36	g	34	ASN
36	g	74	ASN
37	i	12	GLN
37	i	47	HIS
41	m	31	HIS
42	n	107	ASN
43	o	41	GLN
44	p	27	GLN
45	q	94	GLN
46	r	56	GLN
48	t	76	GLN
48	t	110	GLN
49	u	36	HIS
49	u	48	HIS
50	v	17	ASN
51	w	17	ASN
51	w	41	ASN
52	x	34	GLN
54	z	12	ASN

### 5.3.3 RNA ⓘ

Mol	Chain	Analysed	Backbone Outliers	Pucker Outliers
29	Y	9/22 (40%)	6 (66%)	0
30	a	2890/3086 (93%)	479 (16%)	0
31	b	117/120 (97%)	10 (8%)	0
6	A	1503/1537 (97%)	234 (15%)	15 (0%)
8	C	74/76 (97%)	10 (13%)	0
All	All	4593/4841 (94%)	739 (16%)	15 (0%)

All (739) RNA backbone outliers are listed below:

Mol	Chain	Res	Type
6	A	7	A
6	A	9	U
6	A	10	G
6	A	13	G
6	A	36	A
6	A	43	G
6	A	51	C
6	A	52	U
6	A	55	A
6	A	58	C
6	A	75	A
6	A	82	U
6	A	91	G
6	A	92	G
6	A	93	G
6	A	95	U
6	A	96	G
6	A	100	G
6	A	119	A
6	A	120	A
6	A	121	C
6	A	130	A
6	A	143	C
6	A	144	U
6	A	145	U
6	A	150	A
6	A	164	C
6	A	173	A
6	A	174	U
6	A	175	A
6	A	178	G
6	A	183	G
6	A	184	G
6	A	185	A
6	A	197	A
6	A	199	G
6	A	213	A
6	A	214	G
6	A	218	C
6	A	219	G
6	A	220	G
6	A	222	G

*Continued on next page...*



*Continued from previous page...*

Mol	Chain	Res	Type
6	A	226	G
6	A	233	G
6	A	247	C
6	A	249	G
6	A	253	G
6	A	268	G
6	A	269	C
6	A	291	G
6	A	323	A
6	A	331	A
6	A	332	C
6	A	349	G
6	A	353	G
6	A	354	C
6	A	356	G
6	A	369	U
6	A	374	C
6	A	386	G
6	A	399	A
6	A	400	C
6	A	408	G
6	A	414	U
6	A	415	G
6	A	416	A
6	A	423	U
6	A	424	C
6	A	426	G
6	A	431	U
6	A	441	U
6	A	447	G
6	A	453	A
6	A	459	G
6	A	461	G
6	A	463	G
6	A	467	G
6	A	468	U
6	A	477	A
6	A	478	A
6	A	479	G
6	A	493	C
6	A	498	PSU
6	A	499	G

*Continued on next page...*

*Continued from previous page...*

Mol	Chain	Res	Type
6	A	500	C
6	A	503	G
6	A	509	G7M
6	A	513	U
6	A	514	G
6	A	529	A
6	A	541	A
6	A	546	U
6	A	554	A
6	A	555	A
6	A	558	G
6	A	559	G
6	A	561	U
6	A	578	C
6	A	600	C
6	A	601	U
6	A	602	U
6	A	614	U
6	A	615	G
6	A	635	U
6	A	647	G
6	A	685	G
6	A	703	A
6	A	704	G
6	A	716	G
6	A	729	U
6	A	737	G
6	A	759	A
6	A	775	U
6	A	776	A
6	A	791	G
6	A	797	A
6	A	799	C
6	A	811	G
6	A	819	G
6	A	826	C
6	A	827	C
6	A	828	A
6	A	830	G
6	A	831	G
6	A	832	G
6	A	874	G

*Continued on next page...*

*Continued from previous page...*

Mol	Chain	Res	Type
6	A	886	G
6	A	898	A
6	A	910	G
6	A	911	G
6	A	918	C
6	A	919	A
6	A	944	U
6	A	945	U
6	A	950	2MG
6	A	953	A
6	A	955	G
6	A	959	A
6	A	960	G
6	A	961	A
6	A	976	U
6	A	977	G
6	A	978	A
6	A	984	A
6	A	987	G
6	A	990	A
6	A	1010	C
6	A	1012	U
6	A	1013	C
6	A	1015	U
6	A	1025	G
6	A	1026	U
6	A	1027	U
6	A	1029	A
6	A	1030	C
6	A	1038	G
6	A	1050	U
6	A	1051	C
6	A	1053	G
6	A	1055	U
6	A	1066	G
6	A	1070	U
6	A	1076	U
6	A	1077	A
6	A	1079	G
6	A	1080	U
6	A	1085	C
6	A	1086	A

*Continued on next page...*

*Continued from previous page...*

Mol	Chain	Res	Type
6	A	1098	C
6	A	1110	U
6	A	1115	A
6	A	1120	G
6	A	1121	U
6	A	1122	U
6	A	1124	U
6	A	1125	G
6	A	1126	G
6	A	1144	C
6	A	1145	C
6	A	1146	G
6	A	1153	U
6	A	1160	G
6	A	1170	G
6	A	1171	G
6	A	1182	A
6	A	1183	A
6	A	1188	U
6	A	1198	U
6	A	1199	A
6	A	1210	U
6	A	1213	A
6	A	1222	A
6	A	1224	A
6	A	1244	G
6	A	1246	G
6	A	1256	G
6	A	1261	A
6	A	1266	A
6	A	1272	G
6	A	1273	A
6	A	1279	G
6	A	1286	G
6	A	1288	U
6	A	1291	G
6	A	1298	G
6	A	1306	C
6	A	1326	G
6	A	1332	A
6	A	1333	G
6	A	1339	G

*Continued on next page...*

*Continued from previous page...*

Mol	Chain	Res	Type
6	A	1349	A
6	A	1351	C
6	A	1357	G
6	A	1368	U
6	A	1382	C
6	A	1384	C
6	A	1385	A
6	A	1388	G
6	A	1406	G
6	A	1429	G
6	A	1433	A
6	A	1438	U
6	A	1440	G
6	A	1479	A
6	A	1480	A
6	A	1484	G
6	A	1486	A
6	A	1493	U
6	A	1504	G
6	A	1506	MA6
6	A	1516	G
6	A	1517	G
6	A	1518	A
6	A	1519	U
8	C	9	G
8	C	17	U
8	C	18	G
8	C	21	A
8	C	46	G
8	C	47	U
8	C	49	G
8	C	69	C
8	C	75	C
8	C	76	A
29	Y	14	A
29	Y	16	A
29	Y	19	U
29	Y	20	U
29	Y	21	U
29	Y	22	U
30	a	11	G
30	a	12	U

*Continued on next page...*

*Continued from previous page...*

Mol	Chain	Res	Type
30	a	33	U
30	a	50	G
30	a	57	G
30	a	62	G
30	a	70	A
30	a	73	A
30	a	74	G
30	a	83	A
30	a	90	G
30	a	92	G
30	a	93	C
30	a	94	G
30	a	95	A
30	a	96	G
30	a	98	U
30	a	99	G
30	a	100	U
30	a	101	G
30	a	102	A
30	a	117	A
30	a	118	A
30	a	119	U
30	a	127	C
30	a	132	A
30	a	135	G
30	a	137	C
30	a	166	A
30	a	169	G
30	a	171	A
30	a	180	U
30	a	185	G
30	a	188	A
30	a	203	A
30	a	206	A
30	a	222	G
30	a	223	A
30	a	225	G
30	a	229	A
30	a	235	G
30	a	236	U
30	a	240	A
30	a	255	G

*Continued on next page...*

*Continued from previous page...*

Mol	Chain	Res	Type
30	a	272	A
30	a	273	G
30	a	279	A
30	a	283	U
30	a	285	U
30	a	286	G
30	a	287	U
30	a	288	G
30	a	289	U
30	a	290	G
30	a	307	U
30	a	308	U
30	a	309	G
30	a	310	C
30	a	311	A
30	a	312	U
30	a	313	G
30	a	314	U
30	a	321	U
30	a	322	U
30	a	324	U
30	a	325	G
30	a	335	U
30	a	336	G
30	a	337	G
30	a	338	U
30	a	339	U
30	a	340	C
30	a	341	U
30	a	345	G
30	a	346	C
30	a	347	C
30	a	348	G
30	a	353	A
30	a	354	U
30	a	355	U
30	a	356	G
30	a	358	C
30	a	359	C
30	a	360	A
30	a	366	A
30	a	367	A

*Continued on next page...*

*Continued from previous page...*

Mol	Chain	Res	Type
30	a	369	U
30	a	370	G
30	a	377	G
30	a	379	A
30	a	380	G
30	a	385	A
30	a	386	G
30	a	387	C
30	a	393	G
30	a	396	A
30	a	402	A
30	a	408	G
30	a	415	A
30	a	419	U
30	a	423	G
30	a	427	C
30	a	431	A
30	a	432	A
30	a	433	G
30	a	434	C
30	a	435	G
30	a	447	U
30	a	453	U
30	a	454	G
30	a	460	A
30	a	475	G
30	a	476	U
30	a	477	G
30	a	478	G
30	a	480	A
30	a	494	U
30	a	500	G
30	a	532	A
30	a	533	C
30	a	540	U
30	a	544	U
30	a	545	G
30	a	546	A
30	a	570	G
30	a	592	G
30	a	593	A
30	a	596	U

*Continued on next page...*



*Continued from previous page...*

Mol	Chain	Res	Type
30	a	618	G
30	a	619	C
30	a	620	C
30	a	621	G
30	a	632	U
30	a	633	G
30	a	635	G
30	a	646	G
30	a	656	G
30	a	658	A
30	a	674	G
30	a	675	U
30	a	676	G
30	a	687	A
30	a	698	U
30	a	699	G
30	a	700	G
30	a	701	U
30	a	704	G
30	a	707	A
30	a	713	A
30	a	720	G
30	a	723	A
30	a	731	A
30	a	733	G
30	a	739	G
30	a	740	A
30	a	770	A
30	a	771	U
30	a	802	G
30	a	815	U
30	a	842	G
30	a	849	A
30	a	860	G
30	a	861	G
30	a	867	A
30	a	869	G
30	a	870	G
30	a	875	U
30	a	877	A
30	a	890	G
30	a	897	C

*Continued on next page...*

*Continued from previous page...*

Mol	Chain	Res	Type
30	a	912	U
30	a	914	A
30	a	930	G
30	a	931	G
30	a	944	G
30	a	951	A
30	a	968	G
30	a	969	C
30	a	970	U
30	a	971	U
30	a	972	A
30	a	973	U
30	a	974	C
30	a	978	U
30	a	979	U
30	a	980	A
30	a	981	C
30	a	994	A
30	a	1014	G
30	a	1016	A
30	a	1028	A
30	a	1029	G
30	a	1044	G
30	a	1057	G
30	a	1062	A
30	a	1066	A
30	a	1067	G
30	a	1068	C
30	a	1079	A
30	a	1096	G
30	a	1105	G
30	a	1109	G
30	a	1116	U
30	a	1124	U
30	a	1128	U
30	a	1131	A
30	a	1137	A
30	a	1139	G
30	a	1144	U
30	a	1145	G
30	a	1146	G
30	a	1149	U

*Continued on next page...*

*Continued from previous page...*

Mol	Chain	Res	Type
30	a	1150	G
30	a	1151	G
30	a	1153	A
30	a	1154	G
30	a	1156	A
30	a	1161	U
30	a	1162	C
30	a	1165	U
30	a	1166	G
30	a	1167	A
30	a	1170	G
30	a	1172	G
30	a	1174	G
30	a	1177	U
30	a	1178	A
30	a	1179	A
30	a	1181	A
30	a	1185	C
30	a	1187	C
30	a	1189	G
30	a	1195	G
30	a	1211	A
30	a	1213	U
30	a	1215	U
30	a	1216	A
30	a	1218	C
30	a	1225	U
30	a	1226	A
30	a	1227	A
30	a	1228	G
30	a	1254	G
30	a	1255	U
30	a	1256	G
30	a	1257	U
30	a	1283	G
30	a	1297	G
30	a	1306	U
30	a	1307	G
30	a	1327	G
30	a	1330	A
30	a	1331	A
30	a	1333	G

*Continued on next page...*

*Continued from previous page...*

Mol	Chain	Res	Type
30	a	1348	G
30	a	1350	G
30	a	1351	U
30	a	1376	A
30	a	1377	U
30	a	1397	C
30	a	1419	G
30	a	1428	U
30	a	1441	A
30	a	1455	U
30	a	1460	A
30	a	1471	A
30	a	1472	U
30	a	1493	G
30	a	1595	A
30	a	1601	G
30	a	1608	C
30	a	1625	U
30	a	1626	C
30	a	1630	G
30	a	1633	G
30	a	1641	U
30	a	1642	C
30	a	1663	G
30	a	1673	U
30	a	1674	A
30	a	1675	A
30	a	1687	G
30	a	1690	A
30	a	1691	A
30	a	1692	G
30	a	1697	A
30	a	1706	G
30	a	1710	A
30	a	1711	G
30	a	1712	C
30	a	1714	C
30	a	1718	G
30	a	1719	U
30	a	1720	U
30	a	1721	G
30	a	1723	G

*Continued on next page...*

*Continued from previous page...*

Mol	Chain	Res	Type
30	a	1724	G
30	a	1725	G
30	a	1726	U
30	a	1727	G
30	a	1743	A
30	a	1749	G
30	a	1752	A
30	a	1761	G
30	a	1763	G
30	a	1764	A
30	a	1769	G
30	a	1775	G
30	a	1791	U
30	a	1792	A
30	a	1818	U
30	a	1831	U
30	a	1832	C
30	a	1837	G
30	a	1838	A
30	a	1858	G
30	a	1887	G
30	a	1897	G
30	a	1905	G
30	a	1911	G
30	a	1912	U
30	a	1913	G
30	a	1914	C
30	a	1915	G
30	a	1916	G
30	a	1919	U
30	a	1921	G
30	a	1939	G
30	a	1947	G
30	a	1956	A
30	a	1963	A
30	a	1983	C
30	a	1984	G
30	a	1985	A
30	a	1999	U
30	a	2012	A
30	a	2031	A
30	a	2041	G

*Continued on next page...*

*Continued from previous page...*

Mol	Chain	Res	Type
30	a	2054	A
30	a	2055	U
30	a	2063	G
30	a	2066	G
30	a	2068	A
30	a	2088	C
30	a	2089	G
30	a	2096	A
30	a	2098	3TD
30	a	2112	G
30	a	2113	G
30	a	2120	A
30	a	2121	A
30	a	2123	U
30	a	2138	U
30	a	2147	G
30	a	2150	C
30	a	2153	A
30	a	2154	U
30	a	2155	G
30	a	2174	U
30	a	2175	G
30	a	2176	U
30	a	2203	A
30	a	2204	U
30	a	2206	A
30	a	2214	A
30	a	2215	G
30	a	2216	A
30	a	2226	C
30	a	2238	C
30	a	2239	G
30	a	2243	A
30	a	2245	A
30	a	2246	C
30	a	2275	G
30	a	2281	U
30	a	2282	G
30	a	2283	G
30	a	2287	G
30	a	2288	G
30	a	2289	U

*Continued on next page...*

*Continued from previous page...*

Mol	Chain	Res	Type
30	a	2361	C
30	a	2366	U
30	a	2367	G
30	a	2369	U
30	a	2372	G
30	a	2384	G
30	a	2385	U
30	a	2386	G
30	a	2393	G
30	a	2394	A
30	a	2407	A
30	a	2420	G
30	a	2421	G
30	a	2433	OMG
30	a	2461	G
30	a	2464	G
30	a	2465	C
30	a	2469	A
30	a	2470	A
30	a	2487	U
30	a	2490	G
30	a	2501	G
30	a	2502	U
30	a	2503	G
30	a	2504	A
30	a	2507	G
30	a	2517	A
30	a	2518	A
30	a	2529	C
30	a	2532	U
30	a	2536	A
30	a	2543	G
30	a	2565	G
30	a	2567	A
30	a	2588	U
30	a	2607	A
30	a	2611	G
30	a	2612	A
30	a	2617	A
30	a	2623	C
30	a	2630	A
30	a	2655	C

*Continued on next page...*

*Continued from previous page...*

Mol	Chain	Res	Type
30	a	2658	A
30	a	2660	A
30	a	2664	A
30	a	2673	U
30	a	2674	U
30	a	2684	G
30	a	2687	G
30	a	2688	U
30	a	2700	A
30	a	2711	G
30	a	2712	G
30	a	2714	G
30	a	2716	C
30	a	2717	G
30	a	2719	U
30	a	2748	A
30	a	2749	G
30	a	2755	C
30	a	2761	C
30	a	2764	G
30	a	2784	A
30	a	2785	G
30	a	2791	U
30	a	2795	U
30	a	2797	U
30	a	2811	A
30	a	2812	G
30	a	2845	G
30	a	2870	G
30	a	2871	U
30	a	2896	G
30	a	2908	C
30	a	2915	U
30	a	2926	G
30	a	2930	A
30	a	2947	A
30	a	2948	G
30	a	2960	A
30	a	2961	U
30	a	2962	A
30	a	2972	A
30	a	2973	C

*Continued on next page...*



*Continued from previous page...*

Mol	Chain	Res	Type
30	a	2979	U
30	a	2981	U
30	a	2982	U
30	a	2983	C
30	a	2988	U
30	a	2992	G
30	a	3000	G
30	a	3015	A
30	a	3041	G
30	a	3047	G
30	a	3052	G
30	a	3064	U
30	a	3073	G
30	a	3074	A
30	a	3075	C
31	b	24	G
31	b	25	A
31	b	34	G
31	b	35	U
31	b	45	A
31	b	56	U
31	b	57	A
31	b	100	A
31	b	109	C
31	b	110	G

All (15) RNA pucker outliers are listed below:

Mol	Chain	Res	Type
6	A	9	U
6	A	90	U
6	A	94	G
6	A	418	G
6	A	466	G
6	A	467	G
6	A	499	G
6	A	825	U
6	A	869	G
6	A	1050	U
6	A	1052	A
6	A	1187	A
6	A	1271	G

*Continued on next page...*

*Continued from previous page...*

Mol	Chain	Res	Type
6	A	1350	A
6	A	1518	A

## 5.4 Non-standard residues in protein, DNA, RNA chains ⓘ

34 non-standard protein/DNA/RNA residues are modelled in this entry.

In the following table, the Counts columns list the number of bonds (or angles) for which Mogul statistics could be retrieved, the number of bonds (or angles) that are observed in the model and the number of bonds (or angles) that are defined in the Chemical Component Dictionary. The Link column lists molecule types, if any, to which the group is linked. The Z score for a bond length (or angle) is the number of standard deviations the observed value is removed from the expected value. A bond length (or angle) with  $|Z| > 2$  is considered an outlier worth inspection. RMSZ is the root-mean-square of all Z scores of the bond lengths (or angles).

Mol	Type	Chain	Res	Link	Bond lengths			Bond angles		
					Counts	RMSZ	# $ Z  > 2$	Counts	RMSZ	# $ Z  > 2$
6	5MC	A	1391	6	19,22,23	4.26	8 (42%)	26,32,35	1.01	1 (3%)
6	5MC	A	1387	6	19,22,23	4.38	8 (42%)	26,32,35	1.08	2 (7%)
30	PSU	a	2639	30	18,21,22	0.97	1 (5%)	21,30,33	0.75	0
6	G7M	A	509	6	23,26,27	2.58	9 (39%)	34,39,42	1.70	7 (20%)
30	PSU	a	2094	30	18,21,22	0.94	1 (5%)	21,30,33	0.67	0
30	PSU	a	1038	56,30	18,21,22	0.90	1 (5%)	21,30,33	0.94	0
30	PSU	a	2686	30	18,21,22	0.94	1 (5%)	21,30,33	0.78	1 (4%)
30	5MU	a	2122	30	19,22,23	0.31	0	27,32,35	0.52	0
6	5MC	A	951	6	19,22,23	0.78	1 (5%)	26,32,35	0.45	0
30	OMG	a	2433	30,8	23,26,27	2.49	9 (39%)	32,38,41	2.34	11 (34%)
6	4OC	A	1389	6	20,23,24	2.99	8 (40%)	25,32,35	0.97	2 (8%)
30	OMU	a	2734	30	19,22,23	2.79	6 (31%)	25,31,34	1.97	5 (20%)
6	MA6	A	1505	6	23,26,27	0.30	0	33,38,41	0.69	1 (3%)
30	PSU	a	2762	30	18,21,22	0.92	1 (5%)	21,30,33	0.87	1 (4%)
8	5MC	C	32	8	19,22,23	4.29	8 (42%)	26,32,35	1.11	1 (3%)
30	2MG	a	2627	56,30	23,26,27	2.96	7 (30%)	33,38,41	2.43	11 (33%)
8	PSU	C	55	8	18,21,22	0.92	1 (5%)	21,30,33	0.75	0
6	PSU	A	498	6	18,21,22	0.93	1 (5%)	21,30,33	0.69	0
30	5MC	a	2145	30	19,22,23	4.13	8 (42%)	26,32,35	1.11	3 (11%)
6	MA6	A	1506	6	23,26,27	0.28	0	33,38,41	0.72	1 (3%)
30	PSU	a	2787	30	18,21,22	0.93	1 (5%)	21,30,33	0.78	1 (4%)

Mol	Type	Chain	Res	Link	Bond lengths			Bond angles		
					Counts	RMSZ	# Z  > 2	Counts	RMSZ	# Z  > 2
6	5MC	A	1394	6	19,22,23	4.29	8 (42%)	26,32,35	1.08	2 (7%)
8	4SU	C	8	8	18,21,22	3.71	7 (38%)	25,30,33	2.36	5 (20%)
30	PSU	a	2100	30	18,21,22	0.93	1 (5%)	21,30,33	0.72	0
30	H2U	a	2631	30	18,21,22	2.94	5 (27%)	19,30,33	1.51	4 (21%)
6	UR3	A	1485	6	19,22,23	2.67	8 (42%)	26,32,35	1.62	3 (11%)
6	2MG	A	1503	6	23,26,27	3.01	8 (34%)	33,38,41	2.63	12 (36%)
30	3TD	a	2098	30	19,22,23	1.27	2 (10%)	23,32,35	1.09	1 (4%)
30	PSU	a	2786	30	18,21,22	0.94	1 (5%)	21,30,33	0.83	1 (4%)
30	2MG	a	2018	30	23,26,27	2.99	8 (34%)	33,38,41	2.53	12 (36%)
8	5MU	C	54	8	19,22,23	0.24	0	27,32,35	0.35	0
6	2MG	A	950	6	23,26,27	0.37	0	33,38,41	0.41	0
30	OMC	a	2680	56,30	19,22,23	3.11	8 (42%)	25,31,34	0.95	0
30	2MA	a	2685	56,30	22,25,26	0.85	1 (4%)	32,37,40	1.22	5 (15%)

In the following table, the Chirals column lists the number of chiral outliers, the number of chiral centers analysed, the number of these observed in the model and the number defined in the Chemical Component Dictionary. Similar counts are reported in the Torsion and Rings columns. '-' means no outliers of that kind were identified.

Mol	Type	Chain	Res	Link	Chirals	Torsions	Rings
6	5MC	A	1391	6	-	0/7/25/26	0/2/2/2
6	5MC	A	1387	6	-	0/7/25/26	0/2/2/2
30	PSU	a	2639	30	-	0/7/25/26	0/2/2/2
6	G7M	A	509	6	-	3/7/25/26	0/3/3/3
30	PSU	a	2094	30	-	0/7/25/26	0/2/2/2
30	PSU	a	1038	56,30	-	0/7/25/26	0/2/2/2
30	PSU	a	2686	30	-	1/7/25/26	0/2/2/2
30	5MU	a	2122	30	-	0/7/25/26	0/2/2/2
6	5MC	A	951	6	-	0/7/25/26	0/2/2/2
30	OMG	a	2433	30,8	-	2/9/27/28	0/3/3/3
6	4OC	A	1389	6	-	2/9/29/30	0/2/2/2
30	OMU	a	2734	30	-	0/9/27/28	0/2/2/2
6	MA6	A	1505	6	-	0/11/29/30	0/3/3/3
30	PSU	a	2762	30	-	0/7/25/26	0/2/2/2
8	5MC	C	32	8	-	0/7/25/26	0/2/2/2
30	2MG	a	2627	56,30	-	2/9/27/28	0/3/3/3
8	PSU	C	55	8	-	0/7/25/26	0/2/2/2
6	PSU	A	498	6	-	2/7/25/26	0/2/2/2
30	5MC	a	2145	30	-	0/7/25/26	0/2/2/2

Continued on next page...

*Continued from previous page...*

Mol	Type	Chain	Res	Link	Chirals	Torsions	Rings
6	MA6	A	1506	6	-	3/11/29/30	0/3/3/3
30	PSU	a	2787	30	-	0/7/25/26	0/2/2/2
6	5MC	A	1394	6	-	0/7/25/26	0/2/2/2
8	4SU	C	8	8	-	0/7/25/26	0/2/2/2
30	PSU	a	2100	30	-	0/7/25/26	0/2/2/2
30	H2U	a	2631	30	-	0/7/38/39	0/2/2/2
6	UR3	A	1485	6	-	0/7/25/26	0/2/2/2
6	2MG	A	1503	6	-	0/9/27/28	0/3/3/3
30	3TD	a	2098	30	-	2/7/25/26	0/2/2/2
30	PSU	a	2786	30	-	0/7/25/26	0/2/2/2
30	2MG	a	2018	30	-	2/9/27/28	0/3/3/3
8	5MU	C	54	8	-	0/7/25/26	0/2/2/2
6	2MG	A	950	6	-	4/9/27/28	0/3/3/3
30	OMC	a	2680	56,30	-	0/9/27/28	0/2/2/2
30	2MA	a	2685	56,30	-	1/7/25/26	0/3/3/3

All (137) bond length outliers are listed below:

Mol	Chain	Res	Type	Atoms	Z	Observed(Å)	Ideal(Å)
8	C	32	5MC	C6-C5	9.47	1.50	1.34
6	A	1394	5MC	C6-C5	9.43	1.50	1.34
6	A	1387	5MC	C6-C5	9.33	1.49	1.34
6	A	1391	5MC	C6-C5	9.33	1.49	1.34
6	A	1387	5MC	C5-C4	9.00	1.50	1.44
30	a	2145	5MC	C6-C5	8.96	1.49	1.34
30	a	2631	H2U	C2-N1	8.79	1.47	1.35
6	A	1394	5MC	C5-C4	8.59	1.50	1.44
6	A	1391	5MC	C5-C4	8.38	1.50	1.44
8	C	32	5MC	C5-C4	8.21	1.50	1.44
30	a	2145	5MC	C5-C4	8.07	1.50	1.44
6	A	1503	2MG	C2-N3	7.87	1.47	1.32
30	a	2018	2MG	C2-N3	7.80	1.46	1.32
30	a	2627	2MG	C2-N3	7.72	1.46	1.32
6	A	1387	5MC	C4-N3	7.47	1.46	1.34
8	C	32	5MC	C4-N3	7.22	1.45	1.34
8	C	8	4SU	C2-N3	7.20	1.50	1.38
6	A	1387	5MC	C2-N3	7.08	1.50	1.36
30	a	2145	5MC	C4-N3	7.07	1.45	1.34
6	A	1391	5MC	C4-N3	7.04	1.45	1.34
8	C	8	4SU	C2-N1	7.04	1.49	1.38
6	A	1394	5MC	C4-N3	7.02	1.45	1.34

*Continued on next page...*

*Continued from previous page...*

Mol	Chain	Res	Type	Atoms	Z	Observed(Å)	Ideal(Å)
8	C	32	5MC	C2-N3	6.95	1.50	1.36
6	A	1485	UR3	C2-N1	6.94	1.48	1.38
30	a	2018	2MG	C4-N3	6.90	1.50	1.34
30	a	2627	2MG	C4-N3	6.89	1.50	1.34
6	A	1503	2MG	C4-N3	6.87	1.50	1.34
30	a	2680	OMC	C2-N3	6.79	1.49	1.36
6	A	1391	5MC	C2-N3	6.75	1.49	1.36
8	C	8	4SU	C4-N3	6.74	1.44	1.37
6	A	1394	5MC	C2-N3	6.74	1.49	1.36
6	A	1389	4OC	C4-N3	6.71	1.44	1.32
30	a	2145	5MC	C2-N3	6.70	1.49	1.36
30	a	2734	OMU	C2-N1	6.51	1.48	1.38
30	a	2018	2MG	C2-N2	6.40	1.46	1.33
30	a	2433	OMG	C4-N3	6.40	1.48	1.34
6	A	1503	2MG	C2-N2	6.31	1.46	1.33
6	A	509	G7M	C4-N3	6.30	1.48	1.34
30	a	2627	2MG	C2-N2	6.21	1.46	1.33
6	A	1389	4OC	C6-C5	6.13	1.49	1.35
30	a	2734	OMU	C2-N3	6.12	1.48	1.38
30	a	2631	H2U	C2-N3	6.02	1.48	1.38
6	A	1485	UR3	C6-C5	5.91	1.48	1.35
8	C	8	4SU	C5-C4	5.90	1.49	1.42
6	A	1389	4OC	C2-N3	5.71	1.47	1.36
8	C	32	5MC	C4-N4	5.70	1.48	1.34
30	a	2680	OMC	C6-C5	5.70	1.48	1.35
6	A	1391	5MC	C4-N4	5.69	1.48	1.34
6	A	1387	5MC	C4-N4	5.67	1.48	1.34
6	A	1394	5MC	C4-N4	5.66	1.48	1.34
30	a	2734	OMU	C6-C5	5.59	1.48	1.35
6	A	1394	5MC	C6-N1	5.55	1.47	1.38
30	a	2145	5MC	C4-N4	5.54	1.48	1.34
6	A	1391	5MC	C6-N1	5.53	1.47	1.38
8	C	32	5MC	C6-N1	5.49	1.47	1.38
6	A	1387	5MC	C6-N1	5.44	1.47	1.38
8	C	8	4SU	C6-C5	5.42	1.47	1.35
30	a	2433	OMG	C2-N3	5.26	1.45	1.33
30	a	2145	5MC	C6-N1	5.21	1.46	1.38
30	a	2433	OMG	C2-N2	5.13	1.46	1.34
6	A	509	G7M	C2-N3	5.13	1.45	1.33
30	a	2680	OMC	C4-N3	5.03	1.44	1.34
8	C	8	4SU	C4-S4	-4.94	1.59	1.68
6	A	1503	2MG	C2-N1	4.83	1.44	1.36

*Continued on next page...*

*Continued from previous page...*

Mol	Chain	Res	Type	Atoms	Z	Observed(Å)	Ideal(Å)
6	A	1485	UR3	C2-N3	4.74	1.48	1.39
6	A	509	G7M	C5-N7	-4.72	1.33	1.39
30	a	2680	OMC	C4-N4	4.69	1.45	1.33
30	a	2680	OMC	O2-C2	-4.68	1.15	1.23
8	C	32	5MC	C2-N1	4.65	1.49	1.40
6	A	1387	5MC	C2-N1	4.63	1.49	1.40
6	A	509	G7M	C2-N2	4.61	1.45	1.34
30	a	2018	2MG	C2-N1	4.60	1.44	1.36
6	A	1394	5MC	C2-N1	4.53	1.49	1.40
30	a	2631	H2U	C4-N3	4.46	1.45	1.37
6	A	1391	5MC	C2-N1	4.44	1.49	1.40
30	a	2680	OMC	C2-N1	4.23	1.48	1.40
30	a	2627	2MG	C2-N1	4.20	1.43	1.36
6	A	1389	4OC	C4-N4	4.18	1.44	1.36
30	a	2145	5MC	C2-N1	4.04	1.48	1.40
6	A	1389	4OC	C2-N1	3.74	1.47	1.40
30	a	2639	PSU	C6-C5	3.70	1.39	1.35
30	a	2098	3TD	C6-C5	3.65	1.39	1.35
6	A	509	G7M	C5-C6	3.65	1.53	1.43
30	a	2686	PSU	C6-C5	3.61	1.39	1.35
8	C	55	PSU	C6-C5	3.60	1.39	1.35
30	a	2100	PSU	C6-C5	3.59	1.39	1.35
30	a	2786	PSU	C6-C5	3.58	1.39	1.35
30	a	2787	PSU	C6-C5	3.57	1.39	1.35
30	a	2094	PSU	C6-C5	3.56	1.39	1.35
30	a	2762	PSU	C6-C5	3.54	1.39	1.35
6	A	498	PSU	C6-C5	3.52	1.39	1.35
6	A	1389	4OC	C5-C4	3.51	1.48	1.41
30	a	1038	PSU	C6-C5	3.47	1.39	1.35
30	a	2098	3TD	C4-C5	-3.47	1.39	1.47
30	a	2627	2MG	C5-N7	-3.43	1.32	1.39
30	a	2680	OMC	C6-N1	3.32	1.46	1.38
30	a	2734	OMU	O2-C2	-3.32	1.17	1.23
30	a	2433	OMG	O6-C6	-3.28	1.17	1.23
30	a	2018	2MG	C5-N7	-3.19	1.32	1.39
6	A	1389	4OC	O2-C2	-3.17	1.17	1.23
6	A	951	5MC	C5-C4	-3.08	1.41	1.44
30	a	2734	OMU	C4-N3	2.99	1.43	1.38
6	A	1503	2MG	C5-N7	-2.97	1.33	1.39
30	a	2734	OMU	O4-C4	-2.97	1.18	1.24
6	A	1389	4OC	C6-N1	2.93	1.45	1.38
30	a	2018	2MG	O6-C6	-2.88	1.18	1.23

*Continued on next page...*

*Continued from previous page...*

Mol	Chain	Res	Type	Atoms	Z	Observed(Å)	Ideal(Å)
30	a	2631	H2U	O2-C2	-2.85	1.18	1.23
6	A	1503	2MG	C5-C6	2.76	1.54	1.44
6	A	1485	UR3	C6-N1	2.73	1.44	1.38
6	A	509	G7M	O6-C6	-2.72	1.18	1.23
30	a	2627	2MG	O6-C6	-2.72	1.18	1.23
30	a	2145	5MC	O2-C2	-2.72	1.18	1.23
6	A	1391	5MC	O2-C2	-2.69	1.18	1.23
8	C	8	4SU	C6-N1	2.67	1.44	1.38
30	a	2433	OMG	C5-N7	-2.63	1.33	1.39
6	A	1503	2MG	O6-C6	-2.62	1.18	1.23
30	a	2433	OMG	C5-C6	2.62	1.54	1.44
30	a	2627	2MG	C5-C6	2.60	1.54	1.44
30	a	2433	OMG	C2-N1	2.60	1.43	1.37
6	A	509	G7M	C2-N1	2.59	1.43	1.37
30	a	2631	H2U	O4-C4	-2.56	1.18	1.23
6	A	1387	5MC	O2-C2	-2.54	1.19	1.23
6	A	1394	5MC	O2-C2	-2.52	1.19	1.23
30	a	2018	2MG	C5-C6	2.51	1.53	1.44
8	C	32	5MC	O2-C2	-2.47	1.19	1.23
6	A	509	G7M	C4-N9	-2.46	1.31	1.38
30	a	2685	2MA	C6-N6	-2.46	1.27	1.34
6	A	1485	UR3	O4-C4	-2.42	1.18	1.23
6	A	1485	UR3	O2-C2	-2.39	1.18	1.22
30	a	2433	OMG	C4-N9	-2.26	1.32	1.38
6	A	509	G7M	C6-N1	2.26	1.43	1.38
6	A	1503	2MG	C6-N1	2.25	1.43	1.38
30	a	2680	OMC	C5-C4	2.23	1.48	1.42
6	A	1485	UR3	C5-C4	2.10	1.49	1.43
6	A	1485	UR3	C4-N3	2.06	1.44	1.40
30	a	2018	2MG	C6-N1	2.05	1.42	1.38
30	a	2433	OMG	C6-N1	2.00	1.42	1.38

All (93) bond angle outliers are listed below:

Mol	Chain	Res	Type	Atoms	Z	Observed(°)	Ideal(°)
8	C	8	4SU	C4-N3-C2	-8.05	119.60	127.31
30	a	2018	2MG	C2-N3-C4	7.04	120.81	112.00
30	a	2627	2MG	C2-N3-C4	6.56	120.20	112.00
6	A	1503	2MG	C2-N3-C4	6.51	120.15	112.00
30	a	2433	OMG	C1'-N9-C8	-6.32	108.77	126.73
30	a	2734	OMU	C4-N3-C2	-6.19	118.93	126.61
30	a	2018	2MG	C5-C4-N3	-6.13	118.64	128.39

*Continued on next page...*



*Continued from previous page...*

Mol	Chain	Res	Type	Atoms	Z	Observed(°)	Ideal(°)
30	a	2627	2MG	C5-C4-N3	-5.96	118.90	128.39
6	A	1485	UR3	C4-N3-C2	-5.59	120.08	124.58
6	A	1503	2MG	C5-C4-N3	-5.56	119.55	128.39
8	C	8	4SU	C5-C4-N3	5.45	119.82	114.75
6	A	1503	2MG	C1'-N9-C4	-5.44	110.41	126.49
6	A	1503	2MG	C1'-N9-C8	5.30	141.79	126.73
30	a	2433	OMG	C1'-N9-C4	5.17	141.76	126.49
6	A	1503	2MG	C2-N1-C6	-4.76	118.80	124.55
30	a	2018	2MG	C2-N1-C6	-4.74	118.82	124.55
30	a	2627	2MG	C2-N1-C6	-4.70	118.87	124.55
30	a	2433	OMG	C2-N3-C4	4.51	120.06	112.30
30	a	2627	2MG	C1'-N9-C4	-4.44	113.38	126.49
30	a	2433	OMG	C5-C4-N3	-4.42	121.36	128.39
30	a	2627	2MG	C1'-N9-C8	4.32	139.01	126.73
30	a	2734	OMU	N3-C2-N1	4.31	120.50	114.89
30	a	2018	2MG	C1'-N9-C4	-4.25	113.92	126.49
6	A	509	G7M	C2-N3-C4	4.24	119.61	112.30
30	a	2018	2MG	C1'-N9-C8	4.17	138.56	126.73
8	C	8	4SU	C5-C4-S4	-4.16	119.56	124.31
30	a	2018	2MG	N9-C4-N3	4.01	133.97	125.95
6	A	509	G7M	C5-C6-N1	4.00	120.10	111.84
30	a	2734	OMU	C5-C4-N3	3.99	120.40	114.80
6	A	1485	UR3	C5-C4-N3	3.93	120.22	115.04
6	A	1503	2MG	N1-C2-N2	3.90	120.54	116.56
30	a	2627	2MG	N9-C4-N3	3.84	133.64	125.95
8	C	8	4SU	N3-C2-N1	3.83	119.88	114.89
30	a	2145	5MC	C5-C6-N1	-3.68	119.31	123.31
6	A	509	G7M	C5-C4-N3	-3.63	121.29	128.15
30	a	2433	OMG	N9-C8-N7	-3.62	106.69	113.40
30	a	2631	H2U	N3-C2-N1	3.55	120.21	116.65
8	C	32	5MC	C5-C6-N1	-3.49	119.52	123.31
6	A	509	G7M	O6-C6-C5	-3.38	120.48	128.01
30	a	2685	2MA	C5-C4-N3	-3.31	123.69	127.18
6	A	1394	5MC	C5-C6-N1	-3.29	119.74	123.31
6	A	1387	5MC	C5-C6-N1	-3.24	119.79	123.31
6	A	1503	2MG	N9-C4-N3	3.21	132.38	125.95
30	a	2631	H2U	C5-C4-N3	3.09	119.98	116.69
30	a	2098	3TD	C1'-C5-C4	3.06	122.25	117.61
30	a	2018	2MG	N1-C2-N2	3.04	119.66	116.56
6	A	509	G7M	C2-N1-C6	-2.99	119.68	125.11
6	A	509	G7M	N9-C4-N3	2.97	131.90	125.95
6	A	1391	5MC	C5-C6-N1	-2.96	120.10	123.31

*Continued on next page...*



*Continued from previous page...*

Mol	Chain	Res	Type	Atoms	Z	Observed(°)	Ideal(°)
6	A	1503	2MG	CM2-N2-C2	-2.93	117.36	123.65
30	a	2734	OMU	O4-C4-C5	-2.92	120.12	125.16
6	A	1505	MA6	C2-N1-C6	2.91	118.94	111.83
30	a	2018	2MG	C5-C6-N1	2.89	120.61	113.25
30	a	2433	OMG	C2-N1-C6	-2.88	119.88	125.11
6	A	1506	MA6	C2-N1-C6	2.88	118.85	111.83
30	a	2631	H2U	C5-C6-N1	2.86	120.18	111.52
30	a	2627	2MG	C5-C6-N1	2.84	120.47	113.25
30	a	2433	OMG	C5-C6-N1	2.83	120.46	113.25
6	A	1503	2MG	N9-C8-N7	-2.81	108.19	113.40
6	A	1503	2MG	C5-C6-N1	2.80	120.37	113.25
30	a	2631	H2U	O2-C2-N1	-2.80	119.74	123.10
30	a	2018	2MG	O6-C6-C5	-2.77	119.23	126.53
6	A	509	G7M	N9-C8-N7	-2.65	106.05	112.48
30	a	2685	2MA	N3-C2-N1	-2.65	121.09	125.77
30	a	2685	2MA	CM2-C2-N1	2.65	121.09	117.13
30	a	2433	OMG	N9-C4-N3	2.54	131.03	125.95
30	a	2627	2MG	N9-C8-N7	-2.53	108.71	113.40
30	a	2018	2MG	N9-C8-N7	-2.51	108.75	113.40
30	a	2786	PSU	C2'-C3'-C4'	-2.45	97.88	102.61
30	a	2685	2MA	C2-N1-C6	2.43	121.84	118.10
6	A	1503	2MG	O6-C6-C5	-2.41	120.17	126.53
30	a	2627	2MG	O6-C6-C5	-2.36	120.30	126.53
6	A	1389	4OC	C6-C5-C4	2.34	119.82	117.00
30	a	2433	OMG	O6-C6-C5	-2.34	120.37	126.53
30	a	2762	PSU	C3'-C2'-C1'	2.33	104.44	101.69
30	a	2433	OMG	C8-N7-C5	2.25	108.27	104.26
30	a	2734	OMU	O2-C2-N1	-2.25	119.87	122.80
30	a	2145	5MC	CM5-C5-C6	-2.22	119.85	122.85
30	a	2018	2MG	CM2-N2-C2	-2.17	118.99	123.65
6	A	1387	5MC	CM5-C5-C6	-2.13	119.97	122.85
30	a	2145	5MC	C5-C4-N3	-2.13	119.57	121.75
6	A	1394	5MC	O2-C2-N3	-2.12	118.99	122.33
8	C	8	4SU	O2-C2-N1	-2.11	120.05	122.80
6	A	1503	2MG	C8-N7-C5	2.09	107.99	104.26
30	a	2433	OMG	N1-C2-N3	-2.08	119.52	123.32
30	a	2018	2MG	N1-C2-N3	-2.05	120.22	123.68
30	a	2627	2MG	CM2-N2-C2	-2.03	119.28	123.65
30	a	2686	PSU	C2'-C3'-C4'	-2.03	98.68	102.61
30	a	2685	2MA	N3-C4-N9	2.03	129.56	126.99
30	a	2787	PSU	C2'-C3'-C4'	-2.03	98.70	102.61
6	A	1389	4OC	CM4-N4-C4	-2.02	118.50	122.45

*Continued on next page...*

*Continued from previous page...*

Mol	Chain	Res	Type	Atoms	Z	Observed(°)	Ideal(°)
6	A	1485	UR3	C1'-N1-C2	2.01	120.34	117.04
30	a	2627	2MG	C8-N7-C5	2.00	107.82	104.26

There are no chirality outliers.

All (24) torsion outliers are listed below:

Mol	Chain	Res	Type	Atoms
6	A	950	2MG	N1-C2-N2-CM2
6	A	950	2MG	N3-C2-N2-CM2
6	A	1506	MA6	O4'-C4'-C5'-O5'
30	a	2098	3TD	O4'-C4'-C5'-O5'
30	a	2433	OMG	O4'-C4'-C5'-O5'
6	A	509	G7M	C3'-C4'-C5'-O5'
6	A	1389	4OC	O4'-C4'-C5'-O5'
6	A	1506	MA6	C3'-C4'-C5'-O5'
30	a	2098	3TD	C3'-C4'-C5'-O5'
30	a	2433	OMG	C3'-C4'-C5'-O5'
6	A	498	PSU	O4'-C4'-C5'-O5'
6	A	509	G7M	O4'-C4'-C5'-O5'
30	a	2627	2MG	C3'-C4'-C5'-O5'
30	a	2018	2MG	O4'-C4'-C5'-O5'
30	a	2018	2MG	C3'-C4'-C5'-O5'
6	A	1389	4OC	C3'-C4'-C5'-O5'
6	A	498	PSU	C3'-C4'-C5'-O5'
6	A	950	2MG	O4'-C4'-C5'-O5'
30	a	2686	PSU	O4'-C4'-C5'-O5'
6	A	1506	MA6	C4'-C5'-O5'-P
30	a	2627	2MG	O4'-C4'-C5'-O5'
6	A	509	G7M	C4'-C5'-O5'-P
30	a	2685	2MA	C4'-C5'-O5'-P
6	A	950	2MG	C3'-C4'-C5'-O5'

There are no ring outliers.

10 monomers are involved in 8 short contacts:

Mol	Chain	Res	Type	Clashes	Symm-Clashes
30	a	2122	5MU	1	0
30	a	2433	OMG	1	0
30	a	2734	OMU	1	0
8	C	32	5MC	1	0
30	a	2627	2MG	1	0

*Continued on next page...*

*Continued from previous page...*

Mol	Chain	Res	Type	Clashes	Symm-Clashes
8	C	55	PSU	1	0
6	A	1506	MA6	1	0
6	A	1503	2MG	1	0
30	a	2786	PSU	1	0
30	a	2685	2MA	1	0

## 5.5 Carbohydrates [i](#)

There are no oligosaccharides in this entry.

## 5.6 Ligand geometry [i](#)

Of 333 ligands modelled in this entry, 330 are monoatomic - leaving 3 for Mogul analysis.

In the following table, the Counts columns list the number of bonds (or angles) for which Mogul statistics could be retrieved, the number of bonds (or angles) that are observed in the model and the number of bonds (or angles) that are defined in the Chemical Component Dictionary. The Link column lists molecule types, if any, to which the group is linked. The Z score for a bond length (or angle) is the number of standard deviations the observed value is removed from the expected value. A bond length (or angle) with  $|Z| > 2$  is considered an outlier worth inspection. RMSZ is the root-mean-square of all Z scores of the bond lengths (or angles).

Mol	Type	Chain	Res	Link	Bond lengths			Bond angles		
					Counts	RMSZ	$\# Z  > 2$	Counts	RMSZ	$\# Z  > 2$
57	MIY	a	3364	-	36,36,36	1.11	2 (5%)	42,58,58	1.20	4 (9%)
57	MIY	a	3344	56	36,36,36	1.41	7 (19%)	42,58,58	1.94	11 (26%)
57	MIY	A	1647	56	36,36,36	1.39	5 (13%)	42,58,58	1.82	10 (23%)

In the following table, the Chirals column lists the number of chiral outliers, the number of chiral centers analysed, the number of these observed in the model and the number defined in the Chemical Component Dictionary. Similar counts are reported in the Torsion and Rings columns. '-' means no outliers of that kind were identified.

Mol	Type	Chain	Res	Link	Chirals	Torsions	Rings
57	MIY	a	3364	-	-	8/12/70/70	0/4/4/4
57	MIY	a	3344	56	-	1/12/70/70	0/4/4/4
57	MIY	A	1647	56	-	2/12/70/70	0/4/4/4

All (14) bond length outliers are listed below:

Mol	Chain	Res	Type	Atoms	Z	Observed(Å)	Ideal(Å)
57	a	3364	MIY	C21-N2	5.07	1.48	1.33
57	A	1647	MIY	C18-C1	-3.63	1.50	1.55
57	a	3344	MIY	C7-C16	-3.42	1.48	1.51
57	A	1647	MIY	C7-C16	-3.22	1.48	1.51
57	a	3344	MIY	C5-C4	2.79	1.57	1.54
57	a	3344	MIY	O7-C18	-2.52	1.38	1.42
57	a	3344	MIY	C2-C3	-2.51	1.34	1.40
57	A	1647	MIY	O7-C18	-2.27	1.38	1.42
57	a	3344	MIY	C18-C17	-2.24	1.50	1.52
57	a	3364	MIY	O5-C15	2.23	1.27	1.23
57	a	3344	MIY	C16-C17	-2.21	1.33	1.36
57	A	1647	MIY	C5-C4	2.21	1.56	1.54
57	A	1647	MIY	C2-C3	-2.16	1.35	1.40
57	a	3344	MIY	C14-C13	-2.07	1.38	1.41

All (25) bond angle outliers are listed below:

Mol	Chain	Res	Type	Atoms	Z	Observed(°)	Ideal(°)
57	a	3344	MIY	C21-C2-C1	-5.12	114.91	120.97
57	A	1647	MIY	C21-C2-C1	-4.76	115.33	120.97
57	a	3344	MIY	C11-C10-N7	-4.43	115.56	121.65
57	a	3344	MIY	C11-C12-C13	-4.16	116.33	120.50
57	A	1647	MIY	C11-C12-C13	-4.05	116.45	120.50
57	a	3364	MIY	C15-C16-C17	3.62	121.66	118.80
57	A	1647	MIY	C11-C10-N7	-3.60	116.70	121.65
57	a	3344	MIY	O6-C17-C16	-3.35	117.02	123.52
57	A	1647	MIY	O6-C17-C16	-3.26	117.20	123.52
57	a	3364	MIY	C18-C1-C2	3.01	120.53	115.75
57	A	1647	MIY	O6-C17-C18	2.98	117.68	113.37
57	a	3344	MIY	C18-C17-C16	2.87	125.98	123.06
57	a	3364	MIY	C18-C17-C16	2.79	125.90	123.06
57	a	3344	MIY	C19-N1-C4	2.63	120.09	114.10
57	a	3344	MIY	O7-C18-C17	-2.54	106.07	110.14
57	a	3344	MIY	O6-C17-C18	2.51	117.00	113.37
57	A	1647	MIY	C19-N1-C4	2.48	119.75	114.10
57	a	3344	MIY	C12-C13-C14	2.48	123.31	120.15
57	A	1647	MIY	C71-N7-CN7	2.38	123.82	116.18
57	A	1647	MIY	C12-C13-C14	2.37	123.17	120.15
57	a	3364	MIY	O7-C18-C17	-2.27	106.52	110.14
57	a	3344	MIY	C71-N7-CN7	2.15	123.08	116.18
57	a	3344	MIY	O4-C13-C12	-2.03	113.92	119.36
57	A	1647	MIY	C18-C17-C16	2.03	125.12	123.06
57	A	1647	MIY	C9-C8-C7	-2.01	110.46	113.12

There are no chirality outliers.

All (11) torsion outliers are listed below:

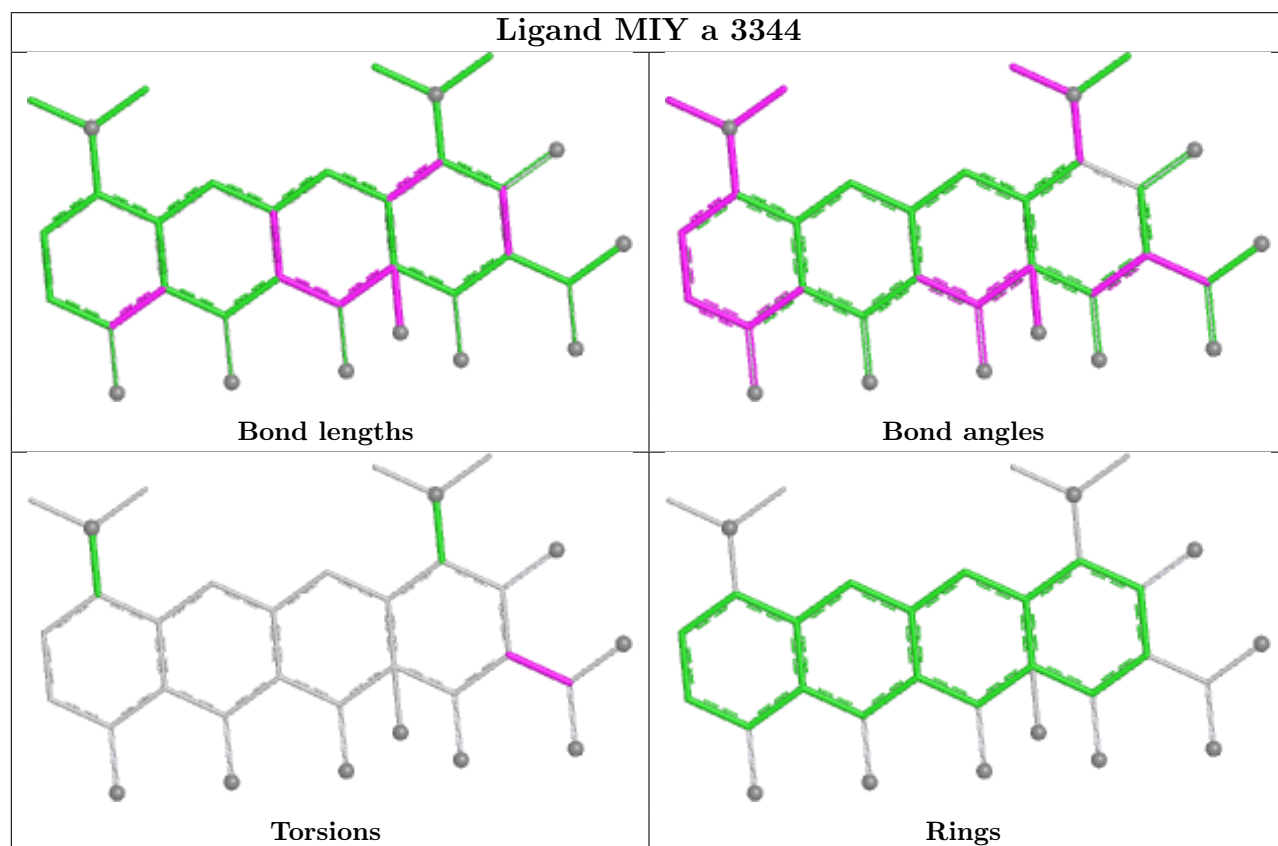
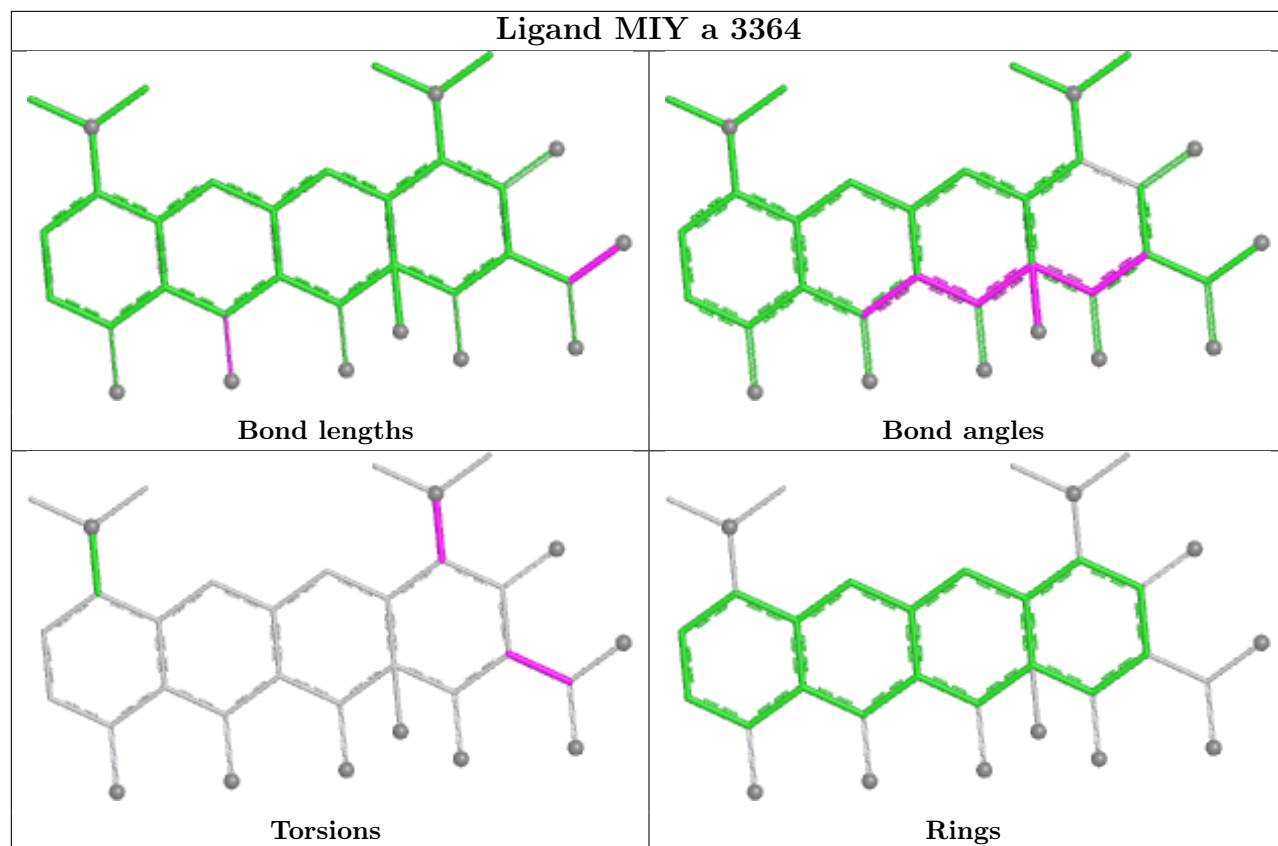
Mol	Chain	Res	Type	Atoms
57	A	1647	MIY	C1-C2-C21-O8
57	A	1647	MIY	C1-C2-C21-N2
57	a	3364	MIY	C1-C2-C21-O8
57	a	3364	MIY	C3-C2-C21-O8
57	a	3364	MIY	C3-C2-C21-N2
57	a	3364	MIY	C3-C4-N1-C20
57	a	3364	MIY	C3-C4-N1-C19
57	a	3364	MIY	C5-C4-N1-C20
57	a	3364	MIY	C5-C4-N1-C19
57	a	3344	MIY	C1-C2-C21-N2
57	a	3364	MIY	C1-C2-C21-N2

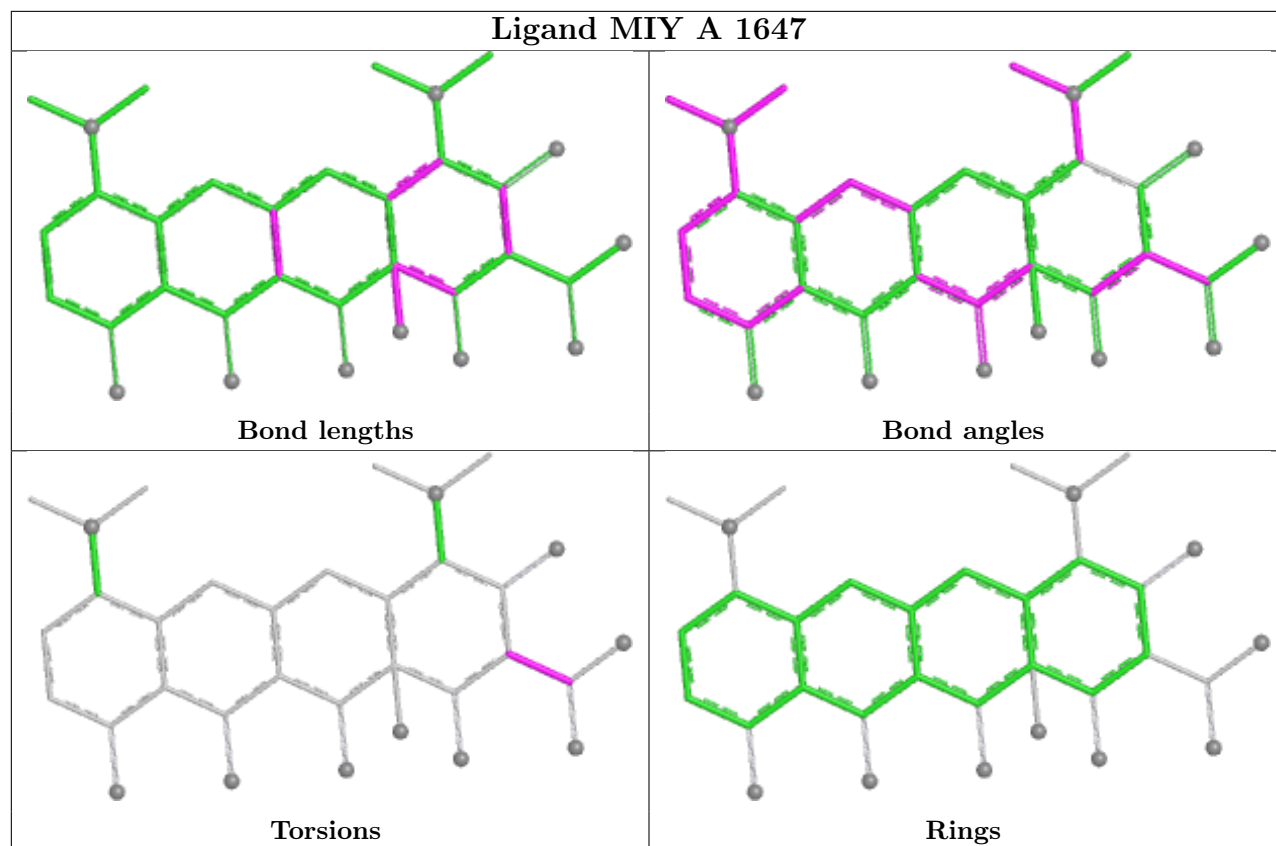
There are no ring outliers.

1 monomer is involved in 2 short contacts:

Mol	Chain	Res	Type	Clashes	Symm-Clashes
57	a	3344	MIY	2	0

The following is a two-dimensional graphical depiction of Mogul quality analysis of bond lengths, bond angles, torsion angles, and ring geometry for all instances of the Ligand of Interest. In addition, ligands with molecular weight > 250 and outliers as shown on the validation Tables will also be included. For torsion angles, if less than 5% of the Mogul distribution of torsion angles is within 10 degrees of the torsion angle in question, then that torsion angle is considered an outlier. Any bond that is central to one or more torsion angles identified as an outlier by Mogul will be highlighted in the graph. For rings, the root-mean-square deviation (RMSD) between the ring in question and similar rings identified by Mogul is calculated over all ring torsion angles. If the average RMSD is greater than 60 degrees and the minimal RMSD between the ring in question and any Mogul-identified rings is also greater than 60 degrees, then that ring is considered an outlier. The outliers are highlighted in purple. The color gray indicates Mogul did not find sufficient equivalents in the CSD to analyse the geometry.





## 5.7 Other polymers [i](#)

There are no such residues in this entry.

## 5.8 Polymer linkage issues [i](#)

There are no chain breaks in this entry.



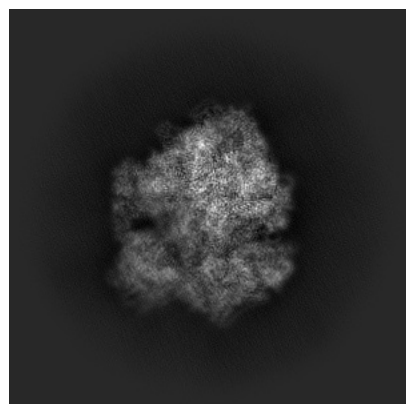
## 6 Map visualisation [i](#)

This section contains visualisations of the EMDB entry EMD-71684. These allow visual inspection of the internal detail of the map and identification of artifacts.

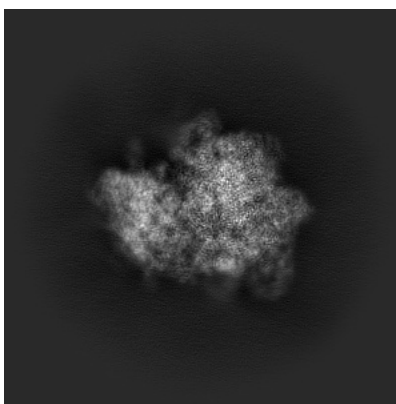
Images derived from a raw map, generated by summing the deposited half-maps, are presented below the corresponding image components of the primary map to allow further visual inspection and comparison with those of the primary map.

### 6.1 Orthogonal projections [i](#)

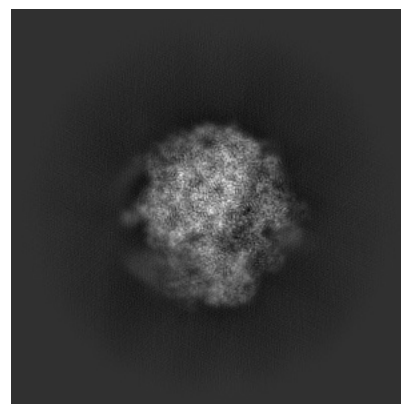
#### 6.1.1 Primary map



X

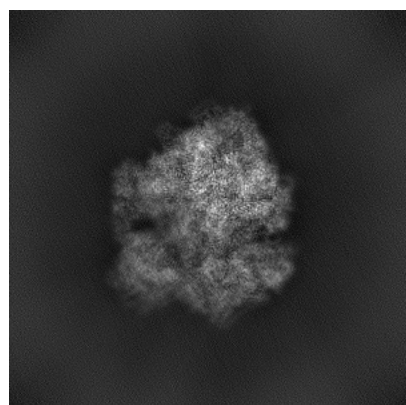


Y

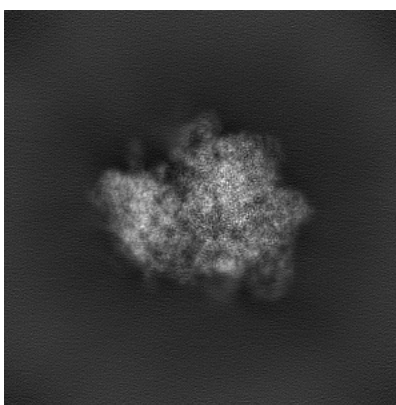


Z

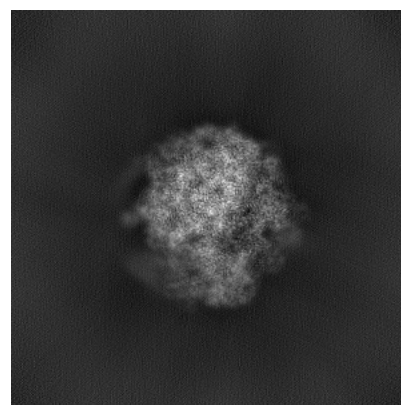
#### 6.1.2 Raw map



X



Y



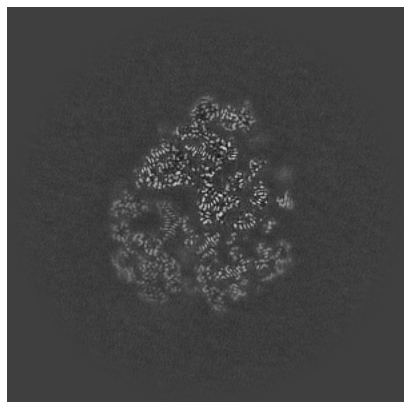
Z

The images above show the map projected in three orthogonal directions.

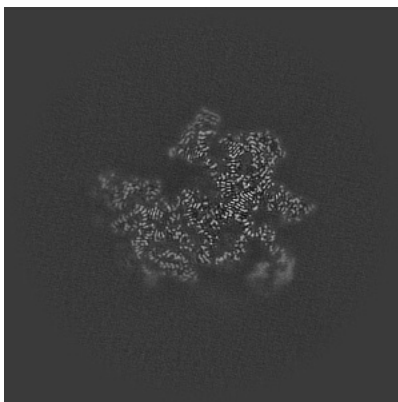


## 6.2 Central slices [i](#)

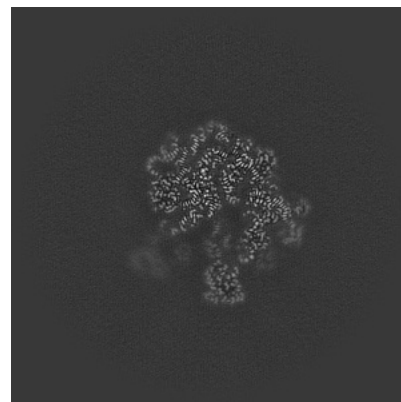
### 6.2.1 Primary map



X Index: 220

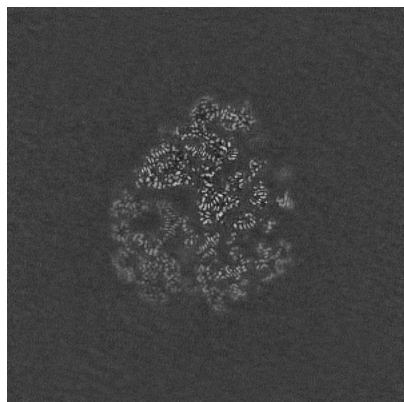


Y Index: 220

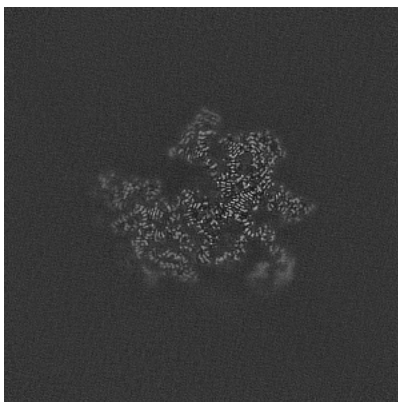


Z Index: 220

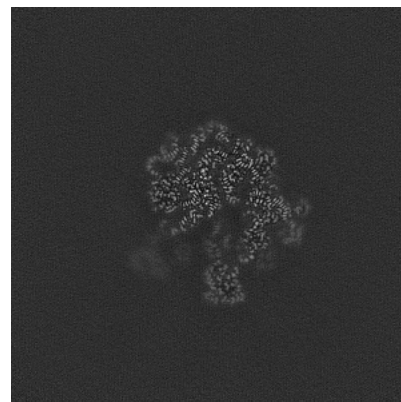
### 6.2.2 Raw map



X Index: 220



Y Index: 220

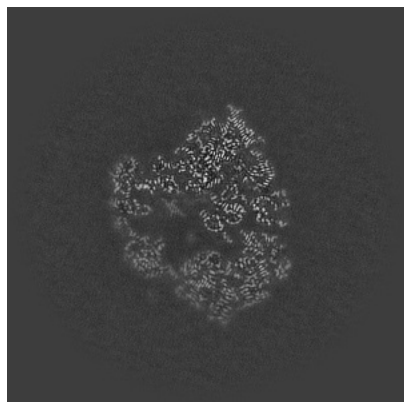


Z Index: 220

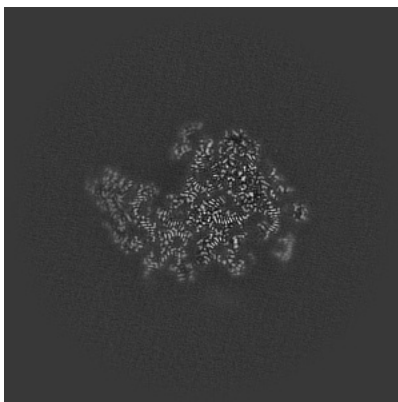
The images above show central slices of the map in three orthogonal directions.

## 6.3 Largest variance slices [i](#)

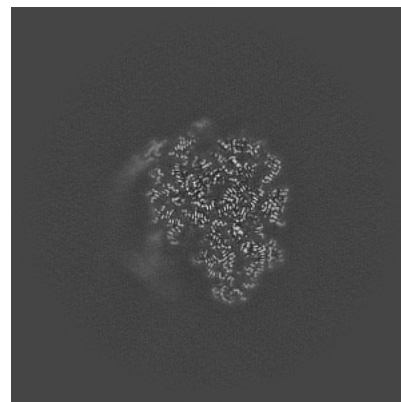
### 6.3.1 Primary map



X Index: 235

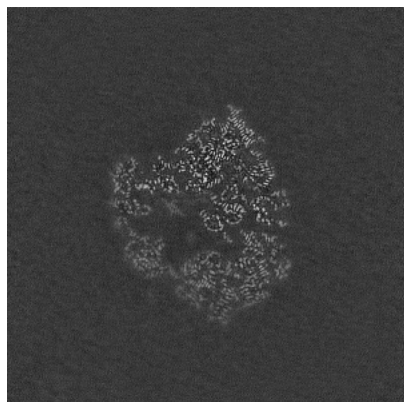


Y Index: 232

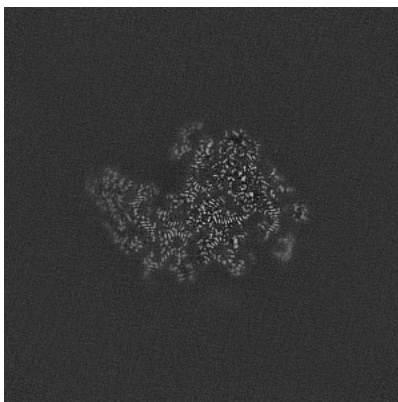


Z Index: 248

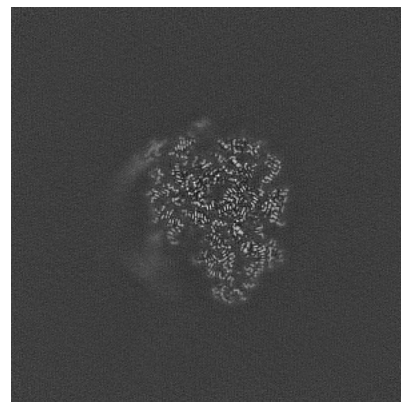
### 6.3.2 Raw map



X Index: 235



Y Index: 232

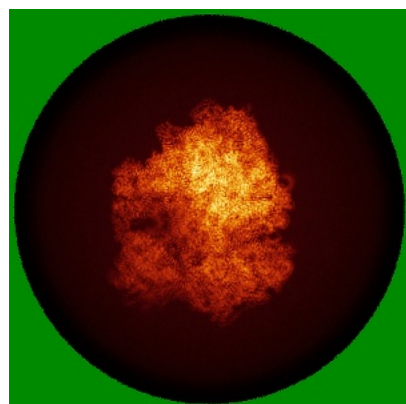


Z Index: 248

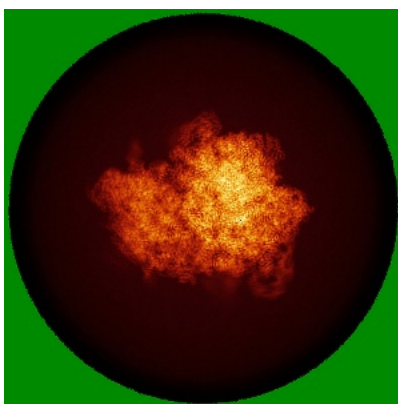
The images above show the largest variance slices of the map in three orthogonal directions.

## 6.4 Orthogonal standard-deviation projections (False-color) [i](#)

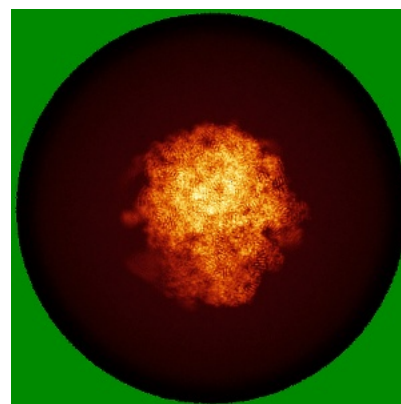
### 6.4.1 Primary map



X

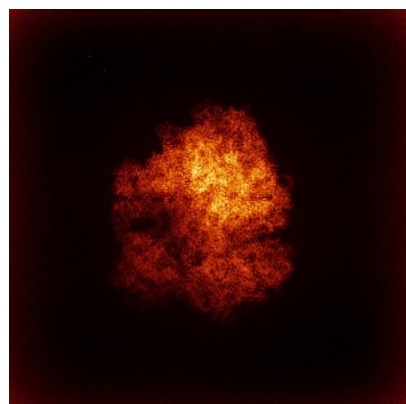


Y

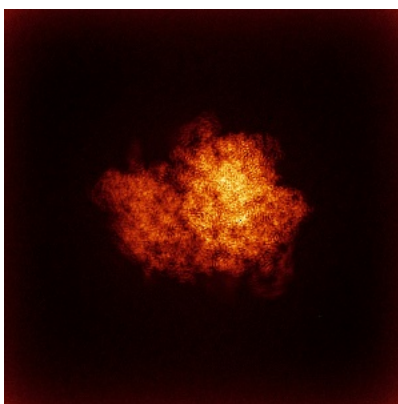


Z

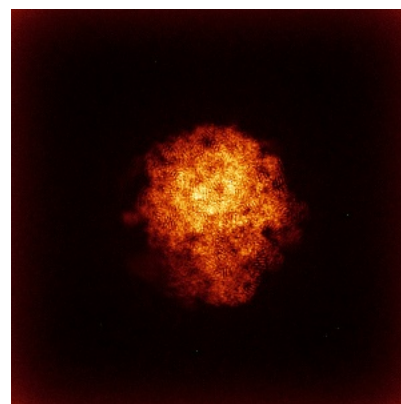
### 6.4.2 Raw map



X



Y



Z

The images above show the map standard deviation projections with false color in three orthogonal directions. Minimum values are shown in green, max in blue, and dark to light orange shades represent small to large values respectively.

## 6.5 Orthogonal surface views [i](#)

### 6.5.1 Primary map



X



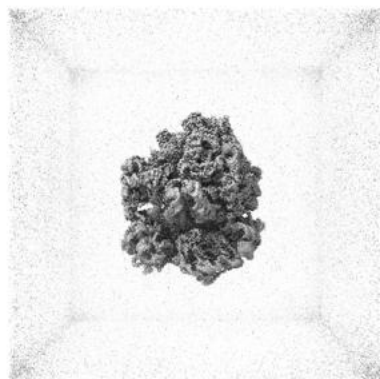
Y



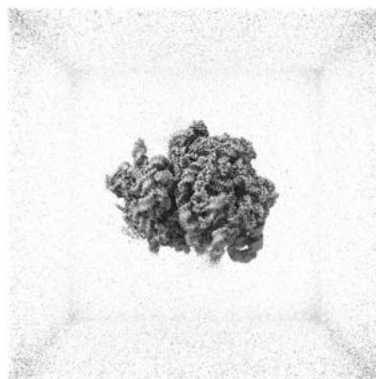
Z

The images above show the 3D surface view of the map at the recommended contour level 0.05. These images, in conjunction with the slice images, may facilitate assessment of whether an appropriate contour level has been provided.

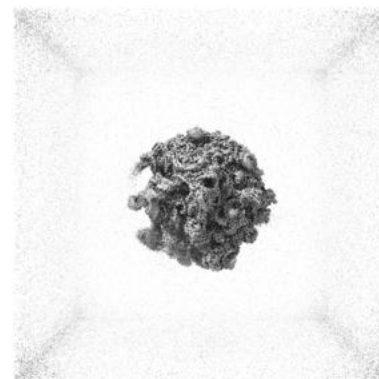
### 6.5.2 Raw map



X



Y



Z

These images show the 3D surface of the raw map. The raw map's contour level was selected so that its surface encloses the same volume as the primary map does at its recommended contour level.


## 6.6 Mask visualisation [i](#)

This section shows the 3D surface view of the primary map at 50% transparency overlaid with the specified mask at 0% transparency


A mask typically either:

- Encompasses the whole structure
- Separates out a domain, a functional unit, a monomer or an area of interest from a larger structure


### 6.6.1 emd\_71684\_msk\_1.map [i](#)



X



Y

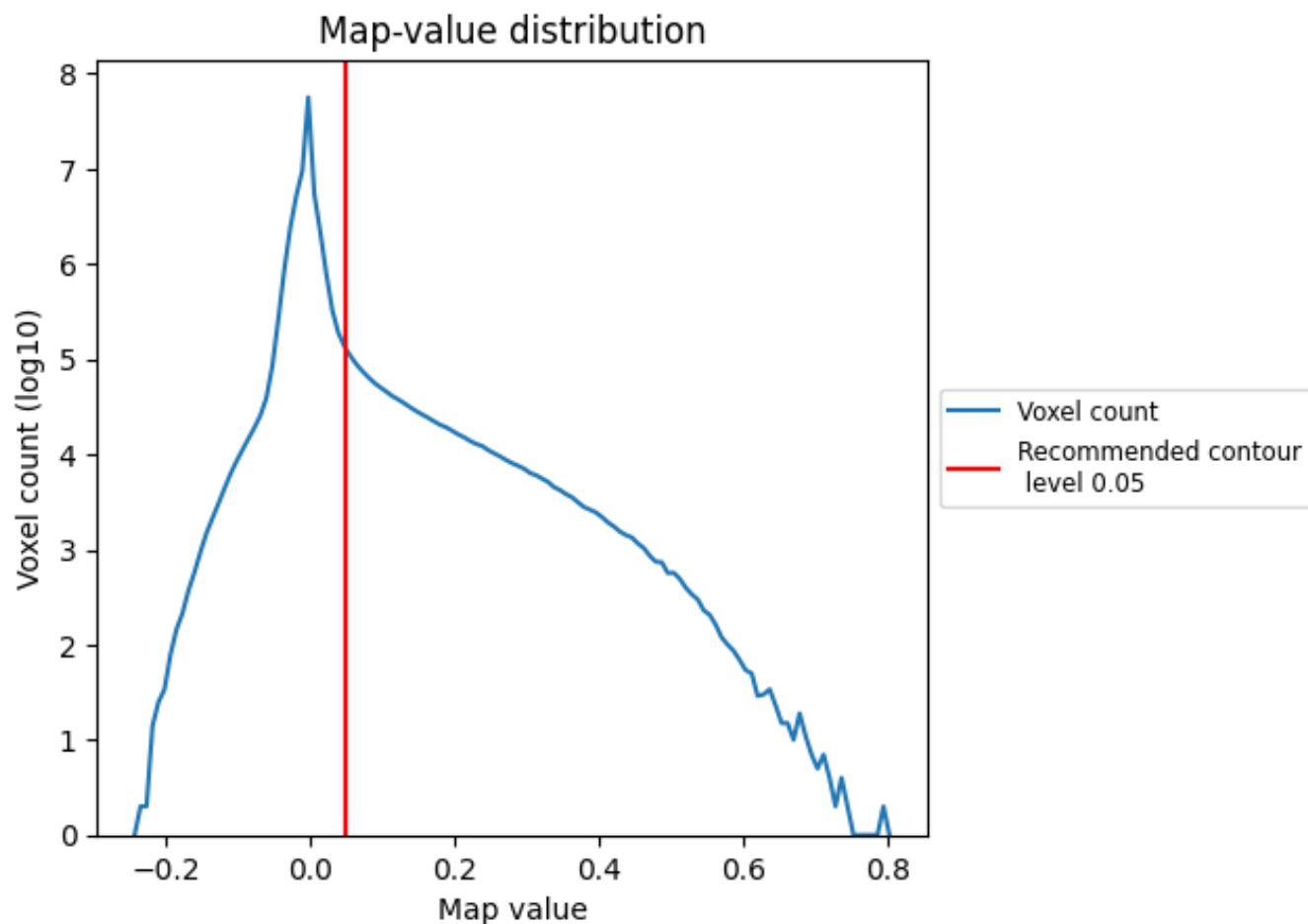


Z

## 7 Map analysis [i](#)

This section contains the results of statistical analysis of the map.

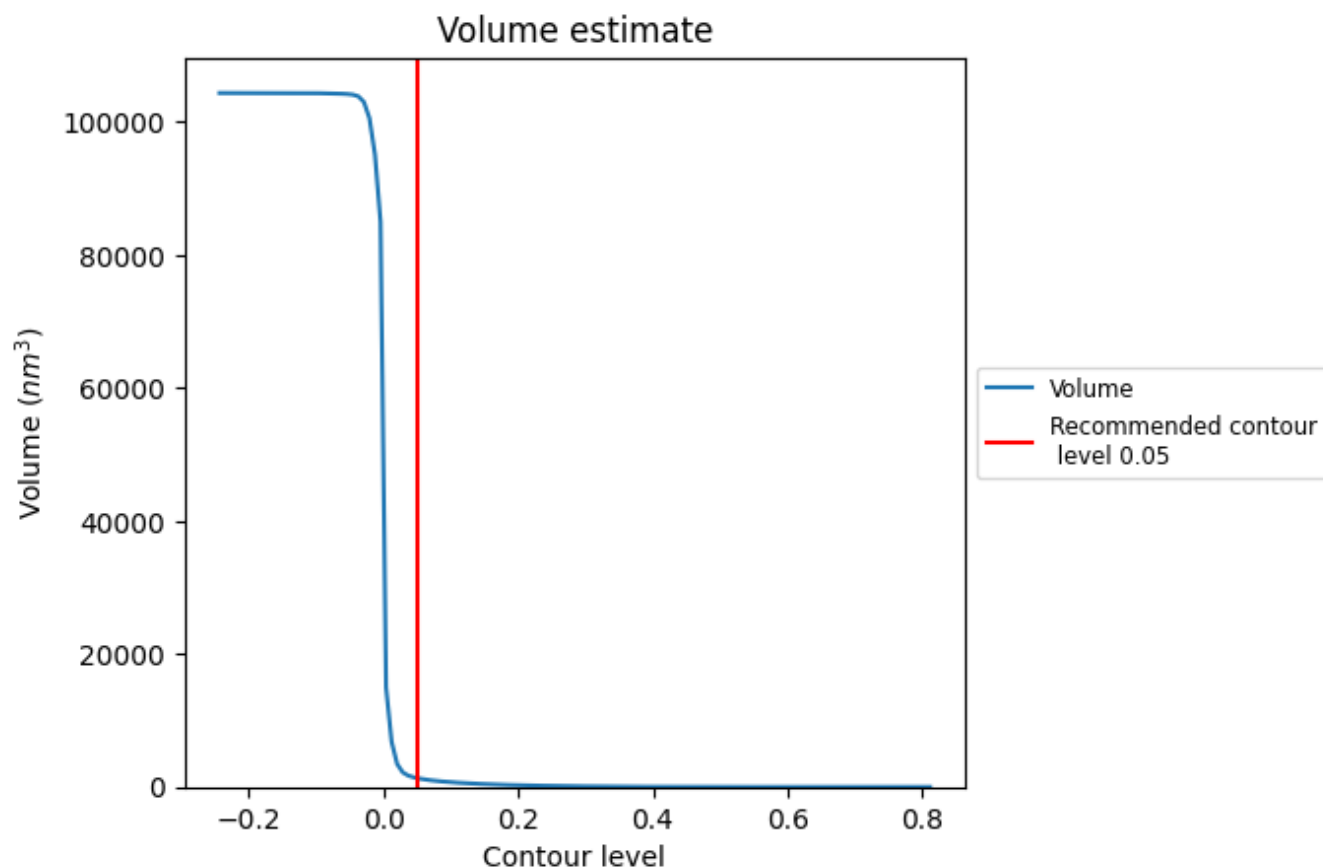
### 7.1 Map-value distribution [i](#)



The map-value distribution is plotted in 128 intervals along the x-axis. The y-axis is logarithmic. A spike in this graph at zero usually indicates that the volume has been masked.



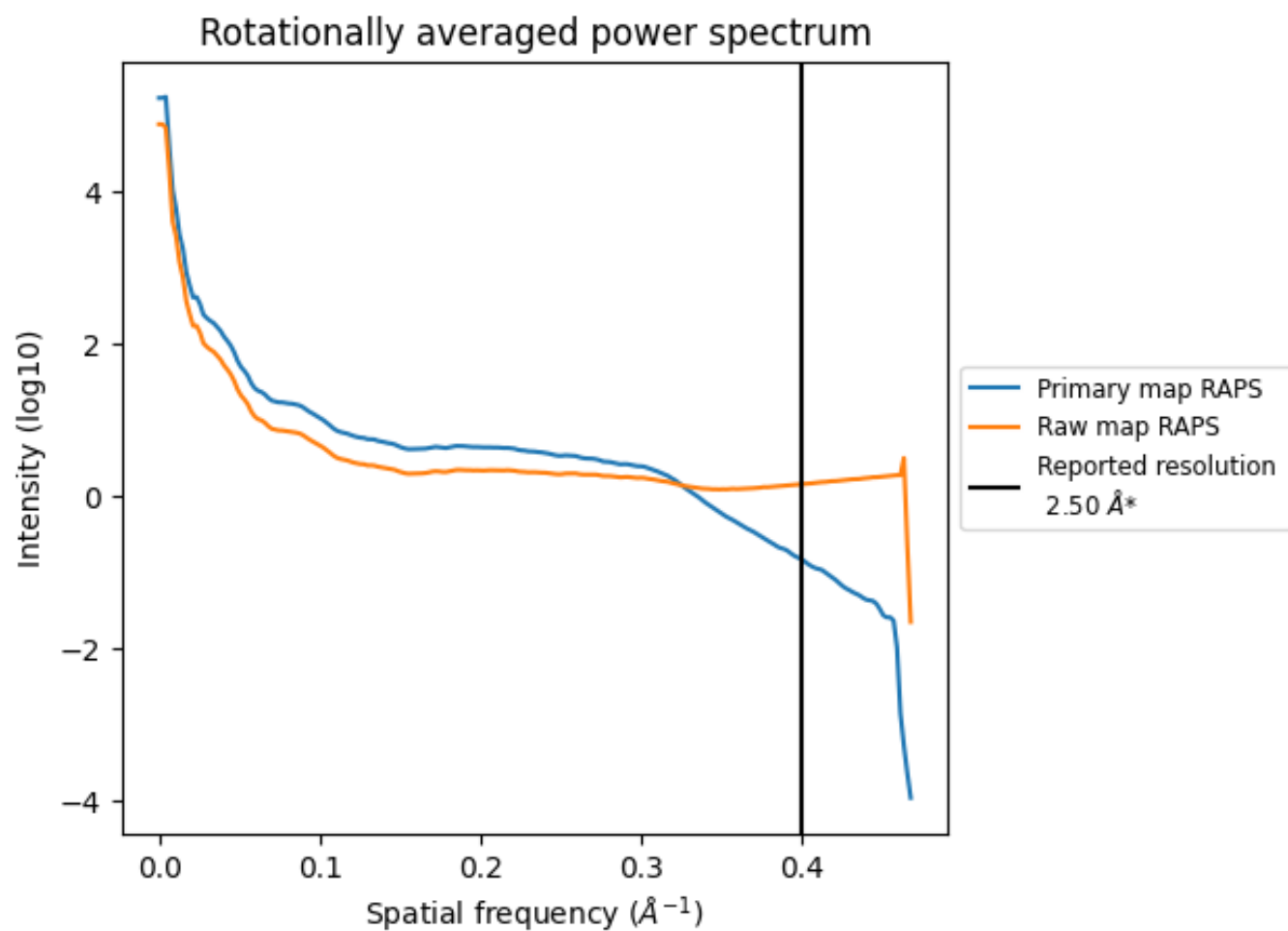
## 7.2 Volume estimate [i](#)



The volume at the recommended contour level is 1332 nm<sup>3</sup>; this corresponds to an approximate mass of 1203 kDa.

The volume estimate graph shows how the enclosed volume varies with the contour level. The recommended contour level is shown as a vertical line and the intersection between the line and the curve gives the volume of the enclosed surface at the given level.

### 7.3 Rotationally averaged power spectrum ⓘ



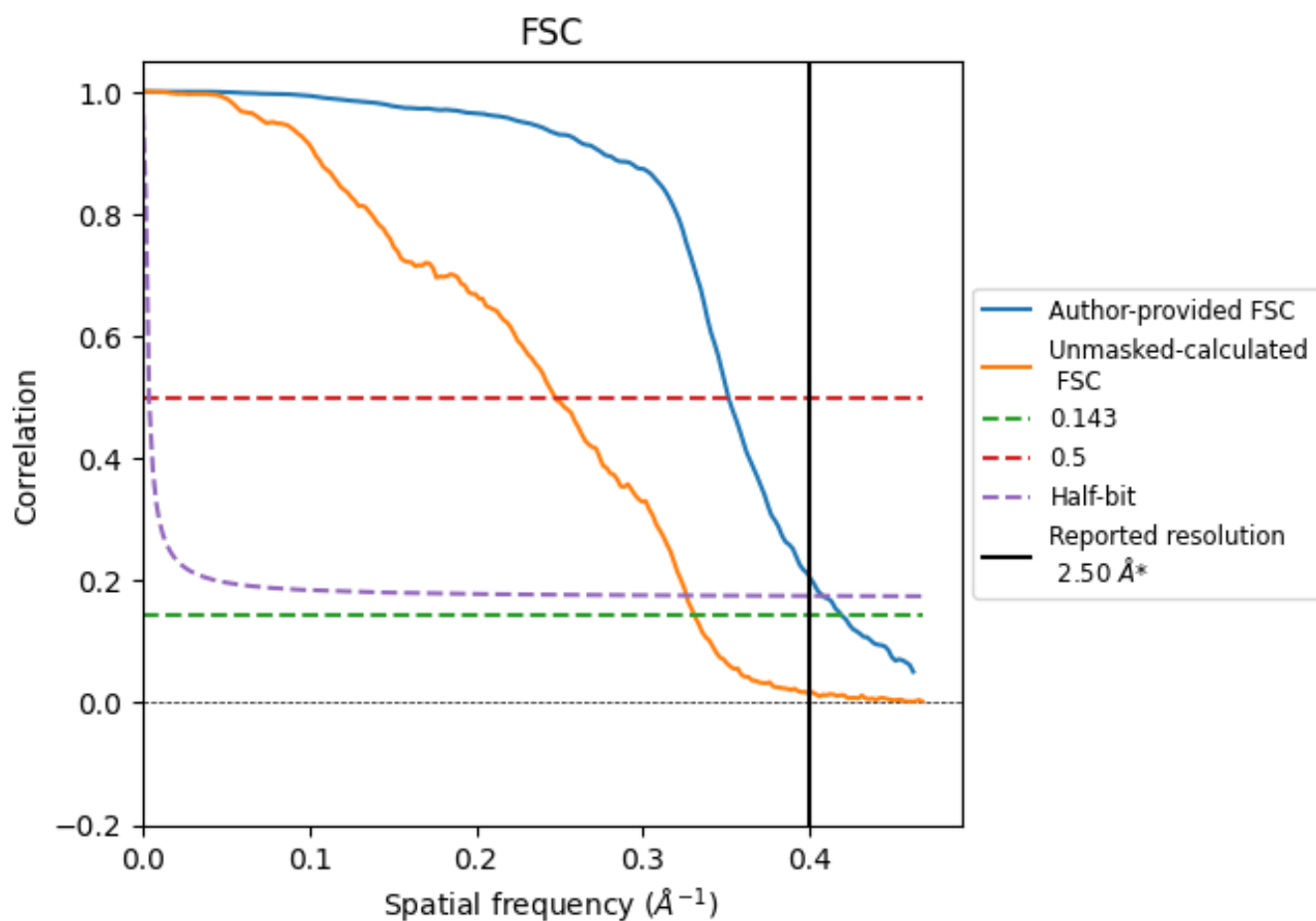
\*Reported resolution corresponds to spatial frequency of 0.400 Å<sup>-1</sup>



## 8 Fourier-Shell correlation [i](#)

Fourier-Shell Correlation (FSC) is the most commonly used method to estimate the resolution of single-particle and subtomogram-averaged maps. The shape of the curve depends on the imposed symmetry, mask and whether or not the two 3D reconstructions used were processed from a common reference. The reported resolution is shown as a black line. A curve is displayed for the half-bit criterion in addition to lines showing the 0.143 gold standard cut-off and 0.5 cut-off.

### 8.1 FSC [i](#)



\*Reported resolution corresponds to spatial frequency of 0.400 Å<sup>-1</sup>

## 8.2 Resolution estimates [i](#)

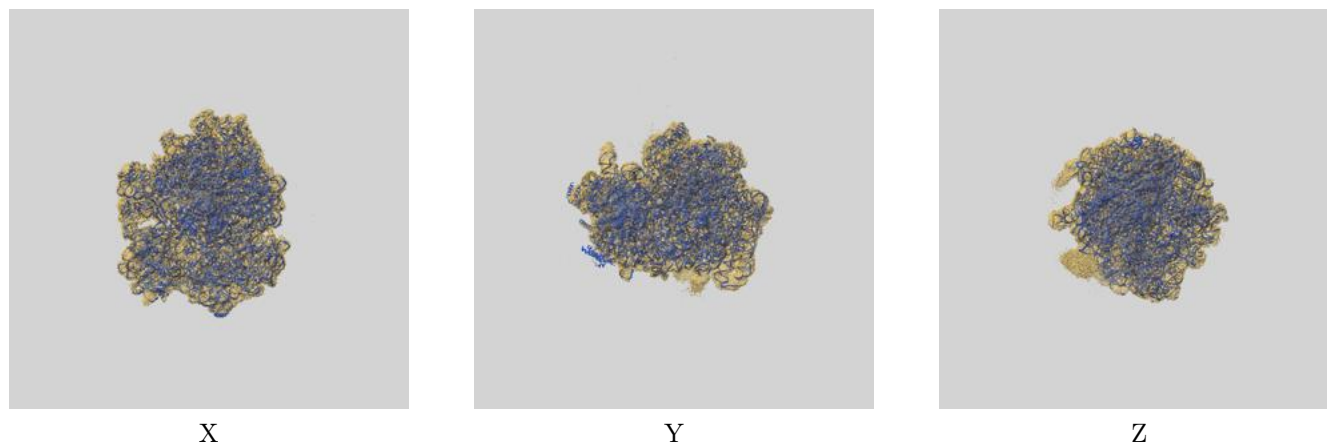
Resolution estimate (Å)	Estimation criterion (FSC cut-off)		
	0.143	0.5	Half-bit
Reported by author	2.50	-	-
Author-provided FSC curve	2.39	2.85	2.45
Unmasked-calculated*	3.02	4.04	3.07

\*Resolution estimate based on FSC curve calculated by comparison of deposited half-maps. The value from deposited half-maps intersecting FSC 0.143 CUT-OFF 3.02 differs from the reported value 2.5 by more than 10 %

## 9 Map-model fit [i](#)

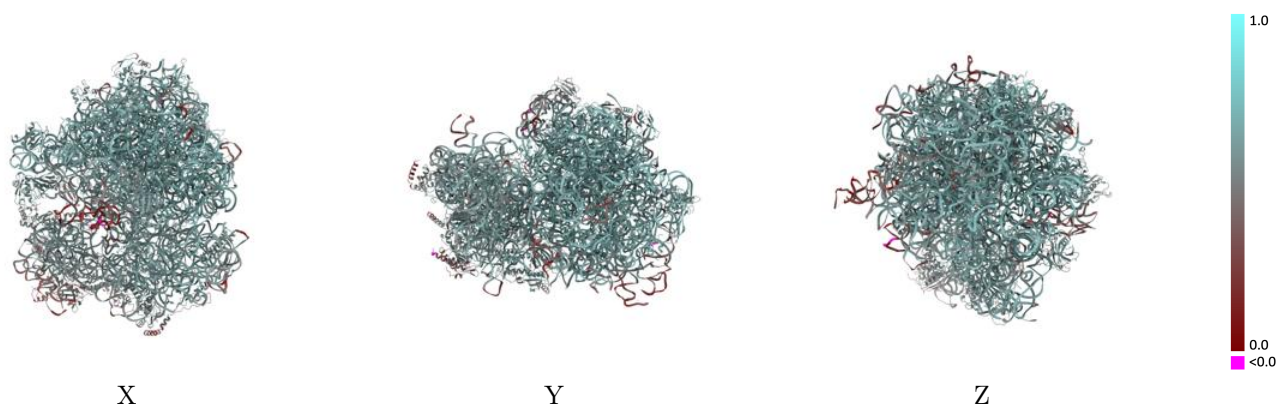
This section contains information regarding the fit between EMDB map EMD-71684 and PDB model 9PJ9. Per-residue inclusion information can be found in [section 3](#) on [page 17](#).

### 9.1 Map-model overlay [i](#)



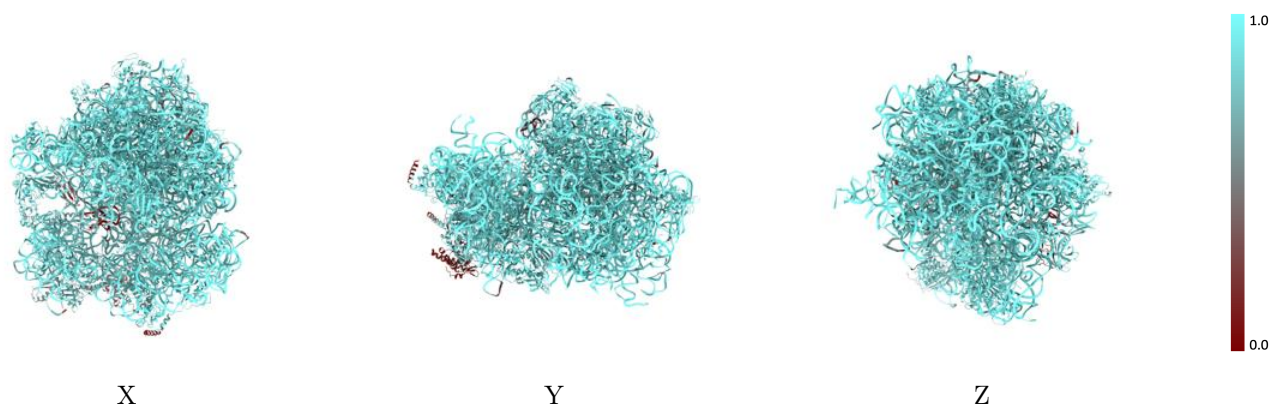
The images above show the 3D surface view of the map at the recommended contour level 0.05 at 50% transparency in yellow overlaid with a ribbon representation of the model coloured in blue. These images allow for the visual assessment of the quality of fit between the atomic model and the map.

## 9.2 Q-score mapped to coordinate model [i](#)



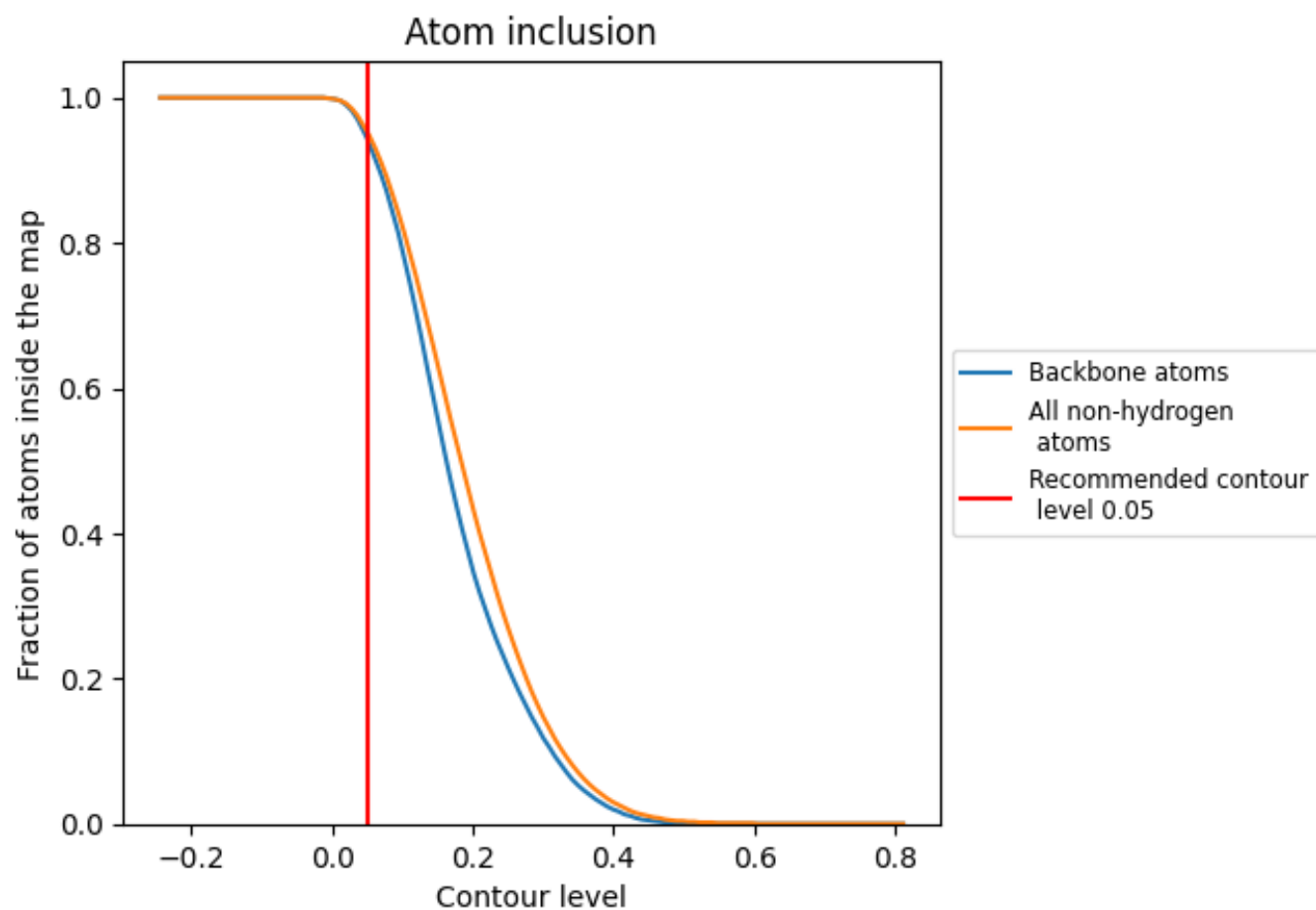
The images above show the model with each residue coloured according to its Q-score. This shows their resolvability in the map with higher Q-score values reflecting better resolvability. Please note: Q-score is calculating the resolvability of atoms, and thus high values are only expected at resolutions at which atoms can be resolved. Low Q-score values may therefore be expected for many entries.

## 9.3 Atom inclusion mapped to coordinate model [i](#)



The images above show the model with each residue coloured according to its atom inclusion. This shows to what extent they are inside the map at the recommended contour level (0.05).







































































## 9.4 Atom inclusion [i](#)



At the recommended contour level, 94% of all backbone atoms, 95% of all non-hydrogen atoms, are inside the map.

## 9.5 Map-model fit summary









































The table lists the average atom inclusion at the recommended contour level (0.05) and Q-score for the entire model and for each chain.

Chain	Atom inclusion	Q-score
All	 0.9530	 0.5940
0	 0.9660	 0.6400
1	 0.9910	 0.6770
2	 0.9800	 0.6610
3	 0.9730	 0.6440
4	 0.8810	 0.5140
A	 0.9860	 0.5790
B	 0.1920	 0.4020
C	 0.9160	 0.5780
D	 0.9230	 0.5330
E	 0.8830	 0.5710
F	 0.9190	 0.5520
G	 0.8360	 0.5240
H	 0.9580	 0.5930
I	 0.9050	 0.5270
J	 0.9000	 0.4810
K	 0.9650	 0.5720
L	 0.9490	 0.6080
M	 0.7660	 0.4690
N	 0.8890	 0.5420
O	 0.9470	 0.5780
P	 0.8730	 0.5220
Q	 0.8880	 0.5730
R	 0.8980	 0.5430
S	 0.9280	 0.5720
T	 0.9500	 0.5760
U	 0.9240	 0.5150
V	 0.9830	 0.6670
X	 0.8730	 0.5830
Y	 0.7490	 0.4380
a	 0.9740	 0.6100
b	 0.9970	 0.6180
c	 0.9780	 0.6560
d	 0.9770	 0.6420
e	 0.9580	 0.6100



*Continued on next page...*

*Continued from previous page...*

Chain	Atom inclusion	Q-score
f	 0.9530	 0.5770
g	 0.9450	 0.5370
i	 0.9820	 0.6510
j	 0.9500	 0.6300
k	 0.9700	 0.6290
l	 0.9790	 0.6410
m	 0.9730	 0.6430
n	 0.9770	 0.6020
o	 0.9600	 0.6390
p	 0.9700	 0.6510
q	 0.9540	 0.6210
r	 0.9600	 0.6390
s	 0.9730	 0.6220
t	 0.9670	 0.5970
u	 0.7320	 0.5150
v	 0.9650	 0.6520
w	 0.9890	 0.6560
x	 0.9620	 0.6050
y	 0.9670	 0.6290
z	 0.9670	 0.6510