



Full wwPDB X-ray Structure Validation Report ⓘ

Mar 24, 2022 – 12:31 pm GMT

PDB ID : 4P6H
Title : Tl⁺-bound inward-facing state (bound conformation) of the glutamate transporter homologue GltPh
Authors : Verdon, G.; Boudker, O.
Deposited on : 2014-03-24
Resolution : 4.08 Å (reported)

This is a Full wwPDB X-ray Structure Validation Report for a publicly released PDB entry.

We welcome your comments at validation@mail.wwpdb.org

A user guide is available at

<https://www.wwpdb.org/validation/2017/XrayValidationReportHelp>

with specific help available everywhere you see the ⓘ symbol.

The following versions of software and data (see [references ⓘ](#)) were used in the production of this report:

MolProbity : 4.02b-467
Xtrriage (Phenix) : 1.13
EDS : 2.27
Percentile statistics : 20191225.v01 (using entries in the PDB archive December 25th 2019)
Refmac : 5.8.0267
CCP4 : 7.1.010 (Gargrove)
Ideal geometry (proteins) : Engh & Huber (2001)
Ideal geometry (DNA, RNA) : Parkinson et al. (1996)
Validation Pipeline (wwPDB-VP) : 2.27

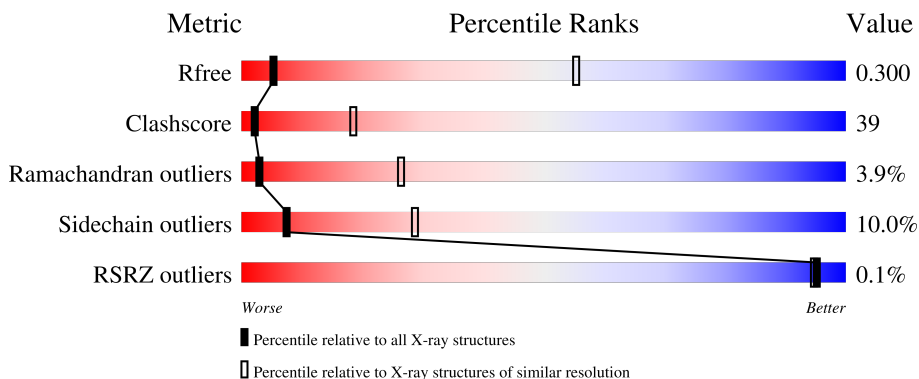
1 Overall quality at a glance

The following experimental techniques were used to determine the structure:

X-RAY DIFFRACTION

The reported resolution of this entry is 4.08 Å.

Percentile scores (ranging between 0-100) for global validation metrics of the entry are shown in the following graphic. The table shows the number of entries on which the scores are based.



Metric	Whole archive (#Entries)	Similar resolution (#Entries, resolution range(Å))
R_{free}	130704	1133 (4.46-3.70)
Clashscore	141614	1013 (4.42-3.74)
Ramachandran outliers	138981	1151 (4.46-3.70)
Sidechain outliers	138945	1139 (4.46-3.70)
RSRZ outliers	127900	1012 (4.48-3.68)

The table below summarises the geometric issues observed across the polymeric chains and their fit to the electron density. The red, orange, yellow and green segments of the lower bar indicate the fraction of residues that contain outliers for ≥ 3 , 2, 1 and 0 types of geometric quality criteria respectively. A grey segment represents the fraction of residues that are not modelled. The numeric value for each fraction is indicated below the corresponding segment, with a dot representing fractions $\leq 5\%$. The upper red bar (where present) indicates the fraction of residues that have poor fit to the electron density. The numeric value is given above the bar.

Mol	Chain	Length	Quality of chain
1	A	422	 43% 46% 8% •
1	B	422	 43% 46% 8% •
1	C	422	 44% 45% 8% •

2 Entry composition i

There are 3 unique types of molecules in this entry. The entry contains 8994 atoms, of which 0 are hydrogens and 0 are deuteriums.

In the tables below, the ZeroOcc column contains the number of atoms modelled with zero occupancy, the AltConf column contains the number of residues with at least one atom in alternate conformation and the Trace column contains the number of residues modelled with at most 2 atoms.

- Molecule 1 is a protein called GltPh.

Mol	Chain	Residues	Atoms					ZeroOcc	AltConf	Trace
			Total	C	N	O	S			
1	A	410	2995	1975	477	525	18	0	0	0
1	B	410	2995	1975	477	525	18	0	0	0
1	C	410	2995	1975	477	525	18	0	0	0

There are 42 discrepancies between the modelled and reference sequences:

Chain	Residue	Modelled	Actual	Comment	Reference
A	37	HIS	ASP	engineered mutation	UNP O59010
A	40	HIS	LYS	engineered mutation	UNP O59010
A	55	CYS	LYS	engineered mutation	UNP O59010
A	125	HIS	LYS	engineered mutation	UNP O59010
A	132	HIS	LYS	engineered mutation	UNP O59010
A	223	HIS	LYS	engineered mutation	UNP O59010
A	264	HIS	LYS	engineered mutation	UNP O59010
A	321	ALA	CYS	engineered mutation	UNP O59010
A	364	CYS	ALA	engineered mutation	UNP O59010
A	368	HIS	GLU	engineered mutation	UNP O59010
A	418	THR	GLU	engineered mutation	UNP O59010
A	420	VAL	-	expression tag	UNP O59010
A	421	PRO	-	expression tag	UNP O59010
A	422	ARG	-	expression tag	UNP O59010
B	37	HIS	ASP	engineered mutation	UNP O59010
B	40	HIS	LYS	engineered mutation	UNP O59010
B	55	CYS	LYS	engineered mutation	UNP O59010
B	125	HIS	LYS	engineered mutation	UNP O59010
B	132	HIS	LYS	engineered mutation	UNP O59010
B	223	HIS	LYS	engineered mutation	UNP O59010
B	264	HIS	LYS	engineered mutation	UNP O59010
B	321	ALA	CYS	engineered mutation	UNP O59010
B	364	CYS	ALA	engineered mutation	UNP O59010

Continued on next page...

Continued from previous page...

Chain	Residue	Modelled	Actual	Comment	Reference
B	368	HIS	GLU	engineered mutation	UNP O59010
B	418	THR	GLU	engineered mutation	UNP O59010
B	420	VAL	-	expression tag	UNP O59010
B	421	PRO	-	expression tag	UNP O59010
B	422	ARG	-	expression tag	UNP O59010
C	37	HIS	ASP	engineered mutation	UNP O59010
C	40	HIS	LYS	engineered mutation	UNP O59010
C	55	CYS	LYS	engineered mutation	UNP O59010
C	125	HIS	LYS	engineered mutation	UNP O59010
C	132	HIS	LYS	engineered mutation	UNP O59010
C	223	HIS	LYS	engineered mutation	UNP O59010
C	264	HIS	LYS	engineered mutation	UNP O59010
C	321	ALA	CYS	engineered mutation	UNP O59010
C	364	CYS	ALA	engineered mutation	UNP O59010
C	368	HIS	GLU	engineered mutation	UNP O59010
C	418	THR	GLU	engineered mutation	UNP O59010
C	420	VAL	-	expression tag	UNP O59010
C	421	PRO	-	expression tag	UNP O59010
C	422	ARG	-	expression tag	UNP O59010

- Molecule 2 is MERCURY (II) ION (three-letter code: HG) (formula: Hg).

Mol	Chain	Residues	Atoms	ZeroOcc	AltConf
2	A	1	Total Hg 1 1	0	0
2	B	1	Total Hg 1 1	0	0
2	C	1	Total Hg 1 1	0	0

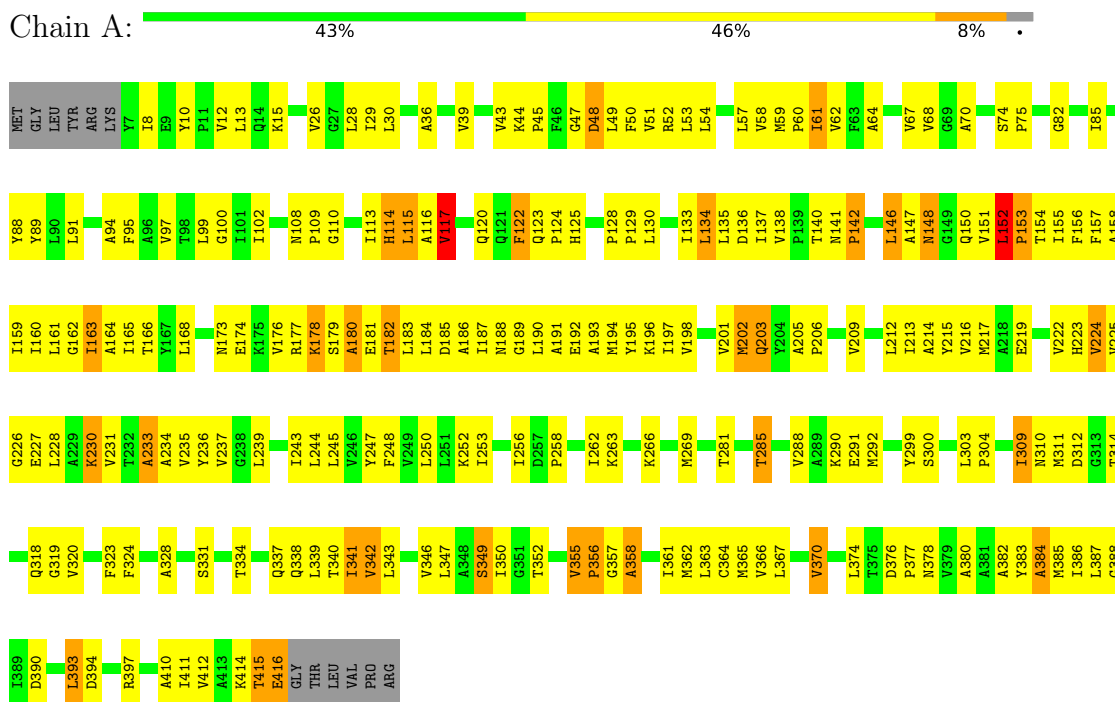
- Molecule 3 is THALLIUM (I) ION (three-letter code: TL) (formula: Tl).

Mol	Chain	Residues	Atoms	ZeroOcc	AltConf
3	A	2	Total Tl 2 2	0	0
3	B	2	Total Tl 2 2	0	0
3	C	2	Total Tl 2 2	0	0

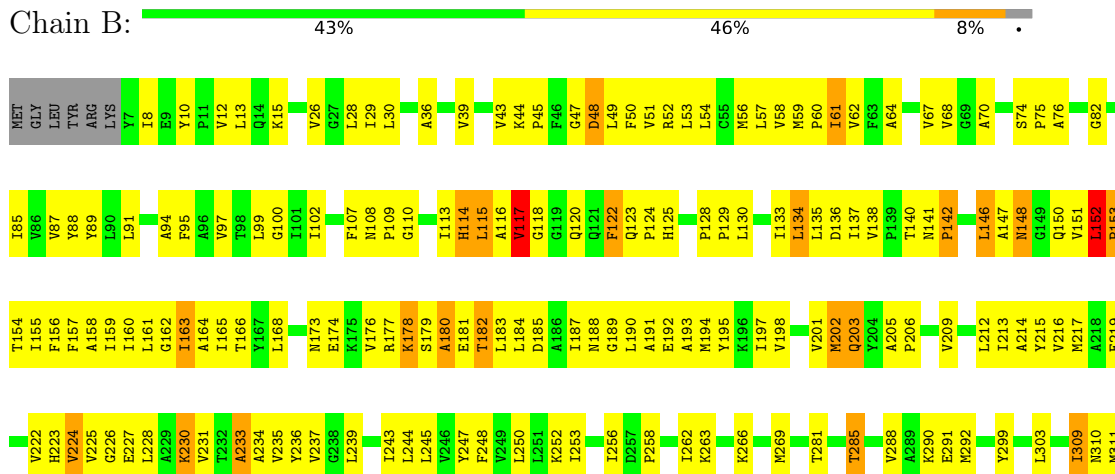
3 Residue-property plots

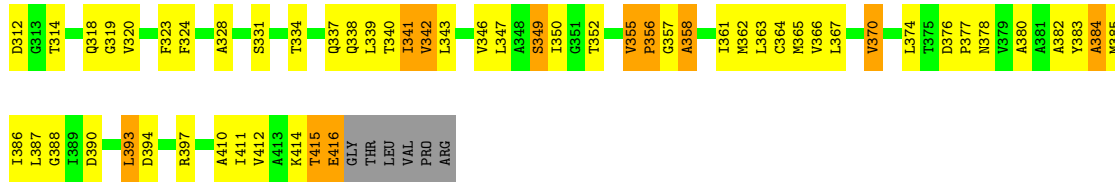
These plots are drawn for all protein, RNA, DNA and oligosaccharide chains in the entry. The first graphic for a chain summarises the proportions of the various outlier classes displayed in the second graphic. The second graphic shows the sequence view annotated by issues in geometry and electron density. Residues are color-coded according to the number of geometric quality criteria for which they contain at least one outlier: green = 0, yellow = 1, orange = 2 and red = 3 or more. A red dot above a residue indicates a poor fit to the electron density ($RSRZ > 2$). Stretches of 2 or more consecutive residues without any outlier are shown as a green connector. Residues present in the sample, but not in the model, are shown in grey.

- Molecule 1: GltPh



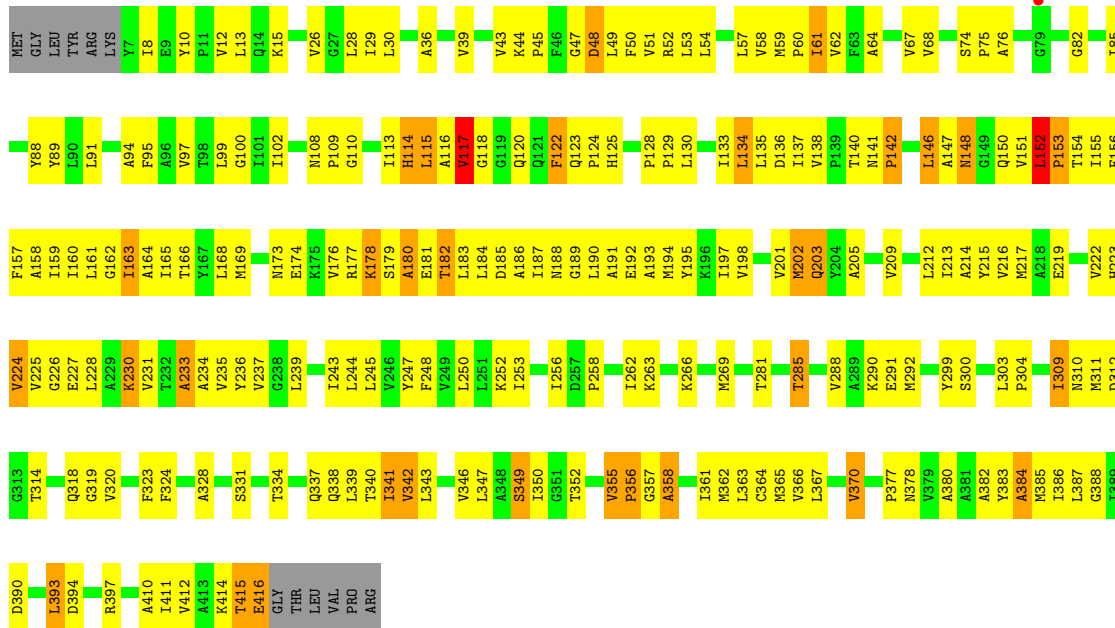
- Molecule 1: GltPh





• Molecule 1: GltPh

Chain C: 44% 45% 8%



4 Data and refinement statistics i

Property	Value	Source
Space group	C 2 2 21	Depositor
Cell constants a, b, c, α , β , γ	110.83Å 200.43Å 206.40Å 90.00° 90.00° 90.00°	Depositor
Resolution (Å)	15.00 – 4.08 15.00 – 4.08	Depositor EDS
% Data completeness (in resolution range)	67.4 (15.00-4.08) 67.4 (15.00-4.08)	Depositor EDS
R_{merge}	(Not available)	Depositor
R_{sym}	(Not available)	Depositor
$\langle I/\sigma(I) \rangle$ ¹	1.91 (at 4.14Å)	Xtrriage
Refinement program	REFMAC 5.5.0109	Depositor
R, R_{free}	0.258 , 0.296 0.262 , 0.300	Depositor DCC
R_{free} test set	1222 reflections (9.91%)	wwPDB-VP
Wilson B-factor (Å ²)	111.3	Xtrriage
Anisotropy	0.190	Xtrriage
Bulk solvent k_{sol} (e/Å ³), B_{sol} (Å ²)	(Not available) , (Not available)	EDS
L-test for twinning ²	$\langle L \rangle = 0.38$, $\langle L^2 \rangle = 0.21$	Xtrriage
Estimated twinning fraction	0.094 for 1/2*h-1/2*k,-3/2*h-1/2*k,-l 0.095 for 1/2*h+1/2*k,3/2*h-1/2*k,-l	Xtrriage
F_o, F_c correlation	0.90	EDS
Total number of atoms	8994	wwPDB-VP
Average B, all atoms (Å ²)	137.0	wwPDB-VP

Xtrriage's analysis on translational NCS is as follows: *The largest off-origin peak in the Patterson function is 3.33% of the height of the origin peak. No significant pseudotranslation is detected.*

¹Intensities estimated from amplitudes.

²Theoretical values of $\langle |L| \rangle$, $\langle L^2 \rangle$ for acentric reflections are 0.5, 0.333 respectively for untwinned datasets, and 0.375, 0.2 for perfectly twinned datasets.

5 Model quality [i](#)

5.1 Standard geometry [i](#)

Bond lengths and bond angles in the following residue types are not validated in this section: HG, TL

The Z score for a bond length (or angle) is the number of standard deviations the observed value is removed from the expected value. A bond length (or angle) with $|Z| > 5$ is considered an outlier worth inspection. RMSZ is the root-mean-square of all Z scores of the bond lengths (or angles).

Mol	Chain	Bond lengths		Bond angles	
		RMSZ	# Z >5	RMSZ	# Z >5
1	A	0.58	0/3053	0.69	1/4171 (0.0%)
1	B	0.58	0/3053	0.69	1/4171 (0.0%)
1	C	0.58	0/3053	0.69	1/4171 (0.0%)
All	All	0.58	0/9159	0.69	3/12513 (0.0%)

There are no bond length outliers.

All (3) bond angle outliers are listed below:

Mol	Chain	Res	Type	Atoms	Z	Observed($^{\circ}$)	Ideal($^{\circ}$)
1	B	152	LEU	CA-CB-CG	5.20	127.25	115.30
1	A	152	LEU	CA-CB-CG	5.18	127.22	115.30
1	C	152	LEU	CA-CB-CG	5.18	127.21	115.30

There are no chirality outliers.

There are no planarity outliers.

5.2 Too-close contacts [i](#)

In the following table, the Non-H and H(model) columns list the number of non-hydrogen atoms and hydrogen atoms in the chain respectively. The H(added) column lists the number of hydrogen atoms added and optimized by MolProbity. The Clashes column lists the number of clashes within the asymmetric unit, whereas Symm-Clashes lists symmetry-related clashes.

Mol	Chain	Non-H	H(model)	H(added)	Clashes	Symm-Clashes
1	A	2995	0	3144	250	0
1	B	2995	0	3144	243	1
1	C	2995	0	3144	241	0
2	A	1	0	0	0	0
2	B	1	0	0	0	0

Continued on next page...

Continued from previous page...

Mol	Chain	Non-H	H(model)	H(added)	Clashes	Symm-Clashes
2	C	1	0	0	0	0
3	A	2	0	0	0	0
3	B	2	0	0	0	0
3	C	2	0	0	0	0
All	All	8994	0	9432	725	1

The all-atom clashscore is defined as the number of clashes found per 1000 atoms (including hydrogen atoms). The all-atom clashscore for this structure is 39.

All (725) close contacts within the same asymmetric unit are listed below, sorted by their clash magnitude.

Atom-1	Atom-2	Interatomic distance (Å)	Clash overlap (Å)
1:B:256:ILE:CD1	1:B:414:LYS:HE3	1.70	1.21
1:C:256:ILE:CD1	1:C:414:LYS:HE3	1.70	1.21
1:A:256:ILE:CD1	1:A:414:LYS:HE3	1.70	1.19
1:A:355:VAL:HG12	1:A:356:PRO:HD2	1.17	1.16
1:A:256:ILE:HD11	1:A:414:LYS:HE3	1.28	1.11
1:B:256:ILE:HD11	1:B:414:LYS:HE3	1.28	1.11
1:C:355:VAL:HG12	1:C:356:PRO:HD2	1.17	1.09
1:B:355:VAL:HG12	1:B:356:PRO:HD2	1.17	1.09
1:C:116:ALA:O	1:C:117:VAL:HG23	1.53	1.08
1:C:117:VAL:HG13	1:C:378:ASN:HA	1.35	1.08
1:A:116:ALA:O	1:A:117:VAL:HG23	1.54	1.08
1:A:117:VAL:HG13	1:A:378:ASN:HA	1.35	1.07
1:C:256:ILE:HD11	1:C:414:LYS:HE3	1.28	1.07
1:A:134:LEU:O	1:A:137:ILE:HG12	1.56	1.06
1:B:116:ALA:O	1:B:117:VAL:HG23	1.53	1.05
1:B:412:VAL:HA	1:B:415:THR:OG1	1.56	1.05
1:B:117:VAL:HG13	1:B:378:ASN:HA	1.35	1.05
1:A:412:VAL:HA	1:A:415:THR:OG1	1.56	1.04
1:B:134:LEU:O	1:B:137:ILE:HG12	1.55	1.04
1:C:134:LEU:O	1:C:137:ILE:HG12	1.56	1.03
1:B:347:LEU:HA	1:B:350:ILE:HD12	1.40	1.02
1:C:347:LEU:HA	1:C:350:ILE:HD12	1.40	1.02
1:C:412:VAL:HA	1:C:415:THR:OG1	1.56	1.02
1:A:347:LEU:HA	1:A:350:ILE:HD12	1.40	1.00
1:C:122:PHE:C	1:C:122:PHE:CD2	2.36	0.99
1:B:355:VAL:CG1	1:B:356:PRO:HD2	1.93	0.99
1:A:355:VAL:CG1	1:A:356:PRO:HD2	1.93	0.98
1:C:178:LYS:HE2	1:C:182:THR:HG23	1.45	0.98
1:C:355:VAL:CG1	1:C:356:PRO:HD2	1.93	0.97

Continued on next page...

Continued from previous page...

Atom-1	Atom-2	Interatomic distance (Å)	Clash overlap (Å)
1:B:122:PHE:C	1:B:122:PHE:CD2	2.36	0.97
1:A:122:PHE:C	1:A:122:PHE:CD2	2.36	0.97
1:B:178:LYS:HE2	1:B:182:THR:HG23	1.45	0.96
1:A:178:LYS:HE2	1:A:182:THR:HG23	1.45	0.96
1:C:150:GLN:O	1:C:153:PRO:HD2	1.65	0.95
1:B:150:GLN:O	1:B:153:PRO:HD2	1.64	0.95
1:A:150:GLN:O	1:A:153:PRO:HD2	1.64	0.95
1:A:243:ILE:HA	1:A:247:TYR:HD2	1.31	0.95
1:C:243:ILE:HA	1:C:247:TYR:HD2	1.31	0.94
1:B:243:ILE:HA	1:B:247:TYR:HD2	1.31	0.94
1:C:151:VAL:O	1:C:155:ILE:HD13	1.69	0.92
1:B:256:ILE:HD11	1:B:414:LYS:CE	2.00	0.92
1:A:256:ILE:HD12	1:A:414:LYS:HE3	1.52	0.91
1:B:151:VAL:O	1:B:155:ILE:HD13	1.69	0.91
1:C:122:PHE:C	1:C:122:PHE:HD2	1.73	0.91
1:A:151:VAL:O	1:A:155:ILE:HD13	1.70	0.91
1:A:256:ILE:HD11	1:A:414:LYS:CE	2.00	0.91
1:C:256:ILE:HD11	1:C:414:LYS:CE	2.00	0.91
1:A:122:PHE:C	1:A:122:PHE:HD2	1.73	0.90
1:C:256:ILE:HD12	1:C:414:LYS:HE3	1.52	0.90
1:B:122:PHE:C	1:B:122:PHE:HD2	1.73	0.89
1:B:256:ILE:HD12	1:B:414:LYS:HE3	1.52	0.89
1:C:364:CYS:HA	1:C:367:LEU:HD12	1.54	0.89
1:B:364:CYS:HA	1:B:367:LEU:HD12	1.54	0.88
1:A:364:CYS:HA	1:A:367:LEU:HD12	1.54	0.88
1:A:117:VAL:CG1	1:A:378:ASN:HA	2.05	0.86
1:B:117:VAL:CG1	1:B:378:ASN:HA	2.05	0.86
1:C:117:VAL:CG1	1:C:378:ASN:HA	2.05	0.85
1:A:146:LEU:HD12	1:A:146:LEU:O	1.79	0.83
1:C:146:LEU:HD12	1:C:146:LEU:O	1.79	0.82
1:B:146:LEU:HD12	1:B:146:LEU:O	1.79	0.82
1:B:36:ALA:O	1:B:39:VAL:HB	1.80	0.81
1:C:299:TYR:HB2	1:C:303:LEU:HD23	1.61	0.81
1:B:299:TYR:HB2	1:B:303:LEU:HD23	1.61	0.81
1:C:36:ALA:O	1:C:39:VAL:HB	1.79	0.81
1:A:36:ALA:O	1:A:39:VAL:HB	1.79	0.81
1:A:299:TYR:HB2	1:A:303:LEU:HD23	1.61	0.81
1:C:416:GLU:OE1	1:C:416:GLU:HA	1.80	0.81
1:C:227:GLU:O	1:C:231:VAL:HG23	1.81	0.81
1:B:416:GLU:HA	1:B:416:GLU:OE1	1.80	0.80
1:C:117:VAL:HG11	1:C:378:ASN:N	1.97	0.80

Continued on next page...

Continued from previous page...

Atom-1	Atom-2	Interatomic distance (Å)	Clash overlap (Å)
1:A:117:VAL:HG11	1:A:378:ASN:N	1.97	0.80
1:B:227:GLU:O	1:B:231:VAL:HG23	1.81	0.80
1:B:117:VAL:HG11	1:B:378:ASN:N	1.97	0.80
1:A:122:PHE:HD2	1:A:122:PHE:O	1.65	0.79
1:C:355:VAL:HG12	1:C:356:PRO:CD	2.08	0.79
1:A:416:GLU:OE1	1:A:416:GLU:HA	1.80	0.79
1:C:216:VAL:HG11	1:C:385:MET:HG2	1.65	0.79
1:A:216:VAL:HG11	1:A:385:MET:HG2	1.65	0.79
1:C:122:PHE:HD2	1:C:122:PHE:O	1.65	0.79
1:A:227:GLU:O	1:A:231:VAL:HG23	1.81	0.78
1:A:355:VAL:HG12	1:A:356:PRO:CD	2.08	0.78
1:B:122:PHE:HD2	1:B:122:PHE:O	1.65	0.78
1:B:216:VAL:HG11	1:B:385:MET:HG2	1.65	0.77
1:C:150:GLN:HE21	1:C:153:PRO:HG2	1.50	0.77
1:B:150:GLN:HE21	1:B:153:PRO:HG2	1.50	0.76
1:C:165:ILE:HA	1:C:168:LEU:HD12	1.68	0.76
1:A:150:GLN:HE21	1:A:153:PRO:HG2	1.50	0.75
1:A:165:ILE:HA	1:A:168:LEU:HD12	1.68	0.75
1:B:248:PHE:CD2	1:B:258:PRO:HB2	2.21	0.75
1:A:248:PHE:CD2	1:A:258:PRO:HB2	2.21	0.75
1:B:165:ILE:HA	1:B:168:LEU:HD12	1.68	0.74
1:A:194:MET:HA	1:A:197:ILE:HD12	1.69	0.74
1:C:194:MET:HA	1:C:197:ILE:HD12	1.69	0.74
1:C:248:PHE:CD2	1:C:258:PRO:HB2	2.21	0.74
1:A:61:ILE:HG22	1:A:194:MET:HG3	1.69	0.74
1:B:116:ALA:C	1:B:117:VAL:CG2	2.57	0.74
1:B:116:ALA:C	1:B:117:VAL:HG23	2.08	0.74
1:C:151:VAL:HG13	1:C:155:ILE:HD11	1.70	0.74
1:B:61:ILE:HG22	1:B:194:MET:HG3	1.69	0.73
1:B:355:VAL:HG12	1:B:356:PRO:CD	2.08	0.73
1:C:61:ILE:HG22	1:C:194:MET:HG3	1.69	0.73
1:A:116:ALA:C	1:A:117:VAL:CG2	2.57	0.73
1:C:202:MET:HG3	1:C:356:PRO:HB2	1.71	0.73
1:A:116:ALA:C	1:A:117:VAL:HG23	2.09	0.73
1:C:116:ALA:C	1:C:117:VAL:HG23	2.09	0.73
1:C:151:VAL:HG13	1:C:155:ILE:CD1	2.19	0.73
1:B:151:VAL:HG13	1:B:155:ILE:CD1	2.19	0.72
1:B:194:MET:HA	1:B:197:ILE:HD12	1.70	0.72
1:A:226:GLY:O	1:A:230:LYS:HB2	1.89	0.72
1:B:116:ALA:O	1:B:117:VAL:CG2	2.37	0.72
1:A:74:SER:HB2	1:A:166:THR:HG21	1.72	0.72

Continued on next page...

Continued from previous page...

Atom-1	Atom-2	Interatomic distance (Å)	Clash overlap (Å)
1:B:113:ILE:HD11	1:B:224:VAL:HG12	1.71	0.72
1:C:213:ILE:HD12	1:C:214:ALA:N	2.05	0.72
1:A:213:ILE:HD12	1:A:214:ALA:N	2.04	0.72
1:B:213:ILE:HD12	1:B:214:ALA:N	2.04	0.72
1:C:116:ALA:C	1:C:117:VAL:CG2	2.57	0.72
1:B:151:VAL:HG13	1:B:155:ILE:HD11	1.70	0.71
1:A:151:VAL:HG13	1:A:155:ILE:CD1	2.19	0.71
1:A:151:VAL:HG13	1:A:155:ILE:HD11	1.70	0.71
1:C:226:GLY:O	1:C:230:LYS:HB2	1.90	0.71
1:C:113:ILE:HD11	1:C:224:VAL:HG12	1.71	0.71
1:B:115:LEU:HD23	1:B:328:ALA:O	1.90	0.71
1:C:115:LEU:HD23	1:C:328:ALA:O	1.90	0.71
1:A:202:MET:HG3	1:A:356:PRO:HB2	1.71	0.71
1:A:113:ILE:HD11	1:A:224:VAL:HG12	1.71	0.71
1:B:74:SER:HB2	1:B:166:THR:HG21	1.72	0.71
1:B:226:GLY:O	1:B:230:LYS:HB2	1.89	0.71
1:A:115:LEU:HD23	1:A:328:ALA:O	1.90	0.70
1:C:243:ILE:HA	1:C:247:TYR:CD2	2.22	0.70
1:B:202:MET:HG3	1:B:356:PRO:HB2	1.71	0.70
1:C:117:VAL:CG1	1:C:378:ASN:CA	2.69	0.70
1:C:116:ALA:O	1:C:117:VAL:CG2	2.37	0.70
1:B:117:VAL:CG1	1:B:378:ASN:CA	2.69	0.69
1:C:74:SER:HB2	1:C:166:THR:HG21	1.72	0.69
1:B:99:LEU:HA	1:B:102:ILE:HD12	1.75	0.69
1:A:117:VAL:CG1	1:A:378:ASN:CA	2.69	0.69
1:B:243:ILE:HA	1:B:247:TYR:CD2	2.22	0.69
1:C:146:LEU:HD12	1:C:146:LEU:C	2.13	0.69
1:B:146:LEU:HD12	1:B:146:LEU:C	2.13	0.68
1:A:146:LEU:HD12	1:A:146:LEU:C	2.13	0.68
1:C:150:GLN:NE2	1:C:153:PRO:HG2	2.08	0.68
1:B:50:PHE:CE1	1:B:205:ALA:HA	2.29	0.68
1:B:150:GLN:NE2	1:B:153:PRO:HG2	2.08	0.68
1:C:50:PHE:CE1	1:C:205:ALA:HA	2.29	0.68
1:A:150:GLN:NE2	1:A:153:PRO:HG2	2.08	0.68
1:C:337:GLN:O	1:C:341:ILE:HG13	1.94	0.67
1:A:99:LEU:HA	1:A:102:ILE:HD12	1.75	0.67
1:A:50:PHE:CE1	1:A:205:ALA:HA	2.29	0.67
1:A:185:ASP:O	1:A:188:ASN:O	2.13	0.67
1:A:256:ILE:HD11	1:A:414:LYS:CD	2.24	0.67
1:B:185:ASP:O	1:B:188:ASN:O	2.13	0.67
1:B:256:ILE:HD11	1:B:414:LYS:CD	2.24	0.67

Continued on next page...

Continued from previous page...

Atom-1	Atom-2	Interatomic distance (Å)	Clash overlap (Å)
1:C:99:LEU:HA	1:C:102:ILE:HD12	1.75	0.67
1:B:337:GLN:O	1:B:341:ILE:HG13	1.94	0.67
1:A:337:GLN:O	1:A:341:ILE:HG13	1.94	0.66
1:C:256:ILE:HD11	1:C:414:LYS:CD	2.24	0.66
1:A:243:ILE:HA	1:A:247:TYR:CD2	2.22	0.66
1:C:185:ASP:O	1:C:188:ASN:O	2.13	0.66
1:C:362:MET:O	1:C:365:MET:HB3	1.96	0.66
1:B:362:MET:O	1:B:365:MET:HB3	1.96	0.65
1:A:179:SER:HA	1:C:185:ASP:OD2	1.96	0.65
1:C:48:ASP:OD1	1:C:48:ASP:N	2.29	0.65
1:A:411:ILE:O	1:A:415:THR:OG1	2.12	0.65
1:B:26:VAL:HA	1:B:29:ILE:HG12	1.79	0.65
1:A:362:MET:O	1:A:365:MET:HB3	1.96	0.64
1:C:411:ILE:O	1:C:415:THR:OG1	2.12	0.64
1:A:412:VAL:O	1:A:416:GLU:HB2	1.97	0.64
1:B:355:VAL:CB	1:B:356:PRO:HD2	2.28	0.64
1:C:248:PHE:HD2	1:C:258:PRO:HB2	1.61	0.64
1:A:26:VAL:HA	1:A:29:ILE:HG12	1.79	0.64
1:B:248:PHE:HD2	1:B:258:PRO:HB2	1.61	0.64
1:A:202:MET:HA	1:A:205:ALA:HB2	1.80	0.64
1:C:202:MET:HA	1:C:205:ALA:HB2	1.80	0.64
1:C:355:VAL:CB	1:C:356:PRO:HD2	2.28	0.64
1:C:412:VAL:O	1:C:416:GLU:HB2	1.97	0.64
1:A:116:ALA:O	1:A:117:VAL:CG2	2.37	0.64
1:A:248:PHE:HD2	1:A:258:PRO:HB2	1.61	0.63
1:C:26:VAL:HA	1:C:29:ILE:HG12	1.79	0.63
1:A:355:VAL:CB	1:A:356:PRO:HD2	2.28	0.63
1:B:236:TYR:HA	1:B:239:LEU:HD12	1.81	0.63
1:B:44:LYS:N	1:B:45:PRO:HD2	2.13	0.63
1:A:64:ALA:O	1:A:68:VAL:HG23	1.98	0.63
1:A:44:LYS:N	1:A:45:PRO:HD2	2.13	0.63
1:B:412:VAL:O	1:B:416:GLU:HB2	1.97	0.63
1:A:117:VAL:CG1	1:A:378:ASN:N	2.62	0.63
1:C:117:VAL:CG1	1:C:378:ASN:N	2.62	0.63
1:C:44:LYS:N	1:C:45:PRO:HD2	2.13	0.62
1:C:174:GLU:OE2	1:C:174:GLU:HA	1.99	0.62
1:B:117:VAL:CG1	1:B:378:ASN:N	2.62	0.62
1:C:64:ALA:O	1:C:68:VAL:HG23	1.98	0.62
1:B:411:ILE:O	1:B:415:THR:OG1	2.13	0.62
1:B:195:TYR:O	1:B:198:VAL:HB	2.00	0.62
1:A:152:LEU:H	1:A:152:LEU:CD1	2.13	0.62

Continued on next page...

Continued from previous page...

Atom-1	Atom-2	Interatomic distance (Å)	Clash overlap (Å)
1:C:152:LEU:H	1:C:152:LEU:CD1	2.13	0.62
1:C:236:TYR:HA	1:C:239:LEU:HD12	1.81	0.62
1:B:202:MET:HA	1:B:205:ALA:HB2	1.80	0.62
1:A:195:TYR:O	1:A:198:VAL:HB	2.00	0.61
1:B:64:ALA:O	1:B:68:VAL:HG23	1.98	0.61
1:A:183:LEU:HD12	1:C:186:ALA:O	1.99	0.61
1:B:174:GLU:OE2	1:B:174:GLU:HA	1.99	0.61
1:C:195:TYR:O	1:C:198:VAL:HB	2.00	0.61
1:B:122:PHE:CD2	1:B:123:GLN:N	2.69	0.61
1:A:187:ILE:O	1:A:190:LEU:HB3	2.01	0.61
1:C:256:ILE:HD11	1:C:414:LYS:HG3	1.82	0.61
1:A:174:GLU:OE2	1:A:174:GLU:HA	1.99	0.61
1:C:182:THR:O	1:C:183:LEU:C	2.39	0.61
1:A:152:LEU:H	1:A:152:LEU:HD12	1.66	0.61
1:B:152:LEU:H	1:B:152:LEU:CD1	2.13	0.61
1:B:256:ILE:HD11	1:B:414:LYS:HG3	1.82	0.61
1:A:256:ILE:HD11	1:A:414:LYS:HG3	1.82	0.61
1:C:122:PHE:CD2	1:C:123:GLN:N	2.69	0.61
1:A:122:PHE:CD2	1:A:123:GLN:N	2.68	0.60
1:A:122:PHE:CE2	1:A:124:PRO:N	2.69	0.60
1:A:48:ASP:N	1:A:48:ASP:OD1	2.29	0.60
1:A:52:ARG:NH2	1:B:138:VAL:O	2.34	0.60
1:C:122:PHE:CE2	1:C:124:PRO:N	2.69	0.60
1:C:152:LEU:H	1:C:152:LEU:HD12	1.66	0.60
1:A:236:TYR:HA	1:A:239:LEU:HD12	1.81	0.60
1:C:187:ILE:O	1:C:190:LEU:HB3	2.01	0.60
1:B:152:LEU:H	1:B:152:LEU:HD12	1.66	0.60
1:A:58:VAL:HA	1:A:61:ILE:HD11	1.84	0.59
1:B:182:THR:O	1:B:183:LEU:C	2.39	0.59
1:A:182:THR:O	1:A:183:LEU:C	2.39	0.59
1:B:122:PHE:CE2	1:B:124:PRO:N	2.69	0.59
1:B:187:ILE:O	1:B:190:LEU:HB3	2.01	0.59
1:C:58:VAL:HA	1:C:61:ILE:HD11	1.84	0.59
1:B:155:ILE:HD12	1:B:155:ILE:N	2.18	0.59
1:A:155:ILE:N	1:A:155:ILE:HD12	2.18	0.58
1:B:58:VAL:HA	1:B:61:ILE:HD11	1.84	0.58
1:B:151:VAL:CG1	1:B:155:ILE:CD1	2.81	0.58
1:A:151:VAL:CG1	1:A:155:ILE:CD1	2.81	0.58
1:B:67:VAL:HG22	1:B:158:ALA:HB1	1.86	0.58
1:A:59:MET:HB2	1:A:60:PRO:HD2	1.85	0.58
1:B:334:THR:O	1:B:337:GLN:HG2	2.04	0.58

Continued on next page...

Continued from previous page...

Atom-1	Atom-2	Interatomic distance (Å)	Clash overlap (Å)
1:C:151:VAL:CG1	1:C:155:ILE:CD1	2.81	0.58
1:B:59:MET:HB2	1:B:60:PRO:HD2	1.85	0.57
1:C:334:THR:O	1:C:337:GLN:HG2	2.04	0.57
1:A:347:LEU:HA	1:A:350:ILE:CD1	2.26	0.57
1:C:67:VAL:HG22	1:C:158:ALA:HB1	1.86	0.57
1:C:89:TYR:HB3	1:C:310:ASN:HB2	1.86	0.57
1:A:58:VAL:HA	1:A:61:ILE:CD1	2.35	0.57
1:C:58:VAL:HA	1:C:61:ILE:CD1	2.35	0.57
1:C:155:ILE:HD12	1:C:155:ILE:N	2.18	0.57
1:A:89:TYR:HB3	1:A:310:ASN:HB2	1.86	0.57
1:A:334:THR:O	1:A:337:GLN:HG2	2.04	0.57
1:B:89:TYR:HB3	1:B:310:ASN:HB2	1.86	0.57
1:C:59:MET:HB2	1:C:60:PRO:HD2	1.85	0.57
1:C:347:LEU:HA	1:C:350:ILE:CD1	2.26	0.56
1:B:58:VAL:HA	1:B:61:ILE:CD1	2.35	0.56
1:C:363:LEU:O	1:C:364:CYS:C	2.44	0.56
1:B:363:LEU:O	1:B:364:CYS:C	2.44	0.56
1:A:67:VAL:HG22	1:A:158:ALA:HB1	1.86	0.56
1:A:244:LEU:HA	1:A:248:PHE:HD1	1.71	0.56
1:A:148:ASN:OD1	1:A:148:ASN:N	2.38	0.56
1:B:148:ASN:N	1:B:148:ASN:OD1	2.38	0.56
1:B:151:VAL:CG1	1:B:155:ILE:HD13	2.36	0.56
1:C:178:LYS:HD3	1:C:178:LYS:C	2.26	0.56
1:C:178:LYS:CE	1:C:182:THR:HG23	2.29	0.56
1:A:151:VAL:CG1	1:A:155:ILE:HD13	2.36	0.56
1:C:217:MET:CE	1:C:225:VAL:HG22	2.36	0.56
1:A:363:LEU:O	1:A:364:CYS:C	2.44	0.55
1:C:148:ASN:OD1	1:C:148:ASN:N	2.38	0.55
1:B:47:GLY:O	1:B:50:PHE:N	2.40	0.55
1:B:48:ASP:OD1	1:B:48:ASP:N	2.29	0.55
1:C:151:VAL:CG1	1:C:155:ILE:HD13	2.36	0.55
1:A:217:MET:CE	1:A:225:VAL:HG22	2.36	0.55
1:C:201:VAL:C	1:C:203:GLN:H	2.10	0.55
1:C:244:LEU:HA	1:C:248:PHE:HD1	1.71	0.55
1:B:217:MET:CE	1:B:225:VAL:HG22	2.36	0.55
1:B:225:VAL:HA	1:B:228:LEU:HD12	1.89	0.55
1:A:178:LYS:HD3	1:A:178:LYS:C	2.26	0.55
1:C:117:VAL:HG11	1:C:378:ASN:CA	2.36	0.55
1:B:178:LYS:C	1:B:178:LYS:HD3	2.26	0.55
1:B:347:LEU:HA	1:B:350:ILE:CD1	2.26	0.55
1:B:244:LEU:HA	1:B:248:PHE:HD1	1.71	0.55

Continued on next page...

Continued from previous page...

Atom-1	Atom-2	Interatomic distance (Å)	Clash overlap (Å)
1:B:233:ALA:O	1:B:237:VAL:HG22	2.07	0.55
1:C:338:GLN:HA	1:C:341:ILE:CD1	2.37	0.55
1:A:47:GLY:O	1:A:50:PHE:N	2.40	0.55
1:B:82:GLY:HA2	1:B:85:ILE:HG22	1.89	0.54
1:B:290:LYS:HG3	1:B:299:TYR:CE1	2.42	0.54
1:C:390:ASP:HA	1:C:393:LEU:HD12	1.90	0.54
1:A:117:VAL:HG11	1:A:378:ASN:CA	2.36	0.54
1:C:47:GLY:O	1:C:50:PHE:N	2.40	0.54
1:A:290:LYS:HG3	1:A:299:TYR:CE1	2.42	0.54
1:A:338:GLN:HA	1:A:341:ILE:CD1	2.37	0.54
1:B:147:ALA:HB3	1:B:148:ASN:OD1	2.08	0.54
1:C:82:GLY:HA2	1:C:85:ILE:HG22	1.89	0.54
1:A:201:VAL:C	1:A:203:GLN:H	2.10	0.54
1:B:113:ILE:HD12	1:B:227:GLU:HG3	1.90	0.54
1:B:201:VAL:C	1:B:203:GLN:H	2.10	0.54
1:B:366:VAL:O	1:B:370:VAL:HG23	2.08	0.54
1:C:366:VAL:O	1:C:370:VAL:HG23	2.08	0.54
1:C:233:ALA:O	1:C:237:VAL:HG22	2.07	0.54
1:A:113:ILE:HD12	1:A:227:GLU:HG3	1.90	0.54
1:B:130:LEU:HA	1:B:133:ILE:HG22	1.90	0.54
1:B:338:GLN:HA	1:B:341:ILE:CD1	2.37	0.54
1:B:362:MET:O	1:B:363:LEU:C	2.46	0.54
1:B:410:ALA:O	1:B:414:LYS:HG2	2.08	0.54
1:A:233:ALA:O	1:A:237:VAL:HG22	2.07	0.54
1:B:362:MET:O	1:B:365:MET:N	2.41	0.54
1:A:362:MET:O	1:A:363:LEU:C	2.46	0.54
1:C:225:VAL:HA	1:C:228:LEU:HD12	1.89	0.54
1:C:290:LYS:HG3	1:C:299:TYR:CE1	2.42	0.54
1:A:362:MET:O	1:A:365:MET:N	2.41	0.54
1:C:362:MET:O	1:C:365:MET:N	2.41	0.54
1:A:180:ALA:O	1:A:181:GLU:C	2.46	0.53
1:A:366:VAL:O	1:A:370:VAL:HG23	2.08	0.53
1:A:147:ALA:HB3	1:A:148:ASN:OD1	2.08	0.53
1:A:338:GLN:HA	1:A:341:ILE:HD12	1.91	0.53
1:B:390:ASP:HA	1:B:393:LEU:HD12	1.89	0.53
1:A:130:LEU:HA	1:A:133:ILE:HG22	1.90	0.53
1:C:60:PRO:HB2	1:C:194:MET:HE2	1.91	0.53
1:A:155:ILE:O	1:A:156:PHE:C	2.46	0.53
1:A:256:ILE:HD11	1:A:414:LYS:CG	2.39	0.53
1:B:155:ILE:O	1:B:156:PHE:C	2.46	0.53
1:B:178:LYS:CE	1:B:182:THR:HG23	2.29	0.53

Continued on next page...

Continued from previous page...

Atom-1	Atom-2	Interatomic distance (Å)	Clash overlap (Å)
1:C:390:ASP:O	1:C:394:ASP:HB2	2.08	0.53
1:C:410:ALA:O	1:C:414:LYS:HG2	2.08	0.53
1:A:342:VAL:O	1:A:343:LEU:C	2.46	0.53
1:A:60:PRO:HB2	1:A:194:MET:HE2	1.91	0.53
1:A:390:ASP:HA	1:A:393:LEU:HD12	1.90	0.53
1:B:117:VAL:HG11	1:B:378:ASN:CA	2.36	0.53
1:C:130:LEU:HA	1:C:133:ILE:HG22	1.90	0.53
1:A:82:GLY:HA2	1:A:85:ILE:HG22	1.89	0.53
1:B:342:VAL:O	1:B:343:LEU:C	2.46	0.53
1:C:147:ALA:HB3	1:C:148:ASN:OD1	2.08	0.53
1:A:390:ASP:O	1:A:394:ASP:HB2	2.08	0.53
1:B:10:TYR:HB2	1:B:15:LYS:HE3	1.91	0.53
1:B:60:PRO:HB2	1:B:194:MET:HE2	1.91	0.53
1:B:338:GLN:HA	1:B:341:ILE:HD12	1.90	0.53
1:A:225:VAL:HA	1:A:228:LEU:HD12	1.89	0.53
1:A:410:ALA:O	1:A:414:LYS:HG2	2.08	0.53
1:C:10:TYR:HB2	1:C:15:LYS:HE3	1.91	0.53
1:B:256:ILE:HD11	1:B:414:LYS:CG	2.39	0.52
1:C:91:LEU:HA	1:C:94:ALA:HB3	1.91	0.52
1:C:180:ALA:O	1:C:181:GLU:C	2.47	0.52
1:C:155:ILE:O	1:C:156:PHE:C	2.46	0.52
1:B:91:LEU:HA	1:B:94:ALA:HB3	1.91	0.52
1:C:362:MET:O	1:C:363:LEU:C	2.46	0.52
1:B:155:ILE:CD1	1:B:155:ILE:N	2.73	0.52
1:C:89:TYR:CG	1:C:310:ASN:HB2	2.44	0.52
1:C:122:PHE:HE2	1:C:124:PRO:N	2.07	0.52
1:A:122:PHE:HE2	1:A:124:PRO:N	2.07	0.52
1:B:390:ASP:O	1:B:394:ASP:HB2	2.08	0.52
1:C:113:ILE:HD12	1:C:227:GLU:HG3	1.90	0.52
1:C:256:ILE:HD11	1:C:414:LYS:CG	2.39	0.52
1:C:342:VAL:O	1:C:343:LEU:C	2.46	0.52
1:A:10:TYR:HB2	1:A:15:LYS:HE3	1.91	0.52
1:A:89:TYR:CG	1:A:310:ASN:HB2	2.44	0.52
1:B:74:SER:CB	1:B:166:THR:HG21	2.39	0.52
1:B:109:PRO:O	1:B:324:PHE:HA	2.10	0.52
1:C:110:GLY:O	1:C:113:ILE:HG22	2.10	0.52
1:C:338:GLN:HA	1:C:341:ILE:HD12	1.90	0.52
1:C:184:LEU:O	1:C:185:ASP:C	2.48	0.52
1:A:91:LEU:HA	1:A:94:ALA:HB3	1.91	0.52
1:A:110:GLY:O	1:A:113:ILE:HG22	2.10	0.52
1:B:110:GLY:O	1:B:113:ILE:HG22	2.10	0.52

Continued on next page...

Continued from previous page...

Atom-1	Atom-2	Interatomic distance (Å)	Clash overlap (Å)
1:B:122:PHE:HE2	1:B:124:PRO:N	2.07	0.52
1:B:59:MET:HB2	1:B:60:PRO:CD	2.40	0.51
1:A:74:SER:CB	1:A:166:THR:HG21	2.39	0.51
1:A:184:LEU:O	1:A:185:ASP:C	2.48	0.51
1:A:192:GLU:O	1:A:195:TYR:HB2	2.11	0.51
1:B:180:ALA:O	1:B:181:GLU:C	2.47	0.51
1:C:109:PRO:O	1:C:324:PHE:HA	2.10	0.51
1:A:59:MET:HB2	1:A:60:PRO:CD	2.40	0.51
1:B:89:TYR:CG	1:B:310:ASN:HB2	2.44	0.51
1:B:377:PRO:HA	1:B:380:ALA:HB3	1.92	0.51
1:A:155:ILE:CD1	1:A:155:ILE:N	2.73	0.51
1:C:281:THR:O	1:C:285:THR:OG1	2.29	0.51
1:A:95:PHE:HE2	1:A:245:LEU:HD22	1.76	0.51
1:A:122:PHE:CD2	1:A:122:PHE:O	2.52	0.51
1:B:122:PHE:CD2	1:B:122:PHE:O	2.53	0.51
1:B:184:LEU:O	1:B:185:ASP:C	2.48	0.51
1:B:288:VAL:O	1:B:292:MET:HG2	2.11	0.51
1:A:281:THR:O	1:A:285:THR:OG1	2.29	0.51
1:C:155:ILE:CD1	1:C:155:ILE:N	2.73	0.51
1:A:377:PRO:HA	1:A:380:ALA:HB3	1.92	0.51
1:C:152:LEU:HB2	1:C:153:PRO:HD3	1.93	0.51
1:B:159:ILE:HG22	1:B:160:ILE:HD12	1.92	0.51
1:B:281:THR:O	1:B:285:THR:OG1	2.29	0.51
1:C:59:MET:HB2	1:C:60:PRO:CD	2.40	0.51
1:A:109:PRO:O	1:A:324:PHE:HA	2.10	0.51
1:B:212:LEU:HD22	1:B:384:ALA:HB1	1.93	0.51
1:C:136:ASP:O	1:C:153:PRO:HG3	2.11	0.51
1:C:146:LEU:C	1:C:146:LEU:CD1	2.79	0.51
1:C:339:LEU:O	1:C:342:VAL:HG13	2.12	0.51
1:A:288:VAL:O	1:A:292:MET:HG2	2.11	0.50
1:B:192:GLU:O	1:B:195:TYR:HB2	2.11	0.50
1:C:212:LEU:HD22	1:C:384:ALA:HB1	1.93	0.50
1:C:288:VAL:O	1:C:292:MET:HG2	2.11	0.50
1:A:339:LEU:O	1:A:342:VAL:HG13	2.11	0.50
1:C:192:GLU:O	1:C:195:TYR:HB2	2.11	0.50
1:A:146:LEU:C	1:A:146:LEU:CD1	2.79	0.50
1:A:152:LEU:HB2	1:A:153:PRO:HD3	1.93	0.50
1:A:159:ILE:HG22	1:A:160:ILE:HD12	1.92	0.50
1:A:178:LYS:O	1:A:179:SER:C	2.50	0.50
1:B:163:ILE:O	1:B:164:ALA:C	2.49	0.50
1:C:159:ILE:HG22	1:C:160:ILE:HD12	1.93	0.50

Continued on next page...

Continued from previous page...

Atom-1	Atom-2	Interatomic distance (Å)	Clash overlap (Å)
1:C:178:LYS:O	1:C:179:SER:C	2.50	0.50
1:A:146:LEU:O	1:A:146:LEU:CD1	2.57	0.50
1:C:377:PRO:HA	1:C:380:ALA:HB3	1.92	0.50
1:B:95:PHE:HE2	1:B:245:LEU:HD22	1.76	0.50
1:B:136:ASP:O	1:B:153:PRO:HG3	2.11	0.50
1:A:136:ASP:O	1:A:153:PRO:HG3	2.11	0.50
1:A:163:ILE:O	1:A:164:ALA:C	2.49	0.50
1:A:212:LEU:HD22	1:A:384:ALA:HB1	1.93	0.50
1:C:58:VAL:O	1:C:62:VAL:HG23	2.12	0.50
1:B:146:LEU:C	1:B:146:LEU:CD1	2.79	0.50
1:C:95:PHE:HE2	1:C:245:LEU:HD22	1.76	0.50
1:C:244:LEU:HA	1:C:248:PHE:CD1	2.47	0.50
1:A:59:MET:CB	1:A:60:PRO:CD	2.90	0.49
1:B:152:LEU:HB2	1:B:153:PRO:HD3	1.93	0.49
1:B:178:LYS:O	1:B:179:SER:C	2.50	0.49
1:B:244:LEU:HA	1:B:248:PHE:CD1	2.47	0.49
1:C:74:SER:CB	1:C:166:THR:HG21	2.39	0.49
1:C:59:MET:CB	1:C:60:PRO:CD	2.90	0.49
1:B:339:LEU:O	1:B:342:VAL:HG13	2.11	0.49
1:A:58:VAL:O	1:A:62:VAL:HG23	2.12	0.49
1:A:309:ILE:HG22	1:A:310:ASN:H	1.78	0.49
1:C:309:ILE:HG22	1:C:310:ASN:H	1.77	0.49
1:A:244:LEU:HA	1:A:248:PHE:CD1	2.47	0.49
1:B:57:LEU:N	1:B:57:LEU:HD23	2.28	0.49
1:C:57:LEU:HD23	1:C:57:LEU:N	2.28	0.49
1:A:178:LYS:CE	1:A:182:THR:HG23	2.29	0.49
1:B:59:MET:CB	1:B:60:PRO:CD	2.90	0.49
1:C:8:ILE:CG1	1:C:15:LYS:HE2	2.43	0.49
1:C:122:PHE:CD2	1:C:122:PHE:O	2.52	0.48
1:A:217:MET:HE1	1:A:225:VAL:HG22	1.94	0.48
1:B:190:LEU:O	1:B:191:ALA:C	2.51	0.48
1:C:114:HIS:HA	1:C:328:ALA:O	2.13	0.48
1:A:151:VAL:CG1	1:A:155:ILE:HD11	2.42	0.48
1:A:163:ILE:HG22	1:A:164:ALA:N	2.28	0.48
1:B:58:VAL:O	1:B:62:VAL:HG23	2.12	0.48
1:B:114:HIS:HA	1:B:328:ALA:O	2.13	0.48
1:A:8:ILE:CG1	1:A:15:LYS:HE2	2.43	0.48
1:B:309:ILE:HG22	1:B:310:ASN:H	1.78	0.48
1:A:141:ASN:OD1	1:A:141:ASN:C	2.52	0.48
1:C:290:LYS:HG3	1:C:299:TYR:HE1	1.79	0.48
1:B:163:ILE:HG22	1:B:164:ALA:N	2.28	0.48

Continued on next page...

Continued from previous page...

Atom-1	Atom-2	Interatomic distance (Å)	Clash overlap (Å)
1:A:114:HIS:HA	1:A:328:ALA:O	2.13	0.47
1:A:290:LYS:HG3	1:A:299:TYR:HE1	1.79	0.47
1:B:8:ILE:CG1	1:B:15:LYS:HE2	2.43	0.47
1:B:157:PHE:O	1:B:158:ALA:C	2.53	0.47
1:A:57:LEU:HD23	1:A:57:LEU:N	2.28	0.47
1:A:190:LEU:O	1:A:191:ALA:C	2.51	0.47
1:C:163:ILE:O	1:C:164:ALA:C	2.49	0.47
1:B:222:VAL:C	1:B:224:VAL:N	2.68	0.47
1:C:141:ASN:C	1:C:141:ASN:OD1	2.52	0.47
1:A:157:PHE:O	1:A:158:ALA:C	2.53	0.47
1:B:141:ASN:C	1:B:141:ASN:OD1	2.52	0.47
1:B:183:LEU:O	1:B:184:LEU:C	2.53	0.47
1:C:222:VAL:C	1:C:224:VAL:N	2.68	0.47
1:C:340:THR:O	1:C:341:ILE:C	2.53	0.47
1:B:141:ASN:HA	1:B:142:PRO:HD2	1.55	0.47
1:C:48:ASP:O	1:C:49:LEU:C	2.53	0.47
1:C:163:ILE:HG22	1:C:164:ALA:N	2.28	0.47
1:B:209:VAL:O	1:B:213:ILE:HG13	2.15	0.47
1:C:190:LEU:O	1:C:191:ALA:C	2.51	0.47
1:A:340:THR:O	1:A:341:ILE:C	2.53	0.47
1:B:48:ASP:O	1:B:49:LEU:C	2.53	0.47
1:B:340:THR:O	1:B:341:ILE:C	2.53	0.47
1:C:151:VAL:CG1	1:C:155:ILE:HD11	2.42	0.47
1:C:157:PHE:O	1:C:158:ALA:C	2.53	0.47
1:C:222:VAL:O	1:C:224:VAL:N	2.48	0.47
1:A:151:VAL:HG12	1:A:155:ILE:HD13	1.97	0.47
1:A:222:VAL:C	1:A:224:VAL:N	2.68	0.47
1:B:290:LYS:HG3	1:B:299:TYR:HE1	1.79	0.47
1:C:117:VAL:HG23	1:C:120:GLN:O	2.15	0.47
1:A:117:VAL:HG23	1:A:120:GLN:O	2.15	0.46
1:A:186:ALA:O	1:B:183:LEU:HD12	2.15	0.46
1:C:183:LEU:O	1:C:184:LEU:C	2.53	0.46
1:C:209:VAL:O	1:C:213:ILE:HG13	2.15	0.46
1:A:209:VAL:O	1:A:213:ILE:HG13	2.15	0.46
1:B:151:VAL:HG12	1:B:155:ILE:HD13	1.98	0.46
1:A:47:GLY:O	1:A:48:ASP:C	2.54	0.46
1:A:48:ASP:O	1:A:49:LEU:C	2.53	0.46
1:C:29:ILE:HG13	1:C:30:LEU:N	2.30	0.46
1:C:151:VAL:HG12	1:C:155:ILE:HD13	1.98	0.46
1:A:412:VAL:CA	1:A:415:THR:OG1	2.47	0.46
1:C:393:LEU:H	1:C:393:LEU:HG	1.43	0.46

Continued on next page...

Continued from previous page...

Atom-1	Atom-2	Interatomic distance (Å)	Clash overlap (Å)
1:A:29:ILE:HG13	1:A:30:LEU:N	2.30	0.46
1:A:222:VAL:O	1:A:224:VAL:N	2.48	0.46
1:A:314:THR:HA	1:A:397:ARG:HD3	1.98	0.46
1:B:47:GLY:O	1:B:48:ASP:C	2.54	0.46
1:C:217:MET:HE1	1:C:225:VAL:HG22	1.97	0.46
1:C:314:THR:HA	1:C:397:ARG:HD3	1.98	0.46
1:B:117:VAL:HG23	1:B:120:GLN:O	2.15	0.46
1:A:58:VAL:O	1:A:61:ILE:HG12	2.16	0.46
1:A:173:ASN:ND2	1:A:176:VAL:HG23	2.31	0.46
1:A:393:LEU:H	1:A:393:LEU:HG	1.43	0.46
1:B:75:PRO:HA	1:B:76:ALA:HA	1.65	0.46
1:B:153:PRO:O	1:B:154:THR:C	2.54	0.46
1:C:141:ASN:HA	1:C:142:PRO:HD2	1.55	0.46
1:C:250:LEU:O	1:C:253:ILE:HG22	2.16	0.46
1:B:222:VAL:O	1:B:224:VAL:N	2.48	0.46
1:B:314:THR:HA	1:B:397:ARG:HD3	1.98	0.46
1:C:173:ASN:ND2	1:C:176:VAL:HG23	2.31	0.46
1:B:58:VAL:O	1:B:61:ILE:HG12	2.16	0.45
1:B:151:VAL:CG1	1:B:155:ILE:HD11	2.42	0.45
1:C:58:VAL:O	1:C:61:ILE:HG12	2.16	0.45
1:A:183:LEU:O	1:A:184:LEU:C	2.53	0.45
1:A:198:VAL:O	1:A:201:VAL:HB	2.17	0.45
1:B:250:LEU:O	1:B:253:ILE:HG22	2.16	0.45
1:C:8:ILE:HG13	1:C:15:LYS:HE2	1.99	0.45
1:C:182:THR:O	1:C:185:ASP:HB3	2.17	0.45
1:A:8:ILE:HG13	1:A:15:LYS:HE2	1.99	0.45
1:A:182:THR:O	1:A:185:ASP:HB3	2.17	0.45
1:A:250:LEU:O	1:A:253:ILE:HG22	2.16	0.45
1:B:194:MET:O	1:B:198:VAL:HG23	2.17	0.45
1:B:182:THR:O	1:B:185:ASP:HB3	2.17	0.45
1:A:153:PRO:O	1:A:154:THR:C	2.54	0.45
1:B:56:MET:O	1:C:142:PRO:HD2	2.16	0.45
1:B:198:VAL:O	1:B:201:VAL:HB	2.17	0.45
1:C:47:GLY:O	1:C:48:ASP:C	2.54	0.45
1:B:29:ILE:HG13	1:B:30:LEU:N	2.30	0.45
1:C:146:LEU:O	1:C:146:LEU:CD1	2.57	0.45
1:C:150:GLN:HE21	1:C:153:PRO:CG	2.27	0.45
1:A:50:PHE:O	1:A:53:LEU:N	2.50	0.45
1:B:173:ASN:ND2	1:B:176:VAL:HG23	2.31	0.45
1:C:153:PRO:O	1:C:154:THR:C	2.54	0.45
1:C:194:MET:O	1:C:198:VAL:HG23	2.17	0.45

Continued on next page...

Continued from previous page...

Atom-1	Atom-2	Interatomic distance (Å)	Clash overlap (Å)
1:A:137:ILE:HG13	1:A:138:VAL:N	2.32	0.44
1:B:8:ILE:HG13	1:B:15:LYS:HE2	1.99	0.44
1:B:115:LEU:CD2	1:B:328:ALA:O	2.63	0.44
1:B:137:ILE:HG13	1:B:138:VAL:N	2.32	0.44
1:B:412:VAL:CA	1:B:415:THR:OG1	2.47	0.44
1:C:176:VAL:O	1:C:177:ARG:C	2.56	0.44
1:A:157:PHE:O	1:A:160:ILE:N	2.51	0.44
1:C:50:PHE:O	1:C:53:LEU:N	2.50	0.44
1:C:137:ILE:HG13	1:C:138:VAL:N	2.32	0.44
1:C:157:PHE:O	1:C:160:ILE:N	2.51	0.44
1:C:89:TYR:CB	1:C:310:ASN:HB2	2.48	0.44
1:C:233:ALA:O	1:C:235:VAL:N	2.51	0.44
1:C:412:VAL:CA	1:C:415:THR:OG1	2.47	0.44
1:A:50:PHE:O	1:A:53:LEU:HB2	2.17	0.44
1:A:156:PHE:C	1:A:156:PHE:CD2	2.91	0.44
1:A:233:ALA:O	1:A:235:VAL:N	2.51	0.44
1:A:382:ALA:O	1:A:383:TYR:C	2.55	0.44
1:B:85:ILE:O	1:B:88:TYR:HB3	2.18	0.44
1:B:176:VAL:O	1:B:177:ARG:C	2.56	0.44
1:B:382:ALA:O	1:B:383:TYR:C	2.55	0.44
1:C:198:VAL:O	1:C:201:VAL:HB	2.17	0.44
1:C:382:ALA:O	1:C:383:TYR:C	2.56	0.44
1:B:50:PHE:O	1:B:53:LEU:HB2	2.17	0.44
1:C:50:PHE:O	1:C:53:LEU:HB2	2.17	0.44
1:A:128:PRO:HB3	1:A:129:PRO:HD2	2.00	0.44
1:A:363:LEU:O	1:A:366:VAL:HG12	2.18	0.44
1:B:44:LYS:O	1:B:47:GLY:N	2.51	0.44
1:B:48:ASP:O	1:B:51:VAL:N	2.51	0.44
1:B:346:VAL:HG12	1:B:347:LEU:HD12	2.00	0.44
1:C:346:VAL:HG12	1:C:347:LEU:HD12	2.00	0.44
1:A:61:ILE:HG12	1:A:62:VAL:N	2.33	0.44
1:A:194:MET:O	1:A:198:VAL:HG23	2.17	0.44
1:A:383:TYR:O	1:A:385:MET:N	2.51	0.44
1:B:146:LEU:O	1:B:146:LEU:CD1	2.57	0.44
1:B:216:VAL:O	1:B:219:GLU:O	2.35	0.44
1:B:363:LEU:O	1:B:366:VAL:HG12	2.18	0.44
1:C:383:TYR:O	1:C:385:MET:N	2.51	0.44
1:A:176:VAL:O	1:A:177:ARG:C	2.55	0.44
1:A:192:GLU:HA	1:A:195:TYR:CD2	2.53	0.44
1:A:311:MET:HB2	1:A:349:SER:HB2	2.00	0.44
1:A:341:ILE:HG13	1:A:341:ILE:H	1.69	0.44

Continued on next page...

Continued from previous page...

Atom-1	Atom-2	Interatomic distance (Å)	Clash overlap (Å)
1:B:157:PHE:O	1:B:160:ILE:N	2.51	0.44
1:C:85:ILE:O	1:C:88:TYR:HB3	2.18	0.44
1:C:192:GLU:HA	1:C:195:TYR:CD2	2.53	0.44
1:A:48:ASP:O	1:A:51:VAL:N	2.51	0.43
1:B:117:VAL:HB	1:B:118:GLY:H	1.33	0.43
1:B:243:ILE:O	1:B:248:PHE:HD1	2.01	0.43
1:C:48:ASP:O	1:C:51:VAL:N	2.51	0.43
1:C:61:ILE:HG12	1:C:62:VAL:N	2.33	0.43
1:C:243:ILE:O	1:C:248:PHE:HD1	2.01	0.43
1:A:243:ILE:O	1:A:248:PHE:HD1	2.01	0.43
1:C:363:LEU:O	1:C:366:VAL:HG12	2.18	0.43
1:B:50:PHE:O	1:B:53:LEU:N	2.51	0.43
1:B:89:TYR:CB	1:B:310:ASN:HB2	2.48	0.43
1:B:128:PRO:HB3	1:B:129:PRO:HD2	2.00	0.43
1:B:192:GLU:HA	1:B:195:TYR:CD2	2.53	0.43
1:B:262:ILE:HG23	1:B:269:MET:HE1	1.99	0.43
1:B:288:VAL:HA	1:B:291:GLU:HB2	2.01	0.43
1:C:117:VAL:HB	1:C:118:GLY:H	1.33	0.43
1:C:311:MET:HB2	1:C:349:SER:HB2	2.00	0.43
1:A:85:ILE:O	1:A:88:TYR:HB3	2.18	0.43
1:A:216:VAL:O	1:A:219:GLU:O	2.35	0.43
1:B:383:TYR:O	1:B:385:MET:N	2.51	0.43
1:C:216:VAL:O	1:C:219:GLU:O	2.35	0.43
1:A:262:ILE:HG23	1:A:269:MET:HE1	2.01	0.43
1:C:137:ILE:O	1:C:153:PRO:HA	2.19	0.43
1:A:44:LYS:O	1:A:47:GLY:N	2.51	0.43
1:C:156:PHE:C	1:C:156:PHE:CD2	2.91	0.43
1:A:346:VAL:HG12	1:A:347:LEU:HD12	2.00	0.43
1:C:193:ALA:O	1:C:194:MET:C	2.57	0.43
1:A:137:ILE:O	1:A:153:PRO:HA	2.19	0.43
1:A:387:LEU:O	1:A:388:GLY:C	2.57	0.43
1:B:97:VAL:O	1:B:100:GLY:N	2.52	0.43
1:B:156:PHE:C	1:B:156:PHE:CD2	2.91	0.43
1:B:233:ALA:O	1:B:235:VAL:N	2.51	0.43
1:C:44:LYS:O	1:C:47:GLY:N	2.51	0.43
1:C:189:GLY:O	1:C:190:LEU:C	2.54	0.43
1:A:135:LEU:HB3	1:C:52:ARG:HD3	2.01	0.43
1:A:161:LEU:O	1:A:162:GLY:C	2.56	0.43
1:A:189:GLY:O	1:A:190:LEU:C	2.54	0.43
1:A:288:VAL:HA	1:A:291:GLU:HB2	2.01	0.43
1:B:54:LEU:N	1:B:54:LEU:HD12	2.34	0.43

Continued on next page...

Continued from previous page...

Atom-1	Atom-2	Interatomic distance (Å)	Clash overlap (Å)
1:B:137:ILE:O	1:B:153:PRO:HA	2.19	0.43
1:B:357:GLY:O	1:B:358:ALA:C	2.57	0.43
1:B:383:TYR:O	1:B:386:ILE:N	2.52	0.43
1:B:387:LEU:O	1:B:388:GLY:C	2.57	0.43
1:C:67:VAL:HG11	1:C:161:LEU:HD23	2.01	0.43
1:A:97:VAL:O	1:A:100:GLY:N	2.52	0.43
1:C:97:VAL:O	1:C:100:GLY:N	2.52	0.43
1:C:128:PRO:HB3	1:C:129:PRO:HD2	2.00	0.43
1:C:250:LEU:CD2	1:C:253:ILE:HG21	2.49	0.43
1:C:288:VAL:HA	1:C:291:GLU:HB2	2.01	0.42
1:C:318:GLN:NE2	1:C:362:MET:HB2	2.34	0.42
1:A:89:TYR:CB	1:A:310:ASN:HB2	2.48	0.42
1:A:151:VAL:HG13	1:A:155:ILE:HD13	1.97	0.42
1:B:250:LEU:CD2	1:B:253:ILE:HG21	2.49	0.42
1:C:115:LEU:CD2	1:C:328:ALA:O	2.63	0.42
1:B:43:VAL:O	1:B:44:LYS:C	2.58	0.42
1:A:39:VAL:O	1:A:43:VAL:HB	2.20	0.42
1:A:193:ALA:O	1:A:194:MET:C	2.57	0.42
1:A:318:GLN:NE2	1:A:362:MET:HB2	2.35	0.42
1:A:357:GLY:O	1:A:358:ALA:C	2.57	0.42
1:B:243:ILE:H	1:B:243:ILE:HG13	1.70	0.42
1:B:311:MET:HB2	1:B:349:SER:HB2	2.00	0.42
1:C:54:LEU:HD12	1:C:54:LEU:N	2.34	0.42
1:C:161:LEU:O	1:C:162:GLY:C	2.56	0.42
1:C:201:VAL:C	1:C:203:GLN:N	2.73	0.42
1:A:54:LEU:HD12	1:A:54:LEU:N	2.34	0.42
1:B:39:VAL:HG11	1:B:215:TYR:HA	2.01	0.42
1:B:61:ILE:HG12	1:B:62:VAL:N	2.33	0.42
1:B:318:GLN:NE2	1:B:362:MET:HB2	2.34	0.42
1:B:358:ALA:HB3	1:B:397:ARG:HH12	1.85	0.42
1:C:43:VAL:O	1:C:44:LYS:C	2.58	0.42
1:C:222:VAL:C	1:C:224:VAL:H	2.23	0.42
1:C:357:GLY:O	1:C:358:ALA:C	2.57	0.42
1:A:250:LEU:CD2	1:A:253:ILE:HG21	2.49	0.42
1:A:39:VAL:HG11	1:A:215:TYR:HA	2.01	0.42
1:A:263:LYS:HD2	1:A:266:LYS:HD3	2.02	0.42
1:A:318:GLN:O	1:A:319:GLY:C	2.58	0.42
1:A:358:ALA:HB3	1:A:397:ARG:HH12	1.84	0.42
1:B:222:VAL:C	1:B:224:VAL:H	2.23	0.42
1:C:189:GLY:HA2	1:C:192:GLU:HB2	2.02	0.42
1:C:309:ILE:H	1:C:309:ILE:HG13	1.68	0.42

Continued on next page...

Continued from previous page...

Atom-1	Atom-2	Interatomic distance (Å)	Clash overlap (Å)
1:C:318:GLN:O	1:C:319:GLY:C	2.58	0.42
1:A:54:LEU:HD23	1:A:361:ILE:HG13	2.01	0.42
1:A:201:VAL:C	1:A:203:GLN:N	2.73	0.42
1:A:383:TYR:O	1:A:386:ILE:N	2.52	0.42
1:B:54:LEU:HD23	1:B:361:ILE:HG13	2.01	0.42
1:B:74:SER:HA	1:B:75:PRO:HD3	1.74	0.42
1:B:318:GLN:O	1:B:319:GLY:C	2.58	0.42
1:C:61:ILE:HG22	1:C:194:MET:CG	2.45	0.42
1:C:358:ALA:HB3	1:C:397:ARG:HH12	1.85	0.42
1:A:74:SER:HA	1:A:75:PRO:HD3	1.74	0.42
1:A:134:LEU:HD23	1:A:134:LEU:HA	1.86	0.42
1:C:122:PHE:CE2	1:C:124:PRO:CA	3.03	0.42
1:C:169:MET:H	1:C:169:MET:HG3	1.70	0.42
1:C:383:TYR:O	1:C:386:ILE:N	2.52	0.42
1:A:59:MET:O	1:A:60:PRO:C	2.58	0.41
1:B:67:VAL:HG11	1:B:161:LEU:HD23	2.01	0.41
1:B:161:LEU:O	1:B:162:GLY:C	2.56	0.41
1:B:122:PHE:CE2	1:B:124:PRO:CA	3.03	0.41
1:C:39:VAL:O	1:C:43:VAL:HB	2.20	0.41
1:C:59:MET:O	1:C:60:PRO:C	2.57	0.41
1:B:59:MET:O	1:B:60:PRO:C	2.58	0.41
1:B:189:GLY:HA2	1:B:192:GLU:HB2	2.02	0.41
1:B:197:ILE:O	1:B:201:VAL:HG23	2.21	0.41
1:B:201:VAL:C	1:B:203:GLN:N	2.73	0.41
1:C:75:PRO:HA	1:C:76:ALA:HA	1.65	0.41
1:A:320:VAL:O	1:A:323:PHE:N	2.53	0.41
1:B:134:LEU:HD23	1:B:134:LEU:HA	1.86	0.41
1:B:320:VAL:O	1:B:323:PHE:N	2.53	0.41
1:B:39:VAL:O	1:B:43:VAL:HB	2.20	0.41
1:B:193:ALA:O	1:B:194:MET:C	2.57	0.41
1:C:39:VAL:HG11	1:C:215:TYR:HA	2.01	0.41
1:C:197:ILE:O	1:C:201:VAL:HG23	2.21	0.41
1:A:43:VAL:O	1:A:44:LYS:C	2.57	0.41
1:A:70:ALA:HB3	1:A:162:GLY:HA3	2.02	0.41
1:A:122:PHE:CE2	1:A:124:PRO:CA	3.03	0.41
1:A:309:ILE:H	1:A:309:ILE:HG13	1.68	0.41
1:B:263:LYS:HD2	1:B:266:LYS:HD3	2.02	0.41
1:C:54:LEU:HD23	1:C:361:ILE:HG13	2.01	0.41
1:C:263:LYS:HD2	1:C:266:LYS:HD3	2.02	0.41
1:A:189:GLY:HA2	1:A:192:GLU:HB2	2.02	0.41
1:A:222:VAL:C	1:A:224:VAL:H	2.23	0.41

Continued on next page...

Continued from previous page...

Atom-1	Atom-2	Interatomic distance (Å)	Clash overlap (Å)
1:B:61:ILE:HG22	1:B:194:MET:CG	2.45	0.41
1:B:85:ILE:HD12	1:B:85:ILE:HA	1.90	0.41
1:B:134:LEU:O	1:B:135:LEU:C	2.59	0.41
1:B:374:LEU:C	1:B:376:ASP:N	2.74	0.41
1:A:67:VAL:HG11	1:A:161:LEU:HD23	2.01	0.41
1:A:138:VAL:O	1:C:52:ARG:NH2	2.54	0.41
1:A:227:GLU:O	1:A:231:VAL:N	2.54	0.41
1:A:362:MET:N	1:A:362:MET:SD	2.90	0.41
1:B:201:VAL:O	1:B:203:GLN:N	2.54	0.41
1:B:303:LEU:HD13	1:B:303:LEU:HA	1.95	0.41
1:C:159:ILE:HG22	1:C:160:ILE:N	2.36	0.41
1:C:201:VAL:O	1:C:203:GLN:N	2.54	0.41
1:C:387:LEU:O	1:C:388:GLY:C	2.57	0.41
1:A:263:LYS:HD2	1:A:263:LYS:HA	1.90	0.41
1:B:52:ARG:HD3	1:C:135:LEU:HB3	2.03	0.41
1:B:205:ALA:N	1:B:206:PRO:HD2	2.36	0.41
1:C:300:SER:O	1:C:304:PRO:HG3	2.21	0.41
1:A:197:ILE:O	1:A:201:VAL:HG23	2.21	0.40
1:A:134:LEU:O	1:A:135:LEU:C	2.59	0.40
1:A:243:ILE:H	1:A:243:ILE:HG13	1.71	0.40
1:B:155:ILE:CD1	1:B:155:ILE:H	2.34	0.40
1:C:303:LEU:N	1:C:304:PRO:HD2	2.36	0.40
1:C:320:VAL:O	1:C:323:PHE:N	2.53	0.40
1:A:141:ASN:HA	1:A:142:PRO:HD2	1.55	0.40
1:A:155:ILE:CD1	1:A:155:ILE:H	2.34	0.40
1:A:374:LEU:C	1:A:376:ASP:N	2.74	0.40
1:B:70:ALA:HB3	1:B:162:GLY:HA3	2.02	0.40
1:B:189:GLY:O	1:B:190:LEU:C	2.54	0.40
1:A:150:GLN:HE21	1:A:153:PRO:CG	2.27	0.40
1:A:159:ILE:HG22	1:A:160:ILE:N	2.36	0.40
1:A:196:LYS:HG3	1:B:168:LEU:HD21	2.03	0.40
1:A:303:LEU:N	1:A:304:PRO:HD2	2.36	0.40
1:B:107:PHE:C	1:B:109:PRO:HD3	2.42	0.40
1:C:262:ILE:HG23	1:C:269:MET:HE1	2.02	0.40
1:A:183:LEU:O	1:A:187:ILE:HG13	2.21	0.40
1:A:201:VAL:O	1:A:203:GLN:N	2.54	0.40
1:A:205:ALA:N	1:A:206:PRO:HD2	2.36	0.40
1:A:300:SER:O	1:A:304:PRO:HG3	2.21	0.40
1:B:87:VAL:O	1:B:91:LEU:HG	2.22	0.40
1:C:183:LEU:O	1:C:187:ILE:HG13	2.21	0.40

All (1) symmetry-related close contacts are listed below. The label for Atom-2 includes the sym-

metry operator and encoded unit-cell translations to be applied.

Atom-1	Atom-2	Interatomic distance (Å)	Clash overlap (Å)
1:B:174:GLU:OE1	1:B:415:THR:O[4_555]	2.08	0.12

5.3 Torsion angles [i](#)

5.3.1 Protein backbone [i](#)

In the following table, the Percentiles column shows the percent Ramachandran outliers of the chain as a percentile score with respect to all X-ray entries followed by that with respect to entries of similar resolution.

The Analysed column shows the number of residues for which the backbone conformation was analysed, and the total number of residues.

Mol	Chain	Analysed	Favoured	Allowed	Outliers	Percentiles	
1	A	408/422 (97%)	298 (73%)	94 (23%)	16 (4%)	3	26
1	B	408/422 (97%)	299 (73%)	93 (23%)	16 (4%)	3	26
1	C	408/422 (97%)	298 (73%)	94 (23%)	16 (4%)	3	26
All	All	1224/1266 (97%)	895 (73%)	281 (23%)	48 (4%)	3	26

All (48) Ramachandran outliers are listed below:

Mol	Chain	Res	Type
1	A	163	ILE
1	A	223	HIS
1	A	358	ALA
1	B	163	ILE
1	B	223	HIS
1	B	358	ALA
1	C	163	ILE
1	C	223	HIS
1	C	358	ALA
1	A	182	THR
1	A	202	MET
1	A	356	PRO
1	B	182	THR
1	B	202	MET
1	B	356	PRO
1	C	182	THR
1	C	202	MET

Continued on next page...

Continued from previous page...

Mol	Chain	Res	Type
1	C	356	PRO
1	A	117	VAL
1	A	142	PRO
1	A	234	ALA
1	B	117	VAL
1	B	142	PRO
1	B	234	ALA
1	C	117	VAL
1	C	142	PRO
1	C	234	ALA
1	A	180	ALA
1	A	233	ALA
1	B	180	ALA
1	B	233	ALA
1	B	384	ALA
1	C	180	ALA
1	C	233	ALA
1	C	384	ALA
1	A	134	LEU
1	A	153	PRO
1	A	384	ALA
1	B	134	LEU
1	B	153	PRO
1	C	134	LEU
1	C	153	PRO
1	A	341	ILE
1	A	370	VAL
1	B	341	ILE
1	B	370	VAL
1	C	341	ILE
1	C	370	VAL

5.3.2 Protein sidechains [i](#)

In the following table, the Percentiles column shows the percent sidechain outliers of the chain as a percentile score with respect to all X-ray entries followed by that with respect to entries of similar resolution.

The Analysed column shows the number of residues for which the sidechain conformation was analysed, and the total number of residues.

Continued on next page...

Continued from previous page...

Mol	Chain	Analysed	Rotameric	Outliers	Percentiles	
1	A	311/330 (94%)	280 (90%)	31 (10%)	7	29
1	B	311/330 (94%)	280 (90%)	31 (10%)	7	29
1	C	311/330 (94%)	280 (90%)	31 (10%)	7	29
All	All	933/990 (94%)	840 (90%)	93 (10%)	7	29

All (93) residues with a non-rotameric sidechain are listed below:

Mol	Chain	Res	Type
1	A	12	VAL
1	A	13	LEU
1	A	28	LEU
1	A	48	ASP
1	A	61	ILE
1	A	108	ASN
1	A	114	HIS
1	A	115	LEU
1	A	117	VAL
1	A	122	PHE
1	A	125	HIS
1	A	140	THR
1	A	146	LEU
1	A	148	ASN
1	A	152	LEU
1	A	178	LYS
1	A	203	GLN
1	A	224	VAL
1	A	230	LYS
1	A	252	LYS
1	A	285	THR
1	A	309	ILE
1	A	312	ASP
1	A	331	SER
1	A	342	VAL
1	A	349	SER
1	A	352	THR
1	A	355	VAL
1	A	393	LEU
1	A	415	THR
1	A	416	GLU

Continued on next page...

Continued from previous page...

Mol	Chain	Res	Type
1	B	12	VAL
1	B	13	LEU
1	B	28	LEU
1	B	48	ASP
1	B	61	ILE
1	B	108	ASN
1	B	114	HIS
1	B	115	LEU
1	B	117	VAL
1	B	122	PHE
1	B	125	HIS
1	B	140	THR
1	B	146	LEU
1	B	148	ASN
1	B	152	LEU
1	B	178	LYS
1	B	203	GLN
1	B	224	VAL
1	B	230	LYS
1	B	252	LYS
1	B	285	THR
1	B	309	ILE
1	B	312	ASP
1	B	331	SER
1	B	342	VAL
1	B	349	SER
1	B	352	THR
1	B	355	VAL
1	B	393	LEU
1	B	415	THR
1	B	416	GLU
1	C	12	VAL
1	C	13	LEU
1	C	28	LEU
1	C	48	ASP
1	C	61	ILE
1	C	108	ASN
1	C	114	HIS
1	C	115	LEU
1	C	117	VAL
1	C	122	PHE
1	C	125	HIS

Continued on next page...

Continued from previous page...

Mol	Chain	Res	Type
1	C	140	THR
1	C	146	LEU
1	C	148	ASN
1	C	152	LEU
1	C	178	LYS
1	C	203	GLN
1	C	224	VAL
1	C	230	LYS
1	C	252	LYS
1	C	285	THR
1	C	309	ILE
1	C	312	ASP
1	C	331	SER
1	C	342	VAL
1	C	349	SER
1	C	352	THR
1	C	355	VAL
1	C	393	LEU
1	C	415	THR
1	C	416	GLU

Sometimes sidechains can be flipped to improve hydrogen bonding and reduce clashes. All (12) such sidechains are listed below:

Mol	Chain	Res	Type
1	A	108	ASN
1	A	150	GLN
1	A	318	GLN
1	A	337	GLN
1	B	108	ASN
1	B	150	GLN
1	B	318	GLN
1	B	337	GLN
1	C	108	ASN
1	C	150	GLN
1	C	318	GLN
1	C	337	GLN

5.3.3 RNA

There are no RNA molecules in this entry.

5.4 Non-standard residues in protein, DNA, RNA chains [i](#)

There are no non-standard protein/DNA/RNA residues in this entry.

5.5 Carbohydrates [i](#)

There are no monosaccharides in this entry.

5.6 Ligand geometry [i](#)

Of 9 ligands modelled in this entry, 9 are monoatomic - leaving 0 for Mogul analysis.

There are no bond length outliers.

There are no bond angle outliers.

There are no chirality outliers.

There are no torsion outliers.

There are no ring outliers.

No monomer is involved in short contacts.

5.7 Other polymers [i](#)

There are no such residues in this entry.

5.8 Polymer linkage issues [i](#)

There are no chain breaks in this entry.

6 Fit of model and data [i](#)

6.1 Protein, DNA and RNA chains [i](#)

In the following table, the column labelled '#RSRZ > 2' contains the number (and percentage) of RSRZ outliers, followed by percent RSRZ outliers for the chain as percentile scores relative to all X-ray entries and entries of similar resolution. The OWAB column contains the minimum, median, 95th percentile and maximum values of the occupancy-weighted average B-factor per residue. The column labelled 'Q < 0.9' lists the number of (and percentage) of residues with an average occupancy less than 0.9.

Mol	Chain	Analysed	<RSRZ>	#RSRZ>2	OWAB(Å ²)	Q<0.9
1	A	410/422 (97%)	-0.78	0 100 100	82, 128, 183, 226	0
1	B	410/422 (97%)	-0.76	0 100 100	41, 112, 204, 256	0
1	C	410/422 (97%)	-0.70	1 (0%) 95 93	59, 152, 276, 313	0
All	All	1230/1266 (97%)	-0.75	1 (0%) 95 95	41, 129, 232, 313	0

All (1) RSRZ outliers are listed below:

Mol	Chain	Res	Type	RSRZ
1	C	79	GLY	2.6

6.2 Non-standard residues in protein, DNA, RNA chains [i](#)

There are no non-standard protein/DNA/RNA residues in this entry.

6.3 Carbohydrates [i](#)

There are no monosaccharides in this entry.

6.4 Ligands [i](#)

In the following table, the Atoms column lists the number of modelled atoms in the group and the number defined in the chemical component dictionary. The B-factors column lists the minimum, median, 95th percentile and maximum values of B factors of atoms in the group. The column labelled 'Q < 0.9' lists the number of atoms with occupancy less than 0.9.

Mol	Type	Chain	Res	Atoms	RSCC	RSR	B-factors(Å ²)	Q<0.9
3	TL	C	503	1/1	0.92	0.11	151,151,151,151	1
3	TL	A	503	1/1	0.95	0.09	120,120,120,120	1

Continued on next page...

Continued from previous page...

Mol	Type	Chain	Res	Atoms	RSCC	RSR	B-factors(\AA^2)	Q<0.9
3	TL	B	503	1/1	0.96	0.07	99,99,99,99	1
3	TL	C	502	1/1	0.96	0.09	136,136,136,136	1
2	HG	B	501	1/1	0.96	0.06	55,55,55,55	1
3	TL	B	502	1/1	0.99	0.04	85,85,85,85	1
2	HG	C	501	1/1	0.99	0.04	99,99,99,99	1
3	TL	A	502	1/1	0.99	0.12	91,91,91,91	1
2	HG	A	501	1/1	0.99	0.11	79,79,79,79	1

6.5 Other polymers [\(i\)](#)

There are no such residues in this entry.