



# Full wwPDB X-ray Structure Validation Report ⓘ

Sep 16, 2023 – 08:02 PM EDT

PDB ID : 4P6F  
Title : Crystal structure of the peptolide 12C bound to bacterial ribosome  
Authors : Fagan, C.E.; Dunham, C.M.  
Deposited on : 2014-03-24  
Resolution : 3.60 Å(reported)

This is a Full wwPDB X-ray Structure Validation Report for a publicly released PDB entry.

We welcome your comments at [validation@mail.wwpdb.org](mailto:validation@mail.wwpdb.org)

A user guide is available at

<https://www.wwpdb.org/validation/2017/XrayValidationReportHelp>

with specific help available everywhere you see the ⓘ symbol.

The types of validation reports are described at

<http://www.wwpdb.org/validation/2017/FAQs#types>.

---

The following versions of software and data (see [references ⓘ](#)) were used in the production of this report:

MolProbity : 4.02b-467  
Mogul : 1.8.5 (274361), CSD as541be (2020)  
Xtriage (Phenix) : 1.13  
EDS : 2.35.1  
buster-report : 1.1.7 (2018)  
Percentile statistics : 20191225.v01 (using entries in the PDB archive December 25th 2019)  
Refmac : 5.8.0158  
CCP4 : 7.0.044 (Gargrove)  
Ideal geometry (proteins) : Engh & Huber (2001)  
Ideal geometry (DNA, RNA) : Parkinson et al. (1996)  
Validation Pipeline (wwPDB-VP) : 2.35.1

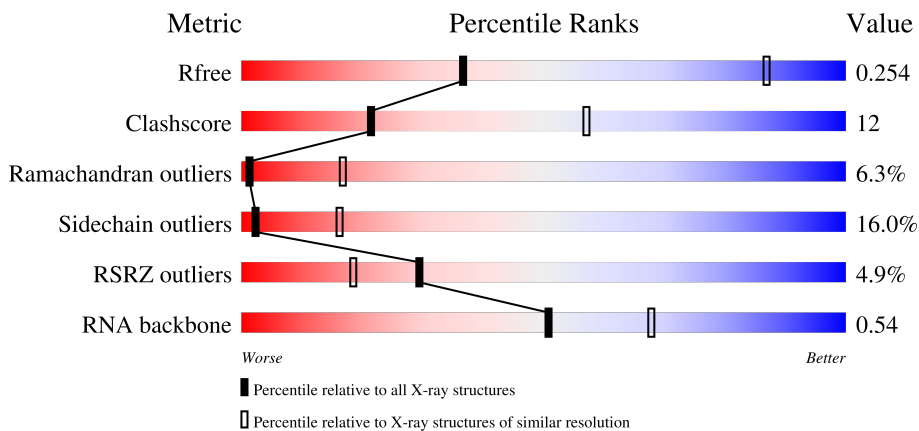
# 1 Overall quality at a glance i

The following experimental techniques were used to determine the structure:

*X-RAY DIFFRACTION*

The reported resolution of this entry is 3.60 Å.

Percentile scores (ranging between 0-100) for global validation metrics of the entry are shown in the following graphic. The table shows the number of entries on which the scores are based.



Metric	Whole archive (#Entries)	Similar resolution (#Entries, resolution range(Å))
$R_{free}$	130704	1257 (3.70-3.50)
Clashscore	141614	1353 (3.70-3.50)
Ramachandran outliers	138981	1307 (3.70-3.50)
Sidechain outliers	138945	1307 (3.70-3.50)
RSRZ outliers	127900	1161 (3.70-3.50)
RNA backbone	3102	1017 (4.20-3.00)

The table below summarises the geometric issues observed across the polymeric chains and their fit to the electron density. The red, orange, yellow and green segments of the lower bar indicate the fraction of residues that contain outliers for  $\geq 3$ , 2, 1 and 0 types of geometric quality criteria respectively. A grey segment represents the fraction of residues that are not modelled. The numeric value for each fraction is indicated below the corresponding segment, with a dot representing fractions  $\leq 5\%$ . The upper red bar (where present) indicates the fraction of residues that have poor fit to the electron density. The numeric value is given above the bar.

Mol	Chain	Length	Quality of chain
1	QA	1522	<div style="display: flex; align-items: center;"> <div style="width: 4%; height: 10px; background-color: red; margin-right: 5px;"></div> <div style="width: 54%; height: 10px; background-color: green; margin-right: 5px;"></div> <div style="width: 35%; height: 10px; background-color: yellow; margin-right: 5px;"></div> <div style="width: 9%; height: 10px; background-color: orange; margin-right: 5px;"></div> <div style="width: 2%; height: 10px; background-color: red; margin-right: 5px;"></div> <div style="width: 2%; height: 10px; background-color: grey;"></div> </div> <p style="margin-top: 5px;">4%      54%      35%      9%      ••</p>
1	XA	1522	<div style="display: flex; align-items: center;"> <div style="width: 3%; height: 10px; background-color: red; margin-right: 5px;"></div> <div style="width: 56%; height: 10px; background-color: green; margin-right: 5px;"></div> <div style="width: 33%; height: 10px; background-color: yellow; margin-right: 5px;"></div> <div style="width: 9%; height: 10px; background-color: orange; margin-right: 5px;"></div> <div style="width: 1%; height: 10px; background-color: grey;"></div> </div> <p style="margin-top: 5px;">3%      56%      33%      9%      •</p>
2	QB	256	<div style="display: flex; align-items: center;"> <div style="width: 10%; height: 10px; background-color: red; margin-right: 5px;"></div> <div style="width: 48%; height: 10px; background-color: green; margin-right: 5px;"></div> <div style="width: 36%; height: 10px; background-color: yellow; margin-right: 5px;"></div> <div style="width: 7%; height: 10px; background-color: orange; margin-right: 5px;"></div> <div style="width: 1%; height: 10px; background-color: red; margin-right: 5px;"></div> <div style="width: 7%; height: 10px; background-color: grey;"></div> </div> <p style="margin-top: 5px;">10%      48%      36%      7%      •      7%</p>
2	XB	256	<div style="display: flex; align-items: center;"> <div style="width: 5%; height: 10px; background-color: red; margin-right: 5px;"></div> <div style="width: 46%; height: 10px; background-color: green; margin-right: 5px;"></div> <div style="width: 36%; height: 10px; background-color: yellow; margin-right: 5px;"></div> <div style="width: 10%; height: 10px; background-color: orange; margin-right: 5px;"></div> <div style="width: 1%; height: 10px; background-color: red; margin-right: 5px;"></div> <div style="width: 7%; height: 10px; background-color: grey;"></div> </div> <p style="margin-top: 5px;">5%      46%      36%      10%      •      7%</p>

*Continued on next page...*

Continued from previous page...

Mol	Chain	Length	Quality of chain
3	QC	239	9% 54% 29% 14%
3	XC	239	4% 54% 28% 14%
4	QD	209	% 51% 42% 5%
4	XD	209	% 65% 27% 6%
5	QE	162	4% 60% 31% 7%
5	XE	162	% 54% 35% 7%
6	QF	101	2% 61% 31% 8%
6	XF	101	5% 61% 35%
7	QG	156	6% 64% 32%
7	XG	156	3% 72% 24%
8	QH	138	62% 35%
8	XH	138	64% 30% 5%
9	QI	128	12% 56% 38%
9	XI	128	7% 55% 34% 9%
10	QJ	105	12% 45% 40% 10% 6%
10	XJ	105	10% 44% 41% 10% 6%
11	QK	129	5% 57% 31% 5% 8%
11	XK	129	3% 60% 30% 8%
12	QL	132	2% 49% 36% 8% 5%
12	XL	132	3% 51% 32% 10% 5%
13	QM	126	2% 47% 38% 11%
13	XM	126	2% 44% 41% 11%
14	QN	61	5% 44% 44% 10%
14	XN	61	51% 39% 8%
15	QO	89	3% 65% 28% 6%



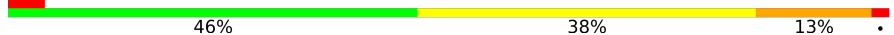






















Continued on next page...

Continued from previous page...

Mol	Chain	Length	Quality of chain
15	XO	89	% 66% 25% 8% .
16	QP	88	2% 68% 23% 5% 5%
16	XP	88	2% 55% 38% . 5%
17	QQ	105	% 59% 34% .. 5%
17	XQ	105	% 73% 18% . 5%
18	QR	88	3% 55% 19% . . 20%
18	XR	88	% 41% 34% 5% 20%
19	QS	93	4% 40% 32% 17% . 10%
19	XS	93	5% 30% 44% 13% . 10%
20	QT	106	4% 59% 29% 5% 7%
20	XT	106	2% 49% 35% 9% 7%
21	QU	27	19% 48% 44% 7%
21	XU	27	7% 74% 19% 7%
22	QV	77	8% 60% 27% 13%
22	XV	77	5% 57% 30% 13%
23	QW	76	45% 49% 41% 11%
23	QY	76	12% 16% 7% 78%
23	XW	76	43% 46% 38% 16%
23	XY	76	% 14% 7% . 78%
24	QX	24	12% 42% 58%
24	XX	24	21% 38% . 58%
25	RA	2915	7% 58% 31% 9% .
25	YA	2915	4% 58% 32% 9% .
26	RB	122	11% 52% 36% 10% .
26	YB	122	% 61% 27% 11% .

Continued on next page...

Continued from previous page...

Mol	Chain	Length	Quality of chain
27	RD	276	 55% 35% 8% .
27	YD	276	 52% 38% 8% ..
28	RE	206	 4% 46% 38% 13% .
28	YE	206	 3% 51% 38% 9% .
29	RF	210	 % 46% 39% 11% ..
29	YF	210	 2% 62% 25% 9% .
30	RG	182	 9% 53% 38% 7% ..
30	YG	182	 % 55% 34% 8% ..
31	RH	180	 13% 48% 34% 11% . 6%
31	YH	180	 3% 42% 34% 14% . 6%
32	RI	148	 7% 37% 44% 16% ..
32	YI	148	 3% 41% 40% 18% ..
33	RN	140	 2% 49% 41% 8% ..
33	YN	140	 % 49% 40% 8% ..
34	RO	122	 70% 25% .
34	YO	122	 71% 26% .
35	RP	150	 5% 42% 38% 17% .
35	YP	150	 % 40% 36% 19% 5%
36	RQ	141	 5% 43% 43% 13% .
36	YQ	141	 2% 48% 41% 9% .
37	RR	118	 % 45% 44% 11%
37	YR	118	 % 55% 34% 11%
38	RS	112	 3% 47% 37% 13% ..
38	YS	112	 50% 33% 12% ..
39	RT	146	 % 45% 40% 9% . 6%

Continued on next page...

Continued from previous page...

Mol	Chain	Length	Quality of chain
39	YT	146	
40	RU	118	
40	YU	118	
41	RV	101	
41	YV	101	
42	RW	113	
42	YW	113	
43	RX	96	
43	YX	96	
44	RY	110	
44	YY	110	
45	RZ	206	
45	YZ	206	
46	R0	85	
46	Y0	85	
47	R1	98	
47	Y1	98	
48	R2	72	
48	Y2	72	
49	R3	60	
49	Y3	60	
50	R4	71	
50	Y4	71	
51	R5	60	
51	Y5	60	

Continued on next page...

Continued from previous page...

Mol	Chain	Length	Quality of chain
52	R6	54	
52	Y6	54	
53	R7	49	
53	Y7	49	
54	R8	65	
54	Y8	65	
55	R9	37	
55	Y9	37	
56	Z7	12	
56	Z8	12	

The following table lists non-polymeric compounds, carbohydrate monomers and non-standard residues in protein, DNA, RNA chains that are outliers for geometric or electron-density-fit criteria:

Mol	Type	Chain	Res	Chirality	Geometry	Clashes	Electron density
57	MG	QA	1603	-	-	-	X
57	MG	QA	1638	-	-	-	X
57	MG	QA	1644	-	-	-	X
57	MG	QA	1649	-	-	-	X
57	MG	QA	1655	-	-	-	X
57	MG	QA	1664	-	-	-	X
57	MG	R0	101	-	-	-	X
57	MG	R5	101	-	-	-	X
57	MG	RA	3002	-	-	-	X
57	MG	RA	3007	-	-	-	X
57	MG	RA	3044	-	-	-	X
57	MG	RA	3118	-	-	-	X
57	MG	RA	3127	-	-	-	X
57	MG	RA	3132	-	-	-	X
57	MG	RA	3138	-	-	-	X
57	MG	RA	3153	-	-	-	X
57	MG	RA	3157	-	-	-	X
57	MG	RA	3159	-	-	-	X
57	MG	RA	3161	-	-	-	X
57	MG	RA	3164	-	-	-	X

Continued on next page...

*Continued from previous page...*

Mol	Type	Chain	Res	Chirality	Geometry	Clashes	Electron density
57	MG	RA	3171	-	-	-	X
57	MG	RA	3175	-	-	-	X
57	MG	RA	3185	-	-	-	X
57	MG	RA	3196	-	-	-	X
57	MG	RA	3197	-	-	-	X
57	MG	RA	3201	-	-	-	X
57	MG	RA	3203	-	-	-	X
57	MG	RA	3206	-	-	-	X
57	MG	RA	3212	-	-	-	X
57	MG	RA	3216	-	-	-	X
57	MG	RA	3217	-	-	-	X
57	MG	RA	3218	-	-	-	X
57	MG	RA	3219	-	-	-	X
57	MG	RA	3220	-	-	-	X
57	MG	RA	3224	-	-	-	X
57	MG	RA	3225	-	-	-	X
57	MG	RA	3238	-	-	-	X
57	MG	RA	3239	-	-	-	X
57	MG	RD	301	-	-	-	X
57	MG	RP	204	-	-	-	X
57	MG	XA	1601	-	-	-	X
57	MG	XA	1608	-	-	-	X
57	MG	XA	1609	-	-	-	X
57	MG	XA	1634	-	-	-	X
57	MG	XA	1650	-	-	-	X
57	MG	XA	1662	-	-	-	X
57	MG	XA	1670	-	-	-	X
57	MG	XB	301	-	-	-	X
57	MG	XM	201	-	-	-	X
57	MG	YA	3012	-	-	-	X
57	MG	YA	3054	-	-	-	X
57	MG	YA	3125	-	-	-	X
57	MG	YA	3149	-	-	-	X
57	MG	YA	3153	-	-	-	X
57	MG	YA	3156	-	-	-	X
57	MG	YA	3161	-	-	-	X
57	MG	YA	3178	-	-	-	X
57	MG	YA	3190	-	-	-	X
57	MG	YA	3201	-	-	-	X
57	MG	YA	3210	-	-	-	X
57	MG	YA	3214	-	-	-	X
57	MG	YA	3228	-	-	-	X

*Continued on next page...*



*Continued from previous page...*

<b>Mol</b>	<b>Type</b>	<b>Chain</b>	<b>Res</b>	<b>Chirality</b>	<b>Geometry</b>	<b>Clashes</b>	<b>Electron density</b>
57	MG	YA	3231	-	-	-	X
57	MG	YA	3233	-	-	-	X
57	MG	YA	3243	-	-	-	X
57	MG	YA	3254	-	-	-	X
57	MG	YA	3258	-	-	-	X
57	MG	YA	3259	-	-	-	X
57	MG	YA	3274	-	-	-	X
57	MG	YB	201	-	-	-	X

## 2 Entry composition

There are 59 unique types of molecules in this entry. The entry contains 295487 atoms, of which 0 are hydrogens and 0 are deuteriums.

In the tables below, the ZeroOcc column contains the number of atoms modelled with zero occupancy, the AltConf column contains the number of residues with at least one atom in alternate conformation and the Trace column contains the number of residues modelled with at most 2 atoms.

- Molecule 1 is a RNA chain called 16S ribosomal RNA.

Mol	Chain	Residues	Atoms					ZeroOcc	AltConf	Trace
			Total	C	N	O	P			
1	QA	1500	Total 32247	C 14353	N 5981	O 10414	P 1499	0	0	0
1	XA	1500	Total 32249	C 14354	N 5984	O 10412	P 1499	0	0	0

- Molecule 2 is a protein called 30S ribosomal protein S2.

Mol	Chain	Residues	Atoms					ZeroOcc	AltConf	Trace
			Total	C	N	O	S			
2	QB	237	Total 1924	C 1228	N 344	O 347	S 5	0	0	0
2	XB	237	Total 1924	C 1228	N 344	O 347	S 5	0	0	0

- Molecule 3 is a protein called 30S ribosomal protein S3.

Mol	Chain	Residues	Atoms					ZeroOcc	AltConf	Trace
			Total	C	N	O	S			
3	QC	205	Total 1605	C 1011	N 313	O 280	S 1	0	0	0
3	XC	205	Total 1605	C 1011	N 313	O 280	S 1	0	0	0

- Molecule 4 is a protein called 30S ribosomal protein S4.

Mol	Chain	Residues	Atoms					ZeroOcc	AltConf	Trace
			Total	C	N	O	S			
4	QD	208	Total 1703	C 1066	N 339	O 291	S 7	0	0	0
4	XD	208	Total 1703	C 1066	N 339	O 291	S 7	0	0	0

- Molecule 5 is a protein called 30S ribosomal protein S5.

Mol	Chain	Residues	Atoms					ZeroOcc	AltConf	Trace
5	QE	151	Total	C	N	O	S	0	0	0
			1155	729	218	204	4			
5	XE	151	Total	C	N	O	S	0	0	0
			1155	729	218	204	4			

- Molecule 6 is a protein called 30S ribosomal protein S6.

Mol	Chain	Residues	Atoms					ZeroOcc	AltConf	Trace
6	QF	101	Total	C	N	O	S	0	0	0
			843	531	155	154	3			
6	XF	101	Total	C	N	O	S	0	0	0
			843	531	155	154	3			

- Molecule 7 is a protein called 30S ribosomal protein S7.

Mol	Chain	Residues	Atoms					ZeroOcc	AltConf	Trace
7	QG	155	Total	C	N	O	S	0	0	0
			1257	781	252	218	6			
7	XG	155	Total	C	N	O	S	0	0	0
			1257	781	252	218	6			

- Molecule 8 is a protein called 30S ribosomal protein S8.

Mol	Chain	Residues	Atoms					ZeroOcc	AltConf	Trace
8	QH	138	Total	C	N	O	S	0	0	0
			1116	705	215	193	3			
8	XH	138	Total	C	N	O	S	0	0	0
			1116	705	215	193	3			

- Molecule 9 is a protein called 30S ribosomal protein S9.

Mol	Chain	Residues	Atoms				ZeroOcc	AltConf	Trace
9	QI	127	Total	C	N	O	0	0	0
			1010	639	197	174			
9	XI	127	Total	C	N	O	0	0	0
			1010	639	197	174			

- Molecule 10 is a protein called 30S ribosomal protein S10.

Mol	Chain	Residues	Atoms					ZeroOcc	AltConf	Trace
10	QJ	99	Total	C	N	O	S	0	0	0
			801	504	157	139	1			

*Continued on next page...*

*Continued from previous page...*

Mol	Chain	Residues	Atoms					ZeroOcc	AltConf	Trace
			Total	C	N	O	S			
10	XJ	99	801	504	157	139	1	0	0	0

- Molecule 11 is a protein called 30S ribosomal protein S11.

Mol	Chain	Residues	Atoms					ZeroOcc	AltConf	Trace
			Total	C	N	O	S			
11	QK	119	885	549	168	165	3	0	0	0
11	XK	119	885	549	168	165	3	0	0	0

- Molecule 12 is a protein called 30S ribosomal protein S12.

Mol	Chain	Residues	Atoms					ZeroOcc	AltConf	Trace
			Total	C	N	O	S			
12	QL	125	975	614	196	164	1	0	0	0
12	XL	125	975	614	196	164	1	0	0	0

- Molecule 13 is a protein called 30S ribosomal protein S13.

Mol	Chain	Residues	Atoms					ZeroOcc	AltConf	Trace
			Total	C	N	O	S			
13	QM	121	964	597	199	166	2	0	0	0
13	XM	121	964	597	199	166	2	0	0	0

- Molecule 14 is a protein called 30S ribosomal protein S14 type Z.

Mol	Chain	Residues	Atoms					ZeroOcc	AltConf	Trace
			Total	C	N	O	S			
14	QN	60	492	312	104	72	4	0	0	0
14	XN	60	492	312	104	72	4	0	0	0

- Molecule 15 is a protein called 30S ribosomal protein S15.

Mol	Chain	Residues	Atoms					ZeroOcc	AltConf	Trace
			Total	C	N	O	S			
15	QO	88	734	459	147	126	2	0	0	0
15	XO	88	734	459	147	126	2	0	0	0

- Molecule 16 is a protein called 30S ribosomal protein S16.

Mol	Chain	Residues	Atoms					ZeroOcc	AltConf	Trace
16	QP	84	Total	C	N	O	S	0	0	0
			705	446	140	118	1			
16	XP	84	Total	C	N	O	S	0	0	0
			705	446	140	118	1			

- Molecule 17 is a protein called 30S ribosomal protein S17.

Mol	Chain	Residues	Atoms					ZeroOcc	AltConf	Trace
17	QQ	100	Total	C	N	O	S	0	0	0
			834	534	155	143	2			
17	XQ	100	Total	C	N	O	S	0	0	0
			834	534	155	143	2			

- Molecule 18 is a protein called 30S ribosomal protein S18.

Mol	Chain	Residues	Atoms				ZeroOcc	AltConf	Trace
18	QR	70	Total	C	N	O	0	0	0
			574	367	112	95			
18	XR	70	Total	C	N	O	0	0	0
			574	367	112	95			

- Molecule 19 is a protein called 30S ribosomal protein S19.

Mol	Chain	Residues	Atoms					ZeroOcc	AltConf	Trace
19	QS	84	Total	C	N	O	S	0	0	0
			674	430	126	116	2			
19	XS	84	Total	C	N	O	S	0	0	0
			674	430	126	116	2			

- Molecule 20 is a protein called 30S ribosomal protein S20.

Mol	Chain	Residues	Atoms					ZeroOcc	AltConf	Trace
20	QT	99	Total	C	N	O	S	0	0	0
			763	470	162	129	2			
20	XT	99	Total	C	N	O	S	0	0	0
			763	470	162	129	2			

- Molecule 21 is a protein called 30S ribosomal protein Thx.

Mol	Chain	Residues	Atoms				ZeroOcc	AltConf	Trace
21	QU	25	Total	C	N	O	0	0	0
			217	134	52	31			
21	XU	25	Total	C	N	O	0	0	0
			217	134	52	31			

- Molecule 22 is a RNA chain called tRNA-fMet.

Mol	Chain	Residues	Atoms					ZeroOcc	AltConf	Trace
22	QV	77	Total	C	N	O	P	0	0	0
			1644	732	297	538	77			
22	XV	77	Total	C	N	O	P	0	0	0
			1644	732	297	538	77			

- Molecule 23 is a RNA chain called E-Site tRNA-Phe or A-Site tRNA-Phe.

Mol	Chain	Residues	Atoms					ZeroOcc	AltConf	Trace
23	QW	76	Total	C	N	O	P	0	0	0
			1619	723	290	531	75			
23	QY	17	Total	C	N	O	P	0	0	0
			364	163	68	116	17			
23	XW	76	Total	C	N	O	P	0	0	0
			1619	723	290	531	75			
23	XY	17	Total	C	N	O	P	0	0	0
			364	163	68	116	17			

- Molecule 24 is a RNA chain called mRNA.

Mol	Chain	Residues	Atoms					ZeroOcc	AltConf	Trace
24	QX	10	Total	C	N	O	P	0	0	0
			210	96	39	66	9			
24	XX	10	Total	C	N	O	P	0	0	0
			210	96	39	66	9			

- Molecule 25 is a RNA chain called 23S ribosomal RNA.

Mol	Chain	Residues	Atoms					ZeroOcc	AltConf	Trace
25	RA	2882	Total	C	N	O	P	0	0	0
			62071	27627	11611	19952	2881			
25	YA	2883	Total	C	N	O	P	0	0	0
			62091	27636	11613	19960	2882			

- Molecule 26 is a RNA chain called 5S ribosomal RNA.

Mol	Chain	Residues	Atoms					ZeroOcc	AltConf	Trace
			Total	C	N	O	P			
26	RB	120	2573	1146	476	832	119	0	0	0
26	YB	120	2573	1146	476	832	119	0	0	0

- Molecule 27 is a protein called 50S ribosomal protein L2.

Mol	Chain	Residues	Atoms					ZeroOcc	AltConf	Trace
			Total	C	N	O	S			
27	RD	272	2115	1335	420	357	3	0	0	0
27	YD	272	2115	1335	420	357	3	0	0	0

- Molecule 28 is a protein called 50S ribosomal protein L3.

Mol	Chain	Residues	Atoms					ZeroOcc	AltConf	Trace
			Total	C	N	O	S			
28	RE	205	1568	991	300	271	6	0	0	0
28	YE	205	1568	991	300	271	6	0	0	0

- Molecule 29 is a protein called 50S ribosomal protein L4.

Mol	Chain	Residues	Atoms					ZeroOcc	AltConf	Trace
			Total	C	N	O	S			
29	RF	202	1585	1011	297	275	2	0	0	0
29	YF	202	1585	1011	297	275	2	0	0	0

- Molecule 30 is a protein called 50S ribosomal protein L5.

Mol	Chain	Residues	Atoms					ZeroOcc	AltConf	Trace
			Total	C	N	O	S			
30	RG	181	1474	942	268	260	4	0	0	0
30	YG	181	1474	942	268	260	4	0	0	0

- Molecule 31 is a protein called 50S ribosomal protein L6.

Mol	Chain	Residues	Atoms					ZeroOcc	AltConf	Trace
			Total	C	N	O	S			
31	RH	170	1307	829	245	232	1	0	0	0

*Continued on next page...*

*Continued from previous page...*

Mol	Chain	Residues	Atoms					ZeroOcc	AltConf	Trace
			Total	C	N	O	S			
31	YH	170	1307	829	245	232	1	0	0	0

- Molecule 32 is a protein called 50S ribosomal protein L9.

Mol	Chain	Residues	Atoms					ZeroOcc	AltConf	Trace
			Total	C	N	O	S			
32	RI	146	1136	726	201	208	1	0	0	0
32	YI	146	1136	726	201	208	1	0	0	0

- Molecule 33 is a protein called 50S ribosomal protein L13.

Mol	Chain	Residues	Atoms					ZeroOcc	AltConf	Trace
			Total	C	N	O	S			
33	RN	138	1104	712	206	182	4	0	0	0
33	YN	138	1104	712	206	182	4	0	0	0

- Molecule 34 is a protein called 50S ribosomal protein L14.

Mol	Chain	Residues	Atoms					ZeroOcc	AltConf	Trace
			Total	C	N	O	S			
34	RO	122	933	588	171	170	4	0	0	0
34	YO	122	933	588	171	170	4	0	0	0

- Molecule 35 is a protein called 50S ribosomal protein L15.

Mol	Chain	Residues	Atoms					ZeroOcc	AltConf	Trace
			Total	C	N	O	S			
35	RP	150	1145	712	232	198	3	0	0	0
35	YP	150	1145	712	232	198	3	0	0	0

- Molecule 36 is a protein called 50S ribosomal protein L16.

Mol	Chain	Residues	Atoms					ZeroOcc	AltConf	Trace
			Total	C	N	O	S			
36	RQ	141	1122	715	212	188	7	0	0	0
36	YQ	141	1122	715	212	188	7	0	0	0



- Molecule 37 is a protein called 50S ribosomal protein L17.

Mol	Chain	Residues	Atoms					ZeroOcc	AltConf	Trace
37	RR	118	Total	C	N	O	S	0	0	0
			968	604	203	160	1			
37	YR	118	Total	C	N	O	S	0	0	0
			968	604	203	160	1			

- Molecule 38 is a protein called 50S ribosomal protein L18.

Mol	Chain	Residues	Atoms				ZeroOcc	AltConf	Trace
38	RS	111	Total	C	N	O	0	0	0
			882	556	176	150			
38	YS	111	Total	C	N	O	0	0	0
			882	556	176	150			

- Molecule 39 is a protein called 50S ribosomal protein L19.

Mol	Chain	Residues	Atoms					ZeroOcc	AltConf	Trace
39	RT	137	Total	C	N	O	S	0	0	0
			1141	710	234	196	1			
39	YT	137	Total	C	N	O	S	0	0	0
			1141	710	234	196	1			

- Molecule 40 is a protein called 50S ribosomal protein L20.

Mol	Chain	Residues	Atoms					ZeroOcc	AltConf	Trace
40	RU	117	Total	C	N	O	S	0	0	0
			964	610	202	151	1			
40	YU	117	Total	C	N	O	S	0	0	0
			964	610	202	151	1			

- Molecule 41 is a protein called 50S ribosomal protein L21.

Mol	Chain	Residues	Atoms					ZeroOcc	AltConf	Trace
41	RV	101	Total	C	N	O	S	0	0	0
			779	501	142	135	1			
41	YV	101	Total	C	N	O	S	0	0	0
			779	501	142	135	1			

- Molecule 42 is a protein called 50S ribosomal protein L22.

Mol	Chain	Residues	Atoms					ZeroOcc	AltConf	Trace
42	RW	113	Total	C	N	O	S	0	0	0
			900	566	177	155	2			
42	YW	113	Total	C	N	O	S	0	0	0
			900	566	177	155	2			

- Molecule 43 is a protein called 50S ribosomal protein L23.

Mol	Chain	Residues	Atoms					ZeroOcc	AltConf	Trace
43	RX	92	Total	C	N	O	S	0	0	0
			725	471	131	123				
43	YX	92	Total	C	N	O	S	0	0	0
			725	471	131	123				

- Molecule 44 is a protein called 50S ribosomal protein L24.

Mol	Chain	Residues	Atoms					ZeroOcc	AltConf	Trace
44	RY	102	Total	C	N	O	S	0	0	0
			785	505	150	125	5			
44	YY	102	Total	C	N	O	S	0	0	0
			785	505	150	125	5			

- Molecule 45 is a protein called 50S ribosomal protein L25.

Mol	Chain	Residues	Atoms					ZeroOcc	AltConf	Trace
45	RZ	183	Total	C	N	O	S	0	0	0
			1461	933	260	265	3			
45	YZ	183	Total	C	N	O	S	0	0	0
			1461	933	260	265	3			

- Molecule 46 is a protein called 50S ribosomal protein L27.

Mol	Chain	Residues	Atoms					ZeroOcc	AltConf	Trace
46	R0	82	Total	C	N	O	S	0	0	0
			648	401	138	108	1			
46	Y0	82	Total	C	N	O	S	0	0	0
			648	401	138	108	1			

- Molecule 47 is a protein called 50S ribosomal protein L28.

Mol	Chain	Residues	Atoms					ZeroOcc	AltConf	Trace
47	R1	97	Total	C	N	O	S	0	0	0
			763	481	150	131	1			

*Continued on next page...*

*Continued from previous page...*

Mol	Chain	Residues	Atoms					ZeroOcc	AltConf	Trace
			Total	C	N	O	S			
47	Y1	97	763	481	150	131	1	0	0	0

- Molecule 48 is a protein called 50S ribosomal protein L29.

Mol	Chain	Residues	Atoms					ZeroOcc	AltConf	Trace
			Total	C	N	O	S			
48	R2	69	581	358	118	104	1	0	0	0
48	Y2	69	581	358	118	104	1	0	0	0

- Molecule 49 is a protein called 50S ribosomal protein L30.

Mol	Chain	Residues	Atoms				ZeroOcc	AltConf	Trace	
			Total	C	N	O				
49	R3	59	469	298	90	81		0	0	0
49	Y3	59	469	298	90	81		0	0	0

- Molecule 50 is a protein called 50S ribosomal protein L31.

Mol	Chain	Residues	Atoms					ZeroOcc	AltConf	Trace
			Total	C	N	O	S			
50	R4	71	581	364	108	104	5	0	0	0
50	Y4	71	581	364	108	104	5	0	0	0

- Molecule 51 is a protein called 50S ribosomal protein L32.

Mol	Chain	Residues	Atoms					ZeroOcc	AltConf	Trace
			Total	C	N	O	S			
51	R5	59	459	288	90	76	5	0	0	0
51	Y5	57	442	278	88	71	5	0	0	0

- Molecule 52 is a protein called 50S ribosomal protein L33.

Mol	Chain	Residues	Atoms					ZeroOcc	AltConf	Trace
			Total	C	N	O	S			
52	R6	49	424	264	87	69	4	0	0	0
52	Y6	49	424	264	87	69	4	0	0	0

- Molecule 53 is a protein called 50S ribosomal protein L34.

Mol	Chain	Residues	Atoms					ZeroOcc	AltConf	Trace
			Total	C	N	O	S			
53	R7	49	Total	C	N	O	S	0	0	0
			430	263	108	57	2			
53	Y7	49	Total	C	N	O	S	0	0	0
			430	263	108	57	2			

- Molecule 54 is a protein called 50S ribosomal protein L35.

Mol	Chain	Residues	Atoms					ZeroOcc	AltConf	Trace
			Total	C	N	O	S			
54	R8	64	Total	C	N	O	S	0	0	0
			517	331	102	82	2			
54	Y8	64	Total	C	N	O	S	0	0	0
			517	331	102	82	2			

- Molecule 55 is a protein called 50S ribosomal protein L36.

Mol	Chain	Residues	Atoms					ZeroOcc	AltConf	Trace
			Total	C	N	O	S			
55	R9	37	Total	C	N	O	S	0	0	0
			307	188	68	47	4			
55	Y9	37	Total	C	N	O	S	0	0	0
			307	188	68	47	4			

- Molecule 56 is a protein called T17-GLY-GLY-PRO-LYS-LYS-LYS-LYS-LYS-VAL-GLY-GLY.

Mol	Chain	Residues	Atoms				ZeroOcc	AltConf	Trace
			Total	C	N	O			
56	Z7	9	Total	C	N	O	0	0	0
			116	78	18	20			
56	Z8	9	Total	C	N	O	0	0	0
			116	78	18	20			

- Molecule 57 is MAGNESIUM ION (three-letter code: MG) (formula: Mg).

Mol	Chain	Residues	Atoms	ZeroOcc	AltConf	
57	QA	67	Total	Mg	0	0
			67	67		
57	QF	1	Total	Mg	0	0
			1	1		
57	QH	1	Total	Mg	0	0
			1	1		
57	QV	2	Total	Mg	0	0
			2	2		

*Continued on next page...*

*Continued from previous page...*

Mol	Chain	Residues	Atoms	ZeroOcc	AltConf
57	QY	1	Total Mg 1 1	0	0
57	RA	246	Total Mg 246 246	0	0
57	RB	2	Total Mg 2 2	0	0
57	RD	1	Total Mg 1 1	0	0
57	RE	1	Total Mg 1 1	0	0
57	RP	4	Total Mg 4 4	0	0
57	R0	1	Total Mg 1 1	0	0
57	R5	1	Total Mg 1 1	0	0
57	XA	71	Total Mg 71 71	0	0
57	XB	1	Total Mg 1 1	0	0
57	XM	1	Total Mg 1 1	0	0
57	XV	3	Total Mg 3 3	0	0
57	XX	1	Total Mg 1 1	0	0
57	XY	1	Total Mg 1 1	0	0
57	YA	278	Total Mg 278 278	0	0
57	YB	5	Total Mg 5 5	0	0
57	YD	1	Total Mg 1 1	0	0
57	YE	2	Total Mg 2 2	0	0
57	YP	1	Total Mg 1 1	0	0
57	YX	1	Total Mg 1 1	0	0
57	Y5	1	Total Mg 1 1	0	0

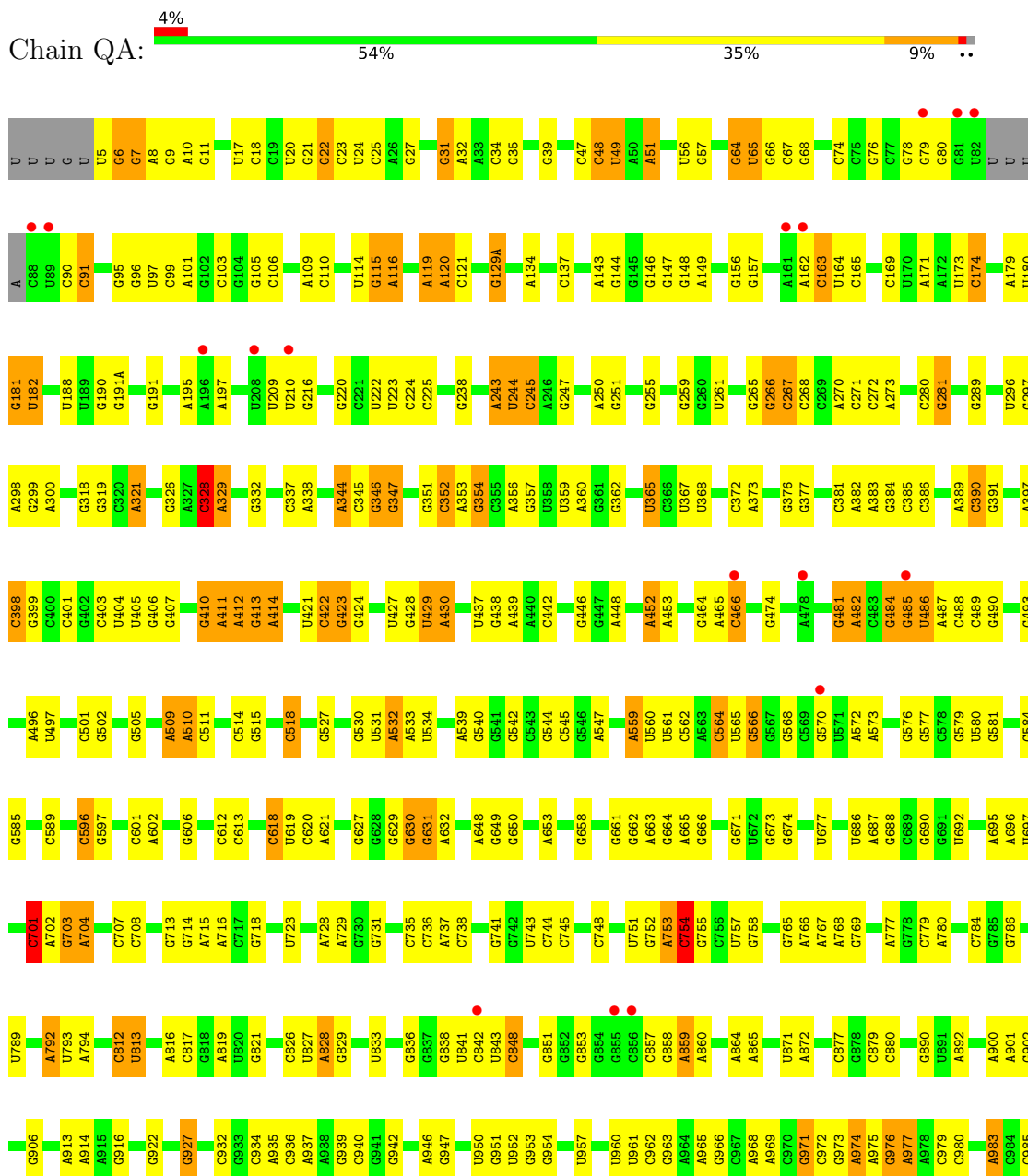
*Continued on next page...*

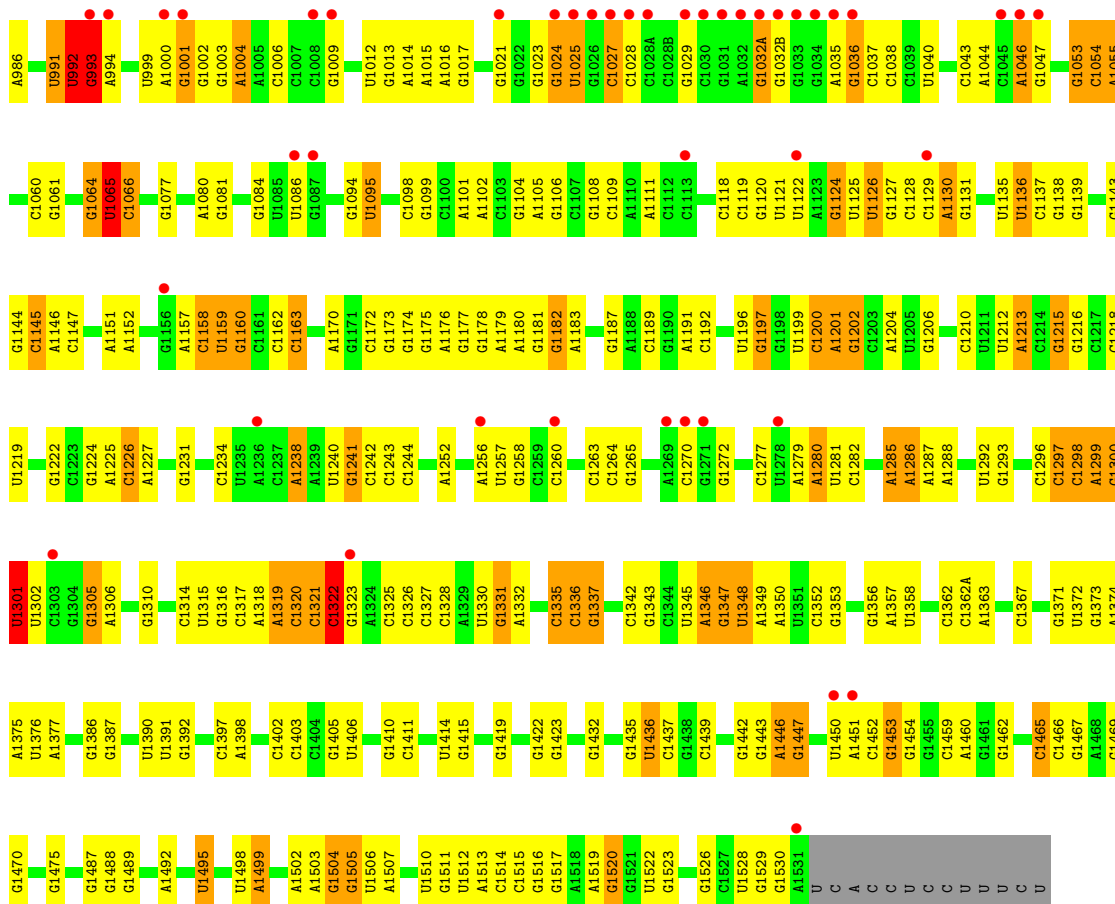


### 3 Residue-property plots i

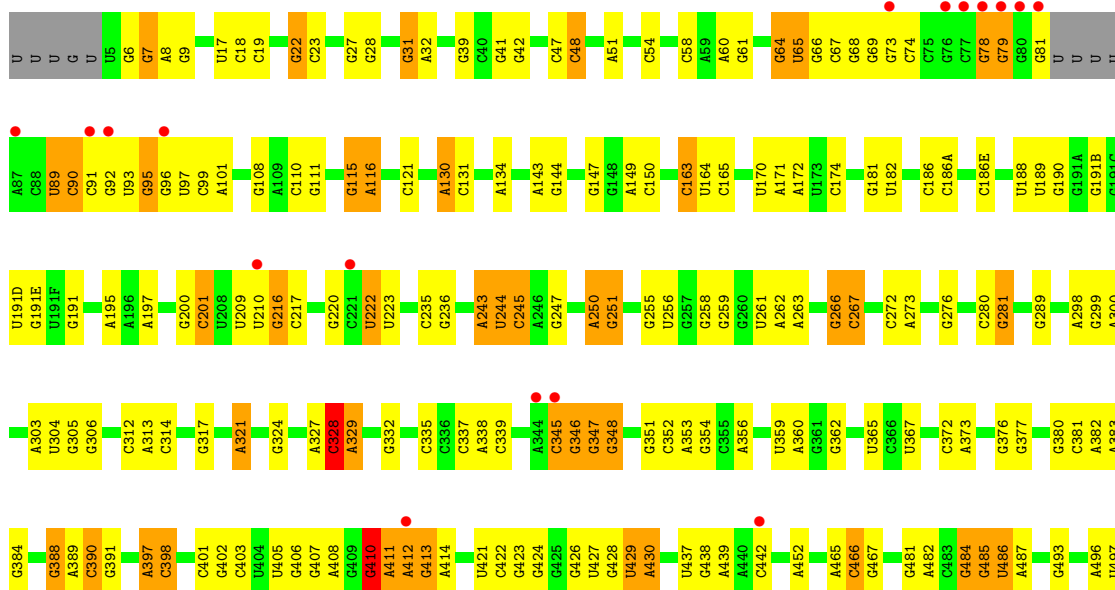
These plots are drawn for all protein, RNA, DNA and oligosaccharide chains in the entry. The first graphic for a chain summarises the proportions of the various outlier classes displayed in the second graphic. The second graphic shows the sequence view annotated by issues in geometry and electron density. Residues are color-coded according to the number of geometric quality criteria for which they contain at least one outlier: green = 0, yellow = 1, orange = 2 and red = 3 or more. A red dot above a residue indicates a poor fit to the electron density ( $RSRZ > 2$ ). Stretches of 2 or more consecutive residues without any outlier are shown as a green connector. Residues present in the sample, but not in the model, are shown in grey.

- Molecule 1: 16S ribosomal RNA

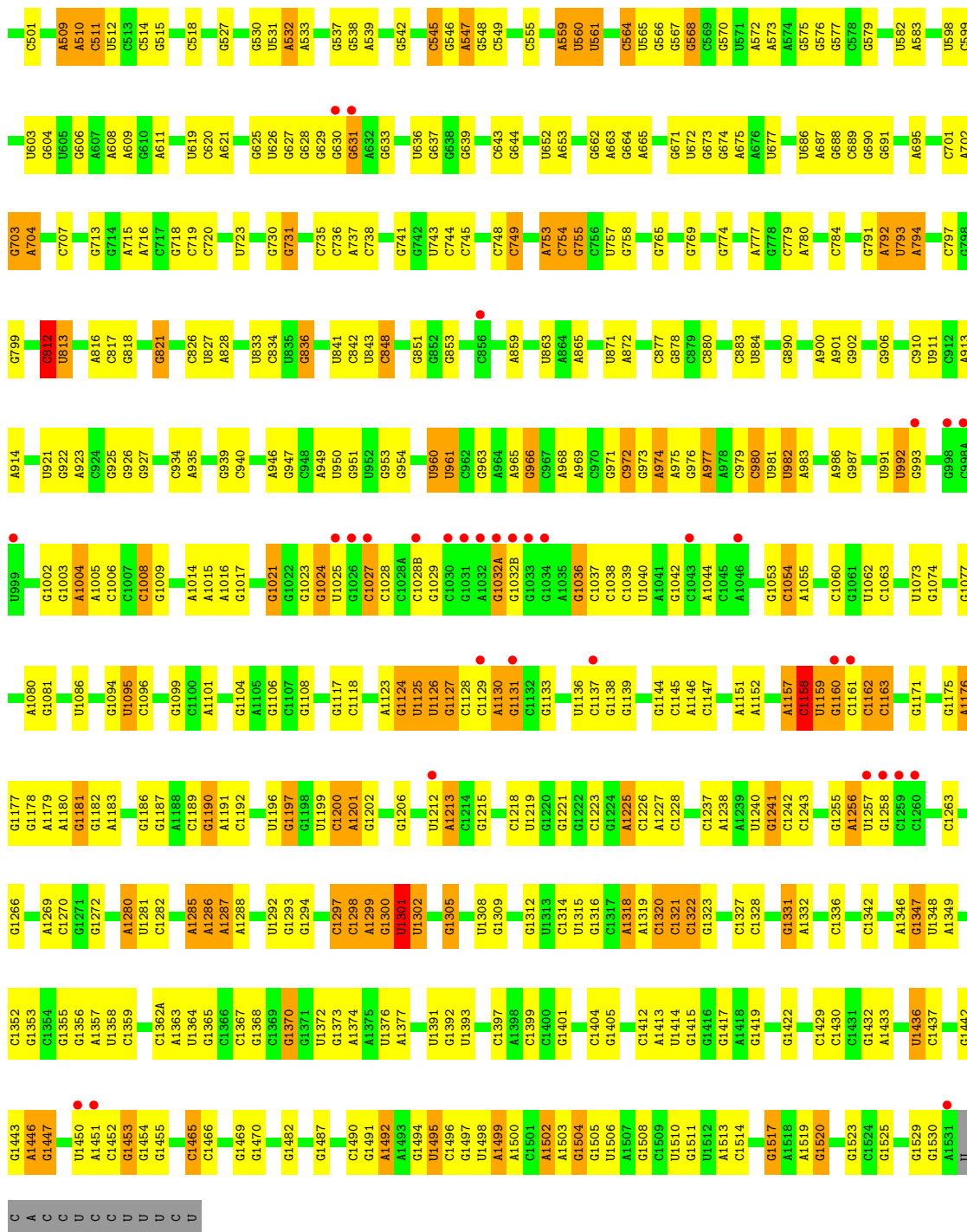


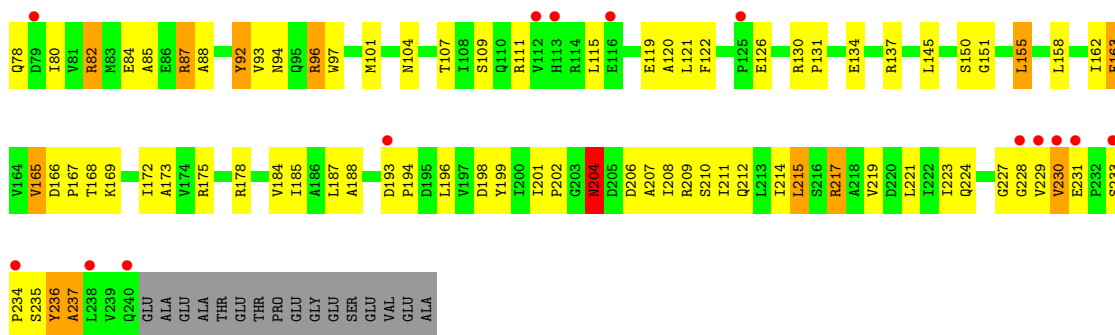


• Molecule 1: 16S ribosomal RNA

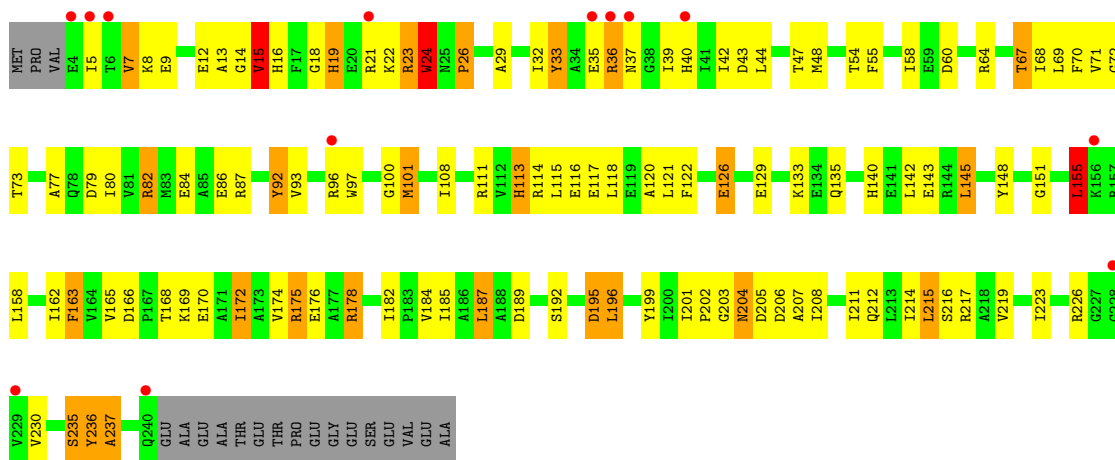




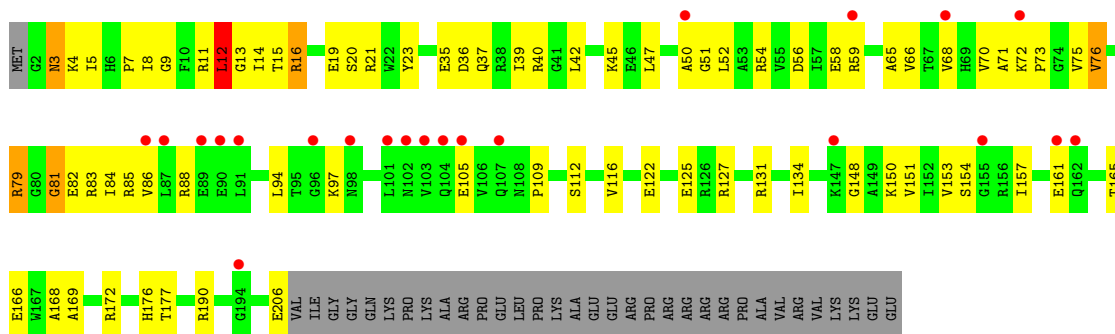




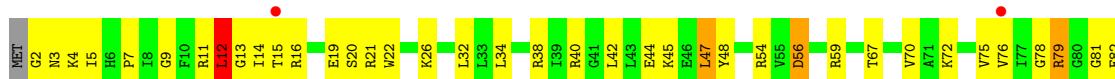
• Molecule 2: 30S ribosomal protein S2




• Molecule 3: 30S ribosomal protein S3

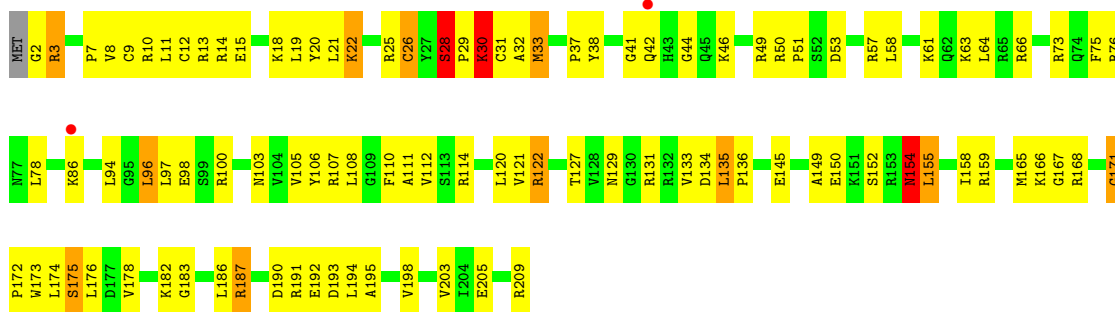


• Molecule 3: 30S ribosomal protein S3

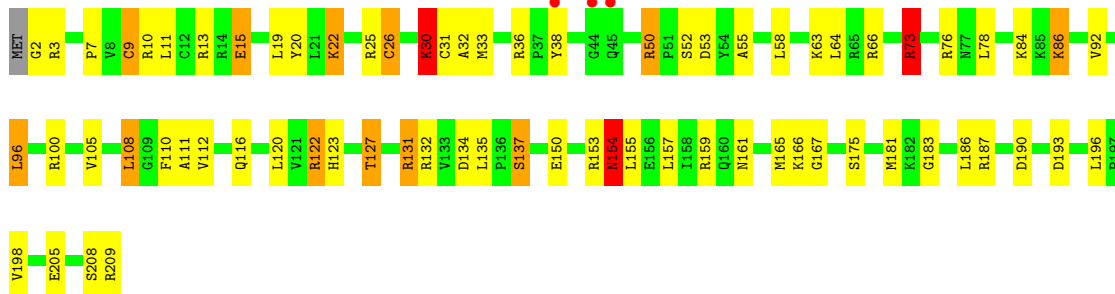




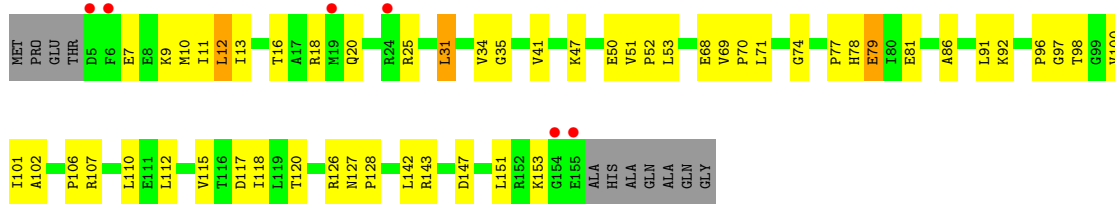
• Molecule 4: 30S ribosomal protein S4



• Molecule 4: 30S ribosomal protein S4

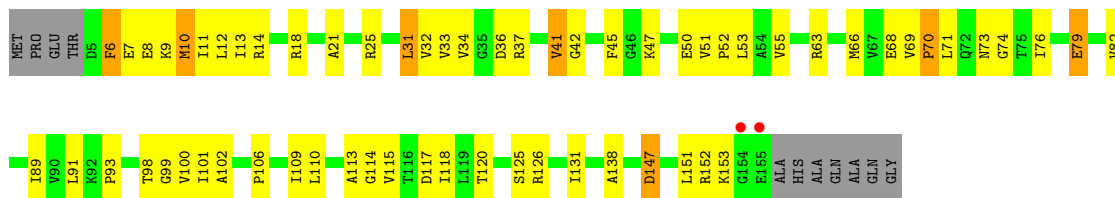


• Molecule 5: 30S ribosomal protein S5

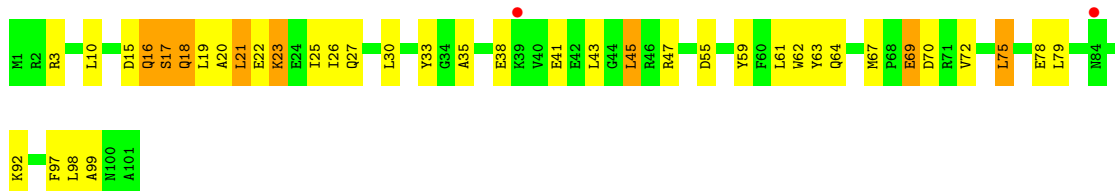


• Molecule 5: 30S ribosomal protein S5





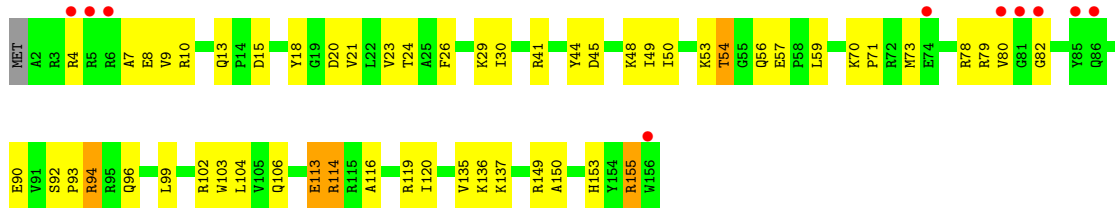
- Molecule 6: 30S ribosomal protein S6



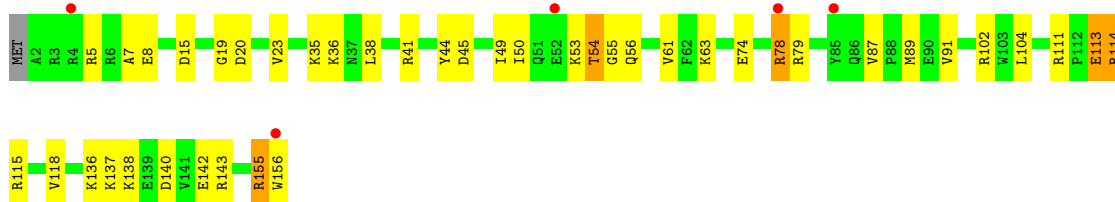
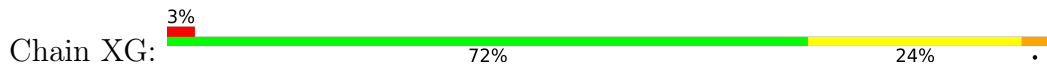
- Molecule 6: 30S ribosomal protein S6



- Molecule 7: 30S ribosomal protein S7

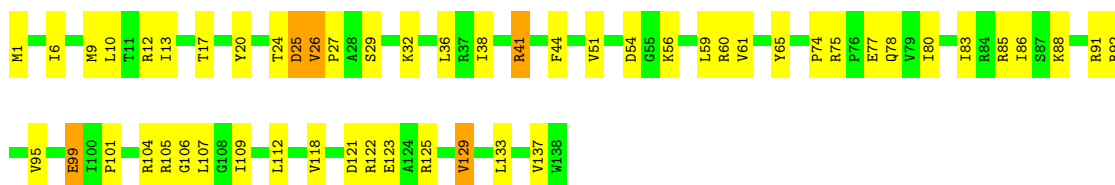


- Molecule 7: 30S ribosomal protein S7



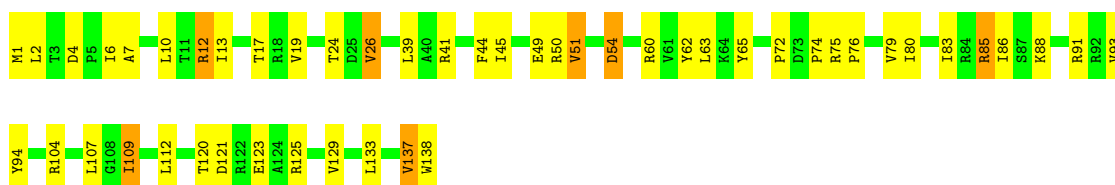
- Molecule 8: 30S ribosomal protein S8

Chain QH:  62% 35%



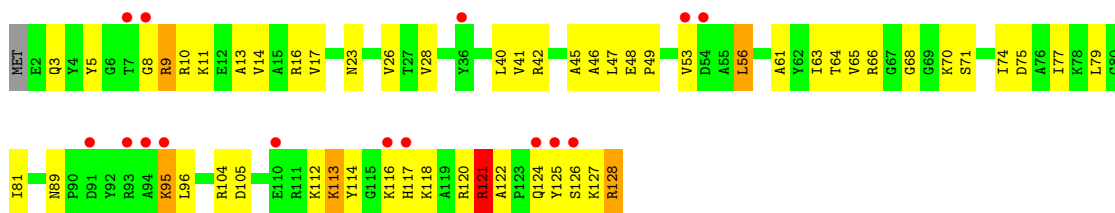
- Molecule 8: 30S ribosomal protein S8

Chain XH:  64% 30% 5%



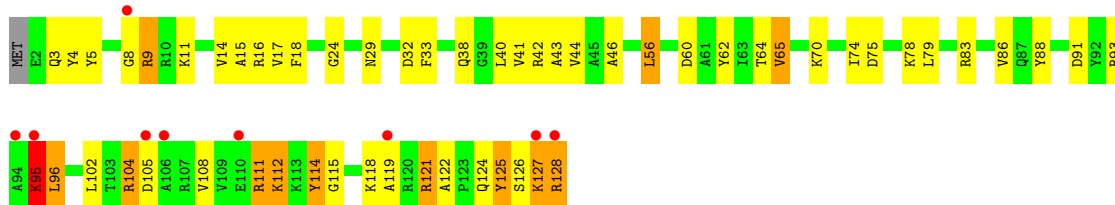
- Molecule 9: 30S ribosomal protein S9

Chain QI:  12% 56% 38%



- Molecule 9: 30S ribosomal protein S9

Chain XI:  7% 55% 34% 9%



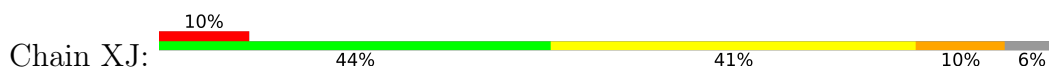
- Molecule 10: 30S ribosomal protein S10

Chain QJ:  12% 45% 40% 10% 6%

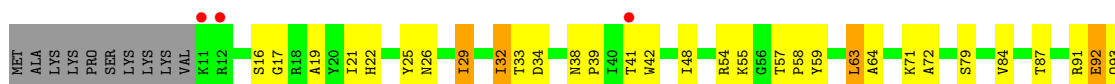




- Molecule 10: 30S ribosomal protein S10



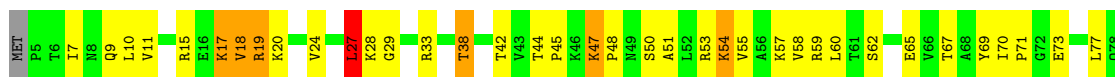
- Molecule 11: 30S ribosomal protein S11



- Molecule 11: 30S ribosomal protein S11



- Molecule 12: 30S ribosomal protein S12



- Molecule 12: 30S ribosomal protein S12





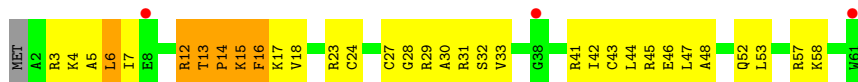
- Molecule 13: 30S ribosomal protein S13




- Molecule 13: 30S ribosomal protein S13



- Molecule 14: 30S ribosomal protein S14 type Z



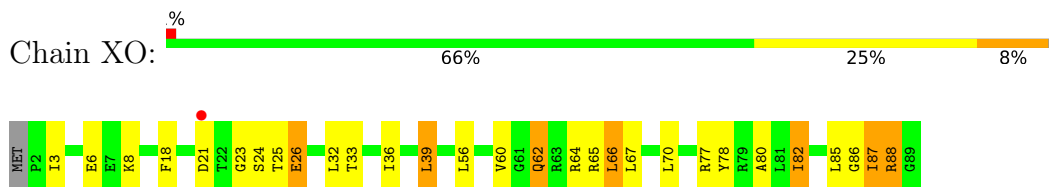
- Molecule 14: 30S ribosomal protein S14 type Z



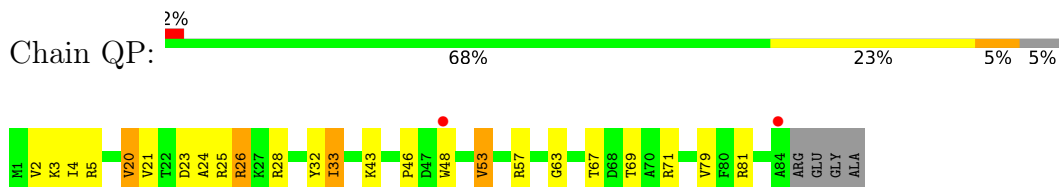
- Molecule 15: 30S ribosomal protein S15



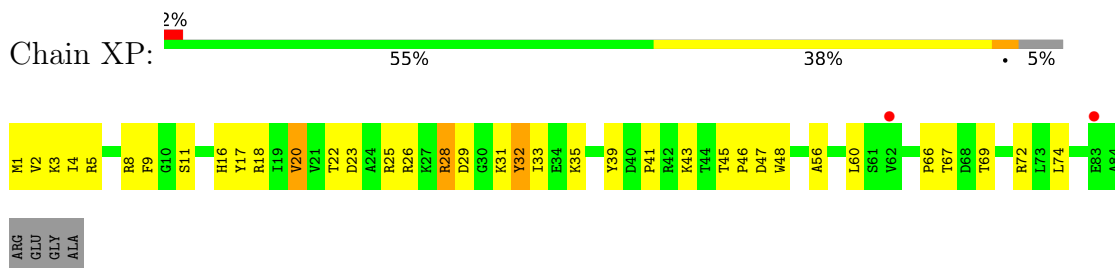
- Molecule 15: 30S ribosomal protein S15



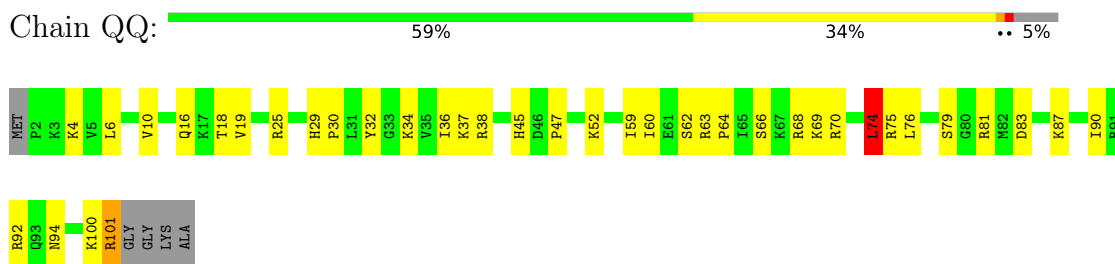
- Molecule 16: 30S ribosomal protein S16



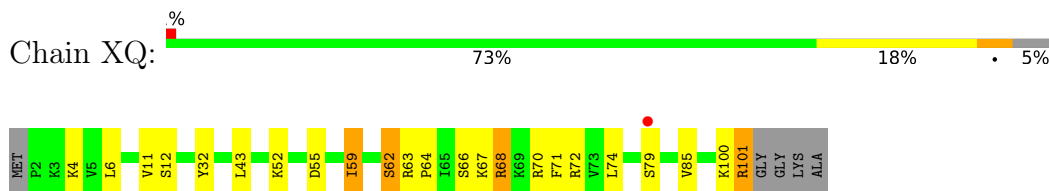
- Molecule 16: 30S ribosomal protein S16



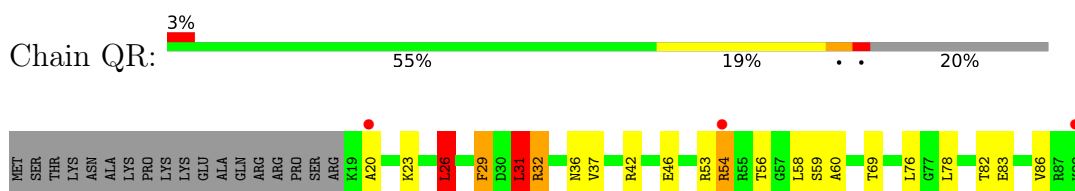
- Molecule 17: 30S ribosomal protein S17



- Molecule 17: 30S ribosomal protein S17

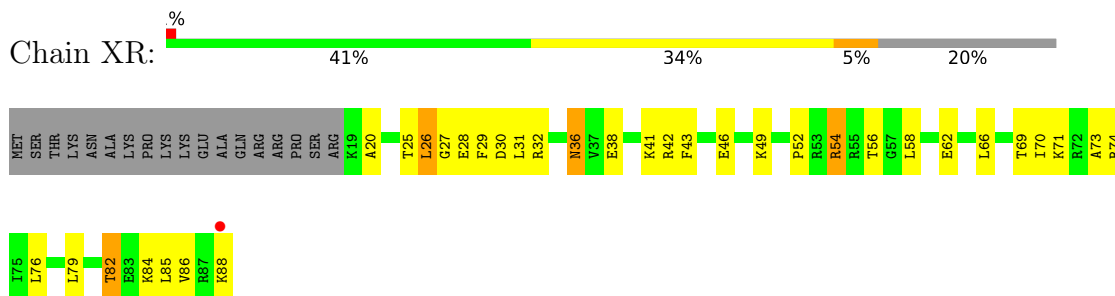


- Molecule 18: 30S ribosomal protein S18

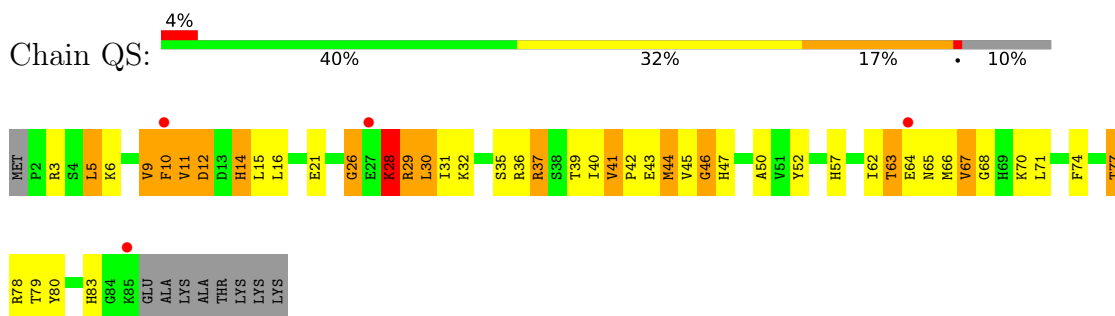




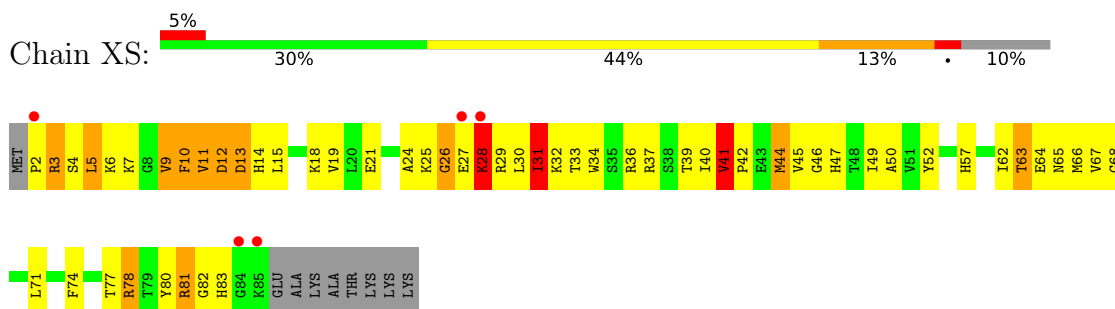
- Molecule 18: 30S ribosomal protein S18



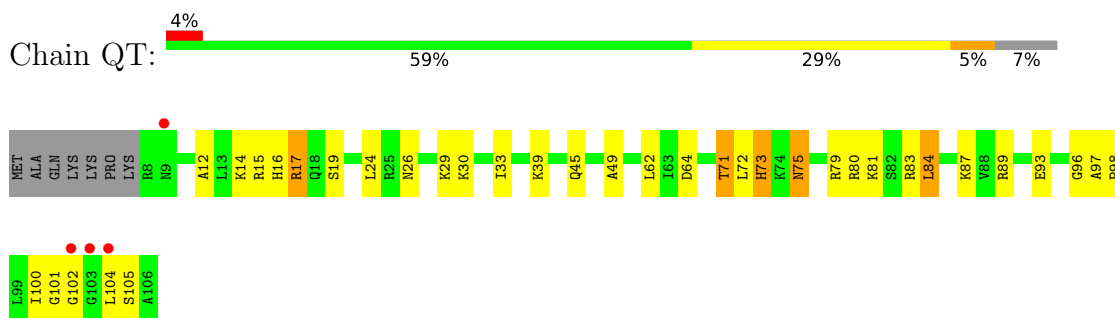
- Molecule 19: 30S ribosomal protein S19



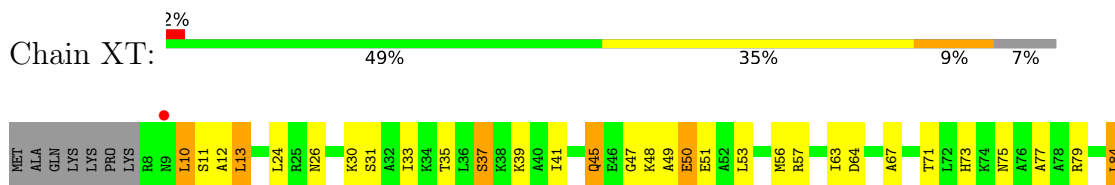
- Molecule 19: 30S ribosomal protein S19



- Molecule 20: 30S ribosomal protein S20



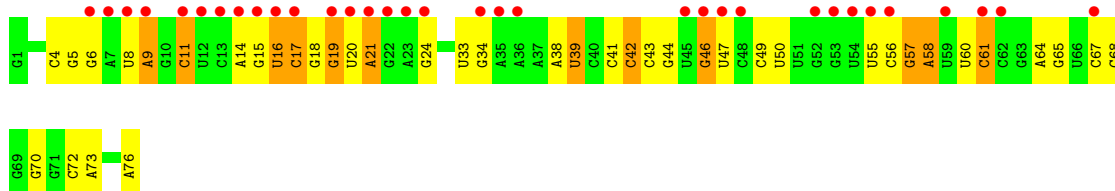
- Molecule 20: 30S ribosomal protein S20



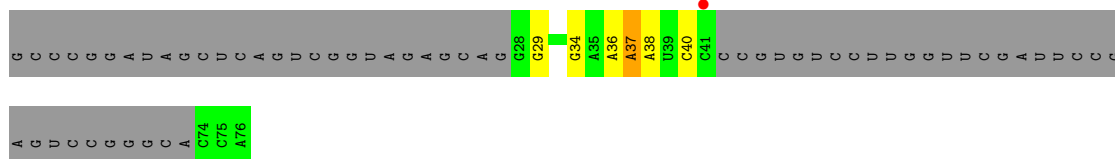




● Molecule 23: E-Site tRNA-Phe or A-Site tRNA-Phe



● Molecule 23: E-Site tRNA-Phe or A-Site tRNA-Phe



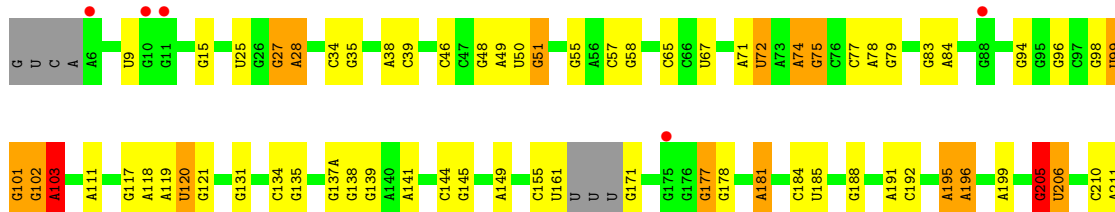
● Molecule 24: mRNA

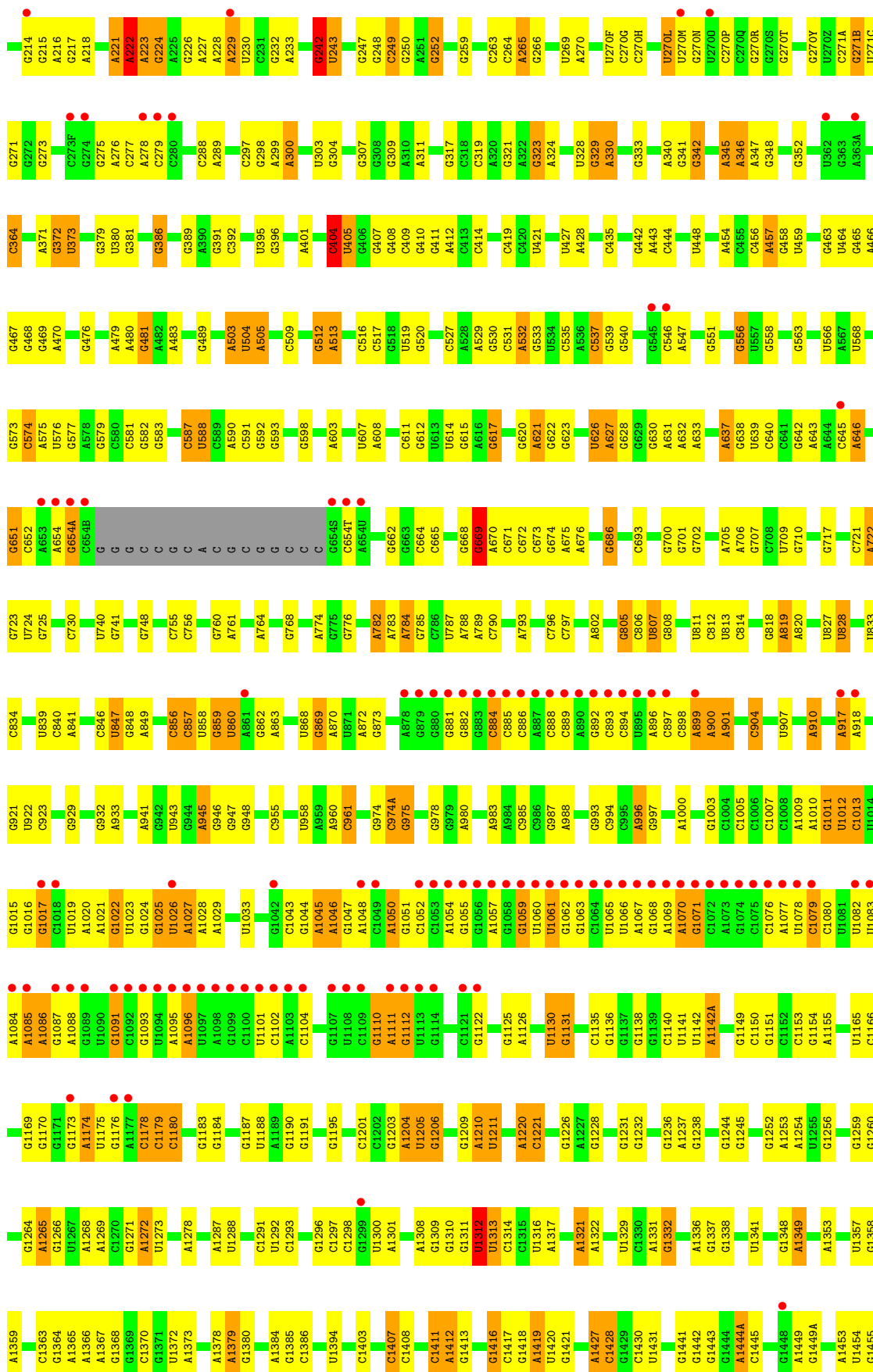


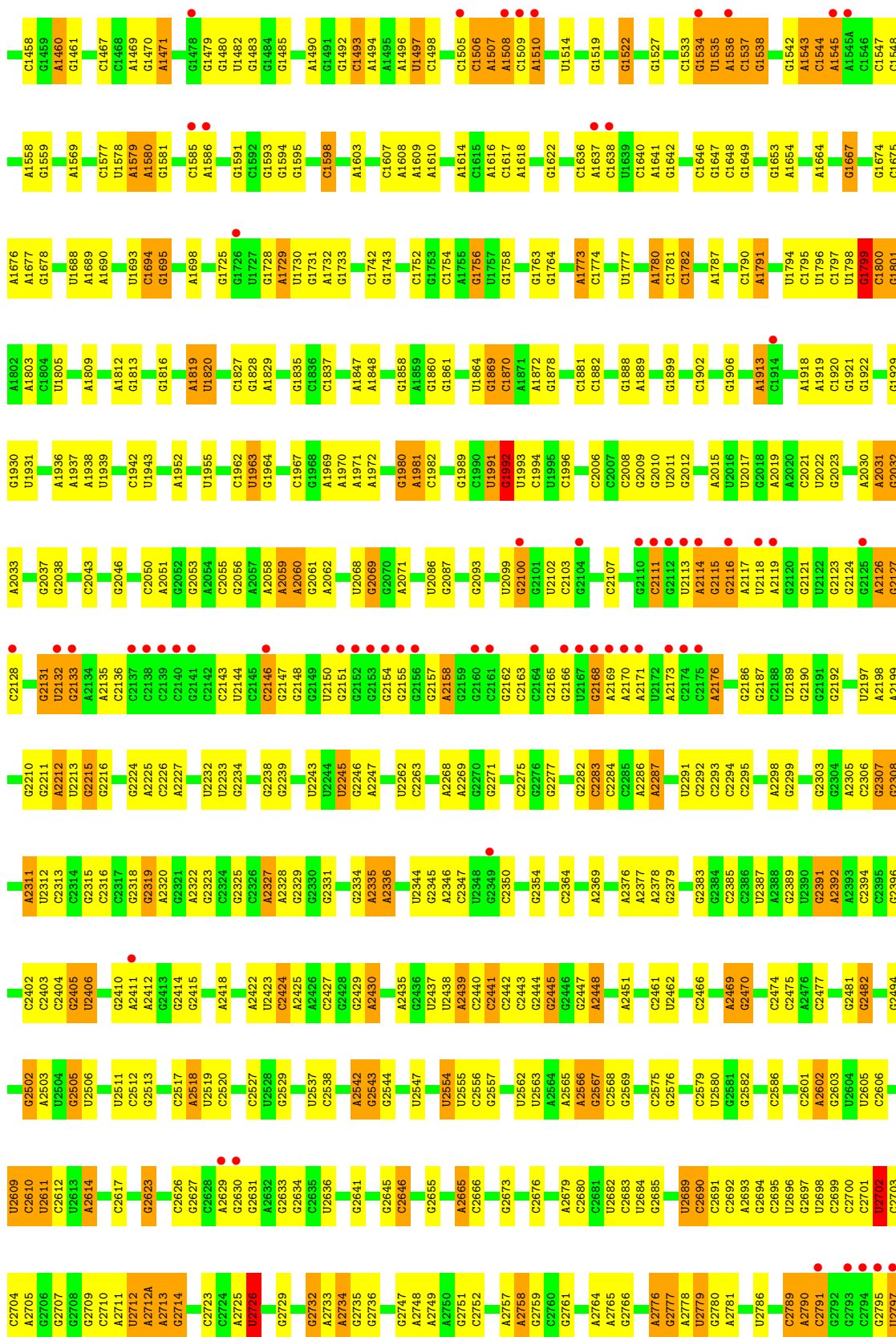
● Molecule 24: mRNA



● Molecule 25: 23S ribosomal RNA









U G A C C

● Molecule 25: 23S ribosomal RNA



G U C A A

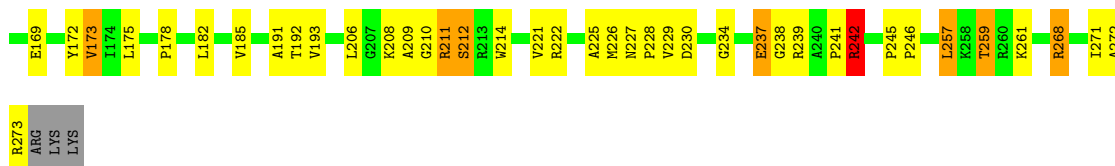
C128 G131 G137A G138 G139 G142 G15 G16 G17 G18 G26 G27 G28 A28 C34 G35 G46 G49 G55 G56 G57 G58 G67 G71 G72 G73 G74 G75 G76 G77 G78 G83 G84 G85 G86 G87 G88 G89 G90 G91 G92 G93 G94 G95 G96 G99 G101 G102 G103 G114 G118 G119 G120 G121 G122 G123 G124 G125 G126 G127 G128 G129 G130 G131 G132 G133 G134 G135 G136 G137 G138 G139 G140 G141 G142 G143 G144 G145 G146 G147 G148 G149 G150 G151 G152 G153 G154 G155 G156 G157 G158 G159 G160 G161 G162 G163 G164 G165 G166 G167 G168 G169 G170 G171 G172 G173 G174 G175 G176 G177 G178 G179 G180 G181 G182 G183 G184 G185 G186 G187 G188 G189 G190 G191 G192 G193 G194 G195 G196 G197 G198 G199 G200 G201 G202 G203 G204 G205 G206 G207 G208 G209 G210 G211 G212 G213 G214 G215 G216 G217 G218 G219 G220 G221 G222 G223 G224 G225 G226 G227 G228 G229 G230 G231 G232 G233 G234 G235 G236 G237 G238 G239 G240 G241 G242 G243 G244 G245 G246 G247 G248 G249 G250 G251 G252 G253 G254 G255 G256 G257 G258 G259 G260 G261 G262 G263 G264 G265 G266 G267 G268 G269 G270 G271 G272 G273 G274 G275 G276 G277 G278 G279 G280 G281 G282 G283 G284 G285 G286 G287 G288 G289 G290 G291 G292 G293 G294 G295 G296 G297 G298 G299 G300 G301 G302 G303 G304 G305 G306 G307 G308 G309 G310 G311 G312 G313 G314 G315 G316 G317 G318 G319 G320 G321 G322 G323 G324 G325 G326 G327 G328 G329 G330 G331 G332 G333 G334 G335 G336 G337 G338 G339 G340 G341 G342 G343 G344 G345 G346 G347 G348 G349 G350 G351 G352 G353 G354 G355 G356 G357 G358 G359 G360 G361 G362 G363 G364 G365 G366 G367 G368 G369 G370 G371 G372 G373 G374 G375 G376 G377 G378 G379 G380 G381 G382 G383 G384 G385 G386 G387 G388 G389 G390 G391 G392 G393 G394 G395 G396 G397 G398 G399 G400 G401 G402 G403 G404 G405 G406 G407 G408 G409 G410 G411 G412 G413 G414 G415 G416 G417 G418 G419 G420 G421 G422 G423 G424 G425 G426 G427 G428 G429 G430 G431 G432 G433 G434 G435 G436 G437 G438 G439 G440 G441 G442 G443 G444 G445 G446 G447 G448 G449 G450 G451 G452 G453 G454 G455 G456 G457 G458 G459 G460 G461 G462 G463 G464 G465 G466 G467 G468 G469 G470 G471 G472 G473 G474 G475 G476 G477 G478 G479 G480 G481 G482 G483 G484 G485 G486 G487 G488 G489 G490 G491 G492 G493 G494 G495 G496 G497 G498 G499 G500 G501 G502 G503 G504 G505 G506 G507 G508 G509 G510 G511 G512 G513 G514 G515 G516 G517 G518 G519 G520 G521 G522 G523 G524 G525 G526 G527 G528 G529 G530 G531 G532 G533 G534 G535 G536 G537 G538 G539 G540 G541 G542 G543 G544 G545 G546 G547 G548 G549 G550 G551 G552 G553 G554 G555 G556 G557 G558 G559 G560 G561 G562 G563 G564 G565 G566 G567 G568 G569 G570 G571 G572 G573 G574 G575 G576 G577 G578 G579 G580 G581 G582 G583 G584 G585 G586 G587 G588 G589 G590 G591 G592 G593 G594 G595 G596 G597 G598 G599 G600 G601 G602 G603 G604 G605 G606 G607 G608 G609 G610 G611 G612 G613 G614 G615 G616 G617 G618 G619 G620 G621 G622 G623 G624 G625 G626 G627 G628 G629 G630 G631 G632 G633 G634 G635 G636 G637 G638 G639 G640 G641 G642 G643 G644 G645 G646 G647 G648 G649 G650 G651 G652 G653 G654 G655 G656 G657 G658 G659 G660 G661 G662 G663 G664 G665 G666 G667 G668 G669 G670 G671 G672 G673 G674 G675 G676 G677 G678 G679 G680 G681 G682 G683 G684 G685 G686 G687 G688 G689 G690 G691 G692 G693 G694 G695 G696 G697 G698 G699 G700 G701 G702 G703 G704 G705 G706 G707 G708 G709 G710 G711 G712 G713 G714 G715 G716 G717 G718 G719 G720 G721 G722 G723 G724 G725 G726 G727 G728 G729 G730 G731 G732 G733 G734 G735 G736 G737 G738 G739 G740 G741 G742 G743 G744 G745 G746 G747 G748 G749 G750 G751 G752 G753 G754 G755 G756 G757 G758 G759 G760 G761 G762 G763 G764 G765 G766 G767 G768 G769 G770 G771 G772 G773 G774 G775 G776 G777 G778 G779 G780 G781 G782 G783 G784 G785 G786 G787 G788 G789 G790 G791 G792 G793 G794 G795 G796 G797 G798 G799 G800 G801 G802 G803 G804 G805 G806 G807 G808 G809 G810 G811 G812 G813 G814 G815 G816 G817 G818 G819 G820 G821 G822 G823 G824 G825 G826 G827 G828 G829 G830 G831 G832 G833 G834 G835 G836 G837 G838 G839 G840 G841 G842 G843 G844 G845 G846 G847 G848 G849 G850 G851 G852 G853 G854 G855 G856 G857 G858 G859 G860 G861 G862 G863 G864 G865 G866 G867 G868 G869 G870 G871 G872 G873 G874 G875 G876 G877 G878 G879 G880 G881 G882 G883 G884 G885 G886 G887 G888 G889 G890 G891 G892 G893 G894 G895 G896 G897 G898 G899 G900 G901 G902 G903 G904 G905 G906 G907 G908 G909 G910 G911 G912 G913 G914 G915 G916 G917 G918 G919 G920 G921 G922 G923 G924 G925 G926 G927 G928 G929 G930 G931 G932 G933 G934 G935 G936 G937 G938 G939 G940 G941 G942 G943 G944 G945 G946 G947 G948 G949 G950 G951 G952 G953 G954 G955 G956 G957 G958 G959 G960 G961 G962 G963 G964 G965 G966 G967 G968 G969 G970 G971 G972 G973 G974 G974A G975 G976 G977 G978 G979 G980 G981 G982 G983 G984 G985 G986 G987 G988 G989 G990 G991 G992 G993 G994 G995 G996 G997 G998 G999

G975 G979 G980 G981 G982 G983 G987 G990 G991 G993 G994 G995 G996 A1000 G1003 G1004 G1005 G1006 G1007 U1011 U1012 U1013 U1014 U1015 U1019 U1020 U1021 U1022 U1023 G1024 U1025 U1026 U1027 U1028 U1029 U1033 U1034 U1035 U1036 A1045 A1046 U1047 A1060 C1053 A1064 G1055 U1056 A1057



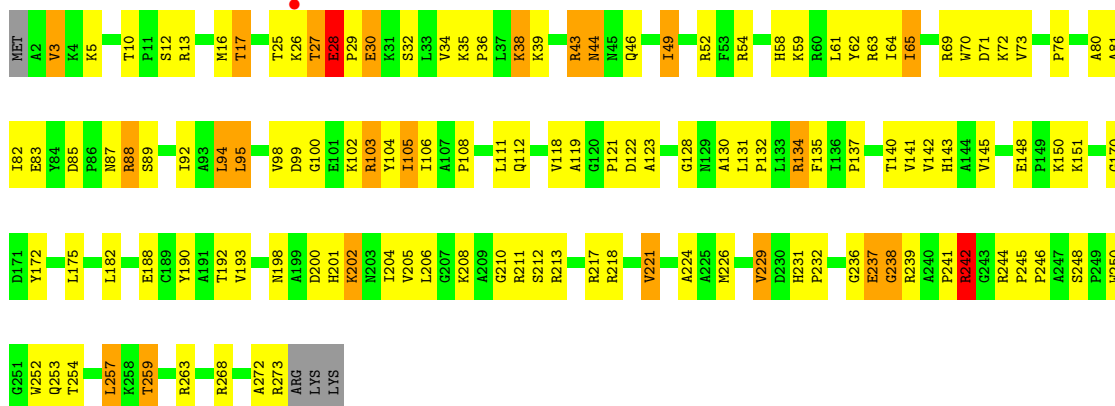






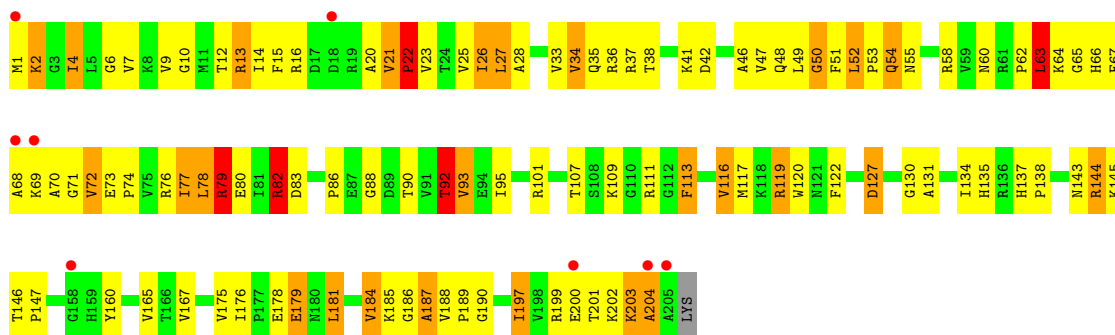
- Molecule 27: 50S ribosomal protein L2

Chain YD: 52% 38% 8% ..



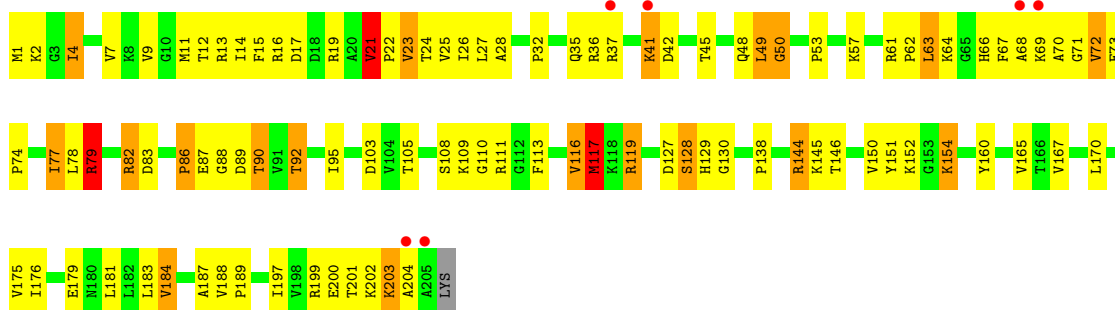
- Molecule 28: 50S ribosomal protein L3

Chain RE: 4% 46% 38% 13% .

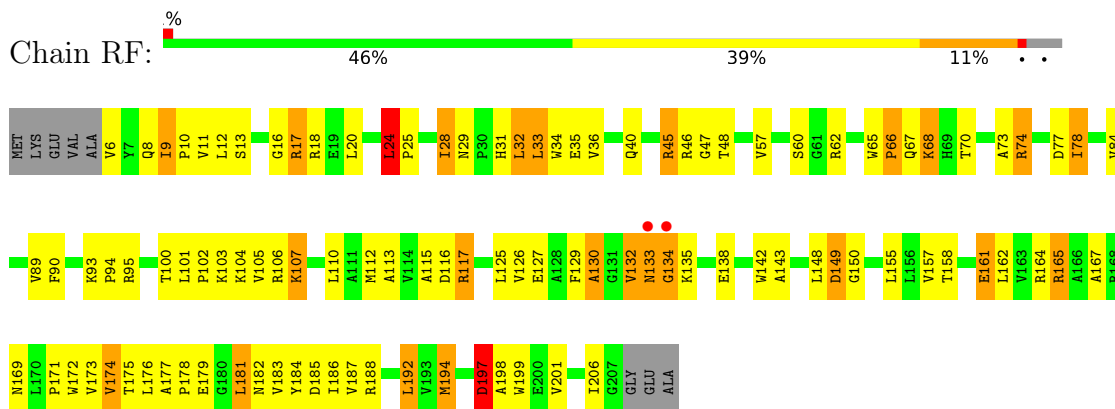


- Molecule 28: 50S ribosomal protein L3

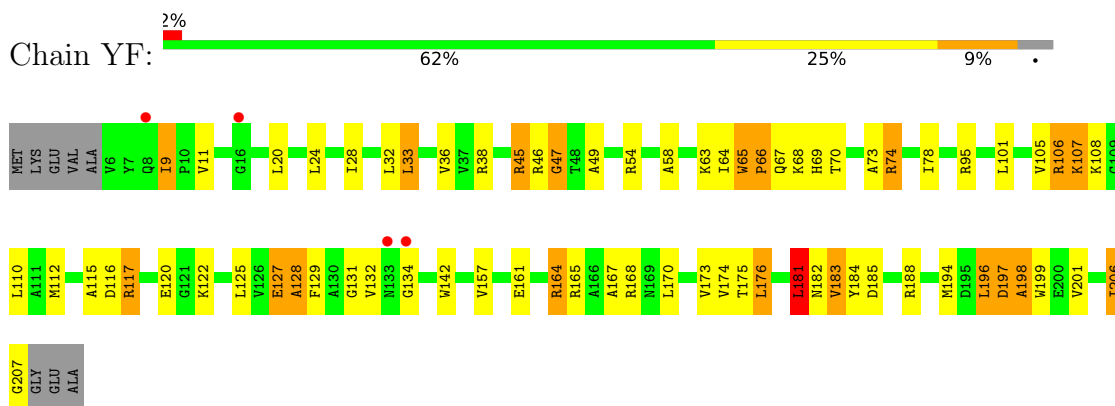
Chain YE: 3% 51% 38% 9% .



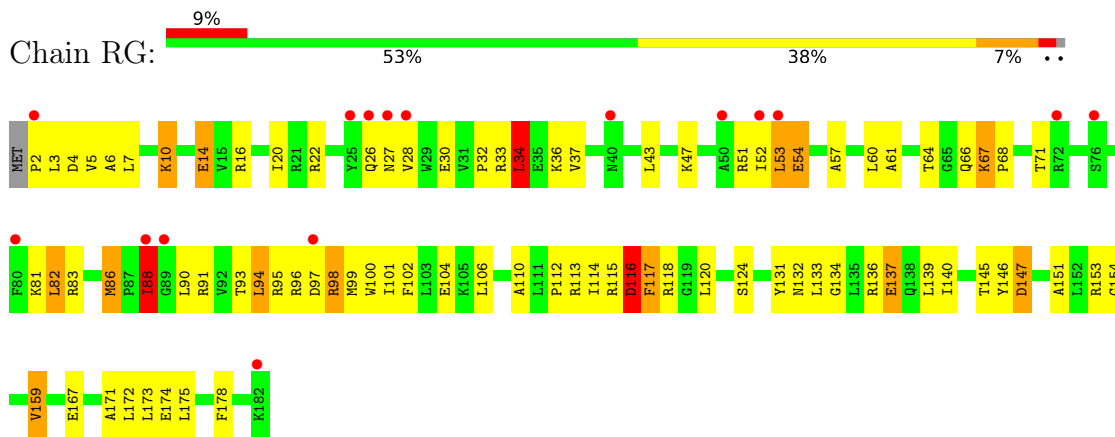
- Molecule 29: 50S ribosomal protein L4



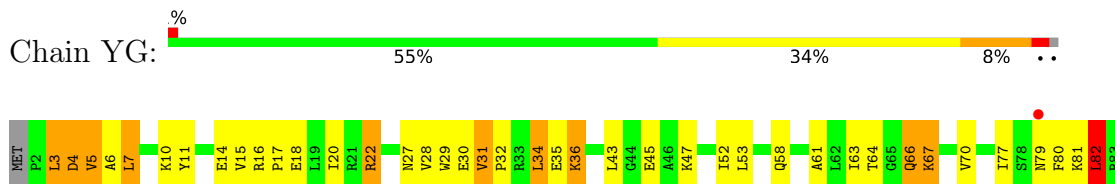
- Molecule 29: 50S ribosomal protein L4

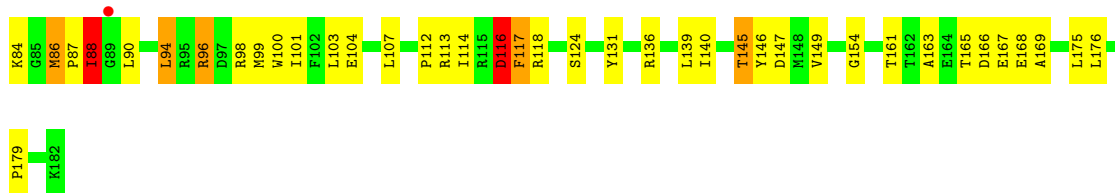


- Molecule 30: 50S ribosomal protein L5

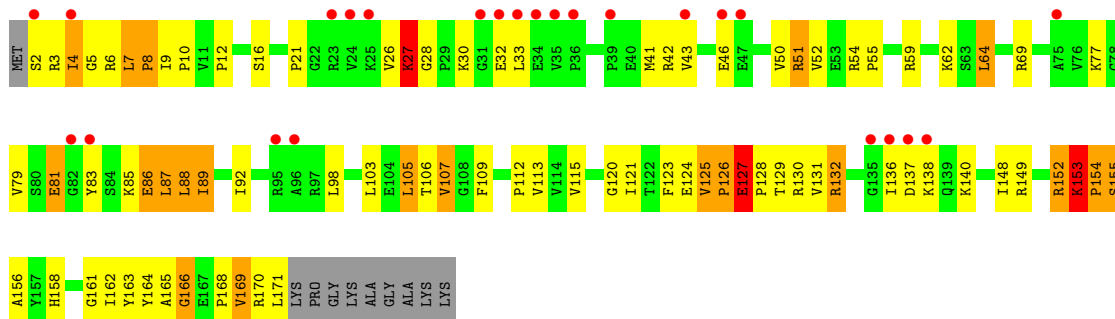


- Molecule 30: 50S ribosomal protein L5

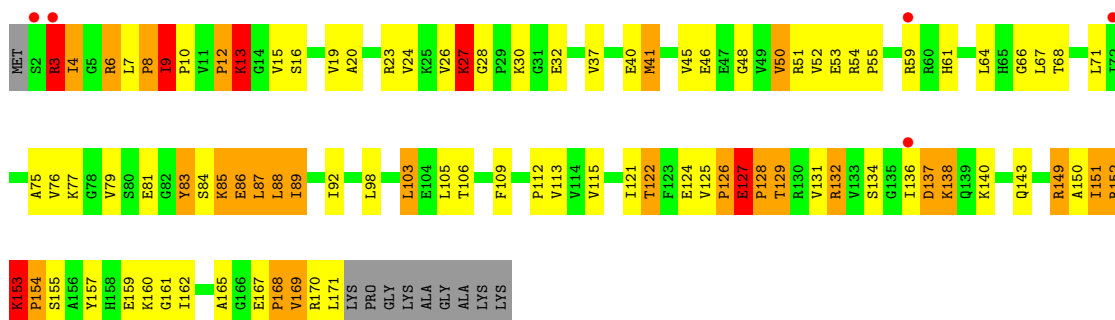
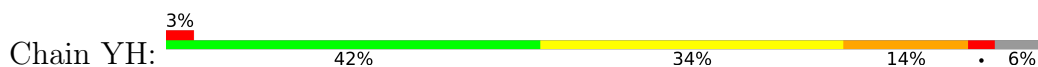




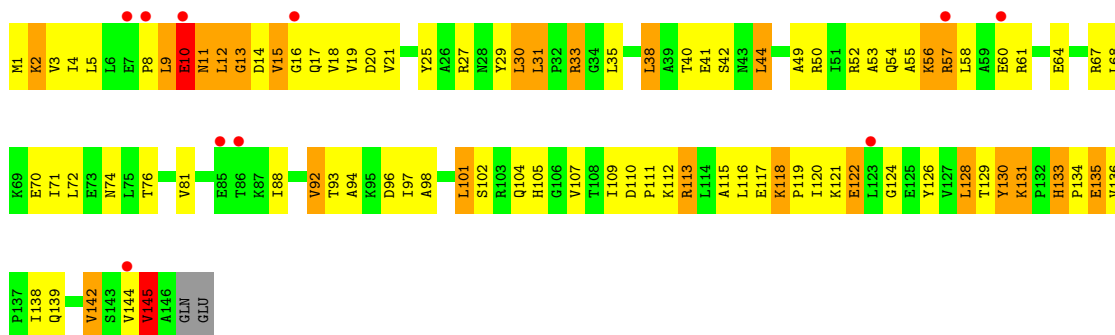
• Molecule 31: 50S ribosomal protein L6



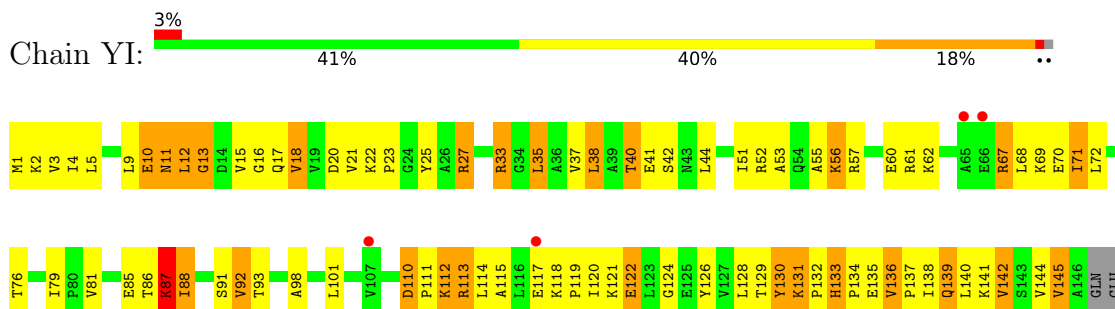
• Molecule 31: 50S ribosomal protein L6




• Molecule 32: 50S ribosomal protein L9



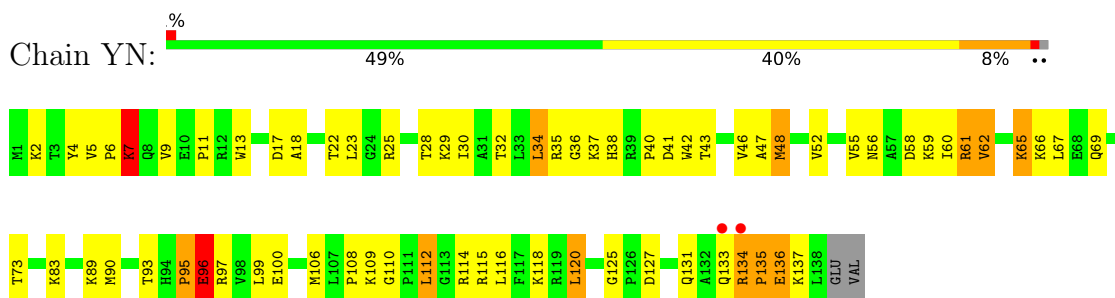
• Molecule 32: 50S ribosomal protein L9



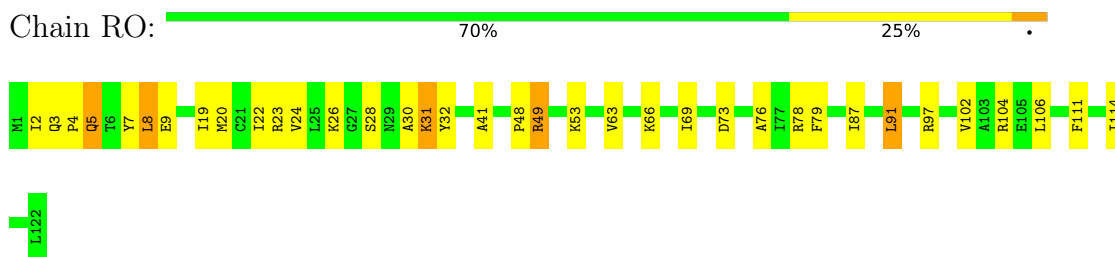
- Molecule 33: 50S ribosomal protein L13



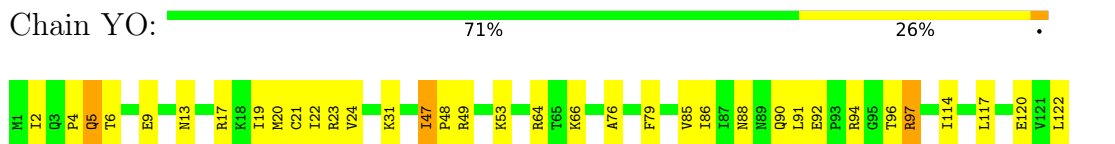
- Molecule 33: 50S ribosomal protein L13



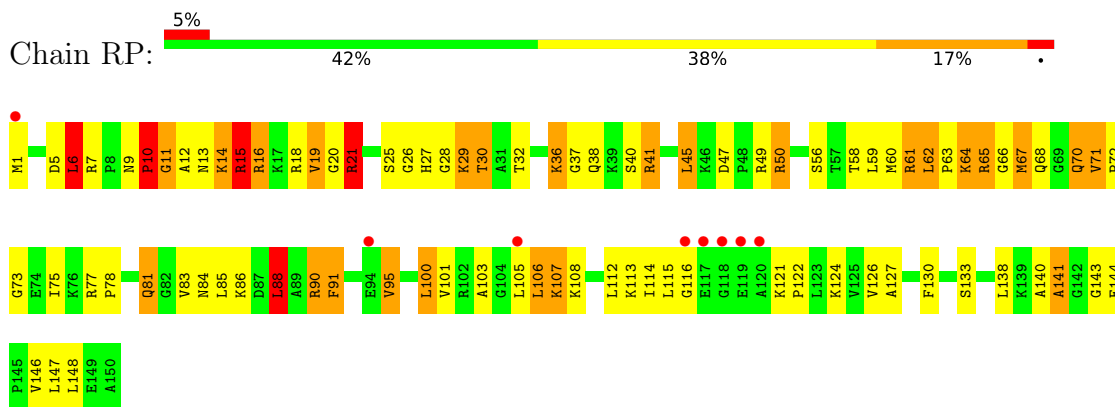
- Molecule 34: 50S ribosomal protein L14



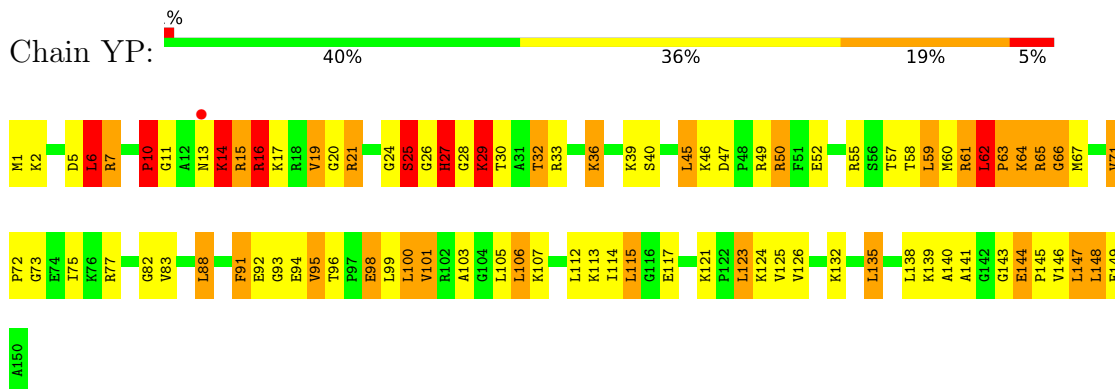
- Molecule 34: 50S ribosomal protein L14



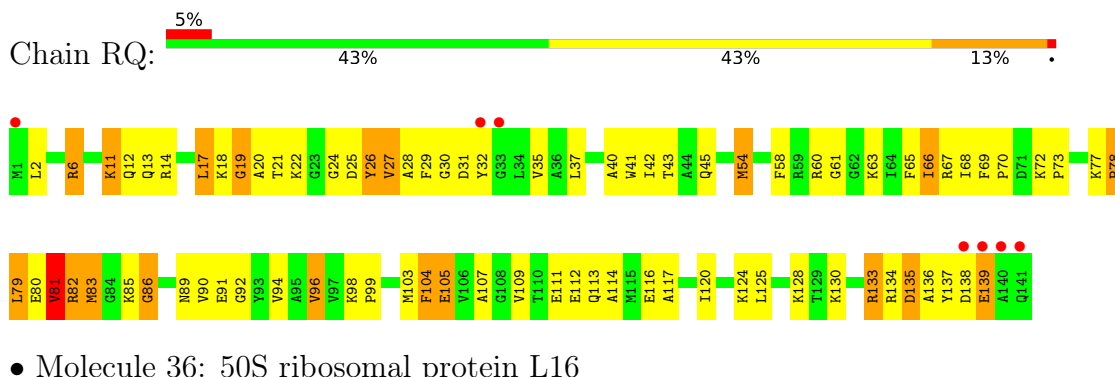
- Molecule 35: 50S ribosomal protein L15



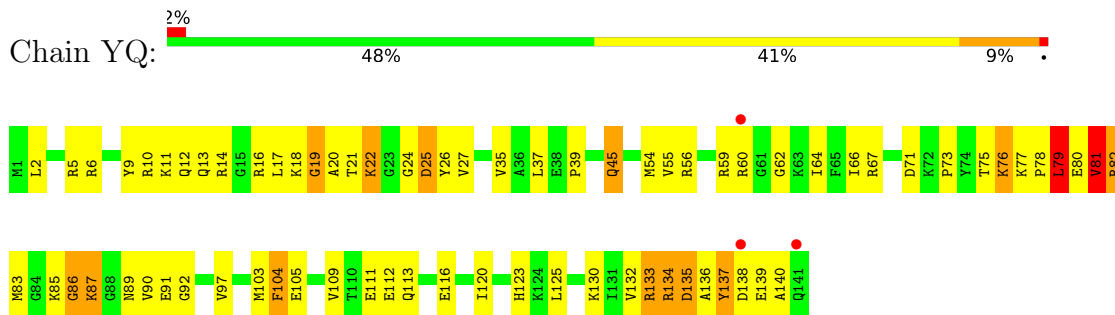
- Molecule 35: 50S ribosomal protein L15



- Molecule 36: 50S ribosomal protein L16

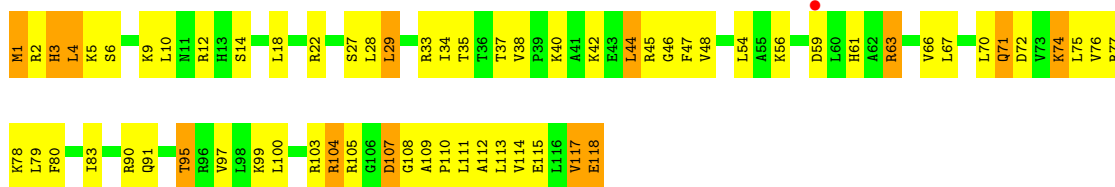


- Molecule 36: 50S ribosomal protein L16

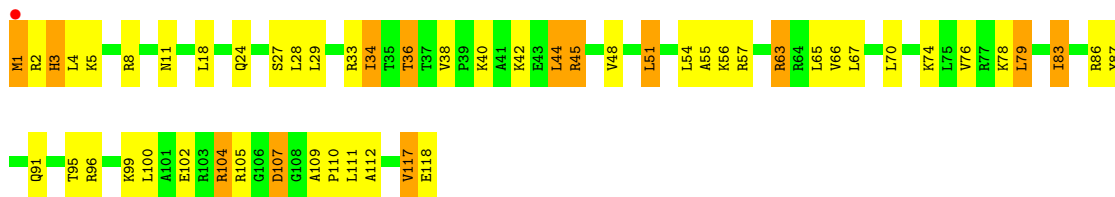


- Molecule 37: 50S ribosomal protein L17

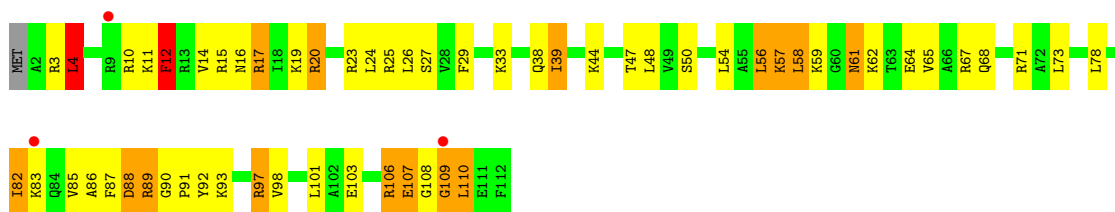




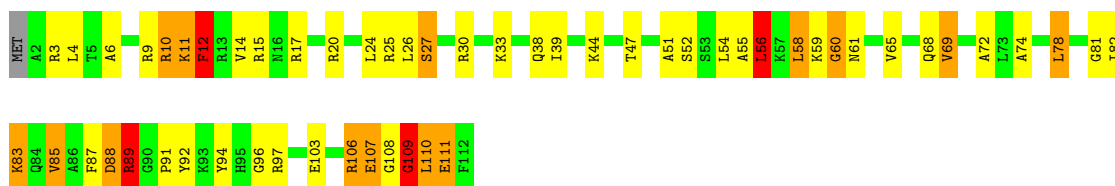
- Molecule 37: 50S ribosomal protein L17



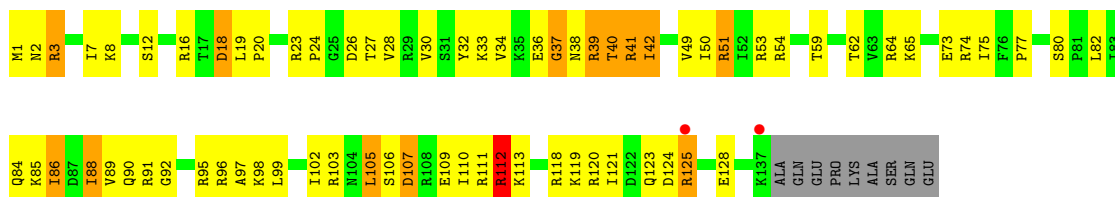
- Molecule 38: 50S ribosomal protein L18



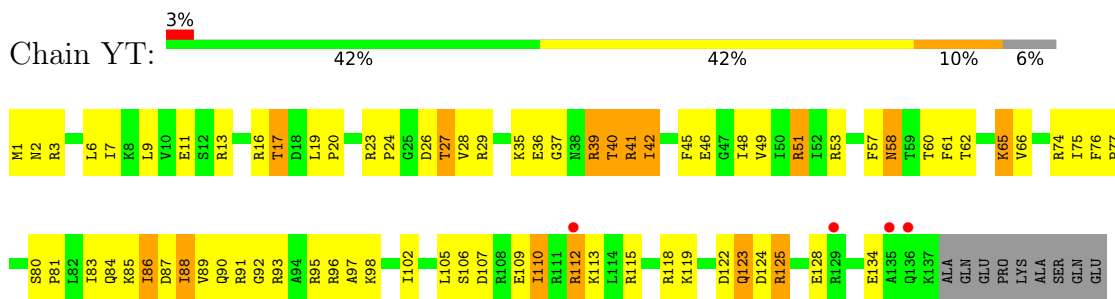
- Molecule 38: 50S ribosomal protein L18



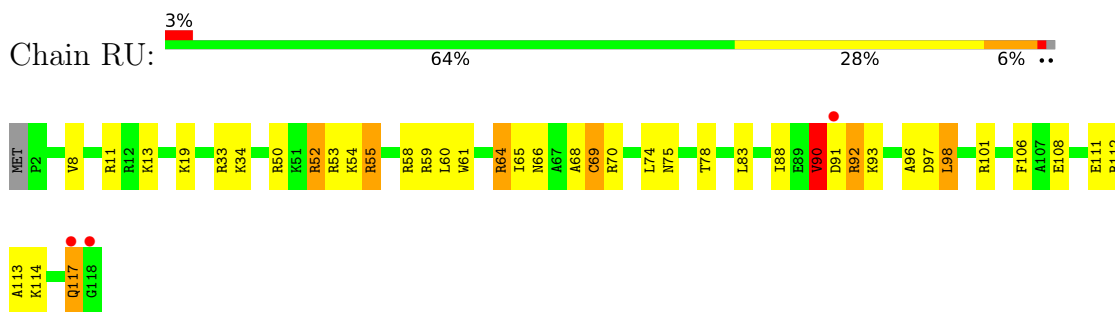
- Molecule 39: 50S ribosomal protein L19



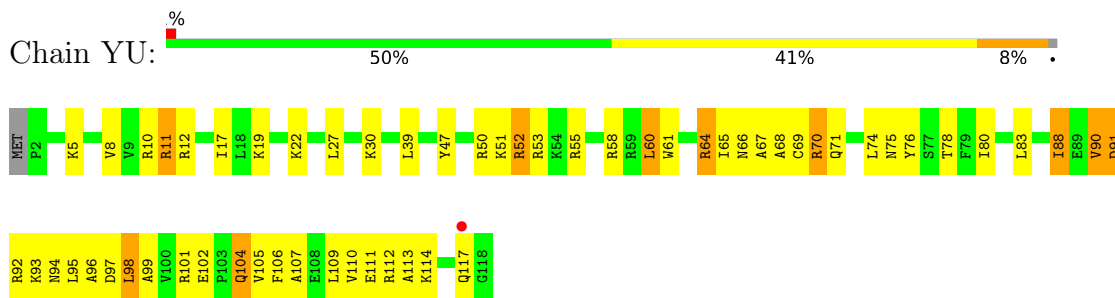
- Molecule 39: 50S ribosomal protein L19



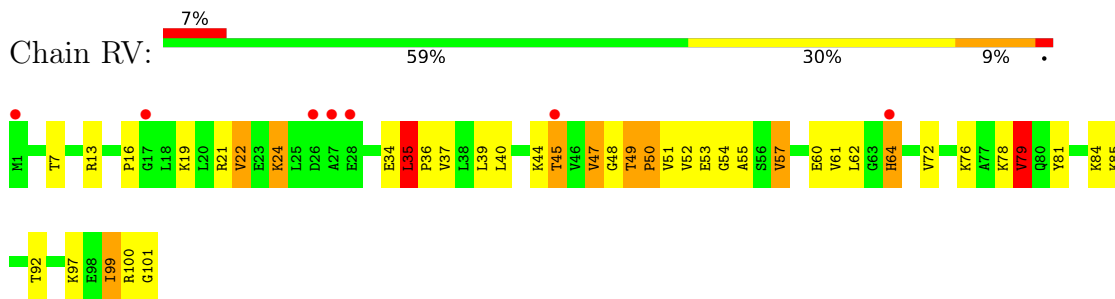
• Molecule 40: 50S ribosomal protein L20



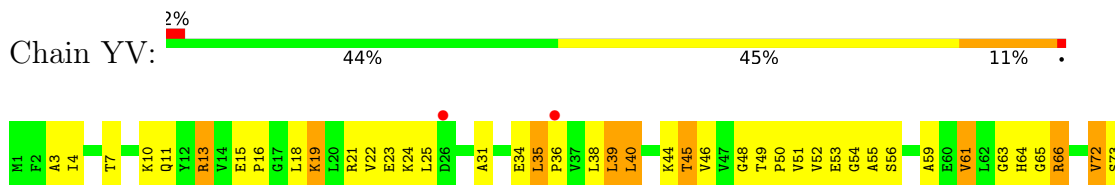
• Molecule 40: 50S ribosomal protein L20

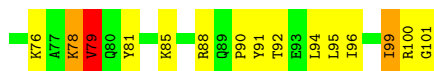


• Molecule 41: 50S ribosomal protein L21



• Molecule 41: 50S ribosomal protein L21





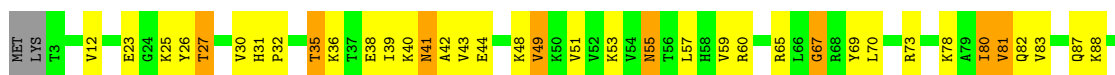
- Molecule 42: 50S ribosomal protein L22



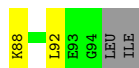
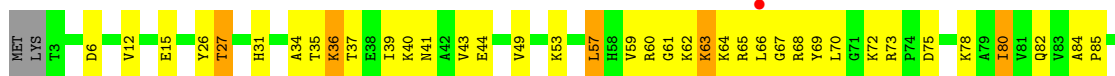
- Molecule 42: 50S ribosomal protein L22



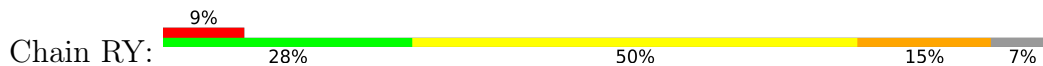
- Molecule 43: 50S ribosomal protein L23



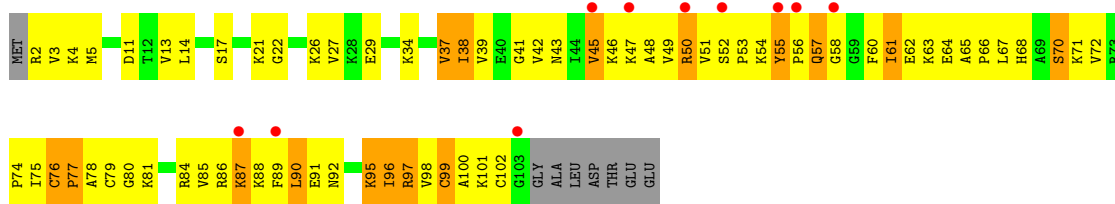
- Molecule 43: 50S ribosomal protein L23



- Molecule 44: 50S ribosomal protein L24



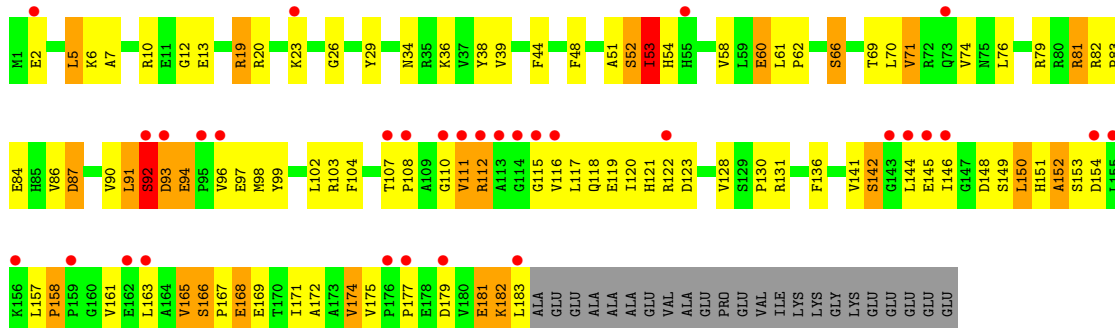




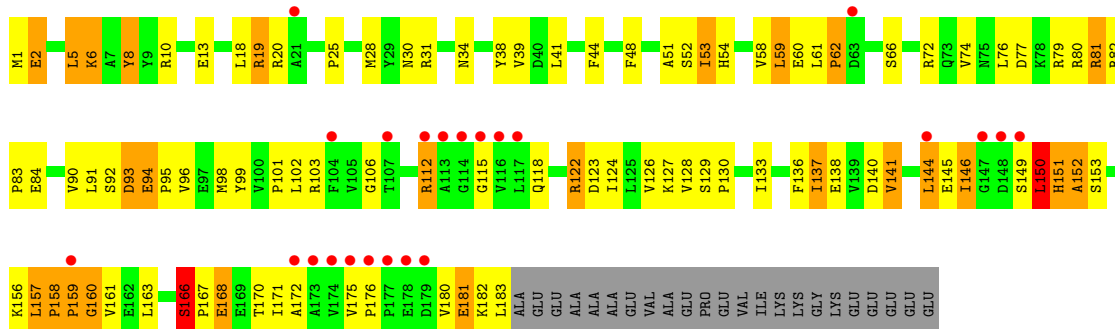
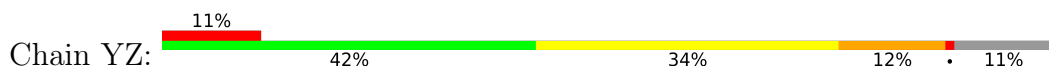
• Molecule 44: 50S ribosomal protein L24



• Molecule 45: 50S ribosomal protein L25

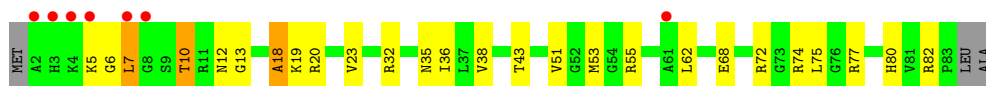


• Molecule 45: 50S ribosomal protein L25



• Molecule 46: 50S ribosomal protein L27

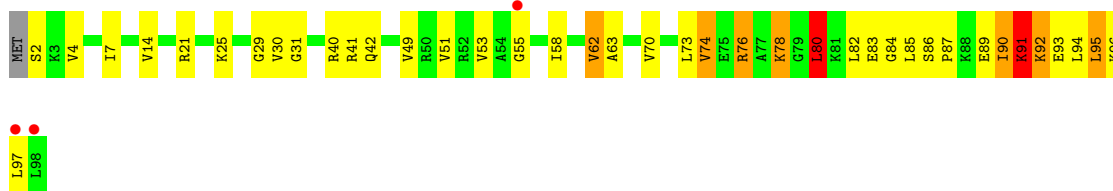




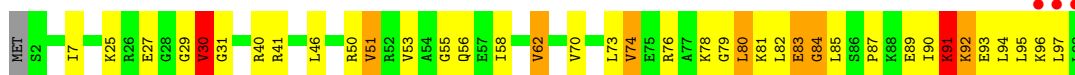
- Molecule 46: 50S ribosomal protein L27




- Molecule 47: 50S ribosomal protein L28



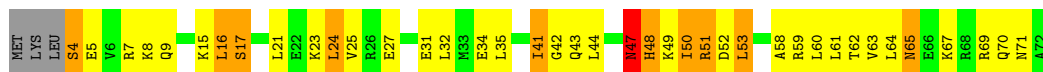
- Molecule 47: 50S ribosomal protein L28



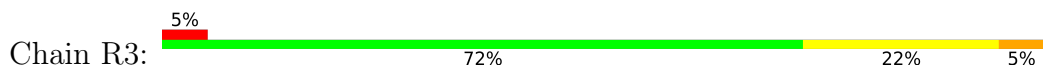
- Molecule 48: 50S ribosomal protein L29



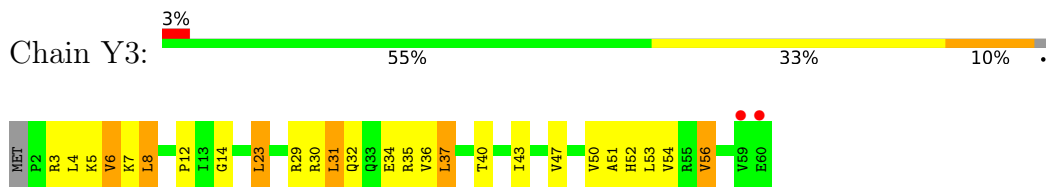
- Molecule 48: 50S ribosomal protein L29



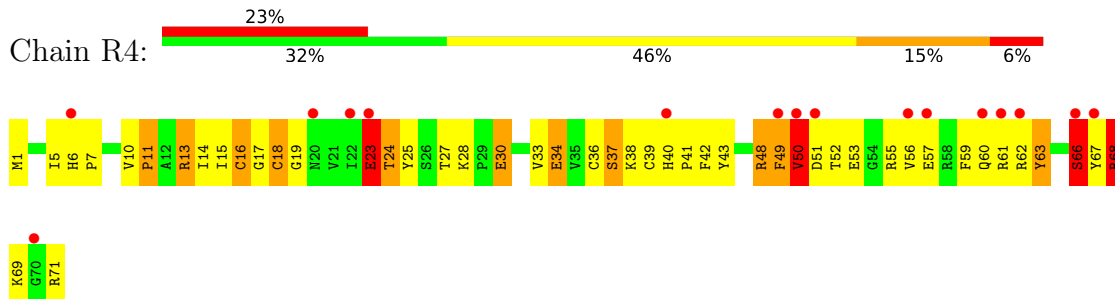
- Molecule 49: 50S ribosomal protein L30



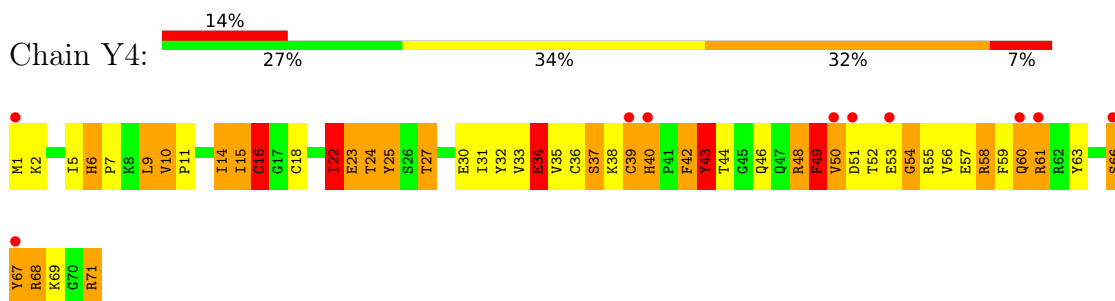
- Molecule 49: 50S ribosomal protein L30



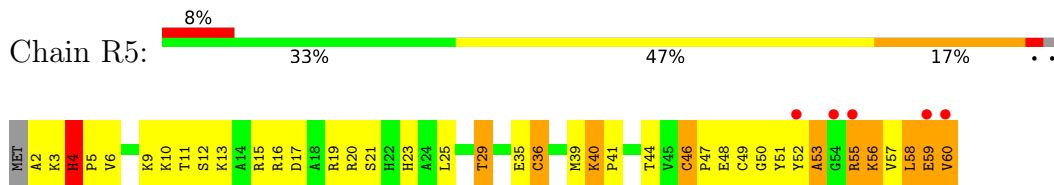
- Molecule 50: 50S ribosomal protein L31



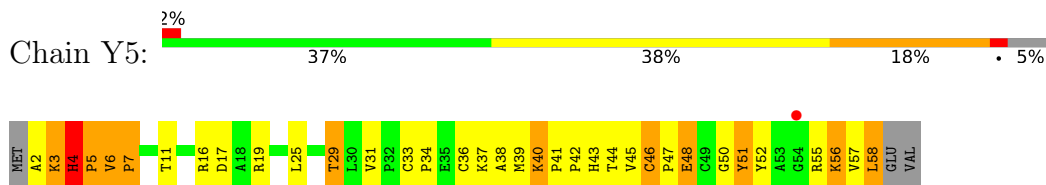
- Molecule 50: 50S ribosomal protein L31



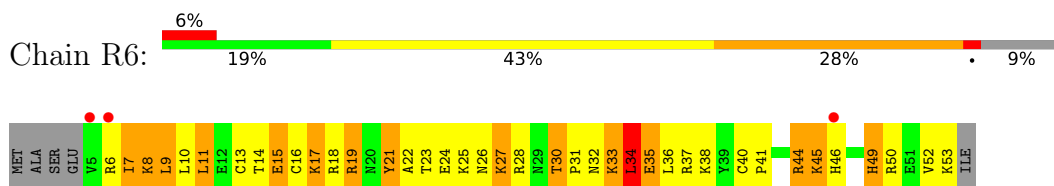
- Molecule 51: 50S ribosomal protein L32



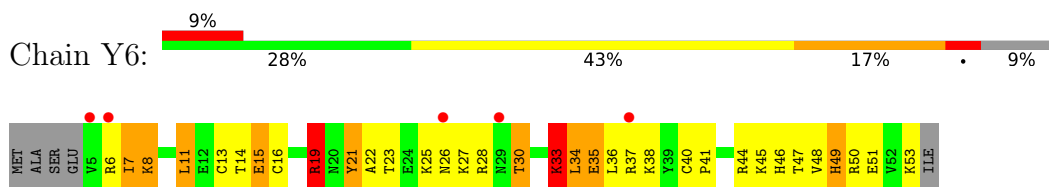
- Molecule 51: 50S ribosomal protein L32



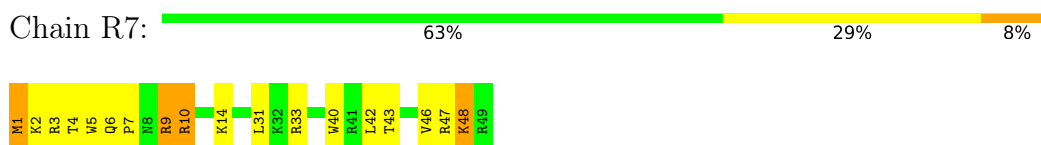
- Molecule 52: 50S ribosomal protein L33



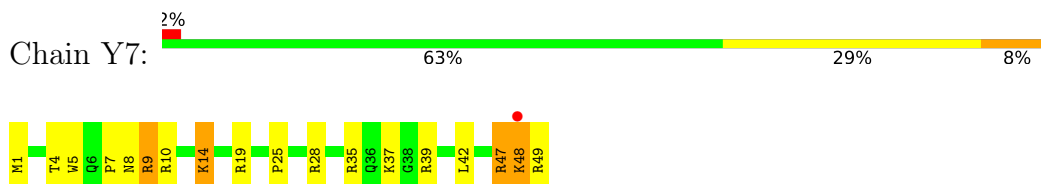
- Molecule 52: 50S ribosomal protein L33



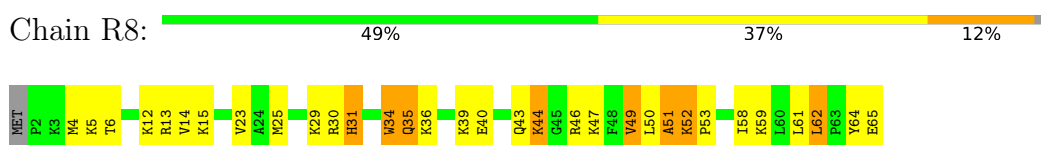
- Molecule 53: 50S ribosomal protein L34



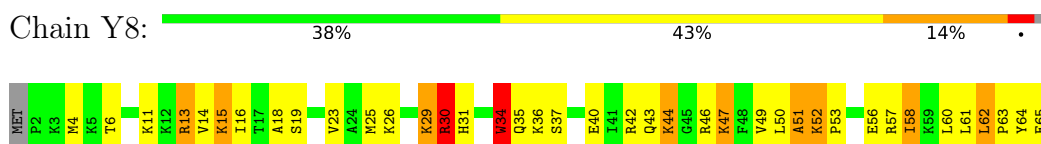
- Molecule 53: 50S ribosomal protein L34



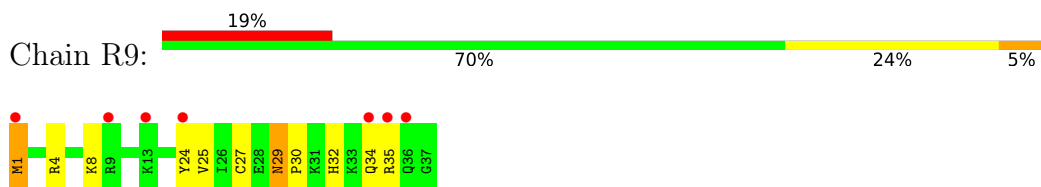
- Molecule 54: 50S ribosomal protein L35



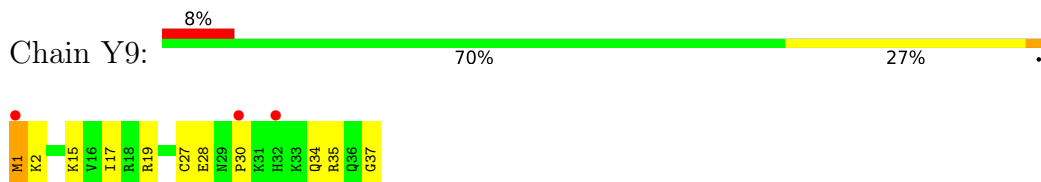
- Molecule 54: 50S ribosomal protein L35



- Molecule 55: 50S ribosomal protein L36



- Molecule 55: 50S ribosomal protein L36

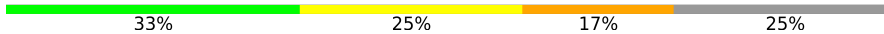


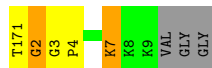
- Molecule 56: T17-GLY-GLY-PRO-LYS-LYS-LYS-LYS-LYS-VAL-GLY-GLY

Chain Z7:  17% 58% 25%



- Molecule 56: T17-GLY-GLY-PRO-LYS-LYS-LYS-LYS-LYS-VAL-GLY-GLY

Chain Z8:  33% 25% 17% 25%



## 4 Data and refinement statistics

Property	Value	Source
Space group	P 21 21 21	Depositor
Cell constants a, b, c, $\alpha$ , $\beta$ , $\gamma$	209.24Å 443.46Å 618.62Å 90.00° 90.00° 90.00°	Depositor
Resolution (Å)	49.79 – 3.60 34.94 – 3.61	Depositor EDS
% Data completeness (in resolution range)	98.1 (49.79-3.60) 98.0 (34.94-3.61)	Depositor EDS
$R_{merge}$	(Not available)	Depositor
$R_{sym}$	(Not available)	Depositor
$\langle I/\sigma(I) \rangle$ <sup>1</sup>	2.74 (at 3.66Å)	Xtrriage
Refinement program	PHENIX (phenix.refine: 1.8.3_1479)	Depositor
R, $R_{free}$	0.222 , 0.254 0.224 , 0.254	Depositor DCC
$R_{free}$ test set	28952 reflections (4.54%)	wwPDB-VP
Wilson B-factor (Å <sup>2</sup> )	104.1	Xtrriage
Anisotropy	0.244	Xtrriage
Bulk solvent $k_{sol}$ (e/Å <sup>3</sup> ), $B_{sol}$ (Å <sup>2</sup> )	0.28 , 79.7	EDS
L-test for twinning <sup>2</sup>	$\langle  L  \rangle = 0.33$ , $\langle L^2 \rangle = 0.17$	Xtrriage
Estimated twinning fraction	No twinning to report.	Xtrriage
$F_o, F_c$ correlation	0.90	EDS
Total number of atoms	295487	wwPDB-VP
Average B, all atoms (Å <sup>2</sup> )	109.0	wwPDB-VP

Xtrriage's analysis on translational NCS is as follows: *The largest off-origin peak in the Patterson function is 1.67% of the height of the origin peak. No significant pseudotranslation is detected.*

<sup>1</sup>Intensities estimated from amplitudes.

<sup>2</sup>Theoretical values of  $\langle |L| \rangle$ ,  $\langle L^2 \rangle$  for acentric reflections are 0.5, 0.333 respectively for untwinned datasets, and 0.375, 0.2 for perfectly twinned datasets.

## 5 Model quality i

### 5.1 Standard geometry i

Bond lengths and bond angles in the following residue types are not validated in this section: T17, ZN, PAR, MG

The Z score for a bond length (or angle) is the number of standard deviations the observed value is removed from the expected value. A bond length (or angle) with  $|Z| > 5$  is considered an outlier worth inspection. RMSZ is the root-mean-square of all Z scores of the bond lengths (or angles).

Mol	Chain	Bond lengths		Bond angles	
		RMSZ	# Z  >5	RMSZ	# Z  >5
1	QA	0.23	0/36098	0.81	32/56341 (0.1%)
1	XA	0.24	0/36101	0.81	18/56346 (0.0%)
2	QB	0.31	0/1959	0.52	0/2642
2	XB	0.32	0/1959	0.54	0/2642
3	QC	0.32	0/1629	0.53	0/2195
3	XC	0.37	0/1629	0.56	0/2195
4	QD	0.45	0/1733	0.62	1/2318 (0.0%)
4	XD	0.39	0/1733	0.60	0/2318
5	QE	0.35	0/1171	0.56	0/1576
5	XE	0.39	0/1171	0.59	0/1576
6	QF	0.39	0/856	0.57	0/1154
6	XF	0.39	0/856	0.61	0/1154
7	QG	0.33	0/1276	0.50	0/1709
7	XG	0.34	0/1276	0.51	0/1709
8	QH	0.33	0/1136	0.55	0/1527
8	XH	0.38	0/1136	0.58	0/1527
9	QI	0.31	0/1029	0.55	0/1379
9	XI	0.34	0/1029	0.58	0/1379
10	QJ	0.33	0/814	0.54	0/1095
10	XJ	0.35	0/814	0.60	0/1095
11	QK	0.37	0/900	0.57	0/1213
11	XK	0.39	0/900	0.58	0/1213
12	QL	0.37	0/991	0.61	0/1327
12	XL	0.50	1/991 (0.1%)	0.77	2/1327 (0.2%)
13	QM	0.32	0/974	0.59	0/1303
13	XM	0.36	0/974	0.63	0/1303
14	QN	0.40	0/501	0.60	0/664
14	XN	0.42	0/501	0.66	0/664
15	QO	0.35	0/745	0.53	0/992
15	XO	0.39	0/745	0.54	0/992
16	QP	0.36	0/721	0.57	0/970
16	XP	0.35	0/721	0.57	0/970

Mol	Chain	Bond lengths		Bond angles	
		RMSZ	# Z  >5	RMSZ	# Z  >5
17	QQ	0.35	0/847	0.53	0/1131
17	XQ	0.35	0/847	0.54	0/1131
18	QR	0.35	0/579	0.64	1/768 (0.1%)
18	XR	0.37	0/579	0.60	0/768
19	QS	0.33	0/689	0.60	0/926
19	XS	0.38	0/689	0.69	1/926 (0.1%)
20	QT	0.36	0/765	0.64	0/1007
20	XT	0.31	0/765	0.60	0/1007
21	QU	0.31	0/221	0.53	0/288
21	XU	0.32	0/221	0.61	0/288
22	QV	0.32	1/1836 (0.1%)	0.80	0/2859
22	XV	0.33	1/1836 (0.1%)	0.81	1/2859 (0.0%)
23	QW	0.19	0/1809	0.79	0/2819
23	QY	0.17	0/406	0.73	0/628
23	XW	0.20	0/1809	0.80	0/2819
23	XY	0.20	0/406	0.74	0/628
24	QX	0.19	0/235	0.71	0/364
24	XX	0.18	0/235	0.65	0/364
25	RA	0.26	0/69521	0.81	28/108529 (0.0%)
25	YA	0.29	0/69543	0.83	41/108563 (0.0%)
26	RB	0.26	0/2878	0.88	7/4490 (0.2%)
26	YB	0.29	0/2878	0.91	11/4490 (0.2%)
27	RD	0.51	0/2165	0.70	0/2919
27	YD	0.57	0/2165	0.77	1/2919 (0.0%)
28	RE	0.46	1/1601 (0.1%)	0.73	3/2160 (0.1%)
28	YE	0.48	1/1601 (0.1%)	0.74	2/2160 (0.1%)
29	RF	0.45	1/1620 (0.1%)	0.64	1/2194 (0.0%)
29	YF	0.48	0/1620	0.71	1/2194 (0.0%)
30	RG	0.31	0/1499	0.57	1/2016 (0.0%)
30	YG	0.40	0/1499	0.60	0/2016
31	RH	0.33	1/1332 (0.1%)	0.73	2/1802 (0.1%)
31	YH	0.50	1/1332 (0.1%)	0.76	2/1802 (0.1%)
32	RI	0.40	0/1151	0.75	1/1558 (0.1%)
32	YI	0.38	0/1151	0.66	0/1558
33	RN	0.41	0/1131	0.62	0/1525
33	YN	0.43	0/1131	0.64	0/1525
34	RO	0.41	0/943	0.62	1/1269 (0.1%)
34	YO	0.50	0/943	0.65	0/1269
35	RP	0.48	1/1162 (0.1%)	0.83	1/1544 (0.1%)
35	YP	0.55	2/1162 (0.2%)	0.93	4/1544 (0.3%)
36	RQ	0.44	0/1143	0.71	1/1527 (0.1%)
36	YQ	0.56	0/1143	0.78	0/1527
37	RR	0.42	0/982	0.69	0/1312



Mol	Chain	Bond lengths		Bond angles	
		RMSZ	# Z  >5	RMSZ	# Z  >5
37	YR	0.45	0/982	0.73	0/1312
38	RS	0.36	0/892	0.64	0/1187
38	YS	0.39	0/892	0.71	0/1187
39	RT	0.41	0/1155	0.63	0/1542
39	YT	0.44	0/1155	0.67	0/1542
40	RU	0.40	0/982	0.65	0/1306
40	YU	0.50	0/982	0.69	0/1306
41	RV	0.38	0/790	0.61	1/1057 (0.1%)
41	YV	0.46	0/790	0.73	1/1057 (0.1%)
42	RW	0.50	0/911	0.67	0/1220
42	YW	0.45	0/911	0.68	0/1220
43	RX	0.47	0/739	0.62	0/993
43	YX	0.50	0/739	0.66	0/993
44	RY	0.44	0/798	0.68	0/1064
44	YY	0.45	0/798	0.69	0/1064
45	RZ	0.34	0/1493	0.60	0/2026
45	YZ	0.45	2/1493 (0.1%)	0.68	4/2026 (0.2%)
46	R0	0.45	0/657	0.65	0/874
46	Y0	0.48	0/657	0.69	0/874
47	R1	0.44	0/770	0.66	0/1022
47	Y1	0.46	0/770	0.69	0/1022
48	R2	0.39	0/583	0.65	0/771
48	Y2	0.52	0/583	0.73	0/771
49	R3	0.35	0/474	0.57	0/635
49	Y3	0.41	0/474	0.59	0/635
50	R4	0.33	0/594	0.68	0/795
50	Y4	0.37	0/594	0.69	0/795
51	R5	0.43	0/473	0.78	0/639
51	Y5	0.68	3/456 (0.7%)	0.89	3/617 (0.5%)
52	R6	0.35	0/431	0.69	0/575
52	Y6	0.37	0/431	0.68	0/575
53	R7	0.49	0/438	0.68	0/575
53	Y7	0.57	0/438	0.71	0/575
54	R8	0.55	0/525	0.79	0/691
54	Y8	0.58	0/525	0.82	0/691
55	R9	0.26	0/310	0.45	0/407
55	Y9	0.32	0/310	0.48	0/407
56	Z7	0.22	0/56	0.45	0/70
56	Z8	0.25	0/56	0.45	0/70
All	All	0.32	16/320246 (0.0%)	0.78	173/478995 (0.0%)

Chiral center outliers are detected by calculating the chiral volume of a chiral center and verifying if the center is modelled as a planar moiety or with the opposite hand. A planarity outlier is detected

by checking planarity of atoms in a peptide group, atoms in a mainchain group or atoms of a sidechain that are expected to be planar.

Mol	Chain	#Chirality outliers	#Planarity outliers
12	QL	0	1
12	XL	0	1
29	YF	0	1
31	RH	0	1
31	YH	0	1
38	YS	0	1
45	YZ	0	1
48	Y2	0	1
50	R4	0	1
54	R8	0	2
54	Y8	0	2
All	All	0	13

All (16) bond length outliers are listed below:

Mol	Chain	Res	Type	Atoms	Z	Observed(Å)	Ideal(Å)
22	QV	0	C	OP3-P	-10.61	1.48	1.61
22	XV	0	C	OP3-P	-10.59	1.48	1.61
35	YP	63	PRO	N-CD	6.16	1.56	1.47
45	YZ	159	PRO	N-CD	5.60	1.55	1.47
35	RP	10	PRO	N-CD	5.58	1.55	1.47
51	Y5	5	PRO	N-CD	5.52	1.55	1.47
35	YP	10	PRO	N-CD	5.41	1.55	1.47
28	YE	22	PRO	N-CD	5.35	1.55	1.47
45	YZ	158	PRO	N-CD	5.34	1.55	1.47
51	Y5	47	PRO	N-CD	5.31	1.55	1.47
31	YH	154	PRO	N-CD	5.28	1.55	1.47
28	RE	22	PRO	N-CD	5.15	1.55	1.47
31	RH	128	PRO	N-CD	5.10	1.54	1.47
12	XL	48	PRO	N-CD	5.10	1.54	1.47
29	RF	25	PRO	N-CD	5.09	1.54	1.47
51	Y5	7	PRO	N-CD	5.09	1.54	1.47

All (173) bond angle outliers are listed below:

Mol	Chain	Res	Type	Atoms	Z	Observed(°)	Ideal(°)
31	RH	125	VAL	C-N-CD	-17.76	81.53	120.60
25	YA	771	G	C2-N3-C4	-10.26	106.77	111.90
36	RQ	77	LYS	C-N-CD	-8.42	102.08	120.60
25	YA	771	G	N9-C4-C5	-8.13	102.15	105.40

*Continued on next page...*

*Continued from previous page...*

Mol	Chain	Res	Type	Atoms	Z	Observed(°)	Ideal(°)
25	YA	673	C	C2-N3-C4	-7.98	115.91	119.90
26	RB	95	U	C5-C4-O4	7.82	130.59	125.90
1	QA	1158	C	C2-N1-C1'	7.81	127.39	118.80
1	XA	1158	C	C2-N1-C1'	7.52	127.07	118.80
1	QA	1495	U	N1-C2-O2	7.48	128.04	122.80
25	RA	2506	U	C2-N1-C1'	7.42	126.61	117.70
26	YB	81	G	C5-C6-O6	-7.36	124.18	128.60
1	QA	1301	U	C2-N1-C1'	7.36	126.53	117.70
1	XA	1301	U	C2-N1-C1'	7.31	126.47	117.70
1	QA	1158	C	N1-C2-O2	7.23	123.24	118.90
1	XA	1495	U	N1-C2-O2	7.14	127.80	122.80
1	QA	993	G	C4-N9-C1'	7.11	135.74	126.50
25	YA	1950	G	N3-C4-N9	6.93	130.16	126.00
25	YA	807	U	C2-N3-C4	-6.93	122.84	127.00
25	RA	2702	U	C2-N1-C1'	6.85	125.92	117.70
26	RB	81	G	C5-C6-O6	-6.84	124.50	128.60
25	RA	828	U	C2-N1-C1'	6.80	125.86	117.70
1	QA	1301	U	N1-C2-O2	6.76	127.53	122.80
25	RA	673	C	C2-N3-C4	-6.75	116.53	119.90
1	QA	993	G	N3-C4-N9	6.70	130.02	126.00
1	XA	1158	C	N1-C2-O2	6.68	122.91	118.90
1	QA	1301	U	N3-C2-O2	-6.64	117.55	122.20
1	QA	993	G	C8-N9-C1'	-6.61	118.41	127.00
4	QD	28	SER	C-N-CD	6.58	142.23	128.40
25	YA	1950	G	O4'-C1'-N9	6.46	113.37	108.20
25	RA	828	U	N1-C2-O2	6.41	127.29	122.80
26	YB	81	G	N3-C4-N9	6.37	129.82	126.00
1	QA	754	C	C2-N1-C1'	6.35	125.78	118.80
1	QA	1065	U	P-O3'-C3'	6.33	127.29	119.70
25	YA	828	U	C2-N1-C1'	6.32	125.28	117.70
25	YA	771	G	C8-N9-C4	6.31	108.92	106.40
26	YB	81	G	C4-N9-C1'	6.31	134.70	126.50
26	YB	81	G	C6-C5-N7	-6.27	126.64	130.40
25	YA	103	A	N1-C6-N6	6.26	122.36	118.60
25	RA	807	U	C2-N3-C4	-6.26	123.24	127.00
25	YA	2335	A	O4'-C1'-N9	6.20	113.16	108.20
25	RA	828	U	N3-C2-O2	-6.14	117.90	122.20
26	YB	81	G	C8-N9-C1'	-6.13	119.03	127.00
25	YA	906	G	C5-C6-O6	6.08	132.25	128.60
1	QA	1465	C	C2-N3-C4	-6.07	116.86	119.90
26	YB	95	U	C5-C4-O4	6.02	129.51	125.90
25	RA	2335	A	O4'-C1'-N9	6.00	113.00	108.20

*Continued on next page...*

*Continued from previous page...*

Mol	Chain	Res	Type	Atoms	Z	Observed(°)	Ideal(°)
25	RA	669	G	C4-N9-C1'	5.99	134.29	126.50
30	RG	34	LEU	CA-CB-CG	5.99	129.08	115.30
41	YV	35	LEU	CA-CB-CG	5.99	129.08	115.30
1	XA	812	C	P-O3'-C3'	5.89	126.77	119.70
29	YF	74	ARG	NE-CZ-NH1	5.87	123.24	120.30
31	YH	9	ILE	C-N-CD	5.87	140.72	128.40
51	Y5	6	VAL	C-N-CD	5.84	140.66	128.40
25	YA	103	A	C4-C5-C6	5.82	119.91	117.00
26	YB	76	G	N3-C2-N2	-5.82	115.83	119.90
1	XA	1158	C	C6-N1-C2	-5.81	117.98	120.30
28	RE	63	LEU	CA-CB-CG	5.80	128.64	115.30
1	XA	1301	U	N1-C2-O2	5.80	126.86	122.80
25	YA	828	U	N1-C2-O2	5.77	126.84	122.80
26	YB	76	G	C6-N1-C2	-5.77	121.64	125.10
1	QA	365	U	C5-C4-O4	5.76	129.36	125.90
29	RF	24	LEU	C-N-CD	5.73	140.43	128.40
25	YA	1130	U	P-O3'-C3'	5.70	126.54	119.70
51	Y5	46	CYS	C-N-CD	5.69	140.35	128.40
1	QA	49	U	C5-C4-O4	5.69	129.31	125.90
25	RA	2702	U	C5-C6-N1	5.68	125.54	122.70
31	RH	127	GLU	C-N-CD	5.67	140.31	128.40
25	YA	2506	U	C2-N1-C1'	5.67	124.50	117.70
25	YA	669	G	C4-N9-C1'	5.66	133.86	126.50
1	QA	1158	C	N3-C2-O2	-5.66	117.94	121.90
35	YP	59	LEU	CA-CB-CG	5.66	128.31	115.30
26	RB	76	G	C6-N1-C2	-5.65	121.71	125.10
1	QA	1065	U	OP2-P-O3'	5.62	117.56	105.20
12	XL	47	LYS	C-N-CD	5.59	140.15	128.40
35	YP	10	PRO	CA-N-CD	-5.58	103.68	111.50
1	QA	1158	C	C6-N1-C2	-5.58	118.07	120.30
25	YA	673	C	N3-C4-C5	5.58	124.13	121.90
25	YA	2447	G	C6-N1-C2	-5.58	121.75	125.10
28	RE	22	PRO	CA-N-CD	-5.56	103.71	111.50
27	YD	229	VAL	CB-CA-C	-5.56	100.84	111.40
25	YA	828	U	N3-C2-O2	-5.56	118.31	122.20
1	XA	1158	C	N3-C2-O2	-5.55	118.01	121.90
25	YA	771	G	C4-C5-N7	5.53	113.01	110.80
1	QA	993	G	C6-C5-N7	-5.52	127.09	130.40
25	YA	99	U	P-O3'-C3'	5.52	126.32	119.70
1	XA	410	G	OP1-P-O3'	5.51	117.33	105.20
31	YH	153	LYS	C-N-CD	5.51	139.98	128.40
25	RA	103	A	N1-C6-N6	5.51	121.91	118.60

*Continued on next page...*

*Continued from previous page...*

Mol	Chain	Res	Type	Atoms	Z	Observed(°)	Ideal(°)
28	YE	21	VAL	C-N-CD	5.50	139.96	128.40
1	QA	1046	A	C5-C6-N1	5.50	120.45	117.70
25	RA	2447	G	C6-N1-C2	-5.50	121.80	125.10
1	QA	993	G	O4'-C1'-N9	5.49	112.59	108.20
1	XA	328	C	N1-C2-O2	5.48	122.19	118.90
1	QA	49	U	N3-C4-O4	-5.46	115.58	119.40
28	RE	27	LEU	CA-CB-CG	5.46	127.87	115.30
25	YA	771	G	N3-C4-C5	5.46	131.33	128.60
35	RP	88	LEU	CA-CB-CG	5.46	127.85	115.30
1	QA	1027	C	OP1-P-O3'	5.44	117.18	105.20
1	XA	328	C	C2-N1-C1'	5.44	124.78	118.80
25	YA	99	U	OP2-P-O3'	5.41	117.10	105.20
12	XL	47	LYS	N-CA-C	5.39	125.56	111.00
1	XA	812	C	OP2-P-O3'	5.38	117.04	105.20
1	XA	1301	U	N3-C2-O2	-5.38	118.43	122.20
25	YA	1313	U	C2-N1-C1'	5.38	124.16	117.70
25	RA	673	C	C5-C4-N4	-5.37	116.44	120.20
25	YA	1950	G	C8-N9-C1'	-5.37	120.02	127.00
26	YB	100	G	C8-N9-C1'	5.37	133.97	127.00
45	YZ	115	GLY	N-CA-C	-5.36	99.71	113.10
26	RB	76	G	N3-C2-N2	-5.35	116.16	119.90
25	RA	669	G	C8-N9-C1'	-5.34	120.06	127.00
25	RA	205	G	P-O3'-C3'	5.33	126.10	119.70
25	RA	404	C	P-O3'-C3'	5.33	126.10	119.70
1	QA	701	C	OP2-P-O3'	5.32	116.90	105.20
45	YZ	158	PRO	C-N-CD	5.32	139.57	128.40
35	YP	25	SER	N-CA-C	-5.29	96.71	111.00
18	QR	31	LEU	CA-CB-CG	5.29	127.47	115.30
26	RB	31	C	N1-C2-O2	5.29	122.07	118.90
45	YZ	157	LEU	C-N-CD	5.27	139.46	128.40
1	QA	328	C	P-O3'-C3'	5.26	126.01	119.70
25	YA	503	A	P-O3'-C3'	5.26	126.01	119.70
25	YA	2378	A	N1-C6-N6	5.26	121.75	118.60
1	XA	1027	C	OP1-P-O3'	5.25	116.76	105.20
1	QA	1158	C	C6-N1-C1'	-5.25	114.50	120.80
35	YP	62	LEU	C-N-CD	5.24	139.41	128.40
25	YA	1950	G	C4-N9-C1'	5.23	133.30	126.50
1	QA	1027	C	P-O3'-C3'	5.23	125.98	119.70
26	RB	81	G	C6-N1-C2	-5.23	121.96	125.10
25	RA	103	A	C4-C5-C6	5.22	119.61	117.00
25	YA	1779	U	C2-N1-C1'	5.22	123.96	117.70
34	RO	8	LEU	CA-CB-CG	5.21	127.28	115.30

*Continued on next page...*

*Continued from previous page...*

Mol	Chain	Res	Type	Atoms	Z	Observed(°)	Ideal(°)
25	RA	2506	U	C6-N1-C1'	-5.20	113.92	121.20
22	XV	16	C	C2-N1-C1'	5.19	124.50	118.80
19	XS	41	VAL	C-N-CD	-5.18	109.20	120.60
25	RA	2702	U	N1-C2-O2	5.17	126.42	122.80
26	RB	81	G	N3-C4-N9	5.17	129.10	126.00
25	YA	1372	U	C5-C4-O4	-5.16	122.81	125.90
25	RA	1312	U	P-O3'-C3'	5.16	125.89	119.70
25	RA	1535	U	C2-N1-C1'	5.15	123.88	117.70
26	YB	81	G	O4'-C1'-N9	5.14	112.31	108.20
1	XA	1465	C	C2-N3-C4	-5.14	117.33	119.90
1	QA	754	C	N1-C2-O2	5.14	121.98	118.90
1	QA	1436	U	C2-N3-C4	-5.14	123.92	127.00
1	QA	1322	C	C2-N1-C1'	5.13	124.45	118.80
25	RA	1799	G	P-O3'-C3'	5.13	125.86	119.70
25	RA	1992	G	P-O3'-C3'	5.12	125.85	119.70
26	YB	81	G	N1-C6-O6	5.11	122.97	119.90
1	QA	1297	C	P-O3'-C3'	5.11	125.83	119.70
25	YA	2832	U	P-O3'-C3'	5.11	125.83	119.70
25	YA	222	A	P-O3'-C3'	5.10	125.82	119.70
25	YA	2053	G	C5-N7-C8	-5.10	101.75	104.30
25	RA	2726	U	C2-N1-C1'	5.09	123.81	117.70
1	XA	1297	C	P-O3'-C3'	5.09	125.81	119.70
25	YA	669	G	C8-N9-C1'	-5.09	120.38	127.00
25	YA	1396	U	N1-C2-O2	5.09	126.36	122.80
41	RV	35	LEU	CA-CB-CG	5.09	127.00	115.30
25	RA	2506	U	N1-C2-O2	5.08	126.36	122.80
1	XA	328	C	P-O3'-C3'	5.08	125.80	119.70
25	YA	807	U	C5-C4-O4	-5.05	122.87	125.90
25	RA	537	C	C2-N1-C1'	5.05	124.36	118.80
25	YA	1141	U	C2-N3-C4	-5.05	123.97	127.00
25	YA	1992	G	P-O3'-C3'	5.04	125.75	119.70
28	YE	117	MET	CA-CB-CG	5.04	121.87	113.30
51	Y5	4	HIS	C-N-CD	5.03	138.97	128.40
25	RA	242	G	P-O3'-C3'	5.03	125.74	119.70
25	YA	404	C	P-O3'-C3'	5.03	125.74	119.70
45	YZ	150	LEU	CA-CB-CG	5.03	126.86	115.30
1	XA	1436	U	C2-N3-C4	-5.03	123.98	127.00
25	YA	2681	C	P-O3'-C3'	5.02	125.73	119.70
1	QA	992	U	P-O3'-C3'	5.02	125.72	119.70
1	QA	1465	C	C5-C4-N4	-5.01	116.69	120.20
32	RI	74	ASN	N-CA-C	5.01	124.54	111.00
25	YA	1558	A	P-O3'-C3'	5.01	125.71	119.70

*Continued on next page...*

*Continued from previous page...*

Mol	Chain	Res	Type	Atoms	Z	Observed(°)	Ideal(°)
25	RA	222	A	P-O3'-C3'	5.00	125.70	119.70

There are no chirality outliers.

All (13) planarity outliers are listed below:

Mol	Chain	Res	Type	Group
12	QL	47	LYS	Peptide
50	R4	38	LYS	Peptide
54	R8	30	ARG	Peptide
54	R8	35	GLN	Peptide
31	RH	153	LYS	Peptide
12	XL	12	ARG	Sidechain
48	Y2	17	SER	Peptide
54	Y8	30	ARG	Peptide
54	Y8	51	ALA	Peptide
29	YF	47	GLY	Peptide
31	YH	127	GLU	Peptide
38	YS	109	GLY	Peptide
45	YZ	181	GLU	Peptide

## 5.2 Too-close contacts [i](#)

In the following table, the Non-H and H(model) columns list the number of non-hydrogen atoms and hydrogen atoms in the chain respectively. The H(added) column lists the number of hydrogen atoms added and optimized by MolProbity. The Clashes column lists the number of clashes within the asymmetric unit, whereas Symm-Clashes lists symmetry-related clashes.

Mol	Chain	Non-H	H(model)	H(added)	Clashes	Symm-Clashes
1	QA	32247	0	16278	479	0
1	XA	32249	0	16279	433	0
2	QB	1924	0	1975	62	0
2	XB	1924	0	1975	83	0
3	QC	1605	0	1668	49	0
3	XC	1605	0	1668	57	0
4	QD	1703	0	1763	93	0
4	XD	1703	0	1765	50	1
5	QE	1155	0	1213	28	0
5	XE	1155	0	1213	42	0
6	QF	843	0	857	29	0
6	XF	843	0	857	40	0
7	QG	1257	0	1296	46	0

*Continued on next page...*

*Continued from previous page...*

Mol	Chain	Non-H	H(model)	H(added)	Clashes	Symm-Clashes
7	XG	1257	0	1296	24	0
8	QH	1116	0	1175	38	0
8	XH	1116	0	1177	28	0
9	QI	1010	0	1037	37	0
9	XI	1010	0	1037	49	0
10	QJ	801	0	849	51	0
10	XJ	801	0	849	42	0
11	QK	885	0	904	36	0
11	XK	885	0	904	37	0
12	QL	975	0	1062	39	0
12	XL	975	0	1062	50	0
13	QM	964	0	1034	64	0
13	XM	964	0	1034	61	0
14	QN	492	0	529	27	0
14	XN	492	0	529	18	0
15	QO	734	0	771	20	0
15	XO	734	0	771	18	0
16	QP	705	0	725	16	0
16	XP	705	0	725	25	0
17	QQ	834	0	904	23	0
17	XQ	834	0	904	14	0
18	QR	574	0	644	10	0
18	XR	574	0	644	25	0
19	QS	674	0	699	74	0
19	XS	674	0	699	74	0
20	QT	763	0	861	20	0
20	XT	763	0	861	35	0
21	QU	217	0	234	11	0
21	XU	217	0	234	2	0
22	QV	1644	0	835	17	0
22	XV	1644	0	836	18	0
23	QW	1619	0	822	25	0
23	QY	364	0	186	2	0
23	XW	1619	0	822	30	0
23	XY	364	0	186	2	0
24	QX	210	0	109	0	0
24	XX	210	0	109	1	0
25	RA	62071	0	31284	759	1
25	YA	62091	0	31294	730	0
26	RB	2573	0	1306	41	0
26	YB	2573	0	1306	34	0
27	RD	2115	0	2195	95	0

*Continued on next page...*



*Continued from previous page...*

Mol	Chain	Non-H	H(model)	H(added)	Clashes	Symm-Clashes
27	YD	2115	0	2195	139	0
28	RE	1568	0	1634	92	0
28	YE	1568	0	1634	72	0
29	RF	1585	0	1632	85	0
29	YF	1585	0	1632	62	0
30	RG	1474	0	1535	65	0
30	YG	1474	0	1535	62	0
31	RH	1307	0	1382	74	0
31	YH	1307	0	1382	89	0
32	RI	1136	0	1223	75	0
32	YI	1136	0	1223	52	0
33	RN	1104	0	1180	41	0
33	YN	1104	0	1180	50	0
34	RO	933	0	996	23	0
34	YO	933	0	996	21	0
35	RP	1145	0	1226	82	0
35	YP	1145	0	1228	88	0
36	RQ	1122	0	1179	57	0
36	YQ	1122	0	1178	50	0
37	RR	968	0	1033	49	0
37	YR	968	0	1033	35	0
38	RS	882	0	943	42	0
38	YS	882	0	943	45	0
39	RT	1141	0	1202	63	0
39	YT	1141	0	1202	53	0
40	RU	964	0	1022	31	0
40	YU	964	0	1022	52	0
41	RV	779	0	852	20	0
41	YV	779	0	852	43	0
42	RW	900	0	964	24	0
42	YW	900	0	964	27	0
43	RX	725	0	778	29	0
43	YX	725	0	778	23	0
44	RY	785	0	878	48	0
44	YY	785	0	878	40	0
45	RZ	1461	0	1493	64	0
45	YZ	1461	0	1493	80	0
46	R0	648	0	672	21	0
46	Y0	648	0	672	31	0
47	R1	763	0	848	29	0
47	Y1	763	0	848	28	0
48	R2	581	0	629	15	0

*Continued on next page...*

*Continued from previous page...*

Mol	Chain	Non-H	H(model)	H(added)	Clashes	Symm-Clashes
48	Y2	581	0	629	23	0
49	R3	469	0	518	6	0
49	Y3	469	0	518	15	0
50	R4	581	0	574	77	0
50	Y4	581	0	574	98	0
51	R5	459	0	476	68	0
51	Y5	442	0	465	35	0
52	R6	424	0	450	26	0
52	Y6	424	0	450	32	0
53	R7	430	0	480	20	0
53	Y7	430	0	480	15	0
54	R8	517	0	582	30	0
54	Y8	517	0	582	40	0
55	R9	307	0	338	8	0
55	Y9	307	0	336	8	0
56	Z7	116	0	134	13	0
56	Z8	116	0	133	5	0
57	QA	67	0	0	0	0
57	QF	1	0	0	0	0
57	QH	1	0	0	0	0
57	QV	2	0	0	0	0
57	QY	1	0	0	0	0
57	R0	1	0	0	0	0
57	R5	1	0	0	0	0
57	RA	246	0	0	0	0
57	RB	2	0	0	0	0
57	RD	1	0	0	0	0
57	RE	1	0	0	0	0
57	RP	4	0	0	0	0
57	XA	71	0	0	0	0
57	XB	1	0	0	0	0
57	XM	1	0	0	0	0
57	XV	3	0	0	0	0
57	XX	1	0	0	0	0
57	XY	1	0	0	0	0
57	Y5	1	0	0	0	0
57	Y7	1	0	0	0	0
57	YA	278	0	0	0	0
57	YB	5	0	0	0	0
57	YD	1	0	0	0	0
57	YE	2	0	0	0	0
57	YP	1	0	0	0	0

*Continued on next page...*

Continued from previous page...

Mol	Chain	Non-H	H(model)	H(added)	Clashes	Symm-Clashes
57	YX	1	0	0	0	0
58	QA	42	0	45	1	0
58	XA	42	0	45	4	0
59	QD	1	0	0	0	0
59	QN	1	0	0	0	0
59	R5	1	0	0	0	0
59	XD	1	0	0	0	0
59	XN	1	0	0	0	0
59	Y9	1	0	0	0	0
All	All	295487	0	200229	5889	1

The all-atom clashscore is defined as the number of clashes found per 1000 atoms (including hydrogen atoms). The all-atom clashscore for this structure is 12.

All (5889) close contacts within the same asymmetric unit are listed below, sorted by their clash magnitude.

Atom-1	Atom-2	Interatomic distance (Å)	Clash overlap (Å)
36:YQ:134:ARG:CZ	45:YZ:122:ARG:HH21	1.34	1.39
28:YE:14:ILE:HG22	28:YE:21:VAL:CG2	1.56	1.35
27:YD:121:PRO:HB3	27:YD:135:PHE:CE2	1.64	1.31
28:YE:14:ILE:CG2	28:YE:21:VAL:HG23	1.62	1.29
31:RH:125:VAL:HG12	31:RH:126:PRO:CD	1.64	1.25
45:YZ:93:ASP:O	45:YZ:94:GLU:HG2	1.10	1.24
28:RE:21:VAL:HG23	28:RE:22:PRO:CB	1.69	1.22
27:YD:121:PRO:CB	27:YD:135:PHE:HE2	1.55	1.18
4:QD:167:GLY:HA3	27:YD:135:PHE:HE1	1.10	1.17
13:QM:80:ARG:HD3	50:R4:71:ARG:NH2	1.59	1.17
51:Y5:46:CYS:SG	51:Y5:50:GLY:HA3	1.84	1.16
31:RH:125:VAL:CG1	31:RH:126:PRO:HD3	1.75	1.16
19:XS:42:PRO:HB3	50:Y4:60:GLN:OE1	1.49	1.13
4:XD:22:LYS:HD3	4:XD:26:CYS:SG	1.89	1.12
4:QD:166:LYS:HG3	4:QD:178:VAL:HG11	1.32	1.10
25:RA:1169:G:H1	25:RA:1180:C:N4	1.48	1.09
28:RE:21:VAL:HG23	28:RE:22:PRO:HB3	1.18	1.09
27:YD:121:PRO:CB	27:YD:135:PHE:CE2	2.34	1.09
36:YQ:134:ARG:CZ	45:YZ:122:ARG:NH2	2.16	1.09
32:YI:53:ALA:O	32:YI:57:ARG:HG3	1.52	1.08
25:YA:1169:G:H1	25:YA:1180:C:N4	1.52	1.07
31:YH:10:PRO:HG2	31:YH:50:VAL:HG13	1.32	1.06
4:QD:167:GLY:HA3	27:YD:135:PHE:CE1	1.90	1.05
4:QD:167:GLY:CA	27:YD:135:PHE:CE1	2.39	1.05

Continued on next page...

*Continued from previous page...*

Atom-1	Atom-2	Interatomic distance (Å)	Clash overlap (Å)
45:YZ:93:ASP:O	45:YZ:94:GLU:CG	2.03	1.05
28:RE:21:VAL:CG2	28:RE:22:PRO:HB3	1.87	1.05
51:R5:50:GLY:HA3	51:R5:56:LYS:HB3	1.38	1.04
51:Y5:46:CYS:SG	51:Y5:50:GLY:CA	2.44	1.04
53:R7:9:ARG:HH21	53:R7:48:LYS:HD2	1.16	1.04
45:YZ:91:LEU:HG	45:YZ:130:PRO:HB3	1.41	1.03
25:YA:1359:A:N6	25:YA:1372:U:N3	2.07	1.02
32:RI:52:ARG:O	32:RI:56:LYS:N	1.91	1.02
28:YE:24:THR:HG21	28:YE:188:VAL:HG11	1.37	1.02
4:QD:28:SER:HB3	4:QD:29:PRO:HD3	1.39	1.00
19:QS:67:VAL:HB	50:R4:59:PHE:CE2	1.96	1.00
19:QS:67:VAL:HG12	50:R4:59:PHE:CE1	1.96	0.99
31:RH:125:VAL:HG12	31:RH:126:PRO:HD3	1.01	0.99
31:YH:10:PRO:CG	31:YH:50:VAL:HG13	1.91	0.99
25:RA:1542:G:H3'	25:RA:1543:A:C5'	1.92	0.99
6:XF:100:ASN:O	18:XR:28:GLU:HG2	1.61	0.98
25:YA:2099:U:H3	25:YA:2190:G:H1	1.05	0.98
25:YA:2287:A:H62	25:YA:2344:U:H3	1.04	0.98
4:XD:22:LYS:CD	4:XD:26:CYS:SG	2.52	0.98
28:YE:14:ILE:CG2	28:YE:21:VAL:CG2	2.29	0.98
51:R5:58:LEU:HD13	51:R5:60:VAL:HG12	1.41	0.97
13:XM:54:VAL:HG23	50:Y4:32:TYR:OH	1.64	0.97
4:QD:9:CYS:SG	4:QD:22:LYS:CE	2.52	0.97
13:QM:7:VAL:HG21	30:RG:113:ARG:O	1.63	0.97
25:YA:2701:C:H3'	25:YA:2702:U:H5''	1.43	0.97
38:YS:59:LYS:HD3	38:YS:60:GLY:N	1.80	0.97
25:RA:1542:G:H3'	25:RA:1543:A:H5'	1.43	0.96
13:QM:80:ARG:HE	50:R4:71:ARG:HH12	1.08	0.96
25:RA:2053:G:O6	25:RA:2614:A:H2	1.49	0.96
1:XA:963:G:H1	1:XA:972:C:H42	1.09	0.96
28:YE:24:THR:HG21	28:YE:188:VAL:CG1	1.97	0.95
4:QD:167:GLY:HA2	27:YD:135:PHE:CZ	2.01	0.95
28:RE:20:ALA:O	28:RE:21:VAL:HG13	1.65	0.95
28:RE:13:ARG:HB2	28:RE:21:VAL:HG12	1.47	0.95
4:QD:9:CYS:SG	4:QD:22:LYS:HE3	2.07	0.95
19:QS:67:VAL:HB	50:R4:59:PHE:CZ	2.01	0.94
29:YF:68:LYS:HG2	29:YF:69:HIS:CE1	2.02	0.94
27:YD:121:PRO:CA	27:YD:135:PHE:CE2	2.50	0.94
25:YA:896:A:H1'	45:YZ:176:PRO:HB3	1.50	0.94
29:YF:68:LYS:HG2	29:YF:69:HIS:ND1	1.83	0.94
19:QS:70:LYS:CE	50:R4:68:ARG:HH21	1.79	0.94

*Continued on next page...*

*Continued from previous page...*

Atom-1	Atom-2	Interatomic distance (Å)	Clash overlap (Å)
45:YZ:95:PRO:HG2	45:YZ:127:LYS:HD3	1.48	0.94
12:XL:48:PRO:O	12:XL:49:ASN:ND2	2.00	0.93
19:QS:70:LYS:HE2	50:R4:68:ARG:NH2	1.83	0.93
25:YA:1533:C:H42	25:YA:1538:G:H1	1.01	0.93
2:QB:185:ILE:HG22	2:QB:199:TYR:HB2	1.48	0.93
27:YD:121:PRO:HA	27:YD:135:PHE:CE2	2.03	0.93
1:QA:1002:G:H1	1:QA:1038:C:H42	1.00	0.93
32:RI:57:ARG:O	32:RI:61:ARG:HG2	1.67	0.93
51:R5:55:ARG:NH1	51:R5:57:VAL:HA	1.83	0.93
25:RA:2308:G:H1	25:RA:2311:A:H2	1.15	0.93
28:RE:21:VAL:HG23	28:RE:22:PRO:CA	1.99	0.92
32:RI:52:ARG:HB2	32:RI:56:LYS:HB2	1.48	0.92
1:XA:954:G:H21	1:XA:1227:A:H62	1.01	0.92
27:YD:121:PRO:CA	27:YD:135:PHE:HE2	1.82	0.92
26:RB:38:C:H42	26:RB:44:G:H1	1.17	0.92
27:YD:121:PRO:HA	27:YD:135:PHE:CD2	2.05	0.92
32:RI:52:ARG:O	32:RI:56:LYS:HB3	1.69	0.92
51:Y5:33:CYS:HG	51:Y5:46:CYS:HG	1.17	0.92
1:XA:963:G:N2	1:XA:972:C:N3	2.18	0.91
38:YS:59:LYS:HD3	38:YS:60:GLY:H	1.34	0.91
35:RP:58:THR:O	35:RP:61:ARG:NE	2.03	0.91
31:RH:125:VAL:HG12	31:RH:126:PRO:CG	1.98	0.91
19:XS:67:VAL:HG21	50:Y4:60:GLN:HE22	1.32	0.91
25:YA:49:A:N7	25:YA:120:U:C4	2.38	0.91
32:YI:52:ARG:O	32:YI:56:LYS:HB3	1.71	0.91
25:YA:993:G:OP1	40:YU:50:ARG:NH2	2.04	0.91
25:RA:1043:C:H42	25:RA:1112:G:H1	0.97	0.91
13:QM:80:ARG:HD3	50:R4:71:ARG:HH22	1.33	0.90
51:R5:40:LYS:NZ	51:R5:46:CYS:SG	2.45	0.90
25:YA:1338:G:N7	43:YX:62:LYS:NZ	2.20	0.90
4:QD:28:SER:HB3	4:QD:29:PRO:CD	1.96	0.90
45:YZ:151:HIS:HB3	45:YZ:170:THR:HA	1.54	0.90
25:RA:2580:U:H4'	28:RE:130:GLY:HA3	1.54	0.90
36:RQ:81:VAL:O	36:RQ:82:ARG:NE	2.05	0.89
1:XA:954:G:N2	1:XA:1227:A:H62	1.70	0.89
25:YA:1359:A:N6	25:YA:1372:U:H3	1.71	0.89
25:RA:2839:G:H5'	37:RR:46:GLY:HA2	1.54	0.89
32:RI:54:GLN:O	32:RI:58:LEU:HB2	1.73	0.89
28:YE:50:GLY:HA2	28:YE:77:ILE:HA	1.53	0.89
19:QS:70:LYS:NZ	50:R4:68:ARG:HH21	1.70	0.89
36:YQ:134:ARG:NH1	45:YZ:122:ARG:HH21	1.69	0.89

*Continued on next page...*

*Continued from previous page...*

Atom-1	Atom-2	Interatomic distance (Å)	Clash overlap (Å)
19:QS:70:LYS:HE2	50:R4:68:ARG:HH21	1.34	0.89
1:QA:49:U:C4	1:QA:365:U:O4	2.26	0.88
39:RT:26:ASP:HB3	39:RT:92:GLY:H	1.36	0.88
51:R5:49:CYS:O	51:R5:56:LYS:HD2	1.73	0.88
25:RA:2287:A:N6	25:RA:2344:U:H3	1.71	0.88
44:YY:79:CYS:SG	44:YY:80:GLY:N	2.45	0.88
13:XM:68:GLY:HA3	30:YG:116:ASP:OD1	1.73	0.88
25:RA:2701:C:H3'	25:RA:2702:U:H5''	1.52	0.88
1:QA:963:G:H1	1:QA:972:C:H42	1.22	0.88
51:R5:55:ARG:HG3	51:R5:57:VAL:H	1.37	0.88
1:XA:1008:C:H42	1:XA:1021:G:H1	1.17	0.88
31:YH:152:ARG:HG3	31:YH:153:LYS:HD2	1.53	0.88
29:RF:6:VAL:HB	29:RF:24:LEU:HB2	1.57	0.87
31:YH:10:PRO:HD3	31:YH:50:VAL:O	1.73	0.87
28:RE:13:ARG:HB2	28:RE:21:VAL:CG1	2.03	0.87
31:YH:109:PHE:CZ	31:YH:152:ARG:HD3	2.09	0.87
35:RP:64:LYS:O	35:RP:66:GLY:N	2.07	0.87
51:R5:49:CYS:O	51:R5:56:LYS:CD	2.22	0.87
25:YA:847:U:O4	25:YA:933:A:N1	2.08	0.87
44:YY:76:CYS:HB3	44:YY:96:ILE:HD13	1.57	0.87
1:QA:49:U:C5	1:QA:365:U:O4	2.27	0.87
56:Z8:1:T17:H10	56:Z8:1:T17:H55	1.54	0.87
25:RA:1543:A:H1'	25:RA:1545:A:O4'	1.75	0.87
3:QC:79:ARG:HD2	11:XK:99:GLN:NE2	1.88	0.87
13:XM:54:VAL:CG2	50:Y4:32:TYR:OH	2.23	0.87
25:YA:1533:C:N4	25:YA:1538:G:H1	1.73	0.86
25:RA:2287:A:H62	25:RA:2344:U:H3	0.90	0.86
35:RP:19:VAL:HG13	35:RP:21:ARG:H	1.40	0.86
25:YA:1138:G:H21	33:YN:106:MET:HE3	1.41	0.86
25:RA:1169:G:N2	25:RA:1180:C:N3	2.23	0.86
25:RA:847:U:O4	25:RA:933:A:N1	2.08	0.86
1:QA:1316:G:H22	1:QA:1319:A:H5''	1.41	0.86
1:XA:1298:C:OP2	7:XG:114:ARG:NH2	2.07	0.86
4:XD:9:CYS:SG	4:XD:22:LYS:CE	2.63	0.86
45:RZ:111:VAL:HG22	45:RZ:112:ARG:H	1.39	0.86
51:R5:50:GLY:HA3	51:R5:56:LYS:CB	2.06	0.86
1:XA:963:G:H1	1:XA:972:C:N4	1.73	0.86
4:XD:157:LEU:O	4:XD:161:ASN:ND2	2.07	0.86
27:RD:43:ARG:NH1	27:RD:44:ASN:OD1	2.09	0.85
1:QA:410:G:H3'	4:QD:25:ARG:HH21	1.41	0.85
5:QE:50:GLU:HB3	5:QE:53:LEU:HD13	1.59	0.85

*Continued on next page...*

*Continued from previous page...*

Atom-1	Atom-2	Interatomic distance (Å)	Clash overlap (Å)
32:RI:53:ALA:O	32:RI:57:ARG:HG3	1.77	0.85
25:RA:806:C:OP2	35:RP:41:ARG:NH1	2.09	0.85
42:YW:18:ARG:HG3	42:YW:76:VAL:HG13	1.58	0.85
44:RY:79:CYS:SG	44:RY:80:GLY:N	2.45	0.84
4:QD:195:ALA:HB3	6:XF:16:GLN:O	1.76	0.84
25:RA:1043:C:N3	25:RA:1112:G:N2	2.25	0.84
26:RB:33:G:H5'	30:RG:2:PRO:HG3	1.59	0.84
19:XS:42:PRO:CB	50:Y4:60:GLN:OE1	2.26	0.84
35:YP:58:THR:O	35:YP:61:ARG:NE	2.09	0.84
25:RA:49:A:N7	25:RA:120:U:C4	2.45	0.84
19:QS:9:VAL:CG1	50:R4:66:SER:O	2.24	0.84
19:XS:65:ASN:HA	50:Y4:55:ARG:HD2	1.60	0.84
39:YT:26:ASP:HB3	39:YT:92:GLY:H	1.42	0.84
32:RI:52:ARG:HB2	32:RI:56:LYS:CB	2.08	0.84
1:QA:1002:G:H1	1:QA:1038:C:N4	1.75	0.84
19:XS:68:GLY:N	50:Y4:59:PHE:CE1	2.46	0.84
25:RA:1043:C:N4	25:RA:1112:G:H1	1.74	0.84
56:Z7:1:T17:H66	56:Z7:2:GLY:H	1.41	0.84
33:YN:4:TYR:O	40:YU:64:ARG:NH1	2.10	0.84
25:YA:67:U:H3	25:YA:74:A:H2	1.25	0.84
25:YA:631:A:OP2	54:Y8:46:ARG:NH2	2.11	0.83
2:QB:80:ILE:HD11	2:QB:208:ILE:HG23	1.58	0.83
45:YZ:145:GLU:HG3	45:YZ:146:ILE:HG12	1.59	0.83
6:QF:17:SER:O	6:QF:20:ALA:N	2.11	0.83
25:YA:2098:U:H3	25:YA:2191:G:H1	1.26	0.83
25:RA:1359:A:N1	25:RA:1372:U:O4	2.11	0.83
25:YA:483:A:H4'	44:YY:49:VAL:HA	1.59	0.83
31:YH:12:PRO:HD3	31:YH:48:GLY:O	1.77	0.83
30:YG:27:ASN:HB3	30:YG:30:GLU:HG3	1.60	0.83
35:YP:19:VAL:HG13	35:YP:21:ARG:H	1.41	0.83
1:XA:963:G:N3	10:XJ:55:LYS:NZ	2.27	0.83
25:RA:857:C:H4'	46:R0:23:VAL:HG21	1.59	0.83
40:YU:90:VAL:O	40:YU:92:ARG:N	2.11	0.82
25:RA:530:G:O2'	25:RA:532:A:N7	2.12	0.82
32:RI:55:ALA:O	32:RI:58:LEU:HB3	1.78	0.82
19:XS:5:LEU:HG	50:Y4:66:SER:CB	2.09	0.82
25:YA:1021:A:H61	25:YA:1142(A):A:H61	1.22	0.82
4:QD:195:ALA:CB	6:XF:20:ALA:HB2	2.09	0.82
28:RE:20:ALA:C	28:RE:21:VAL:HG13	1.97	0.82
51:R5:4:HIS:HB3	51:R5:5:PRO:HD3	1.62	0.82
4:XD:9:CYS:SG	4:XD:22:LYS:HE2	2.19	0.82

*Continued on next page...*

*Continued from previous page...*

Atom-1	Atom-2	Interatomic distance (Å)	Clash overlap (Å)
6:QF:17:SER:O	6:QF:19:LEU:N	2.12	0.82
25:YA:620:G:H4'	25:YA:621:A:H5''	1.60	0.82
25:YA:2015:A:H1'	51:Y5:2:ALA:HA	1.60	0.82
51:R5:16:ARG:NH1	51:R5:17:ASP:OD1	2.13	0.82
1:XA:31:G:O2'	1:XA:48:C:N4	2.11	0.82
42:YW:90:ARG:HH11	42:YW:90:ARG:HG3	1.45	0.82
29:RF:197:ASP:O	29:RF:199:TRP:N	2.12	0.82
25:YA:2753:A:O2'	55:Y9:15:LYS:NZ	2.12	0.82
44:RY:29:GLU:HB3	44:RY:38:ILE:HG12	1.62	0.82
28:RE:22:PRO:HD2	28:RE:185:LYS:HD2	1.61	0.81
4:QD:167:GLY:CA	27:YD:135:PHE:HE1	1.83	0.81
25:RA:2308:G:N1	25:RA:2311:A:C2	2.47	0.81
47:Y1:7:ILE:HD12	47:Y1:62:VAL:HG11	1.62	0.81
19:QS:68:GLY:HA3	50:R4:68:ARG:HB2	1.62	0.81
25:RA:2068:U:H3	25:RA:2430:A:H2	1.28	0.81
28:RE:15:PHE:CD1	28:RE:20:ALA:HB2	2.14	0.81
25:YA:265:A:N6	25:YA:427:U:O2'	2.13	0.81
25:YA:1664:A:H61	25:YA:1996:C:H42	1.29	0.81
51:Y5:16:ARG:NH1	51:Y5:17:ASP:OD1	2.13	0.81
35:RP:62:LEU:HD21	54:R8:25:MET:HB2	1.61	0.81
33:YN:4:TYR:OH	33:YN:7:LYS:NZ	2.14	0.81
29:RF:103:LYS:HA	29:RF:106:ARG:HG3	1.63	0.81
1:XA:1002:G:H1	1:XA:1038:C:H42	1.27	0.81
48:Y2:47:ASN:O	48:Y2:49:LYS:N	2.12	0.81
19:QS:70:LYS:CE	50:R4:68:ARG:NH2	2.43	0.81
13:QM:14:ARG:H	13:QM:44:ARG:HD3	1.45	0.81
48:R2:47:ASN:O	48:R2:49:LYS:N	2.13	0.81
2:XB:69:LEU:HB3	2:XB:162:ILE:HG22	1.61	0.81
28:RE:201:THR:HG22	28:RE:203:LYS:H	1.45	0.81
39:RT:24:PRO:HA	39:RT:49:VAL:HG13	1.61	0.80
25:RA:676:A:H8	25:RA:2069:G:H21	1.29	0.80
31:YH:10:PRO:CD	31:YH:50:VAL:O	2.29	0.80
4:QD:30:LYS:C	4:QD:32:ALA:H	1.83	0.80
25:RA:273:G:H1	25:RA:364:C:H42	1.27	0.80
45:RZ:108:PRO:HA	45:RZ:142:SER:HA	1.60	0.80
25:YA:956:G:H5''	36:YQ:77:LYS:HE2	1.64	0.80
25:YA:1824:G:OP1	27:YD:52:ARG:NH1	2.14	0.80
32:YI:92:VAL:HG13	32:YI:120:ILE:HG23	1.64	0.80
28:RE:50:GLY:HA2	28:RE:77:ILE:HA	1.64	0.80
33:RN:42:TRP:O	40:RU:64:ARG:NH2	2.15	0.80
32:YI:130:TYR:HB3	32:YI:136:VAL:HG13	1.62	0.80

*Continued on next page...*



*Continued from previous page...*

Atom-1	Atom-2	Interatomic distance (Å)	Clash overlap (Å)
25:RA:847:U:C4	25:RA:933:A:N1	2.50	0.80
25:RA:958:U:OP2	36:RQ:14:ARG:NH1	2.13	0.80
25:RA:270(R):G:N3	47:R1:78:LYS:NZ	2.30	0.80
44:YY:76:CYS:SG	44:YY:77:PRO:HD2	2.22	0.80
13:QM:3:ARG:HA	13:QM:9:ILE:HG21	1.62	0.80
25:RA:768:G:O2'	25:RA:1379:A:N6	2.14	0.80
25:YA:1359:A:N6	25:YA:1372:U:C4	2.50	0.80
25:RA:2445:G:OP1	29:RF:74:ARG:NH2	2.15	0.80
13:XM:65:LYS:HD3	13:XM:69:GLU:HG3	1.63	0.79
25:YA:2580:U:H4'	28:YE:130:GLY:HA3	1.65	0.79
56:Z8:1:T17:H66	56:Z8:2:GLY:H	1.46	0.79
1:XA:1108:G:H5'	3:XC:176:HIS:HD1	1.47	0.79
3:XC:32:LEU:HD13	3:XC:59:ARG:HD3	1.64	0.79
25:YA:1169:G:N2	25:YA:1180:C:N3	2.30	0.79
43:YX:67:GLY:O	43:YX:69:TYR:N	2.15	0.79
31:YH:10:PRO:CD	31:YH:50:VAL:HG13	2.13	0.79
45:YZ:182:LYS:HG3	45:YZ:183:LEU:HD23	1.62	0.79
37:RR:104:ARG:HD2	37:RR:111:LEU:HD21	1.63	0.79
1:QA:346:G:OP1	39:RT:41:ARG:NH2	2.15	0.79
11:QK:21:ILE:HB	11:QK:84:VAL:HG12	1.65	0.79
2:XB:77:ALA:HB2	2:XB:211:ILE:HD13	1.64	0.79
25:YA:780:G:H21	25:YA:783:A:H62	1.30	0.79
1:QA:1392:G:H21	1:QA:1502:A:H8	1.29	0.79
15:QO:26:GLU:OE2	15:QO:77:ARG:NH1	2.16	0.79
20:XT:33:ILE:O	20:XT:37:SER:OG	2.00	0.79
35:YP:62:LEU:HD23	35:YP:62:LEU:H	1.46	0.79
6:QF:15:ASP:OD1	6:QF:17:SER:HB2	1.83	0.79
19:QS:67:VAL:HG12	50:R4:59:PHE:CD1	2.15	0.79
25:RA:978:G:H1	25:RA:985:C:H42	1.28	0.79
45:YZ:144:LEU:HD11	45:YZ:149:SER:HA	1.63	0.79
25:RA:270(T):G:H5''	47:R1:97:LEU:HD22	1.65	0.78
1:XA:664:G:H22	1:XA:741:G:H1	1.31	0.78
8:QH:91:ARG:HB2	12:QL:7:ILE:HG13	1.65	0.78
25:RA:1048:A:H2	25:RA:1112:G:H21	1.32	0.78
45:RZ:108:PRO:HG2	45:RZ:110:GLY:O	1.84	0.78
3:XC:59:ARG:HH12	3:XC:97:LYS:HE3	1.48	0.78
6:XF:50:TYR:OH	18:XR:74:ARG:O	2.00	0.78
13:QM:8:GLU:OE2	30:RG:115:ARG:HD3	1.84	0.78
35:RP:126:VAL:HG12	35:RP:147:LEU:HD21	1.63	0.78
4:XD:9:CYS:SG	4:XD:22:LYS:NZ	2.52	0.78
33:RN:95:PRO:O	33:RN:97:ARG:N	2.15	0.78

*Continued on next page...*

*Continued from previous page...*

Atom-1	Atom-2	Interatomic distance (Å)	Clash overlap (Å)
19:XS:5:LEU:CG	50:Y4:66:SER:HB2	2.14	0.78
51:R5:56:LYS:HE2	51:R5:58:LEU:CD2	2.14	0.78
12:XL:50:SER:O	12:XL:51:ALA:HB2	1.82	0.78
27:YD:121:PRO:HB3	27:YD:135:PHE:CZ	2.19	0.78
50:Y4:1:MET:SD	50:Y4:6:HIS:NE2	2.56	0.78
20:QT:100:ILE:HG13	20:QT:102:GLY:H	1.48	0.78
25:YA:847:U:C4	25:YA:933:A:N1	2.51	0.78
4:QD:167:GLY:HA2	27:YD:135:PHE:CE1	2.16	0.78
10:QJ:50:ILE:HA	10:QJ:60:ARG:HG2	1.66	0.78
27:RD:69:ARG:NH2	27:RD:128:GLY:O	2.17	0.78
27:YD:248:SER:CB	27:YD:252:TRP:CE2	2.66	0.78
31:YH:10:PRO:HG2	31:YH:50:VAL:CG1	2.13	0.78
25:RA:1359:A:C6	25:RA:1372:U:O4	2.37	0.78
13:XM:14:ARG:H	13:XM:44:ARG:HD3	1.49	0.78
32:RI:4:ILE:HD11	32:RI:44:LEU:HD12	1.66	0.77
19:XS:5:LEU:HG	50:Y4:66:SER:HB3	1.66	0.77
25:RA:2308:G:N1	25:RA:2311:A:H2	1.82	0.77
3:XC:20:SER:HB2	3:XC:40:ARG:HH22	1.50	0.77
34:YO:88:ASN:HD21	34:YO:92:GLU:HB2	1.47	0.77
25:RA:590:A:OP1	29:RF:95:ARG:NH1	2.17	0.77
25:RA:1311:G:N2	25:RA:1603:A:H62	1.83	0.77
56:Z7:1:T17:H55	56:Z7:1:T17:H10	1.65	0.77
1:XA:1298:C:H2'	7:XG:114:ARG:HH12	1.47	0.77
27:YD:69:ARG:NH2	27:YD:128:GLY:O	2.17	0.77
51:Y5:38:ALA:HB3	51:Y5:40:LYS:HE3	1.67	0.77
25:RA:2807:G:N1	25:RA:2893:G:O6	2.17	0.77
29:RF:66:PRO:O	29:RF:68:LYS:N	2.18	0.77
33:YN:95:PRO:O	33:YN:97:ARG:N	2.18	0.77
25:RA:1021:A:H61	25:RA:1142(A):A:H61	1.29	0.77
39:RT:41:ARG:NH1	39:RT:41:ARG:HB2	1.99	0.77
1:QA:1502:A:H2	1:QA:1505:G:H1	1.33	0.77
51:R5:35:GLU:HB3	51:R5:49:CYS:SG	2.25	0.77
1:XA:261:U:OP2	20:XT:79:ARG:NH2	2.17	0.77
25:YA:2068:U:H3	25:YA:2430:A:H2	1.32	0.77
35:YP:47:ASP:OD2	35:YP:50:ARG:NH2	2.17	0.77
1:QA:1243:C:OP2	21:QU:10:ARG:NH2	2.18	0.77
25:RA:873:G:H1	25:RA:904:C:H42	1.31	0.77
31:RH:125:VAL:CG1	31:RH:126:PRO:CG	2.63	0.77
1:XA:1368:G:OP1	9:XI:111:ARG:NH2	2.17	0.76
42:YW:90:ARG:HG3	42:YW:90:ARG:NH1	2.00	0.76
25:YA:2287:A:N6	25:YA:2344:U:H3	1.82	0.76

*Continued on next page...*

*Continued from previous page...*

Atom-1	Atom-2	Interatomic distance (Å)	Clash overlap (Å)
13:QM:80:ARG:CD	50:R4:71:ARG:HH22	1.99	0.76
25:YA:49:A:N7	25:YA:120:U:O4	2.18	0.76
25:YA:242:G:H5''	54:Y8:62:LEU:HD13	1.67	0.76
19:QS:67:VAL:CG1	50:R4:59:PHE:CE1	2.68	0.76
28:RE:9:VAL:HB	28:RE:25:VAL:HG23	1.66	0.76
37:RR:3:HIS:O	37:RR:5:LYS:N	2.19	0.76
23:QW:12:U:H3	23:QW:23:A:H61	1.33	0.76
26:RB:40:U:O2	26:RB:45:A:N6	2.19	0.76
1:XA:1305:G:H22	1:XA:1331:G:H2'	1.51	0.76
1:QA:31:G:O2'	1:QA:48:C:N4	2.18	0.76
43:RX:60:ARG:NH1	53:R7:47:ARG:HH22	1.83	0.76
1:XA:880:C:OP1	12:XL:12:ARG:NH1	2.18	0.76
16:XP:45:THR:HG22	16:XP:47:ASP:H	1.51	0.76
13:QM:80:ARG:NE	50:R4:71:ARG:HH12	1.83	0.76
19:XS:9:VAL:HG13	50:Y4:66:SER:O	1.86	0.76
29:YF:197:ASP:O	29:YF:199:TRP:N	2.19	0.76
37:YR:74:LYS:O	37:YR:76:VAL:N	2.18	0.76
38:RS:62:LYS:HB3	38:RS:97:ARG:HD3	1.67	0.76
1:XA:1130:A:O2'	9:XI:3:GLN:NE2	2.17	0.76
28:RE:15:PHE:CE1	28:RE:20:ALA:HB2	2.21	0.75
25:YA:1169:G:H1	25:YA:1180:C:H42	0.77	0.75
25:YA:1607:C:N4	25:YA:1622:G:OP2	2.19	0.75
1:QA:1055:A:N7	1:QA:1200:C:N4	2.34	0.75
25:YA:1309:G:H4'	53:Y7:7:PRO:HB2	1.68	0.75
44:RY:95:LYS:HB3	44:RY:100:ALA:HA	1.68	0.75
19:XS:5:LEU:HD11	50:Y4:67:TYR:N	2.00	0.75
19:QS:67:VAL:CB	50:R4:59:PHE:CZ	2.68	0.75
51:R5:55:ARG:HH11	51:R5:57:VAL:HA	1.49	0.75
1:XA:439:A:OP2	1:XA:493:G:N1	2.19	0.75
25:YA:2051:A:C2	25:YA:2052:G:O6	2.40	0.75
45:YZ:54:HIS:O	45:YZ:98:MET:CE	2.35	0.75
25:RA:1071:G:O6	25:RA:1091:G:O6	2.03	0.75
44:RY:87:LYS:HD3	44:RY:92:ASN:HB3	1.69	0.75
5:QE:102:ALA:HB1	5:QE:106:PRO:HG2	1.69	0.75
37:RR:74:LYS:O	37:RR:76:VAL:N	2.18	0.75
25:YA:67:U:N3	25:YA:74:A:C2	2.53	0.75
39:YT:27:THR:HG23	39:YT:90:GLN:HB3	1.67	0.75
39:YT:57:PHE:O	39:YT:58:ASN:ND2	2.20	0.75
40:YU:92:ARG:O	40:YU:94:ASN:N	2.20	0.75
1:XA:1128:C:N3	1:XA:1144:G:N2	2.35	0.75
35:RP:14:LYS:O	35:RP:16:ARG:N	2.20	0.75

*Continued on next page...*

*Continued from previous page...*

Atom-1	Atom-2	Interatomic distance (Å)	Clash overlap (Å)
44:RY:86:ARG:HB2	44:RY:95:LYS:HD2	1.69	0.75
52:R6:41:PRO:HG2	52:R6:45:LYS:H	1.52	0.75
1:XA:971:G:N2	1:XA:1363:A:OP2	2.20	0.75
19:XS:3:ARG:HB3	50:Y4:67:TYR:CD2	2.22	0.75
25:YA:888:C:H3'	25:YA:889:C:H4'	1.69	0.75
25:RA:155:C:H42	25:RA:171:G:H1	1.35	0.74
51:R5:58:LEU:N	51:R5:58:LEU:HD12	2.02	0.74
33:YN:13:TRP:HB2	33:YN:133:GLN:HG3	1.69	0.74
1:QA:345:C:OP1	39:RT:41:ARG:NH1	2.20	0.74
37:RR:56:LYS:NZ	37:RR:90:ARG:O	2.20	0.74
1:XA:1129:C:N4	1:XA:1133:G:O6	2.19	0.74
17:XQ:66:SER:O	17:XQ:70:ARG:NH1	2.20	0.74
41:YV:24:LYS:HA	41:YV:92:THR:HG23	1.68	0.74
8:QH:29:SER:HB3	8:QH:32:LYS:HG3	1.69	0.74
25:RA:674:G:H1'	29:RF:74:ARG:HD3	1.69	0.74
30:RG:34:LEU:HB2	30:RG:172:LEU:HD21	1.68	0.74
13:XM:3:ARG:HH22	30:YG:139:LEU:HD13	1.50	0.74
45:RZ:60:GLU:HA	45:RZ:66:SER:HA	1.68	0.74
38:YS:78:LEU:HD21	38:YS:108:GLY:HA3	1.68	0.74
5:QE:7:GLU:HG2	5:QE:112:LEU:HD22	1.69	0.74
11:XK:54:ARG:NH2	23:XW:39:U:O3'	2.20	0.74
39:YT:51:ARG:HG2	39:YT:98:LYS:HG3	1.70	0.74
45:YZ:30:ASN:HD22	45:YZ:90:VAL:HB	1.51	0.74
25:RA:631:A:OP2	54:R8:46:ARG:NH2	2.19	0.74
1:XA:1422:G:H5''	34:YO:48:PRO:HB3	1.69	0.74
28:YE:24:THR:CG2	28:YE:188:VAL:HG11	2.16	0.74
29:RF:6:VAL:HB	29:RF:24:LEU:CB	2.18	0.74
14:QN:24:CYS:CB	14:QN:27:CYS:SG	2.74	0.74
13:XM:62:ASN:HA	50:Y4:49:PHE:CD2	2.23	0.74
30:YG:161:THR:HG22	30:YG:163:ALA:H	1.53	0.74
1:QA:658:G:OP1	15:QO:8:LYS:NZ	2.20	0.74
5:QE:100:VAL:O	5:QE:107:ARG:NH2	2.20	0.74
28:RE:62:PRO:O	28:RE:64:LYS:N	2.20	0.74
31:YH:15:VAL:HG21	31:YH:76:VAL:HG13	1.68	0.74
38:YS:56:LEU:HB3	38:YS:58:LEU:HD22	1.69	0.74
19:QS:67:VAL:CG1	50:R4:59:PHE:CD1	2.71	0.74
45:YZ:95:PRO:CG	45:YZ:127:LYS:HD3	2.18	0.74
19:XS:5:LEU:HD11	50:Y4:66:SER:CA	2.18	0.73
19:XS:68:GLY:HA3	50:Y4:59:PHE:HE1	1.52	0.73
25:YA:630:G:OP1	54:Y8:46:ARG:NH1	2.21	0.73
1:QA:686:U:H1'	11:QK:42:TRP:HE1	1.51	0.73

*Continued on next page...*

*Continued from previous page...*

Atom-1	Atom-2	Interatomic distance (Å)	Clash overlap (Å)
1:QA:963:G:N3	10:QJ:55:LYS:NZ	2.32	0.73
4:QD:175:SER:HB3	4:QD:186:LEU:HD21	1.69	0.73
25:RA:1693:U:O2'	27:RD:14:ARG:NH2	2.21	0.73
47:R1:7:ILE:HG12	47:R1:91:LYS:HZ1	1.51	0.73
53:R7:9:ARG:NH2	53:R7:48:LYS:HB2	2.03	0.73
19:XS:68:GLY:CA	50:Y4:59:PHE:HE1	2.01	0.73
43:YX:27:THR:HB	43:YX:80:ILE:HB	1.69	0.73
1:QA:1086:U:H3	1:QA:1099:G:H22	1.35	0.73
50:Y4:9:LEU:H	50:Y4:27:THR:HG23	1.53	0.73
1:QA:677:U:H3	1:QA:713:G:H22	1.36	0.73
19:QS:70:LYS:NZ	50:R4:68:ARG:NH2	2.37	0.73
25:YA:2030:A:H4'	25:YA:2031:A:H8	1.52	0.73
35:YP:14:LYS:O	35:YP:16:ARG:N	2.22	0.73
13:XM:3:ARG:HG2	50:Y4:34:GLU:HG2	1.70	0.73
25:YA:483:A:H5'	44:YY:49:VAL:HG22	1.69	0.73
25:YA:676:A:H8	25:YA:2069:G:H21	1.33	0.73
45:YZ:158:PRO:O	45:YZ:160:GLY:N	2.22	0.73
3:QC:58:GLU:HB2	3:QC:65:ALA:HB3	1.70	0.73
4:XD:7:PRO:HB2	4:XD:10:ARG:HD2	1.69	0.73
13:XM:11:ARG:HH21	30:YG:146:TYR:HD2	1.35	0.73
31:YH:86:GLU:HG3	31:YH:165:ALA:H	1.53	0.73
4:QD:30:LYS:HD3	4:QD:30:LYS:N	2.03	0.73
56:Z7:1:T17:H62	56:Z7:3:GLY:H	1.54	0.73
36:YQ:24:GLY:O	36:YQ:26:TYR:N	2.19	0.73
25:RA:1443:G:H1	25:RA:1548:C:H42	1.35	0.73
53:R7:9:ARG:NH2	53:R7:48:LYS:HD2	1.98	0.73
36:YQ:111:GLU:OE1	36:YQ:133:ARG:NH2	2.22	0.73
25:RA:1071:G:N1	25:RA:1091:G:N7	2.33	0.73
45:RZ:111:VAL:HG22	45:RZ:112:ARG:N	2.03	0.73
36:YQ:104:PHE:HE2	36:YQ:125:LEU:HD11	1.54	0.73
1:QA:261:U:OP2	20:QT:79:ARG:NH2	2.22	0.72
13:QM:80:ARG:HD3	50:R4:71:ARG:CZ	2.19	0.72
25:RA:392:C:H5''	25:RA:409:C:H5''	1.70	0.72
25:RA:1019:U:H3	25:RA:1142(A):A:H62	1.37	0.72
25:RA:1310:G:OP2	53:R7:9:ARG:NH1	2.22	0.72
25:RA:1607:C:N4	25:RA:1622:G:OP2	2.22	0.72
1:XA:973:G:OP1	10:XJ:57:LYS:NZ	2.22	0.72
25:YA:587:C:OP2	35:YP:21:ARG:NH2	2.21	0.72
25:YA:1509:C:H3'	25:YA:1510:A:H5''	1.71	0.72
7:QG:9:VAL:HG13	7:QG:94:ARG:HH21	1.54	0.72
25:RA:1411:C:H42	25:RA:1591:G:H1	1.34	0.72

*Continued on next page...*

*Continued from previous page...*

Atom-1	Atom-2	Interatomic distance (Å)	Clash overlap (Å)
25:RA:882:G:H1	25:RA:894:C:H42	1.35	0.72
32:RI:5:LEU:HD11	32:RI:19:VAL:HG12	1.70	0.72
25:YA:2701:C:H3'	25:YA:2702:U:C5'	2.19	0.72
50:Y4:48:ARG:HH12	50:Y4:52:THR:HG22	1.54	0.72
3:QC:20:SER:HB2	3:QC:40:ARG:HH22	1.54	0.72
25:RA:2502:G:H5''	25:RA:2503:A:H5''	1.70	0.72
1:XA:1086:U:H3	1:XA:1099:G:H22	1.36	0.72
32:YI:144:VAL:HG13	32:YI:145:VAL:HG13	1.70	0.72
28:RE:21:VAL:HG23	28:RE:22:PRO:N	2.05	0.72
30:YG:64:THR:HG23	30:YG:66:GLN:H	1.55	0.72
25:RA:884:C:O2	25:RA:892:G:N1	2.23	0.72
44:YY:51:VAL:HG13	44:YY:52:SER:H	1.54	0.72
17:QQ:4:LYS:HE3	17:QQ:6:LEU:HD21	1.72	0.72
31:RH:125:VAL:CG1	31:RH:126:PRO:HG3	2.20	0.72
32:RI:93:THR:HG22	32:RI:119:PRO:HB3	1.72	0.72
25:YA:1190:G:OP1	35:YP:30:THR:OG1	2.06	0.72
30:YG:6:ALA:H	50:Y4:23:GLU:HG2	1.54	0.72
1:XA:243:A:H4'	1:XA:244:U:H3'	1.70	0.72
27:YD:35:LYS:HD2	27:YD:104:TYR:CE1	2.25	0.72
45:YZ:91:LEU:CD1	45:YZ:96:VAL:HG21	2.20	0.72
31:RH:125:VAL:HG12	31:RH:126:PRO:HG3	1.70	0.72
19:XS:5:LEU:HD11	50:Y4:66:SER:HB2	1.71	0.72
31:YH:129:THR:OG1	31:YH:129:THR:O	2.08	0.72
34:YO:47:ILE:HG13	34:YO:48:PRO:HD2	1.72	0.72
45:YZ:96:VAL:HG12	45:YZ:128:VAL:O	1.89	0.72
48:Y2:42:GLY:O	48:Y2:44:LEU:N	2.20	0.72
46:R0:68:GLU:OE1	46:R0:82:ARG:NH1	2.23	0.71
1:XA:564:C:O2'	8:XH:91:ARG:NH2	2.23	0.71
12:QL:7:ILE:HG21	17:QQ:34:LYS:HB2	1.71	0.71
45:YZ:103:ARG:HB2	45:YZ:138:GLU:HG2	1.72	0.71
25:RA:987:G:O2'	25:RA:1000:A:N3	2.20	0.71
25:RA:1138:G:H21	33:RN:106:MET:HE3	1.54	0.71
36:RQ:81:VAL:C	36:RQ:82:ARG:HG2	2.10	0.71
45:RZ:166:SER:HB2	45:RZ:168:GLU:N	2.05	0.71
51:R5:56:LYS:O	51:R5:57:VAL:HG12	1.89	0.71
9:XI:114:TYR:HE2	10:XJ:60:ARG:H	1.38	0.71
31:YH:153:LYS:HG2	31:YH:162:ILE:HG13	1.72	0.71
4:QD:159:ARG:NH2	25:YA:2197:U:OP1	2.22	0.71
19:QS:67:VAL:N	50:R4:59:PHE:CZ	2.59	0.71
28:YE:170:LEU:HD21	28:YE:187:ALA:HB3	1.72	0.71
29:RF:24:LEU:HG	29:RF:115:ALA:HB2	1.72	0.71

*Continued on next page...*

*Continued from previous page...*

Atom-1	Atom-2	Interatomic distance (Å)	Clash overlap (Å)
52:R6:17:LYS:HB3	52:R6:44:ARG:HH22	1.55	0.71
5:XE:10:MET:HB3	5:XE:32:VAL:HG22	1.70	0.71
38:YS:24:LEU:HB2	38:YS:85:VAL:HG12	1.70	0.71
45:YZ:102:LEU:HG	45:YZ:123:ASP:HA	1.72	0.71
10:QJ:61:GLU:OE2	14:QN:45:ARG:NH1	2.23	0.71
35:RP:38:GLN:HG2	35:RP:45:LEU:HD12	1.72	0.71
49:R3:8:LEU:HD13	49:R3:31:LEU:HD23	1.71	0.71
25:YA:2315:G:OP1	30:YG:36:LYS:NZ	2.24	0.71
51:R5:52:TYR:O	51:R5:53:ALA:CB	2.37	0.71
8:XH:10:LEU:HD22	8:XH:83:ILE:HD11	1.72	0.71
33:YN:89:LYS:O	33:YN:93:THR:HG22	1.90	0.71
39:YT:77:PRO:HB2	39:YT:80:SER:HB2	1.72	0.71
2:QB:115:LEU:HB2	2:QB:145:LEU:HD12	1.73	0.71
30:RG:61:ALA:HB2	30:RG:68:PRO:HD3	1.72	0.71
20:XT:45:GLN:HB2	20:XT:91:LEU:HD13	1.73	0.71
25:YA:1310:G:OP2	53:Y7:9:ARG:NH1	2.24	0.71
38:YS:106:ARG:HA	38:YS:110:LEU:HD21	1.73	0.71
44:YY:42:VAL:HG12	44:YY:65:ALA:HB3	1.71	0.71
25:RA:1045:A:C8	25:RA:1111:A:N6	2.59	0.71
1:XA:953:G:H5'	1:XA:965:A:H61	1.55	0.71
34:YO:2:ILE:HD12	34:YO:6:THR:HG21	1.72	0.71
23:XW:8:U:O2'	23:XW:21:A:N1	2.23	0.70
44:YY:29:GLU:HB3	44:YY:38:ILE:HG23	1.70	0.70
48:R2:29:LYS:HE3	48:R2:57:ILE:HG21	1.73	0.70
54:Y8:58:ILE:HD13	54:Y8:61:LEU:HD21	1.73	0.70
1:QA:1204:A:OP1	14:QN:3:ARG:NH2	2.24	0.70
4:QD:195:ALA:HB2	6:XF:20:ALA:HB2	1.73	0.70
31:RH:106:THR:HG22	31:RH:112:PRO:HB3	1.72	0.70
32:RI:98:ALA:HB2	32:RI:111:PRO:HB3	1.72	0.70
1:XA:954:G:H21	1:XA:1227:A:N6	1.84	0.70
10:XJ:50:ILE:HA	10:XJ:60:ARG:HG2	1.72	0.70
25:YA:2287:A:N6	25:YA:2344:U:N3	2.37	0.70
27:YD:43:ARG:HB3	27:YD:54:ARG:HB2	1.74	0.70
30:YG:47:LYS:HD3	30:YG:81:LYS:HB2	1.73	0.70
13:QM:59:TYR:O	13:QM:63:THR:OG1	2.07	0.70
25:RA:1543:A:H1'	25:RA:1545:A:C4'	2.21	0.70
42:RW:29:LEU:HD22	42:RW:69:LEU:HD11	1.72	0.70
25:YA:602:G:HO2'	25:YA:604:G:HO2'	1.34	0.70
35:YP:62:LEU:HD23	35:YP:62:LEU:N	2.05	0.70
42:YW:17:VAL:HG12	42:YW:76:VAL:HG11	1.72	0.70
3:QC:79:ARG:HH21	11:XK:96:ARG:HG3	1.55	0.70

*Continued on next page...*

*Continued from previous page...*

Atom-1	Atom-2	Interatomic distance (Å)	Clash overlap (Å)
13:QM:7:VAL:CG2	30:RG:113:ARG:O	2.37	0.70
19:QS:40:ILE:HD11	19:QS:62:ILE:HD12	1.74	0.70
19:QS:41:VAL:HB	19:QS:42:PRO:HA	1.74	0.70
10:XJ:61:GLU:OE2	14:YN:45:ARG:NH1	2.25	0.70
13:XM:80:ARG:HE	50:Y4:71:ARG:HH22	1.39	0.70
18:XR:58:LEU:HD23	18:XR:62:GLU:HB3	1.74	0.70
19:XS:5:LEU:HD12	50:Y4:66:SER:HA	1.73	0.70
25:RA:1061:U:H5'	25:RA:1070:A:H1'	1.74	0.70
19:XS:5:LEU:CD1	50:Y4:66:SER:HA	2.22	0.70
45:YZ:54:HIS:O	45:YZ:98:MET:HE1	1.91	0.70
25:YA:1667:G:O2'	25:YA:1991:U:O4	2.09	0.70
29:YF:185:ASP:HA	29:YF:188:ARG:HD3	1.72	0.70
39:RT:18:ASP:OD1	39:RT:18:ASP:N	2.20	0.70
1:QA:259:G:H1	1:QA:267:C:H42	1.38	0.70
1:QA:589:C:H42	1:QA:650:G:H1	1.40	0.70
25:RA:1543:A:O2'	25:RA:1544:C:H3'	1.90	0.70
32:RI:52:ARG:O	32:RI:56:LYS:CB	2.39	0.70
1:XA:1200:C:O2'	1:XA:1201:A:OP2	2.10	0.70
13:XM:7:VAL:HG13	13:XM:8:GLU:OE2	1.92	0.70
14:YN:48:ALA:HB2	14:YN:53:LEU:HD12	1.74	0.70
25:YA:250:G:OP2	54:Y8:13:ARG:NH2	2.25	0.70
25:YA:498:G:N3	44:YY:47:LYS:NZ	2.37	0.70
25:YA:2245:U:H5'	25:YA:2246:G:H5'	1.73	0.70
1:QA:953:G:H5'	1:QA:965:A:H61	1.55	0.70
31:RH:125:VAL:CG1	31:RH:126:PRO:CD	2.48	0.70
2:XB:185:ILE:HG22	2:XB:199:TYR:HB2	1.74	0.70
10:QJ:48:THR:HA	10:QJ:62:HIS:HB3	1.72	0.69
25:RA:265:A:N6	25:RA:427:U:O2'	2.25	0.69
25:RA:2404:C:O3'	35:RP:77:ARG:NH2	2.24	0.69
28:RE:119:ARG:HB3	28:RE:120:TRP:CD1	2.27	0.69
19:XS:5:LEU:CD1	50:Y4:66:SER:CA	2.70	0.69
1:QA:1263:C:H42	1:QA:1272:G:H1	1.40	0.69
27:RD:93:ALA:HB3	27:RD:105:ILE:HG22	1.74	0.69
50:R4:18:CYS:SG	50:R4:19:GLY:N	2.65	0.69
4:XD:105:VAL:HG13	4:XD:110:PHE:HB2	1.74	0.69
45:YZ:80:ARG:HH21	45:YZ:82:ARG:HH22	1.40	0.69
25:YA:270(T):G:H5''	47:Y1:97:LEU:HD22	1.73	0.69
25:YA:1045:A:C6	25:YA:1111:A:N7	2.59	0.69
25:YA:1899:G:H21	25:YA:1902:C:N4	1.89	0.69
26:RB:38:C:N4	26:RB:44:G:H1	1.90	0.69
1:XA:1008:C:N4	1:XA:1021:G:H1	1.87	0.69

*Continued on next page...*



*Continued from previous page...*

Atom-1	Atom-2	Interatomic distance (Å)	Clash overlap (Å)
29:YF:182:ASN:ND2	29:YF:185:ASP:OD2	2.19	0.69
1:XA:1054:C:OP2	1:XA:1197:G:OP2	2.10	0.69
20:XT:100:ILE:HG13	20:XT:102:GLY:H	1.56	0.69
25:YA:372:G:N2	25:YA:401:A:OP2	2.22	0.69
25:YA:482:A:H4'	44:YY:47:LYS:HD2	1.73	0.69
27:YD:182:LEU:H	27:YD:272:ALA:HB3	1.56	0.69
45:YZ:95:PRO:HB2	45:YZ:127:LYS:HG2	1.73	0.69
13:XM:53:VAL:HG12	13:XM:57:ARG:HH12	1.57	0.69
19:XS:10:PHE:HB2	19:XS:39:THR:H	1.54	0.69
50:Y4:56:VAL:HA	50:Y4:60:GLN:HB2	1.73	0.69
7:QG:153:HIS:CE1	11:QK:57:THR:HG23	2.28	0.69
19:XS:5:LEU:CG	50:Y4:66:SER:CB	2.70	0.69
27:YD:71:ASP:HB2	27:YD:103:ARG:HH22	1.58	0.69
51:Y5:46:CYS:SG	51:Y5:50:GLY:HA2	2.33	0.69
52:Y6:11:LEU:HD11	52:Y6:51:GLU:HG3	1.75	0.69
1:QA:49:U:O4	1:QA:365:U:O4	2.10	0.69
13:QM:80:ARG:CB	50:R4:71:ARG:HH22	2.06	0.69
36:RQ:37:LEU:HD21	36:RQ:130:LYS:HE3	1.74	0.69
50:R4:7:PRO:HB2	50:R4:27:THR:HG21	1.74	0.69
51:R5:41:PRO:O	51:R5:44:THR:OG1	2.10	0.69
1:XA:674:G:H2'	1:XA:675:A:H8	1.57	0.69
13:XM:93:ARG:NH1	25:YA:888:C:OP1	2.25	0.69
25:YA:956:G:OP2	36:YQ:14:ARG:NH2	2.24	0.69
29:YF:184:TYR:O	29:YF:188:ARG:HG3	1.93	0.69
31:RH:86:GLU:HG3	31:RH:165:ALA:H	1.56	0.69
1:XA:27:G:H4'	4:XD:209:ARG:HG3	1.75	0.69
25:YA:1980:G:O2'	25:YA:1982:C:OP2	2.09	0.69
29:YF:110:LEU:HD11	29:YF:181:LEU:HD13	1.74	0.69
1:QA:954:G:H21	1:QA:1227:A:H62	1.40	0.69
13:QM:57:ARG:NH2	50:R4:34:GLU:HA	2.08	0.69
25:RA:2857:G:N2	25:RA:2860:A:OP2	2.22	0.69
1:XA:1128:C:N4	1:XA:1144:G:H1	1.91	0.69
6:XF:68:PRO:HG2	6:XF:71:ARG:HG3	1.75	0.69
28:YE:128:SER:OG	28:YE:129:HIS:N	2.24	0.69
13:QM:8:GLU:OE1	30:RG:115:ARG:CZ	2.41	0.68
19:QS:9:VAL:HG13	50:R4:66:SER:O	1.94	0.68
25:RA:1045:A:C6	25:RA:1111:A:N7	2.61	0.68
25:RA:2287:A:N6	25:RA:2344:U:N3	2.35	0.68
28:RE:2:LYS:HD3	28:RE:95:ILE:HG22	1.75	0.68
32:RI:52:ARG:C	32:RI:56:LYS:HB3	2.12	0.68
42:RW:29:LEU:HG	42:RW:33:ARG:HD2	1.74	0.68

*Continued on next page...*

*Continued from previous page...*

Atom-1	Atom-2	Interatomic distance (Å)	Clash overlap (Å)
45:YZ:141:VAL:HG23	45:YZ:144:LEU:HB2	1.74	0.68
27:RD:25:THR:O	27:RD:27:THR:N	2.26	0.68
19:XS:3:ARG:HB3	50:Y4:67:TYR:HD2	1.56	0.68
29:YF:157:VAL:HB	29:YF:194:MET:HB3	1.76	0.68
1:QA:439:A:OP2	1:QA:493:G:N1	2.26	0.68
45:RZ:110:GLY:HA2	45:RZ:111:VAL:C	2.14	0.68
51:R5:55:ARG:HG3	51:R5:57:VAL:N	2.09	0.68
14:YN:13:THR:N	14:YN:14:PRO:HD2	2.08	0.68
27:YD:25:THR:O	27:YD:27:THR:N	2.26	0.68
39:YT:123:GLN:O	39:YT:125:ARG:N	2.26	0.68
1:QA:501:C:OP1	12:QL:117:ARG:NH2	2.24	0.68
5:QE:79:GLU:OE2	8:QH:104:ARG:HA	1.94	0.68
25:RA:273:G:H1	25:RA:364:C:N4	1.90	0.68
30:RG:66:GLN:NE2	30:RG:93:THR:O	2.26	0.68
1:XA:501:C:OP1	12:XL:117:ARG:NH2	2.27	0.68
1:XA:992:U:H3	1:XA:1044:A:H62	1.41	0.68
25:YA:910:A:H62	36:YQ:12:GLN:HA	1.57	0.68
25:YA:1728:G:N1	25:YA:1730:U:OP2	2.27	0.68
25:YA:2123:G:H1	25:YA:2175:C:H42	1.42	0.68
47:Y1:73:LEU:HD13	47:Y1:90:ILE:HG22	1.76	0.68
3:QC:3:ASN:N	3:QC:3:ASN:OD1	2.27	0.68
23:QW:7:A:H61	23:QW:66:U:H3	1.42	0.68
30:RG:47:LYS:HD3	30:RG:81:LYS:HB2	1.76	0.68
1:XA:707:C:OP1	11:XK:85:ARG:NH1	2.26	0.68
25:YA:2576:G:O2'	25:YA:2579:C:OP2	2.12	0.68
35:YP:64:LYS:C	35:YP:66:GLY:H	1.95	0.68
25:RA:242:G:H5''	54:R8:62:LEU:HD13	1.74	0.68
25:RA:2131:G:H4'	25:RA:2132:U:H4'	1.74	0.68
37:RR:38:VAL:HG22	37:RR:112:ALA:HB2	1.75	0.68
2:XB:235:SER:OG	2:XB:236:TYR:N	2.25	0.68
25:RA:654(A):G:H1	25:RA:654(T):C:N4	1.91	0.68
25:RA:978:G:H1	25:RA:985:C:N4	1.92	0.68
25:RA:1689:A:H62	25:RA:1698:A:H2	1.42	0.68
1:XA:438:G:H4'	4:XD:123:HIS:CD2	2.29	0.68
1:XA:1028(B):C:N4	1:XA:1032(A):G:H1	1.91	0.68
2:XB:178:ARG:HG3	8:XH:72:PRO:HA	1.75	0.68
28:YE:95:ILE:H	28:YE:95:ILE:HD12	1.59	0.68
25:YA:2306:C:H3'	25:YA:2307:G:H5''	1.75	0.68
27:YD:142:VAL:HG23	27:YD:193:VAL:HA	1.75	0.68
31:YH:15:VAL:HG11	31:YH:79:VAL:HG23	1.75	0.68
33:YN:133:GLN:HB2	33:YN:135:PRO:HD3	1.76	0.68

*Continued on next page...*

*Continued from previous page...*

Atom-1	Atom-2	Interatomic distance (Å)	Clash overlap (Å)
36:YQ:37:LEU:HD21	36:YQ:130:LYS:HE3	1.74	0.68
1:QA:542:G:OP1	4:QD:10:ARG:NH2	2.27	0.68
2:QB:27:LYS:HD2	2:QB:193:ASP:HB2	1.75	0.68
36:RQ:12:GLN:HG2	36:RQ:73:PRO:HD2	1.75	0.68
5:QE:11:ILE:HG13	5:QE:31:LEU:HB3	1.76	0.68
25:YA:573:G:OP2	41:YV:78:LYS:NZ	2.27	0.68
27:YD:248:SER:OG	27:YD:252:TRP:CE2	2.46	0.68
27:YD:248:SER:OG	27:YD:252:TRP:NE1	2.25	0.68
35:YP:39:LYS:HG3	35:YP:45:LEU:HD22	1.75	0.68
11:QK:58:PRO:HB2	11:QK:93:GLN:HG3	1.75	0.67
22:QV:76:A:HO2'	25:RA:2451:A:HO2'	1.36	0.67
30:RG:83:ARG:H	30:RG:86:MET:HG3	1.59	0.67
1:XA:347:G:H1'	1:XA:348:G:H5''	1.76	0.67
25:YA:1509:C:N3	25:YA:1511:A:N6	2.41	0.67
26:YB:24:G:O6	26:YB:56:G:O2'	2.09	0.67
16:QP:4:ILE:HG12	16:QP:21:VAL:HG12	1.75	0.67
25:RA:2115:G:N2	25:RA:2165:G:N7	2.36	0.67
13:XM:61:GLU:O	50:Y4:49:PHE:CE2	2.47	0.67
25:YA:1021:A:OP2	33:YN:65:LYS:NZ	2.27	0.67
1:QA:1346:A:H5''	9:QI:120:ARG:HH12	1.58	0.67
19:QS:70:LYS:HZ1	50:R4:68:ARG:NH2	1.92	0.67
25:RA:587:C:OP2	35:RP:21:ARG:NH2	2.28	0.67
31:RH:127:GLU:HB2	31:RH:130:ARG:HB3	1.76	0.67
31:RH:152:ARG:HG3	31:RH:153:LYS:HD2	1.77	0.67
36:YQ:134:ARG:NH1	45:YZ:122:ARG:NH2	2.34	0.67
54:Y8:29:LYS:O	54:Y8:31:HIS:N	2.27	0.67
6:QF:15:ASP:OD2	6:QF:18:GLN:CD	2.33	0.67
19:QS:29:ARG:HD3	19:QS:30:LEU:HD13	1.77	0.67
51:R5:35:GLU:CB	51:R5:49:CYS:SG	2.82	0.67
25:YA:1479:G:N7	25:YA:1510:A:N6	2.41	0.67
25:RA:1187:G:H5''	41:RV:81:TYR:CE1	2.29	0.67
28:RE:20:ALA:C	28:RE:21:VAL:CG1	2.62	0.67
5:XE:31:LEU:HD23	5:XE:45:PHE:CD1	2.30	0.67
19:XS:5:LEU:CD1	50:Y4:66:SER:HB2	2.24	0.67
25:YA:67:U:N3	25:YA:74:A:H2	1.92	0.67
25:YA:2308:G:H1	25:YA:2311:A:H2	1.38	0.67
28:YE:1:MET:N	28:YE:83:ASP:O	2.28	0.67
31:YH:137:ASP:OD1	31:YH:138:LYS:N	2.27	0.67
41:RV:72:VAL:HG13	41:RV:85:LYS:HB3	1.75	0.67
19:XS:40:ILE:HG12	19:XS:41:VAL:HG13	1.76	0.67
25:YA:2168:G:N2	25:YA:2170:A:N7	2.42	0.67

*Continued on next page...*

*Continued from previous page...*

Atom-1	Atom-2	Interatomic distance (Å)	Clash overlap (Å)
36:YQ:89:ASN:O	36:YQ:92:GLY:N	2.18	0.67
25:RA:807:U:H2'	25:RA:808:G:H8	1.60	0.67
25:RA:2168:G:N2	25:RA:2170:A:N7	2.38	0.67
27:RD:182:LEU:H	27:RD:272:ALA:HB3	1.59	0.67
23:XW:49:C:N4	23:XW:65:G:H1	1.93	0.67
25:YA:443:A:H3'	29:YF:45:ARG:HH12	1.60	0.67
25:YA:1490:A:O2'	27:YD:99:ASP:OD1	2.12	0.67
27:YD:35:LYS:HG2	27:YD:64:ILE:H	1.59	0.67
35:YP:64:LYS:C	35:YP:66:GLY:N	2.48	0.67
51:Y5:39:MET:O	51:Y5:40:LYS:HG3	1.94	0.67
1:QA:78:G:O6	1:QA:91:C:N4	2.27	0.67
25:RA:857:C:OP2	46:R0:77:ARG:NH2	2.23	0.67
39:RT:84:GLN:HG2	39:RT:85:LYS:HG2	1.76	0.67
2:XB:174:VAL:HG13	2:XB:184:VAL:HG11	1.75	0.67
8:XH:120:THR:H	8:XH:123:GLU:HB2	1.59	0.67
26:YB:44:G:H1'	26:YB:47:C:N4	2.09	0.67
39:YT:16:ARG:NH2	39:YT:83:ILE:O	2.27	0.67
25:RA:49:A:N7	25:RA:120:U:C5	2.63	0.67
25:RA:598:G:H5'	35:RP:11:GLY:HA3	1.77	0.67
29:RF:143:ALA:HB1	29:RF:148:LEU:HB2	1.75	0.67
31:RH:41:MET:HE1	31:RH:64:LEU:HD22	1.75	0.67
1:XA:255:G:C6	1:XA:256:U:C4	2.82	0.67
1:XA:542:G:OP1	4:XD:10:ARG:NH2	2.28	0.67
2:XB:168:THR:HB	2:XB:192:SER:HB2	1.77	0.67
32:YI:5:LEU:HD21	32:YI:12:LEU:HB3	1.76	0.67
37:YR:78:LYS:HE2	37:YR:83:ILE:HD11	1.77	0.67
41:YV:52:VAL:HG21	41:YV:55:ALA:HB3	1.76	0.67
1:QA:1347:G:N2	1:QA:1374:A:OP2	2.26	0.67
13:QM:57:ARG:HH21	50:R4:34:GLU:HA	1.58	0.67
25:RA:2392:A:C8	35:RP:60:MET:HG2	2.30	0.67
27:RD:49:ILE:HD11	27:RD:52:ARG:HA	1.77	0.67
39:RT:36:GLU:HG3	39:RT:41:ARG:HD3	1.77	0.67
7:XG:89:MET:HE1	7:XG:156:TRP:H	1.60	0.67
23:XW:38:A:H3'	23:XW:39:U:H5''	1.77	0.67
25:YA:1057:A:H62	25:YA:1086:A:H2'	1.59	0.67
25:YA:2849:U:H5	39:YT:93:ARG:HH12	1.42	0.67
32:RI:3:VAL:HG12	32:RI:38:LEU:HA	1.77	0.66
36:RQ:30:GLY:HA2	36:RQ:107:ALA:HB2	1.78	0.66
25:YA:2444:G:OP2	29:YF:68:LYS:HE3	1.94	0.66
25:RA:654(A):G:N2	25:RA:654(T):C:N3	2.44	0.66
32:YI:4:ILE:HG12	32:YI:18:VAL:HG22	1.76	0.66

*Continued on next page...*

*Continued from previous page...*

Atom-1	Atom-2	Interatomic distance (Å)	Clash overlap (Å)
4:QD:154:ASN:N	4:QD:154:ASN:OD1	2.26	0.66
32:RI:4:ILE:HG12	32:RI:18:VAL:HG22	1.78	0.66
51:R5:58:LEU:HD13	51:R5:60:VAL:CG1	2.24	0.66
55:R9:27:CYS:SG	55:R9:29:ASN:ND2	2.69	0.66
1:XA:1028(B):C:H42	1:XA:1032(A):G:H1	1.43	0.66
25:YA:581:C:H2'	25:YA:582:G:H8	1.60	0.66
25:RA:270(R):G:OP1	32:RI:42:SER:OG	2.12	0.66
51:R5:46:CYS:SG	51:R5:49:CYS:N	2.61	0.66
51:R5:56:LYS:HE2	51:R5:58:LEU:HD21	1.78	0.66
1:XA:1004:A:H1'	1:XA:1036:G:H22	1.59	0.66
5:XE:37:ARG:HA	5:XE:114:GLY:H	1.59	0.66
10:XJ:7:LYS:HB2	10:XJ:97:GLU:HB2	1.76	0.66
31:YH:86:GLU:HG3	31:YH:165:ALA:N	2.10	0.66
1:QA:1054:C:OP2	1:QA:1197:G:OP2	2.14	0.66
25:RA:2392:A:H8	35:RP:60:MET:HG2	1.59	0.66
26:RB:24:G:O6	26:RB:56:G:O2'	2.12	0.66
30:RG:6:ALA:H	50:R4:23:GLU:HG2	1.60	0.66
1:XA:1053:G:H5'	1:XA:1054:C:H5'	1.77	0.66
13:XM:105:THR:O	13:XM:107:ALA:N	2.29	0.66
25:YA:674:G:H1'	29:YF:74:ARG:HD3	1.77	0.66
42:YW:45:TYR:CZ	42:YW:49:LYS:HD2	2.30	0.66
44:YY:49:VAL:O	44:YY:51:VAL:N	2.29	0.66
1:QA:8:A:N6	4:QD:205:GLU:O	2.28	0.66
3:QC:70:VAL:HG12	3:QC:72:LYS:H	1.60	0.66
47:R1:7:ILE:HG12	47:R1:91:LYS:NZ	2.11	0.66
25:YA:1407:C:H42	25:YA:1595:G:H1	1.43	0.66
36:YQ:137:TYR:CE1	45:YZ:83:PRO:HG3	2.31	0.66
44:YY:97:ARG:HE	44:YY:98:VAL:HB	1.61	0.66
13:QM:80:ARG:HE	50:R4:71:ARG:NH1	1.87	0.66
19:QS:39:THR:HG22	19:QS:40:ILE:H	1.61	0.66
25:RA:372:G:N2	25:RA:401:A:OP2	2.23	0.66
25:RA:2298:A:H62	25:RA:2318:G:H8	1.44	0.66
28:RE:63:LEU:HD13	28:RE:65:GLY:H	1.60	0.66
25:YA:2343:C:O2'	25:YA:2373:G:O2'	2.14	0.66
1:QA:1002:G:H2'	1:QA:1003:G:C8	2.30	0.66
29:RF:149:ASP:OD1	29:RF:149:ASP:N	2.27	0.66
25:YA:2470:G:H5'	36:YQ:56:ARG:HH22	1.61	0.66
45:YZ:60:GLU:HA	45:YZ:66:SER:HA	1.77	0.66
45:YZ:182:LYS:HG3	45:YZ:183:LEU:HA	1.78	0.66
1:QA:1055:A:O2'	3:QC:161:GLU:OE2	2.12	0.66
25:YA:780:G:N2	25:YA:783:A:H62	1.94	0.66

*Continued on next page...*

*Continued from previous page...*

Atom-1	Atom-2	Interatomic distance (Å)	Clash overlap (Å)
25:YA:1013:C:H42	25:YA:1149:G:H1	1.43	0.66
33:YN:35:ARG:O	33:YN:37:LYS:N	2.29	0.66
35:YP:105:LEU:O	35:YP:106:LEU:HB2	1.95	0.66
38:YS:55:ALA:O	38:YS:56:LEU:HB2	1.96	0.66
45:YZ:128:VAL:HB	45:YZ:161:VAL:HG13	1.77	0.66
1:QA:1175:G:H2'	1:QA:1176:A:C8	2.30	0.66
36:RQ:135:ASP:OD1	36:RQ:135:ASP:N	2.23	0.66
44:RY:49:VAL:O	44:RY:51:VAL:N	2.29	0.66
45:RZ:19:ARG:NH1	45:RZ:84:GLU:O	2.28	0.66
19:XS:50:ALA:HB1	19:XS:57:HIS:HB3	1.77	0.66
25:YA:2848:G:O2'	25:YA:2867:G:N2	2.28	0.66
41:YV:21:ARG:HD2	41:YV:91:TYR:CD1	2.31	0.66
39:RT:102:ILE:HB	39:RT:110:ILE:HD13	1.78	0.65
25:YA:2051:A:H2	25:YA:2052:G:O6	1.76	0.65
31:YH:153:LYS:HB3	31:YH:162:ILE:H	1.61	0.65
39:YT:16:ARG:HD3	39:YT:19:LEU:HD11	1.77	0.65
25:RA:1359:A:N1	25:RA:1372:U:C4	2.64	0.65
25:RA:2747:G:H21	25:RA:2757:A:H62	1.43	0.65
43:RX:60:ARG:HH12	53:R7:47:ARG:HH22	1.40	0.65
50:R4:1:MET:SD	50:R4:6:HIS:NE2	2.69	0.65
51:R5:58:LEU:HD12	51:R5:58:LEU:H	1.59	0.65
53:R7:9:ARG:HH21	53:R7:48:LYS:CD	1.99	0.65
1:XA:555:C:OP2	12:XL:20:LYS:NZ	2.29	0.65
1:XA:1305:G:N2	1:XA:1331:G:H2'	2.11	0.65
31:YH:10:PRO:HD2	31:YH:50:VAL:HG13	1.78	0.65
47:Y1:29:GLY:O	47:Y1:31:GLY:N	2.30	0.65
1:QA:1296:C:OP1	13:QM:44:ARG:NH2	2.29	0.65
25:RA:483:A:H4'	44:RY:49:VAL:HA	1.78	0.65
27:RD:27:THR:HG21	27:RD:81:ALA:HB1	1.78	0.65
27:RD:108:PRO:HG2	27:RD:111:LEU:HG	1.78	0.65
31:RH:89:ILE:CD1	31:RH:129:THR:HB	2.27	0.65
31:RH:125:VAL:CB	31:RH:126:PRO:HD3	2.16	0.65
25:YA:443:A:H3'	29:YF:45:ARG:NH1	2.11	0.65
25:YA:1568:G:H4'	27:YD:59:LYS:HB3	1.78	0.65
1:QA:191:G:H1'	20:QT:105:SER:HB3	1.77	0.65
1:QA:1298:C:OP2	7:QG:114:ARG:NH2	2.30	0.65
35:RP:59:LEU:HA	35:RP:61:ARG:NE	2.12	0.65
52:R6:11:LEU:HD23	52:R6:26:ASN:HB3	1.78	0.65
25:YA:1077:A:H5'	25:YA:1078:U:H5''	1.77	0.65
25:YA:2023:G:H5'	25:YA:2617:C:H4'	1.78	0.65
35:YP:61:ARG:HD3	54:Y8:13:ARG:HD2	1.77	0.65

*Continued on next page...*

*Continued from previous page...*

Atom-1	Atom-2	Interatomic distance (Å)	Clash overlap (Å)
40:YU:8:VAL:HG23	40:YU:11:ARG:HH21	1.62	0.65
45:RZ:150:LEU:HD21	45:RZ:172:ALA:HB3	1.77	0.65
1:XA:1525:G:OP1	11:XK:120:ARG:NH2	2.30	0.65
25:YA:793:A:OP2	25:YA:2071:A:O2'	2.15	0.65
2:QB:82:ARG:HA	2:QB:92:TYR:CE2	2.31	0.65
25:RA:224:G:O6	25:RA:419:C:O2'	2.15	0.65
44:RY:38:ILE:HG22	44:RY:66:PRO:HA	1.79	0.65
25:YA:1754:C:OP1	39:YT:96:ARG:NH1	2.29	0.65
48:Y2:50:ILE:HD12	48:Y2:51:ARG:H	1.62	0.65
51:R5:49:CYS:O	51:R5:56:LYS:HD3	1.96	0.65
25:YA:2502:G:H5''	25:YA:2503:A:H5''	1.79	0.65
31:YH:20:ALA:HB3	31:YH:23:ARG:HG2	1.77	0.65
25:RA:27:G:N2	25:RA:513:A:OP2	2.29	0.65
25:RA:504:U:H5''	25:RA:505:A:H5'	1.78	0.65
28:RE:14:ILE:O	28:RE:21:VAL:N	2.28	0.65
35:RP:71:VAL:HG13	35:RP:72:PRO:HD3	1.78	0.65
1:XA:191:G:O2'	20:XT:101:GLY:O	2.15	0.65
1:XA:1002:G:H2'	1:XA:1003:G:H8	1.61	0.65
20:XT:97:ALA:O	20:XT:99:LEU:N	2.30	0.65
25:YA:128:C:H4'	53:Y7:49:ARG:HH12	1.61	0.65
46:Y0:10:THR:HG22	46:Y0:12:ASN:H	1.62	0.65
3:QC:9:GLY:HA2	3:QC:12:LEU:HD23	1.78	0.65
16:QP:53:VAL:HG12	16:QP:79:VAL:HG22	1.77	0.65
35:RP:47:ASP:OD2	35:RP:50:ARG:NH2	2.30	0.65
1:XA:1014:A:H4'	19:XS:14:HIS:CD2	2.31	0.65
11:XK:21:ILE:HB	11:XK:84:VAL:HG12	1.78	0.65
32:YI:40:THR:O	32:YI:44:LEU:HB2	1.97	0.65
51:Y5:56:LYS:H	51:Y5:56:LYS:HD2	1.60	0.65
13:QM:3:ARG:HD2	13:QM:9:ILE:HG12	1.79	0.65
25:RA:819:A:OP2	25:RA:1187:G:N2	2.24	0.65
25:RA:2701:C:H3'	25:RA:2702:U:C5'	2.23	0.65
29:RF:31:HIS:HB2	35:RP:9:ASN:OD1	1.96	0.65
2:XB:178:ARG:NH1	2:XB:196:LEU:O	2.29	0.65
25:YA:855:G:O2'	46:Y0:27:GLU:OE2	2.10	0.65
27:YD:30:GLU:HG3	27:YD:63:ARG:NH2	2.12	0.65
27:YD:80:ALA:HB3	27:YD:94:LEU:HD13	1.79	0.65
51:Y5:4:HIS:HB3	51:Y5:5:PRO:HD3	1.79	0.65
34:RO:4:PRO:O	34:RO:5:GLN:HB2	1.96	0.64
51:R5:50:GLY:CA	51:R5:56:LYS:HB3	2.22	0.64
1:XA:1405:G:OP2	58:XA:1672:PAR:O34	2.15	0.64
3:XC:122:GLU:OE1	3:XC:126:ARG:NH2	2.29	0.64

*Continued on next page...*

*Continued from previous page...*

Atom-1	Atom-2	Interatomic distance (Å)	Clash overlap (Å)
4:XD:9:CYS:SG	4:XD:31:CYS:O	2.54	0.64
25:YA:607:U:H3	25:YA:621:A:H2	1.42	0.64
25:YA:2404:C:O3'	35:YP:77:ARG:NH2	2.29	0.64
29:YF:107:LYS:HD2	29:YF:207:GLY:H	1.62	0.64
19:QS:28:LYS:HB2	19:QS:47:HIS:CE1	2.32	0.64
19:QS:67:VAL:HG11	50:R4:59:PHE:O	1.98	0.64
25:RA:2693:A:H2'	25:RA:2694:G:H8	1.62	0.64
27:RD:35:LYS:HG2	27:RD:64:ILE:N	2.12	0.64
35:RP:85:LEU:HA	35:RP:88:LEU:HD22	1.79	0.64
25:YA:819:A:OP2	25:YA:1187:G:N2	2.23	0.64
27:YD:44:ASN:HB3	27:YD:49:ILE:HA	1.78	0.64
1:QA:1227:A:OP1	19:QS:80:TYR:OH	2.12	0.64
25:RA:489:G:N7	42:RW:49:LYS:NZ	2.46	0.64
25:RA:2683:C:OP1	39:RT:53:ARG:NH2	2.30	0.64
13:XM:3:ARG:HB3	50:Y4:34:GLU:HB3	1.79	0.64
25:YA:1055:G:H1	25:YA:1104:C:H42	1.44	0.64
5:QE:11:ILE:HD11	5:QE:31:LEU:HD12	1.80	0.64
10:QJ:53:PRO:HA	14:QN:42:ILE:HD12	1.79	0.64
13:QM:121:LYS:NZ	23:QY:40:C:O2'	2.29	0.64
27:RD:8:PRO:HB3	27:RD:14:ARG:HB2	1.79	0.64
27:RD:65:ILE:HD11	27:RD:67:PHE:CE2	2.31	0.64
28:RE:21:VAL:CB	28:RE:22:PRO:HA	2.28	0.64
51:R5:58:LEU:O	51:R5:60:VAL:N	2.31	0.64
1:XA:1321:C:H3'	1:XA:1322:C:H5''	1.80	0.64
23:XW:50:U:O4	23:XW:64:A:N1	2.30	0.64
36:YQ:78:PRO:O	36:YQ:79:LEU:HB2	1.97	0.64
1:QA:664:G:H22	1:QA:741:G:H1	1.45	0.64
25:RA:141:A:H8	25:RA:1595:G:H21	1.46	0.64
15:XO:26:GLU:OE2	15:XO:77:ARG:NH1	2.31	0.64
38:YS:58:LEU:H	38:YS:58:LEU:CD2	2.10	0.64
25:RA:2114:A:N6	25:RA:2119:A:N7	2.46	0.64
36:RQ:17:LEU:HD21	36:RQ:41:TRP:CD1	2.33	0.64
40:RU:90:VAL:O	40:RU:92:ARG:N	2.30	0.64
25:YA:690:G:O2'	27:YD:43:ARG:NH2	2.30	0.64
40:YU:88:ILE:HG22	40:YU:90:VAL:HG23	1.79	0.64
25:RA:2636:U:OP1	28:RE:79:ARG:HA	1.97	0.64
27:RD:35:LYS:HG2	27:RD:64:ILE:H	1.63	0.64
13:XM:54:VAL:HG23	50:Y4:32:TYR:HH	1.59	0.64
45:YZ:91:LEU:HD11	45:YZ:96:VAL:HG21	1.79	0.64
45:YZ:93:ASP:C	45:YZ:94:GLU:HG2	2.10	0.64
1:QA:963:G:H1	1:QA:972:C:N4	1.92	0.64

*Continued on next page...*



*Continued from previous page...*

Atom-1	Atom-2	Interatomic distance (Å)	Clash overlap (Å)
2:QB:5:ILE:HG21	2:QB:221:LEU:HD23	1.78	0.64
4:QD:194:LEU:CD1	6:XF:17:SER:OG	2.46	0.64
25:RA:1543:A:C2	25:RA:1545:A:C8	2.86	0.64
25:RA:2100:G:H1	25:RA:2189:U:H3	1.44	0.64
25:RA:2547:U:O2	34:RO:23:ARG:NH2	2.31	0.64
29:RF:192:LEU:HD22	29:RF:194:MET:HG2	1.80	0.64
26:YB:52:A:H62	38:YS:33:LYS:HG3	1.63	0.64
37:YR:51:LEU:HD13	37:YR:66:VAL:HG13	1.79	0.64
39:YT:36:GLU:HG3	39:YT:41:ARG:HE	1.62	0.64
1:QA:963:G:N2	1:QA:972:C:N3	2.40	0.64
1:QA:1128:C:OP1	9:QI:66:ARG:NH2	2.26	0.64
10:QJ:77:PRO:O	10:QJ:79:ARG:NH1	2.30	0.64
25:RA:517:C:OP1	51:R5:16:ARG:NH2	2.31	0.64
31:RH:88:LEU:HD11	31:RH:165:ALA:HB2	1.80	0.64
35:RP:10:PRO:O	35:RP:12:ALA:N	2.30	0.64
36:RQ:83:MET:HB2	46:R0:7:LEU:HD12	1.78	0.64
50:R4:48:ARG:O	50:R4:50:VAL:N	2.31	0.64
1:XA:1352:C:H42	1:XA:1370:G:H1	1.46	0.64
3:XC:11:ARG:O	3:XC:13:GLY:N	2.30	0.64
3:XC:19:GLU:O	3:XC:40:ARG:NH2	2.30	0.64
5:XE:98:THR:HB	5:XE:117:ASP:HB3	1.79	0.64
8:XH:7:ALA:HB2	8:XH:85:ARG:HD3	1.80	0.64
19:XS:5:LEU:HD11	50:Y4:66:SER:CB	2.27	0.64
25:YA:581:C:H2'	25:YA:582:G:C8	2.33	0.64
25:YA:2111:C:N3	25:YA:2118:U:O2'	2.30	0.64
25:YA:2406:U:N3	35:YP:73:GLY:O	2.24	0.64
27:YD:35:LYS:NZ	27:YD:64:ILE:O	2.31	0.64
10:QJ:4:ILE:HB	10:QJ:74:ILE:HG13	1.80	0.63
25:RA:1059:G:O6	25:RA:1079:C:N4	2.30	0.63
38:RS:26:LEU:HB3	38:RS:87:PHE:HA	1.81	0.63
43:RX:43:VAL:HG13	43:RX:51:VAL:HG21	1.79	0.63
1:XA:186(E):C:H42	1:XA:191(B):G:H1	1.45	0.63
30:YG:112:PRO:HB3	50:Y4:37:SER:HB2	1.80	0.63
6:QF:15:ASP:OD2	6:QF:18:GLN:OE1	2.16	0.63
25:RA:1266:G:O2'	25:RA:2012:G:O6	2.14	0.63
25:RA:2848:G:O2'	25:RA:2867:G:N2	2.31	0.63
37:RR:104:ARG:HD3	37:RR:109:ALA:HB3	1.79	0.63
1:XA:1321:C:H5''	1:XA:1322:C:H5''	1.79	0.63
5:XE:147:ASP:O	5:XE:151:LEU:HG	1.97	0.63
48:Y2:41:ILE:HD11	48:Y2:44:LEU:HG	1.80	0.63
51:Y5:48:GLU:O	51:Y5:58:LEU:HA	1.97	0.63

*Continued on next page...*

*Continued from previous page...*

Atom-1	Atom-2	Interatomic distance (Å)	Clash overlap (Å)
1:QA:1224:G:C6	1:QA:1322:C:HI'	2.33	0.63
19:XS:5:LEU:CD1	50:Y4:66:SER:CB	2.76	0.63
27:YD:35:LYS:HG2	27:YD:64:ILE:N	2.13	0.63
54:Y8:16:ILE:HD13	54:Y8:57:ARG:HG2	1.80	0.63
25:RA:2053:G:O6	25:RA:2614:A:C2	2.41	0.63
28:RE:21:VAL:CG2	28:RE:22:PRO:CA	2.76	0.63
5:XE:152:ARG:NH2	8:XH:107:LEU:O	2.31	0.63
19:XS:67:VAL:HG21	50:Y4:60:GLN:NE2	2.11	0.63
44:YY:91:GLU:HG3	44:YY:92:ASN:H	1.63	0.63
50:Y4:48:ARG:O	50:Y4:50:VAL:N	2.31	0.63
1:QA:243:A:H4'	1:QA:244:U:O5'	1.98	0.63
25:RA:2849:U:OP1	39:RT:95:ARG:NH1	2.30	0.63
45:RZ:165:VAL:HG11	45:RZ:169:GLU:HB2	1.80	0.63
47:R1:29:GLY:O	47:R1:31:GLY:N	2.29	0.63
2:XB:187:LEU:HA	2:XB:201:ILE:HB	1.79	0.63
13:XM:3:ARG:NH2	30:YG:139:LEU:HD13	2.12	0.63
25:YA:224:G:O6	25:YA:419:C:O2'	2.17	0.63
25:YA:2126:A:N6	25:YA:2163:C:O2'	2.31	0.63
27:YD:25:THR:HG23	27:YD:27:THR:HB	1.80	0.63
31:YH:12:PRO:O	31:YH:13:LYS:HB2	1.97	0.63
35:YP:13:ASN:O	35:YP:15:ARG:N	2.32	0.63
1:QA:1080:A:H5''	5:QE:16:THR:HG21	1.81	0.63
19:QS:42:PRO:HD3	50:R4:63:TYR:CZ	2.33	0.63
25:RA:309:G:N3	25:RA:329:G:O2'	2.31	0.63
25:RA:2511:U:O4	25:RA:2575:C:N3	2.32	0.63
37:RR:33:ARG:HG3	37:RR:115:GLU:HB3	1.79	0.63
40:RU:66:ASN:O	40:RU:70:ARG:HB2	1.98	0.63
48:R2:65:ASN:HB3	48:R2:69:ARG:HH22	1.61	0.63
1:XA:1028(B):C:N3	1:XA:1032(A):G:N2	2.45	0.63
2:XB:79:ASP:HA	2:XB:82:ARG:HB2	1.81	0.63
13:XM:91:ARG:HB2	13:XM:98:VAL:HG13	1.80	0.63
25:YA:1918:A:O2'	25:YA:1920:C:N4	2.32	0.63
25:YA:2415:G:H4'	35:YP:67:MET:N	2.14	0.63
25:RA:2224:G:OP1	27:RD:268:ARG:HD3	1.98	0.63
35:RP:95:VAL:HG13	35:RP:100:LEU:HD21	1.79	0.63
13:XM:23:TYR:HB3	13:XM:67:GLU:HA	1.81	0.63
31:YH:83:TYR:CZ	31:YH:138:LYS:HD2	2.34	0.63
31:YH:153:LYS:HG3	31:YH:161:GLY:HA2	1.80	0.63
32:YI:56:LYS:HG3	32:YI:57:ARG:N	2.13	0.63
53:Y7:9:ARG:HH21	53:Y7:48:LYS:HD2	1.63	0.63
1:QA:1002:G:H2'	1:QA:1003:G:H8	1.61	0.63

*Continued on next page...*

*Continued from previous page...*

Atom-1	Atom-2	Interatomic distance (Å)	Clash overlap (Å)
3:QC:79:ARG:CD	11:XK:99:GLN:NE2	2.60	0.63
4:QD:166:LYS:CG	4:QD:178:VAL:HG11	2.20	0.63
25:RA:74:A:H4'	25:RA:75:G:O5'	1.98	0.63
25:RA:84:A:N1	25:RA:98:G:O2'	2.31	0.63
25:RA:288:C:H2'	25:RA:289:A:H8	1.64	0.63
25:RA:2233:U:H2'	25:RA:2234:G:C8	2.33	0.63
33:RN:133:GLN:HB2	33:RN:135:PRO:HD3	1.79	0.63
38:RS:15:ARG:HH11	38:RS:25:ARG:HH21	1.44	0.63
1:XA:1106:G:H5''	3:XC:172:ARG:HG2	1.79	0.63
1:XA:1298:C:H2'	7:XG:114:ARG:NH1	2.14	0.63
9:XI:24:GLY:N	9:XI:60:ASP:OD1	2.29	0.63
25:YA:2394:C:OP1	35:YP:63:PRO:HD2	1.99	0.63
34:YO:13:ASN:ND2	34:YO:96:THR:O	2.30	0.63
40:YU:83:LEU:HD12	40:YU:113:ALA:HB2	1.79	0.63
42:YW:41:LYS:HE3	51:Y5:25:LEU:HD21	1.80	0.63
50:Y4:23:GLU:O	50:Y4:25:TYR:N	2.31	0.63
52:Y6:41:PRO:HG2	52:Y6:45:LYS:H	1.63	0.63
1:QA:937:A:N6	1:QA:1345:U:O4	2.30	0.63
1:QA:1446:A:O2'	1:QA:1447:G:O5'	2.16	0.63
2:QB:24:TRP:H	2:QB:24:TRP:HD1	1.46	0.63
8:QH:10:LEU:HD22	8:QH:83:ILE:HD11	1.80	0.63
25:RA:2818:G:OP2	37:RR:42:LYS:NZ	2.31	0.63
33:RN:13:TRP:HB2	33:RN:133:GLN:HG3	1.81	0.63
44:RY:51:VAL:HG13	44:RY:52:SER:H	1.64	0.63
25:YA:2310:A:N6	30:YG:79:ASN:HB2	2.13	0.63
1:QA:789:U:H1'	1:QA:792:A:H2	1.64	0.62
7:QG:155:ARG:HD3	7:QG:155:ARG:H	1.64	0.62
11:QK:98:LEU:O	11:QK:101:SER:OG	2.14	0.62
25:RA:249:C:O2	54:R8:12:LYS:NZ	2.32	0.62
1:XA:1023:G:H3'	1:XA:1024:G:H5''	1.79	0.62
1:XA:1446:A:O2'	1:XA:1447:G:O5'	2.17	0.62
1:QA:1064:G:O2'	1:QA:1065:U:O5'	2.17	0.62
4:QD:7:PRO:HB2	4:QD:10:ARG:HD2	1.81	0.62
19:QS:40:ILE:HG23	19:QS:41:VAL:HG22	1.79	0.62
25:RA:259:G:HO2'	25:RA:621:A:HO2'	1.47	0.62
25:RA:1311:G:H21	25:RA:1603:A:H62	1.45	0.62
25:RA:2306:C:H3'	25:RA:2307:G:H5''	1.79	0.62
28:RE:15:PHE:CE1	28:RE:20:ALA:CB	2.82	0.62
1:XA:1200:C:H4'	1:XA:1201:A:H5'	1.80	0.62
10:XJ:32:ALA:HB3	10:XJ:76:ASN:HB2	1.79	0.62
25:YA:2789:C:H1'	25:YA:2892:A:H2	1.64	0.62

*Continued on next page...*

Continued from previous page...

Atom-1	Atom-2	Interatomic distance (Å)	Clash overlap (Å)
31:YH:26:VAL:HG11	31:YH:75:ALA:HB1	1.81	0.62
1:QA:1135:U:H4'	1:QA:1136:U:H5	1.64	0.62
25:RA:27:G:H1'	25:RA:513:A:N6	2.14	0.62
25:RA:1496:A:H8	25:RA:1577:C:HO2'	1.47	0.62
25:RA:2576:G:O2'	25:RA:2579:C:OP2	2.16	0.62
37:RR:33:ARG:HH12	51:R5:57:VAL:CG2	2.12	0.62
51:R5:58:LEU:C	51:R5:60:VAL:H	2.01	0.62
1:XA:1455:G:H5''	20:XT:31:SER:HB2	1.81	0.62
2:XB:92:TYR:CE1	2:XB:151:GLY:HA3	2.34	0.62
2:XB:212:GLN:NE2	2:XB:235:SER:HB2	2.15	0.62
25:YA:1296:G:OP1	25:YA:2709:G:O2'	2.13	0.62
25:YA:1833:U:O2'	25:YA:1969:A:N1	2.29	0.62
32:YI:124:GLY:H	32:YI:142:VAL:HG23	1.63	0.62
39:YT:1:MET:O	39:YT:3:ARG:N	2.29	0.62
28:RE:119:ARG:HG2	28:RE:160:TYR:HB2	1.81	0.62
29:RF:12:LEU:HD12	29:RF:17:ARG:HG2	1.80	0.62
7:XG:111:ARG:NH1	7:XG:113:GLU:OE2	2.31	0.62
19:XS:13:ASP:OD1	19:XS:13:ASP:N	2.32	0.62
27:YD:248:SER:CB	27:YD:252:TRP:CZ2	2.83	0.62
29:YF:46:ARG:HH11	29:YF:46:ARG:HG2	1.65	0.62
30:YG:3:LEU:HD12	30:YG:4:ASP:H	1.64	0.62
17:QQ:66:SER:O	17:QQ:70:ARG:NH1	2.33	0.62
43:RX:53:LYS:HB2	43:RX:82:GLN:HB3	1.80	0.62
10:XJ:5:ARG:HH21	10:XJ:99:LYS:HD2	1.63	0.62
1:QA:1163:C:H42	1:QA:1173:G:H1	1.47	0.62
6:QF:17:SER:O	6:QF:18:GLN:C	2.34	0.62
19:QS:68:GLY:N	50:R4:59:PHE:CE1	2.67	0.62
19:QS:68:GLY:CA	50:R4:68:ARG:HB2	2.28	0.62
25:RA:2816:C:O3'	37:RR:99:LYS:NZ	2.33	0.62
2:XB:54:THR:HG21	2:XB:201:ILE:HD11	1.82	0.62
19:XS:5:LEU:HD11	50:Y4:66:SER:C	2.19	0.62
28:YE:23:VAL:HG12	28:YE:184:VAL:O	2.00	0.62
1:QA:532:A:H2	1:QA:1206:G:H21	1.46	0.62
8:QH:6:ILE:HB	8:QH:85:ARG:NH1	2.15	0.62
11:QK:121:PRO:HD2	11:QK:126:ARG:HD3	1.80	0.62
25:RA:996:A:H4'	40:RU:92:ARG:HE	1.64	0.62
25:RA:2111:C:N3	25:RA:2118:U:O2'	2.31	0.62
25:RA:2133:G:H1'	25:RA:2158:A:H61	1.64	0.62
26:RB:44:G:O2'	26:RB:47:C:N4	2.31	0.62
2:XB:12:GLU:O	2:XB:16:HIS:ND1	2.22	0.62
13:XM:7:VAL:O	13:XM:7:VAL:HG22	2.00	0.62

Continued on next page...

*Continued from previous page...*

Atom-1	Atom-2	Interatomic distance (Å)	Clash overlap (Å)
25:YA:263:C:H2'	25:YA:264:C:O4'	2.00	0.62
32:YI:81:VAL:HG21	32:YI:88:ILE:HD12	1.80	0.62
1:QA:27:G:H4'	4:QD:209:ARG:HG3	1.79	0.62
1:QA:448:A:OP2	1:QA:485:G:N2	2.30	0.62
3:QC:79:ARG:HH21	11:XK:96:ARG:CG	2.12	0.62
7:QG:149:ARG:HD3	11:QK:59:TYR:OH	1.99	0.62
39:RT:54:ARG:HA	39:RT:59:THR:HG23	1.82	0.62
25:YA:1728:G:H8	25:YA:1732:A:H62	1.48	0.62
25:YA:1754:C:P	39:YT:96:ARG:HH12	2.21	0.62
22:QV:53:G:H4'	22:QV:54:U:OP1	1.99	0.62
25:RA:221:A:H4'	25:RA:222:A:O5'	1.98	0.62
27:RD:35:LYS:HD2	27:RD:104:TYR:CD1	2.35	0.62
25:YA:1798:U:C5'	27:YD:259:THR:HG22	2.29	0.62
46:Y0:27:GLU:HG3	46:Y0:68:GLU:HA	1.82	0.62
50:Y4:37:SER:HB3	50:Y4:42:PHE:CD1	2.35	0.62
54:Y8:23:VAL:HG11	54:Y8:46:ARG:HD3	1.81	0.62
25:RA:630:G:N2	25:RA:633:A:OP2	2.32	0.61
1:XA:1500:A:H5''	1:XA:1508:G:H5''	1.81	0.61
4:XD:111:ALA:HB2	4:XD:120:LEU:HD12	1.82	0.61
5:XE:42:GLY:HA3	5:XE:66:MET:HG2	1.82	0.61
20:XT:100:ILE:HG13	20:XT:102:GLY:N	2.15	0.61
27:YD:248:SER:HB3	27:YD:252:TRP:CE2	2.34	0.61
40:YU:92:ARG:HD2	41:YV:11:GLN:HB2	1.82	0.61
28:RE:67:PHE:O	28:RE:69:LYS:N	2.32	0.61
32:RI:57:ARG:HA	32:RI:60:GLU:HB3	1.81	0.61
32:RI:104:GLN:O	32:RI:105:HIS:ND1	2.33	0.61
1:XA:560:U:O2'	1:XA:561:U:OP2	2.14	0.61
29:YF:197:ASP:OD1	29:YF:197:ASP:N	2.33	0.61
38:YS:83:LYS:C	38:YS:109:GLY:HA3	2.21	0.61
12:QL:57:LYS:HG2	12:QL:67:THR:HG22	1.81	0.61
25:RA:1272:A:OP2	25:RA:1647:G:OP1	2.18	0.61
9:XI:29:ASN:OD1	9:XI:65:VAL:N	2.29	0.61
25:YA:2030:A:H4'	25:YA:2031:A:C8	2.36	0.61
1:QA:1077:G:N2	1:QA:1080:A:OP2	2.29	0.61
10:QJ:40:LEU:HB2	10:QJ:69:ASN:HB3	1.82	0.61
14:QN:13:THR:N	14:QN:14:PRO:HD2	2.15	0.61
25:RA:2011:U:OP2	42:RW:16:LYS:NZ	2.30	0.61
28:RE:51:PHE:CD2	28:RE:52:LEU:HG	2.34	0.61
29:RF:28:ILE:HG22	29:RF:112:MET:HB3	1.80	0.61
19:XS:5:LEU:HD21	50:Y4:66:SER:HB2	1.82	0.61
1:QA:754:C:H5'	15:QO:72:ARG:HH22	1.65	0.61

*Continued on next page...*

*Continued from previous page...*

Atom-1	Atom-2	Interatomic distance (Å)	Clash overlap (Å)
1:QA:973:G:OP1	10:QJ:57:LYS:NZ	2.34	0.61
1:QA:1432:G:OP1	39:RT:107:ASP:HB2	2.00	0.61
3:QC:14:ILE:O	3:QC:16:ARG:N	2.33	0.61
4:QD:30:LYS:C	4:QD:32:ALA:N	2.52	0.61
4:QD:167:GLY:CA	27:YD:135:PHE:CZ	2.71	0.61
11:QK:22:HIS:HB3	11:QK:29:ILE:HG23	1.83	0.61
25:RA:884:C:N3	25:RA:892:G:O6	2.33	0.61
25:RA:2405:G:O2'	25:RA:2411:A:N6	2.33	0.61
45:RZ:166:SER:HB2	45:RZ:168:GLU:H	1.64	0.61
47:R1:53:VAL:HG22	47:R1:74:VAL:HG13	1.83	0.61
55:R9:25:VAL:HB	55:R9:34:GLN:HB2	1.81	0.61
1:XA:745:C:OP1	1:XA:851:G:O2'	2.18	0.61
2:XB:67:THR:HG21	2:XB:155:LEU:HG	1.81	0.61
25:YA:392:C:H5''	25:YA:409:C:H5''	1.81	0.61
25:YA:2015:A:N3	51:Y5:2:ALA:N	2.48	0.61
1:QA:110:C:O2'	16:QP:25:ARG:O	2.17	0.61
1:QA:890:G:O2'	1:QA:906:G:O6	2.16	0.61
21:QU:6:ARG:HE	21:QU:15:ARG:NH2	1.99	0.61
25:RA:997:G:OP1	40:RU:93:LYS:HD3	2.00	0.61
19:XS:68:GLY:N	50:Y4:59:PHE:CZ	2.67	0.61
25:RA:2444:G:OP2	29:RF:68:LYS:HE3	2.00	0.61
32:RI:5:LEU:HD13	32:RI:17:GLN:HB3	1.81	0.61
35:RP:84:ASN:HB3	35:RP:86:LYS:HG2	1.83	0.61
36:RQ:65:PHE:O	36:RQ:67:ARG:N	2.34	0.61
15:XO:87:ILE:HG22	15:XO:88:ARG:H	1.64	0.61
25:YA:1045:A:C8	25:YA:1111:A:N6	2.68	0.61
25:YA:2099:U:O4	25:YA:2190:G:O6	2.18	0.61
36:YQ:134:ARG:NE	45:YZ:122:ARG:NH2	2.49	0.61
2:QB:178:ARG:HH21	8:QH:74:PRO:HG3	1.66	0.61
4:QD:105:VAL:HG13	4:QD:110:PHE:HB2	1.83	0.61
15:QO:82:ILE:O	15:QO:86:GLY:N	2.33	0.61
1:XA:949:A:N7	13:XM:106:ASN:ND2	2.48	0.61
1:QA:1292:U:OP1	7:QG:41:ARG:NH2	2.33	0.61
14:QN:6:LEU:HD23	14:QN:23:ARG:HH22	1.64	0.61
42:RW:25:ARG:NH2	42:RW:74:ALA:O	2.33	0.61
8:XH:4:ASP:OD2	8:XH:85:ARG:NH1	2.34	0.61
25:YA:573:G:N1	25:YA:2031:A:OP2	2.20	0.61
31:YH:113:VAL:HG11	31:YH:151:ILE:HD12	1.83	0.61
47:Y1:83:GLU:O	47:Y1:85:LEU:N	2.34	0.61
1:QA:501:C:H2'	1:QA:502:G:C8	2.35	0.61
25:RA:468:G:H4'	29:RF:62:ARG:HH12	1.65	0.61

*Continued on next page...*

*Continued from previous page...*

Atom-1	Atom-2	Interatomic distance (Å)	Clash overlap (Å)
25:RA:856:C:O2'	25:RA:857:C:OP1	2.16	0.61
25:RA:1798:U:H5'	27:RD:259:THR:HG22	1.83	0.61
31:RH:8:PRO:HG2	31:RH:69:ARG:HE	1.66	0.61
25:YA:2864:G:OP1	39:YT:119:LYS:HD2	2.01	0.61
27:YD:108:PRO:HB3	27:YD:143:HIS:CE1	2.35	0.61
40:YU:52:ARG:HA	40:YU:55:ARG:HG3	1.83	0.61
25:RA:910:A:C5	36:RQ:13:GLN:HG3	2.36	0.60
25:RA:994:C:OP2	40:RU:54:LYS:NZ	2.34	0.60
25:RA:2712:U:HO2'	25:RA:2712(A):A:H8	1.47	0.60
37:RR:70:LEU:O	37:RR:72:ASP:N	2.31	0.60
1:XA:842:C:O2'	1:XA:848:C:N4	2.34	0.60
1:XA:1414:U:H2'	1:XA:1415:G:H8	1.65	0.60
25:YA:2692:C:O2	25:YA:2847:U:O2'	2.18	0.60
27:YD:72:LYS:NZ	27:YD:99:ASP:OD2	2.33	0.60
45:YZ:58:VAL:O	45:YZ:60:GLU:N	2.34	0.60
13:QM:7:VAL:HB	30:RG:115:ARG:NH1	2.16	0.60
39:RT:77:PRO:HB2	39:RT:80:SER:HB2	1.83	0.60
40:RU:90:VAL:HG11	41:RV:40:LEU:HD12	1.82	0.60
12:XL:50:SER:O	12:XL:51:ALA:CB	2.49	0.60
25:YA:774:A:H2	25:YA:787:U:HO2'	1.48	0.60
36:YQ:35:VAL:HG13	36:YQ:130:LYS:HB3	1.83	0.60
52:Y6:25:LYS:HZ2	54:Y8:34:TRP:HZ2	1.47	0.60
3:QC:8:ILE:HG23	3:QC:16:ARG:HG2	1.83	0.60
3:QC:11:ARG:O	3:QC:13:GLY:N	2.34	0.60
25:RA:155:C:N4	25:RA:171:G:H1	1.99	0.60
25:RA:873:G:H1	25:RA:904:C:N4	1.98	0.60
25:RA:1296:G:OP1	25:RA:2709:G:O2'	2.11	0.60
27:RD:44:ASN:HB3	27:RD:49:ILE:HA	1.83	0.60
1:XA:1299:A:H2'	1:XA:1301:U:H1'	1.82	0.60
25:YA:2469:A:O2'	36:YQ:56:ARG:HG2	2.01	0.60
31:YH:150:ALA:O	31:YH:152:ARG:N	2.34	0.60
25:RA:1782:C:H1'	25:RA:2609:U:H5''	1.82	0.60
25:RA:2443:C:H2'	25:RA:2444:G:H8	1.66	0.60
1:XA:1308:U:OP2	13:XM:99:ARG:HD2	2.02	0.60
1:XA:1510:U:H2'	1:XA:1511:G:C8	2.36	0.60
17:XQ:11:VAL:HG12	17:XQ:85:VAL:HG13	1.83	0.60
25:YA:1203:G:H3'	25:YA:1204:A:H5''	1.83	0.60
25:YA:1652:A:OP1	37:YR:8:ARG:NH1	2.33	0.60
35:YP:95:VAL:HG13	35:YP:100:LEU:HD21	1.83	0.60
51:Y5:16:ARG:HG2	51:Y5:16:ARG:HH11	1.66	0.60
23:QW:48:C:H2'	23:QW:59:U:H4'	1.83	0.60

*Continued on next page...*

*Continued from previous page...*

Atom-1	Atom-2	Interatomic distance (Å)	Clash overlap (Å)
25:RA:252:G:OP2	35:RP:50:ARG:NH1	2.33	0.60
25:RA:993:G:OP1	40:RU:50:ARG:NH2	2.34	0.60
27:RD:70:TRP:CH2	27:RD:150:LYS:HA	2.36	0.60
38:RS:88:ASP:O	38:RS:89:ARG:HB3	2.02	0.60
51:R5:57:VAL:O	51:R5:57:VAL:HG13	2.01	0.60
1:XA:1243:C:H42	1:XA:1294:G:H1	1.49	0.60
25:YA:2131:G:H4'	25:YA:2132:U:H4'	1.84	0.60
27:YD:35:LYS:HD2	27:YD:104:TYR:CD1	2.35	0.60
28:YE:9:VAL:HB	28:YE:25:VAL:HG23	1.83	0.60
9:QI:13:ALA:HB2	9:QI:68:GLY:HA3	1.82	0.60
1:XA:1266:G:N2	1:XA:1269:A:OP2	2.31	0.60
1:XA:1314:C:OP1	19:XS:6:LYS:HE3	2.00	0.60
25:YA:252:G:OP2	35:YP:50:ARG:NH1	2.35	0.60
28:YE:25:VAL:HG12	28:YE:183:LEU:HG	1.84	0.60
34:YO:96:THR:O	34:YO:97:ARG:HB3	2.01	0.60
39:YT:84:GLN:OE1	39:YT:85:LYS:NZ	2.34	0.60
1:QA:864:A:H5'	5:QE:86:ALA:HB2	1.83	0.60
15:QO:39:LEU:HD13	15:QO:56:LEU:HB2	1.83	0.60
25:RA:1169:G:H1	25:RA:1180:C:H42	0.70	0.60
50:R4:23:GLU:O	50:R4:25:TYR:N	2.33	0.60
25:YA:530:G:O2'	25:YA:532:A:N7	2.35	0.60
30:YG:28:VAL:HG23	30:YG:29:TRP:CD1	2.36	0.60
31:YH:4:ILE:HB	31:YH:6:ARG:HG2	1.82	0.60
31:YH:152:ARG:CG	31:YH:153:LYS:HD2	2.28	0.60
54:Y8:50:LEU:HD12	54:Y8:51:ALA:H	1.67	0.60
55:Y9:35:ARG:HH21	55:Y9:37:GLY:HA3	1.67	0.60
1:QA:1106:G:H5''	3:QC:172:ARG:HG2	1.84	0.60
1:QA:1305:G:H22	1:QA:1331:G:H2'	1.66	0.60
2:QB:15:VAL:H	2:QB:16:HIS:CE1	2.20	0.60
1:XA:674:G:H2'	1:XA:675:A:C8	2.36	0.60
13:XM:3:ARG:HA	13:XM:9:ILE:HG21	1.83	0.60
23:XW:49:C:H42	23:XW:65:G:H1	1.47	0.60
25:YA:2335:A:O2'	25:YA:2336:A:O5'	2.15	0.60
25:YA:2377:A:H2'	25:YA:2378:A:C8	2.37	0.60
32:YI:21:VAL:HG21	32:YI:25:TYR:HD2	1.66	0.60
35:YP:147:LEU:O	35:YP:148:LEU:HB2	2.02	0.60
45:YZ:54:HIS:O	45:YZ:98:MET:HE2	2.00	0.60
12:QL:84:LEU:HD22	12:QL:104:VAL:HG11	1.84	0.60
19:QS:67:VAL:CA	50:R4:59:PHE:CZ	2.85	0.60
44:RY:87:LYS:O	44:RY:88:LYS:NZ	2.33	0.60
51:R5:16:ARG:HH11	51:R5:16:ARG:HG2	1.66	0.60

*Continued on next page...*



*Continued from previous page...*

Atom-1	Atom-2	Interatomic distance (Å)	Clash overlap (Å)
1:XA:826:C:H2'	1:XA:827:U:O2	2.01	0.60
1:XA:1002:G:H1	1:XA:1038:C:N4	1.98	0.60
1:QA:344:A:O2'	1:QA:346:G:O6	2.18	0.60
4:QD:194:LEU:HD11	6:XF:17:SER:OG	2.02	0.60
7:QG:26:PHE:O	7:QG:30:ILE:HG12	2.01	0.60
7:QG:149:ARG:NE	11:QK:59:TYR:CE1	2.70	0.60
9:QI:9:ARG:HB3	9:QI:14:VAL:HG13	1.84	0.60
10:QJ:42:THR:HG23	10:QJ:68:HIS:HA	1.83	0.60
25:RA:49:A:N7	25:RA:120:U:O4	2.33	0.60
26:RB:31:C:H42	26:RB:51:G:H1	1.50	0.60
30:RG:114:ILE:HD13	30:RG:140:ILE:HG21	1.83	0.60
31:RH:154:PRO:HD3	31:RH:162:ILE:N	2.16	0.60
25:YA:137(A):G:H1'	43:YX:41:ASN:ND2	2.16	0.60
1:QA:1446:A:H4'	39:RT:125:ARG:HH22	1.67	0.59
39:RT:105:LEU:O	39:RT:107:ASP:N	2.35	0.59
45:RZ:144:LEU:HG	45:RZ:150:LEU:HD12	1.84	0.59
28:YE:14:ILE:HG22	28:YE:21:VAL:HG23	0.69	0.59
37:YR:42:LYS:HA	37:YR:45:ARG:HD2	1.84	0.59
31:RH:89:ILE:HD13	31:RH:129:THR:HB	1.83	0.59
2:XB:235:SER:O	2:XB:237:ALA:N	2.36	0.59
4:QD:195:ALA:CB	6:XF:20:ALA:CB	2.81	0.59
30:RG:64:THR:HG23	30:RG:66:GLN:H	1.66	0.59
38:RS:38:GLN:OE1	38:RS:47:THR:OG1	2.18	0.59
54:R8:29:LYS:HB2	54:R8:44:LYS:HG2	1.84	0.59
1:XA:380:G:N2	1:XA:383:A:OP2	2.32	0.59
2:XB:92:TYR:HE1	2:XB:151:GLY:HA3	1.65	0.59
25:YA:2298:A:H62	25:YA:2318:G:H8	1.50	0.59
26:YB:40:U:O2'	26:YB:45:A:N6	2.32	0.59
31:YH:98:LEU:HD22	31:YH:125:VAL:HB	1.83	0.59
32:YI:129:THR:HG22	32:YI:137:PRO:HB3	1.84	0.59
42:YW:86:LEU:HD12	42:YW:87:PRO:HD2	1.83	0.59
42:YW:90:ARG:HH11	42:YW:90:ARG:CG	2.14	0.59
1:QA:1061:G:OP1	10:QJ:59:SER:OG	2.21	0.59
45:RZ:52:SER:O	45:RZ:52:SER:OG	2.12	0.59
45:RZ:87:ASP:OD1	45:RZ:87:ASP:N	2.34	0.59
1:XA:570:G:O6	1:XA:865:A:N6	2.36	0.59
1:XA:1432:G:OP1	39:YT:107:ASP:HB2	2.03	0.59
1:XA:1450:U:O2'	1:XA:1451:A:N7	2.34	0.59
26:YB:44:G:H1'	26:YB:47:C:H42	1.67	0.59
35:YP:62:LEU:HB2	54:Y8:30:ARG:NH1	2.17	0.59
37:YR:33:ARG:NH2	51:Y5:55:ARG:HG2	2.17	0.59

*Continued on next page...*

*Continued from previous page...*

Atom-1	Atom-2	Interatomic distance (Å)	Clash overlap (Å)
1:QA:1352:C:OP1	21:QU:3:LYS:NZ	2.29	0.59
25:RA:1291:C:H5'	25:RA:1536:A:H5'	1.85	0.59
30:RG:67:LYS:HE2	50:R4:6:HIS:CE1	2.38	0.59
28:YE:36:ARG:HH21	28:YE:88:GLY:HA2	1.68	0.59
49:Y3:6:VAL:HG13	49:Y3:56:VAL:HG13	1.84	0.59
53:Y7:35:ARG:HG3	53:Y7:42:LEU:HD11	1.85	0.59
1:QA:1172:C:H2'	1:QA:1173:G:C8	2.38	0.59
3:QC:50:ALA:HB2	3:QC:75:VAL:HB	1.85	0.59
13:QM:8:GLU:OE1	30:RG:115:ARG:NE	2.35	0.59
25:RA:83:G:N2	25:RA:103:A:OP2	2.31	0.59
25:RA:1026:U:H4'	25:RA:1027:A:OP1	2.02	0.59
42:RW:86:LEU:HD12	42:RW:87:PRO:HD2	1.85	0.59
25:YA:49:A:N7	25:YA:120:U:C5	2.70	0.59
25:YA:855:G:H1	25:YA:922:U:H3	1.51	0.59
25:YA:2126:A:H4'	25:YA:2127:G:O5'	2.03	0.59
13:QM:49:THR:HB	13:QM:52:GLU:HG3	1.85	0.59
25:RA:577:G:O2'	25:RA:1254:A:OP1	2.18	0.59
28:RE:21:VAL:HB	28:RE:22:PRO:HA	1.85	0.59
1:XA:67:C:H2'	1:XA:68:G:C8	2.38	0.59
1:XA:1178:G:N2	1:XA:1181:G:N7	2.49	0.59
13:XM:121:LYS:NZ	23:XY:40:C:O3'	2.35	0.59
25:YA:27:G:H1'	25:YA:513:A:N6	2.17	0.59
42:YW:111:HIS:CD2	42:YW:112:GLY:H	2.20	0.59
56:Z8:1:T17:H66	56:Z8:2:GLY:N	2.17	0.59
1:QA:1023:G:H3'	1:QA:1024:G:H5''	1.83	0.59
25:RA:630:G:OP1	54:R8:46:ARG:NH1	2.35	0.59
31:RH:121:ILE:HG13	31:RH:140:LYS:HD2	1.84	0.59
52:R6:52:VAL:HG22	52:R6:53:LYS:HG3	1.84	0.59
1:XA:427:U:OP1	4:XD:13:ARG:NH2	2.35	0.59
1:XA:690:G:H22	11:XK:55:LYS:NZ	2.01	0.59
6:XF:61:LEU:HB3	6:XF:63:TYR:HE1	1.66	0.59
20:XT:10:LEU:HG	20:XT:12:ALA:H	1.67	0.59
25:YA:330:A:HO2'	25:YA:331:A:H8	1.51	0.59
32:YI:67:ARG:HH21	32:YI:68:LEU:HB2	1.68	0.59
35:YP:26:GLY:O	35:YP:28:GLY:N	2.35	0.59
4:QD:166:LYS:HG3	4:QD:178:VAL:CG1	2.20	0.59
7:QG:73:MET:HG2	7:QG:90:GLU:HA	1.83	0.59
16:QP:21:VAL:O	16:QP:33:ILE:HG12	2.02	0.59
19:QS:64:GLU:CD	50:R4:55:ARG:HH12	2.06	0.59
25:RA:1359:A:N6	25:RA:1372:U:C5	2.70	0.59
25:RA:1636:C:H2'	25:RA:1637:A:C8	2.38	0.59

*Continued on next page...*

*Continued from previous page...*

Atom-1	Atom-2	Interatomic distance (Å)	Clash overlap (Å)
25:RA:2010:G:H5''	42:RW:42:ARG:HB2	1.85	0.59
26:RB:50:G:H5''	38:RS:61:ASN:HD21	1.67	0.59
31:RH:105:LEU:HD13	31:RH:105:LEU:H	1.68	0.59
36:RQ:109:VAL:HG12	36:RQ:114:ALA:HB2	1.84	0.59
1:XA:1128:C:H5'	9:XI:16:ARG:HH22	1.67	0.59
10:XJ:76:ASN:O	10:XJ:78:ASN:ND2	2.36	0.59
23:XW:11:C:H42	23:XW:24:G:H1	1.49	0.59
26:YB:44:G:OP1	50:Y4:1:MET:N	2.36	0.59
31:YH:6:ARG:NH2	31:YH:54:ARG:HH22	2.01	0.59
4:QD:64:LEU:HB2	4:QD:198:VAL:HG11	1.83	0.59
7:QG:149:ARG:HD3	11:QK:59:TYR:CZ	2.38	0.59
19:QS:68:GLY:HA3	50:R4:69:LYS:H	1.66	0.59
27:RD:85:ASP:HB2	27:RD:92:ILE:HD13	1.84	0.59
47:R1:92:LYS:HG3	47:R1:96:LYS:HB2	1.84	0.59
50:R4:16:CYS:SG	50:R4:17:GLY:N	2.75	0.59
5:XE:45:PHE:CE2	5:XE:47:LYS:HD2	2.38	0.59
25:YA:2636:U:OP1	28:YE:79:ARG:HA	2.03	0.59
25:YA:2646:C:OP2	25:YA:2732:G:O2'	2.15	0.59
38:YS:26:LEU:HB3	38:YS:87:PHE:HA	1.85	0.59
1:QA:56:U:H2'	1:QA:57:G:C8	2.38	0.58
1:QA:359:U:P	32:YI:87:LYS:HE2	2.42	0.58
25:RA:617:G:OP1	29:RF:40:GLN:NE2	2.26	0.58
1:XA:1443:G:H5''	1:XA:1446:A:H2	1.67	0.58
3:XC:14:ILE:HG12	3:XC:15:THR:H	1.67	0.58
12:XL:38:THR:HG23	12:XL:57:LYS:HB3	1.84	0.58
14:XN:23:ARG:HD2	14:XN:28:GLY:O	2.03	0.58
27:YD:28:GLU:OE1	27:YD:29:PRO:HD2	2.03	0.58
30:YG:136:ARG:O	30:YG:154:GLY:HA2	2.02	0.58
31:YH:15:VAL:HG12	31:YH:28:GLY:HA3	1.83	0.58
33:YN:40:PRO:HB3	40:YU:68:ALA:HB2	1.85	0.58
8:QH:121:ASP:N	8:QH:121:ASP:OD1	2.34	0.58
25:RA:259:G:H21	25:RA:621:A:H8	1.51	0.58
25:RA:1918:A:O2'	25:RA:1920:C:N4	2.36	0.58
27:RD:71:ASP:OD2	27:RD:103:ARG:NH2	2.36	0.58
30:RG:112:PRO:HB3	50:R4:37:SER:HB2	1.85	0.58
45:RZ:158:PRO:HG2	45:RZ:161:VAL:HG21	1.85	0.58
4:XD:20:TYR:HA	4:XD:26:CYS:SG	2.43	0.58
25:YA:2581:G:N2	25:YA:2581:G:OP2	2.36	0.58
37:YR:67:LEU:HD13	37:YR:76:VAL:HG21	1.84	0.58
38:YS:106:ARG:HA	38:YS:110:LEU:HD11	1.86	0.58
43:YX:61:GLY:N	43:YX:75:ASP:OD1	2.36	0.58

*Continued on next page...*

*Continued from previous page...*

Atom-1	Atom-2	Interatomic distance (Å)	Clash overlap (Å)
1:QA:119:A:H4'	1:QA:120:A:O5'	2.02	0.58
4:QD:111:ALA:HB2	4:QD:120:LEU:HD12	1.85	0.58
25:RA:102:G:H4'	25:RA:103:A:O5'	2.03	0.58
27:RD:44:ASN:CB	27:RD:49:ILE:HA	2.33	0.58
32:RI:55:ALA:HA	32:RI:58:LEU:CB	2.32	0.58
12:XL:47:LYS:HB3	12:XL:48:PRO:CD	2.33	0.58
35:YP:58:THR:HG22	35:YP:61:ARG:HG3	1.85	0.58
41:YV:44:LYS:O	41:YV:46:VAL:N	2.36	0.58
10:QJ:49:VAL:HG13	14:QN:41:ARG:HB2	1.86	0.58
25:RA:1309:G:H4'	53:R7:7:PRO:HB2	1.85	0.58
28:RE:13:ARG:HH11	28:RE:21:VAL:HG11	1.68	0.58
32:RI:110:ASP:N	32:RI:130:TYR:OH	2.30	0.58
45:RZ:110:GLY:HA2	45:RZ:112:ARG:HB2	1.84	0.58
1:XA:890:G:O2'	1:XA:906:G:O6	2.19	0.58
2:XB:72:GLY:HA2	2:XB:165:VAL:HG22	1.85	0.58
13:XM:13:LYS:HA	13:XM:44:ARG:HD2	1.83	0.58
47:Y1:51:VAL:HG11	47:Y1:74:VAL:HG21	1.84	0.58
1:QA:352:C:O2'	1:QA:354:G:OP1	2.16	0.58
25:RA:1226:G:H4'	41:RV:84:LYS:HG2	1.84	0.58
25:RA:1579:A:H2'	25:RA:1580:A:C8	2.38	0.58
25:RA:1899:G:H21	25:RA:1902:C:N4	2.01	0.58
25:RA:2680:C:H5'	28:RE:189:PRO:HA	1.84	0.58
27:RD:182:LEU:N	27:RD:272:ALA:HB3	2.17	0.58
1:XA:1129:C:H4'	1:XA:1130:A:H5'	1.84	0.58
6:XF:36:ARG:NH1	6:XF:38:GLU:OE2	2.37	0.58
9:XI:43:ALA:HA	9:XI:74:ILE:HD13	1.85	0.58
20:XT:63:ILE:HG22	20:XT:77:ALA:HB1	1.86	0.58
25:YA:1664:A:H61	25:YA:1996:C:N4	1.98	0.58
25:YA:2292:C:P	38:YS:17:ARG:HH22	2.26	0.58
50:Y4:42:PHE:O	50:Y4:44:THR:N	2.36	0.58
51:Y5:4:HIS:HB3	51:Y5:5:PRO:CD	2.33	0.58
1:QA:1201:A:HO2'	1:QA:1202:G:P	2.27	0.58
4:QD:29:PRO:HD2	4:QD:30:LYS:HD3	1.84	0.58
12:QL:53:ARG:HD3	12:QL:93:LEU:HD21	1.86	0.58
13:QM:80:ARG:NE	50:R4:71:ARG:NH1	2.48	0.58
30:RG:136:ARG:O	30:RG:154:GLY:HA2	2.03	0.58
31:RH:89:ILE:O	31:RH:89:ILE:HG12	2.04	0.58
1:XA:266:G:O2'	1:XA:267:C:OP2	2.16	0.58
4:XD:22:LYS:HD2	4:XD:26:CYS:SG	2.44	0.58
26:YB:15:A:H5'	26:YB:16:G:C8	2.39	0.58
29:YF:127:GLU:O	29:YF:129:PHE:N	2.32	0.58

*Continued on next page...*

*Continued from previous page...*

Atom-1	Atom-2	Interatomic distance (Å)	Clash overlap (Å)
45:YZ:5:LEU:HD11	45:YZ:39:VAL:HB	1.85	0.58
2:QB:77:ALA:HB2	2:QB:211:ILE:HD13	1.86	0.58
25:RA:2126:A:H4'	25:RA:2127:G:O5'	2.04	0.58
25:RA:2611:U:O2	51:R5:3:LYS:HE3	2.02	0.58
27:RD:35:LYS:HD2	27:RD:104:TYR:CE1	2.39	0.58
31:RH:87:LEU:HD22	31:RH:162:ILE:HG22	1.85	0.58
36:RQ:78:PRO:O	46:R0:5:LYS:HE2	2.03	0.58
1:XA:243:A:H4'	1:XA:244:U:O5'	2.03	0.58
1:XA:753:A:H4'	1:XA:754:C:O5'	2.03	0.58
2:XB:15:VAL:H	2:XB:16:HIS:CE1	2.22	0.58
2:XB:96:ARG:H	2:XB:96:ARG:HD2	1.68	0.58
8:XH:39:LEU:HB3	8:XH:45:ILE:HG12	1.86	0.58
45:YZ:146:ILE:HG22	45:YZ:176:PRO:HD3	1.84	0.58
1:QA:427:U:OP1	4:QD:13:ARG:NH2	2.36	0.58
1:QA:1495:U:O2'	25:RA:1919:A:N1	2.32	0.58
25:RA:654(A):G:H1	25:RA:654(T):C:H42	1.49	0.58
27:RD:24:ILE:HD11	27:RD:91:ARG:HD2	1.84	0.58
32:RI:5:LEU:H	32:RI:5:LEU:HD12	1.69	0.58
2:XB:93:VAL:HG11	2:XB:97:TRP:HD1	1.68	0.58
3:XC:95:THR:HG22	3:XC:97:LYS:HG3	1.83	0.58
20:XT:56:MET:HG3	20:XT:88:VAL:HG21	1.86	0.58
34:YO:64:ARG:HG2	34:YO:79:PHE:CG	2.38	0.58
1:QA:382:A:H2'	1:QA:383:A:C8	2.39	0.58
25:RA:1266:G:O5'	42:RW:15:ARG:NH2	2.37	0.58
35:RP:47:ASP:OD2	35:RP:49:ARG:NH1	2.37	0.58
19:XS:5:LEU:CD2	50:Y4:66:SER:HB2	2.33	0.58
25:YA:1068:G:O2'	25:YA:1096:A:N3	2.37	0.58
1:QA:181:G:O2'	1:QA:182:U:O5'	2.20	0.58
14:QN:24:CYS:HB3	14:QN:27:CYS:SG	2.40	0.58
33:RN:54:VAL:HB	33:RN:122:VAL:HG22	1.85	0.58
1:XA:686:U:HO2'	11:XK:42:TRP:HE1	1.51	0.58
1:XA:1108:G:H5'	3:XC:176:HIS:ND1	2.18	0.58
17:XQ:55:ASP:HA	17:XQ:79:SER:HA	1.85	0.58
32:YI:56:LYS:HE3	32:YI:57:ARG:HA	1.84	0.58
37:YR:27:SER:HB3	37:YR:34:ILE:HD11	1.84	0.58
1:QA:927:G:H1	1:QA:1390:U:H3	1.52	0.57
13:QM:58:GLU:O	13:QM:62:ASN:ND2	2.31	0.57
25:RA:65:C:O2'	25:RA:456:C:N3	2.33	0.57
25:RA:414:C:O2	25:RA:1864:U:O2'	2.21	0.57
26:RB:44:G:OP1	50:R4:1:MET:N	2.35	0.57
28:RE:131:ALA:HB1	28:RE:135:HIS:HE1	1.69	0.57

*Continued on next page...*

*Continued from previous page...*

Atom-1	Atom-2	Interatomic distance (Å)	Clash overlap (Å)
33:RN:13:TRP:O	33:RN:135:PRO:HD2	2.03	0.57
36:RQ:135:ASP:OD2	45:RZ:81:ARG:NH1	2.37	0.57
44:RY:95:LYS:NZ	44:RY:99:CYS:O	2.37	0.57
1:XA:673:G:H5''	6:XF:87:ARG:NH1	2.19	0.57
1:XA:1280:A:H1'	10:XJ:41:PRO:HG3	1.86	0.57
5:XE:91:LEU:HD12	5:XE:120:THR:HG22	1.85	0.57
19:XS:39:THR:HG21	50:Y4:68:ARG:HG2	1.84	0.57
19:XS:80:TYR:O	19:XS:82:GLY:N	2.36	0.57
25:YA:125:G:H5''	53:Y7:19:ARG:HD3	1.86	0.57
25:YA:221:A:H4'	25:YA:222:A:O5'	2.04	0.57
29:YF:28:ILE:HG22	29:YF:112:MET:HB3	1.85	0.57
30:YG:67:LYS:HE2	50:Y4:6:HIS:CE1	2.38	0.57
30:YG:98:ARG:NH1	50:Y4:1:MET:SD	2.77	0.57
37:YR:117:VAL:HG22	37:YR:118:GLU:H	1.68	0.57
39:YT:24:PRO:HA	39:YT:49:VAL:HG13	1.85	0.57
1:QA:559:A:H4'	1:QA:560:U:H3'	1.85	0.57
3:QC:134:ILE:HG23	3:QC:151:VAL:HB	1.85	0.57
7:QG:26:PHE:CE2	7:QG:30:ILE:HD11	2.38	0.57
30:RG:68:PRO:HB2	30:RG:90:LEU:HD12	1.86	0.57
42:RW:71:VAL:HA	42:RW:107:LEU:HD12	1.86	0.57
1:XA:1077:G:N2	1:XA:1080:A:OP2	2.34	0.57
3:XC:70:VAL:HG21	3:XC:76:VAL:HG11	1.85	0.57
13:XM:68:GLY:HA3	30:YG:116:ASP:CG	2.25	0.57
25:YA:630:G:OP2	54:Y8:15:LYS:NZ	2.37	0.57
25:YA:1403:C:H5''	25:YA:1471:A:H1'	1.85	0.57
28:YE:35:GLN:HB3	28:YE:48:GLN:HB2	1.86	0.57
37:YR:24:GLN:OE1	37:YR:36:THR:HG21	2.04	0.57
38:YS:10:ARG:NH2	38:YS:91:PRO:O	2.36	0.57
42:YW:73:ALA:HB3	42:YW:106:ILE:HD13	1.84	0.57
1:QA:1002:G:N2	1:QA:1038:C:N3	2.46	0.57
25:RA:1490:A:O2'	27:RD:99:ASP:OD1	2.21	0.57
1:XA:1453:G:H8	20:XT:39:LYS:HE2	1.69	0.57
25:YA:1899:G:H21	25:YA:1902:C:H41	1.51	0.57
40:YU:92:ARG:HD3	40:YU:94:ASN:HB3	1.85	0.57
46:Y0:50:ASN:HB3	46:Y0:63:VAL:HG22	1.86	0.57
1:QA:953:G:N7	13:QM:104:ARG:NH2	2.52	0.57
3:QC:134:ILE:HG22	3:QC:168:ALA:HB3	1.86	0.57
7:QG:79:ARG:HH12	7:QG:82:GLY:HA2	1.69	0.57
31:RH:153:LYS:HB3	31:RH:154:PRO:CD	2.34	0.57
36:RQ:81:VAL:HG23	46:R0:7:LEU:CD1	2.34	0.57
46:R0:18:ALA:O	46:R0:20:ARG:NH1	2.36	0.57

*Continued on next page...*

*Continued from previous page...*

Atom-1	Atom-2	Interatomic distance (Å)	Clash overlap (Å)
1:XA:559:A:OP1	5:XE:126:ARG:NH2	2.36	0.57
1:XA:686:U:H1'	11:XK:42:TRP:HE1	1.68	0.57
11:XK:21:ILE:HG13	11:XK:30:VAL:HG12	1.86	0.57
11:XK:54:ARG:NH2	23:XW:39:U:O2'	2.38	0.57
25:YA:247:G:H4'	25:YA:386:G:C5	2.39	0.57
36:YQ:116:GLU:O	36:YQ:120:ILE:HG12	2.05	0.57
1:QA:564:C:P	12:QL:15:ARG:HH21	2.26	0.57
5:QE:143:ARG:HH21	8:QH:77:GLU:CD	2.07	0.57
13:QM:14:ARG:N	13:QM:44:ARG:HD3	2.17	0.57
25:RA:330:A:H2	25:RA:1210:A:H2'	1.70	0.57
1:XA:538:G:H5''	12:XL:114:LYS:HB2	1.87	0.57
4:XD:154:ASN:OD1	4:XD:154:ASN:N	2.37	0.57
22:XV:0:C:O2'	46:Y0:6:GLY:O	2.21	0.57
25:YA:1428:C:N4	25:YA:1570:A:OP2	2.36	0.57
25:YA:2133:G:H1'	25:YA:2158:A:H61	1.70	0.57
35:YP:135:LEU:O	35:YP:139:LYS:HB2	2.04	0.57
36:YQ:66:ILE:HA	36:YQ:104:PHE:HA	1.85	0.57
1:QA:1376:U:P	7:QG:94:ARG:HH12	2.28	0.57
19:QS:67:VAL:HB	50:R4:59:PHE:CD2	2.38	0.57
25:RA:307:G:N2	25:RA:309:G:H3'	2.20	0.57
25:RA:2442:C:OP1	56:Z7:6:LYS:NZ	2.38	0.57
27:RD:145:VAL:HG13	27:RD:191:ALA:HB2	1.87	0.57
37:RR:117:VAL:O	37:RR:118:GLU:HB2	2.05	0.57
44:RY:76:CYS:SG	44:RY:77:PRO:HD2	2.45	0.57
1:XA:74:C:H42	1:XA:96:G:H1	1.51	0.57
1:XA:1349:A:OP2	9:XI:118:LYS:NZ	2.29	0.57
4:XD:9:CYS:HB3	4:XD:32:ALA:HB2	1.87	0.57
19:XS:32:LYS:HA	19:XS:50:ALA:HB3	1.86	0.57
25:YA:138:G:N2	43:YX:44:GLU:OE2	2.29	0.57
27:YD:65:ILE:H	27:YD:65:ILE:HD13	1.68	0.57
28:YE:11:MET:HG2	28:YE:24:THR:OG1	2.04	0.57
45:YZ:91:LEU:HG	45:YZ:130:PRO:CB	2.26	0.57
7:QG:15:ASP:OD1	7:QG:44:TYR:OH	2.22	0.57
12:QL:10:LEU:HB3	17:QQ:32:TYR:CE2	2.40	0.57
25:RA:1378:A:OP1	53:R7:10:ARG:NH2	2.37	0.57
54:R8:36:LYS:HB3	54:R8:40:GLU:HG2	1.85	0.57
2:XB:96:ARG:HD3	2:XB:148:TYR:HE1	1.70	0.57
30:YG:98:ARG:HH12	50:Y4:1:MET:HB3	1.69	0.57
31:YH:149:ARG:HG3	31:YH:162:ILE:O	2.05	0.57
38:YS:52:SER:O	38:YS:55:ALA:O	2.21	0.57
1:QA:816:A:OP1	1:QA:1526:G:O2'	2.20	0.57

*Continued on next page...*

*Continued from previous page...*

Atom-1	Atom-2	Interatomic distance (Å)	Clash overlap (Å)
1:QA:1163:C:N4	1:QA:1173:G:H1	2.02	0.57
25:RA:137(A):G:H1'	43:RX:41:ASN:ND2	2.19	0.57
25:RA:1045:A:C4	25:RA:1111:A:N6	2.73	0.57
25:RA:1341:U:OP2	25:RA:1394:U:O2'	2.19	0.57
25:RA:1936:A:OP2	25:RA:1962:C:N4	2.37	0.57
25:RA:2735:G:H2'	25:RA:2736:G:H8	1.67	0.57
27:RD:241:PRO:O	27:RD:242:ARG:HB2	2.04	0.57
30:RG:22:ARG:HH21	30:RG:171:ALA:HB1	1.69	0.57
35:RP:58:THR:C	35:RP:61:ARG:HE	2.06	0.57
1:XA:437:U:H2'	1:XA:438:G:O4'	2.04	0.57
16:XP:20:VAL:HG23	16:XP:35:LYS:HA	1.86	0.57
25:YA:1534:G:N2	25:YA:1537:C:O2	2.38	0.57
27:YD:71:ASP:CB	27:YD:103:ARG:HH22	2.18	0.57
1:QA:765:G:N2	1:QA:813:U:OP2	2.38	0.57
1:QA:1286:A:H5''	21:QU:26:LYS:HD2	1.85	0.57
2:QB:51:LEU:HD23	2:QB:201:ILE:HD12	1.86	0.57
6:QF:3:ARG:NH1	6:QF:38:GLU:OE2	2.37	0.57
13:QM:23:TYR:HB3	13:QM:67:GLU:HG2	1.87	0.57
19:QS:67:VAL:CB	50:R4:59:PHE:CE1	2.88	0.57
25:RA:247:G:H4'	25:RA:386:G:C5	2.40	0.57
27:RD:44:ASN:HB2	27:RD:48:ARG:O	2.05	0.57
39:RT:41:ARG:HB2	39:RT:41:ARG:CZ	2.34	0.57
1:XA:1126:U:H5	1:XA:1127:G:C4	2.22	0.57
25:YA:857:C:OP2	46:Y0:77:ARG:NH2	2.37	0.57
25:YA:1094:U:O2'	25:YA:1096:A:OP1	2.19	0.57
34:YO:85:VAL:HG11	34:YO:114:ILE:HD11	1.87	0.57
1:QA:973:G:O6	1:QA:974:A:N6	2.38	0.56
13:QM:3:ARG:NH2	30:RG:113:ARG:HH21	2.03	0.56
25:RA:2335:A:O2'	25:RA:2336:A:O5'	2.23	0.56
41:RV:52:VAL:HG21	41:RV:55:ALA:HB3	1.87	0.56
1:XA:1002:G:H2'	1:XA:1003:G:C8	2.40	0.56
9:XI:15:ALA:HB2	9:XI:65:VAL:HG23	1.86	0.56
25:YA:2632:A:HO2'	25:YA:2811:G:HO2'	1.51	0.56
26:YB:12:C:H2'	46:Y0:73:GLY:HA3	1.87	0.56
29:YF:107:LYS:HD2	29:YF:206:ILE:HA	1.86	0.56
32:YI:33:ARG:HB3	32:YI:35:LEU:HG	1.86	0.56
36:YQ:85:LYS:O	36:YQ:87:LYS:N	2.38	0.56
45:YZ:77:ASP:OD2	45:YZ:80:ARG:HD3	2.05	0.56
25:RA:1454:U:OP1	37:RR:77:ARG:NH1	2.34	0.56
27:RD:108:PRO:HB3	27:RD:143:HIS:CE1	2.40	0.56
27:RD:148:GLU:HB2	27:RD:151:LYS:HD2	1.87	0.56

*Continued on next page...*



*Continued from previous page...*

Atom-1	Atom-2	Interatomic distance (Å)	Clash overlap (Å)
44:RY:81:LYS:HZ3	44:RY:98:VAL:HG11	1.69	0.56
1:XA:1342:C:H4'	9:XI:125:TYR:HB3	1.87	0.56
10:XJ:50:ILE:HD11	10:XJ:57:LYS:HD3	1.85	0.56
25:YA:1664:A:N6	25:YA:1996:C:H42	2.00	0.56
50:Y4:71:ARG:HB2	50:Y4:71:ARG:HH11	1.68	0.56
1:QA:501:C:H2'	1:QA:502:G:H8	1.69	0.56
3:QC:73:PRO:HG3	3:QC:105:GLU:HG3	1.88	0.56
12:QL:117:ARG:HB3	12:QL:122:THR:HB	1.86	0.56
19:QS:64:GLU:HG3	50:R4:55:ARG:HH12	1.70	0.56
25:RA:1316:U:H2'	25:RA:1317:A:C8	2.41	0.56
28:RE:13:ARG:CB	28:RE:21:VAL:CG1	2.83	0.56
29:RF:11:VAL:HG12	29:RF:12:LEU:H	1.69	0.56
32:RI:116:LEU:O	32:RI:118:LYS:N	2.38	0.56
35:RP:106:LEU:O	35:RP:107:LYS:HB2	2.05	0.56
36:RQ:24:GLY:O	36:RQ:26:TYR:N	2.36	0.56
36:RQ:32:TYR:HE1	36:RQ:133:ARG:HG3	1.69	0.56
1:XA:953:G:N7	13:XM:104:ARG:NH2	2.52	0.56
19:XS:5:LEU:HD11	50:Y4:67:TYR:H	1.69	0.56
25:YA:1204:A:H1'	25:YA:1206:G:C8	2.40	0.56
25:YA:1464:C:HO2'	25:YA:1528:A:H8	1.51	0.56
25:YA:1798:U:H5''	27:YD:259:THR:HG22	1.87	0.56
25:YA:1991:U:H2'	25:YA:1992:G:H5''	1.87	0.56
26:YB:50:G:OP1	38:YS:61:ASN:ND2	2.38	0.56
30:YG:81:LYS:O	30:YG:82:LEU:HB2	2.04	0.56
35:YP:101:VAL:HG23	35:YP:106:LEU:HB3	1.88	0.56
39:YT:60:THR:HG22	39:YT:77:PRO:HA	1.86	0.56
41:YV:59:ALA:HB2	41:YV:96:ILE:HD13	1.88	0.56
42:YW:71:VAL:HA	42:YW:107:LEU:HD12	1.87	0.56
45:YZ:19:ARG:NH1	45:YZ:84:GLU:O	2.35	0.56
4:QD:195:ALA:CB	6:XF:16:GLN:O	2.51	0.56
19:QS:41:VAL:HB	19:QS:42:PRO:CA	2.35	0.56
25:RA:443:A:N7	29:RF:45:ARG:HD2	2.20	0.56
25:RA:443:A:C5	29:RF:45:ARG:HD2	2.41	0.56
25:RA:1337:G:OP2	43:RX:73:ARG:NH2	2.38	0.56
28:RE:15:PHE:CD1	28:RE:20:ALA:CB	2.87	0.56
32:RI:52:ARG:C	32:RI:56:LYS:H	2.03	0.56
36:RQ:43:THR:HA	36:RQ:94:VAL:HG12	1.88	0.56
38:RS:106:ARG:HA	38:RS:110:LEU:HD11	1.87	0.56
1:XA:403:C:OP1	4:XD:137:SER:OG	2.24	0.56
1:XA:627:G:H2'	1:XA:628:G:H8	1.70	0.56
27:YD:121:PRO:HA	27:YD:135:PHE:HD2	1.62	0.56

*Continued on next page...*

*Continued from previous page...*

Atom-1	Atom-2	Interatomic distance (Å)	Clash overlap (Å)
32:YI:79:ILE:HB	32:YI:142:VAL:HA	1.88	0.56
45:YZ:152:ALA:HB2	45:YZ:168:GLU:HA	1.87	0.56
1:QA:613:C:H42	1:QA:627:G:H1	1.53	0.56
1:QA:1004:A:O5'	1:QA:1025:U:N3	2.38	0.56
4:QD:195:ALA:HB2	6:XF:20:ALA:CB	2.35	0.56
17:QQ:90:ILE:O	17:QQ:94:ASN:ND2	2.38	0.56
25:RA:2212:A:H1'	25:RA:2215:G:C5	2.40	0.56
28:RE:10:GLY:HA3	39:RT:8:LYS:HD2	1.85	0.56
36:RQ:66:ILE:HA	36:RQ:104:PHE:HA	1.87	0.56
37:RR:67:LEU:HD13	37:RR:76:VAL:HG21	1.86	0.56
41:RV:44:LYS:HE2	41:RV:45:THR:H	1.70	0.56
1:XA:235:C:H2'	1:XA:236:G:H8	1.70	0.56
1:XA:720:C:H5''	18:XR:52:PRO:HA	1.88	0.56
30:YG:67:LYS:HZ1	50:Y4:6:HIS:CD2	2.23	0.56
36:YQ:20:ALA:HB3	45:YZ:79:ARG:CZ	2.35	0.56
1:QA:6:G:H4'	1:QA:298:A:H4'	1.87	0.56
1:QA:376:G:H5''	16:QP:5:ARG:HD2	1.87	0.56
1:QA:942:G:N2	9:QI:124:GLN:OE1	2.31	0.56
25:RA:1012:U:O2'	25:RA:1013:C:OP2	2.19	0.56
25:RA:2019:A:OP2	51:R5:9:LYS:NZ	2.39	0.56
28:RE:4:ILE:HD12	28:RE:28:ALA:HB1	1.88	0.56
35:RP:68:GLN:HG2	54:R8:12:LYS:HD3	1.88	0.56
45:RZ:111:VAL:HG13	45:RZ:112:ARG:N	2.19	0.56
1:XA:971:G:H5''	1:XA:972:C:H5''	1.88	0.56
25:YA:2689:U:OP2	25:YA:2719:G:N2	2.33	0.56
26:YB:24:G:H1'	26:YB:26:A:H62	1.70	0.56
31:YH:153:LYS:HA	31:YH:153:LYS:NZ	2.21	0.56
41:YV:66:ARG:HH11	41:YV:88:ARG:HD3	1.71	0.56
51:Y5:33:CYS:SG	51:Y5:34:PRO:HD2	2.45	0.56
23:QW:18:G:H22	23:QW:55:U:H1'	1.71	0.56
32:RI:8:PRO:HD3	32:RI:15:VAL:HG13	1.87	0.56
51:R5:50:GLY:HA3	51:R5:56:LYS:CG	2.35	0.56
25:YA:1266:G:O5'	42:YW:15:ARG:NH2	2.38	0.56
25:YA:2820:A:C8	28:YE:109:LYS:HE2	2.40	0.56
31:YH:92:ILE:H	31:YH:92:ILE:HD12	1.71	0.56
52:Y6:25:LYS:HE2	52:Y6:27:LYS:HE3	1.87	0.56
2:QB:82:ARG:HA	2:QB:92:TYR:HE2	1.71	0.56
8:QH:106:GLY:O	8:QH:122:ARG:NH2	2.36	0.56
10:QJ:5:ARG:HG3	10:QJ:71:LEU:HD11	1.87	0.56
12:QL:45:PRO:HB3	12:QL:92:ASP:HB3	1.87	0.56
25:RA:27:G:O2'	25:RA:28:A:O5'	2.23	0.56

*Continued on next page...*

*Continued from previous page...*

Atom-1	Atom-2	Interatomic distance (Å)	Clash overlap (Å)
32:RI:29:TYR:HD2	32:RI:30:LEU:HD23	1.71	0.56
1:XA:1347:G:N2	1:XA:1374:A:OP2	2.34	0.56
1:XA:1356:G:H2'	1:XA:1357:A:C8	2.40	0.56
2:XB:84:GLU:HB3	2:XB:219:VAL:HG21	1.86	0.56
3:XC:174:PRO:HD2	3:XC:182:ILE:HD11	1.88	0.56
7:XG:54:THR:O	7:XG:56:GLN:N	2.39	0.56
16:XP:20:VAL:HG21	16:XP:32:TYR:CD2	2.40	0.56
25:YA:2109:U:H3	25:YA:2180:U:H3	1.54	0.56
34:YO:97:ARG:HA	34:YO:117:LEU:HD22	1.88	0.56
25:RA:242:G:C8	54:R8:5:LYS:HG2	2.40	0.56
25:RA:2690:C:OP2	37:RR:14:SER:HB3	2.06	0.56
1:XA:911:U:OP2	12:XL:97:ARG:NH2	2.27	0.56
1:XA:1128:C:N4	1:XA:1144:G:N1	2.54	0.56
2:XB:21:ARG:O	2:XB:23:ARG:HD3	2.05	0.56
4:XD:122:ARG:NH1	4:XD:134:ASP:O	2.39	0.56
25:YA:2849:U:OP2	39:YT:95:ARG:NH1	2.39	0.56
27:YD:43:ARG:NH1	27:YD:44:ASN:OD1	2.39	0.56
31:YH:10:PRO:HD2	31:YH:50:VAL:CG1	2.35	0.56
33:YN:56:ASN:N	33:YN:125:GLY:O	2.22	0.56
44:YY:95:LYS:HB3	44:YY:100:ALA:HA	1.87	0.56
1:QA:620:C:C2	4:QD:135:LEU:HG	2.40	0.56
1:QA:974:A:H1'	14:QN:31:ARG:HE	1.70	0.56
4:QD:165:MET:SD	4:QD:168:ARG:HD2	2.46	0.56
25:RA:793:A:OP2	25:RA:2071:A:O2'	2.22	0.56
25:RA:1509:C:H3'	25:RA:1510:A:H5''	1.88	0.56
25:RA:1754:C:OP1	39:RT:96:ARG:NH1	2.34	0.56
32:RI:41:GLU:HA	32:RI:44:LEU:HB2	1.87	0.56
43:RX:31:HIS:CD2	43:RX:32:PRO:HD2	2.41	0.56
45:RZ:182:LYS:H	45:RZ:182:LYS:HD3	1.70	0.56
51:R5:55:ARG:HH12	51:R5:57:VAL:HA	1.69	0.56
1:XA:250:A:H4'	1:XA:251:G:O5'	2.04	0.56
3:XC:130:VAL:O	3:XC:134:ILE:HG12	2.06	0.56
4:XD:11:LEU:HD13	4:XD:66:ARG:HG2	1.87	0.56
25:YA:2335:A:O2'	25:YA:2336:A:H2'	2.05	0.56
25:YA:2340:G:H2'	25:YA:2341:G:H8	1.70	0.56
12:QL:89:ARG:HB3	12:QL:97:ARG:HA	1.88	0.55
29:RF:24:LEU:CD2	29:RF:115:ALA:HA	2.36	0.55
35:RP:121:LYS:HD3	35:RP:122:PRO:HD2	1.88	0.55
39:RT:26:ASP:O	39:RT:49:VAL:HG12	2.07	0.55
51:R5:52:TYR:O	51:R5:53:ALA:HB2	2.06	0.55
52:R6:36:LEU:HB2	52:R6:50:ARG:HA	1.89	0.55

*Continued on next page...*

*Continued from previous page...*

Atom-1	Atom-2	Interatomic distance (Å)	Clash overlap (Å)
1:XA:1175:G:H2'	1:XA:1176:A:C8	2.41	0.55
3:XC:9:GLY:HA2	3:XC:12:LEU:HD23	1.88	0.55
25:YA:1266:G:O2'	25:YA:2012:G:O6	2.16	0.55
33:YN:40:PRO:O	40:YU:64:ARG:HD2	2.06	0.55
38:YS:58:LEU:H	38:YS:58:LEU:HD23	1.70	0.55
4:QD:187:ARG:NH2	4:QD:193:ASP:OD2	2.38	0.55
23:QW:12:U:H3	23:QW:23:A:N6	2.02	0.55
25:RA:2404:C:H1'	35:RP:67:MET:HE1	1.88	0.55
29:RF:110:LEU:HD11	29:RF:181:LEU:HD12	1.88	0.55
32:RI:92:VAL:HG13	32:RI:120:ILE:HG23	1.88	0.55
50:R4:24:THR:OG1	50:R4:25:TYR:N	2.38	0.55
1:XA:486:U:H2'	1:XA:487:A:H8	1.70	0.55
2:XB:158:LEU:HD13	2:XB:182:ILE:HD11	1.89	0.55
39:YT:29:ARG:HB2	39:YT:46:GLU:HG3	1.88	0.55
1:QA:411:A:H62	1:QA:413:G:H21	1.53	0.55
2:QB:5:ILE:HD12	2:QB:224:GLN:HG2	1.88	0.55
2:QB:71:VAL:HG12	2:QB:93:VAL:HB	1.88	0.55
10:QJ:16:LEU:HD23	10:QJ:94:VAL:HG13	1.89	0.55
19:QS:64:GLU:HG3	50:R4:55:ARG:NH1	2.21	0.55
25:RA:1417:C:H2'	25:RA:1418:G:O4'	2.05	0.55
28:RE:63:LEU:CD1	28:RE:65:GLY:H	2.20	0.55
47:R1:53:VAL:HG11	47:R1:90:ILE:HD11	1.88	0.55
1:XA:664:G:N2	1:XA:741:G:H1	2.03	0.55
10:XJ:34:VAL:HG22	10:XJ:74:ILE:HG22	1.89	0.55
15:XO:18:PHE:CE1	15:XO:21:ASP:HB2	2.41	0.55
27:YD:232:PRO:HB3	27:YD:244:ARG:NH1	2.21	0.55
35:YP:52:GLU:HG3	35:YP:57:THR:HG22	1.88	0.55
36:YQ:20:ALA:HB3	45:YZ:79:ARG:NH2	2.21	0.55
39:YT:39:ARG:HG2	39:YT:40:THR:H	1.72	0.55
41:YV:38:LEU:H	41:YV:51:VAL:HG13	1.70	0.55
1:QA:1118:C:H1'	1:QA:1179:A:C4	2.41	0.55
10:QJ:78:ASN:O	10:QJ:81:THR:OG1	2.24	0.55
13:QM:80:ARG:CD	50:R4:71:ARG:NH2	2.48	0.55
32:RI:21:VAL:HG21	32:RI:25:TYR:HD2	1.71	0.55
32:RI:52:ARG:O	32:RI:56:LYS:CA	2.55	0.55
34:RO:78:ARG:HH21	39:RT:103:ARG:NH2	2.03	0.55
41:RV:7:THR:HG23	41:RV:22:VAL:HG11	1.88	0.55
42:RW:86:LEU:HD22	42:RW:96:ILE:HD11	1.88	0.55
25:YA:922:U:H2'	25:YA:923:C:C6	2.42	0.55
29:YF:101:LEU:O	29:YF:106:ARG:NH1	2.40	0.55
31:YH:121:ILE:HG12	31:YH:140:LYS:HD2	1.89	0.55

*Continued on next page...*

*Continued from previous page...*

Atom-1	Atom-2	Interatomic distance (Å)	Clash overlap (Å)
54:Y8:50:LEU:HD12	54:Y8:51:ALA:N	2.21	0.55
1:QA:437:U:H2'	1:QA:438:G:O4'	2.06	0.55
4:QD:195:ALA:HB3	6:XF:20:ALA:HB2	1.87	0.55
8:QH:86:ILE:HG13	8:QH:133:LEU:HD22	1.89	0.55
25:RA:181:A:H1'	25:RA:435:C:H5'	1.88	0.55
25:RA:2015:A:H1'	51:R5:2:ALA:HA	1.87	0.55
29:RF:101:LEU:O	29:RF:106:ARG:NH1	2.40	0.55
32:RI:94:ALA:H	32:RI:116:LEU:HD13	1.71	0.55
44:RY:81:LYS:HB2	44:RY:96:ILE:HG22	1.89	0.55
44:RY:95:LYS:CB	44:RY:100:ALA:HA	2.36	0.55
51:R5:4:HIS:HB3	51:R5:5:PRO:CD	2.32	0.55
1:XA:1226:C:O2'	13:XM:103:THR:O	2.23	0.55
4:XD:31:CYS:O	4:XD:31:CYS:SG	2.65	0.55
5:XE:37:ARG:HA	5:XE:114:GLY:N	2.21	0.55
20:XT:49:ALA:HB1	20:XT:99:LEU:HB2	1.89	0.55
25:YA:1416:G:H2'	25:YA:1417:C:C6	2.42	0.55
25:YA:2096:U:H3	25:YA:2193:G:H1	1.54	0.55
25:YA:2688:U:H5	25:YA:2720:U:OP2	1.89	0.55
4:QD:30:LYS:O	4:QD:30:LYS:HG2	2.07	0.55
9:QI:77:ILE:O	9:QI:81:ILE:HG12	2.06	0.55
25:RA:535:C:O3'	40:RU:53:ARG:NH1	2.39	0.55
25:RA:1045:A:N9	25:RA:1111:A:N6	2.55	0.55
25:RA:1141:U:H1'	25:RA:1142(A):A:C6	2.42	0.55
27:RD:35:LYS:NZ	27:RD:104:TYR:HB2	2.21	0.55
44:RY:96:ILE:HG12	44:RY:101:LYS:HB2	1.88	0.55
50:R4:16:CYS:SG	50:R4:36:CYS:N	2.79	0.55
2:XB:82:ARG:NH1	2:XB:86:GLU:OE2	2.40	0.55
25:YA:273(C):C:H42	25:YA:363(C):G:H1	1.52	0.55
25:YA:1826:G:OP1	27:YD:224:ALA:N	2.39	0.55
26:YB:13:A:N1	26:YB:69:G:O2'	2.28	0.55
28:YE:14:ILE:CG2	28:YE:21:VAL:HG21	2.34	0.55
28:YE:63:LEU:HD12	28:YE:64:LYS:N	2.22	0.55
32:YI:129:THR:HA	32:YI:137:PRO:HA	1.88	0.55
39:YT:3:ARG:HG3	39:YT:7:ILE:HG12	1.88	0.55
1:QA:1047:G:H1	1:QA:1210:C:H42	1.55	0.55
3:QC:79:ARG:HD2	11:XK:99:GLN:CD	2.27	0.55
25:RA:1316:U:H2'	25:RA:1317:A:H8	1.71	0.55
25:RA:2805:G:H2'	25:RA:2807:G:C8	2.41	0.55
40:RU:52:ARG:HA	40:RU:55:ARG:HG3	1.87	0.55
44:RY:37:VAL:HG21	44:RY:72:VAL:HG21	1.88	0.55
1:XA:362:G:N2	1:XA:365:U:OP2	2.39	0.55

*Continued on next page...*

*Continued from previous page...*

Atom-1	Atom-2	Interatomic distance (Å)	Clash overlap (Å)
1:XA:1128:C:C2	1:XA:1144:G:N2	2.74	0.55
1:XA:1414:U:H2'	1:XA:1415:G:C8	2.42	0.55
25:YA:458:G:O2'	25:YA:469:G:O6	2.19	0.55
25:YA:574:C:N3	28:YE:145:LYS:NZ	2.50	0.55
25:YA:2438:U:O3'	25:YA:2439:A:H3'	2.07	0.55
25:YA:2757:A:OP1	55:Y9:19:ARG:HA	2.06	0.55
29:YF:68:LYS:O	29:YF:69:HIS:HB2	2.07	0.55
31:YH:41:MET:HE1	31:YH:64:LEU:HB3	1.87	0.55
31:YH:157:TYR:HA	31:YH:171:LEU:O	2.06	0.55
52:Y6:28:ARG:HB3	52:Y6:30:THR:H	1.71	0.55
1:QA:1159:U:O2'	1:QA:1160:G:N7	2.39	0.55
13:QM:7:VAL:HB	30:RG:115:ARG:HH12	1.71	0.55
19:QS:42:PRO:CD	50:R4:63:TYR:CE1	2.89	0.55
25:RA:807:U:H2'	25:RA:808:G:C8	2.41	0.55
36:RQ:30:GLY:CA	36:RQ:107:ALA:HB2	2.37	0.55
1:XA:410:G:H4'	1:XA:411:A:OP1	2.07	0.55
1:XA:1226:C:O2'	13:XM:111:LYS:NZ	2.40	0.55
5:XE:50:GLU:HB3	5:XE:53:LEU:HD13	1.88	0.55
8:XH:86:ILE:HG22	8:XH:93:VAL:HG21	1.89	0.55
9:XI:16:ARG:HB2	9:XI:64:THR:HB	1.89	0.55
25:YA:1062:G:H2'	25:YA:1063:G:C8	2.42	0.55
41:YV:61:VAL:HG23	41:YV:63:GLY:H	1.71	0.55
46:Y0:27:GLU:HB2	46:Y0:69:PHE:HD1	1.72	0.55
1:QA:115:G:H4'	1:QA:116:A:O5'	2.07	0.55
1:QA:1162:C:H2'	1:QA:1163:C:O4'	2.07	0.55
1:QA:1405:G:OP2	58:QA:1667:PAR:O34	2.25	0.55
31:RH:109:PHE:HZ	31:RH:152:ARG:HG2	1.72	0.55
11:XK:34:ASP:OD1	11:XK:38:ASN:N	2.39	0.55
23:XW:20:U:H2'	23:XW:21:A:H4'	1.88	0.55
25:YA:1178:C:H2'	25:YA:1179:C:C6	2.41	0.55
25:YA:1359:A:H61	25:YA:1372:U:H3	1.39	0.55
32:YI:3:VAL:HG12	32:YI:38:LEU:HA	1.87	0.55
35:YP:71:VAL:HG13	35:YP:72:PRO:HD3	1.88	0.55
39:YT:26:ASP:O	39:YT:49:VAL:HG12	2.07	0.55
41:YV:34:GLU:O	41:YV:36:PRO:HD3	2.06	0.55
42:YW:14:PRO:O	42:YW:17:VAL:N	2.40	0.55
1:QA:976:G:OP2	1:QA:1358:U:O2'	2.25	0.55
10:QJ:8:LEU:HB3	10:QJ:16:LEU:HD21	1.87	0.55
14:QN:48:ALA:HB2	14:QN:53:LEU:HD12	1.89	0.55
25:RA:1689:A:H2'	25:RA:1690:A:H8	1.72	0.55
29:RF:24:LEU:HG	29:RF:115:ALA:CB	2.37	0.55

*Continued on next page...*

*Continued from previous page...*

Atom-1	Atom-2	Interatomic distance (Å)	Clash overlap (Å)
31:RH:124:GLU:HB3	31:RH:132:ARG:HG3	1.89	0.55
39:RT:1:MET:O	39:RT:3:ARG:N	2.40	0.55
8:XH:54:ASP:N	8:XH:54:ASP:OD1	2.39	0.55
12:XL:70:ILE:HG12	12:XL:100:ILE:HD12	1.88	0.55
29:YF:116:ASP:OD2	35:YP:1:MET:N	2.26	0.55
39:YT:62:THR:HG22	39:YT:75:ILE:HG12	1.89	0.55
54:Y8:60:LEU:HB3	54:Y8:63:PRO:HG2	1.89	0.55
5:QE:78:HIS:CE1	5:QE:142:LEU:HD23	2.42	0.54
10:QJ:13:HIS:CE1	10:QJ:14:LYS:HE3	2.42	0.54
14:QN:24:CYS:HB3	14:QN:28:GLY:H	1.71	0.54
25:RA:1021:A:N6	25:RA:1142(A):A:H61	2.02	0.54
25:RA:1359:A:N6	25:RA:1372:U:C4	2.75	0.54
25:RA:2335:A:O2'	25:RA:2336:A:H2'	2.07	0.54
29:RF:184:TYR:CE2	29:RF:188:ARG:HD2	2.42	0.54
36:RQ:31:ASP:O	36:RQ:134:ARG:HB2	2.07	0.54
48:R2:42:GLY:O	48:R2:44:LEU:N	2.35	0.54
4:XD:92:VAL:O	4:XD:96:LEU:HD22	2.07	0.54
5:XE:100:VAL:HG22	5:XE:118:ILE:HG22	1.89	0.54
10:XJ:33:GLN:HB2	10:XJ:75:ILE:HD11	1.88	0.54
23:XW:16:U:H3'	23:XW:17:C:H5'	1.89	0.54
45:YZ:48:PHE:CE1	45:YZ:52:SER:HA	2.42	0.54
1:QA:1321:C:H3'	1:QA:1322:C:H5''	1.88	0.54
5:QE:7:GLU:N	5:QE:35:GLY:O	2.36	0.54
25:RA:622:G:OP2	35:RP:108:LYS:NZ	2.29	0.54
25:RA:1085:A:O2'	25:RA:1086:A:OP1	2.24	0.54
26:RB:38:C:N3	26:RB:44:G:N2	2.42	0.54
33:RN:30:ILE:HG22	33:RN:34:LEU:HD22	1.88	0.54
43:RX:25:LYS:HD3	43:RX:80:ILE:HD11	1.89	0.54
54:R8:29:LYS:HD3	54:R8:44:LYS:HB2	1.88	0.54
1:XA:963:G:N2	1:XA:972:C:C2	2.70	0.54
25:YA:34:C:H41	25:YA:447:A:H61	1.55	0.54
25:YA:270(R):G:H2'	25:YA:270(S):G:H8	1.73	0.54
25:YA:764:A:N3	27:YD:213:ARG:NH1	2.55	0.54
25:YA:898:C:H2'	25:YA:899:A:H5'	1.88	0.54
25:YA:1187:G:H5''	41:YV:81:TYR:CE1	2.43	0.54
25:YA:2346:A:H8	54:Y8:35:GLN:NE2	2.05	0.54
27:YD:12:SER:O	27:YD:16:MET:HB2	2.08	0.54
33:YN:42:TRP:O	40:YU:64:ARG:NH2	2.41	0.54
45:YZ:5:LEU:HD21	45:YZ:44:PHE:HA	1.89	0.54
9:QI:26:VAL:HG22	9:QI:61:ALA:HB3	1.89	0.54
22:QV:21:A:H61	22:QV:46:G:H2'	1.73	0.54

*Continued on next page...*

*Continued from previous page...*

Atom-1	Atom-2	Interatomic distance (Å)	Clash overlap (Å)
25:RA:686:G:H21	25:RA:788:A:H61	1.54	0.54
33:RN:40:PRO:HB3	40:RU:68:ALA:HB2	1.89	0.54
36:RQ:54:MET:HG3	36:RQ:117:ALA:HB1	1.89	0.54
51:R5:55:ARG:HH11	51:R5:57:VAL:CA	2.20	0.54
1:XA:1151:A:H2'	1:XA:1152:A:C8	2.43	0.54
3:XC:150:LYS:HE2	3:XC:152:ILE:HD11	1.88	0.54
12:XL:115:LYS:O	12:XL:117:ARG:N	2.35	0.54
13:XM:22:ILE:HD12	13:XM:25:ILE:HD12	1.89	0.54
25:YA:587:C:H4'	25:YA:588:U:O5'	2.07	0.54
37:YR:55:ALA:HB2	37:YR:79:LEU:HD13	1.89	0.54
37:YR:56:LYS:NZ	37:YR:87:TYR:O	2.40	0.54
4:QD:149:ALA:HB3	4:QD:152:SER:HB2	1.89	0.54
25:RA:307:G:H21	25:RA:330:A:H62	1.55	0.54
25:RA:442:G:H1'	29:RF:48:THR:HG21	1.89	0.54
27:RD:35:LYS:HZ1	27:RD:104:TYR:HB2	1.71	0.54
28:RE:35:GLN:HE21	28:RE:37:ARG:CZ	2.21	0.54
32:RI:113:ARG:HG3	32:RI:131:LYS:NZ	2.23	0.54
45:RZ:146:ILE:HA	45:RZ:174:VAL:HB	1.90	0.54
1:XA:910:C:P	12:XL:97:ARG:HH22	2.31	0.54
1:XA:973:G:H3'	1:XA:974:A:H5''	1.88	0.54
18:XR:31:LEU:HD23	18:XR:31:LEU:H	1.73	0.54
25:YA:27:G:N2	25:YA:513:A:OP2	2.40	0.54
25:YA:900:A:H3'	25:YA:901:A:H8	1.73	0.54
25:YA:2349:G:OP2	54:Y8:42:ARG:HD3	2.08	0.54
35:YP:64:LYS:O	35:YP:66:GLY:N	2.41	0.54
36:YQ:109:VAL:HG13	36:YQ:113:GLN:HB3	1.89	0.54
51:Y5:55:ARG:HG3	51:Y5:57:VAL:H	1.73	0.54
1:QA:1126:U:H1'	1:QA:1280:A:N7	2.23	0.54
30:RG:16:ARG:NH2	30:RG:28:VAL:O	2.41	0.54
32:RI:93:THR:O	32:RI:97:ILE:HG12	2.06	0.54
1:XA:1095:U:P	1:XA:1108:G:H1	2.30	0.54
5:XE:12:LEU:HD21	5:XE:14:ARG:HD3	1.89	0.54
10:XJ:9:ARG:HB2	10:XJ:95:GLU:HB3	1.88	0.54
25:YA:1798:U:H5'	27:YD:259:THR:HG22	1.90	0.54
48:Y2:35:LEU:HD12	48:Y2:53:LEU:HD12	1.89	0.54
1:QA:983:A:N1	1:QA:1222:G:N2	2.56	0.54
9:QI:121:ARG:NH1	9:QI:122:ALA:O	2.40	0.54
25:RA:642:G:H21	25:RA:646:A:H2	1.55	0.54
25:RA:2292:C:OP1	38:RS:17:ARG:NH2	2.40	0.54
37:RR:103:ARG:NH1	37:RR:108:GLY:O	2.41	0.54
40:RU:112:ARG:NH2	41:RV:47:VAL:HG13	2.23	0.54

*Continued on next page...*



*Continued from previous page...*

Atom-1	Atom-2	Interatomic distance (Å)	Clash overlap (Å)
43:RX:83:VAL:CG1	43:RX:87:GLN:HB2	2.38	0.54
45:RZ:53:ILE:H	45:RZ:71:VAL:HG13	1.72	0.54
47:R1:58:ILE:HD11	47:R1:86:SER:HB2	1.88	0.54
48:R2:50:ILE:HD12	48:R2:51:ARG:H	1.73	0.54
3:XC:150:LYS:HB3	3:XC:201:TYR:HB2	1.90	0.54
7:XG:49:ILE:O	7:XG:53:LYS:HB3	2.07	0.54
25:YA:99:U:H4'	25:YA:101:G:H5''	1.89	0.54
25:YA:2573:C:OP1	25:YA:2574:G:OP1	2.25	0.54
26:YB:43:C:H5'	50:Y4:1:MET:HA	1.89	0.54
33:YN:35:ARG:HB2	33:YN:42:TRP:CH2	2.42	0.54
46:Y0:20:ARG:O	46:Y0:24:LYS:NZ	2.39	0.54
25:RA:78:A:H2'	25:RA:79:G:H8	1.73	0.54
25:RA:1453:A:N6	25:RA:2702:U:H1'	2.23	0.54
25:RA:2068:U:N3	25:RA:2430:A:H2	2.04	0.54
26:RB:44:G:H1'	26:RB:47:C:H42	1.71	0.54
26:RB:52:A:N6	38:RS:33:LYS:HG3	2.23	0.54
35:RP:38:GLN:HG2	35:RP:45:LEU:CD1	2.36	0.54
39:RT:111:ARG:O	39:RT:112:ARG:HG3	2.08	0.54
1:XA:299:G:H2'	1:XA:300:A:C8	2.43	0.54
7:XG:20:ASP:HB3	7:XG:23:VAL:HG23	1.89	0.54
25:YA:444:C:H4'	29:YF:49:ALA:HB2	1.89	0.54
25:YA:2061:G:OP1	29:YF:68:LYS:NZ	2.41	0.54
40:YU:76:TYR:CZ	40:YU:80:ILE:HG13	2.43	0.54
50:Y4:55:ARG:HG3	50:Y4:59:PHE:HD2	1.72	0.54
1:QA:1453:G:H8	20:QT:39:LYS:HZ1	1.55	0.54
1:QA:1499:A:OP1	1:QA:1505:G:OP2	2.26	0.54
25:RA:1359:A:C6	25:RA:1372:U:C4	2.96	0.54
35:RP:14:LYS:O	35:RP:16:ARG:HG2	2.08	0.54
13:XM:3:ARG:HA	13:XM:9:ILE:CG2	2.37	0.54
25:YA:1790:C:H2'	25:YA:1791:A:C5	2.42	0.54
30:YG:15:VAL:HG21	30:YG:176:LEU:HD23	1.90	0.54
1:QA:1305:G:N2	1:QA:1331:G:H2'	2.22	0.54
1:QA:1436:U:H2'	1:QA:1437:C:O4'	2.07	0.54
13:QM:22:ILE:HB	13:QM:25:ILE:HD12	1.89	0.54
23:QW:68:C:H2'	23:QW:69:G:H8	1.71	0.54
25:RA:2469:A:H5''	25:RA:2470:G:C8	2.43	0.54
25:RA:2543:G:H21	25:RA:2646:C:H5''	1.73	0.54
45:RZ:82:ARG:HG3	45:RZ:83:PRO:HD2	1.90	0.54
3:XC:15:THR:HG23	3:XC:181:ASN:HD22	1.73	0.54
16:XP:43:LYS:HG2	16:XP:48:TRP:CE3	2.42	0.54
23:XW:49:C:N3	23:XW:65:G:N2	2.55	0.54

*Continued on next page...*

*Continued from previous page...*

Atom-1	Atom-2	Interatomic distance (Å)	Clash overlap (Å)
28:YE:111:ARG:HD2	28:YE:160:TYR:CD2	2.42	0.54
31:YH:12:PRO:CD	31:YH:48:GLY:O	2.55	0.54
45:YZ:149:SER:HB2	45:YZ:172:ALA:O	2.07	0.54
1:QA:412:A:H4'	1:QA:413:G:O5'	2.08	0.54
2:QB:204:ASN:HD22	2:QB:206:ASP:H	1.56	0.54
2:QB:235:SER:O	2:QB:237:ALA:N	2.41	0.54
13:QM:80:ARG:HB2	50:R4:71:ARG:HH22	1.72	0.54
19:QS:10:PHE:HE1	19:QS:16:LEU:HD22	1.73	0.54
25:RA:288:C:H2'	25:RA:289:A:C8	2.42	0.54
25:RA:574:C:N3	28:RE:145:LYS:NZ	2.55	0.54
25:RA:947:G:H2'	25:RA:948:G:C8	2.42	0.54
25:RA:1268:A:H2'	25:RA:1269:A:O4'	2.07	0.54
25:RA:2441:C:OP2	25:RA:2586:C:O2'	2.25	0.54
25:RA:2725:A:O2'	25:RA:2726:U:H5''	2.08	0.54
25:RA:2786:U:O2'	28:RE:62:PRO:O	2.23	0.54
28:RE:111:ARG:HG3	28:RE:160:TYR:CD2	2.43	0.54
32:RI:33:ARG:HB3	32:RI:35:LEU:HD23	1.90	0.54
37:RR:45:ARG:HA	37:RR:95:THR:HG21	1.90	0.54
39:RT:37:GLY:O	39:RT:39:ARG:N	2.34	0.54
17:XQ:4:LYS:HE3	17:XQ:6:LEU:HD21	1.90	0.54
25:YA:528:A:C2	25:YA:2042:A:H2'	2.42	0.54
27:YD:70:TRP:CH2	27:YD:150:LYS:HA	2.43	0.54
32:YI:79:ILE:N	32:YI:141:LYS:O	2.40	0.54
45:YZ:82:ARG:HG3	45:YZ:83:PRO:HD2	1.90	0.54
3:QC:84:ILE:HD11	3:QC:88:ARG:HH21	1.73	0.53
19:QS:64:GLU:CG	50:R4:55:ARG:HH12	2.21	0.53
25:RA:551:G:H5'	25:RA:1220:A:H1'	1.89	0.53
25:RA:1754:C:H5''	39:RT:113:LYS:HE3	1.90	0.53
27:RD:44:ASN:HD22	27:RD:44:ASN:N	2.06	0.53
45:RZ:76:LEU:HD23	45:RZ:76:LEU:H	1.73	0.53
50:R4:56:VAL:HA	50:R4:60:GLN:HB2	1.89	0.53
1:XA:255:G:O6	1:XA:266:G:O6	2.26	0.53
1:XA:407:G:H2'	1:XA:408:A:H8	1.74	0.53
1:XA:1376:U:H2'	1:XA:1377:A:C8	2.43	0.53
10:XJ:32:ALA:H	10:XJ:78:ASN:HD21	1.56	0.53
25:YA:2015:A:H1'	51:Y5:2:ALA:CA	2.37	0.53
25:YA:2680:C:H5'	28:YE:189:PRO:HA	1.90	0.53
25:YA:2849:U:P	39:YT:95:ARG:HH12	2.31	0.53
27:YD:43:ARG:CB	27:YD:54:ARG:HB2	2.38	0.53
28:YE:78:LEU:HG	28:YE:79:ARG:NE	2.23	0.53
1:QA:1175:G:H2'	1:QA:1176:A:H8	1.74	0.53

*Continued on next page...*

*Continued from previous page...*

Atom-1	Atom-2	Interatomic distance (Å)	Clash overlap (Å)
1:QA:1318:A:H4'	19:QS:11:VAL:HG11	1.89	0.53
2:QB:84:GLU:HB3	2:QB:219:VAL:HG21	1.89	0.53
10:QJ:80:LYS:HG2	1:XA:1162:C:O2'	2.08	0.53
12:QL:55:VAL:HG12	12:QL:69:TYR:HA	1.90	0.53
25:RA:519:U:H2'	25:RA:520:G:H8	1.73	0.53
25:RA:882:G:H1	25:RA:894:C:N4	2.02	0.53
25:RA:974(A):C:H4'	25:RA:975:G:O5'	2.08	0.53
25:RA:2126:A:N6	25:RA:2163:C:O2'	2.42	0.53
28:RE:21:VAL:CG2	28:RE:22:PRO:CB	2.58	0.53
45:RZ:152:ALA:O	45:RZ:154:ASP:N	2.40	0.53
1:XA:1327:C:OP2	21:XU:12:LYS:NZ	2.36	0.53
2:XB:82:ARG:HA	2:XB:92:TYR:CE2	2.43	0.53
3:XC:14:ILE:O	3:XC:16:ARG:N	2.35	0.53
11:XK:84:VAL:HG11	11:XK:95:ILE:HD11	1.90	0.53
19:XS:64:GLU:CG	50:Y4:55:ARG:HH12	2.21	0.53
23:XW:76:A:N6	25:YA:2422:A:O4'	2.41	0.53
25:YA:1341:U:OP2	25:YA:1394:U:O2'	2.19	0.53
32:YI:62:LYS:HE3	32:YI:134:PRO:HG2	1.90	0.53
33:YN:6:PRO:HG3	33:YN:41:ASP:HB2	1.89	0.53
48:Y2:15:LYS:H	48:Y2:67:LYS:HE2	1.73	0.53
1:QA:1004:A:P	1:QA:1025:U:H3	2.30	0.53
25:RA:1149:G:H2'	25:RA:1150:C:C6	2.43	0.53
25:RA:2844:G:H3'	25:RA:2845:G:H8	1.74	0.53
29:RF:32:LEU:O	29:RF:36:VAL:HG23	2.09	0.53
31:RH:149:ARG:HE	31:RH:154:PRO:HG2	1.72	0.53
35:RP:61:ARG:HD2	54:R8:13:ARG:HD2	1.90	0.53
38:RS:106:ARG:HA	38:RS:110:LEU:HD21	1.90	0.53
39:RT:33:LYS:HD2	39:RT:82:LEU:HA	1.89	0.53
45:RZ:58:VAL:O	45:RZ:60:GLU:N	2.39	0.53
1:XA:131:C:O2'	1:XA:262:A:N3	2.35	0.53
2:XB:162:ILE:O	2:XB:185:ILE:HG12	2.08	0.53
10:XJ:4:ILE:HG12	10:XJ:100:THR:HG22	1.89	0.53
25:YA:1641:A:H2'	25:YA:1642:G:O4'	2.08	0.53
27:YD:244:ARG:HB2	27:YD:245:PRO:HD2	1.90	0.53
33:YN:30:ILE:HG23	33:YN:52:VAL:HG11	1.91	0.53
35:YP:62:LEU:HB2	54:Y8:30:ARG:HH11	1.71	0.53
35:YP:88:LEU:HD12	35:YP:95:VAL:HG11	1.90	0.53
41:YV:66:ARG:NH1	41:YV:88:ARG:HD3	2.23	0.53
1:QA:1367:C:H4'	10:QJ:48:THR:HG21	1.90	0.53
3:QC:35:GLU:HG2	3:QC:59:ARG:NH2	2.23	0.53
25:RA:1411:C:N4	25:RA:1591:G:H1	2.04	0.53

*Continued on next page...*

*Continued from previous page...*

Atom-1	Atom-2	Interatomic distance (Å)	Clash overlap (Å)
25:RA:1419:A:H61	25:RA:1494:A:H61	1.55	0.53
36:RQ:32:TYR:CE1	36:RQ:133:ARG:HG3	2.43	0.53
41:RV:99:ILE:O	41:RV:101:GLY:N	2.41	0.53
45:RZ:166:SER:H	45:RZ:167:PRO:HA	1.74	0.53
9:XI:111:ARG:NE	9:XI:112:LYS:O	2.38	0.53
19:XS:36:ARG:NH1	19:XS:52:TYR:O	2.42	0.53
22:XV:28:C:H2'	22:XV:29:G:H8	1.72	0.53
25:YA:2286:A:H4'	25:YA:2287:A:O4'	2.09	0.53
25:YA:2304:G:H22	25:YA:2312:U:H3	1.57	0.53
27:YD:30:GLU:HG3	27:YD:63:ARG:HH21	1.72	0.53
38:YS:58:LEU:HD23	38:YS:58:LEU:O	2.08	0.53
39:YT:51:ARG:CG	39:YT:98:LYS:HG3	2.38	0.53
39:YT:112:ARG:O	39:YT:112:ARG:NE	2.39	0.53
1:QA:957:U:H4'	19:QS:79:THR:HB	1.89	0.53
1:QA:1128:C:H4'	9:QI:16:ARG:HH12	1.74	0.53
4:QD:78:LEU:HD22	4:QD:96:LEU:HB3	1.89	0.53
8:QH:51:VAL:HG11	8:QH:60:ARG:HG3	1.90	0.53
25:RA:49:A:C8	25:RA:120:U:C5	2.97	0.53
34:RO:2:ILE:HD13	34:RO:8:LEU:HD11	1.90	0.53
51:R5:58:LEU:C	51:R5:60:VAL:N	2.62	0.53
2:XB:60:ASP:O	2:XB:64:ARG:HG2	2.09	0.53
25:YA:1826:G:H4'	27:YD:242:ARG:CZ	2.39	0.53
25:YA:2114:A:N6	25:YA:2119:A:N7	2.56	0.53
36:YQ:12:GLN:HG2	36:YQ:73:PRO:HD2	1.90	0.53
51:Y5:40:LYS:NZ	51:Y5:46:CYS:SG	2.81	0.53
45:RZ:5:LEU:HD11	45:RZ:39:VAL:HB	1.91	0.53
48:R2:65:ASN:HB3	48:R2:69:ARG:NH2	2.24	0.53
8:XH:121:ASP:HB2	8:XH:125:ARG:NH2	2.24	0.53
25:YA:673:C:OP1	29:YF:54:ARG:NH1	2.37	0.53
27:YD:206:LEU:O	27:YD:211:ARG:HD3	2.09	0.53
32:YI:93:THR:HG22	32:YI:119:PRO:HB3	1.91	0.53
39:YT:105:LEU:O	39:YT:107:ASP:N	2.42	0.53
55:Y9:27:CYS:SG	55:Y9:28:GLU:N	2.82	0.53
1:QA:51:A:N7	1:QA:114:U:O2'	2.40	0.53
1:QA:673:G:H2'	1:QA:674:G:C8	2.43	0.53
1:QA:1014:A:H4'	19:QS:14:HIS:CD2	2.44	0.53
9:QI:71:SER:HA	9:QI:74:ILE:HD12	1.90	0.53
25:RA:1798:U:C5'	27:RD:259:THR:HG22	2.38	0.53
25:RA:1799:G:H4'	25:RA:1800:C:O5'	2.08	0.53
1:XA:17:U:H2'	1:XA:18:C:C6	2.44	0.53
20:XT:47:GLY:O	20:XT:49:ALA:N	2.41	0.53

*Continued on next page...*

*Continued from previous page...*

Atom-1	Atom-2	Interatomic distance (Å)	Clash overlap (Å)
20:XT:95:ALA:O	20:XT:97:ALA:N	2.42	0.53
25:YA:28:A:N6	25:YA:512:G:H1'	2.23	0.53
25:YA:862:G:H2'	25:YA:863:A:O4'	2.08	0.53
33:YN:13:TRP:O	33:YN:135:PRO:HD2	2.08	0.53
33:YN:96:GLU:HG2	33:YN:97:ARG:N	2.23	0.53
35:YP:92:GLU:HA	35:YP:123:LEU:HD23	1.89	0.53
39:YT:16:ARG:HE	39:YT:19:LEU:HD21	1.73	0.53
40:YU:102:GLU:OE1	41:YV:13:ARG:NH2	2.41	0.53
1:QA:411:A:C5	1:QA:413:G:H1'	2.44	0.53
1:QA:1263:C:N4	1:QA:1272:G:H1	2.07	0.53
1:QA:1310:G:OP1	13:QM:77:ASN:ND2	2.42	0.53
4:QD:194:LEU:HD12	4:QD:195:ALA:H	1.73	0.53
6:QF:10:LEU:HD13	6:QF:61:LEU:HD13	1.90	0.53
25:RA:1861:G:H1	25:RA:1881:C:H42	1.54	0.53
28:RE:203:LYS:HE3	28:RE:204:ALA:HB2	1.90	0.53
29:RF:135:LYS:HB3	29:RF:138:GLU:HG3	1.90	0.53
32:RI:88:ILE:O	32:RI:121:LYS:NZ	2.40	0.53
35:RP:113:LYS:HG2	35:RP:115:LEU:HD23	1.90	0.53
44:RY:98:VAL:HG13	44:RY:99:CYS:SG	2.48	0.53
48:R2:10:LEU:O	48:R2:13:ALA:N	2.40	0.53
25:YA:918:A:N3	26:YB:80:U:O2'	2.38	0.53
25:YA:1790:C:H5''	25:YA:1791:A:OP1	2.08	0.53
25:YA:2496:C:P	36:YQ:81:VAL:HG12	2.48	0.53
1:QA:259:G:H1	1:QA:267:C:N4	2.07	0.53
1:QA:1095:U:P	1:QA:1108:G:H1	2.31	0.53
15:QO:6:GLU:OE2	15:QO:6:GLU:N	2.35	0.53
25:RA:1050:A:H2'	25:RA:1051:G:O4'	2.09	0.53
25:RA:1358:G:N1	25:RA:1372:U:OP2	2.25	0.53
25:RA:2505:G:P	56:Z7:1:T17:H47	2.49	0.53
27:RD:206:LEU:O	27:RD:211:ARG:NH1	2.38	0.53
28:RE:1:MET:N	28:RE:83:ASP:O	2.41	0.53
29:RF:157:VAL:HB	29:RF:194:MET:HB3	1.91	0.53
1:XA:486:U:H2'	1:XA:487:A:C8	2.44	0.53
6:XF:97:PHE:CD1	18:XR:31:LEU:HD21	2.43	0.53
12:XL:7:ILE:HD13	12:XL:10:LEU:HD12	1.90	0.53
25:YA:27:G:N2	25:YA:512:G:H2'	2.24	0.53
25:YA:2154:G:H2'	25:YA:2155:G:H8	1.73	0.53
25:YA:2392:A:C8	35:YP:60:MET:HG2	2.44	0.53
27:YD:85:ASP:OD2	27:YD:88:ARG:HD2	2.08	0.53
30:YG:179:PRO:HG3	50:Y4:38:LYS:NZ	2.24	0.53
38:YS:10:ARG:O	38:YS:12:PHE:N	2.42	0.53

*Continued on next page...*

*Continued from previous page...*

Atom-1	Atom-2	Interatomic distance (Å)	Clash overlap (Å)
52:Y6:26:ASN:ND2	52:Y6:35:GLU:OE2	2.42	0.53
1:QA:1105:A:H2'	1:QA:1106:G:H8	1.74	0.53
25:RA:1165:U:H2'	25:RA:1166:C:C6	2.44	0.53
25:RA:2482:G:O6	36:RQ:124:LYS:NZ	2.42	0.53
28:RE:21:VAL:CB	28:RE:22:PRO:CA	2.87	0.53
42:RW:110:LYS:HG3	42:RW:111:HIS:ND1	2.23	0.53
47:R1:80:LEU:HD23	47:R1:80:LEU:H	1.74	0.53
1:XA:390:C:H2'	1:XA:391:G:C8	2.43	0.53
1:XA:410:G:H2'	1:XA:429:U:C5	2.45	0.53
1:XA:1218:C:H2'	1:XA:1219:U:C6	2.44	0.53
1:XA:1314:C:OP2	19:XS:4:SER:OG	2.26	0.53
18:XR:25:THR:HB	18:XR:26:LEU:HD23	1.91	0.53
19:XS:31:ILE:HG23	19:XS:49:ILE:HA	1.91	0.53
25:YA:996:A:OP2	40:YU:92:ARG:NH2	2.42	0.53
31:YH:149:ARG:NH1	31:YH:167:GLU:OE1	2.42	0.53
1:QA:346:G:H1'	1:QA:347:G:H5'	1.90	0.52
1:QA:1189:C:OP1	10:QJ:51:ARG:NH2	2.41	0.52
13:QM:66:LEU:HA	13:QM:70:LEU:HB2	1.91	0.52
31:RH:10:PRO:HD2	31:RH:50:VAL:HG13	1.89	0.52
32:RI:144:VAL:HG22	32:RI:145:VAL:H	1.73	0.52
2:XB:44:LEU:H	2:XB:44:LEU:HD12	1.74	0.52
23:XW:50:U:H3	23:XW:64:A:H2	1.54	0.52
25:YA:287:C:H2'	25:YA:288:C:C6	2.43	0.52
25:YA:605:C:O2	25:YA:657:U:O2'	2.27	0.52
25:YA:1209:G:H21	25:YA:1210:A:H62	1.56	0.52
25:YA:2062:A:H1'	56:Z8:7:LYS:HB2	1.91	0.52
1:QA:1316:G:H5''	14:QN:17:LYS:HE3	1.91	0.52
4:QD:98:GLU:OE2	4:QD:107:ARG:NE	2.43	0.52
19:QS:44:MET:O	19:QS:46:GLY:N	2.40	0.52
25:RA:347:A:H2'	25:RA:348:G:H8	1.73	0.52
25:RA:2022:U:OP2	51:R5:15:ARG:NH2	2.42	0.52
25:RA:2503:A:O2'	25:RA:2505:G:OP2	2.24	0.52
25:RA:2815:C:H5'	51:R5:29:THR:HG21	1.91	0.52
29:RF:134:GLY:HA3	29:RF:165:ARG:NH1	2.25	0.52
31:RH:46:GLU:OE2	31:RH:51:ARG:NH1	2.42	0.52
6:XF:97:PHE:O	18:XR:30:ASP:OD1	2.27	0.52
7:XG:15:ASP:HB3	7:XG:19:GLY:H	1.74	0.52
25:YA:1359:A:N6	25:YA:1373:A:C5	2.77	0.52
27:YD:132:PRO:HD3	27:YD:190:TYR:CZ	2.44	0.52
44:YY:35:TYR:CE2	44:YY:69:ALA:HB3	2.44	0.52
1:QA:1422:G:H5''	34:RO:48:PRO:HB3	1.90	0.52

*Continued on next page...*

*Continued from previous page...*

Atom-1	Atom-2	Interatomic distance (Å)	Clash overlap (Å)
7:QG:153:HIS:HE1	11:QK:57:THR:HG23	1.75	0.52
25:RA:443:A:H3'	29:RF:45:ARG:NH1	2.23	0.52
26:RB:52:A:H62	38:RS:33:LYS:HG3	1.73	0.52
27:RD:133:LEU:HB3	27:RD:173:VAL:HG11	1.91	0.52
30:RG:82:LEU:HA	30:RG:86:MET:SD	2.48	0.52
41:RV:60:GLU:HB2	41:RV:97:LYS:HE3	1.91	0.52
1:XA:67:C:H2'	1:XA:68:G:H8	1.75	0.52
1:XA:1191:A:H5''	3:XC:4:LYS:HZ2	1.74	0.52
3:XC:40:ARG:O	3:XC:44:GLU:HB2	2.09	0.52
25:YA:2683:C:OP1	39:YT:53:ARG:NH2	2.38	0.52
26:YB:104:A:H5'	45:YZ:72:ARG:HD3	1.90	0.52
30:YG:96:ARG:O	30:YG:98:ARG:N	2.42	0.52
33:YN:110:GLY:O	33:YN:114:ARG:HG3	2.09	0.52
52:Y6:40:CYS:HB2	52:Y6:45:LYS:HD3	1.90	0.52
1:QA:690:G:H22	11:QK:55:LYS:NZ	2.08	0.52
25:RA:2308:G:O6	25:RA:2311:A:N1	2.42	0.52
27:RD:35:LYS:NZ	27:RD:64:ILE:O	2.41	0.52
31:RH:86:GLU:HG3	31:RH:165:ALA:N	2.25	0.52
32:RI:11:ASN:O	32:RI:12:LEU:HB2	2.09	0.52
1:XA:1446:A:H5'	39:YT:122:ASP:OD1	2.10	0.52
3:XC:189:ALA:HB3	3:XC:196:LEU:HB2	1.91	0.52
20:XT:53:LEU:O	20:XT:57:ARG:NH1	2.42	0.52
25:YA:551:G:H5'	25:YA:1220:A:H1'	1.91	0.52
25:YA:1407:C:N4	25:YA:1595:G:H1	2.08	0.52
25:YA:1426:G:OP2	25:YA:1427:A:O2'	2.28	0.52
35:YP:64:LYS:HB2	54:Y8:25:MET:HG3	1.90	0.52
1:QA:103:C:P	20:QT:17:ARG:HH21	2.33	0.52
1:QA:1128:C:H4'	9:QI:16:ARG:HH22	1.73	0.52
25:RA:637:A:O5'	35:RP:116:GLY:HA2	2.08	0.52
25:RA:1357:U:H2'	25:RA:1358:G:O4'	2.09	0.52
25:RA:1869:G:H5'	25:RA:1870:C:OP2	2.09	0.52
25:RA:2438:U:O3'	25:RA:2439:A:H3'	2.09	0.52
32:RI:55:ALA:C	32:RI:58:LEU:HB3	2.30	0.52
36:RQ:81:VAL:HG23	46:R0:7:LEU:HD11	1.91	0.52
37:RR:59:ASP:OD2	37:RR:61:HIS:HB3	2.08	0.52
51:R5:55:ARG:HH11	51:R5:55:ARG:CG	2.22	0.52
25:YA:828:U:H4'	25:YA:831:G:N1	2.24	0.52
38:YS:6:ALA:O	38:YS:10:ARG:HD3	2.09	0.52
50:Y4:54:GLY:O	50:Y4:59:PHE:HB2	2.09	0.52
54:Y8:11:LYS:NZ	54:Y8:63:PRO:HG3	2.24	0.52
2:QB:134:GLU:HA	2:QB:137:ARG:HB3	1.92	0.52

*Continued on next page...*

*Continued from previous page...*

Atom-1	Atom-2	Interatomic distance (Å)	Clash overlap (Å)
25:RA:345:A:H2'	25:RA:347:A:H62	1.74	0.52
25:RA:1311:G:H21	25:RA:1603:A:N6	2.06	0.52
25:RA:2693:A:H2'	25:RA:2694:G:C8	2.44	0.52
27:RD:108:PRO:HB3	27:RD:143:HIS:HE1	1.73	0.52
48:R2:4:SER:OG	48:R2:5:GLU:OE2	2.16	0.52
13:XM:11:ARG:NH2	30:YG:146:TYR:CD2	2.67	0.52
29:YF:24:LEU:HD23	29:YF:115:ALA:HA	1.91	0.52
35:YP:20:GLY:HA2	35:YP:27:HIS:O	2.10	0.52
52:Y6:13:CYS:O	52:Y6:21:TYR:HA	2.09	0.52
1:QA:662:G:H2'	1:QA:663:A:C8	2.45	0.52
1:QA:1126:U:H5	1:QA:1127:G:C4	2.27	0.52
8:QH:77:GLU:HG2	8:QH:78:GLN:H	1.74	0.52
25:RA:608:A:OP1	29:RF:100:THR:OG1	2.27	0.52
25:RA:631:A:OP1	35:RP:64:LYS:HE2	2.10	0.52
25:RA:1980:G:H4'	25:RA:1981:A:OP2	2.09	0.52
25:RA:2232:U:P	47:R1:40:ARG:HH12	2.33	0.52
27:RD:206:LEU:HD22	27:RD:211:ARG:HG2	1.92	0.52
1:XA:407:G:H2'	1:XA:408:A:C8	2.45	0.52
2:XB:35:GLU:O	2:XB:36:ARG:HD3	2.10	0.52
10:XJ:78:ASN:O	10:XJ:81:THR:OG1	2.25	0.52
25:YA:958:U:OP2	36:YQ:14:ARG:NH1	2.42	0.52
25:YA:2022:U:O2'	25:YA:2617:C:H5'	2.08	0.52
29:YF:63:LYS:HE2	29:YF:67:GLN:HB2	1.91	0.52
30:YG:88:ILE:O	30:YG:88:ILE:HD13	2.09	0.52
49:Y3:40:THR:HB	49:Y3:43:ILE:HG12	1.92	0.52
51:Y5:40:LYS:NZ	51:Y5:46:CYS:HB2	2.24	0.52
1:QA:971:G:N2	1:QA:1363:A:OP2	2.28	0.52
19:QS:42:PRO:HD3	50:R4:63:TYR:CE1	2.44	0.52
23:QW:33:U:H2'	23:QW:35:A:OP2	2.09	0.52
25:RA:38:A:H2'	25:RA:39:C:C6	2.45	0.52
25:RA:1244:G:H4'	35:RP:7:ARG:HB2	1.92	0.52
25:RA:2146:C:H4'	25:RA:2147:G:C8	2.44	0.52
29:RF:150:GLY:HA2	29:RF:172:TRP:CE3	2.44	0.52
14:XN:43:CYS:HA	14:XN:46:GLU:HG3	1.92	0.52
16:XP:8:ARG:O	16:XP:9:PHE:HD1	1.93	0.52
22:XV:29:G:H1	22:XV:41:C:H42	1.57	0.52
25:YA:1316:U:H2'	25:YA:1317:A:C8	2.44	0.52
1:QA:401:C:O2'	1:QA:621:A:N3	2.39	0.52
11:QK:32:ILE:HG13	11:QK:72:ALA:HB2	1.92	0.52
18:QR:32:ARG:HA	18:QR:69:THR:HG21	1.91	0.52
19:QS:9:VAL:HG11	50:R4:66:SER:O	2.09	0.52

*Continued on next page...*



*Continued from previous page...*

Atom-1	Atom-2	Interatomic distance (Å)	Clash overlap (Å)
25:RA:25:U:H5'	42:RW:79:GLY:HA2	1.91	0.52
25:RA:1007:C:H5''	33:RN:35:ARG:NH1	2.25	0.52
25:RA:1264:G:H3'	25:RA:1265:A:H5''	1.90	0.52
25:RA:1689:A:H2'	25:RA:1690:A:C8	2.44	0.52
25:RA:2776:A:H4'	25:RA:2777:G:O5'	2.09	0.52
32:RI:133:HIS:HB2	32:RI:134:PRO:HD2	1.92	0.52
37:RR:33:ARG:HD3	37:RR:113:LEU:HG	1.92	0.52
44:RY:84:ARG:O	44:RY:95:LYS:HD3	2.09	0.52
45:RZ:111:VAL:CG2	45:RZ:112:ARG:H	2.12	0.52
47:R1:2:SER:HB2	47:R1:4:VAL:HG12	1.92	0.52
1:XA:833:U:H3	1:XA:853:G:H1	1.58	0.52
5:XE:13:ILE:HD11	5:XE:55:VAL:HG22	1.91	0.52
7:XG:78:ARG:HG3	7:XG:79:ARG:N	2.25	0.52
25:YA:2334:G:H5'	38:YS:9:ARG:HG2	1.91	0.52
25:YA:2815:C:H5'	51:Y5:29:THR:HG21	1.92	0.52
31:YH:152:ARG:HG3	31:YH:153:LYS:N	2.25	0.52
47:Y1:83:GLU:HG2	47:Y1:84:GLY:N	2.24	0.52
48:Y2:58:ALA:O	48:Y2:62:THR:HG23	2.10	0.52
52:Y6:7:ILE:HG13	52:Y6:8:LYS:H	1.75	0.52
25:RA:818:G:N1	25:RA:1188:U:OP2	2.28	0.52
25:RA:2046:G:H5'	51:R5:19:ARG:HB2	1.91	0.52
42:RW:60:ASN:HD22	42:RW:60:ASN:H	1.56	0.52
44:RY:87:LYS:HA	44:RY:92:ASN:HB3	1.91	0.52
45:RZ:5:LEU:HD21	45:RZ:44:PHE:HA	1.92	0.52
1:XA:115:G:H4'	1:XA:116:A:O5'	2.09	0.52
1:XA:335:C:O2'	1:XA:1433:A:N3	2.39	0.52
1:XA:1443:G:H5'	1:XA:1446:A:OP2	2.10	0.52
2:XB:29:ALA:O	2:XB:32:ILE:HG22	2.10	0.52
4:XD:108:LEU:HB3	4:XD:110:PHE:CE1	2.45	0.52
19:XS:19:VAL:HG11	19:XS:44:MET:HG2	1.91	0.52
25:YA:49:A:C8	25:YA:120:U:C5	2.98	0.52
25:YA:1071:G:O6	25:YA:1091:G:O6	2.28	0.52
25:YA:1533:C:N3	25:YA:1538:G:N2	2.46	0.52
35:YP:62:LEU:N	35:YP:62:LEU:CD2	2.72	0.52
1:QA:359:U:H2'	1:QA:360:A:C8	2.44	0.51
1:QA:1151:A:H2'	1:QA:1152:A:C8	2.45	0.51
20:QT:14:LYS:HA	20:QT:17:ARG:HG3	1.91	0.51
25:RA:177:G:H3'	25:RA:178:G:H8	1.74	0.51
25:RA:1543:A:C1'	25:RA:1545:A:O4'	2.53	0.51
25:RA:1598:C:H5'	43:RX:36:LYS:HB2	1.91	0.51
25:RA:1942:C:OP2	25:RA:1943:U:O2'	2.24	0.51

*Continued on next page...*

*Continued from previous page...*

Atom-1	Atom-2	Interatomic distance (Å)	Clash overlap (Å)
25:RA:2123:G:H2'	25:RA:2124:G:H8	1.74	0.51
26:RB:74:U:H1'	45:RZ:34:ASN:HD21	1.74	0.51
26:RB:111:U:H2'	26:RB:112:G:H8	1.75	0.51
41:RV:34:GLU:O	41:RV:36:PRO:HD3	2.10	0.51
1:XA:1256:A:OP2	3:XC:26:LYS:NZ	2.34	0.51
3:XC:47:LEU:HD11	3:XC:76:VAL:HB	1.91	0.51
4:XD:13:ARG:HD2	4:XD:38:TYR:O	2.10	0.51
13:XM:14:ARG:N	13:XM:44:ARG:HD3	2.20	0.51
20:XT:26:ASN:HB2	20:XT:71:THR:HG23	1.92	0.51
23:XW:18:G:H1	23:XW:55:U:H1'	1.74	0.51
25:YA:443:A:H5''	25:YA:444:C:OP1	2.10	0.51
25:YA:874:G:H5''	45:YZ:175:VAL:HG11	1.92	0.51
27:YD:248:SER:HB3	27:YD:252:TRP:CZ2	2.43	0.51
30:YG:77:ILE:HD13	30:YG:82:LEU:HD12	1.92	0.51
31:YH:88:LEU:H	31:YH:88:LEU:HD22	1.75	0.51
39:YT:88:ILE:HD12	39:YT:90:GLN:N	2.25	0.51
1:QA:49:U:O4	1:QA:365:U:C4	2.63	0.51
12:QL:54:LYS:H	12:QL:54:LYS:HD2	1.74	0.51
23:QW:49:C:H42	23:QW:65:G:H1	1.58	0.51
25:RA:1899:G:H21	25:RA:1902:C:H41	1.57	0.51
27:RD:12:SER:HB2	27:RD:208:LYS:HB3	1.92	0.51
29:RF:47:GLY:HA3	29:RF:95:ARG:O	2.10	0.51
29:RF:150:GLY:HA2	29:RF:172:TRP:CD2	2.45	0.51
31:RH:86:GLU:H	31:RH:86:GLU:CD	2.12	0.51
1:XA:188:U:H2'	1:XA:189:U:H5''	1.92	0.51
1:XA:977:A:O2'	1:XA:979:C:OP2	2.22	0.51
2:XB:170:GLU:O	2:XB:174:VAL:HG23	2.11	0.51
9:XI:70:LYS:O	9:XI:74:ILE:HG13	2.10	0.51
12:XL:77:LEU:HD21	12:XL:107:ALA:HA	1.92	0.51
25:YA:771:G:OP1	53:Y7:14:LYS:HE3	2.10	0.51
27:YD:250:TRP:HE3	27:YD:252:TRP:HE1	1.58	0.51
31:YH:26:VAL:HG13	31:YH:27:LYS:H	1.76	0.51
40:YU:107:ALA:O	40:YU:110:VAL:HB	2.10	0.51
42:YW:40:ASN:O	42:YW:41:LYS:HG2	2.10	0.51
54:Y8:51:ALA:N	54:Y8:53:PRO:HD2	2.24	0.51
3:QC:37:GLN:NE2	14:QN:52:GLN:OE1	2.32	0.51
4:QD:12:CYS:HA	4:QD:19:LEU:HD23	1.92	0.51
5:QE:91:LEU:HD12	5:QE:120:THR:HG22	1.93	0.51
11:QK:96:ARG:HA	11:QK:99:GLN:HE21	1.76	0.51
25:RA:2126:A:H2	25:RA:2162:G:H21	1.59	0.51
31:RH:153:LYS:HG2	31:RH:162:ILE:HG13	1.92	0.51

*Continued on next page...*

*Continued from previous page...*

Atom-1	Atom-2	Interatomic distance (Å)	Clash overlap (Å)
39:RT:111:ARG:C	39:RT:113:LYS:H	2.12	0.51
43:RX:35:THR:HG23	43:RX:38:GLU:HG2	1.92	0.51
44:RY:74:PRO:O	44:RY:80:GLY:HA2	2.10	0.51
1:XA:643:C:H2'	1:XA:644:G:H8	1.75	0.51
1:XA:1376:U:H2'	1:XA:1377:A:H8	1.74	0.51
17:XQ:100:LYS:O	17:XQ:101:ARG:NE	2.42	0.51
20:XT:89:ARG:HH21	20:XT:104:LEU:HD11	1.76	0.51
25:YA:2224:G:OP1	27:YD:268:ARG:HD3	2.11	0.51
27:YD:148:GLU:HB2	27:YD:151:LYS:HD2	1.92	0.51
32:YI:110:ASP:N	32:YI:130:TYR:OH	2.43	0.51
33:YN:38:HIS:O	40:YU:67:ALA:HB1	2.10	0.51
37:YR:83:ILE:HG22	37:YR:87:TYR:HE2	1.76	0.51
41:YV:25:LEU:H	41:YV:92:THR:HG21	1.74	0.51
45:YZ:124:ILE:HG22	45:YZ:126:VAL:HG13	1.92	0.51
47:Y1:70:VAL:O	47:Y1:74:VAL:HG23	2.10	0.51
51:Y5:56:LYS:HD3	51:Y5:58:LEU:HD23	1.90	0.51
1:QA:368:U:P	32:YI:91:SER:HG	2.34	0.51
1:QA:1305:G:H1'	1:QA:1332:A:N6	2.25	0.51
22:QV:23:C:H2'	22:QV:24:U:C6	2.45	0.51
25:RA:347:A:H2'	25:RA:348:G:C8	2.45	0.51
25:RA:806:C:P	35:RP:41:ARG:HH11	2.31	0.51
1:XA:429:U:H1'	1:XA:430:A:H5''	1.92	0.51
1:XA:1312:G:OP1	50:Y4:58:ARG:NH1	2.44	0.51
1:XA:1443:G:H5''	1:XA:1446:A:C2	2.45	0.51
2:XB:21:ARG:HB2	2:XB:39:ILE:HA	1.91	0.51
23:XW:67:C:H2'	23:XW:68:C:C6	2.45	0.51
25:YA:1093:G:H5'	31:YH:170:ARG:NH1	2.26	0.51
25:YA:1972:A:H2'	25:YA:1973:G:H8	1.74	0.51
25:YA:2250:G:C4	36:YQ:82:ARG:HG3	2.46	0.51
25:YA:2298:A:H2'	25:YA:2299:G:O4'	2.11	0.51
25:YA:2469:A:H5''	25:YA:2470:G:C8	2.46	0.51
30:YG:16:ARG:O	30:YG:20:ILE:HG12	2.10	0.51
32:YI:41:GLU:HG2	32:YI:42:SER:N	2.24	0.51
35:YP:96:THR:HG22	35:YP:126:VAL:HB	1.93	0.51
41:YV:65:GLY:HA3	41:YV:91:TYR:CZ	2.46	0.51
48:Y2:24:LEU:HD13	48:Y2:60:LEU:HD11	1.92	0.51
51:Y5:42:PRO:HB2	51:Y5:43:HIS:ND1	2.25	0.51
1:QA:539:A:H2'	1:QA:540:G:C8	2.46	0.51
1:QA:947:G:O3'	13:QM:109:THR:OG1	2.28	0.51
1:QA:963:G:H21	10:QJ:55:LYS:HE2	1.75	0.51
4:QD:61:LYS:HB2	4:QD:203:VAL:HG13	1.93	0.51

*Continued on next page...*

*Continued from previous page...*

Atom-1	Atom-2	Interatomic distance (Å)	Clash overlap (Å)
10:QJ:31:GLY:HA3	10:QJ:78:ASN:ND2	2.26	0.51
25:RA:2418:A:OP2	54:R8:29:LYS:HE2	2.11	0.51
26:RB:50:G:H5'	38:RS:61:ASN:ND2	2.26	0.51
40:RU:90:VAL:HG22	41:RV:39:LEU:HB3	1.93	0.51
1:XA:1130:A:N6	1:XA:1131:G:O6	2.43	0.51
1:XA:1151:A:H2'	1:XA:1152:A:H8	1.75	0.51
5:XE:102:ALA:HB1	5:XE:106:PRO:HG2	1.93	0.51
9:XI:11:LYS:H	9:XI:104:ARG:HH21	1.58	0.51
25:YA:2011:U:OP1	42:YW:42:ARG:NH1	2.44	0.51
29:YF:127:GLU:OE1	29:YF:196:LEU:HB2	2.11	0.51
48:Y2:65:ASN:HB3	48:Y2:69:ARG:NH2	2.26	0.51
1:QA:833:U:H3	1:QA:853:G:H1	1.56	0.51
1:QA:1043:C:H2'	1:QA:1044:A:H8	1.76	0.51
1:QA:1326:C:OP1	21:QU:17:THR:OG1	2.17	0.51
25:RA:391:G:O2'	25:RA:410:G:OP1	2.26	0.51
28:RE:23:VAL:HA	28:RE:184:VAL:O	2.11	0.51
43:RX:59:VAL:HG21	43:RX:78:LYS:HE3	1.91	0.51
1:XA:812:C:H4'	1:XA:813:U:H5'	1.93	0.51
1:XA:971:G:H22	1:XA:1363:A:H5'	1.75	0.51
19:XS:15:LEU:O	19:XS:19:VAL:N	2.36	0.51
25:YA:2377:A:O2'	38:YS:111:GLU:O	2.18	0.51
28:YE:62:PRO:O	28:YE:64:LYS:N	2.43	0.51
38:YS:11:LYS:HB2	38:YS:91:PRO:HB3	1.93	0.51
39:YT:109:GLU:O	39:YT:113:LYS:HB2	2.11	0.51
40:YU:47:TYR:HA	40:YU:50:ARG:NH2	2.26	0.51
42:YW:106:ILE:O	42:YW:106:ILE:HG12	2.07	0.51
51:Y5:45:VAL:HG11	51:Y5:57:VAL:HG12	1.93	0.51
1:QA:390:C:H2'	1:QA:391:G:C8	2.46	0.51
1:QA:718:G:H5'	11:QK:117:ASN:ND2	2.24	0.51
11:QK:33:THR:HG22	11:QK:39:PRO:HA	1.92	0.51
21:QU:6:ARG:HE	21:QU:15:ARG:HH21	1.58	0.51
25:RA:2121:G:O6	25:RA:2176:A:N6	2.43	0.51
26:RB:15:A:H5'	26:RB:16:G:C8	2.45	0.51
28:RE:134:ILE:HA	28:RE:137:HIS:CD2	2.45	0.51
29:RF:185:ASP:HA	29:RF:188:ARG:HD3	1.93	0.51
32:RI:52:ARG:CB	32:RI:56:LYS:HB2	2.32	0.51
1:XA:337:C:H2'	1:XA:338:A:C8	2.46	0.51
1:XA:484:G:H4'	1:XA:485:G:O5'	2.11	0.51
1:XA:719:C:H1'	18:XR:49:LYS:HB3	1.91	0.51
1:XA:1226:C:H4'	1:XA:1227:A:OP1	2.11	0.51
7:XG:155:ARG:NH2	7:XG:155:ARG:O	2.43	0.51

*Continued on next page...*

*Continued from previous page...*

Atom-1	Atom-2	Interatomic distance (Å)	Clash overlap (Å)
11:XK:41:THR:HG21	11:XK:71:LYS:HB3	1.93	0.51
25:YA:142:G:H1'	43:YX:37:THR:HG21	1.93	0.51
25:YA:414:C:O2	25:YA:1864:U:O2'	2.25	0.51
25:YA:1820:U:C2	27:YD:202:LYS:HB3	2.46	0.51
26:YB:44:G:H5''	26:YB:45:A:OP1	2.11	0.51
27:YD:35:LYS:NZ	27:YD:104:TYR:HB2	2.26	0.51
31:YH:6:ARG:NE	31:YH:54:ARG:HH12	2.09	0.51
32:YI:11:ASN:O	32:YI:12:LEU:HB2	2.11	0.51
36:YQ:134:ARG:NH2	45:YZ:122:ARG:HH21	1.98	0.51
40:YU:92:ARG:NH1	41:YV:11:GLN:O	2.44	0.51
12:QL:69:TYR:CG	12:QL:90:VAL:HG21	2.46	0.51
25:RA:67:U:H3	25:RA:74:A:H2	1.54	0.51
25:RA:1403:C:H5''	25:RA:1471:A:H1'	1.92	0.51
25:RA:1543:A:H2	25:RA:1545:A:C5	2.29	0.51
26:RB:16:G:H1	26:RB:68:C:H42	1.59	0.51
29:RF:20:LEU:HD23	29:RF:125:LEU:HD12	1.93	0.51
30:RG:88:ILE:O	30:RG:88:ILE:HD13	2.10	0.51
31:RH:127:GLU:CB	31:RH:130:ARG:HB3	2.40	0.51
38:RS:56:LEU:HD23	38:RS:58:LEU:HD22	1.92	0.51
39:RT:28:VAL:HG23	39:RT:88:ILE:HA	1.92	0.51
1:XA:606:G:H1	1:XA:631:G:H5''	1.76	0.51
6:XF:86:ARG:O	6:XF:87:ARG:HG2	2.11	0.51
20:XT:10:LEU:O	20:XT:13:LEU:HG	2.11	0.51
25:YA:16:G:H5''	51:Y5:17:ASP:HB2	1.92	0.51
25:YA:2850:A:N7	25:YA:2868:A:O2'	2.37	0.51
37:YR:104:ARG:HD3	37:YR:111:LEU:HD21	1.92	0.51
49:Y3:43:ILE:O	49:Y3:47:VAL:HG23	2.10	0.51
6:QF:69:GLU:CD	6:QF:69:GLU:H	2.15	0.51
8:QH:20:TYR:HE2	8:QH:75:ARG:HD2	1.76	0.51
32:RI:55:ALA:HA	32:RI:58:LEU:HB3	1.93	0.51
42:RW:67:ASP:OD1	42:RW:67:ASP:N	2.33	0.51
43:RX:40:LYS:HG3	43:RX:51:VAL:HB	1.92	0.51
53:R7:9:ARG:HH21	53:R7:48:LYS:HB2	1.76	0.51
1:XA:359:U:H2'	1:XA:360:A:C8	2.46	0.51
6:XF:4:TYR:HD1	6:XF:92:LYS:HA	1.76	0.51
13:XM:62:ASN:HA	50:Y4:49:PHE:CE2	2.45	0.51
15:XO:33:THR:HG21	15:XO:85:LEU:HD22	1.93	0.51
19:XS:26:GLY:O	19:XS:28:LYS:N	2.43	0.51
22:XV:15:C:O2'	22:XV:61:C:OP1	2.28	0.51
25:YA:2115:G:N2	25:YA:2165:G:N7	2.49	0.51
25:YA:2347:C:H2'	25:YA:2348:U:C6	2.46	0.51

*Continued on next page...*

*Continued from previous page...*

Atom-1	Atom-2	Interatomic distance (Å)	Clash overlap (Å)
31:YH:89:ILE:O	31:YH:89:ILE:HG12	2.10	0.51
36:YQ:2:LEU:HD23	36:YQ:2:LEU:H	1.76	0.51
44:YY:81:LYS:HG2	44:YY:97:ARG:HD3	1.93	0.51
54:Y8:23:VAL:CG1	54:Y8:46:ARG:HD3	2.40	0.51
1:QA:1147:C:HO2'	9:QI:5:TYR:HH	1.59	0.51
1:QA:1152:A:OP1	10:QJ:68:HIS:NE2	2.43	0.51
4:QD:167:GLY:HA2	27:YD:135:PHE:HZ	1.71	0.51
12:QL:38:THR:HG23	12:QL:57:LYS:HB3	1.93	0.51
25:RA:693:C:O2'	25:RA:1353:A:N3	2.41	0.51
25:RA:1009:A:OP2	25:RA:1010:A:OP2	2.28	0.51
25:RA:1203:G:O6	25:RA:1204:A:N6	2.44	0.51
25:RA:2443:C:H2'	25:RA:2444:G:C8	2.44	0.51
25:RA:2832:U:H4'	25:RA:2833:G:H5''	1.92	0.51
36:RQ:20:ALA:HB3	45:RZ:79:ARG:NH1	2.26	0.51
1:XA:1104:G:O5'	2:XB:111:ARG:HD2	2.11	0.51
1:XA:1404:C:H2'	1:XA:1405:G:C8	2.46	0.51
1:XA:1492:A:OP1	12:XL:47:LYS:N	2.44	0.51
22:XV:8:G:O2'	22:XV:9:G:N7	2.43	0.51
25:YA:625:G:O6	35:YP:107:LYS:HE2	2.11	0.51
25:YA:639:U:H2'	25:YA:640:C:C6	2.46	0.51
25:YA:1050:A:H8	25:YA:2751:G:HO2'	1.58	0.51
25:YA:1649:G:O2'	37:YR:107:ASP:OD2	2.20	0.51
54:Y8:58:ILE:HA	54:Y8:61:LEU:HD21	1.92	0.51
1:QA:7:G:H5'	1:QA:298:A:O4'	2.11	0.50
1:QA:446:G:H1	1:QA:488:C:H42	1.59	0.50
9:QI:8:GLY:HA2	9:QI:79:LEU:HD12	1.92	0.50
16:QP:3:LYS:HG3	16:QP:24:ALA:HB2	1.92	0.50
25:RA:111:A:H4'	48:R2:69:ARG:NH2	2.26	0.50
25:RA:458:G:O2'	25:RA:469:G:O6	2.19	0.50
25:RA:1443:G:H1	25:RA:1548:C:N4	2.04	0.50
28:RE:176:ILE:HG23	28:RE:178:GLU:OE2	2.11	0.50
35:RP:14:LYS:O	35:RP:14:LYS:HD3	2.11	0.50
39:RT:19:LEU:HD22	39:RT:86:ILE:HG22	1.93	0.50
39:RT:118:ARG:HH21	39:RT:121:ILE:HG21	1.76	0.50
44:RY:97:ARG:HH21	44:RY:98:VAL:HB	1.77	0.50
51:R5:3:LYS:HA	51:R5:3:LYS:NZ	2.27	0.50
51:R5:35:GLU:HB2	51:R5:49:CYS:SG	2.51	0.50
1:XA:812:C:H1'	1:XA:813:U:OP2	2.10	0.50
1:XA:1123:A:H4'	10:XJ:36:GLY:HA3	1.93	0.50
2:XB:9:GLU:HB3	2:XB:48:MET:SD	2.50	0.50
4:XD:78:LEU:HD22	4:XD:96:LEU:HB3	1.92	0.50

*Continued on next page...*

*Continued from previous page...*

Atom-1	Atom-2	Interatomic distance (Å)	Clash overlap (Å)
25:YA:1210:A:H5''	25:YA:1212:G:O4'	2.11	0.50
28:YE:111:ARG:HA	37:YR:1:MET:CG	2.40	0.50
36:YQ:66:ILE:O	36:YQ:104:PHE:N	2.39	0.50
42:YW:57:ASN:O	42:YW:61:ASN:HB2	2.10	0.50
9:QI:118:LYS:O	9:QI:120:ARG:N	2.40	0.50
10:QJ:22:LYS:HZ2	10:QJ:23:ILE:HA	1.77	0.50
13:QM:33:ALA:HA	13:QM:59:TYR:HE2	1.76	0.50
25:RA:94:G:H21	48:R2:47:ASN:HD22	1.59	0.50
25:RA:1363:C:O2'	25:RA:1809:A:N3	2.37	0.50
33:RN:46:VAL:HG13	33:RN:48:MET:HG3	1.93	0.50
36:RQ:17:LEU:HD23	36:RQ:96:VAL:HG23	1.92	0.50
3:XC:138:VAL:HG22	3:XC:151:VAL:HG23	1.93	0.50
50:Y4:10:VAL:HG22	50:Y4:11:PRO:HD2	1.93	0.50
1:QA:752:G:H1'	1:QA:754:C:H41	1.75	0.50
13:QM:40:ASN:HD22	13:QM:43:THR:HG23	1.76	0.50
25:RA:259:G:O2'	25:RA:621:A:O2'	2.24	0.50
25:RA:620:G:H4'	25:RA:621:A:H5''	1.94	0.50
25:RA:1427:A:H4'	25:RA:1428:C:O5'	2.10	0.50
25:RA:2777:G:OP2	25:RA:2781:A:O2'	2.23	0.50
31:RH:132:ARG:HH11	31:RH:132:ARG:HB2	1.76	0.50
2:XB:80:ILE:HD11	2:XB:208:ILE:HG23	1.93	0.50
13:XM:68:GLY:C	30:YG:116:ASP:OD2	2.49	0.50
25:YA:2610:C:H4'	25:YA:2611:U:OP2	2.10	0.50
36:YQ:89:ASN:O	36:YQ:91:GLU:N	2.44	0.50
38:YS:30:ARG:HG3	38:YS:97:ARG:NH2	2.26	0.50
1:QA:20:U:H2'	1:QA:21:G:C8	2.46	0.50
1:QA:362:G:N2	1:QA:365:U:OP2	2.44	0.50
1:QA:963:G:H21	10:QJ:55:LYS:CE	2.25	0.50
23:QW:16:U:H3'	23:QW:17:C:H5'	1.93	0.50
28:RE:6:GLY:HA2	28:RE:51:PHE:CZ	2.46	0.50
36:RQ:89:ASN:O	36:RQ:92:GLY:N	2.42	0.50
53:R7:5:TRP:NE1	53:R7:7:PRO:HG3	2.26	0.50
1:XA:703:G:H4'	1:XA:704:A:O5'	2.10	0.50
2:XB:189:ASP:HB3	2:XB:203:GLY:O	2.12	0.50
3:XC:54:ARG:HD3	3:XC:56:ASP:OD1	2.10	0.50
19:XS:4:SER:O	19:XS:5:LEU:HD13	2.11	0.50
25:YA:910:A:N3	25:YA:2264:C:O2'	2.39	0.50
30:YG:5:VAL:HG11	30:YG:100:TRP:HB3	1.93	0.50
31:YH:10:PRO:CG	31:YH:50:VAL:CG1	2.76	0.50
41:YV:52:VAL:HG23	41:YV:55:ALA:H	1.76	0.50
1:QA:368:U:OP1	32:YI:91:SER:OG	2.30	0.50

*Continued on next page...*

*Continued from previous page...*

Atom-1	Atom-2	Interatomic distance (Å)	Clash overlap (Å)
1:QA:413:G:H8	1:QA:413:G:OP2	1.95	0.50
1:QA:1064:G:HO2'	1:QA:1065:U:P	2.35	0.50
7:QG:116:ALA:O	7:QG:120:ILE:HG12	2.11	0.50
10:QJ:47:PHE:CE1	10:QJ:63:PHE:HB2	2.47	0.50
25:RA:1205:U:C4	29:RF:171:PRO:HA	2.46	0.50
25:RA:2789:C:H1'	25:RA:2892:A:H2	1.75	0.50
35:RP:62:LEU:CD2	54:R8:25:MET:HB2	2.37	0.50
37:RR:33:ARG:NH1	51:R5:57:VAL:CG2	2.75	0.50
39:RT:111:ARG:O	39:RT:113:LYS:N	2.42	0.50
42:RW:60:ASN:HD22	42:RW:60:ASN:N	2.09	0.50
1:XA:89:U:O2'	1:XA:90:C:OP1	2.27	0.50
1:XA:280:C:H3'	1:XA:281:G:H5'	1.94	0.50
1:XA:677:U:H3	1:XA:713:G:H22	1.59	0.50
2:XB:111:ARG:HH21	2:XB:114:ARG:HG2	1.76	0.50
19:XS:40:ILE:HG23	19:XS:67:VAL:O	2.12	0.50
22:XV:14:G:H22	22:XV:48:C:H42	1.60	0.50
25:YA:470:A:H2'	25:YA:471:A:O4'	2.11	0.50
25:YA:747:U:OP2	51:Y5:3:LYS:HD2	2.12	0.50
25:YA:1061:U:H3'	25:YA:1062:G:H5''	1.93	0.50
25:YA:1264:G:H3'	25:YA:1265:A:H5''	1.94	0.50
29:YF:167:ALA:HB1	29:YF:173:VAL:HG11	1.93	0.50
32:YI:13:GLY:HA3	32:YI:17:GLN:OE1	2.12	0.50
34:YO:120:GLU:HG2	34:YO:122:LEU:HG	1.94	0.50
35:YP:64:LYS:CB	54:Y8:25:MET:HG3	2.42	0.50
9:QI:95:LYS:NZ	9:QI:96:LEU:HD13	2.26	0.50
25:RA:407:G:H2'	25:RA:408:G:C8	2.46	0.50
25:RA:1140:C:OP1	33:RN:23:LEU:HB3	2.10	0.50
39:RT:39:ARG:HG2	39:RT:40:THR:H	1.76	0.50
45:RZ:91:LEU:HD11	45:RZ:96:VAL:HG21	1.92	0.50
47:R1:62:VAL:HG23	47:R1:63:ALA:O	2.11	0.50
1:XA:96:G:H2'	1:XA:97:U:O4'	2.12	0.50
1:XA:339:C:OP2	34:YO:97:ARG:NH1	2.45	0.50
1:XA:1241:G:H2'	1:XA:1242:C:C6	2.46	0.50
1:XA:1525:G:P	11:XK:120:ARG:HH22	2.35	0.50
2:XB:21:ARG:O	2:XB:23:ARG:N	2.44	0.50
22:XV:19:G:H5'	22:XV:20:U:C5	2.46	0.50
29:YF:65:TRP:O	29:YF:67:GLN:N	2.43	0.50
31:YH:84:SER:O	31:YH:85:LYS:HB2	2.11	0.50
35:YP:36:LYS:HB3	35:YP:40:SER:HB3	1.94	0.50
2:QB:231:GLU:HG3	2:QB:233:SER:H	1.77	0.50
9:QI:53:VAL:HB	9:QI:95:LYS:HE3	1.93	0.50

*Continued on next page...*



*Continued from previous page...*

Atom-1	Atom-2	Interatomic distance (Å)	Clash overlap (Å)
13:QM:40:ASN:ND2	13:QM:43:THR:HG23	2.27	0.50
25:RA:270(L):U:H2'	32:RI:50:ARG:HD2	1.94	0.50
25:RA:760:G:H2'	25:RA:761:A:O4'	2.12	0.50
25:RA:1542:G:C3'	25:RA:1543:A:C5'	2.76	0.50
25:RA:2277:G:OP2	46:R0:10:THR:HG21	2.11	0.50
25:RA:2306:C:H2'	25:RA:2307:G:N2	2.26	0.50
29:RF:16:GLY:O	29:RF:18:ARG:N	2.45	0.50
32:RI:29:TYR:O	32:RI:33:ARG:HB2	2.12	0.50
35:RP:26:GLY:O	35:RP:28:GLY:N	2.45	0.50
54:R8:23:VAL:HG11	54:R8:46:ARG:HD3	1.92	0.50
1:XA:7:G:H5'	1:XA:298:A:O4'	2.12	0.50
1:XA:582:U:H2'	1:XA:583:A:C8	2.47	0.50
1:XA:1024:G:OP1	1:XA:1024:G:H4'	2.12	0.50
2:XB:114:ARG:O	2:XB:117:GLU:HB2	2.11	0.50
2:XB:162:ILE:HD11	2:XB:184:VAL:HG22	1.94	0.50
4:XD:108:LEU:HD21	4:XD:183:GLY:HA3	1.93	0.50
4:XD:112:VAL:HG12	4:XD:116:GLN:OE1	2.12	0.50
5:XE:76:ILE:HG13	5:XE:93:PRO:HB3	1.94	0.50
11:XK:86:GLY:O	11:XK:91:ARG:HD3	2.11	0.50
25:YA:1278:A:H4'	37:YR:34:ILE:HD12	1.94	0.50
11:QK:17:GLY:N	11:QK:79:SER:O	2.44	0.50
25:RA:270(H):C:H42	25:RA:270(R):G:H1	1.60	0.50
25:RA:1790:C:H5''	25:RA:1791:A:OP1	2.11	0.50
25:RA:2103:C:H42	25:RA:2186:G:H1	1.59	0.50
27:RD:62:TYR:CE2	27:RD:64:ILE:HA	2.46	0.50
36:RQ:134:ARG:NH2	45:RZ:122:ARG:HD2	2.27	0.50
1:XA:1147:C:HO2'	9:XI:5:TYR:HH	1.58	0.50
2:XB:32:ILE:HD11	2:XB:40:HIS:HB3	1.94	0.50
25:YA:1109:C:O2'	25:YA:1110:G:OP1	2.30	0.50
25:YA:2319:G:N7	38:YS:3:ARG:HB3	2.27	0.50
31:YH:4:ILE:HG13	31:YH:6:ARG:NE	2.26	0.50
41:YV:61:VAL:HA	41:YV:94:LEU:HD23	1.93	0.50
52:Y6:47:THR:HG22	52:Y6:48:VAL:HG12	1.94	0.50
1:QA:485:G:H1'	1:QA:486:U:H5	1.77	0.50
1:QA:757:U:O2'	1:QA:879:C:O2	2.29	0.50
4:QD:33:MET:CE	4:QD:37:PRO:HA	2.41	0.50
4:QD:194:LEU:HD12	6:XF:17:SER:OG	2.12	0.50
13:QM:92:HIS:HD2	13:QM:110:ARG:HH21	1.58	0.50
23:QW:19:G:P	23:QW:60:U:H3	2.33	0.50
25:RA:1153:C:H2'	25:RA:1154:G:O4'	2.12	0.50
33:RN:34:LEU:O	33:RN:49:GLY:HA3	2.12	0.50

*Continued on next page...*

*Continued from previous page...*

Atom-1	Atom-2	Interatomic distance (Å)	Clash overlap (Å)
36:RQ:20:ALA:HB1	36:RQ:99:PRO:HD2	1.94	0.50
38:RS:67:ARG:O	38:RS:71:ARG:HG3	2.12	0.50
39:RT:42:ILE:HD12	39:RT:42:ILE:H	1.77	0.50
13:XM:49:THR:HB	13:XM:52:GLU:H	1.77	0.50
20:XT:64:ASP:HA	20:XT:67:ALA:HB3	1.93	0.50
25:YA:1069:A:H4'	25:YA:1070:A:H5''	1.93	0.50
25:YA:1803:A:H4'	27:YD:259:THR:HG23	1.93	0.50
25:YA:2071:A:H2'	25:YA:2072:G:H8	1.76	0.50
29:YF:108:LYS:O	29:YF:112:MET:HG3	2.12	0.50
33:YN:58:ASP:OD1	33:YN:58:ASP:N	2.45	0.50
36:YQ:66:ILE:HG13	36:YQ:67:ARG:N	2.27	0.50
43:YX:60:ARG:HH22	53:Y7:47:ARG:HH12	1.60	0.50
1:QA:56:U:H2'	1:QA:57:G:H8	1.76	0.49
1:QA:164:U:H2'	1:QA:165:C:C6	2.47	0.49
3:QC:79:ARG:HD2	11:XK:99:GLN:HE22	1.71	0.49
6:QF:17:SER:C	6:QF:19:LEU:N	2.64	0.49
12:QL:24:VAL:HG13	12:QL:98:TYR:HE1	1.76	0.49
25:RA:654(A):G:N2	25:RA:654(T):C:C2	2.79	0.49
25:RA:2030:A:H4'	25:RA:2031:A:C8	2.47	0.49
25:RA:2287:A:N6	25:RA:2344:U:C2	2.80	0.49
25:RA:2566:A:H4'	25:RA:2567:G:O5'	2.12	0.49
26:RB:5:C:O2'	26:RB:27:C:O2	2.30	0.49
29:RF:9:ILE:HD11	29:RF:125:LEU:HG	1.94	0.49
37:RR:33:ARG:HH12	51:R5:57:VAL:HG23	1.75	0.49
37:RR:44:LEU:HD22	37:RR:48:VAL:HG23	1.94	0.49
39:RT:34:VAL:HG12	39:RT:36:GLU:HG2	1.94	0.49
39:RT:41:ARG:NH1	39:RT:41:ARG:CB	2.73	0.49
1:XA:1016:A:H2'	1:XA:1017:G:O4'	2.12	0.49
15:XO:67:LEU:HB3	15:XO:78:TYR:HE1	1.77	0.49
23:XW:57:G:H2'	23:XW:58:A:H5'	1.94	0.49
25:YA:1012:U:O4	33:YN:25:ARG:HA	2.12	0.49
25:YA:1689:A:H62	25:YA:1698:A:H2	1.58	0.49
25:YA:2340:G:H2'	25:YA:2341:G:C8	2.47	0.49
25:YA:2884:U:C2	51:Y5:51:TYR:HE1	2.30	0.49
28:YE:103:ASP:OD1	28:YE:201:THR:HG23	2.12	0.49
40:YU:83:LEU:HG	40:YU:88:ILE:HG13	1.93	0.49
44:YY:97:ARG:HH21	44:YY:98:VAL:HB	1.76	0.49
54:Y8:25:MET:O	54:Y8:47:LYS:NZ	2.44	0.49
1:QA:589:C:N4	1:QA:650:G:H1	2.06	0.49
1:QA:1065:U:O2'	1:QA:1066:C:OP2	2.24	0.49
1:QA:1218:C:H2'	1:QA:1219:U:C6	2.47	0.49

*Continued on next page...*

*Continued from previous page...*

Atom-1	Atom-2	Interatomic distance (Å)	Clash overlap (Å)
2:QB:162:ILE:HD11	2:QB:184:VAL:HG22	1.93	0.49
2:QB:235:SER:OG	2:QB:236:TYR:N	2.46	0.49
3:QC:157:ILE:HD11	3:QC:166:GLU:HB2	1.94	0.49
8:QH:9:MET:HG3	8:QH:26:VAL:HG21	1.94	0.49
9:QI:46:ALA:HB2	9:QI:74:ILE:HG23	1.94	0.49
25:RA:2601:C:H2'	25:RA:2603:G:C8	2.47	0.49
31:RH:155:SER:OG	31:RH:156:ALA:N	2.45	0.49
36:RQ:11:LYS:HE2	36:RQ:86:GLY:O	2.11	0.49
36:RQ:69:PHE:CD1	36:RQ:70:PRO:HD2	2.46	0.49
38:RS:15:ARG:NH1	38:RS:25:ARG:HH21	2.11	0.49
43:RX:26:TYR:HB3	43:RX:92:LEU:HD12	1.93	0.49
1:XA:1301:U:H3'	1:XA:1302:U:H5'	1.94	0.49
11:XK:82:VAL:HB	11:XK:108:ILE:HG12	1.94	0.49
19:XS:41:VAL:HB	19:XS:42:PRO:CA	2.42	0.49
25:YA:278:A:H2'	25:YA:279:C:C6	2.47	0.49
28:YE:35:GLN:HG2	28:YE:37:ARG:HE	1.77	0.49
33:YN:7:LYS:N	33:YN:7:LYS:HD2	2.27	0.49
35:YP:126:VAL:HG13	35:YP:145:PRO:HB2	1.94	0.49
46:Y0:70:GLN:OE1	46:Y0:72:ARG:HD3	2.12	0.49
53:Y7:5:TRP:NE1	53:Y7:7:PRO:HG3	2.27	0.49
1:QA:946:A:H61	1:QA:1234:C:H42	1.60	0.49
1:QA:1201:A:O2'	1:QA:1202:G:O5'	2.29	0.49
1:QA:1226:C:O2'	13:QM:103:THR:O	2.25	0.49
2:QB:96:ARG:H	2:QB:96:ARG:HD2	1.76	0.49
3:QC:14:ILE:HG12	3:QC:15:THR:N	2.27	0.49
14:QN:15:LYS:HD2	14:QN:16:PHE:CE2	2.47	0.49
14:QN:24:CYS:HB3	14:QN:29:ARG:H	1.78	0.49
20:QT:79:ARG:O	20:QT:83:ARG:HG3	2.12	0.49
25:RA:796:C:H2'	25:RA:797:C:C6	2.47	0.49
25:RA:1441:G:H2'	25:RA:1442:G:H8	1.77	0.49
26:RB:78:A:H2'	26:RB:79:C:O4'	2.12	0.49
27:RD:175:LEU:HD12	27:RD:185:VAL:HG21	1.93	0.49
32:RI:5:LEU:HD23	32:RI:9:LEU:HD11	1.94	0.49
43:RX:27:THR:HB	43:RX:80:ILE:HB	1.93	0.49
9:XI:40:LEU:C	9:XI:42:ARG:H	2.15	0.49
12:XL:62:SER:HB2	12:XL:64:TYR:HD1	1.76	0.49
12:XL:71:PRO:O	12:XL:102:ARG:HD3	2.12	0.49
14:XN:23:ARG:NH1	14:XN:30:ALA:HB2	2.27	0.49
25:YA:102:G:H4'	25:YA:103:A:O5'	2.11	0.49
25:YA:2795:G:H3'	25:YA:2797:U:C5'	2.42	0.49
28:YE:73:GLU:HG3	28:YE:74:PRO:HD2	1.92	0.49

*Continued on next page...*

*Continued from previous page...*

Atom-1	Atom-2	Interatomic distance (Å)	Clash overlap (Å)
1:QA:1288:A:N1	1:QA:1371:G:H1'	2.27	0.49
3:QC:14:ILE:HG12	3:QC:15:THR:H	1.76	0.49
3:QC:73:PRO:O	3:QC:76:VAL:HG22	2.12	0.49
4:QD:29:PRO:O	4:QD:30:LYS:HB3	2.11	0.49
18:QR:26:LEU:HD22	18:QR:42:ARG:HD2	1.94	0.49
19:QS:68:GLY:N	50:R4:59:PHE:HE1	2.08	0.49
22:QV:3:G:HO2'	22:QV:4:G:H8	1.58	0.49
25:RA:229:A:H4'	25:RA:229:A:OP1	2.12	0.49
25:RA:1791:A:H5'	27:RD:206:LEU:HD12	1.95	0.49
25:RA:2377:A:H2'	25:RA:2378:A:C8	2.48	0.49
30:RG:60:LEU:O	30:RG:64:THR:HG22	2.11	0.49
30:RG:115:ARG:NH2	30:RG:137:GLU:OE1	2.46	0.49
32:RI:2:LYS:HA	32:RI:20:ASP:HA	1.95	0.49
43:RX:40:LYS:O	43:RX:42:ALA:N	2.45	0.49
45:RZ:102:LEU:HB3	45:RZ:104:PHE:HE1	1.78	0.49
25:YA:340:A:H2'	25:YA:341:G:O4'	2.12	0.49
25:YA:1081:U:H3'	25:YA:1082:U:H4'	1.94	0.49
26:YB:41:U:C4	30:YG:70:VAL:HG23	2.48	0.49
40:YU:61:TRP:CD2	40:YU:94:ASN:HA	2.47	0.49
50:Y4:15:ILE:H	50:Y4:15:ILE:HD13	1.76	0.49
1:QA:1336:C:O2'	1:QA:1337:G:O5'	2.30	0.49
4:QD:129:ASN:HA	4:QD:145:GLU:HB2	1.94	0.49
7:QG:20:ASP:HB3	7:QG:23:VAL:HG23	1.94	0.49
13:QM:3:ARG:CZ	30:RG:113:ARG:HH21	2.26	0.49
25:RA:404:C:H1'	25:RA:405:U:OP2	2.13	0.49
25:RA:813:U:H2'	25:RA:814:C:C6	2.48	0.49
25:RA:1805:U:O2	27:RD:50:THR:HB	2.12	0.49
25:RA:2415:G:H4'	35:RP:67:MET:N	2.28	0.49
27:RD:35:LYS:HZ1	27:RD:65:ILE:HA	1.76	0.49
29:RF:132:VAL:HG23	29:RF:133:ASN:OD1	2.12	0.49
33:RN:134:ARG:N	33:RN:135:PRO:HD3	2.28	0.49
51:R5:40:LYS:HE2	51:R5:47:PRO:HD2	1.92	0.49
53:R7:31:LEU:HD22	53:R7:42:LEU:HD13	1.95	0.49
13:XM:20:THR:C	13:XM:22:ILE:H	2.16	0.49
16:XP:28:ARG:NH1	16:XP:29:ASP:OD2	2.45	0.49
25:YA:888:C:H3'	25:YA:889:C:C4'	2.40	0.49
25:YA:1348:G:H2'	25:YA:1349:A:H5''	1.94	0.49
27:YD:76:PRO:HG2	27:YD:98:VAL:HG21	1.93	0.49
33:YN:17:ASP:O	33:YN:56:ASN:HB2	2.12	0.49
33:YN:34:LEU:HD21	33:YN:120:LEU:HB2	1.94	0.49
43:YX:53:LYS:HB3	43:YX:82:GLN:HB3	1.93	0.49

*Continued on next page...*

*Continued from previous page...*

Atom-1	Atom-2	Interatomic distance (Å)	Clash overlap (Å)
52:Y6:41:PRO:HD2	52:Y6:46:HIS:N	2.28	0.49
1:QA:255:G:H1'	17:QQ:16:GLN:NE2	2.28	0.49
1:QA:1104:G:H4'	2:QB:111:ARG:NH1	2.28	0.49
2:QB:204:ASN:ND2	2:QB:206:ASP:O	2.45	0.49
6:QF:97:PHE:O	18:QR:31:LEU:HD23	2.12	0.49
17:QQ:18:THR:HG23	17:QQ:69:LYS:HE3	1.94	0.49
19:QS:41:VAL:HA	19:QS:44:MET:HG3	1.93	0.49
25:RA:321:G:OP1	29:RF:135:LYS:NZ	2.36	0.49
25:RA:2008:C:H2'	25:RA:2009:G:H8	1.78	0.49
25:RA:2505:G:OP1	56:Z7:1:T17:H47	2.13	0.49
30:RG:110:ALA:HB1	30:RG:140:ILE:HD12	1.94	0.49
39:RT:16:ARG:HD3	39:RT:19:LEU:HD11	1.93	0.49
40:RU:92:ARG:O	40:RU:92:ARG:HG2	2.13	0.49
52:R6:15:GLU:CD	52:R6:41:PRO:HB3	2.32	0.49
13:XM:14:ARG:HG2	13:XM:17:VAL:HG23	1.94	0.49
25:YA:691:C:O4'	27:YD:43:ARG:NH2	2.46	0.49
25:YA:807:U:H2'	25:YA:808:G:C8	2.47	0.49
25:YA:1858:G:O2'	25:YA:1884:A:N6	2.44	0.49
27:YD:27:THR:HG21	27:YD:83:GLU:HG2	1.94	0.49
30:YG:67:LYS:HZ1	50:Y4:1:MET:HB2	1.78	0.49
40:YU:95:LEU:HD22	41:YV:4:ILE:HD12	1.93	0.49
43:YX:57:LEU:HD11	43:YX:78:LYS:HD2	1.94	0.49
1:QA:570:G:O6	1:QA:865:A:N6	2.44	0.49
1:QA:1152:A:H5''	10:QJ:13:HIS:CD2	2.48	0.49
1:QA:1213:A:C6	1:QA:1215:G:H1'	2.48	0.49
3:QC:47:LEU:HD23	3:QC:68:VAL:HG11	1.94	0.49
8:QH:95:VAL:HB	8:QH:99:GLU:O	2.13	0.49
25:RA:1994:C:P	28:RE:127:ASP:HB2	2.52	0.49
25:RA:2527:C:H5''	55:R9:30:PRO:HB2	1.94	0.49
25:RA:2790:A:H2'	25:RA:2791:C:H5''	1.95	0.49
25:RA:2795:G:H3'	25:RA:2797:U:C5'	2.43	0.49
27:RD:228:PRO:HD3	27:RD:234:GLY:C	2.33	0.49
44:RY:47:LYS:HG2	44:RY:60:PHE:HD1	1.76	0.49
49:R3:6:VAL:HG13	49:R3:56:VAL:HG13	1.93	0.49
52:R6:14:THR:O	52:R6:49:HIS:HA	2.12	0.49
2:XB:24:TRP:CZ3	2:XB:26:PRO:HA	2.48	0.49
25:YA:583:G:OP2	40:YU:10:ARG:HD2	2.13	0.49
25:YA:2071:A:H2'	25:YA:2072:G:C8	2.48	0.49
25:YA:2232:U:P	47:Y1:40:ARG:HH12	2.35	0.49
28:YE:179:GLU:HB3	28:YE:181:LEU:HD23	1.94	0.49
30:YG:94:LEU:HD12	30:YG:99:MET:HA	1.95	0.49

*Continued on next page...*

*Continued from previous page...*

Atom-1	Atom-2	Interatomic distance (Å)	Clash overlap (Å)
1:QA:191:G:O2'	20:QT:101:GLY:O	2.30	0.49
1:QA:1015:A:H2'	1:QA:1016:A:C8	2.48	0.49
2:QB:178:ARG:NH2	8:QH:74:PRO:HG3	2.28	0.49
4:QD:195:ALA:O	6:XF:16:GLN:CB	2.61	0.49
13:QM:23:TYR:HE1	13:QM:70:LEU:HD12	1.77	0.49
25:RA:192:C:O2'	25:RA:802:A:N3	2.42	0.49
25:RA:900:A:H3'	25:RA:901:A:H8	1.78	0.49
25:RA:1231:G:H2'	25:RA:1232:G:C8	2.47	0.49
25:RA:1533:C:H42	25:RA:1538:G:H1	1.60	0.49
26:RB:15:A:OP1	26:RB:107:U:O2'	2.28	0.49
28:RE:70:ALA:O	28:RE:72:VAL:N	2.46	0.49
29:RF:178:PRO:HG2	29:RF:179:GLU:OE2	2.13	0.49
52:R6:25:LYS:HE2	52:R6:27:LYS:HD3	1.94	0.49
1:XA:267:C:OP1	17:XQ:67:LYS:HB2	2.13	0.49
1:XA:690:G:H2'	1:XA:691:G:O4'	2.12	0.49
1:XA:923:A:OP1	5:XE:21:ALA:HB2	2.13	0.49
3:XC:148:GLY:HA3	3:XC:172:ARG:O	2.12	0.49
10:XJ:49:VAL:HG22	14:XN:41:ARG:HB2	1.94	0.49
13:XM:81:LEU:HD13	13:XM:88:ARG:HD2	1.94	0.49
20:XT:89:ARG:NH2	20:XT:104:LEU:HD11	2.27	0.49
25:YA:943:U:OP2	35:YP:36:LYS:NZ	2.42	0.49
31:YH:98:LEU:HD13	31:YH:125:VAL:HB	1.94	0.49
1:QA:148:G:H1	1:QA:174:C:H42	1.61	0.49
1:QA:1004:A:H1'	1:QA:1036:G:N2	2.27	0.49
1:QA:1356:G:H2'	1:QA:1357:A:C8	2.47	0.49
2:QB:21:ARG:O	2:QB:23:ARG:N	2.46	0.49
4:QD:166:LYS:HD3	27:YD:188:GLU:OE2	2.12	0.49
15:QO:87:ILE:HG22	15:QO:88:ARG:H	1.78	0.49
25:RA:1209:G:O2'	25:RA:1237:A:N1	2.33	0.49
25:RA:2364:C:OP1	46:R0:55:ARG:NH1	2.46	0.49
29:RF:24:LEU:HD23	29:RF:115:ALA:HA	1.95	0.49
31:RH:4:ILE:HG13	31:RH:6:ARG:NE	2.28	0.49
36:RQ:89:ASN:O	36:RQ:91:GLU:N	2.45	0.49
46:R0:32:ARG:H	46:R0:35:ASN:ND2	2.11	0.49
1:XA:200:G:H1	1:XA:217:C:H42	1.60	0.49
1:XA:737:A:H2'	1:XA:738:C:C6	2.47	0.49
25:YA:573:G:O2'	25:YA:574:C:H3'	2.13	0.49
25:YA:1754:C:P	39:YT:96:ARG:NH1	2.86	0.49
27:YD:170:GLY:C	27:YD:172:TYR:H	2.16	0.49
28:YE:24:THR:HG22	28:YE:24:THR:O	2.13	0.49
44:YY:86:ARG:HB2	44:YY:95:LYS:HD2	1.94	0.49

*Continued on next page...*

*Continued from previous page...*

Atom-1	Atom-2	Interatomic distance (Å)	Clash overlap (Å)
52:Y6:21:TYR:HE2	52:Y6:53:LYS:HE3	1.77	0.49
1:QA:64:G:H4'	1:QA:65:U:H5'	1.95	0.49
1:QA:769:G:H4'	1:QA:1513:A:H4'	1.95	0.49
1:QA:950:U:H2'	1:QA:951:G:C8	2.48	0.49
1:QA:1466:C:H2'	1:QA:1467:G:O4'	2.12	0.49
10:QJ:24:VAL:HG21	10:QJ:37:PRO:HD3	1.95	0.49
12:QL:58:VAL:O	12:QL:65:GLU:HA	2.13	0.49
19:QS:77:THR:HG22	19:QS:78:ARG:HD3	1.95	0.49
25:RA:2466:C:OP1	55:R9:4:ARG:HB2	2.13	0.49
30:RG:54:GLU:HA	30:RG:57:ALA:HB3	1.94	0.49
32:RI:133:HIS:HB2	32:RI:134:PRO:CD	2.43	0.49
2:XB:47:THR:HA	2:XB:202:PRO:HG2	1.95	0.49
5:XE:31:LEU:HD23	5:XE:45:PHE:HD1	1.78	0.49
6:XF:10:LEU:HD22	6:XF:61:LEU:HD11	1.94	0.49
6:XF:19:LEU:HD21	6:XF:59:TYR:CE1	2.47	0.49
6:XF:97:PHE:HD1	18:XR:31:LEU:HD21	1.78	0.49
10:XJ:35:SER:OG	10:XJ:73:ASP:HB2	2.13	0.49
25:YA:1311:G:N2	25:YA:1603:A:H62	2.11	0.49
25:YA:1384:A:N3	25:YA:1405:U:H1'	2.27	0.49
25:YA:1427:A:H4'	25:YA:1428:C:O5'	2.12	0.49
25:YA:2344:U:OP1	52:Y6:38:LYS:HD3	2.13	0.49
29:YF:185:ASP:OD1	29:YF:188:ARG:NH1	2.35	0.49
32:YI:76:THR:OG1	32:YI:139:GLN:OE1	2.31	0.49
34:YO:4:PRO:O	34:YO:5:GLN:HB2	2.11	0.49
40:YU:98:LEU:O	40:YU:102:GLU:N	2.37	0.49
46:Y0:53:MET:HA	46:Y0:58:THR:O	2.13	0.49
52:Y6:41:PRO:O	52:Y6:45:LYS:HE3	2.12	0.49
1:QA:474:G:H5'	16:QP:81:ARG:HG3	1.94	0.48
1:QA:1159:U:C6	1:QA:1182:G:H1'	2.47	0.48
21:QU:5:ASP:O	21:QU:11:GLY:HA3	2.13	0.48
23:QW:7:A:N6	23:QW:66:U:H3	2.10	0.48
25:RA:1204:A:H1'	25:RA:1206:G:C8	2.48	0.48
25:RA:2037:G:H2'	25:RA:2038:G:C8	2.48	0.48
44:RY:47:LYS:HG2	44:RY:60:PHE:CD1	2.48	0.48
1:XA:539:A:OP1	12:XL:114:LYS:NZ	2.37	0.48
1:XA:779:C:H2'	1:XA:780:A:O4'	2.13	0.48
1:XA:950:U:H2'	1:XA:951:G:H8	1.78	0.48
1:XA:973:G:H3'	1:XA:974:A:C5'	2.42	0.48
1:XA:1129:C:H4'	1:XA:1130:A:H8	1.77	0.48
1:XA:1495:U:H2'	1:XA:1496:C:C6	2.48	0.48
3:XC:79:ARG:HH12	3:XC:82:GLU:HG3	1.78	0.48

*Continued on next page...*

*Continued from previous page...*

Atom-1	Atom-2	Interatomic distance (Å)	Clash overlap (Å)
5:XE:10:MET:SD	5:XE:13:ILE:HD13	2.53	0.48
5:XE:33:VAL:HG11	5:XE:109:ILE:HA	1.95	0.48
25:YA:654(A):G:H8	25:YA:654(A):G:OP2	1.96	0.48
25:YA:1045:A:O2'	25:YA:1046:A:OP2	2.28	0.48
25:YA:2776:A:H4'	25:YA:2777:G:O5'	2.12	0.48
27:YD:61:LEU:O	27:YD:63:ARG:NH1	2.45	0.48
27:YD:248:SER:OG	27:YD:252:TRP:CD1	2.57	0.48
29:YF:176:LEU:HD21	29:YF:181:LEU:HA	1.94	0.48
31:YH:55:PRO:HG2	31:YH:61:HIS:CE1	2.48	0.48
36:YQ:104:PHE:CE2	36:YQ:125:LEU:HD11	2.41	0.48
1:QA:35:G:O2'	12:QL:118:SER:O	2.31	0.48
1:QA:510:A:OP2	4:QD:49:ARG:NH2	2.45	0.48
15:QO:16:ALA:HB1	15:QO:21:ASP:HB3	1.94	0.48
25:RA:103:A:O5'	25:RA:103:A:H8	1.96	0.48
25:RA:783:A:H2'	25:RA:784:A:H4'	1.94	0.48
25:RA:1412:A:H2'	25:RA:1413:G:O4'	2.13	0.48
25:RA:1803:A:O2'	27:RD:259:THR:HG21	2.14	0.48
25:RA:2119:A:N6	25:RA:2170:A:N7	2.61	0.48
29:RF:155:LEU:HD12	29:RF:174:VAL:HG22	1.94	0.48
3:XC:134:ILE:HG23	3:XC:151:VAL:HB	1.94	0.48
11:XK:59:TYR:CZ	11:XK:63:LEU:HD11	2.48	0.48
16:XP:26:ARG:HH21	16:XP:31:LYS:HB3	1.77	0.48
25:YA:671:C:H2'	25:YA:672:C:H6	1.78	0.48
25:YA:954:G:H5''	36:YQ:13:GLN:HB3	1.94	0.48
25:YA:2227:A:H5''	27:YD:263:ARG:NH1	2.29	0.48
25:YA:2693:A:H2'	25:YA:2694:G:H8	1.78	0.48
27:YD:35:LYS:HD3	27:YD:63:ARG:CB	2.43	0.48
30:YG:166:ASP:HA	30:YG:169:ALA:HB3	1.95	0.48
34:YO:76:ALA:HB3	39:YT:75:ILE:HD12	1.95	0.48
39:YT:107:ASP:H	39:YT:110:ILE:HG22	1.78	0.48
42:YW:51:LEU:HD23	42:YW:105:VAL:HG11	1.94	0.48
47:Y1:41:ARG:HH11	47:Y1:41:ARG:HG3	1.78	0.48
1:QA:1392:G:N2	1:QA:1502:A:H8	2.05	0.48
2:QB:80:ILE:HG21	2:QB:212:GLN:HA	1.95	0.48
7:QG:57:GLU:OE1	7:QG:57:GLU:N	2.41	0.48
7:QG:155:ARG:O	7:QG:155:ARG:NH2	2.46	0.48
12:QL:38:THR:O	12:QL:79:GLU:HG3	2.14	0.48
25:RA:686:G:N2	25:RA:788:A:H61	2.11	0.48
25:RA:1190:G:H5'	35:RP:32:THR:HA	1.95	0.48
25:RA:1777:U:H3	25:RA:1787:A:H61	1.61	0.48
28:RE:181:LEU:HD21	39:RT:7:ILE:HG23	1.95	0.48

*Continued on next page...*



*Continued from previous page...*

Atom-1	Atom-2	Interatomic distance (Å)	Clash overlap (Å)
31:RH:41:MET:HG3	31:RH:54:ARG:HA	1.96	0.48
37:RR:2:ARG:HA	37:RR:5:LYS:HE3	1.95	0.48
43:RX:39:ILE:O	43:RX:43:VAL:HG12	2.13	0.48
1:XA:1359:C:OP2	14:YN:35:ARG:NH1	2.46	0.48
2:XB:73:THR:OG1	2:XB:170:GLU:OE2	2.23	0.48
25:YA:220:G:O2'	25:YA:233:A:N3	2.42	0.48
25:YA:1026:U:H1'	25:YA:1027:A:O5'	2.12	0.48
25:YA:1085:A:O2'	25:YA:1086:A:OP1	2.27	0.48
25:YA:1408:C:H2'	25:YA:1409:C:C6	2.48	0.48
25:YA:2335:A:HO2'	25:YA:2336:A:P	2.35	0.48
25:YA:2641:G:P	33:YN:83:LYS:HE3	2.53	0.48
28:YE:111:ARG:HG2	37:YR:1:MET:SD	2.53	0.48
31:YH:137:ASP:HB3	31:YH:140:LYS:HB3	1.94	0.48
35:YP:82:GLY:HA2	35:YP:113:LYS:O	2.12	0.48
35:YP:135:LEU:HD13	35:YP:139:LYS:HE2	1.94	0.48
1:QA:715:A:H2'	1:QA:716:A:C8	2.49	0.48
1:QA:753:A:H4'	1:QA:754:C:O5'	2.12	0.48
10:QJ:32:ALA:HB3	10:QJ:76:ASN:HB2	1.95	0.48
13:QM:49:THR:HG22	13:QM:51:ALA:H	1.79	0.48
25:RA:78:A:H2'	25:RA:79:G:C8	2.48	0.48
25:RA:263:C:H2'	25:RA:264:C:O4'	2.13	0.48
25:RA:626:U:H5''	25:RA:627:A:H5'	1.94	0.48
31:RH:152:ARG:HH21	31:RH:153:LYS:HZ1	1.61	0.48
37:RR:97:VAL:HG22	37:RR:114:VAL:CG2	2.43	0.48
47:R1:53:VAL:HB	47:R1:58:ILE:HD12	1.94	0.48
3:XC:7:PRO:O	3:XC:11:ARG:HG2	2.13	0.48
11:XK:18:ARG:NH2	11:XK:35:PRO:O	2.45	0.48
20:XT:93:GLU:OE1	20:XT:94:ALA:N	2.46	0.48
25:YA:469:G:O6	53:Y7:37:LYS:NZ	2.38	0.48
35:YP:46:LYS:HE3	35:YP:46:LYS:HB3	1.54	0.48
41:YV:15:GLU:O	41:YV:18:LEU:HB2	2.14	0.48
1:QA:1465:C:H2'	1:QA:1466:C:O4'	2.14	0.48
3:QC:150:LYS:HG3	3:QC:169:ALA:HB2	1.96	0.48
16:QP:43:LYS:HA	16:QP:48:TRP:HB3	1.95	0.48
25:RA:372:G:H1'	25:RA:373:U:H5	1.78	0.48
25:RA:1062:G:H2'	25:RA:1063:G:C8	2.48	0.48
25:RA:2563:U:H1'	25:RA:2566:A:N6	2.29	0.48
33:RN:4:TYR:O	40:RU:64:ARG:NH1	2.46	0.48
35:RP:58:THR:O	35:RP:61:ARG:CZ	2.61	0.48
44:RY:81:LYS:NZ	44:RY:98:VAL:HG11	2.28	0.48
1:XA:170:U:H2'	1:XA:171:A:H8	1.79	0.48

*Continued on next page...*

*Continued from previous page...*

Atom-1	Atom-2	Interatomic distance (Å)	Clash overlap (Å)
1:XA:191(D):U:H2'	1:XA:191(E):G:C8	2.48	0.48
3:XC:130:VAL:HG21	3:XC:157:ILE:HG23	1.94	0.48
5:XE:50:GLU:HG3	5:XE:52:PRO:HD2	1.95	0.48
5:XE:110:LEU:HD13	5:XE:118:ILE:HG21	1.94	0.48
6:XF:35:ALA:HA	6:XF:67:MET:HB3	1.94	0.48
9:XI:9:ARG:HB2	9:XI:14:VAL:HA	1.96	0.48
25:YA:278:A:O2'	25:YA:279:C:O4'	2.20	0.48
25:YA:2712:U:O2'	25:YA:2712(A):A:H8	1.96	0.48
25:YA:2756:U:OP2	55:Y9:19:ARG:NH2	2.46	0.48
26:YB:12:C:C2'	46:Y0:73:GLY:HA3	2.43	0.48
35:YP:5:ASP:O	35:YP:6:LEU:O	2.31	0.48
39:YT:102:ILE:HB	39:YT:110:ILE:HD13	1.95	0.48
40:YU:60:LEU:HD22	40:YU:60:LEU:O	2.14	0.48
43:YX:63:LYS:O	43:YX:64:LYS:HD2	2.14	0.48
4:QD:100:ARG:NH2	4:QD:136:PRO:O	2.46	0.48
7:QG:149:ARG:CD	11:QK:59:TYR:CZ	2.97	0.48
9:QI:17:VAL:HG11	9:QI:81:ILE:HA	1.95	0.48
11:QK:48:ILE:HD11	11:QK:64:ALA:HA	1.95	0.48
25:RA:297:C:H2'	25:RA:298:G:O4'	2.13	0.48
25:RA:643:A:N1	25:RA:2369:A:O2'	2.45	0.48
25:RA:858:U:O2	25:RA:2268:A:H2'	2.13	0.48
25:RA:1019:U:HO2'	25:RA:1021:A:H2	1.60	0.48
35:RP:59:LEU:HA	35:RP:61:ARG:HE	1.76	0.48
49:R3:4:LEU:O	49:R3:36:VAL:HA	2.13	0.48
1:XA:537:G:H5''	12:XL:113:ARG:NH1	2.29	0.48
2:XB:101:MET:HA	2:XB:108:ILE:HG13	1.95	0.48
5:XE:6:PHE:CE1	5:XE:36:ASP:HB3	2.48	0.48
6:XF:36:ARG:CZ	6:XF:38:GLU:HG2	2.44	0.48
13:XM:11:ARG:NH2	30:YG:146:TYR:HD2	2.08	0.48
15:XO:70:LEU:HD11	15:XO:77:ARG:HG3	1.96	0.48
25:YA:468:G:N7	53:Y7:39:ARG:NH2	2.59	0.48
25:YA:676:A:N1	25:YA:802:A:N1	2.61	0.48
25:YA:1819:A:H4'	25:YA:1820:U:O5'	2.13	0.48
25:YA:2081:C:H2'	25:YA:2082:A:H8	1.79	0.48
35:YP:52:GLU:O	35:YP:55:ARG:HG2	2.14	0.48
51:Y5:41:PRO:O	51:Y5:44:THR:OG1	2.32	0.48
1:QA:238:G:OP1	17:QQ:25:ARG:NH2	2.46	0.48
11:QK:54:ARG:NH1	23:QW:39:U:O2'	2.41	0.48
20:QT:12:ALA:O	20:QT:15:ARG:HB2	2.14	0.48
25:RA:223:A:N1	25:RA:407:G:O2'	2.42	0.48
25:RA:2734:A:H5'	25:RA:2735:G:OP2	2.14	0.48

*Continued on next page...*

*Continued from previous page...*

Atom-1	Atom-2	Interatomic distance (Å)	Clash overlap (Å)
29:RF:178:PRO:HB2	29:RF:201:VAL:HG11	1.94	0.48
30:RG:81:LYS:O	30:RG:82:LEU:HB2	2.12	0.48
35:RP:36:LYS:HB3	35:RP:40:SER:HB3	1.95	0.48
38:RS:64:GLU:O	38:RS:68:GLN:HG3	2.14	0.48
1:XA:411:A:N9	1:XA:413:G:H1'	2.28	0.48
12:XL:47:LYS:HB3	12:XL:48:PRO:HD2	1.96	0.48
25:YA:874:G:H4'	45:YZ:118:GLN:OE1	2.13	0.48
25:YA:1045:A:C5	25:YA:1111:A:N7	2.81	0.48
25:YA:1220:A:OP2	40:YU:19:LYS:NZ	2.33	0.48
35:YP:14:LYS:O	35:YP:16:ARG:HG2	2.13	0.48
40:YU:90:VAL:HG22	41:YV:39:LEU:HB3	1.96	0.48
40:YU:97:ASP:OD2	40:YU:101:ARG:NH1	2.46	0.48
52:Y6:27:LYS:NZ	52:Y6:27:LYS:HB2	2.28	0.48
1:QA:745:C:OP1	1:QA:851:G:O2'	2.31	0.48
1:QA:877:C:H5''	8:QH:88:LYS:HD3	1.95	0.48
1:QA:1310:G:OP2	13:QM:88:ARG:NH2	2.46	0.48
2:QB:163:PHE:HD1	2:QB:185:ILE:HG13	1.78	0.48
4:QD:106:TYR:HE1	4:QD:112:VAL:O	1.97	0.48
9:QI:40:LEU:O	9:QI:42:ARG:N	2.46	0.48
25:RA:340:A:H2'	25:RA:341:G:O4'	2.13	0.48
25:RA:2186:G:H2'	25:RA:2187:G:H8	1.79	0.48
27:RD:25:THR:O	27:RD:27:THR:HG22	2.14	0.48
29:RF:102:PRO:HB2	29:RF:105:VAL:HG23	1.95	0.48
29:RF:197:ASP:N	29:RF:197:ASP:OD1	2.46	0.48
30:RG:82:LEU:HD21	30:RG:88:ILE:HG13	1.96	0.48
31:RH:86:GLU:OE1	31:RH:86:GLU:N	2.43	0.48
37:RR:33:ARG:NH1	51:R5:57:VAL:HG21	2.29	0.48
44:RY:51:VAL:O	44:RY:56:PRO:HA	2.14	0.48
1:XA:662:G:H2'	1:XA:663:A:C8	2.48	0.48
16:XP:22:THR:HA	16:XP:33:ILE:HG12	1.96	0.48
25:YA:28:A:H61	25:YA:512:G:H1'	1.78	0.48
25:YA:207:A:H2'	25:YA:208:C:O4'	2.14	0.48
25:YA:270(T):G:OP1	47:Y1:97:LEU:HD13	2.13	0.48
25:YA:1101:U:H2'	25:YA:1102:C:C6	2.49	0.48
25:YA:1287:A:N7	37:YR:107:ASP:HB2	2.28	0.48
25:YA:1508:A:O2'	25:YA:1509:C:O4'	2.25	0.48
25:YA:1537:C:H2'	25:YA:1538:G:C8	2.48	0.48
25:YA:2212:A:H1'	25:YA:2215:G:C5	2.48	0.48
27:YD:35:LYS:HZ1	27:YD:104:TYR:HB2	1.79	0.48
27:YD:254:THR:O	27:YD:254:THR:OG1	2.30	0.48
38:YS:58:LEU:HD12	38:YS:68:GLN:OE1	2.14	0.48

*Continued on next page...*

*Continued from previous page...*

Atom-1	Atom-2	Interatomic distance (Å)	Clash overlap (Å)
41:YV:76:LYS:HB2	41:YV:81:TYR:HB3	1.95	0.48
42:YW:67:ASP:N	42:YW:67:ASP:OD1	2.46	0.48
44:YY:44:ILE:HG13	44:YY:45:VAL:N	2.28	0.48
1:QA:703:G:H4'	1:QA:704:A:O5'	2.14	0.48
1:QA:1032(A):G:H2'	1:QA:1032(B):G:C8	2.49	0.48
1:QA:1124:G:H3'	1:QA:1145:C:N4	2.29	0.48
7:QG:113:GLU:HG3	7:QG:119:ARG:HG2	1.94	0.48
13:QM:57:ARG:HB2	13:QM:57:ARG:HH11	1.79	0.48
22:QV:15:C:H5''	22:QV:16:C:H5	1.79	0.48
25:RA:2344:U:OP1	52:R6:38:LYS:HD3	2.13	0.48
26:RB:13:A:N1	26:RB:69:G:O2'	2.36	0.48
33:RN:7:LYS:H	33:RN:7:LYS:HD2	1.79	0.48
50:R4:23:GLU:HG3	50:R4:25:TYR:CE2	2.49	0.48
52:R6:18:ARG:HB2	52:R6:44:ARG:HH12	1.77	0.48
54:R8:51:ALA:N	54:R8:53:PRO:HD2	2.29	0.48
1:XA:143:A:H2	1:XA:220:G:H1	1.62	0.48
1:XA:164:U:H2'	1:XA:165:C:C6	2.49	0.48
1:XA:390:C:O3'	16:XP:28:ARG:NH2	2.46	0.48
1:XA:1060:C:C5	3:XC:2:GLY:HA2	2.49	0.48
1:XA:1157:A:H1'	1:XA:1158:C:C4	2.49	0.48
1:XA:1502:A:H2'	1:XA:1504:G:N7	2.29	0.48
2:XB:204:ASN:ND2	2:XB:206:ASP:H	2.12	0.48
9:XI:114:TYR:N	9:XI:114:TYR:CD1	2.81	0.48
19:XS:39:THR:HG22	19:XS:40:ILE:H	1.78	0.48
20:XT:98:PRO:O	20:XT:100:ILE:N	2.46	0.48
38:YS:74:ALA:HB1	38:YS:107:GLU:HB3	1.96	0.48
1:QA:134:A:H61	16:QP:25:ARG:NH1	2.12	0.48
1:QA:692:U:N3	1:QA:695:A:OP2	2.39	0.48
1:QA:757:U:H2'	1:QA:758:G:O4'	2.13	0.48
12:QL:17:LYS:HG2	12:QL:19:ARG:HG2	1.94	0.48
19:QS:26:GLY:O	19:QS:28:LYS:N	2.41	0.48
23:QW:30:G:H2'	23:QW:31:A:H8	1.77	0.48
25:RA:709:U:H3	25:RA:722:A:H61	1.60	0.48
25:RA:898:C:H2'	25:RA:899:A:H5'	1.95	0.48
29:RF:183:VAL:O	29:RF:187:VAL:HG23	2.13	0.48
32:RI:13:GLY:HA3	32:RI:17:GLN:CD	2.33	0.48
45:RZ:52:SER:O	45:RZ:54:HIS:N	2.46	0.48
45:RZ:91:LEU:CD1	45:RZ:96:VAL:HG21	2.43	0.48
12:XL:27:LEU:O	12:XL:29:GLY:N	2.46	0.48
25:YA:270(F):U:H2'	25:YA:270(G):C:C6	2.49	0.48
25:YA:450:G:O6	25:YA:453:C:OP1	2.32	0.48

*Continued on next page...*

*Continued from previous page...*

Atom-1	Atom-2	Interatomic distance (Å)	Clash overlap (Å)
25:YA:817:C:H2'	25:YA:818:G:O4'	2.14	0.48
25:YA:2146:C:H4'	25:YA:2147:G:C8	2.49	0.48
25:YA:2780:G:OP2	33:YN:118:LYS:HE2	2.14	0.48
40:YU:92:ARG:CZ	41:YV:11:GLN:H	2.26	0.48
44:YY:35:TYR:CD2	44:YY:69:ALA:HB3	2.49	0.48
5:QE:69:VAL:O	5:QE:71:LEU:N	2.47	0.47
10:QJ:78:ASN:O	10:QJ:82:ILE:HG12	2.14	0.47
19:QS:68:GLY:O	50:R4:68:ARG:HD3	2.14	0.47
25:RA:724:U:H2'	25:RA:725:G:O4'	2.13	0.47
25:RA:848:G:H2'	25:RA:849:A:C8	2.49	0.47
25:RA:870:A:OP1	36:RQ:6:ARG:NE	2.47	0.47
25:RA:2050:C:N4	25:RA:2051:A:N1	2.62	0.47
25:RA:2283:C:H2'	25:RA:2284:C:O4'	2.13	0.47
25:RA:2331:G:O2'	46:R0:43:THR:HG22	2.14	0.47
26:RB:104:A:H2'	26:RB:105:G:O4'	2.14	0.47
29:RF:167:ALA:HB1	29:RF:173:VAL:HG11	1.95	0.47
31:RH:154:PRO:HD3	31:RH:162:ILE:H	1.77	0.47
35:RP:61:ARG:CD	54:R8:13:ARG:HD2	2.44	0.47
39:RT:41:ARG:CB	39:RT:41:ARG:HH11	2.27	0.47
43:RX:83:VAL:HG11	43:RX:87:GLN:HB2	1.96	0.47
1:XA:509:A:H2'	1:XA:510:A:C8	2.49	0.47
19:XS:4:SER:N	50:Y4:67:TYR:CE2	2.82	0.47
25:YA:729:G:C6	27:YD:208:LYS:HB2	2.49	0.47
25:YA:1053:C:H42	25:YA:1106:G:H1	1.60	0.47
25:YA:1357:U:H2'	25:YA:1358:G:O4'	2.13	0.47
25:YA:1910:G:H1	25:YA:1920:C:H42	1.62	0.47
25:YA:2291:U:H2'	25:YA:2292:C:C6	2.48	0.47
25:YA:2777:G:OP2	25:YA:2781:A:O2'	2.20	0.47
27:YD:28:GLU:HB2	27:YD:29:PRO:CD	2.44	0.47
29:YF:36:VAL:HG11	29:YF:183:VAL:HG11	1.95	0.47
32:YI:69:LYS:HG3	32:YI:136:VAL:HB	1.96	0.47
33:YN:134:ARG:N	33:YN:135:PRO:HD3	2.29	0.47
35:YP:98:GLU:HA	35:YP:101:VAL:HB	1.96	0.47
38:YS:65:VAL:O	38:YS:69:VAL:HG12	2.14	0.47
41:YV:44:LYS:O	41:YV:46:VAL:HG12	2.13	0.47
1:QA:143:A:H2	1:QA:220:G:H1	1.62	0.47
1:QA:1391:U:H2'	1:QA:1392:G:C8	2.48	0.47
2:QB:85:ALA:HB3	2:QB:92:TYR:HD2	1.79	0.47
2:QB:97:TRP:CH2	2:QB:173:ALA:HA	2.49	0.47
20:QT:75:ASN:OD1	20:QT:75:ASN:N	2.40	0.47
23:QW:38:A:H2'	23:QW:39:U:H5'	1.96	0.47

*Continued on next page...*

*Continued from previous page...*

Atom-1	Atom-2	Interatomic distance (Å)	Clash overlap (Å)
25:RA:297:C:H5''	44:RY:85:VAL:HG21	1.95	0.47
26:RB:43:C:H5'	50:R4:1:MET:HA	1.95	0.47
30:RG:145:THR:O	30:RG:147:ASP:N	2.47	0.47
32:RI:49:ALA:O	32:RI:52:ARG:HG2	2.14	0.47
32:RI:128:LEU:HA	32:RI:128:LEU:HD13	1.56	0.47
35:RP:127:ALA:HB3	35:RP:130:PHE:CZ	2.49	0.47
48:R2:41:ILE:HD11	48:R2:44:LEU:HD12	1.96	0.47
1:XA:405:U:O4	4:XD:2:GLY:N	2.47	0.47
3:XC:70:VAL:HG12	3:XC:72:LYS:H	1.79	0.47
5:XE:8:GLU:OE2	5:XE:63:ARG:NH2	2.46	0.47
8:XH:49:GLU:HG2	8:XH:62:TYR:HE2	1.78	0.47
10:XJ:38:ILE:HD11	10:XJ:71:LEU:HD23	1.96	0.47
18:XR:36:ASN:O	18:XR:36:ASN:ND2	2.41	0.47
22:XV:5:G:H1	22:XV:67:C:H42	1.62	0.47
25:YA:99:U:H1'	25:YA:101:G:OP2	2.14	0.47
25:YA:593:G:O4'	54:Y8:4:MET:HE1	2.13	0.47
25:YA:807:U:H2'	25:YA:808:G:H8	1.78	0.47
25:YA:1013:C:N4	25:YA:1149:G:H1	2.11	0.47
25:YA:1103:A:H5'	25:YA:1104:C:H5	1.79	0.47
25:YA:2511:U:O4	25:YA:2575:C:N3	2.46	0.47
31:YH:6:ARG:HA	31:YH:66:GLY:HA2	1.95	0.47
1:QA:784:C:H4'	25:RA:1837:C:OP1	2.14	0.47
2:QB:70:PHE:O	2:QB:93:VAL:N	2.48	0.47
4:QD:12:CYS:HA	4:QD:19:LEU:CD2	2.45	0.47
6:QF:41:GLU:HB2	6:QF:62:TRP:CE3	2.50	0.47
12:QL:102:ARG:HE	12:QL:102:ARG:HB3	1.39	0.47
17:QQ:100:LYS:O	17:QQ:101:ARG:NE	2.47	0.47
20:QT:30:LYS:O	20:QT:33:ILE:HB	2.14	0.47
25:RA:99:U:H4'	25:RA:101:G:O5'	2.14	0.47
25:RA:1754:C:P	39:RT:96:ARG:HH12	2.37	0.47
25:RA:2328:A:H2'	25:RA:2329:G:C8	2.49	0.47
36:RQ:136:ALA:C	36:RQ:138:ASP:H	2.18	0.47
39:RT:64:ARG:HD2	39:RT:73:GLU:OE1	2.14	0.47
47:R1:91:LYS:O	47:R1:94:LEU:N	2.36	0.47
55:R9:27:CYS:SG	55:R9:32:HIS:HB2	2.55	0.47
1:XA:539:A:OP2	12:XL:115:LYS:HE3	2.13	0.47
1:XA:1308:U:H2'	1:XA:1309:G:H8	1.77	0.47
2:XB:84:GLU:OE1	2:XB:87:ARG:NH2	2.43	0.47
3:XC:34:LEU:HD23	3:XC:38:ARG:HG3	1.95	0.47
3:XC:81:GLY:O	3:XC:85:ARG:HB2	2.14	0.47
4:XD:15:GLU:HG2	4:XD:63:LYS:HB2	1.97	0.47

*Continued on next page...*

*Continued from previous page...*

Atom-1	Atom-2	Interatomic distance (Å)	Clash overlap (Å)
6:XF:69:GLU:O	6:XF:72:VAL:HG12	2.14	0.47
9:XI:121:ARG:NH1	9:XI:122:ALA:O	2.47	0.47
18:XR:66:LEU:O	18:XR:70:ILE:HG13	2.14	0.47
25:YA:72:U:N3	48:Y2:62:THR:HG22	2.30	0.47
25:YA:2210:G:H5'	25:YA:2211:G:C5	2.49	0.47
25:YA:2590:A:OP2	27:YD:238:GLY:HA2	2.15	0.47
36:YQ:21:THR:HB	36:YQ:22:LYS:H	1.40	0.47
47:Y1:91:LYS:HB3	47:Y1:92:LYS:H	1.44	0.47
1:QA:321:A:N6	1:QA:329:A:OP2	2.48	0.47
1:QA:1213:A:N1	1:QA:1215:G:H1'	2.30	0.47
1:QA:1226:C:H2'	13:QM:103:THR:HB	1.95	0.47
4:QD:26:CYS:HA	4:QD:31:CYS:HA	1.96	0.47
17:QQ:76:LEU:HD21	17:QQ:79:SER:HB2	1.97	0.47
22:QV:53:G:HO2'	22:QV:54:U:H5	1.62	0.47
25:RA:205:G:H1'	25:RA:206:U:OP2	2.14	0.47
25:RA:611:C:H2'	25:RA:612:G:H8	1.80	0.47
25:RA:1028:A:N6	25:RA:1125:G:H2'	2.29	0.47
25:RA:1794:U:H2'	25:RA:1795:C:C6	2.49	0.47
25:RA:1952:A:C2	34:RO:22:ILE:HG23	2.50	0.47
28:RE:21:VAL:CG2	28:RE:22:PRO:N	2.74	0.47
29:RF:6:VAL:CG1	29:RF:24:LEU:HD23	2.43	0.47
30:RG:3:LEU:HD11	50:R4:25:TYR:CE1	2.48	0.47
32:RI:55:ALA:HA	32:RI:58:LEU:HB2	1.94	0.47
40:RU:97:ASP:OD2	40:RU:101:ARG:NH1	2.48	0.47
51:R5:56:LYS:HB2	51:R5:58:LEU:HG	1.96	0.47
1:XA:532:A:H2	1:XA:1206:G:H21	1.63	0.47
1:XA:627:G:H2'	1:XA:628:G:C8	2.50	0.47
1:XA:695:A:H61	1:XA:797:C:H1'	1.78	0.47
1:XA:963:G:H21	10:XJ:55:LYS:CE	2.27	0.47
3:XC:22:TRP:CD1	3:XC:59:ARG:HD2	2.49	0.47
3:XC:79:ARG:NH1	3:XC:82:GLU:HG3	2.29	0.47
9:XI:126:SER:O	9:XI:128:ARG:N	2.43	0.47
22:XV:15:C:H5''	22:XV:16:C:H5	1.79	0.47
25:YA:242:G:H4'	25:YA:243:U:O5'	2.14	0.47
25:YA:740:U:H5''	25:YA:1784:A:H3'	1.95	0.47
25:YA:764:A:H5'	27:YD:210:GLY:HA2	1.95	0.47
25:YA:2789:C:H1'	25:YA:2892:A:C2	2.46	0.47
27:YD:71:ASP:HB2	27:YD:103:ARG:NH2	2.27	0.47
35:YP:144:GLU:OE1	35:YP:144:GLU:N	2.40	0.47
48:Y2:59:ARG:O	48:Y2:63:VAL:HG23	2.15	0.47
54:Y8:36:LYS:HB3	54:Y8:40:GLU:HG2	1.95	0.47

*Continued on next page...*

*Continued from previous page...*

Atom-1	Atom-2	Interatomic distance (Å)	Clash overlap (Å)
1:QA:377:G:H1	1:QA:386:C:H42	1.61	0.47
1:QA:1321:C:H5''	1:QA:1322:C:H5''	1.97	0.47
1:QA:1443:G:H5'	1:QA:1446:A:OP2	2.15	0.47
1:QA:1513:A:H2'	1:QA:1514:C:C6	2.50	0.47
2:QB:25:ASN:O	2:QB:27:LYS:N	2.47	0.47
2:QB:211:ILE:O	2:QB:215:LEU:HB2	2.14	0.47
12:QL:51:ALA:HB3	12:QL:53:ARG:HE	1.80	0.47
14:QN:41:ARG:CZ	14:QN:42:ILE:HD11	2.44	0.47
22:QV:16:C:N4	22:QV:17:U:O4	2.48	0.47
25:RA:581:C:H2'	25:RA:582:G:H8	1.78	0.47
25:RA:662:G:H5'	35:RP:15:ARG:HA	1.95	0.47
25:RA:686:G:H8	53:R7:6:GLN:O	1.97	0.47
25:RA:2058:A:C2	56:Z7:1:T17:O48	2.66	0.47
25:RA:2327:A:H2'	25:RA:2328:A:C8	2.49	0.47
25:RA:2823:A:OP1	28:RE:113:PHE:HB2	2.15	0.47
28:RE:37:ARG:NE	28:RE:37:ARG:HA	2.29	0.47
36:RQ:63:LYS:HG2	36:RQ:65:PHE:CE1	2.50	0.47
44:RY:21:LYS:HG3	44:RY:22:GLY:N	2.30	0.47
1:XA:619:U:H3	4:XD:135:LEU:HD23	1.80	0.47
15:XO:66:LEU:HD12	15:XO:66:LEU:HA	1.67	0.47
20:XT:35:THR:O	20:XT:39:LYS:HG3	2.14	0.47
25:YA:2154:G:H2'	25:YA:2155:G:C8	2.48	0.47
31:YH:153:LYS:HB3	31:YH:154:PRO:HD3	1.96	0.47
42:YW:110:LYS:HG3	42:YW:111:HIS:H	1.80	0.47
1:QA:1414:U:H2'	1:QA:1415:G:H8	1.80	0.47
9:QL:28:VAL:HG22	9:QL:63:ILE:HB	1.95	0.47
10:QJ:61:GLU:HG3	14:QN:58:LYS:HZ1	1.79	0.47
12:QL:27:LEU:O	12:QL:29:GLY:N	2.47	0.47
25:RA:706:A:H2'	25:RA:707:G:O4'	2.14	0.47
25:RA:1407:C:H42	25:RA:1595:G:H1	1.62	0.47
25:RA:1667:G:O2'	25:RA:1991:U:O4	2.32	0.47
25:RA:2747:G:N2	25:RA:2757:A:H62	2.11	0.47
32:RI:98:ALA:HA	32:RI:109:ILE:HD11	1.97	0.47
42:RW:63:ASP:OD1	42:RW:63:ASP:N	2.48	0.47
1:XA:1237:C:O2'	1:XA:1300:G:N2	2.44	0.47
1:XA:1305:G:H1'	1:XA:1332:A:N6	2.29	0.47
1:XA:1469:G:H2'	1:XA:1470:G:C8	2.50	0.47
2:XB:93:VAL:HG11	2:XB:97:TRP:CD1	2.50	0.47
9:XI:4:TYR:CZ	9:XI:88:TYR:HB2	2.49	0.47
10:XJ:47:PHE:HB3	14:YN:34:TYR:CE2	2.50	0.47
12:XL:24:VAL:HG12	12:XL:24:VAL:O	2.14	0.47

*Continued on next page...*



*Continued from previous page...*

Atom-1	Atom-2	Interatomic distance (Å)	Clash overlap (Å)
13:XM:53:VAL:HG12	13:XM:57:ARG:NH1	2.27	0.47
25:YA:137(A):G:H1'	43:YX:41:ASN:HD22	1.76	0.47
25:YA:479:A:N3	25:YA:481:G:H5''	2.30	0.47
25:YA:498:G:H1'	44:YY:47:LYS:HZ3	1.79	0.47
25:YA:2182:G:H2'	25:YA:2183:C:C6	2.50	0.47
25:YA:2287:A:N6	25:YA:2344:U:C2	2.83	0.47
25:YA:2732:G:H3'	25:YA:2733:A:O4'	2.14	0.47
26:YB:37:C:N3	26:YB:48:A:O2'	2.41	0.47
29:YF:164:ARG:HG3	29:YF:175:THR:OG1	2.15	0.47
39:YT:11:GLU:OE1	39:YT:11:GLU:N	2.43	0.47
44:YY:73:ARG:HE	44:YY:73:ARG:HB3	1.47	0.47
45:YZ:182:LYS:CG	45:YZ:183:LEU:HA	2.44	0.47
46:Y0:19:LYS:HA	46:Y0:19:LYS:HD3	1.66	0.47
47:Y1:53:VAL:HG22	47:Y1:74:VAL:HG13	1.96	0.47
1:QA:265:G:H2'	1:QA:266:G:H5''	1.97	0.47
1:QA:273:A:H1'	17:QQ:16:GLN:OE1	2.15	0.47
1:QA:713:G:H2'	1:QA:714:G:C8	2.49	0.47
1:QA:1084:G:H5'	1:QA:1102:A:OP2	2.14	0.47
1:QA:1126:U:H1'	1:QA:1280:A:C5	2.49	0.47
1:QA:1128:C:C4'	9:QI:16:ARG:HH22	2.28	0.47
4:QD:30:LYS:N	4:QD:30:LYS:CD	2.77	0.47
6:QF:61:LEU:HB3	6:QF:63:TYR:HE1	1.80	0.47
12:QL:17:LYS:HG3	12:QL:18:VAL:N	2.30	0.47
13:QM:78:ILE:HG23	13:QM:92:HIS:ND1	2.29	0.47
19:QS:67:VAL:N	50:R4:59:PHE:HZ	2.08	0.47
22:QV:21:A:N6	22:QV:46:G:H2'	2.30	0.47
25:RA:576:U:OP1	25:RA:2503:A:OP1	2.33	0.47
25:RA:740:U:H2'	25:RA:741:G:C8	2.50	0.47
25:RA:764:A:H5'	27:RD:210:GLY:HA2	1.95	0.47
25:RA:2086:U:H2'	25:RA:2087:G:C8	2.49	0.47
25:RA:2512:C:H2'	25:RA:2513:G:O4'	2.14	0.47
25:RA:2698:U:H2'	25:RA:2699:C:C6	2.49	0.47
25:RA:2849:U:H4'	25:RA:2868:A:C2	2.50	0.47
28:RE:73:GLU:HG3	28:RE:74:PRO:HD2	1.95	0.47
31:RH:152:ARG:HG3	31:RH:153:LYS:CD	2.44	0.47
32:RI:88:ILE:HG12	32:RI:122:GLU:H	1.80	0.47
37:RR:1:MET:HB3	37:RR:2:ARG:H	1.35	0.47
39:RT:123:GLN:O	39:RT:125:ARG:N	2.48	0.47
45:RZ:141:VAL:HA	45:RZ:144:LEU:HD23	1.96	0.47
1:XA:28:G:H1	1:XA:555:C:H42	1.61	0.47
1:XA:244:U:H4'	1:XA:245:C:O5'	2.14	0.47

*Continued on next page...*

*Continued from previous page...*

Atom-1	Atom-2	Interatomic distance (Å)	Clash overlap (Å)
1:XA:327:A:O2'	1:XA:328:C:O4'	2.29	0.47
1:XA:345:C:H4'	1:XA:346:G:O5'	2.15	0.47
1:XA:377:G:P	16:XP:5:ARG:HH11	2.37	0.47
1:XA:1308:U:H2'	1:XA:1309:G:C8	2.49	0.47
2:XB:18:GLY:H	2:XB:42:ILE:HG22	1.80	0.47
9:XI:114:TYR:HD2	10:XJ:60:ARG:HB2	1.79	0.47
11:XK:48:ILE:HG13	11:XK:63:LEU:HB2	1.97	0.47
19:XS:68:GLY:CA	50:Y4:59:PHE:CE1	2.86	0.47
23:XW:39:U:H4'	23:XW:39:U:OP1	2.14	0.47
25:YA:26:G:H1'	25:YA:515:A:H61	1.79	0.47
25:YA:372:G:H1'	25:YA:373:U:H5	1.80	0.47
25:YA:1454:U:H5'	37:YR:63:ARG:HE	1.79	0.47
25:YA:2308:G:N1	25:YA:2311:A:C2	2.61	0.47
25:YA:2372:G:O2'	52:Y6:46:HIS:NE2	2.27	0.47
25:YA:2867:G:O2'	25:YA:2868:A:P	2.73	0.47
27:YD:237:GLU:O	27:YD:239:ARG:N	2.47	0.47
29:YF:129:PHE:HA	29:YF:142:TRP:NE1	2.29	0.47
29:YF:182:ASN:HD21	29:YF:185:ASP:CG	2.14	0.47
30:YG:28:VAL:O	30:YG:31:VAL:HG13	2.14	0.47
30:YG:34:LEU:HD22	30:YG:35:GLU:N	2.30	0.47
30:YG:113:ARG:HG2	50:Y4:34:GLU:OE2	2.14	0.47
33:YN:30:ILE:HG22	33:YN:34:LEU:HD22	1.96	0.47
1:QA:34:C:H2'	1:QA:35:G:C8	2.50	0.47
1:QA:690:G:H22	11:QK:55:LYS:HZ2	1.62	0.47
1:QA:736:C:H2'	1:QA:737:A:C8	2.49	0.47
1:QA:1301:U:O2	1:QA:1301:U:H2'	2.13	0.47
1:QA:1515:C:H2'	1:QA:1516:G:C8	2.50	0.47
2:QB:8:LYS:H	2:QB:8:LYS:HD3	1.79	0.47
7:QG:99:LEU:HD22	7:QG:103:TRP:CZ2	2.49	0.47
25:RA:389:G:N1	35:RP:70:GLN:HB3	2.30	0.47
25:RA:628:G:O2'	25:RA:651:G:O2'	2.17	0.47
25:RA:1142(A):A:H4'	33:RN:25:ARG:HH22	1.80	0.47
25:RA:1292:U:H2'	25:RA:1293:C:C6	2.50	0.47
25:RA:1348:G:H2'	25:RA:1349:A:H5''	1.97	0.47
25:RA:2116:G:H1	25:RA:2162:G:P	2.38	0.47
25:RA:2150:U:H2'	25:RA:2151:G:C8	2.50	0.47
25:RA:2689:U:H4'	25:RA:2690:C:O5'	2.13	0.47
25:RA:2779:U:O2'	25:RA:2781:A:C5	2.66	0.47
28:RE:95:ILE:HD12	28:RE:95:ILE:H	1.80	0.47
29:RF:62:ARG:HB3	29:RF:62:ARG:CZ	2.45	0.47
29:RF:133:ASN:HA	29:RF:162:LEU:HD22	1.96	0.47

*Continued on next page...*

*Continued from previous page...*

Atom-1	Atom-2	Interatomic distance (Å)	Clash overlap (Å)
31:RH:27:LYS:HA	31:RH:32:GLU:HA	1.96	0.47
44:RY:76:CYS:HB2	44:RY:101:LYS:HG3	1.96	0.47
1:XA:900:A:H2'	1:XA:901:A:C8	2.49	0.47
12:XL:46:LYS:CG	12:XL:47:LYS:H	2.27	0.47
17:XQ:67:LYS:O	17:XQ:68:ARG:HB3	2.15	0.47
23:XW:21:A:N6	23:XW:46:G:N3	2.63	0.47
25:YA:443:A:N7	29:YF:45:ARG:HD2	2.30	0.47
25:YA:587:C:N3	35:YP:33:ARG:NH1	2.62	0.47
25:YA:896:A:H61	45:YZ:112:ARG:NH1	2.12	0.47
25:YA:1316:U:H2'	25:YA:1317:A:H8	1.79	0.47
30:YG:114:ILE:HD13	30:YG:140:ILE:HG21	1.96	0.47
31:YH:4:ILE:HB	31:YH:6:ARG:CG	2.43	0.47
31:YH:4:ILE:HG13	31:YH:6:ARG:CZ	2.44	0.47
31:YH:122:THR:HG22	31:YH:134:SER:HB2	1.96	0.47
35:YP:19:VAL:HG13	35:YP:21:ARG:N	2.20	0.47
36:YQ:81:VAL:O	36:YQ:82:ARG:NE	2.48	0.47
1:QA:671:G:H1	1:QA:735:C:H42	1.62	0.47
1:QA:1200:C:H4'	1:QA:1201:A:H5'	1.96	0.47
1:QA:1443:G:N2	39:RT:119:LYS:HB2	2.30	0.47
7:QG:18:TYR:HD2	7:QG:59:LEU:HD22	1.79	0.47
19:QS:15:LEU:H	19:QS:15:LEU:HD23	1.79	0.47
23:QW:30:G:H2'	23:QW:31:A:C8	2.49	0.47
25:RA:389:G:H1	35:RP:70:GLN:HB3	1.79	0.47
25:RA:709:U:H2'	25:RA:710:G:C8	2.50	0.47
25:RA:2735:G:H2'	25:RA:2736:G:C8	2.48	0.47
26:RB:8:U:O3'	38:RS:25:ARG:NH2	2.47	0.47
38:RS:56:LEU:O	38:RS:58:LEU:N	2.48	0.47
41:RV:24:LYS:HG3	41:RV:92:THR:HG23	1.97	0.47
43:RX:49:VAL:HG13	43:RX:83:VAL:HG13	1.96	0.47
47:R1:76:ARG:H	47:R1:76:ARG:HD2	1.80	0.47
9:XI:128:ARG:NH1	22:XV:33:U:OP2	2.28	0.47
17:XQ:63:ARG:HG2	17:XQ:64:PRO:HD2	1.97	0.47
23:XW:16:U:C5	23:XW:18:G:H3'	2.50	0.47
25:YA:577:G:O2'	25:YA:1254:A:OP1	2.29	0.47
25:YA:1360:A:C6	25:YA:1372:U:C4	3.03	0.47
25:YA:1697:G:H5''	25:YA:1698:A:H3'	1.96	0.47
29:YF:9:ILE:HG23	29:YF:20:LEU:O	2.15	0.47
38:YS:52:SER:HB2	38:YS:55:ALA:H	1.80	0.47
1:QA:452:A:O2'	1:QA:453:A:O4'	2.30	0.47
1:QA:962:C:H42	1:QA:974:A:H61	1.62	0.47
2:QB:32:ILE:HD13	2:QB:40:HIS:HB3	1.95	0.47

*Continued on next page...*

*Continued from previous page...*

Atom-1	Atom-2	Interatomic distance (Å)	Clash overlap (Å)
5:QE:9:LYS:HB3	5:QE:112:LEU:HD11	1.97	0.47
19:QS:35:SER:O	19:QS:71:LEU:HD12	2.15	0.47
25:RA:117:G:OP2	25:RA:119:A:O2'	2.22	0.47
25:RA:1359:A:C6	25:RA:1373:A:C5	3.03	0.47
25:RA:2378:A:O5'	25:RA:2378:A:H8	1.99	0.47
25:RA:2387:U:O2'	46:R0:19:LYS:NZ	2.48	0.47
25:RA:2610:C:H4'	25:RA:2611:U:OP2	2.14	0.47
25:RA:2645:G:C3'	25:RA:2646:C:H5'	2.45	0.47
25:RA:2867:G:O2'	25:RA:2868:A:P	2.73	0.47
27:RD:118:VAL:HG22	27:RD:119:ALA:N	2.29	0.47
27:RD:211:ARG:HD2	27:RD:214:TRP:CZ3	2.50	0.47
32:RI:9:LEU:O	32:RI:10:GLU:HG3	2.15	0.47
38:RS:48:LEU:HD23	38:RS:82:ILE:HD11	1.96	0.47
51:R5:52:TYR:O	51:R5:53:ALA:HB3	2.14	0.47
1:XA:210:U:O2'	1:XA:216:G:N7	2.45	0.47
1:XA:1126:U:H1'	1:XA:1280:A:C5	2.50	0.47
1:XA:1159:U:O2'	1:XA:1160:G:N7	2.44	0.47
25:YA:270(R):G:H2'	25:YA:270(S):G:C8	2.50	0.47
25:YA:1472:A:H2'	25:YA:1473:G:O4'	2.15	0.47
25:YA:2243:U:H2'	25:YA:2244:U:C6	2.50	0.47
25:YA:2401:U:H2'	25:YA:2402:C:H5''	1.97	0.47
27:YD:17:THR:CG2	27:YD:205:VAL:H	2.28	0.47
28:YE:116:VAL:HG11	28:YE:138:PRO:HB3	1.97	0.47
28:YE:150:VAL:HG13	28:YE:154:LYS:HG3	1.96	0.47
30:YG:11:TYR:HA	30:YG:15:VAL:HB	1.95	0.47
32:YI:144:VAL:HG22	32:YI:145:VAL:H	1.80	0.47
35:YP:29:LYS:HD2	35:YP:30:THR:HG23	1.97	0.47
50:Y4:38:LYS:HD3	50:Y4:42:PHE:HE1	1.80	0.47
1:QA:606:G:H22	1:QA:631:G:H5'	1.80	0.46
1:QA:953:G:C5'	1:QA:965:A:H61	2.27	0.46
3:QC:82:GLU:O	3:QC:86:VAL:HG13	2.14	0.46
10:QJ:84:GLN:H	10:QJ:84:GLN:HG3	1.49	0.46
25:RA:50:U:H3'	25:RA:51:G:H5'	1.97	0.46
25:RA:639:U:H2'	25:RA:640:C:C6	2.49	0.46
25:RA:1287:A:N7	37:RR:107:ASP:HB2	2.30	0.46
25:RA:1796:U:H2'	25:RA:1797:C:C6	2.50	0.46
25:RA:2562:U:O2'	34:RO:23:ARG:NH1	2.44	0.46
26:RB:16:G:H1	26:RB:68:C:N4	2.13	0.46
27:RD:12:SER:O	27:RD:16:MET:HB2	2.14	0.46
27:RD:43:ARG:HH11	27:RD:44:ASN:CG	2.16	0.46
35:RP:83:VAL:HG12	35:RP:114:ILE:HA	1.97	0.46

*Continued on next page...*

*Continued from previous page...*

Atom-1	Atom-2	Interatomic distance (Å)	Clash overlap (Å)
39:RT:20:PRO:HD2	39:RT:86:ILE:HG23	1.97	0.46
54:R8:29:LYS:HD3	54:R8:44:LYS:CB	2.45	0.46
1:XA:93:U:H2'	1:XA:95:G:O4'	2.15	0.46
1:XA:565:U:H5''	1:XA:566:G:H2'	1.97	0.46
1:XA:735:C:H5'	18:XR:71:LYS:HD3	1.96	0.46
1:XA:1125:U:OP2	1:XA:1145:C:N4	2.48	0.46
1:XA:1315:U:H2'	1:XA:1316:G:O4'	2.15	0.46
2:XB:201:ILE:HG21	2:XB:214:ILE:HG21	1.95	0.46
3:XC:14:ILE:HG12	3:XC:15:THR:N	2.30	0.46
5:XE:89:ILE:HG12	5:XE:91:LEU:HD13	1.97	0.46
12:XL:47:LYS:CB	12:XL:48:PRO:CD	2.92	0.46
19:XS:33:THR:OG1	19:XS:34:TRP:N	2.49	0.46
19:XS:41:VAL:HA	19:XS:44:MET:HG3	1.97	0.46
25:YA:2527:C:H5''	55:Y9:30:PRO:HB2	1.96	0.46
29:YF:108:LYS:NZ	29:YF:108:LYS:HB3	2.31	0.46
35:YP:88:LEU:HB2	35:YP:91:PHE:HE1	1.80	0.46
38:YS:27:SER:HA	38:YS:88:ASP:HB2	1.96	0.46
44:YY:87:LYS:HD3	44:YY:92:ASN:HB3	1.98	0.46
49:Y3:23:LEU:HD13	49:Y3:50:VAL:HG11	1.96	0.46
1:QA:318:G:H2'	1:QA:319:G:H8	1.78	0.46
1:QA:1305:G:HO2'	1:QA:1306:A:H8	1.60	0.46
1:QA:1306:A:N6	1:QA:1331:G:H1'	2.31	0.46
7:QG:78:ARG:HG3	7:QG:79:ARG:N	2.30	0.46
11:QK:16:SER:OG	11:QK:106:LYS:NZ	2.48	0.46
13:QM:3:ARG:HH21	30:RG:139:LEU:HD13	1.79	0.46
25:RA:2294:C:H2'	25:RA:2295:C:C6	2.50	0.46
25:RA:2444:G:P	29:RF:68:LYS:HE3	2.55	0.46
28:RE:186:GLY:O	28:RE:188:VAL:N	2.48	0.46
29:RF:6:VAL:HG11	29:RF:24:LEU:HD23	1.97	0.46
31:RH:153:LYS:HB3	31:RH:162:ILE:H	1.80	0.46
32:RI:40:THR:O	32:RI:44:LEU:N	2.44	0.46
39:RT:16:ARG:HE	39:RT:19:LEU:HD21	1.80	0.46
40:RU:8:VAL:HG23	40:RU:11:ARG:HH21	1.80	0.46
42:RW:23:LEU:O	42:RW:27:LYS:HD2	2.14	0.46
44:RY:89:PHE:O	44:RY:90:LEU:HD13	2.15	0.46
1:XA:511:C:HO2'	1:XA:512:U:H6	1.62	0.46
4:XD:63:LYS:HD2	4:XD:198:VAL:HG22	1.97	0.46
23:XY:37:A:H3'	23:XY:38:A:H8	1.80	0.46
25:YA:957:A:N1	25:YA:2458:G:H4'	2.30	0.46
25:YA:1035:U:H2'	25:YA:1036:G:C8	2.50	0.46
25:YA:1270:C:H5''	25:YA:1271:G:H5'	1.97	0.46

*Continued on next page...*

*Continued from previous page...*

Atom-1	Atom-2	Interatomic distance (Å)	Clash overlap (Å)
25:YA:1434:A:H61	25:YA:1558:A:H62	1.62	0.46
25:YA:1639:U:H2'	25:YA:1640:C:H5''	1.96	0.46
25:YA:1796:U:H2'	25:YA:1797:C:C6	2.49	0.46
25:YA:2031:A:N3	25:YA:2455:G:O2'	2.39	0.46
25:YA:2277:G:OP2	46:Y0:10:THR:HG21	2.15	0.46
25:YA:2543:G:H2'	25:YA:2544:G:C8	2.49	0.46
25:YA:2728:U:H2'	25:YA:2729:G:C8	2.51	0.46
29:YF:127:GLU:OE2	29:YF:128:ALA:N	2.47	0.46
32:YI:68:LEU:HA	32:YI:71:ILE:HG22	1.97	0.46
35:YP:96:THR:O	35:YP:99:LEU:HB3	2.15	0.46
1:QA:224:C:H2'	1:QA:225:C:C6	2.51	0.46
1:QA:403:C:H2'	1:QA:404:U:H6	1.81	0.46
1:QA:932:C:H4'	7:QG:4:ARG:NH2	2.30	0.46
1:QA:1376:U:H2'	1:QA:1377:A:C8	2.50	0.46
25:RA:222:A:H3'	25:RA:421:U:H5''	1.96	0.46
25:RA:1007:C:OP1	33:RN:37:LYS:NZ	2.41	0.46
25:RA:1278:A:H4'	37:RR:34:ILE:HD12	1.96	0.46
25:RA:1801:G:OP2	27:RD:154:LYS:HE2	2.16	0.46
25:RA:2271:G:OP1	46:R0:18:ALA:HB1	2.15	0.46
25:RA:2680:C:OP2	28:RE:111:ARG:NH2	2.48	0.46
25:RA:2758:A:H2'	25:RA:2759:G:O4'	2.15	0.46
27:RD:70:TRP:CD2	27:RD:150:LYS:HD2	2.49	0.46
30:RG:22:ARG:HH22	30:RG:175:LEU:HD21	1.80	0.46
32:RI:104:GLN:C	32:RI:105:HIS:HD1	2.18	0.46
38:RS:78:LEU:HD11	38:RS:107:GLU:O	2.15	0.46
47:R1:89:GLU:HA	47:R1:93:GLU:HB2	1.96	0.46
52:R6:13:CYS:HB2	52:R6:22:ALA:HB3	1.98	0.46
1:XA:1314:C:N4	19:XS:2:PRO:O	2.48	0.46
3:XC:178:LEU:HD13	3:XC:178:LEU:HA	1.84	0.46
19:XS:41:VAL:HG23	19:XS:67:VAL:HG13	1.98	0.46
25:YA:407:G:H2'	25:YA:408:G:H8	1.80	0.46
25:YA:483:A:H3'	25:YA:484:C:H6	1.81	0.46
25:YA:1087:G:C5	25:YA:1089:G:H1'	2.50	0.46
27:YD:94:LEU:HD22	27:YD:95:LEU:N	2.31	0.46
33:YN:114:ARG:O	33:YN:115:ARG:HB3	2.15	0.46
46:Y0:17:GLN:O	46:Y0:19:LYS:HE3	2.14	0.46
1:QA:22:G:H2'	1:QA:23:C:C6	2.50	0.46
1:QA:405:U:O4	4:QD:2:GLY:N	2.49	0.46
2:QB:166:ASP:OD2	2:QB:169:LYS:HB2	2.15	0.46
19:QS:63:THR:HG23	19:QS:65:ASN:OD1	2.15	0.46
25:RA:1936:A:H61	25:RA:1963:U:H3	1.63	0.46

*Continued on next page...*

*Continued from previous page...*

Atom-1	Atom-2	Interatomic distance (Å)	Clash overlap (Å)
25:RA:2623:G:OP1	25:RA:2826:A:O2'	2.22	0.46
34:RO:76:ALA:HB3	39:RT:75:ILE:HB	1.97	0.46
1:XA:673:G:H2'	1:XA:674:G:C8	2.50	0.46
1:XA:689:C:H3'	1:XA:690:G:H21	1.80	0.46
7:XG:74:GLU:HG2	7:XG:91:VAL:HG22	1.98	0.46
7:XG:115:ARG:HB2	7:XG:118:VAL:HG22	1.97	0.46
9:XI:18:PHE:HB2	9:XI:62:TYR:HB3	1.97	0.46
9:XI:83:ARG:O	9:XI:86:VAL:HG12	2.15	0.46
19:XS:41:VAL:HB	19:XS:42:PRO:HA	1.96	0.46
20:XT:75:ASN:OD1	20:XT:75:ASN:N	2.40	0.46
25:YA:1055:G:H1	25:YA:1104:C:N4	2.11	0.46
25:YA:2334:G:C6	46:Y0:75:LEU:HD21	2.51	0.46
26:YB:89(A):A:C5	26:YB:90:C:H1'	2.51	0.46
27:YD:25:THR:CG2	27:YD:82:ILE:H	2.27	0.46
27:YD:206:LEU:HA	27:YD:206:LEU:HD23	1.51	0.46
28:YE:176:ILE:HB	28:YE:181:LEU:HB2	1.97	0.46
35:YP:121:LYS:HB2	35:YP:121:LYS:HE2	1.74	0.46
48:Y2:47:ASN:HB2	48:Y2:48:HIS:H	1.50	0.46
49:Y3:8:LEU:HD22	49:Y3:31:LEU:HD22	1.96	0.46
1:QA:381:C:H2'	1:QA:382:A:O4'	2.14	0.46
1:QA:1225:A:H5''	1:QA:1226:C:OP2	2.16	0.46
1:QA:1298:C:H4'	1:QA:1299:A:C8	2.50	0.46
25:RA:581:C:H2'	25:RA:582:G:C8	2.50	0.46
25:RA:1678:G:N2	25:RA:1989:G:H22	2.13	0.46
29:RF:126:VAL:HG11	29:RF:142:TRP:HH2	1.80	0.46
35:RP:124:LYS:HA	35:RP:143:GLY:O	2.16	0.46
43:RX:55:ASN:HB2	43:RX:80:ILE:HG23	1.97	0.46
45:RZ:157:LEU:HA	45:RZ:158:PRO:HD2	1.70	0.46
51:R5:56:LYS:HE2	51:R5:58:LEU:HD23	1.96	0.46
1:XA:954:G:N2	1:XA:1227:A:N6	2.52	0.46
1:XA:1495:U:H2'	1:XA:1496:C:H6	1.81	0.46
16:XP:1:MET:O	16:XP:3:LYS:HG3	2.15	0.46
25:YA:304:G:H2'	25:YA:305:U:C6	2.51	0.46
25:YA:1113:U:H2'	25:YA:1114:G:C8	2.50	0.46
25:YA:1579:A:H2'	25:YA:1580:A:C8	2.50	0.46
25:YA:2324:C:H5''	25:YA:2325:G:H5'	1.97	0.46
28:YE:36:ARG:NH2	28:YE:88:GLY:HA2	2.29	0.46
31:YH:16:SER:O	31:YH:26:VAL:O	2.33	0.46
40:YU:75:ASN:HB3	40:YU:78:THR:H	1.81	0.46
50:Y4:55:ARG:HG3	50:Y4:59:PHE:CD2	2.49	0.46
1:QA:64:G:H4'	1:QA:65:U:C5'	2.46	0.46

*Continued on next page...*

*Continued from previous page...*

Atom-1	Atom-2	Interatomic distance (Å)	Clash overlap (Å)
1:QA:411:A:C4	1:QA:413:G:H1'	2.50	0.46
6:QF:10:LEU:N	6:QF:59:TYR:O	2.46	0.46
16:QP:3:LYS:O	16:QP:21:VAL:HA	2.15	0.46
17:QQ:74:LEU:HB3	17:QQ:75:ARG:H	1.63	0.46
19:QS:5:LEU:HG	50:R4:66:SER:HB3	1.98	0.46
20:QT:33:ILE:HD13	20:QT:62:LEU:HB3	1.97	0.46
25:RA:407:G:H2'	25:RA:408:G:H8	1.81	0.46
25:RA:593:G:H1	25:RA:664:C:H42	1.63	0.46
25:RA:2611:U:H5'	56:Z7:1:T17:H23	1.97	0.46
25:RA:2676:C:O2	25:RA:2732:G:N2	2.48	0.46
25:RA:2818:G:P	37:RR:42:LYS:HZ3	2.39	0.46
30:RG:98:ARG:O	30:RG:101:ILE:HG13	2.16	0.46
32:RI:113:ARG:HG3	32:RI:131:LYS:HZ2	1.80	0.46
38:RS:61:ASN:O	38:RS:65:VAL:HG23	2.14	0.46
1:XA:901:A:O5'	1:XA:901:A:H8	1.98	0.46
2:XB:163:PHE:CD1	2:XB:185:ILE:HG13	2.50	0.46
3:XC:78:GLY:HA3	3:XC:83:ARG:HB3	1.98	0.46
6:XF:100:ASN:HB2	18:XR:27:GLY:O	2.14	0.46
9:XI:46:ALA:HA	9:XI:78:LYS:HB2	1.98	0.46
10:XJ:62:HIS:H	10:XJ:62:HIS:CD2	2.33	0.46
12:XL:7:ILE:HD13	12:XL:7:ILE:HA	1.82	0.46
12:XL:45:PRO:HG3	12:XL:53:ARG:HD3	1.96	0.46
12:XL:62:SER:O	12:XL:64:TYR:N	2.48	0.46
13:XM:36:LYS:C	13:XM:36:LYS:HD3	2.36	0.46
25:YA:195:A:H5''	25:YA:196:A:O5'	2.16	0.46
27:YD:35:LYS:HB3	27:YD:63:ARG:HA	1.98	0.46
27:YD:118:VAL:HG22	27:YD:119:ALA:N	2.31	0.46
31:YH:152:ARG:HG3	31:YH:153:LYS:CD	2.35	0.46
32:YI:3:VAL:O	32:YI:18:VAL:HA	2.15	0.46
44:YY:94:LYS:HD2	44:YY:101:LYS:HZ3	1.81	0.46
1:QA:701:C:H1'	1:QA:703:G:N1	2.30	0.46
1:QA:751:U:H2'	1:QA:752:G:O4'	2.16	0.46
1:QA:1402:C:H2'	1:QA:1403:C:O4'	2.16	0.46
12:QL:54:LYS:HD2	12:QL:54:LYS:N	2.30	0.46
25:RA:922:U:H2'	25:RA:923:C:C6	2.51	0.46
25:RA:1416:G:H2'	25:RA:1417:C:C6	2.51	0.46
25:RA:1791:A:N6	25:RA:1828:G:O2'	2.36	0.46
25:RA:1819:A:H2'	27:RD:178:PRO:HB2	1.98	0.46
32:RI:29:TYR:CD2	32:RI:30:LEU:HD23	2.51	0.46
38:RS:83:LYS:O	38:RS:109:GLY:HA3	2.15	0.46
42:RW:86:LEU:O	42:RW:94:ASP:N	2.44	0.46

*Continued on next page...*



*Continued from previous page...*

Atom-1	Atom-2	Interatomic distance (Å)	Clash overlap (Å)
44:RY:17:SER:OG	44:RY:71:LYS:HD2	2.16	0.46
45:RZ:53:ILE:HG22	45:RZ:71:VAL:HG22	1.98	0.46
1:XA:603:U:H2'	1:XA:604:G:H8	1.81	0.46
1:XA:1015:A:H2'	1:XA:1016:A:C8	2.51	0.46
1:XA:1158:C:H4'	2:XB:133:LYS:NZ	2.30	0.46
2:XB:204:ASN:HD22	2:XB:205:ASP:N	2.13	0.46
15:XO:56:LEU:O	15:XO:60:VAL:HG23	2.16	0.46
23:XW:33:U:O2'	23:XW:34:G:H5''	2.15	0.46
25:YA:137(A):G:H2'	25:YA:139:G:N7	2.31	0.46
25:YA:1154:G:OP2	40:YU:58:ARG:NH1	2.48	0.46
25:YA:1203:G:O6	25:YA:1204:A:N6	2.48	0.46
25:YA:2882:A:OP1	37:YR:96:ARG:NH1	2.48	0.46
27:YD:35:LYS:HE3	27:YD:63:ARG:C	2.36	0.46
30:YG:34:LEU:HD12	30:YG:100:TRP:CH2	2.50	0.46
36:YQ:136:ALA:O	36:YQ:138:ASP:N	2.40	0.46
37:YR:109:ALA:HA	37:YR:110:PRO:HD2	1.77	0.46
47:Y1:96:LYS:H	47:Y1:97:LEU:HD12	1.81	0.46
50:Y4:2:LYS:HA	50:Y4:2:LYS:HD2	1.67	0.46
1:QA:137:C:O4'	16:QP:63:GLY:HA2	2.16	0.46
1:QA:243:A:H4'	1:QA:244:U:H3'	1.98	0.46
1:QA:1109:C:OP2	3:QC:176:HIS:ND1	2.46	0.46
1:QA:1330:U:H4'	13:QM:23:TYR:CE2	2.50	0.46
1:QA:1423:G:OP1	34:RO:49:ARG:NH2	2.49	0.46
2:QB:165:VAL:HG23	2:QB:166:ASP:H	1.81	0.46
4:QD:8:VAL:HG13	4:QD:21:LEU:HD12	1.97	0.46
4:QD:75:PHE:HE1	4:QD:97:LEU:HD11	1.81	0.46
4:QD:195:ALA:HB3	6:XF:20:ALA:CB	2.44	0.46
11:QK:54:ARG:NH2	23:QW:39:U:O3'	2.48	0.46
20:QT:29:LYS:O	20:QT:33:ILE:HG12	2.16	0.46
25:RA:811:U:OP2	35:RP:29:LYS:N	2.42	0.46
25:RA:2696:U:H2'	25:RA:2697:G:C8	2.50	0.46
31:RH:87:LEU:HA	31:RH:163:TYR:O	2.16	0.46
32:RI:76:THR:OG1	32:RI:139:GLN:OE1	2.34	0.46
52:R6:33:LYS:HG3	52:R6:34:LEU:HD13	1.98	0.46
54:R8:39:LYS:O	54:R8:43:GLN:HB2	2.15	0.46
56:Z7:3:GLY:HA3	56:Z7:4:PRO:HA	1.77	0.46
1:XA:412:A:H4'	1:XA:413:G:O5'	2.14	0.46
1:XA:792:A:H4'	1:XA:793:U:O5'	2.15	0.46
1:XA:982:U:H5''	14:XN:6:LEU:HD21	1.97	0.46
1:XA:1129:C:H5'	1:XA:1130:A:OP1	2.16	0.46
1:XA:1367:C:OP1	9:XI:115:GLY:N	2.40	0.46

*Continued on next page...*

*Continued from previous page...*

Atom-1	Atom-2	Interatomic distance (Å)	Clash overlap (Å)
2:XB:114:ARG:O	2:XB:118:LEU:HG	2.16	0.46
4:XD:30:LYS:C	4:XD:32:ALA:H	2.18	0.46
6:XF:48:LEU:HG	6:XF:57:GLN:HA	1.98	0.46
7:XG:50:ILE:HG21	7:XG:61:VAL:HG21	1.98	0.46
18:XR:32:ARG:HA	18:XR:69:THR:HG21	1.97	0.46
25:YA:661:C:H5''	35:YP:15:ARG:NH2	2.30	0.46
25:YA:1059:G:H3'	25:YA:1060:U:H5''	1.97	0.46
25:YA:2197:U:H1'	25:YA:2198:A:C8	2.50	0.46
25:YA:2331:G:H4'	46:Y0:43:THR:H	1.80	0.46
25:YA:2790:A:O2'	25:YA:2893:G:N3	2.48	0.46
27:YD:121:PRO:CA	27:YD:135:PHE:CD2	2.81	0.46
31:YH:167:GLU:HA	31:YH:168:PRO:HD3	1.79	0.46
35:YP:135:LEU:HD23	35:YP:135:LEU:HA	1.74	0.46
1:QA:544:G:OP2	4:QD:66:ARG:NH2	2.49	0.46
1:QA:579:G:H5'	1:QA:728:A:H1'	1.98	0.46
7:QG:20:ASP:OD1	7:QG:21:VAL:N	2.48	0.46
7:QG:150:ALA:O	11:QK:57:THR:HG21	2.16	0.46
22:QV:6:G:O2'	22:QV:49:G:H5'	2.16	0.46
25:RA:503:A:H4'	25:RA:504:U:O5'	2.16	0.46
25:RA:1593:G:H2'	25:RA:1594:G:C8	2.51	0.46
25:RA:1773:A:H2'	25:RA:1774:C:O4'	2.16	0.46
25:RA:1812:A:H2'	25:RA:1813:G:C8	2.51	0.46
25:RA:2154:G:H2'	25:RA:2155:G:H8	1.79	0.46
25:RA:2751:G:N7	31:RH:2:SER:HB3	2.31	0.46
31:RH:85:LYS:HD2	31:RH:85:LYS:HA	1.85	0.46
31:RH:115:VAL:HG11	31:RH:148:ILE:HD11	1.98	0.46
32:RI:112:LYS:H	32:RI:112:LYS:HG2	1.50	0.46
36:RQ:2:LEU:H	36:RQ:2:LEU:HD23	1.81	0.46
45:RZ:23:LYS:HB3	45:RZ:38:TYR:CD1	2.51	0.46
51:R5:56:LYS:CE	51:R5:58:LEU:HD23	2.46	0.46
54:R8:50:LEU:C	54:R8:53:PRO:HD2	2.36	0.46
55:R9:8:LYS:O	55:R9:34:GLN:NE2	2.49	0.46
1:XA:1213:A:C6	1:XA:1215:G:H1'	2.51	0.46
1:XA:1292:U:H2'	1:XA:1293:G:C8	2.51	0.46
1:XA:1318:A:H4'	19:XS:11:VAL:HG11	1.98	0.46
5:XE:41:VAL:HG13	5:XE:113:ALA:HB2	1.97	0.46
9:XI:18:PHE:HD2	9:XI:62:TYR:HD2	1.62	0.46
19:XS:4:SER:N	50:Y4:67:TYR:HE2	2.13	0.46
20:XT:26:ASN:O	20:XT:30:LYS:HB2	2.16	0.46
25:YA:578:A:OP1	25:YA:1255:U:O2'	2.21	0.46
25:YA:740:U:H2'	25:YA:741:G:C8	2.51	0.46

*Continued on next page...*

*Continued from previous page...*

Atom-1	Atom-2	Interatomic distance (Å)	Clash overlap (Å)
25:YA:1266:G:OP2	51:Y5:19:ARG:NH1	2.49	0.46
25:YA:2023:G:H4'	25:YA:2617:C:O3'	2.16	0.46
25:YA:2699:C:H2'	25:YA:2700:C:O4'	2.16	0.46
25:YA:2836:U:H2'	25:YA:2837:G:C8	2.51	0.46
28:YE:116:VAL:O	28:YE:117:MET:HB3	2.16	0.46
29:YF:129:PHE:O	29:YF:142:TRP:CD1	2.69	0.46
31:YH:15:VAL:CG1	31:YH:79:VAL:HG23	2.44	0.46
35:YP:63:PRO:CA	54:Y8:13:ARG:HB3	2.46	0.46
36:YQ:135:ASP:N	36:YQ:135:ASP:OD1	2.48	0.46
42:YW:110:LYS:HG3	42:YW:111:HIS:ND1	2.31	0.46
44:YY:84:ARG:HB3	44:YY:95:LYS:HD3	1.97	0.46
47:Y1:80:LEU:HB2	47:Y1:81:LYS:H	1.61	0.46
1:QA:67:C:H2'	1:QA:68:G:C8	2.51	0.46
1:QA:1014:A:H4'	19:QS:14:HIS:NE2	2.31	0.46
1:QA:1238:A:OP1	1:QA:1335:C:O2'	2.22	0.46
1:QA:1410:G:H2'	1:QA:1411:C:C6	2.51	0.46
4:QD:15:GLU:HG2	4:QD:63:LYS:HG3	1.97	0.46
4:QD:18:LYS:HD3	4:QD:20:TYR:CZ	2.51	0.46
13:QM:89:GLY:O	13:QM:92:HIS:HB2	2.15	0.46
20:QT:89:ARG:NH2	20:QT:105:SER:O	2.37	0.46
23:QY:38:A:H5'	25:RA:1913:A:C6	2.51	0.46
25:RA:1045:A:O2'	25:RA:1046:A:OP2	2.31	0.46
25:RA:1047:G:H2'	25:RA:1110:G:N1	2.31	0.46
25:RA:2567:G:H2'	25:RA:2568:C:C6	2.51	0.46
27:RD:68:LYS:HD2	27:RD:70:TRP:CZ2	2.51	0.46
28:RE:63:LEU:HD12	28:RE:64:LYS:N	2.30	0.46
31:RH:103:LEU:HD13	31:RH:131:VAL:HG11	1.97	0.46
34:RO:31:LYS:HB3	34:RO:32:TYR:CD2	2.51	0.46
35:RP:6:LEU:HB3	35:RP:7:ARG:H	1.55	0.46
36:RQ:104:PHE:HE2	36:RQ:125:LEU:HD11	1.80	0.46
38:RS:24:LEU:HB2	38:RS:85:VAL:HG12	1.97	0.46
40:RU:69:CYS:HB3	40:RU:106:PHE:HZ	1.81	0.46
41:RV:51:VAL:HG12	41:RV:53:GLU:H	1.80	0.46
47:R1:73:LEU:HB3	47:R1:90:ILE:HG23	1.97	0.46
1:XA:1451:A:H2'	1:XA:1451:A:N3	2.31	0.46
12:XL:92:ASP:O	12:XL:94:PRO:HD3	2.16	0.46
15:XO:6:GLU:H	15:XO:6:GLU:CD	2.15	0.46
18:XR:73:ALA:HB3	18:XR:79:LEU:HD12	1.98	0.46
22:XV:2:C:H2'	22:XV:3:G:H5'	1.98	0.46
25:YA:755:C:H2'	25:YA:756:C:C6	2.51	0.46
25:YA:2599:G:OP2	27:YD:236:GLY:HA2	2.15	0.46

*Continued on next page...*

*Continued from previous page...*

Atom-1	Atom-2	Interatomic distance (Å)	Clash overlap (Å)
26:YB:111:U:H2'	26:YB:112:G:H8	1.80	0.46
28:YE:70:ALA:O	28:YE:72:VAL:N	2.49	0.46
31:YH:103:LEU:HD23	31:YH:115:VAL:HB	1.97	0.46
35:YP:138:LEU:C	35:YP:140:ALA:H	2.18	0.46
41:YV:19:LYS:HA	41:YV:94:LEU:O	2.15	0.46
1:QA:1001:G:H2'	1:QA:1002:G:O4'	2.16	0.45
1:QA:1012:U:H2'	1:QA:1013:G:C8	2.51	0.45
1:QA:1349:A:P	9:QI:118:LYS:HZ3	2.39	0.45
4:QD:53:ASP:O	4:QD:57:ARG:HD2	2.16	0.45
4:QD:121:VAL:O	4:QD:134:ASP:HA	2.16	0.45
8:QH:20:TYR:HA	8:QH:65:TYR:CZ	2.51	0.45
13:QM:84:ILE:HD12	13:QM:84:ILE:HA	1.75	0.45
25:RA:1203:G:H3'	25:RA:1204:A:H5''	1.98	0.45
25:RA:1336:A:H2'	25:RA:1337:G:C8	2.51	0.45
25:RA:2019:A:H4'	40:RU:34:LYS:HD2	1.99	0.45
25:RA:2645:G:H3'	25:RA:2646:C:H5'	1.97	0.45
26:RB:15:A:H1'	26:RB:109:G:N9	2.31	0.45
31:RH:120:GLY:HA3	31:RH:140:LYS:NZ	2.31	0.45
35:RP:101:VAL:HG23	35:RP:107:LYS:H	1.81	0.45
36:RQ:29:PHE:N	36:RQ:105:GLU:OE2	2.40	0.45
37:RR:37:THR:OG1	37:RR:40:LYS:HG3	2.17	0.45
52:R6:44:ARG:O	52:R6:45:LYS:HB2	2.16	0.45
1:XA:8:A:N6	4:XD:205:GLU:O	2.48	0.45
1:XA:599:C:H42	1:XA:639:G:H1	1.64	0.45
1:XA:1117:G:H5''	9:XI:104:ARG:NH1	2.31	0.45
2:XB:70:PHE:O	2:XB:93:VAL:N	2.34	0.45
13:XM:58:GLU:O	13:XM:62:ASN:ND2	2.33	0.45
25:YA:229:A:OP1	25:YA:229:A:H4'	2.16	0.45
25:YA:755:C:H2'	25:YA:756:C:H6	1.81	0.45
25:YA:2867:G:O2'	25:YA:2868:A:C8	2.69	0.45
27:YD:10:THR:OG1	27:YD:13:ARG:HB2	2.16	0.45
28:YE:108:SER:HB3	28:YE:165:VAL:HG21	1.99	0.45
29:YF:129:PHE:C	29:YF:131:GLY:H	2.18	0.45
31:YH:106:THR:HG22	31:YH:112:PRO:HB3	1.97	0.45
35:YP:58:THR:O	35:YP:61:ARG:CZ	2.65	0.45
44:YY:51:VAL:HG13	44:YY:52:SER:N	2.28	0.45
52:Y6:33:LYS:HE2	52:Y6:33:LYS:HB2	1.76	0.45
1:QA:407:G:OP1	4:QD:3:ARG:NH1	2.49	0.45
1:QA:743:U:H2'	1:QA:744:C:C6	2.50	0.45
1:QA:1342:C:H2'	1:QA:1343:G:C8	2.51	0.45
3:QC:19:GLU:HA	3:QC:54:ARG:HH12	1.81	0.45

*Continued on next page...*

*Continued from previous page...*

Atom-1	Atom-2	Interatomic distance (Å)	Clash overlap (Å)
9:QI:45:ALA:O	9:QI:48:GLU:HG2	2.15	0.45
9:QI:126:SER:O	9:QI:128:ARG:N	2.45	0.45
19:QS:32:LYS:HA	19:QS:50:ALA:HB3	1.98	0.45
25:RA:622:G:H2'	25:RA:623:G:H8	1.81	0.45
25:RA:1228:G:OP1	40:RU:13:LYS:HG2	2.15	0.45
35:RP:77:ARG:HB2	35:RP:78:PRO:HD2	1.98	0.45
39:RT:26:ASP:HB2	39:RT:90:GLN:O	2.16	0.45
1:XA:686:U:O2'	11:XK:42:TRP:NE1	2.47	0.45
1:XA:1346:A:H1'	1:XA:1348:U:C6	2.52	0.45
2:XB:55:PHE:HD1	2:XB:58:ILE:HG13	1.81	0.45
19:XS:47:HIS:O	19:XS:62:ILE:HG12	2.17	0.45
25:YA:2788:C:O2'	25:YA:2809:A:N3	2.40	0.45
27:YD:137:PRO:O	27:YD:140:THR:HG23	2.16	0.45
29:YF:11:VAL:HA	29:YF:125:LEU:O	2.16	0.45
30:YG:6:ALA:N	50:Y4:23:GLU:HG2	2.28	0.45
37:YR:24:GLN:HE21	37:YR:44:LEU:HG	1.81	0.45
37:YR:78:LYS:O	37:YR:83:ILE:HG12	2.16	0.45
38:YS:58:LEU:CD2	38:YS:58:LEU:N	2.73	0.45
47:Y1:58:ILE:HD12	47:Y1:58:ILE:N	2.30	0.45
47:Y1:91:LYS:HA	47:Y1:91:LYS:HE3	1.98	0.45
48:Y2:4:SER:OG	48:Y2:5:GLU:OE1	2.23	0.45
1:QA:1129:C:H4'	1:QA:1130:A:H5'	1.98	0.45
6:QF:99:ALA:HB1	18:QR:23:LYS:NZ	2.31	0.45
12:QL:113:ARG:HH21	12:QL:116:SER:HB2	1.81	0.45
25:RA:468:G:H5''	29:RF:60:SER:HB2	1.98	0.45
25:RA:1469:A:H2'	25:RA:1470:G:O4'	2.16	0.45
25:RA:2116:G:N1	25:RA:2162:G:OP1	2.50	0.45
25:RA:2543:G:H2'	25:RA:2544:G:C8	2.51	0.45
27:RD:121:PRO:HB3	27:RD:135:PHE:CE2	2.52	0.45
37:RR:33:ARG:HG2	37:RR:34:ILE:N	2.30	0.45
1:XA:69:G:H2'	1:XA:73:G:C8	2.51	0.45
1:XA:222:U:H2'	1:XA:223:U:C6	2.52	0.45
1:XA:411:A:C4	1:XA:413:G:H1'	2.51	0.45
1:XA:736:C:H2'	1:XA:737:A:C8	2.52	0.45
1:XA:1036:G:H5'	1:XA:1037:C:OP2	2.16	0.45
2:XB:217:ARG:HE	2:XB:217:ARG:HB2	1.54	0.45
3:XC:48:TYR:OH	3:XC:122:GLU:OE2	2.22	0.45
8:XH:86:ILE:HG13	8:XH:133:LEU:HD22	1.98	0.45
9:XI:114:TYR:N	9:XI:114:TYR:HD1	2.14	0.45
12:XL:44:THR:HA	12:XL:45:PRO:HD3	1.68	0.45
25:YA:83:G:N2	25:YA:103:A:OP2	2.45	0.45

*Continued on next page...*

*Continued from previous page...*

Atom-1	Atom-2	Interatomic distance (Å)	Clash overlap (Å)
25:YA:336:C:HO2'	44:YY:35:TYR:HH	1.65	0.45
25:YA:844:C:H2'	25:YA:845:G:O4'	2.16	0.45
25:YA:2159:G:H2'	25:YA:2160:G:H8	1.81	0.45
25:YA:2712:U:HO2'	25:YA:2712(A):A:P	2.38	0.45
25:YA:2817:G:OP1	37:YR:99:LYS:NZ	2.44	0.45
31:YH:86:GLU:O	31:YH:87:LEU:HB2	2.16	0.45
31:YH:109:PHE:CE1	31:YH:152:ARG:HD3	2.51	0.45
32:YI:51:ILE:O	32:YI:55:ALA:N	2.31	0.45
32:YI:131:LYS:HB3	32:YI:132:PRO:HA	1.98	0.45
35:YP:27:HIS:ND1	35:YP:27:HIS:N	2.64	0.45
37:YR:51:LEU:HD12	37:YR:70:LEU:HG	1.97	0.45
40:YU:66:ASN:O	40:YU:70:ARG:HB2	2.17	0.45
40:YU:68:ALA:O	40:YU:71:GLN:HB2	2.16	0.45
44:YY:87:LYS:HA	44:YY:92:ASN:HB3	1.98	0.45
1:QA:1375:A:H4'	7:QG:29:LYS:HE3	1.97	0.45
3:QC:23:TYR:CD1	10:QJ:10:GLY:HA2	2.51	0.45
4:QD:103:ASN:OD1	4:QD:114:ARG:NE	2.49	0.45
14:QN:32:SER:O	14:QN:32:SER:OG	2.26	0.45
19:QS:67:VAL:HG21	50:R4:60:GLN:OE1	2.16	0.45
20:QT:26:ASN:HB2	20:QT:71:THR:HG23	1.97	0.45
25:RA:898:C:C2'	25:RA:899:A:H5'	2.47	0.45
25:RA:1210:A:H4'	25:RA:1211:U:O5'	2.16	0.45
25:RA:1220:A:H5'	25:RA:1221:C:OP2	2.16	0.45
25:RA:1527:G:H2'	25:RA:1543:A:N1	2.30	0.45
25:RA:2307:G:H1'	25:RA:2308:G:C2	2.52	0.45
25:RA:2695:C:H2'	25:RA:2696:U:C6	2.52	0.45
27:RD:30:GLU:HG3	27:RD:63:ARG:CZ	2.47	0.45
27:RD:118:VAL:HG22	27:RD:119:ALA:H	1.82	0.45
31:RH:170:ARG:HB3	31:RH:171:LEU:H	1.52	0.45
37:RR:103:ARG:NH1	42:RW:40:ASN:OD1	2.50	0.45
38:RS:16:ASN:HA	38:RS:19:LYS:HD3	1.99	0.45
1:XA:337:C:H2'	1:XA:338:A:H8	1.80	0.45
1:XA:620:C:H2'	1:XA:621:A:O4'	2.17	0.45
1:XA:1032(A):G:H2'	1:XA:1032(B):G:C8	2.51	0.45
1:XA:1316:G:N1	1:XA:1319:A:OP2	2.48	0.45
2:XB:140:HIS:HA	2:XB:143:GLU:OE1	2.17	0.45
7:XG:45:ASP:O	7:XG:49:ILE:HG12	2.17	0.45
19:XS:63:THR:HG23	19:XS:66:MET:HG2	1.99	0.45
25:YA:1454:U:H5'	37:YR:63:ARG:NE	2.32	0.45
25:YA:1678:G:N2	25:YA:1989:G:H22	2.14	0.45
25:YA:2591:C:H2'	25:YA:2592:G:C8	2.51	0.45

*Continued on next page...*

*Continued from previous page...*

Atom-1	Atom-2	Interatomic distance (Å)	Clash overlap (Å)
25:YA:2847:U:P	39:YT:98:LYS:HZ3	2.39	0.45
35:YP:124:LYS:HA	35:YP:143:GLY:O	2.16	0.45
40:YU:58:ARG:HA	40:YU:61:TRP:CE3	2.52	0.45
1:QA:266:G:O2'	1:QA:268:C:OP2	2.35	0.45
1:QA:939:G:H5''	7:QG:102:ARG:NH2	2.32	0.45
1:QA:1172:C:H2'	1:QA:1173:G:H8	1.79	0.45
1:QA:1227:A:OP2	13:QM:111:LYS:HE3	2.16	0.45
1:QA:1298:C:H4'	1:QA:1299:A:C4	2.51	0.45
1:QA:1435:G:H2'	1:QA:1436:U:C6	2.51	0.45
1:QA:1443:G:N2	25:RA:2864:G:OP1	2.43	0.45
8:QH:104:ARG:O	8:QH:107:LEU:HB2	2.16	0.45
10:QJ:51:ARG:NH2	14:QN:58:LYS:HZ1	2.15	0.45
23:QW:76:A:N6	25:RA:2422:A:O4'	2.49	0.45
25:RA:443:A:H3'	29:RF:45:ARG:HH12	1.82	0.45
25:RA:1101:U:H2'	25:RA:1102:C:C6	2.52	0.45
25:RA:1860:G:H2'	25:RA:1861:G:C8	2.52	0.45
25:RA:2245:U:C5'	25:RA:2246:G:H5'	2.46	0.45
25:RA:2291:U:H2'	25:RA:2292:C:C6	2.52	0.45
25:RA:2469:A:H5''	25:RA:2470:G:H8	1.81	0.45
31:RH:153:LYS:HG3	31:RH:161:GLY:HA2	1.97	0.45
34:RO:48:PRO:O	34:RO:49:ARG:HG2	2.17	0.45
35:RP:88:LEU:HD12	35:RP:95:VAL:HG11	1.99	0.45
45:RZ:118:GLN:O	45:RZ:120:ILE:N	2.46	0.45
52:R6:26:ASN:ND2	52:R6:35:GLU:OE2	2.49	0.45
1:XA:64:G:H5''	1:XA:65:U:OP1	2.16	0.45
1:XA:255:G:C6	1:XA:256:U:O4	2.69	0.45
1:XA:1118:C:P	9:XI:104:ARG:HH11	2.39	0.45
1:XA:1285:A:H4'	1:XA:1286:A:O5'	2.16	0.45
7:XG:15:ASP:OD1	7:XG:44:TYR:OH	2.35	0.45
25:YA:306:U:H2'	25:YA:307:G:O4'	2.17	0.45
25:YA:807:U:O2'	25:YA:2060:A:N1	2.46	0.45
25:YA:1020:A:N1	25:YA:1141:U:H2'	2.32	0.45
25:YA:1113:U:H2'	25:YA:1114:G:H8	1.81	0.45
25:YA:1533:C:H2'	25:YA:1534:G:N7	2.31	0.45
25:YA:2086:U:H2'	25:YA:2087:G:C8	2.51	0.45
25:YA:2537:U:H2'	25:YA:2538:C:C6	2.51	0.45
41:YV:36:PRO:HA	41:YV:56:SER:OG	2.16	0.45
44:YY:56:PRO:O	44:YY:58:GLY:N	2.49	0.45
48:Y2:24:LEU:HA	48:Y2:24:LEU:HD23	1.67	0.45
1:QA:129(A):G:N2	1:QA:188:U:O2'	2.50	0.45
1:QA:518:C:H2'	1:QA:530:G:N3	2.32	0.45

*Continued on next page...*

*Continued from previous page...*

Atom-1	Atom-2	Interatomic distance (Å)	Clash overlap (Å)
1:QA:565:U:H5''	1:QA:566:G:H2'	1.98	0.45
1:QA:946:A:N6	1:QA:1234:C:H42	2.14	0.45
1:QA:1252:A:H61	1:QA:1285:A:H61	1.64	0.45
6:QF:45:LEU:HD12	6:QF:59:TYR:HD2	1.82	0.45
20:QT:64:ASP:CG	20:QT:81:LYS:HZ2	2.20	0.45
25:RA:195:A:H5''	25:RA:196:A:O5'	2.16	0.45
25:RA:627:A:H4'	25:RA:628:G:H5'	1.99	0.45
25:RA:774:A:H2	25:RA:787:U:O2'	2.00	0.45
25:RA:1220:A:OP2	40:RU:19:LYS:NZ	2.35	0.45
25:RA:1637:A:H4'	25:RA:2711:A:O2'	2.17	0.45
25:RA:2692:C:H2'	25:RA:2693:A:H8	1.82	0.45
28:RE:111:ARG:HA	37:RR:1:MET:SD	2.57	0.45
30:RG:106:LEU:HA	30:RG:110:ALA:HB3	1.98	0.45
33:RN:19:GLU:HB2	33:RN:56:ASN:HD22	1.80	0.45
35:RP:18:ARG:HD2	35:RP:27:HIS:HD2	1.81	0.45
37:RR:42:LYS:HA	37:RR:45:ARG:HD2	1.98	0.45
38:RS:10:ARG:O	38:RS:14:VAL:HG12	2.17	0.45
1:XA:276:G:OP1	17:XQ:12:SER:OG	2.23	0.45
1:XA:485:G:O2'	1:XA:486:U:O5'	2.34	0.45
1:XA:1152:A:H5''	10:XJ:13:HIS:CD2	2.52	0.45
1:XA:1321:C:C3'	1:XA:1322:C:H5''	2.45	0.45
1:XA:1513:A:H2'	1:XA:1514:C:C6	2.52	0.45
3:XC:153:VAL:HG22	3:XC:198:VAL:HG22	1.98	0.45
5:XE:99:GLY:N	5:XE:117:ASP:OD1	2.47	0.45
8:XH:75:ARG:HA	8:XH:76:PRO:HD2	1.71	0.45
15:XO:32:LEU:HD11	15:XO:62:GLN:HG2	1.99	0.45
17:XQ:43:LEU:HD12	17:XQ:68:ARG:HG2	1.97	0.45
19:XS:68:GLY:H	50:Y4:59:PHE:HZ	1.60	0.45
25:YA:651:G:H4'	54:Y8:18:ALA:HB3	1.99	0.45
25:YA:848:G:H2'	25:YA:849:A:C8	2.52	0.45
25:YA:1045:A:N3	25:YA:1047:G:N2	2.65	0.45
25:YA:1061:U:H5'	25:YA:1070:A:O2'	2.16	0.45
25:YA:1069:A:H2'	25:YA:1073:A:N7	2.31	0.45
25:YA:1142(A):A:H4'	33:YN:25:ARG:HH22	1.80	0.45
25:YA:2022:U:O2'	25:YA:2616:C:O2'	2.22	0.45
25:YA:2693:A:H2'	25:YA:2694:G:C8	2.51	0.45
39:YT:6:LEU:HA	39:YT:9:LEU:HB2	1.99	0.45
41:YV:19:LYS:HG3	41:YV:95:LEU:HD23	1.98	0.45
44:YY:101:LYS:HG2	44:YY:102:CYS:H	1.81	0.45
46:Y0:23:VAL:HA	46:Y0:38:VAL:HA	1.99	0.45
52:Y6:15:GLU:CD	52:Y6:41:PRO:HB3	2.37	0.45

*Continued on next page...*



Continued from previous page...

Atom-1	Atom-2	Interatomic distance (Å)	Clash overlap (Å)
1:QA:481:G:O2'	1:QA:482:A:O5'	2.35	0.45
2:QB:76:GLN:O	2:QB:208:ILE:HG12	2.17	0.45
11:QK:41:THR:HG21	11:QK:71:LYS:HB2	1.99	0.45
12:QL:109:GLY:HA3	12:QL:121:GLY:O	2.17	0.45
13:QM:3:ARG:HB3	50:R4:34:GLU:HB3	1.98	0.45
25:RA:307:G:N2	25:RA:330:A:H62	2.14	0.45
25:RA:479:A:N3	25:RA:481:G:H5''	2.32	0.45
25:RA:1012:U:O4	33:RN:25:ARG:HA	2.16	0.45
25:RA:2022:U:O2'	25:RA:2617:C:H5'	2.16	0.45
26:RB:89(A):A:H8	26:RB:89(A):A:O5'	2.00	0.45
27:RD:76:PRO:HB2	27:RD:116:GLN:OE1	2.17	0.45
30:RG:10:LYS:O	30:RG:14:GLU:HB3	2.17	0.45
32:RI:101:LEU:HD22	32:RI:107:VAL:HB	1.98	0.45
36:RQ:111:GLU:C	36:RQ:113:GLN:H	2.19	0.45
37:RR:78:LYS:HE2	37:RR:83:ILE:HD11	1.98	0.45
44:RY:68:HIS:CE1	44:RY:70:SER:HB3	2.52	0.45
44:RY:90:LEU:HB2	44:RY:91:GLU:H	1.63	0.45
50:R4:10:VAL:HA	50:R4:11:PRO:HD2	1.75	0.45
1:XA:217:C:O2'	1:XA:466:C:N4	2.49	0.45
1:XA:863:U:O2'	1:XA:865:A:N7	2.45	0.45
1:XA:1223:C:P	19:XS:78:ARG:HH12	2.39	0.45
1:XA:1443:G:N2	25:YA:2864:G:OP1	2.37	0.45
1:XA:1446:A:HO2'	1:XA:1447:G:P	2.39	0.45
1:XA:1446:A:C6	39:YT:118:ARG:HD2	2.52	0.45
25:YA:122:G:OP1	25:YA:149:A:O2'	2.27	0.45
25:YA:407:G:H2'	25:YA:408:G:C8	2.52	0.45
25:YA:2123:G:H1	25:YA:2175:C:N4	2.11	0.45
27:YD:44:ASN:ND2	27:YD:44:ASN:N	2.64	0.45
30:YG:146:TYR:O	30:YG:149:VAL:HG22	2.16	0.45
48:Y2:21:LEU:O	48:Y2:25:VAL:HG23	2.17	0.45
1:QA:244:U:H4'	1:QA:245:C:O5'	2.16	0.45
1:QA:696:A:H2'	1:QA:697:U:C6	2.52	0.45
1:QA:1016:A:H2'	1:QA:1017:G:O4'	2.17	0.45
1:QA:1504:G:OP1	1:QA:1507:A:H4'	2.17	0.45
7:QG:49:ILE:O	7:QG:53:LYS:HB3	2.16	0.45
7:QG:113:GLU:CG	7:QG:119:ARG:HG2	2.47	0.45
25:RA:57:C:H2'	25:RA:58:G:O4'	2.17	0.45
25:RA:345:A:H5''	25:RA:346:A:OP1	2.17	0.45
25:RA:463:G:N2	25:RA:466:A:OP2	2.48	0.45
25:RA:805:G:OP2	35:RP:41:ARG:HG2	2.17	0.45
25:RA:1029:A:OP1	36:RQ:128:LYS:HE3	2.17	0.45

Continued on next page...

*Continued from previous page...*

Atom-1	Atom-2	Interatomic distance (Å)	Clash overlap (Å)
25:RA:1827:C:OP2	27:RD:222:ARG:NH1	2.44	0.45
25:RA:2308:G:C6	25:RA:2311:A:N1	2.85	0.45
28:RE:46:ALA:HB2	28:RE:82:ARG:HA	1.98	0.45
31:RH:125:VAL:HG13	31:RH:126:PRO:HB3	1.99	0.45
45:RZ:53:ILE:H	45:RZ:71:VAL:CG1	2.30	0.45
48:R2:41:ILE:HD11	48:R2:44:LEU:HB2	1.98	0.45
1:XA:1192:C:O2	5:XE:25:ARG:NH2	2.34	0.45
2:XB:115:LEU:HD13	2:XB:145:LEU:HB3	1.98	0.45
4:XD:86:LYS:HD2	4:XD:86:LYS:H	1.82	0.45
13:XM:65:LYS:O	13:XM:70:LEU:HD23	2.17	0.45
16:XP:17:TYR:CE2	16:XP:41:PRO:HG3	2.52	0.45
23:XW:19:G:H22	23:XW:56:C:H42	1.65	0.45
25:YA:27:G:H22	25:YA:512:G:H2'	1.80	0.45
25:YA:286:C:H2'	25:YA:287:C:C6	2.52	0.45
25:YA:874:G:H2'	25:YA:875:G:H8	1.81	0.45
25:YA:1028:A:N6	25:YA:1125:G:H2'	2.32	0.45
25:YA:2636:U:OP2	28:YE:79:ARG:NH1	2.49	0.45
26:YB:12:C:O2	46:Y0:74:ARG:HD2	2.17	0.45
28:YE:67:PHE:O	28:YE:69:LYS:N	2.49	0.45
31:YH:85:LYS:HD2	31:YH:85:LYS:HA	1.89	0.45
39:YT:102:ILE:HA	39:YT:105:LEU:CD2	2.47	0.45
47:Y1:79:GLY:N	47:Y1:80:LEU:HD23	2.32	0.45
49:Y3:31:LEU:O	49:Y3:32:GLN:HB2	2.17	0.45
50:Y4:16:CYS:HB3	50:Y4:33:VAL:HB	1.98	0.45
50:Y4:22:ILE:HG22	50:Y4:23:GLU:H	1.82	0.45
1:QA:64:G:H4'	1:QA:65:U:O5'	2.16	0.45
1:QA:1060:C:O2'	10:QJ:56:HIS:ND1	2.46	0.45
7:QG:45:ASP:O	7:QG:49:ILE:HG12	2.16	0.45
8:QH:92:ARG:HD3	8:QH:92:ARG:HA	1.77	0.45
11:QK:91:ARG:NH1	11:QK:110:ASP:OD2	2.47	0.45
12:QL:71:PRO:HG3	12:QL:99:HIS:HD2	1.82	0.45
25:RA:856:C:HO2'	25:RA:857:C:P	2.39	0.45
29:RF:45:ARG:HH11	29:RF:45:ARG:CG	2.29	0.45
34:RO:22:ILE:HG12	34:RO:41:ALA:HA	1.98	0.45
45:RZ:181:GLU:HB3	45:RZ:182:LYS:HD3	1.98	0.45
51:R5:58:LEU:N	51:R5:58:LEU:CD1	2.73	0.45
52:R6:34:LEU:HD13	52:R6:34:LEU:H	1.82	0.45
1:XA:304:U:H2'	1:XA:305:G:C8	2.52	0.45
13:XM:115:LYS:HE3	13:XM:115:LYS:HB2	1.75	0.45
19:XS:66:MET:HB2	19:XS:74:PHE:CZ	2.52	0.45
20:XT:87:LYS:HD2	20:XT:87:LYS:HA	1.74	0.45

*Continued on next page...*

*Continued from previous page...*

Atom-1	Atom-2	Interatomic distance (Å)	Clash overlap (Å)
25:YA:548:A:O5'	25:YA:548:A:H8	2.00	0.45
25:YA:1021:A:H61	25:YA:1142(A):A:N6	2.01	0.45
25:YA:1231:G:H2'	25:YA:1232:G:H8	1.82	0.45
25:YA:1380:G:O2'	25:YA:1569:A:N6	2.50	0.45
25:YA:1500:G:O2'	27:YD:100:GLY:O	2.24	0.45
25:YA:1534:G:H2'	25:YA:1534:G:N3	2.32	0.45
31:YH:45:VAL:HG13	31:YH:45:VAL:O	2.17	0.45
32:YI:88:ILE:HG12	32:YI:122:GLU:N	2.31	0.45
32:YI:120:ILE:HD11	32:YI:126:TYR:CZ	2.52	0.45
43:YX:60:ARG:HH22	53:Y7:47:ARG:NH1	2.14	0.45
1:QA:299:G:H2'	1:QA:300:A:C8	2.52	0.45
1:QA:429:U:H1'	1:QA:430:A:H5''	1.98	0.45
1:QA:880:C:OP2	12:QL:9:GLN:HG3	2.17	0.45
1:QA:892:A:O2'	1:QA:1415:G:H4'	2.17	0.45
1:QA:1176:A:H2'	1:QA:1177:G:H5'	1.98	0.45
1:QA:1348:U:H4'	9:QI:120:ARG:HD2	1.98	0.45
8:QH:6:ILE:HB	8:QH:85:ARG:HH11	1.82	0.45
8:QH:6:ILE:O	8:QH:10:LEU:HG	2.17	0.45
12:QL:11:VAL:HG13	17:QQ:29:HIS:HD2	1.82	0.45
13:QM:92:HIS:CD2	13:QM:110:ARG:HH21	2.35	0.45
25:RA:270:A:OP2	25:RA:270(Y):G:N1	2.38	0.45
25:RA:2311:A:C8	30:RG:88:ILE:HD11	2.52	0.45
26:RB:31:C:N4	26:RB:51:G:H1	2.15	0.45
27:RD:85:ASP:HA	27:RD:86:PRO:HD2	1.72	0.45
28:RE:107:THR:O	28:RE:190:GLY:HA2	2.17	0.45
29:RF:161:GLU:OE2	29:RF:164:ARG:NH1	2.50	0.45
30:RG:102:PHE:O	30:RG:106:LEU:N	2.50	0.45
31:RH:52:VAL:HG21	31:RH:69:ARG:HA	1.98	0.45
32:RI:14:ASP:N	32:RI:14:ASP:OD1	2.50	0.45
35:RP:64:LYS:HB2	54:R8:25:MET:HG3	1.98	0.45
51:R5:36:CYS:SG	51:R5:48:GLU:HB3	2.57	0.45
1:XA:1318:A:H4'	19:XS:11:VAL:CG1	2.47	0.45
9:XI:111:ARG:HH22	10:XJ:62:HIS:CE1	2.35	0.45
19:XS:24:ALA:O	19:XS:25:LYS:HB3	2.17	0.45
20:XT:33:ILE:HG23	20:XT:63:ILE:HG12	1.99	0.45
25:YA:2025:C:H2'	25:YA:2026:C:C6	2.52	0.45
25:YA:2284:C:H41	52:Y6:25:LYS:NZ	2.15	0.45
25:YA:2346:A:H8	54:Y8:35:GLN:HE21	1.64	0.45
25:YA:2395:C:O2'	47:Y1:30:VAL:HG12	2.17	0.45
25:YA:2630:G:O4'	25:YA:2894:G:H1'	2.17	0.45
25:YA:2689:U:H4'	25:YA:2690:C:O5'	2.15	0.45

*Continued on next page...*

Continued from previous page...

Atom-1	Atom-2	Interatomic distance (Å)	Clash overlap (Å)
26:YB:50:G:H5''	38:YS:61:ASN:ND2	2.32	0.45
31:YH:3:ARG:HA	31:YH:3:ARG:NE	2.32	0.45
31:YH:153:LYS:CB	31:YH:154:PRO:HD3	2.47	0.45
35:YP:126:VAL:HG12	35:YP:147:LEU:HD22	1.99	0.45
42:YW:97:LYS:HE2	42:YW:99:ARG:NH2	2.32	0.45
45:YZ:82:ARG:HG3	45:YZ:83:PRO:CD	2.47	0.45
45:YZ:94:GLU:HB2	45:YZ:95:PRO:HA	1.99	0.45
1:QA:224:C:H2'	1:QA:225:C:H6	1.82	0.44
1:QA:318:G:H2'	1:QA:319:G:C8	2.52	0.44
1:QA:584:G:H2'	1:QA:585:G:H8	1.82	0.44
2:QB:51:LEU:HD22	2:QB:55:PHE:HE2	1.82	0.44
6:QF:41:GLU:HB3	6:QF:62:TRP:HB3	1.99	0.44
10:QJ:40:LEU:HB2	10:QJ:69:ASN:CB	2.47	0.44
19:QS:10:PHE:HB2	19:QS:39:THR:H	1.82	0.44
25:RA:2712:U:OP1	25:RA:2714:G:H4'	2.17	0.44
27:RD:105:ILE:HD12	27:RD:105:ILE:HA	1.63	0.44
34:RO:111:PHE:HB3	34:RO:114:ILE:HG13	1.98	0.44
37:RR:28:LEU:HD12	37:RR:48:VAL:HG11	1.99	0.44
37:RR:29:LEU:HD12	37:RR:29:LEU:HA	1.74	0.44
44:RY:42:VAL:HG12	44:RY:65:ALA:HB3	1.99	0.44
47:R1:83:GLU:OE2	47:R1:83:GLU:N	2.49	0.44
1:XA:312:C:H2'	1:XA:313:A:C8	2.52	0.44
1:XA:1226:C:OP2	13:XM:103:THR:OG1	2.24	0.44
1:XA:1517:G:H1'	25:YA:1919:A:O3'	2.17	0.44
2:XB:33:TYR:HB2	2:XB:43:ASP:HB2	1.98	0.44
8:XH:65:TYR:HA	8:XH:79:VAL:HG23	1.98	0.44
10:XJ:61:GLU:OE1	14:XN:58:LYS:HE2	2.17	0.44
11:XK:28:THR:OG1	11:XK:90:GLY:HA3	2.17	0.44
25:YA:270(J):G:H2'	25:YA:270(K):C:O4'	2.18	0.44
25:YA:1984:G:H2'	25:YA:1985:G:H8	1.82	0.44
27:YD:39:LYS:HB2	27:YD:62:TYR:HB2	1.98	0.44
28:YE:167:VAL:HG21	28:YE:187:ALA:CB	2.47	0.44
34:YO:86:ILE:HG22	34:YO:94:ARG:HD3	1.99	0.44
35:YP:61:ARG:CD	54:Y8:13:ARG:HD2	2.46	0.44
47:Y1:53:VAL:HB	47:Y1:58:ILE:HD13	1.98	0.44
1:QA:620:C:H2'	1:QA:621:A:O4'	2.18	0.44
1:QA:992:U:H1'	1:QA:993:G:OP2	2.17	0.44
1:QA:1105:A:H2'	1:QA:1106:G:C8	2.51	0.44
1:QA:1152:A:H5''	10:QJ:13:HIS:HD2	1.82	0.44
1:QA:1222:G:OP1	19:QS:77:THR:HG21	2.17	0.44
1:QA:1336:C:H1'	1:QA:1337:G:C2	2.53	0.44

Continued on next page...

*Continued from previous page...*

Atom-1	Atom-2	Interatomic distance (Å)	Clash overlap (Å)
2:QB:30:ARG:HH21	2:QB:194:PRO:HG2	1.81	0.44
2:QB:163:PHE:HA	2:QB:185:ILE:HG13	1.99	0.44
6:QF:23:LYS:O	6:QF:27:GLN:HG2	2.17	0.44
19:QS:66:MET:HB2	19:QS:74:PHE:CZ	2.51	0.44
25:RA:77:C:H5'	48:R2:10:LEU:HD11	1.97	0.44
25:RA:188:G:H5'	47:R1:14:VAL:HG21	1.99	0.44
25:RA:1337:G:H2'	25:RA:1338:G:H8	1.81	0.44
25:RA:1664:A:H61	25:RA:1996:C:H42	1.65	0.44
25:RA:2392:A:OP2	54:R8:31:HIS:HD2	1.99	0.44
31:RH:109:PHE:CZ	31:RH:152:ARG:HG2	2.53	0.44
33:RN:114:ARG:O	33:RN:115:ARG:HB3	2.17	0.44
34:RO:87:ILE:HD12	34:RO:91:LEU:HD12	1.99	0.44
36:RQ:12:GLN:HE21	36:RQ:72:LYS:HD3	1.82	0.44
1:XA:547:A:OP1	4:XD:73:ARG:NH2	2.49	0.44
1:XA:1186:G:H21	14:YN:61:TRP:C	2.21	0.44
2:XB:12:GLU:C	2:XB:14:GLY:H	2.21	0.44
5:XE:110:LEU:HD13	5:XE:118:ILE:HD13	1.98	0.44
9:XI:95:LYS:HZ3	9:XI:96:LEU:HD13	1.83	0.44
10:XJ:16:LEU:HD11	10:XJ:70:ARG:HB2	1.99	0.44
12:XL:46:LYS:CG	12:XL:47:LYS:N	2.80	0.44
13:XM:5:ALA:O	13:XM:7:VAL:N	2.49	0.44
21:XU:5:ASP:HB3	21:XU:8:THR:OG1	2.17	0.44
23:XW:11:C:N4	23:XW:24:G:H1	2.15	0.44
25:YA:833:U:H2'	25:YA:834:C:C6	2.52	0.44
25:YA:841:A:H2'	25:YA:842:G:C8	2.52	0.44
25:YA:1717:G:H1	25:YA:1742:C:H42	1.65	0.44
42:YW:33:ARG:NH2	42:YW:52:GLU:OE1	2.50	0.44
43:YX:35:THR:O	43:YX:39:ILE:HG13	2.16	0.44
45:YZ:19:ARG:NH1	45:YZ:84:GLU:HB2	2.32	0.44
48:Y2:41:ILE:HD11	48:Y2:44:LEU:CG	2.48	0.44
1:QA:20:U:O2	1:QA:916:G:C2	2.70	0.44
1:QA:1053:G:O6	1:QA:1199:U:H2'	2.17	0.44
1:QA:1350:A:OP2	9:QI:118:LYS:NZ	2.47	0.44
1:QA:1372:U:H2'	1:QA:1373:G:O4'	2.18	0.44
25:RA:300:A:H1'	25:RA:319:C:H1'	1.99	0.44
25:RA:512:G:H4'	25:RA:513:A:O5'	2.18	0.44
25:RA:2537:U:H2'	25:RA:2538:C:C6	2.53	0.44
33:RN:116:LEU:HD23	33:RN:116:LEU:HA	1.78	0.44
52:R6:32:ASN:N	52:R6:32:ASN:OD1	2.49	0.44
1:XA:1499:A:H1'	1:XA:1520:G:H5'	1.99	0.44
4:XD:25:ARG:NH1	4:XD:30:LYS:HG3	2.32	0.44

*Continued on next page...*

*Continued from previous page...*

Atom-1	Atom-2	Interatomic distance (Å)	Clash overlap (Å)
7:XG:87:VAL:HG11	7:XG:155:ARG:HA	1.99	0.44
7:XG:138:LYS:HE2	7:XG:142:GLU:OE2	2.17	0.44
8:XH:51:VAL:HG11	8:XH:60:ARG:HG3	1.99	0.44
8:XH:83:ILE:HB	8:XH:137:VAL:HG13	1.99	0.44
25:YA:279:C:H42	25:YA:361:G:H1	1.65	0.44
25:YA:517:C:OP1	51:Y5:16:ARG:NH2	2.49	0.44
25:YA:858:U:H1'	25:YA:2268:A:H2'	2.00	0.44
25:YA:1165:U:H2'	25:YA:1166:C:C6	2.53	0.44
25:YA:2356:C:H2'	25:YA:2357:U:O4'	2.18	0.44
25:YA:2470:G:H5'	36:YQ:56:ARG:NH2	2.30	0.44
25:YA:2784:C:O2'	28:YE:37:ARG:NH1	2.50	0.44
26:YB:15:A:H5'	26:YB:16:G:H8	1.82	0.44
30:YG:114:ILE:HB	30:YG:117:PHE:HB2	1.99	0.44
31:YH:52:VAL:HG21	31:YH:68:THR:HG22	2.00	0.44
33:YN:62:VAL:HG12	33:YN:66:LYS:HD2	1.98	0.44
34:YO:17:ARG:NH2	34:YO:47:ILE:HD13	2.33	0.44
40:YU:66:ASN:HB2	40:YU:76:TYR:HB2	1.99	0.44
40:YU:104:GLN:OE1	40:YU:105:VAL:HG23	2.18	0.44
41:YV:99:ILE:HD13	41:YV:99:ILE:H	1.82	0.44
1:QA:601:C:H2'	1:QA:602:A:C8	2.53	0.44
1:QA:974:A:H1'	14:QN:31:ARG:NE	2.31	0.44
1:QA:1191:A:P	3:QC:3:ASN:HD22	2.41	0.44
1:QA:1305:G:H5'	21:QU:4:GLY:HA3	1.99	0.44
1:QA:1439:C:H42	1:QA:1462:G:H1	1.63	0.44
10:QJ:33:GLN:O	10:QJ:75:ILE:HG12	2.17	0.44
20:QT:16:HIS:O	20:QT:19:SER:HB3	2.17	0.44
25:RA:144:C:H2'	25:RA:145:G:H8	1.82	0.44
25:RA:1537:C:H2'	25:RA:1538:G:C8	2.52	0.44
27:RD:49:ILE:CD1	27:RD:52:ARG:HA	2.47	0.44
30:RG:51:ARG:O	30:RG:53:LEU:N	2.48	0.44
30:RG:57:ALA:HB1	30:RG:68:PRO:HG2	1.99	0.44
35:RP:140:ALA:O	35:RP:141:ALA:HB2	2.17	0.44
39:RT:36:GLU:HG3	39:RT:41:ARG:CD	2.45	0.44
40:RU:65:ILE:HG12	40:RU:96:ALA:CB	2.47	0.44
43:RX:53:LYS:NZ	43:RX:55:ASN:HD21	2.15	0.44
45:RZ:103:ARG:HD3	45:RZ:136:PHE:CD2	2.53	0.44
4:XD:50:ARG:H	4:XD:50:ARG:HG3	1.63	0.44
12:XL:24:VAL:O	12:XL:26:ALA:N	2.47	0.44
20:XT:87:LYS:O	20:XT:91:LEU:HG	2.17	0.44
22:XV:53:G:H4'	22:XV:54:U:OP1	2.17	0.44
25:YA:1087:G:C4	25:YA:1089:G:H1'	2.52	0.44

*Continued on next page...*

*Continued from previous page...*

Atom-1	Atom-2	Interatomic distance (Å)	Clash overlap (Å)
25:YA:1981:A:H5''	25:YA:1982:C:OP2	2.17	0.44
25:YA:2293:C:OP1	38:YS:89:ARG:NH1	2.51	0.44
27:YD:248:SER:HB2	27:YD:252:TRP:CZ2	2.51	0.44
29:YF:63:LYS:HE3	29:YF:65:TRP:O	2.18	0.44
33:YN:134:ARG:O	33:YN:136:GLU:N	2.50	0.44
4:QD:150:GLU:OE1	4:QD:150:GLU:N	2.51	0.44
5:QE:97:GLY:N	5:QE:117:ASP:OD2	2.40	0.44
16:QP:23:ASP:O	16:QP:26:ARG:HB2	2.17	0.44
25:RA:2821:A:OP2	25:RA:2822:G:OP2	2.36	0.44
26:RB:24:G:H1'	26:RB:27:C:N4	2.33	0.44
30:RG:37:VAL:O	30:RG:94:LEU:HG	2.17	0.44
38:RS:11:LYS:HG3	38:RS:91:PRO:HD3	1.98	0.44
41:RV:16:PRO:HB3	41:RV:97:LYS:O	2.17	0.44
51:R5:55:ARG:NH1	51:R5:55:ARG:HG2	2.33	0.44
1:XA:97:U:H2'	1:XA:99:C:C6	2.52	0.44
1:XA:321:A:N6	1:XA:329:A:OP2	2.50	0.44
1:XA:963:G:H21	10:XJ:55:LYS:HD3	1.81	0.44
1:XA:1004:A:H1'	1:XA:1036:G:N2	2.28	0.44
1:XA:1221:G:O3'	19:XS:77:THR:HG21	2.16	0.44
1:XA:1417:G:C6	1:XA:1482:G:C6	3.06	0.44
15:XO:32:LEU:O	15:XO:36:ILE:HG13	2.18	0.44
23:XW:9:A:O4'	23:XW:46:G:N2	2.51	0.44
25:YA:1021:A:N6	25:YA:1142(A):A:H61	2.03	0.44
25:YA:1434:A:H61	25:YA:1558:A:N6	2.15	0.44
25:YA:1543:A:O2'	25:YA:1544:C:OP2	2.31	0.44
25:YA:2667:C:H1'	31:YH:109:PHE:HD1	1.82	0.44
29:YF:47:GLY:HA3	29:YF:95:ARG:O	2.18	0.44
39:YT:42:ILE:HG21	39:YT:84:GLN:NE2	2.32	0.44
39:YT:61:PHE:CE1	39:YT:76:PHE:HB2	2.53	0.44
40:YU:88:ILE:H	40:YU:88:ILE:HG12	1.49	0.44
44:YY:51:VAL:O	44:YY:56:PRO:HA	2.18	0.44
45:YZ:19:ARG:HD3	45:YZ:25:PRO:HD2	1.99	0.44
52:Y6:34:LEU:HD13	52:Y6:34:LEU:H	1.82	0.44
52:Y6:41:PRO:HD2	52:Y6:46:HIS:H	1.81	0.44
1:QA:966:G:O2'	9:QI:127:LYS:O	2.35	0.44
1:QA:1111:A:N1	3:QC:177:THR:OG1	2.43	0.44
1:QA:1277:C:O2'	1:QA:1279:A:H8	2.01	0.44
20:QT:87:LYS:HD2	20:QT:87:LYS:HA	1.68	0.44
22:QV:15:C:O2'	22:QV:61:C:OP1	2.36	0.44
25:RA:748:G:C8	42:RW:89:ALA:HB1	2.53	0.44
25:RA:1007:C:H5''	33:RN:35:ARG:HH11	1.81	0.44

*Continued on next page...*

*Continued from previous page...*

Atom-1	Atom-2	Interatomic distance (Å)	Clash overlap (Å)
25:RA:1085:A:HO2'	25:RA:1086:A:P	2.40	0.44
25:RA:1534:G:N3	25:RA:1534:G:H2'	2.32	0.44
27:RD:34:VAL:HG22	27:RD:35:LYS:HG3	2.00	0.44
27:RD:70:TRP:HZ3	27:RD:146:GLU:OE2	2.01	0.44
29:RF:117:ARG:HH12	35:RP:1:MET:N	2.16	0.44
32:RI:93:THR:H	32:RI:96:ASP:HB2	1.82	0.44
34:RO:22:ILE:HD13	34:RO:22:ILE:HA	1.77	0.44
35:RP:37:GLY:O	35:RP:40:SER:OG	2.27	0.44
41:RV:49:THR:HB	41:RV:50:PRO:HD2	1.99	0.44
48:R2:49:LYS:O	48:R2:53:LEU:HB2	2.18	0.44
1:XA:485:G:H1'	1:XA:486:U:H5	1.83	0.44
1:XA:582:U:H2'	1:XA:583:A:H8	1.81	0.44
1:XA:636:U:H2'	1:XA:637:G:H8	1.82	0.44
1:XA:701:C:O2	1:XA:703:G:N1	2.50	0.44
1:XA:1190:G:OP1	3:XC:4:LYS:HA	2.17	0.44
3:XC:47:LEU:HA	3:XC:47:LEU:HD12	1.83	0.44
3:XC:82:GLU:O	3:XC:86:VAL:HG13	2.17	0.44
12:XL:78:GLN:HB3	12:XL:79:GLU:H	1.67	0.44
15:XO:26:GLU:H	15:XO:26:GLU:HG2	1.54	0.44
18:XR:52:PRO:HB2	18:XR:54:ARG:HG2	2.00	0.44
25:YA:455:C:HO2'	25:YA:472:A:H2	1.64	0.44
25:YA:653:A:H4'	25:YA:654:A:OP2	2.18	0.44
25:YA:839:U:H2'	25:YA:840:C:C6	2.53	0.44
25:YA:1019:U:HO2'	25:YA:1021:A:H2	1.60	0.44
25:YA:1332:G:H8	25:YA:1332:G:H2'	1.67	0.44
25:YA:1535:U:H5''	25:YA:1537:C:C4	2.52	0.44
25:YA:2627:G:O2'	25:YA:2781:A:N1	2.41	0.44
25:YA:2756:U:H1'	25:YA:2757:A:H5''	2.00	0.44
25:YA:2811:G:H1	25:YA:2889:C:H42	1.65	0.44
26:YB:3:C:H2'	26:YB:4:C:C6	2.52	0.44
27:YD:85:ASP:HB2	27:YD:92:ILE:HD13	1.99	0.44
30:YG:47:LYS:HE3	30:YG:47:LYS:HB2	1.73	0.44
30:YG:98:ARG:O	30:YG:101:ILE:HG13	2.17	0.44
31:YH:124:GLU:HB3	31:YH:132:ARG:HG3	1.99	0.44
41:YV:15:GLU:HG3	41:YV:16:PRO:HD2	1.99	0.44
43:YX:70:LEU:HD23	43:YX:70:LEU:H	1.83	0.44
45:YZ:80:ARG:NH2	45:YZ:82:ARG:HH22	2.12	0.44
48:Y2:17:SER:CB	48:Y2:67:LYS:HE3	2.47	0.44
52:Y6:7:ILE:HD12	52:Y6:7:ILE:HA	1.85	0.44
1:QA:297:G:N2	1:QA:300:A:OP2	2.48	0.44
1:QA:484:G:H4'	1:QA:485:G:O5'	2.16	0.44

*Continued on next page...*



*Continued from previous page...*

Atom-1	Atom-2	Interatomic distance (Å)	Clash overlap (Å)
1:QA:1244:C:H42	1:QA:1293:G:H1	1.65	0.44
3:QC:70:VAL:HG21	3:QC:76:VAL:HG11	2.00	0.44
7:QG:113:GLU:H	7:QG:113:GLU:HG2	1.39	0.44
10:QJ:47:PHE:HE1	10:QJ:63:PHE:HB2	1.83	0.44
10:QJ:51:ARG:NE	10:QJ:60:ARG:O	2.45	0.44
15:QO:50:HIS:O	15:QO:53:HIS:HB3	2.17	0.44
22:QV:43:A:H2'	22:QV:44:A:C8	2.53	0.44
25:RA:271(B):G:H2'	25:RA:421:U:OP2	2.17	0.44
25:RA:2563:U:H4'	34:RO:28:SER:HA	2.00	0.44
29:RF:9:ILE:HA	29:RF:10:PRO:HD3	1.89	0.44
30:RG:171:ALA:O	30:RG:175:LEU:HG	2.18	0.44
31:RH:28:GLY:HA3	31:RH:79:VAL:HB	2.00	0.44
38:RS:19:LYS:O	38:RS:20:ARG:HB3	2.17	0.44
41:RV:35:LEU:CD2	41:RV:57:VAL:HG22	2.47	0.44
45:RZ:102:LEU:HB3	45:RZ:104:PHE:CE1	2.52	0.44
45:RZ:148:ASP:OD1	45:RZ:149:SER:N	2.50	0.44
55:R9:24:TYR:CE2	55:R9:35:ARG:HG3	2.53	0.44
1:XA:64:G:N2	1:XA:68:G:O6	2.42	0.44
1:XA:1399:C:C2	1:XA:1401:G:C5	3.06	0.44
2:XB:195:ASP:O	8:XH:74:PRO:HG3	2.18	0.44
4:XD:153:ARG:NH1	4:XD:181:MET:HB2	2.32	0.44
6:XF:33:TYR:HB2	6:XF:75:LEU:HD12	1.99	0.44
12:XL:42:THR:HA	12:XL:53:ARG:O	2.18	0.44
15:XO:77:ARG:HA	15:XO:80:ALA:HB3	1.99	0.44
15:XO:82:ILE:O	15:XO:86:GLY:N	2.51	0.44
16:XP:18:ARG:NH1	16:XP:32:TYR:OH	2.50	0.44
19:XS:81:ARG:HE	19:XS:81:ARG:HB2	1.36	0.44
25:YA:627:A:H4'	25:YA:628:G:H5'	1.99	0.44
25:YA:1183:G:H4'	49:Y3:29:ARG:HH22	1.82	0.44
25:YA:1608:A:H1'	25:YA:1610:A:OP2	2.17	0.44
25:YA:1914:C:H2'	25:YA:1915:U:O4'	2.18	0.44
25:YA:2347:C:H2'	25:YA:2348:U:H6	1.83	0.44
26:YB:24:G:H5''	26:YB:25:A:OP1	2.17	0.44
32:YI:88:ILE:HG12	32:YI:122:GLU:H	1.83	0.44
39:YT:48:ILE:HD12	39:YT:48:ILE:H	1.83	0.44
45:YZ:52:SER:O	45:YZ:54:HIS:N	2.50	0.44
50:Y4:35:VAL:C	50:Y4:37:SER:H	2.20	0.44
1:QA:584:G:H2'	1:QA:585:G:C8	2.53	0.44
1:QA:991:U:O2	1:QA:993:G:H8	2.01	0.44
2:QB:71:VAL:HA	2:QB:93:VAL:HB	2.00	0.44
7:QG:116:ALA:HA	7:QG:119:ARG:HE	1.83	0.44

*Continued on next page...*

*Continued from previous page...*

Atom-1	Atom-2	Interatomic distance (Å)	Clash overlap (Å)
11:QK:92:GLU:HB3	11:QK:96:ARG:NH1	2.33	0.44
23:QW:19:G:H22	23:QW:56:C:N4	2.16	0.44
25:RA:558:G:OP1	33:RN:111:PRO:HD2	2.18	0.44
25:RA:807:U:O2'	25:RA:2060:A:N1	2.46	0.44
25:RA:1331:A:O2'	25:RA:1332:G:H8	2.00	0.44
25:RA:1543:A:H2	25:RA:1545:A:N7	2.16	0.44
25:RA:2396:G:O5'	47:R1:25:LYS:HE2	2.18	0.44
30:RG:95:ARG:O	30:RG:99:MET:HG2	2.18	0.44
31:RH:123:PHE:O	31:RH:125:VAL:HG23	2.18	0.44
37:RR:54:LEU:HD23	37:RR:66:VAL:HG23	1.98	0.44
39:RT:107:ASP:O	39:RT:111:ARG:NH1	2.51	0.44
43:RX:57:LEU:HD11	43:RX:78:LYS:HD2	1.99	0.44
43:RX:87:GLN:O	43:RX:88:LYS:HG3	2.18	0.44
51:R5:16:ARG:HD2	51:R5:20:ARG:NH1	2.33	0.44
51:R5:59:GLU:H	51:R5:59:GLU:HG2	1.64	0.44
1:XA:690:G:H22	11:XK:55:LYS:HZ1	1.66	0.44
1:XA:939:G:H5''	7:XG:102:ARG:NH2	2.32	0.44
1:XA:1124:G:H3'	1:XA:1145:C:H41	1.83	0.44
12:XL:39:VAL:HG12	12:XL:41:ARG:HG3	2.00	0.44
19:XS:64:GLU:HG3	50:Y4:55:ARG:HH12	1.81	0.44
25:YA:18:C:O2'	25:YA:553:U:OP1	2.35	0.44
25:YA:2619:C:H5''	28:YE:152:LYS:HA	1.99	0.44
26:YB:80:U:O2'	26:YB:81:G:H5'	2.18	0.44
28:YE:37:ARG:O	28:YE:45:THR:HA	2.18	0.44
45:YZ:166:SER:HB2	45:YZ:167:PRO:C	2.39	0.44
46:Y0:43:THR:O	46:Y0:43:THR:HG23	2.17	0.44
48:Y2:31:GLU:HB2	48:Y2:53:LEU:HD11	2.00	0.44
54:Y8:49:VAL:HG23	54:Y8:53:PRO:HB3	2.00	0.44
1:QA:17:U:H2'	1:QA:18:C:C6	2.53	0.44
1:QA:97:U:H2'	1:QA:99:C:C6	2.53	0.44
1:QA:280:C:H3'	1:QA:281:G:H5'	1.99	0.44
1:QA:489:C:H2'	1:QA:490:G:H8	1.83	0.44
1:QA:738:C:OP2	6:QF:92:LYS:NZ	2.50	0.44
1:QA:900:A:H2'	1:QA:901:A:C8	2.53	0.44
1:QA:936:C:H2'	1:QA:937:A:O4'	2.18	0.44
1:QA:1015:A:H1'	1:QA:1219:U:H5'	2.00	0.44
1:QA:1231:G:O3'	9:QI:126:SER:OG	2.22	0.44
2:QB:228:GLY:O	2:QB:230:VAL:N	2.50	0.44
12:QL:44:THR:HA	12:QL:45:PRO:HD3	1.74	0.44
15:QO:39:LEU:HA	15:QO:39:LEU:HD23	1.68	0.44
25:RA:134:C:H2'	25:RA:135:G:C8	2.53	0.44

*Continued on next page...*

*Continued from previous page...*

Atom-1	Atom-2	Interatomic distance (Å)	Clash overlap (Å)
25:RA:191:A:H2'	25:RA:192:C:C6	2.52	0.44
25:RA:859:G:O2'	25:RA:860:U:O2	2.20	0.44
25:RA:1178:C:H2'	25:RA:1179:C:C6	2.53	0.44
25:RA:2556:C:H2'	25:RA:2557:G:O4'	2.17	0.44
27:RD:65:ILE:HD13	27:RD:65:ILE:H	1.82	0.44
28:RE:143:ASN:HD22	28:RE:147:PRO:HD3	1.83	0.44
30:RG:95:ARG:C	30:RG:99:MET:HG2	2.38	0.44
32:RI:64:GLU:O	32:RI:67:ARG:NH2	2.51	0.44
37:RR:27:SER:HB3	37:RR:34:ILE:HD11	2.00	0.44
45:RZ:29:TYR:CE2	45:RZ:87:ASP:HB3	2.53	0.44
52:R6:40:CYS:HA	52:R6:41:PRO:HD2	1.85	0.44
1:XA:130:A:N3	1:XA:263:A:O2'	2.43	0.44
1:XA:606:G:N2	1:XA:631:G:H8	2.16	0.44
1:XA:791:G:H2'	1:XA:792:A:H5'	2.00	0.44
12:XL:62:SER:C	12:XL:64:TYR:H	2.21	0.44
13:XM:23:TYR:HE2	13:XM:70:LEU:HD12	1.83	0.44
13:XM:80:ARG:NE	50:Y4:71:ARG:HH22	2.12	0.44
25:YA:414:C:H2'	25:YA:415:A:C8	2.53	0.44
25:YA:2114:A:H3'	25:YA:2114:A:N3	2.32	0.44
28:YE:105:THR:OG1	28:YE:199:ARG:NH1	2.50	0.44
29:YF:184:TYR:CE2	29:YF:188:ARG:HD2	2.52	0.44
31:YH:4:ILE:H	31:YH:4:ILE:HG12	1.59	0.44
47:Y1:70:VAL:O	47:Y1:73:LEU:HB2	2.18	0.44
50:Y4:48:ARG:CZ	50:Y4:51:ASP:HA	2.47	0.44
50:Y4:60:GLN:HB3	50:Y4:61:ARG:H	1.55	0.44
1:QA:838:G:C6	1:QA:842:C:H1'	2.53	0.43
2:QB:74:LYS:O	2:QB:78:GLN:HG3	2.18	0.43
17:QQ:60:ILE:HB	17:QQ:74:LEU:HD23	2.00	0.43
25:RA:210:C:H2'	25:RA:211:A:C8	2.53	0.43
25:RA:1363:C:H2'	25:RA:1364:G:H8	1.83	0.43
25:RA:1543:A:N3	25:RA:1545:A:O4'	2.51	0.43
27:RD:72:LYS:NZ	27:RD:99:ASP:OD2	2.43	0.43
28:RE:119:ARG:HD3	28:RE:160:TYR:HB2	2.00	0.43
44:RY:81:LYS:HB2	44:RY:96:ILE:CG2	2.48	0.43
52:R6:41:PRO:HD2	52:R6:46:HIS:H	1.83	0.43
1:XA:793:U:H3'	1:XA:794:A:H5''	1.99	0.43
1:XA:1147:C:O2	9:XI:16:ARG:NH1	2.51	0.43
3:XC:108:ASN:HB3	3:XC:111:LEU:HD12	2.00	0.43
11:XK:19:ALA:HB2	11:XK:32:ILE:HG22	2.00	0.43
15:XO:39:LEU:HD13	15:XO:56:LEU:HB2	2.00	0.43
16:XP:4:ILE:HB	16:XP:66:PRO:HB3	2.00	0.43

*Continued on next page...*

*Continued from previous page...*

Atom-1	Atom-2	Interatomic distance (Å)	Clash overlap (Å)
16:XP:39:TYR:CZ	16:XP:41:PRO:HB3	2.53	0.43
25:YA:1050:A:H8	25:YA:2751:G:O2'	2.01	0.43
25:YA:2271:G:OP1	46:Y0:18:ALA:HB1	2.17	0.43
25:YA:2556:C:H2'	25:YA:2557:G:O4'	2.17	0.43
25:YA:2566:A:H4'	25:YA:2567:G:O5'	2.18	0.43
26:YB:41:U:O4	30:YG:70:VAL:HG23	2.17	0.43
27:YD:61:LEU:HD13	27:YD:61:LEU:HA	1.92	0.43
27:YD:250:TRP:HE3	27:YD:252:TRP:NE1	2.16	0.43
28:YE:188:VAL:O	28:YE:188:VAL:HG13	2.18	0.43
29:YF:66:PRO:O	29:YF:68:LYS:N	2.51	0.43
30:YG:10:LYS:HE2	30:YG:175:LEU:O	2.18	0.43
30:YG:67:LYS:O	30:YG:67:LYS:HD2	2.17	0.43
31:YH:15:VAL:HG23	31:YH:15:VAL:O	2.17	0.43
37:YR:38:VAL:HG22	37:YR:112:ALA:HB2	1.99	0.43
55:Y9:1:MET:O	55:Y9:34:GLN:HG2	2.18	0.43
1:QA:952:U:H2'	1:QA:953:G:H8	1.82	0.43
1:QA:1124:G:H5''	1:QA:1145:C:H41	1.81	0.43
1:QA:1200:C:O2'	1:QA:1201:A:OP2	2.29	0.43
1:QA:1317:C:N3	19:QS:37:ARG:NH2	2.66	0.43
1:QA:1488:G:H2'	1:QA:1489:G:H8	1.81	0.43
3:QC:81:GLY:O	3:QC:85:ARG:HB2	2.18	0.43
7:QG:9:VAL:HG13	7:QG:94:ARG:NH2	2.27	0.43
9:QI:16:ARG:O	9:QI:63:ILE:HA	2.17	0.43
12:QL:70:ILE:HD13	12:QL:77:LEU:HD12	1.99	0.43
15:QO:17:ARG:HD3	15:QO:26:GLU:HG3	1.99	0.43
25:RA:582:G:H2'	25:RA:583:G:C8	2.53	0.43
25:RA:1497:U:H5''	25:RA:1498:C:H5	1.83	0.43
25:RA:2102:U:H2'	25:RA:2103:C:C6	2.54	0.43
25:RA:2293:C:H5''	38:RS:89:ARG:HH12	1.84	0.43
25:RA:2303:G:O2'	30:RG:132:ASN:HB2	2.17	0.43
25:RA:2406:U:N3	35:RP:73:GLY:O	2.48	0.43
28:RE:36:ARG:HH21	28:RE:88:GLY:HA2	1.84	0.43
34:RO:106:LEU:HD23	34:RO:106:LEU:HA	1.81	0.43
36:RQ:79:LEU:HD22	36:RQ:79:LEU:HA	1.82	0.43
36:RQ:136:ALA:O	36:RQ:138:ASP:N	2.46	0.43
43:RX:67:GLY:O	43:RX:69:TYR:N	2.43	0.43
47:R1:49:VAL:HG11	47:R1:70:VAL:HG11	1.98	0.43
52:R6:28:ARG:HG3	52:R6:31:PRO:HD2	2.00	0.43
1:XA:501:C:H1'	1:XA:549:C:H1'	2.00	0.43
1:XA:1062:U:H2'	1:XA:1063:C:C6	2.53	0.43
4:XD:100:ARG:NH1	4:XD:137:SER:HB3	2.33	0.43

*Continued on next page...*

*Continued from previous page...*

Atom-1	Atom-2	Interatomic distance (Å)	Clash overlap (Å)
4:XD:112:VAL:N	4:XD:116:GLN:OE1	2.38	0.43
9:XI:118:LYS:O	9:XI:119:ALA:HB3	2.18	0.43
13:XM:14:ARG:H	13:XM:44:ARG:CD	2.25	0.43
35:YP:126:VAL:HG12	35:YP:147:LEU:CD2	2.48	0.43
37:YR:34:ILE:HA	37:YR:34:ILE:HD13	1.71	0.43
39:YT:35:LYS:H	39:YT:35:LYS:HD2	1.83	0.43
41:YV:52:VAL:O	41:YV:54:GLY:N	2.51	0.43
1:QA:585:G:O3'	17:QQ:34:LYS:NZ	2.51	0.43
1:QA:1510:U:H2'	1:QA:1511:G:C8	2.52	0.43
5:QE:100:VAL:HG22	5:QE:118:ILE:HG22	1.99	0.43
25:RA:270(F):U:H2'	25:RA:270(G):C:C6	2.53	0.43
25:RA:2226:C:H2'	25:RA:2227:A:O4'	2.18	0.43
25:RA:2232:U:OP2	47:R1:40:ARG:NH1	2.42	0.43
25:RA:2306:C:H2'	25:RA:2307:G:H21	1.83	0.43
27:RD:145:VAL:HG11	27:RD:175:LEU:HD11	2.00	0.43
32:RI:124:GLY:O	32:RI:142:VAL:HG23	2.18	0.43
44:RY:97:ARG:HE	44:RY:98:VAL:HB	1.83	0.43
56:Z7:1:T17:H66	56:Z7:2:GLY:N	2.21	0.43
1:XA:1292:U:OP1	7:XG:41:ARG:NH2	2.51	0.43
3:XC:72:LYS:HB3	3:XC:75:VAL:HG23	2.00	0.43
10:XJ:32:ALA:H	10:XJ:78:ASN:ND2	2.16	0.43
14:XN:29:ARG:HD3	14:XN:40:CYS:HB2	1.99	0.43
15:XO:56:LEU:HD21	25:YA:715:G:C4	2.53	0.43
25:YA:242:G:H3'	54:Y8:6:THR:HG23	1.99	0.43
25:YA:898:C:C2'	25:YA:899:A:H5'	2.48	0.43
25:YA:2328:A:H2'	25:YA:2329:G:C8	2.53	0.43
31:YH:67:LEU:O	31:YH:71:LEU:HB2	2.17	0.43
32:YI:130:TYR:N	32:YI:136:VAL:O	2.51	0.43
37:YR:70:LEU:HD23	37:YR:70:LEU:HA	1.84	0.43
4:QD:171:GLY:HA2	4:QD:172:PRO:HD3	1.87	0.43
9:QI:116:LYS:HE2	9:QI:122:ALA:HB2	2.01	0.43
11:QK:19:ALA:HB2	11:QK:32:ILE:HG22	2.00	0.43
11:QK:38:ASN:HA	11:QK:39:PRO:HD3	1.88	0.43
17:QQ:63:ARG:HG2	17:QQ:64:PRO:HD2	2.00	0.43
18:QR:37:VAL:HG22	18:QR:78:LEU:HB3	2.00	0.43
22:QV:28:C:H2'	22:QV:29:G:H8	1.83	0.43
25:RA:476:G:H1'	25:RA:480:A:N6	2.34	0.43
25:RA:556:G:H8	25:RA:556:G:O5'	2.00	0.43
25:RA:974(A):C:H4'	25:RA:975:G:C5'	2.49	0.43
26:RB:75:G:H4'	45:RZ:36:LYS:HG2	2.00	0.43
33:RN:33:LEU:HA	33:RN:38:HIS:CE1	2.54	0.43

*Continued on next page...*

*Continued from previous page...*

Atom-1	Atom-2	Interatomic distance (Å)	Clash overlap (Å)
33:RN:58:ASP:HB3	33:RN:95:PRO:HB3	2.00	0.43
38:RS:29:PHE:HD1	38:RS:92:TYR:HH	1.66	0.43
44:RY:42:VAL:O	44:RY:65:ALA:N	2.45	0.43
56:Z7:8:LYS:HG3	56:Z7:9:LYS:H	1.83	0.43
1:XA:186(E):C:N4	1:XA:191(B):G:H1	2.12	0.43
1:XA:877:C:H5'	8:XH:88:LYS:HD3	2.00	0.43
1:XA:960:U:H4'	1:XA:961:U:C5'	2.48	0.43
1:XA:1158:C:H4'	2:XB:133:LYS:HZ3	1.83	0.43
2:XB:215:LEU:HD22	2:XB:215:LEU:HA	1.73	0.43
10:XJ:54:PHE:CZ	10:XJ:55:LYS:HE3	2.54	0.43
15:XO:25:THR:HG21	15:XO:70:LEU:HB2	2.01	0.43
20:XT:98:PRO:C	20:XT:100:ILE:H	2.21	0.43
22:XV:28:C:H2'	22:XV:29:G:C8	2.53	0.43
25:YA:651:G:OP1	54:Y8:19:SER:N	2.47	0.43
25:YA:1173:G:H4'	25:YA:1174:A:N7	2.33	0.43
25:YA:1694:C:H4'	25:YA:1695:G:O5'	2.18	0.43
27:YD:92:ILE:HD12	27:YD:104:TYR:CD2	2.54	0.43
28:YE:87:GLU:O	28:YE:89:ASP:N	2.50	0.43
29:YF:33:LEU:HD12	29:YF:33:LEU:HA	1.87	0.43
29:YF:64:ILE:HG23	29:YF:65:TRP:CD1	2.53	0.43
34:YO:88:ASN:OD1	34:YO:90:GLN:HB2	2.19	0.43
35:YP:83:VAL:O	35:YP:114:ILE:HA	2.19	0.43
43:YX:72:LYS:HG2	43:YX:73:ARG:O	2.18	0.43
47:Y1:25:LYS:C	47:Y1:27:GLU:H	2.22	0.43
48:Y2:15:LYS:H	48:Y2:67:LYS:CE	2.32	0.43
1:QA:452:A:O2'	1:QA:453:A:O5'	2.36	0.43
1:QA:767:A:H2'	1:QA:768:A:O4'	2.18	0.43
1:QA:1299:A:C6	1:QA:1301:U:C2	3.06	0.43
25:RA:134:C:H2'	25:RA:135:G:H8	1.82	0.43
25:RA:1337:G:H2'	25:RA:1338:G:C8	2.53	0.43
25:RA:2713:A:OP1	37:RR:14:SER:OG	2.30	0.43
36:RQ:116:GLU:O	36:RQ:120:ILE:HG12	2.17	0.43
39:RT:1:MET:O	39:RT:3:ARG:HG2	2.19	0.43
44:RY:47:LYS:O	44:RY:49:VAL:N	2.51	0.43
1:XA:743:U:H2'	1:XA:744:C:C6	2.54	0.43
1:XA:757:U:H2'	1:XA:758:G:O4'	2.18	0.43
1:XA:977:A:O2'	1:XA:981:U:N3	2.47	0.43
2:XB:37:ASN:C	2:XB:39:ILE:H	2.20	0.43
2:XB:80:ILE:HG21	2:XB:212:GLN:HA	2.00	0.43
22:XV:76:A:O2'	25:YA:2451:A:O2'	2.19	0.43
25:YA:826:U:OP1	25:YA:2429:G:OP1	2.36	0.43

*Continued on next page...*

*Continued from previous page...*

Atom-1	Atom-2	Interatomic distance (Å)	Clash overlap (Å)
25:YA:1223:C:OP2	41:YV:88:ARG:NH1	2.51	0.43
25:YA:1530:G:O6	25:YA:1542:G:N2	2.52	0.43
25:YA:1680:U:O2	25:YA:1763:G:H3'	2.18	0.43
26:YB:15:A:H1'	26:YB:109:G:C4	2.53	0.43
32:YI:110:ASP:HB3	32:YI:112:LYS:N	2.33	0.43
33:YN:112:LEU:HG	33:YN:112:LEU:O	2.17	0.43
34:YO:64:ARG:HG2	34:YO:79:PHE:CD1	2.54	0.43
45:YZ:5:LEU:HB3	45:YZ:59:LEU:HA	2.00	0.43
49:Y3:51:ALA:HA	49:Y3:54:VAL:HG12	2.00	0.43
8:QH:105:ARG:HA	8:QH:105:ARG:HD3	1.78	0.43
16:QP:20:VAL:HG21	16:QP:32:TYR:CE2	2.54	0.43
25:RA:443:A:H1'	25:RA:1201:C:O4'	2.17	0.43
25:RA:1638:C:H5''	25:RA:2710:C:O2'	2.19	0.43
35:RP:90:ARG:HB3	35:RP:91:PHE:H	1.68	0.43
9:XI:8:GLY:HA2	9:XI:79:LEU:HD12	2.01	0.43
10:XJ:44:VAL:HG13	10:XJ:66:ARG:HG2	1.99	0.43
12:XL:58:VAL:O	12:XL:65:GLU:HA	2.18	0.43
13:XM:7:VAL:HA	50:Y4:34:GLU:OE1	2.19	0.43
14:YN:27:CYS:SG	14:YN:29:ARG:HB2	2.58	0.43
16:XP:45:THR:HG22	16:XP:47:ASP:N	2.26	0.43
25:YA:67:U:C2	25:YA:74:A:H2	2.35	0.43
25:YA:582:G:H2'	25:YA:583:G:C8	2.54	0.43
25:YA:1054:A:H5'	25:YA:1055:G:OP2	2.18	0.43
25:YA:1359:A:N6	25:YA:1373:A:C4	2.87	0.43
25:YA:1870:C:H2'	25:YA:1871:A:O4'	2.18	0.43
25:YA:1903:G:OP2	27:YD:241:PRO:HB2	2.19	0.43
25:YA:1910:G:H1	25:YA:1920:C:N4	2.15	0.43
25:YA:1916:A:H2'	25:YA:1917:U:O4'	2.18	0.43
25:YA:2308:G:H22	25:YA:2311:A:H2	1.66	0.43
27:YD:132:PRO:HG3	27:YD:190:TYR:CE1	2.54	0.43
35:YP:126:VAL:HG22	35:YP:145:PRO:HG2	2.00	0.43
37:YR:33:ARG:HH21	51:Y5:55:ARG:HG2	1.82	0.43
44:YY:67:LEU:HD12	44:YY:67:LEU:HA	1.78	0.43
44:YY:80:GLY:O	44:YY:81:LYS:HG3	2.18	0.43
45:YZ:52:SER:O	45:YZ:52:SER:OG	2.30	0.43
47:Y1:94:LEU:HD23	47:Y1:94:LEU:HA	1.82	0.43
50:Y4:43:TYR:CD1	50:Y4:43:TYR:C	2.92	0.43
53:Y7:47:ARG:HB2	53:Y7:48:LYS:H	1.59	0.43
1:QA:157:G:H1	1:QA:164:U:H3	1.66	0.43
1:QA:842:C:O2'	1:QA:848:C:N4	2.51	0.43
1:QA:857:C:H2'	1:QA:858:G:O4'	2.19	0.43

*Continued on next page...*

*Continued from previous page...*

Atom-1	Atom-2	Interatomic distance (Å)	Clash overlap (Å)
1:QA:1321:C:H4'	13:QM:87:TYR:CZ	2.54	0.43
1:QA:1511:G:H2'	1:QA:1512:U:O4'	2.19	0.43
4:QD:133:VAL:HG12	4:QD:135:LEU:H	1.83	0.43
6:QF:99:ALA:HB1	18:QR:23:LYS:HZ2	1.83	0.43
8:QH:13:ILE:O	8:QH:17:THR:HG23	2.19	0.43
9:QI:112:LYS:HD3	9:QI:113:LYS:O	2.18	0.43
14:QN:47:LEU:HD23	14:QN:47:LEU:HA	1.74	0.43
25:RA:519:U:H2'	25:RA:520:G:C8	2.54	0.43
25:RA:1101:U:H2'	25:RA:1102:C:H6	1.83	0.43
25:RA:1291:C:H2'	25:RA:1292:U:C6	2.52	0.43
25:RA:1728:G:H5'	25:RA:1729:A:OP2	2.18	0.43
25:RA:1780:A:O2'	25:RA:1781:C:O2	2.31	0.43
25:RA:2170:A:H2'	25:RA:2171:A:O4'	2.18	0.43
28:RE:14:ILE:H	28:RE:21:VAL:HA	1.84	0.43
28:RE:179:GLU:HB3	28:RE:181:LEU:HD22	1.99	0.43
35:RP:65:ARG:O	35:RP:68:GLN:NE2	2.50	0.43
38:RS:88:ASP:CG	38:RS:89:ARG:H	2.21	0.43
42:RW:20:VAL:HG22	42:RW:47:VAL:HG21	2.00	0.43
44:RY:46:LYS:HB2	44:RY:61:ILE:HG22	1.99	0.43
44:RY:55:TYR:CD1	44:RY:55:TYR:N	2.87	0.43
54:R8:58:ILE:HA	54:R8:61:LEU:HD21	2.01	0.43
1:XA:22:G:H2'	1:XA:23:C:C6	2.53	0.43
2:XB:100:GLY:N	2:XB:176:GLU:OE2	2.47	0.43
4:XD:196:LEU:O	4:XD:198:VAL:N	2.51	0.43
17:XQ:62:SER:HB3	17:XQ:72:ARG:HE	1.84	0.43
22:XV:2:C:C2'	22:XV:3:G:H5'	2.48	0.43
25:YA:226:G:H2'	25:YA:227:A:C8	2.54	0.43
25:YA:265:A:O2'	25:YA:266:G:H4'	2.18	0.43
25:YA:273(C):C:N4	25:YA:363(C):G:H1	2.15	0.43
25:YA:363(A):A:H2'	25:YA:363(B):G:C8	2.54	0.43
25:YA:1952:A:C5	34:YO:22:ILE:HD12	2.54	0.43
25:YA:2615:U:C2	51:Y5:7:PRO:HA	2.52	0.43
28:YE:14:ILE:HG23	28:YE:15:PHE:N	2.34	0.43
28:YE:119:ARG:HG2	28:YE:160:TYR:HB2	2.00	0.43
31:YH:152:ARG:O	31:YH:153:LYS:HB2	2.19	0.43
38:YS:39:ILE:HD12	38:YS:85:VAL:HG11	2.00	0.43
41:YV:55:ALA:HB2	41:YV:101:GLY:HA2	2.00	0.43
45:YZ:52:SER:C	45:YZ:54:HIS:H	2.22	0.43
50:Y4:55:ARG:C	50:Y4:59:PHE:HB3	2.39	0.43
1:QA:601:C:H2'	1:QA:602:A:H8	1.83	0.43
2:QB:8:LYS:HE3	2:QB:11:LEU:HB3	2.01	0.43

*Continued on next page...*



*Continued from previous page...*

Atom-1	Atom-2	Interatomic distance (Å)	Clash overlap (Å)
2:QB:167:PRO:HG3	2:QB:188:ALA:HB2	2.01	0.43
12:QL:85:ILE:HD12	12:QL:85:ILE:HA	1.75	0.43
13:QM:44:ARG:HB2	13:QM:47:ASP:OD2	2.19	0.43
17:QQ:45:HIS:NE2	17:QQ:47:PRO:HG3	2.34	0.43
23:QW:16:U:H5'	23:QW:17:C:OP2	2.18	0.43
25:RA:631:A:H2'	25:RA:632:A:O4'	2.18	0.43
25:RA:671:C:H2'	25:RA:672:C:C6	2.54	0.43
25:RA:1308:A:H2'	25:RA:1309:G:O4'	2.17	0.43
25:RA:2133:G:O2'	25:RA:2158:A:N1	2.52	0.43
25:RA:2376:A:H2'	25:RA:2377:A:O4'	2.18	0.43
27:RD:35:LYS:HE3	27:RD:64:ILE:C	2.39	0.43
29:RF:9:ILE:HG23	29:RF:20:LEU:O	2.18	0.43
35:RP:18:ARG:HD2	35:RP:27:HIS:CD2	2.54	0.43
36:RQ:20:ALA:HA	36:RQ:98:LYS:HB3	2.00	0.43
39:RT:19:LEU:HA	39:RT:20:PRO:HD3	1.86	0.43
1:XA:134:A:H61	16:XP:25:ARG:NH1	2.17	0.43
1:XA:603:U:H2'	1:XA:604:G:C8	2.54	0.43
1:XA:636:U:H2'	1:XA:637:G:C8	2.54	0.43
1:XA:672:U:H2'	1:XA:673:G:C8	2.54	0.43
1:XA:1005:A:HO2'	1:XA:1037:C:HO2'	1.62	0.43
1:XA:1298:C:H4'	1:XA:1299:A:N9	2.34	0.43
1:XA:1301:U:O2	1:XA:1301:U:H2'	2.18	0.43
1:XA:1373:G:O3'	7:XG:36:LYS:NZ	2.51	0.43
1:XA:1392:G:H2'	1:XA:1393:U:C6	2.53	0.43
1:XA:1436:U:H2'	1:XA:1437:C:O4'	2.18	0.43
2:XB:7:VAL:HG21	2:XB:217:ARG:NH1	2.34	0.43
2:XB:212:GLN:NE2	2:XB:216:SER:HB2	2.34	0.43
5:XE:42:GLY:CA	5:XE:66:MET:HG2	2.48	0.43
5:XE:69:VAL:O	5:XE:71:LEU:N	2.51	0.43
7:XG:140:ASP:HA	7:XG:143:ARG:NH1	2.34	0.43
12:XL:59:ARG:NH1	12:XL:65:GLU:OE2	2.51	0.43
12:XL:110:VAL:CG2	12:XL:120:TYR:HB3	2.48	0.43
14:YN:6:LEU:HD23	14:YN:23:ARG:HH22	1.83	0.43
25:YA:1190:G:H5'	35:YP:32:THR:HA	2.01	0.43
25:YA:1231:G:H2'	25:YA:1232:G:C8	2.54	0.43
25:YA:1607:C:H5''	25:YA:1608:A:H5'	2.01	0.43
25:YA:1799:G:H4'	25:YA:1800:C:O5'	2.18	0.43
25:YA:2780:G:P	33:YN:118:LYS:HE2	2.58	0.43
26:YB:12:C:O2'	46:Y0:74:ARG:HG3	2.19	0.43
28:YE:4:ILE:HD12	28:YE:28:ALA:HB1	2.01	0.43
30:YG:31:VAL:HA	30:YG:32:PRO:HD3	1.83	0.43

*Continued on next page...*

*Continued from previous page...*

Atom-1	Atom-2	Interatomic distance (Å)	Clash overlap (Å)
30:YG:145:THR:O	30:YG:147:ASP:N	2.44	0.43
35:YP:5:ASP:O	35:YP:6:LEU:C	2.57	0.43
35:YP:15:ARG:O	35:YP:17:LYS:HG3	2.19	0.43
35:YP:30:THR:O	35:YP:33:ARG:HB2	2.18	0.43
44:YY:87:LYS:HB2	44:YY:87:LYS:NZ	2.34	0.43
50:Y4:6:HIS:HA	50:Y4:7:PRO:HD2	1.82	0.43
1:QA:24:U:H2'	1:QA:25:C:H6	1.84	0.43
1:QA:266:G:O2'	1:QA:267:C:OP2	2.32	0.43
1:QA:383:A:O5'	1:QA:383:A:H8	2.02	0.43
1:QA:1179:A:H2'	1:QA:1180:A:O4'	2.19	0.43
1:QA:1346:A:H2'	7:QG:10:ARG:HH22	1.83	0.43
1:QA:1488:G:H2'	1:QA:1489:G:C8	2.53	0.43
4:QD:155:LEU:O	4:QD:159:ARG:HG2	2.19	0.43
5:QE:18:ARG:HE	5:QE:18:ARG:HB3	1.52	0.43
8:QH:101:PRO:HG2	8:QH:133:LEU:HD11	2.01	0.43
9:QI:17:VAL:HG11	9:QI:81:ILE:HD13	2.00	0.43
25:RA:242:G:H3'	54:R8:6:THR:HG23	2.01	0.43
25:RA:1245:G:OP1	35:RP:13:ASN:ND2	2.50	0.43
25:RA:1444(A):A:H4'	25:RA:1460:A:O2'	2.18	0.43
25:RA:1492:G:H3'	25:RA:1493:C:H5'	2.01	0.43
25:RA:2058:A:H8	25:RA:2058:A:O5'	2.02	0.43
25:RA:2336:A:H61	46:R0:43:THR:CG2	2.32	0.43
25:RA:2517:C:C2	25:RA:2542:A:N6	2.87	0.43
25:RA:2563:U:H2'	25:RA:2565:A:OP2	2.19	0.43
25:RA:2749:A:H4'	31:RH:62:LYS:HB3	2.01	0.43
28:RE:34:VAL:HG23	28:RE:64:LYS:HZ2	1.84	0.43
32:RI:68:LEU:HA	32:RI:71:ILE:HG22	2.00	0.43
36:RQ:104:PHE:CE2	36:RQ:125:LEU:HD11	2.53	0.43
39:RT:107:ASP:O	39:RT:110:ILE:HG22	2.19	0.43
2:XB:172:ILE:O	2:XB:175:ARG:HB3	2.18	0.43
3:XC:149:ALA:HA	3:XC:201:TYR:O	2.18	0.43
5:XE:9:LYS:HB2	5:XE:9:LYS:HE3	1.89	0.43
6:XF:30:LEU:HB3	6:XF:35:ALA:HB3	2.01	0.43
13:XM:4:ILE:HG22	13:XM:5:ALA:N	2.34	0.43
19:XS:68:GLY:HA3	50:Y4:59:PHE:CE1	2.43	0.43
23:XW:60:U:O2'	23:XW:61:C:H5'	2.19	0.43
25:YA:118:A:N3	25:YA:178:G:H1'	2.34	0.43
25:YA:242:G:H1'	25:YA:243:U:OP2	2.18	0.43
25:YA:363(B):G:H2'	25:YA:363(C):G:C8	2.54	0.43
25:YA:507:A:H5''	25:YA:508:G:H5'	2.01	0.43
25:YA:579:G:O2'	25:YA:2019:A:OP1	2.29	0.43

*Continued on next page...*

*Continued from previous page...*

Atom-1	Atom-2	Interatomic distance (Å)	Clash overlap (Å)
25:YA:746:A:C6	25:YA:2611:U:H5''	2.54	0.43
25:YA:857:C:H1'	46:Y0:26:TYR:CE1	2.54	0.43
25:YA:2371:G:O2'	52:Y6:45:LYS:HB3	2.19	0.43
28:YE:201:THR:HG22	28:YE:203:LYS:H	1.83	0.43
30:YG:103:LEU:HA	30:YG:103:LEU:HD23	1.83	0.43
35:YP:113:LYS:HG2	35:YP:115:LEU:HD23	2.01	0.43
39:YT:80:SER:HA	39:YT:81:PRO:HD3	1.89	0.43
43:YX:53:LYS:H	43:YX:82:GLN:HB3	1.83	0.43
48:Y2:17:SER:HB3	48:Y2:67:LYS:HE3	2.00	0.43
48:Y2:61:LEU:HD23	48:Y2:61:LEU:HA	1.85	0.43
52:Y6:28:ARG:HH21	52:Y6:30:THR:HG23	1.84	0.43
1:QA:398:C:H2'	1:QA:399:G:H8	1.84	0.43
1:QA:579:G:H2'	1:QA:580:U:C6	2.54	0.43
1:QA:999:U:H2'	1:QA:1000:A:C8	2.54	0.43
3:QC:11:ARG:HB3	3:QC:15:THR:HB	2.01	0.43
13:QM:3:ARG:NH2	30:RG:139:LEU:HD13	2.34	0.43
25:RA:395:U:H2'	25:RA:396:G:C8	2.53	0.43
25:RA:2059:A:H5'	25:RA:2060:A:OP2	2.19	0.43
25:RA:2684:U:OP1	39:RT:53:ARG:HD3	2.19	0.43
25:RA:2849:U:O4	39:RT:23:ARG:NH2	2.40	0.43
28:RE:48:GLN:OE1	28:RE:64:LYS:NZ	2.52	0.43
28:RE:116:VAL:HG11	28:RE:138:PRO:HB3	2.01	0.43
29:RF:34:TRP:CE3	29:RF:35:GLU:HG2	2.54	0.43
31:RH:124:GLU:HB3	31:RH:132:ARG:CG	2.48	0.43
32:RI:31:LEU:HD11	32:RI:38:LEU:HG	2.00	0.43
34:RO:104:ARG:HD3	39:RT:36:GLU:OE2	2.19	0.43
36:RQ:81:VAL:C	36:RQ:82:ARG:CG	2.85	0.43
38:RS:12:PHE:HD1	38:RS:12:PHE:HA	1.72	0.43
44:RY:54:LYS:HB3	44:RY:55:TYR:CD1	2.53	0.43
45:RZ:48:PHE:CE1	45:RZ:52:SER:HA	2.54	0.43
52:R6:7:ILE:HG13	52:R6:8:LYS:H	1.84	0.43
1:XA:1316:G:H4'	14:XN:18:VAL:HG11	2.00	0.43
1:XA:1429:C:H2'	1:XA:1430:C:H6	1.83	0.43
1:XA:1494:G:N7	58:XA:1672:PAR:N32	2.66	0.43
6:XF:16:GLN:HA	6:XF:19:LEU:CB	2.49	0.43
8:XH:13:ILE:O	8:XH:17:THR:HG23	2.19	0.43
18:XR:56:THR:HB	18:XR:58:LEU:HD12	2.01	0.43
23:XW:72:C:H2'	23:XW:73:A:O4'	2.19	0.43
25:YA:630:G:N2	25:YA:633:A:OP2	2.45	0.43
25:YA:751:A:H5'	42:YW:90:ARG:HA	1.99	0.43
25:YA:897:C:H4'	45:YZ:182:LYS:HD2	2.01	0.43

*Continued on next page...*

*Continued from previous page...*

Atom-1	Atom-2	Interatomic distance (Å)	Clash overlap (Å)
25:YA:1342:A:OP1	43:YX:36:LYS:NZ	2.52	0.43
25:YA:1373:A:C6	25:YA:1374:G:C4	3.07	0.43
25:YA:1952:A:N3	25:YA:2560:C:O2'	2.49	0.43
27:YD:134:ARG:HD3	27:YD:135:PHE:CE1	2.54	0.43
28:YE:36:ARG:HH21	28:YE:88:GLY:CA	2.32	0.43
28:YE:111:ARG:HD2	28:YE:160:TYR:CE2	2.54	0.43
36:YQ:45:GLN:H	36:YQ:45:GLN:CD	2.22	0.43
38:YS:30:ARG:NH2	38:YS:92:TYR:CD1	2.87	0.43
47:Y1:58:ILE:HG23	47:Y1:87:PRO:HG3	2.01	0.43
49:Y3:7:LYS:HE2	49:Y3:32:GLN:O	2.19	0.43
50:Y4:14:ILE:HG13	50:Y4:31:ILE:HB	1.99	0.43
52:Y6:41:PRO:HG2	52:Y6:45:LYS:N	2.29	0.43
1:QA:384:G:H2'	1:QA:385:C:C6	2.54	0.42
1:QA:580:U:H2'	1:QA:581:G:O4'	2.18	0.42
1:QA:612:C:O2	1:QA:629:G:N2	2.52	0.42
1:QA:901:A:H8	1:QA:901:A:O5'	2.02	0.42
4:QD:158:ILE:HD13	4:QD:158:ILE:HA	1.82	0.42
6:QF:62:TRP:CH2	6:QF:64:GLN:HB2	2.54	0.42
7:QG:102:ARG:HG2	7:QG:106:GLN:OE1	2.19	0.42
8:QH:25:ASP:N	8:QH:25:ASP:OD1	2.50	0.42
13:QM:4:ILE:H	13:QM:9:ILE:HG22	1.84	0.42
18:QR:53:ARG:HH21	18:QR:60:ALA:N	2.17	0.42
23:QW:37:A:H2'	23:QW:38:A:O4'	2.19	0.42
25:RA:1005:C:O2'	33:RN:28:THR:HG21	2.18	0.42
25:RA:1022:G:H22	25:RA:1142(A):A:H2	1.66	0.42
25:RA:1543:A:HO2'	25:RA:1544:C:H3'	1.82	0.42
25:RA:2626:C:H2'	25:RA:2627:G:O4'	2.19	0.42
25:RA:2869:G:H2'	25:RA:2870:C:O4'	2.18	0.42
27:RD:169:GLU:N	27:RD:172:TYR:O	2.52	0.42
28:RE:117:MET:HB2	28:RE:122:PHE:O	2.18	0.42
33:RN:61:ARG:HA	33:RN:61:ARG:HE	1.82	0.42
40:RU:69:CYS:HB3	40:RU:106:PHE:CZ	2.54	0.42
41:RV:64:HIS:CG	41:RV:92:THR:HG22	2.52	0.42
45:RZ:111:VAL:HG13	45:RZ:112:ARG:H	1.83	0.42
45:RZ:115:GLY:HA2	45:RZ:175:VAL:O	2.19	0.42
46:R0:51:VAL:N	46:R0:62:LEU:HD12	2.33	0.42
52:R6:8:LYS:O	52:R6:27:LYS:HA	2.18	0.42
52:R6:17:LYS:HB3	52:R6:44:ARG:NH2	2.30	0.42
1:XA:377:G:OP1	16:XP:5:ARG:NH1	2.47	0.42
1:XA:755:G:OP2	15:XO:65:ARG:HG2	2.19	0.42
1:XA:1490:C:H2'	1:XA:1491:G:H8	1.84	0.42

*Continued on next page...*

*Continued from previous page...*

Atom-1	Atom-2	Interatomic distance (Å)	Clash overlap (Å)
7:XG:38:LEU:HD12	7:XG:38:LEU:O	2.20	0.42
25:YA:277:C:H3'	25:YA:278:A:C5'	2.49	0.42
25:YA:443:A:H1'	25:YA:1201:C:O4'	2.19	0.42
25:YA:512:G:OP1	25:YA:1234:U:O2'	2.33	0.42
25:YA:1291:C:H2'	25:YA:1292:U:C6	2.54	0.42
25:YA:1354:A:OP1	27:YD:38:LYS:HE2	2.18	0.42
25:YA:1794:U:H2'	25:YA:1795:C:C6	2.53	0.42
25:YA:2364:C:H2'	25:YA:2365:G:O4'	2.18	0.42
25:YA:2564:A:C2	25:YA:2647:U:H4'	2.53	0.42
25:YA:2783:G:H2'	25:YA:2784:C:C6	2.54	0.42
26:YB:81:G:O6	26:YB:95:U:C2	2.72	0.42
27:YD:248:SER:HB3	27:YD:252:TRP:CD2	2.54	0.42
31:YH:126:PRO:HB2	31:YH:127:GLU:H	1.59	0.42
33:YN:134:ARG:H	33:YN:135:PRO:HD3	1.83	0.42
34:YO:88:ASN:ND2	34:YO:92:GLU:HB2	2.23	0.42
41:YV:64:HIS:ND1	41:YV:92:THR:HG22	2.34	0.42
1:QA:701:C:H1'	1:QA:703:G:C6	2.54	0.42
1:QA:986:A:N3	19:QS:52:TYR:OH	2.46	0.42
1:QA:1192:C:O2	5:QE:25:ARG:NH2	2.50	0.42
4:QD:108:LEU:HD21	4:QD:183:GLY:HA3	2.01	0.42
9:QI:48:GLU:N	9:QI:49:PRO:HD2	2.34	0.42
15:QO:25:THR:HG21	15:QO:70:LEU:HB2	2.00	0.42
18:QR:29:PHE:N	18:QR:29:PHE:CD1	2.87	0.42
19:QS:41:VAL:HG12	19:QS:44:MET:HB2	2.02	0.42
25:RA:622:G:H2'	25:RA:623:G:C8	2.54	0.42
25:RA:994:C:OP1	40:RU:53:ARG:NH2	2.52	0.42
25:RA:1126:A:H8	25:RA:1126:A:OP1	2.03	0.42
25:RA:1756:G:H4'	25:RA:1758:G:O4'	2.19	0.42
25:RA:2319:G:O6	38:RS:4:LEU:HB2	2.19	0.42
25:RA:2695:C:H2'	25:RA:2696:U:H6	1.84	0.42
28:RE:22:PRO:HD2	28:RE:22:PRO:O	2.19	0.42
31:RH:153:LYS:HD2	31:RH:153:LYS:N	2.33	0.42
33:RN:89:LYS:O	33:RN:93:THR:HG22	2.19	0.42
33:RN:96:GLU:HB2	33:RN:122:VAL:HG12	2.00	0.42
35:RP:100:LEU:HA	35:RP:100:LEU:HD22	1.77	0.42
45:RZ:69:THR:HG22	45:RZ:90:VAL:HA	1.99	0.42
1:XA:19:C:OP1	5:XE:125:SER:OG	2.29	0.42
1:XA:397:A:H5'	1:XA:398:C:OP1	2.19	0.42
1:XA:769:G:H4'	1:XA:1513:A:H4'	2.00	0.42
1:XA:1352:C:N4	1:XA:1370:G:H1	2.13	0.42
2:XB:68:ILE:HB	2:XB:70:PHE:HE1	1.84	0.42

*Continued on next page...*

*Continued from previous page...*

Atom-1	Atom-2	Interatomic distance (Å)	Clash overlap (Å)
6:XF:100:ASN:ND2	18:XR:26:LEU:O	2.51	0.42
10:XJ:6:ILE:HG22	10:XJ:98:ILE:HG23	2.02	0.42
12:XL:28:LYS:HB3	12:XL:30:ALA:HB2	2.01	0.42
25:YA:278:A:H4'	25:YA:279:C:OP1	2.19	0.42
25:YA:323:G:H1'	25:YA:1205:U:O2	2.19	0.42
25:YA:372:G:O2'	25:YA:373:U:P	2.77	0.42
25:YA:845:G:H8	25:YA:845:G:OP2	2.02	0.42
25:YA:1063:G:H22	25:YA:1076:C:H1'	1.84	0.42
25:YA:2336:A:H61	46:Y0:43:THR:HG21	1.84	0.42
25:YA:2448:A:OP2	25:YA:2499:C:OP2	2.36	0.42
35:YP:125:VAL:CG1	35:YP:138:LEU:HD21	2.49	0.42
45:YZ:8:TYR:HA	45:YZ:62:PRO:HD3	2.00	0.42
48:Y2:8:LYS:HB2	48:Y2:8:LYS:HE3	1.83	0.42
1:QA:24:U:H2'	1:QA:25:C:C6	2.54	0.42
1:QA:296:U:H2'	1:QA:297:G:C8	2.54	0.42
1:QA:542:G:H5'	4:QD:41:GLY:HA3	2.00	0.42
1:QA:1226:C:H4'	19:QS:80:TYR:OH	2.20	0.42
1:QA:1367:C:H5'	10:QJ:60:ARG:NH2	2.35	0.42
1:QA:1499:A:H1'	1:QA:1520:G:H5'	2.01	0.42
2:QB:130:ARG:HA	2:QB:131:PRO:HD3	1.81	0.42
7:QG:153:HIS:HB3	11:QK:58:PRO:HG2	2.01	0.42
11:QK:120:ARG:HA	11:QK:121:PRO:HD3	1.87	0.42
17:QQ:29:HIS:CG	17:QQ:30:PRO:HD2	2.54	0.42
25:RA:177:G:H3'	25:RA:178:G:C8	2.52	0.42
25:RA:1184:G:OP1	49:R3:29:ARG:NH1	2.51	0.42
25:RA:1188:U:H4'	41:RV:79:VAL:HG22	2.00	0.42
25:RA:1508:A:O2'	25:RA:1509:C:O4'	2.36	0.42
25:RA:2017:U:O2	51:R5:10:LYS:HB2	2.19	0.42
25:RA:2679:A:H4'	28:RE:165:VAL:HG11	2.01	0.42
25:RA:2820:A:C6	37:RR:4:LEU:HD11	2.54	0.42
26:RB:37:C:N3	26:RB:48:A:O2'	2.47	0.42
27:RD:123:ALA:HA	27:RD:124:PRO:HD2	1.77	0.42
32:RI:52:ARG:CB	32:RI:56:LYS:CB	2.88	0.42
32:RI:88:ILE:HG12	32:RI:88:ILE:H	1.65	0.42
37:RR:113:LEU:HD12	37:RR:113:LEU:HA	1.88	0.42
38:RS:93:LYS:HE3	38:RS:93:LYS:HB2	1.65	0.42
40:RU:83:LEU:HD12	40:RU:113:ALA:HB2	2.01	0.42
6:XF:95:GLU:HA	6:XF:96:PRO:HD3	1.87	0.42
8:XH:104:ARG:HD2	8:XH:138:TRP:CD2	2.53	0.42
9:XI:91:ASP:C	9:XI:93:ARG:H	2.21	0.42
25:YA:71:A:H62	25:YA:114:U:H1'	1.84	0.42

*Continued on next page...*

*Continued from previous page...*

Atom-1	Atom-2	Interatomic distance (Å)	Clash overlap (Å)
25:YA:305:U:H2'	25:YA:306:U:C6	2.54	0.42
25:YA:391:G:O2'	25:YA:410:G:OP1	2.30	0.42
25:YA:740:U:H2'	25:YA:741:G:H8	1.84	0.42
25:YA:1567:A:H5'	27:YD:58:HIS:CG	2.54	0.42
25:YA:2392:A:H2	25:YA:2424:C:H42	1.68	0.42
25:YA:2629:A:O2'	25:YA:2630:G:H5''	2.19	0.42
28:YE:201:THR:HG22	28:YE:203:LYS:N	2.34	0.42
30:YG:64:THR:CG2	30:YG:66:GLN:H	2.28	0.42
31:YH:126:PRO:HG2	31:YH:128:PRO:HA	2.00	0.42
33:YN:96:GLU:HG2	33:YN:97:ARG:H	1.84	0.42
35:YP:39:LYS:HG3	35:YP:45:LEU:CD2	2.45	0.42
39:YT:45:PHE:CE1	39:YT:65:LYS:HE3	2.55	0.42
39:YT:58:ASN:C	39:YT:58:ASN:HD22	2.23	0.42
45:YZ:6:LYS:HB2	45:YZ:6:LYS:HE3	1.88	0.42
49:Y3:4:LEU:HD22	49:Y3:56:VAL:HG12	2.01	0.42
53:Y7:25:PRO:HA	53:Y7:28:ARG:CZ	2.49	0.42
1:QA:812:C:H1'	1:QA:813:U:OP2	2.19	0.42
1:QA:1306:A:H1'	1:QA:1332:A:C2	2.55	0.42
2:QB:21:ARG:HG3	2:QB:38:GLY:O	2.19	0.42
2:QB:44:LEU:H	2:QB:44:LEU:HD12	1.83	0.42
2:QB:217:ARG:HE	2:QB:217:ARG:HB2	1.29	0.42
3:QC:59:ARG:HH12	3:QC:97:LYS:HE3	1.84	0.42
3:QC:148:GLY:HA3	3:QC:172:ARG:O	2.18	0.42
4:QD:11:LEU:HD22	4:QD:66:ARG:HD3	2.02	0.42
4:QD:29:PRO:C	4:QD:30:LYS:HD3	2.39	0.42
4:QD:120:LEU:HD23	4:QD:120:LEU:HA	1.86	0.42
4:QD:165:MET:O	4:QD:166:LYS:C	2.54	0.42
6:QF:15:ASP:OD2	6:QF:18:GLN:CG	2.66	0.42
10:QJ:54:PHE:HB3	10:QJ:55:LYS:H	1.69	0.42
10:QJ:79:ARG:HD3	10:QJ:79:ARG:HA	1.78	0.42
14:QN:41:ARG:NH2	14:QN:42:ILE:HD11	2.35	0.42
19:QS:10:PHE:CG	19:QS:11:VAL:N	2.88	0.42
23:QW:67:C:H2'	23:QW:68:C:C6	2.54	0.42
25:RA:459:U:H4'	53:R7:40:TRP:CZ3	2.55	0.42
25:RA:464:U:H2'	25:RA:465:G:O4'	2.19	0.42
25:RA:581:C:OP1	40:RU:33:ARG:HG3	2.20	0.42
25:RA:987:G:H2'	25:RA:988:A:O4'	2.20	0.42
25:RA:1543:A:H2	25:RA:1545:A:C8	2.35	0.42
25:RA:1819:A:H4'	25:RA:1820:U:O5'	2.18	0.42
25:RA:2119:A:C2	25:RA:2171:A:H1'	2.55	0.42
25:RA:2630:G:H2'	25:RA:2631:G:C8	2.55	0.42

*Continued on next page...*

*Continued from previous page...*

Atom-1	Atom-2	Interatomic distance (Å)	Clash overlap (Å)
25:RA:2633:G:H2'	25:RA:2634:G:O4'	2.18	0.42
25:RA:2723:C:OP2	28:RE:109:LYS:NZ	2.52	0.42
27:RD:33:LEU:HB3	27:RD:34:VAL:H	1.64	0.42
28:RE:9:VAL:HG23	28:RE:26:ILE:HA	2.00	0.42
29:RF:78:ILE:H	29:RF:78:ILE:HG13	1.66	0.42
31:RH:16:SER:OG	31:RH:26:VAL:O	2.30	0.42
33:RN:30:ILE:HG23	33:RN:52:VAL:HG11	1.99	0.42
38:RS:39:ILE:HD11	38:RS:73:LEU:HD11	2.00	0.42
45:RZ:181:GLU:HB3	45:RZ:182:LYS:H	1.61	0.42
1:XA:258:G:H2'	1:XA:259:G:H8	1.84	0.42
1:XA:598:U:H4'	8:XH:94:TYR:CD2	2.55	0.42
1:XA:690:G:H22	11:XK:55:LYS:HZ2	1.67	0.42
1:XA:1255:G:OP1	10:XJ:45:ARG:NH2	2.52	0.42
19:XS:64:GLU:HG3	50:Y4:55:ARG:NH1	2.34	0.42
25:YA:94:G:H2'	25:YA:95:G:O4'	2.19	0.42
25:YA:434:U:H1'	25:YA:435:C:H5	1.84	0.42
25:YA:1926:U:O2'	25:YA:1928:A:N7	2.46	0.42
25:YA:2563:U:H1'	25:YA:2566:A:N6	2.34	0.42
25:YA:2655:G:O2'	25:YA:2656:U:P	2.77	0.42
25:YA:2712:U:O2'	25:YA:2712(A):A:C8	2.73	0.42
26:YB:14:U:O3'	26:YB:107:U:O2'	2.35	0.42
27:YD:36:PRO:CB	27:YD:61:LEU:HB3	2.50	0.42
30:YG:16:ARG:N	30:YG:17:PRO:HD2	2.34	0.42
31:YH:15:VAL:HG11	31:YH:79:VAL:CG2	2.45	0.42
31:YH:159:GLU:O	31:YH:160:LYS:HG2	2.19	0.42
35:YP:1:MET:HB3	35:YP:2:LYS:H	1.61	0.42
36:YQ:39:PRO:HA	36:YQ:97:VAL:O	2.20	0.42
36:YQ:76:LYS:HG3	36:YQ:77:LYS:N	2.35	0.42
38:YS:81:GLY:O	38:YS:83:LYS:N	2.53	0.42
42:YW:86:LEU:HD22	42:YW:96:ILE:HD12	2.01	0.42
49:Y3:8:LEU:HB3	49:Y3:31:LEU:HA	2.01	0.42
54:Y8:52:LYS:N	54:Y8:53:PRO:HD2	2.33	0.42
1:QA:464:G:C6	1:QA:466:C:H5'	2.54	0.42
1:QA:514:C:H2'	1:QA:515:G:C8	2.54	0.42
1:QA:707:C:H2'	1:QA:708:C:C6	2.55	0.42
1:QA:1162:C:H42	1:QA:1174:G:H1	1.68	0.42
1:QA:1170:A:H8	1:QA:1170:A:O5'	2.02	0.42
1:QA:1292:U:H2'	1:QA:1293:G:C8	2.54	0.42
2:QB:92:TYR:CD1	2:QB:151:GLY:HA3	2.55	0.42
6:QF:22:GLU:O	6:QF:26:ILE:HG13	2.19	0.42
11:QK:41:THR:HG22	11:QK:42:TRP:N	2.34	0.42

*Continued on next page...*



*Continued from previous page...*

Atom-1	Atom-2	Interatomic distance (Å)	Clash overlap (Å)
15:QO:48:LYS:HD3	15:QO:48:LYS:HA	1.76	0.42
25:RA:139:G:N2	25:RA:141:A:N1	2.64	0.42
25:RA:323:G:C2	25:RA:333:G:H1'	2.54	0.42
25:RA:323:G:H2'	29:RF:169:ASN:ND2	2.35	0.42
25:RA:884:C:N3	25:RA:892:G:C6	2.87	0.42
25:RA:1470:G:N2	25:RA:1522:G:OP2	2.52	0.42
25:RA:1641:A:H2'	25:RA:1642:G:O4'	2.20	0.42
25:RA:1860:G:H2'	25:RA:1861:G:H8	1.84	0.42
25:RA:2282:G:H4'	25:RA:2389:G:O2'	2.20	0.42
30:RG:97:ASP:HA	30:RG:100:TRP:HD1	1.85	0.42
30:RG:159:VAL:HG21	30:RG:173:LEU:HD11	2.00	0.42
31:RH:6:ARG:HG3	31:RH:7:LEU:HG	2.01	0.42
39:RT:26:ASP:HB3	39:RT:92:GLY:N	2.18	0.42
40:RU:75:ASN:HB2	40:RU:78:THR:H	1.85	0.42
44:RY:50:ARG:H	44:RY:50:ARG:HG2	1.67	0.42
45:RZ:169:GLU:O	45:RZ:171:ILE:HG23	2.19	0.42
1:XA:58:C:O2'	1:XA:388:G:N7	2.42	0.42
1:XA:272:C:H2'	1:XA:273:A:C8	2.55	0.42
1:XA:514:C:H2'	1:XA:515:G:C8	2.54	0.42
1:XA:626:U:H2'	1:XA:627:G:C8	2.55	0.42
2:XB:7:VAL:HG11	2:XB:217:ARG:CZ	2.49	0.42
5:XE:131:ILE:HD13	5:XE:131:ILE:HA	1.85	0.42
9:XI:32:ASP:OD1	9:XI:33:PHE:N	2.53	0.42
18:XR:43:PHE:CE1	18:XR:58:LEU:HD11	2.54	0.42
20:XT:50:GLU:HG3	20:XT:51:GLU:N	2.33	0.42
25:YA:911:A:H2'	36:YQ:9:TYR:OH	2.20	0.42
25:YA:1179:C:H2'	25:YA:1180:C:O4'	2.20	0.42
25:YA:1497:U:H5''	25:YA:1498:C:H5	1.83	0.42
25:YA:1803:A:O2'	27:YD:259:THR:HG21	2.18	0.42
25:YA:2052:G:C4	25:YA:2053:G:C8	3.07	0.42
25:YA:2647:U:H2'	25:YA:2648:C:C6	2.55	0.42
27:YD:25:THR:HG22	27:YD:82:ILE:H	1.84	0.42
27:YD:35:LYS:HE3	27:YD:64:ILE:N	2.35	0.42
28:YE:57:LYS:HD2	28:YE:57:LYS:HA	1.87	0.42
29:YF:45:ARG:HH11	29:YF:45:ARG:CG	2.33	0.42
52:Y6:15:GLU:HG2	52:Y6:49:HIS:NE2	2.34	0.42
1:QA:836:G:C6	1:QA:851:G:C6	3.08	0.42
1:QA:1386:G:H2'	1:QA:1387:G:H8	1.83	0.42
3:QC:112:SER:O	3:QC:116:VAL:HG23	2.20	0.42
5:QE:47:LYS:HE2	5:QE:47:LYS:HB2	1.82	0.42
12:QL:38:THR:HG21	12:QL:65:GLU:OE2	2.19	0.42

*Continued on next page...*

*Continued from previous page...*

Atom-1	Atom-2	Interatomic distance (Å)	Clash overlap (Å)
25:RA:247:G:H4'	25:RA:386:G:C4	2.54	0.42
25:RA:456:C:O2'	25:RA:457:A:H5'	2.19	0.42
25:RA:579:G:O2'	25:RA:2019:A:OP1	2.29	0.42
25:RA:918:A:N3	26:RB:80:U:O2'	2.41	0.42
25:RA:1016:G:H2'	25:RA:1017:G:O4'	2.19	0.42
25:RA:1794:U:H2'	25:RA:1795:C:H6	1.83	0.42
25:RA:2422:A:H2'	25:RA:2424:C:C6	2.55	0.42
25:RA:2517:C:O3'	25:RA:2518:A:H3'	2.19	0.42
30:RG:173:LEU:O	30:RG:178:PHE:HB2	2.20	0.42
37:RR:63:ARG:HA	37:RR:80:PHE:CZ	2.54	0.42
43:RX:44:GLU:O	43:RX:48:LYS:N	2.52	0.42
43:RX:60:ARG:HH12	53:R7:47:ARG:NH2	2.12	0.42
45:RZ:103:ARG:HD3	45:RZ:136:PHE:CG	2.54	0.42
54:R8:4:MET:SD	54:R8:61:LEU:HD12	2.59	0.42
54:R8:59:LYS:HB2	54:R8:59:LYS:NZ	2.35	0.42
1:XA:718:G:N2	18:XR:82:THR:HG23	2.34	0.42
1:XA:792:A:O2'	1:XA:794:A:N7	2.41	0.42
1:XA:1225:A:N3	1:XA:1225:A:H2'	2.35	0.42
1:XA:1446:A:O2'	1:XA:1447:G:P	2.78	0.42
3:XC:32:LEU:HD22	3:XC:59:ARG:NH1	2.34	0.42
3:XC:91:LEU:O	3:XC:95:THR:OG1	2.19	0.42
25:YA:71:A:N6	25:YA:114:U:H1'	2.34	0.42
25:YA:127:A:H5''	25:YA:128:C:C6	2.54	0.42
25:YA:787:U:H5''	25:YA:788:A:H5'	2.02	0.42
25:YA:1747:G:H2'	25:YA:1748:G:H8	1.84	0.42
25:YA:1838:C:H4'	25:YA:1839:G:H8	1.84	0.42
25:YA:2667:C:H1'	31:YH:109:PHE:CD1	2.55	0.42
25:YA:2816:C:O2	25:YA:2883:A:O2'	2.36	0.42
38:YS:83:LYS:NZ	38:YS:109:GLY:HA2	2.33	0.42
38:YS:106:ARG:HA	38:YS:110:LEU:CD2	2.47	0.42
41:YV:65:GLY:O	41:YV:90:PRO:HA	2.20	0.42
46:Y0:53:MET:CB	46:Y0:59:LEU:HD23	2.50	0.42
52:Y6:14:THR:HG21	52:Y6:19:ARG:HH21	1.85	0.42
1:QA:630:G:O3'	1:QA:631:G:H4'	2.19	0.42
1:QA:648:A:H2'	1:QA:649:G:C8	2.55	0.42
1:QA:662:G:H2'	1:QA:663:A:H8	1.84	0.42
1:QA:728:A:H2'	1:QA:729:A:C8	2.55	0.42
1:QA:828:A:H2'	1:QA:829:G:O4'	2.20	0.42
1:QA:1036:G:H5'	1:QA:1037:C:OP2	2.18	0.42
1:QA:1264:C:H2'	1:QA:1265:G:C8	2.54	0.42
2:QB:27:LYS:HD2	2:QB:193:ASP:CB	2.46	0.42

*Continued on next page...*

*Continued from previous page...*

Atom-1	Atom-2	Interatomic distance (Å)	Clash overlap (Å)
5:QE:79:GLU:HB3	5:QE:92:LYS:HA	2.02	0.42
10:QJ:22:LYS:HB3	10:QJ:22:LYS:HE3	1.68	0.42
10:QJ:76:ASN:HA	10:QJ:77:PRO:HD2	1.85	0.42
15:QO:43:LEU:HA	15:QO:43:LEU:HD23	1.74	0.42
17:QQ:10:VAL:HG13	17:QQ:19:VAL:HB	2.01	0.42
25:RA:184:C:H2'	25:RA:185:U:C6	2.55	0.42
25:RA:1803:A:H4'	27:RD:259:THR:HG23	2.01	0.42
25:RA:2021:C:OP1	51:R5:12:SER:OG	2.37	0.42
25:RA:2437:U:H2'	25:RA:2438:U:C6	2.55	0.42
25:RA:2729:G:H1'	28:RE:187:ALA:HB2	2.01	0.42
26:RB:5:C:OP1	26:RB:61:G:O2'	2.33	0.42
26:RB:52:A:O2'	26:RB:53:A:N7	2.51	0.42
27:RD:96:HIS:NE2	27:RD:102:LYS:HE2	2.34	0.42
28:RE:78:LEU:HG	28:RE:79:ARG:NE	2.35	0.42
29:RF:182:ASN:O	29:RF:186:ILE:HG12	2.20	0.42
30:RG:151:ALA:HB3	30:RG:153:ARG:NH1	2.35	0.42
33:RN:35:ARG:HB2	33:RN:42:TRP:CZ3	2.55	0.42
48:R2:70:GLN:O	48:R2:71:ASN:HB2	2.19	0.42
50:R4:14:ILE:HG22	50:R4:24:THR:HG22	2.01	0.42
52:R6:28:ARG:HB3	52:R6:30:THR:H	1.84	0.42
53:R7:47:ARG:HB2	53:R7:48:LYS:H	1.68	0.42
1:XA:89:U:HO2'	1:XA:90:C:P	2.40	0.42
1:XA:426:G:OP1	4:XD:36:ARG:NH1	2.45	0.42
1:XA:1286:A:H2'	1:XA:1287:A:H4'	2.01	0.42
1:XA:1399:C:C2	1:XA:1502:A:N6	2.88	0.42
2:XB:223:ILE:HA	2:XB:226:ARG:HB3	2.02	0.42
7:XG:15:ASP:O	7:XG:19:GLY:HA2	2.20	0.42
8:XH:121:ASP:OD1	8:XH:121:ASP:N	2.47	0.42
13:XM:80:ARG:HE	50:Y4:71:ARG:NH2	2.10	0.42
25:YA:328:U:H4'	44:YY:68:HIS:CD2	2.55	0.42
25:YA:704:G:H2'	25:YA:726:G:H22	1.85	0.42
25:YA:994:C:OP1	40:YU:53:ARG:NH2	2.52	0.42
25:YA:1265:A:H8	25:YA:1265:A:OP1	2.01	0.42
25:YA:2124:G:H2'	25:YA:2125:G:O4'	2.19	0.42
25:YA:2378:A:H8	25:YA:2378:A:O5'	2.01	0.42
25:YA:2821:A:OP1	28:YE:110:GLY:N	2.40	0.42
27:YD:25:THR:HG21	27:YD:81:ALA:HA	2.02	0.42
33:YN:46:VAL:HG13	33:YN:48:MET:HG3	2.02	0.42
34:YO:21:CYS:O	34:YO:22:ILE:HD13	2.20	0.42
35:YP:36:LYS:HB3	35:YP:40:SER:CB	2.49	0.42
38:YS:60:GLY:O	38:YS:61:ASN:HB3	2.18	0.42

*Continued on next page...*

*Continued from previous page...*

Atom-1	Atom-2	Interatomic distance (Å)	Clash overlap (Å)
39:YT:26:ASP:HB2	39:YT:91:ARG:HA	2.00	0.42
44:YY:51:VAL:HG23	44:YY:57:GLN:N	2.35	0.42
46:Y0:27:GLU:HB2	46:Y0:69:PHE:CD1	2.53	0.42
1:QA:389:A:H2'	1:QA:390:C:O4'	2.20	0.42
1:QA:518:C:H5'	1:QA:530:G:O4'	2.20	0.42
1:QA:939:G:H2'	1:QA:940:C:C6	2.55	0.42
1:QA:1216:G:H5''	14:QN:5:ALA:HB2	2.02	0.42
1:QA:1320:C:N4	19:QS:36:ARG:HG3	2.35	0.42
2:QB:60:ASP:O	2:QB:64:ARG:HG2	2.19	0.42
2:QB:219:VAL:O	2:QB:223:ILE:HG13	2.19	0.42
3:QC:56:ASP:O	3:QC:66:VAL:HA	2.20	0.42
3:QC:134:ILE:HD11	3:QC:153:VAL:HG21	2.02	0.42
10:QJ:81:THR:C	10:QJ:83:GLU:H	2.23	0.42
13:QM:80:ARG:HB2	50:R4:71:ARG:NH2	2.35	0.42
15:QO:87:ILE:HG22	15:QO:88:ARG:N	2.35	0.42
22:QV:28:C:H2'	22:QV:29:G:C8	2.54	0.42
23:QW:57:G:H2'	23:QW:58:A:H5'	2.01	0.42
25:RA:467:G:OP1	53:R7:33:ARG:NH1	2.51	0.42
25:RA:590:A:H2'	25:RA:591:C:C6	2.55	0.42
25:RA:1051:G:H2'	25:RA:1052:C:O4'	2.19	0.42
25:RA:1479:G:H2'	25:RA:1480:G:O4'	2.20	0.42
25:RA:1991:U:H2'	25:RA:1992:G:H5''	2.01	0.42
25:RA:2391:G:C6	25:RA:2427:C:H1'	2.55	0.42
25:RA:2392:A:H2	25:RA:2424:C:H42	1.65	0.42
26:RB:17:C:H2'	26:RB:18:G:O4'	2.19	0.42
27:RD:245:PRO:HA	27:RD:246:PRO:HD3	1.95	0.42
28:RE:21:VAL:HG23	28:RE:22:PRO:CG	2.41	0.42
29:RF:28:ILE:H	29:RF:28:ILE:HG13	1.68	0.42
31:RH:105:LEU:HD22	31:RH:113:VAL:HB	2.01	0.42
31:RH:164:TYR:O	31:RH:166:GLY:N	2.52	0.42
38:RS:14:VAL:HG11	38:RS:90:GLY:O	2.19	0.42
42:RW:34:ASN:ND2	51:R5:39:MET:HG3	2.35	0.42
42:RW:75:TYR:CZ	42:RW:104:THR:HG21	2.55	0.42
47:R1:90:ILE:O	47:R1:94:LEU:HB2	2.20	0.42
52:R6:45:LYS:HD3	52:R6:45:LYS:HA	1.75	0.42
1:XA:163:C:H2'	1:XA:164:U:C6	2.55	0.42
1:XA:530:G:O6	24:XX:21:C:H1'	2.20	0.42
1:XA:836:G:C6	1:XA:851:G:C6	3.08	0.42
1:XA:1189:C:OP1	10:XJ:51:ARG:NH2	2.47	0.42
1:XA:1429:C:H2'	1:XA:1430:C:C6	2.55	0.42
1:XA:1465:C:H2'	1:XA:1466:C:O4'	2.20	0.42

*Continued on next page...*

*Continued from previous page...*

Atom-1	Atom-2	Interatomic distance (Å)	Clash overlap (Å)
2:XB:113:HIS:O	2:XB:116:GLU:HB2	2.20	0.42
9:XI:4:TYR:CE1	9:XI:88:TYR:HB2	2.55	0.42
13:XM:40:ASN:ND2	13:XM:43:THR:HG23	2.34	0.42
25:YA:247:G:H4'	25:YA:386:G:C4	2.55	0.42
25:YA:671:C:H2'	25:YA:672:C:C6	2.53	0.42
25:YA:2168:G:H2'	25:YA:2168:G:N3	2.34	0.42
25:YA:2378:A:C5	25:YA:2379:G:H1'	2.55	0.42
25:YA:2467:C:H4'	36:YQ:123:HIS:CD2	2.54	0.42
25:YA:2698:U:H2'	25:YA:2699:C:C6	2.55	0.42
35:YP:29:LYS:HD2	35:YP:30:THR:CG2	2.50	0.42
45:YZ:54:HIS:ND1	45:YZ:99:TYR:O	2.47	0.42
45:YZ:182:LYS:HE3	45:YZ:182:LYS:HB2	1.69	0.42
51:Y5:31:VAL:HG13	51:Y5:42:PRO:HG3	2.01	0.42
54:Y8:60:LEU:C	54:Y8:63:PRO:HD2	2.40	0.42
1:QA:328:C:H4'	1:QA:329:A:O5'	2.20	0.42
1:QA:596:C:H2'	1:QA:597:G:H8	1.84	0.42
1:QA:1285:A:H1'	1:QA:1286:A:OP2	2.20	0.42
1:QA:1314:C:H2'	1:QA:1315:U:C6	2.55	0.42
2:QB:88:ALA:HB2	2:QB:219:VAL:HG13	2.02	0.42
4:QD:122:ARG:O	4:QD:122:ARG:HD3	2.20	0.42
6:QF:15:ASP:O	6:QF:17:SER:N	2.53	0.42
7:QG:13:GLN:O	7:QG:24:THR:HG21	2.20	0.42
8:QH:54:ASP:O	8:QH:56:LYS:HG3	2.20	0.42
11:QK:48:ILE:HG23	11:QK:63:LEU:HD22	2.01	0.42
12:QL:11:VAL:HG11	17:QQ:36:ILE:HG21	2.00	0.42
18:QR:53:ARG:HE	18:QR:59:SER:C	2.22	0.42
25:RA:921:G:H4'	25:RA:2269:A:C5	2.55	0.42
25:RA:1268:A:OP1	25:RA:2006:C:OP1	2.37	0.42
25:RA:1321:A:H2'	25:RA:1322:A:O4'	2.19	0.42
25:RA:2215:G:H2'	25:RA:2216:G:H8	1.85	0.42
25:RA:2415:G:H5'	35:RP:67:MET:H	1.85	0.42
27:RD:35:LYS:HB3	27:RD:36:PRO:HA	2.01	0.42
29:RF:184:TYR:O	29:RF:188:ARG:HG3	2.19	0.42
30:RG:47:LYS:HD3	30:RG:81:LYS:CB	2.49	0.42
30:RG:116:ASP:OD1	30:RG:116:ASP:N	2.53	0.42
31:RH:4:ILE:HB	31:RH:6:ARG:HG2	2.01	0.42
36:RQ:18:LYS:HB3	36:RQ:19:GLY:H	1.50	0.42
38:RS:78:LEU:HD23	38:RS:78:LEU:HA	1.86	0.42
45:RZ:94:GLU:HB2	45:RZ:130:PRO:HD2	2.02	0.42
49:R3:35:ARG:HB3	49:R3:37:LEU:HD21	2.01	0.42
1:XA:201:C:H42	1:XA:216:G:H1	1.66	0.42

*Continued on next page...*

*Continued from previous page...*

Atom-1	Atom-2	Interatomic distance (Å)	Clash overlap (Å)
1:XA:784:C:H4'	25:YA:1837:C:OP1	2.20	0.42
1:XA:880:C:H5''	12:XL:12:ARG:HH12	1.85	0.42
1:XA:921:U:H2'	1:XA:922:G:O4'	2.20	0.42
1:XA:1319:A:H5'	1:XA:1320:C:OP1	2.20	0.42
1:XA:1412:C:H2'	1:XA:1413:A:C8	2.55	0.42
2:XB:19:HIS:CE1	2:XB:206:ASP:HB2	2.54	0.42
3:XC:85:ARG:HD2	3:XC:85:ARG:HA	1.83	0.42
9:XI:125:TYR:HD1	9:XI:126:SER:H	1.68	0.42
12:XL:46:LYS:HG2	12:XL:47:LYS:N	2.35	0.42
13:XM:3:ARG:HG3	13:XM:9:ILE:HG21	2.01	0.42
19:XS:78:ARG:H	19:XS:78:ARG:HG2	1.56	0.42
25:YA:307:G:H21	25:YA:330:A:N6	2.17	0.42
25:YA:483:A:H3'	25:YA:484:C:C6	2.55	0.42
25:YA:814:C:O2'	25:YA:1225:C:N3	2.50	0.42
25:YA:958:U:O2	26:YB:89(A):A:H4'	2.20	0.42
25:YA:1078:U:HO2'	25:YA:1088:A:H2	1.63	0.42
25:YA:1094:U:O2	25:YA:1096:A:H5'	2.20	0.42
25:YA:1224:G:N2	25:YA:1227:A:OP2	2.32	0.42
25:YA:1794:U:H2'	25:YA:1795:C:H6	1.85	0.42
25:YA:2389:G:H5''	25:YA:2390:U:O4'	2.19	0.42
25:YA:2393:A:H5'	35:YP:62:LEU:HB3	2.01	0.42
25:YA:2695:C:H2'	25:YA:2696:U:C6	2.55	0.42
25:YA:2788:C:OP1	28:YE:61:ARG:NH1	2.53	0.42
27:YD:34:VAL:HG22	27:YD:35:LYS:HG3	2.00	0.42
27:YD:135:PHE:N	27:YD:135:PHE:CD1	2.85	0.42
35:YP:62:LEU:HD12	54:Y8:30:ARG:NH1	2.35	0.42
38:YS:38:GLN:HG3	38:YS:47:THR:HG21	2.02	0.42
44:YY:63:LYS:HA	44:YY:63:LYS:HD2	1.86	0.42
51:Y5:56:LYS:H	51:Y5:56:LYS:CD	2.30	0.42
54:Y8:44:LYS:HD2	54:Y8:44:LYS:N	2.34	0.42
1:QA:9:G:H5''	5:QE:126:ARG:HE	1.84	0.42
1:QA:1024:G:OP1	1:QA:1024:G:H4'	2.20	0.42
1:QA:1347:G:O2'	1:QA:1348:U:P	2.78	0.42
2:QB:184:VAL:N	2:QB:198:ASP:OD2	2.44	0.42
3:QC:36:ASP:HA	3:QC:39:ILE:HD12	2.02	0.42
3:QC:42:LEU:HD12	3:QC:42:LEU:HA	1.79	0.42
4:QD:167:GLY:O	27:YD:135:PHE:CE1	2.73	0.42
8:QH:12:ARG:NH1	8:QH:27:PRO:HD2	2.35	0.42
8:QH:20:TYR:CE2	8:QH:75:ARG:HD2	2.54	0.42
9:QI:95:LYS:HZ1	9:QI:96:LEU:HD13	1.85	0.42
15:QO:31:LEU:O	15:QO:35:ARG:HG3	2.20	0.42

*Continued on next page...*

*Continued from previous page...*

Atom-1	Atom-2	Interatomic distance (Å)	Clash overlap (Å)
18:QR:56:THR:HB	18:QR:58:LEU:CD1	2.50	0.42
19:QS:50:ALA:HB1	19:QS:57:HIS:HB3	2.02	0.42
25:RA:242:G:H1'	25:RA:243:U:OP2	2.20	0.42
25:RA:675:A:N3	25:RA:2443:C:O2'	2.45	0.42
25:RA:833:U:H2'	25:RA:834:C:C6	2.55	0.42
25:RA:2143:C:H2'	25:RA:2144:U:O4'	2.20	0.42
25:RA:2246:G:H2'	25:RA:2247:A:C8	2.55	0.42
25:RA:2469:A:OP1	25:RA:2469:A:H4'	2.20	0.42
25:RA:2477:C:H2'	55:R9:1:MET:HG3	2.02	0.42
25:RA:2704:C:H2'	25:RA:2705:A:O4'	2.19	0.42
26:RB:14:U:H4'	26:RB:70:C:O2	2.20	0.42
30:RG:6:ALA:N	50:R4:23:GLU:HG2	2.31	0.42
31:RH:10:PRO:HD2	31:RH:50:VAL:O	2.20	0.42
35:RP:63:PRO:HA	54:R8:13:ARG:HB3	2.02	0.42
39:RT:51:ARG:HG3	39:RT:98:LYS:HG3	2.02	0.42
40:RU:58:ARG:NH1	40:RU:93:LYS:HE2	2.35	0.42
47:R1:85:LEU:HA	47:R1:87:PRO:HD2	2.01	0.42
51:R5:55:ARG:NH1	51:R5:55:ARG:CG	2.79	0.42
1:XA:715:A:H2'	1:XA:716:A:C8	2.55	0.42
1:XA:1179:A:H2'	1:XA:1180:A:O4'	2.19	0.42
1:XA:1298:C:H4'	1:XA:1299:A:O4'	2.20	0.42
11:XK:109:VAL:HG11	18:XR:84:LYS:HD3	2.02	0.42
25:YA:987:G:O2'	25:YA:1000:A:N3	2.42	0.42
25:YA:1239:G:H2'	25:YA:1240:U:O4'	2.20	0.42
25:YA:1598:C:H5'	43:YX:36:LYS:CB	2.48	0.42
25:YA:1972:A:H2'	25:YA:1973:G:C8	2.55	0.42
25:YA:2655:G:O2'	25:YA:2656:U:OP2	2.38	0.42
27:YD:89:SER:O	27:YD:198:ASN:ND2	2.52	0.42
27:YD:221:VAL:HG22	27:YD:226:MET:CE	2.49	0.42
27:YD:245:PRO:HA	27:YD:246:PRO:HD3	1.87	0.42
32:YI:98:ALA:HB2	32:YI:111:PRO:HB3	2.01	0.42
33:YN:35:ARG:HB2	33:YN:42:TRP:CZ3	2.55	0.42
33:YN:59:LYS:HE3	33:YN:61:ARG:HH22	1.84	0.42
43:YX:84:ALA:HB1	43:YX:85:PRO:HD2	2.02	0.42
44:YY:96:ILE:HG13	44:YY:98:VAL:H	1.85	0.42
45:YZ:1:MET:HG2	45:YZ:2:GLU:H	1.85	0.42
46:Y0:53:MET:HB3	46:Y0:59:LEU:HD23	2.01	0.42
49:Y3:35:ARG:HB3	49:Y3:37:LEU:HD21	2.01	0.42
50:Y4:16:CYS:SG	50:Y4:36:CYS:HB3	2.59	0.42
50:Y4:37:SER:HB3	50:Y4:42:PHE:HB3	2.00	0.42
50:Y4:39:CYS:O	50:Y4:40:HIS:HB2	2.20	0.42

*Continued on next page...*

*Continued from previous page...*

Atom-1	Atom-2	Interatomic distance (Å)	Clash overlap (Å)
54:Y8:26:LYS:HB3	54:Y8:44:LYS:HG3	2.01	0.42
1:QA:222:U:H2'	1:QA:223:U:C6	2.55	0.41
1:QA:1240:U:OP1	7:QG:119:ARG:NH2	2.53	0.41
2:QB:69:LEU:O	2:QB:162:ILE:HA	2.19	0.41
14:QN:23:ARG:NH1	14:QN:30:ALA:HB2	2.35	0.41
21:QU:2:GLY:O	21:QU:5:ASP:N	2.47	0.41
25:RA:611:C:H2'	25:RA:612:G:C8	2.55	0.41
25:RA:784:A:O4'	27:RD:227:ASN:ND2	2.53	0.41
25:RA:1510:A:N3	25:RA:1510:A:H2'	2.35	0.41
25:RA:2245:U:H5'	25:RA:2246:G:H5'	2.02	0.41
25:RA:2286:A:H4'	25:RA:2287:A:O4'	2.19	0.41
25:RA:2313:C:H5''	30:RG:91:ARG:HD3	2.01	0.41
25:RA:2405:G:H1'	25:RA:2412:A:N6	2.35	0.41
25:RA:2461:C:H2'	25:RA:2462:U:C6	2.54	0.41
25:RA:2699:C:H2'	25:RA:2700:C:O4'	2.20	0.41
27:RD:61:LEU:HA	27:RD:61:LEU:HD12	1.77	0.41
27:RD:101:GLU:OE1	27:RD:103:ARG:NH1	2.53	0.41
28:RE:188:VAL:HG23	28:RE:189:PRO:HD2	2.01	0.41
29:RF:93:LYS:HB3	29:RF:94:PRO:HD2	2.01	0.41
29:RF:129:PHE:O	29:RF:130:ALA:HB3	2.20	0.41
31:RH:125:VAL:HG13	31:RH:126:PRO:HG3	2.01	0.41
34:RO:7:TYR:CE1	34:RO:20:MET:HB2	2.55	0.41
49:R3:7:LYS:HA	49:R3:33:GLN:O	2.20	0.41
50:R4:55:ARG:O	50:R4:59:PHE:HB3	2.20	0.41
4:XD:127:THR:HA	4:XD:132:ARG:HA	2.02	0.41
4:XD:131:ARG:H	4:XD:131:ARG:HG2	1.67	0.41
9:XI:128:ARG:NH2	22:XV:35:A:OP2	2.53	0.41
12:XL:62:SER:HB2	12:XL:64:TYR:CD1	2.55	0.41
13:XM:16:ASP:HB3	13:XM:41:PRO:HB3	2.02	0.41
13:XM:121:LYS:HA	13:XM:121:LYS:HD3	1.91	0.41
16:XP:23:ASP:O	16:XP:26:ARG:HB2	2.20	0.41
23:XW:49:C:C2	23:XW:65:G:N2	2.87	0.41
25:YA:1336:A:H2'	25:YA:1337:G:C8	2.55	0.41
25:YA:1499:C:H2'	25:YA:1500:G:H8	1.84	0.41
25:YA:1614:A:N6	42:YW:88:ARG:H	2.18	0.41
25:YA:2610:C:H4'	25:YA:2611:U:H5'	2.02	0.41
25:YA:2832:U:H4'	25:YA:2833:G:C5'	2.49	0.41
27:YD:232:PRO:HB3	27:YD:244:ARG:CZ	2.50	0.41
28:YE:167:VAL:HG21	28:YE:187:ALA:HB1	2.01	0.41
30:YG:86:MET:HA	30:YG:87:PRO:HD2	1.95	0.41
30:YG:165:THR:OG1	30:YG:168:GLU:HG3	2.20	0.41

*Continued on next page...*



*Continued from previous page...*

Atom-1	Atom-2	Interatomic distance (Å)	Clash overlap (Å)
31:YH:30:LYS:HE2	31:YH:81:GLU:H	1.85	0.41
32:YI:56:LYS:HZ1	32:YI:60:GLU:HG2	1.85	0.41
33:YN:7:LYS:HD2	33:YN:7:LYS:H	1.84	0.41
33:YN:137:LYS:HD2	33:YN:137:LYS:HA	1.77	0.41
36:YQ:54:MET:HB3	36:YQ:64:ILE:HD13	2.01	0.41
36:YQ:85:LYS:O	36:YQ:86:GLY:C	2.58	0.41
37:YR:3:HIS:O	37:YR:5:LYS:N	2.53	0.41
45:YZ:157:LEU:HD22	45:YZ:161:VAL:HB	2.02	0.41
50:Y4:24:THR:OG1	50:Y4:25:TYR:N	2.53	0.41
50:Y4:68:ARG:HB2	50:Y4:69:LYS:H	1.51	0.41
1:QA:514:C:H2'	1:QA:515:G:H8	1.85	0.41
1:QA:826:C:H2'	1:QA:827:U:O2	2.20	0.41
1:QA:992:U:O2	1:QA:993:G:N2	2.53	0.41
2:QB:104:ASN:OD1	2:QB:107:THR:OG1	2.30	0.41
8:QH:36:LEU:HD12	8:QH:59:LEU:HD13	2.02	0.41
8:QH:38:ILE:HD12	8:QH:118:VAL:HG12	2.02	0.41
8:QH:59:LEU:O	8:QH:61:VAL:HG23	2.21	0.41
20:QT:84:LEU:HD23	20:QT:84:LEU:HA	1.86	0.41
22:QV:0:C:O2'	46:R0:6:GLY:O	2.33	0.41
25:RA:1309:G:P	53:R7:9:ARG:HD3	2.60	0.41
25:RA:1694:C:H4'	25:RA:1695:G:O5'	2.19	0.41
25:RA:2305:A:O5'	30:RG:134:GLY:HA3	2.19	0.41
26:RB:7:G:H5'	38:RS:29:PHE:CE2	2.55	0.41
27:RD:43:ARG:HB2	27:RD:54:ARG:HB2	2.02	0.41
28:RE:76:ARG:N	28:RE:76:ARG:HD2	2.35	0.41
29:RF:46:ARG:HG2	29:RF:46:ARG:HH11	1.84	0.41
32:RI:135:GLU:HB2	32:RI:136:VAL:H	1.77	0.41
33:RN:10:GLU:HA	33:RN:11:PRO:HD3	1.65	0.41
36:RQ:17:LEU:HD21	36:RQ:41:TRP:HD1	1.84	0.41
36:RQ:68:ILE:HD13	36:RQ:103:MET:HG2	2.02	0.41
46:R0:23:VAL:HA	46:R0:38:VAL:HG22	2.00	0.41
54:R8:23:VAL:CG1	54:R8:46:ARG:HD3	2.49	0.41
1:XA:41:G:H2'	1:XA:42:G:C8	2.55	0.41
1:XA:608:A:H2'	1:XA:609:A:O4'	2.20	0.41
1:XA:966:G:O2'	9:XI:127:LYS:O	2.38	0.41
1:XA:1327:C:H2'	1:XA:1328:C:C6	2.55	0.41
4:XD:120:LEU:HD23	4:XD:120:LEU:HA	1.88	0.41
10:XJ:3:LYS:HB2	10:XJ:75:ILE:O	2.19	0.41
13:XM:12:ASN:N	13:XM:45:VAL:HG13	2.35	0.41
13:XM:20:THR:O	13:XM:22:ILE:N	2.52	0.41
16:XP:17:TYR:HE2	16:XP:41:PRO:HG3	1.85	0.41

*Continued on next page...*

*Continued from previous page...*

Atom-1	Atom-2	Interatomic distance (Å)	Clash overlap (Å)
16:XP:56:ALA:HB1	16:XP:74:LEU:HD13	2.02	0.41
18:XR:38:GLU:O	18:XR:42:ARG:NH1	2.53	0.41
25:YA:1188:U:H4'	41:YV:79:VAL:HG22	2.01	0.41
25:YA:2059:A:H5'	25:YA:2060:A:OP2	2.20	0.41
25:YA:2619:C:H4'	28:YE:151:TYR:O	2.20	0.41
25:YA:2745:C:C4	25:YA:2746:U:C4	3.08	0.41
26:YB:95:U:H2'	26:YB:96:G:C8	2.54	0.41
29:YF:107:LYS:CD	29:YF:207:GLY:H	2.30	0.41
33:YN:29:LYS:H	33:YN:29:LYS:HG2	1.53	0.41
33:YN:65:LYS:O	33:YN:69:GLN:HG2	2.20	0.41
35:YP:82:GLY:HA3	35:YP:115:LEU:HD21	2.01	0.41
37:YR:2:ARG:HG2	37:YR:5:LYS:NZ	2.35	0.41
38:YS:51:ALA:HB1	38:YS:69:VAL:HG23	2.02	0.41
40:YU:30:LYS:HA	40:YU:30:LYS:HD3	1.90	0.41
40:YU:109:LEU:HD23	40:YU:109:LEU:HA	1.89	0.41
43:YX:26:TYR:HB3	43:YX:92:LEU:HD12	2.02	0.41
46:Y0:36:ILE:HD11	46:Y0:39:ARG:HG2	2.02	0.41
46:Y0:41:ARG:NE	46:Y0:41:ARG:HA	2.34	0.41
47:Y1:76:ARG:H	47:Y1:76:ARG:HD2	1.84	0.41
1:QA:414:A:OP2	1:QA:428:G:N2	2.33	0.41
1:QA:1241:G:H2'	1:QA:1242:C:C6	2.55	0.41
2:QB:120:ALA:C	2:QB:122:PHE:H	2.23	0.41
2:QB:208:ILE:HA	2:QB:211:ILE:HD12	2.02	0.41
2:QB:210:SER:O	2:QB:214:ILE:HG12	2.21	0.41
4:QD:173:TRP:CD1	4:QD:174:LEU:HG	2.55	0.41
8:QH:51:VAL:HG21	8:QH:60:ARG:HG2	2.02	0.41
12:QL:103:GLY:N	12:QL:107:ALA:O	2.49	0.41
17:QQ:83:ASP:O	17:QQ:87:LYS:HG2	2.20	0.41
22:QV:75:C:OP1	25:RA:2602:A:OP1	2.38	0.41
25:RA:1366:A:H2'	25:RA:1367:A:O4'	2.19	0.41
25:RA:1506:C:H3'	25:RA:1507:A:H5''	2.02	0.41
25:RA:1543:A:N3	25:RA:1545:A:N9	2.68	0.41
29:RF:177:ALA:HB1	29:RF:178:PRO:HD2	2.03	0.41
35:RP:20:GLY:HA2	35:RP:27:HIS:O	2.19	0.41
35:RP:81:GLN:HG2	35:RP:106:LEU:HD23	2.02	0.41
37:RR:22:ARG:HA	37:RR:47:PHE:HE2	1.86	0.41
37:RR:109:ALA:HA	37:RR:110:PRO:HD2	1.95	0.41
38:RS:108:GLY:O	38:RS:110:LEU:HG	2.20	0.41
41:RV:76:LYS:HB2	41:RV:81:TYR:HB3	2.01	0.41
45:RZ:110:GLY:HA2	45:RZ:111:VAL:O	2.19	0.41
53:R7:1:MET:SD	53:R7:3:ARG:NH2	2.93	0.41

*Continued on next page...*

*Continued from previous page...*

Atom-1	Atom-2	Interatomic distance (Å)	Clash overlap (Å)
1:XA:191:G:C4	20:XT:105:SER:HB3	2.55	0.41
1:XA:381:C:H2'	1:XA:382:A:O4'	2.20	0.41
1:XA:485:G:O2'	1:XA:486:U:P	2.79	0.41
1:XA:878:G:P	8:XH:88:LYS:HD2	2.59	0.41
1:XA:883:C:N4	1:XA:884:U:O4	2.54	0.41
1:XA:925:G:H1'	1:XA:1502:A:C4	2.55	0.41
1:XA:980:C:H3'	1:XA:981:U:H6	1.85	0.41
1:XA:1391:U:H2'	1:XA:1392:G:C8	2.55	0.41
6:XF:97:PHE:N	18:XR:30:ASP:OD1	2.54	0.41
25:YA:1825:A:OP1	27:YD:231:HIS:NE2	2.53	0.41
25:YA:2081:C:H2'	25:YA:2082:A:C8	2.55	0.41
25:YA:2267:A:H5''	25:YA:2268:A:H5'	2.02	0.41
25:YA:2593:U:H2'	25:YA:2594:C:C6	2.55	0.41
25:YA:2857:G:N2	25:YA:2859:G:H3'	2.36	0.41
27:YD:105:ILE:HD12	27:YD:105:ILE:HA	1.55	0.41
29:YF:117:ARG:HD2	29:YF:120:GLU:OE2	2.20	0.41
31:YH:8:PRO:HB2	31:YH:9:ILE:H	1.71	0.41
32:YI:67:ARG:NH2	32:YI:68:LEU:HB2	2.33	0.41
32:YI:133:HIS:HB2	32:YI:134:PRO:CD	2.50	0.41
33:YN:18:ALA:HB3	33:YN:55:VAL:O	2.19	0.41
41:YV:72:VAL:HG13	41:YV:85:LYS:HG2	2.01	0.41
44:YY:84:ARG:O	44:YY:95:LYS:HD3	2.20	0.41
45:YZ:150:LEU:HD22	45:YZ:171:ILE:HB	2.02	0.41
47:Y1:89:GLU:HA	47:Y1:93:GLU:HB2	2.02	0.41
1:QA:156:G:H2'	1:QA:157:G:H8	1.85	0.41
1:QA:300:A:H8	1:QA:300:A:O5'	2.03	0.41
1:QA:973:G:H3'	1:QA:974:A:H5''	2.02	0.41
1:QA:1298:C:H41	7:QG:114:ARG:HB3	1.85	0.41
1:QA:1367:C:OP2	9:QI:112:LYS:NZ	2.51	0.41
8:QH:54:ASP:OD1	8:QH:54:ASP:N	2.53	0.41
11:QK:99:GLN:HG2	11:QK:105:VAL:HG21	2.03	0.41
14:QN:4:LYS:O	14:QN:7:ILE:HG12	2.20	0.41
16:QP:53:VAL:O	16:QP:57:ARG:HG2	2.21	0.41
25:RA:464:U:C2	25:RA:788:A:C6	3.09	0.41
25:RA:669:G:H2'	25:RA:669:G:N3	2.36	0.41
25:RA:839:U:H1'	25:RA:1191:G:H1'	2.02	0.41
25:RA:847:U:O4	25:RA:933:A:C6	2.70	0.41
25:RA:1259:G:H2'	25:RA:1260:G:C8	2.55	0.41
25:RA:2298:A:H2'	25:RA:2299:G:O4'	2.21	0.41
25:RA:2702:U:O2	25:RA:2702:U:H2'	2.20	0.41
29:RF:113:ALA:HB1	29:RF:186:ILE:HG21	2.02	0.41

*Continued on next page...*

*Continued from previous page...*

Atom-1	Atom-2	Interatomic distance (Å)	Clash overlap (Å)
29:RF:164:ARG:HG3	29:RF:175:THR:OG1	2.20	0.41
30:RG:6:ALA:HB3	30:RG:104:GLU:OE2	2.20	0.41
36:RQ:58:PHE:HD1	36:RQ:61:GLY:HA3	1.85	0.41
38:RS:14:VAL:HG21	38:RS:89:ARG:HG2	2.02	0.41
44:RY:88:LYS:NZ	44:RY:88:LYS:HA	2.35	0.41
51:R5:3:LYS:HE2	56:Z7:1:T17:H1	2.03	0.41
1:XA:149:A:H2'	1:XA:150:C:C6	2.55	0.41
1:XA:303:A:H2'	1:XA:304:U:O4'	2.21	0.41
1:XA:411:A:C8	1:XA:413:G:H1'	2.55	0.41
1:XA:1161:C:H2'	1:XA:1162:C:C6	2.56	0.41
1:XA:1358:U:OP1	14:XN:35:ARG:HG3	2.20	0.41
3:XC:150:LYS:HE3	3:XC:167:TRP:HE1	1.84	0.41
5:XE:69:VAL:HA	5:XE:70:PRO:HD2	1.76	0.41
8:XH:104:ARG:HD2	8:XH:138:TRP:CG	2.56	0.41
9:XI:40:LEU:O	9:XI:42:ARG:N	2.48	0.41
9:XI:125:TYR:HD1	9:XI:126:SER:N	2.18	0.41
11:XK:18:ARG:HA	11:XK:81:ASP:H	1.86	0.41
11:XK:88:GLY:C	11:XK:90:GLY:H	2.23	0.41
19:XS:40:ILE:CG1	19:XS:41:VAL:HG13	2.47	0.41
20:XT:53:LEU:HD12	20:XT:100:ILE:HG23	2.02	0.41
25:YA:270(V):G:H2'	25:YA:270(W):G:H8	1.84	0.41
25:YA:636:G:OP1	35:YP:132:LYS:HB2	2.20	0.41
25:YA:724:U:H2'	25:YA:725:G:O4'	2.20	0.41
25:YA:1153:C:H2'	25:YA:1154:G:O4'	2.20	0.41
25:YA:2849:U:H5	39:YT:93:ARG:NH1	2.14	0.41
36:YQ:19:GLY:O	36:YQ:21:THR:OG1	2.23	0.41
38:YS:56:LEU:HD12	38:YS:56:LEU:HA	1.76	0.41
41:YV:22:VAL:HG12	41:YV:23:GLU:H	1.85	0.41
41:YV:38:LEU:O	41:YV:51:VAL:HA	2.20	0.41
46:Y0:72:ARG:HB2	46:Y0:75:LEU:HB2	2.02	0.41
1:QA:105:G:H2'	1:QA:106:C:C6	2.55	0.41
1:QA:162:A:C5	1:QA:163:C:H1'	2.55	0.41
1:QA:181:G:O2'	1:QA:182:U:P	2.79	0.41
1:QA:779:C:H2'	1:QA:780:A:O4'	2.21	0.41
1:QA:838:G:C5	1:QA:842:C:H1'	2.54	0.41
1:QA:859:A:H2'	1:QA:860:A:O4'	2.20	0.41
1:QA:1119:C:H2'	1:QA:1120:G:C8	2.56	0.41
1:QA:1130:A:O2'	9:QI:3:GLN:NE2	2.41	0.41
1:QA:1151:A:H2'	1:QA:1152:A:H8	1.85	0.41
14:QN:29:ARG:HG2	14:QN:31:ARG:O	2.20	0.41
15:QO:4:THR:HB	15:QO:6:GLU:CD	2.41	0.41

*Continued on next page...*

*Continued from previous page...*

Atom-1	Atom-2	Interatomic distance (Å)	Clash overlap (Å)
19:QS:28:LYS:HA	19:QS:47:HIS:HE1	1.86	0.41
20:QT:89:ARG:HH21	20:QT:104:LEU:HG	1.85	0.41
25:RA:27:G:HO2'	25:RA:28:A:P	2.42	0.41
25:RA:592:G:H1	25:RA:665:C:H42	1.68	0.41
25:RA:1130:U:O2'	25:RA:1131:G:P	2.79	0.41
25:RA:1204:A:H1'	25:RA:1206:G:C4	2.55	0.41
25:RA:1297:C:H2'	25:RA:1298:C:H6	1.85	0.41
25:RA:1812:A:H2'	25:RA:1813:G:H8	1.84	0.41
25:RA:2150:U:H2'	25:RA:2151:G:H8	1.84	0.41
25:RA:2415:G:C5'	35:RP:67:MET:H	2.34	0.41
25:RA:2554:U:H2'	25:RA:2555:U:C6	2.55	0.41
25:RA:2665:A:H2'	25:RA:2666:C:O4'	2.21	0.41
25:RA:2712:U:O2'	25:RA:2712(A):A:C8	2.72	0.41
27:RD:35:LYS:HE3	27:RD:63:ARG:C	2.41	0.41
27:RD:257:LEU:HD23	27:RD:257:LEU:HA	1.90	0.41
29:RF:178:PRO:HB2	29:RF:201:VAL:CG1	2.51	0.41
30:RG:27:ASN:HB3	30:RG:30:GLU:HG3	2.01	0.41
30:RG:98:ARG:HE	30:RG:98:ARG:HB2	1.38	0.41
30:RG:124:SER:HB2	30:RG:131:TYR:CE1	2.56	0.41
36:RQ:40:ALA:O	36:RQ:42:ILE:HD12	2.21	0.41
43:RX:40:LYS:C	43:RX:42:ALA:H	2.23	0.41
44:RY:84:ARG:HD3	44:RY:86:ARG:NH1	2.35	0.41
45:RZ:99:TYR:HB3	45:RZ:123:ASP:HB2	2.03	0.41
52:R6:13:CYS:O	52:R6:21:TYR:HA	2.20	0.41
1:XA:765:G:N2	1:XA:813:U:OP2	2.54	0.41
2:XB:80:ILE:HD11	2:XB:208:ILE:HG12	2.02	0.41
9:XI:46:ALA:HB2	9:XI:74:ILE:HG23	2.02	0.41
18:XR:85:LEU:HD23	18:XR:88:LYS:HD2	2.03	0.41
25:YA:185:U:H4'	25:YA:218:A:H4'	2.01	0.41
25:YA:752:A:H4'	25:YA:753:C:H5'	2.03	0.41
25:YA:1007:C:H4'	33:YN:108:PRO:HD3	2.02	0.41
25:YA:1541:U:H2'	25:YA:1542:G:O4'	2.20	0.41
25:YA:1588:C:H2'	25:YA:1589:C:H6	1.85	0.41
25:YA:1667:G:OP2	25:YA:1667:G:H8	2.03	0.41
28:YE:181:LEU:HD13	28:YE:181:LEU:HA	1.85	0.41
30:YG:166:ASP:OD1	30:YG:166:ASP:N	2.54	0.41
38:YS:88:ASP:O	38:YS:89:ARG:HB3	2.21	0.41
40:YU:69:CYS:HB3	40:YU:106:PHE:CZ	2.56	0.41
41:YV:72:VAL:CG1	41:YV:85:LYS:HG2	2.50	0.41
50:Y4:48:ARG:NH1	50:Y4:52:THR:H	2.19	0.41
1:QA:74:C:H42	1:QA:96:G:H1	1.69	0.41

*Continued on next page...*

*Continued from previous page...*

Atom-1	Atom-2	Interatomic distance (Å)	Clash overlap (Å)
1:QA:1227:A:O3'	13:QM:115:LYS:HE3	2.20	0.41
1:QA:1459:C:H2'	1:QA:1460:A:C8	2.55	0.41
2:QB:47:THR:HA	2:QB:202:PRO:HG2	2.00	0.41
3:QC:122:GLU:HA	3:QC:125:GLU:OE1	2.21	0.41
7:QG:45:ASP:O	7:QG:48:LYS:HB3	2.21	0.41
12:QL:11:VAL:HG13	17:QQ:29:HIS:CD2	2.55	0.41
13:QM:91:ARG:HB2	13:QM:98:VAL:HG13	2.03	0.41
22:QV:76:A:O2'	25:RA:2451:A:O2'	2.21	0.41
23:QW:35:A:N6	23:QW:36:A:N1	2.68	0.41
25:RA:512:G:H1'	25:RA:513:A:OP2	2.18	0.41
25:RA:705:A:H2'	25:RA:706:A:O4'	2.20	0.41
25:RA:820:A:H1'	25:RA:943:U:H1'	2.02	0.41
25:RA:1190:G:OP1	35:RP:30:THR:OG1	2.20	0.41
25:RA:1636:C:H2'	25:RA:1637:A:H8	1.82	0.41
25:RA:1921:G:H2'	25:RA:1922:G:H8	1.86	0.41
29:RF:29:ASN:O	29:RF:112:MET:HE1	2.21	0.41
33:RN:47:ALA:HB2	33:RN:112:LEU:HD11	2.02	0.41
43:RX:51:VAL:HG13	43:RX:81:VAL:HG23	2.03	0.41
44:RY:54:LYS:HB3	44:RY:55:TYR:CE1	2.55	0.41
1:XA:564:C:H5'	17:XQ:32:TYR:CE1	2.56	0.41
1:XA:748:C:H1'	1:XA:749:C:H5	1.86	0.41
5:XE:79:GLU:H	5:XE:79:GLU:HG3	1.45	0.41
8:XH:44:PHE:HE2	8:XH:109:ILE:CG2	2.34	0.41
11:XK:48:ILE:HD13	11:XK:48:ILE:HA	1.83	0.41
16:XP:8:ARG:C	16:XP:9:PHE:HD1	2.24	0.41
25:YA:1103:A:H5'	25:YA:1104:C:C5	2.55	0.41
25:YA:1759:A:H1'	25:YA:2711:A:C2	2.55	0.41
25:YA:2308:G:HO2'	25:YA:2310:A:H2	1.68	0.41
28:YE:25:VAL:HG11	39:YT:11:GLU:HG2	2.01	0.41
28:YE:144:ARG:HB3	28:YE:145:LYS:H	1.45	0.41
29:YF:125:LEU:HA	29:YF:194:MET:O	2.20	0.41
31:YH:19:VAL:HG22	31:YH:24:VAL:HG12	2.03	0.41
32:YI:57:ARG:O	32:YI:61:ARG:HG2	2.20	0.41
45:YZ:106:GLY:O	45:YZ:141:VAL:HG13	2.20	0.41
53:Y7:47:ARG:HB2	53:Y7:47:ARG:HE	1.58	0.41
55:Y9:2:LYS:HA	55:Y9:2:LYS:HD2	1.86	0.41
1:QA:357:G:O3'	32:YI:121:LYS:NZ	2.53	0.41
1:QA:662:G:O2'	1:QA:836:G:OP1	2.35	0.41
1:QA:1043:C:H2'	1:QA:1044:A:C8	2.56	0.41
1:QA:1053:G:N7	1:QA:1200:C:H5''	2.36	0.41
1:QA:1327:C:H2'	1:QA:1328:C:C6	2.56	0.41

*Continued on next page...*

*Continued from previous page...*

Atom-1	Atom-2	Interatomic distance (Å)	Clash overlap (Å)
1:QA:1450:U:O2'	1:QA:1451:A:N7	2.53	0.41
1:QA:1522:U:H2'	1:QA:1523:G:H8	1.86	0.41
5:QE:110:LEU:HD13	5:QE:118:ILE:HG12	2.01	0.41
9:QI:40:LEU:HD11	9:QI:70:LYS:HG2	2.02	0.41
16:QP:20:VAL:HG21	16:QP:32:TYR:CD2	2.56	0.41
19:QS:67:VAL:HB	50:R4:59:PHE:CE1	2.45	0.41
25:RA:709:U:H2'	25:RA:710:G:H8	1.86	0.41
25:RA:868:U:H2'	25:RA:869:G:O4'	2.20	0.41
25:RA:945:A:C4	25:RA:2448:A:C2	3.08	0.41
25:RA:947:G:H2'	25:RA:948:G:H8	1.85	0.41
25:RA:1259:G:H2'	25:RA:1260:G:H8	1.86	0.41
28:RE:92:THR:HB	28:RE:93:VAL:H	1.55	0.41
30:RG:47:LYS:HB2	30:RG:47:LYS:HE3	1.81	0.41
37:RR:10:LEU:O	37:RR:12:ARG:HG3	2.21	0.41
40:RU:61:TRP:O	40:RU:65:ILE:HG13	2.21	0.41
1:XA:324:G:N1	1:XA:327:A:OP2	2.54	0.41
3:XC:119:ARG:HH21	3:XC:140:ARG:CZ	2.34	0.41
4:XD:52:SER:O	4:XD:55:ALA:HB3	2.21	0.41
6:XF:25:ILE:HD13	6:XF:28:ARG:NH1	2.36	0.41
6:XF:46:ARG:HB3	6:XF:60:PHE:CE1	2.55	0.41
10:XJ:3:LYS:HD2	10:XJ:77:PRO:HD3	2.01	0.41
17:XQ:59:ILE:HB	17:XQ:71:PHE:HB3	2.03	0.41
17:XQ:62:SER:CB	17:XQ:72:ARG:HE	2.33	0.41
20:XT:39:LYS:HG3	20:XT:39:LYS:H	1.63	0.41
25:YA:658:C:H2'	25:YA:659:C:C6	2.56	0.41
25:YA:979:G:H2'	25:YA:982:C:N4	2.36	0.41
25:YA:1506:C:H3'	25:YA:1507:A:H5''	2.01	0.41
25:YA:1773:A:H2'	25:YA:1774:C:O4'	2.19	0.41
25:YA:1929:G:H4'	25:YA:1930:G:OP1	2.21	0.41
25:YA:2455:G:H2'	25:YA:2456:C:C6	2.55	0.41
26:YB:40:U:H3	26:YB:43:C:H5''	1.86	0.41
29:YF:9:ILE:HD11	29:YF:125:LEU:HG	2.03	0.41
35:YP:101:VAL:C	35:YP:103:ALA:H	2.23	0.41
38:YS:107:GLU:N	38:YS:110:LEU:HD11	2.36	0.41
40:YU:98:LEU:HD23	40:YU:99:ALA:N	2.36	0.41
45:YZ:5:LEU:HB3	45:YZ:6:LYS:H	1.65	0.41
1:QA:179:A:H2'	1:QA:180:U:C6	2.55	0.41
1:QA:661:G:H1	1:QA:744:C:H42	1.68	0.41
1:QA:1120:G:H2'	1:QA:1121:U:C6	2.55	0.41
1:QA:1475:G:H4'	25:RA:1689:A:H4'	2.01	0.41
4:QD:38:TYR:HB2	4:QD:44:GLY:O	2.21	0.41

*Continued on next page...*

*Continued from previous page...*

Atom-1	Atom-2	Interatomic distance (Å)	Clash overlap (Å)
5:QE:12:LEU:O	5:QE:13:ILE:HD12	2.21	0.41
7:QG:70:LYS:HA	7:QG:71:PRO:HD2	1.89	0.41
7:QG:93:PRO:O	7:QG:96:GLN:HB2	2.21	0.41
19:QS:36:ARG:HA	19:QS:71:LEU:HB2	2.02	0.41
25:RA:48:G:H22	25:RA:177:G:H5''	1.84	0.41
25:RA:210:C:H4'	25:RA:1367:A:H1'	2.02	0.41
25:RA:588:U:H1'	29:RF:90:PHE:CG	2.56	0.41
25:RA:782:A:O2'	27:RD:225:ALA:HB1	2.20	0.41
25:RA:848:G:O6	25:RA:929:G:H2'	2.21	0.41
25:RA:859:G:N2	25:RA:917:A:OP2	2.49	0.41
25:RA:862:G:H2'	25:RA:863:A:O4'	2.21	0.41
27:RD:127:VAL:HA	27:RD:193:VAL:HG22	2.02	0.41
28:RE:20:ALA:O	28:RE:21:VAL:CG1	2.51	0.41
28:RE:35:GLN:HB3	28:RE:48:GLN:HB2	2.02	0.41
31:RH:4:ILE:O	31:RH:6:ARG:N	2.51	0.41
31:RH:33:LEU:HD11	31:RH:136:ILE:O	2.20	0.41
32:RI:14:ASP:O	32:RI:16:GLY:N	2.54	0.41
33:RN:57:ALA:C	33:RN:60:ILE:HD11	2.40	0.41
33:RN:57:ALA:O	33:RN:60:ILE:HD11	2.21	0.41
33:RN:71:ILE:HG21	33:RN:84:LYS:HB3	2.02	0.41
39:RT:91:ARG:HB2	39:RT:121:ILE:HG13	2.03	0.41
51:R5:56:LYS:CE	51:R5:58:LEU:CD2	2.92	0.41
1:XA:1287:A:H2'	1:XA:1288:A:C8	2.55	0.41
1:XA:1372:U:H2'	1:XA:1373:G:O4'	2.21	0.41
3:XC:42:LEU:HD12	3:XC:42:LEU:HA	1.87	0.41
12:XL:68:ALA:HB2	12:XL:85:ILE:HD11	2.03	0.41
14:XN:51:GLY:O	14:XN:53:LEU:N	2.53	0.41
25:YA:27:G:HO2'	25:YA:28:A:H8	1.64	0.41
25:YA:76:C:H1'	48:Y2:62:THR:HG21	2.02	0.41
25:YA:273:G:H1	25:YA:364:C:H42	1.67	0.41
25:YA:732:C:H2'	25:YA:733:G:O4'	2.21	0.41
25:YA:1093:G:H4'	31:YH:170:ARG:NH2	2.35	0.41
25:YA:1364:G:N2	25:YA:1367:A:OP2	2.33	0.41
25:YA:2301:C:H2'	25:YA:2302:G:C8	2.56	0.41
27:YD:36:PRO:HB3	27:YD:61:LEU:HB3	2.03	0.41
28:YE:41:LYS:HA	28:YE:41:LYS:HE2	2.02	0.41
28:YE:64:LYS:C	28:YE:66:HIS:H	2.24	0.41
28:YE:86:PRO:HB2	28:YE:87:GLU:H	1.67	0.41
29:YF:68:LYS:O	29:YF:69:HIS:CB	2.68	0.41
30:YG:103:LEU:O	30:YG:107:LEU:HG	2.21	0.41
35:YP:59:LEU:HA	35:YP:61:ARG:NH2	2.36	0.41

*Continued on next page...*



*Continued from previous page...*

Atom-1	Atom-2	Interatomic distance (Å)	Clash overlap (Å)
37:YR:44:LEU:HD22	37:YR:48:VAL:HG23	2.02	0.41
40:YU:8:VAL:O	40:YU:12:ARG:HG3	2.20	0.41
40:YU:17:ILE:HG23	40:YU:39:LEU:HD12	2.02	0.41
45:YZ:5:LEU:HD22	45:YZ:5:LEU:HA	1.86	0.41
45:YZ:136:PHE:CD1	45:YZ:138:GLU:HG3	2.56	0.41
52:Y6:36:LEU:HD13	52:Y6:50:ARG:CZ	2.51	0.41
1:QA:149:A:H4'	1:QA:1450:U:C4	2.55	0.41
1:QA:618:C:H5'	1:QA:619:U:H5''	2.03	0.41
1:QA:1095:U:OP1	1:QA:1108:G:N2	2.54	0.41
1:QA:1314:C:P	19:QS:6:LYS:HD2	2.61	0.41
3:QC:83:ARG:O	3:QC:86:VAL:HG22	2.21	0.41
5:QE:127:ASN:HA	5:QE:128:PRO:HD3	1.89	0.41
5:QE:147:ASP:O	5:QE:151:LEU:HG	2.21	0.41
6:QF:30:LEU:HD23	6:QF:75:LEU:HD11	2.02	0.41
8:QH:44:PHE:HD1	8:QH:80:ILE:HG12	1.86	0.41
11:QK:25:TYR:CZ	11:QK:87:THR:HB	2.55	0.41
15:QO:2:PRO:HB2	15:QO:3:ILE:H	1.56	0.41
17:QQ:92:ARG:HD3	17:QQ:92:ARG:HA	1.91	0.41
21:QU:10:ARG:HA	21:QU:13:ILE:HB	2.01	0.41
25:RA:217:G:H2'	25:RA:218:A:O4'	2.21	0.41
25:RA:328:U:H4'	44:RY:68:HIS:CD2	2.56	0.41
25:RA:566:U:OP1	35:RP:29:LYS:HE2	2.21	0.41
25:RA:755:C:H2'	25:RA:756:C:C6	2.56	0.41
25:RA:797:C:OP2	29:RF:62:ARG:HB2	2.21	0.41
25:RA:840:C:H2'	25:RA:841:A:C8	2.56	0.41
25:RA:1070:A:N7	25:RA:1096:A:H2'	2.36	0.41
25:RA:1091:G:N2	25:RA:1101:U:H1'	2.36	0.41
25:RA:1752:C:H42	25:RA:1756:G:H1	1.69	0.41
25:RA:2414:G:H21	35:RP:67:MET:CE	2.33	0.41
25:RA:2611:U:C4	56:Z7:1:T17:H31	2.56	0.41
25:RA:2697:G:H2'	25:RA:2698:U:O4'	2.21	0.41
25:RA:2820:A:O2'	25:RA:2821:A:OP1	2.34	0.41
26:RB:13:A:H2'	26:RB:14:U:H5''	2.02	0.41
26:RB:79:C:H2'	26:RB:80:U:O4'	2.20	0.41
27:RD:34:VAL:C	27:RD:35:LYS:HG3	2.40	0.41
27:RD:111:LEU:HD23	27:RD:111:LEU:HA	1.78	0.41
27:RD:150:LYS:N	27:RD:150:LYS:HD3	2.36	0.41
27:RD:226:MET:HB3	27:RD:230:ASP:HB2	2.03	0.41
28:RE:144:ARG:HB3	28:RE:145:LYS:H	1.47	0.41
31:RH:125:VAL:HG13	31:RH:126:PRO:CG	2.46	0.41
31:RH:152:ARG:HE	31:RH:153:LYS:HZ3	1.69	0.41

*Continued on next page...*

*Continued from previous page...*

Atom-1	Atom-2	Interatomic distance (Å)	Clash overlap (Å)
32:RI:12:LEU:HG	32:RI:19:VAL:HG11	2.03	0.41
33:RN:9:VAL:HG21	33:RN:48:MET:HB3	2.02	0.41
33:RN:73:THR:HB	33:RN:82:LEU:HD11	2.02	0.41
34:RO:26:LYS:HB2	34:RO:30:ALA:HB2	2.02	0.41
34:RO:73:ASP:OD2	39:RT:32:TYR:OH	2.28	0.41
35:RP:62:LEU:HD13	35:RP:62:LEU:N	2.36	0.41
36:RQ:66:ILE:HG13	36:RQ:67:ARG:N	2.36	0.41
38:RS:62:LYS:HB3	38:RS:97:ARG:CD	2.44	0.41
45:RZ:74:VAL:HG22	45:RZ:86:VAL:HG22	2.03	0.41
45:RZ:97:GLU:O	45:RZ:98:MET:HB3	2.21	0.41
46:R0:12:ASN:HB3	46:R0:13:GLY:H	1.67	0.41
47:R1:58:ILE:CD1	47:R1:86:SER:HB2	2.50	0.41
50:R4:39:CYS:HB2	50:R4:41:PRO:HD2	2.02	0.41
53:R7:31:LEU:HD23	53:R7:31:LEU:HA	1.86	0.41
1:XA:110:C:H2'	1:XA:111:G:O4'	2.21	0.41
1:XA:186:C:H2'	1:XA:186(A):C:C6	2.56	0.41
1:XA:567:G:C2	1:XA:568:G:H1'	2.56	0.41
1:XA:946:A:H2'	1:XA:947:G:C8	2.56	0.41
1:XA:1095:U:H2'	1:XA:1096:C:C6	2.56	0.41
1:XA:1355:G:H2'	1:XA:1356:G:C8	2.55	0.41
2:XB:118:LEU:CB	2:XB:142:LEU:HD12	2.50	0.41
2:XB:166:ASP:HB3	2:XB:169:LYS:HB2	2.02	0.41
3:XC:138:VAL:HG13	3:XC:149:ALA:HB3	2.02	0.41
4:XD:64:LEU:HD13	4:XD:198:VAL:HG11	2.03	0.41
5:XE:68:GLU:O	5:XE:68:GLU:HG3	2.21	0.41
5:XE:82:VAL:HB	5:XE:138:ALA:HB2	2.03	0.41
8:XH:12:ARG:HD3	8:XH:26:VAL:HB	2.03	0.41
9:XI:79:LEU:O	9:XI:83:ARG:HG2	2.19	0.41
9:XI:95:LYS:NZ	9:XI:96:LEU:HD13	2.36	0.41
10:XJ:54:PHE:CD2	10:XJ:55:LYS:HG3	2.56	0.41
20:XT:11:SER:HA	20:XT:13:LEU:HD12	2.01	0.41
22:XV:1:G:H4'	46:Y0:7:LEU:O	2.20	0.41
23:XW:4:C:H2'	23:XW:5:G:C8	2.55	0.41
23:XW:8:U:H5'	23:XW:49:C:OP2	2.21	0.41
23:XW:18:G:N1	23:XW:55:U:H1'	2.36	0.41
25:YA:83:G:H21	25:YA:103:A:H62	1.69	0.41
25:YA:774:A:H2	25:YA:787:U:O2'	2.03	0.41
25:YA:814:C:H41	35:YP:25:SER:HA	1.84	0.41
25:YA:848:G:O6	25:YA:929:G:H2'	2.20	0.41
25:YA:968:G:H2'	25:YA:969:U:O4'	2.21	0.41
25:YA:1007:C:OP1	33:YN:35:ARG:NH1	2.52	0.41

*Continued on next page...*

*Continued from previous page...*

Atom-1	Atom-2	Interatomic distance (Å)	Clash overlap (Å)
25:YA:1026:U:H4'	25:YA:1027:A:OP1	2.21	0.41
25:YA:1029:A:O5'	25:YA:1029:A:H8	2.04	0.41
25:YA:1344:G:H4'	25:YA:1384:A:C5	2.55	0.41
25:YA:1359:A:N7	25:YA:1373:A:C6	2.89	0.41
25:YA:1385:G:H1'	25:YA:1386:C:C6	2.56	0.41
25:YA:1657:C:H2'	25:YA:1658:C:C6	2.55	0.41
25:YA:1810:A:O5'	25:YA:1810:A:H8	2.04	0.41
25:YA:2335:A:HO2'	25:YA:2336:A:C5'	2.31	0.41
27:YD:3:VAL:HG13	27:YD:17:THR:HG23	2.03	0.41
27:YD:35:LYS:HZ1	27:YD:65:ILE:HA	1.85	0.41
27:YD:102:LYS:C	27:YD:103:ARG:HG2	2.40	0.41
27:YD:130:ALA:C	27:YD:131:LEU:HD12	2.42	0.41
27:YD:145:VAL:HG11	27:YD:175:LEU:HD11	2.02	0.41
30:YG:18:GLU:OE1	30:YG:22:ARG:NH1	2.49	0.41
30:YG:61:ALA:HA	30:YG:64:THR:HG22	2.02	0.41
30:YG:124:SER:HB2	30:YG:131:TYR:CE1	2.56	0.41
31:YH:153:LYS:HA	31:YH:153:LYS:HZ2	1.84	0.41
32:YI:21:VAL:HG22	32:YI:22:LYS:H	1.85	0.41
32:YI:37:VAL:HG12	32:YI:38:LEU:H	1.84	0.41
33:YN:96:GLU:O	33:YN:100:GLU:HG3	2.20	0.41
36:YQ:16:ARG:HB3	36:YQ:17:LEU:H	1.76	0.41
36:YQ:80:GLU:HB2	36:YQ:81:VAL:H	1.69	0.41
40:YU:92:ARG:HD2	40:YU:95:LEU:HD12	2.02	0.41
40:YU:92:ARG:NH2	41:YV:11:GLN:H	2.18	0.41
43:YX:31:HIS:HB3	43:YX:34:ALA:HB2	2.03	0.41
45:YZ:8:TYR:HD2	45:YZ:38:TYR:CZ	2.39	0.41
45:YZ:182:LYS:CB	45:YZ:183:LEU:HA	2.51	0.41
47:Y1:83:GLU:C	47:Y1:85:LEU:H	2.24	0.41
50:Y4:43:TYR:O	50:Y4:46:GLN:HA	2.20	0.41
50:Y4:55:ARG:HG2	50:Y4:55:ARG:O	2.21	0.41
54:Y8:37:SER:O	54:Y8:40:GLU:HB3	2.21	0.41
1:QA:34:C:H2'	1:QA:35:G:H8	1.86	0.41
1:QA:1035:A:N6	1:QA:1036:G:N3	2.69	0.41
1:QA:1143:G:H2'	1:QA:1144:G:C8	2.55	0.41
4:QD:63:LYS:HE3	4:QD:63:LYS:HB2	1.77	0.41
7:QG:150:ALA:O	11:QK:57:THR:CG2	2.69	0.41
8:QH:41:ARG:NH2	8:QH:123:GLU:OE2	2.54	0.41
15:QO:32:LEU:HA	15:QO:32:LEU:HD23	1.76	0.41
25:RA:242:G:H4'	25:RA:243:U:O5'	2.21	0.41
25:RA:700:G:H2'	25:RA:701:G:O4'	2.21	0.41
25:RA:1179:C:H2'	25:RA:1180:C:O4'	2.20	0.41

*Continued on next page...*

*Continued from previous page...*

Atom-1	Atom-2	Interatomic distance (Å)	Clash overlap (Å)
25:RA:2168:G:OP2	25:RA:2168:G:H8	2.04	0.41
25:RA:2422:A:N7	54:R8:31:HIS:NE2	2.56	0.41
25:RA:2692:C:H2'	25:RA:2693:A:C8	2.55	0.41
29:RF:33:LEU:HD12	29:RF:33:LEU:HA	1.83	0.41
30:RG:131:TYR:O	30:RG:159:VAL:HG13	2.21	0.41
31:RH:107:VAL:HB	31:RH:153:LYS:HE3	2.03	0.41
32:RI:120:ILE:HD11	32:RI:126:TYR:OH	2.20	0.41
37:RR:70:LEU:C	37:RR:72:ASP:H	2.21	0.41
38:RS:83:LYS:C	38:RS:109:GLY:HA3	2.42	0.41
40:RU:83:LEU:HG	40:RU:88:ILE:HB	2.03	0.41
43:RX:67:GLY:C	43:RX:69:TYR:H	2.23	0.41
45:RZ:110:GLY:CA	45:RZ:111:VAL:C	2.87	0.41
50:R4:23:GLU:HG3	50:R4:25:TYR:HE2	1.85	0.41
52:R6:24:GLU:HB3	52:R6:25:LYS:H	1.74	0.41
1:XA:1073:U:H2'	1:XA:1074:G:C8	2.56	0.41
10:XJ:76:ASN:HA	10:XJ:77:PRO:HD2	1.96	0.41
11:XK:38:ASN:HA	11:XK:39:PRO:HD3	1.75	0.41
25:YA:596:G:H2'	25:YA:597:U:O4'	2.21	0.41
25:YA:1061:U:H4'	25:YA:1070:A:H1'	2.01	0.41
25:YA:1578:U:C2'	25:YA:1579:A:H5'	2.51	0.41
25:YA:2098:U:O2	25:YA:2191:G:N2	2.45	0.41
25:YA:2185:C:H2'	25:YA:2186:G:C8	2.56	0.41
25:YA:2712:U:O2'	25:YA:2712(A):A:P	2.79	0.41
25:YA:2867:G:HO2'	25:YA:2868:A:H8	1.65	0.41
27:YD:62:TYR:HA	27:YD:87:ASN:OD1	2.21	0.41
27:YD:201:HIS:O	27:YD:204:ILE:HG12	2.21	0.41
28:YE:32:PRO:HA	28:YE:90:THR:HA	2.03	0.41
29:YF:67:GLN:HG3	29:YF:67:GLN:O	2.21	0.41
30:YG:7:LEU:HD12	30:YG:104:GLU:HA	2.03	0.41
31:YH:125:VAL:HG22	31:YH:131:VAL:HG13	2.02	0.41
31:YH:152:ARG:NE	31:YH:153:LYS:NZ	2.68	0.41
32:YI:115:ALA:HB3	32:YI:128:LEU:HD12	2.02	0.41
33:YN:7:LYS:NZ	33:YN:7:LYS:H	2.18	0.41
35:YP:106:LEU:O	35:YP:107:LYS:HB2	2.20	0.41
50:Y4:48:ARG:HH12	50:Y4:52:THR:H	1.68	0.41
56:Z8:3:GLY:HA3	56:Z8:4:PRO:HA	1.77	0.41
1:QA:452:A:HO2'	1:QA:453:A:C4'	2.33	0.40
1:QA:452:A:H2'	1:QA:453:A:C8	2.56	0.40
1:QA:754:C:H1'	15:QO:69:TYR:CD2	2.57	0.40
1:QA:922:G:H4'	5:QE:20:GLN:HA	2.03	0.40
1:QA:977:A:O2'	1:QA:979:C:OP2	2.31	0.40

*Continued on next page...*

*Continued from previous page...*

Atom-1	Atom-2	Interatomic distance (Å)	Clash overlap (Å)
1:QA:985:C:H2'	1:QA:986:A:H8	1.84	0.40
1:QA:1098:C:H2'	1:QA:1099:G:O4'	2.20	0.40
1:QA:1122:U:H3	1:QA:1151:A:H2	1.66	0.40
1:QA:1199:U:H4'	10:QJ:54:PHE:CZ	2.56	0.40
4:QD:166:LYS:HB3	27:YD:134:ARG:NH1	2.35	0.40
7:QG:54:THR:O	7:QG:56:GLN:N	2.52	0.40
8:QH:83:ILE:HB	8:QH:137:VAL:HG13	2.03	0.40
12:QL:27:LEU:HG	12:QL:62:SER:HB3	2.02	0.40
19:QS:5:LEU:HD12	19:QS:5:LEU:HA	1.93	0.40
23:QW:61:C:H2'	23:QW:62:C:C6	2.56	0.40
25:RA:1024:G:C6	25:RA:1025:G:C6	3.09	0.40
25:RA:1676:A:H2'	25:RA:1677:A:O4'	2.21	0.40
25:RA:2032:G:H1'	28:RE:145:LYS:HD3	2.03	0.40
25:RA:2315:G:H2'	25:RA:2316:C:C6	2.56	0.40
25:RA:2322:A:H2'	25:RA:2323:G:O4'	2.21	0.40
25:RA:2845:G:O2'	25:RA:2846:G:H5'	2.21	0.40
28:RE:184:VAL:HB	28:RE:185:LYS:H	1.64	0.40
29:RF:107:LYS:HE3	29:RF:206:ILE:HD12	2.03	0.40
30:RG:117:PHE:HE1	30:RG:120:LEU:HD23	1.86	0.40
34:RO:63:VAL:HB	34:RO:106:LEU:HD11	2.02	0.40
39:RT:51:ARG:CG	39:RT:98:LYS:HG3	2.51	0.40
39:RT:109:GLU:O	39:RT:113:LYS:HB2	2.21	0.40
46:R0:72:ARG:HB2	46:R0:75:LEU:HB2	2.03	0.40
50:R4:13:ARG:O	50:R4:30:GLU:HA	2.21	0.40
1:XA:78:G:O2'	1:XA:79:G:OP1	2.31	0.40
1:XA:235:C:H2'	1:XA:236:G:C8	2.54	0.40
1:XA:312:C:H2'	1:XA:313:A:H8	1.86	0.40
1:XA:537:G:H2'	1:XA:538:G:C8	2.56	0.40
1:XA:672:U:H2'	1:XA:673:G:H8	1.85	0.40
1:XA:730:G:C5	1:XA:731:G:H1'	2.56	0.40
1:XA:833:U:H2'	1:XA:834:C:C6	2.56	0.40
1:XA:1053:G:C6	1:XA:1199:U:C2	3.09	0.40
1:XA:1162:C:H2'	1:XA:1163:C:C6	2.57	0.40
1:XA:1228:C:P	13:XM:108:ARG:HH22	2.44	0.40
1:XA:1491:G:N7	58:XA:1672:PAR:O53	2.41	0.40
58:XA:1672:PAR:H642	58:XA:1672:PAR:H34	1.92	0.40
2:XB:126:GLU:O	2:XB:129:GLU:HB2	2.20	0.40
8:XH:6:ILE:HB	8:XH:85:ARG:NH1	2.36	0.40
10:XJ:6:ILE:O	10:XJ:71:LEU:HD12	2.21	0.40
11:XK:19:ALA:CB	11:XK:32:ILE:HG22	2.51	0.40
25:YA:218:A:C2	25:YA:235:U:H4'	2.57	0.40

*Continued on next page...*

*Continued from previous page...*

Atom-1	Atom-2	Interatomic distance (Å)	Clash overlap (Å)
25:YA:324:A:H2'	25:YA:325:G:O4'	2.21	0.40
25:YA:796:C:H2'	25:YA:797:C:C6	2.56	0.40
25:YA:874:G:H2'	25:YA:875:G:C8	2.56	0.40
25:YA:1341:U:O4'	43:YX:57:LEU:HD23	2.21	0.40
25:YA:1520:U:H2'	25:YA:1521:G:O4'	2.21	0.40
25:YA:1651:G:N7	37:YR:11:ASN:ND2	2.60	0.40
25:YA:2803:C:H2'	25:YA:2804:C:C6	2.56	0.40
25:YA:2867:G:O2'	25:YA:2868:A:H8	2.03	0.40
28:YE:95:ILE:H	28:YE:95:ILE:CD1	2.31	0.40
32:YI:23:PRO:O	32:YI:27:ARG:HG2	2.21	0.40
34:YO:4:PRO:O	34:YO:5:GLN:CB	2.69	0.40
35:YP:29:LYS:HB3	35:YP:30:THR:H	1.59	0.40
40:YU:96:ALA:HA	40:YU:98:LEU:HD23	2.03	0.40
45:YZ:28:MET:O	45:YZ:34:ASN:HA	2.22	0.40
52:Y6:11:LEU:HD13	52:Y6:11:LEU:HA	1.86	0.40
1:QA:10:A:H2'	1:QA:11:G:H8	1.86	0.40
1:QA:109:A:C6	1:QA:326:G:C6	3.09	0.40
1:QA:271:C:H2'	1:QA:272:C:C6	2.56	0.40
1:QA:509:A:O2'	1:QA:510:A:OP1	2.35	0.40
1:QA:664:G:N2	1:QA:741:G:H1	2.15	0.40
1:QA:1367:C:H5'	10:QJ:60:ARG:CZ	2.51	0.40
6:QF:35:ALA:HA	6:QF:67:MET:HB3	2.02	0.40
6:QF:79:LEU:HD23	6:QF:79:LEU:HA	1.93	0.40
10:QJ:31:GLY:HA3	10:QJ:78:ASN:CG	2.41	0.40
25:RA:1614:A:H62	42:RW:93:ALA:HB2	1.85	0.40
25:RA:1649:G:O2'	37:RR:107:ASP:OD2	2.32	0.40
25:RA:2685:G:P	39:RT:51:ARG:HH22	2.44	0.40
28:RE:55:ASN:HD22	28:RE:58:ARG:HB2	1.87	0.40
28:RE:197:ILE:HD11	28:RE:199:ARG:CZ	2.50	0.40
31:RH:98:LEU:HB2	31:RH:125:VAL:HB	2.03	0.40
32:RI:30:LEU:HD22	32:RI:35:LEU:HD11	2.02	0.40
35:RP:114:ILE:HD11	35:RP:130:PHE:CD2	2.57	0.40
36:RQ:58:PHE:CD1	36:RQ:61:GLY:HA3	2.56	0.40
45:RZ:48:PHE:HE1	45:RZ:71:VAL:HG21	1.87	0.40
2:XB:19:HIS:NE2	2:XB:206:ASP:HB2	2.36	0.40
2:XB:120:ALA:C	2:XB:122:PHE:H	2.24	0.40
25:YA:196:A:O2'	25:YA:805:G:O6	2.34	0.40
25:YA:271:G:H2'	25:YA:272:G:H8	1.86	0.40
25:YA:1797:C:H4'	27:YD:257:LEU:O	2.21	0.40
25:YA:1826:G:H4'	27:YD:242:ARG:NH2	2.36	0.40
25:YA:1843:C:H5'	27:YD:253:GLN:OE1	2.21	0.40

*Continued on next page...*

*Continued from previous page...*

Atom-1	Atom-2	Interatomic distance (Å)	Clash overlap (Å)
25:YA:1869:G:H5'	25:YA:1870:C:OP2	2.20	0.40
25:YA:2334:G:H4'	25:YA:2335:A:OP2	2.21	0.40
25:YA:2633:G:H2'	25:YA:2634:G:O4'	2.21	0.40
29:YF:28:ILE:H	29:YF:28:ILE:HG13	1.68	0.40
31:YH:15:VAL:HG21	31:YH:76:VAL:CG1	2.44	0.40
52:Y6:13:CYS:HB2	52:Y6:22:ALA:HB3	2.03	0.40
1:QA:337:C:H2'	1:QA:338:A:C8	2.57	0.40
1:QA:1325:C:OP2	21:QU:6:ARG:NH2	2.49	0.40
6:QF:33:TYR:CE1	6:QF:78:GLU:HG2	2.56	0.40
10:QJ:4:ILE:HA	10:QJ:100:THR:HG22	2.02	0.40
25:RA:303:U:H2'	25:RA:304:G:C8	2.56	0.40
25:RA:341:G:H2'	25:RA:342:G:O4'	2.21	0.40
25:RA:722:A:H3'	25:RA:723:G:H8	1.87	0.40
25:RA:960:A:H5''	25:RA:961:C:OP1	2.22	0.40
25:RA:1430:C:H2'	25:RA:1431:U:C6	2.57	0.40
25:RA:2262:U:H2'	25:RA:2263:C:C6	2.56	0.40
27:RD:26:LYS:H	27:RD:26:LYS:HD2	1.87	0.40
31:RH:103:LEU:HG	31:RH:105:LEU:HD12	2.02	0.40
35:RP:62:LEU:O	54:R8:13:ARG:HB2	2.22	0.40
38:RS:23:ARG:HB2	38:RS:86:ALA:HB2	2.03	0.40
45:RZ:92:SER:HB3	45:RZ:93:ASP:H	1.66	0.40
51:R5:58:LEU:H	51:R5:58:LEU:CD1	2.22	0.40
54:R8:49:VAL:HG23	54:R8:53:PRO:HB3	2.04	0.40
1:XA:376:G:OP1	16:XP:5:ARG:HB2	2.21	0.40
1:XA:401:C:H2'	1:XA:402:G:C8	2.56	0.40
1:XA:514:C:H2'	1:XA:515:G:H8	1.87	0.40
1:XA:625:G:H4'	16:XP:16:HIS:CD2	2.56	0.40
1:XA:986:A:H2'	1:XA:987:G:O4'	2.21	0.40
4:XD:186:LEU:HD23	4:XD:186:LEU:HA	1.95	0.40
5:XE:51:VAL:HB	5:XE:52:PRO:HD3	2.04	0.40
10:XJ:77:PRO:O	10:XJ:79:ARG:NH1	2.54	0.40
12:XL:90:VAL:O	12:XL:92:ASP:N	2.54	0.40
16:XP:60:LEU:HD23	16:XP:60:LEU:HA	1.80	0.40
19:XS:36:ARG:HA	19:XS:71:LEU:HB2	2.03	0.40
22:XV:14:G:N2	22:XV:48:C:H42	2.19	0.40
25:YA:357:A:H2'	25:YA:358:U:C6	2.57	0.40
25:YA:1688:U:O2	25:YA:1700:A:H5''	2.21	0.40
25:YA:1754:C:H2'	25:YA:1755:A:O4'	2.21	0.40
25:YA:1930:G:H2'	25:YA:1968:G:N1	2.36	0.40
28:YE:49:LEU:HD12	28:YE:49:LEU:HA	1.72	0.40
29:YF:64:ILE:HA	29:YF:64:ILE:HD12	1.80	0.40

*Continued on next page...*

*Continued from previous page...*

Atom-1	Atom-2	Interatomic distance (Å)	Clash overlap (Å)
32:YI:38:LEU:H	32:YI:38:LEU:HD12	1.86	0.40
33:YN:65:LYS:H	33:YN:65:LYS:HG2	1.60	0.40
38:YS:69:VAL:HA	38:YS:72:ALA:HB3	2.03	0.40
40:YU:19:LYS:O	40:YU:22:LYS:HB2	2.21	0.40
45:YZ:96:VAL:CG1	45:YZ:128:VAL:O	2.66	0.40
50:Y4:14:ILE:O	50:Y4:14:ILE:HG23	2.21	0.40
1:QA:298:A:H2'	1:QA:299:G:O4'	2.22	0.40
1:QA:422:C:O2'	1:QA:423:G:H5''	2.22	0.40
1:QA:766:A:H2'	1:QA:767:A:O4'	2.21	0.40
1:QA:976:G:N2	1:QA:1362:C:H2'	2.36	0.40
1:QA:985:C:H2'	1:QA:986:A:C8	2.57	0.40
1:QA:1300:G:N1	1:QA:1335:C:O4'	2.55	0.40
3:QC:71:ALA:HB2	3:QC:109:PRO:HB3	2.04	0.40
4:QD:176:LEU:HD12	4:QD:182:LYS:O	2.21	0.40
8:QH:91:ARG:CB	12:QL:7:ILE:HG13	2.44	0.40
10:QJ:61:GLU:OE1	14:QN:58:LYS:HE2	2.21	0.40
13:QM:4:ILE:H	13:QM:9:ILE:CG2	2.35	0.40
13:QM:40:ASN:HA	13:QM:41:PRO:HD3	1.89	0.40
23:QW:16:U:H3'	23:QW:17:C:C5'	2.51	0.40
25:RA:121:G:H4'	25:RA:149:A:H5'	2.03	0.40
25:RA:516:C:OP1	51:R5:13:LYS:NZ	2.54	0.40
25:RA:631:A:N3	25:RA:2415:G:O2'	2.47	0.40
25:RA:1011:G:C2	25:RA:1013:C:C2	3.10	0.40
25:RA:1061:U:H3'	25:RA:1062:G:H5''	2.02	0.40
25:RA:1174:A:H2'	25:RA:1174:A:N3	2.35	0.40
25:RA:1312:U:H1'	25:RA:1313:U:OP2	2.22	0.40
25:RA:2605:U:H2'	25:RA:2606:C:C6	2.56	0.40
26:RB:38:C:O2	26:RB:48:A:H1'	2.22	0.40
27:RD:35:LYS:HB3	27:RD:63:ARG:HA	2.04	0.40
27:RD:96:HIS:CD2	27:RD:102:LYS:HG2	2.56	0.40
28:RE:26:ILE:O	28:RE:26:ILE:HG12	2.18	0.40
28:RE:36:ARG:HB3	28:RE:36:ARG:HH11	1.87	0.40
29:RF:29:ASN:HB3	29:RF:32:LEU:HD23	2.04	0.40
29:RF:116:ASP:OD2	35:RP:1:MET:N	2.54	0.40
29:RF:181:LEU:HD22	29:RF:181:LEU:HA	1.79	0.40
31:RH:30:LYS:HD2	31:RH:81:GLU:H	1.86	0.40
32:RI:138:ILE:HG12	32:RI:139:GLN:N	2.37	0.40
33:RN:108:PRO:O	33:RN:113:GLY:HA3	2.21	0.40
36:RQ:72:LYS:HB3	36:RQ:94:VAL:O	2.22	0.40
39:RT:120:ARG:HA	39:RT:123:GLN:NE2	2.37	0.40
44:RY:11:ASP:O	44:RY:26:LYS:HG3	2.21	0.40

*Continued on next page...*



*Continued from previous page...*

Atom-1	Atom-2	Interatomic distance (Å)	Clash overlap (Å)
44:RY:64:GLU:H	44:RY:64:GLU:HG2	1.64	0.40
47:R1:87:PRO:O	47:R1:91:LYS:HB2	2.21	0.40
47:R1:95:LEU:HD23	47:R1:95:LEU:HA	1.94	0.40
1:XA:1347:G:H22	1:XA:1374:A:P	2.43	0.40
1:XA:1523:G:OP1	11:XK:123:LYS:NZ	2.42	0.40
4:XD:165:MET:O	4:XD:167:GLY:N	2.54	0.40
5:XE:34:VAL:HG11	5:XE:63:ARG:HG2	2.03	0.40
5:XE:89:ILE:HG12	5:XE:91:LEU:CD1	2.52	0.40
6:XF:16:GLN:HA	6:XF:19:LEU:HB2	2.03	0.40
12:XL:68:ALA:HB1	12:XL:100:ILE:HG13	2.03	0.40
19:XS:15:LEU:HA	19:XS:18:LYS:HB3	2.04	0.40
25:YA:900:A:H3'	25:YA:901:A:C8	2.54	0.40
25:YA:1186:G:H2'	25:YA:1187:G:O4'	2.20	0.40
25:YA:1329:U:H5''	25:YA:1330:C:H5	1.86	0.40
25:YA:2010:G:H5''	42:YW:42:ARG:HB2	2.03	0.40
25:YA:2579:C:H2'	25:YA:2580:U:O4'	2.21	0.40
25:YA:2776:A:OP1	25:YA:2776:A:H3'	2.21	0.40
29:YF:125:LEU:HD21	29:YF:199:TRP:CE3	2.57	0.40
29:YF:168:ARG:HG3	29:YF:175:THR:HG21	2.02	0.40
31:YH:46:GLU:OE1	31:YH:51:ARG:NH1	2.54	0.40
40:YU:61:TRP:O	40:YU:65:ILE:HG13	2.22	0.40
41:YV:21:ARG:HD2	41:YV:91:TYR:CE1	2.56	0.40
44:YY:89:PHE:C	44:YY:90:LEU:HD13	2.42	0.40
49:Y3:12:PRO:O	49:Y3:14:GLY:N	2.55	0.40
52:Y6:28:ARG:HB3	52:Y6:30:THR:C	2.41	0.40
52:Y6:28:ARG:HA	52:Y6:28:ARG:HD2	1.86	0.40
1:QA:148:G:H2'	1:QA:149:A:C8	2.55	0.40
1:QA:181:G:HO2'	1:QA:182:U:P	2.45	0.40
1:QA:376:G:H5''	16:QP:5:ARG:HB2	2.02	0.40
1:QA:410:G:H4'	1:QA:411:A:OP1	2.21	0.40
1:QA:486:U:H2'	1:QA:487:A:H8	1.87	0.40
1:QA:1469:G:H2'	1:QA:1470:G:C8	2.57	0.40
3:QC:7:PRO:O	3:QC:11:ARG:NH1	2.54	0.40
4:QD:46:LYS:HD3	4:QD:46:LYS:HA	1.78	0.40
4:QD:195:ALA:O	6:XF:16:GLN:HB3	2.22	0.40
5:QE:50:GLU:HG3	5:QE:52:PRO:HD2	2.04	0.40
6:QF:21:LEU:O	6:QF:25:ILE:HG12	2.20	0.40
25:RA:71:A:H5''	25:RA:72:U:O5'	2.21	0.40
25:RA:196:A:O2'	25:RA:805:G:O6	2.32	0.40
25:RA:379:G:N2	47:R1:42:GLN:OE1	2.48	0.40
25:RA:380:U:H2'	25:RA:381:G:C8	2.56	0.40

*Continued on next page...*

*Continued from previous page...*

Atom-1	Atom-2	Interatomic distance (Å)	Clash overlap (Å)
25:RA:955:C:OP2	36:RQ:14:ARG:HD2	2.21	0.40
25:RA:2123:G:H2'	25:RA:2124:G:C8	2.54	0.40
25:RA:2308:G:C2	25:RA:2311:A:H2	2.37	0.40
27:RD:44:ASN:HB2	27:RD:49:ILE:HA	2.02	0.40
27:RD:209:ALA:O	27:RD:212:SER:HB2	2.22	0.40
33:RN:17:ASP:O	33:RN:19:GLU:N	2.54	0.40
34:RO:66:LYS:HA	34:RO:79:PHE:O	2.22	0.40
35:RP:25:SER:OG	35:RP:26:GLY:O	2.38	0.40
39:RT:26:ASP:CB	39:RT:91:ARG:HA	2.52	0.40
40:RU:66:ASN:CG	40:RU:70:ARG:HH21	2.21	0.40
45:RZ:10:ARG:HH21	45:RZ:26:GLY:H	1.69	0.40
46:R0:68:GLU:HG2	46:R0:80:HIS:HB2	2.04	0.40
51:R5:46:CYS:HA	51:R5:47:PRO:HD2	1.86	0.40
1:XA:545:C:H2'	1:XA:546:G:O4'	2.21	0.40
1:XA:575:G:O2'	1:XA:821:G:H5'	2.22	0.40
1:XA:611:A:H61	1:XA:629:G:H1	1.68	0.40
3:XC:20:SER:HB2	3:XC:40:ARG:NH2	2.28	0.40
3:XC:56:ASP:HB2	3:XC:67:THR:HB	2.03	0.40
9:XI:5:TYR:HA	9:XI:17:VAL:O	2.21	0.40
9:XI:75:ASP:HA	9:XI:78:LYS:HB3	2.04	0.40
11:XK:18:ARG:HB3	11:XK:33:THR:OG1	2.21	0.40
12:XL:18:VAL:HG23	12:XL:19:ARG:H	1.86	0.40
12:XL:38:THR:CG2	12:XL:57:LYS:HB3	2.49	0.40
12:XL:85:ILE:HD12	12:XL:85:ILE:HA	1.74	0.40
23:XW:41:C:H2'	23:XW:42:C:O4'	2.21	0.40
25:YA:57:C:H2'	25:YA:58:G:O4'	2.21	0.40
25:YA:535:C:O3'	40:YU:53:ARG:NH1	2.54	0.40
25:YA:942:G:O2'	25:YA:1189:A:N3	2.49	0.40
25:YA:1417:C:H2'	25:YA:1418:G:O4'	2.21	0.40
25:YA:1782:C:H1'	25:YA:2609:U:H5''	2.03	0.40
25:YA:1932:A:H2'	25:YA:1933:G:O4'	2.21	0.40
25:YA:2577:A:H2'	25:YA:2614:A:N6	2.36	0.40
27:YD:150:LYS:HA	27:YD:150:LYS:HD3	1.94	0.40
27:YD:237:GLU:O	27:YD:238:GLY:C	2.59	0.40
29:YF:122:LYS:HD3	29:YF:122:LYS:HA	1.86	0.40
29:YF:198:ALA:HA	29:YF:201:VAL:HG12	2.03	0.40
39:YT:19:LEU:HA	39:YT:20:PRO:HD3	1.91	0.40
40:YU:17:ILE:HD13	40:YU:17:ILE:HA	1.92	0.40
41:YV:3:ALA:HA	41:YV:40:LEU:O	2.21	0.40
45:YZ:136:PHE:C	45:YZ:137:ILE:HG12	2.41	0.40
47:Y1:87:PRO:O	47:Y1:91:LYS:HB2	2.20	0.40

*Continued on next page...*

Continued from previous page...

Atom-1	Atom-2	Interatomic distance (Å)	Clash overlap (Å)
49:Y3:5:LYS:HE3	49:Y3:34:GLU:OE2	2.22	0.40
49:Y3:52:HIS:CD2	49:Y3:53:LEU:HG	2.57	0.40

All (1) symmetry-related close contacts are listed below. The label for Atom-2 includes the symmetry operator and encoded unit-cell translations to be applied.

Atom-1	Atom-2	Interatomic distance (Å)	Clash overlap (Å)
25:RA:2197:U:OP1	4:XD:159:ARG:NH2[4_555]	2.05	0.15

## 5.3 Torsion angles [i](#)

### 5.3.1 Protein backbone [i](#)

In the following table, the Percentiles column shows the percent Ramachandran outliers of the chain as a percentile score with respect to all X-ray entries followed by that with respect to entries of similar resolution.

The Analysed column shows the number of residues for which the backbone conformation was analysed, and the total number of residues.

Mol	Chain	Analysed	Favoured	Allowed	Outliers	Percentiles	
2	QB	235/256 (92%)	173 (74%)	45 (19%)	17 (7%)	1	13
2	XB	235/256 (92%)	177 (75%)	43 (18%)	15 (6%)	1	17
3	QC	203/239 (85%)	163 (80%)	34 (17%)	6 (3%)	4	33
3	XC	203/239 (85%)	171 (84%)	29 (14%)	3 (2%)	10	47
4	QD	206/209 (99%)	177 (86%)	22 (11%)	7 (3%)	3	31
4	XD	206/209 (99%)	178 (86%)	23 (11%)	5 (2%)	6	37
5	QE	149/162 (92%)	136 (91%)	8 (5%)	5 (3%)	3	31
5	XE	149/162 (92%)	133 (89%)	13 (9%)	3 (2%)	7	41
6	QF	99/101 (98%)	93 (94%)	3 (3%)	3 (3%)	4	33
6	XF	99/101 (98%)	94 (95%)	5 (5%)	0	100	100
7	QG	153/156 (98%)	135 (88%)	16 (10%)	2 (1%)	12	50
7	XG	153/156 (98%)	138 (90%)	13 (8%)	2 (1%)	12	50
8	QH	136/138 (99%)	121 (89%)	14 (10%)	1 (1%)	22	61
8	XH	136/138 (99%)	120 (88%)	12 (9%)	4 (3%)	4	33

Continued on next page...

*Continued from previous page...*

Mol	Chain	Analysed	Favoured	Allowed	Outliers	Percentiles	
9	QI	125/128 (98%)	103 (82%)	17 (14%)	5 (4%)	3	26
9	XI	125/128 (98%)	97 (78%)	24 (19%)	4 (3%)	4	31
10	QJ	97/105 (92%)	75 (77%)	19 (20%)	3 (3%)	4	32
10	XJ	97/105 (92%)	78 (80%)	14 (14%)	5 (5%)	2	20
11	QK	117/129 (91%)	100 (86%)	14 (12%)	3 (3%)	5	35
11	XK	117/129 (91%)	100 (86%)	15 (13%)	2 (2%)	9	45
12	QL	123/132 (93%)	98 (80%)	18 (15%)	7 (6%)	1	18
12	XL	123/132 (93%)	97 (79%)	14 (11%)	12 (10%)	0	8
13	QM	119/126 (94%)	95 (80%)	15 (13%)	9 (8%)	1	12
13	XM	119/126 (94%)	94 (79%)	15 (13%)	10 (8%)	1	10
14	QN	58/61 (95%)	49 (84%)	5 (9%)	4 (7%)	1	14
14	XN	58/61 (95%)	46 (79%)	6 (10%)	6 (10%)	0	7
15	QO	86/89 (97%)	80 (93%)	5 (6%)	1 (1%)	13	51
15	XO	86/89 (97%)	80 (93%)	4 (5%)	2 (2%)	6	38
16	QP	82/88 (93%)	73 (89%)	8 (10%)	1 (1%)	13	51
16	XP	82/88 (93%)	71 (87%)	10 (12%)	1 (1%)	13	51
17	QQ	98/105 (93%)	91 (93%)	5 (5%)	2 (2%)	7	41
17	XQ	98/105 (93%)	88 (90%)	10 (10%)	0	100	100
18	QR	68/88 (77%)	56 (82%)	9 (13%)	3 (4%)	2	23
18	XR	68/88 (77%)	61 (90%)	6 (9%)	1 (2%)	10	47
19	QS	82/93 (88%)	55 (67%)	16 (20%)	11 (13%)	0	4
19	XS	82/93 (88%)	54 (66%)	17 (21%)	11 (13%)	0	4
20	QT	97/106 (92%)	76 (78%)	15 (16%)	6 (6%)	1	17
20	XT	97/106 (92%)	75 (77%)	16 (16%)	6 (6%)	1	17
21	QU	23/27 (85%)	19 (83%)	3 (13%)	1 (4%)	2	24
21	XU	23/27 (85%)	18 (78%)	4 (17%)	1 (4%)	2	24
27	RD	270/276 (98%)	226 (84%)	32 (12%)	12 (4%)	2	23
27	YD	270/276 (98%)	228 (84%)	33 (12%)	9 (3%)	4	31
28	RE	203/206 (98%)	148 (73%)	35 (17%)	20 (10%)	0	8
28	YE	203/206 (98%)	144 (71%)	42 (21%)	17 (8%)	1	10
29	RF	200/210 (95%)	170 (85%)	18 (9%)	12 (6%)	1	17

*Continued on next page...*

*Continued from previous page...*

Mol	Chain	Analysed	Favoured	Allowed	Outliers	Percentiles	
29	YF	200/210 (95%)	168 (84%)	24 (12%)	8 (4%)	3	26
30	RG	179/182 (98%)	139 (78%)	26 (14%)	14 (8%)	1	11
30	YG	179/182 (98%)	142 (79%)	25 (14%)	12 (7%)	1	15
31	RH	168/180 (93%)	116 (69%)	33 (20%)	19 (11%)	0	6
31	YH	168/180 (93%)	124 (74%)	23 (14%)	21 (12%)	0	5
32	RI	144/148 (97%)	104 (72%)	27 (19%)	13 (9%)	1	9
32	YI	144/148 (97%)	107 (74%)	20 (14%)	17 (12%)	0	5
33	RN	136/140 (97%)	104 (76%)	20 (15%)	12 (9%)	1	9
33	YN	136/140 (97%)	105 (77%)	17 (12%)	14 (10%)	0	7
34	RO	120/122 (98%)	109 (91%)	9 (8%)	2 (2%)	9	45
34	YO	120/122 (98%)	108 (90%)	10 (8%)	2 (2%)	9	45
35	RP	148/150 (99%)	106 (72%)	28 (19%)	14 (10%)	0	8
35	YP	148/150 (99%)	108 (73%)	22 (15%)	18 (12%)	0	5
36	RQ	139/141 (99%)	99 (71%)	22 (16%)	18 (13%)	0	5
36	YQ	139/141 (99%)	98 (70%)	22 (16%)	19 (14%)	0	4
37	RR	116/118 (98%)	106 (91%)	5 (4%)	5 (4%)	2	24
37	YR	116/118 (98%)	99 (85%)	11 (10%)	6 (5%)	2	20
38	RS	109/112 (97%)	76 (70%)	22 (20%)	11 (10%)	0	7
38	YS	109/112 (97%)	79 (72%)	17 (16%)	13 (12%)	0	5
39	RT	135/146 (92%)	107 (79%)	16 (12%)	12 (9%)	1	9
39	YT	135/146 (92%)	108 (80%)	17 (13%)	10 (7%)	1	13
40	RU	115/118 (98%)	102 (89%)	9 (8%)	4 (4%)	3	30
40	YU	115/118 (98%)	102 (89%)	9 (8%)	4 (4%)	3	30
41	RV	99/101 (98%)	82 (83%)	11 (11%)	6 (6%)	1	17
41	YV	99/101 (98%)	79 (80%)	12 (12%)	8 (8%)	1	11
42	RW	111/113 (98%)	99 (89%)	8 (7%)	4 (4%)	3	29
42	YW	111/113 (98%)	100 (90%)	9 (8%)	2 (2%)	8	43
43	RX	90/96 (94%)	77 (86%)	11 (12%)	2 (2%)	6	39
43	YX	90/96 (94%)	82 (91%)	6 (7%)	2 (2%)	6	39
44	RY	100/110 (91%)	71 (71%)	13 (13%)	16 (16%)	0	3
44	YY	100/110 (91%)	70 (70%)	18 (18%)	12 (12%)	0	5

*Continued on next page...*

Continued from previous page...

Mol	Chain	Analysed	Favoured	Allowed	Outliers	Percentiles	
45	RZ	181/206 (88%)	126 (70%)	34 (19%)	21 (12%)	0	6
45	YZ	181/206 (88%)	125 (69%)	38 (21%)	18 (10%)	0	8
46	R0	80/85 (94%)	65 (81%)	14 (18%)	1 (1%)	12	50
46	Y0	80/85 (94%)	73 (91%)	7 (9%)	0	100	100
47	R1	95/98 (97%)	76 (80%)	10 (10%)	9 (10%)	0	8
47	Y1	95/98 (97%)	72 (76%)	17 (18%)	6 (6%)	1	17
48	R2	67/72 (93%)	53 (79%)	9 (13%)	5 (8%)	1	12
48	Y2	67/72 (93%)	55 (82%)	6 (9%)	6 (9%)	1	9
49	R3	57/60 (95%)	52 (91%)	3 (5%)	2 (4%)	3	30
49	Y3	57/60 (95%)	52 (91%)	4 (7%)	1 (2%)	8	43
50	R4	69/71 (97%)	35 (51%)	18 (26%)	16 (23%)	0	0
50	Y4	69/71 (97%)	35 (51%)	15 (22%)	19 (28%)	0	0
51	R5	57/60 (95%)	47 (82%)	7 (12%)	3 (5%)	2	19
51	Y5	55/60 (92%)	45 (82%)	9 (16%)	1 (2%)	8	43
52	R6	47/54 (87%)	23 (49%)	13 (28%)	11 (23%)	0	0
52	Y6	47/54 (87%)	22 (47%)	17 (36%)	8 (17%)	0	2
53	R7	47/49 (96%)	45 (96%)	1 (2%)	1 (2%)	7	40
53	Y7	47/49 (96%)	43 (92%)	3 (6%)	1 (2%)	7	40
54	R8	62/65 (95%)	51 (82%)	6 (10%)	5 (8%)	1	11
54	Y8	62/65 (95%)	48 (77%)	10 (16%)	4 (6%)	1	16
55	R9	35/37 (95%)	35 (100%)	0	0	100	100
55	Y9	35/37 (95%)	31 (89%)	4 (11%)	0	100	100
56	Z7	7/12 (58%)	5 (71%)	2 (29%)	0	100	100
56	Z8	7/12 (58%)	3 (43%)	3 (43%)	1 (14%)	0	4
All	All	11482/12152 (94%)	9247 (80%)	1516 (13%)	719 (6%)	1	17

All (719) Ramachandran outliers are listed below:

Mol	Chain	Res	Type
2	QB	236	TYR
3	QC	12	LEU
3	QC	190	ARG
4	QD	28	SER
6	QF	16	GLN

Continued on next page...

*Continued from previous page...*

<b>Mol</b>	<b>Chain</b>	<b>Res</b>	<b>Type</b>
6	QF	17	SER
6	QF	18	GLN
13	QM	67	GLU
13	QM	106	ASN
13	QM	118	ALA
14	QN	16	PHE
19	QS	12	ASP
19	QS	45	VAL
20	QT	49	ALA
27	RD	26	LYS
27	RD	122	ASP
27	RD	242	ARG
28	RE	53	PRO
28	RE	63	LEU
28	RE	68	ALA
28	RE	71	GLY
28	RE	93	VAL
31	RH	12	PRO
31	RH	86	GLU
31	RH	126	PRO
31	RH	154	PRO
31	RH	168	PRO
31	RH	169	VAL
32	RI	115	ALA
32	RI	133	HIS
33	RN	9	VAL
33	RN	22	THR
33	RN	96	GLU
33	RN	131	GLN
34	RO	5	GLN
35	RP	6	LEU
35	RP	10	PRO
35	RP	11	GLY
35	RP	15	ARG
35	RP	65	ARG
35	RP	95	VAL
35	RP	141	ALA
35	RP	148	LEU
36	RQ	22	LYS
36	RQ	66	ILE
36	RQ	78	PRO
36	RQ	90	VAL

*Continued on next page...*

*Continued from previous page...*

<b>Mol</b>	<b>Chain</b>	<b>Res</b>	<b>Type</b>
36	RQ	139	GLU
37	RR	3	HIS
37	RR	4	LEU
38	RS	57	LYS
38	RS	88	ASP
38	RS	89	ARG
39	RT	2	ASN
39	RT	3	ARG
39	RT	106	SER
39	RT	112	ARG
39	RT	124	ASP
40	RU	91	ASP
41	RV	48	GLY
41	RV	50	PRO
41	RV	100	ARG
42	RW	111	HIS
44	RY	3	VAL
44	RY	50	ARG
44	RY	57	GLN
44	RY	77	PRO
44	RY	78	ALA
45	RZ	13	GLU
45	RZ	111	VAL
48	R2	47	ASN
48	R2	48	HIS
48	R2	70	GLN
48	R2	71	ASN
50	R4	16	CYS
50	R4	18	CYS
50	R4	40	HIS
50	R4	43	TYR
50	R4	49	PHE
50	R4	50	VAL
50	R4	53	GLU
51	R5	4	HIS
51	R5	53	ALA
52	R6	15	GLU
54	R8	34	TRP
54	R8	52	LYS
54	R8	62	LEU
2	XB	230	VAL
2	XB	236	TYR

*Continued on next page...*



*Continued from previous page...*

<b>Mol</b>	<b>Chain</b>	<b>Res</b>	<b>Type</b>
3	XC	12	LEU
3	XC	79	ARG
4	XD	154	ASN
11	XK	91	ARG
12	XL	47	LYS
12	XL	49	ASN
12	XL	51	ALA
12	XL	64	TYR
13	XM	67	GLU
13	XM	106	ASN
13	XM	118	ALA
14	XN	14	PRO
14	XN	16	PHE
14	XN	52	GLN
19	XS	3	ARG
19	XS	12	ASP
20	XT	48	LYS
20	XT	96	GLY
27	YD	26	LYS
27	YD	28	GLU
27	YD	122	ASP
27	YD	123	ALA
28	YE	2	LYS
28	YE	19	ARG
28	YE	53	PRO
28	YE	63	LEU
28	YE	71	GLY
29	YF	73	ALA
29	YF	134	GLY
30	YG	96	ARG
31	YH	3	ARG
31	YH	12	PRO
31	YH	86	GLU
31	YH	126	PRO
31	YH	127	GLU
31	YH	128	PRO
31	YH	153	LYS
31	YH	155	SER
31	YH	168	PRO
31	YH	169	VAL
32	YI	133	HIS
32	YI	145	VAL

*Continued on next page...*

*Continued from previous page...*

<b>Mol</b>	<b>Chain</b>	<b>Res</b>	<b>Type</b>
33	YN	9	VAL
33	YN	22	THR
33	YN	36	GLY
35	YP	6	LEU
35	YP	10	PRO
35	YP	14	LYS
35	YP	15	ARG
35	YP	25	SER
35	YP	27	HIS
35	YP	95	VAL
35	YP	106	LEU
35	YP	148	LEU
36	YQ	18	LYS
36	YQ	22	LYS
36	YQ	25	ASP
36	YQ	79	LEU
36	YQ	86	GLY
36	YQ	90	VAL
36	YQ	134	ARG
37	YR	3	HIS
38	YS	82	ILE
38	YS	88	ASP
38	YS	107	GLU
39	YT	2	ASN
39	YT	123	GLN
39	YT	124	ASP
40	YU	90	VAL
40	YU	91	ASP
40	YU	93	LYS
41	YV	45	THR
43	YX	68	ARG
44	YY	50	ARG
44	YY	57	GLN
44	YY	77	PRO
44	YY	78	ALA
45	YZ	6	LYS
45	YZ	53	ILE
45	YZ	146	ILE
45	YZ	152	ALA
45	YZ	159	PRO
47	Y1	30	VAL
47	Y1	84	GLY

*Continued on next page...*

*Continued from previous page...*

<b>Mol</b>	<b>Chain</b>	<b>Res</b>	<b>Type</b>
47	Y1	91	LYS
47	Y1	95	LEU
48	Y2	16	LEU
48	Y2	43	GLN
48	Y2	47	ASN
48	Y2	48	HIS
50	Y4	24	THR
50	Y4	40	HIS
50	Y4	49	PHE
51	Y5	4	HIS
52	Y6	15	GLU
53	Y7	48	LYS
54	Y8	52	LYS
54	Y8	62	LEU
2	QB	15	VAL
2	QB	96	ARG
2	QB	229	VAL
2	QB	230	VAL
2	QB	237	ALA
3	QC	79	ARG
4	QD	51	PRO
4	QD	154	ASN
5	QE	115	VAL
8	QH	129	VAL
9	QI	41	VAL
9	QI	117	HIS
11	QK	101	SER
12	QL	47	LYS
12	QL	91	LYS
13	QM	12	ASN
14	QN	12	ARG
17	QQ	74	LEU
17	QQ	81	ARG
19	QS	3	ARG
19	QS	11	VAL
19	QS	26	GLY
19	QS	31	ILE
19	QS	41	VAL
27	RD	32	SER
28	RE	50	GLY
28	RE	60	ASN
28	RE	66	HIS

*Continued on next page...*

*Continued from previous page...*

<b>Mol</b>	<b>Chain</b>	<b>Res</b>	<b>Type</b>
28	RE	72	VAL
28	RE	90	THR
28	RE	92	THR
28	RE	187	ALA
29	RF	17	ARG
29	RF	67	GLN
29	RF	73	ALA
29	RF	89	VAL
29	RF	134	GLY
29	RF	198	ALA
30	RG	4	ASP
30	RG	5	VAL
30	RG	14	GLU
30	RG	96	ARG
30	RG	137	GLU
30	RG	146	TYR
31	RH	137	ASP
31	RH	153	LYS
31	RH	155	SER
32	RI	10	GLU
32	RI	11	ASN
32	RI	102	SER
32	RI	117	GLU
32	RI	145	VAL
35	RP	90	ARG
35	RP	103	ALA
35	RP	106	LEU
36	RQ	6	ARG
36	RQ	25	ASP
36	RQ	27	VAL
36	RQ	133	ARG
37	RR	107	ASP
38	RS	4	LEU
38	RS	107	GLU
39	RT	37	GLY
40	RU	90	VAL
41	RV	49	THR
41	RV	79	VAL
43	RX	41	ASN
44	RY	45	VAL
44	RY	48	ALA
44	RY	63	LYS

*Continued on next page...*

*Continued from previous page...*

<b>Mol</b>	<b>Chain</b>	<b>Res</b>	<b>Type</b>
45	RZ	6	LYS
45	RZ	53	ILE
45	RZ	92	SER
45	RZ	153	SER
45	RZ	177	PRO
45	RZ	179	ASP
47	R1	30	VAL
47	R1	80	LEU
47	R1	84	GLY
47	R1	91	LYS
47	R1	95	LEU
48	R2	43	GLN
49	R3	26	LEU
50	R4	24	THR
50	R4	30	GLU
50	R4	51	ASP
50	R4	66	SER
51	R5	59	GLU
52	R6	7	ILE
52	R6	45	LYS
2	XB	15	VAL
4	XD	30	LYS
4	XD	166	LYS
5	XE	115	VAL
7	XG	55	GLY
8	XH	50	ARG
9	XI	41	VAL
9	XI	127	LYS
10	XJ	30	SER
10	XJ	86	MET
12	XL	63	GLY
12	XL	91	LYS
12	XL	115	LYS
13	XM	6	GLY
13	XM	21	TYR
19	XS	41	VAL
19	XS	45	VAL
20	XT	99	LEU
27	YD	238	GLY
27	YD	242	ARG
28	YE	7	VAL
28	YE	204	ALA

*Continued on next page...*

*Continued from previous page...*

<b>Mol</b>	<b>Chain</b>	<b>Res</b>	<b>Type</b>
29	YF	128	ALA
29	YF	132	VAL
29	YF	181	LEU
30	YG	4	ASP
30	YG	36	LYS
31	YH	13	LYS
31	YH	27	LYS
31	YH	50	VAL
31	YH	85	LYS
33	YN	23	LEU
33	YN	96	GLU
34	YO	5	GLN
35	YP	65	ARG
35	YP	66	GLY
35	YP	93	GLY
35	YP	141	ALA
36	YQ	6	ARG
36	YQ	60	ARG
36	YQ	137	TYR
37	YR	4	LEU
37	YR	45	ARG
37	YR	107	ASP
38	YS	12	PHE
38	YS	56	LEU
38	YS	109	GLY
39	YT	13	ARG
39	YT	39	ARG
39	YT	106	SER
41	YV	31	ALA
41	YV	48	GLY
41	YV	79	VAL
42	YW	111	HIS
44	YY	58	GLY
44	YY	102	CYS
45	YZ	13	GLU
45	YZ	81	ARG
48	Y2	70	GLN
48	Y2	71	ASN
50	Y4	5	ILE
50	Y4	18	CYS
50	Y4	22	ILE
50	Y4	37	SER

*Continued on next page...*

*Continued from previous page...*

<b>Mol</b>	<b>Chain</b>	<b>Res</b>	<b>Type</b>
50	Y4	43	TYR
50	Y4	50	VAL
52	Y6	7	ILE
52	Y6	16	CYS
52	Y6	33	LYS
2	QB	26	PRO
2	QB	87	ARG
2	QB	204	ASN
2	QB	207	ALA
3	QC	4	LYS
3	QC	51	GLY
4	QD	155	LEU
5	QE	77	PRO
10	QJ	30	SER
11	QK	103	LEU
11	QK	125	PHE
12	QL	28	LYS
13	QM	120	LYS
14	QN	14	PRO
15	QO	23	GLY
19	QS	9	VAL
19	QS	14	HIS
19	QS	28	LYS
20	QT	96	GLY
27	RD	46	GLN
27	RD	239	ARG
28	RE	79	ARG
28	RE	204	ALA
29	RF	133	ASN
30	RG	32	PRO
30	RG	116	ASP
31	RH	5	GLY
31	RH	8	PRO
31	RH	27	LYS
31	RH	55	PRO
31	RH	87	LEU
31	RH	138	LYS
32	RI	15	VAL
32	RI	118	LYS
33	RN	8	GLN
33	RN	23	LEU
33	RN	95	PRO

*Continued on next page...*

*Continued from previous page...*

<b>Mol</b>	<b>Chain</b>	<b>Res</b>	<b>Type</b>
33	RN	130	HIS
34	RO	97	ARG
35	RP	29	LYS
35	RP	67	MET
36	RQ	11	LYS
36	RQ	19	GLY
36	RQ	137	TYR
37	RR	74	LYS
38	RS	12	PHE
38	RS	61	ASN
39	RT	12	SER
39	RT	97	ALA
40	RU	117	GLN
44	RY	58	GLY
45	RZ	7	ALA
45	RZ	66	SER
45	RZ	116	VAL
45	RZ	119	GLU
45	RZ	152	ALA
47	R1	76	ARG
49	R3	27	GLY
52	R6	33	LYS
52	R6	35	GLU
52	R6	49	HIS
54	R8	31	HIS
54	R8	51	ALA
2	XB	13	ALA
2	XB	22	LYS
2	XB	24	TRP
2	XB	135	GLN
2	XB	207	ALA
4	XD	73	ARG
4	XD	155	LEU
7	XG	7	ALA
8	XH	2	LEU
9	XI	56	LEU
9	XI	95	LYS
10	XJ	59	SER
11	XK	103	LEU
13	XM	4	ILE
13	XM	12	ASN
13	XM	42	ALA

*Continued on next page...*



*Continued from previous page...*

<b>Mol</b>	<b>Chain</b>	<b>Res</b>	<b>Type</b>
19	XS	27	GLU
19	XS	28	LYS
27	YD	32	SER
28	YE	50	GLY
28	YE	79	ARG
28	YE	90	THR
28	YE	92	THR
28	YE	117	MET
28	YE	184	VAL
29	YF	198	ALA
31	YH	87	LEU
31	YH	137	ASP
31	YH	138	LYS
31	YH	151	ILE
32	YI	11	ASN
32	YI	12	LEU
32	YI	72	LEU
32	YI	113	ARG
32	YI	122	GLU
33	YN	7	LYS
33	YN	131	GLN
35	YP	16	ARG
35	YP	29	LYS
36	YQ	19	GLY
36	YQ	105	GLU
36	YQ	133	ARG
37	YR	86	ARG
38	YS	4	LEU
38	YS	11	LYS
38	YS	60	GLY
39	YT	97	ALA
41	YV	49	THR
41	YV	53	GLU
41	YV	100	ARG
44	YY	42	VAL
44	YY	63	LYS
45	YZ	59	LEU
45	YZ	92	SER
45	YZ	160	GLY
45	YZ	166	SER
49	Y3	3	ARG
50	Y4	23	GLU

*Continued on next page...*

*Continued from previous page...*

<b>Mol</b>	<b>Chain</b>	<b>Res</b>	<b>Type</b>
50	Y4	30	GLU
50	Y4	34	GLU
50	Y4	66	SER
52	Y6	19	ARG
52	Y6	49	HIS
54	Y8	30	ARG
54	Y8	34	TRP
56	Z8	2	GLY
2	QB	22	LYS
2	QB	126	GLU
2	QB	209	ARG
4	QD	171	GLY
9	QI	56	LEU
12	QL	27	LEU
12	QL	48	PRO
13	QM	6	GLY
13	QM	13	LYS
18	QR	20	ALA
18	QR	54	ARG
20	QT	71	THR
21	QU	9	ARG
27	RD	3	VAL
27	RD	123	ALA
27	RD	237	GLU
28	RE	78	LEU
29	RF	66	PRO
29	RF	197	ASP
30	RG	36	LYS
30	RG	86	MET
31	RH	92	ILE
32	RI	122	GLU
35	RP	21	ARG
36	RQ	21	THR
36	RQ	28	ALA
36	RQ	86	GLY
36	RQ	104	PHE
36	RQ	105	GLU
37	RR	71	GLN
38	RS	109	GLY
39	RT	38	ASN
39	RT	39	ARG
40	RU	98	LEU

*Continued on next page...*

*Continued from previous page...*

<b>Mol</b>	<b>Chain</b>	<b>Res</b>	<b>Type</b>
42	RW	18	ARG
42	RW	63	ASP
42	RW	68	ARG
43	RX	67	GLY
44	RY	4	LYS
44	RY	53	PRO
44	RY	99	CYS
45	RZ	165	VAL
52	R6	16	CYS
53	R7	48	LYS
2	XB	19	HIS
2	XB	101	MET
2	XB	155	LEU
5	XE	70	PRO
8	XH	129	VAL
12	XL	19	ARG
12	XL	28	LYS
14	XN	15	LYS
14	XN	32	SER
15	XO	88	ARG
18	XR	20	ALA
19	XS	9	VAL
20	XT	84	LEU
20	XT	98	PRO
21	XU	9	ARG
30	YG	14	GLU
30	YG	82	LEU
30	YG	86	MET
30	YG	116	ASP
31	YH	8	PRO
31	YH	83	TYR
32	YI	10	GLU
32	YI	87	LYS
32	YI	114	LEU
33	YN	11	PRO
33	YN	28	THR
33	YN	47	ALA
36	YQ	104	PHE
36	YQ	140	ALA
38	YS	89	ARG
38	YS	96	GLY
39	YT	17	THR

*Continued on next page...*

*Continued from previous page...*

<b>Mol</b>	<b>Chain</b>	<b>Res</b>	<b>Type</b>
43	YX	40	LYS
44	YY	51	VAL
44	YY	53	PRO
50	Y4	9	LEU
50	Y4	16	CYS
50	Y4	25	TYR
50	Y4	54	GLY
52	Y6	35	GLU
2	QB	234	PRO
4	QD	30	LYS
4	QD	42	GLN
5	QE	70	PRO
5	QE	96	PRO
7	QG	7	ALA
9	QI	121	ARG
12	QL	19	ARG
12	QL	121	GLY
13	QM	4	ILE
18	QR	26	LEU
20	QT	73	HIS
20	QT	97	ALA
27	RD	238	GLY
28	RE	21	VAL
28	RE	54	GLN
29	RF	8	GLN
30	RG	82	LEU
31	RH	21	PRO
31	RH	83	TYR
32	RI	12	LEU
32	RI	30	LEU
33	RN	18	ALA
33	RN	57	ALA
33	RN	135	PRO
38	RS	97	ARG
38	RS	110	LEU
44	RY	5	MET
44	RY	39	VAL
44	RY	41	GLY
44	RY	62	GLU
45	RZ	12	GLY
45	RZ	51	ALA
45	RZ	61	LEU

*Continued on next page...*

*Continued from previous page...*

<b>Mol</b>	<b>Chain</b>	<b>Res</b>	<b>Type</b>
45	RZ	158	PRO
45	RZ	181	GLU
46	R0	18	ALA
47	R1	74	VAL
47	R1	82	LEU
50	R4	5	ILE
50	R4	23	GLU
50	R4	28	LYS
50	R4	68	ARG
52	R6	9	LEU
52	R6	19	ARG
2	XB	121	LEU
3	XC	181	ASN
10	XJ	27	ALA
12	XL	27	LEU
12	XL	65	GLU
13	XM	101	GLN
15	XO	23	GLY
20	XT	97	ALA
27	YD	3	VAL
27	YD	46	GLN
28	YE	68	ALA
28	YE	82	ARG
28	YE	86	PRO
30	YG	5	VAL
30	YG	53	LEU
30	YG	117	PHE
32	YI	18	VAL
32	YI	71	ILE
32	YI	117	GLU
32	YI	118	LYS
33	YN	95	PRO
33	YN	134	ARG
33	YN	135	PRO
35	YP	11	GLY
35	YP	24	GLY
36	YQ	11	LYS
36	YQ	27	VAL
38	YS	94	TYR
38	YS	110	LEU
39	YT	86	ILE
40	YU	117	GLN

*Continued on next page...*

*Continued from previous page...*

<b>Mol</b>	<b>Chain</b>	<b>Res</b>	<b>Type</b>
41	YV	50	PRO
44	YY	3	VAL
44	YY	39	VAL
45	YZ	51	ALA
45	YZ	61	LEU
45	YZ	62	PRO
45	YZ	168	GLU
45	YZ	181	GLU
47	Y1	74	VAL
50	Y4	14	ILE
52	Y6	21	TYR
2	QB	155	LEU
10	QJ	82	ILE
13	QM	10	PRO
14	QN	15	LYS
20	QT	98	PRO
27	RD	125	ILE
28	RE	82	ARG
29	RF	130	ALA
30	RG	52	ILE
30	RG	88	ILE
30	RG	117	PHE
38	RS	82	ILE
39	RT	40	THR
45	RZ	62	PRO
45	RZ	166	SER
47	R1	55	GLY
50	R4	11	PRO
52	R6	21	TYR
52	R6	34	LEU
2	XB	26	PRO
2	XB	126	GLU
2	XB	237	ALA
10	XJ	91	PRO
13	XM	7	VAL
14	XN	60	SER
19	XS	7	LYS
28	YE	72	VAL
29	YF	58	ALA
33	YN	127	ASP
34	YO	97	ARG
35	YP	7	ARG

*Continued on next page...*

*Continued from previous page...*

<b>Mol</b>	<b>Chain</b>	<b>Res</b>	<b>Type</b>
36	YQ	62	GLY
47	Y1	55	GLY
50	Y4	60	GLN
2	QB	5	ILE
16	QP	46	PRO
28	RE	86	PRO
31	RH	166	GLY
36	RQ	81	VAL
5	XE	74	GLY
12	XL	18	VAL
32	YI	15	VAL
36	YQ	81	VAL
3	QC	81	GLY
5	QE	74	GLY
19	QS	46	GLY
27	RD	35	LYS
32	RI	13	GLY
19	XS	26	GLY
19	XS	46	GLY
29	YF	66	PRO
32	YI	16	GLY
39	YT	37	GLY
42	YW	14	PRO
45	YZ	101	PRO
7	QG	50	ILE
9	QI	89	ASN
10	QJ	37	PRO
33	RN	134	ARG
39	RT	86	ILE
8	XH	51	VAL
16	XP	46	PRO
19	XS	31	ILE
32	YI	13	GLY
29	RF	132	VAL
41	RV	54	GLY
30	YG	52	ILE
30	YG	88	ILE
31	YH	7	LEU
37	YR	117	VAL
2	QB	227	GLY
45	YZ	94	GLU
28	RE	22	PRO

### 5.3.2 Protein sidechains [i](#)

In the following table, the Percentiles column shows the percent sidechain outliers of the chain as a percentile score with respect to all X-ray entries followed by that with respect to entries of similar resolution.

The Analysed column shows the number of residues for which the sidechain conformation was analysed, and the total number of residues.

Mol	Chain	Analysed	Rotameric	Outliers	Percentiles	
2	QB	205/220 (93%)	171 (83%)	34 (17%)	2	15
2	XB	205/220 (93%)	180 (88%)	25 (12%)	5	26
3	QC	159/188 (85%)	145 (91%)	14 (9%)	10	40
3	XC	159/188 (85%)	146 (92%)	13 (8%)	11	42
4	QD	180/181 (99%)	157 (87%)	23 (13%)	4	24
4	XD	180/181 (99%)	152 (84%)	28 (16%)	2	18
5	QE	116/123 (94%)	104 (90%)	12 (10%)	7	34
5	XE	116/123 (94%)	104 (90%)	12 (10%)	7	34
6	QF	90/90 (100%)	78 (87%)	12 (13%)	4	23
6	XF	90/90 (100%)	81 (90%)	9 (10%)	7	35
7	QG	126/127 (99%)	114 (90%)	12 (10%)	8	37
7	XG	126/127 (99%)	114 (90%)	12 (10%)	8	37
8	QH	119/119 (100%)	109 (92%)	10 (8%)	11	42
8	XH	119/119 (100%)	106 (89%)	13 (11%)	6	32
9	QI	98/99 (99%)	81 (83%)	17 (17%)	2	12
9	XI	98/99 (99%)	80 (82%)	18 (18%)	1	10
10	QJ	89/92 (97%)	77 (86%)	12 (14%)	4	23
10	XJ	89/92 (97%)	74 (83%)	15 (17%)	2	14
11	QK	90/99 (91%)	81 (90%)	9 (10%)	7	35
11	XK	90/99 (91%)	81 (90%)	9 (10%)	7	35
12	QL	104/109 (95%)	87 (84%)	17 (16%)	2	15
12	XL	104/109 (95%)	92 (88%)	12 (12%)	5	29
13	QM	97/101 (96%)	73 (75%)	24 (25%)	0	4
13	XM	97/101 (96%)	78 (80%)	19 (20%)	1	8
14	QN	49/50 (98%)	40 (82%)	9 (18%)	1	10
14	XN	49/50 (98%)	42 (86%)	7 (14%)	3	21

*Continued on next page...*



Continued from previous page...

Mol	Chain	Analysed	Rotameric	Outliers	Percentiles	
15	QO	79/80 (99%)	72 (91%)	7 (9%)	9	40
15	XO	79/80 (99%)	69 (87%)	10 (13%)	4	24
16	QP	72/74 (97%)	63 (88%)	9 (12%)	4	25
16	XP	72/74 (97%)	64 (89%)	8 (11%)	6	31
17	QQ	95/97 (98%)	87 (92%)	8 (8%)	11	42
17	XQ	95/97 (98%)	89 (94%)	6 (6%)	18	53
18	QR	61/77 (79%)	50 (82%)	11 (18%)	1	11
18	XR	61/77 (79%)	52 (85%)	9 (15%)	3	19
19	QS	73/80 (91%)	59 (81%)	14 (19%)	1	9
19	XS	73/80 (91%)	57 (78%)	16 (22%)	1	6
20	QT	76/82 (93%)	67 (88%)	9 (12%)	5	28
20	XT	76/82 (93%)	66 (87%)	10 (13%)	4	23
21	QU	20/22 (91%)	20 (100%)	0	100	100
21	XU	20/22 (91%)	19 (95%)	1 (5%)	24	59
27	RD	214/218 (98%)	176 (82%)	38 (18%)	2	11
27	YD	214/218 (98%)	180 (84%)	34 (16%)	2	16
28	RE	165/166 (99%)	126 (76%)	39 (24%)	1	5
28	YE	165/166 (99%)	135 (82%)	30 (18%)	1	10
29	RF	161/166 (97%)	132 (82%)	29 (18%)	1	11
29	YF	161/166 (97%)	137 (85%)	24 (15%)	3	19
30	RG	155/156 (99%)	134 (86%)	21 (14%)	4	23
30	YG	155/156 (99%)	134 (86%)	21 (14%)	4	23
31	RH	142/148 (96%)	120 (84%)	22 (16%)	2	18
31	YH	142/148 (96%)	116 (82%)	26 (18%)	1	10
32	RI	122/124 (98%)	98 (80%)	24 (20%)	1	8
32	YI	122/124 (98%)	92 (75%)	30 (25%)	0	4
33	RN	117/119 (98%)	97 (83%)	20 (17%)	2	13
33	YN	117/119 (98%)	96 (82%)	21 (18%)	2	11
34	RO	100/100 (100%)	90 (90%)	10 (10%)	7	35
34	YO	100/100 (100%)	89 (89%)	11 (11%)	6	31
35	RP	116/116 (100%)	86 (74%)	30 (26%)	0	4

Continued on next page...

*Continued from previous page...*

Mol	Chain	Analysed	Rotameric	Outliers	Percentiles	
35	YP	116/116 (100%)	81 (70%)	35 (30%)	0	2
36	RQ	111/111 (100%)	94 (85%)	17 (15%)	2	18
36	YQ	111/111 (100%)	92 (83%)	19 (17%)	2	13
37	RR	101/101 (100%)	83 (82%)	18 (18%)	2	11
37	YR	101/101 (100%)	80 (79%)	21 (21%)	1	7
38	RS	87/88 (99%)	69 (79%)	18 (21%)	1	7
38	YS	87/88 (99%)	68 (78%)	19 (22%)	1	6
39	RT	120/127 (94%)	102 (85%)	18 (15%)	3	19
39	YT	120/127 (94%)	98 (82%)	22 (18%)	1	10
40	RU	93/94 (99%)	79 (85%)	14 (15%)	3	19
40	YU	93/94 (99%)	77 (83%)	16 (17%)	2	13
41	RV	82/82 (100%)	66 (80%)	16 (20%)	1	9
41	YV	82/82 (100%)	67 (82%)	15 (18%)	1	10
42	RW	92/92 (100%)	73 (79%)	19 (21%)	1	7
42	YW	92/92 (100%)	75 (82%)	17 (18%)	1	10
43	RX	74/78 (95%)	63 (85%)	11 (15%)	3	19
43	YX	74/78 (95%)	60 (81%)	14 (19%)	1	9
44	RY	85/91 (93%)	63 (74%)	22 (26%)	0	4
44	YY	85/91 (93%)	64 (75%)	21 (25%)	0	4
45	RZ	162/179 (90%)	132 (82%)	30 (18%)	1	10
45	YZ	162/179 (90%)	133 (82%)	29 (18%)	2	11
46	R0	65/67 (97%)	60 (92%)	5 (8%)	13	45
46	Y0	65/67 (97%)	59 (91%)	6 (9%)	9	39
47	R1	82/83 (99%)	73 (89%)	9 (11%)	6	31
47	Y1	82/83 (99%)	70 (85%)	12 (15%)	3	20
48	R2	64/67 (96%)	57 (89%)	7 (11%)	6	32
48	Y2	64/67 (96%)	47 (73%)	17 (27%)	0	3
49	R3	51/52 (98%)	45 (88%)	6 (12%)	5	28
49	Y3	51/52 (98%)	43 (84%)	8 (16%)	2	17
50	R4	63/63 (100%)	45 (71%)	18 (29%)	0	3
50	Y4	63/63 (100%)	43 (68%)	20 (32%)	0	2

*Continued on next page...*

Continued from previous page...

Mol	Chain	Analysed	Rotameric	Outliers	Percentiles	
51	R5	51/52 (98%)	36 (71%)	15 (29%)	0	2
51	Y5	49/52 (94%)	36 (74%)	13 (26%)	0	3
52	R6	48/52 (92%)	35 (73%)	13 (27%)	0	3
52	Y6	48/52 (92%)	38 (79%)	10 (21%)	1	7
53	R7	42/42 (100%)	34 (81%)	8 (19%)	1	9
53	Y7	42/42 (100%)	35 (83%)	7 (17%)	2	14
54	R8	54/55 (98%)	44 (82%)	10 (18%)	1	10
54	Y8	54/55 (98%)	41 (76%)	13 (24%)	0	4
55	R9	34/34 (100%)	32 (94%)	2 (6%)	19	55
55	Y9	34/34 (100%)	32 (94%)	2 (6%)	19	55
56	Z7	5/7 (71%)	5 (100%)	0	100	100
56	Z8	5/7 (71%)	4 (80%)	1 (20%)	1	8
All	All	9710/10080 (96%)	8152 (84%)	1558 (16%)	2	16

All (1558) residues with a non-rotameric sidechain are listed below:

Mol	Chain	Res	Type
2	QB	5	ILE
2	QB	6	THR
2	QB	7	VAL
2	QB	8	LYS
2	QB	15	VAL
2	QB	23	ARG
2	QB	24	TRP
2	QB	32	ILE
2	QB	33	TYR
2	QB	36	ARG
2	QB	53	ARG
2	QB	60	ASP
2	QB	67	THR
2	QB	82	ARG
2	QB	87	ARG
2	QB	92	TYR
2	QB	94	ASN
2	QB	101	MET
2	QB	109	SER
2	QB	119	GLU
2	QB	121	LEU

Continued on next page...

*Continued from previous page...*

<b>Mol</b>	<b>Chain</b>	<b>Res</b>	<b>Type</b>
2	QB	150	SER
2	QB	155	LEU
2	QB	158	LEU
2	QB	163	PHE
2	QB	165	VAL
2	QB	168	THR
2	QB	172	ILE
2	QB	175	ARG
2	QB	187	LEU
2	QB	196	LEU
2	QB	204	ASN
2	QB	215	LEU
2	QB	217	ARG
3	QC	3	ASN
3	QC	5	ILE
3	QC	12	LEU
3	QC	16	ARG
3	QC	21	ARG
3	QC	45	LYS
3	QC	52	LEU
3	QC	76	VAL
3	QC	94	LEU
3	QC	127	ARG
3	QC	131	ARG
3	QC	154	SER
3	QC	165	THR
3	QC	206	GLU
4	QD	3	ARG
4	QD	14	ARG
4	QD	22	LYS
4	QD	26	CYS
4	QD	30	LYS
4	QD	33	MET
4	QD	50	ARG
4	QD	58	LEU
4	QD	73	ARG
4	QD	76	ARG
4	QD	86	LYS
4	QD	94	LEU
4	QD	96	LEU
4	QD	122	ARG
4	QD	127	THR

*Continued on next page...*

*Continued from previous page...*

<b>Mol</b>	<b>Chain</b>	<b>Res</b>	<b>Type</b>
4	QD	131	ARG
4	QD	135	LEU
4	QD	154	ASN
4	QD	175	SER
4	QD	187	ARG
4	QD	190	ASP
4	QD	191	ARG
4	QD	192	GLU
5	QE	10	MET
5	QE	12	LEU
5	QE	31	LEU
5	QE	34	VAL
5	QE	41	VAL
5	QE	51	VAL
5	QE	68	GLU
5	QE	79	GLU
5	QE	81	GLU
5	QE	98	THR
5	QE	101	ILE
5	QE	153	LYS
6	QF	16	GLN
6	QF	21	LEU
6	QF	23	LYS
6	QF	43	LEU
6	QF	45	LEU
6	QF	47	ARG
6	QF	55	ASP
6	QF	69	GLU
6	QF	70	ASP
6	QF	72	VAL
6	QF	75	LEU
6	QF	98	LEU
7	QG	8	GLU
7	QG	54	THR
7	QG	80	VAL
7	QG	92	SER
7	QG	94	ARG
7	QG	104	LEU
7	QG	113	GLU
7	QG	114	ARG
7	QG	135	VAL
7	QG	136	LYS

*Continued on next page...*

*Continued from previous page...*

<b>Mol</b>	<b>Chain</b>	<b>Res</b>	<b>Type</b>
7	QG	137	LYS
7	QG	155	ARG
8	QH	1	MET
8	QH	24	THR
8	QH	25	ASP
8	QH	26	VAL
8	QH	41	ARG
8	QH	99	GLU
8	QH	109	ILE
8	QH	112	LEU
8	QH	125	ARG
8	QH	129	VAL
9	QI	9	ARG
9	QI	10	ARG
9	QI	11	LYS
9	QI	23	ASN
9	QI	47	LEU
9	QI	56	LEU
9	QI	64	THR
9	QI	65	VAL
9	QI	75	ASP
9	QI	95	LYS
9	QI	104	ARG
9	QI	105	ASP
9	QI	113	LYS
9	QI	114	TYR
9	QI	121	ARG
9	QI	125	TYR
9	QI	128	ARG
10	QJ	22	LYS
10	QJ	47	PHE
10	QJ	54	PHE
10	QJ	57	LYS
10	QJ	58	ASP
10	QJ	62	HIS
10	QJ	73	ASP
10	QJ	74	ILE
10	QJ	80	LYS
10	QJ	84	GLN
10	QJ	92	THR
10	QJ	96	ILE
11	QK	26	ASN

*Continued on next page...*

*Continued from previous page...*

<b>Mol</b>	<b>Chain</b>	<b>Res</b>	<b>Type</b>
11	QK	29	ILE
11	QK	32	ILE
11	QK	34	ASP
11	QK	63	LEU
11	QK	92	GLU
11	QK	103	LEU
11	QK	109	VAL
11	QK	127	LYS
12	QL	17	LYS
12	QL	18	VAL
12	QL	20	LYS
12	QL	27	LEU
12	QL	33	ARG
12	QL	38	THR
12	QL	42	THR
12	QL	50	SER
12	QL	54	LYS
12	QL	59	ARG
12	QL	60	LEU
12	QL	73	GLU
12	QL	83	VAL
12	QL	85	ILE
12	QL	89	ARG
12	QL	102	ARG
12	QL	113	ARG
13	QM	8	GLU
13	QM	11	ARG
13	QM	13	LYS
13	QM	17	VAL
13	QM	19	LEU
13	QM	45	VAL
13	QM	47	ASP
13	QM	48	LEU
13	QM	56	LEU
13	QM	57	ARG
13	QM	64	TRP
13	QM	66	LEU
13	QM	70	LEU
13	QM	77	ASN
13	QM	84	ILE
13	QM	88	ARG
13	QM	90	LEU

*Continued on next page...*

*Continued from previous page...*

<b>Mol</b>	<b>Chain</b>	<b>Res</b>	<b>Type</b>
13	QM	98	VAL
13	QM	108	ARG
13	QM	111	LYS
13	QM	114	ARG
13	QM	115	LYS
13	QM	117	VAL
13	QM	122	LYS
14	QN	6	LEU
14	QN	12	ARG
14	QN	13	THR
14	QN	18	VAL
14	QN	33	VAL
14	QN	43	CYS
14	QN	44	LEU
14	QN	46	GLU
14	QN	57	ARG
15	QO	3	ILE
15	QO	4	THR
15	QO	26	GLU
15	QO	31	LEU
15	QO	39	LEU
15	QO	64	ARG
15	QO	84	LYS
16	QP	2	VAL
16	QP	20	VAL
16	QP	26	ARG
16	QP	28	ARG
16	QP	33	ILE
16	QP	53	VAL
16	QP	67	THR
16	QP	69	THR
16	QP	71	ARG
17	QQ	37	LYS
17	QQ	38	ARG
17	QQ	52	LYS
17	QQ	59	ILE
17	QQ	62	SER
17	QQ	68	ARG
17	QQ	74	LEU
17	QQ	101	ARG
18	QR	26	LEU
18	QR	29	PHE

*Continued on next page...*



*Continued from previous page...*

<b>Mol</b>	<b>Chain</b>	<b>Res</b>	<b>Type</b>
18	QR	31	LEU
18	QR	32	ARG
18	QR	36	ASN
18	QR	46	GLU
18	QR	54	ARG
18	QR	76	LEU
18	QR	82	THR
18	QR	83	GLU
18	QR	86	VAL
19	QS	5	LEU
19	QS	10	PHE
19	QS	12	ASP
19	QS	21	GLU
19	QS	28	LYS
19	QS	29	ARG
19	QS	30	LEU
19	QS	37	ARG
19	QS	43	GLU
19	QS	44	MET
19	QS	63	THR
19	QS	67	VAL
19	QS	77	THR
19	QS	83	HIS
20	QT	17	ARG
20	QT	24	LEU
20	QT	45	GLN
20	QT	72	LEU
20	QT	73	HIS
20	QT	75	ASN
20	QT	80	ARG
20	QT	84	LEU
20	QT	93	GLU
27	RD	10	THR
27	RD	17	THR
27	RD	25	THR
27	RD	40	THR
27	RD	43	ARG
27	RD	44	ASN
27	RD	46	GLN
27	RD	49	ILE
27	RD	61	LEU
27	RD	65	ILE

*Continued on next page...*

*Continued from previous page...*

<b>Mol</b>	<b>Chain</b>	<b>Res</b>	<b>Type</b>
27	RD	69	ARG
27	RD	71	ASP
27	RD	73	VAL
27	RD	83	GLU
27	RD	87	ASN
27	RD	88	ARG
27	RD	95	LEU
27	RD	103	ARG
27	RD	105	ILE
27	RD	106	ILE
27	RD	111	LEU
27	RD	150	LYS
27	RD	155	LEU
27	RD	157	ARG
27	RD	173	VAL
27	RD	192	THR
27	RD	211	ARG
27	RD	212	SER
27	RD	221	VAL
27	RD	229	VAL
27	RD	237	GLU
27	RD	242	ARG
27	RD	257	LEU
27	RD	259	THR
27	RD	261	LYS
27	RD	268	ARG
27	RD	271	ILE
27	RD	273	ARG
28	RE	2	LYS
28	RE	4	ILE
28	RE	7	VAL
28	RE	12	THR
28	RE	13	ARG
28	RE	16	ARG
28	RE	26	ILE
28	RE	27	LEU
28	RE	33	VAL
28	RE	34	VAL
28	RE	38	THR
28	RE	41	LYS
28	RE	42	ASP
28	RE	47	VAL

*Continued on next page...*

*Continued from previous page...*

<b>Mol</b>	<b>Chain</b>	<b>Res</b>	<b>Type</b>
28	RE	49	LEU
28	RE	52	LEU
28	RE	54	GLN
28	RE	63	LEU
28	RE	77	ILE
28	RE	79	ARG
28	RE	80	GLU
28	RE	82	ARG
28	RE	92	THR
28	RE	101	ARG
28	RE	113	PHE
28	RE	116	VAL
28	RE	119	ARG
28	RE	127	ASP
28	RE	144	ARG
28	RE	146	THR
28	RE	167	VAL
28	RE	175	VAL
28	RE	179	GLU
28	RE	181	LEU
28	RE	184	VAL
28	RE	197	ILE
28	RE	200	GLU
28	RE	202	LYS
28	RE	203	LYS
29	RF	9	ILE
29	RF	13	SER
29	RF	24	LEU
29	RF	28	ILE
29	RF	32	LEU
29	RF	33	LEU
29	RF	45	ARG
29	RF	57	VAL
29	RF	65	TRP
29	RF	68	LYS
29	RF	70	THR
29	RF	74	ARG
29	RF	77	ASP
29	RF	78	ILE
29	RF	84	VAL
29	RF	104	LYS
29	RF	107	LYS

*Continued on next page...*

*Continued from previous page...*

<b>Mol</b>	<b>Chain</b>	<b>Res</b>	<b>Type</b>
29	RF	117	ARG
29	RF	127	GLU
29	RF	149	ASP
29	RF	158	THR
29	RF	161	GLU
29	RF	165	ARG
29	RF	174	VAL
29	RF	176	LEU
29	RF	181	LEU
29	RF	192	LEU
29	RF	194	MET
29	RF	197	ASP
30	RG	7	LEU
30	RG	10	LYS
30	RG	20	ILE
30	RG	26	GLN
30	RG	33	ARG
30	RG	34	LEU
30	RG	43	LEU
30	RG	53	LEU
30	RG	54	GLU
30	RG	67	LYS
30	RG	71	THR
30	RG	88	ILE
30	RG	94	LEU
30	RG	98	ARG
30	RG	116	ASP
30	RG	118	ARG
30	RG	133	LEU
30	RG	147	ASP
30	RG	159	VAL
30	RG	167	GLU
30	RG	174	GLU
31	RH	3	ARG
31	RH	4	ILE
31	RH	7	LEU
31	RH	9	ILE
31	RH	27	LYS
31	RH	42	ARG
31	RH	43	VAL
31	RH	51	ARG
31	RH	59	ARG

*Continued on next page...*

*Continued from previous page...*

<b>Mol</b>	<b>Chain</b>	<b>Res</b>	<b>Type</b>
31	RH	64	LEU
31	RH	77	LYS
31	RH	81	GLU
31	RH	88	LEU
31	RH	89	ILE
31	RH	105	LEU
31	RH	107	VAL
31	RH	127	GLU
31	RH	132	ARG
31	RH	152	ARG
31	RH	153	LYS
31	RH	158	HIS
31	RH	169	VAL
32	RI	1	MET
32	RI	2	LYS
32	RI	9	LEU
32	RI	10	GLU
32	RI	27	ARG
32	RI	31	LEU
32	RI	33	ARG
32	RI	38	LEU
32	RI	44	LEU
32	RI	56	LYS
32	RI	57	ARG
32	RI	70	GLU
32	RI	72	LEU
32	RI	81	VAL
32	RI	92	VAL
32	RI	101	LEU
32	RI	113	ARG
32	RI	128	LEU
32	RI	129	THR
32	RI	130	TYR
32	RI	131	LYS
32	RI	135	GLU
32	RI	142	VAL
32	RI	145	VAL
33	RN	1	MET
33	RN	2	LYS
33	RN	5	VAL
33	RN	7	LYS
33	RN	12	ARG

*Continued on next page...*

*Continued from previous page...*

<b>Mol</b>	<b>Chain</b>	<b>Res</b>	<b>Type</b>
33	RN	32	THR
33	RN	34	LEU
33	RN	43	THR
33	RN	48	MET
33	RN	60	ILE
33	RN	61	ARG
33	RN	62	VAL
33	RN	87	LEU
33	RN	90	MET
33	RN	96	GLU
33	RN	98	VAL
33	RN	109	LYS
33	RN	120	LEU
33	RN	127	ASP
33	RN	136	GLU
34	RO	3	GLN
34	RO	9	GLU
34	RO	19	ILE
34	RO	24	VAL
34	RO	31	LYS
34	RO	49	ARG
34	RO	53	LYS
34	RO	69	ILE
34	RO	91	LEU
34	RO	102	VAL
35	RP	5	ASP
35	RP	6	LEU
35	RP	14	LYS
35	RP	15	ARG
35	RP	16	ARG
35	RP	19	VAL
35	RP	21	ARG
35	RP	30	THR
35	RP	36	LYS
35	RP	41	ARG
35	RP	45	LEU
35	RP	50	ARG
35	RP	56	SER
35	RP	61	ARG
35	RP	62	LEU
35	RP	64	LYS
35	RP	70	GLN

*Continued on next page...*

*Continued from previous page...*

<b>Mol</b>	<b>Chain</b>	<b>Res</b>	<b>Type</b>
35	RP	71	VAL
35	RP	75	ILE
35	RP	81	GLN
35	RP	88	LEU
35	RP	91	PHE
35	RP	100	LEU
35	RP	105	LEU
35	RP	107	LYS
35	RP	112	LEU
35	RP	133	SER
35	RP	138	LEU
35	RP	144	GLU
35	RP	146	VAL
36	RQ	17	LEU
36	RQ	26	TYR
36	RQ	27	VAL
36	RQ	35	VAL
36	RQ	45	GLN
36	RQ	54	MET
36	RQ	60	ARG
36	RQ	79	LEU
36	RQ	80	GLU
36	RQ	81	VAL
36	RQ	82	ARG
36	RQ	83	MET
36	RQ	85	LYS
36	RQ	96	VAL
36	RQ	112	GLU
36	RQ	135	ASP
36	RQ	139	GLU
37	RR	1	MET
37	RR	6	SER
37	RR	9	LYS
37	RR	18	LEU
37	RR	29	LEU
37	RR	35	THR
37	RR	44	LEU
37	RR	63	ARG
37	RR	71	GLN
37	RR	75	LEU
37	RR	79	LEU
37	RR	91	GLN

*Continued on next page...*

*Continued from previous page...*

<b>Mol</b>	<b>Chain</b>	<b>Res</b>	<b>Type</b>
37	RR	95	THR
37	RR	100	LEU
37	RR	104	ARG
37	RR	105	ARG
37	RR	117	VAL
37	RR	118	GLU
38	RS	3	ARG
38	RS	4	LEU
38	RS	12	PHE
38	RS	17	ARG
38	RS	20	ARG
38	RS	27	SER
38	RS	39	ILE
38	RS	44	LYS
38	RS	50	SER
38	RS	54	LEU
38	RS	56	LEU
38	RS	57	LYS
38	RS	58	LEU
38	RS	59	LYS
38	RS	98	VAL
38	RS	101	LEU
38	RS	103	GLU
38	RS	106	ARG
39	RT	18	ASP
39	RT	27	THR
39	RT	30	VAL
39	RT	41	ARG
39	RT	42	ILE
39	RT	50	ILE
39	RT	51	ARG
39	RT	62	THR
39	RT	65	LYS
39	RT	74	ARG
39	RT	88	ILE
39	RT	89	VAL
39	RT	99	LEU
39	RT	105	LEU
39	RT	107	ASP
39	RT	112	ARG
39	RT	125	ARG
39	RT	128	GLU

*Continued on next page...*



*Continued from previous page...*

<b>Mol</b>	<b>Chain</b>	<b>Res</b>	<b>Type</b>
40	RU	52	ARG
40	RU	55	ARG
40	RU	59	ARG
40	RU	60	LEU
40	RU	64	ARG
40	RU	69	CYS
40	RU	74	LEU
40	RU	90	VAL
40	RU	92	ARG
40	RU	98	LEU
40	RU	108	GLU
40	RU	111	GLU
40	RU	114	LYS
40	RU	117	GLN
41	RV	13	ARG
41	RV	19	LYS
41	RV	21	ARG
41	RV	22	VAL
41	RV	24	LYS
41	RV	35	LEU
41	RV	37	VAL
41	RV	45	THR
41	RV	47	VAL
41	RV	57	VAL
41	RV	61	VAL
41	RV	62	LEU
41	RV	64	HIS
41	RV	78	LYS
41	RV	79	VAL
41	RV	99	ILE
42	RW	11	ARG
42	RW	16	LYS
42	RW	18	ARG
42	RW	19	LEU
42	RW	20	VAL
42	RW	23	LEU
42	RW	27	LYS
42	RW	30	GLU
42	RW	40	ASN
42	RW	51	LEU
42	RW	60	ASN
42	RW	63	ASP

*Continued on next page...*

*Continued from previous page...*

<b>Mol</b>	<b>Chain</b>	<b>Res</b>	<b>Type</b>
42	RW	67	ASP
42	RW	76	VAL
42	RW	82	LEU
42	RW	92	ARG
42	RW	100	THR
42	RW	106	ILE
42	RW	107	LEU
43	RX	12	VAL
43	RX	23	GLU
43	RX	27	THR
43	RX	30	VAL
43	RX	35	THR
43	RX	49	VAL
43	RX	55	ASN
43	RX	65	ARG
43	RX	70	LEU
43	RX	80	ILE
43	RX	81	VAL
44	RY	2	ARG
44	RY	13	VAL
44	RY	14	LEU
44	RY	27	VAL
44	RY	34	LYS
44	RY	37	VAL
44	RY	38	ILE
44	RY	43	ASN
44	RY	45	VAL
44	RY	55	TYR
44	RY	57	GLN
44	RY	61	ILE
44	RY	67	LEU
44	RY	70	SER
44	RY	75	ILE
44	RY	76	CYS
44	RY	87	LYS
44	RY	90	LEU
44	RY	95	LYS
44	RY	96	ILE
44	RY	97	ARG
44	RY	102	CYS
45	RZ	2	GLU
45	RZ	5	LEU

*Continued on next page...*

*Continued from previous page...*

<b>Mol</b>	<b>Chain</b>	<b>Res</b>	<b>Type</b>
45	RZ	19	ARG
45	RZ	20	ARG
45	RZ	52	SER
45	RZ	53	ILE
45	RZ	60	GLU
45	RZ	70	LEU
45	RZ	71	VAL
45	RZ	81	ARG
45	RZ	87	ASP
45	RZ	91	LEU
45	RZ	92	SER
45	RZ	93	ASP
45	RZ	94	GLU
45	RZ	107	THR
45	RZ	112	ARG
45	RZ	117	LEU
45	RZ	121	HIS
45	RZ	128	VAL
45	RZ	131	ARG
45	RZ	142	SER
45	RZ	145	GLU
45	RZ	150	LEU
45	RZ	151	HIS
45	RZ	163	LEU
45	RZ	168	GLU
45	RZ	174	VAL
45	RZ	182	LYS
45	RZ	183	LEU
46	R0	7	LEU
46	R0	10	THR
46	R0	36	ILE
46	R0	53	MET
46	R0	74	ARG
47	R1	21	ARG
47	R1	41	ARG
47	R1	51	VAL
47	R1	62	VAL
47	R1	78	LYS
47	R1	80	LEU
47	R1	90	ILE
47	R1	91	LYS
47	R1	92	LYS

*Continued on next page...*

*Continued from previous page...*

<b>Mol</b>	<b>Chain</b>	<b>Res</b>	<b>Type</b>
48	R2	17	SER
48	R2	24	LEU
48	R2	27	GLU
48	R2	32	LEU
48	R2	50	ILE
48	R2	53	LEU
48	R2	62	THR
49	R3	6	VAL
49	R3	8	LEU
49	R3	18	ASP
49	R3	32	GLN
49	R3	40	THR
49	R3	56	VAL
50	R4	13	ARG
50	R4	15	ILE
50	R4	23	GLU
50	R4	33	VAL
50	R4	34	GLU
50	R4	37	SER
50	R4	42	PHE
50	R4	48	ARG
50	R4	49	PHE
50	R4	50	VAL
50	R4	52	THR
50	R4	57	GLU
50	R4	61	ARG
50	R4	62	ARG
50	R4	63	TYR
50	R4	66	SER
50	R4	67	TYR
50	R4	68	ARG
51	R5	4	HIS
51	R5	6	VAL
51	R5	11	THR
51	R5	21	SER
51	R5	23	HIS
51	R5	25	LEU
51	R5	29	THR
51	R5	36	CYS
51	R5	40	LYS
51	R5	46	CYS
51	R5	51	TYR

*Continued on next page...*

*Continued from previous page...*

<b>Mol</b>	<b>Chain</b>	<b>Res</b>	<b>Type</b>
51	R5	55	ARG
51	R5	56	LYS
51	R5	58	LEU
51	R5	60	VAL
52	R6	6	ARG
52	R6	8	LYS
52	R6	9	LEU
52	R6	10	LEU
52	R6	11	LEU
52	R6	17	LYS
52	R6	19	ARG
52	R6	23	THR
52	R6	27	LYS
52	R6	30	THR
52	R6	34	LEU
52	R6	37	ARG
52	R6	44	ARG
53	R7	1	MET
53	R7	2	LYS
53	R7	4	THR
53	R7	9	ARG
53	R7	10	ARG
53	R7	14	LYS
53	R7	43	THR
53	R7	46	VAL
54	R8	14	VAL
54	R8	15	LYS
54	R8	34	TRP
54	R8	35	GLN
54	R8	44	LYS
54	R8	47	LYS
54	R8	49	VAL
54	R8	52	LYS
54	R8	64	TYR
54	R8	65	GLU
55	R9	1	MET
55	R9	29	ASN
2	XB	5	ILE
2	XB	7	VAL
2	XB	8	LYS
2	XB	15	VAL
2	XB	23	ARG

*Continued on next page...*

*Continued from previous page...*

<b>Mol</b>	<b>Chain</b>	<b>Res</b>	<b>Type</b>
2	XB	24	TRP
2	XB	33	TYR
2	XB	36	ARG
2	XB	67	THR
2	XB	71	VAL
2	XB	82	ARG
2	XB	92	TYR
2	XB	113	HIS
2	XB	145	LEU
2	XB	155	LEU
2	XB	163	PHE
2	XB	172	ILE
2	XB	175	ARG
2	XB	178	ARG
2	XB	187	LEU
2	XB	195	ASP
2	XB	196	LEU
2	XB	204	ASN
2	XB	215	LEU
2	XB	235	SER
3	XC	3	ASN
3	XC	5	ILE
3	XC	12	LEU
3	XC	21	ARG
3	XC	45	LYS
3	XC	47	LEU
3	XC	56	ASP
3	XC	94	LEU
3	XC	95	THR
3	XC	131	ARG
3	XC	178	LEU
3	XC	184	TYR
3	XC	192	THR
4	XD	3	ARG
4	XD	9	CYS
4	XD	15	GLU
4	XD	19	LEU
4	XD	22	LYS
4	XD	26	CYS
4	XD	30	LYS
4	XD	33	MET
4	XD	50	ARG

*Continued on next page...*

*Continued from previous page...*

<b>Mol</b>	<b>Chain</b>	<b>Res</b>	<b>Type</b>
4	XD	53	ASP
4	XD	58	LEU
4	XD	73	ARG
4	XD	76	ARG
4	XD	84	LYS
4	XD	86	LYS
4	XD	96	LEU
4	XD	108	LEU
4	XD	122	ARG
4	XD	127	THR
4	XD	131	ARG
4	XD	137	SER
4	XD	150	GLU
4	XD	154	ASN
4	XD	175	SER
4	XD	187	ARG
4	XD	190	ASP
4	XD	193	ASP
4	XD	208	SER
5	XE	6	PHE
5	XE	7	GLU
5	XE	10	MET
5	XE	11	ILE
5	XE	18	ARG
5	XE	31	LEU
5	XE	41	VAL
5	XE	73	ASN
5	XE	79	GLU
5	XE	101	ILE
5	XE	147	ASP
5	XE	153	LYS
6	XF	17	SER
6	XF	21	LEU
6	XF	23	LYS
6	XF	36	ARG
6	XF	71	ARG
6	XF	74	ASP
6	XF	91	VAL
6	XF	92	LYS
6	XF	98	LEU
7	XG	5	ARG
7	XG	8	GLU

*Continued on next page...*

*Continued from previous page...*

<b>Mol</b>	<b>Chain</b>	<b>Res</b>	<b>Type</b>
7	XG	35	LYS
7	XG	54	THR
7	XG	63	LYS
7	XG	78	ARG
7	XG	104	LEU
7	XG	113	GLU
7	XG	114	ARG
7	XG	136	LYS
7	XG	137	LYS
7	XG	155	ARG
8	XH	1	MET
8	XH	12	ARG
8	XH	19	VAL
8	XH	24	THR
8	XH	26	VAL
8	XH	41	ARG
8	XH	54	ASP
8	XH	63	LEU
8	XH	80	ILE
8	XH	85	ARG
8	XH	109	ILE
8	XH	112	LEU
8	XH	137	VAL
9	XI	9	ARG
9	XI	38	GLN
9	XI	44	VAL
9	XI	56	LEU
9	XI	65	VAL
9	XI	95	LYS
9	XI	96	LEU
9	XI	102	LEU
9	XI	104	ARG
9	XI	105	ASP
9	XI	108	VAL
9	XI	111	ARG
9	XI	112	LYS
9	XI	114	TYR
9	XI	121	ARG
9	XI	124	GLN
9	XI	125	TYR
9	XI	128	ARG
10	XJ	3	LYS

*Continued on next page...*



*Continued from previous page...*

<b>Mol</b>	<b>Chain</b>	<b>Res</b>	<b>Type</b>
10	XJ	17	ASP
10	XJ	22	LYS
10	XJ	45	ARG
10	XJ	47	PHE
10	XJ	49	VAL
10	XJ	54	PHE
10	XJ	57	LYS
10	XJ	62	HIS
10	XJ	70	ARG
10	XJ	74	ILE
10	XJ	80	LYS
10	XJ	84	GLN
10	XJ	96	ILE
10	XJ	98	ILE
11	XK	26	ASN
11	XK	29	ILE
11	XK	31	THR
11	XK	32	ILE
11	XK	36	ASP
11	XK	57	THR
11	XK	96	ARG
11	XK	114	VAL
11	XK	116	HIS
12	XL	17	LYS
12	XL	18	VAL
12	XL	20	LYS
12	XL	27	LEU
12	XL	33	ARG
12	XL	47	LYS
12	XL	59	ARG
12	XL	62	SER
12	XL	81	SER
12	XL	89	ARG
12	XL	91	LYS
12	XL	126	LYS
13	XM	3	ARG
13	XM	13	LYS
13	XM	17	VAL
13	XM	19	LEU
13	XM	32	GLU
13	XM	45	VAL
13	XM	48	LEU

*Continued on next page...*

*Continued from previous page...*

<b>Mol</b>	<b>Chain</b>	<b>Res</b>	<b>Type</b>
13	XM	56	LEU
13	XM	64	TRP
13	XM	66	LEU
13	XM	70	LEU
13	XM	84	ILE
13	XM	88	ARG
13	XM	98	VAL
13	XM	108	ARG
13	XM	114	ARG
13	XM	115	LYS
13	XM	117	VAL
13	XM	122	LYS
14	XN	6	LEU
14	XN	12	ARG
14	XN	32	SER
14	XN	33	VAL
14	XN	40	CYS
14	XN	41	ARG
14	XN	44	LEU
15	XO	3	ILE
15	XO	8	LYS
15	XO	24	SER
15	XO	26	GLU
15	XO	39	LEU
15	XO	62	GLN
15	XO	64	ARG
15	XO	66	LEU
15	XO	82	ILE
15	XO	87	ILE
16	XP	2	VAL
16	XP	11	SER
16	XP	20	VAL
16	XP	28	ARG
16	XP	32	TYR
16	XP	67	THR
16	XP	69	THR
16	XP	72	ARG
17	XQ	52	LYS
17	XQ	59	ILE
17	XQ	62	SER
17	XQ	68	ARG
17	XQ	74	LEU

*Continued on next page...*

*Continued from previous page...*

<b>Mol</b>	<b>Chain</b>	<b>Res</b>	<b>Type</b>
17	XQ	101	ARG
18	XR	26	LEU
18	XR	29	PHE
18	XR	36	ASN
18	XR	41	LYS
18	XR	46	GLU
18	XR	54	ARG
18	XR	76	LEU
18	XR	82	THR
18	XR	86	VAL
19	XS	5	LEU
19	XS	10	PHE
19	XS	11	VAL
19	XS	12	ASP
19	XS	13	ASP
19	XS	21	GLU
19	XS	28	LYS
19	XS	29	ARG
19	XS	30	LEU
19	XS	31	ILE
19	XS	37	ARG
19	XS	44	MET
19	XS	63	THR
19	XS	78	ARG
19	XS	81	ARG
19	XS	83	HIS
20	XT	10	LEU
20	XT	13	LEU
20	XT	24	LEU
20	XT	37	SER
20	XT	41	ILE
20	XT	45	GLN
20	XT	50	GLU
20	XT	73	HIS
20	XT	84	LEU
20	XT	93	GLU
21	XU	6	ARG
27	YD	5	LYS
27	YD	17	THR
27	YD	27	THR
27	YD	28	GLU
27	YD	30	GLU

*Continued on next page...*

*Continued from previous page...*

<b>Mol</b>	<b>Chain</b>	<b>Res</b>	<b>Type</b>
27	YD	38	LYS
27	YD	43	ARG
27	YD	44	ASN
27	YD	49	ILE
27	YD	65	ILE
27	YD	73	VAL
27	YD	88	ARG
27	YD	94	LEU
27	YD	95	LEU
27	YD	103	ARG
27	YD	105	ILE
27	YD	106	ILE
27	YD	111	LEU
27	YD	112	GLN
27	YD	134	ARG
27	YD	141	VAL
27	YD	192	THR
27	YD	200	ASP
27	YD	202	LYS
27	YD	212	SER
27	YD	217	ARG
27	YD	218	ARG
27	YD	221	VAL
27	YD	229	VAL
27	YD	237	GLU
27	YD	242	ARG
27	YD	257	LEU
27	YD	259	THR
27	YD	273	ARG
28	YE	4	ILE
28	YE	12	THR
28	YE	13	ARG
28	YE	16	ARG
28	YE	17	ASP
28	YE	21	VAL
28	YE	23	VAL
28	YE	26	ILE
28	YE	27	LEU
28	YE	41	LYS
28	YE	42	ASP
28	YE	49	LEU
28	YE	77	ILE

*Continued on next page...*

*Continued from previous page...*

<b>Mol</b>	<b>Chain</b>	<b>Res</b>	<b>Type</b>
28	YE	79	ARG
28	YE	82	ARG
28	YE	92	THR
28	YE	113	PHE
28	YE	116	VAL
28	YE	117	MET
28	YE	119	ARG
28	YE	127	ASP
28	YE	128	SER
28	YE	144	ARG
28	YE	146	THR
28	YE	154	LYS
28	YE	175	VAL
28	YE	197	ILE
28	YE	200	GLU
28	YE	202	LYS
28	YE	203	LYS
29	YF	9	ILE
29	YF	32	LEU
29	YF	33	LEU
29	YF	38	ARG
29	YF	45	ARG
29	YF	65	TRP
29	YF	70	THR
29	YF	78	ILE
29	YF	105	VAL
29	YF	106	ARG
29	YF	107	LYS
29	YF	117	ARG
29	YF	127	GLU
29	YF	161	GLU
29	YF	164	ARG
29	YF	165	ARG
29	YF	170	LEU
29	YF	174	VAL
29	YF	176	LEU
29	YF	181	LEU
29	YF	183	VAL
29	YF	196	LEU
29	YF	197	ASP
29	YF	206	ILE
30	YG	3	LEU

*Continued on next page...*

*Continued from previous page...*

<b>Mol</b>	<b>Chain</b>	<b>Res</b>	<b>Type</b>
30	YG	7	LEU
30	YG	22	ARG
30	YG	31	VAL
30	YG	34	LEU
30	YG	43	LEU
30	YG	45	GLU
30	YG	58	GLN
30	YG	63	ILE
30	YG	66	GLN
30	YG	67	LYS
30	YG	80	PHE
30	YG	82	LEU
30	YG	84	LYS
30	YG	88	ILE
30	YG	90	LEU
30	YG	94	LEU
30	YG	116	ASP
30	YG	118	ARG
30	YG	145	THR
30	YG	167	GLU
31	YH	3	ARG
31	YH	4	ILE
31	YH	6	ARG
31	YH	9	ILE
31	YH	13	LYS
31	YH	27	LYS
31	YH	32	GLU
31	YH	37	VAL
31	YH	40	GLU
31	YH	41	MET
31	YH	53	GLU
31	YH	59	ARG
31	YH	77	LYS
31	YH	88	LEU
31	YH	89	ILE
31	YH	103	LEU
31	YH	105	LEU
31	YH	122	THR
31	YH	129	THR
31	YH	132	ARG
31	YH	136	ILE
31	YH	143	GLN

*Continued on next page...*

*Continued from previous page...*

<b>Mol</b>	<b>Chain</b>	<b>Res</b>	<b>Type</b>
31	YH	149	ARG
31	YH	152	ARG
31	YH	153	LYS
31	YH	169	VAL
32	YI	1	MET
32	YI	2	LYS
32	YI	9	LEU
32	YI	10	GLU
32	YI	20	ASP
32	YI	27	ARG
32	YI	33	ARG
32	YI	35	LEU
32	YI	38	LEU
32	YI	40	THR
32	YI	56	LYS
32	YI	67	ARG
32	YI	70	GLU
32	YI	85	GLU
32	YI	86	THR
32	YI	87	LYS
32	YI	88	ILE
32	YI	92	VAL
32	YI	101	LEU
32	YI	110	ASP
32	YI	112	LYS
32	YI	113	ARG
32	YI	130	TYR
32	YI	131	LYS
32	YI	135	GLU
32	YI	136	VAL
32	YI	138	ILE
32	YI	139	GLN
32	YI	140	LEU
32	YI	142	VAL
33	YN	2	LYS
33	YN	5	VAL
33	YN	7	LYS
33	YN	32	THR
33	YN	34	LEU
33	YN	43	THR
33	YN	48	MET
33	YN	60	ILE

*Continued on next page...*

*Continued from previous page...*

<b>Mol</b>	<b>Chain</b>	<b>Res</b>	<b>Type</b>
33	YN	61	ARG
33	YN	62	VAL
33	YN	65	LYS
33	YN	67	LEU
33	YN	73	THR
33	YN	90	MET
33	YN	96	GLU
33	YN	99	LEU
33	YN	109	LYS
33	YN	112	LEU
33	YN	116	LEU
33	YN	120	LEU
33	YN	136	GLU
34	YO	9	GLU
34	YO	19	ILE
34	YO	20	MET
34	YO	23	ARG
34	YO	24	VAL
34	YO	31	LYS
34	YO	47	ILE
34	YO	49	ARG
34	YO	53	LYS
34	YO	66	LYS
34	YO	91	LEU
35	YP	6	LEU
35	YP	7	ARG
35	YP	10	PRO
35	YP	14	LYS
35	YP	16	ARG
35	YP	19	VAL
35	YP	21	ARG
35	YP	27	HIS
35	YP	29	LYS
35	YP	32	THR
35	YP	36	LYS
35	YP	45	LEU
35	YP	49	ARG
35	YP	50	ARG
35	YP	61	ARG
35	YP	62	LEU
35	YP	64	LYS
35	YP	65	ARG

*Continued on next page...*



*Continued from previous page...*

<b>Mol</b>	<b>Chain</b>	<b>Res</b>	<b>Type</b>
35	YP	71	VAL
35	YP	75	ILE
35	YP	88	LEU
35	YP	91	PHE
35	YP	94	GLU
35	YP	98	GLU
35	YP	100	LEU
35	YP	101	VAL
35	YP	112	LEU
35	YP	115	LEU
35	YP	117	GLU
35	YP	123	LEU
35	YP	135	LEU
35	YP	144	GLU
35	YP	146	VAL
35	YP	147	LEU
35	YP	149	GLU
36	YQ	5	ARG
36	YQ	10	ARG
36	YQ	25	ASP
36	YQ	45	GLN
36	YQ	55	VAL
36	YQ	59	ARG
36	YQ	71	ASP
36	YQ	75	THR
36	YQ	76	LYS
36	YQ	79	LEU
36	YQ	81	VAL
36	YQ	82	ARG
36	YQ	83	MET
36	YQ	87	LYS
36	YQ	103	MET
36	YQ	112	GLU
36	YQ	132	VAL
36	YQ	135	ASP
36	YQ	139	GLU
37	YR	1	MET
37	YR	18	LEU
37	YR	28	LEU
37	YR	29	LEU
37	YR	34	ILE
37	YR	36	THR

*Continued on next page...*

*Continued from previous page...*

<b>Mol</b>	<b>Chain</b>	<b>Res</b>	<b>Type</b>
37	YR	40	LYS
37	YR	44	LEU
37	YR	51	LEU
37	YR	54	LEU
37	YR	57	ARG
37	YR	63	ARG
37	YR	65	LEU
37	YR	79	LEU
37	YR	83	ILE
37	YR	91	GLN
37	YR	95	THR
37	YR	100	LEU
37	YR	102	GLU
37	YR	104	ARG
37	YR	105	ARG
38	YS	10	ARG
38	YS	12	PHE
38	YS	14	VAL
38	YS	15	ARG
38	YS	20	ARG
38	YS	25	ARG
38	YS	27	SER
38	YS	44	LYS
38	YS	54	LEU
38	YS	56	LEU
38	YS	58	LEU
38	YS	69	VAL
38	YS	78	LEU
38	YS	83	LYS
38	YS	85	VAL
38	YS	89	ARG
38	YS	103	GLU
38	YS	106	ARG
38	YS	111	GLU
39	YT	17	THR
39	YT	23	ARG
39	YT	27	THR
39	YT	28	VAL
39	YT	40	THR
39	YT	41	ARG
39	YT	42	ILE
39	YT	51	ARG

*Continued on next page...*

*Continued from previous page...*

<b>Mol</b>	<b>Chain</b>	<b>Res</b>	<b>Type</b>
39	YT	58	ASN
39	YT	65	LYS
39	YT	66	VAL
39	YT	74	ARG
39	YT	86	ILE
39	YT	87	ASP
39	YT	88	ILE
39	YT	89	VAL
39	YT	110	ILE
39	YT	112	ARG
39	YT	115	ARG
39	YT	125	ARG
39	YT	128	GLU
39	YT	134	GLU
40	YU	5	LYS
40	YU	11	ARG
40	YU	27	LEU
40	YU	51	LYS
40	YU	52	ARG
40	YU	60	LEU
40	YU	64	ARG
40	YU	70	ARG
40	YU	74	LEU
40	YU	88	ILE
40	YU	91	ASP
40	YU	98	LEU
40	YU	104	GLN
40	YU	111	GLU
40	YU	112	ARG
40	YU	114	LYS
41	YV	7	THR
41	YV	10	LYS
41	YV	13	ARG
41	YV	19	LYS
41	YV	35	LEU
41	YV	39	LEU
41	YV	40	LEU
41	YV	45	THR
41	YV	61	VAL
41	YV	66	ARG
41	YV	72	VAL
41	YV	73	SER

*Continued on next page...*

*Continued from previous page...*

<b>Mol</b>	<b>Chain</b>	<b>Res</b>	<b>Type</b>
41	YV	78	LYS
41	YV	79	VAL
41	YV	99	ILE
42	YW	11	ARG
42	YW	16	LYS
42	YW	23	LEU
42	YW	37	ARG
42	YW	40	ASN
42	YW	51	LEU
42	YW	67	ASP
42	YW	69	LEU
42	YW	76	VAL
42	YW	88	ARG
42	YW	90	ARG
42	YW	92	ARG
42	YW	95	ILE
42	YW	96	ILE
42	YW	100	THR
42	YW	106	ILE
42	YW	107	LEU
43	YX	6	ASP
43	YX	12	VAL
43	YX	15	GLU
43	YX	27	THR
43	YX	36	LYS
43	YX	43	VAL
43	YX	49	VAL
43	YX	57	LEU
43	YX	59	VAL
43	YX	63	LYS
43	YX	65	ARG
43	YX	66	LEU
43	YX	80	ILE
43	YX	88	LYS
44	YY	14	LEU
44	YY	26	LYS
44	YY	27	VAL
44	YY	28	LYS
44	YY	29	GLU
44	YY	34	LYS
44	YY	38	ILE
44	YY	44	ILE

*Continued on next page...*

*Continued from previous page...*

<b>Mol</b>	<b>Chain</b>	<b>Res</b>	<b>Type</b>
44	YY	57	GLN
44	YY	61	ILE
44	YY	64	GLU
44	YY	67	LEU
44	YY	71	LYS
44	YY	73	ARG
44	YY	75	ILE
44	YY	86	ARG
44	YY	87	LYS
44	YY	89	PHE
44	YY	90	LEU
44	YY	95	LYS
44	YY	97	ARG
45	YZ	2	GLU
45	YZ	5	LEU
45	YZ	8	TYR
45	YZ	10	ARG
45	YZ	18	LEU
45	YZ	19	ARG
45	YZ	20	ARG
45	YZ	31	ARG
45	YZ	41	LEU
45	YZ	53	ILE
45	YZ	74	VAL
45	YZ	76	LEU
45	YZ	81	ARG
45	YZ	93	ASP
45	YZ	112	ARG
45	YZ	122	ARG
45	YZ	129	SER
45	YZ	133	ILE
45	YZ	137	ILE
45	YZ	140	ASP
45	YZ	141	VAL
45	YZ	144	LEU
45	YZ	150	LEU
45	YZ	151	HIS
45	YZ	153	SER
45	YZ	156	LYS
45	YZ	163	LEU
45	YZ	166	SER
45	YZ	180	VAL

*Continued on next page...*

*Continued from previous page...*

<b>Mol</b>	<b>Chain</b>	<b>Res</b>	<b>Type</b>
46	Y0	9	SER
46	Y0	11	ARG
46	Y0	36	ILE
46	Y0	55	ARG
46	Y0	64	ASP
46	Y0	74	ARG
47	Y1	30	VAL
47	Y1	46	LEU
47	Y1	50	ARG
47	Y1	51	VAL
47	Y1	56	GLN
47	Y1	62	VAL
47	Y1	78	LYS
47	Y1	80	LEU
47	Y1	82	LEU
47	Y1	83	GLU
47	Y1	91	LYS
47	Y1	92	LYS
48	Y2	4	SER
48	Y2	7	ARG
48	Y2	9	GLN
48	Y2	16	LEU
48	Y2	23	LYS
48	Y2	24	LEU
48	Y2	27	GLU
48	Y2	32	LEU
48	Y2	34	GLU
48	Y2	41	ILE
48	Y2	47	ASN
48	Y2	50	ILE
48	Y2	51	ARG
48	Y2	52	ASP
48	Y2	53	LEU
48	Y2	64	LEU
48	Y2	65	ASN
49	Y3	6	VAL
49	Y3	8	LEU
49	Y3	23	LEU
49	Y3	30	ARG
49	Y3	31	LEU
49	Y3	36	VAL
49	Y3	37	LEU

*Continued on next page...*

*Continued from previous page...*

<b>Mol</b>	<b>Chain</b>	<b>Res</b>	<b>Type</b>
49	Y3	56	VAL
50	Y4	6	HIS
50	Y4	10	VAL
50	Y4	15	ILE
50	Y4	16	CYS
50	Y4	22	ILE
50	Y4	27	THR
50	Y4	34	GLU
50	Y4	39	CYS
50	Y4	42	PHE
50	Y4	43	TYR
50	Y4	48	ARG
50	Y4	49	PHE
50	Y4	53	GLU
50	Y4	57	GLU
50	Y4	58	ARG
50	Y4	61	ARG
50	Y4	63	TYR
50	Y4	67	TYR
50	Y4	68	ARG
50	Y4	71	ARG
51	Y5	3	LYS
51	Y5	4	HIS
51	Y5	6	VAL
51	Y5	11	THR
51	Y5	29	THR
51	Y5	36	CYS
51	Y5	37	LYS
51	Y5	40	LYS
51	Y5	48	GLU
51	Y5	51	TYR
51	Y5	52	TYR
51	Y5	56	LYS
51	Y5	58	LEU
52	Y6	6	ARG
52	Y6	8	LYS
52	Y6	11	LEU
52	Y6	19	ARG
52	Y6	23	THR
52	Y6	30	THR
52	Y6	33	LYS
52	Y6	34	LEU

*Continued on next page...*

*Continued from previous page...*

Mol	Chain	Res	Type
52	Y6	37	ARG
52	Y6	44	ARG
53	Y7	1	MET
53	Y7	4	THR
53	Y7	8	ASN
53	Y7	9	ARG
53	Y7	10	ARG
53	Y7	14	LYS
53	Y7	47	ARG
54	Y8	13	ARG
54	Y8	14	VAL
54	Y8	15	LYS
54	Y8	29	LYS
54	Y8	30	ARG
54	Y8	34	TRP
54	Y8	43	GLN
54	Y8	44	LYS
54	Y8	47	LYS
54	Y8	56	GLU
54	Y8	58	ILE
54	Y8	64	TYR
54	Y8	65	GLU
55	Y9	1	MET
55	Y9	17	ILE
56	Z8	7	LYS

Sometimes sidechains can be flipped to improve hydrogen bonding and reduce clashes. All (17) such sidechains are listed below:

Mol	Chain	Res	Type
2	QB	19	HIS
2	QB	204	ASN
2	QB	212	GLN
10	QJ	13	HIS
10	QJ	78	ASN
13	QM	77	ASN
13	QM	92	HIS
19	QS	47	HIS
38	RS	34	HIS
43	RX	55	ASN
51	R5	22	HIS
55	R9	29	ASN
55	R9	32	HIS

*Continued on next page...*



*Continued from previous page...*

Mol	Chain	Res	Type
2	XB	19	HIS
2	XB	204	ASN
2	XB	212	GLN
10	XJ	78	ASN

### 5.3.3 RNA [i](#)

Mol	Chain	Analysed	Backbone Outliers	Pucker Outliers
1	QA	1499/1522 (98%)	267 (17%)	43 (2%)
1	XA	1498/1522 (98%)	277 (18%)	38 (2%)
22	QV	76/77 (98%)	19 (25%)	1 (1%)
22	XV	76/77 (98%)	17 (22%)	1 (1%)
23	QW	75/76 (98%)	16 (21%)	0
23	QY	15/76 (19%)	3 (20%)	0
23	XW	75/76 (98%)	19 (25%)	0
23	XY	15/76 (19%)	4 (26%)	0
24	QX	9/24 (37%)	0	0
24	XX	9/24 (37%)	0	0
25	RA	2879/2915 (98%)	567 (19%)	57 (1%)
25	YA	2880/2915 (98%)	563 (19%)	57 (1%)
26	RB	119/122 (97%)	21 (17%)	1 (0%)
26	YB	119/122 (97%)	21 (17%)	1 (0%)
All	All	9344/9624 (97%)	1794 (19%)	199 (2%)

All (1794) RNA backbone outliers are listed below:

Mol	Chain	Res	Type
1	QA	6	G
1	QA	7	G
1	QA	22	G
1	QA	32	A
1	QA	39	G
1	QA	47	C
1	QA	48	C
1	QA	51	A
1	QA	64	G
1	QA	65	U
1	QA	66	G
1	QA	76	G
1	QA	79	G
1	QA	80	G

*Continued on next page...*

*Continued from previous page...*

<b>Mol</b>	<b>Chain</b>	<b>Res</b>	<b>Type</b>
1	QA	90	C
1	QA	91	C
1	QA	95	G
1	QA	101	A
1	QA	116	A
1	QA	120	A
1	QA	121	C
1	QA	129(A)	G
1	QA	144	G
1	QA	146	G
1	QA	147	G
1	QA	163	C
1	QA	169	C
1	QA	171	A
1	QA	173	U
1	QA	174	C
1	QA	182	U
1	QA	190	G
1	QA	191(A)	G
1	QA	195	A
1	QA	197	A
1	QA	209	U
1	QA	210	U
1	QA	216	G
1	QA	244	U
1	QA	245	C
1	QA	247	G
1	QA	251	G
1	QA	267	C
1	QA	270	A
1	QA	281	G
1	QA	289	G
1	QA	321	A
1	QA	328	C
1	QA	329	A
1	QA	332	G
1	QA	344	A
1	QA	346	G
1	QA	347	G
1	QA	351	G
1	QA	352	C
1	QA	353	A

*Continued on next page...*

*Continued from previous page...*

<b>Mol</b>	<b>Chain</b>	<b>Res</b>	<b>Type</b>
1	QA	354	G
1	QA	356	A
1	QA	367	U
1	QA	372	C
1	QA	373	A
1	QA	390	C
1	QA	397	A
1	QA	398	C
1	QA	406	G
1	QA	411	A
1	QA	412	A
1	QA	413	G
1	QA	414	A
1	QA	421	U
1	QA	422	C
1	QA	423	G
1	QA	424	G
1	QA	429	U
1	QA	430	A
1	QA	442	C
1	QA	452	A
1	QA	465	A
1	QA	466	C
1	QA	482	A
1	QA	485	G
1	QA	486	U
1	QA	496	A
1	QA	497	U
1	QA	505	G
1	QA	509	A
1	QA	510	A
1	QA	511	C
1	QA	518	C
1	QA	527	G
1	QA	531	U
1	QA	532	A
1	QA	533	A
1	QA	534	U
1	QA	545	C
1	QA	547	A
1	QA	559	A
1	QA	561	U

*Continued on next page...*

*Continued from previous page...*

<b>Mol</b>	<b>Chain</b>	<b>Res</b>	<b>Type</b>
1	QA	562	C
1	QA	564	C
1	QA	566	G
1	QA	568	G
1	QA	572	A
1	QA	573	A
1	QA	576	G
1	QA	577	G
1	QA	596	C
1	QA	618	C
1	QA	630	G
1	QA	631	G
1	QA	632	A
1	QA	653	A
1	QA	665	A
1	QA	666	G
1	QA	688	G
1	QA	701	C
1	QA	702	A
1	QA	703	G
1	QA	704	A
1	QA	723	U
1	QA	731	G
1	QA	748	C
1	QA	754	C
1	QA	755	G
1	QA	777	A
1	QA	786	G
1	QA	792	A
1	QA	793	U
1	QA	794	A
1	QA	813	U
1	QA	817	C
1	QA	819	A
1	QA	821	G
1	QA	828	A
1	QA	841	U
1	QA	843	U
1	QA	848	C
1	QA	859	A
1	QA	871	U
1	QA	872	A

*Continued on next page...*

*Continued from previous page...*

<b>Mol</b>	<b>Chain</b>	<b>Res</b>	<b>Type</b>
1	QA	902	G
1	QA	914	A
1	QA	927	G
1	QA	934	C
1	QA	935	A
1	QA	960	U
1	QA	961	U
1	QA	968	A
1	QA	969	A
1	QA	971	G
1	QA	974	A
1	QA	975	A
1	QA	976	G
1	QA	977	A
1	QA	980	C
1	QA	983	A
1	QA	991	U
1	QA	992	U
1	QA	993	G
1	QA	994	A
1	QA	1001	G
1	QA	1004	A
1	QA	1006	C
1	QA	1009	G
1	QA	1021	G
1	QA	1024	G
1	QA	1025	U
1	QA	1028	C
1	QA	1029	G
1	QA	1032(A)	G
1	QA	1036	G
1	QA	1040	U
1	QA	1046	A
1	QA	1053	G
1	QA	1054	C
1	QA	1055	A
1	QA	1064	G
1	QA	1065	U
1	QA	1066	C
1	QA	1081	G
1	QA	1094	G
1	QA	1095	U

*Continued on next page...*

*Continued from previous page...*

<b>Mol</b>	<b>Chain</b>	<b>Res</b>	<b>Type</b>
1	QA	1101	A
1	QA	1124	G
1	QA	1125	U
1	QA	1126	U
1	QA	1130	A
1	QA	1131	G
1	QA	1136	U
1	QA	1137	C
1	QA	1138	G
1	QA	1139	G
1	QA	1145	C
1	QA	1146	A
1	QA	1157	A
1	QA	1158	C
1	QA	1159	U
1	QA	1160	G
1	QA	1163	C
1	QA	1178	G
1	QA	1181	G
1	QA	1182	G
1	QA	1183	A
1	QA	1187	G
1	QA	1196	U
1	QA	1197	G
1	QA	1200	C
1	QA	1201	A
1	QA	1202	G
1	QA	1212	U
1	QA	1213	A
1	QA	1215	G
1	QA	1226	C
1	QA	1238	A
1	QA	1241	G
1	QA	1256	A
1	QA	1257	U
1	QA	1258	G
1	QA	1260	C
1	QA	1270	C
1	QA	1280	A
1	QA	1281	U
1	QA	1282	C
1	QA	1286	A

*Continued on next page...*

*Continued from previous page...*

<b>Mol</b>	<b>Chain</b>	<b>Res</b>	<b>Type</b>
1	QA	1287	A
1	QA	1297	C
1	QA	1298	C
1	QA	1299	A
1	QA	1300	G
1	QA	1301	U
1	QA	1302	U
1	QA	1305	G
1	QA	1319	A
1	QA	1320	C
1	QA	1321	C
1	QA	1322	C
1	QA	1323	G
1	QA	1331	G
1	QA	1335	C
1	QA	1336	C
1	QA	1337	G
1	QA	1346	A
1	QA	1347	G
1	QA	1348	U
1	QA	1353	G
1	QA	1362(A)	C
1	QA	1397	C
1	QA	1398	A
1	QA	1406	U
1	QA	1419	G
1	QA	1442	G
1	QA	1446	A
1	QA	1447	G
1	QA	1452	C
1	QA	1453	G
1	QA	1454	G
1	QA	1487	G
1	QA	1492	A
1	QA	1499	A
1	QA	1504	G
1	QA	1505	G
1	QA	1506	U
1	QA	1517	G
1	QA	1519	A
1	QA	1520	G
1	QA	1529	G

*Continued on next page...*

*Continued from previous page...*

<b>Mol</b>	<b>Chain</b>	<b>Res</b>	<b>Type</b>
1	QA	1530	G
22	QV	3	G
22	QV	4	G
22	QV	7	U
22	QV	15	C
22	QV	17	U
22	QV	18	G
22	QV	19	G
22	QV	21	A
22	QV	22	G
22	QV	31	G
22	QV	47	U
22	QV	48	C
22	QV	52	G
22	QV	53	G
22	QV	54	U
22	QV	64	G
22	QV	67	C
22	QV	75	C
22	QV	76	A
23	QW	6	G
23	QW	14	A
23	QW	16	U
23	QW	17	C
23	QW	18	G
23	QW	19	G
23	QW	21	A
23	QW	37	A
23	QW	41	C
23	QW	43	C
23	QW	45	U
23	QW	47	U
23	QW	48	C
23	QW	57	G
23	QW	59	U
23	QW	71	G
23	QY	29	G
23	QY	36	A
23	QY	37	A
25	RA	9	U
25	RA	15	G
25	RA	28	A

*Continued on next page...*



*Continued from previous page...*

<b>Mol</b>	<b>Chain</b>	<b>Res</b>	<b>Type</b>
25	RA	34	C
25	RA	35	G
25	RA	46	C
25	RA	51	G
25	RA	55	G
25	RA	72	U
25	RA	74	A
25	RA	75	G
25	RA	96	G
25	RA	101	G
25	RA	102	G
25	RA	103	A
25	RA	118	A
25	RA	120	U
25	RA	131	G
25	RA	138	G
25	RA	161	U
25	RA	177	G
25	RA	181	A
25	RA	196	A
25	RA	199	A
25	RA	206	U
25	RA	214	G
25	RA	215	G
25	RA	216	A
25	RA	221	A
25	RA	222	A
25	RA	223	A
25	RA	224	G
25	RA	226	G
25	RA	228	A
25	RA	229	A
25	RA	230	U
25	RA	232	G
25	RA	233	A
25	RA	242	G
25	RA	243	U
25	RA	248	G
25	RA	249	C
25	RA	250	G
25	RA	252	G
25	RA	265	A

*Continued on next page...*

*Continued from previous page...*

<b>Mol</b>	<b>Chain</b>	<b>Res</b>	<b>Type</b>
25	RA	266	G
25	RA	269	U
25	RA	270(L)	U
25	RA	270(M)	U
25	RA	270(N)	G
25	RA	270(P)	C
25	RA	271(A)	C
25	RA	271(B)	G
25	RA	271(C)	U
25	RA	271	G
25	RA	275	G
25	RA	276	A
25	RA	277	C
25	RA	278	A
25	RA	279	C
25	RA	299	A
25	RA	300	A
25	RA	311	A
25	RA	317	G
25	RA	323	G
25	RA	324	A
25	RA	329	G
25	RA	330	A
25	RA	342	G
25	RA	346	A
25	RA	352	G
25	RA	364	C
25	RA	371	A
25	RA	372	G
25	RA	373	U
25	RA	386	G
25	RA	404	C
25	RA	405	U
25	RA	411	G
25	RA	412	A
25	RA	428	A
25	RA	444	C
25	RA	448	U
25	RA	454	A
25	RA	457	A
25	RA	470	A
25	RA	481	G

*Continued on next page...*

*Continued from previous page...*

<b>Mol</b>	<b>Chain</b>	<b>Res</b>	<b>Type</b>
25	RA	504	U
25	RA	505	A
25	RA	509	C
25	RA	513	A
25	RA	527	C
25	RA	529	A
25	RA	531	C
25	RA	532	A
25	RA	533	G
25	RA	537	C
25	RA	539	G
25	RA	540	G
25	RA	546	C
25	RA	547	A
25	RA	556	G
25	RA	563	G
25	RA	568	U
25	RA	573	G
25	RA	574	C
25	RA	575	A
25	RA	588	U
25	RA	603	A
25	RA	607	U
25	RA	614	U
25	RA	615	G
25	RA	617	G
25	RA	621	A
25	RA	626	U
25	RA	627	A
25	RA	637	A
25	RA	638	G
25	RA	645	C
25	RA	646	A
25	RA	651	G
25	RA	652	C
25	RA	654	A
25	RA	654(A)	G
25	RA	668	G
25	RA	669	G
25	RA	670	A
25	RA	686	G
25	RA	702	G

*Continued on next page...*

*Continued from previous page...*

<b>Mol</b>	<b>Chain</b>	<b>Res</b>	<b>Type</b>
25	RA	717	G
25	RA	721	C
25	RA	722	A
25	RA	730	C
25	RA	776	G
25	RA	782	A
25	RA	784	A
25	RA	785	G
25	RA	789	A
25	RA	790	C
25	RA	805	G
25	RA	812	C
25	RA	819	A
25	RA	827	U
25	RA	828	U
25	RA	846	C
25	RA	847	U
25	RA	856	C
25	RA	857	C
25	RA	859	G
25	RA	860	U
25	RA	869	G
25	RA	872	A
25	RA	881	G
25	RA	884	C
25	RA	885	C
25	RA	886	C
25	RA	888	C
25	RA	889	C
25	RA	893	C
25	RA	896	A
25	RA	897	C
25	RA	899	A
25	RA	900	A
25	RA	901	A
25	RA	904	C
25	RA	907	U
25	RA	910	A
25	RA	917	A
25	RA	932	G
25	RA	941	A
25	RA	945	A

*Continued on next page...*

*Continued from previous page...*

<b>Mol</b>	<b>Chain</b>	<b>Res</b>	<b>Type</b>
25	RA	946	G
25	RA	961	C
25	RA	974	G
25	RA	974(A)	C
25	RA	975	G
25	RA	980	A
25	RA	983	A
25	RA	996	A
25	RA	1003	G
25	RA	1011	G
25	RA	1012	U
25	RA	1013	C
25	RA	1015	G
25	RA	1017	G
25	RA	1020	A
25	RA	1023	U
25	RA	1025	G
25	RA	1026	U
25	RA	1027	A
25	RA	1033	U
25	RA	1044	G
25	RA	1045	A
25	RA	1046	A
25	RA	1050	A
25	RA	1054	A
25	RA	1055	G
25	RA	1057	A
25	RA	1059	G
25	RA	1060	U
25	RA	1061	U
25	RA	1065	U
25	RA	1066	U
25	RA	1067	A
25	RA	1068	G
25	RA	1069	A
25	RA	1070	A
25	RA	1071	G
25	RA	1076	C
25	RA	1077	A
25	RA	1078	U
25	RA	1079	C
25	RA	1080	C

*Continued on next page...*

*Continued from previous page...*

<b>Mol</b>	<b>Chain</b>	<b>Res</b>	<b>Type</b>
25	RA	1082	U
25	RA	1083	U
25	RA	1084	A
25	RA	1085	A
25	RA	1086	A
25	RA	1087	G
25	RA	1088	A
25	RA	1091	G
25	RA	1093	G
25	RA	1095	A
25	RA	1096	A
25	RA	1104	C
25	RA	1110	G
25	RA	1111	A
25	RA	1112	G
25	RA	1122	G
25	RA	1130	U
25	RA	1131	G
25	RA	1135	C
25	RA	1136	G
25	RA	1142	U
25	RA	1142(A)	A
25	RA	1151	G
25	RA	1155	A
25	RA	1170	G
25	RA	1173	G
25	RA	1174	A
25	RA	1175	U
25	RA	1176	G
25	RA	1178	C
25	RA	1179	C
25	RA	1180	C
25	RA	1183	G
25	RA	1195	G
25	RA	1204	A
25	RA	1205	U
25	RA	1206	G
25	RA	1210	A
25	RA	1211	U
25	RA	1220	A
25	RA	1221	C
25	RA	1236	G

*Continued on next page...*

*Continued from previous page...*

<b>Mol</b>	<b>Chain</b>	<b>Res</b>	<b>Type</b>
25	RA	1238	G
25	RA	1252	G
25	RA	1253	A
25	RA	1256	G
25	RA	1265	A
25	RA	1271	G
25	RA	1272	A
25	RA	1273	U
25	RA	1288	U
25	RA	1300	U
25	RA	1301	A
25	RA	1312	U
25	RA	1313	U
25	RA	1314	C
25	RA	1321	A
25	RA	1329	U
25	RA	1332	G
25	RA	1349	A
25	RA	1365	A
25	RA	1368	G
25	RA	1370	C
25	RA	1379	A
25	RA	1380	G
25	RA	1384	A
25	RA	1385	G
25	RA	1386	C
25	RA	1407	C
25	RA	1408	C
25	RA	1411	C
25	RA	1412	A
25	RA	1416	G
25	RA	1419	A
25	RA	1420	U
25	RA	1421	G
25	RA	1428	C
25	RA	1444(A)	A
25	RA	1445	C
25	RA	1449	A
25	RA	1449(A)	G
25	RA	1455	G
25	RA	1458	C
25	RA	1460	A

*Continued on next page...*

*Continued from previous page...*

<b>Mol</b>	<b>Chain</b>	<b>Res</b>	<b>Type</b>
25	RA	1461	G
25	RA	1467	C
25	RA	1471	A
25	RA	1482	U
25	RA	1483	G
25	RA	1485	G
25	RA	1493	C
25	RA	1497	U
25	RA	1505	C
25	RA	1506	C
25	RA	1507	A
25	RA	1508	A
25	RA	1510	A
25	RA	1514	U
25	RA	1519	G
25	RA	1522	G
25	RA	1534	G
25	RA	1535	U
25	RA	1536	A
25	RA	1537	C
25	RA	1538	G
25	RA	1543	A
25	RA	1544	C
25	RA	1545	A
25	RA	1547	C
25	RA	1558	A
25	RA	1559	G
25	RA	1569	A
25	RA	1578	U
25	RA	1579	A
25	RA	1580	A
25	RA	1581	G
25	RA	1585	C
25	RA	1586	A
25	RA	1598	C
25	RA	1608	A
25	RA	1609	A
25	RA	1610	A
25	RA	1616	A
25	RA	1617	C
25	RA	1618	A
25	RA	1640	C

*Continued on next page...*



*Continued from previous page...*

<b>Mol</b>	<b>Chain</b>	<b>Res</b>	<b>Type</b>
25	RA	1646	C
25	RA	1648	C
25	RA	1654	A
25	RA	1667	G
25	RA	1674	G
25	RA	1675	C
25	RA	1688	U
25	RA	1695	G
25	RA	1725	G
25	RA	1729	A
25	RA	1730	U
25	RA	1731	G
25	RA	1732	A
25	RA	1733	G
25	RA	1742	C
25	RA	1743	G
25	RA	1756	G
25	RA	1763	G
25	RA	1764	G
25	RA	1773	A
25	RA	1780	A
25	RA	1782	C
25	RA	1791	A
25	RA	1799	G
25	RA	1800	C
25	RA	1801	G
25	RA	1816	G
25	RA	1820	U
25	RA	1829	A
25	RA	1835	G
25	RA	1847	A
25	RA	1848	A
25	RA	1858	G
25	RA	1869	G
25	RA	1870	C
25	RA	1872	A
25	RA	1878	G
25	RA	1882	C
25	RA	1888	G
25	RA	1889	A
25	RA	1906	G
25	RA	1913	A

*Continued on next page...*

*Continued from previous page...*

<b>Mol</b>	<b>Chain</b>	<b>Res</b>	<b>Type</b>
25	RA	1929	G
25	RA	1930	G
25	RA	1931	U
25	RA	1937	A
25	RA	1938	A
25	RA	1939	U
25	RA	1955	U
25	RA	1963	U
25	RA	1964	G
25	RA	1967	C
25	RA	1969	A
25	RA	1970	A
25	RA	1971	A
25	RA	1972	A
25	RA	1981	A
25	RA	1982	C
25	RA	1991	U
25	RA	1992	G
25	RA	1993	U
25	RA	2023	G
25	RA	2031	A
25	RA	2032	G
25	RA	2033	A
25	RA	2043	C
25	RA	2055	C
25	RA	2056	G
25	RA	2059	A
25	RA	2060	A
25	RA	2061	G
25	RA	2062	A
25	RA	2069	G
25	RA	2093	G
25	RA	2099	U
25	RA	2100	G
25	RA	2107	C
25	RA	2111	C
25	RA	2113	U
25	RA	2114	A
25	RA	2115	G
25	RA	2116	G
25	RA	2117	A
25	RA	2126	A

*Continued on next page...*

*Continued from previous page...*

<b>Mol</b>	<b>Chain</b>	<b>Res</b>	<b>Type</b>
25	RA	2127	G
25	RA	2128	C
25	RA	2131	G
25	RA	2132	U
25	RA	2133	G
25	RA	2135	A
25	RA	2136	C
25	RA	2146	C
25	RA	2148	G
25	RA	2157	G
25	RA	2158	A
25	RA	2166	G
25	RA	2168	G
25	RA	2169	A
25	RA	2173	A
25	RA	2176	A
25	RA	2190	G
25	RA	2192	G
25	RA	2198	A
25	RA	2199	A
25	RA	2210	G
25	RA	2211	G
25	RA	2212	A
25	RA	2213	U
25	RA	2215	G
25	RA	2225	A
25	RA	2238	G
25	RA	2239	G
25	RA	2243	U
25	RA	2245	U
25	RA	2275	C
25	RA	2283	C
25	RA	2287	A
25	RA	2307	G
25	RA	2308	G
25	RA	2311	A
25	RA	2312	U
25	RA	2319	G
25	RA	2320	A
25	RA	2325	G
25	RA	2327	A
25	RA	2334	G

*Continued on next page...*

*Continued from previous page...*

<b>Mol</b>	<b>Chain</b>	<b>Res</b>	<b>Type</b>
25	RA	2336	A
25	RA	2345	G
25	RA	2346	A
25	RA	2347	C
25	RA	2350	C
25	RA	2354	G
25	RA	2379	G
25	RA	2383	G
25	RA	2385	C
25	RA	2391	G
25	RA	2392	A
25	RA	2394	C
25	RA	2402	C
25	RA	2403	C
25	RA	2406	U
25	RA	2410	G
25	RA	2423	U
25	RA	2424	C
25	RA	2425	A
25	RA	2429	G
25	RA	2430	A
25	RA	2435	A
25	RA	2439	A
25	RA	2440	C
25	RA	2441	C
25	RA	2445	G
25	RA	2448	A
25	RA	2469	A
25	RA	2470	G
25	RA	2474	C
25	RA	2475	C
25	RA	2482	G
25	RA	2494	G
25	RA	2502	G
25	RA	2505	G
25	RA	2519	U
25	RA	2520	C
25	RA	2529	G
25	RA	2542	A
25	RA	2543	G
25	RA	2554	U
25	RA	2567	G

*Continued on next page...*

*Continued from previous page...*

<b>Mol</b>	<b>Chain</b>	<b>Res</b>	<b>Type</b>
25	RA	2569	G
25	RA	2582	G
25	RA	2602	A
25	RA	2609	U
25	RA	2611	U
25	RA	2612	C
25	RA	2614	A
25	RA	2623	G
25	RA	2629	A
25	RA	2641	G
25	RA	2646	C
25	RA	2655	G
25	RA	2665	A
25	RA	2673	G
25	RA	2682	U
25	RA	2689	U
25	RA	2690	C
25	RA	2691	C
25	RA	2702	U
25	RA	2703	C
25	RA	2707	G
25	RA	2712	U
25	RA	2712(A)	A
25	RA	2713	A
25	RA	2714	G
25	RA	2726	U
25	RA	2732	G
25	RA	2733	A
25	RA	2734	A
25	RA	2748	A
25	RA	2752	C
25	RA	2758	A
25	RA	2761	G
25	RA	2764	A
25	RA	2765	A
25	RA	2766	G
25	RA	2777	G
25	RA	2778	A
25	RA	2779	U
25	RA	2780	G
25	RA	2789	C
25	RA	2790	A

*Continued on next page...*

*Continued from previous page...*

<b>Mol</b>	<b>Chain</b>	<b>Res</b>	<b>Type</b>
25	RA	2791	C
25	RA	2797	U
25	RA	2807	G
25	RA	2812	G
25	RA	2818	G
25	RA	2820	A
25	RA	2821	A
25	RA	2833	G
25	RA	2834	G
25	RA	2835	A
25	RA	2867	G
25	RA	2868	A
25	RA	2872	G
25	RA	2879	C
25	RA	2880	C
25	RA	2891	G
25	RA	2892	A
25	RA	2894	G
26	RB	8	U
26	RB	9	G
26	RB	13	A
26	RB	15	A
26	RB	16	G
26	RB	19	G
26	RB	22	U
26	RB	25	A
26	RB	26	A
26	RB	27	C
26	RB	32	C
26	RB	42	C
26	RB	45	A
26	RB	47	C
26	RB	56	G
26	RB	67	G
26	RB	73	A
26	RB	81	G
26	RB	89	G
26	RB	105	G
26	RB	109	G
1	XA	6	G
1	XA	7	G
1	XA	9	G

*Continued on next page...*

*Continued from previous page...*

<b>Mol</b>	<b>Chain</b>	<b>Res</b>	<b>Type</b>
1	XA	22	G
1	XA	32	A
1	XA	39	G
1	XA	47	C
1	XA	48	C
1	XA	51	A
1	XA	54	C
1	XA	61	G
1	XA	64	G
1	XA	65	U
1	XA	66	G
1	XA	78	G
1	XA	79	G
1	XA	81	G
1	XA	89	U
1	XA	90	C
1	XA	91	C
1	XA	92	G
1	XA	95	G
1	XA	101	A
1	XA	108	G
1	XA	116	A
1	XA	121	C
1	XA	130	A
1	XA	144	G
1	XA	147	G
1	XA	163	C
1	XA	172	A
1	XA	174	C
1	XA	182	U
1	XA	190	G
1	XA	195	A
1	XA	197	A
1	XA	201	C
1	XA	209	U
1	XA	216	G
1	XA	222	U
1	XA	244	U
1	XA	245	C
1	XA	247	G
1	XA	251	G
1	XA	267	C

*Continued on next page...*

*Continued from previous page...*

<b>Mol</b>	<b>Chain</b>	<b>Res</b>	<b>Type</b>
1	XA	281	G
1	XA	289	G
1	XA	306	G
1	XA	314	C
1	XA	317	G
1	XA	321	A
1	XA	328	C
1	XA	329	A
1	XA	332	G
1	XA	345	C
1	XA	346	G
1	XA	347	G
1	XA	348	G
1	XA	351	G
1	XA	352	C
1	XA	353	A
1	XA	354	G
1	XA	356	A
1	XA	367	U
1	XA	372	C
1	XA	373	A
1	XA	384	G
1	XA	388	G
1	XA	389	A
1	XA	390	C
1	XA	397	A
1	XA	398	C
1	XA	406	G
1	XA	411	A
1	XA	412	A
1	XA	413	G
1	XA	414	A
1	XA	421	U
1	XA	422	C
1	XA	423	G
1	XA	424	G
1	XA	429	U
1	XA	430	A
1	XA	442	C
1	XA	452	A
1	XA	465	A
1	XA	466	C

*Continued on next page...*



*Continued from previous page...*

<b>Mol</b>	<b>Chain</b>	<b>Res</b>	<b>Type</b>
1	XA	467	G
1	XA	482	A
1	XA	485	G
1	XA	486	U
1	XA	496	A
1	XA	497	U
1	XA	509	A
1	XA	510	A
1	XA	511	C
1	XA	518	C
1	XA	527	G
1	XA	531	U
1	XA	532	A
1	XA	533	A
1	XA	545	C
1	XA	547	A
1	XA	548	G
1	XA	559	A
1	XA	561	U
1	XA	564	C
1	XA	568	G
1	XA	572	A
1	XA	573	A
1	XA	576	G
1	XA	577	G
1	XA	579	G
1	XA	630	G
1	XA	631	G
1	XA	633	G
1	XA	652	U
1	XA	653	A
1	XA	665	A
1	XA	671	G
1	XA	688	G
1	XA	702	A
1	XA	704	A
1	XA	723	U
1	XA	731	G
1	XA	749	C
1	XA	753	A
1	XA	754	C
1	XA	755	G

*Continued on next page...*

*Continued from previous page...*

<b>Mol</b>	<b>Chain</b>	<b>Res</b>	<b>Type</b>
1	XA	774	G
1	XA	777	A
1	XA	792	A
1	XA	793	U
1	XA	794	A
1	XA	799	G
1	XA	813	U
1	XA	816	A
1	XA	817	C
1	XA	818	G
1	XA	821	G
1	XA	828	A
1	XA	836	G
1	XA	841	U
1	XA	843	U
1	XA	848	C
1	XA	859	A
1	XA	871	U
1	XA	872	A
1	XA	902	G
1	XA	914	A
1	XA	926	G
1	XA	927	G
1	XA	934	C
1	XA	935	A
1	XA	940	C
1	XA	960	U
1	XA	961	U
1	XA	966	G
1	XA	968	A
1	XA	969	A
1	XA	972	C
1	XA	974	A
1	XA	975	A
1	XA	976	G
1	XA	977	A
1	XA	980	C
1	XA	982	U
1	XA	983	A
1	XA	991	U
1	XA	992	U
1	XA	993	G

*Continued on next page...*

*Continued from previous page...*

<b>Mol</b>	<b>Chain</b>	<b>Res</b>	<b>Type</b>
1	XA	1004	A
1	XA	1006	C
1	XA	1008	C
1	XA	1009	G
1	XA	1021	G
1	XA	1024	G
1	XA	1025	U
1	XA	1028	C
1	XA	1029	G
1	XA	1032(A)	G
1	XA	1036	G
1	XA	1039	C
1	XA	1040	U
1	XA	1042	G
1	XA	1054	C
1	XA	1055	A
1	XA	1081	G
1	XA	1094	G
1	XA	1095	U
1	XA	1101	A
1	XA	1124	G
1	XA	1125	U
1	XA	1126	U
1	XA	1127	G
1	XA	1130	A
1	XA	1131	G
1	XA	1136	U
1	XA	1137	C
1	XA	1138	G
1	XA	1139	G
1	XA	1146	A
1	XA	1157	A
1	XA	1158	C
1	XA	1159	U
1	XA	1160	G
1	XA	1162	C
1	XA	1163	C
1	XA	1171	G
1	XA	1176	A
1	XA	1177	G
1	XA	1181	G
1	XA	1182	G

*Continued on next page...*

*Continued from previous page...*

<b>Mol</b>	<b>Chain</b>	<b>Res</b>	<b>Type</b>
1	XA	1183	A
1	XA	1187	G
1	XA	1190	G
1	XA	1196	U
1	XA	1197	G
1	XA	1201	A
1	XA	1202	G
1	XA	1212	U
1	XA	1213	A
1	XA	1225	A
1	XA	1238	A
1	XA	1240	U
1	XA	1241	G
1	XA	1256	A
1	XA	1257	U
1	XA	1258	G
1	XA	1263	C
1	XA	1270	C
1	XA	1272	G
1	XA	1280	A
1	XA	1281	U
1	XA	1282	C
1	XA	1286	A
1	XA	1287	A
1	XA	1298	C
1	XA	1299	A
1	XA	1300	G
1	XA	1301	U
1	XA	1302	U
1	XA	1305	G
1	XA	1318	A
1	XA	1320	C
1	XA	1321	C
1	XA	1322	C
1	XA	1323	G
1	XA	1331	G
1	XA	1336	C
1	XA	1347	G
1	XA	1353	G
1	XA	1362(A)	C
1	XA	1364	U
1	XA	1365	G

*Continued on next page...*

*Continued from previous page...*

<b>Mol</b>	<b>Chain</b>	<b>Res</b>	<b>Type</b>
1	XA	1370	G
1	XA	1397	C
1	XA	1419	G
1	XA	1442	G
1	XA	1446	A
1	XA	1447	G
1	XA	1452	C
1	XA	1453	G
1	XA	1454	G
1	XA	1487	G
1	XA	1492	A
1	XA	1497	G
1	XA	1499	A
1	XA	1502	A
1	XA	1504	G
1	XA	1505	G
1	XA	1506	U
1	XA	1517	G
1	XA	1519	A
1	XA	1520	G
1	XA	1529	G
1	XA	1530	G
22	XV	3	G
22	XV	4	G
22	XV	6	G
22	XV	13	A
22	XV	15	C
22	XV	17	U
22	XV	18	G
22	XV	19	G
22	XV	21	A
22	XV	47	U
22	XV	48	C
22	XV	49	G
22	XV	52	G
22	XV	54	U
22	XV	64	G
22	XV	67	C
22	XV	76	A
23	XW	6	G
23	XW	9	A
23	XW	11	C

*Continued on next page...*

*Continued from previous page...*

<b>Mol</b>	<b>Chain</b>	<b>Res</b>	<b>Type</b>
23	XW	14	A
23	XW	15	G
23	XW	16	U
23	XW	17	C
23	XW	19	G
23	XW	21	A
23	XW	39	U
23	XW	42	C
23	XW	43	C
23	XW	44	G
23	XW	46	G
23	XW	47	U
23	XW	57	G
23	XW	58	A
23	XW	61	C
23	XW	70	G
23	XY	29	G
23	XY	34	G
23	XY	36	A
23	XY	37	A
25	YA	9	U
25	YA	15	G
25	YA	34	C
25	YA	35	G
25	YA	46	C
25	YA	55	G
25	YA	72	U
25	YA	74	A
25	YA	75	G
25	YA	96	G
25	YA	101	G
25	YA	102	G
25	YA	103	A
25	YA	118	A
25	YA	120	U
25	YA	125	G
25	YA	131	G
25	YA	161	U
25	YA	162	U
25	YA	181	A
25	YA	188	G
25	YA	196	A

*Continued on next page...*

*Continued from previous page...*

<b>Mol</b>	<b>Chain</b>	<b>Res</b>	<b>Type</b>
25	YA	199	A
25	YA	214	G
25	YA	215	G
25	YA	216	A
25	YA	221	A
25	YA	222	A
25	YA	223	A
25	YA	225	A
25	YA	228	A
25	YA	229	A
25	YA	230	U
25	YA	232	G
25	YA	242	G
25	YA	243	U
25	YA	248	G
25	YA	252	G
25	YA	265	A
25	YA	266	G
25	YA	269	U
25	YA	270(L)	U
25	YA	270(M)	U
25	YA	270(N)	G
25	YA	270(P)	C
25	YA	271(B)	G
25	YA	271(C)	U
25	YA	271	G
25	YA	274	G
25	YA	275	G
25	YA	276	A
25	YA	278	A
25	YA	279	C
25	YA	299	A
25	YA	300	A
25	YA	311	A
25	YA	323	G
25	YA	324	A
25	YA	329	G
25	YA	330	A
25	YA	332	A
25	YA	342	G
25	YA	345	A
25	YA	352	G

*Continued on next page...*

*Continued from previous page...*

<b>Mol</b>	<b>Chain</b>	<b>Res</b>	<b>Type</b>
25	YA	363	G
25	YA	364	C
25	YA	371	A
25	YA	372	G
25	YA	373	U
25	YA	386	G
25	YA	387	U
25	YA	395	U
25	YA	405	U
25	YA	406	G
25	YA	411	G
25	YA	412	A
25	YA	428	A
25	YA	442	G
25	YA	443	A
25	YA	444	C
25	YA	448	U
25	YA	457	A
25	YA	470	A
25	YA	481	G
25	YA	496	G
25	YA	504	U
25	YA	505	A
25	YA	509	C
25	YA	512	G
25	YA	518	G
25	YA	529	A
25	YA	531	C
25	YA	532	A
25	YA	533	G
25	YA	537	C
25	YA	539	G
25	YA	540	G
25	YA	546	C
25	YA	547	A
25	YA	549	G
25	YA	563	G
25	YA	573	G
25	YA	575	A
25	YA	588	U
25	YA	603	A
25	YA	607	U

*Continued on next page...*



*Continued from previous page...*

<b>Mol</b>	<b>Chain</b>	<b>Res</b>	<b>Type</b>
25	YA	609(A)	G
25	YA	614	U
25	YA	615	G
25	YA	616	A
25	YA	617	G
25	YA	620	G
25	YA	622	G
25	YA	627	A
25	YA	637	A
25	YA	638	G
25	YA	645	C
25	YA	646	A
25	YA	651	G
25	YA	654	A
25	YA	654(A)	G
25	YA	654(B)	C
25	YA	686	G
25	YA	717	G
25	YA	722	A
25	YA	726	G
25	YA	730	C
25	YA	734	A
25	YA	746	A
25	YA	747	U
25	YA	753	C
25	YA	782	A
25	YA	784	A
25	YA	785	G
25	YA	788	A
25	YA	790	C
25	YA	792	G
25	YA	805	G
25	YA	812	C
25	YA	819	A
25	YA	827	U
25	YA	828	U
25	YA	847	U
25	YA	856	C
25	YA	857	C
25	YA	859	G
25	YA	860	U
25	YA	866	A

*Continued on next page...*

*Continued from previous page...*

<b>Mol</b>	<b>Chain</b>	<b>Res</b>	<b>Type</b>
25	YA	881	G
25	YA	882	G
25	YA	884	C
25	YA	885	C
25	YA	886	C
25	YA	888	C
25	YA	889	C
25	YA	896	A
25	YA	897	C
25	YA	899	A
25	YA	900	A
25	YA	901	A
25	YA	907	U
25	YA	910	A
25	YA	914	C
25	YA	915	C
25	YA	917	A
25	YA	932	G
25	YA	938	G
25	YA	941	A
25	YA	945	A
25	YA	946	G
25	YA	961	C
25	YA	974	G
25	YA	974(A)	C
25	YA	975	G
25	YA	980	A
25	YA	983	A
25	YA	990	A
25	YA	991	C
25	YA	996	A
25	YA	1003	G
25	YA	1005	C
25	YA	1011	G
25	YA	1012	U
25	YA	1013	C
25	YA	1015	G
25	YA	1022	G
25	YA	1023	U
25	YA	1025	G
25	YA	1026	U
25	YA	1027	A

*Continued on next page...*

*Continued from previous page...*

<b>Mol</b>	<b>Chain</b>	<b>Res</b>	<b>Type</b>
25	YA	1033	U
25	YA	1045	A
25	YA	1046	A
25	YA	1050	A
25	YA	1054	A
25	YA	1055	G
25	YA	1059	G
25	YA	1060	U
25	YA	1061	U
25	YA	1066	U
25	YA	1067	A
25	YA	1068	G
25	YA	1070	A
25	YA	1071	G
25	YA	1076	C
25	YA	1077	A
25	YA	1078	U
25	YA	1079	C
25	YA	1082	U
25	YA	1083	U
25	YA	1084	A
25	YA	1085	A
25	YA	1086	A
25	YA	1088	A
25	YA	1089	G
25	YA	1095	A
25	YA	1096	A
25	YA	1097	U
25	YA	1099	G
25	YA	1103	A
25	YA	1104	C
25	YA	1110	G
25	YA	1111	A
25	YA	1122	G
25	YA	1131	G
25	YA	1135	C
25	YA	1136	G
25	YA	1139	G
25	YA	1142	U
25	YA	1142(A)	A
25	YA	1170	G
25	YA	1173	G

*Continued on next page...*

*Continued from previous page...*

<b>Mol</b>	<b>Chain</b>	<b>Res</b>	<b>Type</b>
25	YA	1174	A
25	YA	1175	U
25	YA	1176	G
25	YA	1178	C
25	YA	1179	C
25	YA	1180	C
25	YA	1195	G
25	YA	1204	A
25	YA	1205	U
25	YA	1210	A
25	YA	1211	U
25	YA	1220	A
25	YA	1236	G
25	YA	1238	G
25	YA	1248	G
25	YA	1253	A
25	YA	1256	G
25	YA	1265	A
25	YA	1271	G
25	YA	1272	A
25	YA	1273	U
25	YA	1300	U
25	YA	1301	A
25	YA	1321	A
25	YA	1329	U
25	YA	1349	A
25	YA	1352	U
25	YA	1365	A
25	YA	1368	G
25	YA	1370	C
25	YA	1379	A
25	YA	1384	A
25	YA	1385	G
25	YA	1386	C
25	YA	1391	U
25	YA	1407	C
25	YA	1411	C
25	YA	1416	G
25	YA	1419	A
25	YA	1420	U
25	YA	1421	G
25	YA	1428	C

*Continued on next page...*

*Continued from previous page...*

<b>Mol</b>	<b>Chain</b>	<b>Res</b>	<b>Type</b>
25	YA	1444(A)	A
25	YA	1445	C
25	YA	1449	A
25	YA	1449(A)	G
25	YA	1455	G
25	YA	1458	C
25	YA	1460	A
25	YA	1461	G
25	YA	1467	C
25	YA	1471	A
25	YA	1482	U
25	YA	1483	G
25	YA	1493	C
25	YA	1497	U
25	YA	1506	C
25	YA	1507	A
25	YA	1508	A
25	YA	1510	A
25	YA	1511	A
25	YA	1514	U
25	YA	1522	G
25	YA	1534	G
25	YA	1535	U
25	YA	1536	A
25	YA	1537	C
25	YA	1543	A
25	YA	1544	C
25	YA	1545	A
25	YA	1547	C
25	YA	1554	A
25	YA	1558	A
25	YA	1559	G
25	YA	1566	A
25	YA	1569	A
25	YA	1578	U
25	YA	1579	A
25	YA	1580	A
25	YA	1585	C
25	YA	1586	A
25	YA	1592	C
25	YA	1598	C
25	YA	1599	C

*Continued on next page...*

*Continued from previous page...*

<b>Mol</b>	<b>Chain</b>	<b>Res</b>	<b>Type</b>
25	YA	1608	A
25	YA	1609	A
25	YA	1616	A
25	YA	1617	C
25	YA	1618	A
25	YA	1640	C
25	YA	1646	C
25	YA	1648	C
25	YA	1654	A
25	YA	1660	C
25	YA	1664	A
25	YA	1668	A
25	YA	1674	G
25	YA	1695	G
25	YA	1698	A
25	YA	1699	G
25	YA	1700	A
25	YA	1703	G
25	YA	1725	G
25	YA	1728	G
25	YA	1729	A
25	YA	1731	G
25	YA	1733	G
25	YA	1742	C
25	YA	1743	G
25	YA	1750	G
25	YA	1754	C
25	YA	1756	G
25	YA	1762	A
25	YA	1763	G
25	YA	1764	G
25	YA	1773	A
25	YA	1776	G
25	YA	1780	A
25	YA	1781	C
25	YA	1787	A
25	YA	1791	A
25	YA	1799	G
25	YA	1800	C
25	YA	1801	G
25	YA	1816	G
25	YA	1820	U

*Continued on next page...*

*Continued from previous page...*

<b>Mol</b>	<b>Chain</b>	<b>Res</b>	<b>Type</b>
25	YA	1829	A
25	YA	1835	G
25	YA	1847	A
25	YA	1850	G
25	YA	1858	G
25	YA	1869	G
25	YA	1870	C
25	YA	1872	A
25	YA	1878	G
25	YA	1882	C
25	YA	1888	G
25	YA	1889	A
25	YA	1896	G
25	YA	1903	G
25	YA	1919	A
25	YA	1930	G
25	YA	1931	U
25	YA	1937	A
25	YA	1939	U
25	YA	1955	U
25	YA	1956	U
25	YA	1963	U
25	YA	1964	G
25	YA	1967	C
25	YA	1969	A
25	YA	1971	A
25	YA	1972	A
25	YA	1981	A
25	YA	1982	C
25	YA	1991	U
25	YA	1992	G
25	YA	1993	U
25	YA	2020	A
25	YA	2023	G
25	YA	2031	A
25	YA	2033	A
25	YA	2039	C
25	YA	2043	C
25	YA	2049	G
25	YA	2052	G
25	YA	2055	C
25	YA	2056	G

*Continued on next page...*

*Continued from previous page...*

<b>Mol</b>	<b>Chain</b>	<b>Res</b>	<b>Type</b>
25	YA	2059	A
25	YA	2060	A
25	YA	2061	G
25	YA	2062	A
25	YA	2063	C
25	YA	2069	G
25	YA	2093	G
25	YA	2099	U
25	YA	2100	G
25	YA	2111	C
25	YA	2112	G
25	YA	2113	U
25	YA	2114	A
25	YA	2115	G
25	YA	2116	G
25	YA	2117	A
25	YA	2119	A
25	YA	2120	G
25	YA	2126	A
25	YA	2127	G
25	YA	2128	C
25	YA	2131	G
25	YA	2132	U
25	YA	2133	G
25	YA	2136	C
25	YA	2146	C
25	YA	2148	G
25	YA	2158	A
25	YA	2166	G
25	YA	2168	G
25	YA	2173	A
25	YA	2176	A
25	YA	2178	C
25	YA	2190	G
25	YA	2192	G
25	YA	2198	A
25	YA	2210	G
25	YA	2211	G
25	YA	2212	A
25	YA	2213	U
25	YA	2215	G
25	YA	2225	A

*Continued on next page...*



*Continued from previous page...*

<b>Mol</b>	<b>Chain</b>	<b>Res</b>	<b>Type</b>
25	YA	2238	G
25	YA	2239	G
25	YA	2243	U
25	YA	2246	G
25	YA	2275	C
25	YA	2280	G
25	YA	2283	C
25	YA	2287	A
25	YA	2288	A
25	YA	2305	A
25	YA	2307	G
25	YA	2308	G
25	YA	2311	A
25	YA	2319	G
25	YA	2320	A
25	YA	2325	G
25	YA	2334	G
25	YA	2336	A
25	YA	2342	C
25	YA	2346	A
25	YA	2347	C
25	YA	2350	C
25	YA	2377	A
25	YA	2383	G
25	YA	2385	C
25	YA	2392	A
25	YA	2402	C
25	YA	2403	C
25	YA	2406	U
25	YA	2410	G
25	YA	2423	U
25	YA	2425	A
25	YA	2429	G
25	YA	2430	A
25	YA	2434	A
25	YA	2435	A
25	YA	2439	A
25	YA	2440	C
25	YA	2441	C
25	YA	2448	A
25	YA	2450	A
25	YA	2469	A

*Continued on next page...*

*Continued from previous page...*

<b>Mol</b>	<b>Chain</b>	<b>Res</b>	<b>Type</b>
25	YA	2470	G
25	YA	2471	C
25	YA	2474	C
25	YA	2475	C
25	YA	2476	A
25	YA	2484	G
25	YA	2494	G
25	YA	2498	C
25	YA	2502	G
25	YA	2505	G
25	YA	2518	A
25	YA	2524	G
25	YA	2529	G
25	YA	2542	A
25	YA	2543	G
25	YA	2554	U
25	YA	2562	U
25	YA	2566	A
25	YA	2567	G
25	YA	2586	C
25	YA	2602	A
25	YA	2609	U
25	YA	2611	U
25	YA	2612	C
25	YA	2621	A
25	YA	2629	A
25	YA	2632	A
25	YA	2655	G
25	YA	2656	U
25	YA	2665	A
25	YA	2673	G
25	YA	2682	U
25	YA	2689	U
25	YA	2690	C
25	YA	2702	U
25	YA	2703	C
25	YA	2712	U
25	YA	2712(A)	A
25	YA	2713	A
25	YA	2714	G
25	YA	2720	U
25	YA	2726	U

*Continued on next page...*

*Continued from previous page...*

<b>Mol</b>	<b>Chain</b>	<b>Res</b>	<b>Type</b>
25	YA	2733	A
25	YA	2744	G
25	YA	2748	A
25	YA	2752	C
25	YA	2757	A
25	YA	2758	A
25	YA	2761	G
25	YA	2764	A
25	YA	2765	A
25	YA	2766	G
25	YA	2777	G
25	YA	2778	A
25	YA	2779	U
25	YA	2780	G
25	YA	2789	C
25	YA	2790	A
25	YA	2791	C
25	YA	2797	U
25	YA	2799	A
25	YA	2807	G
25	YA	2808	U
25	YA	2818	G
25	YA	2820	A
25	YA	2821	A
25	YA	2823	A
25	YA	2833	G
25	YA	2834	G
25	YA	2835	A
25	YA	2867	G
25	YA	2868	A
25	YA	2872	G
25	YA	2873	A
25	YA	2880	C
25	YA	2891	G
25	YA	2892	A
25	YA	2893	G
25	YA	2894	G
26	YB	8	U
26	YB	9	G
26	YB	13	A
26	YB	15	A
26	YB	16	G

*Continued on next page...*

*Continued from previous page...*

Mol	Chain	Res	Type
26	YB	21	G
26	YB	22	U
26	YB	25	A
26	YB	32	C
26	YB	40	U
26	YB	41	U
26	YB	42	C
26	YB	45	A
26	YB	47	C
26	YB	52	A
26	YB	53	A
26	YB	56	G
26	YB	67	G
26	YB	73	A
26	YB	89	G
26	YB	109	G

All (199) RNA pucker outliers are listed below:

Mol	Chain	Res	Type
1	QA	5	U
1	QA	31	G
1	QA	64	G
1	QA	115	G
1	QA	119	A
1	QA	181	G
1	QA	243	A
1	QA	244	U
1	QA	250	A
1	QA	266	G
1	QA	328	C
1	QA	410	G
1	QA	412	A
1	QA	429	U
1	QA	481	G
1	QA	484	G
1	QA	485	G
1	QA	509	A
1	QA	533	A
1	QA	687	A
1	QA	701	C
1	QA	703	G

*Continued on next page...*

*Continued from previous page...*

<b>Mol</b>	<b>Chain</b>	<b>Res</b>	<b>Type</b>
1	QA	753	A
1	QA	792	A
1	QA	812	C
1	QA	913	A
1	QA	934	C
1	QA	960	U
1	QA	992	U
1	QA	1027	C
1	QA	1064	G
1	QA	1065	U
1	QA	1200	C
1	QA	1201	A
1	QA	1285	A
1	QA	1297	C
1	QA	1336	C
1	QA	1346	A
1	QA	1347	G
1	QA	1446	A
1	QA	1498	U
1	QA	1503	A
1	QA	1528	U
22	QV	53	G
25	RA	27	G
25	RA	74	A
25	RA	99	U
25	RA	102	G
25	RA	195	A
25	RA	205	G
25	RA	221	A
25	RA	222	A
25	RA	227	A
25	RA	229	A
25	RA	242	G
25	RA	271(B)	G
25	RA	271(C)	U
25	RA	345	A
25	RA	372	G
25	RA	404	C
25	RA	503	A
25	RA	512	G
25	RA	587	C
25	RA	637	A

*Continued on next page...*

*Continued from previous page...*

<b>Mol</b>	<b>Chain</b>	<b>Res</b>	<b>Type</b>
25	RA	846	C
25	RA	856	C
25	RA	859	G
25	RA	974(A)	C
25	RA	1012	U
25	RA	1022	G
25	RA	1026	U
25	RA	1045	A
25	RA	1078	U
25	RA	1085	A
25	RA	1130	U
25	RA	1178	C
25	RA	1204	A
25	RA	1210	A
25	RA	1312	U
25	RA	1427	A
25	RA	1558	A
25	RA	1653	G
25	RA	1694	C
25	RA	1799	G
25	RA	1819	A
25	RA	1930	G
25	RA	1980	G
25	RA	1992	G
25	RA	2060	A
25	RA	2126	A
25	RA	2405	G
25	RA	2439	A
25	RA	2481	G
25	RA	2518	A
25	RA	2566	A
25	RA	2610	C
25	RA	2689	U
25	RA	2712	U
25	RA	2776	A
25	RA	2832	U
25	RA	2867	G
26	RB	66	A
1	XA	31	G
1	XA	60	A
1	XA	64	G
1	XA	78	G

*Continued on next page...*

*Continued from previous page...*

<b>Mol</b>	<b>Chain</b>	<b>Res</b>	<b>Type</b>
1	XA	89	U
1	XA	115	G
1	XA	181	G
1	XA	243	A
1	XA	244	U
1	XA	250	A
1	XA	266	G
1	XA	328	C
1	XA	345	C
1	XA	410	G
1	XA	412	A
1	XA	428	G
1	XA	429	U
1	XA	481	G
1	XA	484	G
1	XA	485	G
1	XA	509	A
1	XA	532	A
1	XA	560	U
1	XA	687	A
1	XA	703	G
1	XA	753	A
1	XA	812	C
1	XA	913	A
1	XA	991	U
1	XA	992	U
1	XA	1027	C
1	XA	1126	U
1	XA	1200	C
1	XA	1285	A
1	XA	1297	C
1	XA	1446	A
1	XA	1498	U
1	XA	1503	A
22	XV	53	G
25	YA	99	U
25	YA	102	G
25	YA	195	A
25	YA	221	A
25	YA	222	A
25	YA	229	A
25	YA	242	G

*Continued on next page...*

*Continued from previous page...*

<b>Mol</b>	<b>Chain</b>	<b>Res</b>	<b>Type</b>
25	YA	271(B)	G
25	YA	278	A
25	YA	372	G
25	YA	404	C
25	YA	503	A
25	YA	508	G
25	YA	587	C
25	YA	637	A
25	YA	653	A
25	YA	654	A
25	YA	752	A
25	YA	846	C
25	YA	856	C
25	YA	859	G
25	YA	896	A
25	YA	974(A)	C
25	YA	1012	U
25	YA	1022	G
25	YA	1026	U
25	YA	1045	A
25	YA	1078	U
25	YA	1085	A
25	YA	1109	C
25	YA	1130	U
25	YA	1178	C
25	YA	1210	A
25	YA	1427	A
25	YA	1558	A
25	YA	1653	G
25	YA	1694	C
25	YA	1698	A
25	YA	1799	G
25	YA	1819	A
25	YA	1929	G
25	YA	1930	G
25	YA	1955	U
25	YA	1992	G
25	YA	2126	A
25	YA	2439	A
25	YA	2566	A
25	YA	2610	C
25	YA	2655	G

*Continued on next page...*



Continued from previous page...

Mol	Chain	Res	Type
25	YA	2681	C
25	YA	2689	U
25	YA	2712	U
25	YA	2719	G
25	YA	2756	U
25	YA	2776	A
25	YA	2832	U
25	YA	2867	G
26	YB	66	A

#### 5.4 Non-standard residues in protein, DNA, RNA chains [i](#)

There are no non-standard protein/DNA/RNA residues in this entry.

#### 5.5 Carbohydrates [i](#)

There are no monosaccharides in this entry.

#### 5.6 Ligand geometry [i](#)

Of 704 ligands modelled in this entry, 702 are monoatomic - leaving 2 for Mogul analysis.

In the following table, the Counts columns list the number of bonds (or angles) for which Mogul statistics could be retrieved, the number of bonds (or angles) that are observed in the model and the number of bonds (or angles) that are defined in the Chemical Component Dictionary. The Link column lists molecule types, if any, to which the group is linked. The Z score for a bond length (or angle) is the number of standard deviations the observed value is removed from the expected value. A bond length (or angle) with  $|Z| > 2$  is considered an outlier worth inspection. RMSZ is the root-mean-square of all Z scores of the bond lengths (or angles).

Mol	Type	Chain	Res	Link	Bond lengths			Bond angles		
					Counts	RMSZ	# Z  > 2	Counts	RMSZ	# Z  > 2
58	PAR	XA	1672	-	45,45,45	1.53	7 (15%)	64,67,67	1.26	5 (7%)
58	PAR	QA	1667	-	45,45,45	1.55	7 (15%)	64,67,67	1.17	5 (7%)

In the following table, the Chirals column lists the number of chiral outliers, the number of chiral centers analysed, the number of these observed in the model and the number defined in the Chemical Component Dictionary. Similar counts are reported in the Torsion and Rings columns. '-' means no outliers of that kind were identified.

Mol	Type	Chain	Res	Link	Chirals	Torsions	Rings
58	PAR	XA	1672	-	-	5/18/94/94	0/4/4/4
58	PAR	QA	1667	-	-	5/18/94/94	0/4/4/4

All (14) bond length outliers are listed below:

Mol	Chain	Res	Type	Atoms	Z	Observed(Å)	Ideal(Å)
58	QA	1667	PAR	C64-C54	5.11	1.59	1.52
58	XA	1672	PAR	C64-C54	5.01	1.58	1.52
58	QA	1667	PAR	C52-C42	3.12	1.58	1.52
58	XA	1672	PAR	C52-C42	3.05	1.58	1.52
58	XA	1672	PAR	O54-C14	3.01	1.49	1.41
58	QA	1667	PAR	O54-C14	2.93	1.49	1.41
58	XA	1672	PAR	C11-C21	2.78	1.57	1.52
58	QA	1667	PAR	C11-C21	2.71	1.57	1.52
58	QA	1667	PAR	O51-C11	2.55	1.48	1.41
58	XA	1672	PAR	O51-C11	2.54	1.48	1.41
58	XA	1672	PAR	C14-C24	2.31	1.56	1.52
58	QA	1667	PAR	C31-C21	2.29	1.56	1.53
58	QA	1667	PAR	C14-C24	2.18	1.56	1.52
58	XA	1672	PAR	C31-C21	2.12	1.56	1.53

All (10) bond angle outliers are listed below:

Mol	Chain	Res	Type	Atoms	Z	Observed(°)	Ideal(°)
58	XA	1672	PAR	C14-O54-C54	4.10	121.73	113.69
58	QA	1667	PAR	C14-O54-C54	4.04	121.62	113.69
58	QA	1667	PAR	O52-C13-C23	3.57	115.35	107.96
58	QA	1667	PAR	O33-C14-C24	3.49	114.23	108.22
58	XA	1672	PAR	O54-C54-C64	3.38	112.29	106.01
58	XA	1672	PAR	O33-C14-C24	3.26	113.83	108.22
58	QA	1667	PAR	O54-C54-C64	3.19	111.95	106.01
58	XA	1672	PAR	O52-C13-C23	3.04	114.27	107.96
58	XA	1672	PAR	C11-O51-C51	2.43	118.46	113.69
58	QA	1667	PAR	C11-O51-C51	2.03	117.67	113.69

There are no chirality outliers.

All (10) torsion outliers are listed below:

Mol	Chain	Res	Type	Atoms
58	XA	1672	PAR	O43-C43-C53-O53
58	XA	1672	PAR	C33-C43-C53-O53
58	QA	1667	PAR	C33-C43-C53-O53

*Continued on next page...*

*Continued from previous page...*

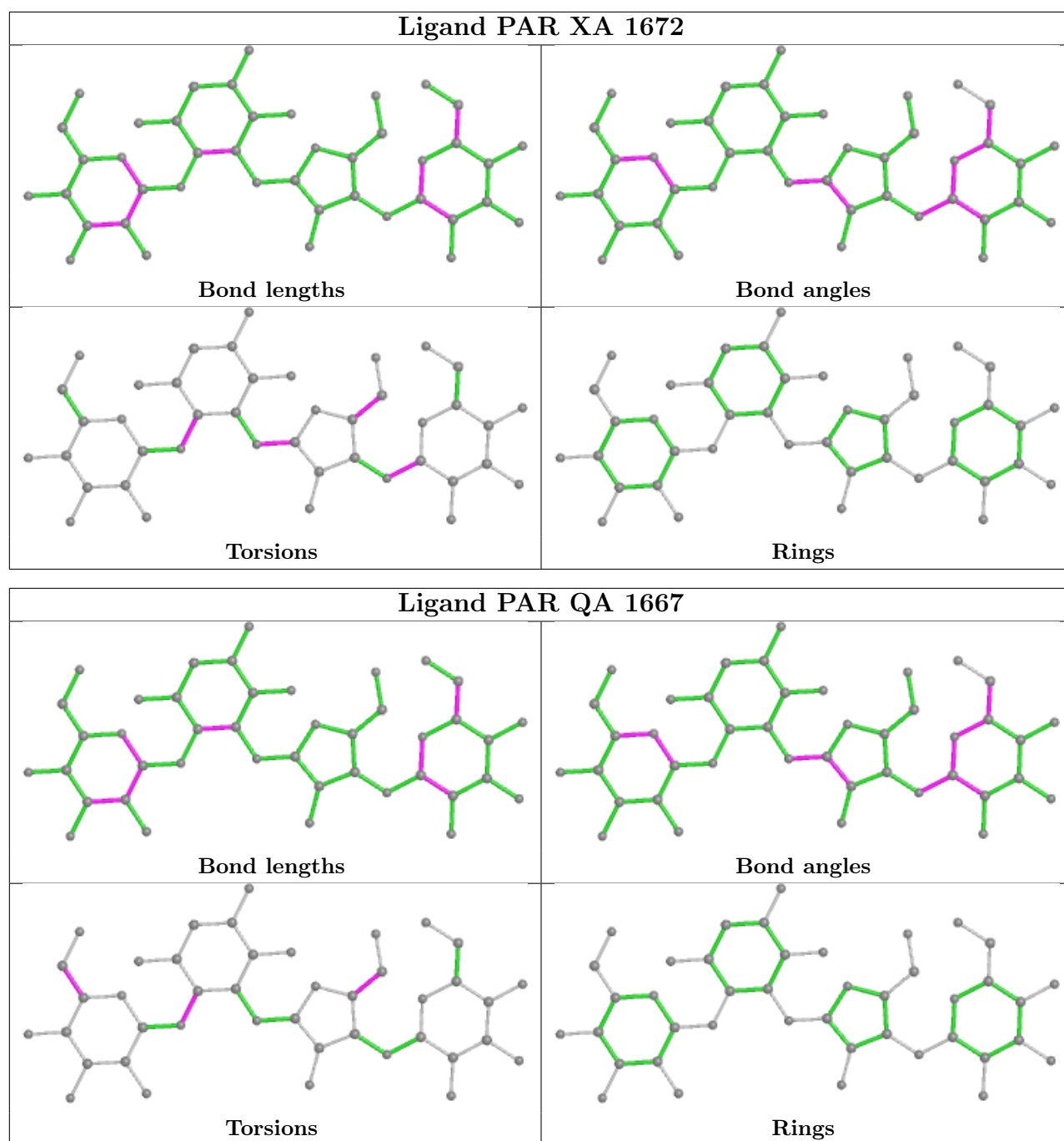
Mol	Chain	Res	Type	Atoms
58	QA	1667	PAR	O43-C43-C53-O53
58	QA	1667	PAR	C41-C51-C61-O61
58	QA	1667	PAR	O51-C51-C61-O61
58	XA	1672	PAR	C52-C42-O11-C11
58	XA	1672	PAR	C23-C13-O52-C52
58	XA	1672	PAR	C24-C14-O33-C33
58	QA	1667	PAR	C52-C42-O11-C11

There are no ring outliers.

2 monomers are involved in 5 short contacts:

Mol	Chain	Res	Type	Clashes	Symm-Clashes
58	XA	1672	PAR	4	0
58	QA	1667	PAR	1	0

The following is a two-dimensional graphical depiction of Mogul quality analysis of bond lengths, bond angles, torsion angles, and ring geometry for all instances of the Ligand of Interest. In addition, ligands with molecular weight > 250 and outliers as shown on the validation Tables will also be included. For torsion angles, if less than 5% of the Mogul distribution of torsion angles is within 10 degrees of the torsion angle in question, then that torsion angle is considered an outlier. Any bond that is central to one or more torsion angles identified as an outlier by Mogul will be highlighted in the graph. For rings, the root-mean-square deviation (RMSD) between the ring in question and similar rings identified by Mogul is calculated over all ring torsion angles. If the average RMSD is greater than 60 degrees and the minimal RMSD between the ring in question and any Mogul-identified rings is also greater than 60 degrees, then that ring is considered an outlier. The outliers are highlighted in purple. The color gray indicates Mogul did not find sufficient equivalents in the CSD to analyse the geometry.



## 5.7 Other polymers [i](#)

There are no such residues in this entry.

## 5.8 Polymer linkage issues [i](#)

There are no chain breaks in this entry.

## 6 Fit of model and data i

### 6.1 Protein, DNA and RNA chains i

In the following table, the column labelled '#RSRZ > 2' contains the number (and percentage) of RSRZ outliers, followed by percent RSRZ outliers for the chain as percentile scores relative to all X-ray entries and entries of similar resolution. The OWAB column contains the minimum, median, 95<sup>th</sup> percentile and maximum values of the occupancy-weighted average B-factor per residue. The column labelled 'Q < 0.9' lists the number of (and percentage) of residues with an average occupancy less than 0.9.

Mol	Chain	Analysed	<RSRZ>	#RSRZ > 2	OWAB(Å <sup>2</sup> )	Q < 0.9
1	QA	1500/1522 (98%)	0.27	61 (4%) 37 24	68, 102, 211, 576	0
1	XA	1500/1522 (98%)	0.22	50 (3%) 46 31	57, 88, 196, 440	0
2	QB	237/256 (92%)	0.44	26 (10%) 5 3	106, 186, 344, 418	0
2	XB	237/256 (92%)	0.15	13 (5%) 25 15	88, 156, 283, 529	0
3	QC	205/239 (85%)	0.57	22 (10%) 6 3	103, 172, 294, 429	0
3	XC	205/239 (85%)	0.13	9 (4%) 34 21	80, 124, 195, 316	0
4	QD	208/209 (99%)	-0.04	2 (0%) 82 70	85, 114, 192, 458	0
4	XD	208/209 (99%)	-0.00	3 (1%) 75 61	71, 109, 190, 368	0
5	QE	151/162 (93%)	0.14	6 (3%) 38 25	90, 128, 201, 260	0
5	XE	151/162 (93%)	-0.01	2 (1%) 77 63	72, 101, 185, 236	0
6	QF	101/101 (100%)	-0.02	2 (1%) 65 49	80, 109, 175, 310	0
6	XF	101/101 (100%)	0.12	5 (4%) 28 18	73, 107, 161, 559	0
7	QG	155/156 (99%)	0.20	10 (6%) 18 11	83, 150, 262, 534	0
7	XG	155/156 (99%)	-0.03	5 (3%) 47 32	76, 129, 209, 334	0
8	QH	138/138 (100%)	-0.05	0 100 100	92, 133, 195, 285	0
8	XH	138/138 (100%)	-0.09	0 100 100	80, 113, 165, 331	0
9	QI	127/128 (99%)	0.56	15 (11%) 4 3	96, 189, 303, 476	0
9	XI	127/128 (99%)	0.32	9 (7%) 16 9	76, 153, 232, 396	0
10	QJ	99/105 (94%)	0.71	13 (13%) 3 2	107, 196, 431, 583	0
10	XJ	99/105 (94%)	0.55	10 (10%) 7 4	85, 164, 316, 369	0
11	QK	119/129 (92%)	0.16	7 (5%) 22 13	77, 112, 201, 335	0
11	XK	119/129 (92%)	0.02	4 (3%) 45 30	67, 105, 181, 251	0
12	QL	125/132 (94%)	0.04	3 (2%) 59 42	79, 101, 176, 309	0
12	XL	125/132 (94%)	-0.01	4 (3%) 47 32	55, 78, 146, 341	0

*Continued on next page...*

Continued from previous page...

Mol	Chain	Analysed	<RSRZ>	#RSRZ>2	OWAB(Å <sup>2</sup> )	Q<0.9
13	QM	121/126 (96%)	0.09	2 (1%) 70 55	101, 160, 265, 447	0
13	XM	121/126 (96%)	-0.02	2 (1%) 70 55	78, 126, 200, 488	0
14	QN	60/61 (98%)	0.40	3 (5%) 28 18	117, 157, 211, 250	0
14	XN	60/61 (98%)	-0.01	0 100 100	89, 106, 151, 194	0
15	QO	88/89 (98%)	0.08	3 (3%) 45 30	77, 113, 167, 241	0
15	XO	88/89 (98%)	-0.02	1 (1%) 80 68	69, 101, 153, 171	0
16	QP	84/88 (95%)	0.09	2 (2%) 59 42	85, 102, 164, 241	0
16	XP	84/88 (95%)	0.09	2 (2%) 59 42	87, 111, 187, 400	0
17	QQ	100/105 (95%)	0.03	0 100 100	82, 107, 157, 336	0
17	XQ	100/105 (95%)	0.01	1 (1%) 82 70	71, 105, 171, 330	0
18	QR	70/88 (79%)	-0.00	3 (4%) 35 22	83, 114, 185, 205	0
18	XR	70/88 (79%)	0.04	1 (1%) 75 61	77, 112, 187, 227	0
19	QS	84/93 (90%)	0.38	4 (4%) 30 19	109, 181, 257, 381	0
19	XS	84/93 (90%)	0.07	5 (5%) 21 12	80, 133, 207, 286	0
20	QT	99/106 (93%)	0.10	4 (4%) 38 25	87, 122, 208, 237	0
20	XT	99/106 (93%)	0.22	2 (2%) 65 49	87, 136, 211, 236	0
21	QU	25/27 (92%)	1.05	5 (20%) 1 0	112, 155, 238, 264	0
21	XU	25/27 (92%)	0.37	2 (8%) 12 7	102, 128, 202, 210	0
22	QV	77/77 (100%)	0.46	6 (7%) 13 8	91, 114, 175, 228	0
22	XV	77/77 (100%)	0.15	4 (5%) 27 17	70, 91, 164, 210	0
23	QW	76/76 (100%)	2.07	34 (44%) 0 0	91, 205, 292, 361	0
23	QY	17/76 (22%)	1.59	9 (52%) 0 0	120, 132, 201, 212	0
23	XW	76/76 (100%)	2.27	33 (43%) 0 0	88, 196, 373, 402	0
23	XY	17/76 (22%)	0.66	1 (5%) 22 13	94, 101, 177, 187	0
24	QX	10/24 (41%)	1.59	3 (30%) 0 0	102, 106, 257, 377	0
24	XX	10/24 (41%)	1.88	5 (50%) 0 0	94, 99, 237, 284	0
25	RA	2882/2915 (98%)	0.37	190 (6%) 18 10	53, 82, 254, 563	0
25	YA	2883/2915 (98%)	0.19	127 (4%) 34 21	39, 64, 217, 437	0
26	RB	120/122 (98%)	0.65	14 (11%) 4 3	119, 162, 204, 242	0
26	YB	120/122 (98%)	0.18	1 (0%) 86 75	71, 106, 119, 200	0
27	RD	272/276 (98%)	-0.27	1 (0%) 92 86	54, 74, 127, 183	0

Continued on next page...

Continued from previous page...

Mol	Chain	Analysed	<RSRZ>	#RSRZ>2	OWAB(Å <sup>2</sup> )	Q<0.9
27	YD	272/276 (98%)	-0.30	1 (0%) 92 86	40, 66, 120, 213	0
28	RE	205/206 (99%)	0.06	8 (3%) 39 25	55, 94, 188, 447	0
28	YE	205/206 (99%)	0.02	6 (2%) 51 35	43, 78, 167, 453	0
29	RF	202/210 (96%)	-0.10	2 (0%) 82 70	54, 110, 191, 469	0
29	YF	202/210 (96%)	-0.25	4 (1%) 65 49	39, 71, 138, 248	0
30	RG	181/182 (99%)	0.54	16 (8%) 10 6	122, 192, 303, 490	0
30	YG	181/182 (99%)	0.07	2 (1%) 80 68	82, 117, 183, 391	0
31	RH	170/180 (94%)	0.75	24 (14%) 2 2	113, 199, 359, 517	0
31	YH	170/180 (94%)	0.15	5 (2%) 51 35	65, 114, 180, 363	0
32	RI	146/148 (98%)	0.23	10 (6%) 17 10	73, 155, 265, 529	0
32	YI	146/148 (98%)	0.05	4 (2%) 54 38	62, 143, 271, 559	0
33	RN	138/140 (98%)	-0.07	3 (2%) 62 45	64, 110, 186, 302	0
33	YN	138/140 (98%)	-0.28	2 (1%) 75 61	49, 78, 167, 266	0
34	RO	122/122 (100%)	-0.25	0 100 100	63, 94, 139, 155	0
34	YO	122/122 (100%)	-0.28	0 100 100	51, 68, 115, 146	0
35	RP	150/150 (100%)	0.10	8 (5%) 26 16	61, 122, 202, 369	0
35	YP	150/150 (100%)	-0.20	1 (0%) 87 78	42, 81, 157, 361	0
36	RQ	141/141 (100%)	0.18	7 (4%) 28 18	80, 122, 205, 332	0
36	YQ	141/141 (100%)	-0.21	3 (2%) 63 48	56, 73, 148, 430	0
37	RR	118/118 (100%)	-0.20	1 (0%) 86 75	61, 86, 134, 160	0
37	YR	118/118 (100%)	-0.18	1 (0%) 86 75	51, 71, 120, 207	0
38	RS	111/112 (99%)	0.23	3 (2%) 54 38	109, 160, 253, 420	0
38	YS	111/112 (99%)	-0.03	0 100 100	73, 102, 175, 285	0
39	RT	137/146 (93%)	-0.14	2 (1%) 73 60	70, 107, 263, 350	0
39	YT	137/146 (93%)	-0.11	4 (2%) 51 35	60, 84, 192, 451	0
40	RU	117/118 (99%)	0.01	3 (2%) 56 40	62, 106, 174, 287	0
40	YU	117/118 (99%)	-0.27	1 (0%) 84 73	47, 71, 134, 425	0
41	RV	101/101 (100%)	0.27	7 (6%) 16 10	64, 129, 225, 419	0
41	YV	101/101 (100%)	-0.08	2 (1%) 65 49	46, 89, 172, 424	0
42	RW	113/113 (100%)	-0.11	3 (2%) 54 38	55, 75, 154, 298	0
42	YW	113/113 (100%)	-0.15	1 (0%) 84 73	42, 67, 139, 206	0

Continued on next page...

Continued from previous page...

Mol	Chain	Analysed	<RSRZ>	#RSRZ>2	OWAB(Å <sup>2</sup> )	Q<0.9
43	RX	92/96 (95%)	-0.04	0 100 100	67, 95, 161, 200	0
43	YX	92/96 (95%)	-0.03	1 (1%) 80 68	50, 72, 129, 260	0
44	RY	102/110 (92%)	0.39	10 (9%) 7 4	79, 132, 238, 489	0
44	YY	102/110 (92%)	-0.04	3 (2%) 51 35	63, 103, 175, 385	0
45	RZ	183/206 (88%)	0.93	32 (17%) 1 1	123, 195, 338, 497	0
45	YZ	183/206 (88%)	0.63	23 (12%) 3 2	76, 148, 434, 554	0
46	R0	82/85 (96%)	0.27	7 (8%) 10 6	69, 114, 152, 188	0
46	Y0	82/85 (96%)	-0.02	1 (1%) 79 66	47, 70, 126, 171	0
47	R1	97/98 (98%)	0.34	3 (3%) 49 33	58, 95, 208, 261	0
47	Y1	97/98 (98%)	0.06	3 (3%) 49 33	45, 72, 181, 340	0
48	R2	69/72 (95%)	-0.21	0 100 100	80, 129, 215, 245	0
48	Y2	69/72 (95%)	-0.06	0 100 100	60, 88, 176, 274	0
49	R3	59/60 (98%)	0.22	3 (5%) 28 17	82, 121, 199, 517	0
49	Y3	59/60 (98%)	-0.02	2 (3%) 45 30	55, 76, 140, 319	0
50	R4	71/71 (100%)	1.27	16 (22%) 0 0	132, 252, 520, 577	0
50	Y4	71/71 (100%)	0.79	10 (14%) 2 2	103, 196, 455, 567	0
51	R5	59/60 (98%)	0.25	5 (8%) 10 6	46, 95, 288, 394	0
51	Y5	57/60 (95%)	0.11	1 (1%) 68 53	23, 73, 267, 342	0
52	R6	49/54 (90%)	0.66	3 (6%) 21 12	88, 156, 225, 300	0
52	Y6	49/54 (90%)	0.63	5 (10%) 6 4	53, 118, 199, 327	0
53	R7	49/49 (100%)	-0.26	0 100 100	38, 65, 157, 188	0
53	Y7	49/49 (100%)	-0.18	1 (2%) 65 49	26, 48, 108, 212	0
54	R8	64/65 (98%)	-0.02	0 100 100	53, 93, 152, 285	0
54	Y8	64/65 (98%)	-0.14	0 100 100	29, 61, 107, 272	0
55	R9	37/37 (100%)	1.31	7 (18%) 1 0	92, 141, 227, 400	0
55	Y9	37/37 (100%)	0.79	3 (8%) 12 7	45, 101, 162, 378	0
56	Z7	8/12 (66%)	0.80	0 100 100	115, 174, 254, 280	0
56	Z8	8/12 (66%)	0.43	0 100 100	124, 137, 204, 234	0
All	All	21045/21776 (96%)	0.20	1024 (4%) 29 18	23, 99, 241, 583	0

All (1024) RSRZ outliers are listed below:



Mol	Chain	Res	Type	RSRZ
28	YE	205	ALA	22.8
1	QA	1032	A	16.7
25	RA	1100	C	16.6
25	RA	1068	G	15.9
23	XW	20	U	14.1
25	RA	1092	C	13.3
25	YA	1097	U	13.0
25	RA	1084	A	13.0
25	RA	1096	A	12.9
45	YZ	177	PRO	12.8
25	RA	1099	G	11.3
23	QW	21	A	11.2
25	RA	1065	U	10.8
25	YA	2801	A	10.2
1	QA	1027	C	10.1
25	RA	1078	U	9.8
25	RA	1059	G	9.2
25	RA	889	C	9.1
25	RA	1066	U	9.0
45	YZ	115	GLY	9.0
25	RA	1093	G	8.9
25	RA	2116	G	8.9
25	RA	1064	C	8.8
25	RA	1095	A	8.2
25	RA	2802	G	8.2
25	RA	279	C	8.1
25	RA	1058	G	8.0
25	RA	2894	G	8.0
25	RA	885	C	7.9
25	YA	2799	A	7.9
25	YA	1536	A	7.9
1	QA	1033	G	7.8
25	YA	1068	G	7.8
1	QA	1026	G	7.8
25	YA	884	C	7.8
45	RZ	114	GLY	7.7
24	QX	13	A	7.6
25	YA	2173	A	7.6
1	XA	1032	A	7.6
45	RZ	144	LEU	7.6
11	QK	129	SER	7.6
25	RA	2799	A	7.5
25	RA	1101	U	7.4

*Continued on next page...*

*Continued from previous page...*

<b>Mol</b>	<b>Chain</b>	<b>Res</b>	<b>Type</b>	<b>RSRZ</b>
25	RA	1067	A	7.3
28	RE	205	ALA	7.2
25	YA	1096	A	7.1
45	YZ	113	ALA	7.1
25	RA	2801	A	7.1
1	QA	1034	G	7.1
21	QU	25	LYS	7.1
25	RA	1077	A	7.0
25	YA	896	A	7.0
7	QG	81	GLY	6.9
23	XW	21	A	6.9
49	R3	60	GLU	6.8
25	YA	890	A	6.8
25	RA	2167	U	6.7
25	YA	2125	G	6.7
28	YE	204	ALA	6.7
50	Y4	66	SER	6.7
25	RA	2173	A	6.6
25	YA	1098	A	6.6
25	RA	1063	G	6.6
25	YA	2167	U	6.6
50	R4	61	ARG	6.5
25	YA	2132	U	6.5
23	XW	17	C	6.5
25	RA	546	C	6.4
25	YA	2791	C	6.4
25	RA	1091	G	6.3
25	RA	1097	U	6.3
25	RA	2168	G	6.3
5	QE	155	GLU	6.3
1	XA	81	G	6.3
23	XW	55	U	6.3
31	RH	82	GLY	6.2
1	XA	1031	G	6.2
25	YA	2798	C	6.2
25	RA	2174	C	6.2
2	QB	38	GLY	6.1
2	QB	21	ARG	6.1
45	RZ	113	ALA	6.0
20	XT	106	ALA	6.0
1	QA	1531	A	6.0
25	YA	889	C	6.0

*Continued on next page...*

*Continued from previous page...*

<b>Mol</b>	<b>Chain</b>	<b>Res</b>	<b>Type</b>	<b>RSRZ</b>
3	QC	103	VAL	5.9
45	RZ	107	THR	5.9
25	RA	2795	G	5.9
11	QK	128	ALA	5.9
45	RZ	145	GLU	5.9
2	XB	240	GLN	5.8
7	QG	82	GLY	5.8
45	YZ	114	GLY	5.8
23	QW	48	C	5.8
40	RU	118	GLY	5.8
25	RA	1088	A	5.7
11	XK	129	SER	5.7
23	QW	6	G	5.7
24	XX	13	A	5.7
2	XB	4	GLU	5.7
25	RA	2118	U	5.7
18	XR	88	LYS	5.7
50	R4	56	VAL	5.7
1	XA	344	A	5.6
45	RZ	177	PRO	5.6
10	QJ	36	GLY	5.6
51	R5	60	VAL	5.6
25	RA	887	A	5.5
23	XW	56	C	5.4
45	YZ	176	PRO	5.4
25	YA	2894	G	5.4
25	RA	890	A	5.4
30	RG	27	ASN	5.4
3	XC	194	GLY	5.4
25	YA	1076	C	5.4
25	RA	878	A	5.4
25	YA	2790	A	5.4
45	RZ	93	ASP	5.4
1	QA	1032(A)	G	5.3
25	RA	1075	C	5.3
23	XW	61	C	5.3
25	YA	1084	A	5.2
1	XA	1451	A	5.2
25	YA	1058	G	5.2
25	RA	654	A	5.2
28	RE	69	LYS	5.2
25	RA	1094	U	5.2

*Continued on next page...*

*Continued from previous page...*

<b>Mol</b>	<b>Chain</b>	<b>Res</b>	<b>Type</b>	<b>RSRZ</b>
25	RA	2794	C	5.1
40	RU	117	GLN	5.1
1	QA	1032(B)	G	5.1
25	YA	277	C	5.1
50	R4	40	HIS	5.1
23	XW	16	U	5.1
25	RA	1098	A	5.1
31	RH	24	VAL	5.1
1	XA	1025	U	5.0
2	QB	19	HIS	5.0
23	QW	46	G	5.0
45	YZ	116	VAL	5.0
23	QW	22	G	5.0
16	XP	83	GLU	5.0
1	XA	1260	C	5.0
31	RH	31	GLY	5.0
23	XW	14	A	4.9
25	RA	2119	A	4.9
19	QS	27	GLU	4.9
25	RA	1053	C	4.9
2	QB	35	GLU	4.9
44	RY	52	SER	4.9
25	RA	1052	C	4.9
23	XW	24	G	4.9
25	YA	1057	A	4.9
25	RA	2113	U	4.9
31	YH	2	SER	4.9
46	R0	5	LYS	4.8
35	RP	118	GLY	4.8
52	R6	5	VAL	4.8
23	QW	47	U	4.8
50	Y4	40	HIS	4.8
3	QC	90	GLU	4.8
1	XA	1531	A	4.8
25	YA	2126	A	4.8
23	QW	45	U	4.8
25	RA	11	G	4.7
25	RA	2112	G	4.7
20	QT	102	GLY	4.7
1	XA	77	C	4.7
25	RA	2798	C	4.7
45	YZ	148	ASP	4.7

*Continued on next page...*

*Continued from previous page...*

Mol	Chain	Res	Type	RSRZ
6	XF	36	ARG	4.7
23	QW	20	U	4.7
1	QA	81	G	4.6
1	XA	1033	G	4.6
2	QB	240	GLN	4.6
44	YY	50	ARG	4.6
45	RZ	112	ARG	4.6
25	YA	899	A	4.6
25	RA	1074	G	4.6
50	R4	66	SER	4.6
45	RZ	108	PRO	4.6
1	QA	993	G	4.6
25	YA	2795	G	4.6
25	RA	1085	A	4.6
25	RA	2797	U	4.6
1	QA	88	C	4.6
7	QG	156	TRP	4.6
23	XW	23	A	4.6
50	R4	57	GLU	4.6
25	RA	645	C	4.6
25	RA	1061	U	4.6
6	XF	66	GLU	4.5
23	XW	35	A	4.5
25	RA	894	C	4.5
22	QV	47	U	4.5
25	RA	1060	U	4.5
45	YZ	149	SER	4.5
55	R9	36	GLN	4.5
23	QW	49	C	4.5
25	RA	10	G	4.5
45	YZ	179	ASP	4.5
25	RA	1107	G	4.5
1	XA	210	U	4.5
25	RA	1108	U	4.5
2	QB	40	HIS	4.4
1	XA	1161	C	4.4
2	QB	36	ARG	4.4
50	Y4	60	GLN	4.4
23	QW	55	U	4.4
25	RA	1585	C	4.4
25	RA	1536	A	4.4
1	QA	1031	G	4.4

*Continued on next page...*

*Continued from previous page...*

<b>Mol</b>	<b>Chain</b>	<b>Res</b>	<b>Type</b>	<b>RSRZ</b>
41	RV	45	THR	4.4
25	RA	2169	A	4.4
25	YA	1077	A	4.4
3	QC	105	GLU	4.4
25	YA	1078	U	4.3
25	YA	1099	G	4.3
6	XF	38	GLU	4.3
1	QA	994	A	4.3
1	XA	80	G	4.3
25	YA	887	A	4.3
49	Y3	60	GLU	4.3
19	XS	27	GLU	4.3
23	QY	31	A	4.3
23	XW	46	G	4.3
51	Y5	54	GLY	4.3
25	YA	2116	G	4.3
25	RA	888	C	4.3
22	XV	47	U	4.2
50	R4	60	GLN	4.2
12	QL	129	ALA	4.2
31	RH	96	ALA	4.2
25	RA	884	C	4.2
1	QA	1029	G	4.2
23	XW	34	G	4.2
25	RA	1071	G	4.2
1	QA	1028	C	4.2
10	QJ	33	GLN	4.2
12	XL	129	ALA	4.2
1	XA	1032(A)	G	4.2
2	QB	37	ASN	4.2
23	XW	48	C	4.2
25	YA	893	C	4.2
21	XU	26	LYS	4.2
25	RA	2895	U	4.2
9	XI	95	LYS	4.2
25	RA	2893	G	4.1
25	YA	2127	G	4.1
1	XA	1027	C	4.1
45	RZ	176	PRO	4.1
25	RA	896	A	4.1
2	QB	4	GLU	4.1
45	RZ	115	GLY	4.1

*Continued on next page...*

*Continued from previous page...*

<b>Mol</b>	<b>Chain</b>	<b>Res</b>	<b>Type</b>	<b>RSRZ</b>
41	YV	36	PRO	4.1
51	R5	54	GLY	4.1
25	RA	1104	C	4.1
23	XW	47	U	4.1
41	RV	26	ASP	4.1
1	XA	1026	G	4.1
25	YA	654	A	4.1
42	RW	1	MET	4.1
1	QA	485	G	4.0
25	RA	1070	A	4.0
23	XW	45	U	4.0
25	RA	1072	C	4.0
25	RA	2138	C	4.0
11	QK	11	LYS	4.0
55	R9	35	ARG	4.0
1	XA	87	A	4.0
25	RA	2152	G	4.0
32	RI	144	VAL	4.0
45	YZ	173	ALA	4.0
39	YT	135	ALA	4.0
25	YA	886	C	4.0
23	XW	7	A	4.0
31	RH	33	LEU	4.0
28	RE	68	ALA	4.0
1	QA	208	U	4.0
25	YA	1088	A	4.0
1	XA	1030	C	3.9
21	QU	26	LYS	3.9
23	XW	62	C	3.9
25	YA	2794	C	3.9
50	R4	23	GLU	3.9
25	YA	897	C	3.9
26	RB	17	C	3.9
25	YA	2131	G	3.9
25	YA	898	C	3.9
24	XX	22	A	3.8
25	RA	1055	G	3.8
9	QI	8	GLY	3.8
3	QC	87	LEU	3.8
3	QC	104	GLN	3.8
7	XG	156	TRP	3.8
23	XW	22	G	3.8

*Continued on next page...*

*Continued from previous page...*

<b>Mol</b>	<b>Chain</b>	<b>Res</b>	<b>Type</b>	<b>RSRZ</b>
20	QT	104	LEU	3.8
11	QK	127	LYS	3.8
25	RA	886	C	3.8
31	YH	3	ARG	3.8
25	YA	1075	C	3.8
23	XW	9	A	3.8
25	YA	1176	G	3.8
23	QW	50	U	3.8
23	QY	75	C	3.8
25	YA	878	A	3.8
3	QC	101	LEU	3.8
1	XA	76	G	3.7
23	XW	36	A	3.7
1	XA	78	G	3.7
25	YA	1074	G	3.7
25	RA	654(A)	G	3.7
29	YF	133	ASN	3.7
16	QP	84	ALA	3.7
25	RA	2161	C	3.7
45	RZ	111	VAL	3.7
50	R4	70	GLY	3.7
2	QB	5	ILE	3.7
30	RG	182	LYS	3.7
42	RW	94	ASP	3.7
3	XC	193	TYR	3.7
31	RH	137	ASP	3.7
25	RA	2128	C	3.7
25	YA	1508	A	3.7
46	R0	2	ALA	3.7
1	QA	1451	A	3.7
23	XW	15	G	3.7
25	RA	2153	G	3.7
11	XK	11	LYS	3.6
9	QI	53	VAL	3.6
25	RA	1102	C	3.6
45	RZ	92	SER	3.6
1	XA	1259	C	3.6
45	RZ	162	GLU	3.6
41	RV	27	ALA	3.6
45	YZ	112	ARG	3.6
25	RA	1049	C	3.6
31	RH	43	VAL	3.6

*Continued on next page...*



*Continued from previous page...*

<b>Mol</b>	<b>Chain</b>	<b>Res</b>	<b>Type</b>	<b>RSRZ</b>
36	RQ	141	GLN	3.6
47	Y1	97	LEU	3.6
25	RA	1534	G	3.6
25	YA	275	G	3.6
25	RA	1508	A	3.6
45	RZ	73	GLN	3.6
31	RH	2	SER	3.6
45	YZ	63	ASP	3.6
9	QI	95	LYS	3.6
10	QJ	80	LYS	3.6
25	YA	2166	G	3.6
42	RW	113	LYS	3.5
25	RA	1073	A	3.5
25	YA	276	A	3.5
25	YA	2797	U	3.5
22	QV	48	C	3.5
25	RA	881	G	3.5
25	RA	1089	G	3.5
36	RQ	1	MET	3.5
50	R4	51	ASP	3.5
12	QL	127	GLU	3.5
25	RA	1113	U	3.5
2	QB	39	ILE	3.5
31	RH	23	ARG	3.5
10	QJ	90	LEU	3.5
13	XM	120	LYS	3.5
25	RA	2154	G	3.5
9	QI	124	GLN	3.5
25	YA	2109	U	3.5
45	RZ	95	PRO	3.5
25	YA	883	G	3.5
23	XW	8	U	3.5
1	QA	161	A	3.5
25	RA	1057	A	3.5
45	RZ	122	ARG	3.4
25	YA	2141	G	3.4
9	XI	8	GLY	3.4
39	YT	129	ARG	3.4
23	QW	35	A	3.4
25	YA	2793	G	3.4
32	RI	86	THR	3.4
25	RA	2155	G	3.4

*Continued on next page...*

*Continued from previous page...*

<b>Mol</b>	<b>Chain</b>	<b>Res</b>	<b>Type</b>	<b>RSRZ</b>
44	RY	89	PHE	3.4
50	Y4	67	TYR	3.4
1	XA	1032(B)	G	3.4
25	YA	1061	U	3.4
45	RZ	179	ASP	3.4
25	RA	654(B)	C	3.4
25	YA	1059	G	3.4
25	RA	1076	C	3.4
7	XG	85	TYR	3.4
25	YA	2833	G	3.3
50	Y4	51	ASP	3.3
25	RA	1177	A	3.3
1	QA	1260	C	3.3
2	QB	112	VAL	3.3
2	QB	238	LEU	3.3
1	QA	1030	C	3.3
9	QI	93	ARG	3.3
49	R3	2	PRO	3.3
23	QW	34	G	3.3
33	YN	134	ARG	3.3
3	QC	68	VAL	3.3
23	QW	7	A	3.3
25	RA	2114	A	3.3
25	YA	546	C	3.3
3	QC	107	GLN	3.3
25	RA	882	G	3.3
25	RA	1087	G	3.3
24	XX	14	A	3.3
25	RA	1103	A	3.3
1	XA	630	G	3.3
1	XA	1450	U	3.3
23	XW	59	U	3.3
50	R4	62	ARG	3.3
23	XW	54	U	3.3
25	RA	879	G	3.3
35	RP	116	GLY	3.3
25	RA	1069	A	3.3
7	QG	85	TYR	3.3
1	XA	1258	G	3.3
25	RA	545	G	3.3
25	RA	2156	G	3.3
45	YZ	175	VAL	3.3

*Continued on next page...*

*Continued from previous page...*

<b>Mol</b>	<b>Chain</b>	<b>Res</b>	<b>Type</b>	<b>RSRZ</b>
25	RA	278	A	3.2
1	XA	96	G	3.2
25	RA	883	G	3.2
5	QE	154	GLY	3.2
25	YA	2133	G	3.2
25	YA	2893	G	3.2
44	RY	50	ARG	3.2
36	RQ	140	ALA	3.2
22	QV	20	U	3.2
4	QD	86	LYS	3.2
10	QJ	34	VAL	3.2
50	Y4	53	GLU	3.2
50	R4	6	HIS	3.2
21	QU	24	ARG	3.2
19	QS	64	GLU	3.2
33	YN	133	GLN	3.2
25	YA	2803	C	3.2
25	YA	1173	G	3.1
1	XA	345	C	3.1
1	XA	412	A	3.1
25	YA	2130	U	3.1
23	QW	15	G	3.1
23	XW	53	G	3.1
28	YE	41	LYS	3.1
25	RA	893	C	3.1
25	RA	2791	C	3.1
26	RB	16	G	3.1
25	RA	1082	U	3.1
11	XK	127	LYS	3.1
25	YA	654(B)	C	3.1
23	QW	65	G	3.1
30	RG	25	TYR	3.1
6	QF	84	ASN	3.1
23	QW	56	C	3.1
23	QW	19	G	3.1
25	RA	2125	G	3.1
23	QW	9	A	3.1
32	RI	16	GLY	3.1
25	YA	654(A)	G	3.1
21	QU	18	TYR	3.1
25	YA	1079	C	3.1
52	Y6	6	ARG	3.1

*Continued on next page...*

*Continued from previous page...*

<b>Mol</b>	<b>Chain</b>	<b>Res</b>	<b>Type</b>	<b>RSRZ</b>
25	RA	2146	C	3.1
10	XJ	34	VAL	3.1
25	YA	2154	G	3.1
25	YA	2155	G	3.1
7	QG	5	ARG	3.0
25	YA	2892	A	3.0
25	RA	2833	G	3.0
32	RI	10	GLU	3.0
39	RT	137	LYS	3.0
30	RG	88	ILE	3.0
31	RH	136	ILE	3.0
44	RY	45	VAL	3.0
1	QA	1047	G	3.0
1	XA	631	G	3.0
9	QI	125	TYR	3.0
28	RE	204	ALA	3.0
47	R1	97	LEU	3.0
25	YA	2161	C	3.0
25	YA	2896	C	3.0
25	RA	2171	A	3.0
25	YA	1174	A	3.0
50	R4	67	TYR	3.0
25	YA	2164	C	3.0
25	YA	270(E)	G	3.0
40	YU	117	GLN	3.0
1	QA	1000	A	3.0
21	XU	25	LYS	3.0
1	QA	89	U	3.0
1	QA	1450	U	3.0
25	RA	2139	C	3.0
9	XI	119	ALA	3.0
30	RG	89	GLY	3.0
1	QA	1009	G	3.0
13	XM	121	LYS	3.0
15	QO	89	GLY	3.0
2	XB	5	ILE	3.0
25	RA	917	A	3.0
14	QN	8	GLU	3.0
9	QI	110	GLU	2.9
25	RA	880	G	2.9
9	QI	117	HIS	2.9
31	YH	136	ILE	2.9

*Continued on next page...*

*Continued from previous page...*

<b>Mol</b>	<b>Chain</b>	<b>Res</b>	<b>Type</b>	<b>RSRZ</b>
25	RA	1018	C	2.9
41	RV	64	HIS	2.9
23	QY	30	G	2.9
31	RH	34	GLU	2.9
25	RA	2132	U	2.9
25	RA	1509	C	2.9
25	YA	885	C	2.9
4	XD	45	GLN	2.9
45	RZ	154	ASP	2.9
45	YZ	144	LEU	2.9
51	R5	59	GLU	2.9
55	R9	13	LYS	2.9
28	RE	18	ASP	2.9
1	XA	1046	A	2.9
25	YA	547	A	2.9
55	R9	9	ARG	2.9
42	YW	113	LYS	2.9
45	YZ	172	ALA	2.9
50	Y4	39	CYS	2.9
23	QW	16	U	2.9
25	RA	362	U	2.9
28	YE	69	LYS	2.9
5	QE	6	PHE	2.9
26	RB	54	G	2.9
1	XA	1043	C	2.9
2	XB	6	THR	2.9
3	XC	100	ALA	2.9
4	XD	38	TYR	2.9
1	QA	1021	G	2.9
25	YA	892	G	2.9
45	RZ	183	LEU	2.9
1	QA	1278	U	2.9
9	QI	36	TYR	2.9
29	YF	134	GLY	2.9
1	QA	1129	C	2.9
25	YA	894	C	2.9
44	RY	55	TYR	2.9
38	RS	109	GLY	2.8
45	YZ	159	PRO	2.8
1	QA	842	C	2.8
25	YA	2168	G	2.8
25	RA	1111	A	2.8

*Continued on next page...*

*Continued from previous page...*

<b>Mol</b>	<b>Chain</b>	<b>Res</b>	<b>Type</b>	<b>RSRZ</b>
31	RH	46	GLU	2.8
45	RZ	155	LEU	2.8
18	QR	54	ARG	2.8
1	QA	1036	G	2.8
2	XB	35	GLU	2.8
3	QC	161	GLU	2.8
35	YP	13	ASN	2.8
28	RE	1	MET	2.8
18	QR	20	ALA	2.8
25	RA	2140	C	2.8
23	QW	5	G	2.8
25	RA	1056	G	2.8
25	RA	2141	G	2.8
25	YA	1422	G	2.8
36	RQ	138	ASP	2.8
23	QW	8	U	2.8
24	XX	15	A	2.8
25	RA	1173	G	2.8
41	RV	28	GLU	2.8
10	XJ	101	VAL	2.8
20	QT	103	GLY	2.8
23	XW	13	C	2.8
23	XW	12	U	2.8
23	QW	36	A	2.8
55	R9	34	GLN	2.8
25	RA	2110	G	2.8
25	RA	2166	G	2.8
13	QM	120	LYS	2.8
24	XX	21	C	2.8
45	RZ	156	LYS	2.8
29	RF	133	ASN	2.8
24	QX	14	A	2.8
46	Y0	3	HIS	2.7
31	RH	47	GLU	2.7
41	RV	1	MET	2.7
2	QB	228	GLY	2.7
39	YT	136	GLN	2.7
25	YA	880	G	2.7
1	XA	1129	C	2.7
25	YA	2175	C	2.7
36	YQ	141	GLN	2.7
25	RA	229	A	2.7

*Continued on next page...*

*Continued from previous page...*

<b>Mol</b>	<b>Chain</b>	<b>Res</b>	<b>Type</b>	<b>RSRZ</b>
47	R1	98	LEU	2.7
1	QA	210	U	2.7
10	QJ	4	ILE	2.7
23	QW	54	U	2.7
32	YI	107	VAL	2.7
23	XW	6	G	2.7
25	YA	1063	G	2.7
25	YA	2802	G	2.7
26	RB	56	G	2.7
25	YA	2119	A	2.7
47	Y1	96	LYS	2.7
14	QN	61	TRP	2.7
9	XI	110	GLU	2.7
23	XW	52	G	2.7
25	YA	888	C	2.7
51	R5	52	TYR	2.7
2	QB	116	GLU	2.7
25	RA	1083	U	2.7
25	YA	1060	U	2.7
10	XJ	36	GLY	2.7
19	QS	85	LYS	2.7
25	RA	6	A	2.7
45	YZ	104	PHE	2.7
2	XB	96	ARG	2.7
2	QB	79	ASP	2.7
12	XL	128	ALA	2.7
25	RA	2175	C	2.7
25	YA	1093	G	2.7
26	RB	53	A	2.7
2	XB	229	VAL	2.7
1	QA	1025	U	2.7
1	XA	79	G	2.7
23	QW	53	G	2.7
30	YG	89	GLY	2.7
1	QA	1113	C	2.7
44	YY	52	SER	2.7
45	YZ	178	GLU	2.7
25	RA	1112	G	2.7
1	QA	1046	A	2.6
3	QC	147	LYS	2.6
25	RA	2793	G	2.6
25	YA	1421	G	2.6

*Continued on next page...*

*Continued from previous page...*

<b>Mol</b>	<b>Chain</b>	<b>Res</b>	<b>Type</b>	<b>RSRZ</b>
25	YA	2162	G	2.6
28	YE	68	ALA	2.6
45	RZ	143	GLY	2.6
1	XA	999	U	2.6
25	RA	2896	C	2.6
7	QG	4	ARG	2.6
10	XJ	71	LEU	2.6
25	RA	1586	A	2.6
31	RH	35	VAL	2.6
25	YA	362	U	2.6
45	YZ	174	VAL	2.6
25	RA	897	C	2.6
25	YA	1095	A	2.6
25	YA	2629	A	2.6
10	XJ	73	ASP	2.6
1	QA	1024	G	2.6
3	QC	59	ARG	2.6
23	QY	28	G	2.6
23	QY	29	G	2.6
25	RA	2151	G	2.6
2	XB	37	ASN	2.6
25	RA	1914	C	2.6
2	QB	231	GLU	2.6
2	QB	234	PRO	2.6
1	XA	92	G	2.6
1	XA	993	G	2.6
5	QE	5	ASP	2.6
23	QW	24	G	2.6
25	YA	1100	C	2.6
25	RA	2630	G	2.6
32	RI	60	GLU	2.6
9	QI	126	SER	2.6
2	QB	113	HIS	2.6
10	XJ	37	PRO	2.6
1	XA	73	G	2.6
3	QC	162	GLN	2.6
25	RA	1062	G	2.6
25	RA	1545	A	2.6
45	RZ	159	PRO	2.6
1	XA	91	C	2.6
9	QI	94	ALA	2.6
55	R9	1	MET	2.5

*Continued on next page...*



*Continued from previous page...*

<b>Mol</b>	<b>Chain</b>	<b>Res</b>	<b>Type</b>	<b>RSRZ</b>
23	QW	59	U	2.5
1	QA	1323	G	2.5
25	RA	1176	G	2.5
47	Y1	98	LEU	2.5
44	RY	103	GLY	2.5
9	QI	116	LYS	2.5
1	QA	856	C	2.5
10	XJ	61	GLU	2.5
31	RH	36	PRO	2.5
7	QG	86	GLN	2.5
7	XG	78	ARG	2.5
36	RQ	33	GLY	2.5
1	QA	1087	G	2.5
25	RA	892	G	2.5
10	QJ	59	SER	2.5
35	RP	94	GLU	2.5
23	QW	64	A	2.5
5	QE	24	ARG	2.5
25	RA	88	G	2.5
25	YA	2110	G	2.5
12	XL	127	GLU	2.5
52	Y6	5	VAL	2.5
46	R0	4	LYS	2.5
46	R0	8	GLY	2.5
15	QO	28	GLN	2.5
25	RA	899	A	2.5
25	RA	2137	C	2.5
33	RN	9	VAL	2.5
36	YQ	138	ASP	2.5
52	Y6	26	ASN	2.5
3	QC	155	GLY	2.5
25	YA	2112	G	2.5
25	RA	895	U	2.5
1	QA	1035	A	2.5
1	XA	1137	C	2.5
25	RA	1054	A	2.5
25	YA	270(D)	C	2.5
47	R1	55	GLY	2.5
18	QR	88	LYS	2.5
5	XE	154	GLY	2.5
25	RA	214	G	2.5
25	YA	1062	G	2.5

*Continued on next page...*

*Continued from previous page...*

<b>Mol</b>	<b>Chain</b>	<b>Res</b>	<b>Type</b>	<b>RSRZ</b>
32	RI	123	LEU	2.5
33	RN	134	ARG	2.5
25	YA	1507	A	2.5
2	QB	193	ASP	2.5
32	YI	65	ALA	2.5
1	XA	1212	U	2.5
44	RY	56	PRO	2.5
19	XS	85	LYS	2.5
1	XA	1131	G	2.5
1	QA	1236	A	2.5
3	XC	15	THR	2.5
23	QW	13	C	2.5
25	RA	654(T)	C	2.5
19	XS	84	GLY	2.5
25	RA	1026	U	2.5
45	RZ	163	LEU	2.5
46	R0	7	LEU	2.5
25	RA	270(O)	U	2.5
2	QB	233	SER	2.4
23	QY	74	C	2.4
25	RA	1121	C	2.4
45	RZ	116	VAL	2.4
35	RP	105	LEU	2.4
3	XC	88	ARG	2.4
3	XC	99	VAL	2.4
11	XK	12	ARG	2.4
1	QA	1045	C	2.4
23	QW	63	G	2.4
2	QB	229	VAL	2.4
30	YG	79	ASN	2.4
35	RP	120	ALA	2.4
10	QJ	74	ILE	2.4
30	RG	52	ILE	2.4
1	QA	162	A	2.4
9	XI	106	ALA	2.4
1	XA	998	G	2.4
25	RA	1114	G	2.4
25	RA	1545(A)	A	2.4
25	RA	2170	A	2.4
26	RB	31	C	2.4
28	RE	200	GLU	2.4
2	QB	125	PRO	2.4

*Continued on next page...*

*Continued from previous page...*

<b>Mol</b>	<b>Chain</b>	<b>Res</b>	<b>Type</b>	<b>RSRZ</b>
30	RG	26	GLN	2.4
52	R6	6	ARG	2.4
22	QV	21	A	2.4
25	RA	273(F)	C	2.4
25	RA	2111	C	2.4
25	YA	2156	G	2.4
26	RB	117	G	2.4
27	RD	2	ALA	2.4
6	XF	55	ASP	2.4
38	RS	83	LYS	2.4
3	XC	76	VAL	2.4
10	XJ	6	ILE	2.4
25	YA	2117	A	2.4
39	YT	112	ARG	2.4
51	R5	55	ARG	2.4
35	RP	1	MET	2.4
1	XA	1034	G	2.4
25	RA	2133	G	2.4
25	YA	2157	G	2.4
31	RH	32	GLU	2.4
36	RQ	32	TYR	2.4
16	XP	62	VAL	2.4
23	QW	62	C	2.4
25	YA	229	A	2.4
32	RI	85	GLU	2.4
25	RA	2100	G	2.4
25	YA	1888	G	2.4
45	YZ	147	GLY	2.4
52	Y6	29	ASN	2.4
1	QA	1303	C	2.4
1	XA	1028(B)	C	2.4
4	XD	44	GLY	2.4
25	RA	1505	C	2.4
3	QC	98	ASN	2.4
50	R4	20	ASN	2.4
50	R4	22	ILE	2.4
1	XA	856	C	2.4
25	RA	918	A	2.4
25	RA	2803	C	2.4
25	RA	274	G	2.4
25	YA	2165	G	2.4
25	YA	2792	G	2.4

*Continued on next page...*

*Continued from previous page...*

<b>Mol</b>	<b>Chain</b>	<b>Res</b>	<b>Type</b>	<b>RSRZ</b>
29	YF	8	GLN	2.4
11	QK	118	GLY	2.4
25	RA	2629	A	2.4
26	RB	78	A	2.4
22	XV	48	C	2.4
25	YA	645	C	2.4
25	YA	1532	C	2.4
44	YY	99	CYS	2.3
31	RH	95	ARG	2.3
45	YZ	107	THR	2.3
15	QO	15	PHE	2.3
25	RA	654(S)	G	2.3
25	RA	2160	G	2.3
5	XE	155	GLU	2.3
23	QW	11	C	2.3
25	RA	1079	C	2.3
28	RE	158	GLY	2.3
9	XI	94	ALA	2.3
37	RR	59	ASP	2.3
1	QA	1086	U	2.3
25	RA	270(M)	U	2.3
26	RB	29	A	2.3
25	YA	2140	C	2.3
35	RP	117	GLU	2.3
29	YF	16	GLY	2.3
10	QJ	58	ASP	2.3
30	RG	40	ASN	2.3
50	Y4	1	MET	2.3
1	QA	1156	G	2.3
50	R4	49	PHE	2.3
31	RH	83	TYR	2.3
55	Y9	30	PRO	2.3
9	XI	105	ASP	2.3
3	XC	101	LEU	2.3
6	QF	39	LYS	2.3
25	RA	2411	A	2.3
25	RA	1017	G	2.3
26	RB	55	U	2.3
31	YH	59	ARG	2.3
45	RZ	23	LYS	2.3
23	XW	67	C	2.3
3	QC	89	GLU	2.3

*Continued on next page...*

*Continued from previous page...*

<b>Mol</b>	<b>Chain</b>	<b>Res</b>	<b>Type</b>	<b>RSRZ</b>
10	XJ	4	ILE	2.3
7	QG	74	GLU	2.3
10	QJ	91	PRO	2.3
49	Y3	59	VAL	2.3
7	QG	6	ARG	2.2
10	QJ	83	GLU	2.2
5	QE	19	MET	2.2
14	QN	38	GLY	2.2
41	YV	26	ASP	2.2
3	QC	50	ALA	2.2
17	XQ	79	SER	2.2
22	XV	20	U	2.2
25	RA	1478	G	2.2
25	RA	2104	G	2.2
25	YA	2151	G	2.2
41	RV	17	GLY	2.2
28	YE	37	ARG	2.2
32	RI	7	GLU	2.2
31	RH	4	ILE	2.2
25	RA	2349	G	2.2
25	YA	2124	G	2.2
26	RB	102	G	2.2
35	RP	119	GLU	2.2
3	QC	194	GLY	2.2
31	RH	25	LYS	2.2
2	XB	228	GLY	2.2
44	RY	58	GLY	2.2
45	RZ	96	VAL	2.2
46	R0	61	ALA	2.2
46	R0	3	HIS	2.2
25	RA	1299	G	2.2
1	QA	82	U	2.2
31	RH	75	ALA	2.2
2	XB	40	HIS	2.2
10	QJ	5	ARG	2.2
23	XW	19	G	2.2
26	YB	87	G	2.2
1	QA	1269	A	2.2
31	RH	39	PRO	2.2
29	RF	134	GLY	2.2
32	YI	66	GLU	2.2
9	QI	7	THR	2.2

*Continued on next page...*

*Continued from previous page...*

<b>Mol</b>	<b>Chain</b>	<b>Res</b>	<b>Type</b>	<b>RSRZ</b>
32	RI	57	ARG	2.2
24	QX	15	A	2.2
25	RA	861	A	2.2
25	RA	1726	G	2.2
3	QC	86	VAL	2.2
55	Y9	1	MET	2.2
1	QA	1122	U	2.2
25	YA	1066	U	2.2
30	RG	2	PRO	2.2
45	RZ	55	HIS	2.2
22	QV	46	G	2.2
25	YA	1171	G	2.2
1	QA	1008	C	2.2
1	XA	1257	U	2.2
2	QB	230	VAL	2.2
3	QC	72	LYS	2.2
50	Y4	61	ARG	2.2
23	XY	41	C	2.2
26	RB	18	G	2.2
20	QT	9	ASN	2.2
11	QK	12	ARG	2.2
21	QU	22	ARG	2.2
43	YX	66	LEU	2.2
49	R3	58	VAL	2.2
23	QY	32	U	2.2
11	QK	41	THR	2.1
44	RY	47	LYS	2.1
23	QY	41	C	2.1
25	YA	270(N)	G	2.1
31	RH	135	GLY	2.1
37	YR	1	MET	2.1
9	XI	128	ARG	2.1
39	RT	125	ARG	2.1
33	RN	8	GLN	2.1
25	RA	1510	A	2.1
1	QA	570	G	2.1
25	YA	281	G	2.1
7	XG	4	ARG	2.1
25	YA	1070	A	2.1
1	XA	998(A)	C	2.1
36	YQ	60	ARG	2.1
25	YA	270(O)	U	2.1

*Continued on next page...*

*Continued from previous page...*

<b>Mol</b>	<b>Chain</b>	<b>Res</b>	<b>Type</b>	<b>RSRZ</b>
25	YA	877	U	2.1
1	QA	855	G	2.1
7	XG	52	GLU	2.1
25	YA	1534	G	2.1
25	YA	2123	G	2.1
12	QL	128	ALA	2.1
30	RG	76	SER	2.1
30	RG	97	ASP	2.1
19	XS	28	LYS	2.1
25	YA	1178	C	2.1
25	YA	1585	C	2.1
26	RB	27	C	2.1
45	RZ	110	GLY	2.1
2	XB	36	ARG	2.1
50	Y4	50	VAL	2.1
32	RI	8	PRO	2.1
2	XB	156	LYS	2.1
2	QB	23	ARG	2.1
4	QD	42	GLN	2.1
25	RA	1048	A	2.1
25	YA	2171	A	2.1
31	YH	72	ILE	2.1
23	XW	11	C	2.1
36	RQ	139	GLU	2.1
3	QC	91	LEU	2.1
30	RG	28	VAL	2.1
50	R4	50	VAL	2.1
52	Y6	37	ARG	2.1
6	XF	57	GLN	2.1
19	QS	10	PHE	2.1
1	QA	79	G	2.1
25	YA	654(S)	G	2.1
55	R9	24	TYR	2.1
16	QP	48	TRP	2.1
25	RA	363(A)	A	2.1
32	YI	117	GLU	2.1
38	RS	9	ARG	2.1
30	RG	53	LEU	2.1
1	XA	221	C	2.1
9	XI	127	LYS	2.1
25	RA	280	C	2.1
25	YA	2129	C	2.1

*Continued on next page...*

*Continued from previous page...*

<b>Mol</b>	<b>Chain</b>	<b>Res</b>	<b>Type</b>	<b>RSRZ</b>
2	XB	21	ARG	2.1
45	YZ	117	LEU	2.1
25	RA	175	G	2.1
25	YA	2153	G	2.1
53	Y7	48	LYS	2.1
25	RA	654(U)	A	2.1
1	XA	1160	G	2.1
25	RA	653	A	2.1
25	RA	1122	G	2.1
27	YD	26	LYS	2.1
23	QW	66	U	2.1
1	QA	196	A	2.0
45	RZ	2	GLU	2.1
44	RY	87	LYS	2.0
1	QA	1001	G	2.0
25	RA	1042	G	2.0
25	RA	1448	G	2.0
2	QB	33	TYR	2.0
10	XJ	100	THR	2.0
13	QM	3	ARG	2.0
1	QA	1256	A	2.0
22	QV	59	A	2.0
1	QA	466	C	2.0
1	QA	1270	C	2.0
1	XA	442	C	2.0
23	QY	40	C	2.0
26	RB	79	C	2.0
52	R6	46	HIS	2.0
9	QI	54	ASP	2.0
3	QC	96	GLY	2.0
25	YA	2897	U	2.0
3	QC	102	ASN	2.0
12	XL	15	ARG	2.0
30	RG	50	ALA	2.0
1	QA	1271	G	2.0
40	RU	91	ASP	2.0
22	XV	16	C	2.0
25	RA	1109	C	2.0
25	RA	1638	C	2.0
20	XT	9	ASN	2.0
45	RZ	146	ILE	2.0
45	YZ	21	ALA	2.0

*Continued on next page...*



Continued from previous page...

Mol	Chain	Res	Type	RSRZ
3	XC	196	LEU	2.0
30	RG	80	PHE	2.0
1	QA	478	A	2.0
10	QJ	73	ASP	2.0
25	RA	1637	A	2.0
19	XS	2	PRO	2.0
1	QA	1028(A)	C	2.0
25	RA	2164	C	2.0
55	Y9	32	HIS	2.0
9	QI	91	ASP	2.0
15	XO	21	ASP	2.0
7	QG	80	VAL	2.0
31	RH	138	LYS	2.0
23	QW	14	A	2.0
30	RG	72	ARG	2.0

## 6.2 Non-standard residues in protein, DNA, RNA chains [i](#)

There are no non-standard protein/DNA/RNA residues in this entry.

## 6.3 Carbohydrates [i](#)

There are no monosaccharides in this entry.

## 6.4 Ligands [i](#)

In the following table, the Atoms column lists the number of modelled atoms in the group and the number defined in the chemical component dictionary. The B-factors column lists the minimum, median, 95<sup>th</sup> percentile and maximum values of B factors of atoms in the group. The column labelled 'Q<0.9' lists the number of atoms with occupancy less than 0.9.

Mol	Type	Chain	Res	Atoms	RSCC	RSR	B-factors(Å <sup>2</sup> )	Q<0.9
57	MG	RA	3206	1/1	-0.03	0.75	140,140,140,140	0
57	MG	RA	3201	1/1	0.08	1.74	128,128,128,128	0
57	MG	RA	3215	1/1	0.09	0.35	68,68,68,68	0
57	MG	RA	3225	1/1	0.19	0.67	161,161,161,161	0
57	MG	R0	101	1/1	0.29	0.61	78,78,78,78	0
57	MG	RA	3219	1/1	0.30	0.78	138,138,138,138	0
57	MG	RA	3217	1/1	0.33	0.66	133,133,133,133	0
57	MG	RD	301	1/1	0.34	1.06	91,91,91,91	0

Continued on next page...

*Continued from previous page...*

Mol	Type	Chain	Res	Atoms	RSCC	RSR	B-factors( $\text{\AA}^2$ )	Q<0.9
57	MG	YA	3178	1/1	0.37	0.50	64,64,64,64	0
57	MG	XA	1662	1/1	0.38	0.71	61,61,61,61	0
57	MG	XA	1650	1/1	0.39	0.68	60,60,60,60	0
57	MG	RA	3152	1/1	0.40	0.30	50,50,50,50	0
57	MG	QA	1649	1/1	0.41	0.62	104,104,104,104	0
57	MG	RA	3224	1/1	0.41	0.61	91,91,91,91	0
57	MG	RA	3220	1/1	0.42	0.60	83,83,83,83	0
57	MG	QA	1664	1/1	0.42	0.52	78,78,78,78	0
57	MG	RA	3161	1/1	0.45	1.15	76,76,76,76	0
57	MG	RA	3218	1/1	0.46	1.01	132,132,132,132	0
57	MG	QA	1644	1/1	0.46	0.50	114,114,114,114	0
57	MG	YA	3149	1/1	0.47	1.62	106,106,106,106	0
57	MG	QA	1633	1/1	0.47	0.16	143,143,143,143	0
57	MG	YA	3169	1/1	0.48	0.28	93,93,93,93	0
57	MG	RA	3164	1/1	0.48	0.75	82,82,82,82	0
57	MG	YA	3155	1/1	0.49	0.25	44,44,44,44	0
57	MG	YA	3229	1/1	0.51	0.35	36,36,36,36	0
57	MG	XA	1634	1/1	0.53	0.54	98,98,98,98	0
57	MG	YA	3153	1/1	0.53	0.78	63,63,63,63	0
57	MG	QA	1603	1/1	0.55	2.24	66,66,66,66	0
57	MG	RA	3159	1/1	0.57	0.75	72,72,72,72	0
57	MG	RA	3216	1/1	0.58	0.70	110,110,110,110	0
57	MG	XA	1666	1/1	0.58	0.30	55,55,55,55	0
57	MG	YA	3165	1/1	0.59	0.34	77,77,77,77	0
57	MG	YA	3141	1/1	0.60	0.39	69,69,69,69	0
57	MG	QA	1632	1/1	0.60	0.15	69,69,69,69	0
57	MG	QH	201	1/1	0.61	0.38	105,105,105,105	0
57	MG	YA	3224	1/1	0.61	0.19	44,44,44,44	0
57	MG	RA	3002	1/1	0.61	1.24	70,70,70,70	0
57	MG	YA	3254	1/1	0.61	0.65	61,61,61,61	0
57	MG	RA	3196	1/1	0.62	0.41	108,108,108,108	0
57	MG	RA	3007	1/1	0.62	0.55	59,59,59,59	0
57	MG	RA	3127	1/1	0.62	0.45	74,74,74,74	0
57	MG	YA	3274	1/1	0.62	0.61	57,57,57,57	0
57	MG	RA	3156	1/1	0.63	0.22	48,48,48,48	0
57	MG	YA	3158	1/1	0.64	0.34	69,69,69,69	0
57	MG	RA	3139	1/1	0.65	0.27	70,70,70,70	0
57	MG	RA	3157	1/1	0.65	0.53	54,54,54,54	0
57	MG	RA	3138	1/1	0.65	1.69	95,95,95,95	0
57	MG	YA	3201	1/1	0.65	0.42	61,61,61,61	0
57	MG	XA	1601	1/1	0.66	0.66	29,29,29,29	0

*Continued on next page...*

*Continued from previous page...*

Mol	Type	Chain	Res	Atoms	RSCC	RSR	B-factors(Å <sup>2</sup> )	Q<0.9
57	MG	QA	1655	1/1	0.67	0.62	74,74,74,74	0
57	MG	YA	3156	1/1	0.68	0.40	58,58,58,58	0
57	MG	RA	3136	1/1	0.68	0.39	105,105,105,105	0
57	MG	RA	3118	1/1	0.69	0.63	44,44,44,44	0
57	MG	YA	3243	1/1	0.69	0.44	60,60,60,60	0
57	MG	YA	3210	1/1	0.69	0.43	135,135,135,135	0
57	MG	YA	3259	1/1	0.69	0.62	40,40,40,40	0
57	MG	RA	3044	1/1	0.69	1.29	75,75,75,75	0
57	MG	RA	3213	1/1	0.70	0.25	62,62,62,62	0
57	MG	YB	201	1/1	0.70	0.45	57,57,57,57	0
57	MG	YA	3179	1/1	0.71	0.29	44,44,44,44	0
57	MG	QA	1629	1/1	0.71	0.35	85,85,85,85	0
57	MG	RA	3212	1/1	0.71	0.54	89,89,89,89	0
57	MG	XA	1628	1/1	0.71	0.25	41,41,41,41	0
57	MG	RA	3175	1/1	0.71	0.96	57,57,57,57	0
57	MG	XA	1664	1/1	0.72	0.25	51,51,51,51	0
57	MG	RA	3153	1/1	0.72	0.46	79,79,79,79	0
57	MG	XA	1608	1/1	0.72	0.69	119,119,119,119	0
57	MG	XA	1670	1/1	0.73	0.45	47,47,47,47	0
57	MG	YA	3233	1/1	0.73	0.60	58,58,58,58	0
57	MG	YA	3132	1/1	0.73	0.24	56,56,56,56	0
57	MG	RA	3151	1/1	0.73	0.26	69,69,69,69	0
57	MG	XA	1607	1/1	0.73	0.24	53,53,53,53	0
57	MG	QA	1626	1/1	0.73	0.22	156,156,156,156	0
57	MG	YA	3228	1/1	0.73	0.67	59,59,59,59	0
57	MG	XA	1651	1/1	0.74	0.39	111,111,111,111	0
57	MG	XA	1653	1/1	0.74	0.33	83,83,83,83	0
57	MG	RP	204	1/1	0.74	0.42	183,183,183,183	0
57	MG	QA	1639	1/1	0.74	0.32	49,49,49,49	0
57	MG	YA	3161	1/1	0.75	0.58	43,43,43,43	0
57	MG	YA	3258	1/1	0.75	1.08	68,68,68,68	0
57	MG	QA	1651	1/1	0.75	0.31	49,49,49,49	0
57	MG	YA	3012	1/1	0.75	0.97	36,36,36,36	0
57	MG	QA	1638	1/1	0.75	0.45	63,63,63,63	0
57	MG	RA	3238	1/1	0.76	0.45	51,51,51,51	0
57	MG	R5	101	1/1	0.76	1.48	291,291,291,291	0
57	MG	RA	3239	1/1	0.76	0.95	90,90,90,90	0
57	MG	RA	3099	1/1	0.76	0.32	48,48,48,48	0
57	MG	RA	3197	1/1	0.76	0.62	84,84,84,84	0
57	MG	YA	3054	1/1	0.76	0.67	65,65,65,65	0
57	MG	YA	3231	1/1	0.77	0.60	79,79,79,79	0

*Continued on next page...*

Continued from previous page...

Mol	Type	Chain	Res	Atoms	RSCC	RSR	B-factors( $\text{\AA}^2$ )	Q<0.9
57	MG	YA	3016	1/1	0.77	0.20	31,31,31,31	0
57	MG	YA	3135	1/1	0.77	0.37	65,65,65,65	0
57	MG	RA	3191	1/1	0.77	0.22	34,34,34,34	0
57	MG	RA	3101	1/1	0.78	0.31	56,56,56,56	0
57	MG	RA	3189	1/1	0.78	0.25	96,96,96,96	0
57	MG	YA	3084	1/1	0.78	0.23	71,71,71,71	0
57	MG	YA	3125	1/1	0.78	0.67	60,60,60,60	0
57	MG	QA	1653	1/1	0.78	0.18	79,79,79,79	0
57	MG	RA	3158	1/1	0.79	0.25	56,56,56,56	0
57	MG	RA	3171	1/1	0.79	0.45	85,85,85,85	0
57	MG	XA	1648	1/1	0.79	0.21	75,75,75,75	0
57	MG	YA	3167	1/1	0.79	0.31	69,69,69,69	0
57	MG	XB	301	1/1	0.79	0.59	87,87,87,87	0
57	MG	QA	1660	1/1	0.79	0.32	193,193,193,193	0
57	MG	QA	1628	1/1	0.79	0.24	103,103,103,103	0
57	MG	YA	3186	1/1	0.79	0.18	64,64,64,64	0
57	MG	YA	3190	1/1	0.79	0.57	51,51,51,51	0
57	MG	RA	3203	1/1	0.79	0.53	74,74,74,74	0
57	MG	XA	1609	1/1	0.79	0.42	35,35,35,35	0
57	MG	XM	201	1/1	0.80	0.45	173,173,173,173	0
57	MG	YA	3227	1/1	0.80	0.57	121,121,121,121	0
57	MG	RA	3185	1/1	0.80	0.64	48,48,48,48	0
57	MG	XA	1663	1/1	0.80	0.34	75,75,75,75	0
57	MG	YA	3150	1/1	0.80	0.36	114,114,114,114	0
57	MG	XA	1614	1/1	0.80	0.31	153,153,153,153	0
57	MG	YA	3237	1/1	0.80	0.54	52,52,52,52	0
57	MG	YA	3071	1/1	0.80	0.19	37,37,37,37	0
57	MG	QA	1607	1/1	0.80	0.36	124,124,124,124	0
57	MG	YA	3256	1/1	0.80	0.31	128,128,128,128	0
57	MG	YA	3195	1/1	0.80	0.26	88,88,88,88	0
57	MG	RA	3132	1/1	0.80	0.42	66,66,66,66	0
57	MG	XA	1659	1/1	0.80	0.50	102,102,102,102	0
57	MG	YA	3214	1/1	0.80	0.44	244,244,244,244	0
57	MG	RA	3068	1/1	0.81	0.82	45,45,45,45	0
57	MG	YA	3204	1/1	0.81	0.48	182,182,182,182	0
57	MG	RA	3114	1/1	0.81	0.24	37,37,37,37	0
57	MG	YA	3006	1/1	0.81	0.70	59,59,59,59	0
57	MG	YA	3140	1/1	0.81	0.26	33,33,33,33	0
57	MG	RA	3011	1/1	0.81	0.64	52,52,52,52	0
57	MG	QA	1640	1/1	0.82	0.36	78,78,78,78	0
57	MG	RA	3214	1/1	0.82	0.32	119,119,119,119	0
57	MG	QA	1624	1/1	0.82	0.95	68,68,68,68	0

Continued on next page...

*Continued from previous page...*

Mol	Type	Chain	Res	Atoms	RSCC	RSR	B-factors(Å <sup>2</sup> )	Q<0.9
57	MG	RA	3190	1/1	0.82	0.37	107,107,107,107	0
57	MG	YA	3211	1/1	0.82	0.38	72,72,72,72	0
57	MG	YA	3177	1/1	0.82	0.60	51,51,51,51	0
57	MG	RA	3025	1/1	0.82	0.10	34,34,34,34	0
57	MG	RA	3123	1/1	0.82	0.28	55,55,55,55	0
57	MG	RA	3240	1/1	0.82	0.60	70,70,70,70	0
57	MG	RA	3245	1/1	0.82	0.83	128,128,128,128	0
57	MG	YA	3144	1/1	0.83	0.26	62,62,62,62	0
57	MG	XA	1638	1/1	0.83	0.10	59,59,59,59	0
57	MG	QA	1618	1/1	0.83	0.52	47,47,47,47	0
57	MG	QF	201	1/1	0.83	0.54	166,166,166,166	0
57	MG	RA	3246	1/1	0.83	0.28	198,198,198,198	0
57	MG	RA	3182	1/1	0.83	0.34	92,92,92,92	0
57	MG	RA	3228	1/1	0.83	0.81	25,25,25,25	0
57	MG	YA	3263	1/1	0.83	0.58	60,60,60,60	0
57	MG	YA	3273	1/1	0.83	0.86	55,55,55,55	0
57	MG	RA	3133	1/1	0.83	0.41	118,118,118,118	0
57	MG	RA	3165	1/1	0.83	0.58	82,82,82,82	0
57	MG	YB	204	1/1	0.83	0.59	37,37,37,37	0
57	MG	YA	3239	1/1	0.84	0.20	85,85,85,85	0
57	MG	RA	3130	1/1	0.84	0.17	64,64,64,64	0
57	MG	RA	3004	1/1	0.84	0.51	39,39,39,39	0
57	MG	RA	3177	1/1	0.84	0.81	72,72,72,72	0
57	MG	XA	1661	1/1	0.84	0.96	75,75,75,75	0
57	MG	RA	3001	1/1	0.84	0.82	44,44,44,44	0
57	MG	QA	1615	1/1	0.84	0.54	88,88,88,88	0
57	MG	RA	3223	1/1	0.84	0.15	113,113,113,113	0
57	MG	YA	3166	1/1	0.84	1.29	74,74,74,74	0
57	MG	RA	3186	1/1	0.84	0.68	72,72,72,72	0
57	MG	YA	3206	1/1	0.84	0.38	88,88,88,88	0
57	MG	RA	3208	1/1	0.85	0.47	74,74,74,74	0
57	MG	RA	3176	1/1	0.85	0.27	25,25,25,25	0
57	MG	RA	3089	1/1	0.85	0.34	114,114,114,114	0
57	MG	YA	3199	1/1	0.85	0.25	54,54,54,54	0
57	MG	RA	3008	1/1	0.85	0.77	62,62,62,62	0
57	MG	XA	1629	1/1	0.85	0.42	104,104,104,104	0
57	MG	YA	3116	1/1	0.85	1.00	89,89,89,89	0
57	MG	XA	1631	1/1	0.85	0.23	68,68,68,68	0
57	MG	RA	3010	1/1	0.85	0.50	89,89,89,89	0
57	MG	RA	3063	1/1	0.85	1.00	43,43,43,43	0
57	MG	RA	3230	1/1	0.85	0.82	92,92,92,92	0
57	MG	RA	3188	1/1	0.85	0.42	103,103,103,103	0

*Continued on next page...*

*Continued from previous page...*

Mol	Type	Chain	Res	Atoms	RSCC	RSR	B-factors( $\text{\AA}^2$ )	Q<0.9
57	MG	YA	3003	1/1	0.85	0.29	42,42,42,42	0
57	MG	QA	1623	1/1	0.85	0.44	79,79,79,79	0
57	MG	YE	301	1/1	0.85	0.55	47,47,47,47	0
57	MG	YA	3223	1/1	0.86	0.17	59,59,59,59	0
57	MG	RA	3178	1/1	0.86	0.30	99,99,99,99	0
57	MG	QA	1620	1/1	0.86	0.26	80,80,80,80	0
57	MG	RA	3155	1/1	0.86	0.68	71,71,71,71	0
57	MG	YA	3133	1/1	0.86	0.14	50,50,50,50	0
57	MG	YA	3265	1/1	0.86	0.37	41,41,41,41	0
57	MG	XA	1669	1/1	0.86	0.28	155,155,155,155	0
57	MG	XA	1645	1/1	0.86	0.21	25,25,25,25	0
57	MG	RA	3173	1/1	0.86	0.13	38,38,38,38	0
57	MG	XA	1649	1/1	0.86	0.28	61,61,61,61	0
57	MG	YA	3219	1/1	0.86	0.50	105,105,105,105	0
57	MG	RA	3116	1/1	0.87	0.28	30,30,30,30	0
57	MG	YA	3249	1/1	0.87	0.28	27,27,27,27	0
57	MG	YA	3217	1/1	0.87	0.42	76,76,76,76	0
57	MG	YA	3185	1/1	0.87	0.16	61,61,61,61	0
57	MG	RA	3082	1/1	0.87	0.66	61,61,61,61	0
57	MG	RA	3168	1/1	0.87	0.65	44,44,44,44	0
57	MG	YA	3137	1/1	0.87	0.19	27,27,27,27	0
57	MG	RA	3244	1/1	0.87	0.28	35,35,35,35	0
57	MG	YA	3267	1/1	0.87	0.65	59,59,59,59	0
57	MG	RA	3140	1/1	0.87	0.27	74,74,74,74	0
57	MG	XA	1655	1/1	0.87	0.80	53,53,53,53	0
57	MG	YA	3275	1/1	0.87	0.79	35,35,35,35	0
57	MG	RA	3233	1/1	0.87	0.23	33,33,33,33	0
57	MG	YB	202	1/1	0.87	0.80	70,70,70,70	0
57	MG	RA	3234	1/1	0.87	0.38	48,48,48,48	0
57	MG	XX	101	1/1	0.87	0.39	64,64,64,64	0
57	MG	RA	3067	1/1	0.88	0.31	85,85,85,85	0
57	MG	RA	3242	1/1	0.88	0.71	67,67,67,67	0
57	MG	RA	3243	1/1	0.88	0.64	32,32,32,32	0
57	MG	QA	1614	1/1	0.88	0.65	76,76,76,76	0
57	MG	YA	3194	1/1	0.88	0.73	49,49,49,49	0
57	MG	YA	3148	1/1	0.88	0.74	28,28,28,28	0
57	MG	XA	1620	1/1	0.88	0.29	83,83,83,83	0
57	MG	RA	3143	1/1	0.88	0.33	69,69,69,69	0
57	MG	RA	3229	1/1	0.88	0.36	88,88,88,88	0
57	MG	RA	3147	1/1	0.88	0.28	120,120,120,120	0
57	MG	RA	3050	1/1	0.88	0.36	46,46,46,46	0
57	MG	YA	3082	1/1	0.88	0.23	44,44,44,44	0

*Continued on next page...*

*Continued from previous page...*

Mol	Type	Chain	Res	Atoms	RSCC	RSR	B-factors(Å <sup>2</sup> )	Q<0.9
57	MG	XA	1635	1/1	0.88	0.74	74,74,74,74	0
57	MG	YA	3164	1/1	0.88	0.31	72,72,72,72	0
57	MG	RA	3211	1/1	0.88	0.42	67,67,67,67	0
57	MG	XA	1667	1/1	0.88	0.64	75,75,75,75	0
57	MG	YA	3128	1/1	0.88	0.15	52,52,52,52	0
57	MG	XA	1668	1/1	0.88	0.40	136,136,136,136	0
57	MG	RA	3193	1/1	0.88	0.21	87,87,87,87	0
57	MG	QA	1646	1/1	0.88	0.09	65,65,65,65	0
57	MG	YA	3041	1/1	0.89	0.39	35,35,35,35	0
57	MG	YA	3044	1/1	0.89	0.74	33,33,33,33	0
57	MG	RA	3181	1/1	0.89	0.21	49,49,49,49	0
57	MG	YA	3070	1/1	0.89	0.20	50,50,50,50	0
57	MG	YA	3191	1/1	0.89	0.20	39,39,39,39	0
57	MG	RA	3144	1/1	0.89	0.50	70,70,70,70	0
57	MG	YA	3244	1/1	0.89	0.52	75,75,75,75	0
57	MG	YA	3074	1/1	0.89	0.25	33,33,33,33	0
57	MG	QA	1647	1/1	0.89	0.29	67,67,67,67	0
57	MG	YA	3200	1/1	0.89	0.44	58,58,58,58	0
57	MG	XA	1652	1/1	0.89	0.30	104,104,104,104	0
57	MG	YA	3094	1/1	0.89	0.60	60,60,60,60	0
57	MG	RA	3172	1/1	0.89	0.27	43,43,43,43	0
57	MG	YA	3163	1/1	0.89	0.20	48,48,48,48	0
57	MG	YA	3266	1/1	0.89	0.54	64,64,64,64	0
57	MG	RA	3148	1/1	0.89	0.33	90,90,90,90	0
57	MG	XA	1656	1/1	0.89	0.60	89,89,89,89	0
57	MG	QA	1634	1/1	0.89	0.75	53,53,53,53	0
57	MG	RA	3075	1/1	0.89	0.74	46,46,46,46	0
57	MG	QA	1625	1/1	0.89	0.82	92,92,92,92	0
57	MG	YA	3174	1/1	0.89	0.16	53,53,53,53	0
57	MG	QA	1602	1/1	0.89	0.45	39,39,39,39	0
57	MG	RA	3195	1/1	0.89	0.23	102,102,102,102	0
57	MG	QA	1643	1/1	0.90	0.39	67,67,67,67	0
57	MG	RA	3226	1/1	0.90	0.41	63,63,63,63	0
57	MG	YA	3036	1/1	0.90	0.29	38,38,38,38	0
57	MG	RA	3061	1/1	0.90	0.16	64,64,64,64	0
57	MG	YA	3238	1/1	0.90	0.18	36,36,36,36	0
57	MG	RA	3088	1/1	0.90	0.36	59,59,59,59	0
57	MG	RA	3174	1/1	0.90	0.33	36,36,36,36	0
57	MG	YA	3055	1/1	0.90	0.54	43,43,43,43	0
57	MG	XA	1640	1/1	0.90	0.86	43,43,43,43	0
57	MG	QA	1637	1/1	0.90	0.13	53,53,53,53	0
57	MG	YA	3152	1/1	0.90	0.48	57,57,57,57	0

*Continued on next page...*

*Continued from previous page...*

Mol	Type	Chain	Res	Atoms	RSCC	RSR	B-factors( $\text{\AA}^2$ )	Q<0.9
57	MG	RA	3091	1/1	0.90	0.61	73,73,73,73	0
57	MG	YA	3080	1/1	0.90	0.85	53,53,53,53	0
57	MG	XA	1604	1/1	0.90	1.07	64,64,64,64	0
57	MG	YA	3264	1/1	0.90	0.39	75,75,75,75	0
57	MG	RA	3160	1/1	0.90	0.26	39,39,39,39	0
57	MG	QA	1656	1/1	0.90	0.35	87,87,87,87	0
57	MG	YA	3101	1/1	0.90	0.38	30,30,30,30	0
57	MG	YA	3272	1/1	0.90	0.29	78,78,78,78	0
57	MG	YA	3102	1/1	0.90	0.14	27,27,27,27	0
57	MG	QA	1627	1/1	0.90	0.27	33,33,33,33	0
57	MG	YA	3118	1/1	0.90	0.50	35,35,35,35	0
57	MG	RA	3069	1/1	0.90	0.48	49,49,49,49	0
57	MG	RA	3167	1/1	0.90	0.18	54,54,54,54	0
57	MG	YA	3170	1/1	0.90	0.65	38,38,38,38	0
57	MG	RA	3115	1/1	0.90	0.41	82,82,82,82	0
57	MG	RA	3094	1/1	0.91	0.89	28,28,28,28	0
57	MG	RA	3194	1/1	0.91	0.45	51,51,51,51	0
57	MG	YA	3072	1/1	0.91	0.25	30,30,30,30	0
57	MG	YA	3157	1/1	0.91	0.23	42,42,42,42	0
57	MG	QA	1601	1/1	0.91	0.36	36,36,36,36	0
57	MG	QA	1613	1/1	0.91	0.64	57,57,57,57	0
57	MG	RA	3109	1/1	0.91	0.21	51,51,51,51	0
57	MG	RA	3200	1/1	0.91	0.31	76,76,76,76	0
57	MG	RA	3111	1/1	0.91	0.20	48,48,48,48	0
57	MG	XA	1671	1/1	0.91	0.28	76,76,76,76	0
57	MG	RA	3039	1/1	0.91	0.43	36,36,36,36	0
57	MG	YA	3105	1/1	0.91	0.32	31,31,31,31	0
57	MG	RA	3073	1/1	0.91	0.32	70,70,70,70	0
57	MG	XV	102	1/1	0.91	0.30	61,61,61,61	0
57	MG	YA	3124	1/1	0.91	0.31	84,84,84,84	0
57	MG	RA	3041	1/1	0.91	0.34	32,32,32,32	0
57	MG	RA	3005	1/1	0.91	0.63	31,31,31,31	0
57	MG	YA	3257	1/1	0.91	0.88	42,42,42,42	0
57	MG	RA	3232	1/1	0.91	0.33	40,40,40,40	0
57	MG	QA	1658	1/1	0.91	0.34	71,71,71,71	0
57	MG	QY	101	1/1	0.91	0.18	83,83,83,83	0
57	MG	YA	3024	1/1	0.91	0.47	33,33,33,33	0
57	MG	YA	3139	1/1	0.91	0.96	57,57,57,57	0
57	MG	RA	3170	1/1	0.91	0.18	55,55,55,55	0
57	MG	YA	3196	1/1	0.91	0.27	34,34,34,34	0
57	MG	YA	3270	1/1	0.91	0.83	57,57,57,57	0
57	MG	YA	3037	1/1	0.91	0.37	50,50,50,50	0

*Continued on next page...*



*Continued from previous page...*

Mol	Type	Chain	Res	Atoms	RSCC	RSR	B-factors(Å <sup>2</sup> )	Q<0.9
57	MG	YA	3143	1/1	0.91	0.47	60,60,60,60	0
57	MG	RA	3128	1/1	0.91	0.37	91,91,91,91	0
57	MG	XA	1660	1/1	0.91	0.17	77,77,77,77	0
57	MG	YA	3277	1/1	0.91	0.37	42,42,42,42	0
57	MG	YA	3047	1/1	0.91	0.59	26,26,26,26	0
57	MG	XA	1621	1/1	0.91	0.55	46,46,46,46	0
57	MG	YA	3151	1/1	0.91	0.26	28,28,28,28	0
57	MG	YD	301	1/1	0.91	0.33	42,42,42,42	0
57	MG	QA	1605	1/1	0.91	1.01	44,44,44,44	0
57	MG	QA	1654	1/1	0.92	0.20	45,45,45,45	0
57	MG	YA	3019	1/1	0.92	0.46	25,25,25,25	0
57	MG	RA	3112	1/1	0.92	0.33	78,78,78,78	0
57	MG	QA	1666	1/1	0.92	0.50	57,57,57,57	0
57	MG	XA	1630	1/1	0.92	0.53	33,33,33,33	0
57	MG	YA	3039	1/1	0.92	0.29	59,59,59,59	0
57	MG	YA	3230	1/1	0.92	0.23	45,45,45,45	0
57	MG	RA	3006	1/1	0.92	0.48	25,25,25,25	0
57	MG	YA	3173	1/1	0.92	0.16	37,37,37,37	0
57	MG	YA	3235	1/1	0.92	0.35	63,63,63,63	0
57	MG	YA	3134	1/1	0.92	0.29	39,39,39,39	0
57	MG	YA	3175	1/1	0.92	0.53	38,38,38,38	0
57	MG	YA	3176	1/1	0.92	0.27	106,106,106,106	0
57	MG	YA	3240	1/1	0.92	0.86	52,52,52,52	0
57	MG	YA	3242	1/1	0.92	0.87	46,46,46,46	0
57	MG	RA	3047	1/1	0.92	0.46	26,26,26,26	0
57	MG	QA	1612	1/1	0.92	0.45	44,44,44,44	0
57	MG	YA	3246	1/1	0.92	0.52	32,32,32,32	0
57	MG	RA	3162	1/1	0.92	0.14	72,72,72,72	0
57	MG	YA	3251	1/1	0.92	1.05	52,52,52,52	0
57	MG	YA	3180	1/1	0.92	0.28	79,79,79,79	0
57	MG	YA	3184	1/1	0.92	0.15	37,37,37,37	0
57	MG	QA	1641	1/1	0.92	0.20	76,76,76,76	0
57	MG	YA	3065	1/1	0.92	0.27	53,53,53,53	0
57	MG	RA	3184	1/1	0.92	0.16	48,48,48,48	0
57	MG	YA	3261	1/1	0.92	0.62	70,70,70,70	0
57	MG	YA	3262	1/1	0.92	0.63	63,63,63,63	0
57	MG	XA	1647	1/1	0.92	0.42	49,49,49,49	0
57	MG	QA	1652	1/1	0.92	0.81	77,77,77,77	0
57	MG	RA	3166	1/1	0.92	0.84	59,59,59,59	0
57	MG	RA	3150	1/1	0.92	0.13	42,42,42,42	0
57	MG	RA	3097	1/1	0.92	0.52	44,44,44,44	0
57	MG	XV	103	1/1	0.92	1.07	54,54,54,54	0

*Continued on next page...*

*Continued from previous page...*

Mol	Type	Chain	Res	Atoms	RSCC	RSR	B-factors( $\text{\AA}^2$ )	Q<0.9
57	MG	YA	3088	1/1	0.92	0.35	26,26,26,26	0
57	MG	YA	3202	1/1	0.92	0.30	54,54,54,54	0
57	MG	QA	1631	1/1	0.92	0.40	72,72,72,72	0
57	MG	QA	1662	1/1	0.92	0.19	100,100,100,100	0
57	MG	XA	1619	1/1	0.92	0.37	46,46,46,46	0
57	MG	YA	3278	1/1	0.92	0.26	85,85,85,85	0
57	MG	RA	3026	1/1	0.92	0.78	33,33,33,33	0
57	MG	YA	3212	1/1	0.92	0.18	38,38,38,38	0
57	MG	YA	3160	1/1	0.92	0.19	89,89,89,89	0
57	MG	YA	3115	1/1	0.92	0.31	64,64,64,64	0
57	MG	YA	3218	1/1	0.92	0.17	58,58,58,58	0
57	MG	YE	302	1/1	0.92	0.35	31,31,31,31	0
58	PAR	QA	1667	42/42	0.92	0.20	72,72,72,72	0
57	MG	RA	3056	1/1	0.93	0.43	38,38,38,38	0
57	MG	XA	1625	1/1	0.93	0.16	53,53,53,53	0
57	MG	YA	3181	1/1	0.93	0.22	32,32,32,32	0
57	MG	YA	3183	1/1	0.93	0.63	67,67,67,67	0
57	MG	RB	201	1/1	0.93	0.13	79,79,79,79	0
57	MG	QA	1609	1/1	0.93	0.11	154,154,154,154	0
57	MG	YA	3145	1/1	0.93	0.20	35,35,35,35	0
57	MG	YA	3188	1/1	0.93	0.43	39,39,39,39	0
57	MG	YA	3147	1/1	0.93	0.21	75,75,75,75	0
57	MG	YA	3076	1/1	0.93	0.69	25,25,25,25	0
57	MG	XA	1657	1/1	0.93	0.59	65,65,65,65	0
57	MG	YA	3252	1/1	0.93	0.38	42,42,42,42	0
57	MG	XA	1658	1/1	0.93	0.53	101,101,101,101	0
57	MG	RP	202	1/1	0.93	0.46	64,64,64,64	0
57	MG	RA	3180	1/1	0.93	0.16	86,86,86,86	0
57	MG	QA	1657	1/1	0.93	0.43	112,112,112,112	0
57	MG	YA	3099	1/1	0.93	0.55	32,32,32,32	0
57	MG	QA	1616	1/1	0.93	0.20	81,81,81,81	0
57	MG	YA	3203	1/1	0.93	0.24	139,139,139,139	0
57	MG	YA	3030	1/1	0.93	0.67	36,36,36,36	0
57	MG	RA	3045	1/1	0.93	0.18	27,27,27,27	0
57	MG	XA	1639	1/1	0.93	0.10	71,71,71,71	0
57	MG	QV	102	1/1	0.93	0.24	69,69,69,69	0
57	MG	RA	3048	1/1	0.93	0.36	47,47,47,47	0
57	MG	YA	3213	1/1	0.93	0.15	54,54,54,54	0
57	MG	RA	3031	1/1	0.93	0.50	52,52,52,52	0
57	MG	YA	3216	1/1	0.93	0.18	72,72,72,72	0
57	MG	YA	3045	1/1	0.93	0.51	47,47,47,47	0
57	MG	RA	3076	1/1	0.93	0.48	28,28,28,28	0

*Continued on next page...*

*Continued from previous page...*

Mol	Type	Chain	Res	Atoms	RSCC	RSR	B-factors( $\text{\AA}^2$ )	Q<0.9
57	MG	YA	3130	1/1	0.93	0.27	84,84,84,84	0
57	MG	YA	3131	1/1	0.93	0.69	55,55,55,55	0
57	MG	YA	3048	1/1	0.93	0.39	58,58,58,58	0
57	MG	YA	3053	1/1	0.93	0.62	51,51,51,51	0
57	MG	YB	203	1/1	0.93	0.30	91,91,91,91	0
57	MG	RA	3131	1/1	0.93	0.19	57,57,57,57	0
57	MG	RA	3078	1/1	0.93	0.72	54,54,54,54	0
57	MG	YA	3063	1/1	0.93	0.40	27,27,27,27	0
57	MG	YA	3138	1/1	0.93	0.50	34,34,34,34	0
57	MG	Y5	101	1/1	0.93	1.04	162,162,162,162	0
57	MG	RA	3227	1/1	0.93	1.24	40,40,40,40	0
58	PAR	XA	1672	42/42	0.93	0.26	66,66,66,66	0
59	ZN	R5	102	1/1	0.93	0.07	306,306,306,306	0
57	MG	RA	3043	1/1	0.94	0.22	47,47,47,47	0
57	MG	RA	3231	1/1	0.94	0.63	29,29,29,29	0
57	MG	RA	3149	1/1	0.94	0.26	29,29,29,29	0
57	MG	YA	3142	1/1	0.94	0.72	50,50,50,50	0
57	MG	RA	3066	1/1	0.94	0.27	37,37,37,37	0
57	MG	YA	3002	1/1	0.94	0.47	37,37,37,37	0
57	MG	YA	3075	1/1	0.94	0.25	42,42,42,42	0
57	MG	RA	3129	1/1	0.94	0.64	45,45,45,45	0
57	MG	YA	3077	1/1	0.94	0.32	32,32,32,32	0
57	MG	QA	1665	1/1	0.94	0.47	82,82,82,82	0
57	MG	RA	3009	1/1	0.94	0.36	68,68,68,68	0
57	MG	YA	3015	1/1	0.94	0.59	29,29,29,29	0
57	MG	RA	3046	1/1	0.94	0.73	35,35,35,35	0
57	MG	YA	3260	1/1	0.94	0.54	67,67,67,67	0
57	MG	RA	3241	1/1	0.94	0.35	46,46,46,46	0
57	MG	YA	3096	1/1	0.94	0.76	53,53,53,53	0
57	MG	RA	3027	1/1	0.94	0.23	29,29,29,29	0
57	MG	RA	3028	1/1	0.94	0.41	39,39,39,39	0
57	MG	QA	1635	1/1	0.94	0.28	58,58,58,58	0
57	MG	YA	3104	1/1	0.94	0.18	39,39,39,39	0
57	MG	RA	3221	1/1	0.94	0.39	50,50,50,50	0
57	MG	YA	3269	1/1	0.94	0.25	69,69,69,69	0
57	MG	YA	3110	1/1	0.94	0.28	45,45,45,45	0
57	MG	YA	3271	1/1	0.94	1.04	84,84,84,84	0
57	MG	YA	3113	1/1	0.94	0.32	50,50,50,50	0
57	MG	RA	3053	1/1	0.94	0.46	33,33,33,33	0
57	MG	XA	1633	1/1	0.94	0.31	47,47,47,47	0
57	MG	YA	3043	1/1	0.94	0.82	27,27,27,27	0
57	MG	YA	3276	1/1	0.94	0.40	37,37,37,37	0

*Continued on next page...*

*Continued from previous page...*

Mol	Type	Chain	Res	Atoms	RSCC	RSR	B-factors( $\text{\AA}^2$ )	Q<0.9
57	MG	YA	3168	1/1	0.94	0.15	69,69,69,69	0
57	MG	RA	3055	1/1	0.94	0.77	34,34,34,34	0
57	MG	RA	3142	1/1	0.94	0.30	38,38,38,38	0
57	MG	YA	3172	1/1	0.94	0.15	62,62,62,62	0
57	MG	YA	3046	1/1	0.94	0.63	38,38,38,38	0
57	MG	RE	301	1/1	0.94	0.29	58,58,58,58	0
57	MG	RA	3084	1/1	0.94	0.35	28,28,28,28	0
57	MG	RA	3205	1/1	0.94	0.12	40,40,40,40	0
57	MG	XA	1641	1/1	0.94	0.38	74,74,74,74	0
57	MG	QA	1621	1/1	0.94	0.14	51,51,51,51	0
57	MG	YA	3056	1/1	0.94	0.24	33,33,33,33	0
57	MG	RA	3019	1/1	0.94	0.34	61,61,61,61	0
57	MG	YA	3064	1/1	0.94	0.22	29,29,29,29	0
57	MG	QA	1619	1/1	0.95	0.26	68,68,68,68	0
57	MG	QA	1650	1/1	0.95	0.46	91,91,91,91	0
57	MG	XA	1665	1/1	0.95	0.52	74,74,74,74	0
57	MG	RA	3192	1/1	0.95	0.29	250,250,250,250	0
57	MG	YA	3222	1/1	0.95	0.12	71,71,71,71	0
57	MG	QA	1661	1/1	0.95	0.09	126,126,126,126	0
57	MG	RA	3134	1/1	0.95	0.33	31,31,31,31	0
57	MG	RA	3135	1/1	0.95	0.55	53,53,53,53	0
57	MG	QA	1668	1/1	0.95	0.09	101,101,101,101	0
57	MG	RA	3105	1/1	0.95	0.23	43,43,43,43	0
57	MG	RA	3071	1/1	0.95	0.22	51,51,51,51	0
57	MG	RA	3237	1/1	0.95	0.42	29,29,29,29	0
57	MG	YA	3232	1/1	0.95	0.15	28,28,28,28	0
57	MG	RA	3003	1/1	0.95	0.47	28,28,28,28	0
57	MG	RA	3169	1/1	0.95	0.20	47,47,47,47	0
57	MG	YA	3085	1/1	0.95	0.44	44,44,44,44	0
57	MG	YA	3087	1/1	0.95	0.44	29,29,29,29	0
57	MG	RA	3141	1/1	0.95	0.37	45,45,45,45	0
57	MG	YA	3091	1/1	0.95	0.21	37,37,37,37	0
57	MG	YA	3241	1/1	0.95	0.25	54,54,54,54	0
57	MG	YA	3093	1/1	0.95	0.49	24,24,24,24	0
57	MG	XY	101	1/1	0.95	0.17	74,74,74,74	0
57	MG	RA	3051	1/1	0.95	0.38	27,27,27,27	0
57	MG	RA	3033	1/1	0.95	0.47	49,49,49,49	0
57	MG	YA	3100	1/1	0.95	0.48	40,40,40,40	0
57	MG	YA	3004	1/1	0.95	0.41	50,50,50,50	0
57	MG	RA	3210	1/1	0.95	0.41	74,74,74,74	0
57	MG	RA	3054	1/1	0.95	0.22	85,85,85,85	0
57	MG	YA	3013	1/1	0.95	0.87	28,28,28,28	0

*Continued on next page...*

*Continued from previous page...*

Mol	Type	Chain	Res	Atoms	RSCC	RSR	B-factors( $\text{\AA}^2$ )	Q<0.9
57	MG	XA	1642	1/1	0.95	0.54	41,41,41,41	0
57	MG	XA	1643	1/1	0.95	0.18	56,56,56,56	0
57	MG	YA	3114	1/1	0.95	0.26	27,27,27,27	0
57	MG	RA	3145	1/1	0.95	0.23	43,43,43,43	0
57	MG	YA	3020	1/1	0.95	0.82	34,34,34,34	0
57	MG	RA	3081	1/1	0.95	0.35	28,28,28,28	0
57	MG	YA	3120	1/1	0.95	0.32	54,54,54,54	0
57	MG	YA	3121	1/1	0.95	0.23	32,32,32,32	0
57	MG	YA	3122	1/1	0.95	0.70	30,30,30,30	0
57	MG	YA	3123	1/1	0.95	0.29	51,51,51,51	0
57	MG	RA	3117	1/1	0.95	0.29	84,84,84,84	0
57	MG	QA	1645	1/1	0.95	0.12	55,55,55,55	0
57	MG	RA	3122	1/1	0.95	0.89	45,45,45,45	0
57	MG	YA	3192	1/1	0.95	0.19	57,57,57,57	0
57	MG	RA	3015	1/1	0.95	0.50	26,26,26,26	0
57	MG	YA	3040	1/1	0.95	0.54	28,28,28,28	0
57	MG	RA	3124	1/1	0.95	0.17	61,61,61,61	0
57	MG	RA	3126	1/1	0.95	0.22	58,58,58,58	0
57	MG	XA	1654	1/1	0.95	0.45	39,39,39,39	0
57	MG	RA	3154	1/1	0.95	0.43	42,42,42,42	0
57	MG	YA	3136	1/1	0.95	0.24	39,39,39,39	0
57	MG	RA	3086	1/1	0.95	0.77	53,53,53,53	0
57	MG	XA	1603	1/1	0.95	0.42	43,43,43,43	0
57	MG	YA	3205	1/1	0.95	0.30	78,78,78,78	0
57	MG	RA	3057	1/1	0.95	0.46	133,133,133,133	0
57	MG	YA	3207	1/1	0.95	0.24	116,116,116,116	0
57	MG	YA	3208	1/1	0.95	0.19	51,51,51,51	0
57	MG	XA	1605	1/1	0.95	0.65	45,45,45,45	0
57	MG	XA	1606	1/1	0.95	0.54	76,76,76,76	0
57	MG	Y7	101	1/1	0.95	0.24	40,40,40,40	0
57	MG	QA	1663	1/1	0.95	0.17	40,40,40,40	0
57	MG	RA	3021	1/1	0.95	0.29	29,29,29,29	0
59	ZN	QD	301	1/1	0.95	0.23	59,59,59,59	0
59	ZN	QN	101	1/1	0.95	0.12	127,127,127,127	0
57	MG	YA	3060	1/1	0.95	0.42	35,35,35,35	0
57	MG	RB	202	1/1	0.96	0.08	100,100,100,100	0
57	MG	YA	3058	1/1	0.96	0.42	31,31,31,31	0
57	MG	YA	3059	1/1	0.96	0.14	45,45,45,45	0
57	MG	YA	3182	1/1	0.96	0.07	53,53,53,53	0
57	MG	QA	1611	1/1	0.96	0.20	28,28,28,28	0
57	MG	RA	3100	1/1	0.96	0.28	43,43,43,43	0
57	MG	RA	3222	1/1	0.96	0.38	49,49,49,49	0

*Continued on next page...*

*Continued from previous page...*

Mol	Type	Chain	Res	Atoms	RSCC	RSR	B-factors( $\text{\AA}^2$ )	Q<0.9
57	MG	RA	3040	1/1	0.96	0.26	35,35,35,35	0
57	MG	RA	3102	1/1	0.96	0.48	30,30,30,30	0
57	MG	RA	3083	1/1	0.96	0.15	50,50,50,50	0
57	MG	RA	3108	1/1	0.96	0.25	43,43,43,43	0
57	MG	RA	3198	1/1	0.96	0.23	49,49,49,49	0
57	MG	YA	3255	1/1	0.96	0.64	34,34,34,34	0
57	MG	RA	3199	1/1	0.96	0.68	56,56,56,56	0
57	MG	YA	3009	1/1	0.96	0.62	25,25,25,25	0
57	MG	QA	1617	1/1	0.96	0.27	48,48,48,48	0
57	MG	YA	3198	1/1	0.96	0.15	86,86,86,86	0
57	MG	RA	3085	1/1	0.96	0.32	55,55,55,55	0
57	MG	RA	3202	1/1	0.96	0.67	32,32,32,32	0
57	MG	RA	3070	1/1	0.96	0.34	58,58,58,58	0
57	MG	YA	3018	1/1	0.96	0.53	48,48,48,48	0
57	MG	YA	3086	1/1	0.96	0.52	28,28,28,28	0
57	MG	RA	3087	1/1	0.96	0.49	54,54,54,54	0
57	MG	RA	3137	1/1	0.96	0.33	42,42,42,42	0
57	MG	YA	3089	1/1	0.96	0.48	53,53,53,53	0
57	MG	YA	3022	1/1	0.96	0.38	45,45,45,45	0
57	MG	XA	1616	1/1	0.96	0.27	25,25,25,25	0
57	MG	YA	3209	1/1	0.96	0.38	52,52,52,52	0
57	MG	YA	3027	1/1	0.96	0.20	38,38,38,38	0
57	MG	RA	3049	1/1	0.96	0.43	49,49,49,49	0
57	MG	YA	3031	1/1	0.96	0.73	37,37,37,37	0
57	MG	YA	3032	1/1	0.96	0.29	28,28,28,28	0
57	MG	RA	3029	1/1	0.96	0.27	35,35,35,35	0
57	MG	RA	3062	1/1	0.96	0.81	28,28,28,28	0
57	MG	XA	1624	1/1	0.96	0.58	42,42,42,42	0
57	MG	RA	3093	1/1	0.96	0.53	34,34,34,34	0
57	MG	YA	3107	1/1	0.96	0.49	26,26,26,26	0
57	MG	XA	1627	1/1	0.96	0.25	43,43,43,43	0
57	MG	YA	3042	1/1	0.96	0.42	45,45,45,45	0
57	MG	QA	1659	1/1	0.96	0.40	70,70,70,70	0
57	MG	RA	3163	1/1	0.96	0.28	38,38,38,38	0
57	MG	RA	3187	1/1	0.96	0.33	49,49,49,49	0
57	MG	RA	3095	1/1	0.96	0.43	34,34,34,34	0
57	MG	RA	3096	1/1	0.96	0.27	36,36,36,36	0
57	MG	RA	3016	1/1	0.96	0.47	39,39,39,39	0
57	MG	YA	3052	1/1	0.96	0.56	41,41,41,41	0
57	MG	RA	3146	1/1	0.96	0.17	137,137,137,137	0
57	MG	XA	1636	1/1	0.96	0.28	36,36,36,36	0
57	MG	XA	1637	1/1	0.96	0.19	59,59,59,59	0

*Continued on next page...*

*Continued from previous page...*

Mol	Type	Chain	Res	Atoms	RSCC	RSR	B-factors( $\text{\AA}^2$ )	Q<0.9
57	MG	XA	1611	1/1	0.97	0.28	28,28,28,28	0
57	MG	YA	3073	1/1	0.97	0.36	37,37,37,37	0
57	MG	XA	1613	1/1	0.97	0.19	50,50,50,50	0
57	MG	RA	3017	1/1	0.97	0.32	52,52,52,52	0
57	MG	YA	3146	1/1	0.97	0.25	48,48,48,48	0
57	MG	YA	3017	1/1	0.97	0.30	31,31,31,31	0
57	MG	YA	3220	1/1	0.97	0.55	45,45,45,45	0
57	MG	XA	1615	1/1	0.97	0.42	29,29,29,29	0
57	MG	YA	3078	1/1	0.97	0.47	51,51,51,51	0
57	MG	RA	3018	1/1	0.97	0.55	32,32,32,32	0
57	MG	YA	3225	1/1	0.97	0.39	67,67,67,67	0
57	MG	YA	3226	1/1	0.97	0.16	74,74,74,74	0
57	MG	YA	3081	1/1	0.97	1.05	31,31,31,31	0
57	MG	XA	1617	1/1	0.97	0.18	40,40,40,40	0
57	MG	YA	3021	1/1	0.97	0.38	24,24,24,24	0
57	MG	RA	3034	1/1	0.97	0.85	42,42,42,42	0
57	MG	YA	3023	1/1	0.97	0.31	39,39,39,39	0
57	MG	RA	3036	1/1	0.97	0.43	29,29,29,29	0
57	MG	RA	3120	1/1	0.97	0.11	49,49,49,49	0
57	MG	YA	3159	1/1	0.97	0.39	34,34,34,34	0
57	MG	YA	3236	1/1	0.97	0.33	52,52,52,52	0
57	MG	YA	3028	1/1	0.97	0.32	25,25,25,25	0
57	MG	XA	1623	1/1	0.97	0.15	42,42,42,42	0
57	MG	YA	3092	1/1	0.97	0.30	25,25,25,25	0
57	MG	RA	3037	1/1	0.97	0.41	32,32,32,32	0
57	MG	RA	3038	1/1	0.97	0.29	29,29,29,29	0
57	MG	YA	3095	1/1	0.97	0.17	49,49,49,49	0
57	MG	YA	3033	1/1	0.97	0.54	28,28,28,28	0
57	MG	YA	3098	1/1	0.97	0.57	29,29,29,29	0
57	MG	YA	3245	1/1	0.97	0.53	25,25,25,25	0
57	MG	YA	3034	1/1	0.97	0.39	27,27,27,27	0
57	MG	YA	3247	1/1	0.97	1.06	29,29,29,29	0
57	MG	XA	1626	1/1	0.97	0.43	59,59,59,59	0
57	MG	YA	3250	1/1	0.97	0.62	52,52,52,52	0
57	MG	YA	3171	1/1	0.97	0.62	33,33,33,33	0
57	MG	RA	3098	1/1	0.97	0.21	65,65,65,65	0
57	MG	YA	3038	1/1	0.97	0.19	50,50,50,50	0
57	MG	RA	3125	1/1	0.97	0.13	48,48,48,48	0
57	MG	RA	3079	1/1	0.97	0.28	48,48,48,48	0
57	MG	YA	3106	1/1	0.97	0.52	42,42,42,42	0
57	MG	QV	101	1/1	0.97	0.14	48,48,48,48	0
57	MG	YA	3108	1/1	0.97	0.37	33,33,33,33	0

*Continued on next page...*

*Continued from previous page...*

Mol	Type	Chain	Res	Atoms	RSCC	RSR	B-factors( $\text{\AA}^2$ )	Q<0.9
57	MG	YA	3109	1/1	0.97	0.18	30,30,30,30	0
57	MG	RA	3020	1/1	0.97	0.75	33,33,33,33	0
57	MG	YA	3111	1/1	0.97	0.24	63,63,63,63	0
57	MG	XA	1632	1/1	0.97	0.45	41,41,41,41	0
57	MG	QA	1642	1/1	0.97	0.36	56,56,56,56	0
57	MG	RA	3103	1/1	0.97	0.41	41,41,41,41	0
57	MG	RP	201	1/1	0.97	0.19	166,166,166,166	0
57	MG	YA	3117	1/1	0.97	0.20	39,39,39,39	0
57	MG	RA	3022	1/1	0.97	0.17	30,30,30,30	0
57	MG	YA	3189	1/1	0.97	0.23	49,49,49,49	0
57	MG	RA	3012	1/1	0.97	0.33	45,45,45,45	0
57	MG	YA	3049	1/1	0.97	0.41	27,27,27,27	0
57	MG	YA	3051	1/1	0.97	0.46	26,26,26,26	0
57	MG	YA	3193	1/1	0.97	0.42	230,230,230,230	0
57	MG	RA	3013	1/1	0.97	0.43	27,27,27,27	0
57	MG	RA	3110	1/1	0.97	0.14	50,50,50,50	0
57	MG	RA	3179	1/1	0.97	0.14	113,113,113,113	0
57	MG	YA	3127	1/1	0.97	0.15	39,39,39,39	0
57	MG	RA	3014	1/1	0.97	0.21	64,64,64,64	0
57	MG	YA	3129	1/1	0.97	0.11	59,59,59,59	0
57	MG	YA	3001	1/1	0.97	0.75	38,38,38,38	0
57	MG	QA	1622	1/1	0.97	0.20	103,103,103,103	0
57	MG	YB	205	1/1	0.97	0.19	231,231,231,231	0
57	MG	RA	3113	1/1	0.97	0.69	34,34,34,34	0
57	MG	RA	3209	1/1	0.97	0.09	57,57,57,57	0
57	MG	YA	3062	1/1	0.97	0.42	51,51,51,51	0
57	MG	YX	101	1/1	0.97	0.21	196,196,196,196	0
57	MG	QA	1604	1/1	0.97	0.30	30,30,30,30	0
57	MG	YA	3007	1/1	0.97	0.23	40,40,40,40	0
57	MG	RA	3235	1/1	0.97	0.28	59,59,59,59	0
57	MG	YA	3067	1/1	0.97	0.29	37,37,37,37	0
57	MG	YA	3069	1/1	0.97	0.43	29,29,29,29	0
57	MG	YA	3011	1/1	0.97	0.42	29,29,29,29	0
57	MG	RA	3236	1/1	0.97	0.85	46,46,46,46	0
59	ZN	Y9	300	1/1	0.97	0.08	101,101,101,101	0
57	MG	XV	101	1/1	0.98	0.28	49,49,49,49	0
57	MG	RA	3030	1/1	0.98	0.27	35,35,35,35	0
57	MG	RA	3119	1/1	0.98	0.43	76,76,76,76	0
57	MG	XA	1644	1/1	0.98	0.32	60,60,60,60	0
57	MG	RA	3080	1/1	0.98	0.81	75,75,75,75	0
57	MG	YA	3187	1/1	0.98	0.41	73,73,73,73	0
57	MG	RA	3121	1/1	0.98	0.27	69,69,69,69	0

*Continued on next page...*



*Continued from previous page...*

Mol	Type	Chain	Res	Atoms	RSCC	RSR	B-factors(Å <sup>2</sup> )	Q<0.9
57	MG	RA	3024	1/1	0.98	0.31	28,28,28,28	0
57	MG	QA	1630	1/1	0.98	0.14	101,101,101,101	0
57	MG	XA	1618	1/1	0.98	0.32	37,37,37,37	0
57	MG	YA	3248	1/1	0.98	0.32	27,27,27,27	0
57	MG	YA	3090	1/1	0.98	0.17	30,30,30,30	0
57	MG	YA	3005	1/1	0.98	0.22	26,26,26,26	0
57	MG	RA	3042	1/1	0.98	0.29	53,53,53,53	0
57	MG	RA	3052	1/1	0.98	0.27	27,27,27,27	0
57	MG	YA	3253	1/1	0.98	0.90	55,55,55,55	0
57	MG	QA	1606	1/1	0.98	0.18	57,57,57,57	0
57	MG	YA	3197	1/1	0.98	0.12	42,42,42,42	0
57	MG	YA	3010	1/1	0.98	0.48	33,33,33,33	0
57	MG	YA	3050	1/1	0.98	0.35	25,25,25,25	0
57	MG	YA	3097	1/1	0.98	0.16	29,29,29,29	0
57	MG	XA	1622	1/1	0.98	0.12	49,49,49,49	0
57	MG	RA	3104	1/1	0.98	0.44	42,42,42,42	0
57	MG	RA	3035	1/1	0.98	0.53	43,43,43,43	0
57	MG	YA	3014	1/1	0.98	0.39	29,29,29,29	0
57	MG	RA	3106	1/1	0.98	0.21	32,32,32,32	0
57	MG	YA	3103	1/1	0.98	0.59	31,31,31,31	0
57	MG	YA	3154	1/1	0.98	0.20	40,40,40,40	0
57	MG	RA	3107	1/1	0.98	0.19	45,45,45,45	0
57	MG	YA	3057	1/1	0.98	0.79	33,33,33,33	0
57	MG	QA	1636	1/1	0.98	0.13	44,44,44,44	0
57	MG	RP	203	1/1	0.98	0.18	381,381,381,381	0
57	MG	QA	1610	1/1	0.98	0.25	34,34,34,34	0
57	MG	YA	3061	1/1	0.98	0.12	26,26,26,26	0
57	MG	QA	1608	1/1	0.98	0.11	36,36,36,36	0
57	MG	YA	3215	1/1	0.98	0.37	61,61,61,61	0
57	MG	YA	3162	1/1	0.98	0.14	35,35,35,35	0
57	MG	RA	3090	1/1	0.98	0.46	40,40,40,40	0
57	MG	YA	3112	1/1	0.98	0.27	47,47,47,47	0
57	MG	RA	3074	1/1	0.98	0.18	51,51,51,51	0
57	MG	XA	1602	1/1	0.98	0.27	36,36,36,36	0
57	MG	YA	3221	1/1	0.98	0.37	40,40,40,40	0
57	MG	YA	3066	1/1	0.98	0.73	42,42,42,42	0
57	MG	RA	3207	1/1	0.98	0.28	156,156,156,156	0
57	MG	YA	3068	1/1	0.98	0.46	42,42,42,42	0
57	MG	YA	3026	1/1	0.98	0.98	30,30,30,30	0
57	MG	YA	3119	1/1	0.98	0.32	52,52,52,52	0
57	MG	RA	3092	1/1	0.98	0.46	71,71,71,71	0
57	MG	YP	201	1/1	0.98	0.49	380,380,380,380	0

*Continued on next page...*

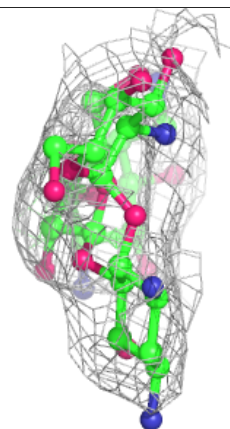
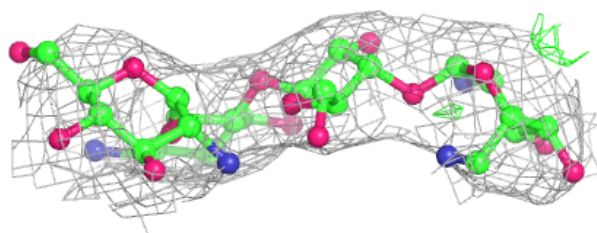
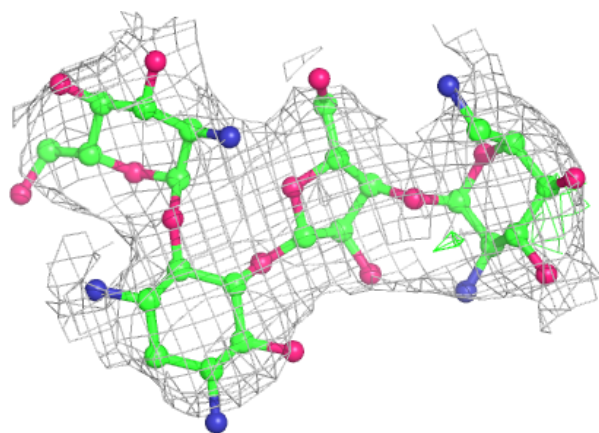
*Continued from previous page...*

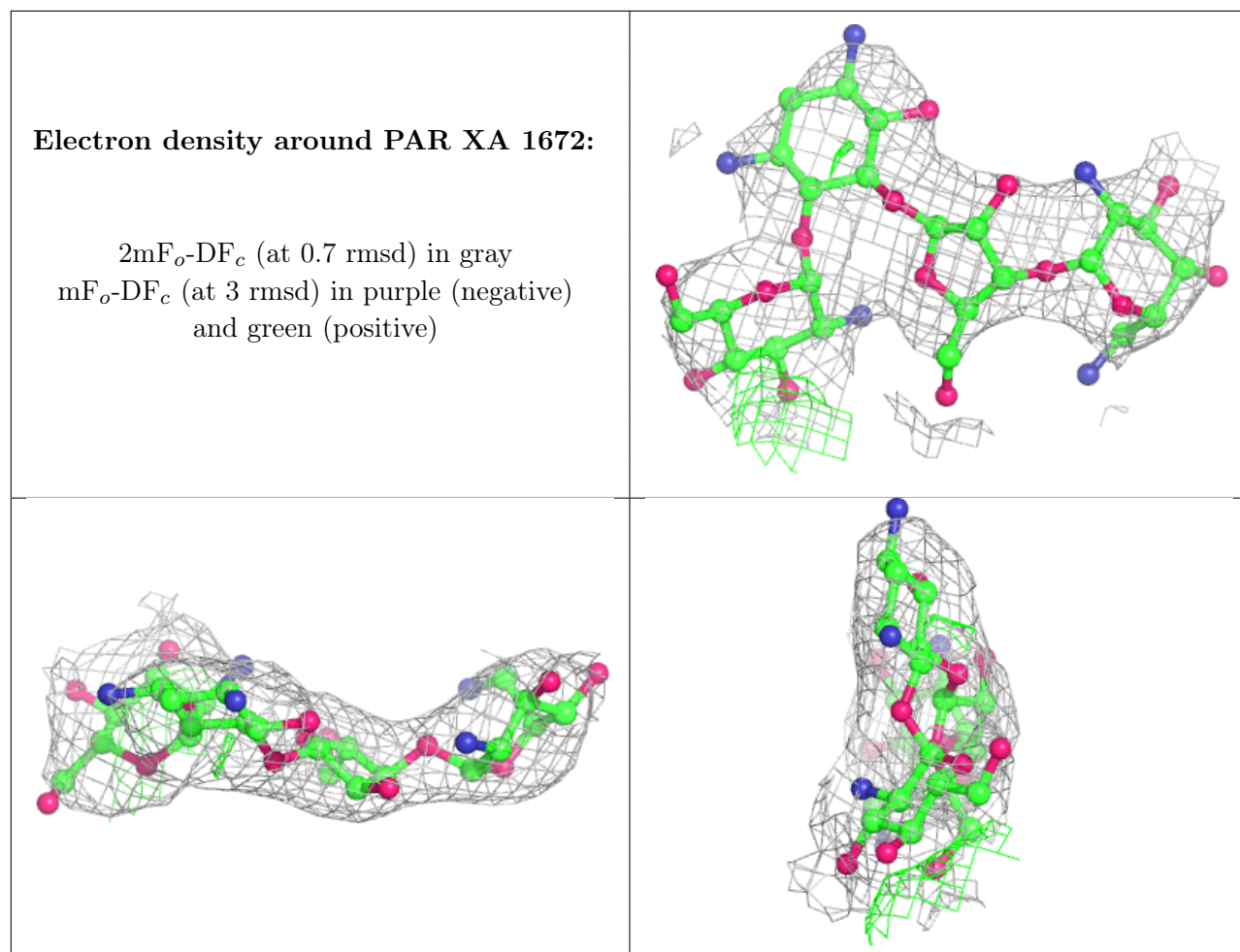
Mol	Type	Chain	Res	Atoms	RSCC	RSR	B-factors( $\text{\AA}^2$ )	Q<0.9
57	MG	RA	3183	1/1	0.98	0.07	67,67,67,67	0
57	MG	YA	3029	1/1	0.98	0.76	39,39,39,39	0
57	MG	RA	3058	1/1	0.98	0.29	49,49,49,49	0
57	MG	RA	3059	1/1	0.98	0.34	30,30,30,30	0
57	MG	RA	3077	1/1	0.98	0.23	52,52,52,52	0
57	MG	RA	3060	1/1	0.98	0.26	44,44,44,44	0
57	MG	XA	1610	1/1	0.98	0.29	32,32,32,32	0
57	MG	YA	3035	1/1	0.98	0.51	42,42,42,42	0
59	ZN	XN	101	1/1	0.98	0.16	76,76,76,76	0
57	MG	YA	3079	1/1	0.98	0.26	26,26,26,26	0
57	MG	YA	3268	1/1	0.99	0.29	66,66,66,66	0
57	MG	RA	3065	1/1	0.99	0.41	29,29,29,29	0
57	MG	RA	3023	1/1	0.99	0.17	32,32,32,32	0
57	MG	RA	3204	1/1	0.99	0.20	167,167,167,167	0
57	MG	XA	1612	1/1	0.99	0.18	37,37,37,37	0
57	MG	YA	3126	1/1	0.99	0.40	46,46,46,46	0
57	MG	RA	3072	1/1	0.99	0.26	54,54,54,54	0
57	MG	XA	1646	1/1	0.99	0.14	49,49,49,49	0
57	MG	YA	3025	1/1	0.99	0.42	31,31,31,31	0
57	MG	YA	3234	1/1	0.99	0.10	147,147,147,147	0
57	MG	RA	3032	1/1	0.99	0.49	29,29,29,29	0
57	MG	QA	1648	1/1	0.99	0.07	93,93,93,93	0
57	MG	YA	3083	1/1	0.99	0.54	50,50,50,50	0
59	ZN	XD	301	1/1	0.99	0.31	52,52,52,52	0
57	MG	RA	3064	1/1	0.99	0.27	48,48,48,48	0
57	MG	YA	3008	1/1	0.99	0.33	48,48,48,48	0

The following is a graphical depiction of the model fit to experimental electron density of all instances of the Ligand of Interest. In addition, ligands with molecular weight > 250 and outliers as shown on the geometry validation Tables will also be included. Each fit is shown from different orientation to approximate a three-dimensional view.

**Electron density around PAR QA 1667:**

$2mF_o-DF_c$  (at 0.7 rmsd) in gray  
 $mF_o-DF_c$  (at 3 rmsd) in purple (negative)  
and green (positive)





## 6.5 Other polymers [i](#)

There are no such residues in this entry.