



## Full wwPDB EM Validation Report ⓘ

Apr 16, 2024 – 12:24 pm BST

PDB ID : 7OJ0  
EMDB ID : EMD-12937  
Title : Cryo-EM structure of 70S ribosome stalled with TnaC peptide and RF2  
Authors : Su, T.; Kudva, R.; Becker, T.; Berninghausen, O.; Heijne, G.; Cheng, J.; Beckmann, R.  
Deposited on : 2021-05-13  
Resolution : 3.50 Å(reported)

This is a Full wwPDB EM Validation Report for a publicly released PDB entry.

We welcome your comments at [validation@mail.wwpdb.org](mailto:validation@mail.wwpdb.org)

A user guide is available at

<https://www.wwpdb.org/validation/2017/EMValidationReportHelp>

with specific help available everywhere you see the ⓘ symbol.

The types of validation reports are described at

<http://www.wwpdb.org/validation/2017/FAQs#types>.

---

The following versions of software and data (see [references ⓘ](#)) were used in the production of this report:

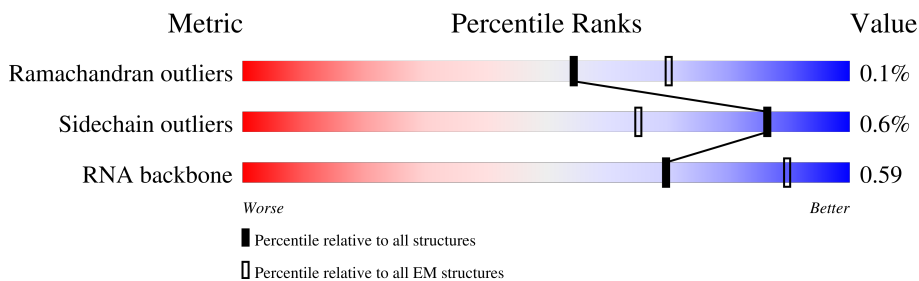
EMDB validation analysis : 0.0.1.dev92  
Mogul : 1.8.4, CSD as541be (2020)  
MolProbity : 4.02b-467  
Percentile statistics : 20191225.v01 (using entries in the PDB archive December 25th 2019)  
MapQ : 1.9.13  
Ideal geometry (proteins) : Engh & Huber (2001)  
Ideal geometry (DNA, RNA) : Parkinson et al. (1996)  
Validation Pipeline (wwPDB-VP) : 2.36

# 1 Overall quality at a glance

The following experimental techniques were used to determine the structure:  
*ELECTRON MICROSCOPY*

The reported resolution of this entry is 3.50 Å.

Percentile scores (ranging between 0-100) for global validation metrics of the entry are shown in the following graphic. The table shows the number of entries on which the scores are based.



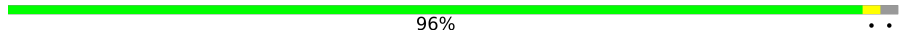
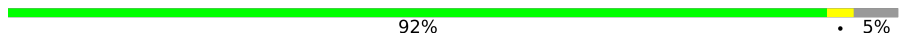

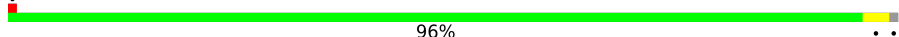
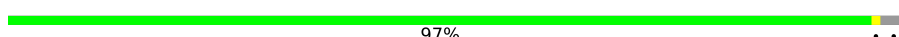
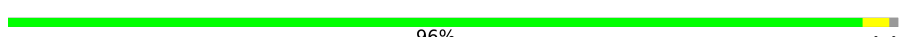




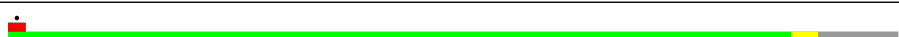





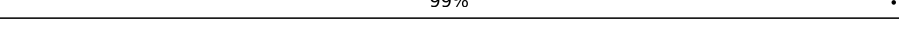
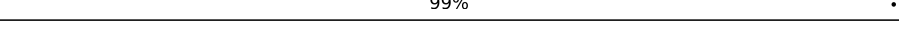
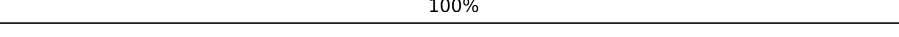
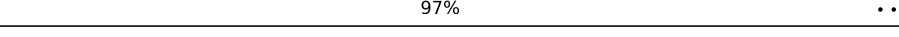
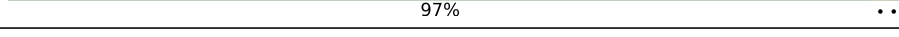

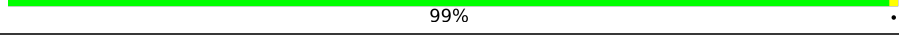
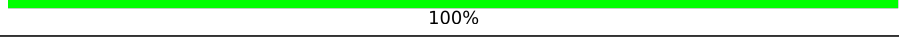
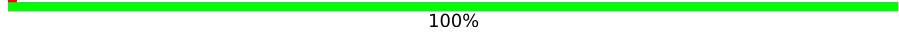
| Metric                | Whole archive<br>(#Entries) | EM structures<br>(#Entries) |
|-----------------------|-----------------------------|-----------------------------|
| Ramachandran outliers | 154571                      | 4023                        |
| Sidechain outliers    | 154315                      | 3826                        |
| RNA backbone          | 4643                        | 859                         |

The table below summarises the geometric issues observed across the polymeric chains and their fit to the map. The red, orange, yellow and green segments of the bar indicate the fraction of residues that contain outliers for  $\geq 3$ , 2, 1 and 0 types of geometric quality criteria respectively. A grey segment represents the fraction of residues that are not modelled. The numeric value for each fraction is indicated below the corresponding segment, with a dot representing fractions  $\leq 5\%$ . The upper red bar (where present) indicates the fraction of residues that have poor fit to the EM map (all-atom inclusion  $< 40\%$ ). The numeric value is given above the bar.

| Mol | Chain | Length | Quality of chain |
|-----|-------|--------|------------------|
| 1   | A     | 1519   |                  |
| 2   | B     | 241    |                  |
| 3   | C     | 233    |                  |
| 4   | D     | 206    |                  |
| 5   | E     | 167    |                  |
| 6   | F     | 135    |                  |
| 7   | G     | 179    |                  |
| 8   | H     | 130    |                  |

Continued on next page...

Continued from previous page...

| Mol | Chain | Length | Quality of chain   |
|-----|-------|--------|--|
| 9   | I     | 130    |  96%       |
| 10  | J     | 103    |  92% 5%    |
| 11  | K     | 129    |  89% 9%    |
| 12  | L     | 124    |  96%       |
| 13  | M     | 118    |  97%       |
| 14  | N     | 101    |  96%       |
| 15  | O     | 89     |  99%       |
| 16  | P     | 82     |  99%       |
| 17  | Q     | 84     |  94% 6%    |
| 18  | R     | 75     |  85% 12%   |
| 19  | S     | 92     |  88% 9%    |
| 20  | T     | 87     |  99%      |
| 21  | U     | 71     |  99%     |
| 22  | a     | 2807   |  85% 15% |
| 23  | b     | 119    |  86% 14% |
| 24  | c     | 273    |  99%     |
| 25  | d     | 209    |  99%     |
| 26  | e     | 201    |  100%    |
| 27  | f     | 179    |  97%     |
| 28  | g     | 177    |  97%     |
| 29  | h     | 149    |  28% 72% |
| 30  | i     | 142    |  99%     |
| 31  | j     | 123    |  100%    |
| 32  | k     | 144    |  100%    |
| 33  | l     | 136    |  99%     |

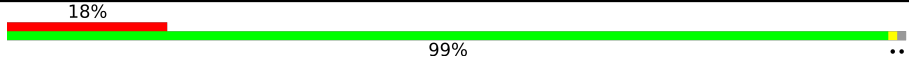
Continued on next page...

Continued from previous page...

| Mol | Chain | Length | Quality of chain |
|-----|-------|--------|------------------|
| 34  | m     | 127    | 91% 7%           |
| 35  | n     | 117    | 99%              |
| 36  | o     | 115    | 99%              |
| 37  | p     | 118    | 99%              |
| 38  | q     | 103    | 99%              |
| 39  | r     | 110    | 100%             |
| 40  | s     | 100    | 93% 7%           |
| 41  | t     | 104    | 96%              |
| 42  | u     | 94     | 100%             |
| 43  | v     | 85     | 92% 8%           |
| 44  | w     | 78     | 99%              |
| 45  | x     | 63     | 97%              |
| 46  | y     | 59     | 98%              |
| 47  | z     | 57     | 96%              |
| 48  | 0     | 55     | 93% 7%           |
| 49  | 1     | 46     | 100%             |
| 50  | 2     | 65     | 98%              |
| 51  | 3     | 38     | 100%             |
| 52  | 4     | 66     | 91% 9%           |
| 53  | X     | 5      | 80% 20%          |
| 54  | 7     | 16     | 100%             |
| 55  | V     | 75     | 68% 31%          |
| 56  | 6     | 46     | 35% 100%         |
| 57  | 8     | 365    | 34% 96%          |
| 58  | 5     | 130    | 17% 94% 6%       |

Continued on next page...

*Continued from previous page...*

| Mol | Chain | Length | Quality of chain   |
|-----|-------|--------|--|
| 59  | 9     | 134    |  <p>A horizontal bar chart representing the quality of chain. The bar is divided into two segments: a red segment on the left labeled '18%' and a green segment on the right labeled '99%'. The green segment extends almost to the right edge of the chart area, with a small grey and yellow segment at the very end. The label '99%' is positioned below the green segment.</p> |

## 2 Entry composition [i](#)

There are 62 unique types of molecules in this entry. The entry contains 146507 atoms, of which 0 are hydrogens and 0 are deuteriums.

In the tables below, the AltConf column contains the number of residues with at least one atom in alternate conformation and the Trace column contains the number of residues modelled with at most 2 atoms.

- Molecule 1 is a RNA chain called 16S rRNA.

| Mol | Chain | Residues | Atoms |       |      |       |      | AltConf | Trace |
|-----|-------|----------|-------|-------|------|-------|------|---------|-------|
|     |       |          | Total | C     | N    | O     | P    |         |       |
| 1   | A     | 1519     | 32612 | 14552 | 5986 | 10555 | 1519 | 0       | 0     |

- Molecule 2 is a protein called 30S ribosomal protein S2.

| Mol | Chain | Residues | Atoms |      |     |     |   | AltConf | Trace |
|-----|-------|----------|-------|------|-----|-----|---|---------|-------|
|     |       |          | Total | C    | N   | O   | S |         |       |
| 2   | B     | 224      | 1753  | 1109 | 315 | 321 | 8 | 0       | 0     |

- Molecule 3 is a protein called 30S ribosomal protein S3.

| Mol | Chain | Residues | Atoms |      |     |     |   | AltConf | Trace |
|-----|-------|----------|-------|------|-----|-----|---|---------|-------|
|     |       |          | Total | C    | N   | O   | S |         |       |
| 3   | C     | 206      | 1624  | 1028 | 305 | 288 | 3 | 0       | 0     |

- Molecule 4 is a protein called 30S ribosomal protein S4.

| Mol | Chain | Residues | Atoms |      |     |     |   | AltConf | Trace |
|-----|-------|----------|-------|------|-----|-----|---|---------|-------|
|     |       |          | Total | C    | N   | O   | S |         |       |
| 4   | D     | 205      | 1643  | 1026 | 315 | 298 | 4 | 0       | 0     |

- Molecule 5 is a protein called 30S ribosomal protein S5.

| Mol | Chain | Residues | Atoms |     |     |     |   | AltConf | Trace |
|-----|-------|----------|-------|-----|-----|-----|---|---------|-------|
|     |       |          | Total | C   | N   | O   | S |         |       |
| 5   | E     | 156      | 1152  | 717 | 217 | 212 | 6 | 0       | 0     |

- Molecule 6 is a protein called 30S ribosomal protein S6, fully modified isoform.

| Mol | Chain | Residues | Atoms |     |     |     |   | AltConf | Trace |
|-----|-------|----------|-------|-----|-----|-----|---|---------|-------|
|     |       |          | Total | C   | N   | O   | S |         |       |
| 6   | F     | 103      | 839   | 530 | 151 | 151 | 7 | 0       | 0     |

- Molecule 7 is a protein called 30S ribosomal protein S7.

| Mol | Chain | Residues | Atoms |     |     |     |   | AltConf | Trace |
|-----|-------|----------|-------|-----|-----|-----|---|---------|-------|
|     |       |          | Total | C   | N   | O   | S |         |       |
| 7   | G     | 153      | 1203  | 750 | 231 | 218 | 4 | 0       | 0     |

- Molecule 8 is a protein called 30S ribosomal protein S8.

| Mol | Chain | Residues | Atoms |     |     |     |   | AltConf | Trace |
|-----|-------|----------|-------|-----|-----|-----|---|---------|-------|
|     |       |          | Total | C   | N   | O   | S |         |       |
| 8   | H     | 129      | 979   | 616 | 173 | 184 | 6 | 0       | 0     |

- Molecule 9 is a protein called 30S ribosomal protein S9.

| Mol | Chain | Residues | Atoms |     |     |     |   | AltConf | Trace |
|-----|-------|----------|-------|-----|-----|-----|---|---------|-------|
|     |       |          | Total | C   | N   | O   | S |         |       |
| 9   | I     | 127      | 1022  | 634 | 206 | 179 | 3 | 0       | 0     |

- Molecule 10 is a protein called 30S ribosomal protein S10.

| Mol | Chain | Residues | Atoms |     |     |     |   | AltConf | Trace |
|-----|-------|----------|-------|-----|-----|-----|---|---------|-------|
|     |       |          | Total | C   | N   | O   | S |         |       |
| 10  | J     | 98       | 786   | 493 | 150 | 142 | 1 | 0       | 0     |

- Molecule 11 is a protein called 30S ribosomal protein S11.

| Mol | Chain | Residues | Atoms |     |     |     |   | AltConf | Trace |
|-----|-------|----------|-------|-----|-----|-----|---|---------|-------|
|     |       |          | Total | C   | N   | O   | S |         |       |
| 11  | K     | 117      | 877   | 540 | 173 | 161 | 3 | 0       | 0     |

There is a discrepancy between the modelled and reference sequences:

| Chain | Residue | Modelled | Actual | Comment  | Reference      |
|-------|---------|----------|--------|----------|----------------|
| K     | 119     | ASP      | ASN    | conflict | UNP A0A6D2X4T2 |

- Molecule 12 is a protein called 30S ribosomal protein S12.

| Mol | Chain | Residues | Atoms |     |     |     |   | AltConf | Trace |
|-----|-------|----------|-------|-----|-----|-----|---|---------|-------|
|     |       |          | Total | C   | N   | O   | S |         |       |
| 12  | L     | 123      | 952   | 589 | 195 | 164 | 4 | 0       | 0     |

- Molecule 13 is a protein called 30S ribosomal protein S13.

| Mol | Chain | Residues | Atoms |     |     |     |   | AltConf | Trace |
|-----|-------|----------|-------|-----|-----|-----|---|---------|-------|
| 13  | M     | 115      | Total | C   | N   | O   | S | 0       | 0     |
|     |       |          | 891   | 552 | 179 | 157 | 3 |         |       |

- Molecule 14 is a protein called 30S ribosomal protein S14.

| Mol | Chain | Residues | Atoms |     |     |     |   | AltConf | Trace |
|-----|-------|----------|-------|-----|-----|-----|---|---------|-------|
| 14  | N     | 100      | Total | C   | N   | O   | S | 0       | 0     |
|     |       |          | 805   | 499 | 164 | 139 | 3 |         |       |

- Molecule 15 is a protein called 30S ribosomal protein S15.

| Mol | Chain | Residues | Atoms |     |     |     |   | AltConf | Trace |
|-----|-------|----------|-------|-----|-----|-----|---|---------|-------|
| 15  | O     | 88       | Total | C   | N   | O   | S | 0       | 0     |
|     |       |          | 714   | 439 | 144 | 130 | 1 |         |       |

- Molecule 16 is a protein called 30S ribosomal protein S16.

| Mol | Chain | Residues | Atoms |     |     |     |   | AltConf | Trace |
|-----|-------|----------|-------|-----|-----|-----|---|---------|-------|
| 16  | P     | 81       | Total | C   | N   | O   | S | 0       | 0     |
|     |       |          | 643   | 403 | 127 | 112 | 1 |         |       |

- Molecule 17 is a protein called 30S ribosomal protein S17.

| Mol | Chain | Residues | Atoms |     |     |     |   | AltConf | Trace |
|-----|-------|----------|-------|-----|-----|-----|---|---------|-------|
| 17  | Q     | 79       | Total | C   | N   | O   | S | 0       | 0     |
|     |       |          | 641   | 406 | 120 | 112 | 3 |         |       |

- Molecule 18 is a protein called 30S ribosomal protein S18.

| Mol | Chain | Residues | Atoms |     |     |    |   | AltConf | Trace |
|-----|-------|----------|-------|-----|-----|----|---|---------|-------|
| 18  | R     | 66       | Total | C   | N   | O  | S | 0       | 0     |
|     |       |          | 544   | 345 | 102 | 96 | 1 |         |       |

- Molecule 19 is a protein called 30S ribosomal protein S19.

| Mol | Chain | Residues | Atoms |     |     |     |   | AltConf | Trace |
|-----|-------|----------|-------|-----|-----|-----|---|---------|-------|
| 19  | S     | 84       | Total | C   | N   | O   | S | 0       | 0     |
|     |       |          | 668   | 427 | 127 | 112 | 2 |         |       |

- Molecule 20 is a protein called 30S ribosomal protein S20.



| Mol | Chain | Residues | Atoms |     |     |     |   | AltConf | Trace |
|-----|-------|----------|-------|-----|-----|-----|---|---------|-------|
| 20  | T     | 86       | Total | C   | N   | O   | S | 0       | 0     |
|     |       |          | 670   | 414 | 138 | 115 | 3 |         |       |

- Molecule 21 is a protein called 30S ribosomal protein S21.

| Mol | Chain | Residues | Atoms |     |     |    |   | AltConf | Trace |
|-----|-------|----------|-------|-----|-----|----|---|---------|-------|
| 21  | U     | 70       | Total | C   | N   | O  | S | 0       | 0     |
|     |       |          | 589   | 366 | 125 | 97 | 1 |         |       |

- Molecule 22 is a RNA chain called 23S rRNA.

| Mol | Chain | Residues | Atoms |       |       |       |      | AltConf | Trace |
|-----|-------|----------|-------|-------|-------|-------|------|---------|-------|
| 22  | a     | 2807     | Total | C     | N     | O     | P    | 0       | 0     |
|     |       |          | 60285 | 26901 | 11108 | 19469 | 2807 |         |       |

- Molecule 23 is a RNA chain called 5S rRNA.

| Mol | Chain | Residues | Atoms |      |     |     |     | AltConf | Trace |
|-----|-------|----------|-------|------|-----|-----|-----|---------|-------|
| 23  | b     | 119      | Total | C    | N   | O   | P   | 0       | 0     |
|     |       |          | 2549  | 1135 | 466 | 829 | 119 |         |       |

- Molecule 24 is a protein called 50S ribosomal protein L2.

| Mol | Chain | Residues | Atoms |      |     |     |   | AltConf | Trace |
|-----|-------|----------|-------|------|-----|-----|---|---------|-------|
| 24  | c     | 271      | Total | C    | N   | O   | S | 0       | 0     |
|     |       |          | 2082  | 1288 | 423 | 364 | 7 |         |       |

- Molecule 25 is a protein called 50S ribosomal protein L3.

| Mol | Chain | Residues | Atoms |     |     |     |   | AltConf | Trace |
|-----|-------|----------|-------|-----|-----|-----|---|---------|-------|
| 25  | d     | 209      | Total | C   | N   | O   | S | 0       | 0     |
|     |       |          | 1566  | 980 | 288 | 294 | 4 |         |       |

- Molecule 26 is a protein called 50S ribosomal protein L4.

| Mol | Chain | Residues | Atoms |     |     |     |   | AltConf | Trace |
|-----|-------|----------|-------|-----|-----|-----|---|---------|-------|
| 26  | e     | 201      | Total | C   | N   | O   | S | 0       | 0     |
|     |       |          | 1552  | 974 | 283 | 290 | 5 |         |       |

- Molecule 27 is a protein called 50S ribosomal protein L5.

| Mol | Chain | Residues | Atoms |     |     |     |   | AltConf | Trace |
|-----|-------|----------|-------|-----|-----|-----|---|---------|-------|
| 27  | f     | 177      | Total | C   | N   | O   | S | 0       | 0     |
|     |       |          | 1410  | 899 | 249 | 256 | 6 |         |       |

- Molecule 28 is a protein called 50S ribosomal protein L6.

| Mol | Chain | Residues | Atoms |     |     |     |   | AltConf | Trace |
|-----|-------|----------|-------|-----|-----|-----|---|---------|-------|
| 28  | g     | 176      | Total | C   | N   | O   | S | 0       | 0     |
|     |       |          | 1323  | 832 | 243 | 246 | 2 |         |       |

- Molecule 29 is a protein called 50S ribosomal protein L9.

| Mol | Chain | Residues | Atoms |     |    |    |   | AltConf | Trace |
|-----|-------|----------|-------|-----|----|----|---|---------|-------|
| 29  | h     | 41       | Total | C   | N  | O  | S | 0       | 0     |
|     |       |          | 303   | 194 | 54 | 54 | 1 |         |       |

- Molecule 30 is a protein called 50S ribosomal protein L13.

| Mol | Chain | Residues | Atoms |     |     |     |   | AltConf | Trace |
|-----|-------|----------|-------|-----|-----|-----|---|---------|-------|
| 30  | i     | 142      | Total | C   | N   | O   | S | 0       | 0     |
|     |       |          | 1129  | 714 | 212 | 199 | 4 |         |       |

- Molecule 31 is a protein called 50S ribosomal protein L14.

| Mol | Chain | Residues | Atoms |     |     |     |   | AltConf | Trace |
|-----|-------|----------|-------|-----|-----|-----|---|---------|-------|
| 31  | j     | 123      | Total | C   | N   | O   | S | 0       | 0     |
|     |       |          | 946   | 593 | 181 | 166 | 6 |         |       |

- Molecule 32 is a protein called 50S ribosomal protein L15.

| Mol | Chain | Residues | Atoms |     |     |     |   | AltConf | Trace |
|-----|-------|----------|-------|-----|-----|-----|---|---------|-------|
| 32  | k     | 144      | Total | C   | N   | O   | S | 0       | 0     |
|     |       |          | 1053  | 654 | 207 | 190 | 2 |         |       |

- Molecule 33 is a protein called 50S ribosomal protein L16.

| Mol | Chain | Residues | Atoms |     |     |     |   | AltConf | Trace |
|-----|-------|----------|-------|-----|-----|-----|---|---------|-------|
| 33  | l     | 136      | Total | C   | N   | O   | S | 0       | 0     |
|     |       |          | 1074  | 686 | 205 | 177 | 6 |         |       |

- Molecule 34 is a protein called 50S ribosomal protein L17.

| Mol | Chain | Residues | Atoms |     |     |     |   | AltConf | Trace |
|-----|-------|----------|-------|-----|-----|-----|---|---------|-------|
| 34  | m     | 118      | Total | C   | N   | O   | S | 0       | 0     |
|     |       |          | 945   | 585 | 194 | 161 | 5 |         |       |

- Molecule 35 is a protein called 50S ribosomal protein L18.

| Mol | Chain | Residues | Atoms |     |     |     |   | AltConf | Trace |
|-----|-------|----------|-------|-----|-----|-----|---|---------|-------|
| 35  | n     | 116      | Total | C   | N   | O   | S | 0       | 0     |
|     |       |          | 892   | 552 | 178 | 162 |   |         |       |

- Molecule 36 is a protein called 50S ribosomal protein L19.

| Mol | Chain | Residues | Atoms |     |     |     |   | AltConf | Trace |
|-----|-------|----------|-------|-----|-----|-----|---|---------|-------|
| 36  | o     | 114      | Total | C   | N   | O   | S | 0       | 0     |
|     |       |          | 917   | 574 | 179 | 163 | 1 |         |       |

- Molecule 37 is a protein called 50S ribosomal protein L20.

| Mol | Chain | Residues | Atoms |     |     |     |   | AltConf | Trace |
|-----|-------|----------|-------|-----|-----|-----|---|---------|-------|
| 37  | p     | 117      | Total | C   | N   | O   | S | 0       | 0     |
|     |       |          | 947   | 604 | 192 | 151 |   |         |       |

- Molecule 38 is a protein called 50S ribosomal protein L21.

| Mol | Chain | Residues | Atoms |     |     |     |   | AltConf | Trace |
|-----|-------|----------|-------|-----|-----|-----|---|---------|-------|
| 38  | q     | 103      | Total | C   | N   | O   | S | 0       | 0     |
|     |       |          | 816   | 516 | 153 | 145 | 2 |         |       |

- Molecule 39 is a protein called 50S ribosomal protein L22.

| Mol | Chain | Residues | Atoms |     |     |     |   | AltConf | Trace |
|-----|-------|----------|-------|-----|-----|-----|---|---------|-------|
| 39  | r     | 110      | Total | C   | N   | O   | S | 0       | 0     |
|     |       |          | 857   | 532 | 166 | 156 | 3 |         |       |

- Molecule 40 is a protein called 50S ribosomal protein L23.

| Mol | Chain | Residues | Atoms |     |     |     |   | AltConf | Trace |
|-----|-------|----------|-------|-----|-----|-----|---|---------|-------|
| 40  | s     | 93       | Total | C   | N   | O   | S | 0       | 0     |
|     |       |          | 738   | 466 | 139 | 131 | 2 |         |       |

- Molecule 41 is a protein called 50S ribosomal protein L24.

| Mol | Chain | Residues | Atoms |     |     |     | AltConf | Trace |
|-----|-------|----------|-------|-----|-----|-----|---------|-------|
| 41  | t     | 102      | Total | C   | N   | O   | 0       | 0     |
|     |       |          | 779   | 492 | 146 | 141 |         |       |

- Molecule 42 is a protein called 50S ribosomal protein L25.

| Mol | Chain | Residues | Atoms |     |     |     |   | AltConf | Trace |
|-----|-------|----------|-------|-----|-----|-----|---|---------|-------|
| 42  | u     | 94       | Total | C   | N   | O   | S | 0       | 0     |
|     |       |          | 753   | 479 | 137 | 134 | 3 |         |       |

- Molecule 43 is a protein called 50S ribosomal protein L27.

| Mol | Chain | Residues | Atoms |     |     |     |   | AltConf | Trace |
|-----|-------|----------|-------|-----|-----|-----|---|---------|-------|
| 43  | v     | 78       | Total | C   | N   | O   | S | 0       | 0     |
|     |       |          | 586   | 362 | 116 | 107 | 1 |         |       |

- Molecule 44 is a protein called 50S ribosomal protein L28.

| Mol | Chain | Residues | Atoms |     |     |     |   | AltConf | Trace |
|-----|-------|----------|-------|-----|-----|-----|---|---------|-------|
| 44  | w     | 77       | Total | C   | N   | O   | S | 0       | 0     |
|     |       |          | 625   | 388 | 129 | 106 | 2 |         |       |

- Molecule 45 is a protein called 50S ribosomal protein L29.

| Mol | Chain | Residues | Atoms |     |    |    |   | AltConf | Trace |
|-----|-------|----------|-------|-----|----|----|---|---------|-------|
| 45  | x     | 62       | Total | C   | N  | O  | S | 0       | 0     |
|     |       |          | 501   | 308 | 98 | 94 | 1 |         |       |

- Molecule 46 is a protein called 50S ribosomal protein L30.

| Mol | Chain | Residues | Atoms |     |    |    |   | AltConf | Trace |
|-----|-------|----------|-------|-----|----|----|---|---------|-------|
| 46  | y     | 58       | Total | C   | N  | O  | S | 0       | 0     |
|     |       |          | 449   | 281 | 87 | 79 | 2 |         |       |

- Molecule 47 is a protein called 50S ribosomal protein L32.

| Mol | Chain | Residues | Atoms |     |    |    |   | AltConf | Trace |
|-----|-------|----------|-------|-----|----|----|---|---------|-------|
| 47  | z     | 56       | Total | C   | N  | O  | S | 0       | 0     |
|     |       |          | 444   | 269 | 94 | 80 | 1 |         |       |

- Molecule 48 is a protein called 50S ribosomal protein L33.

| Mol | Chain | Residues | Atoms |     |    |    | AltConf | Trace |
|-----|-------|----------|-------|-----|----|----|---------|-------|
| 48  | 0     | 51       | Total | C   | N  | O  | 0       | 0     |
|     |       |          | 417   | 269 | 76 | 72 |         |       |

- Molecule 49 is a protein called 50S ribosomal protein L34.

| Mol | Chain | Residues | Atoms |     |    |    |   | AltConf | Trace |
|-----|-------|----------|-------|-----|----|----|---|---------|-------|
| 49  | 1     | 46       | Total | C   | N  | O  | S | 0       | 0     |
|     |       |          | 377   | 228 | 90 | 57 | 2 |         |       |

- Molecule 50 is a protein called 50S ribosomal protein L35.

| Mol | Chain | Residues | Atoms |     |     |    |   | AltConf | Trace |
|-----|-------|----------|-------|-----|-----|----|---|---------|-------|
| 50  | 2     | 64       | Total | C   | N   | O  | S | 0       | 0     |
|     |       |          | 504   | 323 | 105 | 74 | 2 |         |       |

- Molecule 51 is a protein called 50S ribosomal protein L36.

| Mol | Chain | Residues | Atoms |     |    |    |   | AltConf | Trace |
|-----|-------|----------|-------|-----|----|----|---|---------|-------|
| 51  | 3     | 38       | Total | C   | N  | O  | S | 0       | 0     |
|     |       |          | 302   | 185 | 65 | 48 | 4 |         |       |

- Molecule 52 is a protein called 50S ribosomal protein L31.

| Mol | Chain | Residues | Atoms |     |    |    |   | AltConf | Trace |
|-----|-------|----------|-------|-----|----|----|---|---------|-------|
| 52  | 4     | 60       | Total | C   | N  | O  | S | 0       | 0     |
|     |       |          | 480   | 299 | 90 | 85 | 6 |         |       |

- Molecule 53 is a RNA chain called mRNA.

| Mol | Chain | Residues | Atoms |    |    |    |   | AltConf | Trace |
|-----|-------|----------|-------|----|----|----|---|---------|-------|
| 53  | X     | 5        | Total | C  | N  | O  | P | 0       | 0     |
|     |       |          | 103   | 46 | 16 | 36 | 5 |         |       |

- Molecule 54 is a protein called TnaC.

| Mol | Chain | Residues | Atoms |    |    |    | AltConf | Trace |
|-----|-------|----------|-------|----|----|----|---------|-------|
| 54  | 7     | 16       | Total | C  | N  | O  | 0       | 0     |
|     |       |          | 139   | 89 | 26 | 24 |         |       |

- Molecule 55 is a RNA chain called tRNA.

| Mol | Chain | Residues | Atoms |     |     |     |    | AltConf | Trace |
|-----|-------|----------|-------|-----|-----|-----|----|---------|-------|
|     |       |          | Total | C   | N   | O   | P  |         |       |
| 55  | V     | 75       | 1609  | 715 | 292 | 527 | 75 | 0       | 0     |

- Molecule 56 is a protein called Alternative ribosome-rescue factor A.

| Mol | Chain | Residues | Atoms |     |    |    |   | AltConf | Trace |
|-----|-------|----------|-------|-----|----|----|---|---------|-------|
|     |       |          | Total | C   | N  | O  | S |         |       |
| 56  | 6     | 46       | 377   | 234 | 77 | 64 | 2 | 0       | 0     |

- Molecule 57 is a protein called Peptide chain release factor RF2.

| Mol | Chain | Residues | Atoms |      |     |     |    | AltConf | Trace |
|-----|-------|----------|-------|------|-----|-----|----|---------|-------|
|     |       |          | Total | C    | N   | O   | S  |         |       |
| 57  | 8     | 353      | 2800  | 1726 | 485 | 579 | 10 | 0       | 0     |

- Molecule 58 is a protein called 50S ribosomal protein L10.

| Mol | Chain | Residues | Atoms |     |     |     |   | AltConf | Trace |
|-----|-------|----------|-------|-----|-----|-----|---|---------|-------|
|     |       |          | Total | C   | N   | O   | S |         |       |
| 58  | 5     | 130      | 980   | 620 | 174 | 182 | 4 | 0       | 0     |

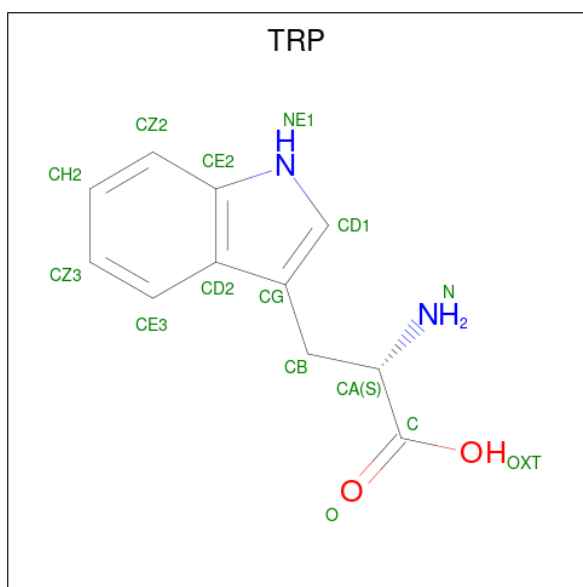
- Molecule 59 is a protein called 50S ribosomal protein L11.

| Mol | Chain | Residues | Atoms |     |     |     |   | AltConf | Trace |
|-----|-------|----------|-------|-----|-----|-----|---|---------|-------|
|     |       |          | Total | C   | N   | O   | S |         |       |
| 59  | 9     | 133      | 966   | 611 | 167 | 182 | 6 | 0       | 0     |

- Molecule 60 is MAGNESIUM ION (three-letter code: MG) (formula: Mg).

| Mol | Chain | Residues | Atoms |     | AltConf |
|-----|-------|----------|-------|-----|---------|
| 60  | A     | 93       | Total | Mg  | 0       |
|     |       |          | 93    | 93  |         |
| 60  | a     | 208      | Total | Mg  | 0       |
|     |       |          | 208   | 208 |         |
| 60  | b     | 5        | Total | Mg  | 0       |
|     |       |          | 5     | 5   |         |
| 60  | c     | 1        | Total | Mg  | 0       |
|     |       |          | 1     | 1   |         |
| 60  | V     | 1        | Total | Mg  | 0       |
|     |       |          | 1     | 1   |         |

- Molecule 61 is TRYPTOPHAN (three-letter code: TRP) (formula: C<sub>11</sub>H<sub>12</sub>N<sub>2</sub>O<sub>2</sub>).



| Mol | Chain | Residues | Atoms |    |   |   | AltConf |
|-----|-------|----------|-------|----|---|---|---------|
|     |       |          | Total | C  | N | O |         |
| 61  | a     | 1        | 15    | 11 | 2 | 2 | 0       |

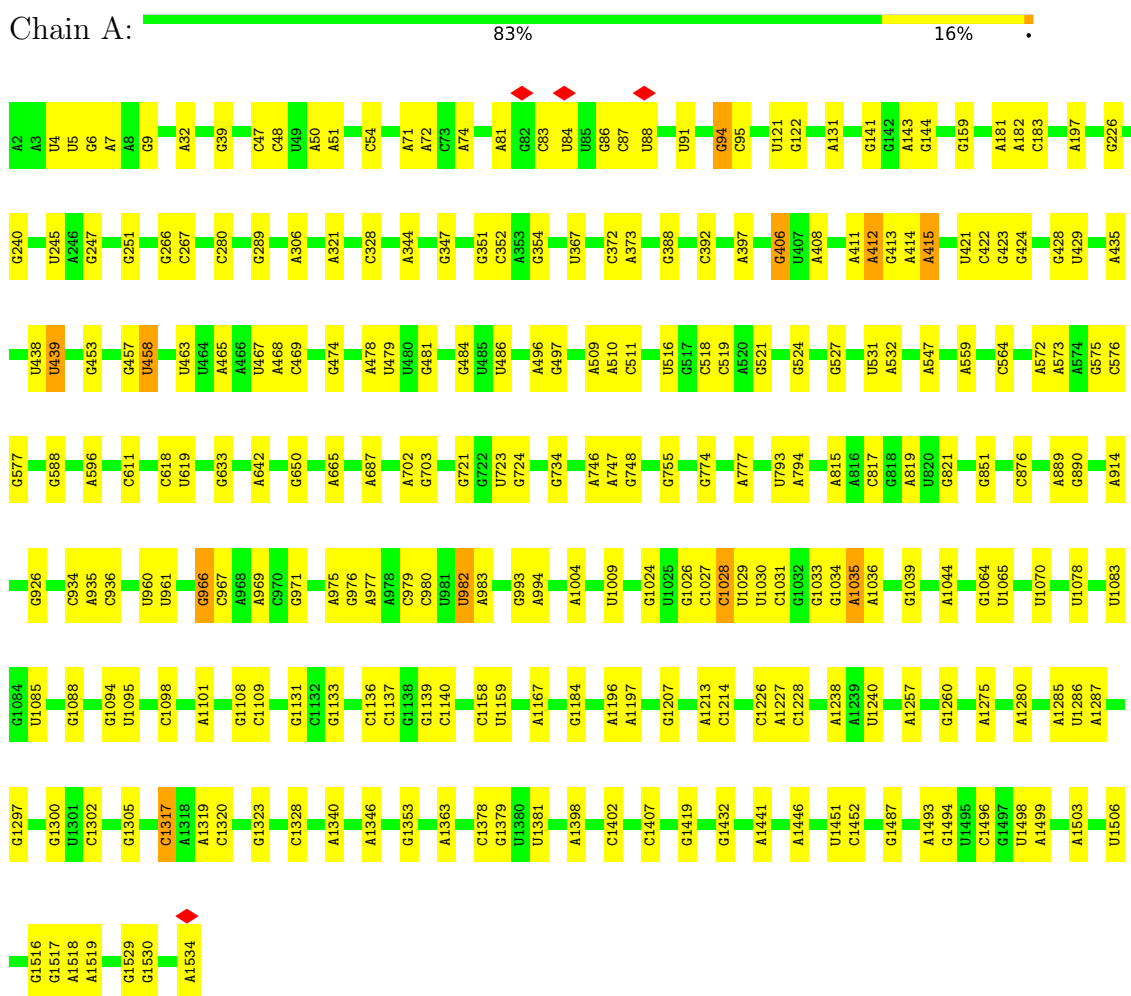
- Molecule 62 is ZINC ION (three-letter code: ZN) (formula: Zn).

| Mol | Chain | Residues | Atoms |    | AltConf |
|-----|-------|----------|-------|----|---------|
|     |       |          | Total | Zn |         |
| 62  | 3     | 1        | 1     | 1  | 0       |
| 62  | 4     | 1        | 1     | 1  | 0       |

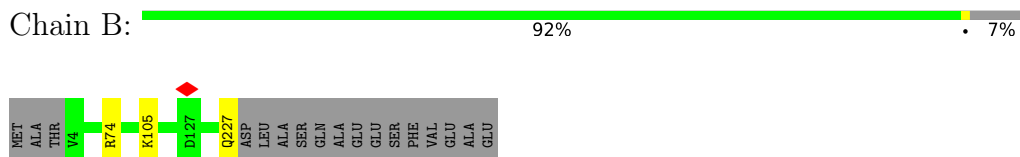
### 3 Residue-property plots [i](#)

These plots are drawn for all protein, RNA, DNA and oligosaccharide chains in the entry. The first graphic for a chain summarises the proportions of the various outlier classes displayed in the second graphic. The second graphic shows the sequence view annotated by issues in geometry and atom inclusion in map density. Residues are color-coded according to the number of geometric quality criteria for which they contain at least one outlier: green = 0, yellow = 1, orange = 2 and red = 3 or more. A red diamond above a residue indicates a poor fit to the EM map for this residue (all-atom inclusion < 40%). Stretches of 2 or more consecutive residues without any outlier are shown as a green connector. Residues present in the sample, but not in the model, are shown in grey.

- Molecule 1: 16S rRNA



- Molecule 2: 30S ribosomal protein S2









- Molecule 10: 30S ribosomal protein S10

Chain J:  92% • 5%



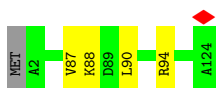
- Molecule 11: 30S ribosomal protein S11

Chain K:  89% •• 9%



- Molecule 12: 30S ribosomal protein S12

Chain L:  96% ••



- Molecule 13: 30S ribosomal protein S13

Chain M:  97% ••



- Molecule 14: 30S ribosomal protein S14

Chain N:  96% ••



- Molecule 15: 30S ribosomal protein S15

Chain O:  99% •



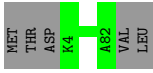
- Molecule 16: 30S ribosomal protein S16

Chain P:  99% •





- Molecule 17: 30S ribosomal protein S17

Chain Q:  94% 6%




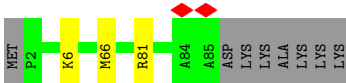
- Molecule 18: 30S ribosomal protein S18

Chain R:  85% 12%



- Molecule 19: 30S ribosomal protein S19

Chain S:  88% 9%



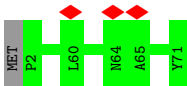
- Molecule 20: 30S ribosomal protein S20

Chain T:  99%




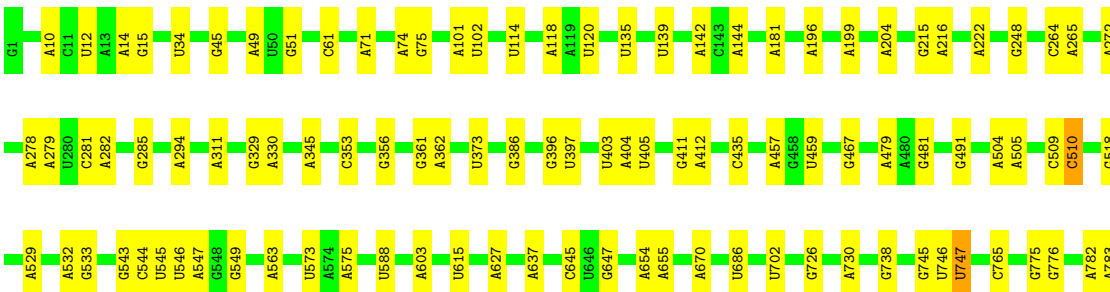
- Molecule 21: 30S ribosomal protein S21

Chain U:  99%



- Molecule 22: 23S rRNA

Chain a:  85% 15%





Chain d:  99%



- Molecule 26: 50S ribosomal protein L4

Chain e:  100%

There are no outlier residues recorded for this chain.

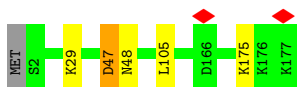
- Molecule 27: 50S ribosomal protein L5

Chain f:  97%



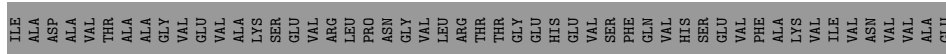
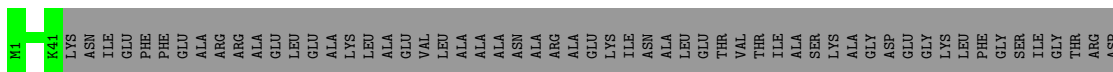
- Molecule 28: 50S ribosomal protein L6

Chain g:  97%



- Molecule 29: 50S ribosomal protein L9

Chain h:  28%  72%



- Molecule 30: 50S ribosomal protein L13

Chain i:  99%



- Molecule 31: 50S ribosomal protein L14

Chain j:  100%

There are no outlier residues recorded for this chain.

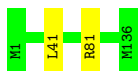
- Molecule 32: 50S ribosomal protein L15

Chain k:  100%



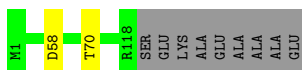
- Molecule 33: 50S ribosomal protein L16

Chain l:  99%



- Molecule 34: 50S ribosomal protein L17

Chain m:  91% 7%



- Molecule 35: 50S ribosomal protein L18

Chain n:  99%



- Molecule 36: 50S ribosomal protein L19

Chain o:  99%



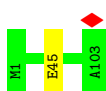
- Molecule 37: 50S ribosomal protein L20

Chain p:  99%



- Molecule 38: 50S ribosomal protein L21

Chain q:  99%



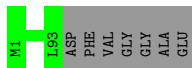
- Molecule 39: 50S ribosomal protein L22

Chain r:  100%

There are no outlier residues recorded for this chain.

- Molecule 40: 50S ribosomal protein L23

Chain s:  93% 7%



- Molecule 41: 50S ribosomal protein L24

Chain t:  96% ..




- Molecule 42: 50S ribosomal protein L25

Chain u:  100%

There are no outlier residues recorded for this chain.

- Molecule 43: 50S ribosomal protein L27

Chain v:  92% 8%



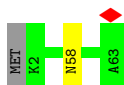
- Molecule 44: 50S ribosomal protein L28

Chain w:  99% .



- Molecule 45: 50S ribosomal protein L29

Chain x:  97% ..

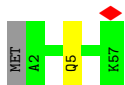


- Molecule 46: 50S ribosomal protein L30


Chain y:  98% .



- Molecule 47: 50S ribosomal protein L32



- Molecule 48: 50S ribosomal protein L33



- Molecule 49: 50S ribosomal protein L34



- Molecule 50: 50S ribosomal protein L35


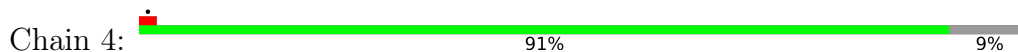


- Molecule 51: 50S ribosomal protein L36

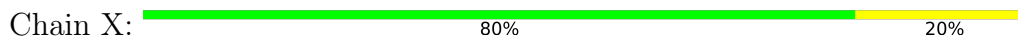


There are no outlier residues recorded for this chain.

- Molecule 52: 50S ribosomal protein L31



- Molecule 53: mRNA







- Molecule 54: ThaC

Chain 7: 100%

There are no outlier residues recorded for this chain.

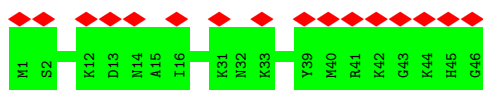
- Molecule 55: tRNA

Chain V: 68%



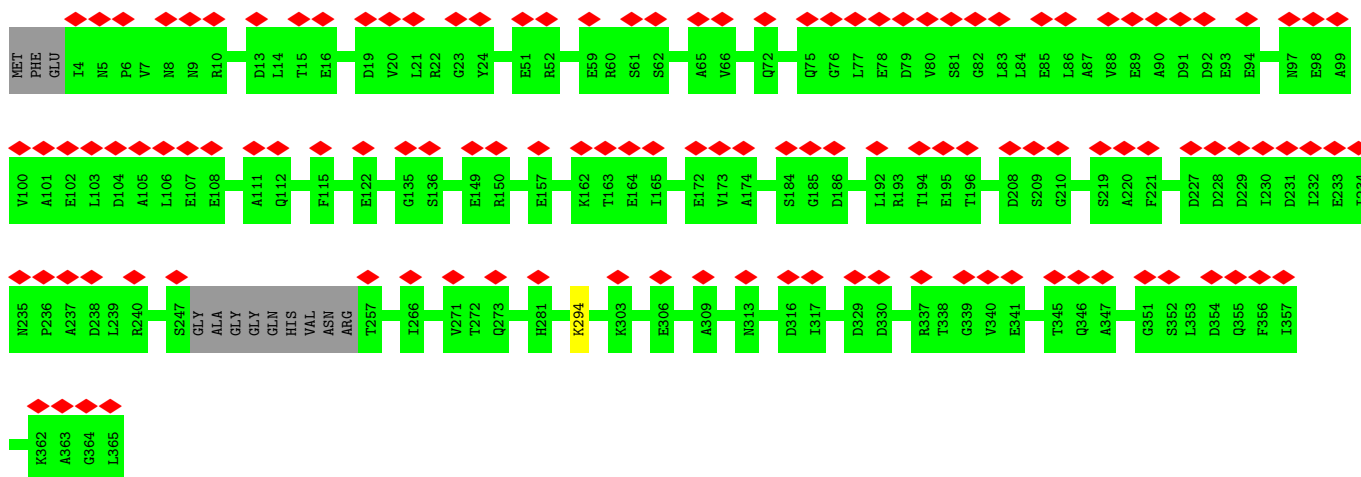
- Molecule 56: Alternative ribosome-rescue factor A

Chain 6: 35%



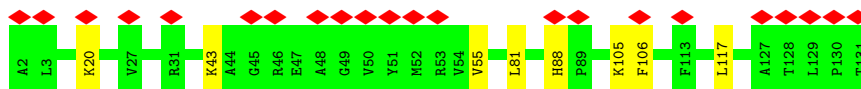
- Molecule 57: Peptide chain release factor RF2

Chain 8: 34%

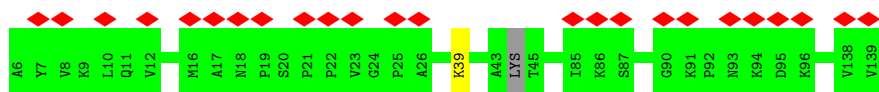


- Molecule 58: 50S ribosomal protein L10

Chain 5: 17%



- Molecule 59: 50S ribosomal protein L11



## 4 Experimental information

| Property                             | Value                     | Source    |
|--------------------------------------|---------------------------|-----------|
| EM reconstruction method             | SINGLE PARTICLE           | Depositor |
| Imposed symmetry                     | POINT, Not provided       |           |
| Number of particles used             | 27026                     | Depositor |
| Resolution determination method      | FSC 0.143 CUT-OFF         | Depositor |
| CTF correction method                | NONE                      | Depositor |
| Microscope                           | FEI TITAN KRIOS           | Depositor |
| Voltage (kV)                         | 300                       | Depositor |
| Electron dose ( $e^-/\text{\AA}^2$ ) | 28                        | Depositor |
| Minimum defocus (nm)                 | Not provided              |           |
| Maximum defocus (nm)                 | Not provided              |           |
| Magnification                        | Not provided              |           |
| Image detector                       | FEI FALCON II (4k x 4k)   | Depositor |
| Maximum map value                    | 0.404                     | Depositor |
| Minimum map value                    | -0.190                    | Depositor |
| Average map value                    | 0.001                     | Depositor |
| Map value standard deviation         | 0.016                     | Depositor |
| Recommended contour level            | 0.025                     | Depositor |
| Map size ( $\text{\AA}$ )            | 398.912, 398.912, 398.912 | wwPDB     |
| Map dimensions                       | 368, 368, 368             | wwPDB     |
| Map angles ( $^\circ$ )              | 90.0, 90.0, 90.0          | wwPDB     |
| Pixel spacing ( $\text{\AA}$ )       | 1.084, 1.084, 1.084       | Depositor |

## 5 Model quality i

### 5.1 Standard geometry i

Bond lengths and bond angles in the following residue types are not validated in this section: 3TD, 5MC, ZN, MG, 2MA, 4OC, PSU, OMU, G7M, 6MZ, OMC, 2MG, 5MU, MEQ, OMG, MA6, 1MG, UR3

The Z score for a bond length (or angle) is the number of standard deviations the observed value is removed from the expected value. A bond length (or angle) with  $|Z| > 5$  is considered an outlier worth inspection. RMSZ is the root-mean-square of all Z scores of the bond lengths (or angles).

| Mol | Chain | Bond lengths |                | Bond angles |                  |
|-----|-------|--------------|----------------|-------------|------------------|
|     |       | RMSZ         | # Z  >5        | RMSZ        | # Z  >5          |
| 1   | A     | 0.53         | 0/36236        | 0.92        | 41/56520 (0.1%)  |
| 2   | B     | 0.32         | 0/1784         | 0.65        | 0/2403           |
| 3   | C     | 0.34         | 0/1651         | 0.73        | 1/2225 (0.0%)    |
| 4   | D     | 0.35         | 0/1665         | 0.67        | 0/2227           |
| 5   | E     | 0.37         | 0/1165         | 0.73        | 1/1568 (0.1%)    |
| 6   | F     | 0.36         | 0/858          | 0.73        | 0/1160           |
| 7   | G     | 0.38         | 0/1219         | 0.86        | 1/1635 (0.1%)    |
| 8   | H     | 0.38         | 0/989          | 0.75        | 1/1326 (0.1%)    |
| 9   | I     | 0.36         | 0/1034         | 0.73        | 0/1375           |
| 10  | J     | 0.34         | 0/796          | 0.81        | 1/1077 (0.1%)    |
| 11  | K     | 0.35         | 0/893          | 0.74        | 0/1205           |
| 12  | L     | 0.38         | 0/966          | 0.66        | 0/1296           |
| 13  | M     | 0.31         | 0/900          | 0.70        | 0/1204           |
| 14  | N     | 0.35         | 0/817          | 0.86        | 2/1088 (0.2%)    |
| 15  | O     | 0.36         | 0/722          | 0.78        | 0/964            |
| 16  | P     | 0.38         | 0/653          | 0.79        | 0/877            |
| 17  | Q     | 0.35         | 0/650          | 0.71        | 0/871            |
| 18  | R     | 0.37         | 0/553          | 0.79        | 1/742 (0.1%)     |
| 19  | S     | 0.36         | 0/685          | 0.77        | 1/922 (0.1%)     |
| 20  | T     | 0.34         | 0/676          | 0.67        | 0/895            |
| 21  | U     | 0.30         | 0/597          | 0.63        | 0/792            |
| 22  | a     | 0.67         | 7/66968 (0.0%) | 0.92        | 72/104468 (0.1%) |
| 23  | b     | 0.52         | 0/2850         | 0.93        | 4/4444 (0.1%)    |
| 24  | c     | 0.38         | 0/2121         | 0.66        | 0/2852           |
| 25  | d     | 0.39         | 0/1576         | 0.68        | 0/2119           |
| 26  | e     | 0.34         | 0/1571         | 0.62        | 0/2113           |
| 27  | f     | 0.36         | 0/1434         | 0.79        | 3/1926 (0.2%)    |
| 28  | g     | 0.33         | 0/1343         | 0.72        | 2/1816 (0.1%)    |
| 29  | h     | 0.31         | 0/306          | 0.68        | 0/413            |
| 30  | i     | 0.37         | 0/1152         | 0.63        | 0/1551           |
| 31  | j     | 0.39         | 0/955          | 0.68        | 0/1279           |

| Mol | Chain | Bond lengths |                 | Bond angles |                   |
|-----|-------|--------------|-----------------|-------------|-------------------|
|     |       | RMSZ         | # Z  >5         | RMSZ        | # Z  >5           |
| 32  | k     | 0.39         | 0/1062          | 0.66        | 0/1413            |
| 33  | l     | 0.39         | 0/1093          | 0.68        | 1/1460 (0.1%)     |
| 34  | m     | 0.39         | 0/958           | 0.75        | 1/1281 (0.1%)     |
| 35  | n     | 0.36         | 0/902           | 0.74        | 0/1209            |
| 36  | o     | 0.37         | 0/929           | 0.67        | 0/1242            |
| 37  | p     | 0.43         | 0/960           | 0.67        | 0/1278            |
| 38  | q     | 0.38         | 0/829           | 0.70        | 0/1107            |
| 39  | r     | 0.37         | 0/864           | 0.64        | 0/1156            |
| 40  | s     | 0.36         | 0/744           | 0.71        | 0/994             |
| 41  | t     | 0.35         | 0/787           | 0.71        | 1/1051 (0.1%)     |
| 42  | u     | 0.36         | 0/766           | 0.68        | 0/1025            |
| 43  | v     | 0.40         | 0/593           | 0.62        | 0/785             |
| 44  | w     | 0.37         | 0/635           | 0.67        | 0/848             |
| 45  | x     | 0.34         | 0/502           | 0.85        | 0/667             |
| 46  | y     | 0.35         | 0/453           | 0.76        | 0/605             |
| 47  | z     | 0.34         | 0/450           | 0.72        | 0/599             |
| 48  | 0     | 0.36         | 0/424           | 0.65        | 0/565             |
| 49  | 1     | 0.36         | 0/380           | 0.68        | 0/498             |
| 50  | 2     | 0.37         | 0/513           | 0.68        | 0/676             |
| 51  | 3     | 0.44         | 0/303           | 0.72        | 0/397             |
| 52  | 4     | 0.33         | 0/488           | 0.71        | 0/649             |
| 53  | X     | 0.39         | 0/113           | 0.79        | 0/173             |
| 54  | 7     | 0.30         | 0/143           | 0.51        | 0/193             |
| 55  | V     | 0.51         | 1/1775 (0.1%)   | 1.08        | 8/2764 (0.3%)     |
| 56  | 6     | 0.27         | 0/383           | 0.65        | 0/504             |
| 57  | 8     | 0.30         | 0/2838          | 0.61        | 0/3825            |
| 58  | 5     | 0.33         | 0/993           | 0.80        | 2/1340 (0.1%)     |
| 59  | 9     | 0.29         | 0/979           | 0.60        | 0/1322            |
| All | All   | 0.55         | 8/157644 (0.0%) | 0.87        | 144/234979 (0.1%) |

Chiral center outliers are detected by calculating the chiral volume of a chiral center and verifying if the center is modelled as a planar moiety or with the opposite hand. A planarity outlier is detected by checking planarity of atoms in a peptide group, atoms in a mainchain group or atoms of a sidechain that are expected to be planar.

| Mol | Chain | #Chirality outliers | #Planarity outliers |
|-----|-------|---------------------|---------------------|
| 11  | K     | 0                   | 1                   |
| 25  | d     | 0                   | 1                   |
| 27  | f     | 0                   | 1                   |
| 28  | g     | 0                   | 2                   |
| 30  | i     | 0                   | 1                   |
| 38  | q     | 0                   | 1                   |

*Continued on next page...*

*Continued from previous page...*

| Mol | Chain | #Chirality outliers | #Planarity outliers |
|-----|-------|---------------------|---------------------|
| 41  | t     | 0                   | 1                   |
| 58  | 5     | 0                   | 2                   |
| All | All   | 0                   | 10                  |

All (8) bond length outliers are listed below:

| Mol | Chain | Res  | Type | Atoms | Z      | Observed(Å) | Ideal(Å) |
|-----|-------|------|------|-------|--------|-------------|----------|
| 22  | a     | 2449 | U    | C5-C6 | 17.18  | 1.49        | 1.34     |
| 22  | a     | 2449 | U    | C2-N3 | 15.65  | 1.48        | 1.37     |
| 55  | V     | 1    | C    | OP3-P | -10.85 | 1.48        | 1.61     |
| 22  | a     | 2449 | U    | N1-C2 | 9.68   | 1.47        | 1.38     |
| 22  | a     | 2449 | U    | N1-C6 | 8.29   | 1.45        | 1.38     |
| 22  | a     | 2449 | U    | N3-C4 | 7.58   | 1.45        | 1.38     |
| 22  | a     | 2449 | U    | C4-C5 | 6.63   | 1.49        | 1.43     |
| 22  | a     | 2449 | U    | C4-O4 | -6.28  | 1.18        | 1.23     |

All (144) bond angle outliers are listed below:

| Mol | Chain | Res  | Type | Atoms      | Z      | Observed(°) | Ideal(°) |
|-----|-------|------|------|------------|--------|-------------|----------|
| 22  | a     | 2449 | U    | C2-N3-C4   | -11.57 | 120.06      | 127.00   |
| 27  | f     | 96   | MET  | CA-CB-CG   | 10.33  | 130.86      | 113.30   |
| 22  | a     | 2449 | U    | C5-C4-O4   | -9.70  | 120.08      | 125.90   |
| 22  | a     | 2902 | C    | N3-C2-O2   | -9.67  | 115.13      | 121.90   |
| 22  | a     | 2449 | U    | N1-C2-N3   | 9.43   | 120.56      | 114.90   |
| 1   | A     | 1496 | C    | N3-C2-O2   | -9.17  | 115.48      | 121.90   |
| 22  | a     | 1313 | U    | C2-N1-C1'  | 9.16   | 128.70      | 117.70   |
| 14  | N     | 89   | MET  | CA-CB-CG   | 9.12   | 128.81      | 113.30   |
| 22  | a     | 2449 | U    | N3-C4-C5   | 8.68   | 119.81      | 114.60   |
| 1   | A     | 1098 | C    | N3-C2-O2   | -8.33  | 116.07      | 121.90   |
| 55  | V     | 66   | C    | N3-C2-O2   | -8.15  | 116.20      | 121.90   |
| 22  | a     | 1313 | U    | N1-C2-O2   | 7.92   | 128.34      | 122.80   |
| 1   | A     | 412  | A    | O4'-C1'-N9 | 7.85   | 114.48      | 108.20   |
| 22  | a     | 1314 | C    | C2-N1-C1'  | 7.82   | 127.40      | 118.80   |
| 22  | a     | 1313 | U    | N3-C2-O2   | -7.76  | 116.77      | 122.20   |
| 55  | V     | 27   | C    | N3-C2-O2   | -7.71  | 116.50      | 121.90   |
| 22  | a     | 1114 | C    | N3-C2-O2   | -7.44  | 116.69      | 121.90   |
| 58  | 5     | 117  | LEU  | CA-CB-CG   | 7.17   | 131.80      | 115.30   |
| 22  | a     | 837  | C    | N3-C2-O2   | -7.04  | 116.97      | 121.90   |
| 55  | V     | 27   | C    | N1-C2-O2   | 6.95   | 123.07      | 118.90   |
| 1   | A     | 1028 | C    | N3-C2-O2   | -6.89  | 117.08      | 121.90   |
| 1   | A     | 979  | C    | C2-N1-C1'  | 6.77   | 126.25      | 118.80   |
| 1   | A     | 993  | G    | C4-N9-C1'  | 6.74   | 135.26      | 126.50   |

*Continued on next page...*

*Continued from previous page...*

| Mol | Chain | Res  | Type | Atoms      | Z     | Observed(°) | Ideal(°) |
|-----|-------|------|------|------------|-------|-------------|----------|
| 41  | t     | 98   | SER  | C-N-CA     | 6.66  | 138.36      | 121.70   |
| 22  | a     | 1042 | G    | N3-C4-N9   | -6.52 | 122.09      | 126.00   |
| 10  | J     | 75   | ASP  | CB-CG-OD1  | 6.52  | 124.16      | 118.30   |
| 34  | m     | 58   | ASP  | CB-CG-OD1  | 6.50  | 124.15      | 118.30   |
| 7   | G     | 33   | ASP  | CB-CG-OD1  | 6.48  | 124.13      | 118.30   |
| 22  | a     | 837  | C    | N1-C2-O2   | 6.47  | 122.78      | 118.90   |
| 23  | b     | 31   | C    | C2-N1-C1'  | 6.41  | 125.84      | 118.80   |
| 1   | A     | 993  | G    | N3-C4-N9   | 6.35  | 129.81      | 126.00   |
| 22  | a     | 12   | U    | N3-C2-O2   | -6.35 | 117.76      | 122.20   |
| 1   | A     | 979  | C    | N1-C2-O2   | 6.34  | 122.71      | 118.90   |
| 1   | A     | 1317 | C    | N1-C2-O2   | 6.34  | 122.71      | 118.90   |
| 22  | a     | 510  | C    | C2-N1-C1'  | 6.33  | 125.77      | 118.80   |
| 22  | a     | 2636 | C    | C2-N1-C1'  | 6.29  | 125.72      | 118.80   |
| 22  | a     | 510  | C    | N1-C2-O2   | 6.27  | 122.66      | 118.90   |
| 55  | V     | 49   | G    | C5-C6-O6   | 6.25  | 132.35      | 128.60   |
| 22  | a     | 1348 | C    | N1-C2-O2   | 6.20  | 122.62      | 118.90   |
| 22  | a     | 1313 | U    | C6-N1-C1'  | -6.09 | 112.67      | 121.20   |
| 22  | a     | 1539 | U    | N1-C2-O2   | 6.08  | 127.06      | 122.80   |
| 22  | a     | 1956 | U    | N1-C2-O2   | 6.08  | 127.05      | 122.80   |
| 1   | A     | 1028 | C    | C6-N1-C2   | -6.06 | 117.88      | 120.30   |
| 22  | a     | 884  | U    | N1-C2-O2   | 6.05  | 127.03      | 122.80   |
| 58  | 5     | 81   | LEU  | CA-CB-CG   | 6.04  | 129.19      | 115.30   |
| 22  | a     | 2666 | C    | N1-C2-O2   | 6.02  | 122.51      | 118.90   |
| 1   | A     | 961  | U    | N3-C2-O2   | -6.00 | 118.00      | 122.20   |
| 1   | A     | 993  | G    | C8-N9-C1'  | -6.00 | 119.20      | 127.00   |
| 1   | A     | 1496 | C    | N1-C2-O2   | 6.00  | 122.50      | 118.90   |
| 14  | N     | 27   | LEU  | CB-CG-CD1  | 5.98  | 121.17      | 111.00   |
| 1   | A     | 1158 | C    | C2-N1-C1'  | 5.98  | 125.38      | 118.80   |
| 22  | a     | 353  | C    | N1-C2-O2   | 5.95  | 122.47      | 118.90   |
| 22  | a     | 2063 | C    | C2-N1-C1'  | 5.95  | 125.34      | 118.80   |
| 1   | A     | 982  | U    | O4'-C1'-N1 | 5.95  | 112.96      | 108.20   |
| 22  | a     | 2321 | U    | C2-N1-C1'  | 5.91  | 124.80      | 117.70   |
| 3   | C     | 12   | LEU  | CA-CB-CG   | 5.90  | 128.88      | 115.30   |
| 1   | A     | 1035 | A    | P-O3'-C3'  | 5.87  | 126.74      | 119.70   |
| 22  | a     | 893  | C    | N1-C2-O2   | 5.87  | 122.42      | 118.90   |
| 22  | a     | 2902 | C    | N1-C2-O2   | 5.83  | 122.40      | 118.90   |
| 22  | a     | 435  | C    | N1-C2-O2   | 5.80  | 122.38      | 118.90   |
| 1   | A     | 1098 | C    | C6-N1-C2   | -5.79 | 117.98      | 120.30   |
| 22  | a     | 1539 | U    | C2-N1-C1'  | 5.78  | 124.64      | 117.70   |
| 1   | A     | 54   | C    | N3-C2-O2   | -5.76 | 117.87      | 121.90   |
| 22  | a     | 1042 | G    | O4'-C1'-N9 | 5.76  | 112.81      | 108.20   |
| 22  | a     | 2902 | C    | C6-N1-C2   | -5.76 | 118.00      | 120.30   |

*Continued on next page...*

*Continued from previous page...*

| Mol | Chain | Res  | Type | Atoms      | Z     | Observed(°) | Ideal(°) |
|-----|-------|------|------|------------|-------|-------------|----------|
| 22  | a     | 2065 | C    | C6-N1-C2   | -5.74 | 118.00      | 120.30   |
| 22  | a     | 884  | U    | N3-C2-O2   | -5.67 | 118.23      | 122.20   |
| 22  | a     | 1539 | U    | N3-C2-O2   | -5.66 | 118.24      | 122.20   |
| 5   | E     | 41   | ASP  | CB-CG-OD1  | 5.66  | 123.39      | 118.30   |
| 22  | a     | 2430 | A    | C2-N3-C4   | 5.65  | 113.43      | 110.60   |
| 1   | A     | 611  | C    | N1-C2-O2   | 5.64  | 122.28      | 118.90   |
| 22  | a     | 1078 | U    | P-O3'-C3'  | 5.62  | 126.44      | 119.70   |
| 22  | a     | 397  | U    | O5'-P-OP2  | -5.62 | 100.64      | 105.70   |
| 22  | a     | 114  | U    | C2-N1-C1'  | 5.61  | 124.43      | 117.70   |
| 23  | b     | 31   | C    | N1-C2-O2   | 5.58  | 122.25      | 118.90   |
| 19  | S     | 66   | MET  | CA-CB-CG   | 5.58  | 122.78      | 113.30   |
| 1   | A     | 1317 | C    | N3-C2-O2   | -5.57 | 118.00      | 121.90   |
| 22  | a     | 1931 | U    | N1-C2-O2   | 5.55  | 126.69      | 122.80   |
| 1   | A     | 54   | C    | N1-C2-O2   | 5.55  | 122.23      | 118.90   |
| 22  | a     | 1314 | C    | C6-N1-C1'  | -5.54 | 114.15      | 120.80   |
| 28  | g     | 105  | LEU  | CA-CB-CG   | 5.54  | 128.05      | 115.30   |
| 1   | A     | 1088 | G    | C5-C6-O6   | 5.51  | 131.91      | 128.60   |
| 1   | A     | 1029 | U    | N1-C2-O2   | 5.49  | 126.64      | 122.80   |
| 22  | a     | 404  | A    | P-O3'-C3'  | 5.49  | 126.28      | 119.70   |
| 22  | a     | 2683 | C    | N1-C2-O2   | 5.48  | 122.19      | 118.90   |
| 18  | R     | 72   | ASP  | CB-CG-OD1  | 5.48  | 123.23      | 118.30   |
| 1   | A     | 94   | G    | O4'-C1'-N9 | -5.47 | 103.82      | 108.20   |
| 22  | a     | 1956 | U    | N3-C2-O2   | -5.47 | 118.37      | 122.20   |
| 22  | a     | 1294 | U    | N3-C2-O2   | -5.46 | 118.38      | 122.20   |
| 22  | a     | 2043 | C    | C2-N1-C1'  | 5.44  | 124.79      | 118.80   |
| 1   | A     | 936  | C    | N1-C2-O2   | 5.44  | 122.16      | 118.90   |
| 22  | a     | 702  | U    | C2-N1-C1'  | 5.44  | 124.23      | 117.70   |
| 22  | a     | 2063 | C    | C6-N1-C2   | -5.41 | 118.14      | 120.30   |
| 22  | a     | 1348 | C    | C2-N1-C1'  | 5.40  | 124.74      | 118.80   |
| 28  | g     | 48   | ASN  | C-N-CA     | 5.40  | 135.20      | 121.70   |
| 1   | A     | 415  | A    | C8-N9-C4   | -5.40 | 103.64      | 105.80   |
| 1   | A     | 415  | A    | N7-C8-N9   | 5.39  | 116.50      | 113.80   |
| 1   | A     | 439  | U    | N1-C2-O2   | 5.38  | 126.57      | 122.80   |
| 22  | a     | 783  | A    | C2-N3-C4   | 5.38  | 113.29      | 110.60   |
| 23  | b     | 25   | U    | N1-C2-O2   | 5.34  | 126.54      | 122.80   |
| 1   | A     | 979  | C    | N3-C2-O2   | -5.32 | 118.18      | 121.90   |
| 8   | H     | 96   | MET  | CA-CB-CG   | 5.32  | 122.35      | 113.30   |
| 22  | a     | 1398 | C    | C2-N1-C1'  | 5.32  | 124.65      | 118.80   |
| 1   | A     | 993  | G    | N3-C4-C5   | -5.30 | 125.95      | 128.60   |
| 55  | V     | 44   | G    | C5-C6-O6   | 5.27  | 131.76      | 128.60   |
| 1   | A     | 439  | U    | N3-C2-O2   | -5.26 | 118.52      | 122.20   |
| 1   | A     | 1109 | C    | N1-C2-O2   | 5.24  | 122.05      | 118.90   |

*Continued on next page...*



*Continued from previous page...*

| Mol | Chain | Res  | Type | Atoms     | Z     | Observed(°) | Ideal(°) |
|-----|-------|------|------|-----------|-------|-------------|----------|
| 1   | A     | 458  | U    | N1-C2-O2  | 5.23  | 126.46      | 122.80   |
| 1   | A     | 406  | G    | C4-N9-C1' | 5.23  | 133.30      | 126.50   |
| 55  | V     | 31   | C    | C2-N1-C1' | 5.23  | 124.55      | 118.80   |
| 22  | a     | 1064 | C    | C5-C6-N1  | 5.22  | 123.61      | 121.00   |
| 22  | a     | 2636 | C    | C6-N1-C1' | -5.22 | 114.53      | 120.80   |
| 22  | a     | 1042 | G    | C4-N9-C1' | -5.21 | 119.73      | 126.50   |
| 22  | a     | 1314 | C    | C5-C6-N1  | 5.21  | 123.60      | 121.00   |
| 1   | A     | 936  | C    | C2-N1-C1' | 5.18  | 124.50      | 118.80   |
| 55  | V     | 7    | G    | N3-C4-N9  | 5.18  | 129.11      | 126.00   |
| 22  | a     | 867  | C    | N1-C2-O2  | 5.17  | 122.00      | 118.90   |
| 22  | a     | 281  | C    | N1-C2-O2  | 5.16  | 122.00      | 118.90   |
| 22  | a     | 353  | C    | N3-C2-O2  | -5.15 | 118.29      | 121.90   |
| 22  | a     | 1774 | C    | C6-N1-C2  | -5.15 | 118.24      | 120.30   |
| 33  | l     | 41   | LEU  | CB-CG-CD2 | -5.15 | 102.25      | 111.00   |
| 1   | A     | 611  | C    | C2-N1-C1' | 5.13  | 124.44      | 118.80   |
| 1   | A     | 91   | U    | N1-C2-O2  | 5.12  | 126.39      | 122.80   |
| 1   | A     | 458  | U    | N3-C2-O2  | -5.11 | 118.62      | 122.20   |
| 22  | a     | 1042 | G    | C8-N9-C1' | 5.11  | 133.64      | 127.00   |
| 27  | f     | 27   | GLN  | CA-CB-CG  | 5.10  | 124.62      | 113.40   |
| 22  | a     | 784  | G    | P-O3'-C3' | 5.09  | 125.80      | 119.70   |
| 22  | a     | 2667 | C    | N1-C2-O2  | 5.08  | 121.95      | 118.90   |
| 22  | a     | 12   | U    | N1-C2-O2  | 5.08  | 126.35      | 122.80   |
| 1   | A     | 1083 | U    | N3-C2-O2  | -5.07 | 118.65      | 122.20   |
| 1   | A     | 458  | U    | C2-N1-C1' | 5.06  | 123.78      | 117.70   |
| 22  | a     | 404  | A    | OP2-P-O3' | 5.06  | 116.32      | 105.20   |
| 22  | a     | 2666 | C    | N3-C2-O2  | -5.05 | 118.36      | 121.90   |
| 22  | a     | 1533 | C    | N1-C2-O2  | 5.04  | 121.93      | 118.90   |
| 1   | A     | 1029 | U    | N3-C2-O2  | -5.04 | 118.67      | 122.20   |
| 22  | a     | 901  | C    | N1-C2-O2  | 5.04  | 121.92      | 118.90   |
| 22  | a     | 893  | C    | N3-C2-O2  | -5.04 | 118.38      | 121.90   |
| 27  | f     | 96   | MET  | CB-CG-SD  | 5.04  | 127.50      | 112.40   |
| 23  | b     | 17   | C    | C2-N1-C1' | 5.03  | 124.33      | 118.80   |
| 22  | a     | 2449 | U    | C5-C6-N1  | -5.03 | 120.19      | 122.70   |
| 22  | a     | 1267 | U    | C2-N1-C1' | 5.02  | 123.72      | 117.70   |
| 22  | a     | 2063 | C    | N3-C2-O2  | -5.02 | 118.39      | 121.90   |
| 55  | V     | 49   | G    | N1-C6-O6  | -5.02 | 116.89      | 119.90   |
| 22  | a     | 884  | U    | C2-N1-C1' | 5.00  | 123.70      | 117.70   |

There are no chirality outliers.

All (10) planarity outliers are listed below:

| Mol | Chain | Res | Type | Group     |
|-----|-------|-----|------|-----------|
| 58  | 5     | 106 | PHE  | Peptide   |
| 58  | 5     | 88  | HIS  | Peptide   |
| 11  | K     | 119 | ASP  | Peptide   |
| 25  | d     | 16  | THR  | Peptide   |
| 27  | f     | 26  | MET  | Peptide   |
| 28  | g     | 175 | LYS  | Peptide   |
| 28  | g     | 47  | ASP  | Peptide   |
| 30  | i     | 96  | ARG  | Sidechain |
| 38  | q     | 45  | GLU  | Peptide   |
| 41  | t     | 99  | ASN  | Peptide   |

## 5.2 Too-close contacts [i](#)

Due to software issues we are unable to calculate clashes - this section is therefore empty.

## 5.3 Torsion angles [i](#)

### 5.3.1 Protein backbone [i](#)

In the following table, the Percentiles column shows the percent Ramachandran outliers of the chain as a percentile score with respect to all PDB entries followed by that with respect to all EM entries.

The Analysed column shows the number of residues for which the backbone conformation was analysed, and the total number of residues.

| Mol | Chain | Analysed      | Favoured  | Allowed | Outliers | Percentiles |     |
|-----|-------|---------------|-----------|---------|----------|-------------|-----|
| 2   | B     | 222/241 (92%) | 209 (94%) | 13 (6%) | 0        | 100         | 100 |
| 3   | C     | 204/233 (88%) | 197 (97%) | 6 (3%)  | 1 (0%)   | 29          | 68  |
| 4   | D     | 203/206 (98%) | 200 (98%) | 3 (2%)  | 0        | 100         | 100 |
| 5   | E     | 154/167 (92%) | 148 (96%) | 6 (4%)  | 0        | 100         | 100 |
| 6   | F     | 101/135 (75%) | 98 (97%)  | 3 (3%)  | 0        | 100         | 100 |
| 7   | G     | 151/179 (84%) | 142 (94%) | 9 (6%)  | 0        | 100         | 100 |
| 8   | H     | 127/130 (98%) | 120 (94%) | 7 (6%)  | 0        | 100         | 100 |
| 9   | I     | 125/130 (96%) | 122 (98%) | 3 (2%)  | 0        | 100         | 100 |
| 10  | J     | 96/103 (93%)  | 89 (93%)  | 6 (6%)  | 1 (1%)   | 15          | 54  |
| 11  | K     | 115/129 (89%) | 108 (94%) | 7 (6%)  | 0        | 100         | 100 |
| 12  | L     | 121/124 (98%) | 114 (94%) | 7 (6%)  | 0        | 100         | 100 |

*Continued on next page...*

Continued from previous page...

| Mol | Chain | Analysed      | Favoured   | Allowed | Outliers | Percentiles |     |
|-----|-------|---------------|------------|---------|----------|-------------|-----|
| 13  | M     | 113/118 (96%) | 109 (96%)  | 4 (4%)  | 0        | 100         | 100 |
| 14  | N     | 98/101 (97%)  | 96 (98%)   | 2 (2%)  | 0        | 100         | 100 |
| 15  | O     | 86/89 (97%)   | 83 (96%)   | 3 (4%)  | 0        | 100         | 100 |
| 16  | P     | 79/82 (96%)   | 75 (95%)   | 4 (5%)  | 0        | 100         | 100 |
| 17  | Q     | 77/84 (92%)   | 76 (99%)   | 1 (1%)  | 0        | 100         | 100 |
| 18  | R     | 64/75 (85%)   | 56 (88%)   | 8 (12%) | 0        | 100         | 100 |
| 19  | S     | 82/92 (89%)   | 76 (93%)   | 6 (7%)  | 0        | 100         | 100 |
| 20  | T     | 84/87 (97%)   | 81 (96%)   | 3 (4%)  | 0        | 100         | 100 |
| 21  | U     | 68/71 (96%)   | 68 (100%)  | 0       | 0        | 100         | 100 |
| 24  | c     | 269/273 (98%) | 258 (96%)  | 11 (4%) | 0        | 100         | 100 |
| 25  | d     | 206/209 (99%) | 197 (96%)  | 8 (4%)  | 1 (0%)   | 29          | 68  |
| 26  | e     | 199/201 (99%) | 197 (99%)  | 2 (1%)  | 0        | 100         | 100 |
| 27  | f     | 175/179 (98%) | 166 (95%)  | 9 (5%)  | 0        | 100         | 100 |
| 28  | g     | 174/177 (98%) | 159 (91%)  | 14 (8%) | 1 (1%)   | 25          | 64  |
| 29  | h     | 39/149 (26%)  | 34 (87%)   | 5 (13%) | 0        | 100         | 100 |
| 30  | i     | 140/142 (99%) | 135 (96%)  | 5 (4%)  | 0        | 100         | 100 |
| 31  | j     | 121/123 (98%) | 116 (96%)  | 5 (4%)  | 0        | 100         | 100 |
| 32  | k     | 142/144 (99%) | 135 (95%)  | 7 (5%)  | 0        | 100         | 100 |
| 33  | l     | 134/136 (98%) | 130 (97%)  | 4 (3%)  | 0        | 100         | 100 |
| 34  | m     | 116/127 (91%) | 109 (94%)  | 6 (5%)  | 1 (1%)   | 17          | 56  |
| 35  | n     | 114/117 (97%) | 108 (95%)  | 6 (5%)  | 0        | 100         | 100 |
| 36  | o     | 112/115 (97%) | 109 (97%)  | 3 (3%)  | 0        | 100         | 100 |
| 37  | p     | 115/118 (98%) | 114 (99%)  | 1 (1%)  | 0        | 100         | 100 |
| 38  | q     | 101/103 (98%) | 97 (96%)   | 4 (4%)  | 0        | 100         | 100 |
| 39  | r     | 108/110 (98%) | 108 (100%) | 0       | 0        | 100         | 100 |
| 40  | s     | 91/100 (91%)  | 85 (93%)   | 6 (7%)  | 0        | 100         | 100 |
| 41  | t     | 100/104 (96%) | 94 (94%)   | 6 (6%)  | 0        | 100         | 100 |
| 42  | u     | 92/94 (98%)   | 90 (98%)   | 2 (2%)  | 0        | 100         | 100 |
| 43  | v     | 76/85 (89%)   | 72 (95%)   | 4 (5%)  | 0        | 100         | 100 |
| 44  | w     | 75/78 (96%)   | 75 (100%)  | 0       | 0        | 100         | 100 |
| 45  | x     | 60/63 (95%)   | 56 (93%)   | 4 (7%)  | 0        | 100         | 100 |

Continued on next page...

Continued from previous page...

| Mol | Chain | Analysed        | Favoured   | Allowed  | Outliers | Percentiles |     |
|-----|-------|-----------------|------------|----------|----------|-------------|-----|
| 46  | y     | 56/59 (95%)     | 54 (96%)   | 2 (4%)   | 0        | 100         | 100 |
| 47  | z     | 54/57 (95%)     | 53 (98%)   | 1 (2%)   | 0        | 100         | 100 |
| 48  | 0     | 49/55 (89%)     | 49 (100%)  | 0        | 0        | 100         | 100 |
| 49  | 1     | 44/46 (96%)     | 41 (93%)   | 3 (7%)   | 0        | 100         | 100 |
| 50  | 2     | 62/65 (95%)     | 58 (94%)   | 4 (6%)   | 0        | 100         | 100 |
| 51  | 3     | 36/38 (95%)     | 36 (100%)  | 0        | 0        | 100         | 100 |
| 52  | 4     | 56/66 (85%)     | 54 (96%)   | 2 (4%)   | 0        | 100         | 100 |
| 54  | 7     | 14/16 (88%)     | 12 (86%)   | 2 (14%)  | 0        | 100         | 100 |
| 56  | 6     | 44/46 (96%)     | 42 (96%)   | 2 (4%)   | 0        | 100         | 100 |
| 57  | 8     | 349/365 (96%)   | 337 (97%)  | 12 (3%)  | 0        | 100         | 100 |
| 58  | 5     | 128/130 (98%)   | 106 (83%)  | 21 (16%) | 1 (1%)   | 19          | 58  |
| 59  | 9     | 129/134 (96%)   | 119 (92%)  | 10 (8%)  | 0        | 100         | 100 |
| All | All   | 6150/6600 (93%) | 5872 (96%) | 272 (4%) | 6 (0%)   | 54          | 84  |

All (6) Ramachandran outliers are listed below:

| Mol | Chain | Res | Type |
|-----|-------|-----|------|
| 34  | m     | 70  | THR  |
| 10  | J     | 57  | VAL  |
| 25  | d     | 149 | ASN  |
| 28  | g     | 47  | ASP  |
| 58  | 5     | 55  | VAL  |
| 3   | C     | 60  | PRO  |

### 5.3.2 Protein sidechains [i](#)

In the following table, the Percentiles column shows the percent sidechain outliers of the chain as a percentile score with respect to all PDB entries followed by that with respect to all EM entries.

The Analysed column shows the number of residues for which the sidechain conformation was analysed, and the total number of residues.

| Mol | Chain | Analysed      | Rotameric | Outliers | Percentiles |    |
|-----|-------|---------------|-----------|----------|-------------|----|
| 2   | B     | 186/199 (94%) | 183 (98%) | 3 (2%)   | 62          | 83 |
| 3   | C     | 170/190 (90%) | 167 (98%) | 3 (2%)   | 59          | 81 |
| 4   | D     | 172/173 (99%) | 171 (99%) | 1 (1%)   | 86          | 94 |

Continued on next page...

*Continued from previous page...*

| Mol | Chain | Analysed       | Rotameric  | Outliers | Percentiles |     |
|-----|-------|----------------|------------|----------|-------------|-----|
| 5   | E     | 119/126 (94%)  | 119 (100%) | 0        | 100         | 100 |
| 6   | F     | 90/116 (78%)   | 90 (100%)  | 0        | 100         | 100 |
| 7   | G     | 126/147 (86%)  | 125 (99%)  | 1 (1%)   | 81          | 91  |
| 8   | H     | 104/105 (99%)  | 104 (100%) | 0        | 100         | 100 |
| 9   | I     | 105/107 (98%)  | 103 (98%)  | 2 (2%)   | 57          | 80  |
| 10  | J     | 86/90 (96%)    | 85 (99%)   | 1 (1%)   | 71          | 87  |
| 11  | K     | 90/99 (91%)    | 88 (98%)   | 2 (2%)   | 52          | 78  |
| 12  | L     | 102/104 (98%)  | 98 (96%)   | 4 (4%)   | 32          | 64  |
| 13  | M     | 93/96 (97%)    | 92 (99%)   | 1 (1%)   | 73          | 88  |
| 14  | N     | 83/84 (99%)    | 82 (99%)   | 1 (1%)   | 71          | 87  |
| 15  | O     | 76/77 (99%)    | 76 (100%)  | 0        | 100         | 100 |
| 16  | P     | 65/65 (100%)   | 65 (100%)  | 0        | 100         | 100 |
| 17  | Q     | 73/78 (94%)    | 73 (100%)  | 0        | 100         | 100 |
| 18  | R     | 57/65 (88%)    | 56 (98%)   | 1 (2%)   | 59          | 81  |
| 19  | S     | 72/79 (91%)    | 70 (97%)   | 2 (3%)   | 43          | 72  |
| 20  | T     | 65/66 (98%)    | 65 (100%)  | 0        | 100         | 100 |
| 21  | U     | 60/61 (98%)    | 60 (100%)  | 0        | 100         | 100 |
| 24  | c     | 216/218 (99%)  | 216 (100%) | 0        | 100         | 100 |
| 25  | d     | 163/163 (100%) | 163 (100%) | 0        | 100         | 100 |
| 26  | e     | 165/165 (100%) | 165 (100%) | 0        | 100         | 100 |
| 27  | f     | 148/150 (99%)  | 148 (100%) | 0        | 100         | 100 |
| 28  | g     | 137/138 (99%)  | 136 (99%)  | 1 (1%)   | 84          | 93  |
| 29  | h     | 32/114 (28%)   | 32 (100%)  | 0        | 100         | 100 |
| 30  | i     | 116/116 (100%) | 116 (100%) | 0        | 100         | 100 |
| 31  | j     | 104/104 (100%) | 104 (100%) | 0        | 100         | 100 |
| 32  | k     | 103/103 (100%) | 103 (100%) | 0        | 100         | 100 |
| 33  | l     | 109/109 (100%) | 108 (99%)  | 1 (1%)   | 78          | 90  |
| 34  | m     | 98/103 (95%)   | 98 (100%)  | 0        | 100         | 100 |
| 35  | n     | 86/87 (99%)    | 86 (100%)  | 0        | 100         | 100 |
| 36  | o     | 99/100 (99%)   | 99 (100%)  | 0        | 100         | 100 |
| 37  | p     | 89/90 (99%)    | 89 (100%)  | 0        | 100         | 100 |

*Continued on next page...*

Continued from previous page...

| Mol | Chain | Analysed        | Rotameric  | Outliers | Percentiles |     |
|-----|-------|-----------------|------------|----------|-------------|-----|
| 38  | q     | 84/84 (100%)    | 84 (100%)  | 0        | 100         | 100 |
| 39  | r     | 93/93 (100%)    | 93 (100%)  | 0        | 100         | 100 |
| 40  | s     | 80/84 (95%)     | 80 (100%)  | 0        | 100         | 100 |
| 41  | t     | 83/85 (98%)     | 83 (100%)  | 0        | 100         | 100 |
| 42  | u     | 78/78 (100%)    | 78 (100%)  | 0        | 100         | 100 |
| 43  | v     | 58/63 (92%)     | 58 (100%)  | 0        | 100         | 100 |
| 44  | w     | 67/68 (98%)     | 67 (100%)  | 0        | 100         | 100 |
| 45  | x     | 54/55 (98%)     | 53 (98%)   | 1 (2%)   | 57          | 80  |
| 46  | y     | 48/49 (98%)     | 48 (100%)  | 0        | 100         | 100 |
| 47  | z     | 47/48 (98%)     | 46 (98%)   | 1 (2%)   | 53          | 79  |
| 48  | 0     | 46/49 (94%)     | 46 (100%)  | 0        | 100         | 100 |
| 49  | 1     | 38/38 (100%)    | 38 (100%)  | 0        | 100         | 100 |
| 50  | 2     | 51/52 (98%)     | 51 (100%)  | 0        | 100         | 100 |
| 51  | 3     | 34/34 (100%)    | 34 (100%)  | 0        | 100         | 100 |
| 52  | 4     | 55/59 (93%)     | 55 (100%)  | 0        | 100         | 100 |
| 54  | 7     | 16/16 (100%)    | 16 (100%)  | 0        | 100         | 100 |
| 56  | 6     | 39/39 (100%)    | 39 (100%)  | 0        | 100         | 100 |
| 57  | 8     | 302/311 (97%)   | 301 (100%) | 1 (0%)   | 92          | 97  |
| 58  | 5     | 99/99 (100%)    | 96 (97%)   | 3 (3%)   | 41          | 71  |
| 59  | 9     | 102/103 (99%)   | 101 (99%)  | 1 (1%)   | 76          | 88  |
| All | All   | 5133/5394 (95%) | 5102 (99%) | 31 (1%)  | 86          | 94  |

All (31) residues with a non-rotameric sidechain are listed below:

| Mol | Chain | Res | Type |
|-----|-------|-----|------|
| 2   | B     | 74  | ARG  |
| 2   | B     | 105 | LYS  |
| 2   | B     | 227 | GLN  |
| 3   | C     | 107 | ARG  |
| 3   | C     | 127 | ARG  |
| 3   | C     | 136 | ARG  |
| 4   | D     | 115 | ARG  |
| 7   | G     | 79  | ARG  |
| 9   | I     | 32  | GLN  |
| 9   | I     | 106 | ARG  |

Continued on next page...

*Continued from previous page...*

| Mol | Chain | Res | Type |
|-----|-------|-----|------|
| 10  | J     | 31  | ARG  |
| 11  | K     | 116 | ILE  |
| 11  | K     | 119 | ASP  |
| 12  | L     | 87  | VAL  |
| 12  | L     | 88  | LYS  |
| 12  | L     | 90  | LEU  |
| 12  | L     | 94  | ARG  |
| 13  | M     | 101 | ARG  |
| 14  | N     | 19  | LYS  |
| 18  | R     | 12  | ARG  |
| 19  | S     | 6   | LYS  |
| 19  | S     | 81  | ARG  |
| 28  | g     | 29  | LYS  |
| 33  | l     | 81  | ARG  |
| 45  | x     | 58  | ASN  |
| 47  | z     | 5   | GLN  |
| 57  | 8     | 294 | LYS  |
| 58  | 5     | 20  | LYS  |
| 58  | 5     | 43  | LYS  |
| 58  | 5     | 105 | LYS  |
| 59  | 9     | 39  | LYS  |

Sometimes sidechains can be flipped to improve hydrogen bonding and reduce clashes. All (9) such sidechains are listed below:

| Mol | Chain | Res | Type |
|-----|-------|-----|------|
| 2   | B     | 120 | GLN  |
| 9   | I     | 37  | GLN  |
| 11  | K     | 22  | HIS  |
| 12  | L     | 112 | GLN  |
| 26  | e     | 9   | GLN  |
| 36  | o     | 7   | GLN  |
| 38  | q     | 43  | ASN  |
| 56  | 6     | 27  | GLN  |
| 58  | 5     | 6   | GLN  |

### 5.3.3 RNA [i](#)

| Mol | Chain | Analysed        | Backbone Outliers | Pucker Outliers |
|-----|-------|-----------------|-------------------|-----------------|
| 1   | A     | 1513/1519 (99%) | 229 (15%)         | 5 (0%)          |
| 22  | a     | 2800/2807 (99%) | 376 (13%)         | 0               |

*Continued on next page...*

*Continued from previous page...*

| Mol | Chain | Analysed        | Backbone Outliers | Pucker Outliers |
|-----|-------|-----------------|-------------------|-----------------|
| 23  | b     | 118/119 (99%)   | 14 (11%)          | 0               |
| 53  | X     | 4/5 (80%)       | 1 (25%)           | 0               |
| 55  | V     | 73/75 (97%)     | 17 (23%)          | 0               |
| All | All   | 4508/4525 (99%) | 637 (14%)         | 5 (0%)          |

All (637) RNA backbone outliers are listed below:

| Mol | Chain | Res | Type |
|-----|-------|-----|------|
| 1   | A     | 4   | U    |
| 1   | A     | 5   | U    |
| 1   | A     | 6   | G    |
| 1   | A     | 7   | A    |
| 1   | A     | 9   | G    |
| 1   | A     | 32  | A    |
| 1   | A     | 39  | G    |
| 1   | A     | 47  | C    |
| 1   | A     | 48  | C    |
| 1   | A     | 50  | A    |
| 1   | A     | 51  | A    |
| 1   | A     | 71  | A    |
| 1   | A     | 72  | A    |
| 1   | A     | 74  | A    |
| 1   | A     | 81  | A    |
| 1   | A     | 83  | C    |
| 1   | A     | 84  | U    |
| 1   | A     | 86  | G    |
| 1   | A     | 87  | C    |
| 1   | A     | 88  | U    |
| 1   | A     | 94  | G    |
| 1   | A     | 95  | C    |
| 1   | A     | 121 | U    |
| 1   | A     | 122 | G    |
| 1   | A     | 131 | A    |
| 1   | A     | 141 | G    |
| 1   | A     | 143 | A    |
| 1   | A     | 144 | G    |
| 1   | A     | 159 | G    |
| 1   | A     | 181 | A    |
| 1   | A     | 182 | A    |
| 1   | A     | 183 | C    |
| 1   | A     | 197 | A    |
| 1   | A     | 226 | G    |

*Continued on next page...*



*Continued from previous page...*

| <b>Mol</b> | <b>Chain</b> | <b>Res</b> | <b>Type</b> |
|------------|--------------|------------|-------------|
| 1          | A            | 240        | G           |
| 1          | A            | 245        | U           |
| 1          | A            | 247        | G           |
| 1          | A            | 251        | G           |
| 1          | A            | 266        | G           |
| 1          | A            | 267        | C           |
| 1          | A            | 280        | C           |
| 1          | A            | 289        | G           |
| 1          | A            | 306        | A           |
| 1          | A            | 321        | A           |
| 1          | A            | 328        | C           |
| 1          | A            | 344        | A           |
| 1          | A            | 347        | G           |
| 1          | A            | 351        | G           |
| 1          | A            | 352        | C           |
| 1          | A            | 354        | G           |
| 1          | A            | 367        | U           |
| 1          | A            | 372        | C           |
| 1          | A            | 373        | A           |
| 1          | A            | 388        | G           |
| 1          | A            | 392        | C           |
| 1          | A            | 397        | A           |
| 1          | A            | 406        | G           |
| 1          | A            | 408        | A           |
| 1          | A            | 411        | A           |
| 1          | A            | 412        | A           |
| 1          | A            | 413        | G           |
| 1          | A            | 414        | A           |
| 1          | A            | 415        | A           |
| 1          | A            | 421        | U           |
| 1          | A            | 422        | C           |
| 1          | A            | 423        | G           |
| 1          | A            | 424        | G           |
| 1          | A            | 428        | G           |
| 1          | A            | 429        | U           |
| 1          | A            | 435        | A           |
| 1          | A            | 438        | U           |
| 1          | A            | 439        | U           |
| 1          | A            | 453        | G           |
| 1          | A            | 457        | G           |
| 1          | A            | 458        | U           |
| 1          | A            | 463        | U           |

*Continued on next page...*

*Continued from previous page...*

| <b>Mol</b> | <b>Chain</b> | <b>Res</b> | <b>Type</b> |
|------------|--------------|------------|-------------|
| 1          | A            | 465        | A           |
| 1          | A            | 467        | U           |
| 1          | A            | 468        | A           |
| 1          | A            | 469        | C           |
| 1          | A            | 474        | G           |
| 1          | A            | 478        | A           |
| 1          | A            | 479        | U           |
| 1          | A            | 481        | G           |
| 1          | A            | 484        | G           |
| 1          | A            | 486        | U           |
| 1          | A            | 496        | A           |
| 1          | A            | 497        | G           |
| 1          | A            | 509        | A           |
| 1          | A            | 510        | A           |
| 1          | A            | 511        | C           |
| 1          | A            | 518        | C           |
| 1          | A            | 519        | C           |
| 1          | A            | 521        | G           |
| 1          | A            | 524        | G           |
| 1          | A            | 531        | U           |
| 1          | A            | 532        | A           |
| 1          | A            | 547        | A           |
| 1          | A            | 559        | A           |
| 1          | A            | 564        | C           |
| 1          | A            | 572        | A           |
| 1          | A            | 573        | A           |
| 1          | A            | 575        | G           |
| 1          | A            | 576        | C           |
| 1          | A            | 577        | G           |
| 1          | A            | 588        | G           |
| 1          | A            | 596        | A           |
| 1          | A            | 618        | C           |
| 1          | A            | 619        | U           |
| 1          | A            | 633        | G           |
| 1          | A            | 642        | A           |
| 1          | A            | 650        | G           |
| 1          | A            | 665        | A           |
| 1          | A            | 687        | A           |
| 1          | A            | 702        | A           |
| 1          | A            | 703        | G           |
| 1          | A            | 721        | G           |
| 1          | A            | 723        | U           |

*Continued on next page...*

*Continued from previous page...*

| <b>Mol</b> | <b>Chain</b> | <b>Res</b> | <b>Type</b> |
|------------|--------------|------------|-------------|
| 1          | A            | 724        | G           |
| 1          | A            | 734        | G           |
| 1          | A            | 746        | A           |
| 1          | A            | 747        | A           |
| 1          | A            | 748        | G           |
| 1          | A            | 755        | G           |
| 1          | A            | 774        | G           |
| 1          | A            | 777        | A           |
| 1          | A            | 793        | U           |
| 1          | A            | 794        | A           |
| 1          | A            | 815        | A           |
| 1          | A            | 817        | C           |
| 1          | A            | 819        | A           |
| 1          | A            | 821        | G           |
| 1          | A            | 851        | G           |
| 1          | A            | 876        | C           |
| 1          | A            | 889        | A           |
| 1          | A            | 890        | G           |
| 1          | A            | 914        | A           |
| 1          | A            | 926        | G           |
| 1          | A            | 934        | C           |
| 1          | A            | 935        | A           |
| 1          | A            | 960        | U           |
| 1          | A            | 966        | 2MG         |
| 1          | A            | 969        | A           |
| 1          | A            | 971        | G           |
| 1          | A            | 975        | A           |
| 1          | A            | 976        | G           |
| 1          | A            | 977        | A           |
| 1          | A            | 980        | C           |
| 1          | A            | 982        | U           |
| 1          | A            | 983        | A           |
| 1          | A            | 994        | A           |
| 1          | A            | 1004       | A           |
| 1          | A            | 1009       | U           |
| 1          | A            | 1024       | G           |
| 1          | A            | 1027       | C           |
| 1          | A            | 1028       | C           |
| 1          | A            | 1030       | U           |
| 1          | A            | 1031       | C           |
| 1          | A            | 1033       | G           |
| 1          | A            | 1034       | G           |

*Continued on next page...*

*Continued from previous page...*

| <b>Mol</b> | <b>Chain</b> | <b>Res</b> | <b>Type</b> |
|------------|--------------|------------|-------------|
| 1          | A            | 1036       | A           |
| 1          | A            | 1039       | G           |
| 1          | A            | 1044       | A           |
| 1          | A            | 1064       | G           |
| 1          | A            | 1065       | U           |
| 1          | A            | 1070       | U           |
| 1          | A            | 1085       | U           |
| 1          | A            | 1094       | G           |
| 1          | A            | 1095       | U           |
| 1          | A            | 1101       | A           |
| 1          | A            | 1108       | G           |
| 1          | A            | 1131       | G           |
| 1          | A            | 1133       | G           |
| 1          | A            | 1136       | C           |
| 1          | A            | 1137       | C           |
| 1          | A            | 1139       | G           |
| 1          | A            | 1140       | C           |
| 1          | A            | 1159       | U           |
| 1          | A            | 1167       | A           |
| 1          | A            | 1184       | G           |
| 1          | A            | 1196       | A           |
| 1          | A            | 1197       | A           |
| 1          | A            | 1213       | A           |
| 1          | A            | 1214       | C           |
| 1          | A            | 1226       | C           |
| 1          | A            | 1227       | A           |
| 1          | A            | 1228       | C           |
| 1          | A            | 1238       | A           |
| 1          | A            | 1240       | U           |
| 1          | A            | 1257       | A           |
| 1          | A            | 1260       | G           |
| 1          | A            | 1275       | A           |
| 1          | A            | 1280       | A           |
| 1          | A            | 1285       | A           |
| 1          | A            | 1286       | U           |
| 1          | A            | 1287       | A           |
| 1          | A            | 1297       | G           |
| 1          | A            | 1300       | G           |
| 1          | A            | 1302       | C           |
| 1          | A            | 1305       | G           |
| 1          | A            | 1317       | C           |
| 1          | A            | 1319       | A           |

*Continued on next page...*

*Continued from previous page...*

| <b>Mol</b> | <b>Chain</b> | <b>Res</b> | <b>Type</b> |
|------------|--------------|------------|-------------|
| 1          | A            | 1320       | C           |
| 1          | A            | 1323       | G           |
| 1          | A            | 1328       | C           |
| 1          | A            | 1340       | A           |
| 1          | A            | 1346       | A           |
| 1          | A            | 1353       | G           |
| 1          | A            | 1363       | A           |
| 1          | A            | 1378       | C           |
| 1          | A            | 1379       | G           |
| 1          | A            | 1381       | U           |
| 1          | A            | 1398       | A           |
| 1          | A            | 1419       | G           |
| 1          | A            | 1432       | G           |
| 1          | A            | 1441       | A           |
| 1          | A            | 1446       | A           |
| 1          | A            | 1451       | U           |
| 1          | A            | 1452       | C           |
| 1          | A            | 1487       | G           |
| 1          | A            | 1493       | A           |
| 1          | A            | 1494       | G           |
| 1          | A            | 1499       | A           |
| 1          | A            | 1503       | A           |
| 1          | A            | 1506       | U           |
| 1          | A            | 1517       | G           |
| 1          | A            | 1529       | G           |
| 1          | A            | 1530       | G           |
| 1          | A            | 1534       | A           |
| 22         | a            | 10         | A           |
| 22         | a            | 14         | A           |
| 22         | a            | 15         | G           |
| 22         | a            | 34         | U           |
| 22         | a            | 45         | G           |
| 22         | a            | 49         | A           |
| 22         | a            | 51         | G           |
| 22         | a            | 61         | C           |
| 22         | a            | 71         | A           |
| 22         | a            | 74         | A           |
| 22         | a            | 75         | G           |
| 22         | a            | 101        | A           |
| 22         | a            | 102        | U           |
| 22         | a            | 118        | A           |
| 22         | a            | 120        | U           |

*Continued on next page...*

*Continued from previous page...*

| <b>Mol</b> | <b>Chain</b> | <b>Res</b> | <b>Type</b> |
|------------|--------------|------------|-------------|
| 22         | a            | 135        | U           |
| 22         | a            | 139        | U           |
| 22         | a            | 142        | A           |
| 22         | a            | 144        | A           |
| 22         | a            | 181        | A           |
| 22         | a            | 196        | A           |
| 22         | a            | 199        | A           |
| 22         | a            | 204        | A           |
| 22         | a            | 215        | G           |
| 22         | a            | 216        | A           |
| 22         | a            | 222        | A           |
| 22         | a            | 248        | G           |
| 22         | a            | 264        | C           |
| 22         | a            | 265        | A           |
| 22         | a            | 272        | A           |
| 22         | a            | 278        | A           |
| 22         | a            | 279        | A           |
| 22         | a            | 282        | A           |
| 22         | a            | 285        | G           |
| 22         | a            | 294        | A           |
| 22         | a            | 311        | A           |
| 22         | a            | 329        | G           |
| 22         | a            | 330        | A           |
| 22         | a            | 345        | A           |
| 22         | a            | 356        | G           |
| 22         | a            | 361        | G           |
| 22         | a            | 362        | A           |
| 22         | a            | 373        | U           |
| 22         | a            | 386        | G           |
| 22         | a            | 396        | G           |
| 22         | a            | 403        | U           |
| 22         | a            | 405        | U           |
| 22         | a            | 411        | G           |
| 22         | a            | 412        | A           |
| 22         | a            | 457        | A           |
| 22         | a            | 459        | U           |
| 22         | a            | 467        | G           |
| 22         | a            | 479        | A           |
| 22         | a            | 481        | G           |
| 22         | a            | 491        | G           |
| 22         | a            | 504        | A           |
| 22         | a            | 505        | A           |

*Continued on next page...*

*Continued from previous page...*

| <b>Mol</b> | <b>Chain</b> | <b>Res</b> | <b>Type</b> |
|------------|--------------|------------|-------------|
| 22         | a            | 509        | C           |
| 22         | a            | 510        | C           |
| 22         | a            | 518        | G           |
| 22         | a            | 529        | A           |
| 22         | a            | 532        | A           |
| 22         | a            | 533        | G           |
| 22         | a            | 543        | G           |
| 22         | a            | 544        | C           |
| 22         | a            | 545        | U           |
| 22         | a            | 546        | U           |
| 22         | a            | 547        | A           |
| 22         | a            | 549        | G           |
| 22         | a            | 563        | A           |
| 22         | a            | 573        | U           |
| 22         | a            | 575        | A           |
| 22         | a            | 588        | U           |
| 22         | a            | 603        | A           |
| 22         | a            | 615        | U           |
| 22         | a            | 627        | A           |
| 22         | a            | 637        | A           |
| 22         | a            | 645        | C           |
| 22         | a            | 647        | G           |
| 22         | a            | 654        | A           |
| 22         | a            | 655        | A           |
| 22         | a            | 670        | A           |
| 22         | a            | 686        | U           |
| 22         | a            | 726        | G           |
| 22         | a            | 730        | A           |
| 22         | a            | 738        | G           |
| 22         | a            | 747        | 5MU         |
| 22         | a            | 765        | C           |
| 22         | a            | 775        | G           |
| 22         | a            | 776        | G           |
| 22         | a            | 782        | A           |
| 22         | a            | 784        | G           |
| 22         | a            | 785        | G           |
| 22         | a            | 788        | A           |
| 22         | a            | 789        | A           |
| 22         | a            | 792        | A           |
| 22         | a            | 805        | G           |
| 22         | a            | 812        | C           |
| 22         | a            | 827        | U           |

*Continued on next page...*

*Continued from previous page...*

| <b>Mol</b> | <b>Chain</b> | <b>Res</b> | <b>Type</b> |
|------------|--------------|------------|-------------|
| 22         | a            | 828        | U           |
| 22         | a            | 829        | A           |
| 22         | a            | 845        | A           |
| 22         | a            | 846        | U           |
| 22         | a            | 847        | U           |
| 22         | a            | 856        | G           |
| 22         | a            | 859        | G           |
| 22         | a            | 869        | G           |
| 22         | a            | 883        | G           |
| 22         | a            | 884        | U           |
| 22         | a            | 888        | C           |
| 22         | a            | 890        | C           |
| 22         | a            | 891        | G           |
| 22         | a            | 895        | U           |
| 22         | a            | 896        | A           |
| 22         | a            | 897        | C           |
| 22         | a            | 899        | A           |
| 22         | a            | 907        | G           |
| 22         | a            | 910        | A           |
| 22         | a            | 932        | U           |
| 22         | a            | 945        | A           |
| 22         | a            | 946        | C           |
| 22         | a            | 953        | G           |
| 22         | a            | 961        | C           |
| 22         | a            | 973        | A           |
| 22         | a            | 974        | G           |
| 22         | a            | 980        | A           |
| 22         | a            | 983        | A           |
| 22         | a            | 996        | A           |
| 22         | a            | 1009       | A           |
| 22         | a            | 1012       | U           |
| 22         | a            | 1013       | C           |
| 22         | a            | 1025       | G           |
| 22         | a            | 1026       | G           |
| 22         | a            | 1033       | U           |
| 22         | a            | 1040       | A           |
| 22         | a            | 1042       | G           |
| 22         | a            | 1043       | C           |
| 22         | a            | 1045       | C           |
| 22         | a            | 1046       | A           |
| 22         | a            | 1047       | G           |
| 22         | a            | 1060       | U           |

*Continued on next page...*



*Continued from previous page...*

| <b>Mol</b> | <b>Chain</b> | <b>Res</b> | <b>Type</b> |
|------------|--------------|------------|-------------|
| 22         | a            | 1063       | G           |
| 22         | a            | 1064       | C           |
| 22         | a            | 1065       | U           |
| 22         | a            | 1066       | U           |
| 22         | a            | 1067       | A           |
| 22         | a            | 1068       | G           |
| 22         | a            | 1070       | A           |
| 22         | a            | 1071       | G           |
| 22         | a            | 1079       | C           |
| 22         | a            | 1083       | U           |
| 22         | a            | 1084       | A           |
| 22         | a            | 1085       | A           |
| 22         | a            | 1087       | G           |
| 22         | a            | 1088       | A           |
| 22         | a            | 1097       | U           |
| 22         | a            | 1111       | A           |
| 22         | a            | 1112       | G           |
| 22         | a            | 1115       | G           |
| 22         | a            | 1132       | U           |
| 22         | a            | 1135       | C           |
| 22         | a            | 1139       | G           |
| 22         | a            | 1142       | A           |
| 22         | a            | 1143       | A           |
| 22         | a            | 1155       | A           |
| 22         | a            | 1169       | A           |
| 22         | a            | 1204       | A           |
| 22         | a            | 1212       | G           |
| 22         | a            | 1236       | G           |
| 22         | a            | 1250       | G           |
| 22         | a            | 1253       | A           |
| 22         | a            | 1256       | G           |
| 22         | a            | 1271       | G           |
| 22         | a            | 1272       | A           |
| 22         | a            | 1273       | U           |
| 22         | a            | 1300       | G           |
| 22         | a            | 1301       | A           |
| 22         | a            | 1306       | C           |
| 22         | a            | 1321       | A           |
| 22         | a            | 1352       | U           |
| 22         | a            | 1365       | A           |
| 22         | a            | 1378       | A           |
| 22         | a            | 1379       | U           |

*Continued on next page...*

*Continued from previous page...*

| <b>Mol</b> | <b>Chain</b> | <b>Res</b> | <b>Type</b> |
|------------|--------------|------------|-------------|
| 22         | a            | 1383       | A           |
| 22         | a            | 1395       | A           |
| 22         | a            | 1403       | A           |
| 22         | a            | 1411       | U           |
| 22         | a            | 1416       | G           |
| 22         | a            | 1419       | A           |
| 22         | a            | 1427       | A           |
| 22         | a            | 1428       | C           |
| 22         | a            | 1437       | C           |
| 22         | a            | 1452       | G           |
| 22         | a            | 1453       | A           |
| 22         | a            | 1482       | G           |
| 22         | a            | 1493       | C           |
| 22         | a            | 1510       | G           |
| 22         | a            | 1515       | A           |
| 22         | a            | 1523       | U           |
| 22         | a            | 1524       | G           |
| 22         | a            | 1535       | A           |
| 22         | a            | 1536       | C           |
| 22         | a            | 1537       | G           |
| 22         | a            | 1554       | U           |
| 22         | a            | 1559       | U           |
| 22         | a            | 1566       | A           |
| 22         | a            | 1569       | A           |
| 22         | a            | 1578       | U           |
| 22         | a            | 1583       | A           |
| 22         | a            | 1584       | U           |
| 22         | a            | 1585       | C           |
| 22         | a            | 1607       | C           |
| 22         | a            | 1608       | A           |
| 22         | a            | 1634       | A           |
| 22         | a            | 1647       | U           |
| 22         | a            | 1648       | U           |
| 22         | a            | 1649       | G           |
| 22         | a            | 1674       | G           |
| 22         | a            | 1675       | C           |
| 22         | a            | 1698       | A           |
| 22         | a            | 1715       | G           |
| 22         | a            | 1729       | U           |
| 22         | a            | 1730       | C           |
| 22         | a            | 1731       | G           |
| 22         | a            | 1738       | G           |

*Continued on next page...*

*Continued from previous page...*

| <b>Mol</b> | <b>Chain</b> | <b>Res</b> | <b>Type</b> |
|------------|--------------|------------|-------------|
| 22         | a            | 1756       | G           |
| 22         | a            | 1764       | C           |
| 22         | a            | 1773       | A           |
| 22         | a            | 1781       | U           |
| 22         | a            | 1786       | A           |
| 22         | a            | 1800       | C           |
| 22         | a            | 1801       | A           |
| 22         | a            | 1802       | A           |
| 22         | a            | 1808       | A           |
| 22         | a            | 1816       | C           |
| 22         | a            | 1829       | A           |
| 22         | a            | 1833       | C           |
| 22         | a            | 1847       | A           |
| 22         | a            | 1848       | A           |
| 22         | a            | 1858       | A           |
| 22         | a            | 1870       | C           |
| 22         | a            | 1871       | A           |
| 22         | a            | 1872       | A           |
| 22         | a            | 1873       | G           |
| 22         | a            | 1906       | G           |
| 22         | a            | 1907       | G           |
| 22         | a            | 1913       | A           |
| 22         | a            | 1914       | C           |
| 22         | a            | 1927       | A           |
| 22         | a            | 1929       | G           |
| 22         | a            | 1930       | G           |
| 22         | a            | 1936       | A           |
| 22         | a            | 1937       | A           |
| 22         | a            | 1938       | A           |
| 22         | a            | 1943       | U           |
| 22         | a            | 1955       | U           |
| 22         | a            | 1964       | G           |
| 22         | a            | 1966       | A           |
| 22         | a            | 1967       | C           |
| 22         | a            | 1970       | A           |
| 22         | a            | 1971       | U           |
| 22         | a            | 1972       | G           |
| 22         | a            | 1991       | U           |
| 22         | a            | 1993       | U           |
| 22         | a            | 2020       | A           |
| 22         | a            | 2023       | C           |
| 22         | a            | 2033       | A           |

*Continued on next page...*

*Continued from previous page...*

| <b>Mol</b> | <b>Chain</b> | <b>Res</b> | <b>Type</b> |
|------------|--------------|------------|-------------|
| 22         | a            | 2043       | C           |
| 22         | a            | 2055       | C           |
| 22         | a            | 2056       | G           |
| 22         | a            | 2060       | A           |
| 22         | a            | 2061       | G           |
| 22         | a            | 2062       | A           |
| 22         | a            | 2069       | G7M         |
| 22         | a            | 2093       | G           |
| 22         | a            | 2198       | A           |
| 22         | a            | 2203       | U           |
| 22         | a            | 2204       | G           |
| 22         | a            | 2211       | A           |
| 22         | a            | 2213       | U           |
| 22         | a            | 2225       | A           |
| 22         | a            | 2238       | G           |
| 22         | a            | 2239       | G           |
| 22         | a            | 2266       | A           |
| 22         | a            | 2283       | C           |
| 22         | a            | 2287       | A           |
| 22         | a            | 2288       | A           |
| 22         | a            | 2305       | U           |
| 22         | a            | 2308       | G           |
| 22         | a            | 2322       | A           |
| 22         | a            | 2325       | G           |
| 22         | a            | 2333       | A           |
| 22         | a            | 2334       | U           |
| 22         | a            | 2336       | A           |
| 22         | a            | 2347       | C           |
| 22         | a            | 2350       | C           |
| 22         | a            | 2357       | G           |
| 22         | a            | 2361       | G           |
| 22         | a            | 2377       | A           |
| 22         | a            | 2383       | G           |
| 22         | a            | 2385       | C           |
| 22         | a            | 2396       | G           |
| 22         | a            | 2402       | U           |
| 22         | a            | 2403       | C           |
| 22         | a            | 2406       | A           |
| 22         | a            | 2425       | A           |
| 22         | a            | 2426       | A           |
| 22         | a            | 2429       | G           |
| 22         | a            | 2435       | A           |

*Continued on next page...*

*Continued from previous page...*

| <b>Mol</b> | <b>Chain</b> | <b>Res</b> | <b>Type</b> |
|------------|--------------|------------|-------------|
| 22         | a            | 2440       | C           |
| 22         | a            | 2441       | U           |
| 22         | a            | 2445       | 2MG         |
| 22         | a            | 2448       | A           |
| 22         | a            | 2476       | A           |
| 22         | a            | 2478       | A           |
| 22         | a            | 2484       | G           |
| 22         | a            | 2491       | U           |
| 22         | a            | 2497       | A           |
| 22         | a            | 2502       | G           |
| 22         | a            | 2504       | PSU         |
| 22         | a            | 2505       | G           |
| 22         | a            | 2506       | U           |
| 22         | a            | 2507       | C           |
| 22         | a            | 2518       | A           |
| 22         | a            | 2520       | C           |
| 22         | a            | 2529       | G           |
| 22         | a            | 2535       | G           |
| 22         | a            | 2547       | A           |
| 22         | a            | 2566       | A           |
| 22         | a            | 2567       | G           |
| 22         | a            | 2572       | A           |
| 22         | a            | 2573       | C           |
| 22         | a            | 2585       | U           |
| 22         | a            | 2586       | U           |
| 22         | a            | 2601       | C           |
| 22         | a            | 2602       | A           |
| 22         | a            | 2609       | U           |
| 22         | a            | 2613       | U           |
| 22         | a            | 2615       | U           |
| 22         | a            | 2629       | U           |
| 22         | a            | 2630       | G           |
| 22         | a            | 2636       | C           |
| 22         | a            | 2646       | C           |
| 22         | a            | 2685       | G           |
| 22         | a            | 2689       | U           |
| 22         | a            | 2690       | U           |
| 22         | a            | 2714       | G           |
| 22         | a            | 2716       | C           |
| 22         | a            | 2726       | A           |
| 22         | a            | 2733       | A           |
| 22         | a            | 2739       | U           |

*Continued on next page...*

*Continued from previous page...*

| <b>Mol</b> | <b>Chain</b> | <b>Res</b> | <b>Type</b> |
|------------|--------------|------------|-------------|
| 22         | a            | 2744       | G           |
| 22         | a            | 2748       | A           |
| 22         | a            | 2751       | G           |
| 22         | a            | 2752       | C           |
| 22         | a            | 2765       | A           |
| 22         | a            | 2778       | A           |
| 22         | a            | 2791       | G           |
| 22         | a            | 2795       | C           |
| 22         | a            | 2797       | U           |
| 22         | a            | 2798       | U           |
| 22         | a            | 2818       | U           |
| 22         | a            | 2820       | A           |
| 22         | a            | 2821       | A           |
| 22         | a            | 2833       | U           |
| 22         | a            | 2835       | A           |
| 22         | a            | 2836       | U           |
| 22         | a            | 2849       | U           |
| 22         | a            | 2861       | U           |
| 22         | a            | 2872       | A           |
| 22         | a            | 2873       | A           |
| 22         | a            | 2880       | C           |
| 22         | a            | 2883       | A           |
| 22         | a            | 2884       | U           |
| 22         | a            | 2891       | U           |
| 22         | a            | 2893       | A           |
| 23         | b            | 9          | G           |
| 23         | b            | 13         | G           |
| 23         | b            | 24         | G           |
| 23         | b            | 36         | C           |
| 23         | b            | 37         | C           |
| 23         | b            | 42         | C           |
| 23         | b            | 56         | G           |
| 23         | b            | 58         | A           |
| 23         | b            | 67         | G           |
| 23         | b            | 84         | G           |
| 23         | b            | 89         | U           |
| 23         | b            | 90         | C           |
| 23         | b            | 99         | A           |
| 23         | b            | 109        | A           |
| 53         | X            | 19         | U           |
| 55         | V            | 3          | G           |
| 55         | V            | 4          | C           |

*Continued on next page...*

Continued from previous page...

| Mol | Chain | Res | Type |
|-----|-------|-----|------|
| 55  | V     | 5   | A    |
| 55  | V     | 8   | U    |
| 55  | V     | 9   | A    |
| 55  | V     | 10  | G    |
| 55  | V     | 13  | C    |
| 55  | V     | 20  | U    |
| 55  | V     | 21  | A    |
| 55  | V     | 47  | U    |
| 55  | V     | 48  | C    |
| 55  | V     | 49  | G    |
| 55  | V     | 53  | G    |
| 55  | V     | 61  | C    |
| 55  | V     | 73  | A    |
| 55  | V     | 74  | C    |
| 55  | V     | 76  | A    |

All (5) RNA pucker outliers are listed below:

| Mol | Chain | Res  | Type |
|-----|-------|------|------|
| 1   | A     | 5    | U    |
| 1   | A     | 411  | A    |
| 1   | A     | 1026 | G    |
| 1   | A     | 1035 | A    |
| 1   | A     | 1078 | U    |

## 5.4 Non-standard residues in protein, DNA, RNA chains [i](#)

36 non-standard protein/DNA/RNA residues are modelled in this entry.

In the following table, the Counts columns list the number of bonds (or angles) for which Mogul statistics could be retrieved, the number of bonds (or angles) that are observed in the model and the number of bonds (or angles) that are defined in the Chemical Component Dictionary. The Link column lists molecule types, if any, to which the group is linked. The Z score for a bond length (or angle) is the number of standard deviations the observed value is removed from the expected value. A bond length (or angle) with  $|Z| > 2$  is considered an outlier worth inspection. RMSZ is the root-mean-square of all Z scores of the bond lengths (or angles).

| Mol | Type | Chain | Res  | Link | Bond lengths |      |          | Bond angles |      |          |
|-----|------|-------|------|------|--------------|------|----------|-------------|------|----------|
|     |      |       |      |      | Counts       | RMSZ | # Z  > 2 | Counts      | RMSZ | # Z  > 2 |
| 22  | 2MG  | a     | 1835 | 22   | 18,26,27     | 2.15 | 7 (38%)  | 16,38,41    | 1.53 | 4 (25%)  |
| 1   | UR3  | A     | 1498 | 1    | 19,22,23     | 2.58 | 6 (31%)  | 26,32,35    | 1.29 | 1 (3%)   |
| 22  | 6MZ  | a     | 1618 | 22   | 18,25,26     | 1.95 | 3 (16%)  | 16,36,39    | 2.19 | 3 (18%)  |

| Mol | Type | Chain | Res  | Link  | Bond lengths |      |          | Bond angles |      |          |
|-----|------|-------|------|-------|--------------|------|----------|-------------|------|----------|
|     |      |       |      |       | Counts       | RMSZ | # Z  > 2 | Counts      | RMSZ | # Z  > 2 |
| 22  | PSU  | a     | 2580 | 22    | 18,21,22     | 1.06 | 2 (11%)  | 22,30,33    | 1.81 | 5 (22%)  |
| 22  | PSU  | a     | 2504 | 22    | 18,21,22     | 1.04 | 1 (5%)   | 22,30,33    | 1.62 | 4 (18%)  |
| 22  | PSU  | a     | 2604 | 22    | 18,21,22     | 0.98 | 1 (5%)   | 22,30,33    | 1.75 | 3 (13%)  |
| 22  | OMG  | a     | 2251 | 55,22 | 18,26,27     | 2.41 | 8 (44%)  | 19,38,41    | 1.47 | 4 (21%)  |
| 1   | PSU  | A     | 516  | 1,60  | 18,21,22     | 0.93 | 1 (5%)   | 22,30,33    | 1.62 | 4 (18%)  |
| 22  | PSU  | a     | 746  | 60,22 | 18,21,22     | 1.05 | 2 (11%)  | 22,30,33    | 1.78 | 3 (13%)  |
| 1   | 5MC  | A     | 967  | 1     | 18,22,23     | 3.52 | 7 (38%)  | 26,32,35    | 1.05 | 1 (3%)   |
| 1   | 4OC  | A     | 1402 | 1     | 20,23,24     | 3.03 | 8 (40%)  | 26,32,35    | 0.84 | 1 (3%)   |
| 25  | MEQ  | d     | 150  | 25    | 8,9,10       | 0.99 | 0        | 5,10,12     | 0.69 | 0        |
| 1   | 2MG  | A     | 1516 | 1     | 18,26,27     | 2.18 | 7 (38%)  | 16,38,41    | 1.51 | 4 (25%)  |
| 1   | MA6  | A     | 1518 | 1     | 18,26,27     | 1.07 | 2 (11%)  | 19,38,41    | 5.00 | 3 (15%)  |
| 22  | 5MU  | a     | 747  | 22    | 19,22,23     | 7.15 | 8 (42%)  | 28,32,35    | 3.52 | 10 (35%) |
| 1   | 2MG  | A     | 966  | 1     | 18,26,27     | 2.20 | 7 (38%)  | 16,38,41    | 1.49 | 4 (25%)  |
| 22  | 1MG  | a     | 745  | 22    | 18,26,27     | 2.54 | 5 (27%)  | 19,39,42    | 1.51 | 4 (21%)  |
| 22  | PSU  | a     | 955  | 22    | 18,21,22     | 1.01 | 1 (5%)   | 22,30,33    | 1.79 | 4 (18%)  |
| 22  | 6MZ  | a     | 2030 | 22    | 18,25,26     | 1.94 | 3 (16%)  | 16,36,39    | 2.29 | 3 (18%)  |
| 22  | 3TD  | a     | 1915 | 22    | 18,22,23     | 3.96 | 6 (33%)  | 22,32,35    | 1.49 | 2 (9%)   |
| 22  | OMC  | a     | 2498 | 60,22 | 19,22,23     | 2.83 | 8 (42%)  | 26,31,34    | 0.90 | 1 (3%)   |
| 1   | G7M  | A     | 527  | 1     | 20,26,27     | 2.65 | 6 (30%)  | 17,39,42    | 1.08 | 1 (5%)   |
| 22  | PSU  | a     | 2605 | 22    | 18,21,22     | 0.95 | 1 (5%)   | 22,30,33    | 1.71 | 3 (13%)  |
| 22  | PSU  | a     | 2457 | 22    | 18,21,22     | 0.98 | 1 (5%)   | 22,30,33    | 1.74 | 5 (22%)  |
| 22  | 5MC  | a     | 1962 | 22    | 18,22,23     | 3.48 | 7 (38%)  | 26,32,35    | 1.06 | 1 (3%)   |
| 22  | OMU  | a     | 2552 | 22    | 19,22,23     | 2.74 | 6 (31%)  | 26,31,34    | 1.74 | 5 (19%)  |
| 55  | 5MU  | V     | 54   | 55    | 18,21,23     | 5.93 | 8 (44%)  | 26,30,35    | 2.44 | 7 (26%)  |
| 1   | 2MG  | A     | 1207 | 1     | 18,26,27     | 2.23 | 8 (44%)  | 16,38,41    | 1.43 | 4 (25%)  |
| 1   | MA6  | A     | 1519 | 1     | 18,26,27     | 1.05 | 2 (11%)  | 19,38,41    | 4.72 | 3 (15%)  |
| 22  | PSU  | a     | 1917 | 22    | 18,21,22     | 0.97 | 1 (5%)   | 22,30,33    | 1.65 | 4 (18%)  |
| 22  | 5MU  | a     | 1939 | 22    | 19,22,23     | 7.17 | 8 (42%)  | 28,32,35    | 3.55 | 10 (35%) |
| 22  | 2MA  | a     | 2503 | 60,22 | 17,25,26     | 2.20 | 4 (23%)  | 17,37,40    | 1.35 | 2 (11%)  |
| 1   | 5MC  | A     | 1407 | 1     | 18,22,23     | 3.47 | 7 (38%)  | 26,32,35    | 1.02 | 1 (3%)   |
| 22  | 2MG  | a     | 2445 | 22    | 18,26,27     | 2.08 | 7 (38%)  | 16,38,41    | 1.63 | 4 (25%)  |
| 22  | G7M  | a     | 2069 | 22    | 20,26,27     | 2.63 | 7 (35%)  | 17,39,42    | 1.17 | 1 (5%)   |
| 22  | PSU  | a     | 1911 | 22    | 18,21,22     | 1.07 | 1 (5%)   | 22,30,33    | 1.81 | 4 (18%)  |

In the following table, the Chirals column lists the number of chiral outliers, the number of chiral



centers analysed, the number of these observed in the model and the number defined in the Chemical Component Dictionary. Similar counts are reported in the Torsion and Rings columns. '-' means no outliers of that kind were identified.

| Mol | Type | Chain | Res  | Link  | Chirals | Torsions  | Rings   |
|-----|------|-------|------|-------|---------|-----------|---------|
| 22  | 2MG  | a     | 1835 | 22    | -       | 0/5/27/28 | 0/3/3/3 |
| 1   | UR3  | A     | 1498 | 1     | -       | 2/7/25/26 | 0/2/2/2 |
| 22  | 6MZ  | a     | 1618 | 22    | -       | 2/5/27/28 | 0/3/3/3 |
| 22  | PSU  | a     | 2580 | 22    | -       | 0/7/25/26 | 0/2/2/2 |
| 22  | PSU  | a     | 2504 | 22    | -       | 2/7/25/26 | 0/2/2/2 |
| 22  | PSU  | a     | 2604 | 22    | -       | 0/7/25/26 | 0/2/2/2 |
| 22  | OMG  | a     | 2251 | 55,22 | -       | 1/5/27/28 | 0/3/3/3 |
| 1   | PSU  | A     | 516  | 1,60  | -       | 0/7/25/26 | 0/2/2/2 |
| 22  | PSU  | a     | 746  | 60,22 | -       | 1/7/25/26 | 0/2/2/2 |
| 1   | 5MC  | A     | 967  | 1     | -       | 0/7/25/26 | 0/2/2/2 |
| 1   | 4OC  | A     | 1402 | 1     | -       | 2/9/29/30 | 0/2/2/2 |
| 25  | MEQ  | d     | 150  | 25    | -       | 2/8/9/11  | -       |
| 1   | 2MG  | A     | 1516 | 1     | -       | 0/5/27/28 | 0/3/3/3 |
| 1   | MA6  | A     | 1518 | 1     | -       | 1/7/29/30 | 0/3/3/3 |
| 22  | 5MU  | a     | 747  | 22    | -       | 1/7/25/26 | 0/2/2/2 |
| 1   | 2MG  | A     | 966  | 1     | -       | 2/5/27/28 | 0/3/3/3 |
| 22  | 1MG  | a     | 745  | 22    | -       | 0/3/25/26 | 0/3/3/3 |
| 22  | PSU  | a     | 955  | 22    | -       | 0/7/25/26 | 0/2/2/2 |
| 22  | 6MZ  | a     | 2030 | 22    | -       | 2/5/27/28 | 0/3/3/3 |
| 22  | 3TD  | a     | 1915 | 22    | -       | 4/7/25/26 | 0/2/2/2 |
| 22  | OMC  | a     | 2498 | 60,22 | -       | 0/9/27/28 | 0/2/2/2 |
| 1   | G7M  | A     | 527  | 1     | -       | 2/3/25/26 | 0/3/3/3 |
| 22  | PSU  | a     | 2605 | 22    | -       | 0/7/25/26 | 0/2/2/2 |
| 22  | PSU  | a     | 2457 | 22    | -       | 0/7/25/26 | 0/2/2/2 |
| 22  | 5MC  | a     | 1962 | 22    | -       | 2/7/25/26 | 0/2/2/2 |
| 22  | OMU  | a     | 2552 | 22    | -       | 1/9/27/28 | 0/2/2/2 |
| 55  | 5MU  | V     | 54   | 55    | -       | 0/7/25/26 | 0/2/2/2 |
| 1   | 2MG  | A     | 1207 | 1     | -       | 0/5/27/28 | 0/3/3/3 |
| 1   | MA6  | A     | 1519 | 1     | -       | 3/7/29/30 | 0/3/3/3 |
| 22  | PSU  | a     | 1917 | 22    | -       | 0/7/25/26 | 0/2/2/2 |
| 22  | 5MU  | a     | 1939 | 22    | -       | 0/7/25/26 | 0/2/2/2 |
| 22  | 2MA  | a     | 2503 | 60,22 | -       | 2/3/25/26 | 0/3/3/3 |
| 1   | 5MC  | A     | 1407 | 1     | -       | 0/7/25/26 | 0/2/2/2 |
| 22  | 2MG  | a     | 2445 | 22    | -       | 2/5/27/28 | 0/3/3/3 |
| 22  | G7M  | a     | 2069 | 22    | -       | 2/3/25/26 | 0/3/3/3 |
| 22  | PSU  | a     | 1911 | 22    | -       | 0/7/25/26 | 0/2/2/2 |

All (167) bond length outliers are listed below:

| Mol | Chain | Res  | Type | Atoms | Z      | Observed(Å) | Ideal(Å) |
|-----|-------|------|------|-------|--------|-------------|----------|
| 22  | a     | 1939 | 5MU  | C4-C5 | 20.77  | 1.79        | 1.44     |
| 22  | a     | 747  | 5MU  | C4-C5 | 20.57  | 1.78        | 1.44     |
| 55  | V     | 54   | 5MU  | C5-C4 | 16.43  | 1.80        | 1.43     |
| 22  | a     | 1939 | 5MU  | C6-N1 | 15.97  | 1.65        | 1.38     |
| 22  | a     | 747  | 5MU  | C6-N1 | 15.88  | 1.65        | 1.38     |
| 22  | a     | 1915 | 3TD  | C6-C5 | 12.13  | 1.49        | 1.35     |
| 55  | V     | 54   | 5MU  | C6-N1 | 11.48  | 1.65        | 1.38     |
| 22  | a     | 1939 | 5MU  | C4-N3 | -11.07 | 1.18        | 1.38     |
| 22  | a     | 747  | 5MU  | C4-N3 | -11.04 | 1.18        | 1.38     |
| 22  | a     | 747  | 5MU  | C6-C5 | -11.00 | 1.16        | 1.34     |
| 22  | a     | 1939 | 5MU  | C6-C5 | -10.92 | 1.16        | 1.34     |
| 55  | V     | 54   | 5MU  | C4-N3 | -10.91 | 1.19        | 1.38     |
| 1   | A     | 1407 | 5MC  | C6-C5 | 8.98   | 1.49        | 1.34     |
| 1   | A     | 967  | 5MC  | C6-C5 | 8.98   | 1.49        | 1.34     |
| 22  | a     | 1962 | 5MC  | C6-C5 | 8.79   | 1.49        | 1.34     |
| 22  | a     | 1915 | 3TD  | C2-N1 | 8.25   | 1.47        | 1.37     |
| 55  | V     | 54   | 5MU  | C6-C5 | -7.56  | 1.17        | 1.35     |
| 22  | a     | 1618 | 6MZ  | C6-N6 | 7.02   | 1.46        | 1.35     |
| 22  | a     | 2030 | 6MZ  | C6-N6 | 6.77   | 1.46        | 1.35     |
| 1   | A     | 1402 | 4OC  | C4-N3 | 6.75   | 1.44        | 1.32     |
| 22  | a     | 2503 | 2MA  | C2-N3 | 6.60   | 1.45        | 1.31     |
| 22  | a     | 1962 | 5MC  | C4-N3 | 6.43   | 1.45        | 1.34     |
| 1   | A     | 967  | 5MC  | C4-N3 | 6.42   | 1.45        | 1.34     |
| 1   | A     | 1498 | UR3  | C2-N1 | 6.37   | 1.47        | 1.38     |
| 1   | A     | 527  | G7M  | C2-N2 | 6.33   | 1.49        | 1.34     |
| 22  | a     | 2552 | OMU  | C2-N1 | 6.26   | 1.48        | 1.38     |
| 22  | a     | 2069 | G7M  | C2-N2 | 6.23   | 1.49        | 1.34     |
| 22  | a     | 2552 | OMU  | C2-N3 | 6.19   | 1.49        | 1.38     |
| 1   | A     | 1407 | 5MC  | C4-N3 | 6.15   | 1.44        | 1.34     |
| 1   | A     | 1402 | 4OC  | C6-C5 | 6.10   | 1.49        | 1.35     |
| 22  | a     | 745  | 1MG  | C2-N3 | 6.08   | 1.45        | 1.34     |
| 1   | A     | 967  | 5MC  | C2-N3 | 6.07   | 1.48        | 1.36     |
| 22  | a     | 2498 | OMC  | C2-N3 | 5.99   | 1.48        | 1.36     |
| 22  | a     | 1962 | 5MC  | C2-N3 | 5.96   | 1.48        | 1.36     |
| 1   | A     | 1498 | UR3  | C6-C5 | 5.92   | 1.48        | 1.35     |
| 1   | A     | 1407 | 5MC  | C2-N3 | 5.83   | 1.48        | 1.36     |
| 22  | a     | 745  | 1MG  | C2-N2 | 5.82   | 1.44        | 1.34     |
| 1   | A     | 1402 | 4OC  | C2-N3 | 5.82   | 1.48        | 1.36     |
| 22  | a     | 2498 | OMC  | C6-C5 | 5.71   | 1.48        | 1.35     |
| 22  | a     | 2552 | OMU  | C6-C5 | 5.60   | 1.48        | 1.35     |
| 1   | A     | 527  | G7M  | C2-N3 | 5.48   | 1.46        | 1.33     |
| 22  | a     | 1915 | 3TD  | C6-N1 | 5.29   | 1.45        | 1.36     |

*Continued on next page...*

*Continued from previous page...*

| Mol | Chain | Res  | Type | Atoms | Z    | Observed(Å) | Ideal(Å) |
|-----|-------|------|------|-------|------|-------------|----------|
| 22  | a     | 2069 | G7M  | C2-N3 | 5.29 | 1.46        | 1.33     |
| 1   | A     | 1207 | 2MG  | C2-N2 | 5.21 | 1.45        | 1.33     |
| 55  | V     | 54   | 5MU  | C2-N3 | 5.16 | 1.47        | 1.38     |
| 22  | a     | 2251 | OMG  | C2-N3 | 5.12 | 1.45        | 1.33     |
| 1   | A     | 966  | 2MG  | C2-N2 | 5.12 | 1.44        | 1.33     |
| 22  | a     | 1835 | 2MG  | C2-N2 | 4.99 | 1.44        | 1.33     |
| 1   | A     | 1516 | 2MG  | C2-N2 | 4.99 | 1.44        | 1.33     |
| 22  | a     | 747  | 5MU  | C2-N3 | 4.98 | 1.46        | 1.38     |
| 22  | a     | 1939 | 5MU  | C2-N3 | 4.87 | 1.46        | 1.38     |
| 22  | a     | 2069 | G7M  | C4-N3 | 4.84 | 1.49        | 1.37     |
| 1   | A     | 527  | G7M  | C4-N3 | 4.79 | 1.49        | 1.37     |
| 1   | A     | 1498 | UR3  | C2-N3 | 4.70 | 1.48        | 1.39     |
| 22  | a     | 745  | 1MG  | C4-N3 | 4.65 | 1.48        | 1.37     |
| 22  | a     | 2445 | 2MG  | C2-N2 | 4.62 | 1.43        | 1.33     |
| 22  | a     | 2498 | OMC  | C4-N4 | 4.60 | 1.44        | 1.33     |
| 22  | a     | 2498 | OMC  | C4-N3 | 4.57 | 1.43        | 1.34     |
| 22  | a     | 2251 | OMG  | C2-N2 | 4.55 | 1.45        | 1.34     |
| 22  | a     | 2251 | OMG  | C4-N3 | 4.53 | 1.48        | 1.37     |
| 1   | A     | 1402 | 4OC  | C4-N4 | 4.49 | 1.45        | 1.35     |
| 1   | A     | 967  | 5MC  | C6-N1 | 4.44 | 1.45        | 1.38     |
| 1   | A     | 1407 | 5MC  | C6-N1 | 4.42 | 1.45        | 1.38     |
| 22  | a     | 2498 | OMC  | C2-N1 | 4.36 | 1.49        | 1.40     |
| 22  | a     | 1962 | 5MC  | C6-N1 | 4.34 | 1.45        | 1.38     |
| 1   | A     | 967  | 5MC  | C4-N4 | 4.31 | 1.45        | 1.34     |
| 1   | A     | 1407 | 5MC  | C4-N4 | 4.29 | 1.45        | 1.34     |
| 22  | a     | 1915 | 3TD  | C2-N3 | 4.22 | 1.48        | 1.38     |
| 22  | a     | 1962 | 5MC  | C4-N4 | 4.21 | 1.45        | 1.34     |
| 22  | a     | 2503 | 2MA  | C4-N3 | 4.16 | 1.47        | 1.37     |
| 1   | A     | 527  | G7M  | C6-N1 | 4.12 | 1.44        | 1.37     |
| 22  | a     | 2069 | G7M  | C6-N1 | 4.12 | 1.44        | 1.37     |
| 22  | a     | 1962 | 5MC  | C2-N1 | 4.11 | 1.48        | 1.40     |
| 1   | A     | 967  | 5MC  | C2-N1 | 4.02 | 1.48        | 1.40     |
| 1   | A     | 1407 | 5MC  | C2-N1 | 3.88 | 1.48        | 1.40     |
| 1   | A     | 1207 | 2MG  | C4-N3 | 3.71 | 1.46        | 1.37     |
| 1   | A     | 966  | 2MG  | C4-N3 | 3.71 | 1.46        | 1.37     |
| 1   | A     | 1402 | 4OC  | C2-N1 | 3.67 | 1.47        | 1.40     |
| 1   | A     | 1402 | 4OC  | C5-C4 | 3.63 | 1.48        | 1.40     |
| 1   | A     | 1516 | 2MG  | C6-N1 | 3.55 | 1.43        | 1.37     |
| 1   | A     | 1207 | 2MG  | C6-N1 | 3.55 | 1.43        | 1.37     |
| 22  | a     | 1835 | 2MG  | C4-N3 | 3.51 | 1.45        | 1.37     |
| 1   | A     | 966  | 2MG  | C6-N1 | 3.46 | 1.43        | 1.37     |
| 22  | a     | 1835 | 2MG  | C6-N1 | 3.38 | 1.42        | 1.37     |

*Continued on next page...*

*Continued from previous page...*

| Mol | Chain | Res  | Type | Atoms | Z     | Observed(Å) | Ideal(Å) |
|-----|-------|------|------|-------|-------|-------------|----------|
| 1   | A     | 1516 | 2MG  | C2-N1 | 3.38  | 1.42        | 1.36     |
| 1   | A     | 1516 | 2MG  | C4-N3 | 3.37  | 1.45        | 1.37     |
| 1   | A     | 527  | G7M  | C5-C6 | 3.37  | 1.54        | 1.45     |
| 1   | A     | 1207 | 2MG  | C2-N1 | 3.36  | 1.42        | 1.36     |
| 1   | A     | 966  | 2MG  | C2-N1 | 3.30  | 1.42        | 1.36     |
| 22  | a     | 2445 | 2MG  | C6-N1 | 3.27  | 1.42        | 1.37     |
| 22  | a     | 1911 | PSU  | C6-C5 | 3.27  | 1.39        | 1.35     |
| 22  | a     | 1835 | 2MG  | C2-N1 | 3.15  | 1.41        | 1.36     |
| 55  | V     | 54   | 5MU  | C2-N1 | 3.13  | 1.43        | 1.38     |
| 22  | a     | 2445 | 2MG  | C2-N1 | 3.13  | 1.41        | 1.36     |
| 55  | V     | 54   | 5MU  | O4-C4 | -3.12 | 1.18        | 1.24     |
| 22  | a     | 2504 | PSU  | C6-C5 | 3.09  | 1.38        | 1.35     |
| 22  | a     | 2069 | G7M  | C5-C6 | 3.08  | 1.53        | 1.45     |
| 22  | a     | 2445 | 2MG  | C4-N3 | 3.05  | 1.44        | 1.37     |
| 22  | a     | 2445 | 2MG  | C5-C4 | -3.04 | 1.35        | 1.43     |
| 22  | a     | 745  | 1MG  | C5-C4 | -3.04 | 1.35        | 1.43     |
| 1   | A     | 1402 | 4OC  | O2-C2 | -3.03 | 1.18        | 1.23     |
| 22  | a     | 747  | 5MU  | O2-C2 | -2.97 | 1.17        | 1.23     |
| 22  | a     | 2552 | OMU  | C4-N3 | 2.97  | 1.43        | 1.38     |
| 22  | a     | 2030 | 6MZ  | C5-C4 | -2.96 | 1.33        | 1.40     |
| 1   | A     | 1402 | 4OC  | C6-N1 | 2.96  | 1.45        | 1.38     |
| 22  | a     | 2251 | OMG  | C5-C4 | -2.95 | 1.35        | 1.43     |
| 22  | a     | 2552 | OMU  | O2-C2 | -2.93 | 1.17        | 1.23     |
| 1   | A     | 1407 | 5MC  | O2-C2 | -2.91 | 1.18        | 1.23     |
| 1   | A     | 1518 | MA6  | C5-C4 | -2.88 | 1.33        | 1.40     |
| 1   | A     | 527  | G7M  | C2-N1 | 2.83  | 1.44        | 1.37     |
| 22  | a     | 747  | 5MU  | C2-N1 | 2.83  | 1.43        | 1.38     |
| 22  | a     | 1962 | 5MC  | O2-C2 | -2.83 | 1.18        | 1.23     |
| 22  | a     | 2503 | 2MA  | C5-C4 | -2.82 | 1.35        | 1.43     |
| 22  | a     | 2552 | OMU  | O4-C4 | -2.82 | 1.19        | 1.24     |
| 22  | a     | 1835 | 2MG  | C5-C4 | -2.82 | 1.35        | 1.43     |
| 22  | a     | 2498 | OMC  | C6-N1 | 2.81  | 1.44        | 1.38     |
| 22  | a     | 2498 | OMC  | O2-C2 | -2.81 | 1.18        | 1.23     |
| 22  | a     | 2503 | 2MA  | C2-N1 | 2.80  | 1.45        | 1.36     |
| 22  | a     | 1917 | PSU  | C6-C5 | 2.80  | 1.38        | 1.35     |
| 22  | a     | 2251 | OMG  | C6-N1 | 2.78  | 1.42        | 1.37     |
| 22  | a     | 1939 | 5MU  | O2-C2 | -2.77 | 1.18        | 1.23     |
| 1   | A     | 1516 | 2MG  | C5-C4 | -2.76 | 1.36        | 1.43     |
| 22  | a     | 747  | 5MU  | O4-C4 | -2.75 | 1.18        | 1.23     |
| 1   | A     | 1519 | MA6  | C5-C4 | -2.74 | 1.33        | 1.40     |
| 1   | A     | 967  | 5MC  | O2-C2 | -2.74 | 1.18        | 1.23     |
| 22  | a     | 1915 | 3TD  | C4-N3 | 2.73  | 1.46        | 1.40     |

*Continued on next page...*

Continued from previous page...

| Mol | Chain | Res  | Type | Atoms   | Z     | Observed(Å) | Ideal(Å) |
|-----|-------|------|------|---------|-------|-------------|----------|
| 22  | a     | 1618 | 6MZ  | C5-C4   | -2.71 | 1.33        | 1.40     |
| 22  | a     | 2580 | PSU  | C6-C5   | 2.69  | 1.38        | 1.35     |
| 1   | A     | 516  | PSU  | C6-C5   | 2.69  | 1.38        | 1.35     |
| 22  | a     | 2251 | OMG  | C5-C6   | 2.68  | 1.52        | 1.47     |
| 22  | a     | 2069 | G7M  | C2-N1   | 2.68  | 1.44        | 1.37     |
| 22  | a     | 1939 | 5MU  | O4-C4   | -2.67 | 1.18        | 1.23     |
| 22  | a     | 2604 | PSU  | C6-C5   | 2.67  | 1.38        | 1.35     |
| 22  | a     | 746  | PSU  | C6-C5   | 2.65  | 1.38        | 1.35     |
| 1   | A     | 1498 | UR3  | C6-N1   | 2.63  | 1.44        | 1.38     |
| 22  | a     | 1939 | 5MU  | C2-N1   | 2.61  | 1.42        | 1.38     |
| 1   | A     | 1207 | 2MG  | CM2-N2  | 2.59  | 1.50        | 1.45     |
| 22  | a     | 2445 | 2MG  | O6-C6   | -2.56 | 1.18        | 1.23     |
| 22  | a     | 955  | PSU  | C6-C5   | 2.56  | 1.38        | 1.35     |
| 1   | A     | 966  | 2MG  | C5-C4   | -2.55 | 1.36        | 1.43     |
| 22  | a     | 1835 | 2MG  | O6-C6   | -2.52 | 1.18        | 1.23     |
| 1   | A     | 966  | 2MG  | CM2-N2  | 2.52  | 1.50        | 1.45     |
| 1   | A     | 1516 | 2MG  | O6-C6   | -2.51 | 1.18        | 1.23     |
| 55  | V     | 54   | 5MU  | O2-C2   | -2.50 | 1.18        | 1.23     |
| 22  | a     | 2457 | PSU  | C6-C5   | 2.49  | 1.38        | 1.35     |
| 1   | A     | 1516 | 2MG  | CM2-N2  | 2.47  | 1.50        | 1.45     |
| 22  | a     | 2251 | OMG  | O6-C6   | -2.46 | 1.18        | 1.23     |
| 1   | A     | 1207 | 2MG  | C5-C4   | -2.43 | 1.36        | 1.43     |
| 1   | A     | 1498 | UR3  | O4-C4   | -2.43 | 1.18        | 1.23     |
| 1   | A     | 966  | 2MG  | O6-C6   | -2.42 | 1.18        | 1.23     |
| 22  | a     | 2605 | PSU  | C6-C5   | 2.41  | 1.38        | 1.35     |
| 1   | A     | 1498 | UR3  | O2-C2   | -2.40 | 1.18        | 1.22     |
| 1   | A     | 1207 | 2MG  | O6-C6   | -2.37 | 1.18        | 1.23     |
| 22  | a     | 2069 | G7M  | O6-C6   | -2.36 | 1.18        | 1.23     |
| 22  | a     | 1835 | 2MG  | CM2-N2  | 2.33  | 1.49        | 1.45     |
| 22  | a     | 2445 | 2MG  | CM2-N2  | 2.27  | 1.49        | 1.45     |
| 22  | a     | 2580 | PSU  | O4'-C1' | -2.27 | 1.40        | 1.43     |
| 22  | a     | 1618 | 6MZ  | C2-N3   | 2.24  | 1.35        | 1.32     |
| 22  | a     | 745  | 1MG  | O6-C6   | -2.20 | 1.18        | 1.22     |
| 22  | a     | 2251 | OMG  | C2-N1   | 2.16  | 1.43        | 1.37     |
| 22  | a     | 2030 | 6MZ  | C2-N3   | 2.14  | 1.35        | 1.32     |
| 22  | a     | 1915 | 3TD  | O4-C4   | -2.13 | 1.18        | 1.23     |
| 22  | a     | 2498 | OMC  | C5-C4   | 2.12  | 1.47        | 1.42     |
| 22  | a     | 746  | PSU  | C4-C5   | -2.11 | 1.38        | 1.44     |
| 1   | A     | 1519 | MA6  | C2-N3   | 2.08  | 1.35        | 1.32     |
| 1   | A     | 1207 | 2MG  | C5-C6   | 2.05  | 1.51        | 1.47     |
| 1   | A     | 1518 | MA6  | C2-N3   | 2.03  | 1.35        | 1.32     |

All (123) bond angle outliers are listed below:

| Mol | Chain | Res  | Type | Atoms     | Z      | Observed(°) | Ideal(°) |
|-----|-------|------|------|-----------|--------|-------------|----------|
| 1   | A     | 1519 | MA6  | N1-C6-N6  | -17.62 | 98.51       | 117.06   |
| 1   | A     | 1518 | MA6  | N1-C6-N6  | -17.56 | 98.58       | 117.06   |
| 1   | A     | 1518 | MA6  | C1'-N9-C4 | -11.25 | 106.87      | 126.64   |
| 22  | a     | 1939 | 5MU  | C5-C4-N3  | 10.85  | 124.57      | 115.31   |
| 22  | a     | 747  | 5MU  | C5-C4-N3  | 10.28  | 124.09      | 115.31   |
| 22  | a     | 747  | 5MU  | C5-C6-N1  | -8.97  | 114.11      | 123.34   |
| 22  | a     | 1939 | 5MU  | C5-C6-N1  | -8.72  | 114.36      | 123.34   |
| 1   | A     | 1519 | MA6  | C1'-N9-C4 | -8.71  | 111.33      | 126.64   |
| 55  | V     | 54   | 5MU  | C5-C4-N3  | 7.74   | 126.42      | 114.84   |
| 22  | a     | 1939 | 5MU  | C4-N3-C2  | -7.49  | 117.66      | 127.35   |
| 22  | a     | 747  | 5MU  | C4-N3-C2  | -7.22  | 118.00      | 127.35   |
| 55  | V     | 54   | 5MU  | C4-N3-C2  | -6.04  | 118.61      | 126.58   |
| 1   | A     | 1518 | MA6  | N3-C2-N1  | -5.84  | 119.55      | 128.68   |
| 22  | a     | 1618 | 6MZ  | N3-C2-N1  | -5.84  | 119.55      | 128.68   |
| 22  | a     | 2030 | 6MZ  | C9-N6-C6  | -5.68  | 117.98      | 122.87   |
| 1   | A     | 1519 | MA6  | N3-C2-N1  | -5.51  | 120.07      | 128.68   |
| 22  | a     | 2030 | 6MZ  | N3-C2-N1  | -5.49  | 120.10      | 128.68   |
| 22  | a     | 2552 | OMU  | C4-N3-C2  | -5.45  | 119.39      | 126.58   |
| 22  | a     | 746  | PSU  | C4-N3-C2  | -5.08  | 119.03      | 126.34   |
| 22  | a     | 2605 | PSU  | C4-N3-C2  | -4.95  | 119.21      | 126.34   |
| 22  | a     | 747  | 5MU  | C5M-C5-C6 | -4.90  | 116.31      | 122.85   |
| 22  | a     | 1915 | 3TD  | N1-C2-N3  | 4.79   | 119.92      | 116.14   |
| 22  | a     | 955  | PSU  | C4-N3-C2  | -4.78  | 119.45      | 126.34   |
| 1   | A     | 1498 | UR3  | C4-N3-C2  | -4.78  | 120.06      | 124.56   |
| 22  | a     | 1939 | 5MU  | N3-C2-N1  | 4.78   | 121.23      | 114.89   |
| 22  | a     | 1618 | 6MZ  | C9-N6-C6  | -4.73  | 118.80      | 122.87   |
| 22  | a     | 1911 | PSU  | C4-N3-C2  | -4.71  | 119.55      | 126.34   |
| 22  | a     | 1939 | 5MU  | C5M-C5-C6 | -4.68  | 116.60      | 122.85   |
| 22  | a     | 2604 | PSU  | C4-N3-C2  | -4.62  | 119.68      | 126.34   |
| 22  | a     | 747  | 5MU  | N3-C2-N1  | 4.60   | 121.00      | 114.89   |
| 22  | a     | 1911 | PSU  | N1-C2-N3  | 4.60   | 120.34      | 115.13   |
| 22  | a     | 2580 | PSU  | C4-N3-C2  | -4.60  | 119.72      | 126.34   |
| 22  | a     | 955  | PSU  | N1-C2-N3  | 4.59   | 120.33      | 115.13   |
| 22  | a     | 2580 | PSU  | N1-C2-N3  | 4.50   | 120.23      | 115.13   |
| 22  | a     | 2457 | PSU  | C4-N3-C2  | -4.46  | 119.91      | 126.34   |
| 22  | a     | 2604 | PSU  | N1-C2-N3  | 4.45   | 120.17      | 115.13   |
| 22  | a     | 2457 | PSU  | N1-C2-N3  | 4.39   | 120.11      | 115.13   |
| 22  | a     | 1917 | PSU  | C4-N3-C2  | -4.27  | 120.19      | 126.34   |
| 22  | a     | 746  | PSU  | N1-C2-N3  | 4.24   | 119.94      | 115.13   |
| 22  | a     | 1917 | PSU  | N1-C2-N3  | 4.24   | 119.94      | 115.13   |
| 22  | a     | 2504 | PSU  | C4-N3-C2  | -4.22  | 120.25      | 126.34   |
| 22  | a     | 745  | 1MG  | C5-C6-N1  | 4.21   | 120.23      | 113.90   |
| 22  | a     | 2504 | PSU  | N1-C2-N3  | 4.20   | 119.89      | 115.13   |

Continued on next page...

*Continued from previous page...*

| Mol | Chain | Res  | Type | Atoms     | Z     | Observed(°) | Ideal(°) |
|-----|-------|------|------|-----------|-------|-------------|----------|
| 1   | A     | 516  | PSU  | C4-N3-C2  | -4.17 | 120.33      | 126.34   |
| 1   | A     | 516  | PSU  | N1-C2-N3  | 4.09  | 119.77      | 115.13   |
| 22  | a     | 2605 | PSU  | N1-C2-N3  | 4.08  | 119.76      | 115.13   |
| 22  | a     | 747  | 5MU  | O4-C4-C5  | -4.06 | 120.19      | 124.90   |
| 22  | a     | 2552 | OMU  | N3-C2-N1  | 4.00  | 120.20      | 114.89   |
| 22  | a     | 1939 | 5MU  | O4-C4-C5  | -3.95 | 120.32      | 124.90   |
| 22  | a     | 1618 | 6MZ  | C2-N1-C6  | 3.84  | 119.88      | 116.59   |
| 22  | a     | 2030 | 6MZ  | C2-N1-C6  | 3.80  | 119.85      | 116.59   |
| 22  | a     | 747  | 5MU  | C6-C5-C4  | 3.77  | 121.18      | 118.03   |
| 22  | a     | 1939 | 5MU  | C5M-C5-C4 | 3.70  | 122.84      | 118.77   |
| 55  | V     | 54   | 5MU  | O4-C4-C5  | -3.67 | 118.71      | 125.16   |
| 22  | a     | 2445 | 2MG  | CM2-N2-C2 | -3.65 | 115.81      | 123.86   |
| 22  | a     | 2503 | 2MA  | C5-C6-N1  | 3.64  | 120.31      | 114.02   |
| 22  | a     | 2251 | OMG  | C5-C6-N1  | 3.60  | 120.32      | 113.95   |
| 55  | V     | 54   | 5MU  | N3-C2-N1  | 3.59  | 119.66      | 114.89   |
| 1   | A     | 967  | 5MC  | C5-C6-N1  | -3.59 | 119.65      | 123.34   |
| 22  | a     | 2445 | 2MG  | C5-C6-N1  | 3.46  | 120.06      | 113.95   |
| 1   | A     | 1207 | 2MG  | C5-C6-N1  | 3.42  | 119.99      | 113.95   |
| 22  | a     | 1915 | 3TD  | C4-N3-C2  | -3.41 | 120.90      | 124.61   |
| 22  | a     | 747  | 5MU  | C5M-C5-C4 | 3.40  | 122.51      | 118.77   |
| 22  | a     | 2552 | OMU  | C5-C4-N3  | 3.40  | 119.92      | 114.84   |
| 1   | A     | 966  | 2MG  | C5-C6-N1  | 3.38  | 119.92      | 113.95   |
| 22  | a     | 1835 | 2MG  | C5-C6-N1  | 3.36  | 119.89      | 113.95   |
| 1   | A     | 1407 | 5MC  | C5-C6-N1  | -3.34 | 119.91      | 123.34   |
| 1   | A     | 1516 | 2MG  | C5-C6-N1  | 3.33  | 119.83      | 113.95   |
| 22  | a     | 1962 | 5MC  | C5-C6-N1  | -3.20 | 120.05      | 123.34   |
| 22  | a     | 2251 | OMG  | C2-N1-C6  | -3.07 | 119.45      | 125.10   |
| 1   | A     | 1516 | 2MG  | CM2-N2-C2 | -3.06 | 117.10      | 123.86   |
| 22  | a     | 1939 | 5MU  | C6-C5-C4  | 3.03  | 120.56      | 118.03   |
| 55  | V     | 54   | 5MU  | O4-C4-N3  | -3.02 | 114.88      | 119.31   |
| 22  | a     | 1835 | 2MG  | CM2-N2-C2 | -3.00 | 117.23      | 123.86   |
| 22  | a     | 2069 | G7M  | C2-N1-C6  | -2.96 | 119.66      | 125.10   |
| 55  | V     | 54   | 5MU  | C6-C5-C4  | -2.91 | 115.54      | 119.52   |
| 1   | A     | 527  | G7M  | C2-N1-C6  | -2.85 | 119.85      | 125.10   |
| 22  | a     | 2552 | OMU  | O4-C4-C5  | -2.82 | 120.20      | 125.16   |
| 22  | a     | 1835 | 2MG  | C8-N7-C5  | 2.79  | 108.31      | 102.99   |
| 22  | a     | 2580 | PSU  | O2-C2-N1  | -2.76 | 119.76      | 122.79   |
| 22  | a     | 2445 | 2MG  | C8-N7-C5  | 2.74  | 108.21      | 102.99   |
| 22  | a     | 1939 | 5MU  | O2-C2-N1  | -2.74 | 119.14      | 122.79   |
| 22  | a     | 2503 | 2MA  | C8-N7-C5  | 2.74  | 108.21      | 102.99   |
| 1   | A     | 1207 | 2MG  | C8-N7-C5  | 2.73  | 108.19      | 102.99   |
| 1   | A     | 516  | PSU  | O2-C2-N1  | -2.72 | 119.79      | 122.79   |

*Continued on next page...*



Continued from previous page...

| Mol | Chain | Res  | Type | Atoms       | Z     | Observed(°) | Ideal(°) |
|-----|-------|------|------|-------------|-------|-------------|----------|
| 22  | a     | 2457 | PSU  | O2-C2-N1    | -2.70 | 119.82      | 122.79   |
| 22  | a     | 745  | 1MG  | C8-N7-C5    | 2.68  | 108.10      | 102.99   |
| 1   | A     | 966  | 2MG  | C8-N7-C5    | 2.67  | 108.08      | 102.99   |
| 1   | A     | 1516 | 2MG  | C8-N7-C5    | 2.67  | 108.07      | 102.99   |
| 22  | a     | 2445 | 2MG  | O6-C6-C5    | -2.65 | 119.20      | 124.37   |
| 22  | a     | 1917 | PSU  | O2-C2-N1    | -2.64 | 119.89      | 122.79   |
| 22  | a     | 1939 | 5MU  | O4-C4-N3    | -2.61 | 115.11      | 120.12   |
| 22  | a     | 1911 | PSU  | O2-C2-N1    | -2.60 | 119.93      | 122.79   |
| 22  | a     | 955  | PSU  | O2-C2-N1    | -2.59 | 119.93      | 122.79   |
| 22  | a     | 2604 | PSU  | O2-C2-N1    | -2.54 | 120.00      | 122.79   |
| 22  | a     | 746  | PSU  | O2-C2-N1    | -2.53 | 120.00      | 122.79   |
| 22  | a     | 2552 | OMU  | O2-C2-N1    | -2.46 | 119.52      | 122.79   |
| 22  | a     | 1835 | 2MG  | O6-C6-C5    | -2.45 | 119.58      | 124.37   |
| 22  | a     | 2251 | OMG  | C8-N7-C5    | 2.44  | 107.65      | 102.99   |
| 22  | a     | 955  | PSU  | C6-N1-C2    | -2.41 | 120.22      | 122.68   |
| 22  | a     | 1917 | PSU  | C6-N1-C2    | -2.40 | 120.23      | 122.68   |
| 22  | a     | 2580 | PSU  | O4'-C1'-C2' | 2.40  | 108.53      | 105.14   |
| 1   | A     | 1516 | 2MG  | O6-C6-C5    | -2.37 | 119.75      | 124.37   |
| 1   | A     | 966  | 2MG  | CM2-N2-C2   | -2.37 | 118.63      | 123.86   |
| 1   | A     | 966  | 2MG  | O6-C6-C5    | -2.33 | 119.82      | 124.37   |
| 22  | a     | 745  | 1MG  | O6-C6-C5    | -2.33 | 120.07      | 124.19   |
| 22  | a     | 2457 | PSU  | C6-N1-C2    | -2.32 | 120.31      | 122.68   |
| 22  | a     | 2498 | OMC  | O2-C2-N3    | -2.31 | 118.57      | 122.33   |
| 22  | a     | 1911 | PSU  | C6-N1-C2    | -2.31 | 120.33      | 122.68   |
| 22  | a     | 747  | 5MU  | O4-C4-N3    | -2.29 | 115.72      | 120.12   |
| 1   | A     | 1207 | 2MG  | O6-C6-C5    | -2.27 | 119.94      | 124.37   |
| 1   | A     | 1207 | 2MG  | CM2-N2-C2   | -2.27 | 118.85      | 123.86   |
| 22  | a     | 2580 | PSU  | C6-N1-C2    | -2.24 | 120.39      | 122.68   |
| 22  | a     | 2504 | PSU  | O2-C2-N1    | -2.24 | 120.33      | 122.79   |
| 1   | A     | 516  | PSU  | C6-N1-C2    | -2.21 | 120.43      | 122.68   |
| 22  | a     | 745  | 1MG  | CM1-N1-C6   | 2.17  | 120.52      | 117.55   |
| 22  | a     | 2504 | PSU  | C6-N1-C2    | -2.17 | 120.47      | 122.68   |
| 22  | a     | 2457 | PSU  | O4'-C1'-C2' | 2.05  | 108.04      | 105.14   |
| 55  | V     | 54   | 5MU  | C1'-N1-C2   | 2.04  | 121.26      | 117.57   |
| 22  | a     | 2605 | PSU  | C5-C4-N3    | 2.03  | 121.17      | 116.58   |
| 22  | a     | 2251 | OMG  | O6-C6-C5    | -2.03 | 120.41      | 124.37   |
| 1   | A     | 1402 | 4OC  | C6-C5-C4    | 2.02  | 119.44      | 116.96   |
| 22  | a     | 747  | 5MU  | C1'-N1-C6   | -2.01 | 117.78      | 121.12   |

There are no chirality outliers.

All (36) torsion outliers are listed below:



| Mol | Chain | Res  | Type | Atoms           |
|-----|-------|------|------|-----------------|
| 25  | d     | 150  | MEQ  | N-CA-CB-CG      |
| 25  | d     | 150  | MEQ  | C-CA-CB-CG      |
| 1   | A     | 966  | 2MG  | C3'-C4'-C5'-O5' |
| 1   | A     | 1519 | MA6  | O4'-C4'-C5'-O5' |
| 22  | a     | 1618 | 6MZ  | C5-C6-N6-C9     |
| 22  | a     | 1618 | 6MZ  | N1-C6-N6-C9     |
| 22  | a     | 1915 | 3TD  | O4'-C1'-C5-C4   |
| 22  | a     | 1915 | 3TD  | O4'-C1'-C5-C6   |
| 22  | a     | 1915 | 3TD  | C3'-C4'-C5'-O5' |
| 22  | a     | 1915 | 3TD  | O4'-C4'-C5'-O5' |
| 22  | a     | 2251 | OMG  | C1'-C2'-O2'-CM2 |
| 22  | a     | 2445 | 2MG  | C3'-C4'-C5'-O5' |
| 1   | A     | 966  | 2MG  | O4'-C4'-C5'-O5' |
| 1   | A     | 1519 | MA6  | C3'-C4'-C5'-O5' |
| 22  | a     | 2030 | 6MZ  | O4'-C4'-C5'-O5' |
| 22  | a     | 2030 | 6MZ  | C3'-C4'-C5'-O5' |
| 22  | a     | 2069 | G7M  | O4'-C4'-C5'-O5' |
| 22  | a     | 2069 | G7M  | C3'-C4'-C5'-O5' |
| 1   | A     | 1402 | 4OC  | O4'-C4'-C5'-O5' |
| 1   | A     | 1498 | UR3  | O4'-C4'-C5'-O5' |
| 1   | A     | 1498 | UR3  | C3'-C4'-C5'-O5' |
| 22  | a     | 2445 | 2MG  | O4'-C4'-C5'-O5' |
| 1   | A     | 1402 | 4OC  | C3'-C4'-C5'-O5' |
| 22  | a     | 2503 | 2MA  | O4'-C4'-C5'-O5' |
| 22  | a     | 2504 | PSU  | O4'-C4'-C5'-O5' |
| 1   | A     | 1519 | MA6  | C5-C6-N6-C10    |
| 1   | A     | 527  | G7M  | C4'-C5'-O5'-P   |
| 22  | a     | 2552 | OMU  | C3'-C2'-O2'-CM2 |
| 1   | A     | 527  | G7M  | C3'-C4'-C5'-O5' |
| 22  | a     | 2503 | 2MA  | C3'-C4'-C5'-O5' |
| 22  | a     | 1962 | 5MC  | C2'-C1'-N1-C6   |
| 1   | A     | 1518 | MA6  | C5-C6-N6-C10    |
| 22  | a     | 2504 | PSU  | C3'-C4'-C5'-O5' |
| 22  | a     | 1962 | 5MC  | O4'-C1'-N1-C6   |
| 22  | a     | 746  | PSU  | O4'-C1'-C5-C6   |
| 22  | a     | 747  | 5MU  | C4'-C5'-O5'-P   |

There are no ring outliers.

No monomer is involved in short contacts.

## 5.5 Carbohydrates [i](#)

There are no monosaccharides in this entry.

## 5.6 Ligand geometry [i](#)

Of 311 ligands modelled in this entry, 310 are monoatomic - leaving 1 for Mogul analysis.

In the following table, the Counts columns list the number of bonds (or angles) for which Mogul statistics could be retrieved, the number of bonds (or angles) that are observed in the model and the number of bonds (or angles) that are defined in the Chemical Component Dictionary. The Link column lists molecule types, if any, to which the group is linked. The Z score for a bond length (or angle) is the number of standard deviations the observed value is removed from the expected value. A bond length (or angle) with  $|Z| > 2$  is considered an outlier worth inspection. RMSZ is the root-mean-square of all Z scores of the bond lengths (or angles).

| Mol | Type | Chain | Res  | Link | Bond lengths |      |             | Bond angles |      |             |
|-----|------|-------|------|------|--------------|------|-------------|-------------|------|-------------|
|     |      |       |      |      | Counts       | RMSZ | $\# Z  > 2$ | Counts      | RMSZ | $\# Z  > 2$ |
| 61  | TRP  | a     | 6209 | -    | 14,16,16     | 0.77 | 0           | 16,22,22    | 0.77 | 0           |

In the following table, the Chirals column lists the number of chiral outliers, the number of chiral centers analysed, the number of these observed in the model and the number defined in the Chemical Component Dictionary. Similar counts are reported in the Torsion and Rings columns. '-' means no outliers of that kind were identified.

| Mol | Type | Chain | Res  | Link | Chirals | Torsions | Rings   |
|-----|------|-------|------|------|---------|----------|---------|
| 61  | TRP  | a     | 6209 | -    | -       | 0/7/8/8  | 0/2/2/2 |

There are no bond length outliers.

There are no bond angle outliers.

There are no chirality outliers.

There are no torsion outliers.

There are no ring outliers.

No monomer is involved in short contacts.

## 5.7 Other polymers [i](#)

There are no such residues in this entry.

## 5.8 Polymer linkage issues [i](#)

The following chains have linkage breaks:

| Mol | Chain | Number of breaks |
|-----|-------|------------------|
| 22  | a     | 2                |

*Continued on next page...*

*Continued from previous page...*

| Mol | Chain | Number of breaks |
|-----|-------|------------------|
| 1   | A     | 2                |
| 55  | V     | 1                |

All chain breaks are listed below:

| Model | Chain | Residue-1 | Atom-1 | Residue-2 | Atom-2 | Distance (Å) |
|-------|-------|-----------|--------|-----------|--------|--------------|
| 1     | a     | 2098:U    | O3'    | 2191:A    | P      | 17.24        |
| 1     | A     | 840:C     | O3'    | 846:G     | P      | 16.92        |
| 1     | A     | 204:G     | O3'    | 214:C     | P      | 16.48        |
| 1     | a     | 1172:C    | O3'    | 1177:G    | P      | 16.30        |
| 1     | V     | 16:C      | O3'    | 18:G      | P      | 5.36         |

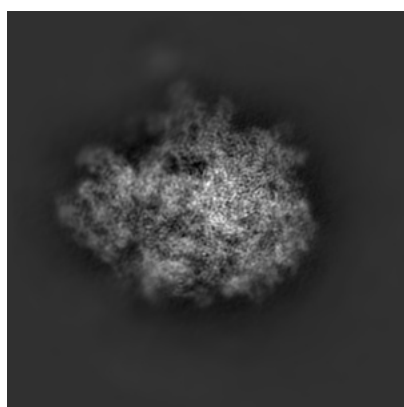
## 6 Map visualisation [i](#)

This section contains visualisations of the EMDB entry EMD-12937. These allow visual inspection of the internal detail of the map and identification of artifacts.

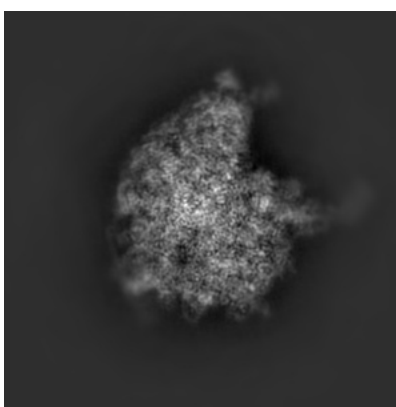
No raw map or half-maps were deposited for this entry and therefore no images, graphs, etc. pertaining to the raw map can be shown.

### 6.1 Orthogonal projections [i](#)

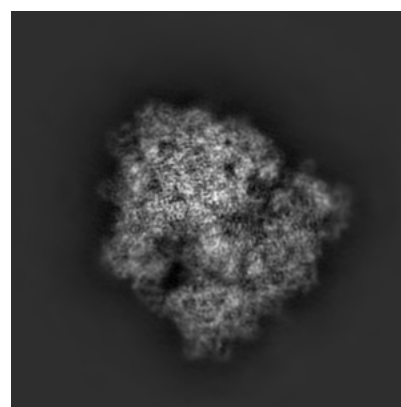
#### 6.1.1 Primary map



X



Y

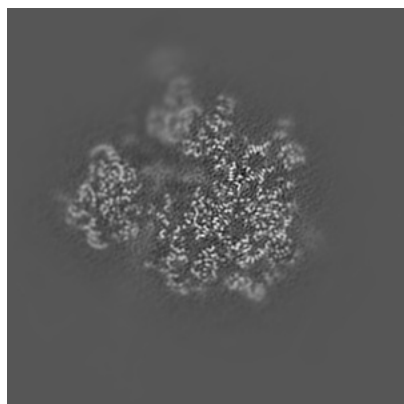


Z

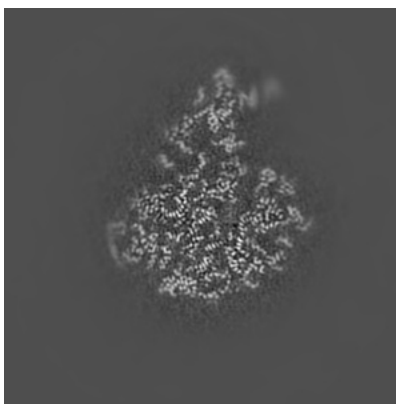
The images above show the map projected in three orthogonal directions.

### 6.2 Central slices [i](#)

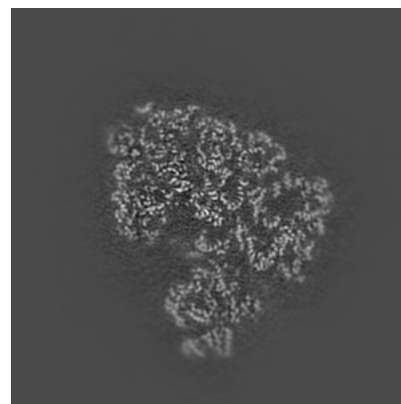
#### 6.2.1 Primary map



X Index: 184



Y Index: 184

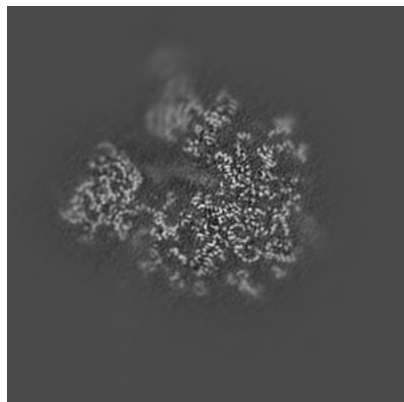


Z Index: 184


The images above show central slices of the map in three orthogonal directions.

## 6.3 Largest variance slices [i](#)

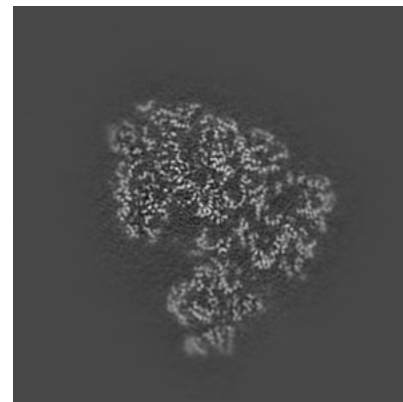
### 6.3.1 Primary map



X Index: 180



Y Index: 193

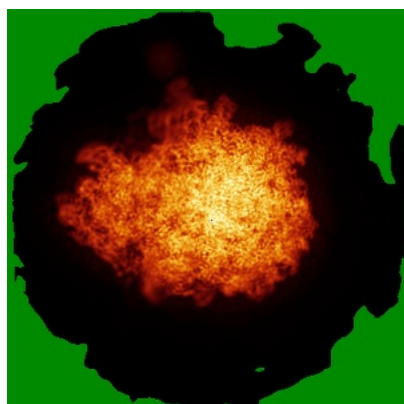


Z Index: 183

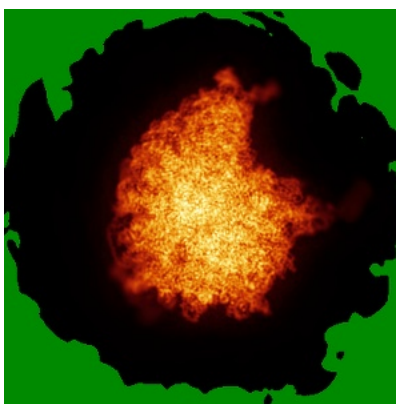
The images above show the largest variance slices of the map in three orthogonal directions.

## 6.4 Orthogonal standard-deviation projections (False-color) [i](#)

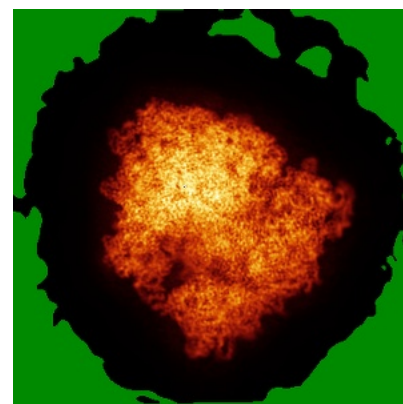
### 6.4.1 Primary map



X



Y

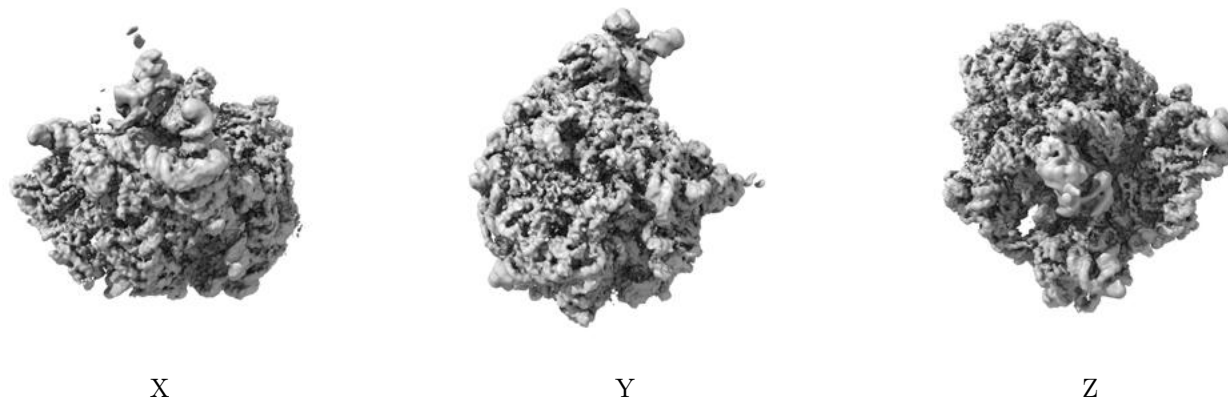


Z

The images above show the map standard deviation projections with false color in three orthogonal directions. Minimum values are shown in green, max in blue, and dark to light orange shades represent small to large values respectively.

## 6.5 Orthogonal surface views [i](#)

### 6.5.1 Primary map



The images above show the 3D surface view of the map at the recommended contour level 0.025. These images, in conjunction with the slice images, may facilitate assessment of whether an appropriate contour level has been provided.

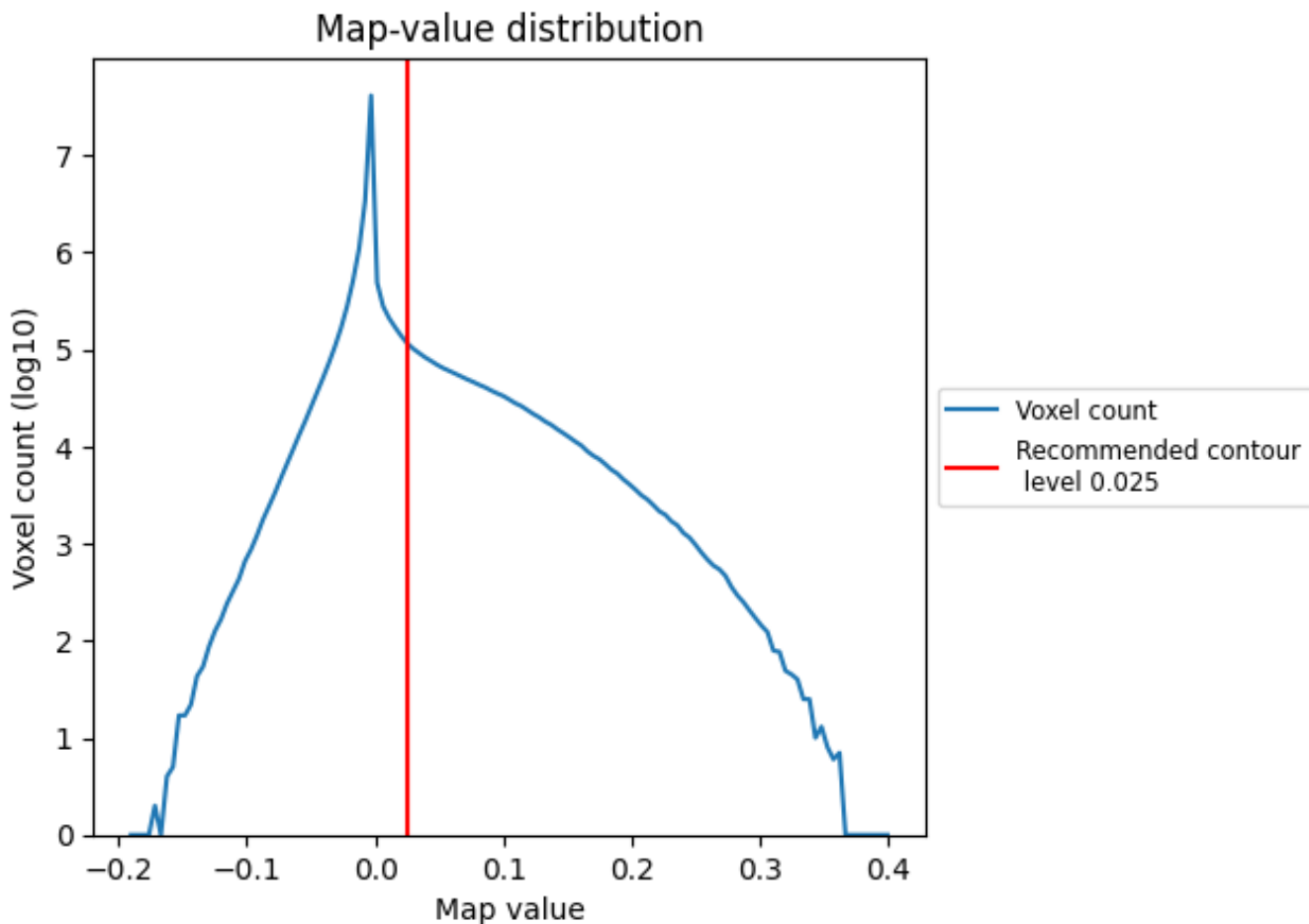
## 6.6 Mask visualisation [i](#)

This section was not generated. No masks/segmentation were deposited.

## 7 Map analysis [i](#)

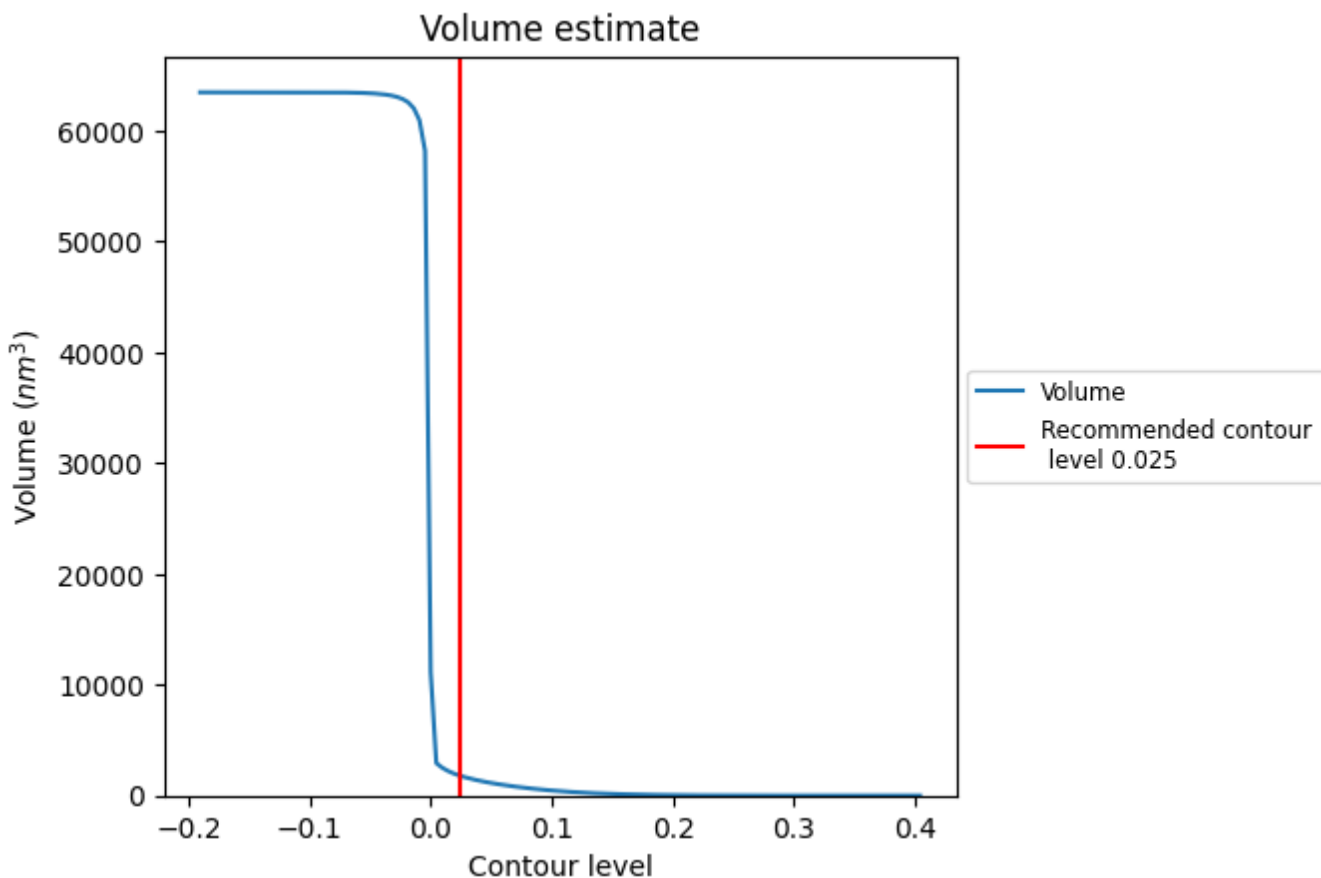
This section contains the results of statistical analysis of the map.

### 7.1 Map-value distribution [i](#)



The map-value distribution is plotted in 128 intervals along the x-axis. The y-axis is logarithmic. A spike in this graph at zero usually indicates that the volume has been masked.

## 7.2 Volume estimate [i](#)

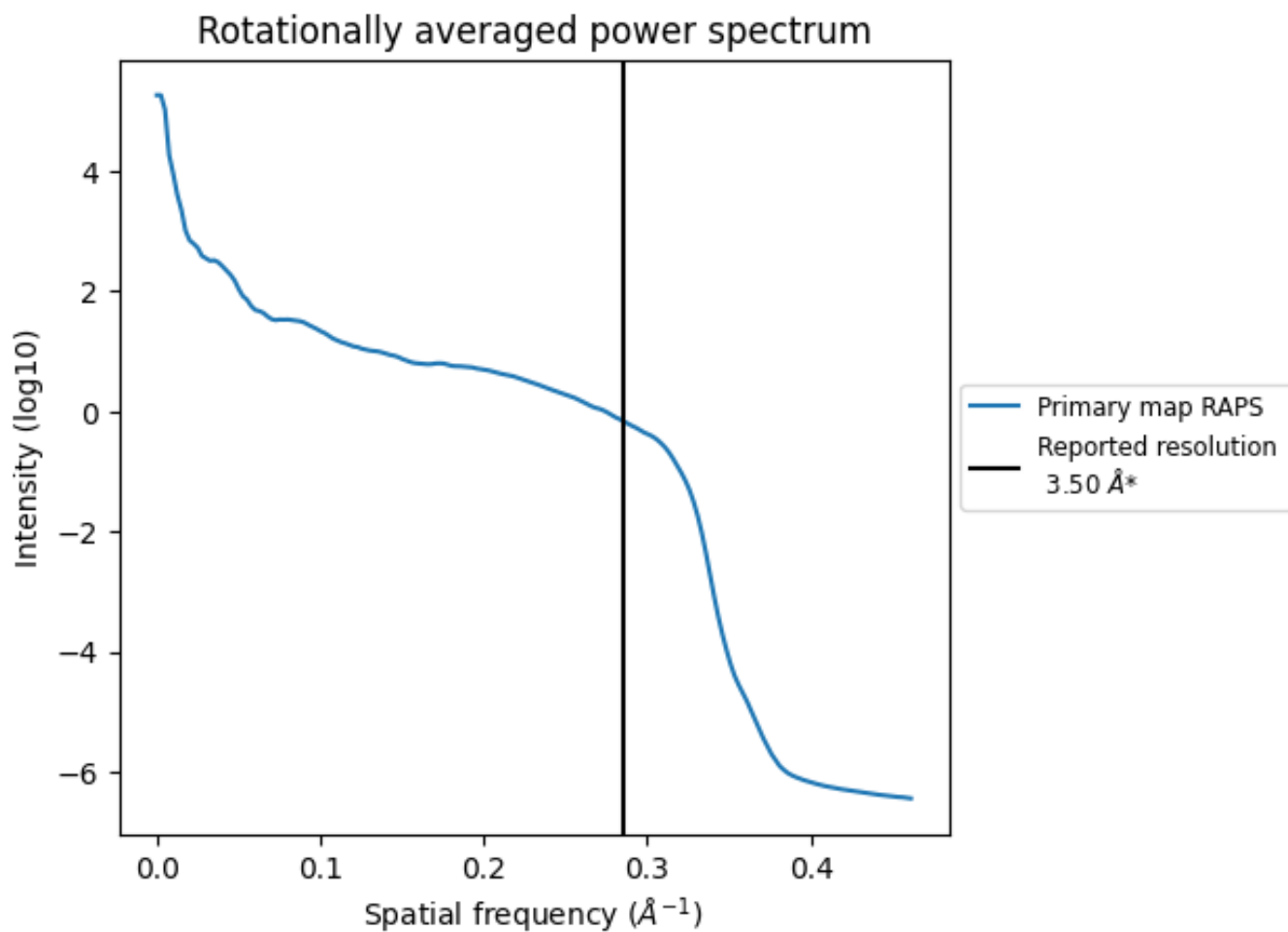


The volume at the recommended contour level is 1768 nm<sup>3</sup>; this corresponds to an approximate mass of 1597 kDa.

The volume estimate graph shows how the enclosed volume varies with the contour level. The recommended contour level is shown as a vertical line and the intersection between the line and the curve gives the volume of the enclosed surface at the given level.



### 7.3 Rotationally averaged power spectrum i



\*Reported resolution corresponds to spatial frequency of 0.286 Å<sup>-1</sup>

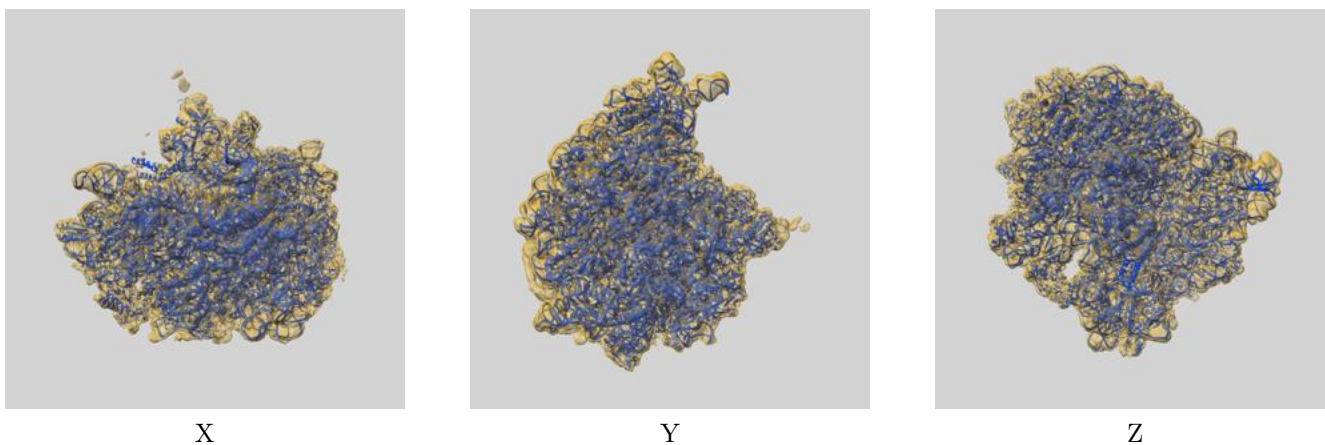
## 8 Fourier-Shell correlation

This section was not generated. No FSC curve or half-maps provided.

## 9 Map-model fit [i](#)

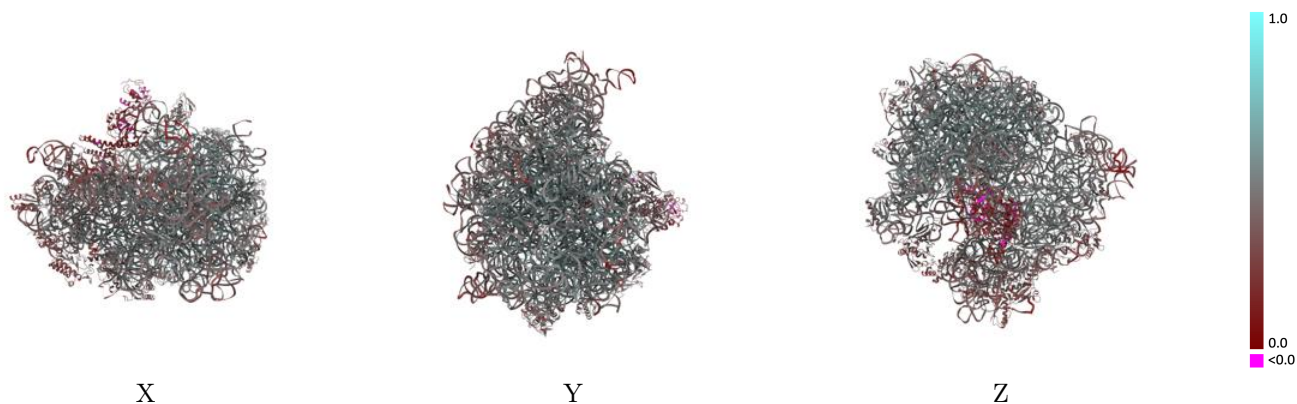
This section contains information regarding the fit between EMDB map EMD-12937 and PDB model 7OJ0. Per-residue inclusion information can be found in section 3 on page 16.

### 9.1 Map-model overlay [i](#)



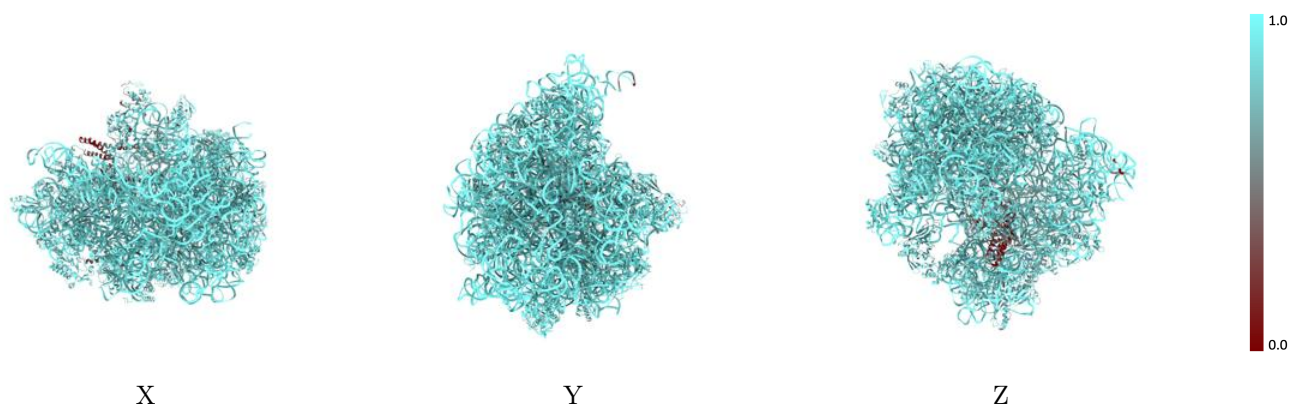
The images above show the 3D surface view of the map at the recommended contour level 0.025 at 50% transparency in yellow overlaid with a ribbon representation of the model coloured in blue. These images allow for the visual assessment of the quality of fit between the atomic model and the map.

## 9.2 Q-score mapped to coordinate model [i](#)



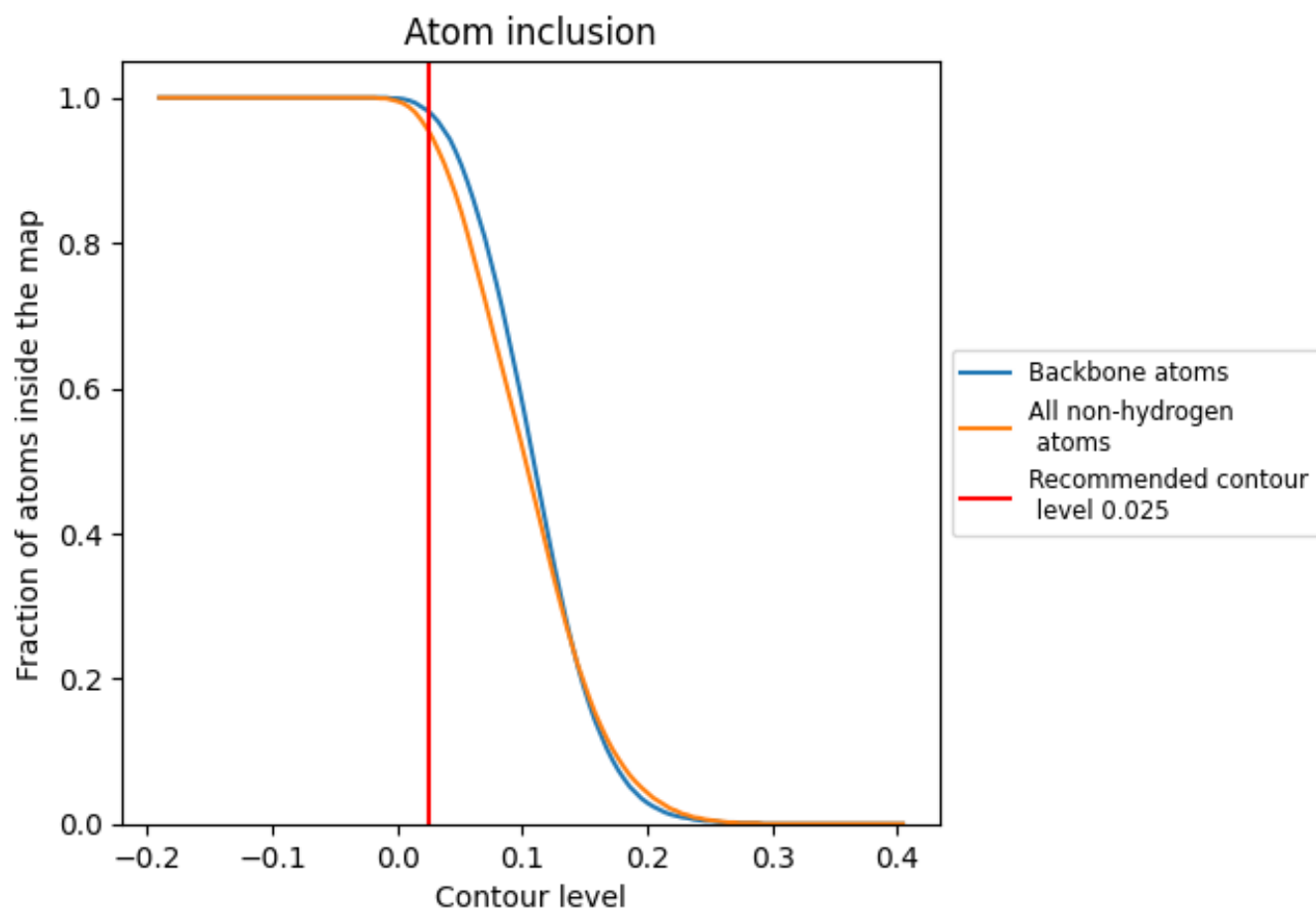
The images above show the model with each residue coloured according to its Q-score. This shows their resolvability in the map with higher Q-score values reflecting better resolvability. Please note: Q-score is calculating the resolvability of atoms, and thus high values are only expected at resolutions at which atoms can be resolved. Low Q-score values may therefore be expected for many entries.

## 9.3 Atom inclusion mapped to coordinate model [i](#)



The images above show the model with each residue coloured according to its atom inclusion. This shows to what extent they are inside the map at the recommended contour level (0.025).







































































## 9.4 Atom inclusion [i](#)



At the recommended contour level, 98% of all backbone atoms, 95% of all non-hydrogen atoms, are inside the map.

## 9.5 Map-model fit summary



















































The table lists the average atom inclusion at the recommended contour level (0.025) and Q-score for the entire model and for each chain.

| Chain | Atom inclusion   | Q-score  |
|-------|--|--|
| All   |  0.9540   |  0.4600   |
| 0     |  0.9460   |  0.4960   |
| 1     |  0.9380   |  0.5450   |
| 2     |  0.9430   |  0.5430   |
| 3     |  0.9210   |  0.5190   |
| 4     |  0.8710   |  0.3250   |
| 5     |  0.7250   |  0.1230   |
| 6     |  0.4900   |  0.3380   |
| 7     |  0.8530   |  0.5040   |
| 8     |  0.5270   |  0.2750   |
| 9     |  0.7300   |  0.1480   |
| A     |  0.9890   |  0.4480   |
| B     |  0.8650   |  0.3490   |
| C     |  0.8860   |  0.4140   |
| D     |  0.8920   |  0.4000   |
| E     |  0.9110   |  0.4480   |
| F     |  0.8910 |  0.3990 |
| G     |  0.8810 |  0.3700 |
| H     |  0.8960 |  0.4450 |
| I     |  0.9070 |  0.3900 |
| J     |  0.8480 |  0.3640 |
| K     |  0.9110 |  0.4300 |
| L     |  0.9070 |  0.4890 |
| M     |  0.9020 |  0.3830 |
| N     |  0.8820 |  0.4050 |
| O     |  0.9230 |  0.4280 |
| P     |  0.9260 |  0.4430 |
| Q     |  0.9120 |  0.4490 |
| R     |  0.9120 |  0.4210 |
| S     |  0.8830 |  0.3780 |
| T     |  0.9010 |  0.4140 |
| U     |  0.7460 |  0.3700 |
| V     |  0.9440 |  0.4110 |
| X     |  0.7960 |  0.3980 |
| a     |  0.9940 |  0.4980 |



*Continued on next page...*

Continued from previous page...

| Chain | Atom inclusion   | Q-score  |
|-------|--|--|
| b     |  0.9970   |  0.4490   |
| c     |  0.9370   |  0.5210   |
| d     |  0.9400   |  0.5090   |
| e     |  0.9330   |  0.4610   |
| f     |  0.8730   |  0.3850   |
| g     |  0.8970   |  0.4050   |
| h     |  0.9370   |  0.4030   |
| i     |  0.9390   |  0.5010   |
| j     |  0.9210   |  0.5070   |
| k     |  0.9250   |  0.4840   |
| l     |  0.9210   |  0.5110   |
| m     |  0.9430   |  0.4980   |
| n     |  0.9340   |  0.4290   |
| o     |  0.9080   |  0.4890   |
| p     |  0.9440   |  0.5090   |
| q     |  0.9250   |  0.4640   |
| r     |  0.9290   |  0.5060   |
| s     |  0.9220  |  0.4650  |
| t     |  0.9450 |  0.4320 |
| u     |  0.9230 |  0.4640 |
| v     |  0.9490 |  0.5380 |
| w     |  0.9430 |  0.5080 |
| x     |  0.8940 |  0.3750 |
| y     |  0.9240 |  0.4860 |
| z     |  0.9230 |  0.4900 |