



Full wwPDB X-ray Structure Validation Report ⓘ

Sep 27, 2023 – 08:32 PM EDT

PDB ID : 1OHF
Title : The refined structure of Nudaurelia capensis omega virus
Authors : Helgstrand, C.; Munshi, S.; Johnson, J.E.; Liljas, L.
Deposited on : 2003-05-26
Resolution : 2.80 Å(reported)

This is a Full wwPDB X-ray Structure Validation Report for a publicly released PDB entry.

We welcome your comments at validation@mail.wwpdb.org

A user guide is available at

<https://www.wwpdb.org/validation/2017/XrayValidationReportHelp>

with specific help available everywhere you see the ⓘ symbol.

The types of validation reports are described at

<http://www.wwpdb.org/validation/2017/FAQs#types>.

The following versions of software and data (see [references ⓘ](#)) were used in the production of this report:

MolProbity : 4.02b-467
Xtriage (Phenix) : 1.13
EDS : 2.35.1
Percentile statistics : 20191225.v01 (using entries in the PDB archive December 25th 2019)
Refmac : 5.8.0158
CCP4 : 7.0.044 (Gargrove)
Ideal geometry (proteins) : Engh & Huber (2001)
Ideal geometry (DNA, RNA) : Parkinson et al. (1996)
Validation Pipeline (wwPDB-VP) : 2.35.1

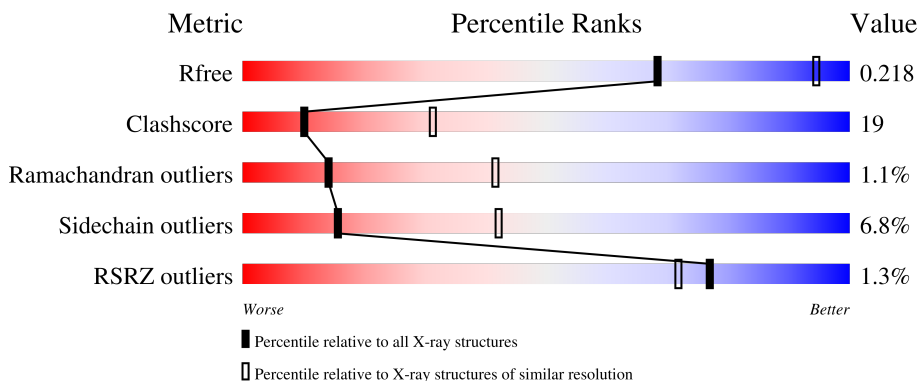
1 Overall quality at a glance

The following experimental techniques were used to determine the structure:

X-RAY DIFFRACTION

The reported resolution of this entry is 2.80 Å.

Percentile scores (ranging between 0-100) for global validation metrics of the entry are shown in the following graphic. The table shows the number of entries on which the scores are based.



Metric	Whole archive (#Entries)	Similar resolution (#Entries, resolution range(Å))
R_{free}	130704	3140 (2.80-2.80)
Clashscore	141614	3569 (2.80-2.80)
Ramachandran outliers	138981	3498 (2.80-2.80)
Sidechain outliers	138945	3500 (2.80-2.80)
RSRZ outliers	127900	3078 (2.80-2.80)

The table below summarises the geometric issues observed across the polymeric chains and their fit to the electron density. The red, orange, yellow and green segments of the lower bar indicate the fraction of residues that contain outliers for ≥ 3 , 2, 1 and 0 types of geometric quality criteria respectively. A grey segment represents the fraction of residues that are not modelled. The numeric value for each fraction is indicated below the corresponding segment, with a dot representing fractions $\leq 5\%$. The upper red bar (where present) indicates the fraction of residues that have poor fit to the electron density. The numeric value is given above the bar.

Mol	Chain	Length	Quality of chain
1	A	644	 51% 29% 16% 2%
1	B	644	 54% 27% 15% 2%
1	C	644	 64% 25% 8% 1%
1	D	644	 62% 24% 9% 1%

2 Entry composition

There are 3 unique types of molecules in this entry. The entry contains 17851 atoms, of which 0 are hydrogens and 0 are deuteriums.

In the tables below, the ZeroOcc column contains the number of atoms modelled with zero occupancy, the AltConf column contains the number of residues with at least one atom in alternate conformation and the Trace column contains the number of residues modelled with at most 2 atoms.

- Molecule 1 is a protein called NUDAURELIA CAPENSIS OMEGA VIRUS CAPSID PROTEIN.

Mol	Chain	Residues	Atoms					ZeroOcc	AltConf	Trace
			Total	C	N	O	S			
1	A	539	4134	2632	683	806	13	0	0	0
1	B	547	4187	2659	694	821	13	0	0	0
1	C	590	4519	2861	770	874	14	0	0	0
1	D	587	4491	2846	761	870	14	0	0	0

There are 8 discrepancies between the modelled and reference sequences:

Chain	Residue	Modelled	Actual	Comment	Reference
A	235	VAL	CYS	SEE REMARK 999	UNP Q90063
A	283	VAL	GLU	SEE REMARK 999	UNP Q90063
B	235	VAL	CYS	SEE REMARK 999	UNP Q90063
B	283	VAL	GLU	SEE REMARK 999	UNP Q90063
C	235	VAL	CYS	SEE REMARK 999	UNP Q90063
C	283	VAL	GLU	SEE REMARK 999	UNP Q90063
D	235	VAL	CYS	SEE REMARK 999	UNP Q90063
D	283	VAL	GLU	SEE REMARK 999	UNP Q90063

- Molecule 2 is MAGNESIUM ION (three-letter code: MG) (formula: Mg).

Mol	Chain	Residues	Atoms		ZeroOcc	AltConf
2	A	1	Total 1	Mg 1	0	0
2	B	1	Total 1	Mg 1	0	0
2	C	1	Total 1	Mg 1	0	0
2	D	1	Total 1	Mg 1	0	0

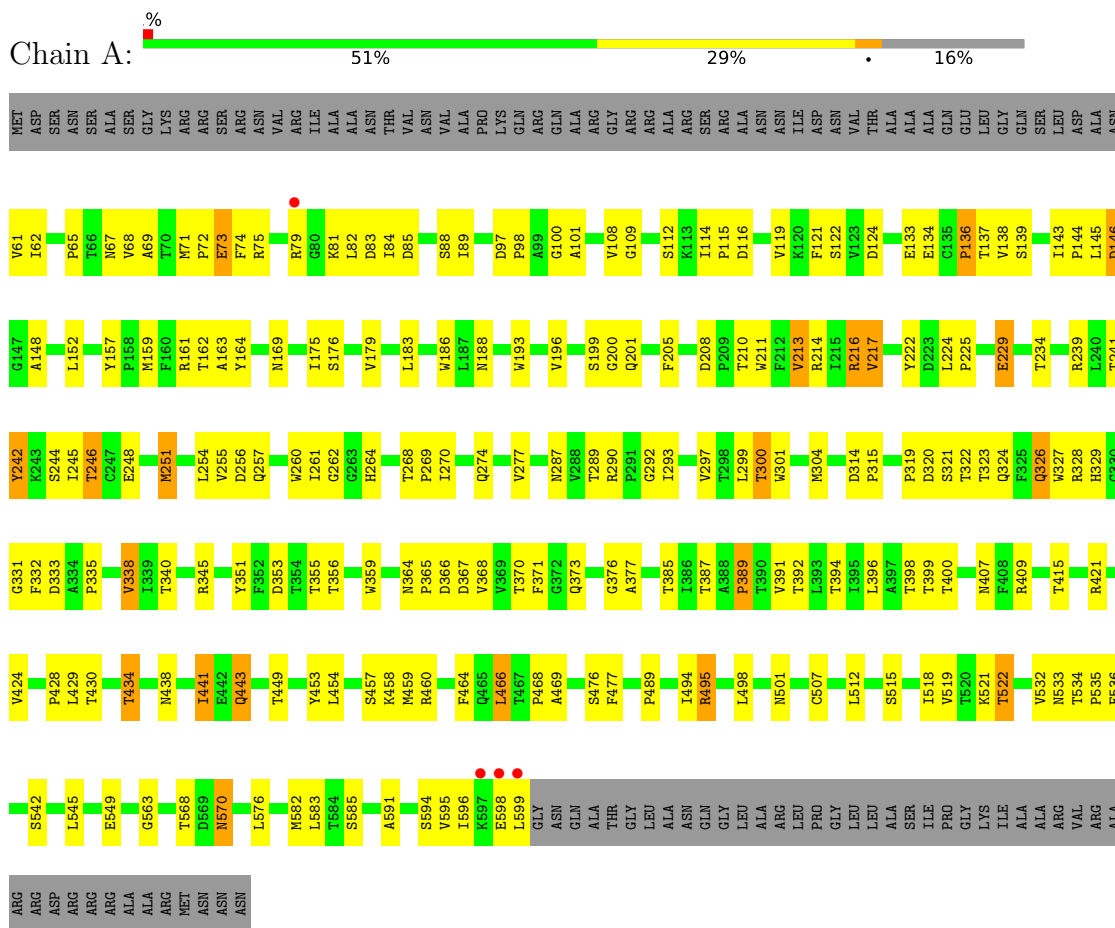
- Molecule 3 is water.

Mol	Chain	Residues	Atoms		ZeroOcc	AltConf
3	A	97	Total 97	O 97	0	0
3	B	127	Total 127	O 127	0	0
3	C	148	Total 148	O 148	0	0
3	D	144	Total 144	O 144	0	0

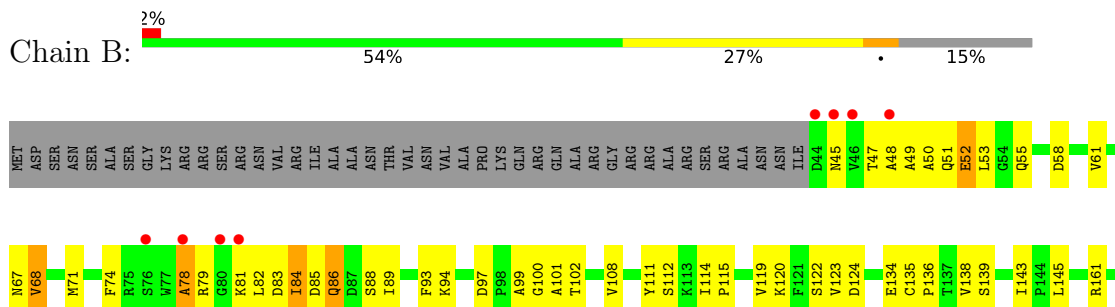
3 Residue-property plots

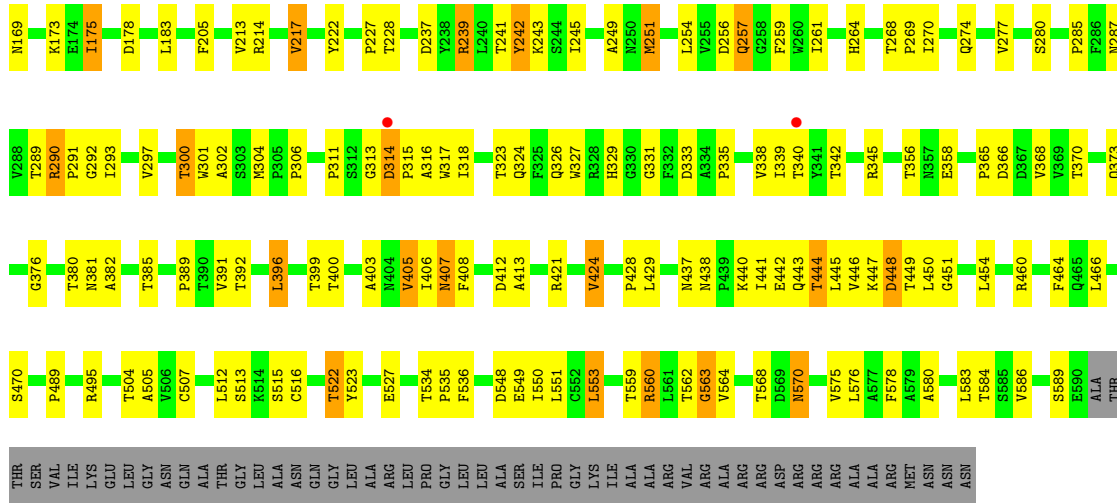
These plots are drawn for all protein, RNA, DNA and oligosaccharide chains in the entry. The first graphic for a chain summarises the proportions of the various outlier classes displayed in the second graphic. The second graphic shows the sequence view annotated by issues in geometry and electron density. Residues are color-coded according to the number of geometric quality criteria for which they contain at least one outlier: green = 0, yellow = 1, orange = 2 and red = 3 or more. A red dot above a residue indicates a poor fit to the electron density ($RSRZ > 2$). Stretches of 2 or more consecutive residues without any outlier are shown as a green connector. Residues present in the sample, but not in the model, are shown in grey.

• Molecule 1: NUDAURELIA CAPENSIS OMEGA VIRUS CAPSID PROTEIN




• Molecule 1: NUDAURELIA CAPENSIS OMEGA VIRUS CAPSID PROTEIN

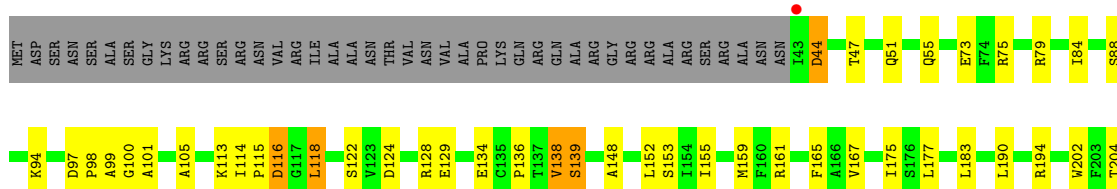


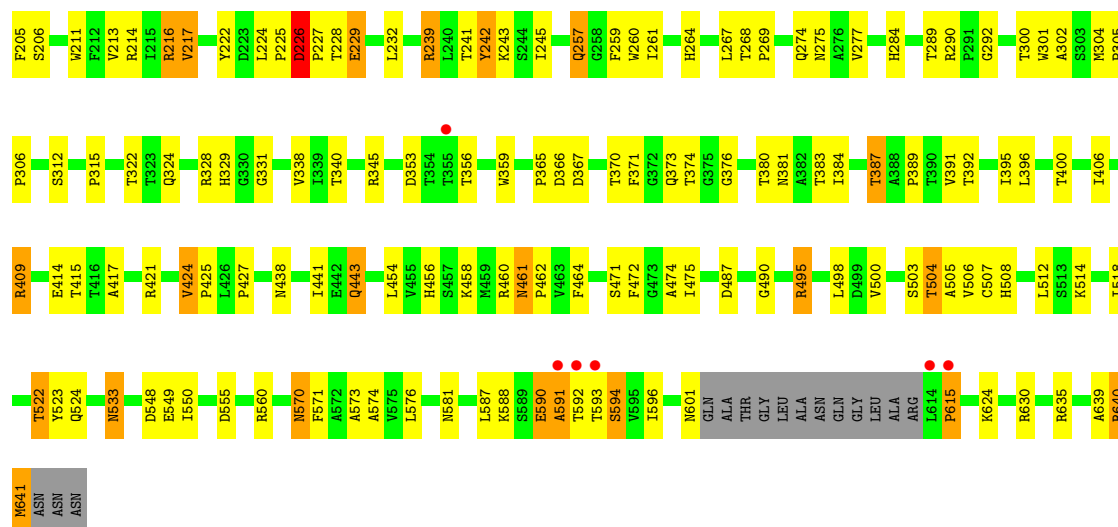


• Molecule 1: NUDAURELIA CAPENSIS OMEGA VIRUS CAPSID PROTEIN



• Molecule 1: NUDAURELIA CAPENSIS OMEGA VIRUS CAPSID PROTEIN





4 Data and refinement statistics

Property	Value	Source
Space group	P 1	Depositor
Cell constants a, b, c, α , β , γ	413.55Å 410.22Å 419.67Å 59.13° 58.90° 64.04°	Depositor
Resolution (Å)	20.00 – 2.80 20.00 – 2.80	Depositor EDS
% Data completeness (in resolution range)	50.9 (20.00-2.80) 50.9 (20.00-2.80)	Depositor EDS
R_{merge}	0.12	Depositor
R_{sym}	(Not available)	Depositor
$\langle I/\sigma(I) \rangle$ ¹	6.07 (at 2.79Å)	Xtrriage
Refinement program	CNS 1.1	Depositor
R, R_{free}	0.219 , 0.221 0.214 , 0.218	Depositor DCC
R_{free} test set	24978 reflections (1.01%)	wwPDB-VP
Wilson B-factor (Å ²)	36.1	Xtrriage
Anisotropy	0.126	Xtrriage
Bulk solvent k_{sol} (e/Å ³), B_{sol} (Å ²)	0.30 , 54.7	EDS
L-test for twinning ²	$\langle L \rangle = 0.41$, $\langle L^2 \rangle = 0.23$	Xtrriage
Estimated twinning fraction	0.045 for h-l,h,h-k 0.045 for k,k-l,-h+k 0.046 for -k,-h,-l 0.046 for -h+l,-k+l,l 0.046 for k-l,h-l,-l 0.046 for -h,-h+l,-h+k 0.046 for -k+l,-k,h-k	Xtrriage
F_o, F_c correlation	0.87	EDS
Total number of atoms	17851	wwPDB-VP
Average B, all atoms (Å ²)	39.0	wwPDB-VP

Xtrriage's analysis on translational NCS is as follows: *The largest off-origin peak in the Patterson function is 5.23% of the height of the origin peak. No significant pseudotranslation is detected.*

¹Intensities estimated from amplitudes.

²Theoretical values of $\langle |L| \rangle$, $\langle L^2 \rangle$ for acentric reflections are 0.5, 0.333 respectively for untwinned datasets, and 0.375, 0.2 for perfectly twinned datasets.

5 Model quality [i](#)

5.1 Standard geometry [i](#)

Bond lengths and bond angles in the following residue types are not validated in this section: MG

The Z score for a bond length (or angle) is the number of standard deviations the observed value is removed from the expected value. A bond length (or angle) with $|Z| > 5$ is considered an outlier worth inspection. RMSZ is the root-mean-square of all Z scores of the bond lengths (or angles).

Mol	Chain	Bond lengths		Bond angles	
		RMSZ	# Z >5	RMSZ	# Z >5
1	A	0.43	0/4244	0.67	0/5816
1	B	0.44	0/4297	0.67	0/5889
1	C	0.42	0/4627	0.65	0/6324
1	D	0.43	0/4602	0.68	0/6296
All	All	0.43	0/17770	0.67	0/24325

There are no bond length outliers.

There are no bond angle outliers.

There are no chirality outliers.

There are no planarity outliers.

5.2 Too-close contacts [i](#)

In the following table, the Non-H and H(model) columns list the number of non-hydrogen atoms and hydrogen atoms in the chain respectively. The H(added) column lists the number of hydrogen atoms added and optimized by MolProbity. The Clashes column lists the number of clashes within the asymmetric unit, whereas Symm-Clashes lists symmetry-related clashes.

Mol	Chain	Non-H	H(model)	H(added)	Clashes	Symm-Clashes
1	A	4134	0	3987	189	0
1	B	4187	0	4021	175	0
1	C	4519	0	4389	169	0
1	D	4491	0	4363	154	0
2	A	1	0	0	0	0
2	B	1	0	0	0	0
2	C	1	0	0	0	0
2	D	1	0	0	0	0
3	A	97	0	0	3	0

Continued on next page...

Continued from previous page...

Mol	Chain	Non-H	H(model)	H(added)	Clashes	Symm-Clashes
3	B	127	0	0	5	0
3	C	148	0	0	2	0
3	D	144	0	0	4	0
All	All	17851	0	16760	643	0

The all-atom clashscore is defined as the number of clashes found per 1000 atoms (including hydrogen atoms). The all-atom clashscore for this structure is 19.

All (643) close contacts within the same asymmetric unit are listed below, sorted by their clash magnitude.

Atom-1	Atom-2	Interatomic distance (Å)	Clash overlap (Å)
1:A:428:PRO:HB2	1:A:434:THR:HG22	1.34	1.08
1:A:175:ILE:HD11	1:A:429:LEU:HB3	1.37	1.06
1:B:342:THR:HG22	1:B:368:VAL:HG22	1.35	1.04
1:B:269:PRO:HB3	1:B:424:VAL:HG13	1.39	0.99
1:A:329:HIS:CE1	1:A:373:GLN:HE22	1.79	0.98
1:A:596:ILE:HG21	1:B:47:THR:HG22	1.46	0.98
1:D:269:PRO:HB3	1:D:424:VAL:HG13	1.47	0.96
1:C:385:THR:HG22	1:C:394:THR:HG22	1.48	0.94
1:A:329:HIS:HE1	1:A:373:GLN:HE22	0.97	0.94
1:A:596:ILE:HG21	1:B:47:THR:CG2	1.98	0.93
1:A:570:ASN:C	1:A:570:ASN:HD22	1.72	0.92
1:C:570:ASN:HD22	1:C:570:ASN:C	1.72	0.91
1:D:257:GLN:H	1:D:257:GLN:HE21	1.16	0.91
1:B:440:LYS:HD2	1:B:562:THR:HG22	1.52	0.90
1:D:570:ASN:C	1:D:570:ASN:HD22	1.74	0.89
1:C:101:ALA:N	1:C:576:LEU:HD11	1.88	0.89
1:A:152:LEU:HD23	1:A:518:ILE:HD12	1.55	0.89
1:A:385:THR:HG22	1:A:394:THR:HG22	1.53	0.89
1:B:78:ALA:HB3	1:B:81:LYS:HD2	1.53	0.88
1:B:228:THR:HG22	1:B:323:THR:HG21	1.55	0.87
1:D:292:GLY:HA2	1:D:400:THR:HG22	1.56	0.87
1:A:84:ILE:HG23	1:A:89:ILE:HD11	1.55	0.86
1:B:560:ARG:HG3	1:C:72:PRO:HD2	1.54	0.86
1:B:570:ASN:C	1:B:570:ASN:HD22	1.75	0.86
1:B:169:ASN:ND2	1:B:173:LYS:H	1.74	0.86
1:D:329:HIS:HE1	1:D:373:GLN:HE22	1.22	0.85
1:D:257:GLN:H	1:D:257:GLN:NE2	1.76	0.83
1:D:593:THR:HG22	1:D:594:SER:H	1.42	0.83
1:B:84:ILE:HD12	1:B:84:ILE:H	1.42	0.83
1:A:175:ILE:HD11	1:A:429:LEU:CB	2.10	0.81

Continued on next page...

Continued from previous page...

Atom-1	Atom-2	Interatomic distance (Å)	Clash overlap (Å)
1:B:444:THR:HG21	1:B:448:ASP:OD2	1.81	0.80
1:D:587:LEU:HD23	1:D:596:ILE:HD13	1.61	0.80
1:B:314:ASP:HA	1:B:315:PRO:C	1.99	0.80
1:A:101:ALA:HA	1:A:576:LEU:HD22	1.64	0.79
1:C:600:GLY:O	1:C:601:ASN:HB2	1.82	0.78
1:D:99:ALA:HB1	1:D:570:ASN:HD21	1.48	0.78
1:D:257:GLN:HE21	1:D:257:GLN:N	1.80	0.77
1:B:169:ASN:HD22	1:B:173:LYS:H	1.30	0.77
1:C:97:ASP:HB3	1:C:576:LEU:HD21	1.65	0.77
1:D:101:ALA:N	1:D:576:LEU:HD11	2.01	0.76
1:D:533:ASN:N	1:D:533:ASN:HD22	1.83	0.76
1:C:62:ILE:HD12	1:D:128:ARG:HD2	1.68	0.74
1:A:254:LEU:HG	1:A:255:VAL:HG13	1.69	0.74
1:B:570:ASN:C	1:B:570:ASN:ND2	2.40	0.74
1:A:570:ASN:C	1:A:570:ASN:ND2	2.37	0.74
1:B:300:THR:HB	1:B:326:GLN:HG3	1.68	0.74
1:B:268:THR:OG1	1:B:460:ARG:HD2	1.88	0.73
1:B:292:GLY:HA2	1:B:400:THR:HG22	1.70	0.73
1:D:97:ASP:HB3	1:D:576:LEU:CD2	2.19	0.72
1:A:73:GLU:HG2	1:A:545:LEU:HD13	1.72	0.72
1:A:329:HIS:HE1	1:A:373:GLN:NE2	1.81	0.72
1:B:85:ASP:O	1:B:86:GLN:HB2	1.90	0.71
1:A:329:HIS:CE1	1:A:373:GLN:NE2	2.57	0.71
1:B:340:THR:HG22	1:B:370:THR:HG22	1.71	0.71
1:B:329:HIS:HE1	1:B:373:GLN:OE1	1.73	0.71
1:A:430:THR:O	1:A:434:THR:HG23	1.91	0.71
1:C:570:ASN:O	1:C:570:ASN:ND2	2.23	0.71
1:D:329:HIS:CE1	1:D:373:GLN:HE22	2.07	0.71
1:D:97:ASP:HB3	1:D:576:LEU:HD21	1.71	0.71
1:D:381:ASN:HB3	1:D:396:LEU:HD11	1.73	0.71
1:D:590:GLU:HG3	1:D:591:ALA:H	1.55	0.71
1:A:293:ILE:N	1:A:293:ILE:HD12	2.06	0.70
1:C:381:ASN:HB3	1:C:396:LEU:HD11	1.72	0.70
1:A:217:VAL:HG21	1:A:222:TYR:CD1	2.26	0.70
1:A:260:TRP:O	1:A:443:GLN:HG2	1.90	0.70
1:C:116:ASP:OD1	1:C:239:ARG:NH2	2.25	0.70
1:C:639:ALA:C	1:C:641:MET:H	1.95	0.70
1:A:146:ASP:HB3	1:A:148:ALA:H	1.56	0.70
1:C:319:PRO:HG2	1:D:322:THR:HG23	1.73	0.70
1:D:581:ASN:ND2	1:D:601:ASN:HD22	1.90	0.70
1:C:152:LEU:HD23	1:C:518:ILE:HD12	1.74	0.70

Continued on next page...

Continued from previous page...

Atom-1	Atom-2	Interatomic distance (Å)	Clash overlap (Å)
1:B:274:GLN:HG3	1:B:421:ARG:NH1	2.07	0.69
1:A:582:MET:HE1	1:B:71:MET:SD	2.32	0.69
1:A:84:ILE:CG2	1:A:89:ILE:HD11	2.21	0.69
1:B:85:ASP:HB3	1:B:88:SER:HB2	1.73	0.69
1:A:287:ASN:HD21	1:A:289:THR:HG22	1.56	0.69
1:D:101:ALA:HA	1:D:576:LEU:HD11	1.75	0.69
1:C:320:ASP:HB3	1:C:326:GLN:HG2	1.73	0.69
1:D:570:ASN:ND2	1:D:570:ASN:O	2.26	0.68
1:A:199:SER:O	1:A:201:GLN:N	2.25	0.68
1:D:592:THR:HG22	1:D:596:ILE:HD11	1.75	0.68
1:A:322:THR:HG22	1:A:323:THR:H	1.59	0.68
1:D:100:GLY:C	1:D:576:LEU:HD11	2.14	0.68
1:A:73:GLU:HG2	1:A:545:LEU:CD1	2.24	0.68
1:D:101:ALA:CA	1:D:576:LEU:HD11	2.25	0.67
1:D:138:VAL:O	1:D:139:SER:HB3	1.95	0.67
1:A:329:HIS:HD2	1:A:331:GLY:H	1.43	0.67
1:B:315:PRO:HG2	1:B:333:ASP:O	1.94	0.67
1:C:97:ASP:HB3	1:C:576:LEU:CD2	2.23	0.67
1:D:44:ASP:OD2	1:D:47:THR:HG23	1.95	0.66
1:C:62:ILE:CD1	1:D:128:ARG:HD2	2.25	0.66
1:D:217:VAL:HG21	1:D:222:TYR:CD1	2.31	0.66
1:A:133:GLU:OE2	1:A:216:ARG:HD2	1.94	0.66
1:B:270:ILE:CD1	1:C:471:SER:HA	2.25	0.66
1:D:88:SER:HB3	1:D:550:ILE:HG13	1.77	0.66
1:A:97:ASP:CG	1:A:576:LEU:HD11	2.16	0.66
1:C:385:THR:HG22	1:C:394:THR:CG2	2.25	0.66
1:C:597:LYS:HG2	1:C:636:ARG:HH12	1.61	0.66
1:D:570:ASN:C	1:D:570:ASN:ND2	2.46	0.65
1:A:340:THR:HG22	1:A:370:THR:HG22	1.78	0.65
1:D:113:LYS:HE3	1:D:124:ASP:OD1	1.97	0.65
1:C:260:TRP:O	1:C:443:GLN:HG2	1.96	0.65
1:A:385:THR:HG22	1:A:394:THR:CG2	2.24	0.65
1:B:51:GLN:O	1:B:55:GLN:HG3	1.97	0.65
1:D:268:THR:OG1	1:D:460:ARG:HD2	1.96	0.65
1:B:245:ILE:HG12	1:B:522:THR:HB	1.79	0.65
1:B:560:ARG:NH2	1:C:58:ASP:OD2	2.28	0.65
1:B:586:VAL:O	1:B:589:SER:HB3	1.96	0.65
1:B:101:ALA:HA	1:B:576:LEU:CD2	2.27	0.65
1:A:62:ILE:HD12	1:A:62:ILE:N	2.12	0.64
1:C:71:MET:HB3	1:C:73:GLU:OE2	1.97	0.64
1:A:319:PRO:HG3	1:A:327:TRP:CH2	2.32	0.64

Continued on next page...

Continued from previous page...

Atom-1	Atom-2	Interatomic distance (Å)	Clash overlap (Å)
1:D:214:ARG:HD3	1:D:216:ARG:NE	2.13	0.64
1:D:640:ARG:O	1:D:640:ARG:HG2	1.97	0.64
1:B:58:ASP:H	1:B:67:ASN:HD21	1.45	0.64
1:B:342:THR:CG2	1:B:368:VAL:HG22	2.22	0.64
1:C:116:ASP:CG	1:C:239:ARG:HH22	2.00	0.64
1:A:161:ARG:HG2	1:A:222:TYR:HA	1.80	0.63
1:B:340:THR:HG22	1:B:370:THR:CG2	2.27	0.63
1:C:100:GLY:C	1:C:576:LEU:HD11	2.19	0.63
1:B:86:GLN:NE2	1:B:108:VAL:HG21	2.13	0.63
1:C:347:TYR:HB3	1:C:349:MET:HE3	1.79	0.63
1:C:438:ASN:HB3	1:C:441:ILE:HG23	1.79	0.63
1:C:315:PRO:CG	1:C:331:GLY:HA3	2.28	0.63
1:A:101:ALA:HA	1:A:576:LEU:CD2	2.29	0.63
1:C:245:ILE:HG12	1:C:522:THR:HB	1.79	0.63
1:B:489:PRO:HB3	1:C:277:VAL:HG11	1.80	0.62
1:D:353:ASP:OD2	1:D:356:THR:HG23	1.98	0.62
1:B:438:ASN:HB3	1:B:441:ILE:HG12	1.82	0.62
1:A:229:GLU:OE2	1:A:321:SER:HB2	1.98	0.62
1:C:275:ASN:HD22	1:C:275:ASN:H	1.47	0.62
1:A:364:ASN:HB3	1:A:365:PRO:HD2	1.81	0.62
1:D:301:TRP:CD2	1:D:304:MET:HG3	2.34	0.62
1:B:293:ILE:HA	1:B:399:THR:HG22	1.82	0.62
1:C:71:MET:HE1	3:C:2001:HOH:O	1.98	0.62
1:A:428:PRO:CB	1:A:434:THR:HG22	2.22	0.61
1:A:67:ASN:HD21	1:A:69:ALA:CB	2.12	0.61
1:A:67:ASN:HD21	1:A:69:ALA:HB3	1.65	0.61
1:A:269:PRO:CG	1:A:498:LEU:HD23	2.30	0.61
1:B:454:LEU:HD11	1:B:507:CYS:HB2	1.80	0.61
1:C:101:ALA:CA	1:C:576:LEU:HD11	2.30	0.61
1:C:113:LYS:HE2	1:C:122:SER:OG	2.01	0.61
1:D:245:ILE:HG12	1:D:522:THR:HB	1.81	0.61
1:A:269:PRO:HG3	1:A:498:LEU:HD23	1.82	0.61
1:C:586:VAL:HG12	1:C:587:LEU:HD23	1.82	0.61
1:D:101:ALA:HA	1:D:576:LEU:CD1	2.31	0.61
1:B:88:SER:HB3	1:B:550:ILE:CD1	2.31	0.61
1:B:280:SER:HB3	1:B:413:ALA:HA	1.83	0.61
1:C:229:GLU:H	1:C:229:GLU:CD	2.02	0.61
1:C:98:PRO:CG	1:C:244:SER:HB3	2.31	0.60
1:C:338:VAL:CG1	1:C:370:THR:HB	2.31	0.60
1:A:251:MET:HE2	1:A:256:ASP:HA	1.82	0.60
1:A:533:ASN:HD22	1:C:480:PRO:HG3	1.66	0.60

Continued on next page...

Continued from previous page...

Atom-1	Atom-2	Interatomic distance (Å)	Clash overlap (Å)
1:A:239:ARG:HB3	1:A:466:LEU:HD12	1.82	0.60
1:A:345:ARG:HA	1:A:365:PRO:HB3	1.84	0.60
1:B:449:THR:O	1:B:451:GLY:N	2.29	0.60
1:C:610:GLY:HA3	1:C:621:ILE:O	2.01	0.60
1:A:199:SER:C	1:A:201:GLN:H	2.05	0.59
1:A:245:ILE:HG12	1:A:522:THR:HB	1.84	0.59
1:B:85:ASP:O	1:B:86:GLN:CB	2.50	0.59
1:B:161:ARG:O	1:B:217:VAL:HG22	2.02	0.59
1:A:320:ASP:O	1:A:321:SER:HB3	2.00	0.59
1:D:241:THR:O	1:D:242:TYR:HB3	2.02	0.59
1:A:315:PRO:HG2	1:A:333:ASP:O	2.03	0.59
1:C:359:TRP:CZ3	1:C:409:ARG:HG3	2.37	0.59
1:D:228:THR:HG1	1:D:472:PHE:HE2	1.51	0.59
1:B:381:ASN:HB3	1:B:396:LEU:HD21	1.83	0.59
1:B:88:SER:HB3	1:B:550:ILE:HD13	1.84	0.59
1:B:562:THR:O	1:B:564:VAL:N	2.35	0.59
1:A:300:THR:HB	1:A:326:GLN:HG2	1.84	0.59
1:D:588:LYS:C	1:D:590:GLU:H	2.06	0.59
1:D:456:HIS:HD2	1:D:503:SER:O	1.86	0.59
1:A:67:ASN:ND2	1:A:69:ALA:CB	2.66	0.58
1:A:329:HIS:CD2	1:A:331:GLY:H	2.19	0.58
1:D:161:ARG:HG2	1:D:222:TYR:HA	1.83	0.58
1:D:315:PRO:CG	1:D:331:GLY:HA3	2.33	0.58
1:B:489:PRO:HB3	1:C:277:VAL:CG1	2.32	0.58
1:C:438:ASN:HB3	1:C:441:ILE:CG2	2.33	0.58
1:D:99:ALA:CB	1:D:570:ASN:HD21	2.17	0.58
1:D:504:THR:HG23	3:D:2071:HOH:O	2.03	0.58
1:B:251:MET:HG3	1:B:256:ASP:HA	1.85	0.58
1:A:65:PRO:HG2	1:C:578:PHE:CE1	2.39	0.58
1:C:329:HIS:HE1	1:C:373:GLN:OE1	1.87	0.58
1:C:597:LYS:HG2	1:C:636:ARG:NH1	2.19	0.58
1:B:99:ALA:HB1	1:B:570:ASN:HD21	1.67	0.57
1:A:161:ARG:HD3	3:A:2033:HOH:O	2.04	0.57
1:B:97:ASP:CG	1:B:576:LEU:HD11	2.25	0.57
1:C:161:ARG:NH2	1:C:226:ASP:OD1	2.32	0.57
1:D:97:ASP:OD1	1:D:100:GLY:N	2.36	0.57
1:D:329:HIS:HD2	1:D:331:GLY:H	1.53	0.57
1:A:145:LEU:HD22	1:A:254:LEU:HD23	1.87	0.57
1:D:167:VAL:HG22	1:D:213:VAL:HG12	1.86	0.57
1:A:340:THR:HG22	1:A:370:THR:CG2	2.34	0.57
1:B:67:ASN:HB2	3:B:2004:HOH:O	2.03	0.57

Continued on next page...

Continued from previous page...

Atom-1	Atom-2	Interatomic distance (Å)	Clash overlap (Å)
1:D:116:ASP:OD2	1:D:239:ARG:NH2	2.38	0.57
1:A:108:VAL:HG12	1:A:109:GLY:N	2.19	0.56
1:D:226:ASP:N	1:D:227:PRO:HD3	2.19	0.56
1:A:292:GLY:HA2	1:A:400:THR:HG22	1.86	0.56
1:B:78:ALA:HB3	1:B:81:LYS:CD	2.31	0.56
1:B:313:GLY:O	1:B:314:ASP:HB3	2.03	0.56
1:C:405:VAL:HG22	1:C:406:ILE:N	2.19	0.56
1:D:113:LYS:HE2	1:D:122:SER:OG	2.05	0.56
1:D:454:LEU:HD11	1:D:507:CYS:HB2	1.87	0.56
1:A:119:VAL:HG21	1:A:122:SER:HB3	1.88	0.56
1:A:205:PHE:CE2	1:A:213:VAL:HG13	2.41	0.56
1:B:264:HIS:CD2	1:B:505:ALA:HB2	2.41	0.56
1:C:105:ALA:O	1:C:637:ARG:NH2	2.34	0.55
1:A:365:PRO:O	1:A:366:ASP:HB2	2.05	0.55
1:C:98:PRO:HG3	1:C:244:SER:HB3	1.88	0.55
1:C:239:ARG:HD2	1:C:466:LEU:CD2	2.36	0.55
1:C:365:PRO:O	1:C:366:ASP:HB2	2.06	0.55
1:D:592:THR:CG2	1:D:596:ILE:HD11	2.36	0.55
1:B:205:PHE:CD2	1:B:213:VAL:CG2	2.90	0.55
1:D:228:THR:OG1	1:D:472:PHE:HE2	1.90	0.55
1:A:290:ARG:HD3	1:A:398:THR:O	2.05	0.55
1:B:115:PRO:O	1:B:551:LEU:HD21	2.07	0.55
1:B:329:HIS:CE1	1:B:373:GLN:OE1	2.58	0.55
1:C:225:PRO:C	1:C:227:PRO:HD3	2.27	0.55
1:C:62:ILE:CD1	1:D:128:ARG:HH11	2.20	0.55
1:C:275:ASN:HD22	1:C:275:ASN:N	2.04	0.55
1:A:246:THR:HG23	1:A:521:LYS:O	2.07	0.54
1:D:338:VAL:CG1	1:D:370:THR:HB	2.38	0.54
1:D:533:ASN:HD22	1:D:533:ASN:H	1.52	0.54
1:B:213:VAL:HG12	1:B:214:ARG:H	1.72	0.54
1:A:67:ASN:ND2	1:A:69:ALA:HB2	2.23	0.54
1:D:243:LYS:HD2	1:D:524:GLN:OE1	2.08	0.54
1:A:268:THR:OG1	1:A:460:ARG:HD2	2.07	0.54
1:B:101:ALA:HA	1:B:576:LEU:HD22	1.88	0.54
1:B:285:PRO:HD2	1:B:302:ALA:HB3	1.89	0.54
1:C:161:ARG:HG3	1:C:161:ARG:HH11	1.73	0.54
1:D:373:GLN:HB2	1:D:384:ILE:CD1	2.38	0.54
1:D:373:GLN:HB2	1:D:384:ILE:HD13	1.89	0.54
1:D:421:ARG:NH1	1:D:487:ASP:HB3	2.22	0.54
1:A:82:LEU:HD13	1:A:549:GLU:CB	2.38	0.54
1:A:287:ASN:ND2	1:A:289:THR:CG2	2.71	0.54

Continued on next page...

Continued from previous page...

Atom-1	Atom-2	Interatomic distance (Å)	Clash overlap (Å)
1:B:559:THR:HG23	1:C:119:VAL:O	2.08	0.54
1:D:290:ARG:O	1:D:400:THR:HA	2.07	0.54
1:A:246:THR:HG21	1:A:570:ASN:OD1	2.08	0.54
1:C:456:HIS:HD2	1:C:503:SER:O	1.90	0.54
1:D:373:GLN:HG2	1:D:374:THR:N	2.22	0.54
1:D:284:HIS:HE1	1:D:414:GLU:OE1	1.91	0.53
1:A:359:TRP:CZ3	1:A:409:ARG:HB3	2.43	0.53
1:B:287:ASN:HD21	1:B:403:ALA:HA	1.73	0.53
1:B:560:ARG:HD2	1:C:73:GLU:OE2	2.08	0.53
1:B:269:PRO:CB	1:B:424:VAL:HG13	2.27	0.53
1:D:461:ASN:HD22	1:D:462:PRO:CD	2.21	0.53
1:B:97:ASP:HB3	1:B:576:LEU:HG	1.91	0.53
1:D:267:LEU:HD22	1:D:425:PRO:HG2	1.90	0.53
1:D:274:GLN:HB2	1:D:421:ARG:HB2	1.90	0.53
1:B:329:HIS:HD2	1:B:331:GLY:H	1.57	0.53
1:C:287:ASN:HD21	1:C:403:ALA:HA	1.73	0.53
1:D:533:ASN:N	1:D:533:ASN:ND2	2.55	0.53
1:A:300:THR:HB	1:A:326:GLN:CG	2.39	0.53
1:C:301:TRP:CD2	1:C:304:MET:HG3	2.43	0.53
1:B:143:ILE:HD12	1:B:515:SER:HB3	1.90	0.53
1:C:640:ARG:HG2	1:C:640:ARG:O	2.08	0.53
1:C:43:ILE:HD12	1:D:635:ARG:HD3	1.90	0.53
1:A:287:ASN:HD21	1:A:289:THR:CG2	2.22	0.53
1:C:471:SER:O	1:C:472:PHE:HB2	2.09	0.53
1:D:365:PRO:O	1:D:366:ASP:HB2	2.09	0.53
1:B:101:ALA:HA	1:B:576:LEU:HD21	1.89	0.52
1:B:119:VAL:HG21	1:B:122:SER:HB3	1.90	0.52
1:A:340:THR:HA	1:A:370:THR:HG22	1.92	0.52
1:A:438:ASN:HB3	1:A:441:ILE:HG12	1.92	0.52
1:A:591:ALA:O	1:A:594:SER:HB3	2.10	0.52
1:C:329:HIS:HD2	1:C:331:GLY:H	1.58	0.52
1:C:97:ASP:OD2	1:C:576:LEU:HG	2.10	0.52
1:B:94:LYS:HE3	1:B:111:TYR:CE1	2.45	0.52
1:B:315:PRO:HB2	1:B:335:PRO:HG3	1.91	0.52
1:D:500:VAL:HG12	3:D:2123:HOH:O	2.09	0.52
1:C:269:PRO:CG	1:C:498:LEU:HD23	2.39	0.52
1:D:152:LEU:HD23	1:D:518:ILE:HD12	1.92	0.52
1:B:578:PHE:CE1	1:C:73:GLU:HG2	2.45	0.52
1:C:153:SER:OG	1:C:508:HIS:HD2	1.93	0.52
1:C:226:ASP:N	1:C:227:PRO:HD3	2.24	0.52
1:A:74:PHE:CD2	1:C:586:VAL:HG21	2.45	0.52

Continued on next page...

Continued from previous page...

Atom-1	Atom-2	Interatomic distance (Å)	Clash overlap (Å)
1:B:112:SER:HB2	1:B:124:ASP:OD1	2.10	0.52
1:C:114:ILE:C	1:C:116:ASP:H	2.13	0.52
1:D:461:ASN:HD22	1:D:462:PRO:HD2	1.74	0.52
1:A:161:ARG:O	1:A:217:VAL:HG22	2.10	0.51
1:A:239:ARG:O	1:A:239:ARG:HG2	2.09	0.51
1:A:290:ARG:HH21	1:A:376:GLY:HA2	1.76	0.51
1:B:274:GLN:OE1	1:B:495:ARG:NH2	2.43	0.51
1:A:468:PRO:CB	1:C:270:ILE:HD11	2.40	0.51
1:A:301:TRP:CD2	1:A:304:MET:HG3	2.44	0.51
1:B:339:ILE:O	1:B:370:THR:HA	2.11	0.51
1:C:435:ALA:HB3	1:C:436:PRO:HD3	1.92	0.51
1:D:148:ALA:HB1	1:D:514:LYS:HD2	1.93	0.51
1:A:188:ASN:CG	1:A:476:SER:HB2	2.30	0.51
1:A:290:ARG:NH1	1:A:399:THR:HG22	2.25	0.51
1:A:320:ASP:CG	1:A:328:ARG:HD2	2.31	0.51
1:D:161:ARG:O	1:D:217:VAL:HG22	2.09	0.51
1:A:533:ASN:HD22	1:C:480:PRO:CG	2.23	0.51
1:B:84:ILE:H	1:B:84:ILE:CD1	2.17	0.51
1:C:62:ILE:HD12	1:D:128:ARG:HH11	1.75	0.51
1:C:275:ASN:HD21	1:C:419:SER:H	1.59	0.51
1:C:101:ALA:HA	1:C:576:LEU:HD11	1.92	0.51
1:C:329:HIS:CD2	1:C:331:GLY:H	2.29	0.51
1:A:459:MET:HE1	1:B:120:LYS:HD2	1.93	0.51
1:B:217:VAL:HG21	1:B:222:TYR:CD1	2.46	0.51
1:B:560:ARG:HG3	1:C:71:MET:HA	1.92	0.51
1:C:228:THR:OG1	1:C:472:PHE:HE2	1.94	0.51
1:A:144:PRO:O	1:A:145:LEU:HB2	2.10	0.51
1:C:315:PRO:HG2	1:C:331:GLY:HA3	1.93	0.51
1:D:99:ALA:CB	1:D:570:ASN:ND2	2.74	0.51
1:D:261:ILE:HG12	1:D:443:GLN:HB2	1.92	0.51
1:D:458:LYS:HD3	1:D:464:PHE:CZ	2.46	0.51
1:D:500:VAL:HG22	1:D:500:VAL:O	2.10	0.51
1:B:178:ASP:HB3	3:B:2047:HOH:O	2.11	0.50
1:B:301:TRP:CD2	1:B:304:MET:HG3	2.45	0.50
1:A:193:TRP:CE3	1:A:494:ILE:HG23	2.46	0.50
1:A:224:LEU:HD13	1:A:234:THR:HG22	1.92	0.50
1:D:84:ILE:HD12	1:D:587:LEU:HD21	1.93	0.50
1:A:364:ASN:O	1:A:367:ASP:HB2	2.12	0.50
1:C:251:MET:HE1	1:C:446:VAL:HG12	1.92	0.50
1:B:376:GLY:HA2	1:B:380:THR:O	2.11	0.50
1:B:580:ALA:O	1:B:584:THR:HG23	2.11	0.50

Continued on next page...

Continued from previous page...

Atom-1	Atom-2	Interatomic distance (Å)	Clash overlap (Å)
1:C:338:VAL:HG11	1:C:370:THR:HB	1.93	0.50
1:A:79:ARG:HD3	1:A:81:LYS:HD2	1.94	0.50
1:A:161:ARG:NH2	1:A:469:ALA:O	2.42	0.50
1:B:49:ALA:HA	1:B:52:GLU:HB2	1.92	0.50
1:B:82:LEU:HA	1:B:549:GLU:HG3	1.93	0.50
1:B:257:GLN:OE1	1:B:513:SER:HB2	2.12	0.50
1:D:205:PHE:CE2	1:D:213:VAL:HG13	2.47	0.50
1:A:454:LEU:HD11	1:A:507:CYS:HB2	1.92	0.50
1:C:237:ASP:HB3	1:C:466:LEU:HB3	1.94	0.50
1:A:368:VAL:O	1:A:389:PRO:HD3	2.12	0.50
1:B:97:ASP:OD2	1:B:575:VAL:HB	2.10	0.50
1:B:217:VAL:HG11	1:B:222:TYR:CD2	2.47	0.50
1:A:175:ILE:HG23	1:A:211:TRP:CH2	2.47	0.50
1:C:570:ASN:C	1:C:570:ASN:ND2	2.46	0.49
1:D:94:LYS:O	1:D:98:PRO:HG3	2.12	0.49
1:C:101:ALA:HA	1:C:576:LEU:CD1	2.43	0.49
1:D:639:ALA:O	1:D:641:MET:N	2.46	0.49
1:B:145:LEU:HD22	1:B:254:LEU:HD23	1.94	0.49
1:B:391:VAL:HG12	1:B:392:THR:N	2.28	0.49
1:C:269:PRO:HG3	1:C:498:LEU:HD23	1.93	0.49
1:D:581:ASN:HD21	1:D:601:ASN:HD22	1.57	0.49
1:B:97:ASP:OD1	1:B:100:GLY:N	2.43	0.49
1:B:241:THR:O	1:B:242:TYR:HB3	2.12	0.49
1:C:115:PRO:O	1:C:546:LYS:HA	2.12	0.49
1:A:98:PRO:HG2	1:A:244:SER:HB3	1.95	0.49
1:C:172:ASN:O	1:C:510:ARG:NH2	2.46	0.49
1:A:164:TYR:CE1	1:A:216:ARG:HG3	2.47	0.49
1:A:536:PHE:CD2	1:A:536:PHE:N	2.79	0.49
1:B:358:GLU:HB3	1:C:345:ARG:NH2	2.28	0.49
1:D:593:THR:O	1:D:596:ILE:HG13	2.13	0.49
1:A:143:ILE:HD12	1:A:515:SER:HB3	1.93	0.49
1:A:277:VAL:O	1:A:415:THR:HA	2.13	0.49
1:A:512:LEU:HD11	1:A:518:ILE:HD11	1.95	0.49
1:D:427:PRO:CG	1:D:506:VAL:HG11	2.43	0.49
1:A:533:ASN:ND2	1:C:480:PRO:HG3	2.27	0.49
3:A:2038:HOH:O	1:C:478:THR:HG22	2.12	0.49
1:D:225:PRO:C	1:D:227:PRO:HD3	2.33	0.49
1:A:97:ASP:OD1	1:A:100:GLY:N	2.45	0.49
1:A:489:PRO:HB3	1:B:277:VAL:HG12	1.95	0.49
1:B:264:HIS:HE1	1:B:563:GLY:O	1.96	0.49
1:B:280:SER:HB3	1:B:413:ALA:CA	2.43	0.49

Continued on next page...

Continued from previous page...

Atom-1	Atom-2	Interatomic distance (Å)	Clash overlap (Å)
1:A:315:PRO:HG3	1:A:331:GLY:HA3	1.95	0.49
1:D:639:ALA:C	1:D:641:MET:H	2.16	0.49
1:B:562:THR:C	1:B:564:VAL:H	2.15	0.48
1:A:82:LEU:HD12	1:A:83:ASP:N	2.28	0.48
1:C:161:ARG:HG3	1:C:161:ARG:NH1	2.29	0.48
1:D:153:SER:OG	1:D:508:HIS:HD2	1.97	0.48
1:A:251:MET:HG3	1:A:256:ASP:HA	1.94	0.48
1:B:274:GLN:HG3	1:B:421:ARG:HH12	1.76	0.48
1:C:264:HIS:HE1	1:C:563:GLY:O	1.96	0.48
1:B:270:ILE:HD13	1:C:471:SER:HA	1.94	0.48
1:D:183:LEU:HD13	1:D:213:VAL:HG11	1.94	0.48
1:D:205:PHE:CD2	1:D:213:VAL:HG13	2.48	0.48
1:A:138:VAL:HG12	1:A:139:SER:N	2.28	0.48
1:C:583:LEU:HD11	1:C:587:LEU:HD12	1.95	0.48
1:D:159:MET:CE	1:D:475:ILE:HD12	2.44	0.48
1:C:227:PRO:HB3	1:C:229:GLU:OE1	2.14	0.48
1:A:293:ILE:N	1:A:293:ILE:CD1	2.75	0.48
1:A:121:PHE:HA	1:A:542:SER:HA	1.95	0.48
1:B:205:PHE:CD2	1:B:213:VAL:HG23	2.49	0.48
1:A:391:VAL:HG12	1:A:392:THR:N	2.28	0.48
1:C:264:HIS:CD2	1:C:505:ALA:HB2	2.49	0.48
1:D:322:THR:HG22	1:D:322:THR:O	2.14	0.48
1:A:353:ASP:OD2	1:A:356:THR:HG23	2.13	0.47
1:B:300:THR:HB	1:B:326:GLN:HE21	1.79	0.47
1:B:382:ALA:O	1:B:396:LEU:HD23	2.14	0.47
1:C:269:PRO:HB3	1:C:424:VAL:HG22	1.96	0.47
1:D:548:ASP:O	1:D:549:GLU:C	2.51	0.47
1:B:290:ARG:O	1:B:400:THR:HA	2.15	0.47
1:A:108:VAL:CG1	1:A:109:GLY:N	2.77	0.47
1:C:98:PRO:HG2	1:C:244:SER:HB3	1.96	0.47
1:D:593:THR:HG22	1:D:594:SER:N	2.21	0.47
1:A:61:VAL:O	1:A:61:VAL:HG12	2.14	0.47
1:A:387:THR:HG22	1:A:392:THR:OG1	2.15	0.47
1:B:536:PHE:CD2	1:B:536:PHE:N	2.80	0.47
1:A:201:GLN:HE21	1:A:400:THR:HG21	1.80	0.47
1:C:639:ALA:C	1:C:641:MET:N	2.66	0.47
1:D:376:GLY:HA2	1:D:380:THR:O	2.14	0.47
1:D:495:ARG:CG	1:D:495:ARG:HH11	2.27	0.47
1:A:264:HIS:HE1	1:A:563:GLY:O	1.97	0.47
1:A:533:ASN:ND2	1:C:480:PRO:CG	2.78	0.47
1:B:68:VAL:HG13	1:B:74:PHE:HB2	1.96	0.47

Continued on next page...

Continued from previous page...

Atom-1	Atom-2	Interatomic distance (Å)	Clash overlap (Å)
1:B:83:ASP:O	1:B:85:ASP:N	2.47	0.47
1:B:315:PRO:O	1:B:335:PRO:HB3	2.15	0.47
1:C:105:ALA:HB2	1:C:630:ARG:HG2	1.96	0.47
1:C:224:LEU:HD22	1:C:232:LEU:HD21	1.97	0.47
1:D:640:ARG:O	1:D:640:ARG:CG	2.62	0.47
1:B:428:PRO:HB3	1:C:532:VAL:HG12	1.97	0.47
1:A:241:THR:O	1:A:242:TYR:HB3	2.15	0.47
1:A:322:THR:O	1:A:323:THR:HB	2.14	0.47
1:A:338:VAL:HG22	1:A:371:PHE:O	2.15	0.47
1:B:365:PRO:O	1:B:366:ASP:HB2	2.15	0.47
1:C:113:LYS:HE3	1:C:124:ASP:OD1	2.13	0.47
1:A:68:VAL:CG1	1:A:68:VAL:O	2.62	0.47
1:B:78:ALA:CB	1:B:81:LYS:HD2	2.36	0.47
1:B:213:VAL:HG12	1:B:214:ARG:N	2.30	0.47
1:A:62:ILE:N	1:A:62:ILE:CD1	2.79	0.46
1:B:45:ASN:O	1:B:48:ALA:HB3	2.15	0.46
1:B:315:PRO:CG	1:B:331:GLY:HA3	2.46	0.46
1:D:116:ASP:HB3	1:D:118:LEU:HB2	1.98	0.46
1:A:315:PRO:HB2	1:A:335:PRO:HG3	1.97	0.46
1:A:489:PRO:HB3	1:B:277:VAL:CG1	2.45	0.46
1:B:84:ILE:CG2	1:B:89:ILE:HD11	2.45	0.46
1:B:93:PHE:HB3	1:B:576:LEU:HD23	1.96	0.46
1:C:373:GLN:HG3	1:C:384:ILE:HD13	1.97	0.46
1:B:269:PRO:HB3	1:B:424:VAL:CG1	2.28	0.46
1:B:306:PRO:HD3	1:B:324:GLN:HA	1.96	0.46
1:B:338:VAL:HG11	1:B:370:THR:HB	1.97	0.46
1:C:45:ASN:O	1:C:46:VAL:C	2.54	0.46
1:D:624:LYS:HE2	3:D:2142:HOH:O	2.15	0.46
1:A:169:ASN:HA	1:A:210:THR:O	2.15	0.46
1:A:175:ILE:CD1	1:A:429:LEU:HD13	2.46	0.46
1:B:101:ALA:CA	1:B:576:LEU:HD21	2.45	0.46
1:C:204:THR:HG23	1:C:211:TRP:O	2.15	0.46
1:A:595:VAL:O	1:A:598:GLU:HB2	2.14	0.46
1:D:315:PRO:HG3	1:D:331:GLY:HA3	1.97	0.46
1:D:340:THR:HA	1:D:370:THR:HG22	1.97	0.46
1:A:287:ASN:ND2	1:A:289:THR:HG22	2.28	0.46
1:D:105:ALA:HB2	1:D:630:ARG:HG2	1.97	0.46
1:D:338:VAL:HG11	1:D:370:THR:HB	1.98	0.46
1:D:458:LYS:NZ	1:D:555:ASP:OD1	2.49	0.46
1:C:239:ARG:O	1:C:239:ARG:HG2	2.16	0.46
1:A:82:LEU:HD13	1:A:549:GLU:CG	2.46	0.46

Continued on next page...

Continued from previous page...

Atom-1	Atom-2	Interatomic distance (Å)	Clash overlap (Å)
1:B:293:ILE:HA	1:B:399:THR:CG2	2.45	0.46
1:B:449:THR:C	1:B:451:GLY:H	2.17	0.46
1:C:405:VAL:CG2	1:C:406:ILE:N	2.79	0.45
1:D:461:ASN:ND2	1:D:462:PRO:HD2	2.30	0.45
1:D:495:ARG:NH1	3:D:2121:HOH:O	2.48	0.45
1:B:317:TRP:O	1:B:318:ILE:HD13	2.16	0.45
1:D:51:GLN:HA	1:D:73:GLU:HG3	1.97	0.45
1:D:395:ILE:HG12	1:D:406:ILE:HG13	1.98	0.45
1:D:138:VAL:O	1:D:139:SER:CB	2.62	0.45
1:B:86:GLN:HE21	1:B:108:VAL:HG21	1.81	0.45
1:C:626:ALA:HB3	1:C:629:VAL:HG23	1.98	0.45
1:A:157:TYR:HB2	1:A:159:MET:HE1	1.98	0.45
1:A:239:ARG:HD2	1:A:466:LEU:HD11	1.98	0.45
1:B:314:ASP:HA	1:B:316:ALA:N	2.31	0.45
1:B:405:VAL:CG2	1:B:406:ILE:N	2.79	0.45
1:D:260:TRP:HA	1:D:508:HIS:O	2.16	0.45
1:C:340:THR:HA	1:C:370:THR:HG22	1.99	0.45
1:D:226:ASP:N	1:D:227:PRO:CD	2.79	0.45
1:D:573:ALA:HB1	1:D:576:LEU:HD12	1.99	0.45
1:D:224:LEU:CD2	1:D:232:LEU:HD21	2.46	0.45
1:D:274:GLN:HG2	1:D:490:GLY:O	2.16	0.45
1:D:275:ASN:ND2	1:D:417:ALA:O	2.49	0.45
1:B:338:VAL:CG1	1:B:370:THR:HB	2.47	0.45
1:C:595:VAL:HG22	1:C:640:ARG:NH2	2.31	0.45
1:C:595:VAL:HG12	1:C:599:LEU:CD1	2.47	0.45
1:D:387:THR:HG22	1:D:392:THR:OG1	2.16	0.45
1:C:98:PRO:HG2	1:C:244:SER:CB	2.46	0.45
1:C:588:LYS:HG3	1:C:588:LYS:O	2.17	0.45
1:D:391:VAL:HG12	1:D:392:THR:N	2.32	0.45
1:B:175:ILE:CD1	1:B:429:LEU:HB3	2.46	0.45
3:B:2091:HOH:O	1:C:61:VAL:HB	2.16	0.45
1:C:175:ILE:HA	1:C:211:TRP:CZ2	2.51	0.45
1:C:320:ASP:HB2	1:C:328:ARG:HG2	1.98	0.45
1:C:639:ALA:O	1:C:641:MET:N	2.43	0.45
1:D:284:HIS:HD2	1:D:302:ALA:O	1.99	0.45
1:D:590:GLU:HG3	1:D:591:ALA:N	2.28	0.44
1:C:84:ILE:HG12	1:C:587:LEU:HD13	1.97	0.44
1:C:89:ILE:HG21	1:C:599:LEU:HD12	1.99	0.44
1:C:190:LEU:HD23	1:C:190:LEU:HA	1.83	0.44
1:C:213:VAL:HG22	1:C:214:ARG:N	2.32	0.44
1:C:293:ILE:HD12	1:C:293:ILE:N	2.32	0.44

Continued on next page...

Continued from previous page...

Atom-1	Atom-2	Interatomic distance (Å)	Clash overlap (Å)
1:D:194:ARG:HG2	1:D:222:TYR:OH	2.17	0.44
1:D:269:PRO:CB	1:D:424:VAL:HG13	2.31	0.44
1:A:214:ARG:HD3	1:A:216:ARG:CZ	2.48	0.44
1:D:183:LEU:CD1	1:D:213:VAL:HG11	2.47	0.44
1:A:157:TYR:HB2	1:A:159:MET:CE	2.47	0.44
1:D:190:LEU:HD12	1:D:190:LEU:HA	1.85	0.44
1:D:277:VAL:O	1:D:415:THR:HA	2.18	0.44
1:C:224:LEU:CD2	1:C:232:LEU:HD21	2.47	0.44
1:D:590:GLU:O	1:D:591:ALA:HB2	2.17	0.44
1:A:534:THR:HA	1:A:535:PRO:HD3	1.76	0.44
1:B:407:ASN:HD22	1:B:408:PHE:H	1.66	0.44
1:B:428:PRO:HD3	1:C:531:ASN:OD1	2.16	0.44
1:C:153:SER:CB	1:C:508:HIS:HD2	2.31	0.44
1:D:229:GLU:CD	1:D:229:GLU:H	2.20	0.44
1:D:305:PRO:HA	1:D:306:PRO:HD3	1.87	0.44
1:B:243:LYS:HA	1:B:523:TYR:O	2.18	0.44
1:C:158:PRO:HB2	1:C:499:ASP:HB3	2.00	0.44
1:A:176:SER:OG	1:A:179:VAL:HG23	2.17	0.44
1:A:458:LYS:HE2	1:A:458:LYS:HB3	1.80	0.44
1:B:249:ALA:CB	1:B:446:VAL:CG1	2.96	0.44
1:C:269:PRO:HG3	1:C:498:LEU:CD2	2.48	0.44
1:A:224:LEU:HA	1:A:225:PRO:HD3	1.92	0.43
1:C:478:THR:CG2	1:C:479:ASN:N	2.81	0.43
1:D:471:SER:O	1:D:472:PHE:HB2	2.18	0.43
1:A:428:PRO:HB2	1:A:434:THR:CG2	2.24	0.43
1:A:596:ILE:HD13	1:B:47:THR:HA	1.99	0.43
1:D:345:ARG:HA	1:D:365:PRO:HB3	2.00	0.43
1:A:116:ASP:OD2	1:A:239:ARG:NH2	2.51	0.43
1:A:248:GLU:HB2	1:A:519:VAL:HB	2.00	0.43
1:A:290:ARG:HD3	1:A:399:THR:HA	2.00	0.43
1:A:82:LEU:HA	1:B:79:ARG:HH12	1.83	0.43
1:A:217:VAL:HG11	1:A:222:TYR:CD2	2.53	0.43
1:A:315:PRO:CG	1:A:331:GLY:HA3	2.48	0.43
1:A:332:PHE:O	1:A:377:ALA:HA	2.19	0.43
1:D:114:ILE:HA	1:D:115:PRO:HD3	1.79	0.43
1:B:356:THR:O	1:B:358:GLU:HG2	2.18	0.43
1:A:85:ASP:HB3	1:A:88:SER:HB2	2.00	0.43
1:A:112:SER:HB2	1:A:124:ASP:OD1	2.18	0.43
1:A:421:ARG:HG3	1:A:476:SER:OG	2.18	0.43
1:C:345:ARG:HA	1:C:365:PRO:HB3	1.99	0.43
1:D:306:PRO:HG3	1:D:324:GLN:N	2.34	0.43

Continued on next page...

Continued from previous page...

Atom-1	Atom-2	Interatomic distance (Å)	Clash overlap (Å)
1:A:322:THR:O	1:A:324:GLN:N	2.50	0.43
1:B:578:PHE:HE1	1:C:73:GLU:HG2	1.83	0.43
1:C:239:ARG:HD2	1:C:466:LEU:HD23	2.00	0.43
1:A:205:PHE:HD2	1:A:213:VAL:HG22	1.84	0.43
1:A:449:THR:O	1:A:568:THR:HG23	2.19	0.43
3:B:2107:HOH:O	1:C:229:GLU:HG3	2.18	0.43
1:C:268:THR:HA	1:C:269:PRO:HD3	1.90	0.43
1:A:82:LEU:HD12	1:A:82:LEU:C	2.38	0.43
1:B:447:LYS:HG3	3:B:2066:HOH:O	2.19	0.43
1:C:458:LYS:HB3	1:C:458:LYS:HE2	1.83	0.43
1:C:588:LYS:O	1:C:589:SER:CB	2.66	0.43
1:D:175:ILE:HA	1:D:211:TRP:CZ2	2.54	0.43
1:D:264:HIS:CD2	1:D:505:ALA:HB2	2.54	0.43
1:A:458:LYS:HD3	1:A:464:PHE:CE1	2.54	0.43
1:B:327:TRP:CG	1:B:339:ILE:HD13	2.54	0.43
1:D:239:ARG:O	1:D:239:ARG:HG2	2.17	0.43
1:B:289:THR:O	1:B:291:PRO:HD3	2.19	0.42
1:C:547:ASN:O	1:C:551:LEU:HD22	2.19	0.42
1:D:214:ARG:HD3	1:D:216:ARG:CD	2.48	0.42
1:B:114:ILE:HD13	1:B:464:PHE:CG	2.54	0.42
1:A:269:PRO:HG2	1:A:498:LEU:HD23	1.99	0.42
1:B:259:PHE:HD1	1:B:445:LEU:HD23	1.84	0.42
1:C:632:ARG:NH1	1:C:632:ARG:CB	2.82	0.42
1:D:129:GLU:O	1:D:522:THR:HG23	2.19	0.42
1:D:571:PHE:O	1:D:574:ALA:HB2	2.18	0.42
1:B:88:SER:HB3	1:B:550:ILE:HD11	2.00	0.42
1:B:237:ASP:HB3	1:B:466:LEU:HB3	2.02	0.42
1:B:437:ASN:OD1	1:C:537:GLY:HA3	2.19	0.42
1:D:359:TRP:CZ3	1:D:409:ARG:HB3	2.54	0.42
1:A:114:ILE:HA	1:A:115:PRO:HD3	1.82	0.42
1:A:385:THR:CG2	1:A:394:THR:HG22	2.35	0.42
1:A:398:THR:HG22	1:A:399:THR:N	2.35	0.42
1:B:115:PRO:HG2	1:B:550:ILE:HD11	2.01	0.42
1:B:534:THR:HA	1:B:535:PRO:HD3	1.77	0.42
1:D:338:VAL:HG13	1:D:371:PHE:O	2.18	0.42
1:C:595:VAL:HA	1:C:640:ARG:NH2	2.34	0.42
1:A:186:TRP:HH2	1:A:196:VAL:HG11	1.84	0.42
1:A:351:TYR:HE1	1:A:353:ASP:HB2	1.84	0.42
1:B:227:PRO:HG2	1:B:470:SER:CB	2.50	0.42
1:C:43:ILE:HG23	1:C:47:THR:HB	2.01	0.42
1:A:65:PRO:HG2	1:C:578:PHE:HE1	1.82	0.42

Continued on next page...

Continued from previous page...

Atom-1	Atom-2	Interatomic distance (Å)	Clash overlap (Å)
1:A:262:GLY:O	1:A:441:ILE:HD13	2.20	0.42
1:A:596:ILE:CG2	1:B:47:THR:HG22	2.34	0.42
1:B:311:PRO:HD3	1:B:338:VAL:O	2.18	0.42
1:C:275:ASN:N	1:C:275:ASN:ND2	2.66	0.42
1:B:97:ASP:CG	1:B:576:LEU:CD1	2.88	0.42
1:B:251:MET:HB3	1:B:516:CYS:SG	2.59	0.42
1:B:460:ARG:HA	1:C:466:LEU:HD12	2.02	0.42
1:C:467:THR:HG22	1:C:468:PRO:HD2	2.00	0.42
1:D:183:LEU:HB2	1:D:205:PHE:CE1	2.55	0.42
1:A:75:ARG:O	1:A:79:ARG:HB2	2.20	0.42
1:B:239:ARG:NH1	1:B:527:GLU:OE2	2.48	0.42
1:C:334:ALA:HA	1:C:335:PRO:HD3	1.96	0.42
1:A:270:ILE:N	1:A:270:ILE:HD12	2.35	0.41
1:B:97:ASP:OD2	1:B:576:LEU:HD12	2.20	0.41
1:D:438:ASN:HB3	1:D:441:ILE:HG23	2.00	0.41
1:A:84:ILE:O	1:A:84:ILE:HG22	2.20	0.41
1:A:596:ILE:HD13	1:B:47:THR:HG22	2.02	0.41
1:C:78:ALA:O	1:C:79:ARG:HB2	2.21	0.41
1:C:628:ARG:HB2	1:C:628:ARG:NH1	2.34	0.41
1:A:199:SER:C	1:A:201:GLN:N	2.71	0.41
1:A:596:ILE:HG21	1:B:47:THR:HG23	1.91	0.41
3:A:2038:HOH:O	1:C:478:THR:CG2	2.68	0.41
1:B:49:ALA:O	1:B:53:LEU:HB2	2.19	0.41
1:C:387:THR:HG22	1:C:392:THR:HG23	2.02	0.41
1:C:617:LEU:HD22	1:C:617:LEU:N	2.35	0.41
1:D:259:PHE:CZ	1:D:443:GLN:HG2	2.54	0.41
1:D:474:ALA:HB2	1:D:495:ARG:HE	1.85	0.41
1:A:97:ASP:HB3	1:A:576:LEU:HG	2.03	0.41
1:A:251:MET:O	1:A:251:MET:HG2	2.21	0.41
1:A:453:TYR:CG	1:A:570:ASN:HB2	2.56	0.41
1:C:159:MET:CE	1:C:475:ILE:HD12	2.50	0.41
1:C:627:ALA:HB1	1:D:55:GLN:HB2	2.01	0.41
1:A:532:VAL:HG12	1:A:533:ASN:N	2.36	0.41
1:B:315:PRO:HG3	1:B:331:GLY:HA3	2.02	0.41
1:D:204:THR:HG22	1:D:206:SER:H	1.86	0.41
1:A:274:GLN:OE1	1:A:495:ARG:NH2	2.53	0.41
1:A:351:TYR:CE1	1:A:353:ASP:HB2	2.55	0.41
1:B:99:ALA:HB1	1:B:570:ASN:ND2	2.35	0.41
1:B:270:ILE:HD11	1:C:471:SER:HA	2.01	0.41
1:C:381:ASN:CB	1:C:396:LEU:HD11	2.48	0.41
1:A:261:ILE:HG13	1:A:443:GLN:HB2	2.02	0.41

Continued on next page...

Continued from previous page...

Atom-1	Atom-2	Interatomic distance (Å)	Clash overlap (Å)
1:A:274:GLN:HB2	1:A:421:ARG:HB2	2.03	0.41
1:A:477:PHE:CD1	1:A:477:PHE:N	2.89	0.41
1:B:99:ALA:CB	1:B:570:ASN:ND2	2.84	0.41
1:B:553:LEU:HD23	1:B:553:LEU:HA	1.78	0.41
1:C:562:THR:HG23	3:C:2127:HOH:O	2.20	0.41
1:D:367:ASP:HB2	1:D:389:PRO:HG2	2.02	0.41
1:C:241:THR:O	1:C:242:TYR:HB3	2.21	0.41
1:C:632:ARG:HB3	1:C:632:ARG:HH11	1.85	0.41
1:D:136:PRO:HG3	1:D:202:TRP:CD1	2.55	0.41
1:A:67:ASN:ND2	1:A:69:ALA:HB3	2.32	0.41
1:C:364:ASN:O	1:C:367:ASP:HB2	2.21	0.41
1:C:441:ILE:HD12	1:C:441:ILE:C	2.41	0.41
1:B:138:VAL:HG12	1:B:139:SER:N	2.36	0.41
1:B:261:ILE:HG12	1:B:443:GLN:HB3	2.02	0.41
1:C:104:SER:HA	1:C:625:ILE:HD13	2.03	0.41
1:C:159:MET:HE3	1:C:475:ILE:HD12	2.03	0.41
1:C:456:HIS:CD2	1:C:503:SER:O	2.72	0.41
1:D:155:ILE:HB	1:D:165:PHE:HB2	2.03	0.41
1:B:228:THR:CG2	1:B:323:THR:HG21	2.39	0.40
1:B:345:ARG:HA	1:B:365:PRO:HB3	2.03	0.40
1:C:93:PHE:HD2	1:C:576:LEU:HD22	1.86	0.40
1:C:339:ILE:O	1:C:370:THR:HA	2.22	0.40
1:C:383:THR:HG22	1:C:385:THR:HG23	2.02	0.40
1:D:79:ARG:HH12	1:D:590:GLU:HB2	1.87	0.40
1:A:71:MET:HA	1:A:72:PRO:HD2	1.91	0.40
1:A:290:ARG:HD3	1:A:398:THR:C	2.41	0.40
1:A:457:SER:OG	1:B:120:LYS:HE2	2.21	0.40
1:B:329:HIS:CD2	1:B:331:GLY:H	2.37	0.40
1:B:438:ASN:HB3	1:B:441:ILE:CG1	2.49	0.40
1:A:82:LEU:HD13	1:A:549:GLU:HG3	2.04	0.40
1:A:208:ASP:HB3	1:A:211:TRP:HD1	1.86	0.40
1:A:355:THR:HG22	1:A:356:THR:HG23	2.03	0.40
1:B:85:ASP:HB3	1:B:88:SER:CB	2.46	0.40
1:B:135:CYS:HB3	1:B:138:VAL:HG23	2.03	0.40
1:B:441:ILE:CG2	1:B:442:GLU:N	2.85	0.40
1:D:243:LYS:HA	1:D:523:TYR:O	2.21	0.40
1:A:163:ALA:O	1:A:164:TYR:HB3	2.21	0.40
1:B:61:VAL:O	1:B:61:VAL:HG12	2.21	0.40
1:B:47:THR:O	1:B:50:ALA:HB3	2.22	0.40

There are no symmetry-related clashes.

5.3 Torsion angles

5.3.1 Protein backbone

In the following table, the Percentiles column shows the percent Ramachandran outliers of the chain as a percentile score with respect to all X-ray entries followed by that with respect to entries of similar resolution.

The Analysed column shows the number of residues for which the backbone conformation was analysed, and the total number of residues.

Mol	Chain	Analysed	Favoured	Allowed	Outliers	Percentiles	
1	A	535/644 (83%)	495 (92%)	37 (7%)	3 (1%)	25	56
1	B	543/644 (84%)	500 (92%)	36 (7%)	7 (1%)	12	36
1	C	580/644 (90%)	552 (95%)	22 (4%)	6 (1%)	15	44
1	D	581/644 (90%)	540 (93%)	33 (6%)	8 (1%)	11	34
All	All	2239/2576 (87%)	2087 (93%)	128 (6%)	24 (1%)	14	41

All (24) Ramachandran outliers are listed below:

Mol	Chain	Res	Type
1	C	589	SER
1	D	139	SER
1	D	615	PRO
1	D	640	ARG
1	A	200	GLY
1	B	86	GLN
1	B	450	LEU
1	C	640	ARG
1	D	242	TYR
1	B	78	ALA
1	B	563	GLY
1	D	590	GLU
1	D	591	ALA
1	B	448	ASP
1	C	45	ASN
1	D	594	SER
1	B	242	TYR
1	A	136	PRO
1	A	242	TYR
1	B	84	ILE
1	C	46	VAL
1	C	226	ASP

Continued on next page...

Continued from previous page...

Mol	Chain	Res	Type
1	D	226	ASP
1	C	600	GLY

5.3.2 Protein sidechains [i](#)

In the following table, the Percentiles column shows the percent sidechain outliers of the chain as a percentile score with respect to all X-ray entries followed by that with respect to entries of similar resolution.

The Analysed column shows the number of residues for which the sidechain conformation was analysed, and the total number of residues.

Mol	Chain	Analysed	Rotameric	Outliers	Percentiles	
1	A	450/527 (85%)	415 (92%)	35 (8%)	12	35
1	B	454/527 (86%)	421 (93%)	33 (7%)	14	38
1	C	486/527 (92%)	459 (94%)	27 (6%)	21	51
1	D	484/527 (92%)	451 (93%)	33 (7%)	16	42
All	All	1874/2108 (89%)	1746 (93%)	128 (7%)	16	42

All (128) residues with a non-rotameric sidechain are listed below:

Mol	Chain	Res	Type
1	A	73	GLU
1	A	134	GLU
1	A	136	PRO
1	A	137	THR
1	A	146	ASP
1	A	162	THR
1	A	183	LEU
1	A	213	VAL
1	A	216	ARG
1	A	217	VAL
1	A	229	GLU
1	A	246	THR
1	A	251	MET
1	A	257	GLN
1	A	297	VAL
1	A	299	LEU
1	A	300	THR
1	A	314	ASP
1	A	326	GLN

Continued on next page...

Continued from previous page...

Mol	Chain	Res	Type
1	A	338	VAL
1	A	389	PRO
1	A	396	LEU
1	A	407	ASN
1	A	424	VAL
1	A	434	THR
1	A	441	ILE
1	A	443	GLN
1	A	466	LEU
1	A	495	ARG
1	A	501	ASN
1	A	522	THR
1	A	570	ASN
1	A	583	LEU
1	A	585	SER
1	A	599	LEU
1	B	52	GLU
1	B	68	VAL
1	B	102	THR
1	B	123	VAL
1	B	134	GLU
1	B	136	PRO
1	B	175	ILE
1	B	183	LEU
1	B	217	VAL
1	B	239	ARG
1	B	251	MET
1	B	257	GLN
1	B	290	ARG
1	B	297	VAL
1	B	300	THR
1	B	314	ASP
1	B	385	THR
1	B	389	PRO
1	B	396	LEU
1	B	405	VAL
1	B	407	ASN
1	B	412	ASP
1	B	424	VAL
1	B	444	THR
1	B	504	THR
1	B	512	LEU

Continued on next page...

Continued from previous page...

Mol	Chain	Res	Type
1	B	522	THR
1	B	548	ASP
1	B	553	LEU
1	B	560	ARG
1	B	568	THR
1	B	570	ASN
1	B	583	LEU
1	C	62	ILE
1	C	73	GLU
1	C	75	ARG
1	C	86	GLN
1	C	229	GLU
1	C	239	ARG
1	C	257	GLN
1	C	275	ASN
1	C	289	THR
1	C	300	THR
1	C	324	GLN
1	C	389	PRO
1	C	391	VAL
1	C	412	ASP
1	C	424	VAL
1	C	501	ASN
1	C	504	THR
1	C	512	LEU
1	C	517	SER
1	C	522	THR
1	C	551	LEU
1	C	553	LEU
1	C	564	VAL
1	C	570	ASN
1	C	601	ASN
1	C	609	GLN
1	C	641	MET
1	D	44	ASP
1	D	75	ARG
1	D	116	ASP
1	D	118	LEU
1	D	134	GLU
1	D	138	VAL
1	D	177	LEU
1	D	216	ARG

Continued on next page...

Continued from previous page...

Mol	Chain	Res	Type
1	D	217	VAL
1	D	226	ASP
1	D	229	GLU
1	D	239	ARG
1	D	257	GLN
1	D	289	THR
1	D	300	THR
1	D	312	SER
1	D	328	ARG
1	D	383	THR
1	D	387	THR
1	D	409	ARG
1	D	424	VAL
1	D	443	GLN
1	D	461	ASN
1	D	495	ARG
1	D	498	LEU
1	D	504	THR
1	D	512	LEU
1	D	522	THR
1	D	533	ASN
1	D	560	ARG
1	D	570	ASN
1	D	615	PRO
1	D	641	MET

Sometimes sidechains can be flipped to improve hydrogen bonding and reduce clashes. All (52) such sidechains are listed below:

Mol	Chain	Res	Type
1	A	67	ASN
1	A	149	GLN
1	A	201	GLN
1	A	264	HIS
1	A	287	ASN
1	A	326	GLN
1	A	329	HIS
1	A	373	GLN
1	A	407	ASN
1	A	443	GLN
1	A	533	ASN
1	A	570	ASN
1	B	45	ASN

Continued on next page...

Continued from previous page...

Mol	Chain	Res	Type
1	B	51	GLN
1	B	67	ASN
1	B	86	GLN
1	B	169	ASN
1	B	264	HIS
1	B	287	ASN
1	B	326	GLN
1	B	329	HIS
1	B	381	ASN
1	B	407	ASN
1	B	479	ASN
1	C	86	GLN
1	C	264	HIS
1	C	275	ASN
1	C	284	HIS
1	C	287	ASN
1	C	329	HIS
1	C	443	GLN
1	C	456	HIS
1	C	508	HIS
1	C	541	HIS
1	C	581	ASN
1	C	601	ASN
1	D	149	GLN
1	D	181	ASN
1	D	257	GLN
1	D	264	HIS
1	D	275	ASN
1	D	284	HIS
1	D	329	HIS
1	D	373	GLN
1	D	443	GLN
1	D	456	HIS
1	D	461	ASN
1	D	508	HIS
1	D	533	ASN
1	D	570	ASN
1	D	581	ASN
1	D	601	ASN

5.3.3 RNA [i](#)

There are no RNA molecules in this entry.

5.4 Non-standard residues in protein, DNA, RNA chains [i](#)

There are no non-standard protein/DNA/RNA residues in this entry.

5.5 Carbohydrates [i](#)

There are no monosaccharides in this entry.

5.6 Ligand geometry [i](#)

Of 4 ligands modelled in this entry, 4 are monoatomic - leaving 0 for Mogul analysis.

There are no bond length outliers.

There are no bond angle outliers.

There are no chirality outliers.

There are no torsion outliers.

There are no ring outliers.

No monomer is involved in short contacts.

5.7 Other polymers [i](#)

There are no such residues in this entry.

5.8 Polymer linkage issues [i](#)

The following chains have linkage breaks:

Mol	Chain	Number of breaks
1	A	1
1	D	1
1	C	1
1	B	1

All chain breaks are listed below:

Model	Chain	Residue-1	Atom-1	Residue-2	Atom-2	Distance (Å)
1	A	570:ASN	C	571:PHE	N	8.10
1	D	570:ASN	C	571:PHE	N	7.51
1	C	570:ASN	C	571:PHE	N	7.45
1	B	570:ASN	C	571:PHE	N	7.29

6 Fit of model and data

6.1 Protein, DNA and RNA chains

In the following table, the column labelled ‘#RSRZ > 2’ contains the number (and percentage) of RSRZ outliers, followed by percent RSRZ outliers for the chain as percentile scores relative to all X-ray entries and entries of similar resolution. The OWAB column contains the minimum, median, 95th percentile and maximum values of the occupancy-weighted average B-factor per residue. The column labelled ‘Q < 0.9’ lists the number of (and percentage) of residues with an average occupancy less than 0.9.

Mol	Chain	Analysed	<RSRZ>	#RSRZ>2	OWAB(Å ²)	Q<0.9
1	A	539/644 (83%)	-0.78	4 (0%) 87 84	19, 35, 71, 129	0
1	B	547/644 (84%)	-0.76	10 (1%) 68 61	20, 34, 77, 143	0
1	C	590/644 (91%)	-0.81	9 (1%) 73 68	20, 33, 69, 122	0
1	D	587/644 (91%)	-0.82	7 (1%) 79 73	19, 32, 70, 162	0
All	All	2263/2576 (87%)	-0.79	30 (1%) 77 72	19, 34, 74, 162	0

All (30) RSRZ outliers are listed below:

Mol	Chain	Res	Type	RSRZ
1	B	44	ASP	4.7
1	C	42	ASN	4.3
1	C	139	SER	4.2
1	A	599	LEU	3.8
1	D	592	THR	3.7
1	D	591	ALA	3.5
1	B	45	ASN	3.2
1	C	594	SER	3.1
1	C	332	PHE	3.0
1	D	614	LEU	2.9
1	B	81	LYS	2.9
1	B	46	VAL	2.8
1	B	314	ASP	2.8
1	A	598	GLU	2.8
1	A	79	ARG	2.7
1	B	76	SER	2.6
1	B	78	ALA	2.5
1	D	355	THR	2.5
1	D	593	THR	2.5
1	B	48	ALA	2.3
1	A	597	LYS	2.3

Continued on next page...

Continued from previous page...

Mol	Chain	Res	Type	RSRZ
1	C	43	ILE	2.3
1	C	140	ASP	2.2
1	C	640	ARG	2.2
1	B	340	THR	2.2
1	C	639	ALA	2.2
1	D	615	PRO	2.2
1	C	590	GLU	2.1
1	B	80	GLY	2.1
1	D	43	ILE	2.1

6.2 Non-standard residues in protein, DNA, RNA chains [i](#)

There are no non-standard protein/DNA/RNA residues in this entry.

6.3 Carbohydrates [i](#)

There are no monosaccharides in this entry.

6.4 Ligands [i](#)

In the following table, the Atoms column lists the number of modelled atoms in the group and the number defined in the chemical component dictionary. The B-factors column lists the minimum, median, 95th percentile and maximum values of B factors of atoms in the group. The column labelled 'Q<0.9' lists the number of atoms with occupancy less than 0.9.

Mol	Type	Chain	Res	Atoms	RSCC	RSR	B-factors(\AA^2)	Q<0.9
2	MG	A	1645	1/1	0.94	0.05	43,43,43,43	0
2	MG	B	1645	1/1	0.94	0.07	24,24,24,24	0
2	MG	C	1645	1/1	0.96	0.17	40,40,40,40	0
2	MG	D	1645	1/1	0.98	0.06	25,25,25,25	0

6.5 Other polymers [i](#)

There are no such residues in this entry.