



# Full wwPDB X-ray Structure Validation Report ⓘ

Aug 20, 2023 – 06:21 PM EDT

PDB ID : 2O5I  
Title : Crystal structure of the T. thermophilus RNA polymerase elongation complex  
Authors : Vassylyev, D.G.; Tahirov, T.H.; Vassylyeva, M.N.  
Deposited on : 2006-12-06  
Resolution : 2.50 Å(reported)

This is a Full wwPDB X-ray Structure Validation Report for a publicly released PDB entry.

We welcome your comments at [validation@mail.wwpdb.org](mailto:validation@mail.wwpdb.org)

A user guide is available at

<https://www.wwpdb.org/validation/2017/XrayValidationReportHelp>

with specific help available everywhere you see the ⓘ symbol.

The types of validation reports are described at

<http://www.wwpdb.org/validation/2017/FAQs#types>.

---

The following versions of software and data (see [references ⓘ](#)) were used in the production of this report:

MolProbity : 4.02b-467  
Xtriage (Phenix) : 1.13  
EDS : 2.35  
Percentile statistics : 20191225.v01 (using entries in the PDB archive December 25th 2019)  
Refmac : 5.8.0158  
CCP4 : 7.0.044 (Gargrove)  
Ideal geometry (proteins) : Engh & Huber (2001)  
Ideal geometry (DNA, RNA) : Parkinson et al. (1996)  
Validation Pipeline (wwPDB-VP) : 2.35

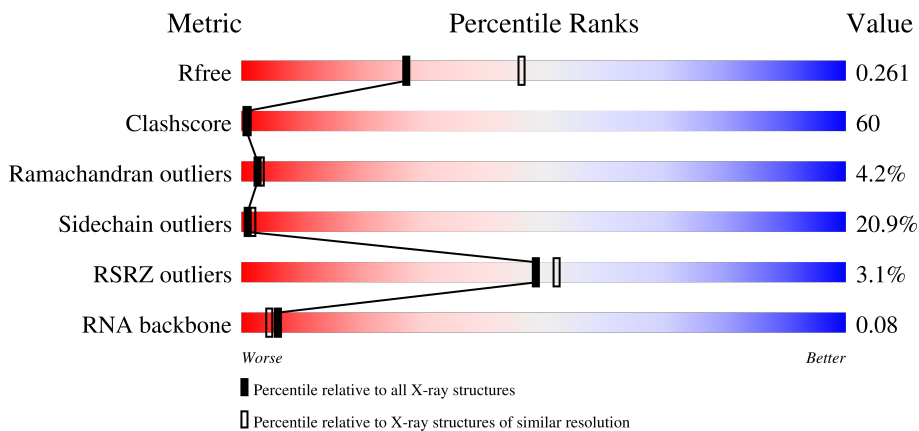
# 1 Overall quality at a glance i

The following experimental techniques were used to determine the structure:

*X-RAY DIFFRACTION*

The reported resolution of this entry is 2.50 Å.

Percentile scores (ranging between 0-100) for global validation metrics of the entry are shown in the following graphic. The table shows the number of entries on which the scores are based.




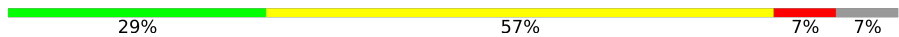



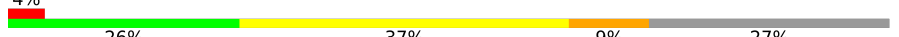






Metric	Whole archive (#Entries)	Similar resolution (#Entries, resolution range(Å))
$R_{free}$	130704	4661 (2.50-2.50)
Clashscore	141614	5346 (2.50-2.50)
Ramachandran outliers	138981	5231 (2.50-2.50)
Sidechain outliers	138945	5233 (2.50-2.50)
RSRZ outliers	127900	4559 (2.50-2.50)
RNA backbone	3102	1008 (2.84-2.16)

The table below summarises the geometric issues observed across the polymeric chains and their fit to the electron density. The red, orange, yellow and green segments of the lower bar indicate the fraction of residues that contain outliers for  $\geq 3$ , 2, 1 and 0 types of geometric quality criteria respectively. A grey segment represents the fraction of residues that are not modelled. The numeric value for each fraction is indicated below the corresponding segment, with a dot representing fractions  $\leq 5\%$ . The upper red bar (where present) indicates the fraction of residues that have poor fit to the electron density. The numeric value is given above the bar.

Mol	Chain	Length	Quality of chain
1	G	23	
1	X	23	
2	H	16	
2	Y	16	

*Continued on next page...*

Continued from previous page...

Mol	Chain	Length	Quality of chain
3	I	14	
3	Z	14	
4	A	315	
4	B	315	
4	K	315	
4	L	315	
5	C	1119	
5	M	1119	
6	D	1524	
6	N	1524	
7	E	99	
7	O	99	

## 2 Entry composition i

There are 10 unique types of molecules in this entry. The entry contains 52719 atoms, of which 0 are hydrogens and 0 are deuteriums.

In the tables below, the ZeroOcc column contains the number of atoms modelled with zero occupancy, the AltConf column contains the number of residues with at least one atom in alternate conformation and the Trace column contains the number of residues modelled with at most 2 atoms.

- Molecule 1 is a DNA chain called 5'-D(P\*CP\*CP\*CP\*TP\*GP\*TP\*CP\*TP\*GP\*GP\*CP\*GP\*TP\*TP\*CP\*GP\*CP\*GP\*CP\*GP\*CP\*GP\*CP\*G)-3'.

Mol	Chain	Residues	Atoms					ZeroOcc	AltConf	Trace
			Total	C	N	O	P			
1	G	23	Total 467	C 220	N 80	O 144	P 23	0	0	0
1	X	23	Total 467	C 220	N 80	O 144	P 23	0	0	0

- Molecule 2 is a RNA chain called 5'-R(P\*GP\*AP\*GP\*UP\*CP\*UP\*GP\*CP\*GP\*GP\*CP\*GP\*CP\*GP\*CP\*G)-3'.

Mol	Chain	Residues	Atoms					ZeroOcc	AltConf	Trace
			Total	C	N	O	P			
2	H	16	Total 347	C 153	N 64	O 114	P 16	0	0	0
2	Y	16	Total 347	C 153	N 64	O 114	P 16	0	0	0

- Molecule 3 is a DNA chain called 5'-D(\*AP\*AP\*CP\*GP\*CP\*CP\*AP\*GP\*AP\*CP\*AP\*G P\*GP\*G)-3'.

Mol	Chain	Residues	Atoms					ZeroOcc	AltConf	Trace
			Total	C	N	O	P			
3	I	13	Total 270	C 126	N 57	O 74	P 13	0	0	0
3	Z	13	Total 270	C 126	N 57	O 74	P 13	0	0	0

- Molecule 4 is a protein called DNA-directed RNA polymerase alpha chain.

Mol	Chain	Residues	Atoms					ZeroOcc	AltConf	Trace
			Total	C	N	O	S			
4	A	229	Total 1806	C 1153	N 313	O 337	S 3	0	0	0
4	B	229	Total 1806	C 1153	N 313	O 337	S 3	0	0	0

*Continued on next page...*

Continued from previous page...

Mol	Chain	Residues	Atoms					ZeroOcc	AltConf	Trace
			Total	C	N	O	S			
4	K	229	Total	C	N	O	S	0	0	0
			1806	1153	313	337	3			
4	L	229	Total	C	N	O	S	0	0	0
			1806	1153	313	337	3			

- Molecule 5 is a protein called DNA-directed RNA polymerase beta chain.

Mol	Chain	Residues	Atoms					ZeroOcc	AltConf	Trace
			Total	C	N	O	S			
5	C	1119	Total	C	N	O	S	0	0	0
			8829	5581	1577	1647	24			
5	M	1119	Total	C	N	O	S	0	0	0
			8829	5581	1577	1647	24			

- Molecule 6 is a protein called DNA-directed RNA polymerase beta' chain.

Mol	Chain	Residues	Atoms					ZeroOcc	AltConf	Trace
			Total	C	N	O	S			
6	D	1303	Total	C	N	O	S	0	0	0
			10280	6508	1821	1919	32			
6	N	1303	Total	C	N	O	S	0	0	0
			10280	6508	1821	1919	32			

- Molecule 7 is a protein called DNA-directed RNA polymerase omega chain.

Mol	Chain	Residues	Atoms					ZeroOcc	AltConf	Trace
			Total	C	N	O	S			
7	E	95	Total	C	N	O	S	0	0	0
			770	491	133	142	4			
7	O	95	Total	C	N	O	S	0	0	0
			770	491	133	142	4			

- Molecule 8 is ZINC ION (three-letter code: ZN) (formula: Zn).

Mol	Chain	Residues	Atoms	ZeroOcc	AltConf	
8	D	2	Total	Zn	0	0
			2	2		
8	N	2	Total	Zn	0	0
			2	2		

- Molecule 9 is MAGNESIUM ION (three-letter code: MG) (formula: Mg).

Mol	Chain	Residues	Atoms	ZeroOcc	AltConf	
9	D	1	Total	Mg	0	0
			1	1		

Continued on next page...

*Continued from previous page...*

Mol	Chain	Residues	Atoms		ZeroOcc	AltConf
9	N	1	Total 1	Mg 1	0	0

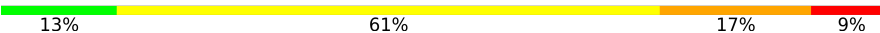
- Molecule 10 is water.

Mol	Chain	Residues	Atoms		ZeroOcc	AltConf
10	G	22	Total 22	O 22	0	0
10	H	18	Total 18	O 18	0	0
10	I	36	Total 36	O 36	0	0
10	X	25	Total 25	O 25	0	0
10	Y	16	Total 16	O 16	0	0
10	Z	16	Total 16	O 16	0	0
10	A	144	Total 144	O 144	0	0
10	B	159	Total 159	O 159	0	0
10	C	658	Total 658	O 658	0	0
10	D	760	Total 760	O 760	0	0
10	E	70	Total 70	O 70	0	0
10	K	132	Total 132	O 132	0	0
10	L	121	Total 121	O 121	0	0
10	M	575	Total 575	O 575	0	0
10	N	750	Total 750	O 750	0	0
10	O	61	Total 61	O 61	0	0

### 3 Residue-property plots [i](#)

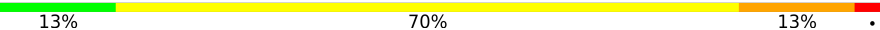
These plots are drawn for all protein, RNA, DNA and oligosaccharide chains in the entry. The first graphic for a chain summarises the proportions of the various outlier classes displayed in the second graphic. The second graphic shows the sequence view annotated by issues in geometry and electron density. Residues are color-coded according to the number of geometric quality criteria for which they contain at least one outlier: green = 0, yellow = 1, orange = 2 and red = 3 or more. A red dot above a residue indicates a poor fit to the electron density ( $RSRZ > 2$ ). Stretches of 2 or more consecutive residues without any outlier are shown as a green connector. Residues present in the sample, but not in the model, are shown in grey.

- Molecule 1: 5'-D(P\*CP\*CP\*CP\*TP\*GP\*TP\*CP\*TP\*GP\*GP\*CP\*GP\*TP\*TP\*CP\*GP\*CP\*GP\*CP\*GP\*CP\*CP\*G)-3'

Chain G: 




- Molecule 1: 5'-D(P\*CP\*CP\*CP\*TP\*GP\*TP\*CP\*TP\*GP\*GP\*CP\*GP\*TP\*TP\*CP\*GP\*CP\*GP\*CP\*GP\*CP\*CP\*G)-3'

Chain X: 




- Molecule 2: 5'-R(P\*GP\*AP\*GP\*UP\*CP\*UP\*GP\*CP\*GP\*GP\*CP\*GP\*CP\*GP\*CP\*G)-3',

Chain H: 

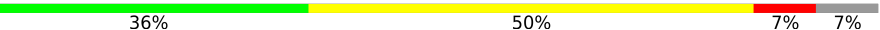


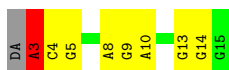
- Molecule 2: 5'-R(P\*GP\*AP\*GP\*UP\*CP\*UP\*GP\*CP\*GP\*GP\*CP\*GP\*CP\*GP\*CP\*G)-3',

Chain Y: 



- Molecule 3: 5'-D(\*AP\*AP\*CP\*GP\*CP\*CP\*AP\*GP\*AP\*CP\*AP\*GP\*GP\*G)-3'

Chain I: 



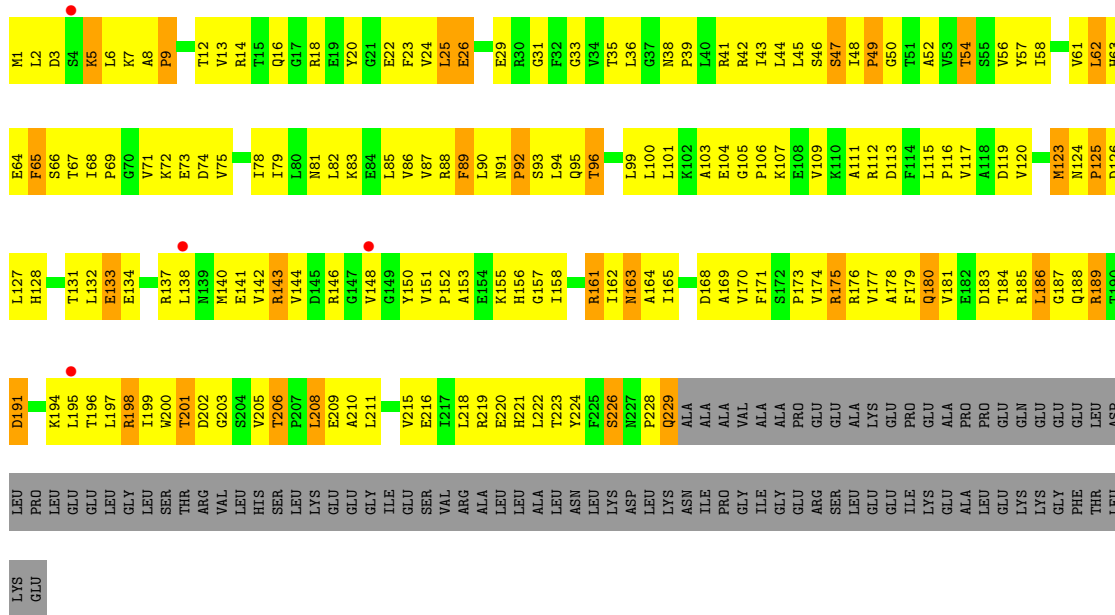
- Molecule 3: 5'-D(\*AP\*AP\*CP\*GP\*CP\*CP\*AP\*GP\*AP\*CP\*AP\*GP\*GP\*G)-3'

Chain Z: 29% 57% 7% 7%




- Molecule 4: DNA-directed RNA polymerase alpha chain

Chain A: 19% 45% 9% 27%



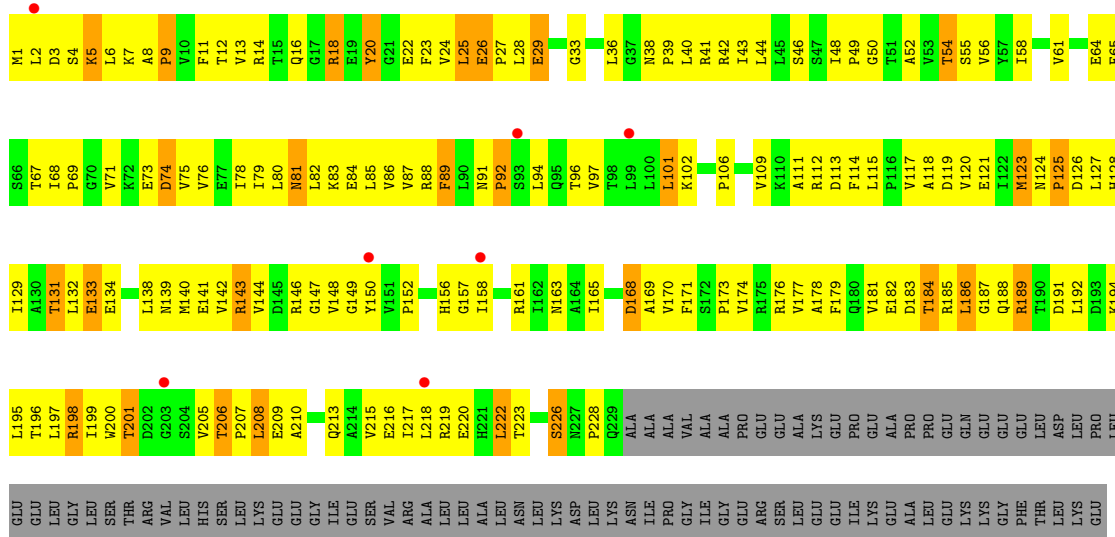
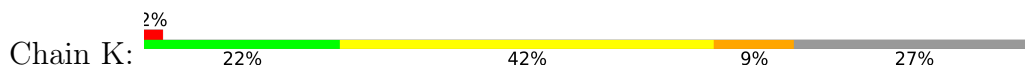
- Molecule 4: DNA-directed RNA polymerase alpha chain

Chain B: 3% 22% 42% 8% 27%

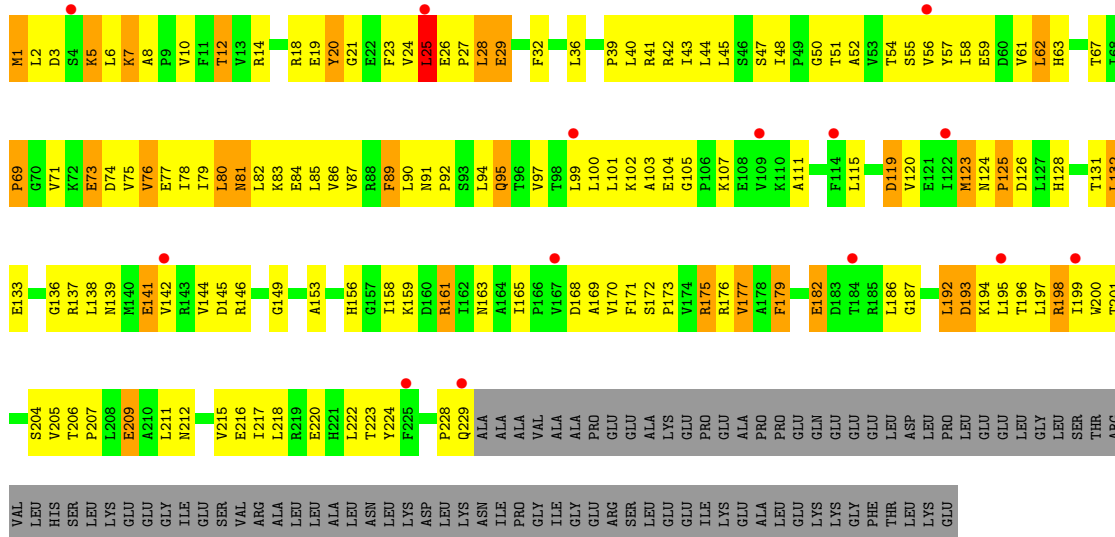
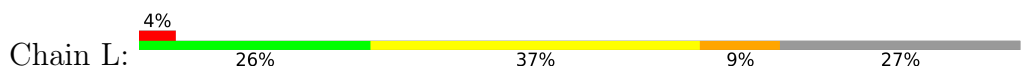


- Molecule 4: DNA-directed RNA polymerase alpha chain

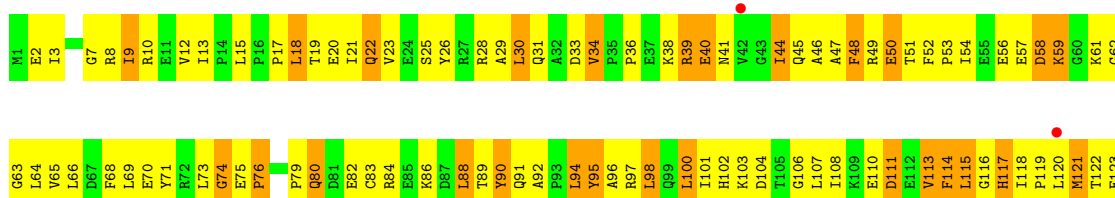


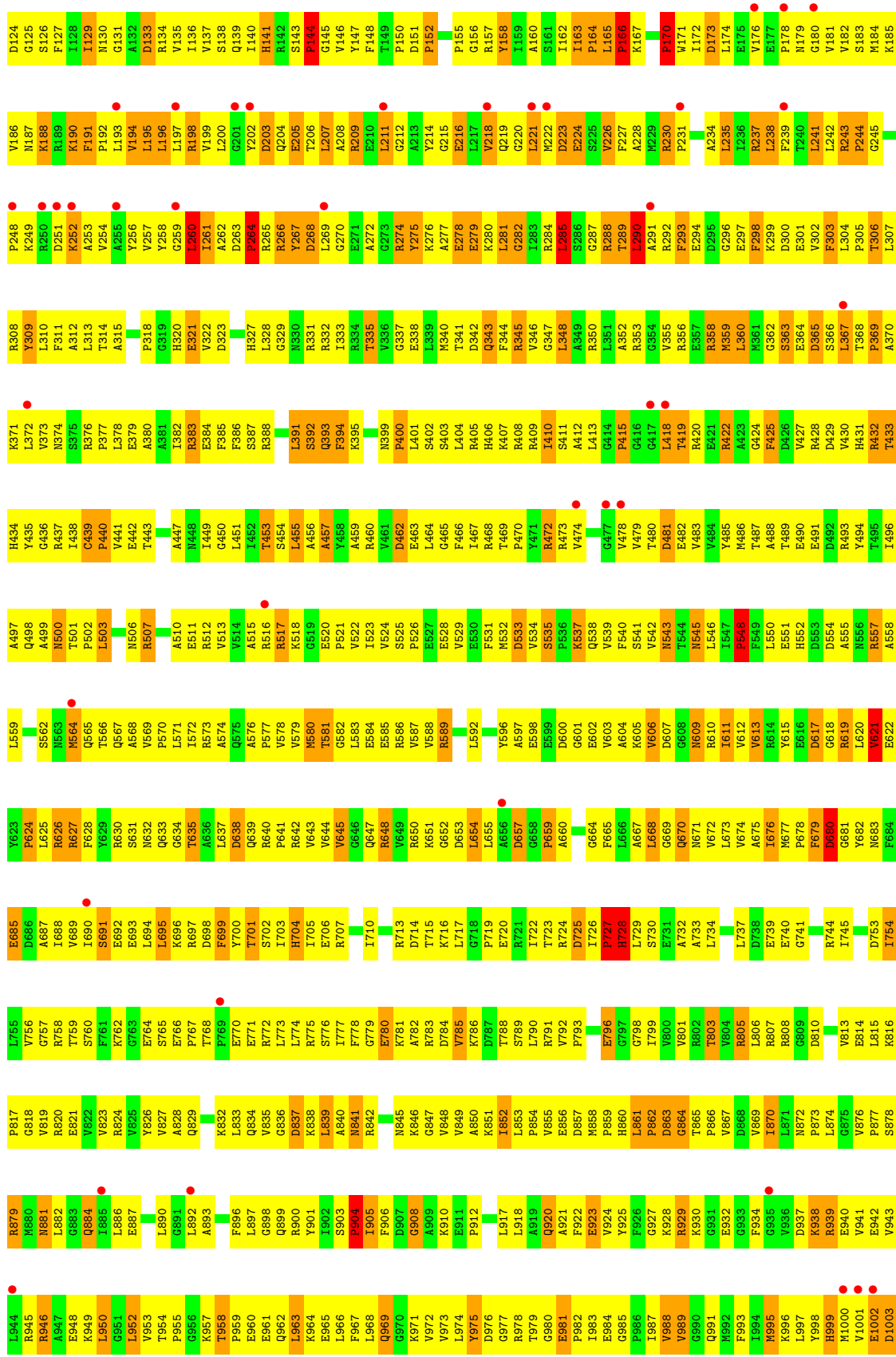


• Molecule 4: DNA-directed RNA polymerase alpha chain



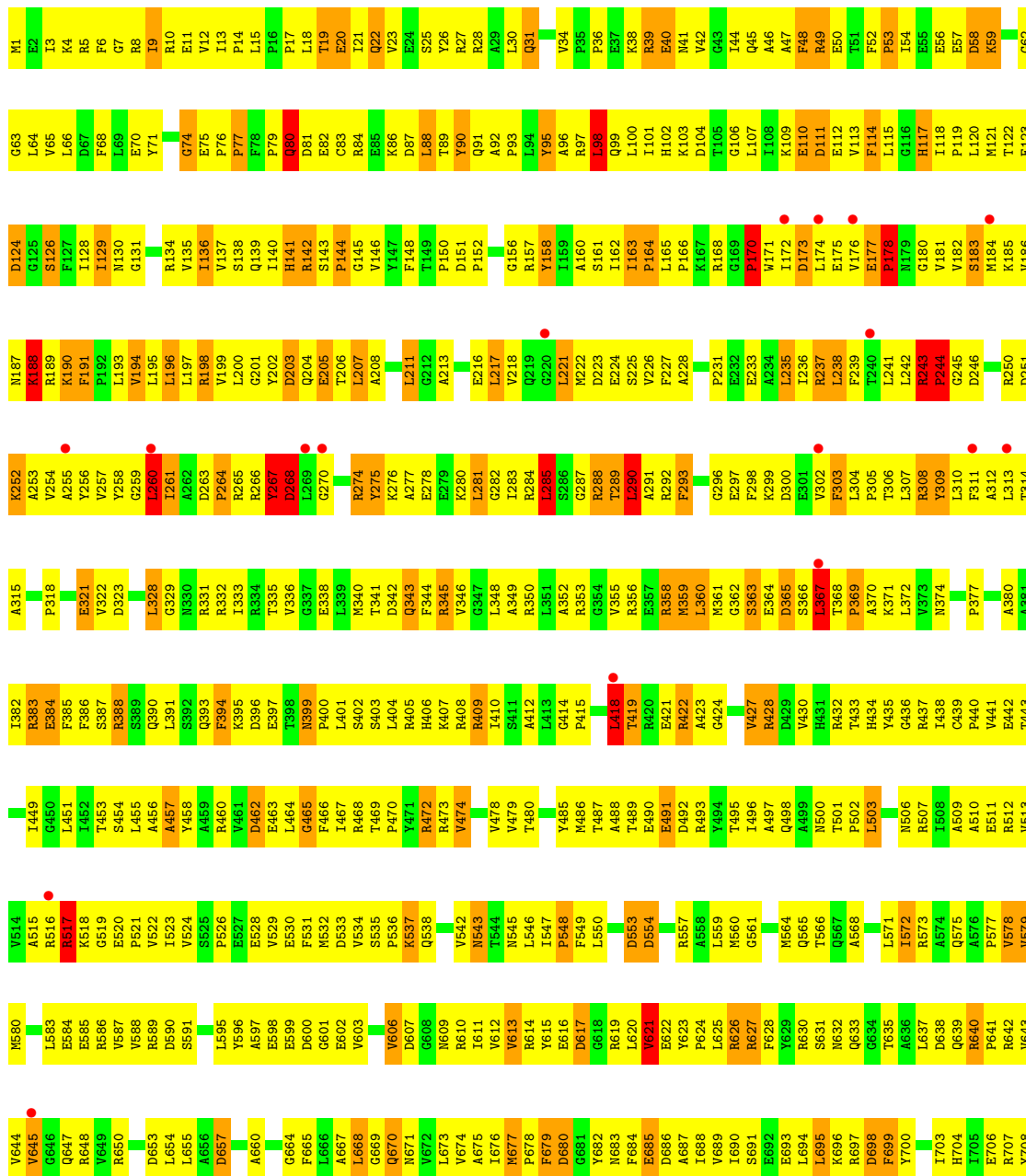
• Molecule 5: DNA-directed RNA polymerase beta chain

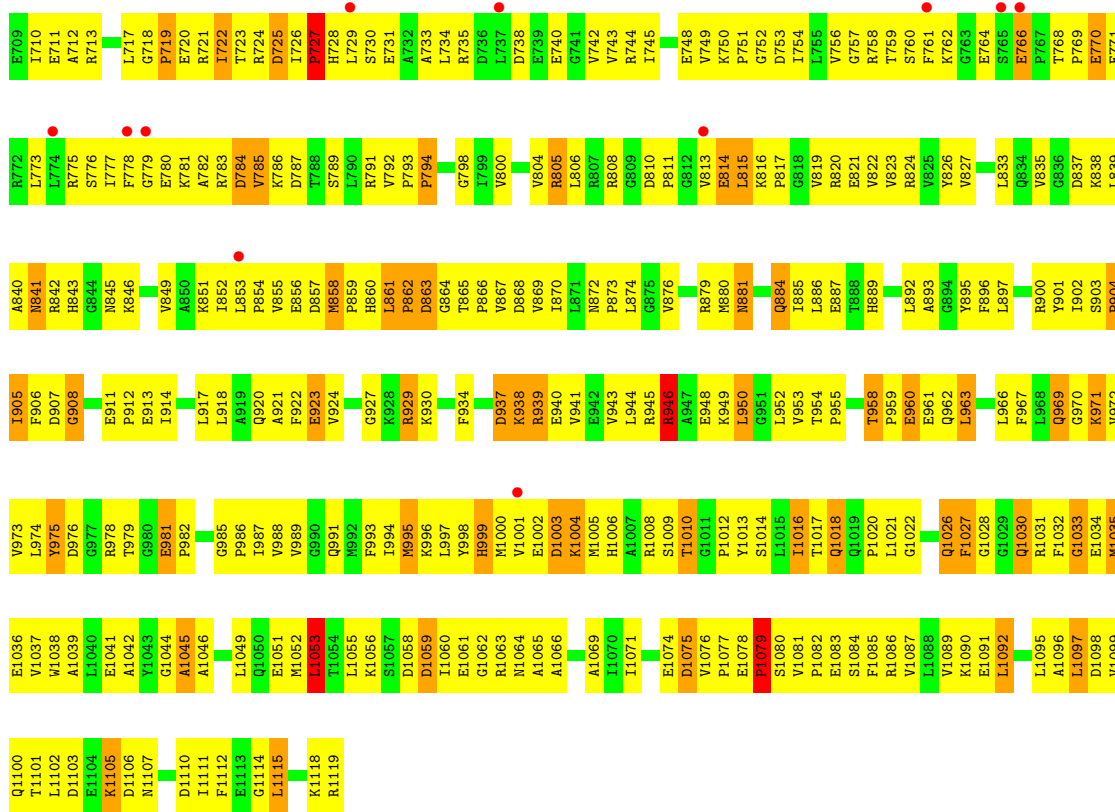




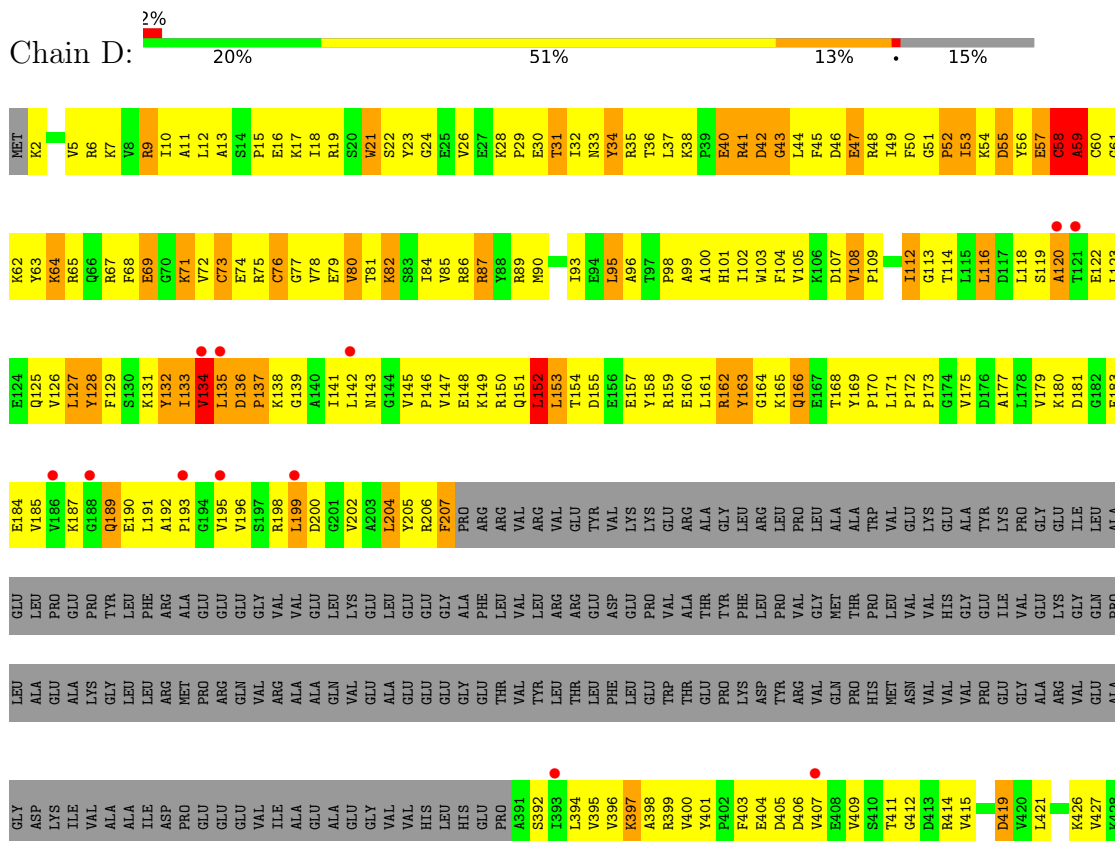


• Molecule 5: DNA-directed RNA polymerase beta chain

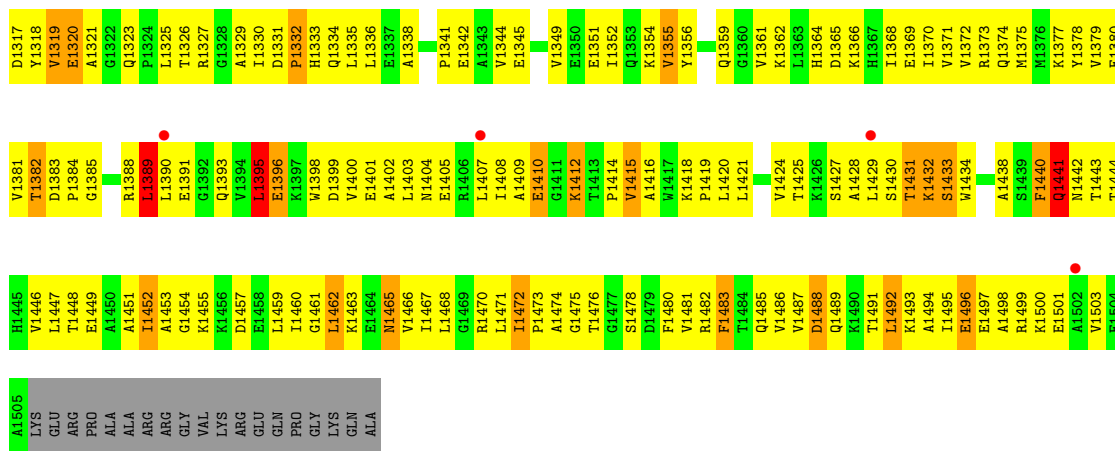




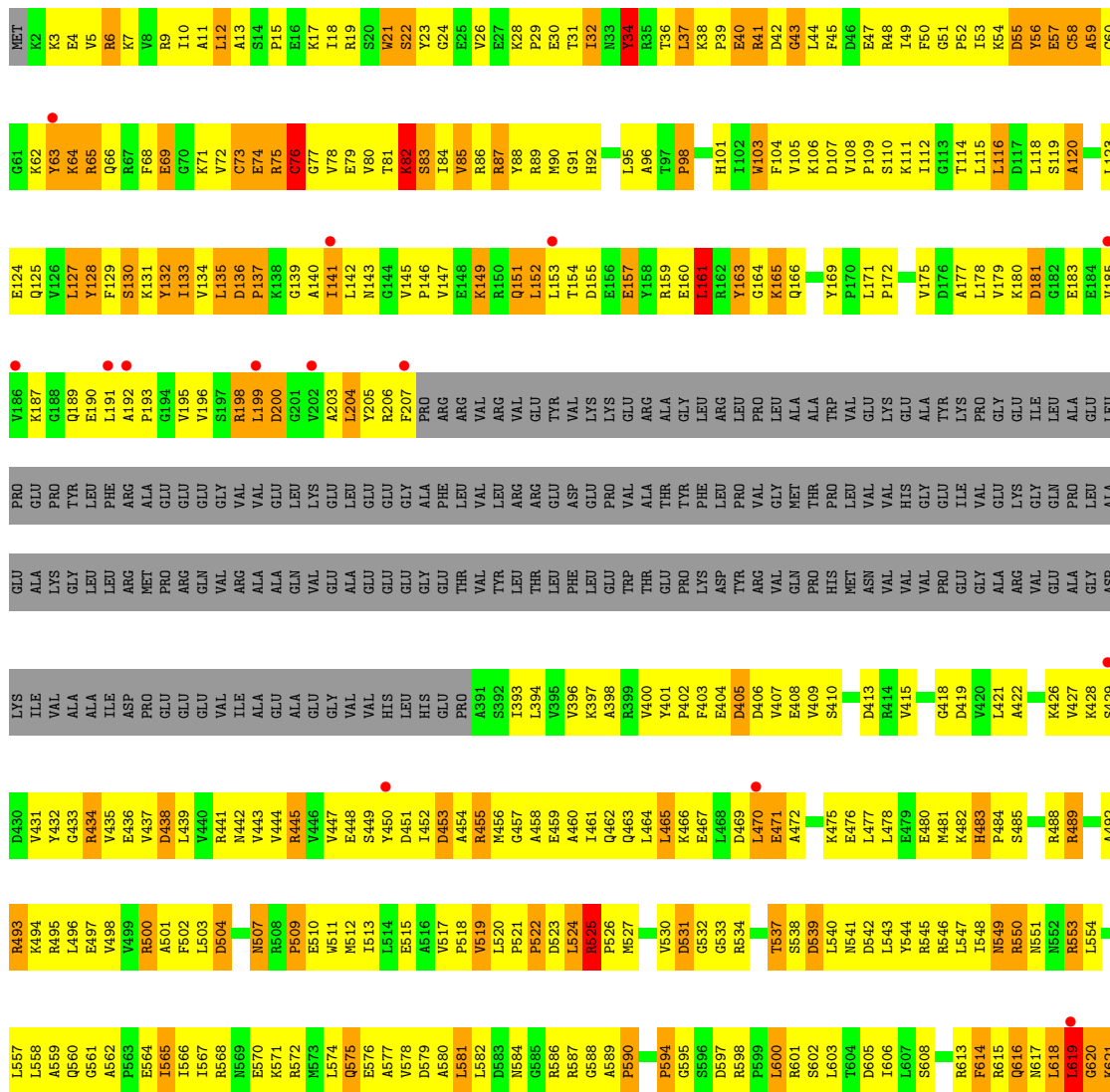
● Molecule 6: DNA-directed RNA polymerase beta' chain



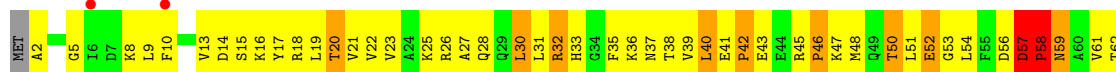

A multi-column table listing residue identifiers (e.g., S429, D490, V431, Y432, Q433, R493, K494, V435, S436, E437, D438, L439, V499, L488, R441, R440, M442, V443, V444, V445, R446, V447, S448, S449, P509, Y510, D451, L452, D453, A454, R455, M456, V457, A458, R459, A460, L461, P521, P522, Q462, Q463, L464, L465, K466, E467, L468, D469, L470, E471, K472, L473, E474, K475, S538, E476, L477, L478, E479, E480, M481, K482, R483, P484, S485, R486, E487, R488, R489, A490, R491, R492, K493, L494, R495, L496, E497, V498, L499, S500, A501, F502, M503, D504, S505, V506, S507, M508, P509, Y510, D511, L512, M513, L514, E515, A516, V517, A518, R519, L520, P521, P522, D523, L524, R525, R526, M527, V530, D531, L524, G532, G533, R534, T537, S538, D539, L540, M541, D542, L543, Y544, R545, R546, P547, R548, R549, R550, R551, R552, R553, L554, K555, K556, L557, L558, G620, K621, R622, V623, D624, V625, S626, G627, R628, S629, V630, G631, V632, V633, L665, L666, L667, R668, L669, G692, G693, I695, L696, G697, K698, V699, L701, L702, M703, R704, A705, P706, L707, P645, R646, H647, Q641, R642, G643, L644, L645, P646, L647, L708, R709, R710, R711, L712, G713, Q714, A715, P590, P655, L656, L657, L658, G659, G660, M661, E662, G663, K664, G665, E695, S596, L600, R601, S602, L603, T604, P605, L606, L607, K610, R613, F614, R615, Q616, L617, L618, L619, Q744, M745, V746, H747, H748, V749, P750, L751, S752, S753, V754, A755, Q756, E757, E758, I761, Q762, M763, L764, A765, A766, H767, M768, L769, L770, R771, P772, A773, S774, G775, P776, P777, R778, A779, K780, P781, S782, R783, D784, I785, I786, L787, G788, L789, Y790, P791, I792, T793, Q794, R795, R796, K797, R798, T865, V866, T867, R800, G803, L804, M805, E806, T807, P808, P809, E810, E811, A812, L813, L814, R815, H816, A817, R818, R819, G820, E821, V822, A823, R824, A825, P826, K827, K828, V829, A830, G831, R832, R833, R834, S835, V836, G837, R838, L839, R840, Y841, V842, F843, A844, D847, E848, A849, L850, L851, M852, V853, I857, M858, D859, D862, V863, R864, T865, V866, T867, R868, G870, T875, S876, P877, E878, V879, Y890, S891, D892, E893, K894, V895, W896, A897, W898, E899, Y900, Q901, L902, P903, Y904, P905, Q906, K907, K908, N909, S910, L911, K912, D913, L914, Y915, Y916, Q917, A918, F919, L920, R921, L922, G923, M924, E925, K926, T927, D928, L929, L930, G931, M932, P933, Q934, A935, D936, P937, L938, V939, R940, Y941, S942, T943, S944, S945, G946, L947, T948, E949, G950, A951, D952, D953, A954, V955, W956, P957, E958, E959, Y963, E966, A967, D968, R969, K970, L971, L972, Q973, L974, E975, Q976, M977, Y978, E979, W980, G981, F982, L983, T984, D985, P986, E987, R988, M989, D990, G991, L992, L993, S994, P995, P996, T997, F998, V999, Q991, I992, L993, G994, L995, L996, I1066, V1067, L1068, E1069, I1070, F1071, I1072, S1073, S1074, H1075, R1078, R1079, G1080, G1081, A1082, D1083, L1086, R1087, A1088, A1089, D1090, S1091, G1092, Y1093, L1094, T1095, L1096, K1097, L1098, V1101, T1102, H1103, E1104, I1105, V1106, R1107, R1108, E1109, A1110, D1111, C1112, G1113, T1114, T1115, T1116, Y1117, I1118, S1119, V1120, P1121, V1122, V1123, P1124, R1125, I1126, E1127, V1128, T1129, R1130, S1131, L1132, R1133, L1134, R1135, K1136, R1137, A1138, D1139, I1140, E1141, L1144, Y1145, G1146, R1147, V1148, L1149, A1150, R1151, E1152, V1153, E1154, V1155, L1156, L1157, L1158, R1159, L1160, L1161, R1164, Y1165, L1166, S1167, M1168, V1171, H1172, L1173, L1174, I1175, K1176, A1177, T1178, E1179, A1180, L1183, Q1184, V1185, V1186, P1187, V1188, R1189, L1192, G1193, E1194, Q1195, T1196, R1197, Y1198, L1199, V1200, L1201, L1202, K1203, C1204, Y1205, D1206, Y1207, L1208, L1209, S1210, M1211, A1212, L1213, R1214, V1215, S1216, I1217, A1220, V1221, G1222, I1223, Y1224, E1225, L1226, A1227, G1228, L1229, G1230, E1231, P1232, G1233, T1234, G1235, L1236, THR, MET, ARG, THR, PHE, HIS, THR, GLY, VAL, ALA, GLY, ALA, ALA, ASP, ILE, THR, GLN, L1256, R1257, R1258, V1259, I1260, E1261, L1262, F1263, A1264, E1265, R1266, D1267, L1268, K1269, A1270, K1271, A1272, Y1273, I1274, S1275, E1276, I1277, D1278, G1279, V1280, L1281, R1282, E1283, E1284, L1285, T1286, E1287, E1288, L1289, S1290, E1291, V1292, F1293, L1294, E1295, E1296, E1297, L1298, F1299, S1300, K1301, P1302, K1303, K1304, L1305, P1306, K1307, E1308, A1309, R1310, L1311, L1312, L1313, D1314, G1315, L1316, L1256



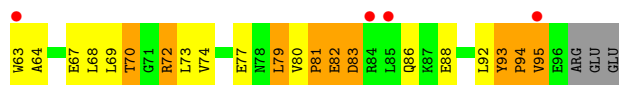
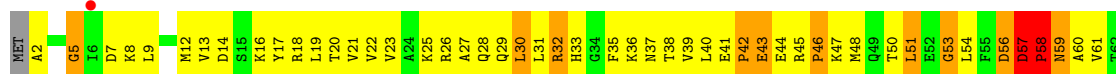
• Molecule 6: DNA-directed RNA polymerase beta' chain







- Molecule 7: DNA-directed RNA polymerase omega chain





## 4 Data and refinement statistics

Property	Value	Source
Space group	P 41	Depositor
Cell constants a, b, c, $\alpha$ , $\beta$ , $\gamma$	156.21Å 156.21Å 499.23Å 90.00° 90.00° 90.00°	Depositor
Resolution (Å)	20.00 – 2.50 19.99 – 2.50	Depositor EDS
% Data completeness (in resolution range)	90.2 (20.00-2.50) 83.7 (19.99-2.50)	Depositor EDS
$R_{merge}$	0.10	Depositor
$R_{sym}$	0.10	Depositor
$\langle I/\sigma(I) \rangle$ <sup>1</sup>	1.95 (at 2.50Å)	Xtrriage
Refinement program	CNS	Depositor
R, $R_{free}$	0.238 , 0.267 0.238 , 0.261	Depositor DCC
$R_{free}$ test set	19570 reflections (5.74%)	wwPDB-VP
Wilson B-factor (Å <sup>2</sup> )	54.7	Xtrriage
Anisotropy	0.093	Xtrriage
Bulk solvent $k_{sol}$ (e/Å <sup>3</sup> ), $B_{sol}$ (Å <sup>2</sup> )	0.32 , 124.1	EDS
L-test for twinning <sup>2</sup>	$\langle  L  \rangle = 0.43$ , $\langle L^2 \rangle = 0.26$	Xtrriage
Estimated twinning fraction	0.149 for h,-k,-l	Xtrriage
$F_o, F_c$ correlation	0.93	EDS
Total number of atoms	52719	wwPDB-VP
Average B, all atoms (Å <sup>2</sup> )	67.0	wwPDB-VP

Xtrriage's analysis on translational NCS is as follows: *The largest off-origin peak in the Patterson function is 1.95% of the height of the origin peak. No significant pseudotranslation is detected.*

<sup>1</sup>Intensities estimated from amplitudes.

<sup>2</sup>Theoretical values of  $\langle |L| \rangle$ ,  $\langle L^2 \rangle$  for acentric reflections are 0.5, 0.333 respectively for untwinned datasets, and 0.375, 0.2 for perfectly twinned datasets.

## 5 Model quality i

### 5.1 Standard geometry i

Bond lengths and bond angles in the following residue types are not validated in this section: ZN, MG

The Z score for a bond length (or angle) is the number of standard deviations the observed value is removed from the expected value. A bond length (or angle) with  $|Z| > 5$  is considered an outlier worth inspection. RMSZ is the root-mean-square of all Z scores of the bond lengths (or angles).

Mol	Chain	Bond lengths		Bond angles	
		RMSZ	# Z  >5	RMSZ	# Z  >5
1	G	1.12	2/520 (0.4%)	1.17	5/798 (0.6%)
1	X	1.05	1/520 (0.2%)	1.13	2/798 (0.3%)
2	H	1.84	1/387 (0.3%)	2.39	37/601 (6.2%)
2	Y	1.31	1/387 (0.3%)	2.56	40/601 (6.7%)
3	I	0.94	1/304 (0.3%)	0.89	0/467
3	Z	0.84	1/304 (0.3%)	0.90	0/467
4	A	0.74	0/1838	0.82	1/2498 (0.0%)
4	B	0.76	0/1838	0.79	3/2498 (0.1%)
4	K	0.72	0/1838	0.82	1/2498 (0.0%)
4	L	0.72	0/1838	0.80	4/2498 (0.2%)
5	C	0.78	0/8997	0.93	17/12164 (0.1%)
5	M	0.79	1/8997 (0.0%)	0.93	20/12164 (0.2%)
6	D	0.83	9/10452 (0.1%)	0.92	21/14116 (0.1%)
6	N	0.80	2/10452 (0.0%)	0.91	15/14116 (0.1%)
7	E	0.85	1/784 (0.1%)	1.18	6/1057 (0.6%)
7	O	0.82	1/784 (0.1%)	1.08	5/1057 (0.5%)
All	All	0.82	21/50240 (0.0%)	0.97	177/68398 (0.3%)

Chiral center outliers are detected by calculating the chiral volume of a chiral center and verifying if the center is modelled as a planar moiety or with the opposite hand. A planarity outlier is detected by checking planarity of atoms in a peptide group, atoms in a mainchain group or atoms of a sidechain that are expected to be planar.

Mol	Chain	#Chirality outliers	#Planarity outliers
1	G	0	5
1	X	0	3
2	H	0	2
2	Y	0	3
3	I	0	1
3	Z	0	1
All	All	0	15

All (21) bond length outliers are listed below:

Mol	Chain	Res	Type	Atoms	Z	Observed(Å)	Ideal(Å)
2	H	1	G	OP3-P	25.71	1.92	1.61
6	D	133	ILE	N-CA	9.15	1.64	1.46
6	D	132	TYR	CA-C	8.40	1.74	1.52
1	X	1	DC	OP3-P	-8.00	1.51	1.61
1	G	1	DC	OP3-P	-7.45	1.52	1.61
6	D	456	MET	N-CA	6.67	1.59	1.46
6	D	455	ARG	CA-C	6.42	1.69	1.52
5	M	1061	GLU	CB-CG	6.29	1.64	1.52
6	D	134	VAL	N-CA	6.20	1.58	1.46
6	D	59	ALA	CA-CB	-6.19	1.39	1.52
6	N	133	ILE	N-CA	5.87	1.58	1.46
7	O	94	PRO	N-CA	5.75	1.57	1.47
7	E	94	PRO	N-CA	5.64	1.56	1.47
6	D	132	TYR	N-CA	5.45	1.57	1.46
2	Y	1	G	O3'-P	-5.39	1.54	1.61
6	D	455	ARG	N-CA	5.38	1.57	1.46
3	I	3	DA	P-O5'	5.37	1.65	1.59
1	G	18	DG	N9-C4	-5.29	1.33	1.38
6	D	132	TYR	CD2-CE2	5.29	1.47	1.39
3	Z	3	DA	P-O5'	5.14	1.64	1.59
6	N	132	TYR	CA-C	5.07	1.66	1.52

All (177) bond angle outliers are listed below:

Mol	Chain	Res	Type	Atoms	Z	Observed(°)	Ideal(°)
2	Y	2	A	N9-C1'-C2'	-18.13	90.43	114.00
7	E	94	PRO	CA-N-CD	-16.74	88.07	111.50
2	Y	3	G	O4'-C1'-N9	-13.31	97.55	108.20
2	H	7	G	N9-C1'-C2'	-11.21	99.43	114.00
2	Y	7	G	N9-C1'-C2'	-11.05	99.63	114.00
2	Y	14	G	N9-C1'-C2'	-10.13	100.83	114.00
2	H	9	G	N9-C1'-C2'	-10.03	100.97	114.00
2	H	2	A	N9-C1'-C2'	-9.95	101.06	112.00
2	Y	9	G	N9-C1'-C2'	-9.69	101.34	112.00
6	N	1389	LEU	CA-CB-CG	9.58	137.34	115.30
2	H	14	G	N9-C1'-C2'	-9.50	101.55	112.00
2	H	12	G	O4'-C1'-N9	9.45	115.76	108.20
5	M	243	ARG	C-N-CD	-9.42	99.88	120.60
2	H	11	C	N1-C1'-C2'	-9.30	101.77	112.00
2	Y	10	G	N9-C1'-C2'	-9.11	101.98	112.00
2	Y	11	C	N1-C1'-C2'	-9.11	101.98	112.00
2	H	10	G	N9-C1'-C2'	-9.10	101.99	112.00

*Continued on next page...*

*Continued from previous page...*

Mol	Chain	Res	Type	Atoms	Z	Observed(°)	Ideal(°)
5	M	260	LEU	CA-CB-CG	9.06	136.14	115.30
7	O	94	PRO	N-CA-C	8.87	135.16	112.10
5	C	18	LEU	CA-CB-CG	-8.65	95.40	115.30
2	Y	12	G	O4'-C1'-N9	8.60	115.08	108.20
5	C	455	LEU	CA-CB-CG	8.57	135.00	115.30
2	H	9	G	O4'-C1'-N9	8.54	115.03	108.20
6	N	73	CYS	CA-CB-SG	8.37	129.07	114.00
5	M	409	ARG	NE-CZ-NH1	8.36	124.48	120.30
7	O	94	PRO	CA-N-CD	-8.32	99.85	111.50
2	Y	9	G	O4'-C1'-N9	8.30	114.84	108.20
7	E	94	PRO	N-CA-C	8.23	133.50	112.10
5	C	243	ARG	C-N-CD	-8.03	102.94	120.60
2	Y	5	C	O4'-C1'-N1	7.94	114.55	108.20
2	Y	4	U	O4'-C1'-N1	7.94	114.55	108.20
2	H	11	C	O4'-C1'-N1	7.89	114.52	108.20
2	H	4	U	O4'-C1'-N1	7.75	114.40	108.20
2	H	6	U	O4'-C1'-N1	7.64	114.31	108.20
6	D	73	CYS	CA-CB-SG	7.60	127.68	114.00
2	H	14	G	O4'-C1'-N9	7.55	114.24	108.20
2	H	5	C	O4'-C1'-N1	7.53	114.22	108.20
2	Y	16	G	N9-C1'-C2'	-7.43	103.83	112.00
2	H	13	C	N1-C1'-C2'	-7.39	103.87	112.00
2	H	15	C	O4'-C1'-N1	7.36	114.09	108.20
6	D	1166	LEU	CA-CB-CG	7.26	132.01	115.30
2	Y	6	U	O4'-C1'-N1	7.10	113.88	108.20
2	Y	9	G	C5'-C4'-O4'	-7.01	100.69	109.10
2	H	10	G	O4'-C1'-N9	6.99	113.80	108.20
2	Y	14	G	O4'-C1'-N9	6.98	113.78	108.20
5	C	30	LEU	CA-CB-CG	6.90	131.18	115.30
5	M	861	LEU	CA-CB-CG	6.88	131.12	115.30
2	H	15	C	N1-C1'-C2'	-6.85	104.47	112.00
6	D	851	LEU	CA-CB-CG	-6.84	99.56	115.30
2	Y	11	C	O4'-C1'-N1	6.82	113.65	108.20
5	M	285	LEU	CA-CB-CG	6.81	130.97	115.30
2	H	16	G	N9-C1'-C2'	-6.80	104.52	112.00
6	N	152	LEU	CA-CB-CG	6.79	130.92	115.30
2	Y	3	G	OP1-P-OP2	-6.77	109.44	119.60
5	C	285	LEU	CA-CB-CG	6.77	130.86	115.30
5	C	207	LEU	CA-CB-CG	6.71	130.73	115.30
4	L	80	LEU	CA-CB-CG	6.69	130.69	115.30
2	Y	12	G	N9-C1'-C2'	-6.69	104.64	112.00
2	Y	3	G	C8-N9-C4	-6.63	103.75	106.40

*Continued on next page...*

*Continued from previous page...*

Mol	Chain	Res	Type	Atoms	Z	Observed(°)	Ideal(°)
2	H	2	A	P-O3'-C3'	-6.62	111.76	119.70
6	D	1109	GLU	CA-C-N	-6.49	102.93	117.20
1	G	12	DG	OP2-P-O3'	6.46	119.41	105.20
6	D	731	LEU	CA-CB-CG	-6.43	100.50	115.30
2	H	9	G	C5'-C4'-O4'	-6.42	101.40	109.10
2	Y	1	G	OP1-P-OP2	-6.40	110.01	119.60
2	H	13	C	O4'-C1'-N1	6.39	113.31	108.20
5	C	1053	LEU	CA-CB-CG	6.39	130.00	115.30
2	H	3	G	OP1-P-OP2	-6.35	110.08	119.60
2	H	2	A	OP1-P-OP2	-6.30	110.14	119.60
4	L	25	LEU	CA-CB-CG	6.28	129.73	115.30
2	Y	13	C	O4'-C1'-N1	6.27	113.22	108.20
6	N	76	CYS	CA-CB-SG	6.24	125.22	114.00
2	H	1	G	OP1-P-OP2	-6.23	110.25	119.60
2	Y	2	A	C4'-C3'-C2'	6.23	108.83	102.60
4	K	186	LEU	CA-CB-CG	6.22	129.60	115.30
4	B	197	LEU	CA-CB-CG	6.20	129.55	115.30
6	N	1109	GLU	CA-C-N	-6.18	103.60	117.20
2	Y	10	G	O4'-C1'-N9	6.18	113.14	108.20
6	D	456	MET	CB-CA-C	-6.15	98.09	110.40
4	B	115	LEU	CA-CB-CG	6.14	129.43	115.30
6	D	1395	LEU	CA-CB-CG	6.13	129.41	115.30
1	G	18	DG	N9-C1'-C2'	-6.12	100.97	112.60
2	Y	3	G	C5'-C4'-O4'	-6.11	101.77	109.10
6	N	1109	GLU	C-N-CA	6.10	136.96	121.70
2	H	12	G	N9-C1'-C2'	-6.09	105.30	112.00
5	M	946	ARG	NE-CZ-NH1	6.08	123.34	120.30
7	O	93	TYR	C-N-CD	-6.08	107.24	120.60
2	Y	11	C	C4'-C3'-C2'	6.07	108.67	102.60
2	Y	15	C	O4'-C1'-N1	6.06	113.05	108.20
2	H	6	U	C3'-C2'-C1'	6.05	106.34	101.50
6	D	1201	CYS	CA-CB-SG	-6.04	103.13	114.00
2	Y	13	C	N1-C1'-C2'	-6.04	105.36	112.00
6	N	1305	LEU	CA-CB-CG	6.03	129.16	115.30
6	N	1459	LEU	CA-CB-CG	-6.02	101.46	115.30
6	D	1109	GLU	C-N-CA	6.01	136.74	121.70
5	M	290	LEU	CA-CB-CG	5.98	129.05	115.30
2	H	2	A	C3'-C2'-C1'	-5.96	96.73	101.50
2	Y	6	U	C3'-C2'-C1'	5.96	106.27	101.50
2	H	8	C	O4'-C1'-N1	5.94	112.95	108.20
4	A	186	LEU	CA-CB-CG	5.94	128.95	115.30
2	Y	7	G	C4'-C3'-O3'	5.87	124.73	113.00

*Continued on next page...*

*Continued from previous page...*

Mol	Chain	Res	Type	Atoms	Z	Observed(°)	Ideal(°)
6	N	1363	LEU	CA-CB-CG	5.87	128.79	115.30
7	E	94	PRO	N-CD-CG	5.87	112.00	103.20
2	Y	8	C	O4'-C1'-N1	5.86	112.89	108.20
4	L	85	LEU	CA-CB-CG	5.84	128.74	115.30
5	M	571	LEU	CA-CB-CG	5.81	128.66	115.30
1	X	18	DG	N9-C1'-C2'	-5.80	101.59	112.60
2	Y	2	A	OP1-P-OP2	-5.78	110.93	119.60
6	N	621	LYS	CA-C-N	5.78	129.91	117.20
5	M	367	LEU	CA-CB-CG	5.77	128.58	115.30
5	C	260	LEU	CA-CB-CG	5.76	128.55	115.30
6	N	637	LEU	CA-CB-CG	5.74	128.51	115.30
6	N	161	LEU	CA-CB-CG	5.74	128.50	115.30
2	H	7	G	C4'-C3'-O3'	5.72	124.43	113.00
2	Y	15	C	N1-C1'-C2'	-5.70	105.73	112.00
6	N	705	ALA	C-N-CD	5.70	140.36	128.40
2	Y	2	A	C3'-C2'-C1'	-5.68	96.95	101.50
2	Y	16	G	O4'-C1'-N9	5.64	112.72	108.20
5	M	815	LEU	CA-CB-CG	5.62	128.23	115.30
5	C	241	LEU	CA-CB-CG	5.62	128.22	115.30
6	D	764	LEU	CA-CB-CG	5.62	128.22	115.30
6	D	152	LEU	CA-CB-CG	5.60	128.18	115.30
6	D	621	LYS	CA-C-N	5.59	129.50	117.20
6	D	1020	LEU	CA-CB-CG	5.58	128.13	115.30
6	D	514	LEU	CA-CB-CG	5.58	128.13	115.30
5	M	244	PRO	CA-N-CD	-5.56	103.72	111.50
5	C	165	LEU	C-N-CD	-5.55	108.38	120.60
5	M	267	TYR	CA-CB-CG	5.55	123.95	113.40
6	N	619	LEU	CA-CB-CG	5.53	128.03	115.30
5	C	58	ASP	C-N-CA	5.52	135.51	121.70
2	H	11	C	C4'-C3'-C2'	5.49	108.08	102.60
6	D	581	LEU	CA-CB-CG	5.48	127.90	115.30
5	M	1035	MET	CB-CG-SD	5.45	128.75	112.40
4	B	90	LEU	CA-CB-CG	5.45	127.84	115.30
1	X	12	DG	OP2-P-O3'	5.43	117.14	105.20
6	D	134	VAL	CB-CA-C	-5.42	101.09	111.40
5	C	728	HIS	CA-C-N	5.42	129.13	117.20
2	Y	1	G	N9-C1'-C2'	5.42	121.04	114.00
2	H	3	G	O4'-C1'-N9	-5.41	103.87	108.20
5	C	861	LEU	CA-CB-CG	5.41	127.74	115.30
2	H	7	G	O4'-C1'-N9	5.41	112.53	108.20
6	D	1086	LEU	CA-CB-CG	-5.40	102.88	115.30
5	M	858	MET	CB-CG-SD	-5.40	96.20	112.40

*Continued on next page...*

Continued from previous page...

Mol	Chain	Res	Type	Atoms	Z	Observed(°)	Ideal(°)
5	M	58	ASP	C-N-CA	5.38	135.16	121.70
5	C	1092	LEU	CA-CB-CG	-5.38	102.94	115.30
7	E	95	VAL	N-CA-C	5.37	125.49	111.00
7	O	95	VAL	N-CA-CB	-5.36	99.71	111.50
2	H	16	G	O4'-C1'-N9	5.36	112.49	108.20
2	H	16	G	C4'-C3'-O3'	5.34	123.69	113.00
2	Y	14	G	O5'-P-OP2	5.33	117.10	110.70
5	M	728	HIS	CA-C-N	5.31	128.88	117.20
1	G	13	DT	O4'-C4'-C3'	5.30	109.18	106.00
7	E	50	THR	C-N-CA	5.28	134.91	121.70
2	Y	16	G	C2'-C3'-O3'	5.28	122.14	113.70
7	E	94	PRO	CA-CB-CG	-5.27	93.98	104.00
2	Y	14	G	C3'-C2'-C1'	5.22	105.68	101.50
5	C	195	LEU	CB-CG-CD2	-5.21	102.14	111.00
7	O	50	THR	C-N-CA	5.21	134.72	121.70
6	D	58	CYS	CA-CB-SG	5.17	123.31	114.00
6	D	1068	LEU	CA-CB-CG	-5.16	103.43	115.30
6	N	920	LEU	CA-CB-CG	5.14	127.12	115.30
5	M	621	VAL	CB-CA-C	-5.14	101.64	111.40
5	C	165	LEU	C-N-CA	5.12	143.50	122.00
5	M	1004	LYS	C-N-CA	5.12	134.50	121.70
5	C	621	VAL	CB-CA-C	-5.11	101.69	111.40
2	H	5	C	C4'-C3'-O3'	5.11	123.22	113.00
2	Y	1	G	O4'-C4'-C3'	-5.11	98.89	104.00
6	D	1039	CYS	CA-CB-SG	-5.08	104.85	114.00
2	H	14	G	O5'-P-OP2	5.08	116.79	110.70
5	M	98	LEU	CA-CB-CG	5.07	126.96	115.30
5	M	1053	LEU	CA-CB-CG	5.05	126.92	115.30
2	Y	1	G	P-O3'-C3'	5.05	125.76	119.70
1	G	1	DC	OP1-P-OP2	-5.05	112.03	119.60
1	G	12	DG	OP1-P-O3'	-5.04	94.11	105.20
6	D	166	GLN	CA-C-N	-5.04	106.11	117.20
2	H	14	G	C3'-C2'-C1'	5.03	105.52	101.50
4	L	197	LEU	CA-CB-CG	5.01	126.82	115.30

There are no chirality outliers.

All (15) planarity outliers are listed below:

Mol	Chain	Res	Type	Group
1	G	1	DC	Sidechain
1	G	13	DT	Sidechain
1	G	16	DG	Sidechain

Continued on next page...

*Continued from previous page...*

Mol	Chain	Res	Type	Group
1	G	17	DC	Sidechain
1	G	18	DG	Sidechain
2	H	14	G	Sidechain
2	H	15	C	Sidechain
3	I	3	DA	Sidechain
1	X	16	DG	Sidechain
1	X	17	DC	Sidechain
1	X	18	DG	Sidechain
2	Y	1	G	Sidechain
2	Y	14	G	Sidechain
2	Y	15	C	Sidechain
3	Z	3	DA	Sidechain

## 5.2 Too-close contacts [i](#)

In the following table, the Non-H and H(model) columns list the number of non-hydrogen atoms and hydrogen atoms in the chain respectively. The H(added) column lists the number of hydrogen atoms added and optimized by MolProbity. The Clashes column lists the number of clashes within the asymmetric unit, whereas Symm-Clashes lists symmetry-related clashes.

Mol	Chain	Non-H	H(model)	H(added)	Clashes	Symm-Clashes
1	G	467	0	259	45	0
1	X	467	0	259	34	0
2	H	347	0	174	68	0
2	Y	347	0	175	77	0
3	I	270	0	144	13	0
3	Z	270	0	144	15	0
4	A	1806	0	1861	227	0
4	B	1806	0	1861	179	0
4	K	1806	0	1861	192	0
4	L	1806	0	1861	172	0
5	C	8829	0	8933	1212	0
5	M	8829	0	8933	1123	0
6	D	10280	0	10510	1429	0
6	N	10280	0	10510	1343	0
7	E	770	0	784	104	0
7	O	770	0	784	108	0
8	D	2	0	0	0	0
8	N	2	0	0	0	0
9	D	1	0	0	0	0
9	N	1	0	0	0	0
10	A	144	0	0	51	0

*Continued on next page...*



*Continued from previous page...*

Mol	Chain	Non-H	H(model)	H(added)	Clashes	Symm-Clashes
10	B	159	0	0	38	0
10	C	658	0	0	189	0
10	D	760	0	0	210	0
10	E	70	0	0	15	0
10	G	22	0	0	4	0
10	H	18	0	0	1	0
10	I	36	0	0	4	0
10	K	132	0	0	39	0
10	L	121	0	0	23	0
10	M	575	0	0	168	0
10	N	750	0	0	226	0
10	O	61	0	0	23	0
10	X	25	0	0	5	0
10	Y	16	0	0	2	0
10	Z	16	0	0	2	0
All	All	52719	0	49053	5880	0

The all-atom clashscore is defined as the number of clashes found per 1000 atoms (including hydrogen atoms). The all-atom clashscore for this structure is 60.

All (5880) close contacts within the same asymmetric unit are listed below, sorted by their clash magnitude.

Atom-1	Atom-2	Interatomic distance (Å)	Clash overlap (Å)
6:D:132:TYR:C	6:D:132:TYR:CA	1.74	1.56
7:O:95:VAL:CG1	10:O:2132:HOH:O	1.89	1.21
2:H:2:A:OP2	6:D:671:LYS:HD2	1.47	1.14
6:D:165:LYS:HB2	6:D:397:LYS:HB2	1.31	1.13
6:N:619:LEU:HD12	6:N:621:LYS:HZ3	1.08	1.12
2:Y:2:A:OP2	6:N:671:LYS:NZ	1.82	1.11
2:H:7:G:H1	5:C:1014:SER:HA	1.18	1.08
2:Y:7:G:N1	5:M:1014:SER:HA	1.69	1.07
7:O:45:ARG:HG2	7:O:46:PRO:HD2	1.35	1.07
7:E:45:ARG:HG2	7:E:46:PRO:HD2	1.34	1.06
5:M:946:ARG:HB3	5:M:946:ARG:HH11	1.18	1.06
4:A:38:ASN:HB2	5:C:980:GLY:HA3	1.31	1.05
4:A:117:VAL:HB	4:A:120:VAL:HG12	1.37	1.05
6:N:455:ARG:HD3	6:N:463:GLN:HG3	1.38	1.05
6:D:501:ALA:HB1	6:D:1453:ALA:HB2	1.39	1.05
2:Y:7:G:H1	5:M:1014:SER:HA	0.92	1.04
6:D:143:ASN:HD21	6:D:145:VAL:HG12	1.22	1.04
6:N:187:LYS:HE2	6:N:199:LEU:HA	1.39	1.04

*Continued on next page...*

*Continued from previous page...*

Atom-1	Atom-2	Interatomic distance (Å)	Clash overlap (Å)
6:D:1209:LEU:HD23	6:D:1211:MET:H	1.24	1.03
5:C:854:PRO:HB2	5:C:856:GLU:HG3	1.38	1.03
6:D:133:ILE:HA	6:D:456:MET:HB3	1.37	1.02
5:C:1034:GLU:HB3	6:D:619:LEU:HD22	1.41	1.02
6:N:456:MET:HA	6:N:460:ALA:HB2	1.41	1.02
5:C:358:ARG:HH22	5:C:374:ASN:HB3	1.22	1.01
5:M:1008:ARG:HD2	5:M:1028:GLY:H	1.23	1.01
6:N:501:ALA:HB1	6:N:1453:ALA:HB2	1.40	1.00
2:H:2:A:OP2	6:D:671:LYS:NZ	1.95	1.00
2:H:16:G:H21	6:D:705:ALA:HB1	1.26	0.99
6:D:1275:SER:HB2	6:D:1294:VAL:HG21	1.40	0.99
2:Y:12:G:H8	2:Y:12:G:H5'	1.23	0.99
5:M:1097:LEU:H	5:M:1097:LEU:HD22	1.26	0.99
6:N:1305:LEU:HD12	6:N:1311:LEU:HD22	1.45	0.98
6:D:906:GLN:HB3	6:D:911:LEU:HD11	1.46	0.98
4:B:87:VAL:HG21	4:B:144:VAL:HG11	1.46	0.98
6:D:562:ALA:HB1	6:D:567:ILE:HD11	1.45	0.97
7:E:41:GLU:HA	7:E:45:ARG:HG3	1.45	0.97
2:H:7:G:H21	5:C:1021:LEU:HB2	1.28	0.97
5:M:987:ILE:HG23	6:N:948:THR:HG21	1.43	0.97
6:D:1095:THR:HG23	6:D:1230:GLY:HA3	1.45	0.97
2:Y:2:A:C8	2:Y:2:A:H3'	1.99	0.97
5:M:733:ALA:HB2	6:N:679:ARG:HH12	1.29	0.97
7:O:95:VAL:HG11	10:O:2132:HOH:O	1.57	0.96
5:C:395:LYS:HE2	5:C:403:SER:HB2	1.47	0.96
1:G:18:DG:H2''	1:G:19:DC:H5'	1.48	0.96
4:L:32:PHE:HB2	10:L:428:HOH:O	1.64	0.96
6:N:434:ARG:HH11	6:N:434:ARG:HB3	1.29	0.96
5:M:141:HIS:HB3	5:M:418:LEU:HG	1.48	0.96
5:M:939:ARG:HA	5:M:939:ARG:HE	1.31	0.96
2:Y:12:G:H5'	2:Y:12:G:C8	2.01	0.96
5:C:1016:ILE:HD13	5:C:1016:ILE:H	1.29	0.96
5:C:91:GLN:HE22	5:C:383:ARG:HH12	1.13	0.96
6:N:119:SER:HB2	6:N:123:LEU:HB2	1.47	0.96
5:M:1065:ALA:HB1	5:M:1077:PRO:HG2	1.45	0.95
6:N:133:ILE:HG12	6:N:456:MET:HB3	1.46	0.95
2:Y:6:U:H2'	2:Y:7:G:C8	2.02	0.95
5:M:1034:GLU:HB3	6:N:619:LEU:HD22	1.45	0.95
4:B:94:LEU:HD11	4:B:119:ASP:HB2	1.48	0.95
5:C:939:ARG:HA	5:C:939:ARG:HE	1.32	0.95
6:D:31:THR:HB	6:D:527:MET:HE1	1.49	0.95

*Continued on next page...*

*Continued from previous page...*

Atom-1	Atom-2	Interatomic distance (Å)	Clash overlap (Å)
5:M:710:ILE:HD11	5:M:758:ARG:HE	1.29	0.95
2:H:12:G:H5'	2:H:12:G:H8	1.29	0.94
1:X:18:DG:H2''	1:X:19:DC:H5'	1.47	0.94
4:K:117:VAL:HB	4:K:120:VAL:HG12	1.46	0.94
5:M:889:HIS:CE1	6:N:951:ILE:H	1.86	0.94
2:H:6:U:H2'	2:H:7:G:C8	2.01	0.94
5:C:292:ARG:HB2	5:C:299:LYS:HE2	1.48	0.94
2:Y:14:G:O2'	2:Y:15:C:H5'	1.68	0.94
6:D:1299:PHE:HA	6:N:59:ALA:HB1	1.48	0.94
4:A:112:ARG:HH21	4:A:125:PRO:HB2	1.31	0.93
5:M:572:ILE:HG23	5:M:703:ILE:HD11	1.48	0.93
7:O:95:VAL:CG2	10:O:3018:HOH:O	2.14	0.93
6:N:32:ILE:HB	10:N:8215:HOH:O	1.67	0.93
5:M:468:ARG:HG2	5:M:487:THR:HA	1.47	0.93
4:A:87:VAL:HG21	4:A:144:VAL:HG11	1.50	0.93
2:H:2:A:OP2	6:D:671:LYS:CD	2.16	0.93
5:M:190:LYS:H	5:M:190:LYS:HD2	1.34	0.93
2:H:14:G:O2'	2:H:15:C:H5'	1.69	0.92
6:D:164:GLY:CA	6:D:447:VAL:HB	2.00	0.92
6:D:1481:VAL:HG11	7:E:18:ARG:HA	1.51	0.92
2:Y:7:G:H1	5:M:1014:SER:CA	1.80	0.92
5:C:478:VAL:HG13	5:C:506:ASN:HB3	1.50	0.92
5:M:904:PRO:HD2	5:M:908:GLY:HA2	1.52	0.91
6:N:521:PRO:HB2	6:N:524:LEU:HD13	1.50	0.91
7:O:95:VAL:HG13	10:O:2132:HOH:O	1.55	0.91
4:L:87:VAL:HG21	4:L:144:VAL:HG11	1.49	0.91
5:M:632:ASN:HB3	5:M:633:GLN:HE21	1.33	0.91
6:D:1298:GLY:HA3	6:N:47:GLU:CD	1.90	0.91
5:M:91:GLN:HE22	5:M:383:ARG:HH12	1.07	0.91
5:M:1031:ARG:HA	6:N:621:LYS:O	1.70	0.90
6:D:1298:GLY:N	6:N:47:GLU:HB2	1.86	0.90
2:Y:4:U:H4'	10:N:8720:HOH:O	1.71	0.90
2:H:12:G:H5'	2:H:12:G:C8	2.06	0.90
3:I:3:DA:H4'	10:I:3402:HOH:O	1.72	0.90
5:M:889:HIS:HE1	6:N:951:ILE:H	0.94	0.90
6:N:1429:LEU:HG	6:N:1441:GLN:HG3	1.53	0.90
6:D:26:VAL:HG11	6:D:44:LEU:HD23	1.53	0.90
5:M:157:ARG:CZ	5:M:314:THR:HB	2.02	0.90
3:Z:3:DA:C2	5:M:422:ARG:HB3	2.06	0.90
5:C:837:ASP:HA	5:C:999:HIS:HE1	1.36	0.89
6:D:133:ILE:CA	6:D:456:MET:HB3	2.01	0.89

*Continued on next page...*

*Continued from previous page...*

Atom-1	Atom-2	Interatomic distance (Å)	Clash overlap (Å)
4:B:83:LYS:HE2	4:B:168:ASP:HB2	1.55	0.89
6:D:409:VAL:HG21	6:D:421:LEU:HD23	1.55	0.89
6:D:521:PRO:HB2	6:D:524:LEU:HD13	1.51	0.89
6:D:1232:PRO:HB3	6:D:1361:VAL:HG21	1.50	0.89
6:N:179:VAL:HG13	6:N:183:GLU:HB3	1.52	0.89
6:D:135:LEU:HD21	6:D:452:ILE:HG13	1.54	0.89
5:M:92:ALA:HB2	5:M:120:LEU:HD11	1.54	0.89
6:N:73:CYS:HB3	6:N:76:CYS:O	1.73	0.89
6:N:1481:VAL:HG11	7:O:18:ARG:HA	1.52	0.89
5:C:478:VAL:HA	5:C:506:ASN:O	1.72	0.89
5:C:850:ALA:HA	6:D:632:VAL:HG11	1.54	0.89
6:D:507:ASN:H	6:D:507:ASN:HD22	1.14	0.89
4:L:86:VAL:HG12	4:L:124:ASN:HD22	1.38	0.89
6:N:141:ILE:HG12	6:N:449:SER:HA	1.54	0.88
6:N:525:ARG:HB2	6:N:538:SER:HB3	1.52	0.88
6:N:18:ILE:HG23	6:N:518:PRO:HG3	1.54	0.88
6:D:1153:VAL:HG13	6:N:561:GLY:HA3	1.55	0.88
6:D:1310:ARG:HE	6:D:1327:ARG:HB3	1.39	0.88
6:D:164:GLY:HA2	6:D:447:VAL:HB	1.52	0.88
6:D:526:PRO:O	6:D:537:THR:HA	1.73	0.88
6:N:619:LEU:HD12	6:N:621:LYS:NZ	1.88	0.88
6:N:867:ARG:HD3	10:N:8065:HOH:O	1.74	0.88
5:M:395:LYS:HE2	5:M:403:SER:HB2	1.52	0.88
5:C:92:ALA:HB2	5:C:120:LEU:HD11	1.55	0.88
1:G:17:DC:H2''	1:G:18:DG:H5'	1.56	0.88
2:H:5:C:H2'	2:H:6:U:C6	2.09	0.88
5:M:404:LEU:HA	5:M:407:LYS:HD3	1.54	0.88
6:N:695:ILE:HD11	6:N:718:PRO:HB2	1.53	0.88
7:O:95:VAL:HG23	10:O:3018:HOH:O	1.71	0.88
6:D:95:LEU:HA	6:D:551:ASN:HD21	1.37	0.88
6:D:165:LYS:CB	6:D:397:LYS:H	1.86	0.88
6:D:1305:LEU:HD12	6:D:1311:LEU:HD22	1.54	0.88
4:A:14:ARG:HH22	4:A:24:VAL:HG23	1.38	0.87
4:A:224:TYR:HB3	4:B:9:PRO:HB2	1.56	0.87
6:D:1106:VAL:HG11	6:D:1474:ALA:HB1	1.55	0.87
4:K:56:VAL:HG22	4:K:142:VAL:HG12	1.53	0.87
5:M:362:GLY:HA3	5:M:367:LEU:HD23	1.52	0.87
6:N:1129:THR:HG23	6:N:1130:ARG:H	1.38	0.87
5:C:768:THR:HB	5:C:771:GLU:HB3	1.55	0.87
6:D:543:LEU:HD22	6:D:580:ALA:HB1	1.55	0.87
6:D:1280:VAL:HA	6:D:1318:TYR:HA	1.54	0.87

*Continued on next page...*

*Continued from previous page...*

Atom-1	Atom-2	Interatomic distance (Å)	Clash overlap (Å)
6:D:166:GLN:HG2	6:D:396:VAL:HG12	1.56	0.87
5:M:939:ARG:HB3	5:M:982:PRO:HG3	1.54	0.87
7:O:41:GLU:HA	7:O:45:ARG:HG3	1.56	0.87
5:M:21:ILE:H	5:M:21:ILE:HD12	1.40	0.87
6:D:871:LYS:NZ	6:N:442:ASN:HD22	1.73	0.87
5:C:36:PRO:HG2	5:C:70:GLU:HB3	1.57	0.87
6:D:1025:GLN:HA	6:D:1025:GLN:HE21	1.40	0.87
3:Z:8:DA:H5''	10:Z:3042:HOH:O	1.74	0.87
5:C:1090:LYS:HZ3	5:C:1112:PHE:HE1	1.23	0.87
6:N:908:LYS:HB2	6:N:1027:GLY:HA3	1.55	0.87
5:C:557:ARG:HH21	5:C:879:ARG:HE	1.21	0.86
6:D:95:LEU:HA	6:D:551:ASN:ND2	1.90	0.86
6:N:637:LEU:HD21	6:N:642:CYS:HA	1.57	0.86
5:M:478:VAL:HA	5:M:506:ASN:O	1.75	0.86
6:D:1281:VAL:HG11	6:D:1313:VAL:HG13	1.54	0.86
6:D:1297:GLU:HA	6:N:78:VAL:HG22	1.55	0.86
6:D:1150:ALA:HA	10:D:8711:HOH:O	1.75	0.86
6:D:433:GLY:HA2	6:D:449:SER:C	1.96	0.86
7:O:92:LEU:HD13	10:O:1649:HOH:O	1.74	0.86
4:A:43:ILE:HD11	4:B:35:THR:HG21	1.57	0.86
5:C:137:VAL:O	5:C:391:LEU:HD21	1.76	0.86
4:L:97:VAL:HG11	4:L:120:VAL:HG21	1.56	0.86
6:N:699:VAL:H	6:N:756:GLN:HE22	1.24	0.86
6:D:481:MET:HE3	6:D:493:ARG:HA	1.56	0.86
5:C:654:LEU:HD23	5:C:654:LEU:H	1.41	0.86
6:D:1410:GLU:HA	10:D:8018:HOH:O	1.76	0.86
6:N:917:GLN:HA	6:N:920:LEU:HD12	1.56	0.86
6:D:977:ALA:HB1	6:D:983:LEU:HD21	1.58	0.85
7:O:27:ALA:CB	7:O:61:VAL:HG12	2.06	0.85
6:D:1278:ASP:OD2	6:N:41:ARG:HB2	1.75	0.85
5:C:191:PHE:HB2	5:C:241:LEU:HD11	1.58	0.85
5:C:579:VAL:HG11	5:C:887:GLU:HG3	1.59	0.85
6:D:119:SER:HB2	6:D:123:LEU:H	1.40	0.85
7:O:54:LEU:HD23	7:O:58:PRO:HD2	1.57	0.85
2:H:16:G:N2	6:D:705:ALA:HB1	1.92	0.85
6:D:857:ILE:HG22	6:D:858:VAL:HG13	1.57	0.85
6:N:645:PRO:HD3	6:N:726:ILE:HG12	1.59	0.85
1:G:21:DC:H3'	10:G:2983:HOH:O	1.75	0.85
6:N:924:MET:HE1	6:N:1211:MET:HG3	1.58	0.85
6:D:95:LEU:HD21	6:D:574:LEU:HD11	1.57	0.85
5:M:65:VAL:HB	5:M:101:ILE:HB	1.58	0.85

*Continued on next page...*

*Continued from previous page...*

Atom-1	Atom-2	Interatomic distance (Å)	Clash overlap (Å)
7:E:27:ALA:CB	7:E:61:VAL:HG12	2.07	0.84
4:K:58:ILE:HB	4:K:61:VAL:HB	1.59	0.84
4:K:87:VAL:HG21	4:K:144:VAL:HG11	1.58	0.84
6:N:181:ASP:HB3	6:N:441:ARG:HD3	1.59	0.84
6:N:543:LEU:HD21	6:N:600:LEU:HD13	1.59	0.84
5:C:488:ALA:HB3	10:C:1480:HOH:O	1.77	0.84
5:C:837:ASP:HA	5:C:999:HIS:CE1	2.12	0.84
6:N:203:ALA:HA	10:N:8545:HOH:O	1.77	0.84
5:M:893:ALA:HB2	5:M:918:LEU:HD12	1.59	0.84
6:N:166:GLN:HG2	6:N:396:VAL:HG12	1.56	0.84
2:Y:5:C:H2'	2:Y:6:U:C6	2.12	0.84
6:D:18:ILE:HG23	6:D:518:PRO:HG3	1.59	0.84
6:D:206:ARG:HG2	6:D:394:LEU:HD22	1.60	0.84
4:A:85:LEU:HA	4:A:124:ASN:HD22	1.43	0.84
5:C:148:PHE:HB2	10:C:1375:HOH:O	1.78	0.84
6:D:1129:THR:HG23	6:D:1130:ARG:H	1.42	0.84
5:M:95:TYR:CD2	5:M:114:PHE:HB3	2.12	0.84
6:N:398:ALA:HB2	6:N:447:VAL:HA	1.60	0.84
2:Y:2:A:H5''	6:N:671:LYS:HZ1	1.41	0.84
5:M:332:ARG:HG3	5:M:465:GLY:HA3	1.58	0.83
6:N:206:ARG:HG2	6:N:394:LEU:HD22	1.60	0.83
1:X:17:DC:H2''	1:X:18:DG:H5'	1.59	0.83
6:D:525:ARG:HB2	6:D:538:SER:HB3	1.59	0.83
5:M:437:ARG:NH2	5:M:488:ALA:HA	1.91	0.83
1:G:21:DC:H1'	10:G:282:HOH:O	1.78	0.83
2:H:7:G:N2	5:C:1021:LEU:HB2	1.92	0.83
2:Y:12:G:H2'	2:Y:13:C:C6	2.13	0.83
5:C:758:ARG:HB3	5:C:788:THR:O	1.77	0.83
6:D:73:CYS:HB3	6:D:76:CYS:O	1.78	0.83
6:D:789:LEU:HD13	6:D:934:LEU:HD22	1.59	0.83
6:D:136:ASP:HB3	6:D:137:PRO:HD3	1.61	0.83
5:M:144:PRO:HG2	5:M:265:ARG:NH1	1.94	0.83
5:M:1005:MET:HE2	6:N:648:MET:HG3	1.61	0.83
6:D:1297:GLU:H	6:N:48:ARG:N	1.77	0.83
5:M:3:ILE:HD13	5:M:900:ARG:HB3	1.60	0.83
2:Y:4:U:OP1	6:N:82:LYS:HD3	1.78	0.82
6:D:792:ILE:HA	10:D:8543:HOH:O	1.77	0.82
6:D:1297:GLU:HB2	6:N:47:GLU:O	1.79	0.82
6:N:1042:ARG:O	6:N:1057:VAL:HB	1.79	0.82
6:N:1476:THR:HG23	7:O:21:VAL:HG22	1.60	0.82
5:C:362:GLY:HA3	5:C:367:LEU:HD23	1.60	0.82

*Continued on next page...*

*Continued from previous page...*

Atom-1	Atom-2	Interatomic distance (Å)	Clash overlap (Å)
6:D:133:ILE:HA	6:D:456:MET:CB	2.08	0.82
6:D:171:LEU:HD23	6:D:172:PRO:HD2	1.58	0.82
2:H:7:G:N1	5:C:1014:SER:HA	1.94	0.82
4:A:39:PRO:O	4:A:43:ILE:HG12	1.79	0.82
5:C:428:ARG:HH12	5:C:449:ILE:H	1.25	0.82
4:K:197:LEU:HD12	4:K:199:ILE:HD11	1.62	0.82
5:C:252:LYS:HD3	5:C:296:GLY:HA2	1.61	0.82
6:D:1184:GLN:HB2	6:N:559:ALA:HB1	1.60	0.82
4:B:84:GLU:HG2	4:B:127:LEU:HD11	1.60	0.82
6:D:440:VAL:HG11	10:D:8212:HOH:O	1.80	0.82
6:D:1310:ARG:HH21	6:D:1327:ARG:HG2	1.44	0.82
6:N:565:ILE:H	6:N:565:ILE:HD12	1.45	0.82
6:N:1385:GLY:HA2	10:N:8082:HOH:O	1.78	0.82
2:H:7:G:H21	5:C:1021:LEU:CB	1.93	0.82
5:M:1053:LEU:HD11	6:N:1466:VAL:HG13	1.61	0.82
6:N:720:LEU:H	6:N:720:LEU:HD12	1.44	0.82
2:H:12:G:H2'	2:H:13:C:C6	2.14	0.82
4:A:73:GLU:CD	4:A:73:GLU:H	1.81	0.82
5:C:1060:ILE:HD13	5:C:1063:ARG:HH21	1.43	0.82
6:D:52:PRO:HG2	6:D:80:VAL:HG13	1.61	0.82
6:N:185:VAL:HG21	6:N:203:ALA:HB2	1.62	0.82
2:Y:2:A:H3'	2:Y:2:A:H8	1.42	0.82
6:D:800:LYS:HD2	6:D:804:LEU:HD22	1.59	0.82
5:C:383:ARG:HB2	5:C:383:ARG:HH11	1.43	0.81
5:M:141:HIS:HB3	5:M:418:LEU:CG	2.09	0.81
5:C:632:ASN:HB3	5:C:633:GLN:HE21	1.45	0.81
4:L:56:VAL:HG13	4:L:142:VAL:HG12	1.62	0.81
6:N:108:VAL:HB	6:N:109:PRO:HD3	1.60	0.81
6:N:868:TYR:HB2	10:N:8682:HOH:O	1.80	0.81
4:B:35:THR:HA	10:B:318:HOH:O	1.79	0.81
5:C:806:LEU:HD21	10:C:1221:HOH:O	1.78	0.81
5:M:34:VAL:HB	5:M:38:LYS:HG3	1.61	0.81
6:N:838:ARG:HA	10:N:8288:HOH:O	1.79	0.81
2:Y:10:G:H2'	2:Y:11:C:C6	2.15	0.81
5:C:1085:PHE:HD2	6:D:1468:LEU:HA	1.44	0.81
6:D:116:LEU:HD22	6:D:118:LEU:HG	1.62	0.81
6:N:1379:VAL:HG12	6:N:1419:PRO:HA	1.61	0.81
5:C:12:VAL:HB	5:C:472:ARG:HH11	1.46	0.81
6:D:603:LEU:O	6:D:606:ILE:HG22	1.81	0.81
4:K:206:THR:HG22	4:K:209:GLU:HG3	1.63	0.81
4:L:28:LEU:O	4:L:192:LEU:HD23	1.81	0.81

*Continued on next page...*

*Continued from previous page...*

Atom-1	Atom-2	Interatomic distance (Å)	Clash overlap (Å)
6:N:161:LEU:HD21	6:N:452:ILE:HD13	1.61	0.80
5:C:281:LEU:HD11	5:C:306:THR:HA	1.61	0.80
6:D:396:VAL:HG21	6:D:445:ARG:HD3	1.61	0.80
6:D:1264:GLU:HG2	6:D:1266:ARG:HH21	1.47	0.80
4:B:40:LEU:O	4:B:44:LEU:HG	1.81	0.80
5:C:103:LYS:HB2	10:C:1122:HOH:O	1.80	0.80
6:D:28:LYS:HB3	6:D:41:ARG:HD2	1.62	0.80
6:D:128:TYR:HE2	6:D:458:ALA:HA	1.44	0.80
6:D:1297:GLU:HG3	6:N:78:VAL:HA	1.63	0.80
5:C:65:VAL:HB	5:C:101:ILE:HB	1.64	0.80
5:C:418:LEU:H	5:C:418:LEU:HD12	1.45	0.80
7:E:27:ALA:HB2	7:E:61:VAL:HG12	1.64	0.80
5:M:110:GLU:HG3	5:M:369:PRO:HG3	1.63	0.80
6:D:699:VAL:H	6:D:756:GLN:NE2	1.78	0.80
5:M:612:VAL:HG22	5:M:622:GLU:HA	1.63	0.80
6:N:116:LEU:HD13	6:N:118:LEU:HD11	1.60	0.80
5:M:643:VAL:HB	10:M:1141:HOH:O	1.82	0.80
6:D:500:ARG:HD3	10:D:8400:HOH:O	1.81	0.80
6:N:80:VAL:HG12	6:N:81:THR:O	1.82	0.80
6:N:1400:VAL:HA	10:N:8468:HOH:O	1.82	0.80
6:N:1475:GLY:HA2	10:N:8173:HOH:O	1.81	0.80
5:C:86:LYS:HB3	5:C:813:VAL:HG23	1.64	0.79
5:C:904:PRO:HD2	5:C:908:GLY:HA2	1.64	0.79
4:L:92:PRO:HA	4:L:146:ARG:NH1	1.97	0.79
5:M:128:ILE:HG22	10:M:1145:HOH:O	1.81	0.79
6:D:1042:ARG:O	6:D:1057:VAL:HB	1.83	0.79
4:K:189:ARG:HG3	4:K:191:ASP:OD1	1.80	0.79
5:M:607:ASP:HB3	5:M:610:ARG:H	1.45	0.79
6:N:133:ILE:O	6:N:152:LEU:HB2	1.81	0.79
6:D:398:ALA:HB2	6:D:447:VAL:HA	1.65	0.79
6:N:890:VAL:HG12	6:N:926:LYS:HE2	1.64	0.79
4:K:178:ALA:HB3	4:K:198:ARG:HG3	1.63	0.79
5:M:12:VAL:HG12	5:M:534:VAL:HG13	1.65	0.79
6:N:453:ASP:HB3	6:N:455:ARG:HH21	1.48	0.79
4:B:194:LYS:HG2	10:B:338:HOH:O	1.81	0.79
5:C:607:ASP:HB3	5:C:610:ARG:H	1.47	0.79
4:A:215:VAL:HG13	4:B:222:LEU:HD22	1.64	0.79
5:C:366:SER:HB3	10:C:1573:HOH:O	1.82	0.79
6:D:909:ASN:HB3	10:D:8041:HOH:O	1.81	0.79
5:M:1008:ARG:HD2	5:M:1028:GLY:N	1.97	0.79
6:N:135:LEU:HD21	6:N:452:ILE:HG13	1.65	0.79

*Continued on next page...*



*Continued from previous page...*

Atom-1	Atom-2	Interatomic distance (Å)	Clash overlap (Å)
6:D:1404:ASN:ND2	6:D:1408:ILE:HD12	1.98	0.79
6:N:868:TYR:HD1	6:N:869:MET:H	1.29	0.79
4:A:83:LYS:HZ3	4:A:168:ASP:HB2	1.48	0.79
6:D:1481:VAL:HG13	7:E:18:ARG:HE	1.48	0.79
6:N:1108:ARG:HB2	10:N:8322:HOH:O	1.82	0.79
5:C:557:ARG:NH2	5:C:879:ARG:HE	1.80	0.78
5:C:726:ILE:HG12	5:C:754:ILE:HD12	1.66	0.78
5:C:1085:PHE:CD2	6:D:1468:LEU:HA	2.17	0.78
6:D:877:PRO:O	6:D:880:ILE:HG22	1.83	0.78
6:N:161:LEU:HD21	6:N:452:ILE:HG21	1.64	0.78
5:C:155:PRO:HA	10:C:1569:HOH:O	1.83	0.78
2:H:12:G:H2'	2:H:13:C:H6	1.48	0.78
5:C:404:LEU:HA	5:C:407:LYS:HD3	1.64	0.78
5:C:573:ARG:HB2	5:C:670:GLN:HE22	1.49	0.78
6:D:179:VAL:HG13	6:D:183:GLU:HB3	1.65	0.78
5:M:719:PRO:HD3	10:M:1672:HOH:O	1.83	0.78
5:M:946:ARG:HH11	5:M:946:ARG:CB	1.95	0.78
6:N:603:LEU:O	6:N:606:ILE:HG22	1.83	0.78
2:H:6:U:H2'	2:H:7:G:N7	1.98	0.78
6:N:996:TRP:HA	6:N:999:THR:HG22	1.64	0.78
5:C:216:GLU:HB3	10:C:1714:HOH:O	1.82	0.78
5:C:408:ARG:HH21	5:C:455:LEU:HD12	1.48	0.78
5:C:917:LEU:HA	10:C:1699:HOH:O	1.84	0.78
5:M:91:GLN:NE2	5:M:383:ARG:HH22	1.81	0.78
5:M:468:ARG:HB3	10:M:1264:HOH:O	1.83	0.78
6:N:403:PHE:HB3	10:N:8493:HOH:O	1.83	0.78
6:N:581:LEU:HD23	6:N:581:LEU:H	1.46	0.78
7:O:27:ALA:HB2	7:O:61:VAL:HG12	1.66	0.78
1:X:16:DG:OP1	5:M:1031:ARG:HD3	1.84	0.78
4:A:117:VAL:HB	4:A:120:VAL:CG1	2.13	0.78
5:C:487:THR:HB	5:C:490:GLU:HG3	1.65	0.78
5:M:872:ASN:HD21	5:M:874:LEU:HB2	1.46	0.78
4:A:7:LYS:HD2	4:A:186:LEU:HD11	1.65	0.78
4:A:79:ILE:HG21	4:A:165:ILE:HD11	1.65	0.78
4:B:206:THR:HG22	4:B:209:GLU:H	1.48	0.78
6:D:1173:LEU:HD12	6:D:1176:LYS:NZ	1.99	0.78
5:M:837:ASP:HA	5:M:999:HIS:CE1	2.18	0.78
2:Y:6:U:H2'	2:Y:7:G:N7	1.99	0.78
5:C:290:LEU:HB3	5:C:302:VAL:HG11	1.66	0.78
5:C:198:ARG:HB3	10:C:1589:HOH:O	1.83	0.78
5:C:245:GLY:HA2	10:C:1742:HOH:O	1.83	0.78

*Continued on next page...*

*Continued from previous page...*

Atom-1	Atom-2	Interatomic distance (Å)	Clash overlap (Å)
5:C:462:ASP:HB3	5:C:468:ARG:HD2	1.66	0.78
6:D:1296:SER:HA	6:N:48:ARG:HB2	1.65	0.78
5:M:151:ASP:HB2	5:M:157:ARG:O	1.84	0.78
6:D:996:TRP:HA	6:D:999:THR:HG22	1.66	0.77
6:N:393:ILE:HG12	10:N:8635:HOH:O	1.82	0.77
5:C:21:ILE:H	5:C:21:ILE:HD12	1.47	0.77
4:K:117:VAL:HB	4:K:120:VAL:CG1	2.13	0.77
6:N:526:PRO:O	6:N:537:THR:HA	1.84	0.77
5:C:141:HIS:HB3	5:C:418:LEU:HD23	1.64	0.77
5:C:1003:ASP:CG	6:D:724:GLN:HE22	1.87	0.77
5:M:91:GLN:HE22	5:M:383:ARG:NH1	1.80	0.77
6:D:817:GLU:HG3	6:D:839:LEU:HD23	1.65	0.77
6:N:24:GLY:HA3	6:N:49:ILE:HG12	1.66	0.77
6:D:1258:ARG:HH21	6:D:1351:GLU:HG2	1.48	0.77
5:M:861:LEU:HD23	5:M:863:ASP:H	1.50	0.77
5:M:896:PHE:O	5:M:924:VAL:HG11	1.85	0.77
5:M:328:LEU:HD23	5:M:437:ARG:HD3	1.67	0.77
6:N:143:ASN:HD21	6:N:145:VAL:HG12	1.48	0.77
6:N:1287:GLU:HB2	10:N:8567:HOH:O	1.84	0.77
5:C:91:GLN:HE22	5:C:383:ARG:NH1	1.83	0.77
5:C:893:ALA:HB2	5:C:918:LEU:HD12	1.64	0.77
6:D:1379:VAL:HG12	6:D:1419:PRO:HA	1.65	0.77
4:K:52:ALA:HA	10:K:1487:HOH:O	1.83	0.77
6:N:813:LEU:O	6:N:817:GLU:HB2	1.84	0.77
6:N:1205:TYR:CD2	6:N:1215:VAL:HG21	2.20	0.77
5:M:810:ASP:HB3	5:M:813:VAL:HG12	1.64	0.77
4:K:89:PHE:HB3	4:K:94:LEU:HD13	1.67	0.77
4:L:79:ILE:HG21	4:L:165:ILE:HD11	1.67	0.77
5:M:1046:ALA:HB1	6:N:1471:LEU:HD11	1.66	0.77
6:N:422:ALA:HB3	10:N:8493:HOH:O	1.84	0.76
2:Y:2:A:C8	2:Y:2:A:C3'	2.62	0.76
7:E:36:LYS:NZ	7:E:45:ARG:HH22	1.82	0.76
5:C:453:THR:HG21	10:C:1499:HOH:O	1.84	0.76
6:D:486:ARG:HA	6:D:489:ARG:HG2	1.68	0.76
5:M:405:ARG:HD3	5:M:543:ASN:OD1	1.86	0.76
5:M:958:THR:HG23	5:M:961:GLU:HG3	1.67	0.76
5:C:542:VAL:HB	10:C:1620:HOH:O	1.85	0.76
6:D:799:LYS:HB3	6:D:826:PRO:HG2	1.64	0.76
5:M:762:LYS:HD2	5:M:786:LYS:HB2	1.67	0.76
6:N:764:LEU:HD12	6:N:765:SER:N	2.00	0.76
5:C:199:VAL:HG11	10:C:1318:HOH:O	1.85	0.76

*Continued on next page...*

*Continued from previous page...*

Atom-1	Atom-2	Interatomic distance (Å)	Clash overlap (Å)
5:C:517:ARG:HB3	10:C:1354:HOH:O	1.86	0.76
5:M:144:PRO:HG2	5:M:265:ARG:HH12	1.50	0.76
6:N:171:LEU:HD23	6:N:172:PRO:HD2	1.68	0.76
6:D:1299:PHE:HA	6:N:59:ALA:CB	2.16	0.76
5:M:36:PRO:HG2	5:M:70:GLU:HB3	1.66	0.76
5:C:1009:SER:HB3	6:D:651:GLU:O	1.85	0.76
5:C:1032:PHE:O	5:C:1036:GLU:HB2	1.86	0.76
6:D:78:VAL:HG12	6:D:80:VAL:HG22	1.67	0.76
5:M:312:ALA:HB1	5:M:318:PRO:HG2	1.68	0.76
6:N:393:ILE:HG22	10:N:8545:HOH:O	1.86	0.76
6:N:527:MET:HG2	10:N:8215:HOH:O	1.85	0.76
6:N:619:LEU:HB2	6:N:621:LYS:HD3	1.68	0.76
6:N:976:GLN:O	6:N:980:MET:HG2	1.85	0.76
6:D:1292:VAL:HG23	6:D:1305:LEU:HG	1.65	0.76
5:C:1007:ALA:HB1	6:D:652:LEU:HD13	1.65	0.76
5:M:332:ARG:HA	5:M:465:GLY:O	1.86	0.76
5:M:628:PHE:HB2	10:M:1205:HOH:O	1.86	0.76
6:N:30:GLU:HB3	6:N:40:GLU:HG2	1.65	0.76
6:N:799:LYS:HB3	6:N:826:PRO:HG2	1.66	0.76
6:N:977:ALA:HB1	6:N:983:LEU:HD21	1.65	0.76
2:H:10:G:H2'	2:H:11:C:C6	2.20	0.76
6:N:675:ARG:HD3	10:N:8386:HOH:O	1.85	0.76
6:N:699:VAL:H	6:N:756:GLN:NE2	1.84	0.76
2:H:9:G:C8	2:H:9:G:H5'	2.20	0.75
5:C:626:ARG:H	5:C:639:GLN:NE2	1.83	0.75
6:D:565:ILE:H	6:D:565:ILE:HD12	1.48	0.75
6:D:695:ILE:HD11	6:D:718:PRO:HB2	1.68	0.75
1:G:12:DG:H2'	1:G:13:DT:H71	1.69	0.75
5:C:862:PRO:HB3	5:C:929:ARG:HH22	1.50	0.75
6:D:699:VAL:H	6:D:756:GLN:HE22	1.34	0.75
5:M:857:ASP:HB2	5:M:978:ARG:HG2	1.67	0.75
5:C:957:LYS:HD3	5:C:961:GLU:HB3	1.67	0.75
4:L:74:ASP:HB3	6:N:872:ARG:NH2	2.01	0.75
6:N:177:ALA:HB3	6:N:205:TYR:OH	1.85	0.75
6:N:1109:GLU:OE1	6:N:1201:CYS:HB2	1.86	0.75
1:X:23:DG:H2''	10:X:2177:HOH:O	1.87	0.75
5:C:101:ILE:HG23	5:C:107:LEU:HD22	1.69	0.75
5:C:557:ARG:HH21	5:C:879:ARG:NE	1.84	0.75
5:C:651:LYS:HB3	10:C:1581:HOH:O	1.87	0.75
5:C:691:SER:HB2	5:C:858:MET:SD	2.27	0.75
5:C:1076:VAL:HG13	10:C:1237:HOH:O	1.86	0.75

*Continued on next page...*

*Continued from previous page...*

Atom-1	Atom-2	Interatomic distance (Å)	Clash overlap (Å)
6:D:9:ARG:NH1	6:D:11:ALA:HB2	2.02	0.75
6:D:806:PHE:CE1	6:D:813:LEU:HB3	2.21	0.75
6:D:1209:LEU:HD21	7:E:16:LYS:NZ	2.01	0.75
6:D:1292:VAL:HG12	10:D:8213:HOH:O	1.87	0.75
5:M:221:LEU:HG	5:M:222:MET:HG3	1.67	0.75
5:M:1118:LYS:HA	6:N:23:TYR:OH	1.85	0.75
6:N:41:ARG:HD3	6:N:42:ASP:N	2.01	0.75
7:O:45:ARG:HG2	7:O:46:PRO:CD	2.16	0.75
5:C:520:GLU:HB2	10:C:1354:HOH:O	1.86	0.75
6:D:1293:PHE:HB2	6:N:75:ARG:O	1.87	0.75
5:M:157:ARG:NH1	5:M:314:THR:HB	2.02	0.75
4:B:186:LEU:HD23	10:B:400:HOH:O	1.85	0.75
5:C:729:LEU:HD13	6:D:675:ARG:NH1	2.01	0.75
6:D:832:ARG:HA	6:D:832:ARG:CZ	2.16	0.75
5:M:733:ALA:HB2	6:N:679:ARG:NH1	2.02	0.75
4:A:14:ARG:HH21	4:A:22:GLU:HB3	1.52	0.75
5:C:64:LEU:HD22	5:C:359:MET:HG3	1.66	0.75
5:C:65:VAL:HG11	10:C:1635:HOH:O	1.86	0.75
6:D:141:ILE:HG13	6:D:142:LEU:H	1.52	0.75
7:E:45:ARG:HG2	7:E:46:PRO:CD	2.17	0.75
5:M:176:VAL:HG12	5:M:182:VAL:HG13	1.68	0.75
5:M:1059:ASP:OD2	5:M:1079:PRO:HA	1.86	0.75
6:N:159:ARG:HA	10:N:8174:HOH:O	1.87	0.75
6:N:692:GLU:OE1	6:N:720:LEU:HD13	1.87	0.75
2:Y:9:G:H2'	2:Y:10:G:C8	2.21	0.75
5:C:91:GLN:NE2	5:C:383:ARG:HH12	1.85	0.75
6:D:1277:ILE:O	6:D:1294:VAL:HG11	1.86	0.75
4:K:74:ASP:O	4:K:78:ILE:HG13	1.87	0.74
5:M:137:VAL:O	5:M:391:LEU:HD21	1.87	0.74
5:M:201:GLY:HA2	10:M:1210:HOH:O	1.87	0.74
5:M:255:ALA:HB2	10:M:1194:HOH:O	1.86	0.74
6:N:810:GLU:O	6:N:813:LEU:HG	1.87	0.74
6:N:868:TYR:CD1	6:N:869:MET:HG3	2.22	0.74
6:D:17:LYS:HG2	6:D:21:TRP:HE1	1.52	0.74
5:M:946:ARG:NH2	6:N:861:GLN:HE22	1.86	0.74
6:N:116:LEU:HD11	6:N:464:LEU:HD13	1.69	0.74
4:B:178:ALA:HB3	4:B:198:ARG:HG3	1.68	0.74
6:D:1156:LEU:HD12	6:D:1176:LYS:HE3	1.69	0.74
5:M:126:SER:HA	10:M:1208:HOH:O	1.85	0.74
6:N:907:GLU:HG2	6:N:909:ASN:H	1.51	0.74
1:G:14:DT:H2''	1:G:15:DC:H5'	1.68	0.74

*Continued on next page...*

*Continued from previous page...*

Atom-1	Atom-2	Interatomic distance (Å)	Clash overlap (Å)
5:C:248:PRO:HB3	10:C:1460:HOH:O	1.88	0.74
6:N:62:LYS:HE2	6:N:62:LYS:HA	1.70	0.74
6:N:128:TYR:CE2	6:N:461:ILE:HG13	2.22	0.74
6:N:764:LEU:HD12	6:N:765:SER:H	1.52	0.74
5:C:176:VAL:HG12	5:C:182:VAL:HG13	1.68	0.74
5:C:857:ASP:HB2	5:C:978:ARG:HG2	1.69	0.74
6:D:446:VAL:HG13	10:D:8185:HOH:O	1.87	0.74
6:D:1016:PRO:HG2	10:D:8706:HOH:O	1.86	0.74
5:M:191:PHE:HB2	5:M:241:LEU:HD11	1.68	0.74
5:M:689:VAL:HG12	10:M:1243:HOH:O	1.87	0.74
7:O:40:LEU:HD21	7:O:67:GLU:HA	1.69	0.74
4:A:94:LEU:HD21	4:A:119:ASP:HB2	1.69	0.74
5:C:329:GLY:HA2	10:C:1480:HOH:O	1.88	0.74
6:D:515:GLU:HB2	10:D:8570:HOH:O	1.86	0.74
5:M:185:LYS:HG2	5:M:190:LYS:HG3	1.68	0.74
5:M:274:ARG:HG3	5:M:285:LEU:HD22	1.70	0.74
6:N:41:ARG:HD3	6:N:42:ASP:H	1.52	0.74
6:N:1379:VAL:HA	6:N:1420:LEU:HB2	1.67	0.74
5:C:689:VAL:HB	5:C:870:ILE:HG13	1.69	0.74
5:C:1107:ASN:HA	10:C:1245:HOH:O	1.87	0.74
6:D:1295:GLU:HG3	6:N:77:GLY:N	2.01	0.74
6:N:1313:VAL:HB	10:N:8650:HOH:O	1.88	0.74
6:N:1364:HIS:ND1	6:N:1366:LYS:HG3	2.02	0.74
4:B:110:LYS:HD3	4:B:126:ASP:HA	1.70	0.74
5:C:89:THR:O	5:C:91:GLN:HG3	1.88	0.74
6:D:1000:THR:O	6:D:1003:VAL:HG12	1.88	0.74
5:C:261:ILE:H	5:C:261:ILE:HD12	1.53	0.74
5:C:546:LEU:HD13	5:C:565:GLN:HE22	1.49	0.74
6:D:15:PRO:HG3	10:D:8075:HOH:O	1.86	0.74
6:D:954:ALA:HB1	6:D:1039:CYS:SG	2.28	0.74
5:M:752:GLY:H	5:M:792:VAL:HB	1.52	0.74
6:N:431:VAL:HG13	10:N:8674:HOH:O	1.86	0.74
10:K:1599:HOH:O	4:L:43:ILE:HD11	1.88	0.74
6:N:619:LEU:CD1	6:N:621:LYS:HZ3	1.95	0.74
2:H:9:G:H2'	2:H:10:G:C8	2.24	0.73
5:C:896:PHE:O	5:C:924:VAL:HG11	1.87	0.73
5:M:384:GLU:HA	5:M:388:ARG:HD3	1.70	0.73
6:N:9:ARG:NH1	6:N:11:ALA:HB2	2.03	0.73
6:N:838:ARG:HH21	6:N:863:VAL:HG11	1.53	0.73
4:A:177:VAL:O	5:C:864:GLY:HA2	1.86	0.73
5:C:545:ASN:HB3	5:C:583:LEU:HD22	1.68	0.73

*Continued on next page...*

*Continued from previous page...*

Atom-1	Atom-2	Interatomic distance (Å)	Clash overlap (Å)
6:D:165:LYS:HB2	6:D:397:LYS:CB	2.17	0.73
6:D:785:ILE:H	6:D:785:ILE:HD12	1.52	0.73
5:M:275:TYR:CD2	5:M:276:LYS:HG3	2.23	0.73
10:M:1215:HOH:O	6:N:1079:LYS:HA	1.86	0.73
6:D:814:ALA:HB1	6:D:818:ARG:HH21	1.53	0.73
4:K:67:THR:HG21	5:M:609:ASN:HD21	1.53	0.73
5:M:399:ASN:HD22	5:M:568:ALA:HB3	1.54	0.73
6:N:700:VAL:HG22	6:N:718:PRO:HG3	1.70	0.73
6:N:996:TRP:O	6:N:1000:THR:HG22	1.88	0.73
6:N:1438:ALA:O	6:N:1443:THR:HG22	1.88	0.73
5:C:278:GLU:HB3	10:C:1535:HOH:O	1.87	0.73
6:D:1282:ARG:HB3	6:N:75:ARG:O	1.89	0.73
6:N:806:PHE:CE1	6:N:813:LEU:HB3	2.23	0.73
1:X:14:DT:H6	1:X:14:DT:H5'	1.53	0.73
2:Y:12:G:H2'	2:Y:13:C:H6	1.51	0.73
4:B:176:ARG:HB3	10:B:456:HOH:O	1.88	0.73
5:C:218:VAL:HB	10:C:1739:HOH:O	1.88	0.73
5:C:762:LYS:HD2	5:C:786:LYS:HB2	1.70	0.73
6:D:135:LEU:HD11	6:D:452:ILE:HD11	1.70	0.73
6:D:690:ALA:O	6:D:694:VAL:HG23	1.89	0.73
4:L:94:LEU:HD11	4:L:119:ASP:HB2	1.69	0.73
6:N:1102:THR:O	6:N:1222:GLY:HA3	1.89	0.73
5:C:164:PRO:HB2	10:C:1650:HOH:O	1.87	0.73
5:C:409:ARG:HA	5:C:454:SER:HA	1.69	0.73
5:C:606:VAL:HG11	5:C:643:VAL:O	1.88	0.73
5:C:847:GLY:HA2	6:D:741:ASP:HA	1.71	0.73
6:D:161:LEU:HD21	6:D:452:ILE:HG21	1.71	0.73
6:D:421:LEU:HD22	6:D:444:VAL:HG11	1.71	0.73
6:D:996:TRP:O	6:D:1000:THR:HG22	1.89	0.73
5:M:275:TYR:HD2	5:M:276:LYS:HG3	1.52	0.73
6:N:409:VAL:HB	10:N:8414:HOH:O	1.88	0.73
6:N:1413:THR:HG21	10:N:8082:HOH:O	1.88	0.73
5:C:285:LEU:HD23	5:C:285:LEU:O	1.87	0.73
5:C:328:LEU:HD22	5:C:433:THR:HB	1.69	0.73
5:C:700:TYR:HB3	10:C:1724:HOH:O	1.88	0.73
6:D:586:ARG:NH1	6:D:1444:THR:HG21	2.03	0.73
6:D:788:GLY:O	6:D:792:ILE:HG22	1.88	0.73
6:D:1300:SER:HB3	6:N:76:CYS:HB2	1.70	0.73
5:C:945:ARG:HD3	10:D:8055:HOH:O	1.87	0.73
5:C:1008:ARG:HH12	5:C:1011:GLY:N	1.87	0.73
6:D:832:ARG:HA	6:D:832:ARG:NE	2.04	0.73

*Continued on next page...*

*Continued from previous page...*

Atom-1	Atom-2	Interatomic distance (Å)	Clash overlap (Å)
4:K:46:SER:HB2	10:M:1413:HOH:O	1.88	0.73
6:N:1037:GLN:HG2	6:N:1042:ARG:HB3	1.69	0.73
6:D:165:LYS:HB3	6:D:397:LYS:H	1.53	0.73
6:D:715:ALA:HB3	6:D:764:LEU:HA	1.71	0.73
7:E:36:LYS:HE2	7:E:36:LYS:HA	1.69	0.73
5:M:198:ARG:HD2	5:M:204:GLN:HE21	1.53	0.73
5:M:676:ILE:HG21	5:M:988:VAL:HG22	1.71	0.73
4:A:46:SER:HB3	5:C:856:GLU:HG2	1.71	0.72
4:A:206:THR:HG22	4:A:209:GLU:H	1.54	0.72
4:A:226:SER:O	4:A:228:PRO:HD3	1.89	0.72
5:C:244:PRO:HD2	5:C:245:GLY:H	1.53	0.72
5:C:1097:LEU:HD22	5:C:1097:LEU:H	1.52	0.72
6:D:114:THR:HA	10:D:8276:HOH:O	1.88	0.72
6:D:654:LYS:HB3	6:D:655:PRO:HD3	1.69	0.72
6:D:799:LYS:O	6:D:826:PRO:HD2	1.89	0.72
4:L:223:THR:HA	10:L:367:HOH:O	1.88	0.72
1:G:16:DG:OP1	5:C:1031:ARG:HD3	1.89	0.72
5:C:757:GLY:HA2	5:C:789:SER:HB3	1.70	0.72
5:C:312:ALA:HB1	5:C:318:PRO:HG2	1.69	0.72
6:D:1429:LEU:HG	6:D:1441:GLN:HG3	1.71	0.72
4:K:88:ARG:HB3	10:K:3559:HOH:O	1.88	0.72
5:M:372:LEU:HD11	10:M:1598:HOH:O	1.89	0.72
5:M:953:VAL:HG11	5:M:962:GLN:HB3	1.70	0.72
6:N:832:ARG:HG2	10:N:8081:HOH:O	1.88	0.72
4:A:198:ARG:HH12	5:C:929:ARG:HD3	1.53	0.72
5:C:185:LYS:HG2	5:C:190:LYS:HG3	1.71	0.72
5:C:979:THR:HG23	5:C:981:GLU:H	1.54	0.72
6:D:16:GLU:HB3	10:D:8693:HOH:O	1.90	0.72
7:E:30:LEU:O	7:E:35:PHE:HA	1.88	0.72
6:N:179:VAL:HG21	6:N:189:GLN:HE22	1.54	0.72
5:C:838:LYS:HG2	10:C:1132:HOH:O	1.89	0.72
5:C:854:PRO:HB2	5:C:856:GLU:CG	2.19	0.72
6:D:202:VAL:HG11	6:D:445:ARG:HE	1.55	0.72
6:D:657:LEU:HD13	6:D:691:LEU:HD13	1.69	0.72
5:M:711:GLU:HG2	5:M:822:VAL:HG12	1.72	0.72
5:M:768:THR:HB	5:M:771:GLU:HB3	1.71	0.72
6:N:1101:VAL:HG21	6:N:1424:VAL:HG23	1.71	0.72
4:A:68:ILE:HA	10:A:425:HOH:O	1.87	0.72
5:C:182:VAL:HG11	5:C:193:LEU:HD22	1.70	0.72
5:C:626:ARG:H	5:C:639:GLN:HE21	1.35	0.72
5:C:727:PRO:HG3	5:C:783:ARG:HH21	1.55	0.72

*Continued on next page...*

*Continued from previous page...*

Atom-1	Atom-2	Interatomic distance (Å)	Clash overlap (Å)
6:D:90:MET:HB3	10:D:8234:HOH:O	1.89	0.72
6:D:1168:MET:HA	6:D:1168:MET:HE3	1.72	0.72
5:M:950:LEU:HD23	10:M:1556:HOH:O	1.90	0.72
2:Y:11:C:H2'	2:Y:12:G:C8	2.25	0.72
5:M:304:LEU:HD23	5:M:305:PRO:HD3	1.70	0.72
6:N:409:VAL:HG23	6:N:421:LEU:HA	1.70	0.72
5:C:290:LEU:HB3	5:C:302:VAL:CG1	2.19	0.72
6:D:1147:ARG:HB3	6:D:1188:VAL:HG21	1.70	0.72
6:D:1283:ILE:HD11	6:D:1314:LYS:HA	1.72	0.72
5:M:191:PHE:HZ	5:M:196:LEU:HB2	1.55	0.72
6:N:785:ILE:H	6:N:785:ILE:HD12	1.55	0.72
6:N:799:LYS:O	6:N:826:PRO:HD2	1.90	0.72
6:D:145:VAL:HG22	6:D:146:PRO:HD2	1.71	0.72
6:D:1487:VAL:HG11	6:D:1492:LEU:HD23	1.71	0.72
7:E:33:HIS:HB2	7:E:37:ASN:ND2	2.05	0.72
6:N:58:CYS:SG	6:N:59:ALA:N	2.62	0.72
6:N:1293:PHE:HD2	6:N:1300:SER:HB2	1.53	0.72
4:A:176:ARG:NH1	5:C:865:THR:HB	2.05	0.72
5:C:198:ARG:HD2	5:C:204:GLN:NE2	2.04	0.72
6:D:143:ASN:HA	10:D:8153:HOH:O	1.90	0.72
6:D:1281:VAL:HG22	10:D:8213:HOH:O	1.88	0.72
5:M:45:GLN:HE21	5:M:49:ARG:HH12	1.38	0.72
5:M:606:VAL:HG23	10:M:1481:HOH:O	1.90	0.72
5:M:759:THR:HG22	10:M:1588:HOH:O	1.90	0.72
6:N:1128:VAL:HB	6:N:1133:ARG:NH2	2.05	0.72
4:B:48:ILE:HD12	4:B:174:VAL:HG21	1.71	0.71
6:D:41:ARG:NH1	6:D:42:ASP:HB2	2.05	0.71
6:D:1106:VAL:HG11	6:D:1474:ALA:CB	2.20	0.71
6:D:1161:GLU:HG2	6:D:1164:ARG:HB2	1.72	0.71
6:D:1288:GLU:HG2	6:D:1289:LYS:HG3	1.72	0.71
7:E:13:VAL:HG21	7:E:19:LEU:HB2	1.71	0.71
6:N:23:TYR:O	6:N:49:ILE:HG23	1.90	0.71
5:C:25:SER:OG	5:C:335:THR:HB	1.90	0.71
6:D:455:ARG:HB2	10:D:8155:HOH:O	1.89	0.71
5:M:118:ILE:HG22	5:M:382:ILE:HD13	1.72	0.71
6:N:51:GLY:HA3	6:N:86:ARG:HA	1.71	0.71
6:N:539:ASP:HB3	6:N:600:LEU:HB3	1.72	0.71
6:N:783:ARG:HE	6:N:1029:ARG:HG3	1.53	0.71
5:C:976:ASP:HB3	5:C:979:THR:HG22	1.72	0.71
6:D:80:VAL:HG12	6:D:81:THR:O	1.90	0.71
6:D:1295:GLU:HG3	6:N:77:GLY:H	1.55	0.71

*Continued on next page...*



*Continued from previous page...*

Atom-1	Atom-2	Interatomic distance (Å)	Clash overlap (Å)
6:D:1401:GLU:HA	10:D:8379:HOH:O	1.91	0.71
5:M:492:ASP:HB3	5:M:518:LYS:HD2	1.71	0.71
5:M:675:ALA:HA	5:M:989:VAL:HG12	1.70	0.71
5:M:1111:ILE:HG13	5:M:1112:PHE:H	1.55	0.71
6:N:1118:ILE:HG13	6:N:1192:LEU:HD12	1.72	0.71
4:A:42:ARG:NH1	4:B:34:VAL:HB	2.04	0.71
5:C:1037:VAL:HG13	5:C:1049:LEU:HD11	1.70	0.71
6:D:723:GLY:HA3	10:D:8323:HOH:O	1.88	0.71
6:D:1047:LYS:NZ	6:D:1053:PHE:HA	2.05	0.71
6:N:804:LEU:HB2	6:N:830:ALA:O	1.90	0.71
2:Y:9:G:H5'	2:Y:9:G:C8	2.24	0.71
6:D:400:VAL:HG22	6:D:443:VAL:HG21	1.71	0.71
6:D:795:VAL:HG23	6:D:879:ARG:HH12	1.55	0.71
5:M:356:ARG:HH11	5:M:356:ARG:HB2	1.54	0.71
5:M:361:MET:HG3	10:M:1608:HOH:O	1.89	0.71
6:N:470:LEU:HD23	6:N:470:LEU:H	1.54	0.71
6:N:1075:HIS:HB2	10:N:8357:HOH:O	1.90	0.71
6:D:138:LYS:HG3	10:D:8701:HOH:O	1.91	0.71
4:L:57:TYR:HB3	4:L:141:GLU:HG3	1.73	0.71
5:C:257:VAL:HG21	10:C:1549:HOH:O	1.90	0.71
6:D:871:LYS:HZ2	6:N:442:ASN:HD22	1.38	0.71
5:M:52:PHE:CE1	5:M:66:LEU:HG	2.25	0.71
10:M:1149:HOH:O	6:N:1096:ARG:HG3	1.91	0.71
6:N:1047:LYS:HD2	6:N:1051:GLU:HG3	1.73	0.71
4:A:158:ILE:HG21	10:A:338:HOH:O	1.90	0.71
5:C:52:PHE:CD2	5:C:68:PHE:HB2	2.25	0.71
6:D:793:THR:HG21	6:D:906:GLN:HG2	1.72	0.71
6:D:1382:THR:HG21	6:D:1418:LYS:HE3	1.71	0.71
5:M:405:ARG:NH2	5:M:566:THR:HG21	2.06	0.71
6:N:633:VAL:HG22	6:N:635:PRO:HD3	1.72	0.71
5:C:157:ARG:CZ	5:C:314:THR:HB	2.20	0.71
5:C:1005:MET:SD	6:D:724:GLN:HA	2.31	0.71
6:D:1197:ARG:HD3	6:D:1198:TYR:CD1	2.25	0.71
5:M:1090:LYS:HZ3	5:M:1112:PHE:HE1	1.38	0.71
6:N:838:ARG:HE	6:N:863:VAL:HB	1.54	0.71
4:A:42:ARG:HD3	10:B:318:HOH:O	1.90	0.71
5:C:203:ASP:HB2	5:C:205:GLU:OE2	1.91	0.71
5:C:1013:TYR:HE1	5:C:1020:PRO:HG3	1.56	0.71
6:D:131:LYS:HG2	6:D:456:MET:HE1	1.72	0.71
6:D:476:GLU:HB3	10:D:8074:HOH:O	1.91	0.71
6:D:631:ILE:HG21	6:D:745:MET:SD	2.30	0.71

*Continued on next page...*

*Continued from previous page...*

Atom-1	Atom-2	Interatomic distance (Å)	Clash overlap (Å)
6:D:1441:GLN:NE2	6:D:1442:ASN:H	1.87	0.71
4:L:92:PRO:HA	4:L:146:ARG:HH12	1.56	0.71
6:N:796:ARG:HB3	10:N:8237:HOH:O	1.90	0.71
6:D:432:TYR:HB3	6:D:450:TYR:HB2	1.72	0.70
6:D:842:VAL:HG23	10:D:8021:HOH:O	1.90	0.70
5:M:578:VAL:HG21	5:M:991:GLN:HB3	1.71	0.70
6:N:703:ASN:HD22	6:N:704:ARG:H	1.39	0.70
7:O:30:LEU:O	7:O:35:PHE:HA	1.89	0.70
1:X:7:DC:H2'	10:X:2149:HOH:O	1.91	0.70
1:X:18:DG:H5''	6:N:628:ARG:NH2	2.06	0.70
5:C:796:GLU:HB3	5:C:829:GLN:HE22	1.55	0.70
5:C:1065:ALA:HB1	5:C:1077:PRO:HG2	1.73	0.70
5:C:1112:PHE:HB2	10:C:1420:HOH:O	1.92	0.70
6:D:1310:ARG:HE	6:D:1327:ARG:CB	2.02	0.70
6:D:1438:ALA:O	6:D:1443:THR:HG22	1.89	0.70
4:A:203:GLY:HA2	10:A:413:HOH:O	1.91	0.70
5:C:140:ILE:HD13	5:C:331:ARG:HH21	1.56	0.70
5:C:516:ARG:NH1	5:C:521:PRO:HB3	2.07	0.70
5:C:906:PHE:CZ	6:D:1067:VAL:HA	2.26	0.70
5:C:910:LYS:HD3	10:C:1407:HOH:O	1.90	0.70
6:D:882:PHE:HE1	6:D:934:LEU:HD21	1.55	0.70
6:D:1040:GLY:O	6:D:1060:SER:HB3	1.91	0.70
6:D:1046:GLN:HA	6:D:1052:THR:HA	1.73	0.70
6:D:1102:THR:O	6:D:1222:GLY:HA3	1.91	0.70
6:D:1134:LEU:HD21	6:D:1175:ILE:HG23	1.72	0.70
6:N:496:LEU:O	6:N:500:ARG:HG2	1.91	0.70
6:N:698:LYS:HD3	7:O:59:ASN:HD21	1.56	0.70
6:N:1325:LEU:HD12	10:N:8650:HOH:O	1.89	0.70
7:O:48:MET:N	7:O:54:LEU:HB2	2.06	0.70
4:A:43:ILE:CD1	4:B:35:THR:HG21	2.21	0.70
6:D:1112:CYS:HB2	6:D:1195:GLN:HG2	1.72	0.70
6:D:1468:LEU:O	6:D:1468:LEU:HD23	1.91	0.70
5:M:462:ASP:HB3	5:M:468:ARG:HD2	1.71	0.70
5:M:650:ARG:HG2	5:M:653:ASP:HB2	1.72	0.70
6:N:415:VAL:HG13	6:N:419:ASP:HB2	1.74	0.70
6:N:464:LEU:HD11	10:N:8398:HOH:O	1.90	0.70
4:A:42:ARG:CZ	5:C:857:ASP:HB3	2.21	0.70
6:D:204:LEU:HG	6:D:394:LEU:O	1.91	0.70
6:D:1312:LEU:HG	6:D:1327:ARG:HH11	1.56	0.70
6:N:62:LYS:HG3	6:N:75:ARG:HD2	1.73	0.70
6:N:695:ILE:HG21	6:N:720:LEU:HD11	1.71	0.70

*Continued on next page...*

*Continued from previous page...*

Atom-1	Atom-2	Interatomic distance (Å)	Clash overlap (Å)
6:N:1429:LEU:HD21	10:N:8580:HOH:O	1.91	0.70
4:A:58:ILE:HB	4:A:61:VAL:HB	1.72	0.70
5:C:164:PRO:HA	10:C:1391:HOH:O	1.89	0.70
6:D:54:LYS:HE3	6:D:55:ASP:HB2	1.72	0.70
4:L:62:LEU:HB2	10:L:337:HOH:O	1.91	0.70
6:N:983:LEU:HD13	10:N:8327:HOH:O	1.90	0.70
6:N:1000:THR:O	6:N:1003:VAL:HG12	1.92	0.70
6:N:1101:VAL:CG2	6:N:1424:VAL:HG23	2.21	0.70
5:C:364:GLU:HG2	10:C:1469:HOH:O	1.91	0.70
5:C:435:TYR:O	5:C:437:ARG:HD2	1.91	0.70
5:C:546:LEU:HD13	5:C:565:GLN:NE2	2.06	0.70
5:M:45:GLN:NE2	5:M:49:ARG:HH12	1.89	0.70
5:M:140:ILE:O	5:M:418:LEU:HD23	1.91	0.70
5:M:174:LEU:HD13	5:M:307:LEU:HD13	1.73	0.70
5:M:1034:GLU:HG2	6:N:619:LEU:HD13	1.73	0.70
6:N:813:LEU:HB2	6:N:839:LEU:HD21	1.74	0.70
7:E:54:LEU:HD23	7:E:58:PRO:HD2	1.74	0.70
5:M:601:GLY:HA3	5:M:615:TYR:HA	1.74	0.70
5:M:904:PRO:HA	10:M:1620:HOH:O	1.91	0.70
6:N:1412:LYS:HE2	6:N:1414:PRO:HG3	1.74	0.70
4:A:162:ILE:HG12	10:A:434:HOH:O	1.92	0.70
5:C:228:ALA:HB2	10:C:1160:HOH:O	1.90	0.70
6:D:161:LEU:HG	6:D:449:SER:HB3	1.74	0.70
6:D:926:LYS:HA	6:D:929:ARG:HD2	1.72	0.70
6:D:1123:PHE:CZ	6:D:1178:ALA:HB1	2.27	0.70
7:E:48:MET:HB3	10:E:111:HOH:O	1.92	0.70
1:X:5:DG:H3'	10:X:865:HOH:O	1.91	0.70
4:A:131:THR:HG22	10:A:406:HOH:O	1.91	0.70
4:B:97:VAL:HG11	4:B:120:VAL:HG21	1.72	0.70
5:C:806:LEU:HD13	5:C:813:VAL:HG21	1.74	0.70
6:D:1101:VAL:HG21	6:D:1424:VAL:HG23	1.74	0.70
5:M:498:GLN:NE2	6:N:1067:VAL:HG11	2.07	0.70
6:N:1228:SER:HA	10:N:8127:HOH:O	1.91	0.70
2:H:9:G:H5'	2:H:9:G:H8	1.57	0.69
4:B:92:PRO:HA	4:B:146:ARG:NH1	2.07	0.69
5:C:191:PHE:HZ	5:C:196:LEU:HB2	1.57	0.69
6:D:1137:ARG:O	6:D:1141:GLU:HG3	1.92	0.69
7:E:54:LEU:CD2	7:E:63:TRP:HE1	2.05	0.69
6:N:1389:LEU:HD12	6:N:1390:LEU:N	2.07	0.69
6:D:1292:VAL:O	6:D:1303:TYR:HB2	1.92	0.69
5:M:199:VAL:HG13	5:M:235:LEU:HG	1.74	0.69

*Continued on next page...*

*Continued from previous page...*

Atom-1	Atom-2	Interatomic distance (Å)	Clash overlap (Å)
6:N:1465:ASN:HD21	6:N:1470:ARG:HB3	1.58	0.69
1:X:12:DG:H2'	1:X:13:DT:H71	1.74	0.69
2:Y:8:C:O2'	2:Y:9:G:H5'	1.92	0.69
5:C:263:ASP:HB2	5:C:264:PRO:HD3	1.72	0.69
5:C:420:ARG:HB2	10:C:1383:HOH:O	1.92	0.69
6:D:581:LEU:HD23	6:D:581:LEU:H	1.56	0.69
6:N:1192:LEU:HD22	6:N:1345:GLU:HG2	1.75	0.69
5:C:358:ARG:NH2	5:C:374:ASN:HB3	2.01	0.69
6:D:1047:LYS:HD2	6:D:1051:GLU:HG3	1.72	0.69
6:D:1489:GLN:HB2	10:D:8580:HOH:O	1.93	0.69
4:K:86:VAL:HG12	4:K:124:ASN:HB2	1.74	0.69
5:M:1030:GLN:HB2	6:N:626:SER:HB2	1.74	0.69
4:B:56:VAL:HG21	4:B:82:LEU:HD12	1.74	0.69
5:C:774:LEU:HD23	10:C:1304:HOH:O	1.93	0.69
5:M:38:LYS:HE2	5:M:38:LYS:HA	1.74	0.69
5:M:89:THR:O	5:M:91:GLN:HG3	1.92	0.69
6:N:1433:SER:HB2	6:N:1457:ASP:OD2	1.92	0.69
2:H:11:C:H2'	2:H:12:G:C8	2.27	0.69
5:C:39:ARG:H	5:C:39:ARG:HD2	1.57	0.69
5:C:470:PRO:HB2	5:C:534:VAL:HG21	1.74	0.69
6:D:973:GLN:HG2	10:D:8188:HOH:O	1.92	0.69
6:N:111:LYS:HE3	6:N:1452:ILE:HD13	1.74	0.69
2:Y:10:G:O2'	2:Y:11:C:H5'	1.92	0.69
4:A:42:ARG:HD2	5:C:978:ARG:HA	1.74	0.69
5:C:129:ILE:HD13	5:C:134:ARG:HB2	1.74	0.69
5:C:1002:GLU:HA	6:D:628:ARG:HH22	1.57	0.69
6:D:1280:VAL:HG13	6:N:48:ARG:CZ	2.23	0.69
6:N:448:GLU:HA	10:N:8138:HOH:O	1.92	0.69
6:N:1465:ASN:ND2	6:N:1470:ARG:HB3	2.07	0.69
4:A:42:ARG:HH11	5:C:978:ARG:HA	1.57	0.69
4:A:109:VAL:HG21	4:A:138:LEU:HD23	1.74	0.69
4:B:34:VAL:HG11	5:C:978:ARG:HB3	1.74	0.69
5:C:577:PRO:HA	5:C:671:ASN:HD21	1.56	0.69
5:C:949:LYS:HD3	6:D:796:ARG:NH2	2.06	0.69
6:D:172:PRO:HG2	6:D:175:VAL:HG21	1.74	0.69
6:D:586:ARG:HH12	6:D:1444:THR:HG21	1.57	0.69
6:D:813:LEU:O	6:D:817:GLU:HB2	1.93	0.69
6:D:926:LYS:HE3	6:D:929:ARG:HH11	1.57	0.69
6:D:947:ILE:HD12	6:D:947:ILE:O	1.92	0.69
4:K:109:VAL:HG12	10:K:1535:HOH:O	1.93	0.69
5:M:218:VAL:HG22	5:M:221:LEU:HD23	1.74	0.69

*Continued on next page...*

*Continued from previous page...*

Atom-1	Atom-2	Interatomic distance (Å)	Clash overlap (Å)
5:M:332:ARG:CZ	5:M:464:LEU:HD11	2.23	0.69
5:M:366:SER:HB2	10:M:1125:HOH:O	1.93	0.69
5:M:700:TYR:HB3	5:M:833:LEU:HD13	1.75	0.69
5:M:851:LYS:HG2	5:M:853:LEU:HD12	1.73	0.69
6:N:131:LYS:HG3	6:N:568:ARG:HG2	1.74	0.69
6:N:133:ILE:HG12	6:N:456:MET:CB	2.23	0.69
6:N:684:LYS:HB2	6:N:686:GLU:HG3	1.75	0.69
6:N:1129:THR:O	6:N:1130:ARG:HD2	1.92	0.69
6:N:1209:LEU:HD23	6:N:1211:MET:H	1.57	0.69
6:D:814:ALA:HA	10:D:8469:HOH:O	1.93	0.69
6:D:1123:PHE:HZ	6:D:1178:ALA:HB1	1.57	0.69
4:K:226:SER:O	4:K:228:PRO:HD3	1.93	0.69
6:N:489:ARG:HH21	6:N:1389:LEU:HD21	1.55	0.69
7:O:68:LEU:HD12	7:O:73:LEU:HD22	1.74	0.69
3:I:3:DA:H2''	3:I:4:DC:H5''	1.75	0.69
5:C:1084:SER:O	5:C:1087:VAL:HG12	1.93	0.69
6:D:810:GLU:O	6:D:813:LEU:HG	1.92	0.69
6:D:996:TRP:CE2	6:D:1056:PRO:HG2	2.28	0.69
5:M:730:SER:O	5:M:734:LEU:HD13	1.92	0.69
5:M:731:GLU:HB2	10:M:1336:HOH:O	1.93	0.69
6:N:1288:GLU:HG2	6:N:1289:LYS:HG3	1.75	0.69
3:Z:3:DA:H2''	3:Z:4:DC:H5''	1.74	0.68
5:C:716:LYS:HG3	10:C:1447:HOH:O	1.92	0.68
6:D:1133:ARG:HG2	10:D:8310:HOH:O	1.92	0.68
6:D:1468:LEU:HD22	6:D:1470:ARG:HB2	1.75	0.68
5:M:281:LEU:HD11	5:M:306:THR:HA	1.75	0.68
5:C:157:ARG:NH1	5:C:314:THR:HB	2.07	0.68
5:C:945:ARG:HE	5:C:949:LYS:HZ1	1.41	0.68
6:D:1273:VAL:HG22	6:D:1326:THR:OG1	1.93	0.68
5:M:415:PRO:HD2	5:M:418:LEU:HD13	1.75	0.68
5:M:683:ASN:HA	5:M:687:ALA:HB3	1.75	0.68
6:N:161:LEU:CD2	6:N:452:ILE:HD13	2.24	0.68
6:N:454:ALA:HB2	10:N:8404:HOH:O	1.91	0.68
2:H:13:C:H2'	2:H:14:G:H8	1.58	0.68
5:C:395:LYS:CE	5:C:403:SER:HB2	2.22	0.68
6:D:970:LYS:HA	6:D:973:GLN:NE2	2.08	0.68
6:N:133:ILE:CG1	6:N:456:MET:HB3	2.23	0.68
5:C:437:ARG:NH2	5:C:488:ALA:HA	2.09	0.68
6:D:906:GLN:HB3	6:D:911:LEU:CD1	2.23	0.68
2:H:10:G:O2'	2:H:11:C:H5'	1.94	0.68
4:B:105:GLY:HA2	10:B:331:HOH:O	1.93	0.68

*Continued on next page...*

*Continued from previous page...*

Atom-1	Atom-2	Interatomic distance (Å)	Clash overlap (Å)
5:C:953:VAL:HG11	5:C:962:GLN:HB3	1.75	0.68
6:D:868:TYR:HB3	10:D:8037:HOH:O	1.94	0.68
6:D:1280:VAL:HG13	6:N:48:ARG:NH2	2.08	0.68
5:M:606:VAL:HG22	5:M:645:VAL:HG13	1.74	0.68
6:N:101:HIS:ND1	6:N:103:TRP:HB2	2.08	0.68
5:C:198:ARG:HH11	5:C:204:GLN:HG2	1.56	0.68
5:C:569:VAL:HG21	10:C:1428:HOH:O	1.93	0.68
5:C:704:HIS:O	5:C:828:ALA:HA	1.93	0.68
6:D:1267:ARG:HB3	10:D:8661:HOH:O	1.92	0.68
5:M:146:VAL:HG22	5:M:162:ILE:HA	1.74	0.68
1:G:14:DT:H72	6:D:1089:ALA:HB2	1.75	0.68
2:Y:7:G:H21	5:M:1021:LEU:HB2	1.59	0.68
4:K:44:LEU:HD23	4:K:48:ILE:HD11	1.75	0.68
5:M:9:ILE:HG13	5:M:907:ASP:OD2	1.92	0.68
5:M:881:ASN:O	5:M:884:GLN:HG3	1.93	0.68
6:N:986:ARG:HD3	10:N:8585:HOH:O	1.94	0.68
5:C:367:LEU:HD23	5:C:371:LYS:HE3	1.76	0.68
5:C:1060:ILE:HD13	5:C:1063:ARG:NH2	2.09	0.68
6:D:789:LEU:CD1	6:D:934:LEU:HD22	2.23	0.68
6:D:1325:LEU:HD21	10:D:8213:HOH:O	1.94	0.68
2:H:13:C:H4'	5:C:409:ARG:NH2	2.09	0.68
5:C:1036:GLU:HG2	6:D:703:ASN:OD1	1.94	0.68
4:L:86:VAL:HG12	4:L:124:ASN:ND2	2.06	0.68
5:M:403:SER:O	5:M:407:LYS:HG3	1.92	0.68
6:N:136:ASP:HB3	6:N:137:PRO:HD3	1.75	0.68
5:C:10:ARG:HG3	10:C:1438:HOH:O	1.92	0.68
5:C:580:MET:HB3	5:C:584:GLU:CD	2.14	0.68
6:D:1052:THR:HG21	10:D:8031:HOH:O	1.94	0.68
7:O:21:VAL:O	7:O:25:LYS:HG3	1.94	0.68
4:A:38:ASN:CB	5:C:980:GLY:HA3	2.15	0.67
5:C:511:GLU:O	5:C:526:PRO:HD3	1.94	0.67
5:C:601:GLY:HA3	5:C:615:TYR:HA	1.75	0.67
5:C:943:VAL:HG23	5:C:985:GLY:H	1.58	0.67
6:N:962:GLN:O	6:N:966:GLU:HG3	1.93	0.67
4:A:178:ALA:HB3	4:A:198:ARG:HG3	1.75	0.67
4:B:199:ILE:HD11	4:B:211:LEU:HD13	1.76	0.67
5:C:220:GLY:HA3	10:C:1121:HOH:O	1.94	0.67
5:C:859:PRO:HB3	5:C:974:LEU:HD23	1.75	0.67
6:D:676:MET:SD	6:D:684:LYS:HE3	2.35	0.67
6:D:700:VAL:HG22	6:D:718:PRO:HG3	1.76	0.67
4:L:94:LEU:HD22	4:L:97:VAL:HG22	1.76	0.67

*Continued on next page...*

*Continued from previous page...*

Atom-1	Atom-2	Interatomic distance (Å)	Clash overlap (Å)
6:N:1040:GLY:O	6:N:1060:SER:HB3	1.94	0.67
6:N:1404:ASN:ND2	6:N:1408:ILE:HD12	2.09	0.67
2:Y:13:C:H2'	2:Y:14:G:H8	1.58	0.67
5:C:47:ALA:HB1	5:C:345:ARG:HB3	1.75	0.67
5:C:945:ARG:HG3	10:C:1146:HOH:O	1.93	0.67
5:C:1022:GLY:HA3	5:C:1026:GLN:O	1.95	0.67
5:M:197:LEU:HD13	5:M:207:LEU:HD11	1.74	0.67
5:M:811:PRO:HD3	10:M:1361:HOH:O	1.94	0.67
6:N:1025:GLN:HE21	6:N:1025:GLN:HA	1.58	0.67
6:N:1269:LYS:HD2	10:N:8678:HOH:O	1.95	0.67
7:O:14:ASP:OD1	7:O:18:ARG:HD2	1.93	0.67
2:Y:10:G:H2'	2:Y:11:C:H6	1.58	0.67
5:C:762:LYS:HZ2	5:C:786:LYS:HA	1.60	0.67
6:D:863:VAL:HA	10:D:8684:HOH:O	1.94	0.67
4:K:49:PRO:HB3	4:K:148:VAL:HG22	1.74	0.67
4:L:74:ASP:HB3	6:N:872:ARG:HH22	1.59	0.67
5:M:1032:PHE:O	5:M:1036:GLU:HB2	1.93	0.67
6:N:15:PRO:O	6:N:19:ARG:HG2	1.94	0.67
6:N:522:PRO:HA	6:N:525:ARG:HH11	1.60	0.67
6:N:814:ALA:HB1	6:N:818:ARG:HH21	1.59	0.67
7:O:79:LEU:HG	7:O:80:VAL:HG23	1.77	0.67
5:C:360:LEU:HD21	10:C:1188:HOH:O	1.95	0.67
5:C:1091:GLU:OE1	6:D:613:ARG:HG2	1.94	0.67
6:D:848:GLU:HB3	10:D:8384:HOH:O	1.93	0.67
6:D:1232:PRO:HB3	6:D:1361:VAL:CG2	2.22	0.67
5:M:676:ILE:CG2	5:M:988:VAL:HG22	2.25	0.67
6:N:700:VAL:HG12	6:N:749:VAL:HG13	1.76	0.67
6:N:800:LYS:HD2	6:N:804:LEU:HD13	1.75	0.67
5:C:242:LEU:HB3	10:C:1299:HOH:O	1.94	0.67
5:C:882:LEU:HD21	6:D:1038:LEU:HD22	1.77	0.67
6:D:510:GLU:HB2	6:D:511:TRP:CZ3	2.30	0.67
6:D:1412:LYS:O	6:D:1414:PRO:HD3	1.94	0.67
4:L:78:ILE:O	4:L:82:LEU:HG	1.94	0.67
5:M:150:PRO:HA	5:M:158:TYR:HB3	1.77	0.67
5:M:313:LEU:HD13	5:M:321:GLU:O	1.94	0.67
5:M:457:ALA:HB3	5:M:538:GLN:HA	1.75	0.67
5:M:1051:GLU:HG2	5:M:1056:LYS:HE3	1.76	0.67
6:N:781:PRO:HG2	6:N:911:LEU:HD22	1.77	0.67
2:H:8:C:O2'	2:H:9:G:H5'	1.95	0.67
4:A:6:LEU:HD21	10:A:451:HOH:O	1.94	0.67
4:B:7:LYS:O	4:B:7:LYS:HD3	1.95	0.67

*Continued on next page...*

*Continued from previous page...*

Atom-1	Atom-2	Interatomic distance (Å)	Clash overlap (Å)
6:D:433:GLY:HA3	6:D:447:VAL:O	1.95	0.67
6:D:814:ALA:HB1	6:D:818:ARG:HE	1.60	0.67
6:D:1173:LEU:HD12	6:D:1176:LYS:HZ3	1.59	0.67
6:D:1273:VAL:HG21	6:D:1305:LEU:HD21	1.76	0.67
6:N:566:ILE:HA	10:N:8692:HOH:O	1.93	0.67
6:N:1283:ILE:HD13	10:N:8136:HOH:O	1.95	0.67
6:N:1288:GLU:OE1	6:N:1289:LYS:HE3	1.94	0.67
1:X:16:DG:H5"	5:M:1031:ARG:HG2	1.76	0.67
5:C:309:TYR:HE2	5:C:321:GLU:HB3	1.58	0.67
5:C:428:ARG:NH1	5:C:449:ILE:H	1.91	0.67
6:D:849:ALA:HB2	10:D:8223:HOH:O	1.95	0.67
6:D:956:ILE:HG12	6:D:1039:CYS:O	1.95	0.67
6:D:1025:GLN:HA	6:D:1025:GLN:NE2	2.10	0.67
6:D:1106:VAL:O	6:D:1108:ARG:HD3	1.95	0.67
5:M:546:LEU:HB3	10:M:1366:HOH:O	1.95	0.67
6:N:4:GLU:HG2	6:N:6:ARG:HD2	1.76	0.67
6:N:57:GLU:HG2	6:N:58:CYS:N	2.10	0.67
6:N:434:ARG:HB3	6:N:434:ARG:NH1	2.07	0.67
4:A:89:PHE:HD1	4:A:120:VAL:HG23	1.59	0.67
4:B:42:ARG:HG2	4:B:42:ARG:HH11	1.60	0.67
4:B:110:LYS:HD2	10:B:376:HOH:O	1.95	0.67
5:C:198:ARG:CZ	5:C:203:ASP:HA	2.25	0.67
5:C:683:ASN:HA	5:C:687:ALA:HB3	1.76	0.67
5:C:1105:LYS:NZ	5:C:1107:ASN:HB2	2.09	0.67
6:D:171:LEU:HD11	6:D:192:ALA:HB2	1.75	0.67
6:D:1293:PHE:CZ	6:N:75:ARG:HD3	2.29	0.67
6:D:1318:TYR:HE2	6:N:42:ASP:CG	1.98	0.67
5:M:660:ALA:HB1	5:M:667:ALA:O	1.95	0.67
5:M:773:LEU:O	5:M:777:ILE:HG13	1.94	0.67
5:M:1018:GLN:OE1	5:M:1018:GLN:HA	1.94	0.67
5:M:1095:LEU:HG	6:N:603:LEU:HD13	1.77	0.67
6:N:1046:GLN:HA	6:N:1052:THR:HA	1.76	0.67
4:B:140:MET:HE1	10:B:437:HOH:O	1.95	0.67
5:C:304:LEU:HD23	5:C:305:PRO:HD3	1.76	0.67
4:K:220:GLU:O	4:K:223:THR:HG22	1.94	0.67
5:M:204:GLN:HA	10:M:1660:HOH:O	1.94	0.67
5:M:211:LEU:HD22	10:M:1346:HOH:O	1.94	0.67
5:M:1018:GLN:HB2	5:M:1083:GLU:HB2	1.77	0.67
6:N:984:THR:HG22	6:N:987:GLU:HG3	1.77	0.67
6:N:1326:THR:HG22	6:N:1327:ARG:H	1.60	0.67
7:O:43:GLU:HG3	7:O:44:GLU:H	1.60	0.67

*Continued on next page...*



*Continued from previous page...*

Atom-1	Atom-2	Interatomic distance (Å)	Clash overlap (Å)
5:C:200:LEU:HD13	5:C:300:ASP:CG	2.16	0.66
5:C:534:VAL:H	5:C:538:GLN:HE22	1.43	0.66
6:D:804:LEU:HB2	6:D:830:ALA:O	1.94	0.66
6:D:989:TYR:CZ	6:D:993:LEU:HD21	2.29	0.66
4:K:176:ARG:HG3	4:K:200:TRP:CE3	2.30	0.66
5:M:424:GLY:HA2	5:M:427:VAL:HG23	1.76	0.66
5:M:806:LEU:HD13	5:M:813:VAL:HG21	1.77	0.66
6:N:1003:VAL:O	6:N:1007:VAL:HG23	1.95	0.66
6:N:1412:LYS:O	6:N:1414:PRO:HD3	1.94	0.66
4:B:5:LYS:HD3	10:B:324:HOH:O	1.95	0.66
4:B:20:TYR:HD2	4:B:21:GLY:H	1.42	0.66
5:C:958:THR:HG23	5:C:961:GLU:HG3	1.77	0.66
6:D:72:VAL:CG2	6:D:77:GLY:HA2	2.25	0.66
6:D:1264:GLU:O	6:D:1266:ARG:HG3	1.95	0.66
5:M:1039:ALA:HA	10:N:8504:HOH:O	1.94	0.66
6:N:525:ARG:HG2	6:N:541:ASN:HD21	1.60	0.66
1:X:14:DT:H2''	1:X:15:DC:H5'	1.77	0.66
2:Y:9:G:H4'	6:N:601:ARG:NH1	2.09	0.66
5:C:373:VAL:HG23	10:C:1326:HOH:O	1.93	0.66
5:C:1057:SER:HB2	10:C:1439:HOH:O	1.94	0.66
6:D:131:LYS:NZ	6:D:568:ARG:HB2	2.09	0.66
6:D:414:ARG:HB3	6:D:450:TYR:CD1	2.31	0.66
6:D:472:ALA:HA	6:D:475:LYS:HD3	1.77	0.66
4:L:59:GLU:HB2	4:L:137:ARG:HH12	1.59	0.66
5:M:676:ILE:HG22	5:M:988:VAL:O	1.95	0.66
5:M:881:ASN:N	5:M:881:ASN:HD22	1.93	0.66
6:N:770:LEU:HD12	10:N:8384:HOH:O	1.95	0.66
6:N:1011:PHE:HB3	6:N:1021:TYR:CD1	2.30	0.66
7:O:95:VAL:HG11	10:O:871:HOH:O	1.94	0.66
5:C:427:VAL:HG12	10:C:1232:HOH:O	1.94	0.66
5:C:433:THR:HG21	5:C:488:ALA:HB1	1.76	0.66
6:D:169:TYR:HB3	6:D:195:VAL:HG11	1.75	0.66
6:D:894:LYS:O	6:D:898:GLU:HG3	1.95	0.66
5:M:1097:LEU:H	5:M:1097:LEU:CD2	2.02	0.66
6:N:771:SER:HB3	6:N:778:LEU:HD13	1.77	0.66
6:N:1341:PRO:HA	6:N:1344:VAL:HG23	1.77	0.66
4:A:72:LYS:HG2	10:C:1666:HOH:O	1.95	0.66
5:C:754:ILE:HG12	5:C:791:ARG:NH1	2.09	0.66
6:D:143:ASN:ND2	6:D:145:VAL:HG12	2.05	0.66
6:D:584:ASN:OD1	6:D:590:PRO:HD2	1.96	0.66
6:D:1122:LEU:HD11	6:D:1186:VAL:HG23	1.76	0.66

*Continued on next page...*

*Continued from previous page...*

Atom-1	Atom-2	Interatomic distance (Å)	Clash overlap (Å)
6:D:1319:VAL:HA	6:D:1323:GLN:NE2	2.10	0.66
5:M:207:LEU:HD13	5:M:221:LEU:HD13	1.77	0.66
5:M:577:PRO:HA	5:M:671:ASN:HD21	1.61	0.66
5:M:946:ARG:HB3	5:M:946:ARG:NH1	2.02	0.66
5:M:1014:SER:HB3	5:M:1017:THR:O	1.95	0.66
6:N:804:LEU:HD23	6:N:804:LEU:H	1.59	0.66
6:N:857:ILE:HG22	6:N:858:VAL:HG13	1.78	0.66
5:C:1074:GLU:HG2	5:C:1075:ASP:H	1.60	0.66
6:D:112:ILE:HD13	10:D:8084:HOH:O	1.94	0.66
4:K:67:THR:HG21	5:M:609:ASN:ND2	2.11	0.66
6:N:98:PRO:HG2	6:N:462:GLN:OE1	1.96	0.66
5:C:422:ARG:HB2	10:C:1629:HOH:O	1.95	0.66
5:C:534:VAL:N	5:C:538:GLN:HE22	1.94	0.66
6:D:655:PRO:HA	6:D:658:LEU:HD12	1.78	0.66
4:K:7:LYS:HD2	4:K:186:LEU:HD21	1.77	0.66
5:M:338:GLU:O	5:M:341:THR:HG22	1.96	0.66
6:N:600:LEU:HD12	6:N:600:LEU:H	1.60	0.66
6:N:1094:LEU:HD13	6:N:1260:ILE:HD12	1.78	0.66
6:D:483:HIS:HB2	6:D:484:PRO:HD3	1.76	0.66
5:C:195:LEU:O	5:C:199:VAL:HG23	1.94	0.66
5:C:678:PRO:HG3	5:C:873:PRO:HD2	1.77	0.66
6:D:711:LEU:HD12	6:D:778:LEU:HD23	1.77	0.66
7:E:22:VAL:HG12	7:E:68:LEU:HD21	1.77	0.66
5:M:141:HIS:NE2	5:M:332:ARG:HD3	2.11	0.66
6:N:50:PHE:O	6:N:86:ARG:HA	1.95	0.66
6:N:129:PHE:O	6:N:572:ARG:HG2	1.96	0.66
6:N:409:VAL:HG21	6:N:421:LEU:HD23	1.77	0.66
6:N:1275:SER:HB3	6:N:1325:LEU:HD22	1.76	0.66
6:N:1281:VAL:HG23	6:N:1319:VAL:HG21	1.78	0.66
4:A:79:ILE:HA	4:A:82:LEU:HD12	1.77	0.66
6:D:185:VAL:HG21	6:D:191:LEU:HD21	1.78	0.66
4:K:206:THR:HG22	4:K:209:GLU:H	1.61	0.66
5:M:185:LYS:CG	5:M:190:LYS:HG3	2.25	0.66
5:M:191:PHE:CE2	5:M:238:LEU:HD21	2.31	0.66
6:N:562:ALA:HB3	10:N:8018:HOH:O	1.96	0.66
4:A:13:VAL:HG21	10:B:339:HOH:O	1.95	0.65
5:C:84:ARG:HG2	5:C:131:GLY:O	1.96	0.65
5:C:612:VAL:HG22	5:C:622:GLU:HA	1.76	0.65
5:C:949:LYS:HD3	6:D:796:ARG:HH22	1.60	0.65
6:D:1138:ALA:HB1	10:D:8046:HOH:O	1.96	0.65
4:K:50:GLY:HA3	4:K:173:PRO:HG3	1.77	0.65

*Continued on next page...*

*Continued from previous page...*

Atom-1	Atom-2	Interatomic distance (Å)	Clash overlap (Å)
4:K:126:ASP:HB3	10:K:3554:HOH:O	1.94	0.65
5:M:372:LEU:HA	10:M:1606:HOH:O	1.96	0.65
6:N:133:ILE:CA	6:N:456:MET:HB3	2.25	0.65
6:N:179:VAL:CG2	6:N:189:GLN:HE22	2.08	0.65
6:N:1271:LYS:HE2	10:N:8634:HOH:O	1.94	0.65
6:D:643:GLY:HA3	6:D:727:GLN:HB2	1.78	0.65
4:K:147:GLY:HA2	10:K:2290:HOH:O	1.96	0.65
5:M:95:TYR:HD2	5:M:114:PHE:HB3	1.58	0.65
5:M:139:GLN:CD	5:M:415:PRO:HD3	2.16	0.65
5:M:512:ARG:HB3	5:M:523:ILE:HD11	1.78	0.65
5:C:457:ALA:HB3	5:C:538:GLN:HA	1.76	0.65
5:C:672:VAL:HG11	10:C:1377:HOH:O	1.95	0.65
5:C:679:PHE:CE2	5:C:853:LEU:HD21	2.31	0.65
5:C:910:LYS:HA	10:C:1407:HOH:O	1.95	0.65
5:C:1006:HIS:HB3	10:C:1520:HOH:O	1.95	0.65
5:C:1035:MET:HB3	6:D:707:THR:HB	1.78	0.65
6:D:62:LYS:HB2	6:D:73:CYS:SG	2.37	0.65
6:D:87:ARG:HB2	6:D:523:ASP:HB2	1.76	0.65
6:D:1003:VAL:O	6:D:1007:VAL:HG23	1.96	0.65
5:M:198:ARG:HD2	5:M:204:GLN:NE2	2.10	0.65
6:N:1147:ARG:HB3	6:N:1188:VAL:HG21	1.77	0.65
6:N:1468:LEU:HD22	6:N:1470:ARG:HB2	1.78	0.65
5:C:1101:THR:O	5:C:1102:LEU:HD12	1.96	0.65
6:D:501:ALA:HB1	6:D:1453:ALA:CB	2.23	0.65
6:D:813:LEU:HD11	10:D:8292:HOH:O	1.95	0.65
7:E:48:MET:N	7:E:54:LEU:HB2	2.11	0.65
5:M:99:GLN:HB3	5:M:109:LYS:HG3	1.76	0.65
5:M:200:LEU:HD13	5:M:300:ASP:CG	2.16	0.65
5:M:432:ARG:HH22	6:N:1047:LYS:HD3	1.60	0.65
5:M:806:LEU:HG	10:M:1618:HOH:O	1.96	0.65
5:M:987:ILE:CG2	6:N:948:THR:HG21	2.25	0.65
6:N:908:LYS:CB	6:N:1027:GLY:HA3	2.25	0.65
3:I:3:DA:C2	5:C:422:ARG:HB3	2.31	0.65
4:A:46:SER:HB3	5:C:856:GLU:CG	2.27	0.65
6:D:44:LEU:HD13	6:D:525:ARG:HH21	1.62	0.65
6:D:1103:HIS:CD2	6:D:1463:LYS:H	2.15	0.65
4:L:206:THR:HG22	4:L:209:GLU:HB2	1.77	0.65
5:M:66:LEU:HD22	5:M:372:LEU:HD23	1.79	0.65
5:M:554:ASP:HA	10:M:1256:HOH:O	1.97	0.65
5:M:770:GLU:HG3	10:N:8662:HOH:O	1.96	0.65
6:N:141:ILE:HG21	6:N:449:SER:OG	1.96	0.65

*Continued on next page...*

*Continued from previous page...*

Atom-1	Atom-2	Interatomic distance (Å)	Clash overlap (Å)
6:N:532:GLY:HA3	10:N:8512:HOH:O	1.96	0.65
4:B:123:MET:O	4:B:125:PRO:HD3	1.96	0.65
5:C:342:ASP:O	5:C:346:VAL:HG23	1.96	0.65
5:C:754:ILE:HG12	5:C:791:ARG:HH12	1.61	0.65
6:D:5:VAL:HG21	10:D:8397:HOH:O	1.96	0.65
6:D:161:LEU:CD2	6:D:452:ILE:HG21	2.26	0.65
5:M:897:LEU:HD23	5:M:924:VAL:HG21	1.79	0.65
5:M:976:ASP:HB2	10:M:1440:HOH:O	1.96	0.65
5:M:1049:LEU:HD23	6:N:1472:ILE:HD12	1.78	0.65
6:N:472:ALA:HA	6:N:475:LYS:HD3	1.78	0.65
6:N:1106:VAL:HG11	6:N:1474:ALA:HB1	1.77	0.65
5:C:151:ASP:HB2	5:C:157:ARG:O	1.96	0.65
5:C:730:SER:O	5:C:734:LEU:HD13	1.97	0.65
6:D:136:ASP:CB	6:D:137:PRO:HD3	2.26	0.65
6:D:896:ALA:O	6:D:900:ILE:HG23	1.97	0.65
4:K:48:ILE:HD13	4:K:210:ALA:HB1	1.78	0.65
5:M:139:GLN:OE1	5:M:415:PRO:HD3	1.97	0.65
6:N:618:LEU:HB3	6:N:619:LEU:HD23	1.77	0.65
6:N:1264:GLU:HG2	6:N:1266:ARG:HH21	1.61	0.65
4:A:95:GLN:HB2	10:A:370:HOH:O	1.97	0.65
5:C:25:SER:CB	5:C:335:THR:HB	2.27	0.65
5:C:745:ILE:HD11	5:C:803:THR:OG1	1.96	0.65
6:D:133:ILE:O	6:D:153:LEU:N	2.30	0.65
6:D:783:ARG:HA	6:D:1028:ALA:HA	1.79	0.65
6:D:786:ILE:HD13	6:D:908:LYS:HB2	1.77	0.65
6:D:1057:VAL:HG13	6:D:1069:GLU:HB3	1.78	0.65
6:D:1118:ILE:HG13	6:D:1192:LEU:HD12	1.77	0.65
5:M:285:LEU:HD23	5:M:285:LEU:O	1.96	0.65
6:N:902:LEU:HD23	6:N:902:LEU:H	1.62	0.65
6:D:76:CYS:SG	6:D:78:VAL:HG23	2.37	0.65
6:D:426:LYS:HE3	6:D:427:VAL:HG23	1.78	0.65
6:D:507:ASN:H	6:D:507:ASN:ND2	1.91	0.65
6:D:614:PHE:CE2	6:D:1438:ALA:HB1	2.32	0.65
6:D:701:LEU:HD13	6:D:748:HIS:HB2	1.79	0.65
7:E:9:LEU:HD22	7:E:19:LEU:HD11	1.79	0.65
4:K:14:ARG:HH12	4:K:24:VAL:CG2	2.10	0.65
5:M:685:GLU:OE2	6:N:783:ARG:HD2	1.97	0.65
6:N:784:ASP:HB3	6:N:939:PHE:HE2	1.62	0.65
6:N:832:ARG:CZ	6:N:832:ARG:HA	2.26	0.65
6:N:1498:ALA:HB2	7:O:88:GLU:OE1	1.96	0.65
5:C:920:GLN:HA	10:C:1328:HOH:O	1.97	0.65

*Continued on next page...*

*Continued from previous page...*

Atom-1	Atom-2	Interatomic distance (Å)	Clash overlap (Å)
6:D:15:PRO:O	6:D:19:ARG:HG2	1.96	0.65
6:D:19:ARG:HH11	6:D:19:ARG:HG3	1.62	0.65
6:D:525:ARG:O	6:D:525:ARG:HG2	1.97	0.65
6:N:400:VAL:HG22	6:N:443:VAL:HG21	1.78	0.65
6:N:956:ILE:HG12	6:N:1039:CYS:O	1.97	0.65
1:X:6:DT:H2 <sup>7</sup>	1:X:7:DC:C6	2.33	0.64
4:A:178:ALA:HB2	5:C:864:GLY:H	1.62	0.64
5:C:617:ASP:OD1	5:C:619:ARG:HG3	1.96	0.64
6:D:1042:ARG:HH11	6:D:1042:ARG:HB2	1.61	0.64
5:M:342:ASP:O	5:M:346:VAL:HG23	1.96	0.64
5:C:1031:ARG:HE	6:D:621:LYS:HB3	1.62	0.64
5:M:52:PHE:HE1	5:M:66:LEU:HG	1.61	0.64
5:M:939:ARG:HG3	10:M:1139:HOH:O	1.97	0.64
6:N:433:GLY:HA3	6:N:447:VAL:O	1.97	0.64
7:O:41:GLU:HB2	7:O:45:ARG:NE	2.11	0.64
5:C:191:PHE:CZ	5:C:196:LEU:HB2	2.32	0.64
6:D:615:ARG:HH22	6:D:1096:ARG:CZ	2.10	0.64
6:D:1197:ARG:HH11	6:D:1198:TYR:HD1	1.44	0.64
5:M:58:ASP:O	5:M:59:LYS:HG3	1.97	0.64
5:M:141:HIS:O	5:M:331:ARG:HA	1.97	0.64
5:M:352:ALA:O	5:M:355:VAL:HG12	1.97	0.64
5:M:441:VAL:O	5:M:559:LEU:HG	1.97	0.64
5:M:579:VAL:HG11	5:M:887:GLU:HG3	1.79	0.64
6:N:703:ASN:HD22	6:N:704:ARG:N	1.95	0.64
6:N:1122:LEU:HB2	10:N:8186:HOH:O	1.96	0.64
5:C:683:ASN:HB2	5:C:872:ASN:HB2	1.79	0.64
5:C:1030:GLN:HB2	6:D:626:SER:HB2	1.79	0.64
6:D:108:VAL:HB	6:D:109:PRO:HD3	1.80	0.64
6:D:664:LYS:HE3	10:D:8563:HOH:O	1.97	0.64
5:M:204:GLN:HG3	10:M:1529:HOH:O	1.97	0.64
5:M:304:LEU:HD11	10:M:1595:HOH:O	1.97	0.64
6:N:133:ILE:HA	6:N:456:MET:HB3	1.79	0.64
6:N:489:ARG:NH2	6:N:1389:LEU:HD21	2.12	0.64
6:N:554:LEU:O	6:N:558:LEU:HG	1.98	0.64
6:N:817:GLU:HG3	6:N:839:LEU:HD23	1.78	0.64
6:N:1109:GLU:HG2	6:N:1201:CYS:HA	1.77	0.64
4:A:14:ARG:NH2	4:A:22:GLU:HB3	2.12	0.64
5:C:1103:ASP:HA	10:D:8507:HOH:O	1.97	0.64
6:D:63:TYR:HB2	10:D:8634:HOH:O	1.97	0.64
4:K:89:PHE:HD1	4:K:120:VAL:HG23	1.63	0.64
5:M:399:ASN:ND2	5:M:568:ALA:HB3	2.12	0.64

*Continued on next page...*

*Continued from previous page...*

Atom-1	Atom-2	Interatomic distance (Å)	Clash overlap (Å)
5:M:511:GLU:O	5:M:526:PRO:HD3	1.98	0.64
5:M:690:ILE:HG23	5:M:852:ILE:HG23	1.80	0.64
5:M:886:LEU:HD13	6:N:951:ILE:HG13	1.80	0.64
5:M:1105:LYS:HD2	5:M:1107:ASN:ND2	2.13	0.64
6:N:1197:ARG:HG3	10:N:8280:HOH:O	1.96	0.64
10:Y:2803:HOH:O	5:M:846:LYS:HD3	1.97	0.64
4:A:150:TYR:CE1	5:C:696:LYS:HA	2.32	0.64
5:C:218:VAL:HG23	5:C:311:PHE:HE1	1.62	0.64
5:C:1031:ARG:HA	6:D:621:LYS:O	1.97	0.64
6:D:52:PRO:HD2	6:D:85:VAL:HG23	1.79	0.64
6:D:82:LYS:HB2	10:D:8184:HOH:O	1.96	0.64
6:D:398:ALA:HB2	6:D:447:VAL:HG12	1.79	0.64
6:D:409:VAL:CG2	6:D:421:LEU:HA	2.28	0.64
6:D:883:ALA:HB2	10:D:8486:HOH:O	1.97	0.64
6:D:1297:GLU:O	6:N:52:PRO:HA	1.97	0.64
5:M:89:THR:HA	5:M:129:ILE:O	1.98	0.64
6:N:44:LEU:HD22	6:N:525:ARG:HH22	1.62	0.64
6:N:135:LEU:HG	10:N:8404:HOH:O	1.98	0.64
4:B:59:GLU:CG	4:B:139:ASN:HD22	2.11	0.64
5:C:98:LEU:HD12	5:C:98:LEU:N	2.13	0.64
5:C:191:PHE:HD2	5:C:195:LEU:HD23	1.63	0.64
6:D:2:LYS:HB2	10:D:8579:HOH:O	1.97	0.64
6:D:163:TYR:CE1	6:D:166:GLN:HB2	2.32	0.64
6:D:902:LEU:HB3	10:D:8486:HOH:O	1.96	0.64
6:D:996:TRP:CD2	6:D:1056:PRO:HG2	2.33	0.64
6:D:1025:GLN:HE21	6:D:1025:GLN:CA	2.10	0.64
6:D:1098:LEU:HD23	6:D:1226:ALA:HA	1.80	0.64
6:D:1294:VAL:HG13	6:D:1319:VAL:HG23	1.80	0.64
5:M:310:LEU:O	5:M:314:THR:HG23	1.97	0.64
5:M:395:LYS:CE	5:M:403:SER:HB2	2.25	0.64
6:N:180:LYS:HG2	6:N:183:GLU:OE1	1.97	0.64
6:N:1292:VAL:O	6:N:1303:TYR:HB2	1.97	0.64
5:C:1086:ARG:HB3	5:C:1112:PHE:HE2	1.61	0.64
6:D:165:LYS:HG2	6:D:199:LEU:HD22	1.79	0.64
6:D:493:ARG:HG2	6:D:1390:LEU:HD12	1.80	0.64
6:D:619:LEU:HD12	6:D:621:LYS:NZ	2.13	0.64
6:D:656:PHE:HB3	6:D:694:VAL:HG11	1.79	0.64
6:D:1066:THR:HG22	6:D:1069:GLU:HB2	1.80	0.64
6:D:1389:LEU:HD11	10:D:8204:HOH:O	1.97	0.64
4:A:179:PHE:HB3	10:A:359:HOH:O	1.97	0.64
5:C:516:ARG:CZ	6:D:1068:LEU:HD22	2.28	0.64

*Continued on next page...*

*Continued from previous page...*

Atom-1	Atom-2	Interatomic distance (Å)	Clash overlap (Å)
5:C:957:LYS:HA	10:C:1476:HOH:O	1.96	0.64
6:D:1472:ILE:HD13	6:D:1472:ILE:H	1.63	0.64
5:M:68:PHE:HE1	5:M:96:ALA:HB1	1.63	0.64
5:M:140:ILE:HA	5:M:332:ARG:O	1.97	0.64
5:M:436:GLY:HA2	5:M:538:GLN:O	1.97	0.64
6:N:947:ILE:HG21	10:N:8633:HOH:O	1.98	0.64
5:C:199:VAL:HG13	5:C:235:LEU:HG	1.78	0.64
6:D:161:LEU:HG	6:D:449:SER:CB	2.27	0.64
7:E:41:GLU:HG2	7:E:42:PRO:HD3	1.80	0.64
4:K:73:GLU:H	4:K:73:GLU:CD	2.02	0.64
4:L:74:ASP:CB	6:N:872:ARG:HH22	2.11	0.64
6:N:28:LYS:HG2	6:N:29:PRO:HD2	1.80	0.64
6:N:81:THR:HG21	6:N:84:ILE:HD11	1.79	0.64
6:N:701:LEU:HD12	6:N:701:LEU:H	1.63	0.64
6:N:868:TYR:HD1	6:N:869:MET:HG3	1.62	0.64
4:B:197:LEU:HD21	4:B:199:ILE:HD11	1.80	0.63
5:C:260:LEU:HB2	5:C:291:ALA:HB1	1.78	0.63
10:C:1439:HOH:O	6:D:623:VAL:HA	1.97	0.63
6:D:153:LEU:HD13	6:D:158:TYR:HB2	1.80	0.63
6:D:520:LEU:HD12	6:D:521:PRO:HD2	1.79	0.63
6:N:584:ASN:OD1	6:N:590:PRO:HD2	1.98	0.63
6:N:615:ARG:HH22	6:N:1096:ARG:HD2	1.61	0.63
6:N:984:THR:HG22	6:N:987:GLU:H	1.62	0.63
5:C:170:PRO:HG2	5:C:258:TYR:CE2	2.34	0.63
5:C:170:PRO:HD2	5:C:263:ASP:HB3	1.81	0.63
5:C:681:GLY:C	6:D:635:PRO:HG3	2.17	0.63
6:D:957:PRO:HG3	6:D:1007:VAL:HA	1.80	0.63
5:M:56:GLU:HB3	5:M:359:MET:SD	2.38	0.63
5:M:270:GLY:HA2	10:M:1207:HOH:O	1.97	0.63
6:N:925:GLU:HB2	10:N:8410:HOH:O	1.98	0.63
4:B:206:THR:HG23	4:B:208:LEU:H	1.62	0.63
5:C:399:ASN:HB3	5:C:568:ALA:O	1.98	0.63
5:C:906:PHE:CE1	6:D:1067:VAL:HA	2.33	0.63
5:C:945:ARG:HE	5:C:949:LYS:NZ	1.96	0.63
6:D:10:ILE:HG22	6:D:1451:ALA:HA	1.80	0.63
6:D:129:PHE:O	6:D:572:ARG:HG2	1.97	0.63
6:D:1310:ARG:NE	6:D:1327:ARG:HB3	2.10	0.63
4:L:212:ASN:O	4:L:215:VAL:HG22	1.98	0.63
5:M:39:ARG:H	5:M:39:ARG:HD2	1.62	0.63
5:M:211:LEU:HD13	5:M:308:ARG:CD	2.28	0.63
5:M:580:MET:SD	5:M:584:GLU:HG3	2.38	0.63

*Continued on next page...*

*Continued from previous page...*

Atom-1	Atom-2	Interatomic distance (Å)	Clash overlap (Å)
6:N:615:ARG:HH22	6:N:1096:ARG:NE	1.97	0.63
4:A:42:ARG:NH1	5:C:978:ARG:HA	2.12	0.63
4:A:54:THR:HG22	4:A:158:ILE:HG13	1.81	0.63
4:A:86:VAL:HG12	4:A:124:ASN:HB2	1.80	0.63
5:C:378:LEU:HA	10:C:1757:HOH:O	1.97	0.63
5:C:521:PRO:HD3	6:D:1053:PHE:HE2	1.61	0.63
5:C:564:MET:CE	5:C:997:LEU:HD21	2.28	0.63
5:C:1013:TYR:CE1	5:C:1020:PRO:HG3	2.34	0.63
6:D:1277:ILE:HD12	6:D:1301:LYS:HB2	1.79	0.63
6:D:1292:VAL:HB	10:D:8022:HOH:O	1.97	0.63
7:E:68:LEU:HD12	7:E:73:LEU:HD13	1.79	0.63
4:K:123:MET:O	4:K:125:PRO:HD3	1.98	0.63
5:M:1071:ILE:HG21	10:N:8269:HOH:O	1.97	0.63
5:C:759:THR:HA	5:C:786:LYS:O	1.98	0.63
6:D:562:ALA:HB1	6:D:567:ILE:CD1	2.25	0.63
6:D:1425:THR:O	6:D:1429:LEU:HD13	1.98	0.63
5:M:17:PRO:O	5:M:20:GLU:HB3	1.98	0.63
5:M:889:HIS:HE1	6:N:951:ILE:N	1.80	0.63
5:M:939:ARG:HA	5:M:939:ARG:NE	2.11	0.63
6:N:52:PRO:HG2	6:N:80:VAL:HG13	1.80	0.63
6:N:628:ARG:HD2	10:N:8477:HOH:O	1.98	0.63
6:N:701:LEU:HD12	6:N:701:LEU:N	2.13	0.63
2:Y:9:G:H5'	2:Y:9:G:H8	1.63	0.63
4:A:143:ARG:HG2	10:A:338:HOH:O	1.96	0.63
5:C:38:LYS:HE2	5:C:38:LYS:HA	1.81	0.63
5:C:571:LEU:HD12	5:C:701:THR:O	1.99	0.63
5:M:409:ARG:HA	5:M:454:SER:HA	1.80	0.63
6:N:720:LEU:H	6:N:720:LEU:CD1	2.11	0.63
6:N:1232:PRO:HB3	6:N:1361:VAL:HG21	1.80	0.63
6:N:1443:THR:O	6:N:1447:LEU:HD13	1.98	0.63
2:Y:7:G:C2	5:M:1014:SER:HA	2.34	0.63
5:C:15:LEU:N	5:C:586:ARG:NH2	2.47	0.63
5:C:409:ARG:HD3	10:C:1576:HOH:O	1.97	0.63
5:C:1057:SER:HB3	10:C:1131:HOH:O	1.98	0.63
6:D:119:SER:HB2	6:D:123:LEU:HB2	1.81	0.63
5:M:175:GLU:HG3	10:M:1192:HOH:O	1.98	0.63
5:M:597:ALA:HB2	5:M:655:LEU:HD21	1.79	0.63
6:N:36:THR:C	6:N:38:LYS:H	2.02	0.63
6:N:728:LEU:HD12	6:N:729:HIS:H	1.64	0.63
5:C:676:ILE:HG22	5:C:988:VAL:O	1.99	0.63
5:C:693:GLU:OE2	5:C:855:VAL:HG21	1.99	0.63

*Continued on next page...*



*Continued from previous page...*

Atom-1	Atom-2	Interatomic distance (Å)	Clash overlap (Å)
6:D:1101:VAL:HG13	6:D:1428:ALA:HB2	1.81	0.63
5:M:578:VAL:HG13	5:M:671:ASN:OD1	1.99	0.63
6:N:398:ALA:CB	6:N:447:VAL:HA	2.28	0.63
6:N:1034:GLN:O	6:N:1038:LEU:HD12	1.99	0.63
1:G:6:DT:H2''	1:G:7:DC:C6	2.34	0.63
2:H:13:C:H4'	5:C:409:ARG:HH22	1.64	0.63
2:Y:11:C:H2'	2:Y:12:G:H8	1.64	0.63
6:D:409:VAL:HG11	6:D:435:VAL:HG21	1.80	0.63
5:M:725:ASP:HB3	5:M:783:ARG:NH2	2.14	0.63
5:M:824:ARG:HD2	5:M:826:TYR:CE1	2.34	0.63
5:M:881:ASN:N	5:M:881:ASN:ND2	2.47	0.63
6:N:152:LEU:HD23	10:N:8491:HOH:O	1.98	0.63
6:N:1161:GLU:HG2	6:N:1164:ARG:HB2	1.80	0.63
1:X:18:DG:H2''	1:X:19:DC:C5'	2.26	0.62
1:X:18:DG:H5'	1:X:18:DG:H8	1.63	0.62
4:B:56:VAL:HG13	4:B:142:VAL:HG12	1.79	0.62
6:D:415:VAL:HG13	6:D:419:ASP:HB2	1.79	0.62
6:D:698:LYS:HD3	10:E:142:HOH:O	1.98	0.62
6:D:1293:PHE:HE2	6:N:60:CYS:SG	2.22	0.62
4:L:123:MET:C	4:L:125:PRO:HD3	2.19	0.62
4:L:172:SER:HB2	10:L:422:HOH:O	1.99	0.62
5:M:1084:SER:O	5:M:1087:VAL:HG12	1.98	0.62
6:N:483:HIS:HB2	6:N:484:PRO:HD3	1.81	0.62
6:N:690:ALA:O	6:N:694:VAL:HG23	1.99	0.62
4:A:83:LYS:HE2	10:C:1356:HOH:O	1.99	0.62
5:C:252:LYS:HG2	10:C:1123:HOH:O	1.99	0.62
6:D:1209:LEU:CD2	6:D:1211:MET:H	2.07	0.62
6:D:1292:VAL:CG2	6:D:1311:LEU:HD13	2.29	0.62
7:E:36:LYS:HZ3	7:E:45:ARG:HH22	1.45	0.62
5:M:139:GLN:O	5:M:333:ILE:HA	1.99	0.62
6:N:1098:LEU:HD23	6:N:1226:ALA:HA	1.80	0.62
7:O:54:LEU:HA	7:O:58:PRO:HG2	1.81	0.62
2:H:6:U:C2'	2:H:7:G:C8	2.80	0.62
3:Z:8:DA:H1'	3:Z:9:DG:H5'	1.82	0.62
6:D:1205:TYR:CD2	6:D:1215:VAL:HG21	2.34	0.62
7:E:70:THR:HG21	7:E:72:ARG:CZ	2.29	0.62
6:N:650:LEU:HD11	6:N:677:LEU:HD22	1.81	0.62
6:N:1106:VAL:O	6:N:1108:ARG:HD3	1.98	0.62
6:D:50:PHE:CG	6:D:522:PRO:HG3	2.33	0.62
6:D:131:LYS:HZ3	6:D:568:ARG:HB2	1.64	0.62
6:D:398:ALA:CB	6:D:447:VAL:HA	2.29	0.62

*Continued on next page...*

*Continued from previous page...*

Atom-1	Atom-2	Interatomic distance (Å)	Clash overlap (Å)
6:N:139:GLY:O	6:N:147:VAL:HB	1.99	0.62
6:N:720:LEU:HD12	6:N:720:LEU:N	2.14	0.62
6:N:995:LEU:HD12	10:N:8179:HOH:O	1.99	0.62
6:N:1205:TYR:HD2	6:N:1215:VAL:HG21	1.64	0.62
5:C:401:LEU:HD13	5:C:587:VAL:HG11	1.80	0.62
6:D:32:ILE:HD11	10:D:8415:HOH:O	1.99	0.62
6:D:480:GLU:O	6:D:484:PRO:HD2	1.99	0.62
6:D:1109:GLU:OE2	6:D:1217:ILE:HD11	1.99	0.62
7:E:33:HIS:HB2	7:E:37:ASN:HD21	1.63	0.62
5:M:101:ILE:HG23	5:M:107:LEU:HD22	1.82	0.62
5:M:886:LEU:CD1	6:N:951:ILE:HG13	2.29	0.62
6:N:481:MET:HE2	6:N:493:ARG:HB2	1.82	0.62
6:N:1345:GLU:O	6:N:1349:VAL:HG23	2.00	0.62
5:C:108:ILE:HD11	10:C:1491:HOH:O	1.99	0.62
5:C:205:GLU:HA	5:C:209:ARG:NH2	2.15	0.62
5:C:264:PRO:HB3	5:C:289:THR:CB	2.30	0.62
5:C:675:ALA:HA	5:C:989:VAL:HG12	1.82	0.62
6:D:141:ILE:HG12	6:D:448:GLU:O	1.99	0.62
6:D:645:PRO:HD3	6:D:726:ILE:HG12	1.81	0.62
6:D:911:LEU:HD23	6:D:934:LEU:HD13	1.81	0.62
4:K:24:VAL:HG22	4:K:196:THR:CG2	2.29	0.62
2:H:10:G:H2'	2:H:11:C:H6	1.64	0.62
5:C:402:SER:HA	5:C:566:THR:HG23	1.80	0.62
5:C:512:ARG:HB3	5:C:523:ILE:HD11	1.80	0.62
6:D:28:LYS:HG3	6:D:29:PRO:HD2	1.81	0.62
6:D:51:GLY:HA3	6:D:86:ARG:HA	1.80	0.62
6:D:437:VAL:HG22	6:D:444:VAL:HG22	1.81	0.62
6:D:701:LEU:H	6:D:701:LEU:HD12	1.64	0.62
4:K:191:ASP:O	4:K:192:LEU:HD23	2.00	0.62
5:M:182:VAL:HG11	5:M:193:LEU:HD22	1.81	0.62
5:M:478:VAL:HG13	5:M:506:ASN:HB3	1.82	0.62
6:N:91:GLY:O	6:N:519:VAL:HG23	2.00	0.62
6:N:444:VAL:HG21	10:N:8139:HOH:O	1.98	0.62
6:N:664:LYS:HG2	10:N:8441:HOH:O	1.99	0.62
2:H:11:C:H2'	2:H:12:G:H8	1.63	0.62
2:Y:6:U:C2'	2:Y:7:G:C8	2.80	0.62
4:A:54:THR:HB	10:A:338:HOH:O	1.98	0.62
4:A:176:ARG:HB2	5:C:864:GLY:HA3	1.82	0.62
5:C:121:MET:HA	10:C:1560:HOH:O	1.98	0.62
5:C:516:ARG:HH11	5:C:521:PRO:HB3	1.61	0.62
6:D:163:TYR:O	6:D:447:VAL:HG11	2.00	0.62

*Continued on next page...*

*Continued from previous page...*

Atom-1	Atom-2	Interatomic distance (Å)	Clash overlap (Å)
6:D:795:VAL:CG2	6:D:879:ARG:HH12	2.12	0.62
6:D:1209:LEU:HD23	6:D:1211:MET:N	2.07	0.62
4:L:123:MET:O	4:L:125:PRO:HD3	2.00	0.62
6:N:996:TRP:CD2	6:N:1056:PRO:HG2	2.35	0.62
5:C:204:GLN:N	5:C:204:GLN:HE21	1.97	0.62
5:C:363:SER:HB3	10:C:1469:HOH:O	1.98	0.62
5:C:733:ALA:HB2	6:D:679:ARG:NH1	2.15	0.62
5:C:954:THR:HG22	10:C:1675:HOH:O	1.99	0.62
6:D:456:MET:HA	6:D:460:ALA:HB2	1.82	0.62
6:N:125:GLN:NE2	6:N:587:ARG:HE	1.98	0.62
6:N:863:VAL:HG23	10:N:8432:HOH:O	2.00	0.62
6:N:1281:VAL:HG21	6:N:1313:VAL:HG21	1.81	0.62
6:N:1281:VAL:HG11	6:N:1313:VAL:HG13	1.81	0.62
1:G:18:DG:H5'	1:G:18:DG:H8	1.64	0.62
2:Y:7:G:H22	5:M:1014:SER:CA	2.13	0.62
5:C:808:ARG:HH21	5:C:820:ARG:HH21	1.47	0.62
5:C:937:ASP:HB3	5:C:940:GLU:H	1.65	0.62
5:C:996:LYS:HD2	10:C:1724:HOH:O	1.99	0.62
7:E:14:ASP:OD1	7:E:18:ARG:HD2	1.99	0.62
5:M:13:ILE:HB	10:M:1213:HOH:O	2.00	0.62
5:M:404:LEU:HA	5:M:407:LYS:CD	2.27	0.62
5:M:510:ALA:HB3	5:M:513:VAL:HG23	1.80	0.62
5:M:627:ARG:HA	10:M:1175:HOH:O	1.99	0.62
5:M:762:LYS:NZ	5:M:786:LYS:HA	2.13	0.62
5:M:838:LYS:HG2	10:M:1239:HOH:O	1.99	0.62
5:M:979:THR:HG23	5:M:981:GLU:H	1.65	0.62
5:M:1034:GLU:N	6:N:619:LEU:HB3	2.15	0.62
5:M:1058:ASP:HB3	5:M:1082:PRO:HB3	1.81	0.62
10:M:1310:HOH:O	6:N:531:ASP:HA	1.99	0.62
4:A:47:SER:HG	4:B:32:PHE:HZ	1.48	0.61
5:C:89:THR:HA	5:C:129:ILE:O	1.99	0.61
5:C:1045:ALA:HB2	6:D:763:MET:SD	2.40	0.61
6:D:864:VAL:HG23	6:D:877:PRO:HD3	1.82	0.61
7:E:68:LEU:HD11	7:E:73:LEU:HD22	1.81	0.61
4:L:54:THR:HG22	4:L:158:ILE:HG13	1.82	0.61
5:M:244:PRO:HG2	5:M:246:ASP:OD2	2.00	0.61
5:M:292:ARG:HB3	10:M:1206:HOH:O	2.00	0.61
5:M:1076:VAL:HG13	10:M:1468:HOH:O	1.98	0.61
6:N:140:ALA:HB1	10:N:8041:HOH:O	1.98	0.61
6:N:205:TYR:HA	10:N:8635:HOH:O	1.99	0.61
6:N:408:GLU:HB3	10:N:8387:HOH:O	2.00	0.61

*Continued on next page...*

*Continued from previous page...*

Atom-1	Atom-2	Interatomic distance (Å)	Clash overlap (Å)
7:O:68:LEU:CD1	7:O:73:LEU:HD22	2.29	0.61
5:C:144:PRO:HG2	5:C:265:ARG:NH1	2.15	0.61
5:C:1008:ARG:HB2	5:C:1027:PHE:HB2	1.83	0.61
6:D:162:ARG:HH22	6:D:414:ARG:HH21	1.48	0.61
6:D:882:PHE:HA	6:D:885:ILE:HD12	1.80	0.61
6:D:1033:GLN:HE21	6:D:1036:ARG:CZ	2.13	0.61
6:D:1305:LEU:HD21	10:D:8022:HOH:O	1.99	0.61
5:M:524:VAL:HG13	5:M:528:GLU:HB2	1.82	0.61
5:C:34:VAL:HB	5:C:38:LYS:HG3	1.81	0.61
5:C:279:GLU:HG3	5:C:280:LYS:HG3	1.82	0.61
5:C:660:ALA:HB1	5:C:667:ALA:O	2.00	0.61
6:D:179:VAL:HG21	6:D:189:GLN:HE22	1.65	0.61
5:M:211:LEU:HD12	5:M:211:LEU:O	1.99	0.61
5:M:677:MET:HE2	5:M:859:PRO:HG2	1.82	0.61
6:N:191:LEU:HD22	6:N:393:ILE:HG21	1.82	0.61
6:N:654:LYS:HB3	6:N:655:PRO:HD3	1.82	0.61
2:Y:9:G:H2'	2:Y:10:G:H8	1.64	0.61
4:A:123:MET:O	4:A:125:PRO:HD3	2.00	0.61
5:C:937:ASP:O	5:C:941:VAL:HG23	1.99	0.61
6:D:119:SER:CB	6:D:123:LEU:HB2	2.29	0.61
6:D:554:LEU:O	6:D:558:LEU:HG	2.00	0.61
6:D:1035:ILE:HA	6:D:1038:LEU:HD12	1.81	0.61
6:D:1258:ARG:HH21	6:D:1351:GLU:CG	2.13	0.61
6:D:1264:GLU:HG2	6:D:1266:ARG:NH2	2.14	0.61
5:M:516:ARG:NH1	6:N:1068:LEU:HD22	2.16	0.61
6:N:133:ILE:HG23	6:N:455:ARG:C	2.21	0.61
6:N:206:ARG:NH2	6:N:394:LEU:HD13	2.15	0.61
6:N:971:LEU:HB3	10:N:8554:HOH:O	1.99	0.61
6:N:1109:GLU:HA	10:N:8268:HOH:O	2.00	0.61
2:Y:7:G:H21	5:M:1021:LEU:CB	2.12	0.61
4:A:164:ALA:HB1	10:A:444:HOH:O	2.00	0.61
5:C:190:LYS:H	5:C:190:LYS:HD2	1.65	0.61
5:C:946:ARG:HB3	5:C:946:ARG:HH11	1.64	0.61
6:D:1147:ARG:HB3	6:D:1188:VAL:CG2	2.30	0.61
4:K:39:PRO:HG3	4:L:39:PRO:HG3	1.82	0.61
5:M:141:HIS:CB	5:M:418:LEU:HG	2.29	0.61
5:M:318:PRO:HD2	5:M:321:GLU:OE1	2.01	0.61
6:N:452:ILE:HB	10:N:8318:HOH:O	2.01	0.61
6:N:1273:VAL:HG22	6:N:1326:THR:OG1	2.00	0.61
5:C:193:LEU:HD23	5:C:307:LEU:CD2	2.30	0.61
5:C:460:ARG:NH1	5:C:462:ASP:HA	2.15	0.61

*Continued on next page...*

*Continued from previous page...*

Atom-1	Atom-2	Interatomic distance (Å)	Clash overlap (Å)
5:C:487:THR:HG22	5:C:489:THR:H	1.65	0.61
5:C:1090:LYS:HE3	6:D:90:MET:HG3	1.82	0.61
6:D:1301:LYS:HG3	6:D:1303:TYR:CE1	2.36	0.61
5:M:804:VAL:HG12	10:M:1618:HOH:O	2.01	0.61
6:N:26:VAL:HG11	6:N:44:LEU:HD23	1.82	0.61
6:N:615:ARG:HH22	6:N:1096:ARG:CD	2.13	0.61
6:N:1493:LYS:O	6:N:1497:GLU:HG2	2.00	0.61
4:A:56:VAL:HG13	4:A:142:VAL:HG12	1.82	0.61
5:C:54:ILE:HG13	5:C:356:ARG:NH2	2.15	0.61
5:C:537:LYS:HG3	5:C:545:ASN:OD1	2.00	0.61
5:C:578:VAL:HA	5:C:900:ARG:HG3	1.82	0.61
5:C:939:ARG:HE	5:C:939:ARG:CA	2.07	0.61
5:C:999:HIS:HB2	10:C:1147:HOH:O	2.00	0.61
5:C:1118:LYS:HB2	10:C:1559:HOH:O	2.00	0.61
6:D:41:ARG:HD3	6:D:42:ASP:N	2.15	0.61
6:D:477:LEU:HD11	6:D:495:ARG:HG2	1.81	0.61
6:D:637:LEU:HD21	6:D:642:CYS:HA	1.81	0.61
6:D:671:LYS:O	6:D:675:ARG:HG3	2.01	0.61
6:D:1366:LYS:O	6:D:1370:ILE:HG12	2.01	0.61
4:K:128:HIS:HE1	4:K:131:THR:HG23	1.65	0.61
5:M:913:GLU:O	5:M:917:LEU:HG	2.01	0.61
6:N:181:ASP:OD1	6:N:205:TYR:HB2	2.00	0.61
6:N:572:ARG:HD2	10:N:8114:HOH:O	1.99	0.61
6:N:947:ILE:HB	10:N:8024:HOH:O	2.00	0.61
2:Y:12:G:O2'	2:Y:13:C:H5'	2.00	0.61
4:A:9:PRO:HB2	4:B:224:TYR:HB3	1.83	0.61
4:A:44:LEU:HD23	4:A:48:ILE:HD11	1.82	0.61
4:A:72:LYS:HE2	5:C:641:PRO:O	2.00	0.61
5:C:374:ASN:ND2	5:C:377:PRO:HD3	2.15	0.61
5:C:600:ASP:OD1	5:C:650:ARG:HA	2.01	0.61
6:D:1228:SER:HA	10:D:8242:HOH:O	1.99	0.61
5:M:236:ILE:HD11	10:M:1636:HOH:O	2.00	0.61
6:N:409:VAL:CG2	6:N:421:LEU:HA	2.31	0.61
6:N:1233:GLY:HA2	6:N:1236:LEU:HG	1.83	0.61
2:H:13:C:H2'	2:H:14:G:C8	2.35	0.61
5:C:685:GLU:OE2	6:D:783:ARG:HD2	2.00	0.61
6:D:95:LEU:HD12	10:D:8465:HOH:O	2.00	0.61
4:K:64:GLU:HG3	10:K:1194:HOH:O	2.00	0.61
5:M:64:LEU:HD22	5:M:359:MET:HG3	1.83	0.61
5:M:349:ALA:HB2	10:M:1372:HOH:O	2.01	0.61
6:N:125:GLN:HE22	6:N:587:ARG:HE	1.47	0.61

*Continued on next page...*

*Continued from previous page...*

Atom-1	Atom-2	Interatomic distance (Å)	Clash overlap (Å)
5:C:281:LEU:HD12	5:C:309:TYR:HB2	1.82	0.61
5:C:524:VAL:CG1	5:C:528:GLU:HB2	2.31	0.61
5:C:710:ILE:HD11	5:C:758:ARG:HE	1.66	0.61
6:D:787:LEU:HD21	6:D:947:ILE:HD13	1.80	0.61
6:D:868:TYR:CE1	6:D:869:MET:HG3	2.36	0.61
6:D:1310:ARG:HE	6:D:1327:ARG:CG	2.14	0.61
5:M:18:LEU:HG	5:M:408:ARG:HH12	1.65	0.61
6:N:714:GLN:HB2	6:N:716:PHE:HE1	1.66	0.61
6:N:1057:VAL:HG13	6:N:1069:GLU:HG2	1.81	0.61
6:N:1314:LYS:HD2	10:N:8205:HOH:O	2.00	0.61
6:N:1492:LEU:O	6:N:1492:LEU:HD13	2.00	0.61
5:C:118:ILE:HG22	5:C:382:ILE:HD13	1.82	0.60
5:C:193:LEU:HD23	5:C:307:LEU:HD21	1.83	0.60
5:C:224:GLU:HA	10:C:1483:HOH:O	2.00	0.60
5:C:971:LYS:HE3	10:C:1540:HOH:O	2.01	0.60
6:D:1031:ASN:OD1	6:D:1034:GLN:HG3	2.01	0.60
6:D:1102:THR:HG21	6:D:1371:VAL:HG22	1.83	0.60
6:D:1292:VAL:HG11	6:D:1325:LEU:HG	1.82	0.60
5:M:860:HIS:CE1	5:M:975:TYR:HB2	2.36	0.60
5:M:1115:LEU:HB3	6:N:85:VAL:HG12	1.82	0.60
6:N:504:ASP:HB3	10:N:8345:HOH:O	2.01	0.60
6:N:546:ARG:HD2	10:N:8125:HOH:O	2.01	0.60
6:N:783:ARG:NE	6:N:1029:ARG:HG3	2.16	0.60
6:N:1389:LEU:HB3	10:N:8500:HOH:O	2.01	0.60
1:G:18:DG:H2''	1:G:19:DC:C5'	2.27	0.60
2:H:5:C:H2'	2:H:6:U:C5	2.36	0.60
4:B:86:VAL:HG12	4:B:124:ASN:HD22	1.63	0.60
5:C:1067:TYR:HE1	6:D:655:PRO:HG3	1.65	0.60
6:D:1295:GLU:CG	6:N:77:GLY:H	2.14	0.60
5:M:939:ARG:HD3	5:M:982:PRO:HD3	1.83	0.60
6:N:671:LYS:O	6:N:675:ARG:HG3	2.01	0.60
6:N:984:THR:HG23	6:N:986:ARG:H	1.66	0.60
6:N:1296:SER:C	6:N:1298:GLY:H	2.05	0.60
2:H:9:G:H2'	2:H:10:G:H8	1.66	0.60
5:C:74:GLY:O	5:C:76:PRO:HD3	2.01	0.60
5:C:110:GLU:HG3	5:C:369:PRO:HG3	1.82	0.60
5:C:532:MET:HE1	10:C:1129:HOH:O	2.01	0.60
6:D:24:GLY:HA3	6:D:49:ILE:HG12	1.82	0.60
6:D:102:ILE:HB	6:D:579:ASP:OD1	1.99	0.60
6:D:125:GLN:HE22	6:D:587:ARG:HE	1.48	0.60
6:D:139:GLY:O	6:D:147:VAL:HB	2.01	0.60

*Continued on next page...*

*Continued from previous page...*

Atom-1	Atom-2	Interatomic distance (Å)	Clash overlap (Å)
6:D:699:VAL:HG22	6:D:756:GLN:NE2	2.16	0.60
6:D:1080:GLY:HA3	10:D:8567:HOH:O	2.01	0.60
7:E:54:LEU:HG	7:E:58:PRO:HG2	1.82	0.60
5:M:195:LEU:O	5:M:199:VAL:HG23	2.02	0.60
5:M:861:LEU:HG	5:M:862:PRO:HD2	1.83	0.60
5:M:1037:VAL:HG13	5:M:1049:LEU:HD11	1.83	0.60
5:M:1095:LEU:HD23	6:N:582:LEU:HD22	1.83	0.60
6:N:767:HIS:CE1	7:O:2:ALA:HB1	2.36	0.60
6:N:1402:ALA:HB2	6:N:1415:VAL:CG2	2.31	0.60
10:H:1726:HOH:O	5:C:777:ILE:HD11	2.01	0.60
4:A:67:THR:HG22	10:A:417:HOH:O	2.02	0.60
4:A:176:ARG:HG3	4:A:200:TRP:CE3	2.37	0.60
6:D:470:LEU:HB2	6:D:503:LEU:HD21	1.82	0.60
4:K:228:PRO:HB3	10:K:3002:HOH:O	2.00	0.60
5:M:252:LYS:HD3	5:M:296:GLY:HA2	1.84	0.60
5:M:281:LEU:CD1	5:M:306:THR:HA	2.31	0.60
5:M:798:GLY:H	5:M:827:VAL:CG1	2.14	0.60
6:N:9:ARG:HH12	6:N:11:ALA:HB2	1.66	0.60
6:N:542:ASP:HB3	10:N:8054:HOH:O	2.01	0.60
6:N:1394:VAL:HG21	10:N:8571:HOH:O	2.01	0.60
6:N:1487:VAL:HB	7:O:79:LEU:HD21	1.84	0.60
5:C:13:ILE:HG22	10:C:1490:HOH:O	2.01	0.60
5:C:141:HIS:HB3	5:C:418:LEU:HB3	1.84	0.60
6:D:1101:VAL:CG2	6:D:1424:VAL:HG23	2.32	0.60
4:K:33:GLY:O	4:K:195:LEU:HD22	2.01	0.60
5:M:598:GLU:HG3	5:M:623:TYR:OH	2.02	0.60
5:M:1119:ARG:HA	10:M:1124:HOH:O	2.01	0.60
6:N:800:LYS:HD2	6:N:804:LEU:HD22	1.83	0.60
7:O:64:ALA:O	7:O:68:LEU:HD13	2.00	0.60
2:H:4:U:H2'	2:H:5:C:C6	2.37	0.60
5:C:95:TYR:CD2	5:C:114:PHE:HB3	2.36	0.60
5:C:116:GLY:HA2	5:C:379:GLU:OE1	2.01	0.60
5:C:810:ASP:HB3	5:C:813:VAL:HG12	1.82	0.60
5:C:881:ASN:O	5:C:884:GLN:HG3	2.02	0.60
6:D:67:ARG:HD2	10:D:8096:HOH:O	2.01	0.60
5:M:162:ILE:O	5:M:164:PRO:HD3	2.02	0.60
5:M:346:VAL:O	5:M:350:ARG:HG3	2.01	0.60
5:M:1074:GLU:HG2	5:M:1075:ASP:H	1.66	0.60
6:N:10:ILE:HG13	6:N:1434:TRP:CZ2	2.36	0.60
7:O:36:LYS:HB2	10:O:3018:HOH:O	2.01	0.60
4:A:49:PRO:HB3	4:A:148:VAL:HG22	1.84	0.60

*Continued on next page...*

*Continued from previous page...*

Atom-1	Atom-2	Interatomic distance (Å)	Clash overlap (Å)
5:C:146:VAL:HG11	10:C:1340:HOH:O	2.00	0.60
5:C:774:LEU:HD21	10:C:1610:HOH:O	2.01	0.60
6:D:47:GLU:HG2	6:D:53:ILE:HB	1.82	0.60
6:D:779:ALA:HB2	10:D:8236:HOH:O	2.01	0.60
6:D:1377:LYS:HG2	6:D:1378:TYR:CE1	2.36	0.60
6:D:1442:ASN:ND2	6:D:1444:THR:HB	2.16	0.60
6:N:471:GLU:OE1	6:N:503:LEU:HD21	2.02	0.60
6:N:699:VAL:HG22	6:N:756:GLN:NE2	2.16	0.60
6:N:817:GLU:OE2	6:N:840:LYS:HG2	2.02	0.60
6:N:1356:TYR:HB3	6:N:1361:VAL:HB	1.84	0.60
2:H:8:C:H2'	2:H:9:G:C8	2.36	0.60
2:H:12:G:O2'	2:H:13:C:H5'	2.01	0.60
5:C:637:LEU:HA	5:C:659:PRO:HG3	1.82	0.60
5:C:857:ASP:HB2	5:C:978:ARG:CG	2.32	0.60
6:D:165:LYS:NZ	6:D:397:LYS:HD2	2.16	0.60
6:D:1276:GLU:HG2	10:D:8241:HOH:O	2.00	0.60
4:L:7:LYS:O	4:L:7:LYS:HD3	2.01	0.60
5:M:265:ARG:HD3	5:M:267:TYR:HB3	1.83	0.60
5:M:606:VAL:HG11	5:M:643:VAL:O	2.02	0.60
6:N:136:ASP:CB	6:N:137:PRO:HD3	2.31	0.60
6:N:567:ILE:O	6:N:571:LYS:HG2	2.02	0.60
6:N:921:ARG:HB3	10:N:8100:HOH:O	2.01	0.60
7:O:70:THR:HG21	7:O:72:ARG:CZ	2.32	0.60
4:A:99:LEU:HD13	4:A:144:VAL:HG21	1.84	0.60
5:C:135:VAL:HG11	5:C:407:LYS:HA	1.83	0.60
5:C:1031:ARG:HG3	6:D:621:LYS:HB3	1.83	0.60
6:D:165:LYS:HZ3	6:D:199:LEU:HD11	1.67	0.60
6:D:771:SER:HB3	6:D:778:LEU:HD13	1.84	0.60
6:D:804:LEU:HD23	6:D:804:LEU:H	1.67	0.60
6:D:907:GLU:HG2	6:D:909:ASN:H	1.65	0.60
6:D:1389:LEU:HG	6:D:1390:LEU:H	1.66	0.60
6:D:1430:SER:HA	10:D:8301:HOH:O	2.01	0.60
4:K:27:PRO:HG2	4:K:186:LEU:HD13	1.84	0.60
4:L:206:THR:CG2	4:L:209:GLU:H	2.14	0.60
5:M:895:TYR:HA	10:M:1402:HOH:O	2.01	0.60
5:M:1096:ALA:O	6:N:13:ALA:HB2	2.02	0.60
6:N:825:ALA:HA	10:N:8043:HOH:O	2.02	0.60
2:H:16:G:H21	6:D:705:ALA:CB	2.08	0.60
4:A:186:LEU:HG	10:A:429:HOH:O	2.00	0.60
4:A:221:HIS:HA	4:A:224:TYR:HD2	1.67	0.60
5:C:113:VAL:HB	5:C:115:LEU:HD23	1.83	0.60

*Continued on next page...*



*Continued from previous page...*

Atom-1	Atom-2	Interatomic distance (Å)	Clash overlap (Å)
5:C:163:ILE:HD12	5:C:171:TRP:CH2	2.37	0.60
5:C:265:ARG:HD3	5:C:267:TYR:HB3	1.83	0.60
6:D:10:ILE:HG13	6:D:1434:TRP:CZ2	2.36	0.60
6:D:454:ALA:O	6:D:455:ARG:HG3	2.01	0.60
4:L:67:THR:HG22	10:L:372:HOH:O	2.02	0.60
6:N:774:SER:HB3	6:N:1362:LYS:O	2.02	0.60
6:N:1156:LEU:CD1	6:N:1176:LYS:HE3	2.32	0.60
6:N:1383:ASP:HB2	6:N:1416:ALA:HB3	1.83	0.60
4:B:59:GLU:HG3	4:B:139:ASN:HD22	1.66	0.59
5:C:455:LEU:HD13	5:C:459:ALA:HB3	1.83	0.59
5:C:1071:ILE:O	6:D:659:LYS:HB2	2.01	0.59
6:D:1095:THR:CG2	6:D:1230:GLY:HA3	2.27	0.59
6:D:1379:VAL:HA	6:D:1420:LEU:HB2	1.84	0.59
5:M:302:VAL:O	5:M:306:THR:HG23	2.02	0.59
6:N:181:ASP:HA	6:N:205:TYR:CD1	2.37	0.59
6:N:971:LEU:HD23	10:N:8554:HOH:O	2.00	0.59
6:N:1112:CYS:HB2	6:N:1195:GLN:HG2	1.83	0.59
2:Y:16:G:H21	6:N:705:ALA:HB1	1.67	0.59
4:A:169:ALA:HB1	4:A:171:PHE:CE2	2.36	0.59
4:A:181:VAL:H	5:C:937:ASP:CG	2.05	0.59
4:B:59:GLU:HB2	4:B:137:ARG:HH12	1.67	0.59
5:C:759:THR:HB	5:C:785:VAL:HG22	1.84	0.59
6:D:104:PHE:CD2	6:D:1448:THR:HG23	2.37	0.59
6:D:162:ARG:HG2	10:D:8606:HOH:O	2.02	0.59
7:E:88:GLU:HB3	10:E:123:HOH:O	2.00	0.59
5:M:837:ASP:HA	5:M:999:HIS:HE1	1.66	0.59
2:H:1:G:C5'	2:H:2:A:OP1	2.50	0.59
5:C:1046:ALA:HB1	6:D:1471:LEU:HD11	1.84	0.59
6:D:36:THR:C	6:D:38:LYS:H	2.04	0.59
6:D:134:VAL:HG13	6:D:152:LEU:HB3	1.83	0.59
6:D:206:ARG:CG	6:D:394:LEU:HD22	2.31	0.59
6:D:519:VAL:HA	6:D:544:TYR:OH	2.02	0.59
7:E:28:GLN:HB3	7:E:32:ARG:HH12	1.66	0.59
5:M:1031:ARG:NE	6:N:621:LYS:HB3	2.17	0.59
6:N:710:ARG:HA	10:N:8504:HOH:O	2.02	0.59
4:A:218:LEU:O	4:A:222:LEU:HD13	2.03	0.59
4:B:12:THR:OG1	4:B:24:VAL:HB	2.02	0.59
4:B:50:GLY:O	4:B:146:ARG:HA	2.02	0.59
5:C:98:LEU:HD11	5:C:113:VAL:HG23	1.83	0.59
5:C:144:PRO:HB3	10:C:1391:HOH:O	2.01	0.59
5:C:266:ARG:HB3	10:C:1124:HOH:O	2.02	0.59

*Continued on next page...*

*Continued from previous page...*

Atom-1	Atom-2	Interatomic distance (Å)	Clash overlap (Å)
6:D:30:GLU:HB3	6:D:40:GLU:HB3	1.83	0.59
6:D:179:VAL:HB	10:D:8006:HOH:O	2.01	0.59
6:D:618:LEU:HD21	6:D:1463:LYS:HE2	1.84	0.59
6:D:1047:LYS:HZ1	6:D:1053:PHE:HA	1.66	0.59
7:E:21:VAL:HG12	10:E:131:HOH:O	2.02	0.59
4:L:199:ILE:HD11	4:L:211:LEU:HD13	1.83	0.59
5:M:31:GLN:CD	5:M:34:VAL:HG23	2.23	0.59
5:M:129:ILE:HG12	5:M:386:PHE:O	2.02	0.59
5:M:193:LEU:HD23	5:M:307:LEU:HD21	1.83	0.59
6:N:882:PHE:O	6:N:886:VAL:HG23	2.02	0.59
6:N:1256:LEU:O	6:N:1260:ILE:HG12	2.03	0.59
4:B:164:ALA:HA	10:B:404:HOH:O	2.01	0.59
5:C:216:GLU:HG2	5:C:219:GLN:NE2	2.18	0.59
5:C:677:MET:HB3	5:C:987:ILE:HD13	1.84	0.59
6:D:677:LEU:HD21	6:D:687:VAL:HG11	1.85	0.59
6:D:1402:ALA:HB2	6:D:1415:VAL:CG2	2.33	0.59
4:L:59:GLU:HB2	4:L:137:ARG:NH1	2.18	0.59
5:M:197:LEU:CD1	5:M:207:LEU:HD11	2.32	0.59
5:M:769:PRO:HG2	10:N:8051:HOH:O	2.02	0.59
5:M:939:ARG:HE	5:M:939:ARG:CA	2.06	0.59
6:N:191:LEU:HD22	6:N:393:ILE:HD13	1.84	0.59
6:N:438:ASP:HB2	6:N:445:ARG:HH12	1.67	0.59
6:N:787:LEU:HD21	6:N:947:ILE:HD13	1.83	0.59
6:N:808:THR:OG1	6:N:809:PRO:HD3	2.02	0.59
5:C:861:LEU:HD21	5:C:925:TYR:CE2	2.38	0.59
5:C:1090:LYS:NZ	5:C:1112:PHE:HE1	1.98	0.59
6:D:17:LYS:HG2	6:D:21:TRP:NE1	2.15	0.59
6:D:128:TYR:HB3	6:D:129:PHE:CD1	2.38	0.59
5:M:260:LEU:CB	5:M:291:ALA:HB1	2.33	0.59
5:M:418:LEU:N	5:M:418:LEU:HD12	2.17	0.59
6:N:160:GLU:HB3	6:N:165:LYS:CE	2.32	0.59
5:C:223:ASP:HB3	10:C:1648:HOH:O	2.02	0.59
5:C:428:ARG:HG2	5:C:451:LEU:HG	1.84	0.59
6:D:397:LYS:HE3	10:D:8729:HOH:O	2.01	0.59
6:D:484:PRO:HB3	6:D:488:ARG:HE	1.67	0.59
6:D:550:ARG:HD2	6:D:573:MET:HE1	1.84	0.59
5:M:3:ILE:CD1	5:M:900:ARG:HB3	2.32	0.59
5:M:173:ASP:HB2	5:M:185:LYS:HE2	1.85	0.59
5:M:837:ASP:OD2	5:M:996:LYS:HE2	2.02	0.59
6:N:1312:LEU:HG	6:N:1327:ARG:HD2	1.84	0.59
4:A:82:LEU:HD22	10:A:337:HOH:O	2.01	0.59

*Continued on next page...*

*Continued from previous page...*

Atom-1	Atom-2	Interatomic distance (Å)	Clash overlap (Å)
4:A:220:GLU:O	4:A:223:THR:HG22	2.03	0.59
5:C:30:LEU:HD22	5:C:118:ILE:HD11	1.85	0.59
5:C:874:LEU:HD21	6:D:787:LEU:HD22	1.85	0.59
6:D:496:LEU:HD12	6:D:496:LEU:O	2.02	0.59
6:D:786:ILE:HG21	6:D:1027:GLY:H	1.67	0.59
6:D:890:VAL:HG12	6:D:926:LYS:HE2	1.85	0.59
4:K:67:THR:HA	10:K:2858:HOH:O	2.02	0.59
4:K:169:ALA:HB1	4:K:171:PHE:CE2	2.38	0.59
4:L:25:LEU:HD23	4:L:195:LEU:HB3	1.83	0.59
4:L:80:LEU:HD21	6:N:867:ARG:HB2	1.83	0.59
5:M:290:LEU:HD11	10:M:1415:HOH:O	2.03	0.59
5:M:967:PHE:HD1	5:M:972:VAL:HG12	1.68	0.59
6:N:65:ARG:HG3	6:N:66:GLN:H	1.67	0.59
6:N:963:TYR:CD2	6:N:1002:LYS:HB3	2.37	0.59
4:A:150:TYR:OH	5:C:695:LEU:HD22	2.02	0.59
4:A:177:VAL:O	5:C:864:GLY:CA	2.51	0.59
4:A:180:GLN:HA	5:C:937:ASP:OD1	2.02	0.59
4:B:101:LEU:HD11	4:B:113:ASP:HB3	1.84	0.59
5:C:248:PRO:HB2	10:C:1558:HOH:O	2.01	0.59
5:C:564:MET:CE	5:C:840:ALA:HB3	2.33	0.59
5:C:1075:ASP:OD1	7:E:28:GLN:HG2	2.01	0.59
6:D:179:VAL:HG21	6:D:189:GLN:NE2	2.18	0.59
6:D:882:PHE:O	6:D:886:VAL:HG23	2.02	0.59
6:D:1441:GLN:NE2	6:D:1446:VAL:HG23	2.18	0.59
4:K:69:PRO:O	4:K:71:VAL:HG23	2.03	0.59
4:K:94:LEU:HD21	4:K:119:ASP:HB2	1.84	0.59
4:L:55:SER:OG	4:L:158:ILE:HB	2.02	0.59
5:M:1034:GLU:CG	6:N:619:LEU:HD13	2.33	0.59
6:N:72:VAL:CG2	6:N:77:GLY:HA2	2.33	0.59
5:C:119:PRO:HG3	10:C:1570:HOH:O	2.03	0.59
5:C:1016:ILE:H	5:C:1016:ILE:CD1	2.06	0.59
5:C:1027:PHE:HB3	10:C:1520:HOH:O	2.02	0.59
5:C:1034:GLU:HG2	6:D:619:LEU:HD13	1.85	0.59
5:C:1056:LYS:O	6:D:624:ASP:HB2	2.02	0.59
6:D:71:LYS:HD3	10:D:8060:HOH:O	2.03	0.59
6:D:119:SER:HB2	6:D:123:LEU:N	2.15	0.59
6:D:168:THR:CG2	6:D:206:ARG:HH12	2.16	0.59
6:D:409:VAL:HG23	6:D:421:LEU:HA	1.83	0.59
4:L:26:GLU:HB3	4:L:194:LYS:HG3	1.83	0.59
5:M:678:PRO:HG2	6:N:947:ILE:HD11	1.85	0.59
5:M:1115:LEU:HD21	6:N:84:ILE:HD12	1.85	0.59

*Continued on next page...*

*Continued from previous page...*

Atom-1	Atom-2	Interatomic distance (Å)	Clash overlap (Å)
6:N:698:LYS:HD3	7:O:59:ASN:ND2	2.17	0.59
5:C:545:ASN:O	5:C:905:ILE:HD11	2.03	0.58
6:D:148:GLU:HB2	10:D:8530:HOH:O	2.03	0.58
6:D:695:ILE:CD1	6:D:718:PRO:HB2	2.33	0.58
6:D:970:LYS:O	6:D:974:ILE:HG13	2.03	0.58
6:D:1307:LYS:HD3	10:D:8371:HOH:O	2.03	0.58
5:M:207:LEU:CD2	5:M:211:LEU:HD23	2.33	0.58
5:M:578:VAL:H	5:M:671:ASN:ND2	2.00	0.58
5:M:677:MET:HB3	5:M:987:ILE:HD13	1.85	0.58
5:M:679:PHE:C	6:N:943:THR:HG22	2.23	0.58
5:M:998:TYR:CE2	5:M:1000:MET:HG3	2.37	0.58
6:N:143:ASN:ND2	6:N:145:VAL:HG12	2.17	0.58
6:N:1404:ASN:HB3	10:N:8091:HOH:O	2.03	0.58
2:Y:13:C:H2'	2:Y:14:G:C8	2.37	0.58
4:A:103:ALA:HB1	10:A:440:HOH:O	2.03	0.58
5:C:385:PHE:HE1	10:C:1697:HOH:O	1.86	0.58
5:C:1096:ALA:O	6:D:13:ALA:HB2	2.02	0.58
6:D:478:LEU:HD22	6:D:1388:ARG:NE	2.18	0.58
7:E:79:LEU:HD12	10:E:118:HOH:O	2.03	0.58
5:M:350:ARG:HA	5:M:353:ARG:HE	1.68	0.58
5:M:786:LYS:HE3	10:M:1659:HOH:O	2.03	0.58
6:N:28:LYS:HB3	6:N:41:ARG:HD2	1.83	0.58
6:N:44:LEU:HD22	6:N:525:ARG:NH2	2.18	0.58
2:Y:9:G:O2'	2:Y:10:G:H5'	2.03	0.58
4:B:65:PHE:CZ	6:D:813:LEU:HD13	2.38	0.58
5:C:150:PRO:HA	5:C:158:TYR:HB3	1.85	0.58
5:C:432:ARG:HD3	6:D:1048:PRO:HG2	1.84	0.58
5:C:647:GLN:HA	10:C:1448:HOH:O	2.01	0.58
6:D:868:TYR:CD1	6:D:869:MET:HG3	2.38	0.58
6:D:882:PHE:CE1	6:D:934:LEU:HD21	2.38	0.58
6:D:1042:ARG:HD3	6:D:1061:PHE:CE1	2.39	0.58
6:D:1266:ARG:O	6:D:1268:PRO:HD3	2.02	0.58
7:E:54:LEU:HG	7:E:58:PRO:CG	2.34	0.58
7:E:54:LEU:HA	7:E:58:PRO:HG2	1.84	0.58
4:K:9:PRO:HB3	4:K:25:LEU:HG	1.85	0.58
4:K:177:VAL:HG22	4:K:199:ILE:HG13	1.85	0.58
4:L:74:ASP:OD2	4:L:76:VAL:HG23	2.02	0.58
5:M:217:LEU:HB2	5:M:311:PHE:CZ	2.38	0.58
5:M:568:ALA:HB1	10:M:1162:HOH:O	2.03	0.58
6:N:455:ARG:HB3	6:N:459:GLU:HG2	1.85	0.58
6:N:988:ARG:O	6:N:992:ILE:HG13	2.03	0.58

*Continued on next page...*

*Continued from previous page...*

Atom-1	Atom-2	Interatomic distance (Å)	Clash overlap (Å)
6:N:1397:LYS:HD2	10:N:8646:HOH:O	2.03	0.58
2:Y:7:G:H21	5:M:1021:LEU:HD22	1.69	0.58
4:A:150:TYR:HE2	4:A:152:PRO:HG3	1.69	0.58
4:B:15:THR:HG22	10:B:326:HOH:O	2.03	0.58
4:B:157:GLY:O	4:B:159:LYS:HE3	2.03	0.58
4:B:211:LEU:O	4:B:215:VAL:HG13	2.03	0.58
5:C:79:PRO:HB2	10:C:1485:HOH:O	2.03	0.58
6:D:206:ARG:HG3	6:D:206:ARG:NH1	2.18	0.58
6:D:1109:GLU:HG2	6:D:1201:CYS:HA	1.83	0.58
10:D:8247:HOH:O	7:E:37:ASN:HB3	2.03	0.58
4:K:200:TRP:HB3	10:K:3307:HOH:O	2.02	0.58
4:L:25:LEU:CD2	4:L:195:LEU:HB3	2.33	0.58
5:M:148:PHE:CZ	5:M:309:TYR:HB3	2.38	0.58
5:M:194:VAL:HG21	5:M:221:LEU:O	2.02	0.58
5:M:687:ALA:O	5:M:688:ILE:HD12	2.04	0.58
10:M:1319:HOH:O	6:N:659:LYS:HA	2.03	0.58
6:N:12:LEU:HD13	6:N:511:TRP:HB2	1.84	0.58
6:N:142:LEU:HD12	10:N:8599:HOH:O	2.04	0.58
6:N:463:GLN:O	6:N:467:GLU:HG3	2.04	0.58
6:N:976:GLN:HA	10:N:8208:HOH:O	2.02	0.58
2:H:8:C:H2'	2:H:9:G:N7	2.19	0.58
5:C:141:HIS:HB3	5:C:418:LEU:CD2	2.34	0.58
6:D:470:LEU:HD12	6:D:503:LEU:HG	1.86	0.58
6:D:553:ARG:HG3	10:D:8604:HOH:O	2.03	0.58
6:D:817:GLU:O	6:D:821:VAL:HG23	2.03	0.58
4:K:39:PRO:O	4:K:43:ILE:HG12	2.04	0.58
5:M:48:PHE:O	5:M:52:PHE:HB2	2.03	0.58
5:M:186:VAL:HG23	5:M:187:ASN:H	1.67	0.58
6:N:1018:ASN:HB3	6:N:1021:TYR:HB3	1.83	0.58
4:A:26:GLU:HB3	4:A:194:LYS:HG3	1.85	0.58
4:B:33:GLY:O	4:B:195:LEU:HD22	2.02	0.58
5:C:318:PRO:HD2	5:C:321:GLU:OE1	2.03	0.58
5:C:690:ILE:HG23	5:C:852:ILE:HA	1.85	0.58
6:D:28:LYS:CB	6:D:41:ARG:HD2	2.32	0.58
6:D:1264:GLU:HB3	6:D:1266:ARG:NE	2.18	0.58
6:N:1319:VAL:HA	6:N:1323:GLN:NE2	2.18	0.58
4:A:8:ALA:HB1	4:B:224:TYR:CE1	2.38	0.58
4:B:89:PHE:HB3	4:B:94:LEU:HD12	1.86	0.58
5:C:173:ASP:OD1	5:C:185:LYS:HB2	2.04	0.58
5:C:605:LYS:HD3	10:C:1614:HOH:O	2.04	0.58
5:C:632:ASN:HB3	5:C:633:GLN:NE2	2.18	0.58

*Continued on next page...*

*Continued from previous page...*

Atom-1	Atom-2	Interatomic distance (Å)	Clash overlap (Å)
5:C:798:GLY:HA2	10:C:1470:HOH:O	2.04	0.58
5:C:803:THR:HG21	10:C:1459:HOH:O	2.03	0.58
5:C:1036:GLU:HG3	6:D:707:THR:OG1	2.03	0.58
6:D:101:HIS:ND1	6:D:103:TRP:HB2	2.17	0.58
7:E:59:ASN:HB3	7:E:62:THR:OG1	2.04	0.58
4:L:27:PRO:HB3	4:L:192:LEU:HD22	1.85	0.58
5:M:775:ARG:HD2	5:M:782:ALA:HB3	1.86	0.58
5:M:838:LYS:NZ	5:M:846:LYS:HZ1	2.02	0.58
5:M:1101:THR:HB	6:N:5:VAL:HG13	1.86	0.58
6:N:465:LEU:HD22	6:N:510:GLU:HA	1.84	0.58
6:N:970:LYS:HD3	6:N:995:LEU:HD13	1.85	0.58
6:N:1326:THR:HG22	6:N:1327:ARG:N	2.18	0.58
6:N:1462:LEU:N	6:N:1462:LEU:HD23	2.17	0.58
4:B:73:GLU:HB3	4:B:77:GLU:HG2	1.85	0.58
5:C:197:LEU:HB3	5:C:202:TYR:HB2	1.85	0.58
5:C:618:GLY:HA2	10:C:1286:HOH:O	2.03	0.58
6:D:618:LEU:HD11	6:D:1463:LYS:HG3	1.86	0.58
6:D:1120:VAL:HG11	6:D:1144:LEU:HG	1.85	0.58
6:D:1292:VAL:HG22	6:D:1311:LEU:HD13	1.86	0.58
5:M:356:ARG:HB2	5:M:356:ARG:NH1	2.17	0.58
6:N:523:ASP:N	10:N:8719:HOH:O	2.36	0.58
6:N:963:TYR:HB2	10:N:8217:HOH:O	2.03	0.58
6:N:965:GLU:HB3	10:N:8025:HOH:O	2.03	0.58
6:N:1272:ALA:HA	6:N:1326:THR:HB	1.84	0.58
6:N:1319:VAL:HG12	6:N:1323:GLN:OE1	2.03	0.58
5:C:129:ILE:HG12	5:C:386:PHE:O	2.03	0.58
5:C:260:LEU:CB	5:C:291:ALA:HB1	2.33	0.58
5:C:675:ALA:HB2	5:C:867:VAL:HG11	1.86	0.58
5:C:1086:ARG:HD3	5:C:1112:PHE:HD2	1.69	0.58
4:L:94:LEU:HD13	4:L:120:VAL:HG22	1.86	0.58
5:M:580:MET:HB3	5:M:584:GLU:CD	2.24	0.58
5:M:725:ASP:HB3	5:M:783:ARG:HH22	1.68	0.58
6:N:9:ARG:HD3	6:N:1456:LYS:HG3	1.85	0.58
6:N:72:VAL:HG22	6:N:77:GLY:HA2	1.85	0.58
6:N:393:ILE:HG23	10:N:8019:HOH:O	2.03	0.58
2:Y:4:U:H2'	2:Y:5:C:C6	2.38	0.58
5:C:63:GLY:HA3	5:C:103:LYS:HG3	1.86	0.58
5:C:274:ARG:HG3	5:C:285:LEU:HD22	1.85	0.58
5:C:727:PRO:CG	5:C:783:ARG:HH21	2.17	0.58
6:D:1120:VAL:HB	6:D:1144:LEU:HD21	1.85	0.58
6:D:1223:ILE:H	6:D:1223:ILE:HD12	1.68	0.58

*Continued on next page...*

*Continued from previous page...*

Atom-1	Atom-2	Interatomic distance (Å)	Clash overlap (Å)
7:E:25:LYS:HD3	10:E:131:HOH:O	2.03	0.58
5:M:190:LYS:HD3	10:M:1557:HOH:O	2.02	0.58
5:M:578:VAL:H	5:M:671:ASN:HD21	1.50	0.58
5:M:943:VAL:HA	10:M:1214:HOH:O	2.03	0.58
6:N:656:PHE:HB3	6:N:694:VAL:HG11	1.84	0.58
6:N:1147:ARG:HD2	10:N:8060:HOH:O	2.02	0.58
6:N:1364:HIS:CE1	6:N:1366:LYS:HG3	2.39	0.58
3:I:14:DG:H2'	10:I:1363:HOH:O	2.02	0.57
2:Y:8:C:H6	2:Y:8:C:O5'	1.87	0.57
4:A:12:THR:OG1	4:A:24:VAL:HB	2.04	0.57
4:B:86:VAL:HG12	4:B:124:ASN:ND2	2.19	0.57
5:C:1105:LYS:HZ3	5:C:1107:ASN:HB2	1.68	0.57
6:D:704:ARG:NH1	6:D:743:ASP:HB3	2.19	0.57
6:D:895:VAL:HG11	10:D:8656:HOH:O	2.04	0.57
4:K:150:TYR:HE2	4:K:152:PRO:HG3	1.68	0.57
4:L:75:VAL:HA	4:L:78:ILE:HD12	1.86	0.57
5:M:380:ALA:O	5:M:384:GLU:HB2	2.02	0.57
5:M:578:VAL:HG22	5:M:671:ASN:ND2	2.19	0.57
5:M:754:ILE:HD11	5:M:791:ARG:NH2	2.18	0.57
5:M:1022:GLY:HA3	5:M:1026:GLN:O	2.04	0.57
5:M:1041:GLU:OE2	6:N:1462:LEU:HB2	2.04	0.57
6:N:6:ARG:HA	6:N:1470:ARG:NH1	2.20	0.57
6:N:171:LEU:HD21	6:N:192:ALA:CB	2.34	0.57
6:N:203:ALA:HB1	10:N:8019:HOH:O	2.04	0.57
6:N:996:TRP:CE3	6:N:999:THR:HG21	2.39	0.57
6:N:1304:LYS:HG3	10:N:8254:HOH:O	2.03	0.57
6:N:1505:ALA:HA	10:N:8486:HOH:O	2.03	0.57
3:I:3:DA:H2''	3:I:4:DC:C5'	2.33	0.57
4:A:42:ARG:HH11	5:C:978:ARG:CA	2.16	0.57
4:A:45:LEU:HD23	5:C:855:VAL:HG22	1.85	0.57
4:A:50:GLY:O	4:A:146:ARG:HA	2.05	0.57
4:A:85:LEU:HA	4:A:124:ASN:ND2	2.17	0.57
5:C:58:ASP:O	5:C:59:LYS:HG3	2.04	0.57
5:C:61:LYS:HB2	10:C:1623:HOH:O	2.02	0.57
5:C:310:LEU:O	5:C:314:THR:HG23	2.04	0.57
5:C:697:ARG:O	5:C:699:PHE:N	2.37	0.57
5:C:964:LYS:O	5:C:968:LEU:HG	2.02	0.57
6:D:173:PRO:HG2	10:D:8314:HOH:O	2.03	0.57
6:D:731:LEU:HD22	6:D:779:ALA:O	2.04	0.57
4:K:197:LEU:HD13	10:K:1505:HOH:O	2.04	0.57
5:M:148:PHE:CD1	5:M:313:LEU:HD22	2.39	0.57

*Continued on next page...*

*Continued from previous page...*

Atom-1	Atom-2	Interatomic distance (Å)	Clash overlap (Å)
5:M:321:GLU:HB2	10:M:1270:HOH:O	2.04	0.57
5:M:332:ARG:NE	5:M:464:LEU:HD11	2.18	0.57
5:M:358:ARG:HB2	10:M:1606:HOH:O	2.03	0.57
5:M:987:ILE:HD11	6:N:946:GLY:HA2	1.86	0.57
6:N:28:LYS:HD2	6:N:41:ARG:CZ	2.33	0.57
6:N:584:ASN:HB2	6:N:602:SER:HB3	1.86	0.57
6:N:1177:ALA:HB3	6:N:1183:ILE:HD11	1.86	0.57
2:Y:8:C:H2'	2:Y:9:G:C8	2.39	0.57
4:A:83:LYS:NZ	4:A:168:ASP:HB2	2.16	0.57
4:A:176:ARG:HH11	5:C:865:THR:HB	1.68	0.57
4:A:197:LEU:HG	4:A:199:ILE:HD11	1.84	0.57
5:C:162:ILE:O	5:C:164:PRO:HD3	2.03	0.57
5:C:264:PRO:HB3	5:C:289:THR:HB	1.86	0.57
5:C:468:ARG:HG2	5:C:487:THR:HA	1.87	0.57
5:C:644:VAL:HG22	5:C:647:GLN:OE1	2.04	0.57
10:C:1466:HOH:O	6:D:616:GLN:HA	2.03	0.57
6:D:180:LYS:HG2	6:D:183:GLU:OE1	2.04	0.57
6:D:814:ALA:HA	10:D:8219:HOH:O	2.03	0.57
6:D:1278:ASP:HB2	6:D:1320:GLU:HA	1.85	0.57
5:M:28:ARG:HG2	5:M:42:VAL:CG2	2.35	0.57
5:M:697:ARG:O	5:M:699:PHE:N	2.38	0.57
5:M:1045:ALA:HA	6:N:758:GLU:OE2	2.04	0.57
6:N:703:ASN:HD21	6:N:707:THR:HG23	1.70	0.57
6:N:754:PHE:CZ	6:N:1476:THR:HG21	2.40	0.57
1:X:19:DC:H5''	5:M:1001:VAL:CG2	2.35	0.57
4:B:175:ARG:O	6:D:851:LEU:HD21	2.03	0.57
6:D:572:ARG:HD2	10:D:8628:HOH:O	2.04	0.57
4:L:59:GLU:HG3	4:L:139:ASN:HD22	1.69	0.57
5:M:243:ARG:HD2	10:M:1420:HOH:O	2.04	0.57
5:M:703:ILE:H	5:M:703:ILE:HD12	1.70	0.57
5:M:943:VAL:HG23	5:M:985:GLY:H	1.70	0.57
5:M:1090:LYS:NZ	5:M:1112:PHE:HE1	2.02	0.57
6:N:114:THR:O	6:N:495:ARG:HG3	2.05	0.57
6:N:1047:LYS:NZ	6:N:1053:PHE:HA	2.19	0.57
7:O:54:LEU:CD2	7:O:63:TRP:HE1	2.18	0.57
5:C:503:LEU:HD23	5:C:507:ARG:O	2.05	0.57
5:C:695:LEU:HD21	5:C:832:LYS:HB3	1.86	0.57
5:C:820:ARG:HD2	10:C:1214:HOH:O	2.04	0.57
6:D:1274:ILE:HD11	6:D:1334:GLN:HB3	1.86	0.57
6:D:1284:GLU:OE1	6:N:74:GLU:HG2	2.04	0.57
6:D:1293:PHE:CD2	6:D:1300:SER:HB2	2.39	0.57

*Continued on next page...*



*Continued from previous page...*

Atom-1	Atom-2	Interatomic distance (Å)	Clash overlap (Å)
4:L:71:VAL:HG22	4:L:132:LEU:CD1	2.35	0.57
5:M:45:GLN:HE21	5:M:49:ARG:NH1	2.01	0.57
5:M:521:PRO:HB3	6:N:1068:LEU:CD2	2.33	0.57
5:M:612:VAL:HG13	5:M:621:VAL:C	2.24	0.57
5:M:1016:ILE:H	5:M:1016:ILE:HD13	1.69	0.57
5:M:1115:LEU:HD21	6:N:84:ILE:CD1	2.34	0.57
6:N:32:ILE:HG12	6:N:38:LYS:O	2.04	0.57
6:N:124:GLU:O	6:N:127:LEU:HD12	2.04	0.57
6:N:145:VAL:HG22	6:N:146:PRO:HD2	1.84	0.57
6:N:515:GLU:HG2	10:N:8358:HOH:O	2.04	0.57
6:N:893:GLU:HG2	10:N:8097:HOH:O	2.05	0.57
6:N:957:PRO:HG2	6:N:1007:VAL:HG22	1.85	0.57
6:N:977:ALA:HB1	10:N:8226:HOH:O	2.04	0.57
4:A:176:ARG:HA	10:C:1358:HOH:O	2.05	0.57
4:B:69:PRO:HG3	10:B:344:HOH:O	2.03	0.57
4:B:159:LYS:HB3	10:B:451:HOH:O	2.05	0.57
5:C:204:GLN:HB2	10:C:1638:HOH:O	2.03	0.57
5:C:218:VAL:HG22	5:C:221:LEU:HD23	1.84	0.57
6:D:95:LEU:HD23	6:D:551:ASN:OD1	2.03	0.57
6:D:1042:ARG:HH22	6:D:1045:MET:CE	2.18	0.57
6:D:1116:ASN:HB2	10:D:8442:HOH:O	2.05	0.57
6:D:1153:VAL:HG13	6:N:561:GLY:CA	2.30	0.57
6:D:1389:LEU:CG	6:D:1390:LEU:H	2.17	0.57
4:L:54:THR:CG2	4:L:158:ILE:HG13	2.34	0.57
5:M:355:VAL:HG23	5:M:372:LEU:O	2.03	0.57
5:M:387:SER:OG	5:M:388:ARG:HD2	2.04	0.57
6:N:633:VAL:HB	6:N:740:PHE:CE1	2.39	0.57
6:N:701:LEU:HD11	6:N:750:PRO:HG3	1.85	0.57
6:N:827:ILE:HD12	6:N:827:ILE:H	1.68	0.57
6:N:1055:VAL:HG22	10:N:8703:HOH:O	2.04	0.57
7:O:19:LEU:O	7:O:23:VAL:HG23	2.05	0.57
1:G:14:DT:C6	6:D:1089:ALA:HA	2.39	0.57
1:G:18:DG:O4'	5:C:1002:GLU:HB3	2.04	0.57
2:Y:7:G:H2'	2:Y:7:G:N3	2.20	0.57
3:Z:3:DA:H2''	3:Z:4:DC:C5'	2.35	0.57
4:A:88:ARG:HB3	10:A:343:HOH:O	2.04	0.57
5:C:352:ALA:O	5:C:355:VAL:HG12	2.04	0.57
5:C:1003:ASP:O	5:C:1005:MET:N	2.38	0.57
5:C:1053:LEU:HD11	6:D:1466:VAL:HG13	1.85	0.57
6:D:157:GLU:HG3	10:D:8653:HOH:O	2.04	0.57
6:D:1223:ILE:HD11	6:D:1462:LEU:HD12	1.86	0.57

*Continued on next page...*

*Continued from previous page...*

Atom-1	Atom-2	Interatomic distance (Å)	Clash overlap (Å)
6:D:1256:LEU:O	6:D:1260:ILE:HG12	2.05	0.57
6:D:1281:VAL:HG23	6:D:1319:VAL:HG21	1.87	0.57
6:D:1319:VAL:HG12	6:D:1323:GLN:OE1	2.04	0.57
7:E:83:ASP:O	7:E:86:GLN:HG2	2.05	0.57
5:M:304:LEU:HB2	10:M:1346:HOH:O	2.04	0.57
5:M:399:ASN:HB3	5:M:568:ALA:O	2.04	0.57
5:M:409:ARG:HB3	5:M:454:SER:OG	2.05	0.57
5:M:564:MET:HE3	5:M:997:LEU:HD11	1.86	0.57
5:M:707:ARG:HG3	5:M:826:TYR:CE1	2.40	0.57
5:M:859:PRO:HB3	5:M:974:LEU:HD23	1.86	0.57
5:M:970:GLY:O	5:M:988:VAL:HB	2.04	0.57
5:M:1044:GLY:HA2	10:N:8173:HOH:O	2.03	0.57
6:N:784:ASP:HB3	6:N:939:PHE:CE2	2.39	0.57
6:N:988:ARG:HH11	6:N:988:ARG:HG3	1.70	0.57
6:N:1396:GLU:O	6:N:1400:VAL:HG23	2.04	0.57
7:O:67:GLU:HB3	7:O:73:LEU:HD11	1.86	0.57
10:I:3108:HOH:O	5:C:152:PRO:HG3	2.04	0.57
4:B:212:ASN:O	4:B:215:VAL:HG22	2.05	0.57
5:C:145:GLY:HA3	5:C:276:LYS:HD3	1.87	0.57
5:C:198:ARG:HD3	5:C:228:ALA:HA	1.87	0.57
5:C:276:LYS:HA	5:C:280:LYS:HD2	1.86	0.57
5:C:687:ALA:C	5:C:688:ILE:HD12	2.25	0.57
6:D:52:PRO:CG	6:D:80:VAL:HG13	2.32	0.57
6:D:404:GLU:HA	10:D:8690:HOH:O	2.03	0.57
6:D:547:LEU:HD22	6:D:581:LEU:HD21	1.87	0.57
6:D:1131:SER:HB2	10:D:8310:HOH:O	2.04	0.57
6:D:1388:ARG:HA	10:D:8036:HOH:O	2.03	0.57
5:M:203:ASP:HB2	5:M:205:GLU:OE2	2.04	0.57
6:N:28:LYS:HG3	10:N:8501:HOH:O	2.05	0.57
6:N:51:GLY:HA3	6:N:86:ARG:CA	2.34	0.57
6:N:517:VAL:HG12	10:N:8101:HOH:O	2.04	0.57
5:C:191:PHE:CE2	5:C:238:LEU:HD21	2.40	0.57
5:C:950:LEU:HD12	5:C:952:LEU:CD2	2.35	0.57
6:D:57:GLU:HG2	6:D:58:CYS:N	2.19	0.57
6:D:61:GLY:HA3	6:D:64:LYS:NZ	2.20	0.57
6:D:984:THR:CG2	6:D:987:GLU:H	2.17	0.57
4:K:26:GLU:HG2	4:K:27:PRO:HG3	1.86	0.57
5:M:103:LYS:HE2	10:M:1169:HOH:O	2.05	0.57
5:M:502:PRO:HB2	5:M:509:ALA:HB3	1.86	0.57
5:M:770:GLU:CG	6:N:65:ARG:HH21	2.17	0.57
6:N:90:MET:HE3	6:N:521:PRO:HD3	1.86	0.57

*Continued on next page...*

*Continued from previous page...*

Atom-1	Atom-2	Interatomic distance (Å)	Clash overlap (Å)
6:N:157:GLU:HB3	10:N:8660:HOH:O	2.04	0.57
1:G:2:DC:H2'	1:G:3:DC:C6	2.40	0.57
1:G:22:DC:H5'	10:G:282:HOH:O	2.05	0.57
4:A:107:LYS:HD3	10:A:440:HOH:O	2.05	0.57
4:A:150:TYR:HE1	5:C:696:LYS:HA	1.68	0.57
4:B:206:THR:HB	4:B:209:GLU:OE2	2.05	0.57
5:C:557:ARG:HG2	5:C:881:ASN:ND2	2.20	0.57
6:D:436:GLU:OE1	6:D:447:VAL:HG13	2.05	0.57
6:D:481:MET:SD	6:D:1388:ARG:HB3	2.44	0.57
6:D:1105:ILE:CG1	6:D:1374:GLN:HE21	2.18	0.57
6:D:1482:ARG:HH21	6:D:1483:PHE:HZ	1.53	0.57
5:M:735:ARG:HA	10:M:1615:HOH:O	2.04	0.57
5:M:824:ARG:HD2	5:M:826:TYR:HE1	1.68	0.57
5:M:857:ASP:CB	5:M:978:ARG:HG2	2.35	0.57
2:Y:14:G:C2'	2:Y:15:C:H5'	2.35	0.56
5:C:148:PHE:HE1	5:C:309:TYR:CD2	2.23	0.56
5:C:185:LYS:CG	5:C:190:LYS:HG3	2.35	0.56
5:C:242:LEU:HA	10:C:1462:HOH:O	2.05	0.56
5:C:860:HIS:CE1	5:C:975:TYR:HB2	2.40	0.56
5:C:1006:HIS:CE1	5:C:1027:PHE:HA	2.40	0.56
6:D:615:ARG:HH22	6:D:1096:ARG:HD2	1.69	0.56
6:D:1197:ARG:HB3	6:D:1396:GLU:CD	2.25	0.56
6:D:1274:ILE:CG1	6:D:1334:GLN:HE21	2.18	0.56
5:M:948:GLU:OE1	5:M:955:PRO:HA	2.05	0.56
6:N:666:ILE:HG12	6:N:686:GLU:OE2	2.04	0.56
6:N:798:GLU:HB2	6:N:828:LYS:HE3	1.87	0.56
6:N:834:THR:HG22	6:N:838:ARG:HH11	1.69	0.56
6:N:1277:ILE:O	6:N:1294:VAL:HG11	2.04	0.56
6:N:1404:ASN:HD21	6:N:1408:ILE:HD12	1.69	0.56
2:Y:5:C:H2'	2:Y:6:U:C5	2.39	0.56
4:A:39:PRO:CG	4:B:39:PRO:HG3	2.34	0.56
5:C:52:PHE:CG	5:C:68:PHE:HB2	2.39	0.56
5:C:134:ARG:HH11	5:C:387:SER:HA	1.70	0.56
5:C:309:TYR:CE2	5:C:321:GLU:HB3	2.40	0.56
5:C:436:GLY:HA2	5:C:538:GLN:O	2.05	0.56
5:C:759:THR:HG21	5:C:783:ARG:NH2	2.19	0.56
6:D:135:LEU:HA	6:D:453:ASP:O	2.05	0.56
6:D:199:LEU:HD23	6:D:200:ASP:N	2.20	0.56
6:D:1317:ASP:HB3	10:D:8607:HOH:O	2.05	0.56
6:D:1465:ASN:ND2	6:D:1470:ARG:HB3	2.20	0.56
5:M:39:ARG:HD2	5:M:39:ARG:N	2.20	0.56

*Continued on next page...*

*Continued from previous page...*

Atom-1	Atom-2	Interatomic distance (Å)	Clash overlap (Å)
5:M:442:GLU:HG2	5:M:454:SER:HB2	1.86	0.56
6:N:914:LEU:HD22	6:N:930:LEU:HD21	1.86	0.56
7:O:54:LEU:HD23	7:O:54:LEU:O	2.05	0.56
1:G:13:DT:OP1	6:D:1096:ARG:NH2	2.38	0.56
5:C:48:PHE:O	5:C:52:PHE:HB2	2.04	0.56
5:C:320:HIS:HB2	10:C:1256:HOH:O	2.05	0.56
5:C:404:LEU:HA	5:C:407:LYS:CD	2.35	0.56
5:C:520:GLU:O	5:C:522:VAL:HG23	2.05	0.56
6:D:141:ILE:HG12	6:D:448:GLU:HG2	1.88	0.56
6:D:171:LEU:HD13	10:D:8619:HOH:O	2.04	0.56
6:D:399:ARG:HD2	6:D:401:TYR:OH	2.05	0.56
6:D:600:LEU:H	6:D:600:LEU:HD12	1.70	0.56
6:D:786:ILE:HG21	6:D:1027:GLY:N	2.20	0.56
6:D:826:PRO:HG3	10:D:8491:HOH:O	2.05	0.56
6:D:1290:LEU:HD21	10:D:8408:HOH:O	2.05	0.56
4:L:138:LEU:HB2	10:L:342:HOH:O	2.05	0.56
5:M:198:ARG:CZ	5:M:203:ASP:HA	2.35	0.56
5:M:285:LEU:HB3	10:M:1611:HOH:O	2.04	0.56
5:M:455:LEU:HD12	5:M:456:ALA:O	2.06	0.56
5:M:644:VAL:HG22	5:M:647:GLN:OE1	2.05	0.56
5:M:654:LEU:HD23	5:M:654:LEU:H	1.70	0.56
5:M:866:PRO:HD3	10:M:1425:HOH:O	2.04	0.56
5:M:1031:ARG:HE	6:N:621:LYS:HB3	1.71	0.56
6:N:198:ARG:HA	10:N:8115:HOH:O	2.05	0.56
6:N:397:LYS:HG3	10:N:8403:HOH:O	2.05	0.56
6:N:1481:VAL:HG12	7:O:21:VAL:HG21	1.88	0.56
7:O:22:VAL:HG12	7:O:68:LEU:HD21	1.88	0.56
7:O:48:MET:HB3	7:O:54:LEU:HB2	1.86	0.56
4:A:86:VAL:HG22	10:A:317:HOH:O	2.05	0.56
4:A:168:ASP:OD1	5:C:832:LYS:NZ	2.38	0.56
4:B:226:SER:HB3	10:B:333:HOH:O	2.04	0.56
5:C:200:LEU:HD23	5:C:298:PHE:HB2	1.87	0.56
5:C:418:LEU:HD12	5:C:418:LEU:N	2.19	0.56
5:C:905:ILE:HD12	5:C:905:ILE:N	2.20	0.56
6:D:432:TYR:HB3	6:D:450:TYR:CB	2.34	0.56
6:D:957:PRO:HG2	6:D:1007:VAL:HG22	1.88	0.56
6:D:1391:GLU:HB3	10:D:8047:HOH:O	2.05	0.56
6:D:1395:LEU:HD11	10:D:8490:HOH:O	2.05	0.56
5:M:698:ASP:HA	10:M:1212:HOH:O	2.05	0.56
6:N:911:LEU:HD23	6:N:934:LEU:HD13	1.88	0.56
6:N:957:PRO:HG3	6:N:1007:VAL:HA	1.87	0.56

*Continued on next page...*

*Continued from previous page...*

Atom-1	Atom-2	Interatomic distance (Å)	Clash overlap (Å)
7:O:28:GLN:HB3	7:O:32:ARG:HH12	1.69	0.56
4:A:220:GLU:HG2	10:A:358:HOH:O	2.05	0.56
6:D:127:LEU:HA	6:D:132:TYR:HD1	1.71	0.56
6:D:206:ARG:HG3	6:D:206:ARG:HH11	1.69	0.56
6:D:1120:VAL:HG23	6:D:1188:VAL:HG11	1.88	0.56
4:K:196:THR:HG23	10:K:2832:HOH:O	2.05	0.56
4:K:197:LEU:CD1	4:K:199:ILE:HD11	2.33	0.56
4:L:18:ARG:HH12	4:L:123:MET:CE	2.19	0.56
4:L:133:GLU:HG2	10:L:357:HOH:O	2.05	0.56
5:M:350:ARG:O	5:M:353:ARG:HB3	2.05	0.56
5:M:675:ALA:HB2	5:M:867:VAL:HG11	1.87	0.56
5:M:813:VAL:HG13	10:M:1204:HOH:O	2.06	0.56
5:M:1016:ILE:HG12	5:M:1017:THR:H	1.70	0.56
6:N:421:LEU:HD11	6:N:429:SER:HB2	1.86	0.56
6:N:782:SER:H	6:N:785:ILE:HD13	1.71	0.56
6:N:783:ARG:HA	6:N:1028:ALA:HA	1.87	0.56
6:N:996:TRP:CE2	6:N:1056:PRO:HG2	2.40	0.56
7:O:57:ASP:H	7:O:58:PRO:HD3	1.70	0.56
2:Y:2:A:H5''	6:N:671:LYS:NZ	2.19	0.56
2:Y:4:U:O2'	2:Y:5:C:H5'	2.05	0.56
4:A:185:ARG:HG3	4:A:185:ARG:O	2.05	0.56
4:A:221:HIS:HA	4:A:224:TYR:CD2	2.40	0.56
5:C:792:VAL:HG12	10:C:1750:HOH:O	2.04	0.56
5:C:1087:VAL:O	5:C:1091:GLU:HG3	2.06	0.56
6:D:584:ASN:HA	10:D:8068:HOH:O	2.05	0.56
6:D:771:SER:HB3	6:D:778:LEU:HD22	1.87	0.56
6:D:1192:LEU:HB3	6:D:1345:GLU:OE2	2.06	0.56
6:D:1310:ARG:NH2	6:D:1327:ARG:HG2	2.17	0.56
6:D:1480:PHE:O	7:E:18:ARG:NH2	2.37	0.56
4:K:14:ARG:HH12	4:K:24:VAL:HG23	1.71	0.56
5:M:260:LEU:HD21	5:M:293:PHE:CD1	2.40	0.56
5:M:264:PRO:HB3	5:M:289:THR:CB	2.35	0.56
5:M:862:PRO:HB3	5:M:929:ARG:HH22	1.69	0.56
5:M:1033:GLY:O	5:M:1037:VAL:HG23	2.06	0.56
1:X:17:DC:H2''	1:X:18:DG:C5'	2.32	0.56
4:A:181:VAL:O	5:C:938:LYS:N	2.39	0.56
4:B:57:TYR:HB3	4:B:141:GLU:HG3	1.86	0.56
5:C:88:LEU:HD22	5:C:814:GLU:HG2	1.88	0.56
5:C:674:VAL:HG23	5:C:869:VAL:O	2.06	0.56
6:D:165:LYS:HZ1	6:D:397:LYS:HD2	1.69	0.56
6:D:414:ARG:HG2	6:D:451:ASP:HA	1.87	0.56

*Continued on next page...*

*Continued from previous page...*

Atom-1	Atom-2	Interatomic distance (Å)	Clash overlap (Å)
6:D:1278:ASP:CG	6:N:41:ARG:HB2	2.25	0.56
4:L:100:LEU:HB2	4:L:115:LEU:HD21	1.88	0.56
5:M:195:LEU:HG	5:M:238:LEU:HG	1.87	0.56
5:M:513:VAL:HG22	10:M:1439:HOH:O	2.06	0.56
5:M:754:ILE:HG21	10:M:1317:HOH:O	2.06	0.56
5:M:906:PHE:CD1	6:N:1067:VAL:HG22	2.41	0.56
5:M:1056:LYS:HB3	6:N:624:ASP:H	1.71	0.56
6:N:684:LYS:HD3	6:N:686:GLU:OE1	2.06	0.56
6:N:894:LYS:O	6:N:898:GLU:HG3	2.05	0.56
6:N:1485:GLN:HG2	10:N:8341:HOH:O	2.05	0.56
4:A:211:LEU:O	4:A:215:VAL:HG23	2.06	0.56
4:B:20:TYR:OH	4:B:198:ARG:HD2	2.06	0.56
5:C:226:VAL:HG12	10:C:1483:HOH:O	2.06	0.56
6:D:53:ILE:HG21	10:D:8600:HOH:O	2.06	0.56
6:D:133:ILE:HB	6:D:153:LEU:O	2.06	0.56
6:D:165:LYS:HB3	6:D:397:LYS:N	2.20	0.56
6:D:755:ALA:O	6:D:758:GLU:HG2	2.05	0.56
6:D:787:LEU:HD21	6:D:947:ILE:CD1	2.35	0.56
6:D:966:GLU:HB3	10:D:8745:HOH:O	2.05	0.56
6:D:1263:PHE:CE2	6:D:1371:VAL:HG11	2.41	0.56
6:D:1369:GLU:HA	6:D:1372:VAL:HG12	1.88	0.56
4:K:215:VAL:HB	10:K:1091:HOH:O	2.04	0.56
5:M:756:VAL:HG21	5:M:823:VAL:HG11	1.87	0.56
5:M:1003:ASP:CG	6:N:724:GLN:HE22	2.09	0.56
6:N:52:PRO:HD2	6:N:85:VAL:HG23	1.88	0.56
6:N:151:GLN:HG3	10:N:8491:HOH:O	2.05	0.56
6:N:484:PRO:HB3	6:N:488:ARG:HE	1.71	0.56
6:N:675:ARG:O	6:N:678:GLU:HG2	2.05	0.56
6:N:1403:LEU:O	6:N:1407:LEU:HB2	2.06	0.56
4:B:19:GLU:HG3	4:B:201:THR:O	2.06	0.56
4:B:62:LEU:HD12	4:B:63:HIS:H	1.70	0.56
5:C:352:ALA:HA	5:C:355:VAL:HG12	1.87	0.56
5:C:372:LEU:HB2	10:C:1326:HOH:O	2.06	0.56
5:C:516:ARG:NE	6:D:1068:LEU:HD22	2.20	0.56
5:C:773:LEU:O	5:C:777:ILE:HG13	2.06	0.56
5:C:937:ASP:OD2	5:C:939:ARG:HG2	2.05	0.56
5:C:1095:LEU:HD21	10:D:8172:HOH:O	2.04	0.56
6:D:955:VAL:HG23	6:D:1011:PHE:HE1	1.70	0.56
6:D:1330:ILE:HG21	6:D:1335:LEU:HD22	1.88	0.56
6:D:1403:LEU:O	6:D:1407:LEU:HB2	2.06	0.56
4:K:115:LEU:HD11	10:K:3034:HOH:O	2.06	0.56

*Continued on next page...*

*Continued from previous page...*

Atom-1	Atom-2	Interatomic distance (Å)	Clash overlap (Å)
5:M:261:ILE:H	5:M:261:ILE:HD12	1.71	0.56
5:M:546:LEU:O	5:M:842:ARG:HD2	2.06	0.56
5:M:759:THR:HG21	5:M:783:ARG:NH2	2.21	0.56
6:N:413:ASP:HB3	10:N:8723:HOH:O	2.05	0.56
6:N:452:ILE:HD12	10:N:8318:HOH:O	2.05	0.56
6:N:584:ASN:CG	6:N:590:PRO:HD2	2.26	0.56
2:H:8:C:O5'	2:H:8:C:H6	1.88	0.56
4:A:104:GLU:OE1	4:A:137:ARG:HG2	2.05	0.56
4:A:195:LEU:HG	10:A:372:HOH:O	2.05	0.56
5:C:2:GLU:O	5:C:3:ILE:HD13	2.06	0.56
5:C:216:GLU:HG2	5:C:219:GLN:HE22	1.72	0.56
5:C:248:PRO:HD2	10:C:1283:HOH:O	2.05	0.56
6:D:55:ASP:HB3	10:D:8471:HOH:O	2.05	0.56
6:D:204:LEU:O	6:D:394:LEU:HD23	2.05	0.56
6:D:1497:GLU:HB2	10:D:8662:HOH:O	2.05	0.56
6:N:520:LEU:HD12	6:N:521:PRO:HD2	1.88	0.56
6:N:875:THR:HG23	6:N:879:ARG:HB2	1.88	0.56
6:N:1161:GLU:H	6:N:1161:GLU:CD	2.09	0.56
6:N:1272:ALA:CA	6:N:1326:THR:HB	2.36	0.56
1:G:14:DT:H2''	1:G:15:DC:C5'	2.36	0.55
2:Y:7:G:N2	5:M:1021:LEU:HD22	2.21	0.55
4:A:178:ALA:HB2	5:C:864:GLY:N	2.21	0.55
5:C:12:VAL:HB	5:C:472:ARG:NH1	2.17	0.55
5:C:315:ALA:HB3	10:C:1250:HOH:O	2.05	0.55
5:C:569:VAL:HG12	5:C:996:LYS:O	2.06	0.55
5:C:625:LEU:HB3	5:C:639:GLN:HB2	1.88	0.55
6:D:85:VAL:O	6:D:89:ARG:HD2	2.07	0.55
6:D:1217:ILE:HG21	10:D:8438:HOH:O	2.05	0.55
5:M:333:ILE:HD13	5:M:467:ILE:HG13	1.88	0.55
5:M:1009:SER:OG	5:M:1010:THR:N	2.37	0.55
5:M:1103:ASP:HB3	5:M:1105:LYS:NZ	2.21	0.55
2:H:4:U:O2'	2:H:5:C:H5'	2.06	0.55
4:A:83:LYS:HD3	4:A:168:ASP:O	2.07	0.55
5:C:282:GLY:HA3	10:C:1259:HOH:O	2.06	0.55
5:C:300:ASP:HB3	10:C:1175:HOH:O	2.06	0.55
5:C:430:VAL:O	5:C:430:VAL:HG13	2.06	0.55
6:D:625:TYR:HB3	6:D:749:VAL:HG23	1.87	0.55
6:D:1106:VAL:HG21	6:D:1474:ALA:HB2	1.87	0.55
6:D:1149:LEU:HG	6:D:1166:LEU:HD21	1.87	0.55
4:K:9:PRO:HD2	4:L:224:TYR:CE1	2.40	0.55
5:M:74:GLY:O	5:M:76:PRO:HD3	2.05	0.55

*Continued on next page...*

*Continued from previous page...*

Atom-1	Atom-2	Interatomic distance (Å)	Clash overlap (Å)
5:M:401:LEU:HD13	5:M:587:VAL:HG11	1.87	0.55
5:M:1091:GLU:OE1	6:N:613:ARG:HG2	2.06	0.55
6:N:137:PRO:HD2	6:N:453:ASP:CG	2.26	0.55
6:N:517:VAL:HG11	6:N:547:LEU:HD21	1.88	0.55
7:O:42:PRO:HB2	10:O:1112:HOH:O	2.06	0.55
1:G:14:DT:C7	6:D:1089:ALA:HB2	2.36	0.55
4:A:140:MET:HG3	10:A:457:HOH:O	2.05	0.55
4:B:14:ARG:HH11	4:B:14:ARG:HG3	1.71	0.55
5:C:281:LEU:O	5:C:281:LEU:HD23	2.06	0.55
5:C:564:MET:HA	5:C:567:GLN:OE1	2.05	0.55
6:D:24:GLY:HA2	10:D:8385:HOH:O	2.06	0.55
6:D:50:PHE:O	6:D:86:ARG:HA	2.06	0.55
6:D:692:GLU:OE1	6:D:720:LEU:HD13	2.06	0.55
6:D:814:ALA:HB1	6:D:818:ARG:NH2	2.21	0.55
6:D:917:GLN:HA	6:D:920:LEU:HD12	1.86	0.55
4:L:58:ILE:HG23	10:L:368:HOH:O	2.06	0.55
5:M:139:GLN:NE2	5:M:415:PRO:HD3	2.21	0.55
5:M:418:LEU:H	5:M:418:LEU:CD1	2.19	0.55
5:M:1032:PHE:HE2	5:M:1037:VAL:HA	1.71	0.55
6:N:704:ARG:HD2	6:N:705:ALA:H	1.71	0.55
6:N:860:LEU:HD23	6:N:877:PRO:HB2	1.89	0.55
6:N:996:TRP:HA	6:N:999:THR:CG2	2.35	0.55
6:N:1007:VAL:HG12	6:N:1011:PHE:CE2	2.42	0.55
6:N:1342:GLU:HB2	10:N:8182:HOH:O	2.06	0.55
2:H:9:G:O2'	2:H:10:G:H5'	2.06	0.55
4:A:14:ARG:NH2	5:C:934:PHE:HZ	2.04	0.55
4:A:133:GLU:HG2	4:A:134:GLU:N	2.22	0.55
4:B:55:SER:OG	4:B:158:ILE:HB	2.06	0.55
5:C:577:PRO:O	5:C:900:ARG:HD3	2.06	0.55
5:C:612:VAL:HG22	5:C:622:GLU:HG3	1.88	0.55
5:C:1001:VAL:HA	10:C:1226:HOH:O	2.06	0.55
6:D:1476:THR:HG23	7:E:21:VAL:HG22	1.87	0.55
4:K:176:ARG:HG3	4:K:200:TRP:HE3	1.71	0.55
5:M:293:PHE:HB3	10:M:1202:HOH:O	2.05	0.55
6:N:845:ASN:N	6:N:848:GLU:HG3	2.21	0.55
2:H:6:U:O5'	2:H:6:U:H6	1.90	0.55
3:I:10:DA:H3'	10:I:2633:HOH:O	2.06	0.55
5:C:960:GLU:HA	10:C:1200:HOH:O	2.05	0.55
5:C:1030:GLN:NE2	6:D:628:ARG:HD3	2.21	0.55
6:D:112:ILE:HD11	6:D:116:LEU:HD12	1.88	0.55
6:D:120:ALA:HB2	10:D:8102:HOH:O	2.06	0.55

*Continued on next page...*



*Continued from previous page...*

Atom-1	Atom-2	Interatomic distance (Å)	Clash overlap (Å)
6:D:155:ASP:O	6:D:159:ARG:HB2	2.07	0.55
6:D:490:ALA:HA	10:D:8168:HOH:O	2.07	0.55
6:D:619:LEU:HD12	6:D:621:LYS:HE2	1.88	0.55
4:L:78:ILE:HB	10:L:362:HOH:O	2.05	0.55
5:M:221:LEU:HB3	10:M:1144:HOH:O	2.06	0.55
5:M:312:ALA:HB2	10:M:1351:HOH:O	2.07	0.55
5:M:469:THR:HB	10:M:1352:HOH:O	2.07	0.55
5:M:547:ILE:HD12	5:M:550:LEU:HD13	1.87	0.55
5:M:729:LEU:HD13	6:N:675:ARG:NH1	2.22	0.55
5:M:1118:LYS:HA	6:N:23:TYR:HH	1.70	0.55
6:N:792:ILE:HD12	6:N:941:PHE:CZ	2.42	0.55
6:N:926:LYS:HE3	6:N:929:ARG:HH11	1.71	0.55
6:N:1122:LEU:O	6:N:1135:ARG:HB2	2.06	0.55
1:G:14:DT:H6	1:G:14:DT:H5'	1.70	0.55
5:C:17:PRO:O	5:C:20:GLU:HB3	2.07	0.55
5:C:86:LYS:HD3	5:C:813:VAL:HA	1.89	0.55
5:C:510:ALA:HB3	5:C:513:VAL:CG2	2.37	0.55
5:C:585:GLU:O	5:C:588:VAL:HG22	2.07	0.55
6:D:403:PHE:CE2	6:D:444:VAL:HG23	2.41	0.55
6:D:566:ILE:HG23	10:D:8557:HOH:O	2.06	0.55
6:D:677:LEU:HD22	10:D:8106:HOH:O	2.07	0.55
6:D:820:GLU:HA	6:D:825:ALA:O	2.07	0.55
6:D:897:TRP:HA	6:D:900:ILE:HG12	1.88	0.55
6:D:1141:GLU:HB3	10:D:8538:HOH:O	2.07	0.55
6:D:1280:VAL:HA	6:D:1318:TYR:CA	2.32	0.55
7:E:54:LEU:HG	7:E:58:PRO:HB2	1.89	0.55
4:K:79:ILE:HG12	10:K:1194:HOH:O	2.05	0.55
4:L:211:LEU:O	4:L:215:VAL:HG13	2.07	0.55
5:M:163:ILE:HG13	5:M:163:ILE:O	2.06	0.55
5:M:372:LEU:HD12	10:M:1606:HOH:O	2.06	0.55
5:M:762:LYS:HD3	5:M:784:ASP:O	2.06	0.55
6:N:4:GLU:HG2	6:N:6:ARG:CD	2.35	0.55
6:N:481:MET:HG2	10:N:8647:HOH:O	2.05	0.55
6:N:963:TYR:CD2	6:N:1002:LYS:HD3	2.41	0.55
6:N:1128:VAL:O	6:N:1129:THR:C	2.45	0.55
6:N:1336:LEU:HA	6:N:1344:VAL:HG22	1.87	0.55
4:A:123:MET:HB2	10:A:317:HOH:O	2.05	0.55
5:C:40:GLU:HG2	10:C:1139:HOH:O	2.06	0.55
5:C:106:GLY:O	5:C:107:LEU:HD23	2.06	0.55
5:C:1019:GLN:O	5:C:1021:LEU:HD12	2.07	0.55
5:C:1055:LEU:HD22	5:C:1066:ALA:HB2	1.89	0.55

*Continued on next page...*

*Continued from previous page...*

Atom-1	Atom-2	Interatomic distance (Å)	Clash overlap (Å)
6:D:650:LEU:HD22	6:D:688:TRP:CH2	2.42	0.55
6:D:1281:VAL:HG21	6:D:1313:VAL:HG21	1.89	0.55
7:E:57:ASP:H	7:E:58:PRO:HD3	1.72	0.55
4:L:19:GLU:HG3	4:L:201:THR:O	2.06	0.55
4:L:44:LEU:HD23	4:L:48:ILE:HD11	1.88	0.55
4:L:83:LYS:HE2	4:L:168:ASP:OD2	2.07	0.55
4:L:120:VAL:HG11	10:L:399:HOH:O	2.05	0.55
5:M:119:PRO:HG2	5:M:386:PHE:CD1	2.42	0.55
5:M:244:PRO:HD2	5:M:245:GLY:H	1.70	0.55
5:M:263:ASP:HB2	5:M:264:PRO:HD3	1.89	0.55
5:M:292:ARG:HB2	5:M:299:LYS:HG2	1.87	0.55
5:M:442:GLU:O	5:M:442:GLU:HG3	2.07	0.55
5:M:622:GLU:O	5:M:624:PRO:HD3	2.07	0.55
5:M:674:VAL:HG23	5:M:869:VAL:O	2.07	0.55
5:M:939:ARG:CB	5:M:982:PRO:HG3	2.34	0.55
5:M:1032:PHE:CE2	5:M:1037:VAL:HA	2.42	0.55
6:N:40:GLU:HG3	6:N:41:ARG:N	2.21	0.55
6:N:589:ALA:HB2	10:N:8196:HOH:O	2.05	0.55
6:N:623:VAL:HG21	6:N:748:HIS:CE1	2.41	0.55
4:A:105:GLY:O	4:A:132:LEU:HB3	2.07	0.55
4:B:175:ARG:O	6:D:851:LEU:CD2	2.54	0.55
5:C:101:ILE:HD12	5:C:107:LEU:HD13	1.89	0.55
5:C:141:HIS:CB	5:C:418:LEU:HD23	2.36	0.55
5:C:284:ARG:HG2	5:C:285:LEU:N	2.22	0.55
5:C:850:ALA:HA	6:D:632:VAL:CG1	2.33	0.55
6:D:131:LYS:HG3	6:D:568:ARG:HG2	1.88	0.55
6:D:850:LEU:HD12	6:D:850:LEU:N	2.22	0.55
6:D:1149:LEU:HG	6:D:1166:LEU:CD2	2.37	0.55
4:L:80:LEU:HG	6:N:844:ALA:HA	1.89	0.55
5:M:1030:GLN:NE2	6:N:628:ARG:HD3	2.22	0.55
3:Z:3:DA:H4'	10:Z:2162:HOH:O	2.05	0.55
4:B:228:PRO:HD2	10:B:458:HOH:O	2.07	0.55
5:C:403:SER:O	5:C:407:LYS:HG3	2.07	0.55
5:C:438:ILE:HD11	5:C:467:ILE:HD12	1.87	0.55
5:C:861:LEU:HA	5:C:974:LEU:HD12	1.89	0.55
5:C:906:PHE:CD1	6:D:1067:VAL:HG22	2.41	0.55
5:C:1088:LEU:HD23	5:C:1092:LEU:HD12	1.88	0.55
6:D:187:LYS:HG3	6:D:198:ARG:O	2.07	0.55
6:D:478:LEU:HD22	6:D:1388:ARG:CZ	2.37	0.55
6:D:729:HIS:HB3	6:D:732:VAL:HG22	1.87	0.55
5:M:630:ARG:HH11	5:M:630:ARG:HG3	1.72	0.55

*Continued on next page...*

*Continued from previous page...*

Atom-1	Atom-2	Interatomic distance (Å)	Clash overlap (Å)
5:M:721:ARG:HD3	10:M:1680:HOH:O	2.06	0.55
5:M:1097:LEU:HD22	5:M:1097:LEU:N	2.10	0.55
5:M:1097:LEU:HA	10:N:8039:HOH:O	2.07	0.55
5:M:1115:LEU:HD22	6:N:88:TYR:CD1	2.41	0.55
6:N:28:LYS:HE3	10:N:8501:HOH:O	2.07	0.55
6:N:972:LEU:HG	6:N:976:GLN:HE21	1.72	0.55
7:O:17:TYR:O	7:O:21:VAL:HG23	2.07	0.55
5:C:464:LEU:O	5:C:466:PHE:N	2.39	0.55
5:C:611:ILE:HG13	5:C:625:LEU:HD21	1.88	0.55
6:D:963:TYR:CD2	6:D:1002:LYS:HD3	2.41	0.55
6:D:1209:LEU:HD23	6:D:1210:SER:N	2.22	0.55
4:K:133:GLU:HB2	10:M:1481:HOH:O	2.06	0.55
4:L:198:ARG:HB2	4:L:200:TRP:CH2	2.42	0.55
5:M:170:PRO:HD2	10:M:1670:HOH:O	2.06	0.55
5:M:545:ASN:HB3	5:M:583:LEU:HD22	1.88	0.55
6:N:47:GLU:HB3	6:N:51:GLY:O	2.07	0.55
6:N:443:VAL:HG13	6:N:445:ARG:HH22	1.71	0.55
6:N:865:THR:N	10:N:8288:HOH:O	2.40	0.55
6:N:1029:ARG:HG2	6:N:1029:ARG:HH11	1.71	0.55
6:N:1399:ASP:O	6:N:1403:LEU:HB2	2.06	0.55
4:B:20:TYR:HD2	4:B:21:GLY:N	2.05	0.54
4:B:39:PRO:O	4:B:43:ILE:HG12	2.07	0.54
5:C:139:GLN:HG2	5:C:418:LEU:HD22	1.89	0.54
5:C:496:ILE:HA	5:C:531:PHE:O	2.07	0.54
5:C:535:SER:OG	5:C:537:LYS:HB2	2.07	0.54
5:C:576:ALA:HB1	10:C:1389:HOH:O	2.07	0.54
5:C:683:ASN:HD22	5:C:689:VAL:HG23	1.72	0.54
6:D:1297:GLU:C	6:N:47:GLU:HB2	2.27	0.54
6:D:1319:VAL:HA	6:D:1323:GLN:HE22	1.72	0.54
5:M:264:PRO:HB3	5:M:289:THR:HB	1.88	0.54
5:M:1087:VAL:O	5:M:1091:GLU:HG3	2.06	0.54
6:N:127:LEU:HD23	6:N:152:LEU:CD1	2.37	0.54
6:N:478:LEU:HD22	6:N:1388:ARG:HD3	1.89	0.54
6:N:519:VAL:HG13	6:N:544:TYR:CE1	2.41	0.54
6:N:581:LEU:H	6:N:581:LEU:CD2	2.18	0.54
6:N:640:HIS:HB2	10:O:1533:HOH:O	2.06	0.54
4:A:57:TYR:CE2	4:A:161:ARG:HD2	2.42	0.54
5:C:412:ALA:HB1	5:C:419:THR:HG21	1.88	0.54
6:D:161:LEU:CD2	6:D:452:ILE:HD13	2.38	0.54
6:D:1283:ILE:HB	6:D:1315:ASP:OD1	2.08	0.54
4:K:182:GLU:HG2	10:K:2832:HOH:O	2.07	0.54

*Continued on next page...*

*Continued from previous page...*

Atom-1	Atom-2	Interatomic distance (Å)	Clash overlap (Å)
4:L:94:LEU:CD1	4:L:119:ASP:HB2	2.37	0.54
5:M:694:LEU:HD21	5:M:868:ASP:HB3	1.89	0.54
6:N:820:GLU:HA	6:N:825:ALA:O	2.08	0.54
6:N:1147:ARG:HB3	6:N:1188:VAL:CG2	2.37	0.54
6:N:1216:SER:HB3	7:O:16:LYS:H	1.72	0.54
6:N:1415:VAL:HG23	10:N:8283:HOH:O	2.07	0.54
6:N:1429:LEU:HG	6:N:1441:GLN:CG	2.33	0.54
6:N:1481:VAL:CG1	7:O:21:VAL:HG21	2.38	0.54
5:C:68:PHE:HE1	5:C:96:ALA:HB1	1.72	0.54
5:C:108:ILE:HD11	5:C:365:ASP:OD1	2.08	0.54
5:C:145:GLY:CA	5:C:276:LYS:HD3	2.37	0.54
5:C:511:GLU:HB2	10:C:1475:HOH:O	2.08	0.54
5:C:707:ARG:HG3	5:C:826:TYR:CE1	2.43	0.54
6:D:1094:LEU:HD22	6:D:1256:LEU:HD11	1.88	0.54
6:D:1233:GLY:HA2	6:D:1236:LEU:HG	1.89	0.54
6:D:1297:GLU:H	6:N:48:ARG:CA	2.20	0.54
4:K:97:VAL:HG23	10:K:3286:HOH:O	2.08	0.54
4:L:8:ALA:HA	10:L:334:HOH:O	2.07	0.54
5:M:430:VAL:HG13	5:M:430:VAL:O	2.07	0.54
5:M:1101:THR:C	5:M:1102:LEU:HD12	2.27	0.54
6:N:513:ILE:HD12	6:N:513:ILE:O	2.08	0.54
6:N:793:THR:OG1	6:N:905:PRO:HA	2.06	0.54
5:C:134:ARG:NH1	5:C:387:SER:HA	2.22	0.54
5:C:393:GLN:NE2	5:C:406:HIS:CE1	2.76	0.54
5:C:898:GLY:HA3	10:C:1529:HOH:O	2.06	0.54
5:C:1095:LEU:HD11	10:D:8172:HOH:O	2.07	0.54
6:D:198:ARG:HA	10:D:8549:HOH:O	2.07	0.54
6:D:415:VAL:O	6:D:432:TYR:HA	2.07	0.54
6:D:1377:LYS:HE2	6:D:1378:TYR:OH	2.07	0.54
6:D:1441:GLN:CD	6:D:1442:ASN:H	2.10	0.54
4:K:26:GLU:CB	4:K:194:LYS:HG3	2.35	0.54
5:M:5:ARG:HB3	5:M:902:ILE:HB	1.89	0.54
5:M:838:LYS:HD3	5:M:846:LYS:NZ	2.23	0.54
6:N:172:PRO:HG2	6:N:175:VAL:HG21	1.89	0.54
6:N:450:TYR:HE2	10:N:8426:HOH:O	1.89	0.54
6:N:458:ALA:HB2	6:N:575:GLN:OE1	2.08	0.54
6:N:1264:GLU:O	6:N:1266:ARG:HG3	2.07	0.54
5:C:557:ARG:HH21	5:C:879:ARG:HH21	1.55	0.54
6:D:206:ARG:HH21	6:D:394:LEU:HD13	1.72	0.54
6:D:412:GLY:HA2	6:D:434:ARG:HD3	1.89	0.54
4:K:36:LEU:O	4:K:39:PRO:HD2	2.08	0.54

*Continued on next page...*

*Continued from previous page...*

Atom-1	Atom-2	Interatomic distance (Å)	Clash overlap (Å)
5:M:86:LYS:HD3	5:M:813:VAL:HA	1.88	0.54
5:M:304:LEU:CD2	5:M:305:PRO:HD3	2.35	0.54
6:N:415:VAL:O	6:N:432:TYR:HA	2.08	0.54
6:N:1275:SER:HB3	6:N:1325:LEU:CD2	2.37	0.54
6:N:1393:GLN:HB2	6:N:1398:TRP:HE1	1.72	0.54
7:O:51:LEU:HG	7:O:53:GLY:H	1.73	0.54
3:I:8:DA:H1'	3:I:9:DG:H5'	1.88	0.54
2:Y:6:U:H6	2:Y:6:U:O5'	1.90	0.54
5:C:139:GLN:NE2	5:C:415:PRO:HD2	2.23	0.54
5:C:690:ILE:HG23	5:C:852:ILE:HG23	1.90	0.54
5:C:798:GLY:H	5:C:827:VAL:CG1	2.20	0.54
5:C:1038:TRP:HA	5:C:1041:GLU:HB2	1.88	0.54
10:C:1713:HOH:O	6:D:1471:LEU:HD13	2.06	0.54
6:D:206:ARG:NH2	6:D:394:LEU:HD13	2.23	0.54
6:D:433:GLY:HA2	6:D:450:TYR:N	2.22	0.54
6:D:794:GLN:NE2	6:D:905:PRO:HG2	2.23	0.54
6:D:890:VAL:HG11	6:D:922:LEU:HD12	1.89	0.54
6:D:984:THR:HG22	6:D:987:GLU:CG	2.36	0.54
6:N:665:GLY:HA2	10:N:8047:HOH:O	2.06	0.54
6:N:984:THR:HG22	6:N:987:GLU:CG	2.37	0.54
6:N:1292:VAL:HB	10:N:8059:HOH:O	2.07	0.54
5:C:585:GLU:HG2	5:C:665:PHE:CD2	2.42	0.54
5:C:1036:GLU:HA	6:D:707:THR:HG21	1.88	0.54
6:D:465:LEU:HG	10:D:8084:HOH:O	2.08	0.54
6:D:467:GLU:HB2	10:D:8222:HOH:O	2.08	0.54
6:D:1281:VAL:HG21	6:D:1313:VAL:HG11	1.90	0.54
6:D:1296:SER:C	6:D:1298:GLY:H	2.09	0.54
7:E:17:TYR:O	7:E:21:VAL:HG23	2.07	0.54
7:E:36:LYS:NZ	7:E:45:ARG:NH2	2.56	0.54
4:K:25:LEU:HD23	4:K:28:LEU:HD11	1.90	0.54
5:M:200:LEU:HD21	10:M:1188:HOH:O	2.08	0.54
5:M:557:ARG:HH21	5:M:879:ARG:HE	1.54	0.54
5:M:603:VAL:HG23	5:M:647:GLN:H	1.73	0.54
5:M:776:SER:HA	5:M:780:GLU:HB3	1.90	0.54
6:N:59:ALA:HB3	6:N:76:CYS:SG	2.48	0.54
6:N:90:MET:CE	6:N:521:PRO:HD3	2.38	0.54
6:N:154:THR:HG23	6:N:157:GLU:H	1.72	0.54
6:N:192:ALA:HB1	6:N:193:PRO:HD2	1.90	0.54
6:N:443:VAL:CG1	6:N:445:ARG:HH22	2.21	0.54
6:N:544:TYR:O	6:N:548:ILE:HG12	2.07	0.54
6:N:584:ASN:ND2	6:N:590:PRO:HD2	2.23	0.54

*Continued on next page...*

*Continued from previous page...*

Atom-1	Atom-2	Interatomic distance (Å)	Clash overlap (Å)
6:N:890:VAL:HG11	6:N:922:LEU:HD12	1.90	0.54
6:N:993:LEU:HA	10:N:8218:HOH:O	2.06	0.54
2:H:7:G:N3	2:H:7:G:H2'	2.23	0.54
2:H:14:G:C2'	2:H:15:C:H5'	2.38	0.54
2:Y:7:G:C8	2:Y:7:G:C5'	2.90	0.54
4:A:150:TYR:CE2	4:A:152:PRO:HG3	2.42	0.54
5:C:140:ILE:HD12	5:C:140:ILE:O	2.08	0.54
5:C:262:ALA:HB3	10:C:1196:HOH:O	2.07	0.54
5:C:626:ARG:N	5:C:639:GLN:HE21	2.02	0.54
5:C:851:LYS:HG2	5:C:853:LEU:HD12	1.88	0.54
6:D:132:TYR:N	6:D:456:MET:SD	2.81	0.54
6:D:890:VAL:HG11	6:D:922:LEU:CD1	2.38	0.54
6:D:1274:ILE:O	6:D:1274:ILE:HD12	2.08	0.54
5:M:976:ASP:HB3	5:M:979:THR:HG22	1.89	0.54
5:M:1083:GLU:OE1	5:M:1086:ARG:HD2	2.07	0.54
6:N:71:LYS:HA	10:N:8143:HOH:O	2.06	0.54
6:N:151:GLN:HG2	10:N:8618:HOH:O	2.07	0.54
6:N:426:LYS:NZ	6:N:427:VAL:HG23	2.23	0.54
6:N:800:LYS:NZ	6:N:804:LEU:HD22	2.23	0.54
6:N:864:VAL:HG23	6:N:877:PRO:HD3	1.89	0.54
6:N:1156:LEU:HD12	6:N:1176:LYS:HE3	1.89	0.54
6:N:1161:GLU:OE2	6:N:1164:ARG:HD2	2.08	0.54
7:O:25:LYS:HA	7:O:28:GLN:NE2	2.23	0.54
5:C:196:LEU:HD22	5:C:303:PHE:CE2	2.43	0.54
6:D:703:ASN:HD22	6:D:704:ARG:H	1.55	0.54
6:D:996:TRP:HA	6:D:999:THR:CG2	2.37	0.54
5:M:157:ARG:HD3	5:M:314:THR:CG2	2.38	0.54
5:M:199:VAL:HG13	10:M:1362:HOH:O	2.07	0.54
5:M:274:ARG:CG	5:M:285:LEU:HD13	2.38	0.54
5:M:564:MET:SD	5:M:840:ALA:HB3	2.48	0.54
5:M:585:GLU:HG2	5:M:665:PHE:CE2	2.43	0.54
5:M:612:VAL:HA	5:M:621:VAL:O	2.08	0.54
6:N:109:PRO:HB3	6:N:494:LYS:NZ	2.23	0.54
6:N:553:ARG:O	6:N:557:LEU:HG	2.08	0.54
6:N:675:ARG:HA	6:N:678:GLU:CD	2.27	0.54
6:N:971:LEU:HA	6:N:974:ILE:HD12	1.90	0.54
6:N:1209:LEU:HD13	6:N:1216:SER:OG	2.07	0.54
5:C:52:PHE:HE1	5:C:66:LEU:HG	1.73	0.54
5:C:192:PRO:HD2	5:C:195:LEU:HD23	1.89	0.54
5:C:265:ARG:HB3	5:C:267:TYR:CD2	2.43	0.54
5:C:998:TYR:HE2	5:C:1000:MET:HG3	1.72	0.54

*Continued on next page...*

*Continued from previous page...*

Atom-1	Atom-2	Interatomic distance (Å)	Clash overlap (Å)
5:C:1020:PRO:HD2	6:D:622:ARG:O	2.08	0.54
6:D:81:THR:HG22	6:D:82:LYS:H	1.73	0.54
6:D:132:TYR:O	6:D:456:MET:HB2	2.08	0.54
6:D:1364:HIS:CE1	6:D:1366:LYS:HG3	2.43	0.54
5:M:757:GLY:HA2	10:M:1317:HOH:O	2.07	0.54
6:N:619:LEU:O	6:N:620:GLY:O	2.25	0.54
2:Y:15:C:O2'	2:Y:16:G:H5'	2.08	0.53
4:B:131:THR:HG21	10:B:420:HOH:O	2.08	0.53
4:B:169:ALA:HB1	4:B:171:PHE:CE2	2.43	0.53
5:C:86:LYS:CB	5:C:813:VAL:HG23	2.36	0.53
5:C:428:ARG:HH12	5:C:449:ILE:N	2.01	0.53
6:D:616:GLN:HG3	10:D:8067:HOH:O	2.07	0.53
6:D:791:TYR:HB3	10:D:8083:HOH:O	2.06	0.53
6:D:843:PHE:HA	10:D:8384:HOH:O	2.08	0.53
7:E:27:ALA:CB	7:E:61:VAL:CG1	2.84	0.53
5:M:176:VAL:C	5:M:178:PRO:HD3	2.28	0.53
5:M:861:LEU:HA	5:M:974:LEU:HD12	1.89	0.53
6:N:1335:LEU:HD22	10:N:8088:HOH:O	2.08	0.53
6:N:1381:VAL:HB	6:N:1389:LEU:O	2.08	0.53
5:C:28:ARG:HG3	5:C:40:GLU:OE1	2.07	0.53
5:C:338:GLU:O	5:C:341:THR:HG22	2.09	0.53
5:C:428:ARG:NH1	5:C:449:ILE:HG22	2.23	0.53
5:C:516:ARG:HD2	5:C:521:PRO:HA	1.89	0.53
5:C:673:LEU:HD22	5:C:867:VAL:HG12	1.90	0.53
5:C:724:ARG:O	5:C:726:ILE:HD12	2.09	0.53
6:D:721:VAL:HG12	10:D:8398:HOH:O	2.08	0.53
6:D:972:LEU:C	6:D:976:GLN:HE21	2.11	0.53
6:D:1135:ARG:HB3	6:D:1140:ILE:HG13	1.89	0.53
6:D:1293:PHE:CG	6:N:75:ARG:HB2	2.43	0.53
7:E:54:LEU:HD23	7:E:54:LEU:O	2.08	0.53
4:L:20:TYR:HD2	4:L:21:GLY:H	1.57	0.53
4:L:206:THR:HG23	4:L:209:GLU:H	1.73	0.53
5:M:28:ARG:HG2	5:M:42:VAL:HG21	1.90	0.53
5:M:36:PRO:HB2	5:M:70:GLU:HG2	1.90	0.53
5:M:140:ILE:HD13	5:M:331:ARG:HE	1.72	0.53
6:N:198:ARG:HD3	10:N:8115:HOH:O	2.08	0.53
6:N:850:LEU:HD12	6:N:850:LEU:N	2.23	0.53
6:N:924:MET:CE	6:N:1211:MET:HG3	2.34	0.53
6:N:1133:ARG:HD2	10:N:8046:HOH:O	2.07	0.53
4:A:128:HIS:HE1	10:A:406:HOH:O	1.92	0.53
4:A:189:ARG:HG3	4:A:191:ASP:OD1	2.07	0.53

*Continued on next page...*

*Continued from previous page...*

Atom-1	Atom-2	Interatomic distance (Å)	Clash overlap (Å)
5:C:281:LEU:CD1	5:C:306:THR:HA	2.35	0.53
6:D:23:TYR:HA	10:D:8299:HOH:O	2.07	0.53
6:D:462:GLN:O	6:D:466:LYS:HG3	2.07	0.53
6:D:808:THR:OG1	6:D:809:PRO:HD3	2.08	0.53
6:D:1383:ASP:HB2	6:D:1416:ALA:HB3	1.91	0.53
6:D:1393:GLN:HB2	6:D:1398:TRP:NE1	2.24	0.53
5:M:365:ASP:O	5:M:367:LEU:HD12	2.08	0.53
5:M:612:VAL:HG22	5:M:622:GLU:CA	2.37	0.53
5:M:616:GLU:OE1	5:M:616:GLU:HA	2.06	0.53
6:N:206:ARG:HH21	6:N:394:LEU:HD13	1.73	0.53
6:N:480:GLU:O	6:N:484:PRO:HD2	2.08	0.53
6:N:684:LYS:CB	6:N:686:GLU:HG3	2.37	0.53
6:N:754:PHE:CE2	6:N:1476:THR:HG21	2.43	0.53
6:N:914:LEU:O	6:N:914:LEU:HD23	2.08	0.53
6:N:1326:THR:HG21	10:N:8570:HOH:O	2.06	0.53
2:H:2:A:C8	2:H:2:A:H3'	2.43	0.53
4:A:91:ASN:OD1	4:A:92:PRO:HD2	2.09	0.53
5:C:694:LEU:HB3	10:C:1628:HOH:O	2.08	0.53
5:C:897:LEU:HB3	5:C:899:GLN:HE21	1.73	0.53
6:D:1274:ILE:HG13	6:D:1334:GLN:HE21	1.72	0.53
7:E:68:LEU:CD1	7:E:73:LEU:HD22	2.38	0.53
4:K:179:PHE:HB2	4:K:195:LEU:HD11	1.90	0.53
5:M:1:MET:HE3	10:M:1455:HOH:O	2.08	0.53
5:M:404:LEU:HD22	5:M:591:SER:HB3	1.91	0.53
5:M:816:LYS:HD3	10:N:8586:HOH:O	2.08	0.53
5:M:838:LYS:HG3	5:M:997:LEU:HB2	1.90	0.53
5:M:953:VAL:HG22	5:M:966:LEU:HD13	1.90	0.53
5:M:1030:GLN:HB2	6:N:626:SER:CB	2.38	0.53
6:N:469:ASP:OD1	6:N:471:GLU:HG2	2.09	0.53
6:N:988:ARG:HG3	6:N:988:ARG:NH1	2.22	0.53
6:N:1122:LEU:O	6:N:1134:LEU:HD12	2.08	0.53
4:B:99:LEU:HD21	4:B:122:ILE:HD11	1.91	0.53
5:C:198:ARG:NH1	5:C:204:GLN:HG2	2.23	0.53
5:C:212:GLY:HA3	5:C:218:VAL:HG21	1.90	0.53
5:C:328:LEU:HD21	5:C:434:HIS:HD2	1.74	0.53
6:D:125:GLN:HE22	6:D:587:ARG:NE	2.07	0.53
6:D:785:ILE:HG22	6:D:789:LEU:HD11	1.91	0.53
6:D:911:LEU:HB3	10:D:8487:HOH:O	2.08	0.53
6:D:1180:ALA:HA	10:D:8255:HOH:O	2.07	0.53
6:D:1263:PHE:HE2	6:D:1371:VAL:HG11	1.73	0.53
4:L:94:LEU:HD22	4:L:97:VAL:CG2	2.38	0.53

*Continued on next page...*



*Continued from previous page...*

Atom-1	Atom-2	Interatomic distance (Å)	Clash overlap (Å)
5:M:139:GLN:HE22	5:M:415:PRO:CG	2.22	0.53
5:M:762:LYS:HZ1	5:M:786:LYS:HA	1.73	0.53
5:M:897:LEU:HD21	5:M:921:ALA:HA	1.89	0.53
5:M:905:ILE:HG22	5:M:906:PHE:N	2.24	0.53
6:N:54:LYS:HG2	6:N:57:GLU:OE1	2.09	0.53
5:C:275:TYR:OH	5:C:489:THR:HG21	2.07	0.53
5:C:313:LEU:HD13	5:C:321:GLU:O	2.08	0.53
6:D:184:GLU:OE1	6:D:202:VAL:HG22	2.09	0.53
4:K:92:PRO:HB3	10:K:2883:HOH:O	2.09	0.53
4:L:36:LEU:O	4:L:39:PRO:HD2	2.09	0.53
5:M:846:LYS:HB3	10:N:8191:HOH:O	2.09	0.53
6:N:17:LYS:HG2	6:N:21:TRP:NE1	2.23	0.53
6:N:988:ARG:HD2	6:N:989:TYR:N	2.23	0.53
2:Y:7:G:N2	5:M:1021:LEU:HB2	2.22	0.53
4:A:14:ARG:NH2	4:A:24:VAL:HG23	2.15	0.53
4:A:56:VAL:HG22	4:A:142:VAL:HG12	1.89	0.53
4:A:66:SER:O	4:A:75:VAL:HG23	2.08	0.53
4:B:24:VAL:HG13	10:B:338:HOH:O	2.08	0.53
5:C:380:ALA:O	5:C:384:GLU:HB2	2.09	0.53
5:C:557:ARG:NH2	5:C:879:ARG:HH21	2.07	0.53
6:D:164:GLY:HA3	6:D:447:VAL:CG1	2.38	0.53
6:D:181:ASP:C	6:D:441:ARG:HD3	2.29	0.53
6:D:434:ARG:N	6:D:449:SER:O	2.42	0.53
6:D:478:LEU:HD13	6:D:1388:ARG:NH1	2.23	0.53
6:D:704:ARG:HH12	6:D:743:ASP:CB	2.22	0.53
6:D:789:LEU:HD13	6:D:911:LEU:HD21	1.91	0.53
6:D:1104:GLU:O	6:D:1106:VAL:HG23	2.08	0.53
6:D:1112:CYS:HB2	6:D:1195:GLN:CG	2.39	0.53
6:D:1206:GLY:HA3	6:D:1366:LYS:NZ	2.23	0.53
6:D:1276:GLU:HB3	10:D:8611:HOH:O	2.07	0.53
6:D:1295:GLU:HB2	6:N:76:CYS:HB2	1.91	0.53
7:E:54:LEU:HG	7:E:58:PRO:CB	2.38	0.53
5:M:6:PHE:CE1	5:M:901:TYR:HB3	2.43	0.53
5:M:19:THR:HG21	5:M:124:ASP:O	2.08	0.53
5:M:22:GLN:OE1	5:M:136:ILE:O	2.27	0.53
5:M:199:VAL:HG21	5:M:238:LEU:HD12	1.91	0.53
6:N:400:VAL:HG22	6:N:443:VAL:CG2	2.39	0.53
1:G:17:DC:H2''	1:G:18:DG:C5'	2.32	0.53
4:A:9:PRO:HB3	4:A:25:LEU:HG	1.91	0.53
4:A:48:ILE:HD13	4:A:210:ALA:HB1	1.90	0.53
5:C:52:PHE:HZ	5:C:98:LEU:HB3	1.72	0.53

*Continued on next page...*

*Continued from previous page...*

Atom-1	Atom-2	Interatomic distance (Å)	Clash overlap (Å)
5:C:54:ILE:HG22	5:C:66:LEU:HB3	1.91	0.53
5:C:729:LEU:HD13	6:D:675:ARG:HH11	1.72	0.53
6:D:446:VAL:HB	10:D:8134:HOH:O	2.09	0.53
6:D:729:HIS:CE1	6:D:731:LEU:H	2.27	0.53
6:D:876:SER:N	10:D:8684:HOH:O	2.42	0.53
5:M:89:THR:HG22	10:M:1326:HOH:O	2.07	0.53
5:M:170:PRO:HG2	5:M:258:TYR:CE2	2.43	0.53
5:M:260:LEU:HB2	5:M:291:ALA:HB1	1.91	0.53
5:M:407:LYS:HG2	10:M:1613:HOH:O	2.08	0.53
5:M:536:PRO:HB3	5:M:906:PHE:HD1	1.73	0.53
5:M:585:GLU:HG2	5:M:665:PHE:CD2	2.43	0.53
5:M:1008:ARG:HB2	5:M:1027:PHE:HB2	1.89	0.53
5:M:1053:LEU:CD1	6:N:1466:VAL:HG13	2.33	0.53
6:N:1031:ASN:HB3	6:N:1034:GLN:NE2	2.24	0.53
6:N:1413:THR:HG22	10:N:8550:HOH:O	2.07	0.53
5:C:137:VAL:HG22	5:C:391:LEU:O	2.09	0.53
5:C:218:VAL:HG22	5:C:221:LEU:CD2	2.38	0.53
5:C:433:THR:CG2	5:C:488:ALA:HB1	2.39	0.53
5:C:572:ILE:HG13	5:C:573:ARG:H	1.73	0.53
5:C:643:VAL:HG13	5:C:647:GLN:CD	2.30	0.53
5:C:756:VAL:HB	5:C:790:LEU:HB3	1.91	0.53
5:C:1102:LEU:N	6:D:7:LYS:O	2.39	0.53
6:D:152:LEU:HD23	6:D:152:LEU:H	1.74	0.53
6:D:421:LEU:HB2	6:D:427:VAL:HG12	1.91	0.53
6:D:619:LEU:HD12	6:D:621:LYS:CE	2.39	0.53
4:K:40:LEU:HB2	10:K:1505:HOH:O	2.08	0.53
4:L:52:ALA:CB	4:L:170:VAL:H	2.22	0.53
4:L:170:VAL:HG23	4:L:170:VAL:O	2.09	0.53
5:M:6:PHE:HE1	5:M:901:TYR:HB3	1.73	0.53
5:M:52:PHE:CD2	5:M:68:PHE:HB2	2.43	0.53
5:M:88:LEU:HD12	5:M:89:THR:H	1.74	0.53
5:M:129:ILE:HG13	5:M:386:PHE:HB3	1.91	0.53
5:M:151:ASP:HB3	10:M:1518:HOH:O	2.08	0.53
5:M:683:ASN:HB2	5:M:872:ASN:HB2	1.91	0.53
5:M:1071:ILE:HD12	6:N:670:VAL:HG11	1.90	0.53
6:N:78:VAL:HG12	6:N:80:VAL:CG2	2.38	0.53
6:N:541:ASN:O	6:N:545:ARG:HG3	2.09	0.53
6:N:1196:THR:HG22	10:N:8280:HOH:O	2.08	0.53
6:N:1369:GLU:HA	6:N:1372:VAL:HG12	1.91	0.53
6:N:1406:ARG:HD3	6:N:1407:LEU:HD12	1.89	0.53
7:O:53:GLY:HA2	10:O:1039:HOH:O	2.08	0.53

*Continued on next page...*

*Continued from previous page...*

Atom-1	Atom-2	Interatomic distance (Å)	Clash overlap (Å)
5:C:681:GLY:HA3	6:D:635:PRO:HB3	1.90	0.53
5:C:757:GLY:HA2	5:C:789:SER:CB	2.36	0.53
5:C:759:THR:HB	5:C:785:VAL:CG2	2.39	0.53
6:D:52:PRO:HD2	6:D:85:VAL:CG2	2.39	0.53
6:D:145:VAL:CG2	6:D:146:PRO:HD2	2.37	0.53
6:D:700:VAL:HG12	6:D:749:VAL:HG13	1.89	0.53
6:D:1071:PHE:O	6:D:1074:SER:HB3	2.08	0.53
4:K:26:GLU:HB3	4:K:194:LYS:HG3	1.91	0.53
5:M:711:GLU:OE2	5:M:822:VAL:HG12	2.08	0.53
6:N:1044:LEU:HD11	10:N:8218:HOH:O	2.09	0.53
6:N:1066:THR:HG22	6:N:1069:GLU:CD	2.30	0.53
6:N:1393:GLN:HB2	6:N:1398:TRP:NE1	2.23	0.53
5:C:338:GLU:HA	5:C:341:THR:HG22	1.90	0.52
5:C:510:ALA:HB3	5:C:513:VAL:HG23	1.91	0.52
6:D:1295:GLU:CD	6:N:77:GLY:H	2.12	0.52
6:D:1299:PHE:CA	6:N:59:ALA:HB1	2.32	0.52
6:D:1405:GLU:HG3	6:D:1405:GLU:O	2.09	0.52
6:D:1433:SER:HB2	6:D:1457:ASP:OD2	2.09	0.52
4:K:24:VAL:HG22	4:K:196:THR:HG22	1.90	0.52
4:K:191:ASP:HA	10:K:2768:HOH:O	2.08	0.52
4:L:170:VAL:HG11	6:N:848:GLU:OE1	2.09	0.52
5:M:36:PRO:HB2	10:M:1410:HOH:O	2.08	0.52
5:M:191:PHE:CD2	5:M:195:LEU:HD23	2.44	0.52
5:M:298:PHE:HB3	10:M:1206:HOH:O	2.09	0.52
5:M:1016:ILE:HG21	6:N:526:PRO:HG3	1.90	0.52
6:N:454:ALA:O	6:N:455:ARG:HG3	2.08	0.52
6:N:820:GLU:HG2	6:N:825:ALA:O	2.09	0.52
6:N:947:ILE:O	6:N:947:ILE:HD12	2.10	0.52
4:B:59:GLU:HB2	4:B:137:ARG:NH1	2.24	0.52
5:C:44:ILE:HD11	5:C:340:MET:HE1	1.91	0.52
5:C:45:GLN:HB2	5:C:71:TYR:CZ	2.45	0.52
5:C:439:CYS:SG	5:C:541:SER:HB3	2.49	0.52
5:C:872:ASN:HD21	5:C:874:LEU:HB2	1.74	0.52
5:C:958:THR:HG23	5:C:961:GLU:CG	2.40	0.52
6:D:477:LEU:HD22	6:D:492:ALA:HB1	1.91	0.52
6:D:489:ARG:HG3	10:D:8168:HOH:O	2.08	0.52
4:K:128:HIS:CE1	4:K:131:THR:HG23	2.43	0.52
4:L:29:GLU:N	10:L:428:HOH:O	2.42	0.52
5:M:12:VAL:HG13	5:M:13:ILE:HG12	1.91	0.52
5:M:173:ASP:HB2	5:M:185:LYS:CE	2.39	0.52
5:M:946:ARG:HH21	6:N:861:GLN:HE22	1.54	0.52

*Continued on next page...*

*Continued from previous page...*

Atom-1	Atom-2	Interatomic distance (Å)	Clash overlap (Å)
6:N:42:ASP:O	6:N:43:GLY:O	2.27	0.52
6:N:1128:VAL:HB	6:N:1133:ARG:HH21	1.73	0.52
2:H:2:A:OP2	6:D:671:LYS:CE	2.56	0.52
4:A:208:LEU:HD22	10:A:414:HOH:O	2.09	0.52
4:B:111:ALA:HB3	4:B:124:ASN:O	2.09	0.52
5:C:597:ALA:HB2	5:C:655:LEU:HD21	1.92	0.52
6:D:133:ILE:HG23	6:D:455:ARG:C	2.30	0.52
6:D:165:LYS:HG2	6:D:199:LEU:HD13	1.90	0.52
6:D:764:LEU:HD12	6:D:765:SER:N	2.24	0.52
6:D:853:VAL:HG22	6:D:858:VAL:HG23	1.91	0.52
5:M:726:ILE:HD13	5:M:734:LEU:HD11	1.91	0.52
5:M:906:PHE:CE1	6:N:1067:VAL:HA	2.45	0.52
6:N:576:GLU:HA	6:N:579:ASP:OD2	2.10	0.52
6:N:677:LEU:HD21	6:N:687:VAL:HG11	1.91	0.52
4:B:123:MET:C	4:B:125:PRO:HD3	2.30	0.52
5:C:167:LYS:HA	10:C:1508:HOH:O	2.09	0.52
5:C:202:TYR:HD1	10:C:1763:HOH:O	1.92	0.52
6:D:1107:VAL:HA	6:D:1200:VAL:O	2.10	0.52
6:D:1128:VAL:O	6:D:1129:THR:C	2.47	0.52
4:L:20:TYR:HD2	4:L:21:GLY:N	2.08	0.52
5:M:63:GLY:HA3	5:M:103:LYS:HG3	1.92	0.52
5:M:181:VAL:HG12	5:M:182:VAL:N	2.25	0.52
5:M:986:PRO:HD2	10:M:1227:HOH:O	2.10	0.52
6:N:502:PHE:CZ	6:N:1452:ILE:HG23	2.45	0.52
6:N:1125:PRO:HB2	10:N:8238:HOH:O	2.08	0.52
6:N:1468:LEU:HD23	6:N:1468:LEU:O	2.10	0.52
2:H:7:G:C8	2:H:7:G:C5'	2.93	0.52
4:B:138:LEU:HD23	10:B:388:HOH:O	2.08	0.52
5:C:129:ILE:HG21	5:C:387:SER:HB3	1.92	0.52
5:C:498:GLN:O	5:C:501:THR:HG23	2.10	0.52
5:C:548:PRO:HG2	5:C:842:ARG:NH2	2.25	0.52
5:C:722:ILE:CD1	5:C:823:VAL:HG21	2.40	0.52
5:C:965:GLU:HA	5:C:968:LEU:HD12	1.91	0.52
5:C:1034:GLU:HA	5:C:1037:VAL:HG23	1.92	0.52
6:D:28:LYS:CG	6:D:29:PRO:HD2	2.39	0.52
6:D:502:PHE:CZ	6:D:509:PRO:HB3	2.45	0.52
6:D:1298:GLY:HA3	6:N:47:GLU:OE1	2.08	0.52
6:N:28:LYS:CB	6:N:41:ARG:HD2	2.39	0.52
6:N:134:VAL:CG1	6:N:152:LEU:HB3	2.40	0.52
7:O:73:LEU:N	7:O:73:LEU:HD12	2.24	0.52
4:B:25:LEU:O	4:B:28:LEU:HD21	2.10	0.52

*Continued on next page...*

*Continued from previous page...*

Atom-1	Atom-2	Interatomic distance (Å)	Clash overlap (Å)
5:C:654:LEU:H	5:C:654:LEU:CD2	2.18	0.52
5:C:976:ASP:CB	5:C:979:THR:HG22	2.39	0.52
6:D:118:LEU:HD22	6:D:123:LEU:HD23	1.92	0.52
6:D:137:PRO:HD2	6:D:453:ASP:OD1	2.08	0.52
6:D:615:ARG:HH22	6:D:1096:ARG:NE	2.07	0.52
6:D:645:PRO:HG3	6:D:725:SER:O	2.09	0.52
6:D:972:LEU:O	6:D:976:GLN:HG3	2.09	0.52
6:D:1261:GLU:OE1	6:D:1268:PRO:HA	2.09	0.52
5:M:106:GLY:O	5:M:107:LEU:HD23	2.09	0.52
5:M:178:PRO:HA	10:M:1334:HOH:O	2.09	0.52
5:M:236:ILE:HD12	5:M:236:ILE:N	2.24	0.52
5:M:253:ALA:O	5:M:256:TYR:HB2	2.10	0.52
5:M:399:ASN:O	5:M:402:SER:HB3	2.09	0.52
5:M:693:GLU:OE2	5:M:855:VAL:HG21	2.10	0.52
5:M:922:PHE:HZ	5:M:963:LEU:HB3	1.74	0.52
5:M:946:ARG:NH2	6:N:861:GLN:NE2	2.56	0.52
6:N:85:VAL:HB	6:N:89:ARG:NH1	2.25	0.52
6:N:157:GLU:HA	6:N:160:GLU:CD	2.30	0.52
6:N:482:LYS:HE2	10:N:8500:HOH:O	2.09	0.52
6:N:695:ILE:CD1	6:N:718:PRO:HB2	2.32	0.52
6:N:862:ASP:O	6:N:876:SER:HB2	2.09	0.52
1:G:12:DG:H2''	1:G:13:DT:O5'	2.10	0.52
4:A:39:PRO:HG3	4:B:39:PRO:HG3	1.90	0.52
4:B:27:PRO:HG2	4:B:186:LEU:CD1	2.39	0.52
4:B:44:LEU:HD23	4:B:214:ALA:HB2	1.90	0.52
5:C:726:ILE:HD13	5:C:734:LEU:HD11	1.92	0.52
5:C:1101:THR:C	5:C:1102:LEU:HD12	2.30	0.52
6:D:152:LEU:H	6:D:152:LEU:CD2	2.23	0.52
6:D:154:THR:HA	10:D:8475:HOH:O	2.09	0.52
6:D:164:GLY:HA3	6:D:447:VAL:HB	1.86	0.52
6:D:782:SER:H	6:D:785:ILE:HD13	1.75	0.52
5:M:86:LYS:HE2	5:M:813:VAL:HB	1.90	0.52
5:M:191:PHE:HD2	5:M:195:LEU:HD23	1.74	0.52
5:M:712:ALA:HB3	5:M:821:GLU:HG2	1.92	0.52
6:N:894:LYS:HG3	10:N:8392:HOH:O	2.08	0.52
6:N:1096:ARG:O	6:N:1100:ASP:HB2	2.09	0.52
6:N:1106:VAL:HG11	6:N:1474:ALA:CB	2.40	0.52
6:N:1129:THR:HG23	6:N:1130:ARG:N	2.16	0.52
5:C:8:ARG:HH21	5:C:10:ARG:NH2	2.07	0.52
5:C:181:VAL:HG12	5:C:182:VAL:N	2.25	0.52
5:C:249:LYS:HD3	10:C:1240:HOH:O	2.09	0.52

*Continued on next page...*

*Continued from previous page...*

Atom-1	Atom-2	Interatomic distance (Å)	Clash overlap (Å)
5:C:302:VAL:C	5:C:305:PRO:HD2	2.29	0.52
5:C:442:GLU:OE2	5:C:543:ASN:HB3	2.10	0.52
5:C:815:LEU:HA	10:C:1766:HOH:O	2.10	0.52
6:D:1033:GLN:HE21	6:D:1036:ARG:NH1	2.08	0.52
6:D:1041:LEU:O	6:D:1041:LEU:HD23	2.09	0.52
6:D:1205:TYR:HD2	6:D:1215:VAL:HG21	1.73	0.52
6:D:1211:MET:HG2	6:D:1212:ALA:H	1.75	0.52
6:D:1362:LYS:HG2	10:D:8046:HOH:O	2.10	0.52
4:K:213:GLN:O	4:K:217:ILE:HG13	2.10	0.52
4:L:80:LEU:HD12	4:L:83:LYS:NZ	2.24	0.52
5:M:236:ILE:HG12	10:M:1143:HOH:O	2.08	0.52
5:M:1092:LEU:HD13	5:M:1099:VAL:HG21	1.91	0.52
6:N:773:ALA:HB3	10:N:8093:HOH:O	2.09	0.52
6:N:995:LEU:HD23	10:N:8172:HOH:O	2.09	0.52
6:N:1491:THR:HG23	10:O:2187:HOH:O	2.10	0.52
1:X:2:DC:H2 <sup>+</sup>	1:X:3:DC:C6	2.44	0.52
5:C:15:LEU:H	5:C:586:ARG:NH2	2.07	0.52
5:C:94:LEU:C	5:C:94:LEU:HD12	2.30	0.52
5:C:443:THR:HG21	6:D:1078:ARG:NE	2.24	0.52
5:C:1013:TYR:CZ	5:C:1063:ARG:HD2	2.45	0.52
6:D:9:ARG:HH12	6:D:11:ALA:HB2	1.74	0.52
6:D:204:LEU:HD21	6:D:396:VAL:HG22	1.91	0.52
6:D:610:LYS:O	6:D:615:ARG:HG2	2.10	0.52
6:D:657:LEU:HD13	6:D:691:LEU:CD1	2.38	0.52
6:D:765:SER:OG	6:D:766:ALA:N	2.41	0.52
6:D:770:LEU:HD13	10:D:8089:HOH:O	2.10	0.52
6:D:796:ARG:NE	6:D:828:LYS:HZ3	2.08	0.52
6:D:949:ILE:HD12	6:D:1020:LEU:HD13	1.92	0.52
6:D:1290:LEU:HD13	10:D:8027:HOH:O	2.08	0.52
5:M:7:GLY:H	5:M:904:PRO:HD2	1.74	0.52
5:M:418:LEU:N	5:M:418:LEU:CD1	2.73	0.52
5:M:479:VAL:CG2	5:M:506:ASN:HA	2.39	0.52
5:M:650:ARG:CG	5:M:653:ASP:HB2	2.40	0.52
5:M:1034:GLU:CB	6:N:619:LEU:HD22	2.31	0.52
6:N:106:LYS:HE2	6:N:125:GLN:OE1	2.10	0.52
4:A:188:GLN:HG3	4:A:189:ARG:N	2.25	0.52
4:B:89:PHE:HZ	4:B:144:VAL:HG12	1.74	0.52
5:C:479:VAL:CG2	5:C:506:ASN:HA	2.40	0.52
5:C:557:ARG:HH21	5:C:879:ARG:NH2	2.07	0.52
5:C:897:LEU:HD23	5:C:924:VAL:HG21	1.90	0.52
5:C:1088:LEU:HA	5:C:1091:GLU:OE1	2.10	0.52

*Continued on next page...*

*Continued from previous page...*

Atom-1	Atom-2	Interatomic distance (Å)	Clash overlap (Å)
6:D:19:ARG:HG3	6:D:19:ARG:NH1	2.24	0.52
6:D:196:VAL:HG11	10:D:8574:HOH:O	2.09	0.52
6:D:707:THR:HA	10:D:8352:HOH:O	2.10	0.52
6:D:963:TYR:HD2	6:D:1002:LYS:HD3	1.74	0.52
7:E:47:LYS:HE2	10:E:135:HOH:O	2.10	0.52
5:M:91:GLN:NE2	5:M:383:ARG:NH2	2.56	0.52
5:M:438:ILE:HD11	5:M:467:ILE:HD12	1.91	0.52
5:M:536:PRO:HB3	5:M:906:PHE:CD1	2.45	0.52
6:N:178:LEU:HG	6:N:192:ALA:HA	1.91	0.52
6:N:206:ARG:CG	6:N:394:LEU:HD22	2.36	0.52
6:N:731:LEU:HA	10:N:8739:HOH:O	2.09	0.52
6:N:1056:PRO:HA	10:N:8270:HOH:O	2.10	0.52
2:H:15:C:O2'	2:H:16:G:H5'	2.10	0.51
2:Y:7:G:H22	5:M:1014:SER:HA	1.73	0.51
3:Z:8:DA:OP1	6:N:1426:LYS:HD2	2.09	0.51
4:A:165:ILE:O	4:A:165:ILE:HG13	2.09	0.51
4:B:128:HIS:CE1	4:B:131:THR:HG23	2.45	0.51
5:C:108:ILE:HB	5:C:368:THR:OG1	2.11	0.51
5:C:546:LEU:HB3	10:C:1329:HOH:O	2.10	0.51
5:C:557:ARG:HH21	5:C:879:ARG:CZ	2.23	0.51
5:C:874:LEU:HD11	6:D:787:LEU:HD23	1.91	0.51
4:L:71:VAL:HG22	4:L:132:LEU:HD11	1.91	0.51
5:M:19:THR:O	5:M:23:VAL:HG23	2.10	0.51
5:M:265:ARG:HB3	5:M:267:TYR:CD2	2.44	0.51
5:M:503:LEU:HD23	5:M:507:ARG:O	2.10	0.51
6:N:36:THR:HB	6:N:38:LYS:HG3	1.92	0.51
6:N:134:VAL:HG12	6:N:152:LEU:HB3	1.91	0.51
6:N:431:VAL:HG12	6:N:432:TYR:N	2.25	0.51
6:N:597:ASP:HA	10:N:8227:HOH:O	2.10	0.51
6:N:1101:VAL:HG11	6:N:1427:SER:HB3	1.90	0.51
6:N:1346:ARG:HG2	10:N:8499:HOH:O	2.09	0.51
6:N:1503:VAL:HG22	10:N:8220:HOH:O	2.08	0.51
5:C:52:PHE:CE1	5:C:66:LEU:HG	2.46	0.51
5:C:118:ILE:HD12	5:C:340:MET:HE2	1.92	0.51
5:C:274:ARG:CG	5:C:285:LEU:HD13	2.40	0.51
5:C:874:LEU:O	6:D:1029:ARG:HD2	2.10	0.51
5:C:1034:GLU:CB	6:D:619:LEU:HD22	2.29	0.51
6:D:496:LEU:HD21	6:D:1388:ARG:HG3	1.93	0.51
6:D:1184:GLN:HG2	10:D:8308:HOH:O	2.10	0.51
6:D:1295:GLU:CB	6:N:76:CYS:HB2	2.39	0.51
6:D:1393:GLN:HB2	6:D:1398:TRP:HE1	1.74	0.51

*Continued on next page...*

*Continued from previous page...*

Atom-1	Atom-2	Interatomic distance (Å)	Clash overlap (Å)
4:K:75:VAL:HA	4:K:78:ILE:HD12	1.93	0.51
4:L:62:LEU:HD12	4:L:62:LEU:H	1.73	0.51
5:M:424:GLY:C	5:M:428:ARG:HD2	2.31	0.51
5:M:676:ILE:HG23	6:N:948:THR:HB	1.92	0.51
5:M:1056:LYS:HE3	6:N:751:LEU:HG	1.93	0.51
6:N:758:GLU:O	6:N:762:GLN:HG3	2.11	0.51
6:N:951:ILE:HD12	6:N:1062:ARG:HD3	1.92	0.51
2:H:1:G:C4'	2:H:2:A:OP1	2.57	0.51
5:C:25:SER:HB2	5:C:335:THR:HB	1.91	0.51
5:C:345:ARG:HA	5:C:348:LEU:HD22	1.92	0.51
5:C:502:PRO:HB2	10:C:1228:HOH:O	2.10	0.51
5:C:1008:ARG:HH12	5:C:1010:THR:C	2.14	0.51
6:D:133:ILE:CG1	6:D:456:MET:HB3	2.39	0.51
6:D:165:LYS:CB	6:D:397:LYS:N	2.66	0.51
6:D:696:HIS:NE2	7:E:54:LEU:HD11	2.25	0.51
6:D:1377:LYS:HG2	6:D:1378:TYR:CZ	2.46	0.51
6:D:1486:VAL:CG1	7:E:22:VAL:HG13	2.40	0.51
5:M:20:GLU:HG2	5:M:21:ILE:N	2.26	0.51
5:M:54:ILE:HG22	5:M:66:LEU:HB3	1.93	0.51
5:M:285:LEU:HA	10:M:1151:HOH:O	2.10	0.51
5:M:437:ARG:CZ	5:M:488:ALA:HA	2.40	0.51
6:N:160:GLU:HB3	6:N:165:LYS:HE2	1.91	0.51
6:N:792:ILE:HD11	6:N:881:LEU:HD23	1.92	0.51
6:N:972:LEU:HG	6:N:976:GLN:NE2	2.25	0.51
7:O:41:GLU:HB2	7:O:45:ARG:CZ	2.40	0.51
1:X:16:DG:P	5:M:1031:ARG:HD3	2.50	0.51
4:A:52:ALA:HA	10:A:377:HOH:O	2.10	0.51
5:C:1085:PHE:O	5:C:1089:VAL:HG23	2.09	0.51
6:D:699:VAL:HG22	6:D:756:GLN:HE21	1.76	0.51
6:D:1045:MET:HG3	6:D:1073:SER:OG	2.10	0.51
5:M:15:LEU:HG	5:M:458:TYR:CE1	2.45	0.51
5:M:254:VAL:HA	5:M:257:VAL:HG23	1.91	0.51
5:M:713:ARG:HB3	5:M:720:GLU:OE2	2.09	0.51
6:N:36:THR:O	6:N:38:LYS:N	2.42	0.51
6:N:436:GLU:HB3	10:N:8213:HOH:O	2.10	0.51
6:N:462:GLN:HE21	6:N:513:ILE:HD13	1.75	0.51
6:N:684:LYS:O	6:N:687:VAL:HG23	2.10	0.51
6:N:881:LEU:HD12	6:N:881:LEU:O	2.11	0.51
6:N:1120:VAL:HG11	6:N:1144:LEU:HD21	1.91	0.51
7:O:54:LEU:HG	7:O:58:PRO:HG2	1.93	0.51
4:B:41:ARG:HG3	4:B:177:VAL:HG21	1.93	0.51

*Continued on next page...*



*Continued from previous page...*

Atom-1	Atom-2	Interatomic distance (Å)	Clash overlap (Å)
5:C:7:GLY:C	5:C:8:ARG:HD2	2.31	0.51
5:C:101:ILE:HD11	10:C:1128:HOH:O	2.11	0.51
5:C:110:GLU:H	5:C:368:THR:HG21	1.76	0.51
5:C:676:ILE:HG21	5:C:988:VAL:HG22	1.92	0.51
5:C:1032:PHE:O	5:C:1033:GLY:O	2.29	0.51
6:D:204:LEU:HB3	6:D:441:ARG:HH12	1.76	0.51
6:D:705:ALA:HB3	6:D:706:PRO:HD3	1.92	0.51
6:D:907:GLU:HG2	6:D:908:LYS:N	2.25	0.51
4:K:48:ILE:CD1	4:K:210:ALA:HB1	2.40	0.51
4:K:91:ASN:HB3	10:K:772:HOH:O	2.09	0.51
4:K:173:PRO:O	4:K:201:THR:HG22	2.10	0.51
4:L:89:PHE:CD1	4:L:89:PHE:N	2.78	0.51
5:M:28:ARG:HD3	10:M:1459:HOH:O	2.09	0.51
5:M:211:LEU:HD13	5:M:308:ARG:HD3	1.91	0.51
5:M:276:LYS:O	5:M:280:LYS:HB2	2.10	0.51
5:M:409:ARG:HD3	10:M:1140:HOH:O	2.10	0.51
5:M:464:LEU:O	5:M:466:PHE:N	2.43	0.51
5:M:585:GLU:O	5:M:588:VAL:HG22	2.10	0.51
5:M:612:VAL:HB	10:M:1590:HOH:O	2.11	0.51
5:M:880:MET:HB3	6:N:1061:PHE:CE2	2.46	0.51
5:M:1085:PHE:CE2	6:N:1468:LEU:HA	2.44	0.51
6:N:1114:THR:CG2	6:N:1195:GLN:HB3	2.40	0.51
6:N:1308:GLU:HB3	10:N:8559:HOH:O	2.11	0.51
6:N:1312:LEU:HG	6:N:1327:ARG:CD	2.40	0.51
6:N:1330:ILE:HG22	10:N:8088:HOH:O	2.10	0.51
4:A:18:ARG:HH11	4:A:123:MET:CE	2.23	0.51
5:C:333:ILE:CG2	5:C:410:ILE:HD11	2.40	0.51
5:C:408:ARG:NH2	5:C:456:ALA:O	2.44	0.51
5:C:577:PRO:HG3	5:C:993:PHE:CE1	2.46	0.51
5:C:816:LYS:HB2	5:C:819:VAL:HG21	1.92	0.51
5:C:1005:MET:HE1	6:D:724:GLN:HA	1.90	0.51
6:D:159:ARG:HG2	6:D:163:TYR:OH	2.10	0.51
6:D:584:ASN:HD21	6:D:590:PRO:HB2	1.76	0.51
6:D:619:LEU:N	6:D:619:LEU:HD23	2.25	0.51
6:D:770:LEU:HD23	6:D:777:PRO:HA	1.92	0.51
6:D:1329:ALA:C	6:D:1330:ILE:HD12	2.31	0.51
4:K:82:LEU:HD11	4:K:140:MET:HE3	1.93	0.51
5:M:197:LEU:HB3	5:M:202:TYR:HB2	1.92	0.51
5:M:292:ARG:HD2	5:M:299:LYS:CD	2.41	0.51
5:M:914:ILE:HA	5:M:917:LEU:HD12	1.93	0.51
5:M:1016:ILE:HG12	5:M:1017:THR:N	2.24	0.51

*Continued on next page...*

*Continued from previous page...*

Atom-1	Atom-2	Interatomic distance (Å)	Clash overlap (Å)
6:N:407:VAL:HA	6:N:422:ALA:HB2	1.93	0.51
6:N:438:ASP:HB2	6:N:445:ARG:NH1	2.25	0.51
6:N:566:ILE:HG23	10:N:8692:HOH:O	2.09	0.51
7:O:8:LYS:O	7:O:12:MET:HG3	2.11	0.51
1:X:14:DT:H2''	1:X:15:DC:C5'	2.40	0.51
1:X:15:DC:H4'	10:X:927:HOH:O	2.10	0.51
2:Y:8:C:H2'	2:Y:9:G:N7	2.25	0.51
4:A:173:PRO:HB2	4:A:205:VAL:HG22	1.92	0.51
4:A:185:ARG:HB3	10:A:459:HOH:O	2.10	0.51
4:B:29:GLU:HB2	4:B:32:PHE:CD1	2.44	0.51
5:C:18:LEU:H	5:C:18:LEU:HD12	1.75	0.51
5:C:347:GLY:CA	10:C:1757:HOH:O	2.59	0.51
5:C:948:GLU:OE1	5:C:955:PRO:HA	2.11	0.51
6:D:206:ARG:HG2	6:D:394:LEU:CD2	2.38	0.51
6:D:517:VAL:HG23	10:D:8465:HOH:O	2.11	0.51
6:D:827:ILE:H	6:D:827:ILE:HD12	1.75	0.51
6:D:1288:GLU:HB2	10:D:8101:HOH:O	2.10	0.51
6:D:1313:VAL:HB	10:D:8079:HOH:O	2.10	0.51
7:E:81:PRO:HG2	10:E:102:HOH:O	2.10	0.51
5:M:496:ILE:HA	5:M:531:PHE:O	2.11	0.51
5:M:892:LEU:HD22	5:M:989:VAL:O	2.10	0.51
5:M:1004:LYS:HG3	10:M:1541:HOH:O	2.11	0.51
6:N:131:LYS:HG2	6:N:456:MET:HE3	1.92	0.51
6:N:657:LEU:HD13	6:N:691:LEU:HD13	1.92	0.51
6:N:705:ALA:HB3	6:N:706:PRO:HD3	1.91	0.51
6:N:866:VAL:HG12	10:N:8247:HOH:O	2.11	0.51
6:N:1232:PRO:HB3	6:N:1361:VAL:CG2	2.40	0.51
4:A:224:TYR:CD1	4:B:9:PRO:HD2	2.46	0.51
5:C:720:GLU:HG2	5:C:760:SER:HB3	1.92	0.51
5:C:971:LYS:HG2	5:C:988:VAL:HG12	1.92	0.51
6:D:101:HIS:O	6:D:105:VAL:HG23	2.09	0.51
6:D:141:ILE:HG13	6:D:142:LEU:N	2.21	0.51
6:D:1161:GLU:OE2	6:D:1164:ARG:HD2	2.11	0.51
6:D:1176:LYS:O	6:D:1179:GLU:HB2	2.10	0.51
4:K:14:ARG:HH22	4:K:24:VAL:HG23	1.75	0.51
5:M:45:GLN:HB2	5:M:71:TYR:CE2	2.46	0.51
5:M:195:LEU:CG	5:M:238:LEU:HG	2.41	0.51
5:M:949:LYS:HE2	10:M:1582:HOH:O	2.10	0.51
6:N:83:SER:O	6:N:86:ARG:HB3	2.11	0.51
6:N:578:VAL:HA	6:N:581:LEU:HD21	1.91	0.51
6:N:642:CYS:SG	6:N:716:PHE:HB2	2.50	0.51

*Continued on next page...*

*Continued from previous page...*

Atom-1	Atom-2	Interatomic distance (Å)	Clash overlap (Å)
6:N:786:ILE:HD13	6:N:908:LYS:HB2	1.93	0.51
6:N:877:PRO:O	6:N:880:ILE:HG22	2.11	0.51
6:N:1227:GLN:NE2	10:N:8504:HOH:O	2.43	0.51
7:O:25:LYS:O	7:O:29:GLN:HG3	2.10	0.51
4:A:31:GLY:HA3	4:B:42:ARG:NH2	2.26	0.51
5:C:18:LEU:CD2	5:C:542:VAL:HG21	2.40	0.51
5:C:110:GLU:HG3	5:C:369:PRO:CB	2.39	0.51
5:C:191:PHE:CD2	5:C:195:LEU:HD23	2.44	0.51
5:C:302:VAL:O	5:C:305:PRO:HD2	2.11	0.51
5:C:500:ASN:N	5:C:500:ASN:ND2	2.59	0.51
6:D:165:LYS:N	6:D:397:LYS:H	2.09	0.51
6:D:171:LEU:HD11	6:D:192:ALA:CB	2.41	0.51
6:D:813:LEU:HD12	6:D:814:ALA:N	2.25	0.51
6:D:894:LYS:HB2	10:D:8061:HOH:O	2.10	0.51
6:D:988:ARG:O	6:D:992:ILE:HG13	2.11	0.51
6:D:1053:PHE:CZ	6:D:1072:ILE:HD12	2.46	0.51
6:D:1105:ILE:HG12	6:D:1374:GLN:HE21	1.75	0.51
6:D:1173:LEU:HD12	6:D:1176:LYS:HZ1	1.76	0.51
6:D:1264:GLU:HB3	6:D:1266:ARG:HE	1.73	0.51
6:D:1280:VAL:HG12	6:D:1318:TYR:N	2.26	0.51
6:D:1409:ALA:HA	5:M:370:ALA:CB	2.40	0.51
6:D:1452:ILE:HG22	6:D:1453:ALA:N	2.26	0.51
4:K:91:ASN:OD1	4:K:92:PRO:HD2	2.10	0.51
5:M:712:ALA:HB3	5:M:821:GLU:CG	2.41	0.51
6:N:409:VAL:HG11	6:N:435:VAL:HG21	1.93	0.51
6:N:789:LEU:O	6:N:793:THR:HG23	2.11	0.51
6:N:1114:THR:HA	10:N:8641:HOH:O	2.11	0.51
6:N:1337:GLU:HG2	10:N:8211:HOH:O	2.09	0.51
4:B:185:ARG:HH12	6:D:692:GLU:HG2	1.76	0.51
5:C:83:CYS:HA	5:C:88:LEU:HB3	1.92	0.51
5:C:139:GLN:HE21	5:C:418:LEU:HD21	1.75	0.51
5:C:564:MET:HE1	5:C:840:ALA:HB3	1.93	0.51
5:C:676:ILE:CG2	5:C:988:VAL:HG22	2.40	0.51
5:C:861:LEU:HD23	5:C:863:ASP:H	1.75	0.51
5:C:1065:ALA:HA	10:C:1487:HOH:O	2.11	0.51
6:D:153:LEU:HG	10:D:8076:HOH:O	2.11	0.51
6:D:162:ARG:NH2	6:D:414:ARG:HH21	2.08	0.51
6:D:1129:THR:HG23	6:D:1130:ARG:N	2.20	0.51
4:L:25:LEU:O	4:L:28:LEU:HD21	2.10	0.51
5:M:36:PRO:HB3	10:M:1170:HOH:O	2.09	0.51
5:M:114:PHE:HD2	5:M:117:HIS:HE1	1.59	0.51

*Continued on next page...*

*Continued from previous page...*

Atom-1	Atom-2	Interatomic distance (Å)	Clash overlap (Å)
5:M:166:PRO:HD2	10:M:1158:HOH:O	2.11	0.51
5:M:171:TRP:HB2	10:M:1138:HOH:O	2.10	0.51
5:M:468:ARG:HG2	5:M:487:THR:CA	2.30	0.51
5:M:617:ASP:CG	5:M:619:ARG:HE	2.14	0.51
6:N:204:LEU:O	6:N:394:LEU:HD23	2.11	0.51
6:N:764:LEU:HD23	6:N:767:HIS:NE2	2.26	0.51
7:O:54:LEU:O	7:O:58:PRO:HD2	2.11	0.51
2:Y:7:G:N2	5:M:1014:SER:HA	2.25	0.50
4:A:26:GLU:OE2	4:A:194:LYS:HE3	2.10	0.50
4:A:161:ARG:NH1	4:A:161:ARG:HB2	2.26	0.50
4:B:51:THR:HA	4:B:145:ASP:O	2.10	0.50
5:C:30:LEU:HD12	5:C:30:LEU:O	2.11	0.50
5:C:140:ILE:HD13	5:C:331:ARG:NH2	2.24	0.50
5:C:333:ILE:N	5:C:333:ILE:HD12	2.25	0.50
5:C:818:GLY:HA3	10:D:8445:HOH:O	2.11	0.50
5:C:905:ILE:HG22	10:C:1239:HOH:O	2.11	0.50
6:D:26:VAL:HG13	6:D:43:GLY:O	2.10	0.50
6:D:108:VAL:CB	6:D:109:PRO:HD3	2.40	0.50
6:D:982:PHE:HB3	6:D:983:LEU:HD23	1.92	0.50
6:D:983:LEU:HD23	6:D:983:LEU:N	2.26	0.50
6:D:988:ARG:HD2	6:D:989:TYR:N	2.25	0.50
6:D:1290:LEU:HD22	10:D:8003:HOH:O	2.11	0.50
6:D:1341:PRO:HA	6:D:1344:VAL:HG23	1.93	0.50
5:M:226:VAL:HG13	5:M:227:PHE:CD1	2.47	0.50
5:M:344:PHE:O	5:M:348:LEU:HD13	2.11	0.50
5:M:469:THR:N	10:M:1264:HOH:O	2.44	0.50
5:M:1009:SER:HB3	6:N:651:GLU:OE1	2.10	0.50
6:N:146:PRO:HD3	10:N:8492:HOH:O	2.10	0.50
6:N:161:LEU:O	6:N:449:SER:HB2	2.11	0.50
6:N:525:ARG:HG2	6:N:541:ASN:ND2	2.24	0.50
6:N:631:ILE:HG12	6:N:743:ASP:O	2.11	0.50
6:N:800:LYS:HD2	6:N:804:LEU:HB3	1.92	0.50
6:N:1053:PHE:CE1	6:N:1072:ILE:HD12	2.46	0.50
6:N:1108:ARG:NH2	6:N:1198:TYR:O	2.45	0.50
5:C:207:LEU:HD22	5:C:221:LEU:HD22	1.93	0.50
5:C:572:ILE:HG13	5:C:573:ARG:N	2.26	0.50
5:C:762:LYS:HZ2	5:C:786:LYS:CA	2.24	0.50
5:C:798:GLY:H	5:C:827:VAL:HG13	1.76	0.50
5:C:1031:ARG:NE	6:D:621:LYS:HB3	2.25	0.50
6:D:2:LYS:HD2	10:D:8579:HOH:O	2.12	0.50
6:D:189:GLN:HG2	6:D:190:GLU:N	2.26	0.50

*Continued on next page...*

*Continued from previous page...*

Atom-1	Atom-2	Interatomic distance (Å)	Clash overlap (Å)
6:D:937:TYR:HB3	6:D:941:PHE:CE1	2.45	0.50
7:E:41:GLU:HG2	7:E:42:PRO:CD	2.41	0.50
4:K:206:THR:CG2	4:K:209:GLU:H	2.23	0.50
4:L:2:LEU:HD21	10:L:431:HOH:O	2.11	0.50
5:M:80:GLN:O	5:M:83:CYS:HB2	2.11	0.50
5:M:196:LEU:O	5:M:199:VAL:HB	2.11	0.50
5:M:717:LEU:HB2	10:M:1337:HOH:O	2.10	0.50
5:M:806:LEU:HD21	10:M:1605:HOH:O	2.11	0.50
6:N:191:LEU:CD2	6:N:393:ILE:HG21	2.41	0.50
6:N:191:LEU:HB3	6:N:393:ILE:HD12	1.92	0.50
6:N:470:LEU:HD12	6:N:503:LEU:CD2	2.42	0.50
6:N:1330:ILE:HG22	6:N:1331:ASP:N	2.26	0.50
1:X:18:DG:H5'	1:X:18:DG:C8	2.46	0.50
4:A:41:ARG:HH11	4:A:41:ARG:HG3	1.76	0.50
4:A:224:TYR:HB3	4:B:9:PRO:CB	2.37	0.50
5:C:69:LEU:HD12	5:C:97:ARG:HB3	1.93	0.50
5:C:139:GLN:CG	5:C:418:LEU:HD22	2.41	0.50
5:C:194:VAL:HG21	5:C:221:LEU:O	2.10	0.50
5:C:200:LEU:HD11	10:C:1613:HOH:O	2.11	0.50
5:C:775:ARG:NH1	5:C:782:ALA:HB1	2.26	0.50
5:C:1051:GLU:OE1	6:D:750:PRO:HA	2.12	0.50
6:D:23:TYR:O	6:D:49:ILE:HG23	2.11	0.50
6:D:63:TYR:HB3	6:D:68:PHE:CE1	2.46	0.50
6:D:1384:PRO:HG3	6:D:1389:LEU:HA	1.92	0.50
6:D:1405:GLU:HB3	10:D:8672:HOH:O	2.12	0.50
7:E:54:LEU:O	7:E:58:PRO:HD2	2.11	0.50
5:M:63:GLY:HA3	5:M:103:LYS:HD2	1.94	0.50
5:M:270:GLY:O	5:M:274:ARG:HB3	2.11	0.50
6:N:190:GLU:HG2	6:N:196:VAL:HG22	1.92	0.50
6:N:1037:GLN:CG	6:N:1042:ARG:HB3	2.41	0.50
4:A:64:GLU:HA	4:A:165:ILE:HD13	1.94	0.50
10:A:368:HOH:O	4:B:215:VAL:HG11	2.10	0.50
5:C:186:VAL:HG23	5:C:187:ASN:H	1.76	0.50
5:C:583:LEU:O	5:C:587:VAL:HG23	2.11	0.50
5:C:642:ARG:HG3	5:C:657:ASP:OD2	2.11	0.50
5:C:676:ILE:O	5:C:676:ILE:HG12	2.11	0.50
5:C:819:VAL:HG11	10:C:1766:HOH:O	2.11	0.50
5:C:881:ASN:OD1	5:C:884:GLN:NE2	2.45	0.50
5:C:1102:LEU:HA	5:C:1107:ASN:O	2.12	0.50
6:D:615:ARG:NH2	6:D:1096:ARG:CZ	2.74	0.50
6:D:1462:LEU:N	6:D:1462:LEU:HD23	2.26	0.50

*Continued on next page...*

*Continued from previous page...*

Atom-1	Atom-2	Interatomic distance (Å)	Clash overlap (Å)
7:E:40:LEU:HD21	7:E:67:GLU:HA	1.93	0.50
5:M:101:ILE:HG22	5:M:102:HIS:N	2.26	0.50
5:M:657:ASP:HB2	10:M:1487:HOH:O	2.10	0.50
5:M:690:ILE:CD1	5:M:833:LEU:HD23	2.42	0.50
6:N:481:MET:HE1	6:N:496:LEU:HD23	1.93	0.50
7:O:27:ALA:CB	7:O:61:VAL:CG1	2.84	0.50
7:O:40:LEU:CD2	7:O:67:GLU:HA	2.41	0.50
4:A:24:VAL:HG22	4:A:196:THR:CG2	2.41	0.50
4:B:1:MET:O	4:B:6:LEU:HD22	2.11	0.50
4:B:78:ILE:O	4:B:82:LEU:HG	2.12	0.50
5:C:110:GLU:HG3	5:C:369:PRO:CG	2.42	0.50
5:C:439:CYS:SG	5:C:541:SER:N	2.81	0.50
5:C:612:VAL:HA	5:C:621:VAL:O	2.11	0.50
5:C:824:ARG:HD2	5:C:826:TYR:OH	2.12	0.50
5:C:841:ASN:HD21	5:C:845:ASN:H	1.58	0.50
6:D:431:VAL:HG11	10:D:8759:HOH:O	2.11	0.50
6:D:554:LEU:HD22	6:D:574:LEU:HD22	1.94	0.50
6:D:703:ASN:ND2	6:D:704:ARG:H	2.09	0.50
6:D:973:GLN:NE2	10:D:8304:HOH:O	2.45	0.50
6:D:1297:GLU:HB2	6:N:47:GLU:C	2.31	0.50
6:D:1345:GLU:O	6:D:1349:VAL:HG23	2.12	0.50
7:E:70:THR:HB	7:E:72:ARG:HG2	1.93	0.50
4:K:141:GLU:OE1	4:K:161:ARG:NH1	2.44	0.50
5:M:122:THR:HB	5:M:124:ASP:OD1	2.12	0.50
5:M:193:LEU:HD23	5:M:307:LEU:CD2	2.41	0.50
5:M:307:LEU:HD12	5:M:310:LEU:HD23	1.94	0.50
5:M:530:GLU:HG2	10:M:1426:HOH:O	2.12	0.50
5:M:557:ARG:NH1	5:M:560:MET:HG3	2.26	0.50
5:M:642:ARG:HD3	10:M:1279:HOH:O	2.12	0.50
5:M:727:PRO:CG	5:M:783:ARG:HH21	2.25	0.50
5:M:1065:ALA:HB1	5:M:1077:PRO:CG	2.32	0.50
6:N:881:LEU:O	6:N:885:ILE:HG13	2.11	0.50
6:N:917:GLN:O	6:N:921:ARG:HG2	2.10	0.50
6:N:1283:ILE:HG22	6:N:1284:GLU:N	2.27	0.50
7:O:54:LEU:HD11	10:O:2990:HOH:O	2.12	0.50
4:A:163:ASN:HB2	10:A:376:HOH:O	2.11	0.50
4:B:20:TYR:CD2	4:B:21:GLY:N	2.79	0.50
5:C:141:HIS:HB3	5:C:418:LEU:CG	2.42	0.50
5:C:713:ARG:HB3	5:C:720:GLU:OE2	2.11	0.50
5:C:1101:THR:HG21	5:C:1111:ILE:HG23	1.93	0.50
6:D:100:ALA:HB2	6:D:128:TYR:OH	2.11	0.50

*Continued on next page...*

*Continued from previous page...*

Atom-1	Atom-2	Interatomic distance (Å)	Clash overlap (Å)
6:D:199:LEU:HG	10:D:8327:HOH:O	2.10	0.50
6:D:1263:PHE:CE1	6:D:1352:ILE:HD13	2.47	0.50
6:D:1306:PRO:HG3	10:D:8338:HOH:O	2.12	0.50
6:N:147:VAL:HA	10:N:8520:HOH:O	2.11	0.50
6:N:550:ARG:HB2	6:N:550:ARG:CZ	2.40	0.50
6:N:986:ARG:HB2	10:N:8323:HOH:O	2.11	0.50
6:N:1062:ARG:HB3	10:N:8184:HOH:O	2.11	0.50
6:N:1063:GLU:CD	6:N:1064:GLY:H	2.15	0.50
7:O:5:GLY:HA3	7:O:8:LYS:HD2	1.94	0.50
4:A:2:LEU:HD22	10:A:384:HOH:O	2.10	0.50
5:C:157:ARG:HD3	5:C:314:THR:CG2	2.41	0.50
5:C:441:VAL:HG12	5:C:559:LEU:HA	1.92	0.50
5:C:603:VAL:HG23	5:C:647:GLN:O	2.12	0.50
5:C:966:LEU:O	5:C:969:GLN:HB2	2.11	0.50
6:D:58:CYS:SG	6:D:59:ALA:N	2.84	0.50
6:D:166:GLN:CG	6:D:396:VAL:HG12	2.33	0.50
6:D:730:PRO:O	6:D:733:CYS:HB2	2.12	0.50
6:D:1492:LEU:O	6:D:1492:LEU:HD13	2.12	0.50
5:M:196:LEU:HD22	5:M:303:PHE:CE2	2.47	0.50
5:M:290:LEU:HB3	5:M:302:VAL:CG1	2.42	0.50
5:M:627:ARG:HG3	5:M:628:PHE:H	1.75	0.50
5:M:724:ARG:O	5:M:726:ILE:HD12	2.11	0.50
6:N:404:GLU:HA	10:N:8307:HOH:O	2.10	0.50
6:N:917:GLN:HA	6:N:920:LEU:CD1	2.36	0.50
7:O:30:LEU:HD23	7:O:35:PHE:CE1	2.47	0.50
4:A:106:PRO:HG3	4:A:134:GLU:OE2	2.11	0.50
5:C:480:THR:HG21	5:C:482:GLU:HB2	1.94	0.50
5:C:1031:ARG:NE	6:D:621:LYS:HD2	2.27	0.50
5:C:1051:GLU:CD	6:D:751:LEU:H	2.15	0.50
5:C:1101:THR:HB	6:D:5:VAL:CG1	2.42	0.50
6:D:400:VAL:HG22	6:D:443:VAL:CG2	2.39	0.50
6:D:531:ASP:C	6:D:533:GLY:H	2.15	0.50
6:D:1258:ARG:NH2	6:D:1351:GLU:HG2	2.24	0.50
6:D:1380:GLU:HB2	6:D:1420:LEU:HD11	1.92	0.50
4:K:94:LEU:HD11	4:K:119:ASP:HB3	1.93	0.50
4:K:118:ALA:HB2	10:K:2242:HOH:O	2.12	0.50
4:K:206:THR:CG2	4:K:209:GLU:HG3	2.38	0.50
4:L:83:LYS:HD2	6:N:844:ALA:HB2	1.94	0.50
5:M:344:PHE:CE2	5:M:382:ILE:HD11	2.47	0.50
6:N:7:LYS:HE2	6:N:1458:GLU:OE2	2.12	0.50
6:N:426:LYS:CE	6:N:427:VAL:HG23	2.42	0.50

*Continued on next page...*

*Continued from previous page...*

Atom-1	Atom-2	Interatomic distance (Å)	Clash overlap (Å)
6:N:792:ILE:HG23	6:N:793:THR:HG23	1.94	0.50
6:N:896:ALA:O	6:N:900:ILE:HG23	2.11	0.50
6:N:1211:MET:SD	6:N:1213:ARG:HG2	2.51	0.50
7:O:2:ALA:HB3	10:O:920:HOH:O	2.11	0.50
7:O:26:ARG:HH21	7:O:67:GLU:CD	2.16	0.50
4:B:205:VAL:HG13	10:B:320:HOH:O	2.12	0.50
5:C:585:GLU:HG2	5:C:665:PHE:CE2	2.47	0.50
5:C:886:LEU:CD1	6:D:951:ILE:HG13	2.41	0.50
5:C:900:ARG:HB2	10:C:1242:HOH:O	2.11	0.50
5:C:922:PHE:HZ	5:C:963:LEU:HB3	1.77	0.50
5:C:927:GLY:HA2	5:C:930:LYS:HD3	1.92	0.50
6:D:465:LEU:HD22	6:D:510:GLU:HA	1.93	0.50
6:D:1493:LYS:HE2	6:D:1493:LYS:HA	1.94	0.50
4:L:165:ILE:O	4:L:165:ILE:HG13	2.12	0.50
4:L:169:ALA:HB1	4:L:171:PHE:CZ	2.46	0.50
5:M:47:ALA:O	5:M:50:GLU:HB3	2.11	0.50
5:M:194:VAL:CG1	5:M:204:GLN:HE22	2.24	0.50
5:M:292:ARG:HD2	5:M:299:LYS:HG2	1.93	0.50
5:M:462:ASP:CB	5:M:468:ARG:HD2	2.41	0.50
5:M:472:ARG:HH21	5:M:532:MET:HE1	1.76	0.50
5:M:614:ARG:HG3	10:M:1391:HOH:O	2.11	0.50
5:M:792:VAL:HG13	10:M:1674:HOH:O	2.10	0.50
5:M:872:ASN:ND2	5:M:874:LEU:HB2	2.23	0.50
5:M:950:LEU:HB3	5:M:952:LEU:HD23	1.94	0.50
5:M:1012:PRO:HD3	5:M:1026:GLN:HG2	1.93	0.50
6:N:6:ARG:O	6:N:1459:LEU:HD12	2.12	0.50
6:N:63:TYR:HB3	6:N:68:PHE:CE1	2.46	0.50
6:N:1290:LEU:HD11	10:N:8178:HOH:O	2.11	0.50
4:B:18:ARG:HH12	4:B:123:MET:CE	2.24	0.49
4:B:47:SER:OG	4:B:217:ILE:HG12	2.12	0.49
5:C:160:ALA:O	5:C:173:ASP:HA	2.12	0.49
5:C:254:VAL:HA	5:C:257:VAL:HG23	1.94	0.49
6:D:415:VAL:HG11	10:D:8313:HOH:O	2.12	0.49
6:D:543:LEU:HD22	6:D:580:ALA:CB	2.35	0.49
6:D:1280:VAL:HG12	6:D:1318:TYR:CA	2.42	0.49
4:K:85:LEU:HD11	4:K:87:VAL:HG13	1.94	0.49
4:K:185:ARG:HG3	4:K:185:ARG:O	2.11	0.49
4:L:41:ARG:HG3	4:L:177:VAL:CG2	2.43	0.49
4:L:52:ALA:HB2	4:L:170:VAL:O	2.12	0.49
5:M:7:GLY:HA2	5:M:907:ASP:O	2.12	0.49
5:M:25:SER:CB	5:M:335:THR:HB	2.42	0.49

*Continued on next page...*



*Continued from previous page...*

Atom-1	Atom-2	Interatomic distance (Å)	Clash overlap (Å)
5:M:368:THR:HB	5:M:369:PRO:HD3	1.94	0.49
5:M:625:LEU:HB3	5:M:639:GLN:HB2	1.94	0.49
5:M:725:ASP:O	5:M:727:PRO:HD3	2.11	0.49
5:M:808:ARG:HH21	5:M:820:ARG:HH21	1.60	0.49
6:N:111:LYS:HG2	6:N:1452:ILE:HD11	1.94	0.49
6:N:845:ASN:H	6:N:848:GLU:HG3	1.76	0.49
6:N:925:GLU:HB3	10:O:920:HOH:O	2.12	0.49
6:N:1147:ARG:O	6:N:1165:TYR:HA	2.12	0.49
1:G:18:DG:H4'	5:C:1002:GLU:CA	2.42	0.49
2:Y:16:G:N2	6:N:705:ALA:HB1	2.27	0.49
4:B:24:VAL:HG22	4:B:196:THR:CG2	2.42	0.49
4:B:32:PHE:O	4:B:36:LEU:HG	2.11	0.49
5:C:13:ILE:HD13	5:C:483:VAL:HG21	1.94	0.49
5:C:290:LEU:HD22	5:C:302:VAL:HG11	1.95	0.49
5:C:606:VAL:CG2	5:C:645:VAL:HG13	2.43	0.49
5:C:958:THR:HG21	10:C:1136:HOH:O	2.11	0.49
6:D:646:LYS:NZ	6:D:688:TRP:HE1	2.10	0.49
6:D:764:LEU:HD12	6:D:765:SER:H	1.77	0.49
6:D:834:THR:HB	6:D:838:ARG:HB2	1.94	0.49
6:D:1023:MET:O	6:D:1028:ALA:HB3	2.13	0.49
6:D:1475:GLY:O	6:D:1478:SER:HB3	2.12	0.49
4:K:27:PRO:HB3	10:K:689:HOH:O	2.12	0.49
4:K:50:GLY:O	4:K:146:ARG:HA	2.12	0.49
4:K:150:TYR:OH	5:M:695:LEU:HD22	2.12	0.49
4:L:73:GLU:OE1	4:L:131:THR:HG23	2.13	0.49
5:M:139:GLN:OE1	5:M:414:GLY:HA3	2.11	0.49
5:M:367:LEU:HB3	5:M:371:LYS:HG2	1.92	0.49
5:M:1012:PRO:HB2	5:M:1021:LEU:O	2.12	0.49
5:M:1016:ILE:HG21	6:N:524:LEU:O	2.12	0.49
5:M:1038:TRP:HA	5:M:1041:GLU:HB2	1.94	0.49
5:M:1098:ASP:HB2	6:N:21:TRP:HZ2	1.77	0.49
6:N:26:VAL:HG13	6:N:43:GLY:O	2.11	0.49
6:N:155:ASP:OD2	6:N:564:GLU:HG3	2.12	0.49
6:N:1066:THR:HG23	6:N:1069:GLU:H	1.76	0.49
4:A:69:PRO:O	4:A:71:VAL:HG23	2.12	0.49
4:B:48:ILE:CD1	4:B:210:ALA:HB1	2.42	0.49
4:B:64:GLU:HG3	4:B:165:ILE:HD12	1.94	0.49
5:C:61:LYS:HE2	10:C:1122:HOH:O	2.12	0.49
5:C:135:VAL:O	5:C:392:SER:HA	2.11	0.49
5:C:172:ILE:HD12	5:C:172:ILE:N	2.28	0.49
5:C:500:ASN:ND2	5:C:500:ASN:H	2.10	0.49

*Continued on next page...*

*Continued from previous page...*

Atom-1	Atom-2	Interatomic distance (Å)	Clash overlap (Å)
5:C:627:ARG:HG3	5:C:628:PHE:H	1.77	0.49
5:C:792:VAL:HG13	10:C:1254:HOH:O	2.12	0.49
5:C:1016:ILE:HG12	5:C:1017:THR:H	1.77	0.49
6:D:17:LYS:CG	6:D:21:TRP:HE1	2.23	0.49
6:D:731:LEU:HD21	6:D:781:PRO:HA	1.95	0.49
6:D:931:LEU:HD11	10:D:8259:HOH:O	2.10	0.49
6:D:1396:GLU:O	6:D:1400:VAL:HG23	2.12	0.49
4:L:58:ILE:HG22	4:L:61:VAL:H	1.78	0.49
5:M:553:ASP:OD1	5:M:843:HIS:ND1	2.41	0.49
5:M:808:ARG:HH21	5:M:820:ARG:NH2	2.11	0.49
5:M:966:LEU:O	5:M:969:GLN:HB2	2.12	0.49
6:N:996:TRP:O	6:N:999:THR:HG22	2.11	0.49
6:N:1314:LYS:HG3	10:N:8415:HOH:O	2.11	0.49
2:H:5:C:H6	2:H:5:C:O5'	1.94	0.49
10:A:375:HOH:O	4:B:208:LEU:HD21	2.12	0.49
5:C:144:PRO:HG2	5:C:265:ARG:HH12	1.77	0.49
5:C:528:GLU:HG2	10:C:1183:HOH:O	2.12	0.49
5:C:701:THR:HG23	5:C:832:LYS:HG2	1.93	0.49
6:D:82:LYS:HD2	10:D:8184:HOH:O	2.12	0.49
6:D:785:ILE:H	6:D:785:ILE:CD1	2.24	0.49
6:D:800:LYS:HD2	6:D:804:LEU:HB3	1.94	0.49
6:D:1356:TYR:HD2	6:D:1361:VAL:HG11	1.76	0.49
6:D:1373:ARG:HG2	10:D:8009:HOH:O	2.11	0.49
4:K:13:VAL:HG22	4:K:23:PHE:HD1	1.77	0.49
5:M:207:LEU:HD12	10:M:1660:HOH:O	2.11	0.49
5:M:428:ARG:HG2	5:M:428:ARG:HH11	1.76	0.49
5:M:1013:TYR:CE1	5:M:1020:PRO:HG3	2.48	0.49
6:N:22:SER:HA	6:N:90:MET:O	2.11	0.49
6:N:26:VAL:HG13	6:N:43:GLY:C	2.32	0.49
6:N:704:ARG:CD	6:N:705:ALA:H	2.25	0.49
6:N:804:LEU:HD23	6:N:804:LEU:N	2.27	0.49
6:N:838:ARG:HG2	6:N:838:ARG:NH1	2.27	0.49
6:N:1283:ILE:HD12	6:N:1315:ASP:OD2	2.12	0.49
1:G:19:DC:P	5:C:1001:VAL:HB	2.53	0.49
5:C:57:GLU:O	5:C:62:GLY:HA3	2.12	0.49
5:C:199:VAL:CG1	5:C:235:LEU:HG	2.42	0.49
5:C:625:LEU:HD11	5:C:641:PRO:HG3	1.94	0.49
5:C:717:LEU:HD21	5:C:764:GLU:O	2.11	0.49
6:D:32:ILE:HD12	6:D:527:MET:HG2	1.94	0.49
6:D:42:ASP:O	6:D:43:GLY:O	2.30	0.49
5:M:21:ILE:H	5:M:21:ILE:CD1	2.15	0.49

*Continued on next page...*

*Continued from previous page...*

Atom-1	Atom-2	Interatomic distance (Å)	Clash overlap (Å)
5:M:680:ASP:HB2	5:M:682:TYR:CE2	2.48	0.49
6:N:134:VAL:HA	6:N:152:LEU:HA	1.94	0.49
6:N:963:TYR:HD2	6:N:1002:LYS:HB3	1.76	0.49
6:N:1047:LYS:HZ2	6:N:1053:PHE:HA	1.76	0.49
6:N:1366:LYS:HA	6:N:1369:GLU:OE1	2.11	0.49
2:H:7:G:O5'	2:H:7:G:H8	1.95	0.49
4:A:42:ARG:HH21	4:B:31:GLY:HA3	1.77	0.49
10:A:447:HOH:O	5:C:938:LYS:HD2	2.12	0.49
5:C:270:GLY:O	5:C:274:ARG:HB3	2.12	0.49
5:C:680:ASP:HB2	5:C:682:TYR:CE2	2.48	0.49
6:D:87:ARG:CB	6:D:523:ASP:HB2	2.41	0.49
5:M:290:LEU:HD21	10:M:1415:HOH:O	2.12	0.49
5:M:302:VAL:HG23	10:M:1616:HOH:O	2.11	0.49
5:M:654:LEU:HG	5:M:654:LEU:O	2.13	0.49
5:M:693:GLU:OE1	5:M:696:LYS:HD2	2.13	0.49
5:M:923:GLU:O	5:M:927:GLY:HA3	2.13	0.49
5:M:954:THR:HG21	10:M:1500:HOH:O	2.11	0.49
5:M:1059:ASP:OD2	5:M:1062:GLY:HA3	2.12	0.49
10:M:1320:HOH:O	6:N:11:ALA:HB3	2.12	0.49
6:N:481:MET:HB3	10:N:8584:HOH:O	2.11	0.49
1:G:11:DC:H4'	1:G:12:DG:OP1	2.13	0.49
4:A:26:GLU:CB	4:A:194:LYS:HG3	2.42	0.49
4:B:105:GLY:CA	10:B:331:HOH:O	2.56	0.49
5:C:141:HIS:HB3	5:C:418:LEU:CB	2.42	0.49
5:C:687:ALA:O	5:C:688:ILE:HD12	2.12	0.49
5:C:1033:GLY:O	5:C:1037:VAL:HG23	2.12	0.49
6:D:126:VAL:O	6:D:132:TYR:HE1	1.95	0.49
6:D:159:ARG:HA	10:D:8143:HOH:O	2.13	0.49
6:D:160:GLU:O	6:D:164:GLY:O	2.30	0.49
6:D:206:ARG:NE	6:D:394:LEU:HD13	2.28	0.49
4:K:1:MET:SD	4:K:1:MET:N	2.84	0.49
4:K:79:ILE:HG21	4:K:165:ILE:HD11	1.93	0.49
10:L:356:HOH:O	6:N:813:LEU:HD21	2.11	0.49
5:M:762:LYS:HE3	5:M:786:LYS:HE2	1.93	0.49
5:M:862:PRO:HD3	5:M:973:VAL:O	2.12	0.49
6:N:145:VAL:CG2	6:N:146:PRO:HD2	2.42	0.49
6:N:457:GLY:HA3	6:N:568:ARG:HH12	1.78	0.49
7:O:33:HIS:HB2	7:O:37:ASN:ND2	2.28	0.49
2:Y:11:C:O2'	2:Y:12:G:H5''	2.13	0.49
4:A:87:VAL:HG11	10:A:448:HOH:O	2.12	0.49
4:A:151:VAL:HB	4:A:169:ALA:HB3	1.95	0.49

*Continued on next page...*

*Continued from previous page...*

Atom-1	Atom-2	Interatomic distance (Å)	Clash overlap (Å)
5:C:158:TYR:CD1	5:C:313:LEU:HD21	2.48	0.49
5:C:625:LEU:O	5:C:627:ARG:N	2.46	0.49
5:C:838:LYS:HD3	5:C:846:LYS:NZ	2.28	0.49
5:C:975:TYR:HA	5:C:982:PRO:HA	1.94	0.49
6:D:100:ALA:HB2	10:D:8073:HOH:O	2.11	0.49
6:D:411:THR:HG23	6:D:436:GLU:HA	1.94	0.49
6:D:959:GLU:HG3	6:D:1006:ALA:HB1	1.95	0.49
6:D:971:LEU:HA	6:D:974:ILE:HD12	1.94	0.49
6:D:1189:ARG:HH11	6:D:1189:ARG:HG3	1.78	0.49
6:D:1212:ALA:HB3	10:D:8004:HOH:O	2.13	0.49
7:E:33:HIS:CD2	7:E:89:MET:HG2	2.48	0.49
4:K:125:PRO:HB3	10:K:2278:HOH:O	2.12	0.49
5:M:144:PRO:O	5:M:276:LYS:HD3	2.12	0.49
5:M:189:ARG:HD3	5:M:190:LYS:HD2	1.94	0.49
5:M:410:ILE:HD12	10:M:1196:HOH:O	2.12	0.49
5:M:584:GLU:CD	5:M:584:GLU:H	2.16	0.49
5:M:1031:ARG:NH1	6:N:621:LYS:NZ	2.61	0.49
5:M:1111:ILE:HG13	5:M:1112:PHE:N	2.25	0.49
6:N:633:VAL:HG22	6:N:635:PRO:CD	2.43	0.49
6:N:1025:GLN:HE21	6:N:1025:GLN:CA	2.25	0.49
6:N:1177:ALA:CB	6:N:1183:ILE:HD11	2.43	0.49
5:C:199:VAL:HG21	5:C:238:LEU:HD12	1.94	0.49
5:C:516:ARG:HE	6:D:1068:LEU:HD13	1.78	0.49
5:C:1101:THR:HB	6:D:5:VAL:HG13	1.93	0.49
6:D:431:VAL:HG12	6:D:432:TYR:N	2.27	0.49
6:D:553:ARG:O	6:D:557:LEU:HG	2.12	0.49
6:D:632:VAL:O	6:D:727:GLN:HA	2.12	0.49
6:D:729:HIS:HE2	6:D:935:LYS:HD3	1.78	0.49
6:D:771:SER:CB	6:D:778:LEU:HD13	2.43	0.49
6:D:919:PHE:HE2	6:D:1212:ALA:H	1.60	0.49
6:D:1098:LEU:HD11	6:D:1263:PHE:CE2	2.48	0.49
6:D:1303:TYR:O	6:D:1305:LEU:HD23	2.13	0.49
7:E:74:VAL:HB	7:E:79:LEU:HD21	1.95	0.49
4:K:186:LEU:HB2	4:K:192:LEU:CD1	2.43	0.49
5:M:160:ALA:HB3	5:M:174:LEU:HB2	1.95	0.49
5:M:174:LEU:HD22	5:M:193:LEU:HD21	1.95	0.49
5:M:206:THR:HG23	5:M:207:LEU:N	2.26	0.49
5:M:442:GLU:OE2	5:M:543:ASN:HB3	2.12	0.49
5:M:588:VAL:HG23	5:M:596:TYR:OH	2.13	0.49
5:M:669:GLY:HA3	5:M:995:MET:HA	1.93	0.49
6:N:926:LYS:HG2	6:N:929:ARG:NH1	2.28	0.49

*Continued on next page...*

*Continued from previous page...*

Atom-1	Atom-2	Interatomic distance (Å)	Clash overlap (Å)
6:N:1385:GLY:HA3	10:N:8550:HOH:O	2.12	0.49
4:B:128:HIS:HE1	4:B:131:THR:HG23	1.77	0.49
5:C:62:GLY:HA2	5:C:359:MET:HE3	1.94	0.49
5:C:117:HIS:HB2	5:C:379:GLU:OE2	2.13	0.49
5:C:207:LEU:O	5:C:211:LEU:HB3	2.13	0.49
5:C:367:LEU:O	5:C:372:LEU:HD13	2.13	0.49
5:C:681:GLY:O	6:D:633:VAL:HG21	2.13	0.49
6:D:472:ALA:HA	6:D:475:LYS:CD	2.43	0.49
6:D:1031:ASN:HB3	6:D:1034:GLN:HG3	1.94	0.49
6:D:1271:LYS:NZ	6:D:1331:ASP:HB2	2.27	0.49
6:D:1380:GLU:OE2	6:D:1390:LEU:HD22	2.12	0.49
4:K:76:VAL:HA	10:K:1194:HOH:O	2.12	0.49
4:L:105:GLY:O	4:L:132:LEU:HB3	2.11	0.49
5:M:21:ILE:HG23	5:M:335:THR:HG22	1.94	0.49
5:M:131:GLY:N	10:M:1142:HOH:O	2.46	0.49
5:M:141:HIS:HD1	5:M:165:LEU:CD2	2.25	0.49
5:M:172:ILE:N	5:M:172:ILE:HD12	2.28	0.49
5:M:188:LYS:HD3	10:M:1448:HOH:O	2.12	0.49
5:M:358:ARG:NH2	5:M:374:ASN:HB3	2.27	0.49
5:M:723:THR:HG23	5:M:725:ASP:HB2	1.94	0.49
6:N:7:LYS:HA	6:N:1459:LEU:HD12	1.94	0.49
6:N:455:ARG:CD	6:N:463:GLN:HG3	2.26	0.49
6:N:827:ILE:HD12	6:N:827:ILE:N	2.28	0.49
6:N:1094:LEU:O	6:N:1098:LEU:HD13	2.12	0.49
6:N:1134:LEU:HD12	6:N:1135:ARG:N	2.28	0.49
1:G:19:DC:OP1	5:C:1001:VAL:HB	2.12	0.48
4:B:159:LYS:HA	10:B:412:HOH:O	2.12	0.48
5:C:21:ILE:CG2	5:C:335:THR:HG22	2.43	0.48
5:C:157:ARG:HD3	5:C:314:THR:HG21	1.95	0.48
6:D:54:LYS:HG2	6:D:57:GLU:OE1	2.13	0.48
6:D:584:ASN:CG	6:D:590:PRO:HD2	2.31	0.48
6:D:660:LYS:HA	6:D:663:GLU:HG3	1.95	0.48
6:D:1109:GLU:HG2	6:D:1202:GLN:H	1.77	0.48
7:E:27:ALA:HB2	7:E:61:VAL:CG1	2.41	0.48
4:L:169:ALA:HB1	4:L:171:PHE:CE2	2.48	0.48
5:M:288:ARG:HB3	10:M:1189:HOH:O	2.13	0.48
5:M:360:LEU:HB3	10:M:1478:HOH:O	2.12	0.48
5:M:708:TYR:HE1	5:M:827:VAL:HB	1.77	0.48
6:N:187:LYS:HG3	6:N:198:ARG:C	2.33	0.48
6:N:1023:MET:O	6:N:1028:ALA:HB3	2.13	0.48
6:N:1111:ASP:OD1	6:N:1203:LYS:HD2	2.13	0.48

*Continued on next page...*

*Continued from previous page...*

Atom-1	Atom-2	Interatomic distance (Å)	Clash overlap (Å)
6:N:1189:ARG:HB3	6:N:1204:CYS:HA	1.95	0.48
4:B:13:VAL:HG13	4:B:23:PHE:CE1	2.48	0.48
4:B:88:ARG:HB2	4:B:123:MET:SD	2.52	0.48
5:C:41:ASN:O	5:C:46:ALA:HB2	2.13	0.48
5:C:555:ALA:HA	6:D:1070:TYR:OH	2.14	0.48
5:C:564:MET:HE1	5:C:997:LEU:HD21	1.95	0.48
5:C:771:GLU:HG3	10:C:1304:HOH:O	2.12	0.48
5:C:816:LYS:HB2	5:C:819:VAL:CG2	2.43	0.48
6:D:95:LEU:CA	6:D:551:ASN:HD21	2.19	0.48
6:D:729:HIS:CE1	6:D:731:LEU:HB2	2.47	0.48
6:D:969:ARG:HG3	6:D:970:LYS:N	2.28	0.48
6:D:975:GLU:HG2	10:D:8180:HOH:O	2.13	0.48
6:D:1166:LEU:HD12	6:D:1171:VAL:HG22	1.95	0.48
6:D:1465:ASN:HD21	6:D:1470:ARG:HB3	1.78	0.48
4:K:52:ALA:HB2	4:K:170:VAL:O	2.13	0.48
4:K:109:VAL:HG23	4:K:132:LEU:HD13	1.95	0.48
4:K:111:ALA:O	4:K:114:PHE:HD1	1.96	0.48
4:K:124:ASN:OD1	4:K:127:LEU:HB2	2.13	0.48
4:K:206:THR:HG22	4:K:209:GLU:CG	2.39	0.48
4:L:1:MET:O	4:L:6:LEU:HB2	2.14	0.48
4:L:14:ARG:HH12	4:L:24:VAL:HG23	1.78	0.48
5:M:45:GLN:NE2	5:M:49:ARG:NH1	2.60	0.48
5:M:52:PHE:O	5:M:54:ILE:N	2.46	0.48
5:M:173:ASP:O	5:M:184:MET:HA	2.12	0.48
5:M:313:LEU:HB2	5:M:321:GLU:HG3	1.95	0.48
5:M:775:ARG:NH1	5:M:782:ALA:HB1	2.28	0.48
5:M:1101:THR:O	5:M:1102:LEU:HD12	2.13	0.48
6:N:137:PRO:HD2	6:N:453:ASP:OD1	2.12	0.48
6:N:169:TYR:HB3	6:N:195:VAL:HG11	1.94	0.48
6:N:862:ASP:HA	10:N:8726:HOH:O	2.11	0.48
6:N:1084:THR:HG22	10:N:8690:HOH:O	2.13	0.48
6:N:1441:GLN:NE2	6:N:1442:ASN:H	2.10	0.48
6:N:1472:ILE:HB	6:N:1474:ALA:O	2.12	0.48
5:C:148:PHE:HZ	5:C:281:LEU:HD13	1.79	0.48
5:C:332:ARG:NH2	5:C:464:LEU:HD11	2.28	0.48
5:C:493:ARG:HB3	10:C:1519:HOH:O	2.12	0.48
5:C:693:GLU:HB3	10:C:1258:HOH:O	2.12	0.48
5:C:835:VAL:HA	5:C:849:VAL:HG12	1.95	0.48
6:D:607:LEU:HA	6:D:613:ARG:HB3	1.95	0.48
6:D:615:ARG:HH22	6:D:1096:ARG:CD	2.25	0.48
6:D:619:LEU:O	6:D:620:GLY:O	2.31	0.48

*Continued on next page...*

*Continued from previous page...*

Atom-1	Atom-2	Interatomic distance (Å)	Clash overlap (Å)
6:D:722:GLU:HB2	10:D:8618:HOH:O	2.12	0.48
6:D:762:GLN:HA	10:D:8115:HOH:O	2.12	0.48
6:D:1122:LEU:O	6:D:1135:ARG:HB2	2.13	0.48
6:D:1273:VAL:HG21	6:D:1305:LEU:CD2	2.43	0.48
6:D:1381:VAL:HG13	10:D:8164:HOH:O	2.13	0.48
10:D:8080:HOH:O	6:N:62:LYS:HE3	2.13	0.48
4:L:23:PHE:CE2	4:L:199:ILE:HD12	2.48	0.48
4:L:56:VAL:HG21	4:L:82:LEU:HD12	1.94	0.48
5:M:129:ILE:CG1	5:M:386:PHE:HB3	2.42	0.48
5:M:168:ARG:HG2	10:M:1252:HOH:O	2.13	0.48
5:M:711:GLU:CG	5:M:822:VAL:HG12	2.41	0.48
5:M:778:PHE:HZ	10:M:1691:HOH:O	1.97	0.48
5:M:880:MET:C	5:M:881:ASN:HD22	2.17	0.48
5:M:952:LEU:HB3	5:M:966:LEU:HD11	1.95	0.48
5:M:969:GLN:NE2	5:M:971:LYS:HD2	2.28	0.48
6:N:114:THR:HG22	6:N:495:ARG:HA	1.95	0.48
6:N:160:GLU:O	6:N:164:GLY:O	2.32	0.48
6:N:558:LEU:HD13	10:N:8107:HOH:O	2.12	0.48
1:G:18:DG:C2'	1:G:19:DC:H5'	2.34	0.48
3:I:4:DC:H2''	3:I:5:DG:O5'	2.12	0.48
1:X:6:DT:H2''	1:X:7:DC:C5	2.47	0.48
3:Z:4:DC:H2''	3:Z:5:DG:O5'	2.14	0.48
4:A:25:LEU:HD13	4:B:225:PHE:CD2	2.48	0.48
4:A:35:THR:HG23	4:B:39:PRO:HA	1.94	0.48
4:A:175:ARG:NE	10:A:321:HOH:O	2.46	0.48
5:C:261:ILE:H	5:C:261:ILE:CD1	2.17	0.48
5:C:358:ARG:HB3	5:C:371:LYS:O	2.14	0.48
5:C:437:ARG:HG2	5:C:467:ILE:O	2.11	0.48
5:C:603:VAL:HA	5:C:613:VAL:HG12	1.96	0.48
5:C:793:PRO:HD2	10:C:1750:HOH:O	2.13	0.48
6:D:1109:GLU:OE1	6:D:1201:CYS:HB2	2.14	0.48
6:D:1112:CYS:CB	6:D:1195:GLN:HG2	2.42	0.48
7:E:36:LYS:HZ1	7:E:45:ARG:HH22	1.61	0.48
4:K:111:ALA:HB3	4:K:124:ASN:O	2.13	0.48
5:M:131:GLY:N	10:M:1145:HOH:O	2.46	0.48
5:M:607:ASP:HB3	5:M:610:ARG:N	2.23	0.48
5:M:693:GLU:HA	5:M:696:LYS:HG3	1.96	0.48
5:M:798:GLY:H	5:M:827:VAL:HG13	1.77	0.48
5:M:1031:ARG:NH2	6:N:621:LYS:HG3	2.28	0.48
6:N:13:ALA:O	6:N:511:TRP:HB3	2.14	0.48
6:N:403:PHE:HD1	6:N:405:ASP:O	1.96	0.48

*Continued on next page...*

*Continued from previous page...*

Atom-1	Atom-2	Interatomic distance (Å)	Clash overlap (Å)
6:N:783:ARG:HE	6:N:1029:ARG:CG	2.21	0.48
6:N:787:LEU:HD11	10:N:8633:HOH:O	2.13	0.48
6:N:1015:TYR:HB3	10:N:8352:HOH:O	2.13	0.48
10:N:8623:HOH:O	7:O:39:VAL:HG11	2.12	0.48
7:O:41:GLU:HG2	7:O:42:PRO:N	2.28	0.48
1:G:18:DG:H5'	1:G:18:DG:C8	2.47	0.48
3:I:9:DG:H2''	3:I:10:DA:C8	2.49	0.48
2:Y:15:C:H2'	2:Y:16:G:C8	2.48	0.48
4:A:24:VAL:HG13	4:A:196:THR:HG22	1.94	0.48
4:B:16:GLN:HA	4:B:16:GLN:HE21	1.79	0.48
4:B:64:GLU:HA	4:B:165:ILE:HD13	1.95	0.48
5:C:21:ILE:HG22	5:C:335:THR:HG22	1.94	0.48
5:C:304:LEU:CD2	5:C:305:PRO:HD3	2.41	0.48
5:C:393:GLN:HE21	5:C:406:HIS:CE1	2.32	0.48
5:C:470:PRO:HD3	5:C:485:TYR:CE2	2.48	0.48
5:C:906:PHE:CE1	6:D:1067:VAL:HG13	2.49	0.48
6:D:72:VAL:HG23	6:D:77:GLY:HA2	1.95	0.48
6:D:206:ARG:HE	6:D:394:LEU:HD13	1.77	0.48
6:D:546:ARG:HA	6:D:550:ARG:NH2	2.29	0.48
6:D:706:PRO:HA	10:D:8675:HOH:O	2.13	0.48
6:D:710:ARG:HG3	6:D:711:LEU:HD23	1.94	0.48
6:D:1147:ARG:O	6:D:1165:TYR:HA	2.12	0.48
6:D:1261:GLU:O	6:D:1264:GLU:O	2.30	0.48
6:D:1281:VAL:HG12	6:D:1314:LYS:O	2.13	0.48
6:D:1440:PHE:O	6:D:1441:GLN:O	2.32	0.48
4:L:24:VAL:HG13	4:L:196:THR:HG22	1.95	0.48
5:M:79:PRO:HG2	5:M:82:GLU:HB2	1.95	0.48
5:M:195:LEU:O	5:M:195:LEU:HD12	2.13	0.48
5:M:242:LEU:HB3	10:M:1563:HOH:O	2.12	0.48
6:N:141:ILE:HG22	6:N:161:LEU:HD12	1.96	0.48
6:N:562:ALA:HB1	6:N:567:ILE:HD11	1.94	0.48
6:N:1061:PHE:HE1	6:N:1065:LEU:HD22	1.77	0.48
6:N:1372:VAL:HA	6:N:1375:MET:HG3	1.95	0.48
6:N:1450:ALA:HA	10:N:8116:HOH:O	2.12	0.48
7:O:32:ARG:NH1	7:O:32:ARG:HB2	2.28	0.48
4:A:44:LEU:HA	4:A:48:ILE:HD11	1.95	0.48
4:A:174:VAL:HG13	4:A:200:TRP:O	2.14	0.48
10:A:333:HOH:O	4:B:39:PRO:HG3	2.13	0.48
4:B:72:LYS:HD2	10:B:454:HOH:O	2.12	0.48
5:C:182:VAL:CG1	5:C:193:LEU:HD22	2.43	0.48
5:C:318:PRO:HA	10:C:1734:HOH:O	2.14	0.48

*Continued on next page...*



*Continued from previous page...*

Atom-1	Atom-2	Interatomic distance (Å)	Clash overlap (Å)
5:C:441:VAL:O	5:C:559:LEU:HG	2.12	0.48
5:C:564:MET:HE3	5:C:997:LEU:HD21	1.95	0.48
5:C:862:PRO:HD3	5:C:973:VAL:O	2.14	0.48
5:C:900:ARG:HG3	5:C:900:ARG:HH11	1.77	0.48
5:C:939:ARG:HB3	5:C:982:PRO:HG3	1.96	0.48
5:C:1059:ASP:OD2	5:C:1079:PRO:HA	2.14	0.48
6:D:41:ARG:HD3	6:D:42:ASP:H	1.78	0.48
6:D:135:LEU:HD11	6:D:452:ILE:CD1	2.40	0.48
6:D:161:LEU:HG	6:D:449:SER:OG	2.14	0.48
6:D:199:LEU:CD2	6:D:397:LYS:HG3	2.44	0.48
6:D:407:VAL:HG23	10:D:8405:HOH:O	2.13	0.48
6:D:556:LYS:O	6:D:560:GLN:HG3	2.13	0.48
6:D:606:ILE:O	6:D:613:ARG:HB2	2.14	0.48
6:D:827:ILE:HD12	6:D:827:ILE:N	2.28	0.48
5:M:18:LEU:HG	5:M:408:ARG:NH1	2.28	0.48
5:M:19:THR:HG23	5:M:407:LYS:HE3	1.96	0.48
5:M:136:ILE:HG21	5:M:336:VAL:HG13	1.95	0.48
5:M:241:LEU:HA	10:M:1280:HOH:O	2.13	0.48
5:M:292:ARG:HD2	5:M:299:LYS:CG	2.43	0.48
5:M:726:ILE:HD13	5:M:734:LEU:CD1	2.43	0.48
6:N:50:PHE:CB	6:N:522:PRO:HG2	2.43	0.48
6:N:118:LEU:O	6:N:120:ALA:N	2.47	0.48
6:N:418:GLY:O	6:N:428:LYS:HD2	2.12	0.48
6:N:481:MET:HE3	6:N:493:ARG:HA	1.94	0.48
6:N:953:ASP:O	6:N:955:VAL:HG23	2.14	0.48
6:N:1353:GLN:O	6:N:1357:ARG:HG3	2.12	0.48
1:X:18:DG:C2'	1:X:19:DC:H5'	2.33	0.48
4:B:24:VAL:HG22	4:B:196:THR:HG22	1.96	0.48
5:C:98:LEU:HD12	5:C:98:LEU:H	1.77	0.48
5:C:612:VAL:HG13	5:C:621:VAL:C	2.34	0.48
5:C:690:ILE:HD12	5:C:833:LEU:HD23	1.96	0.48
5:C:892:LEU:HD21	5:C:967:PHE:CE1	2.48	0.48
5:C:946:ARG:HD2	10:C:1379:HOH:O	2.13	0.48
6:D:507:ASN:HD22	6:D:507:ASN:N	1.94	0.48
6:D:520:LEU:HD11	6:D:524:LEU:HD22	1.95	0.48
6:D:650:LEU:HD22	6:D:688:TRP:CZ3	2.49	0.48
6:D:761:ILE:O	6:D:767:HIS:HD2	1.96	0.48
6:D:996:TRP:O	6:D:999:THR:HG22	2.13	0.48
4:K:178:ALA:HB3	4:K:198:ARG:CG	2.38	0.48
4:L:161:ARG:HH11	4:L:161:ARG:HG3	1.79	0.48
5:M:8:ARG:N	5:M:907:ASP:OD2	2.46	0.48

*Continued on next page...*

*Continued from previous page...*

Atom-1	Atom-2	Interatomic distance (Å)	Clash overlap (Å)
5:M:57:GLU:O	5:M:62:GLY:HA3	2.14	0.48
5:M:194:VAL:HG21	5:M:221:LEU:HA	1.96	0.48
5:M:259:GLY:O	5:M:290:LEU:O	2.32	0.48
5:M:771:GLU:HG2	5:M:771:GLU:O	2.14	0.48
5:M:851:LYS:HG2	5:M:853:LEU:CD1	2.40	0.48
6:N:52:PRO:CG	6:N:80:VAL:HG22	2.43	0.48
6:N:62:LYS:HB2	6:N:73:CYS:SG	2.53	0.48
6:N:764:LEU:HD23	6:N:767:HIS:CD2	2.49	0.48
6:N:853:VAL:HG22	6:N:858:VAL:HG23	1.96	0.48
6:N:860:LEU:HB2	10:N:8030:HOH:O	2.14	0.48
5:C:592:LEU:HD23	10:C:1395:HOH:O	2.13	0.48
5:C:728:HIS:NE2	5:C:775:ARG:NH1	2.62	0.48
5:C:1086:ARG:HD3	5:C:1112:PHE:CD2	2.48	0.48
10:C:1217:HOH:O	6:D:606:ILE:HD12	2.13	0.48
6:D:134:VAL:HA	6:D:152:LEU:HA	1.94	0.48
6:D:165:LYS:CA	6:D:397:LYS:H	2.25	0.48
6:D:185:VAL:HG22	6:D:189:GLN:OE1	2.13	0.48
6:D:1061:PHE:HE1	6:D:1065:LEU:HD22	1.79	0.48
4:L:73:GLU:HB3	4:L:77:GLU:HG2	1.96	0.48
4:L:80:LEU:HD12	4:L:83:LYS:HZ2	1.78	0.48
5:M:195:LEU:CD2	5:M:238:LEU:HG	2.44	0.48
5:M:342:ASP:HA	5:M:345:ARG:HD3	1.96	0.48
5:M:367:LEU:O	5:M:371:LYS:HB3	2.14	0.48
5:M:638:ASP:OD2	5:M:640:ARG:NE	2.46	0.48
5:M:939:ARG:NE	5:M:939:ARG:CA	2.73	0.48
5:M:1032:PHE:O	5:M:1033:GLY:O	2.31	0.48
6:N:700:VAL:CG2	6:N:718:PRO:HG3	2.42	0.48
6:N:1234:THR:HG21	10:N:8087:HOH:O	2.14	0.48
1:G:18:DG:C4'	5:C:1002:GLU:HB3	2.44	0.48
1:G:19:DC:H5''	5:C:1001:VAL:HG23	1.96	0.48
4:A:104:GLU:HG3	10:A:426:HOH:O	2.13	0.48
10:A:321:HOH:O	5:C:866:PRO:HD3	2.13	0.48
5:C:21:ILE:HG22	10:C:1336:HOH:O	2.12	0.48
5:C:523:ILE:HG23	5:C:523:ILE:O	2.13	0.48
5:C:571:LEU:HD23	5:C:670:GLN:HG2	1.96	0.48
5:C:669:GLY:HA3	5:C:995:MET:HA	1.95	0.48
5:C:705:ILE:HA	5:C:827:VAL:O	2.14	0.48
5:C:726:ILE:HD13	5:C:734:LEU:CD1	2.44	0.48
5:C:897:LEU:HB3	5:C:899:GLN:NE2	2.28	0.48
5:C:897:LEU:HD21	5:C:921:ALA:HA	1.95	0.48
5:C:987:ILE:HG23	6:D:948:THR:HG21	1.96	0.48

*Continued on next page...*

*Continued from previous page...*

Atom-1	Atom-2	Interatomic distance (Å)	Clash overlap (Å)
5:C:1111:ILE:HG13	5:C:1112:PHE:H	1.77	0.48
6:D:99:ALA:O	6:D:514:LEU:HB2	2.14	0.48
6:D:551:ASN:O	6:D:555:LYS:HG3	2.14	0.48
6:D:679:ARG:HB2	6:D:682:ASP:OD1	2.13	0.48
6:D:704:ARG:HH12	6:D:743:ASP:HB3	1.78	0.48
6:D:1209:LEU:HD21	7:E:16:LYS:HZ1	1.77	0.48
6:D:1431:THR:OG1	6:D:1432:LYS:N	2.47	0.48
6:D:1441:GLN:HE21	6:D:1446:VAL:HG23	1.79	0.48
7:E:36:LYS:HZ1	7:E:45:ARG:NH2	2.12	0.48
5:M:516:ARG:CD	6:N:1068:LEU:HD13	2.44	0.48
5:M:573:ARG:HD3	5:M:698:ASP:O	2.13	0.48
5:M:1055:LEU:HD13	5:M:1066:ALA:HB2	1.95	0.48
6:N:5:VAL:O	6:N:1470:ARG:HD2	2.13	0.48
6:N:794:GLN:NE2	6:N:905:PRO:HG2	2.29	0.48
6:N:1037:GLN:HB3	6:N:1042:ARG:HD2	1.96	0.48
6:N:1376:MET:CE	6:N:1421:LEU:HD13	2.44	0.48
7:O:67:GLU:HB3	7:O:73:LEU:CD1	2.44	0.48
10:B:385:HOH:O	6:D:847:ASP:HB3	2.13	0.48
5:C:579:VAL:CG1	5:C:887:GLU:HG3	2.38	0.48
6:D:170:PRO:HA	6:D:392:SER:HB3	1.95	0.48
6:D:618:LEU:HD11	6:D:1463:LYS:CG	2.43	0.48
4:K:94:LEU:HD11	4:K:119:ASP:CB	2.44	0.48
4:K:198:ARG:NH2	5:M:934:PHE:HE1	2.12	0.48
4:K:217:ILE:HG23	10:K:3058:HOH:O	2.14	0.48
4:L:62:LEU:HD12	4:L:63:HIS:H	1.79	0.48
4:L:111:ALA:HB3	4:L:124:ASN:O	2.13	0.48
5:M:7:GLY:HA3	5:M:904:PRO:HG2	1.94	0.48
5:M:292:ARG:NH1	5:M:299:LYS:HD3	2.29	0.48
5:M:479:VAL:HG22	5:M:506:ASN:HA	1.95	0.48
5:M:1056:LYS:CE	6:N:751:LEU:HG	2.44	0.48
5:M:1078:GLU:HA	5:M:1078:GLU:OE1	2.14	0.48
6:N:762:GLN:NE2	7:O:20:THR:HG21	2.29	0.48
6:N:1290:LEU:HD22	10:N:8169:HOH:O	2.13	0.48
7:O:21:VAL:HG12	7:O:25:LYS:HD2	1.95	0.48
1:G:6:DT:H2'	1:G:7:DC:C5	2.49	0.47
2:Y:7:G:H2'	2:Y:8:C:OP1	2.14	0.47
4:A:96:THR:HG22	10:A:392:HOH:O	2.14	0.47
4:B:18:ARG:O	4:B:207:PRO:HD3	2.14	0.47
5:C:45:GLN:HB2	5:C:71:TYR:CE2	2.48	0.47
5:C:198:ARG:NH1	5:C:203:ASP:HA	2.29	0.47
5:C:352:ALA:HA	5:C:355:VAL:CG1	2.44	0.47

*Continued on next page...*

*Continued from previous page...*

Atom-1	Atom-2	Interatomic distance (Å)	Clash overlap (Å)
5:C:717:LEU:HD12	10:C:1225:HOH:O	2.14	0.47
6:D:133:ILE:HG21	10:D:8571:HOH:O	2.13	0.47
6:D:705:ALA:CB	6:D:706:PRO:HD3	2.44	0.47
6:D:916:TYR:HH	6:D:1145:TYR:HE2	1.60	0.47
6:D:1274:ILE:HG13	6:D:1334:GLN:NE2	2.29	0.47
6:D:1476:THR:CG2	7:E:21:VAL:HG22	2.44	0.47
4:L:103:ALA:HB1	4:L:107:LYS:HE2	1.96	0.47
5:M:40:GLU:HA	10:M:1132:HOH:O	2.13	0.47
5:M:496:ILE:HG13	5:M:531:PHE:HB2	1.95	0.47
6:N:701:LEU:HD13	6:N:748:HIS:HB2	1.96	0.47
6:N:937:TYR:HB3	6:N:941:PHE:CE1	2.48	0.47
6:N:1123:PHE:CD1	6:N:1134:LEU:HA	2.48	0.47
4:B:14:ARG:HG3	4:B:14:ARG:NH1	2.29	0.47
5:C:203:ASP:O	5:C:207:LEU:HB2	2.14	0.47
5:C:540:PHE:CE1	5:C:550:LEU:HD23	2.49	0.47
5:C:723:THR:HG23	5:C:725:ASP:H	1.78	0.47
5:C:1084:SER:HA	5:C:1087:VAL:HG12	1.94	0.47
6:D:107:ASP:O	6:D:108:VAL:C	2.52	0.47
6:D:414:ARG:N	6:D:414:ARG:HD2	2.29	0.47
6:D:495:ARG:O	6:D:499:VAL:HG23	2.14	0.47
6:D:525:ARG:HB2	6:D:538:SER:CB	2.39	0.47
6:D:669:ASN:O	6:D:672:ALA:HB3	2.14	0.47
6:D:799:LYS:CB	6:D:826:PRO:HG2	2.39	0.47
6:D:1468:LEU:HD22	6:D:1470:ARG:CB	2.44	0.47
10:D:8587:HOH:O	6:N:53:ILE:HG21	2.14	0.47
4:K:117:VAL:CB	4:K:120:VAL:HG12	2.32	0.47
4:L:91:ASN:ND2	10:L:413:HOH:O	2.41	0.47
5:M:93:PRO:HB3	10:M:1450:HOH:O	2.14	0.47
5:M:190:LYS:HD2	5:M:190:LYS:N	2.17	0.47
5:M:443:THR:O	5:M:559:LEU:HD21	2.13	0.47
5:M:578:VAL:N	5:M:671:ASN:HD21	2.11	0.47
5:M:653:ASP:OD1	5:M:654:LEU:HD23	2.14	0.47
5:M:998:TYR:HE2	5:M:1000:MET:HG3	1.78	0.47
6:N:415:VAL:HG13	6:N:419:ASP:CB	2.42	0.47
6:N:445:ARG:HH11	6:N:445:ARG:HG2	1.79	0.47
6:N:462:GLN:O	6:N:466:LYS:HG3	2.14	0.47
6:N:531:ASP:C	6:N:533:GLY:H	2.18	0.47
6:N:882:PHE:HE1	6:N:934:LEU:HD21	1.78	0.47
6:N:907:GLU:O	6:N:911:LEU:HD12	2.13	0.47
7:O:54:LEU:HD21	10:O:2990:HOH:O	2.14	0.47
1:G:17:DC:H4'	6:D:628:ARG:CD	2.45	0.47

*Continued on next page...*

*Continued from previous page...*

Atom-1	Atom-2	Interatomic distance (Å)	Clash overlap (Å)
5:C:7:GLY:O	5:C:8:ARG:HD2	2.14	0.47
5:C:10:ARG:HA	5:C:10:ARG:HD3	1.70	0.47
5:C:86:LYS:HD3	5:C:813:VAL:CA	2.43	0.47
5:C:137:VAL:HG23	5:C:391:LEU:HG	1.97	0.47
5:C:579:VAL:HB	5:C:890:LEU:HD22	1.96	0.47
5:C:725:ASP:O	5:C:727:PRO:HD3	2.14	0.47
5:C:1103:ASP:HB3	5:C:1105:LYS:NZ	2.29	0.47
6:D:414:ARG:HG2	6:D:451:ASP:CA	2.44	0.47
6:D:710:ARG:CZ	6:D:1210:SER:OG	2.62	0.47
6:D:996:TRP:CA	6:D:999:THR:HG22	2.42	0.47
6:D:1128:VAL:HG11	10:D:8063:HOH:O	2.13	0.47
6:D:1211:MET:HG2	6:D:1212:ALA:N	2.29	0.47
6:D:1284:GLU:HG2	6:N:75:ARG:NH2	2.28	0.47
6:D:1491:THR:HG22	6:D:1495:ILE:HD13	1.96	0.47
4:K:1:MET:O	4:K:6:LEU:HB2	2.14	0.47
4:K:143:ARG:HG3	4:K:144:VAL:N	2.28	0.47
5:M:137:VAL:HG23	5:M:391:LEU:HG	1.96	0.47
5:M:549:PHE:CD1	5:M:886:LEU:HD23	2.49	0.47
6:N:199:LEU:HD23	6:N:200:ASP:O	2.14	0.47
6:N:1026:SER:C	6:N:1028:ALA:H	2.16	0.47
6:N:1194:CYS:HB3	6:N:1373:ARG:HH12	1.79	0.47
6:N:1279:GLY:O	6:N:1318:TYR:HA	2.14	0.47
2:H:15:C:H2'	2:H:16:G:C8	2.50	0.47
2:Y:16:G:H4'	6:N:743:ASP:HA	1.95	0.47
5:C:29:ALA:HB2	5:C:337:GLY:CA	2.45	0.47
5:C:100:LEU:HD22	5:C:372:LEU:CD2	2.44	0.47
5:C:146:VAL:HG22	5:C:162:ILE:HA	1.96	0.47
5:C:289:THR:O	5:C:291:ALA:N	2.48	0.47
5:C:302:VAL:HG12	10:C:1477:HOH:O	2.13	0.47
5:C:499:ALA:HA	5:C:532:MET:HE2	1.96	0.47
5:C:946:ARG:HD3	5:C:984:GLU:HB2	1.97	0.47
6:D:62:LYS:HE2	6:D:62:LYS:HA	1.96	0.47
6:D:513:ILE:HD12	6:D:513:ILE:O	2.15	0.47
6:D:724:GLN:HB2	10:D:8650:HOH:O	2.15	0.47
6:D:1405:GLU:HG2	10:D:8426:HOH:O	2.14	0.47
5:M:304:LEU:CD1	5:M:308:ARG:HH21	2.27	0.47
5:M:435:TYR:HA	6:N:1071:PHE:CE2	2.49	0.47
5:M:577:PRO:HG3	5:M:993:PHE:CE1	2.49	0.47
5:M:727:PRO:HG3	5:M:783:ARG:HH21	1.79	0.47
5:M:1115:LEU:HD23	6:N:85:VAL:HA	1.95	0.47
6:N:427:VAL:HG11	10:N:8493:HOH:O	2.14	0.47

*Continued on next page...*

*Continued from previous page...*

Atom-1	Atom-2	Interatomic distance (Å)	Clash overlap (Å)
6:N:789:LEU:HD13	6:N:911:LEU:HD21	1.96	0.47
2:H:7:G:H2'	2:H:8:C:OP1	2.14	0.47
1:X:19:DC:H5''	5:M:1001:VAL:HG21	1.95	0.47
5:C:12:VAL:HG12	5:C:534:VAL:HG13	1.97	0.47
5:C:479:VAL:HG22	5:C:506:ASN:HA	1.96	0.47
5:C:774:LEU:HD11	10:C:1610:HOH:O	2.15	0.47
6:D:12:LEU:HA	6:D:12:LEU:HD23	1.68	0.47
6:D:869:MET:SD	6:D:894:LYS:HE3	2.55	0.47
6:D:1231:GLU:HB3	6:D:1232:PRO:HD3	1.97	0.47
6:D:1283:ILE:HD12	6:D:1315:ASP:OD2	2.13	0.47
5:M:25:SER:HB2	5:M:335:THR:HB	1.97	0.47
5:M:41:ASN:O	5:M:46:ALA:HB2	2.14	0.47
5:M:54:ILE:O	5:M:54:ILE:HG23	2.14	0.47
5:M:808:ARG:HB3	10:M:1679:HOH:O	2.13	0.47
5:M:937:ASP:HB3	5:M:940:GLU:H	1.80	0.47
6:N:111:LYS:HG2	6:N:1452:ILE:CD1	2.44	0.47
6:N:127:LEU:HA	6:N:132:TYR:HD1	1.80	0.47
6:N:129:PHE:HE1	10:N:8409:HOH:O	1.97	0.47
6:N:567:ILE:HG22	6:N:571:LYS:HE3	1.97	0.47
6:N:868:TYR:CE2	6:N:880:ILE:HD11	2.50	0.47
6:N:882:PHE:HA	6:N:885:ILE:HD12	1.97	0.47
6:N:897:TRP:HA	6:N:900:ILE:HG12	1.97	0.47
6:N:1293:PHE:CE2	6:N:1302:GLU:HA	2.50	0.47
6:N:1374:GLN:OE1	6:N:1377:LYS:HD3	2.14	0.47
6:N:1496:GLU:O	6:N:1500:LYS:HG3	2.15	0.47
7:O:32:ARG:HB2	7:O:32:ARG:CZ	2.45	0.47
7:O:54:LEU:HA	7:O:58:PRO:CG	2.43	0.47
4:B:83:LYS:HE2	4:B:168:ASP:CB	2.35	0.47
5:C:292:ARG:HB2	5:C:299:LYS:HG2	1.96	0.47
5:C:670:GLN:NE2	5:C:699:PHE:O	2.47	0.47
5:C:1019:GLN:HG3	6:D:616:GLN:HE22	1.78	0.47
6:D:736:PHE:O	6:D:738:ALA:N	2.47	0.47
6:D:859:ASP:HA	10:D:8297:HOH:O	2.13	0.47
6:D:1122:LEU:HD11	6:D:1186:VAL:CG2	2.43	0.47
6:D:1127:GLU:HB2	6:D:1133:ARG:CZ	2.44	0.47
4:K:49:PRO:CB	4:K:148:VAL:HG22	2.43	0.47
4:L:52:ALA:HB1	4:L:170:VAL:H	1.80	0.47
5:M:97:ARG:HA	5:M:111:ASP:O	2.15	0.47
5:M:497:ALA:HA	5:M:515:ALA:HA	1.95	0.47
5:M:752:GLY:N	5:M:792:VAL:HB	2.24	0.47
5:M:861:LEU:HD23	5:M:863:ASP:N	2.25	0.47

*Continued on next page...*

*Continued from previous page...*

Atom-1	Atom-2	Interatomic distance (Å)	Clash overlap (Å)
5:M:952:LEU:HB3	5:M:966:LEU:CD1	2.44	0.47
6:N:525:ARG:HG2	6:N:525:ARG:O	2.14	0.47
6:N:646:LYS:HD2	6:N:688:TRP:CE2	2.49	0.47
6:N:1209:LEU:HD11	7:O:16:LYS:HD2	1.96	0.47
6:N:1493:LYS:HE2	6:N:1493:LYS:HA	1.96	0.47
2:H:1:G:H4'	2:H:2:A:OP1	2.15	0.47
1:X:18:DG:C5'	6:N:628:ARG:NH2	2.75	0.47
10:X:3279:HOH:O	6:N:485:SER:HB3	2.14	0.47
2:Y:7:G:H8	2:Y:7:G:O5'	1.98	0.47
4:A:23:PHE:O	4:A:196:THR:HA	2.15	0.47
4:A:39:PRO:HG2	4:B:39:PRO:HG3	1.96	0.47
4:A:95:GLN:HG2	10:A:330:HOH:O	2.15	0.47
4:B:92:PRO:HA	4:B:146:ARG:HH12	1.77	0.47
4:B:102:LYS:HB2	4:B:139:ASN:OD1	2.15	0.47
5:C:12:VAL:HG13	5:C:13:ILE:HG23	1.97	0.47
5:C:18:LEU:HD23	5:C:542:VAL:HG21	1.97	0.47
5:C:62:GLY:HA2	5:C:359:MET:CE	2.43	0.47
5:C:143:SER:HB2	5:C:276:LYS:HZ1	1.79	0.47
5:C:322:VAL:HG22	10:C:1178:HOH:O	2.13	0.47
5:C:440:PRO:HA	6:D:1078:ARG:HH21	1.80	0.47
5:C:474:VAL:HG23	5:C:478:VAL:O	2.15	0.47
5:C:480:THR:HG22	5:C:481:ASP:H	1.79	0.47
5:C:650:ARG:HG2	5:C:653:ASP:HB2	1.96	0.47
5:C:715:THR:HG23	10:C:1212:HOH:O	2.14	0.47
5:C:720:GLU:HG3	10:C:1212:HOH:O	2.15	0.47
5:C:732:ALA:HB3	10:D:8135:HOH:O	2.14	0.47
5:C:762:LYS:NZ	5:C:786:LYS:HG3	2.30	0.47
5:C:905:ILE:N	5:C:905:ILE:CD1	2.78	0.47
5:C:929:ARG:HG3	10:C:1721:HOH:O	2.15	0.47
5:C:950:LEU:HB3	5:C:952:LEU:HD23	1.95	0.47
5:C:1016:ILE:HG12	5:C:1017:THR:N	2.30	0.47
5:C:1084:SER:HA	10:C:1513:HOH:O	2.14	0.47
6:D:46:ASP:O	6:D:50:PHE:HD1	1.98	0.47
6:D:163:TYR:CD1	6:D:166:GLN:HB2	2.49	0.47
6:D:571:LYS:O	6:D:574:LEU:HB3	2.15	0.47
6:D:618:LEU:HD12	6:D:1467:ILE:HD11	1.97	0.47
6:D:618:LEU:HB3	6:D:619:LEU:HD23	1.95	0.47
6:D:820:GLU:HG2	6:D:825:ALA:O	2.15	0.47
6:D:1104:GLU:HA	6:D:1461:GLY:HA2	1.97	0.47
6:D:1144:LEU:HD11	6:D:1186:VAL:HG21	1.96	0.47
6:D:1278:ASP:HB3	6:D:1321:ALA:N	2.29	0.47

*Continued on next page...*

*Continued from previous page...*

Atom-1	Atom-2	Interatomic distance (Å)	Clash overlap (Å)
6:D:1289:LYS:HB2	10:D:8303:HOH:O	2.15	0.47
6:D:1293:PHE:CE1	6:D:1302:GLU:HA	2.49	0.47
6:D:1395:LEU:HD11	10:D:8632:HOH:O	2.14	0.47
6:D:1407:LEU:HB3	5:M:361:MET:HE3	1.96	0.47
6:D:1409:ALA:HA	5:M:370:ALA:HB1	1.95	0.47
6:D:1443:THR:O	6:D:1447:LEU:HD13	2.15	0.47
6:D:1449:GLU:HB2	10:D:8049:HOH:O	2.14	0.47
7:E:54:LEU:HA	7:E:58:PRO:CG	2.44	0.47
4:K:173:PRO:HB2	4:K:205:VAL:HG22	1.97	0.47
4:K:197:LEU:O	4:K:197:LEU:HG	2.14	0.47
5:M:31:GLN:NE2	5:M:71:TYR:OH	2.47	0.47
5:M:172:ILE:HA	5:M:185:LYS:O	2.14	0.47
5:M:600:ASP:OD1	5:M:650:ARG:HA	2.15	0.47
5:M:625:LEU:O	5:M:627:ARG:N	2.48	0.47
5:M:717:LEU:HD21	5:M:764:GLU:O	2.15	0.47
5:M:838:LYS:HZ2	5:M:846:LYS:HZ1	1.61	0.47
5:M:879:ARG:HH11	5:M:879:ARG:HG3	1.78	0.47
5:M:880:MET:HE1	10:M:1536:HOH:O	2.15	0.47
5:M:911:GLU:HB3	5:M:912:PRO:HD3	1.96	0.47
5:M:943:VAL:HG11	5:M:973:VAL:CG1	2.45	0.47
5:M:1069:ALA:HA	10:M:1159:HOH:O	2.15	0.47
6:N:32:ILE:HG12	6:N:38:LYS:C	2.34	0.47
6:N:71:LYS:HD2	10:N:8451:HOH:O	2.15	0.47
6:N:78:VAL:HG12	6:N:80:VAL:HG22	1.97	0.47
6:N:133:ILE:HA	6:N:456:MET:CB	2.43	0.47
6:N:956:ILE:HD12	10:N:8184:HOH:O	2.15	0.47
6:N:974:ILE:HG23	10:N:8327:HOH:O	2.15	0.47
6:N:1261:GLU:OE2	6:N:1268:PRO:HG3	2.14	0.47
6:N:1281:VAL:HG11	6:N:1313:VAL:CG1	2.44	0.47
6:N:1380:GLU:O	6:N:1417:TRP:HB2	2.15	0.47
6:N:1442:ASN:OD1	6:N:1444:THR:HB	2.15	0.47
7:O:47:LYS:HE2	10:O:3033:HOH:O	2.13	0.47
4:B:27:PRO:O	4:B:28:LEU:HD23	2.15	0.47
4:B:84:GLU:HG3	4:B:84:GLU:O	2.15	0.47
5:C:19:THR:O	5:C:23:VAL:HG23	2.14	0.47
5:C:139:GLN:HE22	5:C:415:PRO:HD2	1.80	0.47
5:C:223:ASP:OD2	5:C:224:GLU:HG2	2.15	0.47
5:C:276:LYS:O	5:C:280:LYS:HB2	2.15	0.47
6:D:396:VAL:HB	6:D:447:VAL:HG12	1.96	0.47
6:D:785:ILE:HG22	6:D:789:LEU:CD1	2.45	0.47
6:D:787:LEU:HD11	6:D:947:ILE:HG12	1.96	0.47

*Continued on next page...*



*Continued from previous page...*

Atom-1	Atom-2	Interatomic distance (Å)	Clash overlap (Å)
6:D:788:GLY:HA2	10:D:8083:HOH:O	2.14	0.47
6:D:849:ALA:O	6:D:853:VAL:HG23	2.15	0.47
6:D:914:LEU:HD23	6:D:914:LEU:O	2.15	0.47
6:D:1112:CYS:SG	6:D:1195:GLN:HG2	2.55	0.47
6:D:1144:LEU:HA	6:D:1147:ARG:HG3	1.97	0.47
4:K:94:LEU:C	10:K:3286:HOH:O	2.52	0.47
5:M:129:ILE:HG22	5:M:130:ASN:N	2.29	0.47
5:M:129:ILE:HB	5:M:134:ARG:HD2	1.97	0.47
5:M:289:THR:O	5:M:291:ALA:N	2.48	0.47
5:M:292:ARG:HH11	5:M:299:LYS:HD3	1.80	0.47
6:N:107:ASP:O	6:N:108:VAL:C	2.53	0.47
6:N:154:THR:HG21	6:N:157:GLU:OE2	2.15	0.47
6:N:917:GLN:CA	6:N:920:LEU:HD12	2.38	0.47
7:O:27:ALA:HB3	7:O:61:VAL:HG12	1.91	0.47
10:Y:728:HOH:O	6:N:598:ARG:HD2	2.14	0.47
4:A:5:LYS:O	4:A:8:ALA:HB2	2.15	0.47
4:A:58:ILE:HD13	4:A:140:MET:HB3	1.97	0.47
4:A:153:ALA:HA	4:A:156:HIS:NE2	2.29	0.47
5:C:266:ARG:HA	5:C:288:ARG:HD3	1.96	0.47
5:C:379:GLU:OE1	5:C:379:GLU:HA	2.15	0.47
5:C:610:ARG:HH11	5:C:610:ARG:HG3	1.80	0.47
5:C:719:PRO:HG3	10:C:1637:HOH:O	2.14	0.47
5:C:775:ARG:HD2	5:C:782:ALA:CB	2.45	0.47
6:D:36:THR:O	6:D:38:LYS:N	2.47	0.47
6:D:398:ALA:HB2	6:D:447:VAL:CG1	2.43	0.47
6:D:619:LEU:HD12	6:D:621:LYS:HZ3	1.79	0.47
6:D:1087:ARG:HG2	6:D:1087:ARG:HH11	1.80	0.47
6:D:1115:THR:CG2	6:D:1151:ARG:HH21	2.27	0.47
6:D:1187:PRO:HB3	6:N:560:GLN:NE2	2.30	0.47
6:D:1209:LEU:HD21	7:E:16:LYS:HZ2	1.77	0.47
6:D:1465:ASN:OD1	6:D:1473:PRO:HG3	2.15	0.47
4:K:183:ASP:CG	5:M:938:LYS:HD2	2.36	0.47
4:L:161:ARG:HG3	4:L:161:ARG:NH1	2.29	0.47
5:M:122:THR:HG22	5:M:123:GLU:N	2.29	0.47
5:M:135:VAL:HG13	10:M:1208:HOH:O	2.14	0.47
5:M:876:VAL:O	5:M:879:ARG:O	2.33	0.47
5:M:975:TYR:HA	5:M:982:PRO:HA	1.96	0.47
6:N:456:MET:CA	6:N:460:ALA:HB2	2.30	0.47
6:N:731:LEU:HD22	6:N:779:ALA:O	2.15	0.47
6:N:984:THR:CG2	6:N:987:GLU:H	2.27	0.47
10:A:415:HOH:O	5:C:697:ARG:HA	2.15	0.47

*Continued on next page...*

*Continued from previous page...*

Atom-1	Atom-2	Interatomic distance (Å)	Clash overlap (Å)
4:B:176:ARG:O	4:B:200:TRP:HE3	1.98	0.47
5:C:88:LEU:HD22	5:C:814:GLU:CG	2.45	0.47
5:C:350:ARG:O	5:C:353:ARG:HB3	2.15	0.47
5:C:610:ARG:NH1	10:C:1614:HOH:O	2.47	0.47
5:C:778:PHE:HA	10:C:1503:HOH:O	2.15	0.47
10:C:1314:HOH:O	6:D:1055:VAL:HG11	2.15	0.47
6:D:26:VAL:HG13	6:D:43:GLY:C	2.35	0.47
6:D:815:ALA:HA	6:D:818:ARG:HD2	1.97	0.47
6:D:895:VAL:O	6:D:895:VAL:HG12	2.14	0.47
6:D:1114:THR:CG2	6:D:1195:GLN:HB3	2.45	0.47
6:D:1177:ALA:HB3	6:D:1183:ILE:HD11	1.96	0.47
6:D:1475:GLY:HA2	10:D:8015:HOH:O	2.14	0.47
4:K:197:LEU:HD23	4:K:197:LEU:H	1.80	0.47
5:M:30:LEU:O	5:M:30:LEU:HD12	2.14	0.47
5:M:143:SER:O	5:M:145:GLY:N	2.48	0.47
5:M:676:ILE:O	5:M:676:ILE:HG12	2.14	0.47
6:N:538:SER:O	6:N:540:LEU:N	2.48	0.47
6:N:921:ARG:NH1	6:N:921:ARG:HG3	2.30	0.47
6:N:1192:LEU:HB3	6:N:1345:GLU:OE2	2.15	0.47
6:N:1197:ARG:HB3	6:N:1396:GLU:CD	2.36	0.47
6:N:1312:LEU:CG	6:N:1327:ARG:HD2	2.45	0.47
4:A:206:THR:HG23	4:A:208:LEU:H	1.80	0.46
4:B:36:LEU:O	4:B:39:PRO:HD2	2.15	0.46
5:C:88:LEU:HD22	5:C:814:GLU:CD	2.36	0.46
5:C:693:GLU:OE1	5:C:696:LYS:HD2	2.15	0.46
5:C:950:LEU:HD11	6:D:1017:PHE:O	2.14	0.46
6:D:11:ALA:HB1	6:D:507:ASN:OD1	2.15	0.46
6:D:85:VAL:HB	6:D:89:ARG:CZ	2.45	0.46
6:D:123:LEU:O	6:D:126:VAL:HB	2.15	0.46
6:D:161:LEU:O	6:D:449:SER:HB2	2.16	0.46
6:D:950:GLY:H	6:D:953:ASP:HB2	1.80	0.46
6:D:989:TYR:CE2	6:D:993:LEU:HD11	2.49	0.46
6:D:1044:LEU:HD21	6:D:1056:PRO:HG3	1.97	0.46
6:D:1310:ARG:NE	6:D:1327:ARG:NE	2.63	0.46
6:D:1453:ALA:O	6:D:1455:LYS:N	2.48	0.46
7:E:28:GLN:NE2	10:E:109:HOH:O	2.49	0.46
10:K:2576:HOH:O	4:L:215:VAL:HB	2.13	0.46
4:L:69:PRO:O	4:L:71:VAL:HG23	2.14	0.46
4:L:176:ARG:O	4:L:200:TRP:HE3	1.98	0.46
6:N:409:VAL:HG21	6:N:421:LEU:CD2	2.44	0.46
6:N:450:TYR:O	6:N:452:ILE:HG22	2.15	0.46

*Continued on next page...*

*Continued from previous page...*

Atom-1	Atom-2	Interatomic distance (Å)	Clash overlap (Å)
6:N:695:ILE:HD13	6:N:720:LEU:HD11	1.97	0.46
6:N:838:ARG:HH11	6:N:838:ARG:HG2	1.80	0.46
6:N:868:TYR:CE1	6:N:869:MET:HG3	2.48	0.46
6:N:880:ILE:HG22	10:N:8034:HOH:O	2.15	0.46
6:N:1134:LEU:HD12	6:N:1135:ARG:H	1.79	0.46
7:O:26:ARG:NH2	7:O:67:GLU:OE1	2.47	0.46
2:Y:7:G:C8	2:Y:7:G:H5''	2.50	0.46
4:B:9:PRO:HB3	4:B:25:LEU:HG	1.97	0.46
4:B:27:PRO:HD3	10:B:452:HOH:O	2.14	0.46
5:C:333:ILE:HD13	5:C:467:ILE:HG13	1.97	0.46
5:C:399:ASN:ND2	5:C:568:ALA:HB3	2.30	0.46
5:C:496:ILE:HD12	5:C:496:ILE:N	2.30	0.46
5:C:552:HIS:CD2	5:C:886:LEU:HD22	2.50	0.46
5:C:676:ILE:CG2	5:C:988:VAL:HG13	2.44	0.46
5:C:939:ARG:HD3	5:C:982:PRO:HD3	1.96	0.46
5:C:1016:ILE:HD13	5:C:1016:ILE:N	2.13	0.46
6:D:82:LYS:O	6:D:85:VAL:HG22	2.15	0.46
6:D:153:LEU:HB3	10:D:8238:HOH:O	2.15	0.46
6:D:207:PHE:HA	10:D:8124:HOH:O	2.14	0.46
6:D:421:LEU:HG	10:D:8313:HOH:O	2.14	0.46
6:D:436:GLU:OE1	6:D:445:ARG:HG3	2.14	0.46
6:D:438:ASP:HB2	6:D:445:ARG:HH12	1.80	0.46
6:D:580:ALA:O	6:D:602:SER:HB3	2.16	0.46
5:M:690:ILE:HD12	5:M:833:LEU:HD23	1.97	0.46
5:M:1085:PHE:O	5:M:1089:VAL:HG23	2.15	0.46
6:N:95:LEU:HD23	6:N:551:ASN:CG	2.35	0.46
6:N:206:ARG:CZ	6:N:394:LEU:HD13	2.45	0.46
6:N:394:LEU:HD23	6:N:394:LEU:H	1.79	0.46
6:N:615:ARG:HH22	6:N:1096:ARG:CZ	2.27	0.46
6:N:1029:ARG:HG2	6:N:1029:ARG:NH1	2.30	0.46
6:N:1269:LYS:NZ	10:N:8402:HOH:O	2.48	0.46
1:G:18:DG:H4'	5:C:1002:GLU:HA	1.98	0.46
4:A:175:ARG:HH12	5:C:697:ARG:NH2	2.14	0.46
5:C:22:GLN:NE2	5:C:125:GLY:O	2.48	0.46
5:C:100:LEU:HD22	5:C:372:LEU:HD21	1.96	0.46
5:C:274:ARG:CB	5:C:285:LEU:HD13	2.45	0.46
5:C:374:ASN:O	5:C:377:PRO:HD2	2.15	0.46
5:C:432:ARG:HD3	6:D:1048:PRO:CG	2.45	0.46
6:D:172:PRO:HB3	10:D:8418:HOH:O	2.14	0.46
6:D:414:ARG:N	6:D:414:ARG:CD	2.78	0.46
6:D:831:GLY:HA3	10:D:8282:HOH:O	2.15	0.46

*Continued on next page...*

*Continued from previous page...*

Atom-1	Atom-2	Interatomic distance (Å)	Clash overlap (Å)
6:D:1220:ALA:O	6:D:1224:VAL:HG23	2.15	0.46
4:K:109:VAL:HG21	4:K:138:LEU:HD23	1.96	0.46
5:M:91:GLN:NE2	5:M:383:ARG:HH12	1.92	0.46
5:M:235:LEU:O	5:M:239:PHE:HD2	1.98	0.46
5:M:338:GLU:HA	5:M:341:THR:HG22	1.98	0.46
5:M:537:LYS:HE2	5:M:537:LYS:HB2	1.61	0.46
5:M:549:PHE:H	5:M:843:HIS:HE1	1.64	0.46
6:N:996:TRP:CA	6:N:999:THR:HG22	2.42	0.46
6:N:1045:MET:HE2	6:N:1073:SER:HB3	1.96	0.46
7:O:48:MET:CB	7:O:54:LEU:HB2	2.45	0.46
1:G:13:DT:H2''	5:C:422:ARG:NH1	2.29	0.46
2:H:8:C:C2'	2:H:9:G:C8	2.98	0.46
4:A:33:GLY:O	4:A:195:LEU:HD13	2.15	0.46
4:B:185:ARG:NH1	6:D:692:GLU:HG2	2.31	0.46
5:C:139:GLN:HE22	5:C:415:PRO:CD	2.28	0.46
5:C:158:TYR:CE1	5:C:313:LEU:HD11	2.50	0.46
5:C:310:LEU:HG	10:C:1176:HOH:O	2.15	0.46
5:C:957:LYS:O	5:C:962:GLN:NE2	2.49	0.46
5:C:1041:GLU:OE1	6:D:1462:LEU:HD12	2.16	0.46
5:C:1105:LYS:HZ1	5:C:1107:ASN:HB2	1.81	0.46
6:D:165:LYS:HD2	6:D:199:LEU:HD13	1.96	0.46
6:D:762:GLN:NE2	7:E:20:THR:HG21	2.30	0.46
6:D:769:LEU:HD13	10:D:8259:HOH:O	2.16	0.46
6:D:1282:ARG:HA	6:D:1315:ASP:HA	1.97	0.46
4:K:18:ARG:NH1	4:K:88:ARG:CZ	2.78	0.46
4:K:20:TYR:HE2	4:K:198:ARG:HB2	1.79	0.46
5:M:195:LEU:HD21	5:M:238:LEU:HG	1.98	0.46
5:M:217:LEU:HD23	5:M:217:LEU:N	2.30	0.46
5:M:322:VAL:HA	10:M:1412:HOH:O	2.15	0.46
5:M:437:ARG:NE	10:M:1352:HOH:O	2.48	0.46
5:M:1059:ASP:CG	5:M:1062:GLY:HA3	2.35	0.46
6:N:426:LYS:HE3	6:N:427:VAL:HG23	1.98	0.46
6:N:513:ILE:HD12	10:N:8358:HOH:O	2.15	0.46
6:N:619:LEU:HB2	6:N:621:LYS:CD	2.43	0.46
6:N:729:HIS:CE1	6:N:731:LEU:HD12	2.50	0.46
6:N:778:LEU:HA	6:N:780:LYS:HE2	1.97	0.46
6:N:812:ALA:HB2	10:N:8572:HOH:O	2.15	0.46
6:N:1434:TRP:CZ3	6:N:1457:ASP:HB2	2.50	0.46
4:A:111:ALA:HB3	4:A:124:ASN:O	2.15	0.46
4:B:81:ASN:O	4:B:84:GLU:HB3	2.14	0.46
5:C:54:ILE:CG2	5:C:66:LEU:HB3	2.46	0.46

*Continued on next page...*

*Continued from previous page...*

Atom-1	Atom-2	Interatomic distance (Å)	Clash overlap (Å)
5:C:127:PHE:N	5:C:127:PHE:CD1	2.83	0.46
5:C:425:PHE:CZ	6:D:1079:LYS:HD3	2.51	0.46
5:C:1040:LEU:HD21	5:C:1048:THR:CG2	2.45	0.46
6:D:33:ASN:HB2	6:D:40:GLU:OE1	2.14	0.46
6:D:54:LYS:HD2	6:D:55:ASP:H	1.80	0.46
6:D:695:ILE:HD11	6:D:718:PRO:CB	2.42	0.46
6:D:1087:ARG:NH1	6:D:1236:LEU:O	2.48	0.46
6:D:1333:HIS:O	6:D:1336:LEU:HB3	2.15	0.46
6:D:1440:PHE:C	6:D:1440:PHE:CD2	2.89	0.46
4:K:222:LEU:HD11	4:L:218:LEU:CD2	2.46	0.46
5:M:139:GLN:HE21	5:M:418:LEU:HD21	1.80	0.46
5:M:160:ALA:O	5:M:173:ASP:HA	2.15	0.46
5:M:1041:GLU:OE1	6:N:1462:LEU:HD12	2.15	0.46
6:N:13:ALA:N	10:N:8039:HOH:O	2.48	0.46
6:N:30:GLU:HB3	6:N:40:GLU:CG	2.41	0.46
6:N:959:GLU:OE2	6:N:959:GLU:N	2.48	0.46
6:N:1390:LEU:HD21	10:N:8248:HOH:O	2.16	0.46
7:O:36:LYS:CG	7:O:95:VAL:HG21	2.46	0.46
3:Z:9:DG:H2 <sup>?</sup>	3:Z:10:DA:C8	2.51	0.46
4:B:65:PHE:N	4:B:65:PHE:CD1	2.84	0.46
5:C:36:PRO:CG	5:C:70:GLU:HB3	2.39	0.46
5:C:362:GLY:HA3	5:C:367:LEU:CD2	2.39	0.46
5:C:383:ARG:HH11	5:C:383:ARG:CB	2.23	0.46
5:C:435:TYR:CE1	5:C:539:VAL:HG22	2.51	0.46
5:C:524:VAL:HG12	5:C:525:SER:N	2.30	0.46
6:D:146:PRO:HD3	10:D:8024:HOH:O	2.14	0.46
6:D:650:LEU:HG	10:D:8106:HOH:O	2.15	0.46
7:E:48:MET:CB	7:E:54:LEU:HB2	2.46	0.46
4:K:89:PHE:CD1	4:K:120:VAL:HG23	2.47	0.46
4:K:149:GLY:O	4:K:171:PHE:HB2	2.15	0.46
4:L:28:LEU:HG	4:L:193:ASP:O	2.16	0.46
5:M:207:LEU:O	5:M:211:LEU:HB3	2.16	0.46
5:M:1095:LEU:HB3	5:M:1097:LEU:HD23	1.97	0.46
6:N:82:LYS:C	6:N:84:ILE:H	2.18	0.46
6:N:1107:VAL:HA	6:N:1200:VAL:O	2.15	0.46
6:N:1137:ARG:O	6:N:1141:GLU:HG3	2.15	0.46
4:A:13:VAL:HG22	4:A:23:PHE:CD1	2.51	0.46
4:A:94:LEU:HD11	4:A:119:ASP:HB3	1.98	0.46
4:A:158:ILE:HG13	10:A:338:HOH:O	2.16	0.46
5:C:122:THR:HB	5:C:124:ASP:OD1	2.16	0.46
5:C:622:GLU:O	5:C:624:PRO:HD3	2.15	0.46

*Continued on next page...*

*Continued from previous page...*

Atom-1	Atom-2	Interatomic distance (Å)	Clash overlap (Å)
5:C:1005:MET:CE	6:D:724:GLN:HA	2.45	0.46
5:C:1067:TYR:CE1	6:D:655:PRO:HG3	2.48	0.46
10:C:1265:HOH:O	6:D:713:ILE:HD13	2.15	0.46
6:D:453:ASP:HB3	6:D:455:ARG:HH21	1.80	0.46
6:D:1313:VAL:HG21	6:D:1319:VAL:HG11	1.97	0.46
6:D:1356:TYR:N	6:D:1356:TYR:CD1	2.84	0.46
7:E:19:LEU:O	7:E:23:VAL:HG23	2.15	0.46
5:M:11:GLU:HG2	5:M:537:LYS:HZ1	1.80	0.46
5:M:364:GLU:O	5:M:367:LEU:HG	2.15	0.46
5:M:718:GLY:HA3	5:M:761:PHE:CE1	2.51	0.46
5:M:1034:GLU:HA	5:M:1037:VAL:HG23	1.98	0.46
5:M:1101:THR:HG21	5:M:1111:ILE:HG23	1.97	0.46
6:N:1097:LYS:O	6:N:1101:VAL:HG22	2.15	0.46
6:N:1101:VAL:HG22	6:N:1424:VAL:HG23	1.97	0.46
6:N:1314:LYS:HE3	10:N:8415:HOH:O	2.16	0.46
7:O:13:VAL:HG21	7:O:19:LEU:HB2	1.97	0.46
2:H:11:C:O2'	2:H:12:G:H5''	2.16	0.46
4:A:23:PHE:HE1	4:A:208:LEU:HD12	1.79	0.46
4:B:48:ILE:HG22	4:B:173:PRO:HD2	1.98	0.46
5:C:28:ARG:NH1	5:C:463:GLU:OE2	2.49	0.46
5:C:191:PHE:CZ	5:C:238:LEU:HD21	2.51	0.46
5:C:466:PHE:HB3	10:C:1401:HOH:O	2.14	0.46
6:D:793:THR:HB	6:D:879:ARG:HD3	1.97	0.46
6:D:881:LEU:O	6:D:885:ILE:HG13	2.16	0.46
6:D:1281:VAL:CG1	6:D:1282:ARG:N	2.79	0.46
6:D:1295:GLU:HG2	6:D:1296:SER:N	2.30	0.46
6:D:1408:ILE:HG12	5:M:371:LYS:HD3	1.98	0.46
4:K:64:GLU:HA	4:K:165:ILE:HD13	1.96	0.46
4:L:86:VAL:HG12	4:L:124:ASN:HB2	1.97	0.46
6:N:157:GLU:HA	6:N:160:GLU:OE2	2.15	0.46
6:N:484:PRO:CB	6:N:488:ARG:HE	2.28	0.46
6:N:922:LEU:HD23	10:N:8100:HOH:O	2.15	0.46
6:N:1042:ARG:HH22	6:N:1073:SER:HB3	1.80	0.46
6:N:1194:CYS:HB3	6:N:1373:ARG:NH1	2.31	0.46
6:N:1425:THR:O	6:N:1429:LEU:HD13	2.15	0.46
6:N:1490:LYS:HB3	10:O:1028:HOH:O	2.16	0.46
4:A:124:ASN:ND2	4:A:127:LEU:HD22	2.30	0.46
4:A:181:VAL:HG12	5:C:938:LYS:HZ1	1.81	0.46
4:B:28:LEU:HG	4:B:193:ASP:O	2.15	0.46
4:B:96:THR:O	4:B:96:THR:HG23	2.16	0.46
4:B:143:ARG:HD3	4:B:158:ILE:HG21	1.98	0.46

*Continued on next page...*

*Continued from previous page...*

Atom-1	Atom-2	Interatomic distance (Å)	Clash overlap (Å)
5:C:405:ARG:CZ	5:C:566:THR:HG21	2.46	0.46
5:C:610:ARG:HG3	5:C:610:ARG:NH1	2.31	0.46
5:C:654:LEU:HD13	5:C:664:GLY:N	2.31	0.46
5:C:1012:PRO:HB2	5:C:1021:LEU:O	2.16	0.46
6:D:502:PHE:CZ	6:D:1452:ILE:HG23	2.51	0.46
6:D:585:GLY:HA3	10:D:8540:HOH:O	2.15	0.46
6:D:675:ARG:HA	6:D:678:GLU:OE2	2.16	0.46
6:D:706:PRO:CA	10:D:8675:HOH:O	2.63	0.46
6:D:1272:ALA:HA	6:D:1326:THR:HB	1.98	0.46
6:D:1279:GLY:O	6:D:1318:TYR:HA	2.16	0.46
6:D:1351:GLU:HA	6:D:1351:GLU:OE1	2.16	0.46
7:E:26:ARG:NE	7:E:67:GLU:OE1	2.49	0.46
4:K:123:MET:C	4:K:125:PRO:HD3	2.35	0.46
5:M:6:PHE:CZ	5:M:901:TYR:CD2	3.04	0.46
5:M:52:PHE:HB3	5:M:53:PRO:HD3	1.98	0.46
5:M:172:ILE:HD12	5:M:172:ILE:H	1.79	0.46
5:M:191:PHE:HB2	5:M:241:LEU:CD1	2.44	0.46
5:M:208:ALA:O	5:M:218:VAL:HG21	2.16	0.46
5:M:601:GLY:O	5:M:648:ARG:HA	2.16	0.46
5:M:678:PRO:O	6:N:943:THR:HA	2.16	0.46
5:M:679:PHE:CE2	5:M:853:LEU:HD21	2.50	0.46
5:M:953:VAL:CG2	5:M:966:LEU:HD13	2.46	0.46
6:N:105:VAL:HG11	10:N:8409:HOH:O	2.16	0.46
6:N:478:LEU:HD22	6:N:1388:ARG:CD	2.45	0.46
6:N:693:GLU:HA	7:O:48:MET:HE1	1.97	0.46
6:N:704:ARG:HG2	6:N:736:PHE:HB3	1.98	0.46
6:N:1128:VAL:HG22	10:N:8074:HOH:O	2.15	0.46
6:N:1347:TYR:HD2	6:N:1348:LEU:HD12	1.80	0.46
7:O:56:ASP:HB3	7:O:57:ASP:OD1	2.16	0.46
5:C:97:ARG:HA	5:C:111:ASP:O	2.15	0.46
5:C:208:ALA:HB1	5:C:218:VAL:CG1	2.46	0.46
5:C:545:ASN:O	5:C:581:THR:HG21	2.16	0.46
5:C:589:ARG:NH2	5:C:652:GLY:O	2.49	0.46
5:C:952:LEU:HD12	5:C:969:GLN:NE2	2.31	0.46
6:D:165:LYS:CD	6:D:199:LEU:HD13	2.46	0.46
6:D:482:LYS:HD2	10:D:8410:HOH:O	2.15	0.46
6:D:704:ARG:HH12	6:D:743:ASP:CG	2.19	0.46
6:D:1042:ARG:HH11	6:D:1042:ARG:CB	2.29	0.46
6:D:1399:ASP:O	6:D:1403:LEU:HB2	2.15	0.46
4:L:18:ARG:HH12	4:L:123:MET:HE1	1.81	0.46
5:M:45:GLN:NE2	10:M:1170:HOH:O	2.48	0.46

*Continued on next page...*

*Continued from previous page...*

Atom-1	Atom-2	Interatomic distance (Å)	Clash overlap (Å)
5:M:235:LEU:HG	10:M:1362:HOH:O	2.16	0.46
5:M:430:VAL:CG1	6:N:1075:HIS:HA	2.45	0.46
5:M:479:VAL:HG21	5:M:503:LEU:HD22	1.96	0.46
5:M:676:ILE:HD13	6:N:949:ILE:O	2.16	0.46
5:M:751:PRO:HA	5:M:792:VAL:CG1	2.45	0.46
5:M:1102:LEU:HA	5:M:1107:ASN:O	2.15	0.46
6:N:66:GLN:O	6:N:69:GLU:HB3	2.16	0.46
6:N:964:LEU:O	6:N:968:ASP:HB2	2.16	0.46
6:N:1123:PHE:HD1	6:N:1134:LEU:HA	1.81	0.46
6:N:1183:ILE:HD12	6:N:1183:ILE:H	1.81	0.46
6:N:1231:GLU:HB3	6:N:1232:PRO:HD3	1.98	0.46
7:O:27:ALA:HB2	7:O:61:VAL:CG1	2.43	0.46
4:B:59:GLU:HG2	4:B:139:ASN:HD22	1.81	0.45
5:C:54:ILE:HG23	5:C:54:ILE:O	2.16	0.45
5:C:202:TYR:CE1	5:C:304:LEU:HD13	2.51	0.45
5:C:259:GLY:O	5:C:290:LEU:O	2.34	0.45
5:C:290:LEU:HD23	5:C:290:LEU:H	1.81	0.45
5:C:877:PRO:HG3	6:D:1023:MET:SD	2.56	0.45
5:C:928:LYS:HG3	5:C:932:GLU:CD	2.36	0.45
6:D:577:ALA:O	6:D:580:ALA:HB3	2.14	0.45
6:D:661:MET:SD	6:D:687:VAL:HG13	2.56	0.45
6:D:908:LYS:HB2	6:D:1027:GLY:HA3	1.97	0.45
6:D:1137:ARG:HD3	10:D:8132:HOH:O	2.15	0.45
6:D:1481:VAL:HG12	7:E:21:VAL:HG21	1.98	0.45
4:K:2:LEU:O	4:K:6:LEU:HB3	2.16	0.45
4:K:18:ARG:HH12	4:K:88:ARG:CZ	2.28	0.45
10:M:1160:HOH:O	6:N:616:GLN:HA	2.15	0.45
6:N:465:LEU:HD11	6:N:509:PRO:O	2.16	0.45
6:N:704:ARG:NH1	6:N:743:ASP:OD1	2.44	0.45
6:N:868:TYR:N	10:N:8682:HOH:O	2.49	0.45
6:N:988:ARG:HD3	6:N:992:ILE:HD12	1.98	0.45
6:N:1124:GLN:HA	6:N:1125:PRO:HD3	1.71	0.45
6:N:1277:ILE:HD11	10:N:8428:HOH:O	2.16	0.45
6:N:1472:ILE:HD13	6:N:1472:ILE:N	2.31	0.45
5:C:480:THR:HG22	5:C:481:ASP:N	2.31	0.45
5:C:836:GLY:HA3	6:D:724:GLN:OE1	2.16	0.45
5:C:1031:ARG:CD	6:D:621:LYS:HD2	2.46	0.45
6:D:122:GLU:O	6:D:126:VAL:HG23	2.16	0.45
6:D:502:PHE:CE1	6:D:509:PRO:HB3	2.51	0.45
6:D:584:ASN:HB2	6:D:602:SER:OG	2.16	0.45
6:D:895:VAL:HG21	10:D:8656:HOH:O	2.16	0.45

*Continued on next page...*



*Continued from previous page...*

Atom-1	Atom-2	Interatomic distance (Å)	Clash overlap (Å)
6:D:1119:SER:O	6:D:1121:PRO:HD3	2.16	0.45
6:D:1136:LYS:HB2	6:D:1139:ASP:OD2	2.16	0.45
6:D:1311:LEU:N	6:D:1311:LEU:HD23	2.31	0.45
6:D:1318:TYR:OH	6:N:41:ARG:CZ	2.63	0.45
6:D:1448:THR:O	6:D:1452:ILE:HD13	2.16	0.45
7:E:10:PHE:CZ	7:E:16:LYS:HE2	2.52	0.45
4:K:49:PRO:O	4:K:173:PRO:HG2	2.16	0.45
4:K:216:GLU:O	4:K:220:GLU:HG3	2.16	0.45
4:L:50:GLY:O	4:L:146:ARG:HA	2.16	0.45
4:L:90:LEU:HD23	10:L:413:HOH:O	2.16	0.45
4:L:132:LEU:HG	4:L:136:GLY:HA3	1.99	0.45
5:M:148:PHE:CE1	5:M:309:TYR:HB3	2.51	0.45
5:M:177:GLU:N	5:M:178:PRO:HD3	2.30	0.45
5:M:197:LEU:HD11	10:M:1515:HOH:O	2.16	0.45
5:M:218:VAL:HG22	5:M:221:LEU:CD2	2.44	0.45
5:M:946:ARG:HH22	6:N:861:GLN:CD	2.19	0.45
5:M:1008:ARG:NH1	6:N:624:ASP:OD1	2.48	0.45
5:M:1056:LYS:O	6:N:624:ASP:HB2	2.16	0.45
6:N:133:ILE:HG22	6:N:134:VAL:N	2.31	0.45
6:N:984:THR:H	6:N:987:GLU:CD	2.18	0.45
6:N:1001:GLU:HG2	10:N:8306:HOH:O	2.15	0.45
6:N:1110:ALA:O	6:N:1111:ASP:C	2.53	0.45
6:N:1120:VAL:CG1	6:N:1144:LEU:HD21	2.46	0.45
6:N:1293:PHE:HD2	6:N:1300:SER:CB	2.24	0.45
6:N:1429:LEU:CG	6:N:1441:GLN:HG3	2.37	0.45
6:N:1490:LYS:HD3	10:N:8684:HOH:O	2.15	0.45
3:Z:3:DA:H1'	5:M:423:ALA:HB2	1.98	0.45
4:A:42:ARG:NE	5:C:857:ASP:HB3	2.30	0.45
4:B:27:PRO:C	4:B:28:LEU:HD23	2.36	0.45
5:C:12:VAL:CB	5:C:472:ARG:HH11	2.24	0.45
5:C:50:GLU:HG2	5:C:51:THR:HG23	1.98	0.45
5:C:165:LEU:O	5:C:265:ARG:CZ	2.64	0.45
5:C:227:PHE:HA	10:C:1663:HOH:O	2.15	0.45
5:C:252:LYS:NZ	5:C:296:GLY:HA3	2.31	0.45
5:C:369:PRO:HB2	5:C:370:ALA:H	1.50	0.45
5:C:626:ARG:N	5:C:639:GLN:NE2	2.59	0.45
5:C:627:ARG:O	5:C:638:ASP:HB3	2.16	0.45
5:C:694:LEU:HD23	10:C:1258:HOH:O	2.16	0.45
5:C:939:ARG:CA	5:C:939:ARG:NE	2.78	0.45
5:C:984:GLU:HB3	10:C:1379:HOH:O	2.16	0.45
5:C:1008:ARG:HG2	5:C:1008:ARG:HH11	1.81	0.45

*Continued on next page...*

*Continued from previous page...*

Atom-1	Atom-2	Interatomic distance (Å)	Clash overlap (Å)
5:C:1076:VAL:HG23	5:C:1077:PRO:O	2.16	0.45
6:D:150:ARG:HH11	6:D:464:LEU:HD22	1.81	0.45
6:D:396:VAL:HG23	6:D:396:VAL:O	2.16	0.45
6:D:478:LEU:HD23	6:D:496:LEU:HD21	1.96	0.45
6:D:591:VAL:HG23	10:D:8040:HOH:O	2.16	0.45
6:D:813:LEU:HD12	10:D:8469:HOH:O	2.15	0.45
6:D:975:GLU:O	6:D:979:GLU:HG3	2.15	0.45
6:D:978:TYR:HD2	10:D:8294:HOH:O	1.98	0.45
6:D:987:GLU:O	6:D:991:GLN:HB2	2.16	0.45
6:D:1063:GLU:CD	6:D:1064:GLY:H	2.20	0.45
4:L:216:GLU:OE2	4:L:220:GLU:HB2	2.16	0.45
5:M:217:LEU:HD12	5:M:311:PHE:HA	1.97	0.45
5:M:1058:ASP:OD2	5:M:1083:GLU:N	2.49	0.45
6:N:696:HIS:HD2	10:O:2990:HOH:O	1.98	0.45
4:B:105:GLY:O	4:B:132:LEU:HB3	2.16	0.45
4:B:164:ALA:HB3	10:B:412:HOH:O	2.16	0.45
5:C:39:ARG:HD2	5:C:39:ARG:N	2.28	0.45
5:C:418:LEU:H	5:C:418:LEU:CD1	2.19	0.45
5:C:791:ARG:HG2	5:C:791:ARG:HH11	1.81	0.45
5:C:853:LEU:HD22	5:C:858:MET:HE2	1.98	0.45
5:C:1038:TRP:HB3	6:D:1223:ILE:CG2	2.46	0.45
5:C:1053:LEU:HA	10:C:1131:HOH:O	2.16	0.45
5:C:1115:LEU:HD12	5:C:1115:LEU:N	2.32	0.45
6:D:462:GLN:NE2	6:D:513:ILE:HD13	2.31	0.45
6:D:628:ARG:HG3	6:D:628:ARG:O	2.15	0.45
6:D:656:PHE:HB3	6:D:694:VAL:CG1	2.45	0.45
6:D:666:ILE:HG12	6:D:686:GLU:OE2	2.16	0.45
6:D:1103:HIS:HD2	6:D:1463:LYS:H	1.62	0.45
4:K:13:VAL:HG22	4:K:23:PHE:CD1	2.52	0.45
4:L:42:ARG:HG2	4:L:42:ARG:HH11	1.81	0.45
5:M:52:PHE:CG	5:M:68:PHE:HB2	2.51	0.45
5:M:190:LYS:HB2	10:M:1400:HOH:O	2.17	0.45
5:M:674:VAL:HG23	5:M:869:VAL:HG13	1.98	0.45
6:N:34:TYR:HA	10:N:8236:HOH:O	2.15	0.45
6:N:525:ARG:HA	6:N:526:PRO:HD3	1.63	0.45
6:N:1031:ASN:HB3	6:N:1034:GLN:CD	2.36	0.45
6:N:1159:ARG:HD3	10:N:8055:HOH:O	2.15	0.45
6:N:1303:TYR:O	6:N:1305:LEU:HD23	2.16	0.45
2:Y:5:C:O5'	2:Y:5:C:H6	1.99	0.45
4:B:102:LYS:HD2	4:B:139:ASN:CG	2.36	0.45
5:C:284:ARG:HB3	5:C:301:GLU:OE1	2.16	0.45

*Continued on next page...*

*Continued from previous page...*

Atom-1	Atom-2	Interatomic distance (Å)	Clash overlap (Å)
5:C:428:ARG:HG2	5:C:449:ILE:O	2.17	0.45
5:C:462:ASP:CB	5:C:468:ARG:HD2	2.42	0.45
5:C:497:ALA:HA	5:C:515:ALA:HA	1.99	0.45
5:C:813:VAL:HG22	5:C:814:GLU:N	2.30	0.45
5:C:861:LEU:HG	5:C:862:PRO:HD2	1.98	0.45
5:C:893:ALA:O	5:C:897:LEU:HG	2.16	0.45
5:C:923:GLU:O	5:C:927:GLY:HA3	2.16	0.45
6:D:51:GLY:HA3	6:D:86:ARG:CA	2.46	0.45
6:D:131:LYS:HG3	6:D:568:ARG:CG	2.46	0.45
6:D:199:LEU:HD11	10:D:8272:HOH:O	2.16	0.45
6:D:629:SER:OG	6:D:630:VAL:N	2.49	0.45
6:D:1026:SER:C	6:D:1028:ALA:H	2.19	0.45
6:D:1377:LYS:HE2	6:D:1378:TYR:CZ	2.51	0.45
4:K:5:LYS:O	4:K:8:ALA:HB2	2.17	0.45
4:K:54:THR:HG22	4:K:158:ILE:HG13	1.98	0.45
4:L:149:GLY:N	10:L:422:HOH:O	2.48	0.45
5:M:473:ARG:HG3	5:M:474:VAL:N	2.31	0.45
5:M:760:SER:O	5:M:785:VAL:HG22	2.16	0.45
5:M:785:VAL:HG23	10:M:1610:HOH:O	2.17	0.45
6:N:728:LEU:HD12	6:N:729:HIS:N	2.30	0.45
6:N:770:LEU:HD23	6:N:777:PRO:HA	1.98	0.45
6:N:902:LEU:HD11	10:N:8155:HOH:O	2.15	0.45
6:N:1053:PHE:CZ	6:N:1072:ILE:HD12	2.51	0.45
4:A:41:ARG:HB2	10:A:387:HOH:O	2.16	0.45
4:A:42:ARG:HH12	4:B:34:VAL:HB	1.75	0.45
5:C:430:VAL:HG13	6:D:1075:HIS:HD1	1.81	0.45
5:C:571:LEU:CD2	5:C:670:GLN:HE21	2.29	0.45
5:C:1007:ALA:HB2	6:D:648:MET:HG2	1.99	0.45
5:C:1046:ALA:HB2	6:D:1476:THR:H	1.82	0.45
6:D:114:THR:HG21	6:D:494:LYS:HE2	1.99	0.45
6:D:667:ALA:HA	6:D:668:PRO:HD3	1.82	0.45
6:D:950:GLY:O	6:D:953:ASP:HB2	2.17	0.45
4:K:38:ASN:O	4:K:42:ARG:HG3	2.16	0.45
4:L:36:LEU:O	4:L:40:LEU:HD12	2.17	0.45
4:L:43:ILE:HG23	4:L:47:SER:CB	2.47	0.45
4:L:220:GLU:HG3	10:L:326:HOH:O	2.16	0.45
5:M:135:VAL:HG22	10:M:1208:HOH:O	2.16	0.45
5:M:162:ILE:HD12	5:M:172:ILE:HB	1.99	0.45
5:M:241:LEU:HD11	10:M:1484:HOH:O	2.17	0.45
5:M:517:ARG:NH2	5:M:524:VAL:HG21	2.32	0.45
5:M:838:LYS:HG3	5:M:838:LYS:O	2.16	0.45

*Continued on next page...*

*Continued from previous page...*

Atom-1	Atom-2	Interatomic distance (Å)	Clash overlap (Å)
5:M:939:ARG:CD	5:M:982:PRO:HD3	2.47	0.45
6:N:115:LEU:C	6:N:115:LEU:HD23	2.37	0.45
6:N:407:VAL:HA	6:N:422:ALA:CB	2.47	0.45
6:N:736:PHE:O	6:N:738:ALA:N	2.50	0.45
4:A:73:GLU:CD	4:A:131:THR:H	2.20	0.45
5:C:133:ASP:OD2	5:C:133:ASP:N	2.49	0.45
5:C:279:GLU:HG3	5:C:280:LYS:N	2.30	0.45
5:C:352:ALA:C	5:C:355:VAL:HG12	2.37	0.45
5:C:430:VAL:HG13	6:D:1075:HIS:ND1	2.32	0.45
6:D:776:GLU:HB3	6:D:912:LYS:HE2	1.98	0.45
6:D:841:TYR:HB2	6:D:864:VAL:CG1	2.47	0.45
6:D:1110:ALA:O	6:D:1111:ASP:C	2.55	0.45
6:D:1183:ILE:HG22	6:N:560:GLN:O	2.17	0.45
4:L:86:VAL:HG13	4:L:86:VAL:O	2.17	0.45
4:L:218:LEU:O	4:L:222:LEU:HG	2.16	0.45
5:M:145:GLY:H	5:M:163:ILE:HG23	1.82	0.45
5:M:684:PHE:CD2	6:N:740:PHE:HE1	2.35	0.45
5:M:708:TYR:CE1	5:M:827:VAL:HB	2.51	0.45
6:N:19:ARG:HD3	6:N:92:HIS:CD2	2.52	0.45
6:N:437:VAL:HG22	6:N:444:VAL:HG22	1.97	0.45
6:N:1011:PHE:HB3	6:N:1021:TYR:CG	2.52	0.45
6:N:1033:GLN:HE21	6:N:1036:ARG:NH1	2.14	0.45
5:C:39:ARG:O	5:C:41:ASN:N	2.50	0.45
5:C:440:PRO:HG2	5:C:441:VAL:HG23	1.99	0.45
5:C:710:ILE:HB	5:C:790:LEU:HB2	1.98	0.45
5:C:905:ILE:CG2	10:C:1239:HOH:O	2.65	0.45
5:C:1060:ILE:HG23	5:C:1061:GLU:H	1.81	0.45
5:C:1077:PRO:HB3	10:C:1537:HOH:O	2.15	0.45
6:D:15:PRO:HB2	10:D:8573:HOH:O	2.17	0.45
6:D:164:GLY:HA3	6:D:447:VAL:CB	2.47	0.45
6:D:458:ALA:N	10:D:8631:HOH:O	2.48	0.45
6:D:984:THR:HG22	6:D:987:GLU:H	1.81	0.45
6:D:1434:TRP:HZ2	10:D:8476:HOH:O	1.99	0.45
7:E:39:VAL:CG2	7:E:72:ARG:HG3	2.47	0.45
10:K:668:HOH:O	5:M:865:THR:HA	2.16	0.45
4:L:19:GLU:O	4:L:200:TRP:HA	2.16	0.45
4:L:128:HIS:HE1	4:L:131:THR:HG22	1.81	0.45
5:M:137:VAL:HG22	5:M:391:LEU:O	2.17	0.45
5:M:288:ARG:HD3	10:M:1189:HOH:O	2.17	0.45
5:M:329:GLY:HA3	5:M:489:THR:HG23	1.99	0.45
5:M:395:LYS:HE2	5:M:397:GLU:HG2	1.98	0.45

*Continued on next page...*

*Continued from previous page...*

Atom-1	Atom-2	Interatomic distance (Å)	Clash overlap (Å)
5:M:577:PRO:HB3	5:M:842:ARG:NH2	2.31	0.45
5:M:677:MET:HA	6:N:948:THR:HG22	1.98	0.45
5:M:1095:LEU:CB	5:M:1097:LEU:HD23	2.47	0.45
6:N:57:GLU:HG3	6:N:64:LYS:HD2	1.98	0.45
6:N:179:VAL:CG1	6:N:183:GLU:HB3	2.34	0.45
6:N:413:ASP:O	6:N:435:VAL:HG23	2.16	0.45
6:N:673:ALA:O	6:N:677:LEU:HD12	2.17	0.45
5:C:146:VAL:HG22	5:C:162:ILE:HG12	1.98	0.45
5:C:207:LEU:HD22	5:C:221:LEU:CD2	2.46	0.45
5:C:244:PRO:CD	5:C:245:GLY:H	2.27	0.45
5:C:333:ILE:HG21	5:C:410:ILE:HD11	1.98	0.45
5:C:703:ILE:HD12	5:C:703:ILE:N	2.31	0.45
5:C:829:GLN:HA	10:C:1727:HOH:O	2.16	0.45
6:D:30:GLU:HA	6:D:30:GLU:OE1	2.16	0.45
6:D:108:VAL:HB	6:D:109:PRO:CD	2.46	0.45
6:D:118:LEU:O	6:D:120:ALA:N	2.49	0.45
6:D:181:ASP:HB3	6:D:441:ARG:HG2	1.99	0.45
6:D:192:ALA:HB1	6:D:193:PRO:HD2	1.97	0.45
6:D:493:ARG:HD2	6:D:493:ARG:C	2.37	0.45
6:D:1124:GLN:HA	6:D:1125:PRO:HD3	1.60	0.45
4:K:186:LEU:HD12	10:K:3363:HOH:O	2.17	0.45
4:K:209:GLU:C	4:K:213:GLN:HE21	2.20	0.45
4:L:18:ARG:HH12	4:L:123:MET:HE3	1.82	0.45
4:L:76:VAL:O	4:L:80:LEU:HB2	2.17	0.45
5:M:80:GLN:H	5:M:80:GLN:HG2	1.55	0.45
5:M:757:GLY:HA2	5:M:789:SER:OG	2.17	0.45
5:M:1042:ALA:HA	6:N:1220:ALA:HB3	1.99	0.45
6:N:796:ARG:C	6:N:828:LYS:HD2	2.37	0.45
6:N:1101:VAL:HG13	6:N:1428:ALA:HB2	1.98	0.45
6:N:1342:GLU:HA	10:N:8111:HOH:O	2.17	0.45
6:N:1366:LYS:O	6:N:1370:ILE:HG12	2.16	0.45
6:N:1384:PRO:HG2	10:N:8500:HOH:O	2.17	0.45
6:N:1442:ASN:OD1	6:N:1444:THR:CB	2.65	0.45
7:O:9:LEU:HD22	7:O:19:LEU:HD11	1.98	0.45
7:O:36:LYS:HG2	7:O:95:VAL:HG21	1.99	0.45
2:Y:2:A:P	6:N:671:LYS:HZ2	2.34	0.45
4:A:87:VAL:HG21	4:A:144:VAL:CG1	2.35	0.45
4:B:88:ARG:NH1	10:B:337:HOH:O	2.50	0.45
5:C:21:ILE:HG12	5:C:455:LEU:HD21	1.98	0.45
5:C:52:PHE:O	5:C:54:ILE:N	2.50	0.45
5:C:129:ILE:CG1	5:C:386:PHE:HB3	2.47	0.45

*Continued on next page...*

*Continued from previous page...*

Atom-1	Atom-2	Interatomic distance (Å)	Clash overlap (Å)
5:C:172:ILE:HA	5:C:185:LYS:O	2.16	0.45
5:C:204:GLN:NE2	5:C:204:GLN:N	2.64	0.45
5:C:443:THR:HG21	6:D:1078:ARG:CZ	2.47	0.45
5:C:689:VAL:HG13	5:C:853:LEU:HD13	1.98	0.45
5:C:697:ARG:HD2	5:C:699:PHE:CD1	2.52	0.45
5:C:1088:LEU:CD2	5:C:1092:LEU:HD12	2.47	0.45
6:D:898:GLU:HG2	10:D:8099:HOH:O	2.17	0.45
6:D:904:VAL:HB	10:D:8722:HOH:O	2.16	0.45
6:D:939:PHE:O	6:D:942:SER:HB3	2.17	0.45
6:D:1056:PRO:HD2	10:D:8386:HOH:O	2.16	0.45
5:M:6:PHE:HZ	5:M:901:TYR:CD2	2.35	0.45
5:M:83:CYS:HA	5:M:88:LEU:HB3	1.98	0.45
5:M:236:ILE:HD11	10:M:1261:HOH:O	2.17	0.45
6:N:47:GLU:O	6:N:51:GLY:N	2.50	0.45
6:N:619:LEU:HD23	6:N:619:LEU:N	2.32	0.45
6:N:669:ASN:ND2	10:N:8557:HOH:O	2.49	0.45
6:N:880:ILE:O	6:N:883:ALA:HB3	2.16	0.45
6:N:1472:ILE:HD13	6:N:1472:ILE:H	1.82	0.45
1:G:12:DG:OP1	6:D:1441:GLN:O	2.35	0.44
4:A:42:ARG:HD2	5:C:977:GLY:O	2.17	0.44
4:A:95:GLN:HA	10:A:330:HOH:O	2.16	0.44
4:B:5:LYS:O	4:B:8:ALA:HB2	2.17	0.44
5:C:18:LEU:HD23	5:C:408:ARG:NH1	2.32	0.44
5:C:29:ALA:HB2	5:C:337:GLY:HA2	1.99	0.44
5:C:191:PHE:HD2	5:C:192:PRO:HD2	1.82	0.44
5:C:260:LEU:HD12	5:C:261:ILE:N	2.33	0.44
5:C:1060:ILE:O	5:C:1063:ARG:HG2	2.17	0.44
6:D:684:LYS:O	6:D:687:VAL:HG23	2.16	0.44
6:D:702:LEU:O	6:D:713:ILE:HA	2.17	0.44
6:D:843:PHE:CE1	6:D:864:VAL:HG11	2.52	0.44
6:D:1189:ARG:HB3	6:D:1204:CYS:HA	2.00	0.44
6:D:1201:CYS:SG	6:D:1204:CYS:HB2	2.58	0.44
6:D:1284:GLU:HG2	6:N:75:ARG:HH22	1.81	0.44
7:E:78:ASN:ND2	10:E:101:HOH:O	2.50	0.44
4:K:174:VAL:HG13	4:K:200:TRP:O	2.17	0.44
4:K:184:THR:CG2	4:K:194:LYS:HB2	2.48	0.44
4:L:74:ASP:CB	6:N:872:ARG:NH2	2.73	0.44
5:M:141:HIS:HD1	5:M:165:LEU:HD22	1.82	0.44
5:M:358:ARG:HB3	5:M:371:LYS:O	2.18	0.44
5:M:428:ARG:NE	5:M:451:LEU:HD21	2.32	0.44
5:M:904:PRO:CD	5:M:908:GLY:HA2	2.35	0.44

*Continued on next page...*

*Continued from previous page...*

Atom-1	Atom-2	Interatomic distance (Å)	Clash overlap (Å)
6:N:52:PRO:CG	6:N:80:VAL:HG13	2.45	0.44
6:N:409:VAL:HG12	6:N:410:SER:N	2.32	0.44
6:N:481:MET:CE	6:N:493:ARG:HA	2.46	0.44
6:N:702:LEU:HB3	6:N:745:MET:CE	2.47	0.44
6:N:1145:TYR:CE2	6:N:1168:MET:HB2	2.52	0.44
6:N:1344:VAL:O	6:N:1348:LEU:HD13	2.17	0.44
1:G:14:DT:H5''	6:D:1089:ALA:O	2.17	0.44
2:Y:7:G:C5'	2:Y:7:G:H8	2.30	0.44
5:C:267:TYR:HB2	5:C:272:ALA:HB1	1.99	0.44
6:D:18:ILE:CG2	6:D:518:PRO:HG3	2.39	0.44
6:D:45:PHE:HB3	6:D:86:ARG:HH21	1.83	0.44
6:D:89:ARG:O	6:D:521:PRO:HG3	2.17	0.44
6:D:142:LEU:HD22	10:D:8024:HOH:O	2.16	0.44
6:D:161:LEU:HD21	6:D:452:ILE:HD13	2.00	0.44
6:D:520:LEU:O	6:D:525:ARG:NH1	2.50	0.44
6:D:800:LYS:C	6:D:800:LYS:HZ1	2.20	0.44
6:D:1130:ARG:HB2	10:D:8309:HOH:O	2.17	0.44
6:D:1281:VAL:HG23	6:D:1319:VAL:CG2	2.47	0.44
6:D:1356:TYR:HD1	6:D:1356:TYR:H	1.65	0.44
6:D:1472:ILE:H	6:D:1472:ILE:CD1	2.23	0.44
5:M:84:ARG:HG2	5:M:131:GLY:O	2.17	0.44
5:M:277:ALA:O	5:M:281:LEU:O	2.34	0.44
5:M:691:SER:HA	5:M:858:MET:HE1	1.99	0.44
5:M:713:ARG:NH1	10:M:1310:HOH:O	2.50	0.44
5:M:967:PHE:CD1	5:M:972:VAL:HG12	2.51	0.44
10:M:1414:HOH:O	6:N:6:ARG:HB2	2.17	0.44
10:M:1582:HOH:O	6:N:827:ILE:HD13	2.17	0.44
6:N:133:ILE:HG12	6:N:456:MET:CG	2.47	0.44
6:N:135:LEU:CD2	6:N:452:ILE:HG13	2.41	0.44
6:N:700:VAL:HG22	6:N:718:PRO:CG	2.45	0.44
6:N:704:ARG:NH1	6:N:738:ALA:HA	2.32	0.44
6:N:785:ILE:HD12	6:N:785:ILE:N	2.28	0.44
6:N:864:VAL:HG12	6:N:865:THR:H	1.81	0.44
6:N:926:LYS:HD2	10:N:8725:HOH:O	2.17	0.44
6:N:975:GLU:O	6:N:979:GLU:HG3	2.17	0.44
6:N:1274:ILE:HD13	10:N:8291:HOH:O	2.16	0.44
6:N:1496:GLU:HB2	6:N:1499:ARG:NH2	2.32	0.44
4:A:25:LEU:HD13	4:B:225:PHE:CE2	2.51	0.44
4:A:63:HIS:CD2	5:C:801:VAL:HG12	2.53	0.44
4:B:28:LEU:HB2	4:B:193:ASP:HB2	1.99	0.44
4:B:135:GLY:N	10:B:331:HOH:O	2.49	0.44

*Continued on next page...*

*Continued from previous page...*

Atom-1	Atom-2	Interatomic distance (Å)	Clash overlap (Å)
4:B:228:PRO:HG2	10:B:317:HOH:O	2.17	0.44
5:C:21:ILE:H	5:C:21:ILE:CD1	2.24	0.44
5:C:328:LEU:HD11	5:C:434:HIS:CD2	2.52	0.44
5:C:494:TYR:HB2	5:C:496:ILE:HD11	1.99	0.44
5:C:512:ARG:NH2	10:C:1344:HOH:O	2.50	0.44
5:C:580:MET:O	5:C:903:SER:N	2.50	0.44
5:C:775:ARG:HD2	5:C:782:ALA:HB3	2.00	0.44
5:C:928:LYS:NZ	5:C:932:GLU:HG3	2.33	0.44
5:C:950:LEU:HD12	5:C:952:LEU:HD21	1.98	0.44
6:D:127:LEU:HA	6:D:132:TYR:CD1	2.52	0.44
6:D:409:VAL:HG21	10:D:8413:HOH:O	2.17	0.44
6:D:433:GLY:N	6:D:450:TYR:HB2	2.32	0.44
6:D:524:LEU:O	6:D:526:PRO:HD3	2.18	0.44
6:D:809:PRO:HB2	6:D:812:ALA:HB2	2.00	0.44
6:D:966:GLU:CB	10:D:8745:HOH:O	2.64	0.44
6:D:1195:GLN:HG3	6:D:1196:THR:N	2.33	0.44
7:E:9:LEU:HD22	7:E:19:LEU:CD1	2.46	0.44
7:E:52:GLU:HG3	10:E:157:HOH:O	2.18	0.44
4:L:24:VAL:HG22	4:L:196:THR:HG22	1.99	0.44
5:M:80:GLN:HA	5:M:90:TYR:CD2	2.53	0.44
5:M:751:PRO:HB2	10:M:1452:HOH:O	2.17	0.44
5:M:835:VAL:HA	5:M:849:VAL:HG12	2.00	0.44
5:M:873:PRO:HB3	6:N:949:ILE:HG12	1.98	0.44
5:M:879:ARG:CB	5:M:881:ASN:HD21	2.31	0.44
5:M:1013:TYR:HE1	5:M:1020:PRO:HG3	1.82	0.44
6:N:185:VAL:HG13	6:N:189:GLN:CD	2.37	0.44
6:N:510:GLU:HB2	6:N:511:TRP:CZ3	2.53	0.44
6:N:568:ARG:NH2	10:N:8326:HOH:O	2.49	0.44
6:N:586:ARG:HH22	6:N:1442:ASN:HD21	1.66	0.44
6:N:1051:GLU:HG3	6:N:1051:GLU:O	2.17	0.44
3:Z:7:DC:OP1	6:N:1266:ARG:HG2	2.17	0.44
4:B:75:VAL:O	4:B:79:ILE:HG23	2.17	0.44
5:C:378:LEU:N	10:C:1757:HOH:O	2.51	0.44
5:C:383:ARG:HB2	5:C:383:ARG:NH1	2.22	0.44
5:C:899:GLN:HG3	5:C:901:TYR:CE1	2.52	0.44
6:D:1197:ARG:NH1	6:D:1198:TYR:HD1	2.14	0.44
4:K:129:ILE:HG13	10:K:1535:HOH:O	2.18	0.44
5:M:36:PRO:CB	5:M:70:GLU:HG2	2.47	0.44
5:M:148:PHE:CG	5:M:313:LEU:HD22	2.52	0.44
5:M:217:LEU:HD11	5:M:314:THR:OG1	2.17	0.44
5:M:290:LEU:HD13	5:M:302:VAL:CG1	2.47	0.44

*Continued on next page...*



*Continued from previous page...*

Atom-1	Atom-2	Interatomic distance (Å)	Clash overlap (Å)
5:M:495:THR:CG2	5:M:517:ARG:HH21	2.29	0.44
5:M:721:ARG:HH11	5:M:721:ARG:HG3	1.82	0.44
5:M:950:LEU:HB3	5:M:952:LEU:CD2	2.47	0.44
6:N:56:TYR:OH	6:N:69:GLU:HB2	2.16	0.44
6:N:522:PRO:HA	6:N:525:ARG:NH1	2.28	0.44
6:N:762:GLN:NE2	7:O:20:THR:OG1	2.50	0.44
6:N:988:ARG:HD3	6:N:992:ILE:CD1	2.47	0.44
6:N:1042:ARG:HB2	6:N:1042:ARG:HH11	1.83	0.44
6:N:1377:LYS:HE2	6:N:1378:TYR:CZ	2.52	0.44
6:N:1492:LEU:HD13	6:N:1492:LEU:C	2.38	0.44
2:Y:15:C:H2'	2:Y:16:G:H8	1.82	0.44
4:A:38:ASN:HB3	4:A:39:PRO:HD3	2.00	0.44
4:A:206:THR:HG22	4:A:209:GLU:HG3	2.00	0.44
5:C:568:ALA:CB	5:C:668:LEU:HD22	2.48	0.44
5:C:1003:ASP:OD2	6:D:724:GLN:OE1	2.36	0.44
6:D:30:GLU:HB3	6:D:40:GLU:CB	2.46	0.44
6:D:650:LEU:HD13	6:D:688:TRP:CZ3	2.53	0.44
6:D:1292:VAL:HG23	6:D:1305:LEU:CG	2.43	0.44
6:D:1493:LYS:O	6:D:1497:GLU:HG2	2.18	0.44
4:K:18:ARG:O	4:K:207:PRO:HD3	2.16	0.44
4:K:82:LEU:O	4:K:85:LEU:HB3	2.18	0.44
4:K:133:GLU:HG2	4:K:134:GLU:N	2.32	0.44
5:M:404:LEU:HD13	5:M:591:SER:HA	2.00	0.44
5:M:470:PRO:HB2	5:M:534:VAL:HG21	1.98	0.44
5:M:674:VAL:O	5:M:989:VAL:HA	2.18	0.44
5:M:937:ASP:O	5:M:941:VAL:HG23	2.17	0.44
6:N:65:ARG:CG	6:N:66:GLN:H	2.25	0.44
6:N:549:ASN:HD22	6:N:549:ASN:HA	1.61	0.44
6:N:827:ILE:O	6:N:837:GLY:HA3	2.17	0.44
6:N:984:THR:HG23	6:N:986:ARG:N	2.31	0.44
6:N:1135:ARG:HB3	6:N:1140:ILE:HD11	1.99	0.44
7:O:79:LEU:CD1	7:O:80:VAL:HG23	2.48	0.44
1:G:19:DC:C5'	5:C:1000:MET:HG2	2.48	0.44
4:B:48:ILE:HG23	10:B:389:HOH:O	2.17	0.44
5:C:20:GLU:CG	5:C:21:ILE:N	2.81	0.44
5:C:68:PHE:C	5:C:69:LEU:HD23	2.38	0.44
5:C:204:GLN:HB3	10:C:1368:HOH:O	2.18	0.44
5:C:343:GLN:HG2	5:C:385:PHE:HB2	1.99	0.44
5:C:571:LEU:HD23	5:C:670:GLN:HE21	1.83	0.44
6:D:165:LYS:O	6:D:396:VAL:HA	2.17	0.44
6:D:513:ILE:HG22	10:D:8073:HOH:O	2.16	0.44

*Continued on next page...*

*Continued from previous page...*

Atom-1	Atom-2	Interatomic distance (Å)	Clash overlap (Å)
6:D:770:LEU:HB2	6:D:1210:SER:O	2.18	0.44
6:D:791:TYR:CG	6:D:945:SER:HB2	2.53	0.44
6:D:977:ALA:CB	6:D:983:LEU:HD21	2.38	0.44
6:D:1023:MET:HB3	6:D:1029:ARG:O	2.18	0.44
6:D:1031:ASN:HB3	6:D:1034:GLN:NE2	2.32	0.44
6:D:1047:LYS:HG2	6:D:1053:PHE:CE1	2.53	0.44
6:D:1109:GLU:HG2	6:D:1201:CYS:CA	2.48	0.44
6:D:1167:SER:O	6:D:1171:VAL:HG23	2.18	0.44
6:D:1223:ILE:CD1	6:D:1462:LEU:HD12	2.48	0.44
4:K:132:LEU:HD12	4:K:132:LEU:N	2.33	0.44
4:K:156:HIS:CD2	4:K:157:GLY:N	2.85	0.44
4:L:41:ARG:HG3	4:L:177:VAL:HG21	1.98	0.44
4:L:100:LEU:HB2	4:L:115:LEU:CD2	2.47	0.44
5:M:124:ASP:C	5:M:407:LYS:HZ1	2.21	0.44
5:M:250:ARG:HD2	10:M:1600:HOH:O	2.16	0.44
5:M:343:GLN:HG2	5:M:385:PHE:HB2	1.99	0.44
5:M:589:ARG:NH2	5:M:596:TYR:CE2	2.86	0.44
5:M:678:PRO:HD3	6:N:947:ILE:O	2.18	0.44
5:M:780:GLU:HA	10:M:1429:HOH:O	2.16	0.44
6:N:30:GLU:HG3	6:N:41:ARG:HG2	2.00	0.44
6:N:161:LEU:CD2	6:N:452:ILE:HG21	2.41	0.44
6:N:462:GLN:NE2	6:N:513:ILE:HD13	2.33	0.44
6:N:704:ARG:HE	6:N:705:ALA:HB3	1.83	0.44
6:N:820:GLU:CB	6:N:836:VAL:HG21	2.48	0.44
6:N:926:LYS:HG2	6:N:929:ARG:HH11	1.82	0.44
6:N:1271:LYS:HB2	10:N:8634:HOH:O	2.17	0.44
6:N:1481:VAL:HG12	6:N:1481:VAL:O	2.17	0.44
2:H:13:C:C2'	2:H:14:G:H8	2.29	0.44
1:X:10:DG:H2''	1:X:11:DC:OP2	2.17	0.44
4:A:198:ARG:NH1	5:C:929:ARG:HD3	2.26	0.44
4:B:56:VAL:HG22	4:B:142:VAL:HG12	1.99	0.44
5:C:344:PHE:O	5:C:348:LEU:HD13	2.17	0.44
5:C:601:GLY:O	5:C:648:ARG:HA	2.17	0.44
5:C:1014:SER:HB2	5:C:1021:LEU:HD13	1.98	0.44
5:C:1023:GLY:N	10:C:1135:HOH:O	2.51	0.44
6:D:814:ALA:HB1	6:D:818:ARG:NE	2.28	0.44
6:D:862:ASP:O	6:D:876:SER:HB2	2.18	0.44
6:D:1061:PHE:CE1	6:D:1065:LEU:HD22	2.53	0.44
6:D:1276:GLU:HG3	6:D:1303:TYR:OH	2.18	0.44
4:K:28:LEU:O	4:K:29:GLU:O	2.36	0.44
4:K:121:GLU:HG3	10:K:820:HOH:O	2.18	0.44

*Continued on next page...*

*Continued from previous page...*

Atom-1	Atom-2	Interatomic distance (Å)	Clash overlap (Å)
4:L:201:THR:HG21	4:L:205:VAL:O	2.18	0.44
5:M:632:ASN:HB3	5:M:633:GLN:NE2	2.15	0.44
5:M:775:ARG:HD2	5:M:782:ALA:CB	2.48	0.44
6:N:45:PHE:CZ	6:N:527:MET:HB2	2.53	0.44
6:N:615:ARG:HB2	10:N:8424:HOH:O	2.16	0.44
6:N:755:ALA:O	6:N:758:GLU:HG2	2.18	0.44
4:A:2:LEU:O	4:A:6:LEU:HB3	2.17	0.44
4:A:83:LYS:HE3	10:A:415:HOH:O	2.16	0.44
4:A:88:ARG:HH12	4:A:90:LEU:HD11	1.83	0.44
5:C:182:VAL:HB	5:C:193:LEU:HD13	2.00	0.44
5:C:604:ALA:HB3	5:C:612:VAL:O	2.18	0.44
5:C:806:LEU:O	5:C:821:GLU:HB2	2.17	0.44
10:C:1217:HOH:O	6:D:520:LEU:HD21	2.18	0.44
6:D:179:VAL:HG22	6:D:183:GLU:OE2	2.18	0.44
6:D:884:ARG:HD3	6:D:888:GLU:OE2	2.18	0.44
6:D:1292:VAL:HG11	6:D:1313:VAL:CG1	2.47	0.44
6:D:1321:ALA:HB1	6:D:1338:ALA:O	2.18	0.44
6:D:1428:ALA:O	6:D:1431:THR:HG22	2.18	0.44
7:E:13:VAL:HG11	7:E:18:ARG:HB3	1.99	0.44
4:K:102:LYS:HD3	4:K:139:ASN:ND2	2.33	0.44
4:K:184:THR:HG23	10:K:689:HOH:O	2.18	0.44
4:L:182:GLU:OE1	4:L:182:GLU:N	2.46	0.44
5:M:45:GLN:CD	5:M:71:TYR:HE2	2.21	0.44
5:M:841:ASN:HD21	5:M:845:ASN:HB3	1.82	0.44
5:M:958:THR:HG23	5:M:961:GLU:CG	2.43	0.44
6:N:135:LEU:HA	6:N:453:ASP:O	2.17	0.44
6:N:705:ALA:CB	6:N:706:PRO:HD3	2.47	0.44
6:N:792:ILE:HG23	6:N:793:THR:CG2	2.48	0.44
6:N:826:PRO:O	6:N:829:VAL:HG23	2.18	0.44
6:N:1087:ARG:NH1	10:N:8690:HOH:O	2.50	0.44
6:N:1401:GLU:CD	6:N:1415:VAL:HG11	2.39	0.44
6:N:1484:THR:HB	10:O:2590:HOH:O	2.17	0.44
1:G:18:DG:H5''	6:D:628:ARG:NH2	2.33	0.44
3:I:3:DA:C2'	3:I:4:DC:H5''	2.46	0.44
4:A:75:VAL:O	4:A:79:ILE:HG23	2.17	0.44
4:A:96:THR:HG22	10:A:370:HOH:O	2.18	0.44
4:B:62:LEU:HD13	4:B:63:HIS:CD2	2.53	0.44
5:C:95:TYR:HD2	5:C:114:PHE:HB3	1.81	0.44
5:C:127:PHE:CE2	5:C:386:PHE:HE2	2.35	0.44
5:C:139:GLN:HG2	5:C:418:LEU:CD2	2.48	0.44
5:C:173:ASP:HB2	5:C:185:LYS:NZ	2.32	0.44

*Continued on next page...*

*Continued from previous page...*

Atom-1	Atom-2	Interatomic distance (Å)	Clash overlap (Å)
5:C:242:LEU:HG	10:C:1174:HOH:O	2.18	0.44
5:C:428:ARG:O	5:C:450:GLY:HA3	2.18	0.44
5:C:592:LEU:HA	10:C:1395:HOH:O	2.18	0.44
5:C:1030:GLN:HB2	6:D:626:SER:CB	2.48	0.44
6:D:1271:LYS:HZ3	6:D:1331:ASP:HB2	1.82	0.44
6:D:1382:THR:CG2	6:D:1418:LYS:HE3	2.43	0.44
5:M:70:GLU:HA	10:M:1170:HOH:O	2.18	0.44
5:M:486:MET:HG3	5:M:490:GLU:HB2	1.99	0.44
5:M:791:ARG:O	5:M:793:PRO:HD3	2.18	0.44
5:M:1084:SER:HA	5:M:1087:VAL:HG12	1.99	0.44
6:N:9:ARG:HA	6:N:1434:TRP:CH2	2.52	0.44
6:N:133:ILE:HG23	6:N:455:ARG:N	2.33	0.44
6:N:402:PRO:HD2	10:N:8022:HOH:O	2.18	0.44
6:N:838:ARG:HH21	6:N:863:VAL:CG1	2.28	0.44
6:N:1480:PHE:O	7:O:18:ARG:NH2	2.51	0.44
7:O:37:ASN:OD1	7:O:93:TYR:HB3	2.17	0.44
1:X:17:DC:O3'	6:N:628:ARG:NH2	2.51	0.43
4:A:163:ASN:HD22	4:A:163:ASN:HA	1.60	0.43
5:C:196:LEU:CD2	5:C:200:LEU:HD11	2.48	0.43
5:C:462:ASP:CG	5:C:463:GLU:H	2.21	0.43
5:C:535:SER:H	5:C:538:GLN:NE2	2.16	0.43
6:D:394:LEU:HD23	6:D:394:LEU:H	1.82	0.43
6:D:429:SER:OG	6:D:446:VAL:HG21	2.18	0.43
6:D:489:ARG:HD3	10:D:8295:HOH:O	2.18	0.43
6:D:540:LEU:HB3	10:D:8081:HOH:O	2.16	0.43
6:D:827:ILE:O	6:D:837:GLY:HA3	2.17	0.43
6:D:1057:VAL:CG1	6:D:1065:LEU:HD11	2.48	0.43
6:D:1295:GLU:HB2	6:D:1300:SER:HB3	1.99	0.43
6:D:1430:SER:HB2	10:D:8069:HOH:O	2.18	0.43
6:D:1451:ALA:O	6:D:1452:ILE:C	2.55	0.43
4:K:7:LYS:NZ	4:K:186:LEU:HD21	2.32	0.43
4:L:14:ARG:HH11	4:L:14:ARG:HG3	1.83	0.43
4:L:128:HIS:CE1	4:L:131:THR:HG22	2.53	0.43
5:M:56:GLU:OE1	5:M:359:MET:SD	2.76	0.43
5:M:1003:ASP:O	6:N:724:GLN:NE2	2.51	0.43
6:N:204:LEU:HG	6:N:394:LEU:O	2.17	0.43
6:N:475:LYS:O	6:N:478:LEU:HB2	2.19	0.43
6:N:614:PHE:CE2	6:N:1438:ALA:HB1	2.52	0.43
6:N:729:HIS:CG	6:N:730:PRO:HD2	2.53	0.43
6:N:1087:ARG:HD2	6:N:1236:LEU:O	2.18	0.43
4:A:23:PHE:CE1	4:A:208:LEU:HD12	2.53	0.43

*Continued on next page...*

*Continued from previous page...*

Atom-1	Atom-2	Interatomic distance (Å)	Clash overlap (Å)
4:A:173:PRO:HA	10:A:398:HOH:O	2.17	0.43
5:C:121:MET:HG3	10:C:1560:HOH:O	2.18	0.43
5:C:643:VAL:HG23	5:C:655:LEU:HA	2.00	0.43
5:C:767:PRO:HB3	5:C:772:ARG:HH21	1.83	0.43
5:C:824:ARG:HB3	5:C:826:TYR:HE1	1.82	0.43
5:C:896:PHE:HB3	5:C:924:VAL:CG1	2.47	0.43
5:C:1109:VAL:HG21	10:D:8507:HOH:O	2.16	0.43
6:D:65:ARG:HD2	10:D:8058:HOH:O	2.16	0.43
6:D:783:ARG:H	6:D:783:ARG:HG2	1.32	0.43
6:D:926:LYS:HE3	6:D:929:ARG:NH1	2.28	0.43
6:D:957:PRO:CG	6:D:1007:VAL:HG22	2.48	0.43
6:D:970:LYS:HA	6:D:973:GLN:HE21	1.77	0.43
6:D:1015:TYR:HA	10:D:8350:HOH:O	2.16	0.43
6:D:1278:ASP:HA	6:D:1319:VAL:O	2.18	0.43
6:D:1313:VAL:HG21	6:D:1319:VAL:CG1	2.48	0.43
7:E:10:PHE:CD2	7:E:19:LEU:HD23	2.53	0.43
4:L:59:GLU:HB2	10:L:330:HOH:O	2.18	0.43
5:M:4:LYS:HA	10:M:1374:HOH:O	2.18	0.43
5:M:52:PHE:HZ	5:M:98:LEU:HB3	1.83	0.43
5:M:157:ARG:HD3	5:M:314:THR:HG21	1.99	0.43
5:M:374:ASN:O	5:M:377:PRO:HD2	2.18	0.43
5:M:706:GLU:HA	5:M:706:GLU:OE2	2.18	0.43
5:M:805:ARG:HG2	5:M:823:VAL:HG22	2.00	0.43
5:M:885:ILE:HG22	5:M:889:HIS:CE1	2.53	0.43
5:M:1101:THR:HG21	5:M:1111:ILE:CG2	2.48	0.43
6:N:9:ARG:HH22	6:N:507:ASN:HD21	1.65	0.43
6:N:28:LYS:O	6:N:43:GLY:HA2	2.17	0.43
6:N:84:ILE:HG13	6:N:85:VAL:N	2.33	0.43
6:N:141:ILE:CG1	6:N:449:SER:HA	2.38	0.43
6:N:149:LYS:H	6:N:149:LYS:HG3	1.56	0.43
6:N:187:LYS:HG3	6:N:198:ARG:O	2.18	0.43
6:N:413:ASP:HA	10:N:8596:HOH:O	2.18	0.43
6:N:441:ARG:HB3	10:N:8274:HOH:O	2.16	0.43
6:N:525:ARG:HB2	6:N:538:SER:CB	2.38	0.43
6:N:534:ARG:HA	10:N:8687:HOH:O	2.18	0.43
6:N:643:GLY:HA3	6:N:727:GLN:HB2	2.00	0.43
6:N:645:PRO:HG3	6:N:725:SER:O	2.18	0.43
6:N:911:LEU:CD2	6:N:934:LEU:HD13	2.48	0.43
6:N:967:ALA:O	6:N:995:LEU:HD21	2.17	0.43
6:N:1145:TYR:HD2	6:N:1168:MET:CE	2.31	0.43
6:N:1366:LYS:O	6:N:1369:GLU:HB2	2.17	0.43

*Continued on next page...*

*Continued from previous page...*

Atom-1	Atom-2	Interatomic distance (Å)	Clash overlap (Å)
7:O:41:GLU:N	7:O:42:PRO:CD	2.81	0.43
1:X:14:DT:H72	6:N:1089:ALA:HB2	2.00	0.43
4:B:88:ARG:HD2	4:B:123:MET:SD	2.58	0.43
5:C:200:LEU:HD21	10:C:1613:HOH:O	2.17	0.43
5:C:301:GLU:O	5:C:305:PRO:HG2	2.18	0.43
5:C:449:ILE:C	5:C:451:LEU:H	2.22	0.43
5:C:676:ILE:HG21	5:C:988:VAL:HG13	2.00	0.43
5:C:762:LYS:HZ2	5:C:786:LYS:CB	2.31	0.43
5:C:1002:GLU:HG3	5:C:1003:ASP:N	2.33	0.43
10:C:1237:HOH:O	6:D:752:SER:HA	2.18	0.43
6:D:32:ILE:HB	6:D:527:MET:CE	2.49	0.43
6:D:470:LEU:CB	6:D:503:LEU:HD11	2.48	0.43
6:D:569:ASN:HA	10:D:8628:HOH:O	2.18	0.43
6:D:781:PRO:HB3	6:D:785:ILE:CG2	2.48	0.43
6:D:967:ALA:O	6:D:995:LEU:HD21	2.18	0.43
6:D:1311:LEU:HD23	6:D:1311:LEU:H	1.83	0.43
6:D:1503:VAL:HG13	10:D:8187:HOH:O	2.18	0.43
4:K:7:LYS:HD2	4:K:186:LEU:HD11	2.01	0.43
4:K:49:PRO:HB3	4:K:148:VAL:CG2	2.46	0.43
4:K:184:THR:CG2	10:K:689:HOH:O	2.66	0.43
4:K:198:ARG:NH2	5:M:934:PHE:CE1	2.86	0.43
5:M:12:VAL:CG2	5:M:472:ARG:HH11	2.31	0.43
5:M:80:GLN:N	5:M:90:TYR:HE2	2.16	0.43
5:M:218:VAL:HG23	5:M:311:PHE:HE1	1.83	0.43
5:M:406:HIS:ND1	5:M:406:HIS:O	2.51	0.43
5:M:428:ARG:HH21	5:M:451:LEU:HD11	1.83	0.43
5:M:462:ASP:CG	5:M:463:GLU:H	2.22	0.43
5:M:757:GLY:CA	10:M:1317:HOH:O	2.66	0.43
5:M:808:ARG:HD3	10:M:1679:HOH:O	2.18	0.43
6:N:52:PRO:CB	6:N:80:VAL:HG13	2.48	0.43
6:N:494:LYS:O	6:N:494:LYS:HG2	2.18	0.43
6:N:800:LYS:CE	6:N:804:LEU:HD22	2.48	0.43
6:N:809:PRO:HB2	6:N:812:ALA:HB2	2.00	0.43
6:N:919:PHE:HE2	6:N:1212:ALA:HB2	1.82	0.43
6:N:1491:THR:O	6:N:1495:ILE:HD13	2.18	0.43
1:G:18:DG:H2'	1:G:19:DC:C6	2.53	0.43
2:Y:14:G:HO2'	2:Y:15:C:H5'	1.75	0.43
4:A:178:ALA:HB1	10:C:1419:HOH:O	2.18	0.43
5:C:61:LYS:O	5:C:359:MET:HE1	2.18	0.43
5:C:274:ARG:HB2	5:C:285:LEU:HD13	2.00	0.43
5:C:307:LEU:HD12	5:C:307:LEU:HA	1.87	0.43

*Continued on next page...*

*Continued from previous page...*

Atom-1	Atom-2	Interatomic distance (Å)	Clash overlap (Å)
5:C:480:THR:CG2	5:C:482:GLU:HB2	2.48	0.43
5:C:971:LYS:HA	5:C:988:VAL:HA	2.00	0.43
5:C:1012:PRO:HD3	5:C:1026:GLN:HG2	2.00	0.43
6:D:15:PRO:HA	6:D:18:ILE:HG12	2.00	0.43
6:D:57:GLU:HB2	6:D:64:LYS:HG3	2.00	0.43
6:D:105:VAL:HG21	6:D:128:TYR:HE1	1.84	0.43
6:D:164:GLY:CA	6:D:447:VAL:CB	2.85	0.43
6:D:779:ALA:HB1	6:D:931:LEU:HD13	2.00	0.43
6:D:791:TYR:CD2	6:D:945:SER:HB2	2.54	0.43
6:D:820:GLU:CB	6:D:836:VAL:HG21	2.48	0.43
6:D:1098:LEU:O	6:D:1102:THR:HG23	2.18	0.43
6:D:1216:SER:HB3	7:E:15:SER:OG	2.18	0.43
6:D:1220:ALA:HB1	6:D:1223:ILE:HD13	2.00	0.43
6:D:1274:ILE:O	6:D:1303:TYR:CZ	2.72	0.43
7:E:8:LYS:HG2	10:E:110:HOH:O	2.18	0.43
7:E:10:PHE:HD2	7:E:19:LEU:HD23	1.82	0.43
4:K:76:VAL:O	4:K:80:LEU:HB2	2.18	0.43
4:K:222:LEU:HD11	4:L:218:LEU:HD23	2.00	0.43
5:M:141:HIS:CD2	5:M:141:HIS:N	2.86	0.43
5:M:185:LYS:HB3	5:M:188:LYS:O	2.17	0.43
5:M:260:LEU:HD12	5:M:261:ILE:HG23	2.00	0.43
5:M:432:ARG:NH1	6:N:1053:PHE:CZ	2.85	0.43
5:M:501:THR:HG22	5:M:513:VAL:HG13	1.99	0.43
5:M:683:ASN:HD22	5:M:689:VAL:CG2	2.31	0.43
5:M:838:LYS:CD	5:M:846:LYS:HZ1	2.32	0.43
5:M:976:ASP:CB	5:M:979:THR:HG22	2.48	0.43
5:M:1031:ARG:NH1	6:N:621:LYS:HZ1	2.15	0.43
5:M:1105:LYS:O	5:M:1107:ASN:N	2.50	0.43
6:N:481:MET:SD	6:N:1388:ARG:HB3	2.59	0.43
6:N:657:LEU:HD13	6:N:691:LEU:CD1	2.49	0.43
6:N:686:GLU:HG2	10:N:8171:HOH:O	2.17	0.43
6:N:799:LYS:HD3	10:N:8521:HOH:O	2.17	0.43
6:N:984:THR:CG2	6:N:986:ARG:HB3	2.47	0.43
6:N:1264:GLU:HB3	6:N:1266:ARG:NE	2.33	0.43
6:N:1495:ILE:O	6:N:1498:ALA:HB3	2.18	0.43
7:O:95:VAL:HG21	10:O:3018:HOH:O	1.99	0.43
4:B:37:GLY:HA3	4:B:179:PHE:CD1	2.53	0.43
5:C:253:ALA:O	5:C:256:TYR:HB2	2.19	0.43
5:C:260:LEU:HD12	5:C:261:ILE:HG23	1.99	0.43
5:C:431:HIS:CG	5:C:432:ARG:N	2.86	0.43
5:C:577:PRO:HG3	5:C:993:PHE:CD1	2.53	0.43

*Continued on next page...*

*Continued from previous page...*

Atom-1	Atom-2	Interatomic distance (Å)	Clash overlap (Å)
5:C:603:VAL:HG21	5:C:643:VAL:CG1	2.49	0.43
5:C:859:PRO:HB3	5:C:974:LEU:CD2	2.45	0.43
5:C:939:ARG:HA	5:C:939:ARG:NE	2.15	0.43
6:D:875:THR:HG22	6:D:879:ARG:HB2	1.99	0.43
6:D:885:ILE:HG13	6:D:885:ILE:H	1.63	0.43
6:D:1330:ILE:HD12	6:D:1330:ILE:N	2.34	0.43
6:D:1440:PHE:CG	6:D:1441:GLN:N	2.86	0.43
6:D:1495:ILE:O	6:D:1498:ALA:HB3	2.19	0.43
7:E:41:GLU:N	7:E:42:PRO:CD	2.82	0.43
4:K:11:PHE:CD2	4:L:228:PRO:HA	2.54	0.43
4:K:199:ILE:N	4:K:199:ILE:HD12	2.34	0.43
4:K:218:LEU:HD23	4:L:222:LEU:CD2	2.48	0.43
4:L:73:GLU:HB3	4:L:77:GLU:CG	2.49	0.43
5:M:579:VAL:O	5:M:579:VAL:HG22	2.19	0.43
5:M:588:VAL:HG21	5:M:664:GLY:O	2.18	0.43
5:M:941:VAL:O	5:M:944:LEU:HB2	2.18	0.43
5:M:1100:GLN:HB3	10:M:1209:HOH:O	2.17	0.43
6:N:54:LYS:NZ	10:N:8720:HOH:O	2.51	0.43
6:N:407:VAL:HG13	10:N:8139:HOH:O	2.16	0.43
6:N:574:LEU:O	6:N:577:ALA:HB3	2.19	0.43
6:N:577:ALA:O	6:N:580:ALA:HB3	2.17	0.43
6:N:632:VAL:O	6:N:727:GLN:HA	2.18	0.43
6:N:702:LEU:O	6:N:713:ILE:HA	2.18	0.43
6:N:850:LEU:HG	10:N:8034:HOH:O	2.19	0.43
6:N:926:LYS:HG3	10:N:8725:HOH:O	2.17	0.43
6:N:1057:VAL:HG13	6:N:1069:GLU:CG	2.49	0.43
6:N:1112:CYS:SG	6:N:1195:GLN:HG2	2.59	0.43
7:O:73:LEU:HD12	7:O:73:LEU:H	1.82	0.43
4:A:1:MET:O	4:A:6:LEU:HB2	2.19	0.43
5:C:79:PRO:HG2	5:C:82:GLU:HB2	2.01	0.43
5:C:181:VAL:HG12	5:C:182:VAL:H	1.83	0.43
5:C:588:VAL:HG23	5:C:596:TYR:OH	2.18	0.43
5:C:710:ILE:HD12	5:C:790:LEU:HB2	2.00	0.43
5:C:1090:LYS:HD3	5:C:1090:LYS:HA	1.77	0.43
6:D:500:ARG:HD2	6:D:500:ARG:HA	1.78	0.43
6:D:645:PRO:HB3	6:D:723:GLY:O	2.18	0.43
6:D:710:ARG:HG2	6:D:772:PRO:HG2	2.01	0.43
6:D:727:GLN:HE21	6:D:727:GLN:HB3	1.58	0.43
6:D:761:ILE:HD13	7:E:20:THR:HA	2.00	0.43
6:D:1374:GLN:OE1	6:D:1377:LYS:HD3	2.18	0.43
7:E:27:ALA:HB3	7:E:61:VAL:HG12	1.92	0.43

*Continued on next page...*



*Continued from previous page...*

Atom-1	Atom-2	Interatomic distance (Å)	Clash overlap (Å)
4:K:20:TYR:OH	4:K:198:ARG:NE	2.51	0.43
4:K:82:LEU:HD13	4:K:142:VAL:HG11	2.00	0.43
4:K:86:VAL:O	4:K:86:VAL:HG13	2.18	0.43
4:K:198:ARG:C	4:K:199:ILE:HD12	2.39	0.43
4:L:142:VAL:HG23	4:L:142:VAL:O	2.18	0.43
5:M:64:LEU:HD12	5:M:100:LEU:HD11	2.01	0.43
5:M:146:VAL:HA	5:M:161:SER:O	2.19	0.43
5:M:606:VAL:CG2	5:M:645:VAL:HG22	2.48	0.43
5:M:693:GLU:HA	5:M:696:LYS:HE3	1.99	0.43
5:M:1115:LEU:HD12	5:M:1115:LEU:N	2.34	0.43
6:N:183:GLU:O	6:N:185:VAL:HG23	2.17	0.43
6:N:781:PRO:O	6:N:786:ILE:HD11	2.18	0.43
6:N:799:LYS:CB	6:N:826:PRO:HG2	2.43	0.43
6:N:1330:ILE:CG2	6:N:1331:ASP:N	2.82	0.43
6:N:1353:GLN:HG2	6:N:1368:ILE:HD12	2.00	0.43
6:N:1397:LYS:HB2	10:N:8256:HOH:O	2.19	0.43
7:O:41:GLU:O	7:O:45:ARG:HB2	2.19	0.43
2:H:9:G:H8	2:H:9:G:C5'	2.29	0.43
1:X:20:DG:H4'	5:M:394:PHE:CZ	2.54	0.43
5:C:208:ALA:HA	5:C:221:LEU:HD21	2.00	0.43
5:C:241:LEU:HB3	10:C:1174:HOH:O	2.18	0.43
5:C:269:LEU:O	5:C:269:LEU:HD23	2.18	0.43
6:D:131:LYS:HB2	10:D:8122:HOH:O	2.18	0.43
6:D:452:ILE:HG23	6:D:452:ILE:O	2.18	0.43
6:D:701:LEU:HD12	6:D:701:LEU:N	2.31	0.43
6:D:989:TYR:CE1	6:D:993:LEU:HD21	2.54	0.43
6:D:1042:ARG:HB2	6:D:1042:ARG:NH1	2.29	0.43
6:D:1338:ALA:HB2	10:D:8241:HOH:O	2.18	0.43
4:K:96:THR:OG1	4:K:143:ARG:HD2	2.18	0.43
5:M:31:GLN:HB3	5:M:71:TYR:OH	2.18	0.43
5:M:213:ALA:HB1	10:M:1401:HOH:O	2.19	0.43
5:M:607:ASP:OD2	5:M:609:ASN:HB2	2.18	0.43
6:N:9:ARG:HG3	6:N:1455:LYS:O	2.18	0.43
6:N:127:LEU:HD23	6:N:152:LEU:HD13	1.99	0.43
6:N:1263:PHE:CE1	6:N:1352:ILE:HD13	2.54	0.43
6:N:1401:GLU:OE2	6:N:1402:ALA:N	2.51	0.43
1:X:11:DC:H2''	1:X:12:DG:H8	1.83	0.43
1:X:13:DT:OP1	6:N:1093:TYR:CE2	2.71	0.43
2:Y:2:A:P	6:N:671:LYS:NZ	2.89	0.43
2:Y:9:G:H8	2:Y:9:G:C5'	2.32	0.43
4:A:5:LYS:HD3	10:B:424:HOH:O	2.19	0.43

*Continued on next page...*

*Continued from previous page...*

Atom-1	Atom-2	Interatomic distance (Å)	Clash overlap (Å)
4:B:86:VAL:O	4:B:86:VAL:HG13	2.19	0.43
5:C:148:PHE:HE1	5:C:309:TYR:HD2	1.64	0.43
5:C:208:ALA:HB1	5:C:218:VAL:HG11	1.99	0.43
5:C:365:ASP:O	5:C:367:LEU:HD12	2.18	0.43
5:C:408:ARG:NH1	5:C:542:VAL:HG21	2.33	0.43
5:C:412:ALA:O	5:C:419:THR:HG23	2.19	0.43
5:C:532:MET:HG2	5:C:533:ASP:N	2.33	0.43
5:C:580:MET:SD	5:C:584:GLU:HG3	2.58	0.43
5:C:745:ILE:N	5:C:745:ILE:HD12	2.34	0.43
5:C:948:GLU:OE2	5:C:962:GLN:NE2	2.52	0.43
5:C:1040:LEU:HD21	5:C:1048:THR:HG22	1.99	0.43
6:D:409:VAL:HG21	6:D:421:LEU:HA	1.99	0.43
6:D:450:TYR:CG	6:D:451:ASP:N	2.85	0.43
6:D:650:LEU:HD13	6:D:688:TRP:HZ3	1.83	0.43
6:D:781:PRO:HB3	6:D:785:ILE:HG21	1.99	0.43
6:D:824:ASN:HB3	10:D:8645:HOH:O	2.18	0.43
6:D:842:VAL:HG13	6:D:865:THR:OG1	2.18	0.43
6:D:977:ALA:HB3	6:D:983:LEU:HD11	2.01	0.43
6:D:1105:ILE:HD13	6:D:1105:ILE:HA	1.92	0.43
6:D:1351:GLU:OE1	6:D:1354:LYS:HG3	2.19	0.43
4:K:188:GLN:HG3	4:K:189:ARG:N	2.33	0.43
4:L:149:GLY:HA2	10:L:422:HOH:O	2.18	0.43
5:M:39:ARG:O	5:M:41:ASN:N	2.52	0.43
5:M:65:VAL:HB	5:M:101:ILE:CB	2.39	0.43
5:M:119:PRO:HG2	5:M:386:PHE:CG	2.53	0.43
5:M:148:PHE:HZ	5:M:309:TYR:HB3	1.83	0.43
5:M:173:ASP:HB2	5:M:185:LYS:NZ	2.33	0.43
5:M:183:SER:CB	5:M:190:LYS:HG2	2.48	0.43
5:M:969:GLN:HE21	5:M:969:GLN:HB3	1.61	0.43
6:N:439:LEU:HD21	10:N:8620:HOH:O	2.18	0.43
6:N:444:VAL:HG11	10:N:8414:HOH:O	2.19	0.43
6:N:615:ARG:NH2	6:N:1096:ARG:HD2	2.30	0.43
6:N:1389:LEU:HD12	6:N:1390:LEU:HD23	2.01	0.43
6:N:1440:PHE:O	6:N:1441:GLN:O	2.37	0.43
7:O:70:THR:HB	7:O:72:ARG:HD3	2.00	0.43
4:A:208:LEU:HD11	10:B:339:HOH:O	2.18	0.43
4:A:229:GLN:HE21	4:A:229:GLN:HB2	1.68	0.43
5:C:129:ILE:HG22	5:C:130:ASN:N	2.34	0.43
5:C:260:LEU:CD1	5:C:261:ILE:HG23	2.49	0.43
6:D:128:TYR:CE2	6:D:458:ALA:HA	2.36	0.43
6:D:150:ARG:HD2	6:D:464:LEU:CD2	2.48	0.43

*Continued on next page...*

*Continued from previous page...*

Atom-1	Atom-2	Interatomic distance (Å)	Clash overlap (Å)
6:D:395:VAL:HG12	6:D:396:VAL:N	2.34	0.43
6:D:396:VAL:CG2	6:D:445:ARG:HD3	2.42	0.43
6:D:838:ARG:HB3	6:D:865:THR:HG23	2.01	0.43
6:D:1378:TYR:HE1	6:D:1427:SER:HG	1.64	0.43
7:E:70:THR:HG21	7:E:72:ARG:NE	2.34	0.43
4:L:87:VAL:HG21	4:L:144:VAL:CG1	2.32	0.43
4:L:172:SER:HA	4:L:173:PRO:HD3	1.91	0.43
5:M:205:GLU:CD	5:M:206:THR:H	2.22	0.43
5:M:686:ASP:N	10:N:8443:HOH:O	2.52	0.43
5:M:865:THR:HG23	5:M:865:THR:O	2.19	0.43
5:M:1090:LYS:HD3	5:M:1090:LYS:HA	1.89	0.43
6:N:54:LYS:HE3	6:N:55:ASP:HB2	2.00	0.43
6:N:751:LEU:HA	10:N:8064:HOH:O	2.18	0.43
6:N:800:LYS:HD2	6:N:804:LEU:CD1	2.47	0.43
6:N:840:LYS:HG2	10:N:8344:HOH:O	2.19	0.43
4:A:169:ALA:HB1	4:A:171:PHE:CZ	2.54	0.43
5:C:71:TYR:H	5:C:71:TYR:HD2	1.63	0.43
5:C:207:LEU:HD13	5:C:221:LEU:CD1	2.49	0.43
5:C:207:LEU:HD13	5:C:221:LEU:HD13	2.00	0.43
5:C:550:LEU:HD11	5:C:558:ALA:HB1	2.01	0.43
5:C:737:LEU:HD21	5:C:741:GLY:H	1.84	0.43
5:C:1092:LEU:HD21	6:D:1447:LEU:HD23	2.01	0.43
6:D:165:LYS:NZ	6:D:199:LEU:HD11	2.34	0.43
6:D:474:GLU:O	6:D:478:LEU:HG	2.18	0.43
6:D:793:THR:O	6:D:879:ARG:NH1	2.52	0.43
6:D:1209:LEU:HD22	6:D:1211:MET:HB3	2.01	0.43
6:D:1297:GLU:CB	6:N:47:GLU:O	2.60	0.43
6:D:1460:ILE:O	6:D:1460:ILE:HG13	2.19	0.43
4:L:23:PHE:O	4:L:196:THR:HA	2.19	0.43
4:L:179:PHE:H	4:L:179:PHE:HD2	1.67	0.43
5:M:292:ARG:HB2	5:M:299:LYS:HE2	2.01	0.43
5:M:630:ARG:HH11	5:M:630:ARG:CG	2.32	0.43
5:M:838:LYS:NZ	5:M:846:LYS:NZ	2.66	0.43
5:M:952:LEU:HD12	5:M:969:GLN:OE1	2.19	0.43
5:M:1101:THR:HB	6:N:5:VAL:CG1	2.48	0.43
6:N:18:ILE:O	6:N:22:SER:HB3	2.19	0.43
6:N:36:THR:C	6:N:38:LYS:N	2.70	0.43
6:N:615:ARG:HH12	6:N:1096:ARG:NH2	2.17	0.43
6:N:703:ASN:ND2	6:N:707:THR:HG23	2.32	0.43
6:N:1109:GLU:HG2	6:N:1201:CYS:CA	2.45	0.43
6:N:1335:LEU:HB2	10:N:8088:HOH:O	2.18	0.43

*Continued on next page...*

*Continued from previous page...*

Atom-1	Atom-2	Interatomic distance (Å)	Clash overlap (Å)
1:X:12:DG:H2''	1:X:13:DT:O5'	2.19	0.42
4:A:62:LEU:HD12	4:A:62:LEU:N	2.34	0.42
4:A:105:GLY:HA3	4:A:106:PRO:HD3	1.73	0.42
4:B:163:ASN:OD1	4:B:163:ASN:N	2.50	0.42
5:C:101:ILE:HG22	5:C:102:HIS:N	2.34	0.42
5:C:277:ALA:O	5:C:281:LEU:O	2.37	0.42
5:C:474:VAL:HG23	5:C:478:VAL:C	2.39	0.42
5:C:603:VAL:HG21	5:C:643:VAL:HG11	1.99	0.42
5:C:922:PHE:HB3	5:C:964:LYS:NZ	2.33	0.42
5:C:1013:TYR:OH	5:C:1063:ARG:HD2	2.18	0.42
6:D:974:ILE:HB	10:D:8180:HOH:O	2.18	0.42
6:D:1120:VAL:HG23	6:D:1188:VAL:CG1	2.48	0.42
6:D:1273:VAL:HB	6:D:1303:TYR:CD2	2.54	0.42
6:D:1312:LEU:HG	6:D:1327:ARG:NH1	2.30	0.42
4:K:96:THR:N	10:K:3286:HOH:O	2.52	0.42
4:L:149:GLY:CA	10:L:422:HOH:O	2.66	0.42
5:M:21:ILE:CG2	5:M:335:THR:HG22	2.48	0.42
5:M:54:ILE:HD13	5:M:64:LEU:HD21	2.01	0.42
5:M:217:LEU:HB2	5:M:311:PHE:CE2	2.54	0.42
5:M:418:LEU:HD12	5:M:418:LEU:H	1.81	0.42
5:M:762:LYS:HD2	5:M:786:LYS:CB	2.43	0.42
5:M:969:GLN:HE21	5:M:971:LYS:HD2	1.84	0.42
6:N:171:LEU:HD21	6:N:192:ALA:HB1	2.00	0.42
6:N:434:ARG:HB2	6:N:447:VAL:HG23	2.01	0.42
6:N:443:VAL:HG13	6:N:445:ARG:NH2	2.34	0.42
6:N:588:GLY:N	10:N:8593:HOH:O	2.52	0.42
6:N:902:LEU:HB3	10:N:8313:HOH:O	2.18	0.42
6:N:1281:VAL:HG23	6:N:1319:VAL:CG2	2.48	0.42
6:N:1296:SER:C	6:N:1298:GLY:N	2.70	0.42
6:N:1492:LEU:HD12	6:N:1493:LYS:HE3	2.01	0.42
7:O:79:LEU:CG	7:O:80:VAL:HG23	2.48	0.42
1:G:20:DG:O3'	5:C:394:PHE:CE2	2.71	0.42
2:Y:16:G:O2'	6:N:704:ARG:NH2	2.53	0.42
4:B:16:GLN:HA	4:B:16:GLN:NE2	2.34	0.42
5:C:206:THR:HG23	5:C:207:LEU:N	2.34	0.42
5:C:235:LEU:HD11	5:C:298:PHE:CE1	2.54	0.42
5:C:541:SER:OG	5:C:542:VAL:N	2.52	0.42
5:C:1027:PHE:CE2	6:D:651:GLU:HG3	2.55	0.42
6:D:36:THR:C	6:D:38:LYS:N	2.72	0.42
6:D:61:GLY:HA3	6:D:64:LYS:HZ2	1.84	0.42
6:D:133:ILE:HG22	6:D:134:VAL:N	2.34	0.42

*Continued on next page...*

*Continued from previous page...*

Atom-1	Atom-2	Interatomic distance (Å)	Clash overlap (Å)
6:D:496:LEU:O	6:D:500:ARG:HG2	2.19	0.42
6:D:511:TRP:CD2	6:D:511:TRP:N	2.87	0.42
6:D:600:LEU:H	6:D:600:LEU:CD1	2.29	0.42
6:D:996:TRP:CE3	6:D:999:THR:HG21	2.54	0.42
6:D:1047:LYS:HZ2	6:D:1053:PHE:HA	1.78	0.42
6:D:1144:LEU:HD22	6:D:1186:VAL:HG11	2.01	0.42
6:D:1372:VAL:O	6:D:1375:MET:HB2	2.19	0.42
6:D:1401:GLU:OE2	6:D:1415:VAL:HG21	2.20	0.42
6:D:1441:GLN:CD	6:D:1442:ASN:N	2.72	0.42
7:E:2:ALA:N	10:E:163:HOH:O	2.51	0.42
4:K:101:LEU:HB3	4:K:114:PHE:CD2	2.54	0.42
4:K:156:HIS:CD2	4:K:157:GLY:H	2.38	0.42
4:K:181:VAL:O	5:M:938:LYS:HD3	2.20	0.42
5:M:15:LEU:N	5:M:586:ARG:NH2	2.67	0.42
5:M:19:THR:CG2	5:M:407:LYS:HE3	2.49	0.42
5:M:31:GLN:OE1	5:M:38:LYS:HB2	2.19	0.42
5:M:40:GLU:N	10:M:1250:HOH:O	2.52	0.42
5:M:203:ASP:O	5:M:207:LEU:HB2	2.19	0.42
5:M:523:ILE:HG23	5:M:523:ILE:O	2.20	0.42
5:M:533:ASP:HB3	5:M:538:GLN:NE2	2.35	0.42
5:M:543:ASN:O	5:M:546:LEU:HD12	2.19	0.42
5:M:813:VAL:HG22	5:M:814:GLU:N	2.34	0.42
5:M:1049:LEU:CD1	5:M:1053:LEU:HD21	2.49	0.42
6:N:82:LYS:C	6:N:84:ILE:N	2.72	0.42
6:N:1320:GLU:O	6:N:1323:GLN:HB3	2.18	0.42
6:N:1453:ALA:O	6:N:1455:LYS:N	2.51	0.42
6:N:1496:GLU:CD	6:N:1500:LYS:HE3	2.39	0.42
4:B:102:LYS:HD2	4:B:139:ASN:OD1	2.19	0.42
4:B:115:LEU:HD12	4:B:115:LEU:O	2.18	0.42
5:C:166:PRO:HG2	10:C:1634:HOH:O	2.17	0.42
5:C:580:MET:HB3	5:C:584:GLU:OE1	2.19	0.42
6:D:35:ARG:HB3	10:D:8341:HOH:O	2.19	0.42
6:D:165:LYS:CG	6:D:199:LEU:HD13	2.49	0.42
6:D:199:LEU:HD23	6:D:200:ASP:H	1.83	0.42
6:D:728:LEU:HD12	10:D:8576:HOH:O	2.20	0.42
6:D:984:THR:HG23	6:D:986:ARG:H	1.85	0.42
4:K:9:PRO:HG2	4:L:224:TYR:CD2	2.54	0.42
4:K:23:PHE:O	4:K:196:THR:HA	2.19	0.42
4:L:45:LEU:HD13	6:N:851:LEU:HD22	2.02	0.42
4:L:175:ARG:NE	10:L:432:HOH:O	2.53	0.42
5:M:77:PRO:HG3	10:M:1450:HOH:O	2.19	0.42

*Continued on next page...*

*Continued from previous page...*

Atom-1	Atom-2	Interatomic distance (Å)	Clash overlap (Å)
5:M:142:ARG:O	5:M:143:SER:C	2.57	0.42
5:M:487:THR:HG22	5:M:488:ALA:N	2.34	0.42
5:M:603:VAL:HA	5:M:613:VAL:HG12	2.00	0.42
5:M:815:LEU:HD21	5:M:820:ARG:O	2.19	0.42
5:M:854:PRO:C	5:M:856:GLU:N	2.73	0.42
6:N:206:ARG:HH11	6:N:206:ARG:HG3	1.84	0.42
6:N:471:GLU:O	6:N:475:LYS:HG3	2.19	0.42
6:N:493:ARG:HG2	6:N:1390:LEU:HD12	2.00	0.42
6:N:1109:GLU:CD	6:N:1202:GLN:H	2.22	0.42
6:N:1325:LEU:HA	10:N:8650:HOH:O	2.18	0.42
6:N:1404:ASN:CG	6:N:1408:ILE:HD12	2.40	0.42
2:H:5:C:C2'	2:H:6:U:C6	2.94	0.42
2:H:10:G:C2'	2:H:11:C:H5'	2.49	0.42
4:A:31:GLY:O	4:B:42:ARG:NH2	2.50	0.42
4:A:94:LEU:HD11	4:A:119:ASP:CB	2.49	0.42
5:C:83:CYS:SG	5:C:90:TYR:HD2	2.42	0.42
5:C:139:GLN:HA	5:C:411:SER:O	2.18	0.42
5:C:685:GLU:HG2	6:D:739:ASP:CB	2.49	0.42
5:C:963:LEU:HB2	10:C:1200:HOH:O	2.19	0.42
5:C:1003:ASP:O	6:D:724:GLN:NE2	2.52	0.42
6:D:465:LEU:HD13	6:D:510:GLU:HA	2.00	0.42
6:D:483:HIS:ND1	6:D:483:HIS:N	2.66	0.42
6:D:899:LEU:HD12	6:D:900:ILE:HG23	2.01	0.42
6:D:1145:TYR:HA	6:D:1171:VAL:HG21	2.01	0.42
6:D:1281:VAL:HG11	6:D:1313:VAL:CG1	2.36	0.42
7:E:41:GLU:O	7:E:45:ARG:HB2	2.19	0.42
5:M:54:ILE:HG13	5:M:356:ARG:NH2	2.34	0.42
5:M:174:LEU:HD11	10:M:1681:HOH:O	2.19	0.42
5:M:424:GLY:HA2	5:M:427:VAL:CG2	2.47	0.42
5:M:437:ARG:HG2	5:M:467:ILE:O	2.19	0.42
5:M:561:GLY:O	5:M:564:MET:HG2	2.20	0.42
5:M:759:THR:HB	5:M:785:VAL:CG1	2.49	0.42
5:M:975:TYR:N	5:M:975:TYR:CD1	2.87	0.42
5:M:1005:MET:CE	6:N:724:GLN:HA	2.49	0.42
5:M:1112:PHE:N	5:M:1112:PHE:CD2	2.87	0.42
6:N:44:LEU:CD2	6:N:519:VAL:HG11	2.49	0.42
6:N:497:GLU:O	6:N:500:ARG:HB2	2.18	0.42
6:N:562:ALA:HB1	6:N:567:ILE:CD1	2.49	0.42
6:N:667:ALA:HA	6:N:668:PRO:HD3	1.89	0.42
6:N:699:VAL:HG22	6:N:756:GLN:HE21	1.81	0.42
6:N:1117:TYR:CD2	6:N:1117:TYR:N	2.87	0.42

*Continued on next page...*

*Continued from previous page...*

Atom-1	Atom-2	Interatomic distance (Å)	Clash overlap (Å)
6:N:1120:VAL:HB	6:N:1144:LEU:HD21	2.00	0.42
2:H:7:G:C5'	2:H:7:G:H8	2.32	0.42
2:H:15:C:H2'	2:H:16:G:H8	1.83	0.42
2:H:16:G:O2'	6:D:704:ARG:NH2	2.53	0.42
2:Y:7:G:N2	5:M:1021:LEU:HD13	2.35	0.42
5:C:141:HIS:O	5:C:331:ARG:HA	2.18	0.42
5:C:290:LEU:HB3	5:C:302:VAL:HG12	1.98	0.42
5:C:408:ARG:NH1	5:C:542:VAL:CG2	2.83	0.42
5:C:756:VAL:HG21	5:C:823:VAL:HG11	2.02	0.42
5:C:833:LEU:HD11	5:C:839:LEU:HD21	2.01	0.42
5:C:901:TYR:CE2	5:C:917:LEU:HD13	2.55	0.42
5:C:1009:SER:OG	5:C:1010:THR:N	2.51	0.42
5:C:1091:GLU:N	10:C:1319:HOH:O	2.52	0.42
5:C:1105:LYS:HD2	5:C:1107:ASN:ND2	2.35	0.42
6:D:104:PHE:HB3	6:D:512:MET:SD	2.59	0.42
6:D:513:ILE:H	6:D:513:ILE:HG13	1.62	0.42
6:D:776:GLU:HB3	6:D:912:LYS:CE	2.50	0.42
6:D:921:ARG:HB3	6:D:922:LEU:HD23	2.00	0.42
6:D:1481:VAL:HG12	6:D:1481:VAL:O	2.20	0.42
6:D:1488:ASP:OD1	6:D:1488:ASP:N	2.52	0.42
7:E:54:LEU:HA	7:E:58:PRO:CD	2.49	0.42
7:E:86:GLN:HG3	10:E:158:HOH:O	2.19	0.42
4:L:29:GLU:C	10:L:428:HOH:O	2.57	0.42
5:M:140:ILE:HD13	5:M:331:ARG:HH21	1.84	0.42
5:M:217:LEU:CD1	5:M:311:PHE:HA	2.48	0.42
5:M:625:LEU:CD1	5:M:641:PRO:HG3	2.50	0.42
5:M:679:PHE:HB2	5:M:683:ASN:HD21	1.83	0.42
5:M:785:VAL:HA	10:M:1610:HOH:O	2.18	0.42
5:M:817:PRO:HG3	10:M:1295:HOH:O	2.19	0.42
5:M:937:ASP:HB2	5:M:940:GLU:HG3	2.01	0.42
5:M:1014:SER:HB2	5:M:1021:LEU:HD13	2.01	0.42
5:M:1042:ALA:HB1	10:N:8225:HOH:O	2.20	0.42
6:N:103:TRP:NE1	6:N:1444:THR:HG23	2.35	0.42
6:N:206:ARG:NE	6:N:394:LEU:HD13	2.34	0.42
6:N:1141:GLU:HB3	6:N:1168:MET:CE	2.49	0.42
6:N:1481:VAL:HG13	7:O:18:ARG:HE	1.84	0.42
1:X:8:DT:H2'	1:X:9:DG:C8	2.54	0.42
4:A:24:VAL:HG22	4:A:196:THR:HG22	2.01	0.42
4:A:57:TYR:HD2	4:A:141:GLU:OE1	2.03	0.42
4:A:75:VAL:HA	4:A:78:ILE:HD12	2.02	0.42
4:B:178:ALA:O	4:B:197:LEU:HA	2.20	0.42

*Continued on next page...*

*Continued from previous page...*

Atom-1	Atom-2	Interatomic distance (Å)	Clash overlap (Å)
4:B:206:THR:HG23	4:B:208:LEU:N	2.29	0.42
5:C:196:LEU:O	5:C:199:VAL:HB	2.19	0.42
5:C:274:ARG:NE	5:C:278:GLU:OE2	2.52	0.42
5:C:365:ASP:O	5:C:367:LEU:N	2.53	0.42
5:C:510:ALA:N	10:C:1228:HOH:O	2.53	0.42
5:C:568:ALA:HB3	5:C:668:LEU:HD22	2.00	0.42
5:C:611:ILE:CG1	5:C:625:LEU:HD21	2.48	0.42
5:C:791:ARG:NH1	5:C:791:ARG:HG2	2.35	0.42
5:C:805:ARG:HB3	5:C:805:ARG:HH11	1.85	0.42
5:C:910:LYS:HB3	5:C:912:PRO:HD2	2.01	0.42
6:D:102:ILE:HD11	6:D:586:ARG:HB2	2.00	0.42
6:D:168:THR:HG23	6:D:206:ARG:HH12	1.84	0.42
6:D:397:LYS:O	6:D:447:VAL:HA	2.18	0.42
6:D:465:LEU:HD21	6:D:509:PRO:O	2.20	0.42
6:D:1159:ARG:HG3	6:D:1159:ARG:HH11	1.83	0.42
6:D:1326:THR:HG22	6:D:1327:ARG:N	2.34	0.42
6:D:1381:VAL:HB	6:D:1389:LEU:O	2.19	0.42
7:E:9:LEU:HB3	7:E:19:LEU:HD21	2.01	0.42
5:M:22:GLN:HE21	5:M:22:GLN:HB3	1.58	0.42
5:M:287:GLY:O	5:M:288:ARG:C	2.57	0.42
5:M:437:ARG:NH2	5:M:491:GLU:OE2	2.52	0.42
6:N:32:ILE:HD13	6:N:37:LEU:O	2.20	0.42
6:N:127:LEU:CD2	6:N:461:ILE:HD11	2.50	0.42
6:N:774:SER:C	6:N:776:GLU:H	2.23	0.42
6:N:890:VAL:O	6:N:890:VAL:HG23	2.20	0.42
6:N:897:TRP:HH2	10:N:8013:HOH:O	2.03	0.42
6:N:1044:LEU:HD21	6:N:1056:PRO:HG3	2.01	0.42
1:G:8:DT:H2"	1:G:9:DG:C8	2.55	0.42
3:I:8:DA:H2"	3:I:9:DG:OP2	2.19	0.42
4:B:129:ILE:HG13	10:B:440:HOH:O	2.18	0.42
5:C:287:GLY:O	5:C:288:ARG:C	2.57	0.42
5:C:578:VAL:HG11	5:C:991:GLN:NE2	2.35	0.42
5:C:817:PRO:O	6:D:532:GLY:HA2	2.20	0.42
5:C:833:LEU:HD11	5:C:839:LEU:CD2	2.50	0.42
5:C:950:LEU:HD21	6:D:1017:PHE:HB3	2.02	0.42
5:C:957:LYS:HD3	5:C:961:GLU:CB	2.43	0.42
5:C:1104:GLU:OE1	5:C:1104:GLU:HA	2.20	0.42
6:D:93:ILE:HD13	6:D:548:ILE:HD11	2.02	0.42
6:D:165:LYS:N	6:D:397:LYS:N	2.68	0.42
6:D:494:LYS:NZ	10:D:8470:HOH:O	2.52	0.42
6:D:1033:GLN:NE2	6:D:1036:ARG:NH1	2.67	0.42

*Continued on next page...*



*Continued from previous page...*

Atom-1	Atom-2	Interatomic distance (Å)	Clash overlap (Å)
6:D:1154:GLU:OE1	6:N:159:ARG:NH2	2.52	0.42
6:D:1234:THR:HG22	6:D:1234:THR:O	2.20	0.42
6:D:1432:LYS:HG2	10:D:8215:HOH:O	2.18	0.42
6:D:1476:THR:C	6:D:1478:SER:H	2.22	0.42
4:K:215:VAL:HG13	4:L:222:LEU:HB3	2.01	0.42
4:L:10:VAL:HG12	4:L:12:THR:HG22	2.02	0.42
5:M:237:ARG:CG	5:M:237:ARG:HH11	2.33	0.42
5:M:768:THR:HA	5:M:769:PRO:HD3	1.87	0.42
5:M:946:ARG:HH22	6:N:861:GLN:NE2	2.17	0.42
5:M:1014:SER:O	5:M:1018:GLN:OE1	2.38	0.42
5:M:1060:ILE:HD13	5:M:1063:ARG:NH2	2.35	0.42
5:M:1071:ILE:HG23	6:N:670:VAL:HG11	2.00	0.42
5:M:1095:LEU:HD23	6:N:582:LEU:CD2	2.49	0.42
6:N:112:ILE:HD12	6:N:112:ILE:O	2.20	0.42
6:N:628:ARG:HB2	10:N:8477:HOH:O	2.19	0.42
6:N:704:ARG:CB	6:N:736:PHE:HB3	2.49	0.42
6:N:789:LEU:HD13	6:N:934:LEU:HD22	2.00	0.42
6:N:1066:THR:OG1	6:N:1067:VAL:N	2.53	0.42
6:N:1405:GLU:O	6:N:1405:GLU:HG3	2.19	0.42
6:N:1451:ALA:O	6:N:1452:ILE:C	2.57	0.42
4:A:163:ASN:ND2	5:C:744:ARG:HH21	2.18	0.42
5:C:34:VAL:CG1	5:C:38:LYS:HG3	2.50	0.42
5:C:143:SER:O	5:C:145:GLY:N	2.52	0.42
5:C:172:ILE:HG22	5:C:173:ASP:N	2.35	0.42
5:C:230:ARG:HG2	5:C:230:ARG:HH11	1.84	0.42
5:C:235:LEU:HD11	5:C:298:PHE:CZ	2.54	0.42
5:C:876:VAL:O	5:C:879:ARG:O	2.38	0.42
5:C:952:LEU:HB3	5:C:966:LEU:CD1	2.49	0.42
6:D:202:VAL:CG1	6:D:445:ARG:HE	2.29	0.42
6:D:970:LYS:HB2	10:D:8304:HOH:O	2.19	0.42
6:D:1152:GLU:HG2	6:D:1160:LEU:O	2.19	0.42
6:D:1206:GLY:HA3	6:D:1366:LYS:HZ1	1.85	0.42
6:D:1372:VAL:HA	6:D:1375:MET:HE2	2.02	0.42
4:K:170:VAL:O	4:K:170:VAL:HG23	2.19	0.42
4:L:206:THR:HG22	4:L:209:GLU:CB	2.48	0.42
5:M:350:ARG:HA	5:M:353:ARG:NE	2.32	0.42
5:M:435:TYR:HA	6:N:1071:PHE:HE2	1.84	0.42
5:M:449:ILE:C	5:M:451:LEU:H	2.23	0.42
5:M:474:VAL:HA	5:M:478:VAL:O	2.19	0.42
5:M:600:ASP:HB2	10:M:1538:HOH:O	2.19	0.42
5:M:969:GLN:HB3	5:M:971:LYS:HG3	2.01	0.42

*Continued on next page...*

*Continued from previous page...*

Atom-1	Atom-2	Interatomic distance (Å)	Clash overlap (Å)
6:N:87:ARG:HD2	6:N:88:TYR:CE2	2.55	0.42
6:N:135:LEU:HD23	6:N:453:ASP:O	2.20	0.42
6:N:615:ARG:O	6:N:619:LEU:HG	2.19	0.42
6:N:749:VAL:HA	6:N:750:PRO:HD3	1.86	0.42
1:G:11:DC:H2"	1:G:12:DG:H8	1.83	0.42
2:H:7:G:C8	2:H:7:G:H5"	2.55	0.42
4:A:65:PHE:HE1	5:C:799:ILE:HB	1.85	0.42
4:A:161:ARG:HB2	4:A:161:ARG:CZ	2.49	0.42
4:B:78:ILE:HD13	10:B:437:HOH:O	2.20	0.42
5:C:234:ALA:HA	5:C:237:ARG:HB2	2.02	0.42
5:C:284:ARG:HG2	5:C:285:LEU:H	1.83	0.42
5:C:474:VAL:HA	5:C:478:VAL:O	2.20	0.42
5:C:551:GLU:O	6:D:1065:LEU:HB3	2.19	0.42
5:C:570:PRO:HD2	5:C:635:THR:CG2	2.50	0.42
5:C:643:VAL:CG2	5:C:655:LEU:HA	2.50	0.42
5:C:838:LYS:HG3	5:C:997:LEU:HB2	2.02	0.42
5:C:841:ASN:C	5:C:841:ASN:HD22	2.23	0.42
5:C:921:ALA:HB3	5:C:967:PHE:HE2	1.85	0.42
5:C:922:PHE:CZ	5:C:963:LEU:HB3	2.55	0.42
5:C:984:GLU:HA	10:C:1190:HOH:O	2.20	0.42
6:D:181:ASP:HB3	6:D:441:ARG:CG	2.50	0.42
6:D:465:LEU:HD11	6:D:509:PRO:O	2.20	0.42
6:D:486:ARG:HE	6:D:486:ARG:HB2	1.63	0.42
6:D:787:LEU:HB2	6:D:1028:ALA:HB2	2.02	0.42
6:D:1031:ASN:HB3	6:D:1034:GLN:CG	2.49	0.42
6:D:1156:LEU:CD1	6:D:1176:LYS:HE3	2.46	0.42
6:D:1231:GLU:HG2	6:D:1232:PRO:N	2.35	0.42
6:D:1496:GLU:CD	6:D:1500:LYS:HE3	2.40	0.42
4:K:39:PRO:HG3	4:L:39:PRO:CG	2.49	0.42
4:K:61:VAL:HB	10:K:1038:HOH:O	2.20	0.42
4:L:59:GLU:HG2	4:L:139:ASN:O	2.20	0.42
5:M:27:ARG:NH1	10:M:1630:HOH:O	2.53	0.42
5:M:118:ILE:HA	5:M:119:PRO:HD3	1.84	0.42
5:M:207:LEU:HG	10:M:1268:HOH:O	2.20	0.42
5:M:243:ARG:N	10:M:1563:HOH:O	2.53	0.42
5:M:290:LEU:HB3	5:M:302:VAL:HG11	2.01	0.42
5:M:305:PRO:HA	5:M:308:ARG:HB2	2.01	0.42
6:N:619:LEU:O	6:N:620:GLY:C	2.58	0.42
6:N:800:LYS:CD	6:N:804:LEU:HD22	2.49	0.42
6:N:1145:TYR:CD1	6:N:1145:TYR:C	2.92	0.42
6:N:1376:MET:HE2	6:N:1421:LEU:HD13	2.02	0.42

*Continued on next page...*

*Continued from previous page...*

Atom-1	Atom-2	Interatomic distance (Å)	Clash overlap (Å)
6:N:1377:LYS:HE2	6:N:1378:TYR:OH	2.20	0.42
1:G:10:DG:H2''	1:G:11:DC:OP2	2.19	0.42
2:Y:7:G:H21	5:M:1021:LEU:CD2	2.33	0.42
5:C:428:ARG:NH1	5:C:447:ALA:O	2.53	0.42
5:C:1050:GLN:CB	10:C:1713:HOH:O	2.67	0.42
5:C:1096:ALA:N	10:C:1577:HOH:O	2.52	0.42
6:D:901:GLN:H	6:D:901:GLN:HG2	1.69	0.42
6:D:1366:LYS:O	6:D:1369:GLU:HB2	2.20	0.42
6:D:1369:GLU:HA	6:D:1372:VAL:CG1	2.49	0.42
5:M:49:ARG:HD2	5:M:68:PHE:HD2	1.85	0.42
5:M:493:ARG:H	5:M:493:ARG:HG3	1.68	0.42
5:M:496:ILE:N	5:M:496:ILE:HD12	2.34	0.42
5:M:612:VAL:HG22	5:M:622:GLU:CB	2.50	0.42
5:M:643:VAL:HG13	5:M:647:GLN:CD	2.39	0.42
5:M:903:SER:OG	5:M:908:GLY:HA3	2.19	0.42
6:N:87:ARG:HB3	6:N:523:ASP:OD2	2.20	0.42
6:N:550:ARG:HG2	6:N:550:ARG:HH11	1.84	0.42
6:N:658:LEU:O	6:N:661:MET:HB2	2.20	0.42
6:N:987:GLU:O	6:N:991:GLN:HB2	2.20	0.42
6:N:1061:PHE:CE1	6:N:1065:LEU:HD22	2.54	0.42
1:G:7:DC:C6	1:G:8:DT:H72	2.55	0.41
2:H:2:A:C8	2:H:2:A:C3'	3.03	0.41
5:C:218:VAL:HG23	5:C:311:PHE:CE1	2.49	0.41
5:C:473:ARG:HG3	5:C:474:VAL:N	2.35	0.41
5:C:577:PRO:HG3	5:C:993:PHE:CZ	2.55	0.41
5:C:580:MET:HG3	5:C:901:TYR:O	2.20	0.41
5:C:810:ASP:HB3	5:C:813:VAL:CG1	2.49	0.41
5:C:872:ASN:ND2	5:C:874:LEU:HB2	2.35	0.41
5:C:1016:ILE:CD1	5:C:1016:ILE:N	2.80	0.41
5:C:1056:LYS:HD3	6:D:623:VAL:HG13	2.01	0.41
5:C:1074:GLU:CG	5:C:1075:ASP:H	2.28	0.41
6:D:850:LEU:HA	6:D:853:VAL:HG23	2.01	0.41
6:D:968:ASP:O	6:D:971:LEU:HB3	2.20	0.41
6:D:1135:ARG:HD2	6:D:1139:ASP:HB2	2.02	0.41
6:D:1293:PHE:CD2	6:N:75:ARG:HB2	2.55	0.41
6:D:1393:GLN:HB2	6:D:1398:TRP:CZ2	2.55	0.41
6:D:1401:GLU:CD	6:D:1415:VAL:HG11	2.39	0.41
7:E:28:GLN:CB	7:E:32:ARG:HH12	2.32	0.41
4:K:83:LYS:HD3	4:K:168:ASP:HB2	2.01	0.41
4:K:156:HIS:CD2	4:K:158:ILE:HG12	2.56	0.41
4:L:24:VAL:HG22	4:L:196:THR:CG2	2.50	0.41

*Continued on next page...*

*Continued from previous page...*

Atom-1	Atom-2	Interatomic distance (Å)	Clash overlap (Å)
5:M:18:LEU:HD22	5:M:404:LEU:HD21	2.02	0.41
5:M:433:THR:O	5:M:437:ARG:HD2	2.20	0.41
5:M:557:ARG:HE	5:M:879:ARG:NE	2.17	0.41
5:M:564:MET:HG3	5:M:565:GLN:N	2.35	0.41
5:M:676:ILE:HG23	5:M:676:ILE:O	2.20	0.41
5:M:766:GLU:OE2	6:N:54:LYS:HE2	2.20	0.41
5:M:810:ASP:HA	5:M:811:PRO:HD3	1.78	0.41
5:M:874:LEU:HD22	6:N:1029:ARG:HB2	2.02	0.41
10:M:1414:HOH:O	6:N:6:ARG:CB	2.68	0.41
6:N:28:LYS:CG	6:N:29:PRO:HD2	2.48	0.41
6:N:204:LEU:HB2	6:N:394:LEU:CD2	2.50	0.41
6:N:545:ARG:HB2	10:N:8524:HOH:O	2.20	0.41
6:N:688:TRP:HA	6:N:688:TRP:CE3	2.54	0.41
6:N:890:VAL:HG11	6:N:922:LEU:CD1	2.49	0.41
6:N:1192:LEU:HD22	6:N:1345:GLU:CG	2.48	0.41
6:N:1283:ILE:HB	6:N:1315:ASP:OD1	2.20	0.41
6:N:1494:ALA:HB1	7:O:88:GLU:OE2	2.19	0.41
4:A:181:VAL:HG12	5:C:938:LYS:NZ	2.35	0.41
4:B:65:PHE:CE1	6:D:813:LEU:HD13	2.54	0.41
4:B:153:ALA:HA	4:B:156:HIS:CE1	2.56	0.41
4:B:221:HIS:HA	4:B:224:TYR:HD2	1.84	0.41
5:C:300:ASP:CG	5:C:300:ASP:O	2.58	0.41
5:C:332:ARG:CZ	5:C:464:LEU:HD11	2.50	0.41
5:C:355:VAL:HG23	5:C:372:LEU:O	2.20	0.41
5:C:516:ARG:CD	5:C:521:PRO:HA	2.51	0.41
5:C:574:ALA:HB1	5:C:667:ALA:HB3	2.01	0.41
5:C:578:VAL:HG13	5:C:671:ASN:CG	2.41	0.41
5:C:695:LEU:HD21	5:C:832:LYS:HD3	2.02	0.41
5:C:929:ARG:NE	10:C:1721:HOH:O	2.53	0.41
6:D:30:GLU:HB3	6:D:40:GLU:HG2	2.02	0.41
6:D:109:PRO:HA	10:D:8470:HOH:O	2.20	0.41
6:D:637:LEU:HD11	6:D:642:CYS:CA	2.51	0.41
6:D:686:GLU:H	6:D:686:GLU:HG3	1.50	0.41
6:D:1048:PRO:HD2	10:D:8741:HOH:O	2.19	0.41
6:D:1098:LEU:CD2	6:D:1229:ILE:HB	2.50	0.41
6:D:1297:GLU:H	6:N:47:GLU:C	2.22	0.41
6:D:1297:GLU:C	6:N:47:GLU:CB	2.89	0.41
6:D:1389:LEU:CG	6:D:1390:LEU:N	2.83	0.41
6:D:1459:LEU:HD23	6:D:1465:ASN:HA	2.01	0.41
4:K:41:ARG:HH11	4:K:41:ARG:HG3	1.85	0.41
4:L:80:LEU:CD2	6:N:867:ARG:HB2	2.47	0.41

*Continued on next page...*

*Continued from previous page...*

Atom-1	Atom-2	Interatomic distance (Å)	Clash overlap (Å)
4:L:123:MET:H	4:L:123:MET:HG2	1.60	0.41
5:M:606:VAL:CG2	5:M:645:VAL:HG13	2.45	0.41
5:M:930:LYS:HE3	5:M:960:GLU:OE1	2.19	0.41
5:M:1018:GLN:NE2	5:M:1063:ARG:HH22	2.17	0.41
6:N:111:LYS:NZ	6:N:498:VAL:HG22	2.34	0.41
6:N:436:GLU:HB2	6:N:445:ARG:HG2	2.02	0.41
6:N:643:GLY:HA3	6:N:727:GLN:HG3	2.01	0.41
6:N:729:HIS:HB3	6:N:732:VAL:HG22	2.01	0.41
6:N:781:PRO:HB3	6:N:785:ILE:HG21	2.01	0.41
6:N:1078:ARG:HD3	6:N:1078:ARG:HA	1.83	0.41
6:N:1378:TYR:CD1	6:N:1378:TYR:N	2.89	0.41
1:G:17:DC:H4'	6:D:628:ARG:NE	2.34	0.41
2:Y:8:C:HO2'	2:Y:9:G:H5'	1.85	0.41
5:C:95:TYR:HE2	10:C:1310:HOH:O	2.03	0.41
5:C:141:HIS:CG	5:C:418:LEU:HD23	2.55	0.41
5:C:546:LEU:HA	5:C:581:THR:OG1	2.19	0.41
5:C:767:PRO:CB	5:C:772:ARG:HH21	2.32	0.41
5:C:983:ILE:HG21	5:C:987:ILE:HD11	2.02	0.41
6:D:785:ILE:O	6:D:789:LEU:HG	2.21	0.41
6:D:813:LEU:HB2	6:D:839:LEU:HD21	2.01	0.41
7:E:26:ARG:HE	7:E:30:LEU:CD1	2.33	0.41
4:L:89:PHE:HB3	4:L:94:LEU:HD12	2.02	0.41
4:L:95:GLN:HE21	4:L:95:GLN:HB2	1.62	0.41
5:M:190:LYS:HB2	10:M:1235:HOH:O	2.19	0.41
5:M:221:LEU:C	5:M:221:LEU:HD12	2.41	0.41
5:M:224:GLU:OE2	5:M:227:PHE:CE1	2.73	0.41
5:M:260:LEU:CD1	5:M:261:ILE:HG23	2.50	0.41
5:M:333:ILE:HG12	5:M:410:ILE:HD13	2.02	0.41
5:M:399:ASN:ND2	5:M:668:LEU:HD23	2.35	0.41
5:M:722:ILE:HG23	5:M:722:ILE:O	2.20	0.41
5:M:742:VAL:HG12	10:M:1297:HOH:O	2.19	0.41
5:M:841:ASN:HD21	5:M:845:ASN:CB	2.34	0.41
5:M:1056:LYS:HD3	6:N:623:VAL:HG13	2.02	0.41
6:N:101:HIS:CE1	6:N:582:LEU:HD13	2.55	0.41
6:N:111:LYS:HZ1	6:N:498:VAL:HG22	1.85	0.41
6:N:1019:PRO:HB3	10:N:8024:HOH:O	2.20	0.41
6:N:1046:GLN:H	6:N:1046:GLN:HG2	1.57	0.41
6:N:1307:LYS:H	6:N:1307:LYS:HG3	1.62	0.41
6:N:1465:ASN:HD21	6:N:1470:ARG:HD3	1.86	0.41
4:A:202:ASP:HB3	10:A:342:HOH:O	2.21	0.41
4:B:87:VAL:HG21	4:B:144:VAL:CG1	2.34	0.41

*Continued on next page...*

*Continued from previous page...*

Atom-1	Atom-2	Interatomic distance (Å)	Clash overlap (Å)
5:C:122:THR:HG22	5:C:123:GLU:N	2.35	0.41
5:C:191:PHE:HD1	10:C:1215:HOH:O	2.04	0.41
5:C:292:ARG:HA	10:C:1492:HOH:O	2.20	0.41
5:C:328:LEU:HB2	5:C:433:THR:HG21	2.02	0.41
5:C:432:ARG:H	5:C:432:ARG:HG2	1.69	0.41
5:C:886:LEU:HD13	6:D:951:ILE:HG13	2.02	0.41
6:D:133:ILE:O	6:D:152:LEU:CA	2.68	0.41
6:D:704:ARG:CB	6:D:736:PHE:HB3	2.50	0.41
6:D:814:ALA:C	6:D:818:ARG:HE	2.24	0.41
6:D:1481:VAL:HG11	7:E:18:ARG:CA	2.36	0.41
6:D:1494:ALA:HB1	7:E:88:GLU:OE2	2.20	0.41
7:E:26:ARG:NE	7:E:30:LEU:HD12	2.36	0.41
4:K:206:THR:HG23	4:K:208:LEU:H	1.86	0.41
4:L:115:LEU:HD12	4:L:115:LEU:O	2.20	0.41
5:M:113:VAL:N	10:M:1549:HOH:O	2.51	0.41
5:M:575:GLN:OE1	5:M:670:GLN:HB3	2.19	0.41
5:M:676:ILE:O	6:N:948:THR:HG22	2.21	0.41
5:M:700:TYR:CB	5:M:833:LEU:HD22	2.50	0.41
6:N:12:LEU:CD2	6:N:13:ALA:H	2.33	0.41
6:N:770:LEU:HD22	6:N:775:GLY:O	2.21	0.41
6:N:926:LYS:O	6:N:929:ARG:HB2	2.20	0.41
6:N:1144:LEU:HA	6:N:1147:ARG:HG3	2.02	0.41
6:N:1163:GLY:HA3	10:N:8154:HOH:O	2.20	0.41
4:A:48:ILE:H	4:A:48:ILE:HG13	1.66	0.41
4:A:115:LEU:HD12	4:A:116:PRO:HD2	2.01	0.41
4:B:76:VAL:O	4:B:80:LEU:HB2	2.19	0.41
5:C:73:LEU:HB3	5:C:94:LEU:HB2	2.01	0.41
5:C:166:PRO:HD2	10:C:1274:HOH:O	2.21	0.41
5:C:260:LEU:HD12	5:C:261:ILE:HG13	2.02	0.41
5:C:692:GLU:HG3	10:C:1201:HOH:O	2.20	0.41
5:C:756:VAL:O	5:C:789:SER:HB3	2.20	0.41
5:C:854:PRO:C	5:C:856:GLU:N	2.73	0.41
6:D:33:ASN:HB2	6:D:40:GLU:CD	2.41	0.41
6:D:65:ARG:HD2	6:D:65:ARG:HA	1.93	0.41
6:D:84:ILE:HG13	6:D:85:VAL:N	2.35	0.41
6:D:113:GLY:O	6:D:116:LEU:O	2.38	0.41
6:D:137:PRO:HD2	6:D:453:ASP:CG	2.41	0.41
6:D:141:ILE:CG1	6:D:448:GLU:O	2.66	0.41
6:D:159:ARG:O	6:D:163:TYR:CE1	2.74	0.41
6:D:161:LEU:HD22	6:D:452:ILE:HD13	2.03	0.41
6:D:525:ARG:HA	6:D:526:PRO:HD3	1.83	0.41

*Continued on next page...*

*Continued from previous page...*

Atom-1	Atom-2	Interatomic distance (Å)	Clash overlap (Å)
6:D:634:GLY:O	6:D:637:LEU:HB3	2.19	0.41
6:D:880:ILE:HD13	6:D:880:ILE:O	2.21	0.41
6:D:958:GLU:HG2	10:D:8492:HOH:O	2.21	0.41
6:D:1161:GLU:CG	6:D:1164:ARG:HB2	2.46	0.41
6:D:1273:VAL:HG23	6:D:1273:VAL:O	2.19	0.41
6:D:1365:ASP:O	6:D:1369:GLU:HG3	2.21	0.41
7:E:26:ARG:HD3	7:E:73:LEU:HD21	2.02	0.41
4:K:81:ASN:ND2	4:K:127:LEU:HD11	2.36	0.41
4:L:83:LYS:HB2	6:N:844:ALA:CB	2.51	0.41
5:M:194:VAL:CG2	5:M:221:LEU:HA	2.51	0.41
5:M:228:ALA:HB2	10:M:1449:HOH:O	2.20	0.41
5:M:677:MET:HG2	5:M:987:ILE:HG21	2.02	0.41
5:M:770:GLU:HG3	6:N:65:ARG:HH21	1.83	0.41
5:M:857:ASP:CG	5:M:978:ARG:HG2	2.41	0.41
6:N:39:PRO:HG2	6:N:47:GLU:CD	2.40	0.41
6:N:108:VAL:HB	6:N:109:PRO:CD	2.43	0.41
6:N:163:TYR:HB2	6:N:166:GLN:HG3	2.01	0.41
6:N:437:VAL:HG11	10:N:8620:HOH:O	2.20	0.41
6:N:477:LEU:HD22	6:N:492:ALA:HB1	2.03	0.41
6:N:701:LEU:N	6:N:701:LEU:CD1	2.82	0.41
6:N:1001:GLU:O	6:N:1004:THR:HB	2.19	0.41
6:N:1025:GLN:HA	6:N:1025:GLN:NE2	2.32	0.41
6:N:1484:THR:O	7:O:25:LYS:HD3	2.21	0.41
4:B:28:LEU:O	4:B:29:GLU:O	2.38	0.41
4:B:29:GLU:HB3	4:B:30:ARG:H	1.69	0.41
4:B:45:LEU:HD23	4:B:45:LEU:HA	1.89	0.41
4:B:198:ARG:HG2	10:B:359:HOH:O	2.19	0.41
5:C:195:LEU:CG	5:C:238:LEU:HG	2.50	0.41
5:C:196:LEU:HD23	5:C:200:LEU:HD11	2.02	0.41
5:C:200:LEU:HD13	5:C:300:ASP:OD1	2.21	0.41
5:C:450:GLY:HA2	6:D:1078:ARG:NH1	2.36	0.41
5:C:528:GLU:HA	10:C:1387:HOH:O	2.20	0.41
5:C:606:VAL:HG23	5:C:645:VAL:HG13	2.01	0.41
5:C:654:LEU:HD23	5:C:654:LEU:N	2.22	0.41
5:C:753:ASP:O	5:C:792:VAL:HG23	2.20	0.41
5:C:1034:GLU:HA	5:C:1037:VAL:CG2	2.49	0.41
5:C:1045:ALA:HB1	5:C:1048:THR:HB	2.01	0.41
6:D:93:ILE:HG13	6:D:519:VAL:CG2	2.51	0.41
6:D:481:MET:SD	6:D:496:LEU:HD23	2.59	0.41
6:D:489:ARG:HH21	6:D:1389:LEU:HD11	1.86	0.41
6:D:513:ILE:HA	10:D:8073:HOH:O	2.21	0.41

*Continued on next page...*

*Continued from previous page...*

Atom-1	Atom-2	Interatomic distance (Å)	Clash overlap (Å)
6:D:541:ASN:O	6:D:545:ARG:HG3	2.20	0.41
6:D:774:SER:C	6:D:776:GLU:H	2.23	0.41
6:D:826:PRO:HB3	10:D:8520:HOH:O	2.20	0.41
6:D:879:ARG:HH11	6:D:879:ARG:CG	2.34	0.41
6:D:1457:ASP:O	6:D:1459:LEU:HD12	2.20	0.41
4:K:4:SER:N	10:K:2772:HOH:O	2.53	0.41
4:K:112:ARG:NH2	4:K:125:PRO:HB2	2.36	0.41
5:M:95:TYR:CE2	5:M:114:PHE:HB3	2.55	0.41
5:M:274:ARG:NH2	5:M:284:ARG:HG3	2.35	0.41
5:M:340:MET:C	5:M:340:MET:SD	2.99	0.41
5:M:469:THR:OG1	5:M:470:PRO:HD2	2.21	0.41
5:M:606:VAL:CG1	10:M:1141:HOH:O	2.68	0.41
5:M:743:VAL:HG11	5:M:800:VAL:HG21	2.02	0.41
5:M:1091:GLU:HA	6:N:520:LEU:CD1	2.51	0.41
6:N:12:LEU:HD23	6:N:13:ALA:H	1.85	0.41
6:N:191:LEU:HD22	6:N:393:ILE:CD1	2.48	0.41
6:N:401:TYR:CD1	6:N:401:TYR:N	2.88	0.41
6:N:402:PRO:HA	6:N:443:VAL:HG23	2.03	0.41
6:N:456:MET:O	6:N:456:MET:HG3	2.20	0.41
6:N:538:SER:C	6:N:540:LEU:N	2.73	0.41
6:N:729:HIS:O	6:N:732:VAL:HG23	2.20	0.41
6:N:864:VAL:HA	10:N:8288:HOH:O	2.21	0.41
6:N:1110:ALA:O	6:N:1112:CYS:N	2.54	0.41
6:N:1122:LEU:N	6:N:1122:LEU:HD12	2.36	0.41
7:O:70:THR:HB	7:O:72:ARG:CD	2.50	0.41
3:I:8:DA:H1'	3:I:9:DG:C5'	2.51	0.41
2:Y:8:C:C2'	2:Y:9:G:C8	3.03	0.41
5:C:56:GLU:OE1	5:C:359:MET:SD	2.79	0.41
5:C:58:ASP:N	10:C:1743:HOH:O	2.47	0.41
5:C:129:ILE:HG12	5:C:386:PHE:HB3	2.02	0.41
5:C:292:ARG:NH2	5:C:294:GLU:OE2	2.54	0.41
5:C:292:ARG:CB	5:C:299:LYS:HG2	2.51	0.41
5:C:798:GLY:HA3	5:C:829:GLN:HB3	2.02	0.41
5:C:1088:LEU:HD21	6:D:614:PHE:CE1	2.56	0.41
6:D:145:VAL:HG22	6:D:146:PRO:CD	2.46	0.41
6:D:170:PRO:HG2	10:D:8553:HOH:O	2.21	0.41
6:D:426:LYS:CE	6:D:427:VAL:HG23	2.49	0.41
6:D:1189:ARG:HG3	6:D:1189:ARG:NH1	2.35	0.41
7:E:80:VAL:HB	7:E:85:LEU:HD12	2.01	0.41
5:M:274:ARG:HG2	5:M:285:LEU:HD13	2.02	0.41
5:M:318:PRO:HB3	10:M:1262:HOH:O	2.19	0.41

*Continued on next page...*



*Continued from previous page...*

Atom-1	Atom-2	Interatomic distance (Å)	Clash overlap (Å)
5:M:1105:LYS:HE2	10:M:1392:HOH:O	2.21	0.41
6:N:83:SER:HB2	10:N:8440:HOH:O	2.20	0.41
6:N:615:ARG:HH12	6:N:1096:ARG:CZ	2.32	0.41
6:N:800:LYS:CD	6:N:804:LEU:HD13	2.48	0.41
6:N:1145:TYR:CD1	6:N:1146:GLY:N	2.88	0.41
6:N:1146:GLY:HA3	6:N:1207:TYR:HB2	2.03	0.41
6:N:1384:PRO:HG3	6:N:1389:LEU:HA	2.03	0.41
6:N:1491:THR:HG22	6:N:1495:ILE:HD13	2.02	0.41
7:O:31:LEU:HD21	7:O:60:ALA:HB2	2.02	0.41
2:H:11:C:C2'	2:H:12:G:H5''	2.51	0.41
1:X:11:DC:H4'	1:X:12:DG:OP1	2.20	0.41
4:A:161:ARG:HG3	10:A:434:HOH:O	2.21	0.41
4:B:154:GLU:HB2	10:B:323:HOH:O	2.20	0.41
5:C:65:VAL:O	5:C:101:ILE:HG12	2.20	0.41
5:C:157:ARG:CZ	5:C:314:THR:CB	2.96	0.41
5:C:214:TYR:CD1	5:C:215:GLY:N	2.89	0.41
5:C:221:LEU:HD11	10:C:1368:HOH:O	2.20	0.41
5:C:260:LEU:HD21	5:C:293:PHE:CE1	2.56	0.41
5:C:290:LEU:HD12	10:C:1364:HOH:O	2.19	0.41
5:C:327:HIS:HA	5:C:431:HIS:NE2	2.36	0.41
5:C:449:ILE:HG21	6:D:1082:ALA:HA	2.02	0.41
5:C:569:VAL:HA	5:C:570:PRO:HD3	1.85	0.41
5:C:758:ARG:NH2	5:C:788:THR:HB	2.35	0.41
5:C:837:ASP:O	5:C:848:VAL:HG13	2.21	0.41
5:C:946:ARG:HH11	5:C:946:ARG:CB	2.32	0.41
6:D:1176:LYS:HE2	6:D:1176:LYS:HB3	1.90	0.41
6:D:1258:ARG:HG3	6:D:1262:LEU:HD22	2.02	0.41
6:D:1304:LYS:C	6:D:1305:LEU:HD23	2.41	0.41
6:D:1487:VAL:O	7:E:73:LEU:HA	2.21	0.41
10:D:8477:HOH:O	7:E:50:THR:HB	2.20	0.41
4:K:20:TYR:CE2	4:K:198:ARG:HB2	2.55	0.41
4:L:18:ARG:O	4:L:207:PRO:HD3	2.20	0.41
5:M:14:PRO:HB3	5:M:586:ARG:HH21	1.86	0.41
5:M:200:LEU:HD23	5:M:298:PHE:HB2	2.03	0.41
5:M:261:ILE:H	5:M:261:ILE:CD1	2.31	0.41
5:M:352:ALA:HA	5:M:355:VAL:HG12	2.02	0.41
5:M:510:ALA:HB3	5:M:513:VAL:CG2	2.49	0.41
5:M:516:ARG:HD2	6:N:1068:LEU:HD22	2.02	0.41
5:M:518:LYS:O	5:M:520:GLU:N	2.53	0.41
5:M:626:ARG:NH2	5:M:637:LEU:HD13	2.36	0.41
5:M:745:ILE:HD12	5:M:745:ILE:H	1.85	0.41

*Continued on next page...*

*Continued from previous page...*

Atom-1	Atom-2	Interatomic distance (Å)	Clash overlap (Å)
6:N:3:LYS:HE3	10:N:8118:HOH:O	2.21	0.41
6:N:124:GLU:HG3	6:N:128:TYR:CD1	2.55	0.41
6:N:128:TYR:OH	6:N:461:ILE:HG21	2.21	0.41
6:N:159:ARG:HG2	6:N:163:TYR:OH	2.21	0.41
6:N:502:PHE:CE1	6:N:1452:ILE:HG23	2.56	0.41
6:N:1120:VAL:CB	6:N:1144:LEU:HD21	2.50	0.41
6:N:1275:SER:OG	6:N:1325:LEU:HD13	2.21	0.41
6:N:1397:LYS:HA	6:N:1400:VAL:HG23	2.02	0.41
6:N:1448:THR:O	6:N:1452:ILE:HD12	2.21	0.41
7:O:30:LEU:HD23	7:O:35:PHE:CZ	2.56	0.41
7:O:92:LEU:CD1	10:O:1649:HOH:O	2.50	0.41
2:Y:10:G:C2'	2:Y:11:C:H5'	2.51	0.41
3:Z:8:DA:H2''	3:Z:9:DG:OP2	2.21	0.41
4:A:143:ARG:HG2	4:A:143:ARG:HH11	1.85	0.41
4:A:143:ARG:HG2	4:A:143:ARG:NH1	2.36	0.41
4:A:144:VAL:HG21	10:A:448:HOH:O	2.21	0.41
4:A:150:TYR:CD1	5:C:696:LYS:HG2	2.56	0.41
4:A:216:GLU:HG2	10:A:348:HOH:O	2.20	0.41
5:C:174:LEU:HD22	5:C:193:LEU:HD21	2.03	0.41
5:C:298:PHE:HD2	10:C:1716:HOH:O	2.03	0.41
5:C:333:ILE:CD1	5:C:467:ILE:HG13	2.50	0.41
5:C:518:LYS:HE2	10:C:1658:HOH:O	2.21	0.41
5:C:805:ARG:HH11	5:C:805:ARG:CB	2.34	0.41
5:C:943:VAL:HB	10:C:1190:HOH:O	2.21	0.41
5:C:1006:HIS:HA	5:C:1027:PHE:HD1	1.84	0.41
6:D:46:ASP:OD2	6:D:48:ARG:HB3	2.21	0.41
6:D:666:ILE:HG23	6:D:684:LYS:HD2	2.03	0.41
6:D:1110:ALA:O	6:D:1112:CYS:N	2.53	0.41
6:D:1111:ASP:HB2	6:D:1203:LYS:HE3	2.03	0.41
6:D:1119:SER:HA	6:D:1186:VAL:O	2.21	0.41
6:D:1293:PHE:HD2	6:D:1300:SER:HB2	1.84	0.41
6:D:1296:SER:C	6:D:1298:GLY:N	2.73	0.41
6:D:1305:LEU:HD12	6:D:1311:LEU:HB3	2.03	0.41
6:D:1332:PRO:HB2	6:D:1421:LEU:HD21	2.03	0.41
6:D:1366:LYS:HA	6:D:1369:GLU:OE1	2.20	0.41
6:D:1393:GLN:HB2	6:D:1398:TRP:CE2	2.56	0.41
6:D:1472:ILE:HD13	6:D:1472:ILE:N	2.32	0.41
6:D:1487:VAL:CG1	6:D:1488:ASP:N	2.83	0.41
7:E:59:ASN:HD22	7:E:59:ASN:HA	1.67	0.41
4:K:18:ARG:HH12	4:K:88:ARG:NH2	2.19	0.41
4:K:84:GLU:O	4:K:124:ASN:ND2	2.54	0.41

*Continued on next page...*

*Continued from previous page...*

Atom-1	Atom-2	Interatomic distance (Å)	Clash overlap (Å)
4:K:222:LEU:HD21	4:L:218:LEU:HD23	2.03	0.41
4:L:59:GLU:CB	4:L:137:ARG:HH22	2.34	0.41
4:L:81:ASN:O	4:L:84:GLU:HB3	2.21	0.41
4:L:83:LYS:HD2	6:N:844:ALA:CB	2.50	0.41
4:L:153:ALA:HA	4:L:156:HIS:CE1	2.56	0.41
4:L:228:PRO:O	4:L:229:GLN:HG3	2.20	0.41
5:M:18:LEU:HB2	5:M:590:ASP:HB3	2.02	0.41
5:M:77:PRO:HD2	5:M:91:GLN:O	2.20	0.41
5:M:174:LEU:CD2	5:M:184:MET:HG3	2.51	0.41
5:M:174:LEU:HD23	5:M:184:MET:HG3	2.02	0.41
5:M:237:ARG:HH11	5:M:237:ARG:CB	2.34	0.41
5:M:363:SER:HA	10:M:1246:HOH:O	2.21	0.41
5:M:460:ARG:HG2	5:M:485:TYR:CE2	2.56	0.41
5:M:520:GLU:O	5:M:522:VAL:HG23	2.21	0.41
5:M:595:LEU:HD13	5:M:639:GLN:OE1	2.21	0.41
5:M:1036:GLU:OE1	5:M:1036:GLU:N	2.50	0.41
6:N:104:PHE:CD2	6:N:1448:THR:HG23	2.56	0.41
6:N:124:GLU:HG3	6:N:128:TYR:CE1	2.56	0.41
6:N:130:SER:O	6:N:568:ARG:CZ	2.69	0.41
6:N:171:LEU:HD11	6:N:192:ALA:HB2	2.03	0.41
6:N:646:LYS:HD2	6:N:688:TRP:NE1	2.36	0.41
6:N:693:GLU:HA	7:O:48:MET:CE	2.51	0.41
6:N:759:ALA:HA	6:N:763:MET:HE2	2.03	0.41
6:N:939:PHE:O	6:N:942:SER:HB3	2.21	0.41
6:N:1026:SER:C	6:N:1028:ALA:N	2.73	0.41
6:N:1124:GLN:HG2	6:N:1124:GLN:O	2.21	0.41
6:N:1129:THR:CG2	6:N:1130:ARG:H	2.20	0.41
6:N:1282:ARG:HG3	10:N:8463:HOH:O	2.21	0.41
6:N:1311:LEU:HD11	10:N:8360:HOH:O	2.20	0.41
6:N:1336:LEU:HB2	6:N:1344:VAL:HG21	2.02	0.41
6:N:1382:THR:HG21	6:N:1418:LYS:HE3	2.02	0.41
7:O:2:ALA:N	10:O:1533:HOH:O	2.52	0.41
1:G:13:DT:H72	10:G:1869:HOH:O	2.21	0.41
3:I:13:DG:H2''	3:I:14:DG:C8	2.56	0.41
4:A:174:VAL:HG22	4:A:201:THR:CG2	2.51	0.41
4:A:189:ARG:HB3	10:A:439:HOH:O	2.21	0.41
4:B:23:PHE:CD2	4:B:211:LEU:HD22	2.56	0.41
5:C:9:ILE:HD12	5:C:9:ILE:O	2.21	0.41
5:C:328:LEU:HB2	5:C:433:THR:HB	2.03	0.41
5:C:346:VAL:O	5:C:350:ARG:HG3	2.21	0.41
5:C:378:LEU:CA	10:C:1757:HOH:O	2.62	0.41

*Continued on next page...*

*Continued from previous page...*

Atom-1	Atom-2	Interatomic distance (Å)	Clash overlap (Å)
6:D:102:ILE:HD12	6:D:579:ASP:HB3	2.03	0.41
6:D:709:HIS:NE2	6:D:711:LEU:HB2	2.36	0.41
6:D:749:VAL:HA	6:D:750:PRO:HD3	1.84	0.41
6:D:902:LEU:HD22	10:D:8486:HOH:O	2.20	0.41
6:D:907:GLU:CG	6:D:908:LYS:N	2.84	0.41
6:D:1066:THR:HG23	6:D:1069:GLU:H	1.85	0.41
6:D:1086:LEU:O	6:D:1090:ASP:OD1	2.39	0.41
6:D:1368:ILE:O	6:D:1372:VAL:HG12	2.21	0.41
6:D:1441:GLN:CG	6:D:1442:ASN:N	2.84	0.41
4:L:5:LYS:O	4:L:8:ALA:HB2	2.21	0.41
4:L:51:THR:HA	4:L:145:ASP:O	2.21	0.41
4:L:102:LYS:CD	4:L:139:ASN:HB2	2.51	0.41
5:M:267:TYR:O	5:M:268:ASP:C	2.60	0.41
5:M:430:VAL:HG21	5:M:440:PRO:HB3	2.03	0.41
5:M:549:PHE:H	5:M:843:HIS:CE1	2.39	0.41
5:M:577:PRO:HG3	5:M:993:PHE:CZ	2.56	0.41
5:M:749:VAL:HG23	5:M:749:VAL:O	2.20	0.41
5:M:793:PRO:O	5:M:794:PRO:C	2.59	0.41
6:N:575:GLN:HE21	6:N:575:GLN:HB2	1.61	0.41
6:N:703:ASN:ND2	6:N:704:ARG:N	2.67	0.41
6:N:714:GLN:HB2	6:N:716:PHE:CE1	2.51	0.41
6:N:1093:TYR:HD2	6:N:1093:TYR:HA	1.80	0.41
6:N:1141:GLU:HB3	6:N:1168:MET:HE1	2.03	0.41
6:N:1372:VAL:O	6:N:1375:MET:HB2	2.20	0.41
4:A:22:GLU:HG3	4:A:198:ARG:HB3	2.03	0.40
4:A:186:LEU:O	4:A:188:GLN:N	2.54	0.40
4:B:6:LEU:HA	4:B:6:LEU:HD12	1.87	0.40
4:B:109:VAL:HG12	10:B:440:HOH:O	2.21	0.40
4:B:109:VAL:O	4:B:129:ILE:HG12	2.21	0.40
5:C:34:VAL:CB	5:C:38:LYS:HG3	2.48	0.40
5:C:267:TYR:HB2	10:C:1497:HOH:O	2.21	0.40
5:C:674:VAL:HB	5:C:869:VAL:HG13	2.02	0.40
5:C:1008:ARG:NH1	5:C:1010:THR:C	2.75	0.40
6:D:481:MET:O	6:D:489:ARG:HB2	2.21	0.40
6:D:916:TYR:OH	6:D:1145:TYR:HE2	2.04	0.40
6:D:1115:THR:HG22	6:D:1151:ARG:HH21	1.86	0.40
6:D:1129:THR:O	6:D:1130:ARG:HD2	2.22	0.40
6:D:1476:THR:C	6:D:1478:SER:N	2.72	0.40
4:K:215:VAL:CG1	4:L:222:LEU:HB3	2.51	0.40
5:M:89:THR:O	5:M:89:THR:HG23	2.21	0.40
5:M:139:GLN:NE2	5:M:418:LEU:HD21	2.36	0.40

*Continued on next page...*

*Continued from previous page...*

Atom-1	Atom-2	Interatomic distance (Å)	Clash overlap (Å)
5:M:535:SER:H	5:M:538:GLN:NE2	2.19	0.40
5:M:838:LYS:HD3	5:M:846:LYS:HZ3	1.84	0.40
5:M:1084:SER:HB3	10:M:1428:HOH:O	2.20	0.40
6:N:465:LEU:HD22	6:N:510:GLU:HG3	2.04	0.40
6:N:502:PHE:CZ	6:N:509:PRO:HB3	2.55	0.40
6:N:796:ARG:HG2	6:N:1017:PHE:CE1	2.56	0.40
6:N:957:PRO:CG	6:N:1007:VAL:HG22	2.49	0.40
6:N:1055:VAL:HA	6:N:1056:PRO:HD3	1.90	0.40
6:N:1161:GLU:HB3	10:N:8055:HOH:O	2.21	0.40
6:N:1264:GLU:HB3	6:N:1266:ARG:HE	1.86	0.40
6:N:1322:GLY:HA2	10:N:8291:HOH:O	2.20	0.40
6:N:1457:ASP:OD1	6:N:1459:LEU:HG	2.20	0.40
3:Z:3:DA:C2'	3:Z:4:DC:H5''	2.47	0.40
4:A:65:PHE:CD1	4:A:65:PHE:N	2.89	0.40
5:C:165:LEU:O	5:C:265:ARG:NE	2.54	0.40
5:C:332:ARG:HG2	5:C:333:ILE:N	2.36	0.40
5:C:437:ARG:NH1	5:C:491:GLU:OE2	2.54	0.40
5:C:706:GLU:HA	5:C:706:GLU:OE2	2.21	0.40
5:C:857:ASP:CB	5:C:978:ARG:HG2	2.43	0.40
5:C:876:VAL:H	5:C:877:PRO:HD2	1.85	0.40
5:C:1008:ARG:HH11	5:C:1008:ARG:CG	2.34	0.40
6:D:171:LEU:HD21	6:D:192:ALA:HB1	2.02	0.40
6:D:496:LEU:CD2	6:D:1388:ARG:HG3	2.51	0.40
6:D:1147:ARG:NH2	10:D:8237:HOH:O	2.54	0.40
7:E:89:MET:O	7:E:93:TYR:HD1	2.04	0.40
5:M:95:TYR:CD1	5:M:95:TYR:N	2.88	0.40
5:M:143:SER:OG	5:M:276:LYS:HE2	2.21	0.40
5:M:202:TYR:CZ	5:M:304:LEU:HD13	2.56	0.40
5:M:237:ARG:HH11	5:M:237:ARG:HA	1.86	0.40
5:M:328:LEU:HD21	5:M:434:HIS:HA	2.03	0.40
5:M:412:ALA:HB1	5:M:419:THR:HG21	2.04	0.40
5:M:415:PRO:CD	5:M:418:LEU:HD13	2.48	0.40
5:M:470:PRO:HD3	5:M:485:TYR:CE2	2.57	0.40
5:M:642:ARG:HG3	5:M:657:ASP:OD2	2.21	0.40
5:M:711:GLU:OE2	5:M:819:VAL:HG11	2.22	0.40
5:M:781:LYS:HD3	10:M:1629:HOH:O	2.20	0.40
5:M:1034:GLU:HB3	6:N:619:LEU:CD2	2.31	0.40
5:M:1090:LYS:CE	5:M:1112:PHE:HE1	2.34	0.40
6:N:51:GLY:O	6:N:86:ARG:HG3	2.21	0.40
6:N:110:SER:N	10:N:8331:HOH:O	2.54	0.40
6:N:521:PRO:HA	6:N:522:PRO:HD3	1.91	0.40

*Continued on next page...*

*Continued from previous page...*

Atom-1	Atom-2	Interatomic distance (Å)	Clash overlap (Å)
6:N:939:PHE:O	6:N:943:THR:HG23	2.22	0.40
7:O:9:LEU:HG	7:O:69:LEU:HD12	2.02	0.40
2:Y:11:C:C2'	2:Y:12:G:H5''	2.51	0.40
3:Z:13:DG:H2''	3:Z:14:DG:C8	2.57	0.40
4:A:36:LEU:O	4:A:39:PRO:HD2	2.21	0.40
4:A:155:LYS:HG3	10:A:432:HOH:O	2.21	0.40
5:C:145:GLY:O	5:C:163:ILE:HG23	2.20	0.40
5:C:302:VAL:HG13	5:C:303:PHE:N	2.35	0.40
5:C:367:LEU:HB3	5:C:371:LYS:HG2	2.04	0.40
5:C:630:ARG:HD2	5:C:634:GLY:HA2	2.03	0.40
5:C:641:PRO:HD2	10:C:1666:HOH:O	2.21	0.40
6:D:700:VAL:HG13	6:D:718:PRO:HG2	2.03	0.40
6:D:719:VAL:O	6:D:721:VAL:HG13	2.21	0.40
6:D:984:THR:HG23	6:D:987:GLU:H	1.85	0.40
6:D:1278:ASP:CB	6:D:1320:GLU:HA	2.50	0.40
6:D:1352:ILE:O	6:D:1355:VAL:HG23	2.21	0.40
6:D:1405:GLU:HG2	10:D:8672:HOH:O	2.21	0.40
7:E:26:ARG:NH2	7:E:37:ASN:O	2.55	0.40
4:K:14:ARG:HH22	4:K:24:VAL:CG2	2.34	0.40
4:L:14:ARG:HH12	4:L:24:VAL:CG2	2.34	0.40
4:L:74:ASP:O	4:L:78:ILE:HG13	2.21	0.40
4:L:79:ILE:HA	4:L:82:LEU:HD12	2.02	0.40
5:M:63:GLY:HA3	5:M:103:LYS:CG	2.51	0.40
5:M:204:GLN:CD	5:M:228:ALA:HB1	2.41	0.40
5:M:283:ILE:HG22	10:M:1135:HOH:O	2.20	0.40
5:M:487:THR:HB	5:M:490:GLU:HG3	2.03	0.40
5:M:517:ARG:HB3	5:M:518:LYS:H	1.76	0.40
5:M:553:ASP:HA	5:M:881:ASN:HA	2.03	0.40
5:M:971:LYS:HA	5:M:988:VAL:HA	2.03	0.40
5:M:1020:PRO:O	5:M:1021:LEU:HD12	2.22	0.40
5:M:1030:GLN:O	6:N:622:ARG:HA	2.22	0.40
5:M:1081:VAL:HA	5:M:1082:PRO:HD3	1.93	0.40
5:M:1095:LEU:O	5:M:1096:ALA:C	2.60	0.40
6:N:116:LEU:HD22	6:N:118:LEU:HG	2.03	0.40
6:N:133:ILE:O	6:N:152:LEU:CA	2.69	0.40
6:N:581:LEU:HD23	6:N:581:LEU:N	2.25	0.40
6:N:792:ILE:HD11	6:N:881:LEU:CD2	2.50	0.40
6:N:1047:LYS:HE3	6:N:1053:PHE:CD2	2.55	0.40
6:N:1211:MET:HG2	6:N:1212:ALA:H	1.86	0.40
6:N:1223:ILE:HG22	6:N:1227:GLN:CD	2.41	0.40
6:N:1313:VAL:HG23	10:N:8590:HOH:O	2.19	0.40

*Continued on next page...*

*Continued from previous page...*

Atom-1	Atom-2	Interatomic distance (Å)	Clash overlap (Å)
7:O:47:LYS:N	7:O:54:LEU:HD13	2.36	0.40
7:O:83:ASP:O	7:O:86:GLN:HG2	2.21	0.40
4:A:18:ARG:HH11	4:A:123:MET:HE1	1.85	0.40
4:A:112:ARG:NH2	4:A:125:PRO:HB2	2.15	0.40
4:B:143:ARG:NH2	10:B:462:HOH:O	2.55	0.40
4:B:179:PHE:H	4:B:179:PHE:HD2	1.69	0.40
5:C:12:VAL:CG1	5:C:534:VAL:HG13	2.52	0.40
5:C:83:CYS:HA	5:C:88:LEU:CB	2.51	0.40
5:C:260:LEU:HD21	5:C:293:PHE:CD1	2.56	0.40
5:C:344:PHE:CE1	5:C:348:LEU:HD11	2.56	0.40
5:C:413:LEU:O	5:C:413:LEU:HD12	2.20	0.40
5:C:427:VAL:HB	5:C:451:LEU:HD21	2.02	0.40
5:C:776:SER:HA	5:C:780:GLU:HB3	2.03	0.40
5:C:1029:GLY:O	6:D:622:ARG:HG2	2.21	0.40
6:D:177:ALA:HB3	6:D:205:TYR:OH	2.21	0.40
6:D:1310:ARG:HG2	6:D:1327:ARG:HB3	2.03	0.40
6:D:1384:PRO:CB	10:D:8036:HOH:O	2.69	0.40
6:D:1499:ARG:HA	10:E:139:HOH:O	2.21	0.40
7:E:19:LEU:HD12	7:E:23:VAL:HG23	2.04	0.40
7:E:28:GLN:HB3	7:E:32:ARG:NH1	2.34	0.40
4:K:2:LEU:HA	4:K:6:LEU:HD22	2.03	0.40
4:K:14:ARG:HB3	10:K:2863:HOH:O	2.21	0.40
4:K:178:ALA:O	4:K:198:ARG:N	2.49	0.40
5:M:18:LEU:HD13	5:M:590:ASP:CB	2.51	0.40
5:M:183:SER:HB2	5:M:190:LYS:HG2	2.04	0.40
5:M:194:VAL:HG12	5:M:204:GLN:HE22	1.87	0.40
5:M:211:LEU:HB2	5:M:308:ARG:HD2	2.03	0.40
5:M:237:ARG:CG	5:M:237:ARG:NH1	2.85	0.40
5:M:408:ARG:NH1	5:M:542:VAL:HG21	2.36	0.40
5:M:428:ARG:HG2	5:M:428:ARG:NH1	2.36	0.40
5:M:516:ARG:HG3	6:N:1068:LEU:HD13	2.02	0.40
5:M:816:LYS:O	5:M:819:VAL:HB	2.21	0.40
5:M:840:ALA:HB2	5:M:846:LYS:HA	2.02	0.40
5:M:895:TYR:HD1	5:M:991:GLN:CD	2.25	0.40
5:M:1055:LEU:HD13	5:M:1066:ALA:CB	2.51	0.40
6:N:133:ILE:O	6:N:152:LEU:CB	2.60	0.40
6:N:402:PRO:HG3	10:N:8529:HOH:O	2.22	0.40
6:N:550:ARG:HD3	6:N:570:GLU:OE1	2.21	0.40
6:N:814:ALA:HB1	6:N:818:ARG:NH2	2.31	0.40
6:N:1213:ARG:HB2	6:N:1214:PRO:HD2	2.03	0.40
6:N:1346:ARG:NH2	6:N:1350:GLU:OE1	2.55	0.40

*Continued on next page...*

*Continued from previous page...*

Atom-1	Atom-2	Interatomic distance (Å)	Clash overlap (Å)
6:N:1486:VAL:CG1	7:O:22:VAL:HG13	2.50	0.40
3:Z:8:DA:H1'	3:Z:9:DG:C5'	2.50	0.40
4:A:86:VAL:CG1	4:A:124:ASN:HB2	2.49	0.40
4:A:156:HIS:CD2	4:A:157:GLY:H	2.40	0.40
4:A:163:ASN:ND2	5:C:744:ARG:NH2	2.70	0.40
4:A:170:VAL:HG23	4:A:170:VAL:O	2.22	0.40
5:C:146:VAL:CG2	5:C:162:ILE:HG12	2.51	0.40
5:C:165:LEU:HA	5:C:166:PRO:O	2.22	0.40
5:C:205:GLU:HA	5:C:209:ARG:CZ	2.50	0.40
5:C:564:MET:SD	5:C:840:ALA:HB3	2.62	0.40
5:C:582:GLY:C	5:C:583:LEU:HD12	2.42	0.40
5:C:609:ASN:HD22	5:C:609:ASN:HA	1.65	0.40
5:C:688:ILE:HG23	5:C:869:VAL:HG23	2.04	0.40
6:D:45:PHE:CZ	6:D:527:MET:HB2	2.56	0.40
6:D:69:GLU:HB2	10:D:8191:HOH:O	2.21	0.40
6:D:128:TYR:HD2	6:D:128:TYR:HA	1.62	0.40
6:D:734:GLU:OE2	6:D:780:LYS:HE3	2.22	0.40
6:D:796:ARG:NE	6:D:828:LYS:NZ	2.69	0.40
6:D:951:ILE:HD12	6:D:1062:ARG:HE	1.86	0.40
6:D:1326:THR:HG22	6:D:1327:ARG:H	1.86	0.40
4:K:55:SER:HB2	4:K:158:ILE:HB	2.04	0.40
4:K:68:ILE:HG13	10:K:2858:HOH:O	2.22	0.40
4:K:184:THR:HG22	4:K:194:LYS:HB2	2.04	0.40
4:K:188:GLN:HG3	4:K:189:ARG:H	1.86	0.40
4:L:27:PRO:O	4:L:28:LEU:HD23	2.21	0.40
5:M:189:ARG:HD3	5:M:190:LYS:H	1.87	0.40
5:M:217:LEU:HD12	5:M:311:PHE:CD2	2.57	0.40
5:M:255:ALA:HB3	5:M:298:PHE:CZ	2.56	0.40
5:M:315:ALA:HB2	10:M:1350:HOH:O	2.21	0.40
5:M:338:GLU:HB2	10:M:1472:HOH:O	2.20	0.40
5:M:472:ARG:HE	5:M:532:MET:HE1	1.87	0.40
5:M:543:ASN:HD22	5:M:543:ASN:HA	1.60	0.40
5:M:841:ASN:H	5:M:841:ASN:ND2	2.19	0.40
5:M:1031:ARG:CA	6:N:621:LYS:O	2.57	0.40
5:M:1064:ASN:ND2	10:M:1662:HOH:O	2.55	0.40
6:N:653:PHE:CE1	6:N:695:ILE:HD12	2.56	0.40
6:N:695:ILE:HD11	6:N:718:PRO:CB	2.37	0.40
6:N:703:ASN:HB3	6:N:746:ALA:HB3	2.03	0.40
6:N:1256:LEU:N	6:N:1257:PRO:CD	2.84	0.40
6:N:1312:LEU:CD1	6:N:1327:ARG:HD2	2.51	0.40

There are no symmetry-related clashes.



## 5.3 Torsion angles

### 5.3.1 Protein backbone

In the following table, the Percentiles column shows the percent Ramachandran outliers of the chain as a percentile score with respect to all X-ray entries followed by that with respect to entries of similar resolution.

The Analysed column shows the number of residues for which the backbone conformation was analysed, and the total number of residues.

Mol	Chain	Analysed	Favoured	Allowed	Outliers	Percentiles	
4	A	227/315 (72%)	206 (91%)	16 (7%)	5 (2%)	6	10
4	B	227/315 (72%)	205 (90%)	18 (8%)	4 (2%)	8	14
4	K	227/315 (72%)	205 (90%)	17 (8%)	5 (2%)	6	10
4	L	227/315 (72%)	205 (90%)	18 (8%)	4 (2%)	8	14
5	C	1117/1119 (100%)	916 (82%)	142 (13%)	59 (5%)	2	2
5	M	1117/1119 (100%)	918 (82%)	145 (13%)	54 (5%)	2	2
6	D	1297/1524 (85%)	1081 (83%)	165 (13%)	51 (4%)	3	4
6	N	1297/1524 (85%)	1100 (85%)	147 (11%)	50 (4%)	3	4
7	E	93/99 (94%)	76 (82%)	8 (9%)	9 (10%)	0	0
7	O	93/99 (94%)	75 (81%)	9 (10%)	9 (10%)	0	0
All	All	5922/6744 (88%)	4987 (84%)	685 (12%)	250 (4%)	3	3

All (250) Ramachandran outliers are listed below:

Mol	Chain	Res	Type
4	A	29	GLU
4	A	187	GLY
4	B	29	GLU
4	B	187	GLY
5	C	40	GLU
5	C	44	ILE
5	C	59	LYS
5	C	152	PRO
5	C	170	PRO
5	C	178	PRO
5	C	231	PRO
5	C	244	PRO
5	C	288	ARG
5	C	290	LEU

*Continued on next page...*

*Continued from previous page...*

<b>Mol</b>	<b>Chain</b>	<b>Res</b>	<b>Type</b>
5	C	369	PRO
5	C	465	GLY
5	C	680	ASP
5	C	698	ASP
5	C	727	PRO
5	C	908	GLY
5	C	1033	GLY
6	D	31	THR
6	D	40	GLU
6	D	43	GLY
6	D	55	ASP
6	D	137	PRO
6	D	705	ALA
6	D	832	ARG
6	D	844	ALA
6	D	1028	ALA
6	D	1129	THR
6	D	1389	LEU
6	D	1441	GLN
7	E	42	PRO
4	K	29	GLU
4	K	187	GLY
4	L	29	GLU
4	L	187	GLY
5	M	44	ILE
5	M	152	PRO
5	M	170	PRO
5	M	178	PRO
5	M	231	PRO
5	M	244	PRO
5	M	288	ARG
5	M	369	PRO
5	M	465	GLY
5	M	680	ASP
5	M	698	ASP
5	M	727	PRO
5	M	908	GLY
5	M	1033	GLY
6	N	40	GLU
6	N	43	GLY
6	N	55	ASP
6	N	137	PRO

*Continued on next page...*

*Continued from previous page...*

<b>Mol</b>	<b>Chain</b>	<b>Res</b>	<b>Type</b>
6	N	705	ALA
6	N	832	ARG
6	N	844	ALA
6	N	1028	ALA
6	N	1129	THR
6	N	1306	PRO
6	N	1389	LEU
6	N	1441	GLN
7	O	42	PRO
4	A	3	ASP
5	C	156	GLY
5	C	164	PRO
5	C	223	ASP
5	C	363	SER
5	C	418	LEU
5	C	457	ALA
5	C	517	ARG
5	C	626	ARG
5	C	627	ARG
5	C	1004	LYS
5	C	1005	MET
5	C	1059	ASP
5	C	1106	ASP
6	D	37	LEU
6	D	59	ALA
6	D	98	PRO
6	D	451	ASP
6	D	594	PRO
6	D	620	GLY
6	D	696	HIS
6	D	737	ASN
6	D	803	GLY
6	D	1208	ASP
6	D	1268	PRO
6	D	1269	LYS
6	D	1287	GLU
6	D	1288	GLU
6	D	1306	PRO
6	D	1452	ILE
6	D	1454	GLY
7	E	53	GLY
7	E	58	PRO

*Continued on next page...*

*Continued from previous page...*

<b>Mol</b>	<b>Chain</b>	<b>Res</b>	<b>Type</b>
4	K	3	ASP
5	M	40	GLU
5	M	59	LYS
5	M	156	GLY
5	M	164	PRO
5	M	223	ASP
5	M	290	LEU
5	M	363	SER
5	M	418	LEU
5	M	457	ALA
5	M	626	ARG
5	M	627	ARG
5	M	1045	ALA
5	M	1059	ASP
5	M	1106	ASP
6	N	31	THR
6	N	37	LEU
6	N	98	PRO
6	N	525	ARG
6	N	539	ASP
6	N	594	PRO
6	N	620	GLY
6	N	737	ASN
6	N	766	ALA
6	N	803	GLY
6	N	1208	ASP
6	N	1287	GLU
6	N	1288	GLU
6	N	1454	GLY
7	O	53	GLY
7	O	58	PRO
4	B	3	ASP
5	C	74	GLY
5	C	80	GLN
5	C	188	LYS
5	C	251	ASP
5	C	268	ASP
5	C	424	GLY
5	C	462	ASP
5	C	548	PRO
5	C	864	GLY
5	C	1045	ALA

*Continued on next page...*

*Continued from previous page...*

<b>Mol</b>	<b>Chain</b>	<b>Res</b>	<b>Type</b>
6	D	34	TYR
6	D	96	ALA
6	D	120	ALA
6	D	448	GLU
6	D	507	ASN
6	D	539	ASP
6	D	1125	PRO
6	D	1385	GLY
7	E	43	GLU
7	E	82	GLU
5	M	74	GLY
5	M	80	GLN
5	M	188	LYS
5	M	268	ASP
5	M	517	ARG
5	M	548	PRO
5	M	864	GLY
6	N	59	ALA
6	N	96	ALA
6	N	120	ALA
6	N	451	ASP
6	N	507	ASN
6	N	524	LEU
6	N	696	HIS
6	N	1125	PRO
6	N	1385	GLY
7	O	43	GLU
5	C	138	SER
5	C	180	GLY
5	C	1027	PHE
6	D	136	ASP
6	D	397	LYS
6	D	808	THR
6	D	822	ALA
6	D	1111	ASP
7	E	5	GLY
7	E	32	ARG
4	K	133	GLU
5	M	138	SER
5	M	251	ASP
5	M	462	ASP
5	M	529	VAL

*Continued on next page...*

*Continued from previous page...*

<b>Mol</b>	<b>Chain</b>	<b>Res</b>	<b>Type</b>
5	M	1027	PHE
5	M	1114	GLY
6	N	822	ALA
6	N	1111	ASP
6	N	1196	THR
6	N	1269	LYS
6	N	1452	ILE
7	O	5	GLY
7	O	32	ARG
7	O	82	GLU
4	A	125	PRO
4	A	133	GLU
5	C	90	TYR
5	C	144	PRO
5	C	264	PRO
5	C	282	GLY
5	C	740	GLU
5	C	1114	GLY
6	D	601	ARG
6	D	830	ALA
4	K	125	PRO
4	L	3	ASP
5	M	10	ARG
5	M	90	TYR
5	M	180	GLY
5	M	282	GLY
5	M	740	GLU
6	N	34	TYR
6	N	82	LYS
6	N	136	ASP
6	N	500	ARG
6	N	808	THR
4	B	125	PRO
5	C	529	VAL
5	C	598	GLU
5	C	904	PRO
6	D	924	MET
6	D	1155	VAL
5	M	264	PRO
5	M	1079	PRO
6	N	483	HIS
7	O	57	ASP

*Continued on next page...*

*Continued from previous page...*

Mol	Chain	Res	Type
6	D	483	HIS
6	D	595	GLY
5	M	144	PRO
6	N	595	GLY
6	N	1155	VAL
5	C	53	PRO
5	C	400	PRO
5	C	779	GLY
6	D	530	VAL
7	E	57	ASP
7	E	81	PRO
4	L	125	PRO
5	M	53	PRO
5	M	779	GLY
6	N	522	PRO
6	N	530	VAL
5	C	905	ILE
5	C	1079	PRO
6	D	522	PRO
5	M	129	ILE
5	M	519	GLY
7	O	81	PRO
5	C	129	ILE
6	D	1064	GLY
5	M	905	ILE
5	C	166	PRO

### 5.3.2 Protein sidechains [i](#)

In the following table, the Percentiles column shows the percent sidechain outliers of the chain as a percentile score with respect to all X-ray entries followed by that with respect to entries of similar resolution.

The Analysed column shows the number of residues for which the sidechain conformation was analysed, and the total number of residues.

Mol	Chain	Analysed	Rotameric	Outliers	Percentiles
4	A	202/273 (74%)	164 (81%)	38 (19%)	<b>1</b> <b>2</b>
4	B	202/273 (74%)	171 (85%)	31 (15%)	<b>2</b> <b>5</b>
4	K	202/273 (74%)	170 (84%)	32 (16%)	<b>2</b> <b>4</b>
4	L	202/273 (74%)	166 (82%)	36 (18%)	<b>2</b> <b>3</b>

*Continued on next page...*

*Continued from previous page...*

Mol	Chain	Analysed	Rotameric	Outliers	Percentiles	
5	C	941/941 (100%)	710 (76%)	231 (24%)	0	1
5	M	941/941 (100%)	740 (79%)	201 (21%)	1	2
6	D	1100/1279 (86%)	874 (80%)	226 (20%)	1	2
6	N	1100/1279 (86%)	879 (80%)	221 (20%)	1	2
7	E	84/88 (96%)	62 (74%)	22 (26%)	0	0
7	O	84/88 (96%)	66 (79%)	18 (21%)	1	2
All	All	5058/5708 (89%)	4002 (79%)	1056 (21%)	1	2

All (1056) residues with a non-rotameric sidechain are listed below:

Mol	Chain	Res	Type
4	A	5	LYS
4	A	9	PRO
4	A	16	GLN
4	A	20	TYR
4	A	25	LEU
4	A	26	GLU
4	A	47	SER
4	A	49	PRO
4	A	54	THR
4	A	62	LEU
4	A	65	PHE
4	A	74	ASP
4	A	81	ASN
4	A	89	PHE
4	A	92	PRO
4	A	93	SER
4	A	96	THR
4	A	100	LEU
4	A	101	LEU
4	A	113	ASP
4	A	123	MET
4	A	126	ASP
4	A	143	ARG
4	A	161	ARG
4	A	163	ASN
4	A	175	ARG
4	A	180	GLN
4	A	183	ASP
4	A	184	THR

*Continued on next page...*



*Continued from previous page...*

<b>Mol</b>	<b>Chain</b>	<b>Res</b>	<b>Type</b>
4	A	189	ARG
4	A	191	ASP
4	A	198	ARG
4	A	201	THR
4	A	206	THR
4	A	208	LEU
4	A	219	ARG
4	A	226	SER
4	A	229	GLN
4	B	3	ASP
4	B	5	LYS
4	B	20	TYR
4	B	25	LEU
4	B	28	LEU
4	B	54	THR
4	B	62	LEU
4	B	73	GLU
4	B	77	GLU
4	B	81	ASN
4	B	84	GLU
4	B	89	PHE
4	B	95	GLN
4	B	104	GLU
4	B	112	ARG
4	B	123	MET
4	B	126	ASP
4	B	141	GLU
4	B	159	LYS
4	B	161	ARG
4	B	163	ASN
4	B	166	PRO
4	B	167	VAL
4	B	175	ARG
4	B	179	PHE
4	B	184	THR
4	B	186	LEU
4	B	197	LEU
4	B	198	ARG
4	B	201	THR
4	B	206	THR
5	C	9	ILE
5	C	22	GLN

*Continued on next page...*

*Continued from previous page...*

<b>Mol</b>	<b>Chain</b>	<b>Res</b>	<b>Type</b>
5	C	26	TYR
5	C	31	GLN
5	C	33	ASP
5	C	34	VAL
5	C	39	ARG
5	C	48	PHE
5	C	49	ARG
5	C	50	GLU
5	C	75	GLU
5	C	76	PRO
5	C	80	GLN
5	C	88	LEU
5	C	94	LEU
5	C	95	TYR
5	C	98	LEU
5	C	100	LEU
5	C	104	ASP
5	C	111	ASP
5	C	113	VAL
5	C	114	PHE
5	C	115	LEU
5	C	117	HIS
5	C	121	MET
5	C	126	SER
5	C	133	ASP
5	C	136	ILE
5	C	141	HIS
5	C	144	PRO
5	C	147	TYR
5	C	158	TYR
5	C	163	ILE
5	C	166	PRO
5	C	170	PRO
5	C	173	ASP
5	C	179	ASN
5	C	183	SER
5	C	184	MET
5	C	188	LYS
5	C	190	LYS
5	C	191	PHE
5	C	194	VAL
5	C	196	LEU

*Continued on next page...*

*Continued from previous page...*

<b>Mol</b>	<b>Chain</b>	<b>Res</b>	<b>Type</b>
5	C	198	ARG
5	C	203	ASP
5	C	205	GLU
5	C	209	ARG
5	C	211	LEU
5	C	216	GLU
5	C	218	VAL
5	C	221	LEU
5	C	222	MET
5	C	224	GLU
5	C	226	VAL
5	C	230	ARG
5	C	235	LEU
5	C	237	ARG
5	C	238	LEU
5	C	239	PHE
5	C	243	ARG
5	C	252	LYS
5	C	260	LEU
5	C	261	ILE
5	C	264	PRO
5	C	266	ARG
5	C	267	TYR
5	C	268	ASP
5	C	274	ARG
5	C	275	TYR
5	C	278	GLU
5	C	279	GLU
5	C	281	LEU
5	C	285	LEU
5	C	289	THR
5	C	290	LEU
5	C	293	PHE
5	C	297	GLU
5	C	298	PHE
5	C	303	PHE
5	C	306	THR
5	C	308	ARG
5	C	309	TYR
5	C	321	GLU
5	C	323	ASP
5	C	335	THR

*Continued on next page...*

*Continued from previous page...*

<b>Mol</b>	<b>Chain</b>	<b>Res</b>	<b>Type</b>
5	C	343	GLN
5	C	345	ARG
5	C	348	LEU
5	C	358	ARG
5	C	359	MET
5	C	360	LEU
5	C	365	ASP
5	C	367	LEU
5	C	376	ARG
5	C	383	ARG
5	C	388	ARG
5	C	391	LEU
5	C	392	SER
5	C	393	GLN
5	C	394	PHE
5	C	400	PRO
5	C	410	ILE
5	C	415	PRO
5	C	419	THR
5	C	422	ARG
5	C	425	PHE
5	C	429	ASP
5	C	432	ARG
5	C	433	THR
5	C	439	CYS
5	C	440	PRO
5	C	453	THR
5	C	469	THR
5	C	472	ARG
5	C	481	ASP
5	C	486	MET
5	C	500	ASN
5	C	503	LEU
5	C	507	ARG
5	C	533	ASP
5	C	535	SER
5	C	537	LYS
5	C	543	ASN
5	C	545	ASN
5	C	548	PRO
5	C	554	ASP
5	C	557	ARG

*Continued on next page...*

*Continued from previous page...*

<b>Mol</b>	<b>Chain</b>	<b>Res</b>	<b>Type</b>
5	C	562	SER
5	C	564	MET
5	C	580	MET
5	C	581	THR
5	C	589	ARG
5	C	602	GLU
5	C	606	VAL
5	C	609	ASN
5	C	611	ILE
5	C	613	VAL
5	C	617	ASP
5	C	619	ARG
5	C	620	LEU
5	C	621	VAL
5	C	624	PRO
5	C	631	SER
5	C	635	THR
5	C	638	ASP
5	C	640	ARG
5	C	645	VAL
5	C	648	ARG
5	C	654	LEU
5	C	657	ASP
5	C	659	PRO
5	C	668	LEU
5	C	670	GLN
5	C	676	ILE
5	C	679	PHE
5	C	680	ASP
5	C	685	GLU
5	C	691	SER
5	C	695	LEU
5	C	699	PHE
5	C	701	THR
5	C	702	SER
5	C	704	HIS
5	C	714	ASP
5	C	725	ASP
5	C	727	PRO
5	C	728	HIS
5	C	739	GLU
5	C	754	ILE

*Continued on next page...*

*Continued from previous page...*

<b>Mol</b>	<b>Chain</b>	<b>Res</b>	<b>Type</b>
5	C	765	SER
5	C	766	GLU
5	C	770	GLU
5	C	780	GLU
5	C	781	LYS
5	C	784	ASP
5	C	785	VAL
5	C	796	GLU
5	C	803	THR
5	C	805	ARG
5	C	807	ARG
5	C	834	GLN
5	C	837	ASP
5	C	839	LEU
5	C	841	ASN
5	C	852	ILE
5	C	862	PRO
5	C	863	ASP
5	C	870	ILE
5	C	878	SER
5	C	879	ARG
5	C	881	ASN
5	C	884	GLN
5	C	904	PRO
5	C	920	GLN
5	C	923	GLU
5	C	929	ARG
5	C	938	LYS
5	C	939	ARG
5	C	942	GLU
5	C	946	ARG
5	C	950	LEU
5	C	952	LEU
5	C	958	THR
5	C	959	PRO
5	C	963	LEU
5	C	969	GLN
5	C	972	VAL
5	C	975	TYR
5	C	981	GLU
5	C	988	VAL
5	C	989	VAL

*Continued on next page...*

*Continued from previous page...*

<b>Mol</b>	<b>Chain</b>	<b>Res</b>	<b>Type</b>
5	C	995	MET
5	C	999	HIS
5	C	1002	GLU
5	C	1003	ASP
5	C	1005	MET
5	C	1008	ARG
5	C	1010	THR
5	C	1016	ILE
5	C	1021	LEU
5	C	1026	GLN
5	C	1030	GLN
5	C	1035	MET
5	C	1040	LEU
5	C	1052	MET
5	C	1075	ASP
5	C	1076	VAL
5	C	1088	LEU
5	C	1092	LEU
5	C	1105	LYS
6	D	6	ARG
6	D	9	ARG
6	D	21	TRP
6	D	22	SER
6	D	34	TYR
6	D	41	ARG
6	D	42	ASP
6	D	47	GLU
6	D	52	PRO
6	D	53	ILE
6	D	56	TYR
6	D	57	GLU
6	D	58	CYS
6	D	60	CYS
6	D	64	LYS
6	D	69	GLU
6	D	71	LYS
6	D	74	GLU
6	D	75	ARG
6	D	76	CYS
6	D	79	GLU
6	D	80	VAL
6	D	82	LYS

*Continued on next page...*

*Continued from previous page...*

<b>Mol</b>	<b>Chain</b>	<b>Res</b>	<b>Type</b>
6	D	87	ARG
6	D	95	LEU
6	D	108	VAL
6	D	112	ILE
6	D	116	LEU
6	D	127	LEU
6	D	128	TYR
6	D	134	VAL
6	D	135	LEU
6	D	149	LYS
6	D	151	GLN
6	D	152	LEU
6	D	153	LEU
6	D	162	ARG
6	D	163	TYR
6	D	189	GLN
6	D	199	LEU
6	D	204	LEU
6	D	207	PHE
6	D	405	ASP
6	D	406	ASP
6	D	419	ASP
6	D	429	SER
6	D	434	ARG
6	D	438	ASP
6	D	453	ASP
6	D	455	ARG
6	D	465	LEU
6	D	469	ASP
6	D	471	GLU
6	D	483	HIS
6	D	489	ARG
6	D	493	ARG
6	D	497	GLU
6	D	504	ASP
6	D	505	SER
6	D	507	ASN
6	D	511	TRP
6	D	512	MET
6	D	521	PRO
6	D	525	ARG
6	D	531	ASP

*Continued on next page...*



*Continued from previous page...*

<b>Mol</b>	<b>Chain</b>	<b>Res</b>	<b>Type</b>
6	D	534	ARG
6	D	537	THR
6	D	538	SER
6	D	549	ASN
6	D	550	ARG
6	D	581	LEU
6	D	590	PRO
6	D	594	PRO
6	D	596	SER
6	D	600	LEU
6	D	602	SER
6	D	605	ASP
6	D	614	PHE
6	D	616	GLN
6	D	617	ASN
6	D	618	LEU
6	D	619	LEU
6	D	622	ARG
6	D	624	ASP
6	D	639	LEU
6	D	641	GLN
6	D	642	CYS
6	D	648	MET
6	D	651	GLU
6	D	652	LEU
6	D	660	LYS
6	D	670	VAL
6	D	676	MET
6	D	685	ASP
6	D	686	GLU
6	D	688	TRP
6	D	701	LEU
6	D	703	ASN
6	D	707	THR
6	D	709	HIS
6	D	710	ARG
6	D	731	LEU
6	D	732	VAL
6	D	734	GLU
6	D	736	PHE
6	D	743	ASP
6	D	747	VAL

*Continued on next page...*

*Continued from previous page...*

<b>Mol</b>	<b>Chain</b>	<b>Res</b>	<b>Type</b>
6	D	749	VAL
6	D	754	PHE
6	D	763	MET
6	D	764	LEU
6	D	765	SER
6	D	783	ARG
6	D	784	ASP
6	D	792	ILE
6	D	796	ARG
6	D	800	LYS
6	D	805	GLU
6	D	808	THR
6	D	817	GLU
6	D	826	PRO
6	D	828	LYS
6	D	832	ARG
6	D	833	GLU
6	D	838	ARG
6	D	842	VAL
6	D	862	ASP
6	D	863	VAL
6	D	864	VAL
6	D	877	PRO
6	D	879	ARG
6	D	880	ILE
6	D	890	VAL
6	D	892	ASP
6	D	897	TRP
6	D	901	GLN
6	D	902	LEU
6	D	920	LEU
6	D	922	LEU
6	D	925	GLU
6	D	927	THR
6	D	940	THR
6	D	943	THR
6	D	945	SER
6	D	951	ILE
6	D	955	VAL
6	D	970	LYS
6	D	980	MET
6	D	982	PHE

*Continued on next page...*

*Continued from previous page...*

<b>Mol</b>	<b>Chain</b>	<b>Res</b>	<b>Type</b>
6	D	983	LEU
6	D	988	ARG
6	D	991	GLN
6	D	1000	THR
6	D	1001	GLU
6	D	1025	GLN
6	D	1038	LEU
6	D	1041	LEU
6	D	1042	ARG
6	D	1049	SER
6	D	1062	ARG
6	D	1068	LEU
6	D	1078	ARG
6	D	1083	ASP
6	D	1086	LEU
6	D	1087	ARG
6	D	1091	SER
6	D	1093	TYR
6	D	1095	THR
6	D	1101	VAL
6	D	1102	THR
6	D	1108	ARG
6	D	1109	GLU
6	D	1112	CYS
6	D	1114	THR
6	D	1119	SER
6	D	1127	GLU
6	D	1133	ARG
6	D	1135	ARG
6	D	1151	ARG
6	D	1161	GLU
6	D	1166	LEU
6	D	1179	GLU
6	D	1183	ILE
6	D	1197	ARG
6	D	1207	TYR
6	D	1208	ASP
6	D	1214	PRO
6	D	1228	SER
6	D	1262	LEU
6	D	1264	GLU
6	D	1282	ARG

*Continued on next page...*

*Continued from previous page...*

<b>Mol</b>	<b>Chain</b>	<b>Res</b>	<b>Type</b>
6	D	1285	GLU
6	D	1291	SER
6	D	1297	GLU
6	D	1299	PHE
6	D	1300	SER
6	D	1305	LEU
6	D	1311	LEU
6	D	1315	ASP
6	D	1319	VAL
6	D	1320	GLU
6	D	1332	PRO
6	D	1342	GLU
6	D	1355	VAL
6	D	1359	GLN
6	D	1382	THR
6	D	1389	LEU
6	D	1395	LEU
6	D	1396	GLU
6	D	1410	GLU
6	D	1412	LYS
6	D	1415	VAL
6	D	1431	THR
6	D	1432	LYS
6	D	1433	SER
6	D	1440	PHE
6	D	1441	GLN
6	D	1462	LEU
6	D	1465	ASN
6	D	1472	ILE
6	D	1483	PHE
6	D	1485	GLN
6	D	1488	ASP
6	D	1492	LEU
6	D	1496	GLU
6	D	1501	GLU
7	E	20	THR
7	E	30	LEU
7	E	31	LEU
7	E	38	THR
7	E	40	LEU
7	E	46	PRO
7	E	51	LEU

*Continued on next page...*

*Continued from previous page...*

<b>Mol</b>	<b>Chain</b>	<b>Res</b>	<b>Type</b>
7	E	52	GLU
7	E	56	ASP
7	E	57	ASP
7	E	58	PRO
7	E	59	ASN
7	E	69	LEU
7	E	70	THR
7	E	72	ARG
7	E	77	GLU
7	E	78	ASN
7	E	81	PRO
7	E	83	ASP
7	E	89	MET
7	E	94	PRO
7	E	96	GLU
4	K	5	LYS
4	K	9	PRO
4	K	12	THR
4	K	16	GLN
4	K	18	ARG
4	K	20	TYR
4	K	22	GLU
4	K	25	LEU
4	K	26	GLU
4	K	54	THR
4	K	65	PHE
4	K	74	ASP
4	K	81	ASN
4	K	89	PHE
4	K	92	PRO
4	K	101	LEU
4	K	106	PRO
4	K	113	ASP
4	K	123	MET
4	K	131	THR
4	K	143	ARG
4	K	163	ASN
4	K	168	ASP
4	K	184	THR
4	K	189	ARG
4	K	198	ARG
4	K	201	THR

*Continued on next page...*

*Continued from previous page...*

<b>Mol</b>	<b>Chain</b>	<b>Res</b>	<b>Type</b>
4	K	206	THR
4	K	208	LEU
4	K	219	ARG
4	K	222	LEU
4	K	226	SER
4	L	1	MET
4	L	5	LYS
4	L	7	LYS
4	L	12	THR
4	L	20	TYR
4	L	25	LEU
4	L	28	LEU
4	L	62	LEU
4	L	69	PRO
4	L	73	GLU
4	L	76	VAL
4	L	81	ASN
4	L	89	PHE
4	L	95	GLN
4	L	99	LEU
4	L	101	LEU
4	L	104	GLU
4	L	119	ASP
4	L	123	MET
4	L	126	ASP
4	L	132	LEU
4	L	141	GLU
4	L	159	LYS
4	L	161	ARG
4	L	163	ASN
4	L	175	ARG
4	L	177	VAL
4	L	179	PHE
4	L	182	GLU
4	L	186	LEU
4	L	192	LEU
4	L	193	ASP
4	L	198	ARG
4	L	204	SER
4	L	209	GLU
4	L	217	ILE
5	M	9	ILE

*Continued on next page...*

*Continued from previous page...*

<b>Mol</b>	<b>Chain</b>	<b>Res</b>	<b>Type</b>
5	M	19	THR
5	M	20	GLU
5	M	22	GLN
5	M	26	TYR
5	M	31	GLN
5	M	39	ARG
5	M	48	PHE
5	M	49	ARG
5	M	75	GLU
5	M	77	PRO
5	M	80	GLN
5	M	81	ASP
5	M	87	ASP
5	M	88	LEU
5	M	95	TYR
5	M	98	LEU
5	M	104	ASP
5	M	110	GLU
5	M	111	ASP
5	M	112	GLU
5	M	114	PHE
5	M	115	LEU
5	M	117	HIS
5	M	121	MET
5	M	124	ASP
5	M	126	SER
5	M	136	ILE
5	M	141	HIS
5	M	142	ARG
5	M	158	TYR
5	M	163	ILE
5	M	170	PRO
5	M	173	ASP
5	M	177	GLU
5	M	178	PRO
5	M	183	SER
5	M	188	LYS
5	M	190	LYS
5	M	191	PHE
5	M	194	VAL
5	M	196	LEU
5	M	198	ARG

*Continued on next page...*

*Continued from previous page...*

<b>Mol</b>	<b>Chain</b>	<b>Res</b>	<b>Type</b>
5	M	203	ASP
5	M	205	GLU
5	M	207	LEU
5	M	211	LEU
5	M	216	GLU
5	M	217	LEU
5	M	221	LEU
5	M	225	SER
5	M	233	GLU
5	M	235	LEU
5	M	237	ARG
5	M	238	LEU
5	M	243	ARG
5	M	252	LYS
5	M	260	LEU
5	M	261	ILE
5	M	266	ARG
5	M	267	TYR
5	M	268	ASP
5	M	274	ARG
5	M	275	TYR
5	M	278	GLU
5	M	281	LEU
5	M	285	LEU
5	M	289	THR
5	M	293	PHE
5	M	297	GLU
5	M	303	PHE
5	M	308	ARG
5	M	309	TYR
5	M	321	GLU
5	M	323	ASP
5	M	328	LEU
5	M	343	GLN
5	M	345	ARG
5	M	358	ARG
5	M	359	MET
5	M	360	LEU
5	M	365	ASP
5	M	367	LEU
5	M	383	ARG
5	M	384	GLU

*Continued on next page...*



*Continued from previous page...*

<b>Mol</b>	<b>Chain</b>	<b>Res</b>	<b>Type</b>
5	M	388	ARG
5	M	390	GLN
5	M	393	GLN
5	M	394	PHE
5	M	396	ASP
5	M	399	ASN
5	M	400	PRO
5	M	418	LEU
5	M	419	THR
5	M	421	GLU
5	M	422	ARG
5	M	427	VAL
5	M	428	ARG
5	M	439	CYS
5	M	453	THR
5	M	472	ARG
5	M	474	VAL
5	M	480	THR
5	M	491	GLU
5	M	500	ASN
5	M	503	LEU
5	M	517	ARG
5	M	537	LYS
5	M	543	ASN
5	M	548	PRO
5	M	553	ASP
5	M	554	ASP
5	M	572	ILE
5	M	578	VAL
5	M	579	VAL
5	M	599	GLU
5	M	602	GLU
5	M	606	VAL
5	M	611	ILE
5	M	613	VAL
5	M	617	ASP
5	M	620	LEU
5	M	621	VAL
5	M	631	SER
5	M	635	THR
5	M	640	ARG
5	M	645	VAL

*Continued on next page...*

*Continued from previous page...*

<b>Mol</b>	<b>Chain</b>	<b>Res</b>	<b>Type</b>
5	M	657	ASP
5	M	668	LEU
5	M	670	GLN
5	M	673	LEU
5	M	677	MET
5	M	679	PHE
5	M	685	GLU
5	M	695	LEU
5	M	699	PHE
5	M	704	HIS
5	M	719	PRO
5	M	722	ILE
5	M	725	ASP
5	M	727	PRO
5	M	738	ASP
5	M	744	ARG
5	M	748	GLU
5	M	750	LYS
5	M	753	ASP
5	M	766	GLU
5	M	770	GLU
5	M	784	ASP
5	M	785	VAL
5	M	787	ASP
5	M	794	PRO
5	M	805	ARG
5	M	814	GLU
5	M	839	LEU
5	M	841	ASN
5	M	862	PRO
5	M	863	ASP
5	M	870	ILE
5	M	881	ASN
5	M	884	GLN
5	M	904	PRO
5	M	920	GLN
5	M	923	GLU
5	M	929	ARG
5	M	937	ASP
5	M	938	LYS
5	M	939	ARG
5	M	945	ARG

*Continued on next page...*

*Continued from previous page...*

<b>Mol</b>	<b>Chain</b>	<b>Res</b>	<b>Type</b>
5	M	946	ARG
5	M	950	LEU
5	M	958	THR
5	M	959	PRO
5	M	960	GLU
5	M	963	LEU
5	M	969	GLN
5	M	971	LYS
5	M	975	TYR
5	M	981	GLU
5	M	994	ILE
5	M	995	MET
5	M	999	HIS
5	M	1002	GLU
5	M	1003	ASP
5	M	1006	HIS
5	M	1010	THR
5	M	1016	ILE
5	M	1018	GLN
5	M	1026	GLN
5	M	1030	GLN
5	M	1035	MET
5	M	1052	MET
5	M	1053	LEU
5	M	1075	ASP
5	M	1079	PRO
5	M	1080	SER
5	M	1092	LEU
5	M	1097	LEU
5	M	1105	LYS
5	M	1110	ASP
5	M	1115	LEU
6	N	6	ARG
6	N	12	LEU
6	N	21	TRP
6	N	22	SER
6	N	32	ILE
6	N	34	TYR
6	N	41	ARG
6	N	56	TYR
6	N	57	GLU
6	N	58	CYS

*Continued on next page...*

*Continued from previous page...*

<b>Mol</b>	<b>Chain</b>	<b>Res</b>	<b>Type</b>
6	N	63	TYR
6	N	64	LYS
6	N	65	ARG
6	N	69	GLU
6	N	74	GLU
6	N	75	ARG
6	N	76	CYS
6	N	79	GLU
6	N	82	LYS
6	N	83	SER
6	N	85	VAL
6	N	87	ARG
6	N	103	TRP
6	N	116	LEU
6	N	127	LEU
6	N	128	TYR
6	N	130	SER
6	N	135	LEU
6	N	141	ILE
6	N	149	LYS
6	N	151	GLN
6	N	153	LEU
6	N	157	GLU
6	N	161	LEU
6	N	163	TYR
6	N	165	LYS
6	N	181	ASP
6	N	198	ARG
6	N	199	LEU
6	N	200	ASP
6	N	204	LEU
6	N	207	PHE
6	N	405	ASP
6	N	406	ASP
6	N	434	ARG
6	N	438	ASP
6	N	445	ARG
6	N	453	ASP
6	N	455	ARG
6	N	465	LEU
6	N	470	LEU
6	N	471	GLU

*Continued on next page...*

*Continued from previous page...*

<b>Mol</b>	<b>Chain</b>	<b>Res</b>	<b>Type</b>
6	N	476	GLU
6	N	489	ARG
6	N	493	ARG
6	N	504	ASP
6	N	509	PRO
6	N	512	MET
6	N	519	VAL
6	N	525	ARG
6	N	531	ASP
6	N	537	THR
6	N	549	ASN
6	N	550	ARG
6	N	553	ARG
6	N	565	ILE
6	N	575	GLN
6	N	581	LEU
6	N	590	PRO
6	N	594	PRO
6	N	600	LEU
6	N	605	ASP
6	N	608	SER
6	N	614	PHE
6	N	616	GLN
6	N	617	ASN
6	N	618	LEU
6	N	619	LEU
6	N	624	ASP
6	N	635	PRO
6	N	639	LEU
6	N	641	GLN
6	N	651	GLU
6	N	652	LEU
6	N	660	LYS
6	N	669	ASN
6	N	670	VAL
6	N	682	ASP
6	N	686	GLU
6	N	688	TRP
6	N	701	LEU
6	N	703	ASN
6	N	707	THR
6	N	709	HIS

*Continued on next page...*

*Continued from previous page...*

<b>Mol</b>	<b>Chain</b>	<b>Res</b>	<b>Type</b>
6	N	710	ARG
6	N	724	GLN
6	N	727	GLN
6	N	732	VAL
6	N	734	GLU
6	N	743	ASP
6	N	749	VAL
6	N	754	PHE
6	N	764	LEU
6	N	772	PRO
6	N	782	SER
6	N	783	ARG
6	N	784	ASP
6	N	800	LYS
6	N	805	GLU
6	N	808	THR
6	N	817	GLU
6	N	824	ASN
6	N	826	PRO
6	N	832	ARG
6	N	833	GLU
6	N	834	THR
6	N	838	ARG
6	N	855	HIS
6	N	862	ASP
6	N	863	VAL
6	N	864	VAL
6	N	875	THR
6	N	876	SER
6	N	880	ILE
6	N	884	ARG
6	N	886	VAL
6	N	892	ASP
6	N	897	TRP
6	N	902	LEU
6	N	903	ASP
6	N	911	LEU
6	N	917	GLN
6	N	920	LEU
6	N	922	LEU
6	N	925	GLU
6	N	927	THR

*Continued on next page...*

*Continued from previous page...*

<b>Mol</b>	<b>Chain</b>	<b>Res</b>	<b>Type</b>
6	N	944	THR
6	N	951	ILE
6	N	959	GLU
6	N	982	PHE
6	N	983	LEU
6	N	984	THR
6	N	988	ARG
6	N	991	GLN
6	N	1000	THR
6	N	1025	GLN
6	N	1032	PRO
6	N	1041	LEU
6	N	1042	ARG
6	N	1060	SER
6	N	1062	ARG
6	N	1070	TYR
6	N	1078	ARG
6	N	1083	ASP
6	N	1086	LEU
6	N	1087	ARG
6	N	1093	TYR
6	N	1095	THR
6	N	1100	ASP
6	N	1108	ARG
6	N	1109	GLU
6	N	1112	CYS
6	N	1114	THR
6	N	1119	SER
6	N	1124	GLN
6	N	1125	PRO
6	N	1131	SER
6	N	1135	ARG
6	N	1147	ARG
6	N	1151	ARG
6	N	1156	LEU
6	N	1160	LEU
6	N	1161	GLU
6	N	1166	LEU
6	N	1182	GLU
6	N	1183	ILE
6	N	1197	ARG
6	N	1207	TYR

*Continued on next page...*

*Continued from previous page...*

<b>Mol</b>	<b>Chain</b>	<b>Res</b>	<b>Type</b>
6	N	1208	ASP
6	N	1209	LEU
6	N	1210	SER
6	N	1211	MET
6	N	1214	PRO
6	N	1228	SER
6	N	1262	LEU
6	N	1264	GLU
6	N	1282	ARG
6	N	1285	GLU
6	N	1286	THR
6	N	1297	GLU
6	N	1299	PHE
6	N	1301	LYS
6	N	1305	LEU
6	N	1306	PRO
6	N	1311	LEU
6	N	1317	ASP
6	N	1320	GLU
6	N	1323	GLN
6	N	1336	LEU
6	N	1337	GLU
6	N	1344	VAL
6	N	1359	GLN
6	N	1363	LEU
6	N	1382	THR
6	N	1389	LEU
6	N	1396	GLU
6	N	1406	ARG
6	N	1412	LYS
6	N	1420	LEU
6	N	1431	THR
6	N	1435	LEU
6	N	1441	GLN
6	N	1449	GLU
6	N	1459	LEU
6	N	1462	LEU
6	N	1465	ASN
6	N	1472	ILE
6	N	1485	GLN
6	N	1488	ASP
6	N	1496	GLU

*Continued on next page...*



*Continued from previous page...*

<b>Mol</b>	<b>Chain</b>	<b>Res</b>	<b>Type</b>
6	N	1501	GLU
7	O	7	ASP
7	O	30	LEU
7	O	38	THR
7	O	46	PRO
7	O	51	LEU
7	O	56	ASP
7	O	57	ASP
7	O	58	PRO
7	O	59	ASN
7	O	70	THR
7	O	72	ARG
7	O	74	VAL
7	O	77	GLU
7	O	79	LEU
7	O	81	PRO
7	O	82	GLU
7	O	83	ASP
7	O	94	PRO

Sometimes sidechains can be flipped to improve hydrogen bonding and reduce clashes. All (143) such sidechains are listed below:

<b>Mol</b>	<b>Chain</b>	<b>Res</b>	<b>Type</b>
4	A	81	ASN
4	A	124	ASN
4	A	128	HIS
4	A	163	ASN
4	A	188	GLN
4	A	229	GLN
4	B	16	GLN
4	B	63	HIS
4	B	81	ASN
4	B	95	GLN
4	B	124	ASN
4	B	128	HIS
4	B	180	GLN
4	B	213	GLN
4	B	227	ASN
5	C	31	GLN
5	C	80	GLN
5	C	91	GLN
5	C	117	HIS

*Continued on next page...*

*Continued from previous page...*

<b>Mol</b>	<b>Chain</b>	<b>Res</b>	<b>Type</b>
5	C	139	GLN
5	C	204	GLN
5	C	390	GLN
5	C	393	GLN
5	C	434	HIS
5	C	500	ASN
5	C	538	GLN
5	C	552	HIS
5	C	609	ASN
5	C	633	GLN
5	C	639	GLN
5	C	670	GLN
5	C	671	ASN
5	C	704	HIS
5	C	829	GLN
5	C	834	GLN
5	C	841	ASN
5	C	860	HIS
5	C	872	ASN
5	C	889	HIS
5	C	899	GLN
5	C	969	GLN
5	C	991	GLN
5	C	1100	GLN
5	C	1107	ASN
6	D	125	GLN
6	D	143	ASN
6	D	151	GLN
6	D	189	GLN
6	D	462	GLN
6	D	507	ASN
6	D	549	ASN
6	D	703	ASN
6	D	724	GLN
6	D	727	GLN
6	D	756	GLN
6	D	767	HIS
6	D	816	HIS
6	D	973	GLN
6	D	976	GLN
6	D	1025	GLN
6	D	1033	GLN

*Continued on next page...*

*Continued from previous page...*

<b>Mol</b>	<b>Chain</b>	<b>Res</b>	<b>Type</b>
6	D	1103	HIS
6	D	1323	GLN
6	D	1359	GLN
6	D	1404	ASN
6	D	1441	GLN
6	D	1445	HIS
7	E	28	GLN
7	E	29	GLN
7	E	59	ASN
7	E	78	ASN
7	E	86	GLN
4	K	81	ASN
4	K	128	HIS
4	K	156	HIS
4	K	163	ASN
4	K	180	GLN
4	K	212	ASN
4	K	213	GLN
4	K	229	GLN
4	L	16	GLN
4	L	95	GLN
4	L	124	ASN
4	L	128	HIS
4	L	139	ASN
4	L	180	GLN
4	L	212	ASN
5	M	22	GLN
5	M	31	GLN
5	M	45	GLN
5	M	80	GLN
5	M	91	GLN
5	M	117	HIS
5	M	139	GLN
5	M	179	ASN
5	M	204	GLN
5	M	343	GLN
5	M	390	GLN
5	M	393	GLN
5	M	538	GLN
5	M	543	ASN
5	M	565	GLN
5	M	609	ASN

*Continued on next page...*

*Continued from previous page...*

<b>Mol</b>	<b>Chain</b>	<b>Res</b>	<b>Type</b>
5	M	633	GLN
5	M	671	ASN
5	M	683	ASN
5	M	704	HIS
5	M	834	GLN
5	M	841	ASN
5	M	860	HIS
5	M	872	ASN
5	M	889	HIS
5	M	899	GLN
5	M	969	GLN
5	M	1019	GLN
5	M	1100	GLN
5	M	1107	ASN
6	N	125	GLN
6	N	143	ASN
6	N	166	GLN
6	N	189	GLN
6	N	442	ASN
6	N	507	ASN
6	N	529	GLN
6	N	541	ASN
6	N	549	ASN
6	N	560	GLN
6	N	703	ASN
6	N	724	GLN
6	N	756	GLN
6	N	762	GLN
6	N	824	ASN
6	N	976	GLN
6	N	1025	GLN
6	N	1033	GLN
6	N	1323	GLN
6	N	1334	GLN
6	N	1441	GLN
6	N	1485	GLN
7	O	28	GLN
7	O	29	GLN
7	O	59	ASN
7	O	86	GLN

### 5.3.3 RNA

Mol	Chain	Analysed	Backbone Outliers	Pucker Outliers
2	H	16/16 (100%)	12 (75%)	8 (50%)
2	Y	15/16 (93%)	11 (73%)	7 (46%)
All	All	31/32 (96%)	23 (74%)	15 (48%)

All (23) RNA backbone outliers are listed below:

Mol	Chain	Res	Type
2	H	2	A
2	H	3	G
2	H	6	U
2	H	7	G
2	H	8	C
2	H	9	G
2	H	10	G
2	H	11	C
2	H	12	G
2	H	13	C
2	H	15	C
2	H	16	G
2	Y	2	A
2	Y	3	G
2	Y	6	U
2	Y	7	G
2	Y	8	C
2	Y	9	G
2	Y	10	G
2	Y	12	G
2	Y	13	C
2	Y	15	C
2	Y	16	G

All (15) RNA pucker outliers are listed below:

Mol	Chain	Res	Type
2	H	1	G
2	H	6	U
2	H	7	G
2	H	8	C
2	H	9	G
2	H	12	G
2	H	13	C
2	H	15	C
2	Y	6	U

*Continued on next page...*

*Continued from previous page...*

Mol	Chain	Res	Type
2	Y	7	G
2	Y	8	C
2	Y	9	G
2	Y	12	G
2	Y	13	C
2	Y	15	C

#### 5.4 Non-standard residues in protein, DNA, RNA chains [i](#)

There are no non-standard protein/DNA/RNA residues in this entry.

#### 5.5 Carbohydrates [i](#)

There are no monosaccharides in this entry.

#### 5.6 Ligand geometry [i](#)

Of 6 ligands modelled in this entry, 6 are monoatomic - leaving 0 for Mogul analysis.

There are no bond length outliers.

There are no bond angle outliers.

There are no chirality outliers.

There are no torsion outliers.

There are no ring outliers.

No monomer is involved in short contacts.

#### 5.7 Other polymers [i](#)

There are no such residues in this entry.

#### 5.8 Polymer linkage issues [i](#)

There are no chain breaks in this entry.

## 6 Fit of model and data [i](#)

### 6.1 Protein, DNA and RNA chains [i](#)

In the following table, the column labelled ‘#RSRZ > 2’ contains the number (and percentage) of RSRZ outliers, followed by percent RSRZ outliers for the chain as percentile scores relative to all X-ray entries and entries of similar resolution. The OWAB column contains the minimum, median, 95<sup>th</sup> percentile and maximum values of the occupancy-weighted average B-factor per residue. The column labelled ‘Q < 0.9’ lists the number of (and percentage) of residues with an average occupancy less than 0.9.

Mol	Chain	Analysed	<RSRZ>	#RSRZ > 2		OWAB(Å <sup>2</sup> )	Q < 0.9
1	G	23/23 (100%)	-0.38	0	100 100	16, 38, 58, 69	0
1	X	23/23 (100%)	-0.45	0	100 100	18, 41, 74, 89	0
2	H	16/16 (100%)	-0.74	0	100 100	35, 64, 80, 84	0
2	Y	16/16 (100%)	-0.84	0	100 100	31, 54, 90, 95	0
3	I	13/14 (92%)	-0.56	0	100 100	32, 42, 61, 78	0
3	Z	13/14 (92%)	-0.54	0	100 100	37, 49, 76, 84	0
4	A	229/315 (72%)	0.09	4 (1%)	70 72	45, 74, 94, 101	0
4	B	229/315 (72%)	0.08	10 (4%)	34 37	57, 79, 94, 104	0
4	K	229/315 (72%)	0.09	7 (3%)	49 52	56, 76, 91, 97	0
4	L	229/315 (72%)	0.21	14 (6%)	21 22	48, 82, 94, 101	0
5	C	1119/1119 (100%)	0.08	46 (4%)	37 40	19, 68, 98, 119	0
5	M	1119/1119 (100%)	0.06	28 (2%)	57 61	32, 68, 96, 108	0
6	D	1303/1524 (85%)	0.07	38 (2%)	51 55	34, 68, 94, 110	0
6	N	1303/1524 (85%)	0.06	34 (2%)	56 59	35, 69, 95, 108	0
7	E	95/99 (95%)	-0.00	3 (3%)	47 51	50, 70, 90, 96	0
7	O	95/99 (95%)	0.22	5 (5%)	26 28	41, 72, 98, 102	0
All	All	6054/6850 (88%)	0.07	189 (3%)	49 52	16, 70, 95, 119	0

All (189) RSRZ outliers are listed below:

Mol	Chain	Res	Type	RSRZ
6	D	135	LEU	7.9
6	N	1408	ILE	7.5
5	M	779	GLY	7.3
5	C	221	LEU	6.9
6	D	452	ILE	6.3

*Continued on next page...*

*Continued from previous page...*

<b>Mol</b>	<b>Chain</b>	<b>Res</b>	<b>Type</b>	<b>RSRZ</b>
5	C	291	ALA	6.0
6	N	1311	LEU	5.6
5	C	180	GLY	5.6
6	N	1321	ALA	5.5
5	C	935	GLY	5.3
5	M	778	PHE	5.2
6	N	1313	VAL	5.0
6	D	1272	ALA	5.0
7	O	95	VAL	4.9
5	C	417	GLY	4.7
6	N	186	VAL	4.7
5	C	418	LEU	4.6
6	N	1322	GLY	4.5
6	N	1407	LEU	4.5
6	N	199	LEU	4.4
6	D	619	LEU	4.4
6	D	1291	SER	4.3
5	C	201	GLY	4.2
4	L	114	PHE	4.2
6	N	185	VAL	4.2
5	C	269	LEU	4.2
6	D	393	ILE	4.1
6	N	141	ILE	4.1
4	L	122	ILE	4.1
5	M	184	MET	4.0
5	M	367	LEU	4.0
5	M	302	VAL	4.0
5	C	178	PRO	4.0
5	M	311	PHE	3.9
6	D	1309	ALA	3.9
5	C	193	LEU	3.9
5	M	774	LEU	3.9
6	N	1291	SER	3.8
5	C	1025	ALA	3.8
6	D	1290	LEU	3.8
4	L	167	VAL	3.8
5	C	1021	LEU	3.8
5	C	367	LEU	3.7
5	M	269	LEU	3.6
5	C	478	VAL	3.5
5	C	222	MET	3.5
6	N	450	TYR	3.5

*Continued on next page...*



*Continued from previous page...*

<b>Mol</b>	<b>Chain</b>	<b>Res</b>	<b>Type</b>	<b>RSRZ</b>
6	N	429	SER	3.5
6	D	1283	ILE	3.5
4	K	218	LEU	3.5
6	N	470	LEU	3.5
5	C	252	LYS	3.5
5	M	176	VAL	3.4
4	L	142	VAL	3.4
6	D	1273	VAL	3.4
5	C	1001	VAL	3.4
5	C	251	ASP	3.3
5	C	218	VAL	3.3
5	C	1000	MET	3.3
4	B	57	TYR	3.3
6	D	142	LEU	3.3
5	M	1001	VAL	3.3
5	M	313	LEU	3.2
4	K	99	LEU	3.2
6	D	188	GLY	3.2
7	O	6	ILE	3.2
5	C	769	PRO	3.2
4	L	199	ILE	3.2
5	M	220	GLY	3.2
6	D	1200	VAL	3.2
5	C	1002	GLU	3.2
6	D	1502	ALA	3.1
6	N	1020	LEU	3.1
5	M	172	ILE	3.1
6	D	594	PRO	3.1
6	N	1310	ARG	3.1
5	M	174	LEU	3.0
6	D	1277	ILE	3.0
4	K	93	SER	3.0
5	C	250	ARG	3.0
5	M	260	LEU	3.0
5	M	737	LEU	3.0
5	C	176	VAL	2.9
4	K	203	GLY	2.9
5	C	372	LEU	2.9
5	M	240	THR	2.9
6	N	834	THR	2.9
6	N	153	LEU	2.9
5	C	516	ARG	2.9

*Continued on next page...*

*Continued from previous page...*

<b>Mol</b>	<b>Chain</b>	<b>Res</b>	<b>Type</b>	<b>RSRZ</b>
6	N	191	LEU	2.9
4	L	225	PHE	2.8
4	A	138	LEU	2.8
5	C	211	LEU	2.8
4	L	4	SER	2.8
5	C	248	PRO	2.8
5	M	255	ALA	2.8
6	N	639	LEU	2.8
5	C	656	ALA	2.8
4	A	4	SER	2.8
5	M	761	PHE	2.8
4	B	156	HIS	2.8
6	N	633	VAL	2.7
6	N	207	PHE	2.7
4	K	150	TYR	2.7
6	N	1487	VAL	2.7
4	K	2	LEU	2.7
6	D	193	PRO	2.7
4	L	109	VAL	2.6
6	D	809	PRO	2.6
5	C	564	MET	2.6
4	B	56	VAL	2.6
6	N	192	ALA	2.6
4	L	99	LEU	2.6
5	C	231	PRO	2.6
5	M	645	VAL	2.6
6	D	120	ALA	2.6
6	N	202	VAL	2.6
7	O	84	ARG	2.6
4	A	148	VAL	2.5
5	M	853	LEU	2.5
6	D	134	VAL	2.5
6	N	839	LEU	2.5
5	C	477	GLY	2.5
4	B	195	LEU	2.5
6	D	407	VAL	2.5
6	D	443	VAL	2.5
5	M	270	GLY	2.5
6	D	1390	LEU	2.5
5	M	765	SER	2.5
7	E	6	ILE	2.5
6	N	1411	GLY	2.4

*Continued on next page...*

*Continued from previous page...*

<b>Mol</b>	<b>Chain</b>	<b>Res</b>	<b>Type</b>	<b>RSRZ</b>
5	C	239	PHE	2.4
5	C	197	LEU	2.4
6	D	1298	GLY	2.4
4	B	43	ILE	2.4
4	A	195	LEU	2.4
6	D	1144	LEU	2.4
5	C	255	ALA	2.3
4	L	25	LEU	2.3
7	O	85	LEU	2.3
5	C	1119	ARG	2.3
6	N	63	TYR	2.3
4	L	195	LEU	2.3
6	N	1294	VAL	2.3
5	M	729	LEU	2.3
5	C	202	TYR	2.3
6	N	1277	ILE	2.3
6	N	1274	ILE	2.2
6	D	804	LEU	2.2
6	D	199	LEU	2.2
5	C	42	VAL	2.2
5	M	516	ARG	2.2
5	C	944	LEU	2.2
6	D	1407	LEU	2.2
7	O	63	TRP	2.2
5	C	1111	ILE	2.2
4	L	229	GLN	2.2
4	B	37	GLY	2.2
6	D	922	LEU	2.2
5	C	885	ILE	2.2
5	M	813	VAL	2.2
6	D	195	VAL	2.1
5	M	766	GLU	2.1
7	E	10	PHE	2.1
6	N	978	TYR	2.1
4	L	184	THR	2.1
4	K	158	ILE	2.1
6	D	900	ILE	2.1
5	M	418	LEU	2.1
6	D	1068	LEU	2.1
6	D	186	VAL	2.1
6	D	121	THR	2.1
4	B	2	LEU	2.1

*Continued on next page...*

*Continued from previous page...*

Mol	Chain	Res	Type	RSRZ
5	C	892	LEU	2.1
6	N	836	VAL	2.1
6	D	679	ARG	2.1
4	B	78	ILE	2.1
6	D	992	ILE	2.1
4	L	56	VAL	2.0
5	C	474	VAL	2.0
4	B	124	ASN	2.0
5	C	120	LEU	2.0
6	D	1429	LEU	2.0
5	C	259	GLY	2.0
6	D	450	TYR	2.0
6	N	619	LEU	2.0
7	E	89	MET	2.0
4	B	122	ILE	2.0
5	C	690	ILE	2.0

## 6.2 Non-standard residues in protein, DNA, RNA chains [i](#)

There are no non-standard protein/DNA/RNA residues in this entry.

## 6.3 Carbohydrates [i](#)

There are no monosaccharides in this entry.

## 6.4 Ligands [i](#)

In the following table, the Atoms column lists the number of modelled atoms in the group and the number defined in the chemical component dictionary. The B-factors column lists the minimum, median, 95<sup>th</sup> percentile and maximum values of B factors of atoms in the group. The column labelled 'Q< 0.9' lists the number of atoms with occupancy less than 0.9.

Mol	Type	Chain	Res	Atoms	RSCC	RSR	B-factors( $\text{\AA}^2$ )	Q<0.9
8	ZN	D	4058	1/1	0.96	0.10	82,82,82,82	0
8	ZN	N	5058	1/1	0.96	0.17	71,71,71,71	0
9	MG	N	8002	1/1	0.98	0.08	25,25,25,25	0
8	ZN	N	7112	1/1	0.99	0.14	73,73,73,73	0
9	MG	D	8001	1/1	0.99	0.11	27,27,27,27	0
8	ZN	D	6112	1/1	0.99	0.14	65,65,65,65	0

## 6.5 Other polymers [i](#)

There are no such residues in this entry.