



Full wwPDB NMR Structure Validation Report ⓘ

Jun 3, 2023 – 03:42 PM EDT

PDB ID : 6NHW
BMRB ID : 30553
Title : Structure of the transmembrane domain of the Death Receptor 5 - Dimer of Trimer
Authors : Chou, J.J.; Pan, L.; Fu, Q.; Zhao, L.; Chen, W.; Piai, A.; Fu, T.; Wu, H.
Deposited on : 2018-12-24

This is a Full wwPDB NMR Structure Validation Report for a publicly released PDB entry.

We welcome your comments at validation@mail.wwpdb.org

A user guide is available at

<https://www.wwpdb.org/validation/2017/NMRValidationReportHelp>

with specific help available everywhere you see the ⓘ symbol.

The types of validation reports are described at

<http://www.wwpdb.org/validation/2017/FAQs#types>.

The following versions of software and data (see [references ⓘ](#)) were used in the production of this report:

MolProbity : 4.02b-467
Percentile statistics : 20191225.v01 (using entries in the PDB archive December 25th 2019)
wwPDB-RCI : v_1n_11_5_13_A (Berjanski et al., 2005)
PANAV : Wang et al. (2010)
wwPDB-ShiftChecker : v1.2
BMRB Restraints Analysis : v1.2
Ideal geometry (proteins) : Engh & Huber (2001)
Ideal geometry (DNA, RNA) : Parkinson et al. (1996)
Validation Pipeline (wwPDB-VP) : 2.33

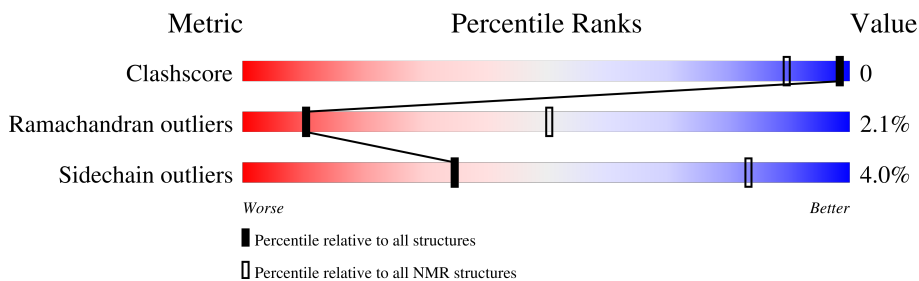
1 Overall quality at a glance

The following experimental techniques were used to determine the structure:

SOLUTION NMR

The overall completeness of chemical shifts assignment is 5%.

Percentile scores (ranging between 0-100) for global validation metrics of the entry are shown in the following graphic. The table shows the number of entries on which the scores are based.



Metric	Whole archive (#Entries)	NMR archive (#Entries)
Clashscore	158937	12864
Ramachandran outliers	154571	11451
Sidechain outliers	154315	11428

The table below summarises the geometric issues observed across the polymeric chains and their fit to the experimental data. The red, orange, yellow and green segments indicate the fraction of residues that contain outliers for ≥ 3 , 2, 1 and 0 types of geometric quality criteria. A cyan segment indicates the fraction of residues that are not part of the well-defined cores, and a grey segment represents the fraction of residues that are not modelled. The numeric value for each fraction is indicated below the corresponding segment, with a dot representing fractions $\leq 5\%$

Mol	Chain	Length	Quality of chain
1	A	36	
1	B	36	
1	C	36	
1	D	36	
1	E	36	
1	F	36	

2 Ensemble composition and analysis

This entry contains 15 models. Model 3 is the overall representative, medoid model (most similar to other models). The authors have identified model 1 as representative, based on the following criterion: *lowest energy*.

The following residues are included in the computation of the global validation metrics.

Well-defined (core) protein residues			
Well-defined core	Residue range (total)	Backbone RMSD (Å)	Medoid model
1	A:209-A:240, B:210-B:236, C:210-C:240, D:210-D:239, E:210-E:235, F:210-F:238 (175)	1.90	3

Ill-defined regions of proteins are excluded from the global statistics.

Ligands and non-protein polymers are included in the analysis.

The models can be grouped into 3 clusters and 4 single-model clusters were found.

Cluster number	Models
1	1, 3, 4, 9, 11, 12, 15
2	5, 6
3	8, 14
Single-model clusters	2; 7; 10; 13

3 Entry composition

There is only 1 type of molecule in this entry. The entry contains 3396 atoms, of which 1830 are hydrogens and 0 are deuteriums.

- Molecule 1 is a protein called Tumor necrosis factor receptor superfamily member 10B.

Mol	Chain	Residues	Atoms					Trace	
			Total	C	H	N	O		S
1	A	36	566	178	305	40	41	2	0
1	B	36	566	178	305	40	41	2	0
1	C	36	566	178	305	40	41	2	0
1	D	36	566	178	305	40	41	2	0
1	E	36	566	178	305	40	41	2	0
1	F	36	566	178	305	40	41	2	0

There are 12 discrepancies between the modelled and reference sequences:

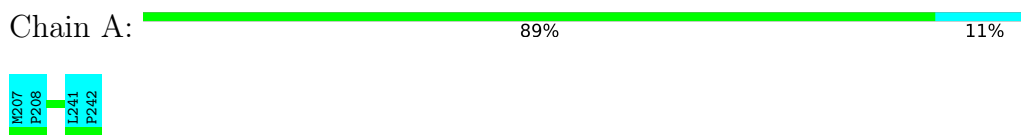
Chain	Residue	Modelled	Actual	Comment	Reference
A	207	MET	-	initiating methionine	UNP O14763
A	209	GLY	CYS	conflict	UNP O14763
B	207	MET	-	initiating methionine	UNP O14763
B	209	GLY	CYS	conflict	UNP O14763
C	207	MET	-	initiating methionine	UNP O14763
C	209	GLY	CYS	conflict	UNP O14763
D	207	MET	-	initiating methionine	UNP O14763
D	209	GLY	CYS	conflict	UNP O14763
E	207	MET	-	initiating methionine	UNP O14763
E	209	GLY	CYS	conflict	UNP O14763
F	207	MET	-	initiating methionine	UNP O14763
F	209	GLY	CYS	conflict	UNP O14763

4 Residue-property plots [i](#)

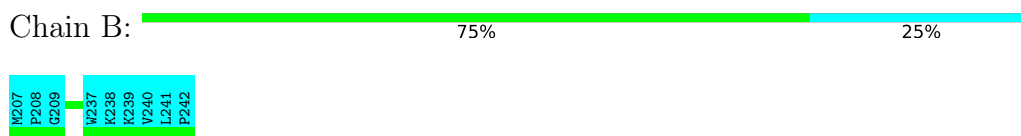
4.1 Average score per residue in the NMR ensemble

These plots are provided for all protein, RNA, DNA and oligosaccharide chains in the entry. The first graphic is the same as shown in the summary in section 1 of this report. The second graphic shows the sequence where residues are colour-coded according to the number of geometric quality criteria for which they contain at least one outlier: green = 0, yellow = 1, orange = 2 and red = 3 or more. Stretches of 2 or more consecutive residues without any outliers are shown as green connectors. Residues which are classified as ill-defined in the NMR ensemble, are shown in cyan with an underline colour-coded according to the previous scheme. Residues which were present in the experimental sample, but not modelled in the final structure are shown in grey.

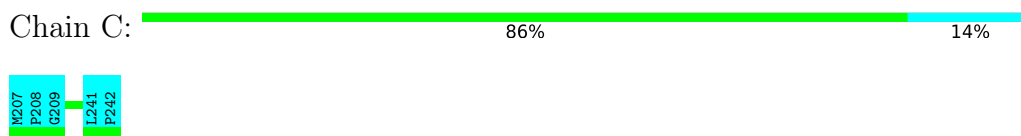
- Molecule 1: Tumor necrosis factor receptor superfamily member 10B



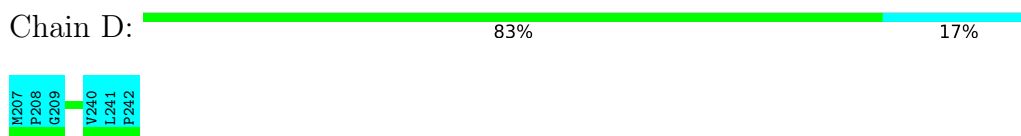
- Molecule 1: Tumor necrosis factor receptor superfamily member 10B



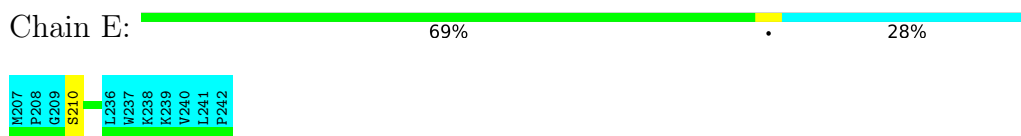
- Molecule 1: Tumor necrosis factor receptor superfamily member 10B



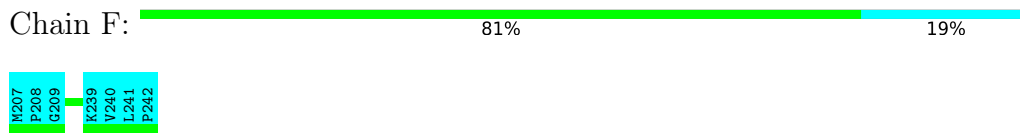
- Molecule 1: Tumor necrosis factor receptor superfamily member 10B



- Molecule 1: Tumor necrosis factor receptor superfamily member 10B



- Molecule 1: Tumor necrosis factor receptor superfamily member 10B

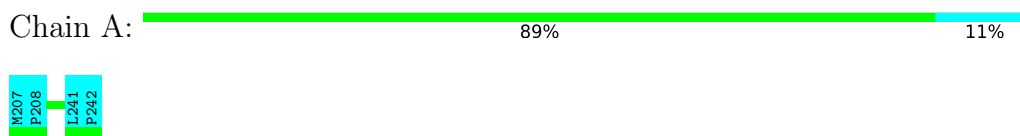


4.2 Scores per residue for each member of the ensemble

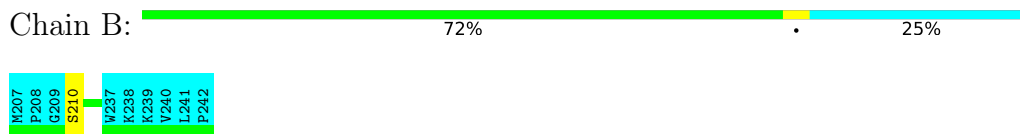
Colouring as in section 4.1 above.

4.2.1 Score per residue for model 1

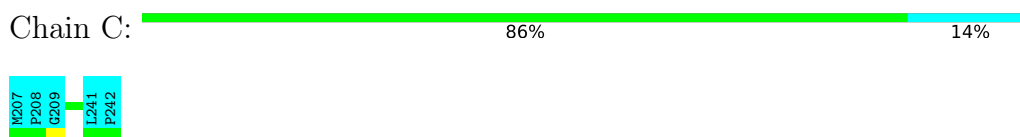
- Molecule 1: Tumor necrosis factor receptor superfamily member 10B



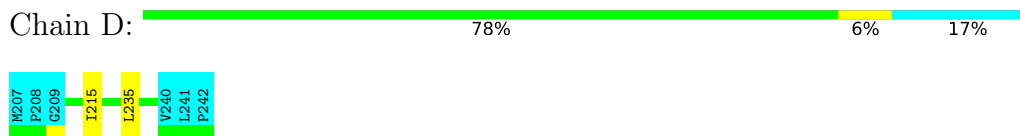
- Molecule 1: Tumor necrosis factor receptor superfamily member 10B



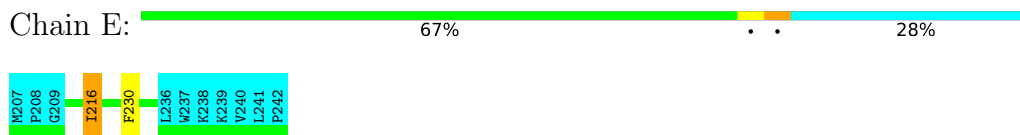
- Molecule 1: Tumor necrosis factor receptor superfamily member 10B



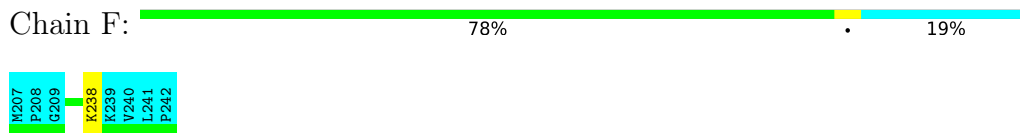
- Molecule 1: Tumor necrosis factor receptor superfamily member 10B



- Molecule 1: Tumor necrosis factor receptor superfamily member 10B

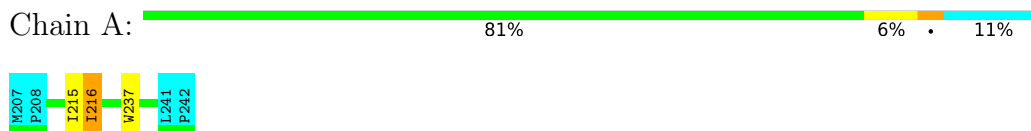


- Molecule 1: Tumor necrosis factor receptor superfamily member 10B

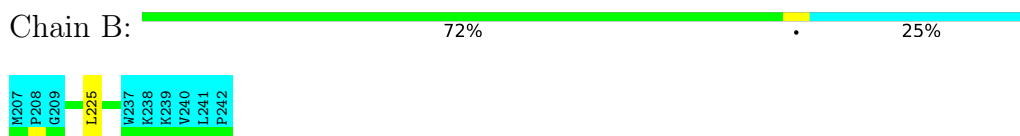


4.2.2 Score per residue for model 2

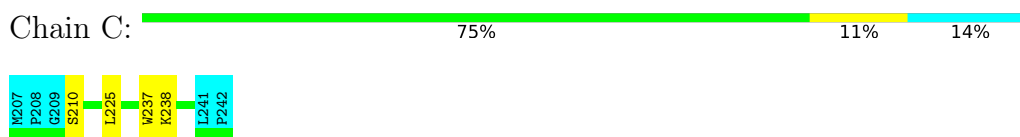
- Molecule 1: Tumor necrosis factor receptor superfamily member 10B



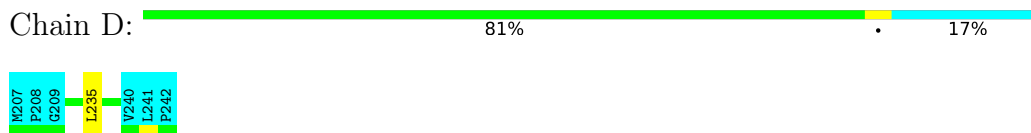
- Molecule 1: Tumor necrosis factor receptor superfamily member 10B



- Molecule 1: Tumor necrosis factor receptor superfamily member 10B



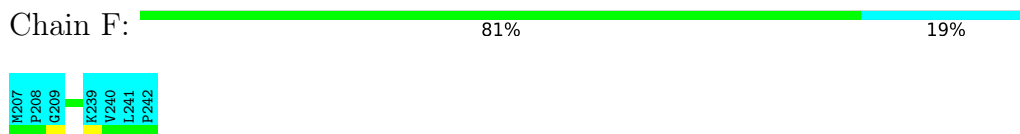
- Molecule 1: Tumor necrosis factor receptor superfamily member 10B



- Molecule 1: Tumor necrosis factor receptor superfamily member 10B

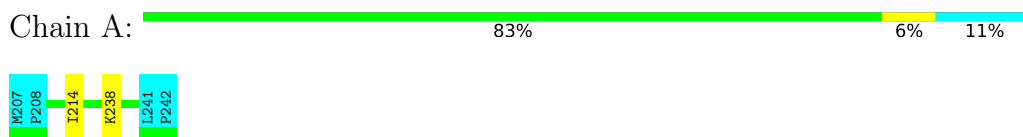


- Molecule 1: Tumor necrosis factor receptor superfamily member 10B

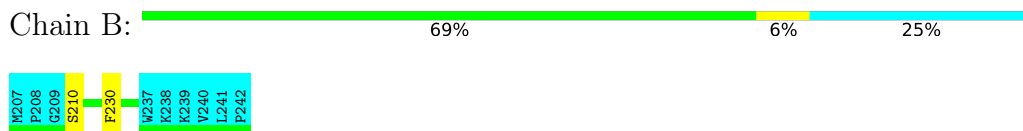


4.2.3 Score per residue for model 3 (medoid)

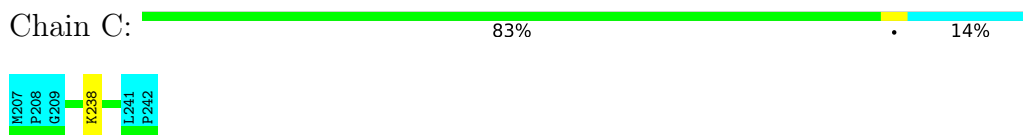
- Molecule 1: Tumor necrosis factor receptor superfamily member 10B



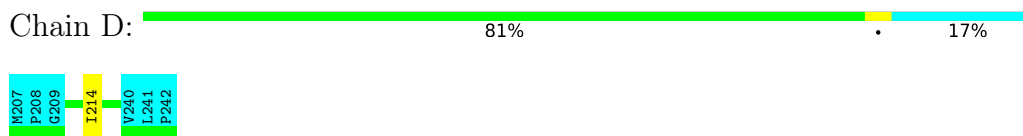
- Molecule 1: Tumor necrosis factor receptor superfamily member 10B



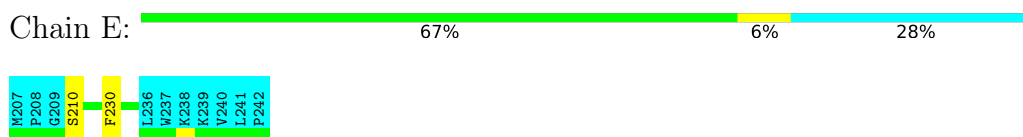
- Molecule 1: Tumor necrosis factor receptor superfamily member 10B



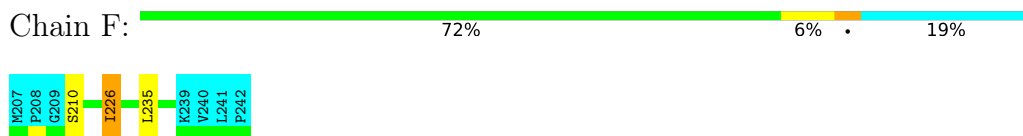
- Molecule 1: Tumor necrosis factor receptor superfamily member 10B



- Molecule 1: Tumor necrosis factor receptor superfamily member 10B

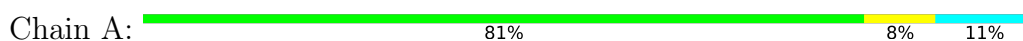


- Molecule 1: Tumor necrosis factor receptor superfamily member 10B



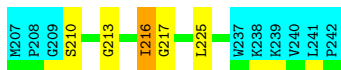
4.2.4 Score per residue for model 4

- Molecule 1: Tumor necrosis factor receptor superfamily member 10B

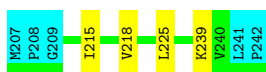




- Molecule 1: Tumor necrosis factor receptor superfamily member 10B




- Molecule 1: Tumor necrosis factor receptor superfamily member 10B



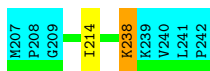
- Molecule 1: Tumor necrosis factor receptor superfamily member 10B



- Molecule 1: Tumor necrosis factor receptor superfamily member 10B



- Molecule 1: Tumor necrosis factor receptor superfamily member 10B



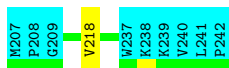
4.2.5 Score per residue for model 5

- Molecule 1: Tumor necrosis factor receptor superfamily member 10B




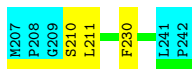
- Molecule 1: Tumor necrosis factor receptor superfamily member 10B

Chain B:  72% 25%



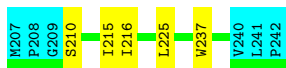
- Molecule 1: Tumor necrosis factor receptor superfamily member 10B

Chain C:  78% 8% 14%



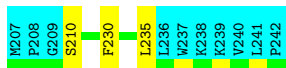
- Molecule 1: Tumor necrosis factor receptor superfamily member 10B

Chain D:  69% 14% 17%




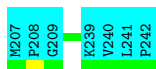
- Molecule 1: Tumor necrosis factor receptor superfamily member 10B

Chain E:  64% 8% 28%




- Molecule 1: Tumor necrosis factor receptor superfamily member 10B

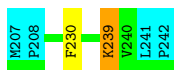
Chain F:  81% 19%



4.2.6 Score per residue for model 6

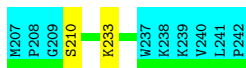
- Molecule 1: Tumor necrosis factor receptor superfamily member 10B

Chain A:  83% 11%




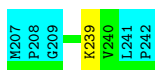
- Molecule 1: Tumor necrosis factor receptor superfamily member 10B

Chain B:  69% 6% 25%




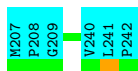
- Molecule 1: Tumor necrosis factor receptor superfamily member 10B

Chain C:  83% 14%




- Molecule 1: Tumor necrosis factor receptor superfamily member 10B

Chain D:  83% 17%



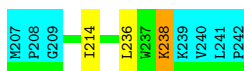
- Molecule 1: Tumor necrosis factor receptor superfamily member 10B

Chain E:  69% 28%




- Molecule 1: Tumor necrosis factor receptor superfamily member 10B

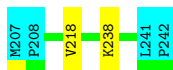
Chain F:  72% 6% 19%



4.2.7 Score per residue for model 7


- Molecule 1: Tumor necrosis factor receptor superfamily member 10B

Chain A:  83% 6% 11%




- Molecule 1: Tumor necrosis factor receptor superfamily member 10B

Chain B:  75% 25%

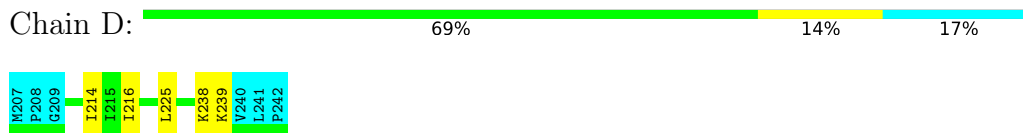


- Molecule 1: Tumor necrosis factor receptor superfamily member 10B

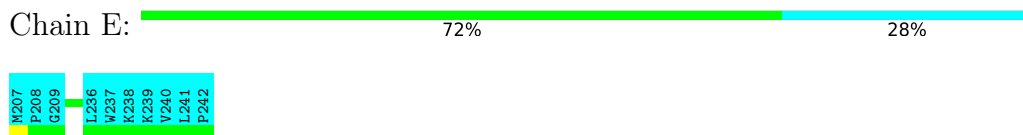
Chain C:  75% 11% 14%



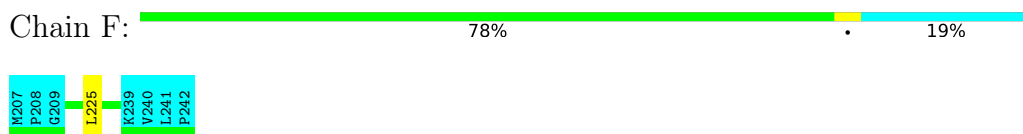
- Molecule 1: Tumor necrosis factor receptor superfamily member 10B



- Molecule 1: Tumor necrosis factor receptor superfamily member 10B

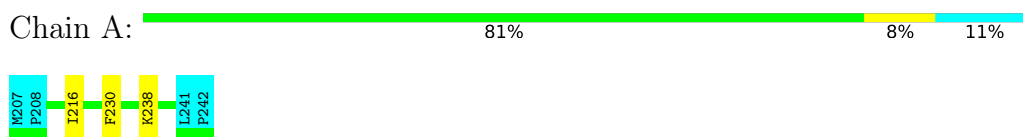


- Molecule 1: Tumor necrosis factor receptor superfamily member 10B

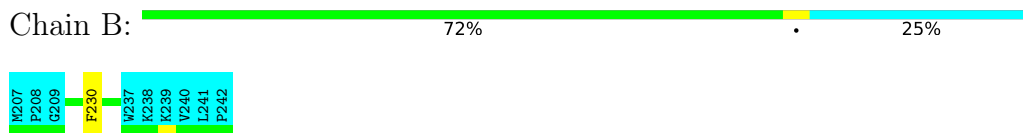


4.2.8 Score per residue for model 8

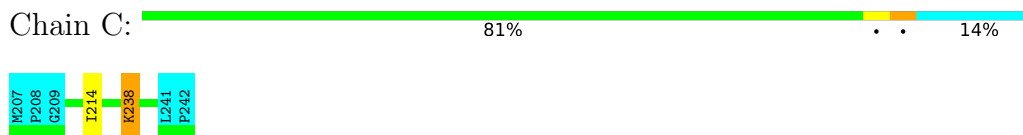
- Molecule 1: Tumor necrosis factor receptor superfamily member 10B



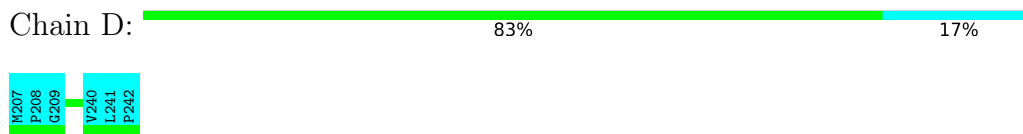
- Molecule 1: Tumor necrosis factor receptor superfamily member 10B



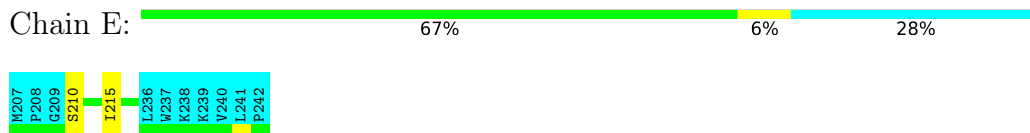
- Molecule 1: Tumor necrosis factor receptor superfamily member 10B



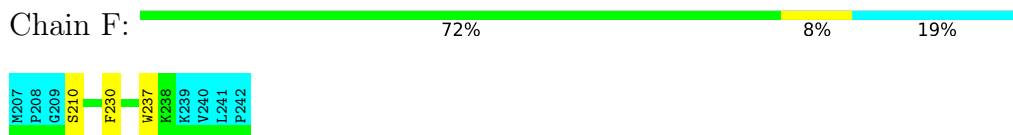
- Molecule 1: Tumor necrosis factor receptor superfamily member 10B



- Molecule 1: Tumor necrosis factor receptor superfamily member 10B

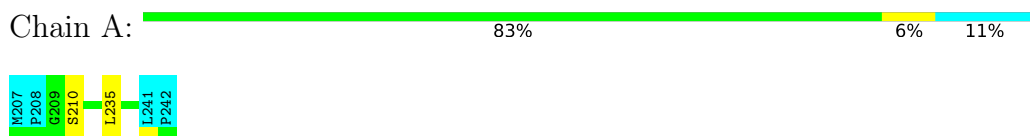


- Molecule 1: Tumor necrosis factor receptor superfamily member 10B

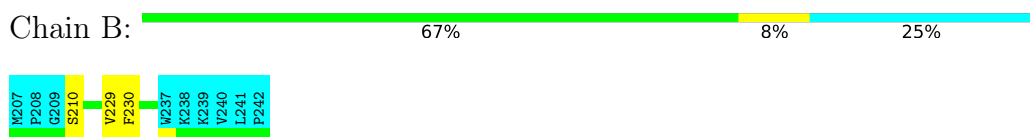


4.2.9 Score per residue for model 9

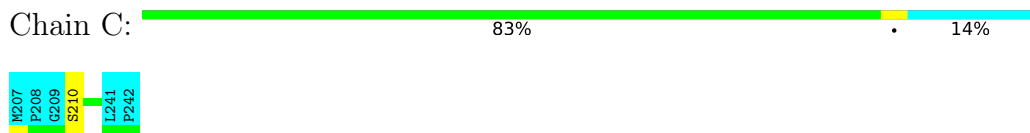
- Molecule 1: Tumor necrosis factor receptor superfamily member 10B



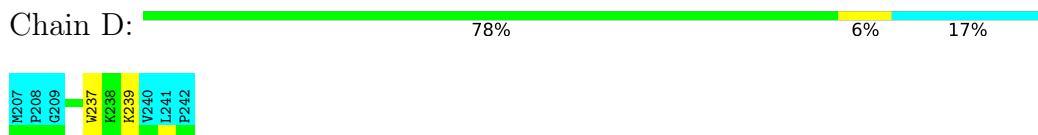
- Molecule 1: Tumor necrosis factor receptor superfamily member 10B



- Molecule 1: Tumor necrosis factor receptor superfamily member 10B



- Molecule 1: Tumor necrosis factor receptor superfamily member 10B



- Molecule 1: Tumor necrosis factor receptor superfamily member 10B



- Molecule 1: Tumor necrosis factor receptor superfamily member 10B

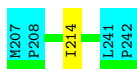
Chain F:  72% 8% 19%



4.2.10 Score per residue for model 10

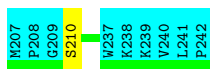
- Molecule 1: Tumor necrosis factor receptor superfamily member 10B

Chain A:  86% 11%




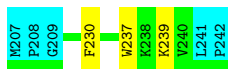
- Molecule 1: Tumor necrosis factor receptor superfamily member 10B

Chain B:  72% 25%




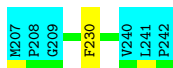
- Molecule 1: Tumor necrosis factor receptor superfamily member 10B

Chain C:  78% 8% 14%




- Molecule 1: Tumor necrosis factor receptor superfamily member 10B

Chain D:  81% 17%



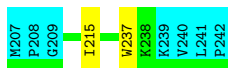
- Molecule 1: Tumor necrosis factor receptor superfamily member 10B

Chain E:  72% 28%



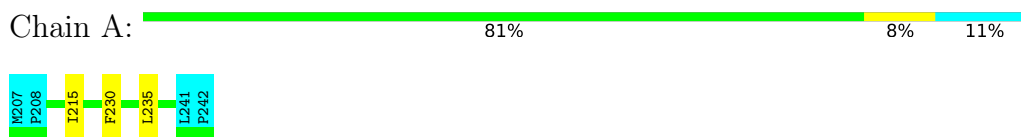
- Molecule 1: Tumor necrosis factor receptor superfamily member 10B

Chain F:  75% 6% 19%

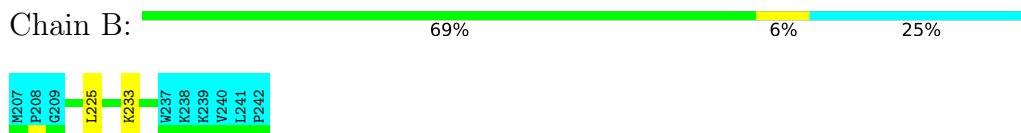


4.2.11 Score per residue for model 11

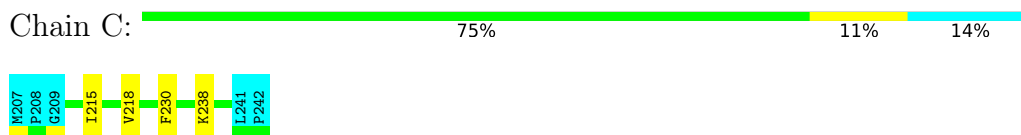
- Molecule 1: Tumor necrosis factor receptor superfamily member 10B



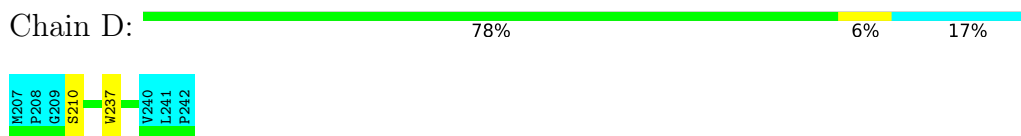
- Molecule 1: Tumor necrosis factor receptor superfamily member 10B



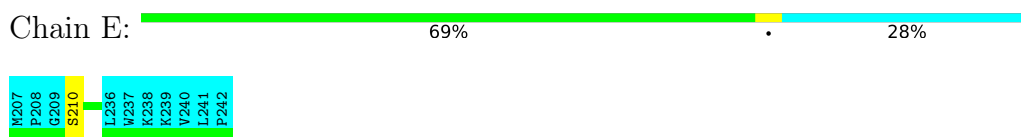
- Molecule 1: Tumor necrosis factor receptor superfamily member 10B



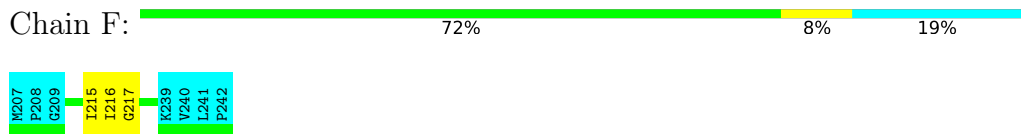
- Molecule 1: Tumor necrosis factor receptor superfamily member 10B



- Molecule 1: Tumor necrosis factor receptor superfamily member 10B

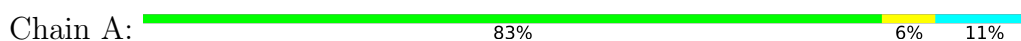


- Molecule 1: Tumor necrosis factor receptor superfamily member 10B



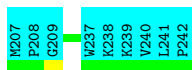
4.2.12 Score per residue for model 12

- Molecule 1: Tumor necrosis factor receptor superfamily member 10B

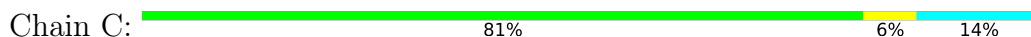




- Molecule 1: Tumor necrosis factor receptor superfamily member 10B



- Molecule 1: Tumor necrosis factor receptor superfamily member 10B



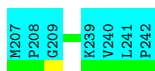
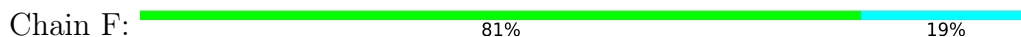
- Molecule 1: Tumor necrosis factor receptor superfamily member 10B



- Molecule 1: Tumor necrosis factor receptor superfamily member 10B

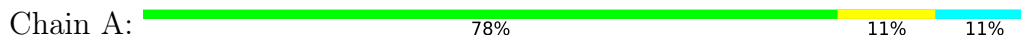


- Molecule 1: Tumor necrosis factor receptor superfamily member 10B



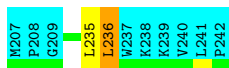
4.2.13 Score per residue for model 13

- Molecule 1: Tumor necrosis factor receptor superfamily member 10B




- Molecule 1: Tumor necrosis factor receptor superfamily member 10B

Chain B:  69% 25%




- Molecule 1: Tumor necrosis factor receptor superfamily member 10B

Chain C:  78% 8% 14%




- Molecule 1: Tumor necrosis factor receptor superfamily member 10B

Chain D:  75% 8% 17%




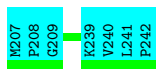
- Molecule 1: Tumor necrosis factor receptor superfamily member 10B

Chain E:  72% 28%




- Molecule 1: Tumor necrosis factor receptor superfamily member 10B

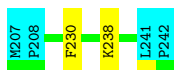
Chain F:  81% 19%



4.2.14 Score per residue for model 14

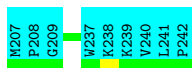
- Molecule 1: Tumor necrosis factor receptor superfamily member 10B

Chain A:  83% 6% 11%





- Molecule 1: Tumor necrosis factor receptor superfamily member 10B

Chain B:  75% 25%



- Molecule 1: Tumor necrosis factor receptor superfamily member 10B

Chain C:  83% 14%



- Molecule 1: Tumor necrosis factor receptor superfamily member 10B

Chain D:  72% 11% 17%



- Molecule 1: Tumor necrosis factor receptor superfamily member 10B

Chain E:  67% 6% 28%




- Molecule 1: Tumor necrosis factor receptor superfamily member 10B

Chain F:  72% 8% 19%



4.2.15 Score per residue for model 15


- Molecule 1: Tumor necrosis factor receptor superfamily member 10B

Chain A:  89% 11%




- Molecule 1: Tumor necrosis factor receptor superfamily member 10B

Chain B:  75% 25%




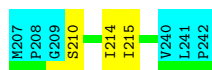
- Molecule 1: Tumor necrosis factor receptor superfamily member 10B

Chain C:  78% 8% 14%



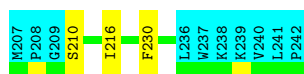
- Molecule 1: Tumor necrosis factor receptor superfamily member 10B

Chain D:  75% 8% 17%




- Molecule 1: Tumor necrosis factor receptor superfamily member 10B

Chain E:  64% 8% 28%



- Molecule 1: Tumor necrosis factor receptor superfamily member 10B

Chain F:  78% 0% 19%



5 Refinement protocol and experimental data overview

The models were refined using the following method: *simulated annealing*.

Of the 100 calculated structures, 15 were deposited, based on the following criterion: *structures with the lowest energy*.

The following table shows the software used for structure solution, optimisation and refinement.

Software name	Classification	Version
X-PLOR NIH	refinement	3.851
X-PLOR NIH	structure calculation	3.851

The following table shows chemical shift validation statistics as aggregates over all chemical shift files. Detailed validation can be found in section 7 of this report.

Chemical shift file(s)	working_cs.cif
Number of chemical shift lists	1
Total number of shifts	130
Number of shifts mapped to atoms	130
Number of unparsed shifts	0
Number of shifts with mapping errors	0
Number of shifts with mapping warnings	0
Assignment completeness (well-defined parts)	5%

6 Model quality i

6.1 Standard geometry i

The Z score for a bond length (or angle) is the number of standard deviations the observed value is removed from the expected value. A bond length (or angle) with $|Z| > 5$ is considered an outlier worth inspection. RMSZ is the (average) root-mean-square of all Z scores of the bond lengths (or angles).

Mol	Chain	Bond lengths		Bond angles	
		RMSZ	#Z>5	RMSZ	#Z>5
1	A	2.39±0.01	0±0/233 (0.2± 0.2%)	0.72±0.03	0±0/318 (0.0± 0.0%)
1	B	2.41±0.02	0±0/188 (0.1± 0.2%)	0.60±0.04	0±0/258 (0.0± 0.1%)
1	C	2.38±0.02	0±0/229 (0.1± 0.2%)	0.71±0.02	0±0/313 (0.0± 0.0%)
1	D	2.37±0.02	0±0/222 (0.1± 0.2%)	0.71±0.03	0±0/303 (0.0± 0.0%)
1	E	2.42±0.02	0±0/180 (0.1± 0.2%)	0.59±0.02	0±0/247 (0.0± 0.0%)
1	F	2.37±0.02	0±0/213 (0.1± 0.2%)	0.71±0.02	0±0/292 (0.0± 0.0%)
All	All	2.39	25/18975 (0.1%)	0.68	1/25965 (0.0%)

All unique bond outliers are listed below. They are sorted according to the Z-score of the worst occurrence in the ensemble.

Mol	Chain	Res	Type	Atoms	Z	Observed(Å)	Ideal(Å)	Models	
								Worst	Total
1	B	230	PHE	CB-CG	5.48	1.60	1.51	3	3
1	B	236	LEU	N-CA	5.33	1.57	1.46	13	1
1	D	230	PHE	CB-CG	5.25	1.60	1.51	4	3
1	E	230	PHE	CB-CG	5.13	1.60	1.51	15	4
1	C	230	PHE	CB-CG	5.08	1.59	1.51	13	5
1	F	226	ILE	CA-CB	5.06	1.66	1.54	3	1
1	A	230	PHE	CB-CG	5.05	1.59	1.51	12	7
1	F	230	PHE	CB-CG	5.02	1.59	1.51	8	1

All unique angle outliers are listed below.

Mol	Chain	Res	Type	Atoms	Z	Observed(°)	Ideal(°)	Models	
								Worst	Total
1	B	230	PHE	CB-CG-CD1	5.17	124.42	120.80	3	1

There are no chirality outliers.

There are no planarity outliers.

6.2 Too-close contacts [i](#)

In the following table, the Non-H and H(model) columns list the number of non-hydrogen atoms and hydrogen atoms in each chain respectively. The H(added) column lists the number of hydrogen atoms added and optimized by MolProbity. The Clashes column lists the number of clashes averaged over the ensemble.

Mol	Chain	Non-H	H(model)	H(added)	Clashes
1	E	179	210	210	0±0
1	C	226	266	266	0±0
1	F	210	244	244	0±0
1	A	230	269	269	0±0
1	D	219	257	257	0±0
1	B	187	221	221	0±0
All	All	18765	22005	22005	9

The all-atom clashscore is defined as the number of clashes found per 1000 atoms (including hydrogen atoms). The all-atom clashscore for this structure is 0.

All unique clashes are listed below, sorted by their clash magnitude.

Atom-1	Atom-2	Clash(Å)	Distance(Å)	Models	
				Worst	Total
1:B:216:ILE:HD13	1:B:217:GLY:N	0.58	2.13	4	1
1:F:216:ILE:HD12	1:F:217:GLY:N	0.46	2.25	11	1
1:D:235:LEU:O	1:D:235:LEU:HD13	0.46	2.11	2	1
1:A:216:ILE:O	1:A:216:ILE:HD13	0.42	2.15	2	1
1:B:213:GLY:O	1:B:216:ILE:HD12	0.42	2.15	4	1
1:E:215:ILE:O	1:E:218:VAL:HG12	0.42	2.15	9	1
1:E:216:ILE:O	1:E:216:ILE:HD13	0.40	2.17	1	1
1:C:215:ILE:O	1:C:218:VAL:HG12	0.40	2.16	4	2

6.3 Torsion angles [i](#)

6.3.1 Protein backbone [i](#)

In the following table, the Percentiles column shows the percent Ramachandran outliers of the chain as a percentile score with respect to all PDB entries followed by that with respect to all NMR entries. The Analysed column shows the number of residues for which the backbone conformation was analysed and the total number of residues.

Mol	Chain	Analysed	Favoured	Allowed	Outliers	Percentiles	
1	A	32/36 (89%)	29±1 (92±2%)	2±1 (6±3%)	1±1 (2±2%)	9	48
1	B	27/36 (75%)	26±0 (98±2%)	0±0 (1±1%)	0±0 (1±2%)	14	59

Continued on next page...

Continued from previous page...

Mol	Chain	Analysed	Favoured	Allowed	Outliers	Percentiles	
1	C	31/36 (86%)	29±1 (93±3%)	1±1 (4±3%)	1±1 (3±3%)	8	42
1	D	30/36 (83%)	28±1 (94±4%)	1±1 (4±2%)	1±1 (2±3%)	10	49
1	E	26/36 (72%)	25±0 (97±1%)	0±0 (1±2%)	1±0 (2±2%)	10	50
1	F	29/36 (81%)	27±1 (93±3%)	1±1 (5±2%)	1±0 (2±2%)	12	54
All	All	2625/3240 (81%)	2472 (94%)	97 (4%)	56 (2%)	10	50

All 18 unique Ramachandran outliers are listed below. They are sorted by the frequency of occurrence in the ensemble.

Mol	Chain	Res	Type	Models (Total)
1	E	210	SER	8
1	B	210	SER	6
1	C	210	SER	5
1	F	238	LYS	4
1	A	238	LYS	4
1	D	210	SER	4
1	D	239	LYS	4
1	C	238	LYS	3
1	A	210	SER	3
1	C	239	LYS	3
1	C	237	TRP	2
1	F	210	SER	2
1	A	239	LYS	2
1	F	237	TRP	2
1	A	237	TRP	1
1	D	238	LYS	1
1	D	237	TRP	1
1	A	209	GLY	1

6.3.2 Protein sidechains [i](#)

In the following table, the Percentiles column shows the percent sidechain outliers of the chain as a percentile score with respect to all PDB entries followed by that with respect to all NMR entries. The Analysed column shows the number of residues for which the sidechain conformation was analysed and the total number of residues.

Mol	Chain	Analysed	Rotameric	Outliers	Percentiles	
1	A	26/30 (87%)	25±1 (97±2%)	1±1 (3±2%)	41	87
1	B	22/30 (73%)	21±1 (97±4%)	1±1 (3±4%)	44	89

Continued on next page...

Continued from previous page...

Mol	Chain	Analysed	Rotameric	Outliers	Percentiles	
1	C	26/30 (87%)	25±1 (96±3%)	1±1 (4±3%)	36	84
1	D	25/30 (83%)	24±1 (94±5%)	1±1 (6±5%)	23	72
1	E	21/30 (70%)	20±1 (97±3%)	1±1 (3±3%)	42	88
1	F	24/30 (80%)	23±1 (96±4%)	1±1 (4±4%)	32	81
All	All	2160/2700 (80%)	2074 (96%)	86 (4%)	35	83

All 47 unique residues with a non-rotameric sidechain are listed below. They are sorted by the frequency of occurrence in the ensemble.

Mol	Chain	Res	Type	Models (Total)
1	C	225	LEU	5
1	D	215	ILE	4
1	E	235	LEU	4
1	D	214	ILE	4
1	F	215	ILE	4
1	D	235	LEU	3
1	E	216	ILE	3
1	A	215	ILE	3
1	B	225	LEU	3
1	C	238	LYS	3
1	D	225	LEU	3
1	A	216	ILE	2
1	A	214	ILE	2
1	D	238	LYS	2
1	F	214	ILE	2
1	F	238	LYS	2
1	D	216	ILE	2
1	D	237	TRP	2
1	B	233	LYS	2
1	C	239	LYS	2
1	A	235	LEU	2
1	D	211	LEU	2
1	E	214	ILE	1
1	F	226	ILE	1
1	F	235	LEU	1
1	B	216	ILE	1
1	A	236	LEU	1
1	B	218	VAL	1
1	C	211	LEU	1
1	A	239	LYS	1
1	F	236	LEU	1

Continued on next page...

Continued from previous page...

Mol	Chain	Res	Type	Models (Total)
1	A	218	VAL	1
1	C	215	ILE	1
1	F	225	LEU	1
1	C	214	ILE	1
1	E	215	ILE	1
1	F	237	TRP	1
1	B	229	VAL	1
1	F	219	THR	1
1	C	216	ILE	1
1	C	235	LEU	1
1	A	226	ILE	1
1	B	235	LEU	1
1	B	236	LEU	1
1	E	225	LEU	1
1	F	216	ILE	1
1	F	229	VAL	1

6.3.3 RNA [i](#)

There are no RNA molecules in this entry.

6.4 Non-standard residues in protein, DNA, RNA chains [i](#)

There are no non-standard protein/DNA/RNA residues in this entry.

6.5 Carbohydrates [i](#)

There are no monosaccharides in this entry.

6.6 Ligand geometry [i](#)

There are no ligands in this entry.

6.7 Other polymers [i](#)

There are no such molecules in this entry.

6.8 Polymer linkage issues

There are no chain breaks in this entry.

7 Chemical shift validation i

The completeness of assignment taking into account all chemical shift lists is 5% for the well-defined parts and 4% for the entire structure.

7.1 Chemical shift list 1

File name: working_cs.cif

Chemical shift list name: *bmr.b.txt*

7.1.1 Bookkeeping i

The following table shows the results of parsing the chemical shift list and reports the number of nuclei with statistically unusual chemical shifts.

Total number of shifts	130
Number of shifts mapped to atoms	130
Number of unparsed shifts	0
Number of shifts with mapping errors	0
Number of shifts with mapping warnings	0
Number of shift outliers (ShiftChecker)	0

7.1.2 Chemical shift referencing i

The following table shows the suggested chemical shift referencing corrections.

Nucleus	# values	Correction \pm precision, ppm	Suggested action
$^{13}\text{C}_\alpha$	33	-0.03 ± 0.17	None needed (< 0.5 ppm)
$^{13}\text{C}_\beta$	0	—	None (insufficient data)
$^{13}\text{C}'$	33	0.53 ± 0.24	Should be applied
^{15}N	32	0.67 ± 0.47	None needed (imprecise)

7.1.3 Completeness of resonance assignments i

The following table shows the completeness of the chemical shift assignments for the well-defined regions of the structure. The overall completeness is 5%, i.e. 126 atoms were assigned a chemical shift out of a possible 2426. 0 out of 67 assigned methyl groups (LEU and VAL) were assigned stereospecifically.

	Total	^1H	^{13}C	^{15}N
Backbone	126/888 (14%)	31/363 (9%)	64/350 (18%)	31/175 (18%)
Sidechain	0/1430 (0%)	0/981 (0%)	0/436 (0%)	0/13 (0%)

Continued on next page...

Continued from previous page...

	Total	¹ H	¹³ C	¹⁵ N
Aromatic	0/108 (0%)	0/54 (0%)	0/50 (0%)	0/4 (0%)
Overall	126/2426 (5%)	31/1398 (2%)	64/836 (8%)	31/192 (16%)

The following table shows the completeness of the chemical shift assignments for the full structure. The overall completeness is 4%, i.e. 130 atoms were assigned a chemical shift out of a possible 3006. 0 out of 78 assigned methyl groups (LEU and VAL) were assigned stereospecifically.

	Total	¹ H	¹³ C	¹⁵ N
Backbone	130/1074 (12%)	32/438 (7%)	66/432 (15%)	32/204 (16%)
Sidechain	0/1800 (0%)	0/1230 (0%)	0/552 (0%)	0/18 (0%)
Aromatic	0/132 (0%)	0/66 (0%)	0/60 (0%)	0/6 (0%)
Overall	130/3006 (4%)	32/1734 (2%)	66/1044 (6%)	32/228 (14%)

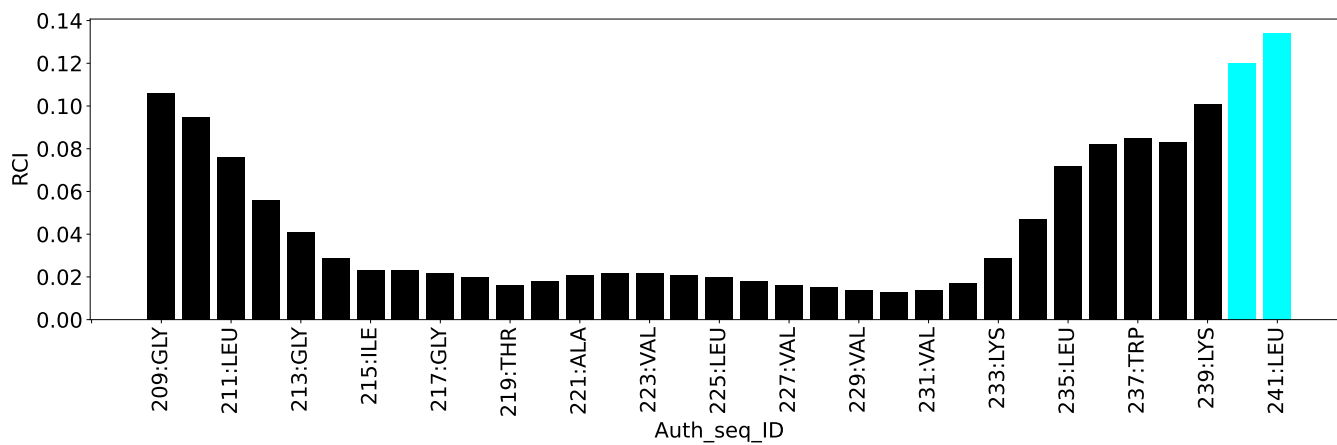
7.1.4 Statistically unusual chemical shifts [i](#)

There are no statistically unusual chemical shifts.

7.1.5 Random Coil Index (RCI) plots [i](#)

The image below reports *random coil index* values for the protein chains in the structure. The height of each bar gives a probability of a given residue to be disordered, as predicted from the available chemical shifts and the amino acid sequence. A value above 0.2 is an indication of significant predicted disorder. The colour of the bar shows whether the residue is in the well-defined core (black) or in the ill-defined residue ranges (cyan), as described in section 2 on ensemble composition. If well-defined core and ill-defined regions are not identified then it is shown as gray bars.

Random coil index (RCI) for chain A:



8 NMR restraints analysis

8.1 Conformationally restricting restraints

The following table provides the summary of experimentally observed NMR restraints in different categories. Restraints are classified into different categories based on the sequence separation of the atoms involved.

Description	Value
Total distance restraints	746
Intra-residue ($ i-j =0$)	172
Sequential ($ i-j =1$)	304
Medium range ($ i-j >1$ and $ i-j <5$)	264
Long range ($ i-j \geq 5$)	6
Inter-chain	0
Hydrogen bond restraints	0
Disulfide bond restraints	0
Total dihedral-angle restraints	56
Number of unmapped restraints	0
Number of restraints per residue	3.7
Number of long range restraints per residue ¹	0.0

¹Long range hydrogen bonds and disulfide bonds are counted as long range restraints while calculating the number of long range restraints per residue

8.2 Residual restraint violations

This section provides the overview of the restraint violations analysis. The violations are binned as small, medium and large violations based on its absolute value. Average number of violations per model is calculated by dividing the total number of violations in each bin by the size of the ensemble.

8.2.1 Average number of distance violations per model

Distance violations less than 0.1 Å are not included in the calculation.

Bins (Å)	Average number of violations per model	Max (Å)
0.1-0.2 (Small)	50.3	0.2
0.2-0.5 (Medium)	69.1	0.5
>0.5 (Large)	35.6	4.86

8.2.2 Average number of dihedral-angle violations per model [i](#)

Dihedral-angle violations less than 1° are not included in the calculation.

Bins (°)	Average number of violations per model	Max (°)
1.0-10.0 (Small)	4.9	2.6
10.0-20.0 (Medium)	None	None
>20.0 (Large)	None	None

9 Distance violation analysis

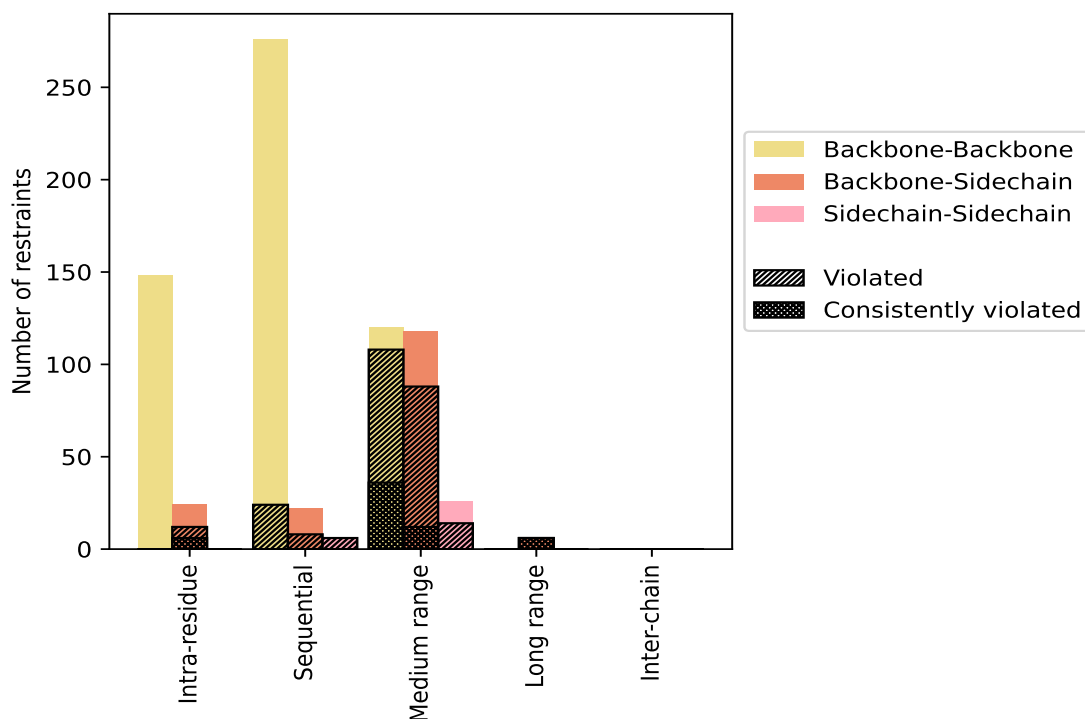
9.1 Summary of distance violations

The following table shows the summary of distance violations in different restraint categories based on the sequence separation of the atoms involved. Each category is further sub-divided into three sub-categories based on the atoms involved. Violations less than 0.1 Å are not included in the statistics.

Restrains type	Count	% ¹	Violated ³			Consistently Violated ⁴		
			Count	% ²	% ¹	Count	% ²	% ¹
Intra-residue (i-j =0)	172	23.1	12	7.0	1.6	6	3.5	0.8
Backbone-Backbone	148	19.8	0	0.0	0.0	0	0.0	0.0
Backbone-Sidechain	24	3.2	12	50.0	1.6	6	25.0	0.8
Sidechain-Sidechain	0	0.0	0	0.0	0.0	0	0.0	0.0
Sequential (i-j =1)	304	40.8	38	12.5	5.1	0	0.0	0.0
Backbone-Backbone	276	37.0	24	8.7	3.2	0	0.0	0.0
Backbone-Sidechain	22	2.9	8	36.4	1.1	0	0.0	0.0
Sidechain-Sidechain	6	0.8	6	100.0	0.8	0	0.0	0.0
Medium range (i-j >1 & i-j <5)	264	35.4	210	79.5	28.2	48	18.2	6.4
Backbone-Backbone	120	16.1	108	90.0	14.5	36	30.0	4.8
Backbone-Sidechain	118	15.8	88	74.6	11.8	12	10.2	1.6
Sidechain-Sidechain	26	3.5	14	53.8	1.9	0	0.0	0.0
Long range (i-j ≥5)	6	0.8	6	100.0	0.8	6	100.0	0.8
Backbone-Backbone	0	0.0	0	0.0	0.0	0	0.0	0.0
Backbone-Sidechain	6	0.8	6	100.0	0.8	6	100.0	0.8
Sidechain-Sidechain	0	0.0	0	0.0	0.0	0	0.0	0.0
Inter-chain	0	0.0	0	0.0	0.0	0	0.0	0.0
Backbone-Backbone	0	0.0	0	0.0	0.0	0	0.0	0.0
Backbone-Sidechain	0	0.0	0	0.0	0.0	0	0.0	0.0
Sidechain-Sidechain	0	0.0	0	0.0	0.0	0	0.0	0.0
Hydrogen bond	0	0.0	0	0.0	0.0	0	0.0	0.0
Disulfide bond	0	0.0	0	0.0	0.0	0	0.0	0.0
Total	746	100.0	266	35.7	35.7	60	8.0	8.0
Backbone-Backbone	544	72.9	132	24.3	17.7	36	6.6	4.8
Backbone-Sidechain	170	22.8	114	67.1	15.3	24	14.1	3.2
Sidechain-Sidechain	32	4.3	20	62.5	2.7	0	0.0	0.0

¹ percentage calculated with respect to the total number of distance restraints, ² percentage calculated with respect to the number of restraints in a particular restraint category, ³ violated in at least one model, ⁴ violated in all the models

9.1.1 Bar chart : Distribution of distance restraints and violations [i](#)



Violated and consistently violated restraints are shown using different hatch patterns in their respective categories. The hydrogen bonds and disulfid bonds are counted in their appropriate category on the x-axis

9.2 Distance violation statistics for each model [i](#)

The following table provides the distance violation statistics for each model in the ensemble. Violations less than 0.1 Å are not included in the statistics.

Model ID	Number of violations					Total	Mean (Å)	Max (Å)	SD ⁶ (Å)	Median (Å)
	IR ¹	SQ ²	MR ³	LR ⁴	IC ⁵					
1	12	12	112	6	0	142	0.6	4.6	0.92	0.26
2	6	12	124	6	0	148	0.58	4.38	0.92	0.27
3	6	20	110	6	0	142	0.56	4.45	0.88	0.33
4	12	12	154	6	0	184	0.55	4.86	0.88	0.27
5	6	6	112	6	0	130	0.59	4.61	0.93	0.29
6	6	12	126	6	0	150	0.6	4.76	0.96	0.27
7	12	26	142	6	0	186	0.59	4.75	0.93	0.31
8	6	18	118	6	0	148	0.51	2.29	0.52	0.34
9	6	12	134	6	0	158	0.54	4.72	0.92	0.27
10	6	12	110	6	0	134	0.52	3.4	0.7	0.26
11	6	6	162	6	0	180	0.51	4.6	0.84	0.3

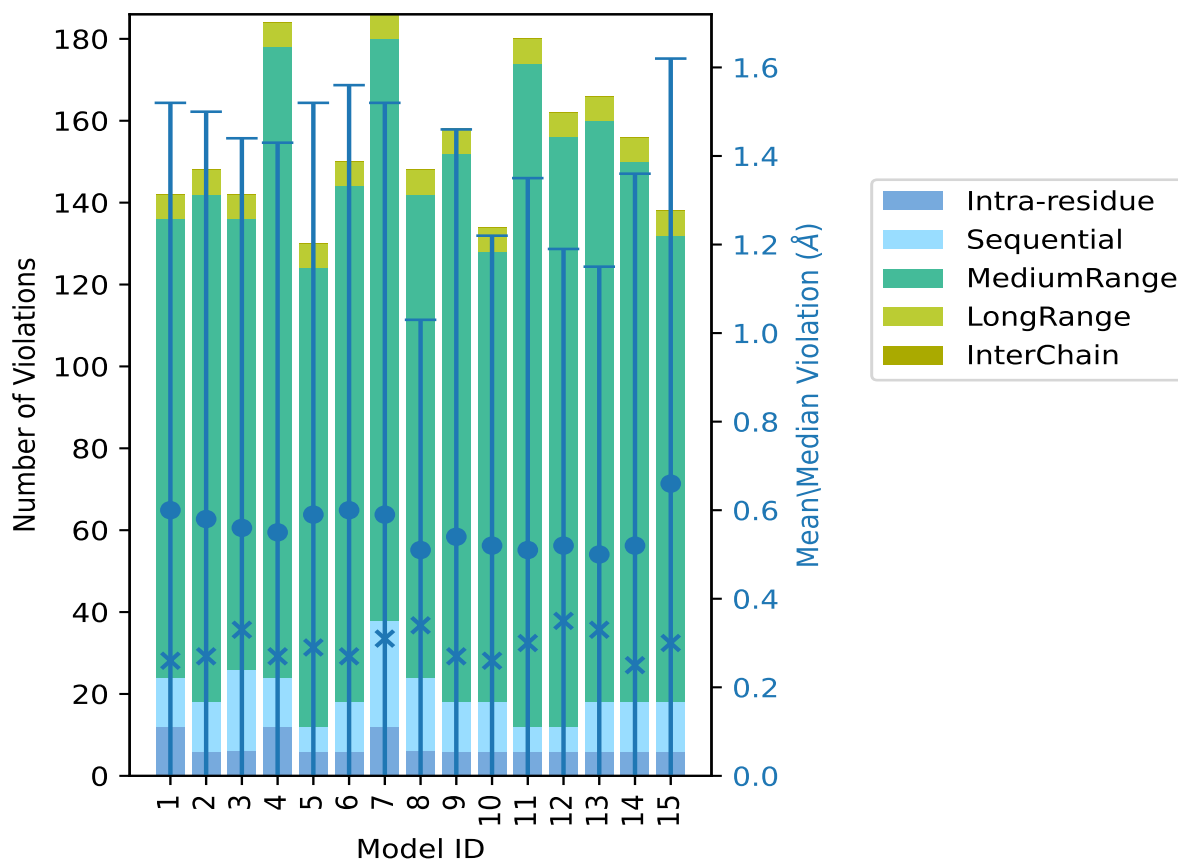
Continued on next page...

Continued from previous page...

Model ID	Number of violations					Total	Mean (Å)	Max (Å)	SD ⁶ (Å)	Median (Å)
	IR ¹	SQ ²	MR ³	LR ⁴	IC ⁵					
12	6	6	144	6	0	162	0.52	3.44	0.67	0.35
13	6	12	142	6	0	166	0.5	3.46	0.65	0.33
14	6	12	132	6	0	156	0.52	4.42	0.84	0.25
15	6	12	114	6	0	138	0.66	4.55	0.96	0.3

¹Intra-residue restraints, ²Sequential restraints, ³Medium range restraints, ⁴Long range restraints, ⁵Inter-chain restraints, ⁶Standard deviation

9.2.1 Bar graph : Distance Violation statistics for each model [i](#)



The mean(dot),median(x) and the standard deviation are shown in blue with respect to the y axis on the right

9.3 Distance violation statistics for the ensemble [i](#)

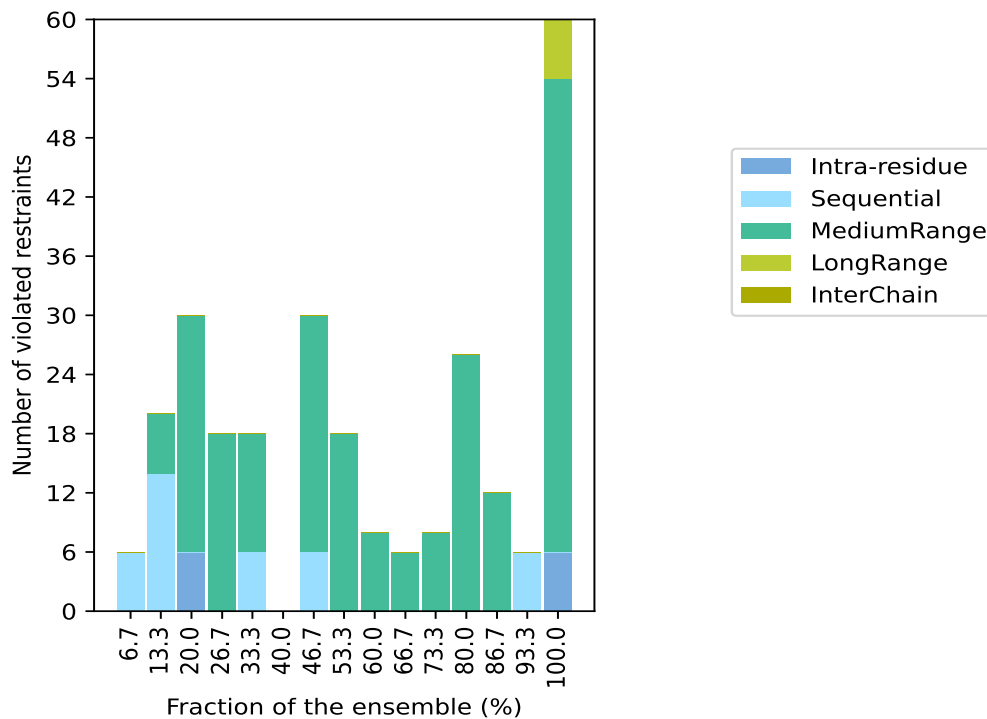
Violation analysis may find that some restraints are violated in few models and some are violated in most of models. The following table provides this information as number of violated restraints

for a given fraction of the ensemble. In total, 480(IR:160, SQ:266, MR:54, LR:0, IC:0) restraints are not violated in the ensemble.

Number of violated restraints						Fraction of the ensemble	
IR ¹	SQ ²	MR ³	LR ⁴	IC ⁵	Total	Count ⁶	%
0	6	0	0	0	6	1	6.7
0	14	6	0	0	20	2	13.3
6	0	24	0	0	30	3	20.0
0	0	18	0	0	18	4	26.7
0	6	12	0	0	18	5	33.3
0	0	0	0	0	0	6	40.0
0	6	24	0	0	30	7	46.7
0	0	18	0	0	18	8	53.3
0	0	8	0	0	8	9	60.0
0	0	6	0	0	6	10	66.7
0	0	8	0	0	8	11	73.3
0	0	26	0	0	26	12	80.0
0	0	12	0	0	12	13	86.7
0	6	0	0	0	6	14	93.3
6	0	48	6	0	60	15	100.0

¹Intra-residue restraints, ²Sequential restraints, ³Medium range restraints, ⁴Long range restraints, ⁵Inter-chain restraints, ⁶ Number of models with violations

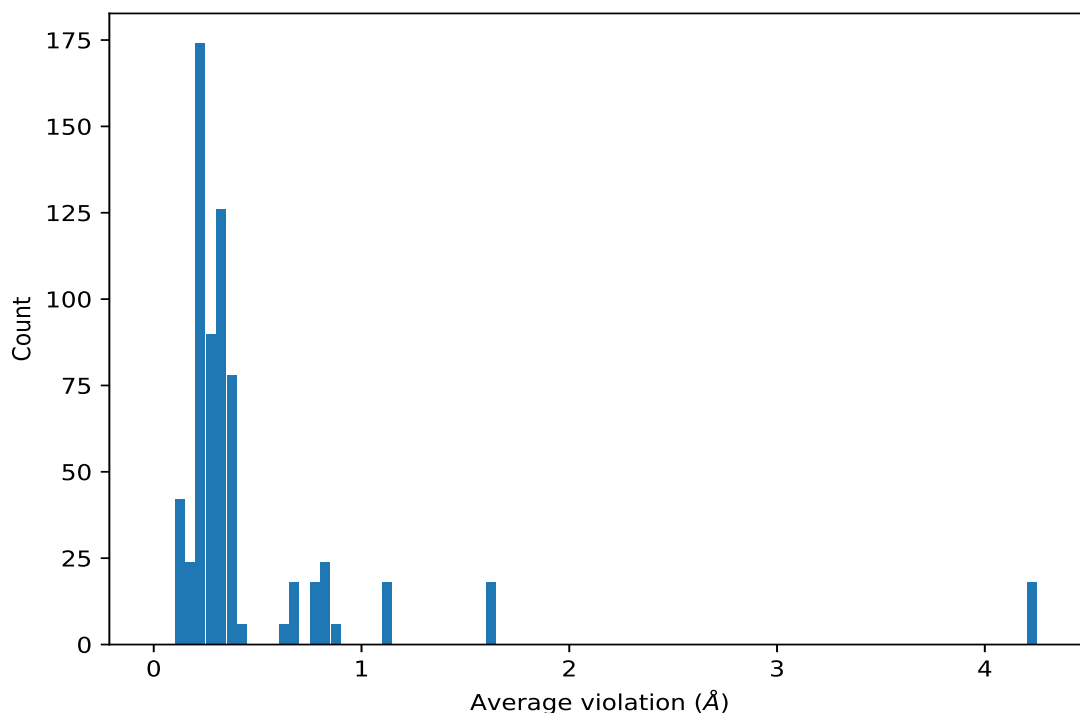
9.3.1 Bar graph : Distance violation statistics for the ensemble [i](#)



9.4 Most violated distance restraints in the ensemble [i](#)

9.4.1 Histogram : Distribution of mean distance violations [i](#)

The following histogram shows the distribution of the average value of the violation. The average is calculated for each restraint that is violated in more than one model over all the violated models in the ensemble



9.4.2 Table: Most violated distance restraints [i](#)

The following table provides the mean and the standard deviation of the violation for each restraint sorted by number of violated models and the mean value. The Key (restraint list ID, restraint ID) is the unique identifier for a given restraint. Rows with same key represent combinatorial or ambiguous restraints and are counted as a single restraint.

Key	Atom-1	Atom-2	Models ¹	Mean (Å)	SD ¹ (Å)	Median (Å)
(1,703)	1:F:223:VAL:HG11	1:F:218:VAL:HA	15	4.22	0.71	4.55
(1,703)	1:F:223:VAL:HG12	1:F:218:VAL:HA	15	4.22	0.71	4.55
(1,703)	1:F:223:VAL:HG13	1:F:218:VAL:HA	15	4.22	0.71	4.55
(1,704)	1:F:223:VAL:HG11	1:F:218:VAL:HA	15	4.22	0.71	4.55
(1,704)	1:F:223:VAL:HG12	1:F:218:VAL:HA	15	4.22	0.71	4.55
(1,704)	1:F:223:VAL:HG13	1:F:218:VAL:HA	15	4.22	0.71	4.55
(1,705)	1:F:223:VAL:HG11	1:F:218:VAL:HA	15	4.22	0.71	4.55
(1,705)	1:F:223:VAL:HG12	1:F:218:VAL:HA	15	4.22	0.71	4.55
(1,705)	1:F:223:VAL:HG13	1:F:218:VAL:HA	15	4.22	0.71	4.55
(1,724)	1:F:223:VAL:HG11	1:F:218:VAL:HA	15	4.22	0.71	4.55
(1,724)	1:F:223:VAL:HG12	1:F:218:VAL:HA	15	4.22	0.71	4.55
(1,724)	1:F:223:VAL:HG13	1:F:218:VAL:HA	15	4.22	0.71	4.55
(1,725)	1:F:223:VAL:HG11	1:F:218:VAL:HA	15	4.22	0.71	4.55
(1,725)	1:F:223:VAL:HG12	1:F:218:VAL:HA	15	4.22	0.71	4.55
(1,725)	1:F:223:VAL:HG13	1:F:218:VAL:HA	15	4.22	0.71	4.55
(1,726)	1:F:223:VAL:HG11	1:F:218:VAL:HA	15	4.22	0.71	4.55

Continued on next page...

Continued from previous page...

Key	Atom-1	Atom-2	Models ¹	Mean (Å)	SD ¹ (Å)	Median (Å)
(1,726)	1:F:223:VAL:HG12	1:F:218:VAL:HA	15	4.22	0.71	4.55
(1,726)	1:F:223:VAL:HG13	1:F:218:VAL:HA	15	4.22	0.71	4.55
(1,700)	1:F:222:ALA:H	1:F:226:ILE:HD11	15	1.14	0.42	1.15
(1,700)	1:F:222:ALA:H	1:F:226:ILE:HD12	15	1.14	0.42	1.15
(1,700)	1:F:222:ALA:H	1:F:226:ILE:HD13	15	1.14	0.42	1.15
(1,701)	1:F:222:ALA:H	1:F:226:ILE:HD11	15	1.14	0.42	1.15
(1,701)	1:F:222:ALA:H	1:F:226:ILE:HD12	15	1.14	0.42	1.15
(1,701)	1:F:222:ALA:H	1:F:226:ILE:HD13	15	1.14	0.42	1.15
(1,702)	1:F:222:ALA:H	1:F:226:ILE:HD11	15	1.14	0.42	1.15
(1,702)	1:F:222:ALA:H	1:F:226:ILE:HD12	15	1.14	0.42	1.15
(1,702)	1:F:222:ALA:H	1:F:226:ILE:HD13	15	1.14	0.42	1.15
(1,721)	1:F:222:ALA:H	1:F:226:ILE:HD11	15	1.14	0.42	1.15
(1,721)	1:F:222:ALA:H	1:F:226:ILE:HD12	15	1.14	0.42	1.15
(1,721)	1:F:222:ALA:H	1:F:226:ILE:HD13	15	1.14	0.42	1.15
(1,722)	1:F:222:ALA:H	1:F:226:ILE:HD11	15	1.14	0.42	1.15
(1,722)	1:F:222:ALA:H	1:F:226:ILE:HD12	15	1.14	0.42	1.15
(1,722)	1:F:222:ALA:H	1:F:226:ILE:HD13	15	1.14	0.42	1.15
(1,723)	1:F:222:ALA:H	1:F:226:ILE:HD11	15	1.14	0.42	1.15
(1,723)	1:F:222:ALA:H	1:F:226:ILE:HD12	15	1.14	0.42	1.15
(1,723)	1:F:222:ALA:H	1:F:226:ILE:HD13	15	1.14	0.42	1.15
(1,694)	1:F:222:ALA:H	1:F:222:ALA:HB1	15	0.76	0.01	0.76
(1,694)	1:F:222:ALA:H	1:F:222:ALA:HB2	15	0.76	0.01	0.76
(1,694)	1:F:222:ALA:H	1:F:222:ALA:HB3	15	0.76	0.01	0.76
(1,695)	1:F:222:ALA:H	1:F:222:ALA:HB1	15	0.76	0.01	0.76
(1,695)	1:F:222:ALA:H	1:F:222:ALA:HB2	15	0.76	0.01	0.76
(1,695)	1:F:222:ALA:H	1:F:222:ALA:HB3	15	0.76	0.01	0.76
(1,696)	1:F:222:ALA:H	1:F:222:ALA:HB1	15	0.76	0.01	0.76
(1,696)	1:F:222:ALA:H	1:F:222:ALA:HB2	15	0.76	0.01	0.76
(1,696)	1:F:222:ALA:H	1:F:222:ALA:HB3	15	0.76	0.01	0.76
(1,715)	1:F:222:ALA:H	1:F:222:ALA:HB1	15	0.76	0.01	0.76
(1,715)	1:F:222:ALA:H	1:F:222:ALA:HB2	15	0.76	0.01	0.76
(1,715)	1:F:222:ALA:H	1:F:222:ALA:HB3	15	0.76	0.01	0.76
(1,716)	1:F:222:ALA:H	1:F:222:ALA:HB1	15	0.76	0.01	0.76
(1,716)	1:F:222:ALA:H	1:F:222:ALA:HB2	15	0.76	0.01	0.76
(1,716)	1:F:222:ALA:H	1:F:222:ALA:HB3	15	0.76	0.01	0.76
(1,717)	1:F:222:ALA:H	1:F:222:ALA:HB1	15	0.76	0.01	0.76
(1,717)	1:F:222:ALA:H	1:F:222:ALA:HB2	15	0.76	0.01	0.76
(1,717)	1:F:222:ALA:H	1:F:222:ALA:HB3	15	0.76	0.01	0.76
(1,27)	1:F:219:THR:H	1:F:216:ILE:HA	15	0.44	0.1	0.42
(1,142)	1:F:219:THR:H	1:F:216:ILE:HA	15	0.44	0.1	0.42
(1,257)	1:F:219:THR:H	1:F:216:ILE:HA	15	0.44	0.1	0.42
(1,372)	1:F:219:THR:H	1:F:216:ILE:HA	15	0.44	0.1	0.42

Continued on next page...

Continued from previous page...

Key	Atom-1	Atom-2	Models ¹	Mean (Å)	SD ¹ (Å)	Median (Å)
(1,487)	1:F:219:THR:H	1:F:216:ILE:HA	15	0.44	0.1	0.42
(1,602)	1:F:219:THR:H	1:F:216:ILE:HA	15	0.44	0.1	0.42
(1,80)	1:F:229:VAL:H	1:F:226:ILE:HA	15	0.36	0.06	0.38
(1,195)	1:F:229:VAL:H	1:F:226:ILE:HA	15	0.36	0.06	0.38
(1,310)	1:F:229:VAL:H	1:F:226:ILE:HA	15	0.36	0.06	0.38
(1,425)	1:F:229:VAL:H	1:F:226:ILE:HA	15	0.36	0.06	0.38
(1,540)	1:F:229:VAL:H	1:F:226:ILE:HA	15	0.36	0.06	0.38
(1,655)	1:F:229:VAL:H	1:F:226:ILE:HA	15	0.36	0.06	0.38
(1,22)	1:F:218:VAL:H	1:F:215:ILE:HA	15	0.36	0.05	0.37
(1,137)	1:F:218:VAL:H	1:F:215:ILE:HA	15	0.36	0.05	0.37
(1,252)	1:F:218:VAL:H	1:F:215:ILE:HA	15	0.36	0.05	0.37
(1,367)	1:F:218:VAL:H	1:F:215:ILE:HA	15	0.36	0.05	0.37
(1,482)	1:F:218:VAL:H	1:F:215:ILE:HA	15	0.36	0.05	0.37
(1,597)	1:F:218:VAL:H	1:F:215:ILE:HA	15	0.36	0.05	0.37
(1,60)	1:F:225:LEU:H	1:F:222:ALA:HA	15	0.3	0.08	0.3
(1,175)	1:F:225:LEU:H	1:F:222:ALA:HA	15	0.3	0.08	0.3
(1,290)	1:F:225:LEU:H	1:F:222:ALA:HA	15	0.3	0.08	0.3
(1,405)	1:F:225:LEU:H	1:F:222:ALA:HA	15	0.3	0.08	0.3
(1,520)	1:F:225:LEU:H	1:F:222:ALA:HA	15	0.3	0.08	0.3
(1,635)	1:F:225:LEU:H	1:F:222:ALA:HA	15	0.3	0.08	0.3
(1,110)	1:F:236:LEU:H	1:F:233:LYS:HG2	15	0.3	0.11	0.28
(1,110)	1:F:236:LEU:H	1:F:233:LYS:HG3	15	0.3	0.11	0.28
(1,225)	1:F:236:LEU:H	1:F:233:LYS:HG2	15	0.3	0.11	0.28
(1,225)	1:F:236:LEU:H	1:F:233:LYS:HG3	15	0.3	0.11	0.28
(1,340)	1:F:236:LEU:H	1:F:233:LYS:HG2	15	0.3	0.11	0.28
(1,340)	1:F:236:LEU:H	1:F:233:LYS:HG3	15	0.3	0.11	0.28
(1,455)	1:F:236:LEU:H	1:F:233:LYS:HG2	15	0.3	0.11	0.28
(1,455)	1:F:236:LEU:H	1:F:233:LYS:HG3	15	0.3	0.11	0.28
(1,570)	1:F:236:LEU:H	1:F:233:LYS:HG2	15	0.3	0.11	0.28
(1,570)	1:F:236:LEU:H	1:F:233:LYS:HG3	15	0.3	0.11	0.28
(1,685)	1:F:236:LEU:H	1:F:233:LYS:HG2	15	0.3	0.11	0.28
(1,685)	1:F:236:LEU:H	1:F:233:LYS:HG3	15	0.3	0.11	0.28
(1,100)	1:F:233:LYS:H	1:F:230:PHE:HA	15	0.26	0.08	0.24
(1,215)	1:F:233:LYS:H	1:F:230:PHE:HA	15	0.26	0.08	0.24
(1,330)	1:F:233:LYS:H	1:F:230:PHE:HA	15	0.26	0.08	0.24
(1,445)	1:F:233:LYS:H	1:F:230:PHE:HA	15	0.26	0.08	0.24
(1,560)	1:F:233:LYS:H	1:F:230:PHE:HA	15	0.26	0.08	0.24
(1,675)	1:F:233:LYS:H	1:F:230:PHE:HA	15	0.26	0.08	0.24
(1,95)	1:F:232:CYS:H	1:F:229:VAL:HA	15	0.22	0.09	0.19
(1,210)	1:F:232:CYS:H	1:F:229:VAL:HA	15	0.22	0.09	0.19
(1,325)	1:F:232:CYS:H	1:F:229:VAL:HA	15	0.22	0.09	0.19
(1,440)	1:F:232:CYS:H	1:F:229:VAL:HA	15	0.22	0.09	0.19

Continued on next page...

Continued from previous page...

Key	Atom-1	Atom-2	Models ¹	Mean (Å)	SD ¹ (Å)	Median (Å)
(1,555)	1:F:232:CYS:H	1:F:229:VAL:HA	15	0.22	0.09	0.19
(1,670)	1:F:232:CYS:H	1:F:229:VAL:HA	15	0.22	0.09	0.19
(1,706)	1:F:226:ILE:HD11	1:F:225:LEU:HG	14	1.64	0.68	1.52
(1,706)	1:F:226:ILE:HD12	1:F:225:LEU:HG	14	1.64	0.68	1.52
(1,706)	1:F:226:ILE:HD13	1:F:225:LEU:HG	14	1.64	0.68	1.52
(1,707)	1:F:226:ILE:HD11	1:F:225:LEU:HG	14	1.64	0.68	1.52
(1,707)	1:F:226:ILE:HD12	1:F:225:LEU:HG	14	1.64	0.68	1.52
(1,707)	1:F:226:ILE:HD13	1:F:225:LEU:HG	14	1.64	0.68	1.52
(1,708)	1:F:226:ILE:HD11	1:F:225:LEU:HG	14	1.64	0.68	1.52
(1,708)	1:F:226:ILE:HD12	1:F:225:LEU:HG	14	1.64	0.68	1.52
(1,708)	1:F:226:ILE:HD13	1:F:225:LEU:HG	14	1.64	0.68	1.52
(1,727)	1:F:226:ILE:HD11	1:F:225:LEU:HG	14	1.64	0.68	1.52
(1,727)	1:F:226:ILE:HD12	1:F:225:LEU:HG	14	1.64	0.68	1.52
(1,727)	1:F:226:ILE:HD13	1:F:225:LEU:HG	14	1.64	0.68	1.52
(1,728)	1:F:226:ILE:HD11	1:F:225:LEU:HG	14	1.64	0.68	1.52
(1,728)	1:F:226:ILE:HD12	1:F:225:LEU:HG	14	1.64	0.68	1.52
(1,728)	1:F:226:ILE:HD13	1:F:225:LEU:HG	14	1.64	0.68	1.52
(1,729)	1:F:226:ILE:HD11	1:F:225:LEU:HG	14	1.64	0.68	1.52
(1,729)	1:F:226:ILE:HD12	1:F:225:LEU:HG	14	1.64	0.68	1.52
(1,729)	1:F:226:ILE:HD13	1:F:225:LEU:HG	14	1.64	0.68	1.52
(1,69)	1:F:227:VAL:H	1:F:224:VAL:HA	13	0.28	0.16	0.24
(1,184)	1:F:227:VAL:H	1:F:224:VAL:HA	13	0.28	0.16	0.24
(1,299)	1:F:227:VAL:H	1:F:224:VAL:HA	13	0.28	0.16	0.24
(1,414)	1:F:227:VAL:H	1:F:224:VAL:HA	13	0.28	0.16	0.24
(1,529)	1:F:227:VAL:H	1:F:224:VAL:HA	13	0.28	0.16	0.24
(1,644)	1:F:227:VAL:H	1:F:224:VAL:HA	13	0.28	0.16	0.24
(1,49)	1:F:223:VAL:H	1:F:220:VAL:HA	13	0.28	0.1	0.27
(1,164)	1:F:223:VAL:H	1:F:220:VAL:HA	13	0.28	0.1	0.27
(1,279)	1:F:223:VAL:H	1:F:220:VAL:HA	13	0.28	0.1	0.27
(1,394)	1:F:223:VAL:H	1:F:220:VAL:HA	13	0.28	0.1	0.27
(1,509)	1:F:223:VAL:H	1:F:220:VAL:HA	13	0.28	0.1	0.27
(1,624)	1:F:223:VAL:H	1:F:220:VAL:HA	13	0.28	0.1	0.27
(1,691)	1:F:220:VAL:H	1:F:218:VAL:HG21	12	0.84	0.39	1.03
(1,691)	1:F:220:VAL:H	1:F:218:VAL:HG22	12	0.84	0.39	1.03
(1,691)	1:F:220:VAL:H	1:F:218:VAL:HG23	12	0.84	0.39	1.03
(1,692)	1:F:220:VAL:H	1:F:218:VAL:HG21	12	0.84	0.39	1.03
(1,692)	1:F:220:VAL:H	1:F:218:VAL:HG22	12	0.84	0.39	1.03
(1,692)	1:F:220:VAL:H	1:F:218:VAL:HG23	12	0.84	0.39	1.03
(1,693)	1:F:220:VAL:H	1:F:218:VAL:HG21	12	0.84	0.39	1.03
(1,693)	1:F:220:VAL:H	1:F:218:VAL:HG22	12	0.84	0.39	1.03
(1,693)	1:F:220:VAL:H	1:F:218:VAL:HG23	12	0.84	0.39	1.03
(1,712)	1:F:220:VAL:H	1:F:218:VAL:HG21	12	0.84	0.39	1.03

Continued on next page...

Continued from previous page...

Key	Atom-1	Atom-2	Models ¹	Mean (Å)	SD ¹ (Å)	Median (Å)
(1,712)	1:F:220:VAL:H	1:F:218:VAL:HG22	12	0.84	0.39	1.03
(1,712)	1:F:220:VAL:H	1:F:218:VAL:HG23	12	0.84	0.39	1.03
(1,713)	1:F:220:VAL:H	1:F:218:VAL:HG21	12	0.84	0.39	1.03
(1,713)	1:F:220:VAL:H	1:F:218:VAL:HG22	12	0.84	0.39	1.03
(1,713)	1:F:220:VAL:H	1:F:218:VAL:HG23	12	0.84	0.39	1.03
(1,714)	1:F:220:VAL:H	1:F:218:VAL:HG21	12	0.84	0.39	1.03
(1,714)	1:F:220:VAL:H	1:F:218:VAL:HG22	12	0.84	0.39	1.03
(1,714)	1:F:220:VAL:H	1:F:218:VAL:HG23	12	0.84	0.39	1.03
(1,743)	1:F:224:VAL:HG21	1:F:221:ALA:HB1	12	0.69	0.24	0.72
(1,743)	1:F:224:VAL:HG21	1:F:221:ALA:HB2	12	0.69	0.24	0.72
(1,743)	1:F:224:VAL:HG21	1:F:221:ALA:HB3	12	0.69	0.24	0.72
(1,743)	1:F:224:VAL:HG22	1:F:221:ALA:HB1	12	0.69	0.24	0.72
(1,743)	1:F:224:VAL:HG22	1:F:221:ALA:HB2	12	0.69	0.24	0.72
(1,743)	1:F:224:VAL:HG22	1:F:221:ALA:HB3	12	0.69	0.24	0.72
(1,743)	1:F:224:VAL:HG23	1:F:221:ALA:HB1	12	0.69	0.24	0.72
(1,743)	1:F:224:VAL:HG23	1:F:221:ALA:HB2	12	0.69	0.24	0.72
(1,743)	1:F:224:VAL:HG23	1:F:221:ALA:HB3	12	0.69	0.24	0.72
(1,744)	1:F:224:VAL:HG21	1:F:221:ALA:HB1	12	0.69	0.24	0.72
(1,744)	1:F:224:VAL:HG21	1:F:221:ALA:HB2	12	0.69	0.24	0.72
(1,744)	1:F:224:VAL:HG21	1:F:221:ALA:HB3	12	0.69	0.24	0.72
(1,744)	1:F:224:VAL:HG22	1:F:221:ALA:HB1	12	0.69	0.24	0.72
(1,744)	1:F:224:VAL:HG22	1:F:221:ALA:HB2	12	0.69	0.24	0.72
(1,744)	1:F:224:VAL:HG22	1:F:221:ALA:HB3	12	0.69	0.24	0.72
(1,744)	1:F:224:VAL:HG23	1:F:221:ALA:HB1	12	0.69	0.24	0.72
(1,744)	1:F:224:VAL:HG23	1:F:221:ALA:HB2	12	0.69	0.24	0.72
(1,744)	1:F:224:VAL:HG23	1:F:221:ALA:HB3	12	0.69	0.24	0.72
(1,65)	1:F:226:ILE:H	1:F:223:VAL:HA	12	0.29	0.13	0.28
(1,180)	1:F:226:ILE:H	1:F:223:VAL:HA	12	0.29	0.13	0.28
(1,295)	1:F:226:ILE:H	1:F:223:VAL:HA	12	0.29	0.13	0.28
(1,410)	1:F:226:ILE:H	1:F:223:VAL:HA	12	0.29	0.13	0.28
(1,525)	1:F:226:ILE:H	1:F:223:VAL:HA	12	0.29	0.13	0.28
(1,640)	1:F:226:ILE:H	1:F:223:VAL:HA	12	0.29	0.13	0.28
(1,7)	1:F:214:ILE:H	1:F:211:LEU:HA	12	0.24	0.05	0.23
(1,122)	1:F:214:ILE:H	1:F:211:LEU:HA	12	0.24	0.05	0.23
(1,237)	1:F:214:ILE:H	1:F:211:LEU:HA	12	0.24	0.05	0.23
(1,352)	1:F:214:ILE:H	1:F:211:LEU:HA	12	0.24	0.05	0.23
(1,467)	1:F:214:ILE:H	1:F:211:LEU:HA	12	0.24	0.05	0.23
(1,582)	1:F:214:ILE:H	1:F:211:LEU:HA	12	0.24	0.05	0.23
(1,84)	1:F:230:PHE:H	1:F:227:VAL:HA	12	0.22	0.12	0.2
(1,199)	1:F:230:PHE:H	1:F:227:VAL:HA	12	0.22	0.12	0.2
(1,314)	1:F:230:PHE:H	1:F:227:VAL:HA	12	0.22	0.12	0.2
(1,429)	1:F:230:PHE:H	1:F:227:VAL:HA	12	0.22	0.12	0.2

Continued on next page...

Continued from previous page...

Key	Atom-1	Atom-2	Models ¹	Mean (Å)	SD ¹ (Å)	Median (Å)
(1,544)	1:F:230:PHE:H	1:F:227:VAL:HA	12	0.22	0.12	0.2
(1,659)	1:F:230:PHE:H	1:F:227:VAL:HA	12	0.22	0.12	0.2
(1,739)	1:F:218:VAL:H	1:F:220:VAL:HG21	11	0.86	0.83	0.44
(1,739)	1:F:218:VAL:H	1:F:220:VAL:HG22	11	0.86	0.83	0.44
(1,739)	1:F:218:VAL:H	1:F:220:VAL:HG23	11	0.86	0.83	0.44
(1,740)	1:F:218:VAL:H	1:F:220:VAL:HG21	11	0.86	0.83	0.44
(1,740)	1:F:218:VAL:H	1:F:220:VAL:HG22	11	0.86	0.83	0.44
(1,740)	1:F:218:VAL:H	1:F:220:VAL:HG23	11	0.86	0.83	0.44
(1,94)	1:F:232:CYS:H	1:F:228:ALA:HA	11	0.15	0.02	0.15
(1,209)	1:F:232:CYS:H	1:F:228:ALA:HA	11	0.15	0.02	0.15
(1,324)	1:F:232:CYS:H	1:F:228:ALA:HA	11	0.15	0.02	0.15
(1,439)	1:F:232:CYS:H	1:F:228:ALA:HA	11	0.15	0.02	0.15
(1,554)	1:F:232:CYS:H	1:F:228:ALA:HA	11	0.15	0.02	0.15
(1,669)	1:F:232:CYS:H	1:F:228:ALA:HA	11	0.15	0.02	0.15
(1,33)	1:F:220:VAL:H	1:F:217:GLY:HA2	10	0.24	0.13	0.16
(1,33)	1:F:220:VAL:H	1:F:217:GLY:HA3	10	0.24	0.13	0.16
(1,148)	1:F:220:VAL:H	1:F:217:GLY:HA2	10	0.24	0.13	0.16
(1,148)	1:F:220:VAL:H	1:F:217:GLY:HA3	10	0.24	0.13	0.16
(1,263)	1:F:220:VAL:H	1:F:217:GLY:HA2	10	0.24	0.13	0.16
(1,263)	1:F:220:VAL:H	1:F:217:GLY:HA3	10	0.24	0.13	0.16
(1,378)	1:F:220:VAL:H	1:F:217:GLY:HA2	10	0.24	0.13	0.16
(1,378)	1:F:220:VAL:H	1:F:217:GLY:HA3	10	0.24	0.13	0.16
(1,493)	1:F:220:VAL:H	1:F:217:GLY:HA2	10	0.24	0.13	0.16
(1,493)	1:F:220:VAL:H	1:F:217:GLY:HA3	10	0.24	0.13	0.16
(1,608)	1:F:220:VAL:H	1:F:217:GLY:HA2	10	0.24	0.13	0.16
(1,608)	1:F:220:VAL:H	1:F:217:GLY:HA3	10	0.24	0.13	0.16
(1,735)	1:F:214:ILE:H	1:F:216:ILE:HG21	9	0.83	0.44	0.61
(1,735)	1:F:214:ILE:H	1:F:216:ILE:HG22	9	0.83	0.44	0.61
(1,735)	1:F:214:ILE:H	1:F:216:ILE:HG23	9	0.83	0.44	0.61
(1,736)	1:F:214:ILE:H	1:F:216:ILE:HG21	9	0.83	0.44	0.61
(1,736)	1:F:214:ILE:H	1:F:216:ILE:HG22	9	0.83	0.44	0.61
(1,736)	1:F:214:ILE:H	1:F:216:ILE:HG23	9	0.83	0.44	0.61
(1,55)	1:F:224:VAL:H	1:F:221:ALA:HA	9	0.26	0.09	0.29
(1,170)	1:F:224:VAL:H	1:F:221:ALA:HA	9	0.26	0.09	0.29
(1,285)	1:F:224:VAL:H	1:F:221:ALA:HA	9	0.26	0.09	0.29
(1,400)	1:F:224:VAL:H	1:F:221:ALA:HA	9	0.26	0.09	0.29
(1,515)	1:F:224:VAL:H	1:F:221:ALA:HA	9	0.26	0.09	0.29
(1,630)	1:F:224:VAL:H	1:F:221:ALA:HA	9	0.26	0.09	0.29
(1,17)	1:F:216:ILE:HG21	1:F:213:GLY:HA2	8	0.38	0.13	0.39
(1,17)	1:F:216:ILE:HG21	1:F:213:GLY:HA3	8	0.38	0.13	0.39
(1,17)	1:F:216:ILE:HG22	1:F:213:GLY:HA2	8	0.38	0.13	0.39
(1,17)	1:F:216:ILE:HG22	1:F:213:GLY:HA3	8	0.38	0.13	0.39

Continued on next page...

Continued from previous page...

Key	Atom-1	Atom-2	Models ¹	Mean (Å)	SD ¹ (Å)	Median (Å)
(1,17)	1:F:216:ILE:HG23	1:F:213:GLY:HA2	8	0.38	0.13	0.39
(1,17)	1:F:216:ILE:HG23	1:F:213:GLY:HA3	8	0.38	0.13	0.39
(1,132)	1:F:216:ILE:HG21	1:F:213:GLY:HA2	8	0.38	0.13	0.39
(1,132)	1:F:216:ILE:HG21	1:F:213:GLY:HA3	8	0.38	0.13	0.39
(1,132)	1:F:216:ILE:HG22	1:F:213:GLY:HA2	8	0.38	0.13	0.39
(1,132)	1:F:216:ILE:HG22	1:F:213:GLY:HA3	8	0.38	0.13	0.39
(1,132)	1:F:216:ILE:HG23	1:F:213:GLY:HA2	8	0.38	0.13	0.39
(1,132)	1:F:216:ILE:HG23	1:F:213:GLY:HA3	8	0.38	0.13	0.39
(1,247)	1:F:216:ILE:HG21	1:F:213:GLY:HA2	8	0.38	0.13	0.39
(1,247)	1:F:216:ILE:HG21	1:F:213:GLY:HA3	8	0.38	0.13	0.39
(1,247)	1:F:216:ILE:HG22	1:F:213:GLY:HA2	8	0.38	0.13	0.39
(1,247)	1:F:216:ILE:HG22	1:F:213:GLY:HA3	8	0.38	0.13	0.39
(1,247)	1:F:216:ILE:HG23	1:F:213:GLY:HA2	8	0.38	0.13	0.39
(1,247)	1:F:216:ILE:HG23	1:F:213:GLY:HA3	8	0.38	0.13	0.39
(1,362)	1:F:216:ILE:HG21	1:F:213:GLY:HA2	8	0.38	0.13	0.39
(1,362)	1:F:216:ILE:HG21	1:F:213:GLY:HA3	8	0.38	0.13	0.39
(1,362)	1:F:216:ILE:HG22	1:F:213:GLY:HA2	8	0.38	0.13	0.39
(1,362)	1:F:216:ILE:HG22	1:F:213:GLY:HA3	8	0.38	0.13	0.39
(1,362)	1:F:216:ILE:HG23	1:F:213:GLY:HA2	8	0.38	0.13	0.39
(1,362)	1:F:216:ILE:HG23	1:F:213:GLY:HA3	8	0.38	0.13	0.39
(1,477)	1:F:216:ILE:HG21	1:F:213:GLY:HA2	8	0.38	0.13	0.39
(1,477)	1:F:216:ILE:HG21	1:F:213:GLY:HA3	8	0.38	0.13	0.39
(1,477)	1:F:216:ILE:HG22	1:F:213:GLY:HA2	8	0.38	0.13	0.39
(1,477)	1:F:216:ILE:HG22	1:F:213:GLY:HA3	8	0.38	0.13	0.39
(1,477)	1:F:216:ILE:HG23	1:F:213:GLY:HA2	8	0.38	0.13	0.39
(1,477)	1:F:216:ILE:HG23	1:F:213:GLY:HA3	8	0.38	0.13	0.39
(1,592)	1:F:216:ILE:HG21	1:F:213:GLY:HA2	8	0.38	0.13	0.39
(1,592)	1:F:216:ILE:HG21	1:F:213:GLY:HA3	8	0.38	0.13	0.39
(1,592)	1:F:216:ILE:HG22	1:F:213:GLY:HA2	8	0.38	0.13	0.39
(1,592)	1:F:216:ILE:HG22	1:F:213:GLY:HA3	8	0.38	0.13	0.39
(1,592)	1:F:216:ILE:HG23	1:F:213:GLY:HA2	8	0.38	0.13	0.39
(1,592)	1:F:216:ILE:HG23	1:F:213:GLY:HA3	8	0.38	0.13	0.39
(1,109)	1:F:235:LEU:H	1:F:231:VAL:HG21	8	0.36	0.1	0.4
(1,109)	1:F:235:LEU:H	1:F:231:VAL:HG22	8	0.36	0.1	0.4
(1,109)	1:F:235:LEU:H	1:F:231:VAL:HG23	8	0.36	0.1	0.4
(1,224)	1:F:235:LEU:H	1:F:231:VAL:HG21	8	0.36	0.1	0.4
(1,224)	1:F:235:LEU:H	1:F:231:VAL:HG22	8	0.36	0.1	0.4
(1,224)	1:F:235:LEU:H	1:F:231:VAL:HG23	8	0.36	0.1	0.4
(1,339)	1:F:235:LEU:H	1:F:231:VAL:HG21	8	0.36	0.1	0.4
(1,339)	1:F:235:LEU:H	1:F:231:VAL:HG22	8	0.36	0.1	0.4
(1,339)	1:F:235:LEU:H	1:F:231:VAL:HG23	8	0.36	0.1	0.4
(1,454)	1:F:235:LEU:H	1:F:231:VAL:HG21	8	0.36	0.1	0.4

Continued on next page...

Continued from previous page...

Key	Atom-1	Atom-2	Models ¹	Mean (Å)	SD ¹ (Å)	Median (Å)
(1,454)	1:F:235:LEU:H	1:F:231:VAL:HG22	8	0.36	0.1	0.4
(1,454)	1:F:235:LEU:H	1:F:231:VAL:HG23	8	0.36	0.1	0.4
(1,569)	1:F:235:LEU:H	1:F:231:VAL:HG21	8	0.36	0.1	0.4
(1,569)	1:F:235:LEU:H	1:F:231:VAL:HG22	8	0.36	0.1	0.4
(1,569)	1:F:235:LEU:H	1:F:231:VAL:HG23	8	0.36	0.1	0.4
(1,684)	1:F:235:LEU:H	1:F:231:VAL:HG21	8	0.36	0.1	0.4
(1,684)	1:F:235:LEU:H	1:F:231:VAL:HG22	8	0.36	0.1	0.4
(1,684)	1:F:235:LEU:H	1:F:231:VAL:HG23	8	0.36	0.1	0.4
(1,64)	1:F:225:LEU:HD11	1:F:229:VAL:HG11	8	0.21	0.08	0.18
(1,64)	1:F:225:LEU:HD11	1:F:229:VAL:HG12	8	0.21	0.08	0.18
(1,64)	1:F:225:LEU:HD11	1:F:229:VAL:HG13	8	0.21	0.08	0.18
(1,64)	1:F:225:LEU:HD12	1:F:229:VAL:HG11	8	0.21	0.08	0.18
(1,64)	1:F:225:LEU:HD12	1:F:229:VAL:HG12	8	0.21	0.08	0.18
(1,64)	1:F:225:LEU:HD12	1:F:229:VAL:HG13	8	0.21	0.08	0.18
(1,64)	1:F:225:LEU:HD13	1:F:229:VAL:HG11	8	0.21	0.08	0.18
(1,64)	1:F:225:LEU:HD13	1:F:229:VAL:HG12	8	0.21	0.08	0.18
(1,64)	1:F:225:LEU:HD13	1:F:229:VAL:HG13	8	0.21	0.08	0.18
(1,64)	1:F:225:LEU:HD21	1:F:229:VAL:HG11	8	0.21	0.08	0.18
(1,64)	1:F:225:LEU:HD21	1:F:229:VAL:HG12	8	0.21	0.08	0.18
(1,64)	1:F:225:LEU:HD21	1:F:229:VAL:HG13	8	0.21	0.08	0.18
(1,64)	1:F:225:LEU:HD22	1:F:229:VAL:HG11	8	0.21	0.08	0.18
(1,64)	1:F:225:LEU:HD22	1:F:229:VAL:HG12	8	0.21	0.08	0.18
(1,64)	1:F:225:LEU:HD22	1:F:229:VAL:HG13	8	0.21	0.08	0.18
(1,64)	1:F:225:LEU:HD23	1:F:229:VAL:HG11	8	0.21	0.08	0.18
(1,64)	1:F:225:LEU:HD23	1:F:229:VAL:HG12	8	0.21	0.08	0.18
(1,64)	1:F:225:LEU:HD23	1:F:229:VAL:HG13	8	0.21	0.08	0.18
(1,179)	1:F:225:LEU:HD11	1:F:229:VAL:HG11	8	0.21	0.08	0.18
(1,179)	1:F:225:LEU:HD11	1:F:229:VAL:HG12	8	0.21	0.08	0.18
(1,179)	1:F:225:LEU:HD11	1:F:229:VAL:HG13	8	0.21	0.08	0.18
(1,179)	1:F:225:LEU:HD12	1:F:229:VAL:HG11	8	0.21	0.08	0.18
(1,179)	1:F:225:LEU:HD12	1:F:229:VAL:HG12	8	0.21	0.08	0.18
(1,179)	1:F:225:LEU:HD12	1:F:229:VAL:HG13	8	0.21	0.08	0.18
(1,179)	1:F:225:LEU:HD13	1:F:229:VAL:HG11	8	0.21	0.08	0.18
(1,179)	1:F:225:LEU:HD13	1:F:229:VAL:HG12	8	0.21	0.08	0.18
(1,179)	1:F:225:LEU:HD13	1:F:229:VAL:HG13	8	0.21	0.08	0.18
(1,179)	1:F:225:LEU:HD21	1:F:229:VAL:HG11	8	0.21	0.08	0.18
(1,179)	1:F:225:LEU:HD21	1:F:229:VAL:HG12	8	0.21	0.08	0.18
(1,179)	1:F:225:LEU:HD21	1:F:229:VAL:HG13	8	0.21	0.08	0.18
(1,179)	1:F:225:LEU:HD22	1:F:229:VAL:HG11	8	0.21	0.08	0.18
(1,179)	1:F:225:LEU:HD22	1:F:229:VAL:HG12	8	0.21	0.08	0.18
(1,179)	1:F:225:LEU:HD22	1:F:229:VAL:HG13	8	0.21	0.08	0.18
(1,179)	1:F:225:LEU:HD23	1:F:229:VAL:HG11	8	0.21	0.08	0.18

Continued on next page...

Continued from previous page...

Key	Atom-1	Atom-2	Models ¹	Mean (Å)	SD ¹ (Å)	Median (Å)
(1,179)	1:F:225:LEU:HD23	1:F:229:VAL:HG12	8	0.21	0.08	0.18
(1,179)	1:F:225:LEU:HD23	1:F:229:VAL:HG13	8	0.21	0.08	0.18
(1,294)	1:F:225:LEU:HD11	1:F:229:VAL:HG11	8	0.21	0.08	0.18
(1,294)	1:F:225:LEU:HD11	1:F:229:VAL:HG12	8	0.21	0.08	0.18
(1,294)	1:F:225:LEU:HD11	1:F:229:VAL:HG13	8	0.21	0.08	0.18
(1,294)	1:F:225:LEU:HD12	1:F:229:VAL:HG11	8	0.21	0.08	0.18
(1,294)	1:F:225:LEU:HD12	1:F:229:VAL:HG12	8	0.21	0.08	0.18
(1,294)	1:F:225:LEU:HD12	1:F:229:VAL:HG13	8	0.21	0.08	0.18
(1,294)	1:F:225:LEU:HD13	1:F:229:VAL:HG11	8	0.21	0.08	0.18
(1,294)	1:F:225:LEU:HD13	1:F:229:VAL:HG12	8	0.21	0.08	0.18
(1,294)	1:F:225:LEU:HD13	1:F:229:VAL:HG13	8	0.21	0.08	0.18
(1,294)	1:F:225:LEU:HD21	1:F:229:VAL:HG11	8	0.21	0.08	0.18
(1,294)	1:F:225:LEU:HD21	1:F:229:VAL:HG12	8	0.21	0.08	0.18
(1,294)	1:F:225:LEU:HD21	1:F:229:VAL:HG13	8	0.21	0.08	0.18
(1,294)	1:F:225:LEU:HD22	1:F:229:VAL:HG11	8	0.21	0.08	0.18
(1,294)	1:F:225:LEU:HD22	1:F:229:VAL:HG12	8	0.21	0.08	0.18
(1,294)	1:F:225:LEU:HD22	1:F:229:VAL:HG13	8	0.21	0.08	0.18
(1,294)	1:F:225:LEU:HD23	1:F:229:VAL:HG11	8	0.21	0.08	0.18
(1,294)	1:F:225:LEU:HD23	1:F:229:VAL:HG12	8	0.21	0.08	0.18
(1,294)	1:F:225:LEU:HD23	1:F:229:VAL:HG13	8	0.21	0.08	0.18
(1,409)	1:F:225:LEU:HD11	1:F:229:VAL:HG11	8	0.21	0.08	0.18
(1,409)	1:F:225:LEU:HD11	1:F:229:VAL:HG12	8	0.21	0.08	0.18
(1,409)	1:F:225:LEU:HD11	1:F:229:VAL:HG13	8	0.21	0.08	0.18
(1,409)	1:F:225:LEU:HD12	1:F:229:VAL:HG11	8	0.21	0.08	0.18
(1,409)	1:F:225:LEU:HD12	1:F:229:VAL:HG12	8	0.21	0.08	0.18
(1,409)	1:F:225:LEU:HD12	1:F:229:VAL:HG13	8	0.21	0.08	0.18
(1,409)	1:F:225:LEU:HD13	1:F:229:VAL:HG11	8	0.21	0.08	0.18
(1,409)	1:F:225:LEU:HD13	1:F:229:VAL:HG12	8	0.21	0.08	0.18
(1,409)	1:F:225:LEU:HD13	1:F:229:VAL:HG13	8	0.21	0.08	0.18
(1,409)	1:F:225:LEU:HD21	1:F:229:VAL:HG11	8	0.21	0.08	0.18
(1,409)	1:F:225:LEU:HD21	1:F:229:VAL:HG12	8	0.21	0.08	0.18
(1,409)	1:F:225:LEU:HD21	1:F:229:VAL:HG13	8	0.21	0.08	0.18
(1,409)	1:F:225:LEU:HD22	1:F:229:VAL:HG11	8	0.21	0.08	0.18
(1,409)	1:F:225:LEU:HD22	1:F:229:VAL:HG12	8	0.21	0.08	0.18
(1,409)	1:F:225:LEU:HD22	1:F:229:VAL:HG13	8	0.21	0.08	0.18
(1,409)	1:F:225:LEU:HD23	1:F:229:VAL:HG11	8	0.21	0.08	0.18
(1,409)	1:F:225:LEU:HD23	1:F:229:VAL:HG12	8	0.21	0.08	0.18
(1,409)	1:F:225:LEU:HD23	1:F:229:VAL:HG13	8	0.21	0.08	0.18
(1,524)	1:F:225:LEU:HD11	1:F:229:VAL:HG11	8	0.21	0.08	0.18
(1,524)	1:F:225:LEU:HD11	1:F:229:VAL:HG12	8	0.21	0.08	0.18
(1,524)	1:F:225:LEU:HD11	1:F:229:VAL:HG13	8	0.21	0.08	0.18
(1,524)	1:F:225:LEU:HD12	1:F:229:VAL:HG11	8	0.21	0.08	0.18

Continued on next page...

Continued from previous page...

Key	Atom-1	Atom-2	Models ¹	Mean (Å)	SD ¹ (Å)	Median (Å)
(1,524)	1:F:225:LEU:HD12	1:F:229:VAL:HG12	8	0.21	0.08	0.18
(1,524)	1:F:225:LEU:HD12	1:F:229:VAL:HG13	8	0.21	0.08	0.18
(1,524)	1:F:225:LEU:HD13	1:F:229:VAL:HG11	8	0.21	0.08	0.18
(1,524)	1:F:225:LEU:HD13	1:F:229:VAL:HG12	8	0.21	0.08	0.18
(1,524)	1:F:225:LEU:HD13	1:F:229:VAL:HG13	8	0.21	0.08	0.18
(1,524)	1:F:225:LEU:HD21	1:F:229:VAL:HG11	8	0.21	0.08	0.18
(1,524)	1:F:225:LEU:HD21	1:F:229:VAL:HG12	8	0.21	0.08	0.18
(1,524)	1:F:225:LEU:HD21	1:F:229:VAL:HG13	8	0.21	0.08	0.18
(1,524)	1:F:225:LEU:HD22	1:F:229:VAL:HG11	8	0.21	0.08	0.18
(1,524)	1:F:225:LEU:HD22	1:F:229:VAL:HG12	8	0.21	0.08	0.18
(1,524)	1:F:225:LEU:HD22	1:F:229:VAL:HG13	8	0.21	0.08	0.18
(1,524)	1:F:225:LEU:HD23	1:F:229:VAL:HG11	8	0.21	0.08	0.18
(1,524)	1:F:225:LEU:HD23	1:F:229:VAL:HG12	8	0.21	0.08	0.18
(1,524)	1:F:225:LEU:HD23	1:F:229:VAL:HG13	8	0.21	0.08	0.18
(1,639)	1:F:225:LEU:HD11	1:F:229:VAL:HG11	8	0.21	0.08	0.18
(1,639)	1:F:225:LEU:HD11	1:F:229:VAL:HG12	8	0.21	0.08	0.18
(1,639)	1:F:225:LEU:HD11	1:F:229:VAL:HG13	8	0.21	0.08	0.18
(1,639)	1:F:225:LEU:HD12	1:F:229:VAL:HG11	8	0.21	0.08	0.18
(1,639)	1:F:225:LEU:HD12	1:F:229:VAL:HG12	8	0.21	0.08	0.18
(1,639)	1:F:225:LEU:HD12	1:F:229:VAL:HG13	8	0.21	0.08	0.18
(1,639)	1:F:225:LEU:HD13	1:F:229:VAL:HG11	8	0.21	0.08	0.18
(1,639)	1:F:225:LEU:HD13	1:F:229:VAL:HG12	8	0.21	0.08	0.18
(1,639)	1:F:225:LEU:HD13	1:F:229:VAL:HG13	8	0.21	0.08	0.18
(1,639)	1:F:225:LEU:HD21	1:F:229:VAL:HG11	8	0.21	0.08	0.18
(1,639)	1:F:225:LEU:HD21	1:F:229:VAL:HG12	8	0.21	0.08	0.18
(1,639)	1:F:225:LEU:HD21	1:F:229:VAL:HG13	8	0.21	0.08	0.18
(1,639)	1:F:225:LEU:HD22	1:F:229:VAL:HG11	8	0.21	0.08	0.18
(1,639)	1:F:225:LEU:HD22	1:F:229:VAL:HG12	8	0.21	0.08	0.18
(1,639)	1:F:225:LEU:HD22	1:F:229:VAL:HG13	8	0.21	0.08	0.18
(1,639)	1:F:225:LEU:HD23	1:F:229:VAL:HG11	8	0.21	0.08	0.18
(1,639)	1:F:225:LEU:HD23	1:F:229:VAL:HG12	8	0.21	0.08	0.18
(1,639)	1:F:225:LEU:HD23	1:F:229:VAL:HG13	8	0.21	0.08	0.18
(1,113)	1:F:236:LEU:HD21	1:F:233:LYS:HA	7	0.3	0.07	0.31
(1,113)	1:F:236:LEU:HD22	1:F:233:LYS:HA	7	0.3	0.07	0.31
(1,113)	1:F:236:LEU:HD23	1:F:233:LYS:HA	7	0.3	0.07	0.31
(1,228)	1:F:236:LEU:HD21	1:F:233:LYS:HA	7	0.3	0.07	0.31
(1,228)	1:F:236:LEU:HD22	1:F:233:LYS:HA	7	0.3	0.07	0.31
(1,228)	1:F:236:LEU:HD23	1:F:233:LYS:HA	7	0.3	0.07	0.31
(1,343)	1:F:236:LEU:HD21	1:F:233:LYS:HA	7	0.3	0.07	0.31
(1,343)	1:F:236:LEU:HD22	1:F:233:LYS:HA	7	0.3	0.07	0.31
(1,343)	1:F:236:LEU:HD23	1:F:233:LYS:HA	7	0.3	0.07	0.31
(1,458)	1:F:236:LEU:HD21	1:F:233:LYS:HA	7	0.3	0.07	0.31

Continued on next page...

Continued from previous page...

Key	Atom-1	Atom-2	Models ¹	Mean (Å)	SD ¹ (Å)	Median (Å)
(1,458)	1:F:236:LEU:HD22	1:F:233:LYS:HA	7	0.3	0.07	0.31
(1,458)	1:F:236:LEU:HD23	1:F:233:LYS:HA	7	0.3	0.07	0.31
(1,573)	1:F:236:LEU:HD21	1:F:233:LYS:HA	7	0.3	0.07	0.31
(1,573)	1:F:236:LEU:HD22	1:F:233:LYS:HA	7	0.3	0.07	0.31
(1,573)	1:F:236:LEU:HD23	1:F:233:LYS:HA	7	0.3	0.07	0.31
(1,688)	1:F:236:LEU:HD21	1:F:233:LYS:HA	7	0.3	0.07	0.31
(1,688)	1:F:236:LEU:HD22	1:F:233:LYS:HA	7	0.3	0.07	0.31
(1,688)	1:F:236:LEU:HD23	1:F:233:LYS:HA	7	0.3	0.07	0.31
(1,18)	1:F:217:GLY:H	1:F:214:ILE:HA	7	0.18	0.06	0.15
(1,133)	1:F:217:GLY:H	1:F:214:ILE:HA	7	0.18	0.06	0.15
(1,248)	1:F:217:GLY:H	1:F:214:ILE:HA	7	0.18	0.06	0.15
(1,363)	1:F:217:GLY:H	1:F:214:ILE:HA	7	0.18	0.06	0.15
(1,478)	1:F:217:GLY:H	1:F:214:ILE:HA	7	0.18	0.06	0.15
(1,593)	1:F:217:GLY:H	1:F:214:ILE:HA	7	0.18	0.06	0.15
(1,40)	1:F:221:ALA:H	1:F:218:VAL:HA	7	0.17	0.03	0.18
(1,155)	1:F:221:ALA:H	1:F:218:VAL:HA	7	0.17	0.03	0.18
(1,270)	1:F:221:ALA:H	1:F:218:VAL:HA	7	0.17	0.03	0.18
(1,385)	1:F:221:ALA:H	1:F:218:VAL:HA	7	0.17	0.03	0.18
(1,500)	1:F:221:ALA:H	1:F:218:VAL:HA	7	0.17	0.03	0.18
(1,615)	1:F:221:ALA:H	1:F:218:VAL:HA	7	0.17	0.03	0.18
(1,74)	1:F:228:ALA:H	1:F:225:LEU:HA	7	0.16	0.04	0.16
(1,189)	1:F:228:ALA:H	1:F:225:LEU:HA	7	0.16	0.04	0.16
(1,304)	1:F:228:ALA:H	1:F:225:LEU:HA	7	0.16	0.04	0.16
(1,419)	1:F:228:ALA:H	1:F:225:LEU:HA	7	0.16	0.04	0.16
(1,534)	1:F:228:ALA:H	1:F:225:LEU:HA	7	0.16	0.04	0.16
(1,649)	1:F:228:ALA:H	1:F:225:LEU:HA	7	0.16	0.04	0.16
(1,70)	1:F:227:VAL:H	1:F:226:ILE:HA	7	0.13	0.01	0.13
(1,185)	1:F:227:VAL:H	1:F:226:ILE:HA	7	0.13	0.01	0.13
(1,300)	1:F:227:VAL:H	1:F:226:ILE:HA	7	0.13	0.01	0.13
(1,415)	1:F:227:VAL:H	1:F:226:ILE:HA	7	0.13	0.01	0.13
(1,530)	1:F:227:VAL:H	1:F:226:ILE:HA	7	0.13	0.01	0.13
(1,645)	1:F:227:VAL:H	1:F:226:ILE:HA	7	0.13	0.01	0.13
(1,112)	1:F:236:LEU:H	1:F:238:LYS:HG2	5	0.35	0.26	0.21
(1,112)	1:F:236:LEU:H	1:F:238:LYS:HG3	5	0.35	0.26	0.21
(1,227)	1:F:236:LEU:H	1:F:238:LYS:HG2	5	0.35	0.26	0.21
(1,227)	1:F:236:LEU:H	1:F:238:LYS:HG3	5	0.35	0.26	0.21
(1,342)	1:F:236:LEU:H	1:F:238:LYS:HG2	5	0.35	0.26	0.21
(1,342)	1:F:236:LEU:H	1:F:238:LYS:HG3	5	0.35	0.26	0.21
(1,457)	1:F:236:LEU:H	1:F:238:LYS:HG2	5	0.35	0.26	0.21
(1,457)	1:F:236:LEU:H	1:F:238:LYS:HG3	5	0.35	0.26	0.21
(1,572)	1:F:236:LEU:H	1:F:238:LYS:HG2	5	0.35	0.26	0.21
(1,572)	1:F:236:LEU:H	1:F:238:LYS:HG3	5	0.35	0.26	0.21

Continued on next page...

Continued from previous page...

Key	Atom-1	Atom-2	Models ¹	Mean (Å)	SD ¹ (Å)	Median (Å)
(1,687)	1:F:236:LEU:H	1:F:238:LYS:HG2	5	0.35	0.26	0.21
(1,687)	1:F:236:LEU:H	1:F:238:LYS:HG3	5	0.35	0.26	0.21
(1,15)	1:F:216:ILE:H	1:F:214:ILE:HA	5	0.13	0.02	0.12
(1,130)	1:F:216:ILE:H	1:F:214:ILE:HA	5	0.13	0.02	0.12
(1,245)	1:F:216:ILE:H	1:F:214:ILE:HA	5	0.13	0.02	0.12
(1,360)	1:F:216:ILE:H	1:F:214:ILE:HA	5	0.13	0.02	0.12
(1,475)	1:F:216:ILE:H	1:F:214:ILE:HA	5	0.13	0.02	0.12
(1,590)	1:F:216:ILE:H	1:F:214:ILE:HA	5	0.13	0.02	0.12
(1,56)	1:F:224:VAL:H	1:F:223:VAL:HA	5	0.11	0.0	0.11
(1,171)	1:F:224:VAL:H	1:F:223:VAL:HA	5	0.11	0.0	0.11
(1,286)	1:F:224:VAL:H	1:F:223:VAL:HA	5	0.11	0.0	0.11
(1,401)	1:F:224:VAL:H	1:F:223:VAL:HA	5	0.11	0.0	0.11
(1,516)	1:F:224:VAL:H	1:F:223:VAL:HA	5	0.11	0.0	0.11
(1,631)	1:F:224:VAL:H	1:F:223:VAL:HA	5	0.11	0.0	0.11
(1,13)	1:F:215:ILE:HG21	1:F:212:SER:HB2	4	0.34	0.12	0.34
(1,13)	1:F:215:ILE:HG21	1:F:212:SER:HB3	4	0.34	0.12	0.34
(1,13)	1:F:215:ILE:HG22	1:F:212:SER:HB2	4	0.34	0.12	0.34
(1,13)	1:F:215:ILE:HG22	1:F:212:SER:HB3	4	0.34	0.12	0.34
(1,13)	1:F:215:ILE:HG23	1:F:212:SER:HB2	4	0.34	0.12	0.34
(1,13)	1:F:215:ILE:HG23	1:F:212:SER:HB3	4	0.34	0.12	0.34
(1,128)	1:F:215:ILE:HG21	1:F:212:SER:HB2	4	0.34	0.12	0.34
(1,128)	1:F:215:ILE:HG21	1:F:212:SER:HB3	4	0.34	0.12	0.34
(1,128)	1:F:215:ILE:HG22	1:F:212:SER:HB2	4	0.34	0.12	0.34
(1,128)	1:F:215:ILE:HG22	1:F:212:SER:HB3	4	0.34	0.12	0.34
(1,128)	1:F:215:ILE:HG23	1:F:212:SER:HB2	4	0.34	0.12	0.34
(1,128)	1:F:215:ILE:HG23	1:F:212:SER:HB3	4	0.34	0.12	0.34
(1,243)	1:F:215:ILE:HG21	1:F:212:SER:HB2	4	0.34	0.12	0.34
(1,243)	1:F:215:ILE:HG21	1:F:212:SER:HB3	4	0.34	0.12	0.34
(1,243)	1:F:215:ILE:HG22	1:F:212:SER:HB2	4	0.34	0.12	0.34
(1,243)	1:F:215:ILE:HG22	1:F:212:SER:HB3	4	0.34	0.12	0.34
(1,243)	1:F:215:ILE:HG23	1:F:212:SER:HB2	4	0.34	0.12	0.34
(1,243)	1:F:215:ILE:HG23	1:F:212:SER:HB3	4	0.34	0.12	0.34
(1,358)	1:F:215:ILE:HG21	1:F:212:SER:HB2	4	0.34	0.12	0.34
(1,358)	1:F:215:ILE:HG21	1:F:212:SER:HB3	4	0.34	0.12	0.34
(1,358)	1:F:215:ILE:HG22	1:F:212:SER:HB2	4	0.34	0.12	0.34
(1,358)	1:F:215:ILE:HG22	1:F:212:SER:HB3	4	0.34	0.12	0.34
(1,358)	1:F:215:ILE:HG23	1:F:212:SER:HB2	4	0.34	0.12	0.34
(1,358)	1:F:215:ILE:HG23	1:F:212:SER:HB3	4	0.34	0.12	0.34
(1,473)	1:F:215:ILE:HG21	1:F:212:SER:HB2	4	0.34	0.12	0.34
(1,473)	1:F:215:ILE:HG21	1:F:212:SER:HB3	4	0.34	0.12	0.34
(1,473)	1:F:215:ILE:HG22	1:F:212:SER:HB2	4	0.34	0.12	0.34
(1,473)	1:F:215:ILE:HG22	1:F:212:SER:HB3	4	0.34	0.12	0.34

Continued on next page...

Continued from previous page...

Key	Atom-1	Atom-2	Models ¹	Mean (Å)	SD ¹ (Å)	Median (Å)
(1,473)	1:F:215:ILE:HG23	1:F:212:SER:HB2	4	0.34	0.12	0.34
(1,473)	1:F:215:ILE:HG23	1:F:212:SER:HB3	4	0.34	0.12	0.34
(1,588)	1:F:215:ILE:HG21	1:F:212:SER:HB2	4	0.34	0.12	0.34
(1,588)	1:F:215:ILE:HG21	1:F:212:SER:HB3	4	0.34	0.12	0.34
(1,588)	1:F:215:ILE:HG22	1:F:212:SER:HB2	4	0.34	0.12	0.34
(1,588)	1:F:215:ILE:HG22	1:F:212:SER:HB3	4	0.34	0.12	0.34
(1,588)	1:F:215:ILE:HG23	1:F:212:SER:HB2	4	0.34	0.12	0.34
(1,588)	1:F:215:ILE:HG23	1:F:212:SER:HB3	4	0.34	0.12	0.34
(1,11)	1:F:214:ILE:HG21	1:F:211:LEU:HA	4	0.27	0.15	0.2
(1,11)	1:F:214:ILE:HG22	1:F:211:LEU:HA	4	0.27	0.15	0.2
(1,11)	1:F:214:ILE:HG23	1:F:211:LEU:HA	4	0.27	0.15	0.2
(1,126)	1:F:214:ILE:HG21	1:F:211:LEU:HA	4	0.27	0.15	0.2
(1,126)	1:F:214:ILE:HG22	1:F:211:LEU:HA	4	0.27	0.15	0.2
(1,126)	1:F:214:ILE:HG23	1:F:211:LEU:HA	4	0.27	0.15	0.2
(1,241)	1:F:214:ILE:HG21	1:F:211:LEU:HA	4	0.27	0.15	0.2
(1,241)	1:F:214:ILE:HG22	1:F:211:LEU:HA	4	0.27	0.15	0.2
(1,241)	1:F:214:ILE:HG23	1:F:211:LEU:HA	4	0.27	0.15	0.2
(1,356)	1:F:214:ILE:HG21	1:F:211:LEU:HA	4	0.27	0.15	0.2
(1,356)	1:F:214:ILE:HG22	1:F:211:LEU:HA	4	0.27	0.15	0.2
(1,356)	1:F:214:ILE:HG23	1:F:211:LEU:HA	4	0.27	0.15	0.2
(1,471)	1:F:214:ILE:HG21	1:F:211:LEU:HA	4	0.27	0.15	0.2
(1,471)	1:F:214:ILE:HG22	1:F:211:LEU:HA	4	0.27	0.15	0.2
(1,471)	1:F:214:ILE:HG23	1:F:211:LEU:HA	4	0.27	0.15	0.2
(1,586)	1:F:214:ILE:HG21	1:F:211:LEU:HA	4	0.27	0.15	0.2
(1,586)	1:F:214:ILE:HG22	1:F:211:LEU:HA	4	0.27	0.15	0.2
(1,586)	1:F:214:ILE:HG23	1:F:211:LEU:HA	4	0.27	0.15	0.2
(1,26)	1:F:218:VAL:HG11	1:F:215:ILE:HA	4	0.25	0.05	0.26
(1,26)	1:F:218:VAL:HG12	1:F:215:ILE:HA	4	0.25	0.05	0.26
(1,26)	1:F:218:VAL:HG13	1:F:215:ILE:HA	4	0.25	0.05	0.26
(1,141)	1:F:218:VAL:HG11	1:F:215:ILE:HA	4	0.25	0.05	0.26
(1,141)	1:F:218:VAL:HG12	1:F:215:ILE:HA	4	0.25	0.05	0.26
(1,141)	1:F:218:VAL:HG13	1:F:215:ILE:HA	4	0.25	0.05	0.26
(1,256)	1:F:218:VAL:HG11	1:F:215:ILE:HA	4	0.25	0.05	0.26
(1,256)	1:F:218:VAL:HG12	1:F:215:ILE:HA	4	0.25	0.05	0.26
(1,256)	1:F:218:VAL:HG13	1:F:215:ILE:HA	4	0.25	0.05	0.26
(1,371)	1:F:218:VAL:HG11	1:F:215:ILE:HA	4	0.25	0.05	0.26
(1,371)	1:F:218:VAL:HG12	1:F:215:ILE:HA	4	0.25	0.05	0.26
(1,371)	1:F:218:VAL:HG13	1:F:215:ILE:HA	4	0.25	0.05	0.26
(1,486)	1:F:218:VAL:HG11	1:F:215:ILE:HA	4	0.25	0.05	0.26
(1,486)	1:F:218:VAL:HG12	1:F:215:ILE:HA	4	0.25	0.05	0.26
(1,486)	1:F:218:VAL:HG13	1:F:215:ILE:HA	4	0.25	0.05	0.26
(1,601)	1:F:218:VAL:HG11	1:F:215:ILE:HA	4	0.25	0.05	0.26

Continued on next page...

Continued from previous page...

Key	Atom-1	Atom-2	Models ¹	Mean (Å)	SD ¹ (Å)	Median (Å)
(1,601)	1:F:218:VAL:HG12	1:F:215:ILE:HA	4	0.25	0.05	0.26
(1,601)	1:F:218:VAL:HG13	1:F:215:ILE:HA	4	0.25	0.05	0.26
(1,12)	1:F:215:ILE:HG21	1:F:212:SER:HA	3	0.34	0.03	0.33
(1,12)	1:F:215:ILE:HG22	1:F:212:SER:HA	3	0.34	0.03	0.33
(1,12)	1:F:215:ILE:HG23	1:F:212:SER:HA	3	0.34	0.03	0.33
(1,127)	1:F:215:ILE:HG21	1:F:212:SER:HA	3	0.34	0.03	0.33
(1,127)	1:F:215:ILE:HG22	1:F:212:SER:HA	3	0.34	0.03	0.33
(1,127)	1:F:215:ILE:HG23	1:F:212:SER:HA	3	0.34	0.03	0.33
(1,242)	1:F:215:ILE:HG21	1:F:212:SER:HA	3	0.34	0.03	0.33
(1,242)	1:F:215:ILE:HG22	1:F:212:SER:HA	3	0.34	0.03	0.33
(1,242)	1:F:215:ILE:HG23	1:F:212:SER:HA	3	0.34	0.03	0.33
(1,357)	1:F:215:ILE:HG21	1:F:212:SER:HA	3	0.34	0.03	0.33
(1,357)	1:F:215:ILE:HG22	1:F:212:SER:HA	3	0.34	0.03	0.33
(1,357)	1:F:215:ILE:HG23	1:F:212:SER:HA	3	0.34	0.03	0.33
(1,472)	1:F:215:ILE:HG21	1:F:212:SER:HA	3	0.34	0.03	0.33
(1,472)	1:F:215:ILE:HG22	1:F:212:SER:HA	3	0.34	0.03	0.33
(1,472)	1:F:215:ILE:HG23	1:F:212:SER:HA	3	0.34	0.03	0.33
(1,587)	1:F:215:ILE:HG21	1:F:212:SER:HA	3	0.34	0.03	0.33
(1,587)	1:F:215:ILE:HG22	1:F:212:SER:HA	3	0.34	0.03	0.33
(1,587)	1:F:215:ILE:HG23	1:F:212:SER:HA	3	0.34	0.03	0.33
(1,92)	1:F:231:VAL:HG11	1:F:228:ALA:HA	3	0.28	0.07	0.26
(1,92)	1:F:231:VAL:HG12	1:F:228:ALA:HA	3	0.28	0.07	0.26
(1,92)	1:F:231:VAL:HG13	1:F:228:ALA:HA	3	0.28	0.07	0.26
(1,207)	1:F:231:VAL:HG11	1:F:228:ALA:HA	3	0.28	0.07	0.26
(1,207)	1:F:231:VAL:HG12	1:F:228:ALA:HA	3	0.28	0.07	0.26
(1,207)	1:F:231:VAL:HG13	1:F:228:ALA:HA	3	0.28	0.07	0.26
(1,322)	1:F:231:VAL:HG11	1:F:228:ALA:HA	3	0.28	0.07	0.26
(1,322)	1:F:231:VAL:HG12	1:F:228:ALA:HA	3	0.28	0.07	0.26
(1,322)	1:F:231:VAL:HG13	1:F:228:ALA:HA	3	0.28	0.07	0.26
(1,437)	1:F:231:VAL:HG11	1:F:228:ALA:HA	3	0.28	0.07	0.26
(1,437)	1:F:231:VAL:HG12	1:F:228:ALA:HA	3	0.28	0.07	0.26
(1,437)	1:F:231:VAL:HG13	1:F:228:ALA:HA	3	0.28	0.07	0.26
(1,552)	1:F:231:VAL:HG11	1:F:228:ALA:HA	3	0.28	0.07	0.26
(1,552)	1:F:231:VAL:HG12	1:F:228:ALA:HA	3	0.28	0.07	0.26
(1,552)	1:F:231:VAL:HG13	1:F:228:ALA:HA	3	0.28	0.07	0.26
(1,667)	1:F:231:VAL:HG11	1:F:228:ALA:HA	3	0.28	0.07	0.26
(1,667)	1:F:231:VAL:HG12	1:F:228:ALA:HA	3	0.28	0.07	0.26
(1,667)	1:F:231:VAL:HG13	1:F:228:ALA:HA	3	0.28	0.07	0.26
(1,63)	1:F:225:LEU:HD11	1:F:222:ALA:HA	3	0.22	0.01	0.22
(1,63)	1:F:225:LEU:HD12	1:F:222:ALA:HA	3	0.22	0.01	0.22
(1,63)	1:F:225:LEU:HD13	1:F:222:ALA:HA	3	0.22	0.01	0.22
(1,63)	1:F:225:LEU:HD21	1:F:222:ALA:HA	3	0.22	0.01	0.22

Continued on next page...

Continued from previous page...

Key	Atom-1	Atom-2	Models ¹	Mean (Å)	SD ¹ (Å)	Median (Å)
(1,63)	1:F:225:LEU:HD22	1:F:222:ALA:HA	3	0.22	0.01	0.22
(1,63)	1:F:225:LEU:HD23	1:F:222:ALA:HA	3	0.22	0.01	0.22
(1,178)	1:F:225:LEU:HD11	1:F:222:ALA:HA	3	0.22	0.01	0.22
(1,178)	1:F:225:LEU:HD12	1:F:222:ALA:HA	3	0.22	0.01	0.22
(1,178)	1:F:225:LEU:HD13	1:F:222:ALA:HA	3	0.22	0.01	0.22
(1,178)	1:F:225:LEU:HD21	1:F:222:ALA:HA	3	0.22	0.01	0.22
(1,178)	1:F:225:LEU:HD22	1:F:222:ALA:HA	3	0.22	0.01	0.22
(1,178)	1:F:225:LEU:HD23	1:F:222:ALA:HA	3	0.22	0.01	0.22
(1,293)	1:F:225:LEU:HD11	1:F:222:ALA:HA	3	0.22	0.01	0.22
(1,293)	1:F:225:LEU:HD12	1:F:222:ALA:HA	3	0.22	0.01	0.22
(1,293)	1:F:225:LEU:HD13	1:F:222:ALA:HA	3	0.22	0.01	0.22
(1,293)	1:F:225:LEU:HD21	1:F:222:ALA:HA	3	0.22	0.01	0.22
(1,293)	1:F:225:LEU:HD22	1:F:222:ALA:HA	3	0.22	0.01	0.22
(1,293)	1:F:225:LEU:HD23	1:F:222:ALA:HA	3	0.22	0.01	0.22
(1,408)	1:F:225:LEU:HD11	1:F:222:ALA:HA	3	0.22	0.01	0.22
(1,408)	1:F:225:LEU:HD12	1:F:222:ALA:HA	3	0.22	0.01	0.22
(1,408)	1:F:225:LEU:HD13	1:F:222:ALA:HA	3	0.22	0.01	0.22
(1,408)	1:F:225:LEU:HD21	1:F:222:ALA:HA	3	0.22	0.01	0.22
(1,408)	1:F:225:LEU:HD22	1:F:222:ALA:HA	3	0.22	0.01	0.22
(1,408)	1:F:225:LEU:HD23	1:F:222:ALA:HA	3	0.22	0.01	0.22
(1,523)	1:F:225:LEU:HD11	1:F:222:ALA:HA	3	0.22	0.01	0.22
(1,523)	1:F:225:LEU:HD12	1:F:222:ALA:HA	3	0.22	0.01	0.22
(1,523)	1:F:225:LEU:HD13	1:F:222:ALA:HA	3	0.22	0.01	0.22
(1,523)	1:F:225:LEU:HD21	1:F:222:ALA:HA	3	0.22	0.01	0.22
(1,523)	1:F:225:LEU:HD22	1:F:222:ALA:HA	3	0.22	0.01	0.22
(1,523)	1:F:225:LEU:HD23	1:F:222:ALA:HA	3	0.22	0.01	0.22
(1,638)	1:F:225:LEU:HD11	1:F:222:ALA:HA	3	0.22	0.01	0.22
(1,638)	1:F:225:LEU:HD12	1:F:222:ALA:HA	3	0.22	0.01	0.22
(1,638)	1:F:225:LEU:HD13	1:F:222:ALA:HA	3	0.22	0.01	0.22
(1,638)	1:F:225:LEU:HD21	1:F:222:ALA:HA	3	0.22	0.01	0.22
(1,638)	1:F:225:LEU:HD22	1:F:222:ALA:HA	3	0.22	0.01	0.22
(1,638)	1:F:225:LEU:HD23	1:F:222:ALA:HA	3	0.22	0.01	0.22
(1,48)	1:F:222:ALA:HB1	1:F:219:THR:HA	3	0.13	0.01	0.12
(1,48)	1:F:222:ALA:HB2	1:F:219:THR:HA	3	0.13	0.01	0.12
(1,48)	1:F:222:ALA:HB3	1:F:219:THR:HA	3	0.13	0.01	0.12
(1,163)	1:F:222:ALA:HB1	1:F:219:THR:HA	3	0.13	0.01	0.12
(1,163)	1:F:222:ALA:HB2	1:F:219:THR:HA	3	0.13	0.01	0.12
(1,163)	1:F:222:ALA:HB3	1:F:219:THR:HA	3	0.13	0.01	0.12
(1,278)	1:F:222:ALA:HB1	1:F:219:THR:HA	3	0.13	0.01	0.12
(1,278)	1:F:222:ALA:HB2	1:F:219:THR:HA	3	0.13	0.01	0.12
(1,278)	1:F:222:ALA:HB3	1:F:219:THR:HA	3	0.13	0.01	0.12
(1,393)	1:F:222:ALA:HB1	1:F:219:THR:HA	3	0.13	0.01	0.12

Continued on next page...

Continued from previous page...

Key	Atom-1	Atom-2	Models ¹	Mean (Å)	SD ¹ (Å)	Median (Å)
(1,393)	1:F:222:ALA:HB2	1:F:219:THR:HA	3	0.13	0.01	0.12
(1,393)	1:F:222:ALA:HB3	1:F:219:THR:HA	3	0.13	0.01	0.12
(1,508)	1:F:222:ALA:HB1	1:F:219:THR:HA	3	0.13	0.01	0.12
(1,508)	1:F:222:ALA:HB2	1:F:219:THR:HA	3	0.13	0.01	0.12
(1,508)	1:F:222:ALA:HB3	1:F:219:THR:HA	3	0.13	0.01	0.12
(1,623)	1:F:222:ALA:HB1	1:F:219:THR:HA	3	0.13	0.01	0.12
(1,623)	1:F:222:ALA:HB2	1:F:219:THR:HA	3	0.13	0.01	0.12
(1,623)	1:F:222:ALA:HB3	1:F:219:THR:HA	3	0.13	0.01	0.12
(1,36)	1:F:220:VAL:H	1:F:220:VAL:HB	3	0.12	0.0	0.12
(1,151)	1:F:220:VAL:H	1:F:220:VAL:HB	3	0.12	0.0	0.12
(1,266)	1:F:220:VAL:H	1:F:220:VAL:HB	3	0.12	0.0	0.12
(1,381)	1:F:220:VAL:H	1:F:220:VAL:HB	3	0.12	0.0	0.12
(1,496)	1:F:220:VAL:H	1:F:220:VAL:HB	3	0.12	0.0	0.12
(1,611)	1:F:220:VAL:H	1:F:220:VAL:HB	3	0.12	0.0	0.12
(1,745)	1:F:225:LEU:H	1:F:224:VAL:HG21	2	0.61	0.02	0.61
(1,745)	1:F:225:LEU:H	1:F:224:VAL:HG22	2	0.61	0.02	0.61
(1,745)	1:F:225:LEU:H	1:F:224:VAL:HG23	2	0.61	0.02	0.61
(1,746)	1:F:225:LEU:H	1:F:224:VAL:HG21	2	0.61	0.02	0.61
(1,746)	1:F:225:LEU:H	1:F:224:VAL:HG22	2	0.61	0.02	0.61
(1,746)	1:F:225:LEU:H	1:F:224:VAL:HG23	2	0.61	0.02	0.61
(1,14)	1:F:215:ILE:HG21	1:F:216:ILE:H	2	0.34	0.05	0.34
(1,14)	1:F:215:ILE:HG22	1:F:216:ILE:H	2	0.34	0.05	0.34
(1,14)	1:F:215:ILE:HG23	1:F:216:ILE:H	2	0.34	0.05	0.34
(1,129)	1:F:215:ILE:HG21	1:F:216:ILE:H	2	0.34	0.05	0.34
(1,129)	1:F:215:ILE:HG22	1:F:216:ILE:H	2	0.34	0.05	0.34
(1,129)	1:F:215:ILE:HG23	1:F:216:ILE:H	2	0.34	0.05	0.34
(1,244)	1:F:215:ILE:HG21	1:F:216:ILE:H	2	0.34	0.05	0.34
(1,244)	1:F:215:ILE:HG22	1:F:216:ILE:H	2	0.34	0.05	0.34
(1,244)	1:F:215:ILE:HG23	1:F:216:ILE:H	2	0.34	0.05	0.34
(1,359)	1:F:215:ILE:HG21	1:F:216:ILE:H	2	0.34	0.05	0.34
(1,359)	1:F:215:ILE:HG22	1:F:216:ILE:H	2	0.34	0.05	0.34
(1,359)	1:F:215:ILE:HG23	1:F:216:ILE:H	2	0.34	0.05	0.34
(1,474)	1:F:215:ILE:HG21	1:F:216:ILE:H	2	0.34	0.05	0.34
(1,474)	1:F:215:ILE:HG22	1:F:216:ILE:H	2	0.34	0.05	0.34
(1,474)	1:F:215:ILE:HG23	1:F:216:ILE:H	2	0.34	0.05	0.34
(1,589)	1:F:215:ILE:HG21	1:F:216:ILE:H	2	0.34	0.05	0.34
(1,589)	1:F:215:ILE:HG22	1:F:216:ILE:H	2	0.34	0.05	0.34
(1,589)	1:F:215:ILE:HG23	1:F:216:ILE:H	2	0.34	0.05	0.34
(1,32)	1:F:219:THR:HG21	1:F:216:ILE:HA	2	0.31	0.04	0.31
(1,32)	1:F:219:THR:HG22	1:F:216:ILE:HA	2	0.31	0.04	0.31
(1,32)	1:F:219:THR:HG23	1:F:216:ILE:HA	2	0.31	0.04	0.31
(1,147)	1:F:219:THR:HG21	1:F:216:ILE:HA	2	0.31	0.04	0.31

Continued on next page...

Continued from previous page...

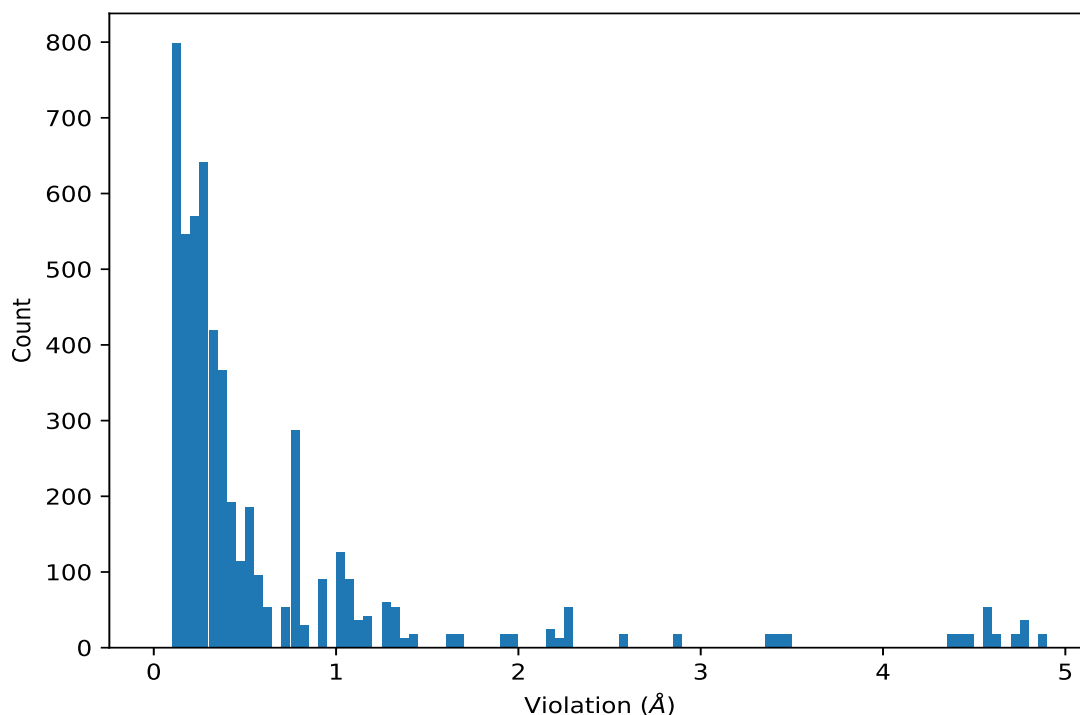
Key	Atom-1	Atom-2	Models ¹	Mean (Å)	SD ¹ (Å)	Median (Å)
(1,147)	1:F:219:THR:HG22	1:F:216:ILE:HA	2	0.31	0.04	0.31
(1,147)	1:F:219:THR:HG23	1:F:216:ILE:HA	2	0.31	0.04	0.31
(1,262)	1:F:219:THR:HG21	1:F:216:ILE:HA	2	0.31	0.04	0.31
(1,262)	1:F:219:THR:HG22	1:F:216:ILE:HA	2	0.31	0.04	0.31
(1,262)	1:F:219:THR:HG23	1:F:216:ILE:HA	2	0.31	0.04	0.31
(1,377)	1:F:219:THR:HG21	1:F:216:ILE:HA	2	0.31	0.04	0.31
(1,377)	1:F:219:THR:HG22	1:F:216:ILE:HA	2	0.31	0.04	0.31
(1,377)	1:F:219:THR:HG23	1:F:216:ILE:HA	2	0.31	0.04	0.31
(1,492)	1:F:219:THR:HG21	1:F:216:ILE:HA	2	0.31	0.04	0.31
(1,492)	1:F:219:THR:HG22	1:F:216:ILE:HA	2	0.31	0.04	0.31
(1,492)	1:F:219:THR:HG23	1:F:216:ILE:HA	2	0.31	0.04	0.31
(1,607)	1:F:219:THR:HG21	1:F:216:ILE:HA	2	0.31	0.04	0.31
(1,607)	1:F:219:THR:HG22	1:F:216:ILE:HA	2	0.31	0.04	0.31
(1,607)	1:F:219:THR:HG23	1:F:216:ILE:HA	2	0.31	0.04	0.31
(1,114)	1:F:240:VAL:H	1:F:239:LYS:HA	2	0.29	0.11	0.29
(1,229)	1:F:240:VAL:H	1:F:239:LYS:HA	2	0.29	0.11	0.29
(1,344)	1:F:240:VAL:H	1:F:239:LYS:HA	2	0.29	0.11	0.29
(1,459)	1:F:240:VAL:H	1:F:239:LYS:HA	2	0.29	0.11	0.29
(1,574)	1:F:240:VAL:H	1:F:239:LYS:HA	2	0.29	0.11	0.29
(1,689)	1:F:240:VAL:H	1:F:239:LYS:HA	2	0.29	0.11	0.29

¹Number of violated models, ²Standard deviation

9.5 All violated distance restraints [i](#)

9.5.1 Histogram : Distribution of distance violations [i](#)

The following histogram shows the distribution of the absolute value of the violation for all violated restraints in the ensemble.



9.5.2 Table : All distance violations [i](#)

The following table lists the absolute value of the violation for each restraint in the ensemble sorted by its value. The Key (restraint list ID, restraint ID) is the unique identifier for a given restraint. Rows with same key represent combinatorial or ambiguous restraints and are counted as a single restraint.

Key	Atom-1	Atom-2	Model ID	Violation (Å)
(1,726)	1:F:223:VAL:HG11	1:F:218:VAL:HA	4	4.86
(1,726)	1:F:223:VAL:HG12	1:F:218:VAL:HA	4	4.86
(1,726)	1:F:223:VAL:HG13	1:F:218:VAL:HA	4	4.86
(1,725)	1:F:223:VAL:HG11	1:F:218:VAL:HA	4	4.86
(1,725)	1:F:223:VAL:HG12	1:F:218:VAL:HA	4	4.86
(1,725)	1:F:223:VAL:HG13	1:F:218:VAL:HA	4	4.86
(1,724)	1:F:223:VAL:HG11	1:F:218:VAL:HA	4	4.86
(1,724)	1:F:223:VAL:HG12	1:F:218:VAL:HA	4	4.86
(1,724)	1:F:223:VAL:HG13	1:F:218:VAL:HA	4	4.86
(1,705)	1:F:223:VAL:HG11	1:F:218:VAL:HA	4	4.86
(1,705)	1:F:223:VAL:HG12	1:F:218:VAL:HA	4	4.86
(1,705)	1:F:223:VAL:HG13	1:F:218:VAL:HA	4	4.86
(1,704)	1:F:223:VAL:HG11	1:F:218:VAL:HA	4	4.86
(1,704)	1:F:223:VAL:HG12	1:F:218:VAL:HA	4	4.86
(1,704)	1:F:223:VAL:HG13	1:F:218:VAL:HA	4	4.86
(1,703)	1:F:223:VAL:HG11	1:F:218:VAL:HA	4	4.86

Continued on next page...

Continued from previous page...

Key	Atom-1	Atom-2	Model ID	Violation (Å)
(1,703)	1:F:223:VAL:HG12	1:F:218:VAL:HA	4	4.86
(1,703)	1:F:223:VAL:HG13	1:F:218:VAL:HA	4	4.86
(1,726)	1:F:223:VAL:HG11	1:F:218:VAL:HA	6	4.76
(1,726)	1:F:223:VAL:HG12	1:F:218:VAL:HA	6	4.76
(1,726)	1:F:223:VAL:HG13	1:F:218:VAL:HA	6	4.76
(1,725)	1:F:223:VAL:HG11	1:F:218:VAL:HA	6	4.76
(1,725)	1:F:223:VAL:HG12	1:F:218:VAL:HA	6	4.76
(1,725)	1:F:223:VAL:HG13	1:F:218:VAL:HA	6	4.76
(1,724)	1:F:223:VAL:HG11	1:F:218:VAL:HA	6	4.76
(1,724)	1:F:223:VAL:HG12	1:F:218:VAL:HA	6	4.76
(1,724)	1:F:223:VAL:HG13	1:F:218:VAL:HA	6	4.76
(1,705)	1:F:223:VAL:HG11	1:F:218:VAL:HA	6	4.76
(1,705)	1:F:223:VAL:HG12	1:F:218:VAL:HA	6	4.76
(1,705)	1:F:223:VAL:HG13	1:F:218:VAL:HA	6	4.76
(1,704)	1:F:223:VAL:HG11	1:F:218:VAL:HA	6	4.76
(1,704)	1:F:223:VAL:HG12	1:F:218:VAL:HA	6	4.76
(1,704)	1:F:223:VAL:HG13	1:F:218:VAL:HA	6	4.76
(1,703)	1:F:223:VAL:HG11	1:F:218:VAL:HA	6	4.76
(1,703)	1:F:223:VAL:HG12	1:F:218:VAL:HA	6	4.76
(1,703)	1:F:223:VAL:HG13	1:F:218:VAL:HA	6	4.76
(1,726)	1:F:223:VAL:HG11	1:F:218:VAL:HA	7	4.75
(1,726)	1:F:223:VAL:HG12	1:F:218:VAL:HA	7	4.75
(1,726)	1:F:223:VAL:HG13	1:F:218:VAL:HA	7	4.75
(1,725)	1:F:223:VAL:HG11	1:F:218:VAL:HA	7	4.75
(1,725)	1:F:223:VAL:HG12	1:F:218:VAL:HA	7	4.75
(1,725)	1:F:223:VAL:HG13	1:F:218:VAL:HA	7	4.75
(1,724)	1:F:223:VAL:HG11	1:F:218:VAL:HA	7	4.75
(1,724)	1:F:223:VAL:HG12	1:F:218:VAL:HA	7	4.75
(1,724)	1:F:223:VAL:HG13	1:F:218:VAL:HA	7	4.75
(1,705)	1:F:223:VAL:HG11	1:F:218:VAL:HA	7	4.75
(1,705)	1:F:223:VAL:HG12	1:F:218:VAL:HA	7	4.75
(1,705)	1:F:223:VAL:HG13	1:F:218:VAL:HA	7	4.75
(1,704)	1:F:223:VAL:HG11	1:F:218:VAL:HA	7	4.75
(1,704)	1:F:223:VAL:HG12	1:F:218:VAL:HA	7	4.75
(1,704)	1:F:223:VAL:HG13	1:F:218:VAL:HA	7	4.75
(1,703)	1:F:223:VAL:HG11	1:F:218:VAL:HA	7	4.75
(1,703)	1:F:223:VAL:HG12	1:F:218:VAL:HA	7	4.75
(1,703)	1:F:223:VAL:HG13	1:F:218:VAL:HA	7	4.75
(1,726)	1:F:223:VAL:HG11	1:F:218:VAL:HA	9	4.72
(1,726)	1:F:223:VAL:HG12	1:F:218:VAL:HA	9	4.72
(1,726)	1:F:223:VAL:HG13	1:F:218:VAL:HA	9	4.72
(1,725)	1:F:223:VAL:HG11	1:F:218:VAL:HA	9	4.72

Continued on next page...

Continued from previous page...

Key	Atom-1	Atom-2	Model ID	Violation (Å)
(1,725)	1:F:223:VAL:HG12	1:F:218:VAL:HA	9	4.72
(1,725)	1:F:223:VAL:HG13	1:F:218:VAL:HA	9	4.72
(1,724)	1:F:223:VAL:HG11	1:F:218:VAL:HA	9	4.72
(1,724)	1:F:223:VAL:HG12	1:F:218:VAL:HA	9	4.72
(1,724)	1:F:223:VAL:HG13	1:F:218:VAL:HA	9	4.72
(1,705)	1:F:223:VAL:HG11	1:F:218:VAL:HA	9	4.72
(1,705)	1:F:223:VAL:HG12	1:F:218:VAL:HA	9	4.72
(1,705)	1:F:223:VAL:HG13	1:F:218:VAL:HA	9	4.72
(1,704)	1:F:223:VAL:HG11	1:F:218:VAL:HA	9	4.72
(1,704)	1:F:223:VAL:HG12	1:F:218:VAL:HA	9	4.72
(1,704)	1:F:223:VAL:HG13	1:F:218:VAL:HA	9	4.72
(1,703)	1:F:223:VAL:HG11	1:F:218:VAL:HA	9	4.72
(1,703)	1:F:223:VAL:HG12	1:F:218:VAL:HA	9	4.72
(1,703)	1:F:223:VAL:HG13	1:F:218:VAL:HA	9	4.72
(1,726)	1:F:223:VAL:HG11	1:F:218:VAL:HA	5	4.61
(1,726)	1:F:223:VAL:HG12	1:F:218:VAL:HA	5	4.61
(1,726)	1:F:223:VAL:HG13	1:F:218:VAL:HA	5	4.61
(1,725)	1:F:223:VAL:HG11	1:F:218:VAL:HA	5	4.61
(1,725)	1:F:223:VAL:HG12	1:F:218:VAL:HA	5	4.61
(1,725)	1:F:223:VAL:HG13	1:F:218:VAL:HA	5	4.61
(1,724)	1:F:223:VAL:HG11	1:F:218:VAL:HA	5	4.61
(1,724)	1:F:223:VAL:HG12	1:F:218:VAL:HA	5	4.61
(1,724)	1:F:223:VAL:HG13	1:F:218:VAL:HA	5	4.61
(1,705)	1:F:223:VAL:HG11	1:F:218:VAL:HA	5	4.61
(1,705)	1:F:223:VAL:HG12	1:F:218:VAL:HA	5	4.61
(1,705)	1:F:223:VAL:HG13	1:F:218:VAL:HA	5	4.61
(1,704)	1:F:223:VAL:HG11	1:F:218:VAL:HA	5	4.61
(1,704)	1:F:223:VAL:HG12	1:F:218:VAL:HA	5	4.61
(1,704)	1:F:223:VAL:HG13	1:F:218:VAL:HA	5	4.61
(1,703)	1:F:223:VAL:HG11	1:F:218:VAL:HA	5	4.61
(1,703)	1:F:223:VAL:HG12	1:F:218:VAL:HA	5	4.61
(1,703)	1:F:223:VAL:HG13	1:F:218:VAL:HA	5	4.61
(1,726)	1:F:223:VAL:HG11	1:F:218:VAL:HA	1	4.6
(1,726)	1:F:223:VAL:HG12	1:F:218:VAL:HA	1	4.6
(1,726)	1:F:223:VAL:HG13	1:F:218:VAL:HA	1	4.6
(1,726)	1:F:223:VAL:HG11	1:F:218:VAL:HA	11	4.6
(1,726)	1:F:223:VAL:HG12	1:F:218:VAL:HA	11	4.6
(1,726)	1:F:223:VAL:HG13	1:F:218:VAL:HA	11	4.6
(1,725)	1:F:223:VAL:HG11	1:F:218:VAL:HA	1	4.6
(1,725)	1:F:223:VAL:HG12	1:F:218:VAL:HA	1	4.6
(1,725)	1:F:223:VAL:HG13	1:F:218:VAL:HA	1	4.6
(1,725)	1:F:223:VAL:HG11	1:F:218:VAL:HA	11	4.6

Continued on next page...

Continued from previous page...

Key	Atom-1	Atom-2	Model ID	Violation (Å)
(1,725)	1:F:223:VAL:HG12	1:F:218:VAL:HA	11	4.6
(1,725)	1:F:223:VAL:HG13	1:F:218:VAL:HA	11	4.6
(1,724)	1:F:223:VAL:HG11	1:F:218:VAL:HA	1	4.6
(1,724)	1:F:223:VAL:HG12	1:F:218:VAL:HA	1	4.6
(1,724)	1:F:223:VAL:HG13	1:F:218:VAL:HA	1	4.6
(1,724)	1:F:223:VAL:HG11	1:F:218:VAL:HA	11	4.6
(1,724)	1:F:223:VAL:HG12	1:F:218:VAL:HA	11	4.6
(1,724)	1:F:223:VAL:HG13	1:F:218:VAL:HA	11	4.6
(1,705)	1:F:223:VAL:HG11	1:F:218:VAL:HA	1	4.6
(1,705)	1:F:223:VAL:HG12	1:F:218:VAL:HA	1	4.6
(1,705)	1:F:223:VAL:HG13	1:F:218:VAL:HA	1	4.6
(1,705)	1:F:223:VAL:HG11	1:F:218:VAL:HA	11	4.6
(1,705)	1:F:223:VAL:HG12	1:F:218:VAL:HA	11	4.6
(1,705)	1:F:223:VAL:HG13	1:F:218:VAL:HA	11	4.6
(1,704)	1:F:223:VAL:HG11	1:F:218:VAL:HA	1	4.6
(1,704)	1:F:223:VAL:HG12	1:F:218:VAL:HA	1	4.6
(1,704)	1:F:223:VAL:HG13	1:F:218:VAL:HA	1	4.6
(1,704)	1:F:223:VAL:HG11	1:F:218:VAL:HA	11	4.6
(1,704)	1:F:223:VAL:HG12	1:F:218:VAL:HA	11	4.6
(1,704)	1:F:223:VAL:HG13	1:F:218:VAL:HA	11	4.6
(1,703)	1:F:223:VAL:HG11	1:F:218:VAL:HA	1	4.6
(1,703)	1:F:223:VAL:HG12	1:F:218:VAL:HA	1	4.6
(1,703)	1:F:223:VAL:HG13	1:F:218:VAL:HA	1	4.6
(1,703)	1:F:223:VAL:HG11	1:F:218:VAL:HA	11	4.6
(1,703)	1:F:223:VAL:HG12	1:F:218:VAL:HA	11	4.6
(1,703)	1:F:223:VAL:HG13	1:F:218:VAL:HA	11	4.6
(1,726)	1:F:223:VAL:HG11	1:F:218:VAL:HA	15	4.55
(1,726)	1:F:223:VAL:HG12	1:F:218:VAL:HA	15	4.55
(1,726)	1:F:223:VAL:HG13	1:F:218:VAL:HA	15	4.55
(1,725)	1:F:223:VAL:HG11	1:F:218:VAL:HA	15	4.55
(1,725)	1:F:223:VAL:HG12	1:F:218:VAL:HA	15	4.55
(1,725)	1:F:223:VAL:HG13	1:F:218:VAL:HA	15	4.55
(1,724)	1:F:223:VAL:HG11	1:F:218:VAL:HA	15	4.55
(1,724)	1:F:223:VAL:HG12	1:F:218:VAL:HA	15	4.55
(1,724)	1:F:223:VAL:HG13	1:F:218:VAL:HA	15	4.55
(1,705)	1:F:223:VAL:HG11	1:F:218:VAL:HA	15	4.55
(1,705)	1:F:223:VAL:HG12	1:F:218:VAL:HA	15	4.55
(1,705)	1:F:223:VAL:HG13	1:F:218:VAL:HA	15	4.55
(1,704)	1:F:223:VAL:HG11	1:F:218:VAL:HA	15	4.55
(1,704)	1:F:223:VAL:HG12	1:F:218:VAL:HA	15	4.55
(1,704)	1:F:223:VAL:HG13	1:F:218:VAL:HA	15	4.55
(1,703)	1:F:223:VAL:HG11	1:F:218:VAL:HA	15	4.55

Continued on next page...

Continued from previous page...

Key	Atom-1	Atom-2	Model ID	Violation (Å)
(1,703)	1:F:223:VAL:HG12	1:F:218:VAL:HA	15	4.55
(1,703)	1:F:223:VAL:HG13	1:F:218:VAL:HA	15	4.55
(1,726)	1:F:223:VAL:HG11	1:F:218:VAL:HA	3	4.45
(1,726)	1:F:223:VAL:HG12	1:F:218:VAL:HA	3	4.45
(1,726)	1:F:223:VAL:HG13	1:F:218:VAL:HA	3	4.45
(1,725)	1:F:223:VAL:HG11	1:F:218:VAL:HA	3	4.45
(1,725)	1:F:223:VAL:HG12	1:F:218:VAL:HA	3	4.45
(1,725)	1:F:223:VAL:HG13	1:F:218:VAL:HA	3	4.45
(1,724)	1:F:223:VAL:HG11	1:F:218:VAL:HA	3	4.45
(1,724)	1:F:223:VAL:HG12	1:F:218:VAL:HA	3	4.45
(1,724)	1:F:223:VAL:HG13	1:F:218:VAL:HA	3	4.45
(1,705)	1:F:223:VAL:HG11	1:F:218:VAL:HA	3	4.45
(1,705)	1:F:223:VAL:HG12	1:F:218:VAL:HA	3	4.45
(1,705)	1:F:223:VAL:HG13	1:F:218:VAL:HA	3	4.45
(1,704)	1:F:223:VAL:HG11	1:F:218:VAL:HA	3	4.45
(1,704)	1:F:223:VAL:HG12	1:F:218:VAL:HA	3	4.45
(1,704)	1:F:223:VAL:HG13	1:F:218:VAL:HA	3	4.45
(1,703)	1:F:223:VAL:HG11	1:F:218:VAL:HA	3	4.45
(1,703)	1:F:223:VAL:HG12	1:F:218:VAL:HA	3	4.45
(1,703)	1:F:223:VAL:HG13	1:F:218:VAL:HA	3	4.45
(1,726)	1:F:223:VAL:HG11	1:F:218:VAL:HA	14	4.42
(1,726)	1:F:223:VAL:HG12	1:F:218:VAL:HA	14	4.42
(1,726)	1:F:223:VAL:HG13	1:F:218:VAL:HA	14	4.42
(1,725)	1:F:223:VAL:HG11	1:F:218:VAL:HA	14	4.42
(1,725)	1:F:223:VAL:HG12	1:F:218:VAL:HA	14	4.42
(1,725)	1:F:223:VAL:HG13	1:F:218:VAL:HA	14	4.42
(1,724)	1:F:223:VAL:HG11	1:F:218:VAL:HA	14	4.42
(1,724)	1:F:223:VAL:HG12	1:F:218:VAL:HA	14	4.42
(1,724)	1:F:223:VAL:HG13	1:F:218:VAL:HA	14	4.42
(1,705)	1:F:223:VAL:HG11	1:F:218:VAL:HA	14	4.42
(1,705)	1:F:223:VAL:HG12	1:F:218:VAL:HA	14	4.42
(1,705)	1:F:223:VAL:HG13	1:F:218:VAL:HA	14	4.42
(1,704)	1:F:223:VAL:HG11	1:F:218:VAL:HA	14	4.42
(1,704)	1:F:223:VAL:HG12	1:F:218:VAL:HA	14	4.42
(1,704)	1:F:223:VAL:HG13	1:F:218:VAL:HA	14	4.42
(1,703)	1:F:223:VAL:HG11	1:F:218:VAL:HA	14	4.42
(1,703)	1:F:223:VAL:HG12	1:F:218:VAL:HA	14	4.42
(1,703)	1:F:223:VAL:HG13	1:F:218:VAL:HA	14	4.42
(1,726)	1:F:223:VAL:HG11	1:F:218:VAL:HA	2	4.38
(1,726)	1:F:223:VAL:HG12	1:F:218:VAL:HA	2	4.38
(1,726)	1:F:223:VAL:HG13	1:F:218:VAL:HA	2	4.38
(1,725)	1:F:223:VAL:HG11	1:F:218:VAL:HA	2	4.38

Continued on next page...

Continued from previous page...

Key	Atom-1	Atom-2	Model ID	Violation (Å)
(1,725)	1:F:223:VAL:HG12	1:F:218:VAL:HA	2	4.38
(1,725)	1:F:223:VAL:HG13	1:F:218:VAL:HA	2	4.38
(1,724)	1:F:223:VAL:HG11	1:F:218:VAL:HA	2	4.38
(1,724)	1:F:223:VAL:HG12	1:F:218:VAL:HA	2	4.38
(1,724)	1:F:223:VAL:HG13	1:F:218:VAL:HA	2	4.38
(1,705)	1:F:223:VAL:HG11	1:F:218:VAL:HA	2	4.38
(1,705)	1:F:223:VAL:HG12	1:F:218:VAL:HA	2	4.38
(1,705)	1:F:223:VAL:HG13	1:F:218:VAL:HA	2	4.38
(1,704)	1:F:223:VAL:HG11	1:F:218:VAL:HA	2	4.38
(1,704)	1:F:223:VAL:HG12	1:F:218:VAL:HA	2	4.38
(1,704)	1:F:223:VAL:HG13	1:F:218:VAL:HA	2	4.38
(1,703)	1:F:223:VAL:HG11	1:F:218:VAL:HA	2	4.38
(1,703)	1:F:223:VAL:HG12	1:F:218:VAL:HA	2	4.38
(1,703)	1:F:223:VAL:HG13	1:F:218:VAL:HA	2	4.38
(1,726)	1:F:223:VAL:HG11	1:F:218:VAL:HA	13	3.46
(1,726)	1:F:223:VAL:HG12	1:F:218:VAL:HA	13	3.46
(1,726)	1:F:223:VAL:HG13	1:F:218:VAL:HA	13	3.46
(1,725)	1:F:223:VAL:HG11	1:F:218:VAL:HA	13	3.46
(1,725)	1:F:223:VAL:HG12	1:F:218:VAL:HA	13	3.46
(1,725)	1:F:223:VAL:HG13	1:F:218:VAL:HA	13	3.46
(1,724)	1:F:223:VAL:HG11	1:F:218:VAL:HA	13	3.46
(1,724)	1:F:223:VAL:HG12	1:F:218:VAL:HA	13	3.46
(1,724)	1:F:223:VAL:HG13	1:F:218:VAL:HA	13	3.46
(1,705)	1:F:223:VAL:HG11	1:F:218:VAL:HA	13	3.46
(1,705)	1:F:223:VAL:HG12	1:F:218:VAL:HA	13	3.46
(1,705)	1:F:223:VAL:HG13	1:F:218:VAL:HA	13	3.46
(1,704)	1:F:223:VAL:HG11	1:F:218:VAL:HA	13	3.46
(1,704)	1:F:223:VAL:HG12	1:F:218:VAL:HA	13	3.46
(1,704)	1:F:223:VAL:HG13	1:F:218:VAL:HA	13	3.46
(1,703)	1:F:223:VAL:HG11	1:F:218:VAL:HA	13	3.46
(1,703)	1:F:223:VAL:HG12	1:F:218:VAL:HA	13	3.46
(1,703)	1:F:223:VAL:HG13	1:F:218:VAL:HA	13	3.46
(1,726)	1:F:223:VAL:HG11	1:F:218:VAL:HA	12	3.44
(1,726)	1:F:223:VAL:HG12	1:F:218:VAL:HA	12	3.44
(1,726)	1:F:223:VAL:HG13	1:F:218:VAL:HA	12	3.44
(1,725)	1:F:223:VAL:HG11	1:F:218:VAL:HA	12	3.44
(1,725)	1:F:223:VAL:HG12	1:F:218:VAL:HA	12	3.44
(1,725)	1:F:223:VAL:HG13	1:F:218:VAL:HA	12	3.44
(1,724)	1:F:223:VAL:HG11	1:F:218:VAL:HA	12	3.44
(1,724)	1:F:223:VAL:HG12	1:F:218:VAL:HA	12	3.44
(1,724)	1:F:223:VAL:HG13	1:F:218:VAL:HA	12	3.44
(1,705)	1:F:223:VAL:HG11	1:F:218:VAL:HA	12	3.44

Continued on next page...

Continued from previous page...

Key	Atom-1	Atom-2	Model ID	Violation (Å)
(1,705)	1:F:223:VAL:HG12	1:F:218:VAL:HA	12	3.44
(1,705)	1:F:223:VAL:HG13	1:F:218:VAL:HA	12	3.44
(1,704)	1:F:223:VAL:HG11	1:F:218:VAL:HA	12	3.44
(1,704)	1:F:223:VAL:HG12	1:F:218:VAL:HA	12	3.44
(1,704)	1:F:223:VAL:HG13	1:F:218:VAL:HA	12	3.44
(1,703)	1:F:223:VAL:HG11	1:F:218:VAL:HA	12	3.44
(1,703)	1:F:223:VAL:HG12	1:F:218:VAL:HA	12	3.44
(1,703)	1:F:223:VAL:HG13	1:F:218:VAL:HA	12	3.44
(1,726)	1:F:223:VAL:HG11	1:F:218:VAL:HA	10	3.4
(1,726)	1:F:223:VAL:HG12	1:F:218:VAL:HA	10	3.4
(1,726)	1:F:223:VAL:HG13	1:F:218:VAL:HA	10	3.4
(1,725)	1:F:223:VAL:HG11	1:F:218:VAL:HA	10	3.4
(1,725)	1:F:223:VAL:HG12	1:F:218:VAL:HA	10	3.4
(1,725)	1:F:223:VAL:HG13	1:F:218:VAL:HA	10	3.4
(1,724)	1:F:223:VAL:HG11	1:F:218:VAL:HA	10	3.4
(1,724)	1:F:223:VAL:HG12	1:F:218:VAL:HA	10	3.4
(1,724)	1:F:223:VAL:HG13	1:F:218:VAL:HA	10	3.4
(1,705)	1:F:223:VAL:HG11	1:F:218:VAL:HA	10	3.4
(1,705)	1:F:223:VAL:HG12	1:F:218:VAL:HA	10	3.4
(1,705)	1:F:223:VAL:HG13	1:F:218:VAL:HA	10	3.4
(1,704)	1:F:223:VAL:HG11	1:F:218:VAL:HA	10	3.4
(1,704)	1:F:223:VAL:HG12	1:F:218:VAL:HA	10	3.4
(1,704)	1:F:223:VAL:HG13	1:F:218:VAL:HA	10	3.4
(1,703)	1:F:223:VAL:HG11	1:F:218:VAL:HA	10	3.4
(1,703)	1:F:223:VAL:HG12	1:F:218:VAL:HA	10	3.4
(1,703)	1:F:223:VAL:HG13	1:F:218:VAL:HA	10	3.4
(1,729)	1:F:226:ILE:HD11	1:F:225:LEU:HG	7	2.86
(1,729)	1:F:226:ILE:HD12	1:F:225:LEU:HG	7	2.86
(1,729)	1:F:226:ILE:HD13	1:F:225:LEU:HG	7	2.86
(1,728)	1:F:226:ILE:HD11	1:F:225:LEU:HG	7	2.86
(1,728)	1:F:226:ILE:HD12	1:F:225:LEU:HG	7	2.86
(1,728)	1:F:226:ILE:HD13	1:F:225:LEU:HG	7	2.86
(1,727)	1:F:226:ILE:HD11	1:F:225:LEU:HG	7	2.86
(1,727)	1:F:226:ILE:HD12	1:F:225:LEU:HG	7	2.86
(1,727)	1:F:226:ILE:HD13	1:F:225:LEU:HG	7	2.86
(1,708)	1:F:226:ILE:HD11	1:F:225:LEU:HG	7	2.86
(1,708)	1:F:226:ILE:HD12	1:F:225:LEU:HG	7	2.86
(1,708)	1:F:226:ILE:HD13	1:F:225:LEU:HG	7	2.86
(1,707)	1:F:226:ILE:HD11	1:F:225:LEU:HG	7	2.86
(1,707)	1:F:226:ILE:HD12	1:F:225:LEU:HG	7	2.86
(1,707)	1:F:226:ILE:HD13	1:F:225:LEU:HG	7	2.86
(1,706)	1:F:226:ILE:HD11	1:F:225:LEU:HG	7	2.86

Continued on next page...

Continued from previous page...

Key	Atom-1	Atom-2	Model ID	Violation (Å)
(1,706)	1:F:226:ILE:HD12	1:F:225:LEU:HG	7	2.86
(1,706)	1:F:226:ILE:HD13	1:F:225:LEU:HG	7	2.86
(1,729)	1:F:226:ILE:HD11	1:F:225:LEU:HG	2	2.59
(1,729)	1:F:226:ILE:HD12	1:F:225:LEU:HG	2	2.59
(1,729)	1:F:226:ILE:HD13	1:F:225:LEU:HG	2	2.59
(1,728)	1:F:226:ILE:HD11	1:F:225:LEU:HG	2	2.59
(1,728)	1:F:226:ILE:HD12	1:F:225:LEU:HG	2	2.59
(1,728)	1:F:226:ILE:HD13	1:F:225:LEU:HG	2	2.59
(1,727)	1:F:226:ILE:HD11	1:F:225:LEU:HG	2	2.59
(1,727)	1:F:226:ILE:HD12	1:F:225:LEU:HG	2	2.59
(1,727)	1:F:226:ILE:HD13	1:F:225:LEU:HG	2	2.59
(1,708)	1:F:226:ILE:HD11	1:F:225:LEU:HG	2	2.59
(1,708)	1:F:226:ILE:HD12	1:F:225:LEU:HG	2	2.59
(1,708)	1:F:226:ILE:HD13	1:F:225:LEU:HG	2	2.59
(1,707)	1:F:226:ILE:HD11	1:F:225:LEU:HG	2	2.59
(1,707)	1:F:226:ILE:HD12	1:F:225:LEU:HG	2	2.59
(1,707)	1:F:226:ILE:HD13	1:F:225:LEU:HG	2	2.59
(1,706)	1:F:226:ILE:HD11	1:F:225:LEU:HG	2	2.59
(1,706)	1:F:226:ILE:HD12	1:F:225:LEU:HG	2	2.59
(1,706)	1:F:226:ILE:HD13	1:F:225:LEU:HG	2	2.59
(1,726)	1:F:223:VAL:HG11	1:F:218:VAL:HA	8	2.29
(1,726)	1:F:223:VAL:HG12	1:F:218:VAL:HA	8	2.29
(1,726)	1:F:223:VAL:HG13	1:F:218:VAL:HA	8	2.29
(1,725)	1:F:223:VAL:HG11	1:F:218:VAL:HA	8	2.29
(1,725)	1:F:223:VAL:HG12	1:F:218:VAL:HA	8	2.29
(1,725)	1:F:223:VAL:HG13	1:F:218:VAL:HA	8	2.29
(1,724)	1:F:223:VAL:HG11	1:F:218:VAL:HA	8	2.29
(1,724)	1:F:223:VAL:HG12	1:F:218:VAL:HA	8	2.29
(1,724)	1:F:223:VAL:HG13	1:F:218:VAL:HA	8	2.29
(1,705)	1:F:223:VAL:HG11	1:F:218:VAL:HA	8	2.29
(1,705)	1:F:223:VAL:HG12	1:F:218:VAL:HA	8	2.29
(1,705)	1:F:223:VAL:HG13	1:F:218:VAL:HA	8	2.29
(1,704)	1:F:223:VAL:HG11	1:F:218:VAL:HA	8	2.29
(1,704)	1:F:223:VAL:HG12	1:F:218:VAL:HA	8	2.29
(1,704)	1:F:223:VAL:HG13	1:F:218:VAL:HA	8	2.29
(1,703)	1:F:223:VAL:HG11	1:F:218:VAL:HA	8	2.29
(1,703)	1:F:223:VAL:HG12	1:F:218:VAL:HA	8	2.29
(1,703)	1:F:223:VAL:HG13	1:F:218:VAL:HA	8	2.29
(1,729)	1:F:226:ILE:HD11	1:F:225:LEU:HG	15	2.28
(1,729)	1:F:226:ILE:HD12	1:F:225:LEU:HG	15	2.28
(1,729)	1:F:226:ILE:HD13	1:F:225:LEU:HG	15	2.28
(1,728)	1:F:226:ILE:HD11	1:F:225:LEU:HG	15	2.28

Continued on next page...

Continued from previous page...

Key	Atom-1	Atom-2	Model ID	Violation (Å)
(1,728)	1:F:226:ILE:HD12	1:F:225:LEU:HG	15	2.28
(1,728)	1:F:226:ILE:HD13	1:F:225:LEU:HG	15	2.28
(1,727)	1:F:226:ILE:HD11	1:F:225:LEU:HG	15	2.28
(1,727)	1:F:226:ILE:HD12	1:F:225:LEU:HG	15	2.28
(1,727)	1:F:226:ILE:HD13	1:F:225:LEU:HG	15	2.28
(1,708)	1:F:226:ILE:HD11	1:F:225:LEU:HG	15	2.28
(1,708)	1:F:226:ILE:HD12	1:F:225:LEU:HG	15	2.28
(1,708)	1:F:226:ILE:HD13	1:F:225:LEU:HG	15	2.28
(1,707)	1:F:226:ILE:HD11	1:F:225:LEU:HG	15	2.28
(1,707)	1:F:226:ILE:HD12	1:F:225:LEU:HG	15	2.28
(1,707)	1:F:226:ILE:HD13	1:F:225:LEU:HG	15	2.28
(1,706)	1:F:226:ILE:HD11	1:F:225:LEU:HG	15	2.28
(1,706)	1:F:226:ILE:HD12	1:F:225:LEU:HG	15	2.28
(1,706)	1:F:226:ILE:HD13	1:F:225:LEU:HG	15	2.28
(1,729)	1:F:226:ILE:HD11	1:F:225:LEU:HG	6	2.27
(1,729)	1:F:226:ILE:HD12	1:F:225:LEU:HG	6	2.27
(1,729)	1:F:226:ILE:HD13	1:F:225:LEU:HG	6	2.27
(1,728)	1:F:226:ILE:HD11	1:F:225:LEU:HG	6	2.27
(1,728)	1:F:226:ILE:HD12	1:F:225:LEU:HG	6	2.27
(1,728)	1:F:226:ILE:HD13	1:F:225:LEU:HG	6	2.27
(1,727)	1:F:226:ILE:HD11	1:F:225:LEU:HG	6	2.27
(1,727)	1:F:226:ILE:HD12	1:F:225:LEU:HG	6	2.27
(1,727)	1:F:226:ILE:HD13	1:F:225:LEU:HG	6	2.27
(1,708)	1:F:226:ILE:HD11	1:F:225:LEU:HG	6	2.27
(1,708)	1:F:226:ILE:HD12	1:F:225:LEU:HG	6	2.27
(1,708)	1:F:226:ILE:HD13	1:F:225:LEU:HG	6	2.27
(1,707)	1:F:226:ILE:HD11	1:F:225:LEU:HG	6	2.27
(1,707)	1:F:226:ILE:HD12	1:F:225:LEU:HG	6	2.27
(1,707)	1:F:226:ILE:HD13	1:F:225:LEU:HG	6	2.27
(1,706)	1:F:226:ILE:HD11	1:F:225:LEU:HG	6	2.27
(1,706)	1:F:226:ILE:HD12	1:F:225:LEU:HG	6	2.27
(1,706)	1:F:226:ILE:HD13	1:F:225:LEU:HG	6	2.27
(1,740)	1:F:218:VAL:H	1:F:220:VAL:HG21	4	2.23
(1,740)	1:F:218:VAL:H	1:F:220:VAL:HG22	4	2.23
(1,740)	1:F:218:VAL:H	1:F:220:VAL:HG23	4	2.23
(1,740)	1:F:218:VAL:H	1:F:220:VAL:HG21	7	2.23
(1,740)	1:F:218:VAL:H	1:F:220:VAL:HG22	7	2.23
(1,740)	1:F:218:VAL:H	1:F:220:VAL:HG23	7	2.23
(1,739)	1:F:218:VAL:H	1:F:220:VAL:HG21	4	2.23
(1,739)	1:F:218:VAL:H	1:F:220:VAL:HG22	4	2.23
(1,739)	1:F:218:VAL:H	1:F:220:VAL:HG23	4	2.23
(1,739)	1:F:218:VAL:H	1:F:220:VAL:HG21	7	2.23

Continued on next page...

Continued from previous page...

Key	Atom-1	Atom-2	Model ID	Violation (Å)
(1,739)	1:F:218:VAL:H	1:F:220:VAL:HG22	7	2.23
(1,739)	1:F:218:VAL:H	1:F:220:VAL:HG23	7	2.23
(1,729)	1:F:226:ILE:HD11	1:F:225:LEU:HG	9	2.16
(1,729)	1:F:226:ILE:HD12	1:F:225:LEU:HG	9	2.16
(1,729)	1:F:226:ILE:HD13	1:F:225:LEU:HG	9	2.16
(1,728)	1:F:226:ILE:HD11	1:F:225:LEU:HG	9	2.16
(1,728)	1:F:226:ILE:HD12	1:F:225:LEU:HG	9	2.16
(1,728)	1:F:226:ILE:HD13	1:F:225:LEU:HG	9	2.16
(1,727)	1:F:226:ILE:HD11	1:F:225:LEU:HG	9	2.16
(1,727)	1:F:226:ILE:HD12	1:F:225:LEU:HG	9	2.16
(1,727)	1:F:226:ILE:HD13	1:F:225:LEU:HG	9	2.16
(1,708)	1:F:226:ILE:HD11	1:F:225:LEU:HG	9	2.16
(1,708)	1:F:226:ILE:HD12	1:F:225:LEU:HG	9	2.16
(1,708)	1:F:226:ILE:HD13	1:F:225:LEU:HG	9	2.16
(1,707)	1:F:226:ILE:HD11	1:F:225:LEU:HG	9	2.16
(1,707)	1:F:226:ILE:HD12	1:F:225:LEU:HG	9	2.16
(1,707)	1:F:226:ILE:HD13	1:F:225:LEU:HG	9	2.16
(1,706)	1:F:226:ILE:HD11	1:F:225:LEU:HG	9	2.16
(1,706)	1:F:226:ILE:HD12	1:F:225:LEU:HG	9	2.16
(1,706)	1:F:226:ILE:HD13	1:F:225:LEU:HG	9	2.16
(1,740)	1:F:218:VAL:H	1:F:220:VAL:HG21	1	2.15
(1,740)	1:F:218:VAL:H	1:F:220:VAL:HG22	1	2.15
(1,740)	1:F:218:VAL:H	1:F:220:VAL:HG23	1	2.15
(1,739)	1:F:218:VAL:H	1:F:220:VAL:HG21	1	2.15
(1,739)	1:F:218:VAL:H	1:F:220:VAL:HG22	1	2.15
(1,739)	1:F:218:VAL:H	1:F:220:VAL:HG23	1	2.15
(1,723)	1:F:222:ALA:H	1:F:226:ILE:HD11	12	1.98
(1,723)	1:F:222:ALA:H	1:F:226:ILE:HD12	12	1.98
(1,723)	1:F:222:ALA:H	1:F:226:ILE:HD13	12	1.98
(1,722)	1:F:222:ALA:H	1:F:226:ILE:HD11	12	1.98
(1,722)	1:F:222:ALA:H	1:F:226:ILE:HD12	12	1.98
(1,722)	1:F:222:ALA:H	1:F:226:ILE:HD13	12	1.98
(1,721)	1:F:222:ALA:H	1:F:226:ILE:HD11	12	1.98
(1,721)	1:F:222:ALA:H	1:F:226:ILE:HD12	12	1.98
(1,721)	1:F:222:ALA:H	1:F:226:ILE:HD13	12	1.98
(1,702)	1:F:222:ALA:H	1:F:226:ILE:HD11	12	1.98
(1,702)	1:F:222:ALA:H	1:F:226:ILE:HD12	12	1.98
(1,702)	1:F:222:ALA:H	1:F:226:ILE:HD13	12	1.98
(1,701)	1:F:222:ALA:H	1:F:226:ILE:HD11	12	1.98
(1,701)	1:F:222:ALA:H	1:F:226:ILE:HD12	12	1.98
(1,701)	1:F:222:ALA:H	1:F:226:ILE:HD13	12	1.98
(1,700)	1:F:222:ALA:H	1:F:226:ILE:HD11	12	1.98

Continued on next page...

Continued from previous page...

Key	Atom-1	Atom-2	Model ID	Violation (Å)
(1,700)	1:F:222:ALA:H	1:F:226:ILE:HD12	12	1.98
(1,700)	1:F:222:ALA:H	1:F:226:ILE:HD13	12	1.98
(1,723)	1:F:222:ALA:H	1:F:226:ILE:HD11	11	1.93
(1,723)	1:F:222:ALA:H	1:F:226:ILE:HD12	11	1.93
(1,723)	1:F:222:ALA:H	1:F:226:ILE:HD13	11	1.93
(1,722)	1:F:222:ALA:H	1:F:226:ILE:HD11	11	1.93
(1,722)	1:F:222:ALA:H	1:F:226:ILE:HD12	11	1.93
(1,722)	1:F:222:ALA:H	1:F:226:ILE:HD13	11	1.93
(1,721)	1:F:222:ALA:H	1:F:226:ILE:HD11	11	1.93
(1,721)	1:F:222:ALA:H	1:F:226:ILE:HD12	11	1.93
(1,721)	1:F:222:ALA:H	1:F:226:ILE:HD13	11	1.93
(1,702)	1:F:222:ALA:H	1:F:226:ILE:HD11	11	1.93
(1,702)	1:F:222:ALA:H	1:F:226:ILE:HD12	11	1.93
(1,702)	1:F:222:ALA:H	1:F:226:ILE:HD13	11	1.93
(1,701)	1:F:222:ALA:H	1:F:226:ILE:HD11	11	1.93
(1,701)	1:F:222:ALA:H	1:F:226:ILE:HD12	11	1.93
(1,701)	1:F:222:ALA:H	1:F:226:ILE:HD13	11	1.93
(1,700)	1:F:222:ALA:H	1:F:226:ILE:HD11	11	1.93
(1,700)	1:F:222:ALA:H	1:F:226:ILE:HD12	11	1.93
(1,700)	1:F:222:ALA:H	1:F:226:ILE:HD13	11	1.93
(1,729)	1:F:226:ILE:HD11	1:F:225:LEU:HG	4	1.66
(1,729)	1:F:226:ILE:HD12	1:F:225:LEU:HG	4	1.66
(1,729)	1:F:226:ILE:HD13	1:F:225:LEU:HG	4	1.66
(1,728)	1:F:226:ILE:HD11	1:F:225:LEU:HG	4	1.66
(1,728)	1:F:226:ILE:HD12	1:F:225:LEU:HG	4	1.66
(1,728)	1:F:226:ILE:HD13	1:F:225:LEU:HG	4	1.66
(1,727)	1:F:226:ILE:HD11	1:F:225:LEU:HG	4	1.66
(1,727)	1:F:226:ILE:HD12	1:F:225:LEU:HG	4	1.66
(1,727)	1:F:226:ILE:HD13	1:F:225:LEU:HG	4	1.66
(1,708)	1:F:226:ILE:HD11	1:F:225:LEU:HG	4	1.66
(1,708)	1:F:226:ILE:HD12	1:F:225:LEU:HG	4	1.66
(1,708)	1:F:226:ILE:HD13	1:F:225:LEU:HG	4	1.66
(1,707)	1:F:226:ILE:HD11	1:F:225:LEU:HG	4	1.66
(1,707)	1:F:226:ILE:HD12	1:F:225:LEU:HG	4	1.66
(1,707)	1:F:226:ILE:HD13	1:F:225:LEU:HG	4	1.66
(1,706)	1:F:226:ILE:HD11	1:F:225:LEU:HG	4	1.66
(1,706)	1:F:226:ILE:HD12	1:F:225:LEU:HG	4	1.66
(1,706)	1:F:226:ILE:HD13	1:F:225:LEU:HG	4	1.66
(1,729)	1:F:226:ILE:HD11	1:F:225:LEU:HG	3	1.63
(1,729)	1:F:226:ILE:HD12	1:F:225:LEU:HG	3	1.63
(1,729)	1:F:226:ILE:HD13	1:F:225:LEU:HG	3	1.63
(1,728)	1:F:226:ILE:HD11	1:F:225:LEU:HG	3	1.63

Continued on next page...

Continued from previous page...

Key	Atom-1	Atom-2	Model ID	Violation (Å)
(1,728)	1:F:226:ILE:HD12	1:F:225:LEU:HG	3	1.63
(1,728)	1:F:226:ILE:HD13	1:F:225:LEU:HG	3	1.63
(1,727)	1:F:226:ILE:HD11	1:F:225:LEU:HG	3	1.63
(1,727)	1:F:226:ILE:HD12	1:F:225:LEU:HG	3	1.63
(1,727)	1:F:226:ILE:HD13	1:F:225:LEU:HG	3	1.63
(1,708)	1:F:226:ILE:HD11	1:F:225:LEU:HG	3	1.63
(1,708)	1:F:226:ILE:HD12	1:F:225:LEU:HG	3	1.63
(1,708)	1:F:226:ILE:HD13	1:F:225:LEU:HG	3	1.63
(1,707)	1:F:226:ILE:HD11	1:F:225:LEU:HG	3	1.63
(1,707)	1:F:226:ILE:HD12	1:F:225:LEU:HG	3	1.63
(1,707)	1:F:226:ILE:HD13	1:F:225:LEU:HG	3	1.63
(1,706)	1:F:226:ILE:HD11	1:F:225:LEU:HG	3	1.63
(1,706)	1:F:226:ILE:HD12	1:F:225:LEU:HG	3	1.63
(1,706)	1:F:226:ILE:HD13	1:F:225:LEU:HG	3	1.63
(1,729)	1:F:226:ILE:HD11	1:F:225:LEU:HG	8	1.41
(1,729)	1:F:226:ILE:HD12	1:F:225:LEU:HG	8	1.41
(1,729)	1:F:226:ILE:HD13	1:F:225:LEU:HG	8	1.41
(1,728)	1:F:226:ILE:HD11	1:F:225:LEU:HG	8	1.41
(1,728)	1:F:226:ILE:HD12	1:F:225:LEU:HG	8	1.41
(1,728)	1:F:226:ILE:HD13	1:F:225:LEU:HG	8	1.41
(1,727)	1:F:226:ILE:HD11	1:F:225:LEU:HG	8	1.41
(1,727)	1:F:226:ILE:HD12	1:F:225:LEU:HG	8	1.41
(1,727)	1:F:226:ILE:HD13	1:F:225:LEU:HG	8	1.41
(1,708)	1:F:226:ILE:HD11	1:F:225:LEU:HG	8	1.41
(1,708)	1:F:226:ILE:HD12	1:F:225:LEU:HG	8	1.41
(1,708)	1:F:226:ILE:HD13	1:F:225:LEU:HG	8	1.41
(1,707)	1:F:226:ILE:HD11	1:F:225:LEU:HG	8	1.41
(1,707)	1:F:226:ILE:HD12	1:F:225:LEU:HG	8	1.41
(1,707)	1:F:226:ILE:HD13	1:F:225:LEU:HG	8	1.41
(1,706)	1:F:226:ILE:HD11	1:F:225:LEU:HG	8	1.41
(1,706)	1:F:226:ILE:HD12	1:F:225:LEU:HG	8	1.41
(1,706)	1:F:226:ILE:HD13	1:F:225:LEU:HG	8	1.41
(1,736)	1:F:214:ILE:H	1:F:216:ILE:HG21	7	1.39
(1,736)	1:F:214:ILE:H	1:F:216:ILE:HG22	7	1.39
(1,736)	1:F:214:ILE:H	1:F:216:ILE:HG23	7	1.39
(1,735)	1:F:214:ILE:H	1:F:216:ILE:HG21	7	1.39
(1,735)	1:F:214:ILE:H	1:F:216:ILE:HG22	7	1.39
(1,735)	1:F:214:ILE:H	1:F:216:ILE:HG23	7	1.39
(1,736)	1:F:214:ILE:H	1:F:216:ILE:HG21	13	1.36
(1,736)	1:F:214:ILE:H	1:F:216:ILE:HG22	13	1.36
(1,736)	1:F:214:ILE:H	1:F:216:ILE:HG23	13	1.36
(1,735)	1:F:214:ILE:H	1:F:216:ILE:HG21	13	1.36

Continued on next page...

Continued from previous page...

Key	Atom-1	Atom-2	Model ID	Violation (Å)
(1,735)	1:F:214:ILE:H	1:F:216:ILE:HG22	13	1.36
(1,735)	1:F:214:ILE:H	1:F:216:ILE:HG23	13	1.36
(1,729)	1:F:226:ILE:HD11	1:F:225:LEU:HG	10	1.34
(1,729)	1:F:226:ILE:HD12	1:F:225:LEU:HG	10	1.34
(1,729)	1:F:226:ILE:HD13	1:F:225:LEU:HG	10	1.34
(1,728)	1:F:226:ILE:HD11	1:F:225:LEU:HG	10	1.34
(1,728)	1:F:226:ILE:HD12	1:F:225:LEU:HG	10	1.34
(1,728)	1:F:226:ILE:HD13	1:F:225:LEU:HG	10	1.34
(1,727)	1:F:226:ILE:HD11	1:F:225:LEU:HG	10	1.34
(1,727)	1:F:226:ILE:HD12	1:F:225:LEU:HG	10	1.34
(1,727)	1:F:226:ILE:HD13	1:F:225:LEU:HG	10	1.34
(1,723)	1:F:222:ALA:H	1:F:226:ILE:HD11	13	1.34
(1,723)	1:F:222:ALA:H	1:F:226:ILE:HD12	13	1.34
(1,723)	1:F:222:ALA:H	1:F:226:ILE:HD13	13	1.34
(1,722)	1:F:222:ALA:H	1:F:226:ILE:HD11	13	1.34
(1,722)	1:F:222:ALA:H	1:F:226:ILE:HD12	13	1.34
(1,722)	1:F:222:ALA:H	1:F:226:ILE:HD13	13	1.34
(1,721)	1:F:222:ALA:H	1:F:226:ILE:HD11	13	1.34
(1,721)	1:F:222:ALA:H	1:F:226:ILE:HD12	13	1.34
(1,721)	1:F:222:ALA:H	1:F:226:ILE:HD13	13	1.34
(1,708)	1:F:226:ILE:HD11	1:F:225:LEU:HG	10	1.34
(1,708)	1:F:226:ILE:HD12	1:F:225:LEU:HG	10	1.34
(1,708)	1:F:226:ILE:HD13	1:F:225:LEU:HG	10	1.34
(1,707)	1:F:226:ILE:HD11	1:F:225:LEU:HG	10	1.34
(1,707)	1:F:226:ILE:HD12	1:F:225:LEU:HG	10	1.34
(1,707)	1:F:226:ILE:HD13	1:F:225:LEU:HG	10	1.34
(1,706)	1:F:226:ILE:HD11	1:F:225:LEU:HG	10	1.34
(1,706)	1:F:226:ILE:HD12	1:F:225:LEU:HG	10	1.34
(1,706)	1:F:226:ILE:HD13	1:F:225:LEU:HG	10	1.34
(1,702)	1:F:222:ALA:H	1:F:226:ILE:HD11	13	1.34
(1,702)	1:F:222:ALA:H	1:F:226:ILE:HD12	13	1.34
(1,702)	1:F:222:ALA:H	1:F:226:ILE:HD13	13	1.34
(1,701)	1:F:222:ALA:H	1:F:226:ILE:HD11	13	1.34
(1,701)	1:F:222:ALA:H	1:F:226:ILE:HD12	13	1.34
(1,701)	1:F:222:ALA:H	1:F:226:ILE:HD13	13	1.34
(1,700)	1:F:222:ALA:H	1:F:226:ILE:HD11	13	1.34
(1,700)	1:F:222:ALA:H	1:F:226:ILE:HD12	13	1.34
(1,700)	1:F:222:ALA:H	1:F:226:ILE:HD13	13	1.34
(1,723)	1:F:222:ALA:H	1:F:226:ILE:HD11	8	1.31
(1,723)	1:F:222:ALA:H	1:F:226:ILE:HD12	8	1.31
(1,723)	1:F:222:ALA:H	1:F:226:ILE:HD13	8	1.31
(1,722)	1:F:222:ALA:H	1:F:226:ILE:HD11	8	1.31

Continued on next page...

Continued from previous page...

Key	Atom-1	Atom-2	Model ID	Violation (Å)
(1,722)	1:F:222:ALA:H	1:F:226:ILE:HD12	8	1.31
(1,722)	1:F:222:ALA:H	1:F:226:ILE:HD13	8	1.31
(1,721)	1:F:222:ALA:H	1:F:226:ILE:HD11	8	1.31
(1,721)	1:F:222:ALA:H	1:F:226:ILE:HD12	8	1.31
(1,721)	1:F:222:ALA:H	1:F:226:ILE:HD13	8	1.31
(1,702)	1:F:222:ALA:H	1:F:226:ILE:HD11	8	1.31
(1,702)	1:F:222:ALA:H	1:F:226:ILE:HD12	8	1.31
(1,702)	1:F:222:ALA:H	1:F:226:ILE:HD13	8	1.31
(1,701)	1:F:222:ALA:H	1:F:226:ILE:HD11	8	1.31
(1,701)	1:F:222:ALA:H	1:F:226:ILE:HD12	8	1.31
(1,701)	1:F:222:ALA:H	1:F:226:ILE:HD13	8	1.31
(1,700)	1:F:222:ALA:H	1:F:226:ILE:HD11	8	1.31
(1,700)	1:F:222:ALA:H	1:F:226:ILE:HD12	8	1.31
(1,700)	1:F:222:ALA:H	1:F:226:ILE:HD13	8	1.31
(1,723)	1:F:222:ALA:H	1:F:226:ILE:HD11	15	1.28
(1,723)	1:F:222:ALA:H	1:F:226:ILE:HD12	15	1.28
(1,723)	1:F:222:ALA:H	1:F:226:ILE:HD13	15	1.28
(1,722)	1:F:222:ALA:H	1:F:226:ILE:HD11	15	1.28
(1,722)	1:F:222:ALA:H	1:F:226:ILE:HD12	15	1.28
(1,722)	1:F:222:ALA:H	1:F:226:ILE:HD13	15	1.28
(1,721)	1:F:222:ALA:H	1:F:226:ILE:HD11	15	1.28
(1,721)	1:F:222:ALA:H	1:F:226:ILE:HD12	15	1.28
(1,721)	1:F:222:ALA:H	1:F:226:ILE:HD13	15	1.28
(1,702)	1:F:222:ALA:H	1:F:226:ILE:HD11	15	1.28
(1,702)	1:F:222:ALA:H	1:F:226:ILE:HD12	15	1.28
(1,702)	1:F:222:ALA:H	1:F:226:ILE:HD13	15	1.28
(1,701)	1:F:222:ALA:H	1:F:226:ILE:HD11	15	1.28
(1,701)	1:F:222:ALA:H	1:F:226:ILE:HD12	15	1.28
(1,701)	1:F:222:ALA:H	1:F:226:ILE:HD13	15	1.28
(1,700)	1:F:222:ALA:H	1:F:226:ILE:HD11	15	1.28
(1,700)	1:F:222:ALA:H	1:F:226:ILE:HD12	15	1.28
(1,700)	1:F:222:ALA:H	1:F:226:ILE:HD13	15	1.28
(1,723)	1:F:222:ALA:H	1:F:226:ILE:HD11	1	1.27
(1,723)	1:F:222:ALA:H	1:F:226:ILE:HD12	1	1.27
(1,723)	1:F:222:ALA:H	1:F:226:ILE:HD13	1	1.27
(1,722)	1:F:222:ALA:H	1:F:226:ILE:HD11	1	1.27
(1,722)	1:F:222:ALA:H	1:F:226:ILE:HD12	1	1.27
(1,722)	1:F:222:ALA:H	1:F:226:ILE:HD13	1	1.27
(1,721)	1:F:222:ALA:H	1:F:226:ILE:HD11	1	1.27
(1,721)	1:F:222:ALA:H	1:F:226:ILE:HD12	1	1.27
(1,721)	1:F:222:ALA:H	1:F:226:ILE:HD13	1	1.27
(1,702)	1:F:222:ALA:H	1:F:226:ILE:HD11	1	1.27

Continued on next page...

Continued from previous page...

Key	Atom-1	Atom-2	Model ID	Violation (Å)
(1,702)	1:F:222:ALA:H	1:F:226:ILE:HD12	1	1.27
(1,702)	1:F:222:ALA:H	1:F:226:ILE:HD13	1	1.27
(1,701)	1:F:222:ALA:H	1:F:226:ILE:HD11	1	1.27
(1,701)	1:F:222:ALA:H	1:F:226:ILE:HD12	1	1.27
(1,701)	1:F:222:ALA:H	1:F:226:ILE:HD13	1	1.27
(1,700)	1:F:222:ALA:H	1:F:226:ILE:HD11	1	1.27
(1,700)	1:F:222:ALA:H	1:F:226:ILE:HD12	1	1.27
(1,700)	1:F:222:ALA:H	1:F:226:ILE:HD13	1	1.27
(1,736)	1:F:214:ILE:H	1:F:216:ILE:HG21	12	1.26
(1,736)	1:F:214:ILE:H	1:F:216:ILE:HG22	12	1.26
(1,736)	1:F:214:ILE:H	1:F:216:ILE:HG23	12	1.26
(1,735)	1:F:214:ILE:H	1:F:216:ILE:HG21	12	1.26
(1,735)	1:F:214:ILE:H	1:F:216:ILE:HG22	12	1.26
(1,735)	1:F:214:ILE:H	1:F:216:ILE:HG23	12	1.26
(1,729)	1:F:226:ILE:HD11	1:F:225:LEU:HG	14	1.26
(1,729)	1:F:226:ILE:HD12	1:F:225:LEU:HG	14	1.26
(1,729)	1:F:226:ILE:HD13	1:F:225:LEU:HG	14	1.26
(1,728)	1:F:226:ILE:HD11	1:F:225:LEU:HG	14	1.26
(1,728)	1:F:226:ILE:HD12	1:F:225:LEU:HG	14	1.26
(1,728)	1:F:226:ILE:HD13	1:F:225:LEU:HG	14	1.26
(1,727)	1:F:226:ILE:HD11	1:F:225:LEU:HG	14	1.26
(1,727)	1:F:226:ILE:HD12	1:F:225:LEU:HG	14	1.26
(1,727)	1:F:226:ILE:HD13	1:F:225:LEU:HG	14	1.26
(1,708)	1:F:226:ILE:HD11	1:F:225:LEU:HG	14	1.26
(1,708)	1:F:226:ILE:HD12	1:F:225:LEU:HG	14	1.26
(1,708)	1:F:226:ILE:HD13	1:F:225:LEU:HG	14	1.26
(1,707)	1:F:226:ILE:HD11	1:F:225:LEU:HG	14	1.26
(1,707)	1:F:226:ILE:HD12	1:F:225:LEU:HG	14	1.26
(1,707)	1:F:226:ILE:HD13	1:F:225:LEU:HG	14	1.26
(1,706)	1:F:226:ILE:HD11	1:F:225:LEU:HG	14	1.26
(1,706)	1:F:226:ILE:HD12	1:F:225:LEU:HG	14	1.26
(1,706)	1:F:226:ILE:HD13	1:F:225:LEU:HG	14	1.26
(1,736)	1:F:214:ILE:H	1:F:216:ILE:HG21	15	1.19
(1,736)	1:F:214:ILE:H	1:F:216:ILE:HG22	15	1.19
(1,736)	1:F:214:ILE:H	1:F:216:ILE:HG23	15	1.19
(1,735)	1:F:214:ILE:H	1:F:216:ILE:HG21	15	1.19
(1,735)	1:F:214:ILE:H	1:F:216:ILE:HG22	15	1.19
(1,735)	1:F:214:ILE:H	1:F:216:ILE:HG23	15	1.19
(1,723)	1:F:222:ALA:H	1:F:226:ILE:HD11	5	1.18
(1,723)	1:F:222:ALA:H	1:F:226:ILE:HD12	5	1.18
(1,723)	1:F:222:ALA:H	1:F:226:ILE:HD13	5	1.18
(1,722)	1:F:222:ALA:H	1:F:226:ILE:HD11	5	1.18

Continued on next page...

Continued from previous page...

Key	Atom-1	Atom-2	Model ID	Violation (Å)
(1,722)	1:F:222:ALA:H	1:F:226:ILE:HD12	5	1.18
(1,722)	1:F:222:ALA:H	1:F:226:ILE:HD13	5	1.18
(1,721)	1:F:222:ALA:H	1:F:226:ILE:HD11	5	1.18
(1,721)	1:F:222:ALA:H	1:F:226:ILE:HD12	5	1.18
(1,721)	1:F:222:ALA:H	1:F:226:ILE:HD13	5	1.18
(1,702)	1:F:222:ALA:H	1:F:226:ILE:HD11	5	1.18
(1,702)	1:F:222:ALA:H	1:F:226:ILE:HD12	5	1.18
(1,702)	1:F:222:ALA:H	1:F:226:ILE:HD13	5	1.18
(1,701)	1:F:222:ALA:H	1:F:226:ILE:HD11	5	1.18
(1,701)	1:F:222:ALA:H	1:F:226:ILE:HD12	5	1.18
(1,701)	1:F:222:ALA:H	1:F:226:ILE:HD13	5	1.18
(1,700)	1:F:222:ALA:H	1:F:226:ILE:HD11	5	1.18
(1,700)	1:F:222:ALA:H	1:F:226:ILE:HD12	5	1.18
(1,700)	1:F:222:ALA:H	1:F:226:ILE:HD13	5	1.18
(1,714)	1:F:220:VAL:H	1:F:218:VAL:HG21	8	1.16
(1,714)	1:F:220:VAL:H	1:F:218:VAL:HG22	8	1.16
(1,714)	1:F:220:VAL:H	1:F:218:VAL:HG23	8	1.16
(1,713)	1:F:220:VAL:H	1:F:218:VAL:HG21	8	1.16
(1,713)	1:F:220:VAL:H	1:F:218:VAL:HG22	8	1.16
(1,713)	1:F:220:VAL:H	1:F:218:VAL:HG23	8	1.16
(1,712)	1:F:220:VAL:H	1:F:218:VAL:HG21	8	1.16
(1,712)	1:F:220:VAL:H	1:F:218:VAL:HG22	8	1.16
(1,712)	1:F:220:VAL:H	1:F:218:VAL:HG23	8	1.16
(1,693)	1:F:220:VAL:H	1:F:218:VAL:HG21	8	1.16
(1,693)	1:F:220:VAL:H	1:F:218:VAL:HG22	8	1.16
(1,693)	1:F:220:VAL:H	1:F:218:VAL:HG23	8	1.16
(1,692)	1:F:220:VAL:H	1:F:218:VAL:HG21	8	1.16
(1,692)	1:F:220:VAL:H	1:F:218:VAL:HG22	8	1.16
(1,692)	1:F:220:VAL:H	1:F:218:VAL:HG23	8	1.16
(1,691)	1:F:220:VAL:H	1:F:218:VAL:HG21	8	1.16
(1,691)	1:F:220:VAL:H	1:F:218:VAL:HG22	8	1.16
(1,691)	1:F:220:VAL:H	1:F:218:VAL:HG23	8	1.16
(1,723)	1:F:222:ALA:H	1:F:226:ILE:HD11	10	1.15
(1,723)	1:F:222:ALA:H	1:F:226:ILE:HD12	10	1.15
(1,723)	1:F:222:ALA:H	1:F:226:ILE:HD13	10	1.15
(1,722)	1:F:222:ALA:H	1:F:226:ILE:HD11	10	1.15
(1,722)	1:F:222:ALA:H	1:F:226:ILE:HD12	10	1.15
(1,722)	1:F:222:ALA:H	1:F:226:ILE:HD13	10	1.15
(1,721)	1:F:222:ALA:H	1:F:226:ILE:HD11	10	1.15
(1,721)	1:F:222:ALA:H	1:F:226:ILE:HD12	10	1.15
(1,721)	1:F:222:ALA:H	1:F:226:ILE:HD13	10	1.15
(1,702)	1:F:222:ALA:H	1:F:226:ILE:HD11	10	1.15

Continued on next page...

Continued from previous page...

Key	Atom-1	Atom-2	Model ID	Violation (Å)
(1,702)	1:F:222:ALA:H	1:F:226:ILE:HD12	10	1.15
(1,702)	1:F:222:ALA:H	1:F:226:ILE:HD13	10	1.15
(1,701)	1:F:222:ALA:H	1:F:226:ILE:HD11	10	1.15
(1,701)	1:F:222:ALA:H	1:F:226:ILE:HD12	10	1.15
(1,701)	1:F:222:ALA:H	1:F:226:ILE:HD13	10	1.15
(1,700)	1:F:222:ALA:H	1:F:226:ILE:HD11	10	1.15
(1,700)	1:F:222:ALA:H	1:F:226:ILE:HD12	10	1.15
(1,700)	1:F:222:ALA:H	1:F:226:ILE:HD13	10	1.15
(1,714)	1:F:220:VAL:H	1:F:218:VAL:HG21	7	1.12
(1,714)	1:F:220:VAL:H	1:F:218:VAL:HG22	7	1.12
(1,714)	1:F:220:VAL:H	1:F:218:VAL:HG23	7	1.12
(1,713)	1:F:220:VAL:H	1:F:218:VAL:HG21	7	1.12
(1,713)	1:F:220:VAL:H	1:F:218:VAL:HG22	7	1.12
(1,713)	1:F:220:VAL:H	1:F:218:VAL:HG23	7	1.12
(1,712)	1:F:220:VAL:H	1:F:218:VAL:HG21	7	1.12
(1,712)	1:F:220:VAL:H	1:F:218:VAL:HG22	7	1.12
(1,712)	1:F:220:VAL:H	1:F:218:VAL:HG23	7	1.12
(1,693)	1:F:220:VAL:H	1:F:218:VAL:HG21	7	1.12
(1,693)	1:F:220:VAL:H	1:F:218:VAL:HG22	7	1.12
(1,693)	1:F:220:VAL:H	1:F:218:VAL:HG23	7	1.12
(1,692)	1:F:220:VAL:H	1:F:218:VAL:HG21	7	1.12
(1,692)	1:F:220:VAL:H	1:F:218:VAL:HG22	7	1.12
(1,692)	1:F:220:VAL:H	1:F:218:VAL:HG23	7	1.12
(1,691)	1:F:220:VAL:H	1:F:218:VAL:HG21	7	1.12
(1,691)	1:F:220:VAL:H	1:F:218:VAL:HG22	7	1.12
(1,691)	1:F:220:VAL:H	1:F:218:VAL:HG23	7	1.12
(1,714)	1:F:220:VAL:H	1:F:218:VAL:HG21	1	1.07
(1,714)	1:F:220:VAL:H	1:F:218:VAL:HG22	1	1.07
(1,714)	1:F:220:VAL:H	1:F:218:VAL:HG23	1	1.07
(1,713)	1:F:220:VAL:H	1:F:218:VAL:HG21	1	1.07
(1,713)	1:F:220:VAL:H	1:F:218:VAL:HG22	1	1.07
(1,713)	1:F:220:VAL:H	1:F:218:VAL:HG23	1	1.07
(1,712)	1:F:220:VAL:H	1:F:218:VAL:HG21	1	1.07
(1,712)	1:F:220:VAL:H	1:F:218:VAL:HG22	1	1.07
(1,712)	1:F:220:VAL:H	1:F:218:VAL:HG23	1	1.07
(1,693)	1:F:220:VAL:H	1:F:218:VAL:HG21	1	1.07
(1,693)	1:F:220:VAL:H	1:F:218:VAL:HG22	1	1.07
(1,693)	1:F:220:VAL:H	1:F:218:VAL:HG23	1	1.07
(1,692)	1:F:220:VAL:H	1:F:218:VAL:HG21	1	1.07
(1,692)	1:F:220:VAL:H	1:F:218:VAL:HG22	1	1.07
(1,692)	1:F:220:VAL:H	1:F:218:VAL:HG23	1	1.07
(1,691)	1:F:220:VAL:H	1:F:218:VAL:HG21	1	1.07

Continued on next page...

Continued from previous page...

Key	Atom-1	Atom-2	Model ID	Violation (Å)
(1,691)	1:F:220:VAL:H	1:F:218:VAL:HG22	1	1.07
(1,691)	1:F:220:VAL:H	1:F:218:VAL:HG23	1	1.07
(1,729)	1:F:226:ILE:HD11	1:F:225:LEU:HG	1	1.06
(1,729)	1:F:226:ILE:HD12	1:F:225:LEU:HG	1	1.06
(1,729)	1:F:226:ILE:HD13	1:F:225:LEU:HG	1	1.06
(1,729)	1:F:226:ILE:HD11	1:F:225:LEU:HG	5	1.06
(1,729)	1:F:226:ILE:HD12	1:F:225:LEU:HG	5	1.06
(1,729)	1:F:226:ILE:HD13	1:F:225:LEU:HG	5	1.06
(1,728)	1:F:226:ILE:HD11	1:F:225:LEU:HG	1	1.06
(1,728)	1:F:226:ILE:HD12	1:F:225:LEU:HG	1	1.06
(1,728)	1:F:226:ILE:HD13	1:F:225:LEU:HG	1	1.06
(1,728)	1:F:226:ILE:HD11	1:F:225:LEU:HG	5	1.06
(1,728)	1:F:226:ILE:HD12	1:F:225:LEU:HG	5	1.06
(1,728)	1:F:226:ILE:HD13	1:F:225:LEU:HG	5	1.06
(1,727)	1:F:226:ILE:HD11	1:F:225:LEU:HG	1	1.06
(1,727)	1:F:226:ILE:HD12	1:F:225:LEU:HG	1	1.06
(1,727)	1:F:226:ILE:HD13	1:F:225:LEU:HG	1	1.06
(1,727)	1:F:226:ILE:HD11	1:F:225:LEU:HG	5	1.06
(1,727)	1:F:226:ILE:HD12	1:F:225:LEU:HG	5	1.06
(1,727)	1:F:226:ILE:HD13	1:F:225:LEU:HG	5	1.06
(1,714)	1:F:220:VAL:H	1:F:218:VAL:HG21	4	1.06
(1,714)	1:F:220:VAL:H	1:F:218:VAL:HG22	4	1.06
(1,714)	1:F:220:VAL:H	1:F:218:VAL:HG23	4	1.06
(1,713)	1:F:220:VAL:H	1:F:218:VAL:HG21	4	1.06
(1,713)	1:F:220:VAL:H	1:F:218:VAL:HG22	4	1.06
(1,713)	1:F:220:VAL:H	1:F:218:VAL:HG23	4	1.06
(1,712)	1:F:220:VAL:H	1:F:218:VAL:HG21	4	1.06
(1,712)	1:F:220:VAL:H	1:F:218:VAL:HG22	4	1.06
(1,712)	1:F:220:VAL:H	1:F:218:VAL:HG23	4	1.06
(1,708)	1:F:226:ILE:HD11	1:F:225:LEU:HG	1	1.06
(1,708)	1:F:226:ILE:HD12	1:F:225:LEU:HG	1	1.06
(1,708)	1:F:226:ILE:HD13	1:F:225:LEU:HG	1	1.06
(1,708)	1:F:226:ILE:HD11	1:F:225:LEU:HG	5	1.06
(1,708)	1:F:226:ILE:HD12	1:F:225:LEU:HG	5	1.06
(1,708)	1:F:226:ILE:HD13	1:F:225:LEU:HG	5	1.06
(1,707)	1:F:226:ILE:HD11	1:F:225:LEU:HG	1	1.06
(1,707)	1:F:226:ILE:HD12	1:F:225:LEU:HG	1	1.06
(1,707)	1:F:226:ILE:HD13	1:F:225:LEU:HG	1	1.06
(1,707)	1:F:226:ILE:HD11	1:F:225:LEU:HG	5	1.06
(1,707)	1:F:226:ILE:HD12	1:F:225:LEU:HG	5	1.06
(1,707)	1:F:226:ILE:HD13	1:F:225:LEU:HG	5	1.06
(1,706)	1:F:226:ILE:HD11	1:F:225:LEU:HG	1	1.06

Continued on next page...

Continued from previous page...

Key	Atom-1	Atom-2	Model ID	Violation (Å)
(1,706)	1:F:226:ILE:HD12	1:F:225:LEU:HG	1	1.06
(1,706)	1:F:226:ILE:HD13	1:F:225:LEU:HG	1	1.06
(1,706)	1:F:226:ILE:HD11	1:F:225:LEU:HG	5	1.06
(1,706)	1:F:226:ILE:HD12	1:F:225:LEU:HG	5	1.06
(1,706)	1:F:226:ILE:HD13	1:F:225:LEU:HG	5	1.06
(1,693)	1:F:220:VAL:H	1:F:218:VAL:HG21	4	1.06
(1,693)	1:F:220:VAL:H	1:F:218:VAL:HG22	4	1.06
(1,693)	1:F:220:VAL:H	1:F:218:VAL:HG23	4	1.06
(1,692)	1:F:220:VAL:H	1:F:218:VAL:HG21	4	1.06
(1,692)	1:F:220:VAL:H	1:F:218:VAL:HG22	4	1.06
(1,692)	1:F:220:VAL:H	1:F:218:VAL:HG23	4	1.06
(1,691)	1:F:220:VAL:H	1:F:218:VAL:HG21	4	1.06
(1,691)	1:F:220:VAL:H	1:F:218:VAL:HG22	4	1.06
(1,691)	1:F:220:VAL:H	1:F:218:VAL:HG23	4	1.06
(1,744)	1:F:224:VAL:HG21	1:F:221:ALA:HB1	8	1.05
(1,744)	1:F:224:VAL:HG21	1:F:221:ALA:HB2	8	1.05
(1,744)	1:F:224:VAL:HG21	1:F:221:ALA:HB3	8	1.05
(1,744)	1:F:224:VAL:HG22	1:F:221:ALA:HB1	8	1.05
(1,744)	1:F:224:VAL:HG22	1:F:221:ALA:HB2	8	1.05
(1,744)	1:F:224:VAL:HG22	1:F:221:ALA:HB3	8	1.05
(1,744)	1:F:224:VAL:HG23	1:F:221:ALA:HB1	8	1.05
(1,744)	1:F:224:VAL:HG23	1:F:221:ALA:HB2	8	1.05
(1,744)	1:F:224:VAL:HG23	1:F:221:ALA:HB3	8	1.05
(1,743)	1:F:224:VAL:HG21	1:F:221:ALA:HB1	8	1.05
(1,743)	1:F:224:VAL:HG21	1:F:221:ALA:HB2	8	1.05
(1,743)	1:F:224:VAL:HG21	1:F:221:ALA:HB3	8	1.05
(1,743)	1:F:224:VAL:HG22	1:F:221:ALA:HB1	8	1.05
(1,743)	1:F:224:VAL:HG22	1:F:221:ALA:HB2	8	1.05
(1,743)	1:F:224:VAL:HG22	1:F:221:ALA:HB3	8	1.05
(1,743)	1:F:224:VAL:HG23	1:F:221:ALA:HB1	8	1.05
(1,743)	1:F:224:VAL:HG23	1:F:221:ALA:HB2	8	1.05
(1,743)	1:F:224:VAL:HG23	1:F:221:ALA:HB3	8	1.05
(1,714)	1:F:220:VAL:H	1:F:218:VAL:HG21	6	1.04
(1,714)	1:F:220:VAL:H	1:F:218:VAL:HG22	6	1.04
(1,714)	1:F:220:VAL:H	1:F:218:VAL:HG23	6	1.04
(1,713)	1:F:220:VAL:H	1:F:218:VAL:HG21	6	1.04
(1,713)	1:F:220:VAL:H	1:F:218:VAL:HG22	6	1.04
(1,713)	1:F:220:VAL:H	1:F:218:VAL:HG23	6	1.04
(1,712)	1:F:220:VAL:H	1:F:218:VAL:HG21	6	1.04
(1,712)	1:F:220:VAL:H	1:F:218:VAL:HG22	6	1.04
(1,712)	1:F:220:VAL:H	1:F:218:VAL:HG23	6	1.04
(1,693)	1:F:220:VAL:H	1:F:218:VAL:HG21	6	1.04

Continued on next page...

Continued from previous page...

Key	Atom-1	Atom-2	Model ID	Violation (Å)
(1,693)	1:F:220:VAL:H	1:F:218:VAL:HG22	6	1.04
(1,693)	1:F:220:VAL:H	1:F:218:VAL:HG23	6	1.04
(1,692)	1:F:220:VAL:H	1:F:218:VAL:HG21	6	1.04
(1,692)	1:F:220:VAL:H	1:F:218:VAL:HG22	6	1.04
(1,692)	1:F:220:VAL:H	1:F:218:VAL:HG23	6	1.04
(1,691)	1:F:220:VAL:H	1:F:218:VAL:HG21	6	1.04
(1,691)	1:F:220:VAL:H	1:F:218:VAL:HG22	6	1.04
(1,691)	1:F:220:VAL:H	1:F:218:VAL:HG23	6	1.04
(1,714)	1:F:220:VAL:H	1:F:218:VAL:HG21	11	1.03
(1,714)	1:F:220:VAL:H	1:F:218:VAL:HG22	11	1.03
(1,714)	1:F:220:VAL:H	1:F:218:VAL:HG23	11	1.03
(1,714)	1:F:220:VAL:H	1:F:218:VAL:HG21	15	1.03
(1,714)	1:F:220:VAL:H	1:F:218:VAL:HG22	15	1.03
(1,714)	1:F:220:VAL:H	1:F:218:VAL:HG23	15	1.03
(1,713)	1:F:220:VAL:H	1:F:218:VAL:HG21	11	1.03
(1,713)	1:F:220:VAL:H	1:F:218:VAL:HG22	11	1.03
(1,713)	1:F:220:VAL:H	1:F:218:VAL:HG23	11	1.03
(1,713)	1:F:220:VAL:H	1:F:218:VAL:HG21	15	1.03
(1,713)	1:F:220:VAL:H	1:F:218:VAL:HG22	15	1.03
(1,713)	1:F:220:VAL:H	1:F:218:VAL:HG23	15	1.03
(1,712)	1:F:220:VAL:H	1:F:218:VAL:HG21	11	1.03
(1,712)	1:F:220:VAL:H	1:F:218:VAL:HG22	11	1.03
(1,712)	1:F:220:VAL:H	1:F:218:VAL:HG23	11	1.03
(1,712)	1:F:220:VAL:H	1:F:218:VAL:HG21	15	1.03
(1,712)	1:F:220:VAL:H	1:F:218:VAL:HG22	15	1.03
(1,712)	1:F:220:VAL:H	1:F:218:VAL:HG23	15	1.03
(1,693)	1:F:220:VAL:H	1:F:218:VAL:HG21	11	1.03
(1,693)	1:F:220:VAL:H	1:F:218:VAL:HG22	11	1.03
(1,693)	1:F:220:VAL:H	1:F:218:VAL:HG23	11	1.03
(1,693)	1:F:220:VAL:H	1:F:218:VAL:HG21	15	1.03
(1,693)	1:F:220:VAL:H	1:F:218:VAL:HG22	15	1.03
(1,693)	1:F:220:VAL:H	1:F:218:VAL:HG23	15	1.03
(1,692)	1:F:220:VAL:H	1:F:218:VAL:HG21	11	1.03
(1,692)	1:F:220:VAL:H	1:F:218:VAL:HG22	11	1.03
(1,692)	1:F:220:VAL:H	1:F:218:VAL:HG23	11	1.03
(1,692)	1:F:220:VAL:H	1:F:218:VAL:HG21	15	1.03
(1,692)	1:F:220:VAL:H	1:F:218:VAL:HG22	15	1.03
(1,692)	1:F:220:VAL:H	1:F:218:VAL:HG23	15	1.03
(1,691)	1:F:220:VAL:H	1:F:218:VAL:HG21	11	1.03
(1,691)	1:F:220:VAL:H	1:F:218:VAL:HG22	11	1.03
(1,691)	1:F:220:VAL:H	1:F:218:VAL:HG23	11	1.03
(1,691)	1:F:220:VAL:H	1:F:218:VAL:HG21	15	1.03

Continued on next page...

Continued from previous page...

Key	Atom-1	Atom-2	Model ID	Violation (Å)
(1,691)	1:F:220:VAL:H	1:F:218:VAL:HG22	15	1.03
(1,691)	1:F:220:VAL:H	1:F:218:VAL:HG23	15	1.03
(1,714)	1:F:220:VAL:H	1:F:218:VAL:HG21	13	1.02
(1,714)	1:F:220:VAL:H	1:F:218:VAL:HG22	13	1.02
(1,714)	1:F:220:VAL:H	1:F:218:VAL:HG23	13	1.02
(1,714)	1:F:220:VAL:H	1:F:218:VAL:HG21	14	1.02
(1,714)	1:F:220:VAL:H	1:F:218:VAL:HG22	14	1.02
(1,714)	1:F:220:VAL:H	1:F:218:VAL:HG23	14	1.02
(1,713)	1:F:220:VAL:H	1:F:218:VAL:HG21	13	1.02
(1,713)	1:F:220:VAL:H	1:F:218:VAL:HG22	13	1.02
(1,713)	1:F:220:VAL:H	1:F:218:VAL:HG23	13	1.02
(1,713)	1:F:220:VAL:H	1:F:218:VAL:HG21	14	1.02
(1,713)	1:F:220:VAL:H	1:F:218:VAL:HG22	14	1.02
(1,713)	1:F:220:VAL:H	1:F:218:VAL:HG23	14	1.02
(1,712)	1:F:220:VAL:H	1:F:218:VAL:HG21	13	1.02
(1,712)	1:F:220:VAL:H	1:F:218:VAL:HG22	13	1.02
(1,712)	1:F:220:VAL:H	1:F:218:VAL:HG23	13	1.02
(1,712)	1:F:220:VAL:H	1:F:218:VAL:HG21	14	1.02
(1,712)	1:F:220:VAL:H	1:F:218:VAL:HG22	14	1.02
(1,712)	1:F:220:VAL:H	1:F:218:VAL:HG23	14	1.02
(1,693)	1:F:220:VAL:H	1:F:218:VAL:HG21	13	1.02
(1,693)	1:F:220:VAL:H	1:F:218:VAL:HG22	13	1.02
(1,693)	1:F:220:VAL:H	1:F:218:VAL:HG23	13	1.02
(1,693)	1:F:220:VAL:H	1:F:218:VAL:HG21	14	1.02
(1,693)	1:F:220:VAL:H	1:F:218:VAL:HG22	14	1.02
(1,693)	1:F:220:VAL:H	1:F:218:VAL:HG23	14	1.02
(1,692)	1:F:220:VAL:H	1:F:218:VAL:HG21	13	1.02
(1,692)	1:F:220:VAL:H	1:F:218:VAL:HG22	13	1.02
(1,692)	1:F:220:VAL:H	1:F:218:VAL:HG23	13	1.02
(1,692)	1:F:220:VAL:H	1:F:218:VAL:HG21	14	1.02
(1,692)	1:F:220:VAL:H	1:F:218:VAL:HG22	14	1.02
(1,692)	1:F:220:VAL:H	1:F:218:VAL:HG23	14	1.02
(1,691)	1:F:220:VAL:H	1:F:218:VAL:HG21	13	1.02
(1,691)	1:F:220:VAL:H	1:F:218:VAL:HG22	13	1.02
(1,691)	1:F:220:VAL:H	1:F:218:VAL:HG23	13	1.02
(1,691)	1:F:220:VAL:H	1:F:218:VAL:HG21	14	1.02
(1,691)	1:F:220:VAL:H	1:F:218:VAL:HG22	14	1.02
(1,691)	1:F:220:VAL:H	1:F:218:VAL:HG23	14	1.02
(1,723)	1:F:222:ALA:H	1:F:226:ILE:HD11	6	1.01
(1,723)	1:F:222:ALA:H	1:F:226:ILE:HD12	6	1.01
(1,723)	1:F:222:ALA:H	1:F:226:ILE:HD13	6	1.01
(1,722)	1:F:222:ALA:H	1:F:226:ILE:HD11	6	1.01

Continued on next page...

Continued from previous page...

Key	Atom-1	Atom-2	Model ID	Violation (Å)
(1,722)	1:F:222:ALA:H	1:F:226:ILE:HD12	6	1.01
(1,722)	1:F:222:ALA:H	1:F:226:ILE:HD13	6	1.01
(1,721)	1:F:222:ALA:H	1:F:226:ILE:HD11	6	1.01
(1,721)	1:F:222:ALA:H	1:F:226:ILE:HD12	6	1.01
(1,721)	1:F:222:ALA:H	1:F:226:ILE:HD13	6	1.01
(1,702)	1:F:222:ALA:H	1:F:226:ILE:HD11	6	1.01
(1,702)	1:F:222:ALA:H	1:F:226:ILE:HD12	6	1.01
(1,702)	1:F:222:ALA:H	1:F:226:ILE:HD13	6	1.01
(1,701)	1:F:222:ALA:H	1:F:226:ILE:HD11	6	1.01
(1,701)	1:F:222:ALA:H	1:F:226:ILE:HD12	6	1.01
(1,701)	1:F:222:ALA:H	1:F:226:ILE:HD13	6	1.01
(1,700)	1:F:222:ALA:H	1:F:226:ILE:HD11	6	1.01
(1,700)	1:F:222:ALA:H	1:F:226:ILE:HD12	6	1.01
(1,700)	1:F:222:ALA:H	1:F:226:ILE:HD13	6	1.01
(1,723)	1:F:222:ALA:H	1:F:226:ILE:HD11	9	1.0
(1,723)	1:F:222:ALA:H	1:F:226:ILE:HD12	9	1.0
(1,723)	1:F:222:ALA:H	1:F:226:ILE:HD13	9	1.0
(1,722)	1:F:222:ALA:H	1:F:226:ILE:HD11	9	1.0
(1,722)	1:F:222:ALA:H	1:F:226:ILE:HD12	9	1.0
(1,722)	1:F:222:ALA:H	1:F:226:ILE:HD13	9	1.0
(1,721)	1:F:222:ALA:H	1:F:226:ILE:HD11	9	1.0
(1,721)	1:F:222:ALA:H	1:F:226:ILE:HD12	9	1.0
(1,721)	1:F:222:ALA:H	1:F:226:ILE:HD13	9	1.0
(1,702)	1:F:222:ALA:H	1:F:226:ILE:HD11	9	1.0
(1,702)	1:F:222:ALA:H	1:F:226:ILE:HD12	9	1.0
(1,702)	1:F:222:ALA:H	1:F:226:ILE:HD13	9	1.0
(1,701)	1:F:222:ALA:H	1:F:226:ILE:HD11	9	1.0
(1,701)	1:F:222:ALA:H	1:F:226:ILE:HD12	9	1.0
(1,701)	1:F:222:ALA:H	1:F:226:ILE:HD13	9	1.0
(1,700)	1:F:222:ALA:H	1:F:226:ILE:HD11	9	1.0
(1,700)	1:F:222:ALA:H	1:F:226:ILE:HD12	9	1.0
(1,700)	1:F:222:ALA:H	1:F:226:ILE:HD13	9	1.0
(1,744)	1:F:224:VAL:HG21	1:F:221:ALA:HB1	14	0.95
(1,744)	1:F:224:VAL:HG21	1:F:221:ALA:HB2	14	0.95
(1,744)	1:F:224:VAL:HG21	1:F:221:ALA:HB3	14	0.95
(1,744)	1:F:224:VAL:HG22	1:F:221:ALA:HB1	14	0.95
(1,744)	1:F:224:VAL:HG22	1:F:221:ALA:HB2	14	0.95
(1,744)	1:F:224:VAL:HG22	1:F:221:ALA:HB3	14	0.95
(1,744)	1:F:224:VAL:HG23	1:F:221:ALA:HB1	14	0.95
(1,744)	1:F:224:VAL:HG23	1:F:221:ALA:HB2	14	0.95
(1,744)	1:F:224:VAL:HG23	1:F:221:ALA:HB3	14	0.95
(1,743)	1:F:224:VAL:HG21	1:F:221:ALA:HB1	14	0.95

Continued on next page...

Continued from previous page...

Key	Atom-1	Atom-2	Model ID	Violation (Å)
(1,743)	1:F:224:VAL:HG21	1:F:221:ALA:HB2	14	0.95
(1,743)	1:F:224:VAL:HG21	1:F:221:ALA:HB3	14	0.95
(1,743)	1:F:224:VAL:HG22	1:F:221:ALA:HB1	14	0.95
(1,743)	1:F:224:VAL:HG22	1:F:221:ALA:HB2	14	0.95
(1,743)	1:F:224:VAL:HG22	1:F:221:ALA:HB3	14	0.95
(1,743)	1:F:224:VAL:HG23	1:F:221:ALA:HB1	14	0.95
(1,743)	1:F:224:VAL:HG23	1:F:221:ALA:HB2	14	0.95
(1,743)	1:F:224:VAL:HG23	1:F:221:ALA:HB3	14	0.95
(1,744)	1:F:224:VAL:HG21	1:F:221:ALA:HB1	5	0.94
(1,744)	1:F:224:VAL:HG21	1:F:221:ALA:HB2	5	0.94
(1,744)	1:F:224:VAL:HG21	1:F:221:ALA:HB3	5	0.94
(1,744)	1:F:224:VAL:HG22	1:F:221:ALA:HB1	5	0.94
(1,744)	1:F:224:VAL:HG22	1:F:221:ALA:HB2	5	0.94
(1,744)	1:F:224:VAL:HG22	1:F:221:ALA:HB3	5	0.94
(1,744)	1:F:224:VAL:HG23	1:F:221:ALA:HB1	5	0.94
(1,744)	1:F:224:VAL:HG23	1:F:221:ALA:HB2	5	0.94
(1,744)	1:F:224:VAL:HG23	1:F:221:ALA:HB3	5	0.94
(1,743)	1:F:224:VAL:HG21	1:F:221:ALA:HB1	5	0.94
(1,743)	1:F:224:VAL:HG21	1:F:221:ALA:HB2	5	0.94
(1,743)	1:F:224:VAL:HG21	1:F:221:ALA:HB3	5	0.94
(1,743)	1:F:224:VAL:HG22	1:F:221:ALA:HB1	5	0.94
(1,743)	1:F:224:VAL:HG22	1:F:221:ALA:HB2	5	0.94
(1,743)	1:F:224:VAL:HG22	1:F:221:ALA:HB3	5	0.94
(1,743)	1:F:224:VAL:HG23	1:F:221:ALA:HB1	5	0.94
(1,743)	1:F:224:VAL:HG23	1:F:221:ALA:HB2	5	0.94
(1,743)	1:F:224:VAL:HG23	1:F:221:ALA:HB3	5	0.94
(1,723)	1:F:222:ALA:H	1:F:226:ILE:HD11	2	0.92
(1,723)	1:F:222:ALA:H	1:F:226:ILE:HD12	2	0.92
(1,723)	1:F:222:ALA:H	1:F:226:ILE:HD13	2	0.92
(1,723)	1:F:222:ALA:H	1:F:226:ILE:HD11	4	0.92
(1,723)	1:F:222:ALA:H	1:F:226:ILE:HD12	4	0.92
(1,723)	1:F:222:ALA:H	1:F:226:ILE:HD13	4	0.92
(1,722)	1:F:222:ALA:H	1:F:226:ILE:HD11	2	0.92
(1,722)	1:F:222:ALA:H	1:F:226:ILE:HD12	2	0.92
(1,722)	1:F:222:ALA:H	1:F:226:ILE:HD13	2	0.92
(1,722)	1:F:222:ALA:H	1:F:226:ILE:HD11	4	0.92
(1,722)	1:F:222:ALA:H	1:F:226:ILE:HD12	4	0.92
(1,722)	1:F:222:ALA:H	1:F:226:ILE:HD13	4	0.92
(1,721)	1:F:222:ALA:H	1:F:226:ILE:HD11	2	0.92
(1,721)	1:F:222:ALA:H	1:F:226:ILE:HD12	2	0.92
(1,721)	1:F:222:ALA:H	1:F:226:ILE:HD13	2	0.92
(1,721)	1:F:222:ALA:H	1:F:226:ILE:HD11	4	0.92

Continued on next page...

Continued from previous page...

Key	Atom-1	Atom-2	Model ID	Violation (Å)
(1,721)	1:F:222:ALA:H	1:F:226:ILE:HD12	4	0.92
(1,721)	1:F:222:ALA:H	1:F:226:ILE:HD13	4	0.92
(1,702)	1:F:222:ALA:H	1:F:226:ILE:HD11	2	0.92
(1,702)	1:F:222:ALA:H	1:F:226:ILE:HD12	2	0.92
(1,702)	1:F:222:ALA:H	1:F:226:ILE:HD13	2	0.92
(1,702)	1:F:222:ALA:H	1:F:226:ILE:HD11	4	0.92
(1,702)	1:F:222:ALA:H	1:F:226:ILE:HD12	4	0.92
(1,702)	1:F:222:ALA:H	1:F:226:ILE:HD13	4	0.92
(1,701)	1:F:222:ALA:H	1:F:226:ILE:HD11	2	0.92
(1,701)	1:F:222:ALA:H	1:F:226:ILE:HD12	2	0.92
(1,701)	1:F:222:ALA:H	1:F:226:ILE:HD13	2	0.92
(1,701)	1:F:222:ALA:H	1:F:226:ILE:HD11	4	0.92
(1,701)	1:F:222:ALA:H	1:F:226:ILE:HD12	4	0.92
(1,701)	1:F:222:ALA:H	1:F:226:ILE:HD13	4	0.92
(1,700)	1:F:222:ALA:H	1:F:226:ILE:HD11	2	0.92
(1,700)	1:F:222:ALA:H	1:F:226:ILE:HD12	2	0.92
(1,700)	1:F:222:ALA:H	1:F:226:ILE:HD13	2	0.92
(1,700)	1:F:222:ALA:H	1:F:226:ILE:HD11	4	0.92
(1,700)	1:F:222:ALA:H	1:F:226:ILE:HD12	4	0.92
(1,700)	1:F:222:ALA:H	1:F:226:ILE:HD13	4	0.92
(1,723)	1:F:222:ALA:H	1:F:226:ILE:HD11	14	0.9
(1,723)	1:F:222:ALA:H	1:F:226:ILE:HD12	14	0.9
(1,723)	1:F:222:ALA:H	1:F:226:ILE:HD13	14	0.9
(1,722)	1:F:222:ALA:H	1:F:226:ILE:HD11	14	0.9
(1,722)	1:F:222:ALA:H	1:F:226:ILE:HD12	14	0.9
(1,722)	1:F:222:ALA:H	1:F:226:ILE:HD13	14	0.9
(1,721)	1:F:222:ALA:H	1:F:226:ILE:HD11	14	0.9
(1,721)	1:F:222:ALA:H	1:F:226:ILE:HD12	14	0.9
(1,721)	1:F:222:ALA:H	1:F:226:ILE:HD13	14	0.9
(1,702)	1:F:222:ALA:H	1:F:226:ILE:HD11	14	0.9
(1,702)	1:F:222:ALA:H	1:F:226:ILE:HD12	14	0.9
(1,702)	1:F:222:ALA:H	1:F:226:ILE:HD13	14	0.9
(1,701)	1:F:222:ALA:H	1:F:226:ILE:HD11	14	0.9
(1,701)	1:F:222:ALA:H	1:F:226:ILE:HD12	14	0.9
(1,701)	1:F:222:ALA:H	1:F:226:ILE:HD13	14	0.9
(1,700)	1:F:222:ALA:H	1:F:226:ILE:HD11	14	0.9
(1,700)	1:F:222:ALA:H	1:F:226:ILE:HD12	14	0.9
(1,700)	1:F:222:ALA:H	1:F:226:ILE:HD13	14	0.9
(1,687)	1:F:236:LEU:H	1:F:238:LYS:HG2	3	0.85
(1,687)	1:F:236:LEU:H	1:F:238:LYS:HG3	3	0.85
(1,572)	1:F:236:LEU:H	1:F:238:LYS:HG2	3	0.85
(1,572)	1:F:236:LEU:H	1:F:238:LYS:HG3	3	0.85

Continued on next page...

Continued from previous page...

Key	Atom-1	Atom-2	Model ID	Violation (Å)
(1,457)	1:F:236:LEU:H	1:F:238:LYS:HG2	3	0.85
(1,457)	1:F:236:LEU:H	1:F:238:LYS:HG3	3	0.85
(1,342)	1:F:236:LEU:H	1:F:238:LYS:HG2	3	0.85
(1,342)	1:F:236:LEU:H	1:F:238:LYS:HG3	3	0.85
(1,227)	1:F:236:LEU:H	1:F:238:LYS:HG2	3	0.85
(1,227)	1:F:236:LEU:H	1:F:238:LYS:HG3	3	0.85
(1,112)	1:F:236:LEU:H	1:F:238:LYS:HG2	3	0.85
(1,112)	1:F:236:LEU:H	1:F:238:LYS:HG3	3	0.85
(1,744)	1:F:224:VAL:HG21	1:F:221:ALA:HB1	1	0.83
(1,744)	1:F:224:VAL:HG21	1:F:221:ALA:HB2	1	0.83
(1,744)	1:F:224:VAL:HG21	1:F:221:ALA:HB3	1	0.83
(1,744)	1:F:224:VAL:HG22	1:F:221:ALA:HB1	1	0.83
(1,744)	1:F:224:VAL:HG22	1:F:221:ALA:HB2	1	0.83
(1,744)	1:F:224:VAL:HG22	1:F:221:ALA:HB3	1	0.83
(1,744)	1:F:224:VAL:HG23	1:F:221:ALA:HB1	1	0.83
(1,744)	1:F:224:VAL:HG23	1:F:221:ALA:HB2	1	0.83
(1,744)	1:F:224:VAL:HG23	1:F:221:ALA:HB3	1	0.83
(1,743)	1:F:224:VAL:HG21	1:F:221:ALA:HB1	1	0.83
(1,743)	1:F:224:VAL:HG21	1:F:221:ALA:HB2	1	0.83
(1,743)	1:F:224:VAL:HG21	1:F:221:ALA:HB3	1	0.83
(1,743)	1:F:224:VAL:HG22	1:F:221:ALA:HB1	1	0.83
(1,743)	1:F:224:VAL:HG22	1:F:221:ALA:HB2	1	0.83
(1,743)	1:F:224:VAL:HG22	1:F:221:ALA:HB3	1	0.83
(1,743)	1:F:224:VAL:HG23	1:F:221:ALA:HB1	1	0.83
(1,743)	1:F:224:VAL:HG23	1:F:221:ALA:HB2	1	0.83
(1,743)	1:F:224:VAL:HG23	1:F:221:ALA:HB3	1	0.83
(1,729)	1:F:226:ILE:HD11	1:F:225:LEU:HG	13	0.77
(1,729)	1:F:226:ILE:HD12	1:F:225:LEU:HG	13	0.77
(1,729)	1:F:226:ILE:HD13	1:F:225:LEU:HG	13	0.77
(1,728)	1:F:226:ILE:HD11	1:F:225:LEU:HG	13	0.77
(1,728)	1:F:226:ILE:HD12	1:F:225:LEU:HG	13	0.77
(1,728)	1:F:226:ILE:HD13	1:F:225:LEU:HG	13	0.77
(1,727)	1:F:226:ILE:HD11	1:F:225:LEU:HG	13	0.77
(1,727)	1:F:226:ILE:HD12	1:F:225:LEU:HG	13	0.77
(1,727)	1:F:226:ILE:HD13	1:F:225:LEU:HG	13	0.77
(1,717)	1:F:222:ALA:H	1:F:222:ALA:HB1	12	0.77
(1,717)	1:F:222:ALA:H	1:F:222:ALA:HB2	12	0.77
(1,717)	1:F:222:ALA:H	1:F:222:ALA:HB3	12	0.77
(1,717)	1:F:222:ALA:H	1:F:222:ALA:HB1	13	0.77
(1,717)	1:F:222:ALA:H	1:F:222:ALA:HB2	13	0.77
(1,717)	1:F:222:ALA:H	1:F:222:ALA:HB3	13	0.77
(1,716)	1:F:222:ALA:H	1:F:222:ALA:HB1	12	0.77

Continued on next page...

Continued from previous page...

Key	Atom-1	Atom-2	Model ID	Violation (Å)
(1,716)	1:F:222:ALA:H	1:F:222:ALA:HB2	12	0.77
(1,716)	1:F:222:ALA:H	1:F:222:ALA:HB3	12	0.77
(1,716)	1:F:222:ALA:H	1:F:222:ALA:HB1	13	0.77
(1,716)	1:F:222:ALA:H	1:F:222:ALA:HB2	13	0.77
(1,716)	1:F:222:ALA:H	1:F:222:ALA:HB3	13	0.77
(1,715)	1:F:222:ALA:H	1:F:222:ALA:HB1	12	0.77
(1,715)	1:F:222:ALA:H	1:F:222:ALA:HB2	12	0.77
(1,715)	1:F:222:ALA:H	1:F:222:ALA:HB3	12	0.77
(1,715)	1:F:222:ALA:H	1:F:222:ALA:HB1	13	0.77
(1,715)	1:F:222:ALA:H	1:F:222:ALA:HB2	13	0.77
(1,715)	1:F:222:ALA:H	1:F:222:ALA:HB3	13	0.77
(1,708)	1:F:226:ILE:HD11	1:F:225:LEU:HG	13	0.77
(1,708)	1:F:226:ILE:HD12	1:F:225:LEU:HG	13	0.77
(1,708)	1:F:226:ILE:HD13	1:F:225:LEU:HG	13	0.77
(1,707)	1:F:226:ILE:HD11	1:F:225:LEU:HG	13	0.77
(1,707)	1:F:226:ILE:HD12	1:F:225:LEU:HG	13	0.77
(1,707)	1:F:226:ILE:HD13	1:F:225:LEU:HG	13	0.77
(1,706)	1:F:226:ILE:HD11	1:F:225:LEU:HG	13	0.77
(1,706)	1:F:226:ILE:HD12	1:F:225:LEU:HG	13	0.77
(1,706)	1:F:226:ILE:HD13	1:F:225:LEU:HG	13	0.77
(1,696)	1:F:222:ALA:H	1:F:222:ALA:HB1	12	0.77
(1,696)	1:F:222:ALA:H	1:F:222:ALA:HB2	12	0.77
(1,696)	1:F:222:ALA:H	1:F:222:ALA:HB3	12	0.77
(1,696)	1:F:222:ALA:H	1:F:222:ALA:HB1	13	0.77
(1,696)	1:F:222:ALA:H	1:F:222:ALA:HB2	13	0.77
(1,696)	1:F:222:ALA:H	1:F:222:ALA:HB3	13	0.77
(1,695)	1:F:222:ALA:H	1:F:222:ALA:HB1	12	0.77
(1,695)	1:F:222:ALA:H	1:F:222:ALA:HB2	12	0.77
(1,695)	1:F:222:ALA:H	1:F:222:ALA:HB3	12	0.77
(1,695)	1:F:222:ALA:H	1:F:222:ALA:HB1	13	0.77
(1,695)	1:F:222:ALA:H	1:F:222:ALA:HB2	13	0.77
(1,695)	1:F:222:ALA:H	1:F:222:ALA:HB3	13	0.77
(1,694)	1:F:222:ALA:H	1:F:222:ALA:HB1	12	0.77
(1,694)	1:F:222:ALA:H	1:F:222:ALA:HB2	12	0.77
(1,694)	1:F:222:ALA:H	1:F:222:ALA:HB3	12	0.77
(1,694)	1:F:222:ALA:H	1:F:222:ALA:HB1	13	0.77
(1,694)	1:F:222:ALA:H	1:F:222:ALA:HB2	13	0.77
(1,694)	1:F:222:ALA:H	1:F:222:ALA:HB3	13	0.77
(1,744)	1:F:224:VAL:HG21	1:F:221:ALA:HB1	2	0.76
(1,744)	1:F:224:VAL:HG21	1:F:221:ALA:HB2	2	0.76
(1,744)	1:F:224:VAL:HG21	1:F:221:ALA:HB3	2	0.76
(1,744)	1:F:224:VAL:HG22	1:F:221:ALA:HB1	2	0.76

Continued on next page...

Continued from previous page...

Key	Atom-1	Atom-2	Model ID	Violation (Å)
(1,744)	1:F:224:VAL:HG22	1:F:221:ALA:HB2	2	0.76
(1,744)	1:F:224:VAL:HG22	1:F:221:ALA:HB3	2	0.76
(1,744)	1:F:224:VAL:HG23	1:F:221:ALA:HB1	2	0.76
(1,744)	1:F:224:VAL:HG23	1:F:221:ALA:HB2	2	0.76
(1,744)	1:F:224:VAL:HG23	1:F:221:ALA:HB3	2	0.76
(1,743)	1:F:224:VAL:HG21	1:F:221:ALA:HB1	2	0.76
(1,743)	1:F:224:VAL:HG21	1:F:221:ALA:HB2	2	0.76
(1,743)	1:F:224:VAL:HG21	1:F:221:ALA:HB3	2	0.76
(1,743)	1:F:224:VAL:HG22	1:F:221:ALA:HB1	2	0.76
(1,743)	1:F:224:VAL:HG22	1:F:221:ALA:HB2	2	0.76
(1,743)	1:F:224:VAL:HG22	1:F:221:ALA:HB3	2	0.76
(1,743)	1:F:224:VAL:HG23	1:F:221:ALA:HB1	2	0.76
(1,743)	1:F:224:VAL:HG23	1:F:221:ALA:HB2	2	0.76
(1,743)	1:F:224:VAL:HG23	1:F:221:ALA:HB3	2	0.76
(1,717)	1:F:222:ALA:H	1:F:222:ALA:HB1	3	0.76
(1,717)	1:F:222:ALA:H	1:F:222:ALA:HB2	3	0.76
(1,717)	1:F:222:ALA:H	1:F:222:ALA:HB3	3	0.76
(1,717)	1:F:222:ALA:H	1:F:222:ALA:HB1	5	0.76
(1,717)	1:F:222:ALA:H	1:F:222:ALA:HB2	5	0.76
(1,717)	1:F:222:ALA:H	1:F:222:ALA:HB3	5	0.76
(1,717)	1:F:222:ALA:H	1:F:222:ALA:HB1	8	0.76
(1,717)	1:F:222:ALA:H	1:F:222:ALA:HB2	8	0.76
(1,717)	1:F:222:ALA:H	1:F:222:ALA:HB3	8	0.76
(1,717)	1:F:222:ALA:H	1:F:222:ALA:HB1	10	0.76
(1,717)	1:F:222:ALA:H	1:F:222:ALA:HB2	10	0.76
(1,717)	1:F:222:ALA:H	1:F:222:ALA:HB3	10	0.76
(1,717)	1:F:222:ALA:H	1:F:222:ALA:HB1	11	0.76
(1,717)	1:F:222:ALA:H	1:F:222:ALA:HB2	11	0.76
(1,717)	1:F:222:ALA:H	1:F:222:ALA:HB3	11	0.76
(1,717)	1:F:222:ALA:H	1:F:222:ALA:HB1	14	0.76
(1,717)	1:F:222:ALA:H	1:F:222:ALA:HB2	14	0.76
(1,717)	1:F:222:ALA:H	1:F:222:ALA:HB3	14	0.76
(1,717)	1:F:222:ALA:H	1:F:222:ALA:HB1	15	0.76
(1,717)	1:F:222:ALA:H	1:F:222:ALA:HB2	15	0.76
(1,717)	1:F:222:ALA:H	1:F:222:ALA:HB3	15	0.76
(1,716)	1:F:222:ALA:H	1:F:222:ALA:HB1	3	0.76
(1,716)	1:F:222:ALA:H	1:F:222:ALA:HB2	3	0.76
(1,716)	1:F:222:ALA:H	1:F:222:ALA:HB3	3	0.76
(1,716)	1:F:222:ALA:H	1:F:222:ALA:HB1	5	0.76
(1,716)	1:F:222:ALA:H	1:F:222:ALA:HB2	5	0.76
(1,716)	1:F:222:ALA:H	1:F:222:ALA:HB3	5	0.76
(1,716)	1:F:222:ALA:H	1:F:222:ALA:HB1	8	0.76

Continued on next page...

Continued from previous page...

Key	Atom-1	Atom-2	Model ID	Violation (Å)
(1,716)	1:F:222:ALA:H	1:F:222:ALA:HB2	8	0.76
(1,716)	1:F:222:ALA:H	1:F:222:ALA:HB3	8	0.76
(1,716)	1:F:222:ALA:H	1:F:222:ALA:HB1	10	0.76
(1,716)	1:F:222:ALA:H	1:F:222:ALA:HB2	10	0.76
(1,716)	1:F:222:ALA:H	1:F:222:ALA:HB3	10	0.76
(1,716)	1:F:222:ALA:H	1:F:222:ALA:HB1	11	0.76
(1,716)	1:F:222:ALA:H	1:F:222:ALA:HB2	11	0.76
(1,716)	1:F:222:ALA:H	1:F:222:ALA:HB3	11	0.76
(1,716)	1:F:222:ALA:H	1:F:222:ALA:HB1	14	0.76
(1,716)	1:F:222:ALA:H	1:F:222:ALA:HB2	14	0.76
(1,716)	1:F:222:ALA:H	1:F:222:ALA:HB3	14	0.76
(1,716)	1:F:222:ALA:H	1:F:222:ALA:HB1	15	0.76
(1,716)	1:F:222:ALA:H	1:F:222:ALA:HB2	15	0.76
(1,716)	1:F:222:ALA:H	1:F:222:ALA:HB3	15	0.76
(1,715)	1:F:222:ALA:H	1:F:222:ALA:HB1	3	0.76
(1,715)	1:F:222:ALA:H	1:F:222:ALA:HB2	3	0.76
(1,715)	1:F:222:ALA:H	1:F:222:ALA:HB3	3	0.76
(1,715)	1:F:222:ALA:H	1:F:222:ALA:HB1	5	0.76
(1,715)	1:F:222:ALA:H	1:F:222:ALA:HB2	5	0.76
(1,715)	1:F:222:ALA:H	1:F:222:ALA:HB3	5	0.76
(1,715)	1:F:222:ALA:H	1:F:222:ALA:HB1	8	0.76
(1,715)	1:F:222:ALA:H	1:F:222:ALA:HB2	8	0.76
(1,715)	1:F:222:ALA:H	1:F:222:ALA:HB3	8	0.76
(1,715)	1:F:222:ALA:H	1:F:222:ALA:HB1	10	0.76
(1,715)	1:F:222:ALA:H	1:F:222:ALA:HB2	10	0.76
(1,715)	1:F:222:ALA:H	1:F:222:ALA:HB3	10	0.76
(1,715)	1:F:222:ALA:H	1:F:222:ALA:HB1	11	0.76
(1,715)	1:F:222:ALA:H	1:F:222:ALA:HB2	11	0.76
(1,715)	1:F:222:ALA:H	1:F:222:ALA:HB3	11	0.76
(1,715)	1:F:222:ALA:H	1:F:222:ALA:HB1	14	0.76
(1,715)	1:F:222:ALA:H	1:F:222:ALA:HB2	14	0.76
(1,715)	1:F:222:ALA:H	1:F:222:ALA:HB3	14	0.76
(1,715)	1:F:222:ALA:H	1:F:222:ALA:HB1	15	0.76
(1,715)	1:F:222:ALA:H	1:F:222:ALA:HB2	15	0.76
(1,715)	1:F:222:ALA:H	1:F:222:ALA:HB3	15	0.76
(1,696)	1:F:222:ALA:H	1:F:222:ALA:HB1	3	0.76
(1,696)	1:F:222:ALA:H	1:F:222:ALA:HB2	3	0.76
(1,696)	1:F:222:ALA:H	1:F:222:ALA:HB3	3	0.76
(1,696)	1:F:222:ALA:H	1:F:222:ALA:HB1	5	0.76
(1,696)	1:F:222:ALA:H	1:F:222:ALA:HB2	5	0.76
(1,696)	1:F:222:ALA:H	1:F:222:ALA:HB3	5	0.76
(1,696)	1:F:222:ALA:H	1:F:222:ALA:HB1	8	0.76

Continued on next page...

Continued from previous page...

Key	Atom-1	Atom-2	Model ID	Violation (Å)
(1,696)	1:F:222:ALA:H	1:F:222:ALA:HB2	8	0.76
(1,696)	1:F:222:ALA:H	1:F:222:ALA:HB3	8	0.76
(1,696)	1:F:222:ALA:H	1:F:222:ALA:HB1	10	0.76
(1,696)	1:F:222:ALA:H	1:F:222:ALA:HB2	10	0.76
(1,696)	1:F:222:ALA:H	1:F:222:ALA:HB3	10	0.76
(1,696)	1:F:222:ALA:H	1:F:222:ALA:HB1	11	0.76
(1,696)	1:F:222:ALA:H	1:F:222:ALA:HB2	11	0.76
(1,696)	1:F:222:ALA:H	1:F:222:ALA:HB3	11	0.76
(1,696)	1:F:222:ALA:H	1:F:222:ALA:HB1	14	0.76
(1,696)	1:F:222:ALA:H	1:F:222:ALA:HB2	14	0.76
(1,696)	1:F:222:ALA:H	1:F:222:ALA:HB3	14	0.76
(1,696)	1:F:222:ALA:H	1:F:222:ALA:HB1	15	0.76
(1,696)	1:F:222:ALA:H	1:F:222:ALA:HB2	15	0.76
(1,696)	1:F:222:ALA:H	1:F:222:ALA:HB3	15	0.76
(1,695)	1:F:222:ALA:H	1:F:222:ALA:HB1	3	0.76
(1,695)	1:F:222:ALA:H	1:F:222:ALA:HB2	3	0.76
(1,695)	1:F:222:ALA:H	1:F:222:ALA:HB3	3	0.76
(1,695)	1:F:222:ALA:H	1:F:222:ALA:HB1	5	0.76
(1,695)	1:F:222:ALA:H	1:F:222:ALA:HB2	5	0.76
(1,695)	1:F:222:ALA:H	1:F:222:ALA:HB3	5	0.76
(1,695)	1:F:222:ALA:H	1:F:222:ALA:HB1	8	0.76
(1,695)	1:F:222:ALA:H	1:F:222:ALA:HB2	8	0.76
(1,695)	1:F:222:ALA:H	1:F:222:ALA:HB3	8	0.76
(1,695)	1:F:222:ALA:H	1:F:222:ALA:HB1	10	0.76
(1,695)	1:F:222:ALA:H	1:F:222:ALA:HB2	10	0.76
(1,695)	1:F:222:ALA:H	1:F:222:ALA:HB3	10	0.76
(1,695)	1:F:222:ALA:H	1:F:222:ALA:HB1	11	0.76
(1,695)	1:F:222:ALA:H	1:F:222:ALA:HB2	11	0.76
(1,695)	1:F:222:ALA:H	1:F:222:ALA:HB3	11	0.76
(1,695)	1:F:222:ALA:H	1:F:222:ALA:HB1	14	0.76
(1,695)	1:F:222:ALA:H	1:F:222:ALA:HB2	14	0.76
(1,695)	1:F:222:ALA:H	1:F:222:ALA:HB3	14	0.76
(1,695)	1:F:222:ALA:H	1:F:222:ALA:HB1	15	0.76
(1,695)	1:F:222:ALA:H	1:F:222:ALA:HB2	15	0.76
(1,695)	1:F:222:ALA:H	1:F:222:ALA:HB3	15	0.76
(1,694)	1:F:222:ALA:H	1:F:222:ALA:HB1	3	0.76
(1,694)	1:F:222:ALA:H	1:F:222:ALA:HB2	3	0.76
(1,694)	1:F:222:ALA:H	1:F:222:ALA:HB3	3	0.76
(1,694)	1:F:222:ALA:H	1:F:222:ALA:HB1	5	0.76
(1,694)	1:F:222:ALA:H	1:F:222:ALA:HB2	5	0.76
(1,694)	1:F:222:ALA:H	1:F:222:ALA:HB3	5	0.76
(1,694)	1:F:222:ALA:H	1:F:222:ALA:HB1	8	0.76

Continued on next page...

Continued from previous page...

Key	Atom-1	Atom-2	Model ID	Violation (Å)
(1,694)	1:F:222:ALA:H	1:F:222:ALA:HB2	8	0.76
(1,694)	1:F:222:ALA:H	1:F:222:ALA:HB3	8	0.76
(1,694)	1:F:222:ALA:H	1:F:222:ALA:HB1	10	0.76
(1,694)	1:F:222:ALA:H	1:F:222:ALA:HB2	10	0.76
(1,694)	1:F:222:ALA:H	1:F:222:ALA:HB3	10	0.76
(1,694)	1:F:222:ALA:H	1:F:222:ALA:HB1	11	0.76
(1,694)	1:F:222:ALA:H	1:F:222:ALA:HB2	11	0.76
(1,694)	1:F:222:ALA:H	1:F:222:ALA:HB3	11	0.76
(1,694)	1:F:222:ALA:H	1:F:222:ALA:HB1	14	0.76
(1,694)	1:F:222:ALA:H	1:F:222:ALA:HB2	14	0.76
(1,694)	1:F:222:ALA:H	1:F:222:ALA:HB3	14	0.76
(1,694)	1:F:222:ALA:H	1:F:222:ALA:HB1	15	0.76
(1,694)	1:F:222:ALA:H	1:F:222:ALA:HB2	15	0.76
(1,694)	1:F:222:ALA:H	1:F:222:ALA:HB3	15	0.76
(1,717)	1:F:222:ALA:H	1:F:222:ALA:HB1	1	0.75
(1,717)	1:F:222:ALA:H	1:F:222:ALA:HB2	1	0.75
(1,717)	1:F:222:ALA:H	1:F:222:ALA:HB3	1	0.75
(1,717)	1:F:222:ALA:H	1:F:222:ALA:HB1	2	0.75
(1,717)	1:F:222:ALA:H	1:F:222:ALA:HB2	2	0.75
(1,717)	1:F:222:ALA:H	1:F:222:ALA:HB3	2	0.75
(1,717)	1:F:222:ALA:H	1:F:222:ALA:HB1	4	0.75
(1,717)	1:F:222:ALA:H	1:F:222:ALA:HB2	4	0.75
(1,717)	1:F:222:ALA:H	1:F:222:ALA:HB3	4	0.75
(1,717)	1:F:222:ALA:H	1:F:222:ALA:HB1	6	0.75
(1,717)	1:F:222:ALA:H	1:F:222:ALA:HB2	6	0.75
(1,717)	1:F:222:ALA:H	1:F:222:ALA:HB3	6	0.75
(1,717)	1:F:222:ALA:H	1:F:222:ALA:HB1	7	0.75
(1,717)	1:F:222:ALA:H	1:F:222:ALA:HB2	7	0.75
(1,717)	1:F:222:ALA:H	1:F:222:ALA:HB3	7	0.75
(1,716)	1:F:222:ALA:H	1:F:222:ALA:HB1	1	0.75
(1,716)	1:F:222:ALA:H	1:F:222:ALA:HB2	1	0.75
(1,716)	1:F:222:ALA:H	1:F:222:ALA:HB3	1	0.75
(1,716)	1:F:222:ALA:H	1:F:222:ALA:HB1	2	0.75
(1,716)	1:F:222:ALA:H	1:F:222:ALA:HB2	2	0.75
(1,716)	1:F:222:ALA:H	1:F:222:ALA:HB3	2	0.75
(1,716)	1:F:222:ALA:H	1:F:222:ALA:HB1	4	0.75
(1,716)	1:F:222:ALA:H	1:F:222:ALA:HB2	4	0.75
(1,716)	1:F:222:ALA:H	1:F:222:ALA:HB3	4	0.75
(1,716)	1:F:222:ALA:H	1:F:222:ALA:HB1	6	0.75
(1,716)	1:F:222:ALA:H	1:F:222:ALA:HB2	6	0.75
(1,716)	1:F:222:ALA:H	1:F:222:ALA:HB3	6	0.75
(1,716)	1:F:222:ALA:H	1:F:222:ALA:HB1	7	0.75

Continued on next page...

Continued from previous page...

Key	Atom-1	Atom-2	Model ID	Violation (Å)
(1,716)	1:F:222:ALA:H	1:F:222:ALA:HB2	7	0.75
(1,716)	1:F:222:ALA:H	1:F:222:ALA:HB3	7	0.75
(1,715)	1:F:222:ALA:H	1:F:222:ALA:HB1	1	0.75
(1,715)	1:F:222:ALA:H	1:F:222:ALA:HB2	1	0.75
(1,715)	1:F:222:ALA:H	1:F:222:ALA:HB3	1	0.75
(1,715)	1:F:222:ALA:H	1:F:222:ALA:HB1	2	0.75
(1,715)	1:F:222:ALA:H	1:F:222:ALA:HB2	2	0.75
(1,715)	1:F:222:ALA:H	1:F:222:ALA:HB3	2	0.75
(1,715)	1:F:222:ALA:H	1:F:222:ALA:HB1	4	0.75
(1,715)	1:F:222:ALA:H	1:F:222:ALA:HB2	4	0.75
(1,715)	1:F:222:ALA:H	1:F:222:ALA:HB3	4	0.75
(1,715)	1:F:222:ALA:H	1:F:222:ALA:HB1	6	0.75
(1,715)	1:F:222:ALA:H	1:F:222:ALA:HB2	6	0.75
(1,715)	1:F:222:ALA:H	1:F:222:ALA:HB3	6	0.75
(1,715)	1:F:222:ALA:H	1:F:222:ALA:HB1	7	0.75
(1,715)	1:F:222:ALA:H	1:F:222:ALA:HB2	7	0.75
(1,715)	1:F:222:ALA:H	1:F:222:ALA:HB3	7	0.75
(1,696)	1:F:222:ALA:H	1:F:222:ALA:HB1	1	0.75
(1,696)	1:F:222:ALA:H	1:F:222:ALA:HB2	1	0.75
(1,696)	1:F:222:ALA:H	1:F:222:ALA:HB3	1	0.75
(1,696)	1:F:222:ALA:H	1:F:222:ALA:HB1	2	0.75
(1,696)	1:F:222:ALA:H	1:F:222:ALA:HB2	2	0.75
(1,696)	1:F:222:ALA:H	1:F:222:ALA:HB3	2	0.75
(1,696)	1:F:222:ALA:H	1:F:222:ALA:HB1	4	0.75
(1,696)	1:F:222:ALA:H	1:F:222:ALA:HB2	4	0.75
(1,696)	1:F:222:ALA:H	1:F:222:ALA:HB3	4	0.75
(1,696)	1:F:222:ALA:H	1:F:222:ALA:HB1	6	0.75
(1,696)	1:F:222:ALA:H	1:F:222:ALA:HB2	6	0.75
(1,696)	1:F:222:ALA:H	1:F:222:ALA:HB3	6	0.75
(1,696)	1:F:222:ALA:H	1:F:222:ALA:HB1	7	0.75
(1,696)	1:F:222:ALA:H	1:F:222:ALA:HB2	7	0.75
(1,696)	1:F:222:ALA:H	1:F:222:ALA:HB3	7	0.75
(1,695)	1:F:222:ALA:H	1:F:222:ALA:HB1	1	0.75
(1,695)	1:F:222:ALA:H	1:F:222:ALA:HB2	1	0.75
(1,695)	1:F:222:ALA:H	1:F:222:ALA:HB3	1	0.75
(1,695)	1:F:222:ALA:H	1:F:222:ALA:HB1	2	0.75
(1,695)	1:F:222:ALA:H	1:F:222:ALA:HB2	2	0.75
(1,695)	1:F:222:ALA:H	1:F:222:ALA:HB3	2	0.75
(1,695)	1:F:222:ALA:H	1:F:222:ALA:HB1	4	0.75
(1,695)	1:F:222:ALA:H	1:F:222:ALA:HB2	4	0.75
(1,695)	1:F:222:ALA:H	1:F:222:ALA:HB3	4	0.75
(1,695)	1:F:222:ALA:H	1:F:222:ALA:HB1	6	0.75

Continued on next page...

Continued from previous page...

Key	Atom-1	Atom-2	Model ID	Violation (Å)
(1,695)	1:F:222:ALA:H	1:F:222:ALA:HB2	6	0.75
(1,695)	1:F:222:ALA:H	1:F:222:ALA:HB3	6	0.75
(1,695)	1:F:222:ALA:H	1:F:222:ALA:HB1	7	0.75
(1,695)	1:F:222:ALA:H	1:F:222:ALA:HB2	7	0.75
(1,695)	1:F:222:ALA:H	1:F:222:ALA:HB3	7	0.75
(1,694)	1:F:222:ALA:H	1:F:222:ALA:HB1	1	0.75
(1,694)	1:F:222:ALA:H	1:F:222:ALA:HB2	1	0.75
(1,694)	1:F:222:ALA:H	1:F:222:ALA:HB3	1	0.75
(1,694)	1:F:222:ALA:H	1:F:222:ALA:HB1	2	0.75
(1,694)	1:F:222:ALA:H	1:F:222:ALA:HB2	2	0.75
(1,694)	1:F:222:ALA:H	1:F:222:ALA:HB3	2	0.75
(1,694)	1:F:222:ALA:H	1:F:222:ALA:HB1	4	0.75
(1,694)	1:F:222:ALA:H	1:F:222:ALA:HB2	4	0.75
(1,694)	1:F:222:ALA:H	1:F:222:ALA:HB3	4	0.75
(1,694)	1:F:222:ALA:H	1:F:222:ALA:HB1	6	0.75
(1,694)	1:F:222:ALA:H	1:F:222:ALA:HB2	6	0.75
(1,694)	1:F:222:ALA:H	1:F:222:ALA:HB3	6	0.75
(1,694)	1:F:222:ALA:H	1:F:222:ALA:HB1	7	0.75
(1,694)	1:F:222:ALA:H	1:F:222:ALA:HB2	7	0.75
(1,694)	1:F:222:ALA:H	1:F:222:ALA:HB3	7	0.75
(1,717)	1:F:222:ALA:H	1:F:222:ALA:HB1	9	0.74
(1,717)	1:F:222:ALA:H	1:F:222:ALA:HB2	9	0.74
(1,717)	1:F:222:ALA:H	1:F:222:ALA:HB3	9	0.74
(1,716)	1:F:222:ALA:H	1:F:222:ALA:HB1	9	0.74
(1,716)	1:F:222:ALA:H	1:F:222:ALA:HB2	9	0.74
(1,716)	1:F:222:ALA:H	1:F:222:ALA:HB3	9	0.74
(1,715)	1:F:222:ALA:H	1:F:222:ALA:HB1	9	0.74
(1,715)	1:F:222:ALA:H	1:F:222:ALA:HB2	9	0.74
(1,715)	1:F:222:ALA:H	1:F:222:ALA:HB3	9	0.74
(1,696)	1:F:222:ALA:H	1:F:222:ALA:HB1	9	0.74
(1,696)	1:F:222:ALA:H	1:F:222:ALA:HB2	9	0.74
(1,696)	1:F:222:ALA:H	1:F:222:ALA:HB3	9	0.74
(1,695)	1:F:222:ALA:H	1:F:222:ALA:HB1	9	0.74
(1,695)	1:F:222:ALA:H	1:F:222:ALA:HB2	9	0.74
(1,695)	1:F:222:ALA:H	1:F:222:ALA:HB3	9	0.74
(1,694)	1:F:222:ALA:H	1:F:222:ALA:HB1	9	0.74
(1,694)	1:F:222:ALA:H	1:F:222:ALA:HB2	9	0.74
(1,694)	1:F:222:ALA:H	1:F:222:ALA:HB3	9	0.74
(1,744)	1:F:224:VAL:HG21	1:F:221:ALA:HB1	10	0.73
(1,744)	1:F:224:VAL:HG21	1:F:221:ALA:HB2	10	0.73
(1,744)	1:F:224:VAL:HG21	1:F:221:ALA:HB3	10	0.73
(1,744)	1:F:224:VAL:HG22	1:F:221:ALA:HB1	10	0.73

Continued on next page...

Continued from previous page...

Key	Atom-1	Atom-2	Model ID	Violation (Å)
(1,744)	1:F:224:VAL:HG22	1:F:221:ALA:HB2	10	0.73
(1,744)	1:F:224:VAL:HG22	1:F:221:ALA:HB3	10	0.73
(1,744)	1:F:224:VAL:HG23	1:F:221:ALA:HB1	10	0.73
(1,744)	1:F:224:VAL:HG23	1:F:221:ALA:HB2	10	0.73
(1,744)	1:F:224:VAL:HG23	1:F:221:ALA:HB3	10	0.73
(1,743)	1:F:224:VAL:HG21	1:F:221:ALA:HB1	10	0.73
(1,743)	1:F:224:VAL:HG21	1:F:221:ALA:HB2	10	0.73
(1,743)	1:F:224:VAL:HG21	1:F:221:ALA:HB3	10	0.73
(1,743)	1:F:224:VAL:HG22	1:F:221:ALA:HB1	10	0.73
(1,743)	1:F:224:VAL:HG22	1:F:221:ALA:HB2	10	0.73
(1,743)	1:F:224:VAL:HG22	1:F:221:ALA:HB3	10	0.73
(1,743)	1:F:224:VAL:HG23	1:F:221:ALA:HB1	10	0.73
(1,743)	1:F:224:VAL:HG23	1:F:221:ALA:HB2	10	0.73
(1,743)	1:F:224:VAL:HG23	1:F:221:ALA:HB3	10	0.73
(1,744)	1:F:224:VAL:HG21	1:F:221:ALA:HB1	12	0.71
(1,744)	1:F:224:VAL:HG21	1:F:221:ALA:HB2	12	0.71
(1,744)	1:F:224:VAL:HG21	1:F:221:ALA:HB3	12	0.71
(1,744)	1:F:224:VAL:HG22	1:F:221:ALA:HB1	12	0.71
(1,744)	1:F:224:VAL:HG22	1:F:221:ALA:HB2	12	0.71
(1,744)	1:F:224:VAL:HG22	1:F:221:ALA:HB3	12	0.71
(1,744)	1:F:224:VAL:HG23	1:F:221:ALA:HB1	12	0.71
(1,744)	1:F:224:VAL:HG23	1:F:221:ALA:HB2	12	0.71
(1,744)	1:F:224:VAL:HG23	1:F:221:ALA:HB3	12	0.71
(1,743)	1:F:224:VAL:HG21	1:F:221:ALA:HB1	12	0.71
(1,743)	1:F:224:VAL:HG21	1:F:221:ALA:HB2	12	0.71
(1,743)	1:F:224:VAL:HG21	1:F:221:ALA:HB3	12	0.71
(1,743)	1:F:224:VAL:HG22	1:F:221:ALA:HB1	12	0.71
(1,743)	1:F:224:VAL:HG22	1:F:221:ALA:HB2	12	0.71
(1,743)	1:F:224:VAL:HG22	1:F:221:ALA:HB3	12	0.71
(1,743)	1:F:224:VAL:HG23	1:F:221:ALA:HB1	12	0.71
(1,743)	1:F:224:VAL:HG23	1:F:221:ALA:HB2	12	0.71
(1,743)	1:F:224:VAL:HG23	1:F:221:ALA:HB3	12	0.71
(1,744)	1:F:224:VAL:HG21	1:F:221:ALA:HB1	6	0.64
(1,744)	1:F:224:VAL:HG21	1:F:221:ALA:HB2	6	0.64
(1,744)	1:F:224:VAL:HG21	1:F:221:ALA:HB3	6	0.64
(1,744)	1:F:224:VAL:HG22	1:F:221:ALA:HB1	6	0.64
(1,744)	1:F:224:VAL:HG22	1:F:221:ALA:HB2	6	0.64
(1,744)	1:F:224:VAL:HG22	1:F:221:ALA:HB3	6	0.64
(1,744)	1:F:224:VAL:HG23	1:F:221:ALA:HB1	6	0.64
(1,744)	1:F:224:VAL:HG23	1:F:221:ALA:HB2	6	0.64
(1,744)	1:F:224:VAL:HG23	1:F:221:ALA:HB3	6	0.64
(1,744)	1:F:224:VAL:HG21	1:F:221:ALA:HB1	13	0.64

Continued on next page...

Continued from previous page...

Key	Atom-1	Atom-2	Model ID	Violation (Å)
(1,744)	1:F:224:VAL:HG21	1:F:221:ALA:HB2	13	0.64
(1,744)	1:F:224:VAL:HG21	1:F:221:ALA:HB3	13	0.64
(1,744)	1:F:224:VAL:HG22	1:F:221:ALA:HB1	13	0.64
(1,744)	1:F:224:VAL:HG22	1:F:221:ALA:HB2	13	0.64
(1,744)	1:F:224:VAL:HG22	1:F:221:ALA:HB3	13	0.64
(1,744)	1:F:224:VAL:HG23	1:F:221:ALA:HB1	13	0.64
(1,744)	1:F:224:VAL:HG23	1:F:221:ALA:HB2	13	0.64
(1,744)	1:F:224:VAL:HG23	1:F:221:ALA:HB3	13	0.64
(1,743)	1:F:224:VAL:HG21	1:F:221:ALA:HB1	6	0.64
(1,743)	1:F:224:VAL:HG21	1:F:221:ALA:HB2	6	0.64
(1,743)	1:F:224:VAL:HG21	1:F:221:ALA:HB3	6	0.64
(1,743)	1:F:224:VAL:HG22	1:F:221:ALA:HB1	6	0.64
(1,743)	1:F:224:VAL:HG22	1:F:221:ALA:HB2	6	0.64
(1,743)	1:F:224:VAL:HG22	1:F:221:ALA:HB3	6	0.64
(1,743)	1:F:224:VAL:HG23	1:F:221:ALA:HB1	6	0.64
(1,743)	1:F:224:VAL:HG23	1:F:221:ALA:HB2	6	0.64
(1,743)	1:F:224:VAL:HG23	1:F:221:ALA:HB3	6	0.64
(1,743)	1:F:224:VAL:HG21	1:F:221:ALA:HB1	13	0.64
(1,743)	1:F:224:VAL:HG21	1:F:221:ALA:HB2	13	0.64
(1,743)	1:F:224:VAL:HG21	1:F:221:ALA:HB3	13	0.64
(1,743)	1:F:224:VAL:HG22	1:F:221:ALA:HB1	13	0.64
(1,743)	1:F:224:VAL:HG22	1:F:221:ALA:HB2	13	0.64
(1,743)	1:F:224:VAL:HG22	1:F:221:ALA:HB3	13	0.64
(1,743)	1:F:224:VAL:HG23	1:F:221:ALA:HB1	13	0.64
(1,743)	1:F:224:VAL:HG23	1:F:221:ALA:HB2	13	0.64
(1,743)	1:F:224:VAL:HG23	1:F:221:ALA:HB3	13	0.64
(1,746)	1:F:225:LEU:H	1:F:224:VAL:HG21	3	0.63
(1,746)	1:F:225:LEU:H	1:F:224:VAL:HG22	3	0.63
(1,746)	1:F:225:LEU:H	1:F:224:VAL:HG23	3	0.63
(1,745)	1:F:225:LEU:H	1:F:224:VAL:HG21	3	0.63
(1,745)	1:F:225:LEU:H	1:F:224:VAL:HG22	3	0.63
(1,745)	1:F:225:LEU:H	1:F:224:VAL:HG23	3	0.63
(1,736)	1:F:214:ILE:H	1:F:216:ILE:HG21	11	0.61
(1,736)	1:F:214:ILE:H	1:F:216:ILE:HG22	11	0.61
(1,736)	1:F:214:ILE:H	1:F:216:ILE:HG23	11	0.61
(1,735)	1:F:214:ILE:H	1:F:216:ILE:HG21	11	0.61
(1,735)	1:F:214:ILE:H	1:F:216:ILE:HG22	11	0.61
(1,735)	1:F:214:ILE:H	1:F:216:ILE:HG23	11	0.61
(1,602)	1:F:219:THR:H	1:F:216:ILE:HA	15	0.61
(1,487)	1:F:219:THR:H	1:F:216:ILE:HA	15	0.61
(1,372)	1:F:219:THR:H	1:F:216:ILE:HA	15	0.61
(1,27)	1:F:219:THR:H	1:F:216:ILE:HA	15	0.61

Continued on next page...

Continued from previous page...

Key	Atom-1	Atom-2	Model ID	Violation (Å)
(1,257)	1:F:219:THR:H	1:F:216:ILE:HA	15	0.61
(1,142)	1:F:219:THR:H	1:F:216:ILE:HA	15	0.61
(1,84)	1:F:230:PHE:H	1:F:227:VAL:HA	10	0.59
(1,746)	1:F:225:LEU:H	1:F:224:VAL:HG21	7	0.59
(1,746)	1:F:225:LEU:H	1:F:224:VAL:HG22	7	0.59
(1,746)	1:F:225:LEU:H	1:F:224:VAL:HG23	7	0.59
(1,745)	1:F:225:LEU:H	1:F:224:VAL:HG21	7	0.59
(1,745)	1:F:225:LEU:H	1:F:224:VAL:HG22	7	0.59
(1,745)	1:F:225:LEU:H	1:F:224:VAL:HG23	7	0.59
(1,736)	1:F:214:ILE:H	1:F:216:ILE:HG21	6	0.59
(1,736)	1:F:214:ILE:H	1:F:216:ILE:HG22	6	0.59
(1,736)	1:F:214:ILE:H	1:F:216:ILE:HG23	6	0.59
(1,735)	1:F:214:ILE:H	1:F:216:ILE:HG21	6	0.59
(1,735)	1:F:214:ILE:H	1:F:216:ILE:HG22	6	0.59
(1,735)	1:F:214:ILE:H	1:F:216:ILE:HG23	6	0.59
(1,659)	1:F:230:PHE:H	1:F:227:VAL:HA	10	0.59
(1,544)	1:F:230:PHE:H	1:F:227:VAL:HA	10	0.59
(1,429)	1:F:230:PHE:H	1:F:227:VAL:HA	10	0.59
(1,314)	1:F:230:PHE:H	1:F:227:VAL:HA	10	0.59
(1,199)	1:F:230:PHE:H	1:F:227:VAL:HA	10	0.59
(1,736)	1:F:214:ILE:H	1:F:216:ILE:HG21	4	0.58
(1,736)	1:F:214:ILE:H	1:F:216:ILE:HG22	4	0.58
(1,736)	1:F:214:ILE:H	1:F:216:ILE:HG23	4	0.58
(1,735)	1:F:214:ILE:H	1:F:216:ILE:HG21	4	0.58
(1,735)	1:F:214:ILE:H	1:F:216:ILE:HG22	4	0.58
(1,735)	1:F:214:ILE:H	1:F:216:ILE:HG23	4	0.58
(1,69)	1:F:227:VAL:H	1:F:224:VAL:HA	2	0.57
(1,644)	1:F:227:VAL:H	1:F:224:VAL:HA	2	0.57
(1,529)	1:F:227:VAL:H	1:F:224:VAL:HA	2	0.57
(1,414)	1:F:227:VAL:H	1:F:224:VAL:HA	2	0.57
(1,299)	1:F:227:VAL:H	1:F:224:VAL:HA	2	0.57
(1,184)	1:F:227:VAL:H	1:F:224:VAL:HA	2	0.57
(1,685)	1:F:236:LEU:H	1:F:233:LYS:HG2	2	0.56
(1,685)	1:F:236:LEU:H	1:F:233:LYS:HG3	2	0.56
(1,602)	1:F:219:THR:H	1:F:216:ILE:HA	8	0.56
(1,592)	1:F:216:ILE:HG21	1:F:213:GLY:HA2	11	0.56
(1,592)	1:F:216:ILE:HG21	1:F:213:GLY:HA3	11	0.56
(1,592)	1:F:216:ILE:HG22	1:F:213:GLY:HA2	11	0.56
(1,592)	1:F:216:ILE:HG22	1:F:213:GLY:HA3	11	0.56
(1,592)	1:F:216:ILE:HG23	1:F:213:GLY:HA2	11	0.56
(1,592)	1:F:216:ILE:HG23	1:F:213:GLY:HA3	11	0.56
(1,570)	1:F:236:LEU:H	1:F:233:LYS:HG2	2	0.56

Continued on next page...

Continued from previous page...

Key	Atom-1	Atom-2	Model ID	Violation (Å)
(1,570)	1:F:236:LEU:H	1:F:233:LYS:HG3	2	0.56
(1,487)	1:F:219:THR:H	1:F:216:ILE:HA	8	0.56
(1,477)	1:F:216:ILE:HG21	1:F:213:GLY:HA2	11	0.56
(1,477)	1:F:216:ILE:HG21	1:F:213:GLY:HA3	11	0.56
(1,477)	1:F:216:ILE:HG22	1:F:213:GLY:HA2	11	0.56
(1,477)	1:F:216:ILE:HG22	1:F:213:GLY:HA3	11	0.56
(1,477)	1:F:216:ILE:HG23	1:F:213:GLY:HA2	11	0.56
(1,477)	1:F:216:ILE:HG23	1:F:213:GLY:HA3	11	0.56
(1,455)	1:F:236:LEU:H	1:F:233:LYS:HG2	2	0.56
(1,455)	1:F:236:LEU:H	1:F:233:LYS:HG3	2	0.56
(1,372)	1:F:219:THR:H	1:F:216:ILE:HA	8	0.56
(1,362)	1:F:216:ILE:HG21	1:F:213:GLY:HA2	11	0.56
(1,362)	1:F:216:ILE:HG21	1:F:213:GLY:HA3	11	0.56
(1,362)	1:F:216:ILE:HG22	1:F:213:GLY:HA2	11	0.56
(1,362)	1:F:216:ILE:HG22	1:F:213:GLY:HA3	11	0.56
(1,362)	1:F:216:ILE:HG23	1:F:213:GLY:HA2	11	0.56
(1,362)	1:F:216:ILE:HG23	1:F:213:GLY:HA3	11	0.56
(1,340)	1:F:236:LEU:H	1:F:233:LYS:HG2	2	0.56
(1,340)	1:F:236:LEU:H	1:F:233:LYS:HG3	2	0.56
(1,27)	1:F:219:THR:H	1:F:216:ILE:HA	8	0.56
(1,257)	1:F:219:THR:H	1:F:216:ILE:HA	8	0.56
(1,247)	1:F:216:ILE:HG21	1:F:213:GLY:HA2	11	0.56
(1,247)	1:F:216:ILE:HG21	1:F:213:GLY:HA3	11	0.56
(1,247)	1:F:216:ILE:HG22	1:F:213:GLY:HA2	11	0.56
(1,247)	1:F:216:ILE:HG22	1:F:213:GLY:HA3	11	0.56
(1,247)	1:F:216:ILE:HG23	1:F:213:GLY:HA2	11	0.56
(1,247)	1:F:216:ILE:HG23	1:F:213:GLY:HA3	11	0.56
(1,225)	1:F:236:LEU:H	1:F:233:LYS:HG2	2	0.56
(1,225)	1:F:236:LEU:H	1:F:233:LYS:HG3	2	0.56
(1,17)	1:F:216:ILE:HG21	1:F:213:GLY:HA2	11	0.56
(1,17)	1:F:216:ILE:HG21	1:F:213:GLY:HA3	11	0.56
(1,17)	1:F:216:ILE:HG22	1:F:213:GLY:HA2	11	0.56
(1,17)	1:F:216:ILE:HG22	1:F:213:GLY:HA3	11	0.56
(1,17)	1:F:216:ILE:HG23	1:F:213:GLY:HA2	11	0.56
(1,17)	1:F:216:ILE:HG23	1:F:213:GLY:HA3	11	0.56
(1,142)	1:F:219:THR:H	1:F:216:ILE:HA	8	0.56
(1,132)	1:F:216:ILE:HG21	1:F:213:GLY:HA2	11	0.56
(1,132)	1:F:216:ILE:HG21	1:F:213:GLY:HA3	11	0.56
(1,132)	1:F:216:ILE:HG22	1:F:213:GLY:HA2	11	0.56
(1,132)	1:F:216:ILE:HG22	1:F:213:GLY:HA3	11	0.56
(1,132)	1:F:216:ILE:HG23	1:F:213:GLY:HA2	11	0.56
(1,132)	1:F:216:ILE:HG23	1:F:213:GLY:HA3	11	0.56

Continued on next page...

Continued from previous page...

Key	Atom-1	Atom-2	Model ID	Violation (Å)
(1,110)	1:F:236:LEU:H	1:F:233:LYS:HG2	2	0.56
(1,110)	1:F:236:LEU:H	1:F:233:LYS:HG3	2	0.56
(1,65)	1:F:226:ILE:H	1:F:223:VAL:HA	7	0.55
(1,640)	1:F:226:ILE:H	1:F:223:VAL:HA	7	0.55
(1,602)	1:F:219:THR:H	1:F:216:ILE:HA	5	0.55
(1,525)	1:F:226:ILE:H	1:F:223:VAL:HA	7	0.55
(1,487)	1:F:219:THR:H	1:F:216:ILE:HA	5	0.55
(1,410)	1:F:226:ILE:H	1:F:223:VAL:HA	7	0.55
(1,372)	1:F:219:THR:H	1:F:216:ILE:HA	5	0.55
(1,295)	1:F:226:ILE:H	1:F:223:VAL:HA	7	0.55
(1,27)	1:F:219:THR:H	1:F:216:ILE:HA	5	0.55
(1,257)	1:F:219:THR:H	1:F:216:ILE:HA	5	0.55
(1,180)	1:F:226:ILE:H	1:F:223:VAL:HA	7	0.55
(1,142)	1:F:219:THR:H	1:F:216:ILE:HA	5	0.55
(1,729)	1:F:226:ILE:HD11	1:F:225:LEU:HG	12	0.54
(1,729)	1:F:226:ILE:HD12	1:F:225:LEU:HG	12	0.54
(1,729)	1:F:226:ILE:HD13	1:F:225:LEU:HG	12	0.54
(1,728)	1:F:226:ILE:HD11	1:F:225:LEU:HG	12	0.54
(1,728)	1:F:226:ILE:HD12	1:F:225:LEU:HG	12	0.54
(1,728)	1:F:226:ILE:HD13	1:F:225:LEU:HG	12	0.54
(1,727)	1:F:226:ILE:HD11	1:F:225:LEU:HG	12	0.54
(1,727)	1:F:226:ILE:HD12	1:F:225:LEU:HG	12	0.54
(1,727)	1:F:226:ILE:HD13	1:F:225:LEU:HG	12	0.54
(1,723)	1:F:222:ALA:H	1:F:226:ILE:HD11	7	0.54
(1,723)	1:F:222:ALA:H	1:F:226:ILE:HD12	7	0.54
(1,723)	1:F:222:ALA:H	1:F:226:ILE:HD13	7	0.54
(1,722)	1:F:222:ALA:H	1:F:226:ILE:HD11	7	0.54
(1,722)	1:F:222:ALA:H	1:F:226:ILE:HD12	7	0.54
(1,722)	1:F:222:ALA:H	1:F:226:ILE:HD13	7	0.54
(1,721)	1:F:222:ALA:H	1:F:226:ILE:HD11	7	0.54
(1,721)	1:F:222:ALA:H	1:F:226:ILE:HD12	7	0.54
(1,721)	1:F:222:ALA:H	1:F:226:ILE:HD13	7	0.54
(1,708)	1:F:226:ILE:HD11	1:F:225:LEU:HG	12	0.54
(1,708)	1:F:226:ILE:HD12	1:F:225:LEU:HG	12	0.54
(1,708)	1:F:226:ILE:HD13	1:F:225:LEU:HG	12	0.54
(1,707)	1:F:226:ILE:HD11	1:F:225:LEU:HG	12	0.54
(1,707)	1:F:226:ILE:HD12	1:F:225:LEU:HG	12	0.54
(1,707)	1:F:226:ILE:HD13	1:F:225:LEU:HG	12	0.54
(1,706)	1:F:226:ILE:HD11	1:F:225:LEU:HG	12	0.54
(1,706)	1:F:226:ILE:HD12	1:F:225:LEU:HG	12	0.54
(1,706)	1:F:226:ILE:HD13	1:F:225:LEU:HG	12	0.54
(1,702)	1:F:222:ALA:H	1:F:226:ILE:HD11	7	0.54

Continued on next page...

Continued from previous page...

Key	Atom-1	Atom-2	Model ID	Violation (Å)
(1,702)	1:F:222:ALA:H	1:F:226:ILE:HD12	7	0.54
(1,702)	1:F:222:ALA:H	1:F:226:ILE:HD13	7	0.54
(1,701)	1:F:222:ALA:H	1:F:226:ILE:HD11	7	0.54
(1,701)	1:F:222:ALA:H	1:F:226:ILE:HD12	7	0.54
(1,701)	1:F:222:ALA:H	1:F:226:ILE:HD13	7	0.54
(1,700)	1:F:222:ALA:H	1:F:226:ILE:HD11	7	0.54
(1,700)	1:F:222:ALA:H	1:F:226:ILE:HD12	7	0.54
(1,700)	1:F:222:ALA:H	1:F:226:ILE:HD13	7	0.54
(1,69)	1:F:227:VAL:H	1:F:224:VAL:HA	7	0.54
(1,644)	1:F:227:VAL:H	1:F:224:VAL:HA	7	0.54
(1,529)	1:F:227:VAL:H	1:F:224:VAL:HA	7	0.54
(1,414)	1:F:227:VAL:H	1:F:224:VAL:HA	7	0.54
(1,299)	1:F:227:VAL:H	1:F:224:VAL:HA	7	0.54
(1,184)	1:F:227:VAL:H	1:F:224:VAL:HA	7	0.54
(1,95)	1:F:232:CYS:H	1:F:229:VAL:HA	3	0.53
(1,670)	1:F:232:CYS:H	1:F:229:VAL:HA	3	0.53
(1,555)	1:F:232:CYS:H	1:F:229:VAL:HA	3	0.53
(1,440)	1:F:232:CYS:H	1:F:229:VAL:HA	3	0.53
(1,325)	1:F:232:CYS:H	1:F:229:VAL:HA	3	0.53
(1,210)	1:F:232:CYS:H	1:F:229:VAL:HA	3	0.53
(1,602)	1:F:219:THR:H	1:F:216:ILE:HA	3	0.51
(1,602)	1:F:219:THR:H	1:F:216:ILE:HA	9	0.51
(1,592)	1:F:216:ILE:HG21	1:F:213:GLY:HA2	4	0.51
(1,592)	1:F:216:ILE:HG21	1:F:213:GLY:HA3	4	0.51
(1,592)	1:F:216:ILE:HG22	1:F:213:GLY:HA2	4	0.51
(1,592)	1:F:216:ILE:HG22	1:F:213:GLY:HA3	4	0.51
(1,592)	1:F:216:ILE:HG23	1:F:213:GLY:HA2	4	0.51
(1,592)	1:F:216:ILE:HG23	1:F:213:GLY:HA3	4	0.51
(1,586)	1:F:214:ILE:HG21	1:F:211:LEU:HA	12	0.51
(1,586)	1:F:214:ILE:HG22	1:F:211:LEU:HA	12	0.51
(1,586)	1:F:214:ILE:HG23	1:F:211:LEU:HA	12	0.51
(1,487)	1:F:219:THR:H	1:F:216:ILE:HA	3	0.51
(1,487)	1:F:219:THR:H	1:F:216:ILE:HA	9	0.51
(1,477)	1:F:216:ILE:HG21	1:F:213:GLY:HA2	4	0.51
(1,477)	1:F:216:ILE:HG21	1:F:213:GLY:HA3	4	0.51
(1,477)	1:F:216:ILE:HG22	1:F:213:GLY:HA2	4	0.51
(1,477)	1:F:216:ILE:HG22	1:F:213:GLY:HA3	4	0.51
(1,477)	1:F:216:ILE:HG23	1:F:213:GLY:HA2	4	0.51
(1,477)	1:F:216:ILE:HG23	1:F:213:GLY:HA3	4	0.51
(1,471)	1:F:214:ILE:HG21	1:F:211:LEU:HA	12	0.51
(1,471)	1:F:214:ILE:HG22	1:F:211:LEU:HA	12	0.51
(1,471)	1:F:214:ILE:HG23	1:F:211:LEU:HA	12	0.51

Continued on next page...

Continued from previous page...

Key	Atom-1	Atom-2	Model ID	Violation (Å)
(1,372)	1:F:219:THR:H	1:F:216:ILE:HA	3	0.51
(1,372)	1:F:219:THR:H	1:F:216:ILE:HA	9	0.51
(1,362)	1:F:216:ILE:HG21	1:F:213:GLY:HA2	4	0.51
(1,362)	1:F:216:ILE:HG21	1:F:213:GLY:HA3	4	0.51
(1,362)	1:F:216:ILE:HG22	1:F:213:GLY:HA2	4	0.51
(1,362)	1:F:216:ILE:HG22	1:F:213:GLY:HA3	4	0.51
(1,362)	1:F:216:ILE:HG23	1:F:213:GLY:HA2	4	0.51
(1,362)	1:F:216:ILE:HG23	1:F:213:GLY:HA3	4	0.51
(1,356)	1:F:214:ILE:HG21	1:F:211:LEU:HA	12	0.51
(1,356)	1:F:214:ILE:HG22	1:F:211:LEU:HA	12	0.51
(1,356)	1:F:214:ILE:HG23	1:F:211:LEU:HA	12	0.51
(1,27)	1:F:219:THR:H	1:F:216:ILE:HA	3	0.51
(1,27)	1:F:219:THR:H	1:F:216:ILE:HA	9	0.51
(1,257)	1:F:219:THR:H	1:F:216:ILE:HA	3	0.51
(1,257)	1:F:219:THR:H	1:F:216:ILE:HA	9	0.51
(1,247)	1:F:216:ILE:HG21	1:F:213:GLY:HA2	4	0.51
(1,247)	1:F:216:ILE:HG21	1:F:213:GLY:HA3	4	0.51
(1,247)	1:F:216:ILE:HG22	1:F:213:GLY:HA2	4	0.51
(1,247)	1:F:216:ILE:HG22	1:F:213:GLY:HA3	4	0.51
(1,247)	1:F:216:ILE:HG23	1:F:213:GLY:HA2	4	0.51
(1,247)	1:F:216:ILE:HG23	1:F:213:GLY:HA3	4	0.51
(1,241)	1:F:214:ILE:HG21	1:F:211:LEU:HA	12	0.51
(1,241)	1:F:214:ILE:HG22	1:F:211:LEU:HA	12	0.51
(1,241)	1:F:214:ILE:HG23	1:F:211:LEU:HA	12	0.51
(1,17)	1:F:216:ILE:HG21	1:F:213:GLY:HA2	4	0.51
(1,17)	1:F:216:ILE:HG21	1:F:213:GLY:HA3	4	0.51
(1,17)	1:F:216:ILE:HG22	1:F:213:GLY:HA2	4	0.51
(1,17)	1:F:216:ILE:HG22	1:F:213:GLY:HA3	4	0.51
(1,17)	1:F:216:ILE:HG23	1:F:213:GLY:HA2	4	0.51
(1,17)	1:F:216:ILE:HG23	1:F:213:GLY:HA3	4	0.51
(1,142)	1:F:219:THR:H	1:F:216:ILE:HA	3	0.51
(1,142)	1:F:219:THR:H	1:F:216:ILE:HA	9	0.51
(1,132)	1:F:216:ILE:HG21	1:F:213:GLY:HA2	4	0.51
(1,132)	1:F:216:ILE:HG21	1:F:213:GLY:HA3	4	0.51
(1,132)	1:F:216:ILE:HG22	1:F:213:GLY:HA2	4	0.51
(1,132)	1:F:216:ILE:HG22	1:F:213:GLY:HA3	4	0.51
(1,132)	1:F:216:ILE:HG23	1:F:213:GLY:HA2	4	0.51
(1,132)	1:F:216:ILE:HG23	1:F:213:GLY:HA3	4	0.51
(1,126)	1:F:214:ILE:HG21	1:F:211:LEU:HA	12	0.51
(1,126)	1:F:214:ILE:HG22	1:F:211:LEU:HA	12	0.51
(1,126)	1:F:214:ILE:HG23	1:F:211:LEU:HA	12	0.51
(1,11)	1:F:214:ILE:HG21	1:F:211:LEU:HA	12	0.51

Continued on next page...

Continued from previous page...

Key	Atom-1	Atom-2	Model ID	Violation (Å)
(1,11)	1:F:214:ILE:HG22	1:F:211:LEU:HA	12	0.51
(1,11)	1:F:214:ILE:HG23	1:F:211:LEU:HA	12	0.51
(1,592)	1:F:216:ILE:HG21	1:F:213:GLY:HA2	6	0.5
(1,592)	1:F:216:ILE:HG21	1:F:213:GLY:HA3	6	0.5
(1,592)	1:F:216:ILE:HG22	1:F:213:GLY:HA2	6	0.5
(1,592)	1:F:216:ILE:HG22	1:F:213:GLY:HA3	6	0.5
(1,592)	1:F:216:ILE:HG23	1:F:213:GLY:HA2	6	0.5
(1,592)	1:F:216:ILE:HG23	1:F:213:GLY:HA3	6	0.5
(1,588)	1:F:215:ILE:HG21	1:F:212:SER:HB2	12	0.5
(1,588)	1:F:215:ILE:HG21	1:F:212:SER:HB3	12	0.5
(1,588)	1:F:215:ILE:HG22	1:F:212:SER:HB2	12	0.5
(1,588)	1:F:215:ILE:HG22	1:F:212:SER:HB3	12	0.5
(1,588)	1:F:215:ILE:HG23	1:F:212:SER:HB2	12	0.5
(1,588)	1:F:215:ILE:HG23	1:F:212:SER:HB3	12	0.5
(1,477)	1:F:216:ILE:HG21	1:F:213:GLY:HA2	6	0.5
(1,477)	1:F:216:ILE:HG21	1:F:213:GLY:HA3	6	0.5
(1,477)	1:F:216:ILE:HG22	1:F:213:GLY:HA2	6	0.5
(1,477)	1:F:216:ILE:HG22	1:F:213:GLY:HA3	6	0.5
(1,477)	1:F:216:ILE:HG23	1:F:213:GLY:HA2	6	0.5
(1,477)	1:F:216:ILE:HG23	1:F:213:GLY:HA3	6	0.5
(1,473)	1:F:215:ILE:HG21	1:F:212:SER:HB2	12	0.5
(1,473)	1:F:215:ILE:HG21	1:F:212:SER:HB3	12	0.5
(1,473)	1:F:215:ILE:HG22	1:F:212:SER:HB2	12	0.5
(1,473)	1:F:215:ILE:HG22	1:F:212:SER:HB3	12	0.5
(1,473)	1:F:215:ILE:HG23	1:F:212:SER:HB2	12	0.5
(1,473)	1:F:215:ILE:HG23	1:F:212:SER:HB3	12	0.5
(1,362)	1:F:216:ILE:HG21	1:F:213:GLY:HA2	6	0.5
(1,362)	1:F:216:ILE:HG21	1:F:213:GLY:HA3	6	0.5
(1,362)	1:F:216:ILE:HG22	1:F:213:GLY:HA2	6	0.5
(1,362)	1:F:216:ILE:HG22	1:F:213:GLY:HA3	6	0.5
(1,362)	1:F:216:ILE:HG23	1:F:213:GLY:HA2	6	0.5
(1,362)	1:F:216:ILE:HG23	1:F:213:GLY:HA3	6	0.5
(1,358)	1:F:215:ILE:HG21	1:F:212:SER:HB2	12	0.5
(1,358)	1:F:215:ILE:HG21	1:F:212:SER:HB3	12	0.5
(1,358)	1:F:215:ILE:HG22	1:F:212:SER:HB2	12	0.5
(1,358)	1:F:215:ILE:HG22	1:F:212:SER:HB3	12	0.5
(1,358)	1:F:215:ILE:HG23	1:F:212:SER:HB2	12	0.5
(1,358)	1:F:215:ILE:HG23	1:F:212:SER:HB3	12	0.5
(1,247)	1:F:216:ILE:HG21	1:F:213:GLY:HA2	6	0.5
(1,247)	1:F:216:ILE:HG21	1:F:213:GLY:HA3	6	0.5
(1,247)	1:F:216:ILE:HG22	1:F:213:GLY:HA2	6	0.5
(1,247)	1:F:216:ILE:HG22	1:F:213:GLY:HA3	6	0.5

Continued on next page...

Continued from previous page...

Key	Atom-1	Atom-2	Model ID	Violation (Å)
(1,247)	1:F:216:ILE:HG23	1:F:213:GLY:HA2	6	0.5
(1,247)	1:F:216:ILE:HG23	1:F:213:GLY:HA3	6	0.5
(1,243)	1:F:215:ILE:HG21	1:F:212:SER:HB2	12	0.5
(1,243)	1:F:215:ILE:HG21	1:F:212:SER:HB3	12	0.5
(1,243)	1:F:215:ILE:HG22	1:F:212:SER:HB2	12	0.5
(1,243)	1:F:215:ILE:HG22	1:F:212:SER:HB3	12	0.5
(1,243)	1:F:215:ILE:HG23	1:F:212:SER:HB2	12	0.5
(1,243)	1:F:215:ILE:HG23	1:F:212:SER:HB3	12	0.5
(1,17)	1:F:216:ILE:HG21	1:F:213:GLY:HA2	6	0.5
(1,17)	1:F:216:ILE:HG21	1:F:213:GLY:HA3	6	0.5
(1,17)	1:F:216:ILE:HG22	1:F:213:GLY:HA2	6	0.5
(1,17)	1:F:216:ILE:HG22	1:F:213:GLY:HA3	6	0.5
(1,17)	1:F:216:ILE:HG23	1:F:213:GLY:HA2	6	0.5
(1,17)	1:F:216:ILE:HG23	1:F:213:GLY:HA3	6	0.5
(1,132)	1:F:216:ILE:HG21	1:F:213:GLY:HA2	6	0.5
(1,132)	1:F:216:ILE:HG21	1:F:213:GLY:HA3	6	0.5
(1,132)	1:F:216:ILE:HG22	1:F:213:GLY:HA2	6	0.5
(1,132)	1:F:216:ILE:HG22	1:F:213:GLY:HA3	6	0.5
(1,132)	1:F:216:ILE:HG23	1:F:213:GLY:HA2	6	0.5
(1,132)	1:F:216:ILE:HG23	1:F:213:GLY:HA3	6	0.5
(1,13)	1:F:215:ILE:HG21	1:F:212:SER:HB2	12	0.5
(1,13)	1:F:215:ILE:HG21	1:F:212:SER:HB3	12	0.5
(1,13)	1:F:215:ILE:HG22	1:F:212:SER:HB2	12	0.5
(1,13)	1:F:215:ILE:HG22	1:F:212:SER:HB3	12	0.5
(1,13)	1:F:215:ILE:HG23	1:F:212:SER:HB2	12	0.5
(1,13)	1:F:215:ILE:HG23	1:F:212:SER:HB3	12	0.5
(1,128)	1:F:215:ILE:HG21	1:F:212:SER:HB2	12	0.5
(1,128)	1:F:215:ILE:HG21	1:F:212:SER:HB3	12	0.5
(1,128)	1:F:215:ILE:HG22	1:F:212:SER:HB2	12	0.5
(1,128)	1:F:215:ILE:HG22	1:F:212:SER:HB3	12	0.5
(1,128)	1:F:215:ILE:HG23	1:F:212:SER:HB2	12	0.5
(1,128)	1:F:215:ILE:HG23	1:F:212:SER:HB3	12	0.5
(1,740)	1:F:218:VAL:H	1:F:220:VAL:HG21	15	0.49
(1,740)	1:F:218:VAL:H	1:F:220:VAL:HG22	15	0.49
(1,740)	1:F:218:VAL:H	1:F:220:VAL:HG23	15	0.49
(1,739)	1:F:218:VAL:H	1:F:220:VAL:HG21	15	0.49
(1,739)	1:F:218:VAL:H	1:F:220:VAL:HG22	15	0.49
(1,739)	1:F:218:VAL:H	1:F:220:VAL:HG23	15	0.49
(1,684)	1:F:235:LEU:H	1:F:231:VAL:HG21	12	0.49
(1,684)	1:F:235:LEU:H	1:F:231:VAL:HG22	12	0.49
(1,684)	1:F:235:LEU:H	1:F:231:VAL:HG23	12	0.49
(1,65)	1:F:226:ILE:H	1:F:223:VAL:HA	5	0.49

Continued on next page...

Continued from previous page...

Key	Atom-1	Atom-2	Model ID	Violation (Å)
(1,640)	1:F:226:ILE:H	1:F:223:VAL:HA	5	0.49
(1,569)	1:F:235:LEU:H	1:F:231:VAL:HG21	12	0.49
(1,569)	1:F:235:LEU:H	1:F:231:VAL:HG22	12	0.49
(1,569)	1:F:235:LEU:H	1:F:231:VAL:HG23	12	0.49
(1,525)	1:F:226:ILE:H	1:F:223:VAL:HA	5	0.49
(1,454)	1:F:235:LEU:H	1:F:231:VAL:HG21	12	0.49
(1,454)	1:F:235:LEU:H	1:F:231:VAL:HG22	12	0.49
(1,454)	1:F:235:LEU:H	1:F:231:VAL:HG23	12	0.49
(1,410)	1:F:226:ILE:H	1:F:223:VAL:HA	5	0.49
(1,339)	1:F:235:LEU:H	1:F:231:VAL:HG21	12	0.49
(1,339)	1:F:235:LEU:H	1:F:231:VAL:HG22	12	0.49
(1,339)	1:F:235:LEU:H	1:F:231:VAL:HG23	12	0.49
(1,295)	1:F:226:ILE:H	1:F:223:VAL:HA	5	0.49
(1,224)	1:F:235:LEU:H	1:F:231:VAL:HG21	12	0.49
(1,224)	1:F:235:LEU:H	1:F:231:VAL:HG22	12	0.49
(1,224)	1:F:235:LEU:H	1:F:231:VAL:HG23	12	0.49
(1,180)	1:F:226:ILE:H	1:F:223:VAL:HA	5	0.49
(1,109)	1:F:235:LEU:H	1:F:231:VAL:HG21	12	0.49
(1,109)	1:F:235:LEU:H	1:F:231:VAL:HG22	12	0.49
(1,109)	1:F:235:LEU:H	1:F:231:VAL:HG23	12	0.49
(1,744)	1:F:224:VAL:HG21	1:F:221:ALA:HB1	9	0.48
(1,744)	1:F:224:VAL:HG21	1:F:221:ALA:HB2	9	0.48
(1,744)	1:F:224:VAL:HG21	1:F:221:ALA:HB3	9	0.48
(1,744)	1:F:224:VAL:HG22	1:F:221:ALA:HB1	9	0.48
(1,744)	1:F:224:VAL:HG22	1:F:221:ALA:HB2	9	0.48
(1,744)	1:F:224:VAL:HG22	1:F:221:ALA:HB3	9	0.48
(1,744)	1:F:224:VAL:HG23	1:F:221:ALA:HB1	9	0.48
(1,744)	1:F:224:VAL:HG23	1:F:221:ALA:HB2	9	0.48
(1,744)	1:F:224:VAL:HG23	1:F:221:ALA:HB3	9	0.48
(1,743)	1:F:224:VAL:HG21	1:F:221:ALA:HB1	9	0.48
(1,743)	1:F:224:VAL:HG21	1:F:221:ALA:HB2	9	0.48
(1,743)	1:F:224:VAL:HG21	1:F:221:ALA:HB3	9	0.48
(1,743)	1:F:224:VAL:HG22	1:F:221:ALA:HB1	9	0.48
(1,743)	1:F:224:VAL:HG22	1:F:221:ALA:HB2	9	0.48
(1,743)	1:F:224:VAL:HG22	1:F:221:ALA:HB3	9	0.48
(1,743)	1:F:224:VAL:HG23	1:F:221:ALA:HB1	9	0.48
(1,743)	1:F:224:VAL:HG23	1:F:221:ALA:HB2	9	0.48
(1,743)	1:F:224:VAL:HG23	1:F:221:ALA:HB3	9	0.48
(1,69)	1:F:227:VAL:H	1:F:224:VAL:HA	4	0.48
(1,644)	1:F:227:VAL:H	1:F:224:VAL:HA	4	0.48
(1,624)	1:F:223:VAL:H	1:F:220:VAL:HA	8	0.48
(1,529)	1:F:227:VAL:H	1:F:224:VAL:HA	4	0.48

Continued on next page...

Continued from previous page...

Key	Atom-1	Atom-2	Model ID	Violation (Å)
(1,509)	1:F:223:VAL:H	1:F:220:VAL:HA	8	0.48
(1,49)	1:F:223:VAL:H	1:F:220:VAL:HA	8	0.48
(1,414)	1:F:227:VAL:H	1:F:224:VAL:HA	4	0.48
(1,394)	1:F:223:VAL:H	1:F:220:VAL:HA	8	0.48
(1,299)	1:F:227:VAL:H	1:F:224:VAL:HA	4	0.48
(1,279)	1:F:223:VAL:H	1:F:220:VAL:HA	8	0.48
(1,184)	1:F:227:VAL:H	1:F:224:VAL:HA	4	0.48
(1,164)	1:F:223:VAL:H	1:F:220:VAL:HA	8	0.48
(1,685)	1:F:236:LEU:H	1:F:233:LYS:HG2	3	0.47
(1,685)	1:F:236:LEU:H	1:F:233:LYS:HG3	3	0.47
(1,635)	1:F:225:LEU:H	1:F:222:ALA:HA	13	0.47
(1,60)	1:F:225:LEU:H	1:F:222:ALA:HA	13	0.47
(1,570)	1:F:236:LEU:H	1:F:233:LYS:HG2	3	0.47
(1,570)	1:F:236:LEU:H	1:F:233:LYS:HG3	3	0.47
(1,520)	1:F:225:LEU:H	1:F:222:ALA:HA	13	0.47
(1,455)	1:F:236:LEU:H	1:F:233:LYS:HG2	3	0.47
(1,455)	1:F:236:LEU:H	1:F:233:LYS:HG3	3	0.47
(1,405)	1:F:225:LEU:H	1:F:222:ALA:HA	13	0.47
(1,340)	1:F:236:LEU:H	1:F:233:LYS:HG2	3	0.47
(1,340)	1:F:236:LEU:H	1:F:233:LYS:HG3	3	0.47
(1,290)	1:F:225:LEU:H	1:F:222:ALA:HA	13	0.47
(1,225)	1:F:236:LEU:H	1:F:233:LYS:HG2	3	0.47
(1,225)	1:F:236:LEU:H	1:F:233:LYS:HG3	3	0.47
(1,175)	1:F:225:LEU:H	1:F:222:ALA:HA	13	0.47
(1,110)	1:F:236:LEU:H	1:F:233:LYS:HG2	3	0.47
(1,110)	1:F:236:LEU:H	1:F:233:LYS:HG3	3	0.47
(1,740)	1:F:218:VAL:H	1:F:220:VAL:HG21	8	0.46
(1,740)	1:F:218:VAL:H	1:F:220:VAL:HG22	8	0.46
(1,740)	1:F:218:VAL:H	1:F:220:VAL:HG23	8	0.46
(1,739)	1:F:218:VAL:H	1:F:220:VAL:HG21	8	0.46
(1,739)	1:F:218:VAL:H	1:F:220:VAL:HG22	8	0.46
(1,739)	1:F:218:VAL:H	1:F:220:VAL:HG23	8	0.46
(1,675)	1:F:233:LYS:H	1:F:230:PHE:HA	14	0.46
(1,608)	1:F:220:VAL:H	1:F:217:GLY:HA2	1	0.46
(1,608)	1:F:220:VAL:H	1:F:217:GLY:HA3	1	0.46
(1,602)	1:F:219:THR:H	1:F:216:ILE:HA	2	0.46
(1,602)	1:F:219:THR:H	1:F:216:ILE:HA	13	0.46
(1,560)	1:F:233:LYS:H	1:F:230:PHE:HA	14	0.46
(1,493)	1:F:220:VAL:H	1:F:217:GLY:HA2	1	0.46
(1,493)	1:F:220:VAL:H	1:F:217:GLY:HA3	1	0.46
(1,487)	1:F:219:THR:H	1:F:216:ILE:HA	2	0.46
(1,487)	1:F:219:THR:H	1:F:216:ILE:HA	13	0.46

Continued on next page...

Continued from previous page...

Key	Atom-1	Atom-2	Model ID	Violation (Å)
(1,445)	1:F:233:LYS:H	1:F:230:PHE:HA	14	0.46
(1,378)	1:F:220:VAL:H	1:F:217:GLY:HA2	1	0.46
(1,378)	1:F:220:VAL:H	1:F:217:GLY:HA3	1	0.46
(1,372)	1:F:219:THR:H	1:F:216:ILE:HA	2	0.46
(1,372)	1:F:219:THR:H	1:F:216:ILE:HA	13	0.46
(1,330)	1:F:233:LYS:H	1:F:230:PHE:HA	14	0.46
(1,33)	1:F:220:VAL:H	1:F:217:GLY:HA2	1	0.46
(1,33)	1:F:220:VAL:H	1:F:217:GLY:HA3	1	0.46
(1,27)	1:F:219:THR:H	1:F:216:ILE:HA	2	0.46
(1,27)	1:F:219:THR:H	1:F:216:ILE:HA	13	0.46
(1,263)	1:F:220:VAL:H	1:F:217:GLY:HA2	1	0.46
(1,263)	1:F:220:VAL:H	1:F:217:GLY:HA3	1	0.46
(1,257)	1:F:219:THR:H	1:F:216:ILE:HA	2	0.46
(1,257)	1:F:219:THR:H	1:F:216:ILE:HA	13	0.46
(1,215)	1:F:233:LYS:H	1:F:230:PHE:HA	14	0.46
(1,148)	1:F:220:VAL:H	1:F:217:GLY:HA2	1	0.46
(1,148)	1:F:220:VAL:H	1:F:217:GLY:HA3	1	0.46
(1,142)	1:F:219:THR:H	1:F:216:ILE:HA	2	0.46
(1,142)	1:F:219:THR:H	1:F:216:ILE:HA	13	0.46
(1,100)	1:F:233:LYS:H	1:F:230:PHE:HA	14	0.46
(1,740)	1:F:218:VAL:H	1:F:220:VAL:HG21	2	0.44
(1,740)	1:F:218:VAL:H	1:F:220:VAL:HG22	2	0.44
(1,740)	1:F:218:VAL:H	1:F:220:VAL:HG23	2	0.44
(1,739)	1:F:218:VAL:H	1:F:220:VAL:HG21	2	0.44
(1,739)	1:F:218:VAL:H	1:F:220:VAL:HG22	2	0.44
(1,739)	1:F:218:VAL:H	1:F:220:VAL:HG23	2	0.44
(1,685)	1:F:236:LEU:H	1:F:233:LYS:HG2	9	0.44
(1,685)	1:F:236:LEU:H	1:F:233:LYS:HG3	9	0.44
(1,570)	1:F:236:LEU:H	1:F:233:LYS:HG2	9	0.44
(1,570)	1:F:236:LEU:H	1:F:233:LYS:HG3	9	0.44
(1,455)	1:F:236:LEU:H	1:F:233:LYS:HG2	9	0.44
(1,455)	1:F:236:LEU:H	1:F:233:LYS:HG3	9	0.44
(1,340)	1:F:236:LEU:H	1:F:233:LYS:HG2	9	0.44
(1,340)	1:F:236:LEU:H	1:F:233:LYS:HG3	9	0.44
(1,225)	1:F:236:LEU:H	1:F:233:LYS:HG2	9	0.44
(1,225)	1:F:236:LEU:H	1:F:233:LYS:HG3	9	0.44
(1,110)	1:F:236:LEU:H	1:F:233:LYS:HG2	9	0.44
(1,110)	1:F:236:LEU:H	1:F:233:LYS:HG3	9	0.44
(1,684)	1:F:235:LEU:H	1:F:231:VAL:HG21	11	0.43
(1,684)	1:F:235:LEU:H	1:F:231:VAL:HG22	11	0.43
(1,684)	1:F:235:LEU:H	1:F:231:VAL:HG23	11	0.43
(1,635)	1:F:225:LEU:H	1:F:222:ALA:HA	8	0.43

Continued on next page...

Continued from previous page...

Key	Atom-1	Atom-2	Model ID	Violation (Å)
(1,60)	1:F:225:LEU:H	1:F:222:ALA:HA	8	0.43
(1,569)	1:F:235:LEU:H	1:F:231:VAL:HG21	11	0.43
(1,569)	1:F:235:LEU:H	1:F:231:VAL:HG22	11	0.43
(1,569)	1:F:235:LEU:H	1:F:231:VAL:HG23	11	0.43
(1,520)	1:F:225:LEU:H	1:F:222:ALA:HA	8	0.43
(1,454)	1:F:235:LEU:H	1:F:231:VAL:HG21	11	0.43
(1,454)	1:F:235:LEU:H	1:F:231:VAL:HG22	11	0.43
(1,454)	1:F:235:LEU:H	1:F:231:VAL:HG23	11	0.43
(1,405)	1:F:225:LEU:H	1:F:222:ALA:HA	8	0.43
(1,339)	1:F:235:LEU:H	1:F:231:VAL:HG21	11	0.43
(1,339)	1:F:235:LEU:H	1:F:231:VAL:HG22	11	0.43
(1,339)	1:F:235:LEU:H	1:F:231:VAL:HG23	11	0.43
(1,290)	1:F:225:LEU:H	1:F:222:ALA:HA	8	0.43
(1,224)	1:F:235:LEU:H	1:F:231:VAL:HG21	11	0.43
(1,224)	1:F:235:LEU:H	1:F:231:VAL:HG22	11	0.43
(1,224)	1:F:235:LEU:H	1:F:231:VAL:HG23	11	0.43
(1,175)	1:F:225:LEU:H	1:F:222:ALA:HA	8	0.43
(1,109)	1:F:235:LEU:H	1:F:231:VAL:HG21	11	0.43
(1,109)	1:F:235:LEU:H	1:F:231:VAL:HG22	11	0.43
(1,109)	1:F:235:LEU:H	1:F:231:VAL:HG23	11	0.43
(1,80)	1:F:229:VAL:H	1:F:226:ILE:HA	6	0.42
(1,80)	1:F:229:VAL:H	1:F:226:ILE:HA	9	0.42
(1,80)	1:F:229:VAL:H	1:F:226:ILE:HA	11	0.42
(1,655)	1:F:229:VAL:H	1:F:226:ILE:HA	6	0.42
(1,655)	1:F:229:VAL:H	1:F:226:ILE:HA	9	0.42
(1,655)	1:F:229:VAL:H	1:F:226:ILE:HA	11	0.42
(1,602)	1:F:219:THR:H	1:F:216:ILE:HA	10	0.42
(1,592)	1:F:216:ILE:HG21	1:F:213:GLY:HA2	13	0.42
(1,592)	1:F:216:ILE:HG21	1:F:213:GLY:HA3	13	0.42
(1,592)	1:F:216:ILE:HG22	1:F:213:GLY:HA2	13	0.42
(1,592)	1:F:216:ILE:HG22	1:F:213:GLY:HA3	13	0.42
(1,592)	1:F:216:ILE:HG23	1:F:213:GLY:HA2	13	0.42
(1,592)	1:F:216:ILE:HG23	1:F:213:GLY:HA3	13	0.42
(1,540)	1:F:229:VAL:H	1:F:226:ILE:HA	6	0.42
(1,540)	1:F:229:VAL:H	1:F:226:ILE:HA	9	0.42
(1,540)	1:F:229:VAL:H	1:F:226:ILE:HA	11	0.42
(1,487)	1:F:219:THR:H	1:F:216:ILE:HA	10	0.42
(1,477)	1:F:216:ILE:HG21	1:F:213:GLY:HA2	13	0.42
(1,477)	1:F:216:ILE:HG21	1:F:213:GLY:HA3	13	0.42
(1,477)	1:F:216:ILE:HG22	1:F:213:GLY:HA2	13	0.42
(1,477)	1:F:216:ILE:HG22	1:F:213:GLY:HA3	13	0.42
(1,477)	1:F:216:ILE:HG23	1:F:213:GLY:HA2	13	0.42

Continued on next page...

Continued from previous page...

Key	Atom-1	Atom-2	Model ID	Violation (Å)
(1,477)	1:F:216:ILE:HG23	1:F:213:GLY:HA3	13	0.42
(1,425)	1:F:229:VAL:H	1:F:226:ILE:HA	6	0.42
(1,425)	1:F:229:VAL:H	1:F:226:ILE:HA	9	0.42
(1,425)	1:F:229:VAL:H	1:F:226:ILE:HA	11	0.42
(1,372)	1:F:219:THR:H	1:F:216:ILE:HA	10	0.42
(1,362)	1:F:216:ILE:HG21	1:F:213:GLY:HA2	13	0.42
(1,362)	1:F:216:ILE:HG21	1:F:213:GLY:HA3	13	0.42
(1,362)	1:F:216:ILE:HG22	1:F:213:GLY:HA2	13	0.42
(1,362)	1:F:216:ILE:HG22	1:F:213:GLY:HA3	13	0.42
(1,362)	1:F:216:ILE:HG23	1:F:213:GLY:HA2	13	0.42
(1,362)	1:F:216:ILE:HG23	1:F:213:GLY:HA3	13	0.42
(1,310)	1:F:229:VAL:H	1:F:226:ILE:HA	6	0.42
(1,310)	1:F:229:VAL:H	1:F:226:ILE:HA	9	0.42
(1,310)	1:F:229:VAL:H	1:F:226:ILE:HA	11	0.42
(1,27)	1:F:219:THR:H	1:F:216:ILE:HA	10	0.42
(1,257)	1:F:219:THR:H	1:F:216:ILE:HA	10	0.42
(1,247)	1:F:216:ILE:HG21	1:F:213:GLY:HA2	13	0.42
(1,247)	1:F:216:ILE:HG21	1:F:213:GLY:HA3	13	0.42
(1,247)	1:F:216:ILE:HG22	1:F:213:GLY:HA2	13	0.42
(1,247)	1:F:216:ILE:HG22	1:F:213:GLY:HA3	13	0.42
(1,247)	1:F:216:ILE:HG23	1:F:213:GLY:HA2	13	0.42
(1,247)	1:F:216:ILE:HG23	1:F:213:GLY:HA3	13	0.42
(1,195)	1:F:229:VAL:H	1:F:226:ILE:HA	6	0.42
(1,195)	1:F:229:VAL:H	1:F:226:ILE:HA	9	0.42
(1,195)	1:F:229:VAL:H	1:F:226:ILE:HA	11	0.42
(1,17)	1:F:216:ILE:HG21	1:F:213:GLY:HA2	13	0.42
(1,17)	1:F:216:ILE:HG21	1:F:213:GLY:HA3	13	0.42
(1,17)	1:F:216:ILE:HG22	1:F:213:GLY:HA2	13	0.42
(1,17)	1:F:216:ILE:HG22	1:F:213:GLY:HA3	13	0.42
(1,17)	1:F:216:ILE:HG23	1:F:213:GLY:HA2	13	0.42
(1,17)	1:F:216:ILE:HG23	1:F:213:GLY:HA3	13	0.42
(1,142)	1:F:219:THR:H	1:F:216:ILE:HA	10	0.42
(1,132)	1:F:216:ILE:HG21	1:F:213:GLY:HA2	13	0.42
(1,132)	1:F:216:ILE:HG21	1:F:213:GLY:HA3	13	0.42
(1,132)	1:F:216:ILE:HG22	1:F:213:GLY:HA2	13	0.42
(1,132)	1:F:216:ILE:HG22	1:F:213:GLY:HA3	13	0.42
(1,132)	1:F:216:ILE:HG23	1:F:213:GLY:HA2	13	0.42
(1,132)	1:F:216:ILE:HG23	1:F:213:GLY:HA3	13	0.42
(1,80)	1:F:229:VAL:H	1:F:226:ILE:HA	4	0.41
(1,69)	1:F:227:VAL:H	1:F:224:VAL:HA	11	0.41
(1,655)	1:F:229:VAL:H	1:F:226:ILE:HA	4	0.41
(1,644)	1:F:227:VAL:H	1:F:224:VAL:HA	11	0.41

Continued on next page...

Continued from previous page...

Key	Atom-1	Atom-2	Model ID	Violation (Å)
(1,608)	1:F:220:VAL:H	1:F:217:GLY:HA2	7	0.41
(1,608)	1:F:220:VAL:H	1:F:217:GLY:HA3	7	0.41
(1,602)	1:F:219:THR:H	1:F:216:ILE:HA	1	0.41
(1,597)	1:F:218:VAL:H	1:F:215:ILE:HA	3	0.41
(1,540)	1:F:229:VAL:H	1:F:226:ILE:HA	4	0.41
(1,529)	1:F:227:VAL:H	1:F:224:VAL:HA	11	0.41
(1,493)	1:F:220:VAL:H	1:F:217:GLY:HA2	7	0.41
(1,493)	1:F:220:VAL:H	1:F:217:GLY:HA3	7	0.41
(1,487)	1:F:219:THR:H	1:F:216:ILE:HA	1	0.41
(1,482)	1:F:218:VAL:H	1:F:215:ILE:HA	3	0.41
(1,425)	1:F:229:VAL:H	1:F:226:ILE:HA	4	0.41
(1,414)	1:F:227:VAL:H	1:F:224:VAL:HA	11	0.41
(1,378)	1:F:220:VAL:H	1:F:217:GLY:HA2	7	0.41
(1,378)	1:F:220:VAL:H	1:F:217:GLY:HA3	7	0.41
(1,372)	1:F:219:THR:H	1:F:216:ILE:HA	1	0.41
(1,367)	1:F:218:VAL:H	1:F:215:ILE:HA	3	0.41
(1,33)	1:F:220:VAL:H	1:F:217:GLY:HA2	7	0.41
(1,33)	1:F:220:VAL:H	1:F:217:GLY:HA3	7	0.41
(1,310)	1:F:229:VAL:H	1:F:226:ILE:HA	4	0.41
(1,299)	1:F:227:VAL:H	1:F:224:VAL:HA	11	0.41
(1,27)	1:F:219:THR:H	1:F:216:ILE:HA	1	0.41
(1,263)	1:F:220:VAL:H	1:F:217:GLY:HA2	7	0.41
(1,263)	1:F:220:VAL:H	1:F:217:GLY:HA3	7	0.41
(1,257)	1:F:219:THR:H	1:F:216:ILE:HA	1	0.41
(1,252)	1:F:218:VAL:H	1:F:215:ILE:HA	3	0.41
(1,22)	1:F:218:VAL:H	1:F:215:ILE:HA	3	0.41
(1,195)	1:F:229:VAL:H	1:F:226:ILE:HA	4	0.41
(1,184)	1:F:227:VAL:H	1:F:224:VAL:HA	11	0.41
(1,148)	1:F:220:VAL:H	1:F:217:GLY:HA2	7	0.41
(1,148)	1:F:220:VAL:H	1:F:217:GLY:HA3	7	0.41
(1,142)	1:F:219:THR:H	1:F:216:ILE:HA	1	0.41
(1,137)	1:F:218:VAL:H	1:F:215:ILE:HA	3	0.41
(1,689)	1:F:240:VAL:H	1:F:239:LYS:HA	15	0.4
(1,684)	1:F:235:LEU:H	1:F:231:VAL:HG21	4	0.4
(1,684)	1:F:235:LEU:H	1:F:231:VAL:HG22	4	0.4
(1,684)	1:F:235:LEU:H	1:F:231:VAL:HG23	4	0.4
(1,684)	1:F:235:LEU:H	1:F:231:VAL:HG21	9	0.4
(1,684)	1:F:235:LEU:H	1:F:231:VAL:HG22	9	0.4
(1,684)	1:F:235:LEU:H	1:F:231:VAL:HG23	9	0.4
(1,597)	1:F:218:VAL:H	1:F:215:ILE:HA	10	0.4
(1,597)	1:F:218:VAL:H	1:F:215:ILE:HA	11	0.4
(1,574)	1:F:240:VAL:H	1:F:239:LYS:HA	15	0.4

Continued on next page...

Continued from previous page...

Key	Atom-1	Atom-2	Model ID	Violation (Å)
(1,569)	1:F:235:LEU:H	1:F:231:VAL:HG21	4	0.4
(1,569)	1:F:235:LEU:H	1:F:231:VAL:HG22	4	0.4
(1,569)	1:F:235:LEU:H	1:F:231:VAL:HG23	4	0.4
(1,569)	1:F:235:LEU:H	1:F:231:VAL:HG21	9	0.4
(1,569)	1:F:235:LEU:H	1:F:231:VAL:HG22	9	0.4
(1,569)	1:F:235:LEU:H	1:F:231:VAL:HG23	9	0.4
(1,482)	1:F:218:VAL:H	1:F:215:ILE:HA	10	0.4
(1,482)	1:F:218:VAL:H	1:F:215:ILE:HA	11	0.4
(1,459)	1:F:240:VAL:H	1:F:239:LYS:HA	15	0.4
(1,454)	1:F:235:LEU:H	1:F:231:VAL:HG21	4	0.4
(1,454)	1:F:235:LEU:H	1:F:231:VAL:HG22	4	0.4
(1,454)	1:F:235:LEU:H	1:F:231:VAL:HG23	4	0.4
(1,454)	1:F:235:LEU:H	1:F:231:VAL:HG21	9	0.4
(1,454)	1:F:235:LEU:H	1:F:231:VAL:HG22	9	0.4
(1,454)	1:F:235:LEU:H	1:F:231:VAL:HG23	9	0.4
(1,367)	1:F:218:VAL:H	1:F:215:ILE:HA	10	0.4
(1,367)	1:F:218:VAL:H	1:F:215:ILE:HA	11	0.4
(1,344)	1:F:240:VAL:H	1:F:239:LYS:HA	15	0.4
(1,339)	1:F:235:LEU:H	1:F:231:VAL:HG21	4	0.4
(1,339)	1:F:235:LEU:H	1:F:231:VAL:HG22	4	0.4
(1,339)	1:F:235:LEU:H	1:F:231:VAL:HG23	4	0.4
(1,339)	1:F:235:LEU:H	1:F:231:VAL:HG21	9	0.4
(1,339)	1:F:235:LEU:H	1:F:231:VAL:HG22	9	0.4
(1,339)	1:F:235:LEU:H	1:F:231:VAL:HG23	9	0.4
(1,252)	1:F:218:VAL:H	1:F:215:ILE:HA	10	0.4
(1,252)	1:F:218:VAL:H	1:F:215:ILE:HA	11	0.4
(1,229)	1:F:240:VAL:H	1:F:239:LYS:HA	15	0.4
(1,224)	1:F:235:LEU:H	1:F:231:VAL:HG21	4	0.4
(1,224)	1:F:235:LEU:H	1:F:231:VAL:HG22	4	0.4
(1,224)	1:F:235:LEU:H	1:F:231:VAL:HG23	4	0.4
(1,224)	1:F:235:LEU:H	1:F:231:VAL:HG21	9	0.4
(1,224)	1:F:235:LEU:H	1:F:231:VAL:HG22	9	0.4
(1,224)	1:F:235:LEU:H	1:F:231:VAL:HG23	9	0.4
(1,22)	1:F:218:VAL:H	1:F:215:ILE:HA	10	0.4
(1,22)	1:F:218:VAL:H	1:F:215:ILE:HA	11	0.4
(1,137)	1:F:218:VAL:H	1:F:215:ILE:HA	10	0.4
(1,137)	1:F:218:VAL:H	1:F:215:ILE:HA	11	0.4
(1,114)	1:F:240:VAL:H	1:F:239:LYS:HA	15	0.4
(1,109)	1:F:235:LEU:H	1:F:231:VAL:HG21	4	0.4
(1,109)	1:F:235:LEU:H	1:F:231:VAL:HG22	4	0.4
(1,109)	1:F:235:LEU:H	1:F:231:VAL:HG23	4	0.4
(1,109)	1:F:235:LEU:H	1:F:231:VAL:HG21	9	0.4

Continued on next page...

Continued from previous page...

Key	Atom-1	Atom-2	Model ID	Violation (Å)
(1,109)	1:F:235:LEU:H	1:F:231:VAL:HG22	9	0.4
(1,109)	1:F:235:LEU:H	1:F:231:VAL:HG23	9	0.4
(1,80)	1:F:229:VAL:H	1:F:226:ILE:HA	3	0.39
(1,80)	1:F:229:VAL:H	1:F:226:ILE:HA	13	0.39
(1,80)	1:F:229:VAL:H	1:F:226:ILE:HA	15	0.39
(1,740)	1:F:218:VAL:H	1:F:220:VAL:HG21	3	0.39
(1,740)	1:F:218:VAL:H	1:F:220:VAL:HG22	3	0.39
(1,740)	1:F:218:VAL:H	1:F:220:VAL:HG23	3	0.39
(1,739)	1:F:218:VAL:H	1:F:220:VAL:HG21	3	0.39
(1,739)	1:F:218:VAL:H	1:F:220:VAL:HG22	3	0.39
(1,739)	1:F:218:VAL:H	1:F:220:VAL:HG23	3	0.39
(1,688)	1:F:236:LEU:HD21	1:F:233:LYS:HA	1	0.39
(1,688)	1:F:236:LEU:HD22	1:F:233:LYS:HA	1	0.39
(1,688)	1:F:236:LEU:HD23	1:F:233:LYS:HA	1	0.39
(1,684)	1:F:235:LEU:H	1:F:231:VAL:HG21	10	0.39
(1,684)	1:F:235:LEU:H	1:F:231:VAL:HG22	10	0.39
(1,684)	1:F:235:LEU:H	1:F:231:VAL:HG23	10	0.39
(1,655)	1:F:229:VAL:H	1:F:226:ILE:HA	3	0.39
(1,655)	1:F:229:VAL:H	1:F:226:ILE:HA	13	0.39
(1,655)	1:F:229:VAL:H	1:F:226:ILE:HA	15	0.39
(1,624)	1:F:223:VAL:H	1:F:220:VAL:HA	12	0.39
(1,608)	1:F:220:VAL:H	1:F:217:GLY:HA2	4	0.39
(1,608)	1:F:220:VAL:H	1:F:217:GLY:HA3	4	0.39
(1,602)	1:F:219:THR:H	1:F:216:ILE:HA	11	0.39
(1,602)	1:F:219:THR:H	1:F:216:ILE:HA	14	0.39
(1,597)	1:F:218:VAL:H	1:F:215:ILE:HA	14	0.39
(1,589)	1:F:215:ILE:HG21	1:F:216:ILE:H	8	0.39
(1,589)	1:F:215:ILE:HG22	1:F:216:ILE:H	8	0.39
(1,589)	1:F:215:ILE:HG23	1:F:216:ILE:H	8	0.39
(1,573)	1:F:236:LEU:HD21	1:F:233:LYS:HA	1	0.39
(1,573)	1:F:236:LEU:HD22	1:F:233:LYS:HA	1	0.39
(1,573)	1:F:236:LEU:HD23	1:F:233:LYS:HA	1	0.39
(1,569)	1:F:235:LEU:H	1:F:231:VAL:HG21	10	0.39
(1,569)	1:F:235:LEU:H	1:F:231:VAL:HG22	10	0.39
(1,569)	1:F:235:LEU:H	1:F:231:VAL:HG23	10	0.39
(1,540)	1:F:229:VAL:H	1:F:226:ILE:HA	3	0.39
(1,540)	1:F:229:VAL:H	1:F:226:ILE:HA	13	0.39
(1,540)	1:F:229:VAL:H	1:F:226:ILE:HA	15	0.39
(1,509)	1:F:223:VAL:H	1:F:220:VAL:HA	12	0.39
(1,493)	1:F:220:VAL:H	1:F:217:GLY:HA2	4	0.39
(1,493)	1:F:220:VAL:H	1:F:217:GLY:HA3	4	0.39
(1,49)	1:F:223:VAL:H	1:F:220:VAL:HA	12	0.39

Continued on next page...

Continued from previous page...

Key	Atom-1	Atom-2	Model ID	Violation (Å)
(1,487)	1:F:219:THR:H	1:F:216:ILE:HA	11	0.39
(1,487)	1:F:219:THR:H	1:F:216:ILE:HA	14	0.39
(1,482)	1:F:218:VAL:H	1:F:215:ILE:HA	14	0.39
(1,474)	1:F:215:ILE:HG21	1:F:216:ILE:H	8	0.39
(1,474)	1:F:215:ILE:HG22	1:F:216:ILE:H	8	0.39
(1,474)	1:F:215:ILE:HG23	1:F:216:ILE:H	8	0.39
(1,458)	1:F:236:LEU:HD21	1:F:233:LYS:HA	1	0.39
(1,458)	1:F:236:LEU:HD22	1:F:233:LYS:HA	1	0.39
(1,458)	1:F:236:LEU:HD23	1:F:233:LYS:HA	1	0.39
(1,454)	1:F:235:LEU:H	1:F:231:VAL:HG21	10	0.39
(1,454)	1:F:235:LEU:H	1:F:231:VAL:HG22	10	0.39
(1,454)	1:F:235:LEU:H	1:F:231:VAL:HG23	10	0.39
(1,425)	1:F:229:VAL:H	1:F:226:ILE:HA	3	0.39
(1,425)	1:F:229:VAL:H	1:F:226:ILE:HA	13	0.39
(1,425)	1:F:229:VAL:H	1:F:226:ILE:HA	15	0.39
(1,394)	1:F:223:VAL:H	1:F:220:VAL:HA	12	0.39
(1,378)	1:F:220:VAL:H	1:F:217:GLY:HA2	4	0.39
(1,378)	1:F:220:VAL:H	1:F:217:GLY:HA3	4	0.39
(1,372)	1:F:219:THR:H	1:F:216:ILE:HA	11	0.39
(1,372)	1:F:219:THR:H	1:F:216:ILE:HA	14	0.39
(1,367)	1:F:218:VAL:H	1:F:215:ILE:HA	14	0.39
(1,359)	1:F:215:ILE:HG21	1:F:216:ILE:H	8	0.39
(1,359)	1:F:215:ILE:HG22	1:F:216:ILE:H	8	0.39
(1,359)	1:F:215:ILE:HG23	1:F:216:ILE:H	8	0.39
(1,343)	1:F:236:LEU:HD21	1:F:233:LYS:HA	1	0.39
(1,343)	1:F:236:LEU:HD22	1:F:233:LYS:HA	1	0.39
(1,343)	1:F:236:LEU:HD23	1:F:233:LYS:HA	1	0.39
(1,339)	1:F:235:LEU:H	1:F:231:VAL:HG21	10	0.39
(1,339)	1:F:235:LEU:H	1:F:231:VAL:HG22	10	0.39
(1,339)	1:F:235:LEU:H	1:F:231:VAL:HG23	10	0.39
(1,33)	1:F:220:VAL:H	1:F:217:GLY:HA2	4	0.39
(1,33)	1:F:220:VAL:H	1:F:217:GLY:HA3	4	0.39
(1,310)	1:F:229:VAL:H	1:F:226:ILE:HA	3	0.39
(1,310)	1:F:229:VAL:H	1:F:226:ILE:HA	13	0.39
(1,310)	1:F:229:VAL:H	1:F:226:ILE:HA	15	0.39
(1,279)	1:F:223:VAL:H	1:F:220:VAL:HA	12	0.39
(1,27)	1:F:219:THR:H	1:F:216:ILE:HA	11	0.39
(1,27)	1:F:219:THR:H	1:F:216:ILE:HA	14	0.39
(1,263)	1:F:220:VAL:H	1:F:217:GLY:HA2	4	0.39
(1,263)	1:F:220:VAL:H	1:F:217:GLY:HA3	4	0.39
(1,257)	1:F:219:THR:H	1:F:216:ILE:HA	11	0.39
(1,257)	1:F:219:THR:H	1:F:216:ILE:HA	14	0.39

Continued on next page...

Continued from previous page...

Key	Atom-1	Atom-2	Model ID	Violation (Å)
(1,252)	1:F:218:VAL:H	1:F:215:ILE:HA	14	0.39
(1,244)	1:F:215:ILE:HG21	1:F:216:ILE:H	8	0.39
(1,244)	1:F:215:ILE:HG22	1:F:216:ILE:H	8	0.39
(1,244)	1:F:215:ILE:HG23	1:F:216:ILE:H	8	0.39
(1,228)	1:F:236:LEU:HD21	1:F:233:LYS:HA	1	0.39
(1,228)	1:F:236:LEU:HD22	1:F:233:LYS:HA	1	0.39
(1,228)	1:F:236:LEU:HD23	1:F:233:LYS:HA	1	0.39
(1,224)	1:F:235:LEU:H	1:F:231:VAL:HG21	10	0.39
(1,224)	1:F:235:LEU:H	1:F:231:VAL:HG22	10	0.39
(1,224)	1:F:235:LEU:H	1:F:231:VAL:HG23	10	0.39
(1,22)	1:F:218:VAL:H	1:F:215:ILE:HA	14	0.39
(1,195)	1:F:229:VAL:H	1:F:226:ILE:HA	3	0.39
(1,195)	1:F:229:VAL:H	1:F:226:ILE:HA	13	0.39
(1,195)	1:F:229:VAL:H	1:F:226:ILE:HA	15	0.39
(1,164)	1:F:223:VAL:H	1:F:220:VAL:HA	12	0.39
(1,148)	1:F:220:VAL:H	1:F:217:GLY:HA2	4	0.39
(1,148)	1:F:220:VAL:H	1:F:217:GLY:HA3	4	0.39
(1,142)	1:F:219:THR:H	1:F:216:ILE:HA	11	0.39
(1,142)	1:F:219:THR:H	1:F:216:ILE:HA	14	0.39
(1,14)	1:F:215:ILE:HG21	1:F:216:ILE:H	8	0.39
(1,14)	1:F:215:ILE:HG22	1:F:216:ILE:H	8	0.39
(1,14)	1:F:215:ILE:HG23	1:F:216:ILE:H	8	0.39
(1,137)	1:F:218:VAL:H	1:F:215:ILE:HA	14	0.39
(1,129)	1:F:215:ILE:HG21	1:F:216:ILE:H	8	0.39
(1,129)	1:F:215:ILE:HG22	1:F:216:ILE:H	8	0.39
(1,129)	1:F:215:ILE:HG23	1:F:216:ILE:H	8	0.39
(1,113)	1:F:236:LEU:HD21	1:F:233:LYS:HA	1	0.39
(1,113)	1:F:236:LEU:HD22	1:F:233:LYS:HA	1	0.39
(1,113)	1:F:236:LEU:HD23	1:F:233:LYS:HA	1	0.39
(1,109)	1:F:235:LEU:H	1:F:231:VAL:HG21	10	0.39
(1,109)	1:F:235:LEU:H	1:F:231:VAL:HG22	10	0.39
(1,109)	1:F:235:LEU:H	1:F:231:VAL:HG23	10	0.39
(1,92)	1:F:231:VAL:HG11	1:F:228:ALA:HA	9	0.38
(1,92)	1:F:231:VAL:HG12	1:F:228:ALA:HA	9	0.38
(1,92)	1:F:231:VAL:HG13	1:F:228:ALA:HA	9	0.38
(1,80)	1:F:229:VAL:H	1:F:226:ILE:HA	1	0.38
(1,80)	1:F:229:VAL:H	1:F:226:ILE:HA	5	0.38
(1,736)	1:F:214:ILE:H	1:F:216:ILE:HG21	5	0.38
(1,736)	1:F:214:ILE:H	1:F:216:ILE:HG22	5	0.38
(1,736)	1:F:214:ILE:H	1:F:216:ILE:HG23	5	0.38
(1,735)	1:F:214:ILE:H	1:F:216:ILE:HG21	5	0.38
(1,735)	1:F:214:ILE:H	1:F:216:ILE:HG22	5	0.38

Continued on next page...

Continued from previous page...

Key	Atom-1	Atom-2	Model ID	Violation (Å)
(1,735)	1:F:214:ILE:H	1:F:216:ILE:HG23	5	0.38
(1,667)	1:F:231:VAL:HG11	1:F:228:ALA:HA	9	0.38
(1,667)	1:F:231:VAL:HG12	1:F:228:ALA:HA	9	0.38
(1,667)	1:F:231:VAL:HG13	1:F:228:ALA:HA	9	0.38
(1,655)	1:F:229:VAL:H	1:F:226:ILE:HA	1	0.38
(1,655)	1:F:229:VAL:H	1:F:226:ILE:HA	5	0.38
(1,635)	1:F:225:LEU:H	1:F:222:ALA:HA	6	0.38
(1,624)	1:F:223:VAL:H	1:F:220:VAL:HA	9	0.38
(1,602)	1:F:219:THR:H	1:F:216:ILE:HA	6	0.38
(1,60)	1:F:225:LEU:H	1:F:222:ALA:HA	6	0.38
(1,597)	1:F:218:VAL:H	1:F:215:ILE:HA	7	0.38
(1,588)	1:F:215:ILE:HG21	1:F:212:SER:HB2	8	0.38
(1,588)	1:F:215:ILE:HG21	1:F:212:SER:HB3	8	0.38
(1,588)	1:F:215:ILE:HG22	1:F:212:SER:HB2	8	0.38
(1,588)	1:F:215:ILE:HG22	1:F:212:SER:HB3	8	0.38
(1,588)	1:F:215:ILE:HG23	1:F:212:SER:HB2	8	0.38
(1,588)	1:F:215:ILE:HG23	1:F:212:SER:HB3	8	0.38
(1,587)	1:F:215:ILE:HG21	1:F:212:SER:HA	5	0.38
(1,587)	1:F:215:ILE:HG22	1:F:212:SER:HA	5	0.38
(1,587)	1:F:215:ILE:HG23	1:F:212:SER:HA	5	0.38
(1,552)	1:F:231:VAL:HG11	1:F:228:ALA:HA	9	0.38
(1,552)	1:F:231:VAL:HG12	1:F:228:ALA:HA	9	0.38
(1,552)	1:F:231:VAL:HG13	1:F:228:ALA:HA	9	0.38
(1,540)	1:F:229:VAL:H	1:F:226:ILE:HA	1	0.38
(1,540)	1:F:229:VAL:H	1:F:226:ILE:HA	5	0.38
(1,520)	1:F:225:LEU:H	1:F:222:ALA:HA	6	0.38
(1,509)	1:F:223:VAL:H	1:F:220:VAL:HA	9	0.38
(1,49)	1:F:223:VAL:H	1:F:220:VAL:HA	9	0.38
(1,487)	1:F:219:THR:H	1:F:216:ILE:HA	6	0.38
(1,482)	1:F:218:VAL:H	1:F:215:ILE:HA	7	0.38
(1,473)	1:F:215:ILE:HG21	1:F:212:SER:HB2	8	0.38
(1,473)	1:F:215:ILE:HG21	1:F:212:SER:HB3	8	0.38
(1,473)	1:F:215:ILE:HG22	1:F:212:SER:HB2	8	0.38
(1,473)	1:F:215:ILE:HG22	1:F:212:SER:HB3	8	0.38
(1,473)	1:F:215:ILE:HG23	1:F:212:SER:HB2	8	0.38
(1,473)	1:F:215:ILE:HG23	1:F:212:SER:HB3	8	0.38
(1,472)	1:F:215:ILE:HG21	1:F:212:SER:HA	5	0.38
(1,472)	1:F:215:ILE:HG22	1:F:212:SER:HA	5	0.38
(1,472)	1:F:215:ILE:HG23	1:F:212:SER:HA	5	0.38
(1,437)	1:F:231:VAL:HG11	1:F:228:ALA:HA	9	0.38
(1,437)	1:F:231:VAL:HG12	1:F:228:ALA:HA	9	0.38
(1,437)	1:F:231:VAL:HG13	1:F:228:ALA:HA	9	0.38

Continued on next page...

Continued from previous page...

Key	Atom-1	Atom-2	Model ID	Violation (Å)
(1,425)	1:F:229:VAL:H	1:F:226:ILE:HA	1	0.38
(1,425)	1:F:229:VAL:H	1:F:226:ILE:HA	5	0.38
(1,405)	1:F:225:LEU:H	1:F:222:ALA:HA	6	0.38
(1,394)	1:F:223:VAL:H	1:F:220:VAL:HA	9	0.38
(1,372)	1:F:219:THR:H	1:F:216:ILE:HA	6	0.38
(1,367)	1:F:218:VAL:H	1:F:215:ILE:HA	7	0.38
(1,358)	1:F:215:ILE:HG21	1:F:212:SER:HB2	8	0.38
(1,358)	1:F:215:ILE:HG21	1:F:212:SER:HB3	8	0.38
(1,358)	1:F:215:ILE:HG22	1:F:212:SER:HB2	8	0.38
(1,358)	1:F:215:ILE:HG22	1:F:212:SER:HB3	8	0.38
(1,358)	1:F:215:ILE:HG23	1:F:212:SER:HB2	8	0.38
(1,358)	1:F:215:ILE:HG23	1:F:212:SER:HB3	8	0.38
(1,357)	1:F:215:ILE:HG21	1:F:212:SER:HA	5	0.38
(1,357)	1:F:215:ILE:HG22	1:F:212:SER:HA	5	0.38
(1,357)	1:F:215:ILE:HG23	1:F:212:SER:HA	5	0.38
(1,322)	1:F:231:VAL:HG11	1:F:228:ALA:HA	9	0.38
(1,322)	1:F:231:VAL:HG12	1:F:228:ALA:HA	9	0.38
(1,322)	1:F:231:VAL:HG13	1:F:228:ALA:HA	9	0.38
(1,310)	1:F:229:VAL:H	1:F:226:ILE:HA	1	0.38
(1,310)	1:F:229:VAL:H	1:F:226:ILE:HA	5	0.38
(1,290)	1:F:225:LEU:H	1:F:222:ALA:HA	6	0.38
(1,279)	1:F:223:VAL:H	1:F:220:VAL:HA	9	0.38
(1,27)	1:F:219:THR:H	1:F:216:ILE:HA	6	0.38
(1,257)	1:F:219:THR:H	1:F:216:ILE:HA	6	0.38
(1,252)	1:F:218:VAL:H	1:F:215:ILE:HA	7	0.38
(1,243)	1:F:215:ILE:HG21	1:F:212:SER:HB2	8	0.38
(1,243)	1:F:215:ILE:HG21	1:F:212:SER:HB3	8	0.38
(1,243)	1:F:215:ILE:HG22	1:F:212:SER:HB2	8	0.38
(1,243)	1:F:215:ILE:HG22	1:F:212:SER:HB3	8	0.38
(1,243)	1:F:215:ILE:HG23	1:F:212:SER:HB2	8	0.38
(1,243)	1:F:215:ILE:HG23	1:F:212:SER:HB3	8	0.38
(1,242)	1:F:215:ILE:HG21	1:F:212:SER:HA	5	0.38
(1,242)	1:F:215:ILE:HG22	1:F:212:SER:HA	5	0.38
(1,242)	1:F:215:ILE:HG23	1:F:212:SER:HA	5	0.38
(1,22)	1:F:218:VAL:H	1:F:215:ILE:HA	7	0.38
(1,207)	1:F:231:VAL:HG11	1:F:228:ALA:HA	9	0.38
(1,207)	1:F:231:VAL:HG12	1:F:228:ALA:HA	9	0.38
(1,207)	1:F:231:VAL:HG13	1:F:228:ALA:HA	9	0.38
(1,195)	1:F:229:VAL:H	1:F:226:ILE:HA	1	0.38
(1,195)	1:F:229:VAL:H	1:F:226:ILE:HA	5	0.38
(1,175)	1:F:225:LEU:H	1:F:222:ALA:HA	6	0.38
(1,164)	1:F:223:VAL:H	1:F:220:VAL:HA	9	0.38

Continued on next page...

Continued from previous page...

Key	Atom-1	Atom-2	Model ID	Violation (Å)
(1,142)	1:F:219:THR:H	1:F:216:ILE:HA	6	0.38
(1,137)	1:F:218:VAL:H	1:F:215:ILE:HA	7	0.38
(1,13)	1:F:215:ILE:HG21	1:F:212:SER:HB2	8	0.38
(1,13)	1:F:215:ILE:HG21	1:F:212:SER:HB3	8	0.38
(1,13)	1:F:215:ILE:HG22	1:F:212:SER:HB2	8	0.38
(1,13)	1:F:215:ILE:HG22	1:F:212:SER:HB3	8	0.38
(1,13)	1:F:215:ILE:HG23	1:F:212:SER:HB2	8	0.38
(1,13)	1:F:215:ILE:HG23	1:F:212:SER:HB3	8	0.38
(1,128)	1:F:215:ILE:HG21	1:F:212:SER:HB2	8	0.38
(1,128)	1:F:215:ILE:HG21	1:F:212:SER:HB3	8	0.38
(1,128)	1:F:215:ILE:HG22	1:F:212:SER:HB2	8	0.38
(1,128)	1:F:215:ILE:HG22	1:F:212:SER:HB3	8	0.38
(1,128)	1:F:215:ILE:HG23	1:F:212:SER:HB2	8	0.38
(1,128)	1:F:215:ILE:HG23	1:F:212:SER:HB3	8	0.38
(1,127)	1:F:215:ILE:HG21	1:F:212:SER:HA	5	0.38
(1,127)	1:F:215:ILE:HG22	1:F:212:SER:HA	5	0.38
(1,127)	1:F:215:ILE:HG23	1:F:212:SER:HA	5	0.38
(1,12)	1:F:215:ILE:HG21	1:F:212:SER:HA	5	0.38
(1,12)	1:F:215:ILE:HG22	1:F:212:SER:HA	5	0.38
(1,12)	1:F:215:ILE:HG23	1:F:212:SER:HA	5	0.38
(1,65)	1:F:226:ILE:H	1:F:223:VAL:HA	2	0.37
(1,640)	1:F:226:ILE:H	1:F:223:VAL:HA	2	0.37
(1,635)	1:F:225:LEU:H	1:F:222:ALA:HA	12	0.37
(1,602)	1:F:219:THR:H	1:F:216:ILE:HA	12	0.37
(1,60)	1:F:225:LEU:H	1:F:222:ALA:HA	12	0.37
(1,597)	1:F:218:VAL:H	1:F:215:ILE:HA	2	0.37
(1,597)	1:F:218:VAL:H	1:F:215:ILE:HA	4	0.37
(1,597)	1:F:218:VAL:H	1:F:215:ILE:HA	13	0.37
(1,525)	1:F:226:ILE:H	1:F:223:VAL:HA	2	0.37
(1,520)	1:F:225:LEU:H	1:F:222:ALA:HA	12	0.37
(1,487)	1:F:219:THR:H	1:F:216:ILE:HA	12	0.37
(1,482)	1:F:218:VAL:H	1:F:215:ILE:HA	2	0.37
(1,482)	1:F:218:VAL:H	1:F:215:ILE:HA	4	0.37
(1,482)	1:F:218:VAL:H	1:F:215:ILE:HA	13	0.37
(1,410)	1:F:226:ILE:H	1:F:223:VAL:HA	2	0.37
(1,405)	1:F:225:LEU:H	1:F:222:ALA:HA	12	0.37
(1,372)	1:F:219:THR:H	1:F:216:ILE:HA	12	0.37
(1,367)	1:F:218:VAL:H	1:F:215:ILE:HA	2	0.37
(1,367)	1:F:218:VAL:H	1:F:215:ILE:HA	4	0.37
(1,367)	1:F:218:VAL:H	1:F:215:ILE:HA	13	0.37
(1,295)	1:F:226:ILE:H	1:F:223:VAL:HA	2	0.37
(1,290)	1:F:225:LEU:H	1:F:222:ALA:HA	12	0.37

Continued on next page...

Continued from previous page...

Key	Atom-1	Atom-2	Model ID	Violation (Å)
(1,27)	1:F:219:THR:H	1:F:216:ILE:HA	12	0.37
(1,257)	1:F:219:THR:H	1:F:216:ILE:HA	12	0.37
(1,252)	1:F:218:VAL:H	1:F:215:ILE:HA	2	0.37
(1,252)	1:F:218:VAL:H	1:F:215:ILE:HA	4	0.37
(1,252)	1:F:218:VAL:H	1:F:215:ILE:HA	13	0.37
(1,22)	1:F:218:VAL:H	1:F:215:ILE:HA	2	0.37
(1,22)	1:F:218:VAL:H	1:F:215:ILE:HA	4	0.37
(1,22)	1:F:218:VAL:H	1:F:215:ILE:HA	13	0.37
(1,180)	1:F:226:ILE:H	1:F:223:VAL:HA	2	0.37
(1,175)	1:F:225:LEU:H	1:F:222:ALA:HA	12	0.37
(1,142)	1:F:219:THR:H	1:F:216:ILE:HA	12	0.37
(1,137)	1:F:218:VAL:H	1:F:215:ILE:HA	2	0.37
(1,137)	1:F:218:VAL:H	1:F:215:ILE:HA	4	0.37
(1,137)	1:F:218:VAL:H	1:F:215:ILE:HA	13	0.37
(1,80)	1:F:229:VAL:H	1:F:226:ILE:HA	7	0.36
(1,723)	1:F:222:ALA:H	1:F:226:ILE:HD11	3	0.36
(1,723)	1:F:222:ALA:H	1:F:226:ILE:HD12	3	0.36
(1,723)	1:F:222:ALA:H	1:F:226:ILE:HD13	3	0.36
(1,722)	1:F:222:ALA:H	1:F:226:ILE:HD11	3	0.36
(1,722)	1:F:222:ALA:H	1:F:226:ILE:HD12	3	0.36
(1,722)	1:F:222:ALA:H	1:F:226:ILE:HD13	3	0.36
(1,721)	1:F:222:ALA:H	1:F:226:ILE:HD11	3	0.36
(1,721)	1:F:222:ALA:H	1:F:226:ILE:HD12	3	0.36
(1,721)	1:F:222:ALA:H	1:F:226:ILE:HD13	3	0.36
(1,702)	1:F:222:ALA:H	1:F:226:ILE:HD11	3	0.36
(1,702)	1:F:222:ALA:H	1:F:226:ILE:HD12	3	0.36
(1,702)	1:F:222:ALA:H	1:F:226:ILE:HD13	3	0.36
(1,701)	1:F:222:ALA:H	1:F:226:ILE:HD11	3	0.36
(1,701)	1:F:222:ALA:H	1:F:226:ILE:HD12	3	0.36
(1,701)	1:F:222:ALA:H	1:F:226:ILE:HD13	3	0.36
(1,700)	1:F:222:ALA:H	1:F:226:ILE:HD11	3	0.36
(1,700)	1:F:222:ALA:H	1:F:226:ILE:HD12	3	0.36
(1,700)	1:F:222:ALA:H	1:F:226:ILE:HD13	3	0.36
(1,69)	1:F:227:VAL:H	1:F:224:VAL:HA	3	0.36
(1,684)	1:F:235:LEU:H	1:F:231:VAL:HG21	15	0.36
(1,684)	1:F:235:LEU:H	1:F:231:VAL:HG22	15	0.36
(1,684)	1:F:235:LEU:H	1:F:231:VAL:HG23	15	0.36
(1,675)	1:F:233:LYS:H	1:F:230:PHE:HA	12	0.36
(1,655)	1:F:229:VAL:H	1:F:226:ILE:HA	7	0.36
(1,644)	1:F:227:VAL:H	1:F:224:VAL:HA	3	0.36
(1,630)	1:F:224:VAL:H	1:F:221:ALA:HA	13	0.36
(1,597)	1:F:218:VAL:H	1:F:215:ILE:HA	6	0.36

Continued on next page...

Continued from previous page...

Key	Atom-1	Atom-2	Model ID	Violation (Å)
(1,592)	1:F:216:ILE:HG21	1:F:213:GLY:HA2	12	0.36
(1,592)	1:F:216:ILE:HG21	1:F:213:GLY:HA3	12	0.36
(1,592)	1:F:216:ILE:HG22	1:F:213:GLY:HA2	12	0.36
(1,592)	1:F:216:ILE:HG22	1:F:213:GLY:HA3	12	0.36
(1,592)	1:F:216:ILE:HG23	1:F:213:GLY:HA2	12	0.36
(1,592)	1:F:216:ILE:HG23	1:F:213:GLY:HA3	12	0.36
(1,569)	1:F:235:LEU:H	1:F:231:VAL:HG21	15	0.36
(1,569)	1:F:235:LEU:H	1:F:231:VAL:HG22	15	0.36
(1,569)	1:F:235:LEU:H	1:F:231:VAL:HG23	15	0.36
(1,560)	1:F:233:LYS:H	1:F:230:PHE:HA	12	0.36
(1,55)	1:F:224:VAL:H	1:F:221:ALA:HA	13	0.36
(1,540)	1:F:229:VAL:H	1:F:226:ILE:HA	7	0.36
(1,529)	1:F:227:VAL:H	1:F:224:VAL:HA	3	0.36
(1,515)	1:F:224:VAL:H	1:F:221:ALA:HA	13	0.36
(1,482)	1:F:218:VAL:H	1:F:215:ILE:HA	6	0.36
(1,477)	1:F:216:ILE:HG21	1:F:213:GLY:HA2	12	0.36
(1,477)	1:F:216:ILE:HG21	1:F:213:GLY:HA3	12	0.36
(1,477)	1:F:216:ILE:HG22	1:F:213:GLY:HA2	12	0.36
(1,477)	1:F:216:ILE:HG22	1:F:213:GLY:HA3	12	0.36
(1,477)	1:F:216:ILE:HG23	1:F:213:GLY:HA2	12	0.36
(1,477)	1:F:216:ILE:HG23	1:F:213:GLY:HA3	12	0.36
(1,454)	1:F:235:LEU:H	1:F:231:VAL:HG21	15	0.36
(1,454)	1:F:235:LEU:H	1:F:231:VAL:HG22	15	0.36
(1,454)	1:F:235:LEU:H	1:F:231:VAL:HG23	15	0.36
(1,445)	1:F:233:LYS:H	1:F:230:PHE:HA	12	0.36
(1,425)	1:F:229:VAL:H	1:F:226:ILE:HA	7	0.36
(1,414)	1:F:227:VAL:H	1:F:224:VAL:HA	3	0.36
(1,400)	1:F:224:VAL:H	1:F:221:ALA:HA	13	0.36
(1,367)	1:F:218:VAL:H	1:F:215:ILE:HA	6	0.36
(1,362)	1:F:216:ILE:HG21	1:F:213:GLY:HA2	12	0.36
(1,362)	1:F:216:ILE:HG21	1:F:213:GLY:HA3	12	0.36
(1,362)	1:F:216:ILE:HG22	1:F:213:GLY:HA2	12	0.36
(1,362)	1:F:216:ILE:HG22	1:F:213:GLY:HA3	12	0.36
(1,362)	1:F:216:ILE:HG23	1:F:213:GLY:HA2	12	0.36
(1,362)	1:F:216:ILE:HG23	1:F:213:GLY:HA3	12	0.36
(1,339)	1:F:235:LEU:H	1:F:231:VAL:HG21	15	0.36
(1,339)	1:F:235:LEU:H	1:F:231:VAL:HG22	15	0.36
(1,339)	1:F:235:LEU:H	1:F:231:VAL:HG23	15	0.36
(1,330)	1:F:233:LYS:H	1:F:230:PHE:HA	12	0.36
(1,310)	1:F:229:VAL:H	1:F:226:ILE:HA	7	0.36
(1,299)	1:F:227:VAL:H	1:F:224:VAL:HA	3	0.36
(1,285)	1:F:224:VAL:H	1:F:221:ALA:HA	13	0.36

Continued on next page...

Continued from previous page...

Key	Atom-1	Atom-2	Model ID	Violation (Å)
(1,252)	1:F:218:VAL:H	1:F:215:ILE:HA	6	0.36
(1,247)	1:F:216:ILE:HG21	1:F:213:GLY:HA2	12	0.36
(1,247)	1:F:216:ILE:HG21	1:F:213:GLY:HA3	12	0.36
(1,247)	1:F:216:ILE:HG22	1:F:213:GLY:HA2	12	0.36
(1,247)	1:F:216:ILE:HG22	1:F:213:GLY:HA3	12	0.36
(1,247)	1:F:216:ILE:HG23	1:F:213:GLY:HA2	12	0.36
(1,247)	1:F:216:ILE:HG23	1:F:213:GLY:HA3	12	0.36
(1,224)	1:F:235:LEU:H	1:F:231:VAL:HG21	15	0.36
(1,224)	1:F:235:LEU:H	1:F:231:VAL:HG22	15	0.36
(1,224)	1:F:235:LEU:H	1:F:231:VAL:HG23	15	0.36
(1,22)	1:F:218:VAL:H	1:F:215:ILE:HA	6	0.36
(1,215)	1:F:233:LYS:H	1:F:230:PHE:HA	12	0.36
(1,195)	1:F:229:VAL:H	1:F:226:ILE:HA	7	0.36
(1,184)	1:F:227:VAL:H	1:F:224:VAL:HA	3	0.36
(1,170)	1:F:224:VAL:H	1:F:221:ALA:HA	13	0.36
(1,17)	1:F:216:ILE:HG21	1:F:213:GLY:HA2	12	0.36
(1,17)	1:F:216:ILE:HG21	1:F:213:GLY:HA3	12	0.36
(1,17)	1:F:216:ILE:HG22	1:F:213:GLY:HA2	12	0.36
(1,17)	1:F:216:ILE:HG22	1:F:213:GLY:HA3	12	0.36
(1,17)	1:F:216:ILE:HG23	1:F:213:GLY:HA2	12	0.36
(1,17)	1:F:216:ILE:HG23	1:F:213:GLY:HA3	12	0.36
(1,137)	1:F:218:VAL:H	1:F:215:ILE:HA	6	0.36
(1,132)	1:F:216:ILE:HG21	1:F:213:GLY:HA2	12	0.36
(1,132)	1:F:216:ILE:HG21	1:F:213:GLY:HA3	12	0.36
(1,132)	1:F:216:ILE:HG22	1:F:213:GLY:HA2	12	0.36
(1,132)	1:F:216:ILE:HG22	1:F:213:GLY:HA3	12	0.36
(1,132)	1:F:216:ILE:HG23	1:F:213:GLY:HA2	12	0.36
(1,132)	1:F:216:ILE:HG23	1:F:213:GLY:HA3	12	0.36
(1,109)	1:F:235:LEU:H	1:F:231:VAL:HG21	15	0.36
(1,109)	1:F:235:LEU:H	1:F:231:VAL:HG22	15	0.36
(1,109)	1:F:235:LEU:H	1:F:231:VAL:HG23	15	0.36
(1,100)	1:F:233:LYS:H	1:F:230:PHE:HA	12	0.36
(1,744)	1:F:224:VAL:HG21	1:F:221:ALA:HB1	11	0.35
(1,744)	1:F:224:VAL:HG21	1:F:221:ALA:HB2	11	0.35
(1,744)	1:F:224:VAL:HG21	1:F:221:ALA:HB3	11	0.35
(1,744)	1:F:224:VAL:HG22	1:F:221:ALA:HB1	11	0.35
(1,744)	1:F:224:VAL:HG22	1:F:221:ALA:HB2	11	0.35
(1,744)	1:F:224:VAL:HG22	1:F:221:ALA:HB3	11	0.35
(1,744)	1:F:224:VAL:HG23	1:F:221:ALA:HB1	11	0.35
(1,744)	1:F:224:VAL:HG23	1:F:221:ALA:HB2	11	0.35
(1,744)	1:F:224:VAL:HG23	1:F:221:ALA:HB3	11	0.35
(1,743)	1:F:224:VAL:HG21	1:F:221:ALA:HB1	11	0.35

Continued on next page...

Continued from previous page...

Key	Atom-1	Atom-2	Model ID	Violation (Å)
(1,743)	1:F:224:VAL:HG21	1:F:221:ALA:HB2	11	0.35
(1,743)	1:F:224:VAL:HG21	1:F:221:ALA:HB3	11	0.35
(1,743)	1:F:224:VAL:HG22	1:F:221:ALA:HB1	11	0.35
(1,743)	1:F:224:VAL:HG22	1:F:221:ALA:HB2	11	0.35
(1,743)	1:F:224:VAL:HG22	1:F:221:ALA:HB3	11	0.35
(1,743)	1:F:224:VAL:HG23	1:F:221:ALA:HB1	11	0.35
(1,743)	1:F:224:VAL:HG23	1:F:221:ALA:HB2	11	0.35
(1,743)	1:F:224:VAL:HG23	1:F:221:ALA:HB3	11	0.35
(1,65)	1:F:226:ILE:H	1:F:223:VAL:HA	9	0.35
(1,640)	1:F:226:ILE:H	1:F:223:VAL:HA	9	0.35
(1,630)	1:F:224:VAL:H	1:F:221:ALA:HA	8	0.35
(1,597)	1:F:218:VAL:H	1:F:215:ILE:HA	1	0.35
(1,597)	1:F:218:VAL:H	1:F:215:ILE:HA	12	0.35
(1,55)	1:F:224:VAL:H	1:F:221:ALA:HA	8	0.35
(1,525)	1:F:226:ILE:H	1:F:223:VAL:HA	9	0.35
(1,515)	1:F:224:VAL:H	1:F:221:ALA:HA	8	0.35
(1,482)	1:F:218:VAL:H	1:F:215:ILE:HA	1	0.35
(1,482)	1:F:218:VAL:H	1:F:215:ILE:HA	12	0.35
(1,410)	1:F:226:ILE:H	1:F:223:VAL:HA	9	0.35
(1,400)	1:F:224:VAL:H	1:F:221:ALA:HA	8	0.35
(1,367)	1:F:218:VAL:H	1:F:215:ILE:HA	1	0.35
(1,367)	1:F:218:VAL:H	1:F:215:ILE:HA	12	0.35
(1,295)	1:F:226:ILE:H	1:F:223:VAL:HA	9	0.35
(1,285)	1:F:224:VAL:H	1:F:221:ALA:HA	8	0.35
(1,252)	1:F:218:VAL:H	1:F:215:ILE:HA	1	0.35
(1,252)	1:F:218:VAL:H	1:F:215:ILE:HA	12	0.35
(1,22)	1:F:218:VAL:H	1:F:215:ILE:HA	1	0.35
(1,22)	1:F:218:VAL:H	1:F:215:ILE:HA	12	0.35
(1,180)	1:F:226:ILE:H	1:F:223:VAL:HA	9	0.35
(1,170)	1:F:224:VAL:H	1:F:221:ALA:HA	8	0.35
(1,137)	1:F:218:VAL:H	1:F:215:ILE:HA	1	0.35
(1,137)	1:F:218:VAL:H	1:F:215:ILE:HA	12	0.35
(1,80)	1:F:229:VAL:H	1:F:226:ILE:HA	8	0.34
(1,740)	1:F:218:VAL:H	1:F:220:VAL:HG21	12	0.34
(1,740)	1:F:218:VAL:H	1:F:220:VAL:HG22	12	0.34
(1,740)	1:F:218:VAL:H	1:F:220:VAL:HG23	12	0.34
(1,739)	1:F:218:VAL:H	1:F:220:VAL:HG21	12	0.34
(1,739)	1:F:218:VAL:H	1:F:220:VAL:HG22	12	0.34
(1,739)	1:F:218:VAL:H	1:F:220:VAL:HG23	12	0.34
(1,7)	1:F:214:ILE:H	1:F:211:LEU:HA	7	0.34
(1,685)	1:F:236:LEU:H	1:F:233:LYS:HG2	4	0.34
(1,685)	1:F:236:LEU:H	1:F:233:LYS:HG3	4	0.34

Continued on next page...

Continued from previous page...

Key	Atom-1	Atom-2	Model ID	Violation (Å)
(1,655)	1:F:229:VAL:H	1:F:226:ILE:HA	8	0.34
(1,65)	1:F:226:ILE:H	1:F:223:VAL:HA	1	0.34
(1,640)	1:F:226:ILE:H	1:F:223:VAL:HA	1	0.34
(1,64)	1:F:225:LEU:HD11	1:F:229:VAL:HG11	2	0.34
(1,64)	1:F:225:LEU:HD11	1:F:229:VAL:HG12	2	0.34
(1,64)	1:F:225:LEU:HD11	1:F:229:VAL:HG13	2	0.34
(1,64)	1:F:225:LEU:HD12	1:F:229:VAL:HG11	2	0.34
(1,64)	1:F:225:LEU:HD12	1:F:229:VAL:HG12	2	0.34
(1,64)	1:F:225:LEU:HD12	1:F:229:VAL:HG13	2	0.34
(1,64)	1:F:225:LEU:HD13	1:F:229:VAL:HG11	2	0.34
(1,64)	1:F:225:LEU:HD13	1:F:229:VAL:HG12	2	0.34
(1,64)	1:F:225:LEU:HD13	1:F:229:VAL:HG13	2	0.34
(1,64)	1:F:225:LEU:HD21	1:F:229:VAL:HG11	2	0.34
(1,64)	1:F:225:LEU:HD21	1:F:229:VAL:HG12	2	0.34
(1,64)	1:F:225:LEU:HD21	1:F:229:VAL:HG13	2	0.34
(1,64)	1:F:225:LEU:HD22	1:F:229:VAL:HG11	2	0.34
(1,64)	1:F:225:LEU:HD22	1:F:229:VAL:HG12	2	0.34
(1,64)	1:F:225:LEU:HD22	1:F:229:VAL:HG13	2	0.34
(1,64)	1:F:225:LEU:HD23	1:F:229:VAL:HG11	2	0.34
(1,64)	1:F:225:LEU:HD23	1:F:229:VAL:HG12	2	0.34
(1,64)	1:F:225:LEU:HD23	1:F:229:VAL:HG13	2	0.34
(1,639)	1:F:225:LEU:HD11	1:F:229:VAL:HG11	2	0.34
(1,639)	1:F:225:LEU:HD11	1:F:229:VAL:HG12	2	0.34
(1,639)	1:F:225:LEU:HD11	1:F:229:VAL:HG13	2	0.34
(1,639)	1:F:225:LEU:HD12	1:F:229:VAL:HG11	2	0.34
(1,639)	1:F:225:LEU:HD12	1:F:229:VAL:HG12	2	0.34
(1,639)	1:F:225:LEU:HD12	1:F:229:VAL:HG13	2	0.34
(1,639)	1:F:225:LEU:HD13	1:F:229:VAL:HG11	2	0.34
(1,639)	1:F:225:LEU:HD13	1:F:229:VAL:HG12	2	0.34
(1,639)	1:F:225:LEU:HD13	1:F:229:VAL:HG13	2	0.34
(1,639)	1:F:225:LEU:HD21	1:F:229:VAL:HG11	2	0.34
(1,639)	1:F:225:LEU:HD21	1:F:229:VAL:HG12	2	0.34
(1,639)	1:F:225:LEU:HD21	1:F:229:VAL:HG13	2	0.34
(1,639)	1:F:225:LEU:HD22	1:F:229:VAL:HG11	2	0.34
(1,639)	1:F:225:LEU:HD22	1:F:229:VAL:HG12	2	0.34
(1,639)	1:F:225:LEU:HD22	1:F:229:VAL:HG13	2	0.34
(1,639)	1:F:225:LEU:HD23	1:F:229:VAL:HG11	2	0.34
(1,639)	1:F:225:LEU:HD23	1:F:229:VAL:HG12	2	0.34
(1,639)	1:F:225:LEU:HD23	1:F:229:VAL:HG13	2	0.34
(1,624)	1:F:223:VAL:H	1:F:220:VAL:HA	13	0.34
(1,607)	1:F:219:THR:HG21	1:F:216:ILE:HA	7	0.34
(1,607)	1:F:219:THR:HG22	1:F:216:ILE:HA	7	0.34

Continued on next page...

Continued from previous page...

Key	Atom-1	Atom-2	Model ID	Violation (Å)
(1,607)	1:F:219:THR:HG23	1:F:216:ILE:HA	7	0.34
(1,597)	1:F:218:VAL:H	1:F:215:ILE:HA	8	0.34
(1,592)	1:F:216:ILE:HG21	1:F:213:GLY:HA2	7	0.34
(1,592)	1:F:216:ILE:HG21	1:F:213:GLY:HA3	7	0.34
(1,592)	1:F:216:ILE:HG22	1:F:213:GLY:HA2	7	0.34
(1,592)	1:F:216:ILE:HG22	1:F:213:GLY:HA3	7	0.34
(1,592)	1:F:216:ILE:HG23	1:F:213:GLY:HA2	7	0.34
(1,592)	1:F:216:ILE:HG23	1:F:213:GLY:HA3	7	0.34
(1,582)	1:F:214:ILE:H	1:F:211:LEU:HA	7	0.34
(1,570)	1:F:236:LEU:H	1:F:233:LYS:HG2	4	0.34
(1,570)	1:F:236:LEU:H	1:F:233:LYS:HG3	4	0.34
(1,540)	1:F:229:VAL:H	1:F:226:ILE:HA	8	0.34
(1,525)	1:F:226:ILE:H	1:F:223:VAL:HA	1	0.34
(1,524)	1:F:225:LEU:HD11	1:F:229:VAL:HG11	2	0.34
(1,524)	1:F:225:LEU:HD11	1:F:229:VAL:HG12	2	0.34
(1,524)	1:F:225:LEU:HD11	1:F:229:VAL:HG13	2	0.34
(1,524)	1:F:225:LEU:HD12	1:F:229:VAL:HG11	2	0.34
(1,524)	1:F:225:LEU:HD12	1:F:229:VAL:HG12	2	0.34
(1,524)	1:F:225:LEU:HD12	1:F:229:VAL:HG13	2	0.34
(1,524)	1:F:225:LEU:HD13	1:F:229:VAL:HG11	2	0.34
(1,524)	1:F:225:LEU:HD13	1:F:229:VAL:HG12	2	0.34
(1,524)	1:F:225:LEU:HD13	1:F:229:VAL:HG13	2	0.34
(1,524)	1:F:225:LEU:HD21	1:F:229:VAL:HG11	2	0.34
(1,524)	1:F:225:LEU:HD21	1:F:229:VAL:HG12	2	0.34
(1,524)	1:F:225:LEU:HD21	1:F:229:VAL:HG13	2	0.34
(1,524)	1:F:225:LEU:HD22	1:F:229:VAL:HG11	2	0.34
(1,524)	1:F:225:LEU:HD22	1:F:229:VAL:HG12	2	0.34
(1,524)	1:F:225:LEU:HD22	1:F:229:VAL:HG13	2	0.34
(1,524)	1:F:225:LEU:HD23	1:F:229:VAL:HG11	2	0.34
(1,524)	1:F:225:LEU:HD23	1:F:229:VAL:HG12	2	0.34
(1,524)	1:F:225:LEU:HD23	1:F:229:VAL:HG13	2	0.34
(1,509)	1:F:223:VAL:H	1:F:220:VAL:HA	13	0.34
(1,492)	1:F:219:THR:HG21	1:F:216:ILE:HA	7	0.34
(1,492)	1:F:219:THR:HG22	1:F:216:ILE:HA	7	0.34
(1,492)	1:F:219:THR:HG23	1:F:216:ILE:HA	7	0.34
(1,49)	1:F:223:VAL:H	1:F:220:VAL:HA	13	0.34
(1,482)	1:F:218:VAL:H	1:F:215:ILE:HA	8	0.34
(1,477)	1:F:216:ILE:HG21	1:F:213:GLY:HA2	7	0.34
(1,477)	1:F:216:ILE:HG21	1:F:213:GLY:HA3	7	0.34
(1,477)	1:F:216:ILE:HG22	1:F:213:GLY:HA2	7	0.34
(1,477)	1:F:216:ILE:HG22	1:F:213:GLY:HA3	7	0.34
(1,477)	1:F:216:ILE:HG23	1:F:213:GLY:HA2	7	0.34

Continued on next page...

Continued from previous page...

Key	Atom-1	Atom-2	Model ID	Violation (Å)
(1,477)	1:F:216:ILE:HG23	1:F:213:GLY:HA3	7	0.34
(1,467)	1:F:214:ILE:H	1:F:211:LEU:HA	7	0.34
(1,455)	1:F:236:LEU:H	1:F:233:LYS:HG2	4	0.34
(1,455)	1:F:236:LEU:H	1:F:233:LYS:HG3	4	0.34
(1,425)	1:F:229:VAL:H	1:F:226:ILE:HA	8	0.34
(1,410)	1:F:226:ILE:H	1:F:223:VAL:HA	1	0.34
(1,409)	1:F:225:LEU:HD11	1:F:229:VAL:HG11	2	0.34
(1,409)	1:F:225:LEU:HD11	1:F:229:VAL:HG12	2	0.34
(1,409)	1:F:225:LEU:HD11	1:F:229:VAL:HG13	2	0.34
(1,409)	1:F:225:LEU:HD12	1:F:229:VAL:HG11	2	0.34
(1,409)	1:F:225:LEU:HD12	1:F:229:VAL:HG12	2	0.34
(1,409)	1:F:225:LEU:HD12	1:F:229:VAL:HG13	2	0.34
(1,409)	1:F:225:LEU:HD13	1:F:229:VAL:HG11	2	0.34
(1,409)	1:F:225:LEU:HD13	1:F:229:VAL:HG12	2	0.34
(1,409)	1:F:225:LEU:HD13	1:F:229:VAL:HG13	2	0.34
(1,409)	1:F:225:LEU:HD21	1:F:229:VAL:HG11	2	0.34
(1,409)	1:F:225:LEU:HD21	1:F:229:VAL:HG12	2	0.34
(1,409)	1:F:225:LEU:HD21	1:F:229:VAL:HG13	2	0.34
(1,409)	1:F:225:LEU:HD22	1:F:229:VAL:HG11	2	0.34
(1,409)	1:F:225:LEU:HD22	1:F:229:VAL:HG12	2	0.34
(1,409)	1:F:225:LEU:HD22	1:F:229:VAL:HG13	2	0.34
(1,409)	1:F:225:LEU:HD23	1:F:229:VAL:HG11	2	0.34
(1,409)	1:F:225:LEU:HD23	1:F:229:VAL:HG12	2	0.34
(1,409)	1:F:225:LEU:HD23	1:F:229:VAL:HG13	2	0.34
(1,394)	1:F:223:VAL:H	1:F:220:VAL:HA	13	0.34
(1,377)	1:F:219:THR:HG21	1:F:216:ILE:HA	7	0.34
(1,377)	1:F:219:THR:HG22	1:F:216:ILE:HA	7	0.34
(1,377)	1:F:219:THR:HG23	1:F:216:ILE:HA	7	0.34
(1,367)	1:F:218:VAL:H	1:F:215:ILE:HA	8	0.34
(1,362)	1:F:216:ILE:HG21	1:F:213:GLY:HA2	7	0.34
(1,362)	1:F:216:ILE:HG21	1:F:213:GLY:HA3	7	0.34
(1,362)	1:F:216:ILE:HG22	1:F:213:GLY:HA2	7	0.34
(1,362)	1:F:216:ILE:HG22	1:F:213:GLY:HA3	7	0.34
(1,362)	1:F:216:ILE:HG23	1:F:213:GLY:HA2	7	0.34
(1,362)	1:F:216:ILE:HG23	1:F:213:GLY:HA3	7	0.34
(1,352)	1:F:214:ILE:H	1:F:211:LEU:HA	7	0.34
(1,340)	1:F:236:LEU:H	1:F:233:LYS:HG2	4	0.34
(1,340)	1:F:236:LEU:H	1:F:233:LYS:HG3	4	0.34
(1,32)	1:F:219:THR:HG21	1:F:216:ILE:HA	7	0.34
(1,32)	1:F:219:THR:HG22	1:F:216:ILE:HA	7	0.34
(1,32)	1:F:219:THR:HG23	1:F:216:ILE:HA	7	0.34
(1,310)	1:F:229:VAL:H	1:F:226:ILE:HA	8	0.34

Continued on next page...

Continued from previous page...

Key	Atom-1	Atom-2	Model ID	Violation (Å)
(1,295)	1:F:226:ILE:H	1:F:223:VAL:HA	1	0.34
(1,294)	1:F:225:LEU:HD11	1:F:229:VAL:HG11	2	0.34
(1,294)	1:F:225:LEU:HD11	1:F:229:VAL:HG12	2	0.34
(1,294)	1:F:225:LEU:HD11	1:F:229:VAL:HG13	2	0.34
(1,294)	1:F:225:LEU:HD12	1:F:229:VAL:HG11	2	0.34
(1,294)	1:F:225:LEU:HD12	1:F:229:VAL:HG12	2	0.34
(1,294)	1:F:225:LEU:HD12	1:F:229:VAL:HG13	2	0.34
(1,294)	1:F:225:LEU:HD13	1:F:229:VAL:HG11	2	0.34
(1,294)	1:F:225:LEU:HD13	1:F:229:VAL:HG12	2	0.34
(1,294)	1:F:225:LEU:HD13	1:F:229:VAL:HG13	2	0.34
(1,294)	1:F:225:LEU:HD21	1:F:229:VAL:HG11	2	0.34
(1,294)	1:F:225:LEU:HD21	1:F:229:VAL:HG12	2	0.34
(1,294)	1:F:225:LEU:HD21	1:F:229:VAL:HG13	2	0.34
(1,294)	1:F:225:LEU:HD22	1:F:229:VAL:HG11	2	0.34
(1,294)	1:F:225:LEU:HD22	1:F:229:VAL:HG12	2	0.34
(1,294)	1:F:225:LEU:HD22	1:F:229:VAL:HG13	2	0.34
(1,294)	1:F:225:LEU:HD23	1:F:229:VAL:HG11	2	0.34
(1,294)	1:F:225:LEU:HD23	1:F:229:VAL:HG12	2	0.34
(1,294)	1:F:225:LEU:HD23	1:F:229:VAL:HG13	2	0.34
(1,279)	1:F:223:VAL:H	1:F:220:VAL:HA	13	0.34
(1,262)	1:F:219:THR:HG21	1:F:216:ILE:HA	7	0.34
(1,262)	1:F:219:THR:HG22	1:F:216:ILE:HA	7	0.34
(1,262)	1:F:219:THR:HG23	1:F:216:ILE:HA	7	0.34
(1,252)	1:F:218:VAL:H	1:F:215:ILE:HA	8	0.34
(1,247)	1:F:216:ILE:HG21	1:F:213:GLY:HA2	7	0.34
(1,247)	1:F:216:ILE:HG21	1:F:213:GLY:HA3	7	0.34
(1,247)	1:F:216:ILE:HG22	1:F:213:GLY:HA2	7	0.34
(1,247)	1:F:216:ILE:HG22	1:F:213:GLY:HA3	7	0.34
(1,247)	1:F:216:ILE:HG23	1:F:213:GLY:HA2	7	0.34
(1,247)	1:F:216:ILE:HG23	1:F:213:GLY:HA3	7	0.34
(1,237)	1:F:214:ILE:H	1:F:211:LEU:HA	7	0.34
(1,225)	1:F:236:LEU:H	1:F:233:LYS:HG2	4	0.34
(1,225)	1:F:236:LEU:H	1:F:233:LYS:HG3	4	0.34
(1,22)	1:F:218:VAL:H	1:F:215:ILE:HA	8	0.34
(1,195)	1:F:229:VAL:H	1:F:226:ILE:HA	8	0.34
(1,180)	1:F:226:ILE:H	1:F:223:VAL:HA	1	0.34
(1,179)	1:F:225:LEU:HD11	1:F:229:VAL:HG11	2	0.34
(1,179)	1:F:225:LEU:HD11	1:F:229:VAL:HG12	2	0.34
(1,179)	1:F:225:LEU:HD11	1:F:229:VAL:HG13	2	0.34
(1,179)	1:F:225:LEU:HD12	1:F:229:VAL:HG11	2	0.34
(1,179)	1:F:225:LEU:HD12	1:F:229:VAL:HG12	2	0.34
(1,179)	1:F:225:LEU:HD12	1:F:229:VAL:HG13	2	0.34

Continued on next page...

Continued from previous page...

Key	Atom-1	Atom-2	Model ID	Violation (Å)
(1,179)	1:F:225:LEU:HD13	1:F:229:VAL:HG11	2	0.34
(1,179)	1:F:225:LEU:HD13	1:F:229:VAL:HG12	2	0.34
(1,179)	1:F:225:LEU:HD13	1:F:229:VAL:HG13	2	0.34
(1,179)	1:F:225:LEU:HD21	1:F:229:VAL:HG11	2	0.34
(1,179)	1:F:225:LEU:HD21	1:F:229:VAL:HG12	2	0.34
(1,179)	1:F:225:LEU:HD21	1:F:229:VAL:HG13	2	0.34
(1,179)	1:F:225:LEU:HD22	1:F:229:VAL:HG11	2	0.34
(1,179)	1:F:225:LEU:HD22	1:F:229:VAL:HG12	2	0.34
(1,179)	1:F:225:LEU:HD22	1:F:229:VAL:HG13	2	0.34
(1,179)	1:F:225:LEU:HD23	1:F:229:VAL:HG11	2	0.34
(1,179)	1:F:225:LEU:HD23	1:F:229:VAL:HG12	2	0.34
(1,179)	1:F:225:LEU:HD23	1:F:229:VAL:HG13	2	0.34
(1,17)	1:F:216:ILE:HG21	1:F:213:GLY:HA2	7	0.34
(1,17)	1:F:216:ILE:HG21	1:F:213:GLY:HA3	7	0.34
(1,17)	1:F:216:ILE:HG22	1:F:213:GLY:HA2	7	0.34
(1,17)	1:F:216:ILE:HG22	1:F:213:GLY:HA3	7	0.34
(1,17)	1:F:216:ILE:HG23	1:F:213:GLY:HA2	7	0.34
(1,17)	1:F:216:ILE:HG23	1:F:213:GLY:HA3	7	0.34
(1,164)	1:F:223:VAL:H	1:F:220:VAL:HA	13	0.34
(1,147)	1:F:219:THR:HG21	1:F:216:ILE:HA	7	0.34
(1,147)	1:F:219:THR:HG22	1:F:216:ILE:HA	7	0.34
(1,147)	1:F:219:THR:HG23	1:F:216:ILE:HA	7	0.34
(1,137)	1:F:218:VAL:H	1:F:215:ILE:HA	8	0.34
(1,132)	1:F:216:ILE:HG21	1:F:213:GLY:HA2	7	0.34
(1,132)	1:F:216:ILE:HG21	1:F:213:GLY:HA3	7	0.34
(1,132)	1:F:216:ILE:HG22	1:F:213:GLY:HA2	7	0.34
(1,132)	1:F:216:ILE:HG22	1:F:213:GLY:HA3	7	0.34
(1,132)	1:F:216:ILE:HG23	1:F:213:GLY:HA2	7	0.34
(1,132)	1:F:216:ILE:HG23	1:F:213:GLY:HA3	7	0.34
(1,122)	1:F:214:ILE:H	1:F:211:LEU:HA	7	0.34
(1,110)	1:F:236:LEU:H	1:F:233:LYS:HG2	4	0.34
(1,110)	1:F:236:LEU:H	1:F:233:LYS:HG3	4	0.34
(1,80)	1:F:229:VAL:H	1:F:226:ILE:HA	10	0.33
(1,688)	1:F:236:LEU:HD21	1:F:233:LYS:HA	4	0.33
(1,688)	1:F:236:LEU:HD22	1:F:233:LYS:HA	4	0.33
(1,688)	1:F:236:LEU:HD23	1:F:233:LYS:HA	4	0.33
(1,688)	1:F:236:LEU:HD21	1:F:233:LYS:HA	13	0.33
(1,688)	1:F:236:LEU:HD22	1:F:233:LYS:HA	13	0.33
(1,688)	1:F:236:LEU:HD23	1:F:233:LYS:HA	13	0.33
(1,675)	1:F:233:LYS:H	1:F:230:PHE:HA	3	0.33
(1,655)	1:F:229:VAL:H	1:F:226:ILE:HA	10	0.33
(1,635)	1:F:225:LEU:H	1:F:222:ALA:HA	4	0.33

Continued on next page...

Continued from previous page...

Key	Atom-1	Atom-2	Model ID	Violation (Å)
(1,60)	1:F:225:LEU:H	1:F:222:ALA:HA	4	0.33
(1,587)	1:F:215:ILE:HG21	1:F:212:SER:HA	13	0.33
(1,587)	1:F:215:ILE:HG22	1:F:212:SER:HA	13	0.33
(1,587)	1:F:215:ILE:HG23	1:F:212:SER:HA	13	0.33
(1,573)	1:F:236:LEU:HD21	1:F:233:LYS:HA	4	0.33
(1,573)	1:F:236:LEU:HD22	1:F:233:LYS:HA	4	0.33
(1,573)	1:F:236:LEU:HD23	1:F:233:LYS:HA	4	0.33
(1,573)	1:F:236:LEU:HD21	1:F:233:LYS:HA	13	0.33
(1,573)	1:F:236:LEU:HD22	1:F:233:LYS:HA	13	0.33
(1,573)	1:F:236:LEU:HD23	1:F:233:LYS:HA	13	0.33
(1,560)	1:F:233:LYS:H	1:F:230:PHE:HA	3	0.33
(1,540)	1:F:229:VAL:H	1:F:226:ILE:HA	10	0.33
(1,520)	1:F:225:LEU:H	1:F:222:ALA:HA	4	0.33
(1,472)	1:F:215:ILE:HG21	1:F:212:SER:HA	13	0.33
(1,472)	1:F:215:ILE:HG22	1:F:212:SER:HA	13	0.33
(1,472)	1:F:215:ILE:HG23	1:F:212:SER:HA	13	0.33
(1,458)	1:F:236:LEU:HD21	1:F:233:LYS:HA	4	0.33
(1,458)	1:F:236:LEU:HD22	1:F:233:LYS:HA	4	0.33
(1,458)	1:F:236:LEU:HD23	1:F:233:LYS:HA	4	0.33
(1,458)	1:F:236:LEU:HD21	1:F:233:LYS:HA	13	0.33
(1,458)	1:F:236:LEU:HD22	1:F:233:LYS:HA	13	0.33
(1,458)	1:F:236:LEU:HD23	1:F:233:LYS:HA	13	0.33
(1,445)	1:F:233:LYS:H	1:F:230:PHE:HA	3	0.33
(1,425)	1:F:229:VAL:H	1:F:226:ILE:HA	10	0.33
(1,405)	1:F:225:LEU:H	1:F:222:ALA:HA	4	0.33
(1,357)	1:F:215:ILE:HG21	1:F:212:SER:HA	13	0.33
(1,357)	1:F:215:ILE:HG22	1:F:212:SER:HA	13	0.33
(1,357)	1:F:215:ILE:HG23	1:F:212:SER:HA	13	0.33
(1,343)	1:F:236:LEU:HD21	1:F:233:LYS:HA	4	0.33
(1,343)	1:F:236:LEU:HD22	1:F:233:LYS:HA	4	0.33
(1,343)	1:F:236:LEU:HD23	1:F:233:LYS:HA	4	0.33
(1,343)	1:F:236:LEU:HD21	1:F:233:LYS:HA	13	0.33
(1,343)	1:F:236:LEU:HD22	1:F:233:LYS:HA	13	0.33
(1,343)	1:F:236:LEU:HD23	1:F:233:LYS:HA	13	0.33
(1,330)	1:F:233:LYS:H	1:F:230:PHE:HA	3	0.33
(1,310)	1:F:229:VAL:H	1:F:226:ILE:HA	10	0.33
(1,290)	1:F:225:LEU:H	1:F:222:ALA:HA	4	0.33
(1,242)	1:F:215:ILE:HG21	1:F:212:SER:HA	13	0.33
(1,242)	1:F:215:ILE:HG22	1:F:212:SER:HA	13	0.33
(1,242)	1:F:215:ILE:HG23	1:F:212:SER:HA	13	0.33
(1,228)	1:F:236:LEU:HD21	1:F:233:LYS:HA	4	0.33
(1,228)	1:F:236:LEU:HD22	1:F:233:LYS:HA	4	0.33

Continued on next page...

Continued from previous page...

Key	Atom-1	Atom-2	Model ID	Violation (Å)
(1,228)	1:F:236:LEU:HD23	1:F:233:LYS:HA	4	0.33
(1,228)	1:F:236:LEU:HD21	1:F:233:LYS:HA	13	0.33
(1,228)	1:F:236:LEU:HD22	1:F:233:LYS:HA	13	0.33
(1,228)	1:F:236:LEU:HD23	1:F:233:LYS:HA	13	0.33
(1,215)	1:F:233:LYS:H	1:F:230:PHE:HA	3	0.33
(1,195)	1:F:229:VAL:H	1:F:226:ILE:HA	10	0.33
(1,175)	1:F:225:LEU:H	1:F:222:ALA:HA	4	0.33
(1,127)	1:F:215:ILE:HG21	1:F:212:SER:HA	13	0.33
(1,127)	1:F:215:ILE:HG22	1:F:212:SER:HA	13	0.33
(1,127)	1:F:215:ILE:HG23	1:F:212:SER:HA	13	0.33
(1,12)	1:F:215:ILE:HG21	1:F:212:SER:HA	13	0.33
(1,12)	1:F:215:ILE:HG22	1:F:212:SER:HA	13	0.33
(1,12)	1:F:215:ILE:HG23	1:F:212:SER:HA	13	0.33
(1,113)	1:F:236:LEU:HD21	1:F:233:LYS:HA	4	0.33
(1,113)	1:F:236:LEU:HD22	1:F:233:LYS:HA	4	0.33
(1,113)	1:F:236:LEU:HD23	1:F:233:LYS:HA	4	0.33
(1,113)	1:F:236:LEU:HD21	1:F:233:LYS:HA	13	0.33
(1,113)	1:F:236:LEU:HD22	1:F:233:LYS:HA	13	0.33
(1,113)	1:F:236:LEU:HD23	1:F:233:LYS:HA	13	0.33
(1,100)	1:F:233:LYS:H	1:F:230:PHE:HA	3	0.33
(1,675)	1:F:233:LYS:H	1:F:230:PHE:HA	11	0.32
(1,635)	1:F:225:LEU:H	1:F:222:ALA:HA	7	0.32
(1,635)	1:F:225:LEU:H	1:F:222:ALA:HA	11	0.32
(1,630)	1:F:224:VAL:H	1:F:221:ALA:HA	3	0.32
(1,60)	1:F:225:LEU:H	1:F:222:ALA:HA	7	0.32
(1,60)	1:F:225:LEU:H	1:F:222:ALA:HA	11	0.32
(1,560)	1:F:233:LYS:H	1:F:230:PHE:HA	11	0.32
(1,55)	1:F:224:VAL:H	1:F:221:ALA:HA	3	0.32
(1,520)	1:F:225:LEU:H	1:F:222:ALA:HA	7	0.32
(1,520)	1:F:225:LEU:H	1:F:222:ALA:HA	11	0.32
(1,515)	1:F:224:VAL:H	1:F:221:ALA:HA	3	0.32
(1,445)	1:F:233:LYS:H	1:F:230:PHE:HA	11	0.32
(1,405)	1:F:225:LEU:H	1:F:222:ALA:HA	7	0.32
(1,405)	1:F:225:LEU:H	1:F:222:ALA:HA	11	0.32
(1,400)	1:F:224:VAL:H	1:F:221:ALA:HA	3	0.32
(1,330)	1:F:233:LYS:H	1:F:230:PHE:HA	11	0.32
(1,290)	1:F:225:LEU:H	1:F:222:ALA:HA	7	0.32
(1,290)	1:F:225:LEU:H	1:F:222:ALA:HA	11	0.32
(1,285)	1:F:224:VAL:H	1:F:221:ALA:HA	3	0.32
(1,215)	1:F:233:LYS:H	1:F:230:PHE:HA	11	0.32
(1,175)	1:F:225:LEU:H	1:F:222:ALA:HA	7	0.32
(1,175)	1:F:225:LEU:H	1:F:222:ALA:HA	11	0.32

Continued on next page...

Continued from previous page...

Key	Atom-1	Atom-2	Model ID	Violation (Å)
(1,170)	1:F:224:VAL:H	1:F:221:ALA:HA	3	0.32
(1,100)	1:F:233:LYS:H	1:F:230:PHE:HA	11	0.32
(1,740)	1:F:218:VAL:H	1:F:220:VAL:HG21	6	0.31
(1,740)	1:F:218:VAL:H	1:F:220:VAL:HG22	6	0.31
(1,740)	1:F:218:VAL:H	1:F:220:VAL:HG23	6	0.31
(1,739)	1:F:218:VAL:H	1:F:220:VAL:HG21	6	0.31
(1,739)	1:F:218:VAL:H	1:F:220:VAL:HG22	6	0.31
(1,739)	1:F:218:VAL:H	1:F:220:VAL:HG23	6	0.31
(1,688)	1:F:236:LEU:HD21	1:F:233:LYS:HA	3	0.31
(1,688)	1:F:236:LEU:HD22	1:F:233:LYS:HA	3	0.31
(1,688)	1:F:236:LEU:HD23	1:F:233:LYS:HA	3	0.31
(1,687)	1:F:236:LEU:H	1:F:238:LYS:HG2	12	0.31
(1,687)	1:F:236:LEU:H	1:F:238:LYS:HG3	12	0.31
(1,685)	1:F:236:LEU:H	1:F:233:LYS:HG2	6	0.31
(1,685)	1:F:236:LEU:H	1:F:233:LYS:HG3	6	0.31
(1,630)	1:F:224:VAL:H	1:F:221:ALA:HA	7	0.31
(1,602)	1:F:219:THR:H	1:F:216:ILE:HA	7	0.31
(1,597)	1:F:218:VAL:H	1:F:215:ILE:HA	5	0.31
(1,593)	1:F:217:GLY:H	1:F:214:ILE:HA	14	0.31
(1,573)	1:F:236:LEU:HD21	1:F:233:LYS:HA	3	0.31
(1,573)	1:F:236:LEU:HD22	1:F:233:LYS:HA	3	0.31
(1,573)	1:F:236:LEU:HD23	1:F:233:LYS:HA	3	0.31
(1,572)	1:F:236:LEU:H	1:F:238:LYS:HG2	12	0.31
(1,572)	1:F:236:LEU:H	1:F:238:LYS:HG3	12	0.31
(1,570)	1:F:236:LEU:H	1:F:233:LYS:HG2	6	0.31
(1,570)	1:F:236:LEU:H	1:F:233:LYS:HG3	6	0.31
(1,55)	1:F:224:VAL:H	1:F:221:ALA:HA	7	0.31
(1,515)	1:F:224:VAL:H	1:F:221:ALA:HA	7	0.31
(1,487)	1:F:219:THR:H	1:F:216:ILE:HA	7	0.31
(1,482)	1:F:218:VAL:H	1:F:215:ILE:HA	5	0.31
(1,478)	1:F:217:GLY:H	1:F:214:ILE:HA	14	0.31
(1,458)	1:F:236:LEU:HD21	1:F:233:LYS:HA	3	0.31
(1,458)	1:F:236:LEU:HD22	1:F:233:LYS:HA	3	0.31
(1,458)	1:F:236:LEU:HD23	1:F:233:LYS:HA	3	0.31
(1,457)	1:F:236:LEU:H	1:F:238:LYS:HG2	12	0.31
(1,457)	1:F:236:LEU:H	1:F:238:LYS:HG3	12	0.31
(1,455)	1:F:236:LEU:H	1:F:233:LYS:HG2	6	0.31
(1,455)	1:F:236:LEU:H	1:F:233:LYS:HG3	6	0.31
(1,400)	1:F:224:VAL:H	1:F:221:ALA:HA	7	0.31
(1,372)	1:F:219:THR:H	1:F:216:ILE:HA	7	0.31
(1,367)	1:F:218:VAL:H	1:F:215:ILE:HA	5	0.31
(1,363)	1:F:217:GLY:H	1:F:214:ILE:HA	14	0.31

Continued on next page...

Continued from previous page...

Key	Atom-1	Atom-2	Model ID	Violation (Å)
(1,343)	1:F:236:LEU:HD21	1:F:233:LYS:HA	3	0.31
(1,343)	1:F:236:LEU:HD22	1:F:233:LYS:HA	3	0.31
(1,343)	1:F:236:LEU:HD23	1:F:233:LYS:HA	3	0.31
(1,342)	1:F:236:LEU:H	1:F:238:LYS:HG2	12	0.31
(1,342)	1:F:236:LEU:H	1:F:238:LYS:HG3	12	0.31
(1,340)	1:F:236:LEU:H	1:F:233:LYS:HG2	6	0.31
(1,340)	1:F:236:LEU:H	1:F:233:LYS:HG3	6	0.31
(1,285)	1:F:224:VAL:H	1:F:221:ALA:HA	7	0.31
(1,27)	1:F:219:THR:H	1:F:216:ILE:HA	7	0.31
(1,257)	1:F:219:THR:H	1:F:216:ILE:HA	7	0.31
(1,252)	1:F:218:VAL:H	1:F:215:ILE:HA	5	0.31
(1,248)	1:F:217:GLY:H	1:F:214:ILE:HA	14	0.31
(1,228)	1:F:236:LEU:HD21	1:F:233:LYS:HA	3	0.31
(1,228)	1:F:236:LEU:HD22	1:F:233:LYS:HA	3	0.31
(1,228)	1:F:236:LEU:HD23	1:F:233:LYS:HA	3	0.31
(1,227)	1:F:236:LEU:H	1:F:238:LYS:HG2	12	0.31
(1,227)	1:F:236:LEU:H	1:F:238:LYS:HG3	12	0.31
(1,225)	1:F:236:LEU:H	1:F:233:LYS:HG2	6	0.31
(1,225)	1:F:236:LEU:H	1:F:233:LYS:HG3	6	0.31
(1,22)	1:F:218:VAL:H	1:F:215:ILE:HA	5	0.31
(1,18)	1:F:217:GLY:H	1:F:214:ILE:HA	14	0.31
(1,170)	1:F:224:VAL:H	1:F:221:ALA:HA	7	0.31
(1,142)	1:F:219:THR:H	1:F:216:ILE:HA	7	0.31
(1,137)	1:F:218:VAL:H	1:F:215:ILE:HA	5	0.31
(1,133)	1:F:217:GLY:H	1:F:214:ILE:HA	14	0.31
(1,113)	1:F:236:LEU:HD21	1:F:233:LYS:HA	3	0.31
(1,113)	1:F:236:LEU:HD22	1:F:233:LYS:HA	3	0.31
(1,113)	1:F:236:LEU:HD23	1:F:233:LYS:HA	3	0.31
(1,112)	1:F:236:LEU:H	1:F:238:LYS:HG2	12	0.31
(1,112)	1:F:236:LEU:H	1:F:238:LYS:HG3	12	0.31
(1,110)	1:F:236:LEU:H	1:F:233:LYS:HG2	6	0.31
(1,110)	1:F:236:LEU:H	1:F:233:LYS:HG3	6	0.31
(1,7)	1:F:214:ILE:H	1:F:211:LEU:HA	13	0.3
(1,688)	1:F:236:LEU:HD21	1:F:233:LYS:HA	11	0.3
(1,688)	1:F:236:LEU:HD22	1:F:233:LYS:HA	11	0.3
(1,688)	1:F:236:LEU:HD23	1:F:233:LYS:HA	11	0.3
(1,685)	1:F:236:LEU:H	1:F:233:LYS:HG2	5	0.3
(1,685)	1:F:236:LEU:H	1:F:233:LYS:HG3	5	0.3
(1,685)	1:F:236:LEU:H	1:F:233:LYS:HG2	11	0.3
(1,685)	1:F:236:LEU:H	1:F:233:LYS:HG3	11	0.3
(1,684)	1:F:235:LEU:H	1:F:231:VAL:HG21	14	0.3
(1,684)	1:F:235:LEU:H	1:F:231:VAL:HG22	14	0.3

Continued on next page...

Continued from previous page...

Key	Atom-1	Atom-2	Model ID	Violation (Å)
(1,684)	1:F:235:LEU:H	1:F:231:VAL:HG23	14	0.3
(1,64)	1:F:225:LEU:HD11	1:F:229:VAL:HG11	11	0.3
(1,64)	1:F:225:LEU:HD11	1:F:229:VAL:HG12	11	0.3
(1,64)	1:F:225:LEU:HD11	1:F:229:VAL:HG13	11	0.3
(1,64)	1:F:225:LEU:HD12	1:F:229:VAL:HG11	11	0.3
(1,64)	1:F:225:LEU:HD12	1:F:229:VAL:HG12	11	0.3
(1,64)	1:F:225:LEU:HD12	1:F:229:VAL:HG13	11	0.3
(1,64)	1:F:225:LEU:HD13	1:F:229:VAL:HG11	11	0.3
(1,64)	1:F:225:LEU:HD13	1:F:229:VAL:HG12	11	0.3
(1,64)	1:F:225:LEU:HD13	1:F:229:VAL:HG13	11	0.3
(1,64)	1:F:225:LEU:HD21	1:F:229:VAL:HG11	11	0.3
(1,64)	1:F:225:LEU:HD21	1:F:229:VAL:HG12	11	0.3
(1,64)	1:F:225:LEU:HD21	1:F:229:VAL:HG13	11	0.3
(1,64)	1:F:225:LEU:HD22	1:F:229:VAL:HG11	11	0.3
(1,64)	1:F:225:LEU:HD22	1:F:229:VAL:HG12	11	0.3
(1,64)	1:F:225:LEU:HD22	1:F:229:VAL:HG13	11	0.3
(1,64)	1:F:225:LEU:HD23	1:F:229:VAL:HG11	11	0.3
(1,64)	1:F:225:LEU:HD23	1:F:229:VAL:HG12	11	0.3
(1,64)	1:F:225:LEU:HD23	1:F:229:VAL:HG13	11	0.3
(1,639)	1:F:225:LEU:HD11	1:F:229:VAL:HG11	11	0.3
(1,639)	1:F:225:LEU:HD11	1:F:229:VAL:HG12	11	0.3
(1,639)	1:F:225:LEU:HD11	1:F:229:VAL:HG13	11	0.3
(1,639)	1:F:225:LEU:HD12	1:F:229:VAL:HG11	11	0.3
(1,639)	1:F:225:LEU:HD12	1:F:229:VAL:HG12	11	0.3
(1,639)	1:F:225:LEU:HD12	1:F:229:VAL:HG13	11	0.3
(1,639)	1:F:225:LEU:HD13	1:F:229:VAL:HG11	11	0.3
(1,639)	1:F:225:LEU:HD13	1:F:229:VAL:HG12	11	0.3
(1,639)	1:F:225:LEU:HD13	1:F:229:VAL:HG13	11	0.3
(1,639)	1:F:225:LEU:HD21	1:F:229:VAL:HG11	11	0.3
(1,639)	1:F:225:LEU:HD21	1:F:229:VAL:HG12	11	0.3
(1,639)	1:F:225:LEU:HD21	1:F:229:VAL:HG13	11	0.3
(1,639)	1:F:225:LEU:HD22	1:F:229:VAL:HG11	11	0.3
(1,639)	1:F:225:LEU:HD22	1:F:229:VAL:HG12	11	0.3
(1,639)	1:F:225:LEU:HD22	1:F:229:VAL:HG13	11	0.3
(1,639)	1:F:225:LEU:HD23	1:F:229:VAL:HG11	11	0.3
(1,639)	1:F:225:LEU:HD23	1:F:229:VAL:HG12	11	0.3
(1,639)	1:F:225:LEU:HD23	1:F:229:VAL:HG13	11	0.3
(1,635)	1:F:225:LEU:H	1:F:222:ALA:HA	10	0.3
(1,635)	1:F:225:LEU:H	1:F:222:ALA:HA	15	0.3
(1,624)	1:F:223:VAL:H	1:F:220:VAL:HA	15	0.3
(1,60)	1:F:225:LEU:H	1:F:222:ALA:HA	10	0.3
(1,60)	1:F:225:LEU:H	1:F:222:ALA:HA	15	0.3

Continued on next page...

Continued from previous page...

Key	Atom-1	Atom-2	Model ID	Violation (Å)
(1,597)	1:F:218:VAL:H	1:F:215:ILE:HA	9	0.3
(1,588)	1:F:215:ILE:HG21	1:F:212:SER:HB2	7	0.3
(1,588)	1:F:215:ILE:HG21	1:F:212:SER:HB3	7	0.3
(1,588)	1:F:215:ILE:HG22	1:F:212:SER:HB2	7	0.3
(1,588)	1:F:215:ILE:HG22	1:F:212:SER:HB3	7	0.3
(1,588)	1:F:215:ILE:HG23	1:F:212:SER:HB2	7	0.3
(1,588)	1:F:215:ILE:HG23	1:F:212:SER:HB3	7	0.3
(1,587)	1:F:215:ILE:HG21	1:F:212:SER:HA	12	0.3
(1,587)	1:F:215:ILE:HG22	1:F:212:SER:HA	12	0.3
(1,587)	1:F:215:ILE:HG23	1:F:212:SER:HA	12	0.3
(1,582)	1:F:214:ILE:H	1:F:211:LEU:HA	13	0.3
(1,573)	1:F:236:LEU:HD21	1:F:233:LYS:HA	11	0.3
(1,573)	1:F:236:LEU:HD22	1:F:233:LYS:HA	11	0.3
(1,573)	1:F:236:LEU:HD23	1:F:233:LYS:HA	11	0.3
(1,570)	1:F:236:LEU:H	1:F:233:LYS:HG2	5	0.3
(1,570)	1:F:236:LEU:H	1:F:233:LYS:HG3	5	0.3
(1,570)	1:F:236:LEU:H	1:F:233:LYS:HG2	11	0.3
(1,570)	1:F:236:LEU:H	1:F:233:LYS:HG3	11	0.3
(1,569)	1:F:235:LEU:H	1:F:231:VAL:HG21	14	0.3
(1,569)	1:F:235:LEU:H	1:F:231:VAL:HG22	14	0.3
(1,569)	1:F:235:LEU:H	1:F:231:VAL:HG23	14	0.3
(1,524)	1:F:225:LEU:HD11	1:F:229:VAL:HG11	11	0.3
(1,524)	1:F:225:LEU:HD11	1:F:229:VAL:HG12	11	0.3
(1,524)	1:F:225:LEU:HD11	1:F:229:VAL:HG13	11	0.3
(1,524)	1:F:225:LEU:HD12	1:F:229:VAL:HG11	11	0.3
(1,524)	1:F:225:LEU:HD12	1:F:229:VAL:HG12	11	0.3
(1,524)	1:F:225:LEU:HD12	1:F:229:VAL:HG13	11	0.3
(1,524)	1:F:225:LEU:HD13	1:F:229:VAL:HG11	11	0.3
(1,524)	1:F:225:LEU:HD13	1:F:229:VAL:HG12	11	0.3
(1,524)	1:F:225:LEU:HD13	1:F:229:VAL:HG13	11	0.3
(1,524)	1:F:225:LEU:HD21	1:F:229:VAL:HG11	11	0.3
(1,524)	1:F:225:LEU:HD21	1:F:229:VAL:HG12	11	0.3
(1,524)	1:F:225:LEU:HD21	1:F:229:VAL:HG13	11	0.3
(1,524)	1:F:225:LEU:HD22	1:F:229:VAL:HG11	11	0.3
(1,524)	1:F:225:LEU:HD22	1:F:229:VAL:HG12	11	0.3
(1,524)	1:F:225:LEU:HD22	1:F:229:VAL:HG13	11	0.3
(1,524)	1:F:225:LEU:HD23	1:F:229:VAL:HG11	11	0.3
(1,524)	1:F:225:LEU:HD23	1:F:229:VAL:HG12	11	0.3
(1,524)	1:F:225:LEU:HD23	1:F:229:VAL:HG13	11	0.3
(1,520)	1:F:225:LEU:H	1:F:222:ALA:HA	10	0.3
(1,520)	1:F:225:LEU:H	1:F:222:ALA:HA	15	0.3
(1,509)	1:F:223:VAL:H	1:F:220:VAL:HA	15	0.3

Continued on next page...

Continued from previous page...

Key	Atom-1	Atom-2	Model ID	Violation (Å)
(1,49)	1:F:223:VAL:H	1:F:220:VAL:HA	15	0.3
(1,482)	1:F:218:VAL:H	1:F:215:ILE:HA	9	0.3
(1,473)	1:F:215:ILE:HG21	1:F:212:SER:HB2	7	0.3
(1,473)	1:F:215:ILE:HG21	1:F:212:SER:HB3	7	0.3
(1,473)	1:F:215:ILE:HG22	1:F:212:SER:HB2	7	0.3
(1,473)	1:F:215:ILE:HG22	1:F:212:SER:HB3	7	0.3
(1,473)	1:F:215:ILE:HG23	1:F:212:SER:HB2	7	0.3
(1,473)	1:F:215:ILE:HG23	1:F:212:SER:HB3	7	0.3
(1,472)	1:F:215:ILE:HG21	1:F:212:SER:HA	12	0.3
(1,472)	1:F:215:ILE:HG22	1:F:212:SER:HA	12	0.3
(1,472)	1:F:215:ILE:HG23	1:F:212:SER:HA	12	0.3
(1,467)	1:F:214:ILE:H	1:F:211:LEU:HA	13	0.3
(1,458)	1:F:236:LEU:HD21	1:F:233:LYS:HA	11	0.3
(1,458)	1:F:236:LEU:HD22	1:F:233:LYS:HA	11	0.3
(1,458)	1:F:236:LEU:HD23	1:F:233:LYS:HA	11	0.3
(1,455)	1:F:236:LEU:H	1:F:233:LYS:HG2	5	0.3
(1,455)	1:F:236:LEU:H	1:F:233:LYS:HG3	5	0.3
(1,455)	1:F:236:LEU:H	1:F:233:LYS:HG2	11	0.3
(1,455)	1:F:236:LEU:H	1:F:233:LYS:HG3	11	0.3
(1,454)	1:F:235:LEU:H	1:F:231:VAL:HG21	14	0.3
(1,454)	1:F:235:LEU:H	1:F:231:VAL:HG22	14	0.3
(1,454)	1:F:235:LEU:H	1:F:231:VAL:HG23	14	0.3
(1,409)	1:F:225:LEU:HD11	1:F:229:VAL:HG11	11	0.3
(1,409)	1:F:225:LEU:HD11	1:F:229:VAL:HG12	11	0.3
(1,409)	1:F:225:LEU:HD11	1:F:229:VAL:HG13	11	0.3
(1,409)	1:F:225:LEU:HD12	1:F:229:VAL:HG11	11	0.3
(1,409)	1:F:225:LEU:HD12	1:F:229:VAL:HG12	11	0.3
(1,409)	1:F:225:LEU:HD12	1:F:229:VAL:HG13	11	0.3
(1,409)	1:F:225:LEU:HD13	1:F:229:VAL:HG11	11	0.3
(1,409)	1:F:225:LEU:HD13	1:F:229:VAL:HG12	11	0.3
(1,409)	1:F:225:LEU:HD13	1:F:229:VAL:HG13	11	0.3
(1,409)	1:F:225:LEU:HD21	1:F:229:VAL:HG11	11	0.3
(1,409)	1:F:225:LEU:HD21	1:F:229:VAL:HG12	11	0.3
(1,409)	1:F:225:LEU:HD21	1:F:229:VAL:HG13	11	0.3
(1,409)	1:F:225:LEU:HD22	1:F:229:VAL:HG11	11	0.3
(1,409)	1:F:225:LEU:HD22	1:F:229:VAL:HG12	11	0.3
(1,409)	1:F:225:LEU:HD22	1:F:229:VAL:HG13	11	0.3
(1,409)	1:F:225:LEU:HD23	1:F:229:VAL:HG11	11	0.3
(1,409)	1:F:225:LEU:HD23	1:F:229:VAL:HG12	11	0.3
(1,409)	1:F:225:LEU:HD23	1:F:229:VAL:HG13	11	0.3
(1,405)	1:F:225:LEU:H	1:F:222:ALA:HA	10	0.3
(1,405)	1:F:225:LEU:H	1:F:222:ALA:HA	15	0.3

Continued on next page...

Continued from previous page...

Key	Atom-1	Atom-2	Model ID	Violation (Å)
(1,394)	1:F:223:VAL:H	1:F:220:VAL:HA	15	0.3
(1,367)	1:F:218:VAL:H	1:F:215:ILE:HA	9	0.3
(1,358)	1:F:215:ILE:HG21	1:F:212:SER:HB2	7	0.3
(1,358)	1:F:215:ILE:HG21	1:F:212:SER:HB3	7	0.3
(1,358)	1:F:215:ILE:HG22	1:F:212:SER:HB2	7	0.3
(1,358)	1:F:215:ILE:HG22	1:F:212:SER:HB3	7	0.3
(1,358)	1:F:215:ILE:HG23	1:F:212:SER:HB2	7	0.3
(1,358)	1:F:215:ILE:HG23	1:F:212:SER:HB3	7	0.3
(1,357)	1:F:215:ILE:HG21	1:F:212:SER:HA	12	0.3
(1,357)	1:F:215:ILE:HG22	1:F:212:SER:HA	12	0.3
(1,357)	1:F:215:ILE:HG23	1:F:212:SER:HA	12	0.3
(1,352)	1:F:214:ILE:H	1:F:211:LEU:HA	13	0.3
(1,343)	1:F:236:LEU:HD21	1:F:233:LYS:HA	11	0.3
(1,343)	1:F:236:LEU:HD22	1:F:233:LYS:HA	11	0.3
(1,343)	1:F:236:LEU:HD23	1:F:233:LYS:HA	11	0.3
(1,340)	1:F:236:LEU:H	1:F:233:LYS:HG2	5	0.3
(1,340)	1:F:236:LEU:H	1:F:233:LYS:HG3	5	0.3
(1,340)	1:F:236:LEU:H	1:F:233:LYS:HG2	11	0.3
(1,340)	1:F:236:LEU:H	1:F:233:LYS:HG3	11	0.3
(1,339)	1:F:235:LEU:H	1:F:231:VAL:HG21	14	0.3
(1,339)	1:F:235:LEU:H	1:F:231:VAL:HG22	14	0.3
(1,339)	1:F:235:LEU:H	1:F:231:VAL:HG23	14	0.3
(1,294)	1:F:225:LEU:HD11	1:F:229:VAL:HG11	11	0.3
(1,294)	1:F:225:LEU:HD11	1:F:229:VAL:HG12	11	0.3
(1,294)	1:F:225:LEU:HD11	1:F:229:VAL:HG13	11	0.3
(1,294)	1:F:225:LEU:HD12	1:F:229:VAL:HG11	11	0.3
(1,294)	1:F:225:LEU:HD12	1:F:229:VAL:HG12	11	0.3
(1,294)	1:F:225:LEU:HD12	1:F:229:VAL:HG13	11	0.3
(1,294)	1:F:225:LEU:HD13	1:F:229:VAL:HG11	11	0.3
(1,294)	1:F:225:LEU:HD13	1:F:229:VAL:HG12	11	0.3
(1,294)	1:F:225:LEU:HD13	1:F:229:VAL:HG13	11	0.3
(1,294)	1:F:225:LEU:HD21	1:F:229:VAL:HG11	11	0.3
(1,294)	1:F:225:LEU:HD21	1:F:229:VAL:HG12	11	0.3
(1,294)	1:F:225:LEU:HD21	1:F:229:VAL:HG13	11	0.3
(1,294)	1:F:225:LEU:HD22	1:F:229:VAL:HG11	11	0.3
(1,294)	1:F:225:LEU:HD22	1:F:229:VAL:HG12	11	0.3
(1,294)	1:F:225:LEU:HD22	1:F:229:VAL:HG13	11	0.3
(1,294)	1:F:225:LEU:HD23	1:F:229:VAL:HG11	11	0.3
(1,294)	1:F:225:LEU:HD23	1:F:229:VAL:HG12	11	0.3
(1,294)	1:F:225:LEU:HD23	1:F:229:VAL:HG13	11	0.3
(1,290)	1:F:225:LEU:H	1:F:222:ALA:HA	10	0.3
(1,290)	1:F:225:LEU:H	1:F:222:ALA:HA	15	0.3

Continued on next page...

Continued from previous page...

Key	Atom-1	Atom-2	Model ID	Violation (Å)
(1,279)	1:F:223:VAL:H	1:F:220:VAL:HA	15	0.3
(1,252)	1:F:218:VAL:H	1:F:215:ILE:HA	9	0.3
(1,243)	1:F:215:ILE:HG21	1:F:212:SER:HB2	7	0.3
(1,243)	1:F:215:ILE:HG21	1:F:212:SER:HB3	7	0.3
(1,243)	1:F:215:ILE:HG22	1:F:212:SER:HB2	7	0.3
(1,243)	1:F:215:ILE:HG22	1:F:212:SER:HB3	7	0.3
(1,243)	1:F:215:ILE:HG23	1:F:212:SER:HB2	7	0.3
(1,243)	1:F:215:ILE:HG23	1:F:212:SER:HB3	7	0.3
(1,242)	1:F:215:ILE:HG21	1:F:212:SER:HA	12	0.3
(1,242)	1:F:215:ILE:HG22	1:F:212:SER:HA	12	0.3
(1,242)	1:F:215:ILE:HG23	1:F:212:SER:HA	12	0.3
(1,237)	1:F:214:ILE:H	1:F:211:LEU:HA	13	0.3
(1,228)	1:F:236:LEU:HD21	1:F:233:LYS:HA	11	0.3
(1,228)	1:F:236:LEU:HD22	1:F:233:LYS:HA	11	0.3
(1,228)	1:F:236:LEU:HD23	1:F:233:LYS:HA	11	0.3
(1,225)	1:F:236:LEU:H	1:F:233:LYS:HG2	5	0.3
(1,225)	1:F:236:LEU:H	1:F:233:LYS:HG3	5	0.3
(1,225)	1:F:236:LEU:H	1:F:233:LYS:HG2	11	0.3
(1,225)	1:F:236:LEU:H	1:F:233:LYS:HG3	11	0.3
(1,224)	1:F:235:LEU:H	1:F:231:VAL:HG21	14	0.3
(1,224)	1:F:235:LEU:H	1:F:231:VAL:HG22	14	0.3
(1,224)	1:F:235:LEU:H	1:F:231:VAL:HG23	14	0.3
(1,22)	1:F:218:VAL:H	1:F:215:ILE:HA	9	0.3
(1,179)	1:F:225:LEU:HD11	1:F:229:VAL:HG11	11	0.3
(1,179)	1:F:225:LEU:HD11	1:F:229:VAL:HG12	11	0.3
(1,179)	1:F:225:LEU:HD11	1:F:229:VAL:HG13	11	0.3
(1,179)	1:F:225:LEU:HD12	1:F:229:VAL:HG11	11	0.3
(1,179)	1:F:225:LEU:HD12	1:F:229:VAL:HG12	11	0.3
(1,179)	1:F:225:LEU:HD12	1:F:229:VAL:HG13	11	0.3
(1,179)	1:F:225:LEU:HD13	1:F:229:VAL:HG11	11	0.3
(1,179)	1:F:225:LEU:HD13	1:F:229:VAL:HG12	11	0.3
(1,179)	1:F:225:LEU:HD13	1:F:229:VAL:HG13	11	0.3
(1,179)	1:F:225:LEU:HD21	1:F:229:VAL:HG11	11	0.3
(1,179)	1:F:225:LEU:HD21	1:F:229:VAL:HG12	11	0.3
(1,179)	1:F:225:LEU:HD21	1:F:229:VAL:HG13	11	0.3
(1,179)	1:F:225:LEU:HD22	1:F:229:VAL:HG11	11	0.3
(1,179)	1:F:225:LEU:HD22	1:F:229:VAL:HG12	11	0.3
(1,179)	1:F:225:LEU:HD22	1:F:229:VAL:HG13	11	0.3
(1,179)	1:F:225:LEU:HD23	1:F:229:VAL:HG11	11	0.3
(1,179)	1:F:225:LEU:HD23	1:F:229:VAL:HG12	11	0.3
(1,179)	1:F:225:LEU:HD23	1:F:229:VAL:HG13	11	0.3
(1,175)	1:F:225:LEU:H	1:F:222:ALA:HA	10	0.3

Continued on next page...

Continued from previous page...

Key	Atom-1	Atom-2	Model ID	Violation (Å)
(1,175)	1:F:225:LEU:H	1:F:222:ALA:HA	15	0.3
(1,164)	1:F:223:VAL:H	1:F:220:VAL:HA	15	0.3
(1,137)	1:F:218:VAL:H	1:F:215:ILE:HA	9	0.3
(1,13)	1:F:215:ILE:HG21	1:F:212:SER:HB2	7	0.3
(1,13)	1:F:215:ILE:HG21	1:F:212:SER:HB3	7	0.3
(1,13)	1:F:215:ILE:HG22	1:F:212:SER:HB2	7	0.3
(1,13)	1:F:215:ILE:HG22	1:F:212:SER:HB3	7	0.3
(1,13)	1:F:215:ILE:HG23	1:F:212:SER:HB2	7	0.3
(1,13)	1:F:215:ILE:HG23	1:F:212:SER:HB3	7	0.3
(1,128)	1:F:215:ILE:HG21	1:F:212:SER:HB2	7	0.3
(1,128)	1:F:215:ILE:HG21	1:F:212:SER:HB3	7	0.3
(1,128)	1:F:215:ILE:HG22	1:F:212:SER:HB2	7	0.3
(1,128)	1:F:215:ILE:HG22	1:F:212:SER:HB3	7	0.3
(1,128)	1:F:215:ILE:HG23	1:F:212:SER:HB2	7	0.3
(1,128)	1:F:215:ILE:HG23	1:F:212:SER:HB3	7	0.3
(1,127)	1:F:215:ILE:HG21	1:F:212:SER:HA	12	0.3
(1,127)	1:F:215:ILE:HG22	1:F:212:SER:HA	12	0.3
(1,127)	1:F:215:ILE:HG23	1:F:212:SER:HA	12	0.3
(1,122)	1:F:214:ILE:H	1:F:211:LEU:HA	13	0.3
(1,12)	1:F:215:ILE:HG21	1:F:212:SER:HA	12	0.3
(1,12)	1:F:215:ILE:HG22	1:F:212:SER:HA	12	0.3
(1,12)	1:F:215:ILE:HG23	1:F:212:SER:HA	12	0.3
(1,113)	1:F:236:LEU:HD21	1:F:233:LYS:HA	11	0.3
(1,113)	1:F:236:LEU:HD22	1:F:233:LYS:HA	11	0.3
(1,113)	1:F:236:LEU:HD23	1:F:233:LYS:HA	11	0.3
(1,110)	1:F:236:LEU:H	1:F:233:LYS:HG2	5	0.3
(1,110)	1:F:236:LEU:H	1:F:233:LYS:HG3	5	0.3
(1,110)	1:F:236:LEU:H	1:F:233:LYS:HG2	11	0.3
(1,110)	1:F:236:LEU:H	1:F:233:LYS:HG3	11	0.3
(1,109)	1:F:235:LEU:H	1:F:231:VAL:HG21	14	0.3
(1,109)	1:F:235:LEU:H	1:F:231:VAL:HG22	14	0.3
(1,109)	1:F:235:LEU:H	1:F:231:VAL:HG23	14	0.3
(1,688)	1:F:236:LEU:HD21	1:F:233:LYS:HA	14	0.29
(1,688)	1:F:236:LEU:HD22	1:F:233:LYS:HA	14	0.29
(1,688)	1:F:236:LEU:HD23	1:F:233:LYS:HA	14	0.29
(1,675)	1:F:233:LYS:H	1:F:230:PHE:HA	5	0.29
(1,630)	1:F:224:VAL:H	1:F:221:ALA:HA	12	0.29
(1,624)	1:F:223:VAL:H	1:F:220:VAL:HA	5	0.29
(1,601)	1:F:218:VAL:HG11	1:F:215:ILE:HA	13	0.29
(1,601)	1:F:218:VAL:HG12	1:F:215:ILE:HA	13	0.29
(1,601)	1:F:218:VAL:HG13	1:F:215:ILE:HA	13	0.29
(1,573)	1:F:236:LEU:HD21	1:F:233:LYS:HA	14	0.29

Continued on next page...

Continued from previous page...

Key	Atom-1	Atom-2	Model ID	Violation (Å)
(1,573)	1:F:236:LEU:HD22	1:F:233:LYS:HA	14	0.29
(1,573)	1:F:236:LEU:HD23	1:F:233:LYS:HA	14	0.29
(1,560)	1:F:233:LYS:H	1:F:230:PHE:HA	5	0.29
(1,55)	1:F:224:VAL:H	1:F:221:ALA:HA	12	0.29
(1,515)	1:F:224:VAL:H	1:F:221:ALA:HA	12	0.29
(1,509)	1:F:223:VAL:H	1:F:220:VAL:HA	5	0.29
(1,49)	1:F:223:VAL:H	1:F:220:VAL:HA	5	0.29
(1,486)	1:F:218:VAL:HG11	1:F:215:ILE:HA	13	0.29
(1,486)	1:F:218:VAL:HG12	1:F:215:ILE:HA	13	0.29
(1,486)	1:F:218:VAL:HG13	1:F:215:ILE:HA	13	0.29
(1,458)	1:F:236:LEU:HD21	1:F:233:LYS:HA	14	0.29
(1,458)	1:F:236:LEU:HD22	1:F:233:LYS:HA	14	0.29
(1,458)	1:F:236:LEU:HD23	1:F:233:LYS:HA	14	0.29
(1,445)	1:F:233:LYS:H	1:F:230:PHE:HA	5	0.29
(1,400)	1:F:224:VAL:H	1:F:221:ALA:HA	12	0.29
(1,394)	1:F:223:VAL:H	1:F:220:VAL:HA	5	0.29
(1,371)	1:F:218:VAL:HG11	1:F:215:ILE:HA	13	0.29
(1,371)	1:F:218:VAL:HG12	1:F:215:ILE:HA	13	0.29
(1,371)	1:F:218:VAL:HG13	1:F:215:ILE:HA	13	0.29
(1,343)	1:F:236:LEU:HD21	1:F:233:LYS:HA	14	0.29
(1,343)	1:F:236:LEU:HD22	1:F:233:LYS:HA	14	0.29
(1,343)	1:F:236:LEU:HD23	1:F:233:LYS:HA	14	0.29
(1,330)	1:F:233:LYS:H	1:F:230:PHE:HA	5	0.29
(1,285)	1:F:224:VAL:H	1:F:221:ALA:HA	12	0.29
(1,279)	1:F:223:VAL:H	1:F:220:VAL:HA	5	0.29
(1,26)	1:F:218:VAL:HG11	1:F:215:ILE:HA	13	0.29
(1,26)	1:F:218:VAL:HG12	1:F:215:ILE:HA	13	0.29
(1,26)	1:F:218:VAL:HG13	1:F:215:ILE:HA	13	0.29
(1,256)	1:F:218:VAL:HG11	1:F:215:ILE:HA	13	0.29
(1,256)	1:F:218:VAL:HG12	1:F:215:ILE:HA	13	0.29
(1,256)	1:F:218:VAL:HG13	1:F:215:ILE:HA	13	0.29
(1,228)	1:F:236:LEU:HD21	1:F:233:LYS:HA	14	0.29
(1,228)	1:F:236:LEU:HD22	1:F:233:LYS:HA	14	0.29
(1,228)	1:F:236:LEU:HD23	1:F:233:LYS:HA	14	0.29
(1,215)	1:F:233:LYS:H	1:F:230:PHE:HA	5	0.29
(1,170)	1:F:224:VAL:H	1:F:221:ALA:HA	12	0.29
(1,164)	1:F:223:VAL:H	1:F:220:VAL:HA	5	0.29
(1,141)	1:F:218:VAL:HG11	1:F:215:ILE:HA	13	0.29
(1,141)	1:F:218:VAL:HG12	1:F:215:ILE:HA	13	0.29
(1,141)	1:F:218:VAL:HG13	1:F:215:ILE:HA	13	0.29
(1,113)	1:F:236:LEU:HD21	1:F:233:LYS:HA	14	0.29
(1,113)	1:F:236:LEU:HD22	1:F:233:LYS:HA	14	0.29

Continued on next page...

Continued from previous page...

Key	Atom-1	Atom-2	Model ID	Violation (Å)
(1,113)	1:F:236:LEU:HD23	1:F:233:LYS:HA	14	0.29
(1,100)	1:F:233:LYS:H	1:F:230:PHE:HA	5	0.29
(1,80)	1:F:229:VAL:H	1:F:226:ILE:HA	2	0.28
(1,7)	1:F:214:ILE:H	1:F:211:LEU:HA	5	0.28
(1,7)	1:F:214:ILE:H	1:F:211:LEU:HA	8	0.28
(1,685)	1:F:236:LEU:H	1:F:233:LYS:HG2	13	0.28
(1,685)	1:F:236:LEU:H	1:F:233:LYS:HG3	13	0.28
(1,655)	1:F:229:VAL:H	1:F:226:ILE:HA	2	0.28
(1,65)	1:F:226:ILE:H	1:F:223:VAL:HA	15	0.28
(1,640)	1:F:226:ILE:H	1:F:223:VAL:HA	15	0.28
(1,601)	1:F:218:VAL:HG11	1:F:215:ILE:HA	11	0.28
(1,601)	1:F:218:VAL:HG12	1:F:215:ILE:HA	11	0.28
(1,601)	1:F:218:VAL:HG13	1:F:215:ILE:HA	11	0.28
(1,589)	1:F:215:ILE:HG21	1:F:216:ILE:H	7	0.28
(1,589)	1:F:215:ILE:HG22	1:F:216:ILE:H	7	0.28
(1,589)	1:F:215:ILE:HG23	1:F:216:ILE:H	7	0.28
(1,582)	1:F:214:ILE:H	1:F:211:LEU:HA	5	0.28
(1,582)	1:F:214:ILE:H	1:F:211:LEU:HA	8	0.28
(1,570)	1:F:236:LEU:H	1:F:233:LYS:HG2	13	0.28
(1,570)	1:F:236:LEU:H	1:F:233:LYS:HG3	13	0.28
(1,540)	1:F:229:VAL:H	1:F:226:ILE:HA	2	0.28
(1,525)	1:F:226:ILE:H	1:F:223:VAL:HA	15	0.28
(1,486)	1:F:218:VAL:HG11	1:F:215:ILE:HA	11	0.28
(1,486)	1:F:218:VAL:HG12	1:F:215:ILE:HA	11	0.28
(1,486)	1:F:218:VAL:HG13	1:F:215:ILE:HA	11	0.28
(1,474)	1:F:215:ILE:HG21	1:F:216:ILE:H	7	0.28
(1,474)	1:F:215:ILE:HG22	1:F:216:ILE:H	7	0.28
(1,474)	1:F:215:ILE:HG23	1:F:216:ILE:H	7	0.28
(1,467)	1:F:214:ILE:H	1:F:211:LEU:HA	5	0.28
(1,467)	1:F:214:ILE:H	1:F:211:LEU:HA	8	0.28
(1,455)	1:F:236:LEU:H	1:F:233:LYS:HG2	13	0.28
(1,455)	1:F:236:LEU:H	1:F:233:LYS:HG3	13	0.28
(1,425)	1:F:229:VAL:H	1:F:226:ILE:HA	2	0.28
(1,410)	1:F:226:ILE:H	1:F:223:VAL:HA	15	0.28
(1,371)	1:F:218:VAL:HG11	1:F:215:ILE:HA	11	0.28
(1,371)	1:F:218:VAL:HG12	1:F:215:ILE:HA	11	0.28
(1,371)	1:F:218:VAL:HG13	1:F:215:ILE:HA	11	0.28
(1,359)	1:F:215:ILE:HG21	1:F:216:ILE:H	7	0.28
(1,359)	1:F:215:ILE:HG22	1:F:216:ILE:H	7	0.28
(1,359)	1:F:215:ILE:HG23	1:F:216:ILE:H	7	0.28
(1,352)	1:F:214:ILE:H	1:F:211:LEU:HA	5	0.28
(1,352)	1:F:214:ILE:H	1:F:211:LEU:HA	8	0.28

Continued on next page...

Continued from previous page...

Key	Atom-1	Atom-2	Model ID	Violation (Å)
(1,340)	1:F:236:LEU:H	1:F:233:LYS:HG2	13	0.28
(1,340)	1:F:236:LEU:H	1:F:233:LYS:HG3	13	0.28
(1,310)	1:F:229:VAL:H	1:F:226:ILE:HA	2	0.28
(1,295)	1:F:226:ILE:H	1:F:223:VAL:HA	15	0.28
(1,26)	1:F:218:VAL:HG11	1:F:215:ILE:HA	11	0.28
(1,26)	1:F:218:VAL:HG12	1:F:215:ILE:HA	11	0.28
(1,26)	1:F:218:VAL:HG13	1:F:215:ILE:HA	11	0.28
(1,256)	1:F:218:VAL:HG11	1:F:215:ILE:HA	11	0.28
(1,256)	1:F:218:VAL:HG12	1:F:215:ILE:HA	11	0.28
(1,256)	1:F:218:VAL:HG13	1:F:215:ILE:HA	11	0.28
(1,244)	1:F:215:ILE:HG21	1:F:216:ILE:H	7	0.28
(1,244)	1:F:215:ILE:HG22	1:F:216:ILE:H	7	0.28
(1,244)	1:F:215:ILE:HG23	1:F:216:ILE:H	7	0.28
(1,237)	1:F:214:ILE:H	1:F:211:LEU:HA	5	0.28
(1,237)	1:F:214:ILE:H	1:F:211:LEU:HA	8	0.28
(1,225)	1:F:236:LEU:H	1:F:233:LYS:HG2	13	0.28
(1,225)	1:F:236:LEU:H	1:F:233:LYS:HG3	13	0.28
(1,195)	1:F:229:VAL:H	1:F:226:ILE:HA	2	0.28
(1,180)	1:F:226:ILE:H	1:F:223:VAL:HA	15	0.28
(1,141)	1:F:218:VAL:HG11	1:F:215:ILE:HA	11	0.28
(1,141)	1:F:218:VAL:HG12	1:F:215:ILE:HA	11	0.28
(1,141)	1:F:218:VAL:HG13	1:F:215:ILE:HA	11	0.28
(1,14)	1:F:215:ILE:HG21	1:F:216:ILE:H	7	0.28
(1,14)	1:F:215:ILE:HG22	1:F:216:ILE:H	7	0.28
(1,14)	1:F:215:ILE:HG23	1:F:216:ILE:H	7	0.28
(1,129)	1:F:215:ILE:HG21	1:F:216:ILE:H	7	0.28
(1,129)	1:F:215:ILE:HG22	1:F:216:ILE:H	7	0.28
(1,129)	1:F:215:ILE:HG23	1:F:216:ILE:H	7	0.28
(1,122)	1:F:214:ILE:H	1:F:211:LEU:HA	5	0.28
(1,122)	1:F:214:ILE:H	1:F:211:LEU:HA	8	0.28
(1,110)	1:F:236:LEU:H	1:F:233:LYS:HG2	13	0.28
(1,110)	1:F:236:LEU:H	1:F:233:LYS:HG3	13	0.28
(1,95)	1:F:232:CYS:H	1:F:229:VAL:HA	12	0.27
(1,69)	1:F:227:VAL:H	1:F:224:VAL:HA	9	0.27
(1,670)	1:F:232:CYS:H	1:F:229:VAL:HA	12	0.27
(1,65)	1:F:226:ILE:H	1:F:223:VAL:HA	6	0.27
(1,644)	1:F:227:VAL:H	1:F:224:VAL:HA	9	0.27
(1,640)	1:F:226:ILE:H	1:F:223:VAL:HA	6	0.27
(1,64)	1:F:225:LEU:HD11	1:F:229:VAL:HG11	12	0.27
(1,64)	1:F:225:LEU:HD11	1:F:229:VAL:HG12	12	0.27
(1,64)	1:F:225:LEU:HD11	1:F:229:VAL:HG13	12	0.27
(1,64)	1:F:225:LEU:HD12	1:F:229:VAL:HG11	12	0.27

Continued on next page...

Continued from previous page...

Key	Atom-1	Atom-2	Model ID	Violation (Å)
(1,64)	1:F:225:LEU:HD12	1:F:229:VAL:HG12	12	0.27
(1,64)	1:F:225:LEU:HD12	1:F:229:VAL:HG13	12	0.27
(1,64)	1:F:225:LEU:HD13	1:F:229:VAL:HG11	12	0.27
(1,64)	1:F:225:LEU:HD13	1:F:229:VAL:HG12	12	0.27
(1,64)	1:F:225:LEU:HD13	1:F:229:VAL:HG13	12	0.27
(1,64)	1:F:225:LEU:HD21	1:F:229:VAL:HG11	12	0.27
(1,64)	1:F:225:LEU:HD21	1:F:229:VAL:HG12	12	0.27
(1,64)	1:F:225:LEU:HD21	1:F:229:VAL:HG13	12	0.27
(1,64)	1:F:225:LEU:HD22	1:F:229:VAL:HG11	12	0.27
(1,64)	1:F:225:LEU:HD22	1:F:229:VAL:HG12	12	0.27
(1,64)	1:F:225:LEU:HD22	1:F:229:VAL:HG13	12	0.27
(1,64)	1:F:225:LEU:HD23	1:F:229:VAL:HG11	12	0.27
(1,64)	1:F:225:LEU:HD23	1:F:229:VAL:HG12	12	0.27
(1,64)	1:F:225:LEU:HD23	1:F:229:VAL:HG13	12	0.27
(1,639)	1:F:225:LEU:HD11	1:F:229:VAL:HG11	12	0.27
(1,639)	1:F:225:LEU:HD11	1:F:229:VAL:HG12	12	0.27
(1,639)	1:F:225:LEU:HD11	1:F:229:VAL:HG13	12	0.27
(1,639)	1:F:225:LEU:HD12	1:F:229:VAL:HG11	12	0.27
(1,639)	1:F:225:LEU:HD12	1:F:229:VAL:HG12	12	0.27
(1,639)	1:F:225:LEU:HD12	1:F:229:VAL:HG13	12	0.27
(1,639)	1:F:225:LEU:HD13	1:F:229:VAL:HG11	12	0.27
(1,639)	1:F:225:LEU:HD13	1:F:229:VAL:HG12	12	0.27
(1,639)	1:F:225:LEU:HD13	1:F:229:VAL:HG13	12	0.27
(1,639)	1:F:225:LEU:HD21	1:F:229:VAL:HG11	12	0.27
(1,639)	1:F:225:LEU:HD21	1:F:229:VAL:HG12	12	0.27
(1,639)	1:F:225:LEU:HD21	1:F:229:VAL:HG13	12	0.27
(1,639)	1:F:225:LEU:HD22	1:F:229:VAL:HG11	12	0.27
(1,639)	1:F:225:LEU:HD22	1:F:229:VAL:HG12	12	0.27
(1,639)	1:F:225:LEU:HD22	1:F:229:VAL:HG13	12	0.27
(1,639)	1:F:225:LEU:HD23	1:F:229:VAL:HG11	12	0.27
(1,639)	1:F:225:LEU:HD23	1:F:229:VAL:HG12	12	0.27
(1,639)	1:F:225:LEU:HD23	1:F:229:VAL:HG13	12	0.27
(1,624)	1:F:223:VAL:H	1:F:220:VAL:HA	2	0.27
(1,607)	1:F:219:THR:HG21	1:F:216:ILE:HA	4	0.27
(1,607)	1:F:219:THR:HG22	1:F:216:ILE:HA	4	0.27
(1,607)	1:F:219:THR:HG23	1:F:216:ILE:HA	4	0.27
(1,555)	1:F:232:CYS:H	1:F:229:VAL:HA	12	0.27
(1,529)	1:F:227:VAL:H	1:F:224:VAL:HA	9	0.27
(1,525)	1:F:226:ILE:H	1:F:223:VAL:HA	6	0.27
(1,524)	1:F:225:LEU:HD11	1:F:229:VAL:HG11	12	0.27
(1,524)	1:F:225:LEU:HD11	1:F:229:VAL:HG12	12	0.27
(1,524)	1:F:225:LEU:HD11	1:F:229:VAL:HG13	12	0.27

Continued on next page...

Continued from previous page...

Key	Atom-1	Atom-2	Model ID	Violation (Å)
(1,524)	1:F:225:LEU:HD12	1:F:229:VAL:HG11	12	0.27
(1,524)	1:F:225:LEU:HD12	1:F:229:VAL:HG12	12	0.27
(1,524)	1:F:225:LEU:HD12	1:F:229:VAL:HG13	12	0.27
(1,524)	1:F:225:LEU:HD13	1:F:229:VAL:HG11	12	0.27
(1,524)	1:F:225:LEU:HD13	1:F:229:VAL:HG12	12	0.27
(1,524)	1:F:225:LEU:HD13	1:F:229:VAL:HG13	12	0.27
(1,524)	1:F:225:LEU:HD21	1:F:229:VAL:HG11	12	0.27
(1,524)	1:F:225:LEU:HD21	1:F:229:VAL:HG12	12	0.27
(1,524)	1:F:225:LEU:HD21	1:F:229:VAL:HG13	12	0.27
(1,524)	1:F:225:LEU:HD22	1:F:229:VAL:HG11	12	0.27
(1,524)	1:F:225:LEU:HD22	1:F:229:VAL:HG12	12	0.27
(1,524)	1:F:225:LEU:HD22	1:F:229:VAL:HG13	12	0.27
(1,524)	1:F:225:LEU:HD23	1:F:229:VAL:HG11	12	0.27
(1,524)	1:F:225:LEU:HD23	1:F:229:VAL:HG12	12	0.27
(1,524)	1:F:225:LEU:HD23	1:F:229:VAL:HG13	12	0.27
(1,509)	1:F:223:VAL:H	1:F:220:VAL:HA	2	0.27
(1,492)	1:F:219:THR:HG21	1:F:216:ILE:HA	4	0.27
(1,492)	1:F:219:THR:HG22	1:F:216:ILE:HA	4	0.27
(1,492)	1:F:219:THR:HG23	1:F:216:ILE:HA	4	0.27
(1,49)	1:F:223:VAL:H	1:F:220:VAL:HA	2	0.27
(1,440)	1:F:232:CYS:H	1:F:229:VAL:HA	12	0.27
(1,414)	1:F:227:VAL:H	1:F:224:VAL:HA	9	0.27
(1,410)	1:F:226:ILE:H	1:F:223:VAL:HA	6	0.27
(1,409)	1:F:225:LEU:HD11	1:F:229:VAL:HG11	12	0.27
(1,409)	1:F:225:LEU:HD11	1:F:229:VAL:HG12	12	0.27
(1,409)	1:F:225:LEU:HD11	1:F:229:VAL:HG13	12	0.27
(1,409)	1:F:225:LEU:HD12	1:F:229:VAL:HG11	12	0.27
(1,409)	1:F:225:LEU:HD12	1:F:229:VAL:HG12	12	0.27
(1,409)	1:F:225:LEU:HD12	1:F:229:VAL:HG13	12	0.27
(1,409)	1:F:225:LEU:HD13	1:F:229:VAL:HG11	12	0.27
(1,409)	1:F:225:LEU:HD13	1:F:229:VAL:HG12	12	0.27
(1,409)	1:F:225:LEU:HD13	1:F:229:VAL:HG13	12	0.27
(1,409)	1:F:225:LEU:HD21	1:F:229:VAL:HG11	12	0.27
(1,409)	1:F:225:LEU:HD21	1:F:229:VAL:HG12	12	0.27
(1,409)	1:F:225:LEU:HD21	1:F:229:VAL:HG13	12	0.27
(1,409)	1:F:225:LEU:HD22	1:F:229:VAL:HG11	12	0.27
(1,409)	1:F:225:LEU:HD22	1:F:229:VAL:HG12	12	0.27
(1,409)	1:F:225:LEU:HD22	1:F:229:VAL:HG13	12	0.27
(1,409)	1:F:225:LEU:HD23	1:F:229:VAL:HG11	12	0.27
(1,409)	1:F:225:LEU:HD23	1:F:229:VAL:HG12	12	0.27
(1,409)	1:F:225:LEU:HD23	1:F:229:VAL:HG13	12	0.27
(1,394)	1:F:223:VAL:H	1:F:220:VAL:HA	2	0.27

Continued on next page...

Continued from previous page...

Key	Atom-1	Atom-2	Model ID	Violation (Å)
(1,377)	1:F:219:THR:HG21	1:F:216:ILE:HA	4	0.27
(1,377)	1:F:219:THR:HG22	1:F:216:ILE:HA	4	0.27
(1,377)	1:F:219:THR:HG23	1:F:216:ILE:HA	4	0.27
(1,325)	1:F:232:CYS:H	1:F:229:VAL:HA	12	0.27
(1,32)	1:F:219:THR:HG21	1:F:216:ILE:HA	4	0.27
(1,32)	1:F:219:THR:HG22	1:F:216:ILE:HA	4	0.27
(1,32)	1:F:219:THR:HG23	1:F:216:ILE:HA	4	0.27
(1,299)	1:F:227:VAL:H	1:F:224:VAL:HA	9	0.27
(1,295)	1:F:226:ILE:H	1:F:223:VAL:HA	6	0.27
(1,294)	1:F:225:LEU:HD11	1:F:229:VAL:HG11	12	0.27
(1,294)	1:F:225:LEU:HD11	1:F:229:VAL:HG12	12	0.27
(1,294)	1:F:225:LEU:HD11	1:F:229:VAL:HG13	12	0.27
(1,294)	1:F:225:LEU:HD12	1:F:229:VAL:HG11	12	0.27
(1,294)	1:F:225:LEU:HD12	1:F:229:VAL:HG12	12	0.27
(1,294)	1:F:225:LEU:HD12	1:F:229:VAL:HG13	12	0.27
(1,294)	1:F:225:LEU:HD13	1:F:229:VAL:HG11	12	0.27
(1,294)	1:F:225:LEU:HD13	1:F:229:VAL:HG12	12	0.27
(1,294)	1:F:225:LEU:HD13	1:F:229:VAL:HG13	12	0.27
(1,294)	1:F:225:LEU:HD21	1:F:229:VAL:HG11	12	0.27
(1,294)	1:F:225:LEU:HD21	1:F:229:VAL:HG12	12	0.27
(1,294)	1:F:225:LEU:HD21	1:F:229:VAL:HG13	12	0.27
(1,294)	1:F:225:LEU:HD22	1:F:229:VAL:HG11	12	0.27
(1,294)	1:F:225:LEU:HD22	1:F:229:VAL:HG12	12	0.27
(1,294)	1:F:225:LEU:HD22	1:F:229:VAL:HG13	12	0.27
(1,294)	1:F:225:LEU:HD23	1:F:229:VAL:HG11	12	0.27
(1,294)	1:F:225:LEU:HD23	1:F:229:VAL:HG12	12	0.27
(1,294)	1:F:225:LEU:HD23	1:F:229:VAL:HG13	12	0.27
(1,279)	1:F:223:VAL:H	1:F:220:VAL:HA	2	0.27
(1,262)	1:F:219:THR:HG21	1:F:216:ILE:HA	4	0.27
(1,262)	1:F:219:THR:HG22	1:F:216:ILE:HA	4	0.27
(1,262)	1:F:219:THR:HG23	1:F:216:ILE:HA	4	0.27
(1,210)	1:F:232:CYS:H	1:F:229:VAL:HA	12	0.27
(1,184)	1:F:227:VAL:H	1:F:224:VAL:HA	9	0.27
(1,180)	1:F:226:ILE:H	1:F:223:VAL:HA	6	0.27
(1,179)	1:F:225:LEU:HD11	1:F:229:VAL:HG11	12	0.27
(1,179)	1:F:225:LEU:HD11	1:F:229:VAL:HG12	12	0.27
(1,179)	1:F:225:LEU:HD11	1:F:229:VAL:HG13	12	0.27
(1,179)	1:F:225:LEU:HD12	1:F:229:VAL:HG11	12	0.27
(1,179)	1:F:225:LEU:HD12	1:F:229:VAL:HG12	12	0.27
(1,179)	1:F:225:LEU:HD12	1:F:229:VAL:HG13	12	0.27
(1,179)	1:F:225:LEU:HD13	1:F:229:VAL:HG11	12	0.27
(1,179)	1:F:225:LEU:HD13	1:F:229:VAL:HG12	12	0.27

Continued on next page...

Continued from previous page...

Key	Atom-1	Atom-2	Model ID	Violation (Å)
(1,179)	1:F:225:LEU:HD13	1:F:229:VAL:HG13	12	0.27
(1,179)	1:F:225:LEU:HD21	1:F:229:VAL:HG11	12	0.27
(1,179)	1:F:225:LEU:HD21	1:F:229:VAL:HG12	12	0.27
(1,179)	1:F:225:LEU:HD21	1:F:229:VAL:HG13	12	0.27
(1,179)	1:F:225:LEU:HD22	1:F:229:VAL:HG11	12	0.27
(1,179)	1:F:225:LEU:HD22	1:F:229:VAL:HG12	12	0.27
(1,179)	1:F:225:LEU:HD22	1:F:229:VAL:HG13	12	0.27
(1,179)	1:F:225:LEU:HD23	1:F:229:VAL:HG11	12	0.27
(1,179)	1:F:225:LEU:HD23	1:F:229:VAL:HG12	12	0.27
(1,179)	1:F:225:LEU:HD23	1:F:229:VAL:HG13	12	0.27
(1,164)	1:F:223:VAL:H	1:F:220:VAL:HA	2	0.27
(1,147)	1:F:219:THR:HG21	1:F:216:ILE:HA	4	0.27
(1,147)	1:F:219:THR:HG22	1:F:216:ILE:HA	4	0.27
(1,147)	1:F:219:THR:HG23	1:F:216:ILE:HA	4	0.27
(1,92)	1:F:231:VAL:HG11	1:F:228:ALA:HA	4	0.26
(1,92)	1:F:231:VAL:HG12	1:F:228:ALA:HA	4	0.26
(1,92)	1:F:231:VAL:HG13	1:F:228:ALA:HA	4	0.26
(1,7)	1:F:214:ILE:H	1:F:211:LEU:HA	10	0.26
(1,675)	1:F:233:LYS:H	1:F:230:PHE:HA	1	0.26
(1,667)	1:F:231:VAL:HG11	1:F:228:ALA:HA	4	0.26
(1,667)	1:F:231:VAL:HG12	1:F:228:ALA:HA	4	0.26
(1,667)	1:F:231:VAL:HG13	1:F:228:ALA:HA	4	0.26
(1,624)	1:F:223:VAL:H	1:F:220:VAL:HA	6	0.26
(1,608)	1:F:220:VAL:H	1:F:217:GLY:HA2	15	0.26
(1,608)	1:F:220:VAL:H	1:F:217:GLY:HA3	15	0.26
(1,582)	1:F:214:ILE:H	1:F:211:LEU:HA	10	0.26
(1,560)	1:F:233:LYS:H	1:F:230:PHE:HA	1	0.26
(1,552)	1:F:231:VAL:HG11	1:F:228:ALA:HA	4	0.26
(1,552)	1:F:231:VAL:HG12	1:F:228:ALA:HA	4	0.26
(1,552)	1:F:231:VAL:HG13	1:F:228:ALA:HA	4	0.26
(1,509)	1:F:223:VAL:H	1:F:220:VAL:HA	6	0.26
(1,493)	1:F:220:VAL:H	1:F:217:GLY:HA2	15	0.26
(1,493)	1:F:220:VAL:H	1:F:217:GLY:HA3	15	0.26
(1,49)	1:F:223:VAL:H	1:F:220:VAL:HA	6	0.26
(1,467)	1:F:214:ILE:H	1:F:211:LEU:HA	10	0.26
(1,445)	1:F:233:LYS:H	1:F:230:PHE:HA	1	0.26
(1,437)	1:F:231:VAL:HG11	1:F:228:ALA:HA	4	0.26
(1,437)	1:F:231:VAL:HG12	1:F:228:ALA:HA	4	0.26
(1,437)	1:F:231:VAL:HG13	1:F:228:ALA:HA	4	0.26
(1,394)	1:F:223:VAL:H	1:F:220:VAL:HA	6	0.26
(1,378)	1:F:220:VAL:H	1:F:217:GLY:HA2	15	0.26
(1,378)	1:F:220:VAL:H	1:F:217:GLY:HA3	15	0.26

Continued on next page...

Continued from previous page...

Key	Atom-1	Atom-2	Model ID	Violation (Å)
(1,352)	1:F:214:ILE:H	1:F:211:LEU:HA	10	0.26
(1,330)	1:F:233:LYS:H	1:F:230:PHE:HA	1	0.26
(1,33)	1:F:220:VAL:H	1:F:217:GLY:HA2	15	0.26
(1,33)	1:F:220:VAL:H	1:F:217:GLY:HA3	15	0.26
(1,322)	1:F:231:VAL:HG11	1:F:228:ALA:HA	4	0.26
(1,322)	1:F:231:VAL:HG12	1:F:228:ALA:HA	4	0.26
(1,322)	1:F:231:VAL:HG13	1:F:228:ALA:HA	4	0.26
(1,279)	1:F:223:VAL:H	1:F:220:VAL:HA	6	0.26
(1,263)	1:F:220:VAL:H	1:F:217:GLY:HA2	15	0.26
(1,263)	1:F:220:VAL:H	1:F:217:GLY:HA3	15	0.26
(1,237)	1:F:214:ILE:H	1:F:211:LEU:HA	10	0.26
(1,215)	1:F:233:LYS:H	1:F:230:PHE:HA	1	0.26
(1,207)	1:F:231:VAL:HG11	1:F:228:ALA:HA	4	0.26
(1,207)	1:F:231:VAL:HG12	1:F:228:ALA:HA	4	0.26
(1,207)	1:F:231:VAL:HG13	1:F:228:ALA:HA	4	0.26
(1,164)	1:F:223:VAL:H	1:F:220:VAL:HA	6	0.26
(1,148)	1:F:220:VAL:H	1:F:217:GLY:HA2	15	0.26
(1,148)	1:F:220:VAL:H	1:F:217:GLY:HA3	15	0.26
(1,122)	1:F:214:ILE:H	1:F:211:LEU:HA	10	0.26
(1,100)	1:F:233:LYS:H	1:F:230:PHE:HA	1	0.26
(1,95)	1:F:232:CYS:H	1:F:229:VAL:HA	1	0.25
(1,84)	1:F:230:PHE:H	1:F:227:VAL:HA	11	0.25
(1,80)	1:F:229:VAL:H	1:F:226:ILE:HA	14	0.25
(1,685)	1:F:236:LEU:H	1:F:233:LYS:HG2	12	0.25
(1,685)	1:F:236:LEU:H	1:F:233:LYS:HG3	12	0.25
(1,670)	1:F:232:CYS:H	1:F:229:VAL:HA	1	0.25
(1,659)	1:F:230:PHE:H	1:F:227:VAL:HA	11	0.25
(1,655)	1:F:229:VAL:H	1:F:226:ILE:HA	14	0.25
(1,65)	1:F:226:ILE:H	1:F:223:VAL:HA	14	0.25
(1,640)	1:F:226:ILE:H	1:F:223:VAL:HA	14	0.25
(1,635)	1:F:225:LEU:H	1:F:222:ALA:HA	9	0.25
(1,624)	1:F:223:VAL:H	1:F:220:VAL:HA	10	0.25
(1,60)	1:F:225:LEU:H	1:F:222:ALA:HA	9	0.25
(1,586)	1:F:214:ILE:HG21	1:F:211:LEU:HA	15	0.25
(1,586)	1:F:214:ILE:HG22	1:F:211:LEU:HA	15	0.25
(1,586)	1:F:214:ILE:HG23	1:F:211:LEU:HA	15	0.25
(1,570)	1:F:236:LEU:H	1:F:233:LYS:HG2	12	0.25
(1,570)	1:F:236:LEU:H	1:F:233:LYS:HG3	12	0.25
(1,555)	1:F:232:CYS:H	1:F:229:VAL:HA	1	0.25
(1,544)	1:F:230:PHE:H	1:F:227:VAL:HA	11	0.25
(1,540)	1:F:229:VAL:H	1:F:226:ILE:HA	14	0.25
(1,525)	1:F:226:ILE:H	1:F:223:VAL:HA	14	0.25

Continued on next page...

Continued from previous page...

Key	Atom-1	Atom-2	Model ID	Violation (Å)
(1,520)	1:F:225:LEU:H	1:F:222:ALA:HA	9	0.25
(1,509)	1:F:223:VAL:H	1:F:220:VAL:HA	10	0.25
(1,49)	1:F:223:VAL:H	1:F:220:VAL:HA	10	0.25
(1,471)	1:F:214:ILE:HG21	1:F:211:LEU:HA	15	0.25
(1,471)	1:F:214:ILE:HG22	1:F:211:LEU:HA	15	0.25
(1,471)	1:F:214:ILE:HG23	1:F:211:LEU:HA	15	0.25
(1,455)	1:F:236:LEU:H	1:F:233:LYS:HG2	12	0.25
(1,455)	1:F:236:LEU:H	1:F:233:LYS:HG3	12	0.25
(1,440)	1:F:232:CYS:H	1:F:229:VAL:HA	1	0.25
(1,429)	1:F:230:PHE:H	1:F:227:VAL:HA	11	0.25
(1,425)	1:F:229:VAL:H	1:F:226:ILE:HA	14	0.25
(1,410)	1:F:226:ILE:H	1:F:223:VAL:HA	14	0.25
(1,405)	1:F:225:LEU:H	1:F:222:ALA:HA	9	0.25
(1,394)	1:F:223:VAL:H	1:F:220:VAL:HA	10	0.25
(1,356)	1:F:214:ILE:HG21	1:F:211:LEU:HA	15	0.25
(1,356)	1:F:214:ILE:HG22	1:F:211:LEU:HA	15	0.25
(1,356)	1:F:214:ILE:HG23	1:F:211:LEU:HA	15	0.25
(1,340)	1:F:236:LEU:H	1:F:233:LYS:HG2	12	0.25
(1,340)	1:F:236:LEU:H	1:F:233:LYS:HG3	12	0.25
(1,325)	1:F:232:CYS:H	1:F:229:VAL:HA	1	0.25
(1,314)	1:F:230:PHE:H	1:F:227:VAL:HA	11	0.25
(1,310)	1:F:229:VAL:H	1:F:226:ILE:HA	14	0.25
(1,295)	1:F:226:ILE:H	1:F:223:VAL:HA	14	0.25
(1,290)	1:F:225:LEU:H	1:F:222:ALA:HA	9	0.25
(1,279)	1:F:223:VAL:H	1:F:220:VAL:HA	10	0.25
(1,241)	1:F:214:ILE:HG21	1:F:211:LEU:HA	15	0.25
(1,241)	1:F:214:ILE:HG22	1:F:211:LEU:HA	15	0.25
(1,241)	1:F:214:ILE:HG23	1:F:211:LEU:HA	15	0.25
(1,225)	1:F:236:LEU:H	1:F:233:LYS:HG2	12	0.25
(1,225)	1:F:236:LEU:H	1:F:233:LYS:HG3	12	0.25
(1,210)	1:F:232:CYS:H	1:F:229:VAL:HA	1	0.25
(1,199)	1:F:230:PHE:H	1:F:227:VAL:HA	11	0.25
(1,195)	1:F:229:VAL:H	1:F:226:ILE:HA	14	0.25
(1,180)	1:F:226:ILE:H	1:F:223:VAL:HA	14	0.25
(1,175)	1:F:225:LEU:H	1:F:222:ALA:HA	9	0.25
(1,164)	1:F:223:VAL:H	1:F:220:VAL:HA	10	0.25
(1,126)	1:F:214:ILE:HG21	1:F:211:LEU:HA	15	0.25
(1,126)	1:F:214:ILE:HG22	1:F:211:LEU:HA	15	0.25
(1,126)	1:F:214:ILE:HG23	1:F:211:LEU:HA	15	0.25
(1,110)	1:F:236:LEU:H	1:F:233:LYS:HG2	12	0.25
(1,110)	1:F:236:LEU:H	1:F:233:LYS:HG3	12	0.25
(1,11)	1:F:214:ILE:HG21	1:F:211:LEU:HA	15	0.25

Continued on next page...

Continued from previous page...

Key	Atom-1	Atom-2	Model ID	Violation (Å)
(1,11)	1:F:214:ILE:HG22	1:F:211:LEU:HA	15	0.25
(1,11)	1:F:214:ILE:HG23	1:F:211:LEU:HA	15	0.25
(1,74)	1:F:228:ALA:H	1:F:225:LEU:HA	7	0.24
(1,69)	1:F:227:VAL:H	1:F:224:VAL:HA	12	0.24
(1,685)	1:F:236:LEU:H	1:F:233:LYS:HG2	8	0.24
(1,685)	1:F:236:LEU:H	1:F:233:LYS:HG3	8	0.24
(1,675)	1:F:233:LYS:H	1:F:230:PHE:HA	2	0.24
(1,675)	1:F:233:LYS:H	1:F:230:PHE:HA	6	0.24
(1,675)	1:F:233:LYS:H	1:F:230:PHE:HA	10	0.24
(1,675)	1:F:233:LYS:H	1:F:230:PHE:HA	13	0.24
(1,649)	1:F:228:ALA:H	1:F:225:LEU:HA	7	0.24
(1,644)	1:F:227:VAL:H	1:F:224:VAL:HA	12	0.24
(1,630)	1:F:224:VAL:H	1:F:221:ALA:HA	10	0.24
(1,601)	1:F:218:VAL:HG11	1:F:215:ILE:HA	6	0.24
(1,601)	1:F:218:VAL:HG12	1:F:215:ILE:HA	6	0.24
(1,601)	1:F:218:VAL:HG13	1:F:215:ILE:HA	6	0.24
(1,570)	1:F:236:LEU:H	1:F:233:LYS:HG2	8	0.24
(1,570)	1:F:236:LEU:H	1:F:233:LYS:HG3	8	0.24
(1,560)	1:F:233:LYS:H	1:F:230:PHE:HA	2	0.24
(1,560)	1:F:233:LYS:H	1:F:230:PHE:HA	6	0.24
(1,560)	1:F:233:LYS:H	1:F:230:PHE:HA	10	0.24
(1,560)	1:F:233:LYS:H	1:F:230:PHE:HA	13	0.24
(1,55)	1:F:224:VAL:H	1:F:221:ALA:HA	10	0.24
(1,534)	1:F:228:ALA:H	1:F:225:LEU:HA	7	0.24
(1,529)	1:F:227:VAL:H	1:F:224:VAL:HA	12	0.24
(1,515)	1:F:224:VAL:H	1:F:221:ALA:HA	10	0.24
(1,486)	1:F:218:VAL:HG11	1:F:215:ILE:HA	6	0.24
(1,486)	1:F:218:VAL:HG12	1:F:215:ILE:HA	6	0.24
(1,486)	1:F:218:VAL:HG13	1:F:215:ILE:HA	6	0.24
(1,455)	1:F:236:LEU:H	1:F:233:LYS:HG2	8	0.24
(1,455)	1:F:236:LEU:H	1:F:233:LYS:HG3	8	0.24
(1,445)	1:F:233:LYS:H	1:F:230:PHE:HA	2	0.24
(1,445)	1:F:233:LYS:H	1:F:230:PHE:HA	6	0.24
(1,445)	1:F:233:LYS:H	1:F:230:PHE:HA	10	0.24
(1,445)	1:F:233:LYS:H	1:F:230:PHE:HA	13	0.24
(1,419)	1:F:228:ALA:H	1:F:225:LEU:HA	7	0.24
(1,414)	1:F:227:VAL:H	1:F:224:VAL:HA	12	0.24
(1,400)	1:F:224:VAL:H	1:F:221:ALA:HA	10	0.24
(1,371)	1:F:218:VAL:HG11	1:F:215:ILE:HA	6	0.24
(1,371)	1:F:218:VAL:HG12	1:F:215:ILE:HA	6	0.24
(1,371)	1:F:218:VAL:HG13	1:F:215:ILE:HA	6	0.24
(1,340)	1:F:236:LEU:H	1:F:233:LYS:HG2	8	0.24

Continued on next page...

Continued from previous page...

Key	Atom-1	Atom-2	Model ID	Violation (Å)
(1,340)	1:F:236:LEU:H	1:F:233:LYS:HG3	8	0.24
(1,330)	1:F:233:LYS:H	1:F:230:PHE:HA	2	0.24
(1,330)	1:F:233:LYS:H	1:F:230:PHE:HA	6	0.24
(1,330)	1:F:233:LYS:H	1:F:230:PHE:HA	10	0.24
(1,330)	1:F:233:LYS:H	1:F:230:PHE:HA	13	0.24
(1,304)	1:F:228:ALA:H	1:F:225:LEU:HA	7	0.24
(1,299)	1:F:227:VAL:H	1:F:224:VAL:HA	12	0.24
(1,285)	1:F:224:VAL:H	1:F:221:ALA:HA	10	0.24
(1,26)	1:F:218:VAL:HG11	1:F:215:ILE:HA	6	0.24
(1,26)	1:F:218:VAL:HG12	1:F:215:ILE:HA	6	0.24
(1,26)	1:F:218:VAL:HG13	1:F:215:ILE:HA	6	0.24
(1,256)	1:F:218:VAL:HG11	1:F:215:ILE:HA	6	0.24
(1,256)	1:F:218:VAL:HG12	1:F:215:ILE:HA	6	0.24
(1,256)	1:F:218:VAL:HG13	1:F:215:ILE:HA	6	0.24
(1,225)	1:F:236:LEU:H	1:F:233:LYS:HG2	8	0.24
(1,225)	1:F:236:LEU:H	1:F:233:LYS:HG3	8	0.24
(1,215)	1:F:233:LYS:H	1:F:230:PHE:HA	2	0.24
(1,215)	1:F:233:LYS:H	1:F:230:PHE:HA	6	0.24
(1,215)	1:F:233:LYS:H	1:F:230:PHE:HA	10	0.24
(1,215)	1:F:233:LYS:H	1:F:230:PHE:HA	13	0.24
(1,189)	1:F:228:ALA:H	1:F:225:LEU:HA	7	0.24
(1,184)	1:F:227:VAL:H	1:F:224:VAL:HA	12	0.24
(1,170)	1:F:224:VAL:H	1:F:221:ALA:HA	10	0.24
(1,141)	1:F:218:VAL:HG11	1:F:215:ILE:HA	6	0.24
(1,141)	1:F:218:VAL:HG12	1:F:215:ILE:HA	6	0.24
(1,141)	1:F:218:VAL:HG13	1:F:215:ILE:HA	6	0.24
(1,110)	1:F:236:LEU:H	1:F:233:LYS:HG2	8	0.24
(1,110)	1:F:236:LEU:H	1:F:233:LYS:HG3	8	0.24
(1,100)	1:F:233:LYS:H	1:F:230:PHE:HA	2	0.24
(1,100)	1:F:233:LYS:H	1:F:230:PHE:HA	6	0.24
(1,100)	1:F:233:LYS:H	1:F:230:PHE:HA	10	0.24
(1,100)	1:F:233:LYS:H	1:F:230:PHE:HA	13	0.24
(1,84)	1:F:230:PHE:H	1:F:227:VAL:HA	9	0.23
(1,7)	1:F:214:ILE:H	1:F:211:LEU:HA	2	0.23
(1,7)	1:F:214:ILE:H	1:F:211:LEU:HA	11	0.23
(1,675)	1:F:233:LYS:H	1:F:230:PHE:HA	4	0.23
(1,659)	1:F:230:PHE:H	1:F:227:VAL:HA	9	0.23
(1,638)	1:F:225:LEU:HD11	1:F:222:ALA:HA	13	0.23
(1,638)	1:F:225:LEU:HD12	1:F:222:ALA:HA	13	0.23
(1,638)	1:F:225:LEU:HD13	1:F:222:ALA:HA	13	0.23
(1,638)	1:F:225:LEU:HD21	1:F:222:ALA:HA	13	0.23
(1,638)	1:F:225:LEU:HD22	1:F:222:ALA:HA	13	0.23

Continued on next page...

Continued from previous page...

Key	Atom-1	Atom-2	Model ID	Violation (Å)
(1,638)	1:F:225:LEU:HD23	1:F:222:ALA:HA	13	0.23
(1,635)	1:F:225:LEU:H	1:F:222:ALA:HA	1	0.23
(1,635)	1:F:225:LEU:H	1:F:222:ALA:HA	5	0.23
(1,63)	1:F:225:LEU:HD11	1:F:222:ALA:HA	13	0.23
(1,63)	1:F:225:LEU:HD12	1:F:222:ALA:HA	13	0.23
(1,63)	1:F:225:LEU:HD13	1:F:222:ALA:HA	13	0.23
(1,63)	1:F:225:LEU:HD21	1:F:222:ALA:HA	13	0.23
(1,63)	1:F:225:LEU:HD22	1:F:222:ALA:HA	13	0.23
(1,63)	1:F:225:LEU:HD23	1:F:222:ALA:HA	13	0.23
(1,602)	1:F:219:THR:H	1:F:216:ILE:HA	4	0.23
(1,60)	1:F:225:LEU:H	1:F:222:ALA:HA	1	0.23
(1,60)	1:F:225:LEU:H	1:F:222:ALA:HA	5	0.23
(1,597)	1:F:218:VAL:H	1:F:215:ILE:HA	15	0.23
(1,582)	1:F:214:ILE:H	1:F:211:LEU:HA	2	0.23
(1,582)	1:F:214:ILE:H	1:F:211:LEU:HA	11	0.23
(1,560)	1:F:233:LYS:H	1:F:230:PHE:HA	4	0.23
(1,544)	1:F:230:PHE:H	1:F:227:VAL:HA	9	0.23
(1,523)	1:F:225:LEU:HD11	1:F:222:ALA:HA	13	0.23
(1,523)	1:F:225:LEU:HD12	1:F:222:ALA:HA	13	0.23
(1,523)	1:F:225:LEU:HD13	1:F:222:ALA:HA	13	0.23
(1,523)	1:F:225:LEU:HD21	1:F:222:ALA:HA	13	0.23
(1,523)	1:F:225:LEU:HD22	1:F:222:ALA:HA	13	0.23
(1,523)	1:F:225:LEU:HD23	1:F:222:ALA:HA	13	0.23
(1,520)	1:F:225:LEU:H	1:F:222:ALA:HA	1	0.23
(1,520)	1:F:225:LEU:H	1:F:222:ALA:HA	5	0.23
(1,487)	1:F:219:THR:H	1:F:216:ILE:HA	4	0.23
(1,482)	1:F:218:VAL:H	1:F:215:ILE:HA	15	0.23
(1,467)	1:F:214:ILE:H	1:F:211:LEU:HA	2	0.23
(1,467)	1:F:214:ILE:H	1:F:211:LEU:HA	11	0.23
(1,445)	1:F:233:LYS:H	1:F:230:PHE:HA	4	0.23
(1,429)	1:F:230:PHE:H	1:F:227:VAL:HA	9	0.23
(1,408)	1:F:225:LEU:HD11	1:F:222:ALA:HA	13	0.23
(1,408)	1:F:225:LEU:HD12	1:F:222:ALA:HA	13	0.23
(1,408)	1:F:225:LEU:HD13	1:F:222:ALA:HA	13	0.23
(1,408)	1:F:225:LEU:HD21	1:F:222:ALA:HA	13	0.23
(1,408)	1:F:225:LEU:HD22	1:F:222:ALA:HA	13	0.23
(1,408)	1:F:225:LEU:HD23	1:F:222:ALA:HA	13	0.23
(1,405)	1:F:225:LEU:H	1:F:222:ALA:HA	1	0.23
(1,405)	1:F:225:LEU:H	1:F:222:ALA:HA	5	0.23
(1,372)	1:F:219:THR:H	1:F:216:ILE:HA	4	0.23
(1,367)	1:F:218:VAL:H	1:F:215:ILE:HA	15	0.23
(1,352)	1:F:214:ILE:H	1:F:211:LEU:HA	2	0.23

Continued on next page...

Continued from previous page...

Key	Atom-1	Atom-2	Model ID	Violation (Å)
(1,352)	1:F:214:ILE:H	1:F:211:LEU:HA	11	0.23
(1,330)	1:F:233:LYS:H	1:F:230:PHE:HA	4	0.23
(1,314)	1:F:230:PHE:H	1:F:227:VAL:HA	9	0.23
(1,293)	1:F:225:LEU:HD11	1:F:222:ALA:HA	13	0.23
(1,293)	1:F:225:LEU:HD12	1:F:222:ALA:HA	13	0.23
(1,293)	1:F:225:LEU:HD13	1:F:222:ALA:HA	13	0.23
(1,293)	1:F:225:LEU:HD21	1:F:222:ALA:HA	13	0.23
(1,293)	1:F:225:LEU:HD22	1:F:222:ALA:HA	13	0.23
(1,293)	1:F:225:LEU:HD23	1:F:222:ALA:HA	13	0.23
(1,290)	1:F:225:LEU:H	1:F:222:ALA:HA	1	0.23
(1,290)	1:F:225:LEU:H	1:F:222:ALA:HA	5	0.23
(1,27)	1:F:219:THR:H	1:F:216:ILE:HA	4	0.23
(1,257)	1:F:219:THR:H	1:F:216:ILE:HA	4	0.23
(1,252)	1:F:218:VAL:H	1:F:215:ILE:HA	15	0.23
(1,237)	1:F:214:ILE:H	1:F:211:LEU:HA	2	0.23
(1,237)	1:F:214:ILE:H	1:F:211:LEU:HA	11	0.23
(1,22)	1:F:218:VAL:H	1:F:215:ILE:HA	15	0.23
(1,215)	1:F:233:LYS:H	1:F:230:PHE:HA	4	0.23
(1,199)	1:F:230:PHE:H	1:F:227:VAL:HA	9	0.23
(1,178)	1:F:225:LEU:HD11	1:F:222:ALA:HA	13	0.23
(1,178)	1:F:225:LEU:HD12	1:F:222:ALA:HA	13	0.23
(1,178)	1:F:225:LEU:HD13	1:F:222:ALA:HA	13	0.23
(1,178)	1:F:225:LEU:HD21	1:F:222:ALA:HA	13	0.23
(1,178)	1:F:225:LEU:HD22	1:F:222:ALA:HA	13	0.23
(1,178)	1:F:225:LEU:HD23	1:F:222:ALA:HA	13	0.23
(1,175)	1:F:225:LEU:H	1:F:222:ALA:HA	1	0.23
(1,175)	1:F:225:LEU:H	1:F:222:ALA:HA	5	0.23
(1,142)	1:F:219:THR:H	1:F:216:ILE:HA	4	0.23
(1,137)	1:F:218:VAL:H	1:F:215:ILE:HA	15	0.23
(1,122)	1:F:214:ILE:H	1:F:211:LEU:HA	2	0.23
(1,122)	1:F:214:ILE:H	1:F:211:LEU:HA	11	0.23
(1,100)	1:F:233:LYS:H	1:F:230:PHE:HA	4	0.23
(1,7)	1:F:214:ILE:H	1:F:211:LEU:HA	3	0.22
(1,7)	1:F:214:ILE:H	1:F:211:LEU:HA	4	0.22
(1,685)	1:F:236:LEU:H	1:F:233:LYS:HG2	1	0.22
(1,685)	1:F:236:LEU:H	1:F:233:LYS:HG3	1	0.22
(1,685)	1:F:236:LEU:H	1:F:233:LYS:HG2	10	0.22
(1,685)	1:F:236:LEU:H	1:F:233:LYS:HG3	10	0.22
(1,638)	1:F:225:LEU:HD11	1:F:222:ALA:HA	12	0.22
(1,638)	1:F:225:LEU:HD12	1:F:222:ALA:HA	12	0.22
(1,638)	1:F:225:LEU:HD13	1:F:222:ALA:HA	12	0.22
(1,638)	1:F:225:LEU:HD21	1:F:222:ALA:HA	12	0.22

Continued on next page...

Continued from previous page...

Key	Atom-1	Atom-2	Model ID	Violation (Å)
(1,638)	1:F:225:LEU:HD22	1:F:222:ALA:HA	12	0.22
(1,638)	1:F:225:LEU:HD23	1:F:222:ALA:HA	12	0.22
(1,635)	1:F:225:LEU:H	1:F:222:ALA:HA	14	0.22
(1,63)	1:F:225:LEU:HD11	1:F:222:ALA:HA	12	0.22
(1,63)	1:F:225:LEU:HD12	1:F:222:ALA:HA	12	0.22
(1,63)	1:F:225:LEU:HD13	1:F:222:ALA:HA	12	0.22
(1,63)	1:F:225:LEU:HD21	1:F:222:ALA:HA	12	0.22
(1,63)	1:F:225:LEU:HD22	1:F:222:ALA:HA	12	0.22
(1,63)	1:F:225:LEU:HD23	1:F:222:ALA:HA	12	0.22
(1,60)	1:F:225:LEU:H	1:F:222:ALA:HA	14	0.22
(1,593)	1:F:217:GLY:H	1:F:214:ILE:HA	5	0.22
(1,582)	1:F:214:ILE:H	1:F:211:LEU:HA	3	0.22
(1,582)	1:F:214:ILE:H	1:F:211:LEU:HA	4	0.22
(1,570)	1:F:236:LEU:H	1:F:233:LYS:HG2	1	0.22
(1,570)	1:F:236:LEU:H	1:F:233:LYS:HG3	1	0.22
(1,570)	1:F:236:LEU:H	1:F:233:LYS:HG2	10	0.22
(1,570)	1:F:236:LEU:H	1:F:233:LYS:HG3	10	0.22
(1,523)	1:F:225:LEU:HD11	1:F:222:ALA:HA	12	0.22
(1,523)	1:F:225:LEU:HD12	1:F:222:ALA:HA	12	0.22
(1,523)	1:F:225:LEU:HD13	1:F:222:ALA:HA	12	0.22
(1,523)	1:F:225:LEU:HD21	1:F:222:ALA:HA	12	0.22
(1,523)	1:F:225:LEU:HD22	1:F:222:ALA:HA	12	0.22
(1,523)	1:F:225:LEU:HD23	1:F:222:ALA:HA	12	0.22
(1,520)	1:F:225:LEU:H	1:F:222:ALA:HA	14	0.22
(1,478)	1:F:217:GLY:H	1:F:214:ILE:HA	5	0.22
(1,467)	1:F:214:ILE:H	1:F:211:LEU:HA	3	0.22
(1,467)	1:F:214:ILE:H	1:F:211:LEU:HA	4	0.22
(1,455)	1:F:236:LEU:H	1:F:233:LYS:HG2	1	0.22
(1,455)	1:F:236:LEU:H	1:F:233:LYS:HG3	1	0.22
(1,455)	1:F:236:LEU:H	1:F:233:LYS:HG2	10	0.22
(1,455)	1:F:236:LEU:H	1:F:233:LYS:HG3	10	0.22
(1,408)	1:F:225:LEU:HD11	1:F:222:ALA:HA	12	0.22
(1,408)	1:F:225:LEU:HD12	1:F:222:ALA:HA	12	0.22
(1,408)	1:F:225:LEU:HD13	1:F:222:ALA:HA	12	0.22
(1,408)	1:F:225:LEU:HD21	1:F:222:ALA:HA	12	0.22
(1,408)	1:F:225:LEU:HD22	1:F:222:ALA:HA	12	0.22
(1,408)	1:F:225:LEU:HD23	1:F:222:ALA:HA	12	0.22
(1,405)	1:F:225:LEU:H	1:F:222:ALA:HA	14	0.22
(1,363)	1:F:217:GLY:H	1:F:214:ILE:HA	5	0.22
(1,352)	1:F:214:ILE:H	1:F:211:LEU:HA	3	0.22
(1,352)	1:F:214:ILE:H	1:F:211:LEU:HA	4	0.22
(1,340)	1:F:236:LEU:H	1:F:233:LYS:HG2	1	0.22

Continued on next page...

Continued from previous page...

Key	Atom-1	Atom-2	Model ID	Violation (Å)
(1,340)	1:F:236:LEU:H	1:F:233:LYS:HG3	1	0.22
(1,340)	1:F:236:LEU:H	1:F:233:LYS:HG2	10	0.22
(1,340)	1:F:236:LEU:H	1:F:233:LYS:HG3	10	0.22
(1,293)	1:F:225:LEU:HD11	1:F:222:ALA:HA	12	0.22
(1,293)	1:F:225:LEU:HD12	1:F:222:ALA:HA	12	0.22
(1,293)	1:F:225:LEU:HD13	1:F:222:ALA:HA	12	0.22
(1,293)	1:F:225:LEU:HD21	1:F:222:ALA:HA	12	0.22
(1,293)	1:F:225:LEU:HD22	1:F:222:ALA:HA	12	0.22
(1,293)	1:F:225:LEU:HD23	1:F:222:ALA:HA	12	0.22
(1,290)	1:F:225:LEU:H	1:F:222:ALA:HA	14	0.22
(1,248)	1:F:217:GLY:H	1:F:214:ILE:HA	5	0.22
(1,237)	1:F:214:ILE:H	1:F:211:LEU:HA	3	0.22
(1,237)	1:F:214:ILE:H	1:F:211:LEU:HA	4	0.22
(1,225)	1:F:236:LEU:H	1:F:233:LYS:HG2	1	0.22
(1,225)	1:F:236:LEU:H	1:F:233:LYS:HG3	1	0.22
(1,225)	1:F:236:LEU:H	1:F:233:LYS:HG2	10	0.22
(1,225)	1:F:236:LEU:H	1:F:233:LYS:HG3	10	0.22
(1,18)	1:F:217:GLY:H	1:F:214:ILE:HA	5	0.22
(1,178)	1:F:225:LEU:HD11	1:F:222:ALA:HA	12	0.22
(1,178)	1:F:225:LEU:HD12	1:F:222:ALA:HA	12	0.22
(1,178)	1:F:225:LEU:HD13	1:F:222:ALA:HA	12	0.22
(1,178)	1:F:225:LEU:HD21	1:F:222:ALA:HA	12	0.22
(1,178)	1:F:225:LEU:HD22	1:F:222:ALA:HA	12	0.22
(1,178)	1:F:225:LEU:HD23	1:F:222:ALA:HA	12	0.22
(1,175)	1:F:225:LEU:H	1:F:222:ALA:HA	14	0.22
(1,133)	1:F:217:GLY:H	1:F:214:ILE:HA	5	0.22
(1,122)	1:F:214:ILE:H	1:F:211:LEU:HA	3	0.22
(1,122)	1:F:214:ILE:H	1:F:211:LEU:HA	4	0.22
(1,110)	1:F:236:LEU:H	1:F:233:LYS:HG2	1	0.22
(1,110)	1:F:236:LEU:H	1:F:233:LYS:HG3	1	0.22
(1,110)	1:F:236:LEU:H	1:F:233:LYS:HG2	10	0.22
(1,110)	1:F:236:LEU:H	1:F:233:LYS:HG3	10	0.22
(1,95)	1:F:232:CYS:H	1:F:229:VAL:HA	8	0.21
(1,92)	1:F:231:VAL:HG11	1:F:228:ALA:HA	11	0.21
(1,92)	1:F:231:VAL:HG12	1:F:228:ALA:HA	11	0.21
(1,92)	1:F:231:VAL:HG13	1:F:228:ALA:HA	11	0.21
(1,84)	1:F:230:PHE:H	1:F:227:VAL:HA	4	0.21
(1,744)	1:F:224:VAL:HG21	1:F:221:ALA:HB1	15	0.21
(1,744)	1:F:224:VAL:HG21	1:F:221:ALA:HB2	15	0.21
(1,744)	1:F:224:VAL:HG21	1:F:221:ALA:HB3	15	0.21
(1,744)	1:F:224:VAL:HG22	1:F:221:ALA:HB1	15	0.21
(1,744)	1:F:224:VAL:HG22	1:F:221:ALA:HB2	15	0.21

Continued on next page...

Continued from previous page...

Key	Atom-1	Atom-2	Model ID	Violation (Å)
(1,744)	1:F:224:VAL:HG22	1:F:221:ALA:HB3	15	0.21
(1,744)	1:F:224:VAL:HG23	1:F:221:ALA:HB1	15	0.21
(1,744)	1:F:224:VAL:HG23	1:F:221:ALA:HB2	15	0.21
(1,744)	1:F:224:VAL:HG23	1:F:221:ALA:HB3	15	0.21
(1,743)	1:F:224:VAL:HG21	1:F:221:ALA:HB1	15	0.21
(1,743)	1:F:224:VAL:HG21	1:F:221:ALA:HB2	15	0.21
(1,743)	1:F:224:VAL:HG21	1:F:221:ALA:HB3	15	0.21
(1,743)	1:F:224:VAL:HG22	1:F:221:ALA:HB1	15	0.21
(1,743)	1:F:224:VAL:HG22	1:F:221:ALA:HB2	15	0.21
(1,743)	1:F:224:VAL:HG22	1:F:221:ALA:HB3	15	0.21
(1,743)	1:F:224:VAL:HG23	1:F:221:ALA:HB1	15	0.21
(1,743)	1:F:224:VAL:HG23	1:F:221:ALA:HB2	15	0.21
(1,743)	1:F:224:VAL:HG23	1:F:221:ALA:HB3	15	0.21
(1,740)	1:F:218:VAL:H	1:F:220:VAL:HG21	14	0.21
(1,740)	1:F:218:VAL:H	1:F:220:VAL:HG22	14	0.21
(1,740)	1:F:218:VAL:H	1:F:220:VAL:HG23	14	0.21
(1,739)	1:F:218:VAL:H	1:F:220:VAL:HG21	14	0.21
(1,739)	1:F:218:VAL:H	1:F:220:VAL:HG22	14	0.21
(1,739)	1:F:218:VAL:H	1:F:220:VAL:HG23	14	0.21
(1,687)	1:F:236:LEU:H	1:F:238:LYS:HG2	10	0.21
(1,687)	1:F:236:LEU:H	1:F:238:LYS:HG3	10	0.21
(1,675)	1:F:233:LYS:H	1:F:230:PHE:HA	9	0.21
(1,670)	1:F:232:CYS:H	1:F:229:VAL:HA	8	0.21
(1,667)	1:F:231:VAL:HG11	1:F:228:ALA:HA	11	0.21
(1,667)	1:F:231:VAL:HG12	1:F:228:ALA:HA	11	0.21
(1,667)	1:F:231:VAL:HG13	1:F:228:ALA:HA	11	0.21
(1,659)	1:F:230:PHE:H	1:F:227:VAL:HA	4	0.21
(1,615)	1:F:221:ALA:H	1:F:218:VAL:HA	7	0.21
(1,592)	1:F:216:ILE:HG21	1:F:213:GLY:HA2	15	0.21
(1,592)	1:F:216:ILE:HG21	1:F:213:GLY:HA3	15	0.21
(1,592)	1:F:216:ILE:HG22	1:F:213:GLY:HA2	15	0.21
(1,592)	1:F:216:ILE:HG22	1:F:213:GLY:HA3	15	0.21
(1,592)	1:F:216:ILE:HG23	1:F:213:GLY:HA2	15	0.21
(1,592)	1:F:216:ILE:HG23	1:F:213:GLY:HA3	15	0.21
(1,572)	1:F:236:LEU:H	1:F:238:LYS:HG2	10	0.21
(1,572)	1:F:236:LEU:H	1:F:238:LYS:HG3	10	0.21
(1,560)	1:F:233:LYS:H	1:F:230:PHE:HA	9	0.21
(1,555)	1:F:232:CYS:H	1:F:229:VAL:HA	8	0.21
(1,552)	1:F:231:VAL:HG11	1:F:228:ALA:HA	11	0.21
(1,552)	1:F:231:VAL:HG12	1:F:228:ALA:HA	11	0.21
(1,552)	1:F:231:VAL:HG13	1:F:228:ALA:HA	11	0.21
(1,544)	1:F:230:PHE:H	1:F:227:VAL:HA	4	0.21

Continued on next page...

Continued from previous page...

Key	Atom-1	Atom-2	Model ID	Violation (Å)
(1,500)	1:F:221:ALA:H	1:F:218:VAL:HA	7	0.21
(1,477)	1:F:216:ILE:HG21	1:F:213:GLY:HA2	15	0.21
(1,477)	1:F:216:ILE:HG21	1:F:213:GLY:HA3	15	0.21
(1,477)	1:F:216:ILE:HG22	1:F:213:GLY:HA2	15	0.21
(1,477)	1:F:216:ILE:HG22	1:F:213:GLY:HA3	15	0.21
(1,477)	1:F:216:ILE:HG23	1:F:213:GLY:HA2	15	0.21
(1,477)	1:F:216:ILE:HG23	1:F:213:GLY:HA3	15	0.21
(1,457)	1:F:236:LEU:H	1:F:238:LYS:HG2	10	0.21
(1,457)	1:F:236:LEU:H	1:F:238:LYS:HG3	10	0.21
(1,445)	1:F:233:LYS:H	1:F:230:PHE:HA	9	0.21
(1,440)	1:F:232:CYS:H	1:F:229:VAL:HA	8	0.21
(1,437)	1:F:231:VAL:HG11	1:F:228:ALA:HA	11	0.21
(1,437)	1:F:231:VAL:HG12	1:F:228:ALA:HA	11	0.21
(1,437)	1:F:231:VAL:HG13	1:F:228:ALA:HA	11	0.21
(1,429)	1:F:230:PHE:H	1:F:227:VAL:HA	4	0.21
(1,40)	1:F:221:ALA:H	1:F:218:VAL:HA	7	0.21
(1,385)	1:F:221:ALA:H	1:F:218:VAL:HA	7	0.21
(1,362)	1:F:216:ILE:HG21	1:F:213:GLY:HA2	15	0.21
(1,362)	1:F:216:ILE:HG21	1:F:213:GLY:HA3	15	0.21
(1,362)	1:F:216:ILE:HG22	1:F:213:GLY:HA2	15	0.21
(1,362)	1:F:216:ILE:HG22	1:F:213:GLY:HA3	15	0.21
(1,362)	1:F:216:ILE:HG23	1:F:213:GLY:HA2	15	0.21
(1,362)	1:F:216:ILE:HG23	1:F:213:GLY:HA3	15	0.21
(1,342)	1:F:236:LEU:H	1:F:238:LYS:HG2	10	0.21
(1,342)	1:F:236:LEU:H	1:F:238:LYS:HG3	10	0.21
(1,330)	1:F:233:LYS:H	1:F:230:PHE:HA	9	0.21
(1,325)	1:F:232:CYS:H	1:F:229:VAL:HA	8	0.21
(1,322)	1:F:231:VAL:HG11	1:F:228:ALA:HA	11	0.21
(1,322)	1:F:231:VAL:HG12	1:F:228:ALA:HA	11	0.21
(1,322)	1:F:231:VAL:HG13	1:F:228:ALA:HA	11	0.21
(1,314)	1:F:230:PHE:H	1:F:227:VAL:HA	4	0.21
(1,270)	1:F:221:ALA:H	1:F:218:VAL:HA	7	0.21
(1,247)	1:F:216:ILE:HG21	1:F:213:GLY:HA2	15	0.21
(1,247)	1:F:216:ILE:HG21	1:F:213:GLY:HA3	15	0.21
(1,247)	1:F:216:ILE:HG22	1:F:213:GLY:HA2	15	0.21
(1,247)	1:F:216:ILE:HG22	1:F:213:GLY:HA3	15	0.21
(1,247)	1:F:216:ILE:HG23	1:F:213:GLY:HA2	15	0.21
(1,247)	1:F:216:ILE:HG23	1:F:213:GLY:HA3	15	0.21
(1,227)	1:F:236:LEU:H	1:F:238:LYS:HG2	10	0.21
(1,227)	1:F:236:LEU:H	1:F:238:LYS:HG3	10	0.21
(1,215)	1:F:233:LYS:H	1:F:230:PHE:HA	9	0.21
(1,210)	1:F:232:CYS:H	1:F:229:VAL:HA	8	0.21

Continued on next page...

Continued from previous page...

Key	Atom-1	Atom-2	Model ID	Violation (Å)
(1,207)	1:F:231:VAL:HG11	1:F:228:ALA:HA	11	0.21
(1,207)	1:F:231:VAL:HG12	1:F:228:ALA:HA	11	0.21
(1,207)	1:F:231:VAL:HG13	1:F:228:ALA:HA	11	0.21
(1,199)	1:F:230:PHE:H	1:F:227:VAL:HA	4	0.21
(1,17)	1:F:216:ILE:HG21	1:F:213:GLY:HA2	15	0.21
(1,17)	1:F:216:ILE:HG21	1:F:213:GLY:HA3	15	0.21
(1,17)	1:F:216:ILE:HG22	1:F:213:GLY:HA2	15	0.21
(1,17)	1:F:216:ILE:HG22	1:F:213:GLY:HA3	15	0.21
(1,17)	1:F:216:ILE:HG23	1:F:213:GLY:HA2	15	0.21
(1,17)	1:F:216:ILE:HG23	1:F:213:GLY:HA3	15	0.21
(1,155)	1:F:221:ALA:H	1:F:218:VAL:HA	7	0.21
(1,132)	1:F:216:ILE:HG21	1:F:213:GLY:HA2	15	0.21
(1,132)	1:F:216:ILE:HG21	1:F:213:GLY:HA3	15	0.21
(1,132)	1:F:216:ILE:HG22	1:F:213:GLY:HA2	15	0.21
(1,132)	1:F:216:ILE:HG22	1:F:213:GLY:HA3	15	0.21
(1,132)	1:F:216:ILE:HG23	1:F:213:GLY:HA2	15	0.21
(1,132)	1:F:216:ILE:HG23	1:F:213:GLY:HA3	15	0.21
(1,112)	1:F:236:LEU:H	1:F:238:LYS:HG2	10	0.21
(1,112)	1:F:236:LEU:H	1:F:238:LYS:HG3	10	0.21
(1,100)	1:F:233:LYS:H	1:F:230:PHE:HA	9	0.21
(1,95)	1:F:232:CYS:H	1:F:229:VAL:HA	2	0.2
(1,84)	1:F:230:PHE:H	1:F:227:VAL:HA	5	0.2
(1,84)	1:F:230:PHE:H	1:F:227:VAL:HA	6	0.2
(1,80)	1:F:229:VAL:H	1:F:226:ILE:HA	12	0.2
(1,714)	1:F:220:VAL:H	1:F:218:VAL:HG21	2	0.2
(1,714)	1:F:220:VAL:H	1:F:218:VAL:HG22	2	0.2
(1,714)	1:F:220:VAL:H	1:F:218:VAL:HG23	2	0.2
(1,713)	1:F:220:VAL:H	1:F:218:VAL:HG21	2	0.2
(1,713)	1:F:220:VAL:H	1:F:218:VAL:HG22	2	0.2
(1,713)	1:F:220:VAL:H	1:F:218:VAL:HG23	2	0.2
(1,712)	1:F:220:VAL:H	1:F:218:VAL:HG21	2	0.2
(1,712)	1:F:220:VAL:H	1:F:218:VAL:HG22	2	0.2
(1,712)	1:F:220:VAL:H	1:F:218:VAL:HG23	2	0.2
(1,693)	1:F:220:VAL:H	1:F:218:VAL:HG21	2	0.2
(1,693)	1:F:220:VAL:H	1:F:218:VAL:HG22	2	0.2
(1,693)	1:F:220:VAL:H	1:F:218:VAL:HG23	2	0.2
(1,692)	1:F:220:VAL:H	1:F:218:VAL:HG21	2	0.2
(1,692)	1:F:220:VAL:H	1:F:218:VAL:HG22	2	0.2
(1,692)	1:F:220:VAL:H	1:F:218:VAL:HG23	2	0.2
(1,691)	1:F:220:VAL:H	1:F:218:VAL:HG21	2	0.2
(1,691)	1:F:220:VAL:H	1:F:218:VAL:HG22	2	0.2
(1,691)	1:F:220:VAL:H	1:F:218:VAL:HG23	2	0.2

Continued on next page...

Continued from previous page...

Key	Atom-1	Atom-2	Model ID	Violation (Å)
(1,687)	1:F:236:LEU:H	1:F:238:LYS:HG2	4	0.2
(1,687)	1:F:236:LEU:H	1:F:238:LYS:HG3	4	0.2
(1,670)	1:F:232:CYS:H	1:F:229:VAL:HA	2	0.2
(1,659)	1:F:230:PHE:H	1:F:227:VAL:HA	5	0.2
(1,659)	1:F:230:PHE:H	1:F:227:VAL:HA	6	0.2
(1,655)	1:F:229:VAL:H	1:F:226:ILE:HA	12	0.2
(1,64)	1:F:225:LEU:HD11	1:F:229:VAL:HG11	8	0.2
(1,64)	1:F:225:LEU:HD11	1:F:229:VAL:HG12	8	0.2
(1,64)	1:F:225:LEU:HD11	1:F:229:VAL:HG13	8	0.2
(1,64)	1:F:225:LEU:HD12	1:F:229:VAL:HG11	8	0.2
(1,64)	1:F:225:LEU:HD12	1:F:229:VAL:HG12	8	0.2
(1,64)	1:F:225:LEU:HD12	1:F:229:VAL:HG13	8	0.2
(1,64)	1:F:225:LEU:HD13	1:F:229:VAL:HG11	8	0.2
(1,64)	1:F:225:LEU:HD13	1:F:229:VAL:HG12	8	0.2
(1,64)	1:F:225:LEU:HD13	1:F:229:VAL:HG13	8	0.2
(1,64)	1:F:225:LEU:HD21	1:F:229:VAL:HG11	8	0.2
(1,64)	1:F:225:LEU:HD21	1:F:229:VAL:HG12	8	0.2
(1,64)	1:F:225:LEU:HD21	1:F:229:VAL:HG13	8	0.2
(1,64)	1:F:225:LEU:HD22	1:F:229:VAL:HG11	8	0.2
(1,64)	1:F:225:LEU:HD22	1:F:229:VAL:HG12	8	0.2
(1,64)	1:F:225:LEU:HD22	1:F:229:VAL:HG13	8	0.2
(1,64)	1:F:225:LEU:HD23	1:F:229:VAL:HG11	8	0.2
(1,64)	1:F:225:LEU:HD23	1:F:229:VAL:HG12	8	0.2
(1,64)	1:F:225:LEU:HD23	1:F:229:VAL:HG13	8	0.2
(1,639)	1:F:225:LEU:HD11	1:F:229:VAL:HG11	8	0.2
(1,639)	1:F:225:LEU:HD11	1:F:229:VAL:HG12	8	0.2
(1,639)	1:F:225:LEU:HD11	1:F:229:VAL:HG13	8	0.2
(1,639)	1:F:225:LEU:HD12	1:F:229:VAL:HG11	8	0.2
(1,639)	1:F:225:LEU:HD12	1:F:229:VAL:HG12	8	0.2
(1,639)	1:F:225:LEU:HD12	1:F:229:VAL:HG13	8	0.2
(1,639)	1:F:225:LEU:HD13	1:F:229:VAL:HG11	8	0.2
(1,639)	1:F:225:LEU:HD13	1:F:229:VAL:HG12	8	0.2
(1,639)	1:F:225:LEU:HD13	1:F:229:VAL:HG13	8	0.2
(1,639)	1:F:225:LEU:HD21	1:F:229:VAL:HG11	8	0.2
(1,639)	1:F:225:LEU:HD21	1:F:229:VAL:HG12	8	0.2
(1,639)	1:F:225:LEU:HD21	1:F:229:VAL:HG13	8	0.2
(1,639)	1:F:225:LEU:HD22	1:F:229:VAL:HG11	8	0.2
(1,639)	1:F:225:LEU:HD22	1:F:229:VAL:HG12	8	0.2
(1,639)	1:F:225:LEU:HD22	1:F:229:VAL:HG13	8	0.2
(1,639)	1:F:225:LEU:HD23	1:F:229:VAL:HG11	8	0.2
(1,639)	1:F:225:LEU:HD23	1:F:229:VAL:HG12	8	0.2
(1,639)	1:F:225:LEU:HD23	1:F:229:VAL:HG13	8	0.2

Continued on next page...

Continued from previous page...

Key	Atom-1	Atom-2	Model ID	Violation (Å)
(1,638)	1:F:225:LEU:HD11	1:F:222:ALA:HA	11	0.2
(1,638)	1:F:225:LEU:HD12	1:F:222:ALA:HA	11	0.2
(1,638)	1:F:225:LEU:HD13	1:F:222:ALA:HA	11	0.2
(1,638)	1:F:225:LEU:HD21	1:F:222:ALA:HA	11	0.2
(1,638)	1:F:225:LEU:HD22	1:F:222:ALA:HA	11	0.2
(1,638)	1:F:225:LEU:HD23	1:F:222:ALA:HA	11	0.2
(1,635)	1:F:225:LEU:H	1:F:222:ALA:HA	3	0.2
(1,63)	1:F:225:LEU:HD11	1:F:222:ALA:HA	11	0.2
(1,63)	1:F:225:LEU:HD12	1:F:222:ALA:HA	11	0.2
(1,63)	1:F:225:LEU:HD13	1:F:222:ALA:HA	11	0.2
(1,63)	1:F:225:LEU:HD21	1:F:222:ALA:HA	11	0.2
(1,63)	1:F:225:LEU:HD22	1:F:222:ALA:HA	11	0.2
(1,63)	1:F:225:LEU:HD23	1:F:222:ALA:HA	11	0.2
(1,624)	1:F:223:VAL:H	1:F:220:VAL:HA	4	0.2
(1,615)	1:F:221:ALA:H	1:F:218:VAL:HA	4	0.2
(1,60)	1:F:225:LEU:H	1:F:222:ALA:HA	3	0.2
(1,572)	1:F:236:LEU:H	1:F:238:LYS:HG2	4	0.2
(1,572)	1:F:236:LEU:H	1:F:238:LYS:HG3	4	0.2
(1,555)	1:F:232:CYS:H	1:F:229:VAL:HA	2	0.2
(1,544)	1:F:230:PHE:H	1:F:227:VAL:HA	5	0.2
(1,544)	1:F:230:PHE:H	1:F:227:VAL:HA	6	0.2
(1,540)	1:F:229:VAL:H	1:F:226:ILE:HA	12	0.2
(1,524)	1:F:225:LEU:HD11	1:F:229:VAL:HG11	8	0.2
(1,524)	1:F:225:LEU:HD11	1:F:229:VAL:HG12	8	0.2
(1,524)	1:F:225:LEU:HD11	1:F:229:VAL:HG13	8	0.2
(1,524)	1:F:225:LEU:HD12	1:F:229:VAL:HG11	8	0.2
(1,524)	1:F:225:LEU:HD12	1:F:229:VAL:HG12	8	0.2
(1,524)	1:F:225:LEU:HD12	1:F:229:VAL:HG13	8	0.2
(1,524)	1:F:225:LEU:HD13	1:F:229:VAL:HG11	8	0.2
(1,524)	1:F:225:LEU:HD13	1:F:229:VAL:HG12	8	0.2
(1,524)	1:F:225:LEU:HD13	1:F:229:VAL:HG13	8	0.2
(1,524)	1:F:225:LEU:HD21	1:F:229:VAL:HG11	8	0.2
(1,524)	1:F:225:LEU:HD21	1:F:229:VAL:HG12	8	0.2
(1,524)	1:F:225:LEU:HD21	1:F:229:VAL:HG13	8	0.2
(1,524)	1:F:225:LEU:HD22	1:F:229:VAL:HG11	8	0.2
(1,524)	1:F:225:LEU:HD22	1:F:229:VAL:HG12	8	0.2
(1,524)	1:F:225:LEU:HD22	1:F:229:VAL:HG13	8	0.2
(1,524)	1:F:225:LEU:HD23	1:F:229:VAL:HG11	8	0.2
(1,524)	1:F:225:LEU:HD23	1:F:229:VAL:HG12	8	0.2
(1,524)	1:F:225:LEU:HD23	1:F:229:VAL:HG13	8	0.2
(1,523)	1:F:225:LEU:HD11	1:F:222:ALA:HA	11	0.2
(1,523)	1:F:225:LEU:HD12	1:F:222:ALA:HA	11	0.2

Continued on next page...

Continued from previous page...

Key	Atom-1	Atom-2	Model ID	Violation (Å)
(1,523)	1:F:225:LEU:HD13	1:F:222:ALA:HA	11	0.2
(1,523)	1:F:225:LEU:HD21	1:F:222:ALA:HA	11	0.2
(1,523)	1:F:225:LEU:HD22	1:F:222:ALA:HA	11	0.2
(1,523)	1:F:225:LEU:HD23	1:F:222:ALA:HA	11	0.2
(1,520)	1:F:225:LEU:H	1:F:222:ALA:HA	3	0.2
(1,509)	1:F:223:VAL:H	1:F:220:VAL:HA	4	0.2
(1,500)	1:F:221:ALA:H	1:F:218:VAL:HA	4	0.2
(1,49)	1:F:223:VAL:H	1:F:220:VAL:HA	4	0.2
(1,457)	1:F:236:LEU:H	1:F:238:LYS:HG2	4	0.2
(1,457)	1:F:236:LEU:H	1:F:238:LYS:HG3	4	0.2
(1,440)	1:F:232:CYS:H	1:F:229:VAL:HA	2	0.2
(1,429)	1:F:230:PHE:H	1:F:227:VAL:HA	5	0.2
(1,429)	1:F:230:PHE:H	1:F:227:VAL:HA	6	0.2
(1,425)	1:F:229:VAL:H	1:F:226:ILE:HA	12	0.2
(1,409)	1:F:225:LEU:HD11	1:F:229:VAL:HG11	8	0.2
(1,409)	1:F:225:LEU:HD11	1:F:229:VAL:HG12	8	0.2
(1,409)	1:F:225:LEU:HD11	1:F:229:VAL:HG13	8	0.2
(1,409)	1:F:225:LEU:HD12	1:F:229:VAL:HG11	8	0.2
(1,409)	1:F:225:LEU:HD12	1:F:229:VAL:HG12	8	0.2
(1,409)	1:F:225:LEU:HD12	1:F:229:VAL:HG13	8	0.2
(1,409)	1:F:225:LEU:HD13	1:F:229:VAL:HG11	8	0.2
(1,409)	1:F:225:LEU:HD13	1:F:229:VAL:HG12	8	0.2
(1,409)	1:F:225:LEU:HD13	1:F:229:VAL:HG13	8	0.2
(1,409)	1:F:225:LEU:HD21	1:F:229:VAL:HG11	8	0.2
(1,409)	1:F:225:LEU:HD21	1:F:229:VAL:HG12	8	0.2
(1,409)	1:F:225:LEU:HD21	1:F:229:VAL:HG13	8	0.2
(1,409)	1:F:225:LEU:HD22	1:F:229:VAL:HG11	8	0.2
(1,409)	1:F:225:LEU:HD22	1:F:229:VAL:HG12	8	0.2
(1,409)	1:F:225:LEU:HD22	1:F:229:VAL:HG13	8	0.2
(1,409)	1:F:225:LEU:HD23	1:F:229:VAL:HG11	8	0.2
(1,409)	1:F:225:LEU:HD23	1:F:229:VAL:HG12	8	0.2
(1,409)	1:F:225:LEU:HD23	1:F:229:VAL:HG13	8	0.2
(1,408)	1:F:225:LEU:HD11	1:F:222:ALA:HA	11	0.2
(1,408)	1:F:225:LEU:HD12	1:F:222:ALA:HA	11	0.2
(1,408)	1:F:225:LEU:HD13	1:F:222:ALA:HA	11	0.2
(1,408)	1:F:225:LEU:HD21	1:F:222:ALA:HA	11	0.2
(1,408)	1:F:225:LEU:HD22	1:F:222:ALA:HA	11	0.2
(1,408)	1:F:225:LEU:HD23	1:F:222:ALA:HA	11	0.2
(1,405)	1:F:225:LEU:H	1:F:222:ALA:HA	3	0.2
(1,40)	1:F:221:ALA:H	1:F:218:VAL:HA	4	0.2
(1,394)	1:F:223:VAL:H	1:F:220:VAL:HA	4	0.2
(1,385)	1:F:221:ALA:H	1:F:218:VAL:HA	4	0.2

Continued on next page...

Continued from previous page...

Key	Atom-1	Atom-2	Model ID	Violation (Å)
(1,342)	1:F:236:LEU:H	1:F:238:LYS:HG2	4	0.2
(1,342)	1:F:236:LEU:H	1:F:238:LYS:HG3	4	0.2
(1,325)	1:F:232:CYS:H	1:F:229:VAL:HA	2	0.2
(1,314)	1:F:230:PHE:H	1:F:227:VAL:HA	5	0.2
(1,314)	1:F:230:PHE:H	1:F:227:VAL:HA	6	0.2
(1,310)	1:F:229:VAL:H	1:F:226:ILE:HA	12	0.2
(1,294)	1:F:225:LEU:HD11	1:F:229:VAL:HG11	8	0.2
(1,294)	1:F:225:LEU:HD11	1:F:229:VAL:HG12	8	0.2
(1,294)	1:F:225:LEU:HD11	1:F:229:VAL:HG13	8	0.2
(1,294)	1:F:225:LEU:HD12	1:F:229:VAL:HG11	8	0.2
(1,294)	1:F:225:LEU:HD12	1:F:229:VAL:HG12	8	0.2
(1,294)	1:F:225:LEU:HD12	1:F:229:VAL:HG13	8	0.2
(1,294)	1:F:225:LEU:HD13	1:F:229:VAL:HG11	8	0.2
(1,294)	1:F:225:LEU:HD13	1:F:229:VAL:HG12	8	0.2
(1,294)	1:F:225:LEU:HD13	1:F:229:VAL:HG13	8	0.2
(1,294)	1:F:225:LEU:HD21	1:F:229:VAL:HG11	8	0.2
(1,294)	1:F:225:LEU:HD21	1:F:229:VAL:HG12	8	0.2
(1,294)	1:F:225:LEU:HD21	1:F:229:VAL:HG13	8	0.2
(1,294)	1:F:225:LEU:HD22	1:F:229:VAL:HG11	8	0.2
(1,294)	1:F:225:LEU:HD22	1:F:229:VAL:HG12	8	0.2
(1,294)	1:F:225:LEU:HD22	1:F:229:VAL:HG13	8	0.2
(1,294)	1:F:225:LEU:HD23	1:F:229:VAL:HG11	8	0.2
(1,294)	1:F:225:LEU:HD23	1:F:229:VAL:HG12	8	0.2
(1,294)	1:F:225:LEU:HD23	1:F:229:VAL:HG13	8	0.2
(1,293)	1:F:225:LEU:HD11	1:F:222:ALA:HA	11	0.2
(1,293)	1:F:225:LEU:HD12	1:F:222:ALA:HA	11	0.2
(1,293)	1:F:225:LEU:HD13	1:F:222:ALA:HA	11	0.2
(1,293)	1:F:225:LEU:HD21	1:F:222:ALA:HA	11	0.2
(1,293)	1:F:225:LEU:HD22	1:F:222:ALA:HA	11	0.2
(1,293)	1:F:225:LEU:HD23	1:F:222:ALA:HA	11	0.2
(1,290)	1:F:225:LEU:H	1:F:222:ALA:HA	3	0.2
(1,279)	1:F:223:VAL:H	1:F:220:VAL:HA	4	0.2
(1,270)	1:F:221:ALA:H	1:F:218:VAL:HA	4	0.2
(1,227)	1:F:236:LEU:H	1:F:238:LYS:HG2	4	0.2
(1,227)	1:F:236:LEU:H	1:F:238:LYS:HG3	4	0.2
(1,210)	1:F:232:CYS:H	1:F:229:VAL:HA	2	0.2
(1,199)	1:F:230:PHE:H	1:F:227:VAL:HA	5	0.2
(1,199)	1:F:230:PHE:H	1:F:227:VAL:HA	6	0.2
(1,195)	1:F:229:VAL:H	1:F:226:ILE:HA	12	0.2
(1,179)	1:F:225:LEU:HD11	1:F:229:VAL:HG11	8	0.2
(1,179)	1:F:225:LEU:HD11	1:F:229:VAL:HG12	8	0.2
(1,179)	1:F:225:LEU:HD11	1:F:229:VAL:HG13	8	0.2

Continued on next page...

Continued from previous page...

Key	Atom-1	Atom-2	Model ID	Violation (Å)
(1,179)	1:F:225:LEU:HD12	1:F:229:VAL:HG11	8	0.2
(1,179)	1:F:225:LEU:HD12	1:F:229:VAL:HG12	8	0.2
(1,179)	1:F:225:LEU:HD12	1:F:229:VAL:HG13	8	0.2
(1,179)	1:F:225:LEU:HD13	1:F:229:VAL:HG11	8	0.2
(1,179)	1:F:225:LEU:HD13	1:F:229:VAL:HG12	8	0.2
(1,179)	1:F:225:LEU:HD13	1:F:229:VAL:HG13	8	0.2
(1,179)	1:F:225:LEU:HD21	1:F:229:VAL:HG11	8	0.2
(1,179)	1:F:225:LEU:HD21	1:F:229:VAL:HG12	8	0.2
(1,179)	1:F:225:LEU:HD21	1:F:229:VAL:HG13	8	0.2
(1,179)	1:F:225:LEU:HD22	1:F:229:VAL:HG11	8	0.2
(1,179)	1:F:225:LEU:HD22	1:F:229:VAL:HG12	8	0.2
(1,179)	1:F:225:LEU:HD22	1:F:229:VAL:HG13	8	0.2
(1,179)	1:F:225:LEU:HD23	1:F:229:VAL:HG11	8	0.2
(1,179)	1:F:225:LEU:HD23	1:F:229:VAL:HG12	8	0.2
(1,179)	1:F:225:LEU:HD23	1:F:229:VAL:HG13	8	0.2
(1,178)	1:F:225:LEU:HD11	1:F:222:ALA:HA	11	0.2
(1,178)	1:F:225:LEU:HD12	1:F:222:ALA:HA	11	0.2
(1,178)	1:F:225:LEU:HD13	1:F:222:ALA:HA	11	0.2
(1,178)	1:F:225:LEU:HD21	1:F:222:ALA:HA	11	0.2
(1,178)	1:F:225:LEU:HD22	1:F:222:ALA:HA	11	0.2
(1,178)	1:F:225:LEU:HD23	1:F:222:ALA:HA	11	0.2
(1,175)	1:F:225:LEU:H	1:F:222:ALA:HA	3	0.2
(1,164)	1:F:223:VAL:H	1:F:220:VAL:HA	4	0.2
(1,155)	1:F:221:ALA:H	1:F:218:VAL:HA	4	0.2
(1,112)	1:F:236:LEU:H	1:F:238:LYS:HG2	4	0.2
(1,112)	1:F:236:LEU:H	1:F:238:LYS:HG3	4	0.2
(1,95)	1:F:232:CYS:H	1:F:229:VAL:HA	4	0.19
(1,95)	1:F:232:CYS:H	1:F:229:VAL:HA	7	0.19
(1,95)	1:F:232:CYS:H	1:F:229:VAL:HA	9	0.19
(1,95)	1:F:232:CYS:H	1:F:229:VAL:HA	14	0.19
(1,84)	1:F:230:PHE:H	1:F:227:VAL:HA	1	0.19
(1,84)	1:F:230:PHE:H	1:F:227:VAL:HA	13	0.19
(1,74)	1:F:228:ALA:H	1:F:225:LEU:HA	2	0.19
(1,7)	1:F:214:ILE:H	1:F:211:LEU:HA	6	0.19
(1,685)	1:F:236:LEU:H	1:F:233:LYS:HG2	14	0.19
(1,685)	1:F:236:LEU:H	1:F:233:LYS:HG3	14	0.19
(1,685)	1:F:236:LEU:H	1:F:233:LYS:HG2	15	0.19
(1,685)	1:F:236:LEU:H	1:F:233:LYS:HG3	15	0.19
(1,670)	1:F:232:CYS:H	1:F:229:VAL:HA	4	0.19
(1,670)	1:F:232:CYS:H	1:F:229:VAL:HA	7	0.19
(1,670)	1:F:232:CYS:H	1:F:229:VAL:HA	9	0.19
(1,670)	1:F:232:CYS:H	1:F:229:VAL:HA	14	0.19

Continued on next page...

Continued from previous page...

Key	Atom-1	Atom-2	Model ID	Violation (Å)
(1,659)	1:F:230:PHE:H	1:F:227:VAL:HA	1	0.19
(1,659)	1:F:230:PHE:H	1:F:227:VAL:HA	13	0.19
(1,649)	1:F:228:ALA:H	1:F:225:LEU:HA	2	0.19
(1,624)	1:F:223:VAL:H	1:F:220:VAL:HA	7	0.19
(1,582)	1:F:214:ILE:H	1:F:211:LEU:HA	6	0.19
(1,570)	1:F:236:LEU:H	1:F:233:LYS:HG2	14	0.19
(1,570)	1:F:236:LEU:H	1:F:233:LYS:HG3	14	0.19
(1,570)	1:F:236:LEU:H	1:F:233:LYS:HG2	15	0.19
(1,570)	1:F:236:LEU:H	1:F:233:LYS:HG3	15	0.19
(1,555)	1:F:232:CYS:H	1:F:229:VAL:HA	4	0.19
(1,555)	1:F:232:CYS:H	1:F:229:VAL:HA	7	0.19
(1,555)	1:F:232:CYS:H	1:F:229:VAL:HA	9	0.19
(1,555)	1:F:232:CYS:H	1:F:229:VAL:HA	14	0.19
(1,544)	1:F:230:PHE:H	1:F:227:VAL:HA	1	0.19
(1,544)	1:F:230:PHE:H	1:F:227:VAL:HA	13	0.19
(1,534)	1:F:228:ALA:H	1:F:225:LEU:HA	2	0.19
(1,509)	1:F:223:VAL:H	1:F:220:VAL:HA	7	0.19
(1,49)	1:F:223:VAL:H	1:F:220:VAL:HA	7	0.19
(1,467)	1:F:214:ILE:H	1:F:211:LEU:HA	6	0.19
(1,455)	1:F:236:LEU:H	1:F:233:LYS:HG2	14	0.19
(1,455)	1:F:236:LEU:H	1:F:233:LYS:HG3	14	0.19
(1,455)	1:F:236:LEU:H	1:F:233:LYS:HG2	15	0.19
(1,455)	1:F:236:LEU:H	1:F:233:LYS:HG3	15	0.19
(1,440)	1:F:232:CYS:H	1:F:229:VAL:HA	4	0.19
(1,440)	1:F:232:CYS:H	1:F:229:VAL:HA	7	0.19
(1,440)	1:F:232:CYS:H	1:F:229:VAL:HA	9	0.19
(1,440)	1:F:232:CYS:H	1:F:229:VAL:HA	14	0.19
(1,429)	1:F:230:PHE:H	1:F:227:VAL:HA	1	0.19
(1,429)	1:F:230:PHE:H	1:F:227:VAL:HA	13	0.19
(1,419)	1:F:228:ALA:H	1:F:225:LEU:HA	2	0.19
(1,394)	1:F:223:VAL:H	1:F:220:VAL:HA	7	0.19
(1,352)	1:F:214:ILE:H	1:F:211:LEU:HA	6	0.19
(1,340)	1:F:236:LEU:H	1:F:233:LYS:HG2	14	0.19
(1,340)	1:F:236:LEU:H	1:F:233:LYS:HG3	14	0.19
(1,340)	1:F:236:LEU:H	1:F:233:LYS:HG2	15	0.19
(1,340)	1:F:236:LEU:H	1:F:233:LYS:HG3	15	0.19
(1,325)	1:F:232:CYS:H	1:F:229:VAL:HA	4	0.19
(1,325)	1:F:232:CYS:H	1:F:229:VAL:HA	7	0.19
(1,325)	1:F:232:CYS:H	1:F:229:VAL:HA	9	0.19
(1,325)	1:F:232:CYS:H	1:F:229:VAL:HA	14	0.19
(1,314)	1:F:230:PHE:H	1:F:227:VAL:HA	1	0.19
(1,314)	1:F:230:PHE:H	1:F:227:VAL:HA	13	0.19

Continued on next page...

Continued from previous page...

Key	Atom-1	Atom-2	Model ID	Violation (Å)
(1,304)	1:F:228:ALA:H	1:F:225:LEU:HA	2	0.19
(1,279)	1:F:223:VAL:H	1:F:220:VAL:HA	7	0.19
(1,237)	1:F:214:ILE:H	1:F:211:LEU:HA	6	0.19
(1,225)	1:F:236:LEU:H	1:F:233:LYS:HG2	14	0.19
(1,225)	1:F:236:LEU:H	1:F:233:LYS:HG3	14	0.19
(1,225)	1:F:236:LEU:H	1:F:233:LYS:HG2	15	0.19
(1,225)	1:F:236:LEU:H	1:F:233:LYS:HG3	15	0.19
(1,210)	1:F:232:CYS:H	1:F:229:VAL:HA	4	0.19
(1,210)	1:F:232:CYS:H	1:F:229:VAL:HA	7	0.19
(1,210)	1:F:232:CYS:H	1:F:229:VAL:HA	9	0.19
(1,210)	1:F:232:CYS:H	1:F:229:VAL:HA	14	0.19
(1,199)	1:F:230:PHE:H	1:F:227:VAL:HA	1	0.19
(1,199)	1:F:230:PHE:H	1:F:227:VAL:HA	13	0.19
(1,189)	1:F:228:ALA:H	1:F:225:LEU:HA	2	0.19
(1,164)	1:F:223:VAL:H	1:F:220:VAL:HA	7	0.19
(1,122)	1:F:214:ILE:H	1:F:211:LEU:HA	6	0.19
(1,110)	1:F:236:LEU:H	1:F:233:LYS:HG2	14	0.19
(1,110)	1:F:236:LEU:H	1:F:233:LYS:HG3	14	0.19
(1,110)	1:F:236:LEU:H	1:F:233:LYS:HG2	15	0.19
(1,110)	1:F:236:LEU:H	1:F:233:LYS:HG3	15	0.19
(1,95)	1:F:232:CYS:H	1:F:229:VAL:HA	10	0.18
(1,95)	1:F:232:CYS:H	1:F:229:VAL:HA	13	0.18
(1,84)	1:F:230:PHE:H	1:F:227:VAL:HA	15	0.18
(1,74)	1:F:228:ALA:H	1:F:225:LEU:HA	4	0.18
(1,714)	1:F:220:VAL:H	1:F:218:VAL:HG21	12	0.18
(1,714)	1:F:220:VAL:H	1:F:218:VAL:HG22	12	0.18
(1,714)	1:F:220:VAL:H	1:F:218:VAL:HG23	12	0.18
(1,713)	1:F:220:VAL:H	1:F:218:VAL:HG21	12	0.18
(1,713)	1:F:220:VAL:H	1:F:218:VAL:HG22	12	0.18
(1,713)	1:F:220:VAL:H	1:F:218:VAL:HG23	12	0.18
(1,712)	1:F:220:VAL:H	1:F:218:VAL:HG21	12	0.18
(1,712)	1:F:220:VAL:H	1:F:218:VAL:HG22	12	0.18
(1,712)	1:F:220:VAL:H	1:F:218:VAL:HG23	12	0.18
(1,693)	1:F:220:VAL:H	1:F:218:VAL:HG21	12	0.18
(1,693)	1:F:220:VAL:H	1:F:218:VAL:HG22	12	0.18
(1,693)	1:F:220:VAL:H	1:F:218:VAL:HG23	12	0.18
(1,692)	1:F:220:VAL:H	1:F:218:VAL:HG21	12	0.18
(1,692)	1:F:220:VAL:H	1:F:218:VAL:HG22	12	0.18
(1,692)	1:F:220:VAL:H	1:F:218:VAL:HG23	12	0.18
(1,691)	1:F:220:VAL:H	1:F:218:VAL:HG21	12	0.18
(1,691)	1:F:220:VAL:H	1:F:218:VAL:HG22	12	0.18
(1,691)	1:F:220:VAL:H	1:F:218:VAL:HG23	12	0.18

Continued on next page...

Continued from previous page...

Key	Atom-1	Atom-2	Model ID	Violation (Å)
(1,69)	1:F:227:VAL:H	1:F:224:VAL:HA	8	0.18
(1,689)	1:F:240:VAL:H	1:F:239:LYS:HA	1	0.18
(1,670)	1:F:232:CYS:H	1:F:229:VAL:HA	10	0.18
(1,670)	1:F:232:CYS:H	1:F:229:VAL:HA	13	0.18
(1,659)	1:F:230:PHE:H	1:F:227:VAL:HA	15	0.18
(1,649)	1:F:228:ALA:H	1:F:225:LEU:HA	4	0.18
(1,644)	1:F:227:VAL:H	1:F:224:VAL:HA	8	0.18
(1,635)	1:F:225:LEU:H	1:F:222:ALA:HA	2	0.18
(1,630)	1:F:224:VAL:H	1:F:221:ALA:HA	11	0.18
(1,615)	1:F:221:ALA:H	1:F:218:VAL:HA	1	0.18
(1,615)	1:F:221:ALA:H	1:F:218:VAL:HA	9	0.18
(1,60)	1:F:225:LEU:H	1:F:222:ALA:HA	2	0.18
(1,574)	1:F:240:VAL:H	1:F:239:LYS:HA	1	0.18
(1,555)	1:F:232:CYS:H	1:F:229:VAL:HA	10	0.18
(1,555)	1:F:232:CYS:H	1:F:229:VAL:HA	13	0.18
(1,55)	1:F:224:VAL:H	1:F:221:ALA:HA	11	0.18
(1,544)	1:F:230:PHE:H	1:F:227:VAL:HA	15	0.18
(1,534)	1:F:228:ALA:H	1:F:225:LEU:HA	4	0.18
(1,529)	1:F:227:VAL:H	1:F:224:VAL:HA	8	0.18
(1,520)	1:F:225:LEU:H	1:F:222:ALA:HA	2	0.18
(1,515)	1:F:224:VAL:H	1:F:221:ALA:HA	11	0.18
(1,500)	1:F:221:ALA:H	1:F:218:VAL:HA	1	0.18
(1,500)	1:F:221:ALA:H	1:F:218:VAL:HA	9	0.18
(1,459)	1:F:240:VAL:H	1:F:239:LYS:HA	1	0.18
(1,440)	1:F:232:CYS:H	1:F:229:VAL:HA	10	0.18
(1,440)	1:F:232:CYS:H	1:F:229:VAL:HA	13	0.18
(1,429)	1:F:230:PHE:H	1:F:227:VAL:HA	15	0.18
(1,419)	1:F:228:ALA:H	1:F:225:LEU:HA	4	0.18
(1,414)	1:F:227:VAL:H	1:F:224:VAL:HA	8	0.18
(1,405)	1:F:225:LEU:H	1:F:222:ALA:HA	2	0.18
(1,400)	1:F:224:VAL:H	1:F:221:ALA:HA	11	0.18
(1,40)	1:F:221:ALA:H	1:F:218:VAL:HA	1	0.18
(1,40)	1:F:221:ALA:H	1:F:218:VAL:HA	9	0.18
(1,385)	1:F:221:ALA:H	1:F:218:VAL:HA	1	0.18
(1,385)	1:F:221:ALA:H	1:F:218:VAL:HA	9	0.18
(1,344)	1:F:240:VAL:H	1:F:239:LYS:HA	1	0.18
(1,325)	1:F:232:CYS:H	1:F:229:VAL:HA	10	0.18
(1,325)	1:F:232:CYS:H	1:F:229:VAL:HA	13	0.18
(1,314)	1:F:230:PHE:H	1:F:227:VAL:HA	15	0.18
(1,304)	1:F:228:ALA:H	1:F:225:LEU:HA	4	0.18
(1,299)	1:F:227:VAL:H	1:F:224:VAL:HA	8	0.18
(1,290)	1:F:225:LEU:H	1:F:222:ALA:HA	2	0.18

Continued on next page...

Continued from previous page...

Key	Atom-1	Atom-2	Model ID	Violation (Å)
(1,285)	1:F:224:VAL:H	1:F:221:ALA:HA	11	0.18
(1,270)	1:F:221:ALA:H	1:F:218:VAL:HA	1	0.18
(1,270)	1:F:221:ALA:H	1:F:218:VAL:HA	9	0.18
(1,229)	1:F:240:VAL:H	1:F:239:LYS:HA	1	0.18
(1,210)	1:F:232:CYS:H	1:F:229:VAL:HA	10	0.18
(1,210)	1:F:232:CYS:H	1:F:229:VAL:HA	13	0.18
(1,199)	1:F:230:PHE:H	1:F:227:VAL:HA	15	0.18
(1,189)	1:F:228:ALA:H	1:F:225:LEU:HA	4	0.18
(1,184)	1:F:227:VAL:H	1:F:224:VAL:HA	8	0.18
(1,175)	1:F:225:LEU:H	1:F:222:ALA:HA	2	0.18
(1,170)	1:F:224:VAL:H	1:F:221:ALA:HA	11	0.18
(1,155)	1:F:221:ALA:H	1:F:218:VAL:HA	1	0.18
(1,155)	1:F:221:ALA:H	1:F:218:VAL:HA	9	0.18
(1,114)	1:F:240:VAL:H	1:F:239:LYS:HA	1	0.18
(1,95)	1:F:232:CYS:H	1:F:229:VAL:HA	6	0.17
(1,95)	1:F:232:CYS:H	1:F:229:VAL:HA	11	0.17
(1,95)	1:F:232:CYS:H	1:F:229:VAL:HA	15	0.17
(1,94)	1:F:232:CYS:H	1:F:228:ALA:HA	14	0.17
(1,94)	1:F:232:CYS:H	1:F:228:ALA:HA	15	0.17
(1,84)	1:F:230:PHE:H	1:F:227:VAL:HA	14	0.17
(1,740)	1:F:218:VAL:H	1:F:220:VAL:HG21	11	0.17
(1,740)	1:F:218:VAL:H	1:F:220:VAL:HG22	11	0.17
(1,740)	1:F:218:VAL:H	1:F:220:VAL:HG23	11	0.17
(1,739)	1:F:218:VAL:H	1:F:220:VAL:HG21	11	0.17
(1,739)	1:F:218:VAL:H	1:F:220:VAL:HG22	11	0.17
(1,739)	1:F:218:VAL:H	1:F:220:VAL:HG23	11	0.17
(1,7)	1:F:214:ILE:H	1:F:211:LEU:HA	9	0.17
(1,7)	1:F:214:ILE:H	1:F:211:LEU:HA	14	0.17
(1,687)	1:F:236:LEU:H	1:F:238:LYS:HG2	2	0.17
(1,687)	1:F:236:LEU:H	1:F:238:LYS:HG3	2	0.17
(1,670)	1:F:232:CYS:H	1:F:229:VAL:HA	6	0.17
(1,670)	1:F:232:CYS:H	1:F:229:VAL:HA	11	0.17
(1,670)	1:F:232:CYS:H	1:F:229:VAL:HA	15	0.17
(1,669)	1:F:232:CYS:H	1:F:228:ALA:HA	14	0.17
(1,669)	1:F:232:CYS:H	1:F:228:ALA:HA	15	0.17
(1,659)	1:F:230:PHE:H	1:F:227:VAL:HA	14	0.17
(1,601)	1:F:218:VAL:HG11	1:F:215:ILE:HA	14	0.17
(1,601)	1:F:218:VAL:HG12	1:F:215:ILE:HA	14	0.17
(1,601)	1:F:218:VAL:HG13	1:F:215:ILE:HA	14	0.17
(1,593)	1:F:217:GLY:H	1:F:214:ILE:HA	11	0.17
(1,592)	1:F:216:ILE:HG21	1:F:213:GLY:HA2	14	0.17
(1,592)	1:F:216:ILE:HG21	1:F:213:GLY:HA3	14	0.17

Continued on next page...

Continued from previous page...

Key	Atom-1	Atom-2	Model ID	Violation (Å)
(1,592)	1:F:216:ILE:HG22	1:F:213:GLY:HA2	14	0.17
(1,592)	1:F:216:ILE:HG22	1:F:213:GLY:HA3	14	0.17
(1,592)	1:F:216:ILE:HG23	1:F:213:GLY:HA2	14	0.17
(1,592)	1:F:216:ILE:HG23	1:F:213:GLY:HA3	14	0.17
(1,588)	1:F:215:ILE:HG21	1:F:212:SER:HB2	13	0.17
(1,588)	1:F:215:ILE:HG21	1:F:212:SER:HB3	13	0.17
(1,588)	1:F:215:ILE:HG22	1:F:212:SER:HB2	13	0.17
(1,588)	1:F:215:ILE:HG22	1:F:212:SER:HB3	13	0.17
(1,588)	1:F:215:ILE:HG23	1:F:212:SER:HB2	13	0.17
(1,588)	1:F:215:ILE:HG23	1:F:212:SER:HB3	13	0.17
(1,582)	1:F:214:ILE:H	1:F:211:LEU:HA	9	0.17
(1,582)	1:F:214:ILE:H	1:F:211:LEU:HA	14	0.17
(1,572)	1:F:236:LEU:H	1:F:238:LYS:HG2	2	0.17
(1,572)	1:F:236:LEU:H	1:F:238:LYS:HG3	2	0.17
(1,555)	1:F:232:CYS:H	1:F:229:VAL:HA	6	0.17
(1,555)	1:F:232:CYS:H	1:F:229:VAL:HA	11	0.17
(1,555)	1:F:232:CYS:H	1:F:229:VAL:HA	15	0.17
(1,554)	1:F:232:CYS:H	1:F:228:ALA:HA	14	0.17
(1,554)	1:F:232:CYS:H	1:F:228:ALA:HA	15	0.17
(1,544)	1:F:230:PHE:H	1:F:227:VAL:HA	14	0.17
(1,486)	1:F:218:VAL:HG11	1:F:215:ILE:HA	14	0.17
(1,486)	1:F:218:VAL:HG12	1:F:215:ILE:HA	14	0.17
(1,486)	1:F:218:VAL:HG13	1:F:215:ILE:HA	14	0.17
(1,478)	1:F:217:GLY:H	1:F:214:ILE:HA	11	0.17
(1,477)	1:F:216:ILE:HG21	1:F:213:GLY:HA2	14	0.17
(1,477)	1:F:216:ILE:HG21	1:F:213:GLY:HA3	14	0.17
(1,477)	1:F:216:ILE:HG22	1:F:213:GLY:HA2	14	0.17
(1,477)	1:F:216:ILE:HG22	1:F:213:GLY:HA3	14	0.17
(1,477)	1:F:216:ILE:HG23	1:F:213:GLY:HA2	14	0.17
(1,477)	1:F:216:ILE:HG23	1:F:213:GLY:HA3	14	0.17
(1,473)	1:F:215:ILE:HG21	1:F:212:SER:HB2	13	0.17
(1,473)	1:F:215:ILE:HG21	1:F:212:SER:HB3	13	0.17
(1,473)	1:F:215:ILE:HG22	1:F:212:SER:HB2	13	0.17
(1,473)	1:F:215:ILE:HG22	1:F:212:SER:HB3	13	0.17
(1,473)	1:F:215:ILE:HG23	1:F:212:SER:HB2	13	0.17
(1,473)	1:F:215:ILE:HG23	1:F:212:SER:HB3	13	0.17
(1,467)	1:F:214:ILE:H	1:F:211:LEU:HA	9	0.17
(1,467)	1:F:214:ILE:H	1:F:211:LEU:HA	14	0.17
(1,457)	1:F:236:LEU:H	1:F:238:LYS:HG2	2	0.17
(1,457)	1:F:236:LEU:H	1:F:238:LYS:HG3	2	0.17
(1,440)	1:F:232:CYS:H	1:F:229:VAL:HA	6	0.17
(1,440)	1:F:232:CYS:H	1:F:229:VAL:HA	11	0.17

Continued on next page...

Continued from previous page...

Key	Atom-1	Atom-2	Model ID	Violation (Å)
(1,440)	1:F:232:CYS:H	1:F:229:VAL:HA	15	0.17
(1,439)	1:F:232:CYS:H	1:F:228:ALA:HA	14	0.17
(1,439)	1:F:232:CYS:H	1:F:228:ALA:HA	15	0.17
(1,429)	1:F:230:PHE:H	1:F:227:VAL:HA	14	0.17
(1,371)	1:F:218:VAL:HG11	1:F:215:ILE:HA	14	0.17
(1,371)	1:F:218:VAL:HG12	1:F:215:ILE:HA	14	0.17
(1,371)	1:F:218:VAL:HG13	1:F:215:ILE:HA	14	0.17
(1,363)	1:F:217:GLY:H	1:F:214:ILE:HA	11	0.17
(1,362)	1:F:216:ILE:HG21	1:F:213:GLY:HA2	14	0.17
(1,362)	1:F:216:ILE:HG21	1:F:213:GLY:HA3	14	0.17
(1,362)	1:F:216:ILE:HG22	1:F:213:GLY:HA2	14	0.17
(1,362)	1:F:216:ILE:HG22	1:F:213:GLY:HA3	14	0.17
(1,362)	1:F:216:ILE:HG23	1:F:213:GLY:HA2	14	0.17
(1,362)	1:F:216:ILE:HG23	1:F:213:GLY:HA3	14	0.17
(1,358)	1:F:215:ILE:HG21	1:F:212:SER:HB2	13	0.17
(1,358)	1:F:215:ILE:HG21	1:F:212:SER:HB3	13	0.17
(1,358)	1:F:215:ILE:HG22	1:F:212:SER:HB2	13	0.17
(1,358)	1:F:215:ILE:HG22	1:F:212:SER:HB3	13	0.17
(1,358)	1:F:215:ILE:HG23	1:F:212:SER:HB2	13	0.17
(1,358)	1:F:215:ILE:HG23	1:F:212:SER:HB3	13	0.17
(1,352)	1:F:214:ILE:H	1:F:211:LEU:HA	9	0.17
(1,352)	1:F:214:ILE:H	1:F:211:LEU:HA	14	0.17
(1,342)	1:F:236:LEU:H	1:F:238:LYS:HG2	2	0.17
(1,342)	1:F:236:LEU:H	1:F:238:LYS:HG3	2	0.17
(1,325)	1:F:232:CYS:H	1:F:229:VAL:HA	6	0.17
(1,325)	1:F:232:CYS:H	1:F:229:VAL:HA	11	0.17
(1,325)	1:F:232:CYS:H	1:F:229:VAL:HA	15	0.17
(1,324)	1:F:232:CYS:H	1:F:228:ALA:HA	14	0.17
(1,324)	1:F:232:CYS:H	1:F:228:ALA:HA	15	0.17
(1,314)	1:F:230:PHE:H	1:F:227:VAL:HA	14	0.17
(1,26)	1:F:218:VAL:HG11	1:F:215:ILE:HA	14	0.17
(1,26)	1:F:218:VAL:HG12	1:F:215:ILE:HA	14	0.17
(1,26)	1:F:218:VAL:HG13	1:F:215:ILE:HA	14	0.17
(1,256)	1:F:218:VAL:HG11	1:F:215:ILE:HA	14	0.17
(1,256)	1:F:218:VAL:HG12	1:F:215:ILE:HA	14	0.17
(1,256)	1:F:218:VAL:HG13	1:F:215:ILE:HA	14	0.17
(1,248)	1:F:217:GLY:H	1:F:214:ILE:HA	11	0.17
(1,247)	1:F:216:ILE:HG21	1:F:213:GLY:HA2	14	0.17
(1,247)	1:F:216:ILE:HG21	1:F:213:GLY:HA3	14	0.17
(1,247)	1:F:216:ILE:HG22	1:F:213:GLY:HA2	14	0.17
(1,247)	1:F:216:ILE:HG22	1:F:213:GLY:HA3	14	0.17
(1,247)	1:F:216:ILE:HG23	1:F:213:GLY:HA2	14	0.17

Continued on next page...

Continued from previous page...

Key	Atom-1	Atom-2	Model ID	Violation (Å)
(1,247)	1:F:216:ILE:HG23	1:F:213:GLY:HA3	14	0.17
(1,243)	1:F:215:ILE:HG21	1:F:212:SER:HB2	13	0.17
(1,243)	1:F:215:ILE:HG21	1:F:212:SER:HB3	13	0.17
(1,243)	1:F:215:ILE:HG22	1:F:212:SER:HB2	13	0.17
(1,243)	1:F:215:ILE:HG22	1:F:212:SER:HB3	13	0.17
(1,243)	1:F:215:ILE:HG23	1:F:212:SER:HB2	13	0.17
(1,243)	1:F:215:ILE:HG23	1:F:212:SER:HB3	13	0.17
(1,237)	1:F:214:ILE:H	1:F:211:LEU:HA	9	0.17
(1,237)	1:F:214:ILE:H	1:F:211:LEU:HA	14	0.17
(1,227)	1:F:236:LEU:H	1:F:238:LYS:HG2	2	0.17
(1,227)	1:F:236:LEU:H	1:F:238:LYS:HG3	2	0.17
(1,210)	1:F:232:CYS:H	1:F:229:VAL:HA	6	0.17
(1,210)	1:F:232:CYS:H	1:F:229:VAL:HA	11	0.17
(1,210)	1:F:232:CYS:H	1:F:229:VAL:HA	15	0.17
(1,209)	1:F:232:CYS:H	1:F:228:ALA:HA	14	0.17
(1,209)	1:F:232:CYS:H	1:F:228:ALA:HA	15	0.17
(1,199)	1:F:230:PHE:H	1:F:227:VAL:HA	14	0.17
(1,18)	1:F:217:GLY:H	1:F:214:ILE:HA	11	0.17
(1,17)	1:F:216:ILE:HG21	1:F:213:GLY:HA2	14	0.17
(1,17)	1:F:216:ILE:HG21	1:F:213:GLY:HA3	14	0.17
(1,17)	1:F:216:ILE:HG22	1:F:213:GLY:HA2	14	0.17
(1,17)	1:F:216:ILE:HG22	1:F:213:GLY:HA3	14	0.17
(1,17)	1:F:216:ILE:HG23	1:F:213:GLY:HA2	14	0.17
(1,17)	1:F:216:ILE:HG23	1:F:213:GLY:HA3	14	0.17
(1,141)	1:F:218:VAL:HG11	1:F:215:ILE:HA	14	0.17
(1,141)	1:F:218:VAL:HG12	1:F:215:ILE:HA	14	0.17
(1,141)	1:F:218:VAL:HG13	1:F:215:ILE:HA	14	0.17
(1,133)	1:F:217:GLY:H	1:F:214:ILE:HA	11	0.17
(1,132)	1:F:216:ILE:HG21	1:F:213:GLY:HA2	14	0.17
(1,132)	1:F:216:ILE:HG21	1:F:213:GLY:HA3	14	0.17
(1,132)	1:F:216:ILE:HG22	1:F:213:GLY:HA2	14	0.17
(1,132)	1:F:216:ILE:HG22	1:F:213:GLY:HA3	14	0.17
(1,132)	1:F:216:ILE:HG23	1:F:213:GLY:HA2	14	0.17
(1,132)	1:F:216:ILE:HG23	1:F:213:GLY:HA3	14	0.17
(1,13)	1:F:215:ILE:HG21	1:F:212:SER:HB2	13	0.17
(1,13)	1:F:215:ILE:HG21	1:F:212:SER:HB3	13	0.17
(1,13)	1:F:215:ILE:HG22	1:F:212:SER:HB2	13	0.17
(1,13)	1:F:215:ILE:HG22	1:F:212:SER:HB3	13	0.17
(1,13)	1:F:215:ILE:HG23	1:F:212:SER:HB2	13	0.17
(1,13)	1:F:215:ILE:HG23	1:F:212:SER:HB3	13	0.17
(1,128)	1:F:215:ILE:HG21	1:F:212:SER:HB2	13	0.17
(1,128)	1:F:215:ILE:HG21	1:F:212:SER:HB3	13	0.17

Continued on next page...

Continued from previous page...

Key	Atom-1	Atom-2	Model ID	Violation (Å)
(1,128)	1:F:215:ILE:HG22	1:F:212:SER:HB2	13	0.17
(1,128)	1:F:215:ILE:HG22	1:F:212:SER:HB3	13	0.17
(1,128)	1:F:215:ILE:HG23	1:F:212:SER:HB2	13	0.17
(1,128)	1:F:215:ILE:HG23	1:F:212:SER:HB3	13	0.17
(1,122)	1:F:214:ILE:H	1:F:211:LEU:HA	9	0.17
(1,122)	1:F:214:ILE:H	1:F:211:LEU:HA	14	0.17
(1,112)	1:F:236:LEU:H	1:F:238:LYS:HG2	2	0.17
(1,112)	1:F:236:LEU:H	1:F:238:LYS:HG3	2	0.17
(1,95)	1:F:232:CYS:H	1:F:229:VAL:HA	5	0.16
(1,94)	1:F:232:CYS:H	1:F:228:ALA:HA	1	0.16
(1,94)	1:F:232:CYS:H	1:F:228:ALA:HA	8	0.16
(1,74)	1:F:228:ALA:H	1:F:225:LEU:HA	10	0.16
(1,69)	1:F:227:VAL:H	1:F:224:VAL:HA	6	0.16
(1,685)	1:F:236:LEU:H	1:F:233:LYS:HG2	7	0.16
(1,685)	1:F:236:LEU:H	1:F:233:LYS:HG3	7	0.16
(1,675)	1:F:233:LYS:H	1:F:230:PHE:HA	7	0.16
(1,675)	1:F:233:LYS:H	1:F:230:PHE:HA	8	0.16
(1,675)	1:F:233:LYS:H	1:F:230:PHE:HA	15	0.16
(1,670)	1:F:232:CYS:H	1:F:229:VAL:HA	5	0.16
(1,669)	1:F:232:CYS:H	1:F:228:ALA:HA	1	0.16
(1,669)	1:F:232:CYS:H	1:F:228:ALA:HA	8	0.16
(1,65)	1:F:226:ILE:H	1:F:223:VAL:HA	8	0.16
(1,649)	1:F:228:ALA:H	1:F:225:LEU:HA	10	0.16
(1,644)	1:F:227:VAL:H	1:F:224:VAL:HA	6	0.16
(1,640)	1:F:226:ILE:H	1:F:223:VAL:HA	8	0.16
(1,64)	1:F:225:LEU:HD11	1:F:229:VAL:HG11	7	0.16
(1,64)	1:F:225:LEU:HD11	1:F:229:VAL:HG12	7	0.16
(1,64)	1:F:225:LEU:HD11	1:F:229:VAL:HG13	7	0.16
(1,64)	1:F:225:LEU:HD12	1:F:229:VAL:HG11	7	0.16
(1,64)	1:F:225:LEU:HD12	1:F:229:VAL:HG12	7	0.16
(1,64)	1:F:225:LEU:HD12	1:F:229:VAL:HG13	7	0.16
(1,64)	1:F:225:LEU:HD13	1:F:229:VAL:HG11	7	0.16
(1,64)	1:F:225:LEU:HD13	1:F:229:VAL:HG12	7	0.16
(1,64)	1:F:225:LEU:HD13	1:F:229:VAL:HG13	7	0.16
(1,64)	1:F:225:LEU:HD21	1:F:229:VAL:HG11	7	0.16
(1,64)	1:F:225:LEU:HD21	1:F:229:VAL:HG12	7	0.16
(1,64)	1:F:225:LEU:HD21	1:F:229:VAL:HG13	7	0.16
(1,64)	1:F:225:LEU:HD22	1:F:229:VAL:HG11	7	0.16
(1,64)	1:F:225:LEU:HD22	1:F:229:VAL:HG12	7	0.16
(1,64)	1:F:225:LEU:HD22	1:F:229:VAL:HG13	7	0.16
(1,64)	1:F:225:LEU:HD23	1:F:229:VAL:HG11	7	0.16
(1,64)	1:F:225:LEU:HD23	1:F:229:VAL:HG12	7	0.16

Continued on next page...

Continued from previous page...

Key	Atom-1	Atom-2	Model ID	Violation (Å)
(1,64)	1:F:225:LEU:HD23	1:F:229:VAL:HG13	7	0.16
(1,639)	1:F:225:LEU:HD11	1:F:229:VAL:HG11	7	0.16
(1,639)	1:F:225:LEU:HD11	1:F:229:VAL:HG12	7	0.16
(1,639)	1:F:225:LEU:HD11	1:F:229:VAL:HG13	7	0.16
(1,639)	1:F:225:LEU:HD12	1:F:229:VAL:HG11	7	0.16
(1,639)	1:F:225:LEU:HD12	1:F:229:VAL:HG12	7	0.16
(1,639)	1:F:225:LEU:HD12	1:F:229:VAL:HG13	7	0.16
(1,639)	1:F:225:LEU:HD13	1:F:229:VAL:HG11	7	0.16
(1,639)	1:F:225:LEU:HD13	1:F:229:VAL:HG12	7	0.16
(1,639)	1:F:225:LEU:HD13	1:F:229:VAL:HG13	7	0.16
(1,639)	1:F:225:LEU:HD21	1:F:229:VAL:HG11	7	0.16
(1,639)	1:F:225:LEU:HD21	1:F:229:VAL:HG12	7	0.16
(1,639)	1:F:225:LEU:HD21	1:F:229:VAL:HG13	7	0.16
(1,639)	1:F:225:LEU:HD22	1:F:229:VAL:HG11	7	0.16
(1,639)	1:F:225:LEU:HD22	1:F:229:VAL:HG12	7	0.16
(1,639)	1:F:225:LEU:HD22	1:F:229:VAL:HG13	7	0.16
(1,639)	1:F:225:LEU:HD23	1:F:229:VAL:HG11	7	0.16
(1,639)	1:F:225:LEU:HD23	1:F:229:VAL:HG12	7	0.16
(1,639)	1:F:225:LEU:HD23	1:F:229:VAL:HG13	7	0.16
(1,615)	1:F:221:ALA:H	1:F:218:VAL:HA	11	0.16
(1,608)	1:F:220:VAL:H	1:F:217:GLY:HA2	5	0.16
(1,608)	1:F:220:VAL:H	1:F:217:GLY:HA3	5	0.16
(1,608)	1:F:220:VAL:H	1:F:217:GLY:HA2	12	0.16
(1,608)	1:F:220:VAL:H	1:F:217:GLY:HA3	12	0.16
(1,590)	1:F:216:ILE:H	1:F:214:ILE:HA	1	0.16
(1,586)	1:F:214:ILE:HG21	1:F:211:LEU:HA	7	0.16
(1,586)	1:F:214:ILE:HG22	1:F:211:LEU:HA	7	0.16
(1,586)	1:F:214:ILE:HG23	1:F:211:LEU:HA	7	0.16
(1,570)	1:F:236:LEU:H	1:F:233:LYS:HG2	7	0.16
(1,570)	1:F:236:LEU:H	1:F:233:LYS:HG3	7	0.16
(1,560)	1:F:233:LYS:H	1:F:230:PHE:HA	7	0.16
(1,560)	1:F:233:LYS:H	1:F:230:PHE:HA	8	0.16
(1,560)	1:F:233:LYS:H	1:F:230:PHE:HA	15	0.16
(1,555)	1:F:232:CYS:H	1:F:229:VAL:HA	5	0.16
(1,554)	1:F:232:CYS:H	1:F:228:ALA:HA	1	0.16
(1,554)	1:F:232:CYS:H	1:F:228:ALA:HA	8	0.16
(1,534)	1:F:228:ALA:H	1:F:225:LEU:HA	10	0.16
(1,529)	1:F:227:VAL:H	1:F:224:VAL:HA	6	0.16
(1,525)	1:F:226:ILE:H	1:F:223:VAL:HA	8	0.16
(1,524)	1:F:225:LEU:HD11	1:F:229:VAL:HG11	7	0.16
(1,524)	1:F:225:LEU:HD11	1:F:229:VAL:HG12	7	0.16
(1,524)	1:F:225:LEU:HD11	1:F:229:VAL:HG13	7	0.16

Continued on next page...

Continued from previous page...

Key	Atom-1	Atom-2	Model ID	Violation (Å)
(1,524)	1:F:225:LEU:HD12	1:F:229:VAL:HG11	7	0.16
(1,524)	1:F:225:LEU:HD12	1:F:229:VAL:HG12	7	0.16
(1,524)	1:F:225:LEU:HD12	1:F:229:VAL:HG13	7	0.16
(1,524)	1:F:225:LEU:HD13	1:F:229:VAL:HG11	7	0.16
(1,524)	1:F:225:LEU:HD13	1:F:229:VAL:HG12	7	0.16
(1,524)	1:F:225:LEU:HD13	1:F:229:VAL:HG13	7	0.16
(1,524)	1:F:225:LEU:HD21	1:F:229:VAL:HG11	7	0.16
(1,524)	1:F:225:LEU:HD21	1:F:229:VAL:HG12	7	0.16
(1,524)	1:F:225:LEU:HD21	1:F:229:VAL:HG13	7	0.16
(1,524)	1:F:225:LEU:HD22	1:F:229:VAL:HG11	7	0.16
(1,524)	1:F:225:LEU:HD22	1:F:229:VAL:HG12	7	0.16
(1,524)	1:F:225:LEU:HD22	1:F:229:VAL:HG13	7	0.16
(1,524)	1:F:225:LEU:HD23	1:F:229:VAL:HG11	7	0.16
(1,524)	1:F:225:LEU:HD23	1:F:229:VAL:HG12	7	0.16
(1,524)	1:F:225:LEU:HD23	1:F:229:VAL:HG13	7	0.16
(1,500)	1:F:221:ALA:H	1:F:218:VAL:HA	11	0.16
(1,493)	1:F:220:VAL:H	1:F:217:GLY:HA2	5	0.16
(1,493)	1:F:220:VAL:H	1:F:217:GLY:HA3	5	0.16
(1,493)	1:F:220:VAL:H	1:F:217:GLY:HA2	12	0.16
(1,493)	1:F:220:VAL:H	1:F:217:GLY:HA3	12	0.16
(1,475)	1:F:216:ILE:H	1:F:214:ILE:HA	1	0.16
(1,471)	1:F:214:ILE:HG21	1:F:211:LEU:HA	7	0.16
(1,471)	1:F:214:ILE:HG22	1:F:211:LEU:HA	7	0.16
(1,471)	1:F:214:ILE:HG23	1:F:211:LEU:HA	7	0.16
(1,455)	1:F:236:LEU:H	1:F:233:LYS:HG2	7	0.16
(1,455)	1:F:236:LEU:H	1:F:233:LYS:HG3	7	0.16
(1,445)	1:F:233:LYS:H	1:F:230:PHE:HA	7	0.16
(1,445)	1:F:233:LYS:H	1:F:230:PHE:HA	8	0.16
(1,445)	1:F:233:LYS:H	1:F:230:PHE:HA	15	0.16
(1,440)	1:F:232:CYS:H	1:F:229:VAL:HA	5	0.16
(1,439)	1:F:232:CYS:H	1:F:228:ALA:HA	1	0.16
(1,439)	1:F:232:CYS:H	1:F:228:ALA:HA	8	0.16
(1,419)	1:F:228:ALA:H	1:F:225:LEU:HA	10	0.16
(1,414)	1:F:227:VAL:H	1:F:224:VAL:HA	6	0.16
(1,410)	1:F:226:ILE:H	1:F:223:VAL:HA	8	0.16
(1,409)	1:F:225:LEU:HD11	1:F:229:VAL:HG11	7	0.16
(1,409)	1:F:225:LEU:HD11	1:F:229:VAL:HG12	7	0.16
(1,409)	1:F:225:LEU:HD11	1:F:229:VAL:HG13	7	0.16
(1,409)	1:F:225:LEU:HD12	1:F:229:VAL:HG11	7	0.16
(1,409)	1:F:225:LEU:HD12	1:F:229:VAL:HG12	7	0.16
(1,409)	1:F:225:LEU:HD12	1:F:229:VAL:HG13	7	0.16
(1,409)	1:F:225:LEU:HD13	1:F:229:VAL:HG11	7	0.16

Continued on next page...

Continued from previous page...

Key	Atom-1	Atom-2	Model ID	Violation (Å)
(1,409)	1:F:225:LEU:HD13	1:F:229:VAL:HG12	7	0.16
(1,409)	1:F:225:LEU:HD13	1:F:229:VAL:HG13	7	0.16
(1,409)	1:F:225:LEU:HD21	1:F:229:VAL:HG11	7	0.16
(1,409)	1:F:225:LEU:HD21	1:F:229:VAL:HG12	7	0.16
(1,409)	1:F:225:LEU:HD21	1:F:229:VAL:HG13	7	0.16
(1,409)	1:F:225:LEU:HD22	1:F:229:VAL:HG11	7	0.16
(1,409)	1:F:225:LEU:HD22	1:F:229:VAL:HG12	7	0.16
(1,409)	1:F:225:LEU:HD22	1:F:229:VAL:HG13	7	0.16
(1,409)	1:F:225:LEU:HD23	1:F:229:VAL:HG11	7	0.16
(1,409)	1:F:225:LEU:HD23	1:F:229:VAL:HG12	7	0.16
(1,409)	1:F:225:LEU:HD23	1:F:229:VAL:HG13	7	0.16
(1,40)	1:F:221:ALA:H	1:F:218:VAL:HA	11	0.16
(1,385)	1:F:221:ALA:H	1:F:218:VAL:HA	11	0.16
(1,378)	1:F:220:VAL:H	1:F:217:GLY:HA2	5	0.16
(1,378)	1:F:220:VAL:H	1:F:217:GLY:HA3	5	0.16
(1,378)	1:F:220:VAL:H	1:F:217:GLY:HA2	12	0.16
(1,378)	1:F:220:VAL:H	1:F:217:GLY:HA3	12	0.16
(1,360)	1:F:216:ILE:H	1:F:214:ILE:HA	1	0.16
(1,356)	1:F:214:ILE:HG21	1:F:211:LEU:HA	7	0.16
(1,356)	1:F:214:ILE:HG22	1:F:211:LEU:HA	7	0.16
(1,356)	1:F:214:ILE:HG23	1:F:211:LEU:HA	7	0.16
(1,340)	1:F:236:LEU:H	1:F:233:LYS:HG2	7	0.16
(1,340)	1:F:236:LEU:H	1:F:233:LYS:HG3	7	0.16
(1,330)	1:F:233:LYS:H	1:F:230:PHE:HA	7	0.16
(1,330)	1:F:233:LYS:H	1:F:230:PHE:HA	8	0.16
(1,330)	1:F:233:LYS:H	1:F:230:PHE:HA	15	0.16
(1,33)	1:F:220:VAL:H	1:F:217:GLY:HA2	5	0.16
(1,33)	1:F:220:VAL:H	1:F:217:GLY:HA3	5	0.16
(1,33)	1:F:220:VAL:H	1:F:217:GLY:HA2	12	0.16
(1,33)	1:F:220:VAL:H	1:F:217:GLY:HA3	12	0.16
(1,325)	1:F:232:CYS:H	1:F:229:VAL:HA	5	0.16
(1,324)	1:F:232:CYS:H	1:F:228:ALA:HA	1	0.16
(1,324)	1:F:232:CYS:H	1:F:228:ALA:HA	8	0.16
(1,304)	1:F:228:ALA:H	1:F:225:LEU:HA	10	0.16
(1,299)	1:F:227:VAL:H	1:F:224:VAL:HA	6	0.16
(1,295)	1:F:226:ILE:H	1:F:223:VAL:HA	8	0.16
(1,294)	1:F:225:LEU:HD11	1:F:229:VAL:HG11	7	0.16
(1,294)	1:F:225:LEU:HD11	1:F:229:VAL:HG12	7	0.16
(1,294)	1:F:225:LEU:HD11	1:F:229:VAL:HG13	7	0.16
(1,294)	1:F:225:LEU:HD12	1:F:229:VAL:HG11	7	0.16
(1,294)	1:F:225:LEU:HD12	1:F:229:VAL:HG12	7	0.16
(1,294)	1:F:225:LEU:HD12	1:F:229:VAL:HG13	7	0.16

Continued on next page...

Continued from previous page...

Key	Atom-1	Atom-2	Model ID	Violation (Å)
(1,294)	1:F:225:LEU:HD13	1:F:229:VAL:HG11	7	0.16
(1,294)	1:F:225:LEU:HD13	1:F:229:VAL:HG12	7	0.16
(1,294)	1:F:225:LEU:HD13	1:F:229:VAL:HG13	7	0.16
(1,294)	1:F:225:LEU:HD21	1:F:229:VAL:HG11	7	0.16
(1,294)	1:F:225:LEU:HD21	1:F:229:VAL:HG12	7	0.16
(1,294)	1:F:225:LEU:HD21	1:F:229:VAL:HG13	7	0.16
(1,294)	1:F:225:LEU:HD22	1:F:229:VAL:HG11	7	0.16
(1,294)	1:F:225:LEU:HD22	1:F:229:VAL:HG12	7	0.16
(1,294)	1:F:225:LEU:HD22	1:F:229:VAL:HG13	7	0.16
(1,294)	1:F:225:LEU:HD23	1:F:229:VAL:HG11	7	0.16
(1,294)	1:F:225:LEU:HD23	1:F:229:VAL:HG12	7	0.16
(1,294)	1:F:225:LEU:HD23	1:F:229:VAL:HG13	7	0.16
(1,270)	1:F:221:ALA:H	1:F:218:VAL:HA	11	0.16
(1,263)	1:F:220:VAL:H	1:F:217:GLY:HA2	5	0.16
(1,263)	1:F:220:VAL:H	1:F:217:GLY:HA3	5	0.16
(1,263)	1:F:220:VAL:H	1:F:217:GLY:HA2	12	0.16
(1,263)	1:F:220:VAL:H	1:F:217:GLY:HA3	12	0.16
(1,245)	1:F:216:ILE:H	1:F:214:ILE:HA	1	0.16
(1,241)	1:F:214:ILE:HG21	1:F:211:LEU:HA	7	0.16
(1,241)	1:F:214:ILE:HG22	1:F:211:LEU:HA	7	0.16
(1,241)	1:F:214:ILE:HG23	1:F:211:LEU:HA	7	0.16
(1,225)	1:F:236:LEU:H	1:F:233:LYS:HG2	7	0.16
(1,225)	1:F:236:LEU:H	1:F:233:LYS:HG3	7	0.16
(1,215)	1:F:233:LYS:H	1:F:230:PHE:HA	7	0.16
(1,215)	1:F:233:LYS:H	1:F:230:PHE:HA	8	0.16
(1,215)	1:F:233:LYS:H	1:F:230:PHE:HA	15	0.16
(1,210)	1:F:232:CYS:H	1:F:229:VAL:HA	5	0.16
(1,209)	1:F:232:CYS:H	1:F:228:ALA:HA	1	0.16
(1,209)	1:F:232:CYS:H	1:F:228:ALA:HA	8	0.16
(1,189)	1:F:228:ALA:H	1:F:225:LEU:HA	10	0.16
(1,184)	1:F:227:VAL:H	1:F:224:VAL:HA	6	0.16
(1,180)	1:F:226:ILE:H	1:F:223:VAL:HA	8	0.16
(1,179)	1:F:225:LEU:HD11	1:F:229:VAL:HG11	7	0.16
(1,179)	1:F:225:LEU:HD11	1:F:229:VAL:HG12	7	0.16
(1,179)	1:F:225:LEU:HD11	1:F:229:VAL:HG13	7	0.16
(1,179)	1:F:225:LEU:HD12	1:F:229:VAL:HG11	7	0.16
(1,179)	1:F:225:LEU:HD12	1:F:229:VAL:HG12	7	0.16
(1,179)	1:F:225:LEU:HD12	1:F:229:VAL:HG13	7	0.16
(1,179)	1:F:225:LEU:HD13	1:F:229:VAL:HG11	7	0.16
(1,179)	1:F:225:LEU:HD13	1:F:229:VAL:HG12	7	0.16
(1,179)	1:F:225:LEU:HD13	1:F:229:VAL:HG13	7	0.16
(1,179)	1:F:225:LEU:HD21	1:F:229:VAL:HG11	7	0.16

Continued on next page...

Continued from previous page...

Key	Atom-1	Atom-2	Model ID	Violation (Å)
(1,179)	1:F:225:LEU:HD21	1:F:229:VAL:HG12	7	0.16
(1,179)	1:F:225:LEU:HD21	1:F:229:VAL:HG13	7	0.16
(1,179)	1:F:225:LEU:HD22	1:F:229:VAL:HG11	7	0.16
(1,179)	1:F:225:LEU:HD22	1:F:229:VAL:HG12	7	0.16
(1,179)	1:F:225:LEU:HD22	1:F:229:VAL:HG13	7	0.16
(1,179)	1:F:225:LEU:HD23	1:F:229:VAL:HG11	7	0.16
(1,179)	1:F:225:LEU:HD23	1:F:229:VAL:HG12	7	0.16
(1,179)	1:F:225:LEU:HD23	1:F:229:VAL:HG13	7	0.16
(1,155)	1:F:221:ALA:H	1:F:218:VAL:HA	11	0.16
(1,15)	1:F:216:ILE:H	1:F:214:ILE:HA	1	0.16
(1,148)	1:F:220:VAL:H	1:F:217:GLY:HA2	5	0.16
(1,148)	1:F:220:VAL:H	1:F:217:GLY:HA3	5	0.16
(1,148)	1:F:220:VAL:H	1:F:217:GLY:HA2	12	0.16
(1,148)	1:F:220:VAL:H	1:F:217:GLY:HA3	12	0.16
(1,130)	1:F:216:ILE:H	1:F:214:ILE:HA	1	0.16
(1,126)	1:F:214:ILE:HG21	1:F:211:LEU:HA	7	0.16
(1,126)	1:F:214:ILE:HG22	1:F:211:LEU:HA	7	0.16
(1,126)	1:F:214:ILE:HG23	1:F:211:LEU:HA	7	0.16
(1,110)	1:F:236:LEU:H	1:F:233:LYS:HG2	7	0.16
(1,110)	1:F:236:LEU:H	1:F:233:LYS:HG3	7	0.16
(1,11)	1:F:214:ILE:HG21	1:F:211:LEU:HA	7	0.16
(1,11)	1:F:214:ILE:HG22	1:F:211:LEU:HA	7	0.16
(1,11)	1:F:214:ILE:HG23	1:F:211:LEU:HA	7	0.16
(1,100)	1:F:233:LYS:H	1:F:230:PHE:HA	7	0.16
(1,100)	1:F:233:LYS:H	1:F:230:PHE:HA	8	0.16
(1,100)	1:F:233:LYS:H	1:F:230:PHE:HA	15	0.16
(1,94)	1:F:232:CYS:H	1:F:228:ALA:HA	5	0.15
(1,94)	1:F:232:CYS:H	1:F:228:ALA:HA	6	0.15
(1,70)	1:F:227:VAL:H	1:F:226:ILE:HA	2	0.15
(1,69)	1:F:227:VAL:H	1:F:224:VAL:HA	10	0.15
(1,669)	1:F:232:CYS:H	1:F:228:ALA:HA	5	0.15
(1,669)	1:F:232:CYS:H	1:F:228:ALA:HA	6	0.15
(1,65)	1:F:226:ILE:H	1:F:223:VAL:HA	3	0.15
(1,645)	1:F:227:VAL:H	1:F:226:ILE:HA	2	0.15
(1,644)	1:F:227:VAL:H	1:F:224:VAL:HA	10	0.15
(1,640)	1:F:226:ILE:H	1:F:223:VAL:HA	3	0.15
(1,623)	1:F:222:ALA:HB1	1:F:219:THR:HA	11	0.15
(1,623)	1:F:222:ALA:HB2	1:F:219:THR:HA	11	0.15
(1,623)	1:F:222:ALA:HB3	1:F:219:THR:HA	11	0.15
(1,608)	1:F:220:VAL:H	1:F:217:GLY:HA2	2	0.15
(1,608)	1:F:220:VAL:H	1:F:217:GLY:HA3	2	0.15
(1,593)	1:F:217:GLY:H	1:F:214:ILE:HA	6	0.15

Continued on next page...

Continued from previous page...

Key	Atom-1	Atom-2	Model ID	Violation (Å)
(1,590)	1:F:216:ILE:H	1:F:214:ILE:HA	9	0.15
(1,586)	1:F:214:ILE:HG21	1:F:211:LEU:HA	1	0.15
(1,586)	1:F:214:ILE:HG22	1:F:211:LEU:HA	1	0.15
(1,586)	1:F:214:ILE:HG23	1:F:211:LEU:HA	1	0.15
(1,554)	1:F:232:CYS:H	1:F:228:ALA:HA	5	0.15
(1,554)	1:F:232:CYS:H	1:F:228:ALA:HA	6	0.15
(1,530)	1:F:227:VAL:H	1:F:226:ILE:HA	2	0.15
(1,529)	1:F:227:VAL:H	1:F:224:VAL:HA	10	0.15
(1,525)	1:F:226:ILE:H	1:F:223:VAL:HA	3	0.15
(1,508)	1:F:222:ALA:HB1	1:F:219:THR:HA	11	0.15
(1,508)	1:F:222:ALA:HB2	1:F:219:THR:HA	11	0.15
(1,508)	1:F:222:ALA:HB3	1:F:219:THR:HA	11	0.15
(1,493)	1:F:220:VAL:H	1:F:217:GLY:HA2	2	0.15
(1,493)	1:F:220:VAL:H	1:F:217:GLY:HA3	2	0.15
(1,48)	1:F:222:ALA:HB1	1:F:219:THR:HA	11	0.15
(1,48)	1:F:222:ALA:HB2	1:F:219:THR:HA	11	0.15
(1,48)	1:F:222:ALA:HB3	1:F:219:THR:HA	11	0.15
(1,478)	1:F:217:GLY:H	1:F:214:ILE:HA	6	0.15
(1,475)	1:F:216:ILE:H	1:F:214:ILE:HA	9	0.15
(1,471)	1:F:214:ILE:HG21	1:F:211:LEU:HA	1	0.15
(1,471)	1:F:214:ILE:HG22	1:F:211:LEU:HA	1	0.15
(1,471)	1:F:214:ILE:HG23	1:F:211:LEU:HA	1	0.15
(1,439)	1:F:232:CYS:H	1:F:228:ALA:HA	5	0.15
(1,439)	1:F:232:CYS:H	1:F:228:ALA:HA	6	0.15
(1,415)	1:F:227:VAL:H	1:F:226:ILE:HA	2	0.15
(1,414)	1:F:227:VAL:H	1:F:224:VAL:HA	10	0.15
(1,410)	1:F:226:ILE:H	1:F:223:VAL:HA	3	0.15
(1,393)	1:F:222:ALA:HB1	1:F:219:THR:HA	11	0.15
(1,393)	1:F:222:ALA:HB2	1:F:219:THR:HA	11	0.15
(1,393)	1:F:222:ALA:HB3	1:F:219:THR:HA	11	0.15
(1,378)	1:F:220:VAL:H	1:F:217:GLY:HA2	2	0.15
(1,378)	1:F:220:VAL:H	1:F:217:GLY:HA3	2	0.15
(1,363)	1:F:217:GLY:H	1:F:214:ILE:HA	6	0.15
(1,360)	1:F:216:ILE:H	1:F:214:ILE:HA	9	0.15
(1,356)	1:F:214:ILE:HG21	1:F:211:LEU:HA	1	0.15
(1,356)	1:F:214:ILE:HG22	1:F:211:LEU:HA	1	0.15
(1,356)	1:F:214:ILE:HG23	1:F:211:LEU:HA	1	0.15
(1,33)	1:F:220:VAL:H	1:F:217:GLY:HA2	2	0.15
(1,33)	1:F:220:VAL:H	1:F:217:GLY:HA3	2	0.15
(1,324)	1:F:232:CYS:H	1:F:228:ALA:HA	5	0.15
(1,324)	1:F:232:CYS:H	1:F:228:ALA:HA	6	0.15
(1,300)	1:F:227:VAL:H	1:F:226:ILE:HA	2	0.15

Continued on next page...

Continued from previous page...

Key	Atom-1	Atom-2	Model ID	Violation (Å)
(1,299)	1:F:227:VAL:H	1:F:224:VAL:HA	10	0.15
(1,295)	1:F:226:ILE:H	1:F:223:VAL:HA	3	0.15
(1,278)	1:F:222:ALA:HB1	1:F:219:THR:HA	11	0.15
(1,278)	1:F:222:ALA:HB2	1:F:219:THR:HA	11	0.15
(1,278)	1:F:222:ALA:HB3	1:F:219:THR:HA	11	0.15
(1,263)	1:F:220:VAL:H	1:F:217:GLY:HA2	2	0.15
(1,263)	1:F:220:VAL:H	1:F:217:GLY:HA3	2	0.15
(1,248)	1:F:217:GLY:H	1:F:214:ILE:HA	6	0.15
(1,245)	1:F:216:ILE:H	1:F:214:ILE:HA	9	0.15
(1,241)	1:F:214:ILE:HG21	1:F:211:LEU:HA	1	0.15
(1,241)	1:F:214:ILE:HG22	1:F:211:LEU:HA	1	0.15
(1,241)	1:F:214:ILE:HG23	1:F:211:LEU:HA	1	0.15
(1,209)	1:F:232:CYS:H	1:F:228:ALA:HA	5	0.15
(1,209)	1:F:232:CYS:H	1:F:228:ALA:HA	6	0.15
(1,185)	1:F:227:VAL:H	1:F:226:ILE:HA	2	0.15
(1,184)	1:F:227:VAL:H	1:F:224:VAL:HA	10	0.15
(1,180)	1:F:226:ILE:H	1:F:223:VAL:HA	3	0.15
(1,18)	1:F:217:GLY:H	1:F:214:ILE:HA	6	0.15
(1,163)	1:F:222:ALA:HB1	1:F:219:THR:HA	11	0.15
(1,163)	1:F:222:ALA:HB2	1:F:219:THR:HA	11	0.15
(1,163)	1:F:222:ALA:HB3	1:F:219:THR:HA	11	0.15
(1,15)	1:F:216:ILE:H	1:F:214:ILE:HA	9	0.15
(1,148)	1:F:220:VAL:H	1:F:217:GLY:HA2	2	0.15
(1,148)	1:F:220:VAL:H	1:F:217:GLY:HA3	2	0.15
(1,133)	1:F:217:GLY:H	1:F:214:ILE:HA	6	0.15
(1,130)	1:F:216:ILE:H	1:F:214:ILE:HA	9	0.15
(1,126)	1:F:214:ILE:HG21	1:F:211:LEU:HA	1	0.15
(1,126)	1:F:214:ILE:HG22	1:F:211:LEU:HA	1	0.15
(1,126)	1:F:214:ILE:HG23	1:F:211:LEU:HA	1	0.15
(1,11)	1:F:214:ILE:HG21	1:F:211:LEU:HA	1	0.15
(1,11)	1:F:214:ILE:HG22	1:F:211:LEU:HA	1	0.15
(1,11)	1:F:214:ILE:HG23	1:F:211:LEU:HA	1	0.15
(1,94)	1:F:232:CYS:H	1:F:228:ALA:HA	7	0.14
(1,84)	1:F:230:PHE:H	1:F:227:VAL:HA	2	0.14
(1,736)	1:F:214:ILE:H	1:F:216:ILE:HG21	14	0.14
(1,736)	1:F:214:ILE:H	1:F:216:ILE:HG22	14	0.14
(1,736)	1:F:214:ILE:H	1:F:216:ILE:HG23	14	0.14
(1,735)	1:F:214:ILE:H	1:F:216:ILE:HG21	14	0.14
(1,735)	1:F:214:ILE:H	1:F:216:ILE:HG22	14	0.14
(1,735)	1:F:214:ILE:H	1:F:216:ILE:HG23	14	0.14
(1,688)	1:F:236:LEU:HD21	1:F:233:LYS:HA	12	0.14
(1,688)	1:F:236:LEU:HD22	1:F:233:LYS:HA	12	0.14

Continued on next page...

Continued from previous page...

Key	Atom-1	Atom-2	Model ID	Violation (Å)
(1,688)	1:F:236:LEU:HD23	1:F:233:LYS:HA	12	0.14
(1,684)	1:F:235:LEU:H	1:F:231:VAL:HG21	6	0.14
(1,684)	1:F:235:LEU:H	1:F:231:VAL:HG22	6	0.14
(1,684)	1:F:235:LEU:H	1:F:231:VAL:HG23	6	0.14
(1,669)	1:F:232:CYS:H	1:F:228:ALA:HA	7	0.14
(1,659)	1:F:230:PHE:H	1:F:227:VAL:HA	2	0.14
(1,624)	1:F:223:VAL:H	1:F:220:VAL:HA	14	0.14
(1,615)	1:F:221:ALA:H	1:F:218:VAL:HA	8	0.14
(1,593)	1:F:217:GLY:H	1:F:214:ILE:HA	4	0.14
(1,573)	1:F:236:LEU:HD21	1:F:233:LYS:HA	12	0.14
(1,573)	1:F:236:LEU:HD22	1:F:233:LYS:HA	12	0.14
(1,573)	1:F:236:LEU:HD23	1:F:233:LYS:HA	12	0.14
(1,569)	1:F:235:LEU:H	1:F:231:VAL:HG21	6	0.14
(1,569)	1:F:235:LEU:H	1:F:231:VAL:HG22	6	0.14
(1,569)	1:F:235:LEU:H	1:F:231:VAL:HG23	6	0.14
(1,554)	1:F:232:CYS:H	1:F:228:ALA:HA	7	0.14
(1,544)	1:F:230:PHE:H	1:F:227:VAL:HA	2	0.14
(1,509)	1:F:223:VAL:H	1:F:220:VAL:HA	14	0.14
(1,500)	1:F:221:ALA:H	1:F:218:VAL:HA	8	0.14
(1,49)	1:F:223:VAL:H	1:F:220:VAL:HA	14	0.14
(1,478)	1:F:217:GLY:H	1:F:214:ILE:HA	4	0.14
(1,458)	1:F:236:LEU:HD21	1:F:233:LYS:HA	12	0.14
(1,458)	1:F:236:LEU:HD22	1:F:233:LYS:HA	12	0.14
(1,458)	1:F:236:LEU:HD23	1:F:233:LYS:HA	12	0.14
(1,454)	1:F:235:LEU:H	1:F:231:VAL:HG21	6	0.14
(1,454)	1:F:235:LEU:H	1:F:231:VAL:HG22	6	0.14
(1,454)	1:F:235:LEU:H	1:F:231:VAL:HG23	6	0.14
(1,439)	1:F:232:CYS:H	1:F:228:ALA:HA	7	0.14
(1,429)	1:F:230:PHE:H	1:F:227:VAL:HA	2	0.14
(1,40)	1:F:221:ALA:H	1:F:218:VAL:HA	8	0.14
(1,394)	1:F:223:VAL:H	1:F:220:VAL:HA	14	0.14
(1,385)	1:F:221:ALA:H	1:F:218:VAL:HA	8	0.14
(1,363)	1:F:217:GLY:H	1:F:214:ILE:HA	4	0.14
(1,343)	1:F:236:LEU:HD21	1:F:233:LYS:HA	12	0.14
(1,343)	1:F:236:LEU:HD22	1:F:233:LYS:HA	12	0.14
(1,343)	1:F:236:LEU:HD23	1:F:233:LYS:HA	12	0.14
(1,339)	1:F:235:LEU:H	1:F:231:VAL:HG21	6	0.14
(1,339)	1:F:235:LEU:H	1:F:231:VAL:HG22	6	0.14
(1,339)	1:F:235:LEU:H	1:F:231:VAL:HG23	6	0.14
(1,324)	1:F:232:CYS:H	1:F:228:ALA:HA	7	0.14
(1,314)	1:F:230:PHE:H	1:F:227:VAL:HA	2	0.14
(1,279)	1:F:223:VAL:H	1:F:220:VAL:HA	14	0.14

Continued on next page...

Continued from previous page...

Key	Atom-1	Atom-2	Model ID	Violation (Å)
(1,270)	1:F:221:ALA:H	1:F:218:VAL:HA	8	0.14
(1,248)	1:F:217:GLY:H	1:F:214:ILE:HA	4	0.14
(1,228)	1:F:236:LEU:HD21	1:F:233:LYS:HA	12	0.14
(1,228)	1:F:236:LEU:HD22	1:F:233:LYS:HA	12	0.14
(1,228)	1:F:236:LEU:HD23	1:F:233:LYS:HA	12	0.14
(1,224)	1:F:235:LEU:H	1:F:231:VAL:HG21	6	0.14
(1,224)	1:F:235:LEU:H	1:F:231:VAL:HG22	6	0.14
(1,224)	1:F:235:LEU:H	1:F:231:VAL:HG23	6	0.14
(1,209)	1:F:232:CYS:H	1:F:228:ALA:HA	7	0.14
(1,199)	1:F:230:PHE:H	1:F:227:VAL:HA	2	0.14
(1,18)	1:F:217:GLY:H	1:F:214:ILE:HA	4	0.14
(1,164)	1:F:223:VAL:H	1:F:220:VAL:HA	14	0.14
(1,155)	1:F:221:ALA:H	1:F:218:VAL:HA	8	0.14
(1,133)	1:F:217:GLY:H	1:F:214:ILE:HA	4	0.14
(1,113)	1:F:236:LEU:HD21	1:F:233:LYS:HA	12	0.14
(1,113)	1:F:236:LEU:HD22	1:F:233:LYS:HA	12	0.14
(1,113)	1:F:236:LEU:HD23	1:F:233:LYS:HA	12	0.14
(1,109)	1:F:235:LEU:H	1:F:231:VAL:HG21	6	0.14
(1,109)	1:F:235:LEU:H	1:F:231:VAL:HG22	6	0.14
(1,109)	1:F:235:LEU:H	1:F:231:VAL:HG23	6	0.14
(1,94)	1:F:232:CYS:H	1:F:228:ALA:HA	2	0.13
(1,94)	1:F:232:CYS:H	1:F:228:ALA:HA	10	0.13
(1,714)	1:F:220:VAL:H	1:F:218:VAL:HG21	3	0.13
(1,714)	1:F:220:VAL:H	1:F:218:VAL:HG22	3	0.13
(1,714)	1:F:220:VAL:H	1:F:218:VAL:HG23	3	0.13
(1,713)	1:F:220:VAL:H	1:F:218:VAL:HG21	3	0.13
(1,713)	1:F:220:VAL:H	1:F:218:VAL:HG22	3	0.13
(1,713)	1:F:220:VAL:H	1:F:218:VAL:HG23	3	0.13
(1,712)	1:F:220:VAL:H	1:F:218:VAL:HG21	3	0.13
(1,712)	1:F:220:VAL:H	1:F:218:VAL:HG22	3	0.13
(1,712)	1:F:220:VAL:H	1:F:218:VAL:HG23	3	0.13
(1,70)	1:F:227:VAL:H	1:F:226:ILE:HA	3	0.13
(1,70)	1:F:227:VAL:H	1:F:226:ILE:HA	4	0.13
(1,70)	1:F:227:VAL:H	1:F:226:ILE:HA	7	0.13
(1,70)	1:F:227:VAL:H	1:F:226:ILE:HA	11	0.13
(1,693)	1:F:220:VAL:H	1:F:218:VAL:HG21	3	0.13
(1,693)	1:F:220:VAL:H	1:F:218:VAL:HG22	3	0.13
(1,693)	1:F:220:VAL:H	1:F:218:VAL:HG23	3	0.13
(1,692)	1:F:220:VAL:H	1:F:218:VAL:HG21	3	0.13
(1,692)	1:F:220:VAL:H	1:F:218:VAL:HG22	3	0.13
(1,692)	1:F:220:VAL:H	1:F:218:VAL:HG23	3	0.13
(1,691)	1:F:220:VAL:H	1:F:218:VAL:HG21	3	0.13

Continued on next page...

Continued from previous page...

Key	Atom-1	Atom-2	Model ID	Violation (Å)
(1,691)	1:F:220:VAL:H	1:F:218:VAL:HG22	3	0.13
(1,691)	1:F:220:VAL:H	1:F:218:VAL:HG23	3	0.13
(1,669)	1:F:232:CYS:H	1:F:228:ALA:HA	2	0.13
(1,669)	1:F:232:CYS:H	1:F:228:ALA:HA	10	0.13
(1,65)	1:F:226:ILE:H	1:F:223:VAL:HA	11	0.13
(1,645)	1:F:227:VAL:H	1:F:226:ILE:HA	3	0.13
(1,645)	1:F:227:VAL:H	1:F:226:ILE:HA	4	0.13
(1,645)	1:F:227:VAL:H	1:F:226:ILE:HA	7	0.13
(1,645)	1:F:227:VAL:H	1:F:226:ILE:HA	11	0.13
(1,640)	1:F:226:ILE:H	1:F:223:VAL:HA	11	0.13
(1,64)	1:F:225:LEU:HD11	1:F:229:VAL:HG11	6	0.13
(1,64)	1:F:225:LEU:HD11	1:F:229:VAL:HG12	6	0.13
(1,64)	1:F:225:LEU:HD11	1:F:229:VAL:HG13	6	0.13
(1,64)	1:F:225:LEU:HD12	1:F:229:VAL:HG11	6	0.13
(1,64)	1:F:225:LEU:HD12	1:F:229:VAL:HG12	6	0.13
(1,64)	1:F:225:LEU:HD12	1:F:229:VAL:HG13	6	0.13
(1,64)	1:F:225:LEU:HD13	1:F:229:VAL:HG11	6	0.13
(1,64)	1:F:225:LEU:HD13	1:F:229:VAL:HG12	6	0.13
(1,64)	1:F:225:LEU:HD13	1:F:229:VAL:HG13	6	0.13
(1,64)	1:F:225:LEU:HD21	1:F:229:VAL:HG11	6	0.13
(1,64)	1:F:225:LEU:HD21	1:F:229:VAL:HG12	6	0.13
(1,64)	1:F:225:LEU:HD21	1:F:229:VAL:HG13	6	0.13
(1,64)	1:F:225:LEU:HD22	1:F:229:VAL:HG11	6	0.13
(1,64)	1:F:225:LEU:HD22	1:F:229:VAL:HG12	6	0.13
(1,64)	1:F:225:LEU:HD22	1:F:229:VAL:HG13	6	0.13
(1,64)	1:F:225:LEU:HD23	1:F:229:VAL:HG11	6	0.13
(1,64)	1:F:225:LEU:HD23	1:F:229:VAL:HG12	6	0.13
(1,64)	1:F:225:LEU:HD23	1:F:229:VAL:HG13	6	0.13
(1,64)	1:F:225:LEU:HD11	1:F:229:VAL:HG11	14	0.13
(1,64)	1:F:225:LEU:HD11	1:F:229:VAL:HG12	14	0.13
(1,64)	1:F:225:LEU:HD11	1:F:229:VAL:HG13	14	0.13
(1,64)	1:F:225:LEU:HD12	1:F:229:VAL:HG11	14	0.13
(1,64)	1:F:225:LEU:HD12	1:F:229:VAL:HG12	14	0.13
(1,64)	1:F:225:LEU:HD12	1:F:229:VAL:HG13	14	0.13
(1,64)	1:F:225:LEU:HD13	1:F:229:VAL:HG11	14	0.13
(1,64)	1:F:225:LEU:HD13	1:F:229:VAL:HG12	14	0.13
(1,64)	1:F:225:LEU:HD13	1:F:229:VAL:HG13	14	0.13
(1,64)	1:F:225:LEU:HD21	1:F:229:VAL:HG11	14	0.13
(1,64)	1:F:225:LEU:HD21	1:F:229:VAL:HG12	14	0.13
(1,64)	1:F:225:LEU:HD21	1:F:229:VAL:HG13	14	0.13
(1,64)	1:F:225:LEU:HD22	1:F:229:VAL:HG11	14	0.13
(1,64)	1:F:225:LEU:HD22	1:F:229:VAL:HG12	14	0.13

Continued on next page...

Continued from previous page...

Key	Atom-1	Atom-2	Model ID	Violation (Å)
(1,64)	1:F:225:LEU:HD22	1:F:229:VAL:HG13	14	0.13
(1,64)	1:F:225:LEU:HD23	1:F:229:VAL:HG11	14	0.13
(1,64)	1:F:225:LEU:HD23	1:F:229:VAL:HG12	14	0.13
(1,64)	1:F:225:LEU:HD23	1:F:229:VAL:HG13	14	0.13
(1,639)	1:F:225:LEU:HD11	1:F:229:VAL:HG11	6	0.13
(1,639)	1:F:225:LEU:HD11	1:F:229:VAL:HG12	6	0.13
(1,639)	1:F:225:LEU:HD11	1:F:229:VAL:HG13	6	0.13
(1,639)	1:F:225:LEU:HD12	1:F:229:VAL:HG11	6	0.13
(1,639)	1:F:225:LEU:HD12	1:F:229:VAL:HG12	6	0.13
(1,639)	1:F:225:LEU:HD12	1:F:229:VAL:HG13	6	0.13
(1,639)	1:F:225:LEU:HD13	1:F:229:VAL:HG11	6	0.13
(1,639)	1:F:225:LEU:HD13	1:F:229:VAL:HG12	6	0.13
(1,639)	1:F:225:LEU:HD13	1:F:229:VAL:HG13	6	0.13
(1,639)	1:F:225:LEU:HD21	1:F:229:VAL:HG11	6	0.13
(1,639)	1:F:225:LEU:HD21	1:F:229:VAL:HG12	6	0.13
(1,639)	1:F:225:LEU:HD21	1:F:229:VAL:HG13	6	0.13
(1,639)	1:F:225:LEU:HD22	1:F:229:VAL:HG11	6	0.13
(1,639)	1:F:225:LEU:HD22	1:F:229:VAL:HG12	6	0.13
(1,639)	1:F:225:LEU:HD22	1:F:229:VAL:HG13	6	0.13
(1,639)	1:F:225:LEU:HD23	1:F:229:VAL:HG11	6	0.13
(1,639)	1:F:225:LEU:HD23	1:F:229:VAL:HG12	6	0.13
(1,639)	1:F:225:LEU:HD23	1:F:229:VAL:HG13	6	0.13
(1,639)	1:F:225:LEU:HD11	1:F:229:VAL:HG11	14	0.13
(1,639)	1:F:225:LEU:HD11	1:F:229:VAL:HG12	14	0.13
(1,639)	1:F:225:LEU:HD11	1:F:229:VAL:HG13	14	0.13
(1,639)	1:F:225:LEU:HD12	1:F:229:VAL:HG11	14	0.13
(1,639)	1:F:225:LEU:HD12	1:F:229:VAL:HG12	14	0.13
(1,639)	1:F:225:LEU:HD12	1:F:229:VAL:HG13	14	0.13
(1,639)	1:F:225:LEU:HD13	1:F:229:VAL:HG11	14	0.13
(1,639)	1:F:225:LEU:HD13	1:F:229:VAL:HG12	14	0.13
(1,639)	1:F:225:LEU:HD13	1:F:229:VAL:HG13	14	0.13
(1,639)	1:F:225:LEU:HD21	1:F:229:VAL:HG11	14	0.13
(1,639)	1:F:225:LEU:HD21	1:F:229:VAL:HG12	14	0.13
(1,639)	1:F:225:LEU:HD21	1:F:229:VAL:HG13	14	0.13
(1,639)	1:F:225:LEU:HD22	1:F:229:VAL:HG11	14	0.13
(1,639)	1:F:225:LEU:HD22	1:F:229:VAL:HG12	14	0.13
(1,639)	1:F:225:LEU:HD22	1:F:229:VAL:HG13	14	0.13
(1,639)	1:F:225:LEU:HD23	1:F:229:VAL:HG11	14	0.13
(1,639)	1:F:225:LEU:HD23	1:F:229:VAL:HG12	14	0.13
(1,639)	1:F:225:LEU:HD23	1:F:229:VAL:HG13	14	0.13
(1,630)	1:F:224:VAL:H	1:F:221:ALA:HA	14	0.13
(1,615)	1:F:221:ALA:H	1:F:218:VAL:HA	5	0.13

Continued on next page...

Continued from previous page...

Key	Atom-1	Atom-2	Model ID	Violation (Å)
(1,608)	1:F:220:VAL:H	1:F:217:GLY:HA2	8	0.13
(1,608)	1:F:220:VAL:H	1:F:217:GLY:HA3	8	0.13
(1,608)	1:F:220:VAL:H	1:F:217:GLY:HA2	9	0.13
(1,608)	1:F:220:VAL:H	1:F:217:GLY:HA3	9	0.13
(1,593)	1:F:217:GLY:H	1:F:214:ILE:HA	3	0.13
(1,554)	1:F:232:CYS:H	1:F:228:ALA:HA	2	0.13
(1,554)	1:F:232:CYS:H	1:F:228:ALA:HA	10	0.13
(1,55)	1:F:224:VAL:H	1:F:221:ALA:HA	14	0.13
(1,530)	1:F:227:VAL:H	1:F:226:ILE:HA	3	0.13
(1,530)	1:F:227:VAL:H	1:F:226:ILE:HA	4	0.13
(1,530)	1:F:227:VAL:H	1:F:226:ILE:HA	7	0.13
(1,530)	1:F:227:VAL:H	1:F:226:ILE:HA	11	0.13
(1,525)	1:F:226:ILE:H	1:F:223:VAL:HA	11	0.13
(1,524)	1:F:225:LEU:HD11	1:F:229:VAL:HG11	6	0.13
(1,524)	1:F:225:LEU:HD11	1:F:229:VAL:HG12	6	0.13
(1,524)	1:F:225:LEU:HD11	1:F:229:VAL:HG13	6	0.13
(1,524)	1:F:225:LEU:HD12	1:F:229:VAL:HG11	6	0.13
(1,524)	1:F:225:LEU:HD12	1:F:229:VAL:HG12	6	0.13
(1,524)	1:F:225:LEU:HD12	1:F:229:VAL:HG13	6	0.13
(1,524)	1:F:225:LEU:HD13	1:F:229:VAL:HG11	6	0.13
(1,524)	1:F:225:LEU:HD13	1:F:229:VAL:HG12	6	0.13
(1,524)	1:F:225:LEU:HD13	1:F:229:VAL:HG13	6	0.13
(1,524)	1:F:225:LEU:HD21	1:F:229:VAL:HG11	6	0.13
(1,524)	1:F:225:LEU:HD21	1:F:229:VAL:HG12	6	0.13
(1,524)	1:F:225:LEU:HD21	1:F:229:VAL:HG13	6	0.13
(1,524)	1:F:225:LEU:HD22	1:F:229:VAL:HG11	6	0.13
(1,524)	1:F:225:LEU:HD22	1:F:229:VAL:HG12	6	0.13
(1,524)	1:F:225:LEU:HD22	1:F:229:VAL:HG13	6	0.13
(1,524)	1:F:225:LEU:HD23	1:F:229:VAL:HG11	6	0.13
(1,524)	1:F:225:LEU:HD23	1:F:229:VAL:HG12	6	0.13
(1,524)	1:F:225:LEU:HD23	1:F:229:VAL:HG13	6	0.13
(1,524)	1:F:225:LEU:HD11	1:F:229:VAL:HG11	14	0.13
(1,524)	1:F:225:LEU:HD11	1:F:229:VAL:HG12	14	0.13
(1,524)	1:F:225:LEU:HD11	1:F:229:VAL:HG13	14	0.13
(1,524)	1:F:225:LEU:HD12	1:F:229:VAL:HG11	14	0.13
(1,524)	1:F:225:LEU:HD12	1:F:229:VAL:HG12	14	0.13
(1,524)	1:F:225:LEU:HD12	1:F:229:VAL:HG13	14	0.13
(1,524)	1:F:225:LEU:HD13	1:F:229:VAL:HG11	14	0.13
(1,524)	1:F:225:LEU:HD13	1:F:229:VAL:HG12	14	0.13
(1,524)	1:F:225:LEU:HD13	1:F:229:VAL:HG13	14	0.13
(1,524)	1:F:225:LEU:HD21	1:F:229:VAL:HG11	14	0.13
(1,524)	1:F:225:LEU:HD21	1:F:229:VAL:HG12	14	0.13

Continued on next page...

Continued from previous page...

Key	Atom-1	Atom-2	Model ID	Violation (Å)
(1,524)	1:F:225:LEU:HD21	1:F:229:VAL:HG13	14	0.13
(1,524)	1:F:225:LEU:HD22	1:F:229:VAL:HG11	14	0.13
(1,524)	1:F:225:LEU:HD22	1:F:229:VAL:HG12	14	0.13
(1,524)	1:F:225:LEU:HD22	1:F:229:VAL:HG13	14	0.13
(1,524)	1:F:225:LEU:HD23	1:F:229:VAL:HG11	14	0.13
(1,524)	1:F:225:LEU:HD23	1:F:229:VAL:HG12	14	0.13
(1,524)	1:F:225:LEU:HD23	1:F:229:VAL:HG13	14	0.13
(1,515)	1:F:224:VAL:H	1:F:221:ALA:HA	14	0.13
(1,500)	1:F:221:ALA:H	1:F:218:VAL:HA	5	0.13
(1,493)	1:F:220:VAL:H	1:F:217:GLY:HA2	8	0.13
(1,493)	1:F:220:VAL:H	1:F:217:GLY:HA3	8	0.13
(1,493)	1:F:220:VAL:H	1:F:217:GLY:HA2	9	0.13
(1,493)	1:F:220:VAL:H	1:F:217:GLY:HA3	9	0.13
(1,478)	1:F:217:GLY:H	1:F:214:ILE:HA	3	0.13
(1,439)	1:F:232:CYS:H	1:F:228:ALA:HA	2	0.13
(1,439)	1:F:232:CYS:H	1:F:228:ALA:HA	10	0.13
(1,415)	1:F:227:VAL:H	1:F:226:ILE:HA	3	0.13
(1,415)	1:F:227:VAL:H	1:F:226:ILE:HA	4	0.13
(1,415)	1:F:227:VAL:H	1:F:226:ILE:HA	7	0.13
(1,415)	1:F:227:VAL:H	1:F:226:ILE:HA	11	0.13
(1,410)	1:F:226:ILE:H	1:F:223:VAL:HA	11	0.13
(1,409)	1:F:225:LEU:HD11	1:F:229:VAL:HG11	6	0.13
(1,409)	1:F:225:LEU:HD11	1:F:229:VAL:HG12	6	0.13
(1,409)	1:F:225:LEU:HD11	1:F:229:VAL:HG13	6	0.13
(1,409)	1:F:225:LEU:HD12	1:F:229:VAL:HG11	6	0.13
(1,409)	1:F:225:LEU:HD12	1:F:229:VAL:HG12	6	0.13
(1,409)	1:F:225:LEU:HD12	1:F:229:VAL:HG13	6	0.13
(1,409)	1:F:225:LEU:HD13	1:F:229:VAL:HG11	6	0.13
(1,409)	1:F:225:LEU:HD13	1:F:229:VAL:HG12	6	0.13
(1,409)	1:F:225:LEU:HD13	1:F:229:VAL:HG13	6	0.13
(1,409)	1:F:225:LEU:HD21	1:F:229:VAL:HG11	6	0.13
(1,409)	1:F:225:LEU:HD21	1:F:229:VAL:HG12	6	0.13
(1,409)	1:F:225:LEU:HD21	1:F:229:VAL:HG13	6	0.13
(1,409)	1:F:225:LEU:HD22	1:F:229:VAL:HG11	6	0.13
(1,409)	1:F:225:LEU:HD22	1:F:229:VAL:HG12	6	0.13
(1,409)	1:F:225:LEU:HD22	1:F:229:VAL:HG13	6	0.13
(1,409)	1:F:225:LEU:HD23	1:F:229:VAL:HG11	6	0.13
(1,409)	1:F:225:LEU:HD23	1:F:229:VAL:HG12	6	0.13
(1,409)	1:F:225:LEU:HD23	1:F:229:VAL:HG13	6	0.13
(1,409)	1:F:225:LEU:HD11	1:F:229:VAL:HG11	14	0.13
(1,409)	1:F:225:LEU:HD11	1:F:229:VAL:HG12	14	0.13
(1,409)	1:F:225:LEU:HD11	1:F:229:VAL:HG13	14	0.13

Continued on next page...

Continued from previous page...

Key	Atom-1	Atom-2	Model ID	Violation (Å)
(1,409)	1:F:225:LEU:HD12	1:F:229:VAL:HG11	14	0.13
(1,409)	1:F:225:LEU:HD12	1:F:229:VAL:HG12	14	0.13
(1,409)	1:F:225:LEU:HD12	1:F:229:VAL:HG13	14	0.13
(1,409)	1:F:225:LEU:HD13	1:F:229:VAL:HG11	14	0.13
(1,409)	1:F:225:LEU:HD13	1:F:229:VAL:HG12	14	0.13
(1,409)	1:F:225:LEU:HD13	1:F:229:VAL:HG13	14	0.13
(1,409)	1:F:225:LEU:HD21	1:F:229:VAL:HG11	14	0.13
(1,409)	1:F:225:LEU:HD21	1:F:229:VAL:HG12	14	0.13
(1,409)	1:F:225:LEU:HD21	1:F:229:VAL:HG13	14	0.13
(1,409)	1:F:225:LEU:HD22	1:F:229:VAL:HG11	14	0.13
(1,409)	1:F:225:LEU:HD22	1:F:229:VAL:HG12	14	0.13
(1,409)	1:F:225:LEU:HD22	1:F:229:VAL:HG13	14	0.13
(1,409)	1:F:225:LEU:HD23	1:F:229:VAL:HG11	14	0.13
(1,409)	1:F:225:LEU:HD23	1:F:229:VAL:HG12	14	0.13
(1,409)	1:F:225:LEU:HD23	1:F:229:VAL:HG13	14	0.13
(1,400)	1:F:224:VAL:H	1:F:221:ALA:HA	14	0.13
(1,40)	1:F:221:ALA:H	1:F:218:VAL:HA	5	0.13
(1,385)	1:F:221:ALA:H	1:F:218:VAL:HA	5	0.13
(1,378)	1:F:220:VAL:H	1:F:217:GLY:HA2	8	0.13
(1,378)	1:F:220:VAL:H	1:F:217:GLY:HA3	8	0.13
(1,378)	1:F:220:VAL:H	1:F:217:GLY:HA2	9	0.13
(1,378)	1:F:220:VAL:H	1:F:217:GLY:HA3	9	0.13
(1,363)	1:F:217:GLY:H	1:F:214:ILE:HA	3	0.13
(1,33)	1:F:220:VAL:H	1:F:217:GLY:HA2	8	0.13
(1,33)	1:F:220:VAL:H	1:F:217:GLY:HA3	8	0.13
(1,33)	1:F:220:VAL:H	1:F:217:GLY:HA2	9	0.13
(1,33)	1:F:220:VAL:H	1:F:217:GLY:HA3	9	0.13
(1,324)	1:F:232:CYS:H	1:F:228:ALA:HA	2	0.13
(1,324)	1:F:232:CYS:H	1:F:228:ALA:HA	10	0.13
(1,300)	1:F:227:VAL:H	1:F:226:ILE:HA	3	0.13
(1,300)	1:F:227:VAL:H	1:F:226:ILE:HA	4	0.13
(1,300)	1:F:227:VAL:H	1:F:226:ILE:HA	7	0.13
(1,300)	1:F:227:VAL:H	1:F:226:ILE:HA	11	0.13
(1,295)	1:F:226:ILE:H	1:F:223:VAL:HA	11	0.13
(1,294)	1:F:225:LEU:HD11	1:F:229:VAL:HG11	6	0.13
(1,294)	1:F:225:LEU:HD11	1:F:229:VAL:HG12	6	0.13
(1,294)	1:F:225:LEU:HD11	1:F:229:VAL:HG13	6	0.13
(1,294)	1:F:225:LEU:HD12	1:F:229:VAL:HG11	6	0.13
(1,294)	1:F:225:LEU:HD12	1:F:229:VAL:HG12	6	0.13
(1,294)	1:F:225:LEU:HD12	1:F:229:VAL:HG13	6	0.13
(1,294)	1:F:225:LEU:HD13	1:F:229:VAL:HG11	6	0.13
(1,294)	1:F:225:LEU:HD13	1:F:229:VAL:HG12	6	0.13

Continued on next page...

Continued from previous page...

Key	Atom-1	Atom-2	Model ID	Violation (Å)
(1,294)	1:F:225:LEU:HD13	1:F:229:VAL:HG13	6	0.13
(1,294)	1:F:225:LEU:HD21	1:F:229:VAL:HG11	6	0.13
(1,294)	1:F:225:LEU:HD21	1:F:229:VAL:HG12	6	0.13
(1,294)	1:F:225:LEU:HD21	1:F:229:VAL:HG13	6	0.13
(1,294)	1:F:225:LEU:HD22	1:F:229:VAL:HG11	6	0.13
(1,294)	1:F:225:LEU:HD22	1:F:229:VAL:HG12	6	0.13
(1,294)	1:F:225:LEU:HD22	1:F:229:VAL:HG13	6	0.13
(1,294)	1:F:225:LEU:HD23	1:F:229:VAL:HG11	6	0.13
(1,294)	1:F:225:LEU:HD23	1:F:229:VAL:HG12	6	0.13
(1,294)	1:F:225:LEU:HD23	1:F:229:VAL:HG13	6	0.13
(1,294)	1:F:225:LEU:HD11	1:F:229:VAL:HG11	14	0.13
(1,294)	1:F:225:LEU:HD11	1:F:229:VAL:HG12	14	0.13
(1,294)	1:F:225:LEU:HD11	1:F:229:VAL:HG13	14	0.13
(1,294)	1:F:225:LEU:HD12	1:F:229:VAL:HG11	14	0.13
(1,294)	1:F:225:LEU:HD12	1:F:229:VAL:HG12	14	0.13
(1,294)	1:F:225:LEU:HD12	1:F:229:VAL:HG13	14	0.13
(1,294)	1:F:225:LEU:HD13	1:F:229:VAL:HG11	14	0.13
(1,294)	1:F:225:LEU:HD13	1:F:229:VAL:HG12	14	0.13
(1,294)	1:F:225:LEU:HD13	1:F:229:VAL:HG13	14	0.13
(1,294)	1:F:225:LEU:HD21	1:F:229:VAL:HG11	14	0.13
(1,294)	1:F:225:LEU:HD21	1:F:229:VAL:HG12	14	0.13
(1,294)	1:F:225:LEU:HD21	1:F:229:VAL:HG13	14	0.13
(1,294)	1:F:225:LEU:HD22	1:F:229:VAL:HG11	14	0.13
(1,294)	1:F:225:LEU:HD22	1:F:229:VAL:HG12	14	0.13
(1,294)	1:F:225:LEU:HD22	1:F:229:VAL:HG13	14	0.13
(1,294)	1:F:225:LEU:HD23	1:F:229:VAL:HG11	14	0.13
(1,294)	1:F:225:LEU:HD23	1:F:229:VAL:HG12	14	0.13
(1,294)	1:F:225:LEU:HD23	1:F:229:VAL:HG13	14	0.13
(1,285)	1:F:224:VAL:H	1:F:221:ALA:HA	14	0.13
(1,270)	1:F:221:ALA:H	1:F:218:VAL:HA	5	0.13
(1,263)	1:F:220:VAL:H	1:F:217:GLY:HA2	8	0.13
(1,263)	1:F:220:VAL:H	1:F:217:GLY:HA3	8	0.13
(1,263)	1:F:220:VAL:H	1:F:217:GLY:HA2	9	0.13
(1,263)	1:F:220:VAL:H	1:F:217:GLY:HA3	9	0.13
(1,248)	1:F:217:GLY:H	1:F:214:ILE:HA	3	0.13
(1,209)	1:F:232:CYS:H	1:F:228:ALA:HA	2	0.13
(1,209)	1:F:232:CYS:H	1:F:228:ALA:HA	10	0.13
(1,185)	1:F:227:VAL:H	1:F:226:ILE:HA	3	0.13
(1,185)	1:F:227:VAL:H	1:F:226:ILE:HA	4	0.13
(1,185)	1:F:227:VAL:H	1:F:226:ILE:HA	7	0.13
(1,185)	1:F:227:VAL:H	1:F:226:ILE:HA	11	0.13
(1,180)	1:F:226:ILE:H	1:F:223:VAL:HA	11	0.13

Continued on next page...

Continued from previous page...

Key	Atom-1	Atom-2	Model ID	Violation (Å)
(1,18)	1:F:217:GLY:H	1:F:214:ILE:HA	3	0.13
(1,179)	1:F:225:LEU:HD11	1:F:229:VAL:HG11	6	0.13
(1,179)	1:F:225:LEU:HD11	1:F:229:VAL:HG12	6	0.13
(1,179)	1:F:225:LEU:HD11	1:F:229:VAL:HG13	6	0.13
(1,179)	1:F:225:LEU:HD12	1:F:229:VAL:HG11	6	0.13
(1,179)	1:F:225:LEU:HD12	1:F:229:VAL:HG12	6	0.13
(1,179)	1:F:225:LEU:HD12	1:F:229:VAL:HG13	6	0.13
(1,179)	1:F:225:LEU:HD13	1:F:229:VAL:HG11	6	0.13
(1,179)	1:F:225:LEU:HD13	1:F:229:VAL:HG12	6	0.13
(1,179)	1:F:225:LEU:HD13	1:F:229:VAL:HG13	6	0.13
(1,179)	1:F:225:LEU:HD21	1:F:229:VAL:HG11	6	0.13
(1,179)	1:F:225:LEU:HD21	1:F:229:VAL:HG12	6	0.13
(1,179)	1:F:225:LEU:HD21	1:F:229:VAL:HG13	6	0.13
(1,179)	1:F:225:LEU:HD22	1:F:229:VAL:HG11	6	0.13
(1,179)	1:F:225:LEU:HD22	1:F:229:VAL:HG12	6	0.13
(1,179)	1:F:225:LEU:HD22	1:F:229:VAL:HG13	6	0.13
(1,179)	1:F:225:LEU:HD23	1:F:229:VAL:HG11	6	0.13
(1,179)	1:F:225:LEU:HD23	1:F:229:VAL:HG12	6	0.13
(1,179)	1:F:225:LEU:HD23	1:F:229:VAL:HG13	6	0.13
(1,179)	1:F:225:LEU:HD11	1:F:229:VAL:HG11	14	0.13
(1,179)	1:F:225:LEU:HD11	1:F:229:VAL:HG12	14	0.13
(1,179)	1:F:225:LEU:HD11	1:F:229:VAL:HG13	14	0.13
(1,179)	1:F:225:LEU:HD12	1:F:229:VAL:HG11	14	0.13
(1,179)	1:F:225:LEU:HD12	1:F:229:VAL:HG12	14	0.13
(1,179)	1:F:225:LEU:HD12	1:F:229:VAL:HG13	14	0.13
(1,179)	1:F:225:LEU:HD13	1:F:229:VAL:HG11	14	0.13
(1,179)	1:F:225:LEU:HD13	1:F:229:VAL:HG12	14	0.13
(1,179)	1:F:225:LEU:HD13	1:F:229:VAL:HG13	14	0.13
(1,179)	1:F:225:LEU:HD21	1:F:229:VAL:HG11	14	0.13
(1,179)	1:F:225:LEU:HD21	1:F:229:VAL:HG12	14	0.13
(1,179)	1:F:225:LEU:HD21	1:F:229:VAL:HG13	14	0.13
(1,179)	1:F:225:LEU:HD22	1:F:229:VAL:HG11	14	0.13
(1,179)	1:F:225:LEU:HD22	1:F:229:VAL:HG12	14	0.13
(1,179)	1:F:225:LEU:HD22	1:F:229:VAL:HG13	14	0.13
(1,179)	1:F:225:LEU:HD23	1:F:229:VAL:HG11	14	0.13
(1,179)	1:F:225:LEU:HD23	1:F:229:VAL:HG12	14	0.13
(1,179)	1:F:225:LEU:HD23	1:F:229:VAL:HG13	14	0.13
(1,170)	1:F:224:VAL:H	1:F:221:ALA:HA	14	0.13
(1,155)	1:F:221:ALA:H	1:F:218:VAL:HA	5	0.13
(1,148)	1:F:220:VAL:H	1:F:217:GLY:HA2	8	0.13
(1,148)	1:F:220:VAL:H	1:F:217:GLY:HA3	8	0.13
(1,148)	1:F:220:VAL:H	1:F:217:GLY:HA2	9	0.13

Continued on next page...

Continued from previous page...

Key	Atom-1	Atom-2	Model ID	Violation (Å)
(1,148)	1:F:220:VAL:H	1:F:217:GLY:HA3	9	0.13
(1,133)	1:F:217:GLY:H	1:F:214:ILE:HA	3	0.13
(1,94)	1:F:232:CYS:H	1:F:228:ALA:HA	9	0.12
(1,94)	1:F:232:CYS:H	1:F:228:ALA:HA	13	0.12
(1,84)	1:F:230:PHE:H	1:F:227:VAL:HA	12	0.12
(1,74)	1:F:228:ALA:H	1:F:225:LEU:HA	9	0.12
(1,74)	1:F:228:ALA:H	1:F:225:LEU:HA	11	0.12
(1,669)	1:F:232:CYS:H	1:F:228:ALA:HA	9	0.12
(1,669)	1:F:232:CYS:H	1:F:228:ALA:HA	13	0.12
(1,659)	1:F:230:PHE:H	1:F:227:VAL:HA	12	0.12
(1,65)	1:F:226:ILE:H	1:F:223:VAL:HA	4	0.12
(1,649)	1:F:228:ALA:H	1:F:225:LEU:HA	9	0.12
(1,649)	1:F:228:ALA:H	1:F:225:LEU:HA	11	0.12
(1,640)	1:F:226:ILE:H	1:F:223:VAL:HA	4	0.12
(1,64)	1:F:225:LEU:HD11	1:F:229:VAL:HG11	13	0.12
(1,64)	1:F:225:LEU:HD11	1:F:229:VAL:HG12	13	0.12
(1,64)	1:F:225:LEU:HD11	1:F:229:VAL:HG13	13	0.12
(1,64)	1:F:225:LEU:HD12	1:F:229:VAL:HG11	13	0.12
(1,64)	1:F:225:LEU:HD12	1:F:229:VAL:HG12	13	0.12
(1,64)	1:F:225:LEU:HD12	1:F:229:VAL:HG13	13	0.12
(1,64)	1:F:225:LEU:HD13	1:F:229:VAL:HG11	13	0.12
(1,64)	1:F:225:LEU:HD13	1:F:229:VAL:HG12	13	0.12
(1,64)	1:F:225:LEU:HD13	1:F:229:VAL:HG13	13	0.12
(1,64)	1:F:225:LEU:HD21	1:F:229:VAL:HG11	13	0.12
(1,64)	1:F:225:LEU:HD21	1:F:229:VAL:HG12	13	0.12
(1,64)	1:F:225:LEU:HD21	1:F:229:VAL:HG13	13	0.12
(1,64)	1:F:225:LEU:HD22	1:F:229:VAL:HG11	13	0.12
(1,64)	1:F:225:LEU:HD22	1:F:229:VAL:HG12	13	0.12
(1,64)	1:F:225:LEU:HD22	1:F:229:VAL:HG13	13	0.12
(1,64)	1:F:225:LEU:HD23	1:F:229:VAL:HG11	13	0.12
(1,64)	1:F:225:LEU:HD23	1:F:229:VAL:HG12	13	0.12
(1,64)	1:F:225:LEU:HD23	1:F:229:VAL:HG13	13	0.12
(1,639)	1:F:225:LEU:HD11	1:F:229:VAL:HG11	13	0.12
(1,639)	1:F:225:LEU:HD11	1:F:229:VAL:HG12	13	0.12
(1,639)	1:F:225:LEU:HD11	1:F:229:VAL:HG13	13	0.12
(1,639)	1:F:225:LEU:HD12	1:F:229:VAL:HG11	13	0.12
(1,639)	1:F:225:LEU:HD12	1:F:229:VAL:HG12	13	0.12
(1,639)	1:F:225:LEU:HD12	1:F:229:VAL:HG13	13	0.12
(1,639)	1:F:225:LEU:HD13	1:F:229:VAL:HG11	13	0.12
(1,639)	1:F:225:LEU:HD13	1:F:229:VAL:HG12	13	0.12
(1,639)	1:F:225:LEU:HD13	1:F:229:VAL:HG13	13	0.12
(1,639)	1:F:225:LEU:HD21	1:F:229:VAL:HG11	13	0.12

Continued on next page...

Continued from previous page...

Key	Atom-1	Atom-2	Model ID	Violation (Å)
(1,639)	1:F:225:LEU:HD21	1:F:229:VAL:HG12	13	0.12
(1,639)	1:F:225:LEU:HD21	1:F:229:VAL:HG13	13	0.12
(1,639)	1:F:225:LEU:HD22	1:F:229:VAL:HG11	13	0.12
(1,639)	1:F:225:LEU:HD22	1:F:229:VAL:HG12	13	0.12
(1,639)	1:F:225:LEU:HD22	1:F:229:VAL:HG13	13	0.12
(1,639)	1:F:225:LEU:HD23	1:F:229:VAL:HG11	13	0.12
(1,639)	1:F:225:LEU:HD23	1:F:229:VAL:HG12	13	0.12
(1,639)	1:F:225:LEU:HD23	1:F:229:VAL:HG13	13	0.12
(1,631)	1:F:224:VAL:H	1:F:223:VAL:HA	3	0.12
(1,631)	1:F:224:VAL:H	1:F:223:VAL:HA	8	0.12
(1,630)	1:F:224:VAL:H	1:F:221:ALA:HA	1	0.12
(1,624)	1:F:223:VAL:H	1:F:220:VAL:HA	11	0.12
(1,623)	1:F:222:ALA:HB1	1:F:219:THR:HA	4	0.12
(1,623)	1:F:222:ALA:HB2	1:F:219:THR:HA	4	0.12
(1,623)	1:F:222:ALA:HB3	1:F:219:THR:HA	4	0.12
(1,623)	1:F:222:ALA:HB1	1:F:219:THR:HA	9	0.12
(1,623)	1:F:222:ALA:HB2	1:F:219:THR:HA	9	0.12
(1,623)	1:F:222:ALA:HB3	1:F:219:THR:HA	9	0.12
(1,611)	1:F:220:VAL:H	1:F:220:VAL:HB	4	0.12
(1,611)	1:F:220:VAL:H	1:F:220:VAL:HB	7	0.12
(1,590)	1:F:216:ILE:H	1:F:214:ILE:HA	2	0.12
(1,56)	1:F:224:VAL:H	1:F:223:VAL:HA	3	0.12
(1,56)	1:F:224:VAL:H	1:F:223:VAL:HA	8	0.12
(1,554)	1:F:232:CYS:H	1:F:228:ALA:HA	9	0.12
(1,554)	1:F:232:CYS:H	1:F:228:ALA:HA	13	0.12
(1,55)	1:F:224:VAL:H	1:F:221:ALA:HA	1	0.12
(1,544)	1:F:230:PHE:H	1:F:227:VAL:HA	12	0.12
(1,534)	1:F:228:ALA:H	1:F:225:LEU:HA	9	0.12
(1,534)	1:F:228:ALA:H	1:F:225:LEU:HA	11	0.12
(1,525)	1:F:226:ILE:H	1:F:223:VAL:HA	4	0.12
(1,524)	1:F:225:LEU:HD11	1:F:229:VAL:HG11	13	0.12
(1,524)	1:F:225:LEU:HD11	1:F:229:VAL:HG12	13	0.12
(1,524)	1:F:225:LEU:HD11	1:F:229:VAL:HG13	13	0.12
(1,524)	1:F:225:LEU:HD12	1:F:229:VAL:HG11	13	0.12
(1,524)	1:F:225:LEU:HD12	1:F:229:VAL:HG12	13	0.12
(1,524)	1:F:225:LEU:HD12	1:F:229:VAL:HG13	13	0.12
(1,524)	1:F:225:LEU:HD13	1:F:229:VAL:HG11	13	0.12
(1,524)	1:F:225:LEU:HD13	1:F:229:VAL:HG12	13	0.12
(1,524)	1:F:225:LEU:HD13	1:F:229:VAL:HG13	13	0.12
(1,524)	1:F:225:LEU:HD21	1:F:229:VAL:HG11	13	0.12
(1,524)	1:F:225:LEU:HD21	1:F:229:VAL:HG12	13	0.12
(1,524)	1:F:225:LEU:HD21	1:F:229:VAL:HG13	13	0.12

Continued on next page...

Continued from previous page...

Key	Atom-1	Atom-2	Model ID	Violation (Å)
(1,524)	1:F:225:LEU:HD22	1:F:229:VAL:HG11	13	0.12
(1,524)	1:F:225:LEU:HD22	1:F:229:VAL:HG12	13	0.12
(1,524)	1:F:225:LEU:HD22	1:F:229:VAL:HG13	13	0.12
(1,524)	1:F:225:LEU:HD23	1:F:229:VAL:HG11	13	0.12
(1,524)	1:F:225:LEU:HD23	1:F:229:VAL:HG12	13	0.12
(1,524)	1:F:225:LEU:HD23	1:F:229:VAL:HG13	13	0.12
(1,516)	1:F:224:VAL:H	1:F:223:VAL:HA	3	0.12
(1,516)	1:F:224:VAL:H	1:F:223:VAL:HA	8	0.12
(1,515)	1:F:224:VAL:H	1:F:221:ALA:HA	1	0.12
(1,509)	1:F:223:VAL:H	1:F:220:VAL:HA	11	0.12
(1,508)	1:F:222:ALA:HB1	1:F:219:THR:HA	4	0.12
(1,508)	1:F:222:ALA:HB2	1:F:219:THR:HA	4	0.12
(1,508)	1:F:222:ALA:HB3	1:F:219:THR:HA	4	0.12
(1,508)	1:F:222:ALA:HB1	1:F:219:THR:HA	9	0.12
(1,508)	1:F:222:ALA:HB2	1:F:219:THR:HA	9	0.12
(1,508)	1:F:222:ALA:HB3	1:F:219:THR:HA	9	0.12
(1,496)	1:F:220:VAL:H	1:F:220:VAL:HB	4	0.12
(1,496)	1:F:220:VAL:H	1:F:220:VAL:HB	7	0.12
(1,49)	1:F:223:VAL:H	1:F:220:VAL:HA	11	0.12
(1,48)	1:F:222:ALA:HB1	1:F:219:THR:HA	4	0.12
(1,48)	1:F:222:ALA:HB2	1:F:219:THR:HA	4	0.12
(1,48)	1:F:222:ALA:HB3	1:F:219:THR:HA	4	0.12
(1,48)	1:F:222:ALA:HB1	1:F:219:THR:HA	9	0.12
(1,48)	1:F:222:ALA:HB2	1:F:219:THR:HA	9	0.12
(1,48)	1:F:222:ALA:HB3	1:F:219:THR:HA	9	0.12
(1,475)	1:F:216:ILE:H	1:F:214:ILE:HA	2	0.12
(1,439)	1:F:232:CYS:H	1:F:228:ALA:HA	9	0.12
(1,439)	1:F:232:CYS:H	1:F:228:ALA:HA	13	0.12
(1,429)	1:F:230:PHE:H	1:F:227:VAL:HA	12	0.12
(1,419)	1:F:228:ALA:H	1:F:225:LEU:HA	9	0.12
(1,419)	1:F:228:ALA:H	1:F:225:LEU:HA	11	0.12
(1,410)	1:F:226:ILE:H	1:F:223:VAL:HA	4	0.12
(1,409)	1:F:225:LEU:HD11	1:F:229:VAL:HG11	13	0.12
(1,409)	1:F:225:LEU:HD11	1:F:229:VAL:HG12	13	0.12
(1,409)	1:F:225:LEU:HD11	1:F:229:VAL:HG13	13	0.12
(1,409)	1:F:225:LEU:HD12	1:F:229:VAL:HG11	13	0.12
(1,409)	1:F:225:LEU:HD12	1:F:229:VAL:HG12	13	0.12
(1,409)	1:F:225:LEU:HD12	1:F:229:VAL:HG13	13	0.12
(1,409)	1:F:225:LEU:HD13	1:F:229:VAL:HG11	13	0.12
(1,409)	1:F:225:LEU:HD13	1:F:229:VAL:HG12	13	0.12
(1,409)	1:F:225:LEU:HD13	1:F:229:VAL:HG13	13	0.12
(1,409)	1:F:225:LEU:HD21	1:F:229:VAL:HG11	13	0.12

Continued on next page...

Continued from previous page...

Key	Atom-1	Atom-2	Model ID	Violation (Å)
(1,409)	1:F:225:LEU:HD21	1:F:229:VAL:HG12	13	0.12
(1,409)	1:F:225:LEU:HD21	1:F:229:VAL:HG13	13	0.12
(1,409)	1:F:225:LEU:HD22	1:F:229:VAL:HG11	13	0.12
(1,409)	1:F:225:LEU:HD22	1:F:229:VAL:HG12	13	0.12
(1,409)	1:F:225:LEU:HD22	1:F:229:VAL:HG13	13	0.12
(1,409)	1:F:225:LEU:HD23	1:F:229:VAL:HG11	13	0.12
(1,409)	1:F:225:LEU:HD23	1:F:229:VAL:HG12	13	0.12
(1,409)	1:F:225:LEU:HD23	1:F:229:VAL:HG13	13	0.12
(1,401)	1:F:224:VAL:H	1:F:223:VAL:HA	3	0.12
(1,401)	1:F:224:VAL:H	1:F:223:VAL:HA	8	0.12
(1,400)	1:F:224:VAL:H	1:F:221:ALA:HA	1	0.12
(1,394)	1:F:223:VAL:H	1:F:220:VAL:HA	11	0.12
(1,393)	1:F:222:ALA:HB1	1:F:219:THR:HA	4	0.12
(1,393)	1:F:222:ALA:HB2	1:F:219:THR:HA	4	0.12
(1,393)	1:F:222:ALA:HB3	1:F:219:THR:HA	4	0.12
(1,393)	1:F:222:ALA:HB1	1:F:219:THR:HA	9	0.12
(1,393)	1:F:222:ALA:HB2	1:F:219:THR:HA	9	0.12
(1,393)	1:F:222:ALA:HB3	1:F:219:THR:HA	9	0.12
(1,381)	1:F:220:VAL:H	1:F:220:VAL:HB	4	0.12
(1,381)	1:F:220:VAL:H	1:F:220:VAL:HB	7	0.12
(1,360)	1:F:216:ILE:H	1:F:214:ILE:HA	2	0.12
(1,36)	1:F:220:VAL:H	1:F:220:VAL:HB	4	0.12
(1,36)	1:F:220:VAL:H	1:F:220:VAL:HB	7	0.12
(1,324)	1:F:232:CYS:H	1:F:228:ALA:HA	9	0.12
(1,324)	1:F:232:CYS:H	1:F:228:ALA:HA	13	0.12
(1,314)	1:F:230:PHE:H	1:F:227:VAL:HA	12	0.12
(1,304)	1:F:228:ALA:H	1:F:225:LEU:HA	9	0.12
(1,304)	1:F:228:ALA:H	1:F:225:LEU:HA	11	0.12
(1,295)	1:F:226:ILE:H	1:F:223:VAL:HA	4	0.12
(1,294)	1:F:225:LEU:HD11	1:F:229:VAL:HG11	13	0.12
(1,294)	1:F:225:LEU:HD11	1:F:229:VAL:HG12	13	0.12
(1,294)	1:F:225:LEU:HD11	1:F:229:VAL:HG13	13	0.12
(1,294)	1:F:225:LEU:HD12	1:F:229:VAL:HG11	13	0.12
(1,294)	1:F:225:LEU:HD12	1:F:229:VAL:HG12	13	0.12
(1,294)	1:F:225:LEU:HD12	1:F:229:VAL:HG13	13	0.12
(1,294)	1:F:225:LEU:HD13	1:F:229:VAL:HG11	13	0.12
(1,294)	1:F:225:LEU:HD13	1:F:229:VAL:HG12	13	0.12
(1,294)	1:F:225:LEU:HD13	1:F:229:VAL:HG13	13	0.12
(1,294)	1:F:225:LEU:HD21	1:F:229:VAL:HG11	13	0.12
(1,294)	1:F:225:LEU:HD21	1:F:229:VAL:HG12	13	0.12
(1,294)	1:F:225:LEU:HD21	1:F:229:VAL:HG13	13	0.12
(1,294)	1:F:225:LEU:HD22	1:F:229:VAL:HG11	13	0.12

Continued on next page...

Continued from previous page...

Key	Atom-1	Atom-2	Model ID	Violation (Å)
(1,294)	1:F:225:LEU:HD22	1:F:229:VAL:HG12	13	0.12
(1,294)	1:F:225:LEU:HD22	1:F:229:VAL:HG13	13	0.12
(1,294)	1:F:225:LEU:HD23	1:F:229:VAL:HG11	13	0.12
(1,294)	1:F:225:LEU:HD23	1:F:229:VAL:HG12	13	0.12
(1,294)	1:F:225:LEU:HD23	1:F:229:VAL:HG13	13	0.12
(1,286)	1:F:224:VAL:H	1:F:223:VAL:HA	3	0.12
(1,286)	1:F:224:VAL:H	1:F:223:VAL:HA	8	0.12
(1,285)	1:F:224:VAL:H	1:F:221:ALA:HA	1	0.12
(1,279)	1:F:223:VAL:H	1:F:220:VAL:HA	11	0.12
(1,278)	1:F:222:ALA:HB1	1:F:219:THR:HA	4	0.12
(1,278)	1:F:222:ALA:HB2	1:F:219:THR:HA	4	0.12
(1,278)	1:F:222:ALA:HB3	1:F:219:THR:HA	4	0.12
(1,278)	1:F:222:ALA:HB1	1:F:219:THR:HA	9	0.12
(1,278)	1:F:222:ALA:HB2	1:F:219:THR:HA	9	0.12
(1,278)	1:F:222:ALA:HB3	1:F:219:THR:HA	9	0.12
(1,266)	1:F:220:VAL:H	1:F:220:VAL:HB	4	0.12
(1,266)	1:F:220:VAL:H	1:F:220:VAL:HB	7	0.12
(1,245)	1:F:216:ILE:H	1:F:214:ILE:HA	2	0.12
(1,209)	1:F:232:CYS:H	1:F:228:ALA:HA	9	0.12
(1,209)	1:F:232:CYS:H	1:F:228:ALA:HA	13	0.12
(1,199)	1:F:230:PHE:H	1:F:227:VAL:HA	12	0.12
(1,189)	1:F:228:ALA:H	1:F:225:LEU:HA	9	0.12
(1,189)	1:F:228:ALA:H	1:F:225:LEU:HA	11	0.12
(1,180)	1:F:226:ILE:H	1:F:223:VAL:HA	4	0.12
(1,179)	1:F:225:LEU:HD11	1:F:229:VAL:HG11	13	0.12
(1,179)	1:F:225:LEU:HD11	1:F:229:VAL:HG12	13	0.12
(1,179)	1:F:225:LEU:HD11	1:F:229:VAL:HG13	13	0.12
(1,179)	1:F:225:LEU:HD12	1:F:229:VAL:HG11	13	0.12
(1,179)	1:F:225:LEU:HD12	1:F:229:VAL:HG12	13	0.12
(1,179)	1:F:225:LEU:HD12	1:F:229:VAL:HG13	13	0.12
(1,179)	1:F:225:LEU:HD13	1:F:229:VAL:HG11	13	0.12
(1,179)	1:F:225:LEU:HD13	1:F:229:VAL:HG12	13	0.12
(1,179)	1:F:225:LEU:HD13	1:F:229:VAL:HG13	13	0.12
(1,179)	1:F:225:LEU:HD21	1:F:229:VAL:HG11	13	0.12
(1,179)	1:F:225:LEU:HD21	1:F:229:VAL:HG12	13	0.12
(1,179)	1:F:225:LEU:HD21	1:F:229:VAL:HG13	13	0.12
(1,179)	1:F:225:LEU:HD22	1:F:229:VAL:HG11	13	0.12
(1,179)	1:F:225:LEU:HD22	1:F:229:VAL:HG12	13	0.12
(1,179)	1:F:225:LEU:HD22	1:F:229:VAL:HG13	13	0.12
(1,179)	1:F:225:LEU:HD23	1:F:229:VAL:HG11	13	0.12
(1,179)	1:F:225:LEU:HD23	1:F:229:VAL:HG12	13	0.12
(1,179)	1:F:225:LEU:HD23	1:F:229:VAL:HG13	13	0.12

Continued on next page...

Continued from previous page...

Key	Atom-1	Atom-2	Model ID	Violation (Å)
(1,171)	1:F:224:VAL:H	1:F:223:VAL:HA	3	0.12
(1,171)	1:F:224:VAL:H	1:F:223:VAL:HA	8	0.12
(1,170)	1:F:224:VAL:H	1:F:221:ALA:HA	1	0.12
(1,164)	1:F:223:VAL:H	1:F:220:VAL:HA	11	0.12
(1,163)	1:F:222:ALA:HB1	1:F:219:THR:HA	4	0.12
(1,163)	1:F:222:ALA:HB2	1:F:219:THR:HA	4	0.12
(1,163)	1:F:222:ALA:HB3	1:F:219:THR:HA	4	0.12
(1,163)	1:F:222:ALA:HB1	1:F:219:THR:HA	9	0.12
(1,163)	1:F:222:ALA:HB2	1:F:219:THR:HA	9	0.12
(1,163)	1:F:222:ALA:HB3	1:F:219:THR:HA	9	0.12
(1,151)	1:F:220:VAL:H	1:F:220:VAL:HB	4	0.12
(1,151)	1:F:220:VAL:H	1:F:220:VAL:HB	7	0.12
(1,15)	1:F:216:ILE:H	1:F:214:ILE:HA	2	0.12
(1,130)	1:F:216:ILE:H	1:F:214:ILE:HA	2	0.12
(1,85)	1:F:230:PHE:H	1:F:229:VAL:HA	10	0.11
(1,74)	1:F:228:ALA:H	1:F:225:LEU:HA	13	0.11
(1,70)	1:F:227:VAL:H	1:F:226:ILE:HA	6	0.11
(1,70)	1:F:227:VAL:H	1:F:226:ILE:HA	9	0.11
(1,69)	1:F:227:VAL:H	1:F:224:VAL:HA	5	0.11
(1,69)	1:F:227:VAL:H	1:F:224:VAL:HA	13	0.11
(1,69)	1:F:227:VAL:H	1:F:224:VAL:HA	15	0.11
(1,660)	1:F:230:PHE:H	1:F:229:VAL:HA	10	0.11
(1,649)	1:F:228:ALA:H	1:F:225:LEU:HA	13	0.11
(1,645)	1:F:227:VAL:H	1:F:226:ILE:HA	6	0.11
(1,645)	1:F:227:VAL:H	1:F:226:ILE:HA	9	0.11
(1,644)	1:F:227:VAL:H	1:F:224:VAL:HA	5	0.11
(1,644)	1:F:227:VAL:H	1:F:224:VAL:HA	13	0.11
(1,644)	1:F:227:VAL:H	1:F:224:VAL:HA	15	0.11
(1,631)	1:F:224:VAL:H	1:F:223:VAL:HA	7	0.11
(1,631)	1:F:224:VAL:H	1:F:223:VAL:HA	13	0.11
(1,631)	1:F:224:VAL:H	1:F:223:VAL:HA	14	0.11
(1,611)	1:F:220:VAL:H	1:F:220:VAL:HB	1	0.11
(1,608)	1:F:220:VAL:H	1:F:217:GLY:HA2	3	0.11
(1,608)	1:F:220:VAL:H	1:F:217:GLY:HA3	3	0.11
(1,593)	1:F:217:GLY:H	1:F:214:ILE:HA	9	0.11
(1,590)	1:F:216:ILE:H	1:F:214:ILE:HA	3	0.11
(1,590)	1:F:216:ILE:H	1:F:214:ILE:HA	10	0.11
(1,56)	1:F:224:VAL:H	1:F:223:VAL:HA	7	0.11
(1,56)	1:F:224:VAL:H	1:F:223:VAL:HA	13	0.11
(1,56)	1:F:224:VAL:H	1:F:223:VAL:HA	14	0.11
(1,545)	1:F:230:PHE:H	1:F:229:VAL:HA	10	0.11
(1,534)	1:F:228:ALA:H	1:F:225:LEU:HA	13	0.11

Continued on next page...

Continued from previous page...

Key	Atom-1	Atom-2	Model ID	Violation (Å)
(1,530)	1:F:227:VAL:H	1:F:226:ILE:HA	6	0.11
(1,530)	1:F:227:VAL:H	1:F:226:ILE:HA	9	0.11
(1,529)	1:F:227:VAL:H	1:F:224:VAL:HA	5	0.11
(1,529)	1:F:227:VAL:H	1:F:224:VAL:HA	13	0.11
(1,529)	1:F:227:VAL:H	1:F:224:VAL:HA	15	0.11
(1,516)	1:F:224:VAL:H	1:F:223:VAL:HA	7	0.11
(1,516)	1:F:224:VAL:H	1:F:223:VAL:HA	13	0.11
(1,516)	1:F:224:VAL:H	1:F:223:VAL:HA	14	0.11
(1,496)	1:F:220:VAL:H	1:F:220:VAL:HB	1	0.11
(1,493)	1:F:220:VAL:H	1:F:217:GLY:HA2	3	0.11
(1,493)	1:F:220:VAL:H	1:F:217:GLY:HA3	3	0.11
(1,478)	1:F:217:GLY:H	1:F:214:ILE:HA	9	0.11
(1,475)	1:F:216:ILE:H	1:F:214:ILE:HA	3	0.11
(1,475)	1:F:216:ILE:H	1:F:214:ILE:HA	10	0.11
(1,430)	1:F:230:PHE:H	1:F:229:VAL:HA	10	0.11
(1,419)	1:F:228:ALA:H	1:F:225:LEU:HA	13	0.11
(1,415)	1:F:227:VAL:H	1:F:226:ILE:HA	6	0.11
(1,415)	1:F:227:VAL:H	1:F:226:ILE:HA	9	0.11
(1,414)	1:F:227:VAL:H	1:F:224:VAL:HA	5	0.11
(1,414)	1:F:227:VAL:H	1:F:224:VAL:HA	13	0.11
(1,414)	1:F:227:VAL:H	1:F:224:VAL:HA	15	0.11
(1,401)	1:F:224:VAL:H	1:F:223:VAL:HA	7	0.11
(1,401)	1:F:224:VAL:H	1:F:223:VAL:HA	13	0.11
(1,401)	1:F:224:VAL:H	1:F:223:VAL:HA	14	0.11
(1,381)	1:F:220:VAL:H	1:F:220:VAL:HB	1	0.11
(1,378)	1:F:220:VAL:H	1:F:217:GLY:HA2	3	0.11
(1,378)	1:F:220:VAL:H	1:F:217:GLY:HA3	3	0.11
(1,363)	1:F:217:GLY:H	1:F:214:ILE:HA	9	0.11
(1,360)	1:F:216:ILE:H	1:F:214:ILE:HA	3	0.11
(1,360)	1:F:216:ILE:H	1:F:214:ILE:HA	10	0.11
(1,36)	1:F:220:VAL:H	1:F:220:VAL:HB	1	0.11
(1,33)	1:F:220:VAL:H	1:F:217:GLY:HA2	3	0.11
(1,33)	1:F:220:VAL:H	1:F:217:GLY:HA3	3	0.11
(1,315)	1:F:230:PHE:H	1:F:229:VAL:HA	10	0.11
(1,304)	1:F:228:ALA:H	1:F:225:LEU:HA	13	0.11
(1,300)	1:F:227:VAL:H	1:F:226:ILE:HA	6	0.11
(1,300)	1:F:227:VAL:H	1:F:226:ILE:HA	9	0.11
(1,299)	1:F:227:VAL:H	1:F:224:VAL:HA	5	0.11
(1,299)	1:F:227:VAL:H	1:F:224:VAL:HA	13	0.11
(1,299)	1:F:227:VAL:H	1:F:224:VAL:HA	15	0.11
(1,286)	1:F:224:VAL:H	1:F:223:VAL:HA	7	0.11
(1,286)	1:F:224:VAL:H	1:F:223:VAL:HA	13	0.11

Continued on next page...

Continued from previous page...

Key	Atom-1	Atom-2	Model ID	Violation (Å)
(1,286)	1:F:224:VAL:H	1:F:223:VAL:HA	14	0.11
(1,266)	1:F:220:VAL:H	1:F:220:VAL:HB	1	0.11
(1,263)	1:F:220:VAL:H	1:F:217:GLY:HA2	3	0.11
(1,263)	1:F:220:VAL:H	1:F:217:GLY:HA3	3	0.11
(1,248)	1:F:217:GLY:H	1:F:214:ILE:HA	9	0.11
(1,245)	1:F:216:ILE:H	1:F:214:ILE:HA	3	0.11
(1,245)	1:F:216:ILE:H	1:F:214:ILE:HA	10	0.11
(1,200)	1:F:230:PHE:H	1:F:229:VAL:HA	10	0.11
(1,189)	1:F:228:ALA:H	1:F:225:LEU:HA	13	0.11
(1,185)	1:F:227:VAL:H	1:F:226:ILE:HA	6	0.11
(1,185)	1:F:227:VAL:H	1:F:226:ILE:HA	9	0.11
(1,184)	1:F:227:VAL:H	1:F:224:VAL:HA	5	0.11
(1,184)	1:F:227:VAL:H	1:F:224:VAL:HA	13	0.11
(1,184)	1:F:227:VAL:H	1:F:224:VAL:HA	15	0.11
(1,18)	1:F:217:GLY:H	1:F:214:ILE:HA	9	0.11
(1,171)	1:F:224:VAL:H	1:F:223:VAL:HA	7	0.11
(1,171)	1:F:224:VAL:H	1:F:223:VAL:HA	13	0.11
(1,171)	1:F:224:VAL:H	1:F:223:VAL:HA	14	0.11
(1,151)	1:F:220:VAL:H	1:F:220:VAL:HB	1	0.11
(1,15)	1:F:216:ILE:H	1:F:214:ILE:HA	3	0.11
(1,15)	1:F:216:ILE:H	1:F:214:ILE:HA	10	0.11
(1,148)	1:F:220:VAL:H	1:F:217:GLY:HA2	3	0.11
(1,148)	1:F:220:VAL:H	1:F:217:GLY:HA3	3	0.11
(1,133)	1:F:217:GLY:H	1:F:214:ILE:HA	9	0.11
(1,130)	1:F:216:ILE:H	1:F:214:ILE:HA	3	0.11
(1,130)	1:F:216:ILE:H	1:F:214:ILE:HA	10	0.11

10 Dihedral-angle violation analysis [i](#)

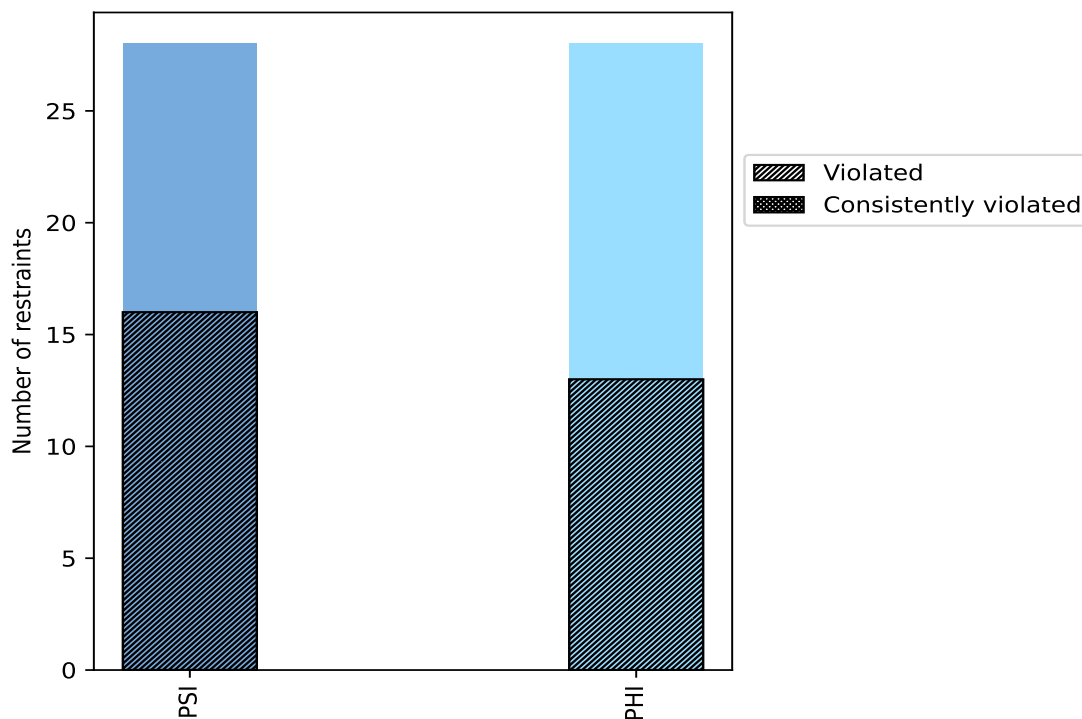
10.1 Summary of dihedral-angle violations [i](#)

The following table provides the summary of dihedral-angle violations in different dihedral-angle types. Violations less than 1° are not included in the calculation.

Angle type	Count	% ¹	Violated ³			Consistently Violated ⁴		
			Count	% ²	% ¹	Count	% ²	% ¹
PSI	28	50.0	16	57.1	28.6	0	0.0	0.0
PHI	28	50.0	13	46.4	23.2	0	0.0	0.0
Total	56	100.0	29	51.8	51.8	0	0.0	0.0

¹ percentage calculated with respect to total number of dihedral-angle restraints, ² percentage calculated with respect to number of restraints in a particular dihedral-angle type, ³ violated in at least one model, ⁴ violated in all the models

10.1.1 Bar chart : Distribution of dihedral-angles and violations [i](#)



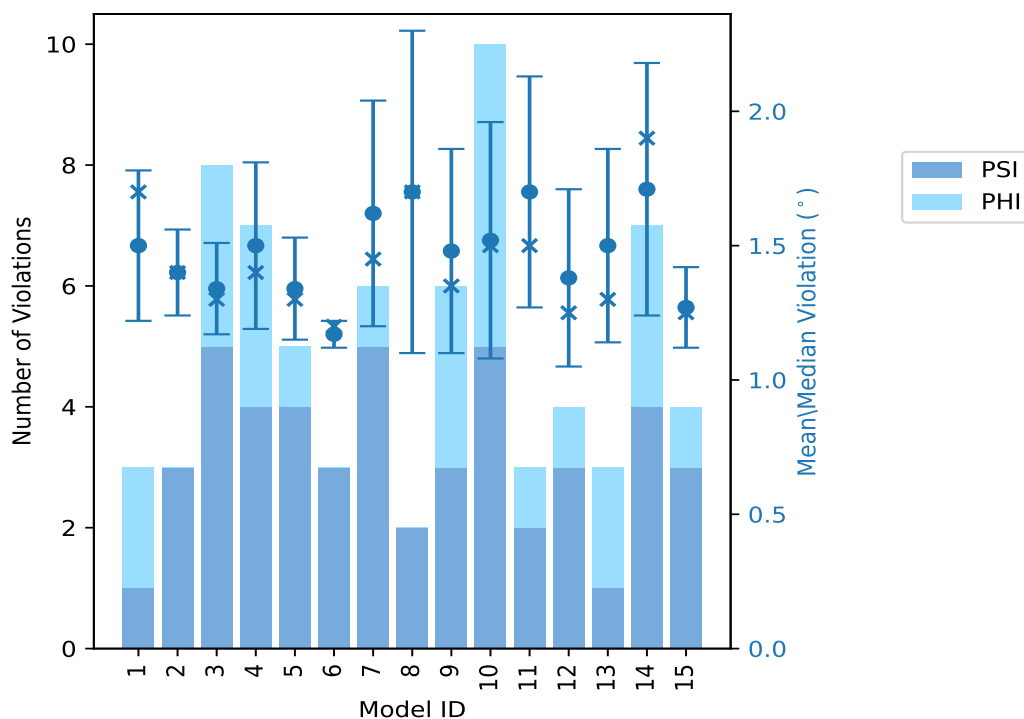
Violated and consistently violated restraints are shown using different hatch patterns in their respective categories

10.2 Dihedral-angle violation statistics for each model [\(i\)](#)

The following table provides the dihedral-angle violation statistics for each model in the ensemble. Violations less than 1° are not included in the statistics.

Model ID	Number of violations			Mean (°)	Max (°)	SD (°)	Median (°)
	PSI	PHI	Total				
1	1	2	3	1.5	1.7	0.28	1.7
2	3	0	3	1.4	1.6	0.16	1.4
3	5	3	8	1.34	1.6	0.17	1.3
4	4	3	7	1.5	2.2	0.31	1.4
5	4	1	5	1.34	1.6	0.19	1.3
6	3	0	3	1.17	1.2	0.05	1.2
7	5	1	6	1.62	2.5	0.42	1.45
8	2	0	2	1.7	2.3	0.6	1.7
9	3	3	6	1.48	2.3	0.38	1.35
10	5	5	10	1.52	2.6	0.44	1.5
11	2	1	3	1.7	2.3	0.43	1.5
12	3	1	4	1.38	1.9	0.33	1.25
13	1	2	3	1.5	2.0	0.36	1.3
14	4	3	7	1.71	2.4	0.47	1.9
15	3	1	4	1.27	1.5	0.15	1.25

10.2.1 Bar graph : Dihedral violation statistics for each model [\(i\)](#)



The mean(dot),median(x) and the standard deviation are shown in blue with respect to the y axis on the right

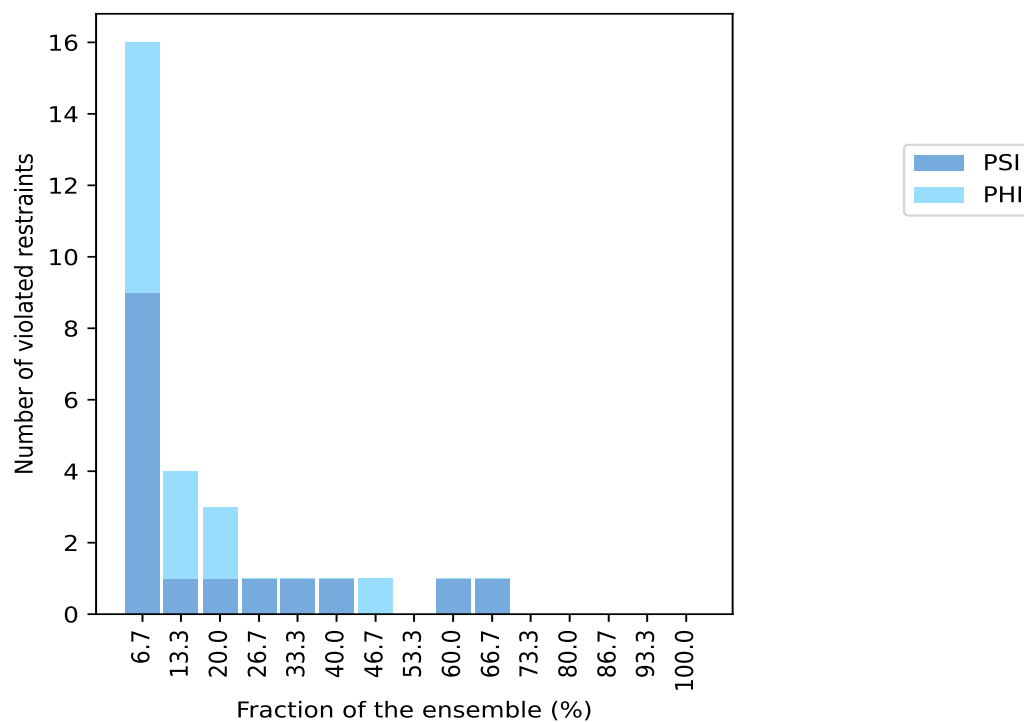
10.3 Dihedral-angle violation statistics for the ensemble

Violation analysis may find that some restraints are violated in very few models and some are violated in most of models. The following table provides this information as number of violated restraints for a given fraction of ensemble.

Number of violated restraints			Fraction of the ensemble	
PSI	PHI	Total	Count ¹	%
9	7	16	1	6.7
1	3	4	2	13.3
1	2	3	3	20.0
1	0	1	4	26.7
1	0	1	5	33.3
1	0	1	6	40.0
0	1	1	7	46.7
0	0	0	8	53.3
1	0	1	9	60.0
1	0	1	10	66.7
0	0	0	11	73.3
0	0	0	12	80.0
0	0	0	13	86.7
0	0	0	14	93.3
0	0	0	15	100.0

¹ Number of models with violations

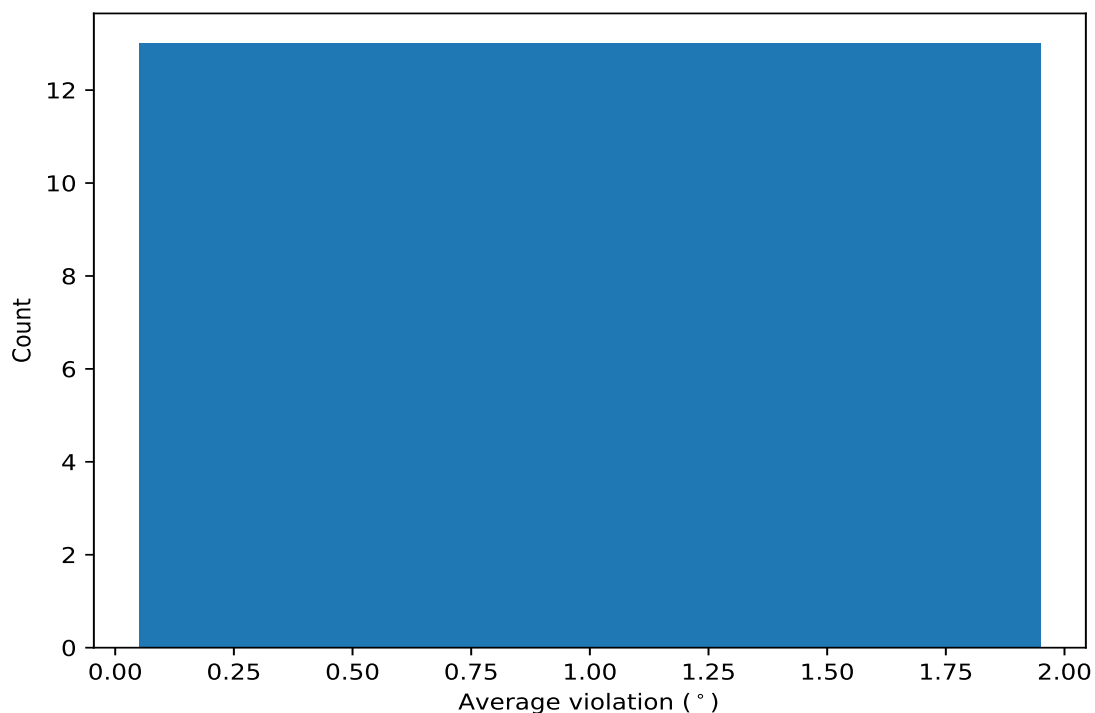
10.3.1 Bar graph : Dihedral-angle Violation statistics for the ensemble [i](#)



10.4 Most violated dihedral-angle restraints in the ensemble [i](#)

10.4.1 Histogram : Distribution of mean dihedral-angle violations [i](#)

The following histogram shows the distribution of the average value of the violation. The average is calculated for each restraint that is violated in more than one model over all the violated models in the ensemble



10.4.2 Table: Most violated dihedral-angle restraints [i](#)

The following table provides the mean and the standard deviation of the violation for each restraint sorted by number of violated models and the mean value. The Key (restraint list ID, restraint ID) is the unique identifier for a given restraint.

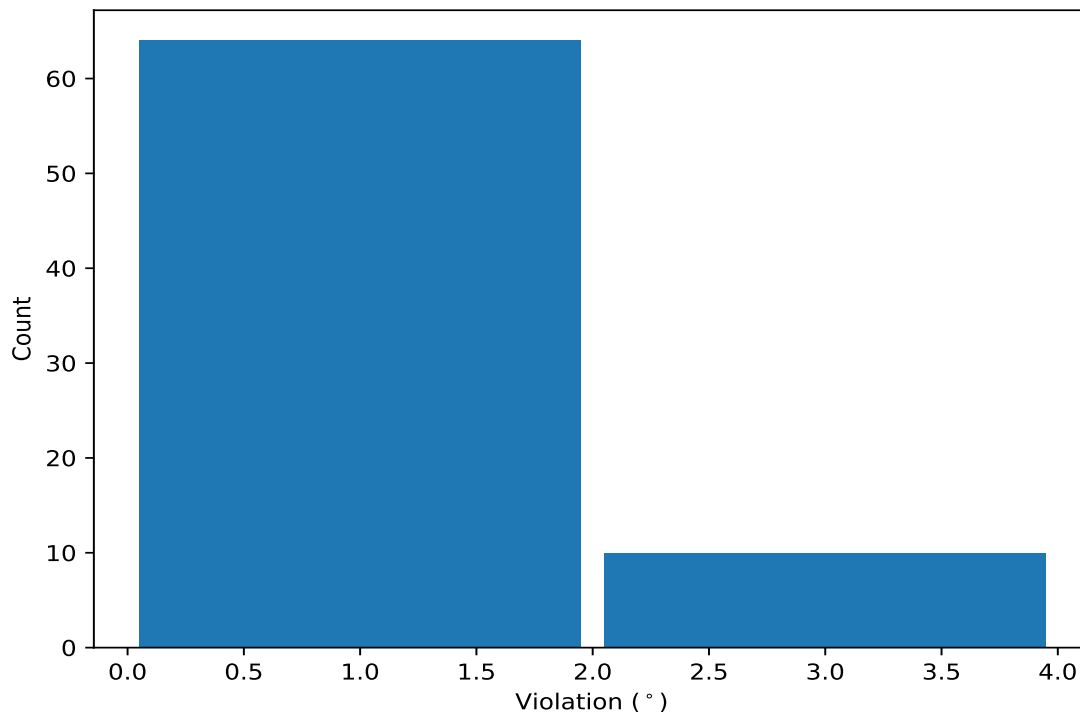
Key	Atom-1	Atom-2	Atom-3	Atom-4	Models ¹	Mean	SD ²	Median
(1,40)	1:F:230:PHE:N	1:F:230:PHE:CA	1:F:230:PHE:C	1:F:231:VAL:N	10	1.2	0.08	1.2
(1,18)	1:F:219:THR:N	1:F:219:THR:CA	1:F:219:THR:C	1:F:220:VAL:N	9	1.72	0.47	1.6
(1,51)	1:F:235:LEU:C	1:F:236:LEU:N	1:F:236:LEU:CA	1:F:236:LEU:C	7	1.5	0.47	1.3
(1,12)	1:F:216:ILE:N	1:F:216:ILE:CA	1:F:216:ILE:C	1:F:217:GLY:N	6	1.62	0.43	1.45
(1,50)	1:F:235:LEU:N	1:F:235:LEU:CA	1:F:235:LEU:C	1:F:236:LEU:N	5	1.48	0.22	1.4
(1,6)	1:F:213:GLY:N	1:F:213:GLY:CA	1:F:213:GLY:C	1:F:214:ILE:N	4	1.38	0.16	1.45
(1,7)	1:F:213:GLY:C	1:F:214:ILE:N	1:F:214:ILE:CA	1:F:214:ILE:C	3	1.97	0.29	2.0
(1,34)	1:F:227:VAL:N	1:F:227:VAL:CA	1:F:227:VAL:C	1:F:228:ALA:N	3	1.9	0.5	1.6
(1,33)	1:F:226:ILE:C	1:F:227:VAL:N	1:F:227:VAL:CA	1:F:227:VAL:C	3	1.37	0.09	1.3
(1,19)	1:F:219:THR:C	1:F:220:VAL:N	1:F:220:VAL:CA	1:F:220:VAL:C	2	1.65	0.05	1.65
(1,11)	1:F:215:ILE:C	1:F:216:ILE:N	1:F:216:ILE:CA	1:F:216:ILE:C	2	1.5	0.2	1.5
(1,16)	1:F:218:VAL:N	1:F:218:VAL:CA	1:F:218:VAL:C	1:F:219:THR:N	2	1.3	0.1	1.3
(1,5)	1:F:212:SER:C	1:F:213:GLY:N	1:F:213:GLY:CA	1:F:213:GLY:C	2	1.2	0.1	1.2

¹ Number of violated models, ²Standard deviation, All angle values are in degree (°)

10.5 All violated dihedral-angle restraints [i](#)

10.5.1 Histogram : Distribution of violations [i](#)

The following histogram shows the distribution of the absolute value of the violation for all violated restraints in the ensemble.



10.5.2 Table: All violated dihedral-angle restraints [i](#)

The following table lists the absolute value of the violation for each restraint in the ensemble sorted by its value. The Key (restraint list ID, restraint ID) is the unique identifier for a given restraint.

Key	Atom-1	Atom-2	Atom-3	Atom-4	Model ID	Violation (°)
(1,34)	1:F:227:VAL:N	1:F:227:VAL:CA	1:F:227:VAL:C	1:F:228:ALA:N	10	2.6
(1,18)	1:F:219:THR:N	1:F:219:THR:CA	1:F:219:THR:C	1:F:220:VAL:N	7	2.5
(1,51)	1:F:235:LEU:C	1:F:236:LEU:N	1:F:236:LEU:CA	1:F:236:LEU:C	14	2.4
(1,7)	1:F:213:GLY:C	1:F:214:ILE:N	1:F:214:ILE:CA	1:F:214:ILE:C	9	2.3
(1,18)	1:F:219:THR:N	1:F:219:THR:CA	1:F:219:THR:C	1:F:220:VAL:N	8	2.3
(1,12)	1:F:216:ILE:N	1:F:216:ILE:CA	1:F:216:ILE:C	1:F:217:GLY:N	11	2.3
(1,18)	1:F:219:THR:N	1:F:219:THR:CA	1:F:219:THR:C	1:F:220:VAL:N	4	2.2
(1,12)	1:F:216:ILE:N	1:F:216:ILE:CA	1:F:216:ILE:C	1:F:217:GLY:N	14	2.1
(1,7)	1:F:213:GLY:C	1:F:214:ILE:N	1:F:214:ILE:CA	1:F:214:ILE:C	14	2.0
(1,51)	1:F:235:LEU:C	1:F:236:LEU:N	1:F:236:LEU:CA	1:F:236:LEU:C	13	2.0
(1,50)	1:F:235:LEU:N	1:F:235:LEU:CA	1:F:235:LEU:C	1:F:236:LEU:N	14	1.9
(1,42)	1:F:231:VAL:N	1:F:231:VAL:CA	1:F:231:VAL:C	1:F:232:CYS:N	12	1.9
(1,35)	1:F:227:VAL:C	1:F:228:ALA:N	1:F:228:ALA:CA	1:F:228:ALA:C	10	1.9
(1,19)	1:F:219:THR:C	1:F:220:VAL:N	1:F:220:VAL:CA	1:F:220:VAL:C	7	1.7

Continued on next page...

Continued from previous page...

Key	Atom-1	Atom-2	Atom-3	Atom-4	Model ID	Violation (°)
(1,18)	1:F:219:THR:N	1:F:219:THR:CA	1:F:219:THR:C	1:F:220:VAL:N	1	1.7
(1,11)	1:F:215:ILE:C	1:F:216:ILE:N	1:F:216:ILE:CA	1:F:216:ILE:C	1	1.7
(1,7)	1:F:213:GLY:C	1:F:214:ILE:N	1:F:214:ILE:CA	1:F:214:ILE:C	10	1.6
(1,4)	1:F:212:SER:N	1:F:212:SER:CA	1:F:212:SER:C	1:F:213:GLY:N	5	1.6
(1,34)	1:F:227:VAL:N	1:F:227:VAL:CA	1:F:227:VAL:C	1:F:228:ALA:N	3	1.6
(1,32)	1:F:226:ILE:N	1:F:226:ILE:CA	1:F:226:ILE:C	1:F:227:VAL:N	10	1.6
(1,19)	1:F:219:THR:C	1:F:220:VAL:N	1:F:220:VAL:CA	1:F:220:VAL:C	4	1.6
(1,18)	1:F:219:THR:N	1:F:219:THR:CA	1:F:219:THR:C	1:F:220:VAL:N	2	1.6
(1,14)	1:F:217:GLY:N	1:F:217:GLY:CA	1:F:217:GLY:C	1:F:218:VAL:N	3	1.6
(1,6)	1:F:213:GLY:N	1:F:213:GLY:CA	1:F:213:GLY:C	1:F:214:ILE:N	9	1.5
(1,6)	1:F:213:GLY:N	1:F:213:GLY:CA	1:F:213:GLY:C	1:F:214:ILE:N	10	1.5
(1,50)	1:F:235:LEU:N	1:F:235:LEU:CA	1:F:235:LEU:C	1:F:236:LEU:N	11	1.5
(1,36)	1:F:228:ALA:N	1:F:228:ALA:CA	1:F:228:ALA:C	1:F:229:VAL:N	10	1.5
(1,34)	1:F:227:VAL:N	1:F:227:VAL:CA	1:F:227:VAL:C	1:F:228:ALA:N	7	1.5
(1,33)	1:F:226:ILE:C	1:F:227:VAL:N	1:F:227:VAL:CA	1:F:227:VAL:C	4	1.5
(1,18)	1:F:219:THR:N	1:F:219:THR:CA	1:F:219:THR:C	1:F:220:VAL:N	15	1.5
(1,12)	1:F:216:ILE:N	1:F:216:ILE:CA	1:F:216:ILE:C	1:F:217:GLY:N	5	1.5
(1,6)	1:F:213:GLY:N	1:F:213:GLY:CA	1:F:213:GLY:C	1:F:214:ILE:N	7	1.4
(1,51)	1:F:235:LEU:C	1:F:236:LEU:N	1:F:236:LEU:CA	1:F:236:LEU:C	4	1.4
(1,50)	1:F:235:LEU:N	1:F:235:LEU:CA	1:F:235:LEU:C	1:F:236:LEU:N	2	1.4
(1,43)	1:F:231:VAL:C	1:F:232:CYS:N	1:F:232:CYS:CA	1:F:232:CYS:C	12	1.4
(1,18)	1:F:219:THR:N	1:F:219:THR:CA	1:F:219:THR:C	1:F:220:VAL:N	3	1.4
(1,16)	1:F:218:VAL:N	1:F:218:VAL:CA	1:F:218:VAL:C	1:F:219:THR:N	7	1.4
(1,12)	1:F:216:ILE:N	1:F:216:ILE:CA	1:F:216:ILE:C	1:F:217:GLY:N	9	1.4
(1,51)	1:F:235:LEU:C	1:F:236:LEU:N	1:F:236:LEU:CA	1:F:236:LEU:C	11	1.3
(1,50)	1:F:235:LEU:N	1:F:235:LEU:CA	1:F:235:LEU:C	1:F:236:LEU:N	3	1.3
(1,50)	1:F:235:LEU:N	1:F:235:LEU:CA	1:F:235:LEU:C	1:F:236:LEU:N	4	1.3
(1,5)	1:F:212:SER:C	1:F:213:GLY:N	1:F:213:GLY:CA	1:F:213:GLY:C	14	1.3
(1,40)	1:F:230:PHE:N	1:F:230:PHE:CA	1:F:230:PHE:C	1:F:231:VAL:N	4	1.3
(1,40)	1:F:230:PHE:N	1:F:230:PHE:CA	1:F:230:PHE:C	1:F:231:VAL:N	5	1.3
(1,40)	1:F:230:PHE:N	1:F:230:PHE:CA	1:F:230:PHE:C	1:F:231:VAL:N	9	1.3
(1,37)	1:F:228:ALA:C	1:F:229:VAL:N	1:F:229:VAL:CA	1:F:229:VAL:C	3	1.3
(1,33)	1:F:226:ILE:C	1:F:227:VAL:N	1:F:227:VAL:CA	1:F:227:VAL:C	9	1.3
(1,33)	1:F:226:ILE:C	1:F:227:VAL:N	1:F:227:VAL:CA	1:F:227:VAL:C	13	1.3
(1,11)	1:F:215:ILE:C	1:F:216:ILE:N	1:F:216:ILE:CA	1:F:216:ILE:C	15	1.3
(1,9)	1:F:214:ILE:C	1:F:215:ILE:N	1:F:215:ILE:CA	1:F:215:ILE:C	5	1.2
(1,51)	1:F:235:LEU:C	1:F:236:LEU:N	1:F:236:LEU:CA	1:F:236:LEU:C	3	1.2
(1,49)	1:F:234:SER:C	1:F:235:LEU:N	1:F:235:LEU:CA	1:F:235:LEU:C	10	1.2
(1,40)	1:F:230:PHE:N	1:F:230:PHE:CA	1:F:230:PHE:C	1:F:231:VAL:N	2	1.2
(1,40)	1:F:230:PHE:N	1:F:230:PHE:CA	1:F:230:PHE:C	1:F:231:VAL:N	7	1.2
(1,40)	1:F:230:PHE:N	1:F:230:PHE:CA	1:F:230:PHE:C	1:F:231:VAL:N	13	1.2
(1,40)	1:F:230:PHE:N	1:F:230:PHE:CA	1:F:230:PHE:C	1:F:231:VAL:N	14	1.2
(1,2)	1:F:211:LEU:N	1:F:211:LEU:CA	1:F:211:LEU:C	1:F:212:SER:N	15	1.2
(1,18)	1:F:219:THR:N	1:F:219:THR:CA	1:F:219:THR:C	1:F:220:VAL:N	6	1.2
(1,16)	1:F:218:VAL:N	1:F:218:VAL:CA	1:F:218:VAL:C	1:F:219:THR:N	4	1.2
(1,12)	1:F:216:ILE:N	1:F:216:ILE:CA	1:F:216:ILE:C	1:F:217:GLY:N	3	1.2
(1,12)	1:F:216:ILE:N	1:F:216:ILE:CA	1:F:216:ILE:C	1:F:217:GLY:N	6	1.2
(1,6)	1:F:213:GLY:N	1:F:213:GLY:CA	1:F:213:GLY:C	1:F:214:ILE:N	14	1.1
(1,51)	1:F:235:LEU:C	1:F:236:LEU:N	1:F:236:LEU:CA	1:F:236:LEU:C	1	1.1
(1,51)	1:F:235:LEU:C	1:F:236:LEU:N	1:F:236:LEU:CA	1:F:236:LEU:C	10	1.1
(1,5)	1:F:212:SER:C	1:F:213:GLY:N	1:F:213:GLY:CA	1:F:213:GLY:C	10	1.1

Continued on next page...

Continued from previous page...

Key	Atom-1	Atom-2	Atom-3	Atom-4	Model ID	Violation (°)
(1,48)	1:F:234:SER:N	1:F:234:SER:CA	1:F:234:SER:C	1:F:235:LEU:N	10	1.1
(1,41)	1:F:230:PHE:C	1:F:231:VAL:N	1:F:231:VAL:CA	1:F:231:VAL:C	9	1.1
(1,40)	1:F:230:PHE:N	1:F:230:PHE:CA	1:F:230:PHE:C	1:F:231:VAL:N	6	1.1
(1,40)	1:F:230:PHE:N	1:F:230:PHE:CA	1:F:230:PHE:C	1:F:231:VAL:N	8	1.1
(1,40)	1:F:230:PHE:N	1:F:230:PHE:CA	1:F:230:PHE:C	1:F:231:VAL:N	15	1.1
(1,26)	1:F:223:VAL:N	1:F:223:VAL:CA	1:F:223:VAL:C	1:F:224:VAL:N	12	1.1
(1,18)	1:F:219:THR:N	1:F:219:THR:CA	1:F:219:THR:C	1:F:220:VAL:N	12	1.1
(1,15)	1:F:217:GLY:C	1:F:218:VAL:N	1:F:218:VAL:CA	1:F:218:VAL:C	3	1.1
(1,10)	1:F:215:ILE:N	1:F:215:ILE:CA	1:F:215:ILE:C	1:F:216:ILE:N	5	1.1