



## Full wwPDB EM Validation Report ⓘ

Nov 7, 2022 – 09:33 AM EST

PDB ID : 6N8O  
EMDB ID : EMD-0374  
Title : Cryo-EM structure of Rpl10-inserted (RI) pre-60S ribosomal subunit  
Authors : Zhou, Y.; Musalgaonkar, S.; Johnson, A.W.; Taylor, D.W.  
Deposited on : 2018-11-29  
Resolution : 3.50 Å (reported)  
Based on initial model : 5T62

This is a Full wwPDB EM Validation Report for a publicly released PDB entry.

We welcome your comments at [validation@mail.wwpdb.org](mailto:validation@mail.wwpdb.org)

A user guide is available at

<https://www.wwpdb.org/validation/2017/EMValidationReportHelp>

with specific help available everywhere you see the ⓘ symbol.

The types of validation reports are described at

<http://www.wwpdb.org/validation/2017/FAQs#types>.

---

The following versions of software and data (see [references ⓘ](#)) were used in the production of this report:

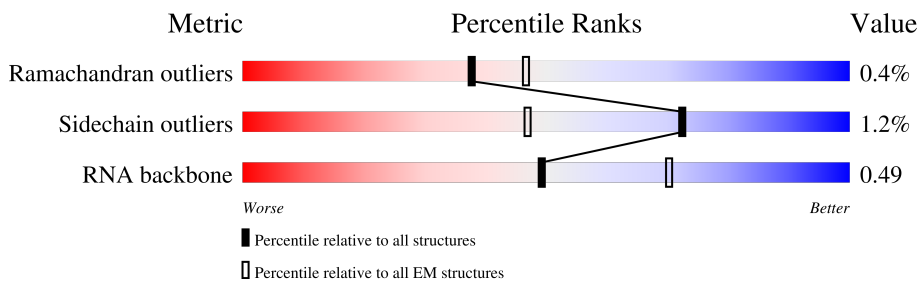
EMDB validation analysis : 0.0.1.dev43  
MolProbity : 4.02b-467  
Percentile statistics : 20191225.v01 (using entries in the PDB archive December 25th 2019)  
MapQ : 1.9.9  
Ideal geometry (proteins) : Engh & Huber (2001)  
Ideal geometry (DNA, RNA) : Parkinson et al. (1996)  
Validation Pipeline (wwPDB-VP) : 2.31.2

# 1 Overall quality at a glance

The following experimental techniques were used to determine the structure:  
*ELECTRON MICROSCOPY*

The reported resolution of this entry is 3.50 Å.

Percentile scores (ranging between 0-100) for global validation metrics of the entry are shown in the following graphic. The table shows the number of entries on which the scores are based.



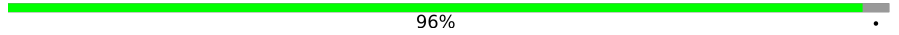
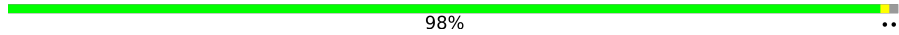
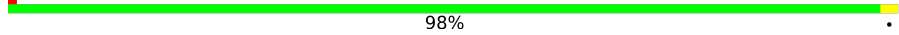
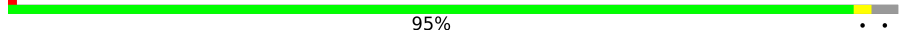



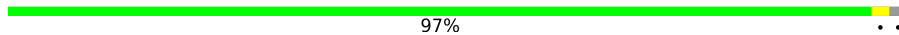

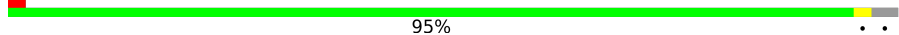
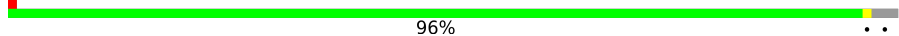
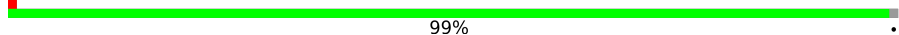
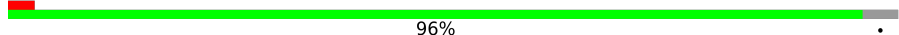
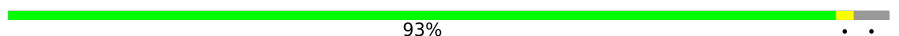
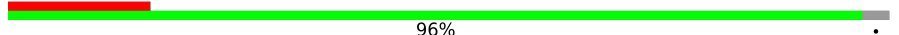
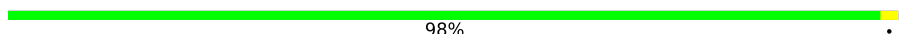
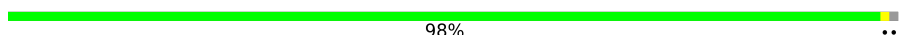
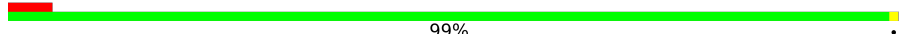
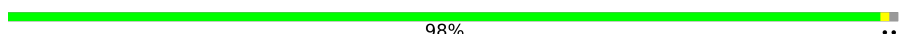

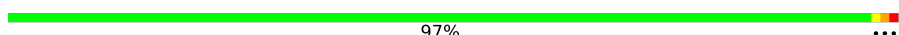
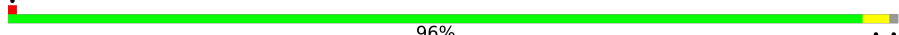

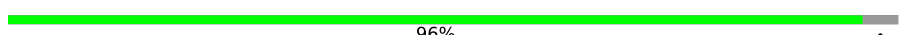

| Metric                | Whole archive<br>(#Entries) | EM structures<br>(#Entries) |
|-----------------------|-----------------------------|-----------------------------|
| Ramachandran outliers | 154571                      | 4023                        |
| Sidechain outliers    | 154315                      | 3826                        |
| RNA backbone          | 4643                        | 859                         |

The table below summarises the geometric issues observed across the polymeric chains and their fit to the map. The red, orange, yellow and green segments of the bar indicate the fraction of residues that contain outliers for  $\geq 3$ , 2, 1 and 0 types of geometric quality criteria respectively. A grey segment represents the fraction of residues that are not modelled. The numeric value for each fraction is indicated below the corresponding segment, with a dot representing fractions  $\leq 5\%$ . The upper red bar (where present) indicates the fraction of residues that have poor fit to the EM map (all-atom inclusion  $< 40\%$ ). The numeric value is given above the bar.

| Mol | Chain | Length | Quality of chain |
|-----|-------|--------|------------------|
| 1   | A     | 3396   |                  |
| 2   | B     | 121    |                  |
| 3   | C     | 158    |                  |
| 4   | Y     | 364    |                  |
| 5   | X     | 245    |                  |
| 6   | L     | 165    |                  |
| 7   | W     | 640    |                  |
| 8   | V     | 518    |                  |

Continued on next page...

Continued from previous page...

| Mol | Chain | Length | Quality of chain   |
|-----|-------|--------|--|
| 9   | D     | 254    |  96%       |
| 10  | E     | 387    |  98%       |
| 11  | F     | 362    |  98%       |
| 12  | G     | 297    |  95%       |
| 13  | H     | 176    |  88% 12%   |
| 14  | I     | 244    |  88% 10%   |
| 15  | J     | 256    |  87% 11%   |
| 16  | K     | 191    |  97%       |
| 17  | Z     | 221    |  89% 9%    |
| 18  | M     | 174    |  95%       |
| 19  | N     | 199    |  96%       |
| 20  | O     | 138    |  99%      |
| 21  | Q     | 106    |  96%     |
| 22  | R     | 92     |  93%     |
| 23  | S     | 217    |  16% 96% |
| 24  | a     | 204    |  98%     |
| 25  | b     | 199    |  98%     |
| 26  | c     | 184    |  5% 99%  |
| 27  | d     | 186    |  98%     |
| 28  | e     | 189    |  79% 20% |
| 29  | f     | 172    |  97%     |
| 30  | g     | 160    |  96%     |
| 31  | h     | 121    |  80% 20% |
| 32  | i     | 137    |  96%     |
| 33  | j     | 155    |  39% 61% |

Continued on next page...

Continued from previous page...

| Mol | Chain | Length | Quality of chain   |
|-----|-------|--------|--|
| 34  | k     | 142    |  85% 15%     |
| 35  | l     | 127    |  97%         |
| 36  | m     | 136    |  99%         |
| 37  | n     | 149    |  94%         |
| 38  | o     | 59     |  5% 95%      |
| 39  | p     | 105    |  90% 9%      |
| 40  | q     | 113    |  94% 5%      |
| 41  | r     | 130    |  95%         |
| 42  | s     | 107    |  98%         |
| 43  | t     | 121    |  86% 10%     |
| 44  | u     | 120    |  98%         |
| 45  | v     | 100    |  97%        |
| 46  | w     | 88     |  91% 5% 5% |
| 47  | x     | 78     |  99%       |
| 48  | y     | 51     |  96%       |
| 49  | z     | 128    |  40% 60%   |

## 2 Entry composition [i](#)

There are 49 unique types of molecules in this entry. The entry contains 133453 atoms, of which 0 are hydrogens and 0 are deuteriums.

In the tables below, the AltConf column contains the number of residues with at least one atom in alternate conformation and the Trace column contains the number of residues modelled with at most 2 atoms.

- Molecule 1 is a RNA chain called *Saccharomyces cerevisiae* S288C 35S pre-ribosomal RNA (RDN37-1), miscRNA.

| Mol | Chain | Residues | Atoms |       |       |       |      | AltConf | Trace |
|-----|-------|----------|-------|-------|-------|-------|------|---------|-------|
|     |       |          | Total | C     | N     | O     | P    |         |       |
| 1   | A     | 3201     | 68470 | 30584 | 12346 | 22339 | 3201 | 0       | 0     |

- Molecule 2 is a RNA chain called 5S rRNA.

| Mol | Chain | Residues | Atoms |      |     |     |     | AltConf | Trace |
|-----|-------|----------|-------|------|-----|-----|-----|---------|-------|
|     |       |          | Total | C    | N   | O   | P   |         |       |
| 2   | B     | 121      | 2579  | 1152 | 461 | 845 | 121 | 0       | 0     |

- Molecule 3 is a RNA chain called 5.8S rRNA.

| Mol | Chain | Residues | Atoms |      |     |      |     | AltConf | Trace |
|-----|-------|----------|-------|------|-----|------|-----|---------|-------|
|     |       |          | Total | C    | N   | O    | P   |         |       |
| 3   | C     | 158      | 3353  | 1500 | 586 | 1109 | 158 | 0       | 0     |

- Molecule 4 is a protein called Tyrosine-protein phosphatase YVH1.

| Mol | Chain | Residues | Atoms |     |     |     |   | AltConf | Trace |
|-----|-------|----------|-------|-----|-----|-----|---|---------|-------|
|     |       |          | Total | C   | N   | O   | S |         |       |
| 4   | Y     | 128      | 991   | 625 | 179 | 179 | 8 | 0       | 0     |

- Molecule 5 is a protein called Eukaryotic translation initiation factor 6.

| Mol | Chain | Residues | Atoms |      |     |     |   | AltConf | Trace |
|-----|-------|----------|-------|------|-----|-----|---|---------|-------|
|     |       |          | Total | C    | N   | O   | S |         |       |
| 5   | X     | 234      | 1710  | 1063 | 294 | 346 | 7 | 0       | 0     |

- Molecule 6 is a protein called Ribosomal protein L12.

| Mol | Chain | Residues | Atoms |     |     |     | AltConf | Trace |
|-----|-------|----------|-------|-----|-----|-----|---------|-------|
|     |       |          | Total | C   | N   | O   |         |       |
| 6   | L     | 147      | 817   | 499 | 159 | 159 | 0       | 0     |

- Molecule 7 is a protein called Large subunit GTPase 1.

| Mol | Chain | Residues | Atoms |      |     |     |   | AltConf | Trace |
|-----|-------|----------|-------|------|-----|-----|---|---------|-------|
|     |       |          | Total | C    | N   | O   | S |         |       |
| 7   | W     | 377      | 2976  | 1905 | 516 | 548 | 7 | 0       | 0     |

- Molecule 8 is a protein called 60S ribosomal export protein NMD3.

| Mol | Chain | Residues | Atoms |      |     |     |    | AltConf | Trace |
|-----|-------|----------|-------|------|-----|-----|----|---------|-------|
|     |       |          | Total | C    | N   | O   | S  |         |       |
| 8   | V     | 392      | 3034  | 1930 | 523 | 561 | 20 | 0       | 0     |

- Molecule 9 is a protein called 60S ribosomal protein L2-A.

| Mol | Chain | Residues | Atoms |      |     |     |   | AltConf | Trace |
|-----|-------|----------|-------|------|-----|-----|---|---------|-------|
|     |       |          | Total | C    | N   | O   | S |         |       |
| 9   | D     | 246      | 1874  | 1168 | 380 | 325 | 1 | 0       | 0     |

- Molecule 10 is a protein called 60S ribosomal protein L3.

| Mol | Chain | Residues | Atoms |      |     |     |   | AltConf | Trace |
|-----|-------|----------|-------|------|-----|-----|---|---------|-------|
|     |       |          | Total | C    | N   | O   | S |         |       |
| 10  | E     | 384      | 3059  | 1940 | 582 | 529 | 8 | 0       | 0     |

- Molecule 11 is a protein called 60S ribosomal protein L4-A.

| Mol | Chain | Residues | Atoms |      |     |     |   | AltConf | Trace |
|-----|-------|----------|-------|------|-----|-----|---|---------|-------|
|     |       |          | Total | C    | N   | O   | S |         |       |
| 11  | F     | 361      | 2748  | 1729 | 522 | 494 | 3 | 0       | 0     |

- Molecule 12 is a protein called 60S ribosomal protein L5.

| Mol | Chain | Residues | Atoms |      |     |     |   | AltConf | Trace |
|-----|-------|----------|-------|------|-----|-----|---|---------|-------|
|     |       |          | Total | C    | N   | O   | S |         |       |
| 12  | G     | 289      | 2315  | 1464 | 403 | 446 | 2 | 0       | 0     |

- Molecule 13 is a protein called 60S ribosomal protein L6-A.

| Mol | Chain | Residues | Atoms |     |     |     |   | AltConf | Trace |
|-----|-------|----------|-------|-----|-----|-----|---|---------|-------|
|     |       |          | Total | C   | N   | O   | S |         |       |
| 13  | H     | 155      | 1217  | 785 | 220 | 211 | 1 | 0       | 0     |

- Molecule 14 is a protein called 60S ribosomal protein L7-A.

| Mol | Chain | Residues | Atoms |      |     |     |   | AltConf | Trace |
|-----|-------|----------|-------|------|-----|-----|---|---------|-------|
| 14  | I     | 220      | Total | C    | N   | O   | S | 0       | 0     |
|     |       |          | 1770  | 1143 | 322 | 304 | 1 |         |       |

- Molecule 15 is a protein called 60S ribosomal protein L8-A.

| Mol | Chain | Residues | Atoms |      |     |     |   | AltConf | Trace |
|-----|-------|----------|-------|------|-----|-----|---|---------|-------|
| 15  | J     | 227      | Total | C    | N   | O   | S | 0       | 0     |
|     |       |          | 1762  | 1128 | 315 | 316 | 3 |         |       |

- Molecule 16 is a protein called 60S ribosomal protein L9-A.

| Mol | Chain | Residues | Atoms |     |     |     |   | AltConf | Trace |
|-----|-------|----------|-------|-----|-----|-----|---|---------|-------|
| 16  | K     | 188      | Total | C   | N   | O   | S | 0       | 0     |
|     |       |          | 1493  | 948 | 271 | 270 | 4 |         |       |

- Molecule 17 is a protein called 60S ribosomal protein L10.

| Mol | Chain | Residues | Atoms |      |     |     |   | AltConf | Trace |
|-----|-------|----------|-------|------|-----|-----|---|---------|-------|
| 17  | Z     | 201      | Total | C    | N   | O   | S | 0       | 0     |
|     |       |          | 1648  | 1050 | 309 | 284 | 5 |         |       |

- Molecule 18 is a protein called 60S ribosomal protein L11-A.

| Mol | Chain | Residues | Atoms |     |     |     |   | AltConf | Trace |
|-----|-------|----------|-------|-----|-----|-----|---|---------|-------|
| 18  | M     | 168      | Total | C   | N   | O   | S | 0       | 0     |
|     |       |          | 1344  | 841 | 251 | 248 | 4 |         |       |

- Molecule 19 is a protein called 60S ribosomal protein L13-A.

| Mol | Chain | Residues | Atoms |     |     |     | AltConf | Trace |
|-----|-------|----------|-------|-----|-----|-----|---------|-------|
| 19  | N     | 193      | Total | C   | N   | O   | 0       | 0     |
|     |       |          | 1539  | 959 | 314 | 266 |         |       |

- Molecule 20 is a protein called 60S ribosomal protein L14-A.

| Mol | Chain | Residues | Atoms |     |     |     |   | AltConf | Trace |
|-----|-------|----------|-------|-----|-----|-----|---|---------|-------|
| 20  | O     | 136      | Total | C   | N   | O   | S | 0       | 0     |
|     |       |          | 1053  | 675 | 199 | 177 | 2 |         |       |

- Molecule 21 is a protein called 60S ribosomal protein L42-A.

| Mol | Chain | Residues | Atoms |     |     |     |   | AltConf | Trace |
|-----|-------|----------|-------|-----|-----|-----|---|---------|-------|
| 21  | Q     | 102      | Total | C   | N   | O   | S | 0       | 0     |
|     |       |          | 819   | 514 | 166 | 134 | 5 |         |       |

- Molecule 22 is a protein called 60S ribosomal protein L43-A.

| Mol | Chain | Residues | Atoms |     |     |     |   | AltConf | Trace |
|-----|-------|----------|-------|-----|-----|-----|---|---------|-------|
| 22  | R     | 88       | Total | C   | N   | O   | S | 0       | 0     |
|     |       |          | 673   | 416 | 135 | 116 | 6 |         |       |

- Molecule 23 is a protein called Ribosomal Protein uL1.

| Mol | Chain | Residues | Atoms |     |     |     | AltConf | Trace |
|-----|-------|----------|-------|-----|-----|-----|---------|-------|
| 23  | S     | 210      | Total | C   | N   | O   | 0       | 0     |
|     |       |          | 1050  | 630 | 210 | 210 |         |       |

- Molecule 24 is a protein called 60S ribosomal protein L15-A.

| Mol | Chain | Residues | Atoms |      |     |     |   | AltConf | Trace |
|-----|-------|----------|-------|------|-----|-----|---|---------|-------|
| 24  | a     | 203      | Total | C    | N   | O   | S | 0       | 0     |
|     |       |          | 1720  | 1077 | 361 | 281 | 1 |         |       |

- Molecule 25 is a protein called 60S ribosomal protein L16-A.

| Mol | Chain | Residues | Atoms |      |     |     |   | AltConf | Trace |
|-----|-------|----------|-------|------|-----|-----|---|---------|-------|
| 25  | b     | 197      | Total | C    | N   | O   | S | 0       | 0     |
|     |       |          | 1555  | 1003 | 289 | 262 | 1 |         |       |

- Molecule 26 is a protein called 60S ribosomal protein L17-A.

| Mol | Chain | Residues | Atoms |     |     |     | AltConf | Trace |
|-----|-------|----------|-------|-----|-----|-----|---------|-------|
| 26  | c     | 183      | Total | C   | N   | O   | 0       | 0     |
|     |       |          | 1420  | 882 | 281 | 257 |         |       |

- Molecule 27 is a protein called 60S ribosomal protein L18-A.

| Mol | Chain | Residues | Atoms |     |     |     |   | AltConf | Trace |
|-----|-------|----------|-------|-----|-----|-----|---|---------|-------|
| 27  | d     | 185      | Total | C   | N   | O   | S | 0       | 0     |
|     |       |          | 1441  | 908 | 290 | 241 | 2 |         |       |

- Molecule 28 is a protein called 60S ribosomal protein L19-A.



| Mol | Chain | Residues | Atoms |     |     |     | AltConf | Trace |
|-----|-------|----------|-------|-----|-----|-----|---------|-------|
| 28  | e     | 151      | Total | C   | N   | O   | 0       | 0     |
|     |       |          | 1219  | 757 | 258 | 204 |         |       |

- Molecule 29 is a protein called 60S ribosomal protein L20-A.

| Mol | Chain | Residues | Atoms |     |     |     |   | AltConf | Trace |
|-----|-------|----------|-------|-----|-----|-----|---|---------|-------|
| 29  | f     | 170      | Total | C   | N   | O   | S | 0       | 0     |
|     |       |          | 1432  | 922 | 265 | 242 | 3 |         |       |

- Molecule 30 is a protein called 60S ribosomal protein L21-A.

| Mol | Chain | Residues | Atoms |     |     |     |   | AltConf | Trace |
|-----|-------|----------|-------|-----|-----|-----|---|---------|-------|
| 30  | g     | 159      | Total | C   | N   | O   | S | 0       | 0     |
|     |       |          | 1276  | 805 | 246 | 221 | 4 |         |       |

- Molecule 31 is a protein called 60S ribosomal protein L22-A.

| Mol | Chain | Residues | Atoms |     |     |     | AltConf | Trace |
|-----|-------|----------|-------|-----|-----|-----|---------|-------|
| 31  | h     | 97       | Total | C   | N   | O   | 0       | 0     |
|     |       |          | 766   | 496 | 126 | 144 |         |       |

- Molecule 32 is a protein called 60S ribosomal protein L23-A.

| Mol | Chain | Residues | Atoms |     |     |     |   | AltConf | Trace |
|-----|-------|----------|-------|-----|-----|-----|---|---------|-------|
| 32  | i     | 132      | Total | C   | N   | O   | S | 0       | 0     |
|     |       |          | 981   | 617 | 184 | 173 | 7 |         |       |

- Molecule 33 is a protein called 60S ribosomal protein L24-A.

| Mol | Chain | Residues | Atoms |     |     |    |   | AltConf | Trace |
|-----|-------|----------|-------|-----|-----|----|---|---------|-------|
| 33  | j     | 61       | Total | C   | N   | O  | S | 0       | 0     |
|     |       |          | 509   | 328 | 100 | 80 | 1 |         |       |

- Molecule 34 is a protein called 60S ribosomal protein L25.

| Mol | Chain | Residues | Atoms |     |     |     |   | AltConf | Trace |
|-----|-------|----------|-------|-----|-----|-----|---|---------|-------|
| 34  | k     | 121      | Total | C   | N   | O   | S | 0       | 0     |
|     |       |          | 964   | 620 | 169 | 173 | 2 |         |       |

- Molecule 35 is a protein called 60S ribosomal protein L26-A.

| Mol | Chain | Residues | Atoms |     |     |     | AltConf | Trace |
|-----|-------|----------|-------|-----|-----|-----|---------|-------|
| 35  | l     | 125      | Total | C   | N   | O   | 0       | 0     |
|     |       |          | 984   | 620 | 191 | 173 |         |       |

- Molecule 36 is a protein called 60S ribosomal protein L27-A.

| Mol | Chain | Residues | Atoms |     |     |     | AltConf | Trace |
|-----|-------|----------|-------|-----|-----|-----|---------|-------|
| 36  | m     | 135      | Total | C   | N   | O   | 0       | 0     |
|     |       |          | 1092  | 710 | 202 | 180 |         |       |

- Molecule 37 is a protein called 60S ribosomal protein L28.

| Mol | Chain | Residues | Atoms |     |     |     |   | AltConf | Trace |
|-----|-------|----------|-------|-----|-----|-----|---|---------|-------|
| 37  | n     | 148      | Total | C   | N   | O   | S | 0       | 0     |
|     |       |          | 1173  | 749 | 231 | 190 | 3 |         |       |

- Molecule 38 is a protein called 60S ribosomal protein L29.

| Mol | Chain | Residues | Atoms |     |     |    | AltConf | Trace |
|-----|-------|----------|-------|-----|-----|----|---------|-------|
| 38  | o     | 58       | Total | C   | N   | O  | 0       | 0     |
|     |       |          | 462   | 289 | 100 | 73 |         |       |

- Molecule 39 is a protein called 60S ribosomal protein L30.

| Mol | Chain | Residues | Atoms |     |     |     |   | AltConf | Trace |
|-----|-------|----------|-------|-----|-----|-----|---|---------|-------|
| 39  | p     | 96       | Total | C   | N   | O   | S | 0       | 0     |
|     |       |          | 737   | 476 | 123 | 137 | 1 |         |       |

- Molecule 40 is a protein called 60S ribosomal protein L31-A.

| Mol | Chain | Residues | Atoms |     |     |     |   | AltConf | Trace |
|-----|-------|----------|-------|-----|-----|-----|---|---------|-------|
| 40  | q     | 107      | Total | C   | N   | O   | S | 0       | 0     |
|     |       |          | 866   | 550 | 165 | 150 | 1 |         |       |

- Molecule 41 is a protein called 60S ribosomal protein L32.

| Mol | Chain | Residues | Atoms |     |     |     |   | AltConf | Trace |
|-----|-------|----------|-------|-----|-----|-----|---|---------|-------|
| 41  | r     | 126      | Total | C   | N   | O   | S | 0       | 0     |
|     |       |          | 1012  | 641 | 204 | 166 | 1 |         |       |

- Molecule 42 is a protein called 60S ribosomal protein L33-A.

| Mol | Chain | Residues | Atoms |     |     |     |   | AltConf | Trace |
|-----|-------|----------|-------|-----|-----|-----|---|---------|-------|
|     |       |          | Total | C   | N   | O   | S |         |       |
| 42  | s     | 106      | 850   | 540 | 165 | 144 | 1 | 0       | 0     |

- Molecule 43 is a protein called 60S ribosomal protein L34-A.

| Mol | Chain | Residues | Atoms |     |     |     |   | AltConf | Trace |
|-----|-------|----------|-------|-----|-----|-----|---|---------|-------|
|     |       |          | Total | C   | N   | O   | S |         |       |
| 43  | t     | 109      | 861   | 533 | 175 | 149 | 4 | 0       | 0     |

- Molecule 44 is a protein called 60S ribosomal protein L35-A.

| Mol | Chain | Residues | Atoms |     |     |     |   | AltConf | Trace |
|-----|-------|----------|-------|-----|-----|-----|---|---------|-------|
|     |       |          | Total | C   | N   | O   | S |         |       |
| 44  | u     | 119      | 969   | 615 | 186 | 167 | 1 | 0       | 0     |

- Molecule 45 is a protein called 60S ribosomal protein L36-A.

| Mol | Chain | Residues | Atoms |     |     |     |   | AltConf | Trace |
|-----|-------|----------|-------|-----|-----|-----|---|---------|-------|
|     |       |          | Total | C   | N   | O   | S |         |       |
| 45  | v     | 98       | 753   | 471 | 150 | 130 | 2 | 0       | 0     |

- Molecule 46 is a protein called 60S ribosomal protein L37-A.

| Mol | Chain | Residues | Atoms |     |     |     |   | AltConf | Trace |
|-----|-------|----------|-------|-----|-----|-----|---|---------|-------|
|     |       |          | Total | C   | N   | O   | S |         |       |
| 46  | w     | 84       | 665   | 405 | 145 | 110 | 5 | 0       | 0     |

- Molecule 47 is a protein called 60S ribosomal protein L38.

| Mol | Chain | Residues | Atoms |     |     |     | AltConf | Trace |
|-----|-------|----------|-------|-----|-----|-----|---------|-------|
|     |       |          | Total | C   | N   | O   |         |       |
| 47  | x     | 77       | 608   | 388 | 114 | 106 | 0       | 0     |

- Molecule 48 is a protein called 60S ribosomal protein L39.

| Mol | Chain | Residues | Atoms |     |    |    |   | AltConf | Trace |
|-----|-------|----------|-------|-----|----|----|---|---------|-------|
|     |       |          | Total | C   | N  | O  | S |         |       |
| 48  | y     | 50       | 436   | 272 | 97 | 65 | 2 | 0       | 0     |

- Molecule 49 is a protein called Ubiquitin-60S ribosomal protein L40.

| Mol | Chain | Residues | Atoms |     |    |    |   | AltConf | Trace |
|-----|-------|----------|-------|-----|----|----|---|---------|-------|
|     |       |          | Total | C   | N  | O  | S |         |       |
| 49  | z     | 51       | 408   | 253 | 84 | 66 | 5 | 0       | 0     |












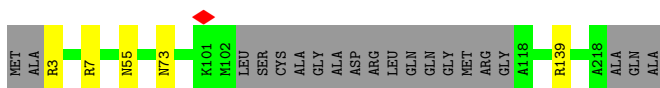


Chain K:  97%



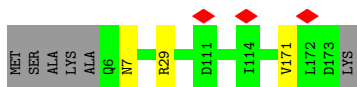
- Molecule 17: 60S ribosomal protein L10

Chain Z:  89%



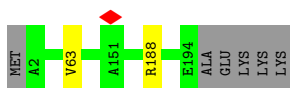
- Molecule 18: 60S ribosomal protein L11-A

Chain M:  95%



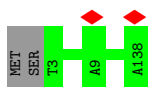
- Molecule 19: 60S ribosomal protein L13-A

Chain N:  96%



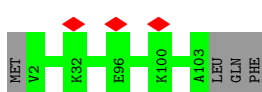
- Molecule 20: 60S ribosomal protein L14-A

Chain O:  99%



- Molecule 21: 60S ribosomal protein L42-A

Chain Q:  96%

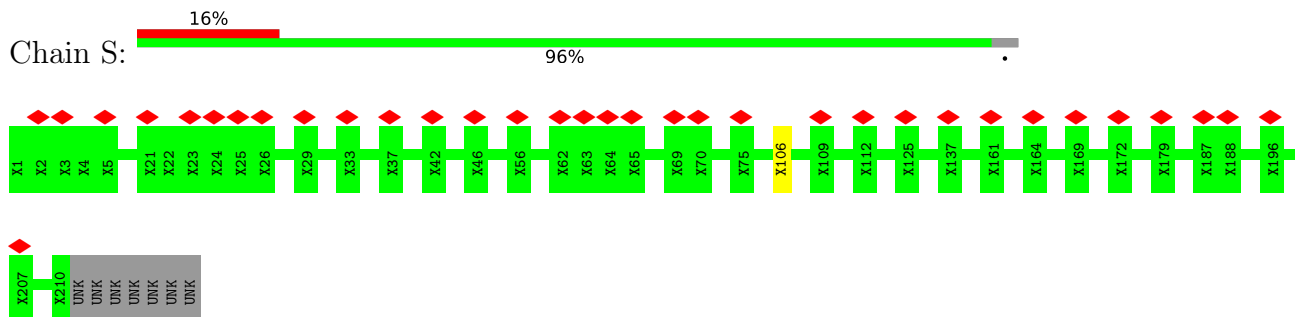


- Molecule 22: 60S ribosomal protein L43-A

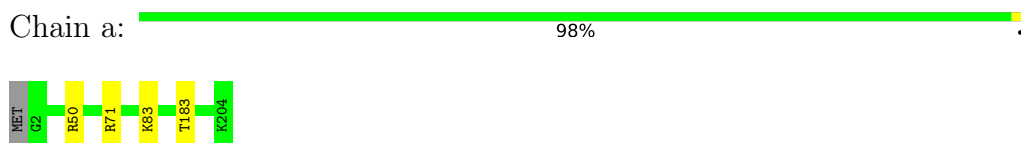
Chain R:  93%



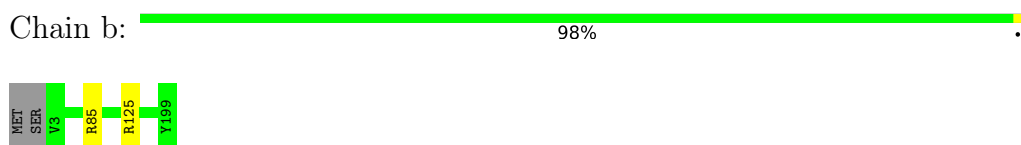
• Molecule 23: Ribosomal Protein uL1



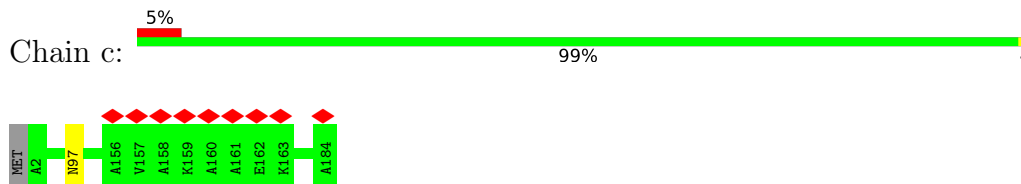
• Molecule 24: 60S ribosomal protein L15-A



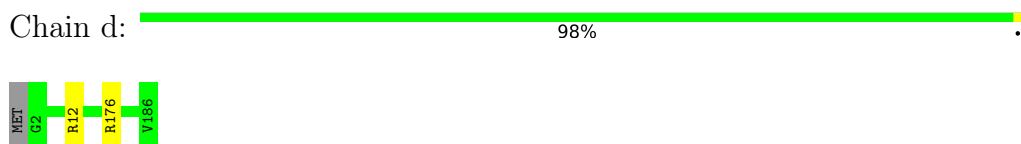
• Molecule 25: 60S ribosomal protein L16-A



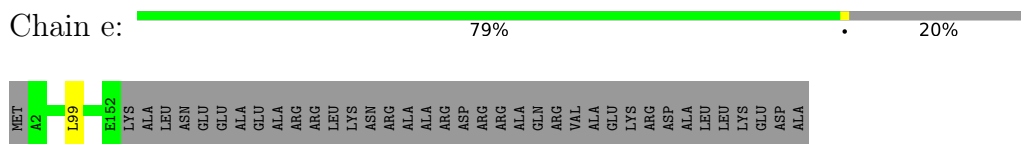
• Molecule 26: 60S ribosomal protein L17-A



• Molecule 27: 60S ribosomal protein L18-A



• Molecule 28: 60S ribosomal protein L19-A



• Molecule 29: 60S ribosomal protein L20-A

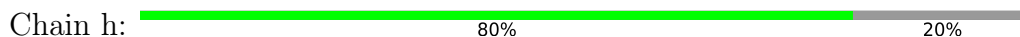




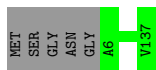
- Molecule 30: 60S ribosomal protein L21-A



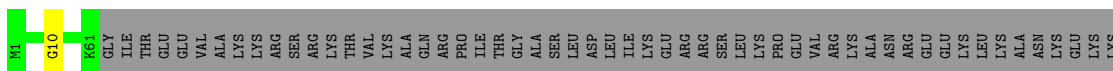
- Molecule 31: 60S ribosomal protein L22-A




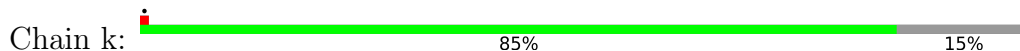
- Molecule 32: 60S ribosomal protein L23-A



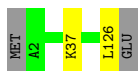
- Molecule 33: 60S ribosomal protein L24-A



- Molecule 34: 60S ribosomal protein L25



- Molecule 35: 60S ribosomal protein L26-A



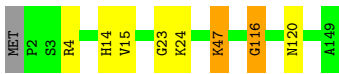
- Molecule 36: 60S ribosomal protein L27-A

Chain m:  99%


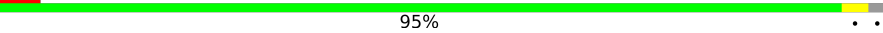


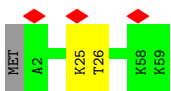
- Molecule 37: 60S ribosomal protein L28

Chain n:  94%





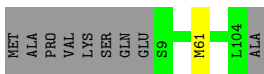
- Molecule 38: 60S ribosomal protein L29

Chain o:  5%  95%



- Molecule 39: 60S ribosomal protein L30

Chain p:  90%  9%



- Molecule 40: 60S ribosomal protein L31-A

Chain q:  94%  5%



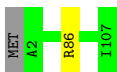
- Molecule 41: 60S ribosomal protein L32

Chain r:  95%

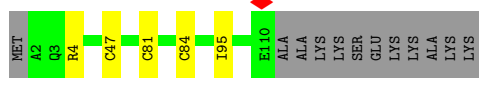
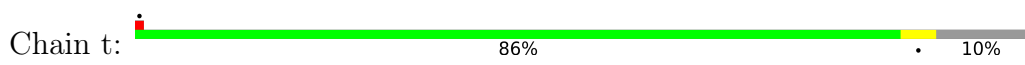


- Molecule 42: 60S ribosomal protein L33-A

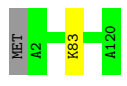
Chain s:  98%



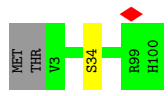
- Molecule 43: 60S ribosomal protein L34-A



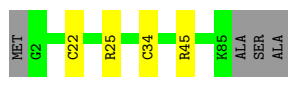
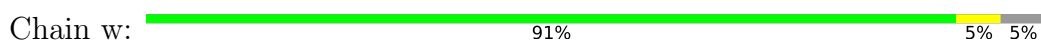
• Molecule 44: 60S ribosomal protein L35-A



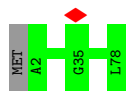
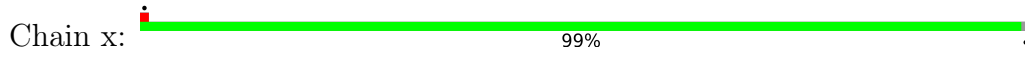
• Molecule 45: 60S ribosomal protein L36-A



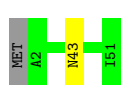
• Molecule 46: 60S ribosomal protein L37-A



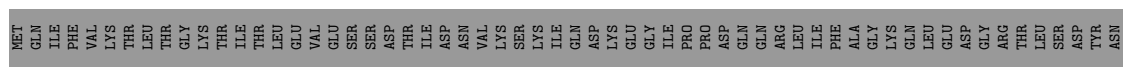
• Molecule 47: 60S ribosomal protein L38



• Molecule 48: 60S ribosomal protein L39



• Molecule 49: Ubiquitin-60S ribosomal protein L40





## 4 Experimental information

| Property                             | Value                           | Source    |
|--------------------------------------|---------------------------------|-----------|
| EM reconstruction method             | SINGLE PARTICLE                 | Depositor |
| Imposed symmetry                     | POINT, C1                       | Depositor |
| Number of particles used             | 112292                          | Depositor |
| Resolution determination method      | FSC 0.143 CUT-OFF               | Depositor |
| CTF correction method                | PHASE FLIPPING ONLY             | Depositor |
| Microscope                           | FEI TITAN KRIOS                 | Depositor |
| Voltage (kV)                         | 300                             | Depositor |
| Electron dose ( $e^-/\text{\AA}^2$ ) | 40                              | Depositor |
| Minimum defocus (nm)                 | 1000                            | Depositor |
| Maximum defocus (nm)                 | 2500                            | Depositor |
| Magnification                        | 22500                           | Depositor |
| Image detector                       | GATAN K2 SUMMIT (4k x 4k)       | Depositor |
| Maximum map value                    | 0.161                           | Depositor |
| Minimum map value                    | -0.089                          | Depositor |
| Average map value                    | -0.000                          | Depositor |
| Map value standard deviation         | 0.008                           | Depositor |
| Recommended contour level            | 0.02                            | Depositor |
| Map size ( $\text{\AA}$ )            | 422.40002, 422.40002, 422.40002 | wwPDB     |
| Map dimensions                       | 384, 384, 384                   | wwPDB     |
| Map angles ( $^\circ$ )              | 90.0, 90.0, 90.0                | wwPDB     |
| Pixel spacing ( $\text{\AA}$ )       | 1.1, 1.1, 1.1                   | Depositor |



## 5 Model quality [i](#)

### 5.1 Standard geometry [i](#)

The Z score for a bond length (or angle) is the number of standard deviations the observed value is removed from the expected value. A bond length (or angle) with  $|Z| > 5$  is considered an outlier worth inspection. RMSZ is the root-mean-square of all Z scores of the bond lengths (or angles).

| Mol | Chain | Bond lengths |         | Bond angles |                   |
|-----|-------|--------------|---------|-------------|-------------------|
|     |       | RMSZ         | # Z  >5 | RMSZ        | # Z  >5           |
| 1   | A     | 0.75         | 0/76644 | 0.94        | 118/119497 (0.1%) |
| 2   | B     | 0.67         | 0/2883  | 0.87        | 0/4491            |
| 3   | C     | 0.76         | 0/3746  | 0.92        | 0/5832            |
| 4   | Y     | 0.37         | 0/1016  | 0.85        | 2/1368 (0.1%)     |
| 5   | X     | 0.34         | 0/1729  | 0.55        | 0/2355            |
| 6   | L     | 0.32         | 0/359   | 0.73        | 1/489 (0.2%)      |
| 7   | W     | 0.33         | 0/3039  | 0.70        | 1/4124 (0.0%)     |
| 8   | V     | 0.36         | 0/3093  | 0.64        | 2/4203 (0.0%)     |
| 9   | D     | 0.43         | 0/1908  | 0.57        | 0/2564            |
| 10  | E     | 0.44         | 0/3130  | 0.58        | 0/4206            |
| 11  | F     | 0.39         | 0/2800  | 0.59        | 1/3790 (0.0%)     |
| 12  | G     | 0.37         | 0/2364  | 0.57        | 1/3190 (0.0%)     |
| 13  | H     | 0.38         | 0/1236  | 0.56        | 0/1661            |
| 14  | I     | 0.39         | 0/1807  | 0.55        | 0/2432            |
| 15  | J     | 0.38         | 0/1794  | 0.58        | 0/2425            |
| 16  | K     | 0.40         | 0/1514  | 0.57        | 1/2039 (0.0%)     |
| 17  | Z     | 0.36         | 0/1684  | 0.51        | 0/2259            |
| 18  | M     | 0.31         | 0/1365  | 0.60        | 0/1831            |
| 19  | N     | 0.39         | 0/1564  | 0.59        | 0/2102            |
| 20  | O     | 0.37         | 0/1068  | 0.52        | 0/1438            |
| 21  | Q     | 0.38         | 0/831   | 0.56        | 0/1097            |
| 22  | R     | 0.43         | 0/680   | 0.59        | 0/905             |
| 24  | a     | 0.46         | 0/1757  | 0.56        | 0/2354            |
| 25  | b     | 0.41         | 0/1585  | 0.52        | 0/2128            |
| 26  | c     | 0.42         | 0/1443  | 0.59        | 0/1944            |
| 27  | d     | 0.38         | 0/1465  | 0.55        | 0/1965            |
| 28  | e     | 0.40         | 0/1236  | 0.57        | 1/1650 (0.1%)     |
| 29  | f     | 0.42         | 0/1468  | 0.58        | 1/1973 (0.1%)     |
| 30  | g     | 0.40         | 0/1300  | 0.54        | 0/1743            |
| 31  | h     | 0.38         | 0/781   | 0.54        | 0/1058            |
| 32  | i     | 0.41         | 0/996   | 0.54        | 0/1340            |
| 33  | j     | 0.37         | 0/521   | 0.50        | 0/691             |
| 34  | k     | 0.42         | 0/979   | 0.59        | 0/1321            |
| 35  | l     | 0.35         | 0/995   | 0.56        | 1/1329 (0.1%)     |

| Mol | Chain | Bond lengths |          | Bond angles |                   |
|-----|-------|--------------|----------|-------------|-------------------|
|     |       | RMSZ         | # Z  >5  | RMSZ        | # Z  >5           |
| 36  | m     | 0.39         | 0/1118   | 0.58        | 0/1497            |
| 37  | n     | 0.41         | 0/1204   | 0.65        | 3/1612 (0.2%)     |
| 38  | o     | 0.34         | 0/473    | 0.61        | 0/629             |
| 39  | p     | 0.38         | 0/745    | 0.55        | 0/1001            |
| 40  | q     | 0.43         | 0/880    | 0.55        | 0/1182            |
| 41  | r     | 0.38         | 0/1033   | 0.54        | 0/1383            |
| 42  | s     | 0.46         | 0/868    | 0.54        | 0/1168            |
| 43  | t     | 0.45         | 0/871    | 0.66        | 2/1164 (0.2%)     |
| 44  | u     | 0.36         | 0/978    | 0.55        | 0/1301            |
| 45  | v     | 0.34         | 0/759    | 0.57        | 0/1009            |
| 46  | w     | 0.45         | 0/680    | 0.61        | 0/901             |
| 47  | x     | 0.34         | 0/614    | 0.53        | 0/822             |
| 48  | y     | 0.39         | 0/443    | 0.59        | 0/588             |
| 49  | z     | 0.36         | 0/414    | 0.50        | 0/551             |
| All | All   | 0.63         | 0/141860 | 0.82        | 135/208602 (0.1%) |

Chiral center outliers are detected by calculating the chiral volume of a chiral center and verifying if the center is modelled as a planar moiety or with the opposite hand. A planarity outlier is detected by checking planarity of atoms in a peptide group, atoms in a mainchain group or atoms of a sidechain that are expected to be planar.

| Mol | Chain | #Chirality outliers | #Planarity outliers |
|-----|-------|---------------------|---------------------|
| 4   | Y     | 0                   | 3                   |
| 5   | X     | 0                   | 1                   |
| 7   | W     | 0                   | 10                  |
| 8   | V     | 0                   | 2                   |
| 10  | E     | 0                   | 1                   |
| 11  | F     | 0                   | 2                   |
| 14  | I     | 0                   | 2                   |
| 15  | J     | 0                   | 2                   |
| 16  | K     | 0                   | 1                   |
| 18  | M     | 0                   | 2                   |
| 23  | S     | 0                   | 1                   |
| 29  | f     | 0                   | 2                   |
| 37  | n     | 0                   | 3                   |
| 38  | o     | 0                   | 1                   |
| 44  | u     | 0                   | 1                   |
| All | All   | 0                   | 34                  |

There are no bond length outliers.

All (135) bond angle outliers are listed below:

| Mol | Chain | Res  | Type | Atoms     | Z     | Observed(°) | Ideal(°) |
|-----|-------|------|------|-----------|-------|-------------|----------|
| 1   | A     | 3217 | C    | N1-C2-O2  | 11.39 | 125.73      | 118.90   |
| 1   | A     | 3217 | C    | C2-N1-C1' | 10.59 | 130.45      | 118.80   |
| 43  | t     | 81   | CYS  | CA-CB-SG  | 10.48 | 132.87      | 114.00   |
| 1   | A     | 3217 | C    | N3-C2-O2  | -9.21 | 115.45      | 121.90   |
| 1   | A     | 2550 | U    | C2-N1-C1' | 8.35  | 127.72      | 117.70   |
| 1   | A     | 3196 | U    | N1-C2-O2  | 8.05  | 128.44      | 122.80   |
| 1   | A     | 3058 | U    | C2-N1-C1' | 7.95  | 127.24      | 117.70   |
| 1   | A     | 2550 | U    | N1-C2-O2  | 7.60  | 128.12      | 122.80   |
| 1   | A     | 2260 | U    | N3-C2-O2  | -7.59 | 116.89      | 122.20   |
| 1   | A     | 3058 | U    | N1-C2-O2  | 7.50  | 128.05      | 122.80   |
| 1   | A     | 2513 | U    | P-O3'-C3' | 7.46  | 128.65      | 119.70   |
| 1   | A     | 3217 | C    | C6-N1-C1' | -7.44 | 111.87      | 120.80   |
| 6   | L     | 85   | LEU  | CA-CB-CG  | 7.34  | 132.19      | 115.30   |
| 1   | A     | 2550 | U    | N3-C2-O2  | -7.31 | 117.08      | 122.20   |
| 1   | A     | 1576 | G    | P-O3'-C3' | 7.29  | 128.44      | 119.70   |
| 1   | A     | 3196 | U    | C2-N1-C1' | 7.28  | 126.43      | 117.70   |
| 1   | A     | 3196 | U    | N3-C2-O2  | -7.26 | 117.12      | 122.20   |
| 1   | A     | 2541 | U    | P-O3'-C3' | 7.23  | 128.38      | 119.70   |
| 1   | A     | 922  | U    | C2-N1-C1' | 7.22  | 126.37      | 117.70   |
| 1   | A     | 3214 | U    | C2-N1-C1' | 6.99  | 126.09      | 117.70   |
| 1   | A     | 1815 | U    | P-O3'-C3' | 6.99  | 128.08      | 119.70   |
| 1   | A     | 979  | U    | P-O3'-C3' | 6.94  | 128.03      | 119.70   |
| 1   | A     | 3058 | U    | N3-C2-O2  | -6.90 | 117.37      | 122.20   |
| 1   | A     | 3217 | C    | C6-N1-C2  | -6.87 | 117.55      | 120.30   |
| 1   | A     | 1354 | G    | N3-C4-C5  | -6.84 | 125.18      | 128.60   |
| 1   | A     | 3181 | C    | C2-N1-C1' | 6.78  | 126.26      | 118.80   |
| 1   | A     | 1064 | A    | P-O3'-C3' | 6.77  | 127.82      | 119.70   |
| 1   | A     | 3181 | C    | N1-C2-O2  | 6.73  | 122.94      | 118.90   |
| 1   | A     | 2263 | C    | C2-N1-C1' | 6.72  | 126.19      | 118.80   |
| 28  | e     | 99   | LEU  | CA-CB-CG  | 6.70  | 130.72      | 115.30   |
| 1   | A     | 1354 | G    | C4-N9-C1' | 6.70  | 135.21      | 126.50   |
| 1   | A     | 2263 | C    | N1-C2-O2  | 6.66  | 122.89      | 118.90   |
| 1   | A     | 2260 | U    | C6-N1-C2  | -6.65 | 117.01      | 121.00   |
| 1   | A     | 1354 | G    | N3-C4-N9  | 6.62  | 129.97      | 126.00   |
| 35  | l     | 126  | LEU  | CA-CB-CG  | 6.57  | 130.40      | 115.30   |
| 1   | A     | 2513 | U    | OP1-P-O3' | 6.56  | 119.64      | 105.20   |
| 1   | A     | 2101 | C    | P-O3'-C3' | 6.54  | 127.55      | 119.70   |
| 1   | A     | 2260 | U    | N1-C2-O2  | 6.49  | 127.34      | 122.80   |
| 1   | A     | 2617 | U    | N3-C2-O2  | -6.41 | 117.71      | 122.20   |
| 1   | A     | 2112 | U    | P-O3'-C3' | 6.39  | 127.37      | 119.70   |
| 1   | A     | 1241 | U    | P-O3'-C3' | 6.38  | 127.36      | 119.70   |
| 1   | A     | 2537 | U    | P-O3'-C3' | 6.38  | 127.36      | 119.70   |
| 1   | A     | 2263 | C    | N3-C2-O2  | -6.35 | 117.45      | 121.90   |

Continued on next page...

*Continued from previous page...*

| Mol | Chain | Res  | Type | Atoms     | Z     | Observed(°) | Ideal(°) |
|-----|-------|------|------|-----------|-------|-------------|----------|
| 1   | A     | 1716 | U    | P-O3'-C3' | 6.31  | 127.27      | 119.70   |
| 1   | A     | 2112 | U    | OP2-P-O3' | 6.31  | 119.08      | 105.20   |
| 1   | A     | 3306 | U    | C2-N1-C1' | 6.31  | 125.27      | 117.70   |
| 8   | V     | 81   | LEU  | CA-CB-CG  | 6.28  | 129.74      | 115.30   |
| 1   | A     | 1097 | G    | P-O3'-C3' | 6.25  | 127.20      | 119.70   |
| 1   | A     | 915  | A    | C2-N3-C4  | 6.23  | 113.71      | 110.60   |
| 1   | A     | 2585 | G    | N3-C4-N9  | 6.21  | 129.72      | 126.00   |
| 1   | A     | 922  | U    | N1-C2-O2  | 6.10  | 127.07      | 122.80   |
| 1   | A     | 2585 | G    | N3-C4-C5  | -6.05 | 125.57      | 128.60   |
| 43  | t     | 84   | CYS  | CA-CB-SG  | -6.04 | 103.13      | 114.00   |
| 1   | A     | 1222 | G    | P-O3'-C3' | 6.03  | 126.93      | 119.70   |
| 1   | A     | 1103 | A    | P-O3'-C3' | 5.98  | 126.87      | 119.70   |
| 1   | A     | 2836 | C    | C2-N1-C1' | 5.97  | 125.37      | 118.80   |
| 1   | A     | 2434 | U    | C2-N1-C1' | 5.96  | 124.86      | 117.70   |
| 1   | A     | 922  | U    | N3-C2-O2  | -5.96 | 118.03      | 122.20   |
| 1   | A     | 3317 | U    | P-O3'-C3' | 5.95  | 126.84      | 119.70   |
| 37  | n     | 116  | GLY  | N-CA-C    | 5.94  | 127.95      | 113.10   |
| 1   | A     | 2260 | U    | C5-C6-N1  | 5.93  | 125.67      | 122.70   |
| 11  | F     | 187  | LEU  | CA-CB-CG  | 5.91  | 128.88      | 115.30   |
| 1   | A     | 2550 | U    | C6-N1-C1' | -5.89 | 112.96      | 121.20   |
| 4   | Y     | 331  | ILE  | N-CA-C    | -5.87 | 95.15       | 111.00   |
| 4   | Y     | 326  | CYS  | CB-CA-C   | -5.87 | 98.67       | 110.40   |
| 1   | A     | 2209 | U    | P-O3'-C3' | 5.84  | 126.71      | 119.70   |
| 1   | A     | 3218 | A    | P-O3'-C3' | 5.82  | 126.69      | 119.70   |
| 1   | A     | 824  | C    | C6-N1-C2  | -5.81 | 117.98      | 120.30   |
| 1   | A     | 2593 | A    | P-O3'-C3' | 5.79  | 126.65      | 119.70   |
| 1   | A     | 1844 | C    | C6-N1-C2  | -5.77 | 117.99      | 120.30   |
| 1   | A     | 3228 | C    | P-O3'-C3' | 5.75  | 126.60      | 119.70   |
| 12  | G     | 257  | GLU  | C-N-CA    | 5.70  | 135.96      | 121.70   |
| 1   | A     | 2846 | U    | C2-N1-C1' | 5.70  | 124.53      | 117.70   |
| 1   | A     | 2772 | C    | N1-C2-O2  | 5.66  | 122.30      | 118.90   |
| 1   | A     | 3217 | C    | C5-C6-N1  | 5.66  | 123.83      | 121.00   |
| 1   | A     | 824  | C    | N1-C2-O2  | 5.64  | 122.28      | 118.90   |
| 1   | A     | 2899 | C    | C2-N1-C1' | 5.63  | 125.00      | 118.80   |
| 1   | A     | 916  | G    | P-O3'-C3' | 5.63  | 126.45      | 119.70   |
| 1   | A     | 2873 | U    | N3-C2-O2  | -5.62 | 118.26      | 122.20   |
| 1   | A     | 3269 | U    | P-O3'-C3' | 5.62  | 126.44      | 119.70   |
| 1   | A     | 2726 | C    | C2-N1-C1' | 5.62  | 124.98      | 118.80   |
| 1   | A     | 1354 | G    | C8-N9-C1' | -5.61 | 119.71      | 127.00   |
| 1   | A     | 2585 | G    | C4-N9-C1' | 5.60  | 133.78      | 126.50   |
| 1   | A     | 3306 | U    | N3-C2-O2  | -5.59 | 118.29      | 122.20   |
| 1   | A     | 1190 | A    | C2-N3-C4  | 5.57  | 113.39      | 110.60   |

*Continued on next page...*

*Continued from previous page...*

| Mol | Chain | Res  | Type | Atoms      | Z     | Observed(°) | Ideal(°) |
|-----|-------|------|------|------------|-------|-------------|----------|
| 1   | A     | 915  | A    | C4-N9-C1'  | 5.56  | 136.31      | 126.30   |
| 1   | A     | 1554 | U    | P-O3'-C3'  | 5.53  | 126.34      | 119.70   |
| 1   | A     | 1437 | C    | C6-N1-C2   | -5.53 | 118.09      | 120.30   |
| 1   | A     | 2260 | U    | C2-N1-C1'  | 5.51  | 124.31      | 117.70   |
| 1   | A     | 2537 | U    | OP1-P-O3'  | 5.50  | 117.29      | 105.20   |
| 1   | A     | 3214 | U    | N3-C2-O2   | -5.48 | 118.36      | 122.20   |
| 1   | A     | 3181 | C    | N3-C2-O2   | -5.48 | 118.07      | 121.90   |
| 1   | A     | 3043 | C    | C6-N1-C2   | -5.45 | 118.12      | 120.30   |
| 1   | A     | 2971 | A    | C4-N9-C1'  | 5.44  | 136.09      | 126.30   |
| 1   | A     | 3214 | U    | N1-C2-O2   | 5.43  | 126.60      | 122.80   |
| 1   | A     | 2514 | U    | O5'-P-OP1  | -5.40 | 100.84      | 105.70   |
| 1   | A     | 2846 | U    | N3-C2-O2   | -5.40 | 118.42      | 122.20   |
| 1   | A     | 2552 | C    | C2-N1-C1'  | 5.40  | 124.74      | 118.80   |
| 1   | A     | 3058 | U    | C6-N1-C1'  | -5.37 | 113.68      | 121.20   |
| 1   | A     | 2983 | C    | C2-N1-C1'  | 5.37  | 124.70      | 118.80   |
| 1   | A     | 421  | G    | N3-C4-N9   | 5.35  | 129.21      | 126.00   |
| 1   | A     | 927  | C    | C6-N1-C2   | -5.34 | 118.16      | 120.30   |
| 1   | A     | 3154 | C    | N1-C2-O2   | 5.32  | 122.09      | 118.90   |
| 1   | A     | 421  | G    | C4-N9-C1'  | 5.31  | 133.40      | 126.50   |
| 1   | A     | 3057 | U    | N3-C2-O2   | -5.30 | 118.49      | 122.20   |
| 1   | A     | 3355 | U    | N1-C2-O2   | 5.30  | 126.51      | 122.80   |
| 1   | A     | 2146 | C    | C6-N1-C2   | -5.27 | 118.19      | 120.30   |
| 1   | A     | 824  | C    | N3-C2-O2   | -5.25 | 118.22      | 121.90   |
| 1   | A     | 2163 | C    | C6-N1-C2   | -5.25 | 118.20      | 120.30   |
| 16  | K     | 118  | LEU  | CA-CB-CG   | 5.24  | 127.36      | 115.30   |
| 1   | A     | 1237 | G    | N3-C4-N9   | 5.23  | 129.14      | 126.00   |
| 1   | A     | 1525 | G    | C4-N9-C1'  | 5.21  | 133.27      | 126.50   |
| 37  | n     | 47   | LYS  | C-N-CA     | 5.20  | 134.69      | 121.70   |
| 1   | A     | 2249 | G    | P-O3'-C3'  | 5.18  | 125.92      | 119.70   |
| 7   | W     | 337  | ILE  | C-N-CA     | 5.16  | 134.61      | 121.70   |
| 1   | A     | 3355 | U    | N3-C2-O2   | -5.16 | 118.59      | 122.20   |
| 29  | f     | 24   | LEU  | CB-CG-CD2  | 5.16  | 119.77      | 111.00   |
| 37  | n     | 47   | LYS  | CA-CB-CG   | 5.14  | 124.71      | 113.40   |
| 8   | V     | 143  | CYS  | CA-CB-SG   | 5.14  | 123.25      | 114.00   |
| 1   | A     | 2266 | U    | P-O3'-C3'  | 5.13  | 125.86      | 119.70   |
| 1   | A     | 3214 | U    | O4'-C1'-N1 | 5.13  | 112.31      | 108.20   |
| 1   | A     | 3344 | A    | O4'-C1'-N9 | 5.12  | 112.30      | 108.20   |
| 1   | A     | 2137 | U    | C2-N1-C1'  | 5.11  | 123.83      | 117.70   |
| 1   | A     | 3057 | U    | N1-C2-O2   | 5.09  | 126.36      | 122.80   |
| 1   | A     | 3354 | U    | C2-N1-C1'  | 5.09  | 123.81      | 117.70   |
| 1   | A     | 1284 | C    | P-O3'-C3'  | 5.08  | 125.80      | 119.70   |
| 1   | A     | 1237 | G    | C4-N9-C1'  | 5.07  | 133.10      | 126.50   |

*Continued on next page...*

*Continued from previous page...*

| Mol | Chain | Res  | Type | Atoms     | Z     | Observed(°) | Ideal(°) |
|-----|-------|------|------|-----------|-------|-------------|----------|
| 1   | A     | 2690 | G    | C4-N9-C1' | 5.06  | 133.08      | 126.50   |
| 1   | A     | 2389 | C    | C6-N1-C2  | -5.04 | 118.28      | 120.30   |
| 1   | A     | 915  | A    | N3-C4-N9  | 5.04  | 131.43      | 127.40   |
| 1   | A     | 1554 | U    | OP1-P-O3' | 5.04  | 116.28      | 105.20   |
| 1   | A     | 3181 | C    | C6-N1-C1' | -5.01 | 114.78      | 120.80   |
| 1   | A     | 1237 | G    | N3-C4-C5  | -5.01 | 126.09      | 128.60   |
| 1   | A     | 2266 | U    | OP1-P-O3' | 5.01  | 116.22      | 105.20   |
| 1   | A     | 1190 | A    | C4-N9-C1' | 5.00  | 135.30      | 126.30   |

There are no chirality outliers.

All (34) planarity outliers are listed below:

| Mol | Chain | Res | Type | Group   |
|-----|-------|-----|------|---------|
| 10  | E     | 346 | THR  | Peptide |
| 11  | F     | 338 | LYS  | Peptide |
| 11  | F     | 4   | PRO  | Peptide |
| 14  | I     | 157 | ASN  | Peptide |
| 14  | I     | 232 | ARG  | Peptide |
| 15  | J     | 34  | PHE  | Peptide |
| 15  | J     | 35  | GLY  | Peptide |
| 16  | K     | 21  | LYS  | Peptide |
| 18  | M     | 171 | VAL  | Peptide |
| 18  | M     | 7   | ASN  | Peptide |
| 23  | S     | 106 | UNK  | Peptide |
| 8   | V     | 15  | ALA  | Peptide |
| 8   | V     | 44  | ASP  | Peptide |
| 7   | W     | 134 | LEU  | Peptide |
| 7   | W     | 137 | PRO  | Peptide |
| 7   | W     | 142 | TRP  | Peptide |
| 7   | W     | 176 | LEU  | Peptide |
| 7   | W     | 337 | ILE  | Peptide |
| 7   | W     | 371 | THR  | Peptide |
| 7   | W     | 373 | HIS  | Peptide |
| 7   | W     | 441 | ILE  | Peptide |
| 7   | W     | 445 | SER  | Peptide |
| 7   | W     | 467 | ALA  | Peptide |
| 5   | X     | 7   | PHE  | Peptide |
| 4   | Y     | 325 | SER  | Peptide |
| 4   | Y     | 326 | CYS  | Peptide |
| 4   | Y     | 331 | ILE  | Peptide |
| 29  | f     | 12  | ARG  | Peptide |
| 29  | f     | 23  | LYS  | Peptide |

*Continued on next page...*

*Continued from previous page...*

| Mol | Chain | Res | Type | Group   |
|-----|-------|-----|------|---------|
| 37  | n     | 116 | GLY  | Peptide |
| 37  | n     | 14  | HIS  | Peptide |
| 37  | n     | 23  | GLY  | Peptide |
| 38  | o     | 25  | LYS  | Peptide |
| 44  | u     | 83  | LYS  | Peptide |

## 5.2 Too-close contacts [i](#)

Due to software issues we are unable to calculate clashes - this section is therefore empty.

## 5.3 Torsion angles [i](#)

### 5.3.1 Protein backbone [i](#)

In the following table, the Percentiles column shows the percent Ramachandran outliers of the chain as a percentile score with respect to all PDB entries followed by that with respect to all EM entries.

The Analysed column shows the number of residues for which the backbone conformation was analysed, and the total number of residues.

| Mol | Chain | Analysed      | Favoured  | Allowed  | Outliers | Percentiles |     |
|-----|-------|---------------|-----------|----------|----------|-------------|-----|
| 4   | Y     | 126/364 (35%) | 99 (79%)  | 23 (18%) | 4 (3%)   | 4           | 29  |
| 5   | X     | 230/245 (94%) | 222 (96%) | 8 (4%)   | 0        | 100         | 100 |
| 6   | L     | 53/165 (32%)  | 48 (91%)  | 5 (9%)   | 0        | 100         | 100 |
| 7   | W     | 373/640 (58%) | 313 (84%) | 53 (14%) | 7 (2%)   | 8           | 40  |
| 8   | V     | 388/518 (75%) | 332 (86%) | 52 (13%) | 4 (1%)   | 15          | 54  |
| 9   | D     | 244/254 (96%) | 227 (93%) | 17 (7%)  | 0        | 100         | 100 |
| 10  | E     | 382/387 (99%) | 357 (94%) | 24 (6%)  | 1 (0%)   | 41          | 75  |
| 11  | F     | 359/362 (99%) | 328 (91%) | 28 (8%)  | 3 (1%)   | 19          | 58  |
| 12  | G     | 287/297 (97%) | 266 (93%) | 20 (7%)  | 1 (0%)   | 41          | 75  |
| 13  | H     | 151/176 (86%) | 144 (95%) | 7 (5%)   | 0        | 100         | 100 |
| 14  | I     | 218/244 (89%) | 204 (94%) | 13 (6%)  | 1 (0%)   | 29          | 68  |
| 15  | J     | 225/256 (88%) | 215 (96%) | 9 (4%)   | 1 (0%)   | 34          | 72  |
| 16  | K     | 186/191 (97%) | 173 (93%) | 13 (7%)  | 0        | 100         | 100 |
| 17  | Z     | 197/221 (89%) | 187 (95%) | 10 (5%)  | 0        | 100         | 100 |

*Continued on next page...*

*Continued from previous page...*

| Mol | Chain | Analysed      | Favoured  | Allowed  | Outliers | Percentiles |     |
|-----|-------|---------------|-----------|----------|----------|-------------|-----|
| 18  | M     | 166/174 (95%) | 153 (92%) | 13 (8%)  | 0        | 100         | 100 |
| 19  | N     | 191/199 (96%) | 170 (89%) | 20 (10%) | 1 (0%)   | 29          | 68  |
| 20  | O     | 134/138 (97%) | 127 (95%) | 7 (5%)   | 0        | 100         | 100 |
| 21  | Q     | 100/106 (94%) | 93 (93%)  | 7 (7%)   | 0        | 100         | 100 |
| 22  | R     | 86/92 (94%)   | 80 (93%)  | 6 (7%)   | 0        | 100         | 100 |
| 24  | a     | 201/204 (98%) | 189 (94%) | 12 (6%)  | 0        | 100         | 100 |
| 25  | b     | 195/199 (98%) | 187 (96%) | 8 (4%)   | 0        | 100         | 100 |
| 26  | c     | 181/184 (98%) | 167 (92%) | 14 (8%)  | 0        | 100         | 100 |
| 27  | d     | 183/186 (98%) | 174 (95%) | 9 (5%)   | 0        | 100         | 100 |
| 28  | e     | 149/189 (79%) | 140 (94%) | 9 (6%)   | 0        | 100         | 100 |
| 29  | f     | 168/172 (98%) | 156 (93%) | 10 (6%)  | 2 (1%)   | 13          | 50  |
| 30  | g     | 157/160 (98%) | 148 (94%) | 9 (6%)   | 0        | 100         | 100 |
| 31  | h     | 95/121 (78%)  | 89 (94%)  | 6 (6%)   | 0        | 100         | 100 |
| 32  | i     | 130/137 (95%) | 127 (98%) | 3 (2%)   | 0        | 100         | 100 |
| 33  | j     | 59/155 (38%)  | 56 (95%)  | 2 (3%)   | 1 (2%)   | 9           | 42  |
| 34  | k     | 119/142 (84%) | 110 (92%) | 9 (8%)   | 0        | 100         | 100 |
| 35  | l     | 123/127 (97%) | 121 (98%) | 2 (2%)   | 0        | 100         | 100 |
| 36  | m     | 133/136 (98%) | 119 (90%) | 14 (10%) | 0        | 100         | 100 |
| 37  | n     | 146/149 (98%) | 129 (88%) | 14 (10%) | 3 (2%)   | 7           | 38  |
| 38  | o     | 56/59 (95%)   | 51 (91%)  | 4 (7%)   | 1 (2%)   | 8           | 41  |
| 39  | p     | 94/105 (90%)  | 90 (96%)  | 4 (4%)   | 0        | 100         | 100 |
| 40  | q     | 105/113 (93%) | 96 (91%)  | 9 (9%)   | 0        | 100         | 100 |
| 41  | r     | 124/130 (95%) | 120 (97%) | 4 (3%)   | 0        | 100         | 100 |
| 42  | s     | 104/107 (97%) | 99 (95%)  | 5 (5%)   | 0        | 100         | 100 |
| 43  | t     | 107/121 (88%) | 101 (94%) | 6 (6%)   | 0        | 100         | 100 |
| 44  | u     | 117/120 (98%) | 113 (97%) | 4 (3%)   | 0        | 100         | 100 |
| 45  | v     | 96/100 (96%)  | 86 (90%)  | 9 (9%)   | 1 (1%)   | 15          | 54  |
| 46  | w     | 82/88 (93%)   | 72 (88%)  | 10 (12%) | 0        | 100         | 100 |
| 47  | x     | 75/78 (96%)   | 73 (97%)  | 2 (3%)   | 0        | 100         | 100 |
| 48  | y     | 48/51 (94%)   | 45 (94%)  | 3 (6%)   | 0        | 100         | 100 |
| 49  | z     | 49/128 (38%)  | 47 (96%)  | 2 (4%)   | 0        | 100         | 100 |

*Continued on next page...*



Continued from previous page...

| Mol | Chain | Analysed        | Favoured   | Allowed  | Outliers | Percentiles |
|-----|-------|-----------------|------------|----------|----------|-------------|
| All | All   | 7192/8490 (85%) | 6643 (92%) | 518 (7%) | 31 (0%)  | 38 72       |

All (31) Ramachandran outliers are listed below:

| Mol | Chain | Res | Type |
|-----|-------|-----|------|
| 7   | W     | 135 | ILE  |
| 8   | V     | 95  | VAL  |
| 8   | V     | 97  | LEU  |
| 11  | F     | 339 | LEU  |
| 12  | G     | 259 | LYS  |
| 38  | o     | 26  | THR  |
| 4   | Y     | 247 | ALA  |
| 4   | Y     | 326 | CYS  |
| 7   | W     | 442 | GLN  |
| 15  | J     | 36  | ILE  |
| 19  | N     | 63  | VAL  |
| 29  | f     | 13  | ARG  |
| 37  | n     | 24  | LYS  |
| 8   | V     | 68  | PRO  |
| 11  | F     | 5   | GLN  |
| 14  | I     | 158 | LYS  |
| 29  | f     | 24  | LEU  |
| 4   | Y     | 323 | ARG  |
| 7   | W     | 338 | ASN  |
| 10  | E     | 347 | SER  |
| 11  | F     | 4   | PRO  |
| 37  | n     | 15  | VAL  |
| 37  | n     | 47  | LYS  |
| 7   | W     | 241 | LEU  |
| 7   | W     | 395 | ASN  |
| 7   | W     | 443 | THR  |
| 8   | V     | 45  | ILE  |
| 45  | v     | 34  | SER  |
| 7   | W     | 337 | ILE  |
| 33  | j     | 10  | GLY  |
| 4   | Y     | 246 | ILE  |

### 5.3.2 Protein sidechains [i](#)

In the following table, the Percentiles column shows the percent sidechain outliers of the chain as a percentile score with respect to all PDB entries followed by that with respect to all EM entries.

The Analysed column shows the number of residues for which the sidechain conformation was analysed, and the total number of residues.

| Mol | Chain | Analysed       | Rotameric  | Outliers | Percentiles |     |
|-----|-------|----------------|------------|----------|-------------|-----|
| 4   | Y     | 110/323 (34%)  | 107 (97%)  | 3 (3%)   | 44          | 73  |
| 5   | X     | 186/211 (88%)  | 186 (100%) | 0        | 100         | 100 |
| 6   | L     | 30/65 (46%)    | 30 (100%)  | 0        | 100         | 100 |
| 7   | W     | 317/555 (57%)  | 310 (98%)  | 7 (2%)   | 52          | 78  |
| 8   | V     | 332/467 (71%)  | 328 (99%)  | 4 (1%)   | 71          | 87  |
| 9   | D     | 189/196 (96%)  | 188 (100%) | 1 (0%)   | 88          | 94  |
| 10  | E     | 317/323 (98%)  | 315 (99%)  | 2 (1%)   | 86          | 94  |
| 11  | F     | 288/289 (100%) | 285 (99%)  | 3 (1%)   | 76          | 88  |
| 12  | G     | 238/245 (97%)  | 234 (98%)  | 4 (2%)   | 60          | 82  |
| 13  | H     | 131/153 (86%)  | 130 (99%)  | 1 (1%)   | 81          | 91  |
| 14  | I     | 185/205 (90%)  | 183 (99%)  | 2 (1%)   | 73          | 88  |
| 15  | J     | 182/208 (88%)  | 181 (100%) | 1 (0%)   | 88          | 94  |
| 16  | K     | 168/171 (98%)  | 167 (99%)  | 1 (1%)   | 86          | 94  |
| 17  | Z     | 175/187 (94%)  | 170 (97%)  | 5 (3%)   | 42          | 71  |
| 18  | M     | 146/150 (97%)  | 145 (99%)  | 1 (1%)   | 84          | 93  |
| 19  | N     | 153/159 (96%)  | 152 (99%)  | 1 (1%)   | 84          | 93  |
| 20  | O     | 107/109 (98%)  | 107 (100%) | 0        | 100         | 100 |
| 21  | Q     | 87/91 (96%)    | 87 (100%)  | 0        | 100         | 100 |
| 22  | R     | 69/72 (96%)    | 67 (97%)   | 2 (3%)   | 42          | 71  |
| 24  | a     | 175/176 (99%)  | 171 (98%)  | 4 (2%)   | 50          | 77  |
| 25  | b     | 160/162 (99%)  | 158 (99%)  | 2 (1%)   | 69          | 86  |
| 26  | c     | 140/146 (96%)  | 139 (99%)  | 1 (1%)   | 84          | 93  |
| 27  | d     | 150/151 (99%)  | 148 (99%)  | 2 (1%)   | 69          | 86  |
| 28  | e     | 125/154 (81%)  | 125 (100%) | 0        | 100         | 100 |
| 29  | f     | 155/156 (99%)  | 152 (98%)  | 3 (2%)   | 57          | 80  |
| 30  | g     | 136/137 (99%)  | 131 (96%)  | 5 (4%)   | 34          | 65  |
| 31  | h     | 84/107 (78%)   | 84 (100%)  | 0        | 100         | 100 |
| 32  | i     | 102/105 (97%)  | 102 (100%) | 0        | 100         | 100 |
| 33  | j     | 54/129 (42%)   | 54 (100%)  | 0        | 100         | 100 |
| 34  | k     | 104/118 (88%)  | 104 (100%) | 0        | 100         | 100 |

Continued on next page...

Continued from previous page...

| Mol | Chain | Analysed        | Rotameric  | Outliers | Percentiles |     |
|-----|-------|-----------------|------------|----------|-------------|-----|
| 35  | l     | 108/110 (98%)   | 107 (99%)  | 1 (1%)   | 78          | 90  |
| 36  | m     | 115/116 (99%)   | 115 (100%) | 0        | 100         | 100 |
| 37  | n     | 118/119 (99%)   | 116 (98%)  | 2 (2%)   | 60          | 82  |
| 38  | o     | 46/47 (98%)     | 46 (100%)  | 0        | 100         | 100 |
| 39  | p     | 81/88 (92%)     | 80 (99%)   | 1 (1%)   | 71          | 87  |
| 40  | q     | 92/97 (95%)     | 91 (99%)   | 1 (1%)   | 73          | 88  |
| 41  | r     | 108/111 (97%)   | 105 (97%)  | 3 (3%)   | 43          | 72  |
| 42  | s     | 90/91 (99%)     | 89 (99%)   | 1 (1%)   | 73          | 88  |
| 43  | t     | 94/103 (91%)    | 91 (97%)   | 3 (3%)   | 39          | 69  |
| 44  | u     | 104/105 (99%)   | 104 (100%) | 0        | 100         | 100 |
| 45  | v     | 78/82 (95%)     | 78 (100%)  | 0        | 100         | 100 |
| 46  | w     | 69/71 (97%)     | 65 (94%)   | 4 (6%)   | 20          | 53  |
| 47  | x     | 67/69 (97%)     | 67 (100%)  | 0        | 100         | 100 |
| 48  | y     | 45/46 (98%)     | 44 (98%)   | 1 (2%)   | 52          | 78  |
| 49  | z     | 46/116 (40%)    | 46 (100%)  | 0        | 100         | 100 |
| All | All   | 6056/7091 (85%) | 5984 (99%) | 72 (1%)  | 72          | 87  |

All (72) residues with a non-rotameric sidechain are listed below:

| Mol | Chain | Res | Type |
|-----|-------|-----|------|
| 4   | Y     | 235 | CYS  |
| 4   | Y     | 307 | CYS  |
| 4   | Y     | 318 | ASN  |
| 7   | W     | 136 | VAL  |
| 7   | W     | 146 | MET  |
| 7   | W     | 237 | LYS  |
| 7   | W     | 267 | ARG  |
| 7   | W     | 323 | ASN  |
| 7   | W     | 354 | ASN  |
| 7   | W     | 513 | ARG  |
| 8   | V     | 115 | LYS  |
| 8   | V     | 153 | ASN  |
| 8   | V     | 168 | LYS  |
| 8   | V     | 333 | ARG  |
| 9   | D     | 193 | ARG  |
| 10  | E     | 104 | THR  |
| 10  | E     | 332 | ARG  |

Continued on next page...

*Continued from previous page...*

| <b>Mol</b> | <b>Chain</b> | <b>Res</b> | <b>Type</b> |
|------------|--------------|------------|-------------|
| 11         | F            | 43         | ASN         |
| 11         | F            | 197        | ARG         |
| 11         | F            | 221        | ASN         |
| 12         | G            | 23         | ARG         |
| 12         | G            | 24         | ARG         |
| 12         | G            | 85         | ARG         |
| 12         | G            | 273        | ARG         |
| 13         | H            | 166        | LYS         |
| 14         | I            | 200        | ASN         |
| 14         | I            | 244        | ASN         |
| 15         | J            | 24         | ASN         |
| 16         | K            | 157        | ASN         |
| 17         | Z            | 3          | ARG         |
| 17         | Z            | 7          | ARG         |
| 17         | Z            | 55         | ASN         |
| 17         | Z            | 73         | ASN         |
| 17         | Z            | 139        | ARG         |
| 18         | M            | 29         | ARG         |
| 19         | N            | 188        | ARG         |
| 22         | R            | 42         | CYS         |
| 22         | R            | 60         | CYS         |
| 24         | a            | 50         | ARG         |
| 24         | a            | 71         | ARG         |
| 24         | a            | 83         | LYS         |
| 24         | a            | 183        | THR         |
| 25         | b            | 85         | ARG         |
| 25         | b            | 125        | ARG         |
| 26         | c            | 97         | ASN         |
| 27         | d            | 12         | ARG         |
| 27         | d            | 176        | ARG         |
| 29         | f            | 12         | ARG         |
| 29         | f            | 13         | ARG         |
| 29         | f            | 24         | LEU         |
| 30         | g            | 79         | MET         |
| 30         | g            | 127        | GLN         |
| 30         | g            | 136        | ARG         |
| 30         | g            | 139        | ARG         |
| 30         | g            | 146        | ASN         |
| 35         | l            | 37         | LYS         |
| 37         | n            | 4          | ARG         |
| 37         | n            | 120        | ASN         |
| 39         | p            | 61         | MET         |

*Continued on next page...*

*Continued from previous page...*

| <b>Mol</b> | <b>Chain</b> | <b>Res</b> | <b>Type</b> |
|------------|--------------|------------|-------------|
| 40         | q            | 79         | ARG         |
| 41         | r            | 27         | ARG         |
| 41         | r            | 45         | ARG         |
| 41         | r            | 87         | MET         |
| 42         | s            | 86         | ARG         |
| 43         | t            | 4          | ARG         |
| 43         | t            | 47         | CYS         |
| 43         | t            | 95         | ILE         |
| 46         | w            | 22         | CYS         |
| 46         | w            | 25         | ARG         |
| 46         | w            | 34         | CYS         |
| 46         | w            | 45         | ARG         |
| 48         | y            | 43         | ASN         |

Sometimes sidechains can be flipped to improve hydrogen bonding and reduce clashes. All (46) such sidechains are listed below:

| <b>Mol</b> | <b>Chain</b> | <b>Res</b> | <b>Type</b> |
|------------|--------------|------------|-------------|
| 4          | Y            | 292        | GLN         |
| 4          | Y            | 318        | ASN         |
| 4          | Y            | 335        | HIS         |
| 4          | Y            | 343        | GLN         |
| 7          | W            | 170        | GLN         |
| 7          | W            | 323        | ASN         |
| 7          | W            | 413        | GLN         |
| 7          | W            | 500        | ASN         |
| 8          | V            | 153        | ASN         |
| 8          | V            | 358        | HIS         |
| 9          | D            | 132        | ASN         |
| 9          | D            | 140        | ASN         |
| 9          | D            | 209        | HIS         |
| 9          | D            | 218        | HIS         |
| 11         | F            | 43         | ASN         |
| 11         | F            | 221        | ASN         |
| 12         | G            | 264        | GLN         |
| 14         | I            | 200        | ASN         |
| 14         | I            | 244        | ASN         |
| 15         | J            | 24         | ASN         |
| 15         | J            | 38         | GLN         |
| 15         | J            | 95         | ASN         |
| 16         | K            | 58         | HIS         |
| 16         | K            | 64         | HIS         |
| 17         | Z            | 14         | ASN         |

*Continued on next page...*

*Continued from previous page...*

| Mol | Chain | Res | Type |
|-----|-------|-----|------|
| 17  | Z     | 55  | ASN  |
| 17  | Z     | 73  | ASN  |
| 17  | Z     | 86  | HIS  |
| 18  | M     | 109 | HIS  |
| 19  | N     | 25  | HIS  |
| 21  | Q     | 82  | GLN  |
| 24  | a     | 37  | HIS  |
| 25  | b     | 55  | HIS  |
| 28  | e     | 58  | HIS  |
| 29  | f     | 8   | GLN  |
| 32  | i     | 98  | ASN  |
| 37  | n     | 67  | HIS  |
| 37  | n     | 74  | ASN  |
| 37  | n     | 120 | ASN  |
| 40  | q     | 57  | GLN  |
| 41  | r     | 71  | HIS  |
| 41  | r     | 104 | ASN  |
| 42  | s     | 5   | HIS  |
| 44  | u     | 104 | GLN  |
| 44  | u     | 108 | GLN  |
| 48  | y     | 43  | ASN  |

### 5.3.3 RNA [i](#)

| Mol | Chain | Analysed        | Backbone Outliers | Pucker Outliers |
|-----|-------|-----------------|-------------------|-----------------|
| 1   | A     | 3198/3396 (94%) | 642 (20%)         | 33 (1%)         |
| 2   | B     | 120/121 (99%)   | 16 (13%)          | 0               |
| 3   | C     | 157/158 (99%)   | 28 (17%)          | 1 (0%)          |
| All | All   | 3475/3675 (94%) | 686 (19%)         | 34 (0%)         |

All (686) RNA backbone outliers are listed below:

| Mol | Chain | Res | Type |
|-----|-------|-----|------|
| 1   | A     | 6   | A    |
| 1   | A     | 22  | G    |
| 1   | A     | 26  | A    |
| 1   | A     | 40  | A    |
| 1   | A     | 43  | A    |
| 1   | A     | 45  | A    |
| 1   | A     | 49  | A    |
| 1   | A     | 59  | G    |

*Continued on next page...*

*Continued from previous page...*

| <b>Mol</b> | <b>Chain</b> | <b>Res</b> | <b>Type</b> |
|------------|--------------|------------|-------------|
| 1          | A            | 60         | A           |
| 1          | A            | 65         | A           |
| 1          | A            | 66         | A           |
| 1          | A            | 72         | C           |
| 1          | A            | 75         | G           |
| 1          | A            | 76         | G           |
| 1          | A            | 81         | C           |
| 1          | A            | 85         | A           |
| 1          | A            | 92         | G           |
| 1          | A            | 96         | G           |
| 1          | A            | 97         | U           |
| 1          | A            | 109        | A           |
| 1          | A            | 110        | G           |
| 1          | A            | 116        | A           |
| 1          | A            | 117        | U           |
| 1          | A            | 118        | U           |
| 1          | A            | 122        | A           |
| 1          | A            | 135        | C           |
| 1          | A            | 136        | G           |
| 1          | A            | 140        | C           |
| 1          | A            | 148        | G           |
| 1          | A            | 155        | G           |
| 1          | A            | 156        | G           |
| 1          | A            | 157        | A           |
| 1          | A            | 165        | A           |
| 1          | A            | 168        | U           |
| 1          | A            | 170        | G           |
| 1          | A            | 173        | G           |
| 1          | A            | 176        | G           |
| 1          | A            | 182        | U           |
| 1          | A            | 187        | A           |
| 1          | A            | 190        | U           |
| 1          | A            | 191        | U           |
| 1          | A            | 202        | G           |
| 1          | A            | 206        | G           |
| 1          | A            | 210        | U           |
| 1          | A            | 211        | A           |
| 1          | A            | 213        | A           |
| 1          | A            | 217        | U           |
| 1          | A            | 218        | G           |
| 1          | A            | 219        | A           |
| 1          | A            | 240        | U           |

*Continued on next page...*

*Continued from previous page...*

| <b>Mol</b> | <b>Chain</b> | <b>Res</b> | <b>Type</b> |
|------------|--------------|------------|-------------|
| 1          | A            | 241        | G           |
| 1          | A            | 243        | G           |
| 1          | A            | 247        | C           |
| 1          | A            | 249        | U           |
| 1          | A            | 250        | U           |
| 1          | A            | 251        | G           |
| 1          | A            | 252        | U           |
| 1          | A            | 253        | A           |
| 1          | A            | 257        | U           |
| 1          | A            | 269        | G           |
| 1          | A            | 270        | U           |
| 1          | A            | 286        | U           |
| 1          | A            | 295        | A           |
| 1          | A            | 323        | A           |
| 1          | A            | 329        | U           |
| 1          | A            | 336        | A           |
| 1          | A            | 338        | A           |
| 1          | A            | 339        | C           |
| 1          | A            | 351        | A           |
| 1          | A            | 359        | U           |
| 1          | A            | 375        | A           |
| 1          | A            | 376        | G           |
| 1          | A            | 382        | U           |
| 1          | A            | 385        | A           |
| 1          | A            | 395        | A           |
| 1          | A            | 398        | A           |
| 1          | A            | 399        | A           |
| 1          | A            | 401        | U           |
| 1          | A            | 402        | A           |
| 1          | A            | 403        | C           |
| 1          | A            | 404        | G           |
| 1          | A            | 406        | G           |
| 1          | A            | 420        | G           |
| 1          | A            | 421        | G           |
| 1          | A            | 422        | A           |
| 1          | A            | 439        | C           |
| 1          | A            | 520        | U           |
| 1          | A            | 521        | A           |
| 1          | A            | 532        | A           |
| 1          | A            | 536        | U           |
| 1          | A            | 541        | U           |
| 1          | A            | 543        | C           |

*Continued on next page...*



*Continued from previous page...*

| <b>Mol</b> | <b>Chain</b> | <b>Res</b> | <b>Type</b> |
|------------|--------------|------------|-------------|
| 1          | A            | 546        | C           |
| 1          | A            | 547        | G           |
| 1          | A            | 548        | G           |
| 1          | A            | 549        | U           |
| 1          | A            | 551        | A           |
| 1          | A            | 552        | G           |
| 1          | A            | 555        | U           |
| 1          | A            | 557        | A           |
| 1          | A            | 559        | A           |
| 1          | A            | 578        | A           |
| 1          | A            | 579        | G           |
| 1          | A            | 592        | A           |
| 1          | A            | 598        | A           |
| 1          | A            | 600        | G           |
| 1          | A            | 604        | G           |
| 1          | A            | 607        | A           |
| 1          | A            | 611        | A           |
| 1          | A            | 620        | U           |
| 1          | A            | 621        | A           |
| 1          | A            | 622        | A           |
| 1          | A            | 636        | C           |
| 1          | A            | 644        | G           |
| 1          | A            | 649        | A           |
| 1          | A            | 655        | C           |
| 1          | A            | 675        | C           |
| 1          | A            | 677        | A           |
| 1          | A            | 681        | U           |
| 1          | A            | 683        | U           |
| 1          | A            | 689        | U           |
| 1          | A            | 691        | A           |
| 1          | A            | 692        | A           |
| 1          | A            | 705        | A           |
| 1          | A            | 706        | A           |
| 1          | A            | 709        | A           |
| 1          | A            | 712        | G           |
| 1          | A            | 715        | A           |
| 1          | A            | 720        | A           |
| 1          | A            | 725        | G           |
| 1          | A            | 764        | U           |
| 1          | A            | 765        | C           |
| 1          | A            | 766        | U           |
| 1          | A            | 767        | U           |

*Continued on next page...*

*Continued from previous page...*

| <b>Mol</b> | <b>Chain</b> | <b>Res</b> | <b>Type</b> |
|------------|--------------|------------|-------------|
| 1          | A            | 771        | A           |
| 1          | A            | 776        | U           |
| 1          | A            | 777        | U           |
| 1          | A            | 780        | A           |
| 1          | A            | 781        | G           |
| 1          | A            | 785        | G           |
| 1          | A            | 799        | G           |
| 1          | A            | 801        | A           |
| 1          | A            | 806        | A           |
| 1          | A            | 817        | A           |
| 1          | A            | 823        | C           |
| 1          | A            | 830        | A           |
| 1          | A            | 848        | A           |
| 1          | A            | 849        | C           |
| 1          | A            | 861        | C           |
| 1          | A            | 869        | G           |
| 1          | A            | 874        | U           |
| 1          | A            | 879        | U           |
| 1          | A            | 880        | G           |
| 1          | A            | 888        | A           |
| 1          | A            | 890        | C           |
| 1          | A            | 895        | A           |
| 1          | A            | 897        | U           |
| 1          | A            | 907        | G           |
| 1          | A            | 908        | G           |
| 1          | A            | 914        | A           |
| 1          | A            | 916        | G           |
| 1          | A            | 917        | A           |
| 1          | A            | 924        | G           |
| 1          | A            | 932        | U           |
| 1          | A            | 933        | A           |
| 1          | A            | 937        | G           |
| 1          | A            | 944        | C           |
| 1          | A            | 959        | C           |
| 1          | A            | 960        | U           |
| 1          | A            | 961        | C           |
| 1          | A            | 978        | G           |
| 1          | A            | 979        | U           |
| 1          | A            | 980        | A           |
| 1          | A            | 981        | U           |
| 1          | A            | 982        | C           |
| 1          | A            | 991        | G           |

*Continued on next page...*

*Continued from previous page...*

| <b>Mol</b> | <b>Chain</b> | <b>Res</b> | <b>Type</b> |
|------------|--------------|------------|-------------|
| 1          | A            | 994        | G           |
| 1          | A            | 995        | U           |
| 1          | A            | 1001       | G           |
| 1          | A            | 1002       | A           |
| 1          | A            | 1010       | G           |
| 1          | A            | 1015       | U           |
| 1          | A            | 1017       | C           |
| 1          | A            | 1024       | G           |
| 1          | A            | 1029       | G           |
| 1          | A            | 1036       | A           |
| 1          | A            | 1037       | C           |
| 1          | A            | 1047       | A           |
| 1          | A            | 1049       | C           |
| 1          | A            | 1057       | A           |
| 1          | A            | 1063       | G           |
| 1          | A            | 1064       | A           |
| 1          | A            | 1065       | A           |
| 1          | A            | 1066       | G           |
| 1          | A            | 1072       | G           |
| 1          | A            | 1081       | U           |
| 1          | A            | 1087       | G           |
| 1          | A            | 1093       | A           |
| 1          | A            | 1094       | U           |
| 1          | A            | 1095       | U           |
| 1          | A            | 1096       | U           |
| 1          | A            | 1097       | G           |
| 1          | A            | 1098       | A           |
| 1          | A            | 1103       | A           |
| 1          | A            | 1104       | G           |
| 1          | A            | 1117       | G           |
| 1          | A            | 1124       | U           |
| 1          | A            | 1131       | G           |
| 1          | A            | 1144       | U           |
| 1          | A            | 1153       | A           |
| 1          | A            | 1159       | A           |
| 1          | A            | 1180       | A           |
| 1          | A            | 1181       | U           |
| 1          | A            | 1190       | A           |
| 1          | A            | 1192       | C           |
| 1          | A            | 1193       | A           |
| 1          | A            | 1196       | C           |
| 1          | A            | 1201       | C           |

*Continued on next page...*

*Continued from previous page...*

| <b>Mol</b> | <b>Chain</b> | <b>Res</b> | <b>Type</b> |
|------------|--------------|------------|-------------|
| 1          | A            | 1209       | G           |
| 1          | A            | 1212       | A           |
| 1          | A            | 1222       | G           |
| 1          | A            | 1223       | A           |
| 1          | A            | 1229       | G           |
| 1          | A            | 1235       | U           |
| 1          | A            | 1236       | G           |
| 1          | A            | 1238       | C           |
| 1          | A            | 1239       | C           |
| 1          | A            | 1241       | U           |
| 1          | A            | 1242       | G           |
| 1          | A            | 1244       | A           |
| 1          | A            | 1245       | A           |
| 1          | A            | 1246       | G           |
| 1          | A            | 1248       | C           |
| 1          | A            | 1258       | U           |
| 1          | A            | 1262       | G           |
| 1          | A            | 1263       | A           |
| 1          | A            | 1265       | U           |
| 1          | A            | 1268       | G           |
| 1          | A            | 1285       | G           |
| 1          | A            | 1307       | G           |
| 1          | A            | 1309       | U           |
| 1          | A            | 1313       | G           |
| 1          | A            | 1316       | C           |
| 1          | A            | 1317       | A           |
| 1          | A            | 1330       | A           |
| 1          | A            | 1345       | G           |
| 1          | A            | 1349       | G           |
| 1          | A            | 1350       | A           |
| 1          | A            | 1351       | U           |
| 1          | A            | 1352       | A           |
| 1          | A            | 1353       | U           |
| 1          | A            | 1354       | G           |
| 1          | A            | 1355       | A           |
| 1          | A            | 1356       | U           |
| 1          | A            | 1357       | G           |
| 1          | A            | 1386       | A           |
| 1          | A            | 1399       | A           |
| 1          | A            | 1400       | G           |
| 1          | A            | 1418       | A           |
| 1          | A            | 1419       | A           |

*Continued on next page...*

*Continued from previous page...*

| <b>Mol</b> | <b>Chain</b> | <b>Res</b> | <b>Type</b> |
|------------|--------------|------------|-------------|
| 1          | A            | 1430       | U           |
| 1          | A            | 1434       | G           |
| 1          | A            | 1437       | C           |
| 1          | A            | 1446       | A           |
| 1          | A            | 1450       | G           |
| 1          | A            | 1455       | U           |
| 1          | A            | 1466       | G           |
| 1          | A            | 1475       | A           |
| 1          | A            | 1481       | A           |
| 1          | A            | 1484       | U           |
| 1          | A            | 1496       | C           |
| 1          | A            | 1503       | A           |
| 1          | A            | 1508       | C           |
| 1          | A            | 1523       | U           |
| 1          | A            | 1546       | A           |
| 1          | A            | 1555       | U           |
| 1          | A            | 1556       | C           |
| 1          | A            | 1557       | A           |
| 1          | A            | 1560       | G           |
| 1          | A            | 1561       | G           |
| 1          | A            | 1562       | C           |
| 1          | A            | 1563       | C           |
| 1          | A            | 1564       | U           |
| 1          | A            | 1566       | A           |
| 1          | A            | 1567       | U           |
| 1          | A            | 1568       | U           |
| 1          | A            | 1569       | U           |
| 1          | A            | 1570       | U           |
| 1          | A            | 1572       | U           |
| 1          | A            | 1573       | G           |
| 1          | A            | 1575       | A           |
| 1          | A            | 1576       | G           |
| 1          | A            | 1577       | G           |
| 1          | A            | 1579       | C           |
| 1          | A            | 1580       | A           |
| 1          | A            | 1582       | C           |
| 1          | A            | 1583       | A           |
| 1          | A            | 1587       | A           |
| 1          | A            | 1589       | A           |
| 1          | A            | 1593       | A           |
| 1          | A            | 1603       | A           |
| 1          | A            | 1605       | A           |

*Continued on next page...*

*Continued from previous page...*

| <b>Mol</b> | <b>Chain</b> | <b>Res</b> | <b>Type</b> |
|------------|--------------|------------|-------------|
| 1          | A            | 1618       | G           |
| 1          | A            | 1619       | A           |
| 1          | A            | 1621       | A           |
| 1          | A            | 1629       | U           |
| 1          | A            | 1642       | A           |
| 1          | A            | 1643       | A           |
| 1          | A            | 1645       | U           |
| 1          | A            | 1657       | C           |
| 1          | A            | 1662       | G           |
| 1          | A            | 1677       | G           |
| 1          | A            | 1683       | A           |
| 1          | A            | 1716       | U           |
| 1          | A            | 1717       | U           |
| 1          | A            | 1724       | U           |
| 1          | A            | 1725       | C           |
| 1          | A            | 1735       | G           |
| 1          | A            | 1741       | A           |
| 1          | A            | 1742       | U           |
| 1          | A            | 1743       | G           |
| 1          | A            | 1749       | A           |
| 1          | A            | 1750       | A           |
| 1          | A            | 1751       | G           |
| 1          | A            | 1759       | C           |
| 1          | A            | 1760       | A           |
| 1          | A            | 1762       | C           |
| 1          | A            | 1765       | U           |
| 1          | A            | 1766       | G           |
| 1          | A            | 1770       | G           |
| 1          | A            | 1780       | G           |
| 1          | A            | 1790       | G           |
| 1          | A            | 1792       | C           |
| 1          | A            | 1797       | A           |
| 1          | A            | 1814       | A           |
| 1          | A            | 1816       | A           |
| 1          | A            | 1817       | G           |
| 1          | A            | 1820       | U           |
| 1          | A            | 1821       | U           |
| 1          | A            | 1839       | A           |
| 1          | A            | 1842       | A           |
| 1          | A            | 1849       | C           |
| 1          | A            | 1850       | A           |
| 1          | A            | 1866       | C           |

*Continued on next page...*

*Continued from previous page...*

| <b>Mol</b> | <b>Chain</b> | <b>Res</b> | <b>Type</b> |
|------------|--------------|------------|-------------|
| 1          | A            | 1867       | A           |
| 1          | A            | 1880       | U           |
| 1          | A            | 1893       | A           |
| 1          | A            | 1904       | C           |
| 1          | A            | 1906       | G           |
| 1          | A            | 1908       | A           |
| 1          | A            | 1918       | C           |
| 1          | A            | 1930       | A           |
| 1          | A            | 1952       | G           |
| 1          | A            | 2100       | A           |
| 1          | A            | 2101       | C           |
| 1          | A            | 2102       | U           |
| 1          | A            | 2111       | G           |
| 1          | A            | 2113       | A           |
| 1          | A            | 2121       | G           |
| 1          | A            | 2122       | G           |
| 1          | A            | 2131       | A           |
| 1          | A            | 2139       | A           |
| 1          | A            | 2158       | A           |
| 1          | A            | 2169       | G           |
| 1          | A            | 2175       | U           |
| 1          | A            | 2184       | U           |
| 1          | A            | 2185       | G           |
| 1          | A            | 2187       | G           |
| 1          | A            | 2188       | A           |
| 1          | A            | 2192       | C           |
| 1          | A            | 2205       | U           |
| 1          | A            | 2209       | U           |
| 1          | A            | 2210       | G           |
| 1          | A            | 2244       | A           |
| 1          | A            | 2249       | G           |
| 1          | A            | 2250       | G           |
| 1          | A            | 2253       | G           |
| 1          | A            | 2254       | U           |
| 1          | A            | 2255       | A           |
| 1          | A            | 2256       | A           |
| 1          | A            | 2260       | U           |
| 1          | A            | 2261       | G           |
| 1          | A            | 2262       | A           |
| 1          | A            | 2265       | C           |
| 1          | A            | 2267       | C           |
| 1          | A            | 2268       | U           |

*Continued on next page...*

*Continued from previous page...*

| <b>Mol</b> | <b>Chain</b> | <b>Res</b> | <b>Type</b> |
|------------|--------------|------------|-------------|
| 1          | A            | 2269       | U           |
| 1          | A            | 2270       | A           |
| 1          | A            | 2273       | G           |
| 1          | A            | 2281       | A           |
| 1          | A            | 2282       | U           |
| 1          | A            | 2288       | G           |
| 1          | A            | 2298       | U           |
| 1          | A            | 2306       | C           |
| 1          | A            | 2307       | G           |
| 1          | A            | 2308       | C           |
| 1          | A            | 2310       | U           |
| 1          | A            | 2313       | A           |
| 1          | A            | 2314       | U           |
| 1          | A            | 2315       | G           |
| 1          | A            | 2317       | A           |
| 1          | A            | 2334       | U           |
| 1          | A            | 2335       | G           |
| 1          | A            | 2336       | U           |
| 1          | A            | 2372       | A           |
| 1          | A            | 2374       | C           |
| 1          | A            | 2375       | G           |
| 1          | A            | 2376       | G           |
| 1          | A            | 2385       | G           |
| 1          | A            | 2388       | U           |
| 1          | A            | 2393       | G           |
| 1          | A            | 2397       | A           |
| 1          | A            | 2402       | A           |
| 1          | A            | 2403       | G           |
| 1          | A            | 2404       | A           |
| 1          | A            | 2411       | U           |
| 1          | A            | 2415       | C           |
| 1          | A            | 2435       | G           |
| 1          | A            | 2437       | G           |
| 1          | A            | 2440       | G           |
| 1          | A            | 2450       | G           |
| 1          | A            | 2451       | G           |
| 1          | A            | 2452       | G           |
| 1          | A            | 2453       | U           |
| 1          | A            | 2454       | G           |
| 1          | A            | 2457       | G           |
| 1          | A            | 2458       | A           |
| 1          | A            | 2459       | A           |

*Continued on next page...*



*Continued from previous page...*

| <b>Mol</b> | <b>Chain</b> | <b>Res</b> | <b>Type</b> |
|------------|--------------|------------|-------------|
| 1          | A            | 2461       | A           |
| 1          | A            | 2462       | A           |
| 1          | A            | 2463       | G           |
| 1          | A            | 2465       | G           |
| 1          | A            | 2468       | A           |
| 1          | A            | 2472       | U           |
| 1          | A            | 2474       | G           |
| 1          | A            | 2476       | C           |
| 1          | A            | 2477       | G           |
| 1          | A            | 2485       | A           |
| 1          | A            | 2488       | A           |
| 1          | A            | 2490       | C           |
| 1          | A            | 2495       | C           |
| 1          | A            | 2496       | C           |
| 1          | A            | 2497       | U           |
| 1          | A            | 2498       | U           |
| 1          | A            | 2499       | U           |
| 1          | A            | 2501       | U           |
| 1          | A            | 2502       | A           |
| 1          | A            | 2503       | G           |
| 1          | A            | 2506       | U           |
| 1          | A            | 2508       | U           |
| 1          | A            | 2509       | U           |
| 1          | A            | 2514       | U           |
| 1          | A            | 2515       | A           |
| 1          | A            | 2531       | C           |
| 1          | A            | 2533       | G           |
| 1          | A            | 2537       | U           |
| 1          | A            | 2538       | U           |
| 1          | A            | 2539       | C           |
| 1          | A            | 2540       | A           |
| 1          | A            | 2541       | U           |
| 1          | A            | 2542       | U           |
| 1          | A            | 2543       | U           |
| 1          | A            | 2549       | G           |
| 1          | A            | 2550       | U           |
| 1          | A            | 2552       | C           |
| 1          | A            | 2554       | A           |
| 1          | A            | 2561       | A           |
| 1          | A            | 2569       | A           |
| 1          | A            | 2570       | U           |
| 1          | A            | 2571       | U           |

*Continued on next page...*

*Continued from previous page...*

| <b>Mol</b> | <b>Chain</b> | <b>Res</b> | <b>Type</b> |
|------------|--------------|------------|-------------|
| 1          | A            | 2572       | C           |
| 1          | A            | 2573       | G           |
| 1          | A            | 2576       | G           |
| 1          | A            | 2577       | C           |
| 1          | A            | 2580       | A           |
| 1          | A            | 2582       | C           |
| 1          | A            | 2585       | G           |
| 1          | A            | 2593       | A           |
| 1          | A            | 2594       | C           |
| 1          | A            | 2600       | C           |
| 1          | A            | 2602       | G           |
| 1          | A            | 2606       | G           |
| 1          | A            | 2607       | G           |
| 1          | A            | 2611       | U           |
| 1          | A            | 2614       | G           |
| 1          | A            | 2628       | A           |
| 1          | A            | 2629       | U           |
| 1          | A            | 2648       | G           |
| 1          | A            | 2652       | U           |
| 1          | A            | 2656       | A           |
| 1          | A            | 2657       | A           |
| 1          | A            | 2663       | G           |
| 1          | A            | 2674       | A           |
| 1          | A            | 2677       | G           |
| 1          | A            | 2689       | A           |
| 1          | A            | 2691       | A           |
| 1          | A            | 2694       | A           |
| 1          | A            | 2696       | A           |
| 1          | A            | 2703       | A           |
| 1          | A            | 2704       | A           |
| 1          | A            | 2705       | A           |
| 1          | A            | 2713       | U           |
| 1          | A            | 2714       | G           |
| 1          | A            | 2719       | U           |
| 1          | A            | 2728       | G           |
| 1          | A            | 2729       | U           |
| 1          | A            | 2742       | C           |
| 1          | A            | 2753       | G           |
| 1          | A            | 2755       | C           |
| 1          | A            | 2777       | G           |
| 1          | A            | 2778       | G           |
| 1          | A            | 2796       | G           |

*Continued on next page...*

*Continued from previous page...*

| <b>Mol</b> | <b>Chain</b> | <b>Res</b> | <b>Type</b> |
|------------|--------------|------------|-------------|
| 1          | A            | 2797       | C           |
| 1          | A            | 2799       | A           |
| 1          | A            | 2800       | G           |
| 1          | A            | 2801       | A           |
| 1          | A            | 2803       | A           |
| 1          | A            | 2804       | A           |
| 1          | A            | 2810       | C           |
| 1          | A            | 2814       | G           |
| 1          | A            | 2817       | A           |
| 1          | A            | 2842       | U           |
| 1          | A            | 2845       | A           |
| 1          | A            | 2847       | A           |
| 1          | A            | 2850       | G           |
| 1          | A            | 2853       | A           |
| 1          | A            | 2860       | U           |
| 1          | A            | 2867       | C           |
| 1          | A            | 2869       | U           |
| 1          | A            | 2871       | G           |
| 1          | A            | 2872       | A           |
| 1          | A            | 2875       | U           |
| 1          | A            | 2887       | A           |
| 1          | A            | 2898       | G           |
| 1          | A            | 2904       | U           |
| 1          | A            | 2914       | G           |
| 1          | A            | 2923       | U           |
| 1          | A            | 2928       | C           |
| 1          | A            | 2933       | A           |
| 1          | A            | 2935       | U           |
| 1          | A            | 2936       | A           |
| 1          | A            | 2941       | A           |
| 1          | A            | 2951       | G           |
| 1          | A            | 2955       | U           |
| 1          | A            | 2971       | A           |
| 1          | A            | 2983       | C           |
| 1          | A            | 2996       | U           |
| 1          | A            | 2997       | G           |
| 1          | A            | 3011       | A           |
| 1          | A            | 3012       | A           |
| 1          | A            | 3014       | U           |
| 1          | A            | 3021       | A           |
| 1          | A            | 3022       | G           |
| 1          | A            | 3028       | G           |

*Continued on next page...*

*Continued from previous page...*

| <b>Mol</b> | <b>Chain</b> | <b>Res</b> | <b>Type</b> |
|------------|--------------|------------|-------------|
| 1          | A            | 3059       | G           |
| 1          | A            | 3078       | U           |
| 1          | A            | 3080       | G           |
| 1          | A            | 3086       | A           |
| 1          | A            | 3092       | C           |
| 1          | A            | 3113       | A           |
| 1          | A            | 3115       | C           |
| 1          | A            | 3119       | U           |
| 1          | A            | 3122       | A           |
| 1          | A            | 3129       | A           |
| 1          | A            | 3130       | A           |
| 1          | A            | 3131       | U           |
| 1          | A            | 3142       | A           |
| 1          | A            | 3143       | C           |
| 1          | A            | 3153       | U           |
| 1          | A            | 3154       | C           |
| 1          | A            | 3156       | U           |
| 1          | A            | 3157       | U           |
| 1          | A            | 3165       | A           |
| 1          | A            | 3170       | A           |
| 1          | A            | 3173       | G           |
| 1          | A            | 3174       | A           |
| 1          | A            | 3176       | G           |
| 1          | A            | 3179       | U           |
| 1          | A            | 3181       | C           |
| 1          | A            | 3185       | U           |
| 1          | A            | 3187       | A           |
| 1          | A            | 3206       | C           |
| 1          | A            | 3207       | U           |
| 1          | A            | 3210       | A           |
| 1          | A            | 3212       | C           |
| 1          | A            | 3217       | C           |
| 1          | A            | 3218       | A           |
| 1          | A            | 3219       | G           |
| 1          | A            | 3224       | G           |
| 1          | A            | 3229       | G           |
| 1          | A            | 3232       | G           |
| 1          | A            | 3234       | A           |
| 1          | A            | 3235       | C           |
| 1          | A            | 3239       | G           |
| 1          | A            | 3243       | A           |
| 1          | A            | 3245       | A           |

*Continued on next page...*

*Continued from previous page...*

| <b>Mol</b> | <b>Chain</b> | <b>Res</b> | <b>Type</b> |
|------------|--------------|------------|-------------|
| 1          | A            | 3247       | G           |
| 1          | A            | 3253       | G           |
| 1          | A            | 3259       | U           |
| 1          | A            | 3263       | G           |
| 1          | A            | 3268       | A           |
| 1          | A            | 3269       | U           |
| 1          | A            | 3270       | U           |
| 1          | A            | 3273       | A           |
| 1          | A            | 3275       | U           |
| 1          | A            | 3276       | G           |
| 1          | A            | 3278       | C           |
| 1          | A            | 3279       | A           |
| 1          | A            | 3280       | U           |
| 1          | A            | 3289       | G           |
| 1          | A            | 3294       | A           |
| 1          | A            | 3295       | A           |
| 1          | A            | 3304       | U           |
| 1          | A            | 3307       | A           |
| 1          | A            | 3310       | A           |
| 1          | A            | 3313       | U           |
| 1          | A            | 3316       | A           |
| 1          | A            | 3317       | U           |
| 1          | A            | 3318       | G           |
| 1          | A            | 3324       | C           |
| 1          | A            | 3341       | U           |
| 1          | A            | 3342       | A           |
| 1          | A            | 3345       | G           |
| 1          | A            | 3349       | C           |
| 1          | A            | 3350       | C           |
| 1          | A            | 3351       | U           |
| 1          | A            | 3352       | U           |
| 1          | A            | 3353       | G           |
| 1          | A            | 3354       | U           |
| 1          | A            | 3355       | U           |
| 1          | A            | 3356       | G           |
| 1          | A            | 3360       | C           |
| 1          | A            | 3362       | A           |
| 1          | A            | 3363       | U           |
| 1          | A            | 3368       | U           |
| 1          | A            | 3369       | G           |
| 1          | A            | 3375       | A           |
| 1          | A            | 3378       | C           |

*Continued on next page...*

*Continued from previous page...*

| <b>Mol</b> | <b>Chain</b> | <b>Res</b> | <b>Type</b> |
|------------|--------------|------------|-------------|
| 1          | A            | 3382       | U           |
| 1          | A            | 3386       | G           |
| 1          | A            | 3390       | G           |
| 1          | A            | 3396       | U           |
| 2          | B            | 10         | C           |
| 2          | B            | 22         | A           |
| 2          | B            | 24         | A           |
| 2          | B            | 31         | U           |
| 2          | B            | 49         | G           |
| 2          | B            | 54         | U           |
| 2          | B            | 65         | G           |
| 2          | B            | 70         | U           |
| 2          | B            | 71         | G           |
| 2          | B            | 73         | C           |
| 2          | B            | 74         | C           |
| 2          | B            | 76         | A           |
| 2          | B            | 102        | A           |
| 2          | B            | 112        | G           |
| 2          | B            | 118        | A           |
| 2          | B            | 121        | U           |
| 3          | C            | 23         | U           |
| 3          | C            | 25         | G           |
| 3          | C            | 34         | U           |
| 3          | C            | 35         | C           |
| 3          | C            | 49         | G           |
| 3          | C            | 51         | G           |
| 3          | C            | 59         | A           |
| 3          | C            | 62         | C           |
| 3          | C            | 63         | G           |
| 3          | C            | 67         | U           |
| 3          | C            | 82         | U           |
| 3          | C            | 83         | C           |
| 3          | C            | 84         | C           |
| 3          | C            | 86         | U           |
| 3          | C            | 87         | G           |
| 3          | C            | 90         | U           |
| 3          | C            | 95         | G           |
| 3          | C            | 104        | A           |
| 3          | C            | 105        | A           |
| 3          | C            | 106        | C           |
| 3          | C            | 111        | A           |
| 3          | C            | 113        | U           |

*Continued on next page...*

*Continued from previous page...*

| <b>Mol</b> | <b>Chain</b> | <b>Res</b> | <b>Type</b> |
|------------|--------------|------------|-------------|
| 3          | C            | 125        | U           |
| 3          | C            | 126        | A           |
| 3          | C            | 127        | U           |
| 3          | C            | 151        | C           |
| 3          | C            | 155        | A           |
| 3          | C            | 158        | U           |

All (34) RNA pucker outliers are listed below:

| <b>Mol</b> | <b>Chain</b> | <b>Res</b> | <b>Type</b> |
|------------|--------------|------------|-------------|
| 1          | A            | 239        | G           |
| 1          | A            | 547        | G           |
| 1          | A            | 599        | C           |
| 1          | A            | 916        | G           |
| 1          | A            | 979        | U           |
| 1          | A            | 1064       | A           |
| 1          | A            | 1097       | G           |
| 1          | A            | 1103       | A           |
| 1          | A            | 1222       | G           |
| 1          | A            | 1241       | U           |
| 1          | A            | 1284       | C           |
| 1          | A            | 1554       | U           |
| 1          | A            | 1576       | G           |
| 1          | A            | 1716       | U           |
| 1          | A            | 1815       | U           |
| 1          | A            | 1816       | A           |
| 1          | A            | 2101       | C           |
| 1          | A            | 2112       | U           |
| 1          | A            | 2209       | U           |
| 1          | A            | 2249       | G           |
| 1          | A            | 2264       | U           |
| 1          | A            | 2266       | U           |
| 1          | A            | 2501       | U           |
| 1          | A            | 2513       | U           |
| 1          | A            | 2537       | U           |
| 1          | A            | 2541       | U           |
| 1          | A            | 2593       | A           |
| 1          | A            | 3121       | U           |
| 1          | A            | 3218       | A           |
| 1          | A            | 3228       | C           |
| 1          | A            | 3269       | U           |
| 1          | A            | 3317       | U           |

*Continued on next page...*

*Continued from previous page...*

| Mol | Chain | Res  | Type |
|-----|-------|------|------|
| 1   | A     | 3353 | G    |
| 3   | C     | 85   | G    |

#### 5.4 Non-standard residues in protein, DNA, RNA chains [i](#)

There are no non-standard protein/DNA/RNA residues in this entry.

#### 5.5 Carbohydrates [i](#)

There are no monosaccharides in this entry.

#### 5.6 Ligand geometry [i](#)

There are no ligands in this entry.

#### 5.7 Other polymers [i](#)

There are no such residues in this entry.

#### 5.8 Polymer linkage issues [i](#)

There are no chain breaks in this entry.



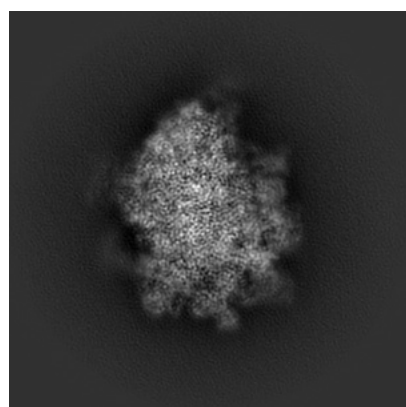
## 6 Map visualisation [i](#)

This section contains visualisations of the EMDB entry EMD-0374. These allow visual inspection of the internal detail of the map and identification of artifacts.

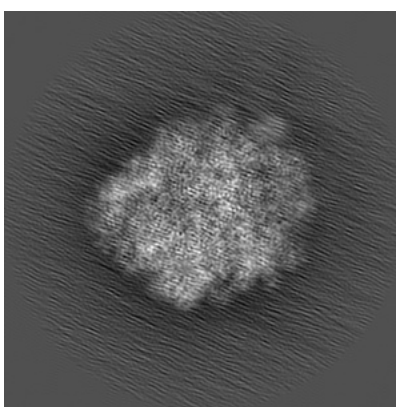
No raw map or half-maps were deposited for this entry and therefore no images, graphs, etc. pertaining to the raw map can be shown.

### 6.1 Orthogonal projections [i](#)

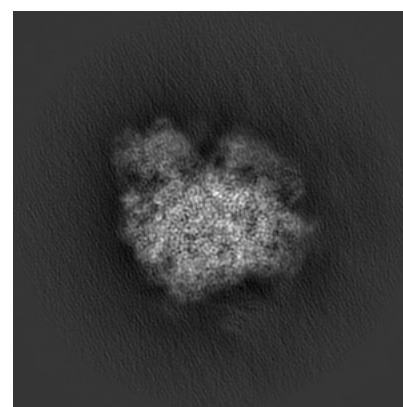
#### 6.1.1 Primary map



X



Y

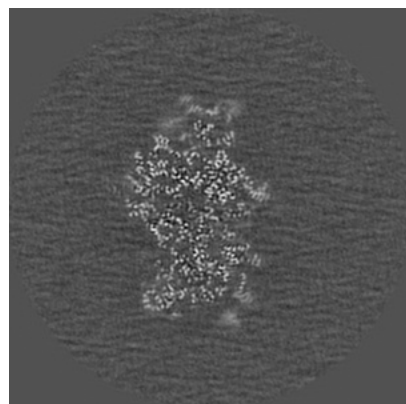


Z

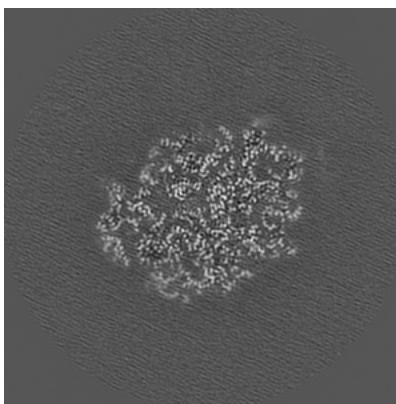
The images above show the map projected in three orthogonal directions.

### 6.2 Central slices [i](#)

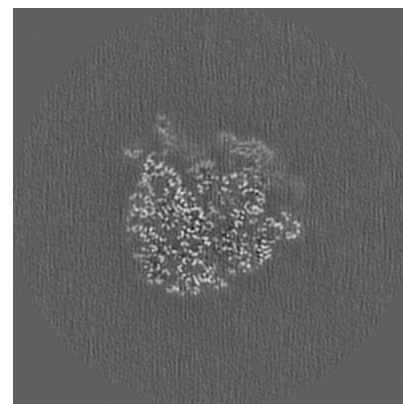
#### 6.2.1 Primary map



X Index: 192



Y Index: 192

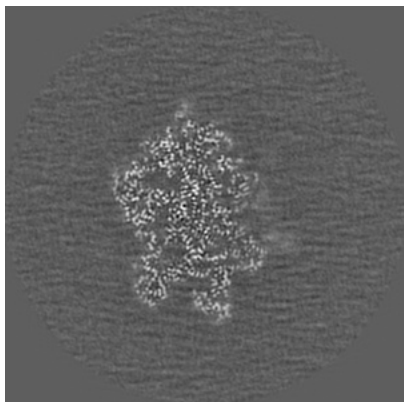


Z Index: 192

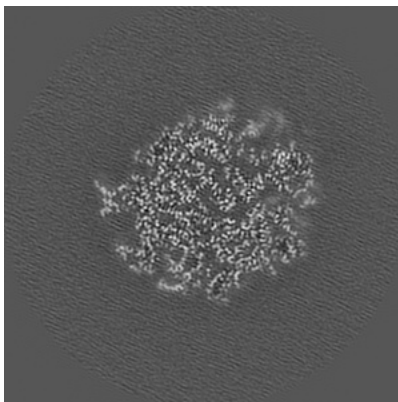
The images above show central slices of the map in three orthogonal directions.

## 6.3 Largest variance slices [i](#)

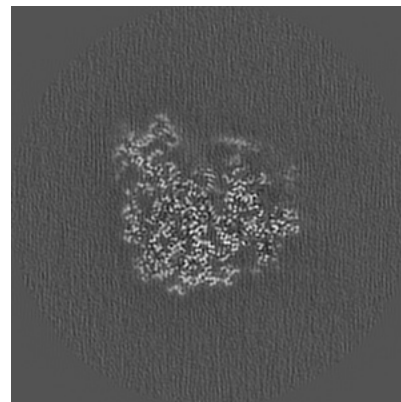
### 6.3.1 Primary map



X Index: 172



Y Index: 177



Z Index: 185

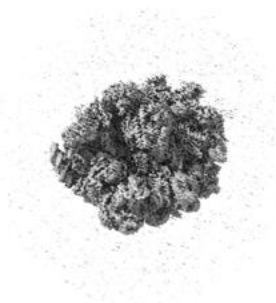
The images above show the largest variance slices of the map in three orthogonal directions.

## 6.4 Orthogonal surface views [i](#)

### 6.4.1 Primary map



X



Y



Z

The images above show the 3D surface view of the map at the recommended contour level 0.02. These images, in conjunction with the slice images, may facilitate assessment of whether an appropriate contour level has been provided.

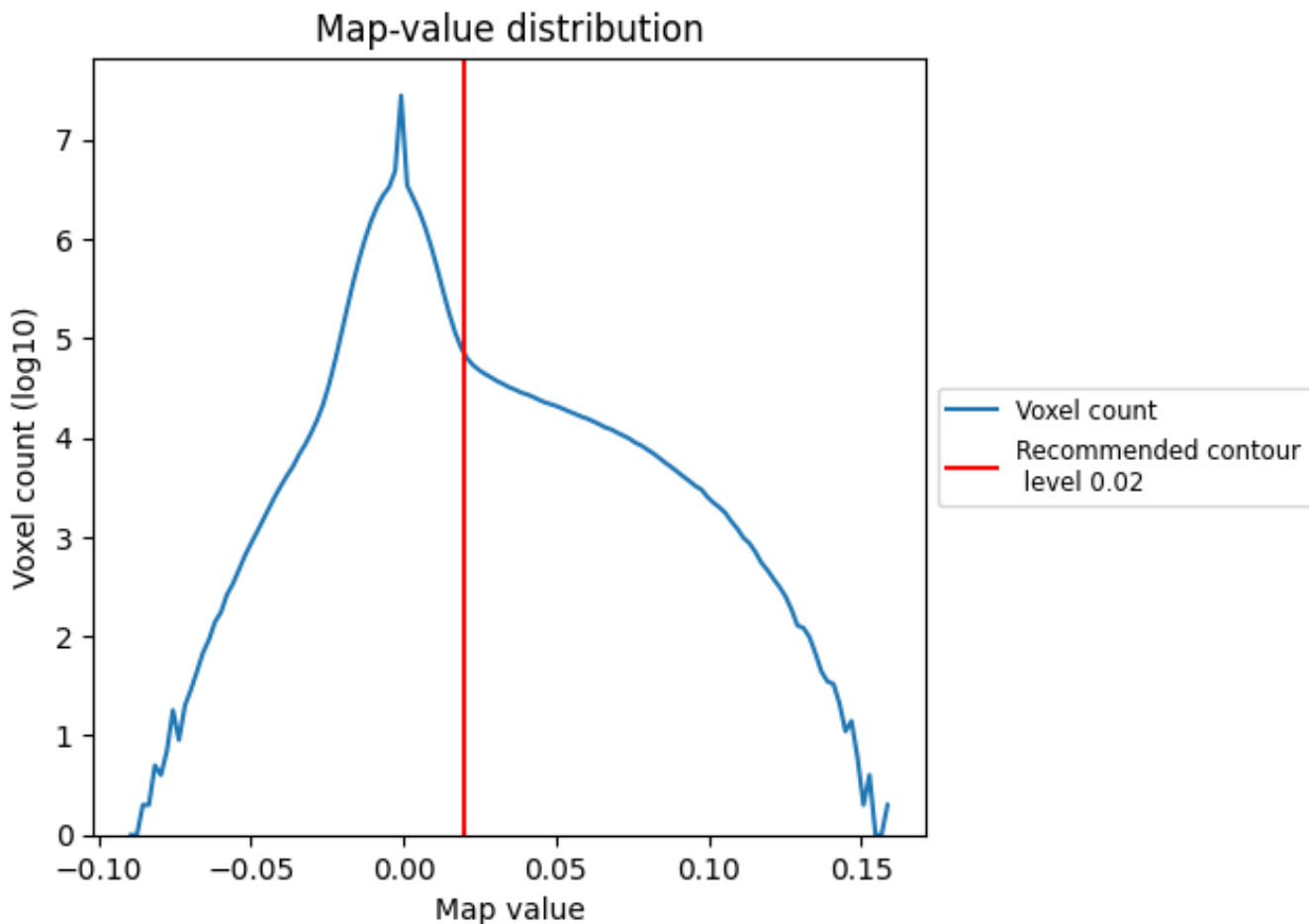
## 6.5 Mask visualisation

This section was not generated. No masks/segmentation were deposited.

## 7 Map analysis [i](#)

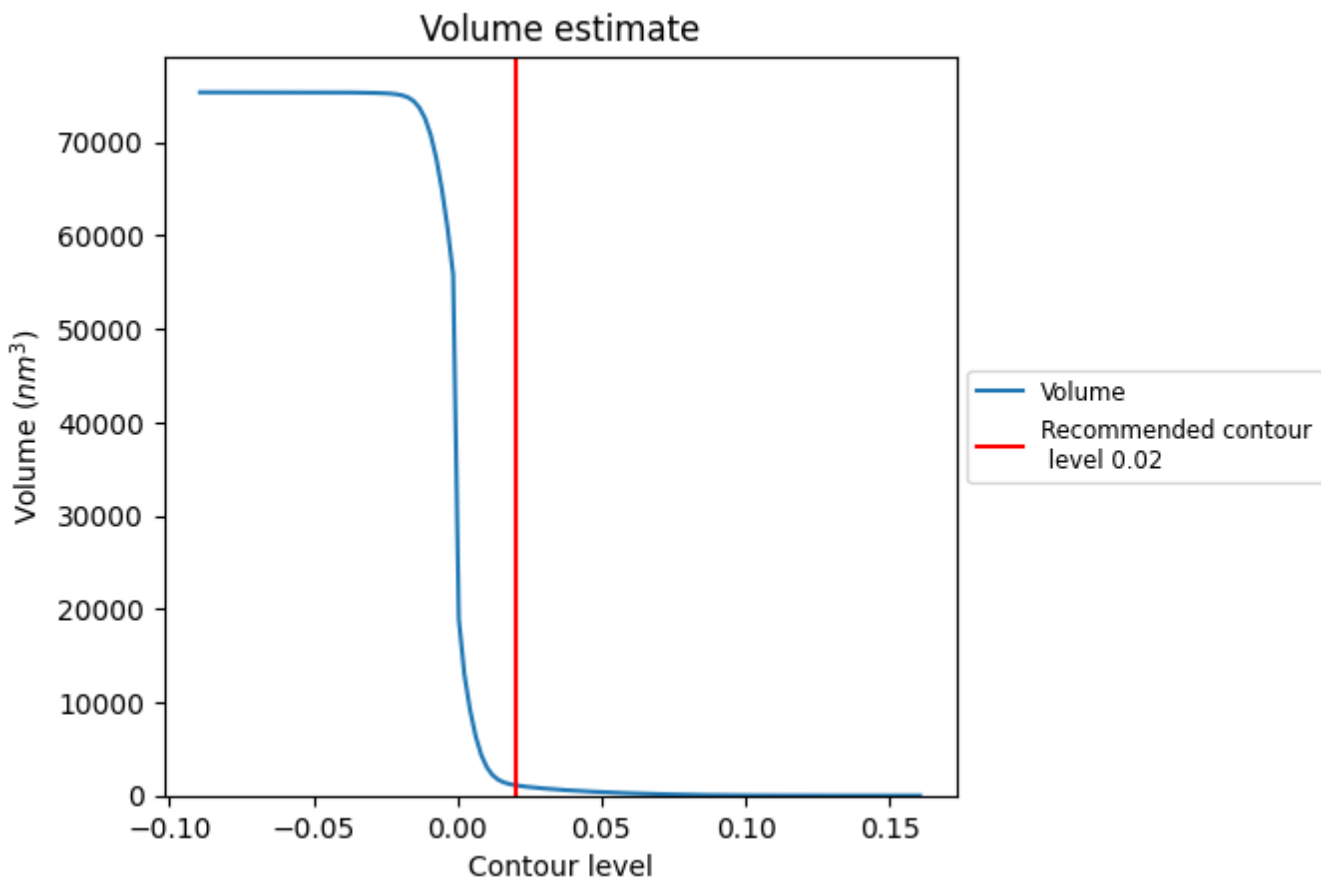
This section contains the results of statistical analysis of the map.

### 7.1 Map-value distribution [i](#)



The map-value distribution is plotted in 128 intervals along the x-axis. The y-axis is logarithmic. A spike in this graph at zero usually indicates that the volume has been masked.

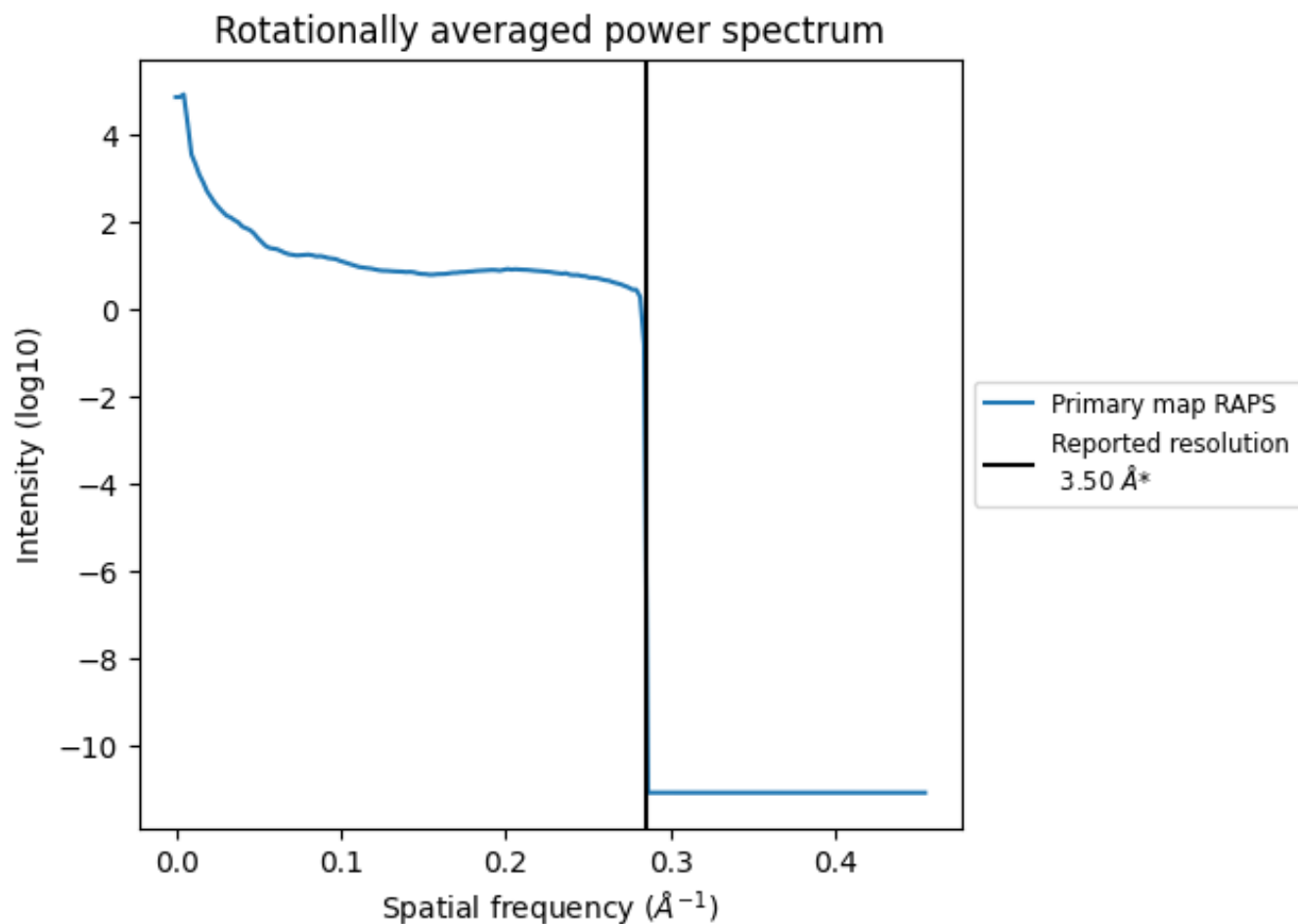
## 7.2 Volume estimate [i](#)



The volume at the recommended contour level is 1114  $\text{nm}^3$ ; this corresponds to an approximate mass of 1006 kDa.

The volume estimate graph shows how the enclosed volume varies with the contour level. The recommended contour level is shown as a vertical line and the intersection between the line and the curve gives the volume of the enclosed surface at the given level.

### 7.3 Rotationally averaged power spectrum [i](#)

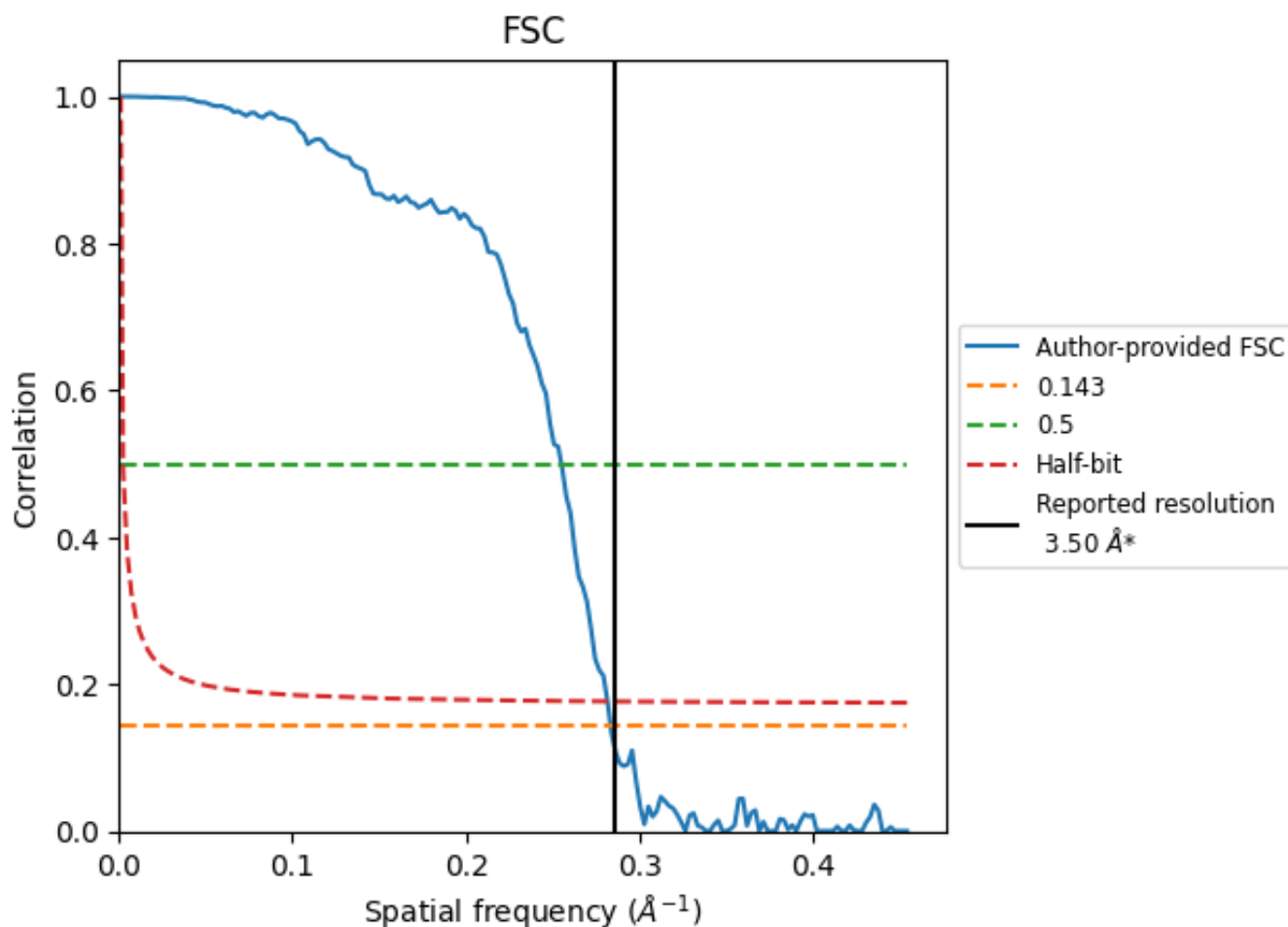


\*Reported resolution corresponds to spatial frequency of 0.286 Å<sup>-1</sup>

## 8 Fourier-Shell correlation [i](#)

Fourier-Shell Correlation (FSC) is the most commonly used method to estimate the resolution of single-particle and subtomogram-averaged maps. The shape of the curve depends on the imposed symmetry, mask and whether or not the two 3D reconstructions used were processed from a common reference. The reported resolution is shown as a black line. A curve is displayed for the half-bit criterion in addition to lines showing the 0.143 gold standard cut-off and 0.5 cut-off.

### 8.1 FSC [i](#)



\*Reported resolution corresponds to spatial frequency of 0.286 Å<sup>-1</sup>

## 8.2 Resolution estimates [i](#)

| Resolution estimate (Å)   | Estimation criterion (FSC cut-off) |      |          |
|---------------------------|------------------------------------|------|----------|
|                           | 0.143                              | 0.5  | Half-bit |
| Reported by author        | 3.50                               | -    | -        |
| Author-provided FSC curve | 3.53                               | 3.92 | 3.55     |
| Unmasked-calculated*      | -                                  | -    | -        |


\*Resolution estimate based on FSC curve calculated by comparison of deposited half-maps.



## 9 Map-model fit [i](#)

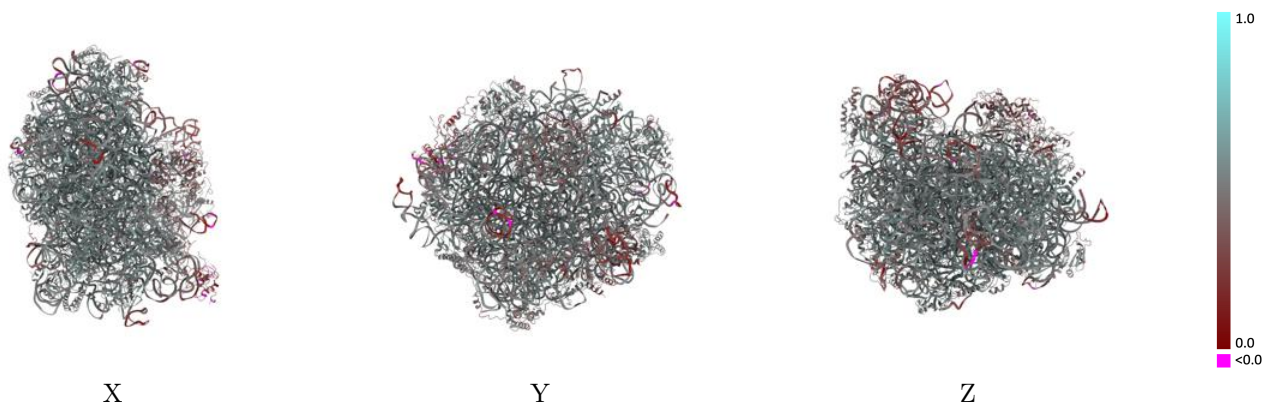
This section contains information regarding the fit between EMDB map EMD-0374 and PDB model 6N8O. Per-residue inclusion information can be found in section 3 on page 13.

### 9.1 Map-model overlay [i](#)



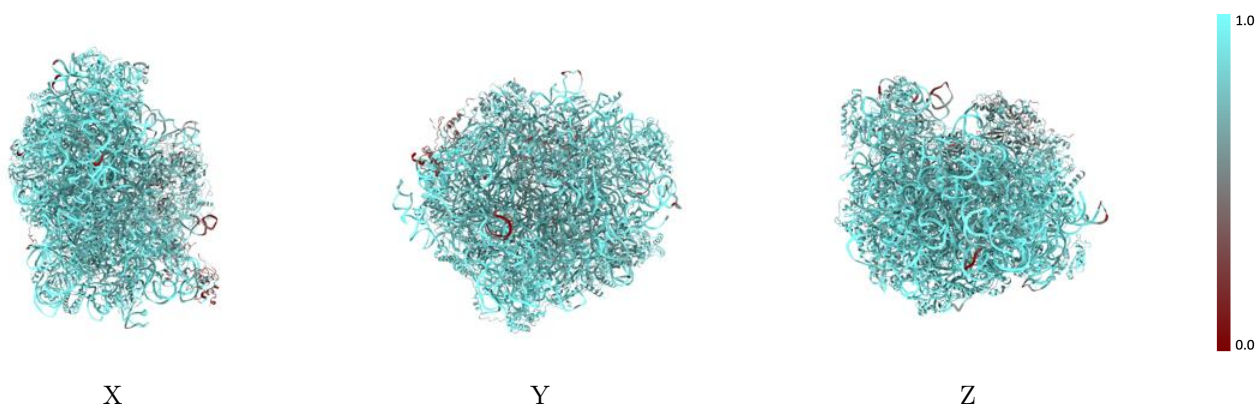
The images above show the 3D surface view of the map at the recommended contour level 0.02 at 50% transparency in yellow overlaid with a ribbon representation of the model coloured in blue. These images allow for the visual assessment of the quality of fit between the atomic model and the map.

## 9.2 Q-score mapped to coordinate model [i](#)



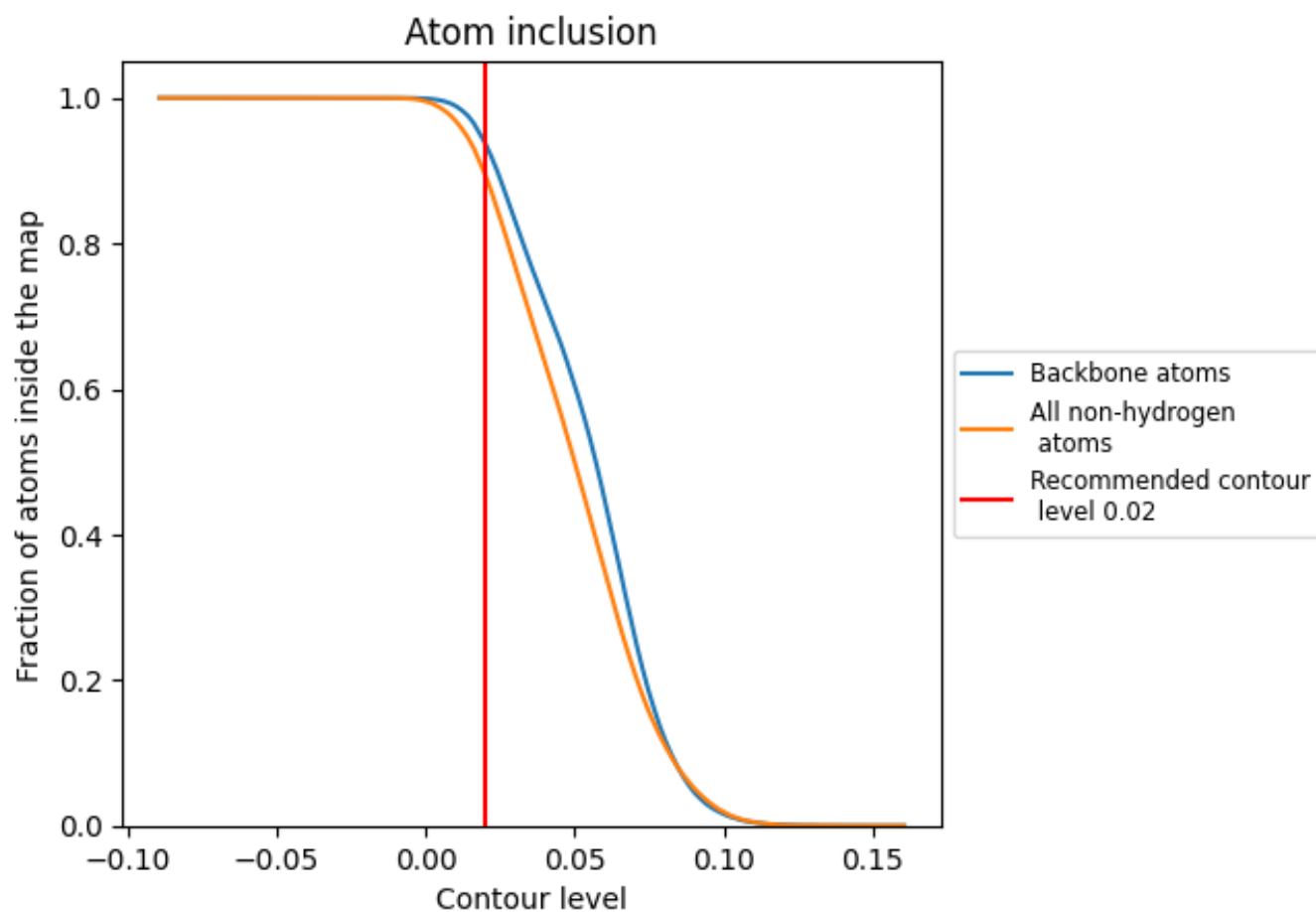
The images above show the model with each residue coloured according to its Q-score. This shows their resolvability in the map with higher Q-score values reflecting better resolvability. Please note: Q-score is calculating the resolvability of atoms, and thus high values are only expected at resolutions at which atoms can be resolved. Low Q-score values may therefore be expected for many entries.

## 9.3 Atom inclusion mapped to coordinate model [i](#)



The images above show the model with each residue coloured according to its atom inclusion. This shows to what extent they are inside the map at the recommended contour level (0.02).







































































## 9.4 Atom inclusion [i](#)



At the recommended contour level, 94% of all backbone atoms, 89% of all non-hydrogen atoms, are inside the map.

## 9.5 Map-model fit summary































The table lists the average atom inclusion at the recommended contour level (0.02) and Q-score for the entire model and for each chain.

| Chain | Atom inclusion   | Q-score  |
|-------|--|--|
| All   |  0.8937   |  0.4930   |
| A     |  0.9462   |  0.4950   |
| B     |  0.9713   |  0.4980   |
| C     |  0.9606   |  0.5030   |
| D     |  0.8815   |  0.5360   |
| E     |  0.8833   |  0.5230   |
| F     |  0.8615   |  0.5110   |
| G     |  0.8504   |  0.4670   |
| H     |  0.8490   |  0.5020   |
| I     |  0.8634   |  0.5040   |
| J     |  0.8699   |  0.4960   |
| K     |  0.8655   |  0.5120   |
| L     |  0.3828   |  0.2450   |
| M     |  0.8009   |  0.4380   |
| N     |  0.8604  |  0.4980  |
| O     |  0.8762 |  0.5080 |
| Q     |  0.8225 |  0.5140 |
| R     |  0.8781 |  0.5250 |
| S     |  0.7524 |  0.3650 |
| V     |  0.6645 |  0.4270 |
| W     |  0.6448 |  0.3660 |
| X     |  0.7912 |  0.4810 |
| Y     |  0.5988 |  0.4140 |
| Z     |  0.8222 |  0.4930 |
| a     |  0.8858 |  0.5340 |
| b     |  0.8679 |  0.5220 |
| c     |  0.8474 |  0.5140 |
| d     |  0.8573 |  0.5180 |
| e     |  0.8789 |  0.5190 |
| f     |  0.8618 |  0.5140 |
| g     |  0.8556 |  0.5140 |
| h     |  0.8499 |  0.4830 |
| i     |  0.8297 |  0.5330 |
| j     |  0.8580 |  0.5130 |
| k     |  0.8567 |  0.5050 |



*Continued on next page...*

*Continued from previous page...*

| Chain | Atom inclusion   | Q-score  |
|-------|--|--|
| l     |  0.8579 |  0.5100 |
| m     |  0.8814 |  0.5010 |
| n     |  0.8870 |  0.5330 |
| o     |  0.8252 |  0.4920 |
| p     |  0.8510 |  0.4870 |
| q     |  0.8440 |  0.5070 |
| r     |  0.8529 |  0.5270 |
| s     |  0.8831 |  0.5370 |
| t     |  0.8413 |  0.5310 |
| u     |  0.8865 |  0.5130 |
| v     |  0.8450 |  0.4930 |
| w     |  0.9061 |  0.5420 |
| x     |  0.8034 |  0.4790 |
| y     |  0.8627 |  0.5300 |
| z     |  0.8579 |  0.5200 |