



Full wwPDB X-ray Structure Validation Report ⓘ

Aug 22, 2020 – 08:18 AM BST

PDB ID : 4MEX
Title : Crystal structure of Escherichia coli RNA polymerase in complex with salinamide A
Authors : Feng, Y.; Zhang, Y.; Arnold, E.; Ebright, R.H.
Deposited on : 2013-08-27
Resolution : 3.90 Å(reported)

This is a Full wwPDB X-ray Structure Validation Report for a publicly released PDB entry.

We welcome your comments at validation@mail.wwpdb.org

A user guide is available at

<https://www.wwpdb.org/validation/2017/XrayValidationReportHelp>

with specific help available everywhere you see the ⓘ symbol.

The following versions of software and data (see [references ⓘ](#)) were used in the production of this report:

MolProbity : 4.02b-467
Mogul : 1.8.5 (274361), CSD as541be (2020)
Xtriage (Phenix) : 1.13
EDS : 2.13.1
Percentile statistics : 20191225.v01 (using entries in the PDB archive December 25th 2019)
Refmac : 5.8.0158
CCP4 : 7.0.044 (Gargrove)
Ideal geometry (proteins) : Engh & Huber (2001)
Ideal geometry (DNA, RNA) : Parkinson et al. (1996)
Validation Pipeline (wwPDB-VP) : 2.13.1

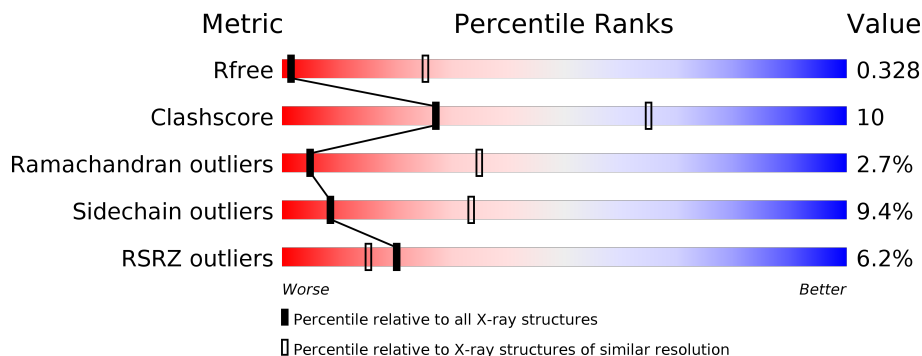
1 Overall quality at a glance i

The following experimental techniques were used to determine the structure:

X-RAY DIFFRACTION

The reported resolution of this entry is 3.90 Å.

Percentile scores (ranging between 0-100) for global validation metrics of the entry are shown in the following graphic. The table shows the number of entries on which the scores are based.



Metric	Whole archive (#Entries)	Similar resolution (#Entries, resolution range(Å))
R_{free}	130704	1002 (4.14-3.66)
Clashscore	141614	1004 (4.12-3.68)
Ramachandran outliers	138981	1021 (4.14-3.66)
Sidechain outliers	138945	1014 (4.14-3.66)
RSRZ outliers	127900	1275 (4.20-3.60)

The table below summarises the geometric issues observed across the polymeric chains and their fit to the electron density. The red, orange, yellow and green segments on the lower bar indicate the fraction of residues that contain outliers for ≥ 3 , 2, 1 and 0 types of geometric quality criteria respectively. A grey segment represents the fraction of residues that are not modelled. The numeric value for each fraction is indicated below the corresponding segment, with a dot representing fractions $\leq 5\%$. The upper red bar (where present) indicates the fraction of residues that have poor fit to the electron density. The numeric value is given above the bar.

Mol	Chain	Length	Quality of chain
1	A	335	<div style="display: flex; align-items: center;"> <div style="width: 6%; height: 10px; background-color: red; margin-right: 5px;"></div> <div style="width: 65%; height: 10px; background-color: green; margin-right: 5px;"></div> <div style="width: 19%; height: 10px; background-color: yellow; margin-right: 5px;"></div> <div style="width: 1%; height: 10px; background-color: orange; margin-right: 5px;"></div> <div style="width: 1%; height: 10px; background-color: red; margin-right: 5px;"></div> <div style="width: 11%; height: 10px; background-color: grey;"></div> </div>
1	B	335	<div style="display: flex; align-items: center;"> <div style="width: 7%; height: 10px; background-color: red; margin-right: 5px;"></div> <div style="width: 56%; height: 10px; background-color: green; margin-right: 5px;"></div> <div style="width: 26%; height: 10px; background-color: yellow; margin-right: 5px;"></div> <div style="width: 1%; height: 10px; background-color: orange; margin-right: 5px;"></div> <div style="width: 14%; height: 10px; background-color: grey;"></div> </div>
1	G	335	<div style="display: flex; align-items: center;"> <div style="width: 8%; height: 10px; background-color: red; margin-right: 5px;"></div> <div style="width: 44%; height: 10px; background-color: green; margin-right: 5px;"></div> <div style="width: 19%; height: 10px; background-color: yellow; margin-right: 5px;"></div> <div style="width: 1%; height: 10px; background-color: orange; margin-right: 5px;"></div> <div style="width: 36%; height: 10px; background-color: grey;"></div> </div>
1	H	335	<div style="display: flex; align-items: center;"> <div style="width: 10%; height: 10px; background-color: red; margin-right: 5px;"></div> <div style="width: 45%; height: 10px; background-color: green; margin-right: 5px;"></div> <div style="width: 15%; height: 10px; background-color: yellow; margin-right: 5px;"></div> <div style="width: 1%; height: 10px; background-color: orange; margin-right: 5px;"></div> <div style="width: 36%; height: 10px; background-color: grey;"></div> </div>
2	C	1342	<div style="display: flex; align-items: center;"> <div style="width: 5%; height: 10px; background-color: red; margin-right: 5px;"></div> <div style="width: 81%; height: 10px; background-color: green; margin-right: 5px;"></div> <div style="width: 17%; height: 10px; background-color: yellow; margin-right: 5px;"></div> <div style="width: 1%; height: 10px; background-color: orange; margin-right: 5px;"></div> <div style="width: 1%; height: 10px; background-color: red; margin-right: 5px;"></div> <div style="width: 1%; height: 10px; background-color: grey;"></div> </div>
2	I	1342	<div style="display: flex; align-items: center;"> <div style="width: 11%; height: 10px; background-color: red; margin-right: 5px;"></div> <div style="width: 79%; height: 10px; background-color: green; margin-right: 5px;"></div> <div style="width: 19%; height: 10px; background-color: yellow; margin-right: 5px;"></div> <div style="width: 1%; height: 10px; background-color: orange; margin-right: 5px;"></div> <div style="width: 1%; height: 10px; background-color: red; margin-right: 5px;"></div> <div style="width: 1%; height: 10px; background-color: grey;"></div> </div>

Continued on next page...

Continued from previous page...

Mol	Chain	Length	Quality of chain
3	D	1407	
3	J	1407	
4	E	91	
4	K	91	
5	F	613	
5	L	613	
6	M	9	
6	N	9	

The following table lists non-polymeric compounds, carbohydrate monomers and non-standard residues in protein, DNA, RNA chains that are outliers for geometric or electron-density-fit criteria:

Mol	Type	Chain	Res	Chirality	Geometry	Clashes	Electron density
6	D4P	M	4	-	-	X	-
6	MEA	M	5	-	-	X	-
6	2TL	M	6	-	-	X	-
6	D4P	N	4	-	-	X	-
6	MEA	N	5	-	-	X	-
6	2TL	N	6	-	-	X	-
7	MG	J	2000	-	-	-	X

2 Entry composition i

There are 8 unique types of molecules in this entry. The entry contains 50018 atoms, of which 0 are hydrogens and 0 are deuteriums.

In the tables below, the ZeroOcc column contains the number of atoms modelled with zero occupancy, the AltConf column contains the number of residues with at least one atom in alternate conformation and the Trace column contains the number of residues modelled with at most 2 atoms.

- Molecule 1 is a protein called DNA-directed RNA polymerase subunit alpha.

Mol	Chain	Residues	Atoms					ZeroOcc	AltConf	Trace
			Total	C	N	O	S			
1	A	298	Total 2236	C 1405	N 391	O 432	S 8	0	0	0
1	B	287	Total 2160	C 1359	N 374	O 419	S 8	0	0	0
1	G	216	Total 1618	C 1013	N 282	O 317	S 6	0	0	0
1	H	215	Total 1605	C 1005	N 278	O 316	S 6	0	0	0

There are 24 discrepancies between the modelled and reference sequences:

Chain	Residue	Modelled	Actual	Comment	Reference
A	-4	HIS	-	EXPRESSION TAG	UNP P0A7Z4
A	-3	HIS	-	EXPRESSION TAG	UNP P0A7Z4
A	-2	HIS	-	EXPRESSION TAG	UNP P0A7Z4
A	-1	HIS	-	EXPRESSION TAG	UNP P0A7Z4
A	0	HIS	-	EXPRESSION TAG	UNP P0A7Z4
A	1	HIS	-	EXPRESSION TAG	UNP P0A7Z4
B	-4	HIS	-	EXPRESSION TAG	UNP P0A7Z4
B	-3	HIS	-	EXPRESSION TAG	UNP P0A7Z4
B	-2	HIS	-	EXPRESSION TAG	UNP P0A7Z4
B	-1	HIS	-	EXPRESSION TAG	UNP P0A7Z4
B	0	HIS	-	EXPRESSION TAG	UNP P0A7Z4
B	1	HIS	-	EXPRESSION TAG	UNP P0A7Z4
G	-4	HIS	-	EXPRESSION TAG	UNP P0A7Z4
G	-3	HIS	-	EXPRESSION TAG	UNP P0A7Z4
G	-2	HIS	-	EXPRESSION TAG	UNP P0A7Z4
G	-1	HIS	-	EXPRESSION TAG	UNP P0A7Z4
G	0	HIS	-	EXPRESSION TAG	UNP P0A7Z4
G	1	HIS	-	EXPRESSION TAG	UNP P0A7Z4
H	-4	HIS	-	EXPRESSION TAG	UNP P0A7Z4
H	-3	HIS	-	EXPRESSION TAG	UNP P0A7Z4
H	-2	HIS	-	EXPRESSION TAG	UNP P0A7Z4

Continued on next page...

Continued from previous page...

Chain	Residue	Modelled	Actual	Comment	Reference
H	-1	HIS	-	EXPRESSION TAG	UNP P0A7Z4
H	0	HIS	-	EXPRESSION TAG	UNP P0A7Z4
H	1	HIS	-	EXPRESSION TAG	UNP P0A7Z4

- Molecule 2 is a protein called DNA-directed RNA polymerase subunit beta.

Mol	Chain	Residues	Atoms					ZeroOcc	AltConf	Trace
			Total	C	N	O	S			
2	C	1340	Total	C	N	O	S	3	0	0
			9522	5999	1675	1829	19			
2	I	1340	Total	C	N	O	S	3	0	0
			9544	6013	1676	1835	20			

- Molecule 3 is a protein called DNA-directed RNA polymerase subunit beta'.

Mol	Chain	Residues	Atoms					ZeroOcc	AltConf	Trace
			Total	C	N	O	S			
3	D	1150	Total	C	N	O	S	0	0	0
			7572	4771	1358	1415	28			
3	J	1143	Total	C	N	O	S	0	0	0
			7535	4748	1351	1408	28			

- Molecule 4 is a protein called DNA-directed RNA polymerase subunit omega.

Mol	Chain	Residues	Atoms				ZeroOcc	AltConf	Trace
			Total	C	N	O			
4	E	89	Total	C	N	O	0	0	0
			482	299	93	90			
4	K	75	Total	C	N	O	0	0	0
			408	253	79	76			

- Molecule 5 is a protein called RNA polymerase sigma factor RpoD.

Mol	Chain	Residues	Atoms					ZeroOcc	AltConf	Trace
			Total	C	N	O	S			
5	F	464	Total	C	N	O	S	0	0	0
			3592	2253	643	682	14			
5	L	464	Total	C	N	O	S	0	0	0
			3592	2253	643	682	14			

- Molecule 6 is a protein called Salinamide A.

Mol	Chain	Residues	Atoms				ZeroOcc	AltConf	Trace
			Total	C	N	O			
6	M	9	Total	C	N	O	0	0	0
			73	51	7	15			

Continued on next page...

Continued from previous page...

Mol	Chain	Residues	Atoms			ZeroOcc	AltConf	Trace	
6	N	9	Total	C	N	O	0	0	0
			73	51	7	15			

- Molecule 7 is MAGNESIUM ION (three-letter code: MG) (formula: Mg).

Mol	Chain	Residues	Atoms		ZeroOcc	AltConf
7	J	1	Total	Mg	0	0
			1	1		
7	D	1	Total	Mg	0	0
			1	1		

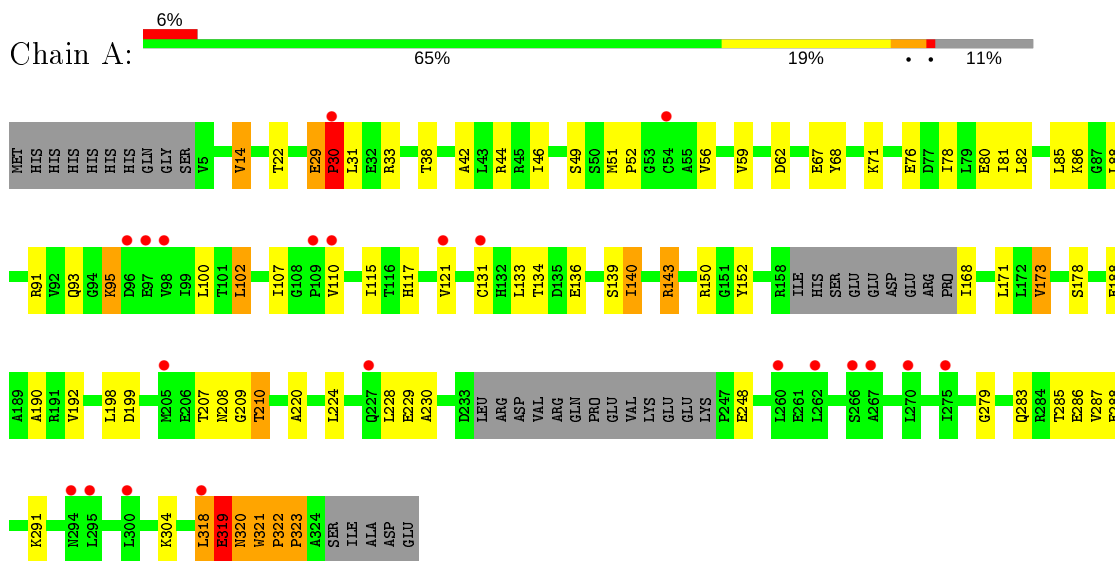
- Molecule 8 is ZINC ION (three-letter code: ZN) (formula: Zn).

Mol	Chain	Residues	Atoms		ZeroOcc	AltConf
8	J	2	Total	Zn	0	0
			2	2		
8	D	2	Total	Zn	0	0
			2	2		

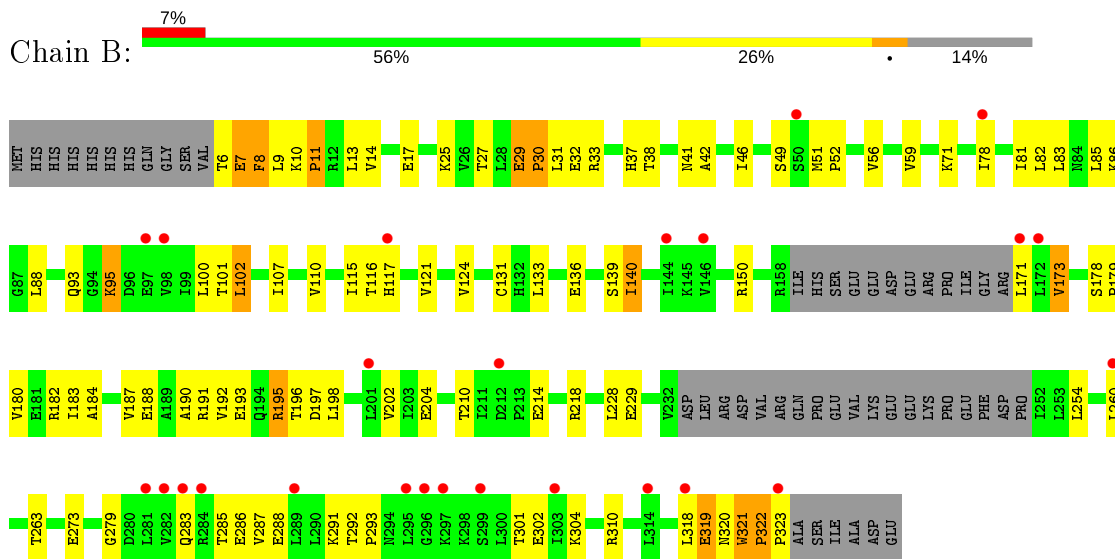
3 Residue-property plots [i](#)

These plots are drawn for all protein, RNA, DNA and oligosaccharide chains in the entry. The first graphic for a chain summarises the proportions of the various outlier classes displayed in the second graphic. The second graphic shows the sequence view annotated by issues in geometry and electron density. Residues are color-coded according to the number of geometric quality criteria for which they contain at least one outlier: green = 0, yellow = 1, orange = 2 and red = 3 or more. A red dot above a residue indicates a poor fit to the electron density ($RSRZ > 2$). Stretches of 2 or more consecutive residues without any outlier are shown as a green connector. Residues present in the sample, but not in the model, are shown in grey.

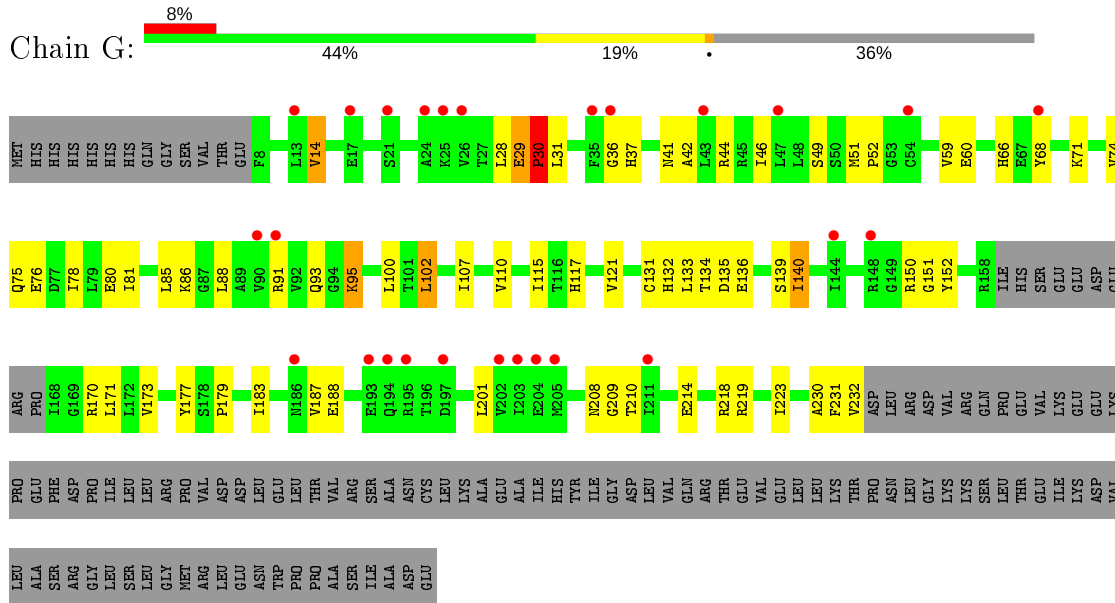
- Molecule 1: DNA-directed RNA polymerase subunit alpha




- Molecule 1: DNA-directed RNA polymerase subunit alpha



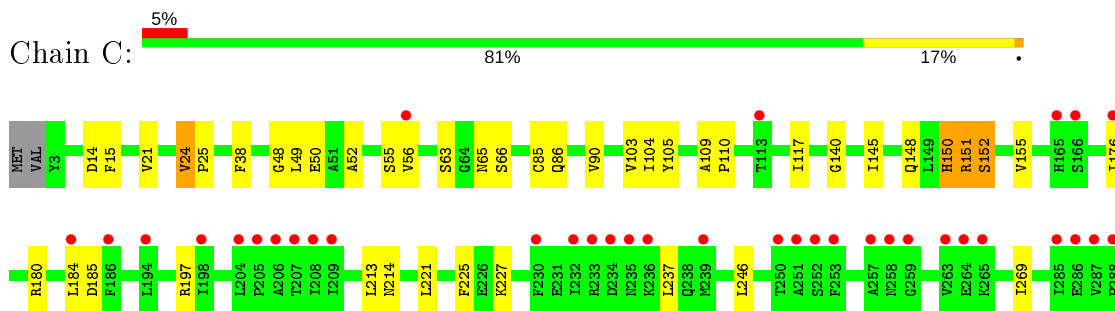
- Molecule 1: DNA-directed RNA polymerase subunit alpha

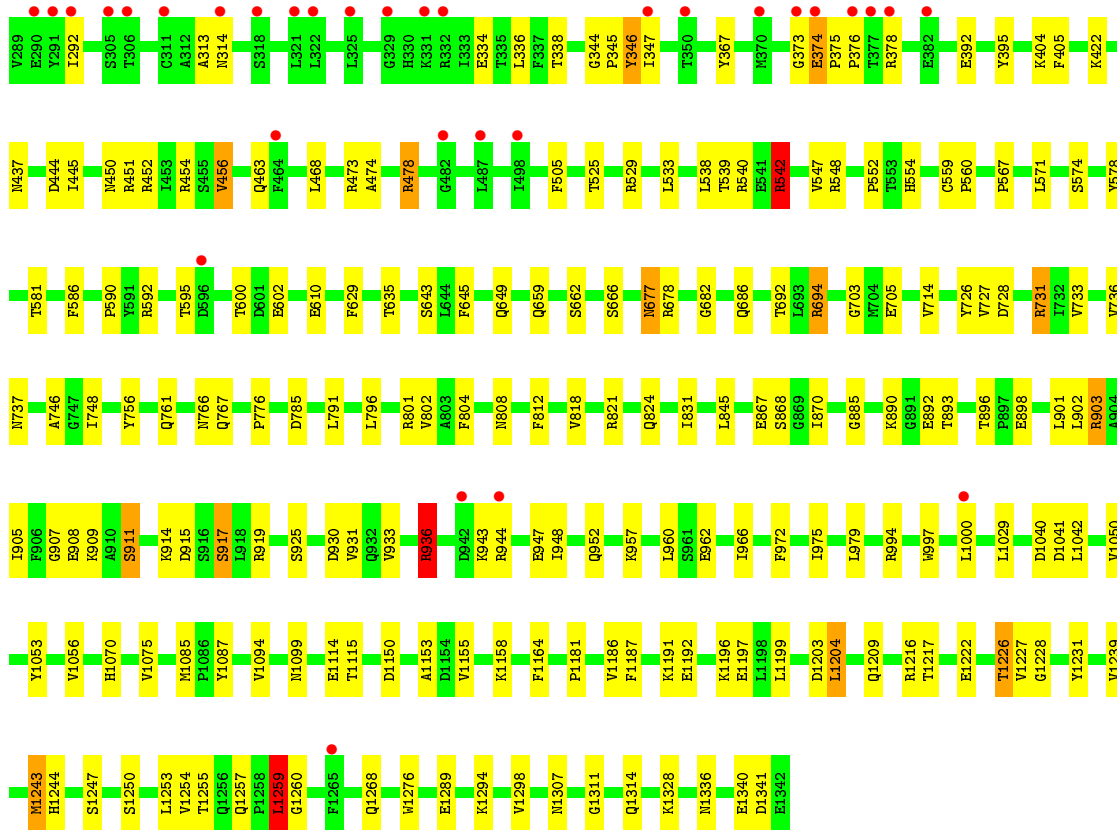


• Molecule 1: DNA-directed RNA polymerase subunit alpha

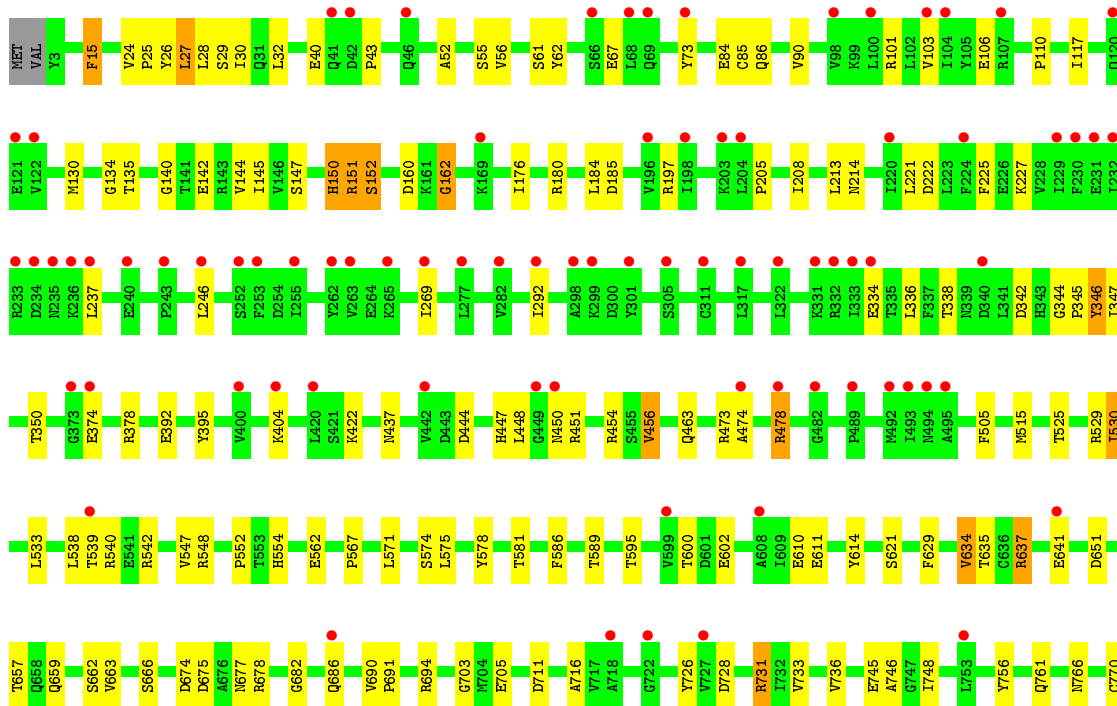
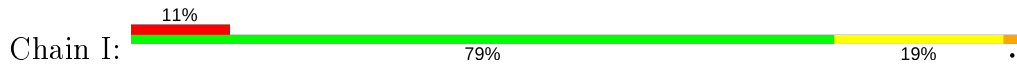


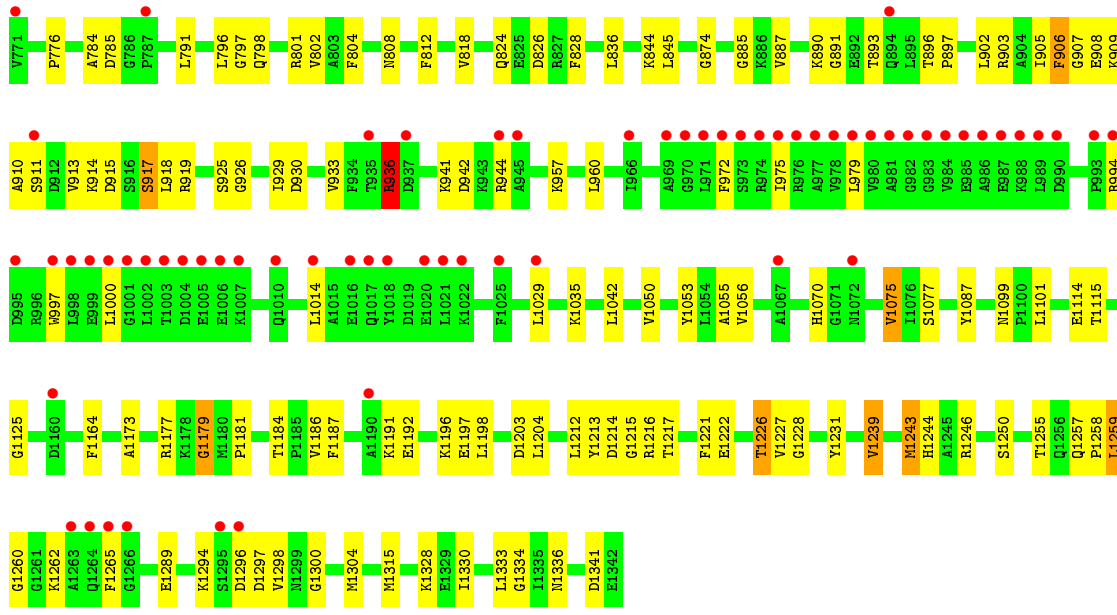
• Molecule 2: DNA-directed RNA polymerase subunit beta



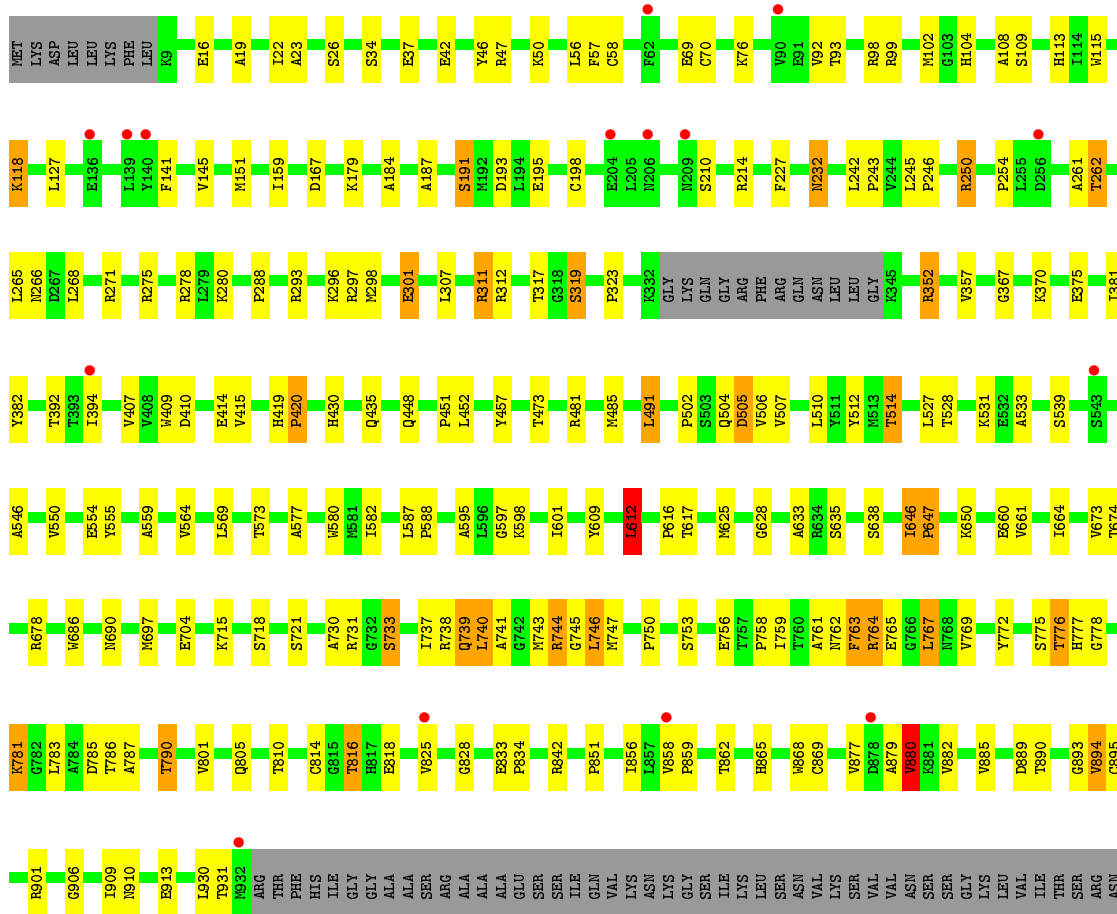



• Molecule 2: DNA-directed RNA polymerase subunit beta



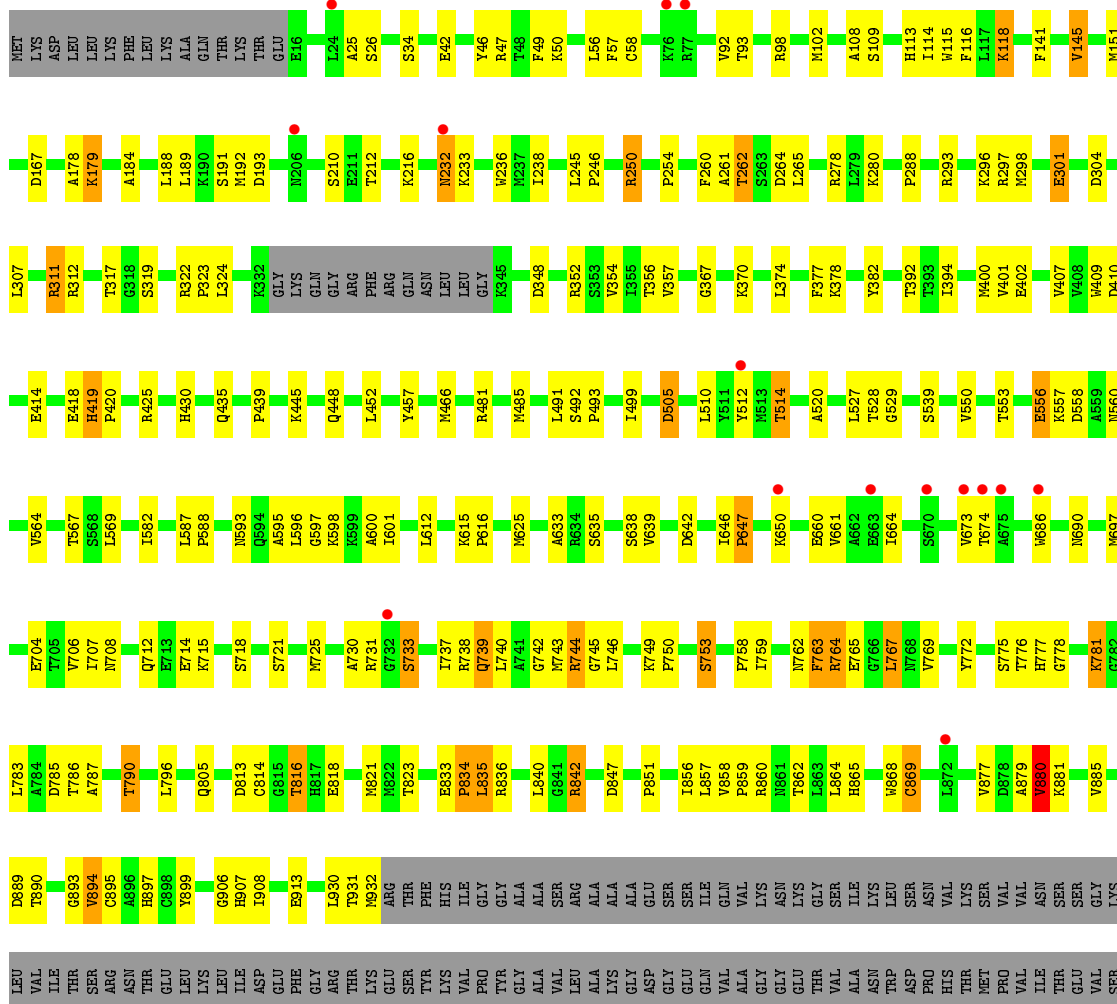


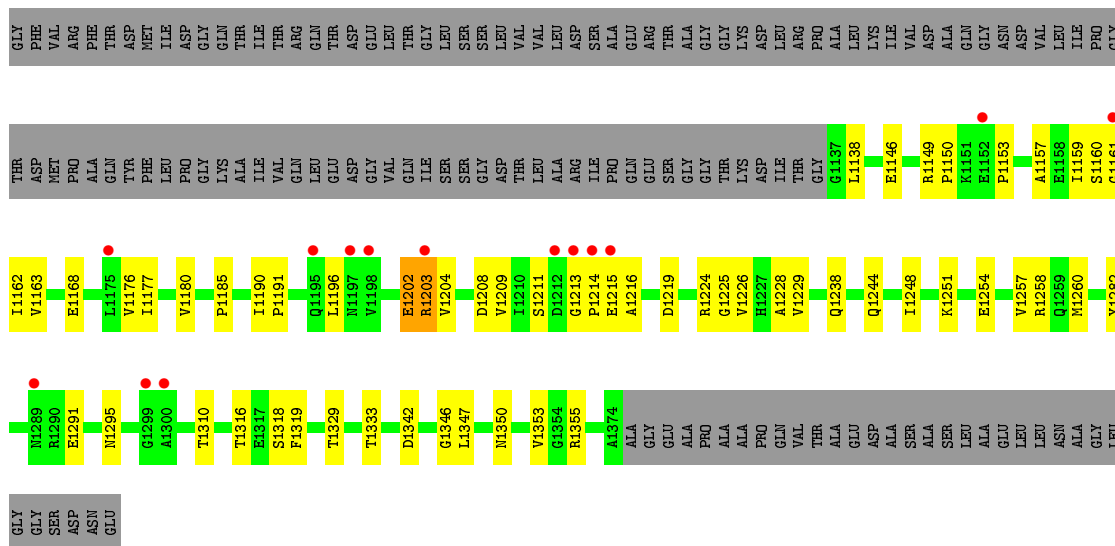
● Molecule 3: DNA-directed RNA polymerase subunit beta'



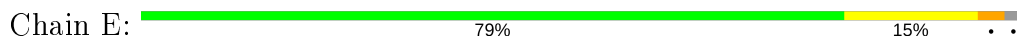


• Molecule 3: DNA-directed RNA polymerase subunit beta'





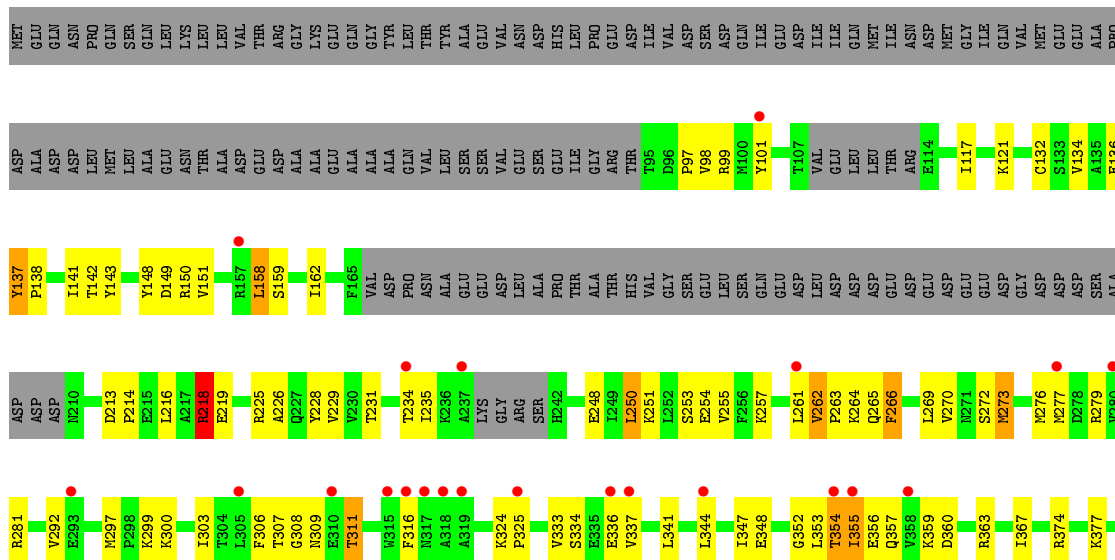
• Molecule 4: DNA-directed RNA polymerase subunit omega

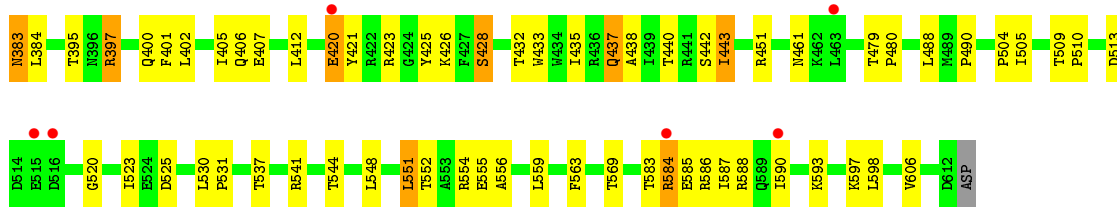


• Molecule 4: DNA-directed RNA polymerase subunit omega

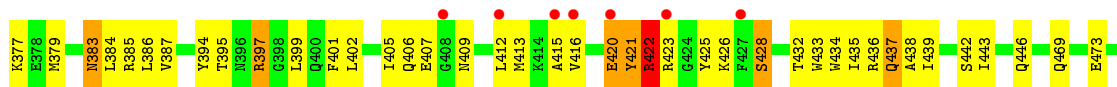
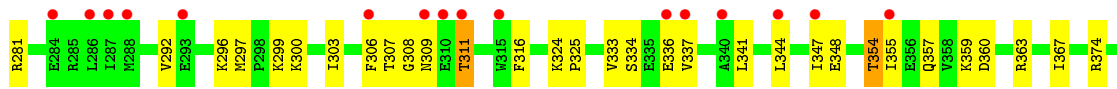
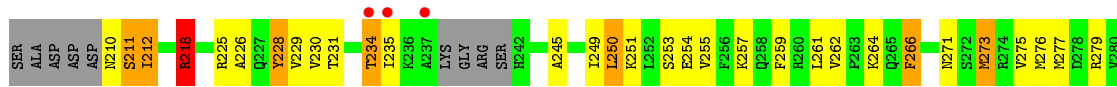
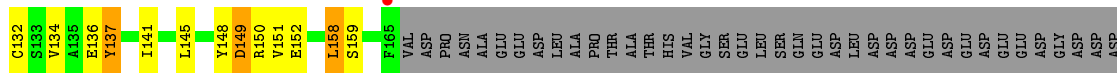
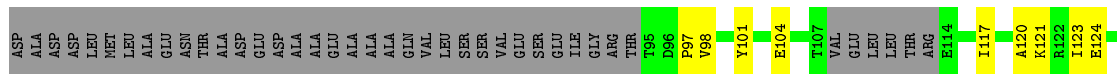


• Molecule 5: RNA polymerase sigma factor RpoD

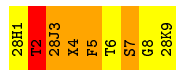
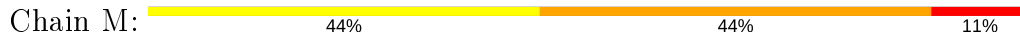





• Molecule 5: RNA polymerase sigma factor RpoD



• Molecule 6: Salinamide A



• Molecule 6: Salinamide A



4 Data and refinement statistics

Property	Value	Source
Space group	P 21 21 21	Depositor
Cell constants a, b, c, α , β , γ	185.80Å 208.19Å 308.18Å 90.00° 90.00° 90.00°	Depositor
Resolution (Å)	49.87 – 3.90 49.87 – 3.90	Depositor EDS
% Data completeness (in resolution range)	98.0 (49.87-3.90) 97.6 (49.87-3.90)	Depositor EDS
R_{merge}	0.12	Depositor
R_{sym}	0.12	Depositor
$\langle I/\sigma(I) \rangle$ ¹	1.89 (at 3.88Å)	Xtrriage
Refinement program	PHENIX (phenix.refine: 1.8_1069)	Depositor
R, R_{free}	0.286 , 0.325 0.287 , 0.328	Depositor DCC
R_{free} test set	2174 reflections (2.00%)	wwPDB-VP
Wilson B-factor (Å ²)	151.0	Xtrriage
Anisotropy	0.330	Xtrriage
Bulk solvent k_{sol} (e/Å ³), B_{sol} (Å ²)	0.26 , 156.3	EDS
L-test for twinning ²	$\langle L \rangle = 0.42$, $\langle L^2 \rangle = 0.25$	Xtrriage
Estimated twinning fraction	No twinning to report.	Xtrriage
F_o, F_c correlation	0.88	EDS
Total number of atoms	50018	wwPDB-VP
Average B, all atoms (Å ²)	155.0	wwPDB-VP

Xtrriage's analysis on translational NCS is as follows: *The largest off-origin peak in the Patterson function is 1.59% of the height of the origin peak. No significant pseudotranslation is detected.*

¹Intensities estimated from amplitudes.

²Theoretical values of $\langle |L| \rangle$, $\langle L^2 \rangle$ for acentric reflections are 0.5, 0.333 respectively for untwinned datasets, and 0.375, 0.2 for perfectly twinned datasets.

5 Model quality i

5.1 Standard geometry i

Bond lengths and bond angles in the following residue types are not validated in this section: 28H, MG, 28J, MEA, 2TL, ZN, 28K, D4P

The Z score for a bond length (or angle) is the number of standard deviations the observed value is removed from the expected value. A bond length (or angle) with $|Z| > 5$ is considered an outlier worth inspection. RMSZ is the root-mean-square of all Z scores of the bond lengths (or angles).

Mol	Chain	Bond lengths		Bond angles	
		RMSZ	# Z >5	RMSZ	# Z >5
1	A	0.25	0/2263	0.55	1/3073 (0.0%)
1	B	0.26	0/2185	0.58	0/2967
1	G	0.25	0/1636	0.55	0/2221
1	H	0.28	0/1623	0.53	0/2205
2	C	0.24	0/9653	0.50	3/13062 (0.0%)
2	I	0.24	0/9676	0.48	1/13089 (0.0%)
3	D	0.24	0/7667	0.51	1/10416 (0.0%)
3	J	0.24	0/7630	0.51	0/10365
4	E	0.25	0/482	0.68	1/662 (0.2%)
4	K	0.26	0/407	0.57	0/558
5	F	0.26	0/3636	0.54	2/4892 (0.0%)
5	L	0.26	0/3636	0.55	3/4892 (0.1%)
6	M	2.92	3/14 (21.4%)	0.80	0/14
6	N	2.92	3/14 (21.4%)	0.79	0/14
All	All	0.26	6/50522 (0.0%)	0.52	12/68430 (0.0%)

All (6) bond length outliers are listed below:

Mol	Chain	Res	Type	Atoms	Z	Observed(Å)	Ideal(Å)
6	M	8	GLY	CA-C	-7.75	1.39	1.51
6	N	8	GLY	CA-C	-7.73	1.39	1.51
6	M	2	THR	CA-C	-5.17	1.39	1.52
6	N	2	THR	CA-C	-5.17	1.39	1.52
6	M	7	SER	CA-C	-5.16	1.39	1.52
6	N	7	SER	CA-C	-5.16	1.39	1.52

All (12) bond angle outliers are listed below:

Mol	Chain	Res	Type	Atoms	Z	Observed(°)	Ideal(°)
4	E	39	VAL	C-N-CA	7.85	154.96	122.00

Continued on next page...

Continued from previous page...

Mol	Chain	Res	Type	Atoms	Z	Observed(°)	Ideal(°)
3	D	612	LEU	CA-CB-CG	7.73	133.07	115.30
2	I	936	ARG	NE-CZ-NH2	6.61	123.61	120.30
5	F	218	ARG	NE-CZ-NH1	6.54	123.57	120.30
2	C	936	ARG	NE-CZ-NH2	6.26	123.43	120.30
5	L	218	ARG	NE-CZ-NH1	6.09	123.35	120.30
2	C	1259	LEU	CA-CB-CG	5.41	127.73	115.30
5	L	422	ARG	NE-CZ-NH1	5.29	122.94	120.30
5	F	149	ASP	CB-CG-OD2	5.22	123.00	118.30
5	L	149	ASP	CB-CG-OD2	5.22	122.99	118.30
1	A	318	LEU	CA-CB-CG	5.07	126.96	115.30
2	C	542	ARG	NE-CZ-NH2	5.04	122.82	120.30

There are no chirality outliers.

There are no planarity outliers.

5.2 Too-close contacts [i](#)

In the following table, the Non-H and H(model) columns list the number of non-hydrogen atoms and hydrogen atoms in the chain respectively. The H(added) column lists the number of hydrogen atoms added and optimized by MolProbity. The Clashes column lists the number of clashes within the asymmetric unit, whereas Symm-Clashes lists symmetry related clashes.

Mol	Chain	Non-H	H(model)	H(added)	Clashes	Symm-Clashes
1	A	2236	0	2254	49	0
1	B	2160	0	2184	59	1
1	G	1618	0	1622	41	0
1	H	1605	0	1599	44	1
2	C	9522	0	8569	149	0
2	I	9544	0	8601	156	0
3	D	7572	0	6293	156	0
3	J	7535	0	6272	162	0
4	E	482	0	301	7	0
4	K	408	0	255	4	0
5	F	3592	0	3433	89	1
5	L	3592	0	3433	94	1
6	M	73	0	64	34	0
6	N	73	0	64	31	0
7	D	1	0	0	0	0
7	J	1	0	0	0	0
8	D	2	0	0	0	0
8	J	2	0	0	0	0

Continued on next page...

Continued from previous page...

Mol	Chain	Non-H	H(model)	H(added)	Clashes	Symm-Clashes
All	All	50018	0	44944	955	2

The all-atom clashscore is defined as the number of clashes found per 1000 atoms (including hydrogen atoms). The all-atom clashscore for this structure is 10.

All (955) close contacts within the same asymmetric unit are listed below, sorted by their clash magnitude.

Atom-1	Atom-2	Interatomic distance (Å)	Clash overlap (Å)
6:N:4:D4P:C4	6:N:9:28K:H46	1.64	1.26
6:M:4:D4P:C4	6:M:9:28K:H46	1.64	1.25
6:N:4:D4P:C3	6:N:9:28K:H46	1.68	1.22
6:M:4:D4P:C5	6:M:9:28K:H46	1.68	1.22
6:M:4:D4P:C4	6:M:9:28K:CAF	2.37	0.99
2:C:936:ARG:HH21	2:C:936:ARG:HG3	1.29	0.98
2:I:936:ARG:HH21	2:I:936:ARG:HG3	1.27	0.96
6:N:4:D4P:C3	6:N:9:28K:CAF	2.45	0.95
6:M:4:D4P:C5	6:M:9:28K:CAF	2.45	0.94
6:N:4:D4P:C4	6:N:9:28K:CAF	2.37	0.92
3:D:745:GLY:HA3	6:M:1:28H:H11	1.56	0.88
3:J:744:ARG:NH2	3:J:767:LEU:HD21	1.89	0.87
3:J:745:GLY:HA3	6:N:1:28H:H11	1.56	0.87
1:G:44:ARG:NH2	2:I:1087:TYR:OH	2.07	0.85
6:M:1:28H:H5	6:M:3:28J:H22	1.58	0.84
1:H:29:GLU:HG3	1:H:30:PRO:HD2	1.61	0.83
6:N:1:28H:H5	6:N:3:28J:H22	1.58	0.83
1:B:10:LYS:HB3	1:B:11:PRO:HD2	1.61	0.83
1:H:51:MET:HB3	1:H:179:PRO:HD2	1.60	0.83
1:B:182:ARG:HD3	3:D:531:LYS:HA	1.59	0.82
5:L:587:ILE:HD12	5:L:590:ILE:HD11	1.63	0.81
3:J:527:LEU:O	3:J:529:GLY:N	2.14	0.80
3:J:118:LYS:HE3	3:J:312:ARG:HG3	1.63	0.80
5:F:587:ILE:HD12	5:F:590:ILE:HD11	1.63	0.80
1:G:14:VAL:HG11	1:G:29:GLU:HG3	1.65	0.79
2:C:808:ASN:H	3:D:633:ALA:HB2	1.48	0.79
1:A:228:LEU:O	1:A:230:ALA:N	2.14	0.78
3:D:781:LYS:HB3	6:M:5:MEA:CE1	2.14	0.78
3:J:739:GLN:HA	3:J:739:GLN:OE1	1.84	0.77
5:F:218:ARG:HH11	5:F:218:ARG:HG2	1.50	0.77
2:I:345:PRO:O	2:I:347:ILE:N	2.17	0.77
2:C:345:PRO:O	2:C:347:ILE:N	2.18	0.77
3:J:744:ARG:HH21	3:J:767:LEU:HD21	1.50	0.76

Continued on next page...

Continued from previous page...

Atom-1	Atom-2	Interatomic distance (Å)	Clash overlap (Å)
6:N:2:THR:HG21	6:N:6:2TL:O	1.86	0.76
2:I:637:ARG:HG3	2:I:641:GLU:HA	1.69	0.75
5:L:399:LEU:HD13	5:L:446:GLN:HG2	1.68	0.75
6:M:2:THR:HG21	6:M:6:2TL:O	1.86	0.75
3:D:738:ARG:HH22	6:M:1:28H:H6	1.51	0.74
3:D:739:GLN:HA	3:D:739:GLN:OE1	1.87	0.74
3:D:746:LEU:HD22	3:D:758:PRO:HB3	1.68	0.74
3:J:738:ARG:HH22	6:N:1:28H:H6	1.52	0.74
3:J:262:THR:HG22	5:L:504:PRO:HB2	1.69	0.74
2:C:65:ASN:O	2:C:105:TYR:N	2.21	0.73
1:G:60:GLU:HG3	1:G:170:ARG:HD2	1.69	0.73
3:D:781:LYS:HB3	6:M:5:MEA:CD1	2.19	0.73
1:B:110:VAL:HG21	1:B:140:ILE:HD11	1.71	0.73
2:I:885:GLY:HA2	2:I:917:SER:HB3	1.71	0.72
1:A:208:ASN:OD1	1:A:210:THR:OG1	2.06	0.72
1:H:91:ARG:NH2	1:H:210:THR:O	2.22	0.72
2:C:885:GLY:HA2	2:C:917:SER:HB3	1.72	0.71
3:D:262:THR:HG22	5:F:504:PRO:HB2	1.73	0.71
1:H:110:VAL:HG21	1:H:140:ILE:HD11	1.73	0.71
3:J:377:PHE:HE1	3:J:419:HIS:HD1	1.38	0.71
3:J:288:PRO:HA	5:L:377:LYS:HE3	1.73	0.71
1:A:91:ARG:NH2	1:A:209:GLY:O	2.24	0.70
3:D:367:GLY:HA3	3:D:448:GLN:HB2	1.74	0.70
2:I:222:ASP:OD1	2:I:227:LYS:NZ	2.23	0.70
1:H:86:LYS:HG2	1:H:173:VAL:HG23	1.74	0.70
1:G:110:VAL:HG21	1:G:140:ILE:HD11	1.74	0.69
1:B:30:PRO:HD3	1:B:190:ALA:HB1	1.72	0.69
1:A:150:ARG:HH21	1:B:6:THR:HA	1.57	0.69
3:D:744:ARG:HB3	3:D:759:ILE:HB	1.76	0.68
5:F:134:VAL:HG11	5:F:266:PHE:HE1	1.58	0.68
5:L:152:GLU:OE2	5:L:218:ARG:NH1	2.26	0.68
2:C:1099:ASN:ND2	3:D:505:ASP:OD2	2.25	0.68
3:J:245:LEU:O	3:J:250:ARG:NH1	2.26	0.68
3:J:118:LYS:HB3	3:J:311:ARG:HD2	1.75	0.68
3:D:118:LYS:HE3	3:D:312:ARG:HG3	1.75	0.68
3:J:781:LYS:HB3	6:N:5:MEA:CE1	2.23	0.68
3:D:781:LYS:HB3	6:M:5:MEA:HE1	1.75	0.67
2:C:221:LEU:HD11	2:C:314:ASN:HB2	1.75	0.67
2:I:548:ARG:NH2	2:I:567:PRO:O	2.26	0.67
1:H:59:VAL:HG21	1:H:85:LEU:HD13	1.76	0.67
2:I:1099:ASN:ND2	3:J:505:ASP:OD2	2.26	0.67

Continued on next page...

Continued from previous page...

Atom-1	Atom-2	Interatomic distance (Å)	Clash overlap (Å)
3:J:744:ARG:HB3	3:J:759:ILE:HB	1.76	0.67
5:L:218:ARG:HH11	5:L:218:ARG:HG2	1.58	0.67
1:A:110:VAL:HG21	1:A:140:ILE:HD11	1.76	0.67
6:M:4:D4P:C3	6:M:9:28K:H46	2.23	0.67
2:I:915:ASP:OD1	2:I:917:SER:OG	2.12	0.67
2:I:915:ASP:OD2	2:I:919:ARG:NH2	2.27	0.67
3:J:114:ILE:HD12	3:J:114:ILE:H	1.60	0.67
2:I:30:ILE:HD12	2:I:575:LEU:HD22	1.77	0.66
2:I:86:GLN:HA	2:I:140:GLY:HA2	1.77	0.66
2:C:890:LYS:HG2	2:C:914:LYS:HG3	1.78	0.66
3:D:57:PHE:O	3:D:98:ARG:NH2	2.28	0.66
2:C:344:GLY:H	2:C:437:ASN:ND2	1.92	0.66
2:C:915:ASP:OD1	2:C:917:SER:OG	2.14	0.66
1:G:133:LEU:HD21	1:G:140:ILE:HG12	1.78	0.65
2:C:548:ARG:NH2	2:C:567:PRO:O	2.30	0.65
2:C:694:ARG:HG3	2:C:694:ARG:HH11	1.60	0.65
5:F:98:VAL:HG22	5:F:402:LEU:HD13	1.79	0.65
2:I:26:TYR:HB2	2:I:29:SER:HB3	1.77	0.65
5:F:162:ILE:HG22	5:F:261:LEU:HD23	1.79	0.65
1:G:91:ARG:NH2	1:G:209:GLY:O	2.30	0.65
2:I:621:SER:HB2	2:I:629:PHE:CE1	2.32	0.65
1:H:78:ILE:HD13	1:H:81:ILE:HD12	1.78	0.64
2:C:796:LEU:N	2:C:1231:TYR:OH	2.29	0.64
3:D:865:HIS:HB3	3:D:868:TRP:HD1	1.61	0.64
6:M:1:28H:OCD	6:M:1:28H:H6	1.97	0.64
6:N:4:D4P:C5	6:N:9:28K:H46	2.23	0.64
1:B:59:VAL:HG21	1:B:85:LEU:HD13	1.80	0.64
2:I:1196:LYS:NZ	3:J:642:ASP:OD2	2.30	0.64
2:I:444:ASP:O	2:I:450:ASN:ND2	2.28	0.64
3:J:370:LYS:HB3	3:J:409:TRP:CZ3	2.33	0.64
2:C:86:GLN:HA	2:C:140:GLY:HA2	1.79	0.64
5:F:405:ILE:HD12	5:F:406:GLN:HE21	1.61	0.64
6:N:1:28H:OCD	6:N:1:28H:H6	1.97	0.64
2:C:21:VAL:HG21	2:C:592:ARG:HD3	1.79	0.64
2:I:890:LYS:HG2	2:I:914:LYS:HB2	1.80	0.64
2:C:1186:VAL:HG13	2:C:1187:PHE:HD1	1.63	0.64
2:I:1186:VAL:HG13	2:I:1187:PHE:HD1	1.63	0.64
2:I:936:ARG:NH2	2:I:936:ARG:HG3	2.03	0.64
3:D:288:PRO:HA	5:F:377:LYS:HE3	1.80	0.63
4:E:26:ARG:NH1	4:E:29:GLN:OE1	2.31	0.63
3:J:1146:GLU:OE2	3:J:1310:THR:OG1	2.17	0.63

Continued on next page...

Continued from previous page...

Atom-1	Atom-2	Interatomic distance (Å)	Clash overlap (Å)
1:A:287:VAL:HG12	1:A:291:LYS:HE3	1.78	0.63
2:I:897:PRO:HB3	5:L:563:PHE:O	1.98	0.63
2:I:28:LEU:O	2:I:32:LEU:N	2.28	0.63
4:E:3:ARG:O	4:E:5:THR:N	2.31	0.63
3:J:686:TRP:HB3	3:J:746:LEU:HD21	1.81	0.63
5:L:124:GLU:OE1	5:L:422:ARG:NH1	2.29	0.63
3:D:250:ARG:O	3:D:266:ASN:ND2	2.30	0.62
1:G:66:HIS:HB3	2:I:874:GLY:HA2	1.80	0.62
1:G:59:VAL:HG21	1:G:85:LEU:HD13	1.79	0.62
3:J:1157:ALA:HB3	3:J:1208:ASP:HA	1.80	0.62
5:L:422:ARG:CG	5:L:422:ARG:HH11	2.12	0.62
6:M:4:D4P:C6	6:M:9:28K:H46	2.29	0.62
2:I:344:GLY:H	2:I:437:ASN:HD21	1.45	0.62
2:C:1268:GLN:NE2	3:D:352:ARG:HB3	2.14	0.62
2:C:463:GLN:HG3	2:C:505:PHE:HB2	1.82	0.62
1:H:37:HIS:CE1	1:H:187:VAL:HG21	2.34	0.62
2:I:629:PHE:CE2	2:I:634:VAL:HG12	2.33	0.62
3:J:114:ILE:HD13	3:J:307:LEU:HB2	1.80	0.62
3:D:102:MET:HG2	3:D:246:PRO:HD3	1.80	0.62
3:D:739:GLN:HE22	3:D:744:ARG:HG3	1.65	0.62
3:J:781:LYS:HB3	6:N:5:MEA:HE1	1.81	0.62
3:J:367:GLY:HA3	3:J:448:GLN:HB2	1.79	0.62
2:C:56:VAL:HG21	2:C:468:LEU:HB3	1.82	0.62
3:J:317:THR:HA	3:J:323:PRO:HA	1.81	0.62
6:M:2:THR:HG23	6:M:6:2TL:HB	1.82	0.62
1:B:29:GLU:HB3	1:B:30:PRO:HD2	1.82	0.62
1:G:51:MET:HB3	1:G:179:PRO:HG2	1.82	0.62
3:J:1162:ILE:O	3:J:1180:VAL:N	2.26	0.62
3:J:739:GLN:HE22	3:J:744:ARG:HG3	1.65	0.62
2:C:542:ARG:HG2	2:C:542:ARG:HH21	1.65	0.62
1:A:133:LEU:HD21	1:A:140:ILE:HG12	1.80	0.61
2:C:677:ASN:HD22	2:C:677:ASN:H	1.46	0.61
1:H:208:ASN:HB3	1:H:210:THR:HG23	1.82	0.61
5:L:211:SER:OG	5:L:212:ILE:N	2.33	0.61
1:B:37:HIS:CE1	1:B:187:VAL:HG21	2.35	0.61
2:C:931:VAL:HB	2:C:944:ARG:HH22	1.64	0.61
3:D:370:LYS:HB3	3:D:409:TRP:CZ3	2.35	0.61
3:J:1162:ILE:HA	3:J:1203:ARG:HA	1.82	0.61
1:B:184:ALA:HB3	1:B:204:GLU:HB3	1.82	0.61
3:D:930:LEU:HA	3:D:1244:GLN:HG3	1.81	0.61
2:I:614:TYR:HB3	2:I:651:ASP:HB2	1.82	0.61

Continued on next page...

Continued from previous page...

Atom-1	Atom-2	Interatomic distance (Å)	Clash overlap (Å)
2:C:344:GLY:H	2:C:437:ASN:HD21	1.48	0.61
1:H:211:ILE:HD11	1:H:216:ALA:HB2	1.82	0.61
2:I:1304:MET:HA	2:I:1315:MET:HB3	1.81	0.61
6:N:4:D4P:C2	6:N:9:28K:H46	2.29	0.61
1:B:41:ASN:HD21	2:C:1217:THR:HG22	1.66	0.61
5:L:354:THR:HG22	5:L:357:GLN:HE21	1.64	0.61
6:N:2:THR:HG23	6:N:6:2TL:CB	2.31	0.61
1:B:29:GLU:CB	1:B:30:PRO:HD2	2.31	0.61
2:C:933:VAL:HG13	2:C:1050:VAL:HG22	1.83	0.61
3:D:1238:GLN:NE2	3:D:1248:ILE:O	2.31	0.61
6:N:2:THR:HG23	6:N:6:2TL:HB	1.82	0.61
1:A:71:LYS:NZ	1:A:139:SER:O	2.34	0.60
3:D:118:LYS:HB3	3:D:311:ARG:HD2	1.82	0.60
1:G:102:LEU:HG	1:G:115:ILE:HG12	1.83	0.60
2:I:147:SER:HB2	2:I:530:ILE:HG22	1.81	0.60
4:K:9:ALA:HB1	4:K:19:LEU:HD21	1.83	0.60
2:C:151:ARG:HH21	2:C:445:ILE:HD13	1.66	0.60
1:B:287:VAL:HG12	1:B:291:LYS:HE3	1.82	0.60
3:D:745:GLY:CA	6:M:1:28H:H11	2.31	0.60
3:J:650:LYS:NZ	3:J:765:GLU:OE2	2.33	0.60
3:J:452:LEU:HG	3:J:625:MET:HE3	1.83	0.60
3:J:57:PHE:O	3:J:98:ARG:NH2	2.35	0.60
6:M:2:THR:HG23	6:M:6:2TL:CB	2.31	0.60
2:C:148:GLN:NE2	2:C:533:LEU:O	2.35	0.60
2:I:796:LEU:N	2:I:1231:TYR:OH	2.33	0.60
6:N:5:MEA:C	6:N:7:SER:N	2.65	0.60
5:L:428:SER:O	5:L:432:THR:OG1	2.17	0.59
3:J:232:ASN:OD1	3:J:232:ASN:N	2.34	0.59
3:J:245:LEU:HD23	3:J:250:ARG:HG2	1.83	0.59
3:D:232:ASN:OD1	3:D:232:ASN:N	2.32	0.59
3:D:370:LYS:HB3	3:D:409:TRP:HZ3	1.66	0.59
1:G:71:LYS:NZ	1:G:139:SER:O	2.34	0.59
2:I:1070:HIS:NE2	2:I:1114:GLU:OE2	2.35	0.59
5:F:354:THR:HG22	5:F:357:GLN:HE21	1.66	0.59
2:C:338:THR:HG21	2:C:345:PRO:HB3	1.84	0.59
2:I:185:ASP:HB2	2:I:197:ARG:HB2	1.84	0.59
5:L:354:THR:H	5:L:357:GLN:HE21	1.48	0.59
2:C:227:LYS:NZ	2:C:334:GLU:OE2	2.29	0.59
3:D:245:LEU:O	3:D:250:ARG:NH1	2.33	0.59
2:I:246:LEU:HB3	2:I:269:ILE:HD13	1.85	0.59
3:J:781:LYS:HB3	6:N:5:MEA:CD1	2.31	0.59

Continued on next page...

Continued from previous page...

Atom-1	Atom-2	Interatomic distance (Å)	Clash overlap (Å)
1:A:78:ILE:HD13	1:A:81:ILE:HD12	1.84	0.59
3:D:113:HIS:CD2	3:D:115:TRP:HB2	2.37	0.59
2:I:611:GLU:OE1	2:I:637:ARG:NH1	2.35	0.59
1:A:59:VAL:HG21	1:A:85:LEU:HD13	1.85	0.59
1:G:78:ILE:HD13	1:G:81:ILE:HD12	1.84	0.59
2:I:926:GLY:HA3	2:I:1055:ALA:O	2.02	0.59
3:J:708:ASN:N	3:J:712:GLN:O	2.28	0.59
3:D:746:LEU:CD2	3:D:758:PRO:HB3	2.33	0.58
5:F:151:VAL:HG11	5:F:158:LEU:HG	1.83	0.58
1:G:66:HIS:HD2	1:G:68:TYR:HB2	1.68	0.58
4:E:15:ASN:O	4:E:17:PHE:N	2.36	0.58
1:H:29:GLU:CG	1:H:30:PRO:HD2	2.30	0.58
1:H:100:LEU:HD21	1:H:121:VAL:HG21	1.84	0.58
6:M:5:MEA:C	6:M:7:SER:N	2.65	0.58
2:I:1257:GLN:HG2	2:I:1296:ASP:HB3	1.85	0.58
2:C:246:LEU:HB3	2:C:269:ILE:HD13	1.85	0.58
1:H:133:LEU:HD21	1:H:140:ILE:HG12	1.85	0.58
1:H:71:LYS:NZ	1:H:139:SER:O	2.37	0.58
5:L:422:ARG:HH11	5:L:422:ARG:HG2	1.68	0.58
2:I:979:LEU:HD21	2:I:1000:LEU:HD23	1.85	0.58
5:L:435:ILE:O	5:L:439:ILE:HG13	2.04	0.58
3:J:847:ASP:HA	3:J:860:ARG:HB2	1.85	0.57
1:A:100:LEU:HD21	1:A:121:VAL:HG21	1.84	0.57
2:C:975:ILE:HD11	2:C:997:TRP:HE3	1.69	0.57
5:F:412:LEU:HD13	5:F:435:ILE:HD11	1.87	0.57
2:I:1192:GLU:OE2	3:J:764:ARG:HD3	2.03	0.57
2:C:221:LEU:HD12	2:C:313:ALA:HB1	1.86	0.57
1:A:319:GLU:O	1:A:320:ASN:ND2	2.38	0.57
2:C:979:LEU:HD21	2:C:1000:LEU:HD23	1.85	0.57
2:C:444:ASP:O	2:C:450:ASN:ND2	2.36	0.57
2:I:150:HIS:CE1	2:I:454:ARG:HD2	2.40	0.57
5:L:277:MET:HE2	5:L:281:ARG:HG3	1.87	0.57
2:I:463:GLN:HG3	2:I:505:PHE:HB2	1.86	0.57
1:B:100:LEU:HD21	1:B:121:VAL:HG21	1.86	0.57
2:C:1336:ASN:N	3:D:23:ALA:O	2.36	0.57
3:D:514:THR:HB	3:D:595:ALA:HA	1.87	0.57
5:L:151:VAL:HG11	5:L:158:LEU:HG	1.87	0.57
3:D:775:SER:O	3:D:777:HIS:N	2.38	0.57
3:D:781:LYS:HB3	6:M:5:MEA:HD1	1.85	0.57
1:B:71:LYS:NZ	1:B:139:SER:O	2.38	0.57
3:J:1225:GLY:O	3:J:1229:VAL:HG23	2.05	0.56

Continued on next page...

Continued from previous page...

Atom-1	Atom-2	Interatomic distance (Å)	Clash overlap (Å)
2:C:185:ASP:HB2	2:C:197:ARG:HB2	1.87	0.56
5:F:213:ASP:OD1	5:F:213:ASP:N	2.37	0.56
5:F:218:ARG:HH11	5:F:218:ARG:CG	2.18	0.56
2:C:578:TYR:CD2	2:C:659:GLN:HG2	2.41	0.56
1:G:230:ALA:O	1:G:232:VAL:N	2.39	0.56
3:J:520:ALA:HB2	3:J:707:ILE:O	2.06	0.56
2:C:1243:MET:O	2:C:1244:HIS:ND1	2.39	0.56
5:F:262:VAL:HG12	5:F:263:PRO:HD2	1.86	0.56
2:I:180:ARG:NH2	2:I:392:GLU:O	2.38	0.56
2:C:1255:THR:HB	2:C:1257:GLN:HG3	1.88	0.56
3:J:102:MET:HG2	3:J:246:PRO:HD3	1.88	0.56
2:C:915:ASP:OD2	2:C:919:ARG:NH2	2.39	0.56
2:C:1340:GLU:HB2	3:D:19:ALA:HB3	1.87	0.56
1:G:52:PRO:HG3	1:G:150:ARG:NH1	2.20	0.56
3:J:46:TYR:CZ	3:J:47:ARG:HG3	2.41	0.56
2:I:1075:VAL:HG21	3:J:354:VAL:HG11	1.86	0.56
2:C:812:PHE:HB3	3:D:357:VAL:HG21	1.88	0.55
1:B:102:LEU:HG	1:B:115:ILE:HG12	1.88	0.55
3:D:46:TYR:CZ	3:D:47:ARG:HG3	2.41	0.55
5:F:251:LYS:O	5:F:255:VAL:HG23	2.06	0.55
2:C:404:LYS:HE2	2:C:586:PHE:CZ	2.41	0.55
3:J:816:THR:HG21	3:J:889:ASP:HB3	1.88	0.55
1:B:25:LYS:HE2	1:B:204:GLU:HG3	1.88	0.55
3:D:879:ALA:O	3:D:880:VAL:HG12	2.07	0.55
2:I:1244:HIS:HB2	2:I:1265:PHE:CG	2.42	0.55
2:C:1254:VAL:O	3:D:99:ARG:NH1	2.34	0.55
3:J:805:GLN:HE21	3:J:1347:LEU:HB2	1.71	0.55
2:I:237:LEU:HD13	2:I:292:ILE:HD12	1.89	0.55
2:I:444:ASP:OD1	2:I:447:HIS:N	2.33	0.54
3:J:301:GLU:CD	3:J:312:ARG:HH11	2.10	0.54
2:C:1070:HIS:NE2	2:C:1114:GLU:OE2	2.39	0.54
2:C:1259:LEU:HD12	2:C:1260:GLY:N	2.22	0.54
2:C:677:ASN:ND2	2:C:677:ASN:H	2.05	0.54
1:G:100:LEU:HD21	1:G:121:VAL:HG21	1.89	0.54
3:J:491:LEU:HA	3:J:499:ILE:H	1.72	0.54
3:J:556:GLU:O	3:J:558:ASP:N	2.40	0.54
3:D:298:MET:HG2	5:F:402:LEU:HD23	1.89	0.54
2:C:901:LEU:O	2:C:905:ILE:HG13	2.07	0.54
2:I:342:ASP:HA	2:I:437:ASN:HB3	1.89	0.54
5:L:251:LYS:O	5:L:255:VAL:HG23	2.07	0.54
2:C:103:VAL:HG22	2:C:117:ILE:HG12	1.90	0.54

Continued on next page...

Continued from previous page...

Atom-1	Atom-2	Interatomic distance (Å)	Clash overlap (Å)
2:C:726:TYR:HB2	2:C:733:VAL:HB	1.89	0.54
5:F:250:LEU:O	5:F:254:GLU:HG2	2.07	0.54
3:J:114:ILE:HD11	3:J:304:ASP:HA	1.89	0.54
1:A:52:PRO:HG3	1:A:150:ARG:NH1	2.22	0.54
1:A:168:ILE:HA	1:B:310:ARG:HA	1.89	0.54
1:B:33:ARG:HB2	1:B:197:ASP:O	2.08	0.54
1:B:322:PRO:HB2	1:B:323:PRO:CD	2.38	0.54
2:C:785:ASP:OD2	2:C:791:LEU:N	2.38	0.54
2:I:728:ASP:HB2	2:I:731:ARG:NH1	2.23	0.54
2:C:150:HIS:CE1	2:C:454:ARG:HD2	2.42	0.54
2:C:804:PHE:HE2	2:C:1115:THR:HG21	1.71	0.54
3:D:650:LYS:NZ	3:D:765:GLU:OE2	2.36	0.54
3:D:750:PRO:HA	3:D:777:HIS:CE1	2.43	0.54
3:J:1329:THR:O	3:J:1333:THR:HG23	2.06	0.54
2:C:868:SER:OG	2:C:944:ARG:HB2	2.08	0.54
2:I:621:SER:HB2	2:I:629:PHE:HE1	1.72	0.54
3:D:738:ARG:NH2	6:M:1:28H:H6	2.23	0.54
1:G:37:HIS:CE1	1:G:187:VAL:HG21	2.43	0.54
3:D:1225:GLY:HA3	3:J:1295:ASN:O	2.08	0.54
3:J:481:ARG:HA	3:J:485:MET:HG2	1.89	0.54
3:D:278:ARG:HD3	5:F:406:GLN:HB3	1.89	0.53
1:G:29:GLU:CB	1:G:30:PRO:HD2	2.38	0.53
2:I:801:ARG:HH21	2:I:1227:VAL:HG11	1.73	0.53
2:C:1289:GLU:HB3	2:C:1294:LYS:HD2	1.90	0.53
3:D:767:LEU:HD12	3:D:767:LEU:H	1.73	0.53
3:D:1296:GLY:HA3	3:J:1225:GLY:HA2	1.89	0.53
3:D:1295:ASN:O	3:J:1225:GLY:HA3	2.08	0.53
3:J:1238:GLN:NE2	3:J:1248:ILE:O	2.36	0.53
6:N:1:28H:H9	6:N:2:THR:N	2.06	0.53
2:C:237:LEU:HD13	2:C:292:ILE:HD12	1.89	0.53
3:J:297:ARG:NH2	5:L:104:GLU:OE2	2.42	0.53
2:I:1226:THR:HG21	3:J:639:VAL:O	2.09	0.53
6:N:5:MEA:O	6:N:7:SER:N	2.42	0.53
3:D:1221:LEU:HD22	3:D:1306:LEU:HB2	1.90	0.53
5:L:383:ASN:HD22	5:L:383:ASN:N	2.06	0.53
2:C:962:GLU:O	2:C:966:ILE:HG13	2.09	0.53
3:D:739:GLN:NE2	3:D:744:ARG:HG3	2.24	0.53
2:C:1276:TRP:CE2	3:D:801:VAL:HG11	2.43	0.53
2:I:404:LYS:HE2	2:I:586:PHE:CZ	2.44	0.53
1:A:286:GLU:OE1	1:A:304:LYS:NZ	2.31	0.53
3:J:1216:ALA:HB3	3:J:1219:ASP:HB2	1.89	0.53

Continued on next page...

Continued from previous page...

Atom-1	Atom-2	Interatomic distance (Å)	Clash overlap (Å)
3:D:1329:THR:O	3:D:1333:THR:HG23	2.09	0.53
3:D:179:LYS:O	3:D:184:ALA:HB2	2.08	0.53
6:M:5:MEA:O	6:M:7:SER:N	2.42	0.53
5:F:277:MET:HE1	5:F:359:LYS:HG2	1.91	0.53
2:C:898:GLU:HG2	5:F:541:ARG:HA	1.89	0.53
2:I:975:ILE:HD11	2:I:997:TRP:HE3	1.73	0.53
2:I:812:PHE:HB3	3:J:357:VAL:HG21	1.91	0.53
3:D:145:VAL:HA	3:D:159:ILE:HA	1.90	0.52
3:D:704:GLU:O	3:D:715:LYS:HA	2.09	0.52
2:C:905:ILE:HD11	5:F:598:LEU:HD13	1.91	0.52
2:I:144:VAL:HG23	2:I:515:MET:SD	2.49	0.52
5:L:250:LEU:O	5:L:254:GLU:HG2	2.08	0.52
5:L:406:GLN:OE1	5:L:406:GLN:HA	2.09	0.52
2:I:1334:GLY:O	3:J:25:ALA:HB3	2.09	0.52
1:B:302:GLU:HB2	2:C:943:LYS:NZ	2.24	0.52
3:D:381:ILE:HA	3:D:415:VAL:HG21	1.91	0.52
2:I:1173:ALA:O	2:I:1177:ARG:N	2.41	0.52
1:A:14:VAL:HG11	1:A:29:GLU:HG2	1.92	0.52
1:B:133:LEU:HD21	1:B:140:ILE:HG12	1.90	0.52
2:I:808:ASN:H	3:J:633:ALA:HB2	1.75	0.52
3:D:1225:GLY:O	3:D:1229:VAL:HG23	2.10	0.52
3:D:814:CYS:HB3	3:D:890:THR:OG1	2.09	0.52
2:I:1087:TYR:CZ	2:I:1213:TYR:HB2	2.45	0.52
3:J:746:LEU:HD22	3:J:758:PRO:HB3	1.92	0.52
6:M:5:MEA:O	6:M:6:2TL:C	2.57	0.52
2:C:1192:GLU:OE2	3:D:764:ARG:HD3	2.10	0.51
2:I:798:GLN:OE1	2:I:828:PHE:N	2.43	0.51
3:J:108:ALA:HB2	3:J:280:LYS:HG3	1.91	0.51
5:L:218:ARG:HH11	5:L:218:ARG:CG	2.20	0.51
3:D:746:LEU:O	6:M:2:THR:HG22	2.10	0.51
5:F:428:SER:O	5:F:432:THR:OG1	2.27	0.51
1:H:51:MET:CB	1:H:179:PRO:HD2	2.37	0.51
2:I:726:TYR:HB2	2:I:733:VAL:HB	1.90	0.51
2:C:1199:LEU:O	2:C:1204:LEU:N	2.40	0.51
3:D:510:LEU:O	3:D:514:THR:OG1	2.27	0.51
3:D:275:ARG:NH2	5:F:400:GLN:OE1	2.43	0.51
1:G:44:ARG:HG3	1:G:183:ILE:HB	1.91	0.51
5:L:344:LEU:HD12	5:L:347:ILE:HD12	1.93	0.51
1:A:285:THR:HG23	1:A:288:GLU:H	1.76	0.51
1:A:319:GLU:C	1:A:320:ASN:HD22	2.14	0.51
1:A:68:TYR:CE2	2:C:831:ILE:HD11	2.46	0.51

Continued on next page...

Continued from previous page...

Atom-1	Atom-2	Interatomic distance (Å)	Clash overlap (Å)
1:G:214:GLU:O	1:G:218:ARG:HG3	2.10	0.51
5:L:363:ARG:O	5:L:367:ILE:HG13	2.10	0.51
6:N:5:MEA:O	6:N:6:2TL:C	2.57	0.51
2:I:344:GLY:H	2:I:437:ASN:ND2	2.08	0.51
2:C:48:GLY:O	2:C:50:GLU:N	2.37	0.51
3:D:1257:VAL:HA	3:D:1260:MET:HE3	1.91	0.51
5:F:134:VAL:HG11	5:F:266:PHE:CE1	2.44	0.51
3:J:301:GLU:OE1	5:L:97:PRO:HG3	2.09	0.51
5:L:226:ALA:HA	5:L:229:VAL:HG22	1.93	0.51
5:L:383:ASN:O	5:L:386:LEU:N	2.39	0.51
1:A:44:ARG:NH1	2:C:1087:TYR:OH	2.43	0.51
5:L:145:LEU:HD12	5:L:228:TYR:HD2	1.74	0.51
5:F:292:VAL:HA	5:F:297:MET:O	2.10	0.51
3:J:56:LEU:HB3	3:J:250:ARG:NH2	2.25	0.51
1:B:7:GLU:O	1:B:8:PHE:HB2	2.10	0.50
3:D:245:LEU:HD23	3:D:250:ARG:HG2	1.93	0.50
5:L:585:GLU:OE1	5:L:588:ARG:NH2	2.44	0.50
5:F:383:ASN:HD22	5:F:383:ASN:N	2.09	0.50
2:I:344:GLY:HA3	2:I:346:TYR:CZ	2.45	0.50
3:J:879:ALA:O	3:J:880:VAL:HG12	2.11	0.50
5:L:231:THR:HA	5:L:234:THR:HG23	1.92	0.50
5:L:412:LEU:HD13	5:L:435:ILE:HD11	1.92	0.50
1:A:29:GLU:CB	1:A:30:PRO:HD2	2.41	0.50
1:B:286:GLU:OE1	1:B:304:LYS:NZ	2.35	0.50
2:C:890:LYS:HD3	2:C:914:LYS:HE3	1.93	0.50
3:D:746:LEU:N	3:D:746:LEU:CD2	2.74	0.50
5:F:261:LEU:HB2	5:F:266:PHE:CE2	2.46	0.50
2:I:533:LEU:HD21	2:I:571:LEU:HD13	1.93	0.50
2:I:909:LYS:O	2:I:911:SER:N	2.44	0.50
3:J:842:ARG:NH2	3:J:1254:GLU:OE1	2.44	0.50
5:L:397:ARG:HB3	5:L:443:ILE:HD13	1.94	0.50
3:D:317:THR:HB	3:D:319:SER:O	2.11	0.50
1:G:152:TYR:HD2	2:I:824:GLN:CG	2.25	0.50
3:J:615:LYS:H	4:K:7:GLN:CG	2.24	0.50
3:D:747:MET:HA	6:M:2:THR:HG21	1.93	0.50
2:I:801:ARG:HE	2:I:1227:VAL:CG1	2.25	0.50
2:I:1255:THR:HB	2:I:1257:GLN:HG3	1.92	0.50
2:I:225:PHE:HE1	2:I:345:PRO:HA	1.77	0.50
5:L:292:VAL:HA	5:L:297:MET:O	2.11	0.50
2:C:404:LYS:HE2	2:C:586:PHE:HZ	1.76	0.50
3:D:775:SER:O	3:D:778:GLY:N	2.43	0.50

Continued on next page...

Continued from previous page...

Atom-1	Atom-2	Interatomic distance (Å)	Clash overlap (Å)
5:F:551:LEU:HB2	5:F:555:GLU:HG3	1.92	0.50
2:I:1333:LEU:HD13	3:J:115:TRP:CZ3	2.47	0.50
3:J:750:PRO:HA	3:J:777:HIS:CE1	2.46	0.50
2:I:1192:GLU:O	2:I:1196:LYS:HG2	2.12	0.50
2:I:703:GLY:N	2:I:705:GLU:OE2	2.44	0.50
3:J:647:PRO:HG3	3:J:697:MET:HA	1.93	0.50
1:A:107:ILE:HG13	1:A:136:GLU:HG3	1.94	0.50
1:B:182:ARG:HD3	3:D:531:LYS:CA	2.37	0.50
2:C:150:HIS:CD2	2:C:152:SER:HG	2.29	0.50
2:I:1087:TYR:HE1	2:I:1215:GLY:HA2	1.77	0.50
1:H:41:ASN:ND2	2:I:1217:THR:HG22	2.27	0.50
3:J:370:LYS:HB3	3:J:409:TRP:HZ3	1.75	0.50
5:L:469:GLN:O	5:L:473:GLU:HG2	2.12	0.50
1:B:285:THR:HG23	1:B:288:GLU:H	1.77	0.49
3:D:317:THR:HG22	3:D:323:PRO:HA	1.94	0.49
3:J:597:GLY:H	3:J:600:ALA:HB3	1.77	0.49
3:J:739:GLN:NE2	3:J:744:ARG:HG3	2.25	0.49
2:C:1226:THR:HG23	3:D:638:SER:OG	2.11	0.49
2:C:728:ASP:HB2	2:C:731:ARG:NH1	2.27	0.49
2:C:703:GLY:N	2:C:705:GLU:OE2	2.46	0.49
5:F:276:MET:SD	5:F:279:ARG:NH2	2.85	0.49
5:F:299:LYS:O	5:F:303:ILE:HG12	2.13	0.49
3:J:1244:GLN:OE1	3:J:1244:GLN:HA	2.12	0.49
1:B:78:ILE:HD13	1:B:81:ILE:HD12	1.94	0.49
2:C:151:ARG:NH2	2:C:445:ILE:HD13	2.27	0.49
1:H:66:HIS:HD2	1:H:68:TYR:HB3	1.77	0.49
5:L:231:THR:O	5:L:235:ILE:HG12	2.12	0.49
2:C:1253:LEU:HA	5:F:525:ASP:HB2	1.93	0.49
5:L:306:PHE:O	5:L:308:GLY:N	2.44	0.49
3:J:738:ARG:NH2	6:N:1:28H:H6	2.24	0.49
2:C:736:VAL:O	2:C:737:ASN:HB2	2.13	0.49
3:D:382:TYR:HB3	3:D:394:ILE:HG23	1.94	0.49
3:D:435:GLN:HB2	3:D:457:TYR:OH	2.13	0.49
3:J:382:TYR:HB3	3:J:394:ILE:HG23	1.95	0.49
3:D:647:PRO:HG3	3:D:697:MET:HA	1.95	0.49
2:I:40:GLU:O	2:I:73:TYR:OH	2.27	0.49
1:A:29:GLU:CG	1:A:30:PRO:HD2	2.43	0.49
1:B:302:GLU:HB2	2:C:943:LYS:HZ2	1.78	0.49
1:B:301:THR:HG22	2:C:867:GLU:OE2	2.12	0.49
3:D:686:TRP:HB3	3:D:746:LEU:HD21	1.95	0.49
1:H:42:ALA:O	1:H:46:ILE:HG12	2.13	0.49

Continued on next page...

Continued from previous page...

Atom-1	Atom-2	Interatomic distance (Å)	Clash overlap (Å)
2:I:804:PHE:HE2	2:I:1115:THR:HG21	1.76	0.49
3:J:145:VAL:O	3:J:178:ALA:HA	2.13	0.49
4:K:27:ALA:HB2	4:K:47:THR:HA	1.95	0.49
5:L:590:ILE:HA	5:L:593:LYS:HG2	1.95	0.49
1:A:42:ALA:O	1:A:46:ILE:HG12	2.13	0.49
3:D:113:HIS:CE1	3:D:307:LEU:HD13	2.47	0.49
2:C:1268:GLN:HE22	3:D:352:ARG:HB3	1.77	0.49
3:D:767:LEU:HD11	3:D:772:TYR:HD2	1.78	0.49
1:H:180:VAL:HG11	1:H:183:ILE:HD11	1.95	0.49
1:B:17:GLU:HB3	1:B:25:LYS:HB2	1.94	0.49
2:C:103:VAL:HG12	2:C:104:ILE:O	2.13	0.49
2:C:1209:GLN:HA	2:C:1226:THR:HA	1.95	0.48
2:I:756:TYR:H	2:I:766:ASN:HB3	1.77	0.48
2:C:542:ARG:NH2	2:C:542:ARG:HG2	2.27	0.48
5:F:437:GLN:HG3	5:F:438:ALA:N	2.28	0.48
2:I:27:LEU:HD23	2:I:711:ASP:OD2	2.14	0.48
5:L:299:LYS:O	5:L:303:ILE:HG12	2.13	0.48
1:G:134:THR:OG1	1:G:135:ASP:N	2.46	0.48
1:G:29:GLU:CG	1:G:30:PRO:HD2	2.43	0.48
3:J:1257:VAL:HA	3:J:1260:MET:HE3	1.95	0.48
1:H:86:LYS:HG2	1:H:173:VAL:CG2	2.42	0.48
2:I:150:HIS:CE1	2:I:152:SER:HA	2.48	0.48
5:L:394:TYR:OH	5:L:436:ARG:HG3	2.13	0.48
2:C:694:ARG:HH11	2:C:694:ARG:CG	2.26	0.48
1:H:102:LEU:HG	1:H:115:ILE:HG12	1.96	0.48
3:J:550:VAL:O	3:J:569:LEU:HA	2.14	0.48
5:L:383:ASN:H	5:L:383:ASN:HD22	1.62	0.48
6:M:1:28H:H9	6:M:2:THR:N	2.11	0.48
1:B:42:ALA:O	1:B:46:ILE:HG12	2.14	0.48
5:F:226:ALA:HA	5:F:229:VAL:HG22	1.95	0.48
5:F:231:THR:O	5:F:235:ILE:HG12	2.13	0.48
5:L:344:LEU:HG	5:L:355:ILE:HD12	1.94	0.48
2:C:796:LEU:H	2:C:1231:TYR:HH	1.59	0.48
3:D:550:VAL:O	3:D:569:LEU:HA	2.14	0.48
1:H:14:VAL:HG11	1:H:29:GLU:CD	2.33	0.48
2:I:930:ASP:HB2	2:I:1053:TYR:HB2	1.95	0.48
5:L:324:LYS:HB3	5:L:325:PRO:HD2	1.95	0.48
2:C:542:ARG:CG	2:C:542:ARG:HH21	2.27	0.48
3:D:507:VAL:HG21	3:D:598:LYS:HB2	1.96	0.48
5:F:216:LEU:O	5:F:219:GLU:HB3	2.14	0.48
3:J:410:ASP:O	3:J:414:GLU:HG3	2.13	0.48

Continued on next page...

Continued from previous page...

Atom-1	Atom-2	Interatomic distance (Å)	Clash overlap (Å)
5:L:98:VAL:HG22	5:L:402:LEU:HD13	1.95	0.48
2:C:14:ASP:HB3	2:C:1158:LYS:CB	2.44	0.48
3:D:1146:GLU:OE2	3:D:1310:THR:OG1	2.32	0.48
3:J:113:HIS:HB3	3:J:116:PHE:HD2	1.79	0.48
5:L:383:ASN:ND2	5:L:383:ASN:N	2.62	0.48
2:C:145:ILE:HB	2:C:456:VAL:HG13	1.95	0.47
2:C:890:LYS:HE3	2:C:911:SER:O	2.14	0.47
5:F:324:LYS:HB3	5:F:325:PRO:HD2	1.95	0.47
1:B:95:LYS:HE2	1:B:95:LYS:HA	1.96	0.47
3:D:1346:GLY:O	3:D:1350:ASN:ND2	2.45	0.47
2:C:560:PRO:HB2	3:D:776:THR:CB	2.44	0.47
5:F:355:ILE:HG13	5:F:355:ILE:H	1.41	0.47
2:I:225:PHE:CE1	2:I:345:PRO:HA	2.49	0.47
3:J:260:PHE:HB3	5:L:504:PRO:HB3	1.96	0.47
5:F:407:GLU:HG3	5:F:442:SER:OG	2.14	0.47
5:F:433:TRP:O	5:F:437:GLN:HB3	2.15	0.47
3:J:1163:VAL:N	3:J:1202:GLU:O	2.47	0.47
3:J:745:GLY:CA	6:N:1:28H:H11	2.35	0.47
2:C:533:LEU:HD21	2:C:571:LEU:HD13	1.97	0.47
2:I:25:PRO:HD3	2:I:578:TYR:CD1	2.48	0.47
3:J:1161:GLY:O	3:J:1204:VAL:N	2.48	0.47
3:J:821:MET:HA	3:J:881:LYS:HA	1.96	0.47
2:C:801:ARG:HE	2:C:1227:VAL:HG11	1.79	0.47
2:I:1239:VAL:HG13	3:J:354:VAL:HB	1.97	0.47
1:B:107:ILE:HG13	1:B:136:GLU:HG3	1.96	0.47
2:C:1192:GLU:O	2:C:1196:LYS:HG2	2.14	0.47
1:H:95:LYS:HA	1:H:95:LYS:HE2	1.97	0.47
3:J:733:SER:O	3:J:737:ILE:HG12	2.14	0.47
3:D:56:LEU:HB3	3:D:250:ARG:NH2	2.29	0.47
1:G:42:ALA:O	1:G:46:ILE:HG12	2.15	0.47
3:J:1346:GLY:O	3:J:1350:ASN:ND2	2.45	0.47
3:J:553:THR:HA	3:J:567:THR:HA	1.95	0.47
3:J:865:HIS:O	3:J:869:CYS:N	2.36	0.47
1:H:155:ALA:HB1	1:H:172:LEU:HB2	1.96	0.47
2:I:1222:GLU:OE2	3:J:512:TYR:OH	2.24	0.47
6:M:4:D4P:HA	6:M:5:MEA:HC1	1.57	0.47
2:C:867:GLU:HG2	2:C:943:LYS:HZ3	1.80	0.47
3:D:108:ALA:HB2	3:D:280:LYS:HG3	1.96	0.47
1:H:30:PRO:HB3	1:H:198:LEU:HD13	1.96	0.47
1:H:82:LEU:HD21	1:H:171:LEU:HD12	1.96	0.47
2:I:944:ARG:HH21	2:I:1050:VAL:HG13	1.80	0.47

Continued on next page...

Continued from previous page...

Atom-1	Atom-2	Interatomic distance (Å)	Clash overlap (Å)
3:D:894:VAL:HG13	3:D:895:CYS:N	2.30	0.47
5:F:306:PHE:O	5:F:308:GLY:N	2.48	0.47
3:J:893:GLY:O	3:J:1258:ARG:NH2	2.38	0.47
3:J:894:VAL:HG13	3:J:895:CYS:N	2.30	0.47
5:L:124:GLU:CD	5:L:422:ARG:HH12	2.16	0.47
3:D:1244:GLN:OE1	3:D:1244:GLN:HA	2.14	0.47
5:F:383:ASN:ND2	5:F:383:ASN:N	2.62	0.47
5:F:520:GLY:HA2	5:F:523:ILE:HD12	1.97	0.47
5:F:590:ILE:HA	5:F:593:LYS:HG2	1.96	0.47
1:G:31:LEU:HD13	1:G:36:GLY:HA2	1.96	0.47
1:G:95:LYS:HA	1:G:95:LYS:HE2	1.97	0.47
1:H:212:ASP:HB2	1:H:215:GLU:HG2	1.97	0.47
1:A:30:PRO:HB3	1:A:198:LEU:HD13	1.97	0.46
1:A:95:LYS:HA	1:A:95:LYS:HE2	1.97	0.46
2:C:1314:GLN:HB2	3:D:473:THR:CB	2.45	0.46
5:F:363:ARG:O	5:F:367:ILE:HG13	2.15	0.46
2:I:716:ALA:HB3	2:I:784:ALA:HB3	1.96	0.46
3:J:857:LEU:HA	3:J:858:VAL:HA	1.70	0.46
5:L:387:VAL:HG23	5:L:412:LEU:HD22	1.97	0.46
1:A:38:THR:HG23	1:B:42:ALA:HA	1.97	0.46
1:B:56:VAL:HG12	1:B:173:VAL:HG11	1.96	0.46
3:D:410:ASP:O	3:D:414:GLU:HG3	2.15	0.46
3:D:271:ARG:NH1	5:F:400:GLN:OE1	2.48	0.46
2:I:1297:ASP:OD1	2:I:1300:GLY:N	2.23	0.46
3:J:510:LEU:O	3:J:514:THR:OG1	2.33	0.46
3:J:834:PRO:O	3:J:835:LEU:HB2	2.15	0.46
3:J:930:LEU:O	3:J:931:THR:HB	2.16	0.46
1:B:52:PRO:HG3	1:B:150:ARG:HH12	1.80	0.46
1:A:152:TYR:CE2	2:C:824:GLN:HA	2.50	0.46
3:D:210:SER:O	3:D:214:ARG:NH2	2.47	0.46
5:F:132:CYS:O	5:F:136:GLU:HG3	2.15	0.46
5:F:97:PRO:HB2	5:F:402:LEU:HD21	1.96	0.46
1:B:260:LEU:HD23	1:B:310:ARG:HH11	1.80	0.46
1:B:321:TRP:CE3	1:B:321:TRP:HA	2.51	0.46
3:D:546:ALA:O	3:D:573:THR:HA	2.15	0.46
3:D:491:LEU:HD21	3:D:609:TYR:CZ	2.50	0.46
2:I:1259:LEU:HD12	2:I:1260:GLY:N	2.30	0.46
2:C:903:ARG:NH1	2:C:908:GLU:OE1	2.36	0.46
1:G:107:ILE:HG13	1:G:136:GLU:HG3	1.97	0.46
3:J:298:MET:HG2	5:L:402:LEU:HD23	1.96	0.46
1:A:102:LEU:HG	1:A:115:ILE:HG12	1.97	0.46

Continued on next page...

Continued from previous page...

Atom-1	Atom-2	Interatomic distance (Å)	Clash overlap (Å)
3:D:297:ARG:HG2	5:F:97:PRO:HB3	1.97	0.46
1:H:107:ILE:HG13	1:H:136:GLU:HG3	1.97	0.46
3:J:650:LYS:HE3	3:J:743:MET:HB2	1.98	0.46
1:A:143:ARG:HD2	1:A:143:ARG:N	2.31	0.46
2:C:645:PHE:CG	2:C:649:GLN:HB2	2.51	0.46
2:C:867:GLU:N	2:C:867:GLU:OE1	2.48	0.46
3:D:816:THR:HG21	3:D:889:ASP:HB3	1.97	0.46
2:I:905:ILE:HD11	5:L:598:LEU:HD13	1.98	0.46
5:L:277:MET:CE	5:L:359:LYS:HG2	2.45	0.46
5:L:557:LYS:HB3	5:L:580:PHE:HZ	1.81	0.46
2:C:539:THR:O	2:C:540:ARG:HB2	2.16	0.46
1:A:134:THR:HG21	2:C:727:VAL:O	2.16	0.46
3:D:901:ARG:O	3:D:1251:LYS:NZ	2.49	0.46
3:D:141:PHE:CD2	3:D:293:ARG:HG3	2.50	0.46
5:F:383:ASN:H	5:F:383:ASN:HD22	1.64	0.46
5:L:134:VAL:HG11	5:L:266:PHE:HE1	1.81	0.46
5:L:437:GLN:HG3	5:L:438:ALA:N	2.30	0.46
3:D:127:LEU:HD11	3:D:227:PHE:CE2	2.51	0.46
5:L:420:GLU:O	5:L:423:ARG:HB2	2.15	0.46
3:D:746:LEU:N	6:M:1:28H:H11	2.31	0.46
2:C:890:LYS:O	2:C:892:GLU:HG3	2.16	0.46
2:I:1328:LYS:HD3	2:I:1328:LYS:HA	1.80	0.46
1:A:62:ASP:OD2	1:A:143:ARG:NH2	2.49	0.45
3:D:1172:LYS:HA	3:D:1192:LYS:H	1.81	0.45
1:G:76:GLU:HB2	1:G:80:GLU:HB2	1.97	0.45
3:J:842:ARG:HD2	3:J:842:ARG:HA	1.57	0.45
1:A:46:ILE:HG21	1:A:220:ALA:HA	1.98	0.45
1:A:321:TRP:HA	1:A:321:TRP:CE3	2.51	0.45
2:C:1150:ASP:HA	2:C:1153:ALA:HB3	1.97	0.45
2:C:474:ALA:HB1	2:C:478:ARG:NH2	2.31	0.45
2:I:745:GLU:HA	2:I:1014:LEU:HD21	1.97	0.45
1:G:86:LYS:NZ	2:I:826:ASP:OD2	2.49	0.45
2:I:887:VAL:HB	2:I:913:VAL:HB	1.99	0.45
3:J:686:TRP:CD2	3:J:758:PRO:HG3	2.51	0.45
6:M:5:MEA:C	6:M:7:SER:H	2.29	0.45
1:A:42:ALA:HA	1:B:38:THR:HG23	1.98	0.45
2:C:85:CYS:HB3	2:C:90:VAL:O	2.17	0.45
3:D:660:GLU:O	3:D:664:ILE:HG13	2.15	0.45
3:D:730:ALA:O	3:D:731:ARG:HG2	2.16	0.45
3:D:265:LEU:HD23	3:D:268:LEU:HD12	1.98	0.45
3:J:374:LEU:O	3:J:378:LYS:HG3	2.17	0.45

Continued on next page...

Continued from previous page...

Atom-1	Atom-2	Interatomic distance (Å)	Clash overlap (Å)
5:L:584:ARG:O	5:L:587:ILE:HG22	2.16	0.45
2:I:67:GLU:N	2:I:103:VAL:O	2.29	0.45
1:H:41:ASN:HD21	2:I:1217:THR:HG22	1.80	0.45
2:I:85:CYS:HB3	2:I:90:VAL:O	2.15	0.45
5:L:117:ILE:O	5:L:121:LYS:HG3	2.15	0.45
2:C:559:CYS:HB2	2:C:662:SER:HB3	1.98	0.45
1:A:322:PRO:HB2	1:A:323:PRO:CD	2.46	0.45
3:D:37:GLU:HB2	3:D:104:HIS:CE1	2.51	0.45
3:D:744:ARG:HE	6:M:2:THR:HA	1.82	0.45
5:F:225:ARG:O	5:F:229:VAL:HG13	2.16	0.45
5:F:344:LEU:HD12	5:F:347:ILE:HD12	1.98	0.45
2:I:933:VAL:HG13	2:I:1050:VAL:HG22	1.99	0.45
6:N:1:28H:CBX	6:N:1:28H:H6	2.46	0.45
3:D:504:GLN:HB2	3:D:505:ASP:H	1.56	0.45
3:D:733:SER:O	3:D:737:ILE:HG12	2.17	0.45
1:G:51:MET:HA	1:G:52:PRO:HD3	1.62	0.45
2:I:1087:TYR:CE2	2:I:1213:TYR:HB2	2.51	0.45
2:I:785:ASP:OD2	2:I:791:LEU:N	2.45	0.45
3:J:435:GLN:HB2	3:J:457:TYR:OH	2.16	0.45
2:C:682:GLY:O	2:C:686:GLN:HG3	2.17	0.45
5:F:277:MET:HE2	5:F:281:ARG:HG3	1.99	0.45
1:H:180:VAL:HA	1:H:207:THR:HA	1.98	0.45
2:I:562:GLU:OE1	2:I:662:SER:OG	2.21	0.45
1:B:195:ARG:O	1:B:196:THR:HG22	2.17	0.44
3:D:609:TYR:HA	3:D:617:THR:OG1	2.16	0.44
3:D:762:ASN:O	3:D:765:GLU:N	2.50	0.44
3:D:930:LEU:O	3:D:931:THR:HB	2.16	0.44
2:I:1212:LEU:HB3	2:I:1221:PHE:HD2	1.81	0.44
2:I:142:GLU:O	2:I:515:MET:HB2	2.17	0.44
2:I:338:THR:HG21	2:I:345:PRO:HB3	2.00	0.44
2:I:539:THR:O	2:I:540:ARG:HB2	2.16	0.44
2:I:52:ALA:O	2:I:56:VAL:HG23	2.17	0.44
2:I:1246:ARG:NE	3:J:348:ASP:OD1	2.48	0.44
3:J:425:ARG:HB2	3:J:466:MET:HG2	1.98	0.44
1:A:51:MET:HA	1:A:52:PRO:HD3	1.67	0.44
2:I:84:GLU:OE2	2:I:1035:LYS:HD2	2.17	0.44
2:I:15:PHE:HE2	2:I:1198:LEU:HD11	1.82	0.44
2:I:801:ARG:HE	2:I:1227:VAL:HG11	1.82	0.44
2:I:844:LYS:HE3	3:J:49:PHE:CZ	2.51	0.44
6:M:2:THR:CG2	6:M:6:2TL:O	2.63	0.44
6:N:5:MEA:C	6:N:7:SER:H	2.29	0.44

Continued on next page...

Continued from previous page...

Atom-1	Atom-2	Interatomic distance (Å)	Clash overlap (Å)
1:A:279:GLY:O	1:A:283:GLN:HG3	2.18	0.44
2:C:756:TYR:H	2:C:766:ASN:HB3	1.82	0.44
3:D:775:SER:O	3:D:776:THR:C	2.56	0.44
5:F:148:TYR:C	5:F:150:ARG:H	2.21	0.44
2:I:101:ARG:HB2	2:I:117:ILE:HD12	1.99	0.44
2:I:1077:SER:HA	3:J:356:THR:HB	1.99	0.44
4:E:79:GLU:O	4:E:82:ALA:N	2.50	0.44
5:F:117:ILE:O	5:F:121:LYS:HG3	2.17	0.44
3:J:781:LYS:HB3	6:N:5:MEA:HD1	1.99	0.44
5:L:509:THR:HA	5:L:510:PRO:HD3	1.87	0.44
5:L:559:LEU:HG	5:L:563:PHE:HE2	1.83	0.44
1:A:22:THR:HB	1:A:207:THR:O	2.17	0.44
3:D:1164:SER:N	3:D:1178:THR:O	2.39	0.44
3:D:502:PRO:HB3	3:D:506:VAL:HG11	2.00	0.44
1:H:51:MET:HA	1:H:52:PRO:HD3	1.78	0.44
5:L:407:GLU:HG3	5:L:442:SER:OG	2.17	0.44
6:M:2:THR:HG23	6:M:6:2TL:OG1	2.17	0.44
1:B:321:TRP:HA	1:B:322:PRO:HA	1.69	0.44
2:C:930:ASP:HB2	2:C:1053:TYR:HB2	2.00	0.44
2:C:344:GLY:HA3	2:C:346:TYR:CZ	2.53	0.44
2:C:48:GLY:C	2:C:50:GLU:H	2.18	0.44
1:H:124:VAL:HG21	1:H:210:THR:HB	2.00	0.44
2:I:1226:THR:HG23	3:J:638:SER:OG	2.17	0.44
1:G:68:TYR:CG	2:I:929:ILE:HG21	2.53	0.44
5:L:261:LEU:HB2	5:L:266:PHE:CE2	2.53	0.44
3:J:288:PRO:HG3	5:L:377:LYS:HG3	1.99	0.44
2:C:960:LEU:HD22	2:C:1029:LEU:HD12	2.00	0.44
3:D:650:LYS:HE3	3:D:743:MET:HB2	1.99	0.44
5:F:137:TYR:O	5:F:141:ILE:HG12	2.18	0.44
2:I:176:ILE:HD12	2:I:184:LEU:HD23	2.00	0.44
3:J:179:LYS:HB2	3:J:184:ALA:HB2	2.00	0.44
1:B:124:VAL:HG21	1:B:210:THR:HG22	2.00	0.44
5:F:137:TYR:HE2	5:F:273:MET:HB3	1.82	0.44
2:I:1330:ILE:O	2:I:1333:LEU:HB2	2.18	0.44
2:I:1243:MET:SD	3:J:445:LYS:HB3	2.57	0.44
3:J:730:ALA:O	3:J:731:ARG:HG2	2.17	0.44
3:J:787:ALA:O	3:J:790:THR:HG23	2.17	0.44
5:L:132:CYS:O	5:L:136:GLU:HG3	2.18	0.44
5:L:145:LEU:HB3	5:L:225:ARG:HH21	1.82	0.44
5:L:433:TRP:O	5:L:437:GLN:HB3	2.17	0.44
1:A:82:LEU:O	1:A:86:LYS:HG3	2.18	0.44

Continued on next page...

Continued from previous page...

Atom-1	Atom-2	Interatomic distance (Å)	Clash overlap (Å)
2:C:901:LEU:HD13	5:F:563:PHE:CE2	2.53	0.44
2:C:936:ARG:NH2	2:C:936:ARG:HG3	2.06	0.44
3:D:746:LEU:O	6:M:1:28H:H12	2.18	0.44
1:H:76:GLU:HB2	1:H:80:GLU:HB2	2.00	0.44
5:L:354:THR:HG22	5:L:357:GLN:NE2	2.31	0.44
1:A:287:VAL:O	1:A:291:LYS:HG3	2.17	0.43
1:B:82:LEU:O	1:B:86:LYS:HG3	2.18	0.43
2:C:903:ARG:O	2:C:907:GLY:N	2.52	0.43
3:D:481:ARG:HA	3:D:485:MET:HG2	2.00	0.43
1:H:152:TYR:CD1	1:H:176:CYS:HA	2.52	0.43
2:I:677:ASN:H	2:I:677:ASN:HD22	1.66	0.43
3:J:212:THR:O	3:J:216:LYS:HG2	2.18	0.43
1:A:143:ARG:HE	1:B:254:LEU:HD11	1.82	0.43
5:F:420:GLU:O	5:F:423:ARG:HB2	2.18	0.43
3:J:189:LEU:HD12	3:J:238:ILE:HD13	2.00	0.43
3:J:932:MET:HE3	3:J:1138:LEU:HD23	1.99	0.43
6:N:2:THR:HG23	6:N:6:2TL:OG1	2.17	0.43
1:B:180:VAL:HG11	1:B:183:ILE:HD11	2.00	0.43
2:C:155:VAL:HG12	2:C:405:PHE:HA	2.00	0.43
2:C:890:LYS:HE2	2:C:914:LYS:HG3	1.99	0.43
3:D:232:ASN:ND2	3:D:1337:VAL:O	2.51	0.43
2:I:221:LEU:HD22	2:I:336:LEU:HD11	2.01	0.43
1:H:82:LEU:O	1:H:86:LYS:HG3	2.18	0.43
5:L:137:TYR:O	5:L:141:ILE:HG12	2.18	0.43
3:D:781:LYS:CB	6:M:5:MEA:HD1	2.48	0.43
1:B:51:MET:HB3	1:B:179:PRO:HD2	1.99	0.43
3:D:109:SER:OG	3:D:296:LYS:HE2	2.17	0.43
5:F:440:THR:HA	5:F:443:ILE:HD11	2.00	0.43
2:I:392:GLU:HA	2:I:395:TYR:O	2.19	0.43
5:L:148:TYR:C	5:L:150:ARG:H	2.22	0.43
6:M:1:28H:H6	6:M:1:28H:CBX	2.46	0.43
1:B:279:GLY:O	1:B:283:GLN:HG3	2.19	0.43
3:D:554:GLU:HA	3:D:580:TRP:CZ2	2.53	0.43
3:D:646:ILE:HG12	3:D:741:ALA:O	2.18	0.43
1:G:41:ASN:ND2	1:G:44:ARG:NH2	2.67	0.43
5:L:344:LEU:HA	5:L:344:LEU:HD12	1.86	0.43
1:B:273:GLU:OE2	1:B:293:PRO:HD2	2.19	0.43
3:D:763:PHE:HA	3:D:763:PHE:HD1	1.71	0.43
1:G:68:TYR:CZ	2:I:1055:ALA:HB1	2.54	0.43
1:G:74:VAL:HG11	1:G:81:ILE:HD11	1.99	0.43
3:J:1319:PHE:CE2	3:J:1342:ASP:HB2	2.54	0.43

Continued on next page...

Continued from previous page...

Atom-1	Atom-2	Interatomic distance (Å)	Clash overlap (Å)
3:J:109:SER:OG	3:J:296:LYS:HE2	2.19	0.43
1:B:27:THR:HG22	1:B:202:VAL:HG13	2.00	0.43
2:C:478:ARG:HB2	2:C:478:ARG:HE	1.62	0.43
2:C:870:ILE:HG21	2:C:944:ARG:NH2	2.34	0.43
2:I:1214:ASP:OD2	2:I:1216:ARG:NH1	2.52	0.43
3:J:1318:SER:OG	3:J:1342:ASP:OD2	2.35	0.43
3:J:762:ASN:O	3:J:765:GLU:N	2.51	0.43
5:L:134:VAL:HA	5:L:273:MET:HE1	2.01	0.43
5:L:499:LYS:O	5:L:501:ALA:N	2.51	0.43
1:A:319:GLU:O	1:A:319:GLU:HG3	2.18	0.43
3:J:188:LEU:O	3:J:192:MET:HB3	2.19	0.43
3:J:492:SER:HA	3:J:493:PRO:HD3	1.84	0.43
3:J:899:TYR:CZ	3:J:1251:LYS:HD2	2.54	0.43
1:A:56:VAL:HG12	1:A:173:VAL:HG11	1.99	0.43
3:D:893:GLY:C	3:D:1258:ARG:HH12	2.23	0.43
3:D:678:ARG:NH2	3:D:756:GLU:OE1	2.51	0.43
3:D:865:HIS:HB3	3:D:868:TRP:CD1	2.48	0.43
5:F:270:VAL:HA	5:F:273:MET:HG3	2.00	0.43
5:F:509:THR:HA	5:F:510:PRO:HD3	1.89	0.43
2:I:906:PHE:HB3	2:I:907:GLY:H	1.54	0.43
5:L:253:SER:O	5:L:257:LYS:HG3	2.19	0.43
2:C:590:PRO:HG2	2:C:659:GLN:NE2	2.34	0.42
2:I:844:LYS:HE3	3:J:49:PHE:CE2	2.54	0.42
1:B:214:GLU:O	1:B:218:ARG:HG3	2.20	0.42
2:C:213:LEU:HD13	2:C:422:LYS:HB2	2.01	0.42
1:G:28:LEU:HD12	1:G:201:LEU:HD23	2.01	0.42
1:H:52:PRO:HG3	1:H:150:ARG:NH1	2.34	0.42
1:H:47:LEU:HA	1:H:51:MET:HG2	1.99	0.42
2:I:160:ASP:C	2:I:162:GLY:H	2.23	0.42
2:I:957:LYS:HA	2:I:1029:LEU:HD11	2.01	0.42
1:A:224:LEU:HD23	1:B:228:LEU:HD11	2.01	0.42
3:D:301:GLU:CD	3:D:312:ARG:HH11	2.19	0.42
3:D:612:LEU:HD22	3:D:612:LEU:O	2.18	0.42
3:D:761:ALA:HB3	3:D:767:LEU:HB3	2.01	0.42
3:D:69:GLU:HG3	3:D:76:LYS:HG2	2.00	0.42
4:E:39:VAL:HA	4:E:40:PRO:CB	2.49	0.42
5:F:101:TYR:CE2	5:F:405:ILE:HD13	2.54	0.42
1:H:211:ILE:HD12	1:H:215:GLU:HG3	2.01	0.42
3:J:514:THR:O	3:J:595:ALA:HA	2.19	0.42
5:L:259:PHE:O	5:L:261:LEU:HD12	2.19	0.42
5:L:296:LYS:HA	5:L:296:LYS:HD3	1.78	0.42

Continued on next page...

Continued from previous page...

Atom-1	Atom-2	Interatomic distance (Å)	Clash overlap (Å)
5:L:402:LEU:HD12	5:L:402:LEU:HA	1.84	0.42
1:B:322:PRO:HB2	1:B:323:PRO:HD3	2.01	0.42
2:C:802:VAL:HG12	2:C:1228:GLY:O	2.19	0.42
2:C:180:ARG:NH2	2:C:392:GLU:O	2.52	0.42
1:B:263:THR:HG22	2:C:947:GLU:HG2	2.00	0.42
2:C:972:PHE:HB3	2:C:994:ARG:HH21	1.83	0.42
5:F:300:LYS:HB3	5:F:300:LYS:HE3	1.80	0.42
1:H:29:GLU:CB	1:H:30:PRO:HD2	2.48	0.42
2:I:890:LYS:HG2	2:I:914:LYS:HE3	2.00	0.42
3:J:836:ARG:O	3:J:840:LEU:N	2.49	0.42
5:L:383:ASN:O	5:L:385:ARG:N	2.52	0.42
5:L:598:LEU:HA	5:L:598:LEU:HD23	1.93	0.42
3:D:113:HIS:CD2	3:D:115:TRP:H	2.37	0.42
3:D:506:VAL:HG13	3:D:628:GLY:HA3	2.01	0.42
5:F:397:ARG:HH12	5:F:461:ASN:ND2	2.17	0.42
1:H:74:VAL:HG11	1:H:81:ILE:HD11	2.02	0.42
2:I:1099:ASN:HD21	3:J:505:ASP:CG	2.21	0.42
2:I:1125:GLY:HA3	2:I:1179:GLY:HA2	2.01	0.42
3:J:50:LYS:HD3	3:J:50:LYS:HA	1.84	0.42
3:J:814:CYS:HB3	3:J:890:THR:OG1	2.19	0.42
6:N:1:28H:H10	6:N:1:28H:H3	1.81	0.42
1:B:9:LEU:HA	1:B:9:LEU:HD23	1.81	0.42
2:C:714:VAL:O	2:C:767:GLN:NE2	2.46	0.42
3:D:1272:SER:HB3	3:D:1292:LEU:HD11	2.00	0.42
3:D:16:GLU:O	3:D:16:GLU:HG2	2.20	0.42
2:I:933:VAL:HG11	2:I:944:ARG:HG3	2.00	0.42
3:J:744:ARG:HE	6:N:2:THR:HA	1.84	0.42
5:L:121:LYS:HE2	5:L:421:TYR:OH	2.20	0.42
1:A:190:ALA:H	1:A:199:ASP:HA	1.85	0.42
3:D:452:LEU:HG	3:D:625:MET:HE3	2.01	0.42
3:D:787:ALA:O	3:D:790:THR:HG23	2.20	0.42
2:I:1336:ASN:HB2	3:J:25:ALA:HB2	2.02	0.42
3:J:660:GLU:O	3:J:664:ILE:HG13	2.20	0.42
3:J:749:LYS:HB2	3:J:753:SER:O	2.20	0.42
2:C:1328:LYS:HA	2:C:1328:LYS:HD3	1.82	0.42
2:C:152:SER:OG	2:C:452:ARG:HG2	2.19	0.42
2:C:728:ASP:HB3	2:C:731:ARG:H	1.84	0.42
5:F:97:PRO:HB2	5:F:402:LEU:CD2	2.50	0.42
2:I:346:TYR:O	2:I:350:THR:N	2.49	0.42
2:I:589:THR:OG1	2:I:659:GLN:NE2	2.53	0.42
3:J:796:LEU:HD22	3:J:1138:LEU:HD11	2.01	0.42

Continued on next page...

Continued from previous page...

Atom-1	Atom-2	Interatomic distance (Å)	Clash overlap (Å)
6:N:2:THR:CG2	6:N:6:2TL:O	2.63	0.42
1:B:10:LYS:CB	1:B:11:PRO:HD2	2.35	0.42
2:C:367:TYR:CD1	2:C:376:PRO:HB3	2.55	0.42
2:C:677:ASN:ND2	2:C:677:ASN:N	2.68	0.42
2:C:890:LYS:HG2	2:C:914:LYS:CG	2.49	0.42
5:F:584:ARG:O	5:F:587:ILE:HG22	2.20	0.42
2:I:227:LYS:NZ	2:I:334:GLU:OE2	2.53	0.42
2:I:674:ASP:OD2	2:I:1070:HIS:ND1	2.39	0.42
5:L:409:ASN:O	5:L:413:MET:HG3	2.20	0.42
1:A:76:GLU:HB2	1:A:80:GLU:HB2	2.01	0.42
1:B:101:THR:OG1	1:B:116:THR:OG1	2.30	0.42
3:J:597:GLY:O	3:J:601:ILE:N	2.44	0.42
3:J:907:HIS:CG	3:J:908:ILE:N	2.88	0.42
3:J:930:LEU:HA	3:J:1244:GLN:HG3	2.01	0.42
5:L:316:PHE:CE2	5:L:334:SER:HA	2.55	0.42
2:C:1085:MET:HG2	2:C:1094:VAL:O	2.20	0.41
2:C:1307:ASN:O	2:C:1311:GLY:N	2.53	0.41
3:D:1360:GLY:HA2	4:E:17:PHE:CE1	2.56	0.41
3:D:195:GLU:HA	3:D:198:CYS:SG	2.60	0.41
3:D:242:LEU:HA	3:D:243:PRO:HD3	1.92	0.41
1:B:83:LEU:CD1	3:D:528:THR:HA	2.48	0.41
5:F:316:PHE:CE2	5:F:334:SER:HA	2.55	0.41
2:I:130:MET:SD	2:I:134:GLY:HA2	2.60	0.41
2:I:675:ASP:HA	3:J:763:PHE:HZ	1.84	0.41
5:L:300:LYS:HB3	5:L:300:LYS:HE3	1.81	0.41
1:A:207:THR:HG23	1:A:209:GLY:H	1.86	0.41
1:B:37:HIS:CD2	2:C:1216:ARG:HG2	2.55	0.41
5:L:311:THR:HG21	5:L:348:GLU:CD	2.40	0.41
2:C:176:ILE:HD12	2:C:184:LEU:HD23	2.02	0.41
3:D:22:ILE:O	3:D:1339:GLY:HA2	2.19	0.41
3:D:46:TYR:HB3	5:F:451:ARG:O	2.20	0.41
3:D:573:THR:O	3:D:577:ALA:N	2.42	0.41
1:G:179:PRO:HA	1:G:208:ASN:ND2	2.36	0.41
2:I:1244:HIS:HB2	2:I:1265:PHE:CD1	2.55	0.41
2:I:151:ARG:H	2:I:151:ARG:HG2	1.34	0.41
2:I:1187:PHE:HZ	3:J:772:TYR:CG	2.37	0.41
4:K:40:PRO:C	4:K:42:GLU:H	2.23	0.41
5:F:354:THR:CG2	5:F:357:GLN:HE21	2.33	0.41
5:F:548:LEU:HA	5:F:551:LEU:HD21	2.03	0.41
2:I:1186:VAL:HG13	2:I:1187:PHE:CD1	2.50	0.41
2:I:145:ILE:HB	2:I:456:VAL:HG13	2.02	0.41

Continued on next page...

Continued from previous page...

Atom-1	Atom-2	Interatomic distance (Å)	Clash overlap (Å)
3:J:419:HIS:O	3:J:439:PRO:HD2	2.21	0.41
3:J:452:LEU:HG	3:J:625:MET:CE	2.48	0.41
5:L:276:MET:SD	5:L:279:ARG:NH2	2.93	0.41
3:D:1169:THR:HA	3:D:1174:ARG:CB	2.50	0.41
3:D:597:GLY:O	3:D:601:ILE:N	2.46	0.41
5:F:234:THR:HG21	5:F:248:GLU:OE2	2.19	0.41
5:F:530:LEU:HA	5:F:531:PRO:HD3	1.88	0.41
2:I:474:ALA:HB1	2:I:478:ARG:NH2	2.34	0.41
1:A:29:GLU:HG3	1:A:30:PRO:HD2	2.03	0.41
3:D:187:ALA:O	3:D:191:SER:HB2	2.21	0.41
5:F:559:LEU:O	5:F:563:PHE:HD2	2.04	0.41
1:G:75:GLN:HB3	1:G:132:HIS:HB2	2.02	0.41
1:H:129:VAL:HG11	1:H:132:HIS:CE1	2.56	0.41
2:I:1289:GLU:HB3	2:I:1294:LYS:HD2	2.01	0.41
2:I:27:LEU:HD11	2:I:663:VAL:HG21	2.03	0.41
3:J:746:LEU:N	3:J:746:LEU:HD22	2.35	0.41
1:H:88:LEU:HD23	1:H:88:LEU:HA	1.91	0.41
2:I:448:LEU:HD23	2:I:448:LEU:HA	1.88	0.41
2:I:690:VAL:HA	2:I:691:PRO:HD3	1.96	0.41
3:J:775:SER:O	3:J:778:GLY:N	2.54	0.41
6:N:4:D4P:HA	6:N:5:MEA:HC1	1.57	0.41
5:F:344:LEU:HA	5:F:344:LEU:HD12	1.90	0.41
5:F:440:THR:O	5:F:443:ILE:HG12	2.21	0.41
3:D:261:ALA:HA	5:F:505:ILE:O	2.21	0.41
3:J:816:THR:CG2	3:J:889:ASP:HB3	2.51	0.41
5:L:337:VAL:O	5:L:341:LEU:HG	2.21	0.41
5:L:379:MET:HG2	5:L:416:VAL:HG13	2.03	0.41
3:J:738:ARG:NH2	6:N:1:28H:OCD	2.53	0.41
5:F:269:LEU:O	5:F:272:SER:HB3	2.21	0.41
5:F:355:ILE:HD12	5:F:356:GLU:H	1.85	0.41
1:G:179:PRO:HA	1:G:208:ASN:HD21	1.86	0.41
1:G:219:ARG:O	1:G:223:ILE:HG13	2.20	0.41
1:H:56:VAL:HG12	1:H:173:VAL:HG11	2.02	0.41
2:I:682:GLY:O	2:I:686:GLN:HG3	2.21	0.41
3:J:813:ASP:HB2	3:J:897:HIS:HD2	1.86	0.41
1:B:287:VAL:O	1:B:291:LYS:HG3	2.21	0.41
3:D:527:LEU:CB	3:D:533:ALA:HB2	2.51	0.41
5:F:143:TYR:OH	5:F:265:GLN:OE1	2.18	0.41
5:F:352:GLY:O	5:F:353:LEU:HD23	2.21	0.41
5:F:585:GLU:OE1	5:F:588:ARG:NH2	2.54	0.41
3:J:233:LYS:HB2	3:J:236:TRP:CE2	2.56	0.41

Continued on next page...

Continued from previous page...

Atom-1	Atom-2	Interatomic distance (Å)	Clash overlap (Å)
3:J:418:GLU:O	3:J:481:ARG:NH1	2.54	0.41
2:C:1222:GLU:OE2	3:D:512:TYR:OH	2.19	0.41
2:C:24:VAL:HA	2:C:25:PRO:HD3	1.93	0.41
2:C:812:PHE:CE2	3:D:451:PRO:HB3	2.56	0.41
3:D:739:GLN:CA	3:D:739:GLN:OE1	2.64	0.41
5:F:355:ILE:HD12	5:F:356:GLU:HG3	2.03	0.41
2:I:61:SER:OG	2:I:62:TYR:N	2.53	0.41
2:I:972:PHE:HB3	2:I:994:ARG:HH21	1.86	0.41
5:L:120:ALA:HA	5:L:123:ILE:HD12	2.03	0.41
5:L:134:VAL:HG11	5:L:266:PHE:CE1	2.56	0.41
5:L:245:ALA:O	5:L:249:ILE:HG13	2.20	0.41
2:C:957:LYS:HA	2:C:1029:LEU:HD11	2.03	0.40
2:C:373:GLY:HA3	5:F:99:ARG:NH1	2.37	0.40
2:C:38:PHE:HA	2:C:48:GLY:HA2	2.04	0.40
2:C:796:LEU:N	2:C:1231:TYR:HH	2.18	0.40
1:H:68:TYR:O	1:H:68:TYR:CG	2.73	0.40
2:I:1246:ARG:CZ	2:I:1258:PRO:HB3	2.51	0.40
2:I:205:PRO:O	2:I:208:ILE:HG22	2.21	0.40
2:I:213:LEU:HD13	2:I:422:LYS:HB2	2.03	0.40
2:I:677:ASN:H	2:I:677:ASN:ND2	2.18	0.40
2:I:836:LEU:HB3	2:I:918:LEU:HD21	2.02	0.40
2:I:960:LEU:HD22	2:I:1029:LEU:HD12	2.03	0.40
3:J:141:PHE:HB3	3:J:293:ARG:HD3	2.02	0.40
3:J:704:GLU:O	3:J:715:LYS:HA	2.21	0.40
5:L:420:GLU:HB2	5:L:423:ARG:HH11	1.86	0.40
3:J:261:ALA:HA	5:L:505:ILE:O	2.21	0.40
2:C:392:GLU:HA	2:C:395:TYR:O	2.21	0.40
2:C:52:ALA:O	2:C:56:VAL:HG23	2.20	0.40
2:C:821:ARG:HA	2:C:824:GLN:HB2	2.04	0.40
5:F:337:VAL:O	5:F:341:LEU:HG	2.22	0.40
5:F:551:LEU:HD23	5:F:556:ALA:HB2	2.03	0.40
2:I:802:VAL:HG12	2:I:1228:GLY:O	2.22	0.40
3:J:1196:LEU:CB	3:J:1211:SER:HA	2.51	0.40
1:B:32:GLU:HA	1:B:198:LEU:HD22	2.03	0.40
2:C:1247:SER:HB3	3:D:375:GLU:O	2.21	0.40
2:C:374:GLU:HA	2:C:375:PRO:HD3	1.89	0.40
5:F:598:LEU:HD23	5:F:598:LEU:HA	1.90	0.40
2:I:797:GLY:N	2:I:1231:TYR:OH	2.54	0.40
3:J:706:VAL:O	3:J:714:GLU:N	2.30	0.40
5:L:271:ASN:O	5:L:275:VAL:HG23	2.22	0.40
5:L:101:TYR:CE2	5:L:405:ILE:HD13	2.56	0.40

Continued on next page...

Continued from previous page...

Atom-1	Atom-2	Interatomic distance (Å)	Clash overlap (Å)
2:C:225:PHE:CB	2:C:336:LEU:HD22	2.51	0.40
2:C:948:ILE:O	2:C:952:GLN:HG3	2.21	0.40
3:D:801:VAL:O	3:D:805:GLN:HB2	2.22	0.40
5:F:138:PRO:O	5:F:142:THR:HG23	2.21	0.40
5:F:253:SER:O	5:F:257:LYS:HG3	2.21	0.40
5:F:311:THR:HG21	5:F:348:GLU:CD	2.41	0.40
3:J:1224:ARG:HB3	3:J:1228:ALA:CB	2.51	0.40
3:J:265:LEU:HA	3:J:265:LEU:HD23	1.87	0.40
3:J:278:ARG:HD3	5:L:406:GLN:HB3	2.03	0.40
3:J:264:ASP:HB3	3:J:324:LEU:HB3	2.03	0.40
3:J:738:ARG:O	3:J:742:GLY:N	2.54	0.40
5:L:415:ALA:HB2	5:L:434:TRP:HB2	2.04	0.40
2:C:1150:ASP:HA	2:C:1153:ALA:CB	2.51	0.40
3:D:50:LYS:HA	3:D:50:LYS:HD3	1.84	0.40
3:D:740:LEU:O	3:D:764:ARG:HB2	2.21	0.40
3:D:910:ASN:HB3	4:E:15:ASN:HA	2.03	0.40
1:G:151:GLY:O	1:G:177:TYR:HB2	2.21	0.40
1:G:170:ARG:NE	1:G:170:ARG:HA	2.37	0.40
2:I:1101:LEU:HD23	3:J:725:MET:SD	2.61	0.40
3:J:1291:GLU:O	3:J:1295:ASN:HB2	2.22	0.40

All (2) symmetry-related close contacts are listed below. The label for Atom-2 includes the symmetry operator and encoded unit-cell translations to be applied.

Atom-1	Atom-2	Interatomic distance (Å)	Clash overlap (Å)
5:F:218:ARG:NH2	5:L:149:ASP:OD1[1_545]	2.05	0.15
1:B:292:THR:O	1:H:68:TYR:OH[4_555]	2.19	0.01

5.3 Torsion angles [\(i\)](#)

5.3.1 Protein backbone [\(i\)](#)

In the following table, the Percentiles column shows the percent Ramachandran outliers of the chain as a percentile score with respect to all X-ray entries followed by that with respect to entries of similar resolution.

The Analysed column shows the number of residues for which the backbone conformation was analysed, and the total number of residues.

Mol	Chain	Analysed	Favoured	Allowed	Outliers	Percentiles	
1	A	292/335 (87%)	261 (89%)	19 (6%)	12 (4%)	3	27
1	B	281/335 (84%)	252 (90%)	13 (5%)	16 (6%)	1	21
1	G	212/335 (63%)	193 (91%)	14 (7%)	5 (2%)	6	37
1	H	211/335 (63%)	193 (92%)	13 (6%)	5 (2%)	6	37
2	C	1338/1342 (100%)	1265 (94%)	55 (4%)	18 (1%)	12	48
2	I	1338/1342 (100%)	1265 (94%)	54 (4%)	19 (1%)	11	46
3	D	1144/1407 (81%)	1027 (90%)	77 (7%)	40 (4%)	3	30
3	J	1137/1407 (81%)	1029 (90%)	60 (5%)	48 (4%)	3	26
4	E	87/91 (96%)	70 (80%)	8 (9%)	9 (10%)	0	9
4	K	73/91 (80%)	58 (80%)	10 (14%)	5 (7%)	1	18
5	F	456/613 (74%)	431 (94%)	19 (4%)	6 (1%)	12	48
5	L	456/613 (74%)	430 (94%)	18 (4%)	8 (2%)	8	42
All	All	7025/8246 (85%)	6474 (92%)	360 (5%)	191 (3%)	5	35

All (191) Ramachandran outliers are listed below:

Mol	Chain	Res	Type
1	A	30	PRO
1	A	93	GLN
1	A	188	GLU
1	A	229	GLU
1	A	320	ASN
1	A	322	PRO
1	A	323	PRO
1	B	8	PHE
1	B	11	PRO
1	B	13	LEU
1	B	30	PRO
1	B	93	GLN
1	B	188	GLU
1	B	195	ARG
1	B	320	ASN
1	B	322	PRO
2	C	63	SER
2	C	110	PRO
2	C	214	ASN
2	C	346	TYR
2	C	748	ILE
3	D	151	MET

Continued on next page...

Continued from previous page...

Mol	Chain	Res	Type
3	D	407	VAL
3	D	539	SER
3	D	559	ALA
3	D	588	PRO
3	D	744	ARG
3	D	825	VAL
3	D	833	GLU
3	D	834	PRO
3	D	851	PRO
3	D	880	VAL
3	D	1149	ARG
3	D	1153	PRO
3	D	1168	GLU
3	D	1169	THR
3	D	1177	ILE
3	D	1185	PRO
3	D	1191	PRO
4	E	4	VAL
4	E	16	ARG
4	E	34	GLY
4	E	36	ASP
4	E	37	PRO
4	E	40	PRO
5	F	488	LEU
5	F	490	PRO
1	G	30	PRO
1	G	93	GLN
1	G	188	GLU
1	G	231	PHE
1	H	30	PRO
1	H	93	GLN
1	H	188	GLU
2	I	106	GLU
2	I	110	PRO
2	I	214	ASN
2	I	346	TYR
2	I	748	ILE
3	J	407	VAL
3	J	528	THR
3	J	539	SER
3	J	564	VAL
3	J	587	LEU

Continued on next page...

Continued from previous page...

Mol	Chain	Res	Type
3	J	588	PRO
3	J	744	ARG
3	J	833	GLU
3	J	835	LEU
3	J	851	PRO
3	J	859	PRO
3	J	880	VAL
3	J	1149	ARG
3	J	1153	PRO
3	J	1168	GLU
3	J	1176	VAL
3	J	1185	PRO
3	J	1191	PRO
3	J	1202	GLU
3	J	1209	VAL
3	J	1214	PRO
3	J	1215	GLU
4	K	34	GLY
4	K	36	ASP
4	K	37	PRO
4	K	39	VAL
5	L	488	LEU
5	L	490	PRO
1	A	319	GLU
1	B	7	GLU
1	B	191	ARG
1	B	192	VAL
1	B	319	GLU
2	C	109	ALA
2	C	746	ALA
2	C	909	LYS
2	C	1040	ASP
3	D	420	PRO
3	D	564	VAL
3	D	587	LEU
3	D	776	THR
3	D	906	GLY
3	D	1155	ILE
3	D	1190	ILE
5	F	307	THR
5	F	606	VAL
2	I	746	ALA

Continued on next page...

Continued from previous page...

Mol	Chain	Res	Type
2	I	891	GLY
2	I	910	ALA
2	I	941	LYS
3	J	151	MET
3	J	179	LYS
3	J	420	PRO
3	J	556	GLU
3	J	560	ASN
3	J	593	ASN
3	J	776	THR
3	J	906	GLY
3	J	1213	GLY
5	L	307	THR
5	L	384	LEU
5	L	606	VAL
1	A	33	ARG
1	A	192	VAL
1	B	193	GLU
1	B	229	GLU
2	C	925	SER
2	C	1204	LEU
3	D	718	SER
3	D	859	PRO
3	D	1150	PRO
4	E	60	ASN
5	F	384	LEU
2	I	925	SER
3	J	557	LYS
3	J	596	LEU
3	J	718	SER
3	J	1160	SER
3	J	1203	ARG
5	L	212	ILE
5	L	611	LEU
1	A	248	GLU
2	C	49	LEU
2	C	1155	VAL
2	C	1164	PHE
3	D	818	GLU
3	D	1176	VAL
4	E	79	GLU
4	E	80	LEU

Continued on next page...

Continued from previous page...

Mol	Chain	Res	Type
2	I	43	PRO
2	I	162	GLY
2	I	908	GLU
2	I	1203	ASP
2	I	1204	LEU
3	J	145	VAL
3	J	818	GLU
3	J	1150	PRO
3	J	1190	ILE
4	K	45	LYS
2	C	152	SER
2	C	1041	ASP
2	C	1181	PRO
2	C	1203	ASP
3	D	555	TYR
3	D	828	GLY
3	D	858	VAL
3	D	1208	ASP
3	D	1212	ASP
1	G	49	SER
1	H	49	SER
2	I	152	SER
2	I	1164	PHE
2	I	1181	PRO
1	A	49	SER
1	B	49	SER
3	D	1213	GLY
5	F	214	PRO
2	I	1179	GLY
3	J	322	ARG
3	D	856	ILE
3	J	823	THR
3	J	834	PRO
3	J	856	ILE
1	H	52	PRO
3	J	647	PRO
3	J	1159	ILE
3	J	1177	ILE
3	D	582	ILE
3	D	909	ILE
5	L	500	ILE
3	D	647	PRO

Continued on next page...

Continued from previous page...

Mol	Chain	Res	Type
3	J	582	ILE

5.3.2 Protein sidechains [i](#)

In the following table, the Percentiles column shows the percent sidechain outliers of the chain as a percentile score with respect to all X-ray entries followed by that with respect to entries of similar resolution.

The Analysed column shows the number of residues for which the sidechain conformation was analysed, and the total number of residues.

Mol	Chain	Analysed	Rotameric	Outliers	Percentiles	
1	A	239/292 (82%)	220 (92%)	19 (8%)	12	41
1	B	233/292 (80%)	218 (94%)	15 (6%)	17	47
1	G	173/292 (59%)	161 (93%)	12 (7%)	15	45
1	H	171/292 (59%)	158 (92%)	13 (8%)	13	42
2	C	822/1157 (71%)	765 (93%)	57 (7%)	15	45
2	I	828/1157 (72%)	765 (92%)	63 (8%)	13	42
3	D	520/1168 (44%)	455 (88%)	65 (12%)	4	23
3	J	518/1168 (44%)	452 (87%)	66 (13%)	4	23
4	E	10/75 (13%)	10 (100%)	0	100	100
4	K	9/75 (12%)	8 (89%)	1 (11%)	6	27
5	F	348/540 (64%)	306 (88%)	42 (12%)	5	24
5	L	348/540 (64%)	305 (88%)	43 (12%)	4	24
6	M	2/2 (100%)	1 (50%)	1 (50%)	0	0
6	N	2/2 (100%)	1 (50%)	1 (50%)	0	0
All	All	4223/7052 (60%)	3825 (91%)	398 (9%)	8	33

All (398) residues with a non-rotameric sidechain are listed below:

Mol	Chain	Res	Type
1	A	14	VAL
1	A	29	GLU
1	A	30	PRO
1	A	31	LEU
1	A	67	GLU
1	A	88	LEU

Continued on next page...

Continued from previous page...

Mol	Chain	Res	Type
1	A	95	LYS
1	A	102	LEU
1	A	117	HIS
1	A	131	CYS
1	A	140	ILE
1	A	143	ARG
1	A	171	LEU
1	A	173	VAL
1	A	178	SER
1	A	210	THR
1	A	318	LEU
1	A	319	GLU
1	A	321	TRP
1	B	14	VAL
1	B	29	GLU
1	B	31	LEU
1	B	88	LEU
1	B	95	LYS
1	B	102	LEU
1	B	117	HIS
1	B	131	CYS
1	B	140	ILE
1	B	171	LEU
1	B	173	VAL
1	B	178	SER
1	B	318	LEU
1	B	319	GLU
1	B	321	TRP
2	C	15	PHE
2	C	24	VAL
2	C	55	SER
2	C	66	SER
2	C	150	HIS
2	C	151	ARG
2	C	374	GLU
2	C	378	ARG
2	C	451	ARG
2	C	456	VAL
2	C	473	ARG
2	C	478	ARG
2	C	525	THR
2	C	529	ARG

Continued on next page...

Continued from previous page...

Mol	Chain	Res	Type
2	C	538	LEU
2	C	542	ARG
2	C	547	VAL
2	C	552	PRO
2	C	554	HIS
2	C	574	SER
2	C	581	THR
2	C	595	THR
2	C	600	THR
2	C	602	GLU
2	C	610	GLU
2	C	629	PHE
2	C	635	THR
2	C	643	SER
2	C	666	SER
2	C	677	ASN
2	C	678	ARG
2	C	692	THR
2	C	694	ARG
2	C	731	ARG
2	C	761	GLN
2	C	776	PRO
2	C	818	VAL
2	C	845	LEU
2	C	893	THR
2	C	896	THR
2	C	902	LEU
2	C	903	ARG
2	C	911	SER
2	C	917	SER
2	C	936	ARG
2	C	1042	LEU
2	C	1056	VAL
2	C	1075	VAL
2	C	1191	LYS
2	C	1197	GLU
2	C	1226	THR
2	C	1239	VAL
2	C	1243	MET
2	C	1250	SER
2	C	1259	LEU
2	C	1298	VAL

Continued on next page...

Continued from previous page...

Mol	Chain	Res	Type
2	C	1341	ASP
3	D	26	SER
3	D	34	SER
3	D	42	GLU
3	D	58	CYS
3	D	70	CYS
3	D	92	VAL
3	D	93	THR
3	D	118	LYS
3	D	167	ASP
3	D	191	SER
3	D	193	ASP
3	D	232	ASN
3	D	250	ARG
3	D	254	PRO
3	D	262	THR
3	D	301	GLU
3	D	311	ARG
3	D	319	SER
3	D	352	ARG
3	D	392	THR
3	D	419	HIS
3	D	420	PRO
3	D	430	HIS
3	D	491	LEU
3	D	505	ASP
3	D	514	THR
3	D	612	LEU
3	D	616	PRO
3	D	635	SER
3	D	646	ILE
3	D	661	VAL
3	D	673	VAL
3	D	674	THR
3	D	690	ASN
3	D	721	SER
3	D	733	SER
3	D	739	GLN
3	D	740	LEU
3	D	746	LEU
3	D	753	SER
3	D	763	PHE

Continued on next page...

Continued from previous page...

Mol	Chain	Res	Type
3	D	764	ARG
3	D	767	LEU
3	D	769	VAL
3	D	781	LYS
3	D	783	LEU
3	D	785	ASP
3	D	786	THR
3	D	790	THR
3	D	810	THR
3	D	816	THR
3	D	842	ARG
3	D	862	THR
3	D	869	CYS
3	D	877	VAL
3	D	880	VAL
3	D	882	VAL
3	D	885	VAL
3	D	894	VAL
3	D	913	GLU
3	D	1226	VAL
3	D	1282	TYR
3	D	1316	THR
3	D	1353	VAL
3	D	1355	ARG
5	F	137	TYR
5	F	158	LEU
5	F	159	SER
5	F	218	ARG
5	F	228	TYR
5	F	250	LEU
5	F	262	VAL
5	F	264	LYS
5	F	266	PHE
5	F	273	MET
5	F	309	ASN
5	F	311	THR
5	F	333	VAL
5	F	336	GLU
5	F	354	THR
5	F	355	ILE
5	F	360	ASP
5	F	374	ARG

Continued on next page...

Continued from previous page...

Mol	Chain	Res	Type
5	F	383	ASN
5	F	395	THR
5	F	397	ARG
5	F	401	PHE
5	F	420	GLU
5	F	421	TYR
5	F	425	TYR
5	F	426	LYS
5	F	428	SER
5	F	437	GLN
5	F	443	ILE
5	F	479	THR
5	F	480	PRO
5	F	513	ASP
5	F	537	THR
5	F	544	THR
5	F	551	LEU
5	F	552	THR
5	F	554	ARG
5	F	569	THR
5	F	583	THR
5	F	584	ARG
5	F	586	ARG
5	F	597	LYS
1	G	14	VAL
1	G	29	GLU
1	G	30	PRO
1	G	88	LEU
1	G	95	LYS
1	G	102	LEU
1	G	117	HIS
1	G	131	CYS
1	G	140	ILE
1	G	171	LEU
1	G	173	VAL
1	G	210	THR
1	H	14	VAL
1	H	29	GLU
1	H	30	PRO
1	H	88	LEU
1	H	95	LYS
1	H	102	LEU

Continued on next page...

Continued from previous page...

Mol	Chain	Res	Type
1	H	117	HIS
1	H	131	CYS
1	H	140	ILE
1	H	171	LEU
1	H	173	VAL
1	H	208	ASN
1	H	211	ILE
2	I	15	PHE
2	I	24	VAL
2	I	27	LEU
2	I	55	SER
2	I	135	THR
2	I	150	HIS
2	I	151	ARG
2	I	374	GLU
2	I	378	ARG
2	I	451	ARG
2	I	456	VAL
2	I	473	ARG
2	I	478	ARG
2	I	525	THR
2	I	529	ARG
2	I	530	ILE
2	I	538	LEU
2	I	542	ARG
2	I	547	VAL
2	I	552	PRO
2	I	554	HIS
2	I	574	SER
2	I	581	THR
2	I	595	THR
2	I	600	THR
2	I	602	GLU
2	I	610	GLU
2	I	634	VAL
2	I	635	THR
2	I	637	ARG
2	I	657	THR
2	I	666	SER
2	I	678	ARG
2	I	694	ARG
2	I	731	ARG

Continued on next page...

Continued from previous page...

Mol	Chain	Res	Type
2	I	736	VAL
2	I	761	GLN
2	I	770	CYS
2	I	776	PRO
2	I	818	VAL
2	I	845	LEU
2	I	893	THR
2	I	896	THR
2	I	902	LEU
2	I	903	ARG
2	I	906	PHE
2	I	917	SER
2	I	936	ARG
2	I	942	ASP
2	I	1042	LEU
2	I	1056	VAL
2	I	1075	VAL
2	I	1184	THR
2	I	1191	LYS
2	I	1197	GLU
2	I	1226	THR
2	I	1239	VAL
2	I	1243	MET
2	I	1250	SER
2	I	1259	LEU
2	I	1262	LYS
2	I	1298	VAL
2	I	1341	ASP
3	J	26	SER
3	J	34	SER
3	J	42	GLU
3	J	58	CYS
3	J	92	VAL
3	J	93	THR
3	J	118	LYS
3	J	167	ASP
3	J	191	SER
3	J	193	ASP
3	J	210	SER
3	J	232	ASN
3	J	250	ARG
3	J	254	PRO

Continued on next page...

Continued from previous page...

Mol	Chain	Res	Type
3	J	262	THR
3	J	301	GLU
3	J	311	ARG
3	J	319	SER
3	J	352	ARG
3	J	392	THR
3	J	400	MET
3	J	401	VAL
3	J	402	GLU
3	J	419	HIS
3	J	430	HIS
3	J	505	ASP
3	J	514	THR
3	J	598	LYS
3	J	612	LEU
3	J	616	PRO
3	J	635	SER
3	J	646	ILE
3	J	661	VAL
3	J	673	VAL
3	J	674	THR
3	J	690	ASN
3	J	721	SER
3	J	733	SER
3	J	739	GLN
3	J	740	LEU
3	J	753	SER
3	J	763	PHE
3	J	764	ARG
3	J	767	LEU
3	J	769	VAL
3	J	781	LYS
3	J	783	LEU
3	J	785	ASP
3	J	786	THR
3	J	790	THR
3	J	816	THR
3	J	842	ARG
3	J	862	THR
3	J	864	LEU
3	J	868	TRP
3	J	869	CYS

Continued on next page...

Continued from previous page...

Mol	Chain	Res	Type
3	J	877	VAL
3	J	880	VAL
3	J	885	VAL
3	J	894	VAL
3	J	913	GLU
3	J	1226	VAL
3	J	1282	TYR
3	J	1316	THR
3	J	1353	VAL
3	J	1355	ARG
4	K	6	VAL
5	L	137	TYR
5	L	158	LEU
5	L	159	SER
5	L	210	ASN
5	L	211	SER
5	L	218	ARG
5	L	228	TYR
5	L	230	VAL
5	L	234	THR
5	L	250	LEU
5	L	262	VAL
5	L	264	LYS
5	L	266	PHE
5	L	273	MET
5	L	309	ASN
5	L	311	THR
5	L	333	VAL
5	L	336	GLU
5	L	354	THR
5	L	360	ASP
5	L	374	ARG
5	L	383	ASN
5	L	395	THR
5	L	397	ARG
5	L	401	PHE
5	L	420	GLU
5	L	421	TYR
5	L	422	ARG
5	L	425	TYR
5	L	426	LYS
5	L	428	SER

Continued on next page...

Continued from previous page...

Mol	Chain	Res	Type
5	L	437	GLN
5	L	479	THR
5	L	480	PRO
5	L	513	ASP
5	L	537	THR
5	L	552	THR
5	L	554	ARG
5	L	569	THR
5	L	584	ARG
5	L	586	ARG
5	L	589	GLN
5	L	597	LYS
6	M	2	THR
6	N	2	THR

Some sidechains can be flipped to improve hydrogen bonding and reduce clashes. All (66) such sidechains are listed below:

Mol	Chain	Res	Type
1	A	37	HIS
1	A	41	ASN
1	A	128	HIS
1	A	147	GLN
1	A	227	GLN
1	A	283	GLN
1	A	320	ASN
1	B	37	HIS
1	B	41	ASN
1	B	128	HIS
1	B	147	GLN
1	B	283	GLN
1	B	320	ASN
2	C	437	ASN
2	C	659	GLN
2	C	677	ASN
2	C	955	GLN
2	C	1013	GLN
2	C	1023	HIS
3	D	113	HIS
3	D	477	GLN
3	D	690	ASN
3	D	777	HIS
3	D	865	HIS

Continued on next page...

Continued from previous page...

Mol	Chain	Res	Type
3	D	897	HIS
3	D	1326	GLN
5	F	128	ASN
5	F	129	GLN
5	F	131	GLN
5	F	227	GLN
5	F	309	ASN
5	F	357	GLN
5	F	383	ASN
5	F	406	GLN
5	F	437	GLN
1	G	37	HIS
1	G	41	ASN
1	G	66	HIS
1	G	128	HIS
1	G	147	GLN
1	H	66	HIS
1	H	128	HIS
1	H	147	GLN
1	H	208	ASN
1	H	227	GLN
2	I	437	ASN
2	I	659	GLN
2	I	955	GLN
2	I	1013	GLN
2	I	1017	GLN
2	I	1023	HIS
2	I	1257	GLN
3	J	274	ASN
3	J	477	GLN
3	J	777	HIS
3	J	805	GLN
3	J	897	HIS
3	J	1326	GLN
5	L	128	ASN
5	L	129	GLN
5	L	131	GLN
5	L	227	GLN
5	L	357	GLN
5	L	383	ASN
5	L	437	GLN
5	L	446	GLN

5.3.3 RNA [i](#)

There are no RNA molecules in this entry.

5.4 Non-standard residues in protein, DNA, RNA chains [i](#)

8 non-standard protein/DNA/RNA residues are modelled in this entry.

In the following table, the Counts columns list the number of bonds (or angles) for which Mogul statistics could be retrieved, the number of bonds (or angles) that are observed in the model and the number of bonds (or angles) that are defined in the Chemical Component Dictionary. The Link column lists molecule types, if any, to which the group is linked. The Z score for a bond length (or angle) is the number of standard deviations the observed value is removed from the expected value. A bond length (or angle) with $|Z| > 2$ is considered an outlier worth inspection. RMSZ is the root-mean-square of all Z scores of the bond lengths (or angles).

Mol	Type	Chain	Res	Link	Bond lengths			Bond angles		
					Counts	RMSZ	# Z > 2	Counts	RMSZ	# Z > 2
6	28J	N	3	6	6,7,8	0.46	0	5,8,10	1.38	1 (20%)
6	28J	M	3	6	6,7,8	0.46	0	5,8,10	1.38	1 (20%)
6	MEA	M	5	6	11,12,13	1.55	1 (9%)	13,14,16	1.19	2 (15%)
6	D4P	N	4	6	10,11,12	4.30	2 (20%)	11,14,16	0.79	0
6	MEA	N	5	6	11,12,13	1.56	1 (9%)	13,14,16	1.18	2 (15%)
6	2TL	M	6	6	5,6,7	0.48	0	6,7,9	1.00	0
6	2TL	N	6	6	5,6,7	0.48	0	6,7,9	1.00	0
6	D4P	M	4	6	10,11,12	4.31	2 (20%)	11,14,16	0.78	0

In the following table, the Chirals column lists the number of chiral outliers, the number of chiral centers analysed, the number of these observed in the model and the number defined in the Chemical Component Dictionary. Similar counts are reported in the Torsion and Rings columns. '-' means no outliers of that kind were identified.

Mol	Type	Chain	Res	Link	Chirals	Torsions	Rings
6	28J	N	3	6	-	6/7/8/10	-
6	28J	M	3	6	-	6/7/8/10	-
6	MEA	M	5	6	-	4/5/8/10	0/1/1/1
6	D4P	N	4	6	-	2/4/6/8	0/1/1/1
6	MEA	N	5	6	-	4/5/8/10	0/1/1/1
6	2TL	M	6	6	-	2/5/6/8	-
6	2TL	N	6	6	-	2/5/6/8	-
6	D4P	M	4	6	-	2/4/6/8	0/1/1/1

All (6) bond length outliers are listed below:

Mol	Chain	Res	Type	Atoms	Z	Observed(Å)	Ideal(Å)
6	M	4	D4P	C1-CA	-12.36	1.39	1.52
6	N	4	D4P	C1-CA	-12.35	1.39	1.52
6	M	4	D4P	CA-C	-5.59	1.39	1.51
6	N	4	D4P	CA-C	-5.56	1.39	1.51
6	N	5	MEA	CB-CG	-4.92	1.39	1.51
6	M	5	MEA	CB-CG	-4.91	1.39	1.51

All (6) bond angle outliers are listed below:

Mol	Chain	Res	Type	Atoms	Z	Observed(°)	Ideal(°)
6	M	5	MEA	CG-CB-CA	-2.86	109.53	113.63
6	N	5	MEA	CG-CB-CA	-2.85	109.55	113.63
6	M	3	28J	CB-CA-C	-2.18	109.50	112.83
6	N	3	28J	CB-CA-C	-2.17	109.51	112.83
6	M	5	MEA	C1-N-CA	2.06	120.04	113.64
6	N	5	MEA	C1-N-CA	2.06	120.03	113.64

There are no chirality outliers.

All (28) torsion outliers are listed below:

Mol	Chain	Res	Type	Atoms
6	N	3	28J	N-CA-CB-CG2
6	N	3	28J	C-CA-CB-CG2
6	N	3	28J	C-CA-CB-CG1
6	M	3	28J	N-CA-CB-CG2
6	M	3	28J	C-CA-CB-CG2
6	M	3	28J	C-CA-CB-CG1
6	M	5	MEA	N-CA-CB-CG
6	N	5	MEA	N-CA-CB-CG
6	M	6	2TL	O-C-CA-CB
6	N	6	2TL	O-C-CA-CB
6	N	3	28J	CG2-CB-CG1-CD1
6	M	3	28J	CG2-CB-CG1-CD1
6	N	3	28J	CA-CB-CG1-CD1
6	M	3	28J	CA-CB-CG1-CD1
6	N	3	28J	N-CA-CB-CG1
6	M	3	28J	N-CA-CB-CG1
6	M	5	MEA	CA-CB-CG-CD2
6	N	5	MEA	CA-CB-CG-CD2
6	M	5	MEA	CA-CB-CG-CD1
6	N	5	MEA	CA-CB-CG-CD1

Continued on next page...

Continued from previous page...

Mol	Chain	Res	Type	Atoms
6	M	6	2TL	N-CA-CB-CG2
6	N	6	2TL	N-CA-CB-CG2
6	M	5	MEA	C-CA-CB-CG
6	N	5	MEA	C-CA-CB-CG
6	N	4	D4P	C2-C1-CA-C
6	N	4	D4P	C6-C1-CA-C
6	M	4	D4P	C2-C1-CA-C
6	M	4	D4P	C6-C1-CA-C

There are no ring outliers.

8 monomers are involved in 43 short contacts:

Mol	Chain	Res	Type	Clashes	Symm-Clashes
6	N	3	28J	1	0
6	M	3	28J	1	0
6	M	5	MEA	10	0
6	N	4	D4P	7	0
6	N	5	MEA	9	0
6	M	6	2TL	6	0
6	N	6	2TL	6	0
6	M	4	D4P	7	0

5.5 Carbohydrates [i](#)

There are no monosaccharides in this entry.

5.6 Ligand geometry [i](#)

Of 6 ligands modelled in this entry, 6 are monoatomic - leaving 0 for Mogul analysis.

There are no bond length outliers.

There are no bond angle outliers.

There are no chirality outliers.

There are no torsion outliers.

There are no ring outliers.

No monomer is involved in short contacts.

5.7 Other polymers [i](#)

There are no such residues in this entry.

5.8 Polymer linkage issues [i](#)

The following chains have linkage breaks:

Mol	Chain	Number of breaks
6	N	1
6	M	1

All chain breaks are listed below:

Model	Chain	Residue-1	Atom-1	Residue-2	Atom-2	Distance (Å)
1	M	7:SER	C	8:GLY	N	5.81
1	N	7:SER	C	8:GLY	N	5.81

6 Fit of model and data

6.1 Protein, DNA and RNA chains

In the following table, the column labelled '#RSRZ> 2' contains the number (and percentage) of RSRZ outliers, followed by percent RSRZ outliers for the chain as percentile scores relative to all X-ray entries and entries of similar resolution. The OWAB column contains the minimum, median, 95th percentile and maximum values of the occupancy-weighted average B-factor per residue. The column labelled 'Q< 0.9' lists the number of (and percentage) of residues with an average occupancy less than 0.9.

Mol	Chain	Analysed	<RSRZ>	#RSRZ>2	OWAB(Å ²)	Q<0.9
1	A	298/335 (88%)	0.28	21 (7%) 16 12	41, 129, 238, 393	0
1	B	287/335 (85%)	0.35	25 (8%) 10 8	58, 173, 336, 460	0
1	G	216/335 (64%)	0.56	26 (12%) 4 4	68, 183, 311, 358	0
1	H	215/335 (64%)	0.64	33 (15%) 2 2	79, 191, 326, 488	0
2	C	1340/1342 (99%)	0.08	68 (5%) 28 23	16, 113, 346, 550	1 (0%)
2	I	1340/1342 (99%)	0.46	146 (10%) 5 5	37, 162, 408, 550	1 (0%)
3	D	1150/1407 (81%)	-0.14	24 (2%) 63 53	19, 89, 227, 505	0
3	J	1143/1407 (81%)	-0.13	29 (2%) 57 47	31, 110, 251, 550	0
4	E	89/91 (97%)	-0.62	0 100 100	28, 105, 210, 326	0
4	K	75/91 (82%)	0.13	5 (6%) 17 13	91, 185, 373, 403	0
5	F	464/613 (75%)	0.15	28 (6%) 21 16	45, 151, 353, 550	0
5	L	464/613 (75%)	0.14	31 (6%) 17 13	53, 167, 378, 550	0
6	M	3/9 (33%)	-0.36	0 100 100	107, 107, 108, 111	0
6	N	3/9 (33%)	-0.68	0 100 100	130, 130, 134, 138	0
All	All	7087/8264 (85%)	0.13	436 (6%) 20 15	16, 134, 326, 550	2 (0%)

All (436) RSRZ outliers are listed below:

Mol	Chain	Res	Type	RSRZ
2	I	1000	LEU	26.0
2	I	981	ALA	18.1
2	I	231	GLU	16.2
2	I	332	ARG	12.1
2	I	1001	GLY	11.9
2	C	287	VAL	11.3
2	I	982	GLY	11.2
2	I	979	LEU	10.9

Continued on next page...

Continued from previous page...

Mol	Chain	Res	Type	RSRZ
2	I	980	VAL	10.7
2	I	232	ILE	10.5
2	I	978	VAL	10.3
2	I	235	ASN	9.6
2	I	494	ASN	8.9
2	C	291	TYR	8.7
2	I	333	ILE	8.7
2	I	999	GLU	8.6
2	I	995	ASP	8.4
3	D	1204	VAL	8.3
2	I	986	ALA	8.3
2	I	976	ARG	7.8
2	C	292	ILE	7.7
2	C	322	LEU	7.4
2	I	994	ARG	7.4
2	I	969	ALA	7.2
2	I	489	PRO	7.1
2	I	1004	ASP	7.1
2	C	305	SER	7.0
5	F	355	ILE	7.0
2	I	974	ARG	7.0
2	I	970	GLY	6.9
2	C	288	PRO	6.8
5	L	340	ALA	6.6
2	I	230	PHE	6.5
2	I	1003	THR	6.5
2	I	234	ASP	6.4
2	I	973	SER	6.3
2	I	334	GLU	6.3
2	I	122	VAL	6.1
1	H	192	VAL	6.1
2	C	252	SER	6.1
1	H	193	GLU	6.0
5	L	355	ILE	5.9
2	I	977	ALA	5.9
2	I	1021	LEU	5.9
2	I	1005	GLU	5.8
2	C	251	ALA	5.8
2	I	975	ILE	5.8
2	I	787	PRO	5.8
1	H	98	VAL	5.7
2	C	286	GLU	5.7

Continued on next page...

Continued from previous page...

Mol	Chain	Res	Type	RSRZ
5	F	319	ALA	5.4
2	I	987	GLU	5.4
3	J	674	THR	5.4
3	J	1299	GLY	5.2
2	C	253	PHE	5.2
2	I	998	LEU	5.2
2	I	482	GLY	5.0
2	I	495	ALA	5.0
2	I	68	LEU	5.0
1	H	146	VAL	4.9
1	G	205	MET	4.9
2	I	985	GLU	4.7
2	I	121	GLU	4.7
5	F	280	VAL	4.7
1	B	146	VAL	4.7
1	A	300	LEU	4.6
2	C	329	GLY	4.6
2	I	42	ASP	4.6
2	I	1007	LYS	4.6
5	F	305	LEU	4.6
2	C	230	PHE	4.6
1	B	303	ILE	4.5
2	C	314	ASN	4.5
1	H	144	ILE	4.5
4	K	19	LEU	4.5
2	I	983	GLY	4.5
2	I	311	CYS	4.5
2	I	236	LYS	4.5
1	B	172	LEU	4.4
2	I	1020	GLU	4.4
2	C	376	PRO	4.4
5	L	315	TRP	4.3
1	G	26	VAL	4.3
1	G	194	GLN	4.3
5	F	237	ALA	4.2
5	F	261	LEU	4.2
2	C	596	ASP	4.1
1	H	100	LEU	4.0
3	J	673	VAL	4.0
4	K	36	ASP	4.0
2	C	325	LEU	4.0
5	F	354	THR	4.0

Continued on next page...

Continued from previous page...

Mol	Chain	Res	Type	RSRZ
5	L	416	VAL	3.9
2	C	374	GLU	3.9
3	J	1203	ARG	3.9
2	C	311	CYS	3.9
2	I	945	ALA	3.9
1	A	262	LEU	3.9
3	J	675	ALA	3.8
3	D	140	TYR	3.8
2	I	322	LEU	3.8
1	B	260	LEU	3.8
1	B	318	LEU	3.8
2	I	299	LYS	3.8
2	I	373	GLY	3.8
5	F	315	TRP	3.8
2	C	331	LYS	3.8
1	B	281	LEU	3.8
5	L	237	ALA	3.7
1	H	205	MET	3.7
1	A	294	ASN	3.7
3	D	256	ASP	3.7
2	I	1017	GLN	3.7
1	H	90	VAL	3.7
1	H	194	GLN	3.7
2	I	305	SER	3.7
2	C	206	ALA	3.7
2	I	984	VAL	3.6
1	H	121	VAL	3.6
2	I	374	GLU	3.6
2	C	1000	LEU	3.6
2	I	493	ILE	3.6
2	I	442	VAL	3.6
3	J	1214	PRO	3.6
2	C	378	ARG	3.6
2	I	246	LEU	3.6
5	L	287	ILE	3.5
5	L	165	PHE	3.5
2	C	236	LYS	3.5
2	I	972	PHE	3.5
2	I	198	ILE	3.5
2	I	492	MET	3.5
2	I	997	TRP	3.5
1	G	35	PHE	3.5

Continued on next page...

Continued from previous page...

Mol	Chain	Res	Type	RSRZ
2	I	474	ALA	3.5
2	C	235	ASN	3.5
2	C	234	ASP	3.5
2	I	66	SER	3.5
1	B	295	LEU	3.5
2	I	1265	PHE	3.5
2	I	1018	TYR	3.4
2	I	233	ARG	3.4
2	C	370	MET	3.4
2	C	321	LEU	3.4
2	I	203	LYS	3.4
5	L	412	LEU	3.4
1	H	149	GLY	3.4
3	J	650	LYS	3.4
3	J	1195	GLN	3.4
2	C	184	LEU	3.4
2	I	224	PHE	3.4
5	F	318	ALA	3.3
5	L	489	MET	3.3
2	I	718	ALA	3.3
1	G	17	GLU	3.3
5	L	420	GLU	3.3
1	G	25	LYS	3.3
2	C	207	THR	3.3
1	B	117	HIS	3.3
2	I	400	VAL	3.3
2	I	944	ARG	3.3
2	I	41	GLN	3.2
2	C	165	HIS	3.2
2	I	971	LEU	3.2
5	L	234	THR	3.2
3	J	1198	VAL	3.2
2	I	1002	LEU	3.2
1	G	203	ILE	3.2
1	A	266	SER	3.2
2	C	350	THR	3.2
4	K	37	PRO	3.2
2	C	1265	PHE	3.2
5	L	336	GLU	3.2
4	K	35	LYS	3.2
2	C	208	ILE	3.2
5	F	344	LEU	3.2

Continued on next page...

Continued from previous page...

Mol	Chain	Res	Type	RSRZ
2	I	255	ILE	3.2
5	L	293	GLU	3.2
1	G	13	LEU	3.1
1	G	148	ARG	3.1
3	J	1152	GLU	3.1
2	C	194	LEU	3.1
5	L	310	GLU	3.1
1	H	101	THR	3.1
3	J	76	LYS	3.1
2	I	301	TYR	3.1
1	B	98	VAL	3.1
3	J	77	ARG	3.1
2	I	107	ARG	3.1
1	G	47	LEU	3.1
2	I	104	ILE	3.1
3	J	232	ASN	3.0
2	I	292	ILE	3.0
1	A	275	ILE	3.0
2	C	233	ARG	3.0
2	I	478	ARG	3.0
1	H	181	GLU	3.0
2	C	285	ILE	3.0
1	H	26	VAL	3.0
2	C	347	ILE	3.0
5	L	306	PHE	3.0
2	C	318	SER	3.0
2	I	263	VAL	3.0
1	A	318	LEU	3.0
3	D	878	ASP	3.0
1	G	197	ASP	2.9
1	A	270	LEU	2.9
2	C	205	PRO	2.9
2	I	1022	LYS	2.9
1	A	121	VAL	2.9
1	A	205	MET	2.9
4	K	18	ASP	2.9
3	J	670	SER	2.9
5	L	309	ASN	2.9
2	I	1014	LEU	2.9
2	I	1029	LEU	2.9
2	I	1266	GLY	2.9
2	C	198	ILE	2.9

Continued on next page...

Continued from previous page...

Mol	Chain	Res	Type	RSRZ
2	I	1160	ASP	2.9
1	H	92	VAL	2.8
2	I	989	LEU	2.8
2	I	282	VAL	2.8
2	C	264	GLU	2.8
3	D	204	GLU	2.8
3	D	1175	LEU	2.8
2	C	332	ARG	2.8
1	A	295	LEU	2.8
2	C	250	THR	2.8
5	F	316	PHE	2.8
5	L	286	LEU	2.8
5	L	337	VAL	2.8
3	J	872	LEU	2.8
3	D	90	VAL	2.8
2	C	373	GLY	2.8
2	I	243	PRO	2.8
3	J	1212	ASP	2.8
1	G	202	VAL	2.8
2	C	56	VAL	2.8
1	A	110	VAL	2.8
3	D	1173	ARG	2.8
2	I	1010	GLN	2.7
3	D	206	ASN	2.7
5	L	423	ARG	2.7
2	I	73	TYR	2.7
2	I	1296	ASP	2.7
3	J	206	ASN	2.7
1	B	283	GLN	2.7
1	G	91	ARG	2.7
3	J	1161	GLY	2.7
2	C	166	SER	2.7
1	B	282	VAL	2.7
3	J	1289	ASN	2.7
2	I	1006	GLU	2.7
2	I	103	VAL	2.7
2	I	269	ILE	2.7
1	H	31	LEU	2.7
3	D	62	PHE	2.7
2	I	340	ASP	2.7
1	A	131	CYS	2.7
1	H	171	LEU	2.6

Continued on next page...

Continued from previous page...

Mol	Chain	Res	Type	RSRZ
2	I	240	GLU	2.6
1	A	98	VAL	2.6
2	I	450	ASN	2.6
2	C	942	ASP	2.6
2	I	449	GLY	2.6
2	I	404	LYS	2.6
5	L	344	LEU	2.6
1	A	30	PRO	2.6
2	I	641	GLU	2.6
1	H	123	ILE	2.6
2	C	232	ILE	2.6
5	L	284	GLU	2.6
1	H	56	VAL	2.6
5	F	317	ASN	2.6
3	J	24	LEU	2.6
1	G	68	TYR	2.6
2	C	209	ILE	2.5
1	B	201	LEU	2.5
1	H	145	LYS	2.5
2	I	253	PHE	2.5
3	J	1300	ALA	2.5
2	I	1067	ALA	2.5
1	B	323	PRO	2.5
2	C	382	GLU	2.5
2	I	988	LYS	2.5
1	B	144	ILE	2.5
2	I	204	LEU	2.5
3	D	139	LEU	2.5
1	H	27	THR	2.5
2	I	262	TYR	2.5
5	F	584	ARG	2.5
1	B	289	LEU	2.5
1	H	95	LYS	2.5
1	A	260	LEU	2.5
3	D	932	MET	2.5
1	H	15	ASP	2.4
1	G	21	SER	2.4
1	H	13	LEU	2.4
2	C	258	ASN	2.4
3	J	1197	ASN	2.4
1	H	191	ARG	2.4
2	C	290	GLU	2.4

Continued on next page...

Continued from previous page...

Mol	Chain	Res	Type	RSRZ
5	F	516	ASP	2.4
3	J	1213	GLY	2.4
2	C	113	THR	2.4
1	G	43	LEU	2.4
2	I	1263	ALA	2.4
2	I	771	VAL	2.4
3	D	825	VAL	2.4
2	I	252	SER	2.4
5	F	336	GLU	2.4
5	F	337	VAL	2.4
1	G	54	CYS	2.4
3	D	1174	ARG	2.4
2	I	937	ASP	2.4
2	I	722	GLY	2.4
2	C	306	THR	2.4
2	C	239	MET	2.4
2	I	100	LEU	2.4
1	B	296	GLY	2.4
2	C	482	GLY	2.4
5	L	415	ALA	2.4
3	D	136	GLU	2.3
2	I	265	LYS	2.3
2	I	1264	GLN	2.3
3	D	1215	GLU	2.3
1	B	314	LEU	2.3
3	D	543	SER	2.3
2	I	894	GLN	2.3
2	I	727	VAL	2.3
1	H	51	MET	2.3
5	L	490	PRO	2.3
3	J	512	TYR	2.3
1	A	97	GLU	2.3
1	B	50	SER	2.3
1	G	195	ARG	2.3
1	A	54	CYS	2.3
3	D	1205	GLU	2.3
5	F	515	GLU	2.3
3	J	686	TRP	2.3
2	I	237	LEU	2.3
2	I	1016	GLU	2.3
2	I	935	THR	2.3
2	I	966	ILE	2.3

Continued on next page...

Continued from previous page...

Mol	Chain	Res	Type	RSRZ
5	F	463	LEU	2.3
2	I	1025	PHE	2.3
1	B	78	ILE	2.3
1	G	193	GLU	2.3
1	A	267	ALA	2.3
3	D	209	ASN	2.3
1	B	171	LEU	2.3
2	C	204	LEU	2.3
2	I	420	LEU	2.3
2	I	98	VAL	2.2
3	D	1169	THR	2.2
5	F	157	ARG	2.2
1	G	36	GLY	2.2
2	I	539	THR	2.2
2	I	229	ILE	2.2
5	F	277	MET	2.2
2	C	265	LYS	2.2
5	F	310	GLU	2.2
3	D	858	VAL	2.2
5	L	487	MET	2.2
5	L	560	ARG	2.2
3	J	663	GLU	2.2
1	H	61	ILE	2.2
1	B	297	LYS	2.2
5	L	311	THR	2.2
1	B	284	ARG	2.2
1	H	182	ARG	2.2
2	C	176	ILE	2.2
2	C	498	ILE	2.2
3	J	732	GLY	2.2
3	J	1215	GLU	2.2
5	F	420	GLU	2.2
5	L	347	ILE	2.2
2	C	257	ALA	2.2
2	C	186	PHE	2.2
5	L	288	MET	2.2
2	C	944	ARG	2.2
2	I	46	GLN	2.2
2	I	220	ILE	2.2
3	D	394	ILE	2.2
1	G	186	ASN	2.2
1	G	90	VAL	2.1

Continued on next page...

Continued from previous page...

Mol	Chain	Res	Type	RSRZ
1	H	28	LEU	2.1
2	I	277	LEU	2.1
2	I	1295	SER	2.1
5	L	427	PHE	2.1
1	H	12	ARG	2.1
2	I	169	LYS	2.1
2	I	317	LEU	2.1
2	I	1072	ASN	2.1
2	I	599	VAL	2.1
5	F	358	VAL	2.1
2	C	377	THR	2.1
2	I	120	GLN	2.1
2	I	686	GLN	2.1
5	L	408	GLY	2.1
2	I	196	VAL	2.1
5	F	234	THR	2.1
2	C	259	GLY	2.1
2	I	331	LYS	2.1
1	B	97	GLU	2.1
1	G	24	ALA	2.1
1	B	212	ASP	2.1
1	G	211	ILE	2.1
1	B	299	SER	2.1
1	A	109	PRO	2.1
2	I	1190	ALA	2.1
1	H	180	VAL	2.1
2	I	753	LEU	2.1
2	I	298	ALA	2.1
1	G	144	ILE	2.1
5	F	293	GLU	2.1
5	L	235	ILE	2.1
5	F	325	PRO	2.1
5	F	590	ILE	2.1
1	H	208	ASN	2.1
3	J	1175	LEU	2.1
2	I	990	ASP	2.0
5	F	101	TYR	2.0
2	C	464	PHE	2.0
2	I	911	SER	2.0
3	D	1176	VAL	2.0
2	C	263	VAL	2.0
2	C	487	LEU	2.0

Continued on next page...

Continued from previous page...

Mol	Chain	Res	Type	RSRZ
2	I	993	PRO	2.0
1	A	96	ASP	2.0
2	I	69	GLN	2.0
2	I	608	ALA	2.0
1	A	227	GLN	2.0
3	D	1191	PRO	2.0
1	G	204	GLU	2.0
1	H	204	GLU	2.0

6.2 Non-standard residues in protein, DNA, RNA chains [i](#)

In the following table, the Atoms column lists the number of modelled atoms in the group and the number defined in the chemical component dictionary. The B-factors column lists the minimum, median, 95th percentile and maximum values of B factors of atoms in the group. The column labelled 'Q< 0.9' lists the number of atoms with occupancy less than 0.9.

Mol	Type	Chain	Res	Atoms	RSCC	RSR	B-factors(Å ²)	Q<0.9
6	MEA	N	5	12/13	0.83	0.31	109,123,128,130	0
6	2TL	N	6	7/8	0.90	0.18	124,127,132,147	0
6	MEA	M	5	12/13	0.91	0.27	79,91,106,106	0
6	D4P	N	4	11/12	0.93	0.16	133,140,153,159	0
6	D4P	M	4	11/12	0.93	0.18	102,118,135,137	0
6	28J	N	3	8/9	0.95	0.18	106,127,131,132	0
6	2TL	M	6	7/8	0.95	0.21	91,110,113,123	0
6	28J	M	3	8/9	0.97	0.28	97,105,111,114	0

6.3 Carbohydrates [i](#)

There are no monosaccharides in this entry.

6.4 Ligands [i](#)

In the following table, the Atoms column lists the number of modelled atoms in the group and the number defined in the chemical component dictionary. The B-factors column lists the minimum, median, 95th percentile and maximum values of B factors of atoms in the group. The column labelled 'Q< 0.9' lists the number of atoms with occupancy less than 0.9.

Mol	Type	Chain	Res	Atoms	RSCC	RSR	B-factors(Å ²)	Q<0.9
7	MG	J	2000	1/1	0.79	0.82	98,98,98,98	0
7	MG	D	2000	1/1	0.88	0.72	258,258,258,258	0

Continued on next page...

Continued from previous page...

Mol	Type	Chain	Res	Atoms	RSCC	RSR	B-factors(\AA^2)	Q<0.9
8	ZN	D	2001	1/1	0.93	0.10	87,87,87,87	0
8	ZN	J	2002	1/1	0.97	0.24	80,80,80,80	0
8	ZN	J	2001	1/1	0.97	0.08	106,106,106,106	0
8	ZN	D	2002	1/1	0.98	0.23	64,64,64,64	0

6.5 Other polymers [i](#)

There are no such residues in this entry.