



Full wwPDB NMR Structure Validation Report ⓘ

Jun 6, 2023 – 12:58 AM EDT

PDB ID : 2M4V
BMRB ID : 19023
Title : Mycobacterium tuberculosis RNA polymerase binding protein A (RbpA) and its interactions with sigma factors
Authors : Bortoluzzi, A.; Muskett, F.W.; Waters, L.C.; Addis, P.W.; Rieck, B.; Munder, T.; Schleier, S.; Forti, F.; Ghisotti, D.; Carr, M.D.; O'Hare, H.M.
Deposited on : 2013-02-11

This is a Full wwPDB NMR Structure Validation Report for a publicly released PDB entry.

We welcome your comments at validation@mail.wwpdb.org

A user guide is available at

<https://www.wwpdb.org/validation/2017/NMRValidationReportHelp>

with specific help available everywhere you see the ⓘ symbol.

The types of validation reports are described at

<http://www.wwpdb.org/validation/2017/FAQs#types>.

The following versions of software and data (see [references ⓘ](#)) were used in the production of this report:

MolProbity : 4.02b-467
Percentile statistics : 20191225.v01 (using entries in the PDB archive December 25th 2019)
wwPDB-RCI : v_1n_11_5_13_A (Berjanski et al., 2005)
PANAV : Wang et al. (2010)
wwPDB-ShiftChecker : v1.2
BMRB Restraints Analysis : v1.2
Ideal geometry (proteins) : Engh & Huber (2001)
Ideal geometry (DNA, RNA) : Parkinson et al. (1996)
Validation Pipeline (wwPDB-VP) : 2.33

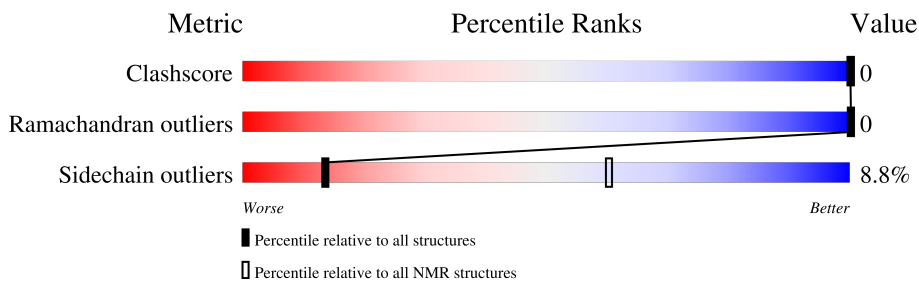
1 Overall quality at a glance

The following experimental techniques were used to determine the structure:

SOLUTION NMR

The overall completeness of chemical shifts assignment is 84%.

Percentile scores (ranging between 0-100) for global validation metrics of the entry are shown in the following graphic. The table shows the number of entries on which the scores are based.



Metric	Whole archive (#Entries)	NMR archive (#Entries)
Clashscore	158937	12864
Ramachandran outliers	154571	11451
Sidechain outliers	154315	11428

The table below summarises the geometric issues observed across the polymeric chains and their fit to the experimental data. The red, orange, yellow and green segments indicate the fraction of residues that contain outliers for ≥ 3 , 2, 1 and 0 types of geometric quality criteria. A cyan segment indicates the fraction of residues that are not part of the well-defined cores, and a grey segment represents the fraction of residues that are not modelled. The numeric value for each fraction is indicated below the corresponding segment, with a dot representing fractions $\leq 5\%$

Mol	Chain	Length	Quality of chain
1	A	80	

2 Ensemble composition and analysis i

This entry contains 35 models. Model 20 is the overall representative, medoid model (most similar to other models). The authors have identified model 1 as representative, based on the following criterion: *closest to the average*.

The following residues are included in the computation of the global validation metrics.

Well-defined (core) protein residues			
Well-defined core	Residue range (total)	Backbone RMSD (Å)	Medoid model
1	A:29-A:65 (37)	0.14	20

Ill-defined regions of proteins are excluded from the global statistics.

Ligands and non-protein polymers are included in the analysis.

The models can be grouped into 2 clusters and 3 single-model clusters were found.

Cluster number	Models
1	1, 2, 3, 4, 5, 8, 9, 10, 11, 12, 13, 14, 15, 16, 17, 18, 19, 20, 21, 23, 24, 25, 26, 27, 28, 31, 32, 33, 34, 35
2	7, 29
Single-model clusters	6; 22; 30

3 Entry composition

There is only 1 type of molecule in this entry. The entry contains 1247 atoms, of which 614 are hydrogens and 0 are deuteriums.

- Molecule 1 is a protein called Putative uncharacterized protein.

Mol	Chain	Residues	Atoms						Trace
			Total	C	H	N	O	S	
1	A	80	1247	389	614	117	124	3	0

There is a discrepancy between the modelled and reference sequences:

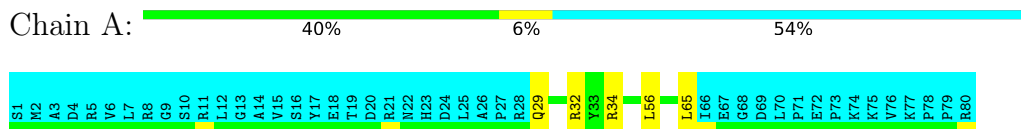
Chain	Residue	Modelled	Actual	Comment	Reference
A	1	SER	-	expression tag	UNP O53492

4 Residue-property plots

4.1 Average score per residue in the NMR ensemble

These plots are provided for all protein, RNA, DNA and oligosaccharide chains in the entry. The first graphic is the same as shown in the summary in section 1 of this report. The second graphic shows the sequence where residues are colour-coded according to the number of geometric quality criteria for which they contain at least one outlier: green = 0, yellow = 1, orange = 2 and red = 3 or more. Stretches of 2 or more consecutive residues without any outliers are shown as green connectors. Residues which are classified as ill-defined in the NMR ensemble, are shown in cyan with an underline colour-coded according to the previous scheme. Residues which were present in the experimental sample, but not modelled in the final structure are shown in grey.

- Molecule 1: Putative uncharacterized protein

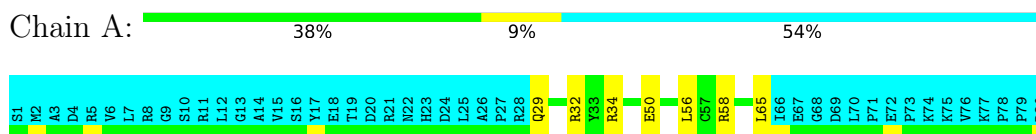


4.2 Scores per residue for each member of the ensemble

Colouring as in section 4.1 above.

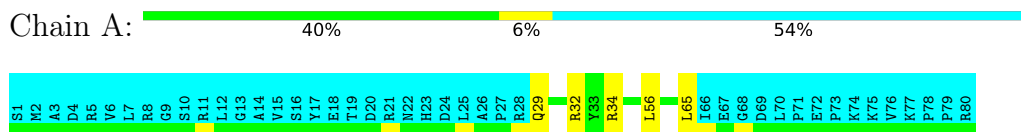
4.2.1 Score per residue for model 1

- Molecule 1: Putative uncharacterized protein



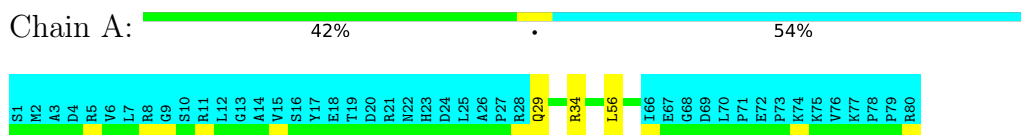
4.2.2 Score per residue for model 2

- Molecule 1: Putative uncharacterized protein



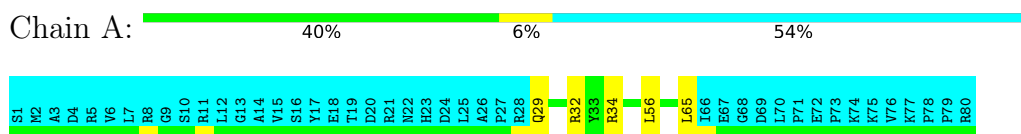
4.2.3 Score per residue for model 3

- Molecule 1: Putative uncharacterized protein



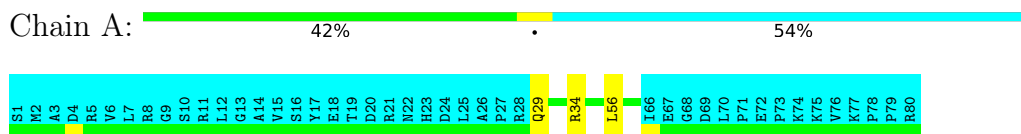
4.2.4 Score per residue for model 4

- Molecule 1: Putative uncharacterized protein



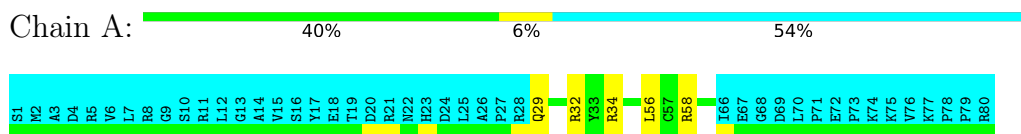
4.2.5 Score per residue for model 5

- Molecule 1: Putative uncharacterized protein



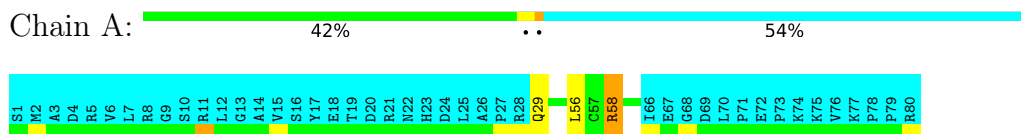
4.2.6 Score per residue for model 6

- Molecule 1: Putative uncharacterized protein



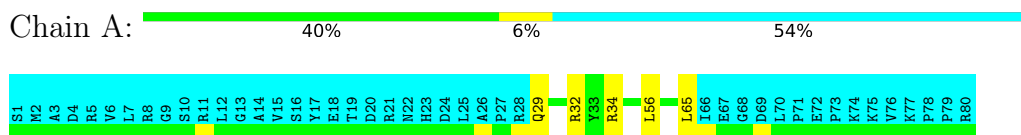
4.2.7 Score per residue for model 7

- Molecule 1: Putative uncharacterized protein



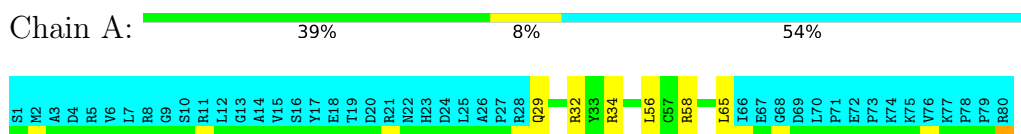
4.2.8 Score per residue for model 8

- Molecule 1: Putative uncharacterized protein



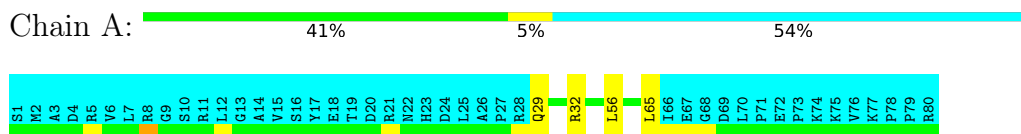
4.2.9 Score per residue for model 9

- Molecule 1: Putative uncharacterized protein



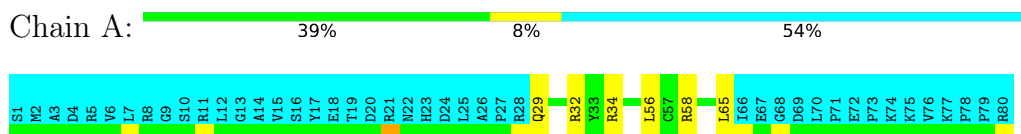
4.2.10 Score per residue for model 10

- Molecule 1: Putative uncharacterized protein



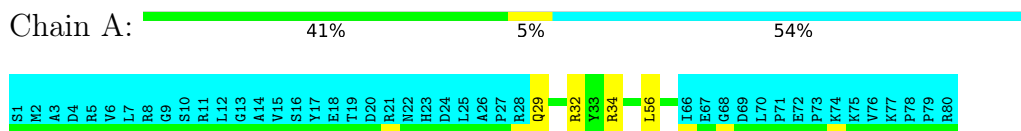
4.2.11 Score per residue for model 11

- Molecule 1: Putative uncharacterized protein



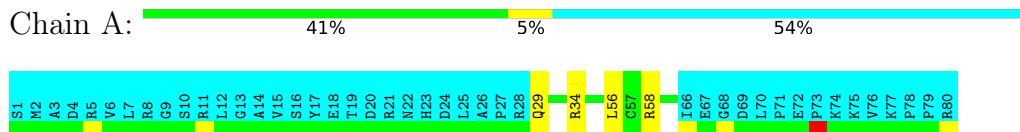
4.2.12 Score per residue for model 12

- Molecule 1: Putative uncharacterized protein



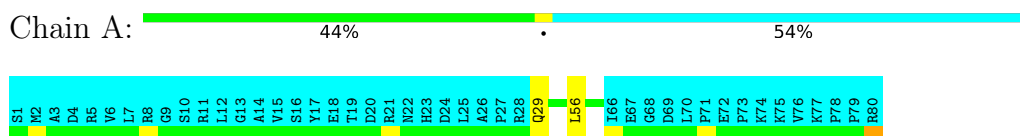
4.2.13 Score per residue for model 13

- Molecule 1: Putative uncharacterized protein



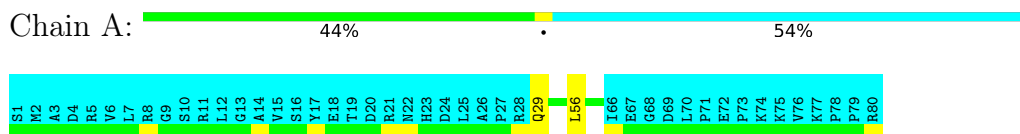
4.2.14 Score per residue for model 14

- Molecule 1: Putative uncharacterized protein



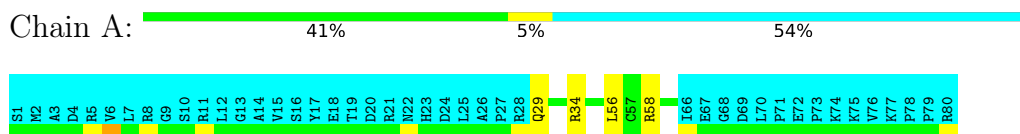
4.2.15 Score per residue for model 15

- Molecule 1: Putative uncharacterized protein



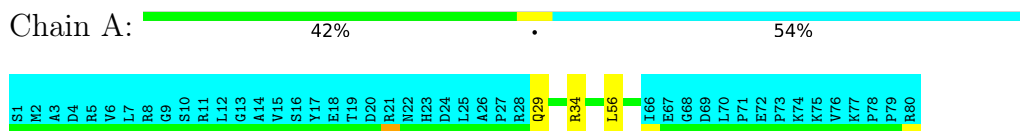
4.2.16 Score per residue for model 16

- Molecule 1: Putative uncharacterized protein



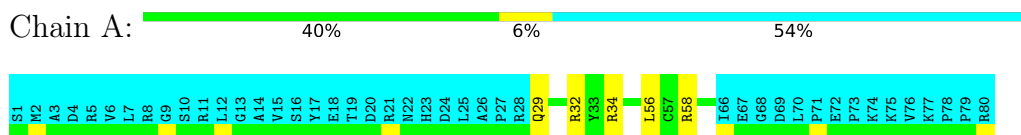
4.2.17 Score per residue for model 17

- Molecule 1: Putative uncharacterized protein



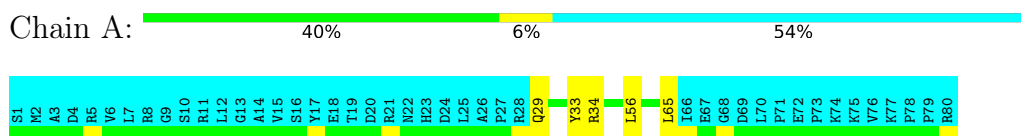
4.2.18 Score per residue for model 18

- Molecule 1: Putative uncharacterized protein



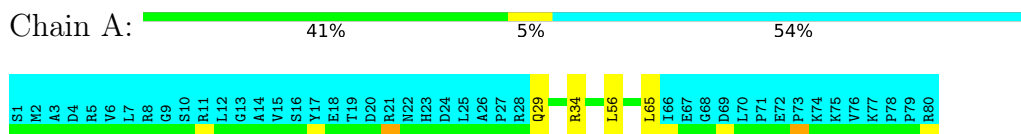
4.2.19 Score per residue for model 19

- Molecule 1: Putative uncharacterized protein



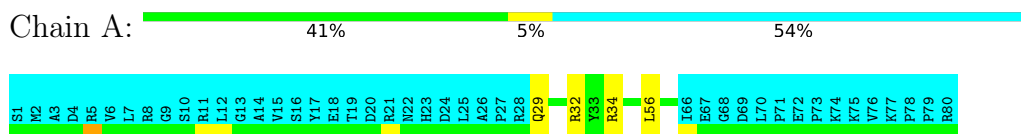
4.2.20 Score per residue for model 20 (medoid)

- Molecule 1: Putative uncharacterized protein



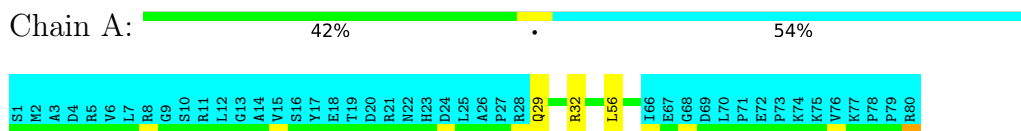
4.2.21 Score per residue for model 21

- Molecule 1: Putative uncharacterized protein



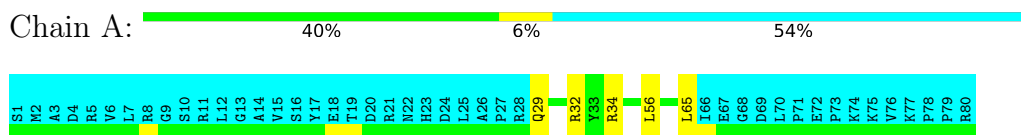
4.2.22 Score per residue for model 22

- Molecule 1: Putative uncharacterized protein



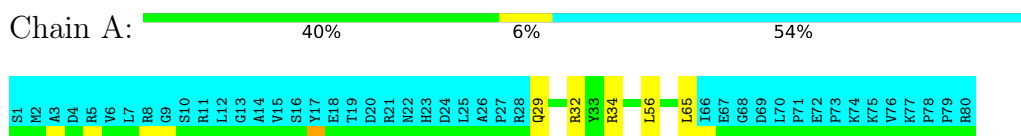
4.2.23 Score per residue for model 23

- Molecule 1: Putative uncharacterized protein



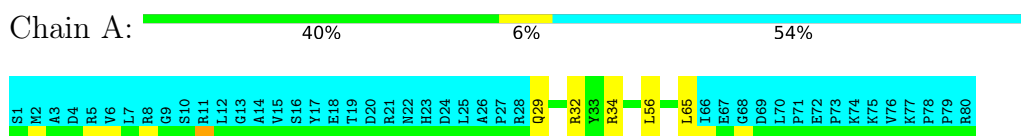
4.2.24 Score per residue for model 24

- Molecule 1: Putative uncharacterized protein



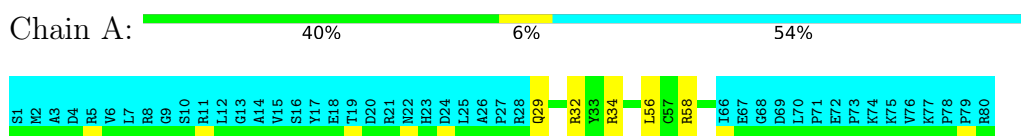
4.2.25 Score per residue for model 25

- Molecule 1: Putative uncharacterized protein



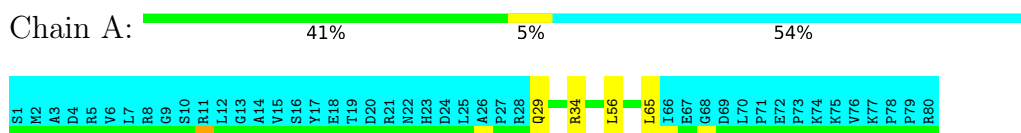
4.2.26 Score per residue for model 26

- Molecule 1: Putative uncharacterized protein



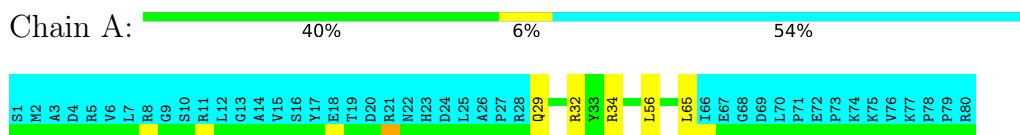
4.2.27 Score per residue for model 27

- Molecule 1: Putative uncharacterized protein



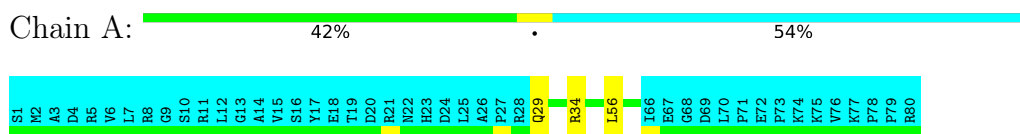
4.2.28 Score per residue for model 28

- Molecule 1: Putative uncharacterized protein



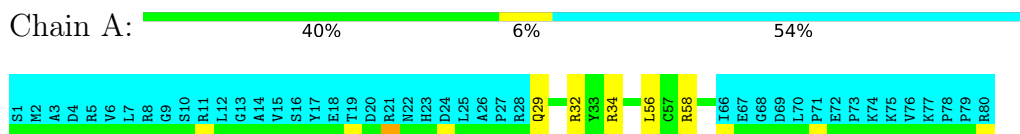
4.2.29 Score per residue for model 29

- Molecule 1: Putative uncharacterized protein



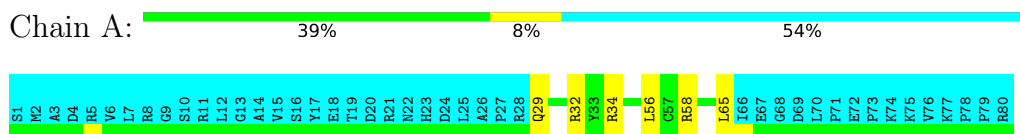
4.2.30 Score per residue for model 30

- Molecule 1: Putative uncharacterized protein



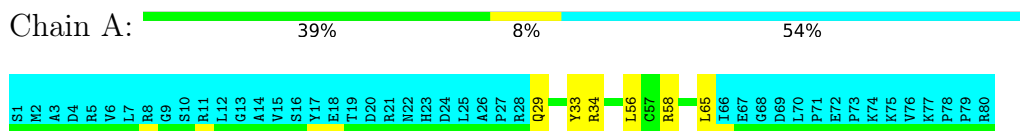
4.2.31 Score per residue for model 31

- Molecule 1: Putative uncharacterized protein



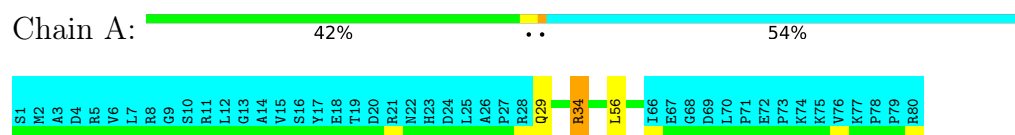
4.2.32 Score per residue for model 32

- Molecule 1: Putative uncharacterized protein



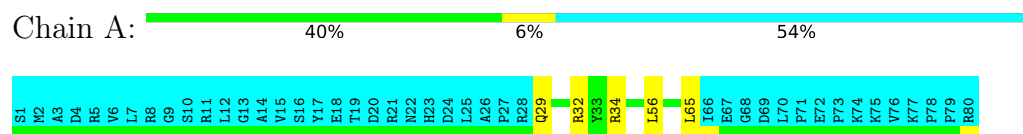
4.2.33 Score per residue for model 33

- Molecule 1: Putative uncharacterized protein



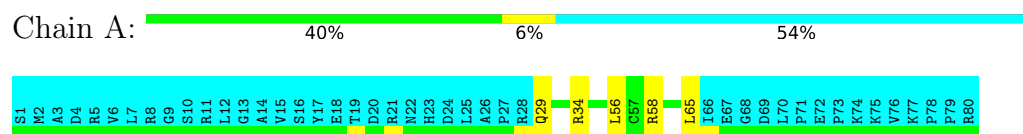
4.2.34 Score per residue for model 34

- Molecule 1: Putative uncharacterized protein



4.2.35 Score per residue for model 35

- Molecule 1: Putative uncharacterized protein



5 Refinement protocol and experimental data overview

The models were refined using the following method: *simulated annealing*.

Of the 100 calculated structures, 35 were deposited, based on the following criterion: *structures with the lowest energy*.

The following table shows the software used for structure solution, optimisation and refinement.

Software name	Classification	Version
Amber	refinement	
CYANA	structure solution	

The following table shows chemical shift validation statistics as aggregates over all chemical shift files. Detailed validation can be found in section 7 of this report.

Chemical shift file(s)	working_cs.cif
Number of chemical shift lists	1
Total number of shifts	816
Number of shifts mapped to atoms	816
Number of unparsed shifts	0
Number of shifts with mapping errors	0
Number of shifts with mapping warnings	0
Assignment completeness (well-defined parts)	84%

6 Model quality i

6.1 Standard geometry i

The Z score for a bond length (or angle) is the number of standard deviations the observed value is removed from the expected value. A bond length (or angle) with $|Z| > 5$ is considered an outlier worth inspection. RMSZ is the (average) root-mean-square of all Z scores of the bond lengths (or angles).

Mol	Chain	Bond lengths		Bond angles	
		RMSZ	#Z>5	RMSZ	#Z>5
1	A	0.75±0.01	0±0/301 (0.0± 0.0%)	1.09±0.05	2±1/409 (0.4± 0.2%)
All	All	0.75	0/10535 (0.0%)	1.09	62/14315 (0.4%)

Chiral center outliers are detected by calculating the chiral volume of a chiral center and verifying if the center is modelled as a planar moiety or with the opposite hand. A planarity outlier is detected by checking planarity of atoms in a peptide group, atoms in a mainchain group or atoms of a sidechain that are expected to be planar.

Mol	Chain	Chirality	Planarity
1	A	0.0±0.0	0.1±0.2
All	All	0	2

There are no bond-length outliers.

All unique angle outliers are listed below. They are sorted according to the Z-score of the worst occurrence in the ensemble.

Mol	Chain	Res	Type	Atoms	Z	Observed(°)	Ideal(°)	Models	
								Worst	Total
1	A	58	ARG	NE-CZ-NH1	8.72	124.66	120.30	7	12
1	A	32	ARG	NE-CZ-NH1	7.76	124.18	120.30	30	20
1	A	34	ARG	NE-CZ-NH1	6.95	123.78	120.30	3	30

There are no chirality outliers.

All unique planar outliers are listed below.

Mol	Chain	Res	Type	Group	Models (Total)
1	A	33	TYR	Sidechain	2

6.2 Too-close contacts [i](#)

In the following table, the Non-H and H(model) columns list the number of non-hydrogen atoms and hydrogen atoms in each chain respectively. The H(added) column lists the number of hydrogen atoms added and optimized by MolProbity. The Clashes column lists the number of clashes averaged over the ensemble.

Mol	Chain	Non-H	H(model)	H(added)	Clashes
1	A	294	267	267	0±0
All	All	10290	9345	9345	-

The all-atom clashscore is defined as the number of clashes found per 1000 atoms (including hydrogen atoms). The all-atom clashscore for this structure is -.

There are no clashes.

6.3 Torsion angles [i](#)

6.3.1 Protein backbone [i](#)

In the following table, the Percentiles column shows the percent Ramachandran outliers of the chain as a percentile score with respect to all PDB entries followed by that with respect to all NMR entries. The Analysed column shows the number of residues for which the backbone conformation was analysed and the total number of residues.

Mol	Chain	Analysed	Favoured	Allowed	Outliers	Percentiles	
1	A	37/80 (46%)	37±0 (99±1%)	0±0 (1±1%)	0±0 (0±0%)	100	100
All	All	1295/2800 (46%)	1288 (99%)	7 (1%)	0 (0%)	100	100

There are no Ramachandran outliers.

6.3.2 Protein sidechains [i](#)

In the following table, the Percentiles column shows the percent sidechain outliers of the chain as a percentile score with respect to all PDB entries followed by that with respect to all NMR entries. The Analysed column shows the number of residues for which the sidechain conformation was analysed and the total number of residues.

Mol	Chain	Analysed	Rotameric	Outliers	Percentiles	
1	A	30/67 (45%)	27±1 (91±2%)	3±1 (9±2%)	13	60
All	All	1050/2345 (45%)	958 (91%)	92 (9%)	13	60

All 6 unique residues with a non-rotameric sidechain are listed below. They are sorted by the frequency of occurrence in the ensemble.

Mol	Chain	Res	Type	Models (Total)
1	A	29	GLN	35
1	A	56	LEU	35
1	A	65	LEU	18
1	A	58	ARG	2
1	A	50	GLU	1
1	A	34	ARG	1

6.3.3 RNA [i](#)

There are no RNA molecules in this entry.

6.4 Non-standard residues in protein, DNA, RNA chains [i](#)

There are no non-standard protein/DNA/RNA residues in this entry.

6.5 Carbohydrates [i](#)

There are no monosaccharides in this entry.

6.6 Ligand geometry [i](#)

There are no ligands in this entry.

6.7 Other polymers [i](#)

There are no such molecules in this entry.

6.8 Polymer linkage issues [i](#)

There are no chain breaks in this entry.

7 Chemical shift validation [i](#)

The completeness of assignment taking into account all chemical shift lists is 84% for the well-defined parts and 75% for the entire structure.

7.1 Chemical shift list 1

File name: working_cs.cif

Chemical shift list name: *assigned_chem_shift_list_1*

7.1.1 Bookkeeping [i](#)

The following table shows the results of parsing the chemical shift list and reports the number of nuclei with statistically unusual chemical shifts.

Total number of shifts	816
Number of shifts mapped to atoms	816
Number of unparsed shifts	0
Number of shifts with mapping errors	0
Number of shifts with mapping warnings	0
Number of shift outliers (ShiftChecker)	1

7.1.2 Chemical shift referencing [i](#)

The following table shows the suggested chemical shift referencing corrections.

Nucleus	# values	Correction \pm precision, ppm	Suggested action
$^{13}\text{C}_\alpha$	73	0.08 \pm 0.15	None needed (< 0.5 ppm)
$^{13}\text{C}_\beta$	65	-0.01 \pm 0.14	None needed (< 0.5 ppm)
$^{13}\text{C}'$	59	0.07 \pm 0.14	None needed (< 0.5 ppm)
^{15}N	69	-0.27 \pm 0.31	None needed (< 0.5 ppm)

7.1.3 Completeness of resonance assignments [i](#)

The following table shows the completeness of the chemical shift assignments for the well-defined regions of the structure. The overall completeness is 84%, i.e. 407 atoms were assigned a chemical shift out of a possible 486. 0 out of 3 assigned methyl groups (LEU and VAL) were assigned stereospecifically.

	Total	^1H	^{13}C	^{15}N
Backbone	171/185 (92%)	75/76 (99%)	62/74 (84%)	34/35 (97%)
Sidechain	216/260 (83%)	148/166 (89%)	63/82 (77%)	5/12 (42%)

Continued on next page...

Continued from previous page...

	Total	¹H	¹³C	¹⁵N
Aromatic	20/41 (49%)	19/20 (95%)	0/20 (0%)	1/1 (100%)
Overall	407/486 (84%)	242/262 (92%)	125/176 (71%)	40/48 (83%)

The following table shows the completeness of the chemical shift assignments for the full structure. The overall completeness is 75%, i.e. 815 atoms were assigned a chemical shift out of a possible 1084. 0 out of 10 assigned methyl groups (LEU and VAL) were assigned stereospecifically.

	Total	¹H	¹³C	¹⁵N
Backbone	349/393 (89%)	148/160 (92%)	132/160 (82%)	69/73 (95%)
Sidechain	442/634 (70%)	316/406 (78%)	120/194 (62%)	6/34 (18%)
Aromatic	24/57 (42%)	23/28 (82%)	0/27 (0%)	1/2 (50%)
Overall	815/1084 (75%)	487/594 (82%)	252/381 (66%)	76/109 (70%)

7.1.4 Statistically unusual chemical shifts [i](#)

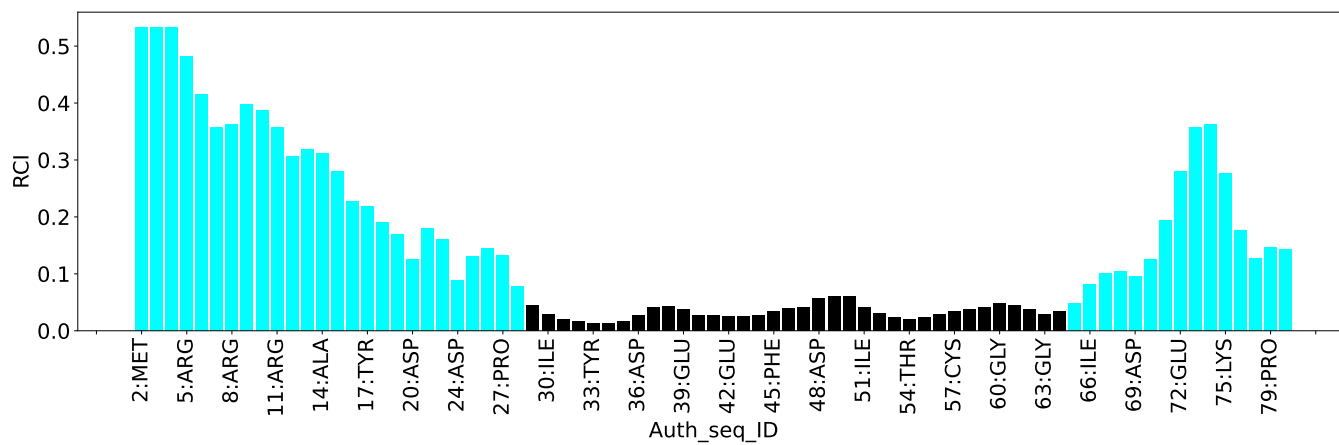
The following table lists the statistically unusual chemical shifts. These are statistical measures, and large deviations from the mean do not necessarily imply incorrect assignments. Molecules containing paramagnetic centres or hemes are expected to give rise to anomalous chemical shifts.

List Id	Chain	Res	Type	Atom	Shift, ppm	Expected range, ppm	Z-score
1	A	35	THR	HG1	5.11	0.08 – 2.19	18.8

7.1.5 Random Coil Index (RCI) plots [i](#)

The image below reports *random coil index* values for the protein chains in the structure. The height of each bar gives a probability of a given residue to be disordered, as predicted from the available chemical shifts and the amino acid sequence. A value above 0.2 is an indication of significant predicted disorder. The colour of the bar shows whether the residue is in the well-defined core (black) or in the ill-defined residue ranges (cyan), as described in section 2 on ensemble composition. If well-defined core and ill-defined regions are not identified then it is shown as gray bars.

Random coil index (RCI) for chain A:



8 NMR restraints analysis

8.1 Conformationally restricting restraints

The following table provides the summary of experimentally observed NMR restraints in different categories. Restraints are classified into different categories based on the sequence separation of the atoms involved.

Description	Value
Total distance restraints	1113
Intra-residue ($ i-j =0$)	208
Sequential ($ i-j =1$)	302
Medium range ($ i-j >1$ and $ i-j <5$)	146
Long range ($ i-j \geq 5$)	457
Inter-chain	0
Hydrogen bond restraints	0
Disulfide bond restraints	0
Total dihedral-angle restraints	0
Number of unmapped restraints	0
Number of restraints per residue	13.9
Number of long range restraints per residue ¹	5.7

¹Long range hydrogen bonds and disulfide bonds are counted as long range restraints while calculating the number of long range restraints per residue

8.2 Residual restraint violations

This section provides the overview of the restraint violations analysis. The violations are binned as small, medium and large violations based on its absolute value. Average number of violations per model is calculated by dividing the total number of violations in each bin by the size of the ensemble.

8.2.1 Average number of distance violations per model

Distance violations less than 0.1 Å are not included in the calculation.

Bins (Å)	Average number of violations per model	Max (Å)
0.1-0.2 (Small)	7.0	0.2
0.2-0.5 (Medium)	4.2	0.5
>0.5 (Large)	0.3	0.62

8.2.2 Average number of dihedral-angle violations per model [i](#)

Dihedral-angle violations less than 1° are not included in the calculation. There are no dihedral-angle violations

9 Distance violation analysis [i](#)

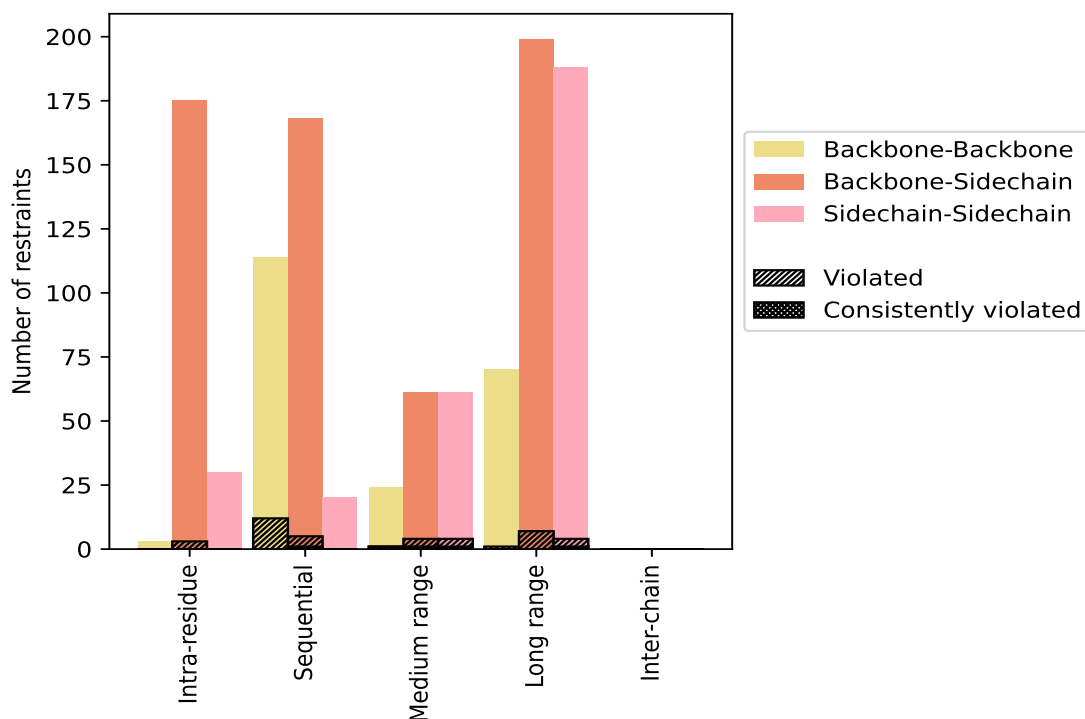
9.1 Summary of distance violations [i](#)

The following table shows the summary of distance violations in different restraint categories based on the sequence separation of the atoms involved. Each category is further sub-divided into three sub-categories based on the atoms involved. Violations less than 0.1 Å are not included in the statistics.

Restrains type	Count	% ¹	Violated ³			Consistently Violated ⁴		
			Count	% ²	% ¹	Count	% ²	% ¹
Intra-residue ($i-j =0$)	208	18.7	3	1.4	0.3	0	0.0	0.0
Backbone-Backbone	3	0.3	0	0.0	0.0	0	0.0	0.0
Backbone-Sidechain	175	15.7	3	1.7	0.3	0	0.0	0.0
Sidechain-Sidechain	30	2.7	0	0.0	0.0	0	0.0	0.0
Sequential ($i-j =1$)	302	27.1	17	5.6	1.5	1	0.3	0.1
Backbone-Backbone	114	10.2	12	10.5	1.1	0	0.0	0.0
Backbone-Sidechain	168	15.1	5	3.0	0.4	1	0.6	0.1
Sidechain-Sidechain	20	1.8	0	0.0	0.0	0	0.0	0.0
Medium range ($i-j >1$ & $i-j <5$)	146	13.1	9	6.2	0.8	3	2.1	0.3
Backbone-Backbone	24	2.2	1	4.2	0.1	1	4.2	0.1
Backbone-Sidechain	61	5.5	4	6.6	0.4	1	1.6	0.1
Sidechain-Sidechain	61	5.5	4	6.6	0.4	1	1.6	0.1
Long range ($i-j \geq 5$)	457	41.1	12	2.6	1.1	1	0.2	0.1
Backbone-Backbone	70	6.3	1	1.4	0.1	0	0.0	0.0
Backbone-Sidechain	199	17.9	7	3.5	0.6	0	0.0	0.0
Sidechain-Sidechain	188	16.9	4	2.1	0.4	1	0.5	0.1
Inter-chain	0	0.0	0	0.0	0.0	0	0.0	0.0
Backbone-Backbone	0	0.0	0	0.0	0.0	0	0.0	0.0
Backbone-Sidechain	0	0.0	0	0.0	0.0	0	0.0	0.0
Sidechain-Sidechain	0	0.0	0	0.0	0.0	0	0.0	0.0
Hydrogen bond	0	0.0	0	0.0	0.0	0	0.0	0.0
Disulfide bond	0	0.0	0	0.0	0.0	0	0.0	0.0
Total	1113	100.0	41	3.7	3.7	5	0.4	0.4
Backbone-Backbone	211	19.0	14	6.6	1.3	1	0.5	0.1
Backbone-Sidechain	603	54.2	19	3.2	1.7	2	0.3	0.2
Sidechain-Sidechain	299	26.9	8	2.7	0.7	2	0.7	0.2

¹ percentage calculated with respect to the total number of distance restraints, ² percentage calculated with respect to the number of restraints in a particular restraint category, ³ violated in at least one model, ⁴ violated in all the models

9.1.1 Bar chart : Distribution of distance restraints and violations [i](#)



Violated and consistently violated restraints are shown using different hatch patterns in their respective categories. The hydrogen bonds and disulfid bonds are counted in their appropriate category on the x-axis

9.2 Distance violation statistics for each model [i](#)

The following table provides the distance violation statistics for each model in the ensemble. Violations less than 0.1 Å are not included in the statistics.

Model ID	Number of violations						Mean (Å)	Max (Å)	SD ⁶ (Å)	Median (Å)
	IR ¹	SQ ²	MR ³	LR ⁴	IC ⁵	Total				
1	0	2	5	7	0	14	0.24	0.51	0.13	0.19
2	0	1	3	7	0	11	0.2	0.48	0.1	0.16
3	1	1	4	2	0	8	0.21	0.49	0.12	0.16
4	0	3	3	8	0	14	0.25	0.62	0.15	0.19
5	1	3	3	6	0	13	0.22	0.5	0.13	0.16
6	0	1	3	8	0	12	0.27	0.49	0.11	0.27
7	0	3	4	2	0	9	0.2	0.47	0.11	0.17
8	0	2	3	7	0	12	0.21	0.48	0.1	0.19
9	0	5	3	6	0	14	0.19	0.46	0.1	0.16
10	1	3	3	7	0	14	0.23	0.47	0.11	0.18
11	0	1	3	8	0	12	0.21	0.34	0.08	0.18

Continued on next page...

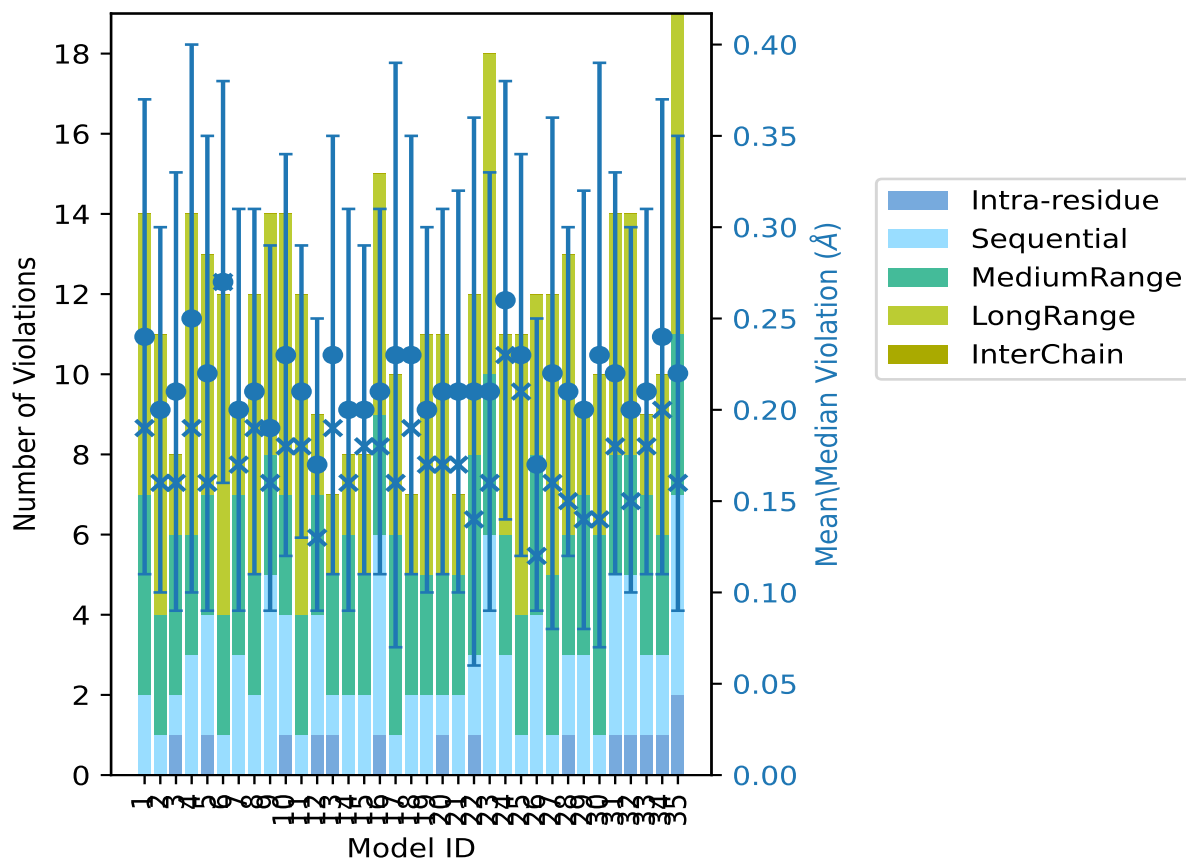
Continued from previous page...

Model ID	Number of violations						Mean (Å)	Max (Å)	SD ⁶ (Å)	Median (Å)
	IR ¹	SQ ²	MR ³	LR ⁴	IC ⁵	Total				
12	1	3	3	2	0	9	0.17	0.33	0.08	0.13
13	1	1	3	2	0	7	0.23	0.49	0.12	0.19
14	0	2	4	2	0	8	0.2	0.42	0.11	0.16
15	0	2	3	3	0	8	0.2	0.38	0.09	0.18
16	1	5	3	6	0	15	0.21	0.39	0.1	0.18
17	0	1	5	4	0	10	0.23	0.6	0.16	0.16
18	0	2	3	2	0	7	0.23	0.49	0.12	0.19
19	0	2	3	6	0	11	0.2	0.46	0.1	0.17
20	1	1	3	6	0	11	0.21	0.45	0.1	0.17
21	0	2	3	2	0	7	0.21	0.46	0.11	0.17
22	1	2	5	4	0	12	0.21	0.59	0.15	0.14
23	0	6	4	8	0	18	0.21	0.59	0.12	0.16
24	0	3	3	5	0	11	0.26	0.48	0.12	0.23
25	0	1	3	7	0	11	0.23	0.51	0.11	0.21
26	0	4	4	4	0	12	0.17	0.35	0.08	0.12
27	0	1	4	7	0	12	0.22	0.59	0.14	0.16
28	1	2	3	7	0	13	0.21	0.41	0.09	0.15
29	0	3	4	2	0	9	0.2	0.5	0.12	0.14
30	0	1	5	4	0	10	0.23	0.58	0.16	0.14
31	1	4	3	6	0	14	0.22	0.45	0.11	0.18
32	1	4	3	6	0	14	0.2	0.46	0.1	0.15
33	1	2	4	2	0	9	0.21	0.44	0.1	0.18
34	1	2	3	4	0	10	0.24	0.49	0.13	0.2
35	2	5	4	8	0	19	0.22	0.62	0.13	0.16

¹Intra-residue restraints, ²Sequential restraints, ³Medium range restraints, ⁴Long range restraints,

⁵Inter-chain restraints, ⁶Standard deviation

9.2.1 Bar graph : Distance Violation statistics for each model [i](#)



The mean(dot),median(x) and the standard deviation are shown in blue with respect to the y axis on the right

9.3 Distance violation statistics for the ensemble [i](#)

Violation analysis may find that some restraints are violated in few models and some are violated in most of models. The following table provides this information as number of violated restraints for a given fraction of the ensemble. In total, 1072(IR:205, SQ:285, MR:137, LR:445, IC:0) restraints are not violated in the ensemble.

Number of violated restraints						Fraction of the ensemble	
IR ¹	SQ ²	MR ³	LR ⁴	IC ⁵	Total	Count ⁶	%
1	7	3	2	0	13	1	2.9
0	3	1	0	0	4	2	5.7
0	1	0	0	0	1	3	8.6
1	1	0	0	0	2	4	11.4
0	1	1	0	0	2	5	14.3
0	1	0	0	0	1	6	17.1

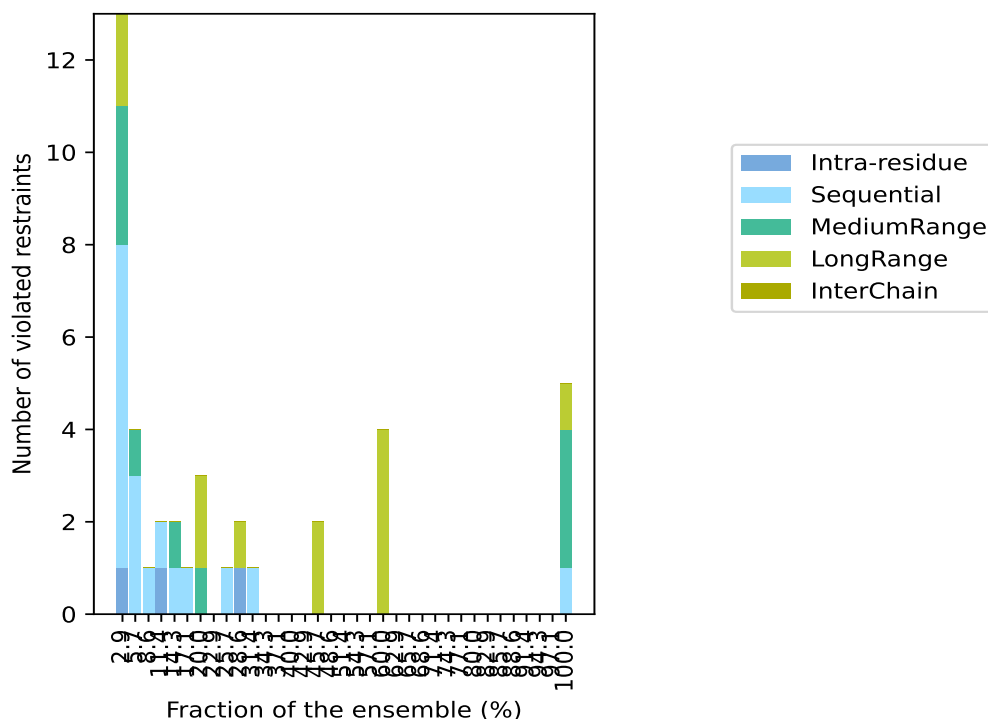
Continued on next page...

Continued from previous page...

Number of violated restraints						Fraction of the ensemble	
IR ¹	SQ ²	MR ³	LR ⁴	IC ⁵	Total	Count ⁶	%
0	0	1	2	0	3	7	20.0
0	0	0	0	0	0	8	22.9
0	1	0	0	0	1	9	25.7
1	0	0	1	0	2	10	28.6
0	1	0	0	0	1	11	31.4
0	0	0	0	0	0	12	34.3
0	0	0	0	0	0	13	37.1
0	0	0	0	0	0	14	40.0
0	0	0	0	0	0	15	42.9
0	0	0	2	0	2	16	45.7
0	0	0	0	0	0	17	48.6
0	0	0	0	0	0	18	51.4
0	0	0	0	0	0	19	54.3
0	0	0	0	0	0	20	57.1
0	0	0	4	0	4	21	60.0
0	0	0	0	0	0	22	62.9
0	0	0	0	0	0	23	65.7
0	0	0	0	0	0	24	68.6
0	0	0	0	0	0	25	71.4
0	0	0	0	0	0	26	74.3
0	0	0	0	0	0	27	77.1
0	0	0	0	0	0	28	80.0
0	0	0	0	0	0	29	82.9
0	0	0	0	0	0	30	85.7
0	0	0	0	0	0	31	88.6
0	0	0	0	0	0	32	91.4
0	0	0	0	0	0	33	94.3
0	0	0	0	0	0	34	97.1
0	1	3	1	0	5	35	100.0

¹Intra-residue restraints, ²Sequential restraints, ³Medium range restraints, ⁴Long range restraints, ⁵Inter-chain restraints, ⁶ Number of models with violations

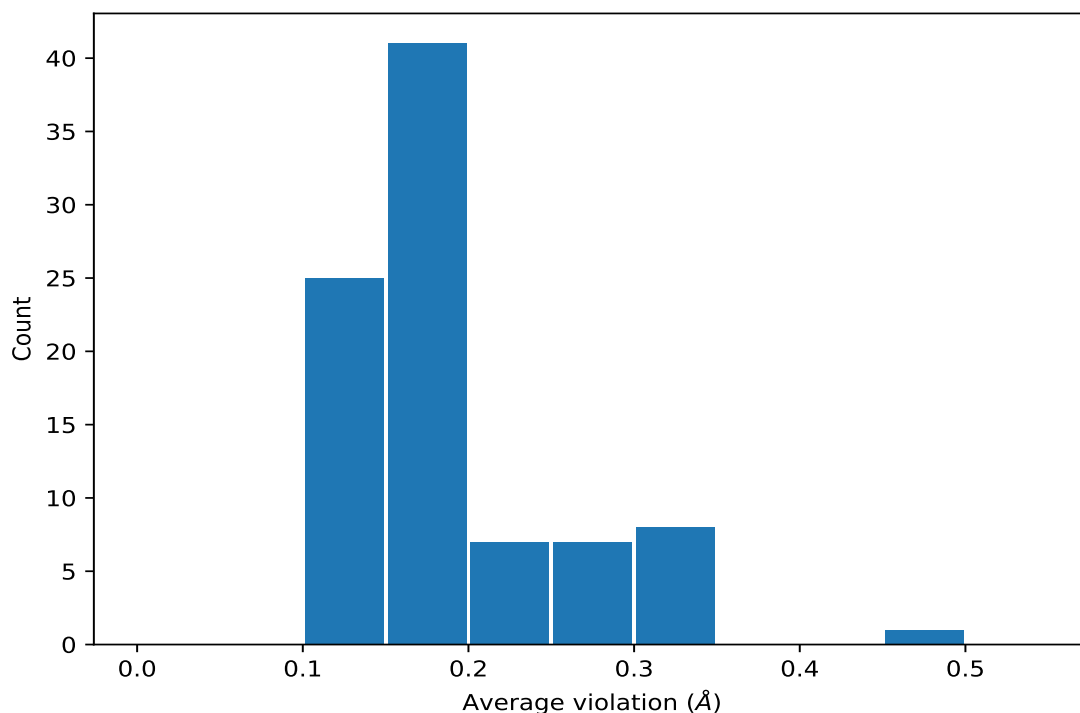
9.3.1 Bar graph : Distance violation statistics for the ensemble [i](#)



9.4 Most violated distance restraints in the ensemble [i](#)

9.4.1 Histogram : Distribution of mean distance violations [i](#)

The following histogram shows the distribution of the average value of the violation. The average is calculated for each restraint that is violated in more than one model over all the violated models in the ensemble



9.4.2 Table: Most violated distance restraints [i](#)

The following table provides the mean and the standard deviation of the violation for each restraint sorted by number of violated models and the mean value. The Key (restraint list ID, restraint ID) is the unique identifier for a given restraint. Rows with same key represent combinatorial or ambiguous restraints and are counted as a single restraint.

Key	Atom-1	Atom-2	Models ¹	Mean (Å)	SD ¹ (Å)	Median (Å)
(1,481)	1:A:35:THR:HG1	1:A:59:ASN:HD22	35	0.47	0.1	0.48
(1,517)	1:A:35:THR:HG1	1:A:37:ASN:HD21	35	0.31	0.07	0.27
(1,915)	1:A:35:THR:HG1	1:A:36:ASP:HA	35	0.26	0.03	0.26
(1,902)	1:A:51:ILE:HG21	1:A:54:THR:HA	35	0.17	0.02	0.17
(1,902)	1:A:51:ILE:HG22	1:A:54:THR:HA	35	0.17	0.02	0.17
(1,902)	1:A:51:ILE:HG23	1:A:54:THR:HA	35	0.17	0.02	0.17
(1,187)	1:A:38:GLY:HA3	1:A:40:GLU:H	35	0.12	0.01	0.12
(1,1004)	1:A:33:TYR:HA	1:A:65:LEU:HD11	21	0.33	0.08	0.33
(1,1004)	1:A:33:TYR:HA	1:A:65:LEU:HD12	21	0.33	0.08	0.33
(1,1004)	1:A:33:TYR:HA	1:A:65:LEU:HD13	21	0.33	0.08	0.33
(1,1004)	1:A:33:TYR:HA	1:A:65:LEU:HD21	21	0.33	0.08	0.33
(1,1004)	1:A:33:TYR:HA	1:A:65:LEU:HD22	21	0.33	0.08	0.33
(1,1004)	1:A:33:TYR:HA	1:A:65:LEU:HD23	21	0.33	0.08	0.33
(1,1010)	1:A:34:ARG:H	1:A:65:LEU:HD11	21	0.25	0.04	0.24
(1,1010)	1:A:34:ARG:H	1:A:65:LEU:HD12	21	0.25	0.04	0.24
(1,1010)	1:A:34:ARG:H	1:A:65:LEU:HD13	21	0.25	0.04	0.24

Continued on next page...

Continued from previous page...

Key	Atom-1	Atom-2	Models ¹	Mean (Å)	SD ¹ (Å)	Median (Å)
(1,1010)	1:A:34:ARG:H	1:A:65:LEU:HD21	21	0.25	0.04	0.24
(1,1010)	1:A:34:ARG:H	1:A:65:LEU:HD22	21	0.25	0.04	0.24
(1,1010)	1:A:34:ARG:H	1:A:65:LEU:HD23	21	0.25	0.04	0.24
(1,1065)	1:A:51:ILE:HD11	1:A:65:LEU:HD11	21	0.16	0.02	0.16
(1,1065)	1:A:51:ILE:HD11	1:A:65:LEU:HD12	21	0.16	0.02	0.16
(1,1065)	1:A:51:ILE:HD11	1:A:65:LEU:HD13	21	0.16	0.02	0.16
(1,1065)	1:A:51:ILE:HD11	1:A:65:LEU:HD21	21	0.16	0.02	0.16
(1,1065)	1:A:51:ILE:HD11	1:A:65:LEU:HD22	21	0.16	0.02	0.16
(1,1065)	1:A:51:ILE:HD11	1:A:65:LEU:HD23	21	0.16	0.02	0.16
(1,1065)	1:A:51:ILE:HD12	1:A:65:LEU:HD11	21	0.16	0.02	0.16
(1,1065)	1:A:51:ILE:HD12	1:A:65:LEU:HD12	21	0.16	0.02	0.16
(1,1065)	1:A:51:ILE:HD12	1:A:65:LEU:HD13	21	0.16	0.02	0.16
(1,1065)	1:A:51:ILE:HD12	1:A:65:LEU:HD21	21	0.16	0.02	0.16
(1,1065)	1:A:51:ILE:HD12	1:A:65:LEU:HD22	21	0.16	0.02	0.16
(1,1065)	1:A:51:ILE:HD12	1:A:65:LEU:HD23	21	0.16	0.02	0.16
(1,1065)	1:A:51:ILE:HD13	1:A:65:LEU:HD11	21	0.16	0.02	0.16
(1,1065)	1:A:51:ILE:HD13	1:A:65:LEU:HD12	21	0.16	0.02	0.16
(1,1065)	1:A:51:ILE:HD13	1:A:65:LEU:HD13	21	0.16	0.02	0.16
(1,1065)	1:A:51:ILE:HD13	1:A:65:LEU:HD21	21	0.16	0.02	0.16
(1,1065)	1:A:51:ILE:HD13	1:A:65:LEU:HD22	21	0.16	0.02	0.16
(1,1065)	1:A:51:ILE:HD13	1:A:65:LEU:HD23	21	0.16	0.02	0.16
(1,108)	1:A:33:TYR:H	1:A:66:ILE:HG13	21	0.12	0.01	0.12
(1,999)	1:A:32:ARG:H	1:A:65:LEU:HD11	16	0.22	0.09	0.2
(1,999)	1:A:32:ARG:H	1:A:65:LEU:HD12	16	0.22	0.09	0.2
(1,999)	1:A:32:ARG:H	1:A:65:LEU:HD13	16	0.22	0.09	0.2
(1,999)	1:A:32:ARG:H	1:A:65:LEU:HD21	16	0.22	0.09	0.2
(1,999)	1:A:32:ARG:H	1:A:65:LEU:HD22	16	0.22	0.09	0.2
(1,999)	1:A:32:ARG:H	1:A:65:LEU:HD23	16	0.22	0.09	0.2
(1,860)	1:A:41:PHE:HD1	1:A:59:ASN:HA	16	0.12	0.01	0.12
(1,860)	1:A:41:PHE:HD2	1:A:59:ASN:HA	16	0.12	0.01	0.12
(1,58)	1:A:29:GLN:HE21	1:A:30:ILE:H	11	0.12	0.01	0.12
(1,998)	1:A:31:ALA:HB1	1:A:65:LEU:HD11	10	0.16	0.06	0.14
(1,998)	1:A:31:ALA:HB1	1:A:65:LEU:HD12	10	0.16	0.06	0.14
(1,998)	1:A:31:ALA:HB1	1:A:65:LEU:HD13	10	0.16	0.06	0.14
(1,998)	1:A:31:ALA:HB1	1:A:65:LEU:HD21	10	0.16	0.06	0.14
(1,998)	1:A:31:ALA:HB1	1:A:65:LEU:HD22	10	0.16	0.06	0.14
(1,998)	1:A:31:ALA:HB1	1:A:65:LEU:HD23	10	0.16	0.06	0.14
(1,998)	1:A:31:ALA:HB2	1:A:65:LEU:HD11	10	0.16	0.06	0.14
(1,998)	1:A:31:ALA:HB2	1:A:65:LEU:HD12	10	0.16	0.06	0.14
(1,998)	1:A:31:ALA:HB2	1:A:65:LEU:HD13	10	0.16	0.06	0.14
(1,998)	1:A:31:ALA:HB2	1:A:65:LEU:HD21	10	0.16	0.06	0.14
(1,998)	1:A:31:ALA:HB2	1:A:65:LEU:HD22	10	0.16	0.06	0.14

Continued on next page...

Continued from previous page...

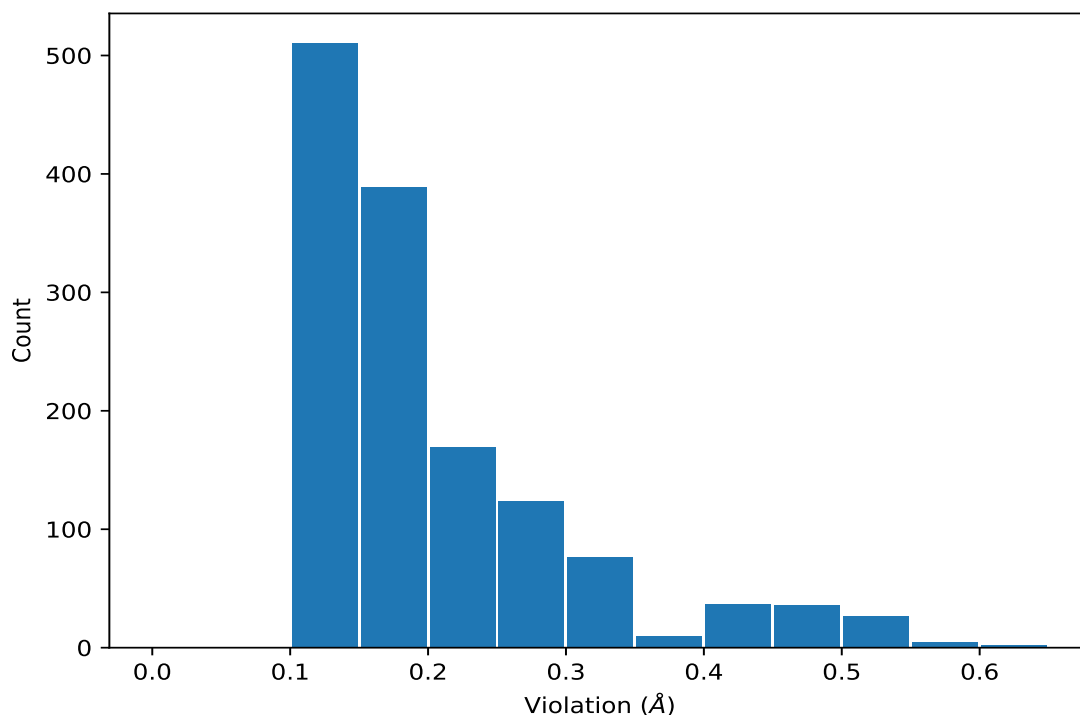
Key	Atom-1	Atom-2	Models ¹	Mean (Å)	SD ¹ (Å)	Median (Å)
(1,998)	1:A:31:ALA:HB2	1:A:65:LEU:HD23	10	0.16	0.06	0.14
(1,998)	1:A:31:ALA:HB3	1:A:65:LEU:HD11	10	0.16	0.06	0.14
(1,998)	1:A:31:ALA:HB3	1:A:65:LEU:HD12	10	0.16	0.06	0.14
(1,998)	1:A:31:ALA:HB3	1:A:65:LEU:HD13	10	0.16	0.06	0.14
(1,998)	1:A:31:ALA:HB3	1:A:65:LEU:HD21	10	0.16	0.06	0.14
(1,998)	1:A:31:ALA:HB3	1:A:65:LEU:HD22	10	0.16	0.06	0.14
(1,998)	1:A:31:ALA:HB3	1:A:65:LEU:HD23	10	0.16	0.06	0.14
(1,988)	1:A:30:ILE:H	1:A:30:ILE:HG12	10	0.11	0.0	0.11
(1,988)	1:A:30:ILE:H	1:A:30:ILE:HG13	10	0.11	0.0	0.11
(1,425)	1:A:69:ASP:H	1:A:70:LEU:H	9	0.15	0.03	0.15
(1,1087)	1:A:65:LEU:HD11	1:A:67:GLU:H	7	0.14	0.02	0.14
(1,1087)	1:A:65:LEU:HD12	1:A:67:GLU:H	7	0.14	0.02	0.14
(1,1087)	1:A:65:LEU:HD13	1:A:67:GLU:H	7	0.14	0.02	0.14
(1,1087)	1:A:65:LEU:HD21	1:A:67:GLU:H	7	0.14	0.02	0.14
(1,1087)	1:A:65:LEU:HD22	1:A:67:GLU:H	7	0.14	0.02	0.14
(1,1087)	1:A:65:LEU:HD23	1:A:67:GLU:H	7	0.14	0.02	0.14
(1,508)	1:A:37:ASN:HD22	1:A:59:ASN:HD21	7	0.14	0.0	0.14
(1,86)	1:A:30:ILE:H	1:A:45:PHE:H	7	0.13	0.02	0.12
(1,20)	1:A:17:TYR:HA	1:A:18:GLU:H	6	0.19	0.08	0.16
(1,10)	1:A:6:VAL:H	1:A:7:LEU:H	5	0.11	0.0	0.11
(1,145)	1:A:36:ASP:H	1:A:39:GLU:HG3	5	0.11	0.0	0.11
(1,22)	1:A:18:GLU:HA	1:A:19:THR:H	4	0.19	0.01	0.18
(1,1098)	1:A:72:GLU:H	1:A:72:GLU:HB2	4	0.13	0.02	0.12
(1,1098)	1:A:72:GLU:H	1:A:72:GLU:HB3	4	0.13	0.02	0.12
(1,523)	1:A:20:ASP:HA	1:A:21:ARG:H	3	0.2	0.01	0.2
(1,439)	1:A:76:VAL:HA	1:A:77:LYS:H	2	0.34	0.01	0.34
(1,952)	1:A:5:ARG:HB2	1:A:6:VAL:H	2	0.15	0.0	0.15
(1,952)	1:A:5:ARG:HB3	1:A:6:VAL:H	2	0.15	0.0	0.15
(1,1048)	1:A:47:ASP:HB2	1:A:48:ASP:H	2	0.14	0.02	0.14
(1,1048)	1:A:47:ASP:HB3	1:A:48:ASP:H	2	0.14	0.02	0.14
(1,155)	1:A:35:THR:HG1	1:A:37:ASN:H	2	0.11	0.0	0.11

¹Number of violated models, ²Standard deviation

9.5 All violated distance restraints [i](#)

9.5.1 Histogram : Distribution of distance violations [i](#)

The following histogram shows the distribution of the absolute value of the violation for all violated restraints in the ensemble.



9.5.2 Table : All distance violations [i](#)

The following table lists the absolute value of the violation for each restraint in the ensemble sorted by its value. The Key (restraint list ID, restraint ID) is the unique identifier for a given restraint. Rows with same key represent combinatorial or ambiguous restraints and are counted as a single restraint.

Key	Atom-1	Atom-2	Model ID	Violation (Å)
(1,481)	1:A:35:THR:HG1	1:A:59:ASN:HD22	4	0.62
(1,481)	1:A:35:THR:HG1	1:A:59:ASN:HD22	35	0.62
(1,481)	1:A:35:THR:HG1	1:A:59:ASN:HD22	17	0.6
(1,481)	1:A:35:THR:HG1	1:A:59:ASN:HD22	22	0.59
(1,481)	1:A:35:THR:HG1	1:A:59:ASN:HD22	23	0.59
(1,481)	1:A:35:THR:HG1	1:A:59:ASN:HD22	27	0.59
(1,481)	1:A:35:THR:HG1	1:A:59:ASN:HD22	30	0.58
(1,963)	1:A:15:VAL:HG11	1:A:17:TYR:HD1	1	0.51
(1,963)	1:A:15:VAL:HG11	1:A:17:TYR:HD2	1	0.51
(1,963)	1:A:15:VAL:HG12	1:A:17:TYR:HD1	1	0.51
(1,963)	1:A:15:VAL:HG12	1:A:17:TYR:HD2	1	0.51
(1,963)	1:A:15:VAL:HG13	1:A:17:TYR:HD1	1	0.51
(1,963)	1:A:15:VAL:HG13	1:A:17:TYR:HD2	1	0.51
(1,963)	1:A:15:VAL:HG21	1:A:17:TYR:HD1	1	0.51
(1,963)	1:A:15:VAL:HG21	1:A:17:TYR:HD2	1	0.51
(1,963)	1:A:15:VAL:HG22	1:A:17:TYR:HD1	1	0.51

Continued on next page...

Continued from previous page...

Key	Atom-1	Atom-2	Model ID	Violation (Å)
(1,963)	1:A:15:VAL:HG22	1:A:17:TYR:HD2	1	0.51
(1,963)	1:A:15:VAL:HG23	1:A:17:TYR:HD1	1	0.51
(1,963)	1:A:15:VAL:HG23	1:A:17:TYR:HD2	1	0.51
(1,481)	1:A:35:THR:HG1	1:A:59:ASN:HD22	25	0.51
(1,964)	1:A:15:VAL:HG11	1:A:17:TYR:HE1	1	0.5
(1,964)	1:A:15:VAL:HG11	1:A:17:TYR:HE2	1	0.5
(1,964)	1:A:15:VAL:HG12	1:A:17:TYR:HE1	1	0.5
(1,964)	1:A:15:VAL:HG12	1:A:17:TYR:HE2	1	0.5
(1,964)	1:A:15:VAL:HG13	1:A:17:TYR:HE1	1	0.5
(1,964)	1:A:15:VAL:HG13	1:A:17:TYR:HE2	1	0.5
(1,964)	1:A:15:VAL:HG21	1:A:17:TYR:HE1	1	0.5
(1,964)	1:A:15:VAL:HG21	1:A:17:TYR:HE2	1	0.5
(1,964)	1:A:15:VAL:HG22	1:A:17:TYR:HE1	1	0.5
(1,964)	1:A:15:VAL:HG22	1:A:17:TYR:HE2	1	0.5
(1,964)	1:A:15:VAL:HG23	1:A:17:TYR:HE1	1	0.5
(1,964)	1:A:15:VAL:HG23	1:A:17:TYR:HE2	1	0.5
(1,481)	1:A:35:THR:HG1	1:A:59:ASN:HD22	5	0.5
(1,481)	1:A:35:THR:HG1	1:A:59:ASN:HD22	29	0.5
(1,481)	1:A:35:THR:HG1	1:A:59:ASN:HD22	3	0.49
(1,481)	1:A:35:THR:HG1	1:A:59:ASN:HD22	6	0.49
(1,481)	1:A:35:THR:HG1	1:A:59:ASN:HD22	13	0.49
(1,481)	1:A:35:THR:HG1	1:A:59:ASN:HD22	18	0.49
(1,481)	1:A:35:THR:HG1	1:A:59:ASN:HD22	34	0.49
(1,481)	1:A:35:THR:HG1	1:A:59:ASN:HD22	2	0.48
(1,481)	1:A:35:THR:HG1	1:A:59:ASN:HD22	8	0.48
(1,481)	1:A:35:THR:HG1	1:A:59:ASN:HD22	24	0.48
(1,1004)	1:A:33:TYR:HA	1:A:65:LEU:HD11	6	0.48
(1,1004)	1:A:33:TYR:HA	1:A:65:LEU:HD12	6	0.48
(1,1004)	1:A:33:TYR:HA	1:A:65:LEU:HD13	6	0.48
(1,1004)	1:A:33:TYR:HA	1:A:65:LEU:HD21	6	0.48
(1,1004)	1:A:33:TYR:HA	1:A:65:LEU:HD22	6	0.48
(1,1004)	1:A:33:TYR:HA	1:A:65:LEU:HD23	6	0.48
(1,999)	1:A:32:ARG:H	1:A:65:LEU:HD11	10	0.47
(1,999)	1:A:32:ARG:H	1:A:65:LEU:HD12	10	0.47
(1,999)	1:A:32:ARG:H	1:A:65:LEU:HD13	10	0.47
(1,999)	1:A:32:ARG:H	1:A:65:LEU:HD21	10	0.47
(1,999)	1:A:32:ARG:H	1:A:65:LEU:HD22	10	0.47
(1,999)	1:A:32:ARG:H	1:A:65:LEU:HD23	10	0.47
(1,481)	1:A:35:THR:HG1	1:A:59:ASN:HD22	7	0.47
(1,481)	1:A:35:THR:HG1	1:A:59:ASN:HD22	9	0.46
(1,481)	1:A:35:THR:HG1	1:A:59:ASN:HD22	19	0.46
(1,481)	1:A:35:THR:HG1	1:A:59:ASN:HD22	21	0.46

Continued on next page...

Continued from previous page...

Key	Atom-1	Atom-2	Model ID	Violation (Å)
(1,481)	1:A:35:THR:HG1	1:A:59:ASN:HD22	32	0.46
(1,1004)	1:A:33:TYR:HA	1:A:65:LEU:HD11	5	0.46
(1,1004)	1:A:33:TYR:HA	1:A:65:LEU:HD12	5	0.46
(1,1004)	1:A:33:TYR:HA	1:A:65:LEU:HD13	5	0.46
(1,1004)	1:A:33:TYR:HA	1:A:65:LEU:HD21	5	0.46
(1,1004)	1:A:33:TYR:HA	1:A:65:LEU:HD22	5	0.46
(1,1004)	1:A:33:TYR:HA	1:A:65:LEU:HD23	5	0.46
(1,517)	1:A:35:THR:HG1	1:A:37:ASN:HD21	17	0.45
(1,517)	1:A:35:THR:HG1	1:A:37:ASN:HD21	22	0.45
(1,517)	1:A:35:THR:HG1	1:A:37:ASN:HD21	23	0.45
(1,481)	1:A:35:THR:HG1	1:A:59:ASN:HD22	20	0.45
(1,481)	1:A:35:THR:HG1	1:A:59:ASN:HD22	31	0.45
(1,517)	1:A:35:THR:HG1	1:A:37:ASN:HD21	30	0.44
(1,517)	1:A:35:THR:HG1	1:A:37:ASN:HD21	35	0.44
(1,481)	1:A:35:THR:HG1	1:A:59:ASN:HD22	33	0.44
(1,1004)	1:A:33:TYR:HA	1:A:65:LEU:HD11	31	0.44
(1,1004)	1:A:33:TYR:HA	1:A:65:LEU:HD12	31	0.44
(1,1004)	1:A:33:TYR:HA	1:A:65:LEU:HD13	31	0.44
(1,1004)	1:A:33:TYR:HA	1:A:65:LEU:HD21	31	0.44
(1,1004)	1:A:33:TYR:HA	1:A:65:LEU:HD22	31	0.44
(1,1004)	1:A:33:TYR:HA	1:A:65:LEU:HD23	31	0.44
(1,517)	1:A:35:THR:HG1	1:A:37:ASN:HD21	4	0.43
(1,481)	1:A:35:THR:HG1	1:A:59:ASN:HD22	10	0.43
(1,1004)	1:A:33:TYR:HA	1:A:65:LEU:HD11	24	0.43
(1,1004)	1:A:33:TYR:HA	1:A:65:LEU:HD12	24	0.43
(1,1004)	1:A:33:TYR:HA	1:A:65:LEU:HD13	24	0.43
(1,1004)	1:A:33:TYR:HA	1:A:65:LEU:HD21	24	0.43
(1,1004)	1:A:33:TYR:HA	1:A:65:LEU:HD22	24	0.43
(1,1004)	1:A:33:TYR:HA	1:A:65:LEU:HD23	24	0.43
(1,999)	1:A:32:ARG:H	1:A:65:LEU:HD11	4	0.42
(1,999)	1:A:32:ARG:H	1:A:65:LEU:HD12	4	0.42
(1,999)	1:A:32:ARG:H	1:A:65:LEU:HD13	4	0.42
(1,999)	1:A:32:ARG:H	1:A:65:LEU:HD21	4	0.42
(1,999)	1:A:32:ARG:H	1:A:65:LEU:HD22	4	0.42
(1,999)	1:A:32:ARG:H	1:A:65:LEU:HD23	4	0.42
(1,517)	1:A:35:THR:HG1	1:A:37:ASN:HD21	27	0.42
(1,481)	1:A:35:THR:HG1	1:A:59:ASN:HD22	14	0.42
(1,1004)	1:A:33:TYR:HA	1:A:65:LEU:HD11	28	0.41
(1,1004)	1:A:33:TYR:HA	1:A:65:LEU:HD12	28	0.41
(1,1004)	1:A:33:TYR:HA	1:A:65:LEU:HD13	28	0.41
(1,1004)	1:A:33:TYR:HA	1:A:65:LEU:HD21	28	0.41
(1,1004)	1:A:33:TYR:HA	1:A:65:LEU:HD22	28	0.41

Continued on next page...

Continued from previous page...

Key	Atom-1	Atom-2	Model ID	Violation (Å)
(1,1004)	1:A:33:TYR:HA	1:A:65:LEU:HD23	28	0.41
(1,1004)	1:A:33:TYR:HA	1:A:65:LEU:HD11	34	0.41
(1,1004)	1:A:33:TYR:HA	1:A:65:LEU:HD12	34	0.41
(1,1004)	1:A:33:TYR:HA	1:A:65:LEU:HD13	34	0.41
(1,1004)	1:A:33:TYR:HA	1:A:65:LEU:HD21	34	0.41
(1,1004)	1:A:33:TYR:HA	1:A:65:LEU:HD22	34	0.41
(1,1004)	1:A:33:TYR:HA	1:A:65:LEU:HD23	34	0.41
(1,481)	1:A:35:THR:HG1	1:A:59:ASN:HD22	16	0.39
(1,481)	1:A:35:THR:HG1	1:A:59:ASN:HD22	15	0.38
(1,20)	1:A:17:TYR:HA	1:A:18:GLU:H	16	0.37
(1,481)	1:A:35:THR:HG1	1:A:59:ASN:HD22	1	0.36
(1,1004)	1:A:33:TYR:HA	1:A:65:LEU:HD11	16	0.36
(1,1004)	1:A:33:TYR:HA	1:A:65:LEU:HD12	16	0.36
(1,1004)	1:A:33:TYR:HA	1:A:65:LEU:HD13	16	0.36
(1,1004)	1:A:33:TYR:HA	1:A:65:LEU:HD21	16	0.36
(1,1004)	1:A:33:TYR:HA	1:A:65:LEU:HD22	16	0.36
(1,1004)	1:A:33:TYR:HA	1:A:65:LEU:HD23	16	0.36
(1,481)	1:A:35:THR:HG1	1:A:59:ASN:HD22	26	0.35
(1,439)	1:A:76:VAL:HA	1:A:77:LYS:H	24	0.35
(1,481)	1:A:35:THR:HG1	1:A:59:ASN:HD22	11	0.34
(1,1004)	1:A:33:TYR:HA	1:A:65:LEU:HD11	11	0.34
(1,1004)	1:A:33:TYR:HA	1:A:65:LEU:HD12	11	0.34
(1,1004)	1:A:33:TYR:HA	1:A:65:LEU:HD13	11	0.34
(1,1004)	1:A:33:TYR:HA	1:A:65:LEU:HD21	11	0.34
(1,1004)	1:A:33:TYR:HA	1:A:65:LEU:HD22	11	0.34
(1,1004)	1:A:33:TYR:HA	1:A:65:LEU:HD23	11	0.34
(1,517)	1:A:35:THR:HG1	1:A:37:ASN:HD21	12	0.33
(1,1004)	1:A:33:TYR:HA	1:A:65:LEU:HD11	1	0.33
(1,1004)	1:A:33:TYR:HA	1:A:65:LEU:HD12	1	0.33
(1,1004)	1:A:33:TYR:HA	1:A:65:LEU:HD13	1	0.33
(1,1004)	1:A:33:TYR:HA	1:A:65:LEU:HD21	1	0.33
(1,1004)	1:A:33:TYR:HA	1:A:65:LEU:HD22	1	0.33
(1,1004)	1:A:33:TYR:HA	1:A:65:LEU:HD23	1	0.33
(1,1004)	1:A:33:TYR:HA	1:A:65:LEU:HD11	10	0.33
(1,1004)	1:A:33:TYR:HA	1:A:65:LEU:HD12	10	0.33
(1,1004)	1:A:33:TYR:HA	1:A:65:LEU:HD13	10	0.33
(1,1004)	1:A:33:TYR:HA	1:A:65:LEU:HD21	10	0.33
(1,1004)	1:A:33:TYR:HA	1:A:65:LEU:HD22	10	0.33
(1,1004)	1:A:33:TYR:HA	1:A:65:LEU:HD23	10	0.33
(1,1004)	1:A:33:TYR:HA	1:A:65:LEU:HD11	25	0.33
(1,1004)	1:A:33:TYR:HA	1:A:65:LEU:HD12	25	0.33
(1,1004)	1:A:33:TYR:HA	1:A:65:LEU:HD13	25	0.33

Continued on next page...

Continued from previous page...

Key	Atom-1	Atom-2	Model ID	Violation (Å)
(1,1004)	1:A:33:TYR:HA	1:A:65:LEU:HD21	25	0.33
(1,1004)	1:A:33:TYR:HA	1:A:65:LEU:HD22	25	0.33
(1,1004)	1:A:33:TYR:HA	1:A:65:LEU:HD23	25	0.33
(1,915)	1:A:35:THR:HG1	1:A:36:ASP:HA	4	0.32
(1,915)	1:A:35:THR:HG1	1:A:36:ASP:HA	27	0.32
(1,439)	1:A:76:VAL:HA	1:A:77:LYS:H	35	0.32
(1,1010)	1:A:34:ARG:H	1:A:65:LEU:HD11	6	0.32
(1,1010)	1:A:34:ARG:H	1:A:65:LEU:HD12	6	0.32
(1,1010)	1:A:34:ARG:H	1:A:65:LEU:HD13	6	0.32
(1,1010)	1:A:34:ARG:H	1:A:65:LEU:HD21	6	0.32
(1,1010)	1:A:34:ARG:H	1:A:65:LEU:HD22	6	0.32
(1,1010)	1:A:34:ARG:H	1:A:65:LEU:HD23	6	0.32
(1,998)	1:A:31:ALA:HB1	1:A:65:LEU:HD11	6	0.31
(1,998)	1:A:31:ALA:HB1	1:A:65:LEU:HD12	6	0.31
(1,998)	1:A:31:ALA:HB1	1:A:65:LEU:HD13	6	0.31
(1,998)	1:A:31:ALA:HB1	1:A:65:LEU:HD21	6	0.31
(1,998)	1:A:31:ALA:HB1	1:A:65:LEU:HD22	6	0.31
(1,998)	1:A:31:ALA:HB1	1:A:65:LEU:HD23	6	0.31
(1,998)	1:A:31:ALA:HB2	1:A:65:LEU:HD11	6	0.31
(1,998)	1:A:31:ALA:HB2	1:A:65:LEU:HD12	6	0.31
(1,998)	1:A:31:ALA:HB2	1:A:65:LEU:HD13	6	0.31
(1,998)	1:A:31:ALA:HB2	1:A:65:LEU:HD21	6	0.31
(1,998)	1:A:31:ALA:HB2	1:A:65:LEU:HD22	6	0.31
(1,998)	1:A:31:ALA:HB2	1:A:65:LEU:HD23	6	0.31
(1,998)	1:A:31:ALA:HB3	1:A:65:LEU:HD11	6	0.31
(1,998)	1:A:31:ALA:HB3	1:A:65:LEU:HD12	6	0.31
(1,998)	1:A:31:ALA:HB3	1:A:65:LEU:HD13	6	0.31
(1,998)	1:A:31:ALA:HB3	1:A:65:LEU:HD21	6	0.31
(1,998)	1:A:31:ALA:HB3	1:A:65:LEU:HD22	6	0.31
(1,998)	1:A:31:ALA:HB3	1:A:65:LEU:HD23	6	0.31
(1,915)	1:A:35:THR:HG1	1:A:36:ASP:HA	30	0.31
(1,915)	1:A:35:THR:HG1	1:A:36:ASP:HA	35	0.31
(1,517)	1:A:35:THR:HG1	1:A:37:ASN:HD21	28	0.31
(1,1010)	1:A:34:ARG:H	1:A:65:LEU:HD11	5	0.31
(1,1010)	1:A:34:ARG:H	1:A:65:LEU:HD12	5	0.31
(1,1010)	1:A:34:ARG:H	1:A:65:LEU:HD13	5	0.31
(1,1010)	1:A:34:ARG:H	1:A:65:LEU:HD21	5	0.31
(1,1010)	1:A:34:ARG:H	1:A:65:LEU:HD22	5	0.31
(1,1010)	1:A:34:ARG:H	1:A:65:LEU:HD23	5	0.31
(1,1010)	1:A:34:ARG:H	1:A:65:LEU:HD11	34	0.31
(1,1010)	1:A:34:ARG:H	1:A:65:LEU:HD12	34	0.31
(1,1010)	1:A:34:ARG:H	1:A:65:LEU:HD13	34	0.31

Continued on next page...

Continued from previous page...

Key	Atom-1	Atom-2	Model ID	Violation (Å)
(1,1010)	1:A:34:ARG:H	1:A:65:LEU:HD21	34	0.31
(1,1010)	1:A:34:ARG:H	1:A:65:LEU:HD22	34	0.31
(1,1010)	1:A:34:ARG:H	1:A:65:LEU:HD23	34	0.31
(1,1004)	1:A:33:TYR:HA	1:A:65:LEU:HD11	4	0.31
(1,1004)	1:A:33:TYR:HA	1:A:65:LEU:HD12	4	0.31
(1,1004)	1:A:33:TYR:HA	1:A:65:LEU:HD13	4	0.31
(1,1004)	1:A:33:TYR:HA	1:A:65:LEU:HD21	4	0.31
(1,1004)	1:A:33:TYR:HA	1:A:65:LEU:HD22	4	0.31
(1,1004)	1:A:33:TYR:HA	1:A:65:LEU:HD23	4	0.31
(1,999)	1:A:32:ARG:H	1:A:65:LEU:HD11	6	0.3
(1,999)	1:A:32:ARG:H	1:A:65:LEU:HD12	6	0.3
(1,999)	1:A:32:ARG:H	1:A:65:LEU:HD13	6	0.3
(1,999)	1:A:32:ARG:H	1:A:65:LEU:HD21	6	0.3
(1,999)	1:A:32:ARG:H	1:A:65:LEU:HD22	6	0.3
(1,999)	1:A:32:ARG:H	1:A:65:LEU:HD23	6	0.3
(1,915)	1:A:35:THR:HG1	1:A:36:ASP:HA	22	0.3
(1,915)	1:A:35:THR:HG1	1:A:36:ASP:HA	23	0.3
(1,517)	1:A:35:THR:HG1	1:A:37:ASN:HD21	25	0.3
(1,1010)	1:A:34:ARG:H	1:A:65:LEU:HD11	31	0.3
(1,1010)	1:A:34:ARG:H	1:A:65:LEU:HD12	31	0.3
(1,1010)	1:A:34:ARG:H	1:A:65:LEU:HD13	31	0.3
(1,1010)	1:A:34:ARG:H	1:A:65:LEU:HD21	31	0.3
(1,1010)	1:A:34:ARG:H	1:A:65:LEU:HD22	31	0.3
(1,1010)	1:A:34:ARG:H	1:A:65:LEU:HD23	31	0.3
(1,1004)	1:A:33:TYR:HA	1:A:65:LEU:HD11	32	0.3
(1,1004)	1:A:33:TYR:HA	1:A:65:LEU:HD12	32	0.3
(1,1004)	1:A:33:TYR:HA	1:A:65:LEU:HD13	32	0.3
(1,1004)	1:A:33:TYR:HA	1:A:65:LEU:HD21	32	0.3
(1,1004)	1:A:33:TYR:HA	1:A:65:LEU:HD22	32	0.3
(1,1004)	1:A:33:TYR:HA	1:A:65:LEU:HD23	32	0.3
(1,915)	1:A:35:THR:HG1	1:A:36:ASP:HA	12	0.29
(1,517)	1:A:35:THR:HG1	1:A:37:ASN:HD21	11	0.29
(1,517)	1:A:35:THR:HG1	1:A:37:ASN:HD21	14	0.29
(1,517)	1:A:35:THR:HG1	1:A:37:ASN:HD21	24	0.29
(1,517)	1:A:35:THR:HG1	1:A:37:ASN:HD21	26	0.29
(1,1010)	1:A:34:ARG:H	1:A:65:LEU:HD11	24	0.29
(1,1010)	1:A:34:ARG:H	1:A:65:LEU:HD12	24	0.29
(1,1010)	1:A:34:ARG:H	1:A:65:LEU:HD13	24	0.29
(1,1010)	1:A:34:ARG:H	1:A:65:LEU:HD21	24	0.29
(1,1010)	1:A:34:ARG:H	1:A:65:LEU:HD22	24	0.29
(1,1010)	1:A:34:ARG:H	1:A:65:LEU:HD23	24	0.29
(1,1010)	1:A:34:ARG:H	1:A:65:LEU:HD11	28	0.29

Continued on next page...

Continued from previous page...

Key	Atom-1	Atom-2	Model ID	Violation (Å)
(1,1010)	1:A:34:ARG:H	1:A:65:LEU:HD12	28	0.29
(1,1010)	1:A:34:ARG:H	1:A:65:LEU:HD13	28	0.29
(1,1010)	1:A:34:ARG:H	1:A:65:LEU:HD21	28	0.29
(1,1010)	1:A:34:ARG:H	1:A:65:LEU:HD22	28	0.29
(1,1010)	1:A:34:ARG:H	1:A:65:LEU:HD23	28	0.29
(1,1004)	1:A:33:TYR:HA	1:A:65:LEU:HD11	35	0.29
(1,1004)	1:A:33:TYR:HA	1:A:65:LEU:HD12	35	0.29
(1,1004)	1:A:33:TYR:HA	1:A:65:LEU:HD13	35	0.29
(1,1004)	1:A:33:TYR:HA	1:A:65:LEU:HD21	35	0.29
(1,1004)	1:A:33:TYR:HA	1:A:65:LEU:HD22	35	0.29
(1,1004)	1:A:33:TYR:HA	1:A:65:LEU:HD23	35	0.29
(1,915)	1:A:35:THR:HG1	1:A:36:ASP:HA	9	0.28
(1,915)	1:A:35:THR:HG1	1:A:36:ASP:HA	17	0.28
(1,915)	1:A:35:THR:HG1	1:A:36:ASP:HA	32	0.28
(1,517)	1:A:35:THR:HG1	1:A:37:ASN:HD21	8	0.28
(1,517)	1:A:35:THR:HG1	1:A:37:ASN:HD21	34	0.28
(1,1004)	1:A:33:TYR:HA	1:A:65:LEU:HD11	9	0.28
(1,1004)	1:A:33:TYR:HA	1:A:65:LEU:HD12	9	0.28
(1,1004)	1:A:33:TYR:HA	1:A:65:LEU:HD13	9	0.28
(1,1004)	1:A:33:TYR:HA	1:A:65:LEU:HD21	9	0.28
(1,1004)	1:A:33:TYR:HA	1:A:65:LEU:HD22	9	0.28
(1,1004)	1:A:33:TYR:HA	1:A:65:LEU:HD23	9	0.28
(1,915)	1:A:35:THR:HG1	1:A:36:ASP:HA	5	0.27
(1,915)	1:A:35:THR:HG1	1:A:36:ASP:HA	6	0.27
(1,915)	1:A:35:THR:HG1	1:A:36:ASP:HA	11	0.27
(1,915)	1:A:35:THR:HG1	1:A:36:ASP:HA	19	0.27
(1,517)	1:A:35:THR:HG1	1:A:37:ASN:HD21	5	0.27
(1,517)	1:A:35:THR:HG1	1:A:37:ASN:HD21	6	0.27
(1,517)	1:A:35:THR:HG1	1:A:37:ASN:HD21	7	0.27
(1,517)	1:A:35:THR:HG1	1:A:37:ASN:HD21	9	0.27
(1,517)	1:A:35:THR:HG1	1:A:37:ASN:HD21	10	0.27
(1,517)	1:A:35:THR:HG1	1:A:37:ASN:HD21	15	0.27
(1,517)	1:A:35:THR:HG1	1:A:37:ASN:HD21	18	0.27
(1,517)	1:A:35:THR:HG1	1:A:37:ASN:HD21	19	0.27
(1,517)	1:A:35:THR:HG1	1:A:37:ASN:HD21	20	0.27
(1,517)	1:A:35:THR:HG1	1:A:37:ASN:HD21	33	0.27
(1,1010)	1:A:34:ARG:H	1:A:65:LEU:HD11	11	0.27
(1,1010)	1:A:34:ARG:H	1:A:65:LEU:HD12	11	0.27
(1,1010)	1:A:34:ARG:H	1:A:65:LEU:HD13	11	0.27
(1,1010)	1:A:34:ARG:H	1:A:65:LEU:HD21	11	0.27
(1,1010)	1:A:34:ARG:H	1:A:65:LEU:HD22	11	0.27
(1,1010)	1:A:34:ARG:H	1:A:65:LEU:HD23	11	0.27

Continued on next page...

Continued from previous page...

Key	Atom-1	Atom-2	Model ID	Violation (Å)
(1,1010)	1:A:34:ARG:H	1:A:65:LEU:HD11	16	0.27
(1,1010)	1:A:34:ARG:H	1:A:65:LEU:HD12	16	0.27
(1,1010)	1:A:34:ARG:H	1:A:65:LEU:HD13	16	0.27
(1,1010)	1:A:34:ARG:H	1:A:65:LEU:HD21	16	0.27
(1,1010)	1:A:34:ARG:H	1:A:65:LEU:HD22	16	0.27
(1,1010)	1:A:34:ARG:H	1:A:65:LEU:HD23	16	0.27
(1,1004)	1:A:33:TYR:HA	1:A:65:LEU:HD11	20	0.27
(1,1004)	1:A:33:TYR:HA	1:A:65:LEU:HD12	20	0.27
(1,1004)	1:A:33:TYR:HA	1:A:65:LEU:HD13	20	0.27
(1,1004)	1:A:33:TYR:HA	1:A:65:LEU:HD21	20	0.27
(1,1004)	1:A:33:TYR:HA	1:A:65:LEU:HD22	20	0.27
(1,1004)	1:A:33:TYR:HA	1:A:65:LEU:HD23	20	0.27
(1,915)	1:A:35:THR:HG1	1:A:36:ASP:HA	3	0.26
(1,915)	1:A:35:THR:HG1	1:A:36:ASP:HA	8	0.26
(1,915)	1:A:35:THR:HG1	1:A:36:ASP:HA	13	0.26
(1,915)	1:A:35:THR:HG1	1:A:36:ASP:HA	20	0.26
(1,915)	1:A:35:THR:HG1	1:A:36:ASP:HA	33	0.26
(1,517)	1:A:35:THR:HG1	1:A:37:ASN:HD21	3	0.26
(1,517)	1:A:35:THR:HG1	1:A:37:ASN:HD21	13	0.26
(1,517)	1:A:35:THR:HG1	1:A:37:ASN:HD21	21	0.26
(1,517)	1:A:35:THR:HG1	1:A:37:ASN:HD21	31	0.26
(1,517)	1:A:35:THR:HG1	1:A:37:ASN:HD21	32	0.26
(1,481)	1:A:35:THR:HG1	1:A:59:ASN:HD22	28	0.26
(1,1004)	1:A:33:TYR:HA	1:A:65:LEU:HD11	2	0.26
(1,1004)	1:A:33:TYR:HA	1:A:65:LEU:HD12	2	0.26
(1,1004)	1:A:33:TYR:HA	1:A:65:LEU:HD13	2	0.26
(1,1004)	1:A:33:TYR:HA	1:A:65:LEU:HD21	2	0.26
(1,1004)	1:A:33:TYR:HA	1:A:65:LEU:HD22	2	0.26
(1,1004)	1:A:33:TYR:HA	1:A:65:LEU:HD23	2	0.26
(1,1004)	1:A:33:TYR:HA	1:A:65:LEU:HD11	8	0.26
(1,1004)	1:A:33:TYR:HA	1:A:65:LEU:HD12	8	0.26
(1,1004)	1:A:33:TYR:HA	1:A:65:LEU:HD13	8	0.26
(1,1004)	1:A:33:TYR:HA	1:A:65:LEU:HD21	8	0.26
(1,1004)	1:A:33:TYR:HA	1:A:65:LEU:HD22	8	0.26
(1,1004)	1:A:33:TYR:HA	1:A:65:LEU:HD23	8	0.26
(1,999)	1:A:32:ARG:H	1:A:65:LEU:HD11	28	0.25
(1,999)	1:A:32:ARG:H	1:A:65:LEU:HD12	28	0.25
(1,999)	1:A:32:ARG:H	1:A:65:LEU:HD13	28	0.25
(1,999)	1:A:32:ARG:H	1:A:65:LEU:HD21	28	0.25
(1,999)	1:A:32:ARG:H	1:A:65:LEU:HD22	28	0.25
(1,999)	1:A:32:ARG:H	1:A:65:LEU:HD23	28	0.25
(1,915)	1:A:35:THR:HG1	1:A:36:ASP:HA	2	0.25

Continued on next page...

Continued from previous page...

Key	Atom-1	Atom-2	Model ID	Violation (Å)
(1,915)	1:A:35:THR:HG1	1:A:36:ASP:HA	10	0.25
(1,915)	1:A:35:THR:HG1	1:A:36:ASP:HA	14	0.25
(1,915)	1:A:35:THR:HG1	1:A:36:ASP:HA	15	0.25
(1,915)	1:A:35:THR:HG1	1:A:36:ASP:HA	16	0.25
(1,915)	1:A:35:THR:HG1	1:A:36:ASP:HA	18	0.25
(1,517)	1:A:35:THR:HG1	1:A:37:ASN:HD21	29	0.25
(1,11)	1:A:8:ARG:HA	1:A:9:GLY:H	32	0.25
(1,915)	1:A:35:THR:HG1	1:A:36:ASP:HA	25	0.24
(1,915)	1:A:35:THR:HG1	1:A:36:ASP:HA	28	0.24
(1,915)	1:A:35:THR:HG1	1:A:36:ASP:HA	31	0.24
(1,517)	1:A:35:THR:HG1	1:A:37:ASN:HD21	1	0.24
(1,517)	1:A:35:THR:HG1	1:A:37:ASN:HD21	2	0.24
(1,517)	1:A:35:THR:HG1	1:A:37:ASN:HD21	16	0.24
(1,1010)	1:A:34:ARG:H	1:A:65:LEU:HD11	1	0.24
(1,1010)	1:A:34:ARG:H	1:A:65:LEU:HD12	1	0.24
(1,1010)	1:A:34:ARG:H	1:A:65:LEU:HD13	1	0.24
(1,1010)	1:A:34:ARG:H	1:A:65:LEU:HD21	1	0.24
(1,1010)	1:A:34:ARG:H	1:A:65:LEU:HD22	1	0.24
(1,1010)	1:A:34:ARG:H	1:A:65:LEU:HD23	1	0.24
(1,1010)	1:A:34:ARG:H	1:A:65:LEU:HD11	10	0.24
(1,1010)	1:A:34:ARG:H	1:A:65:LEU:HD12	10	0.24
(1,1010)	1:A:34:ARG:H	1:A:65:LEU:HD13	10	0.24
(1,1010)	1:A:34:ARG:H	1:A:65:LEU:HD21	10	0.24
(1,1010)	1:A:34:ARG:H	1:A:65:LEU:HD22	10	0.24
(1,1010)	1:A:34:ARG:H	1:A:65:LEU:HD23	10	0.24
(1,1010)	1:A:34:ARG:H	1:A:65:LEU:HD11	32	0.24
(1,1010)	1:A:34:ARG:H	1:A:65:LEU:HD12	32	0.24
(1,1010)	1:A:34:ARG:H	1:A:65:LEU:HD13	32	0.24
(1,1010)	1:A:34:ARG:H	1:A:65:LEU:HD21	32	0.24
(1,1010)	1:A:34:ARG:H	1:A:65:LEU:HD22	32	0.24
(1,1010)	1:A:34:ARG:H	1:A:65:LEU:HD23	32	0.24
(1,996)	1:A:31:ALA:HA	1:A:65:LEU:HD11	6	0.23
(1,996)	1:A:31:ALA:HA	1:A:65:LEU:HD12	6	0.23
(1,996)	1:A:31:ALA:HA	1:A:65:LEU:HD13	6	0.23
(1,996)	1:A:31:ALA:HA	1:A:65:LEU:HD21	6	0.23
(1,996)	1:A:31:ALA:HA	1:A:65:LEU:HD22	6	0.23
(1,996)	1:A:31:ALA:HA	1:A:65:LEU:HD23	6	0.23
(1,915)	1:A:35:THR:HG1	1:A:36:ASP:HA	24	0.23
(1,915)	1:A:35:THR:HG1	1:A:36:ASP:HA	26	0.23
(1,915)	1:A:35:THR:HG1	1:A:36:ASP:HA	29	0.23
(1,915)	1:A:35:THR:HG1	1:A:36:ASP:HA	34	0.23
(1,1010)	1:A:34:ARG:H	1:A:65:LEU:HD11	9	0.23

Continued on next page...

Continued from previous page...

Key	Atom-1	Atom-2	Model ID	Violation (Å)
(1,1010)	1:A:34:ARG:H	1:A:65:LEU:HD12	9	0.23
(1,1010)	1:A:34:ARG:H	1:A:65:LEU:HD13	9	0.23
(1,1010)	1:A:34:ARG:H	1:A:65:LEU:HD21	9	0.23
(1,1010)	1:A:34:ARG:H	1:A:65:LEU:HD22	9	0.23
(1,1010)	1:A:34:ARG:H	1:A:65:LEU:HD23	9	0.23
(1,1010)	1:A:34:ARG:H	1:A:65:LEU:HD11	23	0.23
(1,1010)	1:A:34:ARG:H	1:A:65:LEU:HD12	23	0.23
(1,1010)	1:A:34:ARG:H	1:A:65:LEU:HD13	23	0.23
(1,1010)	1:A:34:ARG:H	1:A:65:LEU:HD21	23	0.23
(1,1010)	1:A:34:ARG:H	1:A:65:LEU:HD22	23	0.23
(1,1010)	1:A:34:ARG:H	1:A:65:LEU:HD23	23	0.23
(1,1010)	1:A:34:ARG:H	1:A:65:LEU:HD11	25	0.23
(1,1010)	1:A:34:ARG:H	1:A:65:LEU:HD12	25	0.23
(1,1010)	1:A:34:ARG:H	1:A:65:LEU:HD13	25	0.23
(1,1010)	1:A:34:ARG:H	1:A:65:LEU:HD21	25	0.23
(1,1010)	1:A:34:ARG:H	1:A:65:LEU:HD22	25	0.23
(1,1010)	1:A:34:ARG:H	1:A:65:LEU:HD23	25	0.23
(1,1004)	1:A:33:TYR:HA	1:A:65:LEU:HD11	23	0.23
(1,1004)	1:A:33:TYR:HA	1:A:65:LEU:HD12	23	0.23
(1,1004)	1:A:33:TYR:HA	1:A:65:LEU:HD13	23	0.23
(1,1004)	1:A:33:TYR:HA	1:A:65:LEU:HD21	23	0.23
(1,1004)	1:A:33:TYR:HA	1:A:65:LEU:HD22	23	0.23
(1,1004)	1:A:33:TYR:HA	1:A:65:LEU:HD23	23	0.23
(1,999)	1:A:32:ARG:H	1:A:65:LEU:HD11	31	0.22
(1,999)	1:A:32:ARG:H	1:A:65:LEU:HD12	31	0.22
(1,999)	1:A:32:ARG:H	1:A:65:LEU:HD13	31	0.22
(1,999)	1:A:32:ARG:H	1:A:65:LEU:HD21	31	0.22
(1,999)	1:A:32:ARG:H	1:A:65:LEU:HD22	31	0.22
(1,999)	1:A:32:ARG:H	1:A:65:LEU:HD23	31	0.22
(1,915)	1:A:35:THR:HG1	1:A:36:ASP:HA	7	0.22
(1,915)	1:A:35:THR:HG1	1:A:36:ASP:HA	21	0.22
(1,427)	1:A:69:ASP:HA	1:A:70:LEU:H	4	0.22
(1,1010)	1:A:34:ARG:H	1:A:65:LEU:HD11	4	0.22
(1,1010)	1:A:34:ARG:H	1:A:65:LEU:HD12	4	0.22
(1,1010)	1:A:34:ARG:H	1:A:65:LEU:HD13	4	0.22
(1,1010)	1:A:34:ARG:H	1:A:65:LEU:HD21	4	0.22
(1,1010)	1:A:34:ARG:H	1:A:65:LEU:HD22	4	0.22
(1,1010)	1:A:34:ARG:H	1:A:65:LEU:HD23	4	0.22
(1,1010)	1:A:34:ARG:H	1:A:65:LEU:HD11	8	0.22
(1,1010)	1:A:34:ARG:H	1:A:65:LEU:HD12	8	0.22
(1,1010)	1:A:34:ARG:H	1:A:65:LEU:HD13	8	0.22
(1,1010)	1:A:34:ARG:H	1:A:65:LEU:HD21	8	0.22

Continued on next page...

Continued from previous page...

Key	Atom-1	Atom-2	Model ID	Violation (Å)
(1,1010)	1:A:34:ARG:H	1:A:65:LEU:HD22	8	0.22
(1,1010)	1:A:34:ARG:H	1:A:65:LEU:HD23	8	0.22
(1,1010)	1:A:34:ARG:H	1:A:65:LEU:HD11	35	0.22
(1,1010)	1:A:34:ARG:H	1:A:65:LEU:HD12	35	0.22
(1,1010)	1:A:34:ARG:H	1:A:65:LEU:HD13	35	0.22
(1,1010)	1:A:34:ARG:H	1:A:65:LEU:HD21	35	0.22
(1,1010)	1:A:34:ARG:H	1:A:65:LEU:HD22	35	0.22
(1,1010)	1:A:34:ARG:H	1:A:65:LEU:HD23	35	0.22
(1,999)	1:A:32:ARG:H	1:A:65:LEU:HD11	23	0.21
(1,999)	1:A:32:ARG:H	1:A:65:LEU:HD12	23	0.21
(1,999)	1:A:32:ARG:H	1:A:65:LEU:HD13	23	0.21
(1,999)	1:A:32:ARG:H	1:A:65:LEU:HD21	23	0.21
(1,999)	1:A:32:ARG:H	1:A:65:LEU:HD22	23	0.21
(1,999)	1:A:32:ARG:H	1:A:65:LEU:HD23	23	0.21
(1,999)	1:A:32:ARG:H	1:A:65:LEU:HD11	25	0.21
(1,999)	1:A:32:ARG:H	1:A:65:LEU:HD12	25	0.21
(1,999)	1:A:32:ARG:H	1:A:65:LEU:HD13	25	0.21
(1,999)	1:A:32:ARG:H	1:A:65:LEU:HD21	25	0.21
(1,999)	1:A:32:ARG:H	1:A:65:LEU:HD22	25	0.21
(1,999)	1:A:32:ARG:H	1:A:65:LEU:HD23	25	0.21
(1,523)	1:A:20:ASP:HA	1:A:21:ARG:H	35	0.21
(1,999)	1:A:32:ARG:H	1:A:65:LEU:HD11	8	0.2
(1,999)	1:A:32:ARG:H	1:A:65:LEU:HD12	8	0.2
(1,999)	1:A:32:ARG:H	1:A:65:LEU:HD13	8	0.2
(1,999)	1:A:32:ARG:H	1:A:65:LEU:HD21	8	0.2
(1,999)	1:A:32:ARG:H	1:A:65:LEU:HD22	8	0.2
(1,999)	1:A:32:ARG:H	1:A:65:LEU:HD23	8	0.2
(1,999)	1:A:32:ARG:H	1:A:65:LEU:HD11	11	0.2
(1,999)	1:A:32:ARG:H	1:A:65:LEU:HD12	11	0.2
(1,999)	1:A:32:ARG:H	1:A:65:LEU:HD13	11	0.2
(1,999)	1:A:32:ARG:H	1:A:65:LEU:HD21	11	0.2
(1,999)	1:A:32:ARG:H	1:A:65:LEU:HD22	11	0.2
(1,999)	1:A:32:ARG:H	1:A:65:LEU:HD23	11	0.2
(1,999)	1:A:32:ARG:H	1:A:65:LEU:HD11	24	0.2
(1,999)	1:A:32:ARG:H	1:A:65:LEU:HD12	24	0.2
(1,999)	1:A:32:ARG:H	1:A:65:LEU:HD13	24	0.2
(1,999)	1:A:32:ARG:H	1:A:65:LEU:HD21	24	0.2
(1,999)	1:A:32:ARG:H	1:A:65:LEU:HD22	24	0.2
(1,999)	1:A:32:ARG:H	1:A:65:LEU:HD23	24	0.2
(1,902)	1:A:51:ILE:HG21	1:A:54:THR:HA	3	0.2
(1,902)	1:A:51:ILE:HG22	1:A:54:THR:HA	3	0.2
(1,902)	1:A:51:ILE:HG23	1:A:54:THR:HA	3	0.2

Continued on next page...

Continued from previous page...

Key	Atom-1	Atom-2	Model ID	Violation (Å)
(1,902)	1:A:51:ILE:HG21	1:A:54:THR:HA	12	0.2
(1,902)	1:A:51:ILE:HG22	1:A:54:THR:HA	12	0.2
(1,902)	1:A:51:ILE:HG23	1:A:54:THR:HA	12	0.2
(1,902)	1:A:51:ILE:HG21	1:A:54:THR:HA	17	0.2
(1,902)	1:A:51:ILE:HG22	1:A:54:THR:HA	17	0.2
(1,902)	1:A:51:ILE:HG23	1:A:54:THR:HA	17	0.2
(1,902)	1:A:51:ILE:HG21	1:A:54:THR:HA	22	0.2
(1,902)	1:A:51:ILE:HG22	1:A:54:THR:HA	22	0.2
(1,902)	1:A:51:ILE:HG23	1:A:54:THR:HA	22	0.2
(1,902)	1:A:51:ILE:HG21	1:A:54:THR:HA	29	0.2
(1,902)	1:A:51:ILE:HG22	1:A:54:THR:HA	29	0.2
(1,902)	1:A:51:ILE:HG23	1:A:54:THR:HA	29	0.2
(1,523)	1:A:20:ASP:HA	1:A:21:ARG:H	33	0.2
(1,22)	1:A:18:GLU:HA	1:A:19:THR:H	16	0.2
(1,1065)	1:A:51:ILE:HD11	1:A:65:LEU:HD11	6	0.2
(1,1065)	1:A:51:ILE:HD11	1:A:65:LEU:HD12	6	0.2
(1,1065)	1:A:51:ILE:HD11	1:A:65:LEU:HD13	6	0.2
(1,1065)	1:A:51:ILE:HD11	1:A:65:LEU:HD21	6	0.2
(1,1065)	1:A:51:ILE:HD11	1:A:65:LEU:HD22	6	0.2
(1,1065)	1:A:51:ILE:HD11	1:A:65:LEU:HD23	6	0.2
(1,1065)	1:A:51:ILE:HD12	1:A:65:LEU:HD11	6	0.2
(1,1065)	1:A:51:ILE:HD12	1:A:65:LEU:HD12	6	0.2
(1,1065)	1:A:51:ILE:HD12	1:A:65:LEU:HD13	6	0.2
(1,1065)	1:A:51:ILE:HD12	1:A:65:LEU:HD21	6	0.2
(1,1065)	1:A:51:ILE:HD12	1:A:65:LEU:HD22	6	0.2
(1,1065)	1:A:51:ILE:HD12	1:A:65:LEU:HD23	6	0.2
(1,1065)	1:A:51:ILE:HD13	1:A:65:LEU:HD11	6	0.2
(1,1065)	1:A:51:ILE:HD13	1:A:65:LEU:HD12	6	0.2
(1,1065)	1:A:51:ILE:HD13	1:A:65:LEU:HD13	6	0.2
(1,1065)	1:A:51:ILE:HD13	1:A:65:LEU:HD21	6	0.2
(1,1065)	1:A:51:ILE:HD13	1:A:65:LEU:HD22	6	0.2
(1,1065)	1:A:51:ILE:HD13	1:A:65:LEU:HD23	6	0.2
(1,1010)	1:A:34:ARG:H	1:A:65:LEU:HD11	2	0.2
(1,1010)	1:A:34:ARG:H	1:A:65:LEU:HD12	2	0.2
(1,1010)	1:A:34:ARG:H	1:A:65:LEU:HD13	2	0.2
(1,1010)	1:A:34:ARG:H	1:A:65:LEU:HD21	2	0.2
(1,1010)	1:A:34:ARG:H	1:A:65:LEU:HD22	2	0.2
(1,1010)	1:A:34:ARG:H	1:A:65:LEU:HD23	2	0.2
(1,1010)	1:A:34:ARG:H	1:A:65:LEU:HD11	20	0.2
(1,1010)	1:A:34:ARG:H	1:A:65:LEU:HD12	20	0.2
(1,1010)	1:A:34:ARG:H	1:A:65:LEU:HD13	20	0.2
(1,1010)	1:A:34:ARG:H	1:A:65:LEU:HD21	20	0.2

Continued on next page...

Continued from previous page...

Key	Atom-1	Atom-2	Model ID	Violation (Å)
(1,1010)	1:A:34:ARG:H	1:A:65:LEU:HD22	20	0.2
(1,1010)	1:A:34:ARG:H	1:A:65:LEU:HD23	20	0.2
(1,1004)	1:A:33:TYR:HA	1:A:65:LEU:HD11	27	0.2
(1,1004)	1:A:33:TYR:HA	1:A:65:LEU:HD12	27	0.2
(1,1004)	1:A:33:TYR:HA	1:A:65:LEU:HD13	27	0.2
(1,1004)	1:A:33:TYR:HA	1:A:65:LEU:HD21	27	0.2
(1,1004)	1:A:33:TYR:HA	1:A:65:LEU:HD22	27	0.2
(1,1004)	1:A:33:TYR:HA	1:A:65:LEU:HD23	27	0.2
(1,999)	1:A:32:ARG:H	1:A:65:LEU:HD11	35	0.19
(1,999)	1:A:32:ARG:H	1:A:65:LEU:HD12	35	0.19
(1,999)	1:A:32:ARG:H	1:A:65:LEU:HD13	35	0.19
(1,999)	1:A:32:ARG:H	1:A:65:LEU:HD21	35	0.19
(1,999)	1:A:32:ARG:H	1:A:65:LEU:HD22	35	0.19
(1,999)	1:A:32:ARG:H	1:A:65:LEU:HD23	35	0.19
(1,998)	1:A:31:ALA:HB1	1:A:65:LEU:HD11	10	0.19
(1,998)	1:A:31:ALA:HB1	1:A:65:LEU:HD12	10	0.19
(1,998)	1:A:31:ALA:HB1	1:A:65:LEU:HD13	10	0.19
(1,998)	1:A:31:ALA:HB1	1:A:65:LEU:HD21	10	0.19
(1,998)	1:A:31:ALA:HB1	1:A:65:LEU:HD22	10	0.19
(1,998)	1:A:31:ALA:HB1	1:A:65:LEU:HD23	10	0.19
(1,998)	1:A:31:ALA:HB2	1:A:65:LEU:HD11	10	0.19
(1,998)	1:A:31:ALA:HB2	1:A:65:LEU:HD12	10	0.19
(1,998)	1:A:31:ALA:HB2	1:A:65:LEU:HD13	10	0.19
(1,998)	1:A:31:ALA:HB2	1:A:65:LEU:HD21	10	0.19
(1,998)	1:A:31:ALA:HB2	1:A:65:LEU:HD22	10	0.19
(1,998)	1:A:31:ALA:HB2	1:A:65:LEU:HD23	10	0.19
(1,998)	1:A:31:ALA:HB3	1:A:65:LEU:HD11	10	0.19
(1,998)	1:A:31:ALA:HB3	1:A:65:LEU:HD12	10	0.19
(1,998)	1:A:31:ALA:HB3	1:A:65:LEU:HD13	10	0.19
(1,998)	1:A:31:ALA:HB3	1:A:65:LEU:HD21	10	0.19
(1,998)	1:A:31:ALA:HB3	1:A:65:LEU:HD22	10	0.19
(1,998)	1:A:31:ALA:HB3	1:A:65:LEU:HD23	10	0.19
(1,915)	1:A:35:THR:HG1	1:A:36:ASP:HA	1	0.19
(1,902)	1:A:51:ILE:HG21	1:A:54:THR:HA	13	0.19
(1,902)	1:A:51:ILE:HG22	1:A:54:THR:HA	13	0.19
(1,902)	1:A:51:ILE:HG23	1:A:54:THR:HA	13	0.19
(1,902)	1:A:51:ILE:HG21	1:A:54:THR:HA	14	0.19
(1,902)	1:A:51:ILE:HG22	1:A:54:THR:HA	14	0.19
(1,902)	1:A:51:ILE:HG23	1:A:54:THR:HA	14	0.19
(1,902)	1:A:51:ILE:HG21	1:A:54:THR:HA	15	0.19
(1,902)	1:A:51:ILE:HG22	1:A:54:THR:HA	15	0.19
(1,902)	1:A:51:ILE:HG23	1:A:54:THR:HA	15	0.19

Continued on next page...

Continued from previous page...

Key	Atom-1	Atom-2	Model ID	Violation (Å)
(1,902)	1:A:51:ILE:HG21	1:A:54:THR:HA	18	0.19
(1,902)	1:A:51:ILE:HG22	1:A:54:THR:HA	18	0.19
(1,902)	1:A:51:ILE:HG23	1:A:54:THR:HA	18	0.19
(1,902)	1:A:51:ILE:HG21	1:A:54:THR:HA	26	0.19
(1,902)	1:A:51:ILE:HG22	1:A:54:THR:HA	26	0.19
(1,902)	1:A:51:ILE:HG23	1:A:54:THR:HA	26	0.19
(1,523)	1:A:20:ASP:HA	1:A:21:ARG:H	18	0.19
(1,425)	1:A:69:ASP:H	1:A:70:LEU:H	19	0.19
(1,22)	1:A:18:GLU:HA	1:A:19:THR:H	23	0.19
(1,20)	1:A:17:TYR:HA	1:A:18:GLU:H	31	0.19
(1,1065)	1:A:51:ILE:HD11	1:A:65:LEU:HD11	1	0.19
(1,1065)	1:A:51:ILE:HD11	1:A:65:LEU:HD12	1	0.19
(1,1065)	1:A:51:ILE:HD11	1:A:65:LEU:HD13	1	0.19
(1,1065)	1:A:51:ILE:HD11	1:A:65:LEU:HD21	1	0.19
(1,1065)	1:A:51:ILE:HD11	1:A:65:LEU:HD22	1	0.19
(1,1065)	1:A:51:ILE:HD11	1:A:65:LEU:HD23	1	0.19
(1,1065)	1:A:51:ILE:HD12	1:A:65:LEU:HD11	1	0.19
(1,1065)	1:A:51:ILE:HD12	1:A:65:LEU:HD12	1	0.19
(1,1065)	1:A:51:ILE:HD12	1:A:65:LEU:HD13	1	0.19
(1,1065)	1:A:51:ILE:HD12	1:A:65:LEU:HD21	1	0.19
(1,1065)	1:A:51:ILE:HD12	1:A:65:LEU:HD22	1	0.19
(1,1065)	1:A:51:ILE:HD12	1:A:65:LEU:HD23	1	0.19
(1,1065)	1:A:51:ILE:HD13	1:A:65:LEU:HD11	1	0.19
(1,1065)	1:A:51:ILE:HD13	1:A:65:LEU:HD12	1	0.19
(1,1065)	1:A:51:ILE:HD13	1:A:65:LEU:HD13	1	0.19
(1,1065)	1:A:51:ILE:HD13	1:A:65:LEU:HD21	1	0.19
(1,1065)	1:A:51:ILE:HD13	1:A:65:LEU:HD22	1	0.19
(1,1065)	1:A:51:ILE:HD13	1:A:65:LEU:HD23	1	0.19
(1,1065)	1:A:51:ILE:HD11	1:A:65:LEU:HD11	5	0.19
(1,1065)	1:A:51:ILE:HD11	1:A:65:LEU:HD12	5	0.19
(1,1065)	1:A:51:ILE:HD11	1:A:65:LEU:HD13	5	0.19
(1,1065)	1:A:51:ILE:HD11	1:A:65:LEU:HD21	5	0.19
(1,1065)	1:A:51:ILE:HD11	1:A:65:LEU:HD22	5	0.19
(1,1065)	1:A:51:ILE:HD11	1:A:65:LEU:HD23	5	0.19
(1,1065)	1:A:51:ILE:HD12	1:A:65:LEU:HD11	5	0.19
(1,1065)	1:A:51:ILE:HD12	1:A:65:LEU:HD12	5	0.19
(1,1065)	1:A:51:ILE:HD12	1:A:65:LEU:HD13	5	0.19
(1,1065)	1:A:51:ILE:HD12	1:A:65:LEU:HD21	5	0.19
(1,1065)	1:A:51:ILE:HD12	1:A:65:LEU:HD22	5	0.19
(1,1065)	1:A:51:ILE:HD12	1:A:65:LEU:HD23	5	0.19
(1,1065)	1:A:51:ILE:HD13	1:A:65:LEU:HD11	5	0.19
(1,1065)	1:A:51:ILE:HD13	1:A:65:LEU:HD12	5	0.19

Continued on next page...

Continued from previous page...

Key	Atom-1	Atom-2	Model ID	Violation (Å)
(1,1065)	1:A:51:ILE:HD13	1:A:65:LEU:HD13	5	0.19
(1,1065)	1:A:51:ILE:HD13	1:A:65:LEU:HD21	5	0.19
(1,1065)	1:A:51:ILE:HD13	1:A:65:LEU:HD22	5	0.19
(1,1065)	1:A:51:ILE:HD13	1:A:65:LEU:HD23	5	0.19
(1,1004)	1:A:33:TYR:HA	1:A:65:LEU:HD11	19	0.19
(1,1004)	1:A:33:TYR:HA	1:A:65:LEU:HD12	19	0.19
(1,1004)	1:A:33:TYR:HA	1:A:65:LEU:HD13	19	0.19
(1,1004)	1:A:33:TYR:HA	1:A:65:LEU:HD21	19	0.19
(1,1004)	1:A:33:TYR:HA	1:A:65:LEU:HD22	19	0.19
(1,1004)	1:A:33:TYR:HA	1:A:65:LEU:HD23	19	0.19
(1,998)	1:A:31:ALA:HB1	1:A:65:LEU:HD11	25	0.18
(1,998)	1:A:31:ALA:HB1	1:A:65:LEU:HD12	25	0.18
(1,998)	1:A:31:ALA:HB1	1:A:65:LEU:HD13	25	0.18
(1,998)	1:A:31:ALA:HB1	1:A:65:LEU:HD21	25	0.18
(1,998)	1:A:31:ALA:HB1	1:A:65:LEU:HD22	25	0.18
(1,998)	1:A:31:ALA:HB1	1:A:65:LEU:HD23	25	0.18
(1,998)	1:A:31:ALA:HB2	1:A:65:LEU:HD11	25	0.18
(1,998)	1:A:31:ALA:HB2	1:A:65:LEU:HD12	25	0.18
(1,998)	1:A:31:ALA:HB2	1:A:65:LEU:HD13	25	0.18
(1,998)	1:A:31:ALA:HB2	1:A:65:LEU:HD21	25	0.18
(1,998)	1:A:31:ALA:HB2	1:A:65:LEU:HD22	25	0.18
(1,998)	1:A:31:ALA:HB2	1:A:65:LEU:HD23	25	0.18
(1,998)	1:A:31:ALA:HB3	1:A:65:LEU:HD11	25	0.18
(1,998)	1:A:31:ALA:HB3	1:A:65:LEU:HD12	25	0.18
(1,998)	1:A:31:ALA:HB3	1:A:65:LEU:HD13	25	0.18
(1,998)	1:A:31:ALA:HB3	1:A:65:LEU:HD21	25	0.18
(1,998)	1:A:31:ALA:HB3	1:A:65:LEU:HD22	25	0.18
(1,998)	1:A:31:ALA:HB3	1:A:65:LEU:HD23	25	0.18
(1,902)	1:A:51:ILE:HG21	1:A:54:THR:HA	30	0.18
(1,902)	1:A:51:ILE:HG22	1:A:54:THR:HA	30	0.18
(1,902)	1:A:51:ILE:HG23	1:A:54:THR:HA	30	0.18
(1,902)	1:A:51:ILE:HG21	1:A:54:THR:HA	33	0.18
(1,902)	1:A:51:ILE:HG22	1:A:54:THR:HA	33	0.18
(1,902)	1:A:51:ILE:HG23	1:A:54:THR:HA	33	0.18
(1,425)	1:A:69:ASP:H	1:A:70:LEU:H	7	0.18
(1,22)	1:A:18:GLU:HA	1:A:19:THR:H	31	0.18
(1,22)	1:A:18:GLU:HA	1:A:19:THR:H	35	0.18
(1,1087)	1:A:65:LEU:HD11	1:A:67:GLU:H	17	0.18
(1,1087)	1:A:65:LEU:HD12	1:A:67:GLU:H	17	0.18
(1,1087)	1:A:65:LEU:HD13	1:A:67:GLU:H	17	0.18
(1,1087)	1:A:65:LEU:HD21	1:A:67:GLU:H	17	0.18
(1,1087)	1:A:65:LEU:HD22	1:A:67:GLU:H	17	0.18

Continued on next page...

Continued from previous page...

Key	Atom-1	Atom-2	Model ID	Violation (Å)
(1,1087)	1:A:65:LEU:HD23	1:A:67:GLU:H	17	0.18
(1,1065)	1:A:51:ILE:HD11	1:A:65:LEU:HD11	8	0.18
(1,1065)	1:A:51:ILE:HD11	1:A:65:LEU:HD12	8	0.18
(1,1065)	1:A:51:ILE:HD11	1:A:65:LEU:HD13	8	0.18
(1,1065)	1:A:51:ILE:HD11	1:A:65:LEU:HD21	8	0.18
(1,1065)	1:A:51:ILE:HD11	1:A:65:LEU:HD22	8	0.18
(1,1065)	1:A:51:ILE:HD11	1:A:65:LEU:HD23	8	0.18
(1,1065)	1:A:51:ILE:HD12	1:A:65:LEU:HD11	8	0.18
(1,1065)	1:A:51:ILE:HD12	1:A:65:LEU:HD12	8	0.18
(1,1065)	1:A:51:ILE:HD12	1:A:65:LEU:HD13	8	0.18
(1,1065)	1:A:51:ILE:HD12	1:A:65:LEU:HD21	8	0.18
(1,1065)	1:A:51:ILE:HD12	1:A:65:LEU:HD22	8	0.18
(1,1065)	1:A:51:ILE:HD12	1:A:65:LEU:HD23	8	0.18
(1,1065)	1:A:51:ILE:HD13	1:A:65:LEU:HD11	8	0.18
(1,1065)	1:A:51:ILE:HD13	1:A:65:LEU:HD12	8	0.18
(1,1065)	1:A:51:ILE:HD13	1:A:65:LEU:HD13	8	0.18
(1,1065)	1:A:51:ILE:HD13	1:A:65:LEU:HD21	8	0.18
(1,1065)	1:A:51:ILE:HD13	1:A:65:LEU:HD22	8	0.18
(1,1065)	1:A:51:ILE:HD13	1:A:65:LEU:HD23	8	0.18
(1,1065)	1:A:51:ILE:HD11	1:A:65:LEU:HD11	16	0.18
(1,1065)	1:A:51:ILE:HD11	1:A:65:LEU:HD12	16	0.18
(1,1065)	1:A:51:ILE:HD11	1:A:65:LEU:HD13	16	0.18
(1,1065)	1:A:51:ILE:HD11	1:A:65:LEU:HD21	16	0.18
(1,1065)	1:A:51:ILE:HD11	1:A:65:LEU:HD22	16	0.18
(1,1065)	1:A:51:ILE:HD11	1:A:65:LEU:HD23	16	0.18
(1,1065)	1:A:51:ILE:HD12	1:A:65:LEU:HD11	16	0.18
(1,1065)	1:A:51:ILE:HD12	1:A:65:LEU:HD12	16	0.18
(1,1065)	1:A:51:ILE:HD12	1:A:65:LEU:HD13	16	0.18
(1,1065)	1:A:51:ILE:HD12	1:A:65:LEU:HD21	16	0.18
(1,1065)	1:A:51:ILE:HD12	1:A:65:LEU:HD22	16	0.18
(1,1065)	1:A:51:ILE:HD12	1:A:65:LEU:HD23	16	0.18
(1,1065)	1:A:51:ILE:HD13	1:A:65:LEU:HD11	16	0.18
(1,1065)	1:A:51:ILE:HD13	1:A:65:LEU:HD12	16	0.18
(1,1065)	1:A:51:ILE:HD13	1:A:65:LEU:HD13	16	0.18
(1,1065)	1:A:51:ILE:HD13	1:A:65:LEU:HD21	16	0.18
(1,1065)	1:A:51:ILE:HD13	1:A:65:LEU:HD22	16	0.18
(1,1065)	1:A:51:ILE:HD13	1:A:65:LEU:HD23	16	0.18
(1,902)	1:A:51:ILE:HG21	1:A:54:THR:HA	7	0.17
(1,902)	1:A:51:ILE:HG22	1:A:54:THR:HA	7	0.17
(1,902)	1:A:51:ILE:HG23	1:A:54:THR:HA	7	0.17
(1,902)	1:A:51:ILE:HG21	1:A:54:THR:HA	8	0.17
(1,902)	1:A:51:ILE:HG22	1:A:54:THR:HA	8	0.17

Continued on next page...

Continued from previous page...

Key	Atom-1	Atom-2	Model ID	Violation (Å)
(1,902)	1:A:51:ILE:HG23	1:A:54:THR:HA	8	0.17
(1,902)	1:A:51:ILE:HG21	1:A:54:THR:HA	9	0.17
(1,902)	1:A:51:ILE:HG22	1:A:54:THR:HA	9	0.17
(1,902)	1:A:51:ILE:HG23	1:A:54:THR:HA	9	0.17
(1,902)	1:A:51:ILE:HG21	1:A:54:THR:HA	16	0.17
(1,902)	1:A:51:ILE:HG22	1:A:54:THR:HA	16	0.17
(1,902)	1:A:51:ILE:HG23	1:A:54:THR:HA	16	0.17
(1,902)	1:A:51:ILE:HG21	1:A:54:THR:HA	20	0.17
(1,902)	1:A:51:ILE:HG22	1:A:54:THR:HA	20	0.17
(1,902)	1:A:51:ILE:HG23	1:A:54:THR:HA	20	0.17
(1,902)	1:A:51:ILE:HG21	1:A:54:THR:HA	21	0.17
(1,902)	1:A:51:ILE:HG22	1:A:54:THR:HA	21	0.17
(1,902)	1:A:51:ILE:HG23	1:A:54:THR:HA	21	0.17
(1,902)	1:A:51:ILE:HG21	1:A:54:THR:HA	23	0.17
(1,902)	1:A:51:ILE:HG22	1:A:54:THR:HA	23	0.17
(1,902)	1:A:51:ILE:HG23	1:A:54:THR:HA	23	0.17
(1,902)	1:A:51:ILE:HG21	1:A:54:THR:HA	27	0.17
(1,902)	1:A:51:ILE:HG22	1:A:54:THR:HA	27	0.17
(1,902)	1:A:51:ILE:HG23	1:A:54:THR:HA	27	0.17
(1,425)	1:A:69:ASP:H	1:A:70:LEU:H	1	0.17
(1,425)	1:A:69:ASP:H	1:A:70:LEU:H	10	0.17
(1,1098)	1:A:72:GLU:H	1:A:72:GLU:HB2	13	0.17
(1,1098)	1:A:72:GLU:H	1:A:72:GLU:HB3	13	0.17
(1,1065)	1:A:51:ILE:HD11	1:A:65:LEU:HD11	10	0.17
(1,1065)	1:A:51:ILE:HD11	1:A:65:LEU:HD12	10	0.17
(1,1065)	1:A:51:ILE:HD11	1:A:65:LEU:HD13	10	0.17
(1,1065)	1:A:51:ILE:HD11	1:A:65:LEU:HD21	10	0.17
(1,1065)	1:A:51:ILE:HD11	1:A:65:LEU:HD22	10	0.17
(1,1065)	1:A:51:ILE:HD11	1:A:65:LEU:HD23	10	0.17
(1,1065)	1:A:51:ILE:HD12	1:A:65:LEU:HD11	10	0.17
(1,1065)	1:A:51:ILE:HD12	1:A:65:LEU:HD12	10	0.17
(1,1065)	1:A:51:ILE:HD12	1:A:65:LEU:HD13	10	0.17
(1,1065)	1:A:51:ILE:HD12	1:A:65:LEU:HD21	10	0.17
(1,1065)	1:A:51:ILE:HD12	1:A:65:LEU:HD22	10	0.17
(1,1065)	1:A:51:ILE:HD12	1:A:65:LEU:HD23	10	0.17
(1,1065)	1:A:51:ILE:HD13	1:A:65:LEU:HD11	10	0.17
(1,1065)	1:A:51:ILE:HD13	1:A:65:LEU:HD12	10	0.17
(1,1065)	1:A:51:ILE:HD13	1:A:65:LEU:HD13	10	0.17
(1,1065)	1:A:51:ILE:HD13	1:A:65:LEU:HD21	10	0.17
(1,1065)	1:A:51:ILE:HD13	1:A:65:LEU:HD22	10	0.17
(1,1065)	1:A:51:ILE:HD13	1:A:65:LEU:HD23	10	0.17
(1,1065)	1:A:51:ILE:HD11	1:A:65:LEU:HD11	23	0.17

Continued on next page...

Continued from previous page...

Key	Atom-1	Atom-2	Model ID	Violation (Å)
(1,1065)	1:A:51:ILE:HD11	1:A:65:LEU:HD12	23	0.17
(1,1065)	1:A:51:ILE:HD11	1:A:65:LEU:HD13	23	0.17
(1,1065)	1:A:51:ILE:HD11	1:A:65:LEU:HD21	23	0.17
(1,1065)	1:A:51:ILE:HD11	1:A:65:LEU:HD22	23	0.17
(1,1065)	1:A:51:ILE:HD11	1:A:65:LEU:HD23	23	0.17
(1,1065)	1:A:51:ILE:HD12	1:A:65:LEU:HD11	23	0.17
(1,1065)	1:A:51:ILE:HD12	1:A:65:LEU:HD12	23	0.17
(1,1065)	1:A:51:ILE:HD12	1:A:65:LEU:HD13	23	0.17
(1,1065)	1:A:51:ILE:HD12	1:A:65:LEU:HD21	23	0.17
(1,1065)	1:A:51:ILE:HD12	1:A:65:LEU:HD22	23	0.17
(1,1065)	1:A:51:ILE:HD12	1:A:65:LEU:HD23	23	0.17
(1,1065)	1:A:51:ILE:HD13	1:A:65:LEU:HD11	23	0.17
(1,1065)	1:A:51:ILE:HD13	1:A:65:LEU:HD12	23	0.17
(1,1065)	1:A:51:ILE:HD13	1:A:65:LEU:HD13	23	0.17
(1,1065)	1:A:51:ILE:HD13	1:A:65:LEU:HD21	23	0.17
(1,1065)	1:A:51:ILE:HD13	1:A:65:LEU:HD22	23	0.17
(1,1065)	1:A:51:ILE:HD13	1:A:65:LEU:HD23	23	0.17
(1,1065)	1:A:51:ILE:HD11	1:A:65:LEU:HD11	24	0.17
(1,1065)	1:A:51:ILE:HD11	1:A:65:LEU:HD12	24	0.17
(1,1065)	1:A:51:ILE:HD11	1:A:65:LEU:HD13	24	0.17
(1,1065)	1:A:51:ILE:HD11	1:A:65:LEU:HD21	24	0.17
(1,1065)	1:A:51:ILE:HD11	1:A:65:LEU:HD22	24	0.17
(1,1065)	1:A:51:ILE:HD11	1:A:65:LEU:HD23	24	0.17
(1,1065)	1:A:51:ILE:HD12	1:A:65:LEU:HD11	24	0.17
(1,1065)	1:A:51:ILE:HD12	1:A:65:LEU:HD12	24	0.17
(1,1065)	1:A:51:ILE:HD12	1:A:65:LEU:HD13	24	0.17
(1,1065)	1:A:51:ILE:HD12	1:A:65:LEU:HD21	24	0.17
(1,1065)	1:A:51:ILE:HD12	1:A:65:LEU:HD22	24	0.17
(1,1065)	1:A:51:ILE:HD12	1:A:65:LEU:HD23	24	0.17
(1,1065)	1:A:51:ILE:HD13	1:A:65:LEU:HD11	24	0.17
(1,1065)	1:A:51:ILE:HD13	1:A:65:LEU:HD12	24	0.17
(1,1065)	1:A:51:ILE:HD13	1:A:65:LEU:HD13	24	0.17
(1,1065)	1:A:51:ILE:HD13	1:A:65:LEU:HD21	24	0.17
(1,1065)	1:A:51:ILE:HD13	1:A:65:LEU:HD22	24	0.17
(1,1065)	1:A:51:ILE:HD13	1:A:65:LEU:HD23	24	0.17
(1,1065)	1:A:51:ILE:HD11	1:A:65:LEU:HD11	25	0.17
(1,1065)	1:A:51:ILE:HD11	1:A:65:LEU:HD12	25	0.17
(1,1065)	1:A:51:ILE:HD11	1:A:65:LEU:HD13	25	0.17
(1,1065)	1:A:51:ILE:HD11	1:A:65:LEU:HD21	25	0.17
(1,1065)	1:A:51:ILE:HD11	1:A:65:LEU:HD22	25	0.17
(1,1065)	1:A:51:ILE:HD11	1:A:65:LEU:HD23	25	0.17
(1,1065)	1:A:51:ILE:HD12	1:A:65:LEU:HD11	25	0.17

Continued on next page...

Continued from previous page...

Key	Atom-1	Atom-2	Model ID	Violation (Å)
(1,1065)	1:A:51:ILE:HD12	1:A:65:LEU:HD12	25	0.17
(1,1065)	1:A:51:ILE:HD12	1:A:65:LEU:HD13	25	0.17
(1,1065)	1:A:51:ILE:HD12	1:A:65:LEU:HD21	25	0.17
(1,1065)	1:A:51:ILE:HD12	1:A:65:LEU:HD22	25	0.17
(1,1065)	1:A:51:ILE:HD12	1:A:65:LEU:HD23	25	0.17
(1,1065)	1:A:51:ILE:HD13	1:A:65:LEU:HD11	25	0.17
(1,1065)	1:A:51:ILE:HD13	1:A:65:LEU:HD12	25	0.17
(1,1065)	1:A:51:ILE:HD13	1:A:65:LEU:HD13	25	0.17
(1,1065)	1:A:51:ILE:HD13	1:A:65:LEU:HD21	25	0.17
(1,1065)	1:A:51:ILE:HD13	1:A:65:LEU:HD22	25	0.17
(1,1065)	1:A:51:ILE:HD13	1:A:65:LEU:HD23	25	0.17
(1,1010)	1:A:34:ARG:H	1:A:65:LEU:HD11	19	0.17
(1,1010)	1:A:34:ARG:H	1:A:65:LEU:HD12	19	0.17
(1,1010)	1:A:34:ARG:H	1:A:65:LEU:HD13	19	0.17
(1,1010)	1:A:34:ARG:H	1:A:65:LEU:HD21	19	0.17
(1,1010)	1:A:34:ARG:H	1:A:65:LEU:HD22	19	0.17
(1,1010)	1:A:34:ARG:H	1:A:65:LEU:HD23	19	0.17
(1,1010)	1:A:34:ARG:H	1:A:65:LEU:HD11	27	0.17
(1,1010)	1:A:34:ARG:H	1:A:65:LEU:HD12	27	0.17
(1,1010)	1:A:34:ARG:H	1:A:65:LEU:HD13	27	0.17
(1,1010)	1:A:34:ARG:H	1:A:65:LEU:HD21	27	0.17
(1,1010)	1:A:34:ARG:H	1:A:65:LEU:HD22	27	0.17
(1,1010)	1:A:34:ARG:H	1:A:65:LEU:HD23	27	0.17
(1,999)	1:A:32:ARG:H	1:A:65:LEU:HD11	5	0.16
(1,999)	1:A:32:ARG:H	1:A:65:LEU:HD12	5	0.16
(1,999)	1:A:32:ARG:H	1:A:65:LEU:HD13	5	0.16
(1,999)	1:A:32:ARG:H	1:A:65:LEU:HD21	5	0.16
(1,999)	1:A:32:ARG:H	1:A:65:LEU:HD22	5	0.16
(1,999)	1:A:32:ARG:H	1:A:65:LEU:HD23	5	0.16
(1,999)	1:A:32:ARG:H	1:A:65:LEU:HD11	20	0.16
(1,999)	1:A:32:ARG:H	1:A:65:LEU:HD12	20	0.16
(1,999)	1:A:32:ARG:H	1:A:65:LEU:HD13	20	0.16
(1,999)	1:A:32:ARG:H	1:A:65:LEU:HD21	20	0.16
(1,999)	1:A:32:ARG:H	1:A:65:LEU:HD22	20	0.16
(1,999)	1:A:32:ARG:H	1:A:65:LEU:HD23	20	0.16
(1,998)	1:A:31:ALA:HB1	1:A:65:LEU:HD11	1	0.16
(1,998)	1:A:31:ALA:HB1	1:A:65:LEU:HD12	1	0.16
(1,998)	1:A:31:ALA:HB1	1:A:65:LEU:HD13	1	0.16
(1,998)	1:A:31:ALA:HB1	1:A:65:LEU:HD21	1	0.16
(1,998)	1:A:31:ALA:HB1	1:A:65:LEU:HD22	1	0.16
(1,998)	1:A:31:ALA:HB1	1:A:65:LEU:HD23	1	0.16
(1,998)	1:A:31:ALA:HB2	1:A:65:LEU:HD11	1	0.16

Continued on next page...

Continued from previous page...

Key	Atom-1	Atom-2	Model ID	Violation (Å)
(1,998)	1:A:31:ALA:HB2	1:A:65:LEU:HD12	1	0.16
(1,998)	1:A:31:ALA:HB2	1:A:65:LEU:HD13	1	0.16
(1,998)	1:A:31:ALA:HB2	1:A:65:LEU:HD21	1	0.16
(1,998)	1:A:31:ALA:HB2	1:A:65:LEU:HD22	1	0.16
(1,998)	1:A:31:ALA:HB2	1:A:65:LEU:HD23	1	0.16
(1,998)	1:A:31:ALA:HB3	1:A:65:LEU:HD11	1	0.16
(1,998)	1:A:31:ALA:HB3	1:A:65:LEU:HD12	1	0.16
(1,998)	1:A:31:ALA:HB3	1:A:65:LEU:HD13	1	0.16
(1,998)	1:A:31:ALA:HB3	1:A:65:LEU:HD21	1	0.16
(1,998)	1:A:31:ALA:HB3	1:A:65:LEU:HD22	1	0.16
(1,998)	1:A:31:ALA:HB3	1:A:65:LEU:HD23	1	0.16
(1,902)	1:A:51:ILE:HG21	1:A:54:THR:HA	1	0.16
(1,902)	1:A:51:ILE:HG22	1:A:54:THR:HA	1	0.16
(1,902)	1:A:51:ILE:HG23	1:A:54:THR:HA	1	0.16
(1,902)	1:A:51:ILE:HG21	1:A:54:THR:HA	2	0.16
(1,902)	1:A:51:ILE:HG22	1:A:54:THR:HA	2	0.16
(1,902)	1:A:51:ILE:HG23	1:A:54:THR:HA	2	0.16
(1,902)	1:A:51:ILE:HG21	1:A:54:THR:HA	4	0.16
(1,902)	1:A:51:ILE:HG22	1:A:54:THR:HA	4	0.16
(1,902)	1:A:51:ILE:HG23	1:A:54:THR:HA	4	0.16
(1,902)	1:A:51:ILE:HG21	1:A:54:THR:HA	5	0.16
(1,902)	1:A:51:ILE:HG22	1:A:54:THR:HA	5	0.16
(1,902)	1:A:51:ILE:HG23	1:A:54:THR:HA	5	0.16
(1,902)	1:A:51:ILE:HG21	1:A:54:THR:HA	24	0.16
(1,902)	1:A:51:ILE:HG22	1:A:54:THR:HA	24	0.16
(1,902)	1:A:51:ILE:HG23	1:A:54:THR:HA	24	0.16
(1,902)	1:A:51:ILE:HG21	1:A:54:THR:HA	25	0.16
(1,902)	1:A:51:ILE:HG22	1:A:54:THR:HA	25	0.16
(1,902)	1:A:51:ILE:HG23	1:A:54:THR:HA	25	0.16
(1,902)	1:A:51:ILE:HG21	1:A:54:THR:HA	31	0.16
(1,902)	1:A:51:ILE:HG22	1:A:54:THR:HA	31	0.16
(1,902)	1:A:51:ILE:HG23	1:A:54:THR:HA	31	0.16
(1,902)	1:A:51:ILE:HG21	1:A:54:THR:HA	34	0.16
(1,902)	1:A:51:ILE:HG22	1:A:54:THR:HA	34	0.16
(1,902)	1:A:51:ILE:HG23	1:A:54:THR:HA	34	0.16
(1,902)	1:A:51:ILE:HG21	1:A:54:THR:HA	35	0.16
(1,902)	1:A:51:ILE:HG22	1:A:54:THR:HA	35	0.16
(1,902)	1:A:51:ILE:HG23	1:A:54:THR:HA	35	0.16
(1,86)	1:A:30:ILE:H	1:A:45:PHE:H	6	0.16
(1,30)	1:A:19:THR:HA	1:A:20:ASP:H	23	0.16
(1,20)	1:A:17:TYR:HA	1:A:18:GLU:H	15	0.16
(1,1087)	1:A:65:LEU:HD11	1:A:67:GLU:H	33	0.16

Continued on next page...

Continued from previous page...

Key	Atom-1	Atom-2	Model ID	Violation (Å)
(1,1087)	1:A:65:LEU:HD12	1:A:67:GLU:H	33	0.16
(1,1087)	1:A:65:LEU:HD13	1:A:67:GLU:H	33	0.16
(1,1087)	1:A:65:LEU:HD21	1:A:67:GLU:H	33	0.16
(1,1087)	1:A:65:LEU:HD22	1:A:67:GLU:H	33	0.16
(1,1087)	1:A:65:LEU:HD23	1:A:67:GLU:H	33	0.16
(1,1065)	1:A:51:ILE:HD11	1:A:65:LEU:HD11	2	0.16
(1,1065)	1:A:51:ILE:HD11	1:A:65:LEU:HD12	2	0.16
(1,1065)	1:A:51:ILE:HD11	1:A:65:LEU:HD13	2	0.16
(1,1065)	1:A:51:ILE:HD11	1:A:65:LEU:HD21	2	0.16
(1,1065)	1:A:51:ILE:HD11	1:A:65:LEU:HD22	2	0.16
(1,1065)	1:A:51:ILE:HD11	1:A:65:LEU:HD23	2	0.16
(1,1065)	1:A:51:ILE:HD12	1:A:65:LEU:HD11	2	0.16
(1,1065)	1:A:51:ILE:HD12	1:A:65:LEU:HD12	2	0.16
(1,1065)	1:A:51:ILE:HD12	1:A:65:LEU:HD13	2	0.16
(1,1065)	1:A:51:ILE:HD12	1:A:65:LEU:HD21	2	0.16
(1,1065)	1:A:51:ILE:HD12	1:A:65:LEU:HD22	2	0.16
(1,1065)	1:A:51:ILE:HD12	1:A:65:LEU:HD23	2	0.16
(1,1065)	1:A:51:ILE:HD13	1:A:65:LEU:HD11	2	0.16
(1,1065)	1:A:51:ILE:HD13	1:A:65:LEU:HD12	2	0.16
(1,1065)	1:A:51:ILE:HD13	1:A:65:LEU:HD13	2	0.16
(1,1065)	1:A:51:ILE:HD13	1:A:65:LEU:HD21	2	0.16
(1,1065)	1:A:51:ILE:HD13	1:A:65:LEU:HD22	2	0.16
(1,1065)	1:A:51:ILE:HD13	1:A:65:LEU:HD23	2	0.16
(1,1065)	1:A:51:ILE:HD11	1:A:65:LEU:HD11	9	0.16
(1,1065)	1:A:51:ILE:HD11	1:A:65:LEU:HD12	9	0.16
(1,1065)	1:A:51:ILE:HD11	1:A:65:LEU:HD13	9	0.16
(1,1065)	1:A:51:ILE:HD11	1:A:65:LEU:HD21	9	0.16
(1,1065)	1:A:51:ILE:HD11	1:A:65:LEU:HD22	9	0.16
(1,1065)	1:A:51:ILE:HD11	1:A:65:LEU:HD23	9	0.16
(1,1065)	1:A:51:ILE:HD12	1:A:65:LEU:HD11	9	0.16
(1,1065)	1:A:51:ILE:HD12	1:A:65:LEU:HD12	9	0.16
(1,1065)	1:A:51:ILE:HD12	1:A:65:LEU:HD13	9	0.16
(1,1065)	1:A:51:ILE:HD12	1:A:65:LEU:HD21	9	0.16
(1,1065)	1:A:51:ILE:HD12	1:A:65:LEU:HD22	9	0.16
(1,1065)	1:A:51:ILE:HD12	1:A:65:LEU:HD23	9	0.16
(1,1065)	1:A:51:ILE:HD13	1:A:65:LEU:HD11	9	0.16
(1,1065)	1:A:51:ILE:HD13	1:A:65:LEU:HD12	9	0.16
(1,1065)	1:A:51:ILE:HD13	1:A:65:LEU:HD13	9	0.16
(1,1065)	1:A:51:ILE:HD13	1:A:65:LEU:HD21	9	0.16
(1,1065)	1:A:51:ILE:HD13	1:A:65:LEU:HD22	9	0.16
(1,1065)	1:A:51:ILE:HD13	1:A:65:LEU:HD23	9	0.16
(1,1065)	1:A:51:ILE:HD11	1:A:65:LEU:HD11	20	0.16

Continued on next page...

Continued from previous page...

Key	Atom-1	Atom-2	Model ID	Violation (Å)
(1,1065)	1:A:51:ILE:HD11	1:A:65:LEU:HD12	20	0.16
(1,1065)	1:A:51:ILE:HD11	1:A:65:LEU:HD13	20	0.16
(1,1065)	1:A:51:ILE:HD11	1:A:65:LEU:HD21	20	0.16
(1,1065)	1:A:51:ILE:HD11	1:A:65:LEU:HD22	20	0.16
(1,1065)	1:A:51:ILE:HD11	1:A:65:LEU:HD23	20	0.16
(1,1065)	1:A:51:ILE:HD12	1:A:65:LEU:HD11	20	0.16
(1,1065)	1:A:51:ILE:HD12	1:A:65:LEU:HD12	20	0.16
(1,1065)	1:A:51:ILE:HD12	1:A:65:LEU:HD13	20	0.16
(1,1065)	1:A:51:ILE:HD12	1:A:65:LEU:HD21	20	0.16
(1,1065)	1:A:51:ILE:HD12	1:A:65:LEU:HD22	20	0.16
(1,1065)	1:A:51:ILE:HD12	1:A:65:LEU:HD23	20	0.16
(1,1065)	1:A:51:ILE:HD13	1:A:65:LEU:HD11	20	0.16
(1,1065)	1:A:51:ILE:HD13	1:A:65:LEU:HD12	20	0.16
(1,1065)	1:A:51:ILE:HD13	1:A:65:LEU:HD13	20	0.16
(1,1065)	1:A:51:ILE:HD13	1:A:65:LEU:HD21	20	0.16
(1,1065)	1:A:51:ILE:HD13	1:A:65:LEU:HD22	20	0.16
(1,1065)	1:A:51:ILE:HD13	1:A:65:LEU:HD23	20	0.16
(1,1048)	1:A:47:ASP:HB2	1:A:48:ASP:H	9	0.16
(1,1048)	1:A:47:ASP:HB3	1:A:48:ASP:H	9	0.16
(1,998)	1:A:31:ALA:HB1	1:A:65:LEU:HD11	2	0.15
(1,998)	1:A:31:ALA:HB1	1:A:65:LEU:HD12	2	0.15
(1,998)	1:A:31:ALA:HB1	1:A:65:LEU:HD13	2	0.15
(1,998)	1:A:31:ALA:HB1	1:A:65:LEU:HD21	2	0.15
(1,998)	1:A:31:ALA:HB1	1:A:65:LEU:HD22	2	0.15
(1,998)	1:A:31:ALA:HB1	1:A:65:LEU:HD23	2	0.15
(1,998)	1:A:31:ALA:HB2	1:A:65:LEU:HD11	2	0.15
(1,998)	1:A:31:ALA:HB2	1:A:65:LEU:HD12	2	0.15
(1,998)	1:A:31:ALA:HB2	1:A:65:LEU:HD13	2	0.15
(1,998)	1:A:31:ALA:HB2	1:A:65:LEU:HD21	2	0.15
(1,998)	1:A:31:ALA:HB2	1:A:65:LEU:HD22	2	0.15
(1,998)	1:A:31:ALA:HB2	1:A:65:LEU:HD23	2	0.15
(1,998)	1:A:31:ALA:HB3	1:A:65:LEU:HD11	2	0.15
(1,998)	1:A:31:ALA:HB3	1:A:65:LEU:HD12	2	0.15
(1,998)	1:A:31:ALA:HB3	1:A:65:LEU:HD13	2	0.15
(1,998)	1:A:31:ALA:HB3	1:A:65:LEU:HD21	2	0.15
(1,998)	1:A:31:ALA:HB3	1:A:65:LEU:HD22	2	0.15
(1,998)	1:A:31:ALA:HB3	1:A:65:LEU:HD23	2	0.15
(1,952)	1:A:5:ARG:HB2	1:A:6:VAL:H	8	0.15
(1,952)	1:A:5:ARG:HB3	1:A:6:VAL:H	8	0.15
(1,952)	1:A:5:ARG:HB2	1:A:6:VAL:H	26	0.15
(1,952)	1:A:5:ARG:HB3	1:A:6:VAL:H	26	0.15
(1,902)	1:A:51:ILE:HG21	1:A:54:THR:HA	6	0.15

Continued on next page...

Continued from previous page...

Key	Atom-1	Atom-2	Model ID	Violation (Å)
(1,902)	1:A:51:ILE:HG22	1:A:54:THR:HA	6	0.15
(1,902)	1:A:51:ILE:HG23	1:A:54:THR:HA	6	0.15
(1,902)	1:A:51:ILE:HG21	1:A:54:THR:HA	10	0.15
(1,902)	1:A:51:ILE:HG22	1:A:54:THR:HA	10	0.15
(1,902)	1:A:51:ILE:HG23	1:A:54:THR:HA	10	0.15
(1,902)	1:A:51:ILE:HG21	1:A:54:THR:HA	11	0.15
(1,902)	1:A:51:ILE:HG22	1:A:54:THR:HA	11	0.15
(1,902)	1:A:51:ILE:HG23	1:A:54:THR:HA	11	0.15
(1,902)	1:A:51:ILE:HG21	1:A:54:THR:HA	19	0.15
(1,902)	1:A:51:ILE:HG22	1:A:54:THR:HA	19	0.15
(1,902)	1:A:51:ILE:HG23	1:A:54:THR:HA	19	0.15
(1,902)	1:A:51:ILE:HG21	1:A:54:THR:HA	28	0.15
(1,902)	1:A:51:ILE:HG22	1:A:54:THR:HA	28	0.15
(1,902)	1:A:51:ILE:HG23	1:A:54:THR:HA	28	0.15
(1,902)	1:A:51:ILE:HG21	1:A:54:THR:HA	32	0.15
(1,902)	1:A:51:ILE:HG22	1:A:54:THR:HA	32	0.15
(1,902)	1:A:51:ILE:HG23	1:A:54:THR:HA	32	0.15
(1,425)	1:A:69:ASP:H	1:A:70:LEU:H	12	0.15
(1,20)	1:A:17:TYR:HA	1:A:18:GLU:H	28	0.15
(1,108)	1:A:33:TYR:H	1:A:66:ILE:HG13	21	0.15
(1,1065)	1:A:51:ILE:HD11	1:A:65:LEU:HD11	11	0.15
(1,1065)	1:A:51:ILE:HD11	1:A:65:LEU:HD12	11	0.15
(1,1065)	1:A:51:ILE:HD11	1:A:65:LEU:HD13	11	0.15
(1,1065)	1:A:51:ILE:HD11	1:A:65:LEU:HD21	11	0.15
(1,1065)	1:A:51:ILE:HD11	1:A:65:LEU:HD22	11	0.15
(1,1065)	1:A:51:ILE:HD11	1:A:65:LEU:HD23	11	0.15
(1,1065)	1:A:51:ILE:HD12	1:A:65:LEU:HD11	11	0.15
(1,1065)	1:A:51:ILE:HD12	1:A:65:LEU:HD12	11	0.15
(1,1065)	1:A:51:ILE:HD12	1:A:65:LEU:HD13	11	0.15
(1,1065)	1:A:51:ILE:HD12	1:A:65:LEU:HD21	11	0.15
(1,1065)	1:A:51:ILE:HD12	1:A:65:LEU:HD22	11	0.15
(1,1065)	1:A:51:ILE:HD12	1:A:65:LEU:HD23	11	0.15
(1,1065)	1:A:51:ILE:HD13	1:A:65:LEU:HD11	11	0.15
(1,1065)	1:A:51:ILE:HD13	1:A:65:LEU:HD12	11	0.15
(1,1065)	1:A:51:ILE:HD13	1:A:65:LEU:HD13	11	0.15
(1,1065)	1:A:51:ILE:HD13	1:A:65:LEU:HD21	11	0.15
(1,1065)	1:A:51:ILE:HD13	1:A:65:LEU:HD22	11	0.15
(1,1065)	1:A:51:ILE:HD13	1:A:65:LEU:HD23	11	0.15
(1,1065)	1:A:51:ILE:HD11	1:A:65:LEU:HD11	27	0.15
(1,1065)	1:A:51:ILE:HD11	1:A:65:LEU:HD12	27	0.15
(1,1065)	1:A:51:ILE:HD11	1:A:65:LEU:HD13	27	0.15
(1,1065)	1:A:51:ILE:HD11	1:A:65:LEU:HD21	27	0.15

Continued on next page...

Continued from previous page...

Key	Atom-1	Atom-2	Model ID	Violation (Å)
(1,1065)	1:A:51:ILE:HD11	1:A:65:LEU:HD22	27	0.15
(1,1065)	1:A:51:ILE:HD11	1:A:65:LEU:HD23	27	0.15
(1,1065)	1:A:51:ILE:HD12	1:A:65:LEU:HD11	27	0.15
(1,1065)	1:A:51:ILE:HD12	1:A:65:LEU:HD12	27	0.15
(1,1065)	1:A:51:ILE:HD12	1:A:65:LEU:HD13	27	0.15
(1,1065)	1:A:51:ILE:HD12	1:A:65:LEU:HD21	27	0.15
(1,1065)	1:A:51:ILE:HD12	1:A:65:LEU:HD22	27	0.15
(1,1065)	1:A:51:ILE:HD12	1:A:65:LEU:HD23	27	0.15
(1,1065)	1:A:51:ILE:HD13	1:A:65:LEU:HD11	27	0.15
(1,1065)	1:A:51:ILE:HD13	1:A:65:LEU:HD12	27	0.15
(1,1065)	1:A:51:ILE:HD13	1:A:65:LEU:HD13	27	0.15
(1,1065)	1:A:51:ILE:HD13	1:A:65:LEU:HD21	27	0.15
(1,1065)	1:A:51:ILE:HD13	1:A:65:LEU:HD22	27	0.15
(1,1065)	1:A:51:ILE:HD13	1:A:65:LEU:HD23	27	0.15
(1,1065)	1:A:51:ILE:HD11	1:A:65:LEU:HD11	28	0.15
(1,1065)	1:A:51:ILE:HD11	1:A:65:LEU:HD12	28	0.15
(1,1065)	1:A:51:ILE:HD11	1:A:65:LEU:HD13	28	0.15
(1,1065)	1:A:51:ILE:HD11	1:A:65:LEU:HD21	28	0.15
(1,1065)	1:A:51:ILE:HD11	1:A:65:LEU:HD22	28	0.15
(1,1065)	1:A:51:ILE:HD11	1:A:65:LEU:HD23	28	0.15
(1,1065)	1:A:51:ILE:HD12	1:A:65:LEU:HD11	28	0.15
(1,1065)	1:A:51:ILE:HD12	1:A:65:LEU:HD12	28	0.15
(1,1065)	1:A:51:ILE:HD12	1:A:65:LEU:HD13	28	0.15
(1,1065)	1:A:51:ILE:HD12	1:A:65:LEU:HD21	28	0.15
(1,1065)	1:A:51:ILE:HD12	1:A:65:LEU:HD22	28	0.15
(1,1065)	1:A:51:ILE:HD12	1:A:65:LEU:HD23	28	0.15
(1,1065)	1:A:51:ILE:HD13	1:A:65:LEU:HD11	28	0.15
(1,1065)	1:A:51:ILE:HD13	1:A:65:LEU:HD12	28	0.15
(1,1065)	1:A:51:ILE:HD13	1:A:65:LEU:HD13	28	0.15
(1,1065)	1:A:51:ILE:HD13	1:A:65:LEU:HD21	28	0.15
(1,1065)	1:A:51:ILE:HD13	1:A:65:LEU:HD22	28	0.15
(1,1065)	1:A:51:ILE:HD13	1:A:65:LEU:HD23	28	0.15
(1,1065)	1:A:51:ILE:HD11	1:A:65:LEU:HD11	32	0.15
(1,1065)	1:A:51:ILE:HD11	1:A:65:LEU:HD12	32	0.15
(1,1065)	1:A:51:ILE:HD11	1:A:65:LEU:HD13	32	0.15
(1,1065)	1:A:51:ILE:HD11	1:A:65:LEU:HD21	32	0.15
(1,1065)	1:A:51:ILE:HD11	1:A:65:LEU:HD22	32	0.15
(1,1065)	1:A:51:ILE:HD11	1:A:65:LEU:HD23	32	0.15
(1,1065)	1:A:51:ILE:HD12	1:A:65:LEU:HD11	32	0.15
(1,1065)	1:A:51:ILE:HD12	1:A:65:LEU:HD12	32	0.15
(1,1065)	1:A:51:ILE:HD12	1:A:65:LEU:HD13	32	0.15
(1,1065)	1:A:51:ILE:HD12	1:A:65:LEU:HD21	32	0.15

Continued on next page...

Continued from previous page...

Key	Atom-1	Atom-2	Model ID	Violation (Å)
(1,1065)	1:A:51:ILE:HD12	1:A:65:LEU:HD22	32	0.15
(1,1065)	1:A:51:ILE:HD12	1:A:65:LEU:HD23	32	0.15
(1,1065)	1:A:51:ILE:HD13	1:A:65:LEU:HD11	32	0.15
(1,1065)	1:A:51:ILE:HD13	1:A:65:LEU:HD12	32	0.15
(1,1065)	1:A:51:ILE:HD13	1:A:65:LEU:HD13	32	0.15
(1,1065)	1:A:51:ILE:HD13	1:A:65:LEU:HD21	32	0.15
(1,1065)	1:A:51:ILE:HD13	1:A:65:LEU:HD22	32	0.15
(1,1065)	1:A:51:ILE:HD13	1:A:65:LEU:HD23	32	0.15
(1,1065)	1:A:51:ILE:HD11	1:A:65:LEU:HD11	34	0.15
(1,1065)	1:A:51:ILE:HD11	1:A:65:LEU:HD12	34	0.15
(1,1065)	1:A:51:ILE:HD11	1:A:65:LEU:HD13	34	0.15
(1,1065)	1:A:51:ILE:HD11	1:A:65:LEU:HD21	34	0.15
(1,1065)	1:A:51:ILE:HD11	1:A:65:LEU:HD22	34	0.15
(1,1065)	1:A:51:ILE:HD11	1:A:65:LEU:HD23	34	0.15
(1,1065)	1:A:51:ILE:HD12	1:A:65:LEU:HD11	34	0.15
(1,1065)	1:A:51:ILE:HD12	1:A:65:LEU:HD12	34	0.15
(1,1065)	1:A:51:ILE:HD12	1:A:65:LEU:HD13	34	0.15
(1,1065)	1:A:51:ILE:HD12	1:A:65:LEU:HD21	34	0.15
(1,1065)	1:A:51:ILE:HD12	1:A:65:LEU:HD22	34	0.15
(1,1065)	1:A:51:ILE:HD12	1:A:65:LEU:HD23	34	0.15
(1,1065)	1:A:51:ILE:HD13	1:A:65:LEU:HD11	34	0.15
(1,1065)	1:A:51:ILE:HD13	1:A:65:LEU:HD12	34	0.15
(1,1065)	1:A:51:ILE:HD13	1:A:65:LEU:HD13	34	0.15
(1,1065)	1:A:51:ILE:HD13	1:A:65:LEU:HD21	34	0.15
(1,1065)	1:A:51:ILE:HD13	1:A:65:LEU:HD22	34	0.15
(1,1065)	1:A:51:ILE:HD13	1:A:65:LEU:HD23	34	0.15
(1,1065)	1:A:51:ILE:HD11	1:A:65:LEU:HD11	35	0.15
(1,1065)	1:A:51:ILE:HD11	1:A:65:LEU:HD12	35	0.15
(1,1065)	1:A:51:ILE:HD11	1:A:65:LEU:HD13	35	0.15
(1,1065)	1:A:51:ILE:HD11	1:A:65:LEU:HD21	35	0.15
(1,1065)	1:A:51:ILE:HD11	1:A:65:LEU:HD22	35	0.15
(1,1065)	1:A:51:ILE:HD11	1:A:65:LEU:HD23	35	0.15
(1,1065)	1:A:51:ILE:HD12	1:A:65:LEU:HD11	35	0.15
(1,1065)	1:A:51:ILE:HD12	1:A:65:LEU:HD12	35	0.15
(1,1065)	1:A:51:ILE:HD12	1:A:65:LEU:HD13	35	0.15
(1,1065)	1:A:51:ILE:HD12	1:A:65:LEU:HD21	35	0.15
(1,1065)	1:A:51:ILE:HD12	1:A:65:LEU:HD22	35	0.15
(1,1065)	1:A:51:ILE:HD12	1:A:65:LEU:HD23	35	0.15
(1,1065)	1:A:51:ILE:HD13	1:A:65:LEU:HD11	35	0.15
(1,1065)	1:A:51:ILE:HD13	1:A:65:LEU:HD12	35	0.15
(1,1065)	1:A:51:ILE:HD13	1:A:65:LEU:HD13	35	0.15
(1,1065)	1:A:51:ILE:HD13	1:A:65:LEU:HD21	35	0.15

Continued on next page...

Continued from previous page...

Key	Atom-1	Atom-2	Model ID	Violation (Å)
(1,1065)	1:A:51:ILE:HD13	1:A:65:LEU:HD22	35	0.15
(1,1065)	1:A:51:ILE:HD13	1:A:65:LEU:HD23	35	0.15
(1,999)	1:A:32:ARG:H	1:A:65:LEU:HD11	16	0.14
(1,999)	1:A:32:ARG:H	1:A:65:LEU:HD12	16	0.14
(1,999)	1:A:32:ARG:H	1:A:65:LEU:HD13	16	0.14
(1,999)	1:A:32:ARG:H	1:A:65:LEU:HD21	16	0.14
(1,999)	1:A:32:ARG:H	1:A:65:LEU:HD22	16	0.14
(1,999)	1:A:32:ARG:H	1:A:65:LEU:HD23	16	0.14
(1,860)	1:A:41:PHE:HD1	1:A:59:ASN:HA	35	0.14
(1,860)	1:A:41:PHE:HD2	1:A:59:ASN:HA	35	0.14
(1,508)	1:A:37:ASN:HD22	1:A:59:ASN:HD21	4	0.14
(1,508)	1:A:37:ASN:HD22	1:A:59:ASN:HD21	17	0.14
(1,508)	1:A:37:ASN:HD22	1:A:59:ASN:HD21	22	0.14
(1,508)	1:A:37:ASN:HD22	1:A:59:ASN:HD21	23	0.14
(1,508)	1:A:37:ASN:HD22	1:A:59:ASN:HD21	27	0.14
(1,508)	1:A:37:ASN:HD22	1:A:59:ASN:HD21	30	0.14
(1,508)	1:A:37:ASN:HD22	1:A:59:ASN:HD21	35	0.14
(1,425)	1:A:69:ASP:H	1:A:70:LEU:H	23	0.14
(1,20)	1:A:17:TYR:HA	1:A:18:GLU:H	23	0.14
(1,20)	1:A:17:TYR:HA	1:A:18:GLU:H	35	0.14
(1,187)	1:A:38:GLY:HA3	1:A:40:GLU:H	4	0.14
(1,187)	1:A:38:GLY:HA3	1:A:40:GLU:H	22	0.14
(1,187)	1:A:38:GLY:HA3	1:A:40:GLU:H	30	0.14
(1,187)	1:A:38:GLY:HA3	1:A:40:GLU:H	35	0.14
(1,1098)	1:A:72:GLU:H	1:A:72:GLU:HB2	10	0.14
(1,1098)	1:A:72:GLU:H	1:A:72:GLU:HB3	10	0.14
(1,1087)	1:A:65:LEU:HD11	1:A:67:GLU:H	22	0.14
(1,1087)	1:A:65:LEU:HD12	1:A:67:GLU:H	22	0.14
(1,1087)	1:A:65:LEU:HD13	1:A:67:GLU:H	22	0.14
(1,1087)	1:A:65:LEU:HD21	1:A:67:GLU:H	22	0.14
(1,1087)	1:A:65:LEU:HD22	1:A:67:GLU:H	22	0.14
(1,1087)	1:A:65:LEU:HD23	1:A:67:GLU:H	22	0.14
(1,1087)	1:A:65:LEU:HD11	1:A:67:GLU:H	29	0.14
(1,1087)	1:A:65:LEU:HD12	1:A:67:GLU:H	29	0.14
(1,1087)	1:A:65:LEU:HD13	1:A:67:GLU:H	29	0.14
(1,1087)	1:A:65:LEU:HD21	1:A:67:GLU:H	29	0.14
(1,1087)	1:A:65:LEU:HD22	1:A:67:GLU:H	29	0.14
(1,1087)	1:A:65:LEU:HD23	1:A:67:GLU:H	29	0.14
(1,1065)	1:A:51:ILE:HD11	1:A:65:LEU:HD11	4	0.14
(1,1065)	1:A:51:ILE:HD11	1:A:65:LEU:HD12	4	0.14
(1,1065)	1:A:51:ILE:HD11	1:A:65:LEU:HD13	4	0.14
(1,1065)	1:A:51:ILE:HD11	1:A:65:LEU:HD21	4	0.14

Continued on next page...

Continued from previous page...

Key	Atom-1	Atom-2	Model ID	Violation (Å)
(1,1065)	1:A:51:ILE:HD11	1:A:65:LEU:HD22	4	0.14
(1,1065)	1:A:51:ILE:HD11	1:A:65:LEU:HD23	4	0.14
(1,1065)	1:A:51:ILE:HD12	1:A:65:LEU:HD11	4	0.14
(1,1065)	1:A:51:ILE:HD12	1:A:65:LEU:HD12	4	0.14
(1,1065)	1:A:51:ILE:HD12	1:A:65:LEU:HD13	4	0.14
(1,1065)	1:A:51:ILE:HD12	1:A:65:LEU:HD21	4	0.14
(1,1065)	1:A:51:ILE:HD12	1:A:65:LEU:HD22	4	0.14
(1,1065)	1:A:51:ILE:HD12	1:A:65:LEU:HD23	4	0.14
(1,1065)	1:A:51:ILE:HD13	1:A:65:LEU:HD11	4	0.14
(1,1065)	1:A:51:ILE:HD13	1:A:65:LEU:HD12	4	0.14
(1,1065)	1:A:51:ILE:HD13	1:A:65:LEU:HD13	4	0.14
(1,1065)	1:A:51:ILE:HD13	1:A:65:LEU:HD21	4	0.14
(1,1065)	1:A:51:ILE:HD13	1:A:65:LEU:HD22	4	0.14
(1,1065)	1:A:51:ILE:HD13	1:A:65:LEU:HD23	4	0.14
(1,1065)	1:A:51:ILE:HD11	1:A:65:LEU:HD11	19	0.14
(1,1065)	1:A:51:ILE:HD11	1:A:65:LEU:HD12	19	0.14
(1,1065)	1:A:51:ILE:HD11	1:A:65:LEU:HD13	19	0.14
(1,1065)	1:A:51:ILE:HD11	1:A:65:LEU:HD21	19	0.14
(1,1065)	1:A:51:ILE:HD11	1:A:65:LEU:HD22	19	0.14
(1,1065)	1:A:51:ILE:HD11	1:A:65:LEU:HD23	19	0.14
(1,1065)	1:A:51:ILE:HD12	1:A:65:LEU:HD11	19	0.14
(1,1065)	1:A:51:ILE:HD12	1:A:65:LEU:HD12	19	0.14
(1,1065)	1:A:51:ILE:HD12	1:A:65:LEU:HD13	19	0.14
(1,1065)	1:A:51:ILE:HD12	1:A:65:LEU:HD21	19	0.14
(1,1065)	1:A:51:ILE:HD12	1:A:65:LEU:HD22	19	0.14
(1,1065)	1:A:51:ILE:HD12	1:A:65:LEU:HD23	19	0.14
(1,1065)	1:A:51:ILE:HD13	1:A:65:LEU:HD11	19	0.14
(1,1065)	1:A:51:ILE:HD13	1:A:65:LEU:HD12	19	0.14
(1,1065)	1:A:51:ILE:HD13	1:A:65:LEU:HD13	19	0.14
(1,1065)	1:A:51:ILE:HD13	1:A:65:LEU:HD21	19	0.14
(1,1065)	1:A:51:ILE:HD13	1:A:65:LEU:HD22	19	0.14
(1,1065)	1:A:51:ILE:HD13	1:A:65:LEU:HD23	19	0.14
(1,1065)	1:A:51:ILE:HD11	1:A:65:LEU:HD11	31	0.14
(1,1065)	1:A:51:ILE:HD11	1:A:65:LEU:HD12	31	0.14
(1,1065)	1:A:51:ILE:HD11	1:A:65:LEU:HD13	31	0.14
(1,1065)	1:A:51:ILE:HD11	1:A:65:LEU:HD21	31	0.14
(1,1065)	1:A:51:ILE:HD11	1:A:65:LEU:HD22	31	0.14
(1,1065)	1:A:51:ILE:HD11	1:A:65:LEU:HD23	31	0.14
(1,1065)	1:A:51:ILE:HD12	1:A:65:LEU:HD11	31	0.14
(1,1065)	1:A:51:ILE:HD12	1:A:65:LEU:HD12	31	0.14
(1,1065)	1:A:51:ILE:HD12	1:A:65:LEU:HD13	31	0.14
(1,1065)	1:A:51:ILE:HD12	1:A:65:LEU:HD21	31	0.14

Continued on next page...

Continued from previous page...

Key	Atom-1	Atom-2	Model ID	Violation (Å)
(1,1065)	1:A:51:ILE:HD12	1:A:65:LEU:HD22	31	0.14
(1,1065)	1:A:51:ILE:HD12	1:A:65:LEU:HD23	31	0.14
(1,1065)	1:A:51:ILE:HD13	1:A:65:LEU:HD11	31	0.14
(1,1065)	1:A:51:ILE:HD13	1:A:65:LEU:HD12	31	0.14
(1,1065)	1:A:51:ILE:HD13	1:A:65:LEU:HD13	31	0.14
(1,1065)	1:A:51:ILE:HD13	1:A:65:LEU:HD21	31	0.14
(1,1065)	1:A:51:ILE:HD13	1:A:65:LEU:HD22	31	0.14
(1,1065)	1:A:51:ILE:HD13	1:A:65:LEU:HD23	31	0.14
(1,999)	1:A:32:ARG:H	1:A:65:LEU:HD11	1	0.13
(1,999)	1:A:32:ARG:H	1:A:65:LEU:HD12	1	0.13
(1,999)	1:A:32:ARG:H	1:A:65:LEU:HD13	1	0.13
(1,999)	1:A:32:ARG:H	1:A:65:LEU:HD21	1	0.13
(1,999)	1:A:32:ARG:H	1:A:65:LEU:HD22	1	0.13
(1,999)	1:A:32:ARG:H	1:A:65:LEU:HD23	1	0.13
(1,998)	1:A:31:ALA:HB1	1:A:65:LEU:HD11	27	0.13
(1,998)	1:A:31:ALA:HB1	1:A:65:LEU:HD12	27	0.13
(1,998)	1:A:31:ALA:HB1	1:A:65:LEU:HD13	27	0.13
(1,998)	1:A:31:ALA:HB1	1:A:65:LEU:HD21	27	0.13
(1,998)	1:A:31:ALA:HB1	1:A:65:LEU:HD22	27	0.13
(1,998)	1:A:31:ALA:HB1	1:A:65:LEU:HD23	27	0.13
(1,998)	1:A:31:ALA:HB2	1:A:65:LEU:HD11	27	0.13
(1,998)	1:A:31:ALA:HB2	1:A:65:LEU:HD12	27	0.13
(1,998)	1:A:31:ALA:HB2	1:A:65:LEU:HD13	27	0.13
(1,998)	1:A:31:ALA:HB2	1:A:65:LEU:HD21	27	0.13
(1,998)	1:A:31:ALA:HB2	1:A:65:LEU:HD22	27	0.13
(1,998)	1:A:31:ALA:HB2	1:A:65:LEU:HD23	27	0.13
(1,998)	1:A:31:ALA:HB3	1:A:65:LEU:HD11	27	0.13
(1,998)	1:A:31:ALA:HB3	1:A:65:LEU:HD12	27	0.13
(1,998)	1:A:31:ALA:HB3	1:A:65:LEU:HD13	27	0.13
(1,998)	1:A:31:ALA:HB3	1:A:65:LEU:HD21	27	0.13
(1,998)	1:A:31:ALA:HB3	1:A:65:LEU:HD22	27	0.13
(1,998)	1:A:31:ALA:HB3	1:A:65:LEU:HD23	27	0.13
(1,860)	1:A:41:PHE:HD1	1:A:59:ASN:HA	11	0.13
(1,860)	1:A:41:PHE:HD2	1:A:59:ASN:HA	11	0.13
(1,860)	1:A:41:PHE:HD1	1:A:59:ASN:HA	12	0.13
(1,860)	1:A:41:PHE:HD2	1:A:59:ASN:HA	12	0.13
(1,860)	1:A:41:PHE:HD1	1:A:59:ASN:HA	17	0.13
(1,860)	1:A:41:PHE:HD2	1:A:59:ASN:HA	17	0.13
(1,860)	1:A:41:PHE:HD1	1:A:59:ASN:HA	23	0.13
(1,860)	1:A:41:PHE:HD2	1:A:59:ASN:HA	23	0.13
(1,860)	1:A:41:PHE:HD1	1:A:59:ASN:HA	27	0.13
(1,860)	1:A:41:PHE:HD2	1:A:59:ASN:HA	27	0.13

Continued on next page...

Continued from previous page...

Key	Atom-1	Atom-2	Model ID	Violation (Å)
(1,860)	1:A:41:PHE:HD1	1:A:59:ASN:HA	30	0.13
(1,860)	1:A:41:PHE:HD2	1:A:59:ASN:HA	30	0.13
(1,86)	1:A:30:ILE:H	1:A:45:PHE:H	20	0.13
(1,86)	1:A:30:ILE:H	1:A:45:PHE:H	30	0.13
(1,58)	1:A:29:GLN:HE21	1:A:30:ILE:H	22	0.13
(1,481)	1:A:35:THR:HG1	1:A:59:ASN:HD22	12	0.13
(1,425)	1:A:69:ASP:H	1:A:70:LEU:H	9	0.13
(1,425)	1:A:69:ASP:H	1:A:70:LEU:H	26	0.13
(1,187)	1:A:38:GLY:HA3	1:A:40:GLU:H	7	0.13
(1,187)	1:A:38:GLY:HA3	1:A:40:GLU:H	10	0.13
(1,187)	1:A:38:GLY:HA3	1:A:40:GLU:H	14	0.13
(1,187)	1:A:38:GLY:HA3	1:A:40:GLU:H	15	0.13
(1,187)	1:A:38:GLY:HA3	1:A:40:GLU:H	17	0.13
(1,187)	1:A:38:GLY:HA3	1:A:40:GLU:H	19	0.13
(1,187)	1:A:38:GLY:HA3	1:A:40:GLU:H	23	0.13
(1,187)	1:A:38:GLY:HA3	1:A:40:GLU:H	27	0.13
(1,1087)	1:A:65:LEU:HD11	1:A:67:GLU:H	3	0.13
(1,1087)	1:A:65:LEU:HD12	1:A:67:GLU:H	3	0.13
(1,1087)	1:A:65:LEU:HD13	1:A:67:GLU:H	3	0.13
(1,1087)	1:A:65:LEU:HD21	1:A:67:GLU:H	3	0.13
(1,1087)	1:A:65:LEU:HD22	1:A:67:GLU:H	3	0.13
(1,1087)	1:A:65:LEU:HD23	1:A:67:GLU:H	3	0.13
(1,1087)	1:A:65:LEU:HD11	1:A:67:GLU:H	7	0.13
(1,1087)	1:A:65:LEU:HD12	1:A:67:GLU:H	7	0.13
(1,1087)	1:A:65:LEU:HD13	1:A:67:GLU:H	7	0.13
(1,1087)	1:A:65:LEU:HD21	1:A:67:GLU:H	7	0.13
(1,1087)	1:A:65:LEU:HD22	1:A:67:GLU:H	7	0.13
(1,1087)	1:A:65:LEU:HD23	1:A:67:GLU:H	7	0.13
(1,108)	1:A:33:TYR:H	1:A:66:ILE:HG13	22	0.13
(1,108)	1:A:33:TYR:H	1:A:66:ILE:HG13	32	0.13
(1,108)	1:A:33:TYR:H	1:A:66:ILE:HG13	35	0.13
(1,999)	1:A:32:ARG:H	1:A:65:LEU:HD11	2	0.12
(1,999)	1:A:32:ARG:H	1:A:65:LEU:HD12	2	0.12
(1,999)	1:A:32:ARG:H	1:A:65:LEU:HD13	2	0.12
(1,999)	1:A:32:ARG:H	1:A:65:LEU:HD21	2	0.12
(1,999)	1:A:32:ARG:H	1:A:65:LEU:HD22	2	0.12
(1,999)	1:A:32:ARG:H	1:A:65:LEU:HD23	2	0.12
(1,998)	1:A:31:ALA:HB1	1:A:65:LEU:HD11	5	0.12
(1,998)	1:A:31:ALA:HB1	1:A:65:LEU:HD12	5	0.12
(1,998)	1:A:31:ALA:HB1	1:A:65:LEU:HD13	5	0.12
(1,998)	1:A:31:ALA:HB1	1:A:65:LEU:HD21	5	0.12
(1,998)	1:A:31:ALA:HB1	1:A:65:LEU:HD22	5	0.12

Continued on next page...

Continued from previous page...

Key	Atom-1	Atom-2	Model ID	Violation (Å)
(1,998)	1:A:31:ALA:HB1	1:A:65:LEU:HD23	5	0.12
(1,998)	1:A:31:ALA:HB2	1:A:65:LEU:HD11	5	0.12
(1,998)	1:A:31:ALA:HB2	1:A:65:LEU:HD12	5	0.12
(1,998)	1:A:31:ALA:HB2	1:A:65:LEU:HD13	5	0.12
(1,998)	1:A:31:ALA:HB2	1:A:65:LEU:HD21	5	0.12
(1,998)	1:A:31:ALA:HB2	1:A:65:LEU:HD22	5	0.12
(1,998)	1:A:31:ALA:HB2	1:A:65:LEU:HD23	5	0.12
(1,998)	1:A:31:ALA:HB3	1:A:65:LEU:HD11	5	0.12
(1,998)	1:A:31:ALA:HB3	1:A:65:LEU:HD12	5	0.12
(1,998)	1:A:31:ALA:HB3	1:A:65:LEU:HD13	5	0.12
(1,998)	1:A:31:ALA:HB3	1:A:65:LEU:HD21	5	0.12
(1,998)	1:A:31:ALA:HB3	1:A:65:LEU:HD22	5	0.12
(1,998)	1:A:31:ALA:HB3	1:A:65:LEU:HD23	5	0.12
(1,998)	1:A:31:ALA:HB1	1:A:65:LEU:HD11	11	0.12
(1,998)	1:A:31:ALA:HB1	1:A:65:LEU:HD12	11	0.12
(1,998)	1:A:31:ALA:HB1	1:A:65:LEU:HD13	11	0.12
(1,998)	1:A:31:ALA:HB1	1:A:65:LEU:HD21	11	0.12
(1,998)	1:A:31:ALA:HB1	1:A:65:LEU:HD22	11	0.12
(1,998)	1:A:31:ALA:HB1	1:A:65:LEU:HD23	11	0.12
(1,998)	1:A:31:ALA:HB2	1:A:65:LEU:HD11	11	0.12
(1,998)	1:A:31:ALA:HB2	1:A:65:LEU:HD12	11	0.12
(1,998)	1:A:31:ALA:HB2	1:A:65:LEU:HD13	11	0.12
(1,998)	1:A:31:ALA:HB2	1:A:65:LEU:HD21	11	0.12
(1,998)	1:A:31:ALA:HB2	1:A:65:LEU:HD22	11	0.12
(1,998)	1:A:31:ALA:HB2	1:A:65:LEU:HD23	11	0.12
(1,998)	1:A:31:ALA:HB3	1:A:65:LEU:HD11	11	0.12
(1,998)	1:A:31:ALA:HB3	1:A:65:LEU:HD12	11	0.12
(1,998)	1:A:31:ALA:HB3	1:A:65:LEU:HD13	11	0.12
(1,998)	1:A:31:ALA:HB3	1:A:65:LEU:HD21	11	0.12
(1,998)	1:A:31:ALA:HB3	1:A:65:LEU:HD22	11	0.12
(1,998)	1:A:31:ALA:HB3	1:A:65:LEU:HD23	11	0.12
(1,988)	1:A:30:ILE:H	1:A:30:ILE:HG12	16	0.12
(1,988)	1:A:30:ILE:H	1:A:30:ILE:HG13	16	0.12
(1,988)	1:A:30:ILE:H	1:A:30:ILE:HG12	28	0.12
(1,988)	1:A:30:ILE:H	1:A:30:ILE:HG13	28	0.12
(1,988)	1:A:30:ILE:H	1:A:30:ILE:HG12	33	0.12
(1,988)	1:A:30:ILE:H	1:A:30:ILE:HG13	33	0.12
(1,860)	1:A:41:PHE:HD1	1:A:59:ASN:HA	4	0.12
(1,860)	1:A:41:PHE:HD2	1:A:59:ASN:HA	4	0.12
(1,860)	1:A:41:PHE:HD1	1:A:59:ASN:HA	22	0.12
(1,860)	1:A:41:PHE:HD2	1:A:59:ASN:HA	22	0.12
(1,860)	1:A:41:PHE:HD1	1:A:59:ASN:HA	26	0.12

Continued on next page...

Continued from previous page...

Key	Atom-1	Atom-2	Model ID	Violation (Å)
(1,860)	1:A:41:PHE:HD2	1:A:59:ASN:HA	26	0.12
(1,860)	1:A:41:PHE:HD1	1:A:59:ASN:HA	28	0.12
(1,860)	1:A:41:PHE:HD2	1:A:59:ASN:HA	28	0.12
(1,86)	1:A:30:ILE:H	1:A:45:PHE:H	15	0.12
(1,86)	1:A:30:ILE:H	1:A:45:PHE:H	23	0.12
(1,58)	1:A:29:GLN:HE21	1:A:30:ILE:H	5	0.12
(1,58)	1:A:29:GLN:HE21	1:A:30:ILE:H	16	0.12
(1,58)	1:A:29:GLN:HE21	1:A:30:ILE:H	21	0.12
(1,58)	1:A:29:GLN:HE21	1:A:30:ILE:H	26	0.12
(1,58)	1:A:29:GLN:HE21	1:A:30:ILE:H	29	0.12
(1,58)	1:A:29:GLN:HE21	1:A:30:ILE:H	31	0.12
(1,58)	1:A:29:GLN:HE21	1:A:30:ILE:H	32	0.12
(1,58)	1:A:29:GLN:HE21	1:A:30:ILE:H	34	0.12
(1,40)	1:A:27:PRO:HA	1:A:28:ARG:H	29	0.12
(1,187)	1:A:38:GLY:HA3	1:A:40:GLU:H	1	0.12
(1,187)	1:A:38:GLY:HA3	1:A:40:GLU:H	8	0.12
(1,187)	1:A:38:GLY:HA3	1:A:40:GLU:H	11	0.12
(1,187)	1:A:38:GLY:HA3	1:A:40:GLU:H	16	0.12
(1,187)	1:A:38:GLY:HA3	1:A:40:GLU:H	18	0.12
(1,187)	1:A:38:GLY:HA3	1:A:40:GLU:H	29	0.12
(1,187)	1:A:38:GLY:HA3	1:A:40:GLU:H	31	0.12
(1,187)	1:A:38:GLY:HA3	1:A:40:GLU:H	32	0.12
(1,17)	1:A:16:SER:HA	1:A:17:TYR:H	24	0.12
(1,12)	1:A:67:GLU:HA	1:A:68:GLY:H	5	0.12
(1,108)	1:A:33:TYR:H	1:A:66:ILE:HG13	7	0.12
(1,108)	1:A:33:TYR:H	1:A:66:ILE:HG13	8	0.12
(1,108)	1:A:33:TYR:H	1:A:66:ILE:HG13	11	0.12
(1,108)	1:A:33:TYR:H	1:A:66:ILE:HG13	13	0.12
(1,108)	1:A:33:TYR:H	1:A:66:ILE:HG13	17	0.12
(1,108)	1:A:33:TYR:H	1:A:66:ILE:HG13	19	0.12
(1,108)	1:A:33:TYR:H	1:A:66:ILE:HG13	25	0.12
(1,108)	1:A:33:TYR:H	1:A:66:ILE:HG13	26	0.12
(1,108)	1:A:33:TYR:H	1:A:66:ILE:HG13	28	0.12
(1,108)	1:A:33:TYR:H	1:A:66:ILE:HG13	29	0.12
(1,108)	1:A:33:TYR:H	1:A:66:ILE:HG13	33	0.12
(1,1048)	1:A:47:ASP:HB2	1:A:48:ASP:H	7	0.12
(1,1048)	1:A:47:ASP:HB3	1:A:48:ASP:H	7	0.12
(1,998)	1:A:31:ALA:HB1	1:A:65:LEU:HD11	9	0.11
(1,998)	1:A:31:ALA:HB1	1:A:65:LEU:HD12	9	0.11
(1,998)	1:A:31:ALA:HB1	1:A:65:LEU:HD13	9	0.11
(1,998)	1:A:31:ALA:HB1	1:A:65:LEU:HD21	9	0.11
(1,998)	1:A:31:ALA:HB1	1:A:65:LEU:HD22	9	0.11

Continued on next page...

Continued from previous page...

Key	Atom-1	Atom-2	Model ID	Violation (Å)
(1,998)	1:A:31:ALA:HB1	1:A:65:LEU:HD23	9	0.11
(1,998)	1:A:31:ALA:HB2	1:A:65:LEU:HD11	9	0.11
(1,998)	1:A:31:ALA:HB2	1:A:65:LEU:HD12	9	0.11
(1,998)	1:A:31:ALA:HB2	1:A:65:LEU:HD13	9	0.11
(1,998)	1:A:31:ALA:HB2	1:A:65:LEU:HD21	9	0.11
(1,998)	1:A:31:ALA:HB2	1:A:65:LEU:HD22	9	0.11
(1,998)	1:A:31:ALA:HB2	1:A:65:LEU:HD23	9	0.11
(1,998)	1:A:31:ALA:HB3	1:A:65:LEU:HD11	9	0.11
(1,998)	1:A:31:ALA:HB3	1:A:65:LEU:HD12	9	0.11
(1,998)	1:A:31:ALA:HB3	1:A:65:LEU:HD13	9	0.11
(1,998)	1:A:31:ALA:HB3	1:A:65:LEU:HD21	9	0.11
(1,998)	1:A:31:ALA:HB3	1:A:65:LEU:HD22	9	0.11
(1,998)	1:A:31:ALA:HB3	1:A:65:LEU:HD23	9	0.11
(1,998)	1:A:31:ALA:HB1	1:A:65:LEU:HD11	19	0.11
(1,998)	1:A:31:ALA:HB1	1:A:65:LEU:HD12	19	0.11
(1,998)	1:A:31:ALA:HB1	1:A:65:LEU:HD13	19	0.11
(1,998)	1:A:31:ALA:HB1	1:A:65:LEU:HD21	19	0.11
(1,998)	1:A:31:ALA:HB1	1:A:65:LEU:HD22	19	0.11
(1,998)	1:A:31:ALA:HB1	1:A:65:LEU:HD23	19	0.11
(1,998)	1:A:31:ALA:HB2	1:A:65:LEU:HD11	19	0.11
(1,998)	1:A:31:ALA:HB2	1:A:65:LEU:HD12	19	0.11
(1,998)	1:A:31:ALA:HB2	1:A:65:LEU:HD13	19	0.11
(1,998)	1:A:31:ALA:HB2	1:A:65:LEU:HD21	19	0.11
(1,998)	1:A:31:ALA:HB2	1:A:65:LEU:HD22	19	0.11
(1,998)	1:A:31:ALA:HB2	1:A:65:LEU:HD23	19	0.11
(1,998)	1:A:31:ALA:HB3	1:A:65:LEU:HD11	19	0.11
(1,998)	1:A:31:ALA:HB3	1:A:65:LEU:HD12	19	0.11
(1,998)	1:A:31:ALA:HB3	1:A:65:LEU:HD13	19	0.11
(1,998)	1:A:31:ALA:HB3	1:A:65:LEU:HD21	19	0.11
(1,998)	1:A:31:ALA:HB3	1:A:65:LEU:HD22	19	0.11
(1,998)	1:A:31:ALA:HB3	1:A:65:LEU:HD23	19	0.11
(1,988)	1:A:30:ILE:H	1:A:30:ILE:HG12	3	0.11
(1,988)	1:A:30:ILE:H	1:A:30:ILE:HG13	3	0.11
(1,988)	1:A:30:ILE:H	1:A:30:ILE:HG12	5	0.11
(1,988)	1:A:30:ILE:H	1:A:30:ILE:HG13	5	0.11
(1,988)	1:A:30:ILE:H	1:A:30:ILE:HG12	12	0.11
(1,988)	1:A:30:ILE:H	1:A:30:ILE:HG13	12	0.11
(1,988)	1:A:30:ILE:H	1:A:30:ILE:HG12	31	0.11
(1,988)	1:A:30:ILE:H	1:A:30:ILE:HG13	31	0.11
(1,988)	1:A:30:ILE:H	1:A:30:ILE:HG12	32	0.11
(1,988)	1:A:30:ILE:H	1:A:30:ILE:HG13	32	0.11
(1,988)	1:A:30:ILE:H	1:A:30:ILE:HG12	34	0.11

Continued on next page...

Continued from previous page...

Key	Atom-1	Atom-2	Model ID	Violation (Å)
(1,988)	1:A:30:ILE:H	1:A:30:ILE:HG13	34	0.11
(1,988)	1:A:30:ILE:H	1:A:30:ILE:HG12	35	0.11
(1,988)	1:A:30:ILE:H	1:A:30:ILE:HG13	35	0.11
(1,985)	1:A:27:PRO:HD2	1:A:28:ARG:H	32	0.11
(1,985)	1:A:27:PRO:HD3	1:A:28:ARG:H	32	0.11
(1,931)	1:A:33:TYR:HA	1:A:66:ILE:HG12	26	0.11
(1,860)	1:A:41:PHE:HD1	1:A:59:ASN:HA	9	0.11
(1,860)	1:A:41:PHE:HD2	1:A:59:ASN:HA	9	0.11
(1,860)	1:A:41:PHE:HD1	1:A:59:ASN:HA	14	0.11
(1,860)	1:A:41:PHE:HD2	1:A:59:ASN:HA	14	0.11
(1,860)	1:A:41:PHE:HD1	1:A:59:ASN:HA	15	0.11
(1,860)	1:A:41:PHE:HD2	1:A:59:ASN:HA	15	0.11
(1,860)	1:A:41:PHE:HD1	1:A:59:ASN:HA	31	0.11
(1,860)	1:A:41:PHE:HD2	1:A:59:ASN:HA	31	0.11
(1,860)	1:A:41:PHE:HD1	1:A:59:ASN:HA	32	0.11
(1,860)	1:A:41:PHE:HD2	1:A:59:ASN:HA	32	0.11
(1,86)	1:A:30:ILE:H	1:A:45:PHE:H	8	0.11
(1,86)	1:A:30:ILE:H	1:A:45:PHE:H	18	0.11
(1,58)	1:A:29:GLN:HE21	1:A:30:ILE:H	9	0.11
(1,58)	1:A:29:GLN:HE21	1:A:30:ILE:H	12	0.11
(1,425)	1:A:69:ASP:H	1:A:70:LEU:H	16	0.11
(1,4)	1:A:6:VAL:H	1:A:6:VAL:HB	35	0.11
(1,187)	1:A:38:GLY:HA3	1:A:40:GLU:H	2	0.11
(1,187)	1:A:38:GLY:HA3	1:A:40:GLU:H	3	0.11
(1,187)	1:A:38:GLY:HA3	1:A:40:GLU:H	5	0.11
(1,187)	1:A:38:GLY:HA3	1:A:40:GLU:H	6	0.11
(1,187)	1:A:38:GLY:HA3	1:A:40:GLU:H	9	0.11
(1,187)	1:A:38:GLY:HA3	1:A:40:GLU:H	12	0.11
(1,187)	1:A:38:GLY:HA3	1:A:40:GLU:H	13	0.11
(1,187)	1:A:38:GLY:HA3	1:A:40:GLU:H	20	0.11
(1,187)	1:A:38:GLY:HA3	1:A:40:GLU:H	21	0.11
(1,187)	1:A:38:GLY:HA3	1:A:40:GLU:H	24	0.11
(1,187)	1:A:38:GLY:HA3	1:A:40:GLU:H	25	0.11
(1,187)	1:A:38:GLY:HA3	1:A:40:GLU:H	26	0.11
(1,187)	1:A:38:GLY:HA3	1:A:40:GLU:H	28	0.11
(1,187)	1:A:38:GLY:HA3	1:A:40:GLU:H	33	0.11
(1,187)	1:A:38:GLY:HA3	1:A:40:GLU:H	34	0.11
(1,155)	1:A:35:THR:HG1	1:A:37:ASN:H	22	0.11
(1,155)	1:A:35:THR:HG1	1:A:37:ASN:H	30	0.11
(1,145)	1:A:36:ASP:H	1:A:39:GLU:HG3	17	0.11
(1,145)	1:A:36:ASP:H	1:A:39:GLU:HG3	23	0.11
(1,145)	1:A:36:ASP:H	1:A:39:GLU:HG3	27	0.11

Continued on next page...

Continued from previous page...

Key	Atom-1	Atom-2	Model ID	Violation (Å)
(1,145)	1:A:36:ASP:H	1:A:39:GLU:HG3	30	0.11
(1,145)	1:A:36:ASP:H	1:A:39:GLU:HG3	35	0.11
(1,1098)	1:A:72:GLU:H	1:A:72:GLU:HB2	20	0.11
(1,1098)	1:A:72:GLU:H	1:A:72:GLU:HB3	20	0.11
(1,1098)	1:A:72:GLU:H	1:A:72:GLU:HB2	22	0.11
(1,1098)	1:A:72:GLU:H	1:A:72:GLU:HB3	22	0.11
(1,1097)	1:A:70:LEU:HB3	1:A:73:PRO:HD2	14	0.11
(1,1097)	1:A:70:LEU:HB3	1:A:73:PRO:HD3	14	0.11
(1,1087)	1:A:65:LEU:HD11	1:A:67:GLU:H	26	0.11
(1,1087)	1:A:65:LEU:HD12	1:A:67:GLU:H	26	0.11
(1,1087)	1:A:65:LEU:HD13	1:A:67:GLU:H	26	0.11
(1,1087)	1:A:65:LEU:HD21	1:A:67:GLU:H	26	0.11
(1,1087)	1:A:65:LEU:HD22	1:A:67:GLU:H	26	0.11
(1,1087)	1:A:65:LEU:HD23	1:A:67:GLU:H	26	0.11
(1,108)	1:A:33:TYR:H	1:A:66:ILE:HG13	1	0.11
(1,108)	1:A:33:TYR:H	1:A:66:ILE:HG13	2	0.11
(1,108)	1:A:33:TYR:H	1:A:66:ILE:HG13	3	0.11
(1,108)	1:A:33:TYR:H	1:A:66:ILE:HG13	4	0.11
(1,108)	1:A:33:TYR:H	1:A:66:ILE:HG13	10	0.11
(1,108)	1:A:33:TYR:H	1:A:66:ILE:HG13	16	0.11
(1,10)	1:A:6:VAL:H	1:A:7:LEU:H	4	0.11
(1,10)	1:A:6:VAL:H	1:A:7:LEU:H	9	0.11
(1,10)	1:A:6:VAL:H	1:A:7:LEU:H	10	0.11
(1,10)	1:A:6:VAL:H	1:A:7:LEU:H	14	0.11
(1,10)	1:A:6:VAL:H	1:A:7:LEU:H	23	0.11

10 Dihedral-angle violation analysis

Dihedral angle analysis failed due to data error in the dihedral angle restraints, possibly missing target value