



wwPDB NMR Structure Validation Summary Report ⓘ

Jun 5, 2023 – 03:21 AM EDT

PDB ID : 2LVO
BMRB ID : 18582
Title : Structure of the gp78CUE domain bound to monubiquitin
Authors : Liu, S.; Chen, Y.; Huang, T.; Tarasov, S.G.; King, A.; Li, J.; Weissman, A.M.;
Byrd, R.A.; Das, R.
Deposited on : 2012-07-09

This is a wwPDB NMR Structure Validation Summary Report for a publicly released PDB entry.

We welcome your comments at validation@mail.wwpdb.org

A user guide is available at

<https://www.wwpdb.org/validation/2017/NMRValidationReportHelp>

with specific help available everywhere you see the ⓘ symbol.

The types of validation reports are described at

<http://www.wwpdb.org/validation/2017/FAQs#types>.

The following versions of software and data (see [references ⓘ](#)) were used in the production of this report:

MolProbity : 4.02b-467
Percentile statistics : 20191225.v01 (using entries in the PDB archive December 25th 2019)
wwPDB-RCI : v_1n_11_5_13_A (Berjanski et al., 2005)
PANAV : Wang et al. (2010)
wwPDB-ShiftChecker : v1.2
BMRB Restraints Analysis : v1.2
Ideal geometry (proteins) : Engh & Huber (2001)
Ideal geometry (DNA, RNA) : Parkinson et al. (1996)
Validation Pipeline (wwPDB-VP) : 2.33

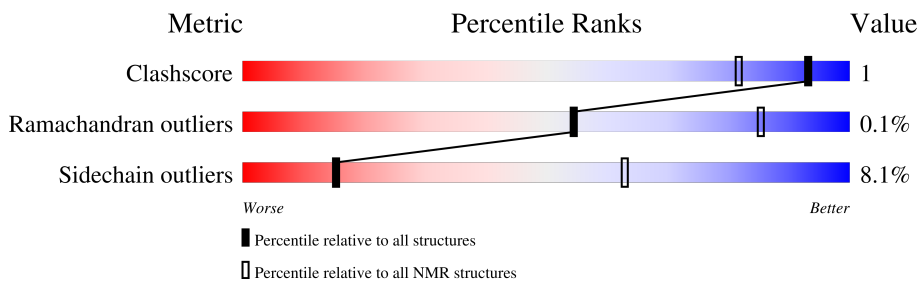
1 Overall quality at a glance

The following experimental techniques were used to determine the structure:

SOLUTION NMR

The overall completeness of chemical shifts assignment is 42%.

Percentile scores (ranging between 0-100) for global validation metrics of the entry are shown in the following graphic. The table shows the number of entries on which the scores are based.



Metric	Whole archive (#Entries)	NMR archive (#Entries)
Clashscore	158937	12864
Ramachandran outliers	154571	11451
Sidechain outliers	154315	11428

The table below summarises the geometric issues observed across the polymeric chains and their fit to the experimental data. The red, orange, yellow and green segments indicate the fraction of residues that contain outliers for ≥ 3 , 2, 1 and 0 types of geometric quality criteria. A cyan segment indicates the fraction of residues that are not part of the well-defined cores, and a grey segment represents the fraction of residues that are not modelled. The numeric value for each fraction is indicated below the corresponding segment, with a dot representing fractions $\leq 5\%$

Mol	Chain	Length	Quality of chain
1	A	76	
2	C	52	

2 Ensemble composition and analysis i

This entry contains 20 models. Model 9 is the overall representative, medoid model (most similar to other models). The authors have identified model 1 as representative, based on the following criterion: *lowest energy*.

The following residues are included in the computation of the global validation metrics.

Well-defined (core) protein residues			
Well-defined core	Residue range (total)	Backbone RMSD (Å)	Medoid model
1	A:1-A:72, C:457-C:497 (113)	0.47	9

Ill-defined regions of proteins are excluded from the global statistics.

Ligands and non-protein polymers are included in the analysis.

The models can be grouped into 4 clusters. No single-model clusters were found.

Cluster number	Models
1	4, 5, 7, 11, 12, 13, 16, 18
2	1, 2, 6, 9, 17, 19, 20
3	8, 14, 15
4	3, 10

3 Entry composition [i](#)

There are 2 unique types of molecules in this entry. The entry contains 2067 atoms, of which 1046 are hydrogens and 0 are deuteriums.

- Molecule 1 is a protein called Ubiquitin.

Mol	Chain	Residues	Atoms						Trace
			Total	C	H	N	O	S	
1	A	76	1231	378	629	105	118	1	0

- Molecule 2 is a protein called E3 ubiquitin-protein ligase AMFR.

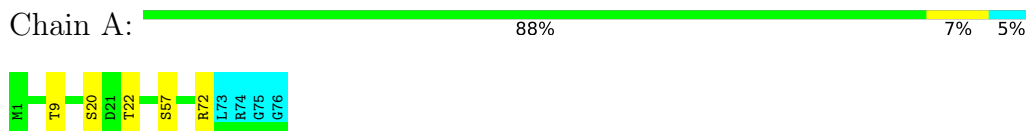
Mol	Chain	Residues	Atoms						Trace
			Total	C	H	N	O	S	
2	C	52	836	264	417	72	81	2	0

4 Residue-property plots [i](#)

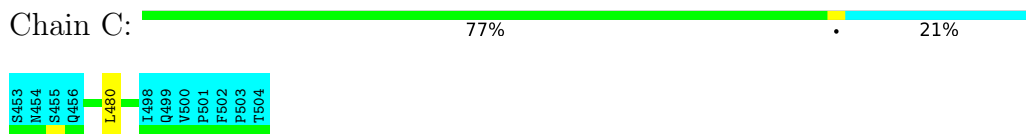
4.1 Average score per residue in the NMR ensemble

These plots are provided for all protein, RNA, DNA and oligosaccharide chains in the entry. The first graphic is the same as shown in the summary in section 1 of this report. The second graphic shows the sequence where residues are colour-coded according to the number of geometric quality criteria for which they contain at least one outlier: green = 0, yellow = 1, orange = 2 and red = 3 or more. Stretches of 2 or more consecutive residues without any outliers are shown as green connectors. Residues which are classified as ill-defined in the NMR ensemble, are shown in cyan with an underline colour-coded according to the previous scheme. Residues which were present in the experimental sample, but not modelled in the final structure are shown in grey.

- Molecule 1: Ubiquitin



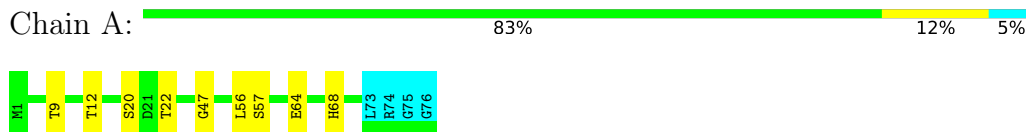
- Molecule 2: E3 ubiquitin-protein ligase AMFR



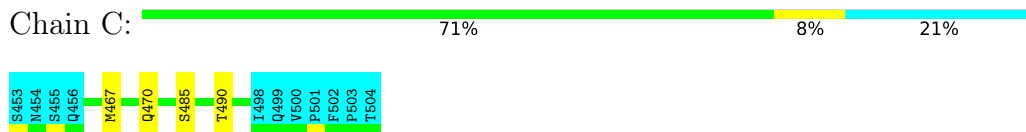
4.2 Residue scores for the representative (medoid) model from the NMR ensemble

The representative model is number 9. Colouring as in section 4.1 above.

- Molecule 1: Ubiquitin



- Molecule 2: E3 ubiquitin-protein ligase AMFR



5 Refinement protocol and experimental data overview

The models were refined using the following method: *simulated annealing*.

Of the 200 calculated structures, 20 were deposited, based on the following criterion: *structures with the lowest energy*.

The following table shows the software used for structure solution, optimisation and refinement.

Software name	Classification	Version
CNS	structure solution	
X-PLOR NIH	refinement	

The following table shows chemical shift validation statistics as aggregates over all chemical shift files. Detailed validation can be found in section 7 of this report.

Chemical shift file(s)	working_cs.cif
Number of chemical shift lists	1
Total number of shifts	792
Number of shifts mapped to atoms	792
Number of unparsed shifts	0
Number of shifts with mapping errors	0
Number of shifts with mapping warnings	0
Assignment completeness (well-defined parts)	42%

6 Model quality [i](#)

6.1 Standard geometry [i](#)

There are no covalent bond-length or bond-angle outliers.

There are no bond-length outliers.

There are no bond-angle outliers.

There are no chirality outliers.

There are no planarity outliers.

6.2 Too-close contacts [i](#)

In the following table, the Non-H and H(model) columns list the number of non-hydrogen atoms and hydrogen atoms in each chain respectively. The H(added) column lists the number of hydrogen atoms added and optimized by MolProbity. The Clashes column lists the number of clashes averaged over the ensemble.

Mol	Chain	Non-H	H(model)	H(added)	Clashes
1	A	574	599	599	2±1
2	C	333	333	333	1±1
All	All	18140	18640	18640	49

The all-atom clashscore is defined as the number of clashes found per 1000 atoms (including hydrogen atoms). The all-atom clashscore for this structure is 1.

5 of 25 unique clashes are listed below, sorted by their clash magnitude.

Atom-1	Atom-2	Clash(Å)	Distance(Å)	Models	
				Worst	Total
1:A:45:PHE:HB3	1:A:50:LEU:HD21	0.64	1.68	18	6
2:C:479:ASP:HB3	2:C:489:THR:HG23	0.60	1.73	2	3
2:C:480:LEU:HD22	2:C:489:THR:HG21	0.52	1.81	2	1
1:A:18:GLU:O	1:A:21:ASP:HB2	0.51	2.05	16	3
1:A:72:ARG:HB2	2:C:491:ASP:OD1	0.50	2.06	15	2

6.3 Torsion angles [i](#)

6.3.1 Protein backbone [i](#)

In the following table, the Percentiles column shows the percent Ramachandran outliers of the chain as a percentile score with respect to all PDB entries followed by that with respect to all NMR

entries. The Analysed column shows the number of residues for which the backbone conformation was analysed and the total number of residues.

Mol	Chain	Analysed	Favoured	Allowed	Outliers	Percentiles	
1	A	71/76 (93%)	70±1 (98±1%)	1±1 (2±1%)	0±0 (0±0%)	54	85
2	C	41/52 (79%)	39±1 (96±2%)	2±1 (4±2%)	0±0 (0±1%)	54	85
All	All	2240/2560 (88%)	2181 (97%)	57 (3%)	2 (0%)	54	85

All 2 unique Ramachandran outliers are listed below. They are sorted by the frequency of occurrence in the ensemble.

Mol	Chain	Res	Type	Models (Total)
1	A	47	GLY	1
2	C	496	GLY	1

6.3.2 Protein sidechains [i](#)

In the following table, the Percentiles column shows the percent sidechain outliers of the chain as a percentile score with respect to all PDB entries followed by that with respect to all NMR entries. The Analysed column shows the number of residues for which the sidechain conformation was analysed and the total number of residues.

Mol	Chain	Analysed	Rotameric	Outliers	Percentiles	
1	A	66/68 (97%)	60±2 (91±3%)	6±2 (9±3%)	13	60
2	C	38/49 (78%)	36±1 (93±3%)	2±1 (7±3%)	20	69
All	All	2080/2340 (89%)	1911 (92%)	169 (8%)	15	63

5 of 36 unique residues with a non-rotameric sidechain are listed below. They are sorted by the frequency of occurrence in the ensemble.

Mol	Chain	Res	Type	Models (Total)
1	A	9	THR	20
2	C	480	LEU	17
1	A	22	THR	13
1	A	20	SER	12
1	A	57	SER	12

6.3.3 RNA [i](#)

There are no RNA molecules in this entry.

6.4 Non-standard residues in protein, DNA, RNA chains [i](#)

There are no non-standard protein/DNA/RNA residues in this entry.

6.5 Carbohydrates [i](#)

There are no monosaccharides in this entry.

6.6 Ligand geometry [i](#)

There are no ligands in this entry.

6.7 Other polymers [i](#)

There are no such molecules in this entry.

6.8 Polymer linkage issues [i](#)

There are no chain breaks in this entry.

7 Chemical shift validation [i](#)

The completeness of assignment taking into account all chemical shift lists is 42% for the well-defined parts and 44% for the entire structure.

7.1 Chemical shift list 1

File name: working_cs.cif

Chemical shift list name: *gp78CUE_shifts_in_gp78CUE_Ub*

7.1.1 Bookkeeping [i](#)

The following table shows the results of parsing the chemical shift list and reports the number of nuclei with statistically unusual chemical shifts.

Total number of shifts	792
Number of shifts mapped to atoms	792
Number of unparsed shifts	0
Number of shifts with mapping errors	0
Number of shifts with mapping warnings	0
Number of shift outliers (ShiftChecker)	0

7.1.2 Chemical shift referencing [i](#)

The following table shows the suggested chemical shift referencing corrections.

Nucleus	# values	Correction \pm precision, ppm	Suggested action
$^{13}\text{C}_\alpha$	49	-0.40 ± 0.15	None needed (< 0.5 ppm)
$^{13}\text{C}_\beta$	47	0.30 ± 0.13	None needed (< 0.5 ppm)
$^{13}\text{C}'$	46	-0.25 ± 0.16	None needed (< 0.5 ppm)
^{15}N	113	0.67 ± 0.38	None needed (imprecise)

7.1.3 Completeness of resonance assignments [i](#)

The following table shows the completeness of the chemical shift assignments for the well-defined regions of the structure. The overall completeness is 42%, i.e. 674 atoms were assigned a chemical shift out of a possible 1608. 0 out of 21 assigned methyl groups (LEU and VAL) were assigned stereospecifically.

	Total	^1H	^{13}C	^{15}N
Backbone	331/560 (59%)	146/226 (65%)	81/226 (36%)	104/108 (96%)
Sidechain	317/979 (32%)	216/635 (34%)	95/307 (31%)	6/37 (16%)

Continued on next page...

Continued from previous page...

	Total	¹ H	¹³ C	¹⁵ N
Aromatic	26/69 (38%)	13/35 (37%)	13/31 (42%)	0/3 (0%)
Overall	674/1608 (42%)	375/896 (42%)	189/564 (34%)	110/148 (74%)

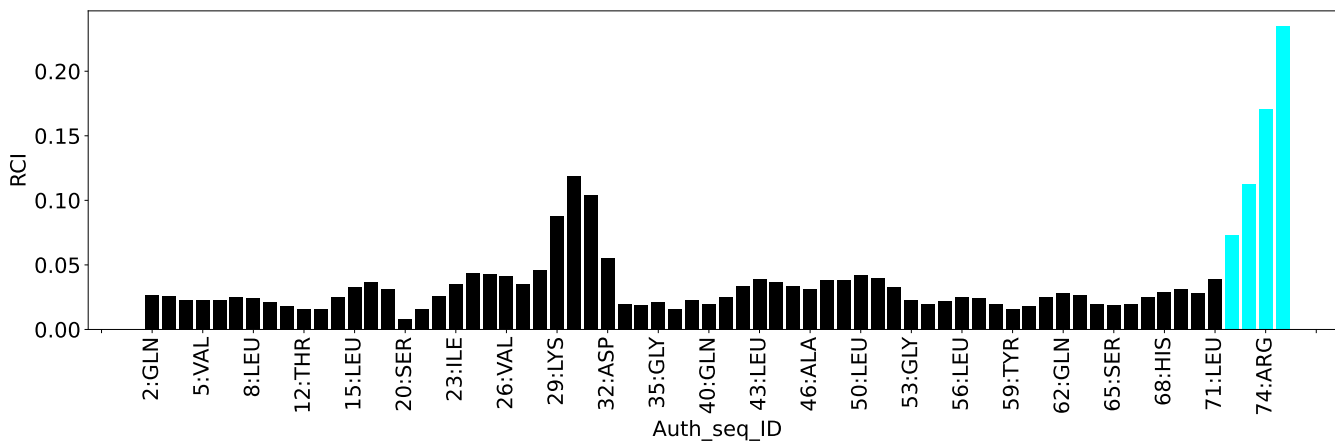
7.1.4 Statistically unusual chemical shifts [i](#)

There are no statistically unusual chemical shifts.

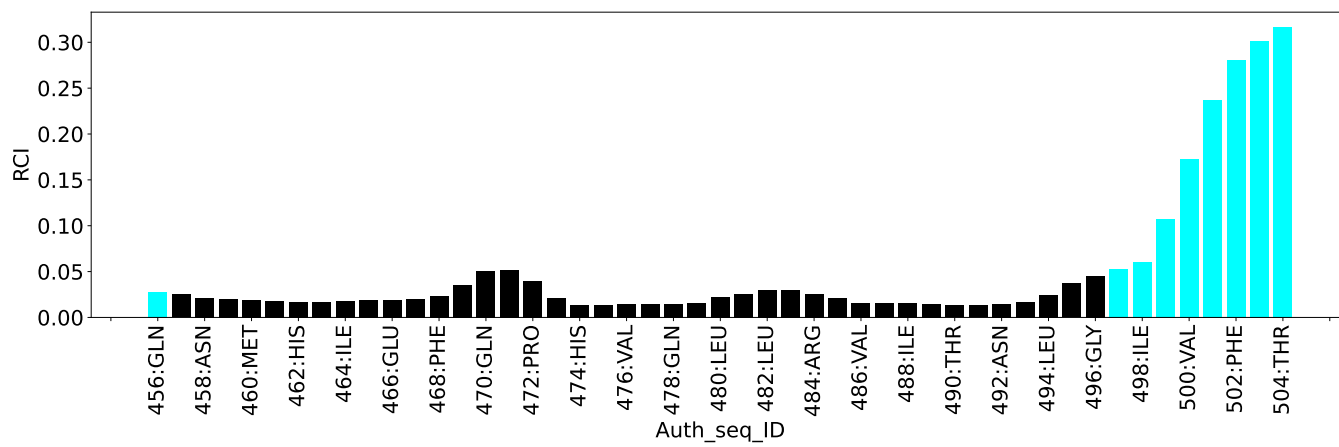
7.1.5 Random Coil Index (RCI) plots [i](#)

The image below reports *random coil index* values for the protein chains in the structure. The height of each bar gives a probability of a given residue to be disordered, as predicted from the available chemical shifts and the amino acid sequence. A value above 0.2 is an indication of significant predicted disorder. The colour of the bar shows whether the residue is in the well-defined core (black) or in the ill-defined residue ranges (cyan), as described in section 2 on ensemble composition. If well-defined core and ill-defined regions are not identified then it is shown as gray bars.

Random coil index (RCI) for chain A:



Random coil index (RCI) for chain C:



8 NMR restraints analysis

8.1 Conformationally restricting restraints

The following table provides the summary of experimentally observed NMR restraints in different categories. Restraints are classified into different categories based on the sequence separation of the atoms involved.

Description	Value
Total distance restraints	63
Intra-residue ($ i-j =0$)	0
Sequential ($ i-j =1$)	0
Medium range ($ i-j >1$ and $ i-j <5$)	0
Long range ($ i-j \geq 5$)	0
Inter-chain	63
Hydrogen bond restraints	0
Disulfide bond restraints	0
Total dihedral-angle restraints	0
Number of unmapped restraints	0
Number of restraints per residue	0.5
Number of long range restraints per residue ¹	0.0

¹Long range hydrogen bonds and disulfide bonds are counted as long range restraints while calculating the number of long range restraints per residue

8.2 Residual restraint violations

This section provides the overview of the restraint violations analysis. The violations are binned as small, medium and large violations based on its absolute value. Average number of violations per model is calculated by dividing the total number of violations in each bin by the size of the ensemble.

8.2.1 Average number of distance violations per model

Distance violations less than 0.1 Å are not included in the calculation.

Bins (Å)	Average number of violations per model	Max (Å)
0.1-0.2 (Small)	2.0	0.19
0.2-0.5 (Medium)	2.9	0.49
>0.5 (Large)	7.0	3.62

8.2.2 Average number of dihedral-angle violations per model

Dihedral-angle violations less than 1° are not included in the calculation. There are no dihedral-angle violations

9 Distance violation analysis

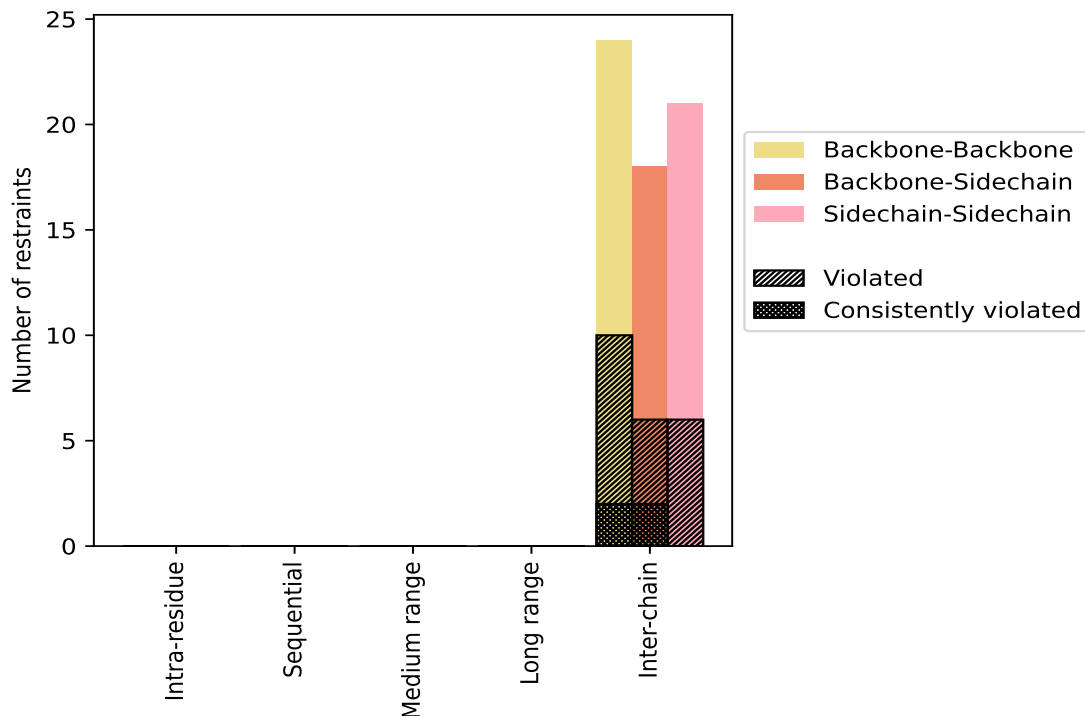
9.1 Summary of distance violations

The following table shows the summary of distance violations in different restraint categories based on the sequence separation of the atoms involved. Each category is further sub-divided into three sub-categories based on the atoms involved. Violations less than 0.1 Å are not included in the statistics.

Restrains type	Count	% ¹	Violated ³			Consistently Violated ⁴		
			Count	% ²	% ¹	Count	% ²	% ¹
Intra-residue (i-j =0)	0	0.0	0	0.0	0.0	0	0.0	0.0
Backbone-Backbone	0	0.0	0	0.0	0.0	0	0.0	0.0
Backbone-Sidechain	0	0.0	0	0.0	0.0	0	0.0	0.0
Sidechain-Sidechain	0	0.0	0	0.0	0.0	0	0.0	0.0
Sequential (i-j =1)	0	0.0	0	0.0	0.0	0	0.0	0.0
Backbone-Backbone	0	0.0	0	0.0	0.0	0	0.0	0.0
Backbone-Sidechain	0	0.0	0	0.0	0.0	0	0.0	0.0
Sidechain-Sidechain	0	0.0	0	0.0	0.0	0	0.0	0.0
Medium range (i-j >1 & i-j <5)	0	0.0	0	0.0	0.0	0	0.0	0.0
Backbone-Backbone	0	0.0	0	0.0	0.0	0	0.0	0.0
Backbone-Sidechain	0	0.0	0	0.0	0.0	0	0.0	0.0
Sidechain-Sidechain	0	0.0	0	0.0	0.0	0	0.0	0.0
Long range (i-j ≥5)	0	0.0	0	0.0	0.0	0	0.0	0.0
Backbone-Backbone	0	0.0	0	0.0	0.0	0	0.0	0.0
Backbone-Sidechain	0	0.0	0	0.0	0.0	0	0.0	0.0
Sidechain-Sidechain	0	0.0	0	0.0	0.0	0	0.0	0.0
Inter-chain	63	100.0	22	34.9	34.9	4	6.3	6.3
Backbone-Backbone	24	38.1	10	41.7	15.9	2	8.3	3.2
Backbone-Sidechain	18	28.6	6	33.3	9.5	2	11.1	3.2
Sidechain-Sidechain	21	33.3	6	28.6	9.5	0	0.0	0.0
Hydrogen bond	0	0.0	0	0.0	0.0	0	0.0	0.0
Disulfide bond	0	0.0	0	0.0	0.0	0	0.0	0.0
Total	63	100.0	22	34.9	34.9	4	6.3	6.3
Backbone-Backbone	24	38.1	10	41.7	15.9	2	8.3	3.2
Backbone-Sidechain	18	28.6	6	33.3	9.5	2	11.1	3.2
Sidechain-Sidechain	21	33.3	6	28.6	9.5	0	0.0	0.0

¹ percentage calculated with respect to the total number of distance restraints, ² percentage calculated with respect to the number of restraints in a particular restraint category, ³ violated in at least one model, ⁴ violated in all the models

9.1.1 Bar chart : Distribution of distance restraints and violations [i](#)



Violated and consistently violated restraints are shown using different hatch patterns in their respective categories. The hydrogen bonds and disulfid bonds are counted in their appropriate category on the x-axis

9.2 Distance violation statistics for each model [i](#)

The following table provides the distance violation statistics for each model in the ensemble. Violations less than 0.1 Å are not included in the statistics.

Model ID	Number of violations						Mean (Å)	Max (Å)	SD ⁶ (Å)	Median (Å)
	IR ¹	SQ ²	MR ³	LR ⁴	IC ⁵	Total				
1	0	0	0	0	10	10	0.83	3.02	0.84	0.62
2	0	0	0	0	14	14	0.67	2.15	0.55	0.54
3	0	0	0	0	14	14	0.73	2.15	0.56	0.58
4	0	0	0	0	12	12	0.92	2.2	0.63	0.74
5	0	0	0	0	15	15	0.6	1.92	0.47	0.49
6	0	0	0	0	10	10	0.95	2.88	0.76	0.94
7	0	0	0	0	11	11	0.82	2.66	0.7	0.55
8	0	0	0	0	11	11	0.95	3.15	0.86	0.85
9	0	0	0	0	12	12	0.77	2.85	0.75	0.59
10	0	0	0	0	11	11	0.97	2.81	0.72	0.87
11	0	0	0	0	13	13	0.77	2.18	0.61	0.66

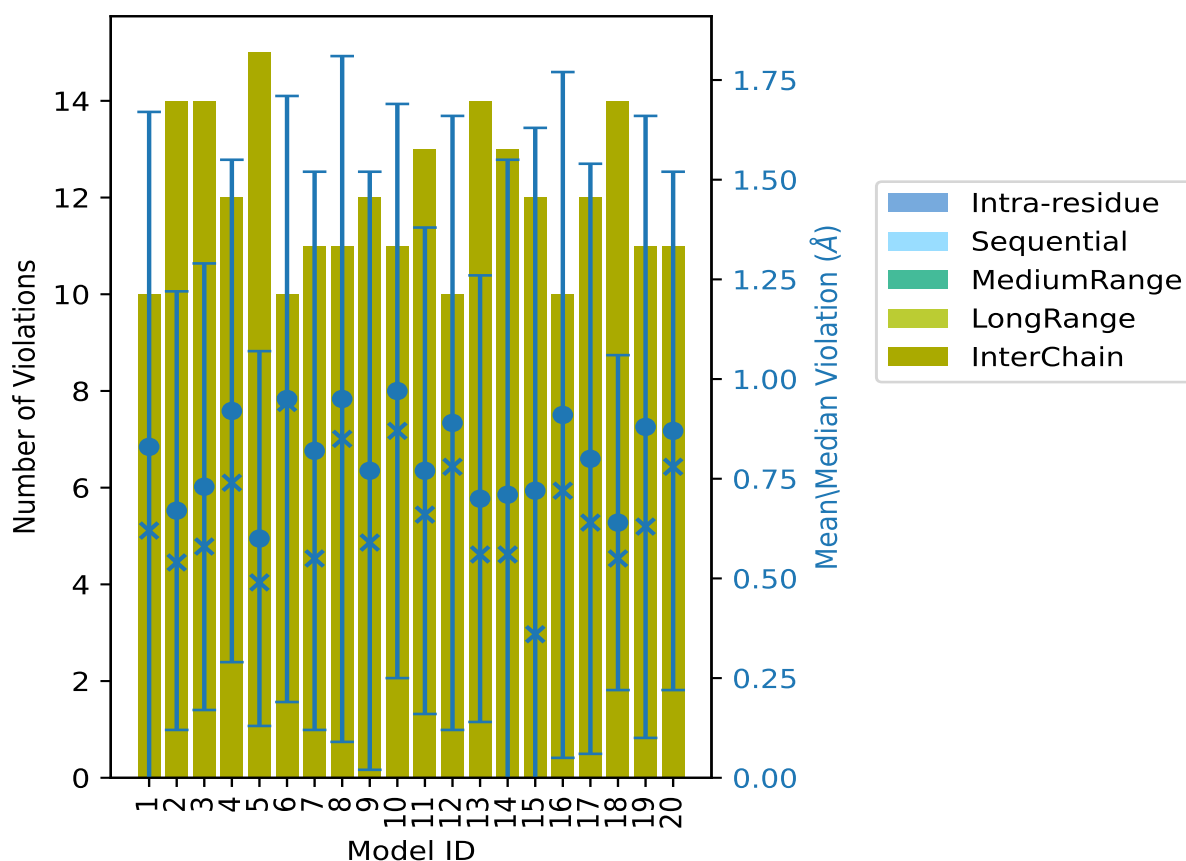
Continued on next page...

Continued from previous page...

Model ID	Number of violations					Total	Mean (Å)	Max (Å)	SD ⁶ (Å)	Median (Å)
	IR ¹	SQ ²	MR ³	LR ⁴	IC ⁵					
12	0	0	0	0	10	10	0.89	3.06	0.77	0.78
13	0	0	0	0	14	14	0.7	1.9	0.56	0.56
14	0	0	0	0	13	13	0.71	3.37	0.84	0.56
15	0	0	0	0	12	12	0.72	3.62	0.91	0.36
16	0	0	0	0	10	10	0.91	3.37	0.86	0.72
17	0	0	0	0	12	12	0.8	2.9	0.74	0.64
18	0	0	0	0	14	14	0.64	1.87	0.42	0.55
19	0	0	0	0	11	11	0.88	3.09	0.78	0.63
20	0	0	0	0	11	11	0.87	2.27	0.65	0.78

¹Intra-residue restraints, ²Sequential restraints, ³Medium range restraints, ⁴Long range restraints, ⁵Inter-chain restraints, ⁶Standard deviation

9.2.1 Bar graph : Distance Violation statistics for each model [\(i\)](#)



The mean(dot),median(x) and the standard deviation are shown in blue with respect to the y axis on the right

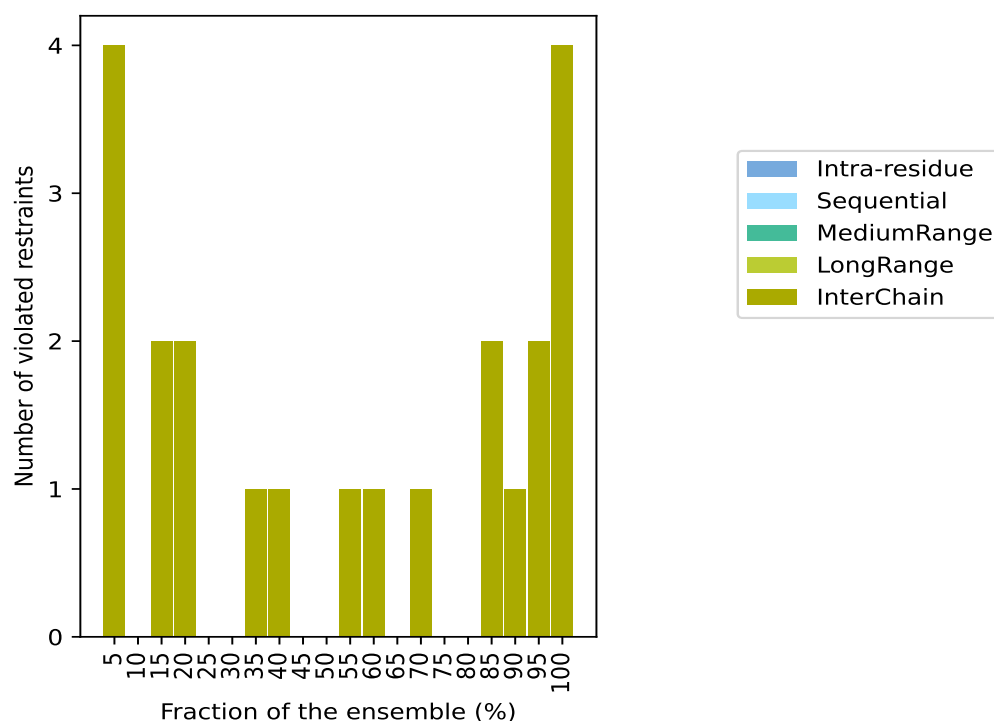
9.3 Distance violation statistics for the ensemble

Violation analysis may find that some restraints are violated in few models and some are violated in most of models. The following table provides this information as number of violated restraints for a given fraction of the ensemble. In total, 41(IR:0, SQ:0, MR:0, LR:0, IC:41) restraints are not violated in the ensemble.

Number of violated restraints						Fraction of the ensemble	
IR ¹	SQ ²	MR ³	LR ⁴	IC ⁵	Total	Count ⁶	%
0	0	0	0	4	4	1	5.0
0	0	0	0	0	0	2	10.0
0	0	0	0	2	2	3	15.0
0	0	0	0	2	2	4	20.0
0	0	0	0	0	0	5	25.0
0	0	0	0	0	0	6	30.0
0	0	0	0	1	1	7	35.0
0	0	0	0	1	1	8	40.0
0	0	0	0	0	0	9	45.0
0	0	0	0	0	0	10	50.0
0	0	0	0	1	1	11	55.0
0	0	0	0	1	1	12	60.0
0	0	0	0	0	0	13	65.0
0	0	0	0	1	1	14	70.0
0	0	0	0	0	0	15	75.0
0	0	0	0	0	0	16	80.0
0	0	0	0	2	2	17	85.0
0	0	0	0	1	1	18	90.0
0	0	0	0	2	2	19	95.0
0	0	0	0	4	4	20	100.0

¹Intra-residue restraints, ²Sequential restraints, ³Medium range restraints, ⁴Long range restraints, ⁵Inter-chain restraints, ⁶ Number of models with violations

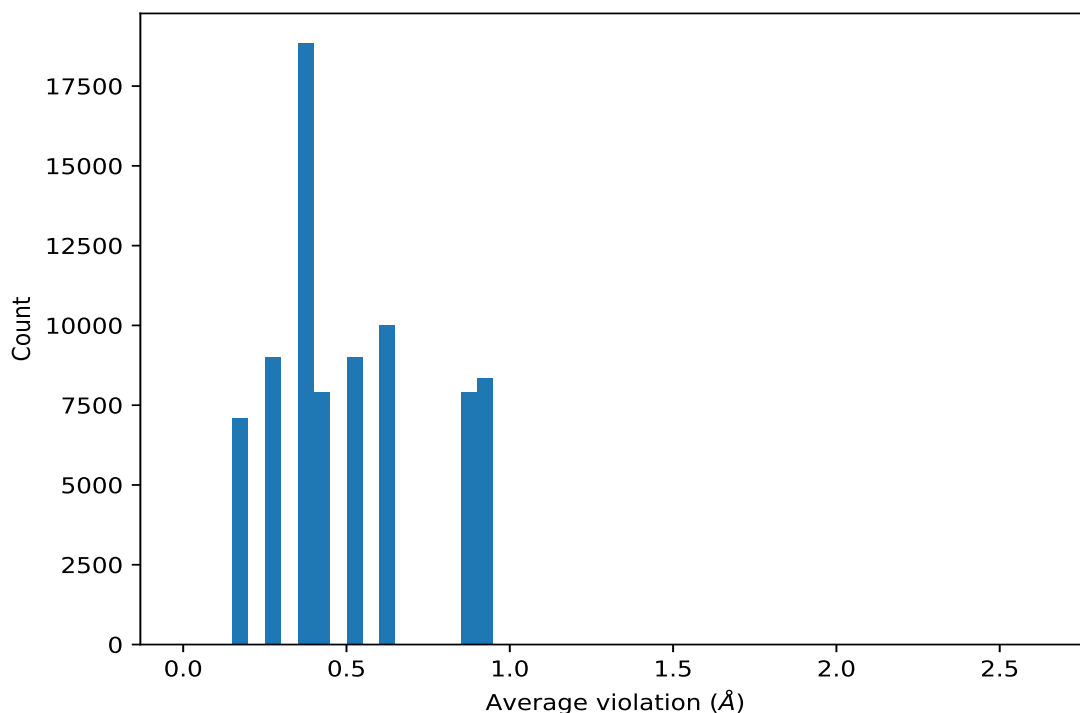
9.3.1 Bar graph : Distance violation statistics for the ensemble [i](#)



9.4 Most violated distance restraints in the ensemble [i](#)

9.4.1 Histogram : Distribution of mean distance violations [i](#)

The following histogram shows the distribution of the average value of the violation. The average is calculated for each restraint that is violated in more than one model over all the violated models in the ensemble



9.4.2 Table: Most violated distance restraints [i](#)

The following table provides the mean and the standard deviation of the violations for the 10 worst performing restraints, sorted by number of violated models and the mean violation value. The Key (restraint list ID, restraint ID) is the unique identifier for a given restraint. Rows with same key represent combinatorial or ambiguous restraints and are counted as a single restraint.

Key	Atom-1	Atom-2	Models ¹	Mean (Å)	SD ¹ (Å)	Median (Å)
(1,26)	2:C:467:MET:HE1	1:A:70:VAL:HA	20	2.6	0.64	2.83
(1,26)	2:C:467:MET:HE2	1:A:70:VAL:HA	20	2.6	0.64	2.83
(1,26)	2:C:467:MET:HE3	1:A:70:VAL:HA	20	2.6	0.64	2.83
(1,25)	2:C:467:MET:HE1	1:A:8:LEU:HA	20	1.05	0.34	0.98
(1,25)	2:C:467:MET:HE2	1:A:8:LEU:HA	20	1.05	0.34	0.98
(1,25)	2:C:467:MET:HE3	1:A:8:LEU:HA	20	1.05	0.34	0.98
(1,5)	1:A:45:PHE:C	2:C:457:LEU:C	20	0.91	0.07	0.92
(1,5)	1:A:45:PHE:C	2:C:457:LEU:CA	20	0.91	0.07	0.92
(1,5)	1:A:45:PHE:C	2:C:457:LEU:CB	20	0.91	0.07	0.92
(1,5)	1:A:45:PHE:C	2:C:457:LEU:CD1	20	0.91	0.07	0.92
(1,5)	1:A:45:PHE:C	2:C:457:LEU:CD2	20	0.91	0.07	0.92
(1,5)	1:A:45:PHE:C	2:C:457:LEU:CG	20	0.91	0.07	0.92
(1,5)	1:A:45:PHE:C	2:C:457:LEU:H	20	0.91	0.07	0.92
(1,5)	1:A:45:PHE:C	2:C:457:LEU:HA	20	0.91	0.07	0.92
(1,5)	1:A:45:PHE:C	2:C:457:LEU:HB2	20	0.91	0.07	0.92
(1,5)	1:A:45:PHE:C	2:C:457:LEU:HB3	20	0.91	0.07	0.92

Continued on next page...

Continued from previous page...

Key	Atom-1	Atom-2	Models ¹	Mean (Å)	SD ¹ (Å)	Median (Å)
(1,5)	1:A:45:PHE:C	2:C:457:LEU:HD11	20	0.91	0.07	0.92
(1,5)	1:A:45:PHE:C	2:C:457:LEU:HD12	20	0.91	0.07	0.92
(1,5)	1:A:45:PHE:C	2:C:457:LEU:HD13	20	0.91	0.07	0.92
(1,5)	1:A:45:PHE:C	2:C:457:LEU:HD21	20	0.91	0.07	0.92
(1,5)	1:A:45:PHE:C	2:C:457:LEU:HD22	20	0.91	0.07	0.92
(1,5)	1:A:45:PHE:C	2:C:457:LEU:HD23	20	0.91	0.07	0.92
(1,5)	1:A:45:PHE:C	2:C:457:LEU:HG	20	0.91	0.07	0.92
(1,5)	1:A:45:PHE:C	2:C:457:LEU:N	20	0.91	0.07	0.92
(1,5)	1:A:45:PHE:C	2:C:457:LEU:O	20	0.91	0.07	0.92
(1,5)	1:A:45:PHE:C	2:C:459:ALA:C	20	0.91	0.07	0.92
(1,5)	1:A:45:PHE:C	2:C:459:ALA:CA	20	0.91	0.07	0.92
(1,5)	1:A:45:PHE:C	2:C:459:ALA:CB	20	0.91	0.07	0.92
(1,5)	1:A:45:PHE:C	2:C:459:ALA:H	20	0.91	0.07	0.92
(1,5)	1:A:45:PHE:C	2:C:459:ALA:HA	20	0.91	0.07	0.92
(1,5)	1:A:45:PHE:C	2:C:459:ALA:HB1	20	0.91	0.07	0.92
(1,5)	1:A:45:PHE:C	2:C:459:ALA:HB2	20	0.91	0.07	0.92
(1,5)	1:A:45:PHE:C	2:C:459:ALA:HB3	20	0.91	0.07	0.92
(1,5)	1:A:45:PHE:C	2:C:459:ALA:N	20	0.91	0.07	0.92
(1,5)	1:A:45:PHE:C	2:C:459:ALA:O	20	0.91	0.07	0.92
(1,5)	1:A:45:PHE:C	2:C:460:MET:C	20	0.91	0.07	0.92
(1,5)	1:A:45:PHE:C	2:C:460:MET:CA	20	0.91	0.07	0.92
(1,5)	1:A:45:PHE:C	2:C:460:MET:CB	20	0.91	0.07	0.92
(1,5)	1:A:45:PHE:C	2:C:460:MET:CE	20	0.91	0.07	0.92
(1,5)	1:A:45:PHE:C	2:C:460:MET:CG	20	0.91	0.07	0.92
(1,5)	1:A:45:PHE:C	2:C:460:MET:H	20	0.91	0.07	0.92
(1,5)	1:A:45:PHE:C	2:C:460:MET:HA	20	0.91	0.07	0.92
(1,5)	1:A:45:PHE:C	2:C:460:MET:HB2	20	0.91	0.07	0.92
(1,5)	1:A:45:PHE:C	2:C:460:MET:HB3	20	0.91	0.07	0.92
(1,5)	1:A:45:PHE:C	2:C:460:MET:HE1	20	0.91	0.07	0.92
(1,5)	1:A:45:PHE:C	2:C:460:MET:HE2	20	0.91	0.07	0.92
(1,5)	1:A:45:PHE:C	2:C:460:MET:HE3	20	0.91	0.07	0.92
(1,5)	1:A:45:PHE:C	2:C:460:MET:HG2	20	0.91	0.07	0.92
(1,5)	1:A:45:PHE:C	2:C:460:MET:HG3	20	0.91	0.07	0.92
(1,5)	1:A:45:PHE:C	2:C:460:MET:N	20	0.91	0.07	0.92
(1,5)	1:A:45:PHE:C	2:C:460:MET:O	20	0.91	0.07	0.92
(1,5)	1:A:45:PHE:C	2:C:460:MET:SD	20	0.91	0.07	0.92
(1,5)	1:A:45:PHE:C	2:C:462:HIS:C	20	0.91	0.07	0.92
(1,5)	1:A:45:PHE:C	2:C:462:HIS:CA	20	0.91	0.07	0.92
(1,5)	1:A:45:PHE:C	2:C:462:HIS:CB	20	0.91	0.07	0.92
(1,5)	1:A:45:PHE:C	2:C:462:HIS:CD2	20	0.91	0.07	0.92
(1,5)	1:A:45:PHE:C	2:C:462:HIS:CE1	20	0.91	0.07	0.92
(1,5)	1:A:45:PHE:C	2:C:462:HIS:CG	20	0.91	0.07	0.92

Continued on next page...

Continued from previous page...

Key	Atom-1	Atom-2	Models ¹	Mean (Å)	SD ¹ (Å)	Median (Å)
(1,5)	1:A:45:PHE:C	2:C:462:HIS:H	20	0.91	0.07	0.92
(1,5)	1:A:45:PHE:C	2:C:462:HIS:HA	20	0.91	0.07	0.92
(1,5)	1:A:45:PHE:C	2:C:462:HIS:HB2	20	0.91	0.07	0.92
(1,5)	1:A:45:PHE:C	2:C:462:HIS:HB3	20	0.91	0.07	0.92
(1,5)	1:A:45:PHE:C	2:C:462:HIS:HD2	20	0.91	0.07	0.92
(1,5)	1:A:45:PHE:C	2:C:462:HIS:HE1	20	0.91	0.07	0.92
(1,5)	1:A:45:PHE:C	2:C:462:HIS:HE2	20	0.91	0.07	0.92
(1,5)	1:A:45:PHE:C	2:C:462:HIS:N	20	0.91	0.07	0.92
(1,5)	1:A:45:PHE:C	2:C:462:HIS:ND1	20	0.91	0.07	0.92
(1,5)	1:A:45:PHE:C	2:C:462:HIS:NE2	20	0.91	0.07	0.92
(1,5)	1:A:45:PHE:C	2:C:462:HIS:O	20	0.91	0.07	0.92
(1,5)	1:A:45:PHE:C	2:C:463:GLN:C	20	0.91	0.07	0.92
(1,5)	1:A:45:PHE:C	2:C:463:GLN:CA	20	0.91	0.07	0.92
(1,5)	1:A:45:PHE:C	2:C:463:GLN:CB	20	0.91	0.07	0.92
(1,5)	1:A:45:PHE:C	2:C:463:GLN:CD	20	0.91	0.07	0.92
(1,5)	1:A:45:PHE:C	2:C:463:GLN:CG	20	0.91	0.07	0.92
(1,5)	1:A:45:PHE:C	2:C:463:GLN:H	20	0.91	0.07	0.92
(1,5)	1:A:45:PHE:C	2:C:463:GLN:HA	20	0.91	0.07	0.92
(1,5)	1:A:45:PHE:C	2:C:463:GLN:HB2	20	0.91	0.07	0.92
(1,5)	1:A:45:PHE:C	2:C:463:GLN:HB3	20	0.91	0.07	0.92
(1,5)	1:A:45:PHE:C	2:C:463:GLN:HE21	20	0.91	0.07	0.92
(1,5)	1:A:45:PHE:C	2:C:463:GLN:HE22	20	0.91	0.07	0.92
(1,5)	1:A:45:PHE:C	2:C:463:GLN:HG2	20	0.91	0.07	0.92
(1,5)	1:A:45:PHE:C	2:C:463:GLN:HG3	20	0.91	0.07	0.92
(1,5)	1:A:45:PHE:C	2:C:463:GLN:N	20	0.91	0.07	0.92
(1,5)	1:A:45:PHE:C	2:C:463:GLN:NE2	20	0.91	0.07	0.92
(1,5)	1:A:45:PHE:C	2:C:463:GLN:O	20	0.91	0.07	0.92
(1,5)	1:A:45:PHE:C	2:C:463:GLN:OE1	20	0.91	0.07	0.92
(1,5)	1:A:45:PHE:C	2:C:465:GLN:C	20	0.91	0.07	0.92
(1,5)	1:A:45:PHE:C	2:C:465:GLN:CA	20	0.91	0.07	0.92
(1,5)	1:A:45:PHE:C	2:C:465:GLN:CB	20	0.91	0.07	0.92
(1,5)	1:A:45:PHE:C	2:C:465:GLN:CD	20	0.91	0.07	0.92
(1,5)	1:A:45:PHE:C	2:C:465:GLN:CG	20	0.91	0.07	0.92
(1,5)	1:A:45:PHE:C	2:C:465:GLN:H	20	0.91	0.07	0.92
(1,5)	1:A:45:PHE:C	2:C:465:GLN:HA	20	0.91	0.07	0.92
(1,5)	1:A:45:PHE:C	2:C:465:GLN:HB2	20	0.91	0.07	0.92
(1,5)	1:A:45:PHE:C	2:C:465:GLN:HB3	20	0.91	0.07	0.92
(1,5)	1:A:45:PHE:C	2:C:465:GLN:HE21	20	0.91	0.07	0.92
(1,5)	1:A:45:PHE:C	2:C:465:GLN:HE22	20	0.91	0.07	0.92
(1,5)	1:A:45:PHE:C	2:C:465:GLN:HG2	20	0.91	0.07	0.92
(1,5)	1:A:45:PHE:C	2:C:465:GLN:HG3	20	0.91	0.07	0.92
(1,5)	1:A:45:PHE:C	2:C:465:GLN:N	20	0.91	0.07	0.92

Continued on next page...

Continued from previous page...

Key	Atom-1	Atom-2	Models ¹	Mean (Å)	SD ¹ (Å)	Median (Å)
(1,5)	1:A:45:PHE:C	2:C:465:GLN:NE2	20	0.91	0.07	0.92
(1,5)	1:A:45:PHE:C	2:C:465:GLN:O	20	0.91	0.07	0.92
(1,5)	1:A:45:PHE:C	2:C:465:GLN:OE1	20	0.91	0.07	0.92
(1,5)	1:A:45:PHE:C	2:C:466:GLU:C	20	0.91	0.07	0.92
(1,5)	1:A:45:PHE:C	2:C:466:GLU:CA	20	0.91	0.07	0.92
(1,5)	1:A:45:PHE:C	2:C:466:GLU:CB	20	0.91	0.07	0.92
(1,5)	1:A:45:PHE:C	2:C:466:GLU:CD	20	0.91	0.07	0.92
(1,5)	1:A:45:PHE:C	2:C:466:GLU:CG	20	0.91	0.07	0.92
(1,5)	1:A:45:PHE:C	2:C:466:GLU:H	20	0.91	0.07	0.92
(1,5)	1:A:45:PHE:C	2:C:466:GLU:HA	20	0.91	0.07	0.92
(1,5)	1:A:45:PHE:C	2:C:466:GLU:HB2	20	0.91	0.07	0.92
(1,5)	1:A:45:PHE:C	2:C:466:GLU:HB3	20	0.91	0.07	0.92
(1,5)	1:A:45:PHE:C	2:C:466:GLU:HG2	20	0.91	0.07	0.92
(1,5)	1:A:45:PHE:C	2:C:466:GLU:HG3	20	0.91	0.07	0.92
(1,5)	1:A:45:PHE:C	2:C:466:GLU:N	20	0.91	0.07	0.92
(1,5)	1:A:45:PHE:C	2:C:466:GLU:O	20	0.91	0.07	0.92
(1,5)	1:A:45:PHE:C	2:C:466:GLU:OE1	20	0.91	0.07	0.92
(1,5)	1:A:45:PHE:C	2:C:466:GLU:OE2	20	0.91	0.07	0.92
(1,5)	1:A:45:PHE:C	2:C:467:MET:C	20	0.91	0.07	0.92
(1,5)	1:A:45:PHE:C	2:C:467:MET:CA	20	0.91	0.07	0.92
(1,5)	1:A:45:PHE:C	2:C:467:MET:CB	20	0.91	0.07	0.92
(1,5)	1:A:45:PHE:C	2:C:467:MET:CE	20	0.91	0.07	0.92
(1,5)	1:A:45:PHE:C	2:C:467:MET:CG	20	0.91	0.07	0.92
(1,5)	1:A:45:PHE:C	2:C:467:MET:H	20	0.91	0.07	0.92
(1,5)	1:A:45:PHE:C	2:C:467:MET:HA	20	0.91	0.07	0.92
(1,5)	1:A:45:PHE:C	2:C:467:MET:HB2	20	0.91	0.07	0.92
(1,5)	1:A:45:PHE:C	2:C:467:MET:HB3	20	0.91	0.07	0.92
(1,5)	1:A:45:PHE:C	2:C:467:MET:HE1	20	0.91	0.07	0.92
(1,5)	1:A:45:PHE:C	2:C:467:MET:HE2	20	0.91	0.07	0.92
(1,5)	1:A:45:PHE:C	2:C:467:MET:HE3	20	0.91	0.07	0.92
(1,5)	1:A:45:PHE:C	2:C:467:MET:HG2	20	0.91	0.07	0.92
(1,5)	1:A:45:PHE:C	2:C:467:MET:HG3	20	0.91	0.07	0.92
(1,5)	1:A:45:PHE:C	2:C:467:MET:N	20	0.91	0.07	0.92
(1,5)	1:A:45:PHE:C	2:C:467:MET:O	20	0.91	0.07	0.92
(1,5)	1:A:45:PHE:C	2:C:467:MET:SD	20	0.91	0.07	0.92
(1,5)	1:A:45:PHE:C	2:C:468:PHE:C	20	0.91	0.07	0.92
(1,5)	1:A:45:PHE:C	2:C:468:PHE:CA	20	0.91	0.07	0.92
(1,5)	1:A:45:PHE:C	2:C:468:PHE:CB	20	0.91	0.07	0.92
(1,5)	1:A:45:PHE:C	2:C:468:PHE:CD1	20	0.91	0.07	0.92
(1,5)	1:A:45:PHE:C	2:C:468:PHE:CD2	20	0.91	0.07	0.92
(1,5)	1:A:45:PHE:C	2:C:468:PHE:CE1	20	0.91	0.07	0.92
(1,5)	1:A:45:PHE:C	2:C:468:PHE:CE2	20	0.91	0.07	0.92

Continued on next page...

Continued from previous page...

Key	Atom-1	Atom-2	Models ¹	Mean (Å)	SD ¹ (Å)	Median (Å)
(1,5)	1:A:45:PHE:C	2:C:468:PHE:CG	20	0.91	0.07	0.92
(1,5)	1:A:45:PHE:C	2:C:468:PHE:CZ	20	0.91	0.07	0.92
(1,5)	1:A:45:PHE:C	2:C:468:PHE:H	20	0.91	0.07	0.92
(1,5)	1:A:45:PHE:C	2:C:468:PHE:HA	20	0.91	0.07	0.92
(1,5)	1:A:45:PHE:C	2:C:468:PHE:HB2	20	0.91	0.07	0.92
(1,5)	1:A:45:PHE:C	2:C:468:PHE:HB3	20	0.91	0.07	0.92
(1,5)	1:A:45:PHE:C	2:C:468:PHE:HD1	20	0.91	0.07	0.92
(1,5)	1:A:45:PHE:C	2:C:468:PHE:HD2	20	0.91	0.07	0.92
(1,5)	1:A:45:PHE:C	2:C:468:PHE:HE1	20	0.91	0.07	0.92
(1,5)	1:A:45:PHE:C	2:C:468:PHE:HE2	20	0.91	0.07	0.92
(1,5)	1:A:45:PHE:C	2:C:468:PHE:HZ	20	0.91	0.07	0.92
(1,5)	1:A:45:PHE:C	2:C:468:PHE:N	20	0.91	0.07	0.92
(1,5)	1:A:45:PHE:C	2:C:468:PHE:O	20	0.91	0.07	0.92
(1,5)	1:A:45:PHE:C	2:C:469:PRO:C	20	0.91	0.07	0.92
(1,5)	1:A:45:PHE:C	2:C:469:PRO:CA	20	0.91	0.07	0.92
(1,5)	1:A:45:PHE:C	2:C:469:PRO:CB	20	0.91	0.07	0.92
(1,5)	1:A:45:PHE:C	2:C:469:PRO:CD	20	0.91	0.07	0.92
(1,5)	1:A:45:PHE:C	2:C:469:PRO:CG	20	0.91	0.07	0.92
(1,5)	1:A:45:PHE:C	2:C:469:PRO:HA	20	0.91	0.07	0.92
(1,5)	1:A:45:PHE:C	2:C:469:PRO:HB2	20	0.91	0.07	0.92
(1,5)	1:A:45:PHE:C	2:C:469:PRO:HB3	20	0.91	0.07	0.92
(1,5)	1:A:45:PHE:C	2:C:469:PRO:HD2	20	0.91	0.07	0.92
(1,5)	1:A:45:PHE:C	2:C:469:PRO:HD3	20	0.91	0.07	0.92
(1,5)	1:A:45:PHE:C	2:C:469:PRO:HG2	20	0.91	0.07	0.92
(1,5)	1:A:45:PHE:C	2:C:469:PRO:HG3	20	0.91	0.07	0.92
(1,5)	1:A:45:PHE:C	2:C:469:PRO:N	20	0.91	0.07	0.92
(1,5)	1:A:45:PHE:C	2:C:469:PRO:O	20	0.91	0.07	0.92
(1,5)	1:A:45:PHE:C	2:C:470:GLN:C	20	0.91	0.07	0.92
(1,5)	1:A:45:PHE:C	2:C:470:GLN:CA	20	0.91	0.07	0.92
(1,5)	1:A:45:PHE:C	2:C:470:GLN:CB	20	0.91	0.07	0.92
(1,5)	1:A:45:PHE:C	2:C:470:GLN:CD	20	0.91	0.07	0.92
(1,5)	1:A:45:PHE:C	2:C:470:GLN:CG	20	0.91	0.07	0.92
(1,5)	1:A:45:PHE:C	2:C:470:GLN:H	20	0.91	0.07	0.92
(1,5)	1:A:45:PHE:C	2:C:470:GLN:HA	20	0.91	0.07	0.92
(1,5)	1:A:45:PHE:C	2:C:470:GLN:HB2	20	0.91	0.07	0.92
(1,5)	1:A:45:PHE:C	2:C:470:GLN:HB3	20	0.91	0.07	0.92
(1,5)	1:A:45:PHE:C	2:C:470:GLN:HE21	20	0.91	0.07	0.92
(1,5)	1:A:45:PHE:C	2:C:470:GLN:HE22	20	0.91	0.07	0.92
(1,5)	1:A:45:PHE:C	2:C:470:GLN:HG2	20	0.91	0.07	0.92
(1,5)	1:A:45:PHE:C	2:C:470:GLN:HG3	20	0.91	0.07	0.92
(1,5)	1:A:45:PHE:C	2:C:470:GLN:N	20	0.91	0.07	0.92
(1,5)	1:A:45:PHE:C	2:C:470:GLN:NE2	20	0.91	0.07	0.92

Continued on next page...

Continued from previous page...

Key	Atom-1	Atom-2	Models ¹	Mean (Å)	SD ¹ (Å)	Median (Å)
(1,5)	1:A:45:PHE:C	2:C:470:GLN:O	20	0.91	0.07	0.92
(1,5)	1:A:45:PHE:C	2:C:470:GLN:OE1	20	0.91	0.07	0.92
(1,5)	1:A:45:PHE:C	2:C:472:PRO:C	20	0.91	0.07	0.92
(1,5)	1:A:45:PHE:C	2:C:472:PRO:CA	20	0.91	0.07	0.92
(1,5)	1:A:45:PHE:C	2:C:472:PRO:CB	20	0.91	0.07	0.92
(1,5)	1:A:45:PHE:C	2:C:472:PRO:CD	20	0.91	0.07	0.92
(1,5)	1:A:45:PHE:C	2:C:472:PRO:CG	20	0.91	0.07	0.92
(1,5)	1:A:45:PHE:C	2:C:472:PRO:HA	20	0.91	0.07	0.92
(1,5)	1:A:45:PHE:C	2:C:472:PRO:HB2	20	0.91	0.07	0.92
(1,5)	1:A:45:PHE:C	2:C:472:PRO:HB3	20	0.91	0.07	0.92
(1,5)	1:A:45:PHE:C	2:C:472:PRO:HD2	20	0.91	0.07	0.92
(1,5)	1:A:45:PHE:C	2:C:472:PRO:HD3	20	0.91	0.07	0.92
(1,5)	1:A:45:PHE:C	2:C:472:PRO:HG2	20	0.91	0.07	0.92
(1,5)	1:A:45:PHE:C	2:C:472:PRO:HG3	20	0.91	0.07	0.92
(1,5)	1:A:45:PHE:C	2:C:472:PRO:N	20	0.91	0.07	0.92
(1,5)	1:A:45:PHE:C	2:C:472:PRO:O	20	0.91	0.07	0.92
(1,5)	1:A:45:PHE:C	2:C:482:LEU:C	20	0.91	0.07	0.92
(1,5)	1:A:45:PHE:C	2:C:482:LEU:CA	20	0.91	0.07	0.92
(1,5)	1:A:45:PHE:C	2:C:482:LEU:CB	20	0.91	0.07	0.92
(1,5)	1:A:45:PHE:C	2:C:482:LEU:CD1	20	0.91	0.07	0.92
(1,5)	1:A:45:PHE:C	2:C:482:LEU:CD2	20	0.91	0.07	0.92
(1,5)	1:A:45:PHE:C	2:C:482:LEU:CG	20	0.91	0.07	0.92
(1,5)	1:A:45:PHE:C	2:C:482:LEU:H	20	0.91	0.07	0.92
(1,5)	1:A:45:PHE:C	2:C:482:LEU:HA	20	0.91	0.07	0.92
(1,5)	1:A:45:PHE:C	2:C:482:LEU:HB2	20	0.91	0.07	0.92
(1,5)	1:A:45:PHE:C	2:C:482:LEU:HB3	20	0.91	0.07	0.92
(1,5)	1:A:45:PHE:C	2:C:482:LEU:HD11	20	0.91	0.07	0.92
(1,5)	1:A:45:PHE:C	2:C:482:LEU:HD12	20	0.91	0.07	0.92
(1,5)	1:A:45:PHE:C	2:C:482:LEU:HD13	20	0.91	0.07	0.92
(1,5)	1:A:45:PHE:C	2:C:482:LEU:HD21	20	0.91	0.07	0.92
(1,5)	1:A:45:PHE:C	2:C:482:LEU:HD22	20	0.91	0.07	0.92
(1,5)	1:A:45:PHE:C	2:C:482:LEU:HD23	20	0.91	0.07	0.92
(1,5)	1:A:45:PHE:C	2:C:482:LEU:HG	20	0.91	0.07	0.92
(1,5)	1:A:45:PHE:C	2:C:482:LEU:N	20	0.91	0.07	0.92
(1,5)	1:A:45:PHE:C	2:C:482:LEU:O	20	0.91	0.07	0.92
(1,5)	1:A:45:PHE:C	2:C:483:THR:C	20	0.91	0.07	0.92
(1,5)	1:A:45:PHE:C	2:C:483:THR:CA	20	0.91	0.07	0.92
(1,5)	1:A:45:PHE:C	2:C:483:THR:CB	20	0.91	0.07	0.92
(1,5)	1:A:45:PHE:C	2:C:483:THR:CG2	20	0.91	0.07	0.92
(1,5)	1:A:45:PHE:C	2:C:483:THR:H	20	0.91	0.07	0.92
(1,5)	1:A:45:PHE:C	2:C:483:THR:HA	20	0.91	0.07	0.92
(1,5)	1:A:45:PHE:C	2:C:483:THR:HB	20	0.91	0.07	0.92

Continued on next page...

Continued from previous page...

Key	Atom-1	Atom-2	Models ¹	Mean (Å)	SD ¹ (Å)	Median (Å)
(1,5)	1:A:45:PHE:C	2:C:483:THR:HG1	20	0.91	0.07	0.92
(1,5)	1:A:45:PHE:C	2:C:483:THR:HG21	20	0.91	0.07	0.92
(1,5)	1:A:45:PHE:C	2:C:483:THR:HG22	20	0.91	0.07	0.92
(1,5)	1:A:45:PHE:C	2:C:483:THR:HG23	20	0.91	0.07	0.92
(1,5)	1:A:45:PHE:C	2:C:483:THR:N	20	0.91	0.07	0.92
(1,5)	1:A:45:PHE:C	2:C:483:THR:O	20	0.91	0.07	0.92
(1,5)	1:A:45:PHE:C	2:C:483:THR:OG1	20	0.91	0.07	0.92
(1,5)	1:A:45:PHE:C	2:C:484:ARG:C	20	0.91	0.07	0.92
(1,5)	1:A:45:PHE:C	2:C:484:ARG:CA	20	0.91	0.07	0.92
(1,5)	1:A:45:PHE:C	2:C:484:ARG:CB	20	0.91	0.07	0.92
(1,5)	1:A:45:PHE:C	2:C:484:ARG:CD	20	0.91	0.07	0.92
(1,5)	1:A:45:PHE:C	2:C:484:ARG:CG	20	0.91	0.07	0.92
(1,5)	1:A:45:PHE:C	2:C:484:ARG:CZ	20	0.91	0.07	0.92
(1,5)	1:A:45:PHE:C	2:C:484:ARG:H	20	0.91	0.07	0.92
(1,5)	1:A:45:PHE:C	2:C:484:ARG:HA	20	0.91	0.07	0.92
(1,5)	1:A:45:PHE:C	2:C:484:ARG:HB2	20	0.91	0.07	0.92
(1,5)	1:A:45:PHE:C	2:C:484:ARG:HB3	20	0.91	0.07	0.92
(1,5)	1:A:45:PHE:C	2:C:484:ARG:HD2	20	0.91	0.07	0.92
(1,5)	1:A:45:PHE:C	2:C:484:ARG:HD3	20	0.91	0.07	0.92
(1,5)	1:A:45:PHE:C	2:C:484:ARG:HE	20	0.91	0.07	0.92
(1,5)	1:A:45:PHE:C	2:C:484:ARG:HG2	20	0.91	0.07	0.92
(1,5)	1:A:45:PHE:C	2:C:484:ARG:HG3	20	0.91	0.07	0.92
(1,5)	1:A:45:PHE:C	2:C:484:ARG:HH11	20	0.91	0.07	0.92
(1,5)	1:A:45:PHE:C	2:C:484:ARG:HH12	20	0.91	0.07	0.92
(1,5)	1:A:45:PHE:C	2:C:484:ARG:HH21	20	0.91	0.07	0.92
(1,5)	1:A:45:PHE:C	2:C:484:ARG:HH22	20	0.91	0.07	0.92
(1,5)	1:A:45:PHE:C	2:C:484:ARG:N	20	0.91	0.07	0.92
(1,5)	1:A:45:PHE:C	2:C:484:ARG:NE	20	0.91	0.07	0.92
(1,5)	1:A:45:PHE:C	2:C:484:ARG:NH1	20	0.91	0.07	0.92
(1,5)	1:A:45:PHE:C	2:C:484:ARG:NH2	20	0.91	0.07	0.92
(1,5)	1:A:45:PHE:C	2:C:484:ARG:O	20	0.91	0.07	0.92
(1,5)	1:A:45:PHE:C	2:C:485:SER:C	20	0.91	0.07	0.92
(1,5)	1:A:45:PHE:C	2:C:485:SER:CA	20	0.91	0.07	0.92
(1,5)	1:A:45:PHE:C	2:C:485:SER:CB	20	0.91	0.07	0.92
(1,5)	1:A:45:PHE:C	2:C:485:SER:H	20	0.91	0.07	0.92
(1,5)	1:A:45:PHE:C	2:C:485:SER:HA	20	0.91	0.07	0.92
(1,5)	1:A:45:PHE:C	2:C:485:SER:HB2	20	0.91	0.07	0.92
(1,5)	1:A:45:PHE:C	2:C:485:SER:HB3	20	0.91	0.07	0.92
(1,5)	1:A:45:PHE:C	2:C:485:SER:HG	20	0.91	0.07	0.92
(1,5)	1:A:45:PHE:C	2:C:485:SER:N	20	0.91	0.07	0.92
(1,5)	1:A:45:PHE:C	2:C:485:SER:O	20	0.91	0.07	0.92
(1,5)	1:A:45:PHE:C	2:C:485:SER:OG	20	0.91	0.07	0.92

Continued on next page...

Continued from previous page...

Key	Atom-1	Atom-2	Models ¹	Mean (Å)	SD ¹ (Å)	Median (Å)
(1,5)	1:A:45:PHE:C	2:C:486:VAL:C	20	0.91	0.07	0.92
(1,5)	1:A:45:PHE:C	2:C:486:VAL:CA	20	0.91	0.07	0.92
(1,5)	1:A:45:PHE:C	2:C:486:VAL:CB	20	0.91	0.07	0.92
(1,5)	1:A:45:PHE:C	2:C:486:VAL:CG1	20	0.91	0.07	0.92
(1,5)	1:A:45:PHE:C	2:C:486:VAL:CG2	20	0.91	0.07	0.92
(1,5)	1:A:45:PHE:C	2:C:486:VAL:H	20	0.91	0.07	0.92
(1,5)	1:A:45:PHE:C	2:C:486:VAL:HA	20	0.91	0.07	0.92
(1,5)	1:A:45:PHE:C	2:C:486:VAL:HB	20	0.91	0.07	0.92
(1,5)	1:A:45:PHE:C	2:C:486:VAL:HG11	20	0.91	0.07	0.92
(1,5)	1:A:45:PHE:C	2:C:486:VAL:HG12	20	0.91	0.07	0.92
(1,5)	1:A:45:PHE:C	2:C:486:VAL:HG13	20	0.91	0.07	0.92
(1,5)	1:A:45:PHE:C	2:C:486:VAL:HG21	20	0.91	0.07	0.92
(1,5)	1:A:45:PHE:C	2:C:486:VAL:HG22	20	0.91	0.07	0.92
(1,5)	1:A:45:PHE:C	2:C:486:VAL:HG23	20	0.91	0.07	0.92
(1,5)	1:A:45:PHE:C	2:C:486:VAL:N	20	0.91	0.07	0.92
(1,5)	1:A:45:PHE:C	2:C:486:VAL:O	20	0.91	0.07	0.92
(1,5)	1:A:45:PHE:C	2:C:487:GLU:C	20	0.91	0.07	0.92
(1,5)	1:A:45:PHE:C	2:C:487:GLU:CA	20	0.91	0.07	0.92
(1,5)	1:A:45:PHE:C	2:C:487:GLU:CB	20	0.91	0.07	0.92
(1,5)	1:A:45:PHE:C	2:C:487:GLU:CD	20	0.91	0.07	0.92
(1,5)	1:A:45:PHE:C	2:C:487:GLU:CG	20	0.91	0.07	0.92
(1,5)	1:A:45:PHE:C	2:C:487:GLU:H	20	0.91	0.07	0.92
(1,5)	1:A:45:PHE:C	2:C:487:GLU:HA	20	0.91	0.07	0.92
(1,5)	1:A:45:PHE:C	2:C:487:GLU:HB2	20	0.91	0.07	0.92
(1,5)	1:A:45:PHE:C	2:C:487:GLU:HB3	20	0.91	0.07	0.92
(1,5)	1:A:45:PHE:C	2:C:487:GLU:HG2	20	0.91	0.07	0.92
(1,5)	1:A:45:PHE:C	2:C:487:GLU:HG3	20	0.91	0.07	0.92
(1,5)	1:A:45:PHE:C	2:C:487:GLU:N	20	0.91	0.07	0.92
(1,5)	1:A:45:PHE:C	2:C:487:GLU:O	20	0.91	0.07	0.92
(1,5)	1:A:45:PHE:C	2:C:487:GLU:OE1	20	0.91	0.07	0.92
(1,5)	1:A:45:PHE:C	2:C:487:GLU:OE2	20	0.91	0.07	0.92
(1,5)	1:A:45:PHE:C	2:C:488:ILE:C	20	0.91	0.07	0.92
(1,5)	1:A:45:PHE:C	2:C:488:ILE:CA	20	0.91	0.07	0.92
(1,5)	1:A:45:PHE:C	2:C:488:ILE:CB	20	0.91	0.07	0.92
(1,5)	1:A:45:PHE:C	2:C:488:ILE:CD1	20	0.91	0.07	0.92
(1,5)	1:A:45:PHE:C	2:C:488:ILE:CG1	20	0.91	0.07	0.92
(1,5)	1:A:45:PHE:C	2:C:488:ILE:CG2	20	0.91	0.07	0.92
(1,5)	1:A:45:PHE:C	2:C:488:ILE:H	20	0.91	0.07	0.92
(1,5)	1:A:45:PHE:C	2:C:488:ILE:HA	20	0.91	0.07	0.92
(1,5)	1:A:45:PHE:C	2:C:488:ILE:HB	20	0.91	0.07	0.92
(1,5)	1:A:45:PHE:C	2:C:488:ILE:HD11	20	0.91	0.07	0.92
(1,5)	1:A:45:PHE:C	2:C:488:ILE:HD12	20	0.91	0.07	0.92

Continued on next page...

Continued from previous page...

Key	Atom-1	Atom-2	Models ¹	Mean (Å)	SD ¹ (Å)	Median (Å)
(1,5)	1:A:45:PHE:C	2:C:488:ILE:HD13	20	0.91	0.07	0.92
(1,5)	1:A:45:PHE:C	2:C:488:ILE:HG12	20	0.91	0.07	0.92
(1,5)	1:A:45:PHE:C	2:C:488:ILE:HG13	20	0.91	0.07	0.92
(1,5)	1:A:45:PHE:C	2:C:488:ILE:HG21	20	0.91	0.07	0.92
(1,5)	1:A:45:PHE:C	2:C:488:ILE:HG22	20	0.91	0.07	0.92
(1,5)	1:A:45:PHE:C	2:C:488:ILE:HG23	20	0.91	0.07	0.92
(1,5)	1:A:45:PHE:C	2:C:488:ILE:N	20	0.91	0.07	0.92
(1,5)	1:A:45:PHE:C	2:C:488:ILE:O	20	0.91	0.07	0.92
(1,5)	1:A:45:PHE:C	2:C:490:THR:C	20	0.91	0.07	0.92
(1,5)	1:A:45:PHE:C	2:C:490:THR:CA	20	0.91	0.07	0.92
(1,5)	1:A:45:PHE:C	2:C:490:THR:CB	20	0.91	0.07	0.92
(1,5)	1:A:45:PHE:C	2:C:490:THR:CG2	20	0.91	0.07	0.92
(1,5)	1:A:45:PHE:C	2:C:490:THR:H	20	0.91	0.07	0.92
(1,5)	1:A:45:PHE:C	2:C:490:THR:HA	20	0.91	0.07	0.92
(1,5)	1:A:45:PHE:C	2:C:490:THR:HB	20	0.91	0.07	0.92
(1,5)	1:A:45:PHE:C	2:C:490:THR:HG1	20	0.91	0.07	0.92
(1,5)	1:A:45:PHE:C	2:C:490:THR:HG21	20	0.91	0.07	0.92
(1,5)	1:A:45:PHE:C	2:C:490:THR:HG22	20	0.91	0.07	0.92
(1,5)	1:A:45:PHE:C	2:C:490:THR:HG23	20	0.91	0.07	0.92
(1,5)	1:A:45:PHE:C	2:C:490:THR:N	20	0.91	0.07	0.92
(1,5)	1:A:45:PHE:C	2:C:490:THR:O	20	0.91	0.07	0.92
(1,5)	1:A:45:PHE:C	2:C:490:THR:OG1	20	0.91	0.07	0.92
(1,5)	1:A:45:PHE:C	2:C:491:ASP:C	20	0.91	0.07	0.92
(1,5)	1:A:45:PHE:C	2:C:491:ASP:CA	20	0.91	0.07	0.92
(1,5)	1:A:45:PHE:C	2:C:491:ASP:CB	20	0.91	0.07	0.92
(1,5)	1:A:45:PHE:C	2:C:491:ASP:CG	20	0.91	0.07	0.92
(1,5)	1:A:45:PHE:C	2:C:491:ASP:H	20	0.91	0.07	0.92
(1,5)	1:A:45:PHE:C	2:C:491:ASP:HA	20	0.91	0.07	0.92
(1,5)	1:A:45:PHE:C	2:C:491:ASP:HB2	20	0.91	0.07	0.92
(1,5)	1:A:45:PHE:C	2:C:491:ASP:HB3	20	0.91	0.07	0.92
(1,5)	1:A:45:PHE:C	2:C:491:ASP:N	20	0.91	0.07	0.92
(1,5)	1:A:45:PHE:C	2:C:491:ASP:O	20	0.91	0.07	0.92
(1,5)	1:A:45:PHE:C	2:C:491:ASP:OD1	20	0.91	0.07	0.92
(1,5)	1:A:45:PHE:C	2:C:491:ASP:OD2	20	0.91	0.07	0.92
(1,5)	1:A:45:PHE:C	2:C:492:ASN:C	20	0.91	0.07	0.92
(1,5)	1:A:45:PHE:C	2:C:492:ASN:CA	20	0.91	0.07	0.92
(1,5)	1:A:45:PHE:C	2:C:492:ASN:CB	20	0.91	0.07	0.92
(1,5)	1:A:45:PHE:C	2:C:492:ASN:CG	20	0.91	0.07	0.92
(1,5)	1:A:45:PHE:C	2:C:492:ASN:H	20	0.91	0.07	0.92
(1,5)	1:A:45:PHE:C	2:C:492:ASN:HA	20	0.91	0.07	0.92
(1,5)	1:A:45:PHE:C	2:C:492:ASN:HB2	20	0.91	0.07	0.92
(1,5)	1:A:45:PHE:C	2:C:492:ASN:HB3	20	0.91	0.07	0.92

Continued on next page...

Continued from previous page...

Key	Atom-1	Atom-2	Models ¹	Mean (Å)	SD ¹ (Å)	Median (Å)
(1,5)	1:A:45:PHE:C	2:C:492:ASN:HD21	20	0.91	0.07	0.92
(1,5)	1:A:45:PHE:C	2:C:492:ASN:HD22	20	0.91	0.07	0.92
(1,5)	1:A:45:PHE:C	2:C:492:ASN:N	20	0.91	0.07	0.92
(1,5)	1:A:45:PHE:C	2:C:492:ASN:ND2	20	0.91	0.07	0.92
(1,5)	1:A:45:PHE:C	2:C:492:ASN:O	20	0.91	0.07	0.92
(1,5)	1:A:45:PHE:C	2:C:492:ASN:OD1	20	0.91	0.07	0.92
(1,5)	1:A:45:PHE:C	2:C:494:LEU:C	20	0.91	0.07	0.92
(1,5)	1:A:45:PHE:C	2:C:494:LEU:CA	20	0.91	0.07	0.92
(1,5)	1:A:45:PHE:C	2:C:494:LEU:CB	20	0.91	0.07	0.92
(1,5)	1:A:45:PHE:C	2:C:494:LEU:CD1	20	0.91	0.07	0.92
(1,5)	1:A:45:PHE:C	2:C:494:LEU:CD2	20	0.91	0.07	0.92
(1,5)	1:A:45:PHE:C	2:C:494:LEU:CG	20	0.91	0.07	0.92
(1,5)	1:A:45:PHE:C	2:C:494:LEU:H	20	0.91	0.07	0.92
(1,5)	1:A:45:PHE:C	2:C:494:LEU:HA	20	0.91	0.07	0.92
(1,5)	1:A:45:PHE:C	2:C:494:LEU:HB2	20	0.91	0.07	0.92
(1,5)	1:A:45:PHE:C	2:C:494:LEU:HB3	20	0.91	0.07	0.92
(1,5)	1:A:45:PHE:C	2:C:494:LEU:HD11	20	0.91	0.07	0.92
(1,5)	1:A:45:PHE:C	2:C:494:LEU:HD12	20	0.91	0.07	0.92
(1,5)	1:A:45:PHE:C	2:C:494:LEU:HD13	20	0.91	0.07	0.92
(1,5)	1:A:45:PHE:C	2:C:494:LEU:HD21	20	0.91	0.07	0.92
(1,5)	1:A:45:PHE:C	2:C:494:LEU:HD22	20	0.91	0.07	0.92
(1,5)	1:A:45:PHE:C	2:C:494:LEU:HD23	20	0.91	0.07	0.92
(1,5)	1:A:45:PHE:C	2:C:494:LEU:HG	20	0.91	0.07	0.92
(1,5)	1:A:45:PHE:C	2:C:494:LEU:N	20	0.91	0.07	0.92
(1,5)	1:A:45:PHE:C	2:C:494:LEU:O	20	0.91	0.07	0.92
(1,5)	1:A:45:PHE:C	2:C:495:GLU:C	20	0.91	0.07	0.92
(1,5)	1:A:45:PHE:C	2:C:495:GLU:CA	20	0.91	0.07	0.92
(1,5)	1:A:45:PHE:C	2:C:495:GLU:CB	20	0.91	0.07	0.92
(1,5)	1:A:45:PHE:C	2:C:495:GLU:CD	20	0.91	0.07	0.92
(1,5)	1:A:45:PHE:C	2:C:495:GLU:CG	20	0.91	0.07	0.92
(1,5)	1:A:45:PHE:C	2:C:495:GLU:H	20	0.91	0.07	0.92
(1,5)	1:A:45:PHE:C	2:C:495:GLU:HA	20	0.91	0.07	0.92
(1,5)	1:A:45:PHE:C	2:C:495:GLU:HB2	20	0.91	0.07	0.92
(1,5)	1:A:45:PHE:C	2:C:495:GLU:HB3	20	0.91	0.07	0.92
(1,5)	1:A:45:PHE:C	2:C:495:GLU:HG2	20	0.91	0.07	0.92
(1,5)	1:A:45:PHE:C	2:C:495:GLU:HG3	20	0.91	0.07	0.92
(1,5)	1:A:45:PHE:C	2:C:495:GLU:N	20	0.91	0.07	0.92
(1,5)	1:A:45:PHE:C	2:C:495:GLU:O	20	0.91	0.07	0.92
(1,5)	1:A:45:PHE:C	2:C:495:GLU:OE1	20	0.91	0.07	0.92
(1,5)	1:A:45:PHE:C	2:C:495:GLU:OE2	20	0.91	0.07	0.92
(1,5)	1:A:45:PHE:C	2:C:496:GLY:C	20	0.91	0.07	0.92
(1,5)	1:A:45:PHE:C	2:C:496:GLY:CA	20	0.91	0.07	0.92

Continued on next page...

Continued from previous page...

Key	Atom-1	Atom-2	Models ¹	Mean (Å)	SD ¹ (Å)	Median (Å)
(1,5)	1:A:45:PHE:C	2:C:496:GLY:H	20	0.91	0.07	0.92
(1,5)	1:A:45:PHE:C	2:C:496:GLY:HA2	20	0.91	0.07	0.92
(1,5)	1:A:45:PHE:C	2:C:496:GLY:HA3	20	0.91	0.07	0.92
(1,5)	1:A:45:PHE:C	2:C:496:GLY:N	20	0.91	0.07	0.92
(1,5)	1:A:45:PHE:C	2:C:496:GLY:O	20	0.91	0.07	0.92
(1,5)	1:A:45:PHE:C	2:C:497:ARG:C	20	0.91	0.07	0.92
(1,5)	1:A:45:PHE:C	2:C:497:ARG:CA	20	0.91	0.07	0.92
(1,5)	1:A:45:PHE:C	2:C:497:ARG:CB	20	0.91	0.07	0.92
(1,5)	1:A:45:PHE:C	2:C:497:ARG:CD	20	0.91	0.07	0.92
(1,5)	1:A:45:PHE:C	2:C:497:ARG:CG	20	0.91	0.07	0.92
(1,5)	1:A:45:PHE:C	2:C:497:ARG:CZ	20	0.91	0.07	0.92
(1,5)	1:A:45:PHE:C	2:C:497:ARG:H	20	0.91	0.07	0.92
(1,5)	1:A:45:PHE:C	2:C:497:ARG:HA	20	0.91	0.07	0.92
(1,5)	1:A:45:PHE:C	2:C:497:ARG:HB2	20	0.91	0.07	0.92
(1,5)	1:A:45:PHE:C	2:C:497:ARG:HB3	20	0.91	0.07	0.92
(1,5)	1:A:45:PHE:C	2:C:497:ARG:HD2	20	0.91	0.07	0.92
(1,5)	1:A:45:PHE:C	2:C:497:ARG:HD3	20	0.91	0.07	0.92
(1,5)	1:A:45:PHE:C	2:C:497:ARG:HE	20	0.91	0.07	0.92
(1,5)	1:A:45:PHE:C	2:C:497:ARG:HG2	20	0.91	0.07	0.92
(1,5)	1:A:45:PHE:C	2:C:497:ARG:HG3	20	0.91	0.07	0.92
(1,5)	1:A:45:PHE:C	2:C:497:ARG:HH11	20	0.91	0.07	0.92
(1,5)	1:A:45:PHE:C	2:C:497:ARG:HH12	20	0.91	0.07	0.92
(1,5)	1:A:45:PHE:C	2:C:497:ARG:HH21	20	0.91	0.07	0.92
(1,5)	1:A:45:PHE:C	2:C:497:ARG:HH22	20	0.91	0.07	0.92
(1,5)	1:A:45:PHE:C	2:C:497:ARG:N	20	0.91	0.07	0.92
(1,5)	1:A:45:PHE:C	2:C:497:ARG:NE	20	0.91	0.07	0.92
(1,5)	1:A:45:PHE:C	2:C:497:ARG:NH1	20	0.91	0.07	0.92
(1,5)	1:A:45:PHE:C	2:C:497:ARG:NH2	20	0.91	0.07	0.92
(1,5)	1:A:45:PHE:C	2:C:497:ARG:O	20	0.91	0.07	0.92
(1,5)	1:A:45:PHE:CA	2:C:457:LEU:C	20	0.91	0.07	0.92
(1,5)	1:A:45:PHE:CA	2:C:457:LEU:CA	20	0.91	0.07	0.92
(1,5)	1:A:45:PHE:CA	2:C:457:LEU:CB	20	0.91	0.07	0.92
(1,5)	1:A:45:PHE:CA	2:C:457:LEU:CD1	20	0.91	0.07	0.92
(1,5)	1:A:45:PHE:CA	2:C:457:LEU:CD2	20	0.91	0.07	0.92
(1,5)	1:A:45:PHE:CA	2:C:457:LEU:CG	20	0.91	0.07	0.92
(1,5)	1:A:45:PHE:CA	2:C:457:LEU:H	20	0.91	0.07	0.92
(1,5)	1:A:45:PHE:CA	2:C:457:LEU:HA	20	0.91	0.07	0.92
(1,5)	1:A:45:PHE:CA	2:C:457:LEU:HB2	20	0.91	0.07	0.92
(1,5)	1:A:45:PHE:CA	2:C:457:LEU:HB3	20	0.91	0.07	0.92
(1,5)	1:A:45:PHE:CA	2:C:457:LEU:HD11	20	0.91	0.07	0.92
(1,5)	1:A:45:PHE:CA	2:C:457:LEU:HD12	20	0.91	0.07	0.92
(1,5)	1:A:45:PHE:CA	2:C:457:LEU:HD13	20	0.91	0.07	0.92

Continued on next page...

Continued from previous page...

Key	Atom-1	Atom-2	Models ¹	Mean (Å)	SD ¹ (Å)	Median (Å)
(1,5)	1:A:45:PHE:CA	2:C:457:LEU:HD21	20	0.91	0.07	0.92
(1,5)	1:A:45:PHE:CA	2:C:457:LEU:HD22	20	0.91	0.07	0.92
(1,5)	1:A:45:PHE:CA	2:C:457:LEU:HD23	20	0.91	0.07	0.92
(1,5)	1:A:45:PHE:CA	2:C:457:LEU:HG	20	0.91	0.07	0.92
(1,5)	1:A:45:PHE:CA	2:C:457:LEU:N	20	0.91	0.07	0.92
(1,5)	1:A:45:PHE:CA	2:C:457:LEU:O	20	0.91	0.07	0.92
(1,5)	1:A:45:PHE:CA	2:C:459:ALA:C	20	0.91	0.07	0.92
(1,5)	1:A:45:PHE:CA	2:C:459:ALA:CA	20	0.91	0.07	0.92
(1,5)	1:A:45:PHE:CA	2:C:459:ALA:CB	20	0.91	0.07	0.92
(1,5)	1:A:45:PHE:CA	2:C:459:ALA:H	20	0.91	0.07	0.92
(1,5)	1:A:45:PHE:CA	2:C:459:ALA:HA	20	0.91	0.07	0.92
(1,5)	1:A:45:PHE:CA	2:C:459:ALA:HB1	20	0.91	0.07	0.92
(1,5)	1:A:45:PHE:CA	2:C:459:ALA:HB2	20	0.91	0.07	0.92
(1,5)	1:A:45:PHE:CA	2:C:459:ALA:HB3	20	0.91	0.07	0.92
(1,5)	1:A:45:PHE:CA	2:C:459:ALA:N	20	0.91	0.07	0.92
(1,5)	1:A:45:PHE:CA	2:C:459:ALA:O	20	0.91	0.07	0.92
(1,5)	1:A:45:PHE:CA	2:C:460:MET:C	20	0.91	0.07	0.92
(1,5)	1:A:45:PHE:CA	2:C:460:MET:CA	20	0.91	0.07	0.92
(1,5)	1:A:45:PHE:CA	2:C:460:MET:CB	20	0.91	0.07	0.92
(1,5)	1:A:45:PHE:CA	2:C:460:MET:CE	20	0.91	0.07	0.92
(1,5)	1:A:45:PHE:CA	2:C:460:MET:CG	20	0.91	0.07	0.92
(1,5)	1:A:45:PHE:CA	2:C:460:MET:H	20	0.91	0.07	0.92
(1,5)	1:A:45:PHE:CA	2:C:460:MET:HA	20	0.91	0.07	0.92
(1,5)	1:A:45:PHE:CA	2:C:460:MET:HB2	20	0.91	0.07	0.92
(1,5)	1:A:45:PHE:CA	2:C:460:MET:HB3	20	0.91	0.07	0.92
(1,5)	1:A:45:PHE:CA	2:C:460:MET:HE1	20	0.91	0.07	0.92
(1,5)	1:A:45:PHE:CA	2:C:460:MET:HE2	20	0.91	0.07	0.92
(1,5)	1:A:45:PHE:CA	2:C:460:MET:HE3	20	0.91	0.07	0.92
(1,5)	1:A:45:PHE:CA	2:C:460:MET:HG2	20	0.91	0.07	0.92
(1,5)	1:A:45:PHE:CA	2:C:460:MET:HG3	20	0.91	0.07	0.92
(1,5)	1:A:45:PHE:CA	2:C:460:MET:N	20	0.91	0.07	0.92
(1,5)	1:A:45:PHE:CA	2:C:460:MET:O	20	0.91	0.07	0.92
(1,5)	1:A:45:PHE:CA	2:C:460:MET:SD	20	0.91	0.07	0.92
(1,5)	1:A:45:PHE:CA	2:C:462:HIS:C	20	0.91	0.07	0.92
(1,5)	1:A:45:PHE:CA	2:C:462:HIS:CA	20	0.91	0.07	0.92
(1,5)	1:A:45:PHE:CA	2:C:462:HIS:CB	20	0.91	0.07	0.92
(1,5)	1:A:45:PHE:CA	2:C:462:HIS:CD2	20	0.91	0.07	0.92
(1,5)	1:A:45:PHE:CA	2:C:462:HIS:CE1	20	0.91	0.07	0.92
(1,5)	1:A:45:PHE:CA	2:C:462:HIS:CG	20	0.91	0.07	0.92
(1,5)	1:A:45:PHE:CA	2:C:462:HIS:H	20	0.91	0.07	0.92
(1,5)	1:A:45:PHE:CA	2:C:462:HIS:HA	20	0.91	0.07	0.92
(1,5)	1:A:45:PHE:CA	2:C:462:HIS:HB2	20	0.91	0.07	0.92

Continued on next page...

Continued from previous page...

Key	Atom-1	Atom-2	Models ¹	Mean (Å)	SD ¹ (Å)	Median (Å)
(1,5)	1:A:45:PHE:CA	2:C:462:HIS:HB3	20	0.91	0.07	0.92
(1,5)	1:A:45:PHE:CA	2:C:462:HIS:HD2	20	0.91	0.07	0.92
(1,5)	1:A:45:PHE:CA	2:C:462:HIS:HE1	20	0.91	0.07	0.92
(1,5)	1:A:45:PHE:CA	2:C:462:HIS:HE2	20	0.91	0.07	0.92
(1,5)	1:A:45:PHE:CA	2:C:462:HIS:N	20	0.91	0.07	0.92
(1,5)	1:A:45:PHE:CA	2:C:462:HIS:ND1	20	0.91	0.07	0.92
(1,5)	1:A:45:PHE:CA	2:C:462:HIS:NE2	20	0.91	0.07	0.92
(1,5)	1:A:45:PHE:CA	2:C:462:HIS:O	20	0.91	0.07	0.92
(1,5)	1:A:45:PHE:CA	2:C:463:GLN:C	20	0.91	0.07	0.92
(1,5)	1:A:45:PHE:CA	2:C:463:GLN:CA	20	0.91	0.07	0.92
(1,5)	1:A:45:PHE:CA	2:C:463:GLN:CB	20	0.91	0.07	0.92
(1,5)	1:A:45:PHE:CA	2:C:463:GLN:CD	20	0.91	0.07	0.92
(1,5)	1:A:45:PHE:CA	2:C:463:GLN:CG	20	0.91	0.07	0.92
(1,5)	1:A:45:PHE:CA	2:C:463:GLN:H	20	0.91	0.07	0.92
(1,5)	1:A:45:PHE:CA	2:C:463:GLN:HA	20	0.91	0.07	0.92
(1,5)	1:A:45:PHE:CA	2:C:463:GLN:HB2	20	0.91	0.07	0.92
(1,5)	1:A:45:PHE:CA	2:C:463:GLN:HB3	20	0.91	0.07	0.92
(1,5)	1:A:45:PHE:CA	2:C:463:GLN:HE21	20	0.91	0.07	0.92
(1,5)	1:A:45:PHE:CA	2:C:463:GLN:HE22	20	0.91	0.07	0.92
(1,5)	1:A:45:PHE:CA	2:C:463:GLN:HG2	20	0.91	0.07	0.92
(1,5)	1:A:45:PHE:CA	2:C:463:GLN:HG3	20	0.91	0.07	0.92
(1,5)	1:A:45:PHE:CA	2:C:463:GLN:N	20	0.91	0.07	0.92
(1,5)	1:A:45:PHE:CA	2:C:463:GLN:NE2	20	0.91	0.07	0.92
(1,5)	1:A:45:PHE:CA	2:C:463:GLN:O	20	0.91	0.07	0.92
(1,5)	1:A:45:PHE:CA	2:C:463:GLN:OE1	20	0.91	0.07	0.92
(1,5)	1:A:45:PHE:CA	2:C:465:GLN:C	20	0.91	0.07	0.92
(1,5)	1:A:45:PHE:CA	2:C:465:GLN:CA	20	0.91	0.07	0.92
(1,5)	1:A:45:PHE:CA	2:C:465:GLN:CB	20	0.91	0.07	0.92
(1,5)	1:A:45:PHE:CA	2:C:465:GLN:CD	20	0.91	0.07	0.92
(1,5)	1:A:45:PHE:CA	2:C:465:GLN:CG	20	0.91	0.07	0.92
(1,5)	1:A:45:PHE:CA	2:C:465:GLN:H	20	0.91	0.07	0.92
(1,5)	1:A:45:PHE:CA	2:C:465:GLN:HA	20	0.91	0.07	0.92
(1,5)	1:A:45:PHE:CA	2:C:465:GLN:HB2	20	0.91	0.07	0.92
(1,5)	1:A:45:PHE:CA	2:C:465:GLN:HB3	20	0.91	0.07	0.92
(1,5)	1:A:45:PHE:CA	2:C:465:GLN:HE21	20	0.91	0.07	0.92
(1,5)	1:A:45:PHE:CA	2:C:465:GLN:HE22	20	0.91	0.07	0.92
(1,5)	1:A:45:PHE:CA	2:C:465:GLN:HG2	20	0.91	0.07	0.92
(1,5)	1:A:45:PHE:CA	2:C:465:GLN:HG3	20	0.91	0.07	0.92
(1,5)	1:A:45:PHE:CA	2:C:465:GLN:N	20	0.91	0.07	0.92
(1,5)	1:A:45:PHE:CA	2:C:465:GLN:NE2	20	0.91	0.07	0.92
(1,5)	1:A:45:PHE:CA	2:C:465:GLN:O	20	0.91	0.07	0.92
(1,5)	1:A:45:PHE:CA	2:C:465:GLN:OE1	20	0.91	0.07	0.92

Continued on next page...

Continued from previous page...

Key	Atom-1	Atom-2	Models ¹	Mean (Å)	SD ¹ (Å)	Median (Å)
(1,5)	1:A:45:PHE:CA	2:C:466:GLU:C	20	0.91	0.07	0.92
(1,5)	1:A:45:PHE:CA	2:C:466:GLU:CA	20	0.91	0.07	0.92
(1,5)	1:A:45:PHE:CA	2:C:466:GLU:CB	20	0.91	0.07	0.92
(1,5)	1:A:45:PHE:CA	2:C:466:GLU:CD	20	0.91	0.07	0.92
(1,5)	1:A:45:PHE:CA	2:C:466:GLU:CG	20	0.91	0.07	0.92
(1,5)	1:A:45:PHE:CA	2:C:466:GLU:H	20	0.91	0.07	0.92
(1,5)	1:A:45:PHE:CA	2:C:466:GLU:HA	20	0.91	0.07	0.92
(1,5)	1:A:45:PHE:CA	2:C:466:GLU:HB2	20	0.91	0.07	0.92
(1,5)	1:A:45:PHE:CA	2:C:466:GLU:HB3	20	0.91	0.07	0.92
(1,5)	1:A:45:PHE:CA	2:C:466:GLU:HG2	20	0.91	0.07	0.92
(1,5)	1:A:45:PHE:CA	2:C:466:GLU:HG3	20	0.91	0.07	0.92
(1,5)	1:A:45:PHE:CA	2:C:466:GLU:N	20	0.91	0.07	0.92
(1,5)	1:A:45:PHE:CA	2:C:466:GLU:O	20	0.91	0.07	0.92
(1,5)	1:A:45:PHE:CA	2:C:466:GLU:OE1	20	0.91	0.07	0.92
(1,5)	1:A:45:PHE:CA	2:C:466:GLU:OE2	20	0.91	0.07	0.92
(1,5)	1:A:45:PHE:CA	2:C:467:MET:C	20	0.91	0.07	0.92
(1,5)	1:A:45:PHE:CA	2:C:467:MET:CA	20	0.91	0.07	0.92
(1,5)	1:A:45:PHE:CA	2:C:467:MET:CB	20	0.91	0.07	0.92
(1,5)	1:A:45:PHE:CA	2:C:467:MET:CE	20	0.91	0.07	0.92
(1,5)	1:A:45:PHE:CA	2:C:467:MET:CG	20	0.91	0.07	0.92
(1,5)	1:A:45:PHE:CA	2:C:467:MET:H	20	0.91	0.07	0.92
(1,5)	1:A:45:PHE:CA	2:C:467:MET:HA	20	0.91	0.07	0.92
(1,5)	1:A:45:PHE:CA	2:C:467:MET:HB2	20	0.91	0.07	0.92
(1,5)	1:A:45:PHE:CA	2:C:467:MET:HB3	20	0.91	0.07	0.92
(1,5)	1:A:45:PHE:CA	2:C:467:MET:HE1	20	0.91	0.07	0.92
(1,5)	1:A:45:PHE:CA	2:C:467:MET:HE2	20	0.91	0.07	0.92
(1,5)	1:A:45:PHE:CA	2:C:467:MET:HE3	20	0.91	0.07	0.92
(1,5)	1:A:45:PHE:CA	2:C:467:MET:HG2	20	0.91	0.07	0.92
(1,5)	1:A:45:PHE:CA	2:C:467:MET:HG3	20	0.91	0.07	0.92
(1,5)	1:A:45:PHE:CA	2:C:467:MET:N	20	0.91	0.07	0.92
(1,5)	1:A:45:PHE:CA	2:C:467:MET:O	20	0.91	0.07	0.92
(1,5)	1:A:45:PHE:CA	2:C:467:MET:SD	20	0.91	0.07	0.92
(1,5)	1:A:45:PHE:CA	2:C:468:PHE:C	20	0.91	0.07	0.92
(1,5)	1:A:45:PHE:CA	2:C:468:PHE:CA	20	0.91	0.07	0.92
(1,5)	1:A:45:PHE:CA	2:C:468:PHE:CB	20	0.91	0.07	0.92
(1,5)	1:A:45:PHE:CA	2:C:468:PHE:CD1	20	0.91	0.07	0.92
(1,5)	1:A:45:PHE:CA	2:C:468:PHE:CD2	20	0.91	0.07	0.92
(1,5)	1:A:45:PHE:CA	2:C:468:PHE:CE1	20	0.91	0.07	0.92
(1,5)	1:A:45:PHE:CA	2:C:468:PHE:CE2	20	0.91	0.07	0.92
(1,5)	1:A:45:PHE:CA	2:C:468:PHE:CG	20	0.91	0.07	0.92
(1,5)	1:A:45:PHE:CA	2:C:468:PHE:CZ	20	0.91	0.07	0.92
(1,5)	1:A:45:PHE:CA	2:C:468:PHE:H	20	0.91	0.07	0.92

Continued on next page...

Continued from previous page...

Key	Atom-1	Atom-2	Models ¹	Mean (Å)	SD ¹ (Å)	Median (Å)
(1,5)	1:A:45:PHE:CA	2:C:468:PHE:HA	20	0.91	0.07	0.92
(1,5)	1:A:45:PHE:CA	2:C:468:PHE:HB2	20	0.91	0.07	0.92
(1,5)	1:A:45:PHE:CA	2:C:468:PHE:HB3	20	0.91	0.07	0.92
(1,5)	1:A:45:PHE:CA	2:C:468:PHE:HD1	20	0.91	0.07	0.92
(1,5)	1:A:45:PHE:CA	2:C:468:PHE:HD2	20	0.91	0.07	0.92
(1,5)	1:A:45:PHE:CA	2:C:468:PHE:HE1	20	0.91	0.07	0.92
(1,5)	1:A:45:PHE:CA	2:C:468:PHE:HE2	20	0.91	0.07	0.92
(1,5)	1:A:45:PHE:CA	2:C:468:PHE:HZ	20	0.91	0.07	0.92
(1,5)	1:A:45:PHE:CA	2:C:468:PHE:N	20	0.91	0.07	0.92
(1,5)	1:A:45:PHE:CA	2:C:468:PHE:O	20	0.91	0.07	0.92
(1,5)	1:A:45:PHE:CA	2:C:469:PRO:C	20	0.91	0.07	0.92
(1,5)	1:A:45:PHE:CA	2:C:469:PRO:CA	20	0.91	0.07	0.92
(1,5)	1:A:45:PHE:CA	2:C:469:PRO:CB	20	0.91	0.07	0.92
(1,5)	1:A:45:PHE:CA	2:C:469:PRO:CD	20	0.91	0.07	0.92
(1,5)	1:A:45:PHE:CA	2:C:469:PRO:CG	20	0.91	0.07	0.92
(1,5)	1:A:45:PHE:CA	2:C:469:PRO:HA	20	0.91	0.07	0.92
(1,5)	1:A:45:PHE:CA	2:C:469:PRO:HB2	20	0.91	0.07	0.92
(1,5)	1:A:45:PHE:CA	2:C:469:PRO:HB3	20	0.91	0.07	0.92
(1,5)	1:A:45:PHE:CA	2:C:469:PRO:HD2	20	0.91	0.07	0.92
(1,5)	1:A:45:PHE:CA	2:C:469:PRO:HD3	20	0.91	0.07	0.92
(1,5)	1:A:45:PHE:CA	2:C:469:PRO:HG2	20	0.91	0.07	0.92
(1,5)	1:A:45:PHE:CA	2:C:469:PRO:HG3	20	0.91	0.07	0.92
(1,5)	1:A:45:PHE:CA	2:C:469:PRO:N	20	0.91	0.07	0.92
(1,5)	1:A:45:PHE:CA	2:C:469:PRO:O	20	0.91	0.07	0.92
(1,5)	1:A:45:PHE:CA	2:C:470:GLN:C	20	0.91	0.07	0.92
(1,5)	1:A:45:PHE:CA	2:C:470:GLN:CA	20	0.91	0.07	0.92
(1,5)	1:A:45:PHE:CA	2:C:470:GLN:CB	20	0.91	0.07	0.92
(1,5)	1:A:45:PHE:CA	2:C:470:GLN:CD	20	0.91	0.07	0.92
(1,5)	1:A:45:PHE:CA	2:C:470:GLN:CG	20	0.91	0.07	0.92
(1,5)	1:A:45:PHE:CA	2:C:470:GLN:H	20	0.91	0.07	0.92
(1,5)	1:A:45:PHE:CA	2:C:470:GLN:HA	20	0.91	0.07	0.92
(1,5)	1:A:45:PHE:CA	2:C:470:GLN:HB2	20	0.91	0.07	0.92
(1,5)	1:A:45:PHE:CA	2:C:470:GLN:HB3	20	0.91	0.07	0.92
(1,5)	1:A:45:PHE:CA	2:C:470:GLN:HE21	20	0.91	0.07	0.92
(1,5)	1:A:45:PHE:CA	2:C:470:GLN:HE22	20	0.91	0.07	0.92
(1,5)	1:A:45:PHE:CA	2:C:470:GLN:HG2	20	0.91	0.07	0.92
(1,5)	1:A:45:PHE:CA	2:C:470:GLN:HG3	20	0.91	0.07	0.92
(1,5)	1:A:45:PHE:CA	2:C:470:GLN:N	20	0.91	0.07	0.92
(1,5)	1:A:45:PHE:CA	2:C:470:GLN:NE2	20	0.91	0.07	0.92
(1,5)	1:A:45:PHE:CA	2:C:470:GLN:O	20	0.91	0.07	0.92
(1,5)	1:A:45:PHE:CA	2:C:470:GLN:OE1	20	0.91	0.07	0.92
(1,5)	1:A:45:PHE:CA	2:C:472:PRO:C	20	0.91	0.07	0.92

Continued on next page...

Continued from previous page...

Key	Atom-1	Atom-2	Models ¹	Mean (Å)	SD ¹ (Å)	Median (Å)
(1,5)	1:A:45:PHE:CA	2:C:472:PRO:CA	20	0.91	0.07	0.92
(1,5)	1:A:45:PHE:CA	2:C:472:PRO:CB	20	0.91	0.07	0.92
(1,5)	1:A:45:PHE:CA	2:C:472:PRO:CD	20	0.91	0.07	0.92
(1,5)	1:A:45:PHE:CA	2:C:472:PRO:CG	20	0.91	0.07	0.92
(1,5)	1:A:45:PHE:CA	2:C:472:PRO:HA	20	0.91	0.07	0.92
(1,5)	1:A:45:PHE:CA	2:C:472:PRO:HB2	20	0.91	0.07	0.92
(1,5)	1:A:45:PHE:CA	2:C:472:PRO:HB3	20	0.91	0.07	0.92
(1,5)	1:A:45:PHE:CA	2:C:472:PRO:HD2	20	0.91	0.07	0.92
(1,5)	1:A:45:PHE:CA	2:C:472:PRO:HD3	20	0.91	0.07	0.92
(1,5)	1:A:45:PHE:CA	2:C:472:PRO:HG2	20	0.91	0.07	0.92
(1,5)	1:A:45:PHE:CA	2:C:472:PRO:HG3	20	0.91	0.07	0.92
(1,5)	1:A:45:PHE:CA	2:C:472:PRO:N	20	0.91	0.07	0.92
(1,5)	1:A:45:PHE:CA	2:C:472:PRO:O	20	0.91	0.07	0.92
(1,5)	1:A:45:PHE:CA	2:C:482:LEU:C	20	0.91	0.07	0.92
(1,5)	1:A:45:PHE:CA	2:C:482:LEU:CA	20	0.91	0.07	0.92
(1,5)	1:A:45:PHE:CA	2:C:482:LEU:CB	20	0.91	0.07	0.92
(1,5)	1:A:45:PHE:CA	2:C:482:LEU:CD1	20	0.91	0.07	0.92
(1,5)	1:A:45:PHE:CA	2:C:482:LEU:CD2	20	0.91	0.07	0.92
(1,5)	1:A:45:PHE:CA	2:C:482:LEU:CG	20	0.91	0.07	0.92
(1,5)	1:A:45:PHE:CA	2:C:482:LEU:H	20	0.91	0.07	0.92
(1,5)	1:A:45:PHE:CA	2:C:482:LEU:HA	20	0.91	0.07	0.92
(1,5)	1:A:45:PHE:CA	2:C:482:LEU:HB2	20	0.91	0.07	0.92
(1,5)	1:A:45:PHE:CA	2:C:482:LEU:HB3	20	0.91	0.07	0.92
(1,5)	1:A:45:PHE:CA	2:C:482:LEU:HD11	20	0.91	0.07	0.92
(1,5)	1:A:45:PHE:CA	2:C:482:LEU:HD12	20	0.91	0.07	0.92
(1,5)	1:A:45:PHE:CA	2:C:482:LEU:HD13	20	0.91	0.07	0.92
(1,5)	1:A:45:PHE:CA	2:C:482:LEU:HD21	20	0.91	0.07	0.92
(1,5)	1:A:45:PHE:CA	2:C:482:LEU:HD22	20	0.91	0.07	0.92
(1,5)	1:A:45:PHE:CA	2:C:482:LEU:HD23	20	0.91	0.07	0.92
(1,5)	1:A:45:PHE:CA	2:C:482:LEU:HG	20	0.91	0.07	0.92
(1,5)	1:A:45:PHE:CA	2:C:482:LEU:N	20	0.91	0.07	0.92
(1,5)	1:A:45:PHE:CA	2:C:482:LEU:O	20	0.91	0.07	0.92
(1,5)	1:A:45:PHE:CA	2:C:483:THR:C	20	0.91	0.07	0.92
(1,5)	1:A:45:PHE:CA	2:C:483:THR:CA	20	0.91	0.07	0.92
(1,5)	1:A:45:PHE:CA	2:C:483:THR:CB	20	0.91	0.07	0.92
(1,5)	1:A:45:PHE:CA	2:C:483:THR:CG2	20	0.91	0.07	0.92
(1,5)	1:A:45:PHE:CA	2:C:483:THR:H	20	0.91	0.07	0.92
(1,5)	1:A:45:PHE:CA	2:C:483:THR:HA	20	0.91	0.07	0.92
(1,5)	1:A:45:PHE:CA	2:C:483:THR:HB	20	0.91	0.07	0.92
(1,5)	1:A:45:PHE:CA	2:C:483:THR:HG1	20	0.91	0.07	0.92
(1,5)	1:A:45:PHE:CA	2:C:483:THR:HG21	20	0.91	0.07	0.92
(1,5)	1:A:45:PHE:CA	2:C:483:THR:HG22	20	0.91	0.07	0.92

Continued on next page...

Continued from previous page...

Key	Atom-1	Atom-2	Models ¹	Mean (Å)	SD ¹ (Å)	Median (Å)
(1,5)	1:A:45:PHE:CA	2:C:483:THR:HG23	20	0.91	0.07	0.92
(1,5)	1:A:45:PHE:CA	2:C:483:THR:N	20	0.91	0.07	0.92
(1,5)	1:A:45:PHE:CA	2:C:483:THR:O	20	0.91	0.07	0.92
(1,5)	1:A:45:PHE:CA	2:C:483:THR:OG1	20	0.91	0.07	0.92
(1,5)	1:A:45:PHE:CA	2:C:484:ARG:C	20	0.91	0.07	0.92
(1,5)	1:A:45:PHE:CA	2:C:484:ARG:CA	20	0.91	0.07	0.92
(1,5)	1:A:45:PHE:CA	2:C:484:ARG:CB	20	0.91	0.07	0.92
(1,5)	1:A:45:PHE:CA	2:C:484:ARG:CD	20	0.91	0.07	0.92
(1,5)	1:A:45:PHE:CA	2:C:484:ARG:CG	20	0.91	0.07	0.92
(1,5)	1:A:45:PHE:CA	2:C:484:ARG:CZ	20	0.91	0.07	0.92
(1,5)	1:A:45:PHE:CA	2:C:484:ARG:H	20	0.91	0.07	0.92
(1,5)	1:A:45:PHE:CA	2:C:484:ARG:HA	20	0.91	0.07	0.92
(1,5)	1:A:45:PHE:CA	2:C:484:ARG:HB2	20	0.91	0.07	0.92
(1,5)	1:A:45:PHE:CA	2:C:484:ARG:HB3	20	0.91	0.07	0.92
(1,5)	1:A:45:PHE:CA	2:C:484:ARG:HD2	20	0.91	0.07	0.92
(1,5)	1:A:45:PHE:CA	2:C:484:ARG:HD3	20	0.91	0.07	0.92
(1,5)	1:A:45:PHE:CA	2:C:484:ARG:HE	20	0.91	0.07	0.92
(1,5)	1:A:45:PHE:CA	2:C:484:ARG:HG2	20	0.91	0.07	0.92
(1,5)	1:A:45:PHE:CA	2:C:484:ARG:HG3	20	0.91	0.07	0.92
(1,5)	1:A:45:PHE:CA	2:C:484:ARG:HH11	20	0.91	0.07	0.92
(1,5)	1:A:45:PHE:CA	2:C:484:ARG:HH12	20	0.91	0.07	0.92
(1,5)	1:A:45:PHE:CA	2:C:484:ARG:HH21	20	0.91	0.07	0.92
(1,5)	1:A:45:PHE:CA	2:C:484:ARG:HH22	20	0.91	0.07	0.92
(1,5)	1:A:45:PHE:CA	2:C:484:ARG:N	20	0.91	0.07	0.92
(1,5)	1:A:45:PHE:CA	2:C:484:ARG:NE	20	0.91	0.07	0.92
(1,5)	1:A:45:PHE:CA	2:C:484:ARG:NH1	20	0.91	0.07	0.92
(1,5)	1:A:45:PHE:CA	2:C:484:ARG:NH2	20	0.91	0.07	0.92
(1,5)	1:A:45:PHE:CA	2:C:484:ARG:O	20	0.91	0.07	0.92
(1,5)	1:A:45:PHE:CA	2:C:485:SER:C	20	0.91	0.07	0.92
(1,5)	1:A:45:PHE:CA	2:C:485:SER:CA	20	0.91	0.07	0.92
(1,5)	1:A:45:PHE:CA	2:C:485:SER:CB	20	0.91	0.07	0.92
(1,5)	1:A:45:PHE:CA	2:C:485:SER:H	20	0.91	0.07	0.92
(1,5)	1:A:45:PHE:CA	2:C:485:SER:HA	20	0.91	0.07	0.92
(1,5)	1:A:45:PHE:CA	2:C:485:SER:HB2	20	0.91	0.07	0.92
(1,5)	1:A:45:PHE:CA	2:C:485:SER:HB3	20	0.91	0.07	0.92
(1,5)	1:A:45:PHE:CA	2:C:485:SER:HG	20	0.91	0.07	0.92
(1,5)	1:A:45:PHE:CA	2:C:485:SER:N	20	0.91	0.07	0.92
(1,5)	1:A:45:PHE:CA	2:C:485:SER:O	20	0.91	0.07	0.92
(1,5)	1:A:45:PHE:CA	2:C:485:SER:OG	20	0.91	0.07	0.92
(1,5)	1:A:45:PHE:CA	2:C:486:VAL:C	20	0.91	0.07	0.92
(1,5)	1:A:45:PHE:CA	2:C:486:VAL:CA	20	0.91	0.07	0.92
(1,5)	1:A:45:PHE:CA	2:C:486:VAL:CB	20	0.91	0.07	0.92

Continued on next page...

Continued from previous page...

Key	Atom-1	Atom-2	Models ¹	Mean (Å)	SD ¹ (Å)	Median (Å)
(1,5)	1:A:45:PHE:CA	2:C:486:VAL:CG1	20	0.91	0.07	0.92
(1,5)	1:A:45:PHE:CA	2:C:486:VAL:CG2	20	0.91	0.07	0.92
(1,5)	1:A:45:PHE:CA	2:C:486:VAL:H	20	0.91	0.07	0.92
(1,5)	1:A:45:PHE:CA	2:C:486:VAL:HA	20	0.91	0.07	0.92
(1,5)	1:A:45:PHE:CA	2:C:486:VAL:HB	20	0.91	0.07	0.92
(1,5)	1:A:45:PHE:CA	2:C:486:VAL:HG11	20	0.91	0.07	0.92
(1,5)	1:A:45:PHE:CA	2:C:486:VAL:HG12	20	0.91	0.07	0.92
(1,5)	1:A:45:PHE:CA	2:C:486:VAL:HG13	20	0.91	0.07	0.92
(1,5)	1:A:45:PHE:CA	2:C:486:VAL:HG21	20	0.91	0.07	0.92
(1,5)	1:A:45:PHE:CA	2:C:486:VAL:HG22	20	0.91	0.07	0.92
(1,5)	1:A:45:PHE:CA	2:C:486:VAL:HG23	20	0.91	0.07	0.92
(1,5)	1:A:45:PHE:CA	2:C:486:VAL:N	20	0.91	0.07	0.92
(1,5)	1:A:45:PHE:CA	2:C:486:VAL:O	20	0.91	0.07	0.92
(1,5)	1:A:45:PHE:CA	2:C:487:GLU:C	20	0.91	0.07	0.92
(1,5)	1:A:45:PHE:CA	2:C:487:GLU:CA	20	0.91	0.07	0.92
(1,5)	1:A:45:PHE:CA	2:C:487:GLU:CB	20	0.91	0.07	0.92
(1,5)	1:A:45:PHE:CA	2:C:487:GLU:CD	20	0.91	0.07	0.92
(1,5)	1:A:45:PHE:CA	2:C:487:GLU:CG	20	0.91	0.07	0.92
(1,5)	1:A:45:PHE:CA	2:C:487:GLU:H	20	0.91	0.07	0.92
(1,5)	1:A:45:PHE:CA	2:C:487:GLU:HA	20	0.91	0.07	0.92
(1,5)	1:A:45:PHE:CA	2:C:487:GLU:HB2	20	0.91	0.07	0.92
(1,5)	1:A:45:PHE:CA	2:C:487:GLU:HB3	20	0.91	0.07	0.92
(1,5)	1:A:45:PHE:CA	2:C:487:GLU:HG2	20	0.91	0.07	0.92
(1,5)	1:A:45:PHE:CA	2:C:487:GLU:HG3	20	0.91	0.07	0.92
(1,5)	1:A:45:PHE:CA	2:C:487:GLU:N	20	0.91	0.07	0.92
(1,5)	1:A:45:PHE:CA	2:C:487:GLU:O	20	0.91	0.07	0.92
(1,5)	1:A:45:PHE:CA	2:C:487:GLU:OE1	20	0.91	0.07	0.92
(1,5)	1:A:45:PHE:CA	2:C:487:GLU:OE2	20	0.91	0.07	0.92
(1,5)	1:A:45:PHE:CA	2:C:488:ILE:C	20	0.91	0.07	0.92
(1,5)	1:A:45:PHE:CA	2:C:488:ILE:CA	20	0.91	0.07	0.92
(1,5)	1:A:45:PHE:CA	2:C:488:ILE:CB	20	0.91	0.07	0.92
(1,5)	1:A:45:PHE:CA	2:C:488:ILE:CD1	20	0.91	0.07	0.92
(1,5)	1:A:45:PHE:CA	2:C:488:ILE:CG1	20	0.91	0.07	0.92
(1,5)	1:A:45:PHE:CA	2:C:488:ILE:CG2	20	0.91	0.07	0.92
(1,5)	1:A:45:PHE:CA	2:C:488:ILE:H	20	0.91	0.07	0.92
(1,5)	1:A:45:PHE:CA	2:C:488:ILE:HA	20	0.91	0.07	0.92
(1,5)	1:A:45:PHE:CA	2:C:488:ILE:HB	20	0.91	0.07	0.92
(1,5)	1:A:45:PHE:CA	2:C:488:ILE:HD11	20	0.91	0.07	0.92
(1,5)	1:A:45:PHE:CA	2:C:488:ILE:HD12	20	0.91	0.07	0.92
(1,5)	1:A:45:PHE:CA	2:C:488:ILE:HD13	20	0.91	0.07	0.92
(1,5)	1:A:45:PHE:CA	2:C:488:ILE:HG12	20	0.91	0.07	0.92
(1,5)	1:A:45:PHE:CA	2:C:488:ILE:HG13	20	0.91	0.07	0.92

Continued on next page...

Continued from previous page...

Key	Atom-1	Atom-2	Models ¹	Mean (Å)	SD ¹ (Å)	Median (Å)
(1,5)	1:A:45:PHE:CA	2:C:488:ILE:HG21	20	0.91	0.07	0.92
(1,5)	1:A:45:PHE:CA	2:C:488:ILE:HG22	20	0.91	0.07	0.92
(1,5)	1:A:45:PHE:CA	2:C:488:ILE:HG23	20	0.91	0.07	0.92
(1,5)	1:A:45:PHE:CA	2:C:488:ILE:N	20	0.91	0.07	0.92
(1,5)	1:A:45:PHE:CA	2:C:488:ILE:O	20	0.91	0.07	0.92
(1,5)	1:A:45:PHE:CA	2:C:490:THR:C	20	0.91	0.07	0.92
(1,5)	1:A:45:PHE:CA	2:C:490:THR:CA	20	0.91	0.07	0.92
(1,5)	1:A:45:PHE:CA	2:C:490:THR:CB	20	0.91	0.07	0.92
(1,5)	1:A:45:PHE:CA	2:C:490:THR:CG2	20	0.91	0.07	0.92
(1,5)	1:A:45:PHE:CA	2:C:490:THR:H	20	0.91	0.07	0.92
(1,5)	1:A:45:PHE:CA	2:C:490:THR:HA	20	0.91	0.07	0.92
(1,5)	1:A:45:PHE:CA	2:C:490:THR:HB	20	0.91	0.07	0.92
(1,5)	1:A:45:PHE:CA	2:C:490:THR:HG1	20	0.91	0.07	0.92
(1,5)	1:A:45:PHE:CA	2:C:490:THR:HG21	20	0.91	0.07	0.92
(1,5)	1:A:45:PHE:CA	2:C:490:THR:HG22	20	0.91	0.07	0.92
(1,5)	1:A:45:PHE:CA	2:C:490:THR:HG23	20	0.91	0.07	0.92
(1,5)	1:A:45:PHE:CA	2:C:490:THR:N	20	0.91	0.07	0.92
(1,5)	1:A:45:PHE:CA	2:C:490:THR:O	20	0.91	0.07	0.92
(1,5)	1:A:45:PHE:CA	2:C:490:THR:OG1	20	0.91	0.07	0.92
(1,5)	1:A:45:PHE:CA	2:C:491:ASP:C	20	0.91	0.07	0.92
(1,5)	1:A:45:PHE:CA	2:C:491:ASP:CA	20	0.91	0.07	0.92
(1,5)	1:A:45:PHE:CA	2:C:491:ASP:CB	20	0.91	0.07	0.92
(1,5)	1:A:45:PHE:CA	2:C:491:ASP:CG	20	0.91	0.07	0.92
(1,5)	1:A:45:PHE:CA	2:C:491:ASP:H	20	0.91	0.07	0.92
(1,5)	1:A:45:PHE:CA	2:C:491:ASP:HA	20	0.91	0.07	0.92
(1,5)	1:A:45:PHE:CA	2:C:491:ASP:HB2	20	0.91	0.07	0.92
(1,5)	1:A:45:PHE:CA	2:C:491:ASP:HB3	20	0.91	0.07	0.92
(1,5)	1:A:45:PHE:CA	2:C:491:ASP:N	20	0.91	0.07	0.92
(1,5)	1:A:45:PHE:CA	2:C:491:ASP:O	20	0.91	0.07	0.92
(1,5)	1:A:45:PHE:CA	2:C:491:ASP:OD1	20	0.91	0.07	0.92
(1,5)	1:A:45:PHE:CA	2:C:491:ASP:OD2	20	0.91	0.07	0.92
(1,5)	1:A:45:PHE:CA	2:C:492:ASN:C	20	0.91	0.07	0.92
(1,5)	1:A:45:PHE:CA	2:C:492:ASN:CA	20	0.91	0.07	0.92
(1,5)	1:A:45:PHE:CA	2:C:492:ASN:CB	20	0.91	0.07	0.92
(1,5)	1:A:45:PHE:CA	2:C:492:ASN:CG	20	0.91	0.07	0.92
(1,5)	1:A:45:PHE:CA	2:C:492:ASN:H	20	0.91	0.07	0.92
(1,5)	1:A:45:PHE:CA	2:C:492:ASN:HA	20	0.91	0.07	0.92
(1,5)	1:A:45:PHE:CA	2:C:492:ASN:HB2	20	0.91	0.07	0.92
(1,5)	1:A:45:PHE:CA	2:C:492:ASN:HB3	20	0.91	0.07	0.92
(1,5)	1:A:45:PHE:CA	2:C:492:ASN:HD21	20	0.91	0.07	0.92
(1,5)	1:A:45:PHE:CA	2:C:492:ASN:HD22	20	0.91	0.07	0.92
(1,5)	1:A:45:PHE:CA	2:C:492:ASN:N	20	0.91	0.07	0.92

Continued on next page...

Continued from previous page...

Key	Atom-1	Atom-2	Models ¹	Mean (Å)	SD ¹ (Å)	Median (Å)
(1,5)	1:A:45:PHE:CA	2:C:492:ASN:ND2	20	0.91	0.07	0.92
(1,5)	1:A:45:PHE:CA	2:C:492:ASN:O	20	0.91	0.07	0.92
(1,5)	1:A:45:PHE:CA	2:C:492:ASN:OD1	20	0.91	0.07	0.92
(1,5)	1:A:45:PHE:CA	2:C:494:LEU:C	20	0.91	0.07	0.92
(1,5)	1:A:45:PHE:CA	2:C:494:LEU:CA	20	0.91	0.07	0.92
(1,5)	1:A:45:PHE:CA	2:C:494:LEU:CB	20	0.91	0.07	0.92
(1,5)	1:A:45:PHE:CA	2:C:494:LEU:CD1	20	0.91	0.07	0.92
(1,5)	1:A:45:PHE:CA	2:C:494:LEU:CD2	20	0.91	0.07	0.92
(1,5)	1:A:45:PHE:CA	2:C:494:LEU:CG	20	0.91	0.07	0.92
(1,5)	1:A:45:PHE:CA	2:C:494:LEU:H	20	0.91	0.07	0.92
(1,5)	1:A:45:PHE:CA	2:C:494:LEU:HA	20	0.91	0.07	0.92
(1,5)	1:A:45:PHE:CA	2:C:494:LEU:HB2	20	0.91	0.07	0.92
(1,5)	1:A:45:PHE:CA	2:C:494:LEU:HB3	20	0.91	0.07	0.92
(1,5)	1:A:45:PHE:CA	2:C:494:LEU:HD11	20	0.91	0.07	0.92
(1,5)	1:A:45:PHE:CA	2:C:494:LEU:HD12	20	0.91	0.07	0.92
(1,5)	1:A:45:PHE:CA	2:C:494:LEU:HD13	20	0.91	0.07	0.92
(1,5)	1:A:45:PHE:CA	2:C:494:LEU:HD21	20	0.91	0.07	0.92
(1,5)	1:A:45:PHE:CA	2:C:494:LEU:HD22	20	0.91	0.07	0.92
(1,5)	1:A:45:PHE:CA	2:C:494:LEU:HD23	20	0.91	0.07	0.92
(1,5)	1:A:45:PHE:CA	2:C:494:LEU:HG	20	0.91	0.07	0.92
(1,5)	1:A:45:PHE:CA	2:C:494:LEU:N	20	0.91	0.07	0.92
(1,5)	1:A:45:PHE:CA	2:C:494:LEU:O	20	0.91	0.07	0.92
(1,5)	1:A:45:PHE:CA	2:C:495:GLU:C	20	0.91	0.07	0.92
(1,5)	1:A:45:PHE:CA	2:C:495:GLU:CA	20	0.91	0.07	0.92
(1,5)	1:A:45:PHE:CA	2:C:495:GLU:CB	20	0.91	0.07	0.92
(1,5)	1:A:45:PHE:CA	2:C:495:GLU:CD	20	0.91	0.07	0.92
(1,5)	1:A:45:PHE:CA	2:C:495:GLU:CG	20	0.91	0.07	0.92
(1,5)	1:A:45:PHE:CA	2:C:495:GLU:H	20	0.91	0.07	0.92
(1,5)	1:A:45:PHE:CA	2:C:495:GLU:HA	20	0.91	0.07	0.92
(1,5)	1:A:45:PHE:CA	2:C:495:GLU:HB2	20	0.91	0.07	0.92
(1,5)	1:A:45:PHE:CA	2:C:495:GLU:HB3	20	0.91	0.07	0.92
(1,5)	1:A:45:PHE:CA	2:C:495:GLU:HG2	20	0.91	0.07	0.92
(1,5)	1:A:45:PHE:CA	2:C:495:GLU:HG3	20	0.91	0.07	0.92
(1,5)	1:A:45:PHE:CA	2:C:495:GLU:N	20	0.91	0.07	0.92
(1,5)	1:A:45:PHE:CA	2:C:495:GLU:O	20	0.91	0.07	0.92
(1,5)	1:A:45:PHE:CA	2:C:495:GLU:OE1	20	0.91	0.07	0.92
(1,5)	1:A:45:PHE:CA	2:C:495:GLU:OE2	20	0.91	0.07	0.92
(1,5)	1:A:45:PHE:CA	2:C:496:GLY:C	20	0.91	0.07	0.92
(1,5)	1:A:45:PHE:CA	2:C:496:GLY:CA	20	0.91	0.07	0.92
(1,5)	1:A:45:PHE:CA	2:C:496:GLY:H	20	0.91	0.07	0.92
(1,5)	1:A:45:PHE:CA	2:C:496:GLY:HA2	20	0.91	0.07	0.92
(1,5)	1:A:45:PHE:CA	2:C:496:GLY:HA3	20	0.91	0.07	0.92

Continued on next page...

Continued from previous page...

Key	Atom-1	Atom-2	Models ¹	Mean (Å)	SD ¹ (Å)	Median (Å)
(1,5)	1:A:45:PHE:CA	2:C:496:GLY:N	20	0.91	0.07	0.92
(1,5)	1:A:45:PHE:CA	2:C:496:GLY:O	20	0.91	0.07	0.92
(1,5)	1:A:45:PHE:CA	2:C:497:ARG:C	20	0.91	0.07	0.92
(1,5)	1:A:45:PHE:CA	2:C:497:ARG:CA	20	0.91	0.07	0.92
(1,5)	1:A:45:PHE:CA	2:C:497:ARG:CB	20	0.91	0.07	0.92
(1,5)	1:A:45:PHE:CA	2:C:497:ARG:CD	20	0.91	0.07	0.92
(1,5)	1:A:45:PHE:CA	2:C:497:ARG:CG	20	0.91	0.07	0.92
(1,5)	1:A:45:PHE:CA	2:C:497:ARG:CZ	20	0.91	0.07	0.92
(1,5)	1:A:45:PHE:CA	2:C:497:ARG:H	20	0.91	0.07	0.92
(1,5)	1:A:45:PHE:CA	2:C:497:ARG:HA	20	0.91	0.07	0.92
(1,5)	1:A:45:PHE:CA	2:C:497:ARG:HB2	20	0.91	0.07	0.92
(1,5)	1:A:45:PHE:CA	2:C:497:ARG:HB3	20	0.91	0.07	0.92
(1,5)	1:A:45:PHE:CA	2:C:497:ARG:HD2	20	0.91	0.07	0.92
(1,5)	1:A:45:PHE:CA	2:C:497:ARG:HD3	20	0.91	0.07	0.92
(1,5)	1:A:45:PHE:CA	2:C:497:ARG:HE	20	0.91	0.07	0.92
(1,5)	1:A:45:PHE:CA	2:C:497:ARG:HG2	20	0.91	0.07	0.92
(1,5)	1:A:45:PHE:CA	2:C:497:ARG:HG3	20	0.91	0.07	0.92
(1,5)	1:A:45:PHE:CA	2:C:497:ARG:HH11	20	0.91	0.07	0.92
(1,5)	1:A:45:PHE:CA	2:C:497:ARG:HH12	20	0.91	0.07	0.92
(1,5)	1:A:45:PHE:CA	2:C:497:ARG:HH21	20	0.91	0.07	0.92
(1,5)	1:A:45:PHE:CA	2:C:497:ARG:HH22	20	0.91	0.07	0.92
(1,5)	1:A:45:PHE:CA	2:C:497:ARG:N	20	0.91	0.07	0.92
(1,5)	1:A:45:PHE:CA	2:C:497:ARG:NE	20	0.91	0.07	0.92
(1,5)	1:A:45:PHE:CA	2:C:497:ARG:NH1	20	0.91	0.07	0.92
(1,5)	1:A:45:PHE:CA	2:C:497:ARG:NH2	20	0.91	0.07	0.92
(1,5)	1:A:45:PHE:CA	2:C:497:ARG:O	20	0.91	0.07	0.92
(1,5)	1:A:45:PHE:CB	2:C:457:LEU:C	20	0.91	0.07	0.92
(1,5)	1:A:45:PHE:CB	2:C:457:LEU:CA	20	0.91	0.07	0.92
(1,5)	1:A:45:PHE:CB	2:C:457:LEU:CB	20	0.91	0.07	0.92
(1,5)	1:A:45:PHE:CB	2:C:457:LEU:CD1	20	0.91	0.07	0.92
(1,5)	1:A:45:PHE:CB	2:C:457:LEU:CD2	20	0.91	0.07	0.92
(1,5)	1:A:45:PHE:CB	2:C:457:LEU:CG	20	0.91	0.07	0.92
(1,5)	1:A:45:PHE:CB	2:C:457:LEU:H	20	0.91	0.07	0.92
(1,5)	1:A:45:PHE:CB	2:C:457:LEU:HA	20	0.91	0.07	0.92
(1,5)	1:A:45:PHE:CB	2:C:457:LEU:HB2	20	0.91	0.07	0.92
(1,5)	1:A:45:PHE:CB	2:C:457:LEU:HB3	20	0.91	0.07	0.92
(1,5)	1:A:45:PHE:CB	2:C:457:LEU:HD11	20	0.91	0.07	0.92
(1,5)	1:A:45:PHE:CB	2:C:457:LEU:HD12	20	0.91	0.07	0.92
(1,5)	1:A:45:PHE:CB	2:C:457:LEU:HD13	20	0.91	0.07	0.92
(1,5)	1:A:45:PHE:CB	2:C:457:LEU:HD21	20	0.91	0.07	0.92
(1,5)	1:A:45:PHE:CB	2:C:457:LEU:HD22	20	0.91	0.07	0.92
(1,5)	1:A:45:PHE:CB	2:C:457:LEU:HD23	20	0.91	0.07	0.92

Continued on next page...

Continued from previous page...

Key	Atom-1	Atom-2	Models ¹	Mean (Å)	SD ¹ (Å)	Median (Å)
(1,5)	1:A:45:PHE:CB	2:C:457:LEU:HG	20	0.91	0.07	0.92
(1,5)	1:A:45:PHE:CB	2:C:457:LEU:N	20	0.91	0.07	0.92
(1,5)	1:A:45:PHE:CB	2:C:457:LEU:O	20	0.91	0.07	0.92
(1,5)	1:A:45:PHE:CB	2:C:459:ALA:C	20	0.91	0.07	0.92
(1,5)	1:A:45:PHE:CB	2:C:459:ALA:CA	20	0.91	0.07	0.92
(1,5)	1:A:45:PHE:CB	2:C:459:ALA:CB	20	0.91	0.07	0.92
(1,5)	1:A:45:PHE:CB	2:C:459:ALA:H	20	0.91	0.07	0.92
(1,5)	1:A:45:PHE:CB	2:C:459:ALA:HA	20	0.91	0.07	0.92
(1,5)	1:A:45:PHE:CB	2:C:459:ALA:HB1	20	0.91	0.07	0.92
(1,5)	1:A:45:PHE:CB	2:C:459:ALA:HB2	20	0.91	0.07	0.92
(1,5)	1:A:45:PHE:CB	2:C:459:ALA:HB3	20	0.91	0.07	0.92
(1,5)	1:A:45:PHE:CB	2:C:459:ALA:N	20	0.91	0.07	0.92
(1,5)	1:A:45:PHE:CB	2:C:459:ALA:O	20	0.91	0.07	0.92
(1,5)	1:A:45:PHE:CB	2:C:460:MET:C	20	0.91	0.07	0.92
(1,5)	1:A:45:PHE:CB	2:C:460:MET:CA	20	0.91	0.07	0.92
(1,5)	1:A:45:PHE:CB	2:C:460:MET:CB	20	0.91	0.07	0.92
(1,5)	1:A:45:PHE:CB	2:C:460:MET:CE	20	0.91	0.07	0.92
(1,5)	1:A:45:PHE:CB	2:C:460:MET:CG	20	0.91	0.07	0.92
(1,5)	1:A:45:PHE:CB	2:C:460:MET:H	20	0.91	0.07	0.92
(1,5)	1:A:45:PHE:CB	2:C:460:MET:HA	20	0.91	0.07	0.92
(1,5)	1:A:45:PHE:CB	2:C:460:MET:HB2	20	0.91	0.07	0.92
(1,5)	1:A:45:PHE:CB	2:C:460:MET:HB3	20	0.91	0.07	0.92
(1,5)	1:A:45:PHE:CB	2:C:460:MET:HE1	20	0.91	0.07	0.92
(1,5)	1:A:45:PHE:CB	2:C:460:MET:HE2	20	0.91	0.07	0.92
(1,5)	1:A:45:PHE:CB	2:C:460:MET:HE3	20	0.91	0.07	0.92
(1,5)	1:A:45:PHE:CB	2:C:460:MET:HG2	20	0.91	0.07	0.92
(1,5)	1:A:45:PHE:CB	2:C:460:MET:HG3	20	0.91	0.07	0.92
(1,5)	1:A:45:PHE:CB	2:C:460:MET:N	20	0.91	0.07	0.92
(1,5)	1:A:45:PHE:CB	2:C:460:MET:O	20	0.91	0.07	0.92
(1,5)	1:A:45:PHE:CB	2:C:460:MET:SD	20	0.91	0.07	0.92
(1,5)	1:A:45:PHE:CB	2:C:462:HIS:C	20	0.91	0.07	0.92
(1,5)	1:A:45:PHE:CB	2:C:462:HIS:CA	20	0.91	0.07	0.92
(1,5)	1:A:45:PHE:CB	2:C:462:HIS:CB	20	0.91	0.07	0.92
(1,5)	1:A:45:PHE:CB	2:C:462:HIS:CD2	20	0.91	0.07	0.92
(1,5)	1:A:45:PHE:CB	2:C:462:HIS:CE1	20	0.91	0.07	0.92
(1,5)	1:A:45:PHE:CB	2:C:462:HIS:CG	20	0.91	0.07	0.92
(1,5)	1:A:45:PHE:CB	2:C:462:HIS:H	20	0.91	0.07	0.92
(1,5)	1:A:45:PHE:CB	2:C:462:HIS:HA	20	0.91	0.07	0.92
(1,5)	1:A:45:PHE:CB	2:C:462:HIS:HB2	20	0.91	0.07	0.92
(1,5)	1:A:45:PHE:CB	2:C:462:HIS:HB3	20	0.91	0.07	0.92
(1,5)	1:A:45:PHE:CB	2:C:462:HIS:HD2	20	0.91	0.07	0.92
(1,5)	1:A:45:PHE:CB	2:C:462:HIS:HE1	20	0.91	0.07	0.92

Continued on next page...

Continued from previous page...

Key	Atom-1	Atom-2	Models ¹	Mean (Å)	SD ¹ (Å)	Median (Å)
(1,5)	1:A:45:PHE:CB	2:C:462:HIS:HE2	20	0.91	0.07	0.92
(1,5)	1:A:45:PHE:CB	2:C:462:HIS:N	20	0.91	0.07	0.92
(1,5)	1:A:45:PHE:CB	2:C:462:HIS:ND1	20	0.91	0.07	0.92
(1,5)	1:A:45:PHE:CB	2:C:462:HIS:NE2	20	0.91	0.07	0.92
(1,5)	1:A:45:PHE:CB	2:C:462:HIS:O	20	0.91	0.07	0.92
(1,5)	1:A:45:PHE:CB	2:C:463:GLN:C	20	0.91	0.07	0.92
(1,5)	1:A:45:PHE:CB	2:C:463:GLN:CA	20	0.91	0.07	0.92
(1,5)	1:A:45:PHE:CB	2:C:463:GLN:CB	20	0.91	0.07	0.92
(1,5)	1:A:45:PHE:CB	2:C:463:GLN:CD	20	0.91	0.07	0.92
(1,5)	1:A:45:PHE:CB	2:C:463:GLN:CG	20	0.91	0.07	0.92
(1,5)	1:A:45:PHE:CB	2:C:463:GLN:H	20	0.91	0.07	0.92
(1,5)	1:A:45:PHE:CB	2:C:463:GLN:HA	20	0.91	0.07	0.92
(1,5)	1:A:45:PHE:CB	2:C:463:GLN:HB2	20	0.91	0.07	0.92
(1,5)	1:A:45:PHE:CB	2:C:463:GLN:HB3	20	0.91	0.07	0.92
(1,5)	1:A:45:PHE:CB	2:C:463:GLN:HE21	20	0.91	0.07	0.92
(1,5)	1:A:45:PHE:CB	2:C:463:GLN:HE22	20	0.91	0.07	0.92
(1,5)	1:A:45:PHE:CB	2:C:463:GLN:HG2	20	0.91	0.07	0.92
(1,5)	1:A:45:PHE:CB	2:C:463:GLN:HG3	20	0.91	0.07	0.92
(1,5)	1:A:45:PHE:CB	2:C:463:GLN:N	20	0.91	0.07	0.92
(1,5)	1:A:45:PHE:CB	2:C:463:GLN:NE2	20	0.91	0.07	0.92
(1,5)	1:A:45:PHE:CB	2:C:463:GLN:O	20	0.91	0.07	0.92
(1,5)	1:A:45:PHE:CB	2:C:463:GLN:OE1	20	0.91	0.07	0.92
(1,5)	1:A:45:PHE:CB	2:C:465:GLN:C	20	0.91	0.07	0.92
(1,5)	1:A:45:PHE:CB	2:C:465:GLN:CA	20	0.91	0.07	0.92
(1,5)	1:A:45:PHE:CB	2:C:465:GLN:CB	20	0.91	0.07	0.92
(1,5)	1:A:45:PHE:CB	2:C:465:GLN:CD	20	0.91	0.07	0.92
(1,5)	1:A:45:PHE:CB	2:C:465:GLN:CG	20	0.91	0.07	0.92
(1,5)	1:A:45:PHE:CB	2:C:465:GLN:H	20	0.91	0.07	0.92
(1,5)	1:A:45:PHE:CB	2:C:465:GLN:HA	20	0.91	0.07	0.92
(1,5)	1:A:45:PHE:CB	2:C:465:GLN:HB2	20	0.91	0.07	0.92
(1,5)	1:A:45:PHE:CB	2:C:465:GLN:HB3	20	0.91	0.07	0.92
(1,5)	1:A:45:PHE:CB	2:C:465:GLN:HE21	20	0.91	0.07	0.92
(1,5)	1:A:45:PHE:CB	2:C:465:GLN:HE22	20	0.91	0.07	0.92
(1,5)	1:A:45:PHE:CB	2:C:465:GLN:HG2	20	0.91	0.07	0.92
(1,5)	1:A:45:PHE:CB	2:C:465:GLN:HG3	20	0.91	0.07	0.92
(1,5)	1:A:45:PHE:CB	2:C:465:GLN:N	20	0.91	0.07	0.92
(1,5)	1:A:45:PHE:CB	2:C:465:GLN:NE2	20	0.91	0.07	0.92
(1,5)	1:A:45:PHE:CB	2:C:465:GLN:O	20	0.91	0.07	0.92
(1,5)	1:A:45:PHE:CB	2:C:465:GLN:OE1	20	0.91	0.07	0.92
(1,5)	1:A:45:PHE:CB	2:C:466:GLU:C	20	0.91	0.07	0.92
(1,5)	1:A:45:PHE:CB	2:C:466:GLU:CA	20	0.91	0.07	0.92
(1,5)	1:A:45:PHE:CB	2:C:466:GLU:CB	20	0.91	0.07	0.92

Continued on next page...

Continued from previous page...

Key	Atom-1	Atom-2	Models ¹	Mean (Å)	SD ¹ (Å)	Median (Å)
(1,5)	1:A:45:PHE:CB	2:C:466:GLU:CD	20	0.91	0.07	0.92
(1,5)	1:A:45:PHE:CB	2:C:466:GLU:CG	20	0.91	0.07	0.92
(1,5)	1:A:45:PHE:CB	2:C:466:GLU:H	20	0.91	0.07	0.92
(1,5)	1:A:45:PHE:CB	2:C:466:GLU:HA	20	0.91	0.07	0.92
(1,5)	1:A:45:PHE:CB	2:C:466:GLU:HB2	20	0.91	0.07	0.92
(1,5)	1:A:45:PHE:CB	2:C:466:GLU:HB3	20	0.91	0.07	0.92
(1,5)	1:A:45:PHE:CB	2:C:466:GLU:HG2	20	0.91	0.07	0.92
(1,5)	1:A:45:PHE:CB	2:C:466:GLU:HG3	20	0.91	0.07	0.92
(1,5)	1:A:45:PHE:CB	2:C:466:GLU:N	20	0.91	0.07	0.92
(1,5)	1:A:45:PHE:CB	2:C:466:GLU:O	20	0.91	0.07	0.92
(1,5)	1:A:45:PHE:CB	2:C:466:GLU:OE1	20	0.91	0.07	0.92
(1,5)	1:A:45:PHE:CB	2:C:466:GLU:OE2	20	0.91	0.07	0.92
(1,5)	1:A:45:PHE:CB	2:C:467:MET:C	20	0.91	0.07	0.92
(1,5)	1:A:45:PHE:CB	2:C:467:MET:CA	20	0.91	0.07	0.92
(1,5)	1:A:45:PHE:CB	2:C:467:MET:CB	20	0.91	0.07	0.92
(1,5)	1:A:45:PHE:CB	2:C:467:MET:CE	20	0.91	0.07	0.92
(1,5)	1:A:45:PHE:CB	2:C:467:MET:CG	20	0.91	0.07	0.92
(1,5)	1:A:45:PHE:CB	2:C:467:MET:H	20	0.91	0.07	0.92
(1,5)	1:A:45:PHE:CB	2:C:467:MET:HA	20	0.91	0.07	0.92
(1,5)	1:A:45:PHE:CB	2:C:467:MET:HB2	20	0.91	0.07	0.92
(1,5)	1:A:45:PHE:CB	2:C:467:MET:HB3	20	0.91	0.07	0.92
(1,5)	1:A:45:PHE:CB	2:C:467:MET:HE1	20	0.91	0.07	0.92
(1,5)	1:A:45:PHE:CB	2:C:467:MET:HE2	20	0.91	0.07	0.92
(1,5)	1:A:45:PHE:CB	2:C:467:MET:HE3	20	0.91	0.07	0.92
(1,5)	1:A:45:PHE:CB	2:C:467:MET:HG2	20	0.91	0.07	0.92
(1,5)	1:A:45:PHE:CB	2:C:467:MET:HG3	20	0.91	0.07	0.92
(1,5)	1:A:45:PHE:CB	2:C:467:MET:N	20	0.91	0.07	0.92
(1,5)	1:A:45:PHE:CB	2:C:467:MET:O	20	0.91	0.07	0.92
(1,5)	1:A:45:PHE:CB	2:C:467:MET:SD	20	0.91	0.07	0.92
(1,5)	1:A:45:PHE:CB	2:C:468:PHE:C	20	0.91	0.07	0.92
(1,5)	1:A:45:PHE:CB	2:C:468:PHE:CA	20	0.91	0.07	0.92
(1,5)	1:A:45:PHE:CB	2:C:468:PHE:CB	20	0.91	0.07	0.92
(1,5)	1:A:45:PHE:CB	2:C:468:PHE:CD1	20	0.91	0.07	0.92
(1,5)	1:A:45:PHE:CB	2:C:468:PHE:CD2	20	0.91	0.07	0.92
(1,5)	1:A:45:PHE:CB	2:C:468:PHE:CE1	20	0.91	0.07	0.92
(1,5)	1:A:45:PHE:CB	2:C:468:PHE:CE2	20	0.91	0.07	0.92
(1,5)	1:A:45:PHE:CB	2:C:468:PHE:CG	20	0.91	0.07	0.92
(1,5)	1:A:45:PHE:CB	2:C:468:PHE:CZ	20	0.91	0.07	0.92
(1,5)	1:A:45:PHE:CB	2:C:468:PHE:H	20	0.91	0.07	0.92
(1,5)	1:A:45:PHE:CB	2:C:468:PHE:HA	20	0.91	0.07	0.92
(1,5)	1:A:45:PHE:CB	2:C:468:PHE:HB2	20	0.91	0.07	0.92
(1,5)	1:A:45:PHE:CB	2:C:468:PHE:HB3	20	0.91	0.07	0.92

Continued on next page...

Continued from previous page...

Key	Atom-1	Atom-2	Models ¹	Mean (Å)	SD ¹ (Å)	Median (Å)
(1,5)	1:A:45:PHE:CB	2:C:468:PHE:HD1	20	0.91	0.07	0.92
(1,5)	1:A:45:PHE:CB	2:C:468:PHE:HD2	20	0.91	0.07	0.92
(1,5)	1:A:45:PHE:CB	2:C:468:PHE:HE1	20	0.91	0.07	0.92
(1,5)	1:A:45:PHE:CB	2:C:468:PHE:HE2	20	0.91	0.07	0.92
(1,5)	1:A:45:PHE:CB	2:C:468:PHE:HZ	20	0.91	0.07	0.92
(1,5)	1:A:45:PHE:CB	2:C:468:PHE:N	20	0.91	0.07	0.92
(1,5)	1:A:45:PHE:CB	2:C:468:PHE:O	20	0.91	0.07	0.92
(1,5)	1:A:45:PHE:CB	2:C:469:PRO:C	20	0.91	0.07	0.92
(1,5)	1:A:45:PHE:CB	2:C:469:PRO:CA	20	0.91	0.07	0.92
(1,5)	1:A:45:PHE:CB	2:C:469:PRO:CB	20	0.91	0.07	0.92
(1,5)	1:A:45:PHE:CB	2:C:469:PRO:CD	20	0.91	0.07	0.92
(1,5)	1:A:45:PHE:CB	2:C:469:PRO:CG	20	0.91	0.07	0.92
(1,5)	1:A:45:PHE:CB	2:C:469:PRO:HA	20	0.91	0.07	0.92
(1,5)	1:A:45:PHE:CB	2:C:469:PRO:HB2	20	0.91	0.07	0.92
(1,5)	1:A:45:PHE:CB	2:C:469:PRO:HB3	20	0.91	0.07	0.92
(1,5)	1:A:45:PHE:CB	2:C:469:PRO:HD2	20	0.91	0.07	0.92
(1,5)	1:A:45:PHE:CB	2:C:469:PRO:HD3	20	0.91	0.07	0.92
(1,5)	1:A:45:PHE:CB	2:C:469:PRO:HG2	20	0.91	0.07	0.92
(1,5)	1:A:45:PHE:CB	2:C:469:PRO:HG3	20	0.91	0.07	0.92
(1,5)	1:A:45:PHE:CB	2:C:469:PRO:N	20	0.91	0.07	0.92
(1,5)	1:A:45:PHE:CB	2:C:469:PRO:O	20	0.91	0.07	0.92
(1,5)	1:A:45:PHE:CB	2:C:470:GLN:C	20	0.91	0.07	0.92
(1,5)	1:A:45:PHE:CB	2:C:470:GLN:CA	20	0.91	0.07	0.92
(1,5)	1:A:45:PHE:CB	2:C:470:GLN:CB	20	0.91	0.07	0.92
(1,5)	1:A:45:PHE:CB	2:C:470:GLN:CD	20	0.91	0.07	0.92
(1,5)	1:A:45:PHE:CB	2:C:470:GLN:CG	20	0.91	0.07	0.92
(1,5)	1:A:45:PHE:CB	2:C:470:GLN:H	20	0.91	0.07	0.92
(1,5)	1:A:45:PHE:CB	2:C:470:GLN:HA	20	0.91	0.07	0.92
(1,5)	1:A:45:PHE:CB	2:C:470:GLN:HB2	20	0.91	0.07	0.92
(1,5)	1:A:45:PHE:CB	2:C:470:GLN:HB3	20	0.91	0.07	0.92
(1,5)	1:A:45:PHE:CB	2:C:470:GLN:HE21	20	0.91	0.07	0.92
(1,5)	1:A:45:PHE:CB	2:C:470:GLN:HE22	20	0.91	0.07	0.92
(1,5)	1:A:45:PHE:CB	2:C:470:GLN:HG2	20	0.91	0.07	0.92
(1,5)	1:A:45:PHE:CB	2:C:470:GLN:HG3	20	0.91	0.07	0.92
(1,5)	1:A:45:PHE:CB	2:C:470:GLN:N	20	0.91	0.07	0.92
(1,5)	1:A:45:PHE:CB	2:C:470:GLN:NE2	20	0.91	0.07	0.92
(1,5)	1:A:45:PHE:CB	2:C:470:GLN:O	20	0.91	0.07	0.92
(1,5)	1:A:45:PHE:CB	2:C:470:GLN:OE1	20	0.91	0.07	0.92
(1,5)	1:A:45:PHE:CB	2:C:472:PRO:C	20	0.91	0.07	0.92
(1,5)	1:A:45:PHE:CB	2:C:472:PRO:CA	20	0.91	0.07	0.92
(1,5)	1:A:45:PHE:CB	2:C:472:PRO:CB	20	0.91	0.07	0.92
(1,5)	1:A:45:PHE:CB	2:C:472:PRO:CD	20	0.91	0.07	0.92

Continued on next page...

Continued from previous page...

Key	Atom-1	Atom-2	Models ¹	Mean (Å)	SD ¹ (Å)	Median (Å)
(1,5)	1:A:45:PHE:CB	2:C:472:PRO:CG	20	0.91	0.07	0.92
(1,5)	1:A:45:PHE:CB	2:C:472:PRO:HA	20	0.91	0.07	0.92
(1,5)	1:A:45:PHE:CB	2:C:472:PRO:HB2	20	0.91	0.07	0.92
(1,5)	1:A:45:PHE:CB	2:C:472:PRO:HB3	20	0.91	0.07	0.92
(1,5)	1:A:45:PHE:CB	2:C:472:PRO:HD2	20	0.91	0.07	0.92
(1,5)	1:A:45:PHE:CB	2:C:472:PRO:HD3	20	0.91	0.07	0.92
(1,5)	1:A:45:PHE:CB	2:C:472:PRO:HG2	20	0.91	0.07	0.92
(1,5)	1:A:45:PHE:CB	2:C:472:PRO:HG3	20	0.91	0.07	0.92
(1,5)	1:A:45:PHE:CB	2:C:472:PRO:N	20	0.91	0.07	0.92
(1,5)	1:A:45:PHE:CB	2:C:472:PRO:O	20	0.91	0.07	0.92
(1,5)	1:A:45:PHE:CB	2:C:482:LEU:C	20	0.91	0.07	0.92
(1,5)	1:A:45:PHE:CB	2:C:482:LEU:CA	20	0.91	0.07	0.92
(1,5)	1:A:45:PHE:CB	2:C:482:LEU:CB	20	0.91	0.07	0.92
(1,5)	1:A:45:PHE:CB	2:C:482:LEU:CD1	20	0.91	0.07	0.92
(1,5)	1:A:45:PHE:CB	2:C:482:LEU:CD2	20	0.91	0.07	0.92
(1,5)	1:A:45:PHE:CB	2:C:482:LEU:CG	20	0.91	0.07	0.92
(1,5)	1:A:45:PHE:CB	2:C:482:LEU:H	20	0.91	0.07	0.92
(1,5)	1:A:45:PHE:CB	2:C:482:LEU:HA	20	0.91	0.07	0.92
(1,5)	1:A:45:PHE:CB	2:C:482:LEU:HB2	20	0.91	0.07	0.92
(1,5)	1:A:45:PHE:CB	2:C:482:LEU:HB3	20	0.91	0.07	0.92
(1,5)	1:A:45:PHE:CB	2:C:482:LEU:HD11	20	0.91	0.07	0.92
(1,5)	1:A:45:PHE:CB	2:C:482:LEU:HD12	20	0.91	0.07	0.92
(1,5)	1:A:45:PHE:CB	2:C:482:LEU:HD13	20	0.91	0.07	0.92
(1,5)	1:A:45:PHE:CB	2:C:482:LEU:HD21	20	0.91	0.07	0.92
(1,5)	1:A:45:PHE:CB	2:C:482:LEU:HD22	20	0.91	0.07	0.92
(1,5)	1:A:45:PHE:CB	2:C:482:LEU:HD23	20	0.91	0.07	0.92
(1,5)	1:A:45:PHE:CB	2:C:482:LEU:HG	20	0.91	0.07	0.92
(1,5)	1:A:45:PHE:CB	2:C:482:LEU:N	20	0.91	0.07	0.92
(1,5)	1:A:45:PHE:CB	2:C:482:LEU:O	20	0.91	0.07	0.92
(1,5)	1:A:45:PHE:CB	2:C:483:THR:C	20	0.91	0.07	0.92
(1,5)	1:A:45:PHE:CB	2:C:483:THR:CA	20	0.91	0.07	0.92
(1,5)	1:A:45:PHE:CB	2:C:483:THR:CB	20	0.91	0.07	0.92
(1,5)	1:A:45:PHE:CB	2:C:483:THR:CG2	20	0.91	0.07	0.92
(1,5)	1:A:45:PHE:CB	2:C:483:THR:H	20	0.91	0.07	0.92
(1,5)	1:A:45:PHE:CB	2:C:483:THR:HA	20	0.91	0.07	0.92
(1,5)	1:A:45:PHE:CB	2:C:483:THR:HB	20	0.91	0.07	0.92
(1,5)	1:A:45:PHE:CB	2:C:483:THR:HG1	20	0.91	0.07	0.92
(1,5)	1:A:45:PHE:CB	2:C:483:THR:HG21	20	0.91	0.07	0.92
(1,5)	1:A:45:PHE:CB	2:C:483:THR:HG22	20	0.91	0.07	0.92
(1,5)	1:A:45:PHE:CB	2:C:483:THR:HG23	20	0.91	0.07	0.92
(1,5)	1:A:45:PHE:CB	2:C:483:THR:N	20	0.91	0.07	0.92
(1,5)	1:A:45:PHE:CB	2:C:483:THR:O	20	0.91	0.07	0.92

Continued on next page...

Continued from previous page...

Key	Atom-1	Atom-2	Models ¹	Mean (Å)	SD ¹ (Å)	Median (Å)
(1,5)	1:A:45:PHE:CB	2:C:483:THR:OG1	20	0.91	0.07	0.92
(1,5)	1:A:45:PHE:CB	2:C:484:ARG:C	20	0.91	0.07	0.92
(1,5)	1:A:45:PHE:CB	2:C:484:ARG:CA	20	0.91	0.07	0.92
(1,5)	1:A:45:PHE:CB	2:C:484:ARG:CB	20	0.91	0.07	0.92
(1,5)	1:A:45:PHE:CB	2:C:484:ARG:CD	20	0.91	0.07	0.92
(1,5)	1:A:45:PHE:CB	2:C:484:ARG:CG	20	0.91	0.07	0.92
(1,5)	1:A:45:PHE:CB	2:C:484:ARG:CZ	20	0.91	0.07	0.92
(1,5)	1:A:45:PHE:CB	2:C:484:ARG:H	20	0.91	0.07	0.92
(1,5)	1:A:45:PHE:CB	2:C:484:ARG:HA	20	0.91	0.07	0.92
(1,5)	1:A:45:PHE:CB	2:C:484:ARG:HB2	20	0.91	0.07	0.92
(1,5)	1:A:45:PHE:CB	2:C:484:ARG:HB3	20	0.91	0.07	0.92
(1,5)	1:A:45:PHE:CB	2:C:484:ARG:HD2	20	0.91	0.07	0.92
(1,5)	1:A:45:PHE:CB	2:C:484:ARG:HD3	20	0.91	0.07	0.92
(1,5)	1:A:45:PHE:CB	2:C:484:ARG:HE	20	0.91	0.07	0.92
(1,5)	1:A:45:PHE:CB	2:C:484:ARG:HG2	20	0.91	0.07	0.92
(1,5)	1:A:45:PHE:CB	2:C:484:ARG:HG3	20	0.91	0.07	0.92
(1,5)	1:A:45:PHE:CB	2:C:484:ARG:HH11	20	0.91	0.07	0.92
(1,5)	1:A:45:PHE:CB	2:C:484:ARG:HH12	20	0.91	0.07	0.92
(1,5)	1:A:45:PHE:CB	2:C:484:ARG:HH21	20	0.91	0.07	0.92
(1,5)	1:A:45:PHE:CB	2:C:484:ARG:HH22	20	0.91	0.07	0.92
(1,5)	1:A:45:PHE:CB	2:C:484:ARG:N	20	0.91	0.07	0.92
(1,5)	1:A:45:PHE:CB	2:C:484:ARG:NE	20	0.91	0.07	0.92
(1,5)	1:A:45:PHE:CB	2:C:484:ARG:NH1	20	0.91	0.07	0.92
(1,5)	1:A:45:PHE:CB	2:C:484:ARG:NH2	20	0.91	0.07	0.92
(1,5)	1:A:45:PHE:CB	2:C:484:ARG:O	20	0.91	0.07	0.92
(1,5)	1:A:45:PHE:CB	2:C:485:SER:C	20	0.91	0.07	0.92
(1,5)	1:A:45:PHE:CB	2:C:485:SER:CA	20	0.91	0.07	0.92
(1,5)	1:A:45:PHE:CB	2:C:485:SER:CB	20	0.91	0.07	0.92
(1,5)	1:A:45:PHE:CB	2:C:485:SER:H	20	0.91	0.07	0.92
(1,5)	1:A:45:PHE:CB	2:C:485:SER:HA	20	0.91	0.07	0.92
(1,5)	1:A:45:PHE:CB	2:C:485:SER:HB2	20	0.91	0.07	0.92
(1,5)	1:A:45:PHE:CB	2:C:485:SER:HB3	20	0.91	0.07	0.92
(1,5)	1:A:45:PHE:CB	2:C:485:SER:HG	20	0.91	0.07	0.92
(1,5)	1:A:45:PHE:CB	2:C:485:SER:N	20	0.91	0.07	0.92
(1,5)	1:A:45:PHE:CB	2:C:485:SER:O	20	0.91	0.07	0.92
(1,5)	1:A:45:PHE:CB	2:C:485:SER:OG	20	0.91	0.07	0.92
(1,5)	1:A:45:PHE:CB	2:C:486:VAL:C	20	0.91	0.07	0.92
(1,5)	1:A:45:PHE:CB	2:C:486:VAL:CA	20	0.91	0.07	0.92
(1,5)	1:A:45:PHE:CB	2:C:486:VAL:CB	20	0.91	0.07	0.92
(1,5)	1:A:45:PHE:CB	2:C:486:VAL:CG1	20	0.91	0.07	0.92
(1,5)	1:A:45:PHE:CB	2:C:486:VAL:CG2	20	0.91	0.07	0.92
(1,5)	1:A:45:PHE:CB	2:C:486:VAL:H	20	0.91	0.07	0.92

Continued on next page...

Continued from previous page...

Key	Atom-1	Atom-2	Models ¹	Mean (Å)	SD ¹ (Å)	Median (Å)
(1,5)	1:A:45:PHE:CB	2:C:486:VAL:HA	20	0.91	0.07	0.92
(1,5)	1:A:45:PHE:CB	2:C:486:VAL:HB	20	0.91	0.07	0.92
(1,5)	1:A:45:PHE:CB	2:C:486:VAL:HG11	20	0.91	0.07	0.92
(1,5)	1:A:45:PHE:CB	2:C:486:VAL:HG12	20	0.91	0.07	0.92
(1,5)	1:A:45:PHE:CB	2:C:486:VAL:HG13	20	0.91	0.07	0.92
(1,5)	1:A:45:PHE:CB	2:C:486:VAL:HG21	20	0.91	0.07	0.92
(1,5)	1:A:45:PHE:CB	2:C:486:VAL:HG22	20	0.91	0.07	0.92
(1,5)	1:A:45:PHE:CB	2:C:486:VAL:HG23	20	0.91	0.07	0.92
(1,5)	1:A:45:PHE:CB	2:C:486:VAL:N	20	0.91	0.07	0.92
(1,5)	1:A:45:PHE:CB	2:C:486:VAL:O	20	0.91	0.07	0.92
(1,5)	1:A:45:PHE:CB	2:C:487:GLU:C	20	0.91	0.07	0.92
(1,5)	1:A:45:PHE:CB	2:C:487:GLU:CA	20	0.91	0.07	0.92
(1,5)	1:A:45:PHE:CB	2:C:487:GLU:CB	20	0.91	0.07	0.92
(1,5)	1:A:45:PHE:CB	2:C:487:GLU:CD	20	0.91	0.07	0.92
(1,5)	1:A:45:PHE:CB	2:C:487:GLU:CG	20	0.91	0.07	0.92
(1,5)	1:A:45:PHE:CB	2:C:487:GLU:H	20	0.91	0.07	0.92
(1,5)	1:A:45:PHE:CB	2:C:487:GLU:HA	20	0.91	0.07	0.92
(1,5)	1:A:45:PHE:CB	2:C:487:GLU:HB2	20	0.91	0.07	0.92
(1,5)	1:A:45:PHE:CB	2:C:487:GLU:HB3	20	0.91	0.07	0.92
(1,5)	1:A:45:PHE:CB	2:C:487:GLU:HG2	20	0.91	0.07	0.92
(1,5)	1:A:45:PHE:CB	2:C:487:GLU:HG3	20	0.91	0.07	0.92
(1,5)	1:A:45:PHE:CB	2:C:487:GLU:N	20	0.91	0.07	0.92
(1,5)	1:A:45:PHE:CB	2:C:487:GLU:O	20	0.91	0.07	0.92
(1,5)	1:A:45:PHE:CB	2:C:487:GLU:OE1	20	0.91	0.07	0.92
(1,5)	1:A:45:PHE:CB	2:C:487:GLU:OE2	20	0.91	0.07	0.92
(1,5)	1:A:45:PHE:CB	2:C:488:ILE:C	20	0.91	0.07	0.92
(1,5)	1:A:45:PHE:CB	2:C:488:ILE:CA	20	0.91	0.07	0.92
(1,5)	1:A:45:PHE:CB	2:C:488:ILE:CB	20	0.91	0.07	0.92
(1,5)	1:A:45:PHE:CB	2:C:488:ILE:CD1	20	0.91	0.07	0.92
(1,5)	1:A:45:PHE:CB	2:C:488:ILE:CG1	20	0.91	0.07	0.92
(1,5)	1:A:45:PHE:CB	2:C:488:ILE:CG2	20	0.91	0.07	0.92
(1,5)	1:A:45:PHE:CB	2:C:488:ILE:H	20	0.91	0.07	0.92
(1,5)	1:A:45:PHE:CB	2:C:488:ILE:HA	20	0.91	0.07	0.92
(1,5)	1:A:45:PHE:CB	2:C:488:ILE:HB	20	0.91	0.07	0.92
(1,5)	1:A:45:PHE:CB	2:C:488:ILE:HD11	20	0.91	0.07	0.92
(1,5)	1:A:45:PHE:CB	2:C:488:ILE:HD12	20	0.91	0.07	0.92
(1,5)	1:A:45:PHE:CB	2:C:488:ILE:HD13	20	0.91	0.07	0.92
(1,5)	1:A:45:PHE:CB	2:C:488:ILE:HG12	20	0.91	0.07	0.92
(1,5)	1:A:45:PHE:CB	2:C:488:ILE:HG13	20	0.91	0.07	0.92
(1,5)	1:A:45:PHE:CB	2:C:488:ILE:HG21	20	0.91	0.07	0.92
(1,5)	1:A:45:PHE:CB	2:C:488:ILE:HG22	20	0.91	0.07	0.92
(1,5)	1:A:45:PHE:CB	2:C:488:ILE:HG23	20	0.91	0.07	0.92

Continued on next page...

Continued from previous page...

Key	Atom-1	Atom-2	Models ¹	Mean (Å)	SD ¹ (Å)	Median (Å)
(1,5)	1:A:45:PHE:CB	2:C:488:ILE:N	20	0.91	0.07	0.92
(1,5)	1:A:45:PHE:CB	2:C:488:ILE:O	20	0.91	0.07	0.92
(1,5)	1:A:45:PHE:CB	2:C:490:THR:C	20	0.91	0.07	0.92
(1,5)	1:A:45:PHE:CB	2:C:490:THR:CA	20	0.91	0.07	0.92
(1,5)	1:A:45:PHE:CB	2:C:490:THR:CB	20	0.91	0.07	0.92
(1,5)	1:A:45:PHE:CB	2:C:490:THR:CG2	20	0.91	0.07	0.92
(1,5)	1:A:45:PHE:CB	2:C:490:THR:H	20	0.91	0.07	0.92
(1,5)	1:A:45:PHE:CB	2:C:490:THR:HA	20	0.91	0.07	0.92
(1,5)	1:A:45:PHE:CB	2:C:490:THR:HB	20	0.91	0.07	0.92
(1,5)	1:A:45:PHE:CB	2:C:490:THR:HG1	20	0.91	0.07	0.92
(1,5)	1:A:45:PHE:CB	2:C:490:THR:HG21	20	0.91	0.07	0.92
(1,5)	1:A:45:PHE:CB	2:C:490:THR:HG22	20	0.91	0.07	0.92
(1,5)	1:A:45:PHE:CB	2:C:490:THR:HG23	20	0.91	0.07	0.92
(1,5)	1:A:45:PHE:CB	2:C:490:THR:N	20	0.91	0.07	0.92
(1,5)	1:A:45:PHE:CB	2:C:490:THR:O	20	0.91	0.07	0.92
(1,5)	1:A:45:PHE:CB	2:C:490:THR:OG1	20	0.91	0.07	0.92
(1,5)	1:A:45:PHE:CB	2:C:491:ASP:C	20	0.91	0.07	0.92
(1,5)	1:A:45:PHE:CB	2:C:491:ASP:CA	20	0.91	0.07	0.92
(1,5)	1:A:45:PHE:CB	2:C:491:ASP:CB	20	0.91	0.07	0.92
(1,5)	1:A:45:PHE:CB	2:C:491:ASP:CG	20	0.91	0.07	0.92
(1,5)	1:A:45:PHE:CB	2:C:491:ASP:H	20	0.91	0.07	0.92
(1,5)	1:A:45:PHE:CB	2:C:491:ASP:HA	20	0.91	0.07	0.92
(1,5)	1:A:45:PHE:CB	2:C:491:ASP:HB2	20	0.91	0.07	0.92
(1,5)	1:A:45:PHE:CB	2:C:491:ASP:HB3	20	0.91	0.07	0.92
(1,5)	1:A:45:PHE:CB	2:C:491:ASP:N	20	0.91	0.07	0.92
(1,5)	1:A:45:PHE:CB	2:C:491:ASP:O	20	0.91	0.07	0.92
(1,5)	1:A:45:PHE:CB	2:C:491:ASP:OD1	20	0.91	0.07	0.92
(1,5)	1:A:45:PHE:CB	2:C:491:ASP:OD2	20	0.91	0.07	0.92
(1,5)	1:A:45:PHE:CB	2:C:492:ASN:C	20	0.91	0.07	0.92
(1,5)	1:A:45:PHE:CB	2:C:492:ASN:CA	20	0.91	0.07	0.92
(1,5)	1:A:45:PHE:CB	2:C:492:ASN:CB	20	0.91	0.07	0.92
(1,5)	1:A:45:PHE:CB	2:C:492:ASN:CG	20	0.91	0.07	0.92
(1,5)	1:A:45:PHE:CB	2:C:492:ASN:H	20	0.91	0.07	0.92
(1,5)	1:A:45:PHE:CB	2:C:492:ASN:HA	20	0.91	0.07	0.92
(1,5)	1:A:45:PHE:CB	2:C:492:ASN:HB2	20	0.91	0.07	0.92
(1,5)	1:A:45:PHE:CB	2:C:492:ASN:HB3	20	0.91	0.07	0.92
(1,5)	1:A:45:PHE:CB	2:C:492:ASN:HD21	20	0.91	0.07	0.92
(1,5)	1:A:45:PHE:CB	2:C:492:ASN:HD22	20	0.91	0.07	0.92
(1,5)	1:A:45:PHE:CB	2:C:492:ASN:N	20	0.91	0.07	0.92
(1,5)	1:A:45:PHE:CB	2:C:492:ASN:ND2	20	0.91	0.07	0.92
(1,5)	1:A:45:PHE:CB	2:C:492:ASN:O	20	0.91	0.07	0.92
(1,5)	1:A:45:PHE:CB	2:C:492:ASN:OD1	20	0.91	0.07	0.92

Continued on next page...

Continued from previous page...

Key	Atom-1	Atom-2	Models ¹	Mean (Å)	SD ¹ (Å)	Median (Å)
(1,5)	1:A:45:PHE:CB	2:C:494:LEU:C	20	0.91	0.07	0.92
(1,5)	1:A:45:PHE:CB	2:C:494:LEU:CA	20	0.91	0.07	0.92
(1,5)	1:A:45:PHE:CB	2:C:494:LEU:CB	20	0.91	0.07	0.92
(1,5)	1:A:45:PHE:CB	2:C:494:LEU:CD1	20	0.91	0.07	0.92
(1,5)	1:A:45:PHE:CB	2:C:494:LEU:CD2	20	0.91	0.07	0.92
(1,5)	1:A:45:PHE:CB	2:C:494:LEU:CG	20	0.91	0.07	0.92
(1,5)	1:A:45:PHE:CB	2:C:494:LEU:H	20	0.91	0.07	0.92
(1,5)	1:A:45:PHE:CB	2:C:494:LEU:HA	20	0.91	0.07	0.92
(1,5)	1:A:45:PHE:CB	2:C:494:LEU:HB2	20	0.91	0.07	0.92
(1,5)	1:A:45:PHE:CB	2:C:494:LEU:HB3	20	0.91	0.07	0.92
(1,5)	1:A:45:PHE:CB	2:C:494:LEU:HD11	20	0.91	0.07	0.92
(1,5)	1:A:45:PHE:CB	2:C:494:LEU:HD12	20	0.91	0.07	0.92
(1,5)	1:A:45:PHE:CB	2:C:494:LEU:HD13	20	0.91	0.07	0.92
(1,5)	1:A:45:PHE:CB	2:C:494:LEU:HD21	20	0.91	0.07	0.92
(1,5)	1:A:45:PHE:CB	2:C:494:LEU:HD22	20	0.91	0.07	0.92
(1,5)	1:A:45:PHE:CB	2:C:494:LEU:HD23	20	0.91	0.07	0.92
(1,5)	1:A:45:PHE:CB	2:C:494:LEU:HG	20	0.91	0.07	0.92
(1,5)	1:A:45:PHE:CB	2:C:494:LEU:N	20	0.91	0.07	0.92
(1,5)	1:A:45:PHE:CB	2:C:494:LEU:O	20	0.91	0.07	0.92
(1,5)	1:A:45:PHE:CB	2:C:495:GLU:C	20	0.91	0.07	0.92
(1,5)	1:A:45:PHE:CB	2:C:495:GLU:CA	20	0.91	0.07	0.92
(1,5)	1:A:45:PHE:CB	2:C:495:GLU:CB	20	0.91	0.07	0.92
(1,5)	1:A:45:PHE:CB	2:C:495:GLU:CD	20	0.91	0.07	0.92
(1,5)	1:A:45:PHE:CB	2:C:495:GLU:CG	20	0.91	0.07	0.92
(1,5)	1:A:45:PHE:CB	2:C:495:GLU:H	20	0.91	0.07	0.92
(1,5)	1:A:45:PHE:CB	2:C:495:GLU:HA	20	0.91	0.07	0.92
(1,5)	1:A:45:PHE:CB	2:C:495:GLU:HB2	20	0.91	0.07	0.92
(1,5)	1:A:45:PHE:CB	2:C:495:GLU:HB3	20	0.91	0.07	0.92
(1,5)	1:A:45:PHE:CB	2:C:495:GLU:HG2	20	0.91	0.07	0.92
(1,5)	1:A:45:PHE:CB	2:C:495:GLU:HG3	20	0.91	0.07	0.92
(1,5)	1:A:45:PHE:CB	2:C:495:GLU:N	20	0.91	0.07	0.92
(1,5)	1:A:45:PHE:CB	2:C:495:GLU:O	20	0.91	0.07	0.92
(1,5)	1:A:45:PHE:CB	2:C:495:GLU:OE1	20	0.91	0.07	0.92
(1,5)	1:A:45:PHE:CB	2:C:495:GLU:OE2	20	0.91	0.07	0.92
(1,5)	1:A:45:PHE:CB	2:C:496:GLY:C	20	0.91	0.07	0.92
(1,5)	1:A:45:PHE:CB	2:C:496:GLY:CA	20	0.91	0.07	0.92
(1,5)	1:A:45:PHE:CB	2:C:496:GLY:H	20	0.91	0.07	0.92
(1,5)	1:A:45:PHE:CB	2:C:496:GLY:HA2	20	0.91	0.07	0.92
(1,5)	1:A:45:PHE:CB	2:C:496:GLY:HA3	20	0.91	0.07	0.92
(1,5)	1:A:45:PHE:CB	2:C:496:GLY:N	20	0.91	0.07	0.92
(1,5)	1:A:45:PHE:CB	2:C:496:GLY:O	20	0.91	0.07	0.92
(1,5)	1:A:45:PHE:CB	2:C:497:ARG:C	20	0.91	0.07	0.92

Continued on next page...

Continued from previous page...

Key	Atom-1	Atom-2	Models ¹	Mean (Å)	SD ¹ (Å)	Median (Å)
(1,5)	1:A:45:PHE:CB	2:C:497:ARG:CA	20	0.91	0.07	0.92
(1,5)	1:A:45:PHE:CB	2:C:497:ARG:CB	20	0.91	0.07	0.92
(1,5)	1:A:45:PHE:CB	2:C:497:ARG:CD	20	0.91	0.07	0.92
(1,5)	1:A:45:PHE:CB	2:C:497:ARG:CG	20	0.91	0.07	0.92
(1,5)	1:A:45:PHE:CB	2:C:497:ARG:CZ	20	0.91	0.07	0.92
(1,5)	1:A:45:PHE:CB	2:C:497:ARG:H	20	0.91	0.07	0.92
(1,5)	1:A:45:PHE:CB	2:C:497:ARG:HA	20	0.91	0.07	0.92
(1,5)	1:A:45:PHE:CB	2:C:497:ARG:HB2	20	0.91	0.07	0.92
(1,5)	1:A:45:PHE:CB	2:C:497:ARG:HB3	20	0.91	0.07	0.92
(1,5)	1:A:45:PHE:CB	2:C:497:ARG:HD2	20	0.91	0.07	0.92
(1,5)	1:A:45:PHE:CB	2:C:497:ARG:HD3	20	0.91	0.07	0.92
(1,5)	1:A:45:PHE:CB	2:C:497:ARG:HE	20	0.91	0.07	0.92
(1,5)	1:A:45:PHE:CB	2:C:497:ARG:HG2	20	0.91	0.07	0.92
(1,5)	1:A:45:PHE:CB	2:C:497:ARG:HG3	20	0.91	0.07	0.92
(1,5)	1:A:45:PHE:CB	2:C:497:ARG:HH11	20	0.91	0.07	0.92
(1,5)	1:A:45:PHE:CB	2:C:497:ARG:HH12	20	0.91	0.07	0.92
(1,5)	1:A:45:PHE:CB	2:C:497:ARG:HH21	20	0.91	0.07	0.92
(1,5)	1:A:45:PHE:CB	2:C:497:ARG:HH22	20	0.91	0.07	0.92
(1,5)	1:A:45:PHE:CB	2:C:497:ARG:N	20	0.91	0.07	0.92
(1,5)	1:A:45:PHE:CB	2:C:497:ARG:NE	20	0.91	0.07	0.92
(1,5)	1:A:45:PHE:CB	2:C:497:ARG:NH1	20	0.91	0.07	0.92
(1,5)	1:A:45:PHE:CB	2:C:497:ARG:NH2	20	0.91	0.07	0.92
(1,5)	1:A:45:PHE:CB	2:C:497:ARG:O	20	0.91	0.07	0.92
(1,5)	1:A:45:PHE:CD1	2:C:457:LEU:C	20	0.91	0.07	0.92
(1,5)	1:A:45:PHE:CD1	2:C:457:LEU:CA	20	0.91	0.07	0.92
(1,5)	1:A:45:PHE:CD1	2:C:457:LEU:CB	20	0.91	0.07	0.92
(1,5)	1:A:45:PHE:CD1	2:C:457:LEU:CD1	20	0.91	0.07	0.92
(1,5)	1:A:45:PHE:CD1	2:C:457:LEU:CD2	20	0.91	0.07	0.92
(1,5)	1:A:45:PHE:CD1	2:C:457:LEU:CG	20	0.91	0.07	0.92
(1,5)	1:A:45:PHE:CD1	2:C:457:LEU:H	20	0.91	0.07	0.92
(1,5)	1:A:45:PHE:CD1	2:C:457:LEU:HA	20	0.91	0.07	0.92
(1,5)	1:A:45:PHE:CD1	2:C:457:LEU:HB2	20	0.91	0.07	0.92
(1,5)	1:A:45:PHE:CD1	2:C:457:LEU:HB3	20	0.91	0.07	0.92
(1,5)	1:A:45:PHE:CD1	2:C:457:LEU:HD11	20	0.91	0.07	0.92
(1,5)	1:A:45:PHE:CD1	2:C:457:LEU:HD12	20	0.91	0.07	0.92
(1,5)	1:A:45:PHE:CD1	2:C:457:LEU:HD13	20	0.91	0.07	0.92
(1,5)	1:A:45:PHE:CD1	2:C:457:LEU:HD21	20	0.91	0.07	0.92
(1,5)	1:A:45:PHE:CD1	2:C:457:LEU:HD22	20	0.91	0.07	0.92
(1,5)	1:A:45:PHE:CD1	2:C:457:LEU:HD23	20	0.91	0.07	0.92
(1,5)	1:A:45:PHE:CD1	2:C:457:LEU:HG	20	0.91	0.07	0.92
(1,5)	1:A:45:PHE:CD1	2:C:457:LEU:N	20	0.91	0.07	0.92
(1,5)	1:A:45:PHE:CD1	2:C:457:LEU:O	20	0.91	0.07	0.92

Continued on next page...

Continued from previous page...

Key	Atom-1	Atom-2	Models ¹	Mean (Å)	SD ¹ (Å)	Median (Å)
(1,5)	1:A:45:PHE:CD1	2:C:459:ALA:C	20	0.91	0.07	0.92
(1,5)	1:A:45:PHE:CD1	2:C:459:ALA:CA	20	0.91	0.07	0.92
(1,5)	1:A:45:PHE:CD1	2:C:459:ALA:CB	20	0.91	0.07	0.92
(1,5)	1:A:45:PHE:CD1	2:C:459:ALA:H	20	0.91	0.07	0.92
(1,5)	1:A:45:PHE:CD1	2:C:459:ALA:HA	20	0.91	0.07	0.92
(1,5)	1:A:45:PHE:CD1	2:C:459:ALA:HB1	20	0.91	0.07	0.92
(1,5)	1:A:45:PHE:CD1	2:C:459:ALA:HB2	20	0.91	0.07	0.92
(1,5)	1:A:45:PHE:CD1	2:C:459:ALA:HB3	20	0.91	0.07	0.92
(1,5)	1:A:45:PHE:CD1	2:C:459:ALA:N	20	0.91	0.07	0.92
(1,5)	1:A:45:PHE:CD1	2:C:459:ALA:O	20	0.91	0.07	0.92
(1,5)	1:A:45:PHE:CD1	2:C:460:MET:C	20	0.91	0.07	0.92
(1,5)	1:A:45:PHE:CD1	2:C:460:MET:CA	20	0.91	0.07	0.92
(1,5)	1:A:45:PHE:CD1	2:C:460:MET:CB	20	0.91	0.07	0.92
(1,5)	1:A:45:PHE:CD1	2:C:460:MET:CE	20	0.91	0.07	0.92
(1,5)	1:A:45:PHE:CD1	2:C:460:MET:CG	20	0.91	0.07	0.92
(1,5)	1:A:45:PHE:CD1	2:C:460:MET:H	20	0.91	0.07	0.92
(1,5)	1:A:45:PHE:CD1	2:C:460:MET:HA	20	0.91	0.07	0.92
(1,5)	1:A:45:PHE:CD1	2:C:460:MET:HB2	20	0.91	0.07	0.92
(1,5)	1:A:45:PHE:CD1	2:C:460:MET:HB3	20	0.91	0.07	0.92
(1,5)	1:A:45:PHE:CD1	2:C:460:MET:HE1	20	0.91	0.07	0.92
(1,5)	1:A:45:PHE:CD1	2:C:460:MET:HE2	20	0.91	0.07	0.92
(1,5)	1:A:45:PHE:CD1	2:C:460:MET:HE3	20	0.91	0.07	0.92
(1,5)	1:A:45:PHE:CD1	2:C:460:MET:HG2	20	0.91	0.07	0.92
(1,5)	1:A:45:PHE:CD1	2:C:460:MET:HG3	20	0.91	0.07	0.92
(1,5)	1:A:45:PHE:CD1	2:C:460:MET:N	20	0.91	0.07	0.92
(1,5)	1:A:45:PHE:CD1	2:C:460:MET:O	20	0.91	0.07	0.92
(1,5)	1:A:45:PHE:CD1	2:C:460:MET:SD	20	0.91	0.07	0.92
(1,5)	1:A:45:PHE:CD1	2:C:462:HIS:C	20	0.91	0.07	0.92
(1,5)	1:A:45:PHE:CD1	2:C:462:HIS:CA	20	0.91	0.07	0.92
(1,5)	1:A:45:PHE:CD1	2:C:462:HIS:CB	20	0.91	0.07	0.92
(1,5)	1:A:45:PHE:CD1	2:C:462:HIS:CD2	20	0.91	0.07	0.92
(1,5)	1:A:45:PHE:CD1	2:C:462:HIS:CE1	20	0.91	0.07	0.92
(1,5)	1:A:45:PHE:CD1	2:C:462:HIS:CG	20	0.91	0.07	0.92
(1,5)	1:A:45:PHE:CD1	2:C:462:HIS:H	20	0.91	0.07	0.92
(1,5)	1:A:45:PHE:CD1	2:C:462:HIS:HA	20	0.91	0.07	0.92
(1,5)	1:A:45:PHE:CD1	2:C:462:HIS:HB2	20	0.91	0.07	0.92
(1,5)	1:A:45:PHE:CD1	2:C:462:HIS:HB3	20	0.91	0.07	0.92
(1,5)	1:A:45:PHE:CD1	2:C:462:HIS:HD2	20	0.91	0.07	0.92
(1,5)	1:A:45:PHE:CD1	2:C:462:HIS:HE1	20	0.91	0.07	0.92
(1,5)	1:A:45:PHE:CD1	2:C:462:HIS:HE2	20	0.91	0.07	0.92
(1,5)	1:A:45:PHE:CD1	2:C:462:HIS:N	20	0.91	0.07	0.92
(1,5)	1:A:45:PHE:CD1	2:C:462:HIS:ND1	20	0.91	0.07	0.92

Continued on next page...

Continued from previous page...

Key	Atom-1	Atom-2	Models ¹	Mean (Å)	SD ¹ (Å)	Median (Å)
(1,5)	1:A:45:PHE:CD1	2:C:462:HIS:NE2	20	0.91	0.07	0.92
(1,5)	1:A:45:PHE:CD1	2:C:462:HIS:O	20	0.91	0.07	0.92
(1,5)	1:A:45:PHE:CD1	2:C:463:GLN:C	20	0.91	0.07	0.92
(1,5)	1:A:45:PHE:CD1	2:C:463:GLN:CA	20	0.91	0.07	0.92
(1,5)	1:A:45:PHE:CD1	2:C:463:GLN:CB	20	0.91	0.07	0.92
(1,5)	1:A:45:PHE:CD1	2:C:463:GLN:CD	20	0.91	0.07	0.92
(1,5)	1:A:45:PHE:CD1	2:C:463:GLN:CG	20	0.91	0.07	0.92
(1,5)	1:A:45:PHE:CD1	2:C:463:GLN:H	20	0.91	0.07	0.92
(1,5)	1:A:45:PHE:CD1	2:C:463:GLN:HA	20	0.91	0.07	0.92
(1,5)	1:A:45:PHE:CD1	2:C:463:GLN:HB2	20	0.91	0.07	0.92
(1,5)	1:A:45:PHE:CD1	2:C:463:GLN:HB3	20	0.91	0.07	0.92
(1,5)	1:A:45:PHE:CD1	2:C:463:GLN:HE21	20	0.91	0.07	0.92
(1,5)	1:A:45:PHE:CD1	2:C:463:GLN:HE22	20	0.91	0.07	0.92
(1,5)	1:A:45:PHE:CD1	2:C:463:GLN:HG2	20	0.91	0.07	0.92
(1,5)	1:A:45:PHE:CD1	2:C:463:GLN:HG3	20	0.91	0.07	0.92
(1,5)	1:A:45:PHE:CD1	2:C:463:GLN:N	20	0.91	0.07	0.92
(1,5)	1:A:45:PHE:CD1	2:C:463:GLN:NE2	20	0.91	0.07	0.92
(1,5)	1:A:45:PHE:CD1	2:C:463:GLN:O	20	0.91	0.07	0.92
(1,5)	1:A:45:PHE:CD1	2:C:463:GLN:OE1	20	0.91	0.07	0.92
(1,5)	1:A:45:PHE:CD1	2:C:465:GLN:C	20	0.91	0.07	0.92
(1,5)	1:A:45:PHE:CD1	2:C:465:GLN:CA	20	0.91	0.07	0.92
(1,5)	1:A:45:PHE:CD1	2:C:465:GLN:CB	20	0.91	0.07	0.92
(1,5)	1:A:45:PHE:CD1	2:C:465:GLN:CD	20	0.91	0.07	0.92
(1,5)	1:A:45:PHE:CD1	2:C:465:GLN:CG	20	0.91	0.07	0.92
(1,5)	1:A:45:PHE:CD1	2:C:465:GLN:H	20	0.91	0.07	0.92
(1,5)	1:A:45:PHE:CD1	2:C:465:GLN:HA	20	0.91	0.07	0.92
(1,5)	1:A:45:PHE:CD1	2:C:465:GLN:HB2	20	0.91	0.07	0.92
(1,5)	1:A:45:PHE:CD1	2:C:465:GLN:HB3	20	0.91	0.07	0.92
(1,5)	1:A:45:PHE:CD1	2:C:465:GLN:HE21	20	0.91	0.07	0.92
(1,5)	1:A:45:PHE:CD1	2:C:465:GLN:HE22	20	0.91	0.07	0.92
(1,5)	1:A:45:PHE:CD1	2:C:465:GLN:HG2	20	0.91	0.07	0.92
(1,5)	1:A:45:PHE:CD1	2:C:465:GLN:HG3	20	0.91	0.07	0.92
(1,5)	1:A:45:PHE:CD1	2:C:465:GLN:N	20	0.91	0.07	0.92
(1,5)	1:A:45:PHE:CD1	2:C:465:GLN:NE2	20	0.91	0.07	0.92
(1,5)	1:A:45:PHE:CD1	2:C:465:GLN:O	20	0.91	0.07	0.92
(1,5)	1:A:45:PHE:CD1	2:C:465:GLN:OE1	20	0.91	0.07	0.92
(1,5)	1:A:45:PHE:CD1	2:C:466:GLU:C	20	0.91	0.07	0.92
(1,5)	1:A:45:PHE:CD1	2:C:466:GLU:CA	20	0.91	0.07	0.92
(1,5)	1:A:45:PHE:CD1	2:C:466:GLU:CB	20	0.91	0.07	0.92
(1,5)	1:A:45:PHE:CD1	2:C:466:GLU:CD	20	0.91	0.07	0.92
(1,5)	1:A:45:PHE:CD1	2:C:466:GLU:CG	20	0.91	0.07	0.92
(1,5)	1:A:45:PHE:CD1	2:C:466:GLU:H	20	0.91	0.07	0.92

Continued on next page...

Continued from previous page...

Key	Atom-1	Atom-2	Models ¹	Mean (Å)	SD ¹ (Å)	Median (Å)
(1,5)	1:A:45:PHE:CD1	2:C:466:GLU:HA	20	0.91	0.07	0.92
(1,5)	1:A:45:PHE:CD1	2:C:466:GLU:HB2	20	0.91	0.07	0.92
(1,5)	1:A:45:PHE:CD1	2:C:466:GLU:HB3	20	0.91	0.07	0.92
(1,5)	1:A:45:PHE:CD1	2:C:466:GLU:HG2	20	0.91	0.07	0.92
(1,5)	1:A:45:PHE:CD1	2:C:466:GLU:HG3	20	0.91	0.07	0.92
(1,5)	1:A:45:PHE:CD1	2:C:466:GLU:N	20	0.91	0.07	0.92
(1,5)	1:A:45:PHE:CD1	2:C:466:GLU:O	20	0.91	0.07	0.92
(1,5)	1:A:45:PHE:CD1	2:C:466:GLU:OE1	20	0.91	0.07	0.92
(1,5)	1:A:45:PHE:CD1	2:C:466:GLU:OE2	20	0.91	0.07	0.92
(1,5)	1:A:45:PHE:CD1	2:C:467:MET:C	20	0.91	0.07	0.92
(1,5)	1:A:45:PHE:CD1	2:C:467:MET:CA	20	0.91	0.07	0.92
(1,5)	1:A:45:PHE:CD1	2:C:467:MET:CB	20	0.91	0.07	0.92
(1,5)	1:A:45:PHE:CD1	2:C:467:MET:CE	20	0.91	0.07	0.92
(1,5)	1:A:45:PHE:CD1	2:C:467:MET:CG	20	0.91	0.07	0.92
(1,5)	1:A:45:PHE:CD1	2:C:467:MET:H	20	0.91	0.07	0.92
(1,5)	1:A:45:PHE:CD1	2:C:467:MET:HA	20	0.91	0.07	0.92
(1,5)	1:A:45:PHE:CD1	2:C:467:MET:HB2	20	0.91	0.07	0.92
(1,5)	1:A:45:PHE:CD1	2:C:467:MET:HB3	20	0.91	0.07	0.92
(1,5)	1:A:45:PHE:CD1	2:C:467:MET:HE1	20	0.91	0.07	0.92
(1,5)	1:A:45:PHE:CD1	2:C:467:MET:HE2	20	0.91	0.07	0.92
(1,5)	1:A:45:PHE:CD1	2:C:467:MET:HE3	20	0.91	0.07	0.92
(1,5)	1:A:45:PHE:CD1	2:C:467:MET:HG2	20	0.91	0.07	0.92
(1,5)	1:A:45:PHE:CD1	2:C:467:MET:HG3	20	0.91	0.07	0.92
(1,5)	1:A:45:PHE:CD1	2:C:467:MET:N	20	0.91	0.07	0.92
(1,5)	1:A:45:PHE:CD1	2:C:467:MET:O	20	0.91	0.07	0.92
(1,5)	1:A:45:PHE:CD1	2:C:467:MET:SD	20	0.91	0.07	0.92
(1,5)	1:A:45:PHE:CD1	2:C:468:PHE:C	20	0.91	0.07	0.92
(1,5)	1:A:45:PHE:CD1	2:C:468:PHE:CA	20	0.91	0.07	0.92
(1,5)	1:A:45:PHE:CD1	2:C:468:PHE:CB	20	0.91	0.07	0.92
(1,5)	1:A:45:PHE:CD1	2:C:468:PHE:CD1	20	0.91	0.07	0.92
(1,5)	1:A:45:PHE:CD1	2:C:468:PHE:CD2	20	0.91	0.07	0.92
(1,5)	1:A:45:PHE:CD1	2:C:468:PHE:CE1	20	0.91	0.07	0.92
(1,5)	1:A:45:PHE:CD1	2:C:468:PHE:CE2	20	0.91	0.07	0.92
(1,5)	1:A:45:PHE:CD1	2:C:468:PHE:CG	20	0.91	0.07	0.92
(1,5)	1:A:45:PHE:CD1	2:C:468:PHE:CZ	20	0.91	0.07	0.92
(1,5)	1:A:45:PHE:CD1	2:C:468:PHE:H	20	0.91	0.07	0.92
(1,5)	1:A:45:PHE:CD1	2:C:468:PHE:HA	20	0.91	0.07	0.92
(1,5)	1:A:45:PHE:CD1	2:C:468:PHE:HB2	20	0.91	0.07	0.92
(1,5)	1:A:45:PHE:CD1	2:C:468:PHE:HB3	20	0.91	0.07	0.92
(1,5)	1:A:45:PHE:CD1	2:C:468:PHE:HD1	20	0.91	0.07	0.92
(1,5)	1:A:45:PHE:CD1	2:C:468:PHE:HD2	20	0.91	0.07	0.92
(1,5)	1:A:45:PHE:CD1	2:C:468:PHE:HE1	20	0.91	0.07	0.92

Continued on next page...

Continued from previous page...

Key	Atom-1	Atom-2	Models ¹	Mean (Å)	SD ¹ (Å)	Median (Å)
(1,5)	1:A:45:PHE:CD1	2:C:468:PHE:HE2	20	0.91	0.07	0.92
(1,5)	1:A:45:PHE:CD1	2:C:468:PHE:HZ	20	0.91	0.07	0.92
(1,5)	1:A:45:PHE:CD1	2:C:468:PHE:N	20	0.91	0.07	0.92
(1,5)	1:A:45:PHE:CD1	2:C:468:PHE:O	20	0.91	0.07	0.92
(1,5)	1:A:45:PHE:CD1	2:C:469:PRO:C	20	0.91	0.07	0.92
(1,5)	1:A:45:PHE:CD1	2:C:469:PRO:CA	20	0.91	0.07	0.92
(1,5)	1:A:45:PHE:CD1	2:C:469:PRO:CB	20	0.91	0.07	0.92
(1,5)	1:A:45:PHE:CD1	2:C:469:PRO:CD	20	0.91	0.07	0.92
(1,5)	1:A:45:PHE:CD1	2:C:469:PRO:CG	20	0.91	0.07	0.92
(1,5)	1:A:45:PHE:CD1	2:C:469:PRO:HA	20	0.91	0.07	0.92
(1,5)	1:A:45:PHE:CD1	2:C:469:PRO:HB2	20	0.91	0.07	0.92
(1,5)	1:A:45:PHE:CD1	2:C:469:PRO:HB3	20	0.91	0.07	0.92
(1,5)	1:A:45:PHE:CD1	2:C:469:PRO:HD2	20	0.91	0.07	0.92
(1,5)	1:A:45:PHE:CD1	2:C:469:PRO:HD3	20	0.91	0.07	0.92
(1,5)	1:A:45:PHE:CD1	2:C:469:PRO:HG2	20	0.91	0.07	0.92
(1,5)	1:A:45:PHE:CD1	2:C:469:PRO:HG3	20	0.91	0.07	0.92
(1,5)	1:A:45:PHE:CD1	2:C:469:PRO:N	20	0.91	0.07	0.92
(1,5)	1:A:45:PHE:CD1	2:C:469:PRO:O	20	0.91	0.07	0.92
(1,5)	1:A:45:PHE:CD1	2:C:470:GLN:C	20	0.91	0.07	0.92
(1,5)	1:A:45:PHE:CD1	2:C:470:GLN:CA	20	0.91	0.07	0.92
(1,5)	1:A:45:PHE:CD1	2:C:470:GLN:CB	20	0.91	0.07	0.92
(1,5)	1:A:45:PHE:CD1	2:C:470:GLN:CD	20	0.91	0.07	0.92
(1,5)	1:A:45:PHE:CD1	2:C:470:GLN:CG	20	0.91	0.07	0.92
(1,5)	1:A:45:PHE:CD1	2:C:470:GLN:H	20	0.91	0.07	0.92
(1,5)	1:A:45:PHE:CD1	2:C:470:GLN:HA	20	0.91	0.07	0.92
(1,5)	1:A:45:PHE:CD1	2:C:470:GLN:HB2	20	0.91	0.07	0.92
(1,5)	1:A:45:PHE:CD1	2:C:470:GLN:HB3	20	0.91	0.07	0.92
(1,5)	1:A:45:PHE:CD1	2:C:470:GLN:HE21	20	0.91	0.07	0.92
(1,5)	1:A:45:PHE:CD1	2:C:470:GLN:HE22	20	0.91	0.07	0.92
(1,5)	1:A:45:PHE:CD1	2:C:470:GLN:HG2	20	0.91	0.07	0.92
(1,5)	1:A:45:PHE:CD1	2:C:470:GLN:HG3	20	0.91	0.07	0.92
(1,5)	1:A:45:PHE:CD1	2:C:470:GLN:N	20	0.91	0.07	0.92
(1,5)	1:A:45:PHE:CD1	2:C:470:GLN:NE2	20	0.91	0.07	0.92
(1,5)	1:A:45:PHE:CD1	2:C:470:GLN:O	20	0.91	0.07	0.92
(1,5)	1:A:45:PHE:CD1	2:C:470:GLN:OE1	20	0.91	0.07	0.92
(1,5)	1:A:45:PHE:CD1	2:C:472:PRO:C	20	0.91	0.07	0.92
(1,5)	1:A:45:PHE:CD1	2:C:472:PRO:CA	20	0.91	0.07	0.92
(1,5)	1:A:45:PHE:CD1	2:C:472:PRO:CB	20	0.91	0.07	0.92
(1,5)	1:A:45:PHE:CD1	2:C:472:PRO:CD	20	0.91	0.07	0.92
(1,5)	1:A:45:PHE:CD1	2:C:472:PRO:CG	20	0.91	0.07	0.92
(1,5)	1:A:45:PHE:CD1	2:C:472:PRO:HA	20	0.91	0.07	0.92
(1,5)	1:A:45:PHE:CD1	2:C:472:PRO:HB2	20	0.91	0.07	0.92

Continued on next page...

Continued from previous page...

Key	Atom-1	Atom-2	Models ¹	Mean (Å)	SD ¹ (Å)	Median (Å)
(1,5)	1:A:45:PHE:CD1	2:C:472:PRO:HB3	20	0.91	0.07	0.92
(1,5)	1:A:45:PHE:CD1	2:C:472:PRO:HD2	20	0.91	0.07	0.92
(1,5)	1:A:45:PHE:CD1	2:C:472:PRO:HD3	20	0.91	0.07	0.92
(1,5)	1:A:45:PHE:CD1	2:C:472:PRO:HG2	20	0.91	0.07	0.92
(1,5)	1:A:45:PHE:CD1	2:C:472:PRO:HG3	20	0.91	0.07	0.92
(1,5)	1:A:45:PHE:CD1	2:C:472:PRO:N	20	0.91	0.07	0.92
(1,5)	1:A:45:PHE:CD1	2:C:472:PRO:O	20	0.91	0.07	0.92
(1,5)	1:A:45:PHE:CD1	2:C:482:LEU:C	20	0.91	0.07	0.92
(1,5)	1:A:45:PHE:CD1	2:C:482:LEU:CA	20	0.91	0.07	0.92
(1,5)	1:A:45:PHE:CD1	2:C:482:LEU:CB	20	0.91	0.07	0.92
(1,5)	1:A:45:PHE:CD1	2:C:482:LEU:CD1	20	0.91	0.07	0.92
(1,5)	1:A:45:PHE:CD1	2:C:482:LEU:CD2	20	0.91	0.07	0.92
(1,5)	1:A:45:PHE:CD1	2:C:482:LEU:CG	20	0.91	0.07	0.92
(1,5)	1:A:45:PHE:CD1	2:C:482:LEU:H	20	0.91	0.07	0.92
(1,5)	1:A:45:PHE:CD1	2:C:482:LEU:HA	20	0.91	0.07	0.92
(1,5)	1:A:45:PHE:CD1	2:C:482:LEU:HB2	20	0.91	0.07	0.92
(1,5)	1:A:45:PHE:CD1	2:C:482:LEU:HB3	20	0.91	0.07	0.92
(1,5)	1:A:45:PHE:CD1	2:C:482:LEU:HD11	20	0.91	0.07	0.92
(1,5)	1:A:45:PHE:CD1	2:C:482:LEU:HD12	20	0.91	0.07	0.92
(1,5)	1:A:45:PHE:CD1	2:C:482:LEU:HD13	20	0.91	0.07	0.92
(1,5)	1:A:45:PHE:CD1	2:C:482:LEU:HD21	20	0.91	0.07	0.92
(1,5)	1:A:45:PHE:CD1	2:C:482:LEU:HD22	20	0.91	0.07	0.92
(1,5)	1:A:45:PHE:CD1	2:C:482:LEU:HD23	20	0.91	0.07	0.92
(1,5)	1:A:45:PHE:CD1	2:C:482:LEU:HG	20	0.91	0.07	0.92
(1,5)	1:A:45:PHE:CD1	2:C:482:LEU:N	20	0.91	0.07	0.92
(1,5)	1:A:45:PHE:CD1	2:C:482:LEU:O	20	0.91	0.07	0.92
(1,5)	1:A:45:PHE:CD1	2:C:483:THR:C	20	0.91	0.07	0.92
(1,5)	1:A:45:PHE:CD1	2:C:483:THR:CA	20	0.91	0.07	0.92
(1,5)	1:A:45:PHE:CD1	2:C:483:THR:CB	20	0.91	0.07	0.92
(1,5)	1:A:45:PHE:CD1	2:C:483:THR:CG2	20	0.91	0.07	0.92
(1,5)	1:A:45:PHE:CD1	2:C:483:THR:H	20	0.91	0.07	0.92
(1,5)	1:A:45:PHE:CD1	2:C:483:THR:HA	20	0.91	0.07	0.92
(1,5)	1:A:45:PHE:CD1	2:C:483:THR:HB	20	0.91	0.07	0.92
(1,5)	1:A:45:PHE:CD1	2:C:483:THR:HG1	20	0.91	0.07	0.92
(1,5)	1:A:45:PHE:CD1	2:C:483:THR:HG21	20	0.91	0.07	0.92
(1,5)	1:A:45:PHE:CD1	2:C:483:THR:HG22	20	0.91	0.07	0.92
(1,5)	1:A:45:PHE:CD1	2:C:483:THR:HG23	20	0.91	0.07	0.92
(1,5)	1:A:45:PHE:CD1	2:C:483:THR:N	20	0.91	0.07	0.92
(1,5)	1:A:45:PHE:CD1	2:C:483:THR:O	20	0.91	0.07	0.92
(1,5)	1:A:45:PHE:CD1	2:C:483:THR:OG1	20	0.91	0.07	0.92
(1,5)	1:A:45:PHE:CD1	2:C:484:ARG:C	20	0.91	0.07	0.92
(1,5)	1:A:45:PHE:CD1	2:C:484:ARG:CA	20	0.91	0.07	0.92

Continued on next page...

Continued from previous page...

Key	Atom-1	Atom-2	Models ¹	Mean (Å)	SD ¹ (Å)	Median (Å)
(1,5)	1:A:45:PHE:CD1	2:C:484:ARG:CB	20	0.91	0.07	0.92
(1,5)	1:A:45:PHE:CD1	2:C:484:ARG:CD	20	0.91	0.07	0.92
(1,5)	1:A:45:PHE:CD1	2:C:484:ARG:CG	20	0.91	0.07	0.92
(1,5)	1:A:45:PHE:CD1	2:C:484:ARG:CZ	20	0.91	0.07	0.92
(1,5)	1:A:45:PHE:CD1	2:C:484:ARG:H	20	0.91	0.07	0.92
(1,5)	1:A:45:PHE:CD1	2:C:484:ARG:HA	20	0.91	0.07	0.92
(1,5)	1:A:45:PHE:CD1	2:C:484:ARG:HB2	20	0.91	0.07	0.92
(1,5)	1:A:45:PHE:CD1	2:C:484:ARG:HB3	20	0.91	0.07	0.92
(1,5)	1:A:45:PHE:CD1	2:C:484:ARG:HD2	20	0.91	0.07	0.92
(1,5)	1:A:45:PHE:CD1	2:C:484:ARG:HD3	20	0.91	0.07	0.92
(1,5)	1:A:45:PHE:CD1	2:C:484:ARG:HE	20	0.91	0.07	0.92
(1,5)	1:A:45:PHE:CD1	2:C:484:ARG:HG2	20	0.91	0.07	0.92
(1,5)	1:A:45:PHE:CD1	2:C:484:ARG:HG3	20	0.91	0.07	0.92
(1,5)	1:A:45:PHE:CD1	2:C:484:ARG:HH11	20	0.91	0.07	0.92
(1,5)	1:A:45:PHE:CD1	2:C:484:ARG:HH12	20	0.91	0.07	0.92
(1,5)	1:A:45:PHE:CD1	2:C:484:ARG:HH21	20	0.91	0.07	0.92
(1,5)	1:A:45:PHE:CD1	2:C:484:ARG:HH22	20	0.91	0.07	0.92
(1,5)	1:A:45:PHE:CD1	2:C:484:ARG:N	20	0.91	0.07	0.92
(1,5)	1:A:45:PHE:CD1	2:C:484:ARG:NE	20	0.91	0.07	0.92
(1,5)	1:A:45:PHE:CD1	2:C:484:ARG:NH1	20	0.91	0.07	0.92
(1,5)	1:A:45:PHE:CD1	2:C:484:ARG:NH2	20	0.91	0.07	0.92
(1,5)	1:A:45:PHE:CD1	2:C:485:SER:C	20	0.91	0.07	0.92
(1,5)	1:A:45:PHE:CD1	2:C:485:SER:CA	20	0.91	0.07	0.92
(1,5)	1:A:45:PHE:CD1	2:C:485:SER:CB	20	0.91	0.07	0.92
(1,5)	1:A:45:PHE:CD1	2:C:485:SER:H	20	0.91	0.07	0.92
(1,5)	1:A:45:PHE:CD1	2:C:485:SER:HA	20	0.91	0.07	0.92
(1,5)	1:A:45:PHE:CD1	2:C:485:SER:HB2	20	0.91	0.07	0.92
(1,5)	1:A:45:PHE:CD1	2:C:485:SER:HB3	20	0.91	0.07	0.92
(1,5)	1:A:45:PHE:CD1	2:C:485:SER:HG	20	0.91	0.07	0.92
(1,5)	1:A:45:PHE:CD1	2:C:485:SER:N	20	0.91	0.07	0.92
(1,5)	1:A:45:PHE:CD1	2:C:485:SER:O	20	0.91	0.07	0.92
(1,5)	1:A:45:PHE:CD1	2:C:485:SER:OG	20	0.91	0.07	0.92
(1,5)	1:A:45:PHE:CD1	2:C:486:VAL:C	20	0.91	0.07	0.92
(1,5)	1:A:45:PHE:CD1	2:C:486:VAL:CA	20	0.91	0.07	0.92
(1,5)	1:A:45:PHE:CD1	2:C:486:VAL:CB	20	0.91	0.07	0.92
(1,5)	1:A:45:PHE:CD1	2:C:486:VAL:CG1	20	0.91	0.07	0.92
(1,5)	1:A:45:PHE:CD1	2:C:486:VAL:CG2	20	0.91	0.07	0.92
(1,5)	1:A:45:PHE:CD1	2:C:486:VAL:H	20	0.91	0.07	0.92
(1,5)	1:A:45:PHE:CD1	2:C:486:VAL:HA	20	0.91	0.07	0.92
(1,5)	1:A:45:PHE:CD1	2:C:486:VAL:HB	20	0.91	0.07	0.92
(1,5)	1:A:45:PHE:CD1	2:C:486:VAL:HG11	20	0.91	0.07	0.92

Continued on next page...

Continued from previous page...

Key	Atom-1	Atom-2	Models ¹	Mean (Å)	SD ¹ (Å)	Median (Å)
(1,5)	1:A:45:PHE:CD1	2:C:486:VAL:HG12	20	0.91	0.07	0.92
(1,5)	1:A:45:PHE:CD1	2:C:486:VAL:HG13	20	0.91	0.07	0.92
(1,5)	1:A:45:PHE:CD1	2:C:486:VAL:HG21	20	0.91	0.07	0.92
(1,5)	1:A:45:PHE:CD1	2:C:486:VAL:HG22	20	0.91	0.07	0.92
(1,5)	1:A:45:PHE:CD1	2:C:486:VAL:HG23	20	0.91	0.07	0.92
(1,5)	1:A:45:PHE:CD1	2:C:486:VAL:N	20	0.91	0.07	0.92
(1,5)	1:A:45:PHE:CD1	2:C:486:VAL:O	20	0.91	0.07	0.92
(1,5)	1:A:45:PHE:CD1	2:C:487:GLU:C	20	0.91	0.07	0.92
(1,5)	1:A:45:PHE:CD1	2:C:487:GLU:CA	20	0.91	0.07	0.92
(1,5)	1:A:45:PHE:CD1	2:C:487:GLU:CB	20	0.91	0.07	0.92
(1,5)	1:A:45:PHE:CD1	2:C:487:GLU:CD	20	0.91	0.07	0.92
(1,5)	1:A:45:PHE:CD1	2:C:487:GLU:CG	20	0.91	0.07	0.92
(1,5)	1:A:45:PHE:CD1	2:C:487:GLU:H	20	0.91	0.07	0.92
(1,5)	1:A:45:PHE:CD1	2:C:487:GLU:HA	20	0.91	0.07	0.92
(1,5)	1:A:45:PHE:CD1	2:C:487:GLU:HB2	20	0.91	0.07	0.92
(1,5)	1:A:45:PHE:CD1	2:C:487:GLU:HB3	20	0.91	0.07	0.92
(1,5)	1:A:45:PHE:CD1	2:C:487:GLU:HG2	20	0.91	0.07	0.92
(1,5)	1:A:45:PHE:CD1	2:C:487:GLU:HG3	20	0.91	0.07	0.92
(1,5)	1:A:45:PHE:CD1	2:C:487:GLU:N	20	0.91	0.07	0.92
(1,5)	1:A:45:PHE:CD1	2:C:487:GLU:O	20	0.91	0.07	0.92
(1,5)	1:A:45:PHE:CD1	2:C:487:GLU:OE1	20	0.91	0.07	0.92
(1,5)	1:A:45:PHE:CD1	2:C:487:GLU:OE2	20	0.91	0.07	0.92
(1,5)	1:A:45:PHE:CD1	2:C:488:ILE:C	20	0.91	0.07	0.92
(1,5)	1:A:45:PHE:CD1	2:C:488:ILE:CA	20	0.91	0.07	0.92
(1,5)	1:A:45:PHE:CD1	2:C:488:ILE:CB	20	0.91	0.07	0.92
(1,5)	1:A:45:PHE:CD1	2:C:488:ILE:CD1	20	0.91	0.07	0.92
(1,5)	1:A:45:PHE:CD1	2:C:488:ILE:CG1	20	0.91	0.07	0.92
(1,5)	1:A:45:PHE:CD1	2:C:488:ILE:CG2	20	0.91	0.07	0.92
(1,5)	1:A:45:PHE:CD1	2:C:488:ILE:H	20	0.91	0.07	0.92
(1,5)	1:A:45:PHE:CD1	2:C:488:ILE:HA	20	0.91	0.07	0.92
(1,5)	1:A:45:PHE:CD1	2:C:488:ILE:HB	20	0.91	0.07	0.92
(1,5)	1:A:45:PHE:CD1	2:C:488:ILE:HD11	20	0.91	0.07	0.92
(1,5)	1:A:45:PHE:CD1	2:C:488:ILE:HD12	20	0.91	0.07	0.92
(1,5)	1:A:45:PHE:CD1	2:C:488:ILE:HD13	20	0.91	0.07	0.92
(1,5)	1:A:45:PHE:CD1	2:C:488:ILE:HG12	20	0.91	0.07	0.92
(1,5)	1:A:45:PHE:CD1	2:C:488:ILE:HG13	20	0.91	0.07	0.92
(1,5)	1:A:45:PHE:CD1	2:C:488:ILE:HG21	20	0.91	0.07	0.92
(1,5)	1:A:45:PHE:CD1	2:C:488:ILE:HG22	20	0.91	0.07	0.92
(1,5)	1:A:45:PHE:CD1	2:C:488:ILE:HG23	20	0.91	0.07	0.92
(1,5)	1:A:45:PHE:CD1	2:C:488:ILE:N	20	0.91	0.07	0.92
(1,5)	1:A:45:PHE:CD1	2:C:488:ILE:O	20	0.91	0.07	0.92
(1,5)	1:A:45:PHE:CD1	2:C:490:THR:C	20	0.91	0.07	0.92

Continued on next page...

Continued from previous page...

Key	Atom-1	Atom-2	Models ¹	Mean (Å)	SD ¹ (Å)	Median (Å)
(1,5)	1:A:45:PHE:CD1	2:C:490:THR:CA	20	0.91	0.07	0.92
(1,5)	1:A:45:PHE:CD1	2:C:490:THR:CB	20	0.91	0.07	0.92
(1,5)	1:A:45:PHE:CD1	2:C:490:THR:CG2	20	0.91	0.07	0.92
(1,5)	1:A:45:PHE:CD1	2:C:490:THR:H	20	0.91	0.07	0.92
(1,5)	1:A:45:PHE:CD1	2:C:490:THR:HA	20	0.91	0.07	0.92
(1,5)	1:A:45:PHE:CD1	2:C:490:THR:HB	20	0.91	0.07	0.92
(1,5)	1:A:45:PHE:CD1	2:C:490:THR:HG1	20	0.91	0.07	0.92
(1,5)	1:A:45:PHE:CD1	2:C:490:THR:HG21	20	0.91	0.07	0.92
(1,5)	1:A:45:PHE:CD1	2:C:490:THR:HG22	20	0.91	0.07	0.92
(1,5)	1:A:45:PHE:CD1	2:C:490:THR:HG23	20	0.91	0.07	0.92
(1,5)	1:A:45:PHE:CD1	2:C:490:THR:N	20	0.91	0.07	0.92
(1,5)	1:A:45:PHE:CD1	2:C:490:THR:O	20	0.91	0.07	0.92
(1,5)	1:A:45:PHE:CD1	2:C:490:THR:OG1	20	0.91	0.07	0.92
(1,5)	1:A:45:PHE:CD1	2:C:491:ASP:C	20	0.91	0.07	0.92
(1,5)	1:A:45:PHE:CD1	2:C:491:ASP:CA	20	0.91	0.07	0.92
(1,5)	1:A:45:PHE:CD1	2:C:491:ASP:CB	20	0.91	0.07	0.92
(1,5)	1:A:45:PHE:CD1	2:C:491:ASP:CG	20	0.91	0.07	0.92
(1,5)	1:A:45:PHE:CD1	2:C:491:ASP:H	20	0.91	0.07	0.92
(1,5)	1:A:45:PHE:CD1	2:C:491:ASP:HA	20	0.91	0.07	0.92
(1,5)	1:A:45:PHE:CD1	2:C:491:ASP:HB2	20	0.91	0.07	0.92
(1,5)	1:A:45:PHE:CD1	2:C:491:ASP:HB3	20	0.91	0.07	0.92
(1,5)	1:A:45:PHE:CD1	2:C:491:ASP:N	20	0.91	0.07	0.92
(1,5)	1:A:45:PHE:CD1	2:C:491:ASP:O	20	0.91	0.07	0.92
(1,5)	1:A:45:PHE:CD1	2:C:491:ASP:OD1	20	0.91	0.07	0.92
(1,5)	1:A:45:PHE:CD1	2:C:491:ASP:OD2	20	0.91	0.07	0.92
(1,5)	1:A:45:PHE:CD1	2:C:492:ASN:C	20	0.91	0.07	0.92
(1,5)	1:A:45:PHE:CD1	2:C:492:ASN:CA	20	0.91	0.07	0.92
(1,5)	1:A:45:PHE:CD1	2:C:492:ASN:CB	20	0.91	0.07	0.92
(1,5)	1:A:45:PHE:CD1	2:C:492:ASN:CG	20	0.91	0.07	0.92
(1,5)	1:A:45:PHE:CD1	2:C:492:ASN:H	20	0.91	0.07	0.92
(1,5)	1:A:45:PHE:CD1	2:C:492:ASN:HA	20	0.91	0.07	0.92
(1,5)	1:A:45:PHE:CD1	2:C:492:ASN:HB2	20	0.91	0.07	0.92
(1,5)	1:A:45:PHE:CD1	2:C:492:ASN:HB3	20	0.91	0.07	0.92
(1,5)	1:A:45:PHE:CD1	2:C:492:ASN:HD21	20	0.91	0.07	0.92
(1,5)	1:A:45:PHE:CD1	2:C:492:ASN:HD22	20	0.91	0.07	0.92
(1,5)	1:A:45:PHE:CD1	2:C:492:ASN:N	20	0.91	0.07	0.92
(1,5)	1:A:45:PHE:CD1	2:C:492:ASN:ND2	20	0.91	0.07	0.92
(1,5)	1:A:45:PHE:CD1	2:C:492:ASN:O	20	0.91	0.07	0.92
(1,5)	1:A:45:PHE:CD1	2:C:492:ASN:OD1	20	0.91	0.07	0.92
(1,5)	1:A:45:PHE:CD1	2:C:494:LEU:C	20	0.91	0.07	0.92
(1,5)	1:A:45:PHE:CD1	2:C:494:LEU:CA	20	0.91	0.07	0.92
(1,5)	1:A:45:PHE:CD1	2:C:494:LEU:CB	20	0.91	0.07	0.92

Continued on next page...

Continued from previous page...

Key	Atom-1	Atom-2	Models ¹	Mean (Å)	SD ¹ (Å)	Median (Å)
(1,5)	1:A:45:PHE:CD1	2:C:494:LEU:CD1	20	0.91	0.07	0.92
(1,5)	1:A:45:PHE:CD1	2:C:494:LEU:CD2	20	0.91	0.07	0.92
(1,5)	1:A:45:PHE:CD1	2:C:494:LEU:CG	20	0.91	0.07	0.92
(1,5)	1:A:45:PHE:CD1	2:C:494:LEU:H	20	0.91	0.07	0.92
(1,5)	1:A:45:PHE:CD1	2:C:494:LEU:HA	20	0.91	0.07	0.92
(1,5)	1:A:45:PHE:CD1	2:C:494:LEU:HB2	20	0.91	0.07	0.92
(1,5)	1:A:45:PHE:CD1	2:C:494:LEU:HB3	20	0.91	0.07	0.92
(1,5)	1:A:45:PHE:CD1	2:C:494:LEU:HD11	20	0.91	0.07	0.92
(1,5)	1:A:45:PHE:CD1	2:C:494:LEU:HD12	20	0.91	0.07	0.92
(1,5)	1:A:45:PHE:CD1	2:C:494:LEU:HD13	20	0.91	0.07	0.92
(1,5)	1:A:45:PHE:CD1	2:C:494:LEU:HD21	20	0.91	0.07	0.92
(1,5)	1:A:45:PHE:CD1	2:C:494:LEU:HD22	20	0.91	0.07	0.92
(1,5)	1:A:45:PHE:CD1	2:C:494:LEU:HD23	20	0.91	0.07	0.92
(1,5)	1:A:45:PHE:CD1	2:C:494:LEU:HG	20	0.91	0.07	0.92
(1,5)	1:A:45:PHE:CD1	2:C:494:LEU:N	20	0.91	0.07	0.92
(1,5)	1:A:45:PHE:CD1	2:C:494:LEU:O	20	0.91	0.07	0.92
(1,5)	1:A:45:PHE:CD1	2:C:495:GLU:C	20	0.91	0.07	0.92
(1,5)	1:A:45:PHE:CD1	2:C:495:GLU:CA	20	0.91	0.07	0.92
(1,5)	1:A:45:PHE:CD1	2:C:495:GLU:CB	20	0.91	0.07	0.92
(1,5)	1:A:45:PHE:CD1	2:C:495:GLU:CD	20	0.91	0.07	0.92
(1,5)	1:A:45:PHE:CD1	2:C:495:GLU:CG	20	0.91	0.07	0.92
(1,5)	1:A:45:PHE:CD1	2:C:495:GLU:H	20	0.91	0.07	0.92
(1,5)	1:A:45:PHE:CD1	2:C:495:GLU:HA	20	0.91	0.07	0.92
(1,5)	1:A:45:PHE:CD1	2:C:495:GLU:HB2	20	0.91	0.07	0.92
(1,5)	1:A:45:PHE:CD1	2:C:495:GLU:HB3	20	0.91	0.07	0.92
(1,5)	1:A:45:PHE:CD1	2:C:495:GLU:HG2	20	0.91	0.07	0.92
(1,5)	1:A:45:PHE:CD1	2:C:495:GLU:HG3	20	0.91	0.07	0.92
(1,5)	1:A:45:PHE:CD1	2:C:495:GLU:N	20	0.91	0.07	0.92
(1,5)	1:A:45:PHE:CD1	2:C:495:GLU:O	20	0.91	0.07	0.92
(1,5)	1:A:45:PHE:CD1	2:C:495:GLU:OE1	20	0.91	0.07	0.92
(1,5)	1:A:45:PHE:CD1	2:C:495:GLU:OE2	20	0.91	0.07	0.92
(1,5)	1:A:45:PHE:CD1	2:C:496:GLY:C	20	0.91	0.07	0.92
(1,5)	1:A:45:PHE:CD1	2:C:496:GLY:CA	20	0.91	0.07	0.92
(1,5)	1:A:45:PHE:CD1	2:C:496:GLY:H	20	0.91	0.07	0.92
(1,5)	1:A:45:PHE:CD1	2:C:496:GLY:HA2	20	0.91	0.07	0.92
(1,5)	1:A:45:PHE:CD1	2:C:496:GLY:HA3	20	0.91	0.07	0.92
(1,5)	1:A:45:PHE:CD1	2:C:496:GLY:N	20	0.91	0.07	0.92
(1,5)	1:A:45:PHE:CD1	2:C:496:GLY:O	20	0.91	0.07	0.92
(1,5)	1:A:45:PHE:CD1	2:C:497:ARG:C	20	0.91	0.07	0.92
(1,5)	1:A:45:PHE:CD1	2:C:497:ARG:CA	20	0.91	0.07	0.92
(1,5)	1:A:45:PHE:CD1	2:C:497:ARG:CB	20	0.91	0.07	0.92
(1,5)	1:A:45:PHE:CD1	2:C:497:ARG:CD	20	0.91	0.07	0.92

Continued on next page...

Continued from previous page...

Key	Atom-1	Atom-2	Models ¹	Mean (Å)	SD ¹ (Å)	Median (Å)
(1,5)	1:A:45:PHE:CD1	2:C:497:ARG:CG	20	0.91	0.07	0.92
(1,5)	1:A:45:PHE:CD1	2:C:497:ARG:CZ	20	0.91	0.07	0.92
(1,5)	1:A:45:PHE:CD1	2:C:497:ARG:H	20	0.91	0.07	0.92
(1,5)	1:A:45:PHE:CD1	2:C:497:ARG:HA	20	0.91	0.07	0.92
(1,5)	1:A:45:PHE:CD1	2:C:497:ARG:HB2	20	0.91	0.07	0.92
(1,5)	1:A:45:PHE:CD1	2:C:497:ARG:HB3	20	0.91	0.07	0.92
(1,5)	1:A:45:PHE:CD1	2:C:497:ARG:HD2	20	0.91	0.07	0.92
(1,5)	1:A:45:PHE:CD1	2:C:497:ARG:HD3	20	0.91	0.07	0.92
(1,5)	1:A:45:PHE:CD1	2:C:497:ARG:HE	20	0.91	0.07	0.92
(1,5)	1:A:45:PHE:CD1	2:C:497:ARG:HG2	20	0.91	0.07	0.92
(1,5)	1:A:45:PHE:CD1	2:C:497:ARG:HG3	20	0.91	0.07	0.92
(1,5)	1:A:45:PHE:CD1	2:C:497:ARG:HH11	20	0.91	0.07	0.92
(1,5)	1:A:45:PHE:CD1	2:C:497:ARG:HH12	20	0.91	0.07	0.92
(1,5)	1:A:45:PHE:CD1	2:C:497:ARG:HH21	20	0.91	0.07	0.92
(1,5)	1:A:45:PHE:CD1	2:C:497:ARG:HH22	20	0.91	0.07	0.92
(1,5)	1:A:45:PHE:CD1	2:C:497:ARG:N	20	0.91	0.07	0.92
(1,5)	1:A:45:PHE:CD1	2:C:497:ARG:NE	20	0.91	0.07	0.92
(1,5)	1:A:45:PHE:CD1	2:C:497:ARG:NH1	20	0.91	0.07	0.92
(1,5)	1:A:45:PHE:CD1	2:C:497:ARG:NH2	20	0.91	0.07	0.92
(1,5)	1:A:45:PHE:CD1	2:C:497:ARG:O	20	0.91	0.07	0.92
(1,5)	1:A:45:PHE:CD2	2:C:457:LEU:C	20	0.91	0.07	0.92
(1,5)	1:A:45:PHE:CD2	2:C:457:LEU:CA	20	0.91	0.07	0.92
(1,5)	1:A:45:PHE:CD2	2:C:457:LEU:CB	20	0.91	0.07	0.92
(1,5)	1:A:45:PHE:CD2	2:C:457:LEU:CD1	20	0.91	0.07	0.92
(1,5)	1:A:45:PHE:CD2	2:C:457:LEU:CD2	20	0.91	0.07	0.92
(1,5)	1:A:45:PHE:CD2	2:C:457:LEU:CG	20	0.91	0.07	0.92
(1,5)	1:A:45:PHE:CD2	2:C:457:LEU:H	20	0.91	0.07	0.92
(1,5)	1:A:45:PHE:CD2	2:C:457:LEU:HA	20	0.91	0.07	0.92
(1,5)	1:A:45:PHE:CD2	2:C:457:LEU:HB2	20	0.91	0.07	0.92
(1,5)	1:A:45:PHE:CD2	2:C:457:LEU:HB3	20	0.91	0.07	0.92
(1,5)	1:A:45:PHE:CD2	2:C:457:LEU:HD11	20	0.91	0.07	0.92
(1,5)	1:A:45:PHE:CD2	2:C:457:LEU:HD12	20	0.91	0.07	0.92
(1,5)	1:A:45:PHE:CD2	2:C:457:LEU:HD13	20	0.91	0.07	0.92
(1,5)	1:A:45:PHE:CD2	2:C:457:LEU:HD21	20	0.91	0.07	0.92
(1,5)	1:A:45:PHE:CD2	2:C:457:LEU:HD22	20	0.91	0.07	0.92
(1,5)	1:A:45:PHE:CD2	2:C:457:LEU:HD23	20	0.91	0.07	0.92
(1,5)	1:A:45:PHE:CD2	2:C:457:LEU:HG	20	0.91	0.07	0.92
(1,5)	1:A:45:PHE:CD2	2:C:457:LEU:N	20	0.91	0.07	0.92
(1,5)	1:A:45:PHE:CD2	2:C:457:LEU:O	20	0.91	0.07	0.92
(1,5)	1:A:45:PHE:CD2	2:C:459:ALA:C	20	0.91	0.07	0.92
(1,5)	1:A:45:PHE:CD2	2:C:459:ALA:CA	20	0.91	0.07	0.92
(1,5)	1:A:45:PHE:CD2	2:C:459:ALA:CB	20	0.91	0.07	0.92

Continued on next page...

Continued from previous page...

Key	Atom-1	Atom-2	Models ¹	Mean (Å)	SD ¹ (Å)	Median (Å)
(1,5)	1:A:45:PHE:CD2	2:C:459:ALA:H	20	0.91	0.07	0.92
(1,5)	1:A:45:PHE:CD2	2:C:459:ALA:HA	20	0.91	0.07	0.92
(1,5)	1:A:45:PHE:CD2	2:C:459:ALA:HB1	20	0.91	0.07	0.92
(1,5)	1:A:45:PHE:CD2	2:C:459:ALA:HB2	20	0.91	0.07	0.92
(1,5)	1:A:45:PHE:CD2	2:C:459:ALA:HB3	20	0.91	0.07	0.92
(1,5)	1:A:45:PHE:CD2	2:C:459:ALA:N	20	0.91	0.07	0.92
(1,5)	1:A:45:PHE:CD2	2:C:459:ALA:O	20	0.91	0.07	0.92
(1,5)	1:A:45:PHE:CD2	2:C:460:MET:C	20	0.91	0.07	0.92
(1,5)	1:A:45:PHE:CD2	2:C:460:MET:CA	20	0.91	0.07	0.92
(1,5)	1:A:45:PHE:CD2	2:C:460:MET:CB	20	0.91	0.07	0.92
(1,5)	1:A:45:PHE:CD2	2:C:460:MET:CE	20	0.91	0.07	0.92
(1,5)	1:A:45:PHE:CD2	2:C:460:MET:CG	20	0.91	0.07	0.92
(1,5)	1:A:45:PHE:CD2	2:C:460:MET:H	20	0.91	0.07	0.92
(1,5)	1:A:45:PHE:CD2	2:C:460:MET:HA	20	0.91	0.07	0.92
(1,5)	1:A:45:PHE:CD2	2:C:460:MET:HB2	20	0.91	0.07	0.92
(1,5)	1:A:45:PHE:CD2	2:C:460:MET:HB3	20	0.91	0.07	0.92
(1,5)	1:A:45:PHE:CD2	2:C:460:MET:HE1	20	0.91	0.07	0.92
(1,5)	1:A:45:PHE:CD2	2:C:460:MET:HE2	20	0.91	0.07	0.92
(1,5)	1:A:45:PHE:CD2	2:C:460:MET:HE3	20	0.91	0.07	0.92
(1,5)	1:A:45:PHE:CD2	2:C:460:MET:HG2	20	0.91	0.07	0.92
(1,5)	1:A:45:PHE:CD2	2:C:460:MET:HG3	20	0.91	0.07	0.92
(1,5)	1:A:45:PHE:CD2	2:C:460:MET:N	20	0.91	0.07	0.92
(1,5)	1:A:45:PHE:CD2	2:C:460:MET:O	20	0.91	0.07	0.92
(1,5)	1:A:45:PHE:CD2	2:C:460:MET:SD	20	0.91	0.07	0.92
(1,5)	1:A:45:PHE:CD2	2:C:462:HIS:C	20	0.91	0.07	0.92
(1,5)	1:A:45:PHE:CD2	2:C:462:HIS:CA	20	0.91	0.07	0.92
(1,5)	1:A:45:PHE:CD2	2:C:462:HIS:CB	20	0.91	0.07	0.92
(1,5)	1:A:45:PHE:CD2	2:C:462:HIS:CD2	20	0.91	0.07	0.92
(1,5)	1:A:45:PHE:CD2	2:C:462:HIS:CE1	20	0.91	0.07	0.92
(1,5)	1:A:45:PHE:CD2	2:C:462:HIS:CG	20	0.91	0.07	0.92
(1,5)	1:A:45:PHE:CD2	2:C:462:HIS:H	20	0.91	0.07	0.92
(1,5)	1:A:45:PHE:CD2	2:C:462:HIS:HA	20	0.91	0.07	0.92
(1,5)	1:A:45:PHE:CD2	2:C:462:HIS:HB2	20	0.91	0.07	0.92
(1,5)	1:A:45:PHE:CD2	2:C:462:HIS:HB3	20	0.91	0.07	0.92
(1,5)	1:A:45:PHE:CD2	2:C:462:HIS:HD2	20	0.91	0.07	0.92
(1,5)	1:A:45:PHE:CD2	2:C:462:HIS:HE1	20	0.91	0.07	0.92
(1,5)	1:A:45:PHE:CD2	2:C:462:HIS:HE2	20	0.91	0.07	0.92
(1,5)	1:A:45:PHE:CD2	2:C:462:HIS:N	20	0.91	0.07	0.92
(1,5)	1:A:45:PHE:CD2	2:C:462:HIS:ND1	20	0.91	0.07	0.92
(1,5)	1:A:45:PHE:CD2	2:C:462:HIS:NE2	20	0.91	0.07	0.92
(1,5)	1:A:45:PHE:CD2	2:C:462:HIS:O	20	0.91	0.07	0.92
(1,5)	1:A:45:PHE:CD2	2:C:463:GLN:C	20	0.91	0.07	0.92

Continued on next page...

Continued from previous page...

Key	Atom-1	Atom-2	Models ¹	Mean (Å)	SD ¹ (Å)	Median (Å)
(1,5)	1:A:45:PHE:CD2	2:C:463:GLN:CA	20	0.91	0.07	0.92
(1,5)	1:A:45:PHE:CD2	2:C:463:GLN:CB	20	0.91	0.07	0.92
(1,5)	1:A:45:PHE:CD2	2:C:463:GLN:CD	20	0.91	0.07	0.92
(1,5)	1:A:45:PHE:CD2	2:C:463:GLN:CG	20	0.91	0.07	0.92
(1,5)	1:A:45:PHE:CD2	2:C:463:GLN:H	20	0.91	0.07	0.92
(1,5)	1:A:45:PHE:CD2	2:C:463:GLN:HA	20	0.91	0.07	0.92
(1,5)	1:A:45:PHE:CD2	2:C:463:GLN:HB2	20	0.91	0.07	0.92
(1,5)	1:A:45:PHE:CD2	2:C:463:GLN:HB3	20	0.91	0.07	0.92
(1,5)	1:A:45:PHE:CD2	2:C:463:GLN:HE21	20	0.91	0.07	0.92
(1,5)	1:A:45:PHE:CD2	2:C:463:GLN:HE22	20	0.91	0.07	0.92
(1,5)	1:A:45:PHE:CD2	2:C:463:GLN:HG2	20	0.91	0.07	0.92
(1,5)	1:A:45:PHE:CD2	2:C:463:GLN:HG3	20	0.91	0.07	0.92
(1,5)	1:A:45:PHE:CD2	2:C:463:GLN:N	20	0.91	0.07	0.92
(1,5)	1:A:45:PHE:CD2	2:C:463:GLN:NE2	20	0.91	0.07	0.92
(1,5)	1:A:45:PHE:CD2	2:C:463:GLN:O	20	0.91	0.07	0.92
(1,5)	1:A:45:PHE:CD2	2:C:463:GLN:OE1	20	0.91	0.07	0.92
(1,5)	1:A:45:PHE:CD2	2:C:465:GLN:C	20	0.91	0.07	0.92
(1,5)	1:A:45:PHE:CD2	2:C:465:GLN:CA	20	0.91	0.07	0.92
(1,5)	1:A:45:PHE:CD2	2:C:465:GLN:CB	20	0.91	0.07	0.92
(1,5)	1:A:45:PHE:CD2	2:C:465:GLN:CD	20	0.91	0.07	0.92
(1,5)	1:A:45:PHE:CD2	2:C:465:GLN:CG	20	0.91	0.07	0.92
(1,5)	1:A:45:PHE:CD2	2:C:465:GLN:H	20	0.91	0.07	0.92
(1,5)	1:A:45:PHE:CD2	2:C:465:GLN:HA	20	0.91	0.07	0.92
(1,5)	1:A:45:PHE:CD2	2:C:465:GLN:HB2	20	0.91	0.07	0.92
(1,5)	1:A:45:PHE:CD2	2:C:465:GLN:HB3	20	0.91	0.07	0.92
(1,5)	1:A:45:PHE:CD2	2:C:465:GLN:HE21	20	0.91	0.07	0.92
(1,5)	1:A:45:PHE:CD2	2:C:465:GLN:HE22	20	0.91	0.07	0.92
(1,5)	1:A:45:PHE:CD2	2:C:465:GLN:HG2	20	0.91	0.07	0.92
(1,5)	1:A:45:PHE:CD2	2:C:465:GLN:HG3	20	0.91	0.07	0.92
(1,5)	1:A:45:PHE:CD2	2:C:465:GLN:N	20	0.91	0.07	0.92
(1,5)	1:A:45:PHE:CD2	2:C:465:GLN:NE2	20	0.91	0.07	0.92
(1,5)	1:A:45:PHE:CD2	2:C:465:GLN:O	20	0.91	0.07	0.92
(1,5)	1:A:45:PHE:CD2	2:C:465:GLN:OE1	20	0.91	0.07	0.92
(1,5)	1:A:45:PHE:CD2	2:C:466:GLU:C	20	0.91	0.07	0.92
(1,5)	1:A:45:PHE:CD2	2:C:466:GLU:CA	20	0.91	0.07	0.92
(1,5)	1:A:45:PHE:CD2	2:C:466:GLU:CB	20	0.91	0.07	0.92
(1,5)	1:A:45:PHE:CD2	2:C:466:GLU:CD	20	0.91	0.07	0.92
(1,5)	1:A:45:PHE:CD2	2:C:466:GLU:CG	20	0.91	0.07	0.92
(1,5)	1:A:45:PHE:CD2	2:C:466:GLU:H	20	0.91	0.07	0.92
(1,5)	1:A:45:PHE:CD2	2:C:466:GLU:HA	20	0.91	0.07	0.92
(1,5)	1:A:45:PHE:CD2	2:C:466:GLU:HB2	20	0.91	0.07	0.92
(1,5)	1:A:45:PHE:CD2	2:C:466:GLU:HB3	20	0.91	0.07	0.92

Continued on next page...

Continued from previous page...

Key	Atom-1	Atom-2	Models ¹	Mean (Å)	SD ¹ (Å)	Median (Å)
(1,5)	1:A:45:PHE:CD2	2:C:466:GLU:HG2	20	0.91	0.07	0.92
(1,5)	1:A:45:PHE:CD2	2:C:466:GLU:HG3	20	0.91	0.07	0.92
(1,5)	1:A:45:PHE:CD2	2:C:466:GLU:N	20	0.91	0.07	0.92
(1,5)	1:A:45:PHE:CD2	2:C:466:GLU:O	20	0.91	0.07	0.92
(1,5)	1:A:45:PHE:CD2	2:C:466:GLU:OE1	20	0.91	0.07	0.92
(1,5)	1:A:45:PHE:CD2	2:C:466:GLU:OE2	20	0.91	0.07	0.92
(1,5)	1:A:45:PHE:CD2	2:C:467:MET:C	20	0.91	0.07	0.92
(1,5)	1:A:45:PHE:CD2	2:C:467:MET:CA	20	0.91	0.07	0.92
(1,5)	1:A:45:PHE:CD2	2:C:467:MET:CB	20	0.91	0.07	0.92
(1,5)	1:A:45:PHE:CD2	2:C:467:MET:CE	20	0.91	0.07	0.92
(1,5)	1:A:45:PHE:CD2	2:C:467:MET:CG	20	0.91	0.07	0.92
(1,5)	1:A:45:PHE:CD2	2:C:467:MET:H	20	0.91	0.07	0.92
(1,5)	1:A:45:PHE:CD2	2:C:467:MET:HA	20	0.91	0.07	0.92
(1,5)	1:A:45:PHE:CD2	2:C:467:MET:HB2	20	0.91	0.07	0.92
(1,5)	1:A:45:PHE:CD2	2:C:467:MET:HB3	20	0.91	0.07	0.92
(1,5)	1:A:45:PHE:CD2	2:C:467:MET:HE1	20	0.91	0.07	0.92
(1,5)	1:A:45:PHE:CD2	2:C:467:MET:HE2	20	0.91	0.07	0.92
(1,5)	1:A:45:PHE:CD2	2:C:467:MET:HE3	20	0.91	0.07	0.92
(1,5)	1:A:45:PHE:CD2	2:C:467:MET:HG2	20	0.91	0.07	0.92
(1,5)	1:A:45:PHE:CD2	2:C:467:MET:HG3	20	0.91	0.07	0.92
(1,5)	1:A:45:PHE:CD2	2:C:467:MET:N	20	0.91	0.07	0.92
(1,5)	1:A:45:PHE:CD2	2:C:467:MET:O	20	0.91	0.07	0.92
(1,5)	1:A:45:PHE:CD2	2:C:467:MET:SD	20	0.91	0.07	0.92
(1,5)	1:A:45:PHE:CD2	2:C:468:PHE:C	20	0.91	0.07	0.92
(1,5)	1:A:45:PHE:CD2	2:C:468:PHE:CA	20	0.91	0.07	0.92
(1,5)	1:A:45:PHE:CD2	2:C:468:PHE:CB	20	0.91	0.07	0.92
(1,5)	1:A:45:PHE:CD2	2:C:468:PHE:CD1	20	0.91	0.07	0.92
(1,5)	1:A:45:PHE:CD2	2:C:468:PHE:CD2	20	0.91	0.07	0.92
(1,5)	1:A:45:PHE:CD2	2:C:468:PHE:CE1	20	0.91	0.07	0.92
(1,5)	1:A:45:PHE:CD2	2:C:468:PHE:CE2	20	0.91	0.07	0.92
(1,5)	1:A:45:PHE:CD2	2:C:468:PHE:CG	20	0.91	0.07	0.92
(1,5)	1:A:45:PHE:CD2	2:C:468:PHE:CZ	20	0.91	0.07	0.92
(1,5)	1:A:45:PHE:CD2	2:C:468:PHE:H	20	0.91	0.07	0.92
(1,5)	1:A:45:PHE:CD2	2:C:468:PHE:HA	20	0.91	0.07	0.92
(1,5)	1:A:45:PHE:CD2	2:C:468:PHE:HB2	20	0.91	0.07	0.92
(1,5)	1:A:45:PHE:CD2	2:C:468:PHE:HB3	20	0.91	0.07	0.92
(1,5)	1:A:45:PHE:CD2	2:C:468:PHE:HD1	20	0.91	0.07	0.92
(1,5)	1:A:45:PHE:CD2	2:C:468:PHE:HD2	20	0.91	0.07	0.92
(1,5)	1:A:45:PHE:CD2	2:C:468:PHE:HE1	20	0.91	0.07	0.92
(1,5)	1:A:45:PHE:CD2	2:C:468:PHE:HE2	20	0.91	0.07	0.92
(1,5)	1:A:45:PHE:CD2	2:C:468:PHE:HZ	20	0.91	0.07	0.92
(1,5)	1:A:45:PHE:CD2	2:C:468:PHE:N	20	0.91	0.07	0.92

Continued on next page...

Continued from previous page...

Key	Atom-1	Atom-2	Models ¹	Mean (Å)	SD ¹ (Å)	Median (Å)
(1,5)	1:A:45:PHE:CD2	2:C:468:PHE:O	20	0.91	0.07	0.92
(1,5)	1:A:45:PHE:CD2	2:C:469:PRO:C	20	0.91	0.07	0.92
(1,5)	1:A:45:PHE:CD2	2:C:469:PRO:CA	20	0.91	0.07	0.92
(1,5)	1:A:45:PHE:CD2	2:C:469:PRO:CB	20	0.91	0.07	0.92
(1,5)	1:A:45:PHE:CD2	2:C:469:PRO:CD	20	0.91	0.07	0.92
(1,5)	1:A:45:PHE:CD2	2:C:469:PRO:CG	20	0.91	0.07	0.92
(1,5)	1:A:45:PHE:CD2	2:C:469:PRO:HA	20	0.91	0.07	0.92
(1,5)	1:A:45:PHE:CD2	2:C:469:PRO:HB2	20	0.91	0.07	0.92
(1,5)	1:A:45:PHE:CD2	2:C:469:PRO:HB3	20	0.91	0.07	0.92
(1,5)	1:A:45:PHE:CD2	2:C:469:PRO:HD2	20	0.91	0.07	0.92
(1,5)	1:A:45:PHE:CD2	2:C:469:PRO:HD3	20	0.91	0.07	0.92
(1,5)	1:A:45:PHE:CD2	2:C:469:PRO:HG2	20	0.91	0.07	0.92
(1,5)	1:A:45:PHE:CD2	2:C:469:PRO:HG3	20	0.91	0.07	0.92
(1,5)	1:A:45:PHE:CD2	2:C:469:PRO:N	20	0.91	0.07	0.92
(1,5)	1:A:45:PHE:CD2	2:C:469:PRO:O	20	0.91	0.07	0.92
(1,5)	1:A:45:PHE:CD2	2:C:470:GLN:C	20	0.91	0.07	0.92
(1,5)	1:A:45:PHE:CD2	2:C:470:GLN:CA	20	0.91	0.07	0.92
(1,5)	1:A:45:PHE:CD2	2:C:470:GLN:CB	20	0.91	0.07	0.92
(1,5)	1:A:45:PHE:CD2	2:C:470:GLN:CD	20	0.91	0.07	0.92
(1,5)	1:A:45:PHE:CD2	2:C:470:GLN:CG	20	0.91	0.07	0.92
(1,5)	1:A:45:PHE:CD2	2:C:470:GLN:H	20	0.91	0.07	0.92
(1,5)	1:A:45:PHE:CD2	2:C:470:GLN:HA	20	0.91	0.07	0.92
(1,5)	1:A:45:PHE:CD2	2:C:470:GLN:HB2	20	0.91	0.07	0.92
(1,5)	1:A:45:PHE:CD2	2:C:470:GLN:HB3	20	0.91	0.07	0.92
(1,5)	1:A:45:PHE:CD2	2:C:470:GLN:HE21	20	0.91	0.07	0.92
(1,5)	1:A:45:PHE:CD2	2:C:470:GLN:HE22	20	0.91	0.07	0.92
(1,5)	1:A:45:PHE:CD2	2:C:470:GLN:HG2	20	0.91	0.07	0.92
(1,5)	1:A:45:PHE:CD2	2:C:470:GLN:HG3	20	0.91	0.07	0.92
(1,5)	1:A:45:PHE:CD2	2:C:470:GLN:N	20	0.91	0.07	0.92
(1,5)	1:A:45:PHE:CD2	2:C:470:GLN:NE2	20	0.91	0.07	0.92
(1,5)	1:A:45:PHE:CD2	2:C:470:GLN:O	20	0.91	0.07	0.92
(1,5)	1:A:45:PHE:CD2	2:C:470:GLN:OE1	20	0.91	0.07	0.92
(1,5)	1:A:45:PHE:CD2	2:C:472:PRO:C	20	0.91	0.07	0.92
(1,5)	1:A:45:PHE:CD2	2:C:472:PRO:CA	20	0.91	0.07	0.92
(1,5)	1:A:45:PHE:CD2	2:C:472:PRO:CB	20	0.91	0.07	0.92
(1,5)	1:A:45:PHE:CD2	2:C:472:PRO:CD	20	0.91	0.07	0.92
(1,5)	1:A:45:PHE:CD2	2:C:472:PRO:CG	20	0.91	0.07	0.92
(1,5)	1:A:45:PHE:CD2	2:C:472:PRO:HA	20	0.91	0.07	0.92
(1,5)	1:A:45:PHE:CD2	2:C:472:PRO:HB2	20	0.91	0.07	0.92
(1,5)	1:A:45:PHE:CD2	2:C:472:PRO:HB3	20	0.91	0.07	0.92
(1,5)	1:A:45:PHE:CD2	2:C:472:PRO:HD2	20	0.91	0.07	0.92
(1,5)	1:A:45:PHE:CD2	2:C:472:PRO:HD3	20	0.91	0.07	0.92

Continued on next page...

Continued from previous page...

Key	Atom-1	Atom-2	Models ¹	Mean (Å)	SD ¹ (Å)	Median (Å)
(1,5)	1:A:45:PHE:CD2	2:C:472:PRO:HG2	20	0.91	0.07	0.92
(1,5)	1:A:45:PHE:CD2	2:C:472:PRO:HG3	20	0.91	0.07	0.92
(1,5)	1:A:45:PHE:CD2	2:C:472:PRO:N	20	0.91	0.07	0.92
(1,5)	1:A:45:PHE:CD2	2:C:472:PRO:O	20	0.91	0.07	0.92
(1,5)	1:A:45:PHE:CD2	2:C:482:LEU:C	20	0.91	0.07	0.92
(1,5)	1:A:45:PHE:CD2	2:C:482:LEU:CA	20	0.91	0.07	0.92
(1,5)	1:A:45:PHE:CD2	2:C:482:LEU:CB	20	0.91	0.07	0.92
(1,5)	1:A:45:PHE:CD2	2:C:482:LEU:CD1	20	0.91	0.07	0.92
(1,5)	1:A:45:PHE:CD2	2:C:482:LEU:CD2	20	0.91	0.07	0.92
(1,5)	1:A:45:PHE:CD2	2:C:482:LEU:CG	20	0.91	0.07	0.92
(1,5)	1:A:45:PHE:CD2	2:C:482:LEU:H	20	0.91	0.07	0.92
(1,5)	1:A:45:PHE:CD2	2:C:482:LEU:HA	20	0.91	0.07	0.92
(1,5)	1:A:45:PHE:CD2	2:C:482:LEU:HB2	20	0.91	0.07	0.92
(1,5)	1:A:45:PHE:CD2	2:C:482:LEU:HB3	20	0.91	0.07	0.92
(1,5)	1:A:45:PHE:CD2	2:C:482:LEU:HD11	20	0.91	0.07	0.92
(1,5)	1:A:45:PHE:CD2	2:C:482:LEU:HD12	20	0.91	0.07	0.92
(1,5)	1:A:45:PHE:CD2	2:C:482:LEU:HD13	20	0.91	0.07	0.92
(1,5)	1:A:45:PHE:CD2	2:C:482:LEU:HD21	20	0.91	0.07	0.92
(1,5)	1:A:45:PHE:CD2	2:C:482:LEU:HD22	20	0.91	0.07	0.92
(1,5)	1:A:45:PHE:CD2	2:C:482:LEU:HD23	20	0.91	0.07	0.92
(1,5)	1:A:45:PHE:CD2	2:C:482:LEU:HG	20	0.91	0.07	0.92
(1,5)	1:A:45:PHE:CD2	2:C:482:LEU:N	20	0.91	0.07	0.92
(1,5)	1:A:45:PHE:CD2	2:C:482:LEU:O	20	0.91	0.07	0.92
(1,5)	1:A:45:PHE:CD2	2:C:483:THR:C	20	0.91	0.07	0.92
(1,5)	1:A:45:PHE:CD2	2:C:483:THR:CA	20	0.91	0.07	0.92
(1,5)	1:A:45:PHE:CD2	2:C:483:THR:CB	20	0.91	0.07	0.92
(1,5)	1:A:45:PHE:CD2	2:C:483:THR:CG2	20	0.91	0.07	0.92
(1,5)	1:A:45:PHE:CD2	2:C:483:THR:H	20	0.91	0.07	0.92
(1,5)	1:A:45:PHE:CD2	2:C:483:THR:HA	20	0.91	0.07	0.92
(1,5)	1:A:45:PHE:CD2	2:C:483:THR:HB	20	0.91	0.07	0.92
(1,5)	1:A:45:PHE:CD2	2:C:483:THR:HG1	20	0.91	0.07	0.92
(1,5)	1:A:45:PHE:CD2	2:C:483:THR:HG21	20	0.91	0.07	0.92
(1,5)	1:A:45:PHE:CD2	2:C:483:THR:HG22	20	0.91	0.07	0.92
(1,5)	1:A:45:PHE:CD2	2:C:483:THR:HG23	20	0.91	0.07	0.92
(1,5)	1:A:45:PHE:CD2	2:C:483:THR:N	20	0.91	0.07	0.92
(1,5)	1:A:45:PHE:CD2	2:C:483:THR:O	20	0.91	0.07	0.92
(1,5)	1:A:45:PHE:CD2	2:C:483:THR:OG1	20	0.91	0.07	0.92
(1,5)	1:A:45:PHE:CD2	2:C:484:ARG:C	20	0.91	0.07	0.92
(1,5)	1:A:45:PHE:CD2	2:C:484:ARG:CA	20	0.91	0.07	0.92
(1,5)	1:A:45:PHE:CD2	2:C:484:ARG:CB	20	0.91	0.07	0.92
(1,5)	1:A:45:PHE:CD2	2:C:484:ARG:CD	20	0.91	0.07	0.92
(1,5)	1:A:45:PHE:CD2	2:C:484:ARG:CG	20	0.91	0.07	0.92

Continued on next page...

Continued from previous page...

Key	Atom-1	Atom-2	Models ¹	Mean (Å)	SD ¹ (Å)	Median (Å)
(1,5)	1:A:45:PHE:CD2	2:C:484:ARG:CZ	20	0.91	0.07	0.92
(1,5)	1:A:45:PHE:CD2	2:C:484:ARG:H	20	0.91	0.07	0.92
(1,5)	1:A:45:PHE:CD2	2:C:484:ARG:HA	20	0.91	0.07	0.92
(1,5)	1:A:45:PHE:CD2	2:C:484:ARG:HB2	20	0.91	0.07	0.92
(1,5)	1:A:45:PHE:CD2	2:C:484:ARG:HB3	20	0.91	0.07	0.92
(1,5)	1:A:45:PHE:CD2	2:C:484:ARG:HD2	20	0.91	0.07	0.92
(1,5)	1:A:45:PHE:CD2	2:C:484:ARG:HD3	20	0.91	0.07	0.92
(1,5)	1:A:45:PHE:CD2	2:C:484:ARG:HE	20	0.91	0.07	0.92
(1,5)	1:A:45:PHE:CD2	2:C:484:ARG:HG2	20	0.91	0.07	0.92
(1,5)	1:A:45:PHE:CD2	2:C:484:ARG:HG3	20	0.91	0.07	0.92
(1,5)	1:A:45:PHE:CD2	2:C:484:ARG:HH11	20	0.91	0.07	0.92
(1,5)	1:A:45:PHE:CD2	2:C:484:ARG:HH12	20	0.91	0.07	0.92
(1,5)	1:A:45:PHE:CD2	2:C:484:ARG:HH21	20	0.91	0.07	0.92
(1,5)	1:A:45:PHE:CD2	2:C:484:ARG:HH22	20	0.91	0.07	0.92
(1,5)	1:A:45:PHE:CD2	2:C:484:ARG:N	20	0.91	0.07	0.92
(1,5)	1:A:45:PHE:CD2	2:C:484:ARG:NE	20	0.91	0.07	0.92
(1,5)	1:A:45:PHE:CD2	2:C:484:ARG:NH1	20	0.91	0.07	0.92
(1,5)	1:A:45:PHE:CD2	2:C:484:ARG:NH2	20	0.91	0.07	0.92
(1,5)	1:A:45:PHE:CD2	2:C:484:ARG:O	20	0.91	0.07	0.92
(1,5)	1:A:45:PHE:CD2	2:C:485:SER:C	20	0.91	0.07	0.92
(1,5)	1:A:45:PHE:CD2	2:C:485:SER:CA	20	0.91	0.07	0.92
(1,5)	1:A:45:PHE:CD2	2:C:485:SER:CB	20	0.91	0.07	0.92
(1,5)	1:A:45:PHE:CD2	2:C:485:SER:H	20	0.91	0.07	0.92
(1,5)	1:A:45:PHE:CD2	2:C:485:SER:HA	20	0.91	0.07	0.92
(1,5)	1:A:45:PHE:CD2	2:C:485:SER:HB2	20	0.91	0.07	0.92
(1,5)	1:A:45:PHE:CD2	2:C:485:SER:HB3	20	0.91	0.07	0.92
(1,5)	1:A:45:PHE:CD2	2:C:485:SER:HG	20	0.91	0.07	0.92
(1,5)	1:A:45:PHE:CD2	2:C:485:SER:N	20	0.91	0.07	0.92
(1,5)	1:A:45:PHE:CD2	2:C:485:SER:O	20	0.91	0.07	0.92
(1,5)	1:A:45:PHE:CD2	2:C:485:SER:OG	20	0.91	0.07	0.92
(1,5)	1:A:45:PHE:CD2	2:C:486:VAL:C	20	0.91	0.07	0.92
(1,5)	1:A:45:PHE:CD2	2:C:486:VAL:CA	20	0.91	0.07	0.92
(1,5)	1:A:45:PHE:CD2	2:C:486:VAL:CB	20	0.91	0.07	0.92
(1,5)	1:A:45:PHE:CD2	2:C:486:VAL:CG1	20	0.91	0.07	0.92
(1,5)	1:A:45:PHE:CD2	2:C:486:VAL:CG2	20	0.91	0.07	0.92
(1,5)	1:A:45:PHE:CD2	2:C:486:VAL:H	20	0.91	0.07	0.92
(1,5)	1:A:45:PHE:CD2	2:C:486:VAL:HA	20	0.91	0.07	0.92
(1,5)	1:A:45:PHE:CD2	2:C:486:VAL:HB	20	0.91	0.07	0.92
(1,5)	1:A:45:PHE:CD2	2:C:486:VAL:HG11	20	0.91	0.07	0.92
(1,5)	1:A:45:PHE:CD2	2:C:486:VAL:HG12	20	0.91	0.07	0.92
(1,5)	1:A:45:PHE:CD2	2:C:486:VAL:HG13	20	0.91	0.07	0.92
(1,5)	1:A:45:PHE:CD2	2:C:486:VAL:HG21	20	0.91	0.07	0.92

Continued on next page...

Continued from previous page...

Key	Atom-1	Atom-2	Models ¹	Mean (Å)	SD ¹ (Å)	Median (Å)
(1,5)	1:A:45:PHE:CD2	2:C:486:VAL:HG22	20	0.91	0.07	0.92
(1,5)	1:A:45:PHE:CD2	2:C:486:VAL:HG23	20	0.91	0.07	0.92
(1,5)	1:A:45:PHE:CD2	2:C:486:VAL:N	20	0.91	0.07	0.92
(1,5)	1:A:45:PHE:CD2	2:C:486:VAL:O	20	0.91	0.07	0.92
(1,5)	1:A:45:PHE:CD2	2:C:487:GLU:C	20	0.91	0.07	0.92
(1,5)	1:A:45:PHE:CD2	2:C:487:GLU:CA	20	0.91	0.07	0.92
(1,5)	1:A:45:PHE:CD2	2:C:487:GLU:CB	20	0.91	0.07	0.92
(1,5)	1:A:45:PHE:CD2	2:C:487:GLU:CD	20	0.91	0.07	0.92
(1,5)	1:A:45:PHE:CD2	2:C:487:GLU:CG	20	0.91	0.07	0.92
(1,5)	1:A:45:PHE:CD2	2:C:487:GLU:H	20	0.91	0.07	0.92
(1,5)	1:A:45:PHE:CD2	2:C:487:GLU:HA	20	0.91	0.07	0.92
(1,5)	1:A:45:PHE:CD2	2:C:487:GLU:HB2	20	0.91	0.07	0.92
(1,5)	1:A:45:PHE:CD2	2:C:487:GLU:HB3	20	0.91	0.07	0.92
(1,5)	1:A:45:PHE:CD2	2:C:487:GLU:HG2	20	0.91	0.07	0.92
(1,5)	1:A:45:PHE:CD2	2:C:487:GLU:HG3	20	0.91	0.07	0.92
(1,5)	1:A:45:PHE:CD2	2:C:487:GLU:N	20	0.91	0.07	0.92
(1,5)	1:A:45:PHE:CD2	2:C:487:GLU:O	20	0.91	0.07	0.92
(1,5)	1:A:45:PHE:CD2	2:C:487:GLU:OE1	20	0.91	0.07	0.92
(1,5)	1:A:45:PHE:CD2	2:C:487:GLU:OE2	20	0.91	0.07	0.92
(1,5)	1:A:45:PHE:CD2	2:C:488:ILE:C	20	0.91	0.07	0.92
(1,5)	1:A:45:PHE:CD2	2:C:488:ILE:CA	20	0.91	0.07	0.92
(1,5)	1:A:45:PHE:CD2	2:C:488:ILE:CB	20	0.91	0.07	0.92
(1,5)	1:A:45:PHE:CD2	2:C:488:ILE:CD1	20	0.91	0.07	0.92
(1,5)	1:A:45:PHE:CD2	2:C:488:ILE:CG1	20	0.91	0.07	0.92
(1,5)	1:A:45:PHE:CD2	2:C:488:ILE:CG2	20	0.91	0.07	0.92
(1,5)	1:A:45:PHE:CD2	2:C:488:ILE:H	20	0.91	0.07	0.92
(1,5)	1:A:45:PHE:CD2	2:C:488:ILE:HA	20	0.91	0.07	0.92
(1,5)	1:A:45:PHE:CD2	2:C:488:ILE:HB	20	0.91	0.07	0.92
(1,5)	1:A:45:PHE:CD2	2:C:488:ILE:HD11	20	0.91	0.07	0.92
(1,5)	1:A:45:PHE:CD2	2:C:488:ILE:HD12	20	0.91	0.07	0.92
(1,5)	1:A:45:PHE:CD2	2:C:488:ILE:HD13	20	0.91	0.07	0.92
(1,5)	1:A:45:PHE:CD2	2:C:488:ILE:HG12	20	0.91	0.07	0.92
(1,5)	1:A:45:PHE:CD2	2:C:488:ILE:HG13	20	0.91	0.07	0.92
(1,5)	1:A:45:PHE:CD2	2:C:488:ILE:HG21	20	0.91	0.07	0.92
(1,5)	1:A:45:PHE:CD2	2:C:488:ILE:HG22	20	0.91	0.07	0.92
(1,5)	1:A:45:PHE:CD2	2:C:488:ILE:HG23	20	0.91	0.07	0.92
(1,5)	1:A:45:PHE:CD2	2:C:488:ILE:N	20	0.91	0.07	0.92
(1,5)	1:A:45:PHE:CD2	2:C:488:ILE:O	20	0.91	0.07	0.92
(1,5)	1:A:45:PHE:CD2	2:C:490:THR:C	20	0.91	0.07	0.92
(1,5)	1:A:45:PHE:CD2	2:C:490:THR:CA	20	0.91	0.07	0.92
(1,5)	1:A:45:PHE:CD2	2:C:490:THR:CB	20	0.91	0.07	0.92
(1,5)	1:A:45:PHE:CD2	2:C:490:THR:CG2	20	0.91	0.07	0.92

Continued on next page...

Continued from previous page...

Key	Atom-1	Atom-2	Models ¹	Mean (Å)	SD ¹ (Å)	Median (Å)
(1,5)	1:A:45:PHE:CD2	2:C:490:THR:H	20	0.91	0.07	0.92
(1,5)	1:A:45:PHE:CD2	2:C:490:THR:HA	20	0.91	0.07	0.92
(1,5)	1:A:45:PHE:CD2	2:C:490:THR:HB	20	0.91	0.07	0.92
(1,5)	1:A:45:PHE:CD2	2:C:490:THR:HG1	20	0.91	0.07	0.92
(1,5)	1:A:45:PHE:CD2	2:C:490:THR:HG21	20	0.91	0.07	0.92
(1,5)	1:A:45:PHE:CD2	2:C:490:THR:HG22	20	0.91	0.07	0.92
(1,5)	1:A:45:PHE:CD2	2:C:490:THR:HG23	20	0.91	0.07	0.92
(1,5)	1:A:45:PHE:CD2	2:C:490:THR:N	20	0.91	0.07	0.92
(1,5)	1:A:45:PHE:CD2	2:C:490:THR:O	20	0.91	0.07	0.92
(1,5)	1:A:45:PHE:CD2	2:C:490:THR:OG1	20	0.91	0.07	0.92
(1,5)	1:A:45:PHE:CD2	2:C:491:ASP:C	20	0.91	0.07	0.92
(1,5)	1:A:45:PHE:CD2	2:C:491:ASP:CA	20	0.91	0.07	0.92
(1,5)	1:A:45:PHE:CD2	2:C:491:ASP:CB	20	0.91	0.07	0.92
(1,5)	1:A:45:PHE:CD2	2:C:491:ASP:CG	20	0.91	0.07	0.92
(1,5)	1:A:45:PHE:CD2	2:C:491:ASP:H	20	0.91	0.07	0.92
(1,5)	1:A:45:PHE:CD2	2:C:491:ASP:HA	20	0.91	0.07	0.92
(1,5)	1:A:45:PHE:CD2	2:C:491:ASP:HB2	20	0.91	0.07	0.92
(1,5)	1:A:45:PHE:CD2	2:C:491:ASP:HB3	20	0.91	0.07	0.92
(1,5)	1:A:45:PHE:CD2	2:C:491:ASP:N	20	0.91	0.07	0.92
(1,5)	1:A:45:PHE:CD2	2:C:491:ASP:O	20	0.91	0.07	0.92
(1,5)	1:A:45:PHE:CD2	2:C:491:ASP:OD1	20	0.91	0.07	0.92
(1,5)	1:A:45:PHE:CD2	2:C:491:ASP:OD2	20	0.91	0.07	0.92
(1,5)	1:A:45:PHE:CD2	2:C:492:ASN:C	20	0.91	0.07	0.92
(1,5)	1:A:45:PHE:CD2	2:C:492:ASN:CA	20	0.91	0.07	0.92
(1,5)	1:A:45:PHE:CD2	2:C:492:ASN:CB	20	0.91	0.07	0.92
(1,5)	1:A:45:PHE:CD2	2:C:492:ASN:CG	20	0.91	0.07	0.92
(1,5)	1:A:45:PHE:CD2	2:C:492:ASN:H	20	0.91	0.07	0.92
(1,5)	1:A:45:PHE:CD2	2:C:492:ASN:HA	20	0.91	0.07	0.92
(1,5)	1:A:45:PHE:CD2	2:C:492:ASN:HB2	20	0.91	0.07	0.92
(1,5)	1:A:45:PHE:CD2	2:C:492:ASN:HB3	20	0.91	0.07	0.92
(1,5)	1:A:45:PHE:CD2	2:C:492:ASN:HD21	20	0.91	0.07	0.92
(1,5)	1:A:45:PHE:CD2	2:C:492:ASN:HD22	20	0.91	0.07	0.92
(1,5)	1:A:45:PHE:CD2	2:C:492:ASN:N	20	0.91	0.07	0.92
(1,5)	1:A:45:PHE:CD2	2:C:492:ASN:ND2	20	0.91	0.07	0.92
(1,5)	1:A:45:PHE:CD2	2:C:492:ASN:O	20	0.91	0.07	0.92
(1,5)	1:A:45:PHE:CD2	2:C:492:ASN:OD1	20	0.91	0.07	0.92
(1,5)	1:A:45:PHE:CD2	2:C:494:LEU:C	20	0.91	0.07	0.92
(1,5)	1:A:45:PHE:CD2	2:C:494:LEU:CA	20	0.91	0.07	0.92
(1,5)	1:A:45:PHE:CD2	2:C:494:LEU:CB	20	0.91	0.07	0.92
(1,5)	1:A:45:PHE:CD2	2:C:494:LEU:CD1	20	0.91	0.07	0.92
(1,5)	1:A:45:PHE:CD2	2:C:494:LEU:CD2	20	0.91	0.07	0.92
(1,5)	1:A:45:PHE:CD2	2:C:494:LEU:CG	20	0.91	0.07	0.92

Continued on next page...

Continued from previous page...

Key	Atom-1	Atom-2	Models ¹	Mean (Å)	SD ¹ (Å)	Median (Å)
(1,5)	1:A:45:PHE:CD2	2:C:494:LEU:H	20	0.91	0.07	0.92
(1,5)	1:A:45:PHE:CD2	2:C:494:LEU:HA	20	0.91	0.07	0.92
(1,5)	1:A:45:PHE:CD2	2:C:494:LEU:HB2	20	0.91	0.07	0.92
(1,5)	1:A:45:PHE:CD2	2:C:494:LEU:HB3	20	0.91	0.07	0.92
(1,5)	1:A:45:PHE:CD2	2:C:494:LEU:HD11	20	0.91	0.07	0.92
(1,5)	1:A:45:PHE:CD2	2:C:494:LEU:HD12	20	0.91	0.07	0.92
(1,5)	1:A:45:PHE:CD2	2:C:494:LEU:HD13	20	0.91	0.07	0.92
(1,5)	1:A:45:PHE:CD2	2:C:494:LEU:HD21	20	0.91	0.07	0.92
(1,5)	1:A:45:PHE:CD2	2:C:494:LEU:HD22	20	0.91	0.07	0.92
(1,5)	1:A:45:PHE:CD2	2:C:494:LEU:HD23	20	0.91	0.07	0.92
(1,5)	1:A:45:PHE:CD2	2:C:494:LEU:HG	20	0.91	0.07	0.92
(1,5)	1:A:45:PHE:CD2	2:C:494:LEU:N	20	0.91	0.07	0.92
(1,5)	1:A:45:PHE:CD2	2:C:494:LEU:O	20	0.91	0.07	0.92
(1,5)	1:A:45:PHE:CD2	2:C:495:GLU:C	20	0.91	0.07	0.92
(1,5)	1:A:45:PHE:CD2	2:C:495:GLU:CA	20	0.91	0.07	0.92
(1,5)	1:A:45:PHE:CD2	2:C:495:GLU:CB	20	0.91	0.07	0.92
(1,5)	1:A:45:PHE:CD2	2:C:495:GLU:CD	20	0.91	0.07	0.92
(1,5)	1:A:45:PHE:CD2	2:C:495:GLU:CG	20	0.91	0.07	0.92
(1,5)	1:A:45:PHE:CD2	2:C:495:GLU:H	20	0.91	0.07	0.92
(1,5)	1:A:45:PHE:CD2	2:C:495:GLU:HA	20	0.91	0.07	0.92
(1,5)	1:A:45:PHE:CD2	2:C:495:GLU:HB2	20	0.91	0.07	0.92
(1,5)	1:A:45:PHE:CD2	2:C:495:GLU:HB3	20	0.91	0.07	0.92
(1,5)	1:A:45:PHE:CD2	2:C:495:GLU:HG2	20	0.91	0.07	0.92
(1,5)	1:A:45:PHE:CD2	2:C:495:GLU:HG3	20	0.91	0.07	0.92
(1,5)	1:A:45:PHE:CD2	2:C:495:GLU:N	20	0.91	0.07	0.92
(1,5)	1:A:45:PHE:CD2	2:C:495:GLU:O	20	0.91	0.07	0.92
(1,5)	1:A:45:PHE:CD2	2:C:495:GLU:OE1	20	0.91	0.07	0.92
(1,5)	1:A:45:PHE:CD2	2:C:495:GLU:OE2	20	0.91	0.07	0.92
(1,5)	1:A:45:PHE:CD2	2:C:496:GLY:C	20	0.91	0.07	0.92
(1,5)	1:A:45:PHE:CD2	2:C:496:GLY:CA	20	0.91	0.07	0.92
(1,5)	1:A:45:PHE:CD2	2:C:496:GLY:H	20	0.91	0.07	0.92
(1,5)	1:A:45:PHE:CD2	2:C:496:GLY:HA2	20	0.91	0.07	0.92
(1,5)	1:A:45:PHE:CD2	2:C:496:GLY:HA3	20	0.91	0.07	0.92
(1,5)	1:A:45:PHE:CD2	2:C:496:GLY:N	20	0.91	0.07	0.92
(1,5)	1:A:45:PHE:CD2	2:C:496:GLY:O	20	0.91	0.07	0.92
(1,5)	1:A:45:PHE:CD2	2:C:497:ARG:C	20	0.91	0.07	0.92
(1,5)	1:A:45:PHE:CD2	2:C:497:ARG:CA	20	0.91	0.07	0.92
(1,5)	1:A:45:PHE:CD2	2:C:497:ARG:CB	20	0.91	0.07	0.92
(1,5)	1:A:45:PHE:CD2	2:C:497:ARG:CD	20	0.91	0.07	0.92
(1,5)	1:A:45:PHE:CD2	2:C:497:ARG:CG	20	0.91	0.07	0.92
(1,5)	1:A:45:PHE:CD2	2:C:497:ARG:CZ	20	0.91	0.07	0.92
(1,5)	1:A:45:PHE:CD2	2:C:497:ARG:H	20	0.91	0.07	0.92

Continued on next page...

Continued from previous page...

Key	Atom-1	Atom-2	Models ¹	Mean (Å)	SD ¹ (Å)	Median (Å)
(1,5)	1:A:45:PHE:CD2	2:C:497:ARG:HA	20	0.91	0.07	0.92
(1,5)	1:A:45:PHE:CD2	2:C:497:ARG:HB2	20	0.91	0.07	0.92
(1,5)	1:A:45:PHE:CD2	2:C:497:ARG:HB3	20	0.91	0.07	0.92
(1,5)	1:A:45:PHE:CD2	2:C:497:ARG:HD2	20	0.91	0.07	0.92
(1,5)	1:A:45:PHE:CD2	2:C:497:ARG:HD3	20	0.91	0.07	0.92
(1,5)	1:A:45:PHE:CD2	2:C:497:ARG:HE	20	0.91	0.07	0.92
(1,5)	1:A:45:PHE:CD2	2:C:497:ARG:HG2	20	0.91	0.07	0.92
(1,5)	1:A:45:PHE:CD2	2:C:497:ARG:HG3	20	0.91	0.07	0.92
(1,5)	1:A:45:PHE:CD2	2:C:497:ARG:HH11	20	0.91	0.07	0.92
(1,5)	1:A:45:PHE:CD2	2:C:497:ARG:HH12	20	0.91	0.07	0.92
(1,5)	1:A:45:PHE:CD2	2:C:497:ARG:HH21	20	0.91	0.07	0.92
(1,5)	1:A:45:PHE:CD2	2:C:497:ARG:HH22	20	0.91	0.07	0.92
(1,5)	1:A:45:PHE:CD2	2:C:497:ARG:N	20	0.91	0.07	0.92
(1,5)	1:A:45:PHE:CD2	2:C:497:ARG:NE	20	0.91	0.07	0.92
(1,5)	1:A:45:PHE:CD2	2:C:497:ARG:NH1	20	0.91	0.07	0.92
(1,5)	1:A:45:PHE:CD2	2:C:497:ARG:NH2	20	0.91	0.07	0.92
(1,5)	1:A:45:PHE:CD2	2:C:497:ARG:O	20	0.91	0.07	0.92
(1,5)	1:A:45:PHE:CE1	2:C:457:LEU:C	20	0.91	0.07	0.92
(1,5)	1:A:45:PHE:CE1	2:C:457:LEU:CA	20	0.91	0.07	0.92
(1,5)	1:A:45:PHE:CE1	2:C:457:LEU:CB	20	0.91	0.07	0.92
(1,5)	1:A:45:PHE:CE1	2:C:457:LEU:CD1	20	0.91	0.07	0.92
(1,5)	1:A:45:PHE:CE1	2:C:457:LEU:CD2	20	0.91	0.07	0.92
(1,5)	1:A:45:PHE:CE1	2:C:457:LEU:CG	20	0.91	0.07	0.92
(1,5)	1:A:45:PHE:CE1	2:C:457:LEU:H	20	0.91	0.07	0.92
(1,5)	1:A:45:PHE:CE1	2:C:457:LEU:HA	20	0.91	0.07	0.92
(1,5)	1:A:45:PHE:CE1	2:C:457:LEU:HB2	20	0.91	0.07	0.92
(1,5)	1:A:45:PHE:CE1	2:C:457:LEU:HB3	20	0.91	0.07	0.92
(1,5)	1:A:45:PHE:CE1	2:C:457:LEU:HD11	20	0.91	0.07	0.92
(1,5)	1:A:45:PHE:CE1	2:C:457:LEU:HD12	20	0.91	0.07	0.92
(1,5)	1:A:45:PHE:CE1	2:C:457:LEU:HD13	20	0.91	0.07	0.92
(1,5)	1:A:45:PHE:CE1	2:C:457:LEU:HD21	20	0.91	0.07	0.92
(1,5)	1:A:45:PHE:CE1	2:C:457:LEU:HD22	20	0.91	0.07	0.92
(1,5)	1:A:45:PHE:CE1	2:C:457:LEU:HD23	20	0.91	0.07	0.92
(1,5)	1:A:45:PHE:CE1	2:C:457:LEU:HG	20	0.91	0.07	0.92
(1,5)	1:A:45:PHE:CE1	2:C:457:LEU:N	20	0.91	0.07	0.92
(1,5)	1:A:45:PHE:CE1	2:C:457:LEU:O	20	0.91	0.07	0.92
(1,5)	1:A:45:PHE:CE1	2:C:459:ALA:C	20	0.91	0.07	0.92
(1,5)	1:A:45:PHE:CE1	2:C:459:ALA:CA	20	0.91	0.07	0.92
(1,5)	1:A:45:PHE:CE1	2:C:459:ALA:CB	20	0.91	0.07	0.92
(1,5)	1:A:45:PHE:CE1	2:C:459:ALA:H	20	0.91	0.07	0.92
(1,5)	1:A:45:PHE:CE1	2:C:459:ALA:HA	20	0.91	0.07	0.92
(1,5)	1:A:45:PHE:CE1	2:C:459:ALA:HB1	20	0.91	0.07	0.92

Continued on next page...

Continued from previous page...

Key	Atom-1	Atom-2	Models ¹	Mean (Å)	SD ¹ (Å)	Median (Å)
(1,5)	1:A:45:PHE:CE1	2:C:459:ALA:HB2	20	0.91	0.07	0.92
(1,5)	1:A:45:PHE:CE1	2:C:459:ALA:HB3	20	0.91	0.07	0.92
(1,5)	1:A:45:PHE:CE1	2:C:459:ALA:N	20	0.91	0.07	0.92
(1,5)	1:A:45:PHE:CE1	2:C:459:ALA:O	20	0.91	0.07	0.92
(1,5)	1:A:45:PHE:CE1	2:C:460:MET:C	20	0.91	0.07	0.92
(1,5)	1:A:45:PHE:CE1	2:C:460:MET:CA	20	0.91	0.07	0.92
(1,5)	1:A:45:PHE:CE1	2:C:460:MET:CB	20	0.91	0.07	0.92
(1,5)	1:A:45:PHE:CE1	2:C:460:MET:CE	20	0.91	0.07	0.92
(1,5)	1:A:45:PHE:CE1	2:C:460:MET:CG	20	0.91	0.07	0.92
(1,5)	1:A:45:PHE:CE1	2:C:460:MET:H	20	0.91	0.07	0.92
(1,5)	1:A:45:PHE:CE1	2:C:460:MET:HA	20	0.91	0.07	0.92
(1,5)	1:A:45:PHE:CE1	2:C:460:MET:HB2	20	0.91	0.07	0.92
(1,5)	1:A:45:PHE:CE1	2:C:460:MET:HB3	20	0.91	0.07	0.92
(1,5)	1:A:45:PHE:CE1	2:C:460:MET:HE1	20	0.91	0.07	0.92
(1,5)	1:A:45:PHE:CE1	2:C:460:MET:HE2	20	0.91	0.07	0.92
(1,5)	1:A:45:PHE:CE1	2:C:460:MET:HE3	20	0.91	0.07	0.92
(1,5)	1:A:45:PHE:CE1	2:C:460:MET:HG2	20	0.91	0.07	0.92
(1,5)	1:A:45:PHE:CE1	2:C:460:MET:HG3	20	0.91	0.07	0.92
(1,5)	1:A:45:PHE:CE1	2:C:460:MET:N	20	0.91	0.07	0.92
(1,5)	1:A:45:PHE:CE1	2:C:460:MET:O	20	0.91	0.07	0.92
(1,5)	1:A:45:PHE:CE1	2:C:460:MET:SD	20	0.91	0.07	0.92
(1,5)	1:A:45:PHE:CE1	2:C:462:HIS:C	20	0.91	0.07	0.92
(1,5)	1:A:45:PHE:CE1	2:C:462:HIS:CA	20	0.91	0.07	0.92
(1,5)	1:A:45:PHE:CE1	2:C:462:HIS:CB	20	0.91	0.07	0.92
(1,5)	1:A:45:PHE:CE1	2:C:462:HIS:CD2	20	0.91	0.07	0.92
(1,5)	1:A:45:PHE:CE1	2:C:462:HIS:CE1	20	0.91	0.07	0.92
(1,5)	1:A:45:PHE:CE1	2:C:462:HIS:CG	20	0.91	0.07	0.92
(1,5)	1:A:45:PHE:CE1	2:C:462:HIS:H	20	0.91	0.07	0.92
(1,5)	1:A:45:PHE:CE1	2:C:462:HIS:HA	20	0.91	0.07	0.92
(1,5)	1:A:45:PHE:CE1	2:C:462:HIS:HB2	20	0.91	0.07	0.92
(1,5)	1:A:45:PHE:CE1	2:C:462:HIS:HB3	20	0.91	0.07	0.92
(1,5)	1:A:45:PHE:CE1	2:C:462:HIS:HD2	20	0.91	0.07	0.92
(1,5)	1:A:45:PHE:CE1	2:C:462:HIS:HE1	20	0.91	0.07	0.92
(1,5)	1:A:45:PHE:CE1	2:C:462:HIS:HE2	20	0.91	0.07	0.92
(1,5)	1:A:45:PHE:CE1	2:C:462:HIS:N	20	0.91	0.07	0.92
(1,5)	1:A:45:PHE:CE1	2:C:462:HIS:ND1	20	0.91	0.07	0.92
(1,5)	1:A:45:PHE:CE1	2:C:462:HIS:NE2	20	0.91	0.07	0.92
(1,5)	1:A:45:PHE:CE1	2:C:462:HIS:O	20	0.91	0.07	0.92
(1,5)	1:A:45:PHE:CE1	2:C:463:GLN:C	20	0.91	0.07	0.92
(1,5)	1:A:45:PHE:CE1	2:C:463:GLN:CA	20	0.91	0.07	0.92
(1,5)	1:A:45:PHE:CE1	2:C:463:GLN:CB	20	0.91	0.07	0.92
(1,5)	1:A:45:PHE:CE1	2:C:463:GLN:CD	20	0.91	0.07	0.92

Continued on next page...

Continued from previous page...

Key	Atom-1	Atom-2	Models ¹	Mean (Å)	SD ¹ (Å)	Median (Å)
(1,5)	1:A:45:PHE:CE1	2:C:463:GLN:CG	20	0.91	0.07	0.92
(1,5)	1:A:45:PHE:CE1	2:C:463:GLN:H	20	0.91	0.07	0.92
(1,5)	1:A:45:PHE:CE1	2:C:463:GLN:HA	20	0.91	0.07	0.92
(1,5)	1:A:45:PHE:CE1	2:C:463:GLN:HB2	20	0.91	0.07	0.92
(1,5)	1:A:45:PHE:CE1	2:C:463:GLN:HB3	20	0.91	0.07	0.92
(1,5)	1:A:45:PHE:CE1	2:C:463:GLN:HE21	20	0.91	0.07	0.92
(1,5)	1:A:45:PHE:CE1	2:C:463:GLN:HE22	20	0.91	0.07	0.92
(1,5)	1:A:45:PHE:CE1	2:C:463:GLN:HG2	20	0.91	0.07	0.92
(1,5)	1:A:45:PHE:CE1	2:C:463:GLN:HG3	20	0.91	0.07	0.92
(1,5)	1:A:45:PHE:CE1	2:C:463:GLN:N	20	0.91	0.07	0.92
(1,5)	1:A:45:PHE:CE1	2:C:463:GLN:NE2	20	0.91	0.07	0.92
(1,5)	1:A:45:PHE:CE1	2:C:463:GLN:O	20	0.91	0.07	0.92
(1,5)	1:A:45:PHE:CE1	2:C:463:GLN:OE1	20	0.91	0.07	0.92
(1,5)	1:A:45:PHE:CE1	2:C:465:GLN:C	20	0.91	0.07	0.92
(1,5)	1:A:45:PHE:CE1	2:C:465:GLN:CA	20	0.91	0.07	0.92
(1,5)	1:A:45:PHE:CE1	2:C:465:GLN:CB	20	0.91	0.07	0.92
(1,5)	1:A:45:PHE:CE1	2:C:465:GLN:CD	20	0.91	0.07	0.92
(1,5)	1:A:45:PHE:CE1	2:C:465:GLN:CG	20	0.91	0.07	0.92
(1,5)	1:A:45:PHE:CE1	2:C:465:GLN:H	20	0.91	0.07	0.92
(1,5)	1:A:45:PHE:CE1	2:C:465:GLN:HA	20	0.91	0.07	0.92
(1,5)	1:A:45:PHE:CE1	2:C:465:GLN:HB2	20	0.91	0.07	0.92
(1,5)	1:A:45:PHE:CE1	2:C:465:GLN:HB3	20	0.91	0.07	0.92
(1,5)	1:A:45:PHE:CE1	2:C:465:GLN:HE21	20	0.91	0.07	0.92
(1,5)	1:A:45:PHE:CE1	2:C:465:GLN:HE22	20	0.91	0.07	0.92
(1,5)	1:A:45:PHE:CE1	2:C:465:GLN:HG2	20	0.91	0.07	0.92
(1,5)	1:A:45:PHE:CE1	2:C:465:GLN:HG3	20	0.91	0.07	0.92
(1,5)	1:A:45:PHE:CE1	2:C:465:GLN:N	20	0.91	0.07	0.92
(1,5)	1:A:45:PHE:CE1	2:C:465:GLN:NE2	20	0.91	0.07	0.92
(1,5)	1:A:45:PHE:CE1	2:C:465:GLN:O	20	0.91	0.07	0.92
(1,5)	1:A:45:PHE:CE1	2:C:465:GLN:OE1	20	0.91	0.07	0.92
(1,5)	1:A:45:PHE:CE1	2:C:466:GLU:C	20	0.91	0.07	0.92
(1,5)	1:A:45:PHE:CE1	2:C:466:GLU:CA	20	0.91	0.07	0.92
(1,5)	1:A:45:PHE:CE1	2:C:466:GLU:CB	20	0.91	0.07	0.92
(1,5)	1:A:45:PHE:CE1	2:C:466:GLU:CD	20	0.91	0.07	0.92
(1,5)	1:A:45:PHE:CE1	2:C:466:GLU:CG	20	0.91	0.07	0.92
(1,5)	1:A:45:PHE:CE1	2:C:466:GLU:H	20	0.91	0.07	0.92
(1,5)	1:A:45:PHE:CE1	2:C:466:GLU:HA	20	0.91	0.07	0.92
(1,5)	1:A:45:PHE:CE1	2:C:466:GLU:HB2	20	0.91	0.07	0.92
(1,5)	1:A:45:PHE:CE1	2:C:466:GLU:HB3	20	0.91	0.07	0.92
(1,5)	1:A:45:PHE:CE1	2:C:466:GLU:HG2	20	0.91	0.07	0.92
(1,5)	1:A:45:PHE:CE1	2:C:466:GLU:HG3	20	0.91	0.07	0.92
(1,5)	1:A:45:PHE:CE1	2:C:466:GLU:N	20	0.91	0.07	0.92

Continued on next page...

Continued from previous page...

Key	Atom-1	Atom-2	Models ¹	Mean (Å)	SD ¹ (Å)	Median (Å)
(1,5)	1:A:45:PHE:CE1	2:C:466:GLU:O	20	0.91	0.07	0.92
(1,5)	1:A:45:PHE:CE1	2:C:466:GLU:OE1	20	0.91	0.07	0.92
(1,5)	1:A:45:PHE:CE1	2:C:466:GLU:OE2	20	0.91	0.07	0.92
(1,5)	1:A:45:PHE:CE1	2:C:467:MET:C	20	0.91	0.07	0.92
(1,5)	1:A:45:PHE:CE1	2:C:467:MET:CA	20	0.91	0.07	0.92
(1,5)	1:A:45:PHE:CE1	2:C:467:MET:CB	20	0.91	0.07	0.92
(1,5)	1:A:45:PHE:CE1	2:C:467:MET:CE	20	0.91	0.07	0.92
(1,5)	1:A:45:PHE:CE1	2:C:467:MET:CG	20	0.91	0.07	0.92
(1,5)	1:A:45:PHE:CE1	2:C:467:MET:H	20	0.91	0.07	0.92
(1,5)	1:A:45:PHE:CE1	2:C:467:MET:HA	20	0.91	0.07	0.92
(1,5)	1:A:45:PHE:CE1	2:C:467:MET:HB2	20	0.91	0.07	0.92
(1,5)	1:A:45:PHE:CE1	2:C:467:MET:HB3	20	0.91	0.07	0.92
(1,5)	1:A:45:PHE:CE1	2:C:467:MET:HE1	20	0.91	0.07	0.92
(1,5)	1:A:45:PHE:CE1	2:C:467:MET:HE2	20	0.91	0.07	0.92
(1,5)	1:A:45:PHE:CE1	2:C:467:MET:HE3	20	0.91	0.07	0.92
(1,5)	1:A:45:PHE:CE1	2:C:467:MET:HG2	20	0.91	0.07	0.92
(1,5)	1:A:45:PHE:CE1	2:C:467:MET:HG3	20	0.91	0.07	0.92
(1,5)	1:A:45:PHE:CE1	2:C:467:MET:N	20	0.91	0.07	0.92
(1,5)	1:A:45:PHE:CE1	2:C:467:MET:O	20	0.91	0.07	0.92
(1,5)	1:A:45:PHE:CE1	2:C:467:MET:SD	20	0.91	0.07	0.92
(1,5)	1:A:45:PHE:CE1	2:C:468:PHE:C	20	0.91	0.07	0.92
(1,5)	1:A:45:PHE:CE1	2:C:468:PHE:CA	20	0.91	0.07	0.92
(1,5)	1:A:45:PHE:CE1	2:C:468:PHE:CB	20	0.91	0.07	0.92
(1,5)	1:A:45:PHE:CE1	2:C:468:PHE:CD1	20	0.91	0.07	0.92
(1,5)	1:A:45:PHE:CE1	2:C:468:PHE:CD2	20	0.91	0.07	0.92
(1,5)	1:A:45:PHE:CE1	2:C:468:PHE:CE1	20	0.91	0.07	0.92
(1,5)	1:A:45:PHE:CE1	2:C:468:PHE:CE2	20	0.91	0.07	0.92
(1,5)	1:A:45:PHE:CE1	2:C:468:PHE:CG	20	0.91	0.07	0.92
(1,5)	1:A:45:PHE:CE1	2:C:468:PHE:CZ	20	0.91	0.07	0.92
(1,5)	1:A:45:PHE:CE1	2:C:468:PHE:H	20	0.91	0.07	0.92
(1,5)	1:A:45:PHE:CE1	2:C:468:PHE:HA	20	0.91	0.07	0.92
(1,5)	1:A:45:PHE:CE1	2:C:468:PHE:HB2	20	0.91	0.07	0.92
(1,5)	1:A:45:PHE:CE1	2:C:468:PHE:HB3	20	0.91	0.07	0.92
(1,5)	1:A:45:PHE:CE1	2:C:468:PHE:HD1	20	0.91	0.07	0.92
(1,5)	1:A:45:PHE:CE1	2:C:468:PHE:HD2	20	0.91	0.07	0.92
(1,5)	1:A:45:PHE:CE1	2:C:468:PHE:HE1	20	0.91	0.07	0.92
(1,5)	1:A:45:PHE:CE1	2:C:468:PHE:HE2	20	0.91	0.07	0.92
(1,5)	1:A:45:PHE:CE1	2:C:468:PHE:HZ	20	0.91	0.07	0.92
(1,5)	1:A:45:PHE:CE1	2:C:468:PHE:N	20	0.91	0.07	0.92
(1,5)	1:A:45:PHE:CE1	2:C:468:PHE:O	20	0.91	0.07	0.92
(1,5)	1:A:45:PHE:CE1	2:C:469:PRO:C	20	0.91	0.07	0.92
(1,5)	1:A:45:PHE:CE1	2:C:469:PRO:CA	20	0.91	0.07	0.92

Continued on next page...

Continued from previous page...

Key	Atom-1	Atom-2	Models ¹	Mean (Å)	SD ¹ (Å)	Median (Å)
(1,5)	1:A:45:PHE:CE1	2:C:469:PRO:CB	20	0.91	0.07	0.92
(1,5)	1:A:45:PHE:CE1	2:C:469:PRO:CD	20	0.91	0.07	0.92
(1,5)	1:A:45:PHE:CE1	2:C:469:PRO:CG	20	0.91	0.07	0.92
(1,5)	1:A:45:PHE:CE1	2:C:469:PRO:HA	20	0.91	0.07	0.92
(1,5)	1:A:45:PHE:CE1	2:C:469:PRO:HB2	20	0.91	0.07	0.92
(1,5)	1:A:45:PHE:CE1	2:C:469:PRO:HB3	20	0.91	0.07	0.92
(1,5)	1:A:45:PHE:CE1	2:C:469:PRO:HD2	20	0.91	0.07	0.92
(1,5)	1:A:45:PHE:CE1	2:C:469:PRO:HD3	20	0.91	0.07	0.92
(1,5)	1:A:45:PHE:CE1	2:C:469:PRO:HG2	20	0.91	0.07	0.92
(1,5)	1:A:45:PHE:CE1	2:C:469:PRO:HG3	20	0.91	0.07	0.92
(1,5)	1:A:45:PHE:CE1	2:C:469:PRO:N	20	0.91	0.07	0.92
(1,5)	1:A:45:PHE:CE1	2:C:469:PRO:O	20	0.91	0.07	0.92
(1,5)	1:A:45:PHE:CE1	2:C:470:GLN:C	20	0.91	0.07	0.92
(1,5)	1:A:45:PHE:CE1	2:C:470:GLN:CA	20	0.91	0.07	0.92
(1,5)	1:A:45:PHE:CE1	2:C:470:GLN:CB	20	0.91	0.07	0.92
(1,5)	1:A:45:PHE:CE1	2:C:470:GLN:CD	20	0.91	0.07	0.92
(1,5)	1:A:45:PHE:CE1	2:C:470:GLN:CG	20	0.91	0.07	0.92
(1,5)	1:A:45:PHE:CE1	2:C:470:GLN:H	20	0.91	0.07	0.92
(1,5)	1:A:45:PHE:CE1	2:C:470:GLN:HA	20	0.91	0.07	0.92
(1,5)	1:A:45:PHE:CE1	2:C:470:GLN:HB2	20	0.91	0.07	0.92
(1,5)	1:A:45:PHE:CE1	2:C:470:GLN:HB3	20	0.91	0.07	0.92
(1,5)	1:A:45:PHE:CE1	2:C:470:GLN:HE21	20	0.91	0.07	0.92
(1,5)	1:A:45:PHE:CE1	2:C:470:GLN:HE22	20	0.91	0.07	0.92
(1,5)	1:A:45:PHE:CE1	2:C:470:GLN:HG2	20	0.91	0.07	0.92
(1,5)	1:A:45:PHE:CE1	2:C:470:GLN:HG3	20	0.91	0.07	0.92
(1,5)	1:A:45:PHE:CE1	2:C:470:GLN:N	20	0.91	0.07	0.92
(1,5)	1:A:45:PHE:CE1	2:C:470:GLN:NE2	20	0.91	0.07	0.92
(1,5)	1:A:45:PHE:CE1	2:C:470:GLN:O	20	0.91	0.07	0.92
(1,5)	1:A:45:PHE:CE1	2:C:470:GLN:OE1	20	0.91	0.07	0.92
(1,5)	1:A:45:PHE:CE1	2:C:472:PRO:C	20	0.91	0.07	0.92
(1,5)	1:A:45:PHE:CE1	2:C:472:PRO:CA	20	0.91	0.07	0.92
(1,5)	1:A:45:PHE:CE1	2:C:472:PRO:CB	20	0.91	0.07	0.92
(1,5)	1:A:45:PHE:CE1	2:C:472:PRO:CD	20	0.91	0.07	0.92
(1,5)	1:A:45:PHE:CE1	2:C:472:PRO:CG	20	0.91	0.07	0.92
(1,5)	1:A:45:PHE:CE1	2:C:472:PRO:HA	20	0.91	0.07	0.92
(1,5)	1:A:45:PHE:CE1	2:C:472:PRO:HB2	20	0.91	0.07	0.92
(1,5)	1:A:45:PHE:CE1	2:C:472:PRO:HB3	20	0.91	0.07	0.92
(1,5)	1:A:45:PHE:CE1	2:C:472:PRO:HD2	20	0.91	0.07	0.92
(1,5)	1:A:45:PHE:CE1	2:C:472:PRO:HD3	20	0.91	0.07	0.92
(1,5)	1:A:45:PHE:CE1	2:C:472:PRO:HG2	20	0.91	0.07	0.92
(1,5)	1:A:45:PHE:CE1	2:C:472:PRO:HG3	20	0.91	0.07	0.92
(1,5)	1:A:45:PHE:CE1	2:C:472:PRO:N	20	0.91	0.07	0.92

Continued on next page...

Continued from previous page...

Key	Atom-1	Atom-2	Models ¹	Mean (Å)	SD ¹ (Å)	Median (Å)
(1,5)	1:A:45:PHE:CE1	2:C:472:PRO:O	20	0.91	0.07	0.92
(1,5)	1:A:45:PHE:CE1	2:C:482:LEU:C	20	0.91	0.07	0.92
(1,5)	1:A:45:PHE:CE1	2:C:482:LEU:CA	20	0.91	0.07	0.92
(1,5)	1:A:45:PHE:CE1	2:C:482:LEU:CB	20	0.91	0.07	0.92
(1,5)	1:A:45:PHE:CE1	2:C:482:LEU:CD1	20	0.91	0.07	0.92
(1,5)	1:A:45:PHE:CE1	2:C:482:LEU:CD2	20	0.91	0.07	0.92
(1,5)	1:A:45:PHE:CE1	2:C:482:LEU:CG	20	0.91	0.07	0.92
(1,5)	1:A:45:PHE:CE1	2:C:482:LEU:H	20	0.91	0.07	0.92
(1,5)	1:A:45:PHE:CE1	2:C:482:LEU:HA	20	0.91	0.07	0.92
(1,5)	1:A:45:PHE:CE1	2:C:482:LEU:HB2	20	0.91	0.07	0.92
(1,5)	1:A:45:PHE:CE1	2:C:482:LEU:HB3	20	0.91	0.07	0.92
(1,5)	1:A:45:PHE:CE1	2:C:482:LEU:HD11	20	0.91	0.07	0.92
(1,5)	1:A:45:PHE:CE1	2:C:482:LEU:HD12	20	0.91	0.07	0.92
(1,5)	1:A:45:PHE:CE1	2:C:482:LEU:HD13	20	0.91	0.07	0.92
(1,5)	1:A:45:PHE:CE1	2:C:482:LEU:HD21	20	0.91	0.07	0.92
(1,5)	1:A:45:PHE:CE1	2:C:482:LEU:HD22	20	0.91	0.07	0.92
(1,5)	1:A:45:PHE:CE1	2:C:482:LEU:HD23	20	0.91	0.07	0.92
(1,5)	1:A:45:PHE:CE1	2:C:482:LEU:HG	20	0.91	0.07	0.92
(1,5)	1:A:45:PHE:CE1	2:C:482:LEU:N	20	0.91	0.07	0.92
(1,5)	1:A:45:PHE:CE1	2:C:482:LEU:O	20	0.91	0.07	0.92
(1,5)	1:A:45:PHE:CE1	2:C:483:THR:C	20	0.91	0.07	0.92
(1,5)	1:A:45:PHE:CE1	2:C:483:THR:CA	20	0.91	0.07	0.92
(1,5)	1:A:45:PHE:CE1	2:C:483:THR:CB	20	0.91	0.07	0.92
(1,5)	1:A:45:PHE:CE1	2:C:483:THR:CG2	20	0.91	0.07	0.92
(1,5)	1:A:45:PHE:CE1	2:C:483:THR:H	20	0.91	0.07	0.92
(1,5)	1:A:45:PHE:CE1	2:C:483:THR:HA	20	0.91	0.07	0.92
(1,5)	1:A:45:PHE:CE1	2:C:483:THR:HB	20	0.91	0.07	0.92
(1,5)	1:A:45:PHE:CE1	2:C:483:THR:HG1	20	0.91	0.07	0.92
(1,5)	1:A:45:PHE:CE1	2:C:483:THR:HG21	20	0.91	0.07	0.92
(1,5)	1:A:45:PHE:CE1	2:C:483:THR:HG22	20	0.91	0.07	0.92
(1,5)	1:A:45:PHE:CE1	2:C:483:THR:HG23	20	0.91	0.07	0.92
(1,5)	1:A:45:PHE:CE1	2:C:483:THR:N	20	0.91	0.07	0.92
(1,5)	1:A:45:PHE:CE1	2:C:483:THR:O	20	0.91	0.07	0.92
(1,5)	1:A:45:PHE:CE1	2:C:483:THR:OG1	20	0.91	0.07	0.92
(1,5)	1:A:45:PHE:CE1	2:C:484:ARG:C	20	0.91	0.07	0.92
(1,5)	1:A:45:PHE:CE1	2:C:484:ARG:CA	20	0.91	0.07	0.92
(1,5)	1:A:45:PHE:CE1	2:C:484:ARG:CB	20	0.91	0.07	0.92
(1,5)	1:A:45:PHE:CE1	2:C:484:ARG:CD	20	0.91	0.07	0.92
(1,5)	1:A:45:PHE:CE1	2:C:484:ARG:CG	20	0.91	0.07	0.92
(1,5)	1:A:45:PHE:CE1	2:C:484:ARG:CZ	20	0.91	0.07	0.92
(1,5)	1:A:45:PHE:CE1	2:C:484:ARG:H	20	0.91	0.07	0.92
(1,5)	1:A:45:PHE:CE1	2:C:484:ARG:HA	20	0.91	0.07	0.92

Continued on next page...

Continued from previous page...

Key	Atom-1	Atom-2	Models ¹	Mean (Å)	SD ¹ (Å)	Median (Å)
(1,5)	1:A:45:PHE:CE1	2:C:484:ARG:HB2	20	0.91	0.07	0.92
(1,5)	1:A:45:PHE:CE1	2:C:484:ARG:HB3	20	0.91	0.07	0.92
(1,5)	1:A:45:PHE:CE1	2:C:484:ARG:HD2	20	0.91	0.07	0.92
(1,5)	1:A:45:PHE:CE1	2:C:484:ARG:HD3	20	0.91	0.07	0.92
(1,5)	1:A:45:PHE:CE1	2:C:484:ARG:HE	20	0.91	0.07	0.92
(1,5)	1:A:45:PHE:CE1	2:C:484:ARG:HG2	20	0.91	0.07	0.92
(1,5)	1:A:45:PHE:CE1	2:C:484:ARG:HG3	20	0.91	0.07	0.92
(1,5)	1:A:45:PHE:CE1	2:C:484:ARG:HH11	20	0.91	0.07	0.92
(1,5)	1:A:45:PHE:CE1	2:C:484:ARG:HH12	20	0.91	0.07	0.92
(1,5)	1:A:45:PHE:CE1	2:C:484:ARG:HH21	20	0.91	0.07	0.92
(1,5)	1:A:45:PHE:CE1	2:C:484:ARG:HH22	20	0.91	0.07	0.92
(1,5)	1:A:45:PHE:CE1	2:C:484:ARG:N	20	0.91	0.07	0.92
(1,5)	1:A:45:PHE:CE1	2:C:484:ARG:NE	20	0.91	0.07	0.92
(1,5)	1:A:45:PHE:CE1	2:C:484:ARG:NH1	20	0.91	0.07	0.92
(1,5)	1:A:45:PHE:CE1	2:C:484:ARG:NH2	20	0.91	0.07	0.92
(1,5)	1:A:45:PHE:CE1	2:C:484:ARG:O	20	0.91	0.07	0.92
(1,5)	1:A:45:PHE:CE1	2:C:485:SER:C	20	0.91	0.07	0.92
(1,5)	1:A:45:PHE:CE1	2:C:485:SER:CA	20	0.91	0.07	0.92
(1,5)	1:A:45:PHE:CE1	2:C:485:SER:CB	20	0.91	0.07	0.92
(1,5)	1:A:45:PHE:CE1	2:C:485:SER:H	20	0.91	0.07	0.92
(1,5)	1:A:45:PHE:CE1	2:C:485:SER:HA	20	0.91	0.07	0.92
(1,5)	1:A:45:PHE:CE1	2:C:485:SER:HB2	20	0.91	0.07	0.92
(1,5)	1:A:45:PHE:CE1	2:C:485:SER:HB3	20	0.91	0.07	0.92
(1,5)	1:A:45:PHE:CE1	2:C:485:SER:HG	20	0.91	0.07	0.92
(1,5)	1:A:45:PHE:CE1	2:C:485:SER:N	20	0.91	0.07	0.92
(1,5)	1:A:45:PHE:CE1	2:C:485:SER:O	20	0.91	0.07	0.92
(1,5)	1:A:45:PHE:CE1	2:C:485:SER:OG	20	0.91	0.07	0.92
(1,5)	1:A:45:PHE:CE1	2:C:486:VAL:C	20	0.91	0.07	0.92
(1,5)	1:A:45:PHE:CE1	2:C:486:VAL:CA	20	0.91	0.07	0.92
(1,5)	1:A:45:PHE:CE1	2:C:486:VAL:CB	20	0.91	0.07	0.92
(1,5)	1:A:45:PHE:CE1	2:C:486:VAL:CG1	20	0.91	0.07	0.92
(1,5)	1:A:45:PHE:CE1	2:C:486:VAL:CG2	20	0.91	0.07	0.92
(1,5)	1:A:45:PHE:CE1	2:C:486:VAL:H	20	0.91	0.07	0.92
(1,5)	1:A:45:PHE:CE1	2:C:486:VAL:HA	20	0.91	0.07	0.92
(1,5)	1:A:45:PHE:CE1	2:C:486:VAL:HB	20	0.91	0.07	0.92
(1,5)	1:A:45:PHE:CE1	2:C:486:VAL:HG11	20	0.91	0.07	0.92
(1,5)	1:A:45:PHE:CE1	2:C:486:VAL:HG12	20	0.91	0.07	0.92
(1,5)	1:A:45:PHE:CE1	2:C:486:VAL:HG13	20	0.91	0.07	0.92
(1,5)	1:A:45:PHE:CE1	2:C:486:VAL:HG21	20	0.91	0.07	0.92
(1,5)	1:A:45:PHE:CE1	2:C:486:VAL:HG22	20	0.91	0.07	0.92
(1,5)	1:A:45:PHE:CE1	2:C:486:VAL:HG23	20	0.91	0.07	0.92
(1,5)	1:A:45:PHE:CE1	2:C:486:VAL:N	20	0.91	0.07	0.92

Continued on next page...

Continued from previous page...

Key	Atom-1	Atom-2	Models ¹	Mean (Å)	SD ¹ (Å)	Median (Å)
(1,5)	1:A:45:PHE:CE1	2:C:486:VAL:O	20	0.91	0.07	0.92
(1,5)	1:A:45:PHE:CE1	2:C:487:GLU:C	20	0.91	0.07	0.92
(1,5)	1:A:45:PHE:CE1	2:C:487:GLU:CA	20	0.91	0.07	0.92
(1,5)	1:A:45:PHE:CE1	2:C:487:GLU:CB	20	0.91	0.07	0.92
(1,5)	1:A:45:PHE:CE1	2:C:487:GLU:CD	20	0.91	0.07	0.92
(1,5)	1:A:45:PHE:CE1	2:C:487:GLU:CG	20	0.91	0.07	0.92
(1,5)	1:A:45:PHE:CE1	2:C:487:GLU:H	20	0.91	0.07	0.92
(1,5)	1:A:45:PHE:CE1	2:C:487:GLU:HA	20	0.91	0.07	0.92
(1,5)	1:A:45:PHE:CE1	2:C:487:GLU:HB2	20	0.91	0.07	0.92
(1,5)	1:A:45:PHE:CE1	2:C:487:GLU:HB3	20	0.91	0.07	0.92
(1,5)	1:A:45:PHE:CE1	2:C:487:GLU:HG2	20	0.91	0.07	0.92
(1,5)	1:A:45:PHE:CE1	2:C:487:GLU:HG3	20	0.91	0.07	0.92
(1,5)	1:A:45:PHE:CE1	2:C:487:GLU:N	20	0.91	0.07	0.92
(1,5)	1:A:45:PHE:CE1	2:C:487:GLU:O	20	0.91	0.07	0.92
(1,5)	1:A:45:PHE:CE1	2:C:487:GLU:OE1	20	0.91	0.07	0.92
(1,5)	1:A:45:PHE:CE1	2:C:487:GLU:OE2	20	0.91	0.07	0.92
(1,5)	1:A:45:PHE:CE1	2:C:488:ILE:C	20	0.91	0.07	0.92
(1,5)	1:A:45:PHE:CE1	2:C:488:ILE:CA	20	0.91	0.07	0.92
(1,5)	1:A:45:PHE:CE1	2:C:488:ILE:CB	20	0.91	0.07	0.92
(1,5)	1:A:45:PHE:CE1	2:C:488:ILE:CD1	20	0.91	0.07	0.92
(1,5)	1:A:45:PHE:CE1	2:C:488:ILE:CG1	20	0.91	0.07	0.92
(1,5)	1:A:45:PHE:CE1	2:C:488:ILE:CG2	20	0.91	0.07	0.92
(1,5)	1:A:45:PHE:CE1	2:C:488:ILE:H	20	0.91	0.07	0.92
(1,5)	1:A:45:PHE:CE1	2:C:488:ILE:HA	20	0.91	0.07	0.92
(1,5)	1:A:45:PHE:CE1	2:C:488:ILE:HB	20	0.91	0.07	0.92
(1,5)	1:A:45:PHE:CE1	2:C:488:ILE:HD11	20	0.91	0.07	0.92
(1,5)	1:A:45:PHE:CE1	2:C:488:ILE:HD12	20	0.91	0.07	0.92
(1,5)	1:A:45:PHE:CE1	2:C:488:ILE:HD13	20	0.91	0.07	0.92
(1,5)	1:A:45:PHE:CE1	2:C:488:ILE:HG12	20	0.91	0.07	0.92
(1,5)	1:A:45:PHE:CE1	2:C:488:ILE:HG13	20	0.91	0.07	0.92
(1,5)	1:A:45:PHE:CE1	2:C:488:ILE:HG21	20	0.91	0.07	0.92
(1,5)	1:A:45:PHE:CE1	2:C:488:ILE:HG22	20	0.91	0.07	0.92
(1,5)	1:A:45:PHE:CE1	2:C:488:ILE:HG23	20	0.91	0.07	0.92
(1,5)	1:A:45:PHE:CE1	2:C:488:ILE:N	20	0.91	0.07	0.92
(1,5)	1:A:45:PHE:CE1	2:C:488:ILE:O	20	0.91	0.07	0.92
(1,5)	1:A:45:PHE:CE1	2:C:490:THR:C	20	0.91	0.07	0.92
(1,5)	1:A:45:PHE:CE1	2:C:490:THR:CA	20	0.91	0.07	0.92
(1,5)	1:A:45:PHE:CE1	2:C:490:THR:CB	20	0.91	0.07	0.92
(1,5)	1:A:45:PHE:CE1	2:C:490:THR:CG2	20	0.91	0.07	0.92
(1,5)	1:A:45:PHE:CE1	2:C:490:THR:H	20	0.91	0.07	0.92
(1,5)	1:A:45:PHE:CE1	2:C:490:THR:HA	20	0.91	0.07	0.92
(1,5)	1:A:45:PHE:CE1	2:C:490:THR:HB	20	0.91	0.07	0.92

Continued on next page...

Continued from previous page...

Key	Atom-1	Atom-2	Models ¹	Mean (Å)	SD ¹ (Å)	Median (Å)
(1,5)	1:A:45:PHE:CE1	2:C:490:THR:HG1	20	0.91	0.07	0.92
(1,5)	1:A:45:PHE:CE1	2:C:490:THR:HG21	20	0.91	0.07	0.92
(1,5)	1:A:45:PHE:CE1	2:C:490:THR:HG22	20	0.91	0.07	0.92
(1,5)	1:A:45:PHE:CE1	2:C:490:THR:HG23	20	0.91	0.07	0.92
(1,5)	1:A:45:PHE:CE1	2:C:490:THR:N	20	0.91	0.07	0.92
(1,5)	1:A:45:PHE:CE1	2:C:490:THR:O	20	0.91	0.07	0.92
(1,5)	1:A:45:PHE:CE1	2:C:490:THR:OG1	20	0.91	0.07	0.92
(1,5)	1:A:45:PHE:CE1	2:C:491:ASP:C	20	0.91	0.07	0.92
(1,5)	1:A:45:PHE:CE1	2:C:491:ASP:CA	20	0.91	0.07	0.92
(1,5)	1:A:45:PHE:CE1	2:C:491:ASP:CB	20	0.91	0.07	0.92
(1,5)	1:A:45:PHE:CE1	2:C:491:ASP:CG	20	0.91	0.07	0.92
(1,5)	1:A:45:PHE:CE1	2:C:491:ASP:H	20	0.91	0.07	0.92
(1,5)	1:A:45:PHE:CE1	2:C:491:ASP:HA	20	0.91	0.07	0.92
(1,5)	1:A:45:PHE:CE1	2:C:491:ASP:HB2	20	0.91	0.07	0.92
(1,5)	1:A:45:PHE:CE1	2:C:491:ASP:HB3	20	0.91	0.07	0.92
(1,5)	1:A:45:PHE:CE1	2:C:491:ASP:N	20	0.91	0.07	0.92
(1,5)	1:A:45:PHE:CE1	2:C:491:ASP:O	20	0.91	0.07	0.92
(1,5)	1:A:45:PHE:CE1	2:C:491:ASP:OD1	20	0.91	0.07	0.92
(1,5)	1:A:45:PHE:CE1	2:C:491:ASP:OD2	20	0.91	0.07	0.92
(1,5)	1:A:45:PHE:CE1	2:C:492:ASN:C	20	0.91	0.07	0.92
(1,5)	1:A:45:PHE:CE1	2:C:492:ASN:CA	20	0.91	0.07	0.92
(1,5)	1:A:45:PHE:CE1	2:C:492:ASN:CB	20	0.91	0.07	0.92
(1,5)	1:A:45:PHE:CE1	2:C:492:ASN:CG	20	0.91	0.07	0.92
(1,5)	1:A:45:PHE:CE1	2:C:492:ASN:H	20	0.91	0.07	0.92
(1,5)	1:A:45:PHE:CE1	2:C:492:ASN:HA	20	0.91	0.07	0.92
(1,5)	1:A:45:PHE:CE1	2:C:492:ASN:HB2	20	0.91	0.07	0.92
(1,5)	1:A:45:PHE:CE1	2:C:492:ASN:HB3	20	0.91	0.07	0.92
(1,5)	1:A:45:PHE:CE1	2:C:492:ASN:HD21	20	0.91	0.07	0.92
(1,5)	1:A:45:PHE:CE1	2:C:492:ASN:HD22	20	0.91	0.07	0.92
(1,5)	1:A:45:PHE:CE1	2:C:492:ASN:N	20	0.91	0.07	0.92
(1,5)	1:A:45:PHE:CE1	2:C:492:ASN:ND2	20	0.91	0.07	0.92
(1,5)	1:A:45:PHE:CE1	2:C:492:ASN:O	20	0.91	0.07	0.92
(1,5)	1:A:45:PHE:CE1	2:C:492:ASN:OD1	20	0.91	0.07	0.92
(1,5)	1:A:45:PHE:CE1	2:C:494:LEU:C	20	0.91	0.07	0.92
(1,5)	1:A:45:PHE:CE1	2:C:494:LEU:CA	20	0.91	0.07	0.92
(1,5)	1:A:45:PHE:CE1	2:C:494:LEU:CB	20	0.91	0.07	0.92
(1,5)	1:A:45:PHE:CE1	2:C:494:LEU:CD1	20	0.91	0.07	0.92
(1,5)	1:A:45:PHE:CE1	2:C:494:LEU:CD2	20	0.91	0.07	0.92
(1,5)	1:A:45:PHE:CE1	2:C:494:LEU:CG	20	0.91	0.07	0.92
(1,5)	1:A:45:PHE:CE1	2:C:494:LEU:H	20	0.91	0.07	0.92
(1,5)	1:A:45:PHE:CE1	2:C:494:LEU:HA	20	0.91	0.07	0.92
(1,5)	1:A:45:PHE:CE1	2:C:494:LEU:HB2	20	0.91	0.07	0.92

Continued on next page...

Continued from previous page...

Key	Atom-1	Atom-2	Models ¹	Mean (Å)	SD ¹ (Å)	Median (Å)
(1,5)	1:A:45:PHE:CE1	2:C:494:LEU:HB3	20	0.91	0.07	0.92
(1,5)	1:A:45:PHE:CE1	2:C:494:LEU:HD11	20	0.91	0.07	0.92
(1,5)	1:A:45:PHE:CE1	2:C:494:LEU:HD12	20	0.91	0.07	0.92
(1,5)	1:A:45:PHE:CE1	2:C:494:LEU:HD13	20	0.91	0.07	0.92
(1,5)	1:A:45:PHE:CE1	2:C:494:LEU:HD21	20	0.91	0.07	0.92
(1,5)	1:A:45:PHE:CE1	2:C:494:LEU:HD22	20	0.91	0.07	0.92
(1,5)	1:A:45:PHE:CE1	2:C:494:LEU:HD23	20	0.91	0.07	0.92
(1,5)	1:A:45:PHE:CE1	2:C:494:LEU:HG	20	0.91	0.07	0.92
(1,5)	1:A:45:PHE:CE1	2:C:494:LEU:N	20	0.91	0.07	0.92
(1,5)	1:A:45:PHE:CE1	2:C:494:LEU:O	20	0.91	0.07	0.92
(1,5)	1:A:45:PHE:CE1	2:C:495:GLU:C	20	0.91	0.07	0.92
(1,5)	1:A:45:PHE:CE1	2:C:495:GLU:CA	20	0.91	0.07	0.92
(1,5)	1:A:45:PHE:CE1	2:C:495:GLU:CB	20	0.91	0.07	0.92
(1,5)	1:A:45:PHE:CE1	2:C:495:GLU:CD	20	0.91	0.07	0.92
(1,5)	1:A:45:PHE:CE1	2:C:495:GLU:CG	20	0.91	0.07	0.92
(1,5)	1:A:45:PHE:CE1	2:C:495:GLU:H	20	0.91	0.07	0.92
(1,5)	1:A:45:PHE:CE1	2:C:495:GLU:HA	20	0.91	0.07	0.92
(1,5)	1:A:45:PHE:CE1	2:C:495:GLU:HB2	20	0.91	0.07	0.92
(1,5)	1:A:45:PHE:CE1	2:C:495:GLU:HB3	20	0.91	0.07	0.92
(1,5)	1:A:45:PHE:CE1	2:C:495:GLU:HG2	20	0.91	0.07	0.92
(1,5)	1:A:45:PHE:CE1	2:C:495:GLU:HG3	20	0.91	0.07	0.92
(1,5)	1:A:45:PHE:CE1	2:C:495:GLU:N	20	0.91	0.07	0.92
(1,5)	1:A:45:PHE:CE1	2:C:495:GLU:O	20	0.91	0.07	0.92
(1,5)	1:A:45:PHE:CE1	2:C:495:GLU:OE1	20	0.91	0.07	0.92
(1,5)	1:A:45:PHE:CE1	2:C:495:GLU:OE2	20	0.91	0.07	0.92
(1,5)	1:A:45:PHE:CE1	2:C:496:GLY:C	20	0.91	0.07	0.92
(1,5)	1:A:45:PHE:CE1	2:C:496:GLY:CA	20	0.91	0.07	0.92
(1,5)	1:A:45:PHE:CE1	2:C:496:GLY:H	20	0.91	0.07	0.92
(1,5)	1:A:45:PHE:CE1	2:C:496:GLY:HA2	20	0.91	0.07	0.92
(1,5)	1:A:45:PHE:CE1	2:C:496:GLY:HA3	20	0.91	0.07	0.92
(1,5)	1:A:45:PHE:CE1	2:C:496:GLY:N	20	0.91	0.07	0.92
(1,5)	1:A:45:PHE:CE1	2:C:496:GLY:O	20	0.91	0.07	0.92
(1,5)	1:A:45:PHE:CE1	2:C:497:ARG:C	20	0.91	0.07	0.92
(1,5)	1:A:45:PHE:CE1	2:C:497:ARG:CA	20	0.91	0.07	0.92
(1,5)	1:A:45:PHE:CE1	2:C:497:ARG:CB	20	0.91	0.07	0.92
(1,5)	1:A:45:PHE:CE1	2:C:497:ARG:CD	20	0.91	0.07	0.92
(1,5)	1:A:45:PHE:CE1	2:C:497:ARG:CG	20	0.91	0.07	0.92
(1,5)	1:A:45:PHE:CE1	2:C:497:ARG:CZ	20	0.91	0.07	0.92
(1,5)	1:A:45:PHE:CE1	2:C:497:ARG:H	20	0.91	0.07	0.92
(1,5)	1:A:45:PHE:CE1	2:C:497:ARG:HA	20	0.91	0.07	0.92
(1,5)	1:A:45:PHE:CE1	2:C:497:ARG:HB2	20	0.91	0.07	0.92
(1,5)	1:A:45:PHE:CE1	2:C:497:ARG:HB3	20	0.91	0.07	0.92

Continued on next page...

Continued from previous page...

Key	Atom-1	Atom-2	Models ¹	Mean (Å)	SD ¹ (Å)	Median (Å)
(1,5)	1:A:45:PHE:CE1	2:C:497:ARG:HD2	20	0.91	0.07	0.92
(1,5)	1:A:45:PHE:CE1	2:C:497:ARG:HD3	20	0.91	0.07	0.92
(1,5)	1:A:45:PHE:CE1	2:C:497:ARG:HE	20	0.91	0.07	0.92
(1,5)	1:A:45:PHE:CE1	2:C:497:ARG:HG2	20	0.91	0.07	0.92
(1,5)	1:A:45:PHE:CE1	2:C:497:ARG:HG3	20	0.91	0.07	0.92
(1,5)	1:A:45:PHE:CE1	2:C:497:ARG:HH11	20	0.91	0.07	0.92
(1,5)	1:A:45:PHE:CE1	2:C:497:ARG:HH12	20	0.91	0.07	0.92
(1,5)	1:A:45:PHE:CE1	2:C:497:ARG:HH21	20	0.91	0.07	0.92
(1,5)	1:A:45:PHE:CE1	2:C:497:ARG:HH22	20	0.91	0.07	0.92
(1,5)	1:A:45:PHE:CE1	2:C:497:ARG:N	20	0.91	0.07	0.92
(1,5)	1:A:45:PHE:CE1	2:C:497:ARG:NE	20	0.91	0.07	0.92
(1,5)	1:A:45:PHE:CE1	2:C:497:ARG:NH1	20	0.91	0.07	0.92
(1,5)	1:A:45:PHE:CE1	2:C:497:ARG:NH2	20	0.91	0.07	0.92
(1,5)	1:A:45:PHE:CE1	2:C:497:ARG:O	20	0.91	0.07	0.92
(1,5)	1:A:45:PHE:CE2	2:C:457:LEU:C	20	0.91	0.07	0.92
(1,5)	1:A:45:PHE:CE2	2:C:457:LEU:CA	20	0.91	0.07	0.92
(1,5)	1:A:45:PHE:CE2	2:C:457:LEU:CB	20	0.91	0.07	0.92
(1,5)	1:A:45:PHE:CE2	2:C:457:LEU:CD1	20	0.91	0.07	0.92
(1,5)	1:A:45:PHE:CE2	2:C:457:LEU:CD2	20	0.91	0.07	0.92
(1,5)	1:A:45:PHE:CE2	2:C:457:LEU:CG	20	0.91	0.07	0.92
(1,5)	1:A:45:PHE:CE2	2:C:457:LEU:H	20	0.91	0.07	0.92
(1,5)	1:A:45:PHE:CE2	2:C:457:LEU:HA	20	0.91	0.07	0.92
(1,5)	1:A:45:PHE:CE2	2:C:457:LEU:HB2	20	0.91	0.07	0.92
(1,5)	1:A:45:PHE:CE2	2:C:457:LEU:HB3	20	0.91	0.07	0.92
(1,5)	1:A:45:PHE:CE2	2:C:457:LEU:HD11	20	0.91	0.07	0.92
(1,5)	1:A:45:PHE:CE2	2:C:457:LEU:HD12	20	0.91	0.07	0.92
(1,5)	1:A:45:PHE:CE2	2:C:457:LEU:HD13	20	0.91	0.07	0.92
(1,5)	1:A:45:PHE:CE2	2:C:457:LEU:HD21	20	0.91	0.07	0.92
(1,5)	1:A:45:PHE:CE2	2:C:457:LEU:HD22	20	0.91	0.07	0.92
(1,5)	1:A:45:PHE:CE2	2:C:457:LEU:HD23	20	0.91	0.07	0.92
(1,5)	1:A:45:PHE:CE2	2:C:457:LEU:HG	20	0.91	0.07	0.92
(1,5)	1:A:45:PHE:CE2	2:C:457:LEU:N	20	0.91	0.07	0.92
(1,5)	1:A:45:PHE:CE2	2:C:457:LEU:O	20	0.91	0.07	0.92
(1,5)	1:A:45:PHE:CE2	2:C:459:ALA:C	20	0.91	0.07	0.92
(1,5)	1:A:45:PHE:CE2	2:C:459:ALA:CA	20	0.91	0.07	0.92
(1,5)	1:A:45:PHE:CE2	2:C:459:ALA:CB	20	0.91	0.07	0.92
(1,5)	1:A:45:PHE:CE2	2:C:459:ALA:H	20	0.91	0.07	0.92
(1,5)	1:A:45:PHE:CE2	2:C:459:ALA:HA	20	0.91	0.07	0.92
(1,5)	1:A:45:PHE:CE2	2:C:459:ALA:HB1	20	0.91	0.07	0.92
(1,5)	1:A:45:PHE:CE2	2:C:459:ALA:HB2	20	0.91	0.07	0.92
(1,5)	1:A:45:PHE:CE2	2:C:459:ALA:HB3	20	0.91	0.07	0.92
(1,5)	1:A:45:PHE:CE2	2:C:459:ALA:N	20	0.91	0.07	0.92

Continued on next page...

Continued from previous page...

Key	Atom-1	Atom-2	Models ¹	Mean (Å)	SD ¹ (Å)	Median (Å)
(1,5)	1:A:45:PHE:CE2	2:C:459:ALA:O	20	0.91	0.07	0.92
(1,5)	1:A:45:PHE:CE2	2:C:460:MET:C	20	0.91	0.07	0.92
(1,5)	1:A:45:PHE:CE2	2:C:460:MET:CA	20	0.91	0.07	0.92
(1,5)	1:A:45:PHE:CE2	2:C:460:MET:CB	20	0.91	0.07	0.92
(1,5)	1:A:45:PHE:CE2	2:C:460:MET:CE	20	0.91	0.07	0.92
(1,5)	1:A:45:PHE:CE2	2:C:460:MET:CG	20	0.91	0.07	0.92
(1,5)	1:A:45:PHE:CE2	2:C:460:MET:H	20	0.91	0.07	0.92
(1,5)	1:A:45:PHE:CE2	2:C:460:MET:HA	20	0.91	0.07	0.92
(1,5)	1:A:45:PHE:CE2	2:C:460:MET:HB2	20	0.91	0.07	0.92
(1,5)	1:A:45:PHE:CE2	2:C:460:MET:HB3	20	0.91	0.07	0.92
(1,5)	1:A:45:PHE:CE2	2:C:460:MET:HE1	20	0.91	0.07	0.92
(1,5)	1:A:45:PHE:CE2	2:C:460:MET:HE2	20	0.91	0.07	0.92
(1,5)	1:A:45:PHE:CE2	2:C:460:MET:HE3	20	0.91	0.07	0.92
(1,5)	1:A:45:PHE:CE2	2:C:460:MET:HG2	20	0.91	0.07	0.92
(1,5)	1:A:45:PHE:CE2	2:C:460:MET:HG3	20	0.91	0.07	0.92
(1,5)	1:A:45:PHE:CE2	2:C:460:MET:N	20	0.91	0.07	0.92
(1,5)	1:A:45:PHE:CE2	2:C:460:MET:O	20	0.91	0.07	0.92
(1,5)	1:A:45:PHE:CE2	2:C:460:MET:SD	20	0.91	0.07	0.92
(1,5)	1:A:45:PHE:CE2	2:C:462:HIS:C	20	0.91	0.07	0.92
(1,5)	1:A:45:PHE:CE2	2:C:462:HIS:CA	20	0.91	0.07	0.92
(1,5)	1:A:45:PHE:CE2	2:C:462:HIS:CB	20	0.91	0.07	0.92
(1,5)	1:A:45:PHE:CE2	2:C:462:HIS:CD2	20	0.91	0.07	0.92
(1,5)	1:A:45:PHE:CE2	2:C:462:HIS:CE1	20	0.91	0.07	0.92
(1,5)	1:A:45:PHE:CE2	2:C:462:HIS:CG	20	0.91	0.07	0.92
(1,5)	1:A:45:PHE:CE2	2:C:462:HIS:H	20	0.91	0.07	0.92
(1,5)	1:A:45:PHE:CE2	2:C:462:HIS:HA	20	0.91	0.07	0.92
(1,5)	1:A:45:PHE:CE2	2:C:462:HIS:HB2	20	0.91	0.07	0.92
(1,5)	1:A:45:PHE:CE2	2:C:462:HIS:HB3	20	0.91	0.07	0.92
(1,5)	1:A:45:PHE:CE2	2:C:462:HIS:HD2	20	0.91	0.07	0.92
(1,5)	1:A:45:PHE:CE2	2:C:462:HIS:HE1	20	0.91	0.07	0.92
(1,5)	1:A:45:PHE:CE2	2:C:462:HIS:HE2	20	0.91	0.07	0.92
(1,5)	1:A:45:PHE:CE2	2:C:462:HIS:N	20	0.91	0.07	0.92
(1,5)	1:A:45:PHE:CE2	2:C:462:HIS:ND1	20	0.91	0.07	0.92
(1,5)	1:A:45:PHE:CE2	2:C:462:HIS:NE2	20	0.91	0.07	0.92
(1,5)	1:A:45:PHE:CE2	2:C:462:HIS:O	20	0.91	0.07	0.92
(1,5)	1:A:45:PHE:CE2	2:C:463:GLN:C	20	0.91	0.07	0.92
(1,5)	1:A:45:PHE:CE2	2:C:463:GLN:CA	20	0.91	0.07	0.92
(1,5)	1:A:45:PHE:CE2	2:C:463:GLN:CB	20	0.91	0.07	0.92
(1,5)	1:A:45:PHE:CE2	2:C:463:GLN:CD	20	0.91	0.07	0.92
(1,5)	1:A:45:PHE:CE2	2:C:463:GLN:CG	20	0.91	0.07	0.92
(1,5)	1:A:45:PHE:CE2	2:C:463:GLN:H	20	0.91	0.07	0.92
(1,5)	1:A:45:PHE:CE2	2:C:463:GLN:HA	20	0.91	0.07	0.92

Continued on next page...

Continued from previous page...

Key	Atom-1	Atom-2	Models ¹	Mean (Å)	SD ¹ (Å)	Median (Å)
(1,5)	1:A:45:PHE:CE2	2:C:463:GLN:HB2	20	0.91	0.07	0.92
(1,5)	1:A:45:PHE:CE2	2:C:463:GLN:HB3	20	0.91	0.07	0.92
(1,5)	1:A:45:PHE:CE2	2:C:463:GLN:HE21	20	0.91	0.07	0.92
(1,5)	1:A:45:PHE:CE2	2:C:463:GLN:HE22	20	0.91	0.07	0.92
(1,5)	1:A:45:PHE:CE2	2:C:463:GLN:HG2	20	0.91	0.07	0.92
(1,5)	1:A:45:PHE:CE2	2:C:463:GLN:HG3	20	0.91	0.07	0.92
(1,5)	1:A:45:PHE:CE2	2:C:463:GLN:N	20	0.91	0.07	0.92
(1,5)	1:A:45:PHE:CE2	2:C:463:GLN:NE2	20	0.91	0.07	0.92
(1,5)	1:A:45:PHE:CE2	2:C:463:GLN:O	20	0.91	0.07	0.92
(1,5)	1:A:45:PHE:CE2	2:C:463:GLN:OE1	20	0.91	0.07	0.92
(1,5)	1:A:45:PHE:CE2	2:C:465:GLN:C	20	0.91	0.07	0.92
(1,5)	1:A:45:PHE:CE2	2:C:465:GLN:CA	20	0.91	0.07	0.92
(1,5)	1:A:45:PHE:CE2	2:C:465:GLN:CB	20	0.91	0.07	0.92
(1,5)	1:A:45:PHE:CE2	2:C:465:GLN:CD	20	0.91	0.07	0.92
(1,5)	1:A:45:PHE:CE2	2:C:465:GLN:CG	20	0.91	0.07	0.92
(1,5)	1:A:45:PHE:CE2	2:C:465:GLN:H	20	0.91	0.07	0.92
(1,5)	1:A:45:PHE:CE2	2:C:465:GLN:HA	20	0.91	0.07	0.92
(1,5)	1:A:45:PHE:CE2	2:C:465:GLN:HB2	20	0.91	0.07	0.92
(1,5)	1:A:45:PHE:CE2	2:C:465:GLN:HB3	20	0.91	0.07	0.92
(1,5)	1:A:45:PHE:CE2	2:C:465:GLN:HE21	20	0.91	0.07	0.92
(1,5)	1:A:45:PHE:CE2	2:C:465:GLN:HE22	20	0.91	0.07	0.92
(1,5)	1:A:45:PHE:CE2	2:C:465:GLN:HG2	20	0.91	0.07	0.92
(1,5)	1:A:45:PHE:CE2	2:C:465:GLN:HG3	20	0.91	0.07	0.92
(1,5)	1:A:45:PHE:CE2	2:C:465:GLN:N	20	0.91	0.07	0.92
(1,5)	1:A:45:PHE:CE2	2:C:465:GLN:NE2	20	0.91	0.07	0.92
(1,5)	1:A:45:PHE:CE2	2:C:465:GLN:O	20	0.91	0.07	0.92
(1,5)	1:A:45:PHE:CE2	2:C:465:GLN:OE1	20	0.91	0.07	0.92
(1,5)	1:A:45:PHE:CE2	2:C:466:GLU:C	20	0.91	0.07	0.92
(1,5)	1:A:45:PHE:CE2	2:C:466:GLU:CA	20	0.91	0.07	0.92
(1,5)	1:A:45:PHE:CE2	2:C:466:GLU:CB	20	0.91	0.07	0.92
(1,5)	1:A:45:PHE:CE2	2:C:466:GLU:CD	20	0.91	0.07	0.92
(1,5)	1:A:45:PHE:CE2	2:C:466:GLU:CG	20	0.91	0.07	0.92
(1,5)	1:A:45:PHE:CE2	2:C:466:GLU:H	20	0.91	0.07	0.92
(1,5)	1:A:45:PHE:CE2	2:C:466:GLU:HA	20	0.91	0.07	0.92
(1,5)	1:A:45:PHE:CE2	2:C:466:GLU:HB2	20	0.91	0.07	0.92
(1,5)	1:A:45:PHE:CE2	2:C:466:GLU:HB3	20	0.91	0.07	0.92
(1,5)	1:A:45:PHE:CE2	2:C:466:GLU:HG2	20	0.91	0.07	0.92
(1,5)	1:A:45:PHE:CE2	2:C:466:GLU:HG3	20	0.91	0.07	0.92
(1,5)	1:A:45:PHE:CE2	2:C:466:GLU:N	20	0.91	0.07	0.92
(1,5)	1:A:45:PHE:CE2	2:C:466:GLU:O	20	0.91	0.07	0.92
(1,5)	1:A:45:PHE:CE2	2:C:466:GLU:OE1	20	0.91	0.07	0.92
(1,5)	1:A:45:PHE:CE2	2:C:466:GLU:OE2	20	0.91	0.07	0.92

Continued on next page...

Continued from previous page...

Key	Atom-1	Atom-2	Models ¹	Mean (Å)	SD ¹ (Å)	Median (Å)
(1,5)	1:A:45:PHE:CE2	2:C:467:MET:C	20	0.91	0.07	0.92
(1,5)	1:A:45:PHE:CE2	2:C:467:MET:CA	20	0.91	0.07	0.92
(1,5)	1:A:45:PHE:CE2	2:C:467:MET:CB	20	0.91	0.07	0.92
(1,5)	1:A:45:PHE:CE2	2:C:467:MET:CE	20	0.91	0.07	0.92
(1,5)	1:A:45:PHE:CE2	2:C:467:MET:CG	20	0.91	0.07	0.92
(1,5)	1:A:45:PHE:CE2	2:C:467:MET:H	20	0.91	0.07	0.92
(1,5)	1:A:45:PHE:CE2	2:C:467:MET:HA	20	0.91	0.07	0.92
(1,5)	1:A:45:PHE:CE2	2:C:467:MET:HB2	20	0.91	0.07	0.92
(1,5)	1:A:45:PHE:CE2	2:C:467:MET:HB3	20	0.91	0.07	0.92
(1,5)	1:A:45:PHE:CE2	2:C:467:MET:HE1	20	0.91	0.07	0.92
(1,5)	1:A:45:PHE:CE2	2:C:467:MET:HE2	20	0.91	0.07	0.92
(1,5)	1:A:45:PHE:CE2	2:C:467:MET:HE3	20	0.91	0.07	0.92
(1,5)	1:A:45:PHE:CE2	2:C:467:MET:HG2	20	0.91	0.07	0.92
(1,5)	1:A:45:PHE:CE2	2:C:467:MET:HG3	20	0.91	0.07	0.92
(1,5)	1:A:45:PHE:CE2	2:C:467:MET:N	20	0.91	0.07	0.92
(1,5)	1:A:45:PHE:CE2	2:C:467:MET:O	20	0.91	0.07	0.92
(1,5)	1:A:45:PHE:CE2	2:C:467:MET:SD	20	0.91	0.07	0.92
(1,5)	1:A:45:PHE:CE2	2:C:468:PHE:C	20	0.91	0.07	0.92
(1,5)	1:A:45:PHE:CE2	2:C:468:PHE:CA	20	0.91	0.07	0.92
(1,5)	1:A:45:PHE:CE2	2:C:468:PHE:CB	20	0.91	0.07	0.92
(1,5)	1:A:45:PHE:CE2	2:C:468:PHE:CD1	20	0.91	0.07	0.92
(1,5)	1:A:45:PHE:CE2	2:C:468:PHE:CD2	20	0.91	0.07	0.92
(1,5)	1:A:45:PHE:CE2	2:C:468:PHE:CE1	20	0.91	0.07	0.92
(1,5)	1:A:45:PHE:CE2	2:C:468:PHE:CE2	20	0.91	0.07	0.92
(1,5)	1:A:45:PHE:CE2	2:C:468:PHE:CG	20	0.91	0.07	0.92
(1,5)	1:A:45:PHE:CE2	2:C:468:PHE:CZ	20	0.91	0.07	0.92
(1,5)	1:A:45:PHE:CE2	2:C:468:PHE:H	20	0.91	0.07	0.92
(1,5)	1:A:45:PHE:CE2	2:C:468:PHE:HA	20	0.91	0.07	0.92
(1,5)	1:A:45:PHE:CE2	2:C:468:PHE:HB2	20	0.91	0.07	0.92
(1,5)	1:A:45:PHE:CE2	2:C:468:PHE:HB3	20	0.91	0.07	0.92
(1,5)	1:A:45:PHE:CE2	2:C:468:PHE:HD1	20	0.91	0.07	0.92
(1,5)	1:A:45:PHE:CE2	2:C:468:PHE:HD2	20	0.91	0.07	0.92
(1,5)	1:A:45:PHE:CE2	2:C:468:PHE:HE1	20	0.91	0.07	0.92
(1,5)	1:A:45:PHE:CE2	2:C:468:PHE:HE2	20	0.91	0.07	0.92
(1,5)	1:A:45:PHE:CE2	2:C:468:PHE:HZ	20	0.91	0.07	0.92
(1,5)	1:A:45:PHE:CE2	2:C:468:PHE:N	20	0.91	0.07	0.92
(1,5)	1:A:45:PHE:CE2	2:C:468:PHE:O	20	0.91	0.07	0.92
(1,5)	1:A:45:PHE:CE2	2:C:469:PRO:C	20	0.91	0.07	0.92
(1,5)	1:A:45:PHE:CE2	2:C:469:PRO:CA	20	0.91	0.07	0.92
(1,5)	1:A:45:PHE:CE2	2:C:469:PRO:CB	20	0.91	0.07	0.92
(1,5)	1:A:45:PHE:CE2	2:C:469:PRO:CD	20	0.91	0.07	0.92
(1,5)	1:A:45:PHE:CE2	2:C:469:PRO:CG	20	0.91	0.07	0.92

Continued on next page...

Continued from previous page...

Key	Atom-1	Atom-2	Models ¹	Mean (Å)	SD ¹ (Å)	Median (Å)
(1,5)	1:A:45:PHE:CE2	2:C:469:PRO:HA	20	0.91	0.07	0.92
(1,5)	1:A:45:PHE:CE2	2:C:469:PRO:HB2	20	0.91	0.07	0.92
(1,5)	1:A:45:PHE:CE2	2:C:469:PRO:HB3	20	0.91	0.07	0.92
(1,5)	1:A:45:PHE:CE2	2:C:469:PRO:HD2	20	0.91	0.07	0.92
(1,5)	1:A:45:PHE:CE2	2:C:469:PRO:HD3	20	0.91	0.07	0.92
(1,5)	1:A:45:PHE:CE2	2:C:469:PRO:HG2	20	0.91	0.07	0.92
(1,5)	1:A:45:PHE:CE2	2:C:469:PRO:HG3	20	0.91	0.07	0.92
(1,5)	1:A:45:PHE:CE2	2:C:469:PRO:N	20	0.91	0.07	0.92
(1,5)	1:A:45:PHE:CE2	2:C:469:PRO:O	20	0.91	0.07	0.92
(1,5)	1:A:45:PHE:CE2	2:C:470:GLN:C	20	0.91	0.07	0.92
(1,5)	1:A:45:PHE:CE2	2:C:470:GLN:CA	20	0.91	0.07	0.92
(1,5)	1:A:45:PHE:CE2	2:C:470:GLN:CB	20	0.91	0.07	0.92
(1,5)	1:A:45:PHE:CE2	2:C:470:GLN:CD	20	0.91	0.07	0.92
(1,5)	1:A:45:PHE:CE2	2:C:470:GLN:CG	20	0.91	0.07	0.92
(1,5)	1:A:45:PHE:CE2	2:C:470:GLN:H	20	0.91	0.07	0.92
(1,5)	1:A:45:PHE:CE2	2:C:470:GLN:HA	20	0.91	0.07	0.92
(1,5)	1:A:45:PHE:CE2	2:C:470:GLN:HB2	20	0.91	0.07	0.92
(1,5)	1:A:45:PHE:CE2	2:C:470:GLN:HB3	20	0.91	0.07	0.92
(1,5)	1:A:45:PHE:CE2	2:C:470:GLN:HE21	20	0.91	0.07	0.92
(1,5)	1:A:45:PHE:CE2	2:C:470:GLN:HE22	20	0.91	0.07	0.92
(1,5)	1:A:45:PHE:CE2	2:C:470:GLN:HG2	20	0.91	0.07	0.92
(1,5)	1:A:45:PHE:CE2	2:C:470:GLN:HG3	20	0.91	0.07	0.92
(1,5)	1:A:45:PHE:CE2	2:C:470:GLN:N	20	0.91	0.07	0.92
(1,5)	1:A:45:PHE:CE2	2:C:470:GLN:NE2	20	0.91	0.07	0.92
(1,5)	1:A:45:PHE:CE2	2:C:470:GLN:O	20	0.91	0.07	0.92
(1,5)	1:A:45:PHE:CE2	2:C:470:GLN:OE1	20	0.91	0.07	0.92
(1,5)	1:A:45:PHE:CE2	2:C:472:PRO:C	20	0.91	0.07	0.92
(1,5)	1:A:45:PHE:CE2	2:C:472:PRO:CA	20	0.91	0.07	0.92
(1,5)	1:A:45:PHE:CE2	2:C:472:PRO:CB	20	0.91	0.07	0.92
(1,5)	1:A:45:PHE:CE2	2:C:472:PRO:CD	20	0.91	0.07	0.92
(1,5)	1:A:45:PHE:CE2	2:C:472:PRO:CG	20	0.91	0.07	0.92
(1,5)	1:A:45:PHE:CE2	2:C:472:PRO:HA	20	0.91	0.07	0.92
(1,5)	1:A:45:PHE:CE2	2:C:472:PRO:HB2	20	0.91	0.07	0.92
(1,5)	1:A:45:PHE:CE2	2:C:472:PRO:HB3	20	0.91	0.07	0.92
(1,5)	1:A:45:PHE:CE2	2:C:472:PRO:HD2	20	0.91	0.07	0.92
(1,5)	1:A:45:PHE:CE2	2:C:472:PRO:HD3	20	0.91	0.07	0.92
(1,5)	1:A:45:PHE:CE2	2:C:472:PRO:HG2	20	0.91	0.07	0.92
(1,5)	1:A:45:PHE:CE2	2:C:472:PRO:HG3	20	0.91	0.07	0.92
(1,5)	1:A:45:PHE:CE2	2:C:472:PRO:N	20	0.91	0.07	0.92
(1,5)	1:A:45:PHE:CE2	2:C:472:PRO:O	20	0.91	0.07	0.92
(1,5)	1:A:45:PHE:CE2	2:C:482:LEU:C	20	0.91	0.07	0.92
(1,5)	1:A:45:PHE:CE2	2:C:482:LEU:CA	20	0.91	0.07	0.92

Continued on next page...

Continued from previous page...

Key	Atom-1	Atom-2	Models ¹	Mean (Å)	SD ¹ (Å)	Median (Å)
(1,5)	1:A:45:PHE:CE2	2:C:482:LEU:CB	20	0.91	0.07	0.92
(1,5)	1:A:45:PHE:CE2	2:C:482:LEU:CD1	20	0.91	0.07	0.92
(1,5)	1:A:45:PHE:CE2	2:C:482:LEU:CD2	20	0.91	0.07	0.92
(1,5)	1:A:45:PHE:CE2	2:C:482:LEU:CG	20	0.91	0.07	0.92
(1,5)	1:A:45:PHE:CE2	2:C:482:LEU:H	20	0.91	0.07	0.92
(1,5)	1:A:45:PHE:CE2	2:C:482:LEU:HA	20	0.91	0.07	0.92
(1,5)	1:A:45:PHE:CE2	2:C:482:LEU:HB2	20	0.91	0.07	0.92
(1,5)	1:A:45:PHE:CE2	2:C:482:LEU:HB3	20	0.91	0.07	0.92
(1,5)	1:A:45:PHE:CE2	2:C:482:LEU:HD11	20	0.91	0.07	0.92
(1,5)	1:A:45:PHE:CE2	2:C:482:LEU:HD12	20	0.91	0.07	0.92
(1,5)	1:A:45:PHE:CE2	2:C:482:LEU:HD13	20	0.91	0.07	0.92
(1,5)	1:A:45:PHE:CE2	2:C:482:LEU:HD21	20	0.91	0.07	0.92
(1,5)	1:A:45:PHE:CE2	2:C:482:LEU:HD22	20	0.91	0.07	0.92
(1,5)	1:A:45:PHE:CE2	2:C:482:LEU:HD23	20	0.91	0.07	0.92
(1,5)	1:A:45:PHE:CE2	2:C:482:LEU:HG	20	0.91	0.07	0.92
(1,5)	1:A:45:PHE:CE2	2:C:482:LEU:N	20	0.91	0.07	0.92
(1,5)	1:A:45:PHE:CE2	2:C:482:LEU:O	20	0.91	0.07	0.92
(1,5)	1:A:45:PHE:CE2	2:C:483:THR:C	20	0.91	0.07	0.92
(1,5)	1:A:45:PHE:CE2	2:C:483:THR:CA	20	0.91	0.07	0.92
(1,5)	1:A:45:PHE:CE2	2:C:483:THR:CB	20	0.91	0.07	0.92
(1,5)	1:A:45:PHE:CE2	2:C:483:THR:CG2	20	0.91	0.07	0.92
(1,5)	1:A:45:PHE:CE2	2:C:483:THR:H	20	0.91	0.07	0.92
(1,5)	1:A:45:PHE:CE2	2:C:483:THR:HA	20	0.91	0.07	0.92
(1,5)	1:A:45:PHE:CE2	2:C:483:THR:HB	20	0.91	0.07	0.92
(1,5)	1:A:45:PHE:CE2	2:C:483:THR:HG1	20	0.91	0.07	0.92
(1,5)	1:A:45:PHE:CE2	2:C:483:THR:HG21	20	0.91	0.07	0.92
(1,5)	1:A:45:PHE:CE2	2:C:483:THR:HG22	20	0.91	0.07	0.92
(1,5)	1:A:45:PHE:CE2	2:C:483:THR:HG23	20	0.91	0.07	0.92
(1,5)	1:A:45:PHE:CE2	2:C:483:THR:N	20	0.91	0.07	0.92
(1,5)	1:A:45:PHE:CE2	2:C:483:THR:O	20	0.91	0.07	0.92
(1,5)	1:A:45:PHE:CE2	2:C:483:THR:OG1	20	0.91	0.07	0.92
(1,5)	1:A:45:PHE:CE2	2:C:484:ARG:C	20	0.91	0.07	0.92
(1,5)	1:A:45:PHE:CE2	2:C:484:ARG:CA	20	0.91	0.07	0.92
(1,5)	1:A:45:PHE:CE2	2:C:484:ARG:CB	20	0.91	0.07	0.92
(1,5)	1:A:45:PHE:CE2	2:C:484:ARG:CD	20	0.91	0.07	0.92
(1,5)	1:A:45:PHE:CE2	2:C:484:ARG:CG	20	0.91	0.07	0.92
(1,5)	1:A:45:PHE:CE2	2:C:484:ARG:CZ	20	0.91	0.07	0.92
(1,5)	1:A:45:PHE:CE2	2:C:484:ARG:H	20	0.91	0.07	0.92
(1,5)	1:A:45:PHE:CE2	2:C:484:ARG:HA	20	0.91	0.07	0.92
(1,5)	1:A:45:PHE:CE2	2:C:484:ARG:HB2	20	0.91	0.07	0.92
(1,5)	1:A:45:PHE:CE2	2:C:484:ARG:HB3	20	0.91	0.07	0.92
(1,5)	1:A:45:PHE:CE2	2:C:484:ARG:HD2	20	0.91	0.07	0.92

Continued on next page...

Continued from previous page...

Key	Atom-1	Atom-2	Models ¹	Mean (Å)	SD ¹ (Å)	Median (Å)
(1,5)	1:A:45:PHE:CE2	2:C:484:ARG:HD3	20	0.91	0.07	0.92
(1,5)	1:A:45:PHE:CE2	2:C:484:ARG:HE	20	0.91	0.07	0.92
(1,5)	1:A:45:PHE:CE2	2:C:484:ARG:HG2	20	0.91	0.07	0.92
(1,5)	1:A:45:PHE:CE2	2:C:484:ARG:HG3	20	0.91	0.07	0.92
(1,5)	1:A:45:PHE:CE2	2:C:484:ARG:HH11	20	0.91	0.07	0.92
(1,5)	1:A:45:PHE:CE2	2:C:484:ARG:HH12	20	0.91	0.07	0.92
(1,5)	1:A:45:PHE:CE2	2:C:484:ARG:HH21	20	0.91	0.07	0.92
(1,5)	1:A:45:PHE:CE2	2:C:484:ARG:HH22	20	0.91	0.07	0.92
(1,5)	1:A:45:PHE:CE2	2:C:484:ARG:N	20	0.91	0.07	0.92
(1,5)	1:A:45:PHE:CE2	2:C:484:ARG:NE	20	0.91	0.07	0.92
(1,5)	1:A:45:PHE:CE2	2:C:484:ARG:NH1	20	0.91	0.07	0.92
(1,5)	1:A:45:PHE:CE2	2:C:484:ARG:NH2	20	0.91	0.07	0.92
(1,5)	1:A:45:PHE:CE2	2:C:484:ARG:O	20	0.91	0.07	0.92
(1,5)	1:A:45:PHE:CE2	2:C:485:SER:C	20	0.91	0.07	0.92
(1,5)	1:A:45:PHE:CE2	2:C:485:SER:CA	20	0.91	0.07	0.92
(1,5)	1:A:45:PHE:CE2	2:C:485:SER:CB	20	0.91	0.07	0.92
(1,5)	1:A:45:PHE:CE2	2:C:485:SER:H	20	0.91	0.07	0.92
(1,5)	1:A:45:PHE:CE2	2:C:485:SER:HA	20	0.91	0.07	0.92
(1,5)	1:A:45:PHE:CE2	2:C:485:SER:HB2	20	0.91	0.07	0.92
(1,5)	1:A:45:PHE:CE2	2:C:485:SER:HB3	20	0.91	0.07	0.92
(1,5)	1:A:45:PHE:CE2	2:C:485:SER:HG	20	0.91	0.07	0.92
(1,5)	1:A:45:PHE:CE2	2:C:485:SER:N	20	0.91	0.07	0.92
(1,5)	1:A:45:PHE:CE2	2:C:485:SER:O	20	0.91	0.07	0.92
(1,5)	1:A:45:PHE:CE2	2:C:485:SER:OG	20	0.91	0.07	0.92
(1,5)	1:A:45:PHE:CE2	2:C:486:VAL:C	20	0.91	0.07	0.92
(1,5)	1:A:45:PHE:CE2	2:C:486:VAL:CA	20	0.91	0.07	0.92
(1,5)	1:A:45:PHE:CE2	2:C:486:VAL:CB	20	0.91	0.07	0.92
(1,5)	1:A:45:PHE:CE2	2:C:486:VAL:CG1	20	0.91	0.07	0.92
(1,5)	1:A:45:PHE:CE2	2:C:486:VAL:CG2	20	0.91	0.07	0.92
(1,5)	1:A:45:PHE:CE2	2:C:486:VAL:H	20	0.91	0.07	0.92
(1,5)	1:A:45:PHE:CE2	2:C:486:VAL:HA	20	0.91	0.07	0.92
(1,5)	1:A:45:PHE:CE2	2:C:486:VAL:HB	20	0.91	0.07	0.92
(1,5)	1:A:45:PHE:CE2	2:C:486:VAL:HG11	20	0.91	0.07	0.92
(1,5)	1:A:45:PHE:CE2	2:C:486:VAL:HG12	20	0.91	0.07	0.92
(1,5)	1:A:45:PHE:CE2	2:C:486:VAL:HG13	20	0.91	0.07	0.92
(1,5)	1:A:45:PHE:CE2	2:C:486:VAL:HG21	20	0.91	0.07	0.92
(1,5)	1:A:45:PHE:CE2	2:C:486:VAL:HG22	20	0.91	0.07	0.92
(1,5)	1:A:45:PHE:CE2	2:C:486:VAL:HG23	20	0.91	0.07	0.92
(1,5)	1:A:45:PHE:CE2	2:C:486:VAL:N	20	0.91	0.07	0.92
(1,5)	1:A:45:PHE:CE2	2:C:486:VAL:O	20	0.91	0.07	0.92
(1,5)	1:A:45:PHE:CE2	2:C:487:GLU:C	20	0.91	0.07	0.92
(1,5)	1:A:45:PHE:CE2	2:C:487:GLU:CA	20	0.91	0.07	0.92

Continued on next page...

Continued from previous page...

Key	Atom-1	Atom-2	Models ¹	Mean (Å)	SD ¹ (Å)	Median (Å)
(1,5)	1:A:45:PHE:CE2	2:C:487:GLU:CB	20	0.91	0.07	0.92
(1,5)	1:A:45:PHE:CE2	2:C:487:GLU:CD	20	0.91	0.07	0.92
(1,5)	1:A:45:PHE:CE2	2:C:487:GLU:CG	20	0.91	0.07	0.92
(1,5)	1:A:45:PHE:CE2	2:C:487:GLU:H	20	0.91	0.07	0.92
(1,5)	1:A:45:PHE:CE2	2:C:487:GLU:HA	20	0.91	0.07	0.92
(1,5)	1:A:45:PHE:CE2	2:C:487:GLU:HB2	20	0.91	0.07	0.92
(1,5)	1:A:45:PHE:CE2	2:C:487:GLU:HB3	20	0.91	0.07	0.92
(1,5)	1:A:45:PHE:CE2	2:C:487:GLU:HG2	20	0.91	0.07	0.92
(1,5)	1:A:45:PHE:CE2	2:C:487:GLU:HG3	20	0.91	0.07	0.92
(1,5)	1:A:45:PHE:CE2	2:C:487:GLU:N	20	0.91	0.07	0.92
(1,5)	1:A:45:PHE:CE2	2:C:487:GLU:O	20	0.91	0.07	0.92
(1,5)	1:A:45:PHE:CE2	2:C:487:GLU:OE1	20	0.91	0.07	0.92
(1,5)	1:A:45:PHE:CE2	2:C:487:GLU:OE2	20	0.91	0.07	0.92
(1,5)	1:A:45:PHE:CE2	2:C:488:ILE:C	20	0.91	0.07	0.92
(1,5)	1:A:45:PHE:CE2	2:C:488:ILE:CA	20	0.91	0.07	0.92
(1,5)	1:A:45:PHE:CE2	2:C:488:ILE:CB	20	0.91	0.07	0.92
(1,5)	1:A:45:PHE:CE2	2:C:488:ILE:CD1	20	0.91	0.07	0.92
(1,5)	1:A:45:PHE:CE2	2:C:488:ILE:CG1	20	0.91	0.07	0.92
(1,5)	1:A:45:PHE:CE2	2:C:488:ILE:CG2	20	0.91	0.07	0.92
(1,5)	1:A:45:PHE:CE2	2:C:488:ILE:H	20	0.91	0.07	0.92
(1,5)	1:A:45:PHE:CE2	2:C:488:ILE:HA	20	0.91	0.07	0.92
(1,5)	1:A:45:PHE:CE2	2:C:488:ILE:HB	20	0.91	0.07	0.92
(1,5)	1:A:45:PHE:CE2	2:C:488:ILE:HD11	20	0.91	0.07	0.92
(1,5)	1:A:45:PHE:CE2	2:C:488:ILE:HD12	20	0.91	0.07	0.92
(1,5)	1:A:45:PHE:CE2	2:C:488:ILE:HD13	20	0.91	0.07	0.92
(1,5)	1:A:45:PHE:CE2	2:C:488:ILE:HG12	20	0.91	0.07	0.92
(1,5)	1:A:45:PHE:CE2	2:C:488:ILE:HG13	20	0.91	0.07	0.92
(1,5)	1:A:45:PHE:CE2	2:C:488:ILE:HG21	20	0.91	0.07	0.92
(1,5)	1:A:45:PHE:CE2	2:C:488:ILE:HG22	20	0.91	0.07	0.92
(1,5)	1:A:45:PHE:CE2	2:C:488:ILE:HG23	20	0.91	0.07	0.92
(1,5)	1:A:45:PHE:CE2	2:C:488:ILE:N	20	0.91	0.07	0.92
(1,5)	1:A:45:PHE:CE2	2:C:488:ILE:O	20	0.91	0.07	0.92
(1,5)	1:A:45:PHE:CE2	2:C:490:THR:C	20	0.91	0.07	0.92
(1,5)	1:A:45:PHE:CE2	2:C:490:THR:CA	20	0.91	0.07	0.92
(1,5)	1:A:45:PHE:CE2	2:C:490:THR:CB	20	0.91	0.07	0.92
(1,5)	1:A:45:PHE:CE2	2:C:490:THR:CG2	20	0.91	0.07	0.92
(1,5)	1:A:45:PHE:CE2	2:C:490:THR:H	20	0.91	0.07	0.92
(1,5)	1:A:45:PHE:CE2	2:C:490:THR:HA	20	0.91	0.07	0.92
(1,5)	1:A:45:PHE:CE2	2:C:490:THR:HB	20	0.91	0.07	0.92
(1,5)	1:A:45:PHE:CE2	2:C:490:THR:HG1	20	0.91	0.07	0.92
(1,5)	1:A:45:PHE:CE2	2:C:490:THR:HG21	20	0.91	0.07	0.92
(1,5)	1:A:45:PHE:CE2	2:C:490:THR:HG22	20	0.91	0.07	0.92

Continued on next page...

Continued from previous page...

Key	Atom-1	Atom-2	Models ¹	Mean (Å)	SD ¹ (Å)	Median (Å)
(1,5)	1:A:45:PHE:CE2	2:C:490:THR:HG23	20	0.91	0.07	0.92
(1,5)	1:A:45:PHE:CE2	2:C:490:THR:N	20	0.91	0.07	0.92
(1,5)	1:A:45:PHE:CE2	2:C:490:THR:O	20	0.91	0.07	0.92
(1,5)	1:A:45:PHE:CE2	2:C:490:THR:OG1	20	0.91	0.07	0.92
(1,5)	1:A:45:PHE:CE2	2:C:491:ASP:C	20	0.91	0.07	0.92
(1,5)	1:A:45:PHE:CE2	2:C:491:ASP:CA	20	0.91	0.07	0.92
(1,5)	1:A:45:PHE:CE2	2:C:491:ASP:CB	20	0.91	0.07	0.92
(1,5)	1:A:45:PHE:CE2	2:C:491:ASP:CG	20	0.91	0.07	0.92
(1,5)	1:A:45:PHE:CE2	2:C:491:ASP:H	20	0.91	0.07	0.92
(1,5)	1:A:45:PHE:CE2	2:C:491:ASP:HA	20	0.91	0.07	0.92
(1,5)	1:A:45:PHE:CE2	2:C:491:ASP:HB2	20	0.91	0.07	0.92
(1,5)	1:A:45:PHE:CE2	2:C:491:ASP:HB3	20	0.91	0.07	0.92
(1,5)	1:A:45:PHE:CE2	2:C:491:ASP:N	20	0.91	0.07	0.92
(1,5)	1:A:45:PHE:CE2	2:C:491:ASP:O	20	0.91	0.07	0.92
(1,5)	1:A:45:PHE:CE2	2:C:491:ASP:OD1	20	0.91	0.07	0.92
(1,5)	1:A:45:PHE:CE2	2:C:491:ASP:OD2	20	0.91	0.07	0.92
(1,5)	1:A:45:PHE:CE2	2:C:492:ASN:C	20	0.91	0.07	0.92
(1,5)	1:A:45:PHE:CE2	2:C:492:ASN:CA	20	0.91	0.07	0.92
(1,5)	1:A:45:PHE:CE2	2:C:492:ASN:CB	20	0.91	0.07	0.92
(1,5)	1:A:45:PHE:CE2	2:C:492:ASN:CG	20	0.91	0.07	0.92
(1,5)	1:A:45:PHE:CE2	2:C:492:ASN:H	20	0.91	0.07	0.92
(1,5)	1:A:45:PHE:CE2	2:C:492:ASN:HA	20	0.91	0.07	0.92
(1,5)	1:A:45:PHE:CE2	2:C:492:ASN:HB2	20	0.91	0.07	0.92
(1,5)	1:A:45:PHE:CE2	2:C:492:ASN:HB3	20	0.91	0.07	0.92
(1,5)	1:A:45:PHE:CE2	2:C:492:ASN:HD21	20	0.91	0.07	0.92
(1,5)	1:A:45:PHE:CE2	2:C:492:ASN:HD22	20	0.91	0.07	0.92
(1,5)	1:A:45:PHE:CE2	2:C:492:ASN:N	20	0.91	0.07	0.92
(1,5)	1:A:45:PHE:CE2	2:C:492:ASN:ND2	20	0.91	0.07	0.92
(1,5)	1:A:45:PHE:CE2	2:C:492:ASN:O	20	0.91	0.07	0.92
(1,5)	1:A:45:PHE:CE2	2:C:492:ASN:OD1	20	0.91	0.07	0.92
(1,5)	1:A:45:PHE:CE2	2:C:494:LEU:C	20	0.91	0.07	0.92
(1,5)	1:A:45:PHE:CE2	2:C:494:LEU:CA	20	0.91	0.07	0.92
(1,5)	1:A:45:PHE:CE2	2:C:494:LEU:CB	20	0.91	0.07	0.92
(1,5)	1:A:45:PHE:CE2	2:C:494:LEU:CD1	20	0.91	0.07	0.92
(1,5)	1:A:45:PHE:CE2	2:C:494:LEU:CD2	20	0.91	0.07	0.92
(1,5)	1:A:45:PHE:CE2	2:C:494:LEU:CG	20	0.91	0.07	0.92
(1,5)	1:A:45:PHE:CE2	2:C:494:LEU:H	20	0.91	0.07	0.92
(1,5)	1:A:45:PHE:CE2	2:C:494:LEU:HA	20	0.91	0.07	0.92
(1,5)	1:A:45:PHE:CE2	2:C:494:LEU:HB2	20	0.91	0.07	0.92
(1,5)	1:A:45:PHE:CE2	2:C:494:LEU:HB3	20	0.91	0.07	0.92
(1,5)	1:A:45:PHE:CE2	2:C:494:LEU:HD11	20	0.91	0.07	0.92
(1,5)	1:A:45:PHE:CE2	2:C:494:LEU:HD12	20	0.91	0.07	0.92

Continued on next page...

Continued from previous page...

Key	Atom-1	Atom-2	Models ¹	Mean (Å)	SD ¹ (Å)	Median (Å)
(1,5)	1:A:45:PHE:CE2	2:C:494:LEU:HD13	20	0.91	0.07	0.92
(1,5)	1:A:45:PHE:CE2	2:C:494:LEU:HD21	20	0.91	0.07	0.92
(1,5)	1:A:45:PHE:CE2	2:C:494:LEU:HD22	20	0.91	0.07	0.92
(1,5)	1:A:45:PHE:CE2	2:C:494:LEU:HD23	20	0.91	0.07	0.92
(1,5)	1:A:45:PHE:CE2	2:C:494:LEU:HG	20	0.91	0.07	0.92
(1,5)	1:A:45:PHE:CE2	2:C:494:LEU:N	20	0.91	0.07	0.92
(1,5)	1:A:45:PHE:CE2	2:C:494:LEU:O	20	0.91	0.07	0.92
(1,5)	1:A:45:PHE:CE2	2:C:495:GLU:C	20	0.91	0.07	0.92
(1,5)	1:A:45:PHE:CE2	2:C:495:GLU:CA	20	0.91	0.07	0.92
(1,5)	1:A:45:PHE:CE2	2:C:495:GLU:CB	20	0.91	0.07	0.92
(1,5)	1:A:45:PHE:CE2	2:C:495:GLU:CD	20	0.91	0.07	0.92
(1,5)	1:A:45:PHE:CE2	2:C:495:GLU:CG	20	0.91	0.07	0.92
(1,5)	1:A:45:PHE:CE2	2:C:495:GLU:H	20	0.91	0.07	0.92
(1,5)	1:A:45:PHE:CE2	2:C:495:GLU:HA	20	0.91	0.07	0.92
(1,5)	1:A:45:PHE:CE2	2:C:495:GLU:HB2	20	0.91	0.07	0.92
(1,5)	1:A:45:PHE:CE2	2:C:495:GLU:HB3	20	0.91	0.07	0.92
(1,5)	1:A:45:PHE:CE2	2:C:495:GLU:HG2	20	0.91	0.07	0.92
(1,5)	1:A:45:PHE:CE2	2:C:495:GLU:HG3	20	0.91	0.07	0.92
(1,5)	1:A:45:PHE:CE2	2:C:495:GLU:N	20	0.91	0.07	0.92
(1,5)	1:A:45:PHE:CE2	2:C:495:GLU:O	20	0.91	0.07	0.92
(1,5)	1:A:45:PHE:CE2	2:C:495:GLU:OE1	20	0.91	0.07	0.92
(1,5)	1:A:45:PHE:CE2	2:C:495:GLU:OE2	20	0.91	0.07	0.92
(1,5)	1:A:45:PHE:CE2	2:C:496:GLY:C	20	0.91	0.07	0.92
(1,5)	1:A:45:PHE:CE2	2:C:496:GLY:CA	20	0.91	0.07	0.92
(1,5)	1:A:45:PHE:CE2	2:C:496:GLY:H	20	0.91	0.07	0.92
(1,5)	1:A:45:PHE:CE2	2:C:496:GLY:HA2	20	0.91	0.07	0.92
(1,5)	1:A:45:PHE:CE2	2:C:496:GLY:HA3	20	0.91	0.07	0.92
(1,5)	1:A:45:PHE:CE2	2:C:496:GLY:N	20	0.91	0.07	0.92
(1,5)	1:A:45:PHE:CE2	2:C:496:GLY:O	20	0.91	0.07	0.92
(1,5)	1:A:45:PHE:CE2	2:C:497:ARG:C	20	0.91	0.07	0.92
(1,5)	1:A:45:PHE:CE2	2:C:497:ARG:CA	20	0.91	0.07	0.92
(1,5)	1:A:45:PHE:CE2	2:C:497:ARG:CB	20	0.91	0.07	0.92
(1,5)	1:A:45:PHE:CE2	2:C:497:ARG:CD	20	0.91	0.07	0.92
(1,5)	1:A:45:PHE:CE2	2:C:497:ARG:CG	20	0.91	0.07	0.92
(1,5)	1:A:45:PHE:CE2	2:C:497:ARG:CZ	20	0.91	0.07	0.92
(1,5)	1:A:45:PHE:CE2	2:C:497:ARG:H	20	0.91	0.07	0.92
(1,5)	1:A:45:PHE:CE2	2:C:497:ARG:HA	20	0.91	0.07	0.92
(1,5)	1:A:45:PHE:CE2	2:C:497:ARG:HB2	20	0.91	0.07	0.92
(1,5)	1:A:45:PHE:CE2	2:C:497:ARG:HB3	20	0.91	0.07	0.92
(1,5)	1:A:45:PHE:CE2	2:C:497:ARG:HD2	20	0.91	0.07	0.92
(1,5)	1:A:45:PHE:CE2	2:C:497:ARG:HD3	20	0.91	0.07	0.92
(1,5)	1:A:45:PHE:CE2	2:C:497:ARG:HE	20	0.91	0.07	0.92

Continued on next page...

Continued from previous page...

Key	Atom-1	Atom-2	Models ¹	Mean (Å)	SD ¹ (Å)	Median (Å)
(1,5)	1:A:45:PHE:CE2	2:C:497:ARG:HG2	20	0.91	0.07	0.92
(1,5)	1:A:45:PHE:CE2	2:C:497:ARG:HG3	20	0.91	0.07	0.92
(1,5)	1:A:45:PHE:CE2	2:C:497:ARG:HH11	20	0.91	0.07	0.92
(1,5)	1:A:45:PHE:CE2	2:C:497:ARG:HH12	20	0.91	0.07	0.92
(1,5)	1:A:45:PHE:CE2	2:C:497:ARG:HH21	20	0.91	0.07	0.92
(1,5)	1:A:45:PHE:CE2	2:C:497:ARG:HH22	20	0.91	0.07	0.92
(1,5)	1:A:45:PHE:CE2	2:C:497:ARG:N	20	0.91	0.07	0.92
(1,5)	1:A:45:PHE:CE2	2:C:497:ARG:NE	20	0.91	0.07	0.92
(1,5)	1:A:45:PHE:CE2	2:C:497:ARG:NH1	20	0.91	0.07	0.92
(1,5)	1:A:45:PHE:CE2	2:C:497:ARG:NH2	20	0.91	0.07	0.92
(1,5)	1:A:45:PHE:CE2	2:C:497:ARG:O	20	0.91	0.07	0.92
(1,5)	1:A:45:PHE:CG	2:C:457:LEU:C	20	0.91	0.07	0.92
(1,5)	1:A:45:PHE:CG	2:C:457:LEU:CA	20	0.91	0.07	0.92
(1,5)	1:A:45:PHE:CG	2:C:457:LEU:CB	20	0.91	0.07	0.92
(1,5)	1:A:45:PHE:CG	2:C:457:LEU:CD1	20	0.91	0.07	0.92
(1,5)	1:A:45:PHE:CG	2:C:457:LEU:CD2	20	0.91	0.07	0.92
(1,5)	1:A:45:PHE:CG	2:C:457:LEU:CG	20	0.91	0.07	0.92
(1,5)	1:A:45:PHE:CG	2:C:457:LEU:H	20	0.91	0.07	0.92
(1,5)	1:A:45:PHE:CG	2:C:457:LEU:HA	20	0.91	0.07	0.92
(1,5)	1:A:45:PHE:CG	2:C:457:LEU:HB2	20	0.91	0.07	0.92
(1,5)	1:A:45:PHE:CG	2:C:457:LEU:HB3	20	0.91	0.07	0.92
(1,5)	1:A:45:PHE:CG	2:C:457:LEU:HD11	20	0.91	0.07	0.92
(1,5)	1:A:45:PHE:CG	2:C:457:LEU:HD12	20	0.91	0.07	0.92
(1,5)	1:A:45:PHE:CG	2:C:457:LEU:HD13	20	0.91	0.07	0.92
(1,5)	1:A:45:PHE:CG	2:C:457:LEU:HD21	20	0.91	0.07	0.92
(1,5)	1:A:45:PHE:CG	2:C:457:LEU:HD22	20	0.91	0.07	0.92
(1,5)	1:A:45:PHE:CG	2:C:457:LEU:HD23	20	0.91	0.07	0.92
(1,5)	1:A:45:PHE:CG	2:C:457:LEU:HG	20	0.91	0.07	0.92
(1,5)	1:A:45:PHE:CG	2:C:457:LEU:N	20	0.91	0.07	0.92
(1,5)	1:A:45:PHE:CG	2:C:457:LEU:O	20	0.91	0.07	0.92
(1,5)	1:A:45:PHE:CG	2:C:459:ALA:C	20	0.91	0.07	0.92
(1,5)	1:A:45:PHE:CG	2:C:459:ALA:CA	20	0.91	0.07	0.92
(1,5)	1:A:45:PHE:CG	2:C:459:ALA:CB	20	0.91	0.07	0.92
(1,5)	1:A:45:PHE:CG	2:C:459:ALA:H	20	0.91	0.07	0.92
(1,5)	1:A:45:PHE:CG	2:C:459:ALA:HA	20	0.91	0.07	0.92
(1,5)	1:A:45:PHE:CG	2:C:459:ALA:HB1	20	0.91	0.07	0.92
(1,5)	1:A:45:PHE:CG	2:C:459:ALA:HB2	20	0.91	0.07	0.92
(1,5)	1:A:45:PHE:CG	2:C:459:ALA:HB3	20	0.91	0.07	0.92
(1,5)	1:A:45:PHE:CG	2:C:459:ALA:N	20	0.91	0.07	0.92
(1,5)	1:A:45:PHE:CG	2:C:459:ALA:O	20	0.91	0.07	0.92
(1,5)	1:A:45:PHE:CG	2:C:460:MET:C	20	0.91	0.07	0.92
(1,5)	1:A:45:PHE:CG	2:C:460:MET:CA	20	0.91	0.07	0.92

Continued on next page...

Continued from previous page...

Key	Atom-1	Atom-2	Models ¹	Mean (Å)	SD ¹ (Å)	Median (Å)
(1,5)	1:A:45:PHE:CG	2:C:460:MET:CB	20	0.91	0.07	0.92
(1,5)	1:A:45:PHE:CG	2:C:460:MET:CE	20	0.91	0.07	0.92
(1,5)	1:A:45:PHE:CG	2:C:460:MET:CG	20	0.91	0.07	0.92
(1,5)	1:A:45:PHE:CG	2:C:460:MET:H	20	0.91	0.07	0.92
(1,5)	1:A:45:PHE:CG	2:C:460:MET:HA	20	0.91	0.07	0.92
(1,5)	1:A:45:PHE:CG	2:C:460:MET:HB2	20	0.91	0.07	0.92
(1,5)	1:A:45:PHE:CG	2:C:460:MET:HB3	20	0.91	0.07	0.92
(1,5)	1:A:45:PHE:CG	2:C:460:MET:HE1	20	0.91	0.07	0.92
(1,5)	1:A:45:PHE:CG	2:C:460:MET:HE2	20	0.91	0.07	0.92
(1,5)	1:A:45:PHE:CG	2:C:460:MET:HE3	20	0.91	0.07	0.92
(1,5)	1:A:45:PHE:CG	2:C:460:MET:HG2	20	0.91	0.07	0.92
(1,5)	1:A:45:PHE:CG	2:C:460:MET:HG3	20	0.91	0.07	0.92
(1,5)	1:A:45:PHE:CG	2:C:460:MET:N	20	0.91	0.07	0.92
(1,5)	1:A:45:PHE:CG	2:C:460:MET:O	20	0.91	0.07	0.92
(1,5)	1:A:45:PHE:CG	2:C:460:MET:SD	20	0.91	0.07	0.92
(1,5)	1:A:45:PHE:CG	2:C:462:HIS:C	20	0.91	0.07	0.92
(1,5)	1:A:45:PHE:CG	2:C:462:HIS:CA	20	0.91	0.07	0.92
(1,5)	1:A:45:PHE:CG	2:C:462:HIS:CB	20	0.91	0.07	0.92
(1,5)	1:A:45:PHE:CG	2:C:462:HIS:CD2	20	0.91	0.07	0.92
(1,5)	1:A:45:PHE:CG	2:C:462:HIS:CE1	20	0.91	0.07	0.92
(1,5)	1:A:45:PHE:CG	2:C:462:HIS:CG	20	0.91	0.07	0.92
(1,5)	1:A:45:PHE:CG	2:C:462:HIS:H	20	0.91	0.07	0.92
(1,5)	1:A:45:PHE:CG	2:C:462:HIS:HA	20	0.91	0.07	0.92
(1,5)	1:A:45:PHE:CG	2:C:462:HIS:HB2	20	0.91	0.07	0.92
(1,5)	1:A:45:PHE:CG	2:C:462:HIS:HB3	20	0.91	0.07	0.92
(1,5)	1:A:45:PHE:CG	2:C:462:HIS:HD2	20	0.91	0.07	0.92
(1,5)	1:A:45:PHE:CG	2:C:462:HIS:HE1	20	0.91	0.07	0.92
(1,5)	1:A:45:PHE:CG	2:C:462:HIS:HE2	20	0.91	0.07	0.92
(1,5)	1:A:45:PHE:CG	2:C:462:HIS:N	20	0.91	0.07	0.92
(1,5)	1:A:45:PHE:CG	2:C:462:HIS:ND1	20	0.91	0.07	0.92
(1,5)	1:A:45:PHE:CG	2:C:462:HIS:NE2	20	0.91	0.07	0.92
(1,5)	1:A:45:PHE:CG	2:C:462:HIS:O	20	0.91	0.07	0.92
(1,5)	1:A:45:PHE:CG	2:C:463:GLN:C	20	0.91	0.07	0.92
(1,5)	1:A:45:PHE:CG	2:C:463:GLN:CA	20	0.91	0.07	0.92
(1,5)	1:A:45:PHE:CG	2:C:463:GLN:CB	20	0.91	0.07	0.92
(1,5)	1:A:45:PHE:CG	2:C:463:GLN:CD	20	0.91	0.07	0.92
(1,5)	1:A:45:PHE:CG	2:C:463:GLN:CG	20	0.91	0.07	0.92
(1,5)	1:A:45:PHE:CG	2:C:463:GLN:H	20	0.91	0.07	0.92
(1,5)	1:A:45:PHE:CG	2:C:463:GLN:HA	20	0.91	0.07	0.92
(1,5)	1:A:45:PHE:CG	2:C:463:GLN:HB2	20	0.91	0.07	0.92
(1,5)	1:A:45:PHE:CG	2:C:463:GLN:HB3	20	0.91	0.07	0.92
(1,5)	1:A:45:PHE:CG	2:C:463:GLN:HE21	20	0.91	0.07	0.92

Continued on next page...

Continued from previous page...

Key	Atom-1	Atom-2	Models ¹	Mean (Å)	SD ¹ (Å)	Median (Å)
(1,5)	1:A:45:PHE:CG	2:C:463:GLN:HE22	20	0.91	0.07	0.92
(1,5)	1:A:45:PHE:CG	2:C:463:GLN:HG2	20	0.91	0.07	0.92
(1,5)	1:A:45:PHE:CG	2:C:463:GLN:HG3	20	0.91	0.07	0.92
(1,5)	1:A:45:PHE:CG	2:C:463:GLN:N	20	0.91	0.07	0.92
(1,5)	1:A:45:PHE:CG	2:C:463:GLN:NE2	20	0.91	0.07	0.92
(1,5)	1:A:45:PHE:CG	2:C:463:GLN:O	20	0.91	0.07	0.92
(1,5)	1:A:45:PHE:CG	2:C:463:GLN:OE1	20	0.91	0.07	0.92
(1,5)	1:A:45:PHE:CG	2:C:465:GLN:C	20	0.91	0.07	0.92
(1,5)	1:A:45:PHE:CG	2:C:465:GLN:CA	20	0.91	0.07	0.92
(1,5)	1:A:45:PHE:CG	2:C:465:GLN:CB	20	0.91	0.07	0.92
(1,5)	1:A:45:PHE:CG	2:C:465:GLN:CD	20	0.91	0.07	0.92
(1,5)	1:A:45:PHE:CG	2:C:465:GLN:CG	20	0.91	0.07	0.92
(1,5)	1:A:45:PHE:CG	2:C:465:GLN:H	20	0.91	0.07	0.92
(1,5)	1:A:45:PHE:CG	2:C:465:GLN:HA	20	0.91	0.07	0.92
(1,5)	1:A:45:PHE:CG	2:C:465:GLN:HB2	20	0.91	0.07	0.92
(1,5)	1:A:45:PHE:CG	2:C:465:GLN:HB3	20	0.91	0.07	0.92
(1,5)	1:A:45:PHE:CG	2:C:465:GLN:HE21	20	0.91	0.07	0.92
(1,5)	1:A:45:PHE:CG	2:C:465:GLN:HE22	20	0.91	0.07	0.92
(1,5)	1:A:45:PHE:CG	2:C:465:GLN:HG2	20	0.91	0.07	0.92
(1,5)	1:A:45:PHE:CG	2:C:465:GLN:HG3	20	0.91	0.07	0.92
(1,5)	1:A:45:PHE:CG	2:C:465:GLN:N	20	0.91	0.07	0.92
(1,5)	1:A:45:PHE:CG	2:C:465:GLN:NE2	20	0.91	0.07	0.92
(1,5)	1:A:45:PHE:CG	2:C:465:GLN:O	20	0.91	0.07	0.92
(1,5)	1:A:45:PHE:CG	2:C:465:GLN:OE1	20	0.91	0.07	0.92
(1,5)	1:A:45:PHE:CG	2:C:466:GLU:C	20	0.91	0.07	0.92
(1,5)	1:A:45:PHE:CG	2:C:466:GLU:CA	20	0.91	0.07	0.92
(1,5)	1:A:45:PHE:CG	2:C:466:GLU:CB	20	0.91	0.07	0.92
(1,5)	1:A:45:PHE:CG	2:C:466:GLU:CD	20	0.91	0.07	0.92
(1,5)	1:A:45:PHE:CG	2:C:466:GLU:CG	20	0.91	0.07	0.92
(1,5)	1:A:45:PHE:CG	2:C:466:GLU:H	20	0.91	0.07	0.92
(1,5)	1:A:45:PHE:CG	2:C:466:GLU:HA	20	0.91	0.07	0.92
(1,5)	1:A:45:PHE:CG	2:C:466:GLU:HB2	20	0.91	0.07	0.92
(1,5)	1:A:45:PHE:CG	2:C:466:GLU:HB3	20	0.91	0.07	0.92
(1,5)	1:A:45:PHE:CG	2:C:466:GLU:HG2	20	0.91	0.07	0.92
(1,5)	1:A:45:PHE:CG	2:C:466:GLU:HG3	20	0.91	0.07	0.92
(1,5)	1:A:45:PHE:CG	2:C:466:GLU:N	20	0.91	0.07	0.92
(1,5)	1:A:45:PHE:CG	2:C:466:GLU:O	20	0.91	0.07	0.92
(1,5)	1:A:45:PHE:CG	2:C:466:GLU:OE1	20	0.91	0.07	0.92
(1,5)	1:A:45:PHE:CG	2:C:466:GLU:OE2	20	0.91	0.07	0.92
(1,5)	1:A:45:PHE:CG	2:C:467:MET:C	20	0.91	0.07	0.92
(1,5)	1:A:45:PHE:CG	2:C:467:MET:CA	20	0.91	0.07	0.92
(1,5)	1:A:45:PHE:CG	2:C:467:MET:CB	20	0.91	0.07	0.92

Continued on next page...

Continued from previous page...

Key	Atom-1	Atom-2	Models ¹	Mean (Å)	SD ¹ (Å)	Median (Å)
(1,5)	1:A:45:PHE:CG	2:C:467:MET:CE	20	0.91	0.07	0.92
(1,5)	1:A:45:PHE:CG	2:C:467:MET:CG	20	0.91	0.07	0.92
(1,5)	1:A:45:PHE:CG	2:C:467:MET:H	20	0.91	0.07	0.92
(1,5)	1:A:45:PHE:CG	2:C:467:MET:HA	20	0.91	0.07	0.92
(1,5)	1:A:45:PHE:CG	2:C:467:MET:HB2	20	0.91	0.07	0.92
(1,5)	1:A:45:PHE:CG	2:C:467:MET:HB3	20	0.91	0.07	0.92
(1,5)	1:A:45:PHE:CG	2:C:467:MET:HE1	20	0.91	0.07	0.92
(1,5)	1:A:45:PHE:CG	2:C:467:MET:HE2	20	0.91	0.07	0.92
(1,5)	1:A:45:PHE:CG	2:C:467:MET:HE3	20	0.91	0.07	0.92
(1,5)	1:A:45:PHE:CG	2:C:467:MET:HG2	20	0.91	0.07	0.92
(1,5)	1:A:45:PHE:CG	2:C:467:MET:HG3	20	0.91	0.07	0.92
(1,5)	1:A:45:PHE:CG	2:C:467:MET:N	20	0.91	0.07	0.92
(1,5)	1:A:45:PHE:CG	2:C:467:MET:O	20	0.91	0.07	0.92
(1,5)	1:A:45:PHE:CG	2:C:467:MET:SD	20	0.91	0.07	0.92
(1,5)	1:A:45:PHE:CG	2:C:468:PHE:C	20	0.91	0.07	0.92
(1,5)	1:A:45:PHE:CG	2:C:468:PHE:CA	20	0.91	0.07	0.92
(1,5)	1:A:45:PHE:CG	2:C:468:PHE:CB	20	0.91	0.07	0.92
(1,5)	1:A:45:PHE:CG	2:C:468:PHE:CD1	20	0.91	0.07	0.92
(1,5)	1:A:45:PHE:CG	2:C:468:PHE:CD2	20	0.91	0.07	0.92
(1,5)	1:A:45:PHE:CG	2:C:468:PHE:CE1	20	0.91	0.07	0.92
(1,5)	1:A:45:PHE:CG	2:C:468:PHE:CE2	20	0.91	0.07	0.92
(1,5)	1:A:45:PHE:CG	2:C:468:PHE:CG	20	0.91	0.07	0.92
(1,5)	1:A:45:PHE:CG	2:C:468:PHE:CZ	20	0.91	0.07	0.92
(1,5)	1:A:45:PHE:CG	2:C:468:PHE:H	20	0.91	0.07	0.92
(1,5)	1:A:45:PHE:CG	2:C:468:PHE:HA	20	0.91	0.07	0.92
(1,5)	1:A:45:PHE:CG	2:C:468:PHE:HB2	20	0.91	0.07	0.92
(1,5)	1:A:45:PHE:CG	2:C:468:PHE:HB3	20	0.91	0.07	0.92
(1,5)	1:A:45:PHE:CG	2:C:468:PHE:HD1	20	0.91	0.07	0.92
(1,5)	1:A:45:PHE:CG	2:C:468:PHE:HD2	20	0.91	0.07	0.92
(1,5)	1:A:45:PHE:CG	2:C:468:PHE:HE1	20	0.91	0.07	0.92
(1,5)	1:A:45:PHE:CG	2:C:468:PHE:HE2	20	0.91	0.07	0.92
(1,5)	1:A:45:PHE:CG	2:C:468:PHE:HZ	20	0.91	0.07	0.92
(1,5)	1:A:45:PHE:CG	2:C:468:PHE:N	20	0.91	0.07	0.92
(1,5)	1:A:45:PHE:CG	2:C:468:PHE:O	20	0.91	0.07	0.92
(1,5)	1:A:45:PHE:CG	2:C:469:PRO:C	20	0.91	0.07	0.92
(1,5)	1:A:45:PHE:CG	2:C:469:PRO:CA	20	0.91	0.07	0.92
(1,5)	1:A:45:PHE:CG	2:C:469:PRO:CB	20	0.91	0.07	0.92
(1,5)	1:A:45:PHE:CG	2:C:469:PRO:CD	20	0.91	0.07	0.92
(1,5)	1:A:45:PHE:CG	2:C:469:PRO:CG	20	0.91	0.07	0.92
(1,5)	1:A:45:PHE:CG	2:C:469:PRO:HA	20	0.91	0.07	0.92
(1,5)	1:A:45:PHE:CG	2:C:469:PRO:HB2	20	0.91	0.07	0.92
(1,5)	1:A:45:PHE:CG	2:C:469:PRO:HB3	20	0.91	0.07	0.92

Continued on next page...

Continued from previous page...

Key	Atom-1	Atom-2	Models ¹	Mean (Å)	SD ¹ (Å)	Median (Å)
(1,5)	1:A:45:PHE:CG	2:C:469:PRO:HD2	20	0.91	0.07	0.92
(1,5)	1:A:45:PHE:CG	2:C:469:PRO:HD3	20	0.91	0.07	0.92
(1,5)	1:A:45:PHE:CG	2:C:469:PRO:HG2	20	0.91	0.07	0.92
(1,5)	1:A:45:PHE:CG	2:C:469:PRO:HG3	20	0.91	0.07	0.92
(1,5)	1:A:45:PHE:CG	2:C:469:PRO:N	20	0.91	0.07	0.92
(1,5)	1:A:45:PHE:CG	2:C:469:PRO:O	20	0.91	0.07	0.92
(1,5)	1:A:45:PHE:CG	2:C:470:GLN:C	20	0.91	0.07	0.92
(1,5)	1:A:45:PHE:CG	2:C:470:GLN:CA	20	0.91	0.07	0.92
(1,5)	1:A:45:PHE:CG	2:C:470:GLN:CB	20	0.91	0.07	0.92
(1,5)	1:A:45:PHE:CG	2:C:470:GLN:CD	20	0.91	0.07	0.92
(1,5)	1:A:45:PHE:CG	2:C:470:GLN:CG	20	0.91	0.07	0.92
(1,5)	1:A:45:PHE:CG	2:C:470:GLN:H	20	0.91	0.07	0.92
(1,5)	1:A:45:PHE:CG	2:C:470:GLN:HA	20	0.91	0.07	0.92
(1,5)	1:A:45:PHE:CG	2:C:470:GLN:HB2	20	0.91	0.07	0.92
(1,5)	1:A:45:PHE:CG	2:C:470:GLN:HB3	20	0.91	0.07	0.92
(1,5)	1:A:45:PHE:CG	2:C:470:GLN:HE21	20	0.91	0.07	0.92
(1,5)	1:A:45:PHE:CG	2:C:470:GLN:HE22	20	0.91	0.07	0.92
(1,5)	1:A:45:PHE:CG	2:C:470:GLN:HG2	20	0.91	0.07	0.92
(1,5)	1:A:45:PHE:CG	2:C:470:GLN:HG3	20	0.91	0.07	0.92
(1,5)	1:A:45:PHE:CG	2:C:470:GLN:N	20	0.91	0.07	0.92
(1,5)	1:A:45:PHE:CG	2:C:470:GLN:NE2	20	0.91	0.07	0.92
(1,5)	1:A:45:PHE:CG	2:C:470:GLN:O	20	0.91	0.07	0.92
(1,5)	1:A:45:PHE:CG	2:C:470:GLN:OE1	20	0.91	0.07	0.92
(1,5)	1:A:45:PHE:CG	2:C:472:PRO:C	20	0.91	0.07	0.92
(1,5)	1:A:45:PHE:CG	2:C:472:PRO:CA	20	0.91	0.07	0.92
(1,5)	1:A:45:PHE:CG	2:C:472:PRO:CB	20	0.91	0.07	0.92
(1,5)	1:A:45:PHE:CG	2:C:472:PRO:CD	20	0.91	0.07	0.92
(1,5)	1:A:45:PHE:CG	2:C:472:PRO:CG	20	0.91	0.07	0.92
(1,5)	1:A:45:PHE:CG	2:C:472:PRO:HA	20	0.91	0.07	0.92
(1,5)	1:A:45:PHE:CG	2:C:472:PRO:HB2	20	0.91	0.07	0.92
(1,5)	1:A:45:PHE:CG	2:C:472:PRO:HB3	20	0.91	0.07	0.92
(1,5)	1:A:45:PHE:CG	2:C:472:PRO:HD2	20	0.91	0.07	0.92
(1,5)	1:A:45:PHE:CG	2:C:472:PRO:HD3	20	0.91	0.07	0.92
(1,5)	1:A:45:PHE:CG	2:C:472:PRO:HG2	20	0.91	0.07	0.92
(1,5)	1:A:45:PHE:CG	2:C:472:PRO:HG3	20	0.91	0.07	0.92
(1,5)	1:A:45:PHE:CG	2:C:472:PRO:N	20	0.91	0.07	0.92
(1,5)	1:A:45:PHE:CG	2:C:472:PRO:O	20	0.91	0.07	0.92
(1,5)	1:A:45:PHE:CG	2:C:482:LEU:C	20	0.91	0.07	0.92
(1,5)	1:A:45:PHE:CG	2:C:482:LEU:CA	20	0.91	0.07	0.92
(1,5)	1:A:45:PHE:CG	2:C:482:LEU:CB	20	0.91	0.07	0.92
(1,5)	1:A:45:PHE:CG	2:C:482:LEU:CD1	20	0.91	0.07	0.92
(1,5)	1:A:45:PHE:CG	2:C:482:LEU:CD2	20	0.91	0.07	0.92

Continued on next page...

Continued from previous page...

Key	Atom-1	Atom-2	Models ¹	Mean (Å)	SD ¹ (Å)	Median (Å)
(1,5)	1:A:45:PHE:CG	2:C:482:LEU:CG	20	0.91	0.07	0.92
(1,5)	1:A:45:PHE:CG	2:C:482:LEU:H	20	0.91	0.07	0.92
(1,5)	1:A:45:PHE:CG	2:C:482:LEU:HA	20	0.91	0.07	0.92
(1,5)	1:A:45:PHE:CG	2:C:482:LEU:HB2	20	0.91	0.07	0.92
(1,5)	1:A:45:PHE:CG	2:C:482:LEU:HB3	20	0.91	0.07	0.92
(1,5)	1:A:45:PHE:CG	2:C:482:LEU:HD11	20	0.91	0.07	0.92
(1,5)	1:A:45:PHE:CG	2:C:482:LEU:HD12	20	0.91	0.07	0.92
(1,5)	1:A:45:PHE:CG	2:C:482:LEU:HD13	20	0.91	0.07	0.92
(1,5)	1:A:45:PHE:CG	2:C:482:LEU:HD21	20	0.91	0.07	0.92
(1,5)	1:A:45:PHE:CG	2:C:482:LEU:HD22	20	0.91	0.07	0.92
(1,5)	1:A:45:PHE:CG	2:C:482:LEU:HD23	20	0.91	0.07	0.92
(1,5)	1:A:45:PHE:CG	2:C:482:LEU:HG	20	0.91	0.07	0.92
(1,5)	1:A:45:PHE:CG	2:C:482:LEU:N	20	0.91	0.07	0.92
(1,5)	1:A:45:PHE:CG	2:C:482:LEU:O	20	0.91	0.07	0.92
(1,5)	1:A:45:PHE:CG	2:C:483:THR:C	20	0.91	0.07	0.92
(1,5)	1:A:45:PHE:CG	2:C:483:THR:CA	20	0.91	0.07	0.92
(1,5)	1:A:45:PHE:CG	2:C:483:THR:CB	20	0.91	0.07	0.92
(1,5)	1:A:45:PHE:CG	2:C:483:THR:CG2	20	0.91	0.07	0.92
(1,5)	1:A:45:PHE:CG	2:C:483:THR:H	20	0.91	0.07	0.92
(1,5)	1:A:45:PHE:CG	2:C:483:THR:HA	20	0.91	0.07	0.92
(1,5)	1:A:45:PHE:CG	2:C:483:THR:HB	20	0.91	0.07	0.92
(1,5)	1:A:45:PHE:CG	2:C:483:THR:HG1	20	0.91	0.07	0.92
(1,5)	1:A:45:PHE:CG	2:C:483:THR:HG21	20	0.91	0.07	0.92
(1,5)	1:A:45:PHE:CG	2:C:483:THR:HG22	20	0.91	0.07	0.92
(1,5)	1:A:45:PHE:CG	2:C:483:THR:HG23	20	0.91	0.07	0.92
(1,5)	1:A:45:PHE:CG	2:C:483:THR:N	20	0.91	0.07	0.92
(1,5)	1:A:45:PHE:CG	2:C:483:THR:O	20	0.91	0.07	0.92
(1,5)	1:A:45:PHE:CG	2:C:483:THR:OG1	20	0.91	0.07	0.92
(1,5)	1:A:45:PHE:CG	2:C:484:ARG:C	20	0.91	0.07	0.92
(1,5)	1:A:45:PHE:CG	2:C:484:ARG:CA	20	0.91	0.07	0.92
(1,5)	1:A:45:PHE:CG	2:C:484:ARG:CB	20	0.91	0.07	0.92
(1,5)	1:A:45:PHE:CG	2:C:484:ARG:CD	20	0.91	0.07	0.92
(1,5)	1:A:45:PHE:CG	2:C:484:ARG:CG	20	0.91	0.07	0.92
(1,5)	1:A:45:PHE:CG	2:C:484:ARG:CZ	20	0.91	0.07	0.92
(1,5)	1:A:45:PHE:CG	2:C:484:ARG:H	20	0.91	0.07	0.92
(1,5)	1:A:45:PHE:CG	2:C:484:ARG:HA	20	0.91	0.07	0.92
(1,5)	1:A:45:PHE:CG	2:C:484:ARG:HB2	20	0.91	0.07	0.92
(1,5)	1:A:45:PHE:CG	2:C:484:ARG:HB3	20	0.91	0.07	0.92
(1,5)	1:A:45:PHE:CG	2:C:484:ARG:HD2	20	0.91	0.07	0.92
(1,5)	1:A:45:PHE:CG	2:C:484:ARG:HD3	20	0.91	0.07	0.92
(1,5)	1:A:45:PHE:CG	2:C:484:ARG:HE	20	0.91	0.07	0.92
(1,5)	1:A:45:PHE:CG	2:C:484:ARG:HG2	20	0.91	0.07	0.92

Continued on next page...

Continued from previous page...

Key	Atom-1	Atom-2	Models ¹	Mean (Å)	SD ¹ (Å)	Median (Å)
(1,5)	1:A:45:PHE:CG	2:C:484:ARG:HG3	20	0.91	0.07	0.92
(1,5)	1:A:45:PHE:CG	2:C:484:ARG:HH11	20	0.91	0.07	0.92
(1,5)	1:A:45:PHE:CG	2:C:484:ARG:HH12	20	0.91	0.07	0.92
(1,5)	1:A:45:PHE:CG	2:C:484:ARG:HH21	20	0.91	0.07	0.92
(1,5)	1:A:45:PHE:CG	2:C:484:ARG:HH22	20	0.91	0.07	0.92
(1,5)	1:A:45:PHE:CG	2:C:484:ARG:N	20	0.91	0.07	0.92
(1,5)	1:A:45:PHE:CG	2:C:484:ARG:NE	20	0.91	0.07	0.92
(1,5)	1:A:45:PHE:CG	2:C:484:ARG:NH1	20	0.91	0.07	0.92
(1,5)	1:A:45:PHE:CG	2:C:484:ARG:NH2	20	0.91	0.07	0.92
(1,5)	1:A:45:PHE:CG	2:C:484:ARG:O	20	0.91	0.07	0.92
(1,5)	1:A:45:PHE:CG	2:C:485:SER:C	20	0.91	0.07	0.92
(1,5)	1:A:45:PHE:CG	2:C:485:SER:CA	20	0.91	0.07	0.92
(1,5)	1:A:45:PHE:CG	2:C:485:SER:CB	20	0.91	0.07	0.92
(1,5)	1:A:45:PHE:CG	2:C:485:SER:H	20	0.91	0.07	0.92
(1,5)	1:A:45:PHE:CG	2:C:485:SER:HA	20	0.91	0.07	0.92
(1,5)	1:A:45:PHE:CG	2:C:485:SER:HB2	20	0.91	0.07	0.92
(1,5)	1:A:45:PHE:CG	2:C:485:SER:HB3	20	0.91	0.07	0.92
(1,5)	1:A:45:PHE:CG	2:C:485:SER:HG	20	0.91	0.07	0.92
(1,5)	1:A:45:PHE:CG	2:C:485:SER:N	20	0.91	0.07	0.92
(1,5)	1:A:45:PHE:CG	2:C:485:SER:O	20	0.91	0.07	0.92
(1,5)	1:A:45:PHE:CG	2:C:485:SER:OG	20	0.91	0.07	0.92
(1,5)	1:A:45:PHE:CG	2:C:486:VAL:C	20	0.91	0.07	0.92
(1,5)	1:A:45:PHE:CG	2:C:486:VAL:CA	20	0.91	0.07	0.92
(1,5)	1:A:45:PHE:CG	2:C:486:VAL:CB	20	0.91	0.07	0.92
(1,5)	1:A:45:PHE:CG	2:C:486:VAL:CG1	20	0.91	0.07	0.92
(1,5)	1:A:45:PHE:CG	2:C:486:VAL:CG2	20	0.91	0.07	0.92
(1,5)	1:A:45:PHE:CG	2:C:486:VAL:H	20	0.91	0.07	0.92
(1,5)	1:A:45:PHE:CG	2:C:486:VAL:HA	20	0.91	0.07	0.92
(1,5)	1:A:45:PHE:CG	2:C:486:VAL:HB	20	0.91	0.07	0.92
(1,5)	1:A:45:PHE:CG	2:C:486:VAL:HG11	20	0.91	0.07	0.92
(1,5)	1:A:45:PHE:CG	2:C:486:VAL:HG12	20	0.91	0.07	0.92
(1,5)	1:A:45:PHE:CG	2:C:486:VAL:HG13	20	0.91	0.07	0.92
(1,5)	1:A:45:PHE:CG	2:C:486:VAL:HG21	20	0.91	0.07	0.92
(1,5)	1:A:45:PHE:CG	2:C:486:VAL:HG22	20	0.91	0.07	0.92
(1,5)	1:A:45:PHE:CG	2:C:486:VAL:HG23	20	0.91	0.07	0.92
(1,5)	1:A:45:PHE:CG	2:C:486:VAL:N	20	0.91	0.07	0.92
(1,5)	1:A:45:PHE:CG	2:C:486:VAL:O	20	0.91	0.07	0.92
(1,5)	1:A:45:PHE:CG	2:C:487:GLU:C	20	0.91	0.07	0.92
(1,5)	1:A:45:PHE:CG	2:C:487:GLU:CA	20	0.91	0.07	0.92
(1,5)	1:A:45:PHE:CG	2:C:487:GLU:CB	20	0.91	0.07	0.92
(1,5)	1:A:45:PHE:CG	2:C:487:GLU:CD	20	0.91	0.07	0.92
(1,5)	1:A:45:PHE:CG	2:C:487:GLU:CG	20	0.91	0.07	0.92

Continued on next page...

Continued from previous page...

Key	Atom-1	Atom-2	Models ¹	Mean (Å)	SD ¹ (Å)	Median (Å)
(1,5)	1:A:45:PHE:CG	2:C:487:GLU:H	20	0.91	0.07	0.92
(1,5)	1:A:45:PHE:CG	2:C:487:GLU:HA	20	0.91	0.07	0.92
(1,5)	1:A:45:PHE:CG	2:C:487:GLU:HB2	20	0.91	0.07	0.92
(1,5)	1:A:45:PHE:CG	2:C:487:GLU:HB3	20	0.91	0.07	0.92
(1,5)	1:A:45:PHE:CG	2:C:487:GLU:HG2	20	0.91	0.07	0.92
(1,5)	1:A:45:PHE:CG	2:C:487:GLU:HG3	20	0.91	0.07	0.92
(1,5)	1:A:45:PHE:CG	2:C:487:GLU:N	20	0.91	0.07	0.92
(1,5)	1:A:45:PHE:CG	2:C:487:GLU:O	20	0.91	0.07	0.92
(1,5)	1:A:45:PHE:CG	2:C:487:GLU:OE1	20	0.91	0.07	0.92
(1,5)	1:A:45:PHE:CG	2:C:487:GLU:OE2	20	0.91	0.07	0.92
(1,5)	1:A:45:PHE:CG	2:C:488:ILE:C	20	0.91	0.07	0.92
(1,5)	1:A:45:PHE:CG	2:C:488:ILE:CA	20	0.91	0.07	0.92
(1,5)	1:A:45:PHE:CG	2:C:488:ILE:CB	20	0.91	0.07	0.92
(1,5)	1:A:45:PHE:CG	2:C:488:ILE:CD1	20	0.91	0.07	0.92
(1,5)	1:A:45:PHE:CG	2:C:488:ILE:CG1	20	0.91	0.07	0.92
(1,5)	1:A:45:PHE:CG	2:C:488:ILE:CG2	20	0.91	0.07	0.92
(1,5)	1:A:45:PHE:CG	2:C:488:ILE:H	20	0.91	0.07	0.92
(1,5)	1:A:45:PHE:CG	2:C:488:ILE:HA	20	0.91	0.07	0.92
(1,5)	1:A:45:PHE:CG	2:C:488:ILE:HB	20	0.91	0.07	0.92
(1,5)	1:A:45:PHE:CG	2:C:488:ILE:HD11	20	0.91	0.07	0.92
(1,5)	1:A:45:PHE:CG	2:C:488:ILE:HD12	20	0.91	0.07	0.92
(1,5)	1:A:45:PHE:CG	2:C:488:ILE:HD13	20	0.91	0.07	0.92
(1,5)	1:A:45:PHE:CG	2:C:488:ILE:HG12	20	0.91	0.07	0.92
(1,5)	1:A:45:PHE:CG	2:C:488:ILE:HG13	20	0.91	0.07	0.92
(1,5)	1:A:45:PHE:CG	2:C:488:ILE:HG21	20	0.91	0.07	0.92
(1,5)	1:A:45:PHE:CG	2:C:488:ILE:HG22	20	0.91	0.07	0.92
(1,5)	1:A:45:PHE:CG	2:C:488:ILE:HG23	20	0.91	0.07	0.92
(1,5)	1:A:45:PHE:CG	2:C:488:ILE:N	20	0.91	0.07	0.92
(1,5)	1:A:45:PHE:CG	2:C:488:ILE:O	20	0.91	0.07	0.92
(1,5)	1:A:45:PHE:CG	2:C:490:THR:C	20	0.91	0.07	0.92
(1,5)	1:A:45:PHE:CG	2:C:490:THR:CA	20	0.91	0.07	0.92
(1,5)	1:A:45:PHE:CG	2:C:490:THR:CB	20	0.91	0.07	0.92
(1,5)	1:A:45:PHE:CG	2:C:490:THR:CG2	20	0.91	0.07	0.92
(1,5)	1:A:45:PHE:CG	2:C:490:THR:H	20	0.91	0.07	0.92
(1,5)	1:A:45:PHE:CG	2:C:490:THR:HA	20	0.91	0.07	0.92
(1,5)	1:A:45:PHE:CG	2:C:490:THR:HB	20	0.91	0.07	0.92
(1,5)	1:A:45:PHE:CG	2:C:490:THR:HG1	20	0.91	0.07	0.92
(1,5)	1:A:45:PHE:CG	2:C:490:THR:HG21	20	0.91	0.07	0.92
(1,5)	1:A:45:PHE:CG	2:C:490:THR:HG22	20	0.91	0.07	0.92
(1,5)	1:A:45:PHE:CG	2:C:490:THR:HG23	20	0.91	0.07	0.92
(1,5)	1:A:45:PHE:CG	2:C:490:THR:N	20	0.91	0.07	0.92
(1,5)	1:A:45:PHE:CG	2:C:490:THR:O	20	0.91	0.07	0.92

Continued on next page...

Continued from previous page...

Key	Atom-1	Atom-2	Models ¹	Mean (Å)	SD ¹ (Å)	Median (Å)
(1,5)	1:A:45:PHE:CG	2:C:490:THR:OG1	20	0.91	0.07	0.92
(1,5)	1:A:45:PHE:CG	2:C:491:ASP:C	20	0.91	0.07	0.92
(1,5)	1:A:45:PHE:CG	2:C:491:ASP:CA	20	0.91	0.07	0.92
(1,5)	1:A:45:PHE:CG	2:C:491:ASP:CB	20	0.91	0.07	0.92
(1,5)	1:A:45:PHE:CG	2:C:491:ASP:CG	20	0.91	0.07	0.92
(1,5)	1:A:45:PHE:CG	2:C:491:ASP:H	20	0.91	0.07	0.92
(1,5)	1:A:45:PHE:CG	2:C:491:ASP:HA	20	0.91	0.07	0.92
(1,5)	1:A:45:PHE:CG	2:C:491:ASP:HB2	20	0.91	0.07	0.92
(1,5)	1:A:45:PHE:CG	2:C:491:ASP:HB3	20	0.91	0.07	0.92
(1,5)	1:A:45:PHE:CG	2:C:491:ASP:N	20	0.91	0.07	0.92
(1,5)	1:A:45:PHE:CG	2:C:491:ASP:O	20	0.91	0.07	0.92
(1,5)	1:A:45:PHE:CG	2:C:491:ASP:OD1	20	0.91	0.07	0.92
(1,5)	1:A:45:PHE:CG	2:C:491:ASP:OD2	20	0.91	0.07	0.92
(1,5)	1:A:45:PHE:CG	2:C:492:ASN:C	20	0.91	0.07	0.92
(1,5)	1:A:45:PHE:CG	2:C:492:ASN:CA	20	0.91	0.07	0.92
(1,5)	1:A:45:PHE:CG	2:C:492:ASN:CB	20	0.91	0.07	0.92
(1,5)	1:A:45:PHE:CG	2:C:492:ASN:CG	20	0.91	0.07	0.92
(1,5)	1:A:45:PHE:CG	2:C:492:ASN:H	20	0.91	0.07	0.92
(1,5)	1:A:45:PHE:CG	2:C:492:ASN:HA	20	0.91	0.07	0.92
(1,5)	1:A:45:PHE:CG	2:C:492:ASN:HB2	20	0.91	0.07	0.92
(1,5)	1:A:45:PHE:CG	2:C:492:ASN:HB3	20	0.91	0.07	0.92
(1,5)	1:A:45:PHE:CG	2:C:492:ASN:HD21	20	0.91	0.07	0.92
(1,5)	1:A:45:PHE:CG	2:C:492:ASN:HD22	20	0.91	0.07	0.92
(1,5)	1:A:45:PHE:CG	2:C:492:ASN:N	20	0.91	0.07	0.92
(1,5)	1:A:45:PHE:CG	2:C:492:ASN:ND2	20	0.91	0.07	0.92
(1,5)	1:A:45:PHE:CG	2:C:492:ASN:O	20	0.91	0.07	0.92
(1,5)	1:A:45:PHE:CG	2:C:492:ASN:OD1	20	0.91	0.07	0.92
(1,5)	1:A:45:PHE:CG	2:C:494:LEU:C	20	0.91	0.07	0.92
(1,5)	1:A:45:PHE:CG	2:C:494:LEU:CA	20	0.91	0.07	0.92
(1,5)	1:A:45:PHE:CG	2:C:494:LEU:CB	20	0.91	0.07	0.92
(1,5)	1:A:45:PHE:CG	2:C:494:LEU:CD1	20	0.91	0.07	0.92
(1,5)	1:A:45:PHE:CG	2:C:494:LEU:CD2	20	0.91	0.07	0.92
(1,5)	1:A:45:PHE:CG	2:C:494:LEU:CG	20	0.91	0.07	0.92
(1,5)	1:A:45:PHE:CG	2:C:494:LEU:H	20	0.91	0.07	0.92
(1,5)	1:A:45:PHE:CG	2:C:494:LEU:HA	20	0.91	0.07	0.92
(1,5)	1:A:45:PHE:CG	2:C:494:LEU:HB2	20	0.91	0.07	0.92
(1,5)	1:A:45:PHE:CG	2:C:494:LEU:HB3	20	0.91	0.07	0.92
(1,5)	1:A:45:PHE:CG	2:C:494:LEU:HD11	20	0.91	0.07	0.92
(1,5)	1:A:45:PHE:CG	2:C:494:LEU:HD12	20	0.91	0.07	0.92
(1,5)	1:A:45:PHE:CG	2:C:494:LEU:HD13	20	0.91	0.07	0.92
(1,5)	1:A:45:PHE:CG	2:C:494:LEU:HD21	20	0.91	0.07	0.92
(1,5)	1:A:45:PHE:CG	2:C:494:LEU:HD22	20	0.91	0.07	0.92

Continued on next page...

Continued from previous page...

Key	Atom-1	Atom-2	Models ¹	Mean (Å)	SD ¹ (Å)	Median (Å)
(1,5)	1:A:45:PHE:CG	2:C:494:LEU:HD23	20	0.91	0.07	0.92
(1,5)	1:A:45:PHE:CG	2:C:494:LEU:HG	20	0.91	0.07	0.92
(1,5)	1:A:45:PHE:CG	2:C:494:LEU:N	20	0.91	0.07	0.92
(1,5)	1:A:45:PHE:CG	2:C:494:LEU:O	20	0.91	0.07	0.92
(1,5)	1:A:45:PHE:CG	2:C:495:GLU:C	20	0.91	0.07	0.92
(1,5)	1:A:45:PHE:CG	2:C:495:GLU:CA	20	0.91	0.07	0.92
(1,5)	1:A:45:PHE:CG	2:C:495:GLU:CB	20	0.91	0.07	0.92
(1,5)	1:A:45:PHE:CG	2:C:495:GLU:CD	20	0.91	0.07	0.92
(1,5)	1:A:45:PHE:CG	2:C:495:GLU:CG	20	0.91	0.07	0.92
(1,5)	1:A:45:PHE:CG	2:C:495:GLU:H	20	0.91	0.07	0.92
(1,5)	1:A:45:PHE:CG	2:C:495:GLU:HA	20	0.91	0.07	0.92
(1,5)	1:A:45:PHE:CG	2:C:495:GLU:HB2	20	0.91	0.07	0.92
(1,5)	1:A:45:PHE:CG	2:C:495:GLU:HB3	20	0.91	0.07	0.92
(1,5)	1:A:45:PHE:CG	2:C:495:GLU:HG2	20	0.91	0.07	0.92
(1,5)	1:A:45:PHE:CG	2:C:495:GLU:HG3	20	0.91	0.07	0.92
(1,5)	1:A:45:PHE:CG	2:C:495:GLU:N	20	0.91	0.07	0.92
(1,5)	1:A:45:PHE:CG	2:C:495:GLU:O	20	0.91	0.07	0.92
(1,5)	1:A:45:PHE:CG	2:C:495:GLU:OE1	20	0.91	0.07	0.92
(1,5)	1:A:45:PHE:CG	2:C:495:GLU:OE2	20	0.91	0.07	0.92
(1,5)	1:A:45:PHE:CG	2:C:496:GLY:C	20	0.91	0.07	0.92
(1,5)	1:A:45:PHE:CG	2:C:496:GLY:CA	20	0.91	0.07	0.92
(1,5)	1:A:45:PHE:CG	2:C:496:GLY:H	20	0.91	0.07	0.92
(1,5)	1:A:45:PHE:CG	2:C:496:GLY:HA2	20	0.91	0.07	0.92
(1,5)	1:A:45:PHE:CG	2:C:496:GLY:HA3	20	0.91	0.07	0.92
(1,5)	1:A:45:PHE:CG	2:C:496:GLY:N	20	0.91	0.07	0.92
(1,5)	1:A:45:PHE:CG	2:C:496:GLY:O	20	0.91	0.07	0.92
(1,5)	1:A:45:PHE:CG	2:C:497:ARG:C	20	0.91	0.07	0.92
(1,5)	1:A:45:PHE:CG	2:C:497:ARG:CA	20	0.91	0.07	0.92
(1,5)	1:A:45:PHE:CG	2:C:497:ARG:CB	20	0.91	0.07	0.92
(1,5)	1:A:45:PHE:CG	2:C:497:ARG:CD	20	0.91	0.07	0.92
(1,5)	1:A:45:PHE:CG	2:C:497:ARG:CG	20	0.91	0.07	0.92
(1,5)	1:A:45:PHE:CG	2:C:497:ARG:CZ	20	0.91	0.07	0.92
(1,5)	1:A:45:PHE:CG	2:C:497:ARG:H	20	0.91	0.07	0.92
(1,5)	1:A:45:PHE:CG	2:C:497:ARG:HA	20	0.91	0.07	0.92
(1,5)	1:A:45:PHE:CG	2:C:497:ARG:HB2	20	0.91	0.07	0.92
(1,5)	1:A:45:PHE:CG	2:C:497:ARG:HB3	20	0.91	0.07	0.92
(1,5)	1:A:45:PHE:CG	2:C:497:ARG:HD2	20	0.91	0.07	0.92
(1,5)	1:A:45:PHE:CG	2:C:497:ARG:HD3	20	0.91	0.07	0.92
(1,5)	1:A:45:PHE:CG	2:C:497:ARG:HE	20	0.91	0.07	0.92
(1,5)	1:A:45:PHE:CG	2:C:497:ARG:HG2	20	0.91	0.07	0.92
(1,5)	1:A:45:PHE:CG	2:C:497:ARG:HG3	20	0.91	0.07	0.92
(1,5)	1:A:45:PHE:CG	2:C:497:ARG:HH11	20	0.91	0.07	0.92

Continued on next page...

Continued from previous page...

Key	Atom-1	Atom-2	Models ¹	Mean (Å)	SD ¹ (Å)	Median (Å)
(1,5)	1:A:45:PHE:CG	2:C:497:ARG:HH12	20	0.91	0.07	0.92
(1,5)	1:A:45:PHE:CG	2:C:497:ARG:HH21	20	0.91	0.07	0.92
(1,5)	1:A:45:PHE:CG	2:C:497:ARG:HH22	20	0.91	0.07	0.92
(1,5)	1:A:45:PHE:CG	2:C:497:ARG:N	20	0.91	0.07	0.92
(1,5)	1:A:45:PHE:CG	2:C:497:ARG:NE	20	0.91	0.07	0.92
(1,5)	1:A:45:PHE:CG	2:C:497:ARG:NH1	20	0.91	0.07	0.92
(1,5)	1:A:45:PHE:CG	2:C:497:ARG:NH2	20	0.91	0.07	0.92
(1,5)	1:A:45:PHE:CG	2:C:497:ARG:O	20	0.91	0.07	0.92
(1,5)	1:A:45:PHE:CZ	2:C:457:LEU:C	20	0.91	0.07	0.92
(1,5)	1:A:45:PHE:CZ	2:C:457:LEU:CA	20	0.91	0.07	0.92
(1,5)	1:A:45:PHE:CZ	2:C:457:LEU:CB	20	0.91	0.07	0.92
(1,5)	1:A:45:PHE:CZ	2:C:457:LEU:CD1	20	0.91	0.07	0.92
(1,5)	1:A:45:PHE:CZ	2:C:457:LEU:CD2	20	0.91	0.07	0.92
(1,5)	1:A:45:PHE:CZ	2:C:457:LEU:CG	20	0.91	0.07	0.92
(1,5)	1:A:45:PHE:CZ	2:C:457:LEU:H	20	0.91	0.07	0.92
(1,5)	1:A:45:PHE:CZ	2:C:457:LEU:HA	20	0.91	0.07	0.92
(1,5)	1:A:45:PHE:CZ	2:C:457:LEU:HB2	20	0.91	0.07	0.92
(1,5)	1:A:45:PHE:CZ	2:C:457:LEU:HB3	20	0.91	0.07	0.92
(1,5)	1:A:45:PHE:CZ	2:C:457:LEU:HD11	20	0.91	0.07	0.92
(1,5)	1:A:45:PHE:CZ	2:C:457:LEU:HD12	20	0.91	0.07	0.92
(1,5)	1:A:45:PHE:CZ	2:C:457:LEU:HD13	20	0.91	0.07	0.92
(1,5)	1:A:45:PHE:CZ	2:C:457:LEU:HD21	20	0.91	0.07	0.92
(1,5)	1:A:45:PHE:CZ	2:C:457:LEU:HD22	20	0.91	0.07	0.92
(1,5)	1:A:45:PHE:CZ	2:C:457:LEU:HD23	20	0.91	0.07	0.92
(1,5)	1:A:45:PHE:CZ	2:C:457:LEU:HG	20	0.91	0.07	0.92
(1,5)	1:A:45:PHE:CZ	2:C:457:LEU:N	20	0.91	0.07	0.92
(1,5)	1:A:45:PHE:CZ	2:C:457:LEU:O	20	0.91	0.07	0.92
(1,5)	1:A:45:PHE:CZ	2:C:459:ALA:C	20	0.91	0.07	0.92
(1,5)	1:A:45:PHE:CZ	2:C:459:ALA:CA	20	0.91	0.07	0.92
(1,5)	1:A:45:PHE:CZ	2:C:459:ALA:CB	20	0.91	0.07	0.92
(1,5)	1:A:45:PHE:CZ	2:C:459:ALA:H	20	0.91	0.07	0.92
(1,5)	1:A:45:PHE:CZ	2:C:459:ALA:HA	20	0.91	0.07	0.92
(1,5)	1:A:45:PHE:CZ	2:C:459:ALA:HB1	20	0.91	0.07	0.92
(1,5)	1:A:45:PHE:CZ	2:C:459:ALA:HB2	20	0.91	0.07	0.92
(1,5)	1:A:45:PHE:CZ	2:C:459:ALA:HB3	20	0.91	0.07	0.92
(1,5)	1:A:45:PHE:CZ	2:C:459:ALA:N	20	0.91	0.07	0.92
(1,5)	1:A:45:PHE:CZ	2:C:459:ALA:O	20	0.91	0.07	0.92
(1,5)	1:A:45:PHE:CZ	2:C:460:MET:C	20	0.91	0.07	0.92
(1,5)	1:A:45:PHE:CZ	2:C:460:MET:CA	20	0.91	0.07	0.92
(1,5)	1:A:45:PHE:CZ	2:C:460:MET:CB	20	0.91	0.07	0.92
(1,5)	1:A:45:PHE:CZ	2:C:460:MET:CE	20	0.91	0.07	0.92
(1,5)	1:A:45:PHE:CZ	2:C:460:MET:CG	20	0.91	0.07	0.92

Continued on next page...

Continued from previous page...

Key	Atom-1	Atom-2	Models ¹	Mean (Å)	SD ¹ (Å)	Median (Å)
(1,5)	1:A:45:PHE:CZ	2:C:460:MET:H	20	0.91	0.07	0.92
(1,5)	1:A:45:PHE:CZ	2:C:460:MET:HA	20	0.91	0.07	0.92
(1,5)	1:A:45:PHE:CZ	2:C:460:MET:HB2	20	0.91	0.07	0.92
(1,5)	1:A:45:PHE:CZ	2:C:460:MET:HB3	20	0.91	0.07	0.92
(1,5)	1:A:45:PHE:CZ	2:C:460:MET:HE1	20	0.91	0.07	0.92
(1,5)	1:A:45:PHE:CZ	2:C:460:MET:HE2	20	0.91	0.07	0.92
(1,5)	1:A:45:PHE:CZ	2:C:460:MET:HE3	20	0.91	0.07	0.92
(1,5)	1:A:45:PHE:CZ	2:C:460:MET:HG2	20	0.91	0.07	0.92
(1,5)	1:A:45:PHE:CZ	2:C:460:MET:HG3	20	0.91	0.07	0.92
(1,5)	1:A:45:PHE:CZ	2:C:460:MET:N	20	0.91	0.07	0.92
(1,5)	1:A:45:PHE:CZ	2:C:460:MET:O	20	0.91	0.07	0.92
(1,5)	1:A:45:PHE:CZ	2:C:460:MET:SD	20	0.91	0.07	0.92
(1,5)	1:A:45:PHE:CZ	2:C:462:HIS:C	20	0.91	0.07	0.92
(1,5)	1:A:45:PHE:CZ	2:C:462:HIS:CA	20	0.91	0.07	0.92
(1,5)	1:A:45:PHE:CZ	2:C:462:HIS:CB	20	0.91	0.07	0.92
(1,5)	1:A:45:PHE:CZ	2:C:462:HIS:CD2	20	0.91	0.07	0.92
(1,5)	1:A:45:PHE:CZ	2:C:462:HIS:CE1	20	0.91	0.07	0.92
(1,5)	1:A:45:PHE:CZ	2:C:462:HIS:CG	20	0.91	0.07	0.92
(1,5)	1:A:45:PHE:CZ	2:C:462:HIS:H	20	0.91	0.07	0.92
(1,5)	1:A:45:PHE:CZ	2:C:462:HIS:HA	20	0.91	0.07	0.92
(1,5)	1:A:45:PHE:CZ	2:C:462:HIS:HB2	20	0.91	0.07	0.92
(1,5)	1:A:45:PHE:CZ	2:C:462:HIS:HB3	20	0.91	0.07	0.92
(1,5)	1:A:45:PHE:CZ	2:C:462:HIS:HD2	20	0.91	0.07	0.92
(1,5)	1:A:45:PHE:CZ	2:C:462:HIS:HE1	20	0.91	0.07	0.92
(1,5)	1:A:45:PHE:CZ	2:C:462:HIS:HE2	20	0.91	0.07	0.92
(1,5)	1:A:45:PHE:CZ	2:C:462:HIS:N	20	0.91	0.07	0.92
(1,5)	1:A:45:PHE:CZ	2:C:462:HIS:ND1	20	0.91	0.07	0.92
(1,5)	1:A:45:PHE:CZ	2:C:462:HIS:NE2	20	0.91	0.07	0.92
(1,5)	1:A:45:PHE:CZ	2:C:462:HIS:O	20	0.91	0.07	0.92
(1,5)	1:A:45:PHE:CZ	2:C:463:GLN:C	20	0.91	0.07	0.92
(1,5)	1:A:45:PHE:CZ	2:C:463:GLN:CA	20	0.91	0.07	0.92
(1,5)	1:A:45:PHE:CZ	2:C:463:GLN:CB	20	0.91	0.07	0.92
(1,5)	1:A:45:PHE:CZ	2:C:463:GLN:CD	20	0.91	0.07	0.92
(1,5)	1:A:45:PHE:CZ	2:C:463:GLN:CG	20	0.91	0.07	0.92
(1,5)	1:A:45:PHE:CZ	2:C:463:GLN:H	20	0.91	0.07	0.92
(1,5)	1:A:45:PHE:CZ	2:C:463:GLN:HA	20	0.91	0.07	0.92
(1,5)	1:A:45:PHE:CZ	2:C:463:GLN:HB2	20	0.91	0.07	0.92
(1,5)	1:A:45:PHE:CZ	2:C:463:GLN:HB3	20	0.91	0.07	0.92
(1,5)	1:A:45:PHE:CZ	2:C:463:GLN:HE21	20	0.91	0.07	0.92
(1,5)	1:A:45:PHE:CZ	2:C:463:GLN:HE22	20	0.91	0.07	0.92
(1,5)	1:A:45:PHE:CZ	2:C:463:GLN:HG2	20	0.91	0.07	0.92
(1,5)	1:A:45:PHE:CZ	2:C:463:GLN:HG3	20	0.91	0.07	0.92

Continued on next page...

Continued from previous page...

Key	Atom-1	Atom-2	Models ¹	Mean (Å)	SD ¹ (Å)	Median (Å)
(1,5)	1:A:45:PHE:CZ	2:C:463:GLN:N	20	0.91	0.07	0.92
(1,5)	1:A:45:PHE:CZ	2:C:463:GLN:NE2	20	0.91	0.07	0.92
(1,5)	1:A:45:PHE:CZ	2:C:463:GLN:O	20	0.91	0.07	0.92
(1,5)	1:A:45:PHE:CZ	2:C:463:GLN:OE1	20	0.91	0.07	0.92
(1,5)	1:A:45:PHE:CZ	2:C:465:GLN:C	20	0.91	0.07	0.92
(1,5)	1:A:45:PHE:CZ	2:C:465:GLN:CA	20	0.91	0.07	0.92
(1,5)	1:A:45:PHE:CZ	2:C:465:GLN:CB	20	0.91	0.07	0.92
(1,5)	1:A:45:PHE:CZ	2:C:465:GLN:CD	20	0.91	0.07	0.92
(1,5)	1:A:45:PHE:CZ	2:C:465:GLN:CG	20	0.91	0.07	0.92
(1,5)	1:A:45:PHE:CZ	2:C:465:GLN:H	20	0.91	0.07	0.92
(1,5)	1:A:45:PHE:CZ	2:C:465:GLN:HA	20	0.91	0.07	0.92
(1,5)	1:A:45:PHE:CZ	2:C:465:GLN:HB2	20	0.91	0.07	0.92
(1,5)	1:A:45:PHE:CZ	2:C:465:GLN:HB3	20	0.91	0.07	0.92
(1,5)	1:A:45:PHE:CZ	2:C:465:GLN:HE21	20	0.91	0.07	0.92
(1,5)	1:A:45:PHE:CZ	2:C:465:GLN:HE22	20	0.91	0.07	0.92
(1,5)	1:A:45:PHE:CZ	2:C:465:GLN:HG2	20	0.91	0.07	0.92
(1,5)	1:A:45:PHE:CZ	2:C:465:GLN:HG3	20	0.91	0.07	0.92
(1,5)	1:A:45:PHE:CZ	2:C:465:GLN:N	20	0.91	0.07	0.92
(1,5)	1:A:45:PHE:CZ	2:C:465:GLN:NE2	20	0.91	0.07	0.92
(1,5)	1:A:45:PHE:CZ	2:C:465:GLN:O	20	0.91	0.07	0.92
(1,5)	1:A:45:PHE:CZ	2:C:465:GLN:OE1	20	0.91	0.07	0.92
(1,5)	1:A:45:PHE:CZ	2:C:466:GLU:C	20	0.91	0.07	0.92
(1,5)	1:A:45:PHE:CZ	2:C:466:GLU:CA	20	0.91	0.07	0.92
(1,5)	1:A:45:PHE:CZ	2:C:466:GLU:CB	20	0.91	0.07	0.92
(1,5)	1:A:45:PHE:CZ	2:C:466:GLU:CD	20	0.91	0.07	0.92
(1,5)	1:A:45:PHE:CZ	2:C:466:GLU:CG	20	0.91	0.07	0.92
(1,5)	1:A:45:PHE:CZ	2:C:466:GLU:H	20	0.91	0.07	0.92
(1,5)	1:A:45:PHE:CZ	2:C:466:GLU:HA	20	0.91	0.07	0.92
(1,5)	1:A:45:PHE:CZ	2:C:466:GLU:HB2	20	0.91	0.07	0.92
(1,5)	1:A:45:PHE:CZ	2:C:466:GLU:HB3	20	0.91	0.07	0.92
(1,5)	1:A:45:PHE:CZ	2:C:466:GLU:HG2	20	0.91	0.07	0.92
(1,5)	1:A:45:PHE:CZ	2:C:466:GLU:HG3	20	0.91	0.07	0.92
(1,5)	1:A:45:PHE:CZ	2:C:466:GLU:N	20	0.91	0.07	0.92
(1,5)	1:A:45:PHE:CZ	2:C:466:GLU:O	20	0.91	0.07	0.92
(1,5)	1:A:45:PHE:CZ	2:C:466:GLU:OE1	20	0.91	0.07	0.92
(1,5)	1:A:45:PHE:CZ	2:C:466:GLU:OE2	20	0.91	0.07	0.92
(1,5)	1:A:45:PHE:CZ	2:C:467:MET:C	20	0.91	0.07	0.92
(1,5)	1:A:45:PHE:CZ	2:C:467:MET:CA	20	0.91	0.07	0.92
(1,5)	1:A:45:PHE:CZ	2:C:467:MET:CB	20	0.91	0.07	0.92
(1,5)	1:A:45:PHE:CZ	2:C:467:MET:CE	20	0.91	0.07	0.92
(1,5)	1:A:45:PHE:CZ	2:C:467:MET:CG	20	0.91	0.07	0.92
(1,5)	1:A:45:PHE:CZ	2:C:467:MET:H	20	0.91	0.07	0.92

Continued on next page...

Continued from previous page...

Key	Atom-1	Atom-2	Models ¹	Mean (Å)	SD ¹ (Å)	Median (Å)
(1,5)	1:A:45:PHE:CZ	2:C:467:MET:HA	20	0.91	0.07	0.92
(1,5)	1:A:45:PHE:CZ	2:C:467:MET:HB2	20	0.91	0.07	0.92
(1,5)	1:A:45:PHE:CZ	2:C:467:MET:HB3	20	0.91	0.07	0.92
(1,5)	1:A:45:PHE:CZ	2:C:467:MET:HE1	20	0.91	0.07	0.92
(1,5)	1:A:45:PHE:CZ	2:C:467:MET:HE2	20	0.91	0.07	0.92
(1,5)	1:A:45:PHE:CZ	2:C:467:MET:HE3	20	0.91	0.07	0.92
(1,5)	1:A:45:PHE:CZ	2:C:467:MET:HG2	20	0.91	0.07	0.92
(1,5)	1:A:45:PHE:CZ	2:C:467:MET:HG3	20	0.91	0.07	0.92
(1,5)	1:A:45:PHE:CZ	2:C:467:MET:N	20	0.91	0.07	0.92
(1,5)	1:A:45:PHE:CZ	2:C:467:MET:O	20	0.91	0.07	0.92
(1,5)	1:A:45:PHE:CZ	2:C:467:MET:SD	20	0.91	0.07	0.92
(1,5)	1:A:45:PHE:CZ	2:C:468:PHE:C	20	0.91	0.07	0.92
(1,5)	1:A:45:PHE:CZ	2:C:468:PHE:CA	20	0.91	0.07	0.92
(1,5)	1:A:45:PHE:CZ	2:C:468:PHE:CB	20	0.91	0.07	0.92
(1,5)	1:A:45:PHE:CZ	2:C:468:PHE:CD1	20	0.91	0.07	0.92
(1,5)	1:A:45:PHE:CZ	2:C:468:PHE:CD2	20	0.91	0.07	0.92
(1,5)	1:A:45:PHE:CZ	2:C:468:PHE:CE1	20	0.91	0.07	0.92
(1,5)	1:A:45:PHE:CZ	2:C:468:PHE:CE2	20	0.91	0.07	0.92
(1,5)	1:A:45:PHE:CZ	2:C:468:PHE:CG	20	0.91	0.07	0.92
(1,5)	1:A:45:PHE:CZ	2:C:468:PHE:CZ	20	0.91	0.07	0.92
(1,5)	1:A:45:PHE:CZ	2:C:468:PHE:H	20	0.91	0.07	0.92
(1,5)	1:A:45:PHE:CZ	2:C:468:PHE:HA	20	0.91	0.07	0.92
(1,5)	1:A:45:PHE:CZ	2:C:468:PHE:HB2	20	0.91	0.07	0.92
(1,5)	1:A:45:PHE:CZ	2:C:468:PHE:HB3	20	0.91	0.07	0.92
(1,5)	1:A:45:PHE:CZ	2:C:468:PHE:HD1	20	0.91	0.07	0.92
(1,5)	1:A:45:PHE:CZ	2:C:468:PHE:HD2	20	0.91	0.07	0.92
(1,5)	1:A:45:PHE:CZ	2:C:468:PHE:HE1	20	0.91	0.07	0.92
(1,5)	1:A:45:PHE:CZ	2:C:468:PHE:HE2	20	0.91	0.07	0.92
(1,5)	1:A:45:PHE:CZ	2:C:468:PHE:HZ	20	0.91	0.07	0.92
(1,5)	1:A:45:PHE:CZ	2:C:468:PHE:N	20	0.91	0.07	0.92
(1,5)	1:A:45:PHE:CZ	2:C:468:PHE:O	20	0.91	0.07	0.92
(1,5)	1:A:45:PHE:CZ	2:C:469:PRO:C	20	0.91	0.07	0.92
(1,5)	1:A:45:PHE:CZ	2:C:469:PRO:CA	20	0.91	0.07	0.92
(1,5)	1:A:45:PHE:CZ	2:C:469:PRO:CB	20	0.91	0.07	0.92
(1,5)	1:A:45:PHE:CZ	2:C:469:PRO:CD	20	0.91	0.07	0.92
(1,5)	1:A:45:PHE:CZ	2:C:469:PRO:CG	20	0.91	0.07	0.92
(1,5)	1:A:45:PHE:CZ	2:C:469:PRO:HA	20	0.91	0.07	0.92
(1,5)	1:A:45:PHE:CZ	2:C:469:PRO:HB2	20	0.91	0.07	0.92
(1,5)	1:A:45:PHE:CZ	2:C:469:PRO:HB3	20	0.91	0.07	0.92
(1,5)	1:A:45:PHE:CZ	2:C:469:PRO:HD2	20	0.91	0.07	0.92
(1,5)	1:A:45:PHE:CZ	2:C:469:PRO:HD3	20	0.91	0.07	0.92
(1,5)	1:A:45:PHE:CZ	2:C:469:PRO:HG2	20	0.91	0.07	0.92

Continued on next page...

Continued from previous page...

Key	Atom-1	Atom-2	Models ¹	Mean (Å)	SD ¹ (Å)	Median (Å)
(1,5)	1:A:45:PHE:CZ	2:C:469:PRO:HG3	20	0.91	0.07	0.92
(1,5)	1:A:45:PHE:CZ	2:C:469:PRO:N	20	0.91	0.07	0.92
(1,5)	1:A:45:PHE:CZ	2:C:469:PRO:O	20	0.91	0.07	0.92
(1,5)	1:A:45:PHE:CZ	2:C:470:GLN:C	20	0.91	0.07	0.92
(1,5)	1:A:45:PHE:CZ	2:C:470:GLN:CA	20	0.91	0.07	0.92
(1,5)	1:A:45:PHE:CZ	2:C:470:GLN:CB	20	0.91	0.07	0.92
(1,5)	1:A:45:PHE:CZ	2:C:470:GLN:CD	20	0.91	0.07	0.92
(1,5)	1:A:45:PHE:CZ	2:C:470:GLN:CG	20	0.91	0.07	0.92
(1,5)	1:A:45:PHE:CZ	2:C:470:GLN:H	20	0.91	0.07	0.92
(1,5)	1:A:45:PHE:CZ	2:C:470:GLN:HA	20	0.91	0.07	0.92
(1,5)	1:A:45:PHE:CZ	2:C:470:GLN:HB2	20	0.91	0.07	0.92
(1,5)	1:A:45:PHE:CZ	2:C:470:GLN:HB3	20	0.91	0.07	0.92
(1,5)	1:A:45:PHE:CZ	2:C:470:GLN:HE21	20	0.91	0.07	0.92
(1,5)	1:A:45:PHE:CZ	2:C:470:GLN:HE22	20	0.91	0.07	0.92
(1,5)	1:A:45:PHE:CZ	2:C:470:GLN:HG2	20	0.91	0.07	0.92
(1,5)	1:A:45:PHE:CZ	2:C:470:GLN:HG3	20	0.91	0.07	0.92
(1,5)	1:A:45:PHE:CZ	2:C:470:GLN:N	20	0.91	0.07	0.92
(1,5)	1:A:45:PHE:CZ	2:C:470:GLN:NE2	20	0.91	0.07	0.92
(1,5)	1:A:45:PHE:CZ	2:C:470:GLN:O	20	0.91	0.07	0.92
(1,5)	1:A:45:PHE:CZ	2:C:470:GLN:OE1	20	0.91	0.07	0.92
(1,5)	1:A:45:PHE:CZ	2:C:472:PRO:C	20	0.91	0.07	0.92
(1,5)	1:A:45:PHE:CZ	2:C:472:PRO:CA	20	0.91	0.07	0.92
(1,5)	1:A:45:PHE:CZ	2:C:472:PRO:CB	20	0.91	0.07	0.92
(1,5)	1:A:45:PHE:CZ	2:C:472:PRO:CD	20	0.91	0.07	0.92
(1,5)	1:A:45:PHE:CZ	2:C:472:PRO:CG	20	0.91	0.07	0.92
(1,5)	1:A:45:PHE:CZ	2:C:472:PRO:HA	20	0.91	0.07	0.92
(1,5)	1:A:45:PHE:CZ	2:C:472:PRO:HB2	20	0.91	0.07	0.92
(1,5)	1:A:45:PHE:CZ	2:C:472:PRO:HB3	20	0.91	0.07	0.92
(1,5)	1:A:45:PHE:CZ	2:C:472:PRO:HD2	20	0.91	0.07	0.92
(1,5)	1:A:45:PHE:CZ	2:C:472:PRO:HD3	20	0.91	0.07	0.92
(1,5)	1:A:45:PHE:CZ	2:C:472:PRO:HG2	20	0.91	0.07	0.92
(1,5)	1:A:45:PHE:CZ	2:C:472:PRO:HG3	20	0.91	0.07	0.92
(1,5)	1:A:45:PHE:CZ	2:C:472:PRO:N	20	0.91	0.07	0.92
(1,5)	1:A:45:PHE:CZ	2:C:472:PRO:O	20	0.91	0.07	0.92
(1,5)	1:A:45:PHE:CZ	2:C:482:LEU:C	20	0.91	0.07	0.92
(1,5)	1:A:45:PHE:CZ	2:C:482:LEU:CA	20	0.91	0.07	0.92
(1,5)	1:A:45:PHE:CZ	2:C:482:LEU:CB	20	0.91	0.07	0.92
(1,5)	1:A:45:PHE:CZ	2:C:482:LEU:CD1	20	0.91	0.07	0.92
(1,5)	1:A:45:PHE:CZ	2:C:482:LEU:CD2	20	0.91	0.07	0.92
(1,5)	1:A:45:PHE:CZ	2:C:482:LEU:CG	20	0.91	0.07	0.92
(1,5)	1:A:45:PHE:CZ	2:C:482:LEU:H	20	0.91	0.07	0.92
(1,5)	1:A:45:PHE:CZ	2:C:482:LEU:HA	20	0.91	0.07	0.92

Continued on next page...

Continued from previous page...

Key	Atom-1	Atom-2	Models ¹	Mean (Å)	SD ¹ (Å)	Median (Å)
(1,5)	1:A:45:PHE:CZ	2:C:482:LEU:HB2	20	0.91	0.07	0.92
(1,5)	1:A:45:PHE:CZ	2:C:482:LEU:HB3	20	0.91	0.07	0.92
(1,5)	1:A:45:PHE:CZ	2:C:482:LEU:HD11	20	0.91	0.07	0.92
(1,5)	1:A:45:PHE:CZ	2:C:482:LEU:HD12	20	0.91	0.07	0.92
(1,5)	1:A:45:PHE:CZ	2:C:482:LEU:HD13	20	0.91	0.07	0.92
(1,5)	1:A:45:PHE:CZ	2:C:482:LEU:HD21	20	0.91	0.07	0.92
(1,5)	1:A:45:PHE:CZ	2:C:482:LEU:HD22	20	0.91	0.07	0.92
(1,5)	1:A:45:PHE:CZ	2:C:482:LEU:HD23	20	0.91	0.07	0.92
(1,5)	1:A:45:PHE:CZ	2:C:482:LEU:HG	20	0.91	0.07	0.92
(1,5)	1:A:45:PHE:CZ	2:C:482:LEU:N	20	0.91	0.07	0.92
(1,5)	1:A:45:PHE:CZ	2:C:482:LEU:O	20	0.91	0.07	0.92
(1,5)	1:A:45:PHE:CZ	2:C:483:THR:C	20	0.91	0.07	0.92
(1,5)	1:A:45:PHE:CZ	2:C:483:THR:CA	20	0.91	0.07	0.92
(1,5)	1:A:45:PHE:CZ	2:C:483:THR:CB	20	0.91	0.07	0.92
(1,5)	1:A:45:PHE:CZ	2:C:483:THR:CG2	20	0.91	0.07	0.92
(1,5)	1:A:45:PHE:CZ	2:C:483:THR:H	20	0.91	0.07	0.92
(1,5)	1:A:45:PHE:CZ	2:C:483:THR:HA	20	0.91	0.07	0.92
(1,5)	1:A:45:PHE:CZ	2:C:483:THR:HB	20	0.91	0.07	0.92
(1,5)	1:A:45:PHE:CZ	2:C:483:THR:HG1	20	0.91	0.07	0.92
(1,5)	1:A:45:PHE:CZ	2:C:483:THR:HG21	20	0.91	0.07	0.92
(1,5)	1:A:45:PHE:CZ	2:C:483:THR:HG22	20	0.91	0.07	0.92
(1,5)	1:A:45:PHE:CZ	2:C:483:THR:HG23	20	0.91	0.07	0.92
(1,5)	1:A:45:PHE:CZ	2:C:483:THR:N	20	0.91	0.07	0.92
(1,5)	1:A:45:PHE:CZ	2:C:483:THR:O	20	0.91	0.07	0.92
(1,5)	1:A:45:PHE:CZ	2:C:483:THR:OG1	20	0.91	0.07	0.92
(1,5)	1:A:45:PHE:CZ	2:C:484:ARG:C	20	0.91	0.07	0.92
(1,5)	1:A:45:PHE:CZ	2:C:484:ARG:CA	20	0.91	0.07	0.92
(1,5)	1:A:45:PHE:CZ	2:C:484:ARG:CB	20	0.91	0.07	0.92
(1,5)	1:A:45:PHE:CZ	2:C:484:ARG:CD	20	0.91	0.07	0.92
(1,5)	1:A:45:PHE:CZ	2:C:484:ARG:CG	20	0.91	0.07	0.92
(1,5)	1:A:45:PHE:CZ	2:C:484:ARG:CZ	20	0.91	0.07	0.92
(1,5)	1:A:45:PHE:CZ	2:C:484:ARG:H	20	0.91	0.07	0.92
(1,5)	1:A:45:PHE:CZ	2:C:484:ARG:HA	20	0.91	0.07	0.92
(1,5)	1:A:45:PHE:CZ	2:C:484:ARG:HB2	20	0.91	0.07	0.92
(1,5)	1:A:45:PHE:CZ	2:C:484:ARG:HB3	20	0.91	0.07	0.92
(1,5)	1:A:45:PHE:CZ	2:C:484:ARG:HD2	20	0.91	0.07	0.92
(1,5)	1:A:45:PHE:CZ	2:C:484:ARG:HD3	20	0.91	0.07	0.92
(1,5)	1:A:45:PHE:CZ	2:C:484:ARG:HE	20	0.91	0.07	0.92
(1,5)	1:A:45:PHE:CZ	2:C:484:ARG:HG2	20	0.91	0.07	0.92
(1,5)	1:A:45:PHE:CZ	2:C:484:ARG:HG3	20	0.91	0.07	0.92
(1,5)	1:A:45:PHE:CZ	2:C:484:ARG:HH11	20	0.91	0.07	0.92
(1,5)	1:A:45:PHE:CZ	2:C:484:ARG:HH12	20	0.91	0.07	0.92

Continued on next page...

Continued from previous page...

Key	Atom-1	Atom-2	Models ¹	Mean (Å)	SD ¹ (Å)	Median (Å)
(1,5)	1:A:45:PHE:CZ	2:C:484:ARG:HH21	20	0.91	0.07	0.92
(1,5)	1:A:45:PHE:CZ	2:C:484:ARG:HH22	20	0.91	0.07	0.92
(1,5)	1:A:45:PHE:CZ	2:C:484:ARG:N	20	0.91	0.07	0.92
(1,5)	1:A:45:PHE:CZ	2:C:484:ARG:NE	20	0.91	0.07	0.92
(1,5)	1:A:45:PHE:CZ	2:C:484:ARG:NH1	20	0.91	0.07	0.92
(1,5)	1:A:45:PHE:CZ	2:C:484:ARG:NH2	20	0.91	0.07	0.92
(1,5)	1:A:45:PHE:CZ	2:C:484:ARG:O	20	0.91	0.07	0.92
(1,5)	1:A:45:PHE:CZ	2:C:485:SER:C	20	0.91	0.07	0.92
(1,5)	1:A:45:PHE:CZ	2:C:485:SER:CA	20	0.91	0.07	0.92
(1,5)	1:A:45:PHE:CZ	2:C:485:SER:CB	20	0.91	0.07	0.92
(1,5)	1:A:45:PHE:CZ	2:C:485:SER:H	20	0.91	0.07	0.92
(1,5)	1:A:45:PHE:CZ	2:C:485:SER:HA	20	0.91	0.07	0.92
(1,5)	1:A:45:PHE:CZ	2:C:485:SER:HB2	20	0.91	0.07	0.92
(1,5)	1:A:45:PHE:CZ	2:C:485:SER:HB3	20	0.91	0.07	0.92
(1,5)	1:A:45:PHE:CZ	2:C:485:SER:HG	20	0.91	0.07	0.92
(1,5)	1:A:45:PHE:CZ	2:C:485:SER:N	20	0.91	0.07	0.92
(1,5)	1:A:45:PHE:CZ	2:C:485:SER:O	20	0.91	0.07	0.92
(1,5)	1:A:45:PHE:CZ	2:C:485:SER:OG	20	0.91	0.07	0.92
(1,5)	1:A:45:PHE:CZ	2:C:486:VAL:C	20	0.91	0.07	0.92
(1,5)	1:A:45:PHE:CZ	2:C:486:VAL:CA	20	0.91	0.07	0.92
(1,5)	1:A:45:PHE:CZ	2:C:486:VAL:CB	20	0.91	0.07	0.92
(1,5)	1:A:45:PHE:CZ	2:C:486:VAL:CG1	20	0.91	0.07	0.92
(1,5)	1:A:45:PHE:CZ	2:C:486:VAL:CG2	20	0.91	0.07	0.92
(1,5)	1:A:45:PHE:CZ	2:C:486:VAL:H	20	0.91	0.07	0.92
(1,5)	1:A:45:PHE:CZ	2:C:486:VAL:HA	20	0.91	0.07	0.92
(1,5)	1:A:45:PHE:CZ	2:C:486:VAL:HB	20	0.91	0.07	0.92
(1,5)	1:A:45:PHE:CZ	2:C:486:VAL:HG11	20	0.91	0.07	0.92
(1,5)	1:A:45:PHE:CZ	2:C:486:VAL:HG12	20	0.91	0.07	0.92
(1,5)	1:A:45:PHE:CZ	2:C:486:VAL:HG13	20	0.91	0.07	0.92
(1,5)	1:A:45:PHE:CZ	2:C:486:VAL:HG21	20	0.91	0.07	0.92
(1,5)	1:A:45:PHE:CZ	2:C:486:VAL:HG22	20	0.91	0.07	0.92
(1,5)	1:A:45:PHE:CZ	2:C:486:VAL:HG23	20	0.91	0.07	0.92
(1,5)	1:A:45:PHE:CZ	2:C:486:VAL:N	20	0.91	0.07	0.92
(1,5)	1:A:45:PHE:CZ	2:C:486:VAL:O	20	0.91	0.07	0.92
(1,5)	1:A:45:PHE:CZ	2:C:487:GLU:C	20	0.91	0.07	0.92
(1,5)	1:A:45:PHE:CZ	2:C:487:GLU:CA	20	0.91	0.07	0.92
(1,5)	1:A:45:PHE:CZ	2:C:487:GLU:CB	20	0.91	0.07	0.92
(1,5)	1:A:45:PHE:CZ	2:C:487:GLU:CD	20	0.91	0.07	0.92
(1,5)	1:A:45:PHE:CZ	2:C:487:GLU:CG	20	0.91	0.07	0.92
(1,5)	1:A:45:PHE:CZ	2:C:487:GLU:H	20	0.91	0.07	0.92
(1,5)	1:A:45:PHE:CZ	2:C:487:GLU:HA	20	0.91	0.07	0.92
(1,5)	1:A:45:PHE:CZ	2:C:487:GLU:HB2	20	0.91	0.07	0.92

Continued on next page...

Continued from previous page...

Key	Atom-1	Atom-2	Models ¹	Mean (Å)	SD ¹ (Å)	Median (Å)
(1,5)	1:A:45:PHE:CZ	2:C:487:GLU:HB3	20	0.91	0.07	0.92
(1,5)	1:A:45:PHE:CZ	2:C:487:GLU:HG2	20	0.91	0.07	0.92
(1,5)	1:A:45:PHE:CZ	2:C:487:GLU:HG3	20	0.91	0.07	0.92
(1,5)	1:A:45:PHE:CZ	2:C:487:GLU:N	20	0.91	0.07	0.92
(1,5)	1:A:45:PHE:CZ	2:C:487:GLU:O	20	0.91	0.07	0.92
(1,5)	1:A:45:PHE:CZ	2:C:487:GLU:OE1	20	0.91	0.07	0.92
(1,5)	1:A:45:PHE:CZ	2:C:487:GLU:OE2	20	0.91	0.07	0.92
(1,5)	1:A:45:PHE:CZ	2:C:488:ILE:C	20	0.91	0.07	0.92
(1,5)	1:A:45:PHE:CZ	2:C:488:ILE:CA	20	0.91	0.07	0.92
(1,5)	1:A:45:PHE:CZ	2:C:488:ILE:CB	20	0.91	0.07	0.92
(1,5)	1:A:45:PHE:CZ	2:C:488:ILE:CD1	20	0.91	0.07	0.92
(1,5)	1:A:45:PHE:CZ	2:C:488:ILE:CG1	20	0.91	0.07	0.92
(1,5)	1:A:45:PHE:CZ	2:C:488:ILE:CG2	20	0.91	0.07	0.92
(1,5)	1:A:45:PHE:CZ	2:C:488:ILE:H	20	0.91	0.07	0.92
(1,5)	1:A:45:PHE:CZ	2:C:488:ILE:HA	20	0.91	0.07	0.92
(1,5)	1:A:45:PHE:CZ	2:C:488:ILE:HB	20	0.91	0.07	0.92
(1,5)	1:A:45:PHE:CZ	2:C:488:ILE:HD11	20	0.91	0.07	0.92
(1,5)	1:A:45:PHE:CZ	2:C:488:ILE:HD12	20	0.91	0.07	0.92
(1,5)	1:A:45:PHE:CZ	2:C:488:ILE:HD13	20	0.91	0.07	0.92
(1,5)	1:A:45:PHE:CZ	2:C:488:ILE:HG12	20	0.91	0.07	0.92
(1,5)	1:A:45:PHE:CZ	2:C:488:ILE:HG13	20	0.91	0.07	0.92
(1,5)	1:A:45:PHE:CZ	2:C:488:ILE:HG21	20	0.91	0.07	0.92
(1,5)	1:A:45:PHE:CZ	2:C:488:ILE:HG22	20	0.91	0.07	0.92
(1,5)	1:A:45:PHE:CZ	2:C:488:ILE:HG23	20	0.91	0.07	0.92
(1,5)	1:A:45:PHE:CZ	2:C:488:ILE:N	20	0.91	0.07	0.92
(1,5)	1:A:45:PHE:CZ	2:C:488:ILE:O	20	0.91	0.07	0.92
(1,5)	1:A:45:PHE:CZ	2:C:490:THR:C	20	0.91	0.07	0.92
(1,5)	1:A:45:PHE:CZ	2:C:490:THR:CA	20	0.91	0.07	0.92
(1,5)	1:A:45:PHE:CZ	2:C:490:THR:CB	20	0.91	0.07	0.92
(1,5)	1:A:45:PHE:CZ	2:C:490:THR:CG2	20	0.91	0.07	0.92
(1,5)	1:A:45:PHE:CZ	2:C:490:THR:H	20	0.91	0.07	0.92
(1,5)	1:A:45:PHE:CZ	2:C:490:THR:HA	20	0.91	0.07	0.92
(1,5)	1:A:45:PHE:CZ	2:C:490:THR:HB	20	0.91	0.07	0.92
(1,5)	1:A:45:PHE:CZ	2:C:490:THR:HG1	20	0.91	0.07	0.92
(1,5)	1:A:45:PHE:CZ	2:C:490:THR:HG21	20	0.91	0.07	0.92
(1,5)	1:A:45:PHE:CZ	2:C:490:THR:HG22	20	0.91	0.07	0.92
(1,5)	1:A:45:PHE:CZ	2:C:490:THR:HG23	20	0.91	0.07	0.92
(1,5)	1:A:45:PHE:CZ	2:C:490:THR:N	20	0.91	0.07	0.92
(1,5)	1:A:45:PHE:CZ	2:C:490:THR:O	20	0.91	0.07	0.92
(1,5)	1:A:45:PHE:CZ	2:C:490:THR:OG1	20	0.91	0.07	0.92
(1,5)	1:A:45:PHE:CZ	2:C:491:ASP:C	20	0.91	0.07	0.92
(1,5)	1:A:45:PHE:CZ	2:C:491:ASP:CA	20	0.91	0.07	0.92

Continued on next page...

Continued from previous page...

Key	Atom-1	Atom-2	Models ¹	Mean (Å)	SD ¹ (Å)	Median (Å)
(1,5)	1:A:45:PHE:CZ	2:C:491:ASP:CB	20	0.91	0.07	0.92
(1,5)	1:A:45:PHE:CZ	2:C:491:ASP:CG	20	0.91	0.07	0.92
(1,5)	1:A:45:PHE:CZ	2:C:491:ASP:H	20	0.91	0.07	0.92
(1,5)	1:A:45:PHE:CZ	2:C:491:ASP:HA	20	0.91	0.07	0.92
(1,5)	1:A:45:PHE:CZ	2:C:491:ASP:HB2	20	0.91	0.07	0.92
(1,5)	1:A:45:PHE:CZ	2:C:491:ASP:HB3	20	0.91	0.07	0.92
(1,5)	1:A:45:PHE:CZ	2:C:491:ASP:N	20	0.91	0.07	0.92
(1,5)	1:A:45:PHE:CZ	2:C:491:ASP:O	20	0.91	0.07	0.92
(1,5)	1:A:45:PHE:CZ	2:C:491:ASP:OD1	20	0.91	0.07	0.92
(1,5)	1:A:45:PHE:CZ	2:C:491:ASP:OD2	20	0.91	0.07	0.92
(1,5)	1:A:45:PHE:CZ	2:C:492:ASN:C	20	0.91	0.07	0.92
(1,5)	1:A:45:PHE:CZ	2:C:492:ASN:CA	20	0.91	0.07	0.92
(1,5)	1:A:45:PHE:CZ	2:C:492:ASN:CB	20	0.91	0.07	0.92
(1,5)	1:A:45:PHE:CZ	2:C:492:ASN:CG	20	0.91	0.07	0.92
(1,5)	1:A:45:PHE:CZ	2:C:492:ASN:H	20	0.91	0.07	0.92
(1,5)	1:A:45:PHE:CZ	2:C:492:ASN:HA	20	0.91	0.07	0.92
(1,5)	1:A:45:PHE:CZ	2:C:492:ASN:HB2	20	0.91	0.07	0.92
(1,5)	1:A:45:PHE:CZ	2:C:492:ASN:HB3	20	0.91	0.07	0.92
(1,5)	1:A:45:PHE:CZ	2:C:492:ASN:HD21	20	0.91	0.07	0.92
(1,5)	1:A:45:PHE:CZ	2:C:492:ASN:HD22	20	0.91	0.07	0.92
(1,5)	1:A:45:PHE:CZ	2:C:492:ASN:N	20	0.91	0.07	0.92
(1,5)	1:A:45:PHE:CZ	2:C:492:ASN:ND2	20	0.91	0.07	0.92
(1,5)	1:A:45:PHE:CZ	2:C:492:ASN:O	20	0.91	0.07	0.92
(1,5)	1:A:45:PHE:CZ	2:C:492:ASN:OD1	20	0.91	0.07	0.92
(1,5)	1:A:45:PHE:CZ	2:C:494:LEU:C	20	0.91	0.07	0.92
(1,5)	1:A:45:PHE:CZ	2:C:494:LEU:CA	20	0.91	0.07	0.92
(1,5)	1:A:45:PHE:CZ	2:C:494:LEU:CB	20	0.91	0.07	0.92
(1,5)	1:A:45:PHE:CZ	2:C:494:LEU:CD1	20	0.91	0.07	0.92
(1,5)	1:A:45:PHE:CZ	2:C:494:LEU:CD2	20	0.91	0.07	0.92
(1,5)	1:A:45:PHE:CZ	2:C:494:LEU:CG	20	0.91	0.07	0.92
(1,5)	1:A:45:PHE:CZ	2:C:494:LEU:H	20	0.91	0.07	0.92
(1,5)	1:A:45:PHE:CZ	2:C:494:LEU:HA	20	0.91	0.07	0.92
(1,5)	1:A:45:PHE:CZ	2:C:494:LEU:HB2	20	0.91	0.07	0.92
(1,5)	1:A:45:PHE:CZ	2:C:494:LEU:HB3	20	0.91	0.07	0.92
(1,5)	1:A:45:PHE:CZ	2:C:494:LEU:HD11	20	0.91	0.07	0.92
(1,5)	1:A:45:PHE:CZ	2:C:494:LEU:HD12	20	0.91	0.07	0.92
(1,5)	1:A:45:PHE:CZ	2:C:494:LEU:HD13	20	0.91	0.07	0.92
(1,5)	1:A:45:PHE:CZ	2:C:494:LEU:HD21	20	0.91	0.07	0.92
(1,5)	1:A:45:PHE:CZ	2:C:494:LEU:HD22	20	0.91	0.07	0.92
(1,5)	1:A:45:PHE:CZ	2:C:494:LEU:HD23	20	0.91	0.07	0.92
(1,5)	1:A:45:PHE:CZ	2:C:494:LEU:HG	20	0.91	0.07	0.92
(1,5)	1:A:45:PHE:CZ	2:C:494:LEU:N	20	0.91	0.07	0.92

Continued on next page...

Continued from previous page...

Key	Atom-1	Atom-2	Models ¹	Mean (Å)	SD ¹ (Å)	Median (Å)
(1,5)	1:A:45:PHE:CZ	2:C:494:LEU:O	20	0.91	0.07	0.92
(1,5)	1:A:45:PHE:CZ	2:C:495:GLU:C	20	0.91	0.07	0.92
(1,5)	1:A:45:PHE:CZ	2:C:495:GLU:CA	20	0.91	0.07	0.92
(1,5)	1:A:45:PHE:CZ	2:C:495:GLU:CB	20	0.91	0.07	0.92
(1,5)	1:A:45:PHE:CZ	2:C:495:GLU:CD	20	0.91	0.07	0.92
(1,5)	1:A:45:PHE:CZ	2:C:495:GLU:CG	20	0.91	0.07	0.92
(1,5)	1:A:45:PHE:CZ	2:C:495:GLU:H	20	0.91	0.07	0.92
(1,5)	1:A:45:PHE:CZ	2:C:495:GLU:HA	20	0.91	0.07	0.92
(1,5)	1:A:45:PHE:CZ	2:C:495:GLU:HB2	20	0.91	0.07	0.92
(1,5)	1:A:45:PHE:CZ	2:C:495:GLU:HB3	20	0.91	0.07	0.92
(1,5)	1:A:45:PHE:CZ	2:C:495:GLU:HG2	20	0.91	0.07	0.92
(1,5)	1:A:45:PHE:CZ	2:C:495:GLU:HG3	20	0.91	0.07	0.92
(1,5)	1:A:45:PHE:CZ	2:C:495:GLU:N	20	0.91	0.07	0.92
(1,5)	1:A:45:PHE:CZ	2:C:495:GLU:O	20	0.91	0.07	0.92
(1,5)	1:A:45:PHE:CZ	2:C:495:GLU:OE1	20	0.91	0.07	0.92
(1,5)	1:A:45:PHE:CZ	2:C:495:GLU:OE2	20	0.91	0.07	0.92
(1,5)	1:A:45:PHE:CZ	2:C:496:GLY:C	20	0.91	0.07	0.92
(1,5)	1:A:45:PHE:CZ	2:C:496:GLY:CA	20	0.91	0.07	0.92
(1,5)	1:A:45:PHE:CZ	2:C:496:GLY:H	20	0.91	0.07	0.92
(1,5)	1:A:45:PHE:CZ	2:C:496:GLY:HA2	20	0.91	0.07	0.92
(1,5)	1:A:45:PHE:CZ	2:C:496:GLY:HA3	20	0.91	0.07	0.92
(1,5)	1:A:45:PHE:CZ	2:C:496:GLY:N	20	0.91	0.07	0.92
(1,5)	1:A:45:PHE:CZ	2:C:496:GLY:O	20	0.91	0.07	0.92
(1,5)	1:A:45:PHE:CZ	2:C:497:ARG:C	20	0.91	0.07	0.92
(1,5)	1:A:45:PHE:CZ	2:C:497:ARG:CA	20	0.91	0.07	0.92
(1,5)	1:A:45:PHE:CZ	2:C:497:ARG:CB	20	0.91	0.07	0.92
(1,5)	1:A:45:PHE:CZ	2:C:497:ARG:CD	20	0.91	0.07	0.92
(1,5)	1:A:45:PHE:CZ	2:C:497:ARG:CG	20	0.91	0.07	0.92
(1,5)	1:A:45:PHE:CZ	2:C:497:ARG:CZ	20	0.91	0.07	0.92
(1,5)	1:A:45:PHE:CZ	2:C:497:ARG:H	20	0.91	0.07	0.92
(1,5)	1:A:45:PHE:CZ	2:C:497:ARG:HA	20	0.91	0.07	0.92
(1,5)	1:A:45:PHE:CZ	2:C:497:ARG:HB2	20	0.91	0.07	0.92
(1,5)	1:A:45:PHE:CZ	2:C:497:ARG:HB3	20	0.91	0.07	0.92
(1,5)	1:A:45:PHE:CZ	2:C:497:ARG:HD2	20	0.91	0.07	0.92
(1,5)	1:A:45:PHE:CZ	2:C:497:ARG:HD3	20	0.91	0.07	0.92
(1,5)	1:A:45:PHE:CZ	2:C:497:ARG:HE	20	0.91	0.07	0.92
(1,5)	1:A:45:PHE:CZ	2:C:497:ARG:HG2	20	0.91	0.07	0.92
(1,5)	1:A:45:PHE:CZ	2:C:497:ARG:HG3	20	0.91	0.07	0.92
(1,5)	1:A:45:PHE:CZ	2:C:497:ARG:HH11	20	0.91	0.07	0.92
(1,5)	1:A:45:PHE:CZ	2:C:497:ARG:HH12	20	0.91	0.07	0.92
(1,5)	1:A:45:PHE:CZ	2:C:497:ARG:HH21	20	0.91	0.07	0.92
(1,5)	1:A:45:PHE:CZ	2:C:497:ARG:HH22	20	0.91	0.07	0.92

Continued on next page...

Continued from previous page...

Key	Atom-1	Atom-2	Models ¹	Mean (Å)	SD ¹ (Å)	Median (Å)
(1,5)	1:A:45:PHE:CZ	2:C:497:ARG:N	20	0.91	0.07	0.92
(1,5)	1:A:45:PHE:CZ	2:C:497:ARG:NE	20	0.91	0.07	0.92
(1,5)	1:A:45:PHE:CZ	2:C:497:ARG:NH1	20	0.91	0.07	0.92
(1,5)	1:A:45:PHE:CZ	2:C:497:ARG:NH2	20	0.91	0.07	0.92
(1,5)	1:A:45:PHE:CZ	2:C:497:ARG:O	20	0.91	0.07	0.92
(1,5)	1:A:45:PHE:H	2:C:457:LEU:C	20	0.91	0.07	0.92
(1,5)	1:A:45:PHE:H	2:C:457:LEU:CA	20	0.91	0.07	0.92
(1,5)	1:A:45:PHE:H	2:C:457:LEU:CB	20	0.91	0.07	0.92
(1,5)	1:A:45:PHE:H	2:C:457:LEU:CD1	20	0.91	0.07	0.92
(1,5)	1:A:45:PHE:H	2:C:457:LEU:CD2	20	0.91	0.07	0.92
(1,5)	1:A:45:PHE:H	2:C:457:LEU:CG	20	0.91	0.07	0.92
(1,5)	1:A:45:PHE:H	2:C:457:LEU:H	20	0.91	0.07	0.92
(1,5)	1:A:45:PHE:H	2:C:457:LEU:HA	20	0.91	0.07	0.92
(1,5)	1:A:45:PHE:H	2:C:457:LEU:HB2	20	0.91	0.07	0.92
(1,5)	1:A:45:PHE:H	2:C:457:LEU:HB3	20	0.91	0.07	0.92
(1,5)	1:A:45:PHE:H	2:C:457:LEU:HD11	20	0.91	0.07	0.92
(1,5)	1:A:45:PHE:H	2:C:457:LEU:HD12	20	0.91	0.07	0.92
(1,5)	1:A:45:PHE:H	2:C:457:LEU:HD13	20	0.91	0.07	0.92
(1,5)	1:A:45:PHE:H	2:C:457:LEU:HD21	20	0.91	0.07	0.92
(1,5)	1:A:45:PHE:H	2:C:457:LEU:HD22	20	0.91	0.07	0.92
(1,5)	1:A:45:PHE:H	2:C:457:LEU:HD23	20	0.91	0.07	0.92
(1,5)	1:A:45:PHE:H	2:C:457:LEU:HG	20	0.91	0.07	0.92
(1,5)	1:A:45:PHE:H	2:C:457:LEU:N	20	0.91	0.07	0.92
(1,5)	1:A:45:PHE:H	2:C:457:LEU:O	20	0.91	0.07	0.92
(1,5)	1:A:45:PHE:H	2:C:459:ALA:C	20	0.91	0.07	0.92
(1,5)	1:A:45:PHE:H	2:C:459:ALA:CA	20	0.91	0.07	0.92
(1,5)	1:A:45:PHE:H	2:C:459:ALA:CB	20	0.91	0.07	0.92
(1,5)	1:A:45:PHE:H	2:C:459:ALA:H	20	0.91	0.07	0.92
(1,5)	1:A:45:PHE:H	2:C:459:ALA:HA	20	0.91	0.07	0.92
(1,5)	1:A:45:PHE:H	2:C:459:ALA:HB1	20	0.91	0.07	0.92
(1,5)	1:A:45:PHE:H	2:C:459:ALA:HB2	20	0.91	0.07	0.92
(1,5)	1:A:45:PHE:H	2:C:459:ALA:HB3	20	0.91	0.07	0.92
(1,5)	1:A:45:PHE:H	2:C:459:ALA:N	20	0.91	0.07	0.92
(1,5)	1:A:45:PHE:H	2:C:459:ALA:O	20	0.91	0.07	0.92
(1,5)	1:A:45:PHE:H	2:C:460:MET:C	20	0.91	0.07	0.92
(1,5)	1:A:45:PHE:H	2:C:460:MET:CA	20	0.91	0.07	0.92
(1,5)	1:A:45:PHE:H	2:C:460:MET:CB	20	0.91	0.07	0.92
(1,5)	1:A:45:PHE:H	2:C:460:MET:CE	20	0.91	0.07	0.92
(1,5)	1:A:45:PHE:H	2:C:460:MET:CG	20	0.91	0.07	0.92
(1,5)	1:A:45:PHE:H	2:C:460:MET:H	20	0.91	0.07	0.92
(1,5)	1:A:45:PHE:H	2:C:460:MET:HA	20	0.91	0.07	0.92
(1,5)	1:A:45:PHE:H	2:C:460:MET:HB2	20	0.91	0.07	0.92

Continued on next page...

Continued from previous page...

Key	Atom-1	Atom-2	Models ¹	Mean (Å)	SD ¹ (Å)	Median (Å)
(1,5)	1:A:45:PHE:H	2:C:460:MET:HB3	20	0.91	0.07	0.92
(1,5)	1:A:45:PHE:H	2:C:460:MET:HE1	20	0.91	0.07	0.92
(1,5)	1:A:45:PHE:H	2:C:460:MET:HE2	20	0.91	0.07	0.92
(1,5)	1:A:45:PHE:H	2:C:460:MET:HE3	20	0.91	0.07	0.92
(1,5)	1:A:45:PHE:H	2:C:460:MET:HG2	20	0.91	0.07	0.92
(1,5)	1:A:45:PHE:H	2:C:460:MET:HG3	20	0.91	0.07	0.92
(1,5)	1:A:45:PHE:H	2:C:460:MET:N	20	0.91	0.07	0.92
(1,5)	1:A:45:PHE:H	2:C:460:MET:O	20	0.91	0.07	0.92
(1,5)	1:A:45:PHE:H	2:C:460:MET:SD	20	0.91	0.07	0.92
(1,5)	1:A:45:PHE:H	2:C:462:HIS:C	20	0.91	0.07	0.92
(1,5)	1:A:45:PHE:H	2:C:462:HIS:CA	20	0.91	0.07	0.92
(1,5)	1:A:45:PHE:H	2:C:462:HIS:CB	20	0.91	0.07	0.92
(1,5)	1:A:45:PHE:H	2:C:462:HIS:CD2	20	0.91	0.07	0.92
(1,5)	1:A:45:PHE:H	2:C:462:HIS:CE1	20	0.91	0.07	0.92
(1,5)	1:A:45:PHE:H	2:C:462:HIS:CG	20	0.91	0.07	0.92
(1,5)	1:A:45:PHE:H	2:C:462:HIS:H	20	0.91	0.07	0.92
(1,5)	1:A:45:PHE:H	2:C:462:HIS:HA	20	0.91	0.07	0.92
(1,5)	1:A:45:PHE:H	2:C:462:HIS:HB2	20	0.91	0.07	0.92
(1,5)	1:A:45:PHE:H	2:C:462:HIS:HB3	20	0.91	0.07	0.92
(1,5)	1:A:45:PHE:H	2:C:462:HIS:HD2	20	0.91	0.07	0.92
(1,5)	1:A:45:PHE:H	2:C:462:HIS:HE1	20	0.91	0.07	0.92
(1,5)	1:A:45:PHE:H	2:C:462:HIS:HE2	20	0.91	0.07	0.92
(1,5)	1:A:45:PHE:H	2:C:462:HIS:N	20	0.91	0.07	0.92
(1,5)	1:A:45:PHE:H	2:C:462:HIS:ND1	20	0.91	0.07	0.92
(1,5)	1:A:45:PHE:H	2:C:462:HIS:NE2	20	0.91	0.07	0.92
(1,5)	1:A:45:PHE:H	2:C:462:HIS:O	20	0.91	0.07	0.92
(1,5)	1:A:45:PHE:H	2:C:463:GLN:C	20	0.91	0.07	0.92
(1,5)	1:A:45:PHE:H	2:C:463:GLN:CA	20	0.91	0.07	0.92
(1,5)	1:A:45:PHE:H	2:C:463:GLN:CB	20	0.91	0.07	0.92
(1,5)	1:A:45:PHE:H	2:C:463:GLN:CD	20	0.91	0.07	0.92
(1,5)	1:A:45:PHE:H	2:C:463:GLN:CG	20	0.91	0.07	0.92
(1,5)	1:A:45:PHE:H	2:C:463:GLN:H	20	0.91	0.07	0.92
(1,5)	1:A:45:PHE:H	2:C:463:GLN:HA	20	0.91	0.07	0.92
(1,5)	1:A:45:PHE:H	2:C:463:GLN:HB2	20	0.91	0.07	0.92
(1,5)	1:A:45:PHE:H	2:C:463:GLN:HB3	20	0.91	0.07	0.92
(1,5)	1:A:45:PHE:H	2:C:463:GLN:HE21	20	0.91	0.07	0.92
(1,5)	1:A:45:PHE:H	2:C:463:GLN:HE22	20	0.91	0.07	0.92
(1,5)	1:A:45:PHE:H	2:C:463:GLN:HG2	20	0.91	0.07	0.92
(1,5)	1:A:45:PHE:H	2:C:463:GLN:HG3	20	0.91	0.07	0.92
(1,5)	1:A:45:PHE:H	2:C:463:GLN:N	20	0.91	0.07	0.92
(1,5)	1:A:45:PHE:H	2:C:463:GLN:NE2	20	0.91	0.07	0.92
(1,5)	1:A:45:PHE:H	2:C:463:GLN:O	20	0.91	0.07	0.92

Continued on next page...

Continued from previous page...

Key	Atom-1	Atom-2	Models ¹	Mean (Å)	SD ¹ (Å)	Median (Å)
(1,5)	1:A:45:PHE:H	2:C:463:GLN:OE1	20	0.91	0.07	0.92
(1,5)	1:A:45:PHE:H	2:C:465:GLN:C	20	0.91	0.07	0.92
(1,5)	1:A:45:PHE:H	2:C:465:GLN:CA	20	0.91	0.07	0.92
(1,5)	1:A:45:PHE:H	2:C:465:GLN:CB	20	0.91	0.07	0.92
(1,5)	1:A:45:PHE:H	2:C:465:GLN:CD	20	0.91	0.07	0.92
(1,5)	1:A:45:PHE:H	2:C:465:GLN:CG	20	0.91	0.07	0.92
(1,5)	1:A:45:PHE:H	2:C:465:GLN:H	20	0.91	0.07	0.92
(1,5)	1:A:45:PHE:H	2:C:465:GLN:HA	20	0.91	0.07	0.92
(1,5)	1:A:45:PHE:H	2:C:465:GLN:HB2	20	0.91	0.07	0.92
(1,5)	1:A:45:PHE:H	2:C:465:GLN:HB3	20	0.91	0.07	0.92
(1,5)	1:A:45:PHE:H	2:C:465:GLN:HE21	20	0.91	0.07	0.92
(1,5)	1:A:45:PHE:H	2:C:465:GLN:HE22	20	0.91	0.07	0.92
(1,5)	1:A:45:PHE:H	2:C:465:GLN:HG2	20	0.91	0.07	0.92
(1,5)	1:A:45:PHE:H	2:C:465:GLN:HG3	20	0.91	0.07	0.92
(1,5)	1:A:45:PHE:H	2:C:465:GLN:N	20	0.91	0.07	0.92
(1,5)	1:A:45:PHE:H	2:C:465:GLN:NE2	20	0.91	0.07	0.92
(1,5)	1:A:45:PHE:H	2:C:465:GLN:O	20	0.91	0.07	0.92
(1,5)	1:A:45:PHE:H	2:C:465:GLN:OE1	20	0.91	0.07	0.92
(1,5)	1:A:45:PHE:H	2:C:466:GLU:C	20	0.91	0.07	0.92
(1,5)	1:A:45:PHE:H	2:C:466:GLU:CA	20	0.91	0.07	0.92
(1,5)	1:A:45:PHE:H	2:C:466:GLU:CB	20	0.91	0.07	0.92
(1,5)	1:A:45:PHE:H	2:C:466:GLU:CD	20	0.91	0.07	0.92
(1,5)	1:A:45:PHE:H	2:C:466:GLU:CG	20	0.91	0.07	0.92
(1,5)	1:A:45:PHE:H	2:C:466:GLU:H	20	0.91	0.07	0.92
(1,5)	1:A:45:PHE:H	2:C:466:GLU:HA	20	0.91	0.07	0.92
(1,5)	1:A:45:PHE:H	2:C:466:GLU:HB2	20	0.91	0.07	0.92
(1,5)	1:A:45:PHE:H	2:C:466:GLU:HB3	20	0.91	0.07	0.92
(1,5)	1:A:45:PHE:H	2:C:466:GLU:HG2	20	0.91	0.07	0.92
(1,5)	1:A:45:PHE:H	2:C:466:GLU:HG3	20	0.91	0.07	0.92
(1,5)	1:A:45:PHE:H	2:C:466:GLU:N	20	0.91	0.07	0.92
(1,5)	1:A:45:PHE:H	2:C:466:GLU:O	20	0.91	0.07	0.92
(1,5)	1:A:45:PHE:H	2:C:466:GLU:OE1	20	0.91	0.07	0.92
(1,5)	1:A:45:PHE:H	2:C:466:GLU:OE2	20	0.91	0.07	0.92
(1,5)	1:A:45:PHE:H	2:C:467:MET:C	20	0.91	0.07	0.92
(1,5)	1:A:45:PHE:H	2:C:467:MET:CA	20	0.91	0.07	0.92
(1,5)	1:A:45:PHE:H	2:C:467:MET:CB	20	0.91	0.07	0.92
(1,5)	1:A:45:PHE:H	2:C:467:MET:CE	20	0.91	0.07	0.92
(1,5)	1:A:45:PHE:H	2:C:467:MET:CG	20	0.91	0.07	0.92
(1,5)	1:A:45:PHE:H	2:C:467:MET:H	20	0.91	0.07	0.92
(1,5)	1:A:45:PHE:H	2:C:467:MET:HA	20	0.91	0.07	0.92
(1,5)	1:A:45:PHE:H	2:C:467:MET:HB2	20	0.91	0.07	0.92
(1,5)	1:A:45:PHE:H	2:C:467:MET:HB3	20	0.91	0.07	0.92

Continued on next page...

Continued from previous page...

Key	Atom-1	Atom-2	Models ¹	Mean (Å)	SD ¹ (Å)	Median (Å)
(1,5)	1:A:45:PHE:H	2:C:467:MET:HE1	20	0.91	0.07	0.92
(1,5)	1:A:45:PHE:H	2:C:467:MET:HE2	20	0.91	0.07	0.92
(1,5)	1:A:45:PHE:H	2:C:467:MET:HE3	20	0.91	0.07	0.92
(1,5)	1:A:45:PHE:H	2:C:467:MET:HG2	20	0.91	0.07	0.92
(1,5)	1:A:45:PHE:H	2:C:467:MET:HG3	20	0.91	0.07	0.92
(1,5)	1:A:45:PHE:H	2:C:467:MET:N	20	0.91	0.07	0.92
(1,5)	1:A:45:PHE:H	2:C:467:MET:O	20	0.91	0.07	0.92
(1,5)	1:A:45:PHE:H	2:C:467:MET:SD	20	0.91	0.07	0.92
(1,5)	1:A:45:PHE:H	2:C:468:PHE:C	20	0.91	0.07	0.92
(1,5)	1:A:45:PHE:H	2:C:468:PHE:CA	20	0.91	0.07	0.92
(1,5)	1:A:45:PHE:H	2:C:468:PHE:CB	20	0.91	0.07	0.92
(1,5)	1:A:45:PHE:H	2:C:468:PHE:CD1	20	0.91	0.07	0.92
(1,5)	1:A:45:PHE:H	2:C:468:PHE:CD2	20	0.91	0.07	0.92
(1,5)	1:A:45:PHE:H	2:C:468:PHE:CE1	20	0.91	0.07	0.92
(1,5)	1:A:45:PHE:H	2:C:468:PHE:CE2	20	0.91	0.07	0.92
(1,5)	1:A:45:PHE:H	2:C:468:PHE:CG	20	0.91	0.07	0.92
(1,5)	1:A:45:PHE:H	2:C:468:PHE:CZ	20	0.91	0.07	0.92
(1,5)	1:A:45:PHE:H	2:C:468:PHE:H	20	0.91	0.07	0.92
(1,5)	1:A:45:PHE:H	2:C:468:PHE:HA	20	0.91	0.07	0.92
(1,5)	1:A:45:PHE:H	2:C:468:PHE:HB2	20	0.91	0.07	0.92
(1,5)	1:A:45:PHE:H	2:C:468:PHE:HB3	20	0.91	0.07	0.92
(1,5)	1:A:45:PHE:H	2:C:468:PHE:HD1	20	0.91	0.07	0.92
(1,5)	1:A:45:PHE:H	2:C:468:PHE:HD2	20	0.91	0.07	0.92
(1,5)	1:A:45:PHE:H	2:C:468:PHE:HE1	20	0.91	0.07	0.92
(1,5)	1:A:45:PHE:H	2:C:468:PHE:HE2	20	0.91	0.07	0.92
(1,5)	1:A:45:PHE:H	2:C:468:PHE:HZ	20	0.91	0.07	0.92
(1,5)	1:A:45:PHE:H	2:C:468:PHE:N	20	0.91	0.07	0.92
(1,5)	1:A:45:PHE:H	2:C:468:PHE:O	20	0.91	0.07	0.92
(1,5)	1:A:45:PHE:H	2:C:469:PRO:C	20	0.91	0.07	0.92
(1,5)	1:A:45:PHE:H	2:C:469:PRO:CA	20	0.91	0.07	0.92
(1,5)	1:A:45:PHE:H	2:C:469:PRO:CB	20	0.91	0.07	0.92
(1,5)	1:A:45:PHE:H	2:C:469:PRO:CD	20	0.91	0.07	0.92
(1,5)	1:A:45:PHE:H	2:C:469:PRO:CG	20	0.91	0.07	0.92
(1,5)	1:A:45:PHE:H	2:C:469:PRO:HA	20	0.91	0.07	0.92
(1,5)	1:A:45:PHE:H	2:C:469:PRO:HB2	20	0.91	0.07	0.92
(1,5)	1:A:45:PHE:H	2:C:469:PRO:HB3	20	0.91	0.07	0.92
(1,5)	1:A:45:PHE:H	2:C:469:PRO:HD2	20	0.91	0.07	0.92
(1,5)	1:A:45:PHE:H	2:C:469:PRO:HD3	20	0.91	0.07	0.92
(1,5)	1:A:45:PHE:H	2:C:469:PRO:HG2	20	0.91	0.07	0.92
(1,5)	1:A:45:PHE:H	2:C:469:PRO:HG3	20	0.91	0.07	0.92
(1,5)	1:A:45:PHE:H	2:C:469:PRO:N	20	0.91	0.07	0.92
(1,5)	1:A:45:PHE:H	2:C:469:PRO:O	20	0.91	0.07	0.92

Continued on next page...

Continued from previous page...

Key	Atom-1	Atom-2	Models ¹	Mean (Å)	SD ¹ (Å)	Median (Å)
(1,5)	1:A:45:PHE:H	2:C:470:GLN:C	20	0.91	0.07	0.92
(1,5)	1:A:45:PHE:H	2:C:470:GLN:CA	20	0.91	0.07	0.92
(1,5)	1:A:45:PHE:H	2:C:470:GLN:CB	20	0.91	0.07	0.92
(1,5)	1:A:45:PHE:H	2:C:470:GLN:CD	20	0.91	0.07	0.92
(1,5)	1:A:45:PHE:H	2:C:470:GLN:CG	20	0.91	0.07	0.92
(1,5)	1:A:45:PHE:H	2:C:470:GLN:H	20	0.91	0.07	0.92
(1,5)	1:A:45:PHE:H	2:C:470:GLN:HA	20	0.91	0.07	0.92
(1,5)	1:A:45:PHE:H	2:C:470:GLN:HB2	20	0.91	0.07	0.92
(1,5)	1:A:45:PHE:H	2:C:470:GLN:HB3	20	0.91	0.07	0.92
(1,5)	1:A:45:PHE:H	2:C:470:GLN:HE21	20	0.91	0.07	0.92
(1,5)	1:A:45:PHE:H	2:C:470:GLN:HE22	20	0.91	0.07	0.92
(1,5)	1:A:45:PHE:H	2:C:470:GLN:HG2	20	0.91	0.07	0.92
(1,5)	1:A:45:PHE:H	2:C:470:GLN:HG3	20	0.91	0.07	0.92
(1,5)	1:A:45:PHE:H	2:C:470:GLN:N	20	0.91	0.07	0.92
(1,5)	1:A:45:PHE:H	2:C:470:GLN:NE2	20	0.91	0.07	0.92
(1,5)	1:A:45:PHE:H	2:C:470:GLN:O	20	0.91	0.07	0.92
(1,5)	1:A:45:PHE:H	2:C:470:GLN:OE1	20	0.91	0.07	0.92
(1,5)	1:A:45:PHE:H	2:C:472:PRO:C	20	0.91	0.07	0.92
(1,5)	1:A:45:PHE:H	2:C:472:PRO:CA	20	0.91	0.07	0.92
(1,5)	1:A:45:PHE:H	2:C:472:PRO:CB	20	0.91	0.07	0.92
(1,5)	1:A:45:PHE:H	2:C:472:PRO:CD	20	0.91	0.07	0.92
(1,5)	1:A:45:PHE:H	2:C:472:PRO:CG	20	0.91	0.07	0.92
(1,5)	1:A:45:PHE:H	2:C:472:PRO:HA	20	0.91	0.07	0.92
(1,5)	1:A:45:PHE:H	2:C:472:PRO:HB2	20	0.91	0.07	0.92
(1,5)	1:A:45:PHE:H	2:C:472:PRO:HB3	20	0.91	0.07	0.92
(1,5)	1:A:45:PHE:H	2:C:472:PRO:HD2	20	0.91	0.07	0.92
(1,5)	1:A:45:PHE:H	2:C:472:PRO:HD3	20	0.91	0.07	0.92
(1,5)	1:A:45:PHE:H	2:C:472:PRO:HG2	20	0.91	0.07	0.92
(1,5)	1:A:45:PHE:H	2:C:472:PRO:HG3	20	0.91	0.07	0.92
(1,5)	1:A:45:PHE:H	2:C:472:PRO:N	20	0.91	0.07	0.92
(1,5)	1:A:45:PHE:H	2:C:472:PRO:O	20	0.91	0.07	0.92
(1,5)	1:A:45:PHE:H	2:C:482:LEU:C	20	0.91	0.07	0.92
(1,5)	1:A:45:PHE:H	2:C:482:LEU:CA	20	0.91	0.07	0.92
(1,5)	1:A:45:PHE:H	2:C:482:LEU:CB	20	0.91	0.07	0.92
(1,5)	1:A:45:PHE:H	2:C:482:LEU:CD1	20	0.91	0.07	0.92
(1,5)	1:A:45:PHE:H	2:C:482:LEU:CD2	20	0.91	0.07	0.92
(1,5)	1:A:45:PHE:H	2:C:482:LEU:CG	20	0.91	0.07	0.92
(1,5)	1:A:45:PHE:H	2:C:482:LEU:H	20	0.91	0.07	0.92
(1,5)	1:A:45:PHE:H	2:C:482:LEU:HA	20	0.91	0.07	0.92
(1,5)	1:A:45:PHE:H	2:C:482:LEU:HB2	20	0.91	0.07	0.92
(1,5)	1:A:45:PHE:H	2:C:482:LEU:HB3	20	0.91	0.07	0.92
(1,5)	1:A:45:PHE:H	2:C:482:LEU:HD11	20	0.91	0.07	0.92

Continued on next page...

Continued from previous page...

Key	Atom-1	Atom-2	Models ¹	Mean (Å)	SD ¹ (Å)	Median (Å)
(1,5)	1:A:45:PHE:H	2:C:482:LEU:HD12	20	0.91	0.07	0.92
(1,5)	1:A:45:PHE:H	2:C:482:LEU:HD13	20	0.91	0.07	0.92
(1,5)	1:A:45:PHE:H	2:C:482:LEU:HD21	20	0.91	0.07	0.92
(1,5)	1:A:45:PHE:H	2:C:482:LEU:HD22	20	0.91	0.07	0.92
(1,5)	1:A:45:PHE:H	2:C:482:LEU:HD23	20	0.91	0.07	0.92
(1,5)	1:A:45:PHE:H	2:C:482:LEU:HG	20	0.91	0.07	0.92
(1,5)	1:A:45:PHE:H	2:C:482:LEU:N	20	0.91	0.07	0.92
(1,5)	1:A:45:PHE:H	2:C:482:LEU:O	20	0.91	0.07	0.92
(1,5)	1:A:45:PHE:H	2:C:483:THR:C	20	0.91	0.07	0.92
(1,5)	1:A:45:PHE:H	2:C:483:THR:CA	20	0.91	0.07	0.92
(1,5)	1:A:45:PHE:H	2:C:483:THR:CB	20	0.91	0.07	0.92
(1,5)	1:A:45:PHE:H	2:C:483:THR:CG2	20	0.91	0.07	0.92
(1,5)	1:A:45:PHE:H	2:C:483:THR:H	20	0.91	0.07	0.92
(1,5)	1:A:45:PHE:H	2:C:483:THR:HA	20	0.91	0.07	0.92
(1,5)	1:A:45:PHE:H	2:C:483:THR:HB	20	0.91	0.07	0.92
(1,5)	1:A:45:PHE:H	2:C:483:THR:HG1	20	0.91	0.07	0.92
(1,5)	1:A:45:PHE:H	2:C:483:THR:HG21	20	0.91	0.07	0.92
(1,5)	1:A:45:PHE:H	2:C:483:THR:HG22	20	0.91	0.07	0.92
(1,5)	1:A:45:PHE:H	2:C:483:THR:HG23	20	0.91	0.07	0.92
(1,5)	1:A:45:PHE:H	2:C:483:THR:N	20	0.91	0.07	0.92
(1,5)	1:A:45:PHE:H	2:C:483:THR:O	20	0.91	0.07	0.92
(1,5)	1:A:45:PHE:H	2:C:483:THR:OG1	20	0.91	0.07	0.92
(1,5)	1:A:45:PHE:H	2:C:484:ARG:C	20	0.91	0.07	0.92
(1,5)	1:A:45:PHE:H	2:C:484:ARG:CA	20	0.91	0.07	0.92
(1,5)	1:A:45:PHE:H	2:C:484:ARG:CB	20	0.91	0.07	0.92
(1,5)	1:A:45:PHE:H	2:C:484:ARG:CD	20	0.91	0.07	0.92
(1,5)	1:A:45:PHE:H	2:C:484:ARG:CG	20	0.91	0.07	0.92
(1,5)	1:A:45:PHE:H	2:C:484:ARG:CZ	20	0.91	0.07	0.92
(1,5)	1:A:45:PHE:H	2:C:484:ARG:H	20	0.91	0.07	0.92
(1,5)	1:A:45:PHE:H	2:C:484:ARG:HA	20	0.91	0.07	0.92
(1,5)	1:A:45:PHE:H	2:C:484:ARG:HB2	20	0.91	0.07	0.92
(1,5)	1:A:45:PHE:H	2:C:484:ARG:HB3	20	0.91	0.07	0.92
(1,5)	1:A:45:PHE:H	2:C:484:ARG:HD2	20	0.91	0.07	0.92
(1,5)	1:A:45:PHE:H	2:C:484:ARG:HD3	20	0.91	0.07	0.92
(1,5)	1:A:45:PHE:H	2:C:484:ARG:HE	20	0.91	0.07	0.92
(1,5)	1:A:45:PHE:H	2:C:484:ARG:HG2	20	0.91	0.07	0.92
(1,5)	1:A:45:PHE:H	2:C:484:ARG:HG3	20	0.91	0.07	0.92
(1,5)	1:A:45:PHE:H	2:C:484:ARG:HH11	20	0.91	0.07	0.92
(1,5)	1:A:45:PHE:H	2:C:484:ARG:HH12	20	0.91	0.07	0.92
(1,5)	1:A:45:PHE:H	2:C:484:ARG:HH21	20	0.91	0.07	0.92
(1,5)	1:A:45:PHE:H	2:C:484:ARG:HH22	20	0.91	0.07	0.92
(1,5)	1:A:45:PHE:H	2:C:484:ARG:N	20	0.91	0.07	0.92

Continued on next page...

Continued from previous page...

Key	Atom-1	Atom-2	Models ¹	Mean (Å)	SD ¹ (Å)	Median (Å)
(1,5)	1:A:45:PHE:H	2:C:484:ARG:NE	20	0.91	0.07	0.92
(1,5)	1:A:45:PHE:H	2:C:484:ARG:NH1	20	0.91	0.07	0.92
(1,5)	1:A:45:PHE:H	2:C:484:ARG:NH2	20	0.91	0.07	0.92
(1,5)	1:A:45:PHE:H	2:C:484:ARG:O	20	0.91	0.07	0.92
(1,5)	1:A:45:PHE:H	2:C:485:SER:C	20	0.91	0.07	0.92
(1,5)	1:A:45:PHE:H	2:C:485:SER:CA	20	0.91	0.07	0.92
(1,5)	1:A:45:PHE:H	2:C:485:SER:CB	20	0.91	0.07	0.92
(1,5)	1:A:45:PHE:H	2:C:485:SER:H	20	0.91	0.07	0.92
(1,5)	1:A:45:PHE:H	2:C:485:SER:HA	20	0.91	0.07	0.92
(1,5)	1:A:45:PHE:H	2:C:485:SER:HB2	20	0.91	0.07	0.92
(1,5)	1:A:45:PHE:H	2:C:485:SER:HB3	20	0.91	0.07	0.92
(1,5)	1:A:45:PHE:H	2:C:485:SER:HG	20	0.91	0.07	0.92
(1,5)	1:A:45:PHE:H	2:C:485:SER:N	20	0.91	0.07	0.92
(1,5)	1:A:45:PHE:H	2:C:485:SER:O	20	0.91	0.07	0.92
(1,5)	1:A:45:PHE:H	2:C:485:SER:OG	20	0.91	0.07	0.92
(1,5)	1:A:45:PHE:H	2:C:486:VAL:C	20	0.91	0.07	0.92
(1,5)	1:A:45:PHE:H	2:C:486:VAL:CA	20	0.91	0.07	0.92
(1,5)	1:A:45:PHE:H	2:C:486:VAL:CB	20	0.91	0.07	0.92
(1,5)	1:A:45:PHE:H	2:C:486:VAL:CG1	20	0.91	0.07	0.92
(1,5)	1:A:45:PHE:H	2:C:486:VAL:CG2	20	0.91	0.07	0.92
(1,5)	1:A:45:PHE:H	2:C:486:VAL:H	20	0.91	0.07	0.92
(1,5)	1:A:45:PHE:H	2:C:486:VAL:HA	20	0.91	0.07	0.92
(1,5)	1:A:45:PHE:H	2:C:486:VAL:HB	20	0.91	0.07	0.92
(1,5)	1:A:45:PHE:H	2:C:486:VAL:HG11	20	0.91	0.07	0.92
(1,5)	1:A:45:PHE:H	2:C:486:VAL:HG12	20	0.91	0.07	0.92
(1,5)	1:A:45:PHE:H	2:C:486:VAL:HG13	20	0.91	0.07	0.92
(1,5)	1:A:45:PHE:H	2:C:486:VAL:HG21	20	0.91	0.07	0.92
(1,5)	1:A:45:PHE:H	2:C:486:VAL:HG22	20	0.91	0.07	0.92
(1,5)	1:A:45:PHE:H	2:C:486:VAL:HG23	20	0.91	0.07	0.92
(1,5)	1:A:45:PHE:H	2:C:486:VAL:N	20	0.91	0.07	0.92
(1,5)	1:A:45:PHE:H	2:C:486:VAL:O	20	0.91	0.07	0.92
(1,5)	1:A:45:PHE:H	2:C:487:GLU:C	20	0.91	0.07	0.92
(1,5)	1:A:45:PHE:H	2:C:487:GLU:CA	20	0.91	0.07	0.92
(1,5)	1:A:45:PHE:H	2:C:487:GLU:CB	20	0.91	0.07	0.92
(1,5)	1:A:45:PHE:H	2:C:487:GLU:CD	20	0.91	0.07	0.92
(1,5)	1:A:45:PHE:H	2:C:487:GLU:CG	20	0.91	0.07	0.92
(1,5)	1:A:45:PHE:H	2:C:487:GLU:H	20	0.91	0.07	0.92
(1,5)	1:A:45:PHE:H	2:C:487:GLU:HA	20	0.91	0.07	0.92
(1,5)	1:A:45:PHE:H	2:C:487:GLU:HB2	20	0.91	0.07	0.92
(1,5)	1:A:45:PHE:H	2:C:487:GLU:HB3	20	0.91	0.07	0.92
(1,5)	1:A:45:PHE:H	2:C:487:GLU:HG2	20	0.91	0.07	0.92
(1,5)	1:A:45:PHE:H	2:C:487:GLU:HG3	20	0.91	0.07	0.92

Continued on next page...

Continued from previous page...

Key	Atom-1	Atom-2	Models ¹	Mean (Å)	SD ¹ (Å)	Median (Å)
(1,5)	1:A:45:PHE:H	2:C:487:GLU:N	20	0.91	0.07	0.92
(1,5)	1:A:45:PHE:H	2:C:487:GLU:O	20	0.91	0.07	0.92
(1,5)	1:A:45:PHE:H	2:C:487:GLU:OE1	20	0.91	0.07	0.92
(1,5)	1:A:45:PHE:H	2:C:487:GLU:OE2	20	0.91	0.07	0.92
(1,5)	1:A:45:PHE:H	2:C:488:ILE:C	20	0.91	0.07	0.92
(1,5)	1:A:45:PHE:H	2:C:488:ILE:CA	20	0.91	0.07	0.92
(1,5)	1:A:45:PHE:H	2:C:488:ILE:CB	20	0.91	0.07	0.92
(1,5)	1:A:45:PHE:H	2:C:488:ILE:CD1	20	0.91	0.07	0.92
(1,5)	1:A:45:PHE:H	2:C:488:ILE:CG1	20	0.91	0.07	0.92
(1,5)	1:A:45:PHE:H	2:C:488:ILE:CG2	20	0.91	0.07	0.92
(1,5)	1:A:45:PHE:H	2:C:488:ILE:H	20	0.91	0.07	0.92
(1,5)	1:A:45:PHE:H	2:C:488:ILE:HA	20	0.91	0.07	0.92
(1,5)	1:A:45:PHE:H	2:C:488:ILE:HB	20	0.91	0.07	0.92
(1,5)	1:A:45:PHE:H	2:C:488:ILE:HD11	20	0.91	0.07	0.92
(1,5)	1:A:45:PHE:H	2:C:488:ILE:HD12	20	0.91	0.07	0.92
(1,5)	1:A:45:PHE:H	2:C:488:ILE:HD13	20	0.91	0.07	0.92
(1,5)	1:A:45:PHE:H	2:C:488:ILE:HG12	20	0.91	0.07	0.92
(1,5)	1:A:45:PHE:H	2:C:488:ILE:HG13	20	0.91	0.07	0.92
(1,5)	1:A:45:PHE:H	2:C:488:ILE:HG21	20	0.91	0.07	0.92
(1,5)	1:A:45:PHE:H	2:C:488:ILE:HG22	20	0.91	0.07	0.92
(1,5)	1:A:45:PHE:H	2:C:488:ILE:HG23	20	0.91	0.07	0.92
(1,5)	1:A:45:PHE:H	2:C:488:ILE:N	20	0.91	0.07	0.92
(1,5)	1:A:45:PHE:H	2:C:488:ILE:O	20	0.91	0.07	0.92
(1,5)	1:A:45:PHE:H	2:C:490:THR:C	20	0.91	0.07	0.92
(1,5)	1:A:45:PHE:H	2:C:490:THR:CA	20	0.91	0.07	0.92
(1,5)	1:A:45:PHE:H	2:C:490:THR:CB	20	0.91	0.07	0.92
(1,5)	1:A:45:PHE:H	2:C:490:THR:CG2	20	0.91	0.07	0.92
(1,5)	1:A:45:PHE:H	2:C:490:THR:H	20	0.91	0.07	0.92
(1,5)	1:A:45:PHE:H	2:C:490:THR:HA	20	0.91	0.07	0.92
(1,5)	1:A:45:PHE:H	2:C:490:THR:HB	20	0.91	0.07	0.92
(1,5)	1:A:45:PHE:H	2:C:490:THR:HG1	20	0.91	0.07	0.92
(1,5)	1:A:45:PHE:H	2:C:490:THR:HG21	20	0.91	0.07	0.92
(1,5)	1:A:45:PHE:H	2:C:490:THR:HG22	20	0.91	0.07	0.92
(1,5)	1:A:45:PHE:H	2:C:490:THR:HG23	20	0.91	0.07	0.92
(1,5)	1:A:45:PHE:H	2:C:490:THR:N	20	0.91	0.07	0.92
(1,5)	1:A:45:PHE:H	2:C:490:THR:O	20	0.91	0.07	0.92
(1,5)	1:A:45:PHE:H	2:C:490:THR:OG1	20	0.91	0.07	0.92
(1,5)	1:A:45:PHE:H	2:C:491:ASP:C	20	0.91	0.07	0.92
(1,5)	1:A:45:PHE:H	2:C:491:ASP:CA	20	0.91	0.07	0.92
(1,5)	1:A:45:PHE:H	2:C:491:ASP:CB	20	0.91	0.07	0.92
(1,5)	1:A:45:PHE:H	2:C:491:ASP:CG	20	0.91	0.07	0.92
(1,5)	1:A:45:PHE:H	2:C:491:ASP:H	20	0.91	0.07	0.92

Continued on next page...

Continued from previous page...

Key	Atom-1	Atom-2	Models ¹	Mean (Å)	SD ¹ (Å)	Median (Å)
(1,5)	1:A:45:PHE:H	2:C:491:ASP:HA	20	0.91	0.07	0.92
(1,5)	1:A:45:PHE:H	2:C:491:ASP:HB2	20	0.91	0.07	0.92
(1,5)	1:A:45:PHE:H	2:C:491:ASP:HB3	20	0.91	0.07	0.92
(1,5)	1:A:45:PHE:H	2:C:491:ASP:N	20	0.91	0.07	0.92
(1,5)	1:A:45:PHE:H	2:C:491:ASP:O	20	0.91	0.07	0.92
(1,5)	1:A:45:PHE:H	2:C:491:ASP:OD1	20	0.91	0.07	0.92
(1,5)	1:A:45:PHE:H	2:C:491:ASP:OD2	20	0.91	0.07	0.92
(1,5)	1:A:45:PHE:H	2:C:492:ASN:C	20	0.91	0.07	0.92
(1,5)	1:A:45:PHE:H	2:C:492:ASN:CA	20	0.91	0.07	0.92
(1,5)	1:A:45:PHE:H	2:C:492:ASN:CB	20	0.91	0.07	0.92
(1,5)	1:A:45:PHE:H	2:C:492:ASN:CG	20	0.91	0.07	0.92
(1,5)	1:A:45:PHE:H	2:C:492:ASN:H	20	0.91	0.07	0.92
(1,5)	1:A:45:PHE:H	2:C:492:ASN:HA	20	0.91	0.07	0.92
(1,5)	1:A:45:PHE:H	2:C:492:ASN:HB2	20	0.91	0.07	0.92
(1,5)	1:A:45:PHE:H	2:C:492:ASN:HB3	20	0.91	0.07	0.92
(1,5)	1:A:45:PHE:H	2:C:492:ASN:HD21	20	0.91	0.07	0.92
(1,5)	1:A:45:PHE:H	2:C:492:ASN:HD22	20	0.91	0.07	0.92
(1,5)	1:A:45:PHE:H	2:C:492:ASN:N	20	0.91	0.07	0.92
(1,5)	1:A:45:PHE:H	2:C:492:ASN:ND2	20	0.91	0.07	0.92
(1,5)	1:A:45:PHE:H	2:C:492:ASN:O	20	0.91	0.07	0.92
(1,5)	1:A:45:PHE:H	2:C:492:ASN:OD1	20	0.91	0.07	0.92
(1,5)	1:A:45:PHE:H	2:C:494:LEU:C	20	0.91	0.07	0.92
(1,5)	1:A:45:PHE:H	2:C:494:LEU:CA	20	0.91	0.07	0.92
(1,5)	1:A:45:PHE:H	2:C:494:LEU:CB	20	0.91	0.07	0.92
(1,5)	1:A:45:PHE:H	2:C:494:LEU:CD1	20	0.91	0.07	0.92
(1,5)	1:A:45:PHE:H	2:C:494:LEU:CD2	20	0.91	0.07	0.92
(1,5)	1:A:45:PHE:H	2:C:494:LEU:CG	20	0.91	0.07	0.92
(1,5)	1:A:45:PHE:H	2:C:494:LEU:H	20	0.91	0.07	0.92
(1,5)	1:A:45:PHE:H	2:C:494:LEU:HA	20	0.91	0.07	0.92
(1,5)	1:A:45:PHE:H	2:C:494:LEU:HB2	20	0.91	0.07	0.92
(1,5)	1:A:45:PHE:H	2:C:494:LEU:HB3	20	0.91	0.07	0.92
(1,5)	1:A:45:PHE:H	2:C:494:LEU:HD11	20	0.91	0.07	0.92
(1,5)	1:A:45:PHE:H	2:C:494:LEU:HD12	20	0.91	0.07	0.92
(1,5)	1:A:45:PHE:H	2:C:494:LEU:HD13	20	0.91	0.07	0.92
(1,5)	1:A:45:PHE:H	2:C:494:LEU:HD21	20	0.91	0.07	0.92
(1,5)	1:A:45:PHE:H	2:C:494:LEU:HD22	20	0.91	0.07	0.92
(1,5)	1:A:45:PHE:H	2:C:494:LEU:HD23	20	0.91	0.07	0.92
(1,5)	1:A:45:PHE:H	2:C:494:LEU:HG	20	0.91	0.07	0.92
(1,5)	1:A:45:PHE:H	2:C:494:LEU:N	20	0.91	0.07	0.92
(1,5)	1:A:45:PHE:H	2:C:494:LEU:O	20	0.91	0.07	0.92
(1,5)	1:A:45:PHE:H	2:C:495:GLU:C	20	0.91	0.07	0.92
(1,5)	1:A:45:PHE:H	2:C:495:GLU:CA	20	0.91	0.07	0.92

Continued on next page...

Continued from previous page...

Key	Atom-1	Atom-2	Models ¹	Mean (Å)	SD ¹ (Å)	Median (Å)
(1,5)	1:A:45:PHE:H	2:C:495:GLU:CB	20	0.91	0.07	0.92
(1,5)	1:A:45:PHE:H	2:C:495:GLU:CD	20	0.91	0.07	0.92
(1,5)	1:A:45:PHE:H	2:C:495:GLU:CG	20	0.91	0.07	0.92
(1,5)	1:A:45:PHE:H	2:C:495:GLU:H	20	0.91	0.07	0.92
(1,5)	1:A:45:PHE:H	2:C:495:GLU:HA	20	0.91	0.07	0.92
(1,5)	1:A:45:PHE:H	2:C:495:GLU:HB2	20	0.91	0.07	0.92
(1,5)	1:A:45:PHE:H	2:C:495:GLU:HB3	20	0.91	0.07	0.92
(1,5)	1:A:45:PHE:H	2:C:495:GLU:HG2	20	0.91	0.07	0.92
(1,5)	1:A:45:PHE:H	2:C:495:GLU:HG3	20	0.91	0.07	0.92
(1,5)	1:A:45:PHE:H	2:C:495:GLU:N	20	0.91	0.07	0.92
(1,5)	1:A:45:PHE:H	2:C:495:GLU:O	20	0.91	0.07	0.92
(1,5)	1:A:45:PHE:H	2:C:495:GLU:OE1	20	0.91	0.07	0.92
(1,5)	1:A:45:PHE:H	2:C:495:GLU:OE2	20	0.91	0.07	0.92
(1,5)	1:A:45:PHE:H	2:C:496:GLY:C	20	0.91	0.07	0.92
(1,5)	1:A:45:PHE:H	2:C:496:GLY:CA	20	0.91	0.07	0.92
(1,5)	1:A:45:PHE:H	2:C:496:GLY:H	20	0.91	0.07	0.92
(1,5)	1:A:45:PHE:H	2:C:496:GLY:HA2	20	0.91	0.07	0.92
(1,5)	1:A:45:PHE:H	2:C:496:GLY:HA3	20	0.91	0.07	0.92
(1,5)	1:A:45:PHE:H	2:C:496:GLY:N	20	0.91	0.07	0.92
(1,5)	1:A:45:PHE:H	2:C:496:GLY:O	20	0.91	0.07	0.92
(1,5)	1:A:45:PHE:H	2:C:497:ARG:C	20	0.91	0.07	0.92
(1,5)	1:A:45:PHE:H	2:C:497:ARG:CA	20	0.91	0.07	0.92
(1,5)	1:A:45:PHE:H	2:C:497:ARG:CB	20	0.91	0.07	0.92
(1,5)	1:A:45:PHE:H	2:C:497:ARG:CD	20	0.91	0.07	0.92
(1,5)	1:A:45:PHE:H	2:C:497:ARG:CG	20	0.91	0.07	0.92
(1,5)	1:A:45:PHE:H	2:C:497:ARG:CZ	20	0.91	0.07	0.92
(1,5)	1:A:45:PHE:H	2:C:497:ARG:H	20	0.91	0.07	0.92
(1,5)	1:A:45:PHE:H	2:C:497:ARG:HA	20	0.91	0.07	0.92
(1,5)	1:A:45:PHE:H	2:C:497:ARG:HB2	20	0.91	0.07	0.92
(1,5)	1:A:45:PHE:H	2:C:497:ARG:HB3	20	0.91	0.07	0.92
(1,5)	1:A:45:PHE:H	2:C:497:ARG:HD2	20	0.91	0.07	0.92
(1,5)	1:A:45:PHE:H	2:C:497:ARG:HD3	20	0.91	0.07	0.92
(1,5)	1:A:45:PHE:H	2:C:497:ARG:HE	20	0.91	0.07	0.92
(1,5)	1:A:45:PHE:H	2:C:497:ARG:HG2	20	0.91	0.07	0.92
(1,5)	1:A:45:PHE:H	2:C:497:ARG:HG3	20	0.91	0.07	0.92
(1,5)	1:A:45:PHE:H	2:C:497:ARG:HH11	20	0.91	0.07	0.92
(1,5)	1:A:45:PHE:H	2:C:497:ARG:HH12	20	0.91	0.07	0.92
(1,5)	1:A:45:PHE:H	2:C:497:ARG:HH21	20	0.91	0.07	0.92
(1,5)	1:A:45:PHE:H	2:C:497:ARG:HH22	20	0.91	0.07	0.92
(1,5)	1:A:45:PHE:H	2:C:497:ARG:N	20	0.91	0.07	0.92
(1,5)	1:A:45:PHE:H	2:C:497:ARG:NE	20	0.91	0.07	0.92
(1,5)	1:A:45:PHE:H	2:C:497:ARG:NH1	20	0.91	0.07	0.92

Continued on next page...

Continued from previous page...

Key	Atom-1	Atom-2	Models ¹	Mean (Å)	SD ¹ (Å)	Median (Å)
(1,5)	1:A:45:PHE:H	2:C:497:ARG:NH2	20	0.91	0.07	0.92
(1,5)	1:A:45:PHE:H	2:C:497:ARG:O	20	0.91	0.07	0.92
(1,5)	1:A:45:PHE:HA	2:C:457:LEU:C	20	0.91	0.07	0.92
(1,5)	1:A:45:PHE:HA	2:C:457:LEU:CA	20	0.91	0.07	0.92
(1,5)	1:A:45:PHE:HA	2:C:457:LEU:CB	20	0.91	0.07	0.92
(1,5)	1:A:45:PHE:HA	2:C:457:LEU:CD1	20	0.91	0.07	0.92
(1,5)	1:A:45:PHE:HA	2:C:457:LEU:CD2	20	0.91	0.07	0.92
(1,5)	1:A:45:PHE:HA	2:C:457:LEU:CG	20	0.91	0.07	0.92
(1,5)	1:A:45:PHE:HA	2:C:457:LEU:H	20	0.91	0.07	0.92
(1,5)	1:A:45:PHE:HA	2:C:457:LEU:HA	20	0.91	0.07	0.92
(1,5)	1:A:45:PHE:HA	2:C:457:LEU:HB2	20	0.91	0.07	0.92
(1,5)	1:A:45:PHE:HA	2:C:457:LEU:HB3	20	0.91	0.07	0.92
(1,5)	1:A:45:PHE:HA	2:C:457:LEU:HD11	20	0.91	0.07	0.92
(1,5)	1:A:45:PHE:HA	2:C:457:LEU:HD12	20	0.91	0.07	0.92
(1,5)	1:A:45:PHE:HA	2:C:457:LEU:HD13	20	0.91	0.07	0.92
(1,5)	1:A:45:PHE:HA	2:C:457:LEU:HD21	20	0.91	0.07	0.92
(1,5)	1:A:45:PHE:HA	2:C:457:LEU:HD22	20	0.91	0.07	0.92
(1,5)	1:A:45:PHE:HA	2:C:457:LEU:HD23	20	0.91	0.07	0.92
(1,5)	1:A:45:PHE:HA	2:C:457:LEU:HG	20	0.91	0.07	0.92
(1,5)	1:A:45:PHE:HA	2:C:457:LEU:N	20	0.91	0.07	0.92
(1,5)	1:A:45:PHE:HA	2:C:457:LEU:O	20	0.91	0.07	0.92
(1,5)	1:A:45:PHE:HA	2:C:459:ALA:C	20	0.91	0.07	0.92
(1,5)	1:A:45:PHE:HA	2:C:459:ALA:CA	20	0.91	0.07	0.92
(1,5)	1:A:45:PHE:HA	2:C:459:ALA:CB	20	0.91	0.07	0.92
(1,5)	1:A:45:PHE:HA	2:C:459:ALA:H	20	0.91	0.07	0.92
(1,5)	1:A:45:PHE:HA	2:C:459:ALA:HA	20	0.91	0.07	0.92
(1,5)	1:A:45:PHE:HA	2:C:459:ALA:HB1	20	0.91	0.07	0.92
(1,5)	1:A:45:PHE:HA	2:C:459:ALA:HB2	20	0.91	0.07	0.92
(1,5)	1:A:45:PHE:HA	2:C:459:ALA:HB3	20	0.91	0.07	0.92
(1,5)	1:A:45:PHE:HA	2:C:459:ALA:N	20	0.91	0.07	0.92
(1,5)	1:A:45:PHE:HA	2:C:459:ALA:O	20	0.91	0.07	0.92
(1,5)	1:A:45:PHE:HA	2:C:460:MET:C	20	0.91	0.07	0.92
(1,5)	1:A:45:PHE:HA	2:C:460:MET:CA	20	0.91	0.07	0.92
(1,5)	1:A:45:PHE:HA	2:C:460:MET:CB	20	0.91	0.07	0.92
(1,5)	1:A:45:PHE:HA	2:C:460:MET:CE	20	0.91	0.07	0.92
(1,5)	1:A:45:PHE:HA	2:C:460:MET:CG	20	0.91	0.07	0.92
(1,5)	1:A:45:PHE:HA	2:C:460:MET:H	20	0.91	0.07	0.92
(1,5)	1:A:45:PHE:HA	2:C:460:MET:HA	20	0.91	0.07	0.92
(1,5)	1:A:45:PHE:HA	2:C:460:MET:HB2	20	0.91	0.07	0.92
(1,5)	1:A:45:PHE:HA	2:C:460:MET:HB3	20	0.91	0.07	0.92
(1,5)	1:A:45:PHE:HA	2:C:460:MET:HE1	20	0.91	0.07	0.92
(1,5)	1:A:45:PHE:HA	2:C:460:MET:HE2	20	0.91	0.07	0.92

Continued on next page...

Continued from previous page...

Key	Atom-1	Atom-2	Models ¹	Mean (Å)	SD ¹ (Å)	Median (Å)
(1,5)	1:A:45:PHE:HA	2:C:460:MET:HE3	20	0.91	0.07	0.92
(1,5)	1:A:45:PHE:HA	2:C:460:MET:HG2	20	0.91	0.07	0.92
(1,5)	1:A:45:PHE:HA	2:C:460:MET:HG3	20	0.91	0.07	0.92
(1,5)	1:A:45:PHE:HA	2:C:460:MET:N	20	0.91	0.07	0.92
(1,5)	1:A:45:PHE:HA	2:C:460:MET:O	20	0.91	0.07	0.92
(1,5)	1:A:45:PHE:HA	2:C:460:MET:SD	20	0.91	0.07	0.92
(1,5)	1:A:45:PHE:HA	2:C:462:HIS:C	20	0.91	0.07	0.92
(1,5)	1:A:45:PHE:HA	2:C:462:HIS:CA	20	0.91	0.07	0.92
(1,5)	1:A:45:PHE:HA	2:C:462:HIS:CB	20	0.91	0.07	0.92
(1,5)	1:A:45:PHE:HA	2:C:462:HIS:CD2	20	0.91	0.07	0.92
(1,5)	1:A:45:PHE:HA	2:C:462:HIS:CE1	20	0.91	0.07	0.92
(1,5)	1:A:45:PHE:HA	2:C:462:HIS:CG	20	0.91	0.07	0.92
(1,5)	1:A:45:PHE:HA	2:C:462:HIS:H	20	0.91	0.07	0.92
(1,5)	1:A:45:PHE:HA	2:C:462:HIS:HA	20	0.91	0.07	0.92
(1,5)	1:A:45:PHE:HA	2:C:462:HIS:HB2	20	0.91	0.07	0.92
(1,5)	1:A:45:PHE:HA	2:C:462:HIS:HB3	20	0.91	0.07	0.92
(1,5)	1:A:45:PHE:HA	2:C:462:HIS:HD2	20	0.91	0.07	0.92
(1,5)	1:A:45:PHE:HA	2:C:462:HIS:HE1	20	0.91	0.07	0.92
(1,5)	1:A:45:PHE:HA	2:C:462:HIS:HE2	20	0.91	0.07	0.92
(1,5)	1:A:45:PHE:HA	2:C:462:HIS:N	20	0.91	0.07	0.92
(1,5)	1:A:45:PHE:HA	2:C:462:HIS:ND1	20	0.91	0.07	0.92
(1,5)	1:A:45:PHE:HA	2:C:462:HIS:NE2	20	0.91	0.07	0.92
(1,5)	1:A:45:PHE:HA	2:C:462:HIS:O	20	0.91	0.07	0.92
(1,5)	1:A:45:PHE:HA	2:C:463:GLN:C	20	0.91	0.07	0.92
(1,5)	1:A:45:PHE:HA	2:C:463:GLN:CA	20	0.91	0.07	0.92
(1,5)	1:A:45:PHE:HA	2:C:463:GLN:CB	20	0.91	0.07	0.92
(1,5)	1:A:45:PHE:HA	2:C:463:GLN:CD	20	0.91	0.07	0.92
(1,5)	1:A:45:PHE:HA	2:C:463:GLN:CG	20	0.91	0.07	0.92
(1,5)	1:A:45:PHE:HA	2:C:463:GLN:H	20	0.91	0.07	0.92
(1,5)	1:A:45:PHE:HA	2:C:463:GLN:HA	20	0.91	0.07	0.92
(1,5)	1:A:45:PHE:HA	2:C:463:GLN:HB2	20	0.91	0.07	0.92
(1,5)	1:A:45:PHE:HA	2:C:463:GLN:HB3	20	0.91	0.07	0.92
(1,5)	1:A:45:PHE:HA	2:C:463:GLN:HE21	20	0.91	0.07	0.92
(1,5)	1:A:45:PHE:HA	2:C:463:GLN:HE22	20	0.91	0.07	0.92
(1,5)	1:A:45:PHE:HA	2:C:463:GLN:HG2	20	0.91	0.07	0.92
(1,5)	1:A:45:PHE:HA	2:C:463:GLN:HG3	20	0.91	0.07	0.92
(1,5)	1:A:45:PHE:HA	2:C:463:GLN:N	20	0.91	0.07	0.92
(1,5)	1:A:45:PHE:HA	2:C:463:GLN:NE2	20	0.91	0.07	0.92
(1,5)	1:A:45:PHE:HA	2:C:463:GLN:O	20	0.91	0.07	0.92
(1,5)	1:A:45:PHE:HA	2:C:463:GLN:OE1	20	0.91	0.07	0.92
(1,5)	1:A:45:PHE:HA	2:C:465:GLN:C	20	0.91	0.07	0.92
(1,5)	1:A:45:PHE:HA	2:C:465:GLN:CA	20	0.91	0.07	0.92

Continued on next page...

Continued from previous page...

Key	Atom-1	Atom-2	Models ¹	Mean (Å)	SD ¹ (Å)	Median (Å)
(1,5)	1:A:45:PHE:HA	2:C:465:GLN:CB	20	0.91	0.07	0.92
(1,5)	1:A:45:PHE:HA	2:C:465:GLN:CD	20	0.91	0.07	0.92
(1,5)	1:A:45:PHE:HA	2:C:465:GLN:CG	20	0.91	0.07	0.92
(1,5)	1:A:45:PHE:HA	2:C:465:GLN:H	20	0.91	0.07	0.92
(1,5)	1:A:45:PHE:HA	2:C:465:GLN:HA	20	0.91	0.07	0.92
(1,5)	1:A:45:PHE:HA	2:C:465:GLN:HB2	20	0.91	0.07	0.92
(1,5)	1:A:45:PHE:HA	2:C:465:GLN:HB3	20	0.91	0.07	0.92
(1,5)	1:A:45:PHE:HA	2:C:465:GLN:HE21	20	0.91	0.07	0.92
(1,5)	1:A:45:PHE:HA	2:C:465:GLN:HE22	20	0.91	0.07	0.92
(1,5)	1:A:45:PHE:HA	2:C:465:GLN:HG2	20	0.91	0.07	0.92
(1,5)	1:A:45:PHE:HA	2:C:465:GLN:HG3	20	0.91	0.07	0.92
(1,5)	1:A:45:PHE:HA	2:C:465:GLN:N	20	0.91	0.07	0.92
(1,5)	1:A:45:PHE:HA	2:C:465:GLN:NE2	20	0.91	0.07	0.92
(1,5)	1:A:45:PHE:HA	2:C:465:GLN:O	20	0.91	0.07	0.92
(1,5)	1:A:45:PHE:HA	2:C:465:GLN:OE1	20	0.91	0.07	0.92
(1,5)	1:A:45:PHE:HA	2:C:466:GLU:C	20	0.91	0.07	0.92
(1,5)	1:A:45:PHE:HA	2:C:466:GLU:CA	20	0.91	0.07	0.92
(1,5)	1:A:45:PHE:HA	2:C:466:GLU:CB	20	0.91	0.07	0.92
(1,5)	1:A:45:PHE:HA	2:C:466:GLU:CD	20	0.91	0.07	0.92
(1,5)	1:A:45:PHE:HA	2:C:466:GLU:CG	20	0.91	0.07	0.92
(1,5)	1:A:45:PHE:HA	2:C:466:GLU:H	20	0.91	0.07	0.92
(1,5)	1:A:45:PHE:HA	2:C:466:GLU:HA	20	0.91	0.07	0.92
(1,5)	1:A:45:PHE:HA	2:C:466:GLU:HB2	20	0.91	0.07	0.92
(1,5)	1:A:45:PHE:HA	2:C:466:GLU:HB3	20	0.91	0.07	0.92
(1,5)	1:A:45:PHE:HA	2:C:466:GLU:HG2	20	0.91	0.07	0.92
(1,5)	1:A:45:PHE:HA	2:C:466:GLU:HG3	20	0.91	0.07	0.92
(1,5)	1:A:45:PHE:HA	2:C:466:GLU:N	20	0.91	0.07	0.92
(1,5)	1:A:45:PHE:HA	2:C:466:GLU:O	20	0.91	0.07	0.92
(1,5)	1:A:45:PHE:HA	2:C:466:GLU:OE1	20	0.91	0.07	0.92
(1,5)	1:A:45:PHE:HA	2:C:466:GLU:OE2	20	0.91	0.07	0.92
(1,5)	1:A:45:PHE:HA	2:C:467:MET:C	20	0.91	0.07	0.92
(1,5)	1:A:45:PHE:HA	2:C:467:MET:CA	20	0.91	0.07	0.92
(1,5)	1:A:45:PHE:HA	2:C:467:MET:CB	20	0.91	0.07	0.92
(1,5)	1:A:45:PHE:HA	2:C:467:MET:CE	20	0.91	0.07	0.92
(1,5)	1:A:45:PHE:HA	2:C:467:MET:CG	20	0.91	0.07	0.92
(1,5)	1:A:45:PHE:HA	2:C:467:MET:H	20	0.91	0.07	0.92
(1,5)	1:A:45:PHE:HA	2:C:467:MET:HA	20	0.91	0.07	0.92
(1,5)	1:A:45:PHE:HA	2:C:467:MET:HB2	20	0.91	0.07	0.92
(1,5)	1:A:45:PHE:HA	2:C:467:MET:HB3	20	0.91	0.07	0.92
(1,5)	1:A:45:PHE:HA	2:C:467:MET:HE1	20	0.91	0.07	0.92
(1,5)	1:A:45:PHE:HA	2:C:467:MET:HE2	20	0.91	0.07	0.92
(1,5)	1:A:45:PHE:HA	2:C:467:MET:HE3	20	0.91	0.07	0.92

Continued on next page...

Continued from previous page...

Key	Atom-1	Atom-2	Models ¹	Mean (Å)	SD ¹ (Å)	Median (Å)
(1,5)	1:A:45:PHE:HA	2:C:467:MET:HG2	20	0.91	0.07	0.92
(1,5)	1:A:45:PHE:HA	2:C:467:MET:HG3	20	0.91	0.07	0.92
(1,5)	1:A:45:PHE:HA	2:C:467:MET:N	20	0.91	0.07	0.92
(1,5)	1:A:45:PHE:HA	2:C:467:MET:O	20	0.91	0.07	0.92
(1,5)	1:A:45:PHE:HA	2:C:467:MET:SD	20	0.91	0.07	0.92
(1,5)	1:A:45:PHE:HA	2:C:468:PHE:C	20	0.91	0.07	0.92
(1,5)	1:A:45:PHE:HA	2:C:468:PHE:CA	20	0.91	0.07	0.92
(1,5)	1:A:45:PHE:HA	2:C:468:PHE:CB	20	0.91	0.07	0.92
(1,5)	1:A:45:PHE:HA	2:C:468:PHE:CD1	20	0.91	0.07	0.92
(1,5)	1:A:45:PHE:HA	2:C:468:PHE:CD2	20	0.91	0.07	0.92
(1,5)	1:A:45:PHE:HA	2:C:468:PHE:CE1	20	0.91	0.07	0.92
(1,5)	1:A:45:PHE:HA	2:C:468:PHE:CE2	20	0.91	0.07	0.92
(1,5)	1:A:45:PHE:HA	2:C:468:PHE:CG	20	0.91	0.07	0.92
(1,5)	1:A:45:PHE:HA	2:C:468:PHE:CZ	20	0.91	0.07	0.92
(1,5)	1:A:45:PHE:HA	2:C:468:PHE:H	20	0.91	0.07	0.92
(1,5)	1:A:45:PHE:HA	2:C:468:PHE:HA	20	0.91	0.07	0.92
(1,5)	1:A:45:PHE:HA	2:C:468:PHE:HB2	20	0.91	0.07	0.92
(1,5)	1:A:45:PHE:HA	2:C:468:PHE:HB3	20	0.91	0.07	0.92
(1,5)	1:A:45:PHE:HA	2:C:468:PHE:HD1	20	0.91	0.07	0.92
(1,5)	1:A:45:PHE:HA	2:C:468:PHE:HD2	20	0.91	0.07	0.92
(1,5)	1:A:45:PHE:HA	2:C:468:PHE:HE1	20	0.91	0.07	0.92
(1,5)	1:A:45:PHE:HA	2:C:468:PHE:HE2	20	0.91	0.07	0.92
(1,5)	1:A:45:PHE:HA	2:C:468:PHE:HZ	20	0.91	0.07	0.92
(1,5)	1:A:45:PHE:HA	2:C:468:PHE:N	20	0.91	0.07	0.92
(1,5)	1:A:45:PHE:HA	2:C:468:PHE:O	20	0.91	0.07	0.92
(1,5)	1:A:45:PHE:HA	2:C:469:PRO:C	20	0.91	0.07	0.92
(1,5)	1:A:45:PHE:HA	2:C:469:PRO:CA	20	0.91	0.07	0.92
(1,5)	1:A:45:PHE:HA	2:C:469:PRO:CB	20	0.91	0.07	0.92
(1,5)	1:A:45:PHE:HA	2:C:469:PRO:CD	20	0.91	0.07	0.92
(1,5)	1:A:45:PHE:HA	2:C:469:PRO:CG	20	0.91	0.07	0.92
(1,5)	1:A:45:PHE:HA	2:C:469:PRO:HA	20	0.91	0.07	0.92
(1,5)	1:A:45:PHE:HA	2:C:469:PRO:HB2	20	0.91	0.07	0.92
(1,5)	1:A:45:PHE:HA	2:C:469:PRO:HB3	20	0.91	0.07	0.92
(1,5)	1:A:45:PHE:HA	2:C:469:PRO:HD2	20	0.91	0.07	0.92
(1,5)	1:A:45:PHE:HA	2:C:469:PRO:HD3	20	0.91	0.07	0.92
(1,5)	1:A:45:PHE:HA	2:C:469:PRO:HG2	20	0.91	0.07	0.92
(1,5)	1:A:45:PHE:HA	2:C:469:PRO:HG3	20	0.91	0.07	0.92
(1,5)	1:A:45:PHE:HA	2:C:469:PRO:N	20	0.91	0.07	0.92
(1,5)	1:A:45:PHE:HA	2:C:469:PRO:O	20	0.91	0.07	0.92
(1,5)	1:A:45:PHE:HA	2:C:470:GLN:C	20	0.91	0.07	0.92
(1,5)	1:A:45:PHE:HA	2:C:470:GLN:CA	20	0.91	0.07	0.92
(1,5)	1:A:45:PHE:HA	2:C:470:GLN:CB	20	0.91	0.07	0.92

Continued on next page...

Continued from previous page...

Key	Atom-1	Atom-2	Models ¹	Mean (Å)	SD ¹ (Å)	Median (Å)
(1,5)	1:A:45:PHE:HA	2:C:470:GLN:CD	20	0.91	0.07	0.92
(1,5)	1:A:45:PHE:HA	2:C:470:GLN:CG	20	0.91	0.07	0.92
(1,5)	1:A:45:PHE:HA	2:C:470:GLN:H	20	0.91	0.07	0.92
(1,5)	1:A:45:PHE:HA	2:C:470:GLN:HA	20	0.91	0.07	0.92
(1,5)	1:A:45:PHE:HA	2:C:470:GLN:HB2	20	0.91	0.07	0.92
(1,5)	1:A:45:PHE:HA	2:C:470:GLN:HB3	20	0.91	0.07	0.92
(1,5)	1:A:45:PHE:HA	2:C:470:GLN:HE21	20	0.91	0.07	0.92
(1,5)	1:A:45:PHE:HA	2:C:470:GLN:HE22	20	0.91	0.07	0.92
(1,5)	1:A:45:PHE:HA	2:C:470:GLN:HG2	20	0.91	0.07	0.92
(1,5)	1:A:45:PHE:HA	2:C:470:GLN:HG3	20	0.91	0.07	0.92
(1,5)	1:A:45:PHE:HA	2:C:470:GLN:N	20	0.91	0.07	0.92
(1,5)	1:A:45:PHE:HA	2:C:470:GLN:NE2	20	0.91	0.07	0.92
(1,5)	1:A:45:PHE:HA	2:C:470:GLN:O	20	0.91	0.07	0.92
(1,5)	1:A:45:PHE:HA	2:C:470:GLN:OE1	20	0.91	0.07	0.92
(1,5)	1:A:45:PHE:HA	2:C:472:PRO:C	20	0.91	0.07	0.92
(1,5)	1:A:45:PHE:HA	2:C:472:PRO:CA	20	0.91	0.07	0.92
(1,5)	1:A:45:PHE:HA	2:C:472:PRO:CB	20	0.91	0.07	0.92
(1,5)	1:A:45:PHE:HA	2:C:472:PRO:CD	20	0.91	0.07	0.92
(1,5)	1:A:45:PHE:HA	2:C:472:PRO:CG	20	0.91	0.07	0.92
(1,5)	1:A:45:PHE:HA	2:C:472:PRO:HA	20	0.91	0.07	0.92
(1,5)	1:A:45:PHE:HA	2:C:472:PRO:HB2	20	0.91	0.07	0.92
(1,5)	1:A:45:PHE:HA	2:C:472:PRO:HB3	20	0.91	0.07	0.92
(1,5)	1:A:45:PHE:HA	2:C:472:PRO:HD2	20	0.91	0.07	0.92
(1,5)	1:A:45:PHE:HA	2:C:472:PRO:HD3	20	0.91	0.07	0.92
(1,5)	1:A:45:PHE:HA	2:C:472:PRO:HG2	20	0.91	0.07	0.92
(1,5)	1:A:45:PHE:HA	2:C:472:PRO:HG3	20	0.91	0.07	0.92
(1,5)	1:A:45:PHE:HA	2:C:472:PRO:N	20	0.91	0.07	0.92
(1,5)	1:A:45:PHE:HA	2:C:472:PRO:O	20	0.91	0.07	0.92
(1,5)	1:A:45:PHE:HA	2:C:482:LEU:C	20	0.91	0.07	0.92
(1,5)	1:A:45:PHE:HA	2:C:482:LEU:CA	20	0.91	0.07	0.92
(1,5)	1:A:45:PHE:HA	2:C:482:LEU:CB	20	0.91	0.07	0.92
(1,5)	1:A:45:PHE:HA	2:C:482:LEU:CD1	20	0.91	0.07	0.92
(1,5)	1:A:45:PHE:HA	2:C:482:LEU:CD2	20	0.91	0.07	0.92
(1,5)	1:A:45:PHE:HA	2:C:482:LEU:CG	20	0.91	0.07	0.92
(1,5)	1:A:45:PHE:HA	2:C:482:LEU:H	20	0.91	0.07	0.92
(1,5)	1:A:45:PHE:HA	2:C:482:LEU:HA	20	0.91	0.07	0.92
(1,5)	1:A:45:PHE:HA	2:C:482:LEU:HB2	20	0.91	0.07	0.92
(1,5)	1:A:45:PHE:HA	2:C:482:LEU:HB3	20	0.91	0.07	0.92
(1,5)	1:A:45:PHE:HA	2:C:482:LEU:HD11	20	0.91	0.07	0.92
(1,5)	1:A:45:PHE:HA	2:C:482:LEU:HD12	20	0.91	0.07	0.92
(1,5)	1:A:45:PHE:HA	2:C:482:LEU:HD13	20	0.91	0.07	0.92
(1,5)	1:A:45:PHE:HA	2:C:482:LEU:HD21	20	0.91	0.07	0.92

Continued on next page...

Continued from previous page...

Key	Atom-1	Atom-2	Models ¹	Mean (Å)	SD ¹ (Å)	Median (Å)
(1,5)	1:A:45:PHE:HA	2:C:482:LEU:HD22	20	0.91	0.07	0.92
(1,5)	1:A:45:PHE:HA	2:C:482:LEU:HD23	20	0.91	0.07	0.92
(1,5)	1:A:45:PHE:HA	2:C:482:LEU:HG	20	0.91	0.07	0.92
(1,5)	1:A:45:PHE:HA	2:C:482:LEU:N	20	0.91	0.07	0.92
(1,5)	1:A:45:PHE:HA	2:C:482:LEU:O	20	0.91	0.07	0.92
(1,5)	1:A:45:PHE:HA	2:C:483:THR:C	20	0.91	0.07	0.92
(1,5)	1:A:45:PHE:HA	2:C:483:THR:CA	20	0.91	0.07	0.92
(1,5)	1:A:45:PHE:HA	2:C:483:THR:CB	20	0.91	0.07	0.92
(1,5)	1:A:45:PHE:HA	2:C:483:THR:CG2	20	0.91	0.07	0.92
(1,5)	1:A:45:PHE:HA	2:C:483:THR:H	20	0.91	0.07	0.92
(1,5)	1:A:45:PHE:HA	2:C:483:THR:HA	20	0.91	0.07	0.92
(1,5)	1:A:45:PHE:HA	2:C:483:THR:HB	20	0.91	0.07	0.92
(1,5)	1:A:45:PHE:HA	2:C:483:THR:HG1	20	0.91	0.07	0.92
(1,5)	1:A:45:PHE:HA	2:C:483:THR:HG21	20	0.91	0.07	0.92
(1,5)	1:A:45:PHE:HA	2:C:483:THR:HG22	20	0.91	0.07	0.92
(1,5)	1:A:45:PHE:HA	2:C:483:THR:HG23	20	0.91	0.07	0.92
(1,5)	1:A:45:PHE:HA	2:C:483:THR:N	20	0.91	0.07	0.92
(1,5)	1:A:45:PHE:HA	2:C:483:THR:O	20	0.91	0.07	0.92
(1,5)	1:A:45:PHE:HA	2:C:483:THR:OG1	20	0.91	0.07	0.92
(1,5)	1:A:45:PHE:HA	2:C:484:ARG:C	20	0.91	0.07	0.92
(1,5)	1:A:45:PHE:HA	2:C:484:ARG:CA	20	0.91	0.07	0.92
(1,5)	1:A:45:PHE:HA	2:C:484:ARG:CB	20	0.91	0.07	0.92
(1,5)	1:A:45:PHE:HA	2:C:484:ARG:CD	20	0.91	0.07	0.92
(1,5)	1:A:45:PHE:HA	2:C:484:ARG:CG	20	0.91	0.07	0.92
(1,5)	1:A:45:PHE:HA	2:C:484:ARG:CZ	20	0.91	0.07	0.92
(1,5)	1:A:45:PHE:HA	2:C:484:ARG:H	20	0.91	0.07	0.92
(1,5)	1:A:45:PHE:HA	2:C:484:ARG:HA	20	0.91	0.07	0.92
(1,5)	1:A:45:PHE:HA	2:C:484:ARG:HB2	20	0.91	0.07	0.92
(1,5)	1:A:45:PHE:HA	2:C:484:ARG:HB3	20	0.91	0.07	0.92
(1,5)	1:A:45:PHE:HA	2:C:484:ARG:HD2	20	0.91	0.07	0.92
(1,5)	1:A:45:PHE:HA	2:C:484:ARG:HD3	20	0.91	0.07	0.92
(1,5)	1:A:45:PHE:HA	2:C:484:ARG:HE	20	0.91	0.07	0.92
(1,5)	1:A:45:PHE:HA	2:C:484:ARG:HG2	20	0.91	0.07	0.92
(1,5)	1:A:45:PHE:HA	2:C:484:ARG:HG3	20	0.91	0.07	0.92
(1,5)	1:A:45:PHE:HA	2:C:484:ARG:HH11	20	0.91	0.07	0.92
(1,5)	1:A:45:PHE:HA	2:C:484:ARG:HH12	20	0.91	0.07	0.92
(1,5)	1:A:45:PHE:HA	2:C:484:ARG:HH21	20	0.91	0.07	0.92
(1,5)	1:A:45:PHE:HA	2:C:484:ARG:HH22	20	0.91	0.07	0.92
(1,5)	1:A:45:PHE:HA	2:C:484:ARG:N	20	0.91	0.07	0.92
(1,5)	1:A:45:PHE:HA	2:C:484:ARG:NE	20	0.91	0.07	0.92
(1,5)	1:A:45:PHE:HA	2:C:484:ARG:NH1	20	0.91	0.07	0.92
(1,5)	1:A:45:PHE:HA	2:C:484:ARG:NH2	20	0.91	0.07	0.92

Continued on next page...

Continued from previous page...

Key	Atom-1	Atom-2	Models ¹	Mean (Å)	SD ¹ (Å)	Median (Å)
(1,5)	1:A:45:PHE:HA	2:C:484:ARG:O	20	0.91	0.07	0.92
(1,5)	1:A:45:PHE:HA	2:C:485:SER:C	20	0.91	0.07	0.92
(1,5)	1:A:45:PHE:HA	2:C:485:SER:CA	20	0.91	0.07	0.92
(1,5)	1:A:45:PHE:HA	2:C:485:SER:CB	20	0.91	0.07	0.92
(1,5)	1:A:45:PHE:HA	2:C:485:SER:H	20	0.91	0.07	0.92
(1,5)	1:A:45:PHE:HA	2:C:485:SER:HA	20	0.91	0.07	0.92
(1,5)	1:A:45:PHE:HA	2:C:485:SER:HB2	20	0.91	0.07	0.92
(1,5)	1:A:45:PHE:HA	2:C:485:SER:HB3	20	0.91	0.07	0.92
(1,5)	1:A:45:PHE:HA	2:C:485:SER:HG	20	0.91	0.07	0.92
(1,5)	1:A:45:PHE:HA	2:C:485:SER:N	20	0.91	0.07	0.92
(1,5)	1:A:45:PHE:HA	2:C:485:SER:O	20	0.91	0.07	0.92
(1,5)	1:A:45:PHE:HA	2:C:485:SER:OG	20	0.91	0.07	0.92
(1,5)	1:A:45:PHE:HA	2:C:486:VAL:C	20	0.91	0.07	0.92
(1,5)	1:A:45:PHE:HA	2:C:486:VAL:CA	20	0.91	0.07	0.92
(1,5)	1:A:45:PHE:HA	2:C:486:VAL:CB	20	0.91	0.07	0.92
(1,5)	1:A:45:PHE:HA	2:C:486:VAL:CG1	20	0.91	0.07	0.92
(1,5)	1:A:45:PHE:HA	2:C:486:VAL:CG2	20	0.91	0.07	0.92
(1,5)	1:A:45:PHE:HA	2:C:486:VAL:H	20	0.91	0.07	0.92
(1,5)	1:A:45:PHE:HA	2:C:486:VAL:HA	20	0.91	0.07	0.92
(1,5)	1:A:45:PHE:HA	2:C:486:VAL:HB	20	0.91	0.07	0.92
(1,5)	1:A:45:PHE:HA	2:C:486:VAL:HG11	20	0.91	0.07	0.92
(1,5)	1:A:45:PHE:HA	2:C:486:VAL:HG12	20	0.91	0.07	0.92
(1,5)	1:A:45:PHE:HA	2:C:486:VAL:HG13	20	0.91	0.07	0.92
(1,5)	1:A:45:PHE:HA	2:C:486:VAL:HG21	20	0.91	0.07	0.92
(1,5)	1:A:45:PHE:HA	2:C:486:VAL:HG22	20	0.91	0.07	0.92
(1,5)	1:A:45:PHE:HA	2:C:486:VAL:HG23	20	0.91	0.07	0.92
(1,5)	1:A:45:PHE:HA	2:C:486:VAL:N	20	0.91	0.07	0.92
(1,5)	1:A:45:PHE:HA	2:C:486:VAL:O	20	0.91	0.07	0.92
(1,5)	1:A:45:PHE:HA	2:C:487:GLU:C	20	0.91	0.07	0.92
(1,5)	1:A:45:PHE:HA	2:C:487:GLU:CA	20	0.91	0.07	0.92
(1,5)	1:A:45:PHE:HA	2:C:487:GLU:CB	20	0.91	0.07	0.92
(1,5)	1:A:45:PHE:HA	2:C:487:GLU:CD	20	0.91	0.07	0.92
(1,5)	1:A:45:PHE:HA	2:C:487:GLU:CG	20	0.91	0.07	0.92
(1,5)	1:A:45:PHE:HA	2:C:487:GLU:H	20	0.91	0.07	0.92
(1,5)	1:A:45:PHE:HA	2:C:487:GLU:HA	20	0.91	0.07	0.92
(1,5)	1:A:45:PHE:HA	2:C:487:GLU:HB2	20	0.91	0.07	0.92
(1,5)	1:A:45:PHE:HA	2:C:487:GLU:HB3	20	0.91	0.07	0.92
(1,5)	1:A:45:PHE:HA	2:C:487:GLU:HG2	20	0.91	0.07	0.92
(1,5)	1:A:45:PHE:HA	2:C:487:GLU:HG3	20	0.91	0.07	0.92
(1,5)	1:A:45:PHE:HA	2:C:487:GLU:N	20	0.91	0.07	0.92
(1,5)	1:A:45:PHE:HA	2:C:487:GLU:O	20	0.91	0.07	0.92
(1,5)	1:A:45:PHE:HA	2:C:487:GLU:OE1	20	0.91	0.07	0.92

Continued on next page...

Continued from previous page...

Key	Atom-1	Atom-2	Models ¹	Mean (Å)	SD ¹ (Å)	Median (Å)
(1,5)	1:A:45:PHE:HA	2:C:487:GLU:OE2	20	0.91	0.07	0.92
(1,5)	1:A:45:PHE:HA	2:C:488:ILE:C	20	0.91	0.07	0.92
(1,5)	1:A:45:PHE:HA	2:C:488:ILE:CA	20	0.91	0.07	0.92
(1,5)	1:A:45:PHE:HA	2:C:488:ILE:CB	20	0.91	0.07	0.92
(1,5)	1:A:45:PHE:HA	2:C:488:ILE:CD1	20	0.91	0.07	0.92
(1,5)	1:A:45:PHE:HA	2:C:488:ILE:CG1	20	0.91	0.07	0.92
(1,5)	1:A:45:PHE:HA	2:C:488:ILE:CG2	20	0.91	0.07	0.92
(1,5)	1:A:45:PHE:HA	2:C:488:ILE:H	20	0.91	0.07	0.92
(1,5)	1:A:45:PHE:HA	2:C:488:ILE:HA	20	0.91	0.07	0.92
(1,5)	1:A:45:PHE:HA	2:C:488:ILE:HB	20	0.91	0.07	0.92
(1,5)	1:A:45:PHE:HA	2:C:488:ILE:HD11	20	0.91	0.07	0.92
(1,5)	1:A:45:PHE:HA	2:C:488:ILE:HD12	20	0.91	0.07	0.92
(1,5)	1:A:45:PHE:HA	2:C:488:ILE:HD13	20	0.91	0.07	0.92
(1,5)	1:A:45:PHE:HA	2:C:488:ILE:HG12	20	0.91	0.07	0.92
(1,5)	1:A:45:PHE:HA	2:C:488:ILE:HG13	20	0.91	0.07	0.92
(1,5)	1:A:45:PHE:HA	2:C:488:ILE:HG21	20	0.91	0.07	0.92
(1,5)	1:A:45:PHE:HA	2:C:488:ILE:HG22	20	0.91	0.07	0.92
(1,5)	1:A:45:PHE:HA	2:C:488:ILE:HG23	20	0.91	0.07	0.92
(1,5)	1:A:45:PHE:HA	2:C:488:ILE:N	20	0.91	0.07	0.92
(1,5)	1:A:45:PHE:HA	2:C:488:ILE:O	20	0.91	0.07	0.92
(1,5)	1:A:45:PHE:HA	2:C:490:THR:C	20	0.91	0.07	0.92
(1,5)	1:A:45:PHE:HA	2:C:490:THR:CA	20	0.91	0.07	0.92
(1,5)	1:A:45:PHE:HA	2:C:490:THR:CB	20	0.91	0.07	0.92
(1,5)	1:A:45:PHE:HA	2:C:490:THR:CG2	20	0.91	0.07	0.92
(1,5)	1:A:45:PHE:HA	2:C:490:THR:H	20	0.91	0.07	0.92
(1,5)	1:A:45:PHE:HA	2:C:490:THR:HA	20	0.91	0.07	0.92
(1,5)	1:A:45:PHE:HA	2:C:490:THR:HB	20	0.91	0.07	0.92
(1,5)	1:A:45:PHE:HA	2:C:490:THR:HG1	20	0.91	0.07	0.92
(1,5)	1:A:45:PHE:HA	2:C:490:THR:HG21	20	0.91	0.07	0.92
(1,5)	1:A:45:PHE:HA	2:C:490:THR:HG22	20	0.91	0.07	0.92
(1,5)	1:A:45:PHE:HA	2:C:490:THR:HG23	20	0.91	0.07	0.92
(1,5)	1:A:45:PHE:HA	2:C:490:THR:N	20	0.91	0.07	0.92
(1,5)	1:A:45:PHE:HA	2:C:490:THR:O	20	0.91	0.07	0.92
(1,5)	1:A:45:PHE:HA	2:C:490:THR:OG1	20	0.91	0.07	0.92
(1,5)	1:A:45:PHE:HA	2:C:491:ASP:C	20	0.91	0.07	0.92
(1,5)	1:A:45:PHE:HA	2:C:491:ASP:CA	20	0.91	0.07	0.92
(1,5)	1:A:45:PHE:HA	2:C:491:ASP:CB	20	0.91	0.07	0.92
(1,5)	1:A:45:PHE:HA	2:C:491:ASP:CG	20	0.91	0.07	0.92
(1,5)	1:A:45:PHE:HA	2:C:491:ASP:H	20	0.91	0.07	0.92
(1,5)	1:A:45:PHE:HA	2:C:491:ASP:HA	20	0.91	0.07	0.92
(1,5)	1:A:45:PHE:HA	2:C:491:ASP:HB2	20	0.91	0.07	0.92
(1,5)	1:A:45:PHE:HA	2:C:491:ASP:HB3	20	0.91	0.07	0.92

Continued on next page...

Continued from previous page...

Key	Atom-1	Atom-2	Models ¹	Mean (Å)	SD ¹ (Å)	Median (Å)
(1,5)	1:A:45:PHE:HA	2:C:491:ASP:N	20	0.91	0.07	0.92
(1,5)	1:A:45:PHE:HA	2:C:491:ASP:O	20	0.91	0.07	0.92
(1,5)	1:A:45:PHE:HA	2:C:491:ASP:OD1	20	0.91	0.07	0.92
(1,5)	1:A:45:PHE:HA	2:C:491:ASP:OD2	20	0.91	0.07	0.92
(1,5)	1:A:45:PHE:HA	2:C:492:ASN:C	20	0.91	0.07	0.92
(1,5)	1:A:45:PHE:HA	2:C:492:ASN:CA	20	0.91	0.07	0.92
(1,5)	1:A:45:PHE:HA	2:C:492:ASN:CB	20	0.91	0.07	0.92
(1,5)	1:A:45:PHE:HA	2:C:492:ASN:CG	20	0.91	0.07	0.92
(1,5)	1:A:45:PHE:HA	2:C:492:ASN:H	20	0.91	0.07	0.92
(1,5)	1:A:45:PHE:HA	2:C:492:ASN:HA	20	0.91	0.07	0.92
(1,5)	1:A:45:PHE:HA	2:C:492:ASN:HB2	20	0.91	0.07	0.92
(1,5)	1:A:45:PHE:HA	2:C:492:ASN:HB3	20	0.91	0.07	0.92
(1,5)	1:A:45:PHE:HA	2:C:492:ASN:HD21	20	0.91	0.07	0.92
(1,5)	1:A:45:PHE:HA	2:C:492:ASN:HD22	20	0.91	0.07	0.92
(1,5)	1:A:45:PHE:HA	2:C:492:ASN:N	20	0.91	0.07	0.92
(1,5)	1:A:45:PHE:HA	2:C:492:ASN:ND2	20	0.91	0.07	0.92
(1,5)	1:A:45:PHE:HA	2:C:492:ASN:O	20	0.91	0.07	0.92
(1,5)	1:A:45:PHE:HA	2:C:492:ASN:OD1	20	0.91	0.07	0.92
(1,5)	1:A:45:PHE:HA	2:C:494:LEU:C	20	0.91	0.07	0.92
(1,5)	1:A:45:PHE:HA	2:C:494:LEU:CA	20	0.91	0.07	0.92
(1,5)	1:A:45:PHE:HA	2:C:494:LEU:CB	20	0.91	0.07	0.92
(1,5)	1:A:45:PHE:HA	2:C:494:LEU:CD1	20	0.91	0.07	0.92
(1,5)	1:A:45:PHE:HA	2:C:494:LEU:CD2	20	0.91	0.07	0.92
(1,5)	1:A:45:PHE:HA	2:C:494:LEU:CG	20	0.91	0.07	0.92
(1,5)	1:A:45:PHE:HA	2:C:494:LEU:H	20	0.91	0.07	0.92
(1,5)	1:A:45:PHE:HA	2:C:494:LEU:HA	20	0.91	0.07	0.92
(1,5)	1:A:45:PHE:HA	2:C:494:LEU:HB2	20	0.91	0.07	0.92
(1,5)	1:A:45:PHE:HA	2:C:494:LEU:HB3	20	0.91	0.07	0.92
(1,5)	1:A:45:PHE:HA	2:C:494:LEU:HD11	20	0.91	0.07	0.92
(1,5)	1:A:45:PHE:HA	2:C:494:LEU:HD12	20	0.91	0.07	0.92
(1,5)	1:A:45:PHE:HA	2:C:494:LEU:HD13	20	0.91	0.07	0.92
(1,5)	1:A:45:PHE:HA	2:C:494:LEU:HD21	20	0.91	0.07	0.92
(1,5)	1:A:45:PHE:HA	2:C:494:LEU:HD22	20	0.91	0.07	0.92
(1,5)	1:A:45:PHE:HA	2:C:494:LEU:HD23	20	0.91	0.07	0.92
(1,5)	1:A:45:PHE:HA	2:C:494:LEU:HG	20	0.91	0.07	0.92
(1,5)	1:A:45:PHE:HA	2:C:494:LEU:N	20	0.91	0.07	0.92
(1,5)	1:A:45:PHE:HA	2:C:494:LEU:O	20	0.91	0.07	0.92
(1,5)	1:A:45:PHE:HA	2:C:495:GLU:C	20	0.91	0.07	0.92
(1,5)	1:A:45:PHE:HA	2:C:495:GLU:CA	20	0.91	0.07	0.92
(1,5)	1:A:45:PHE:HA	2:C:495:GLU:CB	20	0.91	0.07	0.92
(1,5)	1:A:45:PHE:HA	2:C:495:GLU:CD	20	0.91	0.07	0.92
(1,5)	1:A:45:PHE:HA	2:C:495:GLU:CG	20	0.91	0.07	0.92

Continued on next page...

Continued from previous page...

Key	Atom-1	Atom-2	Models ¹	Mean (Å)	SD ¹ (Å)	Median (Å)
(1,5)	1:A:45:PHE:HA	2:C:495:GLU:H	20	0.91	0.07	0.92
(1,5)	1:A:45:PHE:HA	2:C:495:GLU:HA	20	0.91	0.07	0.92
(1,5)	1:A:45:PHE:HA	2:C:495:GLU:HB2	20	0.91	0.07	0.92
(1,5)	1:A:45:PHE:HA	2:C:495:GLU:HB3	20	0.91	0.07	0.92
(1,5)	1:A:45:PHE:HA	2:C:495:GLU:HG2	20	0.91	0.07	0.92
(1,5)	1:A:45:PHE:HA	2:C:495:GLU:HG3	20	0.91	0.07	0.92
(1,5)	1:A:45:PHE:HA	2:C:495:GLU:N	20	0.91	0.07	0.92
(1,5)	1:A:45:PHE:HA	2:C:495:GLU:O	20	0.91	0.07	0.92
(1,5)	1:A:45:PHE:HA	2:C:495:GLU:OE1	20	0.91	0.07	0.92
(1,5)	1:A:45:PHE:HA	2:C:495:GLU:OE2	20	0.91	0.07	0.92
(1,5)	1:A:45:PHE:HA	2:C:496:GLY:C	20	0.91	0.07	0.92
(1,5)	1:A:45:PHE:HA	2:C:496:GLY:CA	20	0.91	0.07	0.92
(1,5)	1:A:45:PHE:HA	2:C:496:GLY:H	20	0.91	0.07	0.92
(1,5)	1:A:45:PHE:HA	2:C:496:GLY:HA2	20	0.91	0.07	0.92
(1,5)	1:A:45:PHE:HA	2:C:496:GLY:HA3	20	0.91	0.07	0.92
(1,5)	1:A:45:PHE:HA	2:C:496:GLY:N	20	0.91	0.07	0.92
(1,5)	1:A:45:PHE:HA	2:C:496:GLY:O	20	0.91	0.07	0.92
(1,5)	1:A:45:PHE:HA	2:C:497:ARG:C	20	0.91	0.07	0.92
(1,5)	1:A:45:PHE:HA	2:C:497:ARG:CA	20	0.91	0.07	0.92
(1,5)	1:A:45:PHE:HA	2:C:497:ARG:CB	20	0.91	0.07	0.92
(1,5)	1:A:45:PHE:HA	2:C:497:ARG:CD	20	0.91	0.07	0.92
(1,5)	1:A:45:PHE:HA	2:C:497:ARG:CG	20	0.91	0.07	0.92
(1,5)	1:A:45:PHE:HA	2:C:497:ARG:CZ	20	0.91	0.07	0.92
(1,5)	1:A:45:PHE:HA	2:C:497:ARG:H	20	0.91	0.07	0.92
(1,5)	1:A:45:PHE:HA	2:C:497:ARG:HA	20	0.91	0.07	0.92
(1,5)	1:A:45:PHE:HA	2:C:497:ARG:HB2	20	0.91	0.07	0.92
(1,5)	1:A:45:PHE:HA	2:C:497:ARG:HB3	20	0.91	0.07	0.92
(1,5)	1:A:45:PHE:HA	2:C:497:ARG:HD2	20	0.91	0.07	0.92
(1,5)	1:A:45:PHE:HA	2:C:497:ARG:HD3	20	0.91	0.07	0.92
(1,5)	1:A:45:PHE:HA	2:C:497:ARG:HE	20	0.91	0.07	0.92
(1,5)	1:A:45:PHE:HA	2:C:497:ARG:HG2	20	0.91	0.07	0.92
(1,5)	1:A:45:PHE:HA	2:C:497:ARG:HG3	20	0.91	0.07	0.92
(1,5)	1:A:45:PHE:HA	2:C:497:ARG:HH11	20	0.91	0.07	0.92
(1,5)	1:A:45:PHE:HA	2:C:497:ARG:HH12	20	0.91	0.07	0.92
(1,5)	1:A:45:PHE:HA	2:C:497:ARG:HH21	20	0.91	0.07	0.92
(1,5)	1:A:45:PHE:HA	2:C:497:ARG:HH22	20	0.91	0.07	0.92
(1,5)	1:A:45:PHE:HA	2:C:497:ARG:N	20	0.91	0.07	0.92
(1,5)	1:A:45:PHE:HA	2:C:497:ARG:NE	20	0.91	0.07	0.92
(1,5)	1:A:45:PHE:HA	2:C:497:ARG:NH1	20	0.91	0.07	0.92
(1,5)	1:A:45:PHE:HA	2:C:497:ARG:NH2	20	0.91	0.07	0.92
(1,5)	1:A:45:PHE:HA	2:C:497:ARG:O	20	0.91	0.07	0.92
(1,5)	1:A:45:PHE:HB2	2:C:457:LEU:C	20	0.91	0.07	0.92

Continued on next page...

Continued from previous page...

Key	Atom-1	Atom-2	Models ¹	Mean (Å)	SD ¹ (Å)	Median (Å)
(1,5)	1:A:45:PHE:HB2	2:C:457:LEU:CA	20	0.91	0.07	0.92
(1,5)	1:A:45:PHE:HB2	2:C:457:LEU:CB	20	0.91	0.07	0.92
(1,5)	1:A:45:PHE:HB2	2:C:457:LEU:CD1	20	0.91	0.07	0.92
(1,5)	1:A:45:PHE:HB2	2:C:457:LEU:CD2	20	0.91	0.07	0.92
(1,5)	1:A:45:PHE:HB2	2:C:457:LEU:CG	20	0.91	0.07	0.92
(1,5)	1:A:45:PHE:HB2	2:C:457:LEU:H	20	0.91	0.07	0.92
(1,5)	1:A:45:PHE:HB2	2:C:457:LEU:HA	20	0.91	0.07	0.92
(1,5)	1:A:45:PHE:HB2	2:C:457:LEU:HB2	20	0.91	0.07	0.92
(1,5)	1:A:45:PHE:HB2	2:C:457:LEU:HB3	20	0.91	0.07	0.92
(1,5)	1:A:45:PHE:HB2	2:C:457:LEU:HD11	20	0.91	0.07	0.92
(1,5)	1:A:45:PHE:HB2	2:C:457:LEU:HD12	20	0.91	0.07	0.92
(1,5)	1:A:45:PHE:HB2	2:C:457:LEU:HD13	20	0.91	0.07	0.92
(1,5)	1:A:45:PHE:HB2	2:C:457:LEU:HD21	20	0.91	0.07	0.92
(1,5)	1:A:45:PHE:HB2	2:C:457:LEU:HD22	20	0.91	0.07	0.92
(1,5)	1:A:45:PHE:HB2	2:C:457:LEU:HD23	20	0.91	0.07	0.92
(1,5)	1:A:45:PHE:HB2	2:C:457:LEU:HG	20	0.91	0.07	0.92
(1,5)	1:A:45:PHE:HB2	2:C:457:LEU:N	20	0.91	0.07	0.92
(1,5)	1:A:45:PHE:HB2	2:C:457:LEU:O	20	0.91	0.07	0.92
(1,5)	1:A:45:PHE:HB2	2:C:459:ALA:C	20	0.91	0.07	0.92
(1,5)	1:A:45:PHE:HB2	2:C:459:ALA:CA	20	0.91	0.07	0.92
(1,5)	1:A:45:PHE:HB2	2:C:459:ALA:CB	20	0.91	0.07	0.92
(1,5)	1:A:45:PHE:HB2	2:C:459:ALA:H	20	0.91	0.07	0.92
(1,5)	1:A:45:PHE:HB2	2:C:459:ALA:HA	20	0.91	0.07	0.92
(1,5)	1:A:45:PHE:HB2	2:C:459:ALA:HB1	20	0.91	0.07	0.92
(1,5)	1:A:45:PHE:HB2	2:C:459:ALA:HB2	20	0.91	0.07	0.92
(1,5)	1:A:45:PHE:HB2	2:C:459:ALA:HB3	20	0.91	0.07	0.92
(1,5)	1:A:45:PHE:HB2	2:C:459:ALA:N	20	0.91	0.07	0.92
(1,5)	1:A:45:PHE:HB2	2:C:459:ALA:O	20	0.91	0.07	0.92
(1,5)	1:A:45:PHE:HB2	2:C:460:MET:C	20	0.91	0.07	0.92
(1,5)	1:A:45:PHE:HB2	2:C:460:MET:CA	20	0.91	0.07	0.92
(1,5)	1:A:45:PHE:HB2	2:C:460:MET:CB	20	0.91	0.07	0.92
(1,5)	1:A:45:PHE:HB2	2:C:460:MET:CE	20	0.91	0.07	0.92
(1,5)	1:A:45:PHE:HB2	2:C:460:MET:CG	20	0.91	0.07	0.92
(1,5)	1:A:45:PHE:HB2	2:C:460:MET:H	20	0.91	0.07	0.92
(1,5)	1:A:45:PHE:HB2	2:C:460:MET:HA	20	0.91	0.07	0.92
(1,5)	1:A:45:PHE:HB2	2:C:460:MET:HB2	20	0.91	0.07	0.92
(1,5)	1:A:45:PHE:HB2	2:C:460:MET:HB3	20	0.91	0.07	0.92
(1,5)	1:A:45:PHE:HB2	2:C:460:MET:HE1	20	0.91	0.07	0.92
(1,5)	1:A:45:PHE:HB2	2:C:460:MET:HE2	20	0.91	0.07	0.92
(1,5)	1:A:45:PHE:HB2	2:C:460:MET:HE3	20	0.91	0.07	0.92
(1,5)	1:A:45:PHE:HB2	2:C:460:MET:HG2	20	0.91	0.07	0.92
(1,5)	1:A:45:PHE:HB2	2:C:460:MET:HG3	20	0.91	0.07	0.92

Continued on next page...

Continued from previous page...

Key	Atom-1	Atom-2	Models ¹	Mean (Å)	SD ¹ (Å)	Median (Å)
(1,5)	1:A:45:PHE:HB2	2:C:460:MET:N	20	0.91	0.07	0.92
(1,5)	1:A:45:PHE:HB2	2:C:460:MET:O	20	0.91	0.07	0.92
(1,5)	1:A:45:PHE:HB2	2:C:460:MET:SD	20	0.91	0.07	0.92
(1,5)	1:A:45:PHE:HB2	2:C:462:HIS:C	20	0.91	0.07	0.92
(1,5)	1:A:45:PHE:HB2	2:C:462:HIS:CA	20	0.91	0.07	0.92
(1,5)	1:A:45:PHE:HB2	2:C:462:HIS:CB	20	0.91	0.07	0.92
(1,5)	1:A:45:PHE:HB2	2:C:462:HIS:CD2	20	0.91	0.07	0.92
(1,5)	1:A:45:PHE:HB2	2:C:462:HIS:CE1	20	0.91	0.07	0.92
(1,5)	1:A:45:PHE:HB2	2:C:462:HIS:CG	20	0.91	0.07	0.92
(1,5)	1:A:45:PHE:HB2	2:C:462:HIS:H	20	0.91	0.07	0.92
(1,5)	1:A:45:PHE:HB2	2:C:462:HIS:HA	20	0.91	0.07	0.92
(1,5)	1:A:45:PHE:HB2	2:C:462:HIS:HB2	20	0.91	0.07	0.92
(1,5)	1:A:45:PHE:HB2	2:C:462:HIS:HB3	20	0.91	0.07	0.92
(1,5)	1:A:45:PHE:HB2	2:C:462:HIS:HD2	20	0.91	0.07	0.92
(1,5)	1:A:45:PHE:HB2	2:C:462:HIS:HE1	20	0.91	0.07	0.92
(1,5)	1:A:45:PHE:HB2	2:C:462:HIS:HE2	20	0.91	0.07	0.92
(1,5)	1:A:45:PHE:HB2	2:C:462:HIS:N	20	0.91	0.07	0.92
(1,5)	1:A:45:PHE:HB2	2:C:462:HIS:ND1	20	0.91	0.07	0.92
(1,5)	1:A:45:PHE:HB2	2:C:462:HIS:NE2	20	0.91	0.07	0.92
(1,5)	1:A:45:PHE:HB2	2:C:462:HIS:O	20	0.91	0.07	0.92
(1,5)	1:A:45:PHE:HB2	2:C:463:GLN:C	20	0.91	0.07	0.92
(1,5)	1:A:45:PHE:HB2	2:C:463:GLN:CA	20	0.91	0.07	0.92
(1,5)	1:A:45:PHE:HB2	2:C:463:GLN:CB	20	0.91	0.07	0.92
(1,5)	1:A:45:PHE:HB2	2:C:463:GLN:CD	20	0.91	0.07	0.92
(1,5)	1:A:45:PHE:HB2	2:C:463:GLN:CG	20	0.91	0.07	0.92
(1,5)	1:A:45:PHE:HB2	2:C:463:GLN:H	20	0.91	0.07	0.92
(1,5)	1:A:45:PHE:HB2	2:C:463:GLN:HA	20	0.91	0.07	0.92
(1,5)	1:A:45:PHE:HB2	2:C:463:GLN:HB2	20	0.91	0.07	0.92
(1,5)	1:A:45:PHE:HB2	2:C:463:GLN:HB3	20	0.91	0.07	0.92
(1,5)	1:A:45:PHE:HB2	2:C:463:GLN:HE21	20	0.91	0.07	0.92
(1,5)	1:A:45:PHE:HB2	2:C:463:GLN:HE22	20	0.91	0.07	0.92
(1,5)	1:A:45:PHE:HB2	2:C:463:GLN:HG2	20	0.91	0.07	0.92
(1,5)	1:A:45:PHE:HB2	2:C:463:GLN:HG3	20	0.91	0.07	0.92
(1,5)	1:A:45:PHE:HB2	2:C:463:GLN:N	20	0.91	0.07	0.92
(1,5)	1:A:45:PHE:HB2	2:C:463:GLN:NE2	20	0.91	0.07	0.92
(1,5)	1:A:45:PHE:HB2	2:C:463:GLN:O	20	0.91	0.07	0.92
(1,5)	1:A:45:PHE:HB2	2:C:463:GLN:OE1	20	0.91	0.07	0.92
(1,5)	1:A:45:PHE:HB2	2:C:465:GLN:C	20	0.91	0.07	0.92
(1,5)	1:A:45:PHE:HB2	2:C:465:GLN:CA	20	0.91	0.07	0.92
(1,5)	1:A:45:PHE:HB2	2:C:465:GLN:CB	20	0.91	0.07	0.92
(1,5)	1:A:45:PHE:HB2	2:C:465:GLN:CD	20	0.91	0.07	0.92
(1,5)	1:A:45:PHE:HB2	2:C:465:GLN:CG	20	0.91	0.07	0.92

Continued on next page...

Continued from previous page...

Key	Atom-1	Atom-2	Models ¹	Mean (Å)	SD ¹ (Å)	Median (Å)
(1,5)	1:A:45:PHE:HB2	2:C:465:GLN:H	20	0.91	0.07	0.92
(1,5)	1:A:45:PHE:HB2	2:C:465:GLN:HA	20	0.91	0.07	0.92
(1,5)	1:A:45:PHE:HB2	2:C:465:GLN:HB2	20	0.91	0.07	0.92
(1,5)	1:A:45:PHE:HB2	2:C:465:GLN:HB3	20	0.91	0.07	0.92
(1,5)	1:A:45:PHE:HB2	2:C:465:GLN:HE21	20	0.91	0.07	0.92
(1,5)	1:A:45:PHE:HB2	2:C:465:GLN:HE22	20	0.91	0.07	0.92
(1,5)	1:A:45:PHE:HB2	2:C:465:GLN:HG2	20	0.91	0.07	0.92
(1,5)	1:A:45:PHE:HB2	2:C:465:GLN:HG3	20	0.91	0.07	0.92
(1,5)	1:A:45:PHE:HB2	2:C:465:GLN:N	20	0.91	0.07	0.92
(1,5)	1:A:45:PHE:HB2	2:C:465:GLN:NE2	20	0.91	0.07	0.92
(1,5)	1:A:45:PHE:HB2	2:C:465:GLN:O	20	0.91	0.07	0.92
(1,5)	1:A:45:PHE:HB2	2:C:465:GLN:OE1	20	0.91	0.07	0.92
(1,5)	1:A:45:PHE:HB2	2:C:466:GLU:C	20	0.91	0.07	0.92
(1,5)	1:A:45:PHE:HB2	2:C:466:GLU:CA	20	0.91	0.07	0.92
(1,5)	1:A:45:PHE:HB2	2:C:466:GLU:CB	20	0.91	0.07	0.92
(1,5)	1:A:45:PHE:HB2	2:C:466:GLU:CD	20	0.91	0.07	0.92
(1,5)	1:A:45:PHE:HB2	2:C:466:GLU:CG	20	0.91	0.07	0.92
(1,5)	1:A:45:PHE:HB2	2:C:466:GLU:H	20	0.91	0.07	0.92
(1,5)	1:A:45:PHE:HB2	2:C:466:GLU:HA	20	0.91	0.07	0.92
(1,5)	1:A:45:PHE:HB2	2:C:466:GLU:HB2	20	0.91	0.07	0.92
(1,5)	1:A:45:PHE:HB2	2:C:466:GLU:HB3	20	0.91	0.07	0.92
(1,5)	1:A:45:PHE:HB2	2:C:466:GLU:HG2	20	0.91	0.07	0.92
(1,5)	1:A:45:PHE:HB2	2:C:466:GLU:HG3	20	0.91	0.07	0.92
(1,5)	1:A:45:PHE:HB2	2:C:466:GLU:N	20	0.91	0.07	0.92
(1,5)	1:A:45:PHE:HB2	2:C:466:GLU:O	20	0.91	0.07	0.92
(1,5)	1:A:45:PHE:HB2	2:C:466:GLU:OE1	20	0.91	0.07	0.92
(1,5)	1:A:45:PHE:HB2	2:C:466:GLU:OE2	20	0.91	0.07	0.92
(1,5)	1:A:45:PHE:HB2	2:C:467:MET:C	20	0.91	0.07	0.92
(1,5)	1:A:45:PHE:HB2	2:C:467:MET:CA	20	0.91	0.07	0.92
(1,5)	1:A:45:PHE:HB2	2:C:467:MET:CB	20	0.91	0.07	0.92
(1,5)	1:A:45:PHE:HB2	2:C:467:MET:CE	20	0.91	0.07	0.92
(1,5)	1:A:45:PHE:HB2	2:C:467:MET:CG	20	0.91	0.07	0.92
(1,5)	1:A:45:PHE:HB2	2:C:467:MET:H	20	0.91	0.07	0.92
(1,5)	1:A:45:PHE:HB2	2:C:467:MET:HA	20	0.91	0.07	0.92
(1,5)	1:A:45:PHE:HB2	2:C:467:MET:HB2	20	0.91	0.07	0.92
(1,5)	1:A:45:PHE:HB2	2:C:467:MET:HB3	20	0.91	0.07	0.92
(1,5)	1:A:45:PHE:HB2	2:C:467:MET:HE1	20	0.91	0.07	0.92
(1,5)	1:A:45:PHE:HB2	2:C:467:MET:HE2	20	0.91	0.07	0.92
(1,5)	1:A:45:PHE:HB2	2:C:467:MET:HE3	20	0.91	0.07	0.92
(1,5)	1:A:45:PHE:HB2	2:C:467:MET:HG2	20	0.91	0.07	0.92
(1,5)	1:A:45:PHE:HB2	2:C:467:MET:HG3	20	0.91	0.07	0.92
(1,5)	1:A:45:PHE:HB2	2:C:467:MET:N	20	0.91	0.07	0.92

Continued on next page...

Continued from previous page...

Key	Atom-1	Atom-2	Models ¹	Mean (Å)	SD ¹ (Å)	Median (Å)
(1,5)	1:A:45:PHE:HB2	2:C:467:MET:O	20	0.91	0.07	0.92
(1,5)	1:A:45:PHE:HB2	2:C:467:MET:SD	20	0.91	0.07	0.92
(1,5)	1:A:45:PHE:HB2	2:C:468:PHE:C	20	0.91	0.07	0.92
(1,5)	1:A:45:PHE:HB2	2:C:468:PHE:CA	20	0.91	0.07	0.92
(1,5)	1:A:45:PHE:HB2	2:C:468:PHE:CB	20	0.91	0.07	0.92
(1,5)	1:A:45:PHE:HB2	2:C:468:PHE:CD1	20	0.91	0.07	0.92
(1,5)	1:A:45:PHE:HB2	2:C:468:PHE:CD2	20	0.91	0.07	0.92
(1,5)	1:A:45:PHE:HB2	2:C:468:PHE:CE1	20	0.91	0.07	0.92
(1,5)	1:A:45:PHE:HB2	2:C:468:PHE:CE2	20	0.91	0.07	0.92
(1,5)	1:A:45:PHE:HB2	2:C:468:PHE:CG	20	0.91	0.07	0.92
(1,5)	1:A:45:PHE:HB2	2:C:468:PHE:CZ	20	0.91	0.07	0.92
(1,5)	1:A:45:PHE:HB2	2:C:468:PHE:H	20	0.91	0.07	0.92
(1,5)	1:A:45:PHE:HB2	2:C:468:PHE:HA	20	0.91	0.07	0.92
(1,5)	1:A:45:PHE:HB2	2:C:468:PHE:HB2	20	0.91	0.07	0.92
(1,5)	1:A:45:PHE:HB2	2:C:468:PHE:HB3	20	0.91	0.07	0.92
(1,5)	1:A:45:PHE:HB2	2:C:468:PHE:HD1	20	0.91	0.07	0.92
(1,5)	1:A:45:PHE:HB2	2:C:468:PHE:HD2	20	0.91	0.07	0.92
(1,5)	1:A:45:PHE:HB2	2:C:468:PHE:HE1	20	0.91	0.07	0.92
(1,5)	1:A:45:PHE:HB2	2:C:468:PHE:HE2	20	0.91	0.07	0.92
(1,5)	1:A:45:PHE:HB2	2:C:468:PHE:HZ	20	0.91	0.07	0.92
(1,5)	1:A:45:PHE:HB2	2:C:468:PHE:N	20	0.91	0.07	0.92
(1,5)	1:A:45:PHE:HB2	2:C:468:PHE:O	20	0.91	0.07	0.92
(1,5)	1:A:45:PHE:HB2	2:C:469:PRO:C	20	0.91	0.07	0.92
(1,5)	1:A:45:PHE:HB2	2:C:469:PRO:CA	20	0.91	0.07	0.92
(1,5)	1:A:45:PHE:HB2	2:C:469:PRO:CB	20	0.91	0.07	0.92
(1,5)	1:A:45:PHE:HB2	2:C:469:PRO:CD	20	0.91	0.07	0.92
(1,5)	1:A:45:PHE:HB2	2:C:469:PRO:CG	20	0.91	0.07	0.92
(1,5)	1:A:45:PHE:HB2	2:C:469:PRO:HA	20	0.91	0.07	0.92
(1,5)	1:A:45:PHE:HB2	2:C:469:PRO:HB2	20	0.91	0.07	0.92
(1,5)	1:A:45:PHE:HB2	2:C:469:PRO:HB3	20	0.91	0.07	0.92
(1,5)	1:A:45:PHE:HB2	2:C:469:PRO:HD2	20	0.91	0.07	0.92
(1,5)	1:A:45:PHE:HB2	2:C:469:PRO:HD3	20	0.91	0.07	0.92
(1,5)	1:A:45:PHE:HB2	2:C:469:PRO:HG2	20	0.91	0.07	0.92
(1,5)	1:A:45:PHE:HB2	2:C:469:PRO:HG3	20	0.91	0.07	0.92
(1,5)	1:A:45:PHE:HB2	2:C:469:PRO:N	20	0.91	0.07	0.92
(1,5)	1:A:45:PHE:HB2	2:C:469:PRO:O	20	0.91	0.07	0.92
(1,5)	1:A:45:PHE:HB2	2:C:470:GLN:C	20	0.91	0.07	0.92
(1,5)	1:A:45:PHE:HB2	2:C:470:GLN:CA	20	0.91	0.07	0.92
(1,5)	1:A:45:PHE:HB2	2:C:470:GLN:CB	20	0.91	0.07	0.92
(1,5)	1:A:45:PHE:HB2	2:C:470:GLN:CD	20	0.91	0.07	0.92
(1,5)	1:A:45:PHE:HB2	2:C:470:GLN:CG	20	0.91	0.07	0.92
(1,5)	1:A:45:PHE:HB2	2:C:470:GLN:H	20	0.91	0.07	0.92

Continued on next page...

Continued from previous page...

Key	Atom-1	Atom-2	Models ¹	Mean (Å)	SD ¹ (Å)	Median (Å)
(1,5)	1:A:45:PHE:HB2	2:C:470:GLN:HA	20	0.91	0.07	0.92
(1,5)	1:A:45:PHE:HB2	2:C:470:GLN:HB2	20	0.91	0.07	0.92
(1,5)	1:A:45:PHE:HB2	2:C:470:GLN:HB3	20	0.91	0.07	0.92
(1,5)	1:A:45:PHE:HB2	2:C:470:GLN:HE21	20	0.91	0.07	0.92
(1,5)	1:A:45:PHE:HB2	2:C:470:GLN:HE22	20	0.91	0.07	0.92
(1,5)	1:A:45:PHE:HB2	2:C:470:GLN:HG2	20	0.91	0.07	0.92
(1,5)	1:A:45:PHE:HB2	2:C:470:GLN:HG3	20	0.91	0.07	0.92
(1,5)	1:A:45:PHE:HB2	2:C:470:GLN:N	20	0.91	0.07	0.92
(1,5)	1:A:45:PHE:HB2	2:C:470:GLN:NE2	20	0.91	0.07	0.92
(1,5)	1:A:45:PHE:HB2	2:C:470:GLN:O	20	0.91	0.07	0.92
(1,5)	1:A:45:PHE:HB2	2:C:470:GLN:OE1	20	0.91	0.07	0.92
(1,5)	1:A:45:PHE:HB2	2:C:472:PRO:C	20	0.91	0.07	0.92
(1,5)	1:A:45:PHE:HB2	2:C:472:PRO:CA	20	0.91	0.07	0.92
(1,5)	1:A:45:PHE:HB2	2:C:472:PRO:CB	20	0.91	0.07	0.92
(1,5)	1:A:45:PHE:HB2	2:C:472:PRO:CD	20	0.91	0.07	0.92
(1,5)	1:A:45:PHE:HB2	2:C:472:PRO:CG	20	0.91	0.07	0.92
(1,5)	1:A:45:PHE:HB2	2:C:472:PRO:HA	20	0.91	0.07	0.92
(1,5)	1:A:45:PHE:HB2	2:C:472:PRO:HB2	20	0.91	0.07	0.92
(1,5)	1:A:45:PHE:HB2	2:C:472:PRO:HB3	20	0.91	0.07	0.92
(1,5)	1:A:45:PHE:HB2	2:C:472:PRO:HD2	20	0.91	0.07	0.92
(1,5)	1:A:45:PHE:HB2	2:C:472:PRO:HD3	20	0.91	0.07	0.92
(1,5)	1:A:45:PHE:HB2	2:C:472:PRO:HG2	20	0.91	0.07	0.92
(1,5)	1:A:45:PHE:HB2	2:C:472:PRO:HG3	20	0.91	0.07	0.92
(1,5)	1:A:45:PHE:HB2	2:C:472:PRO:N	20	0.91	0.07	0.92
(1,5)	1:A:45:PHE:HB2	2:C:472:PRO:O	20	0.91	0.07	0.92
(1,5)	1:A:45:PHE:HB2	2:C:482:LEU:C	20	0.91	0.07	0.92
(1,5)	1:A:45:PHE:HB2	2:C:482:LEU:CA	20	0.91	0.07	0.92
(1,5)	1:A:45:PHE:HB2	2:C:482:LEU:CB	20	0.91	0.07	0.92
(1,5)	1:A:45:PHE:HB2	2:C:482:LEU:CD1	20	0.91	0.07	0.92
(1,5)	1:A:45:PHE:HB2	2:C:482:LEU:CD2	20	0.91	0.07	0.92
(1,5)	1:A:45:PHE:HB2	2:C:482:LEU:CG	20	0.91	0.07	0.92
(1,5)	1:A:45:PHE:HB2	2:C:482:LEU:H	20	0.91	0.07	0.92
(1,5)	1:A:45:PHE:HB2	2:C:482:LEU:HA	20	0.91	0.07	0.92
(1,5)	1:A:45:PHE:HB2	2:C:482:LEU:HB2	20	0.91	0.07	0.92
(1,5)	1:A:45:PHE:HB2	2:C:482:LEU:HB3	20	0.91	0.07	0.92
(1,5)	1:A:45:PHE:HB2	2:C:482:LEU:HD11	20	0.91	0.07	0.92
(1,5)	1:A:45:PHE:HB2	2:C:482:LEU:HD12	20	0.91	0.07	0.92
(1,5)	1:A:45:PHE:HB2	2:C:482:LEU:HD13	20	0.91	0.07	0.92
(1,5)	1:A:45:PHE:HB2	2:C:482:LEU:HD21	20	0.91	0.07	0.92
(1,5)	1:A:45:PHE:HB2	2:C:482:LEU:HD22	20	0.91	0.07	0.92
(1,5)	1:A:45:PHE:HB2	2:C:482:LEU:HD23	20	0.91	0.07	0.92
(1,5)	1:A:45:PHE:HB2	2:C:482:LEU:HG	20	0.91	0.07	0.92

Continued on next page...

Continued from previous page...

Key	Atom-1	Atom-2	Models ¹	Mean (Å)	SD ¹ (Å)	Median (Å)
(1,5)	1:A:45:PHE:HB2	2:C:482:LEU:N	20	0.91	0.07	0.92
(1,5)	1:A:45:PHE:HB2	2:C:482:LEU:O	20	0.91	0.07	0.92
(1,5)	1:A:45:PHE:HB2	2:C:483:THR:C	20	0.91	0.07	0.92
(1,5)	1:A:45:PHE:HB2	2:C:483:THR:CA	20	0.91	0.07	0.92
(1,5)	1:A:45:PHE:HB2	2:C:483:THR:CB	20	0.91	0.07	0.92
(1,5)	1:A:45:PHE:HB2	2:C:483:THR:CG2	20	0.91	0.07	0.92
(1,5)	1:A:45:PHE:HB2	2:C:483:THR:H	20	0.91	0.07	0.92
(1,5)	1:A:45:PHE:HB2	2:C:483:THR:HA	20	0.91	0.07	0.92
(1,5)	1:A:45:PHE:HB2	2:C:483:THR:HB	20	0.91	0.07	0.92
(1,5)	1:A:45:PHE:HB2	2:C:483:THR:HG1	20	0.91	0.07	0.92
(1,5)	1:A:45:PHE:HB2	2:C:483:THR:HG21	20	0.91	0.07	0.92
(1,5)	1:A:45:PHE:HB2	2:C:483:THR:HG22	20	0.91	0.07	0.92
(1,5)	1:A:45:PHE:HB2	2:C:483:THR:HG23	20	0.91	0.07	0.92
(1,5)	1:A:45:PHE:HB2	2:C:483:THR:N	20	0.91	0.07	0.92
(1,5)	1:A:45:PHE:HB2	2:C:483:THR:O	20	0.91	0.07	0.92
(1,5)	1:A:45:PHE:HB2	2:C:483:THR:OG1	20	0.91	0.07	0.92
(1,5)	1:A:45:PHE:HB2	2:C:484:ARG:C	20	0.91	0.07	0.92
(1,5)	1:A:45:PHE:HB2	2:C:484:ARG:CA	20	0.91	0.07	0.92
(1,5)	1:A:45:PHE:HB2	2:C:484:ARG:CB	20	0.91	0.07	0.92
(1,5)	1:A:45:PHE:HB2	2:C:484:ARG:CD	20	0.91	0.07	0.92
(1,5)	1:A:45:PHE:HB2	2:C:484:ARG:CG	20	0.91	0.07	0.92
(1,5)	1:A:45:PHE:HB2	2:C:484:ARG:CZ	20	0.91	0.07	0.92
(1,5)	1:A:45:PHE:HB2	2:C:484:ARG:H	20	0.91	0.07	0.92
(1,5)	1:A:45:PHE:HB2	2:C:484:ARG:HA	20	0.91	0.07	0.92
(1,5)	1:A:45:PHE:HB2	2:C:484:ARG:HB2	20	0.91	0.07	0.92
(1,5)	1:A:45:PHE:HB2	2:C:484:ARG:HB3	20	0.91	0.07	0.92
(1,5)	1:A:45:PHE:HB2	2:C:484:ARG:HD2	20	0.91	0.07	0.92
(1,5)	1:A:45:PHE:HB2	2:C:484:ARG:HD3	20	0.91	0.07	0.92
(1,5)	1:A:45:PHE:HB2	2:C:484:ARG:HE	20	0.91	0.07	0.92
(1,5)	1:A:45:PHE:HB2	2:C:484:ARG:HG2	20	0.91	0.07	0.92
(1,5)	1:A:45:PHE:HB2	2:C:484:ARG:HG3	20	0.91	0.07	0.92
(1,5)	1:A:45:PHE:HB2	2:C:484:ARG:HH11	20	0.91	0.07	0.92
(1,5)	1:A:45:PHE:HB2	2:C:484:ARG:HH12	20	0.91	0.07	0.92
(1,5)	1:A:45:PHE:HB2	2:C:484:ARG:HH21	20	0.91	0.07	0.92
(1,5)	1:A:45:PHE:HB2	2:C:484:ARG:HH22	20	0.91	0.07	0.92
(1,5)	1:A:45:PHE:HB2	2:C:484:ARG:N	20	0.91	0.07	0.92
(1,5)	1:A:45:PHE:HB2	2:C:484:ARG:NE	20	0.91	0.07	0.92
(1,5)	1:A:45:PHE:HB2	2:C:484:ARG:NH1	20	0.91	0.07	0.92
(1,5)	1:A:45:PHE:HB2	2:C:484:ARG:NH2	20	0.91	0.07	0.92
(1,5)	1:A:45:PHE:HB2	2:C:484:ARG:O	20	0.91	0.07	0.92
(1,5)	1:A:45:PHE:HB2	2:C:485:SER:C	20	0.91	0.07	0.92
(1,5)	1:A:45:PHE:HB2	2:C:485:SER:CA	20	0.91	0.07	0.92

Continued on next page...

Continued from previous page...

Key	Atom-1	Atom-2	Models ¹	Mean (Å)	SD ¹ (Å)	Median (Å)
(1,5)	1:A:45:PHE:HB2	2:C:485:SER:CB	20	0.91	0.07	0.92
(1,5)	1:A:45:PHE:HB2	2:C:485:SER:H	20	0.91	0.07	0.92
(1,5)	1:A:45:PHE:HB2	2:C:485:SER:HA	20	0.91	0.07	0.92
(1,5)	1:A:45:PHE:HB2	2:C:485:SER:HB2	20	0.91	0.07	0.92
(1,5)	1:A:45:PHE:HB2	2:C:485:SER:HB3	20	0.91	0.07	0.92
(1,5)	1:A:45:PHE:HB2	2:C:485:SER:HG	20	0.91	0.07	0.92
(1,5)	1:A:45:PHE:HB2	2:C:485:SER:N	20	0.91	0.07	0.92
(1,5)	1:A:45:PHE:HB2	2:C:485:SER:O	20	0.91	0.07	0.92
(1,5)	1:A:45:PHE:HB2	2:C:485:SER:OG	20	0.91	0.07	0.92
(1,5)	1:A:45:PHE:HB2	2:C:486:VAL:C	20	0.91	0.07	0.92
(1,5)	1:A:45:PHE:HB2	2:C:486:VAL:CA	20	0.91	0.07	0.92
(1,5)	1:A:45:PHE:HB2	2:C:486:VAL:CB	20	0.91	0.07	0.92
(1,5)	1:A:45:PHE:HB2	2:C:486:VAL:CG1	20	0.91	0.07	0.92
(1,5)	1:A:45:PHE:HB2	2:C:486:VAL:CG2	20	0.91	0.07	0.92
(1,5)	1:A:45:PHE:HB2	2:C:486:VAL:H	20	0.91	0.07	0.92
(1,5)	1:A:45:PHE:HB2	2:C:486:VAL:HA	20	0.91	0.07	0.92
(1,5)	1:A:45:PHE:HB2	2:C:486:VAL:HB	20	0.91	0.07	0.92
(1,5)	1:A:45:PHE:HB2	2:C:486:VAL:HG11	20	0.91	0.07	0.92
(1,5)	1:A:45:PHE:HB2	2:C:486:VAL:HG12	20	0.91	0.07	0.92
(1,5)	1:A:45:PHE:HB2	2:C:486:VAL:HG13	20	0.91	0.07	0.92
(1,5)	1:A:45:PHE:HB2	2:C:486:VAL:HG21	20	0.91	0.07	0.92
(1,5)	1:A:45:PHE:HB2	2:C:486:VAL:HG22	20	0.91	0.07	0.92
(1,5)	1:A:45:PHE:HB2	2:C:486:VAL:HG23	20	0.91	0.07	0.92
(1,5)	1:A:45:PHE:HB2	2:C:486:VAL:N	20	0.91	0.07	0.92
(1,5)	1:A:45:PHE:HB2	2:C:486:VAL:O	20	0.91	0.07	0.92
(1,5)	1:A:45:PHE:HB2	2:C:487:GLU:C	20	0.91	0.07	0.92
(1,5)	1:A:45:PHE:HB2	2:C:487:GLU:CA	20	0.91	0.07	0.92
(1,5)	1:A:45:PHE:HB2	2:C:487:GLU:CB	20	0.91	0.07	0.92
(1,5)	1:A:45:PHE:HB2	2:C:487:GLU:CD	20	0.91	0.07	0.92
(1,5)	1:A:45:PHE:HB2	2:C:487:GLU:CG	20	0.91	0.07	0.92
(1,5)	1:A:45:PHE:HB2	2:C:487:GLU:H	20	0.91	0.07	0.92
(1,5)	1:A:45:PHE:HB2	2:C:487:GLU:HA	20	0.91	0.07	0.92
(1,5)	1:A:45:PHE:HB2	2:C:487:GLU:HB2	20	0.91	0.07	0.92
(1,5)	1:A:45:PHE:HB2	2:C:487:GLU:HB3	20	0.91	0.07	0.92
(1,5)	1:A:45:PHE:HB2	2:C:487:GLU:HG2	20	0.91	0.07	0.92
(1,5)	1:A:45:PHE:HB2	2:C:487:GLU:HG3	20	0.91	0.07	0.92
(1,5)	1:A:45:PHE:HB2	2:C:487:GLU:N	20	0.91	0.07	0.92
(1,5)	1:A:45:PHE:HB2	2:C:487:GLU:O	20	0.91	0.07	0.92
(1,5)	1:A:45:PHE:HB2	2:C:487:GLU:OE1	20	0.91	0.07	0.92
(1,5)	1:A:45:PHE:HB2	2:C:487:GLU:OE2	20	0.91	0.07	0.92
(1,5)	1:A:45:PHE:HB2	2:C:488:ILE:C	20	0.91	0.07	0.92
(1,5)	1:A:45:PHE:HB2	2:C:488:ILE:CA	20	0.91	0.07	0.92

Continued on next page...

Continued from previous page...

Key	Atom-1	Atom-2	Models ¹	Mean (Å)	SD ¹ (Å)	Median (Å)
(1,5)	1:A:45:PHE:HB2	2:C:488:ILE:CB	20	0.91	0.07	0.92
(1,5)	1:A:45:PHE:HB2	2:C:488:ILE:CD1	20	0.91	0.07	0.92
(1,5)	1:A:45:PHE:HB2	2:C:488:ILE:CG1	20	0.91	0.07	0.92
(1,5)	1:A:45:PHE:HB2	2:C:488:ILE:CG2	20	0.91	0.07	0.92
(1,5)	1:A:45:PHE:HB2	2:C:488:ILE:H	20	0.91	0.07	0.92
(1,5)	1:A:45:PHE:HB2	2:C:488:ILE:HA	20	0.91	0.07	0.92
(1,5)	1:A:45:PHE:HB2	2:C:488:ILE:HB	20	0.91	0.07	0.92
(1,5)	1:A:45:PHE:HB2	2:C:488:ILE:HD11	20	0.91	0.07	0.92
(1,5)	1:A:45:PHE:HB2	2:C:488:ILE:HD12	20	0.91	0.07	0.92
(1,5)	1:A:45:PHE:HB2	2:C:488:ILE:HD13	20	0.91	0.07	0.92
(1,5)	1:A:45:PHE:HB2	2:C:488:ILE:HG12	20	0.91	0.07	0.92
(1,5)	1:A:45:PHE:HB2	2:C:488:ILE:HG13	20	0.91	0.07	0.92
(1,5)	1:A:45:PHE:HB2	2:C:488:ILE:HG21	20	0.91	0.07	0.92
(1,5)	1:A:45:PHE:HB2	2:C:488:ILE:HG22	20	0.91	0.07	0.92
(1,5)	1:A:45:PHE:HB2	2:C:488:ILE:HG23	20	0.91	0.07	0.92
(1,5)	1:A:45:PHE:HB2	2:C:488:ILE:N	20	0.91	0.07	0.92
(1,5)	1:A:45:PHE:HB2	2:C:488:ILE:O	20	0.91	0.07	0.92
(1,5)	1:A:45:PHE:HB2	2:C:490:THR:C	20	0.91	0.07	0.92
(1,5)	1:A:45:PHE:HB2	2:C:490:THR:CA	20	0.91	0.07	0.92
(1,5)	1:A:45:PHE:HB2	2:C:490:THR:CB	20	0.91	0.07	0.92
(1,5)	1:A:45:PHE:HB2	2:C:490:THR:CG2	20	0.91	0.07	0.92
(1,5)	1:A:45:PHE:HB2	2:C:490:THR:H	20	0.91	0.07	0.92
(1,5)	1:A:45:PHE:HB2	2:C:490:THR:HA	20	0.91	0.07	0.92
(1,5)	1:A:45:PHE:HB2	2:C:490:THR:HB	20	0.91	0.07	0.92
(1,5)	1:A:45:PHE:HB2	2:C:490:THR:HG1	20	0.91	0.07	0.92
(1,5)	1:A:45:PHE:HB2	2:C:490:THR:HG21	20	0.91	0.07	0.92
(1,5)	1:A:45:PHE:HB2	2:C:490:THR:HG22	20	0.91	0.07	0.92
(1,5)	1:A:45:PHE:HB2	2:C:490:THR:HG23	20	0.91	0.07	0.92
(1,5)	1:A:45:PHE:HB2	2:C:490:THR:N	20	0.91	0.07	0.92
(1,5)	1:A:45:PHE:HB2	2:C:490:THR:O	20	0.91	0.07	0.92
(1,5)	1:A:45:PHE:HB2	2:C:490:THR:OG1	20	0.91	0.07	0.92
(1,5)	1:A:45:PHE:HB2	2:C:491:ASP:C	20	0.91	0.07	0.92
(1,5)	1:A:45:PHE:HB2	2:C:491:ASP:CA	20	0.91	0.07	0.92
(1,5)	1:A:45:PHE:HB2	2:C:491:ASP:CB	20	0.91	0.07	0.92
(1,5)	1:A:45:PHE:HB2	2:C:491:ASP:CG	20	0.91	0.07	0.92
(1,5)	1:A:45:PHE:HB2	2:C:491:ASP:H	20	0.91	0.07	0.92
(1,5)	1:A:45:PHE:HB2	2:C:491:ASP:HA	20	0.91	0.07	0.92
(1,5)	1:A:45:PHE:HB2	2:C:491:ASP:HB2	20	0.91	0.07	0.92
(1,5)	1:A:45:PHE:HB2	2:C:491:ASP:HB3	20	0.91	0.07	0.92
(1,5)	1:A:45:PHE:HB2	2:C:491:ASP:N	20	0.91	0.07	0.92
(1,5)	1:A:45:PHE:HB2	2:C:491:ASP:O	20	0.91	0.07	0.92
(1,5)	1:A:45:PHE:HB2	2:C:491:ASP:OD1	20	0.91	0.07	0.92

Continued on next page...

Continued from previous page...

Key	Atom-1	Atom-2	Models ¹	Mean (Å)	SD ¹ (Å)	Median (Å)
(1,5)	1:A:45:PHE:HB2	2:C:491:ASP:OD2	20	0.91	0.07	0.92
(1,5)	1:A:45:PHE:HB2	2:C:492:ASN:C	20	0.91	0.07	0.92
(1,5)	1:A:45:PHE:HB2	2:C:492:ASN:CA	20	0.91	0.07	0.92
(1,5)	1:A:45:PHE:HB2	2:C:492:ASN:CB	20	0.91	0.07	0.92
(1,5)	1:A:45:PHE:HB2	2:C:492:ASN:CG	20	0.91	0.07	0.92
(1,5)	1:A:45:PHE:HB2	2:C:492:ASN:H	20	0.91	0.07	0.92
(1,5)	1:A:45:PHE:HB2	2:C:492:ASN:HA	20	0.91	0.07	0.92
(1,5)	1:A:45:PHE:HB2	2:C:492:ASN:HB2	20	0.91	0.07	0.92
(1,5)	1:A:45:PHE:HB2	2:C:492:ASN:HB3	20	0.91	0.07	0.92
(1,5)	1:A:45:PHE:HB2	2:C:492:ASN:HD21	20	0.91	0.07	0.92
(1,5)	1:A:45:PHE:HB2	2:C:492:ASN:HD22	20	0.91	0.07	0.92
(1,5)	1:A:45:PHE:HB2	2:C:492:ASN:N	20	0.91	0.07	0.92
(1,5)	1:A:45:PHE:HB2	2:C:492:ASN:ND2	20	0.91	0.07	0.92
(1,5)	1:A:45:PHE:HB2	2:C:492:ASN:O	20	0.91	0.07	0.92
(1,5)	1:A:45:PHE:HB2	2:C:492:ASN:OD1	20	0.91	0.07	0.92
(1,5)	1:A:45:PHE:HB2	2:C:494:LEU:C	20	0.91	0.07	0.92
(1,5)	1:A:45:PHE:HB2	2:C:494:LEU:CA	20	0.91	0.07	0.92
(1,5)	1:A:45:PHE:HB2	2:C:494:LEU:CB	20	0.91	0.07	0.92
(1,5)	1:A:45:PHE:HB2	2:C:494:LEU:CD1	20	0.91	0.07	0.92
(1,5)	1:A:45:PHE:HB2	2:C:494:LEU:CD2	20	0.91	0.07	0.92
(1,5)	1:A:45:PHE:HB2	2:C:494:LEU:CG	20	0.91	0.07	0.92
(1,5)	1:A:45:PHE:HB2	2:C:494:LEU:H	20	0.91	0.07	0.92
(1,5)	1:A:45:PHE:HB2	2:C:494:LEU:HA	20	0.91	0.07	0.92
(1,5)	1:A:45:PHE:HB2	2:C:494:LEU:HB2	20	0.91	0.07	0.92
(1,5)	1:A:45:PHE:HB2	2:C:494:LEU:HB3	20	0.91	0.07	0.92
(1,5)	1:A:45:PHE:HB2	2:C:494:LEU:HD11	20	0.91	0.07	0.92
(1,5)	1:A:45:PHE:HB2	2:C:494:LEU:HD12	20	0.91	0.07	0.92
(1,5)	1:A:45:PHE:HB2	2:C:494:LEU:HD13	20	0.91	0.07	0.92
(1,5)	1:A:45:PHE:HB2	2:C:494:LEU:HD21	20	0.91	0.07	0.92
(1,5)	1:A:45:PHE:HB2	2:C:494:LEU:HD22	20	0.91	0.07	0.92
(1,5)	1:A:45:PHE:HB2	2:C:494:LEU:HD23	20	0.91	0.07	0.92
(1,5)	1:A:45:PHE:HB2	2:C:494:LEU:HG	20	0.91	0.07	0.92
(1,5)	1:A:45:PHE:HB2	2:C:494:LEU:N	20	0.91	0.07	0.92
(1,5)	1:A:45:PHE:HB2	2:C:494:LEU:O	20	0.91	0.07	0.92
(1,5)	1:A:45:PHE:HB2	2:C:495:GLU:C	20	0.91	0.07	0.92
(1,5)	1:A:45:PHE:HB2	2:C:495:GLU:CA	20	0.91	0.07	0.92
(1,5)	1:A:45:PHE:HB2	2:C:495:GLU:CB	20	0.91	0.07	0.92
(1,5)	1:A:45:PHE:HB2	2:C:495:GLU:CD	20	0.91	0.07	0.92
(1,5)	1:A:45:PHE:HB2	2:C:495:GLU:CG	20	0.91	0.07	0.92
(1,5)	1:A:45:PHE:HB2	2:C:495:GLU:H	20	0.91	0.07	0.92
(1,5)	1:A:45:PHE:HB2	2:C:495:GLU:HA	20	0.91	0.07	0.92
(1,5)	1:A:45:PHE:HB2	2:C:495:GLU:HB2	20	0.91	0.07	0.92

Continued on next page...

Continued from previous page...

Key	Atom-1	Atom-2	Models ¹	Mean (Å)	SD ¹ (Å)	Median (Å)
(1,5)	1:A:45:PHE:HB2	2:C:495:GLU:HB3	20	0.91	0.07	0.92
(1,5)	1:A:45:PHE:HB2	2:C:495:GLU:HG2	20	0.91	0.07	0.92
(1,5)	1:A:45:PHE:HB2	2:C:495:GLU:HG3	20	0.91	0.07	0.92
(1,5)	1:A:45:PHE:HB2	2:C:495:GLU:N	20	0.91	0.07	0.92
(1,5)	1:A:45:PHE:HB2	2:C:495:GLU:O	20	0.91	0.07	0.92
(1,5)	1:A:45:PHE:HB2	2:C:495:GLU:OE1	20	0.91	0.07	0.92
(1,5)	1:A:45:PHE:HB2	2:C:495:GLU:OE2	20	0.91	0.07	0.92
(1,5)	1:A:45:PHE:HB2	2:C:496:GLY:C	20	0.91	0.07	0.92
(1,5)	1:A:45:PHE:HB2	2:C:496:GLY:CA	20	0.91	0.07	0.92
(1,5)	1:A:45:PHE:HB2	2:C:496:GLY:H	20	0.91	0.07	0.92
(1,5)	1:A:45:PHE:HB2	2:C:496:GLY:HA2	20	0.91	0.07	0.92
(1,5)	1:A:45:PHE:HB2	2:C:496:GLY:HA3	20	0.91	0.07	0.92
(1,5)	1:A:45:PHE:HB2	2:C:496:GLY:N	20	0.91	0.07	0.92
(1,5)	1:A:45:PHE:HB2	2:C:496:GLY:O	20	0.91	0.07	0.92
(1,5)	1:A:45:PHE:HB2	2:C:497:ARG:C	20	0.91	0.07	0.92
(1,5)	1:A:45:PHE:HB2	2:C:497:ARG:CA	20	0.91	0.07	0.92
(1,5)	1:A:45:PHE:HB2	2:C:497:ARG:CB	20	0.91	0.07	0.92
(1,5)	1:A:45:PHE:HB2	2:C:497:ARG:CD	20	0.91	0.07	0.92
(1,5)	1:A:45:PHE:HB2	2:C:497:ARG:CG	20	0.91	0.07	0.92
(1,5)	1:A:45:PHE:HB2	2:C:497:ARG:CZ	20	0.91	0.07	0.92
(1,5)	1:A:45:PHE:HB2	2:C:497:ARG:H	20	0.91	0.07	0.92
(1,5)	1:A:45:PHE:HB2	2:C:497:ARG:HA	20	0.91	0.07	0.92
(1,5)	1:A:45:PHE:HB2	2:C:497:ARG:HB2	20	0.91	0.07	0.92
(1,5)	1:A:45:PHE:HB2	2:C:497:ARG:HB3	20	0.91	0.07	0.92
(1,5)	1:A:45:PHE:HB2	2:C:497:ARG:HD2	20	0.91	0.07	0.92
(1,5)	1:A:45:PHE:HB2	2:C:497:ARG:HD3	20	0.91	0.07	0.92
(1,5)	1:A:45:PHE:HB2	2:C:497:ARG:HE	20	0.91	0.07	0.92
(1,5)	1:A:45:PHE:HB2	2:C:497:ARG:HG2	20	0.91	0.07	0.92
(1,5)	1:A:45:PHE:HB2	2:C:497:ARG:HG3	20	0.91	0.07	0.92
(1,5)	1:A:45:PHE:HB2	2:C:497:ARG:HH11	20	0.91	0.07	0.92
(1,5)	1:A:45:PHE:HB2	2:C:497:ARG:HH12	20	0.91	0.07	0.92
(1,5)	1:A:45:PHE:HB2	2:C:497:ARG:HH21	20	0.91	0.07	0.92
(1,5)	1:A:45:PHE:HB2	2:C:497:ARG:HH22	20	0.91	0.07	0.92
(1,5)	1:A:45:PHE:HB2	2:C:497:ARG:N	20	0.91	0.07	0.92
(1,5)	1:A:45:PHE:HB2	2:C:497:ARG:NE	20	0.91	0.07	0.92
(1,5)	1:A:45:PHE:HB2	2:C:497:ARG:NH1	20	0.91	0.07	0.92
(1,5)	1:A:45:PHE:HB2	2:C:497:ARG:NH2	20	0.91	0.07	0.92
(1,5)	1:A:45:PHE:HB2	2:C:497:ARG:O	20	0.91	0.07	0.92
(1,5)	1:A:45:PHE:HB3	2:C:457:LEU:C	20	0.91	0.07	0.92
(1,5)	1:A:45:PHE:HB3	2:C:457:LEU:CA	20	0.91	0.07	0.92
(1,5)	1:A:45:PHE:HB3	2:C:457:LEU:CB	20	0.91	0.07	0.92
(1,5)	1:A:45:PHE:HB3	2:C:457:LEU:CD1	20	0.91	0.07	0.92

Continued on next page...

Continued from previous page...

Key	Atom-1	Atom-2	Models ¹	Mean (Å)	SD ¹ (Å)	Median (Å)
(1,5)	1:A:45:PHE:HB3	2:C:457:LEU:CD2	20	0.91	0.07	0.92
(1,5)	1:A:45:PHE:HB3	2:C:457:LEU:CG	20	0.91	0.07	0.92
(1,5)	1:A:45:PHE:HB3	2:C:457:LEU:H	20	0.91	0.07	0.92
(1,5)	1:A:45:PHE:HB3	2:C:457:LEU:HA	20	0.91	0.07	0.92
(1,5)	1:A:45:PHE:HB3	2:C:457:LEU:HB2	20	0.91	0.07	0.92
(1,5)	1:A:45:PHE:HB3	2:C:457:LEU:HB3	20	0.91	0.07	0.92
(1,5)	1:A:45:PHE:HB3	2:C:457:LEU:HD11	20	0.91	0.07	0.92
(1,5)	1:A:45:PHE:HB3	2:C:457:LEU:HD12	20	0.91	0.07	0.92
(1,5)	1:A:45:PHE:HB3	2:C:457:LEU:HD13	20	0.91	0.07	0.92
(1,5)	1:A:45:PHE:HB3	2:C:457:LEU:HD21	20	0.91	0.07	0.92
(1,5)	1:A:45:PHE:HB3	2:C:457:LEU:HD22	20	0.91	0.07	0.92
(1,5)	1:A:45:PHE:HB3	2:C:457:LEU:HD23	20	0.91	0.07	0.92
(1,5)	1:A:45:PHE:HB3	2:C:457:LEU:HG	20	0.91	0.07	0.92
(1,5)	1:A:45:PHE:HB3	2:C:457:LEU:N	20	0.91	0.07	0.92
(1,5)	1:A:45:PHE:HB3	2:C:457:LEU:O	20	0.91	0.07	0.92
(1,5)	1:A:45:PHE:HB3	2:C:459:ALA:C	20	0.91	0.07	0.92
(1,5)	1:A:45:PHE:HB3	2:C:459:ALA:CA	20	0.91	0.07	0.92
(1,5)	1:A:45:PHE:HB3	2:C:459:ALA:CB	20	0.91	0.07	0.92
(1,5)	1:A:45:PHE:HB3	2:C:459:ALA:H	20	0.91	0.07	0.92
(1,5)	1:A:45:PHE:HB3	2:C:459:ALA:HA	20	0.91	0.07	0.92
(1,5)	1:A:45:PHE:HB3	2:C:459:ALA:HB1	20	0.91	0.07	0.92
(1,5)	1:A:45:PHE:HB3	2:C:459:ALA:HB2	20	0.91	0.07	0.92
(1,5)	1:A:45:PHE:HB3	2:C:459:ALA:HB3	20	0.91	0.07	0.92
(1,5)	1:A:45:PHE:HB3	2:C:459:ALA:N	20	0.91	0.07	0.92
(1,5)	1:A:45:PHE:HB3	2:C:459:ALA:O	20	0.91	0.07	0.92
(1,5)	1:A:45:PHE:HB3	2:C:460:MET:C	20	0.91	0.07	0.92
(1,5)	1:A:45:PHE:HB3	2:C:460:MET:CA	20	0.91	0.07	0.92
(1,5)	1:A:45:PHE:HB3	2:C:460:MET:CB	20	0.91	0.07	0.92
(1,5)	1:A:45:PHE:HB3	2:C:460:MET:CE	20	0.91	0.07	0.92
(1,5)	1:A:45:PHE:HB3	2:C:460:MET:CG	20	0.91	0.07	0.92
(1,5)	1:A:45:PHE:HB3	2:C:460:MET:H	20	0.91	0.07	0.92
(1,5)	1:A:45:PHE:HB3	2:C:460:MET:HA	20	0.91	0.07	0.92
(1,5)	1:A:45:PHE:HB3	2:C:460:MET:HB2	20	0.91	0.07	0.92
(1,5)	1:A:45:PHE:HB3	2:C:460:MET:HB3	20	0.91	0.07	0.92
(1,5)	1:A:45:PHE:HB3	2:C:460:MET:HE1	20	0.91	0.07	0.92
(1,5)	1:A:45:PHE:HB3	2:C:460:MET:HE2	20	0.91	0.07	0.92
(1,5)	1:A:45:PHE:HB3	2:C:460:MET:HE3	20	0.91	0.07	0.92
(1,5)	1:A:45:PHE:HB3	2:C:460:MET:HG2	20	0.91	0.07	0.92
(1,5)	1:A:45:PHE:HB3	2:C:460:MET:HG3	20	0.91	0.07	0.92
(1,5)	1:A:45:PHE:HB3	2:C:460:MET:N	20	0.91	0.07	0.92
(1,5)	1:A:45:PHE:HB3	2:C:460:MET:O	20	0.91	0.07	0.92
(1,5)	1:A:45:PHE:HB3	2:C:460:MET:SD	20	0.91	0.07	0.92

Continued on next page...

Continued from previous page...

Key	Atom-1	Atom-2	Models ¹	Mean (Å)	SD ¹ (Å)	Median (Å)
(1,5)	1:A:45:PHE:HB3	2:C:462:HIS:C	20	0.91	0.07	0.92
(1,5)	1:A:45:PHE:HB3	2:C:462:HIS:CA	20	0.91	0.07	0.92
(1,5)	1:A:45:PHE:HB3	2:C:462:HIS:CB	20	0.91	0.07	0.92
(1,5)	1:A:45:PHE:HB3	2:C:462:HIS:CD2	20	0.91	0.07	0.92
(1,5)	1:A:45:PHE:HB3	2:C:462:HIS:CE1	20	0.91	0.07	0.92
(1,5)	1:A:45:PHE:HB3	2:C:462:HIS:CG	20	0.91	0.07	0.92
(1,5)	1:A:45:PHE:HB3	2:C:462:HIS:H	20	0.91	0.07	0.92
(1,5)	1:A:45:PHE:HB3	2:C:462:HIS:HA	20	0.91	0.07	0.92
(1,5)	1:A:45:PHE:HB3	2:C:462:HIS:HB2	20	0.91	0.07	0.92
(1,5)	1:A:45:PHE:HB3	2:C:462:HIS:HB3	20	0.91	0.07	0.92
(1,5)	1:A:45:PHE:HB3	2:C:462:HIS:HD2	20	0.91	0.07	0.92
(1,5)	1:A:45:PHE:HB3	2:C:462:HIS:HE1	20	0.91	0.07	0.92
(1,5)	1:A:45:PHE:HB3	2:C:462:HIS:HE2	20	0.91	0.07	0.92
(1,5)	1:A:45:PHE:HB3	2:C:462:HIS:N	20	0.91	0.07	0.92
(1,5)	1:A:45:PHE:HB3	2:C:462:HIS:ND1	20	0.91	0.07	0.92
(1,5)	1:A:45:PHE:HB3	2:C:462:HIS:NE2	20	0.91	0.07	0.92
(1,5)	1:A:45:PHE:HB3	2:C:462:HIS:O	20	0.91	0.07	0.92
(1,5)	1:A:45:PHE:HB3	2:C:463:GLN:C	20	0.91	0.07	0.92
(1,5)	1:A:45:PHE:HB3	2:C:463:GLN:CA	20	0.91	0.07	0.92
(1,5)	1:A:45:PHE:HB3	2:C:463:GLN:CB	20	0.91	0.07	0.92
(1,5)	1:A:45:PHE:HB3	2:C:463:GLN:CD	20	0.91	0.07	0.92
(1,5)	1:A:45:PHE:HB3	2:C:463:GLN:CG	20	0.91	0.07	0.92
(1,5)	1:A:45:PHE:HB3	2:C:463:GLN:H	20	0.91	0.07	0.92
(1,5)	1:A:45:PHE:HB3	2:C:463:GLN:HA	20	0.91	0.07	0.92
(1,5)	1:A:45:PHE:HB3	2:C:463:GLN:HB2	20	0.91	0.07	0.92
(1,5)	1:A:45:PHE:HB3	2:C:463:GLN:HB3	20	0.91	0.07	0.92
(1,5)	1:A:45:PHE:HB3	2:C:463:GLN:HE21	20	0.91	0.07	0.92
(1,5)	1:A:45:PHE:HB3	2:C:463:GLN:HE22	20	0.91	0.07	0.92
(1,5)	1:A:45:PHE:HB3	2:C:463:GLN:HG2	20	0.91	0.07	0.92
(1,5)	1:A:45:PHE:HB3	2:C:463:GLN:HG3	20	0.91	0.07	0.92
(1,5)	1:A:45:PHE:HB3	2:C:463:GLN:N	20	0.91	0.07	0.92
(1,5)	1:A:45:PHE:HB3	2:C:463:GLN:NE2	20	0.91	0.07	0.92
(1,5)	1:A:45:PHE:HB3	2:C:463:GLN:O	20	0.91	0.07	0.92
(1,5)	1:A:45:PHE:HB3	2:C:463:GLN:OE1	20	0.91	0.07	0.92
(1,5)	1:A:45:PHE:HB3	2:C:465:GLN:C	20	0.91	0.07	0.92
(1,5)	1:A:45:PHE:HB3	2:C:465:GLN:CA	20	0.91	0.07	0.92
(1,5)	1:A:45:PHE:HB3	2:C:465:GLN:CB	20	0.91	0.07	0.92
(1,5)	1:A:45:PHE:HB3	2:C:465:GLN:CD	20	0.91	0.07	0.92
(1,5)	1:A:45:PHE:HB3	2:C:465:GLN:CG	20	0.91	0.07	0.92
(1,5)	1:A:45:PHE:HB3	2:C:465:GLN:H	20	0.91	0.07	0.92
(1,5)	1:A:45:PHE:HB3	2:C:465:GLN:HA	20	0.91	0.07	0.92
(1,5)	1:A:45:PHE:HB3	2:C:465:GLN:HB2	20	0.91	0.07	0.92

Continued on next page...

Continued from previous page...

Key	Atom-1	Atom-2	Models ¹	Mean (Å)	SD ¹ (Å)	Median (Å)
(1,5)	1:A:45:PHE:HB3	2:C:465:GLN:HB3	20	0.91	0.07	0.92
(1,5)	1:A:45:PHE:HB3	2:C:465:GLN:HE21	20	0.91	0.07	0.92
(1,5)	1:A:45:PHE:HB3	2:C:465:GLN:HE22	20	0.91	0.07	0.92
(1,5)	1:A:45:PHE:HB3	2:C:465:GLN:HG2	20	0.91	0.07	0.92
(1,5)	1:A:45:PHE:HB3	2:C:465:GLN:HG3	20	0.91	0.07	0.92
(1,5)	1:A:45:PHE:HB3	2:C:465:GLN:N	20	0.91	0.07	0.92
(1,5)	1:A:45:PHE:HB3	2:C:465:GLN:NE2	20	0.91	0.07	0.92
(1,5)	1:A:45:PHE:HB3	2:C:465:GLN:O	20	0.91	0.07	0.92
(1,5)	1:A:45:PHE:HB3	2:C:465:GLN:OE1	20	0.91	0.07	0.92
(1,5)	1:A:45:PHE:HB3	2:C:466:GLU:C	20	0.91	0.07	0.92
(1,5)	1:A:45:PHE:HB3	2:C:466:GLU:CA	20	0.91	0.07	0.92
(1,5)	1:A:45:PHE:HB3	2:C:466:GLU:CB	20	0.91	0.07	0.92
(1,5)	1:A:45:PHE:HB3	2:C:466:GLU:CD	20	0.91	0.07	0.92
(1,5)	1:A:45:PHE:HB3	2:C:466:GLU:CG	20	0.91	0.07	0.92
(1,5)	1:A:45:PHE:HB3	2:C:466:GLU:H	20	0.91	0.07	0.92
(1,5)	1:A:45:PHE:HB3	2:C:466:GLU:HA	20	0.91	0.07	0.92
(1,5)	1:A:45:PHE:HB3	2:C:466:GLU:HB2	20	0.91	0.07	0.92
(1,5)	1:A:45:PHE:HB3	2:C:466:GLU:HB3	20	0.91	0.07	0.92
(1,5)	1:A:45:PHE:HB3	2:C:466:GLU:HG2	20	0.91	0.07	0.92
(1,5)	1:A:45:PHE:HB3	2:C:466:GLU:HG3	20	0.91	0.07	0.92
(1,5)	1:A:45:PHE:HB3	2:C:466:GLU:N	20	0.91	0.07	0.92
(1,5)	1:A:45:PHE:HB3	2:C:466:GLU:O	20	0.91	0.07	0.92
(1,5)	1:A:45:PHE:HB3	2:C:466:GLU:OE1	20	0.91	0.07	0.92
(1,5)	1:A:45:PHE:HB3	2:C:466:GLU:OE2	20	0.91	0.07	0.92
(1,5)	1:A:45:PHE:HB3	2:C:467:MET:C	20	0.91	0.07	0.92
(1,5)	1:A:45:PHE:HB3	2:C:467:MET:CA	20	0.91	0.07	0.92
(1,5)	1:A:45:PHE:HB3	2:C:467:MET:CB	20	0.91	0.07	0.92
(1,5)	1:A:45:PHE:HB3	2:C:467:MET:CE	20	0.91	0.07	0.92
(1,5)	1:A:45:PHE:HB3	2:C:467:MET:CG	20	0.91	0.07	0.92
(1,5)	1:A:45:PHE:HB3	2:C:467:MET:H	20	0.91	0.07	0.92
(1,5)	1:A:45:PHE:HB3	2:C:467:MET:HA	20	0.91	0.07	0.92
(1,5)	1:A:45:PHE:HB3	2:C:467:MET:HB2	20	0.91	0.07	0.92
(1,5)	1:A:45:PHE:HB3	2:C:467:MET:HB3	20	0.91	0.07	0.92
(1,5)	1:A:45:PHE:HB3	2:C:467:MET:HE1	20	0.91	0.07	0.92
(1,5)	1:A:45:PHE:HB3	2:C:467:MET:HE2	20	0.91	0.07	0.92
(1,5)	1:A:45:PHE:HB3	2:C:467:MET:HE3	20	0.91	0.07	0.92
(1,5)	1:A:45:PHE:HB3	2:C:467:MET:HG2	20	0.91	0.07	0.92
(1,5)	1:A:45:PHE:HB3	2:C:467:MET:HG3	20	0.91	0.07	0.92
(1,5)	1:A:45:PHE:HB3	2:C:467:MET:N	20	0.91	0.07	0.92
(1,5)	1:A:45:PHE:HB3	2:C:467:MET:O	20	0.91	0.07	0.92
(1,5)	1:A:45:PHE:HB3	2:C:467:MET:SD	20	0.91	0.07	0.92
(1,5)	1:A:45:PHE:HB3	2:C:468:PHE:C	20	0.91	0.07	0.92

Continued on next page...

Continued from previous page...

Key	Atom-1	Atom-2	Models ¹	Mean (Å)	SD ¹ (Å)	Median (Å)
(1,5)	1:A:45:PHE:HB3	2:C:468:PHE:CA	20	0.91	0.07	0.92
(1,5)	1:A:45:PHE:HB3	2:C:468:PHE:CB	20	0.91	0.07	0.92
(1,5)	1:A:45:PHE:HB3	2:C:468:PHE:CD1	20	0.91	0.07	0.92
(1,5)	1:A:45:PHE:HB3	2:C:468:PHE:CD2	20	0.91	0.07	0.92
(1,5)	1:A:45:PHE:HB3	2:C:468:PHE:CE1	20	0.91	0.07	0.92
(1,5)	1:A:45:PHE:HB3	2:C:468:PHE:CE2	20	0.91	0.07	0.92
(1,5)	1:A:45:PHE:HB3	2:C:468:PHE:CG	20	0.91	0.07	0.92
(1,5)	1:A:45:PHE:HB3	2:C:468:PHE:CZ	20	0.91	0.07	0.92
(1,5)	1:A:45:PHE:HB3	2:C:468:PHE:H	20	0.91	0.07	0.92
(1,5)	1:A:45:PHE:HB3	2:C:468:PHE:HA	20	0.91	0.07	0.92
(1,5)	1:A:45:PHE:HB3	2:C:468:PHE:HB2	20	0.91	0.07	0.92
(1,5)	1:A:45:PHE:HB3	2:C:468:PHE:HB3	20	0.91	0.07	0.92
(1,5)	1:A:45:PHE:HB3	2:C:468:PHE:HD1	20	0.91	0.07	0.92
(1,5)	1:A:45:PHE:HB3	2:C:468:PHE:HD2	20	0.91	0.07	0.92
(1,5)	1:A:45:PHE:HB3	2:C:468:PHE:HE1	20	0.91	0.07	0.92
(1,5)	1:A:45:PHE:HB3	2:C:468:PHE:HE2	20	0.91	0.07	0.92
(1,5)	1:A:45:PHE:HB3	2:C:468:PHE:HZ	20	0.91	0.07	0.92
(1,5)	1:A:45:PHE:HB3	2:C:468:PHE:N	20	0.91	0.07	0.92
(1,5)	1:A:45:PHE:HB3	2:C:468:PHE:O	20	0.91	0.07	0.92
(1,5)	1:A:45:PHE:HB3	2:C:469:PRO:C	20	0.91	0.07	0.92
(1,5)	1:A:45:PHE:HB3	2:C:469:PRO:CA	20	0.91	0.07	0.92
(1,5)	1:A:45:PHE:HB3	2:C:469:PRO:CB	20	0.91	0.07	0.92
(1,5)	1:A:45:PHE:HB3	2:C:469:PRO:CD	20	0.91	0.07	0.92
(1,5)	1:A:45:PHE:HB3	2:C:469:PRO:CG	20	0.91	0.07	0.92
(1,5)	1:A:45:PHE:HB3	2:C:469:PRO:HA	20	0.91	0.07	0.92
(1,5)	1:A:45:PHE:HB3	2:C:469:PRO:HB2	20	0.91	0.07	0.92
(1,5)	1:A:45:PHE:HB3	2:C:469:PRO:HB3	20	0.91	0.07	0.92
(1,5)	1:A:45:PHE:HB3	2:C:469:PRO:HD2	20	0.91	0.07	0.92
(1,5)	1:A:45:PHE:HB3	2:C:469:PRO:HD3	20	0.91	0.07	0.92
(1,5)	1:A:45:PHE:HB3	2:C:469:PRO:HG2	20	0.91	0.07	0.92
(1,5)	1:A:45:PHE:HB3	2:C:469:PRO:HG3	20	0.91	0.07	0.92
(1,5)	1:A:45:PHE:HB3	2:C:469:PRO:N	20	0.91	0.07	0.92
(1,5)	1:A:45:PHE:HB3	2:C:469:PRO:O	20	0.91	0.07	0.92
(1,5)	1:A:45:PHE:HB3	2:C:470:GLN:C	20	0.91	0.07	0.92
(1,5)	1:A:45:PHE:HB3	2:C:470:GLN:CA	20	0.91	0.07	0.92
(1,5)	1:A:45:PHE:HB3	2:C:470:GLN:CB	20	0.91	0.07	0.92
(1,5)	1:A:45:PHE:HB3	2:C:470:GLN:CD	20	0.91	0.07	0.92
(1,5)	1:A:45:PHE:HB3	2:C:470:GLN:CG	20	0.91	0.07	0.92
(1,5)	1:A:45:PHE:HB3	2:C:470:GLN:H	20	0.91	0.07	0.92
(1,5)	1:A:45:PHE:HB3	2:C:470:GLN:HA	20	0.91	0.07	0.92
(1,5)	1:A:45:PHE:HB3	2:C:470:GLN:HB2	20	0.91	0.07	0.92
(1,5)	1:A:45:PHE:HB3	2:C:470:GLN:HB3	20	0.91	0.07	0.92

Continued on next page...

Continued from previous page...

Key	Atom-1	Atom-2	Models ¹	Mean (Å)	SD ¹ (Å)	Median (Å)
(1,5)	1:A:45:PHE:HB3	2:C:470:GLN:HE21	20	0.91	0.07	0.92
(1,5)	1:A:45:PHE:HB3	2:C:470:GLN:HE22	20	0.91	0.07	0.92
(1,5)	1:A:45:PHE:HB3	2:C:470:GLN:HG2	20	0.91	0.07	0.92
(1,5)	1:A:45:PHE:HB3	2:C:470:GLN:HG3	20	0.91	0.07	0.92
(1,5)	1:A:45:PHE:HB3	2:C:470:GLN:N	20	0.91	0.07	0.92
(1,5)	1:A:45:PHE:HB3	2:C:470:GLN:NE2	20	0.91	0.07	0.92
(1,5)	1:A:45:PHE:HB3	2:C:470:GLN:O	20	0.91	0.07	0.92
(1,5)	1:A:45:PHE:HB3	2:C:470:GLN:OE1	20	0.91	0.07	0.92
(1,5)	1:A:45:PHE:HB3	2:C:472:PRO:C	20	0.91	0.07	0.92
(1,5)	1:A:45:PHE:HB3	2:C:472:PRO:CA	20	0.91	0.07	0.92
(1,5)	1:A:45:PHE:HB3	2:C:472:PRO:CB	20	0.91	0.07	0.92
(1,5)	1:A:45:PHE:HB3	2:C:472:PRO:CD	20	0.91	0.07	0.92
(1,5)	1:A:45:PHE:HB3	2:C:472:PRO:CG	20	0.91	0.07	0.92
(1,5)	1:A:45:PHE:HB3	2:C:472:PRO:HA	20	0.91	0.07	0.92
(1,5)	1:A:45:PHE:HB3	2:C:472:PRO:HB2	20	0.91	0.07	0.92
(1,5)	1:A:45:PHE:HB3	2:C:472:PRO:HB3	20	0.91	0.07	0.92
(1,5)	1:A:45:PHE:HB3	2:C:472:PRO:HD2	20	0.91	0.07	0.92
(1,5)	1:A:45:PHE:HB3	2:C:472:PRO:HD3	20	0.91	0.07	0.92
(1,5)	1:A:45:PHE:HB3	2:C:472:PRO:HG2	20	0.91	0.07	0.92
(1,5)	1:A:45:PHE:HB3	2:C:472:PRO:HG3	20	0.91	0.07	0.92
(1,5)	1:A:45:PHE:HB3	2:C:472:PRO:N	20	0.91	0.07	0.92
(1,5)	1:A:45:PHE:HB3	2:C:472:PRO:O	20	0.91	0.07	0.92
(1,5)	1:A:45:PHE:HB3	2:C:482:LEU:C	20	0.91	0.07	0.92
(1,5)	1:A:45:PHE:HB3	2:C:482:LEU:CA	20	0.91	0.07	0.92
(1,5)	1:A:45:PHE:HB3	2:C:482:LEU:CB	20	0.91	0.07	0.92
(1,5)	1:A:45:PHE:HB3	2:C:482:LEU:CD1	20	0.91	0.07	0.92
(1,5)	1:A:45:PHE:HB3	2:C:482:LEU:CD2	20	0.91	0.07	0.92
(1,5)	1:A:45:PHE:HB3	2:C:482:LEU:CG	20	0.91	0.07	0.92
(1,5)	1:A:45:PHE:HB3	2:C:482:LEU:H	20	0.91	0.07	0.92
(1,5)	1:A:45:PHE:HB3	2:C:482:LEU:HA	20	0.91	0.07	0.92
(1,5)	1:A:45:PHE:HB3	2:C:482:LEU:HB2	20	0.91	0.07	0.92
(1,5)	1:A:45:PHE:HB3	2:C:482:LEU:HB3	20	0.91	0.07	0.92
(1,5)	1:A:45:PHE:HB3	2:C:482:LEU:HD11	20	0.91	0.07	0.92
(1,5)	1:A:45:PHE:HB3	2:C:482:LEU:HD12	20	0.91	0.07	0.92
(1,5)	1:A:45:PHE:HB3	2:C:482:LEU:HD13	20	0.91	0.07	0.92
(1,5)	1:A:45:PHE:HB3	2:C:482:LEU:HD21	20	0.91	0.07	0.92
(1,5)	1:A:45:PHE:HB3	2:C:482:LEU:HD22	20	0.91	0.07	0.92
(1,5)	1:A:45:PHE:HB3	2:C:482:LEU:HD23	20	0.91	0.07	0.92
(1,5)	1:A:45:PHE:HB3	2:C:482:LEU:HG	20	0.91	0.07	0.92
(1,5)	1:A:45:PHE:HB3	2:C:482:LEU:N	20	0.91	0.07	0.92
(1,5)	1:A:45:PHE:HB3	2:C:482:LEU:O	20	0.91	0.07	0.92
(1,5)	1:A:45:PHE:HB3	2:C:483:THR:C	20	0.91	0.07	0.92

Continued on next page...

Continued from previous page...

Key	Atom-1	Atom-2	Models ¹	Mean (Å)	SD ¹ (Å)	Median (Å)
(1,5)	1:A:45:PHE:HB3	2:C:483:THR:CA	20	0.91	0.07	0.92
(1,5)	1:A:45:PHE:HB3	2:C:483:THR:CB	20	0.91	0.07	0.92
(1,5)	1:A:45:PHE:HB3	2:C:483:THR:CG2	20	0.91	0.07	0.92
(1,5)	1:A:45:PHE:HB3	2:C:483:THR:H	20	0.91	0.07	0.92
(1,5)	1:A:45:PHE:HB3	2:C:483:THR:HA	20	0.91	0.07	0.92
(1,5)	1:A:45:PHE:HB3	2:C:483:THR:HB	20	0.91	0.07	0.92
(1,5)	1:A:45:PHE:HB3	2:C:483:THR:HG1	20	0.91	0.07	0.92
(1,5)	1:A:45:PHE:HB3	2:C:483:THR:HG21	20	0.91	0.07	0.92
(1,5)	1:A:45:PHE:HB3	2:C:483:THR:HG22	20	0.91	0.07	0.92
(1,5)	1:A:45:PHE:HB3	2:C:483:THR:HG23	20	0.91	0.07	0.92
(1,5)	1:A:45:PHE:HB3	2:C:483:THR:N	20	0.91	0.07	0.92
(1,5)	1:A:45:PHE:HB3	2:C:483:THR:O	20	0.91	0.07	0.92
(1,5)	1:A:45:PHE:HB3	2:C:483:THR:OG1	20	0.91	0.07	0.92
(1,5)	1:A:45:PHE:HB3	2:C:484:ARG:C	20	0.91	0.07	0.92
(1,5)	1:A:45:PHE:HB3	2:C:484:ARG:CA	20	0.91	0.07	0.92
(1,5)	1:A:45:PHE:HB3	2:C:484:ARG:CB	20	0.91	0.07	0.92
(1,5)	1:A:45:PHE:HB3	2:C:484:ARG:CD	20	0.91	0.07	0.92
(1,5)	1:A:45:PHE:HB3	2:C:484:ARG:CG	20	0.91	0.07	0.92
(1,5)	1:A:45:PHE:HB3	2:C:484:ARG:CZ	20	0.91	0.07	0.92
(1,5)	1:A:45:PHE:HB3	2:C:484:ARG:H	20	0.91	0.07	0.92
(1,5)	1:A:45:PHE:HB3	2:C:484:ARG:HA	20	0.91	0.07	0.92
(1,5)	1:A:45:PHE:HB3	2:C:484:ARG:HB2	20	0.91	0.07	0.92
(1,5)	1:A:45:PHE:HB3	2:C:484:ARG:HB3	20	0.91	0.07	0.92
(1,5)	1:A:45:PHE:HB3	2:C:484:ARG:HD2	20	0.91	0.07	0.92
(1,5)	1:A:45:PHE:HB3	2:C:484:ARG:HD3	20	0.91	0.07	0.92
(1,5)	1:A:45:PHE:HB3	2:C:484:ARG:HE	20	0.91	0.07	0.92
(1,5)	1:A:45:PHE:HB3	2:C:484:ARG:HG2	20	0.91	0.07	0.92
(1,5)	1:A:45:PHE:HB3	2:C:484:ARG:HG3	20	0.91	0.07	0.92
(1,5)	1:A:45:PHE:HB3	2:C:484:ARG:HH11	20	0.91	0.07	0.92
(1,5)	1:A:45:PHE:HB3	2:C:484:ARG:HH12	20	0.91	0.07	0.92
(1,5)	1:A:45:PHE:HB3	2:C:484:ARG:HH21	20	0.91	0.07	0.92
(1,5)	1:A:45:PHE:HB3	2:C:484:ARG:HH22	20	0.91	0.07	0.92
(1,5)	1:A:45:PHE:HB3	2:C:484:ARG:N	20	0.91	0.07	0.92
(1,5)	1:A:45:PHE:HB3	2:C:484:ARG:NE	20	0.91	0.07	0.92
(1,5)	1:A:45:PHE:HB3	2:C:484:ARG:NH1	20	0.91	0.07	0.92
(1,5)	1:A:45:PHE:HB3	2:C:484:ARG:NH2	20	0.91	0.07	0.92
(1,5)	1:A:45:PHE:HB3	2:C:484:ARG:O	20	0.91	0.07	0.92
(1,5)	1:A:45:PHE:HB3	2:C:485:SER:C	20	0.91	0.07	0.92
(1,5)	1:A:45:PHE:HB3	2:C:485:SER:CA	20	0.91	0.07	0.92
(1,5)	1:A:45:PHE:HB3	2:C:485:SER:CB	20	0.91	0.07	0.92
(1,5)	1:A:45:PHE:HB3	2:C:485:SER:H	20	0.91	0.07	0.92
(1,5)	1:A:45:PHE:HB3	2:C:485:SER:HA	20	0.91	0.07	0.92

Continued on next page...

Continued from previous page...

Key	Atom-1	Atom-2	Models ¹	Mean (Å)	SD ¹ (Å)	Median (Å)
(1,5)	1:A:45:PHE:HB3	2:C:485:SER:HB2	20	0.91	0.07	0.92
(1,5)	1:A:45:PHE:HB3	2:C:485:SER:HB3	20	0.91	0.07	0.92
(1,5)	1:A:45:PHE:HB3	2:C:485:SER:HG	20	0.91	0.07	0.92
(1,5)	1:A:45:PHE:HB3	2:C:485:SER:N	20	0.91	0.07	0.92
(1,5)	1:A:45:PHE:HB3	2:C:485:SER:O	20	0.91	0.07	0.92
(1,5)	1:A:45:PHE:HB3	2:C:485:SER:OG	20	0.91	0.07	0.92
(1,5)	1:A:45:PHE:HB3	2:C:486:VAL:C	20	0.91	0.07	0.92
(1,5)	1:A:45:PHE:HB3	2:C:486:VAL:CA	20	0.91	0.07	0.92
(1,5)	1:A:45:PHE:HB3	2:C:486:VAL:CB	20	0.91	0.07	0.92
(1,5)	1:A:45:PHE:HB3	2:C:486:VAL:CG1	20	0.91	0.07	0.92
(1,5)	1:A:45:PHE:HB3	2:C:486:VAL:CG2	20	0.91	0.07	0.92
(1,5)	1:A:45:PHE:HB3	2:C:486:VAL:H	20	0.91	0.07	0.92
(1,5)	1:A:45:PHE:HB3	2:C:486:VAL:HA	20	0.91	0.07	0.92
(1,5)	1:A:45:PHE:HB3	2:C:486:VAL:HB	20	0.91	0.07	0.92
(1,5)	1:A:45:PHE:HB3	2:C:486:VAL:HG11	20	0.91	0.07	0.92
(1,5)	1:A:45:PHE:HB3	2:C:486:VAL:HG12	20	0.91	0.07	0.92
(1,5)	1:A:45:PHE:HB3	2:C:486:VAL:HG13	20	0.91	0.07	0.92
(1,5)	1:A:45:PHE:HB3	2:C:486:VAL:HG21	20	0.91	0.07	0.92
(1,5)	1:A:45:PHE:HB3	2:C:486:VAL:HG22	20	0.91	0.07	0.92
(1,5)	1:A:45:PHE:HB3	2:C:486:VAL:HG23	20	0.91	0.07	0.92
(1,5)	1:A:45:PHE:HB3	2:C:486:VAL:N	20	0.91	0.07	0.92
(1,5)	1:A:45:PHE:HB3	2:C:486:VAL:O	20	0.91	0.07	0.92
(1,5)	1:A:45:PHE:HB3	2:C:487:GLU:C	20	0.91	0.07	0.92
(1,5)	1:A:45:PHE:HB3	2:C:487:GLU:CA	20	0.91	0.07	0.92
(1,5)	1:A:45:PHE:HB3	2:C:487:GLU:CB	20	0.91	0.07	0.92
(1,5)	1:A:45:PHE:HB3	2:C:487:GLU:CD	20	0.91	0.07	0.92
(1,5)	1:A:45:PHE:HB3	2:C:487:GLU:CG	20	0.91	0.07	0.92
(1,5)	1:A:45:PHE:HB3	2:C:487:GLU:H	20	0.91	0.07	0.92
(1,5)	1:A:45:PHE:HB3	2:C:487:GLU:HA	20	0.91	0.07	0.92
(1,5)	1:A:45:PHE:HB3	2:C:487:GLU:HB2	20	0.91	0.07	0.92
(1,5)	1:A:45:PHE:HB3	2:C:487:GLU:HB3	20	0.91	0.07	0.92
(1,5)	1:A:45:PHE:HB3	2:C:487:GLU:HG2	20	0.91	0.07	0.92
(1,5)	1:A:45:PHE:HB3	2:C:487:GLU:HG3	20	0.91	0.07	0.92
(1,5)	1:A:45:PHE:HB3	2:C:487:GLU:N	20	0.91	0.07	0.92
(1,5)	1:A:45:PHE:HB3	2:C:487:GLU:O	20	0.91	0.07	0.92
(1,5)	1:A:45:PHE:HB3	2:C:487:GLU:OE1	20	0.91	0.07	0.92
(1,5)	1:A:45:PHE:HB3	2:C:487:GLU:OE2	20	0.91	0.07	0.92
(1,5)	1:A:45:PHE:HB3	2:C:488:ILE:C	20	0.91	0.07	0.92
(1,5)	1:A:45:PHE:HB3	2:C:488:ILE:CA	20	0.91	0.07	0.92
(1,5)	1:A:45:PHE:HB3	2:C:488:ILE:CB	20	0.91	0.07	0.92
(1,5)	1:A:45:PHE:HB3	2:C:488:ILE:CD1	20	0.91	0.07	0.92
(1,5)	1:A:45:PHE:HB3	2:C:488:ILE:CG1	20	0.91	0.07	0.92

Continued on next page...

Continued from previous page...

Key	Atom-1	Atom-2	Models ¹	Mean (Å)	SD ¹ (Å)	Median (Å)
(1,5)	1:A:45:PHE:HB3	2:C:488:ILE:CG2	20	0.91	0.07	0.92
(1,5)	1:A:45:PHE:HB3	2:C:488:ILE:H	20	0.91	0.07	0.92
(1,5)	1:A:45:PHE:HB3	2:C:488:ILE:HA	20	0.91	0.07	0.92
(1,5)	1:A:45:PHE:HB3	2:C:488:ILE:HB	20	0.91	0.07	0.92
(1,5)	1:A:45:PHE:HB3	2:C:488:ILE:HD11	20	0.91	0.07	0.92
(1,5)	1:A:45:PHE:HB3	2:C:488:ILE:HD12	20	0.91	0.07	0.92
(1,5)	1:A:45:PHE:HB3	2:C:488:ILE:HD13	20	0.91	0.07	0.92
(1,5)	1:A:45:PHE:HB3	2:C:488:ILE:HG12	20	0.91	0.07	0.92
(1,5)	1:A:45:PHE:HB3	2:C:488:ILE:HG13	20	0.91	0.07	0.92
(1,5)	1:A:45:PHE:HB3	2:C:488:ILE:HG21	20	0.91	0.07	0.92
(1,5)	1:A:45:PHE:HB3	2:C:488:ILE:HG22	20	0.91	0.07	0.92
(1,5)	1:A:45:PHE:HB3	2:C:488:ILE:HG23	20	0.91	0.07	0.92
(1,5)	1:A:45:PHE:HB3	2:C:488:ILE:N	20	0.91	0.07	0.92
(1,5)	1:A:45:PHE:HB3	2:C:488:ILE:O	20	0.91	0.07	0.92
(1,5)	1:A:45:PHE:HB3	2:C:490:THR:C	20	0.91	0.07	0.92
(1,5)	1:A:45:PHE:HB3	2:C:490:THR:CA	20	0.91	0.07	0.92
(1,5)	1:A:45:PHE:HB3	2:C:490:THR:CB	20	0.91	0.07	0.92
(1,5)	1:A:45:PHE:HB3	2:C:490:THR:CG2	20	0.91	0.07	0.92
(1,5)	1:A:45:PHE:HB3	2:C:490:THR:H	20	0.91	0.07	0.92
(1,5)	1:A:45:PHE:HB3	2:C:490:THR:HA	20	0.91	0.07	0.92
(1,5)	1:A:45:PHE:HB3	2:C:490:THR:HB	20	0.91	0.07	0.92
(1,5)	1:A:45:PHE:HB3	2:C:490:THR:HG1	20	0.91	0.07	0.92
(1,5)	1:A:45:PHE:HB3	2:C:490:THR:HG21	20	0.91	0.07	0.92
(1,5)	1:A:45:PHE:HB3	2:C:490:THR:HG22	20	0.91	0.07	0.92
(1,5)	1:A:45:PHE:HB3	2:C:490:THR:HG23	20	0.91	0.07	0.92
(1,5)	1:A:45:PHE:HB3	2:C:490:THR:N	20	0.91	0.07	0.92
(1,5)	1:A:45:PHE:HB3	2:C:490:THR:O	20	0.91	0.07	0.92
(1,5)	1:A:45:PHE:HB3	2:C:490:THR:OG1	20	0.91	0.07	0.92
(1,5)	1:A:45:PHE:HB3	2:C:491:ASP:C	20	0.91	0.07	0.92
(1,5)	1:A:45:PHE:HB3	2:C:491:ASP:CA	20	0.91	0.07	0.92
(1,5)	1:A:45:PHE:HB3	2:C:491:ASP:CB	20	0.91	0.07	0.92
(1,5)	1:A:45:PHE:HB3	2:C:491:ASP:CG	20	0.91	0.07	0.92
(1,5)	1:A:45:PHE:HB3	2:C:491:ASP:H	20	0.91	0.07	0.92
(1,5)	1:A:45:PHE:HB3	2:C:491:ASP:HA	20	0.91	0.07	0.92
(1,5)	1:A:45:PHE:HB3	2:C:491:ASP:HB2	20	0.91	0.07	0.92
(1,5)	1:A:45:PHE:HB3	2:C:491:ASP:HB3	20	0.91	0.07	0.92
(1,5)	1:A:45:PHE:HB3	2:C:491:ASP:N	20	0.91	0.07	0.92
(1,5)	1:A:45:PHE:HB3	2:C:491:ASP:O	20	0.91	0.07	0.92
(1,5)	1:A:45:PHE:HB3	2:C:491:ASP:OD1	20	0.91	0.07	0.92
(1,5)	1:A:45:PHE:HB3	2:C:491:ASP:OD2	20	0.91	0.07	0.92
(1,5)	1:A:45:PHE:HB3	2:C:492:ASN:C	20	0.91	0.07	0.92
(1,5)	1:A:45:PHE:HB3	2:C:492:ASN:CA	20	0.91	0.07	0.92

Continued on next page...

Continued from previous page...

Key	Atom-1	Atom-2	Models ¹	Mean (Å)	SD ¹ (Å)	Median (Å)
(1,5)	1:A:45:PHE:HB3	2:C:492:ASN:CB	20	0.91	0.07	0.92
(1,5)	1:A:45:PHE:HB3	2:C:492:ASN:CG	20	0.91	0.07	0.92
(1,5)	1:A:45:PHE:HB3	2:C:492:ASN:H	20	0.91	0.07	0.92
(1,5)	1:A:45:PHE:HB3	2:C:492:ASN:HA	20	0.91	0.07	0.92
(1,5)	1:A:45:PHE:HB3	2:C:492:ASN:HB2	20	0.91	0.07	0.92
(1,5)	1:A:45:PHE:HB3	2:C:492:ASN:HB3	20	0.91	0.07	0.92
(1,5)	1:A:45:PHE:HB3	2:C:492:ASN:HD21	20	0.91	0.07	0.92
(1,5)	1:A:45:PHE:HB3	2:C:492:ASN:HD22	20	0.91	0.07	0.92
(1,5)	1:A:45:PHE:HB3	2:C:492:ASN:N	20	0.91	0.07	0.92
(1,5)	1:A:45:PHE:HB3	2:C:492:ASN:ND2	20	0.91	0.07	0.92
(1,5)	1:A:45:PHE:HB3	2:C:492:ASN:O	20	0.91	0.07	0.92
(1,5)	1:A:45:PHE:HB3	2:C:492:ASN:OD1	20	0.91	0.07	0.92
(1,5)	1:A:45:PHE:HB3	2:C:494:LEU:C	20	0.91	0.07	0.92
(1,5)	1:A:45:PHE:HB3	2:C:494:LEU:CA	20	0.91	0.07	0.92
(1,5)	1:A:45:PHE:HB3	2:C:494:LEU:CB	20	0.91	0.07	0.92
(1,5)	1:A:45:PHE:HB3	2:C:494:LEU:CD1	20	0.91	0.07	0.92
(1,5)	1:A:45:PHE:HB3	2:C:494:LEU:CD2	20	0.91	0.07	0.92
(1,5)	1:A:45:PHE:HB3	2:C:494:LEU:CG	20	0.91	0.07	0.92
(1,5)	1:A:45:PHE:HB3	2:C:494:LEU:H	20	0.91	0.07	0.92
(1,5)	1:A:45:PHE:HB3	2:C:494:LEU:HA	20	0.91	0.07	0.92
(1,5)	1:A:45:PHE:HB3	2:C:494:LEU:HB2	20	0.91	0.07	0.92
(1,5)	1:A:45:PHE:HB3	2:C:494:LEU:HB3	20	0.91	0.07	0.92
(1,5)	1:A:45:PHE:HB3	2:C:494:LEU:HD11	20	0.91	0.07	0.92
(1,5)	1:A:45:PHE:HB3	2:C:494:LEU:HD12	20	0.91	0.07	0.92
(1,5)	1:A:45:PHE:HB3	2:C:494:LEU:HD13	20	0.91	0.07	0.92
(1,5)	1:A:45:PHE:HB3	2:C:494:LEU:HD21	20	0.91	0.07	0.92
(1,5)	1:A:45:PHE:HB3	2:C:494:LEU:HD22	20	0.91	0.07	0.92
(1,5)	1:A:45:PHE:HB3	2:C:494:LEU:HD23	20	0.91	0.07	0.92
(1,5)	1:A:45:PHE:HB3	2:C:494:LEU:HG	20	0.91	0.07	0.92
(1,5)	1:A:45:PHE:HB3	2:C:494:LEU:N	20	0.91	0.07	0.92
(1,5)	1:A:45:PHE:HB3	2:C:494:LEU:O	20	0.91	0.07	0.92
(1,5)	1:A:45:PHE:HB3	2:C:495:GLU:C	20	0.91	0.07	0.92
(1,5)	1:A:45:PHE:HB3	2:C:495:GLU:CA	20	0.91	0.07	0.92
(1,5)	1:A:45:PHE:HB3	2:C:495:GLU:CB	20	0.91	0.07	0.92
(1,5)	1:A:45:PHE:HB3	2:C:495:GLU:CD	20	0.91	0.07	0.92
(1,5)	1:A:45:PHE:HB3	2:C:495:GLU:CG	20	0.91	0.07	0.92
(1,5)	1:A:45:PHE:HB3	2:C:495:GLU:H	20	0.91	0.07	0.92
(1,5)	1:A:45:PHE:HB3	2:C:495:GLU:HA	20	0.91	0.07	0.92
(1,5)	1:A:45:PHE:HB3	2:C:495:GLU:HB2	20	0.91	0.07	0.92
(1,5)	1:A:45:PHE:HB3	2:C:495:GLU:HB3	20	0.91	0.07	0.92
(1,5)	1:A:45:PHE:HB3	2:C:495:GLU:HG2	20	0.91	0.07	0.92
(1,5)	1:A:45:PHE:HB3	2:C:495:GLU:HG3	20	0.91	0.07	0.92

Continued on next page...

Continued from previous page...

Key	Atom-1	Atom-2	Models ¹	Mean (Å)	SD ¹ (Å)	Median (Å)
(1,5)	1:A:45:PHE:HB3	2:C:495:GLU:N	20	0.91	0.07	0.92
(1,5)	1:A:45:PHE:HB3	2:C:495:GLU:O	20	0.91	0.07	0.92
(1,5)	1:A:45:PHE:HB3	2:C:495:GLU:OE1	20	0.91	0.07	0.92
(1,5)	1:A:45:PHE:HB3	2:C:495:GLU:OE2	20	0.91	0.07	0.92
(1,5)	1:A:45:PHE:HB3	2:C:496:GLY:C	20	0.91	0.07	0.92
(1,5)	1:A:45:PHE:HB3	2:C:496:GLY:CA	20	0.91	0.07	0.92
(1,5)	1:A:45:PHE:HB3	2:C:496:GLY:H	20	0.91	0.07	0.92
(1,5)	1:A:45:PHE:HB3	2:C:496:GLY:HA2	20	0.91	0.07	0.92
(1,5)	1:A:45:PHE:HB3	2:C:496:GLY:HA3	20	0.91	0.07	0.92
(1,5)	1:A:45:PHE:HB3	2:C:496:GLY:N	20	0.91	0.07	0.92
(1,5)	1:A:45:PHE:HB3	2:C:496:GLY:O	20	0.91	0.07	0.92
(1,5)	1:A:45:PHE:HB3	2:C:497:ARG:C	20	0.91	0.07	0.92
(1,5)	1:A:45:PHE:HB3	2:C:497:ARG:CA	20	0.91	0.07	0.92
(1,5)	1:A:45:PHE:HB3	2:C:497:ARG:CB	20	0.91	0.07	0.92
(1,5)	1:A:45:PHE:HB3	2:C:497:ARG:CD	20	0.91	0.07	0.92
(1,5)	1:A:45:PHE:HB3	2:C:497:ARG:CG	20	0.91	0.07	0.92
(1,5)	1:A:45:PHE:HB3	2:C:497:ARG:CZ	20	0.91	0.07	0.92
(1,5)	1:A:45:PHE:HB3	2:C:497:ARG:H	20	0.91	0.07	0.92
(1,5)	1:A:45:PHE:HB3	2:C:497:ARG:HA	20	0.91	0.07	0.92
(1,5)	1:A:45:PHE:HB3	2:C:497:ARG:HB2	20	0.91	0.07	0.92
(1,5)	1:A:45:PHE:HB3	2:C:497:ARG:HB3	20	0.91	0.07	0.92
(1,5)	1:A:45:PHE:HB3	2:C:497:ARG:HD2	20	0.91	0.07	0.92
(1,5)	1:A:45:PHE:HB3	2:C:497:ARG:HD3	20	0.91	0.07	0.92
(1,5)	1:A:45:PHE:HB3	2:C:497:ARG:HE	20	0.91	0.07	0.92
(1,5)	1:A:45:PHE:HB3	2:C:497:ARG:HG2	20	0.91	0.07	0.92
(1,5)	1:A:45:PHE:HB3	2:C:497:ARG:HG3	20	0.91	0.07	0.92
(1,5)	1:A:45:PHE:HB3	2:C:497:ARG:HH11	20	0.91	0.07	0.92
(1,5)	1:A:45:PHE:HB3	2:C:497:ARG:HH12	20	0.91	0.07	0.92
(1,5)	1:A:45:PHE:HB3	2:C:497:ARG:HH21	20	0.91	0.07	0.92
(1,5)	1:A:45:PHE:HB3	2:C:497:ARG:HH22	20	0.91	0.07	0.92
(1,5)	1:A:45:PHE:HB3	2:C:497:ARG:N	20	0.91	0.07	0.92
(1,5)	1:A:45:PHE:HB3	2:C:497:ARG:NE	20	0.91	0.07	0.92
(1,5)	1:A:45:PHE:HB3	2:C:497:ARG:NH1	20	0.91	0.07	0.92
(1,5)	1:A:45:PHE:HB3	2:C:497:ARG:NH2	20	0.91	0.07	0.92
(1,5)	1:A:45:PHE:HB3	2:C:497:ARG:O	20	0.91	0.07	0.92
(1,5)	1:A:45:PHE:HD1	2:C:457:LEU:C	20	0.91	0.07	0.92
(1,5)	1:A:45:PHE:HD1	2:C:457:LEU:CA	20	0.91	0.07	0.92
(1,5)	1:A:45:PHE:HD1	2:C:457:LEU:CB	20	0.91	0.07	0.92
(1,5)	1:A:45:PHE:HD1	2:C:457:LEU:CD1	20	0.91	0.07	0.92
(1,5)	1:A:45:PHE:HD1	2:C:457:LEU:CD2	20	0.91	0.07	0.92
(1,5)	1:A:45:PHE:HD1	2:C:457:LEU:CG	20	0.91	0.07	0.92
(1,5)	1:A:45:PHE:HD1	2:C:457:LEU:H	20	0.91	0.07	0.92

Continued on next page...

Continued from previous page...

Key	Atom-1	Atom-2	Models ¹	Mean (Å)	SD ¹ (Å)	Median (Å)
(1,5)	1:A:45:PHE:HD1	2:C:457:LEU:HA	20	0.91	0.07	0.92
(1,5)	1:A:45:PHE:HD1	2:C:457:LEU:HB2	20	0.91	0.07	0.92
(1,5)	1:A:45:PHE:HD1	2:C:457:LEU:HB3	20	0.91	0.07	0.92
(1,5)	1:A:45:PHE:HD1	2:C:457:LEU:HD11	20	0.91	0.07	0.92
(1,5)	1:A:45:PHE:HD1	2:C:457:LEU:HD12	20	0.91	0.07	0.92
(1,5)	1:A:45:PHE:HD1	2:C:457:LEU:HD13	20	0.91	0.07	0.92
(1,5)	1:A:45:PHE:HD1	2:C:457:LEU:HD21	20	0.91	0.07	0.92
(1,5)	1:A:45:PHE:HD1	2:C:457:LEU:HD22	20	0.91	0.07	0.92
(1,5)	1:A:45:PHE:HD1	2:C:457:LEU:HD23	20	0.91	0.07	0.92
(1,5)	1:A:45:PHE:HD1	2:C:457:LEU:HG	20	0.91	0.07	0.92
(1,5)	1:A:45:PHE:HD1	2:C:457:LEU:N	20	0.91	0.07	0.92
(1,5)	1:A:45:PHE:HD1	2:C:457:LEU:O	20	0.91	0.07	0.92
(1,5)	1:A:45:PHE:HD1	2:C:459:ALA:C	20	0.91	0.07	0.92
(1,5)	1:A:45:PHE:HD1	2:C:459:ALA:CA	20	0.91	0.07	0.92
(1,5)	1:A:45:PHE:HD1	2:C:459:ALA:CB	20	0.91	0.07	0.92
(1,5)	1:A:45:PHE:HD1	2:C:459:ALA:H	20	0.91	0.07	0.92
(1,5)	1:A:45:PHE:HD1	2:C:459:ALA:HA	20	0.91	0.07	0.92
(1,5)	1:A:45:PHE:HD1	2:C:459:ALA:HB1	20	0.91	0.07	0.92
(1,5)	1:A:45:PHE:HD1	2:C:459:ALA:HB2	20	0.91	0.07	0.92
(1,5)	1:A:45:PHE:HD1	2:C:459:ALA:HB3	20	0.91	0.07	0.92
(1,5)	1:A:45:PHE:HD1	2:C:459:ALA:N	20	0.91	0.07	0.92
(1,5)	1:A:45:PHE:HD1	2:C:459:ALA:O	20	0.91	0.07	0.92
(1,5)	1:A:45:PHE:HD1	2:C:460:MET:C	20	0.91	0.07	0.92
(1,5)	1:A:45:PHE:HD1	2:C:460:MET:CA	20	0.91	0.07	0.92
(1,5)	1:A:45:PHE:HD1	2:C:460:MET:CB	20	0.91	0.07	0.92
(1,5)	1:A:45:PHE:HD1	2:C:460:MET:CE	20	0.91	0.07	0.92
(1,5)	1:A:45:PHE:HD1	2:C:460:MET:CG	20	0.91	0.07	0.92
(1,5)	1:A:45:PHE:HD1	2:C:460:MET:H	20	0.91	0.07	0.92
(1,5)	1:A:45:PHE:HD1	2:C:460:MET:HA	20	0.91	0.07	0.92
(1,5)	1:A:45:PHE:HD1	2:C:460:MET:HB2	20	0.91	0.07	0.92
(1,5)	1:A:45:PHE:HD1	2:C:460:MET:HB3	20	0.91	0.07	0.92
(1,5)	1:A:45:PHE:HD1	2:C:460:MET:HE1	20	0.91	0.07	0.92
(1,5)	1:A:45:PHE:HD1	2:C:460:MET:HE2	20	0.91	0.07	0.92
(1,5)	1:A:45:PHE:HD1	2:C:460:MET:HE3	20	0.91	0.07	0.92
(1,5)	1:A:45:PHE:HD1	2:C:460:MET:HG2	20	0.91	0.07	0.92
(1,5)	1:A:45:PHE:HD1	2:C:460:MET:HG3	20	0.91	0.07	0.92
(1,5)	1:A:45:PHE:HD1	2:C:460:MET:N	20	0.91	0.07	0.92
(1,5)	1:A:45:PHE:HD1	2:C:460:MET:O	20	0.91	0.07	0.92
(1,5)	1:A:45:PHE:HD1	2:C:460:MET:SD	20	0.91	0.07	0.92
(1,5)	1:A:45:PHE:HD1	2:C:462:HIS:C	20	0.91	0.07	0.92
(1,5)	1:A:45:PHE:HD1	2:C:462:HIS:CA	20	0.91	0.07	0.92
(1,5)	1:A:45:PHE:HD1	2:C:462:HIS:CB	20	0.91	0.07	0.92

Continued on next page...

Continued from previous page...

Key	Atom-1	Atom-2	Models ¹	Mean (Å)	SD ¹ (Å)	Median (Å)
(1,5)	1:A:45:PHE:HD1	2:C:462:HIS:CD2	20	0.91	0.07	0.92
(1,5)	1:A:45:PHE:HD1	2:C:462:HIS:CE1	20	0.91	0.07	0.92
(1,5)	1:A:45:PHE:HD1	2:C:462:HIS:CG	20	0.91	0.07	0.92
(1,5)	1:A:45:PHE:HD1	2:C:462:HIS:H	20	0.91	0.07	0.92
(1,5)	1:A:45:PHE:HD1	2:C:462:HIS:HA	20	0.91	0.07	0.92
(1,5)	1:A:45:PHE:HD1	2:C:462:HIS:HB2	20	0.91	0.07	0.92
(1,5)	1:A:45:PHE:HD1	2:C:462:HIS:HB3	20	0.91	0.07	0.92
(1,5)	1:A:45:PHE:HD1	2:C:462:HIS:HD2	20	0.91	0.07	0.92
(1,5)	1:A:45:PHE:HD1	2:C:462:HIS:HE1	20	0.91	0.07	0.92
(1,5)	1:A:45:PHE:HD1	2:C:462:HIS:HE2	20	0.91	0.07	0.92
(1,5)	1:A:45:PHE:HD1	2:C:462:HIS:N	20	0.91	0.07	0.92
(1,5)	1:A:45:PHE:HD1	2:C:462:HIS:ND1	20	0.91	0.07	0.92
(1,5)	1:A:45:PHE:HD1	2:C:462:HIS:NE2	20	0.91	0.07	0.92
(1,5)	1:A:45:PHE:HD1	2:C:462:HIS:O	20	0.91	0.07	0.92
(1,5)	1:A:45:PHE:HD1	2:C:463:GLN:C	20	0.91	0.07	0.92
(1,5)	1:A:45:PHE:HD1	2:C:463:GLN:CA	20	0.91	0.07	0.92
(1,5)	1:A:45:PHE:HD1	2:C:463:GLN:CB	20	0.91	0.07	0.92
(1,5)	1:A:45:PHE:HD1	2:C:463:GLN:CD	20	0.91	0.07	0.92
(1,5)	1:A:45:PHE:HD1	2:C:463:GLN:CG	20	0.91	0.07	0.92
(1,5)	1:A:45:PHE:HD1	2:C:463:GLN:H	20	0.91	0.07	0.92
(1,5)	1:A:45:PHE:HD1	2:C:463:GLN:HA	20	0.91	0.07	0.92
(1,5)	1:A:45:PHE:HD1	2:C:463:GLN:HB2	20	0.91	0.07	0.92
(1,5)	1:A:45:PHE:HD1	2:C:463:GLN:HB3	20	0.91	0.07	0.92
(1,5)	1:A:45:PHE:HD1	2:C:463:GLN:HE21	20	0.91	0.07	0.92
(1,5)	1:A:45:PHE:HD1	2:C:463:GLN:HE22	20	0.91	0.07	0.92
(1,5)	1:A:45:PHE:HD1	2:C:463:GLN:HG2	20	0.91	0.07	0.92
(1,5)	1:A:45:PHE:HD1	2:C:463:GLN:HG3	20	0.91	0.07	0.92
(1,5)	1:A:45:PHE:HD1	2:C:463:GLN:N	20	0.91	0.07	0.92
(1,5)	1:A:45:PHE:HD1	2:C:463:GLN:NE2	20	0.91	0.07	0.92
(1,5)	1:A:45:PHE:HD1	2:C:463:GLN:O	20	0.91	0.07	0.92
(1,5)	1:A:45:PHE:HD1	2:C:463:GLN:OE1	20	0.91	0.07	0.92
(1,5)	1:A:45:PHE:HD1	2:C:465:GLN:C	20	0.91	0.07	0.92
(1,5)	1:A:45:PHE:HD1	2:C:465:GLN:CA	20	0.91	0.07	0.92
(1,5)	1:A:45:PHE:HD1	2:C:465:GLN:CB	20	0.91	0.07	0.92
(1,5)	1:A:45:PHE:HD1	2:C:465:GLN:CD	20	0.91	0.07	0.92
(1,5)	1:A:45:PHE:HD1	2:C:465:GLN:CG	20	0.91	0.07	0.92
(1,5)	1:A:45:PHE:HD1	2:C:465:GLN:H	20	0.91	0.07	0.92
(1,5)	1:A:45:PHE:HD1	2:C:465:GLN:HA	20	0.91	0.07	0.92
(1,5)	1:A:45:PHE:HD1	2:C:465:GLN:HB2	20	0.91	0.07	0.92
(1,5)	1:A:45:PHE:HD1	2:C:465:GLN:HB3	20	0.91	0.07	0.92
(1,5)	1:A:45:PHE:HD1	2:C:465:GLN:HE21	20	0.91	0.07	0.92
(1,5)	1:A:45:PHE:HD1	2:C:465:GLN:HE22	20	0.91	0.07	0.92

Continued on next page...

Continued from previous page...

Key	Atom-1	Atom-2	Models ¹	Mean (Å)	SD ¹ (Å)	Median (Å)
(1,5)	1:A:45:PHE:HD1	2:C:465:GLN:HG2	20	0.91	0.07	0.92
(1,5)	1:A:45:PHE:HD1	2:C:465:GLN:HG3	20	0.91	0.07	0.92
(1,5)	1:A:45:PHE:HD1	2:C:465:GLN:N	20	0.91	0.07	0.92
(1,5)	1:A:45:PHE:HD1	2:C:465:GLN:NE2	20	0.91	0.07	0.92
(1,5)	1:A:45:PHE:HD1	2:C:465:GLN:O	20	0.91	0.07	0.92
(1,5)	1:A:45:PHE:HD1	2:C:465:GLN:OE1	20	0.91	0.07	0.92
(1,5)	1:A:45:PHE:HD1	2:C:466:GLU:C	20	0.91	0.07	0.92
(1,5)	1:A:45:PHE:HD1	2:C:466:GLU:CA	20	0.91	0.07	0.92
(1,5)	1:A:45:PHE:HD1	2:C:466:GLU:CB	20	0.91	0.07	0.92
(1,5)	1:A:45:PHE:HD1	2:C:466:GLU:CD	20	0.91	0.07	0.92
(1,5)	1:A:45:PHE:HD1	2:C:466:GLU:CG	20	0.91	0.07	0.92
(1,5)	1:A:45:PHE:HD1	2:C:466:GLU:H	20	0.91	0.07	0.92
(1,5)	1:A:45:PHE:HD1	2:C:466:GLU:HA	20	0.91	0.07	0.92
(1,5)	1:A:45:PHE:HD1	2:C:466:GLU:HB2	20	0.91	0.07	0.92
(1,5)	1:A:45:PHE:HD1	2:C:466:GLU:HB3	20	0.91	0.07	0.92
(1,5)	1:A:45:PHE:HD1	2:C:466:GLU:HG2	20	0.91	0.07	0.92
(1,5)	1:A:45:PHE:HD1	2:C:466:GLU:HG3	20	0.91	0.07	0.92
(1,5)	1:A:45:PHE:HD1	2:C:466:GLU:N	20	0.91	0.07	0.92
(1,5)	1:A:45:PHE:HD1	2:C:466:GLU:O	20	0.91	0.07	0.92
(1,5)	1:A:45:PHE:HD1	2:C:466:GLU:OE1	20	0.91	0.07	0.92
(1,5)	1:A:45:PHE:HD1	2:C:466:GLU:OE2	20	0.91	0.07	0.92
(1,5)	1:A:45:PHE:HD1	2:C:467:MET:C	20	0.91	0.07	0.92
(1,5)	1:A:45:PHE:HD1	2:C:467:MET:CA	20	0.91	0.07	0.92
(1,5)	1:A:45:PHE:HD1	2:C:467:MET:CB	20	0.91	0.07	0.92
(1,5)	1:A:45:PHE:HD1	2:C:467:MET:CE	20	0.91	0.07	0.92
(1,5)	1:A:45:PHE:HD1	2:C:467:MET:CG	20	0.91	0.07	0.92
(1,5)	1:A:45:PHE:HD1	2:C:467:MET:H	20	0.91	0.07	0.92
(1,5)	1:A:45:PHE:HD1	2:C:467:MET:HA	20	0.91	0.07	0.92
(1,5)	1:A:45:PHE:HD1	2:C:467:MET:HB2	20	0.91	0.07	0.92
(1,5)	1:A:45:PHE:HD1	2:C:467:MET:HB3	20	0.91	0.07	0.92
(1,5)	1:A:45:PHE:HD1	2:C:467:MET:HE1	20	0.91	0.07	0.92
(1,5)	1:A:45:PHE:HD1	2:C:467:MET:HE2	20	0.91	0.07	0.92
(1,5)	1:A:45:PHE:HD1	2:C:467:MET:HE3	20	0.91	0.07	0.92
(1,5)	1:A:45:PHE:HD1	2:C:467:MET:HG2	20	0.91	0.07	0.92
(1,5)	1:A:45:PHE:HD1	2:C:467:MET:HG3	20	0.91	0.07	0.92
(1,5)	1:A:45:PHE:HD1	2:C:467:MET:N	20	0.91	0.07	0.92
(1,5)	1:A:45:PHE:HD1	2:C:467:MET:O	20	0.91	0.07	0.92
(1,5)	1:A:45:PHE:HD1	2:C:467:MET:SD	20	0.91	0.07	0.92
(1,5)	1:A:45:PHE:HD1	2:C:468:PHE:C	20	0.91	0.07	0.92
(1,5)	1:A:45:PHE:HD1	2:C:468:PHE:CA	20	0.91	0.07	0.92
(1,5)	1:A:45:PHE:HD1	2:C:468:PHE:CB	20	0.91	0.07	0.92
(1,5)	1:A:45:PHE:HD1	2:C:468:PHE:CD1	20	0.91	0.07	0.92

Continued on next page...

Continued from previous page...

Key	Atom-1	Atom-2	Models ¹	Mean (Å)	SD ¹ (Å)	Median (Å)
(1,5)	1:A:45:PHE:HD1	2:C:468:PHE:CD2	20	0.91	0.07	0.92
(1,5)	1:A:45:PHE:HD1	2:C:468:PHE:CE1	20	0.91	0.07	0.92
(1,5)	1:A:45:PHE:HD1	2:C:468:PHE:CE2	20	0.91	0.07	0.92
(1,5)	1:A:45:PHE:HD1	2:C:468:PHE:CG	20	0.91	0.07	0.92
(1,5)	1:A:45:PHE:HD1	2:C:468:PHE:CZ	20	0.91	0.07	0.92
(1,5)	1:A:45:PHE:HD1	2:C:468:PHE:H	20	0.91	0.07	0.92
(1,5)	1:A:45:PHE:HD1	2:C:468:PHE:HA	20	0.91	0.07	0.92
(1,5)	1:A:45:PHE:HD1	2:C:468:PHE:HB2	20	0.91	0.07	0.92
(1,5)	1:A:45:PHE:HD1	2:C:468:PHE:HB3	20	0.91	0.07	0.92
(1,5)	1:A:45:PHE:HD1	2:C:468:PHE:HD1	20	0.91	0.07	0.92
(1,5)	1:A:45:PHE:HD1	2:C:468:PHE:HD2	20	0.91	0.07	0.92
(1,5)	1:A:45:PHE:HD1	2:C:468:PHE:HE1	20	0.91	0.07	0.92
(1,5)	1:A:45:PHE:HD1	2:C:468:PHE:HE2	20	0.91	0.07	0.92
(1,5)	1:A:45:PHE:HD1	2:C:468:PHE:HZ	20	0.91	0.07	0.92
(1,5)	1:A:45:PHE:HD1	2:C:468:PHE:N	20	0.91	0.07	0.92
(1,5)	1:A:45:PHE:HD1	2:C:468:PHE:O	20	0.91	0.07	0.92
(1,5)	1:A:45:PHE:HD1	2:C:469:PRO:C	20	0.91	0.07	0.92
(1,5)	1:A:45:PHE:HD1	2:C:469:PRO:CA	20	0.91	0.07	0.92
(1,5)	1:A:45:PHE:HD1	2:C:469:PRO:CB	20	0.91	0.07	0.92
(1,5)	1:A:45:PHE:HD1	2:C:469:PRO:CD	20	0.91	0.07	0.92
(1,5)	1:A:45:PHE:HD1	2:C:469:PRO:CG	20	0.91	0.07	0.92
(1,5)	1:A:45:PHE:HD1	2:C:469:PRO:HA	20	0.91	0.07	0.92
(1,5)	1:A:45:PHE:HD1	2:C:469:PRO:HB2	20	0.91	0.07	0.92
(1,5)	1:A:45:PHE:HD1	2:C:469:PRO:HB3	20	0.91	0.07	0.92
(1,5)	1:A:45:PHE:HD1	2:C:469:PRO:HD2	20	0.91	0.07	0.92
(1,5)	1:A:45:PHE:HD1	2:C:469:PRO:HD3	20	0.91	0.07	0.92
(1,5)	1:A:45:PHE:HD1	2:C:469:PRO:HG2	20	0.91	0.07	0.92
(1,5)	1:A:45:PHE:HD1	2:C:469:PRO:HG3	20	0.91	0.07	0.92
(1,5)	1:A:45:PHE:HD1	2:C:469:PRO:N	20	0.91	0.07	0.92
(1,5)	1:A:45:PHE:HD1	2:C:469:PRO:O	20	0.91	0.07	0.92
(1,5)	1:A:45:PHE:HD1	2:C:470:GLN:C	20	0.91	0.07	0.92
(1,5)	1:A:45:PHE:HD1	2:C:470:GLN:CA	20	0.91	0.07	0.92
(1,5)	1:A:45:PHE:HD1	2:C:470:GLN:CB	20	0.91	0.07	0.92
(1,5)	1:A:45:PHE:HD1	2:C:470:GLN:CD	20	0.91	0.07	0.92
(1,5)	1:A:45:PHE:HD1	2:C:470:GLN:CG	20	0.91	0.07	0.92
(1,5)	1:A:45:PHE:HD1	2:C:470:GLN:H	20	0.91	0.07	0.92
(1,5)	1:A:45:PHE:HD1	2:C:470:GLN:HA	20	0.91	0.07	0.92
(1,5)	1:A:45:PHE:HD1	2:C:470:GLN:HB2	20	0.91	0.07	0.92
(1,5)	1:A:45:PHE:HD1	2:C:470:GLN:HB3	20	0.91	0.07	0.92
(1,5)	1:A:45:PHE:HD1	2:C:470:GLN:HE21	20	0.91	0.07	0.92
(1,5)	1:A:45:PHE:HD1	2:C:470:GLN:HE22	20	0.91	0.07	0.92
(1,5)	1:A:45:PHE:HD1	2:C:470:GLN:HG2	20	0.91	0.07	0.92

Continued on next page...

Continued from previous page...

Key	Atom-1	Atom-2	Models ¹	Mean (Å)	SD ¹ (Å)	Median (Å)
(1,5)	1:A:45:PHE:HD1	2:C:470:GLN:HG3	20	0.91	0.07	0.92
(1,5)	1:A:45:PHE:HD1	2:C:470:GLN:N	20	0.91	0.07	0.92
(1,5)	1:A:45:PHE:HD1	2:C:470:GLN:NE2	20	0.91	0.07	0.92
(1,5)	1:A:45:PHE:HD1	2:C:470:GLN:O	20	0.91	0.07	0.92
(1,5)	1:A:45:PHE:HD1	2:C:470:GLN:OE1	20	0.91	0.07	0.92
(1,5)	1:A:45:PHE:HD1	2:C:472:PRO:C	20	0.91	0.07	0.92
(1,5)	1:A:45:PHE:HD1	2:C:472:PRO:CA	20	0.91	0.07	0.92
(1,5)	1:A:45:PHE:HD1	2:C:472:PRO:CB	20	0.91	0.07	0.92
(1,5)	1:A:45:PHE:HD1	2:C:472:PRO:CD	20	0.91	0.07	0.92
(1,5)	1:A:45:PHE:HD1	2:C:472:PRO:CG	20	0.91	0.07	0.92
(1,5)	1:A:45:PHE:HD1	2:C:472:PRO:HA	20	0.91	0.07	0.92
(1,5)	1:A:45:PHE:HD1	2:C:472:PRO:HB2	20	0.91	0.07	0.92
(1,5)	1:A:45:PHE:HD1	2:C:472:PRO:HB3	20	0.91	0.07	0.92
(1,5)	1:A:45:PHE:HD1	2:C:472:PRO:HD2	20	0.91	0.07	0.92
(1,5)	1:A:45:PHE:HD1	2:C:472:PRO:HD3	20	0.91	0.07	0.92
(1,5)	1:A:45:PHE:HD1	2:C:472:PRO:HG2	20	0.91	0.07	0.92
(1,5)	1:A:45:PHE:HD1	2:C:472:PRO:HG3	20	0.91	0.07	0.92
(1,5)	1:A:45:PHE:HD1	2:C:472:PRO:N	20	0.91	0.07	0.92
(1,5)	1:A:45:PHE:HD1	2:C:472:PRO:O	20	0.91	0.07	0.92
(1,5)	1:A:45:PHE:HD1	2:C:482:LEU:C	20	0.91	0.07	0.92
(1,5)	1:A:45:PHE:HD1	2:C:482:LEU:CA	20	0.91	0.07	0.92
(1,5)	1:A:45:PHE:HD1	2:C:482:LEU:CB	20	0.91	0.07	0.92
(1,5)	1:A:45:PHE:HD1	2:C:482:LEU:CD1	20	0.91	0.07	0.92
(1,5)	1:A:45:PHE:HD1	2:C:482:LEU:CD2	20	0.91	0.07	0.92
(1,5)	1:A:45:PHE:HD1	2:C:482:LEU:CG	20	0.91	0.07	0.92
(1,5)	1:A:45:PHE:HD1	2:C:482:LEU:H	20	0.91	0.07	0.92
(1,5)	1:A:45:PHE:HD1	2:C:482:LEU:HA	20	0.91	0.07	0.92
(1,5)	1:A:45:PHE:HD1	2:C:482:LEU:HB2	20	0.91	0.07	0.92
(1,5)	1:A:45:PHE:HD1	2:C:482:LEU:HB3	20	0.91	0.07	0.92
(1,5)	1:A:45:PHE:HD1	2:C:482:LEU:HD11	20	0.91	0.07	0.92
(1,5)	1:A:45:PHE:HD1	2:C:482:LEU:HD12	20	0.91	0.07	0.92
(1,5)	1:A:45:PHE:HD1	2:C:482:LEU:HD13	20	0.91	0.07	0.92
(1,5)	1:A:45:PHE:HD1	2:C:482:LEU:HD21	20	0.91	0.07	0.92
(1,5)	1:A:45:PHE:HD1	2:C:482:LEU:HD22	20	0.91	0.07	0.92
(1,5)	1:A:45:PHE:HD1	2:C:482:LEU:HD23	20	0.91	0.07	0.92
(1,5)	1:A:45:PHE:HD1	2:C:482:LEU:HG	20	0.91	0.07	0.92
(1,5)	1:A:45:PHE:HD1	2:C:482:LEU:N	20	0.91	0.07	0.92
(1,5)	1:A:45:PHE:HD1	2:C:482:LEU:O	20	0.91	0.07	0.92
(1,5)	1:A:45:PHE:HD1	2:C:483:THR:C	20	0.91	0.07	0.92
(1,5)	1:A:45:PHE:HD1	2:C:483:THR:CA	20	0.91	0.07	0.92
(1,5)	1:A:45:PHE:HD1	2:C:483:THR:CB	20	0.91	0.07	0.92
(1,5)	1:A:45:PHE:HD1	2:C:483:THR:CG2	20	0.91	0.07	0.92

Continued on next page...

Continued from previous page...

Key	Atom-1	Atom-2	Models ¹	Mean (Å)	SD ¹ (Å)	Median (Å)
(1,5)	1:A:45:PHE:HD1	2:C:483:THR:H	20	0.91	0.07	0.92
(1,5)	1:A:45:PHE:HD1	2:C:483:THR:HA	20	0.91	0.07	0.92
(1,5)	1:A:45:PHE:HD1	2:C:483:THR:HB	20	0.91	0.07	0.92
(1,5)	1:A:45:PHE:HD1	2:C:483:THR:HG1	20	0.91	0.07	0.92
(1,5)	1:A:45:PHE:HD1	2:C:483:THR:HG21	20	0.91	0.07	0.92
(1,5)	1:A:45:PHE:HD1	2:C:483:THR:HG22	20	0.91	0.07	0.92
(1,5)	1:A:45:PHE:HD1	2:C:483:THR:HG23	20	0.91	0.07	0.92
(1,5)	1:A:45:PHE:HD1	2:C:483:THR:N	20	0.91	0.07	0.92
(1,5)	1:A:45:PHE:HD1	2:C:483:THR:O	20	0.91	0.07	0.92
(1,5)	1:A:45:PHE:HD1	2:C:483:THR:OG1	20	0.91	0.07	0.92
(1,5)	1:A:45:PHE:HD1	2:C:484:ARG:C	20	0.91	0.07	0.92
(1,5)	1:A:45:PHE:HD1	2:C:484:ARG:CA	20	0.91	0.07	0.92
(1,5)	1:A:45:PHE:HD1	2:C:484:ARG:CB	20	0.91	0.07	0.92
(1,5)	1:A:45:PHE:HD1	2:C:484:ARG:CD	20	0.91	0.07	0.92
(1,5)	1:A:45:PHE:HD1	2:C:484:ARG:CG	20	0.91	0.07	0.92
(1,5)	1:A:45:PHE:HD1	2:C:484:ARG:CZ	20	0.91	0.07	0.92
(1,5)	1:A:45:PHE:HD1	2:C:484:ARG:H	20	0.91	0.07	0.92
(1,5)	1:A:45:PHE:HD1	2:C:484:ARG:HA	20	0.91	0.07	0.92
(1,5)	1:A:45:PHE:HD1	2:C:484:ARG:HB2	20	0.91	0.07	0.92
(1,5)	1:A:45:PHE:HD1	2:C:484:ARG:HB3	20	0.91	0.07	0.92
(1,5)	1:A:45:PHE:HD1	2:C:484:ARG:HD2	20	0.91	0.07	0.92
(1,5)	1:A:45:PHE:HD1	2:C:484:ARG:HD3	20	0.91	0.07	0.92
(1,5)	1:A:45:PHE:HD1	2:C:484:ARG:HE	20	0.91	0.07	0.92
(1,5)	1:A:45:PHE:HD1	2:C:484:ARG:HG2	20	0.91	0.07	0.92
(1,5)	1:A:45:PHE:HD1	2:C:484:ARG:HG3	20	0.91	0.07	0.92
(1,5)	1:A:45:PHE:HD1	2:C:484:ARG:HH11	20	0.91	0.07	0.92
(1,5)	1:A:45:PHE:HD1	2:C:484:ARG:HH12	20	0.91	0.07	0.92
(1,5)	1:A:45:PHE:HD1	2:C:484:ARG:HH21	20	0.91	0.07	0.92
(1,5)	1:A:45:PHE:HD1	2:C:484:ARG:HH22	20	0.91	0.07	0.92
(1,5)	1:A:45:PHE:HD1	2:C:484:ARG:N	20	0.91	0.07	0.92
(1,5)	1:A:45:PHE:HD1	2:C:484:ARG:NE	20	0.91	0.07	0.92
(1,5)	1:A:45:PHE:HD1	2:C:484:ARG:NH1	20	0.91	0.07	0.92
(1,5)	1:A:45:PHE:HD1	2:C:484:ARG:NH2	20	0.91	0.07	0.92
(1,5)	1:A:45:PHE:HD1	2:C:484:ARG:O	20	0.91	0.07	0.92
(1,5)	1:A:45:PHE:HD1	2:C:485:SER:C	20	0.91	0.07	0.92
(1,5)	1:A:45:PHE:HD1	2:C:485:SER:CA	20	0.91	0.07	0.92
(1,5)	1:A:45:PHE:HD1	2:C:485:SER:CB	20	0.91	0.07	0.92
(1,5)	1:A:45:PHE:HD1	2:C:485:SER:H	20	0.91	0.07	0.92
(1,5)	1:A:45:PHE:HD1	2:C:485:SER:HA	20	0.91	0.07	0.92
(1,5)	1:A:45:PHE:HD1	2:C:485:SER:HB2	20	0.91	0.07	0.92
(1,5)	1:A:45:PHE:HD1	2:C:485:SER:HB3	20	0.91	0.07	0.92
(1,5)	1:A:45:PHE:HD1	2:C:485:SER:HG	20	0.91	0.07	0.92

Continued on next page...

Continued from previous page...

Key	Atom-1	Atom-2	Models ¹	Mean (Å)	SD ¹ (Å)	Median (Å)
(1,5)	1:A:45:PHE:HD1	2:C:485:SER:N	20	0.91	0.07	0.92
(1,5)	1:A:45:PHE:HD1	2:C:485:SER:O	20	0.91	0.07	0.92
(1,5)	1:A:45:PHE:HD1	2:C:485:SER:OG	20	0.91	0.07	0.92
(1,5)	1:A:45:PHE:HD1	2:C:486:VAL:C	20	0.91	0.07	0.92
(1,5)	1:A:45:PHE:HD1	2:C:486:VAL:CA	20	0.91	0.07	0.92
(1,5)	1:A:45:PHE:HD1	2:C:486:VAL:CB	20	0.91	0.07	0.92
(1,5)	1:A:45:PHE:HD1	2:C:486:VAL:CG1	20	0.91	0.07	0.92
(1,5)	1:A:45:PHE:HD1	2:C:486:VAL:CG2	20	0.91	0.07	0.92
(1,5)	1:A:45:PHE:HD1	2:C:486:VAL:H	20	0.91	0.07	0.92
(1,5)	1:A:45:PHE:HD1	2:C:486:VAL:HA	20	0.91	0.07	0.92
(1,5)	1:A:45:PHE:HD1	2:C:486:VAL:HB	20	0.91	0.07	0.92
(1,5)	1:A:45:PHE:HD1	2:C:486:VAL:HG11	20	0.91	0.07	0.92
(1,5)	1:A:45:PHE:HD1	2:C:486:VAL:HG12	20	0.91	0.07	0.92
(1,5)	1:A:45:PHE:HD1	2:C:486:VAL:HG13	20	0.91	0.07	0.92
(1,5)	1:A:45:PHE:HD1	2:C:486:VAL:HG21	20	0.91	0.07	0.92
(1,5)	1:A:45:PHE:HD1	2:C:486:VAL:HG22	20	0.91	0.07	0.92
(1,5)	1:A:45:PHE:HD1	2:C:486:VAL:HG23	20	0.91	0.07	0.92
(1,5)	1:A:45:PHE:HD1	2:C:486:VAL:N	20	0.91	0.07	0.92
(1,5)	1:A:45:PHE:HD1	2:C:486:VAL:O	20	0.91	0.07	0.92
(1,5)	1:A:45:PHE:HD1	2:C:487:GLU:C	20	0.91	0.07	0.92
(1,5)	1:A:45:PHE:HD1	2:C:487:GLU:CA	20	0.91	0.07	0.92
(1,5)	1:A:45:PHE:HD1	2:C:487:GLU:CB	20	0.91	0.07	0.92
(1,5)	1:A:45:PHE:HD1	2:C:487:GLU:CD	20	0.91	0.07	0.92
(1,5)	1:A:45:PHE:HD1	2:C:487:GLU:CG	20	0.91	0.07	0.92
(1,5)	1:A:45:PHE:HD1	2:C:487:GLU:H	20	0.91	0.07	0.92
(1,5)	1:A:45:PHE:HD1	2:C:487:GLU:HA	20	0.91	0.07	0.92
(1,5)	1:A:45:PHE:HD1	2:C:487:GLU:HB2	20	0.91	0.07	0.92
(1,5)	1:A:45:PHE:HD1	2:C:487:GLU:HB3	20	0.91	0.07	0.92
(1,5)	1:A:45:PHE:HD1	2:C:487:GLU:HG2	20	0.91	0.07	0.92
(1,5)	1:A:45:PHE:HD1	2:C:487:GLU:HG3	20	0.91	0.07	0.92
(1,5)	1:A:45:PHE:HD1	2:C:487:GLU:N	20	0.91	0.07	0.92
(1,5)	1:A:45:PHE:HD1	2:C:487:GLU:O	20	0.91	0.07	0.92
(1,5)	1:A:45:PHE:HD1	2:C:487:GLU:OE1	20	0.91	0.07	0.92
(1,5)	1:A:45:PHE:HD1	2:C:487:GLU:OE2	20	0.91	0.07	0.92
(1,5)	1:A:45:PHE:HD1	2:C:488:ILE:C	20	0.91	0.07	0.92
(1,5)	1:A:45:PHE:HD1	2:C:488:ILE:CA	20	0.91	0.07	0.92
(1,5)	1:A:45:PHE:HD1	2:C:488:ILE:CB	20	0.91	0.07	0.92
(1,5)	1:A:45:PHE:HD1	2:C:488:ILE:CD1	20	0.91	0.07	0.92
(1,5)	1:A:45:PHE:HD1	2:C:488:ILE:CG1	20	0.91	0.07	0.92
(1,5)	1:A:45:PHE:HD1	2:C:488:ILE:CG2	20	0.91	0.07	0.92
(1,5)	1:A:45:PHE:HD1	2:C:488:ILE:H	20	0.91	0.07	0.92
(1,5)	1:A:45:PHE:HD1	2:C:488:ILE:HA	20	0.91	0.07	0.92

Continued on next page...

Continued from previous page...

Key	Atom-1	Atom-2	Models ¹	Mean (Å)	SD ¹ (Å)	Median (Å)
(1,5)	1:A:45:PHE:HD1	2:C:488:ILE:HB	20	0.91	0.07	0.92
(1,5)	1:A:45:PHE:HD1	2:C:488:ILE:HD11	20	0.91	0.07	0.92
(1,5)	1:A:45:PHE:HD1	2:C:488:ILE:HD12	20	0.91	0.07	0.92
(1,5)	1:A:45:PHE:HD1	2:C:488:ILE:HD13	20	0.91	0.07	0.92
(1,5)	1:A:45:PHE:HD1	2:C:488:ILE:HG12	20	0.91	0.07	0.92
(1,5)	1:A:45:PHE:HD1	2:C:488:ILE:HG13	20	0.91	0.07	0.92
(1,5)	1:A:45:PHE:HD1	2:C:488:ILE:HG21	20	0.91	0.07	0.92
(1,5)	1:A:45:PHE:HD1	2:C:488:ILE:HG22	20	0.91	0.07	0.92
(1,5)	1:A:45:PHE:HD1	2:C:488:ILE:HG23	20	0.91	0.07	0.92
(1,5)	1:A:45:PHE:HD1	2:C:488:ILE:N	20	0.91	0.07	0.92
(1,5)	1:A:45:PHE:HD1	2:C:488:ILE:O	20	0.91	0.07	0.92
(1,5)	1:A:45:PHE:HD1	2:C:490:THR:C	20	0.91	0.07	0.92
(1,5)	1:A:45:PHE:HD1	2:C:490:THR:CA	20	0.91	0.07	0.92
(1,5)	1:A:45:PHE:HD1	2:C:490:THR:CB	20	0.91	0.07	0.92
(1,5)	1:A:45:PHE:HD1	2:C:490:THR:CG2	20	0.91	0.07	0.92
(1,5)	1:A:45:PHE:HD1	2:C:490:THR:H	20	0.91	0.07	0.92
(1,5)	1:A:45:PHE:HD1	2:C:490:THR:HA	20	0.91	0.07	0.92
(1,5)	1:A:45:PHE:HD1	2:C:490:THR:HB	20	0.91	0.07	0.92
(1,5)	1:A:45:PHE:HD1	2:C:490:THR:HG1	20	0.91	0.07	0.92
(1,5)	1:A:45:PHE:HD1	2:C:490:THR:HG21	20	0.91	0.07	0.92
(1,5)	1:A:45:PHE:HD1	2:C:490:THR:HG22	20	0.91	0.07	0.92
(1,5)	1:A:45:PHE:HD1	2:C:490:THR:HG23	20	0.91	0.07	0.92
(1,5)	1:A:45:PHE:HD1	2:C:490:THR:N	20	0.91	0.07	0.92
(1,5)	1:A:45:PHE:HD1	2:C:490:THR:O	20	0.91	0.07	0.92
(1,5)	1:A:45:PHE:HD1	2:C:490:THR:OG1	20	0.91	0.07	0.92
(1,5)	1:A:45:PHE:HD1	2:C:491:ASP:C	20	0.91	0.07	0.92
(1,5)	1:A:45:PHE:HD1	2:C:491:ASP:CA	20	0.91	0.07	0.92
(1,5)	1:A:45:PHE:HD1	2:C:491:ASP:CB	20	0.91	0.07	0.92
(1,5)	1:A:45:PHE:HD1	2:C:491:ASP:CG	20	0.91	0.07	0.92
(1,5)	1:A:45:PHE:HD1	2:C:491:ASP:H	20	0.91	0.07	0.92
(1,5)	1:A:45:PHE:HD1	2:C:491:ASP:HA	20	0.91	0.07	0.92
(1,5)	1:A:45:PHE:HD1	2:C:491:ASP:HB2	20	0.91	0.07	0.92
(1,5)	1:A:45:PHE:HD1	2:C:491:ASP:HB3	20	0.91	0.07	0.92
(1,5)	1:A:45:PHE:HD1	2:C:491:ASP:N	20	0.91	0.07	0.92
(1,5)	1:A:45:PHE:HD1	2:C:491:ASP:O	20	0.91	0.07	0.92
(1,5)	1:A:45:PHE:HD1	2:C:491:ASP:OD1	20	0.91	0.07	0.92
(1,5)	1:A:45:PHE:HD1	2:C:491:ASP:OD2	20	0.91	0.07	0.92
(1,5)	1:A:45:PHE:HD1	2:C:492:ASN:C	20	0.91	0.07	0.92
(1,5)	1:A:45:PHE:HD1	2:C:492:ASN:CA	20	0.91	0.07	0.92
(1,5)	1:A:45:PHE:HD1	2:C:492:ASN:CB	20	0.91	0.07	0.92
(1,5)	1:A:45:PHE:HD1	2:C:492:ASN:CG	20	0.91	0.07	0.92
(1,5)	1:A:45:PHE:HD1	2:C:492:ASN:H	20	0.91	0.07	0.92

Continued on next page...

Continued from previous page...

Key	Atom-1	Atom-2	Models ¹	Mean (Å)	SD ¹ (Å)	Median (Å)
(1,5)	1:A:45:PHE:HD1	2:C:492:ASN:HA	20	0.91	0.07	0.92
(1,5)	1:A:45:PHE:HD1	2:C:492:ASN:HB2	20	0.91	0.07	0.92
(1,5)	1:A:45:PHE:HD1	2:C:492:ASN:HB3	20	0.91	0.07	0.92
(1,5)	1:A:45:PHE:HD1	2:C:492:ASN:HD21	20	0.91	0.07	0.92
(1,5)	1:A:45:PHE:HD1	2:C:492:ASN:HD22	20	0.91	0.07	0.92
(1,5)	1:A:45:PHE:HD1	2:C:492:ASN:N	20	0.91	0.07	0.92
(1,5)	1:A:45:PHE:HD1	2:C:492:ASN:ND2	20	0.91	0.07	0.92
(1,5)	1:A:45:PHE:HD1	2:C:492:ASN:O	20	0.91	0.07	0.92
(1,5)	1:A:45:PHE:HD1	2:C:492:ASN:OD1	20	0.91	0.07	0.92
(1,5)	1:A:45:PHE:HD1	2:C:494:LEU:C	20	0.91	0.07	0.92
(1,5)	1:A:45:PHE:HD1	2:C:494:LEU:CA	20	0.91	0.07	0.92
(1,5)	1:A:45:PHE:HD1	2:C:494:LEU:CB	20	0.91	0.07	0.92
(1,5)	1:A:45:PHE:HD1	2:C:494:LEU:CD1	20	0.91	0.07	0.92
(1,5)	1:A:45:PHE:HD1	2:C:494:LEU:CD2	20	0.91	0.07	0.92
(1,5)	1:A:45:PHE:HD1	2:C:494:LEU:CG	20	0.91	0.07	0.92
(1,5)	1:A:45:PHE:HD1	2:C:494:LEU:H	20	0.91	0.07	0.92
(1,5)	1:A:45:PHE:HD1	2:C:494:LEU:HA	20	0.91	0.07	0.92
(1,5)	1:A:45:PHE:HD1	2:C:494:LEU:HB2	20	0.91	0.07	0.92
(1,5)	1:A:45:PHE:HD1	2:C:494:LEU:HB3	20	0.91	0.07	0.92
(1,5)	1:A:45:PHE:HD1	2:C:494:LEU:HD11	20	0.91	0.07	0.92
(1,5)	1:A:45:PHE:HD1	2:C:494:LEU:HD12	20	0.91	0.07	0.92
(1,5)	1:A:45:PHE:HD1	2:C:494:LEU:HD13	20	0.91	0.07	0.92
(1,5)	1:A:45:PHE:HD1	2:C:494:LEU:HD21	20	0.91	0.07	0.92
(1,5)	1:A:45:PHE:HD1	2:C:494:LEU:HD22	20	0.91	0.07	0.92
(1,5)	1:A:45:PHE:HD1	2:C:494:LEU:HD23	20	0.91	0.07	0.92
(1,5)	1:A:45:PHE:HD1	2:C:494:LEU:HG	20	0.91	0.07	0.92
(1,5)	1:A:45:PHE:HD1	2:C:494:LEU:N	20	0.91	0.07	0.92
(1,5)	1:A:45:PHE:HD1	2:C:494:LEU:O	20	0.91	0.07	0.92
(1,5)	1:A:45:PHE:HD1	2:C:495:GLU:C	20	0.91	0.07	0.92
(1,5)	1:A:45:PHE:HD1	2:C:495:GLU:CA	20	0.91	0.07	0.92
(1,5)	1:A:45:PHE:HD1	2:C:495:GLU:CB	20	0.91	0.07	0.92
(1,5)	1:A:45:PHE:HD1	2:C:495:GLU:CD	20	0.91	0.07	0.92
(1,5)	1:A:45:PHE:HD1	2:C:495:GLU:CG	20	0.91	0.07	0.92
(1,5)	1:A:45:PHE:HD1	2:C:495:GLU:H	20	0.91	0.07	0.92
(1,5)	1:A:45:PHE:HD1	2:C:495:GLU:HA	20	0.91	0.07	0.92
(1,5)	1:A:45:PHE:HD1	2:C:495:GLU:HB2	20	0.91	0.07	0.92
(1,5)	1:A:45:PHE:HD1	2:C:495:GLU:HB3	20	0.91	0.07	0.92
(1,5)	1:A:45:PHE:HD1	2:C:495:GLU:HG2	20	0.91	0.07	0.92
(1,5)	1:A:45:PHE:HD1	2:C:495:GLU:HG3	20	0.91	0.07	0.92
(1,5)	1:A:45:PHE:HD1	2:C:495:GLU:N	20	0.91	0.07	0.92
(1,5)	1:A:45:PHE:HD1	2:C:495:GLU:O	20	0.91	0.07	0.92
(1,5)	1:A:45:PHE:HD1	2:C:495:GLU:OE1	20	0.91	0.07	0.92

Continued on next page...

Continued from previous page...

Key	Atom-1	Atom-2	Models ¹	Mean (Å)	SD ¹ (Å)	Median (Å)
(1,5)	1:A:45:PHE:HD1	2:C:495:GLU:OE2	20	0.91	0.07	0.92
(1,5)	1:A:45:PHE:HD1	2:C:496:GLY:C	20	0.91	0.07	0.92
(1,5)	1:A:45:PHE:HD1	2:C:496:GLY:CA	20	0.91	0.07	0.92
(1,5)	1:A:45:PHE:HD1	2:C:496:GLY:H	20	0.91	0.07	0.92
(1,5)	1:A:45:PHE:HD1	2:C:496:GLY:HA2	20	0.91	0.07	0.92
(1,5)	1:A:45:PHE:HD1	2:C:496:GLY:HA3	20	0.91	0.07	0.92
(1,5)	1:A:45:PHE:HD1	2:C:496:GLY:N	20	0.91	0.07	0.92
(1,5)	1:A:45:PHE:HD1	2:C:496:GLY:O	20	0.91	0.07	0.92
(1,5)	1:A:45:PHE:HD1	2:C:497:ARG:C	20	0.91	0.07	0.92
(1,5)	1:A:45:PHE:HD1	2:C:497:ARG:CA	20	0.91	0.07	0.92
(1,5)	1:A:45:PHE:HD1	2:C:497:ARG:CB	20	0.91	0.07	0.92
(1,5)	1:A:45:PHE:HD1	2:C:497:ARG:CD	20	0.91	0.07	0.92
(1,5)	1:A:45:PHE:HD1	2:C:497:ARG:CG	20	0.91	0.07	0.92
(1,5)	1:A:45:PHE:HD1	2:C:497:ARG:CZ	20	0.91	0.07	0.92
(1,5)	1:A:45:PHE:HD1	2:C:497:ARG:H	20	0.91	0.07	0.92
(1,5)	1:A:45:PHE:HD1	2:C:497:ARG:HA	20	0.91	0.07	0.92
(1,5)	1:A:45:PHE:HD1	2:C:497:ARG:HB2	20	0.91	0.07	0.92
(1,5)	1:A:45:PHE:HD1	2:C:497:ARG:HB3	20	0.91	0.07	0.92
(1,5)	1:A:45:PHE:HD1	2:C:497:ARG:HD2	20	0.91	0.07	0.92
(1,5)	1:A:45:PHE:HD1	2:C:497:ARG:HD3	20	0.91	0.07	0.92
(1,5)	1:A:45:PHE:HD1	2:C:497:ARG:HE	20	0.91	0.07	0.92
(1,5)	1:A:45:PHE:HD1	2:C:497:ARG:HG2	20	0.91	0.07	0.92
(1,5)	1:A:45:PHE:HD1	2:C:497:ARG:HG3	20	0.91	0.07	0.92
(1,5)	1:A:45:PHE:HD1	2:C:497:ARG:HH11	20	0.91	0.07	0.92
(1,5)	1:A:45:PHE:HD1	2:C:497:ARG:HH12	20	0.91	0.07	0.92
(1,5)	1:A:45:PHE:HD1	2:C:497:ARG:HH21	20	0.91	0.07	0.92
(1,5)	1:A:45:PHE:HD1	2:C:497:ARG:HH22	20	0.91	0.07	0.92
(1,5)	1:A:45:PHE:HD1	2:C:497:ARG:N	20	0.91	0.07	0.92
(1,5)	1:A:45:PHE:HD1	2:C:497:ARG:NE	20	0.91	0.07	0.92
(1,5)	1:A:45:PHE:HD1	2:C:497:ARG:NH1	20	0.91	0.07	0.92
(1,5)	1:A:45:PHE:HD1	2:C:497:ARG:NH2	20	0.91	0.07	0.92
(1,5)	1:A:45:PHE:HD1	2:C:497:ARG:O	20	0.91	0.07	0.92
(1,5)	1:A:45:PHE:HD2	2:C:457:LEU:C	20	0.91	0.07	0.92
(1,5)	1:A:45:PHE:HD2	2:C:457:LEU:CA	20	0.91	0.07	0.92
(1,5)	1:A:45:PHE:HD2	2:C:457:LEU:CB	20	0.91	0.07	0.92
(1,5)	1:A:45:PHE:HD2	2:C:457:LEU:CD1	20	0.91	0.07	0.92
(1,5)	1:A:45:PHE:HD2	2:C:457:LEU:CD2	20	0.91	0.07	0.92
(1,5)	1:A:45:PHE:HD2	2:C:457:LEU:CG	20	0.91	0.07	0.92
(1,5)	1:A:45:PHE:HD2	2:C:457:LEU:H	20	0.91	0.07	0.92
(1,5)	1:A:45:PHE:HD2	2:C:457:LEU:HA	20	0.91	0.07	0.92
(1,5)	1:A:45:PHE:HD2	2:C:457:LEU:HB2	20	0.91	0.07	0.92
(1,5)	1:A:45:PHE:HD2	2:C:457:LEU:HB3	20	0.91	0.07	0.92

Continued on next page...

Continued from previous page...

Key	Atom-1	Atom-2	Models ¹	Mean (Å)	SD ¹ (Å)	Median (Å)
(1,5)	1:A:45:PHE:HD2	2:C:457:LEU:HD11	20	0.91	0.07	0.92
(1,5)	1:A:45:PHE:HD2	2:C:457:LEU:HD12	20	0.91	0.07	0.92
(1,5)	1:A:45:PHE:HD2	2:C:457:LEU:HD13	20	0.91	0.07	0.92
(1,5)	1:A:45:PHE:HD2	2:C:457:LEU:HD21	20	0.91	0.07	0.92
(1,5)	1:A:45:PHE:HD2	2:C:457:LEU:HD22	20	0.91	0.07	0.92
(1,5)	1:A:45:PHE:HD2	2:C:457:LEU:HD23	20	0.91	0.07	0.92
(1,5)	1:A:45:PHE:HD2	2:C:457:LEU:HG	20	0.91	0.07	0.92
(1,5)	1:A:45:PHE:HD2	2:C:457:LEU:N	20	0.91	0.07	0.92
(1,5)	1:A:45:PHE:HD2	2:C:457:LEU:O	20	0.91	0.07	0.92
(1,5)	1:A:45:PHE:HD2	2:C:459:ALA:C	20	0.91	0.07	0.92
(1,5)	1:A:45:PHE:HD2	2:C:459:ALA:CA	20	0.91	0.07	0.92
(1,5)	1:A:45:PHE:HD2	2:C:459:ALA:CB	20	0.91	0.07	0.92
(1,5)	1:A:45:PHE:HD2	2:C:459:ALA:H	20	0.91	0.07	0.92
(1,5)	1:A:45:PHE:HD2	2:C:459:ALA:HA	20	0.91	0.07	0.92
(1,5)	1:A:45:PHE:HD2	2:C:459:ALA:HB1	20	0.91	0.07	0.92
(1,5)	1:A:45:PHE:HD2	2:C:459:ALA:HB2	20	0.91	0.07	0.92
(1,5)	1:A:45:PHE:HD2	2:C:459:ALA:HB3	20	0.91	0.07	0.92
(1,5)	1:A:45:PHE:HD2	2:C:459:ALA:N	20	0.91	0.07	0.92
(1,5)	1:A:45:PHE:HD2	2:C:459:ALA:O	20	0.91	0.07	0.92
(1,5)	1:A:45:PHE:HD2	2:C:460:MET:C	20	0.91	0.07	0.92
(1,5)	1:A:45:PHE:HD2	2:C:460:MET:CA	20	0.91	0.07	0.92
(1,5)	1:A:45:PHE:HD2	2:C:460:MET:CB	20	0.91	0.07	0.92
(1,5)	1:A:45:PHE:HD2	2:C:460:MET:CE	20	0.91	0.07	0.92
(1,5)	1:A:45:PHE:HD2	2:C:460:MET:CG	20	0.91	0.07	0.92
(1,5)	1:A:45:PHE:HD2	2:C:460:MET:H	20	0.91	0.07	0.92
(1,5)	1:A:45:PHE:HD2	2:C:460:MET:HA	20	0.91	0.07	0.92
(1,5)	1:A:45:PHE:HD2	2:C:460:MET:HB2	20	0.91	0.07	0.92
(1,5)	1:A:45:PHE:HD2	2:C:460:MET:HB3	20	0.91	0.07	0.92
(1,5)	1:A:45:PHE:HD2	2:C:460:MET:HE1	20	0.91	0.07	0.92
(1,5)	1:A:45:PHE:HD2	2:C:460:MET:HE2	20	0.91	0.07	0.92
(1,5)	1:A:45:PHE:HD2	2:C:460:MET:HE3	20	0.91	0.07	0.92
(1,5)	1:A:45:PHE:HD2	2:C:460:MET:HG2	20	0.91	0.07	0.92
(1,5)	1:A:45:PHE:HD2	2:C:460:MET:HG3	20	0.91	0.07	0.92
(1,5)	1:A:45:PHE:HD2	2:C:460:MET:N	20	0.91	0.07	0.92
(1,5)	1:A:45:PHE:HD2	2:C:460:MET:O	20	0.91	0.07	0.92
(1,5)	1:A:45:PHE:HD2	2:C:460:MET:SD	20	0.91	0.07	0.92
(1,5)	1:A:45:PHE:HD2	2:C:462:HIS:C	20	0.91	0.07	0.92
(1,5)	1:A:45:PHE:HD2	2:C:462:HIS:CA	20	0.91	0.07	0.92
(1,5)	1:A:45:PHE:HD2	2:C:462:HIS:CB	20	0.91	0.07	0.92
(1,5)	1:A:45:PHE:HD2	2:C:462:HIS:CD2	20	0.91	0.07	0.92
(1,5)	1:A:45:PHE:HD2	2:C:462:HIS:CE1	20	0.91	0.07	0.92
(1,5)	1:A:45:PHE:HD2	2:C:462:HIS:CG	20	0.91	0.07	0.92

Continued on next page...

Continued from previous page...

Key	Atom-1	Atom-2	Models ¹	Mean (Å)	SD ¹ (Å)	Median (Å)
(1,5)	1:A:45:PHE:HD2	2:C:462:HIS:H	20	0.91	0.07	0.92
(1,5)	1:A:45:PHE:HD2	2:C:462:HIS:HA	20	0.91	0.07	0.92
(1,5)	1:A:45:PHE:HD2	2:C:462:HIS:HB2	20	0.91	0.07	0.92
(1,5)	1:A:45:PHE:HD2	2:C:462:HIS:HB3	20	0.91	0.07	0.92
(1,5)	1:A:45:PHE:HD2	2:C:462:HIS:HD2	20	0.91	0.07	0.92
(1,5)	1:A:45:PHE:HD2	2:C:462:HIS:HE1	20	0.91	0.07	0.92
(1,5)	1:A:45:PHE:HD2	2:C:462:HIS:HE2	20	0.91	0.07	0.92
(1,5)	1:A:45:PHE:HD2	2:C:462:HIS:N	20	0.91	0.07	0.92
(1,5)	1:A:45:PHE:HD2	2:C:462:HIS:ND1	20	0.91	0.07	0.92
(1,5)	1:A:45:PHE:HD2	2:C:462:HIS:NE2	20	0.91	0.07	0.92
(1,5)	1:A:45:PHE:HD2	2:C:462:HIS:O	20	0.91	0.07	0.92
(1,5)	1:A:45:PHE:HD2	2:C:463:GLN:C	20	0.91	0.07	0.92
(1,5)	1:A:45:PHE:HD2	2:C:463:GLN:CA	20	0.91	0.07	0.92
(1,5)	1:A:45:PHE:HD2	2:C:463:GLN:CB	20	0.91	0.07	0.92
(1,5)	1:A:45:PHE:HD2	2:C:463:GLN:CD	20	0.91	0.07	0.92
(1,5)	1:A:45:PHE:HD2	2:C:463:GLN:CG	20	0.91	0.07	0.92
(1,5)	1:A:45:PHE:HD2	2:C:463:GLN:H	20	0.91	0.07	0.92
(1,5)	1:A:45:PHE:HD2	2:C:463:GLN:HA	20	0.91	0.07	0.92
(1,5)	1:A:45:PHE:HD2	2:C:463:GLN:HB2	20	0.91	0.07	0.92
(1,5)	1:A:45:PHE:HD2	2:C:463:GLN:HB3	20	0.91	0.07	0.92
(1,5)	1:A:45:PHE:HD2	2:C:463:GLN:HE21	20	0.91	0.07	0.92
(1,5)	1:A:45:PHE:HD2	2:C:463:GLN:HE22	20	0.91	0.07	0.92
(1,5)	1:A:45:PHE:HD2	2:C:463:GLN:HG2	20	0.91	0.07	0.92
(1,5)	1:A:45:PHE:HD2	2:C:463:GLN:HG3	20	0.91	0.07	0.92
(1,5)	1:A:45:PHE:HD2	2:C:463:GLN:N	20	0.91	0.07	0.92
(1,5)	1:A:45:PHE:HD2	2:C:463:GLN:NE2	20	0.91	0.07	0.92
(1,5)	1:A:45:PHE:HD2	2:C:463:GLN:O	20	0.91	0.07	0.92
(1,5)	1:A:45:PHE:HD2	2:C:463:GLN:OE1	20	0.91	0.07	0.92
(1,5)	1:A:45:PHE:HD2	2:C:465:GLN:C	20	0.91	0.07	0.92
(1,5)	1:A:45:PHE:HD2	2:C:465:GLN:CA	20	0.91	0.07	0.92
(1,5)	1:A:45:PHE:HD2	2:C:465:GLN:CB	20	0.91	0.07	0.92
(1,5)	1:A:45:PHE:HD2	2:C:465:GLN:CD	20	0.91	0.07	0.92
(1,5)	1:A:45:PHE:HD2	2:C:465:GLN:CG	20	0.91	0.07	0.92
(1,5)	1:A:45:PHE:HD2	2:C:465:GLN:H	20	0.91	0.07	0.92
(1,5)	1:A:45:PHE:HD2	2:C:465:GLN:HA	20	0.91	0.07	0.92
(1,5)	1:A:45:PHE:HD2	2:C:465:GLN:HB2	20	0.91	0.07	0.92
(1,5)	1:A:45:PHE:HD2	2:C:465:GLN:HB3	20	0.91	0.07	0.92
(1,5)	1:A:45:PHE:HD2	2:C:465:GLN:HE21	20	0.91	0.07	0.92
(1,5)	1:A:45:PHE:HD2	2:C:465:GLN:HE22	20	0.91	0.07	0.92
(1,5)	1:A:45:PHE:HD2	2:C:465:GLN:HG2	20	0.91	0.07	0.92
(1,5)	1:A:45:PHE:HD2	2:C:465:GLN:HG3	20	0.91	0.07	0.92
(1,5)	1:A:45:PHE:HD2	2:C:465:GLN:N	20	0.91	0.07	0.92

Continued on next page...

Continued from previous page...

Key	Atom-1	Atom-2	Models ¹	Mean (Å)	SD ¹ (Å)	Median (Å)
(1,5)	1:A:45:PHE:HD2	2:C:465:GLN:NE2	20	0.91	0.07	0.92
(1,5)	1:A:45:PHE:HD2	2:C:465:GLN:O	20	0.91	0.07	0.92
(1,5)	1:A:45:PHE:HD2	2:C:465:GLN:OE1	20	0.91	0.07	0.92
(1,5)	1:A:45:PHE:HD2	2:C:466:GLU:C	20	0.91	0.07	0.92
(1,5)	1:A:45:PHE:HD2	2:C:466:GLU:CA	20	0.91	0.07	0.92
(1,5)	1:A:45:PHE:HD2	2:C:466:GLU:CB	20	0.91	0.07	0.92
(1,5)	1:A:45:PHE:HD2	2:C:466:GLU:CD	20	0.91	0.07	0.92
(1,5)	1:A:45:PHE:HD2	2:C:466:GLU:CG	20	0.91	0.07	0.92
(1,5)	1:A:45:PHE:HD2	2:C:466:GLU:H	20	0.91	0.07	0.92
(1,5)	1:A:45:PHE:HD2	2:C:466:GLU:HA	20	0.91	0.07	0.92
(1,5)	1:A:45:PHE:HD2	2:C:466:GLU:HB2	20	0.91	0.07	0.92
(1,5)	1:A:45:PHE:HD2	2:C:466:GLU:HB3	20	0.91	0.07	0.92
(1,5)	1:A:45:PHE:HD2	2:C:466:GLU:HG2	20	0.91	0.07	0.92
(1,5)	1:A:45:PHE:HD2	2:C:466:GLU:HG3	20	0.91	0.07	0.92
(1,5)	1:A:45:PHE:HD2	2:C:466:GLU:N	20	0.91	0.07	0.92
(1,5)	1:A:45:PHE:HD2	2:C:466:GLU:O	20	0.91	0.07	0.92
(1,5)	1:A:45:PHE:HD2	2:C:466:GLU:OE1	20	0.91	0.07	0.92
(1,5)	1:A:45:PHE:HD2	2:C:466:GLU:OE2	20	0.91	0.07	0.92
(1,5)	1:A:45:PHE:HD2	2:C:467:MET:C	20	0.91	0.07	0.92
(1,5)	1:A:45:PHE:HD2	2:C:467:MET:CA	20	0.91	0.07	0.92
(1,5)	1:A:45:PHE:HD2	2:C:467:MET:CB	20	0.91	0.07	0.92
(1,5)	1:A:45:PHE:HD2	2:C:467:MET:CE	20	0.91	0.07	0.92
(1,5)	1:A:45:PHE:HD2	2:C:467:MET:CG	20	0.91	0.07	0.92
(1,5)	1:A:45:PHE:HD2	2:C:467:MET:H	20	0.91	0.07	0.92
(1,5)	1:A:45:PHE:HD2	2:C:467:MET:HA	20	0.91	0.07	0.92
(1,5)	1:A:45:PHE:HD2	2:C:467:MET:HB2	20	0.91	0.07	0.92
(1,5)	1:A:45:PHE:HD2	2:C:467:MET:HB3	20	0.91	0.07	0.92
(1,5)	1:A:45:PHE:HD2	2:C:467:MET:HE1	20	0.91	0.07	0.92
(1,5)	1:A:45:PHE:HD2	2:C:467:MET:HE2	20	0.91	0.07	0.92
(1,5)	1:A:45:PHE:HD2	2:C:467:MET:HE3	20	0.91	0.07	0.92
(1,5)	1:A:45:PHE:HD2	2:C:467:MET:HG2	20	0.91	0.07	0.92
(1,5)	1:A:45:PHE:HD2	2:C:467:MET:HG3	20	0.91	0.07	0.92
(1,5)	1:A:45:PHE:HD2	2:C:467:MET:N	20	0.91	0.07	0.92
(1,5)	1:A:45:PHE:HD2	2:C:467:MET:O	20	0.91	0.07	0.92
(1,5)	1:A:45:PHE:HD2	2:C:467:MET:SD	20	0.91	0.07	0.92
(1,5)	1:A:45:PHE:HD2	2:C:468:PHE:C	20	0.91	0.07	0.92
(1,5)	1:A:45:PHE:HD2	2:C:468:PHE:CA	20	0.91	0.07	0.92
(1,5)	1:A:45:PHE:HD2	2:C:468:PHE:CB	20	0.91	0.07	0.92
(1,5)	1:A:45:PHE:HD2	2:C:468:PHE:CD1	20	0.91	0.07	0.92
(1,5)	1:A:45:PHE:HD2	2:C:468:PHE:CD2	20	0.91	0.07	0.92
(1,5)	1:A:45:PHE:HD2	2:C:468:PHE:CE1	20	0.91	0.07	0.92
(1,5)	1:A:45:PHE:HD2	2:C:468:PHE:CE2	20	0.91	0.07	0.92

Continued on next page...

Continued from previous page...

Key	Atom-1	Atom-2	Models ¹	Mean (Å)	SD ¹ (Å)	Median (Å)
(1,5)	1:A:45:PHE:HD2	2:C:468:PHE:CG	20	0.91	0.07	0.92
(1,5)	1:A:45:PHE:HD2	2:C:468:PHE:CZ	20	0.91	0.07	0.92
(1,5)	1:A:45:PHE:HD2	2:C:468:PHE:H	20	0.91	0.07	0.92
(1,5)	1:A:45:PHE:HD2	2:C:468:PHE:HA	20	0.91	0.07	0.92
(1,5)	1:A:45:PHE:HD2	2:C:468:PHE:HB2	20	0.91	0.07	0.92
(1,5)	1:A:45:PHE:HD2	2:C:468:PHE:HB3	20	0.91	0.07	0.92
(1,5)	1:A:45:PHE:HD2	2:C:468:PHE:HD1	20	0.91	0.07	0.92
(1,5)	1:A:45:PHE:HD2	2:C:468:PHE:HD2	20	0.91	0.07	0.92
(1,5)	1:A:45:PHE:HD2	2:C:468:PHE:HE1	20	0.91	0.07	0.92
(1,5)	1:A:45:PHE:HD2	2:C:468:PHE:HE2	20	0.91	0.07	0.92
(1,5)	1:A:45:PHE:HD2	2:C:468:PHE:HZ	20	0.91	0.07	0.92
(1,5)	1:A:45:PHE:HD2	2:C:468:PHE:N	20	0.91	0.07	0.92
(1,5)	1:A:45:PHE:HD2	2:C:468:PHE:O	20	0.91	0.07	0.92
(1,5)	1:A:45:PHE:HD2	2:C:469:PRO:C	20	0.91	0.07	0.92
(1,5)	1:A:45:PHE:HD2	2:C:469:PRO:CA	20	0.91	0.07	0.92
(1,5)	1:A:45:PHE:HD2	2:C:469:PRO:CB	20	0.91	0.07	0.92
(1,5)	1:A:45:PHE:HD2	2:C:469:PRO:CD	20	0.91	0.07	0.92
(1,5)	1:A:45:PHE:HD2	2:C:469:PRO:CG	20	0.91	0.07	0.92
(1,5)	1:A:45:PHE:HD2	2:C:469:PRO:HA	20	0.91	0.07	0.92
(1,5)	1:A:45:PHE:HD2	2:C:469:PRO:HB2	20	0.91	0.07	0.92
(1,5)	1:A:45:PHE:HD2	2:C:469:PRO:HB3	20	0.91	0.07	0.92
(1,5)	1:A:45:PHE:HD2	2:C:469:PRO:HD2	20	0.91	0.07	0.92
(1,5)	1:A:45:PHE:HD2	2:C:469:PRO:HD3	20	0.91	0.07	0.92
(1,5)	1:A:45:PHE:HD2	2:C:469:PRO:HG2	20	0.91	0.07	0.92
(1,5)	1:A:45:PHE:HD2	2:C:469:PRO:HG3	20	0.91	0.07	0.92
(1,5)	1:A:45:PHE:HD2	2:C:469:PRO:N	20	0.91	0.07	0.92
(1,5)	1:A:45:PHE:HD2	2:C:469:PRO:O	20	0.91	0.07	0.92
(1,5)	1:A:45:PHE:HD2	2:C:470:GLN:C	20	0.91	0.07	0.92
(1,5)	1:A:45:PHE:HD2	2:C:470:GLN:CA	20	0.91	0.07	0.92
(1,5)	1:A:45:PHE:HD2	2:C:470:GLN:CB	20	0.91	0.07	0.92
(1,5)	1:A:45:PHE:HD2	2:C:470:GLN:CD	20	0.91	0.07	0.92
(1,5)	1:A:45:PHE:HD2	2:C:470:GLN:CG	20	0.91	0.07	0.92
(1,5)	1:A:45:PHE:HD2	2:C:470:GLN:H	20	0.91	0.07	0.92
(1,5)	1:A:45:PHE:HD2	2:C:470:GLN:HA	20	0.91	0.07	0.92
(1,5)	1:A:45:PHE:HD2	2:C:470:GLN:HB2	20	0.91	0.07	0.92
(1,5)	1:A:45:PHE:HD2	2:C:470:GLN:HB3	20	0.91	0.07	0.92
(1,5)	1:A:45:PHE:HD2	2:C:470:GLN:HE21	20	0.91	0.07	0.92
(1,5)	1:A:45:PHE:HD2	2:C:470:GLN:HE22	20	0.91	0.07	0.92
(1,5)	1:A:45:PHE:HD2	2:C:470:GLN:HG2	20	0.91	0.07	0.92
(1,5)	1:A:45:PHE:HD2	2:C:470:GLN:HG3	20	0.91	0.07	0.92
(1,5)	1:A:45:PHE:HD2	2:C:470:GLN:N	20	0.91	0.07	0.92
(1,5)	1:A:45:PHE:HD2	2:C:470:GLN:NE2	20	0.91	0.07	0.92

Continued on next page...

Continued from previous page...

Key	Atom-1	Atom-2	Models ¹	Mean (Å)	SD ¹ (Å)	Median (Å)
(1,5)	1:A:45:PHE:HD2	2:C:470:GLN:O	20	0.91	0.07	0.92
(1,5)	1:A:45:PHE:HD2	2:C:470:GLN:OE1	20	0.91	0.07	0.92
(1,5)	1:A:45:PHE:HD2	2:C:472:PRO:C	20	0.91	0.07	0.92
(1,5)	1:A:45:PHE:HD2	2:C:472:PRO:CA	20	0.91	0.07	0.92
(1,5)	1:A:45:PHE:HD2	2:C:472:PRO:CB	20	0.91	0.07	0.92
(1,5)	1:A:45:PHE:HD2	2:C:472:PRO:CD	20	0.91	0.07	0.92
(1,5)	1:A:45:PHE:HD2	2:C:472:PRO:CG	20	0.91	0.07	0.92
(1,5)	1:A:45:PHE:HD2	2:C:472:PRO:HA	20	0.91	0.07	0.92
(1,5)	1:A:45:PHE:HD2	2:C:472:PRO:HB2	20	0.91	0.07	0.92
(1,5)	1:A:45:PHE:HD2	2:C:472:PRO:HB3	20	0.91	0.07	0.92
(1,5)	1:A:45:PHE:HD2	2:C:472:PRO:HD2	20	0.91	0.07	0.92
(1,5)	1:A:45:PHE:HD2	2:C:472:PRO:HD3	20	0.91	0.07	0.92
(1,5)	1:A:45:PHE:HD2	2:C:472:PRO:HG2	20	0.91	0.07	0.92
(1,5)	1:A:45:PHE:HD2	2:C:472:PRO:HG3	20	0.91	0.07	0.92
(1,5)	1:A:45:PHE:HD2	2:C:472:PRO:N	20	0.91	0.07	0.92
(1,5)	1:A:45:PHE:HD2	2:C:472:PRO:O	20	0.91	0.07	0.92
(1,5)	1:A:45:PHE:HD2	2:C:482:LEU:C	20	0.91	0.07	0.92
(1,5)	1:A:45:PHE:HD2	2:C:482:LEU:CA	20	0.91	0.07	0.92
(1,5)	1:A:45:PHE:HD2	2:C:482:LEU:CB	20	0.91	0.07	0.92
(1,5)	1:A:45:PHE:HD2	2:C:482:LEU:CD1	20	0.91	0.07	0.92
(1,5)	1:A:45:PHE:HD2	2:C:482:LEU:CD2	20	0.91	0.07	0.92
(1,5)	1:A:45:PHE:HD2	2:C:482:LEU:CG	20	0.91	0.07	0.92
(1,5)	1:A:45:PHE:HD2	2:C:482:LEU:H	20	0.91	0.07	0.92
(1,5)	1:A:45:PHE:HD2	2:C:482:LEU:HA	20	0.91	0.07	0.92
(1,5)	1:A:45:PHE:HD2	2:C:482:LEU:HB2	20	0.91	0.07	0.92
(1,5)	1:A:45:PHE:HD2	2:C:482:LEU:HB3	20	0.91	0.07	0.92
(1,5)	1:A:45:PHE:HD2	2:C:482:LEU:HD11	20	0.91	0.07	0.92
(1,5)	1:A:45:PHE:HD2	2:C:482:LEU:HD12	20	0.91	0.07	0.92
(1,5)	1:A:45:PHE:HD2	2:C:482:LEU:HD13	20	0.91	0.07	0.92
(1,5)	1:A:45:PHE:HD2	2:C:482:LEU:HD21	20	0.91	0.07	0.92
(1,5)	1:A:45:PHE:HD2	2:C:482:LEU:HD22	20	0.91	0.07	0.92
(1,5)	1:A:45:PHE:HD2	2:C:482:LEU:HD23	20	0.91	0.07	0.92
(1,5)	1:A:45:PHE:HD2	2:C:482:LEU:HG	20	0.91	0.07	0.92
(1,5)	1:A:45:PHE:HD2	2:C:482:LEU:N	20	0.91	0.07	0.92
(1,5)	1:A:45:PHE:HD2	2:C:482:LEU:O	20	0.91	0.07	0.92
(1,5)	1:A:45:PHE:HD2	2:C:483:THR:C	20	0.91	0.07	0.92
(1,5)	1:A:45:PHE:HD2	2:C:483:THR:CA	20	0.91	0.07	0.92
(1,5)	1:A:45:PHE:HD2	2:C:483:THR:CB	20	0.91	0.07	0.92
(1,5)	1:A:45:PHE:HD2	2:C:483:THR:CG2	20	0.91	0.07	0.92
(1,5)	1:A:45:PHE:HD2	2:C:483:THR:H	20	0.91	0.07	0.92
(1,5)	1:A:45:PHE:HD2	2:C:483:THR:HA	20	0.91	0.07	0.92
(1,5)	1:A:45:PHE:HD2	2:C:483:THR:HB	20	0.91	0.07	0.92

Continued on next page...

Continued from previous page...

Key	Atom-1	Atom-2	Models ¹	Mean (Å)	SD ¹ (Å)	Median (Å)
(1,5)	1:A:45:PHE:HD2	2:C:483:THR:HG1	20	0.91	0.07	0.92
(1,5)	1:A:45:PHE:HD2	2:C:483:THR:HG21	20	0.91	0.07	0.92
(1,5)	1:A:45:PHE:HD2	2:C:483:THR:HG22	20	0.91	0.07	0.92
(1,5)	1:A:45:PHE:HD2	2:C:483:THR:HG23	20	0.91	0.07	0.92
(1,5)	1:A:45:PHE:HD2	2:C:483:THR:N	20	0.91	0.07	0.92
(1,5)	1:A:45:PHE:HD2	2:C:483:THR:O	20	0.91	0.07	0.92
(1,5)	1:A:45:PHE:HD2	2:C:483:THR:OG1	20	0.91	0.07	0.92
(1,5)	1:A:45:PHE:HD2	2:C:484:ARG:C	20	0.91	0.07	0.92
(1,5)	1:A:45:PHE:HD2	2:C:484:ARG:CA	20	0.91	0.07	0.92
(1,5)	1:A:45:PHE:HD2	2:C:484:ARG:CB	20	0.91	0.07	0.92
(1,5)	1:A:45:PHE:HD2	2:C:484:ARG:CD	20	0.91	0.07	0.92
(1,5)	1:A:45:PHE:HD2	2:C:484:ARG:CG	20	0.91	0.07	0.92
(1,5)	1:A:45:PHE:HD2	2:C:484:ARG:CZ	20	0.91	0.07	0.92
(1,5)	1:A:45:PHE:HD2	2:C:484:ARG:H	20	0.91	0.07	0.92
(1,5)	1:A:45:PHE:HD2	2:C:484:ARG:HA	20	0.91	0.07	0.92
(1,5)	1:A:45:PHE:HD2	2:C:484:ARG:HB2	20	0.91	0.07	0.92
(1,5)	1:A:45:PHE:HD2	2:C:484:ARG:HB3	20	0.91	0.07	0.92
(1,5)	1:A:45:PHE:HD2	2:C:484:ARG:HD2	20	0.91	0.07	0.92
(1,5)	1:A:45:PHE:HD2	2:C:484:ARG:HD3	20	0.91	0.07	0.92
(1,5)	1:A:45:PHE:HD2	2:C:484:ARG:HE	20	0.91	0.07	0.92
(1,5)	1:A:45:PHE:HD2	2:C:484:ARG:HG2	20	0.91	0.07	0.92
(1,5)	1:A:45:PHE:HD2	2:C:484:ARG:HG3	20	0.91	0.07	0.92
(1,5)	1:A:45:PHE:HD2	2:C:484:ARG:HH11	20	0.91	0.07	0.92
(1,5)	1:A:45:PHE:HD2	2:C:484:ARG:HH12	20	0.91	0.07	0.92
(1,5)	1:A:45:PHE:HD2	2:C:484:ARG:HH21	20	0.91	0.07	0.92
(1,5)	1:A:45:PHE:HD2	2:C:484:ARG:HH22	20	0.91	0.07	0.92
(1,5)	1:A:45:PHE:HD2	2:C:484:ARG:N	20	0.91	0.07	0.92
(1,5)	1:A:45:PHE:HD2	2:C:484:ARG:NE	20	0.91	0.07	0.92
(1,5)	1:A:45:PHE:HD2	2:C:484:ARG:NH1	20	0.91	0.07	0.92
(1,5)	1:A:45:PHE:HD2	2:C:484:ARG:NH2	20	0.91	0.07	0.92
(1,5)	1:A:45:PHE:HD2	2:C:484:ARG:O	20	0.91	0.07	0.92
(1,5)	1:A:45:PHE:HD2	2:C:485:SER:C	20	0.91	0.07	0.92
(1,5)	1:A:45:PHE:HD2	2:C:485:SER:CA	20	0.91	0.07	0.92
(1,5)	1:A:45:PHE:HD2	2:C:485:SER:CB	20	0.91	0.07	0.92
(1,5)	1:A:45:PHE:HD2	2:C:485:SER:H	20	0.91	0.07	0.92
(1,5)	1:A:45:PHE:HD2	2:C:485:SER:HA	20	0.91	0.07	0.92
(1,5)	1:A:45:PHE:HD2	2:C:485:SER:HB2	20	0.91	0.07	0.92
(1,5)	1:A:45:PHE:HD2	2:C:485:SER:HB3	20	0.91	0.07	0.92
(1,5)	1:A:45:PHE:HD2	2:C:485:SER:HG	20	0.91	0.07	0.92
(1,5)	1:A:45:PHE:HD2	2:C:485:SER:N	20	0.91	0.07	0.92
(1,5)	1:A:45:PHE:HD2	2:C:485:SER:O	20	0.91	0.07	0.92
(1,5)	1:A:45:PHE:HD2	2:C:485:SER:OG	20	0.91	0.07	0.92

Continued on next page...

Continued from previous page...

Key	Atom-1	Atom-2	Models ¹	Mean (Å)	SD ¹ (Å)	Median (Å)
(1,5)	1:A:45:PHE:HD2	2:C:486:VAL:C	20	0.91	0.07	0.92
(1,5)	1:A:45:PHE:HD2	2:C:486:VAL:CA	20	0.91	0.07	0.92
(1,5)	1:A:45:PHE:HD2	2:C:486:VAL:CB	20	0.91	0.07	0.92
(1,5)	1:A:45:PHE:HD2	2:C:486:VAL:CG1	20	0.91	0.07	0.92
(1,5)	1:A:45:PHE:HD2	2:C:486:VAL:CG2	20	0.91	0.07	0.92
(1,5)	1:A:45:PHE:HD2	2:C:486:VAL:H	20	0.91	0.07	0.92
(1,5)	1:A:45:PHE:HD2	2:C:486:VAL:HA	20	0.91	0.07	0.92
(1,5)	1:A:45:PHE:HD2	2:C:486:VAL:HB	20	0.91	0.07	0.92
(1,5)	1:A:45:PHE:HD2	2:C:486:VAL:HG11	20	0.91	0.07	0.92
(1,5)	1:A:45:PHE:HD2	2:C:486:VAL:HG12	20	0.91	0.07	0.92
(1,5)	1:A:45:PHE:HD2	2:C:486:VAL:HG13	20	0.91	0.07	0.92
(1,5)	1:A:45:PHE:HD2	2:C:486:VAL:HG21	20	0.91	0.07	0.92
(1,5)	1:A:45:PHE:HD2	2:C:486:VAL:HG22	20	0.91	0.07	0.92
(1,5)	1:A:45:PHE:HD2	2:C:486:VAL:HG23	20	0.91	0.07	0.92
(1,5)	1:A:45:PHE:HD2	2:C:486:VAL:N	20	0.91	0.07	0.92
(1,5)	1:A:45:PHE:HD2	2:C:486:VAL:O	20	0.91	0.07	0.92
(1,5)	1:A:45:PHE:HD2	2:C:487:GLU:C	20	0.91	0.07	0.92
(1,5)	1:A:45:PHE:HD2	2:C:487:GLU:CA	20	0.91	0.07	0.92
(1,5)	1:A:45:PHE:HD2	2:C:487:GLU:CB	20	0.91	0.07	0.92
(1,5)	1:A:45:PHE:HD2	2:C:487:GLU:CD	20	0.91	0.07	0.92
(1,5)	1:A:45:PHE:HD2	2:C:487:GLU:CG	20	0.91	0.07	0.92
(1,5)	1:A:45:PHE:HD2	2:C:487:GLU:H	20	0.91	0.07	0.92
(1,5)	1:A:45:PHE:HD2	2:C:487:GLU:HA	20	0.91	0.07	0.92
(1,5)	1:A:45:PHE:HD2	2:C:487:GLU:HB2	20	0.91	0.07	0.92
(1,5)	1:A:45:PHE:HD2	2:C:487:GLU:HB3	20	0.91	0.07	0.92
(1,5)	1:A:45:PHE:HD2	2:C:487:GLU:HG2	20	0.91	0.07	0.92
(1,5)	1:A:45:PHE:HD2	2:C:487:GLU:HG3	20	0.91	0.07	0.92
(1,5)	1:A:45:PHE:HD2	2:C:487:GLU:N	20	0.91	0.07	0.92
(1,5)	1:A:45:PHE:HD2	2:C:487:GLU:O	20	0.91	0.07	0.92
(1,5)	1:A:45:PHE:HD2	2:C:487:GLU:OE1	20	0.91	0.07	0.92
(1,5)	1:A:45:PHE:HD2	2:C:487:GLU:OE2	20	0.91	0.07	0.92
(1,5)	1:A:45:PHE:HD2	2:C:488:ILE:C	20	0.91	0.07	0.92
(1,5)	1:A:45:PHE:HD2	2:C:488:ILE:CA	20	0.91	0.07	0.92
(1,5)	1:A:45:PHE:HD2	2:C:488:ILE:CB	20	0.91	0.07	0.92
(1,5)	1:A:45:PHE:HD2	2:C:488:ILE:CD1	20	0.91	0.07	0.92
(1,5)	1:A:45:PHE:HD2	2:C:488:ILE:CG1	20	0.91	0.07	0.92
(1,5)	1:A:45:PHE:HD2	2:C:488:ILE:CG2	20	0.91	0.07	0.92
(1,5)	1:A:45:PHE:HD2	2:C:488:ILE:H	20	0.91	0.07	0.92
(1,5)	1:A:45:PHE:HD2	2:C:488:ILE:HA	20	0.91	0.07	0.92
(1,5)	1:A:45:PHE:HD2	2:C:488:ILE:HB	20	0.91	0.07	0.92
(1,5)	1:A:45:PHE:HD2	2:C:488:ILE:HD11	20	0.91	0.07	0.92
(1,5)	1:A:45:PHE:HD2	2:C:488:ILE:HD12	20	0.91	0.07	0.92

Continued on next page...

Continued from previous page...

Key	Atom-1	Atom-2	Models ¹	Mean (Å)	SD ¹ (Å)	Median (Å)
(1,5)	1:A:45:PHE:HD2	2:C:488:ILE:HD13	20	0.91	0.07	0.92
(1,5)	1:A:45:PHE:HD2	2:C:488:ILE:HG12	20	0.91	0.07	0.92
(1,5)	1:A:45:PHE:HD2	2:C:488:ILE:HG13	20	0.91	0.07	0.92
(1,5)	1:A:45:PHE:HD2	2:C:488:ILE:HG21	20	0.91	0.07	0.92
(1,5)	1:A:45:PHE:HD2	2:C:488:ILE:HG22	20	0.91	0.07	0.92
(1,5)	1:A:45:PHE:HD2	2:C:488:ILE:HG23	20	0.91	0.07	0.92
(1,5)	1:A:45:PHE:HD2	2:C:488:ILE:N	20	0.91	0.07	0.92
(1,5)	1:A:45:PHE:HD2	2:C:488:ILE:O	20	0.91	0.07	0.92
(1,5)	1:A:45:PHE:HD2	2:C:490:THR:C	20	0.91	0.07	0.92
(1,5)	1:A:45:PHE:HD2	2:C:490:THR:CA	20	0.91	0.07	0.92
(1,5)	1:A:45:PHE:HD2	2:C:490:THR:CB	20	0.91	0.07	0.92
(1,5)	1:A:45:PHE:HD2	2:C:490:THR:CG2	20	0.91	0.07	0.92
(1,5)	1:A:45:PHE:HD2	2:C:490:THR:H	20	0.91	0.07	0.92
(1,5)	1:A:45:PHE:HD2	2:C:490:THR:HA	20	0.91	0.07	0.92
(1,5)	1:A:45:PHE:HD2	2:C:490:THR:HB	20	0.91	0.07	0.92
(1,5)	1:A:45:PHE:HD2	2:C:490:THR:HG1	20	0.91	0.07	0.92
(1,5)	1:A:45:PHE:HD2	2:C:490:THR:HG21	20	0.91	0.07	0.92
(1,5)	1:A:45:PHE:HD2	2:C:490:THR:HG22	20	0.91	0.07	0.92
(1,5)	1:A:45:PHE:HD2	2:C:490:THR:HG23	20	0.91	0.07	0.92
(1,5)	1:A:45:PHE:HD2	2:C:490:THR:N	20	0.91	0.07	0.92
(1,5)	1:A:45:PHE:HD2	2:C:490:THR:O	20	0.91	0.07	0.92
(1,5)	1:A:45:PHE:HD2	2:C:490:THR:OG1	20	0.91	0.07	0.92
(1,5)	1:A:45:PHE:HD2	2:C:491:ASP:C	20	0.91	0.07	0.92
(1,5)	1:A:45:PHE:HD2	2:C:491:ASP:CA	20	0.91	0.07	0.92
(1,5)	1:A:45:PHE:HD2	2:C:491:ASP:CB	20	0.91	0.07	0.92
(1,5)	1:A:45:PHE:HD2	2:C:491:ASP:CG	20	0.91	0.07	0.92
(1,5)	1:A:45:PHE:HD2	2:C:491:ASP:H	20	0.91	0.07	0.92
(1,5)	1:A:45:PHE:HD2	2:C:491:ASP:HA	20	0.91	0.07	0.92
(1,5)	1:A:45:PHE:HD2	2:C:491:ASP:HB2	20	0.91	0.07	0.92
(1,5)	1:A:45:PHE:HD2	2:C:491:ASP:HB3	20	0.91	0.07	0.92
(1,5)	1:A:45:PHE:HD2	2:C:491:ASP:N	20	0.91	0.07	0.92
(1,5)	1:A:45:PHE:HD2	2:C:491:ASP:O	20	0.91	0.07	0.92
(1,5)	1:A:45:PHE:HD2	2:C:491:ASP:OD1	20	0.91	0.07	0.92
(1,5)	1:A:45:PHE:HD2	2:C:491:ASP:OD2	20	0.91	0.07	0.92
(1,5)	1:A:45:PHE:HD2	2:C:492:ASN:C	20	0.91	0.07	0.92
(1,5)	1:A:45:PHE:HD2	2:C:492:ASN:CA	20	0.91	0.07	0.92
(1,5)	1:A:45:PHE:HD2	2:C:492:ASN:CB	20	0.91	0.07	0.92
(1,5)	1:A:45:PHE:HD2	2:C:492:ASN:CG	20	0.91	0.07	0.92
(1,5)	1:A:45:PHE:HD2	2:C:492:ASN:H	20	0.91	0.07	0.92
(1,5)	1:A:45:PHE:HD2	2:C:492:ASN:HA	20	0.91	0.07	0.92
(1,5)	1:A:45:PHE:HD2	2:C:492:ASN:HB2	20	0.91	0.07	0.92
(1,5)	1:A:45:PHE:HD2	2:C:492:ASN:HB3	20	0.91	0.07	0.92

Continued on next page...

Continued from previous page...

Key	Atom-1	Atom-2	Models ¹	Mean (Å)	SD ¹ (Å)	Median (Å)
(1,5)	1:A:45:PHE:HD2	2:C:492:ASN:HD21	20	0.91	0.07	0.92
(1,5)	1:A:45:PHE:HD2	2:C:492:ASN:HD22	20	0.91	0.07	0.92
(1,5)	1:A:45:PHE:HD2	2:C:492:ASN:N	20	0.91	0.07	0.92
(1,5)	1:A:45:PHE:HD2	2:C:492:ASN:ND2	20	0.91	0.07	0.92
(1,5)	1:A:45:PHE:HD2	2:C:492:ASN:O	20	0.91	0.07	0.92
(1,5)	1:A:45:PHE:HD2	2:C:492:ASN:OD1	20	0.91	0.07	0.92
(1,5)	1:A:45:PHE:HD2	2:C:494:LEU:C	20	0.91	0.07	0.92
(1,5)	1:A:45:PHE:HD2	2:C:494:LEU:CA	20	0.91	0.07	0.92
(1,5)	1:A:45:PHE:HD2	2:C:494:LEU:CB	20	0.91	0.07	0.92
(1,5)	1:A:45:PHE:HD2	2:C:494:LEU:CD1	20	0.91	0.07	0.92
(1,5)	1:A:45:PHE:HD2	2:C:494:LEU:CD2	20	0.91	0.07	0.92
(1,5)	1:A:45:PHE:HD2	2:C:494:LEU:CG	20	0.91	0.07	0.92
(1,5)	1:A:45:PHE:HD2	2:C:494:LEU:H	20	0.91	0.07	0.92
(1,5)	1:A:45:PHE:HD2	2:C:494:LEU:HA	20	0.91	0.07	0.92
(1,5)	1:A:45:PHE:HD2	2:C:494:LEU:HB2	20	0.91	0.07	0.92
(1,5)	1:A:45:PHE:HD2	2:C:494:LEU:HB3	20	0.91	0.07	0.92
(1,5)	1:A:45:PHE:HD2	2:C:494:LEU:HD11	20	0.91	0.07	0.92
(1,5)	1:A:45:PHE:HD2	2:C:494:LEU:HD12	20	0.91	0.07	0.92
(1,5)	1:A:45:PHE:HD2	2:C:494:LEU:HD13	20	0.91	0.07	0.92
(1,5)	1:A:45:PHE:HD2	2:C:494:LEU:HD21	20	0.91	0.07	0.92
(1,5)	1:A:45:PHE:HD2	2:C:494:LEU:HD22	20	0.91	0.07	0.92
(1,5)	1:A:45:PHE:HD2	2:C:494:LEU:HD23	20	0.91	0.07	0.92
(1,5)	1:A:45:PHE:HD2	2:C:494:LEU:HG	20	0.91	0.07	0.92
(1,5)	1:A:45:PHE:HD2	2:C:494:LEU:N	20	0.91	0.07	0.92
(1,5)	1:A:45:PHE:HD2	2:C:494:LEU:O	20	0.91	0.07	0.92
(1,5)	1:A:45:PHE:HD2	2:C:495:GLU:C	20	0.91	0.07	0.92
(1,5)	1:A:45:PHE:HD2	2:C:495:GLU:CA	20	0.91	0.07	0.92
(1,5)	1:A:45:PHE:HD2	2:C:495:GLU:CB	20	0.91	0.07	0.92
(1,5)	1:A:45:PHE:HD2	2:C:495:GLU:CD	20	0.91	0.07	0.92
(1,5)	1:A:45:PHE:HD2	2:C:495:GLU:CG	20	0.91	0.07	0.92
(1,5)	1:A:45:PHE:HD2	2:C:495:GLU:H	20	0.91	0.07	0.92
(1,5)	1:A:45:PHE:HD2	2:C:495:GLU:HA	20	0.91	0.07	0.92
(1,5)	1:A:45:PHE:HD2	2:C:495:GLU:HB2	20	0.91	0.07	0.92
(1,5)	1:A:45:PHE:HD2	2:C:495:GLU:HB3	20	0.91	0.07	0.92
(1,5)	1:A:45:PHE:HD2	2:C:495:GLU:HG2	20	0.91	0.07	0.92
(1,5)	1:A:45:PHE:HD2	2:C:495:GLU:HG3	20	0.91	0.07	0.92
(1,5)	1:A:45:PHE:HD2	2:C:495:GLU:N	20	0.91	0.07	0.92
(1,5)	1:A:45:PHE:HD2	2:C:495:GLU:O	20	0.91	0.07	0.92
(1,5)	1:A:45:PHE:HD2	2:C:495:GLU:OE1	20	0.91	0.07	0.92
(1,5)	1:A:45:PHE:HD2	2:C:495:GLU:OE2	20	0.91	0.07	0.92
(1,5)	1:A:45:PHE:HD2	2:C:496:GLY:C	20	0.91	0.07	0.92
(1,5)	1:A:45:PHE:HD2	2:C:496:GLY:CA	20	0.91	0.07	0.92

Continued on next page...

Continued from previous page...

Key	Atom-1	Atom-2	Models ¹	Mean (Å)	SD ¹ (Å)	Median (Å)
(1,5)	1:A:45:PHE:HD2	2:C:496:GLY:H	20	0.91	0.07	0.92
(1,5)	1:A:45:PHE:HD2	2:C:496:GLY:HA2	20	0.91	0.07	0.92
(1,5)	1:A:45:PHE:HD2	2:C:496:GLY:HA3	20	0.91	0.07	0.92
(1,5)	1:A:45:PHE:HD2	2:C:496:GLY:N	20	0.91	0.07	0.92
(1,5)	1:A:45:PHE:HD2	2:C:496:GLY:O	20	0.91	0.07	0.92
(1,5)	1:A:45:PHE:HD2	2:C:497:ARG:C	20	0.91	0.07	0.92
(1,5)	1:A:45:PHE:HD2	2:C:497:ARG:CA	20	0.91	0.07	0.92
(1,5)	1:A:45:PHE:HD2	2:C:497:ARG:CB	20	0.91	0.07	0.92
(1,5)	1:A:45:PHE:HD2	2:C:497:ARG:CD	20	0.91	0.07	0.92
(1,5)	1:A:45:PHE:HD2	2:C:497:ARG:CG	20	0.91	0.07	0.92
(1,5)	1:A:45:PHE:HD2	2:C:497:ARG:CZ	20	0.91	0.07	0.92
(1,5)	1:A:45:PHE:HD2	2:C:497:ARG:H	20	0.91	0.07	0.92
(1,5)	1:A:45:PHE:HD2	2:C:497:ARG:HA	20	0.91	0.07	0.92
(1,5)	1:A:45:PHE:HD2	2:C:497:ARG:HB2	20	0.91	0.07	0.92
(1,5)	1:A:45:PHE:HD2	2:C:497:ARG:HB3	20	0.91	0.07	0.92
(1,5)	1:A:45:PHE:HD2	2:C:497:ARG:HD2	20	0.91	0.07	0.92
(1,5)	1:A:45:PHE:HD2	2:C:497:ARG:HD3	20	0.91	0.07	0.92
(1,5)	1:A:45:PHE:HD2	2:C:497:ARG:HE	20	0.91	0.07	0.92
(1,5)	1:A:45:PHE:HD2	2:C:497:ARG:HG2	20	0.91	0.07	0.92
(1,5)	1:A:45:PHE:HD2	2:C:497:ARG:HG3	20	0.91	0.07	0.92
(1,5)	1:A:45:PHE:HD2	2:C:497:ARG:HH11	20	0.91	0.07	0.92
(1,5)	1:A:45:PHE:HD2	2:C:497:ARG:HH12	20	0.91	0.07	0.92
(1,5)	1:A:45:PHE:HD2	2:C:497:ARG:HH21	20	0.91	0.07	0.92
(1,5)	1:A:45:PHE:HD2	2:C:497:ARG:HH22	20	0.91	0.07	0.92
(1,5)	1:A:45:PHE:HD2	2:C:497:ARG:N	20	0.91	0.07	0.92
(1,5)	1:A:45:PHE:HD2	2:C:497:ARG:NE	20	0.91	0.07	0.92
(1,5)	1:A:45:PHE:HD2	2:C:497:ARG:NH1	20	0.91	0.07	0.92
(1,5)	1:A:45:PHE:HD2	2:C:497:ARG:NH2	20	0.91	0.07	0.92
(1,5)	1:A:45:PHE:HD2	2:C:497:ARG:O	20	0.91	0.07	0.92
(1,5)	1:A:45:PHE:HE1	2:C:457:LEU:C	20	0.91	0.07	0.92
(1,5)	1:A:45:PHE:HE1	2:C:457:LEU:CA	20	0.91	0.07	0.92
(1,5)	1:A:45:PHE:HE1	2:C:457:LEU:CB	20	0.91	0.07	0.92
(1,5)	1:A:45:PHE:HE1	2:C:457:LEU:CD1	20	0.91	0.07	0.92
(1,5)	1:A:45:PHE:HE1	2:C:457:LEU:CD2	20	0.91	0.07	0.92
(1,5)	1:A:45:PHE:HE1	2:C:457:LEU:CG	20	0.91	0.07	0.92
(1,5)	1:A:45:PHE:HE1	2:C:457:LEU:H	20	0.91	0.07	0.92
(1,5)	1:A:45:PHE:HE1	2:C:457:LEU:HA	20	0.91	0.07	0.92
(1,5)	1:A:45:PHE:HE1	2:C:457:LEU:HB2	20	0.91	0.07	0.92
(1,5)	1:A:45:PHE:HE1	2:C:457:LEU:HB3	20	0.91	0.07	0.92
(1,5)	1:A:45:PHE:HE1	2:C:457:LEU:HD11	20	0.91	0.07	0.92
(1,5)	1:A:45:PHE:HE1	2:C:457:LEU:HD12	20	0.91	0.07	0.92
(1,5)	1:A:45:PHE:HE1	2:C:457:LEU:HD13	20	0.91	0.07	0.92

Continued on next page...

Continued from previous page...

Key	Atom-1	Atom-2	Models ¹	Mean (Å)	SD ¹ (Å)	Median (Å)
(1,5)	1:A:45:PHE:HE1	2:C:457:LEU:HD21	20	0.91	0.07	0.92
(1,5)	1:A:45:PHE:HE1	2:C:457:LEU:HD22	20	0.91	0.07	0.92
(1,5)	1:A:45:PHE:HE1	2:C:457:LEU:HD23	20	0.91	0.07	0.92
(1,5)	1:A:45:PHE:HE1	2:C:457:LEU:HG	20	0.91	0.07	0.92
(1,5)	1:A:45:PHE:HE1	2:C:457:LEU:N	20	0.91	0.07	0.92
(1,5)	1:A:45:PHE:HE1	2:C:457:LEU:O	20	0.91	0.07	0.92
(1,5)	1:A:45:PHE:HE1	2:C:459:ALA:C	20	0.91	0.07	0.92
(1,5)	1:A:45:PHE:HE1	2:C:459:ALA:CA	20	0.91	0.07	0.92
(1,5)	1:A:45:PHE:HE1	2:C:459:ALA:CB	20	0.91	0.07	0.92
(1,5)	1:A:45:PHE:HE1	2:C:459:ALA:H	20	0.91	0.07	0.92
(1,5)	1:A:45:PHE:HE1	2:C:459:ALA:HA	20	0.91	0.07	0.92
(1,5)	1:A:45:PHE:HE1	2:C:459:ALA:HB1	20	0.91	0.07	0.92
(1,5)	1:A:45:PHE:HE1	2:C:459:ALA:HB2	20	0.91	0.07	0.92
(1,5)	1:A:45:PHE:HE1	2:C:459:ALA:HB3	20	0.91	0.07	0.92
(1,5)	1:A:45:PHE:HE1	2:C:459:ALA:N	20	0.91	0.07	0.92
(1,5)	1:A:45:PHE:HE1	2:C:459:ALA:O	20	0.91	0.07	0.92
(1,5)	1:A:45:PHE:HE1	2:C:460:MET:C	20	0.91	0.07	0.92
(1,5)	1:A:45:PHE:HE1	2:C:460:MET:CA	20	0.91	0.07	0.92
(1,5)	1:A:45:PHE:HE1	2:C:460:MET:CB	20	0.91	0.07	0.92
(1,5)	1:A:45:PHE:HE1	2:C:460:MET:CE	20	0.91	0.07	0.92
(1,5)	1:A:45:PHE:HE1	2:C:460:MET:CG	20	0.91	0.07	0.92
(1,5)	1:A:45:PHE:HE1	2:C:460:MET:H	20	0.91	0.07	0.92
(1,5)	1:A:45:PHE:HE1	2:C:460:MET:HA	20	0.91	0.07	0.92
(1,5)	1:A:45:PHE:HE1	2:C:460:MET:HB2	20	0.91	0.07	0.92
(1,5)	1:A:45:PHE:HE1	2:C:460:MET:HB3	20	0.91	0.07	0.92
(1,5)	1:A:45:PHE:HE1	2:C:460:MET:HE1	20	0.91	0.07	0.92
(1,5)	1:A:45:PHE:HE1	2:C:460:MET:HE2	20	0.91	0.07	0.92
(1,5)	1:A:45:PHE:HE1	2:C:460:MET:HE3	20	0.91	0.07	0.92
(1,5)	1:A:45:PHE:HE1	2:C:460:MET:HG2	20	0.91	0.07	0.92
(1,5)	1:A:45:PHE:HE1	2:C:460:MET:HG3	20	0.91	0.07	0.92
(1,5)	1:A:45:PHE:HE1	2:C:460:MET:N	20	0.91	0.07	0.92
(1,5)	1:A:45:PHE:HE1	2:C:460:MET:O	20	0.91	0.07	0.92
(1,5)	1:A:45:PHE:HE1	2:C:460:MET:SD	20	0.91	0.07	0.92
(1,5)	1:A:45:PHE:HE1	2:C:462:HIS:C	20	0.91	0.07	0.92
(1,5)	1:A:45:PHE:HE1	2:C:462:HIS:CA	20	0.91	0.07	0.92
(1,5)	1:A:45:PHE:HE1	2:C:462:HIS:CB	20	0.91	0.07	0.92
(1,5)	1:A:45:PHE:HE1	2:C:462:HIS:CD2	20	0.91	0.07	0.92
(1,5)	1:A:45:PHE:HE1	2:C:462:HIS:CE1	20	0.91	0.07	0.92
(1,5)	1:A:45:PHE:HE1	2:C:462:HIS:CG	20	0.91	0.07	0.92
(1,5)	1:A:45:PHE:HE1	2:C:462:HIS:H	20	0.91	0.07	0.92
(1,5)	1:A:45:PHE:HE1	2:C:462:HIS:HA	20	0.91	0.07	0.92
(1,5)	1:A:45:PHE:HE1	2:C:462:HIS:HB2	20	0.91	0.07	0.92

Continued on next page...

Continued from previous page...

Key	Atom-1	Atom-2	Models ¹	Mean (Å)	SD ¹ (Å)	Median (Å)
(1,5)	1:A:45:PHE:HE1	2:C:462:HIS:HB3	20	0.91	0.07	0.92
(1,5)	1:A:45:PHE:HE1	2:C:462:HIS:HD2	20	0.91	0.07	0.92
(1,5)	1:A:45:PHE:HE1	2:C:462:HIS:HE1	20	0.91	0.07	0.92
(1,5)	1:A:45:PHE:HE1	2:C:462:HIS:HE2	20	0.91	0.07	0.92
(1,5)	1:A:45:PHE:HE1	2:C:462:HIS:N	20	0.91	0.07	0.92
(1,5)	1:A:45:PHE:HE1	2:C:462:HIS:ND1	20	0.91	0.07	0.92
(1,5)	1:A:45:PHE:HE1	2:C:462:HIS:NE2	20	0.91	0.07	0.92
(1,5)	1:A:45:PHE:HE1	2:C:462:HIS:O	20	0.91	0.07	0.92
(1,5)	1:A:45:PHE:HE1	2:C:463:GLN:C	20	0.91	0.07	0.92
(1,5)	1:A:45:PHE:HE1	2:C:463:GLN:CA	20	0.91	0.07	0.92
(1,5)	1:A:45:PHE:HE1	2:C:463:GLN:CB	20	0.91	0.07	0.92
(1,5)	1:A:45:PHE:HE1	2:C:463:GLN:CD	20	0.91	0.07	0.92
(1,5)	1:A:45:PHE:HE1	2:C:463:GLN:CG	20	0.91	0.07	0.92
(1,5)	1:A:45:PHE:HE1	2:C:463:GLN:H	20	0.91	0.07	0.92
(1,5)	1:A:45:PHE:HE1	2:C:463:GLN:HA	20	0.91	0.07	0.92
(1,5)	1:A:45:PHE:HE1	2:C:463:GLN:HB2	20	0.91	0.07	0.92
(1,5)	1:A:45:PHE:HE1	2:C:463:GLN:HB3	20	0.91	0.07	0.92
(1,5)	1:A:45:PHE:HE1	2:C:463:GLN:HE21	20	0.91	0.07	0.92
(1,5)	1:A:45:PHE:HE1	2:C:463:GLN:HE22	20	0.91	0.07	0.92
(1,5)	1:A:45:PHE:HE1	2:C:463:GLN:HG2	20	0.91	0.07	0.92
(1,5)	1:A:45:PHE:HE1	2:C:463:GLN:HG3	20	0.91	0.07	0.92
(1,5)	1:A:45:PHE:HE1	2:C:463:GLN:N	20	0.91	0.07	0.92
(1,5)	1:A:45:PHE:HE1	2:C:463:GLN:NE2	20	0.91	0.07	0.92
(1,5)	1:A:45:PHE:HE1	2:C:463:GLN:O	20	0.91	0.07	0.92
(1,5)	1:A:45:PHE:HE1	2:C:463:GLN:OE1	20	0.91	0.07	0.92
(1,5)	1:A:45:PHE:HE1	2:C:465:GLN:C	20	0.91	0.07	0.92
(1,5)	1:A:45:PHE:HE1	2:C:465:GLN:CA	20	0.91	0.07	0.92
(1,5)	1:A:45:PHE:HE1	2:C:465:GLN:CB	20	0.91	0.07	0.92
(1,5)	1:A:45:PHE:HE1	2:C:465:GLN:CD	20	0.91	0.07	0.92
(1,5)	1:A:45:PHE:HE1	2:C:465:GLN:CG	20	0.91	0.07	0.92
(1,5)	1:A:45:PHE:HE1	2:C:465:GLN:H	20	0.91	0.07	0.92
(1,5)	1:A:45:PHE:HE1	2:C:465:GLN:HA	20	0.91	0.07	0.92
(1,5)	1:A:45:PHE:HE1	2:C:465:GLN:HB2	20	0.91	0.07	0.92
(1,5)	1:A:45:PHE:HE1	2:C:465:GLN:HB3	20	0.91	0.07	0.92
(1,5)	1:A:45:PHE:HE1	2:C:465:GLN:HE21	20	0.91	0.07	0.92
(1,5)	1:A:45:PHE:HE1	2:C:465:GLN:HE22	20	0.91	0.07	0.92
(1,5)	1:A:45:PHE:HE1	2:C:465:GLN:HG2	20	0.91	0.07	0.92
(1,5)	1:A:45:PHE:HE1	2:C:465:GLN:HG3	20	0.91	0.07	0.92
(1,5)	1:A:45:PHE:HE1	2:C:465:GLN:N	20	0.91	0.07	0.92
(1,5)	1:A:45:PHE:HE1	2:C:465:GLN:NE2	20	0.91	0.07	0.92
(1,5)	1:A:45:PHE:HE1	2:C:465:GLN:O	20	0.91	0.07	0.92
(1,5)	1:A:45:PHE:HE1	2:C:465:GLN:OE1	20	0.91	0.07	0.92

Continued on next page...

Continued from previous page...

Key	Atom-1	Atom-2	Models ¹	Mean (Å)	SD ¹ (Å)	Median (Å)
(1,5)	1:A:45:PHE:HE1	2:C:466:GLU:C	20	0.91	0.07	0.92
(1,5)	1:A:45:PHE:HE1	2:C:466:GLU:CA	20	0.91	0.07	0.92
(1,5)	1:A:45:PHE:HE1	2:C:466:GLU:CB	20	0.91	0.07	0.92
(1,5)	1:A:45:PHE:HE1	2:C:466:GLU:CD	20	0.91	0.07	0.92
(1,5)	1:A:45:PHE:HE1	2:C:466:GLU:CG	20	0.91	0.07	0.92
(1,5)	1:A:45:PHE:HE1	2:C:466:GLU:H	20	0.91	0.07	0.92
(1,5)	1:A:45:PHE:HE1	2:C:466:GLU:HA	20	0.91	0.07	0.92
(1,5)	1:A:45:PHE:HE1	2:C:466:GLU:HB2	20	0.91	0.07	0.92
(1,5)	1:A:45:PHE:HE1	2:C:466:GLU:HB3	20	0.91	0.07	0.92
(1,5)	1:A:45:PHE:HE1	2:C:466:GLU:HG2	20	0.91	0.07	0.92
(1,5)	1:A:45:PHE:HE1	2:C:466:GLU:HG3	20	0.91	0.07	0.92
(1,5)	1:A:45:PHE:HE1	2:C:466:GLU:N	20	0.91	0.07	0.92
(1,5)	1:A:45:PHE:HE1	2:C:466:GLU:O	20	0.91	0.07	0.92
(1,5)	1:A:45:PHE:HE1	2:C:466:GLU:OE1	20	0.91	0.07	0.92
(1,5)	1:A:45:PHE:HE1	2:C:466:GLU:OE2	20	0.91	0.07	0.92
(1,5)	1:A:45:PHE:HE1	2:C:467:MET:C	20	0.91	0.07	0.92
(1,5)	1:A:45:PHE:HE1	2:C:467:MET:CA	20	0.91	0.07	0.92
(1,5)	1:A:45:PHE:HE1	2:C:467:MET:CB	20	0.91	0.07	0.92
(1,5)	1:A:45:PHE:HE1	2:C:467:MET:CE	20	0.91	0.07	0.92
(1,5)	1:A:45:PHE:HE1	2:C:467:MET:CG	20	0.91	0.07	0.92
(1,5)	1:A:45:PHE:HE1	2:C:467:MET:H	20	0.91	0.07	0.92
(1,5)	1:A:45:PHE:HE1	2:C:467:MET:HA	20	0.91	0.07	0.92
(1,5)	1:A:45:PHE:HE1	2:C:467:MET:HB2	20	0.91	0.07	0.92
(1,5)	1:A:45:PHE:HE1	2:C:467:MET:HB3	20	0.91	0.07	0.92
(1,5)	1:A:45:PHE:HE1	2:C:467:MET:HE1	20	0.91	0.07	0.92
(1,5)	1:A:45:PHE:HE1	2:C:467:MET:HE2	20	0.91	0.07	0.92
(1,5)	1:A:45:PHE:HE1	2:C:467:MET:HE3	20	0.91	0.07	0.92
(1,5)	1:A:45:PHE:HE1	2:C:467:MET:HG2	20	0.91	0.07	0.92
(1,5)	1:A:45:PHE:HE1	2:C:467:MET:HG3	20	0.91	0.07	0.92
(1,5)	1:A:45:PHE:HE1	2:C:467:MET:N	20	0.91	0.07	0.92
(1,5)	1:A:45:PHE:HE1	2:C:467:MET:O	20	0.91	0.07	0.92
(1,5)	1:A:45:PHE:HE1	2:C:467:MET:SD	20	0.91	0.07	0.92
(1,5)	1:A:45:PHE:HE1	2:C:468:PHE:C	20	0.91	0.07	0.92
(1,5)	1:A:45:PHE:HE1	2:C:468:PHE:CA	20	0.91	0.07	0.92
(1,5)	1:A:45:PHE:HE1	2:C:468:PHE:CB	20	0.91	0.07	0.92
(1,5)	1:A:45:PHE:HE1	2:C:468:PHE:CD1	20	0.91	0.07	0.92
(1,5)	1:A:45:PHE:HE1	2:C:468:PHE:CD2	20	0.91	0.07	0.92
(1,5)	1:A:45:PHE:HE1	2:C:468:PHE:CE1	20	0.91	0.07	0.92
(1,5)	1:A:45:PHE:HE1	2:C:468:PHE:CE2	20	0.91	0.07	0.92
(1,5)	1:A:45:PHE:HE1	2:C:468:PHE:CG	20	0.91	0.07	0.92
(1,5)	1:A:45:PHE:HE1	2:C:468:PHE:CZ	20	0.91	0.07	0.92
(1,5)	1:A:45:PHE:HE1	2:C:468:PHE:H	20	0.91	0.07	0.92

Continued on next page...

Continued from previous page...

Key	Atom-1	Atom-2	Models ¹	Mean (Å)	SD ¹ (Å)	Median (Å)
(1,5)	1:A:45:PHE:HE1	2:C:468:PHE:HA	20	0.91	0.07	0.92
(1,5)	1:A:45:PHE:HE1	2:C:468:PHE:HB2	20	0.91	0.07	0.92
(1,5)	1:A:45:PHE:HE1	2:C:468:PHE:HB3	20	0.91	0.07	0.92
(1,5)	1:A:45:PHE:HE1	2:C:468:PHE:HD1	20	0.91	0.07	0.92
(1,5)	1:A:45:PHE:HE1	2:C:468:PHE:HD2	20	0.91	0.07	0.92
(1,5)	1:A:45:PHE:HE1	2:C:468:PHE:HE1	20	0.91	0.07	0.92
(1,5)	1:A:45:PHE:HE1	2:C:468:PHE:HE2	20	0.91	0.07	0.92
(1,5)	1:A:45:PHE:HE1	2:C:468:PHE:HZ	20	0.91	0.07	0.92
(1,5)	1:A:45:PHE:HE1	2:C:468:PHE:N	20	0.91	0.07	0.92
(1,5)	1:A:45:PHE:HE1	2:C:468:PHE:O	20	0.91	0.07	0.92
(1,5)	1:A:45:PHE:HE1	2:C:469:PRO:C	20	0.91	0.07	0.92
(1,5)	1:A:45:PHE:HE1	2:C:469:PRO:CA	20	0.91	0.07	0.92
(1,5)	1:A:45:PHE:HE1	2:C:469:PRO:CB	20	0.91	0.07	0.92
(1,5)	1:A:45:PHE:HE1	2:C:469:PRO:CD	20	0.91	0.07	0.92
(1,5)	1:A:45:PHE:HE1	2:C:469:PRO:CG	20	0.91	0.07	0.92
(1,5)	1:A:45:PHE:HE1	2:C:469:PRO:HA	20	0.91	0.07	0.92
(1,5)	1:A:45:PHE:HE1	2:C:469:PRO:HB2	20	0.91	0.07	0.92
(1,5)	1:A:45:PHE:HE1	2:C:469:PRO:HB3	20	0.91	0.07	0.92
(1,5)	1:A:45:PHE:HE1	2:C:469:PRO:HD2	20	0.91	0.07	0.92
(1,5)	1:A:45:PHE:HE1	2:C:469:PRO:HD3	20	0.91	0.07	0.92
(1,5)	1:A:45:PHE:HE1	2:C:469:PRO:HG2	20	0.91	0.07	0.92
(1,5)	1:A:45:PHE:HE1	2:C:469:PRO:HG3	20	0.91	0.07	0.92
(1,5)	1:A:45:PHE:HE1	2:C:469:PRO:N	20	0.91	0.07	0.92
(1,5)	1:A:45:PHE:HE1	2:C:469:PRO:O	20	0.91	0.07	0.92
(1,5)	1:A:45:PHE:HE1	2:C:470:GLN:C	20	0.91	0.07	0.92
(1,5)	1:A:45:PHE:HE1	2:C:470:GLN:CA	20	0.91	0.07	0.92
(1,5)	1:A:45:PHE:HE1	2:C:470:GLN:CB	20	0.91	0.07	0.92
(1,5)	1:A:45:PHE:HE1	2:C:470:GLN:CD	20	0.91	0.07	0.92
(1,5)	1:A:45:PHE:HE1	2:C:470:GLN:CG	20	0.91	0.07	0.92
(1,5)	1:A:45:PHE:HE1	2:C:470:GLN:H	20	0.91	0.07	0.92
(1,5)	1:A:45:PHE:HE1	2:C:470:GLN:HA	20	0.91	0.07	0.92
(1,5)	1:A:45:PHE:HE1	2:C:470:GLN:HB2	20	0.91	0.07	0.92
(1,5)	1:A:45:PHE:HE1	2:C:470:GLN:HB3	20	0.91	0.07	0.92
(1,5)	1:A:45:PHE:HE1	2:C:470:GLN:HE21	20	0.91	0.07	0.92
(1,5)	1:A:45:PHE:HE1	2:C:470:GLN:HE22	20	0.91	0.07	0.92
(1,5)	1:A:45:PHE:HE1	2:C:470:GLN:HG2	20	0.91	0.07	0.92
(1,5)	1:A:45:PHE:HE1	2:C:470:GLN:HG3	20	0.91	0.07	0.92
(1,5)	1:A:45:PHE:HE1	2:C:470:GLN:N	20	0.91	0.07	0.92
(1,5)	1:A:45:PHE:HE1	2:C:470:GLN:NE2	20	0.91	0.07	0.92
(1,5)	1:A:45:PHE:HE1	2:C:470:GLN:O	20	0.91	0.07	0.92
(1,5)	1:A:45:PHE:HE1	2:C:470:GLN:OE1	20	0.91	0.07	0.92
(1,5)	1:A:45:PHE:HE1	2:C:472:PRO:C	20	0.91	0.07	0.92

Continued on next page...

Continued from previous page...

Key	Atom-1	Atom-2	Models ¹	Mean (Å)	SD ¹ (Å)	Median (Å)
(1,5)	1:A:45:PHE:HE1	2:C:472:PRO:CA	20	0.91	0.07	0.92
(1,5)	1:A:45:PHE:HE1	2:C:472:PRO:CB	20	0.91	0.07	0.92
(1,5)	1:A:45:PHE:HE1	2:C:472:PRO:CD	20	0.91	0.07	0.92
(1,5)	1:A:45:PHE:HE1	2:C:472:PRO:CG	20	0.91	0.07	0.92
(1,5)	1:A:45:PHE:HE1	2:C:472:PRO:HA	20	0.91	0.07	0.92
(1,5)	1:A:45:PHE:HE1	2:C:472:PRO:HB2	20	0.91	0.07	0.92
(1,5)	1:A:45:PHE:HE1	2:C:472:PRO:HB3	20	0.91	0.07	0.92
(1,5)	1:A:45:PHE:HE1	2:C:472:PRO:HD2	20	0.91	0.07	0.92
(1,5)	1:A:45:PHE:HE1	2:C:472:PRO:HD3	20	0.91	0.07	0.92
(1,5)	1:A:45:PHE:HE1	2:C:472:PRO:HG2	20	0.91	0.07	0.92
(1,5)	1:A:45:PHE:HE1	2:C:472:PRO:HG3	20	0.91	0.07	0.92
(1,5)	1:A:45:PHE:HE1	2:C:472:PRO:N	20	0.91	0.07	0.92
(1,5)	1:A:45:PHE:HE1	2:C:472:PRO:O	20	0.91	0.07	0.92
(1,5)	1:A:45:PHE:HE1	2:C:482:LEU:C	20	0.91	0.07	0.92
(1,5)	1:A:45:PHE:HE1	2:C:482:LEU:CA	20	0.91	0.07	0.92
(1,5)	1:A:45:PHE:HE1	2:C:482:LEU:CB	20	0.91	0.07	0.92
(1,5)	1:A:45:PHE:HE1	2:C:482:LEU:CD1	20	0.91	0.07	0.92
(1,5)	1:A:45:PHE:HE1	2:C:482:LEU:CD2	20	0.91	0.07	0.92
(1,5)	1:A:45:PHE:HE1	2:C:482:LEU:CG	20	0.91	0.07	0.92
(1,5)	1:A:45:PHE:HE1	2:C:482:LEU:H	20	0.91	0.07	0.92
(1,5)	1:A:45:PHE:HE1	2:C:482:LEU:HA	20	0.91	0.07	0.92
(1,5)	1:A:45:PHE:HE1	2:C:482:LEU:HB2	20	0.91	0.07	0.92
(1,5)	1:A:45:PHE:HE1	2:C:482:LEU:HB3	20	0.91	0.07	0.92
(1,5)	1:A:45:PHE:HE1	2:C:482:LEU:HD11	20	0.91	0.07	0.92
(1,5)	1:A:45:PHE:HE1	2:C:482:LEU:HD12	20	0.91	0.07	0.92
(1,5)	1:A:45:PHE:HE1	2:C:482:LEU:HD13	20	0.91	0.07	0.92
(1,5)	1:A:45:PHE:HE1	2:C:482:LEU:HD21	20	0.91	0.07	0.92
(1,5)	1:A:45:PHE:HE1	2:C:482:LEU:HD22	20	0.91	0.07	0.92
(1,5)	1:A:45:PHE:HE1	2:C:482:LEU:HD23	20	0.91	0.07	0.92
(1,5)	1:A:45:PHE:HE1	2:C:482:LEU:HG	20	0.91	0.07	0.92
(1,5)	1:A:45:PHE:HE1	2:C:482:LEU:N	20	0.91	0.07	0.92
(1,5)	1:A:45:PHE:HE1	2:C:482:LEU:O	20	0.91	0.07	0.92
(1,5)	1:A:45:PHE:HE1	2:C:483:THR:C	20	0.91	0.07	0.92
(1,5)	1:A:45:PHE:HE1	2:C:483:THR:CA	20	0.91	0.07	0.92
(1,5)	1:A:45:PHE:HE1	2:C:483:THR:CB	20	0.91	0.07	0.92
(1,5)	1:A:45:PHE:HE1	2:C:483:THR:CG2	20	0.91	0.07	0.92
(1,5)	1:A:45:PHE:HE1	2:C:483:THR:H	20	0.91	0.07	0.92
(1,5)	1:A:45:PHE:HE1	2:C:483:THR:HA	20	0.91	0.07	0.92
(1,5)	1:A:45:PHE:HE1	2:C:483:THR:HB	20	0.91	0.07	0.92
(1,5)	1:A:45:PHE:HE1	2:C:483:THR:HG1	20	0.91	0.07	0.92
(1,5)	1:A:45:PHE:HE1	2:C:483:THR:HG21	20	0.91	0.07	0.92
(1,5)	1:A:45:PHE:HE1	2:C:483:THR:HG22	20	0.91	0.07	0.92

Continued on next page...

Continued from previous page...

Key	Atom-1	Atom-2	Models ¹	Mean (Å)	SD ¹ (Å)	Median (Å)
(1,5)	1:A:45:PHE:HE1	2:C:483:THR:HG23	20	0.91	0.07	0.92
(1,5)	1:A:45:PHE:HE1	2:C:483:THR:N	20	0.91	0.07	0.92
(1,5)	1:A:45:PHE:HE1	2:C:483:THR:O	20	0.91	0.07	0.92
(1,5)	1:A:45:PHE:HE1	2:C:483:THR:OG1	20	0.91	0.07	0.92
(1,5)	1:A:45:PHE:HE1	2:C:484:ARG:C	20	0.91	0.07	0.92
(1,5)	1:A:45:PHE:HE1	2:C:484:ARG:CA	20	0.91	0.07	0.92
(1,5)	1:A:45:PHE:HE1	2:C:484:ARG:CB	20	0.91	0.07	0.92
(1,5)	1:A:45:PHE:HE1	2:C:484:ARG:CD	20	0.91	0.07	0.92
(1,5)	1:A:45:PHE:HE1	2:C:484:ARG:CG	20	0.91	0.07	0.92
(1,5)	1:A:45:PHE:HE1	2:C:484:ARG:CZ	20	0.91	0.07	0.92
(1,5)	1:A:45:PHE:HE1	2:C:484:ARG:H	20	0.91	0.07	0.92
(1,5)	1:A:45:PHE:HE1	2:C:484:ARG:HA	20	0.91	0.07	0.92
(1,5)	1:A:45:PHE:HE1	2:C:484:ARG:HB2	20	0.91	0.07	0.92
(1,5)	1:A:45:PHE:HE1	2:C:484:ARG:HB3	20	0.91	0.07	0.92
(1,5)	1:A:45:PHE:HE1	2:C:484:ARG:HD2	20	0.91	0.07	0.92
(1,5)	1:A:45:PHE:HE1	2:C:484:ARG:HD3	20	0.91	0.07	0.92
(1,5)	1:A:45:PHE:HE1	2:C:484:ARG:HE	20	0.91	0.07	0.92
(1,5)	1:A:45:PHE:HE1	2:C:484:ARG:HG2	20	0.91	0.07	0.92
(1,5)	1:A:45:PHE:HE1	2:C:484:ARG:HG3	20	0.91	0.07	0.92
(1,5)	1:A:45:PHE:HE1	2:C:484:ARG:HH11	20	0.91	0.07	0.92
(1,5)	1:A:45:PHE:HE1	2:C:484:ARG:HH12	20	0.91	0.07	0.92
(1,5)	1:A:45:PHE:HE1	2:C:484:ARG:HH21	20	0.91	0.07	0.92
(1,5)	1:A:45:PHE:HE1	2:C:484:ARG:HH22	20	0.91	0.07	0.92
(1,5)	1:A:45:PHE:HE1	2:C:484:ARG:N	20	0.91	0.07	0.92
(1,5)	1:A:45:PHE:HE1	2:C:484:ARG:NE	20	0.91	0.07	0.92
(1,5)	1:A:45:PHE:HE1	2:C:484:ARG:NH1	20	0.91	0.07	0.92
(1,5)	1:A:45:PHE:HE1	2:C:484:ARG:NH2	20	0.91	0.07	0.92
(1,5)	1:A:45:PHE:HE1	2:C:484:ARG:O	20	0.91	0.07	0.92
(1,5)	1:A:45:PHE:HE1	2:C:485:SER:C	20	0.91	0.07	0.92
(1,5)	1:A:45:PHE:HE1	2:C:485:SER:CA	20	0.91	0.07	0.92
(1,5)	1:A:45:PHE:HE1	2:C:485:SER:CB	20	0.91	0.07	0.92
(1,5)	1:A:45:PHE:HE1	2:C:485:SER:H	20	0.91	0.07	0.92
(1,5)	1:A:45:PHE:HE1	2:C:485:SER:HA	20	0.91	0.07	0.92
(1,5)	1:A:45:PHE:HE1	2:C:485:SER:HB2	20	0.91	0.07	0.92
(1,5)	1:A:45:PHE:HE1	2:C:485:SER:HB3	20	0.91	0.07	0.92
(1,5)	1:A:45:PHE:HE1	2:C:485:SER:HG	20	0.91	0.07	0.92
(1,5)	1:A:45:PHE:HE1	2:C:485:SER:N	20	0.91	0.07	0.92
(1,5)	1:A:45:PHE:HE1	2:C:485:SER:O	20	0.91	0.07	0.92
(1,5)	1:A:45:PHE:HE1	2:C:485:SER:OG	20	0.91	0.07	0.92
(1,5)	1:A:45:PHE:HE1	2:C:486:VAL:C	20	0.91	0.07	0.92
(1,5)	1:A:45:PHE:HE1	2:C:486:VAL:CA	20	0.91	0.07	0.92
(1,5)	1:A:45:PHE:HE1	2:C:486:VAL:CB	20	0.91	0.07	0.92

Continued on next page...

Continued from previous page...

Key	Atom-1	Atom-2	Models ¹	Mean (Å)	SD ¹ (Å)	Median (Å)
(1,5)	1:A:45:PHE:HE1	2:C:486:VAL:CG1	20	0.91	0.07	0.92
(1,5)	1:A:45:PHE:HE1	2:C:486:VAL:CG2	20	0.91	0.07	0.92
(1,5)	1:A:45:PHE:HE1	2:C:486:VAL:H	20	0.91	0.07	0.92
(1,5)	1:A:45:PHE:HE1	2:C:486:VAL:HA	20	0.91	0.07	0.92
(1,5)	1:A:45:PHE:HE1	2:C:486:VAL:HB	20	0.91	0.07	0.92
(1,5)	1:A:45:PHE:HE1	2:C:486:VAL:HG11	20	0.91	0.07	0.92
(1,5)	1:A:45:PHE:HE1	2:C:486:VAL:HG12	20	0.91	0.07	0.92
(1,5)	1:A:45:PHE:HE1	2:C:486:VAL:HG13	20	0.91	0.07	0.92
(1,5)	1:A:45:PHE:HE1	2:C:486:VAL:HG21	20	0.91	0.07	0.92
(1,5)	1:A:45:PHE:HE1	2:C:486:VAL:HG22	20	0.91	0.07	0.92
(1,5)	1:A:45:PHE:HE1	2:C:486:VAL:HG23	20	0.91	0.07	0.92
(1,5)	1:A:45:PHE:HE1	2:C:486:VAL:N	20	0.91	0.07	0.92
(1,5)	1:A:45:PHE:HE1	2:C:486:VAL:O	20	0.91	0.07	0.92
(1,5)	1:A:45:PHE:HE1	2:C:487:GLU:C	20	0.91	0.07	0.92
(1,5)	1:A:45:PHE:HE1	2:C:487:GLU:CA	20	0.91	0.07	0.92
(1,5)	1:A:45:PHE:HE1	2:C:487:GLU:CB	20	0.91	0.07	0.92
(1,5)	1:A:45:PHE:HE1	2:C:487:GLU:CD	20	0.91	0.07	0.92
(1,5)	1:A:45:PHE:HE1	2:C:487:GLU:CG	20	0.91	0.07	0.92
(1,5)	1:A:45:PHE:HE1	2:C:487:GLU:H	20	0.91	0.07	0.92
(1,5)	1:A:45:PHE:HE1	2:C:487:GLU:HA	20	0.91	0.07	0.92
(1,5)	1:A:45:PHE:HE1	2:C:487:GLU:HB2	20	0.91	0.07	0.92
(1,5)	1:A:45:PHE:HE1	2:C:487:GLU:HB3	20	0.91	0.07	0.92
(1,5)	1:A:45:PHE:HE1	2:C:487:GLU:HG2	20	0.91	0.07	0.92
(1,5)	1:A:45:PHE:HE1	2:C:487:GLU:HG3	20	0.91	0.07	0.92
(1,5)	1:A:45:PHE:HE1	2:C:487:GLU:N	20	0.91	0.07	0.92
(1,5)	1:A:45:PHE:HE1	2:C:487:GLU:O	20	0.91	0.07	0.92
(1,5)	1:A:45:PHE:HE1	2:C:487:GLU:OE1	20	0.91	0.07	0.92
(1,5)	1:A:45:PHE:HE1	2:C:487:GLU:OE2	20	0.91	0.07	0.92
(1,5)	1:A:45:PHE:HE1	2:C:488:ILE:C	20	0.91	0.07	0.92
(1,5)	1:A:45:PHE:HE1	2:C:488:ILE:CA	20	0.91	0.07	0.92
(1,5)	1:A:45:PHE:HE1	2:C:488:ILE:CB	20	0.91	0.07	0.92
(1,5)	1:A:45:PHE:HE1	2:C:488:ILE:CD1	20	0.91	0.07	0.92
(1,5)	1:A:45:PHE:HE1	2:C:488:ILE:CG1	20	0.91	0.07	0.92
(1,5)	1:A:45:PHE:HE1	2:C:488:ILE:CG2	20	0.91	0.07	0.92
(1,5)	1:A:45:PHE:HE1	2:C:488:ILE:H	20	0.91	0.07	0.92
(1,5)	1:A:45:PHE:HE1	2:C:488:ILE:HA	20	0.91	0.07	0.92
(1,5)	1:A:45:PHE:HE1	2:C:488:ILE:HB	20	0.91	0.07	0.92
(1,5)	1:A:45:PHE:HE1	2:C:488:ILE:HD11	20	0.91	0.07	0.92
(1,5)	1:A:45:PHE:HE1	2:C:488:ILE:HD12	20	0.91	0.07	0.92
(1,5)	1:A:45:PHE:HE1	2:C:488:ILE:HD13	20	0.91	0.07	0.92
(1,5)	1:A:45:PHE:HE1	2:C:488:ILE:HG12	20	0.91	0.07	0.92
(1,5)	1:A:45:PHE:HE1	2:C:488:ILE:HG13	20	0.91	0.07	0.92

Continued on next page...

Continued from previous page...

Key	Atom-1	Atom-2	Models ¹	Mean (Å)	SD ¹ (Å)	Median (Å)
(1,5)	1:A:45:PHE:HE1	2:C:488:ILE:HG21	20	0.91	0.07	0.92
(1,5)	1:A:45:PHE:HE1	2:C:488:ILE:HG22	20	0.91	0.07	0.92
(1,5)	1:A:45:PHE:HE1	2:C:488:ILE:HG23	20	0.91	0.07	0.92
(1,5)	1:A:45:PHE:HE1	2:C:488:ILE:N	20	0.91	0.07	0.92
(1,5)	1:A:45:PHE:HE1	2:C:488:ILE:O	20	0.91	0.07	0.92
(1,5)	1:A:45:PHE:HE1	2:C:490:THR:C	20	0.91	0.07	0.92
(1,5)	1:A:45:PHE:HE1	2:C:490:THR:CA	20	0.91	0.07	0.92
(1,5)	1:A:45:PHE:HE1	2:C:490:THR:CB	20	0.91	0.07	0.92
(1,5)	1:A:45:PHE:HE1	2:C:490:THR:CG2	20	0.91	0.07	0.92
(1,5)	1:A:45:PHE:HE1	2:C:490:THR:H	20	0.91	0.07	0.92
(1,5)	1:A:45:PHE:HE1	2:C:490:THR:HA	20	0.91	0.07	0.92
(1,5)	1:A:45:PHE:HE1	2:C:490:THR:HB	20	0.91	0.07	0.92
(1,5)	1:A:45:PHE:HE1	2:C:490:THR:HG1	20	0.91	0.07	0.92
(1,5)	1:A:45:PHE:HE1	2:C:490:THR:HG21	20	0.91	0.07	0.92
(1,5)	1:A:45:PHE:HE1	2:C:490:THR:HG22	20	0.91	0.07	0.92
(1,5)	1:A:45:PHE:HE1	2:C:490:THR:HG23	20	0.91	0.07	0.92
(1,5)	1:A:45:PHE:HE1	2:C:490:THR:N	20	0.91	0.07	0.92
(1,5)	1:A:45:PHE:HE1	2:C:490:THR:O	20	0.91	0.07	0.92
(1,5)	1:A:45:PHE:HE1	2:C:490:THR:OG1	20	0.91	0.07	0.92
(1,5)	1:A:45:PHE:HE1	2:C:491:ASP:C	20	0.91	0.07	0.92
(1,5)	1:A:45:PHE:HE1	2:C:491:ASP:CA	20	0.91	0.07	0.92
(1,5)	1:A:45:PHE:HE1	2:C:491:ASP:CB	20	0.91	0.07	0.92
(1,5)	1:A:45:PHE:HE1	2:C:491:ASP:CG	20	0.91	0.07	0.92
(1,5)	1:A:45:PHE:HE1	2:C:491:ASP:H	20	0.91	0.07	0.92
(1,5)	1:A:45:PHE:HE1	2:C:491:ASP:HA	20	0.91	0.07	0.92
(1,5)	1:A:45:PHE:HE1	2:C:491:ASP:HB2	20	0.91	0.07	0.92
(1,5)	1:A:45:PHE:HE1	2:C:491:ASP:HB3	20	0.91	0.07	0.92
(1,5)	1:A:45:PHE:HE1	2:C:491:ASP:N	20	0.91	0.07	0.92
(1,5)	1:A:45:PHE:HE1	2:C:491:ASP:O	20	0.91	0.07	0.92
(1,5)	1:A:45:PHE:HE1	2:C:491:ASP:OD1	20	0.91	0.07	0.92
(1,5)	1:A:45:PHE:HE1	2:C:491:ASP:OD2	20	0.91	0.07	0.92
(1,5)	1:A:45:PHE:HE1	2:C:492:ASN:C	20	0.91	0.07	0.92
(1,5)	1:A:45:PHE:HE1	2:C:492:ASN:CA	20	0.91	0.07	0.92
(1,5)	1:A:45:PHE:HE1	2:C:492:ASN:CB	20	0.91	0.07	0.92
(1,5)	1:A:45:PHE:HE1	2:C:492:ASN:CG	20	0.91	0.07	0.92
(1,5)	1:A:45:PHE:HE1	2:C:492:ASN:H	20	0.91	0.07	0.92
(1,5)	1:A:45:PHE:HE1	2:C:492:ASN:HA	20	0.91	0.07	0.92
(1,5)	1:A:45:PHE:HE1	2:C:492:ASN:HB2	20	0.91	0.07	0.92
(1,5)	1:A:45:PHE:HE1	2:C:492:ASN:HB3	20	0.91	0.07	0.92
(1,5)	1:A:45:PHE:HE1	2:C:492:ASN:HD21	20	0.91	0.07	0.92
(1,5)	1:A:45:PHE:HE1	2:C:492:ASN:HD22	20	0.91	0.07	0.92
(1,5)	1:A:45:PHE:HE1	2:C:492:ASN:N	20	0.91	0.07	0.92

Continued on next page...

Continued from previous page...

Key	Atom-1	Atom-2	Models ¹	Mean (Å)	SD ¹ (Å)	Median (Å)
(1,5)	1:A:45:PHE:HE1	2:C:492:ASN:ND2	20	0.91	0.07	0.92
(1,5)	1:A:45:PHE:HE1	2:C:492:ASN:O	20	0.91	0.07	0.92
(1,5)	1:A:45:PHE:HE1	2:C:492:ASN:OD1	20	0.91	0.07	0.92
(1,5)	1:A:45:PHE:HE1	2:C:494:LEU:C	20	0.91	0.07	0.92
(1,5)	1:A:45:PHE:HE1	2:C:494:LEU:CA	20	0.91	0.07	0.92
(1,5)	1:A:45:PHE:HE1	2:C:494:LEU:CB	20	0.91	0.07	0.92
(1,5)	1:A:45:PHE:HE1	2:C:494:LEU:CD1	20	0.91	0.07	0.92
(1,5)	1:A:45:PHE:HE1	2:C:494:LEU:CD2	20	0.91	0.07	0.92
(1,5)	1:A:45:PHE:HE1	2:C:494:LEU:CG	20	0.91	0.07	0.92
(1,5)	1:A:45:PHE:HE1	2:C:494:LEU:H	20	0.91	0.07	0.92
(1,5)	1:A:45:PHE:HE1	2:C:494:LEU:HA	20	0.91	0.07	0.92
(1,5)	1:A:45:PHE:HE1	2:C:494:LEU:HB2	20	0.91	0.07	0.92
(1,5)	1:A:45:PHE:HE1	2:C:494:LEU:HB3	20	0.91	0.07	0.92
(1,5)	1:A:45:PHE:HE1	2:C:494:LEU:HD11	20	0.91	0.07	0.92
(1,5)	1:A:45:PHE:HE1	2:C:494:LEU:HD12	20	0.91	0.07	0.92
(1,5)	1:A:45:PHE:HE1	2:C:494:LEU:HD13	20	0.91	0.07	0.92
(1,5)	1:A:45:PHE:HE1	2:C:494:LEU:HD21	20	0.91	0.07	0.92
(1,5)	1:A:45:PHE:HE1	2:C:494:LEU:HD22	20	0.91	0.07	0.92
(1,5)	1:A:45:PHE:HE1	2:C:494:LEU:HD23	20	0.91	0.07	0.92
(1,5)	1:A:45:PHE:HE1	2:C:494:LEU:HG	20	0.91	0.07	0.92
(1,5)	1:A:45:PHE:HE1	2:C:494:LEU:N	20	0.91	0.07	0.92
(1,5)	1:A:45:PHE:HE1	2:C:494:LEU:O	20	0.91	0.07	0.92
(1,5)	1:A:45:PHE:HE1	2:C:495:GLU:C	20	0.91	0.07	0.92
(1,5)	1:A:45:PHE:HE1	2:C:495:GLU:CA	20	0.91	0.07	0.92
(1,5)	1:A:45:PHE:HE1	2:C:495:GLU:CB	20	0.91	0.07	0.92
(1,5)	1:A:45:PHE:HE1	2:C:495:GLU:CD	20	0.91	0.07	0.92
(1,5)	1:A:45:PHE:HE1	2:C:495:GLU:CG	20	0.91	0.07	0.92
(1,5)	1:A:45:PHE:HE1	2:C:495:GLU:H	20	0.91	0.07	0.92
(1,5)	1:A:45:PHE:HE1	2:C:495:GLU:HA	20	0.91	0.07	0.92
(1,5)	1:A:45:PHE:HE1	2:C:495:GLU:HB2	20	0.91	0.07	0.92
(1,5)	1:A:45:PHE:HE1	2:C:495:GLU:HB3	20	0.91	0.07	0.92
(1,5)	1:A:45:PHE:HE1	2:C:495:GLU:HG2	20	0.91	0.07	0.92
(1,5)	1:A:45:PHE:HE1	2:C:495:GLU:HG3	20	0.91	0.07	0.92
(1,5)	1:A:45:PHE:HE1	2:C:495:GLU:N	20	0.91	0.07	0.92
(1,5)	1:A:45:PHE:HE1	2:C:495:GLU:O	20	0.91	0.07	0.92
(1,5)	1:A:45:PHE:HE1	2:C:495:GLU:OE1	20	0.91	0.07	0.92
(1,5)	1:A:45:PHE:HE1	2:C:495:GLU:OE2	20	0.91	0.07	0.92
(1,5)	1:A:45:PHE:HE1	2:C:496:GLY:C	20	0.91	0.07	0.92
(1,5)	1:A:45:PHE:HE1	2:C:496:GLY:CA	20	0.91	0.07	0.92
(1,5)	1:A:45:PHE:HE1	2:C:496:GLY:H	20	0.91	0.07	0.92
(1,5)	1:A:45:PHE:HE1	2:C:496:GLY:HA2	20	0.91	0.07	0.92
(1,5)	1:A:45:PHE:HE1	2:C:496:GLY:HA3	20	0.91	0.07	0.92

Continued on next page...

Continued from previous page...

Key	Atom-1	Atom-2	Models ¹	Mean (Å)	SD ¹ (Å)	Median (Å)
(1,5)	1:A:45:PHE:HE1	2:C:496:GLY:N	20	0.91	0.07	0.92
(1,5)	1:A:45:PHE:HE1	2:C:496:GLY:O	20	0.91	0.07	0.92
(1,5)	1:A:45:PHE:HE1	2:C:497:ARG:C	20	0.91	0.07	0.92
(1,5)	1:A:45:PHE:HE1	2:C:497:ARG:CA	20	0.91	0.07	0.92
(1,5)	1:A:45:PHE:HE1	2:C:497:ARG:CB	20	0.91	0.07	0.92
(1,5)	1:A:45:PHE:HE1	2:C:497:ARG:CD	20	0.91	0.07	0.92
(1,5)	1:A:45:PHE:HE1	2:C:497:ARG:CG	20	0.91	0.07	0.92
(1,5)	1:A:45:PHE:HE1	2:C:497:ARG:CZ	20	0.91	0.07	0.92
(1,5)	1:A:45:PHE:HE1	2:C:497:ARG:H	20	0.91	0.07	0.92
(1,5)	1:A:45:PHE:HE1	2:C:497:ARG:HA	20	0.91	0.07	0.92
(1,5)	1:A:45:PHE:HE1	2:C:497:ARG:HB2	20	0.91	0.07	0.92
(1,5)	1:A:45:PHE:HE1	2:C:497:ARG:HB3	20	0.91	0.07	0.92
(1,5)	1:A:45:PHE:HE1	2:C:497:ARG:HD2	20	0.91	0.07	0.92
(1,5)	1:A:45:PHE:HE1	2:C:497:ARG:HD3	20	0.91	0.07	0.92
(1,5)	1:A:45:PHE:HE1	2:C:497:ARG:HE	20	0.91	0.07	0.92
(1,5)	1:A:45:PHE:HE1	2:C:497:ARG:HG2	20	0.91	0.07	0.92
(1,5)	1:A:45:PHE:HE1	2:C:497:ARG:HG3	20	0.91	0.07	0.92
(1,5)	1:A:45:PHE:HE1	2:C:497:ARG:HH11	20	0.91	0.07	0.92
(1,5)	1:A:45:PHE:HE1	2:C:497:ARG:HH12	20	0.91	0.07	0.92
(1,5)	1:A:45:PHE:HE1	2:C:497:ARG:HH21	20	0.91	0.07	0.92
(1,5)	1:A:45:PHE:HE1	2:C:497:ARG:HH22	20	0.91	0.07	0.92
(1,5)	1:A:45:PHE:HE1	2:C:497:ARG:N	20	0.91	0.07	0.92
(1,5)	1:A:45:PHE:HE1	2:C:497:ARG:NE	20	0.91	0.07	0.92
(1,5)	1:A:45:PHE:HE1	2:C:497:ARG:NH1	20	0.91	0.07	0.92
(1,5)	1:A:45:PHE:HE1	2:C:497:ARG:NH2	20	0.91	0.07	0.92
(1,5)	1:A:45:PHE:HE1	2:C:497:ARG:O	20	0.91	0.07	0.92
(1,5)	1:A:45:PHE:HE2	2:C:457:LEU:C	20	0.91	0.07	0.92
(1,5)	1:A:45:PHE:HE2	2:C:457:LEU:CA	20	0.91	0.07	0.92
(1,5)	1:A:45:PHE:HE2	2:C:457:LEU:CB	20	0.91	0.07	0.92
(1,5)	1:A:45:PHE:HE2	2:C:457:LEU:CD1	20	0.91	0.07	0.92
(1,5)	1:A:45:PHE:HE2	2:C:457:LEU:CD2	20	0.91	0.07	0.92
(1,5)	1:A:45:PHE:HE2	2:C:457:LEU:CG	20	0.91	0.07	0.92
(1,5)	1:A:45:PHE:HE2	2:C:457:LEU:H	20	0.91	0.07	0.92
(1,5)	1:A:45:PHE:HE2	2:C:457:LEU:HA	20	0.91	0.07	0.92
(1,5)	1:A:45:PHE:HE2	2:C:457:LEU:HB2	20	0.91	0.07	0.92
(1,5)	1:A:45:PHE:HE2	2:C:457:LEU:HB3	20	0.91	0.07	0.92
(1,5)	1:A:45:PHE:HE2	2:C:457:LEU:HD11	20	0.91	0.07	0.92
(1,5)	1:A:45:PHE:HE2	2:C:457:LEU:HD12	20	0.91	0.07	0.92
(1,5)	1:A:45:PHE:HE2	2:C:457:LEU:HD13	20	0.91	0.07	0.92
(1,5)	1:A:45:PHE:HE2	2:C:457:LEU:HD21	20	0.91	0.07	0.92
(1,5)	1:A:45:PHE:HE2	2:C:457:LEU:HD22	20	0.91	0.07	0.92
(1,5)	1:A:45:PHE:HE2	2:C:457:LEU:HD23	20	0.91	0.07	0.92

Continued on next page...

Continued from previous page...

Key	Atom-1	Atom-2	Models ¹	Mean (Å)	SD ¹ (Å)	Median (Å)
(1,5)	1:A:45:PHE:HE2	2:C:457:LEU:HG	20	0.91	0.07	0.92
(1,5)	1:A:45:PHE:HE2	2:C:457:LEU:N	20	0.91	0.07	0.92
(1,5)	1:A:45:PHE:HE2	2:C:457:LEU:O	20	0.91	0.07	0.92
(1,5)	1:A:45:PHE:HE2	2:C:459:ALA:C	20	0.91	0.07	0.92
(1,5)	1:A:45:PHE:HE2	2:C:459:ALA:CA	20	0.91	0.07	0.92
(1,5)	1:A:45:PHE:HE2	2:C:459:ALA:CB	20	0.91	0.07	0.92
(1,5)	1:A:45:PHE:HE2	2:C:459:ALA:H	20	0.91	0.07	0.92
(1,5)	1:A:45:PHE:HE2	2:C:459:ALA:HA	20	0.91	0.07	0.92
(1,5)	1:A:45:PHE:HE2	2:C:459:ALA:HB1	20	0.91	0.07	0.92
(1,5)	1:A:45:PHE:HE2	2:C:459:ALA:HB2	20	0.91	0.07	0.92
(1,5)	1:A:45:PHE:HE2	2:C:459:ALA:HB3	20	0.91	0.07	0.92
(1,5)	1:A:45:PHE:HE2	2:C:459:ALA:N	20	0.91	0.07	0.92
(1,5)	1:A:45:PHE:HE2	2:C:459:ALA:O	20	0.91	0.07	0.92
(1,5)	1:A:45:PHE:HE2	2:C:460:MET:C	20	0.91	0.07	0.92
(1,5)	1:A:45:PHE:HE2	2:C:460:MET:CA	20	0.91	0.07	0.92
(1,5)	1:A:45:PHE:HE2	2:C:460:MET:CB	20	0.91	0.07	0.92
(1,5)	1:A:45:PHE:HE2	2:C:460:MET:CE	20	0.91	0.07	0.92
(1,5)	1:A:45:PHE:HE2	2:C:460:MET:CG	20	0.91	0.07	0.92
(1,5)	1:A:45:PHE:HE2	2:C:460:MET:H	20	0.91	0.07	0.92
(1,5)	1:A:45:PHE:HE2	2:C:460:MET:HA	20	0.91	0.07	0.92
(1,5)	1:A:45:PHE:HE2	2:C:460:MET:HB2	20	0.91	0.07	0.92
(1,5)	1:A:45:PHE:HE2	2:C:460:MET:HB3	20	0.91	0.07	0.92
(1,5)	1:A:45:PHE:HE2	2:C:460:MET:HE1	20	0.91	0.07	0.92
(1,5)	1:A:45:PHE:HE2	2:C:460:MET:HE2	20	0.91	0.07	0.92
(1,5)	1:A:45:PHE:HE2	2:C:460:MET:HE3	20	0.91	0.07	0.92
(1,5)	1:A:45:PHE:HE2	2:C:460:MET:HG2	20	0.91	0.07	0.92
(1,5)	1:A:45:PHE:HE2	2:C:460:MET:HG3	20	0.91	0.07	0.92
(1,5)	1:A:45:PHE:HE2	2:C:460:MET:N	20	0.91	0.07	0.92
(1,5)	1:A:45:PHE:HE2	2:C:460:MET:O	20	0.91	0.07	0.92
(1,5)	1:A:45:PHE:HE2	2:C:460:MET:SD	20	0.91	0.07	0.92
(1,5)	1:A:45:PHE:HE2	2:C:462:HIS:C	20	0.91	0.07	0.92
(1,5)	1:A:45:PHE:HE2	2:C:462:HIS:CA	20	0.91	0.07	0.92
(1,5)	1:A:45:PHE:HE2	2:C:462:HIS:CB	20	0.91	0.07	0.92
(1,5)	1:A:45:PHE:HE2	2:C:462:HIS:CD2	20	0.91	0.07	0.92
(1,5)	1:A:45:PHE:HE2	2:C:462:HIS:CE1	20	0.91	0.07	0.92
(1,5)	1:A:45:PHE:HE2	2:C:462:HIS:CG	20	0.91	0.07	0.92
(1,5)	1:A:45:PHE:HE2	2:C:462:HIS:H	20	0.91	0.07	0.92
(1,5)	1:A:45:PHE:HE2	2:C:462:HIS:HA	20	0.91	0.07	0.92
(1,5)	1:A:45:PHE:HE2	2:C:462:HIS:HB2	20	0.91	0.07	0.92
(1,5)	1:A:45:PHE:HE2	2:C:462:HIS:HB3	20	0.91	0.07	0.92
(1,5)	1:A:45:PHE:HE2	2:C:462:HIS:HD2	20	0.91	0.07	0.92
(1,5)	1:A:45:PHE:HE2	2:C:462:HIS:HE1	20	0.91	0.07	0.92

Continued on next page...

Continued from previous page...

Key	Atom-1	Atom-2	Models ¹	Mean (Å)	SD ¹ (Å)	Median (Å)
(1,5)	1:A:45:PHE:HE2	2:C:462:HIS:HE2	20	0.91	0.07	0.92
(1,5)	1:A:45:PHE:HE2	2:C:462:HIS:N	20	0.91	0.07	0.92
(1,5)	1:A:45:PHE:HE2	2:C:462:HIS:ND1	20	0.91	0.07	0.92
(1,5)	1:A:45:PHE:HE2	2:C:462:HIS:NE2	20	0.91	0.07	0.92
(1,5)	1:A:45:PHE:HE2	2:C:462:HIS:O	20	0.91	0.07	0.92
(1,5)	1:A:45:PHE:HE2	2:C:463:GLN:C	20	0.91	0.07	0.92
(1,5)	1:A:45:PHE:HE2	2:C:463:GLN:CA	20	0.91	0.07	0.92
(1,5)	1:A:45:PHE:HE2	2:C:463:GLN:CB	20	0.91	0.07	0.92
(1,5)	1:A:45:PHE:HE2	2:C:463:GLN:CD	20	0.91	0.07	0.92
(1,5)	1:A:45:PHE:HE2	2:C:463:GLN:CG	20	0.91	0.07	0.92
(1,5)	1:A:45:PHE:HE2	2:C:463:GLN:H	20	0.91	0.07	0.92
(1,5)	1:A:45:PHE:HE2	2:C:463:GLN:HA	20	0.91	0.07	0.92
(1,5)	1:A:45:PHE:HE2	2:C:463:GLN:HB2	20	0.91	0.07	0.92
(1,5)	1:A:45:PHE:HE2	2:C:463:GLN:HB3	20	0.91	0.07	0.92
(1,5)	1:A:45:PHE:HE2	2:C:463:GLN:HE21	20	0.91	0.07	0.92
(1,5)	1:A:45:PHE:HE2	2:C:463:GLN:HE22	20	0.91	0.07	0.92
(1,5)	1:A:45:PHE:HE2	2:C:463:GLN:HG2	20	0.91	0.07	0.92
(1,5)	1:A:45:PHE:HE2	2:C:463:GLN:HG3	20	0.91	0.07	0.92
(1,5)	1:A:45:PHE:HE2	2:C:463:GLN:N	20	0.91	0.07	0.92
(1,5)	1:A:45:PHE:HE2	2:C:463:GLN:NE2	20	0.91	0.07	0.92
(1,5)	1:A:45:PHE:HE2	2:C:463:GLN:O	20	0.91	0.07	0.92
(1,5)	1:A:45:PHE:HE2	2:C:463:GLN:OE1	20	0.91	0.07	0.92
(1,5)	1:A:45:PHE:HE2	2:C:465:GLN:C	20	0.91	0.07	0.92
(1,5)	1:A:45:PHE:HE2	2:C:465:GLN:CA	20	0.91	0.07	0.92
(1,5)	1:A:45:PHE:HE2	2:C:465:GLN:CB	20	0.91	0.07	0.92
(1,5)	1:A:45:PHE:HE2	2:C:465:GLN:CD	20	0.91	0.07	0.92
(1,5)	1:A:45:PHE:HE2	2:C:465:GLN:CG	20	0.91	0.07	0.92
(1,5)	1:A:45:PHE:HE2	2:C:465:GLN:H	20	0.91	0.07	0.92
(1,5)	1:A:45:PHE:HE2	2:C:465:GLN:HA	20	0.91	0.07	0.92
(1,5)	1:A:45:PHE:HE2	2:C:465:GLN:HB2	20	0.91	0.07	0.92
(1,5)	1:A:45:PHE:HE2	2:C:465:GLN:HB3	20	0.91	0.07	0.92
(1,5)	1:A:45:PHE:HE2	2:C:465:GLN:HE21	20	0.91	0.07	0.92
(1,5)	1:A:45:PHE:HE2	2:C:465:GLN:HE22	20	0.91	0.07	0.92
(1,5)	1:A:45:PHE:HE2	2:C:465:GLN:HG2	20	0.91	0.07	0.92
(1,5)	1:A:45:PHE:HE2	2:C:465:GLN:HG3	20	0.91	0.07	0.92
(1,5)	1:A:45:PHE:HE2	2:C:465:GLN:N	20	0.91	0.07	0.92
(1,5)	1:A:45:PHE:HE2	2:C:465:GLN:NE2	20	0.91	0.07	0.92
(1,5)	1:A:45:PHE:HE2	2:C:465:GLN:O	20	0.91	0.07	0.92
(1,5)	1:A:45:PHE:HE2	2:C:465:GLN:OE1	20	0.91	0.07	0.92
(1,5)	1:A:45:PHE:HE2	2:C:466:GLU:C	20	0.91	0.07	0.92
(1,5)	1:A:45:PHE:HE2	2:C:466:GLU:CA	20	0.91	0.07	0.92
(1,5)	1:A:45:PHE:HE2	2:C:466:GLU:CB	20	0.91	0.07	0.92

Continued on next page...

Continued from previous page...

Key	Atom-1	Atom-2	Models ¹	Mean (Å)	SD ¹ (Å)	Median (Å)
(1,5)	1:A:45:PHE:HE2	2:C:466:GLU:CD	20	0.91	0.07	0.92
(1,5)	1:A:45:PHE:HE2	2:C:466:GLU:CG	20	0.91	0.07	0.92
(1,5)	1:A:45:PHE:HE2	2:C:466:GLU:H	20	0.91	0.07	0.92
(1,5)	1:A:45:PHE:HE2	2:C:466:GLU:HA	20	0.91	0.07	0.92
(1,5)	1:A:45:PHE:HE2	2:C:466:GLU:HB2	20	0.91	0.07	0.92
(1,5)	1:A:45:PHE:HE2	2:C:466:GLU:HB3	20	0.91	0.07	0.92
(1,5)	1:A:45:PHE:HE2	2:C:466:GLU:HG2	20	0.91	0.07	0.92
(1,5)	1:A:45:PHE:HE2	2:C:466:GLU:HG3	20	0.91	0.07	0.92
(1,5)	1:A:45:PHE:HE2	2:C:466:GLU:N	20	0.91	0.07	0.92
(1,5)	1:A:45:PHE:HE2	2:C:466:GLU:O	20	0.91	0.07	0.92
(1,5)	1:A:45:PHE:HE2	2:C:466:GLU:OE1	20	0.91	0.07	0.92
(1,5)	1:A:45:PHE:HE2	2:C:466:GLU:OE2	20	0.91	0.07	0.92
(1,5)	1:A:45:PHE:HE2	2:C:467:MET:C	20	0.91	0.07	0.92
(1,5)	1:A:45:PHE:HE2	2:C:467:MET:CA	20	0.91	0.07	0.92
(1,5)	1:A:45:PHE:HE2	2:C:467:MET:CB	20	0.91	0.07	0.92
(1,5)	1:A:45:PHE:HE2	2:C:467:MET:CE	20	0.91	0.07	0.92
(1,5)	1:A:45:PHE:HE2	2:C:467:MET:CG	20	0.91	0.07	0.92
(1,5)	1:A:45:PHE:HE2	2:C:467:MET:H	20	0.91	0.07	0.92
(1,5)	1:A:45:PHE:HE2	2:C:467:MET:HA	20	0.91	0.07	0.92
(1,5)	1:A:45:PHE:HE2	2:C:467:MET:HB2	20	0.91	0.07	0.92
(1,5)	1:A:45:PHE:HE2	2:C:467:MET:HB3	20	0.91	0.07	0.92
(1,5)	1:A:45:PHE:HE2	2:C:467:MET:HE1	20	0.91	0.07	0.92
(1,5)	1:A:45:PHE:HE2	2:C:467:MET:HE2	20	0.91	0.07	0.92
(1,5)	1:A:45:PHE:HE2	2:C:467:MET:HE3	20	0.91	0.07	0.92
(1,5)	1:A:45:PHE:HE2	2:C:467:MET:HG2	20	0.91	0.07	0.92
(1,5)	1:A:45:PHE:HE2	2:C:467:MET:HG3	20	0.91	0.07	0.92
(1,5)	1:A:45:PHE:HE2	2:C:467:MET:N	20	0.91	0.07	0.92
(1,5)	1:A:45:PHE:HE2	2:C:467:MET:O	20	0.91	0.07	0.92
(1,5)	1:A:45:PHE:HE2	2:C:467:MET:SD	20	0.91	0.07	0.92
(1,5)	1:A:45:PHE:HE2	2:C:468:PHE:C	20	0.91	0.07	0.92
(1,5)	1:A:45:PHE:HE2	2:C:468:PHE:CA	20	0.91	0.07	0.92
(1,5)	1:A:45:PHE:HE2	2:C:468:PHE:CB	20	0.91	0.07	0.92
(1,5)	1:A:45:PHE:HE2	2:C:468:PHE:CD1	20	0.91	0.07	0.92
(1,5)	1:A:45:PHE:HE2	2:C:468:PHE:CD2	20	0.91	0.07	0.92
(1,5)	1:A:45:PHE:HE2	2:C:468:PHE:CE1	20	0.91	0.07	0.92
(1,5)	1:A:45:PHE:HE2	2:C:468:PHE:CE2	20	0.91	0.07	0.92
(1,5)	1:A:45:PHE:HE2	2:C:468:PHE:CG	20	0.91	0.07	0.92
(1,5)	1:A:45:PHE:HE2	2:C:468:PHE:CZ	20	0.91	0.07	0.92
(1,5)	1:A:45:PHE:HE2	2:C:468:PHE:H	20	0.91	0.07	0.92
(1,5)	1:A:45:PHE:HE2	2:C:468:PHE:HA	20	0.91	0.07	0.92
(1,5)	1:A:45:PHE:HE2	2:C:468:PHE:HB2	20	0.91	0.07	0.92
(1,5)	1:A:45:PHE:HE2	2:C:468:PHE:HB3	20	0.91	0.07	0.92

Continued on next page...

Continued from previous page...

Key	Atom-1	Atom-2	Models ¹	Mean (Å)	SD ¹ (Å)	Median (Å)
(1,5)	1:A:45:PHE:HE2	2:C:468:PHE:HD1	20	0.91	0.07	0.92
(1,5)	1:A:45:PHE:HE2	2:C:468:PHE:HD2	20	0.91	0.07	0.92
(1,5)	1:A:45:PHE:HE2	2:C:468:PHE:HE1	20	0.91	0.07	0.92
(1,5)	1:A:45:PHE:HE2	2:C:468:PHE:HE2	20	0.91	0.07	0.92
(1,5)	1:A:45:PHE:HE2	2:C:468:PHE:HZ	20	0.91	0.07	0.92
(1,5)	1:A:45:PHE:HE2	2:C:468:PHE:N	20	0.91	0.07	0.92
(1,5)	1:A:45:PHE:HE2	2:C:468:PHE:O	20	0.91	0.07	0.92
(1,5)	1:A:45:PHE:HE2	2:C:469:PRO:C	20	0.91	0.07	0.92
(1,5)	1:A:45:PHE:HE2	2:C:469:PRO:CA	20	0.91	0.07	0.92
(1,5)	1:A:45:PHE:HE2	2:C:469:PRO:CB	20	0.91	0.07	0.92
(1,5)	1:A:45:PHE:HE2	2:C:469:PRO:CD	20	0.91	0.07	0.92
(1,5)	1:A:45:PHE:HE2	2:C:469:PRO:CG	20	0.91	0.07	0.92
(1,5)	1:A:45:PHE:HE2	2:C:469:PRO:HA	20	0.91	0.07	0.92
(1,5)	1:A:45:PHE:HE2	2:C:469:PRO:HB2	20	0.91	0.07	0.92
(1,5)	1:A:45:PHE:HE2	2:C:469:PRO:HB3	20	0.91	0.07	0.92
(1,5)	1:A:45:PHE:HE2	2:C:469:PRO:HD2	20	0.91	0.07	0.92
(1,5)	1:A:45:PHE:HE2	2:C:469:PRO:HD3	20	0.91	0.07	0.92
(1,5)	1:A:45:PHE:HE2	2:C:469:PRO:HG2	20	0.91	0.07	0.92
(1,5)	1:A:45:PHE:HE2	2:C:469:PRO:HG3	20	0.91	0.07	0.92
(1,5)	1:A:45:PHE:HE2	2:C:469:PRO:N	20	0.91	0.07	0.92
(1,5)	1:A:45:PHE:HE2	2:C:469:PRO:O	20	0.91	0.07	0.92
(1,5)	1:A:45:PHE:HE2	2:C:470:GLN:C	20	0.91	0.07	0.92
(1,5)	1:A:45:PHE:HE2	2:C:470:GLN:CA	20	0.91	0.07	0.92
(1,5)	1:A:45:PHE:HE2	2:C:470:GLN:CB	20	0.91	0.07	0.92
(1,5)	1:A:45:PHE:HE2	2:C:470:GLN:CD	20	0.91	0.07	0.92
(1,5)	1:A:45:PHE:HE2	2:C:470:GLN:CG	20	0.91	0.07	0.92
(1,5)	1:A:45:PHE:HE2	2:C:470:GLN:H	20	0.91	0.07	0.92
(1,5)	1:A:45:PHE:HE2	2:C:470:GLN:HA	20	0.91	0.07	0.92
(1,5)	1:A:45:PHE:HE2	2:C:470:GLN:HB2	20	0.91	0.07	0.92
(1,5)	1:A:45:PHE:HE2	2:C:470:GLN:HB3	20	0.91	0.07	0.92
(1,5)	1:A:45:PHE:HE2	2:C:470:GLN:HE21	20	0.91	0.07	0.92
(1,5)	1:A:45:PHE:HE2	2:C:470:GLN:HE22	20	0.91	0.07	0.92
(1,5)	1:A:45:PHE:HE2	2:C:470:GLN:HG2	20	0.91	0.07	0.92
(1,5)	1:A:45:PHE:HE2	2:C:470:GLN:HG3	20	0.91	0.07	0.92
(1,5)	1:A:45:PHE:HE2	2:C:470:GLN:N	20	0.91	0.07	0.92
(1,5)	1:A:45:PHE:HE2	2:C:470:GLN:NE2	20	0.91	0.07	0.92
(1,5)	1:A:45:PHE:HE2	2:C:470:GLN:O	20	0.91	0.07	0.92
(1,5)	1:A:45:PHE:HE2	2:C:470:GLN:OE1	20	0.91	0.07	0.92
(1,5)	1:A:45:PHE:HE2	2:C:472:PRO:C	20	0.91	0.07	0.92
(1,5)	1:A:45:PHE:HE2	2:C:472:PRO:CA	20	0.91	0.07	0.92
(1,5)	1:A:45:PHE:HE2	2:C:472:PRO:CB	20	0.91	0.07	0.92
(1,5)	1:A:45:PHE:HE2	2:C:472:PRO:CD	20	0.91	0.07	0.92

Continued on next page...

Continued from previous page...

Key	Atom-1	Atom-2	Models ¹	Mean (Å)	SD ¹ (Å)	Median (Å)
(1,5)	1:A:45:PHE:HE2	2:C:472:PRO:CG	20	0.91	0.07	0.92
(1,5)	1:A:45:PHE:HE2	2:C:472:PRO:HA	20	0.91	0.07	0.92
(1,5)	1:A:45:PHE:HE2	2:C:472:PRO:HB2	20	0.91	0.07	0.92
(1,5)	1:A:45:PHE:HE2	2:C:472:PRO:HB3	20	0.91	0.07	0.92
(1,5)	1:A:45:PHE:HE2	2:C:472:PRO:HD2	20	0.91	0.07	0.92
(1,5)	1:A:45:PHE:HE2	2:C:472:PRO:HD3	20	0.91	0.07	0.92
(1,5)	1:A:45:PHE:HE2	2:C:472:PRO:HG2	20	0.91	0.07	0.92
(1,5)	1:A:45:PHE:HE2	2:C:472:PRO:HG3	20	0.91	0.07	0.92
(1,5)	1:A:45:PHE:HE2	2:C:472:PRO:N	20	0.91	0.07	0.92
(1,5)	1:A:45:PHE:HE2	2:C:472:PRO:O	20	0.91	0.07	0.92
(1,5)	1:A:45:PHE:HE2	2:C:482:LEU:C	20	0.91	0.07	0.92
(1,5)	1:A:45:PHE:HE2	2:C:482:LEU:CA	20	0.91	0.07	0.92
(1,5)	1:A:45:PHE:HE2	2:C:482:LEU:CB	20	0.91	0.07	0.92
(1,5)	1:A:45:PHE:HE2	2:C:482:LEU:CD1	20	0.91	0.07	0.92
(1,5)	1:A:45:PHE:HE2	2:C:482:LEU:CD2	20	0.91	0.07	0.92
(1,5)	1:A:45:PHE:HE2	2:C:482:LEU:CG	20	0.91	0.07	0.92
(1,5)	1:A:45:PHE:HE2	2:C:482:LEU:H	20	0.91	0.07	0.92
(1,5)	1:A:45:PHE:HE2	2:C:482:LEU:HA	20	0.91	0.07	0.92
(1,5)	1:A:45:PHE:HE2	2:C:482:LEU:HB2	20	0.91	0.07	0.92
(1,5)	1:A:45:PHE:HE2	2:C:482:LEU:HB3	20	0.91	0.07	0.92
(1,5)	1:A:45:PHE:HE2	2:C:482:LEU:HD11	20	0.91	0.07	0.92
(1,5)	1:A:45:PHE:HE2	2:C:482:LEU:HD12	20	0.91	0.07	0.92
(1,5)	1:A:45:PHE:HE2	2:C:482:LEU:HD13	20	0.91	0.07	0.92
(1,5)	1:A:45:PHE:HE2	2:C:482:LEU:HD21	20	0.91	0.07	0.92
(1,5)	1:A:45:PHE:HE2	2:C:482:LEU:HD22	20	0.91	0.07	0.92
(1,5)	1:A:45:PHE:HE2	2:C:482:LEU:HD23	20	0.91	0.07	0.92
(1,5)	1:A:45:PHE:HE2	2:C:482:LEU:HG	20	0.91	0.07	0.92
(1,5)	1:A:45:PHE:HE2	2:C:482:LEU:N	20	0.91	0.07	0.92
(1,5)	1:A:45:PHE:HE2	2:C:482:LEU:O	20	0.91	0.07	0.92
(1,5)	1:A:45:PHE:HE2	2:C:483:THR:C	20	0.91	0.07	0.92
(1,5)	1:A:45:PHE:HE2	2:C:483:THR:CA	20	0.91	0.07	0.92
(1,5)	1:A:45:PHE:HE2	2:C:483:THR:CB	20	0.91	0.07	0.92
(1,5)	1:A:45:PHE:HE2	2:C:483:THR:CG2	20	0.91	0.07	0.92
(1,5)	1:A:45:PHE:HE2	2:C:483:THR:H	20	0.91	0.07	0.92
(1,5)	1:A:45:PHE:HE2	2:C:483:THR:HA	20	0.91	0.07	0.92
(1,5)	1:A:45:PHE:HE2	2:C:483:THR:HB	20	0.91	0.07	0.92
(1,5)	1:A:45:PHE:HE2	2:C:483:THR:HG1	20	0.91	0.07	0.92
(1,5)	1:A:45:PHE:HE2	2:C:483:THR:HG21	20	0.91	0.07	0.92
(1,5)	1:A:45:PHE:HE2	2:C:483:THR:HG22	20	0.91	0.07	0.92
(1,5)	1:A:45:PHE:HE2	2:C:483:THR:HG23	20	0.91	0.07	0.92
(1,5)	1:A:45:PHE:HE2	2:C:483:THR:N	20	0.91	0.07	0.92
(1,5)	1:A:45:PHE:HE2	2:C:483:THR:O	20	0.91	0.07	0.92

Continued on next page...

Continued from previous page...

Key	Atom-1	Atom-2	Models ¹	Mean (Å)	SD ¹ (Å)	Median (Å)
(1,5)	1:A:45:PHE:HE2	2:C:483:THR:OG1	20	0.91	0.07	0.92
(1,5)	1:A:45:PHE:HE2	2:C:484:ARG:C	20	0.91	0.07	0.92
(1,5)	1:A:45:PHE:HE2	2:C:484:ARG:CA	20	0.91	0.07	0.92
(1,5)	1:A:45:PHE:HE2	2:C:484:ARG:CB	20	0.91	0.07	0.92
(1,5)	1:A:45:PHE:HE2	2:C:484:ARG:CD	20	0.91	0.07	0.92
(1,5)	1:A:45:PHE:HE2	2:C:484:ARG:CG	20	0.91	0.07	0.92
(1,5)	1:A:45:PHE:HE2	2:C:484:ARG:CZ	20	0.91	0.07	0.92
(1,5)	1:A:45:PHE:HE2	2:C:484:ARG:H	20	0.91	0.07	0.92
(1,5)	1:A:45:PHE:HE2	2:C:484:ARG:HA	20	0.91	0.07	0.92
(1,5)	1:A:45:PHE:HE2	2:C:484:ARG:HB2	20	0.91	0.07	0.92
(1,5)	1:A:45:PHE:HE2	2:C:484:ARG:HB3	20	0.91	0.07	0.92
(1,5)	1:A:45:PHE:HE2	2:C:484:ARG:HD2	20	0.91	0.07	0.92
(1,5)	1:A:45:PHE:HE2	2:C:484:ARG:HD3	20	0.91	0.07	0.92
(1,5)	1:A:45:PHE:HE2	2:C:484:ARG:HE	20	0.91	0.07	0.92
(1,5)	1:A:45:PHE:HE2	2:C:484:ARG:HG2	20	0.91	0.07	0.92
(1,5)	1:A:45:PHE:HE2	2:C:484:ARG:HG3	20	0.91	0.07	0.92
(1,5)	1:A:45:PHE:HE2	2:C:484:ARG:HH11	20	0.91	0.07	0.92
(1,5)	1:A:45:PHE:HE2	2:C:484:ARG:HH12	20	0.91	0.07	0.92
(1,5)	1:A:45:PHE:HE2	2:C:484:ARG:HH21	20	0.91	0.07	0.92
(1,5)	1:A:45:PHE:HE2	2:C:484:ARG:HH22	20	0.91	0.07	0.92
(1,5)	1:A:45:PHE:HE2	2:C:484:ARG:N	20	0.91	0.07	0.92
(1,5)	1:A:45:PHE:HE2	2:C:484:ARG:NE	20	0.91	0.07	0.92
(1,5)	1:A:45:PHE:HE2	2:C:484:ARG:NH1	20	0.91	0.07	0.92
(1,5)	1:A:45:PHE:HE2	2:C:484:ARG:NH2	20	0.91	0.07	0.92
(1,5)	1:A:45:PHE:HE2	2:C:484:ARG:O	20	0.91	0.07	0.92
(1,5)	1:A:45:PHE:HE2	2:C:485:SER:C	20	0.91	0.07	0.92
(1,5)	1:A:45:PHE:HE2	2:C:485:SER:CA	20	0.91	0.07	0.92
(1,5)	1:A:45:PHE:HE2	2:C:485:SER:CB	20	0.91	0.07	0.92
(1,5)	1:A:45:PHE:HE2	2:C:485:SER:H	20	0.91	0.07	0.92
(1,5)	1:A:45:PHE:HE2	2:C:485:SER:HA	20	0.91	0.07	0.92
(1,5)	1:A:45:PHE:HE2	2:C:485:SER:HB2	20	0.91	0.07	0.92
(1,5)	1:A:45:PHE:HE2	2:C:485:SER:HB3	20	0.91	0.07	0.92
(1,5)	1:A:45:PHE:HE2	2:C:485:SER:HG	20	0.91	0.07	0.92
(1,5)	1:A:45:PHE:HE2	2:C:485:SER:N	20	0.91	0.07	0.92
(1,5)	1:A:45:PHE:HE2	2:C:485:SER:O	20	0.91	0.07	0.92
(1,5)	1:A:45:PHE:HE2	2:C:485:SER:OG	20	0.91	0.07	0.92
(1,5)	1:A:45:PHE:HE2	2:C:486:VAL:C	20	0.91	0.07	0.92
(1,5)	1:A:45:PHE:HE2	2:C:486:VAL:CA	20	0.91	0.07	0.92
(1,5)	1:A:45:PHE:HE2	2:C:486:VAL:CB	20	0.91	0.07	0.92
(1,5)	1:A:45:PHE:HE2	2:C:486:VAL:CG1	20	0.91	0.07	0.92
(1,5)	1:A:45:PHE:HE2	2:C:486:VAL:CG2	20	0.91	0.07	0.92
(1,5)	1:A:45:PHE:HE2	2:C:486:VAL:H	20	0.91	0.07	0.92

Continued on next page...

Continued from previous page...

Key	Atom-1	Atom-2	Models ¹	Mean (Å)	SD ¹ (Å)	Median (Å)
(1,5)	1:A:45:PHE:HE2	2:C:486:VAL:HA	20	0.91	0.07	0.92
(1,5)	1:A:45:PHE:HE2	2:C:486:VAL:HB	20	0.91	0.07	0.92
(1,5)	1:A:45:PHE:HE2	2:C:486:VAL:HG11	20	0.91	0.07	0.92
(1,5)	1:A:45:PHE:HE2	2:C:486:VAL:HG12	20	0.91	0.07	0.92
(1,5)	1:A:45:PHE:HE2	2:C:486:VAL:HG13	20	0.91	0.07	0.92
(1,5)	1:A:45:PHE:HE2	2:C:486:VAL:HG21	20	0.91	0.07	0.92
(1,5)	1:A:45:PHE:HE2	2:C:486:VAL:HG22	20	0.91	0.07	0.92
(1,5)	1:A:45:PHE:HE2	2:C:486:VAL:HG23	20	0.91	0.07	0.92
(1,5)	1:A:45:PHE:HE2	2:C:486:VAL:N	20	0.91	0.07	0.92
(1,5)	1:A:45:PHE:HE2	2:C:486:VAL:O	20	0.91	0.07	0.92
(1,5)	1:A:45:PHE:HE2	2:C:487:GLU:C	20	0.91	0.07	0.92
(1,5)	1:A:45:PHE:HE2	2:C:487:GLU:CA	20	0.91	0.07	0.92
(1,5)	1:A:45:PHE:HE2	2:C:487:GLU:CB	20	0.91	0.07	0.92
(1,5)	1:A:45:PHE:HE2	2:C:487:GLU:CD	20	0.91	0.07	0.92
(1,5)	1:A:45:PHE:HE2	2:C:487:GLU:CG	20	0.91	0.07	0.92
(1,5)	1:A:45:PHE:HE2	2:C:487:GLU:H	20	0.91	0.07	0.92
(1,5)	1:A:45:PHE:HE2	2:C:487:GLU:HA	20	0.91	0.07	0.92
(1,5)	1:A:45:PHE:HE2	2:C:487:GLU:HB2	20	0.91	0.07	0.92
(1,5)	1:A:45:PHE:HE2	2:C:487:GLU:HB3	20	0.91	0.07	0.92
(1,5)	1:A:45:PHE:HE2	2:C:487:GLU:HG2	20	0.91	0.07	0.92
(1,5)	1:A:45:PHE:HE2	2:C:487:GLU:HG3	20	0.91	0.07	0.92
(1,5)	1:A:45:PHE:HE2	2:C:487:GLU:N	20	0.91	0.07	0.92
(1,5)	1:A:45:PHE:HE2	2:C:487:GLU:O	20	0.91	0.07	0.92
(1,5)	1:A:45:PHE:HE2	2:C:487:GLU:OE1	20	0.91	0.07	0.92
(1,5)	1:A:45:PHE:HE2	2:C:487:GLU:OE2	20	0.91	0.07	0.92
(1,5)	1:A:45:PHE:HE2	2:C:488:ILE:C	20	0.91	0.07	0.92
(1,5)	1:A:45:PHE:HE2	2:C:488:ILE:CA	20	0.91	0.07	0.92
(1,5)	1:A:45:PHE:HE2	2:C:488:ILE:CB	20	0.91	0.07	0.92
(1,5)	1:A:45:PHE:HE2	2:C:488:ILE:CD1	20	0.91	0.07	0.92
(1,5)	1:A:45:PHE:HE2	2:C:488:ILE:CG1	20	0.91	0.07	0.92
(1,5)	1:A:45:PHE:HE2	2:C:488:ILE:CG2	20	0.91	0.07	0.92
(1,5)	1:A:45:PHE:HE2	2:C:488:ILE:H	20	0.91	0.07	0.92
(1,5)	1:A:45:PHE:HE2	2:C:488:ILE:HA	20	0.91	0.07	0.92
(1,5)	1:A:45:PHE:HE2	2:C:488:ILE:HB	20	0.91	0.07	0.92
(1,5)	1:A:45:PHE:HE2	2:C:488:ILE:HD11	20	0.91	0.07	0.92
(1,5)	1:A:45:PHE:HE2	2:C:488:ILE:HD12	20	0.91	0.07	0.92
(1,5)	1:A:45:PHE:HE2	2:C:488:ILE:HD13	20	0.91	0.07	0.92
(1,5)	1:A:45:PHE:HE2	2:C:488:ILE:HG12	20	0.91	0.07	0.92
(1,5)	1:A:45:PHE:HE2	2:C:488:ILE:HG13	20	0.91	0.07	0.92
(1,5)	1:A:45:PHE:HE2	2:C:488:ILE:HG21	20	0.91	0.07	0.92
(1,5)	1:A:45:PHE:HE2	2:C:488:ILE:HG22	20	0.91	0.07	0.92
(1,5)	1:A:45:PHE:HE2	2:C:488:ILE:HG23	20	0.91	0.07	0.92

Continued on next page...

Continued from previous page...

Key	Atom-1	Atom-2	Models ¹	Mean (Å)	SD ¹ (Å)	Median (Å)
(1,5)	1:A:45:PHE:HE2	2:C:488:ILE:N	20	0.91	0.07	0.92
(1,5)	1:A:45:PHE:HE2	2:C:488:ILE:O	20	0.91	0.07	0.92
(1,5)	1:A:45:PHE:HE2	2:C:490:THR:C	20	0.91	0.07	0.92
(1,5)	1:A:45:PHE:HE2	2:C:490:THR:CA	20	0.91	0.07	0.92
(1,5)	1:A:45:PHE:HE2	2:C:490:THR:CB	20	0.91	0.07	0.92
(1,5)	1:A:45:PHE:HE2	2:C:490:THR:CG2	20	0.91	0.07	0.92
(1,5)	1:A:45:PHE:HE2	2:C:490:THR:H	20	0.91	0.07	0.92
(1,5)	1:A:45:PHE:HE2	2:C:490:THR:HA	20	0.91	0.07	0.92
(1,5)	1:A:45:PHE:HE2	2:C:490:THR:HB	20	0.91	0.07	0.92
(1,5)	1:A:45:PHE:HE2	2:C:490:THR:HG1	20	0.91	0.07	0.92
(1,5)	1:A:45:PHE:HE2	2:C:490:THR:HG21	20	0.91	0.07	0.92
(1,5)	1:A:45:PHE:HE2	2:C:490:THR:HG22	20	0.91	0.07	0.92
(1,5)	1:A:45:PHE:HE2	2:C:490:THR:HG23	20	0.91	0.07	0.92
(1,5)	1:A:45:PHE:HE2	2:C:490:THR:N	20	0.91	0.07	0.92
(1,5)	1:A:45:PHE:HE2	2:C:490:THR:O	20	0.91	0.07	0.92
(1,5)	1:A:45:PHE:HE2	2:C:490:THR:OG1	20	0.91	0.07	0.92
(1,5)	1:A:45:PHE:HE2	2:C:491:ASP:C	20	0.91	0.07	0.92
(1,5)	1:A:45:PHE:HE2	2:C:491:ASP:CA	20	0.91	0.07	0.92
(1,5)	1:A:45:PHE:HE2	2:C:491:ASP:CB	20	0.91	0.07	0.92
(1,5)	1:A:45:PHE:HE2	2:C:491:ASP:CG	20	0.91	0.07	0.92
(1,5)	1:A:45:PHE:HE2	2:C:491:ASP:H	20	0.91	0.07	0.92
(1,5)	1:A:45:PHE:HE2	2:C:491:ASP:HA	20	0.91	0.07	0.92
(1,5)	1:A:45:PHE:HE2	2:C:491:ASP:HB2	20	0.91	0.07	0.92
(1,5)	1:A:45:PHE:HE2	2:C:491:ASP:HB3	20	0.91	0.07	0.92
(1,5)	1:A:45:PHE:HE2	2:C:491:ASP:N	20	0.91	0.07	0.92
(1,5)	1:A:45:PHE:HE2	2:C:491:ASP:O	20	0.91	0.07	0.92
(1,5)	1:A:45:PHE:HE2	2:C:491:ASP:OD1	20	0.91	0.07	0.92
(1,5)	1:A:45:PHE:HE2	2:C:491:ASP:OD2	20	0.91	0.07	0.92
(1,5)	1:A:45:PHE:HE2	2:C:492:ASN:C	20	0.91	0.07	0.92
(1,5)	1:A:45:PHE:HE2	2:C:492:ASN:CA	20	0.91	0.07	0.92
(1,5)	1:A:45:PHE:HE2	2:C:492:ASN:CB	20	0.91	0.07	0.92
(1,5)	1:A:45:PHE:HE2	2:C:492:ASN:CG	20	0.91	0.07	0.92
(1,5)	1:A:45:PHE:HE2	2:C:492:ASN:H	20	0.91	0.07	0.92
(1,5)	1:A:45:PHE:HE2	2:C:492:ASN:HA	20	0.91	0.07	0.92
(1,5)	1:A:45:PHE:HE2	2:C:492:ASN:HB2	20	0.91	0.07	0.92
(1,5)	1:A:45:PHE:HE2	2:C:492:ASN:HB3	20	0.91	0.07	0.92
(1,5)	1:A:45:PHE:HE2	2:C:492:ASN:HD21	20	0.91	0.07	0.92
(1,5)	1:A:45:PHE:HE2	2:C:492:ASN:HD22	20	0.91	0.07	0.92
(1,5)	1:A:45:PHE:HE2	2:C:492:ASN:N	20	0.91	0.07	0.92
(1,5)	1:A:45:PHE:HE2	2:C:492:ASN:ND2	20	0.91	0.07	0.92
(1,5)	1:A:45:PHE:HE2	2:C:492:ASN:O	20	0.91	0.07	0.92
(1,5)	1:A:45:PHE:HE2	2:C:492:ASN:OD1	20	0.91	0.07	0.92

Continued on next page...

Continued from previous page...

Key	Atom-1	Atom-2	Models ¹	Mean (Å)	SD ¹ (Å)	Median (Å)
(1,5)	1:A:45:PHE:HE2	2:C:494:LEU:C	20	0.91	0.07	0.92
(1,5)	1:A:45:PHE:HE2	2:C:494:LEU:CA	20	0.91	0.07	0.92
(1,5)	1:A:45:PHE:HE2	2:C:494:LEU:CB	20	0.91	0.07	0.92
(1,5)	1:A:45:PHE:HE2	2:C:494:LEU:CD1	20	0.91	0.07	0.92
(1,5)	1:A:45:PHE:HE2	2:C:494:LEU:CD2	20	0.91	0.07	0.92
(1,5)	1:A:45:PHE:HE2	2:C:494:LEU:CG	20	0.91	0.07	0.92
(1,5)	1:A:45:PHE:HE2	2:C:494:LEU:H	20	0.91	0.07	0.92
(1,5)	1:A:45:PHE:HE2	2:C:494:LEU:HA	20	0.91	0.07	0.92
(1,5)	1:A:45:PHE:HE2	2:C:494:LEU:HB2	20	0.91	0.07	0.92
(1,5)	1:A:45:PHE:HE2	2:C:494:LEU:HB3	20	0.91	0.07	0.92
(1,5)	1:A:45:PHE:HE2	2:C:494:LEU:HD11	20	0.91	0.07	0.92
(1,5)	1:A:45:PHE:HE2	2:C:494:LEU:HD12	20	0.91	0.07	0.92
(1,5)	1:A:45:PHE:HE2	2:C:494:LEU:HD13	20	0.91	0.07	0.92
(1,5)	1:A:45:PHE:HE2	2:C:494:LEU:HD21	20	0.91	0.07	0.92
(1,5)	1:A:45:PHE:HE2	2:C:494:LEU:HD22	20	0.91	0.07	0.92
(1,5)	1:A:45:PHE:HE2	2:C:494:LEU:HD23	20	0.91	0.07	0.92
(1,5)	1:A:45:PHE:HE2	2:C:494:LEU:HG	20	0.91	0.07	0.92
(1,5)	1:A:45:PHE:HE2	2:C:494:LEU:N	20	0.91	0.07	0.92
(1,5)	1:A:45:PHE:HE2	2:C:494:LEU:O	20	0.91	0.07	0.92
(1,5)	1:A:45:PHE:HE2	2:C:495:GLU:C	20	0.91	0.07	0.92
(1,5)	1:A:45:PHE:HE2	2:C:495:GLU:CA	20	0.91	0.07	0.92
(1,5)	1:A:45:PHE:HE2	2:C:495:GLU:CB	20	0.91	0.07	0.92
(1,5)	1:A:45:PHE:HE2	2:C:495:GLU:CD	20	0.91	0.07	0.92
(1,5)	1:A:45:PHE:HE2	2:C:495:GLU:CG	20	0.91	0.07	0.92
(1,5)	1:A:45:PHE:HE2	2:C:495:GLU:H	20	0.91	0.07	0.92
(1,5)	1:A:45:PHE:HE2	2:C:495:GLU:HA	20	0.91	0.07	0.92
(1,5)	1:A:45:PHE:HE2	2:C:495:GLU:HB2	20	0.91	0.07	0.92
(1,5)	1:A:45:PHE:HE2	2:C:495:GLU:HB3	20	0.91	0.07	0.92
(1,5)	1:A:45:PHE:HE2	2:C:495:GLU:HG2	20	0.91	0.07	0.92
(1,5)	1:A:45:PHE:HE2	2:C:495:GLU:HG3	20	0.91	0.07	0.92
(1,5)	1:A:45:PHE:HE2	2:C:495:GLU:N	20	0.91	0.07	0.92
(1,5)	1:A:45:PHE:HE2	2:C:495:GLU:O	20	0.91	0.07	0.92
(1,5)	1:A:45:PHE:HE2	2:C:495:GLU:OE1	20	0.91	0.07	0.92
(1,5)	1:A:45:PHE:HE2	2:C:495:GLU:OE2	20	0.91	0.07	0.92
(1,5)	1:A:45:PHE:HE2	2:C:496:GLY:C	20	0.91	0.07	0.92
(1,5)	1:A:45:PHE:HE2	2:C:496:GLY:CA	20	0.91	0.07	0.92
(1,5)	1:A:45:PHE:HE2	2:C:496:GLY:H	20	0.91	0.07	0.92
(1,5)	1:A:45:PHE:HE2	2:C:496:GLY:HA2	20	0.91	0.07	0.92
(1,5)	1:A:45:PHE:HE2	2:C:496:GLY:HA3	20	0.91	0.07	0.92
(1,5)	1:A:45:PHE:HE2	2:C:496:GLY:N	20	0.91	0.07	0.92
(1,5)	1:A:45:PHE:HE2	2:C:496:GLY:O	20	0.91	0.07	0.92
(1,5)	1:A:45:PHE:HE2	2:C:497:ARG:C	20	0.91	0.07	0.92

Continued on next page...

Continued from previous page...

Key	Atom-1	Atom-2	Models ¹	Mean (Å)	SD ¹ (Å)	Median (Å)
(1,5)	1:A:45:PHE:HE2	2:C:497:ARG:CA	20	0.91	0.07	0.92
(1,5)	1:A:45:PHE:HE2	2:C:497:ARG:CB	20	0.91	0.07	0.92
(1,5)	1:A:45:PHE:HE2	2:C:497:ARG:CD	20	0.91	0.07	0.92
(1,5)	1:A:45:PHE:HE2	2:C:497:ARG:CG	20	0.91	0.07	0.92
(1,5)	1:A:45:PHE:HE2	2:C:497:ARG:CZ	20	0.91	0.07	0.92
(1,5)	1:A:45:PHE:HE2	2:C:497:ARG:H	20	0.91	0.07	0.92
(1,5)	1:A:45:PHE:HE2	2:C:497:ARG:HA	20	0.91	0.07	0.92
(1,5)	1:A:45:PHE:HE2	2:C:497:ARG:HB2	20	0.91	0.07	0.92
(1,5)	1:A:45:PHE:HE2	2:C:497:ARG:HB3	20	0.91	0.07	0.92
(1,5)	1:A:45:PHE:HE2	2:C:497:ARG:HD2	20	0.91	0.07	0.92
(1,5)	1:A:45:PHE:HE2	2:C:497:ARG:HD3	20	0.91	0.07	0.92
(1,5)	1:A:45:PHE:HE2	2:C:497:ARG:HE	20	0.91	0.07	0.92
(1,5)	1:A:45:PHE:HE2	2:C:497:ARG:HG2	20	0.91	0.07	0.92
(1,5)	1:A:45:PHE:HE2	2:C:497:ARG:HG3	20	0.91	0.07	0.92
(1,5)	1:A:45:PHE:HE2	2:C:497:ARG:HH11	20	0.91	0.07	0.92
(1,5)	1:A:45:PHE:HE2	2:C:497:ARG:HH12	20	0.91	0.07	0.92
(1,5)	1:A:45:PHE:HE2	2:C:497:ARG:HH21	20	0.91	0.07	0.92
(1,5)	1:A:45:PHE:HE2	2:C:497:ARG:HH22	20	0.91	0.07	0.92
(1,5)	1:A:45:PHE:HE2	2:C:497:ARG:N	20	0.91	0.07	0.92
(1,5)	1:A:45:PHE:HE2	2:C:497:ARG:NE	20	0.91	0.07	0.92
(1,5)	1:A:45:PHE:HE2	2:C:497:ARG:NH1	20	0.91	0.07	0.92
(1,5)	1:A:45:PHE:HE2	2:C:497:ARG:NH2	20	0.91	0.07	0.92
(1,5)	1:A:45:PHE:HE2	2:C:497:ARG:O	20	0.91	0.07	0.92
(1,5)	1:A:45:PHE:HZ	2:C:457:LEU:C	20	0.91	0.07	0.92
(1,5)	1:A:45:PHE:HZ	2:C:457:LEU:CA	20	0.91	0.07	0.92
(1,5)	1:A:45:PHE:HZ	2:C:457:LEU:CB	20	0.91	0.07	0.92
(1,5)	1:A:45:PHE:HZ	2:C:457:LEU:CD1	20	0.91	0.07	0.92
(1,5)	1:A:45:PHE:HZ	2:C:457:LEU:CD2	20	0.91	0.07	0.92
(1,5)	1:A:45:PHE:HZ	2:C:457:LEU:CG	20	0.91	0.07	0.92
(1,5)	1:A:45:PHE:HZ	2:C:457:LEU:H	20	0.91	0.07	0.92
(1,5)	1:A:45:PHE:HZ	2:C:457:LEU:HA	20	0.91	0.07	0.92
(1,5)	1:A:45:PHE:HZ	2:C:457:LEU:HB2	20	0.91	0.07	0.92
(1,5)	1:A:45:PHE:HZ	2:C:457:LEU:HB3	20	0.91	0.07	0.92
(1,5)	1:A:45:PHE:HZ	2:C:457:LEU:HD11	20	0.91	0.07	0.92
(1,5)	1:A:45:PHE:HZ	2:C:457:LEU:HD12	20	0.91	0.07	0.92
(1,5)	1:A:45:PHE:HZ	2:C:457:LEU:HD13	20	0.91	0.07	0.92
(1,5)	1:A:45:PHE:HZ	2:C:457:LEU:HD21	20	0.91	0.07	0.92
(1,5)	1:A:45:PHE:HZ	2:C:457:LEU:HD22	20	0.91	0.07	0.92
(1,5)	1:A:45:PHE:HZ	2:C:457:LEU:HD23	20	0.91	0.07	0.92
(1,5)	1:A:45:PHE:HZ	2:C:457:LEU:HG	20	0.91	0.07	0.92
(1,5)	1:A:45:PHE:HZ	2:C:457:LEU:N	20	0.91	0.07	0.92
(1,5)	1:A:45:PHE:HZ	2:C:457:LEU:O	20	0.91	0.07	0.92

Continued on next page...

Continued from previous page...

Key	Atom-1	Atom-2	Models ¹	Mean (Å)	SD ¹ (Å)	Median (Å)
(1,5)	1:A:45:PHE:HZ	2:C:459:ALA:C	20	0.91	0.07	0.92
(1,5)	1:A:45:PHE:HZ	2:C:459:ALA:CA	20	0.91	0.07	0.92
(1,5)	1:A:45:PHE:HZ	2:C:459:ALA:CB	20	0.91	0.07	0.92
(1,5)	1:A:45:PHE:HZ	2:C:459:ALA:H	20	0.91	0.07	0.92
(1,5)	1:A:45:PHE:HZ	2:C:459:ALA:HA	20	0.91	0.07	0.92
(1,5)	1:A:45:PHE:HZ	2:C:459:ALA:HB1	20	0.91	0.07	0.92
(1,5)	1:A:45:PHE:HZ	2:C:459:ALA:HB2	20	0.91	0.07	0.92
(1,5)	1:A:45:PHE:HZ	2:C:459:ALA:HB3	20	0.91	0.07	0.92
(1,5)	1:A:45:PHE:HZ	2:C:459:ALA:N	20	0.91	0.07	0.92
(1,5)	1:A:45:PHE:HZ	2:C:459:ALA:O	20	0.91	0.07	0.92
(1,5)	1:A:45:PHE:HZ	2:C:460:MET:C	20	0.91	0.07	0.92
(1,5)	1:A:45:PHE:HZ	2:C:460:MET:CA	20	0.91	0.07	0.92
(1,5)	1:A:45:PHE:HZ	2:C:460:MET:CB	20	0.91	0.07	0.92
(1,5)	1:A:45:PHE:HZ	2:C:460:MET:CE	20	0.91	0.07	0.92
(1,5)	1:A:45:PHE:HZ	2:C:460:MET:CG	20	0.91	0.07	0.92
(1,5)	1:A:45:PHE:HZ	2:C:460:MET:H	20	0.91	0.07	0.92
(1,5)	1:A:45:PHE:HZ	2:C:460:MET:HA	20	0.91	0.07	0.92
(1,5)	1:A:45:PHE:HZ	2:C:460:MET:HB2	20	0.91	0.07	0.92
(1,5)	1:A:45:PHE:HZ	2:C:460:MET:HB3	20	0.91	0.07	0.92
(1,5)	1:A:45:PHE:HZ	2:C:460:MET:HE1	20	0.91	0.07	0.92
(1,5)	1:A:45:PHE:HZ	2:C:460:MET:HE2	20	0.91	0.07	0.92
(1,5)	1:A:45:PHE:HZ	2:C:460:MET:HE3	20	0.91	0.07	0.92
(1,5)	1:A:45:PHE:HZ	2:C:460:MET:HG2	20	0.91	0.07	0.92
(1,5)	1:A:45:PHE:HZ	2:C:460:MET:HG3	20	0.91	0.07	0.92
(1,5)	1:A:45:PHE:HZ	2:C:460:MET:N	20	0.91	0.07	0.92
(1,5)	1:A:45:PHE:HZ	2:C:460:MET:O	20	0.91	0.07	0.92
(1,5)	1:A:45:PHE:HZ	2:C:460:MET:SD	20	0.91	0.07	0.92
(1,5)	1:A:45:PHE:HZ	2:C:462:HIS:C	20	0.91	0.07	0.92
(1,5)	1:A:45:PHE:HZ	2:C:462:HIS:CA	20	0.91	0.07	0.92
(1,5)	1:A:45:PHE:HZ	2:C:462:HIS:CB	20	0.91	0.07	0.92
(1,5)	1:A:45:PHE:HZ	2:C:462:HIS:CD2	20	0.91	0.07	0.92
(1,5)	1:A:45:PHE:HZ	2:C:462:HIS:CE1	20	0.91	0.07	0.92
(1,5)	1:A:45:PHE:HZ	2:C:462:HIS:CG	20	0.91	0.07	0.92
(1,5)	1:A:45:PHE:HZ	2:C:462:HIS:H	20	0.91	0.07	0.92
(1,5)	1:A:45:PHE:HZ	2:C:462:HIS:HA	20	0.91	0.07	0.92
(1,5)	1:A:45:PHE:HZ	2:C:462:HIS:HB2	20	0.91	0.07	0.92
(1,5)	1:A:45:PHE:HZ	2:C:462:HIS:HB3	20	0.91	0.07	0.92
(1,5)	1:A:45:PHE:HZ	2:C:462:HIS:HD2	20	0.91	0.07	0.92
(1,5)	1:A:45:PHE:HZ	2:C:462:HIS:HE1	20	0.91	0.07	0.92
(1,5)	1:A:45:PHE:HZ	2:C:462:HIS:HE2	20	0.91	0.07	0.92
(1,5)	1:A:45:PHE:HZ	2:C:462:HIS:N	20	0.91	0.07	0.92
(1,5)	1:A:45:PHE:HZ	2:C:462:HIS:ND1	20	0.91	0.07	0.92

Continued on next page...

Continued from previous page...

Key	Atom-1	Atom-2	Models ¹	Mean (Å)	SD ¹ (Å)	Median (Å)
(1,5)	1:A:45:PHE:HZ	2:C:462:HIS:NE2	20	0.91	0.07	0.92
(1,5)	1:A:45:PHE:HZ	2:C:462:HIS:O	20	0.91	0.07	0.92
(1,5)	1:A:45:PHE:HZ	2:C:463:GLN:C	20	0.91	0.07	0.92
(1,5)	1:A:45:PHE:HZ	2:C:463:GLN:CA	20	0.91	0.07	0.92
(1,5)	1:A:45:PHE:HZ	2:C:463:GLN:CB	20	0.91	0.07	0.92
(1,5)	1:A:45:PHE:HZ	2:C:463:GLN:CD	20	0.91	0.07	0.92
(1,5)	1:A:45:PHE:HZ	2:C:463:GLN:CG	20	0.91	0.07	0.92
(1,5)	1:A:45:PHE:HZ	2:C:463:GLN:H	20	0.91	0.07	0.92
(1,5)	1:A:45:PHE:HZ	2:C:463:GLN:HA	20	0.91	0.07	0.92
(1,5)	1:A:45:PHE:HZ	2:C:463:GLN:HB2	20	0.91	0.07	0.92
(1,5)	1:A:45:PHE:HZ	2:C:463:GLN:HB3	20	0.91	0.07	0.92
(1,5)	1:A:45:PHE:HZ	2:C:463:GLN:HE21	20	0.91	0.07	0.92
(1,5)	1:A:45:PHE:HZ	2:C:463:GLN:HE22	20	0.91	0.07	0.92
(1,5)	1:A:45:PHE:HZ	2:C:463:GLN:HG2	20	0.91	0.07	0.92
(1,5)	1:A:45:PHE:HZ	2:C:463:GLN:HG3	20	0.91	0.07	0.92
(1,5)	1:A:45:PHE:HZ	2:C:463:GLN:N	20	0.91	0.07	0.92
(1,5)	1:A:45:PHE:HZ	2:C:463:GLN:NE2	20	0.91	0.07	0.92
(1,5)	1:A:45:PHE:HZ	2:C:463:GLN:O	20	0.91	0.07	0.92
(1,5)	1:A:45:PHE:HZ	2:C:463:GLN:OE1	20	0.91	0.07	0.92
(1,5)	1:A:45:PHE:HZ	2:C:465:GLN:C	20	0.91	0.07	0.92
(1,5)	1:A:45:PHE:HZ	2:C:465:GLN:CA	20	0.91	0.07	0.92
(1,5)	1:A:45:PHE:HZ	2:C:465:GLN:CB	20	0.91	0.07	0.92
(1,5)	1:A:45:PHE:HZ	2:C:465:GLN:CD	20	0.91	0.07	0.92
(1,5)	1:A:45:PHE:HZ	2:C:465:GLN:CG	20	0.91	0.07	0.92
(1,5)	1:A:45:PHE:HZ	2:C:465:GLN:H	20	0.91	0.07	0.92
(1,5)	1:A:45:PHE:HZ	2:C:465:GLN:HA	20	0.91	0.07	0.92
(1,5)	1:A:45:PHE:HZ	2:C:465:GLN:HB2	20	0.91	0.07	0.92
(1,5)	1:A:45:PHE:HZ	2:C:465:GLN:HB3	20	0.91	0.07	0.92
(1,5)	1:A:45:PHE:HZ	2:C:465:GLN:HE21	20	0.91	0.07	0.92
(1,5)	1:A:45:PHE:HZ	2:C:465:GLN:HE22	20	0.91	0.07	0.92
(1,5)	1:A:45:PHE:HZ	2:C:465:GLN:HG2	20	0.91	0.07	0.92
(1,5)	1:A:45:PHE:HZ	2:C:465:GLN:HG3	20	0.91	0.07	0.92
(1,5)	1:A:45:PHE:HZ	2:C:465:GLN:N	20	0.91	0.07	0.92
(1,5)	1:A:45:PHE:HZ	2:C:465:GLN:NE2	20	0.91	0.07	0.92
(1,5)	1:A:45:PHE:HZ	2:C:465:GLN:O	20	0.91	0.07	0.92
(1,5)	1:A:45:PHE:HZ	2:C:465:GLN:OE1	20	0.91	0.07	0.92
(1,5)	1:A:45:PHE:HZ	2:C:466:GLU:C	20	0.91	0.07	0.92
(1,5)	1:A:45:PHE:HZ	2:C:466:GLU:CA	20	0.91	0.07	0.92
(1,5)	1:A:45:PHE:HZ	2:C:466:GLU:CB	20	0.91	0.07	0.92
(1,5)	1:A:45:PHE:HZ	2:C:466:GLU:CD	20	0.91	0.07	0.92
(1,5)	1:A:45:PHE:HZ	2:C:466:GLU:CG	20	0.91	0.07	0.92
(1,5)	1:A:45:PHE:HZ	2:C:466:GLU:H	20	0.91	0.07	0.92

Continued on next page...

Continued from previous page...

Key	Atom-1	Atom-2	Models ¹	Mean (Å)	SD ¹ (Å)	Median (Å)
(1,5)	1:A:45:PHE:HZ	2:C:466:GLU:HA	20	0.91	0.07	0.92
(1,5)	1:A:45:PHE:HZ	2:C:466:GLU:HB2	20	0.91	0.07	0.92
(1,5)	1:A:45:PHE:HZ	2:C:466:GLU:HB3	20	0.91	0.07	0.92
(1,5)	1:A:45:PHE:HZ	2:C:466:GLU:HG2	20	0.91	0.07	0.92
(1,5)	1:A:45:PHE:HZ	2:C:466:GLU:HG3	20	0.91	0.07	0.92
(1,5)	1:A:45:PHE:HZ	2:C:466:GLU:N	20	0.91	0.07	0.92
(1,5)	1:A:45:PHE:HZ	2:C:466:GLU:O	20	0.91	0.07	0.92
(1,5)	1:A:45:PHE:HZ	2:C:466:GLU:OE1	20	0.91	0.07	0.92
(1,5)	1:A:45:PHE:HZ	2:C:466:GLU:OE2	20	0.91	0.07	0.92
(1,5)	1:A:45:PHE:HZ	2:C:467:MET:C	20	0.91	0.07	0.92
(1,5)	1:A:45:PHE:HZ	2:C:467:MET:CA	20	0.91	0.07	0.92
(1,5)	1:A:45:PHE:HZ	2:C:467:MET:CB	20	0.91	0.07	0.92
(1,5)	1:A:45:PHE:HZ	2:C:467:MET:CE	20	0.91	0.07	0.92
(1,5)	1:A:45:PHE:HZ	2:C:467:MET:CG	20	0.91	0.07	0.92
(1,5)	1:A:45:PHE:HZ	2:C:467:MET:H	20	0.91	0.07	0.92
(1,5)	1:A:45:PHE:HZ	2:C:467:MET:HA	20	0.91	0.07	0.92
(1,5)	1:A:45:PHE:HZ	2:C:467:MET:HB2	20	0.91	0.07	0.92
(1,5)	1:A:45:PHE:HZ	2:C:467:MET:HB3	20	0.91	0.07	0.92
(1,5)	1:A:45:PHE:HZ	2:C:467:MET:HE1	20	0.91	0.07	0.92
(1,5)	1:A:45:PHE:HZ	2:C:467:MET:HE2	20	0.91	0.07	0.92
(1,5)	1:A:45:PHE:HZ	2:C:467:MET:HE3	20	0.91	0.07	0.92
(1,5)	1:A:45:PHE:HZ	2:C:467:MET:HG2	20	0.91	0.07	0.92
(1,5)	1:A:45:PHE:HZ	2:C:467:MET:HG3	20	0.91	0.07	0.92
(1,5)	1:A:45:PHE:HZ	2:C:467:MET:N	20	0.91	0.07	0.92
(1,5)	1:A:45:PHE:HZ	2:C:467:MET:O	20	0.91	0.07	0.92
(1,5)	1:A:45:PHE:HZ	2:C:467:MET:SD	20	0.91	0.07	0.92
(1,5)	1:A:45:PHE:HZ	2:C:468:PHE:C	20	0.91	0.07	0.92
(1,5)	1:A:45:PHE:HZ	2:C:468:PHE:CA	20	0.91	0.07	0.92
(1,5)	1:A:45:PHE:HZ	2:C:468:PHE:CB	20	0.91	0.07	0.92
(1,5)	1:A:45:PHE:HZ	2:C:468:PHE:CD1	20	0.91	0.07	0.92
(1,5)	1:A:45:PHE:HZ	2:C:468:PHE:CD2	20	0.91	0.07	0.92
(1,5)	1:A:45:PHE:HZ	2:C:468:PHE:CE1	20	0.91	0.07	0.92
(1,5)	1:A:45:PHE:HZ	2:C:468:PHE:CE2	20	0.91	0.07	0.92
(1,5)	1:A:45:PHE:HZ	2:C:468:PHE:CG	20	0.91	0.07	0.92
(1,5)	1:A:45:PHE:HZ	2:C:468:PHE:CZ	20	0.91	0.07	0.92
(1,5)	1:A:45:PHE:HZ	2:C:468:PHE:H	20	0.91	0.07	0.92
(1,5)	1:A:45:PHE:HZ	2:C:468:PHE:HA	20	0.91	0.07	0.92
(1,5)	1:A:45:PHE:HZ	2:C:468:PHE:HB2	20	0.91	0.07	0.92
(1,5)	1:A:45:PHE:HZ	2:C:468:PHE:HB3	20	0.91	0.07	0.92
(1,5)	1:A:45:PHE:HZ	2:C:468:PHE:HD1	20	0.91	0.07	0.92
(1,5)	1:A:45:PHE:HZ	2:C:468:PHE:HD2	20	0.91	0.07	0.92
(1,5)	1:A:45:PHE:HZ	2:C:468:PHE:HE1	20	0.91	0.07	0.92

Continued on next page...

Continued from previous page...

Key	Atom-1	Atom-2	Models ¹	Mean (Å)	SD ¹ (Å)	Median (Å)
(1,5)	1:A:45:PHE:HZ	2:C:468:PHE:HE2	20	0.91	0.07	0.92
(1,5)	1:A:45:PHE:HZ	2:C:468:PHE:HZ	20	0.91	0.07	0.92
(1,5)	1:A:45:PHE:HZ	2:C:468:PHE:N	20	0.91	0.07	0.92
(1,5)	1:A:45:PHE:HZ	2:C:468:PHE:O	20	0.91	0.07	0.92
(1,5)	1:A:45:PHE:HZ	2:C:469:PRO:C	20	0.91	0.07	0.92
(1,5)	1:A:45:PHE:HZ	2:C:469:PRO:CA	20	0.91	0.07	0.92
(1,5)	1:A:45:PHE:HZ	2:C:469:PRO:CB	20	0.91	0.07	0.92
(1,5)	1:A:45:PHE:HZ	2:C:469:PRO:CD	20	0.91	0.07	0.92
(1,5)	1:A:45:PHE:HZ	2:C:469:PRO:CG	20	0.91	0.07	0.92
(1,5)	1:A:45:PHE:HZ	2:C:469:PRO:HA	20	0.91	0.07	0.92
(1,5)	1:A:45:PHE:HZ	2:C:469:PRO:HB2	20	0.91	0.07	0.92
(1,5)	1:A:45:PHE:HZ	2:C:469:PRO:HB3	20	0.91	0.07	0.92
(1,5)	1:A:45:PHE:HZ	2:C:469:PRO:HD2	20	0.91	0.07	0.92
(1,5)	1:A:45:PHE:HZ	2:C:469:PRO:HD3	20	0.91	0.07	0.92
(1,5)	1:A:45:PHE:HZ	2:C:469:PRO:HG2	20	0.91	0.07	0.92
(1,5)	1:A:45:PHE:HZ	2:C:469:PRO:HG3	20	0.91	0.07	0.92
(1,5)	1:A:45:PHE:HZ	2:C:469:PRO:N	20	0.91	0.07	0.92
(1,5)	1:A:45:PHE:HZ	2:C:469:PRO:O	20	0.91	0.07	0.92
(1,5)	1:A:45:PHE:HZ	2:C:470:GLN:C	20	0.91	0.07	0.92
(1,5)	1:A:45:PHE:HZ	2:C:470:GLN:CA	20	0.91	0.07	0.92
(1,5)	1:A:45:PHE:HZ	2:C:470:GLN:CB	20	0.91	0.07	0.92
(1,5)	1:A:45:PHE:HZ	2:C:470:GLN:CD	20	0.91	0.07	0.92
(1,5)	1:A:45:PHE:HZ	2:C:470:GLN:CG	20	0.91	0.07	0.92
(1,5)	1:A:45:PHE:HZ	2:C:470:GLN:H	20	0.91	0.07	0.92
(1,5)	1:A:45:PHE:HZ	2:C:470:GLN:HA	20	0.91	0.07	0.92
(1,5)	1:A:45:PHE:HZ	2:C:470:GLN:HB2	20	0.91	0.07	0.92
(1,5)	1:A:45:PHE:HZ	2:C:470:GLN:HB3	20	0.91	0.07	0.92
(1,5)	1:A:45:PHE:HZ	2:C:470:GLN:HE21	20	0.91	0.07	0.92
(1,5)	1:A:45:PHE:HZ	2:C:470:GLN:HE22	20	0.91	0.07	0.92
(1,5)	1:A:45:PHE:HZ	2:C:470:GLN:HG2	20	0.91	0.07	0.92
(1,5)	1:A:45:PHE:HZ	2:C:470:GLN:HG3	20	0.91	0.07	0.92
(1,5)	1:A:45:PHE:HZ	2:C:470:GLN:N	20	0.91	0.07	0.92
(1,5)	1:A:45:PHE:HZ	2:C:470:GLN:NE2	20	0.91	0.07	0.92
(1,5)	1:A:45:PHE:HZ	2:C:470:GLN:O	20	0.91	0.07	0.92
(1,5)	1:A:45:PHE:HZ	2:C:470:GLN:OE1	20	0.91	0.07	0.92
(1,5)	1:A:45:PHE:HZ	2:C:472:PRO:C	20	0.91	0.07	0.92
(1,5)	1:A:45:PHE:HZ	2:C:472:PRO:CA	20	0.91	0.07	0.92
(1,5)	1:A:45:PHE:HZ	2:C:472:PRO:CB	20	0.91	0.07	0.92
(1,5)	1:A:45:PHE:HZ	2:C:472:PRO:CD	20	0.91	0.07	0.92
(1,5)	1:A:45:PHE:HZ	2:C:472:PRO:CG	20	0.91	0.07	0.92
(1,5)	1:A:45:PHE:HZ	2:C:472:PRO:HA	20	0.91	0.07	0.92
(1,5)	1:A:45:PHE:HZ	2:C:472:PRO:HB2	20	0.91	0.07	0.92

Continued on next page...

Continued from previous page...

Key	Atom-1	Atom-2	Models ¹	Mean (Å)	SD ¹ (Å)	Median (Å)
(1,5)	1:A:45:PHE:HZ	2:C:472:PRO:HB3	20	0.91	0.07	0.92
(1,5)	1:A:45:PHE:HZ	2:C:472:PRO:HD2	20	0.91	0.07	0.92
(1,5)	1:A:45:PHE:HZ	2:C:472:PRO:HD3	20	0.91	0.07	0.92
(1,5)	1:A:45:PHE:HZ	2:C:472:PRO:HG2	20	0.91	0.07	0.92
(1,5)	1:A:45:PHE:HZ	2:C:472:PRO:HG3	20	0.91	0.07	0.92
(1,5)	1:A:45:PHE:HZ	2:C:472:PRO:N	20	0.91	0.07	0.92
(1,5)	1:A:45:PHE:HZ	2:C:472:PRO:O	20	0.91	0.07	0.92
(1,5)	1:A:45:PHE:HZ	2:C:482:LEU:C	20	0.91	0.07	0.92
(1,5)	1:A:45:PHE:HZ	2:C:482:LEU:CA	20	0.91	0.07	0.92
(1,5)	1:A:45:PHE:HZ	2:C:482:LEU:CB	20	0.91	0.07	0.92
(1,5)	1:A:45:PHE:HZ	2:C:482:LEU:CD1	20	0.91	0.07	0.92
(1,5)	1:A:45:PHE:HZ	2:C:482:LEU:CD2	20	0.91	0.07	0.92
(1,5)	1:A:45:PHE:HZ	2:C:482:LEU:CG	20	0.91	0.07	0.92
(1,5)	1:A:45:PHE:HZ	2:C:482:LEU:H	20	0.91	0.07	0.92
(1,5)	1:A:45:PHE:HZ	2:C:482:LEU:HA	20	0.91	0.07	0.92
(1,5)	1:A:45:PHE:HZ	2:C:482:LEU:HB2	20	0.91	0.07	0.92
(1,5)	1:A:45:PHE:HZ	2:C:482:LEU:HB3	20	0.91	0.07	0.92
(1,5)	1:A:45:PHE:HZ	2:C:482:LEU:HD11	20	0.91	0.07	0.92
(1,5)	1:A:45:PHE:HZ	2:C:482:LEU:HD12	20	0.91	0.07	0.92
(1,5)	1:A:45:PHE:HZ	2:C:482:LEU:HD13	20	0.91	0.07	0.92
(1,5)	1:A:45:PHE:HZ	2:C:482:LEU:HD21	20	0.91	0.07	0.92
(1,5)	1:A:45:PHE:HZ	2:C:482:LEU:HD22	20	0.91	0.07	0.92
(1,5)	1:A:45:PHE:HZ	2:C:482:LEU:HD23	20	0.91	0.07	0.92
(1,5)	1:A:45:PHE:HZ	2:C:482:LEU:HG	20	0.91	0.07	0.92
(1,5)	1:A:45:PHE:HZ	2:C:482:LEU:N	20	0.91	0.07	0.92
(1,5)	1:A:45:PHE:HZ	2:C:482:LEU:O	20	0.91	0.07	0.92
(1,5)	1:A:45:PHE:HZ	2:C:483:THR:C	20	0.91	0.07	0.92
(1,5)	1:A:45:PHE:HZ	2:C:483:THR:CA	20	0.91	0.07	0.92
(1,5)	1:A:45:PHE:HZ	2:C:483:THR:CB	20	0.91	0.07	0.92
(1,5)	1:A:45:PHE:HZ	2:C:483:THR:CG2	20	0.91	0.07	0.92
(1,5)	1:A:45:PHE:HZ	2:C:483:THR:H	20	0.91	0.07	0.92
(1,5)	1:A:45:PHE:HZ	2:C:483:THR:HA	20	0.91	0.07	0.92
(1,5)	1:A:45:PHE:HZ	2:C:483:THR:HB	20	0.91	0.07	0.92
(1,5)	1:A:45:PHE:HZ	2:C:483:THR:HG1	20	0.91	0.07	0.92
(1,5)	1:A:45:PHE:HZ	2:C:483:THR:HG21	20	0.91	0.07	0.92
(1,5)	1:A:45:PHE:HZ	2:C:483:THR:HG22	20	0.91	0.07	0.92
(1,5)	1:A:45:PHE:HZ	2:C:483:THR:HG23	20	0.91	0.07	0.92
(1,5)	1:A:45:PHE:HZ	2:C:483:THR:N	20	0.91	0.07	0.92
(1,5)	1:A:45:PHE:HZ	2:C:483:THR:O	20	0.91	0.07	0.92
(1,5)	1:A:45:PHE:HZ	2:C:483:THR:OG1	20	0.91	0.07	0.92
(1,5)	1:A:45:PHE:HZ	2:C:484:ARG:C	20	0.91	0.07	0.92
(1,5)	1:A:45:PHE:HZ	2:C:484:ARG:CA	20	0.91	0.07	0.92

Continued on next page...

Continued from previous page...

Key	Atom-1	Atom-2	Models ¹	Mean (Å)	SD ¹ (Å)	Median (Å)
(1,5)	1:A:45:PHE:HZ	2:C:484:ARG:CB	20	0.91	0.07	0.92
(1,5)	1:A:45:PHE:HZ	2:C:484:ARG:CD	20	0.91	0.07	0.92
(1,5)	1:A:45:PHE:HZ	2:C:484:ARG:CG	20	0.91	0.07	0.92
(1,5)	1:A:45:PHE:HZ	2:C:484:ARG:CZ	20	0.91	0.07	0.92
(1,5)	1:A:45:PHE:HZ	2:C:484:ARG:H	20	0.91	0.07	0.92
(1,5)	1:A:45:PHE:HZ	2:C:484:ARG:HA	20	0.91	0.07	0.92
(1,5)	1:A:45:PHE:HZ	2:C:484:ARG:HB2	20	0.91	0.07	0.92
(1,5)	1:A:45:PHE:HZ	2:C:484:ARG:HB3	20	0.91	0.07	0.92
(1,5)	1:A:45:PHE:HZ	2:C:484:ARG:HD2	20	0.91	0.07	0.92
(1,5)	1:A:45:PHE:HZ	2:C:484:ARG:HD3	20	0.91	0.07	0.92
(1,5)	1:A:45:PHE:HZ	2:C:484:ARG:HE	20	0.91	0.07	0.92
(1,5)	1:A:45:PHE:HZ	2:C:484:ARG:HG2	20	0.91	0.07	0.92
(1,5)	1:A:45:PHE:HZ	2:C:484:ARG:HG3	20	0.91	0.07	0.92
(1,5)	1:A:45:PHE:HZ	2:C:484:ARG:HH11	20	0.91	0.07	0.92
(1,5)	1:A:45:PHE:HZ	2:C:484:ARG:HH12	20	0.91	0.07	0.92
(1,5)	1:A:45:PHE:HZ	2:C:484:ARG:HH21	20	0.91	0.07	0.92
(1,5)	1:A:45:PHE:HZ	2:C:484:ARG:HH22	20	0.91	0.07	0.92
(1,5)	1:A:45:PHE:HZ	2:C:484:ARG:N	20	0.91	0.07	0.92
(1,5)	1:A:45:PHE:HZ	2:C:484:ARG:NE	20	0.91	0.07	0.92
(1,5)	1:A:45:PHE:HZ	2:C:484:ARG:NH1	20	0.91	0.07	0.92
(1,5)	1:A:45:PHE:HZ	2:C:484:ARG:NH2	20	0.91	0.07	0.92
(1,5)	1:A:45:PHE:HZ	2:C:484:ARG:O	20	0.91	0.07	0.92
(1,5)	1:A:45:PHE:HZ	2:C:485:SER:C	20	0.91	0.07	0.92
(1,5)	1:A:45:PHE:HZ	2:C:485:SER:CA	20	0.91	0.07	0.92
(1,5)	1:A:45:PHE:HZ	2:C:485:SER:CB	20	0.91	0.07	0.92
(1,5)	1:A:45:PHE:HZ	2:C:485:SER:H	20	0.91	0.07	0.92
(1,5)	1:A:45:PHE:HZ	2:C:485:SER:HA	20	0.91	0.07	0.92
(1,5)	1:A:45:PHE:HZ	2:C:485:SER:HB2	20	0.91	0.07	0.92
(1,5)	1:A:45:PHE:HZ	2:C:485:SER:HB3	20	0.91	0.07	0.92
(1,5)	1:A:45:PHE:HZ	2:C:485:SER:HG	20	0.91	0.07	0.92
(1,5)	1:A:45:PHE:HZ	2:C:485:SER:N	20	0.91	0.07	0.92
(1,5)	1:A:45:PHE:HZ	2:C:485:SER:O	20	0.91	0.07	0.92
(1,5)	1:A:45:PHE:HZ	2:C:485:SER:OG	20	0.91	0.07	0.92
(1,5)	1:A:45:PHE:HZ	2:C:486:VAL:C	20	0.91	0.07	0.92
(1,5)	1:A:45:PHE:HZ	2:C:486:VAL:CA	20	0.91	0.07	0.92
(1,5)	1:A:45:PHE:HZ	2:C:486:VAL:CB	20	0.91	0.07	0.92
(1,5)	1:A:45:PHE:HZ	2:C:486:VAL:CG1	20	0.91	0.07	0.92
(1,5)	1:A:45:PHE:HZ	2:C:486:VAL:CG2	20	0.91	0.07	0.92
(1,5)	1:A:45:PHE:HZ	2:C:486:VAL:H	20	0.91	0.07	0.92
(1,5)	1:A:45:PHE:HZ	2:C:486:VAL:HA	20	0.91	0.07	0.92
(1,5)	1:A:45:PHE:HZ	2:C:486:VAL:HB	20	0.91	0.07	0.92
(1,5)	1:A:45:PHE:HZ	2:C:486:VAL:HG11	20	0.91	0.07	0.92

Continued on next page...

Continued from previous page...

Key	Atom-1	Atom-2	Models ¹	Mean (Å)	SD ¹ (Å)	Median (Å)
(1,5)	1:A:45:PHE:HZ	2:C:486:VAL:HG12	20	0.91	0.07	0.92
(1,5)	1:A:45:PHE:HZ	2:C:486:VAL:HG13	20	0.91	0.07	0.92
(1,5)	1:A:45:PHE:HZ	2:C:486:VAL:HG21	20	0.91	0.07	0.92
(1,5)	1:A:45:PHE:HZ	2:C:486:VAL:HG22	20	0.91	0.07	0.92
(1,5)	1:A:45:PHE:HZ	2:C:486:VAL:HG23	20	0.91	0.07	0.92
(1,5)	1:A:45:PHE:HZ	2:C:486:VAL:N	20	0.91	0.07	0.92
(1,5)	1:A:45:PHE:HZ	2:C:486:VAL:O	20	0.91	0.07	0.92
(1,5)	1:A:45:PHE:HZ	2:C:487:GLU:C	20	0.91	0.07	0.92
(1,5)	1:A:45:PHE:HZ	2:C:487:GLU:CA	20	0.91	0.07	0.92
(1,5)	1:A:45:PHE:HZ	2:C:487:GLU:CB	20	0.91	0.07	0.92
(1,5)	1:A:45:PHE:HZ	2:C:487:GLU:CD	20	0.91	0.07	0.92
(1,5)	1:A:45:PHE:HZ	2:C:487:GLU:CG	20	0.91	0.07	0.92
(1,5)	1:A:45:PHE:HZ	2:C:487:GLU:H	20	0.91	0.07	0.92
(1,5)	1:A:45:PHE:HZ	2:C:487:GLU:HA	20	0.91	0.07	0.92
(1,5)	1:A:45:PHE:HZ	2:C:487:GLU:HB2	20	0.91	0.07	0.92
(1,5)	1:A:45:PHE:HZ	2:C:487:GLU:HB3	20	0.91	0.07	0.92
(1,5)	1:A:45:PHE:HZ	2:C:487:GLU:HG2	20	0.91	0.07	0.92
(1,5)	1:A:45:PHE:HZ	2:C:487:GLU:HG3	20	0.91	0.07	0.92
(1,5)	1:A:45:PHE:HZ	2:C:487:GLU:N	20	0.91	0.07	0.92
(1,5)	1:A:45:PHE:HZ	2:C:487:GLU:O	20	0.91	0.07	0.92
(1,5)	1:A:45:PHE:HZ	2:C:487:GLU:OE1	20	0.91	0.07	0.92
(1,5)	1:A:45:PHE:HZ	2:C:487:GLU:OE2	20	0.91	0.07	0.92
(1,5)	1:A:45:PHE:HZ	2:C:488:ILE:C	20	0.91	0.07	0.92
(1,5)	1:A:45:PHE:HZ	2:C:488:ILE:CA	20	0.91	0.07	0.92
(1,5)	1:A:45:PHE:HZ	2:C:488:ILE:CB	20	0.91	0.07	0.92
(1,5)	1:A:45:PHE:HZ	2:C:488:ILE:CD1	20	0.91	0.07	0.92
(1,5)	1:A:45:PHE:HZ	2:C:488:ILE:CG1	20	0.91	0.07	0.92
(1,5)	1:A:45:PHE:HZ	2:C:488:ILE:CG2	20	0.91	0.07	0.92
(1,5)	1:A:45:PHE:HZ	2:C:488:ILE:H	20	0.91	0.07	0.92
(1,5)	1:A:45:PHE:HZ	2:C:488:ILE:HA	20	0.91	0.07	0.92
(1,5)	1:A:45:PHE:HZ	2:C:488:ILE:HB	20	0.91	0.07	0.92
(1,5)	1:A:45:PHE:HZ	2:C:488:ILE:HD11	20	0.91	0.07	0.92
(1,5)	1:A:45:PHE:HZ	2:C:488:ILE:HD12	20	0.91	0.07	0.92
(1,5)	1:A:45:PHE:HZ	2:C:488:ILE:HD13	20	0.91	0.07	0.92
(1,5)	1:A:45:PHE:HZ	2:C:488:ILE:HG12	20	0.91	0.07	0.92
(1,5)	1:A:45:PHE:HZ	2:C:488:ILE:HG13	20	0.91	0.07	0.92
(1,5)	1:A:45:PHE:HZ	2:C:488:ILE:HG21	20	0.91	0.07	0.92
(1,5)	1:A:45:PHE:HZ	2:C:488:ILE:HG22	20	0.91	0.07	0.92
(1,5)	1:A:45:PHE:HZ	2:C:488:ILE:HG23	20	0.91	0.07	0.92
(1,5)	1:A:45:PHE:HZ	2:C:488:ILE:N	20	0.91	0.07	0.92
(1,5)	1:A:45:PHE:HZ	2:C:488:ILE:O	20	0.91	0.07	0.92
(1,5)	1:A:45:PHE:HZ	2:C:490:THR:C	20	0.91	0.07	0.92

Continued on next page...

Continued from previous page...

Key	Atom-1	Atom-2	Models ¹	Mean (Å)	SD ¹ (Å)	Median (Å)
(1,5)	1:A:45:PHE:HZ	2:C:490:THR:CA	20	0.91	0.07	0.92
(1,5)	1:A:45:PHE:HZ	2:C:490:THR:CB	20	0.91	0.07	0.92
(1,5)	1:A:45:PHE:HZ	2:C:490:THR:CG2	20	0.91	0.07	0.92
(1,5)	1:A:45:PHE:HZ	2:C:490:THR:H	20	0.91	0.07	0.92
(1,5)	1:A:45:PHE:HZ	2:C:490:THR:HA	20	0.91	0.07	0.92
(1,5)	1:A:45:PHE:HZ	2:C:490:THR:HB	20	0.91	0.07	0.92
(1,5)	1:A:45:PHE:HZ	2:C:490:THR:HG1	20	0.91	0.07	0.92
(1,5)	1:A:45:PHE:HZ	2:C:490:THR:HG21	20	0.91	0.07	0.92
(1,5)	1:A:45:PHE:HZ	2:C:490:THR:HG22	20	0.91	0.07	0.92
(1,5)	1:A:45:PHE:HZ	2:C:490:THR:HG23	20	0.91	0.07	0.92
(1,5)	1:A:45:PHE:HZ	2:C:490:THR:N	20	0.91	0.07	0.92
(1,5)	1:A:45:PHE:HZ	2:C:490:THR:O	20	0.91	0.07	0.92
(1,5)	1:A:45:PHE:HZ	2:C:490:THR:OG1	20	0.91	0.07	0.92
(1,5)	1:A:45:PHE:HZ	2:C:491:ASP:C	20	0.91	0.07	0.92
(1,5)	1:A:45:PHE:HZ	2:C:491:ASP:CA	20	0.91	0.07	0.92
(1,5)	1:A:45:PHE:HZ	2:C:491:ASP:CB	20	0.91	0.07	0.92
(1,5)	1:A:45:PHE:HZ	2:C:491:ASP:CG	20	0.91	0.07	0.92
(1,5)	1:A:45:PHE:HZ	2:C:491:ASP:H	20	0.91	0.07	0.92
(1,5)	1:A:45:PHE:HZ	2:C:491:ASP:HA	20	0.91	0.07	0.92
(1,5)	1:A:45:PHE:HZ	2:C:491:ASP:HB2	20	0.91	0.07	0.92
(1,5)	1:A:45:PHE:HZ	2:C:491:ASP:HB3	20	0.91	0.07	0.92
(1,5)	1:A:45:PHE:HZ	2:C:491:ASP:N	20	0.91	0.07	0.92
(1,5)	1:A:45:PHE:HZ	2:C:491:ASP:O	20	0.91	0.07	0.92
(1,5)	1:A:45:PHE:HZ	2:C:491:ASP:OD1	20	0.91	0.07	0.92
(1,5)	1:A:45:PHE:HZ	2:C:491:ASP:OD2	20	0.91	0.07	0.92
(1,5)	1:A:45:PHE:HZ	2:C:492:ASN:C	20	0.91	0.07	0.92
(1,5)	1:A:45:PHE:HZ	2:C:492:ASN:CA	20	0.91	0.07	0.92
(1,5)	1:A:45:PHE:HZ	2:C:492:ASN:CB	20	0.91	0.07	0.92
(1,5)	1:A:45:PHE:HZ	2:C:492:ASN:CG	20	0.91	0.07	0.92
(1,5)	1:A:45:PHE:HZ	2:C:492:ASN:H	20	0.91	0.07	0.92
(1,5)	1:A:45:PHE:HZ	2:C:492:ASN:HA	20	0.91	0.07	0.92
(1,5)	1:A:45:PHE:HZ	2:C:492:ASN:HB2	20	0.91	0.07	0.92
(1,5)	1:A:45:PHE:HZ	2:C:492:ASN:HB3	20	0.91	0.07	0.92
(1,5)	1:A:45:PHE:HZ	2:C:492:ASN:HD21	20	0.91	0.07	0.92
(1,5)	1:A:45:PHE:HZ	2:C:492:ASN:HD22	20	0.91	0.07	0.92
(1,5)	1:A:45:PHE:HZ	2:C:492:ASN:N	20	0.91	0.07	0.92
(1,5)	1:A:45:PHE:HZ	2:C:492:ASN:ND2	20	0.91	0.07	0.92
(1,5)	1:A:45:PHE:HZ	2:C:492:ASN:O	20	0.91	0.07	0.92
(1,5)	1:A:45:PHE:HZ	2:C:492:ASN:OD1	20	0.91	0.07	0.92
(1,5)	1:A:45:PHE:HZ	2:C:494:LEU:C	20	0.91	0.07	0.92
(1,5)	1:A:45:PHE:HZ	2:C:494:LEU:CA	20	0.91	0.07	0.92
(1,5)	1:A:45:PHE:HZ	2:C:494:LEU:CB	20	0.91	0.07	0.92

Continued on next page...

Continued from previous page...

Key	Atom-1	Atom-2	Models ¹	Mean (Å)	SD ¹ (Å)	Median (Å)
(1,5)	1:A:45:PHE:HZ	2:C:494:LEU:CD1	20	0.91	0.07	0.92
(1,5)	1:A:45:PHE:HZ	2:C:494:LEU:CD2	20	0.91	0.07	0.92
(1,5)	1:A:45:PHE:HZ	2:C:494:LEU:CG	20	0.91	0.07	0.92
(1,5)	1:A:45:PHE:HZ	2:C:494:LEU:H	20	0.91	0.07	0.92
(1,5)	1:A:45:PHE:HZ	2:C:494:LEU:HA	20	0.91	0.07	0.92
(1,5)	1:A:45:PHE:HZ	2:C:494:LEU:HB2	20	0.91	0.07	0.92
(1,5)	1:A:45:PHE:HZ	2:C:494:LEU:HB3	20	0.91	0.07	0.92
(1,5)	1:A:45:PHE:HZ	2:C:494:LEU:HD11	20	0.91	0.07	0.92
(1,5)	1:A:45:PHE:HZ	2:C:494:LEU:HD12	20	0.91	0.07	0.92
(1,5)	1:A:45:PHE:HZ	2:C:494:LEU:HD13	20	0.91	0.07	0.92
(1,5)	1:A:45:PHE:HZ	2:C:494:LEU:HD21	20	0.91	0.07	0.92
(1,5)	1:A:45:PHE:HZ	2:C:494:LEU:HD22	20	0.91	0.07	0.92
(1,5)	1:A:45:PHE:HZ	2:C:494:LEU:HD23	20	0.91	0.07	0.92
(1,5)	1:A:45:PHE:HZ	2:C:494:LEU:HG	20	0.91	0.07	0.92
(1,5)	1:A:45:PHE:HZ	2:C:494:LEU:N	20	0.91	0.07	0.92
(1,5)	1:A:45:PHE:HZ	2:C:494:LEU:O	20	0.91	0.07	0.92
(1,5)	1:A:45:PHE:HZ	2:C:495:GLU:C	20	0.91	0.07	0.92
(1,5)	1:A:45:PHE:HZ	2:C:495:GLU:CA	20	0.91	0.07	0.92
(1,5)	1:A:45:PHE:HZ	2:C:495:GLU:CB	20	0.91	0.07	0.92
(1,5)	1:A:45:PHE:HZ	2:C:495:GLU:CD	20	0.91	0.07	0.92
(1,5)	1:A:45:PHE:HZ	2:C:495:GLU:CG	20	0.91	0.07	0.92
(1,5)	1:A:45:PHE:HZ	2:C:495:GLU:H	20	0.91	0.07	0.92
(1,5)	1:A:45:PHE:HZ	2:C:495:GLU:HA	20	0.91	0.07	0.92
(1,5)	1:A:45:PHE:HZ	2:C:495:GLU:HB2	20	0.91	0.07	0.92
(1,5)	1:A:45:PHE:HZ	2:C:495:GLU:HB3	20	0.91	0.07	0.92
(1,5)	1:A:45:PHE:HZ	2:C:495:GLU:HG2	20	0.91	0.07	0.92
(1,5)	1:A:45:PHE:HZ	2:C:495:GLU:HG3	20	0.91	0.07	0.92
(1,5)	1:A:45:PHE:HZ	2:C:495:GLU:N	20	0.91	0.07	0.92
(1,5)	1:A:45:PHE:HZ	2:C:495:GLU:O	20	0.91	0.07	0.92
(1,5)	1:A:45:PHE:HZ	2:C:495:GLU:OE1	20	0.91	0.07	0.92
(1,5)	1:A:45:PHE:HZ	2:C:495:GLU:OE2	20	0.91	0.07	0.92
(1,5)	1:A:45:PHE:HZ	2:C:496:GLY:C	20	0.91	0.07	0.92
(1,5)	1:A:45:PHE:HZ	2:C:496:GLY:CA	20	0.91	0.07	0.92
(1,5)	1:A:45:PHE:HZ	2:C:496:GLY:H	20	0.91	0.07	0.92
(1,5)	1:A:45:PHE:HZ	2:C:496:GLY:HA2	20	0.91	0.07	0.92
(1,5)	1:A:45:PHE:HZ	2:C:496:GLY:HA3	20	0.91	0.07	0.92
(1,5)	1:A:45:PHE:HZ	2:C:496:GLY:N	20	0.91	0.07	0.92
(1,5)	1:A:45:PHE:HZ	2:C:496:GLY:O	20	0.91	0.07	0.92
(1,5)	1:A:45:PHE:HZ	2:C:497:ARG:C	20	0.91	0.07	0.92
(1,5)	1:A:45:PHE:HZ	2:C:497:ARG:CA	20	0.91	0.07	0.92
(1,5)	1:A:45:PHE:HZ	2:C:497:ARG:CB	20	0.91	0.07	0.92
(1,5)	1:A:45:PHE:HZ	2:C:497:ARG:CD	20	0.91	0.07	0.92

Continued on next page...

Continued from previous page...

Key	Atom-1	Atom-2	Models ¹	Mean (Å)	SD ¹ (Å)	Median (Å)
(1,5)	1:A:45:PHE:HZ	2:C:497:ARG:CG	20	0.91	0.07	0.92
(1,5)	1:A:45:PHE:HZ	2:C:497:ARG:CZ	20	0.91	0.07	0.92
(1,5)	1:A:45:PHE:HZ	2:C:497:ARG:H	20	0.91	0.07	0.92
(1,5)	1:A:45:PHE:HZ	2:C:497:ARG:HA	20	0.91	0.07	0.92
(1,5)	1:A:45:PHE:HZ	2:C:497:ARG:HB2	20	0.91	0.07	0.92
(1,5)	1:A:45:PHE:HZ	2:C:497:ARG:HB3	20	0.91	0.07	0.92
(1,5)	1:A:45:PHE:HZ	2:C:497:ARG:HD2	20	0.91	0.07	0.92
(1,5)	1:A:45:PHE:HZ	2:C:497:ARG:HD3	20	0.91	0.07	0.92
(1,5)	1:A:45:PHE:HZ	2:C:497:ARG:HE	20	0.91	0.07	0.92
(1,5)	1:A:45:PHE:HZ	2:C:497:ARG:HG2	20	0.91	0.07	0.92
(1,5)	1:A:45:PHE:HZ	2:C:497:ARG:HG3	20	0.91	0.07	0.92
(1,5)	1:A:45:PHE:HZ	2:C:497:ARG:HH11	20	0.91	0.07	0.92
(1,5)	1:A:45:PHE:HZ	2:C:497:ARG:HH12	20	0.91	0.07	0.92
(1,5)	1:A:45:PHE:HZ	2:C:497:ARG:HH21	20	0.91	0.07	0.92
(1,5)	1:A:45:PHE:HZ	2:C:497:ARG:HH22	20	0.91	0.07	0.92
(1,5)	1:A:45:PHE:HZ	2:C:497:ARG:N	20	0.91	0.07	0.92
(1,5)	1:A:45:PHE:HZ	2:C:497:ARG:NE	20	0.91	0.07	0.92
(1,5)	1:A:45:PHE:HZ	2:C:497:ARG:NH1	20	0.91	0.07	0.92
(1,5)	1:A:45:PHE:HZ	2:C:497:ARG:NH2	20	0.91	0.07	0.92
(1,5)	1:A:45:PHE:HZ	2:C:497:ARG:O	20	0.91	0.07	0.92
(1,5)	1:A:45:PHE:N	2:C:457:LEU:C	20	0.91	0.07	0.92
(1,5)	1:A:45:PHE:N	2:C:457:LEU:CA	20	0.91	0.07	0.92
(1,5)	1:A:45:PHE:N	2:C:457:LEU:CB	20	0.91	0.07	0.92
(1,5)	1:A:45:PHE:N	2:C:457:LEU:CD1	20	0.91	0.07	0.92
(1,5)	1:A:45:PHE:N	2:C:457:LEU:CD2	20	0.91	0.07	0.92
(1,5)	1:A:45:PHE:N	2:C:457:LEU:CG	20	0.91	0.07	0.92
(1,5)	1:A:45:PHE:N	2:C:457:LEU:H	20	0.91	0.07	0.92
(1,5)	1:A:45:PHE:N	2:C:457:LEU:HA	20	0.91	0.07	0.92
(1,5)	1:A:45:PHE:N	2:C:457:LEU:HB2	20	0.91	0.07	0.92
(1,5)	1:A:45:PHE:N	2:C:457:LEU:HB3	20	0.91	0.07	0.92
(1,5)	1:A:45:PHE:N	2:C:457:LEU:HD11	20	0.91	0.07	0.92
(1,5)	1:A:45:PHE:N	2:C:457:LEU:HD12	20	0.91	0.07	0.92
(1,5)	1:A:45:PHE:N	2:C:457:LEU:HD13	20	0.91	0.07	0.92
(1,5)	1:A:45:PHE:N	2:C:457:LEU:HD21	20	0.91	0.07	0.92
(1,5)	1:A:45:PHE:N	2:C:457:LEU:HD22	20	0.91	0.07	0.92
(1,5)	1:A:45:PHE:N	2:C:457:LEU:HD23	20	0.91	0.07	0.92
(1,5)	1:A:45:PHE:N	2:C:457:LEU:HG	20	0.91	0.07	0.92
(1,5)	1:A:45:PHE:N	2:C:457:LEU:N	20	0.91	0.07	0.92
(1,5)	1:A:45:PHE:N	2:C:457:LEU:O	20	0.91	0.07	0.92
(1,5)	1:A:45:PHE:N	2:C:459:ALA:C	20	0.91	0.07	0.92
(1,5)	1:A:45:PHE:N	2:C:459:ALA:CA	20	0.91	0.07	0.92
(1,5)	1:A:45:PHE:N	2:C:459:ALA:CB	20	0.91	0.07	0.92

Continued on next page...

Continued from previous page...

Key	Atom-1	Atom-2	Models ¹	Mean (Å)	SD ¹ (Å)	Median (Å)
(1,5)	1:A:45:PHE:N	2:C:459:ALA:H	20	0.91	0.07	0.92
(1,5)	1:A:45:PHE:N	2:C:459:ALA:HA	20	0.91	0.07	0.92
(1,5)	1:A:45:PHE:N	2:C:459:ALA:HB1	20	0.91	0.07	0.92
(1,5)	1:A:45:PHE:N	2:C:459:ALA:HB2	20	0.91	0.07	0.92
(1,5)	1:A:45:PHE:N	2:C:459:ALA:HB3	20	0.91	0.07	0.92
(1,5)	1:A:45:PHE:N	2:C:459:ALA:N	20	0.91	0.07	0.92
(1,5)	1:A:45:PHE:N	2:C:459:ALA:O	20	0.91	0.07	0.92
(1,5)	1:A:45:PHE:N	2:C:460:MET:C	20	0.91	0.07	0.92
(1,5)	1:A:45:PHE:N	2:C:460:MET:CA	20	0.91	0.07	0.92
(1,5)	1:A:45:PHE:N	2:C:460:MET:CB	20	0.91	0.07	0.92
(1,5)	1:A:45:PHE:N	2:C:460:MET:CE	20	0.91	0.07	0.92
(1,5)	1:A:45:PHE:N	2:C:460:MET:CG	20	0.91	0.07	0.92
(1,5)	1:A:45:PHE:N	2:C:460:MET:H	20	0.91	0.07	0.92
(1,5)	1:A:45:PHE:N	2:C:460:MET:HA	20	0.91	0.07	0.92
(1,5)	1:A:45:PHE:N	2:C:460:MET:HB2	20	0.91	0.07	0.92
(1,5)	1:A:45:PHE:N	2:C:460:MET:HB3	20	0.91	0.07	0.92
(1,5)	1:A:45:PHE:N	2:C:460:MET:HE1	20	0.91	0.07	0.92
(1,5)	1:A:45:PHE:N	2:C:460:MET:HE2	20	0.91	0.07	0.92
(1,5)	1:A:45:PHE:N	2:C:460:MET:HE3	20	0.91	0.07	0.92
(1,5)	1:A:45:PHE:N	2:C:460:MET:HG2	20	0.91	0.07	0.92
(1,5)	1:A:45:PHE:N	2:C:460:MET:HG3	20	0.91	0.07	0.92
(1,5)	1:A:45:PHE:N	2:C:460:MET:N	20	0.91	0.07	0.92
(1,5)	1:A:45:PHE:N	2:C:460:MET:O	20	0.91	0.07	0.92
(1,5)	1:A:45:PHE:N	2:C:460:MET:SD	20	0.91	0.07	0.92
(1,5)	1:A:45:PHE:N	2:C:462:HIS:C	20	0.91	0.07	0.92
(1,5)	1:A:45:PHE:N	2:C:462:HIS:CA	20	0.91	0.07	0.92
(1,5)	1:A:45:PHE:N	2:C:462:HIS:CB	20	0.91	0.07	0.92
(1,5)	1:A:45:PHE:N	2:C:462:HIS:CD2	20	0.91	0.07	0.92
(1,5)	1:A:45:PHE:N	2:C:462:HIS:CE1	20	0.91	0.07	0.92
(1,5)	1:A:45:PHE:N	2:C:462:HIS:CG	20	0.91	0.07	0.92
(1,5)	1:A:45:PHE:N	2:C:462:HIS:H	20	0.91	0.07	0.92
(1,5)	1:A:45:PHE:N	2:C:462:HIS:HA	20	0.91	0.07	0.92
(1,5)	1:A:45:PHE:N	2:C:462:HIS:HB2	20	0.91	0.07	0.92
(1,5)	1:A:45:PHE:N	2:C:462:HIS:HB3	20	0.91	0.07	0.92
(1,5)	1:A:45:PHE:N	2:C:462:HIS:HD2	20	0.91	0.07	0.92
(1,5)	1:A:45:PHE:N	2:C:462:HIS:HE1	20	0.91	0.07	0.92
(1,5)	1:A:45:PHE:N	2:C:462:HIS:HE2	20	0.91	0.07	0.92
(1,5)	1:A:45:PHE:N	2:C:462:HIS:N	20	0.91	0.07	0.92
(1,5)	1:A:45:PHE:N	2:C:462:HIS:ND1	20	0.91	0.07	0.92
(1,5)	1:A:45:PHE:N	2:C:462:HIS:NE2	20	0.91	0.07	0.92
(1,5)	1:A:45:PHE:N	2:C:462:HIS:O	20	0.91	0.07	0.92
(1,5)	1:A:45:PHE:N	2:C:463:GLN:C	20	0.91	0.07	0.92

Continued on next page...

Continued from previous page...

Key	Atom-1	Atom-2	Models ¹	Mean (Å)	SD ¹ (Å)	Median (Å)
(1,5)	1:A:45:PHE:N	2:C:463:GLN:CA	20	0.91	0.07	0.92
(1,5)	1:A:45:PHE:N	2:C:463:GLN:CB	20	0.91	0.07	0.92
(1,5)	1:A:45:PHE:N	2:C:463:GLN:CD	20	0.91	0.07	0.92
(1,5)	1:A:45:PHE:N	2:C:463:GLN:CG	20	0.91	0.07	0.92
(1,5)	1:A:45:PHE:N	2:C:463:GLN:H	20	0.91	0.07	0.92
(1,5)	1:A:45:PHE:N	2:C:463:GLN:HA	20	0.91	0.07	0.92
(1,5)	1:A:45:PHE:N	2:C:463:GLN:HB2	20	0.91	0.07	0.92
(1,5)	1:A:45:PHE:N	2:C:463:GLN:HB3	20	0.91	0.07	0.92
(1,5)	1:A:45:PHE:N	2:C:463:GLN:HE21	20	0.91	0.07	0.92
(1,5)	1:A:45:PHE:N	2:C:463:GLN:HE22	20	0.91	0.07	0.92
(1,5)	1:A:45:PHE:N	2:C:463:GLN:HG2	20	0.91	0.07	0.92
(1,5)	1:A:45:PHE:N	2:C:463:GLN:HG3	20	0.91	0.07	0.92
(1,5)	1:A:45:PHE:N	2:C:463:GLN:N	20	0.91	0.07	0.92
(1,5)	1:A:45:PHE:N	2:C:463:GLN:NE2	20	0.91	0.07	0.92
(1,5)	1:A:45:PHE:N	2:C:463:GLN:O	20	0.91	0.07	0.92
(1,5)	1:A:45:PHE:N	2:C:463:GLN:OE1	20	0.91	0.07	0.92
(1,5)	1:A:45:PHE:N	2:C:465:GLN:C	20	0.91	0.07	0.92
(1,5)	1:A:45:PHE:N	2:C:465:GLN:CA	20	0.91	0.07	0.92
(1,5)	1:A:45:PHE:N	2:C:465:GLN:CB	20	0.91	0.07	0.92
(1,5)	1:A:45:PHE:N	2:C:465:GLN:CD	20	0.91	0.07	0.92
(1,5)	1:A:45:PHE:N	2:C:465:GLN:CG	20	0.91	0.07	0.92
(1,5)	1:A:45:PHE:N	2:C:465:GLN:H	20	0.91	0.07	0.92
(1,5)	1:A:45:PHE:N	2:C:465:GLN:HA	20	0.91	0.07	0.92
(1,5)	1:A:45:PHE:N	2:C:465:GLN:HB2	20	0.91	0.07	0.92
(1,5)	1:A:45:PHE:N	2:C:465:GLN:HB3	20	0.91	0.07	0.92
(1,5)	1:A:45:PHE:N	2:C:465:GLN:HE21	20	0.91	0.07	0.92
(1,5)	1:A:45:PHE:N	2:C:465:GLN:HE22	20	0.91	0.07	0.92
(1,5)	1:A:45:PHE:N	2:C:465:GLN:HG2	20	0.91	0.07	0.92
(1,5)	1:A:45:PHE:N	2:C:465:GLN:HG3	20	0.91	0.07	0.92
(1,5)	1:A:45:PHE:N	2:C:465:GLN:N	20	0.91	0.07	0.92
(1,5)	1:A:45:PHE:N	2:C:465:GLN:NE2	20	0.91	0.07	0.92
(1,5)	1:A:45:PHE:N	2:C:465:GLN:O	20	0.91	0.07	0.92
(1,5)	1:A:45:PHE:N	2:C:465:GLN:OE1	20	0.91	0.07	0.92
(1,5)	1:A:45:PHE:N	2:C:466:GLU:C	20	0.91	0.07	0.92
(1,5)	1:A:45:PHE:N	2:C:466:GLU:CA	20	0.91	0.07	0.92
(1,5)	1:A:45:PHE:N	2:C:466:GLU:CB	20	0.91	0.07	0.92
(1,5)	1:A:45:PHE:N	2:C:466:GLU:CD	20	0.91	0.07	0.92
(1,5)	1:A:45:PHE:N	2:C:466:GLU:CG	20	0.91	0.07	0.92
(1,5)	1:A:45:PHE:N	2:C:466:GLU:H	20	0.91	0.07	0.92
(1,5)	1:A:45:PHE:N	2:C:466:GLU:HA	20	0.91	0.07	0.92
(1,5)	1:A:45:PHE:N	2:C:466:GLU:HB2	20	0.91	0.07	0.92
(1,5)	1:A:45:PHE:N	2:C:466:GLU:HB3	20	0.91	0.07	0.92

Continued on next page...

Continued from previous page...

Key	Atom-1	Atom-2	Models ¹	Mean (Å)	SD ¹ (Å)	Median (Å)
(1,5)	1:A:45:PHE:N	2:C:466:GLU:HG2	20	0.91	0.07	0.92
(1,5)	1:A:45:PHE:N	2:C:466:GLU:HG3	20	0.91	0.07	0.92
(1,5)	1:A:45:PHE:N	2:C:466:GLU:N	20	0.91	0.07	0.92
(1,5)	1:A:45:PHE:N	2:C:466:GLU:O	20	0.91	0.07	0.92
(1,5)	1:A:45:PHE:N	2:C:466:GLU:OE1	20	0.91	0.07	0.92
(1,5)	1:A:45:PHE:N	2:C:466:GLU:OE2	20	0.91	0.07	0.92
(1,5)	1:A:45:PHE:N	2:C:467:MET:C	20	0.91	0.07	0.92
(1,5)	1:A:45:PHE:N	2:C:467:MET:CA	20	0.91	0.07	0.92
(1,5)	1:A:45:PHE:N	2:C:467:MET:CB	20	0.91	0.07	0.92
(1,5)	1:A:45:PHE:N	2:C:467:MET:CE	20	0.91	0.07	0.92
(1,5)	1:A:45:PHE:N	2:C:467:MET:CG	20	0.91	0.07	0.92
(1,5)	1:A:45:PHE:N	2:C:467:MET:H	20	0.91	0.07	0.92
(1,5)	1:A:45:PHE:N	2:C:467:MET:HA	20	0.91	0.07	0.92
(1,5)	1:A:45:PHE:N	2:C:467:MET:HB2	20	0.91	0.07	0.92
(1,5)	1:A:45:PHE:N	2:C:467:MET:HB3	20	0.91	0.07	0.92
(1,5)	1:A:45:PHE:N	2:C:467:MET:HE1	20	0.91	0.07	0.92
(1,5)	1:A:45:PHE:N	2:C:467:MET:HE2	20	0.91	0.07	0.92
(1,5)	1:A:45:PHE:N	2:C:467:MET:HE3	20	0.91	0.07	0.92
(1,5)	1:A:45:PHE:N	2:C:467:MET:HG2	20	0.91	0.07	0.92
(1,5)	1:A:45:PHE:N	2:C:467:MET:HG3	20	0.91	0.07	0.92
(1,5)	1:A:45:PHE:N	2:C:467:MET:N	20	0.91	0.07	0.92
(1,5)	1:A:45:PHE:N	2:C:467:MET:O	20	0.91	0.07	0.92
(1,5)	1:A:45:PHE:N	2:C:467:MET:SD	20	0.91	0.07	0.92
(1,5)	1:A:45:PHE:N	2:C:468:PHE:C	20	0.91	0.07	0.92
(1,5)	1:A:45:PHE:N	2:C:468:PHE:CA	20	0.91	0.07	0.92
(1,5)	1:A:45:PHE:N	2:C:468:PHE:CB	20	0.91	0.07	0.92
(1,5)	1:A:45:PHE:N	2:C:468:PHE:CD1	20	0.91	0.07	0.92
(1,5)	1:A:45:PHE:N	2:C:468:PHE:CD2	20	0.91	0.07	0.92
(1,5)	1:A:45:PHE:N	2:C:468:PHE:CE1	20	0.91	0.07	0.92
(1,5)	1:A:45:PHE:N	2:C:468:PHE:CE2	20	0.91	0.07	0.92
(1,5)	1:A:45:PHE:N	2:C:468:PHE:CG	20	0.91	0.07	0.92
(1,5)	1:A:45:PHE:N	2:C:468:PHE:CZ	20	0.91	0.07	0.92
(1,5)	1:A:45:PHE:N	2:C:468:PHE:H	20	0.91	0.07	0.92
(1,5)	1:A:45:PHE:N	2:C:468:PHE:HA	20	0.91	0.07	0.92
(1,5)	1:A:45:PHE:N	2:C:468:PHE:HB2	20	0.91	0.07	0.92
(1,5)	1:A:45:PHE:N	2:C:468:PHE:HB3	20	0.91	0.07	0.92
(1,5)	1:A:45:PHE:N	2:C:468:PHE:HD1	20	0.91	0.07	0.92
(1,5)	1:A:45:PHE:N	2:C:468:PHE:HD2	20	0.91	0.07	0.92
(1,5)	1:A:45:PHE:N	2:C:468:PHE:HE1	20	0.91	0.07	0.92
(1,5)	1:A:45:PHE:N	2:C:468:PHE:HE2	20	0.91	0.07	0.92
(1,5)	1:A:45:PHE:N	2:C:468:PHE:HZ	20	0.91	0.07	0.92
(1,5)	1:A:45:PHE:N	2:C:468:PHE:N	20	0.91	0.07	0.92

Continued on next page...

Continued from previous page...

Key	Atom-1	Atom-2	Models ¹	Mean (Å)	SD ¹ (Å)	Median (Å)
(1,5)	1:A:45:PHE:N	2:C:468:PHE:O	20	0.91	0.07	0.92
(1,5)	1:A:45:PHE:N	2:C:469:PRO:C	20	0.91	0.07	0.92
(1,5)	1:A:45:PHE:N	2:C:469:PRO:CA	20	0.91	0.07	0.92
(1,5)	1:A:45:PHE:N	2:C:469:PRO:CB	20	0.91	0.07	0.92
(1,5)	1:A:45:PHE:N	2:C:469:PRO:CD	20	0.91	0.07	0.92
(1,5)	1:A:45:PHE:N	2:C:469:PRO:CG	20	0.91	0.07	0.92
(1,5)	1:A:45:PHE:N	2:C:469:PRO:HA	20	0.91	0.07	0.92
(1,5)	1:A:45:PHE:N	2:C:469:PRO:HB2	20	0.91	0.07	0.92
(1,5)	1:A:45:PHE:N	2:C:469:PRO:HB3	20	0.91	0.07	0.92
(1,5)	1:A:45:PHE:N	2:C:469:PRO:HD2	20	0.91	0.07	0.92
(1,5)	1:A:45:PHE:N	2:C:469:PRO:HD3	20	0.91	0.07	0.92
(1,5)	1:A:45:PHE:N	2:C:469:PRO:HG2	20	0.91	0.07	0.92
(1,5)	1:A:45:PHE:N	2:C:469:PRO:HG3	20	0.91	0.07	0.92
(1,5)	1:A:45:PHE:N	2:C:469:PRO:N	20	0.91	0.07	0.92
(1,5)	1:A:45:PHE:N	2:C:469:PRO:O	20	0.91	0.07	0.92
(1,5)	1:A:45:PHE:N	2:C:470:GLN:C	20	0.91	0.07	0.92
(1,5)	1:A:45:PHE:N	2:C:470:GLN:CA	20	0.91	0.07	0.92
(1,5)	1:A:45:PHE:N	2:C:470:GLN:CB	20	0.91	0.07	0.92
(1,5)	1:A:45:PHE:N	2:C:470:GLN:CD	20	0.91	0.07	0.92
(1,5)	1:A:45:PHE:N	2:C:470:GLN:CG	20	0.91	0.07	0.92
(1,5)	1:A:45:PHE:N	2:C:470:GLN:H	20	0.91	0.07	0.92
(1,5)	1:A:45:PHE:N	2:C:470:GLN:HA	20	0.91	0.07	0.92
(1,5)	1:A:45:PHE:N	2:C:470:GLN:HB2	20	0.91	0.07	0.92
(1,5)	1:A:45:PHE:N	2:C:470:GLN:HB3	20	0.91	0.07	0.92
(1,5)	1:A:45:PHE:N	2:C:470:GLN:HE21	20	0.91	0.07	0.92
(1,5)	1:A:45:PHE:N	2:C:470:GLN:HE22	20	0.91	0.07	0.92
(1,5)	1:A:45:PHE:N	2:C:470:GLN:HG2	20	0.91	0.07	0.92
(1,5)	1:A:45:PHE:N	2:C:470:GLN:HG3	20	0.91	0.07	0.92
(1,5)	1:A:45:PHE:N	2:C:470:GLN:N	20	0.91	0.07	0.92
(1,5)	1:A:45:PHE:N	2:C:470:GLN:NE2	20	0.91	0.07	0.92
(1,5)	1:A:45:PHE:N	2:C:470:GLN:O	20	0.91	0.07	0.92
(1,5)	1:A:45:PHE:N	2:C:470:GLN:OE1	20	0.91	0.07	0.92
(1,5)	1:A:45:PHE:N	2:C:472:PRO:C	20	0.91	0.07	0.92
(1,5)	1:A:45:PHE:N	2:C:472:PRO:CA	20	0.91	0.07	0.92
(1,5)	1:A:45:PHE:N	2:C:472:PRO:CB	20	0.91	0.07	0.92
(1,5)	1:A:45:PHE:N	2:C:472:PRO:CD	20	0.91	0.07	0.92
(1,5)	1:A:45:PHE:N	2:C:472:PRO:CG	20	0.91	0.07	0.92
(1,5)	1:A:45:PHE:N	2:C:472:PRO:HA	20	0.91	0.07	0.92
(1,5)	1:A:45:PHE:N	2:C:472:PRO:HB2	20	0.91	0.07	0.92
(1,5)	1:A:45:PHE:N	2:C:472:PRO:HB3	20	0.91	0.07	0.92
(1,5)	1:A:45:PHE:N	2:C:472:PRO:HD2	20	0.91	0.07	0.92
(1,5)	1:A:45:PHE:N	2:C:472:PRO:HD3	20	0.91	0.07	0.92

Continued on next page...

Continued from previous page...

Key	Atom-1	Atom-2	Models ¹	Mean (Å)	SD ¹ (Å)	Median (Å)
(1,5)	1:A:45:PHE:N	2:C:472:PRO:HG2	20	0.91	0.07	0.92
(1,5)	1:A:45:PHE:N	2:C:472:PRO:HG3	20	0.91	0.07	0.92
(1,5)	1:A:45:PHE:N	2:C:472:PRO:N	20	0.91	0.07	0.92
(1,5)	1:A:45:PHE:N	2:C:472:PRO:O	20	0.91	0.07	0.92
(1,5)	1:A:45:PHE:N	2:C:482:LEU:C	20	0.91	0.07	0.92
(1,5)	1:A:45:PHE:N	2:C:482:LEU:CA	20	0.91	0.07	0.92
(1,5)	1:A:45:PHE:N	2:C:482:LEU:CB	20	0.91	0.07	0.92
(1,5)	1:A:45:PHE:N	2:C:482:LEU:CD1	20	0.91	0.07	0.92
(1,5)	1:A:45:PHE:N	2:C:482:LEU:CD2	20	0.91	0.07	0.92
(1,5)	1:A:45:PHE:N	2:C:482:LEU:CG	20	0.91	0.07	0.92
(1,5)	1:A:45:PHE:N	2:C:482:LEU:H	20	0.91	0.07	0.92
(1,5)	1:A:45:PHE:N	2:C:482:LEU:HA	20	0.91	0.07	0.92
(1,5)	1:A:45:PHE:N	2:C:482:LEU:HB2	20	0.91	0.07	0.92
(1,5)	1:A:45:PHE:N	2:C:482:LEU:HB3	20	0.91	0.07	0.92
(1,5)	1:A:45:PHE:N	2:C:482:LEU:HD11	20	0.91	0.07	0.92
(1,5)	1:A:45:PHE:N	2:C:482:LEU:HD12	20	0.91	0.07	0.92
(1,5)	1:A:45:PHE:N	2:C:482:LEU:HD13	20	0.91	0.07	0.92
(1,5)	1:A:45:PHE:N	2:C:482:LEU:HD21	20	0.91	0.07	0.92
(1,5)	1:A:45:PHE:N	2:C:482:LEU:HD22	20	0.91	0.07	0.92
(1,5)	1:A:45:PHE:N	2:C:482:LEU:HD23	20	0.91	0.07	0.92
(1,5)	1:A:45:PHE:N	2:C:482:LEU:HG	20	0.91	0.07	0.92
(1,5)	1:A:45:PHE:N	2:C:482:LEU:N	20	0.91	0.07	0.92
(1,5)	1:A:45:PHE:N	2:C:482:LEU:O	20	0.91	0.07	0.92
(1,5)	1:A:45:PHE:N	2:C:483:THR:C	20	0.91	0.07	0.92
(1,5)	1:A:45:PHE:N	2:C:483:THR:CA	20	0.91	0.07	0.92
(1,5)	1:A:45:PHE:N	2:C:483:THR:CB	20	0.91	0.07	0.92
(1,5)	1:A:45:PHE:N	2:C:483:THR:CG2	20	0.91	0.07	0.92
(1,5)	1:A:45:PHE:N	2:C:483:THR:H	20	0.91	0.07	0.92
(1,5)	1:A:45:PHE:N	2:C:483:THR:HA	20	0.91	0.07	0.92
(1,5)	1:A:45:PHE:N	2:C:483:THR:HB	20	0.91	0.07	0.92
(1,5)	1:A:45:PHE:N	2:C:483:THR:HG1	20	0.91	0.07	0.92
(1,5)	1:A:45:PHE:N	2:C:483:THR:HG21	20	0.91	0.07	0.92
(1,5)	1:A:45:PHE:N	2:C:483:THR:HG22	20	0.91	0.07	0.92
(1,5)	1:A:45:PHE:N	2:C:483:THR:HG23	20	0.91	0.07	0.92
(1,5)	1:A:45:PHE:N	2:C:483:THR:N	20	0.91	0.07	0.92
(1,5)	1:A:45:PHE:N	2:C:483:THR:O	20	0.91	0.07	0.92
(1,5)	1:A:45:PHE:N	2:C:483:THR:OG1	20	0.91	0.07	0.92
(1,5)	1:A:45:PHE:N	2:C:484:ARG:C	20	0.91	0.07	0.92
(1,5)	1:A:45:PHE:N	2:C:484:ARG:CA	20	0.91	0.07	0.92
(1,5)	1:A:45:PHE:N	2:C:484:ARG:CB	20	0.91	0.07	0.92
(1,5)	1:A:45:PHE:N	2:C:484:ARG:CD	20	0.91	0.07	0.92
(1,5)	1:A:45:PHE:N	2:C:484:ARG:CG	20	0.91	0.07	0.92

Continued on next page...

Continued from previous page...

Key	Atom-1	Atom-2	Models ¹	Mean (Å)	SD ¹ (Å)	Median (Å)
(1,5)	1:A:45:PHE:N	2:C:484:ARG:CZ	20	0.91	0.07	0.92
(1,5)	1:A:45:PHE:N	2:C:484:ARG:H	20	0.91	0.07	0.92
(1,5)	1:A:45:PHE:N	2:C:484:ARG:HA	20	0.91	0.07	0.92
(1,5)	1:A:45:PHE:N	2:C:484:ARG:HB2	20	0.91	0.07	0.92
(1,5)	1:A:45:PHE:N	2:C:484:ARG:HB3	20	0.91	0.07	0.92
(1,5)	1:A:45:PHE:N	2:C:484:ARG:HD2	20	0.91	0.07	0.92
(1,5)	1:A:45:PHE:N	2:C:484:ARG:HD3	20	0.91	0.07	0.92
(1,5)	1:A:45:PHE:N	2:C:484:ARG:HE	20	0.91	0.07	0.92
(1,5)	1:A:45:PHE:N	2:C:484:ARG:HG2	20	0.91	0.07	0.92
(1,5)	1:A:45:PHE:N	2:C:484:ARG:HG3	20	0.91	0.07	0.92
(1,5)	1:A:45:PHE:N	2:C:484:ARG:HH11	20	0.91	0.07	0.92
(1,5)	1:A:45:PHE:N	2:C:484:ARG:HH12	20	0.91	0.07	0.92
(1,5)	1:A:45:PHE:N	2:C:484:ARG:HH21	20	0.91	0.07	0.92
(1,5)	1:A:45:PHE:N	2:C:484:ARG:HH22	20	0.91	0.07	0.92
(1,5)	1:A:45:PHE:N	2:C:484:ARG:N	20	0.91	0.07	0.92
(1,5)	1:A:45:PHE:N	2:C:484:ARG:NE	20	0.91	0.07	0.92
(1,5)	1:A:45:PHE:N	2:C:484:ARG:NH1	20	0.91	0.07	0.92
(1,5)	1:A:45:PHE:N	2:C:484:ARG:NH2	20	0.91	0.07	0.92
(1,5)	1:A:45:PHE:N	2:C:484:ARG:O	20	0.91	0.07	0.92
(1,5)	1:A:45:PHE:N	2:C:485:SER:C	20	0.91	0.07	0.92
(1,5)	1:A:45:PHE:N	2:C:485:SER:CA	20	0.91	0.07	0.92
(1,5)	1:A:45:PHE:N	2:C:485:SER:CB	20	0.91	0.07	0.92
(1,5)	1:A:45:PHE:N	2:C:485:SER:H	20	0.91	0.07	0.92
(1,5)	1:A:45:PHE:N	2:C:485:SER:HA	20	0.91	0.07	0.92
(1,5)	1:A:45:PHE:N	2:C:485:SER:HB2	20	0.91	0.07	0.92
(1,5)	1:A:45:PHE:N	2:C:485:SER:HB3	20	0.91	0.07	0.92
(1,5)	1:A:45:PHE:N	2:C:485:SER:HG	20	0.91	0.07	0.92
(1,5)	1:A:45:PHE:N	2:C:485:SER:N	20	0.91	0.07	0.92
(1,5)	1:A:45:PHE:N	2:C:485:SER:O	20	0.91	0.07	0.92
(1,5)	1:A:45:PHE:N	2:C:485:SER:OG	20	0.91	0.07	0.92
(1,5)	1:A:45:PHE:N	2:C:486:VAL:C	20	0.91	0.07	0.92
(1,5)	1:A:45:PHE:N	2:C:486:VAL:CA	20	0.91	0.07	0.92
(1,5)	1:A:45:PHE:N	2:C:486:VAL:CB	20	0.91	0.07	0.92
(1,5)	1:A:45:PHE:N	2:C:486:VAL:CG1	20	0.91	0.07	0.92
(1,5)	1:A:45:PHE:N	2:C:486:VAL:CG2	20	0.91	0.07	0.92
(1,5)	1:A:45:PHE:N	2:C:486:VAL:H	20	0.91	0.07	0.92
(1,5)	1:A:45:PHE:N	2:C:486:VAL:HA	20	0.91	0.07	0.92
(1,5)	1:A:45:PHE:N	2:C:486:VAL:HB	20	0.91	0.07	0.92
(1,5)	1:A:45:PHE:N	2:C:486:VAL:HG11	20	0.91	0.07	0.92
(1,5)	1:A:45:PHE:N	2:C:486:VAL:HG12	20	0.91	0.07	0.92
(1,5)	1:A:45:PHE:N	2:C:486:VAL:HG13	20	0.91	0.07	0.92
(1,5)	1:A:45:PHE:N	2:C:486:VAL:HG21	20	0.91	0.07	0.92

Continued on next page...

Continued from previous page...

Key	Atom-1	Atom-2	Models ¹	Mean (Å)	SD ¹ (Å)	Median (Å)
(1,5)	1:A:45:PHE:N	2:C:486:VAL:HG22	20	0.91	0.07	0.92
(1,5)	1:A:45:PHE:N	2:C:486:VAL:HG23	20	0.91	0.07	0.92
(1,5)	1:A:45:PHE:N	2:C:486:VAL:N	20	0.91	0.07	0.92
(1,5)	1:A:45:PHE:N	2:C:486:VAL:O	20	0.91	0.07	0.92
(1,5)	1:A:45:PHE:N	2:C:487:GLU:C	20	0.91	0.07	0.92
(1,5)	1:A:45:PHE:N	2:C:487:GLU:CA	20	0.91	0.07	0.92
(1,5)	1:A:45:PHE:N	2:C:487:GLU:CB	20	0.91	0.07	0.92
(1,5)	1:A:45:PHE:N	2:C:487:GLU:CD	20	0.91	0.07	0.92
(1,5)	1:A:45:PHE:N	2:C:487:GLU:CG	20	0.91	0.07	0.92
(1,5)	1:A:45:PHE:N	2:C:487:GLU:H	20	0.91	0.07	0.92
(1,5)	1:A:45:PHE:N	2:C:487:GLU:HA	20	0.91	0.07	0.92
(1,5)	1:A:45:PHE:N	2:C:487:GLU:HB2	20	0.91	0.07	0.92
(1,5)	1:A:45:PHE:N	2:C:487:GLU:HB3	20	0.91	0.07	0.92
(1,5)	1:A:45:PHE:N	2:C:487:GLU:HG2	20	0.91	0.07	0.92
(1,5)	1:A:45:PHE:N	2:C:487:GLU:HG3	20	0.91	0.07	0.92
(1,5)	1:A:45:PHE:N	2:C:487:GLU:N	20	0.91	0.07	0.92
(1,5)	1:A:45:PHE:N	2:C:487:GLU:O	20	0.91	0.07	0.92
(1,5)	1:A:45:PHE:N	2:C:487:GLU:OE1	20	0.91	0.07	0.92
(1,5)	1:A:45:PHE:N	2:C:487:GLU:OE2	20	0.91	0.07	0.92
(1,5)	1:A:45:PHE:N	2:C:488:ILE:C	20	0.91	0.07	0.92
(1,5)	1:A:45:PHE:N	2:C:488:ILE:CA	20	0.91	0.07	0.92
(1,5)	1:A:45:PHE:N	2:C:488:ILE:CB	20	0.91	0.07	0.92
(1,5)	1:A:45:PHE:N	2:C:488:ILE:CD1	20	0.91	0.07	0.92
(1,5)	1:A:45:PHE:N	2:C:488:ILE:CG1	20	0.91	0.07	0.92
(1,5)	1:A:45:PHE:N	2:C:488:ILE:CG2	20	0.91	0.07	0.92
(1,5)	1:A:45:PHE:N	2:C:488:ILE:H	20	0.91	0.07	0.92
(1,5)	1:A:45:PHE:N	2:C:488:ILE:HA	20	0.91	0.07	0.92
(1,5)	1:A:45:PHE:N	2:C:488:ILE:HB	20	0.91	0.07	0.92
(1,5)	1:A:45:PHE:N	2:C:488:ILE:HD11	20	0.91	0.07	0.92
(1,5)	1:A:45:PHE:N	2:C:488:ILE:HD12	20	0.91	0.07	0.92
(1,5)	1:A:45:PHE:N	2:C:488:ILE:HD13	20	0.91	0.07	0.92
(1,5)	1:A:45:PHE:N	2:C:488:ILE:HG12	20	0.91	0.07	0.92
(1,5)	1:A:45:PHE:N	2:C:488:ILE:HG13	20	0.91	0.07	0.92
(1,5)	1:A:45:PHE:N	2:C:488:ILE:HG21	20	0.91	0.07	0.92
(1,5)	1:A:45:PHE:N	2:C:488:ILE:HG22	20	0.91	0.07	0.92
(1,5)	1:A:45:PHE:N	2:C:488:ILE:HG23	20	0.91	0.07	0.92
(1,5)	1:A:45:PHE:N	2:C:488:ILE:N	20	0.91	0.07	0.92
(1,5)	1:A:45:PHE:N	2:C:488:ILE:O	20	0.91	0.07	0.92
(1,5)	1:A:45:PHE:N	2:C:490:THR:C	20	0.91	0.07	0.92
(1,5)	1:A:45:PHE:N	2:C:490:THR:CA	20	0.91	0.07	0.92
(1,5)	1:A:45:PHE:N	2:C:490:THR:CB	20	0.91	0.07	0.92
(1,5)	1:A:45:PHE:N	2:C:490:THR:CG2	20	0.91	0.07	0.92

Continued on next page...

Continued from previous page...

Key	Atom-1	Atom-2	Models ¹	Mean (Å)	SD ¹ (Å)	Median (Å)
(1,5)	1:A:45:PHE:N	2:C:490:THR:H	20	0.91	0.07	0.92
(1,5)	1:A:45:PHE:N	2:C:490:THR:HA	20	0.91	0.07	0.92
(1,5)	1:A:45:PHE:N	2:C:490:THR:HB	20	0.91	0.07	0.92
(1,5)	1:A:45:PHE:N	2:C:490:THR:HG1	20	0.91	0.07	0.92
(1,5)	1:A:45:PHE:N	2:C:490:THR:HG21	20	0.91	0.07	0.92
(1,5)	1:A:45:PHE:N	2:C:490:THR:HG22	20	0.91	0.07	0.92
(1,5)	1:A:45:PHE:N	2:C:490:THR:HG23	20	0.91	0.07	0.92
(1,5)	1:A:45:PHE:N	2:C:490:THR:N	20	0.91	0.07	0.92
(1,5)	1:A:45:PHE:N	2:C:490:THR:O	20	0.91	0.07	0.92
(1,5)	1:A:45:PHE:N	2:C:490:THR:OG1	20	0.91	0.07	0.92
(1,5)	1:A:45:PHE:N	2:C:491:ASP:C	20	0.91	0.07	0.92
(1,5)	1:A:45:PHE:N	2:C:491:ASP:CA	20	0.91	0.07	0.92
(1,5)	1:A:45:PHE:N	2:C:491:ASP:CB	20	0.91	0.07	0.92
(1,5)	1:A:45:PHE:N	2:C:491:ASP:CG	20	0.91	0.07	0.92
(1,5)	1:A:45:PHE:N	2:C:491:ASP:H	20	0.91	0.07	0.92
(1,5)	1:A:45:PHE:N	2:C:491:ASP:HA	20	0.91	0.07	0.92
(1,5)	1:A:45:PHE:N	2:C:491:ASP:HB2	20	0.91	0.07	0.92
(1,5)	1:A:45:PHE:N	2:C:491:ASP:HB3	20	0.91	0.07	0.92
(1,5)	1:A:45:PHE:N	2:C:491:ASP:N	20	0.91	0.07	0.92
(1,5)	1:A:45:PHE:N	2:C:491:ASP:O	20	0.91	0.07	0.92
(1,5)	1:A:45:PHE:N	2:C:491:ASP:OD1	20	0.91	0.07	0.92
(1,5)	1:A:45:PHE:N	2:C:491:ASP:OD2	20	0.91	0.07	0.92
(1,5)	1:A:45:PHE:N	2:C:492:ASN:C	20	0.91	0.07	0.92
(1,5)	1:A:45:PHE:N	2:C:492:ASN:CA	20	0.91	0.07	0.92
(1,5)	1:A:45:PHE:N	2:C:492:ASN:CB	20	0.91	0.07	0.92
(1,5)	1:A:45:PHE:N	2:C:492:ASN:CG	20	0.91	0.07	0.92
(1,5)	1:A:45:PHE:N	2:C:492:ASN:H	20	0.91	0.07	0.92
(1,5)	1:A:45:PHE:N	2:C:492:ASN:HA	20	0.91	0.07	0.92
(1,5)	1:A:45:PHE:N	2:C:492:ASN:HB2	20	0.91	0.07	0.92
(1,5)	1:A:45:PHE:N	2:C:492:ASN:HB3	20	0.91	0.07	0.92
(1,5)	1:A:45:PHE:N	2:C:492:ASN:HD21	20	0.91	0.07	0.92
(1,5)	1:A:45:PHE:N	2:C:492:ASN:HD22	20	0.91	0.07	0.92
(1,5)	1:A:45:PHE:N	2:C:492:ASN:N	20	0.91	0.07	0.92
(1,5)	1:A:45:PHE:N	2:C:492:ASN:ND2	20	0.91	0.07	0.92
(1,5)	1:A:45:PHE:N	2:C:492:ASN:O	20	0.91	0.07	0.92
(1,5)	1:A:45:PHE:N	2:C:492:ASN:OD1	20	0.91	0.07	0.92
(1,5)	1:A:45:PHE:N	2:C:494:LEU:C	20	0.91	0.07	0.92
(1,5)	1:A:45:PHE:N	2:C:494:LEU:CA	20	0.91	0.07	0.92
(1,5)	1:A:45:PHE:N	2:C:494:LEU:CB	20	0.91	0.07	0.92
(1,5)	1:A:45:PHE:N	2:C:494:LEU:CD1	20	0.91	0.07	0.92
(1,5)	1:A:45:PHE:N	2:C:494:LEU:CD2	20	0.91	0.07	0.92
(1,5)	1:A:45:PHE:N	2:C:494:LEU:CG	20	0.91	0.07	0.92

Continued on next page...

Continued from previous page...

Key	Atom-1	Atom-2	Models ¹	Mean (Å)	SD ¹ (Å)	Median (Å)
(1,5)	1:A:45:PHE:N	2:C:494:LEU:H	20	0.91	0.07	0.92
(1,5)	1:A:45:PHE:N	2:C:494:LEU:HA	20	0.91	0.07	0.92
(1,5)	1:A:45:PHE:N	2:C:494:LEU:HB2	20	0.91	0.07	0.92
(1,5)	1:A:45:PHE:N	2:C:494:LEU:HB3	20	0.91	0.07	0.92
(1,5)	1:A:45:PHE:N	2:C:494:LEU:HD11	20	0.91	0.07	0.92
(1,5)	1:A:45:PHE:N	2:C:494:LEU:HD12	20	0.91	0.07	0.92
(1,5)	1:A:45:PHE:N	2:C:494:LEU:HD13	20	0.91	0.07	0.92
(1,5)	1:A:45:PHE:N	2:C:494:LEU:HD21	20	0.91	0.07	0.92
(1,5)	1:A:45:PHE:N	2:C:494:LEU:HD22	20	0.91	0.07	0.92
(1,5)	1:A:45:PHE:N	2:C:494:LEU:HD23	20	0.91	0.07	0.92
(1,5)	1:A:45:PHE:N	2:C:494:LEU:HG	20	0.91	0.07	0.92
(1,5)	1:A:45:PHE:N	2:C:494:LEU:N	20	0.91	0.07	0.92
(1,5)	1:A:45:PHE:N	2:C:494:LEU:O	20	0.91	0.07	0.92
(1,5)	1:A:45:PHE:N	2:C:495:GLU:C	20	0.91	0.07	0.92
(1,5)	1:A:45:PHE:N	2:C:495:GLU:CA	20	0.91	0.07	0.92
(1,5)	1:A:45:PHE:N	2:C:495:GLU:CB	20	0.91	0.07	0.92
(1,5)	1:A:45:PHE:N	2:C:495:GLU:CD	20	0.91	0.07	0.92
(1,5)	1:A:45:PHE:N	2:C:495:GLU:CG	20	0.91	0.07	0.92
(1,5)	1:A:45:PHE:N	2:C:495:GLU:H	20	0.91	0.07	0.92
(1,5)	1:A:45:PHE:N	2:C:495:GLU:HA	20	0.91	0.07	0.92
(1,5)	1:A:45:PHE:N	2:C:495:GLU:HB2	20	0.91	0.07	0.92
(1,5)	1:A:45:PHE:N	2:C:495:GLU:HB3	20	0.91	0.07	0.92
(1,5)	1:A:45:PHE:N	2:C:495:GLU:HG2	20	0.91	0.07	0.92
(1,5)	1:A:45:PHE:N	2:C:495:GLU:HG3	20	0.91	0.07	0.92
(1,5)	1:A:45:PHE:N	2:C:495:GLU:N	20	0.91	0.07	0.92
(1,5)	1:A:45:PHE:N	2:C:495:GLU:O	20	0.91	0.07	0.92
(1,5)	1:A:45:PHE:N	2:C:495:GLU:OE1	20	0.91	0.07	0.92
(1,5)	1:A:45:PHE:N	2:C:495:GLU:OE2	20	0.91	0.07	0.92
(1,5)	1:A:45:PHE:N	2:C:496:GLY:C	20	0.91	0.07	0.92
(1,5)	1:A:45:PHE:N	2:C:496:GLY:CA	20	0.91	0.07	0.92
(1,5)	1:A:45:PHE:N	2:C:496:GLY:H	20	0.91	0.07	0.92
(1,5)	1:A:45:PHE:N	2:C:496:GLY:HA2	20	0.91	0.07	0.92
(1,5)	1:A:45:PHE:N	2:C:496:GLY:HA3	20	0.91	0.07	0.92
(1,5)	1:A:45:PHE:N	2:C:496:GLY:N	20	0.91	0.07	0.92
(1,5)	1:A:45:PHE:N	2:C:496:GLY:O	20	0.91	0.07	0.92
(1,5)	1:A:45:PHE:N	2:C:497:ARG:C	20	0.91	0.07	0.92
(1,5)	1:A:45:PHE:N	2:C:497:ARG:CA	20	0.91	0.07	0.92
(1,5)	1:A:45:PHE:N	2:C:497:ARG:CB	20	0.91	0.07	0.92
(1,5)	1:A:45:PHE:N	2:C:497:ARG:CD	20	0.91	0.07	0.92
(1,5)	1:A:45:PHE:N	2:C:497:ARG:CG	20	0.91	0.07	0.92
(1,5)	1:A:45:PHE:N	2:C:497:ARG:CZ	20	0.91	0.07	0.92
(1,5)	1:A:45:PHE:N	2:C:497:ARG:H	20	0.91	0.07	0.92

Continued on next page...

Continued from previous page...

Key	Atom-1	Atom-2	Models ¹	Mean (Å)	SD ¹ (Å)	Median (Å)
(1,5)	1:A:45:PHE:N	2:C:497:ARG:HA	20	0.91	0.07	0.92
(1,5)	1:A:45:PHE:N	2:C:497:ARG:HB2	20	0.91	0.07	0.92
(1,5)	1:A:45:PHE:N	2:C:497:ARG:HB3	20	0.91	0.07	0.92
(1,5)	1:A:45:PHE:N	2:C:497:ARG:HD2	20	0.91	0.07	0.92
(1,5)	1:A:45:PHE:N	2:C:497:ARG:HD3	20	0.91	0.07	0.92
(1,5)	1:A:45:PHE:N	2:C:497:ARG:HE	20	0.91	0.07	0.92
(1,5)	1:A:45:PHE:N	2:C:497:ARG:HG2	20	0.91	0.07	0.92
(1,5)	1:A:45:PHE:N	2:C:497:ARG:HG3	20	0.91	0.07	0.92
(1,5)	1:A:45:PHE:N	2:C:497:ARG:HH11	20	0.91	0.07	0.92
(1,5)	1:A:45:PHE:N	2:C:497:ARG:HH12	20	0.91	0.07	0.92
(1,5)	1:A:45:PHE:N	2:C:497:ARG:HH21	20	0.91	0.07	0.92
(1,5)	1:A:45:PHE:N	2:C:497:ARG:HH22	20	0.91	0.07	0.92
(1,5)	1:A:45:PHE:N	2:C:497:ARG:N	20	0.91	0.07	0.92
(1,5)	1:A:45:PHE:N	2:C:497:ARG:NE	20	0.91	0.07	0.92
(1,5)	1:A:45:PHE:N	2:C:497:ARG:NH1	20	0.91	0.07	0.92
(1,5)	1:A:45:PHE:N	2:C:497:ARG:NH2	20	0.91	0.07	0.92
(1,5)	1:A:45:PHE:N	2:C:497:ARG:O	20	0.91	0.07	0.92
(1,5)	1:A:45:PHE:O	2:C:457:LEU:C	20	0.91	0.07	0.92
(1,5)	1:A:45:PHE:O	2:C:457:LEU:CA	20	0.91	0.07	0.92
(1,5)	1:A:45:PHE:O	2:C:457:LEU:CB	20	0.91	0.07	0.92
(1,5)	1:A:45:PHE:O	2:C:457:LEU:CD1	20	0.91	0.07	0.92
(1,5)	1:A:45:PHE:O	2:C:457:LEU:CD2	20	0.91	0.07	0.92
(1,5)	1:A:45:PHE:O	2:C:457:LEU:CG	20	0.91	0.07	0.92
(1,5)	1:A:45:PHE:O	2:C:457:LEU:H	20	0.91	0.07	0.92
(1,5)	1:A:45:PHE:O	2:C:457:LEU:HA	20	0.91	0.07	0.92
(1,5)	1:A:45:PHE:O	2:C:457:LEU:HB2	20	0.91	0.07	0.92
(1,5)	1:A:45:PHE:O	2:C:457:LEU:HB3	20	0.91	0.07	0.92
(1,5)	1:A:45:PHE:O	2:C:457:LEU:HD11	20	0.91	0.07	0.92
(1,5)	1:A:45:PHE:O	2:C:457:LEU:HD12	20	0.91	0.07	0.92
(1,5)	1:A:45:PHE:O	2:C:457:LEU:HD13	20	0.91	0.07	0.92
(1,5)	1:A:45:PHE:O	2:C:457:LEU:HD21	20	0.91	0.07	0.92
(1,5)	1:A:45:PHE:O	2:C:457:LEU:HD22	20	0.91	0.07	0.92
(1,5)	1:A:45:PHE:O	2:C:457:LEU:HD23	20	0.91	0.07	0.92
(1,5)	1:A:45:PHE:O	2:C:457:LEU:HG	20	0.91	0.07	0.92
(1,5)	1:A:45:PHE:O	2:C:457:LEU:N	20	0.91	0.07	0.92
(1,5)	1:A:45:PHE:O	2:C:457:LEU:O	20	0.91	0.07	0.92
(1,5)	1:A:45:PHE:O	2:C:459:ALA:C	20	0.91	0.07	0.92
(1,5)	1:A:45:PHE:O	2:C:459:ALA:CA	20	0.91	0.07	0.92
(1,5)	1:A:45:PHE:O	2:C:459:ALA:CB	20	0.91	0.07	0.92
(1,5)	1:A:45:PHE:O	2:C:459:ALA:H	20	0.91	0.07	0.92
(1,5)	1:A:45:PHE:O	2:C:459:ALA:HA	20	0.91	0.07	0.92
(1,5)	1:A:45:PHE:O	2:C:459:ALA:HB1	20	0.91	0.07	0.92

Continued on next page...

Continued from previous page...

Key	Atom-1	Atom-2	Models ¹	Mean (Å)	SD ¹ (Å)	Median (Å)
(1,5)	1:A:45:PHE:O	2:C:459:ALA:HB2	20	0.91	0.07	0.92
(1,5)	1:A:45:PHE:O	2:C:459:ALA:HB3	20	0.91	0.07	0.92
(1,5)	1:A:45:PHE:O	2:C:459:ALA:N	20	0.91	0.07	0.92
(1,5)	1:A:45:PHE:O	2:C:459:ALA:O	20	0.91	0.07	0.92
(1,5)	1:A:45:PHE:O	2:C:460:MET:C	20	0.91	0.07	0.92
(1,5)	1:A:45:PHE:O	2:C:460:MET:CA	20	0.91	0.07	0.92
(1,5)	1:A:45:PHE:O	2:C:460:MET:CB	20	0.91	0.07	0.92
(1,5)	1:A:45:PHE:O	2:C:460:MET:CE	20	0.91	0.07	0.92
(1,5)	1:A:45:PHE:O	2:C:460:MET:CG	20	0.91	0.07	0.92
(1,5)	1:A:45:PHE:O	2:C:460:MET:H	20	0.91	0.07	0.92
(1,5)	1:A:45:PHE:O	2:C:460:MET:HA	20	0.91	0.07	0.92
(1,5)	1:A:45:PHE:O	2:C:460:MET:HB2	20	0.91	0.07	0.92
(1,5)	1:A:45:PHE:O	2:C:460:MET:HB3	20	0.91	0.07	0.92
(1,5)	1:A:45:PHE:O	2:C:460:MET:HE1	20	0.91	0.07	0.92
(1,5)	1:A:45:PHE:O	2:C:460:MET:HE2	20	0.91	0.07	0.92
(1,5)	1:A:45:PHE:O	2:C:460:MET:HE3	20	0.91	0.07	0.92
(1,5)	1:A:45:PHE:O	2:C:460:MET:HG2	20	0.91	0.07	0.92
(1,5)	1:A:45:PHE:O	2:C:460:MET:HG3	20	0.91	0.07	0.92
(1,5)	1:A:45:PHE:O	2:C:460:MET:N	20	0.91	0.07	0.92
(1,5)	1:A:45:PHE:O	2:C:460:MET:O	20	0.91	0.07	0.92
(1,5)	1:A:45:PHE:O	2:C:460:MET:SD	20	0.91	0.07	0.92
(1,5)	1:A:45:PHE:O	2:C:462:HIS:C	20	0.91	0.07	0.92
(1,5)	1:A:45:PHE:O	2:C:462:HIS:CA	20	0.91	0.07	0.92
(1,5)	1:A:45:PHE:O	2:C:462:HIS:CB	20	0.91	0.07	0.92
(1,5)	1:A:45:PHE:O	2:C:462:HIS:CD2	20	0.91	0.07	0.92
(1,5)	1:A:45:PHE:O	2:C:462:HIS:CE1	20	0.91	0.07	0.92
(1,5)	1:A:45:PHE:O	2:C:462:HIS:CG	20	0.91	0.07	0.92
(1,5)	1:A:45:PHE:O	2:C:462:HIS:H	20	0.91	0.07	0.92
(1,5)	1:A:45:PHE:O	2:C:462:HIS:HA	20	0.91	0.07	0.92
(1,5)	1:A:45:PHE:O	2:C:462:HIS:HB2	20	0.91	0.07	0.92
(1,5)	1:A:45:PHE:O	2:C:462:HIS:HB3	20	0.91	0.07	0.92
(1,5)	1:A:45:PHE:O	2:C:462:HIS:HD2	20	0.91	0.07	0.92
(1,5)	1:A:45:PHE:O	2:C:462:HIS:HE1	20	0.91	0.07	0.92
(1,5)	1:A:45:PHE:O	2:C:462:HIS:HE2	20	0.91	0.07	0.92
(1,5)	1:A:45:PHE:O	2:C:462:HIS:N	20	0.91	0.07	0.92
(1,5)	1:A:45:PHE:O	2:C:462:HIS:ND1	20	0.91	0.07	0.92
(1,5)	1:A:45:PHE:O	2:C:462:HIS:NE2	20	0.91	0.07	0.92
(1,5)	1:A:45:PHE:O	2:C:462:HIS:O	20	0.91	0.07	0.92
(1,5)	1:A:45:PHE:O	2:C:463:GLN:C	20	0.91	0.07	0.92
(1,5)	1:A:45:PHE:O	2:C:463:GLN:CA	20	0.91	0.07	0.92
(1,5)	1:A:45:PHE:O	2:C:463:GLN:CB	20	0.91	0.07	0.92
(1,5)	1:A:45:PHE:O	2:C:463:GLN:CD	20	0.91	0.07	0.92

Continued on next page...

Continued from previous page...

Key	Atom-1	Atom-2	Models ¹	Mean (Å)	SD ¹ (Å)	Median (Å)
(1,5)	1:A:45:PHE:O	2:C:463:GLN:CG	20	0.91	0.07	0.92
(1,5)	1:A:45:PHE:O	2:C:463:GLN:H	20	0.91	0.07	0.92
(1,5)	1:A:45:PHE:O	2:C:463:GLN:HA	20	0.91	0.07	0.92
(1,5)	1:A:45:PHE:O	2:C:463:GLN:HB2	20	0.91	0.07	0.92
(1,5)	1:A:45:PHE:O	2:C:463:GLN:HB3	20	0.91	0.07	0.92
(1,5)	1:A:45:PHE:O	2:C:463:GLN:HE21	20	0.91	0.07	0.92
(1,5)	1:A:45:PHE:O	2:C:463:GLN:HE22	20	0.91	0.07	0.92
(1,5)	1:A:45:PHE:O	2:C:463:GLN:HG2	20	0.91	0.07	0.92
(1,5)	1:A:45:PHE:O	2:C:463:GLN:HG3	20	0.91	0.07	0.92
(1,5)	1:A:45:PHE:O	2:C:463:GLN:N	20	0.91	0.07	0.92
(1,5)	1:A:45:PHE:O	2:C:463:GLN:NE2	20	0.91	0.07	0.92
(1,5)	1:A:45:PHE:O	2:C:463:GLN:O	20	0.91	0.07	0.92
(1,5)	1:A:45:PHE:O	2:C:463:GLN:OE1	20	0.91	0.07	0.92
(1,5)	1:A:45:PHE:O	2:C:465:GLN:C	20	0.91	0.07	0.92
(1,5)	1:A:45:PHE:O	2:C:465:GLN:CA	20	0.91	0.07	0.92
(1,5)	1:A:45:PHE:O	2:C:465:GLN:CB	20	0.91	0.07	0.92
(1,5)	1:A:45:PHE:O	2:C:465:GLN:CD	20	0.91	0.07	0.92
(1,5)	1:A:45:PHE:O	2:C:465:GLN:CG	20	0.91	0.07	0.92
(1,5)	1:A:45:PHE:O	2:C:465:GLN:H	20	0.91	0.07	0.92
(1,5)	1:A:45:PHE:O	2:C:465:GLN:HA	20	0.91	0.07	0.92
(1,5)	1:A:45:PHE:O	2:C:465:GLN:HB2	20	0.91	0.07	0.92
(1,5)	1:A:45:PHE:O	2:C:465:GLN:HB3	20	0.91	0.07	0.92
(1,5)	1:A:45:PHE:O	2:C:465:GLN:HE21	20	0.91	0.07	0.92
(1,5)	1:A:45:PHE:O	2:C:465:GLN:HE22	20	0.91	0.07	0.92
(1,5)	1:A:45:PHE:O	2:C:465:GLN:HG2	20	0.91	0.07	0.92
(1,5)	1:A:45:PHE:O	2:C:465:GLN:HG3	20	0.91	0.07	0.92
(1,5)	1:A:45:PHE:O	2:C:465:GLN:N	20	0.91	0.07	0.92
(1,5)	1:A:45:PHE:O	2:C:465:GLN:NE2	20	0.91	0.07	0.92
(1,5)	1:A:45:PHE:O	2:C:465:GLN:O	20	0.91	0.07	0.92
(1,5)	1:A:45:PHE:O	2:C:465:GLN:OE1	20	0.91	0.07	0.92
(1,5)	1:A:45:PHE:O	2:C:466:GLU:C	20	0.91	0.07	0.92
(1,5)	1:A:45:PHE:O	2:C:466:GLU:CA	20	0.91	0.07	0.92
(1,5)	1:A:45:PHE:O	2:C:466:GLU:CB	20	0.91	0.07	0.92
(1,5)	1:A:45:PHE:O	2:C:466:GLU:CD	20	0.91	0.07	0.92
(1,5)	1:A:45:PHE:O	2:C:466:GLU:CG	20	0.91	0.07	0.92
(1,5)	1:A:45:PHE:O	2:C:466:GLU:H	20	0.91	0.07	0.92
(1,5)	1:A:45:PHE:O	2:C:466:GLU:HA	20	0.91	0.07	0.92
(1,5)	1:A:45:PHE:O	2:C:466:GLU:HB2	20	0.91	0.07	0.92
(1,5)	1:A:45:PHE:O	2:C:466:GLU:HB3	20	0.91	0.07	0.92
(1,5)	1:A:45:PHE:O	2:C:466:GLU:HG2	20	0.91	0.07	0.92
(1,5)	1:A:45:PHE:O	2:C:466:GLU:HG3	20	0.91	0.07	0.92
(1,5)	1:A:45:PHE:O	2:C:466:GLU:N	20	0.91	0.07	0.92

Continued on next page...

Continued from previous page...

Key	Atom-1	Atom-2	Models ¹	Mean (Å)	SD ¹ (Å)	Median (Å)
(1,5)	1:A:45:PHE:O	2:C:466:GLU:O	20	0.91	0.07	0.92
(1,5)	1:A:45:PHE:O	2:C:466:GLU:OE1	20	0.91	0.07	0.92
(1,5)	1:A:45:PHE:O	2:C:466:GLU:OE2	20	0.91	0.07	0.92
(1,5)	1:A:45:PHE:O	2:C:467:MET:C	20	0.91	0.07	0.92
(1,5)	1:A:45:PHE:O	2:C:467:MET:CA	20	0.91	0.07	0.92
(1,5)	1:A:45:PHE:O	2:C:467:MET:CB	20	0.91	0.07	0.92
(1,5)	1:A:45:PHE:O	2:C:467:MET:CE	20	0.91	0.07	0.92
(1,5)	1:A:45:PHE:O	2:C:467:MET:CG	20	0.91	0.07	0.92
(1,5)	1:A:45:PHE:O	2:C:467:MET:H	20	0.91	0.07	0.92
(1,5)	1:A:45:PHE:O	2:C:467:MET:HA	20	0.91	0.07	0.92
(1,5)	1:A:45:PHE:O	2:C:467:MET:HB2	20	0.91	0.07	0.92
(1,5)	1:A:45:PHE:O	2:C:467:MET:HB3	20	0.91	0.07	0.92
(1,5)	1:A:45:PHE:O	2:C:467:MET:HE1	20	0.91	0.07	0.92
(1,5)	1:A:45:PHE:O	2:C:467:MET:HE2	20	0.91	0.07	0.92
(1,5)	1:A:45:PHE:O	2:C:467:MET:HE3	20	0.91	0.07	0.92
(1,5)	1:A:45:PHE:O	2:C:467:MET:HG2	20	0.91	0.07	0.92
(1,5)	1:A:45:PHE:O	2:C:467:MET:HG3	20	0.91	0.07	0.92
(1,5)	1:A:45:PHE:O	2:C:467:MET:N	20	0.91	0.07	0.92
(1,5)	1:A:45:PHE:O	2:C:467:MET:O	20	0.91	0.07	0.92
(1,5)	1:A:45:PHE:O	2:C:467:MET:SD	20	0.91	0.07	0.92
(1,5)	1:A:45:PHE:O	2:C:468:PHE:C	20	0.91	0.07	0.92
(1,5)	1:A:45:PHE:O	2:C:468:PHE:CA	20	0.91	0.07	0.92
(1,5)	1:A:45:PHE:O	2:C:468:PHE:CB	20	0.91	0.07	0.92
(1,5)	1:A:45:PHE:O	2:C:468:PHE:CD1	20	0.91	0.07	0.92
(1,5)	1:A:45:PHE:O	2:C:468:PHE:CD2	20	0.91	0.07	0.92
(1,5)	1:A:45:PHE:O	2:C:468:PHE:CE1	20	0.91	0.07	0.92
(1,5)	1:A:45:PHE:O	2:C:468:PHE:CE2	20	0.91	0.07	0.92
(1,5)	1:A:45:PHE:O	2:C:468:PHE:CG	20	0.91	0.07	0.92
(1,5)	1:A:45:PHE:O	2:C:468:PHE:CZ	20	0.91	0.07	0.92
(1,5)	1:A:45:PHE:O	2:C:468:PHE:H	20	0.91	0.07	0.92
(1,5)	1:A:45:PHE:O	2:C:468:PHE:HA	20	0.91	0.07	0.92
(1,5)	1:A:45:PHE:O	2:C:468:PHE:HB2	20	0.91	0.07	0.92
(1,5)	1:A:45:PHE:O	2:C:468:PHE:HB3	20	0.91	0.07	0.92
(1,5)	1:A:45:PHE:O	2:C:468:PHE:HD1	20	0.91	0.07	0.92
(1,5)	1:A:45:PHE:O	2:C:468:PHE:HD2	20	0.91	0.07	0.92
(1,5)	1:A:45:PHE:O	2:C:468:PHE:HE1	20	0.91	0.07	0.92
(1,5)	1:A:45:PHE:O	2:C:468:PHE:HE2	20	0.91	0.07	0.92
(1,5)	1:A:45:PHE:O	2:C:468:PHE:HZ	20	0.91	0.07	0.92
(1,5)	1:A:45:PHE:O	2:C:468:PHE:N	20	0.91	0.07	0.92
(1,5)	1:A:45:PHE:O	2:C:468:PHE:O	20	0.91	0.07	0.92
(1,5)	1:A:45:PHE:O	2:C:469:PRO:C	20	0.91	0.07	0.92
(1,5)	1:A:45:PHE:O	2:C:469:PRO:CA	20	0.91	0.07	0.92

Continued on next page...

Continued from previous page...

Key	Atom-1	Atom-2	Models ¹	Mean (Å)	SD ¹ (Å)	Median (Å)
(1,5)	1:A:45:PHE:O	2:C:469:PRO:CB	20	0.91	0.07	0.92
(1,5)	1:A:45:PHE:O	2:C:469:PRO:CD	20	0.91	0.07	0.92
(1,5)	1:A:45:PHE:O	2:C:469:PRO:CG	20	0.91	0.07	0.92
(1,5)	1:A:45:PHE:O	2:C:469:PRO:HA	20	0.91	0.07	0.92
(1,5)	1:A:45:PHE:O	2:C:469:PRO:HB2	20	0.91	0.07	0.92
(1,5)	1:A:45:PHE:O	2:C:469:PRO:HB3	20	0.91	0.07	0.92
(1,5)	1:A:45:PHE:O	2:C:469:PRO:HD2	20	0.91	0.07	0.92
(1,5)	1:A:45:PHE:O	2:C:469:PRO:HD3	20	0.91	0.07	0.92
(1,5)	1:A:45:PHE:O	2:C:469:PRO:HG2	20	0.91	0.07	0.92
(1,5)	1:A:45:PHE:O	2:C:469:PRO:HG3	20	0.91	0.07	0.92
(1,5)	1:A:45:PHE:O	2:C:469:PRO:N	20	0.91	0.07	0.92
(1,5)	1:A:45:PHE:O	2:C:469:PRO:O	20	0.91	0.07	0.92
(1,5)	1:A:45:PHE:O	2:C:470:GLN:C	20	0.91	0.07	0.92
(1,5)	1:A:45:PHE:O	2:C:470:GLN:CA	20	0.91	0.07	0.92
(1,5)	1:A:45:PHE:O	2:C:470:GLN:CB	20	0.91	0.07	0.92
(1,5)	1:A:45:PHE:O	2:C:470:GLN:CD	20	0.91	0.07	0.92
(1,5)	1:A:45:PHE:O	2:C:470:GLN:CG	20	0.91	0.07	0.92
(1,5)	1:A:45:PHE:O	2:C:470:GLN:H	20	0.91	0.07	0.92
(1,5)	1:A:45:PHE:O	2:C:470:GLN:HA	20	0.91	0.07	0.92
(1,5)	1:A:45:PHE:O	2:C:470:GLN:HB2	20	0.91	0.07	0.92
(1,5)	1:A:45:PHE:O	2:C:470:GLN:HB3	20	0.91	0.07	0.92
(1,5)	1:A:45:PHE:O	2:C:470:GLN:HE21	20	0.91	0.07	0.92
(1,5)	1:A:45:PHE:O	2:C:470:GLN:HE22	20	0.91	0.07	0.92
(1,5)	1:A:45:PHE:O	2:C:470:GLN:HG2	20	0.91	0.07	0.92
(1,5)	1:A:45:PHE:O	2:C:470:GLN:HG3	20	0.91	0.07	0.92
(1,5)	1:A:45:PHE:O	2:C:470:GLN:N	20	0.91	0.07	0.92
(1,5)	1:A:45:PHE:O	2:C:470:GLN:NE2	20	0.91	0.07	0.92
(1,5)	1:A:45:PHE:O	2:C:470:GLN:O	20	0.91	0.07	0.92
(1,5)	1:A:45:PHE:O	2:C:470:GLN:OE1	20	0.91	0.07	0.92
(1,5)	1:A:45:PHE:O	2:C:472:PRO:C	20	0.91	0.07	0.92
(1,5)	1:A:45:PHE:O	2:C:472:PRO:CA	20	0.91	0.07	0.92
(1,5)	1:A:45:PHE:O	2:C:472:PRO:CB	20	0.91	0.07	0.92
(1,5)	1:A:45:PHE:O	2:C:472:PRO:CD	20	0.91	0.07	0.92
(1,5)	1:A:45:PHE:O	2:C:472:PRO:CG	20	0.91	0.07	0.92
(1,5)	1:A:45:PHE:O	2:C:472:PRO:HA	20	0.91	0.07	0.92
(1,5)	1:A:45:PHE:O	2:C:472:PRO:HB2	20	0.91	0.07	0.92
(1,5)	1:A:45:PHE:O	2:C:472:PRO:HB3	20	0.91	0.07	0.92
(1,5)	1:A:45:PHE:O	2:C:472:PRO:HD2	20	0.91	0.07	0.92
(1,5)	1:A:45:PHE:O	2:C:472:PRO:HD3	20	0.91	0.07	0.92
(1,5)	1:A:45:PHE:O	2:C:472:PRO:HG2	20	0.91	0.07	0.92
(1,5)	1:A:45:PHE:O	2:C:472:PRO:HG3	20	0.91	0.07	0.92
(1,5)	1:A:45:PHE:O	2:C:472:PRO:N	20	0.91	0.07	0.92

Continued on next page...

Continued from previous page...

Key	Atom-1	Atom-2	Models ¹	Mean (Å)	SD ¹ (Å)	Median (Å)
(1,5)	1:A:45:PHE:O	2:C:472:PRO:O	20	0.91	0.07	0.92
(1,5)	1:A:45:PHE:O	2:C:482:LEU:C	20	0.91	0.07	0.92
(1,5)	1:A:45:PHE:O	2:C:482:LEU:CA	20	0.91	0.07	0.92
(1,5)	1:A:45:PHE:O	2:C:482:LEU:CB	20	0.91	0.07	0.92
(1,5)	1:A:45:PHE:O	2:C:482:LEU:CD1	20	0.91	0.07	0.92
(1,5)	1:A:45:PHE:O	2:C:482:LEU:CD2	20	0.91	0.07	0.92
(1,5)	1:A:45:PHE:O	2:C:482:LEU:CG	20	0.91	0.07	0.92
(1,5)	1:A:45:PHE:O	2:C:482:LEU:H	20	0.91	0.07	0.92
(1,5)	1:A:45:PHE:O	2:C:482:LEU:HA	20	0.91	0.07	0.92
(1,5)	1:A:45:PHE:O	2:C:482:LEU:HB2	20	0.91	0.07	0.92
(1,5)	1:A:45:PHE:O	2:C:482:LEU:HB3	20	0.91	0.07	0.92
(1,5)	1:A:45:PHE:O	2:C:482:LEU:HD11	20	0.91	0.07	0.92
(1,5)	1:A:45:PHE:O	2:C:482:LEU:HD12	20	0.91	0.07	0.92
(1,5)	1:A:45:PHE:O	2:C:482:LEU:HD13	20	0.91	0.07	0.92
(1,5)	1:A:45:PHE:O	2:C:482:LEU:HD21	20	0.91	0.07	0.92
(1,5)	1:A:45:PHE:O	2:C:482:LEU:HD22	20	0.91	0.07	0.92
(1,5)	1:A:45:PHE:O	2:C:482:LEU:HD23	20	0.91	0.07	0.92
(1,5)	1:A:45:PHE:O	2:C:482:LEU:HG	20	0.91	0.07	0.92
(1,5)	1:A:45:PHE:O	2:C:482:LEU:N	20	0.91	0.07	0.92
(1,5)	1:A:45:PHE:O	2:C:482:LEU:O	20	0.91	0.07	0.92
(1,5)	1:A:45:PHE:O	2:C:483:THR:C	20	0.91	0.07	0.92
(1,5)	1:A:45:PHE:O	2:C:483:THR:CA	20	0.91	0.07	0.92
(1,5)	1:A:45:PHE:O	2:C:483:THR:CB	20	0.91	0.07	0.92
(1,5)	1:A:45:PHE:O	2:C:483:THR:CG2	20	0.91	0.07	0.92
(1,5)	1:A:45:PHE:O	2:C:483:THR:H	20	0.91	0.07	0.92
(1,5)	1:A:45:PHE:O	2:C:483:THR:HA	20	0.91	0.07	0.92
(1,5)	1:A:45:PHE:O	2:C:483:THR:HB	20	0.91	0.07	0.92
(1,5)	1:A:45:PHE:O	2:C:483:THR:HG1	20	0.91	0.07	0.92
(1,5)	1:A:45:PHE:O	2:C:483:THR:HG21	20	0.91	0.07	0.92
(1,5)	1:A:45:PHE:O	2:C:483:THR:HG22	20	0.91	0.07	0.92
(1,5)	1:A:45:PHE:O	2:C:483:THR:HG23	20	0.91	0.07	0.92
(1,5)	1:A:45:PHE:O	2:C:483:THR:N	20	0.91	0.07	0.92
(1,5)	1:A:45:PHE:O	2:C:483:THR:O	20	0.91	0.07	0.92
(1,5)	1:A:45:PHE:O	2:C:483:THR:OG1	20	0.91	0.07	0.92
(1,5)	1:A:45:PHE:O	2:C:484:ARG:C	20	0.91	0.07	0.92
(1,5)	1:A:45:PHE:O	2:C:484:ARG:CA	20	0.91	0.07	0.92
(1,5)	1:A:45:PHE:O	2:C:484:ARG:CB	20	0.91	0.07	0.92
(1,5)	1:A:45:PHE:O	2:C:484:ARG:CD	20	0.91	0.07	0.92
(1,5)	1:A:45:PHE:O	2:C:484:ARG:CG	20	0.91	0.07	0.92
(1,5)	1:A:45:PHE:O	2:C:484:ARG:CZ	20	0.91	0.07	0.92
(1,5)	1:A:45:PHE:O	2:C:484:ARG:H	20	0.91	0.07	0.92
(1,5)	1:A:45:PHE:O	2:C:484:ARG:HA	20	0.91	0.07	0.92

Continued on next page...

Continued from previous page...

Key	Atom-1	Atom-2	Models ¹	Mean (Å)	SD ¹ (Å)	Median (Å)
(1,5)	1:A:45:PHE:O	2:C:484:ARG:HB2	20	0.91	0.07	0.92
(1,5)	1:A:45:PHE:O	2:C:484:ARG:HB3	20	0.91	0.07	0.92
(1,5)	1:A:45:PHE:O	2:C:484:ARG:HD2	20	0.91	0.07	0.92
(1,5)	1:A:45:PHE:O	2:C:484:ARG:HD3	20	0.91	0.07	0.92
(1,5)	1:A:45:PHE:O	2:C:484:ARG:HE	20	0.91	0.07	0.92
(1,5)	1:A:45:PHE:O	2:C:484:ARG:HG2	20	0.91	0.07	0.92
(1,5)	1:A:45:PHE:O	2:C:484:ARG:HG3	20	0.91	0.07	0.92
(1,5)	1:A:45:PHE:O	2:C:484:ARG:HH11	20	0.91	0.07	0.92
(1,5)	1:A:45:PHE:O	2:C:484:ARG:HH12	20	0.91	0.07	0.92
(1,5)	1:A:45:PHE:O	2:C:484:ARG:HH21	20	0.91	0.07	0.92
(1,5)	1:A:45:PHE:O	2:C:484:ARG:HH22	20	0.91	0.07	0.92
(1,5)	1:A:45:PHE:O	2:C:484:ARG:N	20	0.91	0.07	0.92
(1,5)	1:A:45:PHE:O	2:C:484:ARG:NE	20	0.91	0.07	0.92
(1,5)	1:A:45:PHE:O	2:C:484:ARG:NH1	20	0.91	0.07	0.92
(1,5)	1:A:45:PHE:O	2:C:484:ARG:NH2	20	0.91	0.07	0.92
(1,5)	1:A:45:PHE:O	2:C:484:ARG:O	20	0.91	0.07	0.92
(1,5)	1:A:45:PHE:O	2:C:485:SER:C	20	0.91	0.07	0.92
(1,5)	1:A:45:PHE:O	2:C:485:SER:CA	20	0.91	0.07	0.92
(1,5)	1:A:45:PHE:O	2:C:485:SER:CB	20	0.91	0.07	0.92
(1,5)	1:A:45:PHE:O	2:C:485:SER:H	20	0.91	0.07	0.92
(1,5)	1:A:45:PHE:O	2:C:485:SER:HA	20	0.91	0.07	0.92
(1,5)	1:A:45:PHE:O	2:C:485:SER:HB2	20	0.91	0.07	0.92
(1,5)	1:A:45:PHE:O	2:C:485:SER:HB3	20	0.91	0.07	0.92
(1,5)	1:A:45:PHE:O	2:C:485:SER:HG	20	0.91	0.07	0.92
(1,5)	1:A:45:PHE:O	2:C:485:SER:N	20	0.91	0.07	0.92
(1,5)	1:A:45:PHE:O	2:C:485:SER:O	20	0.91	0.07	0.92
(1,5)	1:A:45:PHE:O	2:C:485:SER:OG	20	0.91	0.07	0.92
(1,5)	1:A:45:PHE:O	2:C:486:VAL:C	20	0.91	0.07	0.92
(1,5)	1:A:45:PHE:O	2:C:486:VAL:CA	20	0.91	0.07	0.92
(1,5)	1:A:45:PHE:O	2:C:486:VAL:CB	20	0.91	0.07	0.92
(1,5)	1:A:45:PHE:O	2:C:486:VAL:CG1	20	0.91	0.07	0.92
(1,5)	1:A:45:PHE:O	2:C:486:VAL:CG2	20	0.91	0.07	0.92
(1,5)	1:A:45:PHE:O	2:C:486:VAL:H	20	0.91	0.07	0.92
(1,5)	1:A:45:PHE:O	2:C:486:VAL:HA	20	0.91	0.07	0.92
(1,5)	1:A:45:PHE:O	2:C:486:VAL:HB	20	0.91	0.07	0.92
(1,5)	1:A:45:PHE:O	2:C:486:VAL:HG11	20	0.91	0.07	0.92
(1,5)	1:A:45:PHE:O	2:C:486:VAL:HG12	20	0.91	0.07	0.92
(1,5)	1:A:45:PHE:O	2:C:486:VAL:HG13	20	0.91	0.07	0.92
(1,5)	1:A:45:PHE:O	2:C:486:VAL:HG21	20	0.91	0.07	0.92
(1,5)	1:A:45:PHE:O	2:C:486:VAL:HG22	20	0.91	0.07	0.92
(1,5)	1:A:45:PHE:O	2:C:486:VAL:HG23	20	0.91	0.07	0.92
(1,5)	1:A:45:PHE:O	2:C:486:VAL:N	20	0.91	0.07	0.92

Continued on next page...

Continued from previous page...

Key	Atom-1	Atom-2	Models ¹	Mean (Å)	SD ¹ (Å)	Median (Å)
(1,5)	1:A:45:PHE:O	2:C:486:VAL:O	20	0.91	0.07	0.92
(1,5)	1:A:45:PHE:O	2:C:487:GLU:C	20	0.91	0.07	0.92
(1,5)	1:A:45:PHE:O	2:C:487:GLU:CA	20	0.91	0.07	0.92
(1,5)	1:A:45:PHE:O	2:C:487:GLU:CB	20	0.91	0.07	0.92
(1,5)	1:A:45:PHE:O	2:C:487:GLU:CD	20	0.91	0.07	0.92
(1,5)	1:A:45:PHE:O	2:C:487:GLU:CG	20	0.91	0.07	0.92
(1,5)	1:A:45:PHE:O	2:C:487:GLU:H	20	0.91	0.07	0.92
(1,5)	1:A:45:PHE:O	2:C:487:GLU:HA	20	0.91	0.07	0.92
(1,5)	1:A:45:PHE:O	2:C:487:GLU:HB2	20	0.91	0.07	0.92
(1,5)	1:A:45:PHE:O	2:C:487:GLU:HB3	20	0.91	0.07	0.92
(1,5)	1:A:45:PHE:O	2:C:487:GLU:HG2	20	0.91	0.07	0.92
(1,5)	1:A:45:PHE:O	2:C:487:GLU:HG3	20	0.91	0.07	0.92
(1,5)	1:A:45:PHE:O	2:C:487:GLU:N	20	0.91	0.07	0.92
(1,5)	1:A:45:PHE:O	2:C:487:GLU:O	20	0.91	0.07	0.92
(1,5)	1:A:45:PHE:O	2:C:487:GLU:OE1	20	0.91	0.07	0.92
(1,5)	1:A:45:PHE:O	2:C:487:GLU:OE2	20	0.91	0.07	0.92
(1,5)	1:A:45:PHE:O	2:C:488:ILE:C	20	0.91	0.07	0.92
(1,5)	1:A:45:PHE:O	2:C:488:ILE:CA	20	0.91	0.07	0.92
(1,5)	1:A:45:PHE:O	2:C:488:ILE:CB	20	0.91	0.07	0.92
(1,5)	1:A:45:PHE:O	2:C:488:ILE:CD1	20	0.91	0.07	0.92
(1,5)	1:A:45:PHE:O	2:C:488:ILE:CG1	20	0.91	0.07	0.92
(1,5)	1:A:45:PHE:O	2:C:488:ILE:CG2	20	0.91	0.07	0.92
(1,5)	1:A:45:PHE:O	2:C:488:ILE:H	20	0.91	0.07	0.92
(1,5)	1:A:45:PHE:O	2:C:488:ILE:HA	20	0.91	0.07	0.92
(1,5)	1:A:45:PHE:O	2:C:488:ILE:HB	20	0.91	0.07	0.92
(1,5)	1:A:45:PHE:O	2:C:488:ILE:HD11	20	0.91	0.07	0.92
(1,5)	1:A:45:PHE:O	2:C:488:ILE:HD12	20	0.91	0.07	0.92
(1,5)	1:A:45:PHE:O	2:C:488:ILE:HD13	20	0.91	0.07	0.92
(1,5)	1:A:45:PHE:O	2:C:488:ILE:HG12	20	0.91	0.07	0.92
(1,5)	1:A:45:PHE:O	2:C:488:ILE:HG13	20	0.91	0.07	0.92
(1,5)	1:A:45:PHE:O	2:C:488:ILE:HG21	20	0.91	0.07	0.92
(1,5)	1:A:45:PHE:O	2:C:488:ILE:HG22	20	0.91	0.07	0.92
(1,5)	1:A:45:PHE:O	2:C:488:ILE:HG23	20	0.91	0.07	0.92
(1,5)	1:A:45:PHE:O	2:C:488:ILE:N	20	0.91	0.07	0.92
(1,5)	1:A:45:PHE:O	2:C:488:ILE:O	20	0.91	0.07	0.92
(1,5)	1:A:45:PHE:O	2:C:490:THR:C	20	0.91	0.07	0.92
(1,5)	1:A:45:PHE:O	2:C:490:THR:CA	20	0.91	0.07	0.92
(1,5)	1:A:45:PHE:O	2:C:490:THR:CB	20	0.91	0.07	0.92
(1,5)	1:A:45:PHE:O	2:C:490:THR:CG2	20	0.91	0.07	0.92
(1,5)	1:A:45:PHE:O	2:C:490:THR:H	20	0.91	0.07	0.92
(1,5)	1:A:45:PHE:O	2:C:490:THR:HA	20	0.91	0.07	0.92
(1,5)	1:A:45:PHE:O	2:C:490:THR:HB	20	0.91	0.07	0.92

Continued on next page...

Continued from previous page...

Key	Atom-1	Atom-2	Models ¹	Mean (Å)	SD ¹ (Å)	Median (Å)
(1,5)	1:A:45:PHE:O	2:C:490:THR:HG1	20	0.91	0.07	0.92
(1,5)	1:A:45:PHE:O	2:C:490:THR:HG21	20	0.91	0.07	0.92
(1,5)	1:A:45:PHE:O	2:C:490:THR:HG22	20	0.91	0.07	0.92
(1,5)	1:A:45:PHE:O	2:C:490:THR:HG23	20	0.91	0.07	0.92
(1,5)	1:A:45:PHE:O	2:C:490:THR:N	20	0.91	0.07	0.92
(1,5)	1:A:45:PHE:O	2:C:490:THR:O	20	0.91	0.07	0.92
(1,5)	1:A:45:PHE:O	2:C:490:THR:OG1	20	0.91	0.07	0.92
(1,5)	1:A:45:PHE:O	2:C:491:ASP:C	20	0.91	0.07	0.92
(1,5)	1:A:45:PHE:O	2:C:491:ASP:CA	20	0.91	0.07	0.92
(1,5)	1:A:45:PHE:O	2:C:491:ASP:CB	20	0.91	0.07	0.92
(1,5)	1:A:45:PHE:O	2:C:491:ASP:CG	20	0.91	0.07	0.92
(1,5)	1:A:45:PHE:O	2:C:491:ASP:H	20	0.91	0.07	0.92
(1,5)	1:A:45:PHE:O	2:C:491:ASP:HA	20	0.91	0.07	0.92
(1,5)	1:A:45:PHE:O	2:C:491:ASP:HB2	20	0.91	0.07	0.92
(1,5)	1:A:45:PHE:O	2:C:491:ASP:HB3	20	0.91	0.07	0.92
(1,5)	1:A:45:PHE:O	2:C:491:ASP:N	20	0.91	0.07	0.92
(1,5)	1:A:45:PHE:O	2:C:491:ASP:O	20	0.91	0.07	0.92
(1,5)	1:A:45:PHE:O	2:C:491:ASP:OD1	20	0.91	0.07	0.92
(1,5)	1:A:45:PHE:O	2:C:491:ASP:OD2	20	0.91	0.07	0.92
(1,5)	1:A:45:PHE:O	2:C:492:ASN:C	20	0.91	0.07	0.92
(1,5)	1:A:45:PHE:O	2:C:492:ASN:CA	20	0.91	0.07	0.92
(1,5)	1:A:45:PHE:O	2:C:492:ASN:CB	20	0.91	0.07	0.92
(1,5)	1:A:45:PHE:O	2:C:492:ASN:CG	20	0.91	0.07	0.92
(1,5)	1:A:45:PHE:O	2:C:492:ASN:H	20	0.91	0.07	0.92
(1,5)	1:A:45:PHE:O	2:C:492:ASN:HA	20	0.91	0.07	0.92
(1,5)	1:A:45:PHE:O	2:C:492:ASN:HB2	20	0.91	0.07	0.92
(1,5)	1:A:45:PHE:O	2:C:492:ASN:HB3	20	0.91	0.07	0.92
(1,5)	1:A:45:PHE:O	2:C:492:ASN:HD21	20	0.91	0.07	0.92
(1,5)	1:A:45:PHE:O	2:C:492:ASN:HD22	20	0.91	0.07	0.92
(1,5)	1:A:45:PHE:O	2:C:492:ASN:N	20	0.91	0.07	0.92
(1,5)	1:A:45:PHE:O	2:C:492:ASN:ND2	20	0.91	0.07	0.92
(1,5)	1:A:45:PHE:O	2:C:492:ASN:O	20	0.91	0.07	0.92
(1,5)	1:A:45:PHE:O	2:C:492:ASN:OD1	20	0.91	0.07	0.92
(1,5)	1:A:45:PHE:O	2:C:494:LEU:C	20	0.91	0.07	0.92
(1,5)	1:A:45:PHE:O	2:C:494:LEU:CA	20	0.91	0.07	0.92
(1,5)	1:A:45:PHE:O	2:C:494:LEU:CB	20	0.91	0.07	0.92
(1,5)	1:A:45:PHE:O	2:C:494:LEU:CD1	20	0.91	0.07	0.92
(1,5)	1:A:45:PHE:O	2:C:494:LEU:CD2	20	0.91	0.07	0.92
(1,5)	1:A:45:PHE:O	2:C:494:LEU:CG	20	0.91	0.07	0.92
(1,5)	1:A:45:PHE:O	2:C:494:LEU:H	20	0.91	0.07	0.92
(1,5)	1:A:45:PHE:O	2:C:494:LEU:HA	20	0.91	0.07	0.92
(1,5)	1:A:45:PHE:O	2:C:494:LEU:HB2	20	0.91	0.07	0.92

Continued on next page...

Continued from previous page...

Key	Atom-1	Atom-2	Models ¹	Mean (Å)	SD ¹ (Å)	Median (Å)
(1,5)	1:A:45:PHE:O	2:C:494:LEU:HB3	20	0.91	0.07	0.92
(1,5)	1:A:45:PHE:O	2:C:494:LEU:HD11	20	0.91	0.07	0.92
(1,5)	1:A:45:PHE:O	2:C:494:LEU:HD12	20	0.91	0.07	0.92
(1,5)	1:A:45:PHE:O	2:C:494:LEU:HD13	20	0.91	0.07	0.92
(1,5)	1:A:45:PHE:O	2:C:494:LEU:HD21	20	0.91	0.07	0.92
(1,5)	1:A:45:PHE:O	2:C:494:LEU:HD22	20	0.91	0.07	0.92
(1,5)	1:A:45:PHE:O	2:C:494:LEU:HD23	20	0.91	0.07	0.92
(1,5)	1:A:45:PHE:O	2:C:494:LEU:HG	20	0.91	0.07	0.92
(1,5)	1:A:45:PHE:O	2:C:494:LEU:N	20	0.91	0.07	0.92
(1,5)	1:A:45:PHE:O	2:C:494:LEU:O	20	0.91	0.07	0.92
(1,5)	1:A:45:PHE:O	2:C:495:GLU:C	20	0.91	0.07	0.92
(1,5)	1:A:45:PHE:O	2:C:495:GLU:CA	20	0.91	0.07	0.92
(1,5)	1:A:45:PHE:O	2:C:495:GLU:CB	20	0.91	0.07	0.92
(1,5)	1:A:45:PHE:O	2:C:495:GLU:CD	20	0.91	0.07	0.92
(1,5)	1:A:45:PHE:O	2:C:495:GLU:CG	20	0.91	0.07	0.92
(1,5)	1:A:45:PHE:O	2:C:495:GLU:H	20	0.91	0.07	0.92
(1,5)	1:A:45:PHE:O	2:C:495:GLU:HA	20	0.91	0.07	0.92
(1,5)	1:A:45:PHE:O	2:C:495:GLU:HB2	20	0.91	0.07	0.92
(1,5)	1:A:45:PHE:O	2:C:495:GLU:HB3	20	0.91	0.07	0.92
(1,5)	1:A:45:PHE:O	2:C:495:GLU:HG2	20	0.91	0.07	0.92
(1,5)	1:A:45:PHE:O	2:C:495:GLU:HG3	20	0.91	0.07	0.92
(1,5)	1:A:45:PHE:O	2:C:495:GLU:N	20	0.91	0.07	0.92
(1,5)	1:A:45:PHE:O	2:C:495:GLU:O	20	0.91	0.07	0.92
(1,5)	1:A:45:PHE:O	2:C:495:GLU:OE1	20	0.91	0.07	0.92
(1,5)	1:A:45:PHE:O	2:C:495:GLU:OE2	20	0.91	0.07	0.92
(1,5)	1:A:45:PHE:O	2:C:496:GLY:C	20	0.91	0.07	0.92
(1,5)	1:A:45:PHE:O	2:C:496:GLY:CA	20	0.91	0.07	0.92
(1,5)	1:A:45:PHE:O	2:C:496:GLY:H	20	0.91	0.07	0.92
(1,5)	1:A:45:PHE:O	2:C:496:GLY:HA2	20	0.91	0.07	0.92
(1,5)	1:A:45:PHE:O	2:C:496:GLY:HA3	20	0.91	0.07	0.92
(1,5)	1:A:45:PHE:O	2:C:496:GLY:N	20	0.91	0.07	0.92
(1,5)	1:A:45:PHE:O	2:C:496:GLY:O	20	0.91	0.07	0.92
(1,5)	1:A:45:PHE:O	2:C:497:ARG:C	20	0.91	0.07	0.92
(1,5)	1:A:45:PHE:O	2:C:497:ARG:CA	20	0.91	0.07	0.92
(1,5)	1:A:45:PHE:O	2:C:497:ARG:CB	20	0.91	0.07	0.92
(1,5)	1:A:45:PHE:O	2:C:497:ARG:CD	20	0.91	0.07	0.92
(1,5)	1:A:45:PHE:O	2:C:497:ARG:CG	20	0.91	0.07	0.92
(1,5)	1:A:45:PHE:O	2:C:497:ARG:CZ	20	0.91	0.07	0.92
(1,5)	1:A:45:PHE:O	2:C:497:ARG:H	20	0.91	0.07	0.92
(1,5)	1:A:45:PHE:O	2:C:497:ARG:HA	20	0.91	0.07	0.92
(1,5)	1:A:45:PHE:O	2:C:497:ARG:HB2	20	0.91	0.07	0.92
(1,5)	1:A:45:PHE:O	2:C:497:ARG:HB3	20	0.91	0.07	0.92

Continued on next page...

Continued from previous page...

Key	Atom-1	Atom-2	Models ¹	Mean (Å)	SD ¹ (Å)	Median (Å)
(1,5)	1:A:45:PHE:O	2:C:497:ARG:HD2	20	0.91	0.07	0.92
(1,5)	1:A:45:PHE:O	2:C:497:ARG:HD3	20	0.91	0.07	0.92
(1,5)	1:A:45:PHE:O	2:C:497:ARG:HE	20	0.91	0.07	0.92
(1,5)	1:A:45:PHE:O	2:C:497:ARG:HG2	20	0.91	0.07	0.92
(1,5)	1:A:45:PHE:O	2:C:497:ARG:HG3	20	0.91	0.07	0.92
(1,5)	1:A:45:PHE:O	2:C:497:ARG:HH11	20	0.91	0.07	0.92
(1,5)	1:A:45:PHE:O	2:C:497:ARG:HH12	20	0.91	0.07	0.92
(1,5)	1:A:45:PHE:O	2:C:497:ARG:HH21	20	0.91	0.07	0.92
(1,5)	1:A:45:PHE:O	2:C:497:ARG:HH22	20	0.91	0.07	0.92
(1,5)	1:A:45:PHE:O	2:C:497:ARG:N	20	0.91	0.07	0.92
(1,5)	1:A:45:PHE:O	2:C:497:ARG:NE	20	0.91	0.07	0.92
(1,5)	1:A:45:PHE:O	2:C:497:ARG:NH1	20	0.91	0.07	0.92
(1,5)	1:A:45:PHE:O	2:C:497:ARG:NH2	20	0.91	0.07	0.92
(1,5)	1:A:45:PHE:O	2:C:497:ARG:O	20	0.91	0.07	0.92
(1,3)	1:A:43:LEU:C	2:C:457:LEU:C	20	0.89	0.03	0.89
(1,3)	1:A:43:LEU:C	2:C:457:LEU:CA	20	0.89	0.03	0.89
(1,3)	1:A:43:LEU:C	2:C:457:LEU:CB	20	0.89	0.03	0.89
(1,3)	1:A:43:LEU:C	2:C:457:LEU:CD1	20	0.89	0.03	0.89
(1,3)	1:A:43:LEU:C	2:C:457:LEU:CD2	20	0.89	0.03	0.89
(1,3)	1:A:43:LEU:C	2:C:457:LEU:CG	20	0.89	0.03	0.89
(1,3)	1:A:43:LEU:C	2:C:457:LEU:H	20	0.89	0.03	0.89
(1,3)	1:A:43:LEU:C	2:C:457:LEU:HA	20	0.89	0.03	0.89
(1,3)	1:A:43:LEU:C	2:C:457:LEU:HB2	20	0.89	0.03	0.89
(1,3)	1:A:43:LEU:C	2:C:457:LEU:HB3	20	0.89	0.03	0.89
(1,3)	1:A:43:LEU:C	2:C:457:LEU:HD11	20	0.89	0.03	0.89
(1,3)	1:A:43:LEU:C	2:C:457:LEU:HD12	20	0.89	0.03	0.89
(1,3)	1:A:43:LEU:C	2:C:457:LEU:HD13	20	0.89	0.03	0.89
(1,3)	1:A:43:LEU:C	2:C:457:LEU:HD21	20	0.89	0.03	0.89
(1,3)	1:A:43:LEU:C	2:C:457:LEU:HD22	20	0.89	0.03	0.89
(1,3)	1:A:43:LEU:C	2:C:457:LEU:HD23	20	0.89	0.03	0.89
(1,3)	1:A:43:LEU:C	2:C:457:LEU:HG	20	0.89	0.03	0.89
(1,3)	1:A:43:LEU:C	2:C:457:LEU:N	20	0.89	0.03	0.89
(1,3)	1:A:43:LEU:C	2:C:457:LEU:O	20	0.89	0.03	0.89
(1,3)	1:A:43:LEU:C	2:C:459:ALA:C	20	0.89	0.03	0.89
(1,3)	1:A:43:LEU:C	2:C:459:ALA:CA	20	0.89	0.03	0.89
(1,3)	1:A:43:LEU:C	2:C:459:ALA:CB	20	0.89	0.03	0.89
(1,3)	1:A:43:LEU:C	2:C:459:ALA:H	20	0.89	0.03	0.89
(1,3)	1:A:43:LEU:C	2:C:459:ALA:HA	20	0.89	0.03	0.89
(1,3)	1:A:43:LEU:C	2:C:459:ALA:HB1	20	0.89	0.03	0.89
(1,3)	1:A:43:LEU:C	2:C:459:ALA:HB2	20	0.89	0.03	0.89
(1,3)	1:A:43:LEU:C	2:C:459:ALA:HB3	20	0.89	0.03	0.89
(1,3)	1:A:43:LEU:C	2:C:459:ALA:N	20	0.89	0.03	0.89

Continued on next page...

Continued from previous page...

Key	Atom-1	Atom-2	Models ¹	Mean (Å)	SD ¹ (Å)	Median (Å)
(1,3)	1:A:43:LEU:C	2:C:459:ALA:O	20	0.89	0.03	0.89
(1,3)	1:A:43:LEU:C	2:C:460:MET:C	20	0.89	0.03	0.89
(1,3)	1:A:43:LEU:C	2:C:460:MET:CA	20	0.89	0.03	0.89
(1,3)	1:A:43:LEU:C	2:C:460:MET:CB	20	0.89	0.03	0.89
(1,3)	1:A:43:LEU:C	2:C:460:MET:CE	20	0.89	0.03	0.89
(1,3)	1:A:43:LEU:C	2:C:460:MET:CG	20	0.89	0.03	0.89
(1,3)	1:A:43:LEU:C	2:C:460:MET:H	20	0.89	0.03	0.89
(1,3)	1:A:43:LEU:C	2:C:460:MET:HA	20	0.89	0.03	0.89
(1,3)	1:A:43:LEU:C	2:C:460:MET:HB2	20	0.89	0.03	0.89
(1,3)	1:A:43:LEU:C	2:C:460:MET:HB3	20	0.89	0.03	0.89
(1,3)	1:A:43:LEU:C	2:C:460:MET:HE1	20	0.89	0.03	0.89
(1,3)	1:A:43:LEU:C	2:C:460:MET:HE2	20	0.89	0.03	0.89
(1,3)	1:A:43:LEU:C	2:C:460:MET:HE3	20	0.89	0.03	0.89
(1,3)	1:A:43:LEU:C	2:C:460:MET:HG2	20	0.89	0.03	0.89
(1,3)	1:A:43:LEU:C	2:C:460:MET:HG3	20	0.89	0.03	0.89
(1,3)	1:A:43:LEU:C	2:C:460:MET:N	20	0.89	0.03	0.89
(1,3)	1:A:43:LEU:C	2:C:460:MET:O	20	0.89	0.03	0.89
(1,3)	1:A:43:LEU:C	2:C:460:MET:SD	20	0.89	0.03	0.89
(1,3)	1:A:43:LEU:C	2:C:462:HIS:C	20	0.89	0.03	0.89
(1,3)	1:A:43:LEU:C	2:C:462:HIS:CA	20	0.89	0.03	0.89
(1,3)	1:A:43:LEU:C	2:C:462:HIS:CB	20	0.89	0.03	0.89
(1,3)	1:A:43:LEU:C	2:C:462:HIS:CD2	20	0.89	0.03	0.89
(1,3)	1:A:43:LEU:C	2:C:462:HIS:CE1	20	0.89	0.03	0.89
(1,3)	1:A:43:LEU:C	2:C:462:HIS:CG	20	0.89	0.03	0.89
(1,3)	1:A:43:LEU:C	2:C:462:HIS:H	20	0.89	0.03	0.89
(1,3)	1:A:43:LEU:C	2:C:462:HIS:HA	20	0.89	0.03	0.89
(1,3)	1:A:43:LEU:C	2:C:462:HIS:HB2	20	0.89	0.03	0.89
(1,3)	1:A:43:LEU:C	2:C:462:HIS:HB3	20	0.89	0.03	0.89
(1,3)	1:A:43:LEU:C	2:C:462:HIS:HD2	20	0.89	0.03	0.89
(1,3)	1:A:43:LEU:C	2:C:462:HIS:HE1	20	0.89	0.03	0.89
(1,3)	1:A:43:LEU:C	2:C:462:HIS:HE2	20	0.89	0.03	0.89
(1,3)	1:A:43:LEU:C	2:C:462:HIS:N	20	0.89	0.03	0.89
(1,3)	1:A:43:LEU:C	2:C:462:HIS:ND1	20	0.89	0.03	0.89
(1,3)	1:A:43:LEU:C	2:C:462:HIS:NE2	20	0.89	0.03	0.89
(1,3)	1:A:43:LEU:C	2:C:462:HIS:O	20	0.89	0.03	0.89
(1,3)	1:A:43:LEU:C	2:C:463:GLN:C	20	0.89	0.03	0.89
(1,3)	1:A:43:LEU:C	2:C:463:GLN:CA	20	0.89	0.03	0.89
(1,3)	1:A:43:LEU:C	2:C:463:GLN:CB	20	0.89	0.03	0.89
(1,3)	1:A:43:LEU:C	2:C:463:GLN:CD	20	0.89	0.03	0.89
(1,3)	1:A:43:LEU:C	2:C:463:GLN:CG	20	0.89	0.03	0.89
(1,3)	1:A:43:LEU:C	2:C:463:GLN:H	20	0.89	0.03	0.89
(1,3)	1:A:43:LEU:C	2:C:463:GLN:HA	20	0.89	0.03	0.89

Continued on next page...

Continued from previous page...

Key	Atom-1	Atom-2	Models ¹	Mean (Å)	SD ¹ (Å)	Median (Å)
(1,3)	1:A:43:LEU:C	2:C:463:GLN:HB2	20	0.89	0.03	0.89
(1,3)	1:A:43:LEU:C	2:C:463:GLN:HB3	20	0.89	0.03	0.89
(1,3)	1:A:43:LEU:C	2:C:463:GLN:HE21	20	0.89	0.03	0.89
(1,3)	1:A:43:LEU:C	2:C:463:GLN:HE22	20	0.89	0.03	0.89
(1,3)	1:A:43:LEU:C	2:C:463:GLN:HG2	20	0.89	0.03	0.89
(1,3)	1:A:43:LEU:C	2:C:463:GLN:HG3	20	0.89	0.03	0.89
(1,3)	1:A:43:LEU:C	2:C:463:GLN:N	20	0.89	0.03	0.89
(1,3)	1:A:43:LEU:C	2:C:463:GLN:NE2	20	0.89	0.03	0.89
(1,3)	1:A:43:LEU:C	2:C:463:GLN:O	20	0.89	0.03	0.89
(1,3)	1:A:43:LEU:C	2:C:463:GLN:OE1	20	0.89	0.03	0.89
(1,3)	1:A:43:LEU:C	2:C:465:GLN:C	20	0.89	0.03	0.89
(1,3)	1:A:43:LEU:C	2:C:465:GLN:CA	20	0.89	0.03	0.89
(1,3)	1:A:43:LEU:C	2:C:465:GLN:CB	20	0.89	0.03	0.89
(1,3)	1:A:43:LEU:C	2:C:465:GLN:CD	20	0.89	0.03	0.89
(1,3)	1:A:43:LEU:C	2:C:465:GLN:CG	20	0.89	0.03	0.89
(1,3)	1:A:43:LEU:C	2:C:465:GLN:H	20	0.89	0.03	0.89
(1,3)	1:A:43:LEU:C	2:C:465:GLN:HA	20	0.89	0.03	0.89
(1,3)	1:A:43:LEU:C	2:C:465:GLN:HB2	20	0.89	0.03	0.89
(1,3)	1:A:43:LEU:C	2:C:465:GLN:HB3	20	0.89	0.03	0.89
(1,3)	1:A:43:LEU:C	2:C:465:GLN:HE21	20	0.89	0.03	0.89
(1,3)	1:A:43:LEU:C	2:C:465:GLN:HE22	20	0.89	0.03	0.89
(1,3)	1:A:43:LEU:C	2:C:465:GLN:HG2	20	0.89	0.03	0.89
(1,3)	1:A:43:LEU:C	2:C:465:GLN:HG3	20	0.89	0.03	0.89
(1,3)	1:A:43:LEU:C	2:C:465:GLN:N	20	0.89	0.03	0.89
(1,3)	1:A:43:LEU:C	2:C:465:GLN:NE2	20	0.89	0.03	0.89
(1,3)	1:A:43:LEU:C	2:C:465:GLN:O	20	0.89	0.03	0.89
(1,3)	1:A:43:LEU:C	2:C:465:GLN:OE1	20	0.89	0.03	0.89
(1,3)	1:A:43:LEU:C	2:C:466:GLU:C	20	0.89	0.03	0.89
(1,3)	1:A:43:LEU:C	2:C:466:GLU:CA	20	0.89	0.03	0.89
(1,3)	1:A:43:LEU:C	2:C:466:GLU:CB	20	0.89	0.03	0.89
(1,3)	1:A:43:LEU:C	2:C:466:GLU:CD	20	0.89	0.03	0.89
(1,3)	1:A:43:LEU:C	2:C:466:GLU:CG	20	0.89	0.03	0.89
(1,3)	1:A:43:LEU:C	2:C:466:GLU:H	20	0.89	0.03	0.89
(1,3)	1:A:43:LEU:C	2:C:466:GLU:HA	20	0.89	0.03	0.89
(1,3)	1:A:43:LEU:C	2:C:466:GLU:HB2	20	0.89	0.03	0.89
(1,3)	1:A:43:LEU:C	2:C:466:GLU:HB3	20	0.89	0.03	0.89
(1,3)	1:A:43:LEU:C	2:C:466:GLU:HG2	20	0.89	0.03	0.89
(1,3)	1:A:43:LEU:C	2:C:466:GLU:HG3	20	0.89	0.03	0.89
(1,3)	1:A:43:LEU:C	2:C:466:GLU:N	20	0.89	0.03	0.89
(1,3)	1:A:43:LEU:C	2:C:466:GLU:O	20	0.89	0.03	0.89
(1,3)	1:A:43:LEU:C	2:C:466:GLU:OE1	20	0.89	0.03	0.89
(1,3)	1:A:43:LEU:C	2:C:466:GLU:OE2	20	0.89	0.03	0.89

Continued on next page...

Continued from previous page...

Key	Atom-1	Atom-2	Models ¹	Mean (Å)	SD ¹ (Å)	Median (Å)
(1,3)	1:A:43:LEU:C	2:C:467:MET:C	20	0.89	0.03	0.89
(1,3)	1:A:43:LEU:C	2:C:467:MET:CA	20	0.89	0.03	0.89
(1,3)	1:A:43:LEU:C	2:C:467:MET:CB	20	0.89	0.03	0.89
(1,3)	1:A:43:LEU:C	2:C:467:MET:CE	20	0.89	0.03	0.89
(1,3)	1:A:43:LEU:C	2:C:467:MET:CG	20	0.89	0.03	0.89
(1,3)	1:A:43:LEU:C	2:C:467:MET:H	20	0.89	0.03	0.89
(1,3)	1:A:43:LEU:C	2:C:467:MET:HA	20	0.89	0.03	0.89
(1,3)	1:A:43:LEU:C	2:C:467:MET:HB2	20	0.89	0.03	0.89
(1,3)	1:A:43:LEU:C	2:C:467:MET:HB3	20	0.89	0.03	0.89
(1,3)	1:A:43:LEU:C	2:C:467:MET:HE1	20	0.89	0.03	0.89
(1,3)	1:A:43:LEU:C	2:C:467:MET:HE2	20	0.89	0.03	0.89
(1,3)	1:A:43:LEU:C	2:C:467:MET:HE3	20	0.89	0.03	0.89
(1,3)	1:A:43:LEU:C	2:C:467:MET:HG2	20	0.89	0.03	0.89
(1,3)	1:A:43:LEU:C	2:C:467:MET:HG3	20	0.89	0.03	0.89
(1,3)	1:A:43:LEU:C	2:C:467:MET:N	20	0.89	0.03	0.89
(1,3)	1:A:43:LEU:C	2:C:467:MET:O	20	0.89	0.03	0.89
(1,3)	1:A:43:LEU:C	2:C:467:MET:SD	20	0.89	0.03	0.89
(1,3)	1:A:43:LEU:C	2:C:468:PHE:C	20	0.89	0.03	0.89
(1,3)	1:A:43:LEU:C	2:C:468:PHE:CA	20	0.89	0.03	0.89
(1,3)	1:A:43:LEU:C	2:C:468:PHE:CB	20	0.89	0.03	0.89
(1,3)	1:A:43:LEU:C	2:C:468:PHE:CD1	20	0.89	0.03	0.89
(1,3)	1:A:43:LEU:C	2:C:468:PHE:CD2	20	0.89	0.03	0.89
(1,3)	1:A:43:LEU:C	2:C:468:PHE:CE1	20	0.89	0.03	0.89
(1,3)	1:A:43:LEU:C	2:C:468:PHE:CE2	20	0.89	0.03	0.89
(1,3)	1:A:43:LEU:C	2:C:468:PHE:CG	20	0.89	0.03	0.89
(1,3)	1:A:43:LEU:C	2:C:468:PHE:CZ	20	0.89	0.03	0.89
(1,3)	1:A:43:LEU:C	2:C:468:PHE:H	20	0.89	0.03	0.89
(1,3)	1:A:43:LEU:C	2:C:468:PHE:HA	20	0.89	0.03	0.89
(1,3)	1:A:43:LEU:C	2:C:468:PHE:HB2	20	0.89	0.03	0.89
(1,3)	1:A:43:LEU:C	2:C:468:PHE:HB3	20	0.89	0.03	0.89
(1,3)	1:A:43:LEU:C	2:C:468:PHE:HD1	20	0.89	0.03	0.89
(1,3)	1:A:43:LEU:C	2:C:468:PHE:HD2	20	0.89	0.03	0.89
(1,3)	1:A:43:LEU:C	2:C:468:PHE:HE1	20	0.89	0.03	0.89
(1,3)	1:A:43:LEU:C	2:C:468:PHE:HE2	20	0.89	0.03	0.89
(1,3)	1:A:43:LEU:C	2:C:468:PHE:HZ	20	0.89	0.03	0.89
(1,3)	1:A:43:LEU:C	2:C:468:PHE:N	20	0.89	0.03	0.89
(1,3)	1:A:43:LEU:C	2:C:468:PHE:O	20	0.89	0.03	0.89
(1,3)	1:A:43:LEU:C	2:C:469:PRO:C	20	0.89	0.03	0.89
(1,3)	1:A:43:LEU:C	2:C:469:PRO:CA	20	0.89	0.03	0.89
(1,3)	1:A:43:LEU:C	2:C:469:PRO:CB	20	0.89	0.03	0.89
(1,3)	1:A:43:LEU:C	2:C:469:PRO:CD	20	0.89	0.03	0.89
(1,3)	1:A:43:LEU:C	2:C:469:PRO:CG	20	0.89	0.03	0.89

Continued on next page...

Continued from previous page...

Key	Atom-1	Atom-2	Models ¹	Mean (Å)	SD ¹ (Å)	Median (Å)
(1,3)	1:A:43:LEU:C	2:C:469:PRO:HA	20	0.89	0.03	0.89
(1,3)	1:A:43:LEU:C	2:C:469:PRO:HB2	20	0.89	0.03	0.89
(1,3)	1:A:43:LEU:C	2:C:469:PRO:HB3	20	0.89	0.03	0.89
(1,3)	1:A:43:LEU:C	2:C:469:PRO:HD2	20	0.89	0.03	0.89
(1,3)	1:A:43:LEU:C	2:C:469:PRO:HD3	20	0.89	0.03	0.89
(1,3)	1:A:43:LEU:C	2:C:469:PRO:HG2	20	0.89	0.03	0.89
(1,3)	1:A:43:LEU:C	2:C:469:PRO:HG3	20	0.89	0.03	0.89
(1,3)	1:A:43:LEU:C	2:C:469:PRO:N	20	0.89	0.03	0.89
(1,3)	1:A:43:LEU:C	2:C:469:PRO:O	20	0.89	0.03	0.89
(1,3)	1:A:43:LEU:C	2:C:470:GLN:C	20	0.89	0.03	0.89
(1,3)	1:A:43:LEU:C	2:C:470:GLN:CA	20	0.89	0.03	0.89
(1,3)	1:A:43:LEU:C	2:C:470:GLN:CB	20	0.89	0.03	0.89
(1,3)	1:A:43:LEU:C	2:C:470:GLN:CD	20	0.89	0.03	0.89
(1,3)	1:A:43:LEU:C	2:C:470:GLN:CG	20	0.89	0.03	0.89
(1,3)	1:A:43:LEU:C	2:C:470:GLN:H	20	0.89	0.03	0.89
(1,3)	1:A:43:LEU:C	2:C:470:GLN:HA	20	0.89	0.03	0.89
(1,3)	1:A:43:LEU:C	2:C:470:GLN:HB2	20	0.89	0.03	0.89
(1,3)	1:A:43:LEU:C	2:C:470:GLN:HB3	20	0.89	0.03	0.89
(1,3)	1:A:43:LEU:C	2:C:470:GLN:HE21	20	0.89	0.03	0.89
(1,3)	1:A:43:LEU:C	2:C:470:GLN:HE22	20	0.89	0.03	0.89
(1,3)	1:A:43:LEU:C	2:C:470:GLN:HG2	20	0.89	0.03	0.89
(1,3)	1:A:43:LEU:C	2:C:470:GLN:HG3	20	0.89	0.03	0.89
(1,3)	1:A:43:LEU:C	2:C:470:GLN:N	20	0.89	0.03	0.89
(1,3)	1:A:43:LEU:C	2:C:470:GLN:NE2	20	0.89	0.03	0.89
(1,3)	1:A:43:LEU:C	2:C:470:GLN:O	20	0.89	0.03	0.89
(1,3)	1:A:43:LEU:C	2:C:470:GLN:OE1	20	0.89	0.03	0.89
(1,3)	1:A:43:LEU:C	2:C:472:PRO:C	20	0.89	0.03	0.89
(1,3)	1:A:43:LEU:C	2:C:472:PRO:CA	20	0.89	0.03	0.89
(1,3)	1:A:43:LEU:C	2:C:472:PRO:CB	20	0.89	0.03	0.89
(1,3)	1:A:43:LEU:C	2:C:472:PRO:CD	20	0.89	0.03	0.89
(1,3)	1:A:43:LEU:C	2:C:472:PRO:CG	20	0.89	0.03	0.89
(1,3)	1:A:43:LEU:C	2:C:472:PRO:HA	20	0.89	0.03	0.89
(1,3)	1:A:43:LEU:C	2:C:472:PRO:HB2	20	0.89	0.03	0.89
(1,3)	1:A:43:LEU:C	2:C:472:PRO:HB3	20	0.89	0.03	0.89
(1,3)	1:A:43:LEU:C	2:C:472:PRO:HD2	20	0.89	0.03	0.89
(1,3)	1:A:43:LEU:C	2:C:472:PRO:HD3	20	0.89	0.03	0.89
(1,3)	1:A:43:LEU:C	2:C:472:PRO:HG2	20	0.89	0.03	0.89
(1,3)	1:A:43:LEU:C	2:C:472:PRO:HG3	20	0.89	0.03	0.89
(1,3)	1:A:43:LEU:C	2:C:472:PRO:N	20	0.89	0.03	0.89
(1,3)	1:A:43:LEU:C	2:C:472:PRO:O	20	0.89	0.03	0.89
(1,3)	1:A:43:LEU:C	2:C:482:LEU:C	20	0.89	0.03	0.89
(1,3)	1:A:43:LEU:C	2:C:482:LEU:CA	20	0.89	0.03	0.89

Continued on next page...

Continued from previous page...

Key	Atom-1	Atom-2	Models ¹	Mean (Å)	SD ¹ (Å)	Median (Å)
(1,3)	1:A:43:LEU:C	2:C:482:LEU:CB	20	0.89	0.03	0.89
(1,3)	1:A:43:LEU:C	2:C:482:LEU:CD1	20	0.89	0.03	0.89
(1,3)	1:A:43:LEU:C	2:C:482:LEU:CD2	20	0.89	0.03	0.89
(1,3)	1:A:43:LEU:C	2:C:482:LEU:CG	20	0.89	0.03	0.89
(1,3)	1:A:43:LEU:C	2:C:482:LEU:H	20	0.89	0.03	0.89
(1,3)	1:A:43:LEU:C	2:C:482:LEU:HA	20	0.89	0.03	0.89
(1,3)	1:A:43:LEU:C	2:C:482:LEU:HB2	20	0.89	0.03	0.89
(1,3)	1:A:43:LEU:C	2:C:482:LEU:HB3	20	0.89	0.03	0.89
(1,3)	1:A:43:LEU:C	2:C:482:LEU:HD11	20	0.89	0.03	0.89
(1,3)	1:A:43:LEU:C	2:C:482:LEU:HD12	20	0.89	0.03	0.89
(1,3)	1:A:43:LEU:C	2:C:482:LEU:HD13	20	0.89	0.03	0.89
(1,3)	1:A:43:LEU:C	2:C:482:LEU:HD21	20	0.89	0.03	0.89
(1,3)	1:A:43:LEU:C	2:C:482:LEU:HD22	20	0.89	0.03	0.89
(1,3)	1:A:43:LEU:C	2:C:482:LEU:HD23	20	0.89	0.03	0.89
(1,3)	1:A:43:LEU:C	2:C:482:LEU:HG	20	0.89	0.03	0.89
(1,3)	1:A:43:LEU:C	2:C:482:LEU:N	20	0.89	0.03	0.89
(1,3)	1:A:43:LEU:C	2:C:482:LEU:O	20	0.89	0.03	0.89
(1,3)	1:A:43:LEU:C	2:C:483:THR:C	20	0.89	0.03	0.89
(1,3)	1:A:43:LEU:C	2:C:483:THR:CA	20	0.89	0.03	0.89
(1,3)	1:A:43:LEU:C	2:C:483:THR:CB	20	0.89	0.03	0.89
(1,3)	1:A:43:LEU:C	2:C:483:THR:CG2	20	0.89	0.03	0.89
(1,3)	1:A:43:LEU:C	2:C:483:THR:H	20	0.89	0.03	0.89
(1,3)	1:A:43:LEU:C	2:C:483:THR:HA	20	0.89	0.03	0.89
(1,3)	1:A:43:LEU:C	2:C:483:THR:HB	20	0.89	0.03	0.89
(1,3)	1:A:43:LEU:C	2:C:483:THR:HG1	20	0.89	0.03	0.89
(1,3)	1:A:43:LEU:C	2:C:483:THR:HG21	20	0.89	0.03	0.89
(1,3)	1:A:43:LEU:C	2:C:483:THR:HG22	20	0.89	0.03	0.89
(1,3)	1:A:43:LEU:C	2:C:483:THR:HG23	20	0.89	0.03	0.89
(1,3)	1:A:43:LEU:C	2:C:483:THR:N	20	0.89	0.03	0.89
(1,3)	1:A:43:LEU:C	2:C:483:THR:O	20	0.89	0.03	0.89
(1,3)	1:A:43:LEU:C	2:C:483:THR:OG1	20	0.89	0.03	0.89
(1,3)	1:A:43:LEU:C	2:C:484:ARG:C	20	0.89	0.03	0.89
(1,3)	1:A:43:LEU:C	2:C:484:ARG:CA	20	0.89	0.03	0.89
(1,3)	1:A:43:LEU:C	2:C:484:ARG:CB	20	0.89	0.03	0.89
(1,3)	1:A:43:LEU:C	2:C:484:ARG:CD	20	0.89	0.03	0.89
(1,3)	1:A:43:LEU:C	2:C:484:ARG:CG	20	0.89	0.03	0.89
(1,3)	1:A:43:LEU:C	2:C:484:ARG:CZ	20	0.89	0.03	0.89
(1,3)	1:A:43:LEU:C	2:C:484:ARG:H	20	0.89	0.03	0.89
(1,3)	1:A:43:LEU:C	2:C:484:ARG:HA	20	0.89	0.03	0.89
(1,3)	1:A:43:LEU:C	2:C:484:ARG:HB2	20	0.89	0.03	0.89
(1,3)	1:A:43:LEU:C	2:C:484:ARG:HB3	20	0.89	0.03	0.89
(1,3)	1:A:43:LEU:C	2:C:484:ARG:HD2	20	0.89	0.03	0.89

Continued on next page...

Continued from previous page...

Key	Atom-1	Atom-2	Models ¹	Mean (Å)	SD ¹ (Å)	Median (Å)
(1,3)	1:A:43:LEU:C	2:C:484:ARG:HD3	20	0.89	0.03	0.89
(1,3)	1:A:43:LEU:C	2:C:484:ARG:HE	20	0.89	0.03	0.89
(1,3)	1:A:43:LEU:C	2:C:484:ARG:HG2	20	0.89	0.03	0.89
(1,3)	1:A:43:LEU:C	2:C:484:ARG:HG3	20	0.89	0.03	0.89
(1,3)	1:A:43:LEU:C	2:C:484:ARG:HH11	20	0.89	0.03	0.89
(1,3)	1:A:43:LEU:C	2:C:484:ARG:HH12	20	0.89	0.03	0.89
(1,3)	1:A:43:LEU:C	2:C:484:ARG:HH21	20	0.89	0.03	0.89
(1,3)	1:A:43:LEU:C	2:C:484:ARG:HH22	20	0.89	0.03	0.89
(1,3)	1:A:43:LEU:C	2:C:484:ARG:N	20	0.89	0.03	0.89
(1,3)	1:A:43:LEU:C	2:C:484:ARG:NE	20	0.89	0.03	0.89
(1,3)	1:A:43:LEU:C	2:C:484:ARG:NH1	20	0.89	0.03	0.89
(1,3)	1:A:43:LEU:C	2:C:484:ARG:NH2	20	0.89	0.03	0.89
(1,3)	1:A:43:LEU:C	2:C:484:ARG:O	20	0.89	0.03	0.89
(1,3)	1:A:43:LEU:C	2:C:485:SER:C	20	0.89	0.03	0.89
(1,3)	1:A:43:LEU:C	2:C:485:SER:CA	20	0.89	0.03	0.89
(1,3)	1:A:43:LEU:C	2:C:485:SER:CB	20	0.89	0.03	0.89
(1,3)	1:A:43:LEU:C	2:C:485:SER:H	20	0.89	0.03	0.89
(1,3)	1:A:43:LEU:C	2:C:485:SER:HA	20	0.89	0.03	0.89
(1,3)	1:A:43:LEU:C	2:C:485:SER:HB2	20	0.89	0.03	0.89
(1,3)	1:A:43:LEU:C	2:C:485:SER:HB3	20	0.89	0.03	0.89
(1,3)	1:A:43:LEU:C	2:C:485:SER:HG	20	0.89	0.03	0.89
(1,3)	1:A:43:LEU:C	2:C:485:SER:N	20	0.89	0.03	0.89
(1,3)	1:A:43:LEU:C	2:C:485:SER:O	20	0.89	0.03	0.89
(1,3)	1:A:43:LEU:C	2:C:485:SER:OG	20	0.89	0.03	0.89
(1,3)	1:A:43:LEU:C	2:C:486:VAL:C	20	0.89	0.03	0.89
(1,3)	1:A:43:LEU:C	2:C:486:VAL:CA	20	0.89	0.03	0.89
(1,3)	1:A:43:LEU:C	2:C:486:VAL:CB	20	0.89	0.03	0.89
(1,3)	1:A:43:LEU:C	2:C:486:VAL:CG1	20	0.89	0.03	0.89
(1,3)	1:A:43:LEU:C	2:C:486:VAL:CG2	20	0.89	0.03	0.89
(1,3)	1:A:43:LEU:C	2:C:486:VAL:H	20	0.89	0.03	0.89
(1,3)	1:A:43:LEU:C	2:C:486:VAL:HA	20	0.89	0.03	0.89
(1,3)	1:A:43:LEU:C	2:C:486:VAL:HB	20	0.89	0.03	0.89
(1,3)	1:A:43:LEU:C	2:C:486:VAL:HG11	20	0.89	0.03	0.89
(1,3)	1:A:43:LEU:C	2:C:486:VAL:HG12	20	0.89	0.03	0.89
(1,3)	1:A:43:LEU:C	2:C:486:VAL:HG13	20	0.89	0.03	0.89
(1,3)	1:A:43:LEU:C	2:C:486:VAL:HG21	20	0.89	0.03	0.89
(1,3)	1:A:43:LEU:C	2:C:486:VAL:HG22	20	0.89	0.03	0.89
(1,3)	1:A:43:LEU:C	2:C:486:VAL:HG23	20	0.89	0.03	0.89
(1,3)	1:A:43:LEU:C	2:C:486:VAL:N	20	0.89	0.03	0.89
(1,3)	1:A:43:LEU:C	2:C:486:VAL:O	20	0.89	0.03	0.89
(1,3)	1:A:43:LEU:C	2:C:487:GLU:C	20	0.89	0.03	0.89
(1,3)	1:A:43:LEU:C	2:C:487:GLU:CA	20	0.89	0.03	0.89

Continued on next page...

Continued from previous page...

Key	Atom-1	Atom-2	Models ¹	Mean (Å)	SD ¹ (Å)	Median (Å)
(1,3)	1:A:43:LEU:C	2:C:487:GLU:CB	20	0.89	0.03	0.89
(1,3)	1:A:43:LEU:C	2:C:487:GLU:CD	20	0.89	0.03	0.89
(1,3)	1:A:43:LEU:C	2:C:487:GLU:CG	20	0.89	0.03	0.89
(1,3)	1:A:43:LEU:C	2:C:487:GLU:H	20	0.89	0.03	0.89
(1,3)	1:A:43:LEU:C	2:C:487:GLU:HA	20	0.89	0.03	0.89
(1,3)	1:A:43:LEU:C	2:C:487:GLU:HB2	20	0.89	0.03	0.89
(1,3)	1:A:43:LEU:C	2:C:487:GLU:HB3	20	0.89	0.03	0.89
(1,3)	1:A:43:LEU:C	2:C:487:GLU:HG2	20	0.89	0.03	0.89
(1,3)	1:A:43:LEU:C	2:C:487:GLU:HG3	20	0.89	0.03	0.89
(1,3)	1:A:43:LEU:C	2:C:487:GLU:N	20	0.89	0.03	0.89
(1,3)	1:A:43:LEU:C	2:C:487:GLU:O	20	0.89	0.03	0.89
(1,3)	1:A:43:LEU:C	2:C:487:GLU:OE1	20	0.89	0.03	0.89
(1,3)	1:A:43:LEU:C	2:C:487:GLU:OE2	20	0.89	0.03	0.89
(1,3)	1:A:43:LEU:C	2:C:488:ILE:C	20	0.89	0.03	0.89
(1,3)	1:A:43:LEU:C	2:C:488:ILE:CA	20	0.89	0.03	0.89
(1,3)	1:A:43:LEU:C	2:C:488:ILE:CB	20	0.89	0.03	0.89
(1,3)	1:A:43:LEU:C	2:C:488:ILE:CD1	20	0.89	0.03	0.89
(1,3)	1:A:43:LEU:C	2:C:488:ILE:CG1	20	0.89	0.03	0.89
(1,3)	1:A:43:LEU:C	2:C:488:ILE:CG2	20	0.89	0.03	0.89
(1,3)	1:A:43:LEU:C	2:C:488:ILE:H	20	0.89	0.03	0.89
(1,3)	1:A:43:LEU:C	2:C:488:ILE:HA	20	0.89	0.03	0.89
(1,3)	1:A:43:LEU:C	2:C:488:ILE:HB	20	0.89	0.03	0.89
(1,3)	1:A:43:LEU:C	2:C:488:ILE:HD11	20	0.89	0.03	0.89
(1,3)	1:A:43:LEU:C	2:C:488:ILE:HD12	20	0.89	0.03	0.89
(1,3)	1:A:43:LEU:C	2:C:488:ILE:HD13	20	0.89	0.03	0.89
(1,3)	1:A:43:LEU:C	2:C:488:ILE:HG12	20	0.89	0.03	0.89
(1,3)	1:A:43:LEU:C	2:C:488:ILE:HG13	20	0.89	0.03	0.89
(1,3)	1:A:43:LEU:C	2:C:488:ILE:HG21	20	0.89	0.03	0.89
(1,3)	1:A:43:LEU:C	2:C:488:ILE:HG22	20	0.89	0.03	0.89
(1,3)	1:A:43:LEU:C	2:C:488:ILE:HG23	20	0.89	0.03	0.89
(1,3)	1:A:43:LEU:C	2:C:488:ILE:N	20	0.89	0.03	0.89
(1,3)	1:A:43:LEU:C	2:C:488:ILE:O	20	0.89	0.03	0.89
(1,3)	1:A:43:LEU:C	2:C:490:THR:C	20	0.89	0.03	0.89
(1,3)	1:A:43:LEU:C	2:C:490:THR:CA	20	0.89	0.03	0.89
(1,3)	1:A:43:LEU:C	2:C:490:THR:CB	20	0.89	0.03	0.89
(1,3)	1:A:43:LEU:C	2:C:490:THR:CG2	20	0.89	0.03	0.89
(1,3)	1:A:43:LEU:C	2:C:490:THR:H	20	0.89	0.03	0.89
(1,3)	1:A:43:LEU:C	2:C:490:THR:HA	20	0.89	0.03	0.89
(1,3)	1:A:43:LEU:C	2:C:490:THR:HB	20	0.89	0.03	0.89
(1,3)	1:A:43:LEU:C	2:C:490:THR:HG1	20	0.89	0.03	0.89
(1,3)	1:A:43:LEU:C	2:C:490:THR:HG21	20	0.89	0.03	0.89
(1,3)	1:A:43:LEU:C	2:C:490:THR:HG22	20	0.89	0.03	0.89

Continued on next page...

Continued from previous page...

Key	Atom-1	Atom-2	Models ¹	Mean (Å)	SD ¹ (Å)	Median (Å)
(1,3)	1:A:43:LEU:C	2:C:490:THR:HG23	20	0.89	0.03	0.89
(1,3)	1:A:43:LEU:C	2:C:490:THR:N	20	0.89	0.03	0.89
(1,3)	1:A:43:LEU:C	2:C:490:THR:O	20	0.89	0.03	0.89
(1,3)	1:A:43:LEU:C	2:C:490:THR:OG1	20	0.89	0.03	0.89
(1,3)	1:A:43:LEU:C	2:C:491:ASP:C	20	0.89	0.03	0.89
(1,3)	1:A:43:LEU:C	2:C:491:ASP:CA	20	0.89	0.03	0.89
(1,3)	1:A:43:LEU:C	2:C:491:ASP:CB	20	0.89	0.03	0.89
(1,3)	1:A:43:LEU:C	2:C:491:ASP:CG	20	0.89	0.03	0.89
(1,3)	1:A:43:LEU:C	2:C:491:ASP:H	20	0.89	0.03	0.89
(1,3)	1:A:43:LEU:C	2:C:491:ASP:HA	20	0.89	0.03	0.89
(1,3)	1:A:43:LEU:C	2:C:491:ASP:HB2	20	0.89	0.03	0.89
(1,3)	1:A:43:LEU:C	2:C:491:ASP:HB3	20	0.89	0.03	0.89
(1,3)	1:A:43:LEU:C	2:C:491:ASP:N	20	0.89	0.03	0.89
(1,3)	1:A:43:LEU:C	2:C:491:ASP:O	20	0.89	0.03	0.89
(1,3)	1:A:43:LEU:C	2:C:491:ASP:OD1	20	0.89	0.03	0.89
(1,3)	1:A:43:LEU:C	2:C:491:ASP:OD2	20	0.89	0.03	0.89
(1,3)	1:A:43:LEU:C	2:C:492:ASN:C	20	0.89	0.03	0.89
(1,3)	1:A:43:LEU:C	2:C:492:ASN:CA	20	0.89	0.03	0.89
(1,3)	1:A:43:LEU:C	2:C:492:ASN:CB	20	0.89	0.03	0.89
(1,3)	1:A:43:LEU:C	2:C:492:ASN:CG	20	0.89	0.03	0.89
(1,3)	1:A:43:LEU:C	2:C:492:ASN:H	20	0.89	0.03	0.89
(1,3)	1:A:43:LEU:C	2:C:492:ASN:HA	20	0.89	0.03	0.89
(1,3)	1:A:43:LEU:C	2:C:492:ASN:HB2	20	0.89	0.03	0.89
(1,3)	1:A:43:LEU:C	2:C:492:ASN:HB3	20	0.89	0.03	0.89
(1,3)	1:A:43:LEU:C	2:C:492:ASN:HD21	20	0.89	0.03	0.89
(1,3)	1:A:43:LEU:C	2:C:492:ASN:HD22	20	0.89	0.03	0.89
(1,3)	1:A:43:LEU:C	2:C:492:ASN:N	20	0.89	0.03	0.89
(1,3)	1:A:43:LEU:C	2:C:492:ASN:ND2	20	0.89	0.03	0.89
(1,3)	1:A:43:LEU:C	2:C:492:ASN:O	20	0.89	0.03	0.89
(1,3)	1:A:43:LEU:C	2:C:492:ASN:OD1	20	0.89	0.03	0.89
(1,3)	1:A:43:LEU:C	2:C:494:LEU:C	20	0.89	0.03	0.89
(1,3)	1:A:43:LEU:C	2:C:494:LEU:CA	20	0.89	0.03	0.89
(1,3)	1:A:43:LEU:C	2:C:494:LEU:CB	20	0.89	0.03	0.89
(1,3)	1:A:43:LEU:C	2:C:494:LEU:CD1	20	0.89	0.03	0.89
(1,3)	1:A:43:LEU:C	2:C:494:LEU:CD2	20	0.89	0.03	0.89
(1,3)	1:A:43:LEU:C	2:C:494:LEU:CG	20	0.89	0.03	0.89
(1,3)	1:A:43:LEU:C	2:C:494:LEU:H	20	0.89	0.03	0.89
(1,3)	1:A:43:LEU:C	2:C:494:LEU:HA	20	0.89	0.03	0.89
(1,3)	1:A:43:LEU:C	2:C:494:LEU:HB2	20	0.89	0.03	0.89
(1,3)	1:A:43:LEU:C	2:C:494:LEU:HB3	20	0.89	0.03	0.89
(1,3)	1:A:43:LEU:C	2:C:494:LEU:HD11	20	0.89	0.03	0.89
(1,3)	1:A:43:LEU:C	2:C:494:LEU:HD12	20	0.89	0.03	0.89

Continued on next page...

Continued from previous page...

Key	Atom-1	Atom-2	Models ¹	Mean (Å)	SD ¹ (Å)	Median (Å)
(1,3)	1:A:43:LEU:C	2:C:494:LEU:HD13	20	0.89	0.03	0.89
(1,3)	1:A:43:LEU:C	2:C:494:LEU:HD21	20	0.89	0.03	0.89
(1,3)	1:A:43:LEU:C	2:C:494:LEU:HD22	20	0.89	0.03	0.89
(1,3)	1:A:43:LEU:C	2:C:494:LEU:HD23	20	0.89	0.03	0.89
(1,3)	1:A:43:LEU:C	2:C:494:LEU:HG	20	0.89	0.03	0.89
(1,3)	1:A:43:LEU:C	2:C:494:LEU:N	20	0.89	0.03	0.89
(1,3)	1:A:43:LEU:C	2:C:494:LEU:O	20	0.89	0.03	0.89
(1,3)	1:A:43:LEU:C	2:C:495:GLU:C	20	0.89	0.03	0.89
(1,3)	1:A:43:LEU:C	2:C:495:GLU:CA	20	0.89	0.03	0.89
(1,3)	1:A:43:LEU:C	2:C:495:GLU:CB	20	0.89	0.03	0.89
(1,3)	1:A:43:LEU:C	2:C:495:GLU:CD	20	0.89	0.03	0.89
(1,3)	1:A:43:LEU:C	2:C:495:GLU:CG	20	0.89	0.03	0.89
(1,3)	1:A:43:LEU:C	2:C:495:GLU:H	20	0.89	0.03	0.89
(1,3)	1:A:43:LEU:C	2:C:495:GLU:HA	20	0.89	0.03	0.89
(1,3)	1:A:43:LEU:C	2:C:495:GLU:HB2	20	0.89	0.03	0.89
(1,3)	1:A:43:LEU:C	2:C:495:GLU:HB3	20	0.89	0.03	0.89
(1,3)	1:A:43:LEU:C	2:C:495:GLU:HG2	20	0.89	0.03	0.89
(1,3)	1:A:43:LEU:C	2:C:495:GLU:HG3	20	0.89	0.03	0.89
(1,3)	1:A:43:LEU:C	2:C:495:GLU:N	20	0.89	0.03	0.89
(1,3)	1:A:43:LEU:C	2:C:495:GLU:O	20	0.89	0.03	0.89
(1,3)	1:A:43:LEU:C	2:C:495:GLU:OE1	20	0.89	0.03	0.89
(1,3)	1:A:43:LEU:C	2:C:495:GLU:OE2	20	0.89	0.03	0.89
(1,3)	1:A:43:LEU:C	2:C:496:GLY:C	20	0.89	0.03	0.89
(1,3)	1:A:43:LEU:C	2:C:496:GLY:CA	20	0.89	0.03	0.89
(1,3)	1:A:43:LEU:C	2:C:496:GLY:H	20	0.89	0.03	0.89
(1,3)	1:A:43:LEU:C	2:C:496:GLY:HA2	20	0.89	0.03	0.89
(1,3)	1:A:43:LEU:C	2:C:496:GLY:HA3	20	0.89	0.03	0.89
(1,3)	1:A:43:LEU:C	2:C:496:GLY:N	20	0.89	0.03	0.89
(1,3)	1:A:43:LEU:C	2:C:496:GLY:O	20	0.89	0.03	0.89
(1,3)	1:A:43:LEU:C	2:C:497:ARG:C	20	0.89	0.03	0.89
(1,3)	1:A:43:LEU:C	2:C:497:ARG:CA	20	0.89	0.03	0.89
(1,3)	1:A:43:LEU:C	2:C:497:ARG:CB	20	0.89	0.03	0.89
(1,3)	1:A:43:LEU:C	2:C:497:ARG:CD	20	0.89	0.03	0.89
(1,3)	1:A:43:LEU:C	2:C:497:ARG:CG	20	0.89	0.03	0.89
(1,3)	1:A:43:LEU:C	2:C:497:ARG:CZ	20	0.89	0.03	0.89
(1,3)	1:A:43:LEU:C	2:C:497:ARG:H	20	0.89	0.03	0.89
(1,3)	1:A:43:LEU:C	2:C:497:ARG:HA	20	0.89	0.03	0.89
(1,3)	1:A:43:LEU:C	2:C:497:ARG:HB2	20	0.89	0.03	0.89
(1,3)	1:A:43:LEU:C	2:C:497:ARG:HB3	20	0.89	0.03	0.89
(1,3)	1:A:43:LEU:C	2:C:497:ARG:HD2	20	0.89	0.03	0.89
(1,3)	1:A:43:LEU:C	2:C:497:ARG:HD3	20	0.89	0.03	0.89
(1,3)	1:A:43:LEU:C	2:C:497:ARG:HE	20	0.89	0.03	0.89

Continued on next page...

Continued from previous page...

Key	Atom-1	Atom-2	Models ¹	Mean (Å)	SD ¹ (Å)	Median (Å)
(1,3)	1:A:43:LEU:C	2:C:497:ARG:HG2	20	0.89	0.03	0.89
(1,3)	1:A:43:LEU:C	2:C:497:ARG:HG3	20	0.89	0.03	0.89
(1,3)	1:A:43:LEU:C	2:C:497:ARG:HH11	20	0.89	0.03	0.89
(1,3)	1:A:43:LEU:C	2:C:497:ARG:HH12	20	0.89	0.03	0.89
(1,3)	1:A:43:LEU:C	2:C:497:ARG:HH21	20	0.89	0.03	0.89
(1,3)	1:A:43:LEU:C	2:C:497:ARG:HH22	20	0.89	0.03	0.89
(1,3)	1:A:43:LEU:C	2:C:497:ARG:N	20	0.89	0.03	0.89
(1,3)	1:A:43:LEU:C	2:C:497:ARG:NE	20	0.89	0.03	0.89
(1,3)	1:A:43:LEU:C	2:C:497:ARG:NH1	20	0.89	0.03	0.89
(1,3)	1:A:43:LEU:C	2:C:497:ARG:NH2	20	0.89	0.03	0.89
(1,3)	1:A:43:LEU:C	2:C:497:ARG:O	20	0.89	0.03	0.89
(1,3)	1:A:43:LEU:CA	2:C:457:LEU:C	20	0.89	0.03	0.89
(1,3)	1:A:43:LEU:CA	2:C:457:LEU:CA	20	0.89	0.03	0.89
(1,3)	1:A:43:LEU:CA	2:C:457:LEU:CB	20	0.89	0.03	0.89
(1,3)	1:A:43:LEU:CA	2:C:457:LEU:CD1	20	0.89	0.03	0.89
(1,3)	1:A:43:LEU:CA	2:C:457:LEU:CD2	20	0.89	0.03	0.89
(1,3)	1:A:43:LEU:CA	2:C:457:LEU:CG	20	0.89	0.03	0.89
(1,3)	1:A:43:LEU:CA	2:C:457:LEU:H	20	0.89	0.03	0.89
(1,3)	1:A:43:LEU:CA	2:C:457:LEU:HA	20	0.89	0.03	0.89
(1,3)	1:A:43:LEU:CA	2:C:457:LEU:HB2	20	0.89	0.03	0.89
(1,3)	1:A:43:LEU:CA	2:C:457:LEU:HB3	20	0.89	0.03	0.89
(1,3)	1:A:43:LEU:CA	2:C:457:LEU:HD11	20	0.89	0.03	0.89
(1,3)	1:A:43:LEU:CA	2:C:457:LEU:HD12	20	0.89	0.03	0.89
(1,3)	1:A:43:LEU:CA	2:C:457:LEU:HD13	20	0.89	0.03	0.89
(1,3)	1:A:43:LEU:CA	2:C:457:LEU:HD21	20	0.89	0.03	0.89
(1,3)	1:A:43:LEU:CA	2:C:457:LEU:HD22	20	0.89	0.03	0.89
(1,3)	1:A:43:LEU:CA	2:C:457:LEU:HD23	20	0.89	0.03	0.89
(1,3)	1:A:43:LEU:CA	2:C:457:LEU:HG	20	0.89	0.03	0.89
(1,3)	1:A:43:LEU:CA	2:C:457:LEU:N	20	0.89	0.03	0.89
(1,3)	1:A:43:LEU:CA	2:C:457:LEU:O	20	0.89	0.03	0.89
(1,3)	1:A:43:LEU:CA	2:C:459:ALA:C	20	0.89	0.03	0.89
(1,3)	1:A:43:LEU:CA	2:C:459:ALA:CA	20	0.89	0.03	0.89
(1,3)	1:A:43:LEU:CA	2:C:459:ALA:CB	20	0.89	0.03	0.89
(1,3)	1:A:43:LEU:CA	2:C:459:ALA:H	20	0.89	0.03	0.89
(1,3)	1:A:43:LEU:CA	2:C:459:ALA:HA	20	0.89	0.03	0.89
(1,3)	1:A:43:LEU:CA	2:C:459:ALA:HB1	20	0.89	0.03	0.89
(1,3)	1:A:43:LEU:CA	2:C:459:ALA:HB2	20	0.89	0.03	0.89
(1,3)	1:A:43:LEU:CA	2:C:459:ALA:HB3	20	0.89	0.03	0.89
(1,3)	1:A:43:LEU:CA	2:C:459:ALA:N	20	0.89	0.03	0.89
(1,3)	1:A:43:LEU:CA	2:C:459:ALA:O	20	0.89	0.03	0.89
(1,3)	1:A:43:LEU:CA	2:C:460:MET:C	20	0.89	0.03	0.89
(1,3)	1:A:43:LEU:CA	2:C:460:MET:CA	20	0.89	0.03	0.89

Continued on next page...

Continued from previous page...

Key	Atom-1	Atom-2	Models ¹	Mean (Å)	SD ¹ (Å)	Median (Å)
(1,3)	1:A:43:LEU:CA	2:C:460:MET:CB	20	0.89	0.03	0.89
(1,3)	1:A:43:LEU:CA	2:C:460:MET:CE	20	0.89	0.03	0.89
(1,3)	1:A:43:LEU:CA	2:C:460:MET:CG	20	0.89	0.03	0.89
(1,3)	1:A:43:LEU:CA	2:C:460:MET:H	20	0.89	0.03	0.89
(1,3)	1:A:43:LEU:CA	2:C:460:MET:HA	20	0.89	0.03	0.89
(1,3)	1:A:43:LEU:CA	2:C:460:MET:HB2	20	0.89	0.03	0.89
(1,3)	1:A:43:LEU:CA	2:C:460:MET:HB3	20	0.89	0.03	0.89
(1,3)	1:A:43:LEU:CA	2:C:460:MET:HE1	20	0.89	0.03	0.89
(1,3)	1:A:43:LEU:CA	2:C:460:MET:HE2	20	0.89	0.03	0.89
(1,3)	1:A:43:LEU:CA	2:C:460:MET:HE3	20	0.89	0.03	0.89
(1,3)	1:A:43:LEU:CA	2:C:460:MET:HG2	20	0.89	0.03	0.89
(1,3)	1:A:43:LEU:CA	2:C:460:MET:HG3	20	0.89	0.03	0.89
(1,3)	1:A:43:LEU:CA	2:C:460:MET:N	20	0.89	0.03	0.89
(1,3)	1:A:43:LEU:CA	2:C:460:MET:O	20	0.89	0.03	0.89
(1,3)	1:A:43:LEU:CA	2:C:460:MET:SD	20	0.89	0.03	0.89
(1,3)	1:A:43:LEU:CA	2:C:462:HIS:C	20	0.89	0.03	0.89
(1,3)	1:A:43:LEU:CA	2:C:462:HIS:CA	20	0.89	0.03	0.89
(1,3)	1:A:43:LEU:CA	2:C:462:HIS:CB	20	0.89	0.03	0.89
(1,3)	1:A:43:LEU:CA	2:C:462:HIS:CD2	20	0.89	0.03	0.89
(1,3)	1:A:43:LEU:CA	2:C:462:HIS:CE1	20	0.89	0.03	0.89
(1,3)	1:A:43:LEU:CA	2:C:462:HIS:CG	20	0.89	0.03	0.89
(1,3)	1:A:43:LEU:CA	2:C:462:HIS:H	20	0.89	0.03	0.89
(1,3)	1:A:43:LEU:CA	2:C:462:HIS:HA	20	0.89	0.03	0.89
(1,3)	1:A:43:LEU:CA	2:C:462:HIS:HB2	20	0.89	0.03	0.89
(1,3)	1:A:43:LEU:CA	2:C:462:HIS:HB3	20	0.89	0.03	0.89
(1,3)	1:A:43:LEU:CA	2:C:462:HIS:HD2	20	0.89	0.03	0.89
(1,3)	1:A:43:LEU:CA	2:C:462:HIS:HE1	20	0.89	0.03	0.89
(1,3)	1:A:43:LEU:CA	2:C:462:HIS:HE2	20	0.89	0.03	0.89
(1,3)	1:A:43:LEU:CA	2:C:462:HIS:N	20	0.89	0.03	0.89
(1,3)	1:A:43:LEU:CA	2:C:462:HIS:ND1	20	0.89	0.03	0.89
(1,3)	1:A:43:LEU:CA	2:C:462:HIS:NE2	20	0.89	0.03	0.89
(1,3)	1:A:43:LEU:CA	2:C:462:HIS:O	20	0.89	0.03	0.89
(1,3)	1:A:43:LEU:CA	2:C:463:GLN:C	20	0.89	0.03	0.89
(1,3)	1:A:43:LEU:CA	2:C:463:GLN:CA	20	0.89	0.03	0.89
(1,3)	1:A:43:LEU:CA	2:C:463:GLN:CB	20	0.89	0.03	0.89
(1,3)	1:A:43:LEU:CA	2:C:463:GLN:CD	20	0.89	0.03	0.89
(1,3)	1:A:43:LEU:CA	2:C:463:GLN:CG	20	0.89	0.03	0.89
(1,3)	1:A:43:LEU:CA	2:C:463:GLN:H	20	0.89	0.03	0.89
(1,3)	1:A:43:LEU:CA	2:C:463:GLN:HA	20	0.89	0.03	0.89
(1,3)	1:A:43:LEU:CA	2:C:463:GLN:HB2	20	0.89	0.03	0.89
(1,3)	1:A:43:LEU:CA	2:C:463:GLN:HB3	20	0.89	0.03	0.89
(1,3)	1:A:43:LEU:CA	2:C:463:GLN:HE21	20	0.89	0.03	0.89

Continued on next page...

Continued from previous page...

Key	Atom-1	Atom-2	Models ¹	Mean (Å)	SD ¹ (Å)	Median (Å)
(1,3)	1:A:43:LEU:CA	2:C:463:GLN:HE22	20	0.89	0.03	0.89
(1,3)	1:A:43:LEU:CA	2:C:463:GLN:HG2	20	0.89	0.03	0.89
(1,3)	1:A:43:LEU:CA	2:C:463:GLN:HG3	20	0.89	0.03	0.89
(1,3)	1:A:43:LEU:CA	2:C:463:GLN:N	20	0.89	0.03	0.89
(1,3)	1:A:43:LEU:CA	2:C:463:GLN:NE2	20	0.89	0.03	0.89
(1,3)	1:A:43:LEU:CA	2:C:463:GLN:O	20	0.89	0.03	0.89
(1,3)	1:A:43:LEU:CA	2:C:463:GLN:OE1	20	0.89	0.03	0.89
(1,3)	1:A:43:LEU:CA	2:C:465:GLN:C	20	0.89	0.03	0.89
(1,3)	1:A:43:LEU:CA	2:C:465:GLN:CA	20	0.89	0.03	0.89
(1,3)	1:A:43:LEU:CA	2:C:465:GLN:CB	20	0.89	0.03	0.89
(1,3)	1:A:43:LEU:CA	2:C:465:GLN:CD	20	0.89	0.03	0.89
(1,3)	1:A:43:LEU:CA	2:C:465:GLN:CG	20	0.89	0.03	0.89
(1,3)	1:A:43:LEU:CA	2:C:465:GLN:H	20	0.89	0.03	0.89
(1,3)	1:A:43:LEU:CA	2:C:465:GLN:HA	20	0.89	0.03	0.89
(1,3)	1:A:43:LEU:CA	2:C:465:GLN:HB2	20	0.89	0.03	0.89
(1,3)	1:A:43:LEU:CA	2:C:465:GLN:HB3	20	0.89	0.03	0.89
(1,3)	1:A:43:LEU:CA	2:C:465:GLN:HE21	20	0.89	0.03	0.89
(1,3)	1:A:43:LEU:CA	2:C:465:GLN:HE22	20	0.89	0.03	0.89
(1,3)	1:A:43:LEU:CA	2:C:465:GLN:HG2	20	0.89	0.03	0.89
(1,3)	1:A:43:LEU:CA	2:C:465:GLN:HG3	20	0.89	0.03	0.89
(1,3)	1:A:43:LEU:CA	2:C:465:GLN:N	20	0.89	0.03	0.89
(1,3)	1:A:43:LEU:CA	2:C:465:GLN:NE2	20	0.89	0.03	0.89
(1,3)	1:A:43:LEU:CA	2:C:465:GLN:O	20	0.89	0.03	0.89
(1,3)	1:A:43:LEU:CA	2:C:465:GLN:OE1	20	0.89	0.03	0.89
(1,3)	1:A:43:LEU:CA	2:C:466:GLU:C	20	0.89	0.03	0.89
(1,3)	1:A:43:LEU:CA	2:C:466:GLU:CA	20	0.89	0.03	0.89
(1,3)	1:A:43:LEU:CA	2:C:466:GLU:CB	20	0.89	0.03	0.89
(1,3)	1:A:43:LEU:CA	2:C:466:GLU:CD	20	0.89	0.03	0.89
(1,3)	1:A:43:LEU:CA	2:C:466:GLU:CG	20	0.89	0.03	0.89
(1,3)	1:A:43:LEU:CA	2:C:466:GLU:H	20	0.89	0.03	0.89
(1,3)	1:A:43:LEU:CA	2:C:466:GLU:HA	20	0.89	0.03	0.89
(1,3)	1:A:43:LEU:CA	2:C:466:GLU:HB2	20	0.89	0.03	0.89
(1,3)	1:A:43:LEU:CA	2:C:466:GLU:HB3	20	0.89	0.03	0.89
(1,3)	1:A:43:LEU:CA	2:C:466:GLU:HG2	20	0.89	0.03	0.89
(1,3)	1:A:43:LEU:CA	2:C:466:GLU:HG3	20	0.89	0.03	0.89
(1,3)	1:A:43:LEU:CA	2:C:466:GLU:N	20	0.89	0.03	0.89
(1,3)	1:A:43:LEU:CA	2:C:466:GLU:O	20	0.89	0.03	0.89
(1,3)	1:A:43:LEU:CA	2:C:466:GLU:OE1	20	0.89	0.03	0.89
(1,3)	1:A:43:LEU:CA	2:C:466:GLU:OE2	20	0.89	0.03	0.89
(1,3)	1:A:43:LEU:CA	2:C:467:MET:C	20	0.89	0.03	0.89
(1,3)	1:A:43:LEU:CA	2:C:467:MET:CA	20	0.89	0.03	0.89
(1,3)	1:A:43:LEU:CA	2:C:467:MET:CB	20	0.89	0.03	0.89

Continued on next page...

Continued from previous page...

Key	Atom-1	Atom-2	Models ¹	Mean (Å)	SD ¹ (Å)	Median (Å)
(1,3)	1:A:43:LEU:CA	2:C:467:MET:CE	20	0.89	0.03	0.89
(1,3)	1:A:43:LEU:CA	2:C:467:MET:CG	20	0.89	0.03	0.89
(1,3)	1:A:43:LEU:CA	2:C:467:MET:H	20	0.89	0.03	0.89
(1,3)	1:A:43:LEU:CA	2:C:467:MET:HA	20	0.89	0.03	0.89
(1,3)	1:A:43:LEU:CA	2:C:467:MET:HB2	20	0.89	0.03	0.89
(1,3)	1:A:43:LEU:CA	2:C:467:MET:HB3	20	0.89	0.03	0.89
(1,3)	1:A:43:LEU:CA	2:C:467:MET:HE1	20	0.89	0.03	0.89
(1,3)	1:A:43:LEU:CA	2:C:467:MET:HE2	20	0.89	0.03	0.89
(1,3)	1:A:43:LEU:CA	2:C:467:MET:HE3	20	0.89	0.03	0.89
(1,3)	1:A:43:LEU:CA	2:C:467:MET:HG2	20	0.89	0.03	0.89
(1,3)	1:A:43:LEU:CA	2:C:467:MET:HG3	20	0.89	0.03	0.89
(1,3)	1:A:43:LEU:CA	2:C:467:MET:N	20	0.89	0.03	0.89
(1,3)	1:A:43:LEU:CA	2:C:467:MET:O	20	0.89	0.03	0.89
(1,3)	1:A:43:LEU:CA	2:C:467:MET:SD	20	0.89	0.03	0.89
(1,3)	1:A:43:LEU:CA	2:C:468:PHE:C	20	0.89	0.03	0.89
(1,3)	1:A:43:LEU:CA	2:C:468:PHE:CA	20	0.89	0.03	0.89
(1,3)	1:A:43:LEU:CA	2:C:468:PHE:CB	20	0.89	0.03	0.89
(1,3)	1:A:43:LEU:CA	2:C:468:PHE:CD1	20	0.89	0.03	0.89
(1,3)	1:A:43:LEU:CA	2:C:468:PHE:CD2	20	0.89	0.03	0.89
(1,3)	1:A:43:LEU:CA	2:C:468:PHE:CE1	20	0.89	0.03	0.89
(1,3)	1:A:43:LEU:CA	2:C:468:PHE:CE2	20	0.89	0.03	0.89
(1,3)	1:A:43:LEU:CA	2:C:468:PHE:CG	20	0.89	0.03	0.89
(1,3)	1:A:43:LEU:CA	2:C:468:PHE:CZ	20	0.89	0.03	0.89
(1,3)	1:A:43:LEU:CA	2:C:468:PHE:H	20	0.89	0.03	0.89
(1,3)	1:A:43:LEU:CA	2:C:468:PHE:HA	20	0.89	0.03	0.89
(1,3)	1:A:43:LEU:CA	2:C:468:PHE:HB2	20	0.89	0.03	0.89
(1,3)	1:A:43:LEU:CA	2:C:468:PHE:HB3	20	0.89	0.03	0.89
(1,3)	1:A:43:LEU:CA	2:C:468:PHE:HD1	20	0.89	0.03	0.89
(1,3)	1:A:43:LEU:CA	2:C:468:PHE:HD2	20	0.89	0.03	0.89
(1,3)	1:A:43:LEU:CA	2:C:468:PHE:HE1	20	0.89	0.03	0.89
(1,3)	1:A:43:LEU:CA	2:C:468:PHE:HE2	20	0.89	0.03	0.89
(1,3)	1:A:43:LEU:CA	2:C:468:PHE:HZ	20	0.89	0.03	0.89
(1,3)	1:A:43:LEU:CA	2:C:468:PHE:N	20	0.89	0.03	0.89
(1,3)	1:A:43:LEU:CA	2:C:468:PHE:O	20	0.89	0.03	0.89
(1,3)	1:A:43:LEU:CA	2:C:469:PRO:C	20	0.89	0.03	0.89
(1,3)	1:A:43:LEU:CA	2:C:469:PRO:CA	20	0.89	0.03	0.89
(1,3)	1:A:43:LEU:CA	2:C:469:PRO:CB	20	0.89	0.03	0.89
(1,3)	1:A:43:LEU:CA	2:C:469:PRO:CD	20	0.89	0.03	0.89
(1,3)	1:A:43:LEU:CA	2:C:469:PRO:CG	20	0.89	0.03	0.89
(1,3)	1:A:43:LEU:CA	2:C:469:PRO:HA	20	0.89	0.03	0.89
(1,3)	1:A:43:LEU:CA	2:C:469:PRO:HB2	20	0.89	0.03	0.89
(1,3)	1:A:43:LEU:CA	2:C:469:PRO:HB3	20	0.89	0.03	0.89

Continued on next page...

Continued from previous page...

Key	Atom-1	Atom-2	Models ¹	Mean (Å)	SD ¹ (Å)	Median (Å)
(1,3)	1:A:43:LEU:CA	2:C:469:PRO:HD2	20	0.89	0.03	0.89
(1,3)	1:A:43:LEU:CA	2:C:469:PRO:HD3	20	0.89	0.03	0.89
(1,3)	1:A:43:LEU:CA	2:C:469:PRO:HG2	20	0.89	0.03	0.89
(1,3)	1:A:43:LEU:CA	2:C:469:PRO:HG3	20	0.89	0.03	0.89
(1,3)	1:A:43:LEU:CA	2:C:469:PRO:N	20	0.89	0.03	0.89
(1,3)	1:A:43:LEU:CA	2:C:469:PRO:O	20	0.89	0.03	0.89
(1,3)	1:A:43:LEU:CA	2:C:470:GLN:C	20	0.89	0.03	0.89
(1,3)	1:A:43:LEU:CA	2:C:470:GLN:CA	20	0.89	0.03	0.89
(1,3)	1:A:43:LEU:CA	2:C:470:GLN:CB	20	0.89	0.03	0.89
(1,3)	1:A:43:LEU:CA	2:C:470:GLN:CD	20	0.89	0.03	0.89
(1,3)	1:A:43:LEU:CA	2:C:470:GLN:CG	20	0.89	0.03	0.89
(1,3)	1:A:43:LEU:CA	2:C:470:GLN:H	20	0.89	0.03	0.89
(1,3)	1:A:43:LEU:CA	2:C:470:GLN:HA	20	0.89	0.03	0.89
(1,3)	1:A:43:LEU:CA	2:C:470:GLN:HB2	20	0.89	0.03	0.89
(1,3)	1:A:43:LEU:CA	2:C:470:GLN:HB3	20	0.89	0.03	0.89
(1,3)	1:A:43:LEU:CA	2:C:470:GLN:HE21	20	0.89	0.03	0.89
(1,3)	1:A:43:LEU:CA	2:C:470:GLN:HE22	20	0.89	0.03	0.89
(1,3)	1:A:43:LEU:CA	2:C:470:GLN:HG2	20	0.89	0.03	0.89
(1,3)	1:A:43:LEU:CA	2:C:470:GLN:HG3	20	0.89	0.03	0.89
(1,3)	1:A:43:LEU:CA	2:C:470:GLN:N	20	0.89	0.03	0.89
(1,3)	1:A:43:LEU:CA	2:C:470:GLN:NE2	20	0.89	0.03	0.89
(1,3)	1:A:43:LEU:CA	2:C:470:GLN:O	20	0.89	0.03	0.89
(1,3)	1:A:43:LEU:CA	2:C:470:GLN:OE1	20	0.89	0.03	0.89
(1,3)	1:A:43:LEU:CA	2:C:472:PRO:C	20	0.89	0.03	0.89
(1,3)	1:A:43:LEU:CA	2:C:472:PRO:CA	20	0.89	0.03	0.89
(1,3)	1:A:43:LEU:CA	2:C:472:PRO:CB	20	0.89	0.03	0.89
(1,3)	1:A:43:LEU:CA	2:C:472:PRO:CD	20	0.89	0.03	0.89
(1,3)	1:A:43:LEU:CA	2:C:472:PRO:CG	20	0.89	0.03	0.89
(1,3)	1:A:43:LEU:CA	2:C:472:PRO:HA	20	0.89	0.03	0.89
(1,3)	1:A:43:LEU:CA	2:C:472:PRO:HB2	20	0.89	0.03	0.89
(1,3)	1:A:43:LEU:CA	2:C:472:PRO:HB3	20	0.89	0.03	0.89
(1,3)	1:A:43:LEU:CA	2:C:472:PRO:HD2	20	0.89	0.03	0.89
(1,3)	1:A:43:LEU:CA	2:C:472:PRO:HD3	20	0.89	0.03	0.89
(1,3)	1:A:43:LEU:CA	2:C:472:PRO:HG2	20	0.89	0.03	0.89
(1,3)	1:A:43:LEU:CA	2:C:472:PRO:HG3	20	0.89	0.03	0.89
(1,3)	1:A:43:LEU:CA	2:C:472:PRO:N	20	0.89	0.03	0.89
(1,3)	1:A:43:LEU:CA	2:C:472:PRO:O	20	0.89	0.03	0.89
(1,3)	1:A:43:LEU:CA	2:C:482:LEU:C	20	0.89	0.03	0.89
(1,3)	1:A:43:LEU:CA	2:C:482:LEU:CA	20	0.89	0.03	0.89
(1,3)	1:A:43:LEU:CA	2:C:482:LEU:CB	20	0.89	0.03	0.89
(1,3)	1:A:43:LEU:CA	2:C:482:LEU:CD1	20	0.89	0.03	0.89
(1,3)	1:A:43:LEU:CA	2:C:482:LEU:CD2	20	0.89	0.03	0.89

Continued on next page...

Continued from previous page...

Key	Atom-1	Atom-2	Models ¹	Mean (Å)	SD ¹ (Å)	Median (Å)
(1,3)	1:A:43:LEU:CA	2:C:482:LEU:CG	20	0.89	0.03	0.89
(1,3)	1:A:43:LEU:CA	2:C:482:LEU:H	20	0.89	0.03	0.89
(1,3)	1:A:43:LEU:CA	2:C:482:LEU:HA	20	0.89	0.03	0.89
(1,3)	1:A:43:LEU:CA	2:C:482:LEU:HB2	20	0.89	0.03	0.89
(1,3)	1:A:43:LEU:CA	2:C:482:LEU:HB3	20	0.89	0.03	0.89
(1,3)	1:A:43:LEU:CA	2:C:482:LEU:HD11	20	0.89	0.03	0.89
(1,3)	1:A:43:LEU:CA	2:C:482:LEU:HD12	20	0.89	0.03	0.89
(1,3)	1:A:43:LEU:CA	2:C:482:LEU:HD13	20	0.89	0.03	0.89
(1,3)	1:A:43:LEU:CA	2:C:482:LEU:HD21	20	0.89	0.03	0.89
(1,3)	1:A:43:LEU:CA	2:C:482:LEU:HD22	20	0.89	0.03	0.89
(1,3)	1:A:43:LEU:CA	2:C:482:LEU:HD23	20	0.89	0.03	0.89
(1,3)	1:A:43:LEU:CA	2:C:482:LEU:HG	20	0.89	0.03	0.89
(1,3)	1:A:43:LEU:CA	2:C:482:LEU:N	20	0.89	0.03	0.89
(1,3)	1:A:43:LEU:CA	2:C:482:LEU:O	20	0.89	0.03	0.89
(1,3)	1:A:43:LEU:CA	2:C:483:THR:C	20	0.89	0.03	0.89
(1,3)	1:A:43:LEU:CA	2:C:483:THR:CA	20	0.89	0.03	0.89
(1,3)	1:A:43:LEU:CA	2:C:483:THR:CB	20	0.89	0.03	0.89
(1,3)	1:A:43:LEU:CA	2:C:483:THR:CG2	20	0.89	0.03	0.89
(1,3)	1:A:43:LEU:CA	2:C:483:THR:H	20	0.89	0.03	0.89
(1,3)	1:A:43:LEU:CA	2:C:483:THR:HA	20	0.89	0.03	0.89
(1,3)	1:A:43:LEU:CA	2:C:483:THR:HB	20	0.89	0.03	0.89
(1,3)	1:A:43:LEU:CA	2:C:483:THR:HG1	20	0.89	0.03	0.89
(1,3)	1:A:43:LEU:CA	2:C:483:THR:HG21	20	0.89	0.03	0.89
(1,3)	1:A:43:LEU:CA	2:C:483:THR:HG22	20	0.89	0.03	0.89
(1,3)	1:A:43:LEU:CA	2:C:483:THR:HG23	20	0.89	0.03	0.89
(1,3)	1:A:43:LEU:CA	2:C:483:THR:N	20	0.89	0.03	0.89
(1,3)	1:A:43:LEU:CA	2:C:483:THR:O	20	0.89	0.03	0.89
(1,3)	1:A:43:LEU:CA	2:C:483:THR:OG1	20	0.89	0.03	0.89
(1,3)	1:A:43:LEU:CA	2:C:484:ARG:C	20	0.89	0.03	0.89
(1,3)	1:A:43:LEU:CA	2:C:484:ARG:CA	20	0.89	0.03	0.89
(1,3)	1:A:43:LEU:CA	2:C:484:ARG:CB	20	0.89	0.03	0.89
(1,3)	1:A:43:LEU:CA	2:C:484:ARG:CD	20	0.89	0.03	0.89
(1,3)	1:A:43:LEU:CA	2:C:484:ARG:CG	20	0.89	0.03	0.89
(1,3)	1:A:43:LEU:CA	2:C:484:ARG:CZ	20	0.89	0.03	0.89
(1,3)	1:A:43:LEU:CA	2:C:484:ARG:H	20	0.89	0.03	0.89
(1,3)	1:A:43:LEU:CA	2:C:484:ARG:HA	20	0.89	0.03	0.89
(1,3)	1:A:43:LEU:CA	2:C:484:ARG:HB2	20	0.89	0.03	0.89
(1,3)	1:A:43:LEU:CA	2:C:484:ARG:HB3	20	0.89	0.03	0.89
(1,3)	1:A:43:LEU:CA	2:C:484:ARG:HD2	20	0.89	0.03	0.89
(1,3)	1:A:43:LEU:CA	2:C:484:ARG:HD3	20	0.89	0.03	0.89
(1,3)	1:A:43:LEU:CA	2:C:484:ARG:HE	20	0.89	0.03	0.89
(1,3)	1:A:43:LEU:CA	2:C:484:ARG:HG2	20	0.89	0.03	0.89

Continued on next page...

Continued from previous page...

Key	Atom-1	Atom-2	Models ¹	Mean (Å)	SD ¹ (Å)	Median (Å)
(1,3)	1:A:43:LEU:CA	2:C:484:ARG:HG3	20	0.89	0.03	0.89
(1,3)	1:A:43:LEU:CA	2:C:484:ARG:HH11	20	0.89	0.03	0.89
(1,3)	1:A:43:LEU:CA	2:C:484:ARG:HH12	20	0.89	0.03	0.89
(1,3)	1:A:43:LEU:CA	2:C:484:ARG:HH21	20	0.89	0.03	0.89
(1,3)	1:A:43:LEU:CA	2:C:484:ARG:HH22	20	0.89	0.03	0.89
(1,3)	1:A:43:LEU:CA	2:C:484:ARG:N	20	0.89	0.03	0.89
(1,3)	1:A:43:LEU:CA	2:C:484:ARG:NE	20	0.89	0.03	0.89
(1,3)	1:A:43:LEU:CA	2:C:484:ARG:NH1	20	0.89	0.03	0.89
(1,3)	1:A:43:LEU:CA	2:C:484:ARG:NH2	20	0.89	0.03	0.89
(1,3)	1:A:43:LEU:CA	2:C:484:ARG:O	20	0.89	0.03	0.89
(1,3)	1:A:43:LEU:CA	2:C:485:SER:C	20	0.89	0.03	0.89
(1,3)	1:A:43:LEU:CA	2:C:485:SER:CA	20	0.89	0.03	0.89
(1,3)	1:A:43:LEU:CA	2:C:485:SER:CB	20	0.89	0.03	0.89
(1,3)	1:A:43:LEU:CA	2:C:485:SER:H	20	0.89	0.03	0.89
(1,3)	1:A:43:LEU:CA	2:C:485:SER:HA	20	0.89	0.03	0.89
(1,3)	1:A:43:LEU:CA	2:C:485:SER:HB2	20	0.89	0.03	0.89
(1,3)	1:A:43:LEU:CA	2:C:485:SER:HB3	20	0.89	0.03	0.89
(1,3)	1:A:43:LEU:CA	2:C:485:SER:HG	20	0.89	0.03	0.89
(1,3)	1:A:43:LEU:CA	2:C:485:SER:N	20	0.89	0.03	0.89
(1,3)	1:A:43:LEU:CA	2:C:485:SER:O	20	0.89	0.03	0.89
(1,3)	1:A:43:LEU:CA	2:C:485:SER:OG	20	0.89	0.03	0.89
(1,3)	1:A:43:LEU:CA	2:C:486:VAL:C	20	0.89	0.03	0.89
(1,3)	1:A:43:LEU:CA	2:C:486:VAL:CA	20	0.89	0.03	0.89
(1,3)	1:A:43:LEU:CA	2:C:486:VAL:CB	20	0.89	0.03	0.89
(1,3)	1:A:43:LEU:CA	2:C:486:VAL:CG1	20	0.89	0.03	0.89
(1,3)	1:A:43:LEU:CA	2:C:486:VAL:CG2	20	0.89	0.03	0.89
(1,3)	1:A:43:LEU:CA	2:C:486:VAL:H	20	0.89	0.03	0.89
(1,3)	1:A:43:LEU:CA	2:C:486:VAL:HA	20	0.89	0.03	0.89
(1,3)	1:A:43:LEU:CA	2:C:486:VAL:HB	20	0.89	0.03	0.89
(1,3)	1:A:43:LEU:CA	2:C:486:VAL:HG11	20	0.89	0.03	0.89
(1,3)	1:A:43:LEU:CA	2:C:486:VAL:HG12	20	0.89	0.03	0.89
(1,3)	1:A:43:LEU:CA	2:C:486:VAL:HG13	20	0.89	0.03	0.89
(1,3)	1:A:43:LEU:CA	2:C:486:VAL:HG21	20	0.89	0.03	0.89
(1,3)	1:A:43:LEU:CA	2:C:486:VAL:HG22	20	0.89	0.03	0.89
(1,3)	1:A:43:LEU:CA	2:C:486:VAL:HG23	20	0.89	0.03	0.89
(1,3)	1:A:43:LEU:CA	2:C:486:VAL:N	20	0.89	0.03	0.89
(1,3)	1:A:43:LEU:CA	2:C:486:VAL:O	20	0.89	0.03	0.89
(1,3)	1:A:43:LEU:CA	2:C:487:GLU:C	20	0.89	0.03	0.89
(1,3)	1:A:43:LEU:CA	2:C:487:GLU:CA	20	0.89	0.03	0.89
(1,3)	1:A:43:LEU:CA	2:C:487:GLU:CB	20	0.89	0.03	0.89
(1,3)	1:A:43:LEU:CA	2:C:487:GLU:CD	20	0.89	0.03	0.89
(1,3)	1:A:43:LEU:CA	2:C:487:GLU:CG	20	0.89	0.03	0.89

Continued on next page...

Continued from previous page...

Key	Atom-1	Atom-2	Models ¹	Mean (Å)	SD ¹ (Å)	Median (Å)
(1,3)	1:A:43:LEU:CA	2:C:487:GLU:H	20	0.89	0.03	0.89
(1,3)	1:A:43:LEU:CA	2:C:487:GLU:HA	20	0.89	0.03	0.89
(1,3)	1:A:43:LEU:CA	2:C:487:GLU:HB2	20	0.89	0.03	0.89
(1,3)	1:A:43:LEU:CA	2:C:487:GLU:HB3	20	0.89	0.03	0.89
(1,3)	1:A:43:LEU:CA	2:C:487:GLU:HG2	20	0.89	0.03	0.89
(1,3)	1:A:43:LEU:CA	2:C:487:GLU:HG3	20	0.89	0.03	0.89
(1,3)	1:A:43:LEU:CA	2:C:487:GLU:N	20	0.89	0.03	0.89
(1,3)	1:A:43:LEU:CA	2:C:487:GLU:O	20	0.89	0.03	0.89
(1,3)	1:A:43:LEU:CA	2:C:487:GLU:OE1	20	0.89	0.03	0.89
(1,3)	1:A:43:LEU:CA	2:C:487:GLU:OE2	20	0.89	0.03	0.89
(1,3)	1:A:43:LEU:CA	2:C:488:ILE:C	20	0.89	0.03	0.89
(1,3)	1:A:43:LEU:CA	2:C:488:ILE:CA	20	0.89	0.03	0.89
(1,3)	1:A:43:LEU:CA	2:C:488:ILE:CB	20	0.89	0.03	0.89
(1,3)	1:A:43:LEU:CA	2:C:488:ILE:CD1	20	0.89	0.03	0.89
(1,3)	1:A:43:LEU:CA	2:C:488:ILE:CG1	20	0.89	0.03	0.89
(1,3)	1:A:43:LEU:CA	2:C:488:ILE:CG2	20	0.89	0.03	0.89
(1,3)	1:A:43:LEU:CA	2:C:488:ILE:H	20	0.89	0.03	0.89
(1,3)	1:A:43:LEU:CA	2:C:488:ILE:HA	20	0.89	0.03	0.89
(1,3)	1:A:43:LEU:CA	2:C:488:ILE:HB	20	0.89	0.03	0.89
(1,3)	1:A:43:LEU:CA	2:C:488:ILE:HD11	20	0.89	0.03	0.89
(1,3)	1:A:43:LEU:CA	2:C:488:ILE:HD12	20	0.89	0.03	0.89
(1,3)	1:A:43:LEU:CA	2:C:488:ILE:HD13	20	0.89	0.03	0.89
(1,3)	1:A:43:LEU:CA	2:C:488:ILE:HG12	20	0.89	0.03	0.89
(1,3)	1:A:43:LEU:CA	2:C:488:ILE:HG13	20	0.89	0.03	0.89
(1,3)	1:A:43:LEU:CA	2:C:488:ILE:HG21	20	0.89	0.03	0.89
(1,3)	1:A:43:LEU:CA	2:C:488:ILE:HG22	20	0.89	0.03	0.89
(1,3)	1:A:43:LEU:CA	2:C:488:ILE:HG23	20	0.89	0.03	0.89
(1,3)	1:A:43:LEU:CA	2:C:488:ILE:N	20	0.89	0.03	0.89
(1,3)	1:A:43:LEU:CA	2:C:488:ILE:O	20	0.89	0.03	0.89
(1,3)	1:A:43:LEU:CA	2:C:490:THR:C	20	0.89	0.03	0.89
(1,3)	1:A:43:LEU:CA	2:C:490:THR:CA	20	0.89	0.03	0.89
(1,3)	1:A:43:LEU:CA	2:C:490:THR:CB	20	0.89	0.03	0.89
(1,3)	1:A:43:LEU:CA	2:C:490:THR:CG2	20	0.89	0.03	0.89
(1,3)	1:A:43:LEU:CA	2:C:490:THR:H	20	0.89	0.03	0.89
(1,3)	1:A:43:LEU:CA	2:C:490:THR:HA	20	0.89	0.03	0.89
(1,3)	1:A:43:LEU:CA	2:C:490:THR:HB	20	0.89	0.03	0.89
(1,3)	1:A:43:LEU:CA	2:C:490:THR:HG1	20	0.89	0.03	0.89
(1,3)	1:A:43:LEU:CA	2:C:490:THR:HG21	20	0.89	0.03	0.89
(1,3)	1:A:43:LEU:CA	2:C:490:THR:HG22	20	0.89	0.03	0.89
(1,3)	1:A:43:LEU:CA	2:C:490:THR:HG23	20	0.89	0.03	0.89
(1,3)	1:A:43:LEU:CA	2:C:490:THR:N	20	0.89	0.03	0.89
(1,3)	1:A:43:LEU:CA	2:C:490:THR:O	20	0.89	0.03	0.89

Continued on next page...

Continued from previous page...

Key	Atom-1	Atom-2	Models ¹	Mean (Å)	SD ¹ (Å)	Median (Å)
(1,3)	1:A:43:LEU:CA	2:C:490:THR:OG1	20	0.89	0.03	0.89
(1,3)	1:A:43:LEU:CA	2:C:491:ASP:C	20	0.89	0.03	0.89
(1,3)	1:A:43:LEU:CA	2:C:491:ASP:CA	20	0.89	0.03	0.89
(1,3)	1:A:43:LEU:CA	2:C:491:ASP:CB	20	0.89	0.03	0.89
(1,3)	1:A:43:LEU:CA	2:C:491:ASP:CG	20	0.89	0.03	0.89
(1,3)	1:A:43:LEU:CA	2:C:491:ASP:H	20	0.89	0.03	0.89
(1,3)	1:A:43:LEU:CA	2:C:491:ASP:HA	20	0.89	0.03	0.89
(1,3)	1:A:43:LEU:CA	2:C:491:ASP:HB2	20	0.89	0.03	0.89
(1,3)	1:A:43:LEU:CA	2:C:491:ASP:HB3	20	0.89	0.03	0.89
(1,3)	1:A:43:LEU:CA	2:C:491:ASP:N	20	0.89	0.03	0.89
(1,3)	1:A:43:LEU:CA	2:C:491:ASP:O	20	0.89	0.03	0.89
(1,3)	1:A:43:LEU:CA	2:C:491:ASP:OD1	20	0.89	0.03	0.89
(1,3)	1:A:43:LEU:CA	2:C:491:ASP:OD2	20	0.89	0.03	0.89
(1,3)	1:A:43:LEU:CA	2:C:492:ASN:C	20	0.89	0.03	0.89
(1,3)	1:A:43:LEU:CA	2:C:492:ASN:CA	20	0.89	0.03	0.89
(1,3)	1:A:43:LEU:CA	2:C:492:ASN:CB	20	0.89	0.03	0.89
(1,3)	1:A:43:LEU:CA	2:C:492:ASN:CG	20	0.89	0.03	0.89
(1,3)	1:A:43:LEU:CA	2:C:492:ASN:H	20	0.89	0.03	0.89
(1,3)	1:A:43:LEU:CA	2:C:492:ASN:HA	20	0.89	0.03	0.89
(1,3)	1:A:43:LEU:CA	2:C:492:ASN:HB2	20	0.89	0.03	0.89
(1,3)	1:A:43:LEU:CA	2:C:492:ASN:HB3	20	0.89	0.03	0.89
(1,3)	1:A:43:LEU:CA	2:C:492:ASN:HD21	20	0.89	0.03	0.89
(1,3)	1:A:43:LEU:CA	2:C:492:ASN:HD22	20	0.89	0.03	0.89
(1,3)	1:A:43:LEU:CA	2:C:492:ASN:N	20	0.89	0.03	0.89
(1,3)	1:A:43:LEU:CA	2:C:492:ASN:ND2	20	0.89	0.03	0.89
(1,3)	1:A:43:LEU:CA	2:C:492:ASN:O	20	0.89	0.03	0.89
(1,3)	1:A:43:LEU:CA	2:C:492:ASN:OD1	20	0.89	0.03	0.89
(1,3)	1:A:43:LEU:CA	2:C:494:LEU:C	20	0.89	0.03	0.89
(1,3)	1:A:43:LEU:CA	2:C:494:LEU:CA	20	0.89	0.03	0.89
(1,3)	1:A:43:LEU:CA	2:C:494:LEU:CB	20	0.89	0.03	0.89
(1,3)	1:A:43:LEU:CA	2:C:494:LEU:CD1	20	0.89	0.03	0.89
(1,3)	1:A:43:LEU:CA	2:C:494:LEU:CD2	20	0.89	0.03	0.89
(1,3)	1:A:43:LEU:CA	2:C:494:LEU:CG	20	0.89	0.03	0.89
(1,3)	1:A:43:LEU:CA	2:C:494:LEU:H	20	0.89	0.03	0.89
(1,3)	1:A:43:LEU:CA	2:C:494:LEU:HA	20	0.89	0.03	0.89
(1,3)	1:A:43:LEU:CA	2:C:494:LEU:HB2	20	0.89	0.03	0.89
(1,3)	1:A:43:LEU:CA	2:C:494:LEU:HB3	20	0.89	0.03	0.89
(1,3)	1:A:43:LEU:CA	2:C:494:LEU:HD11	20	0.89	0.03	0.89
(1,3)	1:A:43:LEU:CA	2:C:494:LEU:HD12	20	0.89	0.03	0.89
(1,3)	1:A:43:LEU:CA	2:C:494:LEU:HD13	20	0.89	0.03	0.89
(1,3)	1:A:43:LEU:CA	2:C:494:LEU:HD21	20	0.89	0.03	0.89
(1,3)	1:A:43:LEU:CA	2:C:494:LEU:HD22	20	0.89	0.03	0.89

Continued on next page...

Continued from previous page...

Key	Atom-1	Atom-2	Models ¹	Mean (Å)	SD ¹ (Å)	Median (Å)
(1,3)	1:A:43:LEU:CA	2:C:494:LEU:HD23	20	0.89	0.03	0.89
(1,3)	1:A:43:LEU:CA	2:C:494:LEU:HG	20	0.89	0.03	0.89
(1,3)	1:A:43:LEU:CA	2:C:494:LEU:N	20	0.89	0.03	0.89
(1,3)	1:A:43:LEU:CA	2:C:494:LEU:O	20	0.89	0.03	0.89
(1,3)	1:A:43:LEU:CA	2:C:495:GLU:C	20	0.89	0.03	0.89
(1,3)	1:A:43:LEU:CA	2:C:495:GLU:CA	20	0.89	0.03	0.89
(1,3)	1:A:43:LEU:CA	2:C:495:GLU:CB	20	0.89	0.03	0.89
(1,3)	1:A:43:LEU:CA	2:C:495:GLU:CD	20	0.89	0.03	0.89
(1,3)	1:A:43:LEU:CA	2:C:495:GLU:CG	20	0.89	0.03	0.89
(1,3)	1:A:43:LEU:CA	2:C:495:GLU:H	20	0.89	0.03	0.89
(1,3)	1:A:43:LEU:CA	2:C:495:GLU:HA	20	0.89	0.03	0.89
(1,3)	1:A:43:LEU:CA	2:C:495:GLU:HB2	20	0.89	0.03	0.89
(1,3)	1:A:43:LEU:CA	2:C:495:GLU:HB3	20	0.89	0.03	0.89
(1,3)	1:A:43:LEU:CA	2:C:495:GLU:HG2	20	0.89	0.03	0.89
(1,3)	1:A:43:LEU:CA	2:C:495:GLU:HG3	20	0.89	0.03	0.89
(1,3)	1:A:43:LEU:CA	2:C:495:GLU:N	20	0.89	0.03	0.89
(1,3)	1:A:43:LEU:CA	2:C:495:GLU:O	20	0.89	0.03	0.89
(1,3)	1:A:43:LEU:CA	2:C:495:GLU:OE1	20	0.89	0.03	0.89
(1,3)	1:A:43:LEU:CA	2:C:495:GLU:OE2	20	0.89	0.03	0.89
(1,3)	1:A:43:LEU:CA	2:C:496:GLY:C	20	0.89	0.03	0.89
(1,3)	1:A:43:LEU:CA	2:C:496:GLY:CA	20	0.89	0.03	0.89
(1,3)	1:A:43:LEU:CA	2:C:496:GLY:H	20	0.89	0.03	0.89
(1,3)	1:A:43:LEU:CA	2:C:496:GLY:HA2	20	0.89	0.03	0.89
(1,3)	1:A:43:LEU:CA	2:C:496:GLY:HA3	20	0.89	0.03	0.89
(1,3)	1:A:43:LEU:CA	2:C:496:GLY:N	20	0.89	0.03	0.89
(1,3)	1:A:43:LEU:CA	2:C:496:GLY:O	20	0.89	0.03	0.89
(1,3)	1:A:43:LEU:CA	2:C:497:ARG:C	20	0.89	0.03	0.89
(1,3)	1:A:43:LEU:CA	2:C:497:ARG:CA	20	0.89	0.03	0.89
(1,3)	1:A:43:LEU:CA	2:C:497:ARG:CB	20	0.89	0.03	0.89
(1,3)	1:A:43:LEU:CA	2:C:497:ARG:CD	20	0.89	0.03	0.89
(1,3)	1:A:43:LEU:CA	2:C:497:ARG:CG	20	0.89	0.03	0.89
(1,3)	1:A:43:LEU:CA	2:C:497:ARG:CZ	20	0.89	0.03	0.89
(1,3)	1:A:43:LEU:CA	2:C:497:ARG:H	20	0.89	0.03	0.89
(1,3)	1:A:43:LEU:CA	2:C:497:ARG:HA	20	0.89	0.03	0.89
(1,3)	1:A:43:LEU:CA	2:C:497:ARG:HB2	20	0.89	0.03	0.89
(1,3)	1:A:43:LEU:CA	2:C:497:ARG:HB3	20	0.89	0.03	0.89
(1,3)	1:A:43:LEU:CA	2:C:497:ARG:HD2	20	0.89	0.03	0.89
(1,3)	1:A:43:LEU:CA	2:C:497:ARG:HD3	20	0.89	0.03	0.89
(1,3)	1:A:43:LEU:CA	2:C:497:ARG:HE	20	0.89	0.03	0.89
(1,3)	1:A:43:LEU:CA	2:C:497:ARG:HG2	20	0.89	0.03	0.89
(1,3)	1:A:43:LEU:CA	2:C:497:ARG:HG3	20	0.89	0.03	0.89
(1,3)	1:A:43:LEU:CA	2:C:497:ARG:HH11	20	0.89	0.03	0.89

Continued on next page...

Continued from previous page...

Key	Atom-1	Atom-2	Models ¹	Mean (Å)	SD ¹ (Å)	Median (Å)
(1,3)	1:A:43:LEU:CA	2:C:497:ARG:HH12	20	0.89	0.03	0.89
(1,3)	1:A:43:LEU:CA	2:C:497:ARG:HH21	20	0.89	0.03	0.89
(1,3)	1:A:43:LEU:CA	2:C:497:ARG:HH22	20	0.89	0.03	0.89
(1,3)	1:A:43:LEU:CA	2:C:497:ARG:N	20	0.89	0.03	0.89
(1,3)	1:A:43:LEU:CA	2:C:497:ARG:NE	20	0.89	0.03	0.89
(1,3)	1:A:43:LEU:CA	2:C:497:ARG:NH1	20	0.89	0.03	0.89
(1,3)	1:A:43:LEU:CA	2:C:497:ARG:NH2	20	0.89	0.03	0.89
(1,3)	1:A:43:LEU:CA	2:C:497:ARG:O	20	0.89	0.03	0.89
(1,3)	1:A:43:LEU:CB	2:C:457:LEU:C	20	0.89	0.03	0.89
(1,3)	1:A:43:LEU:CB	2:C:457:LEU:CA	20	0.89	0.03	0.89
(1,3)	1:A:43:LEU:CB	2:C:457:LEU:CB	20	0.89	0.03	0.89
(1,3)	1:A:43:LEU:CB	2:C:457:LEU:CD1	20	0.89	0.03	0.89
(1,3)	1:A:43:LEU:CB	2:C:457:LEU:CD2	20	0.89	0.03	0.89
(1,3)	1:A:43:LEU:CB	2:C:457:LEU:CG	20	0.89	0.03	0.89
(1,3)	1:A:43:LEU:CB	2:C:457:LEU:H	20	0.89	0.03	0.89
(1,3)	1:A:43:LEU:CB	2:C:457:LEU:HA	20	0.89	0.03	0.89
(1,3)	1:A:43:LEU:CB	2:C:457:LEU:HB2	20	0.89	0.03	0.89
(1,3)	1:A:43:LEU:CB	2:C:457:LEU:HB3	20	0.89	0.03	0.89
(1,3)	1:A:43:LEU:CB	2:C:457:LEU:HD11	20	0.89	0.03	0.89
(1,3)	1:A:43:LEU:CB	2:C:457:LEU:HD12	20	0.89	0.03	0.89
(1,3)	1:A:43:LEU:CB	2:C:457:LEU:HD13	20	0.89	0.03	0.89
(1,3)	1:A:43:LEU:CB	2:C:457:LEU:HD21	20	0.89	0.03	0.89
(1,3)	1:A:43:LEU:CB	2:C:457:LEU:HD22	20	0.89	0.03	0.89
(1,3)	1:A:43:LEU:CB	2:C:457:LEU:HD23	20	0.89	0.03	0.89
(1,3)	1:A:43:LEU:CB	2:C:457:LEU:HG	20	0.89	0.03	0.89
(1,3)	1:A:43:LEU:CB	2:C:457:LEU:N	20	0.89	0.03	0.89
(1,3)	1:A:43:LEU:CB	2:C:457:LEU:O	20	0.89	0.03	0.89
(1,3)	1:A:43:LEU:CB	2:C:459:ALA:C	20	0.89	0.03	0.89
(1,3)	1:A:43:LEU:CB	2:C:459:ALA:CA	20	0.89	0.03	0.89
(1,3)	1:A:43:LEU:CB	2:C:459:ALA:CB	20	0.89	0.03	0.89
(1,3)	1:A:43:LEU:CB	2:C:459:ALA:H	20	0.89	0.03	0.89
(1,3)	1:A:43:LEU:CB	2:C:459:ALA:HA	20	0.89	0.03	0.89
(1,3)	1:A:43:LEU:CB	2:C:459:ALA:HB1	20	0.89	0.03	0.89
(1,3)	1:A:43:LEU:CB	2:C:459:ALA:HB2	20	0.89	0.03	0.89
(1,3)	1:A:43:LEU:CB	2:C:459:ALA:HB3	20	0.89	0.03	0.89
(1,3)	1:A:43:LEU:CB	2:C:459:ALA:N	20	0.89	0.03	0.89
(1,3)	1:A:43:LEU:CB	2:C:459:ALA:O	20	0.89	0.03	0.89
(1,3)	1:A:43:LEU:CB	2:C:460:MET:C	20	0.89	0.03	0.89
(1,3)	1:A:43:LEU:CB	2:C:460:MET:CA	20	0.89	0.03	0.89
(1,3)	1:A:43:LEU:CB	2:C:460:MET:CB	20	0.89	0.03	0.89
(1,3)	1:A:43:LEU:CB	2:C:460:MET:CE	20	0.89	0.03	0.89
(1,3)	1:A:43:LEU:CB	2:C:460:MET:CG	20	0.89	0.03	0.89

Continued on next page...

Continued from previous page...

Key	Atom-1	Atom-2	Models ¹	Mean (Å)	SD ¹ (Å)	Median (Å)
(1,3)	1:A:43:LEU:CB	2:C:460:MET:H	20	0.89	0.03	0.89
(1,3)	1:A:43:LEU:CB	2:C:460:MET:HA	20	0.89	0.03	0.89
(1,3)	1:A:43:LEU:CB	2:C:460:MET:HB2	20	0.89	0.03	0.89
(1,3)	1:A:43:LEU:CB	2:C:460:MET:HB3	20	0.89	0.03	0.89
(1,3)	1:A:43:LEU:CB	2:C:460:MET:HE1	20	0.89	0.03	0.89
(1,3)	1:A:43:LEU:CB	2:C:460:MET:HE2	20	0.89	0.03	0.89
(1,3)	1:A:43:LEU:CB	2:C:460:MET:HE3	20	0.89	0.03	0.89
(1,3)	1:A:43:LEU:CB	2:C:460:MET:HG2	20	0.89	0.03	0.89
(1,3)	1:A:43:LEU:CB	2:C:460:MET:HG3	20	0.89	0.03	0.89
(1,3)	1:A:43:LEU:CB	2:C:460:MET:N	20	0.89	0.03	0.89
(1,3)	1:A:43:LEU:CB	2:C:460:MET:O	20	0.89	0.03	0.89
(1,3)	1:A:43:LEU:CB	2:C:460:MET:SD	20	0.89	0.03	0.89
(1,3)	1:A:43:LEU:CB	2:C:462:HIS:C	20	0.89	0.03	0.89
(1,3)	1:A:43:LEU:CB	2:C:462:HIS:CA	20	0.89	0.03	0.89
(1,3)	1:A:43:LEU:CB	2:C:462:HIS:CB	20	0.89	0.03	0.89
(1,3)	1:A:43:LEU:CB	2:C:462:HIS:CD2	20	0.89	0.03	0.89
(1,3)	1:A:43:LEU:CB	2:C:462:HIS:CE1	20	0.89	0.03	0.89
(1,3)	1:A:43:LEU:CB	2:C:462:HIS:CG	20	0.89	0.03	0.89
(1,3)	1:A:43:LEU:CB	2:C:462:HIS:H	20	0.89	0.03	0.89
(1,3)	1:A:43:LEU:CB	2:C:462:HIS:HA	20	0.89	0.03	0.89
(1,3)	1:A:43:LEU:CB	2:C:462:HIS:HB2	20	0.89	0.03	0.89
(1,3)	1:A:43:LEU:CB	2:C:462:HIS:HB3	20	0.89	0.03	0.89
(1,3)	1:A:43:LEU:CB	2:C:462:HIS:HD2	20	0.89	0.03	0.89
(1,3)	1:A:43:LEU:CB	2:C:462:HIS:HE1	20	0.89	0.03	0.89
(1,3)	1:A:43:LEU:CB	2:C:462:HIS:HE2	20	0.89	0.03	0.89
(1,3)	1:A:43:LEU:CB	2:C:462:HIS:N	20	0.89	0.03	0.89
(1,3)	1:A:43:LEU:CB	2:C:462:HIS:ND1	20	0.89	0.03	0.89
(1,3)	1:A:43:LEU:CB	2:C:462:HIS:NE2	20	0.89	0.03	0.89
(1,3)	1:A:43:LEU:CB	2:C:462:HIS:O	20	0.89	0.03	0.89
(1,3)	1:A:43:LEU:CB	2:C:463:GLN:C	20	0.89	0.03	0.89
(1,3)	1:A:43:LEU:CB	2:C:463:GLN:CA	20	0.89	0.03	0.89
(1,3)	1:A:43:LEU:CB	2:C:463:GLN:CB	20	0.89	0.03	0.89
(1,3)	1:A:43:LEU:CB	2:C:463:GLN:CD	20	0.89	0.03	0.89
(1,3)	1:A:43:LEU:CB	2:C:463:GLN:CG	20	0.89	0.03	0.89
(1,3)	1:A:43:LEU:CB	2:C:463:GLN:H	20	0.89	0.03	0.89
(1,3)	1:A:43:LEU:CB	2:C:463:GLN:HA	20	0.89	0.03	0.89
(1,3)	1:A:43:LEU:CB	2:C:463:GLN:HB2	20	0.89	0.03	0.89
(1,3)	1:A:43:LEU:CB	2:C:463:GLN:HB3	20	0.89	0.03	0.89
(1,3)	1:A:43:LEU:CB	2:C:463:GLN:HE21	20	0.89	0.03	0.89
(1,3)	1:A:43:LEU:CB	2:C:463:GLN:HE22	20	0.89	0.03	0.89
(1,3)	1:A:43:LEU:CB	2:C:463:GLN:HG2	20	0.89	0.03	0.89
(1,3)	1:A:43:LEU:CB	2:C:463:GLN:HG3	20	0.89	0.03	0.89

Continued on next page...

Continued from previous page...

Key	Atom-1	Atom-2	Models ¹	Mean (Å)	SD ¹ (Å)	Median (Å)
(1,3)	1:A:43:LEU:CB	2:C:463:GLN:N	20	0.89	0.03	0.89
(1,3)	1:A:43:LEU:CB	2:C:463:GLN:NE2	20	0.89	0.03	0.89
(1,3)	1:A:43:LEU:CB	2:C:463:GLN:O	20	0.89	0.03	0.89
(1,3)	1:A:43:LEU:CB	2:C:463:GLN:OE1	20	0.89	0.03	0.89
(1,3)	1:A:43:LEU:CB	2:C:465:GLN:C	20	0.89	0.03	0.89
(1,3)	1:A:43:LEU:CB	2:C:465:GLN:CA	20	0.89	0.03	0.89
(1,3)	1:A:43:LEU:CB	2:C:465:GLN:CB	20	0.89	0.03	0.89
(1,3)	1:A:43:LEU:CB	2:C:465:GLN:CD	20	0.89	0.03	0.89
(1,3)	1:A:43:LEU:CB	2:C:465:GLN:CG	20	0.89	0.03	0.89
(1,3)	1:A:43:LEU:CB	2:C:465:GLN:H	20	0.89	0.03	0.89
(1,3)	1:A:43:LEU:CB	2:C:465:GLN:HA	20	0.89	0.03	0.89
(1,3)	1:A:43:LEU:CB	2:C:465:GLN:HB2	20	0.89	0.03	0.89
(1,3)	1:A:43:LEU:CB	2:C:465:GLN:HB3	20	0.89	0.03	0.89
(1,3)	1:A:43:LEU:CB	2:C:465:GLN:HE21	20	0.89	0.03	0.89
(1,3)	1:A:43:LEU:CB	2:C:465:GLN:HE22	20	0.89	0.03	0.89
(1,3)	1:A:43:LEU:CB	2:C:465:GLN:HG2	20	0.89	0.03	0.89
(1,3)	1:A:43:LEU:CB	2:C:465:GLN:HG3	20	0.89	0.03	0.89
(1,3)	1:A:43:LEU:CB	2:C:465:GLN:N	20	0.89	0.03	0.89
(1,3)	1:A:43:LEU:CB	2:C:465:GLN:NE2	20	0.89	0.03	0.89
(1,3)	1:A:43:LEU:CB	2:C:465:GLN:O	20	0.89	0.03	0.89
(1,3)	1:A:43:LEU:CB	2:C:465:GLN:OE1	20	0.89	0.03	0.89
(1,3)	1:A:43:LEU:CB	2:C:466:GLU:C	20	0.89	0.03	0.89
(1,3)	1:A:43:LEU:CB	2:C:466:GLU:CA	20	0.89	0.03	0.89
(1,3)	1:A:43:LEU:CB	2:C:466:GLU:CB	20	0.89	0.03	0.89
(1,3)	1:A:43:LEU:CB	2:C:466:GLU:CD	20	0.89	0.03	0.89
(1,3)	1:A:43:LEU:CB	2:C:466:GLU:CG	20	0.89	0.03	0.89
(1,3)	1:A:43:LEU:CB	2:C:466:GLU:H	20	0.89	0.03	0.89
(1,3)	1:A:43:LEU:CB	2:C:466:GLU:HA	20	0.89	0.03	0.89
(1,3)	1:A:43:LEU:CB	2:C:466:GLU:HB2	20	0.89	0.03	0.89
(1,3)	1:A:43:LEU:CB	2:C:466:GLU:HB3	20	0.89	0.03	0.89
(1,3)	1:A:43:LEU:CB	2:C:466:GLU:HG2	20	0.89	0.03	0.89
(1,3)	1:A:43:LEU:CB	2:C:466:GLU:HG3	20	0.89	0.03	0.89
(1,3)	1:A:43:LEU:CB	2:C:466:GLU:N	20	0.89	0.03	0.89
(1,3)	1:A:43:LEU:CB	2:C:466:GLU:O	20	0.89	0.03	0.89
(1,3)	1:A:43:LEU:CB	2:C:466:GLU:OE1	20	0.89	0.03	0.89
(1,3)	1:A:43:LEU:CB	2:C:466:GLU:OE2	20	0.89	0.03	0.89
(1,3)	1:A:43:LEU:CB	2:C:467:MET:C	20	0.89	0.03	0.89
(1,3)	1:A:43:LEU:CB	2:C:467:MET:CA	20	0.89	0.03	0.89
(1,3)	1:A:43:LEU:CB	2:C:467:MET:CB	20	0.89	0.03	0.89
(1,3)	1:A:43:LEU:CB	2:C:467:MET:CE	20	0.89	0.03	0.89
(1,3)	1:A:43:LEU:CB	2:C:467:MET:CG	20	0.89	0.03	0.89
(1,3)	1:A:43:LEU:CB	2:C:467:MET:H	20	0.89	0.03	0.89

Continued on next page...

Continued from previous page...

Key	Atom-1	Atom-2	Models ¹	Mean (Å)	SD ¹ (Å)	Median (Å)
(1,3)	1:A:43:LEU:CB	2:C:467:MET:HA	20	0.89	0.03	0.89
(1,3)	1:A:43:LEU:CB	2:C:467:MET:HB2	20	0.89	0.03	0.89
(1,3)	1:A:43:LEU:CB	2:C:467:MET:HB3	20	0.89	0.03	0.89
(1,3)	1:A:43:LEU:CB	2:C:467:MET:HE1	20	0.89	0.03	0.89
(1,3)	1:A:43:LEU:CB	2:C:467:MET:HE2	20	0.89	0.03	0.89
(1,3)	1:A:43:LEU:CB	2:C:467:MET:HE3	20	0.89	0.03	0.89
(1,3)	1:A:43:LEU:CB	2:C:467:MET:HG2	20	0.89	0.03	0.89
(1,3)	1:A:43:LEU:CB	2:C:467:MET:HG3	20	0.89	0.03	0.89
(1,3)	1:A:43:LEU:CB	2:C:467:MET:N	20	0.89	0.03	0.89
(1,3)	1:A:43:LEU:CB	2:C:467:MET:O	20	0.89	0.03	0.89
(1,3)	1:A:43:LEU:CB	2:C:467:MET:SD	20	0.89	0.03	0.89
(1,3)	1:A:43:LEU:CB	2:C:468:PHE:C	20	0.89	0.03	0.89
(1,3)	1:A:43:LEU:CB	2:C:468:PHE:CA	20	0.89	0.03	0.89
(1,3)	1:A:43:LEU:CB	2:C:468:PHE:CB	20	0.89	0.03	0.89
(1,3)	1:A:43:LEU:CB	2:C:468:PHE:CD1	20	0.89	0.03	0.89
(1,3)	1:A:43:LEU:CB	2:C:468:PHE:CD2	20	0.89	0.03	0.89
(1,3)	1:A:43:LEU:CB	2:C:468:PHE:CE1	20	0.89	0.03	0.89
(1,3)	1:A:43:LEU:CB	2:C:468:PHE:CE2	20	0.89	0.03	0.89
(1,3)	1:A:43:LEU:CB	2:C:468:PHE:CG	20	0.89	0.03	0.89
(1,3)	1:A:43:LEU:CB	2:C:468:PHE:CZ	20	0.89	0.03	0.89
(1,3)	1:A:43:LEU:CB	2:C:468:PHE:H	20	0.89	0.03	0.89
(1,3)	1:A:43:LEU:CB	2:C:468:PHE:HA	20	0.89	0.03	0.89
(1,3)	1:A:43:LEU:CB	2:C:468:PHE:HB2	20	0.89	0.03	0.89
(1,3)	1:A:43:LEU:CB	2:C:468:PHE:HB3	20	0.89	0.03	0.89
(1,3)	1:A:43:LEU:CB	2:C:468:PHE:HD1	20	0.89	0.03	0.89
(1,3)	1:A:43:LEU:CB	2:C:468:PHE:HD2	20	0.89	0.03	0.89
(1,3)	1:A:43:LEU:CB	2:C:468:PHE:HE1	20	0.89	0.03	0.89
(1,3)	1:A:43:LEU:CB	2:C:468:PHE:HE2	20	0.89	0.03	0.89
(1,3)	1:A:43:LEU:CB	2:C:468:PHE:HZ	20	0.89	0.03	0.89
(1,3)	1:A:43:LEU:CB	2:C:468:PHE:N	20	0.89	0.03	0.89
(1,3)	1:A:43:LEU:CB	2:C:468:PHE:O	20	0.89	0.03	0.89
(1,3)	1:A:43:LEU:CB	2:C:469:PRO:C	20	0.89	0.03	0.89
(1,3)	1:A:43:LEU:CB	2:C:469:PRO:CA	20	0.89	0.03	0.89
(1,3)	1:A:43:LEU:CB	2:C:469:PRO:CB	20	0.89	0.03	0.89
(1,3)	1:A:43:LEU:CB	2:C:469:PRO:CD	20	0.89	0.03	0.89
(1,3)	1:A:43:LEU:CB	2:C:469:PRO:CG	20	0.89	0.03	0.89
(1,3)	1:A:43:LEU:CB	2:C:469:PRO:HA	20	0.89	0.03	0.89
(1,3)	1:A:43:LEU:CB	2:C:469:PRO:HB2	20	0.89	0.03	0.89
(1,3)	1:A:43:LEU:CB	2:C:469:PRO:HB3	20	0.89	0.03	0.89
(1,3)	1:A:43:LEU:CB	2:C:469:PRO:HD2	20	0.89	0.03	0.89
(1,3)	1:A:43:LEU:CB	2:C:469:PRO:HD3	20	0.89	0.03	0.89
(1,3)	1:A:43:LEU:CB	2:C:469:PRO:HG2	20	0.89	0.03	0.89

Continued on next page...

Continued from previous page...

Key	Atom-1	Atom-2	Models ¹	Mean (Å)	SD ¹ (Å)	Median (Å)
(1,3)	1:A:43:LEU:CB	2:C:469:PRO:HG3	20	0.89	0.03	0.89
(1,3)	1:A:43:LEU:CB	2:C:469:PRO:N	20	0.89	0.03	0.89
(1,3)	1:A:43:LEU:CB	2:C:469:PRO:O	20	0.89	0.03	0.89
(1,3)	1:A:43:LEU:CB	2:C:470:GLN:C	20	0.89	0.03	0.89
(1,3)	1:A:43:LEU:CB	2:C:470:GLN:CA	20	0.89	0.03	0.89
(1,3)	1:A:43:LEU:CB	2:C:470:GLN:CB	20	0.89	0.03	0.89
(1,3)	1:A:43:LEU:CB	2:C:470:GLN:CD	20	0.89	0.03	0.89
(1,3)	1:A:43:LEU:CB	2:C:470:GLN:CG	20	0.89	0.03	0.89
(1,3)	1:A:43:LEU:CB	2:C:470:GLN:H	20	0.89	0.03	0.89
(1,3)	1:A:43:LEU:CB	2:C:470:GLN:HA	20	0.89	0.03	0.89
(1,3)	1:A:43:LEU:CB	2:C:470:GLN:HB2	20	0.89	0.03	0.89
(1,3)	1:A:43:LEU:CB	2:C:470:GLN:HB3	20	0.89	0.03	0.89
(1,3)	1:A:43:LEU:CB	2:C:470:GLN:HE21	20	0.89	0.03	0.89
(1,3)	1:A:43:LEU:CB	2:C:470:GLN:HE22	20	0.89	0.03	0.89
(1,3)	1:A:43:LEU:CB	2:C:470:GLN:HG2	20	0.89	0.03	0.89
(1,3)	1:A:43:LEU:CB	2:C:470:GLN:HG3	20	0.89	0.03	0.89
(1,3)	1:A:43:LEU:CB	2:C:470:GLN:N	20	0.89	0.03	0.89
(1,3)	1:A:43:LEU:CB	2:C:470:GLN:NE2	20	0.89	0.03	0.89
(1,3)	1:A:43:LEU:CB	2:C:470:GLN:O	20	0.89	0.03	0.89
(1,3)	1:A:43:LEU:CB	2:C:470:GLN:OE1	20	0.89	0.03	0.89
(1,3)	1:A:43:LEU:CB	2:C:472:PRO:C	20	0.89	0.03	0.89
(1,3)	1:A:43:LEU:CB	2:C:472:PRO:CA	20	0.89	0.03	0.89
(1,3)	1:A:43:LEU:CB	2:C:472:PRO:CB	20	0.89	0.03	0.89
(1,3)	1:A:43:LEU:CB	2:C:472:PRO:CD	20	0.89	0.03	0.89
(1,3)	1:A:43:LEU:CB	2:C:472:PRO:CG	20	0.89	0.03	0.89
(1,3)	1:A:43:LEU:CB	2:C:472:PRO:HA	20	0.89	0.03	0.89
(1,3)	1:A:43:LEU:CB	2:C:472:PRO:HB2	20	0.89	0.03	0.89
(1,3)	1:A:43:LEU:CB	2:C:472:PRO:HB3	20	0.89	0.03	0.89
(1,3)	1:A:43:LEU:CB	2:C:472:PRO:HD2	20	0.89	0.03	0.89
(1,3)	1:A:43:LEU:CB	2:C:472:PRO:HD3	20	0.89	0.03	0.89
(1,3)	1:A:43:LEU:CB	2:C:472:PRO:HG2	20	0.89	0.03	0.89
(1,3)	1:A:43:LEU:CB	2:C:472:PRO:HG3	20	0.89	0.03	0.89
(1,3)	1:A:43:LEU:CB	2:C:472:PRO:N	20	0.89	0.03	0.89
(1,3)	1:A:43:LEU:CB	2:C:472:PRO:O	20	0.89	0.03	0.89
(1,3)	1:A:43:LEU:CB	2:C:482:LEU:C	20	0.89	0.03	0.89
(1,3)	1:A:43:LEU:CB	2:C:482:LEU:CA	20	0.89	0.03	0.89
(1,3)	1:A:43:LEU:CB	2:C:482:LEU:CB	20	0.89	0.03	0.89
(1,3)	1:A:43:LEU:CB	2:C:482:LEU:CD1	20	0.89	0.03	0.89
(1,3)	1:A:43:LEU:CB	2:C:482:LEU:CD2	20	0.89	0.03	0.89
(1,3)	1:A:43:LEU:CB	2:C:482:LEU:CG	20	0.89	0.03	0.89
(1,3)	1:A:43:LEU:CB	2:C:482:LEU:H	20	0.89	0.03	0.89
(1,3)	1:A:43:LEU:CB	2:C:482:LEU:HA	20	0.89	0.03	0.89

Continued on next page...

Continued from previous page...

Key	Atom-1	Atom-2	Models ¹	Mean (Å)	SD ¹ (Å)	Median (Å)
(1,3)	1:A:43:LEU:CB	2:C:482:LEU:HB2	20	0.89	0.03	0.89
(1,3)	1:A:43:LEU:CB	2:C:482:LEU:HB3	20	0.89	0.03	0.89
(1,3)	1:A:43:LEU:CB	2:C:482:LEU:HD11	20	0.89	0.03	0.89
(1,3)	1:A:43:LEU:CB	2:C:482:LEU:HD12	20	0.89	0.03	0.89
(1,3)	1:A:43:LEU:CB	2:C:482:LEU:HD13	20	0.89	0.03	0.89
(1,3)	1:A:43:LEU:CB	2:C:482:LEU:HD21	20	0.89	0.03	0.89
(1,3)	1:A:43:LEU:CB	2:C:482:LEU:HD22	20	0.89	0.03	0.89
(1,3)	1:A:43:LEU:CB	2:C:482:LEU:HD23	20	0.89	0.03	0.89
(1,3)	1:A:43:LEU:CB	2:C:482:LEU:HG	20	0.89	0.03	0.89
(1,3)	1:A:43:LEU:CB	2:C:482:LEU:N	20	0.89	0.03	0.89
(1,3)	1:A:43:LEU:CB	2:C:482:LEU:O	20	0.89	0.03	0.89
(1,3)	1:A:43:LEU:CB	2:C:483:THR:C	20	0.89	0.03	0.89
(1,3)	1:A:43:LEU:CB	2:C:483:THR:CA	20	0.89	0.03	0.89
(1,3)	1:A:43:LEU:CB	2:C:483:THR:CB	20	0.89	0.03	0.89
(1,3)	1:A:43:LEU:CB	2:C:483:THR:CG2	20	0.89	0.03	0.89
(1,3)	1:A:43:LEU:CB	2:C:483:THR:H	20	0.89	0.03	0.89
(1,3)	1:A:43:LEU:CB	2:C:483:THR:HA	20	0.89	0.03	0.89
(1,3)	1:A:43:LEU:CB	2:C:483:THR:HB	20	0.89	0.03	0.89
(1,3)	1:A:43:LEU:CB	2:C:483:THR:HG1	20	0.89	0.03	0.89
(1,3)	1:A:43:LEU:CB	2:C:483:THR:HG21	20	0.89	0.03	0.89
(1,3)	1:A:43:LEU:CB	2:C:483:THR:HG22	20	0.89	0.03	0.89
(1,3)	1:A:43:LEU:CB	2:C:483:THR:HG23	20	0.89	0.03	0.89
(1,3)	1:A:43:LEU:CB	2:C:483:THR:N	20	0.89	0.03	0.89
(1,3)	1:A:43:LEU:CB	2:C:483:THR:O	20	0.89	0.03	0.89
(1,3)	1:A:43:LEU:CB	2:C:483:THR:OG1	20	0.89	0.03	0.89
(1,3)	1:A:43:LEU:CB	2:C:484:ARG:C	20	0.89	0.03	0.89
(1,3)	1:A:43:LEU:CB	2:C:484:ARG:CA	20	0.89	0.03	0.89
(1,3)	1:A:43:LEU:CB	2:C:484:ARG:CB	20	0.89	0.03	0.89
(1,3)	1:A:43:LEU:CB	2:C:484:ARG:CD	20	0.89	0.03	0.89
(1,3)	1:A:43:LEU:CB	2:C:484:ARG:CG	20	0.89	0.03	0.89
(1,3)	1:A:43:LEU:CB	2:C:484:ARG:CZ	20	0.89	0.03	0.89
(1,3)	1:A:43:LEU:CB	2:C:484:ARG:H	20	0.89	0.03	0.89
(1,3)	1:A:43:LEU:CB	2:C:484:ARG:HA	20	0.89	0.03	0.89
(1,3)	1:A:43:LEU:CB	2:C:484:ARG:HB2	20	0.89	0.03	0.89
(1,3)	1:A:43:LEU:CB	2:C:484:ARG:HB3	20	0.89	0.03	0.89
(1,3)	1:A:43:LEU:CB	2:C:484:ARG:HD2	20	0.89	0.03	0.89
(1,3)	1:A:43:LEU:CB	2:C:484:ARG:HD3	20	0.89	0.03	0.89
(1,3)	1:A:43:LEU:CB	2:C:484:ARG:HE	20	0.89	0.03	0.89
(1,3)	1:A:43:LEU:CB	2:C:484:ARG:HG2	20	0.89	0.03	0.89
(1,3)	1:A:43:LEU:CB	2:C:484:ARG:HG3	20	0.89	0.03	0.89
(1,3)	1:A:43:LEU:CB	2:C:484:ARG:HH11	20	0.89	0.03	0.89
(1,3)	1:A:43:LEU:CB	2:C:484:ARG:HH12	20	0.89	0.03	0.89

Continued on next page...

Continued from previous page...

Key	Atom-1	Atom-2	Models ¹	Mean (Å)	SD ¹ (Å)	Median (Å)
(1,3)	1:A:43:LEU:CB	2:C:484:ARG:HH21	20	0.89	0.03	0.89
(1,3)	1:A:43:LEU:CB	2:C:484:ARG:HH22	20	0.89	0.03	0.89
(1,3)	1:A:43:LEU:CB	2:C:484:ARG:N	20	0.89	0.03	0.89
(1,3)	1:A:43:LEU:CB	2:C:484:ARG:NE	20	0.89	0.03	0.89
(1,3)	1:A:43:LEU:CB	2:C:484:ARG:NH1	20	0.89	0.03	0.89
(1,3)	1:A:43:LEU:CB	2:C:484:ARG:NH2	20	0.89	0.03	0.89
(1,3)	1:A:43:LEU:CB	2:C:484:ARG:O	20	0.89	0.03	0.89
(1,3)	1:A:43:LEU:CB	2:C:485:SER:C	20	0.89	0.03	0.89
(1,3)	1:A:43:LEU:CB	2:C:485:SER:CA	20	0.89	0.03	0.89
(1,3)	1:A:43:LEU:CB	2:C:485:SER:CB	20	0.89	0.03	0.89
(1,3)	1:A:43:LEU:CB	2:C:485:SER:H	20	0.89	0.03	0.89
(1,3)	1:A:43:LEU:CB	2:C:485:SER:HA	20	0.89	0.03	0.89
(1,3)	1:A:43:LEU:CB	2:C:485:SER:HB2	20	0.89	0.03	0.89
(1,3)	1:A:43:LEU:CB	2:C:485:SER:HB3	20	0.89	0.03	0.89
(1,3)	1:A:43:LEU:CB	2:C:485:SER:HG	20	0.89	0.03	0.89
(1,3)	1:A:43:LEU:CB	2:C:485:SER:N	20	0.89	0.03	0.89
(1,3)	1:A:43:LEU:CB	2:C:485:SER:O	20	0.89	0.03	0.89
(1,3)	1:A:43:LEU:CB	2:C:485:SER:OG	20	0.89	0.03	0.89
(1,3)	1:A:43:LEU:CB	2:C:486:VAL:C	20	0.89	0.03	0.89
(1,3)	1:A:43:LEU:CB	2:C:486:VAL:CA	20	0.89	0.03	0.89
(1,3)	1:A:43:LEU:CB	2:C:486:VAL:CB	20	0.89	0.03	0.89
(1,3)	1:A:43:LEU:CB	2:C:486:VAL:CG1	20	0.89	0.03	0.89
(1,3)	1:A:43:LEU:CB	2:C:486:VAL:CG2	20	0.89	0.03	0.89
(1,3)	1:A:43:LEU:CB	2:C:486:VAL:H	20	0.89	0.03	0.89
(1,3)	1:A:43:LEU:CB	2:C:486:VAL:HA	20	0.89	0.03	0.89
(1,3)	1:A:43:LEU:CB	2:C:486:VAL:HB	20	0.89	0.03	0.89
(1,3)	1:A:43:LEU:CB	2:C:486:VAL:HG11	20	0.89	0.03	0.89
(1,3)	1:A:43:LEU:CB	2:C:486:VAL:HG12	20	0.89	0.03	0.89
(1,3)	1:A:43:LEU:CB	2:C:486:VAL:HG13	20	0.89	0.03	0.89
(1,3)	1:A:43:LEU:CB	2:C:486:VAL:HG21	20	0.89	0.03	0.89
(1,3)	1:A:43:LEU:CB	2:C:486:VAL:HG22	20	0.89	0.03	0.89
(1,3)	1:A:43:LEU:CB	2:C:486:VAL:HG23	20	0.89	0.03	0.89
(1,3)	1:A:43:LEU:CB	2:C:486:VAL:N	20	0.89	0.03	0.89
(1,3)	1:A:43:LEU:CB	2:C:486:VAL:O	20	0.89	0.03	0.89
(1,3)	1:A:43:LEU:CB	2:C:487:GLU:C	20	0.89	0.03	0.89
(1,3)	1:A:43:LEU:CB	2:C:487:GLU:CA	20	0.89	0.03	0.89
(1,3)	1:A:43:LEU:CB	2:C:487:GLU:CB	20	0.89	0.03	0.89
(1,3)	1:A:43:LEU:CB	2:C:487:GLU:CD	20	0.89	0.03	0.89
(1,3)	1:A:43:LEU:CB	2:C:487:GLU:CG	20	0.89	0.03	0.89
(1,3)	1:A:43:LEU:CB	2:C:487:GLU:H	20	0.89	0.03	0.89
(1,3)	1:A:43:LEU:CB	2:C:487:GLU:HA	20	0.89	0.03	0.89
(1,3)	1:A:43:LEU:CB	2:C:487:GLU:HB2	20	0.89	0.03	0.89

Continued on next page...

Continued from previous page...

Key	Atom-1	Atom-2	Models ¹	Mean (Å)	SD ¹ (Å)	Median (Å)
(1,3)	1:A:43:LEU:CB	2:C:487:GLU:HB3	20	0.89	0.03	0.89
(1,3)	1:A:43:LEU:CB	2:C:487:GLU:HG2	20	0.89	0.03	0.89
(1,3)	1:A:43:LEU:CB	2:C:487:GLU:HG3	20	0.89	0.03	0.89
(1,3)	1:A:43:LEU:CB	2:C:487:GLU:N	20	0.89	0.03	0.89
(1,3)	1:A:43:LEU:CB	2:C:487:GLU:O	20	0.89	0.03	0.89
(1,3)	1:A:43:LEU:CB	2:C:487:GLU:OE1	20	0.89	0.03	0.89
(1,3)	1:A:43:LEU:CB	2:C:487:GLU:OE2	20	0.89	0.03	0.89
(1,3)	1:A:43:LEU:CB	2:C:488:ILE:C	20	0.89	0.03	0.89
(1,3)	1:A:43:LEU:CB	2:C:488:ILE:CA	20	0.89	0.03	0.89
(1,3)	1:A:43:LEU:CB	2:C:488:ILE:CB	20	0.89	0.03	0.89
(1,3)	1:A:43:LEU:CB	2:C:488:ILE:CD1	20	0.89	0.03	0.89
(1,3)	1:A:43:LEU:CB	2:C:488:ILE:CG1	20	0.89	0.03	0.89
(1,3)	1:A:43:LEU:CB	2:C:488:ILE:CG2	20	0.89	0.03	0.89
(1,3)	1:A:43:LEU:CB	2:C:488:ILE:H	20	0.89	0.03	0.89
(1,3)	1:A:43:LEU:CB	2:C:488:ILE:HA	20	0.89	0.03	0.89
(1,3)	1:A:43:LEU:CB	2:C:488:ILE:HB	20	0.89	0.03	0.89
(1,3)	1:A:43:LEU:CB	2:C:488:ILE:HD11	20	0.89	0.03	0.89
(1,3)	1:A:43:LEU:CB	2:C:488:ILE:HD12	20	0.89	0.03	0.89
(1,3)	1:A:43:LEU:CB	2:C:488:ILE:HD13	20	0.89	0.03	0.89
(1,3)	1:A:43:LEU:CB	2:C:488:ILE:HG12	20	0.89	0.03	0.89
(1,3)	1:A:43:LEU:CB	2:C:488:ILE:HG13	20	0.89	0.03	0.89
(1,3)	1:A:43:LEU:CB	2:C:488:ILE:HG21	20	0.89	0.03	0.89
(1,3)	1:A:43:LEU:CB	2:C:488:ILE:HG22	20	0.89	0.03	0.89
(1,3)	1:A:43:LEU:CB	2:C:488:ILE:HG23	20	0.89	0.03	0.89
(1,3)	1:A:43:LEU:CB	2:C:488:ILE:N	20	0.89	0.03	0.89
(1,3)	1:A:43:LEU:CB	2:C:488:ILE:O	20	0.89	0.03	0.89
(1,3)	1:A:43:LEU:CB	2:C:490:THR:C	20	0.89	0.03	0.89
(1,3)	1:A:43:LEU:CB	2:C:490:THR:CA	20	0.89	0.03	0.89
(1,3)	1:A:43:LEU:CB	2:C:490:THR:CB	20	0.89	0.03	0.89
(1,3)	1:A:43:LEU:CB	2:C:490:THR:CG2	20	0.89	0.03	0.89
(1,3)	1:A:43:LEU:CB	2:C:490:THR:H	20	0.89	0.03	0.89
(1,3)	1:A:43:LEU:CB	2:C:490:THR:HA	20	0.89	0.03	0.89
(1,3)	1:A:43:LEU:CB	2:C:490:THR:HB	20	0.89	0.03	0.89
(1,3)	1:A:43:LEU:CB	2:C:490:THR:HG1	20	0.89	0.03	0.89
(1,3)	1:A:43:LEU:CB	2:C:490:THR:HG21	20	0.89	0.03	0.89
(1,3)	1:A:43:LEU:CB	2:C:490:THR:HG22	20	0.89	0.03	0.89
(1,3)	1:A:43:LEU:CB	2:C:490:THR:HG23	20	0.89	0.03	0.89
(1,3)	1:A:43:LEU:CB	2:C:490:THR:N	20	0.89	0.03	0.89
(1,3)	1:A:43:LEU:CB	2:C:490:THR:O	20	0.89	0.03	0.89
(1,3)	1:A:43:LEU:CB	2:C:490:THR:OG1	20	0.89	0.03	0.89
(1,3)	1:A:43:LEU:CB	2:C:491:ASP:C	20	0.89	0.03	0.89
(1,3)	1:A:43:LEU:CB	2:C:491:ASP:CA	20	0.89	0.03	0.89

Continued on next page...

Continued from previous page...

Key	Atom-1	Atom-2	Models ¹	Mean (Å)	SD ¹ (Å)	Median (Å)
(1,3)	1:A:43:LEU:CB	2:C:491:ASP:CB	20	0.89	0.03	0.89
(1,3)	1:A:43:LEU:CB	2:C:491:ASP:CG	20	0.89	0.03	0.89
(1,3)	1:A:43:LEU:CB	2:C:491:ASP:H	20	0.89	0.03	0.89
(1,3)	1:A:43:LEU:CB	2:C:491:ASP:HA	20	0.89	0.03	0.89
(1,3)	1:A:43:LEU:CB	2:C:491:ASP:HB2	20	0.89	0.03	0.89
(1,3)	1:A:43:LEU:CB	2:C:491:ASP:HB3	20	0.89	0.03	0.89
(1,3)	1:A:43:LEU:CB	2:C:491:ASP:N	20	0.89	0.03	0.89
(1,3)	1:A:43:LEU:CB	2:C:491:ASP:O	20	0.89	0.03	0.89
(1,3)	1:A:43:LEU:CB	2:C:491:ASP:OD1	20	0.89	0.03	0.89
(1,3)	1:A:43:LEU:CB	2:C:491:ASP:OD2	20	0.89	0.03	0.89
(1,3)	1:A:43:LEU:CB	2:C:492:ASN:C	20	0.89	0.03	0.89
(1,3)	1:A:43:LEU:CB	2:C:492:ASN:CA	20	0.89	0.03	0.89
(1,3)	1:A:43:LEU:CB	2:C:492:ASN:CB	20	0.89	0.03	0.89
(1,3)	1:A:43:LEU:CB	2:C:492:ASN:CG	20	0.89	0.03	0.89
(1,3)	1:A:43:LEU:CB	2:C:492:ASN:H	20	0.89	0.03	0.89
(1,3)	1:A:43:LEU:CB	2:C:492:ASN:HA	20	0.89	0.03	0.89
(1,3)	1:A:43:LEU:CB	2:C:492:ASN:HB2	20	0.89	0.03	0.89
(1,3)	1:A:43:LEU:CB	2:C:492:ASN:HB3	20	0.89	0.03	0.89
(1,3)	1:A:43:LEU:CB	2:C:492:ASN:HD21	20	0.89	0.03	0.89
(1,3)	1:A:43:LEU:CB	2:C:492:ASN:HD22	20	0.89	0.03	0.89
(1,3)	1:A:43:LEU:CB	2:C:492:ASN:N	20	0.89	0.03	0.89
(1,3)	1:A:43:LEU:CB	2:C:492:ASN:ND2	20	0.89	0.03	0.89
(1,3)	1:A:43:LEU:CB	2:C:492:ASN:O	20	0.89	0.03	0.89
(1,3)	1:A:43:LEU:CB	2:C:492:ASN:OD1	20	0.89	0.03	0.89
(1,3)	1:A:43:LEU:CB	2:C:494:LEU:C	20	0.89	0.03	0.89
(1,3)	1:A:43:LEU:CB	2:C:494:LEU:CA	20	0.89	0.03	0.89
(1,3)	1:A:43:LEU:CB	2:C:494:LEU:CB	20	0.89	0.03	0.89
(1,3)	1:A:43:LEU:CB	2:C:494:LEU:CD1	20	0.89	0.03	0.89
(1,3)	1:A:43:LEU:CB	2:C:494:LEU:CD2	20	0.89	0.03	0.89
(1,3)	1:A:43:LEU:CB	2:C:494:LEU:CG	20	0.89	0.03	0.89
(1,3)	1:A:43:LEU:CB	2:C:494:LEU:H	20	0.89	0.03	0.89
(1,3)	1:A:43:LEU:CB	2:C:494:LEU:HA	20	0.89	0.03	0.89
(1,3)	1:A:43:LEU:CB	2:C:494:LEU:HB2	20	0.89	0.03	0.89
(1,3)	1:A:43:LEU:CB	2:C:494:LEU:HB3	20	0.89	0.03	0.89
(1,3)	1:A:43:LEU:CB	2:C:494:LEU:HD11	20	0.89	0.03	0.89
(1,3)	1:A:43:LEU:CB	2:C:494:LEU:HD12	20	0.89	0.03	0.89
(1,3)	1:A:43:LEU:CB	2:C:494:LEU:HD13	20	0.89	0.03	0.89
(1,3)	1:A:43:LEU:CB	2:C:494:LEU:HD21	20	0.89	0.03	0.89
(1,3)	1:A:43:LEU:CB	2:C:494:LEU:HD22	20	0.89	0.03	0.89
(1,3)	1:A:43:LEU:CB	2:C:494:LEU:HD23	20	0.89	0.03	0.89
(1,3)	1:A:43:LEU:CB	2:C:494:LEU:HG	20	0.89	0.03	0.89
(1,3)	1:A:43:LEU:CB	2:C:494:LEU:N	20	0.89	0.03	0.89

Continued on next page...

Continued from previous page...

Key	Atom-1	Atom-2	Models ¹	Mean (Å)	SD ¹ (Å)	Median (Å)
(1,3)	1:A:43:LEU:CB	2:C:494:LEU:O	20	0.89	0.03	0.89
(1,3)	1:A:43:LEU:CB	2:C:495:GLU:C	20	0.89	0.03	0.89
(1,3)	1:A:43:LEU:CB	2:C:495:GLU:CA	20	0.89	0.03	0.89
(1,3)	1:A:43:LEU:CB	2:C:495:GLU:CB	20	0.89	0.03	0.89
(1,3)	1:A:43:LEU:CB	2:C:495:GLU:CD	20	0.89	0.03	0.89
(1,3)	1:A:43:LEU:CB	2:C:495:GLU:CG	20	0.89	0.03	0.89
(1,3)	1:A:43:LEU:CB	2:C:495:GLU:H	20	0.89	0.03	0.89
(1,3)	1:A:43:LEU:CB	2:C:495:GLU:HA	20	0.89	0.03	0.89
(1,3)	1:A:43:LEU:CB	2:C:495:GLU:HB2	20	0.89	0.03	0.89
(1,3)	1:A:43:LEU:CB	2:C:495:GLU:HB3	20	0.89	0.03	0.89
(1,3)	1:A:43:LEU:CB	2:C:495:GLU:HG2	20	0.89	0.03	0.89
(1,3)	1:A:43:LEU:CB	2:C:495:GLU:HG3	20	0.89	0.03	0.89
(1,3)	1:A:43:LEU:CB	2:C:495:GLU:N	20	0.89	0.03	0.89
(1,3)	1:A:43:LEU:CB	2:C:495:GLU:O	20	0.89	0.03	0.89
(1,3)	1:A:43:LEU:CB	2:C:495:GLU:OE1	20	0.89	0.03	0.89
(1,3)	1:A:43:LEU:CB	2:C:495:GLU:OE2	20	0.89	0.03	0.89
(1,3)	1:A:43:LEU:CB	2:C:496:GLY:C	20	0.89	0.03	0.89
(1,3)	1:A:43:LEU:CB	2:C:496:GLY:CA	20	0.89	0.03	0.89
(1,3)	1:A:43:LEU:CB	2:C:496:GLY:H	20	0.89	0.03	0.89
(1,3)	1:A:43:LEU:CB	2:C:496:GLY:HA2	20	0.89	0.03	0.89
(1,3)	1:A:43:LEU:CB	2:C:496:GLY:HA3	20	0.89	0.03	0.89
(1,3)	1:A:43:LEU:CB	2:C:496:GLY:N	20	0.89	0.03	0.89
(1,3)	1:A:43:LEU:CB	2:C:496:GLY:O	20	0.89	0.03	0.89
(1,3)	1:A:43:LEU:CB	2:C:497:ARG:C	20	0.89	0.03	0.89
(1,3)	1:A:43:LEU:CB	2:C:497:ARG:CA	20	0.89	0.03	0.89
(1,3)	1:A:43:LEU:CB	2:C:497:ARG:CB	20	0.89	0.03	0.89
(1,3)	1:A:43:LEU:CB	2:C:497:ARG:CD	20	0.89	0.03	0.89
(1,3)	1:A:43:LEU:CB	2:C:497:ARG:CG	20	0.89	0.03	0.89
(1,3)	1:A:43:LEU:CB	2:C:497:ARG:CZ	20	0.89	0.03	0.89
(1,3)	1:A:43:LEU:CB	2:C:497:ARG:H	20	0.89	0.03	0.89
(1,3)	1:A:43:LEU:CB	2:C:497:ARG:HA	20	0.89	0.03	0.89
(1,3)	1:A:43:LEU:CB	2:C:497:ARG:HB2	20	0.89	0.03	0.89
(1,3)	1:A:43:LEU:CB	2:C:497:ARG:HB3	20	0.89	0.03	0.89
(1,3)	1:A:43:LEU:CB	2:C:497:ARG:HD2	20	0.89	0.03	0.89
(1,3)	1:A:43:LEU:CB	2:C:497:ARG:HD3	20	0.89	0.03	0.89
(1,3)	1:A:43:LEU:CB	2:C:497:ARG:HE	20	0.89	0.03	0.89
(1,3)	1:A:43:LEU:CB	2:C:497:ARG:HG2	20	0.89	0.03	0.89
(1,3)	1:A:43:LEU:CB	2:C:497:ARG:HG3	20	0.89	0.03	0.89
(1,3)	1:A:43:LEU:CB	2:C:497:ARG:HH11	20	0.89	0.03	0.89
(1,3)	1:A:43:LEU:CB	2:C:497:ARG:HH12	20	0.89	0.03	0.89
(1,3)	1:A:43:LEU:CB	2:C:497:ARG:HH21	20	0.89	0.03	0.89
(1,3)	1:A:43:LEU:CB	2:C:497:ARG:HH22	20	0.89	0.03	0.89

Continued on next page...

Continued from previous page...

Key	Atom-1	Atom-2	Models ¹	Mean (Å)	SD ¹ (Å)	Median (Å)
(1,3)	1:A:43:LEU:CB	2:C:497:ARG:N	20	0.89	0.03	0.89
(1,3)	1:A:43:LEU:CB	2:C:497:ARG:NE	20	0.89	0.03	0.89
(1,3)	1:A:43:LEU:CB	2:C:497:ARG:NH1	20	0.89	0.03	0.89
(1,3)	1:A:43:LEU:CB	2:C:497:ARG:NH2	20	0.89	0.03	0.89
(1,3)	1:A:43:LEU:CB	2:C:497:ARG:O	20	0.89	0.03	0.89
(1,3)	1:A:43:LEU:CD1	2:C:457:LEU:C	20	0.89	0.03	0.89
(1,3)	1:A:43:LEU:CD1	2:C:457:LEU:CA	20	0.89	0.03	0.89
(1,3)	1:A:43:LEU:CD1	2:C:457:LEU:CB	20	0.89	0.03	0.89
(1,3)	1:A:43:LEU:CD1	2:C:457:LEU:CD1	20	0.89	0.03	0.89
(1,3)	1:A:43:LEU:CD1	2:C:457:LEU:CD2	20	0.89	0.03	0.89
(1,3)	1:A:43:LEU:CD1	2:C:457:LEU:CG	20	0.89	0.03	0.89
(1,3)	1:A:43:LEU:CD1	2:C:457:LEU:H	20	0.89	0.03	0.89
(1,3)	1:A:43:LEU:CD1	2:C:457:LEU:HA	20	0.89	0.03	0.89
(1,3)	1:A:43:LEU:CD1	2:C:457:LEU:HB2	20	0.89	0.03	0.89
(1,3)	1:A:43:LEU:CD1	2:C:457:LEU:HB3	20	0.89	0.03	0.89
(1,3)	1:A:43:LEU:CD1	2:C:457:LEU:HD11	20	0.89	0.03	0.89
(1,3)	1:A:43:LEU:CD1	2:C:457:LEU:HD12	20	0.89	0.03	0.89
(1,3)	1:A:43:LEU:CD1	2:C:457:LEU:HD13	20	0.89	0.03	0.89
(1,3)	1:A:43:LEU:CD1	2:C:457:LEU:HD21	20	0.89	0.03	0.89
(1,3)	1:A:43:LEU:CD1	2:C:457:LEU:HD22	20	0.89	0.03	0.89
(1,3)	1:A:43:LEU:CD1	2:C:457:LEU:HD23	20	0.89	0.03	0.89
(1,3)	1:A:43:LEU:CD1	2:C:457:LEU:HG	20	0.89	0.03	0.89
(1,3)	1:A:43:LEU:CD1	2:C:457:LEU:N	20	0.89	0.03	0.89
(1,3)	1:A:43:LEU:CD1	2:C:457:LEU:O	20	0.89	0.03	0.89
(1,3)	1:A:43:LEU:CD1	2:C:459:ALA:C	20	0.89	0.03	0.89
(1,3)	1:A:43:LEU:CD1	2:C:459:ALA:CA	20	0.89	0.03	0.89
(1,3)	1:A:43:LEU:CD1	2:C:459:ALA:CB	20	0.89	0.03	0.89
(1,3)	1:A:43:LEU:CD1	2:C:459:ALA:H	20	0.89	0.03	0.89
(1,3)	1:A:43:LEU:CD1	2:C:459:ALA:HA	20	0.89	0.03	0.89
(1,3)	1:A:43:LEU:CD1	2:C:459:ALA:HB1	20	0.89	0.03	0.89
(1,3)	1:A:43:LEU:CD1	2:C:459:ALA:HB2	20	0.89	0.03	0.89
(1,3)	1:A:43:LEU:CD1	2:C:459:ALA:HB3	20	0.89	0.03	0.89
(1,3)	1:A:43:LEU:CD1	2:C:459:ALA:N	20	0.89	0.03	0.89
(1,3)	1:A:43:LEU:CD1	2:C:459:ALA:O	20	0.89	0.03	0.89
(1,3)	1:A:43:LEU:CD1	2:C:460:MET:C	20	0.89	0.03	0.89
(1,3)	1:A:43:LEU:CD1	2:C:460:MET:CA	20	0.89	0.03	0.89
(1,3)	1:A:43:LEU:CD1	2:C:460:MET:CB	20	0.89	0.03	0.89
(1,3)	1:A:43:LEU:CD1	2:C:460:MET:CE	20	0.89	0.03	0.89
(1,3)	1:A:43:LEU:CD1	2:C:460:MET:CG	20	0.89	0.03	0.89
(1,3)	1:A:43:LEU:CD1	2:C:460:MET:H	20	0.89	0.03	0.89
(1,3)	1:A:43:LEU:CD1	2:C:460:MET:HA	20	0.89	0.03	0.89
(1,3)	1:A:43:LEU:CD1	2:C:460:MET:HB2	20	0.89	0.03	0.89

Continued on next page...

Continued from previous page...

Key	Atom-1	Atom-2	Models ¹	Mean (Å)	SD ¹ (Å)	Median (Å)
(1,3)	1:A:43:LEU:CD1	2:C:460:MET:HB3	20	0.89	0.03	0.89
(1,3)	1:A:43:LEU:CD1	2:C:460:MET:HE1	20	0.89	0.03	0.89
(1,3)	1:A:43:LEU:CD1	2:C:460:MET:HE2	20	0.89	0.03	0.89
(1,3)	1:A:43:LEU:CD1	2:C:460:MET:HE3	20	0.89	0.03	0.89
(1,3)	1:A:43:LEU:CD1	2:C:460:MET:HG2	20	0.89	0.03	0.89
(1,3)	1:A:43:LEU:CD1	2:C:460:MET:HG3	20	0.89	0.03	0.89
(1,3)	1:A:43:LEU:CD1	2:C:460:MET:N	20	0.89	0.03	0.89
(1,3)	1:A:43:LEU:CD1	2:C:460:MET:O	20	0.89	0.03	0.89
(1,3)	1:A:43:LEU:CD1	2:C:460:MET:SD	20	0.89	0.03	0.89
(1,3)	1:A:43:LEU:CD1	2:C:462:HIS:C	20	0.89	0.03	0.89
(1,3)	1:A:43:LEU:CD1	2:C:462:HIS:CA	20	0.89	0.03	0.89
(1,3)	1:A:43:LEU:CD1	2:C:462:HIS:CB	20	0.89	0.03	0.89
(1,3)	1:A:43:LEU:CD1	2:C:462:HIS:CD2	20	0.89	0.03	0.89
(1,3)	1:A:43:LEU:CD1	2:C:462:HIS:CE1	20	0.89	0.03	0.89
(1,3)	1:A:43:LEU:CD1	2:C:462:HIS:CG	20	0.89	0.03	0.89
(1,3)	1:A:43:LEU:CD1	2:C:462:HIS:H	20	0.89	0.03	0.89
(1,3)	1:A:43:LEU:CD1	2:C:462:HIS:HA	20	0.89	0.03	0.89
(1,3)	1:A:43:LEU:CD1	2:C:462:HIS:HB2	20	0.89	0.03	0.89
(1,3)	1:A:43:LEU:CD1	2:C:462:HIS:HB3	20	0.89	0.03	0.89
(1,3)	1:A:43:LEU:CD1	2:C:462:HIS:HD2	20	0.89	0.03	0.89
(1,3)	1:A:43:LEU:CD1	2:C:462:HIS:HE1	20	0.89	0.03	0.89
(1,3)	1:A:43:LEU:CD1	2:C:462:HIS:HE2	20	0.89	0.03	0.89
(1,3)	1:A:43:LEU:CD1	2:C:462:HIS:N	20	0.89	0.03	0.89
(1,3)	1:A:43:LEU:CD1	2:C:462:HIS:ND1	20	0.89	0.03	0.89
(1,3)	1:A:43:LEU:CD1	2:C:462:HIS:NE2	20	0.89	0.03	0.89
(1,3)	1:A:43:LEU:CD1	2:C:462:HIS:O	20	0.89	0.03	0.89
(1,3)	1:A:43:LEU:CD1	2:C:463:GLN:C	20	0.89	0.03	0.89
(1,3)	1:A:43:LEU:CD1	2:C:463:GLN:CA	20	0.89	0.03	0.89
(1,3)	1:A:43:LEU:CD1	2:C:463:GLN:CB	20	0.89	0.03	0.89
(1,3)	1:A:43:LEU:CD1	2:C:463:GLN:CD	20	0.89	0.03	0.89
(1,3)	1:A:43:LEU:CD1	2:C:463:GLN:CG	20	0.89	0.03	0.89
(1,3)	1:A:43:LEU:CD1	2:C:463:GLN:H	20	0.89	0.03	0.89
(1,3)	1:A:43:LEU:CD1	2:C:463:GLN:HA	20	0.89	0.03	0.89
(1,3)	1:A:43:LEU:CD1	2:C:463:GLN:HB2	20	0.89	0.03	0.89
(1,3)	1:A:43:LEU:CD1	2:C:463:GLN:HB3	20	0.89	0.03	0.89
(1,3)	1:A:43:LEU:CD1	2:C:463:GLN:HE21	20	0.89	0.03	0.89
(1,3)	1:A:43:LEU:CD1	2:C:463:GLN:HE22	20	0.89	0.03	0.89
(1,3)	1:A:43:LEU:CD1	2:C:463:GLN:HG2	20	0.89	0.03	0.89
(1,3)	1:A:43:LEU:CD1	2:C:463:GLN:HG3	20	0.89	0.03	0.89
(1,3)	1:A:43:LEU:CD1	2:C:463:GLN:N	20	0.89	0.03	0.89
(1,3)	1:A:43:LEU:CD1	2:C:463:GLN:NE2	20	0.89	0.03	0.89
(1,3)	1:A:43:LEU:CD1	2:C:463:GLN:O	20	0.89	0.03	0.89

Continued on next page...

Continued from previous page...

Key	Atom-1	Atom-2	Models ¹	Mean (Å)	SD ¹ (Å)	Median (Å)
(1,3)	1:A:43:LEU:CD1	2:C:463:GLN:OE1	20	0.89	0.03	0.89
(1,3)	1:A:43:LEU:CD1	2:C:465:GLN:C	20	0.89	0.03	0.89
(1,3)	1:A:43:LEU:CD1	2:C:465:GLN:CA	20	0.89	0.03	0.89
(1,3)	1:A:43:LEU:CD1	2:C:465:GLN:CB	20	0.89	0.03	0.89
(1,3)	1:A:43:LEU:CD1	2:C:465:GLN:CD	20	0.89	0.03	0.89
(1,3)	1:A:43:LEU:CD1	2:C:465:GLN:CG	20	0.89	0.03	0.89
(1,3)	1:A:43:LEU:CD1	2:C:465:GLN:H	20	0.89	0.03	0.89
(1,3)	1:A:43:LEU:CD1	2:C:465:GLN:HA	20	0.89	0.03	0.89
(1,3)	1:A:43:LEU:CD1	2:C:465:GLN:HB2	20	0.89	0.03	0.89
(1,3)	1:A:43:LEU:CD1	2:C:465:GLN:HB3	20	0.89	0.03	0.89
(1,3)	1:A:43:LEU:CD1	2:C:465:GLN:HE21	20	0.89	0.03	0.89
(1,3)	1:A:43:LEU:CD1	2:C:465:GLN:HE22	20	0.89	0.03	0.89
(1,3)	1:A:43:LEU:CD1	2:C:465:GLN:HG2	20	0.89	0.03	0.89
(1,3)	1:A:43:LEU:CD1	2:C:465:GLN:HG3	20	0.89	0.03	0.89
(1,3)	1:A:43:LEU:CD1	2:C:465:GLN:N	20	0.89	0.03	0.89
(1,3)	1:A:43:LEU:CD1	2:C:465:GLN:NE2	20	0.89	0.03	0.89
(1,3)	1:A:43:LEU:CD1	2:C:465:GLN:O	20	0.89	0.03	0.89
(1,3)	1:A:43:LEU:CD1	2:C:465:GLN:OE1	20	0.89	0.03	0.89
(1,3)	1:A:43:LEU:CD1	2:C:466:GLU:C	20	0.89	0.03	0.89
(1,3)	1:A:43:LEU:CD1	2:C:466:GLU:CA	20	0.89	0.03	0.89
(1,3)	1:A:43:LEU:CD1	2:C:466:GLU:CB	20	0.89	0.03	0.89
(1,3)	1:A:43:LEU:CD1	2:C:466:GLU:CD	20	0.89	0.03	0.89
(1,3)	1:A:43:LEU:CD1	2:C:466:GLU:CG	20	0.89	0.03	0.89
(1,3)	1:A:43:LEU:CD1	2:C:466:GLU:H	20	0.89	0.03	0.89
(1,3)	1:A:43:LEU:CD1	2:C:466:GLU:HA	20	0.89	0.03	0.89
(1,3)	1:A:43:LEU:CD1	2:C:466:GLU:HB2	20	0.89	0.03	0.89
(1,3)	1:A:43:LEU:CD1	2:C:466:GLU:HB3	20	0.89	0.03	0.89
(1,3)	1:A:43:LEU:CD1	2:C:466:GLU:HG2	20	0.89	0.03	0.89
(1,3)	1:A:43:LEU:CD1	2:C:466:GLU:HG3	20	0.89	0.03	0.89
(1,3)	1:A:43:LEU:CD1	2:C:466:GLU:N	20	0.89	0.03	0.89
(1,3)	1:A:43:LEU:CD1	2:C:466:GLU:O	20	0.89	0.03	0.89
(1,3)	1:A:43:LEU:CD1	2:C:466:GLU:OE1	20	0.89	0.03	0.89
(1,3)	1:A:43:LEU:CD1	2:C:466:GLU:OE2	20	0.89	0.03	0.89
(1,3)	1:A:43:LEU:CD1	2:C:467:MET:C	20	0.89	0.03	0.89
(1,3)	1:A:43:LEU:CD1	2:C:467:MET:CA	20	0.89	0.03	0.89
(1,3)	1:A:43:LEU:CD1	2:C:467:MET:CB	20	0.89	0.03	0.89
(1,3)	1:A:43:LEU:CD1	2:C:467:MET:CE	20	0.89	0.03	0.89
(1,3)	1:A:43:LEU:CD1	2:C:467:MET:CG	20	0.89	0.03	0.89
(1,3)	1:A:43:LEU:CD1	2:C:467:MET:H	20	0.89	0.03	0.89
(1,3)	1:A:43:LEU:CD1	2:C:467:MET:HA	20	0.89	0.03	0.89
(1,3)	1:A:43:LEU:CD1	2:C:467:MET:HB2	20	0.89	0.03	0.89
(1,3)	1:A:43:LEU:CD1	2:C:467:MET:HB3	20	0.89	0.03	0.89

Continued on next page...

Continued from previous page...

Key	Atom-1	Atom-2	Models ¹	Mean (Å)	SD ¹ (Å)	Median (Å)
(1,3)	1:A:43:LEU:CD1	2:C:467:MET:HE1	20	0.89	0.03	0.89
(1,3)	1:A:43:LEU:CD1	2:C:467:MET:HE2	20	0.89	0.03	0.89
(1,3)	1:A:43:LEU:CD1	2:C:467:MET:HE3	20	0.89	0.03	0.89
(1,3)	1:A:43:LEU:CD1	2:C:467:MET:HG2	20	0.89	0.03	0.89
(1,3)	1:A:43:LEU:CD1	2:C:467:MET:HG3	20	0.89	0.03	0.89
(1,3)	1:A:43:LEU:CD1	2:C:467:MET:N	20	0.89	0.03	0.89
(1,3)	1:A:43:LEU:CD1	2:C:467:MET:O	20	0.89	0.03	0.89
(1,3)	1:A:43:LEU:CD1	2:C:467:MET:SD	20	0.89	0.03	0.89
(1,3)	1:A:43:LEU:CD1	2:C:468:PHE:C	20	0.89	0.03	0.89
(1,3)	1:A:43:LEU:CD1	2:C:468:PHE:CA	20	0.89	0.03	0.89
(1,3)	1:A:43:LEU:CD1	2:C:468:PHE:CB	20	0.89	0.03	0.89
(1,3)	1:A:43:LEU:CD1	2:C:468:PHE:CD1	20	0.89	0.03	0.89
(1,3)	1:A:43:LEU:CD1	2:C:468:PHE:CD2	20	0.89	0.03	0.89
(1,3)	1:A:43:LEU:CD1	2:C:468:PHE:CE1	20	0.89	0.03	0.89
(1,3)	1:A:43:LEU:CD1	2:C:468:PHE:CE2	20	0.89	0.03	0.89
(1,3)	1:A:43:LEU:CD1	2:C:468:PHE:CG	20	0.89	0.03	0.89
(1,3)	1:A:43:LEU:CD1	2:C:468:PHE:CZ	20	0.89	0.03	0.89
(1,3)	1:A:43:LEU:CD1	2:C:468:PHE:H	20	0.89	0.03	0.89
(1,3)	1:A:43:LEU:CD1	2:C:468:PHE:HA	20	0.89	0.03	0.89
(1,3)	1:A:43:LEU:CD1	2:C:468:PHE:HB2	20	0.89	0.03	0.89
(1,3)	1:A:43:LEU:CD1	2:C:468:PHE:HB3	20	0.89	0.03	0.89
(1,3)	1:A:43:LEU:CD1	2:C:468:PHE:HD1	20	0.89	0.03	0.89
(1,3)	1:A:43:LEU:CD1	2:C:468:PHE:HD2	20	0.89	0.03	0.89
(1,3)	1:A:43:LEU:CD1	2:C:468:PHE:HE1	20	0.89	0.03	0.89
(1,3)	1:A:43:LEU:CD1	2:C:468:PHE:HE2	20	0.89	0.03	0.89
(1,3)	1:A:43:LEU:CD1	2:C:468:PHE:HZ	20	0.89	0.03	0.89
(1,3)	1:A:43:LEU:CD1	2:C:468:PHE:N	20	0.89	0.03	0.89
(1,3)	1:A:43:LEU:CD1	2:C:468:PHE:O	20	0.89	0.03	0.89
(1,3)	1:A:43:LEU:CD1	2:C:469:PRO:C	20	0.89	0.03	0.89
(1,3)	1:A:43:LEU:CD1	2:C:469:PRO:CA	20	0.89	0.03	0.89
(1,3)	1:A:43:LEU:CD1	2:C:469:PRO:CB	20	0.89	0.03	0.89
(1,3)	1:A:43:LEU:CD1	2:C:469:PRO:CD	20	0.89	0.03	0.89
(1,3)	1:A:43:LEU:CD1	2:C:469:PRO:CG	20	0.89	0.03	0.89
(1,3)	1:A:43:LEU:CD1	2:C:469:PRO:HA	20	0.89	0.03	0.89
(1,3)	1:A:43:LEU:CD1	2:C:469:PRO:HB2	20	0.89	0.03	0.89
(1,3)	1:A:43:LEU:CD1	2:C:469:PRO:HB3	20	0.89	0.03	0.89
(1,3)	1:A:43:LEU:CD1	2:C:469:PRO:HD2	20	0.89	0.03	0.89
(1,3)	1:A:43:LEU:CD1	2:C:469:PRO:HD3	20	0.89	0.03	0.89
(1,3)	1:A:43:LEU:CD1	2:C:469:PRO:HG2	20	0.89	0.03	0.89
(1,3)	1:A:43:LEU:CD1	2:C:469:PRO:HG3	20	0.89	0.03	0.89
(1,3)	1:A:43:LEU:CD1	2:C:469:PRO:N	20	0.89	0.03	0.89
(1,3)	1:A:43:LEU:CD1	2:C:469:PRO:O	20	0.89	0.03	0.89

Continued on next page...

Continued from previous page...

Key	Atom-1	Atom-2	Models ¹	Mean (Å)	SD ¹ (Å)	Median (Å)
(1,3)	1:A:43:LEU:CD1	2:C:470:GLN:C	20	0.89	0.03	0.89
(1,3)	1:A:43:LEU:CD1	2:C:470:GLN:CA	20	0.89	0.03	0.89
(1,3)	1:A:43:LEU:CD1	2:C:470:GLN:CB	20	0.89	0.03	0.89
(1,3)	1:A:43:LEU:CD1	2:C:470:GLN:CD	20	0.89	0.03	0.89
(1,3)	1:A:43:LEU:CD1	2:C:470:GLN:CG	20	0.89	0.03	0.89
(1,3)	1:A:43:LEU:CD1	2:C:470:GLN:H	20	0.89	0.03	0.89
(1,3)	1:A:43:LEU:CD1	2:C:470:GLN:HA	20	0.89	0.03	0.89
(1,3)	1:A:43:LEU:CD1	2:C:470:GLN:HB2	20	0.89	0.03	0.89
(1,3)	1:A:43:LEU:CD1	2:C:470:GLN:HB3	20	0.89	0.03	0.89
(1,3)	1:A:43:LEU:CD1	2:C:470:GLN:HE21	20	0.89	0.03	0.89
(1,3)	1:A:43:LEU:CD1	2:C:470:GLN:HE22	20	0.89	0.03	0.89
(1,3)	1:A:43:LEU:CD1	2:C:470:GLN:HG2	20	0.89	0.03	0.89
(1,3)	1:A:43:LEU:CD1	2:C:470:GLN:HG3	20	0.89	0.03	0.89
(1,3)	1:A:43:LEU:CD1	2:C:470:GLN:N	20	0.89	0.03	0.89
(1,3)	1:A:43:LEU:CD1	2:C:470:GLN:NE2	20	0.89	0.03	0.89
(1,3)	1:A:43:LEU:CD1	2:C:470:GLN:O	20	0.89	0.03	0.89
(1,3)	1:A:43:LEU:CD1	2:C:470:GLN:OE1	20	0.89	0.03	0.89
(1,3)	1:A:43:LEU:CD1	2:C:472:PRO:C	20	0.89	0.03	0.89
(1,3)	1:A:43:LEU:CD1	2:C:472:PRO:CA	20	0.89	0.03	0.89
(1,3)	1:A:43:LEU:CD1	2:C:472:PRO:CB	20	0.89	0.03	0.89
(1,3)	1:A:43:LEU:CD1	2:C:472:PRO:CD	20	0.89	0.03	0.89
(1,3)	1:A:43:LEU:CD1	2:C:472:PRO:CG	20	0.89	0.03	0.89
(1,3)	1:A:43:LEU:CD1	2:C:472:PRO:HA	20	0.89	0.03	0.89
(1,3)	1:A:43:LEU:CD1	2:C:472:PRO:HB2	20	0.89	0.03	0.89
(1,3)	1:A:43:LEU:CD1	2:C:472:PRO:HB3	20	0.89	0.03	0.89
(1,3)	1:A:43:LEU:CD1	2:C:472:PRO:HD2	20	0.89	0.03	0.89
(1,3)	1:A:43:LEU:CD1	2:C:472:PRO:HD3	20	0.89	0.03	0.89
(1,3)	1:A:43:LEU:CD1	2:C:472:PRO:HG2	20	0.89	0.03	0.89
(1,3)	1:A:43:LEU:CD1	2:C:472:PRO:HG3	20	0.89	0.03	0.89
(1,3)	1:A:43:LEU:CD1	2:C:472:PRO:N	20	0.89	0.03	0.89
(1,3)	1:A:43:LEU:CD1	2:C:472:PRO:O	20	0.89	0.03	0.89
(1,3)	1:A:43:LEU:CD1	2:C:482:LEU:C	20	0.89	0.03	0.89
(1,3)	1:A:43:LEU:CD1	2:C:482:LEU:CA	20	0.89	0.03	0.89
(1,3)	1:A:43:LEU:CD1	2:C:482:LEU:CB	20	0.89	0.03	0.89
(1,3)	1:A:43:LEU:CD1	2:C:482:LEU:CD1	20	0.89	0.03	0.89
(1,3)	1:A:43:LEU:CD1	2:C:482:LEU:CD2	20	0.89	0.03	0.89
(1,3)	1:A:43:LEU:CD1	2:C:482:LEU:CG	20	0.89	0.03	0.89
(1,3)	1:A:43:LEU:CD1	2:C:482:LEU:H	20	0.89	0.03	0.89
(1,3)	1:A:43:LEU:CD1	2:C:482:LEU:HA	20	0.89	0.03	0.89
(1,3)	1:A:43:LEU:CD1	2:C:482:LEU:HB2	20	0.89	0.03	0.89
(1,3)	1:A:43:LEU:CD1	2:C:482:LEU:HB3	20	0.89	0.03	0.89
(1,3)	1:A:43:LEU:CD1	2:C:482:LEU:HD11	20	0.89	0.03	0.89

Continued on next page...

Continued from previous page...

Key	Atom-1	Atom-2	Models ¹	Mean (Å)	SD ¹ (Å)	Median (Å)
(1,3)	1:A:43:LEU:CD1	2:C:482:LEU:HD12	20	0.89	0.03	0.89
(1,3)	1:A:43:LEU:CD1	2:C:482:LEU:HD13	20	0.89	0.03	0.89
(1,3)	1:A:43:LEU:CD1	2:C:482:LEU:HD21	20	0.89	0.03	0.89
(1,3)	1:A:43:LEU:CD1	2:C:482:LEU:HD22	20	0.89	0.03	0.89
(1,3)	1:A:43:LEU:CD1	2:C:482:LEU:HD23	20	0.89	0.03	0.89
(1,3)	1:A:43:LEU:CD1	2:C:482:LEU:HG	20	0.89	0.03	0.89
(1,3)	1:A:43:LEU:CD1	2:C:482:LEU:N	20	0.89	0.03	0.89
(1,3)	1:A:43:LEU:CD1	2:C:482:LEU:O	20	0.89	0.03	0.89
(1,3)	1:A:43:LEU:CD1	2:C:483:THR:C	20	0.89	0.03	0.89
(1,3)	1:A:43:LEU:CD1	2:C:483:THR:CA	20	0.89	0.03	0.89
(1,3)	1:A:43:LEU:CD1	2:C:483:THR:CB	20	0.89	0.03	0.89
(1,3)	1:A:43:LEU:CD1	2:C:483:THR:CG2	20	0.89	0.03	0.89
(1,3)	1:A:43:LEU:CD1	2:C:483:THR:H	20	0.89	0.03	0.89
(1,3)	1:A:43:LEU:CD1	2:C:483:THR:HA	20	0.89	0.03	0.89
(1,3)	1:A:43:LEU:CD1	2:C:483:THR:HB	20	0.89	0.03	0.89
(1,3)	1:A:43:LEU:CD1	2:C:483:THR:HG1	20	0.89	0.03	0.89
(1,3)	1:A:43:LEU:CD1	2:C:483:THR:HG21	20	0.89	0.03	0.89
(1,3)	1:A:43:LEU:CD1	2:C:483:THR:HG22	20	0.89	0.03	0.89
(1,3)	1:A:43:LEU:CD1	2:C:483:THR:HG23	20	0.89	0.03	0.89
(1,3)	1:A:43:LEU:CD1	2:C:483:THR:N	20	0.89	0.03	0.89
(1,3)	1:A:43:LEU:CD1	2:C:483:THR:O	20	0.89	0.03	0.89
(1,3)	1:A:43:LEU:CD1	2:C:483:THR:OG1	20	0.89	0.03	0.89
(1,3)	1:A:43:LEU:CD1	2:C:484:ARG:C	20	0.89	0.03	0.89
(1,3)	1:A:43:LEU:CD1	2:C:484:ARG:CA	20	0.89	0.03	0.89
(1,3)	1:A:43:LEU:CD1	2:C:484:ARG:CB	20	0.89	0.03	0.89
(1,3)	1:A:43:LEU:CD1	2:C:484:ARG:CD	20	0.89	0.03	0.89
(1,3)	1:A:43:LEU:CD1	2:C:484:ARG:CG	20	0.89	0.03	0.89
(1,3)	1:A:43:LEU:CD1	2:C:484:ARG:CZ	20	0.89	0.03	0.89
(1,3)	1:A:43:LEU:CD1	2:C:484:ARG:H	20	0.89	0.03	0.89
(1,3)	1:A:43:LEU:CD1	2:C:484:ARG:HA	20	0.89	0.03	0.89
(1,3)	1:A:43:LEU:CD1	2:C:484:ARG:HB2	20	0.89	0.03	0.89
(1,3)	1:A:43:LEU:CD1	2:C:484:ARG:HB3	20	0.89	0.03	0.89
(1,3)	1:A:43:LEU:CD1	2:C:484:ARG:HD2	20	0.89	0.03	0.89
(1,3)	1:A:43:LEU:CD1	2:C:484:ARG:HD3	20	0.89	0.03	0.89
(1,3)	1:A:43:LEU:CD1	2:C:484:ARG:HE	20	0.89	0.03	0.89
(1,3)	1:A:43:LEU:CD1	2:C:484:ARG:HG2	20	0.89	0.03	0.89
(1,3)	1:A:43:LEU:CD1	2:C:484:ARG:HG3	20	0.89	0.03	0.89
(1,3)	1:A:43:LEU:CD1	2:C:484:ARG:HH11	20	0.89	0.03	0.89
(1,3)	1:A:43:LEU:CD1	2:C:484:ARG:HH12	20	0.89	0.03	0.89
(1,3)	1:A:43:LEU:CD1	2:C:484:ARG:HH21	20	0.89	0.03	0.89
(1,3)	1:A:43:LEU:CD1	2:C:484:ARG:HH22	20	0.89	0.03	0.89
(1,3)	1:A:43:LEU:CD1	2:C:484:ARG:N	20	0.89	0.03	0.89

Continued on next page...

Continued from previous page...

Key	Atom-1	Atom-2	Models ¹	Mean (Å)	SD ¹ (Å)	Median (Å)
(1,3)	1:A:43:LEU:CD1	2:C:484:ARG:NE	20	0.89	0.03	0.89
(1,3)	1:A:43:LEU:CD1	2:C:484:ARG:NH1	20	0.89	0.03	0.89
(1,3)	1:A:43:LEU:CD1	2:C:484:ARG:NH2	20	0.89	0.03	0.89
(1,3)	1:A:43:LEU:CD1	2:C:484:ARG:O	20	0.89	0.03	0.89
(1,3)	1:A:43:LEU:CD1	2:C:485:SER:C	20	0.89	0.03	0.89
(1,3)	1:A:43:LEU:CD1	2:C:485:SER:CA	20	0.89	0.03	0.89
(1,3)	1:A:43:LEU:CD1	2:C:485:SER:CB	20	0.89	0.03	0.89
(1,3)	1:A:43:LEU:CD1	2:C:485:SER:H	20	0.89	0.03	0.89
(1,3)	1:A:43:LEU:CD1	2:C:485:SER:HA	20	0.89	0.03	0.89
(1,3)	1:A:43:LEU:CD1	2:C:485:SER:HB2	20	0.89	0.03	0.89
(1,3)	1:A:43:LEU:CD1	2:C:485:SER:HB3	20	0.89	0.03	0.89
(1,3)	1:A:43:LEU:CD1	2:C:485:SER:HG	20	0.89	0.03	0.89
(1,3)	1:A:43:LEU:CD1	2:C:485:SER:N	20	0.89	0.03	0.89
(1,3)	1:A:43:LEU:CD1	2:C:485:SER:O	20	0.89	0.03	0.89
(1,3)	1:A:43:LEU:CD1	2:C:485:SER:OG	20	0.89	0.03	0.89
(1,3)	1:A:43:LEU:CD1	2:C:486:VAL:C	20	0.89	0.03	0.89
(1,3)	1:A:43:LEU:CD1	2:C:486:VAL:CA	20	0.89	0.03	0.89
(1,3)	1:A:43:LEU:CD1	2:C:486:VAL:CB	20	0.89	0.03	0.89
(1,3)	1:A:43:LEU:CD1	2:C:486:VAL:CG1	20	0.89	0.03	0.89
(1,3)	1:A:43:LEU:CD1	2:C:486:VAL:CG2	20	0.89	0.03	0.89
(1,3)	1:A:43:LEU:CD1	2:C:486:VAL:H	20	0.89	0.03	0.89
(1,3)	1:A:43:LEU:CD1	2:C:486:VAL:HA	20	0.89	0.03	0.89
(1,3)	1:A:43:LEU:CD1	2:C:486:VAL:HB	20	0.89	0.03	0.89
(1,3)	1:A:43:LEU:CD1	2:C:486:VAL:HG11	20	0.89	0.03	0.89
(1,3)	1:A:43:LEU:CD1	2:C:486:VAL:HG12	20	0.89	0.03	0.89
(1,3)	1:A:43:LEU:CD1	2:C:486:VAL:HG13	20	0.89	0.03	0.89
(1,3)	1:A:43:LEU:CD1	2:C:486:VAL:HG21	20	0.89	0.03	0.89
(1,3)	1:A:43:LEU:CD1	2:C:486:VAL:HG22	20	0.89	0.03	0.89
(1,3)	1:A:43:LEU:CD1	2:C:486:VAL:HG23	20	0.89	0.03	0.89
(1,3)	1:A:43:LEU:CD1	2:C:486:VAL:N	20	0.89	0.03	0.89
(1,3)	1:A:43:LEU:CD1	2:C:486:VAL:O	20	0.89	0.03	0.89
(1,3)	1:A:43:LEU:CD1	2:C:487:GLU:C	20	0.89	0.03	0.89
(1,3)	1:A:43:LEU:CD1	2:C:487:GLU:CA	20	0.89	0.03	0.89
(1,3)	1:A:43:LEU:CD1	2:C:487:GLU:CB	20	0.89	0.03	0.89
(1,3)	1:A:43:LEU:CD1	2:C:487:GLU:CD	20	0.89	0.03	0.89
(1,3)	1:A:43:LEU:CD1	2:C:487:GLU:CG	20	0.89	0.03	0.89
(1,3)	1:A:43:LEU:CD1	2:C:487:GLU:H	20	0.89	0.03	0.89
(1,3)	1:A:43:LEU:CD1	2:C:487:GLU:HA	20	0.89	0.03	0.89
(1,3)	1:A:43:LEU:CD1	2:C:487:GLU:HB2	20	0.89	0.03	0.89
(1,3)	1:A:43:LEU:CD1	2:C:487:GLU:HB3	20	0.89	0.03	0.89
(1,3)	1:A:43:LEU:CD1	2:C:487:GLU:HG2	20	0.89	0.03	0.89
(1,3)	1:A:43:LEU:CD1	2:C:487:GLU:HG3	20	0.89	0.03	0.89

Continued on next page...

Continued from previous page...

Key	Atom-1	Atom-2	Models ¹	Mean (Å)	SD ¹ (Å)	Median (Å)
(1,3)	1:A:43:LEU:CD1	2:C:487:GLU:N	20	0.89	0.03	0.89
(1,3)	1:A:43:LEU:CD1	2:C:487:GLU:O	20	0.89	0.03	0.89
(1,3)	1:A:43:LEU:CD1	2:C:487:GLU:OE1	20	0.89	0.03	0.89
(1,3)	1:A:43:LEU:CD1	2:C:487:GLU:OE2	20	0.89	0.03	0.89
(1,3)	1:A:43:LEU:CD1	2:C:488:ILE:C	20	0.89	0.03	0.89
(1,3)	1:A:43:LEU:CD1	2:C:488:ILE:CA	20	0.89	0.03	0.89
(1,3)	1:A:43:LEU:CD1	2:C:488:ILE:CB	20	0.89	0.03	0.89
(1,3)	1:A:43:LEU:CD1	2:C:488:ILE:CD1	20	0.89	0.03	0.89
(1,3)	1:A:43:LEU:CD1	2:C:488:ILE:CG1	20	0.89	0.03	0.89
(1,3)	1:A:43:LEU:CD1	2:C:488:ILE:CG2	20	0.89	0.03	0.89
(1,3)	1:A:43:LEU:CD1	2:C:488:ILE:H	20	0.89	0.03	0.89
(1,3)	1:A:43:LEU:CD1	2:C:488:ILE:HA	20	0.89	0.03	0.89
(1,3)	1:A:43:LEU:CD1	2:C:488:ILE:HB	20	0.89	0.03	0.89
(1,3)	1:A:43:LEU:CD1	2:C:488:ILE:HD11	20	0.89	0.03	0.89
(1,3)	1:A:43:LEU:CD1	2:C:488:ILE:HD12	20	0.89	0.03	0.89
(1,3)	1:A:43:LEU:CD1	2:C:488:ILE:HD13	20	0.89	0.03	0.89
(1,3)	1:A:43:LEU:CD1	2:C:488:ILE:HG12	20	0.89	0.03	0.89
(1,3)	1:A:43:LEU:CD1	2:C:488:ILE:HG13	20	0.89	0.03	0.89
(1,3)	1:A:43:LEU:CD1	2:C:488:ILE:HG21	20	0.89	0.03	0.89
(1,3)	1:A:43:LEU:CD1	2:C:488:ILE:HG22	20	0.89	0.03	0.89
(1,3)	1:A:43:LEU:CD1	2:C:488:ILE:HG23	20	0.89	0.03	0.89
(1,3)	1:A:43:LEU:CD1	2:C:488:ILE:N	20	0.89	0.03	0.89
(1,3)	1:A:43:LEU:CD1	2:C:488:ILE:O	20	0.89	0.03	0.89
(1,3)	1:A:43:LEU:CD1	2:C:490:THR:C	20	0.89	0.03	0.89
(1,3)	1:A:43:LEU:CD1	2:C:490:THR:CA	20	0.89	0.03	0.89
(1,3)	1:A:43:LEU:CD1	2:C:490:THR:CB	20	0.89	0.03	0.89
(1,3)	1:A:43:LEU:CD1	2:C:490:THR:CG2	20	0.89	0.03	0.89
(1,3)	1:A:43:LEU:CD1	2:C:490:THR:H	20	0.89	0.03	0.89
(1,3)	1:A:43:LEU:CD1	2:C:490:THR:HA	20	0.89	0.03	0.89
(1,3)	1:A:43:LEU:CD1	2:C:490:THR:HB	20	0.89	0.03	0.89
(1,3)	1:A:43:LEU:CD1	2:C:490:THR:HG1	20	0.89	0.03	0.89
(1,3)	1:A:43:LEU:CD1	2:C:490:THR:HG21	20	0.89	0.03	0.89
(1,3)	1:A:43:LEU:CD1	2:C:490:THR:HG22	20	0.89	0.03	0.89
(1,3)	1:A:43:LEU:CD1	2:C:490:THR:HG23	20	0.89	0.03	0.89
(1,3)	1:A:43:LEU:CD1	2:C:490:THR:N	20	0.89	0.03	0.89
(1,3)	1:A:43:LEU:CD1	2:C:490:THR:O	20	0.89	0.03	0.89
(1,3)	1:A:43:LEU:CD1	2:C:490:THR:OG1	20	0.89	0.03	0.89
(1,3)	1:A:43:LEU:CD1	2:C:491:ASP:C	20	0.89	0.03	0.89
(1,3)	1:A:43:LEU:CD1	2:C:491:ASP:CA	20	0.89	0.03	0.89
(1,3)	1:A:43:LEU:CD1	2:C:491:ASP:CB	20	0.89	0.03	0.89
(1,3)	1:A:43:LEU:CD1	2:C:491:ASP:CG	20	0.89	0.03	0.89
(1,3)	1:A:43:LEU:CD1	2:C:491:ASP:H	20	0.89	0.03	0.89

Continued on next page...

Continued from previous page...

Key	Atom-1	Atom-2	Models ¹	Mean (Å)	SD ¹ (Å)	Median (Å)
(1,3)	1:A:43:LEU:CD1	2:C:491:ASP:HA	20	0.89	0.03	0.89
(1,3)	1:A:43:LEU:CD1	2:C:491:ASP:HB2	20	0.89	0.03	0.89
(1,3)	1:A:43:LEU:CD1	2:C:491:ASP:HB3	20	0.89	0.03	0.89
(1,3)	1:A:43:LEU:CD1	2:C:491:ASP:N	20	0.89	0.03	0.89
(1,3)	1:A:43:LEU:CD1	2:C:491:ASP:O	20	0.89	0.03	0.89
(1,3)	1:A:43:LEU:CD1	2:C:491:ASP:OD1	20	0.89	0.03	0.89
(1,3)	1:A:43:LEU:CD1	2:C:491:ASP:OD2	20	0.89	0.03	0.89
(1,3)	1:A:43:LEU:CD1	2:C:492:ASN:C	20	0.89	0.03	0.89
(1,3)	1:A:43:LEU:CD1	2:C:492:ASN:CA	20	0.89	0.03	0.89
(1,3)	1:A:43:LEU:CD1	2:C:492:ASN:CB	20	0.89	0.03	0.89
(1,3)	1:A:43:LEU:CD1	2:C:492:ASN:CG	20	0.89	0.03	0.89
(1,3)	1:A:43:LEU:CD1	2:C:492:ASN:H	20	0.89	0.03	0.89
(1,3)	1:A:43:LEU:CD1	2:C:492:ASN:HA	20	0.89	0.03	0.89
(1,3)	1:A:43:LEU:CD1	2:C:492:ASN:HB2	20	0.89	0.03	0.89
(1,3)	1:A:43:LEU:CD1	2:C:492:ASN:HB3	20	0.89	0.03	0.89
(1,3)	1:A:43:LEU:CD1	2:C:492:ASN:HD21	20	0.89	0.03	0.89
(1,3)	1:A:43:LEU:CD1	2:C:492:ASN:HD22	20	0.89	0.03	0.89
(1,3)	1:A:43:LEU:CD1	2:C:492:ASN:N	20	0.89	0.03	0.89
(1,3)	1:A:43:LEU:CD1	2:C:492:ASN:ND2	20	0.89	0.03	0.89
(1,3)	1:A:43:LEU:CD1	2:C:492:ASN:O	20	0.89	0.03	0.89
(1,3)	1:A:43:LEU:CD1	2:C:492:ASN:OD1	20	0.89	0.03	0.89
(1,3)	1:A:43:LEU:CD1	2:C:494:LEU:C	20	0.89	0.03	0.89
(1,3)	1:A:43:LEU:CD1	2:C:494:LEU:CA	20	0.89	0.03	0.89
(1,3)	1:A:43:LEU:CD1	2:C:494:LEU:CB	20	0.89	0.03	0.89
(1,3)	1:A:43:LEU:CD1	2:C:494:LEU:CD1	20	0.89	0.03	0.89
(1,3)	1:A:43:LEU:CD1	2:C:494:LEU:CD2	20	0.89	0.03	0.89
(1,3)	1:A:43:LEU:CD1	2:C:494:LEU:CG	20	0.89	0.03	0.89
(1,3)	1:A:43:LEU:CD1	2:C:494:LEU:H	20	0.89	0.03	0.89
(1,3)	1:A:43:LEU:CD1	2:C:494:LEU:HA	20	0.89	0.03	0.89
(1,3)	1:A:43:LEU:CD1	2:C:494:LEU:HB2	20	0.89	0.03	0.89
(1,3)	1:A:43:LEU:CD1	2:C:494:LEU:HB3	20	0.89	0.03	0.89
(1,3)	1:A:43:LEU:CD1	2:C:494:LEU:HD11	20	0.89	0.03	0.89
(1,3)	1:A:43:LEU:CD1	2:C:494:LEU:HD12	20	0.89	0.03	0.89
(1,3)	1:A:43:LEU:CD1	2:C:494:LEU:HD13	20	0.89	0.03	0.89
(1,3)	1:A:43:LEU:CD1	2:C:494:LEU:HD21	20	0.89	0.03	0.89
(1,3)	1:A:43:LEU:CD1	2:C:494:LEU:HD22	20	0.89	0.03	0.89
(1,3)	1:A:43:LEU:CD1	2:C:494:LEU:HD23	20	0.89	0.03	0.89
(1,3)	1:A:43:LEU:CD1	2:C:494:LEU:HG	20	0.89	0.03	0.89
(1,3)	1:A:43:LEU:CD1	2:C:494:LEU:N	20	0.89	0.03	0.89
(1,3)	1:A:43:LEU:CD1	2:C:494:LEU:O	20	0.89	0.03	0.89
(1,3)	1:A:43:LEU:CD1	2:C:495:GLU:C	20	0.89	0.03	0.89
(1,3)	1:A:43:LEU:CD1	2:C:495:GLU:CA	20	0.89	0.03	0.89

Continued on next page...

Continued from previous page...

Key	Atom-1	Atom-2	Models ¹	Mean (Å)	SD ¹ (Å)	Median (Å)
(1,3)	1:A:43:LEU:CD1	2:C:495:GLU:CB	20	0.89	0.03	0.89
(1,3)	1:A:43:LEU:CD1	2:C:495:GLU:CD	20	0.89	0.03	0.89
(1,3)	1:A:43:LEU:CD1	2:C:495:GLU:CG	20	0.89	0.03	0.89
(1,3)	1:A:43:LEU:CD1	2:C:495:GLU:H	20	0.89	0.03	0.89
(1,3)	1:A:43:LEU:CD1	2:C:495:GLU:HA	20	0.89	0.03	0.89
(1,3)	1:A:43:LEU:CD1	2:C:495:GLU:HB2	20	0.89	0.03	0.89
(1,3)	1:A:43:LEU:CD1	2:C:495:GLU:HB3	20	0.89	0.03	0.89
(1,3)	1:A:43:LEU:CD1	2:C:495:GLU:HG2	20	0.89	0.03	0.89
(1,3)	1:A:43:LEU:CD1	2:C:495:GLU:HG3	20	0.89	0.03	0.89
(1,3)	1:A:43:LEU:CD1	2:C:495:GLU:N	20	0.89	0.03	0.89
(1,3)	1:A:43:LEU:CD1	2:C:495:GLU:O	20	0.89	0.03	0.89
(1,3)	1:A:43:LEU:CD1	2:C:495:GLU:OE1	20	0.89	0.03	0.89
(1,3)	1:A:43:LEU:CD1	2:C:495:GLU:OE2	20	0.89	0.03	0.89
(1,3)	1:A:43:LEU:CD1	2:C:496:GLY:C	20	0.89	0.03	0.89
(1,3)	1:A:43:LEU:CD1	2:C:496:GLY:CA	20	0.89	0.03	0.89
(1,3)	1:A:43:LEU:CD1	2:C:496:GLY:H	20	0.89	0.03	0.89
(1,3)	1:A:43:LEU:CD1	2:C:496:GLY:HA2	20	0.89	0.03	0.89
(1,3)	1:A:43:LEU:CD1	2:C:496:GLY:HA3	20	0.89	0.03	0.89
(1,3)	1:A:43:LEU:CD1	2:C:496:GLY:N	20	0.89	0.03	0.89
(1,3)	1:A:43:LEU:CD1	2:C:496:GLY:O	20	0.89	0.03	0.89
(1,3)	1:A:43:LEU:CD1	2:C:497:ARG:C	20	0.89	0.03	0.89
(1,3)	1:A:43:LEU:CD1	2:C:497:ARG:CA	20	0.89	0.03	0.89
(1,3)	1:A:43:LEU:CD1	2:C:497:ARG:CB	20	0.89	0.03	0.89
(1,3)	1:A:43:LEU:CD1	2:C:497:ARG:CD	20	0.89	0.03	0.89
(1,3)	1:A:43:LEU:CD1	2:C:497:ARG:CG	20	0.89	0.03	0.89
(1,3)	1:A:43:LEU:CD1	2:C:497:ARG:CZ	20	0.89	0.03	0.89
(1,3)	1:A:43:LEU:CD1	2:C:497:ARG:H	20	0.89	0.03	0.89
(1,3)	1:A:43:LEU:CD1	2:C:497:ARG:HA	20	0.89	0.03	0.89
(1,3)	1:A:43:LEU:CD1	2:C:497:ARG:HB2	20	0.89	0.03	0.89
(1,3)	1:A:43:LEU:CD1	2:C:497:ARG:HB3	20	0.89	0.03	0.89
(1,3)	1:A:43:LEU:CD1	2:C:497:ARG:HD2	20	0.89	0.03	0.89
(1,3)	1:A:43:LEU:CD1	2:C:497:ARG:HD3	20	0.89	0.03	0.89
(1,3)	1:A:43:LEU:CD1	2:C:497:ARG:HE	20	0.89	0.03	0.89
(1,3)	1:A:43:LEU:CD1	2:C:497:ARG:HG2	20	0.89	0.03	0.89
(1,3)	1:A:43:LEU:CD1	2:C:497:ARG:HG3	20	0.89	0.03	0.89
(1,3)	1:A:43:LEU:CD1	2:C:497:ARG:HH11	20	0.89	0.03	0.89
(1,3)	1:A:43:LEU:CD1	2:C:497:ARG:HH12	20	0.89	0.03	0.89
(1,3)	1:A:43:LEU:CD1	2:C:497:ARG:HH21	20	0.89	0.03	0.89
(1,3)	1:A:43:LEU:CD1	2:C:497:ARG:HH22	20	0.89	0.03	0.89
(1,3)	1:A:43:LEU:CD1	2:C:497:ARG:N	20	0.89	0.03	0.89
(1,3)	1:A:43:LEU:CD1	2:C:497:ARG:NE	20	0.89	0.03	0.89
(1,3)	1:A:43:LEU:CD1	2:C:497:ARG:NH1	20	0.89	0.03	0.89

Continued on next page...

Continued from previous page...

Key	Atom-1	Atom-2	Models ¹	Mean (Å)	SD ¹ (Å)	Median (Å)
(1,3)	1:A:43:LEU:CD1	2:C:497:ARG:NH2	20	0.89	0.03	0.89
(1,3)	1:A:43:LEU:CD1	2:C:497:ARG:O	20	0.89	0.03	0.89
(1,3)	1:A:43:LEU:CD2	2:C:457:LEU:C	20	0.89	0.03	0.89
(1,3)	1:A:43:LEU:CD2	2:C:457:LEU:CA	20	0.89	0.03	0.89
(1,3)	1:A:43:LEU:CD2	2:C:457:LEU:CB	20	0.89	0.03	0.89
(1,3)	1:A:43:LEU:CD2	2:C:457:LEU:CD1	20	0.89	0.03	0.89
(1,3)	1:A:43:LEU:CD2	2:C:457:LEU:CD2	20	0.89	0.03	0.89
(1,3)	1:A:43:LEU:CD2	2:C:457:LEU:CG	20	0.89	0.03	0.89
(1,3)	1:A:43:LEU:CD2	2:C:457:LEU:H	20	0.89	0.03	0.89
(1,3)	1:A:43:LEU:CD2	2:C:457:LEU:HA	20	0.89	0.03	0.89
(1,3)	1:A:43:LEU:CD2	2:C:457:LEU:HB2	20	0.89	0.03	0.89
(1,3)	1:A:43:LEU:CD2	2:C:457:LEU:HB3	20	0.89	0.03	0.89
(1,3)	1:A:43:LEU:CD2	2:C:457:LEU:HD11	20	0.89	0.03	0.89
(1,3)	1:A:43:LEU:CD2	2:C:457:LEU:HD12	20	0.89	0.03	0.89
(1,3)	1:A:43:LEU:CD2	2:C:457:LEU:HD13	20	0.89	0.03	0.89
(1,3)	1:A:43:LEU:CD2	2:C:457:LEU:HD21	20	0.89	0.03	0.89
(1,3)	1:A:43:LEU:CD2	2:C:457:LEU:HD22	20	0.89	0.03	0.89
(1,3)	1:A:43:LEU:CD2	2:C:457:LEU:HD23	20	0.89	0.03	0.89
(1,3)	1:A:43:LEU:CD2	2:C:457:LEU:HG	20	0.89	0.03	0.89
(1,3)	1:A:43:LEU:CD2	2:C:457:LEU:N	20	0.89	0.03	0.89
(1,3)	1:A:43:LEU:CD2	2:C:457:LEU:O	20	0.89	0.03	0.89
(1,3)	1:A:43:LEU:CD2	2:C:459:ALA:C	20	0.89	0.03	0.89
(1,3)	1:A:43:LEU:CD2	2:C:459:ALA:CA	20	0.89	0.03	0.89
(1,3)	1:A:43:LEU:CD2	2:C:459:ALA:CB	20	0.89	0.03	0.89
(1,3)	1:A:43:LEU:CD2	2:C:459:ALA:H	20	0.89	0.03	0.89
(1,3)	1:A:43:LEU:CD2	2:C:459:ALA:HA	20	0.89	0.03	0.89
(1,3)	1:A:43:LEU:CD2	2:C:459:ALA:HB1	20	0.89	0.03	0.89
(1,3)	1:A:43:LEU:CD2	2:C:459:ALA:HB2	20	0.89	0.03	0.89
(1,3)	1:A:43:LEU:CD2	2:C:459:ALA:HB3	20	0.89	0.03	0.89
(1,3)	1:A:43:LEU:CD2	2:C:459:ALA:N	20	0.89	0.03	0.89
(1,3)	1:A:43:LEU:CD2	2:C:459:ALA:O	20	0.89	0.03	0.89
(1,3)	1:A:43:LEU:CD2	2:C:460:MET:C	20	0.89	0.03	0.89
(1,3)	1:A:43:LEU:CD2	2:C:460:MET:CA	20	0.89	0.03	0.89
(1,3)	1:A:43:LEU:CD2	2:C:460:MET:CB	20	0.89	0.03	0.89
(1,3)	1:A:43:LEU:CD2	2:C:460:MET:CE	20	0.89	0.03	0.89
(1,3)	1:A:43:LEU:CD2	2:C:460:MET:CG	20	0.89	0.03	0.89
(1,3)	1:A:43:LEU:CD2	2:C:460:MET:H	20	0.89	0.03	0.89
(1,3)	1:A:43:LEU:CD2	2:C:460:MET:HA	20	0.89	0.03	0.89
(1,3)	1:A:43:LEU:CD2	2:C:460:MET:HB2	20	0.89	0.03	0.89
(1,3)	1:A:43:LEU:CD2	2:C:460:MET:HB3	20	0.89	0.03	0.89
(1,3)	1:A:43:LEU:CD2	2:C:460:MET:HE1	20	0.89	0.03	0.89
(1,3)	1:A:43:LEU:CD2	2:C:460:MET:HE2	20	0.89	0.03	0.89

Continued on next page...

Continued from previous page...

Key	Atom-1	Atom-2	Models ¹	Mean (Å)	SD ¹ (Å)	Median (Å)
(1,3)	1:A:43:LEU:CD2	2:C:460:MET:HE3	20	0.89	0.03	0.89
(1,3)	1:A:43:LEU:CD2	2:C:460:MET:HG2	20	0.89	0.03	0.89
(1,3)	1:A:43:LEU:CD2	2:C:460:MET:HG3	20	0.89	0.03	0.89
(1,3)	1:A:43:LEU:CD2	2:C:460:MET:N	20	0.89	0.03	0.89
(1,3)	1:A:43:LEU:CD2	2:C:460:MET:O	20	0.89	0.03	0.89
(1,3)	1:A:43:LEU:CD2	2:C:460:MET:SD	20	0.89	0.03	0.89
(1,3)	1:A:43:LEU:CD2	2:C:462:HIS:C	20	0.89	0.03	0.89
(1,3)	1:A:43:LEU:CD2	2:C:462:HIS:CA	20	0.89	0.03	0.89
(1,3)	1:A:43:LEU:CD2	2:C:462:HIS:CB	20	0.89	0.03	0.89
(1,3)	1:A:43:LEU:CD2	2:C:462:HIS:CD2	20	0.89	0.03	0.89
(1,3)	1:A:43:LEU:CD2	2:C:462:HIS:CE1	20	0.89	0.03	0.89
(1,3)	1:A:43:LEU:CD2	2:C:462:HIS:CG	20	0.89	0.03	0.89
(1,3)	1:A:43:LEU:CD2	2:C:462:HIS:H	20	0.89	0.03	0.89
(1,3)	1:A:43:LEU:CD2	2:C:462:HIS:HA	20	0.89	0.03	0.89
(1,3)	1:A:43:LEU:CD2	2:C:462:HIS:HB2	20	0.89	0.03	0.89
(1,3)	1:A:43:LEU:CD2	2:C:462:HIS:HB3	20	0.89	0.03	0.89
(1,3)	1:A:43:LEU:CD2	2:C:462:HIS:HD2	20	0.89	0.03	0.89
(1,3)	1:A:43:LEU:CD2	2:C:462:HIS:HE1	20	0.89	0.03	0.89
(1,3)	1:A:43:LEU:CD2	2:C:462:HIS:HE2	20	0.89	0.03	0.89
(1,3)	1:A:43:LEU:CD2	2:C:462:HIS:N	20	0.89	0.03	0.89
(1,3)	1:A:43:LEU:CD2	2:C:462:HIS:ND1	20	0.89	0.03	0.89
(1,3)	1:A:43:LEU:CD2	2:C:462:HIS:NE2	20	0.89	0.03	0.89
(1,3)	1:A:43:LEU:CD2	2:C:462:HIS:O	20	0.89	0.03	0.89
(1,3)	1:A:43:LEU:CD2	2:C:463:GLN:C	20	0.89	0.03	0.89
(1,3)	1:A:43:LEU:CD2	2:C:463:GLN:CA	20	0.89	0.03	0.89
(1,3)	1:A:43:LEU:CD2	2:C:463:GLN:CB	20	0.89	0.03	0.89
(1,3)	1:A:43:LEU:CD2	2:C:463:GLN:CD	20	0.89	0.03	0.89
(1,3)	1:A:43:LEU:CD2	2:C:463:GLN:CG	20	0.89	0.03	0.89
(1,3)	1:A:43:LEU:CD2	2:C:463:GLN:H	20	0.89	0.03	0.89
(1,3)	1:A:43:LEU:CD2	2:C:463:GLN:HA	20	0.89	0.03	0.89
(1,3)	1:A:43:LEU:CD2	2:C:463:GLN:HB2	20	0.89	0.03	0.89
(1,3)	1:A:43:LEU:CD2	2:C:463:GLN:HB3	20	0.89	0.03	0.89
(1,3)	1:A:43:LEU:CD2	2:C:463:GLN:HE21	20	0.89	0.03	0.89
(1,3)	1:A:43:LEU:CD2	2:C:463:GLN:HE22	20	0.89	0.03	0.89
(1,3)	1:A:43:LEU:CD2	2:C:463:GLN:HG2	20	0.89	0.03	0.89
(1,3)	1:A:43:LEU:CD2	2:C:463:GLN:HG3	20	0.89	0.03	0.89
(1,3)	1:A:43:LEU:CD2	2:C:463:GLN:N	20	0.89	0.03	0.89
(1,3)	1:A:43:LEU:CD2	2:C:463:GLN:NE2	20	0.89	0.03	0.89
(1,3)	1:A:43:LEU:CD2	2:C:463:GLN:O	20	0.89	0.03	0.89
(1,3)	1:A:43:LEU:CD2	2:C:463:GLN:OE1	20	0.89	0.03	0.89
(1,3)	1:A:43:LEU:CD2	2:C:465:GLN:C	20	0.89	0.03	0.89
(1,3)	1:A:43:LEU:CD2	2:C:465:GLN:CA	20	0.89	0.03	0.89

Continued on next page...

Continued from previous page...

Key	Atom-1	Atom-2	Models ¹	Mean (Å)	SD ¹ (Å)	Median (Å)
(1,3)	1:A:43:LEU:CD2	2:C:465:GLN:CB	20	0.89	0.03	0.89
(1,3)	1:A:43:LEU:CD2	2:C:465:GLN:CD	20	0.89	0.03	0.89
(1,3)	1:A:43:LEU:CD2	2:C:465:GLN:CG	20	0.89	0.03	0.89
(1,3)	1:A:43:LEU:CD2	2:C:465:GLN:H	20	0.89	0.03	0.89
(1,3)	1:A:43:LEU:CD2	2:C:465:GLN:HA	20	0.89	0.03	0.89
(1,3)	1:A:43:LEU:CD2	2:C:465:GLN:HB2	20	0.89	0.03	0.89
(1,3)	1:A:43:LEU:CD2	2:C:465:GLN:HB3	20	0.89	0.03	0.89
(1,3)	1:A:43:LEU:CD2	2:C:465:GLN:HE21	20	0.89	0.03	0.89
(1,3)	1:A:43:LEU:CD2	2:C:465:GLN:HE22	20	0.89	0.03	0.89
(1,3)	1:A:43:LEU:CD2	2:C:465:GLN:HG2	20	0.89	0.03	0.89
(1,3)	1:A:43:LEU:CD2	2:C:465:GLN:HG3	20	0.89	0.03	0.89
(1,3)	1:A:43:LEU:CD2	2:C:465:GLN:N	20	0.89	0.03	0.89
(1,3)	1:A:43:LEU:CD2	2:C:465:GLN:NE2	20	0.89	0.03	0.89
(1,3)	1:A:43:LEU:CD2	2:C:465:GLN:O	20	0.89	0.03	0.89
(1,3)	1:A:43:LEU:CD2	2:C:465:GLN:OE1	20	0.89	0.03	0.89
(1,3)	1:A:43:LEU:CD2	2:C:466:GLU:C	20	0.89	0.03	0.89
(1,3)	1:A:43:LEU:CD2	2:C:466:GLU:CA	20	0.89	0.03	0.89
(1,3)	1:A:43:LEU:CD2	2:C:466:GLU:CB	20	0.89	0.03	0.89
(1,3)	1:A:43:LEU:CD2	2:C:466:GLU:CD	20	0.89	0.03	0.89
(1,3)	1:A:43:LEU:CD2	2:C:466:GLU:CG	20	0.89	0.03	0.89
(1,3)	1:A:43:LEU:CD2	2:C:466:GLU:H	20	0.89	0.03	0.89
(1,3)	1:A:43:LEU:CD2	2:C:466:GLU:HA	20	0.89	0.03	0.89
(1,3)	1:A:43:LEU:CD2	2:C:466:GLU:HB2	20	0.89	0.03	0.89
(1,3)	1:A:43:LEU:CD2	2:C:466:GLU:HB3	20	0.89	0.03	0.89
(1,3)	1:A:43:LEU:CD2	2:C:466:GLU:HG2	20	0.89	0.03	0.89
(1,3)	1:A:43:LEU:CD2	2:C:466:GLU:HG3	20	0.89	0.03	0.89
(1,3)	1:A:43:LEU:CD2	2:C:466:GLU:N	20	0.89	0.03	0.89
(1,3)	1:A:43:LEU:CD2	2:C:466:GLU:O	20	0.89	0.03	0.89
(1,3)	1:A:43:LEU:CD2	2:C:466:GLU:OE1	20	0.89	0.03	0.89
(1,3)	1:A:43:LEU:CD2	2:C:466:GLU:OE2	20	0.89	0.03	0.89
(1,3)	1:A:43:LEU:CD2	2:C:467:MET:C	20	0.89	0.03	0.89
(1,3)	1:A:43:LEU:CD2	2:C:467:MET:CA	20	0.89	0.03	0.89
(1,3)	1:A:43:LEU:CD2	2:C:467:MET:CB	20	0.89	0.03	0.89
(1,3)	1:A:43:LEU:CD2	2:C:467:MET:CE	20	0.89	0.03	0.89
(1,3)	1:A:43:LEU:CD2	2:C:467:MET:CG	20	0.89	0.03	0.89
(1,3)	1:A:43:LEU:CD2	2:C:467:MET:H	20	0.89	0.03	0.89
(1,3)	1:A:43:LEU:CD2	2:C:467:MET:HA	20	0.89	0.03	0.89
(1,3)	1:A:43:LEU:CD2	2:C:467:MET:HB2	20	0.89	0.03	0.89
(1,3)	1:A:43:LEU:CD2	2:C:467:MET:HB3	20	0.89	0.03	0.89
(1,3)	1:A:43:LEU:CD2	2:C:467:MET:HE1	20	0.89	0.03	0.89
(1,3)	1:A:43:LEU:CD2	2:C:467:MET:HE2	20	0.89	0.03	0.89
(1,3)	1:A:43:LEU:CD2	2:C:467:MET:HE3	20	0.89	0.03	0.89

Continued on next page...

Continued from previous page...

Key	Atom-1	Atom-2	Models ¹	Mean (Å)	SD ¹ (Å)	Median (Å)
(1,3)	1:A:43:LEU:CD2	2:C:467:MET:HG2	20	0.89	0.03	0.89
(1,3)	1:A:43:LEU:CD2	2:C:467:MET:HG3	20	0.89	0.03	0.89
(1,3)	1:A:43:LEU:CD2	2:C:467:MET:N	20	0.89	0.03	0.89
(1,3)	1:A:43:LEU:CD2	2:C:467:MET:O	20	0.89	0.03	0.89
(1,3)	1:A:43:LEU:CD2	2:C:467:MET:SD	20	0.89	0.03	0.89
(1,3)	1:A:43:LEU:CD2	2:C:468:PHE:C	20	0.89	0.03	0.89
(1,3)	1:A:43:LEU:CD2	2:C:468:PHE:CA	20	0.89	0.03	0.89
(1,3)	1:A:43:LEU:CD2	2:C:468:PHE:CB	20	0.89	0.03	0.89
(1,3)	1:A:43:LEU:CD2	2:C:468:PHE:CD1	20	0.89	0.03	0.89
(1,3)	1:A:43:LEU:CD2	2:C:468:PHE:CD2	20	0.89	0.03	0.89
(1,3)	1:A:43:LEU:CD2	2:C:468:PHE:CE1	20	0.89	0.03	0.89
(1,3)	1:A:43:LEU:CD2	2:C:468:PHE:CE2	20	0.89	0.03	0.89
(1,3)	1:A:43:LEU:CD2	2:C:468:PHE:CG	20	0.89	0.03	0.89
(1,3)	1:A:43:LEU:CD2	2:C:468:PHE:CZ	20	0.89	0.03	0.89
(1,3)	1:A:43:LEU:CD2	2:C:468:PHE:H	20	0.89	0.03	0.89
(1,3)	1:A:43:LEU:CD2	2:C:468:PHE:HA	20	0.89	0.03	0.89
(1,3)	1:A:43:LEU:CD2	2:C:468:PHE:HB2	20	0.89	0.03	0.89
(1,3)	1:A:43:LEU:CD2	2:C:468:PHE:HB3	20	0.89	0.03	0.89
(1,3)	1:A:43:LEU:CD2	2:C:468:PHE:HD1	20	0.89	0.03	0.89
(1,3)	1:A:43:LEU:CD2	2:C:468:PHE:HD2	20	0.89	0.03	0.89
(1,3)	1:A:43:LEU:CD2	2:C:468:PHE:HE1	20	0.89	0.03	0.89
(1,3)	1:A:43:LEU:CD2	2:C:468:PHE:HE2	20	0.89	0.03	0.89
(1,3)	1:A:43:LEU:CD2	2:C:468:PHE:HZ	20	0.89	0.03	0.89
(1,3)	1:A:43:LEU:CD2	2:C:468:PHE:N	20	0.89	0.03	0.89
(1,3)	1:A:43:LEU:CD2	2:C:468:PHE:O	20	0.89	0.03	0.89
(1,3)	1:A:43:LEU:CD2	2:C:469:PRO:C	20	0.89	0.03	0.89
(1,3)	1:A:43:LEU:CD2	2:C:469:PRO:CA	20	0.89	0.03	0.89
(1,3)	1:A:43:LEU:CD2	2:C:469:PRO:CB	20	0.89	0.03	0.89
(1,3)	1:A:43:LEU:CD2	2:C:469:PRO:CD	20	0.89	0.03	0.89
(1,3)	1:A:43:LEU:CD2	2:C:469:PRO:CG	20	0.89	0.03	0.89
(1,3)	1:A:43:LEU:CD2	2:C:469:PRO:HA	20	0.89	0.03	0.89
(1,3)	1:A:43:LEU:CD2	2:C:469:PRO:HB2	20	0.89	0.03	0.89
(1,3)	1:A:43:LEU:CD2	2:C:469:PRO:HB3	20	0.89	0.03	0.89
(1,3)	1:A:43:LEU:CD2	2:C:469:PRO:HD2	20	0.89	0.03	0.89
(1,3)	1:A:43:LEU:CD2	2:C:469:PRO:HD3	20	0.89	0.03	0.89
(1,3)	1:A:43:LEU:CD2	2:C:469:PRO:HG2	20	0.89	0.03	0.89
(1,3)	1:A:43:LEU:CD2	2:C:469:PRO:HG3	20	0.89	0.03	0.89
(1,3)	1:A:43:LEU:CD2	2:C:469:PRO:N	20	0.89	0.03	0.89
(1,3)	1:A:43:LEU:CD2	2:C:469:PRO:O	20	0.89	0.03	0.89
(1,3)	1:A:43:LEU:CD2	2:C:470:GLN:C	20	0.89	0.03	0.89
(1,3)	1:A:43:LEU:CD2	2:C:470:GLN:CA	20	0.89	0.03	0.89
(1,3)	1:A:43:LEU:CD2	2:C:470:GLN:CB	20	0.89	0.03	0.89

Continued on next page...

Continued from previous page...

Key	Atom-1	Atom-2	Models ¹	Mean (Å)	SD ¹ (Å)	Median (Å)
(1,3)	1:A:43:LEU:CD2	2:C:470:GLN:CD	20	0.89	0.03	0.89
(1,3)	1:A:43:LEU:CD2	2:C:470:GLN:CG	20	0.89	0.03	0.89
(1,3)	1:A:43:LEU:CD2	2:C:470:GLN:H	20	0.89	0.03	0.89
(1,3)	1:A:43:LEU:CD2	2:C:470:GLN:HA	20	0.89	0.03	0.89
(1,3)	1:A:43:LEU:CD2	2:C:470:GLN:HB2	20	0.89	0.03	0.89
(1,3)	1:A:43:LEU:CD2	2:C:470:GLN:HB3	20	0.89	0.03	0.89
(1,3)	1:A:43:LEU:CD2	2:C:470:GLN:HE21	20	0.89	0.03	0.89
(1,3)	1:A:43:LEU:CD2	2:C:470:GLN:HE22	20	0.89	0.03	0.89
(1,3)	1:A:43:LEU:CD2	2:C:470:GLN:HG2	20	0.89	0.03	0.89
(1,3)	1:A:43:LEU:CD2	2:C:470:GLN:HG3	20	0.89	0.03	0.89
(1,3)	1:A:43:LEU:CD2	2:C:470:GLN:N	20	0.89	0.03	0.89
(1,3)	1:A:43:LEU:CD2	2:C:470:GLN:NE2	20	0.89	0.03	0.89
(1,3)	1:A:43:LEU:CD2	2:C:470:GLN:O	20	0.89	0.03	0.89
(1,3)	1:A:43:LEU:CD2	2:C:470:GLN:OE1	20	0.89	0.03	0.89
(1,3)	1:A:43:LEU:CD2	2:C:472:PRO:C	20	0.89	0.03	0.89
(1,3)	1:A:43:LEU:CD2	2:C:472:PRO:CA	20	0.89	0.03	0.89
(1,3)	1:A:43:LEU:CD2	2:C:472:PRO:CB	20	0.89	0.03	0.89
(1,3)	1:A:43:LEU:CD2	2:C:472:PRO:CD	20	0.89	0.03	0.89
(1,3)	1:A:43:LEU:CD2	2:C:472:PRO:CG	20	0.89	0.03	0.89
(1,3)	1:A:43:LEU:CD2	2:C:472:PRO:HA	20	0.89	0.03	0.89
(1,3)	1:A:43:LEU:CD2	2:C:472:PRO:HB2	20	0.89	0.03	0.89
(1,3)	1:A:43:LEU:CD2	2:C:472:PRO:HB3	20	0.89	0.03	0.89
(1,3)	1:A:43:LEU:CD2	2:C:472:PRO:HD2	20	0.89	0.03	0.89
(1,3)	1:A:43:LEU:CD2	2:C:472:PRO:HD3	20	0.89	0.03	0.89
(1,3)	1:A:43:LEU:CD2	2:C:472:PRO:HG2	20	0.89	0.03	0.89
(1,3)	1:A:43:LEU:CD2	2:C:472:PRO:HG3	20	0.89	0.03	0.89
(1,3)	1:A:43:LEU:CD2	2:C:472:PRO:N	20	0.89	0.03	0.89
(1,3)	1:A:43:LEU:CD2	2:C:472:PRO:O	20	0.89	0.03	0.89
(1,3)	1:A:43:LEU:CD2	2:C:482:LEU:C	20	0.89	0.03	0.89
(1,3)	1:A:43:LEU:CD2	2:C:482:LEU:CA	20	0.89	0.03	0.89
(1,3)	1:A:43:LEU:CD2	2:C:482:LEU:CB	20	0.89	0.03	0.89
(1,3)	1:A:43:LEU:CD2	2:C:482:LEU:CD1	20	0.89	0.03	0.89
(1,3)	1:A:43:LEU:CD2	2:C:482:LEU:CD2	20	0.89	0.03	0.89
(1,3)	1:A:43:LEU:CD2	2:C:482:LEU:CG	20	0.89	0.03	0.89
(1,3)	1:A:43:LEU:CD2	2:C:482:LEU:H	20	0.89	0.03	0.89
(1,3)	1:A:43:LEU:CD2	2:C:482:LEU:HA	20	0.89	0.03	0.89
(1,3)	1:A:43:LEU:CD2	2:C:482:LEU:HB2	20	0.89	0.03	0.89
(1,3)	1:A:43:LEU:CD2	2:C:482:LEU:HB3	20	0.89	0.03	0.89
(1,3)	1:A:43:LEU:CD2	2:C:482:LEU:HD11	20	0.89	0.03	0.89
(1,3)	1:A:43:LEU:CD2	2:C:482:LEU:HD12	20	0.89	0.03	0.89
(1,3)	1:A:43:LEU:CD2	2:C:482:LEU:HD13	20	0.89	0.03	0.89
(1,3)	1:A:43:LEU:CD2	2:C:482:LEU:HD21	20	0.89	0.03	0.89

Continued on next page...

Continued from previous page...

Key	Atom-1	Atom-2	Models ¹	Mean (Å)	SD ¹ (Å)	Median (Å)
(1,3)	1:A:43:LEU:CD2	2:C:482:LEU:HD22	20	0.89	0.03	0.89
(1,3)	1:A:43:LEU:CD2	2:C:482:LEU:HD23	20	0.89	0.03	0.89
(1,3)	1:A:43:LEU:CD2	2:C:482:LEU:HG	20	0.89	0.03	0.89
(1,3)	1:A:43:LEU:CD2	2:C:482:LEU:N	20	0.89	0.03	0.89
(1,3)	1:A:43:LEU:CD2	2:C:482:LEU:O	20	0.89	0.03	0.89
(1,3)	1:A:43:LEU:CD2	2:C:483:THR:C	20	0.89	0.03	0.89
(1,3)	1:A:43:LEU:CD2	2:C:483:THR:CA	20	0.89	0.03	0.89
(1,3)	1:A:43:LEU:CD2	2:C:483:THR:CB	20	0.89	0.03	0.89
(1,3)	1:A:43:LEU:CD2	2:C:483:THR:CG2	20	0.89	0.03	0.89
(1,3)	1:A:43:LEU:CD2	2:C:483:THR:H	20	0.89	0.03	0.89
(1,3)	1:A:43:LEU:CD2	2:C:483:THR:HA	20	0.89	0.03	0.89
(1,3)	1:A:43:LEU:CD2	2:C:483:THR:HB	20	0.89	0.03	0.89
(1,3)	1:A:43:LEU:CD2	2:C:483:THR:HG1	20	0.89	0.03	0.89
(1,3)	1:A:43:LEU:CD2	2:C:483:THR:HG21	20	0.89	0.03	0.89
(1,3)	1:A:43:LEU:CD2	2:C:483:THR:HG22	20	0.89	0.03	0.89
(1,3)	1:A:43:LEU:CD2	2:C:483:THR:HG23	20	0.89	0.03	0.89
(1,3)	1:A:43:LEU:CD2	2:C:483:THR:N	20	0.89	0.03	0.89
(1,3)	1:A:43:LEU:CD2	2:C:483:THR:O	20	0.89	0.03	0.89
(1,3)	1:A:43:LEU:CD2	2:C:483:THR:OG1	20	0.89	0.03	0.89
(1,3)	1:A:43:LEU:CD2	2:C:484:ARG:C	20	0.89	0.03	0.89
(1,3)	1:A:43:LEU:CD2	2:C:484:ARG:CA	20	0.89	0.03	0.89
(1,3)	1:A:43:LEU:CD2	2:C:484:ARG:CB	20	0.89	0.03	0.89
(1,3)	1:A:43:LEU:CD2	2:C:484:ARG:CD	20	0.89	0.03	0.89
(1,3)	1:A:43:LEU:CD2	2:C:484:ARG:CG	20	0.89	0.03	0.89
(1,3)	1:A:43:LEU:CD2	2:C:484:ARG:CZ	20	0.89	0.03	0.89
(1,3)	1:A:43:LEU:CD2	2:C:484:ARG:H	20	0.89	0.03	0.89
(1,3)	1:A:43:LEU:CD2	2:C:484:ARG:HA	20	0.89	0.03	0.89
(1,3)	1:A:43:LEU:CD2	2:C:484:ARG:HB2	20	0.89	0.03	0.89
(1,3)	1:A:43:LEU:CD2	2:C:484:ARG:HB3	20	0.89	0.03	0.89
(1,3)	1:A:43:LEU:CD2	2:C:484:ARG:HD2	20	0.89	0.03	0.89
(1,3)	1:A:43:LEU:CD2	2:C:484:ARG:HD3	20	0.89	0.03	0.89
(1,3)	1:A:43:LEU:CD2	2:C:484:ARG:HE	20	0.89	0.03	0.89
(1,3)	1:A:43:LEU:CD2	2:C:484:ARG:HG2	20	0.89	0.03	0.89
(1,3)	1:A:43:LEU:CD2	2:C:484:ARG:HG3	20	0.89	0.03	0.89
(1,3)	1:A:43:LEU:CD2	2:C:484:ARG:HH11	20	0.89	0.03	0.89
(1,3)	1:A:43:LEU:CD2	2:C:484:ARG:HH12	20	0.89	0.03	0.89
(1,3)	1:A:43:LEU:CD2	2:C:484:ARG:HH21	20	0.89	0.03	0.89
(1,3)	1:A:43:LEU:CD2	2:C:484:ARG:HH22	20	0.89	0.03	0.89
(1,3)	1:A:43:LEU:CD2	2:C:484:ARG:N	20	0.89	0.03	0.89
(1,3)	1:A:43:LEU:CD2	2:C:484:ARG:NE	20	0.89	0.03	0.89
(1,3)	1:A:43:LEU:CD2	2:C:484:ARG:NH1	20	0.89	0.03	0.89
(1,3)	1:A:43:LEU:CD2	2:C:484:ARG:NH2	20	0.89	0.03	0.89

Continued on next page...

Continued from previous page...

Key	Atom-1	Atom-2	Models ¹	Mean (Å)	SD ¹ (Å)	Median (Å)
(1,3)	1:A:43:LEU:CD2	2:C:484:ARG:O	20	0.89	0.03	0.89
(1,3)	1:A:43:LEU:CD2	2:C:485:SER:C	20	0.89	0.03	0.89
(1,3)	1:A:43:LEU:CD2	2:C:485:SER:CA	20	0.89	0.03	0.89
(1,3)	1:A:43:LEU:CD2	2:C:485:SER:CB	20	0.89	0.03	0.89
(1,3)	1:A:43:LEU:CD2	2:C:485:SER:H	20	0.89	0.03	0.89
(1,3)	1:A:43:LEU:CD2	2:C:485:SER:HA	20	0.89	0.03	0.89
(1,3)	1:A:43:LEU:CD2	2:C:485:SER:HB2	20	0.89	0.03	0.89
(1,3)	1:A:43:LEU:CD2	2:C:485:SER:HB3	20	0.89	0.03	0.89
(1,3)	1:A:43:LEU:CD2	2:C:485:SER:HG	20	0.89	0.03	0.89
(1,3)	1:A:43:LEU:CD2	2:C:485:SER:N	20	0.89	0.03	0.89
(1,3)	1:A:43:LEU:CD2	2:C:485:SER:O	20	0.89	0.03	0.89
(1,3)	1:A:43:LEU:CD2	2:C:485:SER:OG	20	0.89	0.03	0.89
(1,3)	1:A:43:LEU:CD2	2:C:486:VAL:C	20	0.89	0.03	0.89
(1,3)	1:A:43:LEU:CD2	2:C:486:VAL:CA	20	0.89	0.03	0.89
(1,3)	1:A:43:LEU:CD2	2:C:486:VAL:CB	20	0.89	0.03	0.89
(1,3)	1:A:43:LEU:CD2	2:C:486:VAL:CG1	20	0.89	0.03	0.89
(1,3)	1:A:43:LEU:CD2	2:C:486:VAL:CG2	20	0.89	0.03	0.89
(1,3)	1:A:43:LEU:CD2	2:C:486:VAL:H	20	0.89	0.03	0.89
(1,3)	1:A:43:LEU:CD2	2:C:486:VAL:HA	20	0.89	0.03	0.89
(1,3)	1:A:43:LEU:CD2	2:C:486:VAL:HB	20	0.89	0.03	0.89
(1,3)	1:A:43:LEU:CD2	2:C:486:VAL:HG11	20	0.89	0.03	0.89
(1,3)	1:A:43:LEU:CD2	2:C:486:VAL:HG12	20	0.89	0.03	0.89
(1,3)	1:A:43:LEU:CD2	2:C:486:VAL:HG13	20	0.89	0.03	0.89
(1,3)	1:A:43:LEU:CD2	2:C:486:VAL:HG21	20	0.89	0.03	0.89
(1,3)	1:A:43:LEU:CD2	2:C:486:VAL:HG22	20	0.89	0.03	0.89
(1,3)	1:A:43:LEU:CD2	2:C:486:VAL:HG23	20	0.89	0.03	0.89
(1,3)	1:A:43:LEU:CD2	2:C:486:VAL:N	20	0.89	0.03	0.89
(1,3)	1:A:43:LEU:CD2	2:C:486:VAL:O	20	0.89	0.03	0.89
(1,3)	1:A:43:LEU:CD2	2:C:487:GLU:C	20	0.89	0.03	0.89
(1,3)	1:A:43:LEU:CD2	2:C:487:GLU:CA	20	0.89	0.03	0.89
(1,3)	1:A:43:LEU:CD2	2:C:487:GLU:CB	20	0.89	0.03	0.89
(1,3)	1:A:43:LEU:CD2	2:C:487:GLU:CD	20	0.89	0.03	0.89
(1,3)	1:A:43:LEU:CD2	2:C:487:GLU:CG	20	0.89	0.03	0.89
(1,3)	1:A:43:LEU:CD2	2:C:487:GLU:H	20	0.89	0.03	0.89
(1,3)	1:A:43:LEU:CD2	2:C:487:GLU:HA	20	0.89	0.03	0.89
(1,3)	1:A:43:LEU:CD2	2:C:487:GLU:HB2	20	0.89	0.03	0.89
(1,3)	1:A:43:LEU:CD2	2:C:487:GLU:HB3	20	0.89	0.03	0.89
(1,3)	1:A:43:LEU:CD2	2:C:487:GLU:HG2	20	0.89	0.03	0.89
(1,3)	1:A:43:LEU:CD2	2:C:487:GLU:HG3	20	0.89	0.03	0.89
(1,3)	1:A:43:LEU:CD2	2:C:487:GLU:N	20	0.89	0.03	0.89
(1,3)	1:A:43:LEU:CD2	2:C:487:GLU:O	20	0.89	0.03	0.89
(1,3)	1:A:43:LEU:CD2	2:C:487:GLU:OE1	20	0.89	0.03	0.89

Continued on next page...

Continued from previous page...

Key	Atom-1	Atom-2	Models ¹	Mean (Å)	SD ¹ (Å)	Median (Å)
(1,3)	1:A:43:LEU:CD2	2:C:487:GLU:OE2	20	0.89	0.03	0.89
(1,3)	1:A:43:LEU:CD2	2:C:488:ILE:C	20	0.89	0.03	0.89
(1,3)	1:A:43:LEU:CD2	2:C:488:ILE:CA	20	0.89	0.03	0.89
(1,3)	1:A:43:LEU:CD2	2:C:488:ILE:CB	20	0.89	0.03	0.89
(1,3)	1:A:43:LEU:CD2	2:C:488:ILE:CD1	20	0.89	0.03	0.89
(1,3)	1:A:43:LEU:CD2	2:C:488:ILE:CG1	20	0.89	0.03	0.89
(1,3)	1:A:43:LEU:CD2	2:C:488:ILE:CG2	20	0.89	0.03	0.89
(1,3)	1:A:43:LEU:CD2	2:C:488:ILE:H	20	0.89	0.03	0.89
(1,3)	1:A:43:LEU:CD2	2:C:488:ILE:HA	20	0.89	0.03	0.89
(1,3)	1:A:43:LEU:CD2	2:C:488:ILE:HB	20	0.89	0.03	0.89
(1,3)	1:A:43:LEU:CD2	2:C:488:ILE:HD11	20	0.89	0.03	0.89
(1,3)	1:A:43:LEU:CD2	2:C:488:ILE:HD12	20	0.89	0.03	0.89
(1,3)	1:A:43:LEU:CD2	2:C:488:ILE:HD13	20	0.89	0.03	0.89
(1,3)	1:A:43:LEU:CD2	2:C:488:ILE:HG12	20	0.89	0.03	0.89
(1,3)	1:A:43:LEU:CD2	2:C:488:ILE:HG13	20	0.89	0.03	0.89
(1,3)	1:A:43:LEU:CD2	2:C:488:ILE:HG21	20	0.89	0.03	0.89
(1,3)	1:A:43:LEU:CD2	2:C:488:ILE:HG22	20	0.89	0.03	0.89
(1,3)	1:A:43:LEU:CD2	2:C:488:ILE:HG23	20	0.89	0.03	0.89
(1,3)	1:A:43:LEU:CD2	2:C:488:ILE:N	20	0.89	0.03	0.89
(1,3)	1:A:43:LEU:CD2	2:C:488:ILE:O	20	0.89	0.03	0.89
(1,3)	1:A:43:LEU:CD2	2:C:490:THR:C	20	0.89	0.03	0.89
(1,3)	1:A:43:LEU:CD2	2:C:490:THR:CA	20	0.89	0.03	0.89
(1,3)	1:A:43:LEU:CD2	2:C:490:THR:CB	20	0.89	0.03	0.89
(1,3)	1:A:43:LEU:CD2	2:C:490:THR:CG2	20	0.89	0.03	0.89
(1,3)	1:A:43:LEU:CD2	2:C:490:THR:H	20	0.89	0.03	0.89
(1,3)	1:A:43:LEU:CD2	2:C:490:THR:HA	20	0.89	0.03	0.89
(1,3)	1:A:43:LEU:CD2	2:C:490:THR:HB	20	0.89	0.03	0.89
(1,3)	1:A:43:LEU:CD2	2:C:490:THR:HG1	20	0.89	0.03	0.89
(1,3)	1:A:43:LEU:CD2	2:C:490:THR:HG21	20	0.89	0.03	0.89
(1,3)	1:A:43:LEU:CD2	2:C:490:THR:HG22	20	0.89	0.03	0.89
(1,3)	1:A:43:LEU:CD2	2:C:490:THR:HG23	20	0.89	0.03	0.89
(1,3)	1:A:43:LEU:CD2	2:C:490:THR:N	20	0.89	0.03	0.89
(1,3)	1:A:43:LEU:CD2	2:C:490:THR:O	20	0.89	0.03	0.89
(1,3)	1:A:43:LEU:CD2	2:C:490:THR:OG1	20	0.89	0.03	0.89
(1,3)	1:A:43:LEU:CD2	2:C:491:ASP:C	20	0.89	0.03	0.89
(1,3)	1:A:43:LEU:CD2	2:C:491:ASP:CA	20	0.89	0.03	0.89
(1,3)	1:A:43:LEU:CD2	2:C:491:ASP:CB	20	0.89	0.03	0.89
(1,3)	1:A:43:LEU:CD2	2:C:491:ASP:CG	20	0.89	0.03	0.89
(1,3)	1:A:43:LEU:CD2	2:C:491:ASP:H	20	0.89	0.03	0.89
(1,3)	1:A:43:LEU:CD2	2:C:491:ASP:HA	20	0.89	0.03	0.89
(1,3)	1:A:43:LEU:CD2	2:C:491:ASP:HB2	20	0.89	0.03	0.89
(1,3)	1:A:43:LEU:CD2	2:C:491:ASP:HB3	20	0.89	0.03	0.89

Continued on next page...

Continued from previous page...

Key	Atom-1	Atom-2	Models ¹	Mean (Å)	SD ¹ (Å)	Median (Å)
(1,3)	1:A:43:LEU:CD2	2:C:491:ASP:N	20	0.89	0.03	0.89
(1,3)	1:A:43:LEU:CD2	2:C:491:ASP:O	20	0.89	0.03	0.89
(1,3)	1:A:43:LEU:CD2	2:C:491:ASP:OD1	20	0.89	0.03	0.89
(1,3)	1:A:43:LEU:CD2	2:C:491:ASP:OD2	20	0.89	0.03	0.89
(1,3)	1:A:43:LEU:CD2	2:C:492:ASN:C	20	0.89	0.03	0.89
(1,3)	1:A:43:LEU:CD2	2:C:492:ASN:CA	20	0.89	0.03	0.89
(1,3)	1:A:43:LEU:CD2	2:C:492:ASN:CB	20	0.89	0.03	0.89
(1,3)	1:A:43:LEU:CD2	2:C:492:ASN:CG	20	0.89	0.03	0.89
(1,3)	1:A:43:LEU:CD2	2:C:492:ASN:H	20	0.89	0.03	0.89
(1,3)	1:A:43:LEU:CD2	2:C:492:ASN:HA	20	0.89	0.03	0.89
(1,3)	1:A:43:LEU:CD2	2:C:492:ASN:HB2	20	0.89	0.03	0.89
(1,3)	1:A:43:LEU:CD2	2:C:492:ASN:HB3	20	0.89	0.03	0.89
(1,3)	1:A:43:LEU:CD2	2:C:492:ASN:HD21	20	0.89	0.03	0.89
(1,3)	1:A:43:LEU:CD2	2:C:492:ASN:HD22	20	0.89	0.03	0.89
(1,3)	1:A:43:LEU:CD2	2:C:492:ASN:N	20	0.89	0.03	0.89
(1,3)	1:A:43:LEU:CD2	2:C:492:ASN:ND2	20	0.89	0.03	0.89
(1,3)	1:A:43:LEU:CD2	2:C:492:ASN:O	20	0.89	0.03	0.89
(1,3)	1:A:43:LEU:CD2	2:C:492:ASN:OD1	20	0.89	0.03	0.89
(1,3)	1:A:43:LEU:CD2	2:C:494:LEU:C	20	0.89	0.03	0.89
(1,3)	1:A:43:LEU:CD2	2:C:494:LEU:CA	20	0.89	0.03	0.89
(1,3)	1:A:43:LEU:CD2	2:C:494:LEU:CB	20	0.89	0.03	0.89
(1,3)	1:A:43:LEU:CD2	2:C:494:LEU:CD1	20	0.89	0.03	0.89
(1,3)	1:A:43:LEU:CD2	2:C:494:LEU:CD2	20	0.89	0.03	0.89
(1,3)	1:A:43:LEU:CD2	2:C:494:LEU:CG	20	0.89	0.03	0.89
(1,3)	1:A:43:LEU:CD2	2:C:494:LEU:H	20	0.89	0.03	0.89
(1,3)	1:A:43:LEU:CD2	2:C:494:LEU:HA	20	0.89	0.03	0.89
(1,3)	1:A:43:LEU:CD2	2:C:494:LEU:HB2	20	0.89	0.03	0.89
(1,3)	1:A:43:LEU:CD2	2:C:494:LEU:HB3	20	0.89	0.03	0.89
(1,3)	1:A:43:LEU:CD2	2:C:494:LEU:HD11	20	0.89	0.03	0.89
(1,3)	1:A:43:LEU:CD2	2:C:494:LEU:HD12	20	0.89	0.03	0.89
(1,3)	1:A:43:LEU:CD2	2:C:494:LEU:HD13	20	0.89	0.03	0.89
(1,3)	1:A:43:LEU:CD2	2:C:494:LEU:HD21	20	0.89	0.03	0.89
(1,3)	1:A:43:LEU:CD2	2:C:494:LEU:HD22	20	0.89	0.03	0.89
(1,3)	1:A:43:LEU:CD2	2:C:494:LEU:HD23	20	0.89	0.03	0.89
(1,3)	1:A:43:LEU:CD2	2:C:494:LEU:HG	20	0.89	0.03	0.89
(1,3)	1:A:43:LEU:CD2	2:C:494:LEU:N	20	0.89	0.03	0.89
(1,3)	1:A:43:LEU:CD2	2:C:494:LEU:O	20	0.89	0.03	0.89
(1,3)	1:A:43:LEU:CD2	2:C:495:GLU:C	20	0.89	0.03	0.89
(1,3)	1:A:43:LEU:CD2	2:C:495:GLU:CA	20	0.89	0.03	0.89
(1,3)	1:A:43:LEU:CD2	2:C:495:GLU:CB	20	0.89	0.03	0.89
(1,3)	1:A:43:LEU:CD2	2:C:495:GLU:CD	20	0.89	0.03	0.89
(1,3)	1:A:43:LEU:CD2	2:C:495:GLU:CG	20	0.89	0.03	0.89

Continued on next page...

Continued from previous page...

Key	Atom-1	Atom-2	Models ¹	Mean (Å)	SD ¹ (Å)	Median (Å)
(1,3)	1:A:43:LEU:CD2	2:C:495:GLU:H	20	0.89	0.03	0.89
(1,3)	1:A:43:LEU:CD2	2:C:495:GLU:HA	20	0.89	0.03	0.89
(1,3)	1:A:43:LEU:CD2	2:C:495:GLU:HB2	20	0.89	0.03	0.89
(1,3)	1:A:43:LEU:CD2	2:C:495:GLU:HB3	20	0.89	0.03	0.89
(1,3)	1:A:43:LEU:CD2	2:C:495:GLU:HG2	20	0.89	0.03	0.89
(1,3)	1:A:43:LEU:CD2	2:C:495:GLU:HG3	20	0.89	0.03	0.89
(1,3)	1:A:43:LEU:CD2	2:C:495:GLU:N	20	0.89	0.03	0.89
(1,3)	1:A:43:LEU:CD2	2:C:495:GLU:O	20	0.89	0.03	0.89
(1,3)	1:A:43:LEU:CD2	2:C:495:GLU:OE1	20	0.89	0.03	0.89
(1,3)	1:A:43:LEU:CD2	2:C:495:GLU:OE2	20	0.89	0.03	0.89
(1,3)	1:A:43:LEU:CD2	2:C:496:GLY:C	20	0.89	0.03	0.89
(1,3)	1:A:43:LEU:CD2	2:C:496:GLY:CA	20	0.89	0.03	0.89
(1,3)	1:A:43:LEU:CD2	2:C:496:GLY:H	20	0.89	0.03	0.89
(1,3)	1:A:43:LEU:CD2	2:C:496:GLY:HA2	20	0.89	0.03	0.89
(1,3)	1:A:43:LEU:CD2	2:C:496:GLY:HA3	20	0.89	0.03	0.89
(1,3)	1:A:43:LEU:CD2	2:C:496:GLY:N	20	0.89	0.03	0.89
(1,3)	1:A:43:LEU:CD2	2:C:496:GLY:O	20	0.89	0.03	0.89
(1,3)	1:A:43:LEU:CD2	2:C:497:ARG:C	20	0.89	0.03	0.89
(1,3)	1:A:43:LEU:CD2	2:C:497:ARG:CA	20	0.89	0.03	0.89
(1,3)	1:A:43:LEU:CD2	2:C:497:ARG:CB	20	0.89	0.03	0.89
(1,3)	1:A:43:LEU:CD2	2:C:497:ARG:CD	20	0.89	0.03	0.89
(1,3)	1:A:43:LEU:CD2	2:C:497:ARG:CG	20	0.89	0.03	0.89
(1,3)	1:A:43:LEU:CD2	2:C:497:ARG:CZ	20	0.89	0.03	0.89
(1,3)	1:A:43:LEU:CD2	2:C:497:ARG:H	20	0.89	0.03	0.89
(1,3)	1:A:43:LEU:CD2	2:C:497:ARG:HA	20	0.89	0.03	0.89
(1,3)	1:A:43:LEU:CD2	2:C:497:ARG:HB2	20	0.89	0.03	0.89
(1,3)	1:A:43:LEU:CD2	2:C:497:ARG:HB3	20	0.89	0.03	0.89
(1,3)	1:A:43:LEU:CD2	2:C:497:ARG:HD2	20	0.89	0.03	0.89
(1,3)	1:A:43:LEU:CD2	2:C:497:ARG:HD3	20	0.89	0.03	0.89
(1,3)	1:A:43:LEU:CD2	2:C:497:ARG:HE	20	0.89	0.03	0.89
(1,3)	1:A:43:LEU:CD2	2:C:497:ARG:HG2	20	0.89	0.03	0.89
(1,3)	1:A:43:LEU:CD2	2:C:497:ARG:HG3	20	0.89	0.03	0.89
(1,3)	1:A:43:LEU:CD2	2:C:497:ARG:HH11	20	0.89	0.03	0.89
(1,3)	1:A:43:LEU:CD2	2:C:497:ARG:HH12	20	0.89	0.03	0.89
(1,3)	1:A:43:LEU:CD2	2:C:497:ARG:HH21	20	0.89	0.03	0.89
(1,3)	1:A:43:LEU:CD2	2:C:497:ARG:HH22	20	0.89	0.03	0.89
(1,3)	1:A:43:LEU:CD2	2:C:497:ARG:N	20	0.89	0.03	0.89
(1,3)	1:A:43:LEU:CD2	2:C:497:ARG:NE	20	0.89	0.03	0.89
(1,3)	1:A:43:LEU:CD2	2:C:497:ARG:NH1	20	0.89	0.03	0.89
(1,3)	1:A:43:LEU:CD2	2:C:497:ARG:NH2	20	0.89	0.03	0.89
(1,3)	1:A:43:LEU:CD2	2:C:497:ARG:O	20	0.89	0.03	0.89
(1,3)	1:A:43:LEU:CG	2:C:457:LEU:C	20	0.89	0.03	0.89

Continued on next page...

Continued from previous page...

Key	Atom-1	Atom-2	Models ¹	Mean (Å)	SD ¹ (Å)	Median (Å)
(1,3)	1:A:43:LEU:CG	2:C:457:LEU:CA	20	0.89	0.03	0.89
(1,3)	1:A:43:LEU:CG	2:C:457:LEU:CB	20	0.89	0.03	0.89
(1,3)	1:A:43:LEU:CG	2:C:457:LEU:CD1	20	0.89	0.03	0.89
(1,3)	1:A:43:LEU:CG	2:C:457:LEU:CD2	20	0.89	0.03	0.89
(1,3)	1:A:43:LEU:CG	2:C:457:LEU:CG	20	0.89	0.03	0.89
(1,3)	1:A:43:LEU:CG	2:C:457:LEU:H	20	0.89	0.03	0.89
(1,3)	1:A:43:LEU:CG	2:C:457:LEU:HA	20	0.89	0.03	0.89
(1,3)	1:A:43:LEU:CG	2:C:457:LEU:HB2	20	0.89	0.03	0.89
(1,3)	1:A:43:LEU:CG	2:C:457:LEU:HB3	20	0.89	0.03	0.89
(1,3)	1:A:43:LEU:CG	2:C:457:LEU:HD11	20	0.89	0.03	0.89
(1,3)	1:A:43:LEU:CG	2:C:457:LEU:HD12	20	0.89	0.03	0.89
(1,3)	1:A:43:LEU:CG	2:C:457:LEU:HD13	20	0.89	0.03	0.89
(1,3)	1:A:43:LEU:CG	2:C:457:LEU:HD21	20	0.89	0.03	0.89
(1,3)	1:A:43:LEU:CG	2:C:457:LEU:HD22	20	0.89	0.03	0.89
(1,3)	1:A:43:LEU:CG	2:C:457:LEU:HD23	20	0.89	0.03	0.89
(1,3)	1:A:43:LEU:CG	2:C:457:LEU:HG	20	0.89	0.03	0.89
(1,3)	1:A:43:LEU:CG	2:C:457:LEU:N	20	0.89	0.03	0.89
(1,3)	1:A:43:LEU:CG	2:C:457:LEU:O	20	0.89	0.03	0.89
(1,3)	1:A:43:LEU:CG	2:C:459:ALA:C	20	0.89	0.03	0.89
(1,3)	1:A:43:LEU:CG	2:C:459:ALA:CA	20	0.89	0.03	0.89
(1,3)	1:A:43:LEU:CG	2:C:459:ALA:CB	20	0.89	0.03	0.89
(1,3)	1:A:43:LEU:CG	2:C:459:ALA:H	20	0.89	0.03	0.89
(1,3)	1:A:43:LEU:CG	2:C:459:ALA:HA	20	0.89	0.03	0.89
(1,3)	1:A:43:LEU:CG	2:C:459:ALA:HB1	20	0.89	0.03	0.89
(1,3)	1:A:43:LEU:CG	2:C:459:ALA:HB2	20	0.89	0.03	0.89
(1,3)	1:A:43:LEU:CG	2:C:459:ALA:HB3	20	0.89	0.03	0.89
(1,3)	1:A:43:LEU:CG	2:C:459:ALA:N	20	0.89	0.03	0.89
(1,3)	1:A:43:LEU:CG	2:C:459:ALA:O	20	0.89	0.03	0.89
(1,3)	1:A:43:LEU:CG	2:C:460:MET:C	20	0.89	0.03	0.89
(1,3)	1:A:43:LEU:CG	2:C:460:MET:CA	20	0.89	0.03	0.89
(1,3)	1:A:43:LEU:CG	2:C:460:MET:CB	20	0.89	0.03	0.89
(1,3)	1:A:43:LEU:CG	2:C:460:MET:CE	20	0.89	0.03	0.89
(1,3)	1:A:43:LEU:CG	2:C:460:MET:CG	20	0.89	0.03	0.89
(1,3)	1:A:43:LEU:CG	2:C:460:MET:H	20	0.89	0.03	0.89
(1,3)	1:A:43:LEU:CG	2:C:460:MET:HA	20	0.89	0.03	0.89
(1,3)	1:A:43:LEU:CG	2:C:460:MET:HB2	20	0.89	0.03	0.89
(1,3)	1:A:43:LEU:CG	2:C:460:MET:HB3	20	0.89	0.03	0.89
(1,3)	1:A:43:LEU:CG	2:C:460:MET:HE1	20	0.89	0.03	0.89
(1,3)	1:A:43:LEU:CG	2:C:460:MET:HE2	20	0.89	0.03	0.89
(1,3)	1:A:43:LEU:CG	2:C:460:MET:HE3	20	0.89	0.03	0.89
(1,3)	1:A:43:LEU:CG	2:C:460:MET:HG2	20	0.89	0.03	0.89
(1,3)	1:A:43:LEU:CG	2:C:460:MET:HG3	20	0.89	0.03	0.89

Continued on next page...

Continued from previous page...

Key	Atom-1	Atom-2	Models ¹	Mean (Å)	SD ¹ (Å)	Median (Å)
(1,3)	1:A:43:LEU:CG	2:C:460:MET:N	20	0.89	0.03	0.89
(1,3)	1:A:43:LEU:CG	2:C:460:MET:O	20	0.89	0.03	0.89
(1,3)	1:A:43:LEU:CG	2:C:460:MET:SD	20	0.89	0.03	0.89
(1,3)	1:A:43:LEU:CG	2:C:462:HIS:C	20	0.89	0.03	0.89
(1,3)	1:A:43:LEU:CG	2:C:462:HIS:CA	20	0.89	0.03	0.89
(1,3)	1:A:43:LEU:CG	2:C:462:HIS:CB	20	0.89	0.03	0.89
(1,3)	1:A:43:LEU:CG	2:C:462:HIS:CD2	20	0.89	0.03	0.89
(1,3)	1:A:43:LEU:CG	2:C:462:HIS:CE1	20	0.89	0.03	0.89
(1,3)	1:A:43:LEU:CG	2:C:462:HIS:CG	20	0.89	0.03	0.89
(1,3)	1:A:43:LEU:CG	2:C:462:HIS:H	20	0.89	0.03	0.89
(1,3)	1:A:43:LEU:CG	2:C:462:HIS:HA	20	0.89	0.03	0.89
(1,3)	1:A:43:LEU:CG	2:C:462:HIS:HB2	20	0.89	0.03	0.89
(1,3)	1:A:43:LEU:CG	2:C:462:HIS:HB3	20	0.89	0.03	0.89
(1,3)	1:A:43:LEU:CG	2:C:462:HIS:HD2	20	0.89	0.03	0.89
(1,3)	1:A:43:LEU:CG	2:C:462:HIS:HE1	20	0.89	0.03	0.89
(1,3)	1:A:43:LEU:CG	2:C:462:HIS:HE2	20	0.89	0.03	0.89
(1,3)	1:A:43:LEU:CG	2:C:462:HIS:N	20	0.89	0.03	0.89
(1,3)	1:A:43:LEU:CG	2:C:462:HIS:ND1	20	0.89	0.03	0.89
(1,3)	1:A:43:LEU:CG	2:C:462:HIS:NE2	20	0.89	0.03	0.89
(1,3)	1:A:43:LEU:CG	2:C:462:HIS:O	20	0.89	0.03	0.89
(1,3)	1:A:43:LEU:CG	2:C:463:GLN:C	20	0.89	0.03	0.89
(1,3)	1:A:43:LEU:CG	2:C:463:GLN:CA	20	0.89	0.03	0.89
(1,3)	1:A:43:LEU:CG	2:C:463:GLN:CB	20	0.89	0.03	0.89
(1,3)	1:A:43:LEU:CG	2:C:463:GLN:CD	20	0.89	0.03	0.89
(1,3)	1:A:43:LEU:CG	2:C:463:GLN:CG	20	0.89	0.03	0.89
(1,3)	1:A:43:LEU:CG	2:C:463:GLN:H	20	0.89	0.03	0.89
(1,3)	1:A:43:LEU:CG	2:C:463:GLN:HA	20	0.89	0.03	0.89
(1,3)	1:A:43:LEU:CG	2:C:463:GLN:HB2	20	0.89	0.03	0.89
(1,3)	1:A:43:LEU:CG	2:C:463:GLN:HB3	20	0.89	0.03	0.89
(1,3)	1:A:43:LEU:CG	2:C:463:GLN:HE21	20	0.89	0.03	0.89
(1,3)	1:A:43:LEU:CG	2:C:463:GLN:HE22	20	0.89	0.03	0.89
(1,3)	1:A:43:LEU:CG	2:C:463:GLN:HG2	20	0.89	0.03	0.89
(1,3)	1:A:43:LEU:CG	2:C:463:GLN:HG3	20	0.89	0.03	0.89
(1,3)	1:A:43:LEU:CG	2:C:463:GLN:N	20	0.89	0.03	0.89
(1,3)	1:A:43:LEU:CG	2:C:463:GLN:NE2	20	0.89	0.03	0.89
(1,3)	1:A:43:LEU:CG	2:C:463:GLN:O	20	0.89	0.03	0.89
(1,3)	1:A:43:LEU:CG	2:C:463:GLN:OE1	20	0.89	0.03	0.89
(1,3)	1:A:43:LEU:CG	2:C:465:GLN:C	20	0.89	0.03	0.89
(1,3)	1:A:43:LEU:CG	2:C:465:GLN:CA	20	0.89	0.03	0.89
(1,3)	1:A:43:LEU:CG	2:C:465:GLN:CB	20	0.89	0.03	0.89
(1,3)	1:A:43:LEU:CG	2:C:465:GLN:CD	20	0.89	0.03	0.89
(1,3)	1:A:43:LEU:CG	2:C:465:GLN:CG	20	0.89	0.03	0.89

Continued on next page...

Continued from previous page...

Key	Atom-1	Atom-2	Models ¹	Mean (Å)	SD ¹ (Å)	Median (Å)
(1,3)	1:A:43:LEU:CG	2:C:465:GLN:H	20	0.89	0.03	0.89
(1,3)	1:A:43:LEU:CG	2:C:465:GLN:HA	20	0.89	0.03	0.89
(1,3)	1:A:43:LEU:CG	2:C:465:GLN:HB2	20	0.89	0.03	0.89
(1,3)	1:A:43:LEU:CG	2:C:465:GLN:HB3	20	0.89	0.03	0.89
(1,3)	1:A:43:LEU:CG	2:C:465:GLN:HE21	20	0.89	0.03	0.89
(1,3)	1:A:43:LEU:CG	2:C:465:GLN:HE22	20	0.89	0.03	0.89
(1,3)	1:A:43:LEU:CG	2:C:465:GLN:HG2	20	0.89	0.03	0.89
(1,3)	1:A:43:LEU:CG	2:C:465:GLN:HG3	20	0.89	0.03	0.89
(1,3)	1:A:43:LEU:CG	2:C:465:GLN:N	20	0.89	0.03	0.89
(1,3)	1:A:43:LEU:CG	2:C:465:GLN:NE2	20	0.89	0.03	0.89
(1,3)	1:A:43:LEU:CG	2:C:465:GLN:O	20	0.89	0.03	0.89
(1,3)	1:A:43:LEU:CG	2:C:465:GLN:OE1	20	0.89	0.03	0.89
(1,3)	1:A:43:LEU:CG	2:C:466:GLU:C	20	0.89	0.03	0.89
(1,3)	1:A:43:LEU:CG	2:C:466:GLU:CA	20	0.89	0.03	0.89
(1,3)	1:A:43:LEU:CG	2:C:466:GLU:CB	20	0.89	0.03	0.89
(1,3)	1:A:43:LEU:CG	2:C:466:GLU:CD	20	0.89	0.03	0.89
(1,3)	1:A:43:LEU:CG	2:C:466:GLU:CG	20	0.89	0.03	0.89
(1,3)	1:A:43:LEU:CG	2:C:466:GLU:H	20	0.89	0.03	0.89
(1,3)	1:A:43:LEU:CG	2:C:466:GLU:HA	20	0.89	0.03	0.89
(1,3)	1:A:43:LEU:CG	2:C:466:GLU:HB2	20	0.89	0.03	0.89
(1,3)	1:A:43:LEU:CG	2:C:466:GLU:HB3	20	0.89	0.03	0.89
(1,3)	1:A:43:LEU:CG	2:C:466:GLU:HG2	20	0.89	0.03	0.89
(1,3)	1:A:43:LEU:CG	2:C:466:GLU:HG3	20	0.89	0.03	0.89
(1,3)	1:A:43:LEU:CG	2:C:466:GLU:N	20	0.89	0.03	0.89
(1,3)	1:A:43:LEU:CG	2:C:466:GLU:O	20	0.89	0.03	0.89
(1,3)	1:A:43:LEU:CG	2:C:466:GLU:OE1	20	0.89	0.03	0.89
(1,3)	1:A:43:LEU:CG	2:C:466:GLU:OE2	20	0.89	0.03	0.89
(1,3)	1:A:43:LEU:CG	2:C:467:MET:C	20	0.89	0.03	0.89
(1,3)	1:A:43:LEU:CG	2:C:467:MET:CA	20	0.89	0.03	0.89
(1,3)	1:A:43:LEU:CG	2:C:467:MET:CB	20	0.89	0.03	0.89
(1,3)	1:A:43:LEU:CG	2:C:467:MET:CE	20	0.89	0.03	0.89
(1,3)	1:A:43:LEU:CG	2:C:467:MET:CG	20	0.89	0.03	0.89
(1,3)	1:A:43:LEU:CG	2:C:467:MET:H	20	0.89	0.03	0.89
(1,3)	1:A:43:LEU:CG	2:C:467:MET:HA	20	0.89	0.03	0.89
(1,3)	1:A:43:LEU:CG	2:C:467:MET:HB2	20	0.89	0.03	0.89
(1,3)	1:A:43:LEU:CG	2:C:467:MET:HB3	20	0.89	0.03	0.89
(1,3)	1:A:43:LEU:CG	2:C:467:MET:HE1	20	0.89	0.03	0.89
(1,3)	1:A:43:LEU:CG	2:C:467:MET:HE2	20	0.89	0.03	0.89
(1,3)	1:A:43:LEU:CG	2:C:467:MET:HE3	20	0.89	0.03	0.89
(1,3)	1:A:43:LEU:CG	2:C:467:MET:HG2	20	0.89	0.03	0.89
(1,3)	1:A:43:LEU:CG	2:C:467:MET:HG3	20	0.89	0.03	0.89
(1,3)	1:A:43:LEU:CG	2:C:467:MET:N	20	0.89	0.03	0.89

Continued on next page...

Continued from previous page...

Key	Atom-1	Atom-2	Models ¹	Mean (Å)	SD ¹ (Å)	Median (Å)
(1,3)	1:A:43:LEU:CG	2:C:467:MET:O	20	0.89	0.03	0.89
(1,3)	1:A:43:LEU:CG	2:C:467:MET:SD	20	0.89	0.03	0.89
(1,3)	1:A:43:LEU:CG	2:C:468:PHE:C	20	0.89	0.03	0.89
(1,3)	1:A:43:LEU:CG	2:C:468:PHE:CA	20	0.89	0.03	0.89
(1,3)	1:A:43:LEU:CG	2:C:468:PHE:CB	20	0.89	0.03	0.89
(1,3)	1:A:43:LEU:CG	2:C:468:PHE:CD1	20	0.89	0.03	0.89
(1,3)	1:A:43:LEU:CG	2:C:468:PHE:CD2	20	0.89	0.03	0.89
(1,3)	1:A:43:LEU:CG	2:C:468:PHE:CE1	20	0.89	0.03	0.89
(1,3)	1:A:43:LEU:CG	2:C:468:PHE:CE2	20	0.89	0.03	0.89
(1,3)	1:A:43:LEU:CG	2:C:468:PHE:CG	20	0.89	0.03	0.89
(1,3)	1:A:43:LEU:CG	2:C:468:PHE:CZ	20	0.89	0.03	0.89
(1,3)	1:A:43:LEU:CG	2:C:468:PHE:H	20	0.89	0.03	0.89
(1,3)	1:A:43:LEU:CG	2:C:468:PHE:HA	20	0.89	0.03	0.89
(1,3)	1:A:43:LEU:CG	2:C:468:PHE:HB2	20	0.89	0.03	0.89
(1,3)	1:A:43:LEU:CG	2:C:468:PHE:HB3	20	0.89	0.03	0.89
(1,3)	1:A:43:LEU:CG	2:C:468:PHE:HD1	20	0.89	0.03	0.89
(1,3)	1:A:43:LEU:CG	2:C:468:PHE:HD2	20	0.89	0.03	0.89
(1,3)	1:A:43:LEU:CG	2:C:468:PHE:HE1	20	0.89	0.03	0.89
(1,3)	1:A:43:LEU:CG	2:C:468:PHE:HE2	20	0.89	0.03	0.89
(1,3)	1:A:43:LEU:CG	2:C:468:PHE:HZ	20	0.89	0.03	0.89
(1,3)	1:A:43:LEU:CG	2:C:468:PHE:N	20	0.89	0.03	0.89
(1,3)	1:A:43:LEU:CG	2:C:468:PHE:O	20	0.89	0.03	0.89
(1,3)	1:A:43:LEU:CG	2:C:469:PRO:C	20	0.89	0.03	0.89
(1,3)	1:A:43:LEU:CG	2:C:469:PRO:CA	20	0.89	0.03	0.89
(1,3)	1:A:43:LEU:CG	2:C:469:PRO:CB	20	0.89	0.03	0.89
(1,3)	1:A:43:LEU:CG	2:C:469:PRO:CD	20	0.89	0.03	0.89
(1,3)	1:A:43:LEU:CG	2:C:469:PRO:CG	20	0.89	0.03	0.89
(1,3)	1:A:43:LEU:CG	2:C:469:PRO:HA	20	0.89	0.03	0.89
(1,3)	1:A:43:LEU:CG	2:C:469:PRO:HB2	20	0.89	0.03	0.89
(1,3)	1:A:43:LEU:CG	2:C:469:PRO:HB3	20	0.89	0.03	0.89
(1,3)	1:A:43:LEU:CG	2:C:469:PRO:HD2	20	0.89	0.03	0.89
(1,3)	1:A:43:LEU:CG	2:C:469:PRO:HD3	20	0.89	0.03	0.89
(1,3)	1:A:43:LEU:CG	2:C:469:PRO:HG2	20	0.89	0.03	0.89
(1,3)	1:A:43:LEU:CG	2:C:469:PRO:HG3	20	0.89	0.03	0.89
(1,3)	1:A:43:LEU:CG	2:C:469:PRO:N	20	0.89	0.03	0.89
(1,3)	1:A:43:LEU:CG	2:C:469:PRO:O	20	0.89	0.03	0.89
(1,3)	1:A:43:LEU:CG	2:C:470:GLN:C	20	0.89	0.03	0.89
(1,3)	1:A:43:LEU:CG	2:C:470:GLN:CA	20	0.89	0.03	0.89
(1,3)	1:A:43:LEU:CG	2:C:470:GLN:CB	20	0.89	0.03	0.89
(1,3)	1:A:43:LEU:CG	2:C:470:GLN:CD	20	0.89	0.03	0.89
(1,3)	1:A:43:LEU:CG	2:C:470:GLN:CG	20	0.89	0.03	0.89
(1,3)	1:A:43:LEU:CG	2:C:470:GLN:H	20	0.89	0.03	0.89

Continued on next page...

Continued from previous page...

Key	Atom-1	Atom-2	Models ¹	Mean (Å)	SD ¹ (Å)	Median (Å)
(1,3)	1:A:43:LEU:CG	2:C:470:GLN:HA	20	0.89	0.03	0.89
(1,3)	1:A:43:LEU:CG	2:C:470:GLN:HB2	20	0.89	0.03	0.89
(1,3)	1:A:43:LEU:CG	2:C:470:GLN:HB3	20	0.89	0.03	0.89
(1,3)	1:A:43:LEU:CG	2:C:470:GLN:HE21	20	0.89	0.03	0.89
(1,3)	1:A:43:LEU:CG	2:C:470:GLN:HE22	20	0.89	0.03	0.89
(1,3)	1:A:43:LEU:CG	2:C:470:GLN:HG2	20	0.89	0.03	0.89
(1,3)	1:A:43:LEU:CG	2:C:470:GLN:HG3	20	0.89	0.03	0.89
(1,3)	1:A:43:LEU:CG	2:C:470:GLN:N	20	0.89	0.03	0.89
(1,3)	1:A:43:LEU:CG	2:C:470:GLN:NE2	20	0.89	0.03	0.89
(1,3)	1:A:43:LEU:CG	2:C:470:GLN:O	20	0.89	0.03	0.89
(1,3)	1:A:43:LEU:CG	2:C:470:GLN:OE1	20	0.89	0.03	0.89
(1,3)	1:A:43:LEU:CG	2:C:472:PRO:C	20	0.89	0.03	0.89
(1,3)	1:A:43:LEU:CG	2:C:472:PRO:CA	20	0.89	0.03	0.89
(1,3)	1:A:43:LEU:CG	2:C:472:PRO:CB	20	0.89	0.03	0.89
(1,3)	1:A:43:LEU:CG	2:C:472:PRO:CD	20	0.89	0.03	0.89
(1,3)	1:A:43:LEU:CG	2:C:472:PRO:CG	20	0.89	0.03	0.89
(1,3)	1:A:43:LEU:CG	2:C:472:PRO:HA	20	0.89	0.03	0.89
(1,3)	1:A:43:LEU:CG	2:C:472:PRO:HB2	20	0.89	0.03	0.89
(1,3)	1:A:43:LEU:CG	2:C:472:PRO:HB3	20	0.89	0.03	0.89
(1,3)	1:A:43:LEU:CG	2:C:472:PRO:HD2	20	0.89	0.03	0.89
(1,3)	1:A:43:LEU:CG	2:C:472:PRO:HD3	20	0.89	0.03	0.89
(1,3)	1:A:43:LEU:CG	2:C:472:PRO:HG2	20	0.89	0.03	0.89
(1,3)	1:A:43:LEU:CG	2:C:472:PRO:HG3	20	0.89	0.03	0.89
(1,3)	1:A:43:LEU:CG	2:C:472:PRO:N	20	0.89	0.03	0.89
(1,3)	1:A:43:LEU:CG	2:C:472:PRO:O	20	0.89	0.03	0.89
(1,3)	1:A:43:LEU:CG	2:C:482:LEU:C	20	0.89	0.03	0.89
(1,3)	1:A:43:LEU:CG	2:C:482:LEU:CA	20	0.89	0.03	0.89
(1,3)	1:A:43:LEU:CG	2:C:482:LEU:CB	20	0.89	0.03	0.89
(1,3)	1:A:43:LEU:CG	2:C:482:LEU:CD1	20	0.89	0.03	0.89
(1,3)	1:A:43:LEU:CG	2:C:482:LEU:CD2	20	0.89	0.03	0.89
(1,3)	1:A:43:LEU:CG	2:C:482:LEU:CG	20	0.89	0.03	0.89
(1,3)	1:A:43:LEU:CG	2:C:482:LEU:H	20	0.89	0.03	0.89
(1,3)	1:A:43:LEU:CG	2:C:482:LEU:HA	20	0.89	0.03	0.89
(1,3)	1:A:43:LEU:CG	2:C:482:LEU:HB2	20	0.89	0.03	0.89
(1,3)	1:A:43:LEU:CG	2:C:482:LEU:HB3	20	0.89	0.03	0.89
(1,3)	1:A:43:LEU:CG	2:C:482:LEU:HD11	20	0.89	0.03	0.89
(1,3)	1:A:43:LEU:CG	2:C:482:LEU:HD12	20	0.89	0.03	0.89
(1,3)	1:A:43:LEU:CG	2:C:482:LEU:HD13	20	0.89	0.03	0.89
(1,3)	1:A:43:LEU:CG	2:C:482:LEU:HD21	20	0.89	0.03	0.89
(1,3)	1:A:43:LEU:CG	2:C:482:LEU:HD22	20	0.89	0.03	0.89
(1,3)	1:A:43:LEU:CG	2:C:482:LEU:HD23	20	0.89	0.03	0.89
(1,3)	1:A:43:LEU:CG	2:C:482:LEU:HG	20	0.89	0.03	0.89

Continued on next page...

Continued from previous page...

Key	Atom-1	Atom-2	Models ¹	Mean (Å)	SD ¹ (Å)	Median (Å)
(1,3)	1:A:43:LEU:CG	2:C:482:LEU:N	20	0.89	0.03	0.89
(1,3)	1:A:43:LEU:CG	2:C:482:LEU:O	20	0.89	0.03	0.89
(1,3)	1:A:43:LEU:CG	2:C:483:THR:C	20	0.89	0.03	0.89
(1,3)	1:A:43:LEU:CG	2:C:483:THR:CA	20	0.89	0.03	0.89
(1,3)	1:A:43:LEU:CG	2:C:483:THR:CB	20	0.89	0.03	0.89
(1,3)	1:A:43:LEU:CG	2:C:483:THR:CG2	20	0.89	0.03	0.89
(1,3)	1:A:43:LEU:CG	2:C:483:THR:H	20	0.89	0.03	0.89
(1,3)	1:A:43:LEU:CG	2:C:483:THR:HA	20	0.89	0.03	0.89
(1,3)	1:A:43:LEU:CG	2:C:483:THR:HB	20	0.89	0.03	0.89
(1,3)	1:A:43:LEU:CG	2:C:483:THR:HG1	20	0.89	0.03	0.89
(1,3)	1:A:43:LEU:CG	2:C:483:THR:HG21	20	0.89	0.03	0.89
(1,3)	1:A:43:LEU:CG	2:C:483:THR:HG22	20	0.89	0.03	0.89
(1,3)	1:A:43:LEU:CG	2:C:483:THR:HG23	20	0.89	0.03	0.89
(1,3)	1:A:43:LEU:CG	2:C:483:THR:N	20	0.89	0.03	0.89
(1,3)	1:A:43:LEU:CG	2:C:483:THR:O	20	0.89	0.03	0.89
(1,3)	1:A:43:LEU:CG	2:C:483:THR:OG1	20	0.89	0.03	0.89
(1,3)	1:A:43:LEU:CG	2:C:484:ARG:C	20	0.89	0.03	0.89
(1,3)	1:A:43:LEU:CG	2:C:484:ARG:CA	20	0.89	0.03	0.89
(1,3)	1:A:43:LEU:CG	2:C:484:ARG:CB	20	0.89	0.03	0.89
(1,3)	1:A:43:LEU:CG	2:C:484:ARG:CD	20	0.89	0.03	0.89
(1,3)	1:A:43:LEU:CG	2:C:484:ARG:CG	20	0.89	0.03	0.89
(1,3)	1:A:43:LEU:CG	2:C:484:ARG:CZ	20	0.89	0.03	0.89
(1,3)	1:A:43:LEU:CG	2:C:484:ARG:H	20	0.89	0.03	0.89
(1,3)	1:A:43:LEU:CG	2:C:484:ARG:HA	20	0.89	0.03	0.89
(1,3)	1:A:43:LEU:CG	2:C:484:ARG:HB2	20	0.89	0.03	0.89
(1,3)	1:A:43:LEU:CG	2:C:484:ARG:HB3	20	0.89	0.03	0.89
(1,3)	1:A:43:LEU:CG	2:C:484:ARG:HD2	20	0.89	0.03	0.89
(1,3)	1:A:43:LEU:CG	2:C:484:ARG:HD3	20	0.89	0.03	0.89
(1,3)	1:A:43:LEU:CG	2:C:484:ARG:HE	20	0.89	0.03	0.89
(1,3)	1:A:43:LEU:CG	2:C:484:ARG:HG2	20	0.89	0.03	0.89
(1,3)	1:A:43:LEU:CG	2:C:484:ARG:HG3	20	0.89	0.03	0.89
(1,3)	1:A:43:LEU:CG	2:C:484:ARG:HH11	20	0.89	0.03	0.89
(1,3)	1:A:43:LEU:CG	2:C:484:ARG:HH12	20	0.89	0.03	0.89
(1,3)	1:A:43:LEU:CG	2:C:484:ARG:HH21	20	0.89	0.03	0.89
(1,3)	1:A:43:LEU:CG	2:C:484:ARG:HH22	20	0.89	0.03	0.89
(1,3)	1:A:43:LEU:CG	2:C:484:ARG:N	20	0.89	0.03	0.89
(1,3)	1:A:43:LEU:CG	2:C:484:ARG:NE	20	0.89	0.03	0.89
(1,3)	1:A:43:LEU:CG	2:C:484:ARG:NH1	20	0.89	0.03	0.89
(1,3)	1:A:43:LEU:CG	2:C:484:ARG:NH2	20	0.89	0.03	0.89
(1,3)	1:A:43:LEU:CG	2:C:484:ARG:O	20	0.89	0.03	0.89
(1,3)	1:A:43:LEU:CG	2:C:485:SER:C	20	0.89	0.03	0.89
(1,3)	1:A:43:LEU:CG	2:C:485:SER:CA	20	0.89	0.03	0.89

Continued on next page...

Continued from previous page...

Key	Atom-1	Atom-2	Models ¹	Mean (Å)	SD ¹ (Å)	Median (Å)
(1,3)	1:A:43:LEU:CG	2:C:485:SER:CB	20	0.89	0.03	0.89
(1,3)	1:A:43:LEU:CG	2:C:485:SER:H	20	0.89	0.03	0.89
(1,3)	1:A:43:LEU:CG	2:C:485:SER:HA	20	0.89	0.03	0.89
(1,3)	1:A:43:LEU:CG	2:C:485:SER:HB2	20	0.89	0.03	0.89
(1,3)	1:A:43:LEU:CG	2:C:485:SER:HB3	20	0.89	0.03	0.89
(1,3)	1:A:43:LEU:CG	2:C:485:SER:HG	20	0.89	0.03	0.89
(1,3)	1:A:43:LEU:CG	2:C:485:SER:N	20	0.89	0.03	0.89
(1,3)	1:A:43:LEU:CG	2:C:485:SER:O	20	0.89	0.03	0.89
(1,3)	1:A:43:LEU:CG	2:C:485:SER:OG	20	0.89	0.03	0.89
(1,3)	1:A:43:LEU:CG	2:C:486:VAL:C	20	0.89	0.03	0.89
(1,3)	1:A:43:LEU:CG	2:C:486:VAL:CA	20	0.89	0.03	0.89
(1,3)	1:A:43:LEU:CG	2:C:486:VAL:CB	20	0.89	0.03	0.89
(1,3)	1:A:43:LEU:CG	2:C:486:VAL:CG1	20	0.89	0.03	0.89
(1,3)	1:A:43:LEU:CG	2:C:486:VAL:CG2	20	0.89	0.03	0.89
(1,3)	1:A:43:LEU:CG	2:C:486:VAL:H	20	0.89	0.03	0.89
(1,3)	1:A:43:LEU:CG	2:C:486:VAL:HA	20	0.89	0.03	0.89
(1,3)	1:A:43:LEU:CG	2:C:486:VAL:HB	20	0.89	0.03	0.89
(1,3)	1:A:43:LEU:CG	2:C:486:VAL:HG11	20	0.89	0.03	0.89
(1,3)	1:A:43:LEU:CG	2:C:486:VAL:HG12	20	0.89	0.03	0.89
(1,3)	1:A:43:LEU:CG	2:C:486:VAL:HG13	20	0.89	0.03	0.89
(1,3)	1:A:43:LEU:CG	2:C:486:VAL:HG21	20	0.89	0.03	0.89
(1,3)	1:A:43:LEU:CG	2:C:486:VAL:HG22	20	0.89	0.03	0.89
(1,3)	1:A:43:LEU:CG	2:C:486:VAL:HG23	20	0.89	0.03	0.89
(1,3)	1:A:43:LEU:CG	2:C:486:VAL:N	20	0.89	0.03	0.89
(1,3)	1:A:43:LEU:CG	2:C:486:VAL:O	20	0.89	0.03	0.89
(1,3)	1:A:43:LEU:CG	2:C:487:GLU:C	20	0.89	0.03	0.89
(1,3)	1:A:43:LEU:CG	2:C:487:GLU:CA	20	0.89	0.03	0.89
(1,3)	1:A:43:LEU:CG	2:C:487:GLU:CB	20	0.89	0.03	0.89
(1,3)	1:A:43:LEU:CG	2:C:487:GLU:CD	20	0.89	0.03	0.89
(1,3)	1:A:43:LEU:CG	2:C:487:GLU:CG	20	0.89	0.03	0.89
(1,3)	1:A:43:LEU:CG	2:C:487:GLU:H	20	0.89	0.03	0.89
(1,3)	1:A:43:LEU:CG	2:C:487:GLU:HA	20	0.89	0.03	0.89
(1,3)	1:A:43:LEU:CG	2:C:487:GLU:HB2	20	0.89	0.03	0.89
(1,3)	1:A:43:LEU:CG	2:C:487:GLU:HB3	20	0.89	0.03	0.89
(1,3)	1:A:43:LEU:CG	2:C:487:GLU:HG2	20	0.89	0.03	0.89
(1,3)	1:A:43:LEU:CG	2:C:487:GLU:HG3	20	0.89	0.03	0.89
(1,3)	1:A:43:LEU:CG	2:C:487:GLU:N	20	0.89	0.03	0.89
(1,3)	1:A:43:LEU:CG	2:C:487:GLU:O	20	0.89	0.03	0.89
(1,3)	1:A:43:LEU:CG	2:C:487:GLU:OE1	20	0.89	0.03	0.89
(1,3)	1:A:43:LEU:CG	2:C:487:GLU:OE2	20	0.89	0.03	0.89
(1,3)	1:A:43:LEU:CG	2:C:488:ILE:C	20	0.89	0.03	0.89
(1,3)	1:A:43:LEU:CG	2:C:488:ILE:CA	20	0.89	0.03	0.89

Continued on next page...

Continued from previous page...

Key	Atom-1	Atom-2	Models ¹	Mean (Å)	SD ¹ (Å)	Median (Å)
(1,3)	1:A:43:LEU:CG	2:C:488:ILE:CB	20	0.89	0.03	0.89
(1,3)	1:A:43:LEU:CG	2:C:488:ILE:CD1	20	0.89	0.03	0.89
(1,3)	1:A:43:LEU:CG	2:C:488:ILE:CG1	20	0.89	0.03	0.89
(1,3)	1:A:43:LEU:CG	2:C:488:ILE:CG2	20	0.89	0.03	0.89
(1,3)	1:A:43:LEU:CG	2:C:488:ILE:H	20	0.89	0.03	0.89
(1,3)	1:A:43:LEU:CG	2:C:488:ILE:HA	20	0.89	0.03	0.89
(1,3)	1:A:43:LEU:CG	2:C:488:ILE:HB	20	0.89	0.03	0.89
(1,3)	1:A:43:LEU:CG	2:C:488:ILE:HD11	20	0.89	0.03	0.89
(1,3)	1:A:43:LEU:CG	2:C:488:ILE:HD12	20	0.89	0.03	0.89
(1,3)	1:A:43:LEU:CG	2:C:488:ILE:HD13	20	0.89	0.03	0.89
(1,3)	1:A:43:LEU:CG	2:C:488:ILE:HG12	20	0.89	0.03	0.89
(1,3)	1:A:43:LEU:CG	2:C:488:ILE:HG13	20	0.89	0.03	0.89
(1,3)	1:A:43:LEU:CG	2:C:488:ILE:HG21	20	0.89	0.03	0.89
(1,3)	1:A:43:LEU:CG	2:C:488:ILE:HG22	20	0.89	0.03	0.89
(1,3)	1:A:43:LEU:CG	2:C:488:ILE:HG23	20	0.89	0.03	0.89
(1,3)	1:A:43:LEU:CG	2:C:488:ILE:N	20	0.89	0.03	0.89
(1,3)	1:A:43:LEU:CG	2:C:488:ILE:O	20	0.89	0.03	0.89
(1,3)	1:A:43:LEU:CG	2:C:490:THR:C	20	0.89	0.03	0.89
(1,3)	1:A:43:LEU:CG	2:C:490:THR:CA	20	0.89	0.03	0.89
(1,3)	1:A:43:LEU:CG	2:C:490:THR:CB	20	0.89	0.03	0.89
(1,3)	1:A:43:LEU:CG	2:C:490:THR:CG2	20	0.89	0.03	0.89
(1,3)	1:A:43:LEU:CG	2:C:490:THR:H	20	0.89	0.03	0.89
(1,3)	1:A:43:LEU:CG	2:C:490:THR:HA	20	0.89	0.03	0.89
(1,3)	1:A:43:LEU:CG	2:C:490:THR:HB	20	0.89	0.03	0.89
(1,3)	1:A:43:LEU:CG	2:C:490:THR:HG1	20	0.89	0.03	0.89
(1,3)	1:A:43:LEU:CG	2:C:490:THR:HG21	20	0.89	0.03	0.89
(1,3)	1:A:43:LEU:CG	2:C:490:THR:HG22	20	0.89	0.03	0.89
(1,3)	1:A:43:LEU:CG	2:C:490:THR:HG23	20	0.89	0.03	0.89
(1,3)	1:A:43:LEU:CG	2:C:490:THR:N	20	0.89	0.03	0.89
(1,3)	1:A:43:LEU:CG	2:C:490:THR:O	20	0.89	0.03	0.89
(1,3)	1:A:43:LEU:CG	2:C:490:THR:OG1	20	0.89	0.03	0.89
(1,3)	1:A:43:LEU:CG	2:C:491:ASP:C	20	0.89	0.03	0.89
(1,3)	1:A:43:LEU:CG	2:C:491:ASP:CA	20	0.89	0.03	0.89
(1,3)	1:A:43:LEU:CG	2:C:491:ASP:CB	20	0.89	0.03	0.89
(1,3)	1:A:43:LEU:CG	2:C:491:ASP:CG	20	0.89	0.03	0.89
(1,3)	1:A:43:LEU:CG	2:C:491:ASP:H	20	0.89	0.03	0.89
(1,3)	1:A:43:LEU:CG	2:C:491:ASP:HA	20	0.89	0.03	0.89
(1,3)	1:A:43:LEU:CG	2:C:491:ASP:HB2	20	0.89	0.03	0.89
(1,3)	1:A:43:LEU:CG	2:C:491:ASP:HB3	20	0.89	0.03	0.89
(1,3)	1:A:43:LEU:CG	2:C:491:ASP:N	20	0.89	0.03	0.89
(1,3)	1:A:43:LEU:CG	2:C:491:ASP:O	20	0.89	0.03	0.89
(1,3)	1:A:43:LEU:CG	2:C:491:ASP:OD1	20	0.89	0.03	0.89

Continued on next page...

Continued from previous page...

Key	Atom-1	Atom-2	Models ¹	Mean (Å)	SD ¹ (Å)	Median (Å)
(1,3)	1:A:43:LEU:CG	2:C:491:ASP:OD2	20	0.89	0.03	0.89
(1,3)	1:A:43:LEU:CG	2:C:492:ASN:C	20	0.89	0.03	0.89
(1,3)	1:A:43:LEU:CG	2:C:492:ASN:CA	20	0.89	0.03	0.89
(1,3)	1:A:43:LEU:CG	2:C:492:ASN:CB	20	0.89	0.03	0.89
(1,3)	1:A:43:LEU:CG	2:C:492:ASN:CG	20	0.89	0.03	0.89
(1,3)	1:A:43:LEU:CG	2:C:492:ASN:H	20	0.89	0.03	0.89
(1,3)	1:A:43:LEU:CG	2:C:492:ASN:HA	20	0.89	0.03	0.89
(1,3)	1:A:43:LEU:CG	2:C:492:ASN:HB2	20	0.89	0.03	0.89
(1,3)	1:A:43:LEU:CG	2:C:492:ASN:HB3	20	0.89	0.03	0.89
(1,3)	1:A:43:LEU:CG	2:C:492:ASN:HD21	20	0.89	0.03	0.89
(1,3)	1:A:43:LEU:CG	2:C:492:ASN:HD22	20	0.89	0.03	0.89
(1,3)	1:A:43:LEU:CG	2:C:492:ASN:N	20	0.89	0.03	0.89
(1,3)	1:A:43:LEU:CG	2:C:492:ASN:ND2	20	0.89	0.03	0.89
(1,3)	1:A:43:LEU:CG	2:C:492:ASN:O	20	0.89	0.03	0.89
(1,3)	1:A:43:LEU:CG	2:C:492:ASN:OD1	20	0.89	0.03	0.89
(1,3)	1:A:43:LEU:CG	2:C:494:LEU:C	20	0.89	0.03	0.89
(1,3)	1:A:43:LEU:CG	2:C:494:LEU:CA	20	0.89	0.03	0.89
(1,3)	1:A:43:LEU:CG	2:C:494:LEU:CB	20	0.89	0.03	0.89
(1,3)	1:A:43:LEU:CG	2:C:494:LEU:CD1	20	0.89	0.03	0.89
(1,3)	1:A:43:LEU:CG	2:C:494:LEU:CD2	20	0.89	0.03	0.89
(1,3)	1:A:43:LEU:CG	2:C:494:LEU:CG	20	0.89	0.03	0.89
(1,3)	1:A:43:LEU:CG	2:C:494:LEU:H	20	0.89	0.03	0.89
(1,3)	1:A:43:LEU:CG	2:C:494:LEU:HA	20	0.89	0.03	0.89
(1,3)	1:A:43:LEU:CG	2:C:494:LEU:HB2	20	0.89	0.03	0.89
(1,3)	1:A:43:LEU:CG	2:C:494:LEU:HB3	20	0.89	0.03	0.89
(1,3)	1:A:43:LEU:CG	2:C:494:LEU:HD11	20	0.89	0.03	0.89
(1,3)	1:A:43:LEU:CG	2:C:494:LEU:HD12	20	0.89	0.03	0.89
(1,3)	1:A:43:LEU:CG	2:C:494:LEU:HD13	20	0.89	0.03	0.89
(1,3)	1:A:43:LEU:CG	2:C:494:LEU:HD21	20	0.89	0.03	0.89
(1,3)	1:A:43:LEU:CG	2:C:494:LEU:HD22	20	0.89	0.03	0.89
(1,3)	1:A:43:LEU:CG	2:C:494:LEU:HD23	20	0.89	0.03	0.89
(1,3)	1:A:43:LEU:CG	2:C:494:LEU:HG	20	0.89	0.03	0.89
(1,3)	1:A:43:LEU:CG	2:C:494:LEU:N	20	0.89	0.03	0.89
(1,3)	1:A:43:LEU:CG	2:C:494:LEU:O	20	0.89	0.03	0.89
(1,3)	1:A:43:LEU:CG	2:C:495:GLU:C	20	0.89	0.03	0.89
(1,3)	1:A:43:LEU:CG	2:C:495:GLU:CA	20	0.89	0.03	0.89
(1,3)	1:A:43:LEU:CG	2:C:495:GLU:CB	20	0.89	0.03	0.89
(1,3)	1:A:43:LEU:CG	2:C:495:GLU:CD	20	0.89	0.03	0.89
(1,3)	1:A:43:LEU:CG	2:C:495:GLU:CG	20	0.89	0.03	0.89
(1,3)	1:A:43:LEU:CG	2:C:495:GLU:H	20	0.89	0.03	0.89
(1,3)	1:A:43:LEU:CG	2:C:495:GLU:HA	20	0.89	0.03	0.89
(1,3)	1:A:43:LEU:CG	2:C:495:GLU:HB2	20	0.89	0.03	0.89

Continued on next page...

Continued from previous page...

Key	Atom-1	Atom-2	Models ¹	Mean (Å)	SD ¹ (Å)	Median (Å)
(1,3)	1:A:43:LEU:CG	2:C:495:GLU:HB3	20	0.89	0.03	0.89
(1,3)	1:A:43:LEU:CG	2:C:495:GLU:HG2	20	0.89	0.03	0.89
(1,3)	1:A:43:LEU:CG	2:C:495:GLU:HG3	20	0.89	0.03	0.89
(1,3)	1:A:43:LEU:CG	2:C:495:GLU:N	20	0.89	0.03	0.89
(1,3)	1:A:43:LEU:CG	2:C:495:GLU:O	20	0.89	0.03	0.89
(1,3)	1:A:43:LEU:CG	2:C:495:GLU:OE1	20	0.89	0.03	0.89
(1,3)	1:A:43:LEU:CG	2:C:495:GLU:OE2	20	0.89	0.03	0.89
(1,3)	1:A:43:LEU:CG	2:C:496:GLY:C	20	0.89	0.03	0.89
(1,3)	1:A:43:LEU:CG	2:C:496:GLY:CA	20	0.89	0.03	0.89
(1,3)	1:A:43:LEU:CG	2:C:496:GLY:H	20	0.89	0.03	0.89
(1,3)	1:A:43:LEU:CG	2:C:496:GLY:HA2	20	0.89	0.03	0.89
(1,3)	1:A:43:LEU:CG	2:C:496:GLY:HA3	20	0.89	0.03	0.89
(1,3)	1:A:43:LEU:CG	2:C:496:GLY:N	20	0.89	0.03	0.89
(1,3)	1:A:43:LEU:CG	2:C:496:GLY:O	20	0.89	0.03	0.89
(1,3)	1:A:43:LEU:CG	2:C:497:ARG:C	20	0.89	0.03	0.89
(1,3)	1:A:43:LEU:CG	2:C:497:ARG:CA	20	0.89	0.03	0.89
(1,3)	1:A:43:LEU:CG	2:C:497:ARG:CB	20	0.89	0.03	0.89
(1,3)	1:A:43:LEU:CG	2:C:497:ARG:CD	20	0.89	0.03	0.89
(1,3)	1:A:43:LEU:CG	2:C:497:ARG:CG	20	0.89	0.03	0.89
(1,3)	1:A:43:LEU:CG	2:C:497:ARG:CZ	20	0.89	0.03	0.89
(1,3)	1:A:43:LEU:CG	2:C:497:ARG:H	20	0.89	0.03	0.89
(1,3)	1:A:43:LEU:CG	2:C:497:ARG:HA	20	0.89	0.03	0.89
(1,3)	1:A:43:LEU:CG	2:C:497:ARG:HB2	20	0.89	0.03	0.89
(1,3)	1:A:43:LEU:CG	2:C:497:ARG:HB3	20	0.89	0.03	0.89
(1,3)	1:A:43:LEU:CG	2:C:497:ARG:HD2	20	0.89	0.03	0.89
(1,3)	1:A:43:LEU:CG	2:C:497:ARG:HD3	20	0.89	0.03	0.89
(1,3)	1:A:43:LEU:CG	2:C:497:ARG:HE	20	0.89	0.03	0.89
(1,3)	1:A:43:LEU:CG	2:C:497:ARG:HG2	20	0.89	0.03	0.89
(1,3)	1:A:43:LEU:CG	2:C:497:ARG:HG3	20	0.89	0.03	0.89
(1,3)	1:A:43:LEU:CG	2:C:497:ARG:HH11	20	0.89	0.03	0.89
(1,3)	1:A:43:LEU:CG	2:C:497:ARG:HH12	20	0.89	0.03	0.89
(1,3)	1:A:43:LEU:CG	2:C:497:ARG:HH21	20	0.89	0.03	0.89
(1,3)	1:A:43:LEU:CG	2:C:497:ARG:HH22	20	0.89	0.03	0.89
(1,3)	1:A:43:LEU:CG	2:C:497:ARG:N	20	0.89	0.03	0.89
(1,3)	1:A:43:LEU:CG	2:C:497:ARG:NE	20	0.89	0.03	0.89
(1,3)	1:A:43:LEU:CG	2:C:497:ARG:NH1	20	0.89	0.03	0.89
(1,3)	1:A:43:LEU:CG	2:C:497:ARG:NH2	20	0.89	0.03	0.89
(1,3)	1:A:43:LEU:CG	2:C:497:ARG:O	20	0.89	0.03	0.89
(1,3)	1:A:43:LEU:H	2:C:457:LEU:C	20	0.89	0.03	0.89
(1,3)	1:A:43:LEU:H	2:C:457:LEU:CA	20	0.89	0.03	0.89
(1,3)	1:A:43:LEU:H	2:C:457:LEU:CB	20	0.89	0.03	0.89
(1,3)	1:A:43:LEU:H	2:C:457:LEU:CD1	20	0.89	0.03	0.89

Continued on next page...

Continued from previous page...

Key	Atom-1	Atom-2	Models ¹	Mean (Å)	SD ¹ (Å)	Median (Å)
(1,3)	1:A:43:LEU:H	2:C:457:LEU:CD2	20	0.89	0.03	0.89
(1,3)	1:A:43:LEU:H	2:C:457:LEU:CG	20	0.89	0.03	0.89
(1,3)	1:A:43:LEU:H	2:C:457:LEU:H	20	0.89	0.03	0.89
(1,3)	1:A:43:LEU:H	2:C:457:LEU:HA	20	0.89	0.03	0.89
(1,3)	1:A:43:LEU:H	2:C:457:LEU:HB2	20	0.89	0.03	0.89
(1,3)	1:A:43:LEU:H	2:C:457:LEU:HB3	20	0.89	0.03	0.89
(1,3)	1:A:43:LEU:H	2:C:457:LEU:HD11	20	0.89	0.03	0.89
(1,3)	1:A:43:LEU:H	2:C:457:LEU:HD12	20	0.89	0.03	0.89
(1,3)	1:A:43:LEU:H	2:C:457:LEU:HD13	20	0.89	0.03	0.89
(1,3)	1:A:43:LEU:H	2:C:457:LEU:HD21	20	0.89	0.03	0.89
(1,3)	1:A:43:LEU:H	2:C:457:LEU:HD22	20	0.89	0.03	0.89
(1,3)	1:A:43:LEU:H	2:C:457:LEU:HD23	20	0.89	0.03	0.89
(1,3)	1:A:43:LEU:H	2:C:457:LEU:HG	20	0.89	0.03	0.89
(1,3)	1:A:43:LEU:H	2:C:457:LEU:N	20	0.89	0.03	0.89
(1,3)	1:A:43:LEU:H	2:C:457:LEU:O	20	0.89	0.03	0.89
(1,3)	1:A:43:LEU:H	2:C:459:ALA:C	20	0.89	0.03	0.89
(1,3)	1:A:43:LEU:H	2:C:459:ALA:CA	20	0.89	0.03	0.89
(1,3)	1:A:43:LEU:H	2:C:459:ALA:CB	20	0.89	0.03	0.89
(1,3)	1:A:43:LEU:H	2:C:459:ALA:H	20	0.89	0.03	0.89
(1,3)	1:A:43:LEU:H	2:C:459:ALA:HA	20	0.89	0.03	0.89
(1,3)	1:A:43:LEU:H	2:C:459:ALA:HB1	20	0.89	0.03	0.89
(1,3)	1:A:43:LEU:H	2:C:459:ALA:HB2	20	0.89	0.03	0.89
(1,3)	1:A:43:LEU:H	2:C:459:ALA:HB3	20	0.89	0.03	0.89
(1,3)	1:A:43:LEU:H	2:C:459:ALA:N	20	0.89	0.03	0.89
(1,3)	1:A:43:LEU:H	2:C:459:ALA:O	20	0.89	0.03	0.89
(1,3)	1:A:43:LEU:H	2:C:460:MET:C	20	0.89	0.03	0.89
(1,3)	1:A:43:LEU:H	2:C:460:MET:CA	20	0.89	0.03	0.89
(1,3)	1:A:43:LEU:H	2:C:460:MET:CB	20	0.89	0.03	0.89
(1,3)	1:A:43:LEU:H	2:C:460:MET:CE	20	0.89	0.03	0.89
(1,3)	1:A:43:LEU:H	2:C:460:MET:CG	20	0.89	0.03	0.89
(1,3)	1:A:43:LEU:H	2:C:460:MET:H	20	0.89	0.03	0.89
(1,3)	1:A:43:LEU:H	2:C:460:MET:HA	20	0.89	0.03	0.89
(1,3)	1:A:43:LEU:H	2:C:460:MET:HB2	20	0.89	0.03	0.89
(1,3)	1:A:43:LEU:H	2:C:460:MET:HB3	20	0.89	0.03	0.89
(1,3)	1:A:43:LEU:H	2:C:460:MET:HE1	20	0.89	0.03	0.89
(1,3)	1:A:43:LEU:H	2:C:460:MET:HE2	20	0.89	0.03	0.89
(1,3)	1:A:43:LEU:H	2:C:460:MET:HE3	20	0.89	0.03	0.89
(1,3)	1:A:43:LEU:H	2:C:460:MET:HG2	20	0.89	0.03	0.89
(1,3)	1:A:43:LEU:H	2:C:460:MET:HG3	20	0.89	0.03	0.89
(1,3)	1:A:43:LEU:H	2:C:460:MET:N	20	0.89	0.03	0.89
(1,3)	1:A:43:LEU:H	2:C:460:MET:O	20	0.89	0.03	0.89
(1,3)	1:A:43:LEU:H	2:C:460:MET:SD	20	0.89	0.03	0.89

Continued on next page...

Continued from previous page...

Key	Atom-1	Atom-2	Models ¹	Mean (Å)	SD ¹ (Å)	Median (Å)
(1,3)	1:A:43:LEU:H	2:C:462:HIS:C	20	0.89	0.03	0.89
(1,3)	1:A:43:LEU:H	2:C:462:HIS:CA	20	0.89	0.03	0.89
(1,3)	1:A:43:LEU:H	2:C:462:HIS:CB	20	0.89	0.03	0.89
(1,3)	1:A:43:LEU:H	2:C:462:HIS:CD2	20	0.89	0.03	0.89
(1,3)	1:A:43:LEU:H	2:C:462:HIS:CE1	20	0.89	0.03	0.89
(1,3)	1:A:43:LEU:H	2:C:462:HIS:CG	20	0.89	0.03	0.89
(1,3)	1:A:43:LEU:H	2:C:462:HIS:H	20	0.89	0.03	0.89
(1,3)	1:A:43:LEU:H	2:C:462:HIS:HA	20	0.89	0.03	0.89
(1,3)	1:A:43:LEU:H	2:C:462:HIS:HB2	20	0.89	0.03	0.89
(1,3)	1:A:43:LEU:H	2:C:462:HIS:HB3	20	0.89	0.03	0.89
(1,3)	1:A:43:LEU:H	2:C:462:HIS:HD2	20	0.89	0.03	0.89
(1,3)	1:A:43:LEU:H	2:C:462:HIS:HE1	20	0.89	0.03	0.89
(1,3)	1:A:43:LEU:H	2:C:462:HIS:HE2	20	0.89	0.03	0.89
(1,3)	1:A:43:LEU:H	2:C:462:HIS:N	20	0.89	0.03	0.89
(1,3)	1:A:43:LEU:H	2:C:462:HIS:ND1	20	0.89	0.03	0.89
(1,3)	1:A:43:LEU:H	2:C:462:HIS:NE2	20	0.89	0.03	0.89
(1,3)	1:A:43:LEU:H	2:C:462:HIS:O	20	0.89	0.03	0.89
(1,3)	1:A:43:LEU:H	2:C:463:GLN:C	20	0.89	0.03	0.89
(1,3)	1:A:43:LEU:H	2:C:463:GLN:CA	20	0.89	0.03	0.89
(1,3)	1:A:43:LEU:H	2:C:463:GLN:CB	20	0.89	0.03	0.89
(1,3)	1:A:43:LEU:H	2:C:463:GLN:CD	20	0.89	0.03	0.89
(1,3)	1:A:43:LEU:H	2:C:463:GLN:CG	20	0.89	0.03	0.89
(1,3)	1:A:43:LEU:H	2:C:463:GLN:H	20	0.89	0.03	0.89
(1,3)	1:A:43:LEU:H	2:C:463:GLN:HA	20	0.89	0.03	0.89
(1,3)	1:A:43:LEU:H	2:C:463:GLN:HB2	20	0.89	0.03	0.89
(1,3)	1:A:43:LEU:H	2:C:463:GLN:HB3	20	0.89	0.03	0.89
(1,3)	1:A:43:LEU:H	2:C:463:GLN:HE21	20	0.89	0.03	0.89
(1,3)	1:A:43:LEU:H	2:C:463:GLN:HE22	20	0.89	0.03	0.89
(1,3)	1:A:43:LEU:H	2:C:463:GLN:HG2	20	0.89	0.03	0.89
(1,3)	1:A:43:LEU:H	2:C:463:GLN:HG3	20	0.89	0.03	0.89
(1,3)	1:A:43:LEU:H	2:C:463:GLN:N	20	0.89	0.03	0.89
(1,3)	1:A:43:LEU:H	2:C:463:GLN:NE2	20	0.89	0.03	0.89
(1,3)	1:A:43:LEU:H	2:C:463:GLN:O	20	0.89	0.03	0.89
(1,3)	1:A:43:LEU:H	2:C:463:GLN:OE1	20	0.89	0.03	0.89
(1,3)	1:A:43:LEU:H	2:C:465:GLN:C	20	0.89	0.03	0.89
(1,3)	1:A:43:LEU:H	2:C:465:GLN:CA	20	0.89	0.03	0.89
(1,3)	1:A:43:LEU:H	2:C:465:GLN:CB	20	0.89	0.03	0.89
(1,3)	1:A:43:LEU:H	2:C:465:GLN:CD	20	0.89	0.03	0.89
(1,3)	1:A:43:LEU:H	2:C:465:GLN:CG	20	0.89	0.03	0.89
(1,3)	1:A:43:LEU:H	2:C:465:GLN:H	20	0.89	0.03	0.89
(1,3)	1:A:43:LEU:H	2:C:465:GLN:HA	20	0.89	0.03	0.89
(1,3)	1:A:43:LEU:H	2:C:465:GLN:HB2	20	0.89	0.03	0.89

Continued on next page...

Continued from previous page...

Key	Atom-1	Atom-2	Models ¹	Mean (Å)	SD ¹ (Å)	Median (Å)
(1,3)	1:A:43:LEU:H	2:C:465:GLN:HB3	20	0.89	0.03	0.89
(1,3)	1:A:43:LEU:H	2:C:465:GLN:HE21	20	0.89	0.03	0.89
(1,3)	1:A:43:LEU:H	2:C:465:GLN:HE22	20	0.89	0.03	0.89
(1,3)	1:A:43:LEU:H	2:C:465:GLN:HG2	20	0.89	0.03	0.89
(1,3)	1:A:43:LEU:H	2:C:465:GLN:HG3	20	0.89	0.03	0.89
(1,3)	1:A:43:LEU:H	2:C:465:GLN:N	20	0.89	0.03	0.89
(1,3)	1:A:43:LEU:H	2:C:465:GLN:NE2	20	0.89	0.03	0.89
(1,3)	1:A:43:LEU:H	2:C:465:GLN:O	20	0.89	0.03	0.89
(1,3)	1:A:43:LEU:H	2:C:465:GLN:OE1	20	0.89	0.03	0.89
(1,3)	1:A:43:LEU:H	2:C:466:GLU:C	20	0.89	0.03	0.89
(1,3)	1:A:43:LEU:H	2:C:466:GLU:CA	20	0.89	0.03	0.89
(1,3)	1:A:43:LEU:H	2:C:466:GLU:CB	20	0.89	0.03	0.89
(1,3)	1:A:43:LEU:H	2:C:466:GLU:CD	20	0.89	0.03	0.89
(1,3)	1:A:43:LEU:H	2:C:466:GLU:CG	20	0.89	0.03	0.89
(1,3)	1:A:43:LEU:H	2:C:466:GLU:H	20	0.89	0.03	0.89
(1,3)	1:A:43:LEU:H	2:C:466:GLU:HA	20	0.89	0.03	0.89
(1,3)	1:A:43:LEU:H	2:C:466:GLU:HB2	20	0.89	0.03	0.89
(1,3)	1:A:43:LEU:H	2:C:466:GLU:HB3	20	0.89	0.03	0.89
(1,3)	1:A:43:LEU:H	2:C:466:GLU:HG2	20	0.89	0.03	0.89
(1,3)	1:A:43:LEU:H	2:C:466:GLU:HG3	20	0.89	0.03	0.89
(1,3)	1:A:43:LEU:H	2:C:466:GLU:N	20	0.89	0.03	0.89
(1,3)	1:A:43:LEU:H	2:C:466:GLU:O	20	0.89	0.03	0.89
(1,3)	1:A:43:LEU:H	2:C:466:GLU:OE1	20	0.89	0.03	0.89
(1,3)	1:A:43:LEU:H	2:C:466:GLU:OE2	20	0.89	0.03	0.89
(1,3)	1:A:43:LEU:H	2:C:467:MET:C	20	0.89	0.03	0.89
(1,3)	1:A:43:LEU:H	2:C:467:MET:CA	20	0.89	0.03	0.89
(1,3)	1:A:43:LEU:H	2:C:467:MET:CB	20	0.89	0.03	0.89
(1,3)	1:A:43:LEU:H	2:C:467:MET:CE	20	0.89	0.03	0.89
(1,3)	1:A:43:LEU:H	2:C:467:MET:CG	20	0.89	0.03	0.89
(1,3)	1:A:43:LEU:H	2:C:467:MET:H	20	0.89	0.03	0.89
(1,3)	1:A:43:LEU:H	2:C:467:MET:HA	20	0.89	0.03	0.89
(1,3)	1:A:43:LEU:H	2:C:467:MET:HB2	20	0.89	0.03	0.89
(1,3)	1:A:43:LEU:H	2:C:467:MET:HB3	20	0.89	0.03	0.89
(1,3)	1:A:43:LEU:H	2:C:467:MET:HE1	20	0.89	0.03	0.89
(1,3)	1:A:43:LEU:H	2:C:467:MET:HE2	20	0.89	0.03	0.89
(1,3)	1:A:43:LEU:H	2:C:467:MET:HE3	20	0.89	0.03	0.89
(1,3)	1:A:43:LEU:H	2:C:467:MET:HG2	20	0.89	0.03	0.89
(1,3)	1:A:43:LEU:H	2:C:467:MET:HG3	20	0.89	0.03	0.89
(1,3)	1:A:43:LEU:H	2:C:467:MET:N	20	0.89	0.03	0.89
(1,3)	1:A:43:LEU:H	2:C:467:MET:O	20	0.89	0.03	0.89
(1,3)	1:A:43:LEU:H	2:C:467:MET:SD	20	0.89	0.03	0.89
(1,3)	1:A:43:LEU:H	2:C:468:PHE:C	20	0.89	0.03	0.89

Continued on next page...

Continued from previous page...

Key	Atom-1	Atom-2	Models ¹	Mean (Å)	SD ¹ (Å)	Median (Å)
(1,3)	1:A:43:LEU:H	2:C:468:PHE:CA	20	0.89	0.03	0.89
(1,3)	1:A:43:LEU:H	2:C:468:PHE:CB	20	0.89	0.03	0.89
(1,3)	1:A:43:LEU:H	2:C:468:PHE:CD1	20	0.89	0.03	0.89
(1,3)	1:A:43:LEU:H	2:C:468:PHE:CD2	20	0.89	0.03	0.89
(1,3)	1:A:43:LEU:H	2:C:468:PHE:CE1	20	0.89	0.03	0.89
(1,3)	1:A:43:LEU:H	2:C:468:PHE:CE2	20	0.89	0.03	0.89
(1,3)	1:A:43:LEU:H	2:C:468:PHE:CG	20	0.89	0.03	0.89
(1,3)	1:A:43:LEU:H	2:C:468:PHE:CZ	20	0.89	0.03	0.89
(1,3)	1:A:43:LEU:H	2:C:468:PHE:H	20	0.89	0.03	0.89
(1,3)	1:A:43:LEU:H	2:C:468:PHE:HA	20	0.89	0.03	0.89
(1,3)	1:A:43:LEU:H	2:C:468:PHE:HB2	20	0.89	0.03	0.89
(1,3)	1:A:43:LEU:H	2:C:468:PHE:HB3	20	0.89	0.03	0.89
(1,3)	1:A:43:LEU:H	2:C:468:PHE:HD1	20	0.89	0.03	0.89
(1,3)	1:A:43:LEU:H	2:C:468:PHE:HD2	20	0.89	0.03	0.89
(1,3)	1:A:43:LEU:H	2:C:468:PHE:HE1	20	0.89	0.03	0.89
(1,3)	1:A:43:LEU:H	2:C:468:PHE:HE2	20	0.89	0.03	0.89
(1,3)	1:A:43:LEU:H	2:C:468:PHE:HZ	20	0.89	0.03	0.89
(1,3)	1:A:43:LEU:H	2:C:468:PHE:N	20	0.89	0.03	0.89
(1,3)	1:A:43:LEU:H	2:C:468:PHE:O	20	0.89	0.03	0.89
(1,3)	1:A:43:LEU:H	2:C:469:PRO:C	20	0.89	0.03	0.89
(1,3)	1:A:43:LEU:H	2:C:469:PRO:CA	20	0.89	0.03	0.89
(1,3)	1:A:43:LEU:H	2:C:469:PRO:CB	20	0.89	0.03	0.89
(1,3)	1:A:43:LEU:H	2:C:469:PRO:CD	20	0.89	0.03	0.89
(1,3)	1:A:43:LEU:H	2:C:469:PRO:CG	20	0.89	0.03	0.89
(1,3)	1:A:43:LEU:H	2:C:469:PRO:HA	20	0.89	0.03	0.89
(1,3)	1:A:43:LEU:H	2:C:469:PRO:HB2	20	0.89	0.03	0.89
(1,3)	1:A:43:LEU:H	2:C:469:PRO:HB3	20	0.89	0.03	0.89
(1,3)	1:A:43:LEU:H	2:C:469:PRO:HD2	20	0.89	0.03	0.89
(1,3)	1:A:43:LEU:H	2:C:469:PRO:HD3	20	0.89	0.03	0.89
(1,3)	1:A:43:LEU:H	2:C:469:PRO:HG2	20	0.89	0.03	0.89
(1,3)	1:A:43:LEU:H	2:C:469:PRO:HG3	20	0.89	0.03	0.89
(1,3)	1:A:43:LEU:H	2:C:469:PRO:N	20	0.89	0.03	0.89
(1,3)	1:A:43:LEU:H	2:C:469:PRO:O	20	0.89	0.03	0.89
(1,3)	1:A:43:LEU:H	2:C:470:GLN:C	20	0.89	0.03	0.89
(1,3)	1:A:43:LEU:H	2:C:470:GLN:CA	20	0.89	0.03	0.89
(1,3)	1:A:43:LEU:H	2:C:470:GLN:CB	20	0.89	0.03	0.89
(1,3)	1:A:43:LEU:H	2:C:470:GLN:CD	20	0.89	0.03	0.89
(1,3)	1:A:43:LEU:H	2:C:470:GLN:CG	20	0.89	0.03	0.89
(1,3)	1:A:43:LEU:H	2:C:470:GLN:H	20	0.89	0.03	0.89
(1,3)	1:A:43:LEU:H	2:C:470:GLN:HA	20	0.89	0.03	0.89
(1,3)	1:A:43:LEU:H	2:C:470:GLN:HB2	20	0.89	0.03	0.89
(1,3)	1:A:43:LEU:H	2:C:470:GLN:HB3	20	0.89	0.03	0.89

Continued on next page...

Continued from previous page...

Key	Atom-1	Atom-2	Models ¹	Mean (Å)	SD ¹ (Å)	Median (Å)
(1,3)	1:A:43:LEU:H	2:C:470:GLN:HE21	20	0.89	0.03	0.89
(1,3)	1:A:43:LEU:H	2:C:470:GLN:HE22	20	0.89	0.03	0.89
(1,3)	1:A:43:LEU:H	2:C:470:GLN:HG2	20	0.89	0.03	0.89
(1,3)	1:A:43:LEU:H	2:C:470:GLN:HG3	20	0.89	0.03	0.89
(1,3)	1:A:43:LEU:H	2:C:470:GLN:N	20	0.89	0.03	0.89
(1,3)	1:A:43:LEU:H	2:C:470:GLN:NE2	20	0.89	0.03	0.89
(1,3)	1:A:43:LEU:H	2:C:470:GLN:O	20	0.89	0.03	0.89
(1,3)	1:A:43:LEU:H	2:C:470:GLN:OE1	20	0.89	0.03	0.89
(1,3)	1:A:43:LEU:H	2:C:472:PRO:C	20	0.89	0.03	0.89
(1,3)	1:A:43:LEU:H	2:C:472:PRO:CA	20	0.89	0.03	0.89
(1,3)	1:A:43:LEU:H	2:C:472:PRO:CB	20	0.89	0.03	0.89
(1,3)	1:A:43:LEU:H	2:C:472:PRO:CD	20	0.89	0.03	0.89
(1,3)	1:A:43:LEU:H	2:C:472:PRO:CG	20	0.89	0.03	0.89
(1,3)	1:A:43:LEU:H	2:C:472:PRO:HA	20	0.89	0.03	0.89
(1,3)	1:A:43:LEU:H	2:C:472:PRO:HB2	20	0.89	0.03	0.89
(1,3)	1:A:43:LEU:H	2:C:472:PRO:HB3	20	0.89	0.03	0.89
(1,3)	1:A:43:LEU:H	2:C:472:PRO:HD2	20	0.89	0.03	0.89
(1,3)	1:A:43:LEU:H	2:C:472:PRO:HD3	20	0.89	0.03	0.89
(1,3)	1:A:43:LEU:H	2:C:472:PRO:HG2	20	0.89	0.03	0.89
(1,3)	1:A:43:LEU:H	2:C:472:PRO:HG3	20	0.89	0.03	0.89
(1,3)	1:A:43:LEU:H	2:C:472:PRO:N	20	0.89	0.03	0.89
(1,3)	1:A:43:LEU:H	2:C:472:PRO:O	20	0.89	0.03	0.89
(1,3)	1:A:43:LEU:H	2:C:482:LEU:C	20	0.89	0.03	0.89
(1,3)	1:A:43:LEU:H	2:C:482:LEU:CA	20	0.89	0.03	0.89
(1,3)	1:A:43:LEU:H	2:C:482:LEU:CB	20	0.89	0.03	0.89
(1,3)	1:A:43:LEU:H	2:C:482:LEU:CD1	20	0.89	0.03	0.89
(1,3)	1:A:43:LEU:H	2:C:482:LEU:CD2	20	0.89	0.03	0.89
(1,3)	1:A:43:LEU:H	2:C:482:LEU:CG	20	0.89	0.03	0.89
(1,3)	1:A:43:LEU:H	2:C:482:LEU:H	20	0.89	0.03	0.89
(1,3)	1:A:43:LEU:H	2:C:482:LEU:HA	20	0.89	0.03	0.89
(1,3)	1:A:43:LEU:H	2:C:482:LEU:HB2	20	0.89	0.03	0.89
(1,3)	1:A:43:LEU:H	2:C:482:LEU:HB3	20	0.89	0.03	0.89
(1,3)	1:A:43:LEU:H	2:C:482:LEU:HD11	20	0.89	0.03	0.89
(1,3)	1:A:43:LEU:H	2:C:482:LEU:HD12	20	0.89	0.03	0.89
(1,3)	1:A:43:LEU:H	2:C:482:LEU:HD13	20	0.89	0.03	0.89
(1,3)	1:A:43:LEU:H	2:C:482:LEU:HD21	20	0.89	0.03	0.89
(1,3)	1:A:43:LEU:H	2:C:482:LEU:HD22	20	0.89	0.03	0.89
(1,3)	1:A:43:LEU:H	2:C:482:LEU:HD23	20	0.89	0.03	0.89
(1,3)	1:A:43:LEU:H	2:C:482:LEU:HG	20	0.89	0.03	0.89
(1,3)	1:A:43:LEU:H	2:C:482:LEU:N	20	0.89	0.03	0.89
(1,3)	1:A:43:LEU:H	2:C:482:LEU:O	20	0.89	0.03	0.89
(1,3)	1:A:43:LEU:H	2:C:483:THR:C	20	0.89	0.03	0.89

Continued on next page...

Continued from previous page...

Key	Atom-1	Atom-2	Models ¹	Mean (Å)	SD ¹ (Å)	Median (Å)
(1,3)	1:A:43:LEU:H	2:C:483:THR:CA	20	0.89	0.03	0.89
(1,3)	1:A:43:LEU:H	2:C:483:THR:CB	20	0.89	0.03	0.89
(1,3)	1:A:43:LEU:H	2:C:483:THR:CG2	20	0.89	0.03	0.89
(1,3)	1:A:43:LEU:H	2:C:483:THR:H	20	0.89	0.03	0.89
(1,3)	1:A:43:LEU:H	2:C:483:THR:HA	20	0.89	0.03	0.89
(1,3)	1:A:43:LEU:H	2:C:483:THR:HB	20	0.89	0.03	0.89
(1,3)	1:A:43:LEU:H	2:C:483:THR:HG1	20	0.89	0.03	0.89
(1,3)	1:A:43:LEU:H	2:C:483:THR:HG21	20	0.89	0.03	0.89
(1,3)	1:A:43:LEU:H	2:C:483:THR:HG22	20	0.89	0.03	0.89
(1,3)	1:A:43:LEU:H	2:C:483:THR:HG23	20	0.89	0.03	0.89
(1,3)	1:A:43:LEU:H	2:C:483:THR:N	20	0.89	0.03	0.89
(1,3)	1:A:43:LEU:H	2:C:483:THR:O	20	0.89	0.03	0.89
(1,3)	1:A:43:LEU:H	2:C:483:THR:OG1	20	0.89	0.03	0.89
(1,3)	1:A:43:LEU:H	2:C:484:ARG:C	20	0.89	0.03	0.89
(1,3)	1:A:43:LEU:H	2:C:484:ARG:CA	20	0.89	0.03	0.89
(1,3)	1:A:43:LEU:H	2:C:484:ARG:CB	20	0.89	0.03	0.89
(1,3)	1:A:43:LEU:H	2:C:484:ARG:CD	20	0.89	0.03	0.89
(1,3)	1:A:43:LEU:H	2:C:484:ARG:CG	20	0.89	0.03	0.89
(1,3)	1:A:43:LEU:H	2:C:484:ARG:CZ	20	0.89	0.03	0.89
(1,3)	1:A:43:LEU:H	2:C:484:ARG:H	20	0.89	0.03	0.89
(1,3)	1:A:43:LEU:H	2:C:484:ARG:HA	20	0.89	0.03	0.89
(1,3)	1:A:43:LEU:H	2:C:484:ARG:HB2	20	0.89	0.03	0.89
(1,3)	1:A:43:LEU:H	2:C:484:ARG:HB3	20	0.89	0.03	0.89
(1,3)	1:A:43:LEU:H	2:C:484:ARG:HD2	20	0.89	0.03	0.89
(1,3)	1:A:43:LEU:H	2:C:484:ARG:HD3	20	0.89	0.03	0.89
(1,3)	1:A:43:LEU:H	2:C:484:ARG:HE	20	0.89	0.03	0.89
(1,3)	1:A:43:LEU:H	2:C:484:ARG:HG2	20	0.89	0.03	0.89
(1,3)	1:A:43:LEU:H	2:C:484:ARG:HG3	20	0.89	0.03	0.89
(1,3)	1:A:43:LEU:H	2:C:484:ARG:HH11	20	0.89	0.03	0.89
(1,3)	1:A:43:LEU:H	2:C:484:ARG:HH12	20	0.89	0.03	0.89
(1,3)	1:A:43:LEU:H	2:C:484:ARG:HH21	20	0.89	0.03	0.89
(1,3)	1:A:43:LEU:H	2:C:484:ARG:HH22	20	0.89	0.03	0.89
(1,3)	1:A:43:LEU:H	2:C:484:ARG:N	20	0.89	0.03	0.89
(1,3)	1:A:43:LEU:H	2:C:484:ARG:NE	20	0.89	0.03	0.89
(1,3)	1:A:43:LEU:H	2:C:484:ARG:NH1	20	0.89	0.03	0.89
(1,3)	1:A:43:LEU:H	2:C:484:ARG:NH2	20	0.89	0.03	0.89
(1,3)	1:A:43:LEU:H	2:C:484:ARG:O	20	0.89	0.03	0.89
(1,3)	1:A:43:LEU:H	2:C:485:SER:C	20	0.89	0.03	0.89
(1,3)	1:A:43:LEU:H	2:C:485:SER:CA	20	0.89	0.03	0.89
(1,3)	1:A:43:LEU:H	2:C:485:SER:CB	20	0.89	0.03	0.89
(1,3)	1:A:43:LEU:H	2:C:485:SER:H	20	0.89	0.03	0.89
(1,3)	1:A:43:LEU:H	2:C:485:SER:HA	20	0.89	0.03	0.89

Continued on next page...

Continued from previous page...

Key	Atom-1	Atom-2	Models ¹	Mean (Å)	SD ¹ (Å)	Median (Å)
(1,3)	1:A:43:LEU:H	2:C:485:SER:HB2	20	0.89	0.03	0.89
(1,3)	1:A:43:LEU:H	2:C:485:SER:HB3	20	0.89	0.03	0.89
(1,3)	1:A:43:LEU:H	2:C:485:SER:HG	20	0.89	0.03	0.89
(1,3)	1:A:43:LEU:H	2:C:485:SER:N	20	0.89	0.03	0.89
(1,3)	1:A:43:LEU:H	2:C:485:SER:O	20	0.89	0.03	0.89
(1,3)	1:A:43:LEU:H	2:C:485:SER:OG	20	0.89	0.03	0.89
(1,3)	1:A:43:LEU:H	2:C:486:VAL:C	20	0.89	0.03	0.89
(1,3)	1:A:43:LEU:H	2:C:486:VAL:CA	20	0.89	0.03	0.89
(1,3)	1:A:43:LEU:H	2:C:486:VAL:CB	20	0.89	0.03	0.89
(1,3)	1:A:43:LEU:H	2:C:486:VAL:CG1	20	0.89	0.03	0.89
(1,3)	1:A:43:LEU:H	2:C:486:VAL:CG2	20	0.89	0.03	0.89
(1,3)	1:A:43:LEU:H	2:C:486:VAL:H	20	0.89	0.03	0.89
(1,3)	1:A:43:LEU:H	2:C:486:VAL:HA	20	0.89	0.03	0.89
(1,3)	1:A:43:LEU:H	2:C:486:VAL:HB	20	0.89	0.03	0.89
(1,3)	1:A:43:LEU:H	2:C:486:VAL:HG11	20	0.89	0.03	0.89
(1,3)	1:A:43:LEU:H	2:C:486:VAL:HG12	20	0.89	0.03	0.89
(1,3)	1:A:43:LEU:H	2:C:486:VAL:HG13	20	0.89	0.03	0.89
(1,3)	1:A:43:LEU:H	2:C:486:VAL:HG21	20	0.89	0.03	0.89
(1,3)	1:A:43:LEU:H	2:C:486:VAL:HG22	20	0.89	0.03	0.89
(1,3)	1:A:43:LEU:H	2:C:486:VAL:HG23	20	0.89	0.03	0.89
(1,3)	1:A:43:LEU:H	2:C:486:VAL:N	20	0.89	0.03	0.89
(1,3)	1:A:43:LEU:H	2:C:486:VAL:O	20	0.89	0.03	0.89
(1,3)	1:A:43:LEU:H	2:C:487:GLU:C	20	0.89	0.03	0.89
(1,3)	1:A:43:LEU:H	2:C:487:GLU:CA	20	0.89	0.03	0.89
(1,3)	1:A:43:LEU:H	2:C:487:GLU:CB	20	0.89	0.03	0.89
(1,3)	1:A:43:LEU:H	2:C:487:GLU:CD	20	0.89	0.03	0.89
(1,3)	1:A:43:LEU:H	2:C:487:GLU:CG	20	0.89	0.03	0.89
(1,3)	1:A:43:LEU:H	2:C:487:GLU:H	20	0.89	0.03	0.89
(1,3)	1:A:43:LEU:H	2:C:487:GLU:HA	20	0.89	0.03	0.89
(1,3)	1:A:43:LEU:H	2:C:487:GLU:HB2	20	0.89	0.03	0.89
(1,3)	1:A:43:LEU:H	2:C:487:GLU:HB3	20	0.89	0.03	0.89
(1,3)	1:A:43:LEU:H	2:C:487:GLU:HG2	20	0.89	0.03	0.89
(1,3)	1:A:43:LEU:H	2:C:487:GLU:HG3	20	0.89	0.03	0.89
(1,3)	1:A:43:LEU:H	2:C:487:GLU:N	20	0.89	0.03	0.89
(1,3)	1:A:43:LEU:H	2:C:487:GLU:O	20	0.89	0.03	0.89
(1,3)	1:A:43:LEU:H	2:C:487:GLU:OE1	20	0.89	0.03	0.89
(1,3)	1:A:43:LEU:H	2:C:487:GLU:OE2	20	0.89	0.03	0.89
(1,3)	1:A:43:LEU:H	2:C:488:ILE:C	20	0.89	0.03	0.89
(1,3)	1:A:43:LEU:H	2:C:488:ILE:CA	20	0.89	0.03	0.89
(1,3)	1:A:43:LEU:H	2:C:488:ILE:CB	20	0.89	0.03	0.89
(1,3)	1:A:43:LEU:H	2:C:488:ILE:CD1	20	0.89	0.03	0.89
(1,3)	1:A:43:LEU:H	2:C:488:ILE:CG1	20	0.89	0.03	0.89

Continued on next page...

Continued from previous page...

Key	Atom-1	Atom-2	Models ¹	Mean (Å)	SD ¹ (Å)	Median (Å)
(1,3)	1:A:43:LEU:H	2:C:488:ILE:CG2	20	0.89	0.03	0.89
(1,3)	1:A:43:LEU:H	2:C:488:ILE:H	20	0.89	0.03	0.89
(1,3)	1:A:43:LEU:H	2:C:488:ILE:HA	20	0.89	0.03	0.89
(1,3)	1:A:43:LEU:H	2:C:488:ILE:HB	20	0.89	0.03	0.89
(1,3)	1:A:43:LEU:H	2:C:488:ILE:HD11	20	0.89	0.03	0.89
(1,3)	1:A:43:LEU:H	2:C:488:ILE:HD12	20	0.89	0.03	0.89
(1,3)	1:A:43:LEU:H	2:C:488:ILE:HD13	20	0.89	0.03	0.89
(1,3)	1:A:43:LEU:H	2:C:488:ILE:HG12	20	0.89	0.03	0.89
(1,3)	1:A:43:LEU:H	2:C:488:ILE:HG13	20	0.89	0.03	0.89
(1,3)	1:A:43:LEU:H	2:C:488:ILE:HG21	20	0.89	0.03	0.89
(1,3)	1:A:43:LEU:H	2:C:488:ILE:HG22	20	0.89	0.03	0.89
(1,3)	1:A:43:LEU:H	2:C:488:ILE:HG23	20	0.89	0.03	0.89
(1,3)	1:A:43:LEU:H	2:C:488:ILE:N	20	0.89	0.03	0.89
(1,3)	1:A:43:LEU:H	2:C:488:ILE:O	20	0.89	0.03	0.89
(1,3)	1:A:43:LEU:H	2:C:490:THR:C	20	0.89	0.03	0.89
(1,3)	1:A:43:LEU:H	2:C:490:THR:CA	20	0.89	0.03	0.89
(1,3)	1:A:43:LEU:H	2:C:490:THR:CB	20	0.89	0.03	0.89
(1,3)	1:A:43:LEU:H	2:C:490:THR:CG2	20	0.89	0.03	0.89
(1,3)	1:A:43:LEU:H	2:C:490:THR:H	20	0.89	0.03	0.89
(1,3)	1:A:43:LEU:H	2:C:490:THR:HA	20	0.89	0.03	0.89
(1,3)	1:A:43:LEU:H	2:C:490:THR:HB	20	0.89	0.03	0.89
(1,3)	1:A:43:LEU:H	2:C:490:THR:HG1	20	0.89	0.03	0.89
(1,3)	1:A:43:LEU:H	2:C:490:THR:HG21	20	0.89	0.03	0.89
(1,3)	1:A:43:LEU:H	2:C:490:THR:HG22	20	0.89	0.03	0.89
(1,3)	1:A:43:LEU:H	2:C:490:THR:HG23	20	0.89	0.03	0.89
(1,3)	1:A:43:LEU:H	2:C:490:THR:N	20	0.89	0.03	0.89
(1,3)	1:A:43:LEU:H	2:C:490:THR:O	20	0.89	0.03	0.89
(1,3)	1:A:43:LEU:H	2:C:490:THR:OG1	20	0.89	0.03	0.89
(1,3)	1:A:43:LEU:H	2:C:491:ASP:C	20	0.89	0.03	0.89
(1,3)	1:A:43:LEU:H	2:C:491:ASP:CA	20	0.89	0.03	0.89
(1,3)	1:A:43:LEU:H	2:C:491:ASP:CB	20	0.89	0.03	0.89
(1,3)	1:A:43:LEU:H	2:C:491:ASP:CG	20	0.89	0.03	0.89
(1,3)	1:A:43:LEU:H	2:C:491:ASP:H	20	0.89	0.03	0.89
(1,3)	1:A:43:LEU:H	2:C:491:ASP:HA	20	0.89	0.03	0.89
(1,3)	1:A:43:LEU:H	2:C:491:ASP:HB2	20	0.89	0.03	0.89
(1,3)	1:A:43:LEU:H	2:C:491:ASP:HB3	20	0.89	0.03	0.89
(1,3)	1:A:43:LEU:H	2:C:491:ASP:N	20	0.89	0.03	0.89
(1,3)	1:A:43:LEU:H	2:C:491:ASP:O	20	0.89	0.03	0.89
(1,3)	1:A:43:LEU:H	2:C:491:ASP:OD1	20	0.89	0.03	0.89
(1,3)	1:A:43:LEU:H	2:C:491:ASP:OD2	20	0.89	0.03	0.89
(1,3)	1:A:43:LEU:H	2:C:492:ASN:C	20	0.89	0.03	0.89
(1,3)	1:A:43:LEU:H	2:C:492:ASN:CA	20	0.89	0.03	0.89

Continued on next page...

Continued from previous page...

Key	Atom-1	Atom-2	Models ¹	Mean (Å)	SD ¹ (Å)	Median (Å)
(1,3)	1:A:43:LEU:H	2:C:492:ASN:CB	20	0.89	0.03	0.89
(1,3)	1:A:43:LEU:H	2:C:492:ASN:CG	20	0.89	0.03	0.89
(1,3)	1:A:43:LEU:H	2:C:492:ASN:H	20	0.89	0.03	0.89
(1,3)	1:A:43:LEU:H	2:C:492:ASN:HA	20	0.89	0.03	0.89
(1,3)	1:A:43:LEU:H	2:C:492:ASN:HB2	20	0.89	0.03	0.89
(1,3)	1:A:43:LEU:H	2:C:492:ASN:HB3	20	0.89	0.03	0.89
(1,3)	1:A:43:LEU:H	2:C:492:ASN:HD21	20	0.89	0.03	0.89
(1,3)	1:A:43:LEU:H	2:C:492:ASN:HD22	20	0.89	0.03	0.89
(1,3)	1:A:43:LEU:H	2:C:492:ASN:N	20	0.89	0.03	0.89
(1,3)	1:A:43:LEU:H	2:C:492:ASN:ND2	20	0.89	0.03	0.89
(1,3)	1:A:43:LEU:H	2:C:492:ASN:O	20	0.89	0.03	0.89
(1,3)	1:A:43:LEU:H	2:C:492:ASN:OD1	20	0.89	0.03	0.89
(1,3)	1:A:43:LEU:H	2:C:494:LEU:C	20	0.89	0.03	0.89
(1,3)	1:A:43:LEU:H	2:C:494:LEU:CA	20	0.89	0.03	0.89
(1,3)	1:A:43:LEU:H	2:C:494:LEU:CB	20	0.89	0.03	0.89
(1,3)	1:A:43:LEU:H	2:C:494:LEU:CD1	20	0.89	0.03	0.89
(1,3)	1:A:43:LEU:H	2:C:494:LEU:CD2	20	0.89	0.03	0.89
(1,3)	1:A:43:LEU:H	2:C:494:LEU:CG	20	0.89	0.03	0.89
(1,3)	1:A:43:LEU:H	2:C:494:LEU:H	20	0.89	0.03	0.89
(1,3)	1:A:43:LEU:H	2:C:494:LEU:HA	20	0.89	0.03	0.89
(1,3)	1:A:43:LEU:H	2:C:494:LEU:HB2	20	0.89	0.03	0.89
(1,3)	1:A:43:LEU:H	2:C:494:LEU:HB3	20	0.89	0.03	0.89
(1,3)	1:A:43:LEU:H	2:C:494:LEU:HD11	20	0.89	0.03	0.89
(1,3)	1:A:43:LEU:H	2:C:494:LEU:HD12	20	0.89	0.03	0.89
(1,3)	1:A:43:LEU:H	2:C:494:LEU:HD13	20	0.89	0.03	0.89
(1,3)	1:A:43:LEU:H	2:C:494:LEU:HD21	20	0.89	0.03	0.89
(1,3)	1:A:43:LEU:H	2:C:494:LEU:HD22	20	0.89	0.03	0.89
(1,3)	1:A:43:LEU:H	2:C:494:LEU:HD23	20	0.89	0.03	0.89
(1,3)	1:A:43:LEU:H	2:C:494:LEU:HG	20	0.89	0.03	0.89
(1,3)	1:A:43:LEU:H	2:C:494:LEU:N	20	0.89	0.03	0.89
(1,3)	1:A:43:LEU:H	2:C:494:LEU:O	20	0.89	0.03	0.89
(1,3)	1:A:43:LEU:H	2:C:495:GLU:C	20	0.89	0.03	0.89
(1,3)	1:A:43:LEU:H	2:C:495:GLU:CA	20	0.89	0.03	0.89
(1,3)	1:A:43:LEU:H	2:C:495:GLU:CB	20	0.89	0.03	0.89
(1,3)	1:A:43:LEU:H	2:C:495:GLU:CD	20	0.89	0.03	0.89
(1,3)	1:A:43:LEU:H	2:C:495:GLU:CG	20	0.89	0.03	0.89
(1,3)	1:A:43:LEU:H	2:C:495:GLU:H	20	0.89	0.03	0.89
(1,3)	1:A:43:LEU:H	2:C:495:GLU:HA	20	0.89	0.03	0.89
(1,3)	1:A:43:LEU:H	2:C:495:GLU:HB2	20	0.89	0.03	0.89
(1,3)	1:A:43:LEU:H	2:C:495:GLU:HB3	20	0.89	0.03	0.89
(1,3)	1:A:43:LEU:H	2:C:495:GLU:HG2	20	0.89	0.03	0.89
(1,3)	1:A:43:LEU:H	2:C:495:GLU:HG3	20	0.89	0.03	0.89

Continued on next page...

Continued from previous page...

Key	Atom-1	Atom-2	Models ¹	Mean (Å)	SD ¹ (Å)	Median (Å)
(1,3)	1:A:43:LEU:H	2:C:495:GLU:N	20	0.89	0.03	0.89
(1,3)	1:A:43:LEU:H	2:C:495:GLU:O	20	0.89	0.03	0.89
(1,3)	1:A:43:LEU:H	2:C:495:GLU:OE1	20	0.89	0.03	0.89
(1,3)	1:A:43:LEU:H	2:C:495:GLU:OE2	20	0.89	0.03	0.89
(1,3)	1:A:43:LEU:H	2:C:496:GLY:C	20	0.89	0.03	0.89
(1,3)	1:A:43:LEU:H	2:C:496:GLY:CA	20	0.89	0.03	0.89
(1,3)	1:A:43:LEU:H	2:C:496:GLY:H	20	0.89	0.03	0.89
(1,3)	1:A:43:LEU:H	2:C:496:GLY:HA2	20	0.89	0.03	0.89
(1,3)	1:A:43:LEU:H	2:C:496:GLY:HA3	20	0.89	0.03	0.89
(1,3)	1:A:43:LEU:H	2:C:496:GLY:N	20	0.89	0.03	0.89
(1,3)	1:A:43:LEU:H	2:C:496:GLY:O	20	0.89	0.03	0.89
(1,3)	1:A:43:LEU:H	2:C:497:ARG:C	20	0.89	0.03	0.89
(1,3)	1:A:43:LEU:H	2:C:497:ARG:CA	20	0.89	0.03	0.89
(1,3)	1:A:43:LEU:H	2:C:497:ARG:CB	20	0.89	0.03	0.89
(1,3)	1:A:43:LEU:H	2:C:497:ARG:CD	20	0.89	0.03	0.89
(1,3)	1:A:43:LEU:H	2:C:497:ARG:CG	20	0.89	0.03	0.89
(1,3)	1:A:43:LEU:H	2:C:497:ARG:CZ	20	0.89	0.03	0.89
(1,3)	1:A:43:LEU:H	2:C:497:ARG:H	20	0.89	0.03	0.89
(1,3)	1:A:43:LEU:H	2:C:497:ARG:HA	20	0.89	0.03	0.89
(1,3)	1:A:43:LEU:H	2:C:497:ARG:HB2	20	0.89	0.03	0.89
(1,3)	1:A:43:LEU:H	2:C:497:ARG:HB3	20	0.89	0.03	0.89
(1,3)	1:A:43:LEU:H	2:C:497:ARG:HD2	20	0.89	0.03	0.89
(1,3)	1:A:43:LEU:H	2:C:497:ARG:HD3	20	0.89	0.03	0.89
(1,3)	1:A:43:LEU:H	2:C:497:ARG:HE	20	0.89	0.03	0.89
(1,3)	1:A:43:LEU:H	2:C:497:ARG:HG2	20	0.89	0.03	0.89
(1,3)	1:A:43:LEU:H	2:C:497:ARG:HG3	20	0.89	0.03	0.89
(1,3)	1:A:43:LEU:H	2:C:497:ARG:HH11	20	0.89	0.03	0.89
(1,3)	1:A:43:LEU:H	2:C:497:ARG:HH12	20	0.89	0.03	0.89
(1,3)	1:A:43:LEU:H	2:C:497:ARG:HH21	20	0.89	0.03	0.89
(1,3)	1:A:43:LEU:H	2:C:497:ARG:HH22	20	0.89	0.03	0.89
(1,3)	1:A:43:LEU:H	2:C:497:ARG:N	20	0.89	0.03	0.89
(1,3)	1:A:43:LEU:H	2:C:497:ARG:NE	20	0.89	0.03	0.89
(1,3)	1:A:43:LEU:H	2:C:497:ARG:NH1	20	0.89	0.03	0.89
(1,3)	1:A:43:LEU:H	2:C:497:ARG:NH2	20	0.89	0.03	0.89
(1,3)	1:A:43:LEU:H	2:C:497:ARG:O	20	0.89	0.03	0.89
(1,3)	1:A:43:LEU:HA	2:C:457:LEU:C	20	0.89	0.03	0.89
(1,3)	1:A:43:LEU:HA	2:C:457:LEU:CA	20	0.89	0.03	0.89
(1,3)	1:A:43:LEU:HA	2:C:457:LEU:CB	20	0.89	0.03	0.89
(1,3)	1:A:43:LEU:HA	2:C:457:LEU:CD1	20	0.89	0.03	0.89
(1,3)	1:A:43:LEU:HA	2:C:457:LEU:CD2	20	0.89	0.03	0.89
(1,3)	1:A:43:LEU:HA	2:C:457:LEU:CG	20	0.89	0.03	0.89
(1,3)	1:A:43:LEU:HA	2:C:457:LEU:H	20	0.89	0.03	0.89

Continued on next page...

Continued from previous page...

Key	Atom-1	Atom-2	Models ¹	Mean (Å)	SD ¹ (Å)	Median (Å)
(1,3)	1:A:43:LEU:HA	2:C:457:LEU:HA	20	0.89	0.03	0.89
(1,3)	1:A:43:LEU:HA	2:C:457:LEU:HB2	20	0.89	0.03	0.89
(1,3)	1:A:43:LEU:HA	2:C:457:LEU:HB3	20	0.89	0.03	0.89
(1,3)	1:A:43:LEU:HA	2:C:457:LEU:HD11	20	0.89	0.03	0.89
(1,3)	1:A:43:LEU:HA	2:C:457:LEU:HD12	20	0.89	0.03	0.89
(1,3)	1:A:43:LEU:HA	2:C:457:LEU:HD13	20	0.89	0.03	0.89
(1,3)	1:A:43:LEU:HA	2:C:457:LEU:HD21	20	0.89	0.03	0.89
(1,3)	1:A:43:LEU:HA	2:C:457:LEU:HD22	20	0.89	0.03	0.89
(1,3)	1:A:43:LEU:HA	2:C:457:LEU:HD23	20	0.89	0.03	0.89
(1,3)	1:A:43:LEU:HA	2:C:457:LEU:HG	20	0.89	0.03	0.89
(1,3)	1:A:43:LEU:HA	2:C:457:LEU:N	20	0.89	0.03	0.89
(1,3)	1:A:43:LEU:HA	2:C:457:LEU:O	20	0.89	0.03	0.89
(1,3)	1:A:43:LEU:HA	2:C:459:ALA:C	20	0.89	0.03	0.89
(1,3)	1:A:43:LEU:HA	2:C:459:ALA:CA	20	0.89	0.03	0.89
(1,3)	1:A:43:LEU:HA	2:C:459:ALA:CB	20	0.89	0.03	0.89
(1,3)	1:A:43:LEU:HA	2:C:459:ALA:H	20	0.89	0.03	0.89
(1,3)	1:A:43:LEU:HA	2:C:459:ALA:HA	20	0.89	0.03	0.89
(1,3)	1:A:43:LEU:HA	2:C:459:ALA:HB1	20	0.89	0.03	0.89
(1,3)	1:A:43:LEU:HA	2:C:459:ALA:HB2	20	0.89	0.03	0.89
(1,3)	1:A:43:LEU:HA	2:C:459:ALA:HB3	20	0.89	0.03	0.89
(1,3)	1:A:43:LEU:HA	2:C:459:ALA:N	20	0.89	0.03	0.89
(1,3)	1:A:43:LEU:HA	2:C:459:ALA:O	20	0.89	0.03	0.89
(1,3)	1:A:43:LEU:HA	2:C:460:MET:C	20	0.89	0.03	0.89
(1,3)	1:A:43:LEU:HA	2:C:460:MET:CA	20	0.89	0.03	0.89
(1,3)	1:A:43:LEU:HA	2:C:460:MET:CB	20	0.89	0.03	0.89
(1,3)	1:A:43:LEU:HA	2:C:460:MET:CE	20	0.89	0.03	0.89
(1,3)	1:A:43:LEU:HA	2:C:460:MET:CG	20	0.89	0.03	0.89
(1,3)	1:A:43:LEU:HA	2:C:460:MET:H	20	0.89	0.03	0.89
(1,3)	1:A:43:LEU:HA	2:C:460:MET:HA	20	0.89	0.03	0.89
(1,3)	1:A:43:LEU:HA	2:C:460:MET:HB2	20	0.89	0.03	0.89
(1,3)	1:A:43:LEU:HA	2:C:460:MET:HB3	20	0.89	0.03	0.89
(1,3)	1:A:43:LEU:HA	2:C:460:MET:HE1	20	0.89	0.03	0.89
(1,3)	1:A:43:LEU:HA	2:C:460:MET:HE2	20	0.89	0.03	0.89
(1,3)	1:A:43:LEU:HA	2:C:460:MET:HE3	20	0.89	0.03	0.89
(1,3)	1:A:43:LEU:HA	2:C:460:MET:HG2	20	0.89	0.03	0.89
(1,3)	1:A:43:LEU:HA	2:C:460:MET:HG3	20	0.89	0.03	0.89
(1,3)	1:A:43:LEU:HA	2:C:460:MET:N	20	0.89	0.03	0.89
(1,3)	1:A:43:LEU:HA	2:C:460:MET:O	20	0.89	0.03	0.89
(1,3)	1:A:43:LEU:HA	2:C:460:MET:SD	20	0.89	0.03	0.89
(1,3)	1:A:43:LEU:HA	2:C:462:HIS:C	20	0.89	0.03	0.89
(1,3)	1:A:43:LEU:HA	2:C:462:HIS:CA	20	0.89	0.03	0.89
(1,3)	1:A:43:LEU:HA	2:C:462:HIS:CB	20	0.89	0.03	0.89

Continued on next page...

Continued from previous page...

Key	Atom-1	Atom-2	Models ¹	Mean (Å)	SD ¹ (Å)	Median (Å)
(1,3)	1:A:43:LEU:HA	2:C:462:HIS:CD2	20	0.89	0.03	0.89
(1,3)	1:A:43:LEU:HA	2:C:462:HIS:CE1	20	0.89	0.03	0.89
(1,3)	1:A:43:LEU:HA	2:C:462:HIS:CG	20	0.89	0.03	0.89
(1,3)	1:A:43:LEU:HA	2:C:462:HIS:H	20	0.89	0.03	0.89
(1,3)	1:A:43:LEU:HA	2:C:462:HIS:HA	20	0.89	0.03	0.89
(1,3)	1:A:43:LEU:HA	2:C:462:HIS:HB2	20	0.89	0.03	0.89
(1,3)	1:A:43:LEU:HA	2:C:462:HIS:HB3	20	0.89	0.03	0.89
(1,3)	1:A:43:LEU:HA	2:C:462:HIS:HD2	20	0.89	0.03	0.89
(1,3)	1:A:43:LEU:HA	2:C:462:HIS:HE1	20	0.89	0.03	0.89
(1,3)	1:A:43:LEU:HA	2:C:462:HIS:HE2	20	0.89	0.03	0.89
(1,3)	1:A:43:LEU:HA	2:C:462:HIS:N	20	0.89	0.03	0.89
(1,3)	1:A:43:LEU:HA	2:C:462:HIS:ND1	20	0.89	0.03	0.89
(1,3)	1:A:43:LEU:HA	2:C:462:HIS:NE2	20	0.89	0.03	0.89
(1,3)	1:A:43:LEU:HA	2:C:462:HIS:O	20	0.89	0.03	0.89
(1,3)	1:A:43:LEU:HA	2:C:463:GLN:C	20	0.89	0.03	0.89
(1,3)	1:A:43:LEU:HA	2:C:463:GLN:CA	20	0.89	0.03	0.89
(1,3)	1:A:43:LEU:HA	2:C:463:GLN:CB	20	0.89	0.03	0.89
(1,3)	1:A:43:LEU:HA	2:C:463:GLN:CD	20	0.89	0.03	0.89
(1,3)	1:A:43:LEU:HA	2:C:463:GLN:CG	20	0.89	0.03	0.89
(1,3)	1:A:43:LEU:HA	2:C:463:GLN:H	20	0.89	0.03	0.89
(1,3)	1:A:43:LEU:HA	2:C:463:GLN:HA	20	0.89	0.03	0.89
(1,3)	1:A:43:LEU:HA	2:C:463:GLN:HB2	20	0.89	0.03	0.89
(1,3)	1:A:43:LEU:HA	2:C:463:GLN:HB3	20	0.89	0.03	0.89
(1,3)	1:A:43:LEU:HA	2:C:463:GLN:HE21	20	0.89	0.03	0.89
(1,3)	1:A:43:LEU:HA	2:C:463:GLN:HE22	20	0.89	0.03	0.89
(1,3)	1:A:43:LEU:HA	2:C:463:GLN:HG2	20	0.89	0.03	0.89
(1,3)	1:A:43:LEU:HA	2:C:463:GLN:HG3	20	0.89	0.03	0.89
(1,3)	1:A:43:LEU:HA	2:C:463:GLN:N	20	0.89	0.03	0.89
(1,3)	1:A:43:LEU:HA	2:C:463:GLN:NE2	20	0.89	0.03	0.89
(1,3)	1:A:43:LEU:HA	2:C:463:GLN:O	20	0.89	0.03	0.89
(1,3)	1:A:43:LEU:HA	2:C:463:GLN:OE1	20	0.89	0.03	0.89
(1,3)	1:A:43:LEU:HA	2:C:465:GLN:C	20	0.89	0.03	0.89
(1,3)	1:A:43:LEU:HA	2:C:465:GLN:CA	20	0.89	0.03	0.89
(1,3)	1:A:43:LEU:HA	2:C:465:GLN:CB	20	0.89	0.03	0.89
(1,3)	1:A:43:LEU:HA	2:C:465:GLN:CD	20	0.89	0.03	0.89
(1,3)	1:A:43:LEU:HA	2:C:465:GLN:CG	20	0.89	0.03	0.89
(1,3)	1:A:43:LEU:HA	2:C:465:GLN:H	20	0.89	0.03	0.89
(1,3)	1:A:43:LEU:HA	2:C:465:GLN:HA	20	0.89	0.03	0.89
(1,3)	1:A:43:LEU:HA	2:C:465:GLN:HB2	20	0.89	0.03	0.89
(1,3)	1:A:43:LEU:HA	2:C:465:GLN:HB3	20	0.89	0.03	0.89
(1,3)	1:A:43:LEU:HA	2:C:465:GLN:HE21	20	0.89	0.03	0.89
(1,3)	1:A:43:LEU:HA	2:C:465:GLN:HE22	20	0.89	0.03	0.89

Continued on next page...

Continued from previous page...

Key	Atom-1	Atom-2	Models ¹	Mean (Å)	SD ¹ (Å)	Median (Å)
(1,3)	1:A:43:LEU:HA	2:C:465:GLN:HG2	20	0.89	0.03	0.89
(1,3)	1:A:43:LEU:HA	2:C:465:GLN:HG3	20	0.89	0.03	0.89
(1,3)	1:A:43:LEU:HA	2:C:465:GLN:N	20	0.89	0.03	0.89
(1,3)	1:A:43:LEU:HA	2:C:465:GLN:NE2	20	0.89	0.03	0.89
(1,3)	1:A:43:LEU:HA	2:C:465:GLN:O	20	0.89	0.03	0.89
(1,3)	1:A:43:LEU:HA	2:C:465:GLN:OE1	20	0.89	0.03	0.89
(1,3)	1:A:43:LEU:HA	2:C:466:GLU:C	20	0.89	0.03	0.89
(1,3)	1:A:43:LEU:HA	2:C:466:GLU:CA	20	0.89	0.03	0.89
(1,3)	1:A:43:LEU:HA	2:C:466:GLU:CB	20	0.89	0.03	0.89
(1,3)	1:A:43:LEU:HA	2:C:466:GLU:CD	20	0.89	0.03	0.89
(1,3)	1:A:43:LEU:HA	2:C:466:GLU:CG	20	0.89	0.03	0.89
(1,3)	1:A:43:LEU:HA	2:C:466:GLU:H	20	0.89	0.03	0.89
(1,3)	1:A:43:LEU:HA	2:C:466:GLU:HA	20	0.89	0.03	0.89
(1,3)	1:A:43:LEU:HA	2:C:466:GLU:HB2	20	0.89	0.03	0.89
(1,3)	1:A:43:LEU:HA	2:C:466:GLU:HB3	20	0.89	0.03	0.89
(1,3)	1:A:43:LEU:HA	2:C:466:GLU:HG2	20	0.89	0.03	0.89
(1,3)	1:A:43:LEU:HA	2:C:466:GLU:HG3	20	0.89	0.03	0.89
(1,3)	1:A:43:LEU:HA	2:C:466:GLU:N	20	0.89	0.03	0.89
(1,3)	1:A:43:LEU:HA	2:C:466:GLU:O	20	0.89	0.03	0.89
(1,3)	1:A:43:LEU:HA	2:C:466:GLU:OE1	20	0.89	0.03	0.89
(1,3)	1:A:43:LEU:HA	2:C:466:GLU:OE2	20	0.89	0.03	0.89
(1,3)	1:A:43:LEU:HA	2:C:467:MET:C	20	0.89	0.03	0.89
(1,3)	1:A:43:LEU:HA	2:C:467:MET:CA	20	0.89	0.03	0.89
(1,3)	1:A:43:LEU:HA	2:C:467:MET:CB	20	0.89	0.03	0.89
(1,3)	1:A:43:LEU:HA	2:C:467:MET:CE	20	0.89	0.03	0.89
(1,3)	1:A:43:LEU:HA	2:C:467:MET:CG	20	0.89	0.03	0.89
(1,3)	1:A:43:LEU:HA	2:C:467:MET:H	20	0.89	0.03	0.89
(1,3)	1:A:43:LEU:HA	2:C:467:MET:HA	20	0.89	0.03	0.89
(1,3)	1:A:43:LEU:HA	2:C:467:MET:HB2	20	0.89	0.03	0.89
(1,3)	1:A:43:LEU:HA	2:C:467:MET:HB3	20	0.89	0.03	0.89
(1,3)	1:A:43:LEU:HA	2:C:467:MET:HE1	20	0.89	0.03	0.89
(1,3)	1:A:43:LEU:HA	2:C:467:MET:HE2	20	0.89	0.03	0.89
(1,3)	1:A:43:LEU:HA	2:C:467:MET:HE3	20	0.89	0.03	0.89
(1,3)	1:A:43:LEU:HA	2:C:467:MET:HG2	20	0.89	0.03	0.89
(1,3)	1:A:43:LEU:HA	2:C:467:MET:HG3	20	0.89	0.03	0.89
(1,3)	1:A:43:LEU:HA	2:C:467:MET:N	20	0.89	0.03	0.89
(1,3)	1:A:43:LEU:HA	2:C:467:MET:O	20	0.89	0.03	0.89
(1,3)	1:A:43:LEU:HA	2:C:467:MET:SD	20	0.89	0.03	0.89
(1,3)	1:A:43:LEU:HA	2:C:468:PHE:C	20	0.89	0.03	0.89
(1,3)	1:A:43:LEU:HA	2:C:468:PHE:CA	20	0.89	0.03	0.89
(1,3)	1:A:43:LEU:HA	2:C:468:PHE:CB	20	0.89	0.03	0.89
(1,3)	1:A:43:LEU:HA	2:C:468:PHE:CD1	20	0.89	0.03	0.89

Continued on next page...

Continued from previous page...

Key	Atom-1	Atom-2	Models ¹	Mean (Å)	SD ¹ (Å)	Median (Å)
(1,3)	1:A:43:LEU:HA	2:C:468:PHE:CD2	20	0.89	0.03	0.89
(1,3)	1:A:43:LEU:HA	2:C:468:PHE:CE1	20	0.89	0.03	0.89
(1,3)	1:A:43:LEU:HA	2:C:468:PHE:CE2	20	0.89	0.03	0.89
(1,3)	1:A:43:LEU:HA	2:C:468:PHE:CG	20	0.89	0.03	0.89
(1,3)	1:A:43:LEU:HA	2:C:468:PHE:CZ	20	0.89	0.03	0.89
(1,3)	1:A:43:LEU:HA	2:C:468:PHE:H	20	0.89	0.03	0.89
(1,3)	1:A:43:LEU:HA	2:C:468:PHE:HA	20	0.89	0.03	0.89
(1,3)	1:A:43:LEU:HA	2:C:468:PHE:HB2	20	0.89	0.03	0.89
(1,3)	1:A:43:LEU:HA	2:C:468:PHE:HB3	20	0.89	0.03	0.89
(1,3)	1:A:43:LEU:HA	2:C:468:PHE:HD1	20	0.89	0.03	0.89
(1,3)	1:A:43:LEU:HA	2:C:468:PHE:HD2	20	0.89	0.03	0.89
(1,3)	1:A:43:LEU:HA	2:C:468:PHE:HE1	20	0.89	0.03	0.89
(1,3)	1:A:43:LEU:HA	2:C:468:PHE:HE2	20	0.89	0.03	0.89
(1,3)	1:A:43:LEU:HA	2:C:468:PHE:HZ	20	0.89	0.03	0.89
(1,3)	1:A:43:LEU:HA	2:C:468:PHE:N	20	0.89	0.03	0.89
(1,3)	1:A:43:LEU:HA	2:C:468:PHE:O	20	0.89	0.03	0.89
(1,3)	1:A:43:LEU:HA	2:C:469:PRO:C	20	0.89	0.03	0.89
(1,3)	1:A:43:LEU:HA	2:C:469:PRO:CA	20	0.89	0.03	0.89
(1,3)	1:A:43:LEU:HA	2:C:469:PRO:CB	20	0.89	0.03	0.89
(1,3)	1:A:43:LEU:HA	2:C:469:PRO:CD	20	0.89	0.03	0.89
(1,3)	1:A:43:LEU:HA	2:C:469:PRO:CG	20	0.89	0.03	0.89
(1,3)	1:A:43:LEU:HA	2:C:469:PRO:HA	20	0.89	0.03	0.89
(1,3)	1:A:43:LEU:HA	2:C:469:PRO:HB2	20	0.89	0.03	0.89
(1,3)	1:A:43:LEU:HA	2:C:469:PRO:HB3	20	0.89	0.03	0.89
(1,3)	1:A:43:LEU:HA	2:C:469:PRO:HD2	20	0.89	0.03	0.89
(1,3)	1:A:43:LEU:HA	2:C:469:PRO:HD3	20	0.89	0.03	0.89
(1,3)	1:A:43:LEU:HA	2:C:469:PRO:HG2	20	0.89	0.03	0.89
(1,3)	1:A:43:LEU:HA	2:C:469:PRO:HG3	20	0.89	0.03	0.89
(1,3)	1:A:43:LEU:HA	2:C:469:PRO:N	20	0.89	0.03	0.89
(1,3)	1:A:43:LEU:HA	2:C:469:PRO:O	20	0.89	0.03	0.89
(1,3)	1:A:43:LEU:HA	2:C:470:GLN:C	20	0.89	0.03	0.89
(1,3)	1:A:43:LEU:HA	2:C:470:GLN:CA	20	0.89	0.03	0.89
(1,3)	1:A:43:LEU:HA	2:C:470:GLN:CB	20	0.89	0.03	0.89
(1,3)	1:A:43:LEU:HA	2:C:470:GLN:CD	20	0.89	0.03	0.89
(1,3)	1:A:43:LEU:HA	2:C:470:GLN:CG	20	0.89	0.03	0.89
(1,3)	1:A:43:LEU:HA	2:C:470:GLN:H	20	0.89	0.03	0.89
(1,3)	1:A:43:LEU:HA	2:C:470:GLN:HA	20	0.89	0.03	0.89
(1,3)	1:A:43:LEU:HA	2:C:470:GLN:HB2	20	0.89	0.03	0.89
(1,3)	1:A:43:LEU:HA	2:C:470:GLN:HB3	20	0.89	0.03	0.89
(1,3)	1:A:43:LEU:HA	2:C:470:GLN:HE21	20	0.89	0.03	0.89
(1,3)	1:A:43:LEU:HA	2:C:470:GLN:HE22	20	0.89	0.03	0.89
(1,3)	1:A:43:LEU:HA	2:C:470:GLN:HG2	20	0.89	0.03	0.89

Continued on next page...

Continued from previous page...

Key	Atom-1	Atom-2	Models ¹	Mean (Å)	SD ¹ (Å)	Median (Å)
(1,3)	1:A:43:LEU:HA	2:C:470:GLN:HG3	20	0.89	0.03	0.89
(1,3)	1:A:43:LEU:HA	2:C:470:GLN:N	20	0.89	0.03	0.89
(1,3)	1:A:43:LEU:HA	2:C:470:GLN:NE2	20	0.89	0.03	0.89
(1,3)	1:A:43:LEU:HA	2:C:470:GLN:O	20	0.89	0.03	0.89
(1,3)	1:A:43:LEU:HA	2:C:470:GLN:OE1	20	0.89	0.03	0.89
(1,3)	1:A:43:LEU:HA	2:C:472:PRO:C	20	0.89	0.03	0.89
(1,3)	1:A:43:LEU:HA	2:C:472:PRO:CA	20	0.89	0.03	0.89
(1,3)	1:A:43:LEU:HA	2:C:472:PRO:CB	20	0.89	0.03	0.89
(1,3)	1:A:43:LEU:HA	2:C:472:PRO:CD	20	0.89	0.03	0.89
(1,3)	1:A:43:LEU:HA	2:C:472:PRO:CG	20	0.89	0.03	0.89
(1,3)	1:A:43:LEU:HA	2:C:472:PRO:HA	20	0.89	0.03	0.89
(1,3)	1:A:43:LEU:HA	2:C:472:PRO:HB2	20	0.89	0.03	0.89
(1,3)	1:A:43:LEU:HA	2:C:472:PRO:HB3	20	0.89	0.03	0.89
(1,3)	1:A:43:LEU:HA	2:C:472:PRO:HD2	20	0.89	0.03	0.89
(1,3)	1:A:43:LEU:HA	2:C:472:PRO:HD3	20	0.89	0.03	0.89
(1,3)	1:A:43:LEU:HA	2:C:472:PRO:HG2	20	0.89	0.03	0.89
(1,3)	1:A:43:LEU:HA	2:C:472:PRO:HG3	20	0.89	0.03	0.89
(1,3)	1:A:43:LEU:HA	2:C:472:PRO:N	20	0.89	0.03	0.89
(1,3)	1:A:43:LEU:HA	2:C:472:PRO:O	20	0.89	0.03	0.89
(1,3)	1:A:43:LEU:HA	2:C:482:LEU:C	20	0.89	0.03	0.89
(1,3)	1:A:43:LEU:HA	2:C:482:LEU:CA	20	0.89	0.03	0.89
(1,3)	1:A:43:LEU:HA	2:C:482:LEU:CB	20	0.89	0.03	0.89
(1,3)	1:A:43:LEU:HA	2:C:482:LEU:CD1	20	0.89	0.03	0.89
(1,3)	1:A:43:LEU:HA	2:C:482:LEU:CD2	20	0.89	0.03	0.89
(1,3)	1:A:43:LEU:HA	2:C:482:LEU:CG	20	0.89	0.03	0.89
(1,3)	1:A:43:LEU:HA	2:C:482:LEU:H	20	0.89	0.03	0.89
(1,3)	1:A:43:LEU:HA	2:C:482:LEU:HA	20	0.89	0.03	0.89
(1,3)	1:A:43:LEU:HA	2:C:482:LEU:HB2	20	0.89	0.03	0.89
(1,3)	1:A:43:LEU:HA	2:C:482:LEU:HB3	20	0.89	0.03	0.89
(1,3)	1:A:43:LEU:HA	2:C:482:LEU:HD11	20	0.89	0.03	0.89
(1,3)	1:A:43:LEU:HA	2:C:482:LEU:HD12	20	0.89	0.03	0.89
(1,3)	1:A:43:LEU:HA	2:C:482:LEU:HD13	20	0.89	0.03	0.89
(1,3)	1:A:43:LEU:HA	2:C:482:LEU:HD21	20	0.89	0.03	0.89
(1,3)	1:A:43:LEU:HA	2:C:482:LEU:HD22	20	0.89	0.03	0.89
(1,3)	1:A:43:LEU:HA	2:C:482:LEU:HD23	20	0.89	0.03	0.89
(1,3)	1:A:43:LEU:HA	2:C:482:LEU:HG	20	0.89	0.03	0.89
(1,3)	1:A:43:LEU:HA	2:C:482:LEU:N	20	0.89	0.03	0.89
(1,3)	1:A:43:LEU:HA	2:C:482:LEU:O	20	0.89	0.03	0.89
(1,3)	1:A:43:LEU:HA	2:C:483:THR:C	20	0.89	0.03	0.89
(1,3)	1:A:43:LEU:HA	2:C:483:THR:CA	20	0.89	0.03	0.89
(1,3)	1:A:43:LEU:HA	2:C:483:THR:CB	20	0.89	0.03	0.89
(1,3)	1:A:43:LEU:HA	2:C:483:THR:CG2	20	0.89	0.03	0.89

Continued on next page...

Continued from previous page...

Key	Atom-1	Atom-2	Models ¹	Mean (Å)	SD ¹ (Å)	Median (Å)
(1,3)	1:A:43:LEU:HA	2:C:483:THR:H	20	0.89	0.03	0.89
(1,3)	1:A:43:LEU:HA	2:C:483:THR:HA	20	0.89	0.03	0.89
(1,3)	1:A:43:LEU:HA	2:C:483:THR:HB	20	0.89	0.03	0.89
(1,3)	1:A:43:LEU:HA	2:C:483:THR:HG1	20	0.89	0.03	0.89
(1,3)	1:A:43:LEU:HA	2:C:483:THR:HG21	20	0.89	0.03	0.89
(1,3)	1:A:43:LEU:HA	2:C:483:THR:HG22	20	0.89	0.03	0.89
(1,3)	1:A:43:LEU:HA	2:C:483:THR:HG23	20	0.89	0.03	0.89
(1,3)	1:A:43:LEU:HA	2:C:483:THR:N	20	0.89	0.03	0.89
(1,3)	1:A:43:LEU:HA	2:C:483:THR:O	20	0.89	0.03	0.89
(1,3)	1:A:43:LEU:HA	2:C:483:THR:OG1	20	0.89	0.03	0.89
(1,3)	1:A:43:LEU:HA	2:C:484:ARG:C	20	0.89	0.03	0.89
(1,3)	1:A:43:LEU:HA	2:C:484:ARG:CA	20	0.89	0.03	0.89
(1,3)	1:A:43:LEU:HA	2:C:484:ARG:CB	20	0.89	0.03	0.89
(1,3)	1:A:43:LEU:HA	2:C:484:ARG:CD	20	0.89	0.03	0.89
(1,3)	1:A:43:LEU:HA	2:C:484:ARG:CG	20	0.89	0.03	0.89
(1,3)	1:A:43:LEU:HA	2:C:484:ARG:CZ	20	0.89	0.03	0.89
(1,3)	1:A:43:LEU:HA	2:C:484:ARG:H	20	0.89	0.03	0.89
(1,3)	1:A:43:LEU:HA	2:C:484:ARG:HA	20	0.89	0.03	0.89
(1,3)	1:A:43:LEU:HA	2:C:484:ARG:HB2	20	0.89	0.03	0.89
(1,3)	1:A:43:LEU:HA	2:C:484:ARG:HB3	20	0.89	0.03	0.89
(1,3)	1:A:43:LEU:HA	2:C:484:ARG:HD2	20	0.89	0.03	0.89
(1,3)	1:A:43:LEU:HA	2:C:484:ARG:HD3	20	0.89	0.03	0.89
(1,3)	1:A:43:LEU:HA	2:C:484:ARG:HE	20	0.89	0.03	0.89
(1,3)	1:A:43:LEU:HA	2:C:484:ARG:HG2	20	0.89	0.03	0.89
(1,3)	1:A:43:LEU:HA	2:C:484:ARG:HG3	20	0.89	0.03	0.89
(1,3)	1:A:43:LEU:HA	2:C:484:ARG:HH11	20	0.89	0.03	0.89
(1,3)	1:A:43:LEU:HA	2:C:484:ARG:HH12	20	0.89	0.03	0.89
(1,3)	1:A:43:LEU:HA	2:C:484:ARG:HH21	20	0.89	0.03	0.89
(1,3)	1:A:43:LEU:HA	2:C:484:ARG:HH22	20	0.89	0.03	0.89
(1,3)	1:A:43:LEU:HA	2:C:484:ARG:N	20	0.89	0.03	0.89
(1,3)	1:A:43:LEU:HA	2:C:484:ARG:NE	20	0.89	0.03	0.89
(1,3)	1:A:43:LEU:HA	2:C:484:ARG:NH1	20	0.89	0.03	0.89
(1,3)	1:A:43:LEU:HA	2:C:484:ARG:NH2	20	0.89	0.03	0.89
(1,3)	1:A:43:LEU:HA	2:C:484:ARG:O	20	0.89	0.03	0.89
(1,3)	1:A:43:LEU:HA	2:C:485:SER:C	20	0.89	0.03	0.89
(1,3)	1:A:43:LEU:HA	2:C:485:SER:CA	20	0.89	0.03	0.89
(1,3)	1:A:43:LEU:HA	2:C:485:SER:CB	20	0.89	0.03	0.89
(1,3)	1:A:43:LEU:HA	2:C:485:SER:H	20	0.89	0.03	0.89
(1,3)	1:A:43:LEU:HA	2:C:485:SER:HA	20	0.89	0.03	0.89
(1,3)	1:A:43:LEU:HA	2:C:485:SER:HB2	20	0.89	0.03	0.89
(1,3)	1:A:43:LEU:HA	2:C:485:SER:HB3	20	0.89	0.03	0.89
(1,3)	1:A:43:LEU:HA	2:C:485:SER:HG	20	0.89	0.03	0.89

Continued on next page...

Continued from previous page...

Key	Atom-1	Atom-2	Models ¹	Mean (Å)	SD ¹ (Å)	Median (Å)
(1,3)	1:A:43:LEU:HA	2:C:485:SER:N	20	0.89	0.03	0.89
(1,3)	1:A:43:LEU:HA	2:C:485:SER:O	20	0.89	0.03	0.89
(1,3)	1:A:43:LEU:HA	2:C:485:SER:OG	20	0.89	0.03	0.89
(1,3)	1:A:43:LEU:HA	2:C:486:VAL:C	20	0.89	0.03	0.89
(1,3)	1:A:43:LEU:HA	2:C:486:VAL:CA	20	0.89	0.03	0.89
(1,3)	1:A:43:LEU:HA	2:C:486:VAL:CB	20	0.89	0.03	0.89
(1,3)	1:A:43:LEU:HA	2:C:486:VAL:CG1	20	0.89	0.03	0.89
(1,3)	1:A:43:LEU:HA	2:C:486:VAL:CG2	20	0.89	0.03	0.89
(1,3)	1:A:43:LEU:HA	2:C:486:VAL:H	20	0.89	0.03	0.89
(1,3)	1:A:43:LEU:HA	2:C:486:VAL:HA	20	0.89	0.03	0.89
(1,3)	1:A:43:LEU:HA	2:C:486:VAL:HB	20	0.89	0.03	0.89
(1,3)	1:A:43:LEU:HA	2:C:486:VAL:HG11	20	0.89	0.03	0.89
(1,3)	1:A:43:LEU:HA	2:C:486:VAL:HG12	20	0.89	0.03	0.89
(1,3)	1:A:43:LEU:HA	2:C:486:VAL:HG13	20	0.89	0.03	0.89
(1,3)	1:A:43:LEU:HA	2:C:486:VAL:HG21	20	0.89	0.03	0.89
(1,3)	1:A:43:LEU:HA	2:C:486:VAL:HG22	20	0.89	0.03	0.89
(1,3)	1:A:43:LEU:HA	2:C:486:VAL:HG23	20	0.89	0.03	0.89
(1,3)	1:A:43:LEU:HA	2:C:486:VAL:N	20	0.89	0.03	0.89
(1,3)	1:A:43:LEU:HA	2:C:486:VAL:O	20	0.89	0.03	0.89
(1,3)	1:A:43:LEU:HA	2:C:487:GLU:C	20	0.89	0.03	0.89
(1,3)	1:A:43:LEU:HA	2:C:487:GLU:CA	20	0.89	0.03	0.89
(1,3)	1:A:43:LEU:HA	2:C:487:GLU:CB	20	0.89	0.03	0.89
(1,3)	1:A:43:LEU:HA	2:C:487:GLU:CD	20	0.89	0.03	0.89
(1,3)	1:A:43:LEU:HA	2:C:487:GLU:CG	20	0.89	0.03	0.89
(1,3)	1:A:43:LEU:HA	2:C:487:GLU:H	20	0.89	0.03	0.89
(1,3)	1:A:43:LEU:HA	2:C:487:GLU:HA	20	0.89	0.03	0.89
(1,3)	1:A:43:LEU:HA	2:C:487:GLU:HB2	20	0.89	0.03	0.89
(1,3)	1:A:43:LEU:HA	2:C:487:GLU:HB3	20	0.89	0.03	0.89
(1,3)	1:A:43:LEU:HA	2:C:487:GLU:HG2	20	0.89	0.03	0.89
(1,3)	1:A:43:LEU:HA	2:C:487:GLU:HG3	20	0.89	0.03	0.89
(1,3)	1:A:43:LEU:HA	2:C:487:GLU:N	20	0.89	0.03	0.89
(1,3)	1:A:43:LEU:HA	2:C:487:GLU:O	20	0.89	0.03	0.89
(1,3)	1:A:43:LEU:HA	2:C:487:GLU:OE1	20	0.89	0.03	0.89
(1,3)	1:A:43:LEU:HA	2:C:487:GLU:OE2	20	0.89	0.03	0.89
(1,3)	1:A:43:LEU:HA	2:C:488:ILE:C	20	0.89	0.03	0.89
(1,3)	1:A:43:LEU:HA	2:C:488:ILE:CA	20	0.89	0.03	0.89
(1,3)	1:A:43:LEU:HA	2:C:488:ILE:CB	20	0.89	0.03	0.89
(1,3)	1:A:43:LEU:HA	2:C:488:ILE:CD1	20	0.89	0.03	0.89
(1,3)	1:A:43:LEU:HA	2:C:488:ILE:CG1	20	0.89	0.03	0.89
(1,3)	1:A:43:LEU:HA	2:C:488:ILE:CG2	20	0.89	0.03	0.89
(1,3)	1:A:43:LEU:HA	2:C:488:ILE:H	20	0.89	0.03	0.89
(1,3)	1:A:43:LEU:HA	2:C:488:ILE:HA	20	0.89	0.03	0.89

Continued on next page...

Continued from previous page...

Key	Atom-1	Atom-2	Models ¹	Mean (Å)	SD ¹ (Å)	Median (Å)
(1,3)	1:A:43:LEU:HA	2:C:488:ILE:HB	20	0.89	0.03	0.89
(1,3)	1:A:43:LEU:HA	2:C:488:ILE:HD11	20	0.89	0.03	0.89
(1,3)	1:A:43:LEU:HA	2:C:488:ILE:HD12	20	0.89	0.03	0.89
(1,3)	1:A:43:LEU:HA	2:C:488:ILE:HD13	20	0.89	0.03	0.89
(1,3)	1:A:43:LEU:HA	2:C:488:ILE:HG12	20	0.89	0.03	0.89
(1,3)	1:A:43:LEU:HA	2:C:488:ILE:HG13	20	0.89	0.03	0.89
(1,3)	1:A:43:LEU:HA	2:C:488:ILE:HG21	20	0.89	0.03	0.89
(1,3)	1:A:43:LEU:HA	2:C:488:ILE:HG22	20	0.89	0.03	0.89
(1,3)	1:A:43:LEU:HA	2:C:488:ILE:HG23	20	0.89	0.03	0.89
(1,3)	1:A:43:LEU:HA	2:C:488:ILE:N	20	0.89	0.03	0.89
(1,3)	1:A:43:LEU:HA	2:C:488:ILE:O	20	0.89	0.03	0.89
(1,3)	1:A:43:LEU:HA	2:C:490:THR:C	20	0.89	0.03	0.89
(1,3)	1:A:43:LEU:HA	2:C:490:THR:CA	20	0.89	0.03	0.89
(1,3)	1:A:43:LEU:HA	2:C:490:THR:CB	20	0.89	0.03	0.89
(1,3)	1:A:43:LEU:HA	2:C:490:THR:CG2	20	0.89	0.03	0.89
(1,3)	1:A:43:LEU:HA	2:C:490:THR:H	20	0.89	0.03	0.89
(1,3)	1:A:43:LEU:HA	2:C:490:THR:HA	20	0.89	0.03	0.89
(1,3)	1:A:43:LEU:HA	2:C:490:THR:HB	20	0.89	0.03	0.89
(1,3)	1:A:43:LEU:HA	2:C:490:THR:HG1	20	0.89	0.03	0.89
(1,3)	1:A:43:LEU:HA	2:C:490:THR:HG21	20	0.89	0.03	0.89
(1,3)	1:A:43:LEU:HA	2:C:490:THR:HG22	20	0.89	0.03	0.89
(1,3)	1:A:43:LEU:HA	2:C:490:THR:HG23	20	0.89	0.03	0.89
(1,3)	1:A:43:LEU:HA	2:C:490:THR:N	20	0.89	0.03	0.89
(1,3)	1:A:43:LEU:HA	2:C:490:THR:O	20	0.89	0.03	0.89
(1,3)	1:A:43:LEU:HA	2:C:490:THR:OG1	20	0.89	0.03	0.89
(1,3)	1:A:43:LEU:HA	2:C:491:ASP:C	20	0.89	0.03	0.89
(1,3)	1:A:43:LEU:HA	2:C:491:ASP:CA	20	0.89	0.03	0.89
(1,3)	1:A:43:LEU:HA	2:C:491:ASP:CB	20	0.89	0.03	0.89
(1,3)	1:A:43:LEU:HA	2:C:491:ASP:CG	20	0.89	0.03	0.89
(1,3)	1:A:43:LEU:HA	2:C:491:ASP:H	20	0.89	0.03	0.89
(1,3)	1:A:43:LEU:HA	2:C:491:ASP:HA	20	0.89	0.03	0.89
(1,3)	1:A:43:LEU:HA	2:C:491:ASP:HB2	20	0.89	0.03	0.89
(1,3)	1:A:43:LEU:HA	2:C:491:ASP:HB3	20	0.89	0.03	0.89
(1,3)	1:A:43:LEU:HA	2:C:491:ASP:N	20	0.89	0.03	0.89
(1,3)	1:A:43:LEU:HA	2:C:491:ASP:O	20	0.89	0.03	0.89
(1,3)	1:A:43:LEU:HA	2:C:491:ASP:OD1	20	0.89	0.03	0.89
(1,3)	1:A:43:LEU:HA	2:C:491:ASP:OD2	20	0.89	0.03	0.89
(1,3)	1:A:43:LEU:HA	2:C:492:ASN:C	20	0.89	0.03	0.89
(1,3)	1:A:43:LEU:HA	2:C:492:ASN:CA	20	0.89	0.03	0.89
(1,3)	1:A:43:LEU:HA	2:C:492:ASN:CB	20	0.89	0.03	0.89
(1,3)	1:A:43:LEU:HA	2:C:492:ASN:CG	20	0.89	0.03	0.89
(1,3)	1:A:43:LEU:HA	2:C:492:ASN:H	20	0.89	0.03	0.89

Continued on next page...

Continued from previous page...

Key	Atom-1	Atom-2	Models ¹	Mean (Å)	SD ¹ (Å)	Median (Å)
(1,3)	1:A:43:LEU:HA	2:C:492:ASN:HA	20	0.89	0.03	0.89
(1,3)	1:A:43:LEU:HA	2:C:492:ASN:HB2	20	0.89	0.03	0.89
(1,3)	1:A:43:LEU:HA	2:C:492:ASN:HB3	20	0.89	0.03	0.89
(1,3)	1:A:43:LEU:HA	2:C:492:ASN:HD21	20	0.89	0.03	0.89
(1,3)	1:A:43:LEU:HA	2:C:492:ASN:HD22	20	0.89	0.03	0.89
(1,3)	1:A:43:LEU:HA	2:C:492:ASN:N	20	0.89	0.03	0.89
(1,3)	1:A:43:LEU:HA	2:C:492:ASN:ND2	20	0.89	0.03	0.89
(1,3)	1:A:43:LEU:HA	2:C:492:ASN:O	20	0.89	0.03	0.89
(1,3)	1:A:43:LEU:HA	2:C:492:ASN:OD1	20	0.89	0.03	0.89
(1,3)	1:A:43:LEU:HA	2:C:494:LEU:C	20	0.89	0.03	0.89
(1,3)	1:A:43:LEU:HA	2:C:494:LEU:CA	20	0.89	0.03	0.89
(1,3)	1:A:43:LEU:HA	2:C:494:LEU:CB	20	0.89	0.03	0.89
(1,3)	1:A:43:LEU:HA	2:C:494:LEU:CD1	20	0.89	0.03	0.89
(1,3)	1:A:43:LEU:HA	2:C:494:LEU:CD2	20	0.89	0.03	0.89
(1,3)	1:A:43:LEU:HA	2:C:494:LEU:CG	20	0.89	0.03	0.89
(1,3)	1:A:43:LEU:HA	2:C:494:LEU:H	20	0.89	0.03	0.89
(1,3)	1:A:43:LEU:HA	2:C:494:LEU:HA	20	0.89	0.03	0.89
(1,3)	1:A:43:LEU:HA	2:C:494:LEU:HB2	20	0.89	0.03	0.89
(1,3)	1:A:43:LEU:HA	2:C:494:LEU:HB3	20	0.89	0.03	0.89
(1,3)	1:A:43:LEU:HA	2:C:494:LEU:HD11	20	0.89	0.03	0.89
(1,3)	1:A:43:LEU:HA	2:C:494:LEU:HD12	20	0.89	0.03	0.89
(1,3)	1:A:43:LEU:HA	2:C:494:LEU:HD13	20	0.89	0.03	0.89
(1,3)	1:A:43:LEU:HA	2:C:494:LEU:HD21	20	0.89	0.03	0.89
(1,3)	1:A:43:LEU:HA	2:C:494:LEU:HD22	20	0.89	0.03	0.89
(1,3)	1:A:43:LEU:HA	2:C:494:LEU:HD23	20	0.89	0.03	0.89
(1,3)	1:A:43:LEU:HA	2:C:494:LEU:HG	20	0.89	0.03	0.89
(1,3)	1:A:43:LEU:HA	2:C:494:LEU:N	20	0.89	0.03	0.89
(1,3)	1:A:43:LEU:HA	2:C:494:LEU:O	20	0.89	0.03	0.89
(1,3)	1:A:43:LEU:HA	2:C:495:GLU:C	20	0.89	0.03	0.89
(1,3)	1:A:43:LEU:HA	2:C:495:GLU:CA	20	0.89	0.03	0.89
(1,3)	1:A:43:LEU:HA	2:C:495:GLU:CB	20	0.89	0.03	0.89
(1,3)	1:A:43:LEU:HA	2:C:495:GLU:CD	20	0.89	0.03	0.89
(1,3)	1:A:43:LEU:HA	2:C:495:GLU:CG	20	0.89	0.03	0.89
(1,3)	1:A:43:LEU:HA	2:C:495:GLU:H	20	0.89	0.03	0.89
(1,3)	1:A:43:LEU:HA	2:C:495:GLU:HA	20	0.89	0.03	0.89
(1,3)	1:A:43:LEU:HA	2:C:495:GLU:HB2	20	0.89	0.03	0.89
(1,3)	1:A:43:LEU:HA	2:C:495:GLU:HB3	20	0.89	0.03	0.89
(1,3)	1:A:43:LEU:HA	2:C:495:GLU:HG2	20	0.89	0.03	0.89
(1,3)	1:A:43:LEU:HA	2:C:495:GLU:HG3	20	0.89	0.03	0.89
(1,3)	1:A:43:LEU:HA	2:C:495:GLU:N	20	0.89	0.03	0.89
(1,3)	1:A:43:LEU:HA	2:C:495:GLU:O	20	0.89	0.03	0.89
(1,3)	1:A:43:LEU:HA	2:C:495:GLU:OE1	20	0.89	0.03	0.89

Continued on next page...

Continued from previous page...

Key	Atom-1	Atom-2	Models ¹	Mean (Å)	SD ¹ (Å)	Median (Å)
(1,3)	1:A:43:LEU:HA	2:C:495:GLU:OE2	20	0.89	0.03	0.89
(1,3)	1:A:43:LEU:HA	2:C:496:GLY:C	20	0.89	0.03	0.89
(1,3)	1:A:43:LEU:HA	2:C:496:GLY:CA	20	0.89	0.03	0.89
(1,3)	1:A:43:LEU:HA	2:C:496:GLY:H	20	0.89	0.03	0.89
(1,3)	1:A:43:LEU:HA	2:C:496:GLY:HA2	20	0.89	0.03	0.89
(1,3)	1:A:43:LEU:HA	2:C:496:GLY:HA3	20	0.89	0.03	0.89
(1,3)	1:A:43:LEU:HA	2:C:496:GLY:N	20	0.89	0.03	0.89
(1,3)	1:A:43:LEU:HA	2:C:496:GLY:O	20	0.89	0.03	0.89
(1,3)	1:A:43:LEU:HA	2:C:497:ARG:C	20	0.89	0.03	0.89
(1,3)	1:A:43:LEU:HA	2:C:497:ARG:CA	20	0.89	0.03	0.89
(1,3)	1:A:43:LEU:HA	2:C:497:ARG:CB	20	0.89	0.03	0.89
(1,3)	1:A:43:LEU:HA	2:C:497:ARG:CD	20	0.89	0.03	0.89
(1,3)	1:A:43:LEU:HA	2:C:497:ARG:CG	20	0.89	0.03	0.89
(1,3)	1:A:43:LEU:HA	2:C:497:ARG:CZ	20	0.89	0.03	0.89
(1,3)	1:A:43:LEU:HA	2:C:497:ARG:H	20	0.89	0.03	0.89
(1,3)	1:A:43:LEU:HA	2:C:497:ARG:HA	20	0.89	0.03	0.89
(1,3)	1:A:43:LEU:HA	2:C:497:ARG:HB2	20	0.89	0.03	0.89
(1,3)	1:A:43:LEU:HA	2:C:497:ARG:HB3	20	0.89	0.03	0.89
(1,3)	1:A:43:LEU:HA	2:C:497:ARG:HD2	20	0.89	0.03	0.89
(1,3)	1:A:43:LEU:HA	2:C:497:ARG:HD3	20	0.89	0.03	0.89
(1,3)	1:A:43:LEU:HA	2:C:497:ARG:HE	20	0.89	0.03	0.89
(1,3)	1:A:43:LEU:HA	2:C:497:ARG:HG2	20	0.89	0.03	0.89
(1,3)	1:A:43:LEU:HA	2:C:497:ARG:HG3	20	0.89	0.03	0.89
(1,3)	1:A:43:LEU:HA	2:C:497:ARG:HH11	20	0.89	0.03	0.89
(1,3)	1:A:43:LEU:HA	2:C:497:ARG:HH12	20	0.89	0.03	0.89
(1,3)	1:A:43:LEU:HA	2:C:497:ARG:HH21	20	0.89	0.03	0.89
(1,3)	1:A:43:LEU:HA	2:C:497:ARG:HH22	20	0.89	0.03	0.89
(1,3)	1:A:43:LEU:HA	2:C:497:ARG:N	20	0.89	0.03	0.89
(1,3)	1:A:43:LEU:HA	2:C:497:ARG:NE	20	0.89	0.03	0.89
(1,3)	1:A:43:LEU:HA	2:C:497:ARG:NH1	20	0.89	0.03	0.89
(1,3)	1:A:43:LEU:HA	2:C:497:ARG:NH2	20	0.89	0.03	0.89
(1,3)	1:A:43:LEU:HA	2:C:497:ARG:O	20	0.89	0.03	0.89
(1,3)	1:A:43:LEU:HB2	2:C:457:LEU:C	20	0.89	0.03	0.89
(1,3)	1:A:43:LEU:HB2	2:C:457:LEU:CA	20	0.89	0.03	0.89
(1,3)	1:A:43:LEU:HB2	2:C:457:LEU:CB	20	0.89	0.03	0.89
(1,3)	1:A:43:LEU:HB2	2:C:457:LEU:CD1	20	0.89	0.03	0.89
(1,3)	1:A:43:LEU:HB2	2:C:457:LEU:CD2	20	0.89	0.03	0.89
(1,3)	1:A:43:LEU:HB2	2:C:457:LEU:CG	20	0.89	0.03	0.89
(1,3)	1:A:43:LEU:HB2	2:C:457:LEU:H	20	0.89	0.03	0.89
(1,3)	1:A:43:LEU:HB2	2:C:457:LEU:HA	20	0.89	0.03	0.89
(1,3)	1:A:43:LEU:HB2	2:C:457:LEU:HB2	20	0.89	0.03	0.89
(1,3)	1:A:43:LEU:HB2	2:C:457:LEU:HB3	20	0.89	0.03	0.89

Continued on next page...

Continued from previous page...

Key	Atom-1	Atom-2	Models ¹	Mean (Å)	SD ¹ (Å)	Median (Å)
(1,3)	1:A:43:LEU:HB2	2:C:457:LEU:HD11	20	0.89	0.03	0.89
(1,3)	1:A:43:LEU:HB2	2:C:457:LEU:HD12	20	0.89	0.03	0.89
(1,3)	1:A:43:LEU:HB2	2:C:457:LEU:HD13	20	0.89	0.03	0.89
(1,3)	1:A:43:LEU:HB2	2:C:457:LEU:HD21	20	0.89	0.03	0.89
(1,3)	1:A:43:LEU:HB2	2:C:457:LEU:HD22	20	0.89	0.03	0.89
(1,3)	1:A:43:LEU:HB2	2:C:457:LEU:HD23	20	0.89	0.03	0.89
(1,3)	1:A:43:LEU:HB2	2:C:457:LEU:HG	20	0.89	0.03	0.89
(1,3)	1:A:43:LEU:HB2	2:C:457:LEU:N	20	0.89	0.03	0.89
(1,3)	1:A:43:LEU:HB2	2:C:457:LEU:O	20	0.89	0.03	0.89
(1,3)	1:A:43:LEU:HB2	2:C:459:ALA:C	20	0.89	0.03	0.89
(1,3)	1:A:43:LEU:HB2	2:C:459:ALA:CA	20	0.89	0.03	0.89
(1,3)	1:A:43:LEU:HB2	2:C:459:ALA:CB	20	0.89	0.03	0.89
(1,3)	1:A:43:LEU:HB2	2:C:459:ALA:H	20	0.89	0.03	0.89
(1,3)	1:A:43:LEU:HB2	2:C:459:ALA:HA	20	0.89	0.03	0.89
(1,3)	1:A:43:LEU:HB2	2:C:459:ALA:HB1	20	0.89	0.03	0.89
(1,3)	1:A:43:LEU:HB2	2:C:459:ALA:HB2	20	0.89	0.03	0.89
(1,3)	1:A:43:LEU:HB2	2:C:459:ALA:HB3	20	0.89	0.03	0.89
(1,3)	1:A:43:LEU:HB2	2:C:459:ALA:N	20	0.89	0.03	0.89
(1,3)	1:A:43:LEU:HB2	2:C:459:ALA:O	20	0.89	0.03	0.89
(1,3)	1:A:43:LEU:HB2	2:C:460:MET:C	20	0.89	0.03	0.89
(1,3)	1:A:43:LEU:HB2	2:C:460:MET:CA	20	0.89	0.03	0.89
(1,3)	1:A:43:LEU:HB2	2:C:460:MET:CB	20	0.89	0.03	0.89
(1,3)	1:A:43:LEU:HB2	2:C:460:MET:CE	20	0.89	0.03	0.89
(1,3)	1:A:43:LEU:HB2	2:C:460:MET:CG	20	0.89	0.03	0.89
(1,3)	1:A:43:LEU:HB2	2:C:460:MET:H	20	0.89	0.03	0.89
(1,3)	1:A:43:LEU:HB2	2:C:460:MET:HA	20	0.89	0.03	0.89
(1,3)	1:A:43:LEU:HB2	2:C:460:MET:HB2	20	0.89	0.03	0.89
(1,3)	1:A:43:LEU:HB2	2:C:460:MET:HB3	20	0.89	0.03	0.89
(1,3)	1:A:43:LEU:HB2	2:C:460:MET:HE1	20	0.89	0.03	0.89
(1,3)	1:A:43:LEU:HB2	2:C:460:MET:HE2	20	0.89	0.03	0.89
(1,3)	1:A:43:LEU:HB2	2:C:460:MET:HE3	20	0.89	0.03	0.89
(1,3)	1:A:43:LEU:HB2	2:C:460:MET:HG2	20	0.89	0.03	0.89
(1,3)	1:A:43:LEU:HB2	2:C:460:MET:HG3	20	0.89	0.03	0.89
(1,3)	1:A:43:LEU:HB2	2:C:460:MET:N	20	0.89	0.03	0.89
(1,3)	1:A:43:LEU:HB2	2:C:460:MET:O	20	0.89	0.03	0.89
(1,3)	1:A:43:LEU:HB2	2:C:460:MET:SD	20	0.89	0.03	0.89
(1,3)	1:A:43:LEU:HB2	2:C:462:HIS:C	20	0.89	0.03	0.89
(1,3)	1:A:43:LEU:HB2	2:C:462:HIS:CA	20	0.89	0.03	0.89
(1,3)	1:A:43:LEU:HB2	2:C:462:HIS:CB	20	0.89	0.03	0.89
(1,3)	1:A:43:LEU:HB2	2:C:462:HIS:CD2	20	0.89	0.03	0.89
(1,3)	1:A:43:LEU:HB2	2:C:462:HIS:CE1	20	0.89	0.03	0.89
(1,3)	1:A:43:LEU:HB2	2:C:462:HIS:CG	20	0.89	0.03	0.89

Continued on next page...

Continued from previous page...

Key	Atom-1	Atom-2	Models ¹	Mean (Å)	SD ¹ (Å)	Median (Å)
(1,3)	1:A:43:LEU:HB2	2:C:462:HIS:H	20	0.89	0.03	0.89
(1,3)	1:A:43:LEU:HB2	2:C:462:HIS:HA	20	0.89	0.03	0.89
(1,3)	1:A:43:LEU:HB2	2:C:462:HIS:HB2	20	0.89	0.03	0.89
(1,3)	1:A:43:LEU:HB2	2:C:462:HIS:HB3	20	0.89	0.03	0.89
(1,3)	1:A:43:LEU:HB2	2:C:462:HIS:HD2	20	0.89	0.03	0.89
(1,3)	1:A:43:LEU:HB2	2:C:462:HIS:HE1	20	0.89	0.03	0.89
(1,3)	1:A:43:LEU:HB2	2:C:462:HIS:HE2	20	0.89	0.03	0.89
(1,3)	1:A:43:LEU:HB2	2:C:462:HIS:N	20	0.89	0.03	0.89
(1,3)	1:A:43:LEU:HB2	2:C:462:HIS:ND1	20	0.89	0.03	0.89
(1,3)	1:A:43:LEU:HB2	2:C:462:HIS:NE2	20	0.89	0.03	0.89
(1,3)	1:A:43:LEU:HB2	2:C:462:HIS:O	20	0.89	0.03	0.89
(1,3)	1:A:43:LEU:HB2	2:C:463:GLN:C	20	0.89	0.03	0.89
(1,3)	1:A:43:LEU:HB2	2:C:463:GLN:CA	20	0.89	0.03	0.89
(1,3)	1:A:43:LEU:HB2	2:C:463:GLN:CB	20	0.89	0.03	0.89
(1,3)	1:A:43:LEU:HB2	2:C:463:GLN:CD	20	0.89	0.03	0.89
(1,3)	1:A:43:LEU:HB2	2:C:463:GLN:CG	20	0.89	0.03	0.89
(1,3)	1:A:43:LEU:HB2	2:C:463:GLN:H	20	0.89	0.03	0.89
(1,3)	1:A:43:LEU:HB2	2:C:463:GLN:HA	20	0.89	0.03	0.89
(1,3)	1:A:43:LEU:HB2	2:C:463:GLN:HB2	20	0.89	0.03	0.89
(1,3)	1:A:43:LEU:HB2	2:C:463:GLN:HB3	20	0.89	0.03	0.89
(1,3)	1:A:43:LEU:HB2	2:C:463:GLN:HE21	20	0.89	0.03	0.89
(1,3)	1:A:43:LEU:HB2	2:C:463:GLN:HE22	20	0.89	0.03	0.89
(1,3)	1:A:43:LEU:HB2	2:C:463:GLN:HG2	20	0.89	0.03	0.89
(1,3)	1:A:43:LEU:HB2	2:C:463:GLN:HG3	20	0.89	0.03	0.89
(1,3)	1:A:43:LEU:HB2	2:C:463:GLN:N	20	0.89	0.03	0.89
(1,3)	1:A:43:LEU:HB2	2:C:463:GLN:NE2	20	0.89	0.03	0.89
(1,3)	1:A:43:LEU:HB2	2:C:463:GLN:O	20	0.89	0.03	0.89
(1,3)	1:A:43:LEU:HB2	2:C:463:GLN:OE1	20	0.89	0.03	0.89
(1,3)	1:A:43:LEU:HB2	2:C:465:GLN:C	20	0.89	0.03	0.89
(1,3)	1:A:43:LEU:HB2	2:C:465:GLN:CA	20	0.89	0.03	0.89
(1,3)	1:A:43:LEU:HB2	2:C:465:GLN:CB	20	0.89	0.03	0.89
(1,3)	1:A:43:LEU:HB2	2:C:465:GLN:CD	20	0.89	0.03	0.89
(1,3)	1:A:43:LEU:HB2	2:C:465:GLN:CG	20	0.89	0.03	0.89
(1,3)	1:A:43:LEU:HB2	2:C:465:GLN:H	20	0.89	0.03	0.89
(1,3)	1:A:43:LEU:HB2	2:C:465:GLN:HA	20	0.89	0.03	0.89
(1,3)	1:A:43:LEU:HB2	2:C:465:GLN:HB2	20	0.89	0.03	0.89
(1,3)	1:A:43:LEU:HB2	2:C:465:GLN:HB3	20	0.89	0.03	0.89
(1,3)	1:A:43:LEU:HB2	2:C:465:GLN:HE21	20	0.89	0.03	0.89
(1,3)	1:A:43:LEU:HB2	2:C:465:GLN:HE22	20	0.89	0.03	0.89
(1,3)	1:A:43:LEU:HB2	2:C:465:GLN:HG2	20	0.89	0.03	0.89
(1,3)	1:A:43:LEU:HB2	2:C:465:GLN:HG3	20	0.89	0.03	0.89
(1,3)	1:A:43:LEU:HB2	2:C:465:GLN:N	20	0.89	0.03	0.89

Continued on next page...

Continued from previous page...

Key	Atom-1	Atom-2	Models ¹	Mean (Å)	SD ¹ (Å)	Median (Å)
(1,3)	1:A:43:LEU:HB2	2:C:465:GLN:NE2	20	0.89	0.03	0.89
(1,3)	1:A:43:LEU:HB2	2:C:465:GLN:O	20	0.89	0.03	0.89
(1,3)	1:A:43:LEU:HB2	2:C:465:GLN:OE1	20	0.89	0.03	0.89
(1,3)	1:A:43:LEU:HB2	2:C:466:GLU:C	20	0.89	0.03	0.89
(1,3)	1:A:43:LEU:HB2	2:C:466:GLU:CA	20	0.89	0.03	0.89
(1,3)	1:A:43:LEU:HB2	2:C:466:GLU:CB	20	0.89	0.03	0.89
(1,3)	1:A:43:LEU:HB2	2:C:466:GLU:CD	20	0.89	0.03	0.89
(1,3)	1:A:43:LEU:HB2	2:C:466:GLU:CG	20	0.89	0.03	0.89
(1,3)	1:A:43:LEU:HB2	2:C:466:GLU:H	20	0.89	0.03	0.89
(1,3)	1:A:43:LEU:HB2	2:C:466:GLU:HA	20	0.89	0.03	0.89
(1,3)	1:A:43:LEU:HB2	2:C:466:GLU:HB2	20	0.89	0.03	0.89
(1,3)	1:A:43:LEU:HB2	2:C:466:GLU:HB3	20	0.89	0.03	0.89
(1,3)	1:A:43:LEU:HB2	2:C:466:GLU:HG2	20	0.89	0.03	0.89
(1,3)	1:A:43:LEU:HB2	2:C:466:GLU:HG3	20	0.89	0.03	0.89
(1,3)	1:A:43:LEU:HB2	2:C:466:GLU:N	20	0.89	0.03	0.89
(1,3)	1:A:43:LEU:HB2	2:C:466:GLU:O	20	0.89	0.03	0.89
(1,3)	1:A:43:LEU:HB2	2:C:466:GLU:OE1	20	0.89	0.03	0.89
(1,3)	1:A:43:LEU:HB2	2:C:466:GLU:OE2	20	0.89	0.03	0.89
(1,3)	1:A:43:LEU:HB2	2:C:467:MET:C	20	0.89	0.03	0.89
(1,3)	1:A:43:LEU:HB2	2:C:467:MET:CA	20	0.89	0.03	0.89
(1,3)	1:A:43:LEU:HB2	2:C:467:MET:CB	20	0.89	0.03	0.89
(1,3)	1:A:43:LEU:HB2	2:C:467:MET:CE	20	0.89	0.03	0.89
(1,3)	1:A:43:LEU:HB2	2:C:467:MET:CG	20	0.89	0.03	0.89
(1,3)	1:A:43:LEU:HB2	2:C:467:MET:H	20	0.89	0.03	0.89
(1,3)	1:A:43:LEU:HB2	2:C:467:MET:HA	20	0.89	0.03	0.89
(1,3)	1:A:43:LEU:HB2	2:C:467:MET:HB2	20	0.89	0.03	0.89
(1,3)	1:A:43:LEU:HB2	2:C:467:MET:HB3	20	0.89	0.03	0.89
(1,3)	1:A:43:LEU:HB2	2:C:467:MET:HE1	20	0.89	0.03	0.89
(1,3)	1:A:43:LEU:HB2	2:C:467:MET:HE2	20	0.89	0.03	0.89
(1,3)	1:A:43:LEU:HB2	2:C:467:MET:HE3	20	0.89	0.03	0.89
(1,3)	1:A:43:LEU:HB2	2:C:467:MET:HG2	20	0.89	0.03	0.89
(1,3)	1:A:43:LEU:HB2	2:C:467:MET:HG3	20	0.89	0.03	0.89
(1,3)	1:A:43:LEU:HB2	2:C:467:MET:N	20	0.89	0.03	0.89
(1,3)	1:A:43:LEU:HB2	2:C:467:MET:O	20	0.89	0.03	0.89
(1,3)	1:A:43:LEU:HB2	2:C:467:MET:SD	20	0.89	0.03	0.89
(1,3)	1:A:43:LEU:HB2	2:C:468:PHE:C	20	0.89	0.03	0.89
(1,3)	1:A:43:LEU:HB2	2:C:468:PHE:CA	20	0.89	0.03	0.89
(1,3)	1:A:43:LEU:HB2	2:C:468:PHE:CB	20	0.89	0.03	0.89
(1,3)	1:A:43:LEU:HB2	2:C:468:PHE:CD1	20	0.89	0.03	0.89
(1,3)	1:A:43:LEU:HB2	2:C:468:PHE:CD2	20	0.89	0.03	0.89
(1,3)	1:A:43:LEU:HB2	2:C:468:PHE:CE1	20	0.89	0.03	0.89
(1,3)	1:A:43:LEU:HB2	2:C:468:PHE:CE2	20	0.89	0.03	0.89

Continued on next page...

Continued from previous page...

Key	Atom-1	Atom-2	Models ¹	Mean (Å)	SD ¹ (Å)	Median (Å)
(1,3)	1:A:43:LEU:HB2	2:C:468:PHE:CG	20	0.89	0.03	0.89
(1,3)	1:A:43:LEU:HB2	2:C:468:PHE:CZ	20	0.89	0.03	0.89
(1,3)	1:A:43:LEU:HB2	2:C:468:PHE:H	20	0.89	0.03	0.89
(1,3)	1:A:43:LEU:HB2	2:C:468:PHE:HA	20	0.89	0.03	0.89
(1,3)	1:A:43:LEU:HB2	2:C:468:PHE:HB2	20	0.89	0.03	0.89
(1,3)	1:A:43:LEU:HB2	2:C:468:PHE:HB3	20	0.89	0.03	0.89
(1,3)	1:A:43:LEU:HB2	2:C:468:PHE:HD1	20	0.89	0.03	0.89
(1,3)	1:A:43:LEU:HB2	2:C:468:PHE:HD2	20	0.89	0.03	0.89
(1,3)	1:A:43:LEU:HB2	2:C:468:PHE:HE1	20	0.89	0.03	0.89
(1,3)	1:A:43:LEU:HB2	2:C:468:PHE:HE2	20	0.89	0.03	0.89
(1,3)	1:A:43:LEU:HB2	2:C:468:PHE:HZ	20	0.89	0.03	0.89
(1,3)	1:A:43:LEU:HB2	2:C:468:PHE:N	20	0.89	0.03	0.89
(1,3)	1:A:43:LEU:HB2	2:C:468:PHE:O	20	0.89	0.03	0.89
(1,3)	1:A:43:LEU:HB2	2:C:469:PRO:C	20	0.89	0.03	0.89
(1,3)	1:A:43:LEU:HB2	2:C:469:PRO:CA	20	0.89	0.03	0.89
(1,3)	1:A:43:LEU:HB2	2:C:469:PRO:CB	20	0.89	0.03	0.89
(1,3)	1:A:43:LEU:HB2	2:C:469:PRO:CD	20	0.89	0.03	0.89
(1,3)	1:A:43:LEU:HB2	2:C:469:PRO:CG	20	0.89	0.03	0.89
(1,3)	1:A:43:LEU:HB2	2:C:469:PRO:HA	20	0.89	0.03	0.89
(1,3)	1:A:43:LEU:HB2	2:C:469:PRO:HB2	20	0.89	0.03	0.89
(1,3)	1:A:43:LEU:HB2	2:C:469:PRO:HB3	20	0.89	0.03	0.89
(1,3)	1:A:43:LEU:HB2	2:C:469:PRO:HD2	20	0.89	0.03	0.89
(1,3)	1:A:43:LEU:HB2	2:C:469:PRO:HD3	20	0.89	0.03	0.89
(1,3)	1:A:43:LEU:HB2	2:C:469:PRO:HG2	20	0.89	0.03	0.89
(1,3)	1:A:43:LEU:HB2	2:C:469:PRO:HG3	20	0.89	0.03	0.89
(1,3)	1:A:43:LEU:HB2	2:C:469:PRO:N	20	0.89	0.03	0.89
(1,3)	1:A:43:LEU:HB2	2:C:469:PRO:O	20	0.89	0.03	0.89
(1,3)	1:A:43:LEU:HB2	2:C:470:GLN:C	20	0.89	0.03	0.89
(1,3)	1:A:43:LEU:HB2	2:C:470:GLN:CA	20	0.89	0.03	0.89
(1,3)	1:A:43:LEU:HB2	2:C:470:GLN:CB	20	0.89	0.03	0.89
(1,3)	1:A:43:LEU:HB2	2:C:470:GLN:CD	20	0.89	0.03	0.89
(1,3)	1:A:43:LEU:HB2	2:C:470:GLN:CG	20	0.89	0.03	0.89
(1,3)	1:A:43:LEU:HB2	2:C:470:GLN:H	20	0.89	0.03	0.89
(1,3)	1:A:43:LEU:HB2	2:C:470:GLN:HA	20	0.89	0.03	0.89
(1,3)	1:A:43:LEU:HB2	2:C:470:GLN:HB2	20	0.89	0.03	0.89
(1,3)	1:A:43:LEU:HB2	2:C:470:GLN:HB3	20	0.89	0.03	0.89
(1,3)	1:A:43:LEU:HB2	2:C:470:GLN:HE21	20	0.89	0.03	0.89
(1,3)	1:A:43:LEU:HB2	2:C:470:GLN:HE22	20	0.89	0.03	0.89
(1,3)	1:A:43:LEU:HB2	2:C:470:GLN:HG2	20	0.89	0.03	0.89
(1,3)	1:A:43:LEU:HB2	2:C:470:GLN:HG3	20	0.89	0.03	0.89
(1,3)	1:A:43:LEU:HB2	2:C:470:GLN:N	20	0.89	0.03	0.89
(1,3)	1:A:43:LEU:HB2	2:C:470:GLN:NE2	20	0.89	0.03	0.89

Continued on next page...

Continued from previous page...

Key	Atom-1	Atom-2	Models ¹	Mean (Å)	SD ¹ (Å)	Median (Å)
(1,3)	1:A:43:LEU:HB2	2:C:470:GLN:O	20	0.89	0.03	0.89
(1,3)	1:A:43:LEU:HB2	2:C:470:GLN:OE1	20	0.89	0.03	0.89
(1,3)	1:A:43:LEU:HB2	2:C:472:PRO:C	20	0.89	0.03	0.89
(1,3)	1:A:43:LEU:HB2	2:C:472:PRO:CA	20	0.89	0.03	0.89
(1,3)	1:A:43:LEU:HB2	2:C:472:PRO:CB	20	0.89	0.03	0.89
(1,3)	1:A:43:LEU:HB2	2:C:472:PRO:CD	20	0.89	0.03	0.89
(1,3)	1:A:43:LEU:HB2	2:C:472:PRO:CG	20	0.89	0.03	0.89
(1,3)	1:A:43:LEU:HB2	2:C:472:PRO:HA	20	0.89	0.03	0.89
(1,3)	1:A:43:LEU:HB2	2:C:472:PRO:HB2	20	0.89	0.03	0.89
(1,3)	1:A:43:LEU:HB2	2:C:472:PRO:HB3	20	0.89	0.03	0.89
(1,3)	1:A:43:LEU:HB2	2:C:472:PRO:HD2	20	0.89	0.03	0.89
(1,3)	1:A:43:LEU:HB2	2:C:472:PRO:HD3	20	0.89	0.03	0.89
(1,3)	1:A:43:LEU:HB2	2:C:472:PRO:HG2	20	0.89	0.03	0.89
(1,3)	1:A:43:LEU:HB2	2:C:472:PRO:HG3	20	0.89	0.03	0.89
(1,3)	1:A:43:LEU:HB2	2:C:472:PRO:N	20	0.89	0.03	0.89
(1,3)	1:A:43:LEU:HB2	2:C:472:PRO:O	20	0.89	0.03	0.89
(1,3)	1:A:43:LEU:HB2	2:C:482:LEU:C	20	0.89	0.03	0.89
(1,3)	1:A:43:LEU:HB2	2:C:482:LEU:CA	20	0.89	0.03	0.89
(1,3)	1:A:43:LEU:HB2	2:C:482:LEU:CB	20	0.89	0.03	0.89
(1,3)	1:A:43:LEU:HB2	2:C:482:LEU:CD1	20	0.89	0.03	0.89
(1,3)	1:A:43:LEU:HB2	2:C:482:LEU:CD2	20	0.89	0.03	0.89
(1,3)	1:A:43:LEU:HB2	2:C:482:LEU:CG	20	0.89	0.03	0.89
(1,3)	1:A:43:LEU:HB2	2:C:482:LEU:H	20	0.89	0.03	0.89
(1,3)	1:A:43:LEU:HB2	2:C:482:LEU:HA	20	0.89	0.03	0.89
(1,3)	1:A:43:LEU:HB2	2:C:482:LEU:HB2	20	0.89	0.03	0.89
(1,3)	1:A:43:LEU:HB2	2:C:482:LEU:HB3	20	0.89	0.03	0.89
(1,3)	1:A:43:LEU:HB2	2:C:482:LEU:HD11	20	0.89	0.03	0.89
(1,3)	1:A:43:LEU:HB2	2:C:482:LEU:HD12	20	0.89	0.03	0.89
(1,3)	1:A:43:LEU:HB2	2:C:482:LEU:HD13	20	0.89	0.03	0.89
(1,3)	1:A:43:LEU:HB2	2:C:482:LEU:HD21	20	0.89	0.03	0.89
(1,3)	1:A:43:LEU:HB2	2:C:482:LEU:HD22	20	0.89	0.03	0.89
(1,3)	1:A:43:LEU:HB2	2:C:482:LEU:HD23	20	0.89	0.03	0.89
(1,3)	1:A:43:LEU:HB2	2:C:482:LEU:HG	20	0.89	0.03	0.89
(1,3)	1:A:43:LEU:HB2	2:C:482:LEU:N	20	0.89	0.03	0.89
(1,3)	1:A:43:LEU:HB2	2:C:482:LEU:O	20	0.89	0.03	0.89
(1,3)	1:A:43:LEU:HB2	2:C:483:THR:C	20	0.89	0.03	0.89
(1,3)	1:A:43:LEU:HB2	2:C:483:THR:CA	20	0.89	0.03	0.89
(1,3)	1:A:43:LEU:HB2	2:C:483:THR:CB	20	0.89	0.03	0.89
(1,3)	1:A:43:LEU:HB2	2:C:483:THR:CG2	20	0.89	0.03	0.89
(1,3)	1:A:43:LEU:HB2	2:C:483:THR:H	20	0.89	0.03	0.89
(1,3)	1:A:43:LEU:HB2	2:C:483:THR:HA	20	0.89	0.03	0.89
(1,3)	1:A:43:LEU:HB2	2:C:483:THR:HB	20	0.89	0.03	0.89

Continued on next page...

Continued from previous page...

Key	Atom-1	Atom-2	Models ¹	Mean (Å)	SD ¹ (Å)	Median (Å)
(1,3)	1:A:43:LEU:HB2	2:C:483:THR:HG1	20	0.89	0.03	0.89
(1,3)	1:A:43:LEU:HB2	2:C:483:THR:HG21	20	0.89	0.03	0.89
(1,3)	1:A:43:LEU:HB2	2:C:483:THR:HG22	20	0.89	0.03	0.89
(1,3)	1:A:43:LEU:HB2	2:C:483:THR:HG23	20	0.89	0.03	0.89
(1,3)	1:A:43:LEU:HB2	2:C:483:THR:N	20	0.89	0.03	0.89
(1,3)	1:A:43:LEU:HB2	2:C:483:THR:O	20	0.89	0.03	0.89
(1,3)	1:A:43:LEU:HB2	2:C:483:THR:OG1	20	0.89	0.03	0.89
(1,3)	1:A:43:LEU:HB2	2:C:484:ARG:C	20	0.89	0.03	0.89
(1,3)	1:A:43:LEU:HB2	2:C:484:ARG:CA	20	0.89	0.03	0.89
(1,3)	1:A:43:LEU:HB2	2:C:484:ARG:CB	20	0.89	0.03	0.89
(1,3)	1:A:43:LEU:HB2	2:C:484:ARG:CD	20	0.89	0.03	0.89
(1,3)	1:A:43:LEU:HB2	2:C:484:ARG:CG	20	0.89	0.03	0.89
(1,3)	1:A:43:LEU:HB2	2:C:484:ARG:CZ	20	0.89	0.03	0.89
(1,3)	1:A:43:LEU:HB2	2:C:484:ARG:H	20	0.89	0.03	0.89
(1,3)	1:A:43:LEU:HB2	2:C:484:ARG:HA	20	0.89	0.03	0.89
(1,3)	1:A:43:LEU:HB2	2:C:484:ARG:HB2	20	0.89	0.03	0.89
(1,3)	1:A:43:LEU:HB2	2:C:484:ARG:HB3	20	0.89	0.03	0.89
(1,3)	1:A:43:LEU:HB2	2:C:484:ARG:HD2	20	0.89	0.03	0.89
(1,3)	1:A:43:LEU:HB2	2:C:484:ARG:HD3	20	0.89	0.03	0.89
(1,3)	1:A:43:LEU:HB2	2:C:484:ARG:HE	20	0.89	0.03	0.89
(1,3)	1:A:43:LEU:HB2	2:C:484:ARG:HG2	20	0.89	0.03	0.89
(1,3)	1:A:43:LEU:HB2	2:C:484:ARG:HG3	20	0.89	0.03	0.89
(1,3)	1:A:43:LEU:HB2	2:C:484:ARG:HH11	20	0.89	0.03	0.89
(1,3)	1:A:43:LEU:HB2	2:C:484:ARG:HH12	20	0.89	0.03	0.89
(1,3)	1:A:43:LEU:HB2	2:C:484:ARG:HH21	20	0.89	0.03	0.89
(1,3)	1:A:43:LEU:HB2	2:C:484:ARG:HH22	20	0.89	0.03	0.89
(1,3)	1:A:43:LEU:HB2	2:C:484:ARG:N	20	0.89	0.03	0.89
(1,3)	1:A:43:LEU:HB2	2:C:484:ARG:NE	20	0.89	0.03	0.89
(1,3)	1:A:43:LEU:HB2	2:C:484:ARG:NH1	20	0.89	0.03	0.89
(1,3)	1:A:43:LEU:HB2	2:C:484:ARG:NH2	20	0.89	0.03	0.89
(1,3)	1:A:43:LEU:HB2	2:C:484:ARG:O	20	0.89	0.03	0.89
(1,3)	1:A:43:LEU:HB2	2:C:485:SER:C	20	0.89	0.03	0.89
(1,3)	1:A:43:LEU:HB2	2:C:485:SER:CA	20	0.89	0.03	0.89
(1,3)	1:A:43:LEU:HB2	2:C:485:SER:CB	20	0.89	0.03	0.89
(1,3)	1:A:43:LEU:HB2	2:C:485:SER:H	20	0.89	0.03	0.89
(1,3)	1:A:43:LEU:HB2	2:C:485:SER:HA	20	0.89	0.03	0.89
(1,3)	1:A:43:LEU:HB2	2:C:485:SER:HB2	20	0.89	0.03	0.89
(1,3)	1:A:43:LEU:HB2	2:C:485:SER:HB3	20	0.89	0.03	0.89
(1,3)	1:A:43:LEU:HB2	2:C:485:SER:HG	20	0.89	0.03	0.89
(1,3)	1:A:43:LEU:HB2	2:C:485:SER:N	20	0.89	0.03	0.89
(1,3)	1:A:43:LEU:HB2	2:C:485:SER:O	20	0.89	0.03	0.89
(1,3)	1:A:43:LEU:HB2	2:C:485:SER:OG	20	0.89	0.03	0.89

Continued on next page...

Continued from previous page...

Key	Atom-1	Atom-2	Models ¹	Mean (Å)	SD ¹ (Å)	Median (Å)
(1,3)	1:A:43:LEU:HB2	2:C:486:VAL:C	20	0.89	0.03	0.89
(1,3)	1:A:43:LEU:HB2	2:C:486:VAL:CA	20	0.89	0.03	0.89
(1,3)	1:A:43:LEU:HB2	2:C:486:VAL:CB	20	0.89	0.03	0.89
(1,3)	1:A:43:LEU:HB2	2:C:486:VAL:CG1	20	0.89	0.03	0.89
(1,3)	1:A:43:LEU:HB2	2:C:486:VAL:CG2	20	0.89	0.03	0.89
(1,3)	1:A:43:LEU:HB2	2:C:486:VAL:H	20	0.89	0.03	0.89
(1,3)	1:A:43:LEU:HB2	2:C:486:VAL:HA	20	0.89	0.03	0.89
(1,3)	1:A:43:LEU:HB2	2:C:486:VAL:HB	20	0.89	0.03	0.89
(1,3)	1:A:43:LEU:HB2	2:C:486:VAL:HG11	20	0.89	0.03	0.89
(1,3)	1:A:43:LEU:HB2	2:C:486:VAL:HG12	20	0.89	0.03	0.89
(1,3)	1:A:43:LEU:HB2	2:C:486:VAL:HG13	20	0.89	0.03	0.89
(1,3)	1:A:43:LEU:HB2	2:C:486:VAL:HG21	20	0.89	0.03	0.89
(1,3)	1:A:43:LEU:HB2	2:C:486:VAL:HG22	20	0.89	0.03	0.89
(1,3)	1:A:43:LEU:HB2	2:C:486:VAL:HG23	20	0.89	0.03	0.89
(1,3)	1:A:43:LEU:HB2	2:C:486:VAL:N	20	0.89	0.03	0.89
(1,3)	1:A:43:LEU:HB2	2:C:486:VAL:O	20	0.89	0.03	0.89
(1,3)	1:A:43:LEU:HB2	2:C:487:GLU:C	20	0.89	0.03	0.89
(1,3)	1:A:43:LEU:HB2	2:C:487:GLU:CA	20	0.89	0.03	0.89
(1,3)	1:A:43:LEU:HB2	2:C:487:GLU:CB	20	0.89	0.03	0.89
(1,3)	1:A:43:LEU:HB2	2:C:487:GLU:CD	20	0.89	0.03	0.89
(1,3)	1:A:43:LEU:HB2	2:C:487:GLU:CG	20	0.89	0.03	0.89
(1,3)	1:A:43:LEU:HB2	2:C:487:GLU:H	20	0.89	0.03	0.89
(1,3)	1:A:43:LEU:HB2	2:C:487:GLU:HA	20	0.89	0.03	0.89
(1,3)	1:A:43:LEU:HB2	2:C:487:GLU:HB2	20	0.89	0.03	0.89
(1,3)	1:A:43:LEU:HB2	2:C:487:GLU:HB3	20	0.89	0.03	0.89
(1,3)	1:A:43:LEU:HB2	2:C:487:GLU:HG2	20	0.89	0.03	0.89
(1,3)	1:A:43:LEU:HB2	2:C:487:GLU:HG3	20	0.89	0.03	0.89
(1,3)	1:A:43:LEU:HB2	2:C:487:GLU:N	20	0.89	0.03	0.89
(1,3)	1:A:43:LEU:HB2	2:C:487:GLU:O	20	0.89	0.03	0.89
(1,3)	1:A:43:LEU:HB2	2:C:487:GLU:OE1	20	0.89	0.03	0.89
(1,3)	1:A:43:LEU:HB2	2:C:487:GLU:OE2	20	0.89	0.03	0.89
(1,3)	1:A:43:LEU:HB2	2:C:488:ILE:C	20	0.89	0.03	0.89
(1,3)	1:A:43:LEU:HB2	2:C:488:ILE:CA	20	0.89	0.03	0.89
(1,3)	1:A:43:LEU:HB2	2:C:488:ILE:CB	20	0.89	0.03	0.89
(1,3)	1:A:43:LEU:HB2	2:C:488:ILE:CD1	20	0.89	0.03	0.89
(1,3)	1:A:43:LEU:HB2	2:C:488:ILE:CG1	20	0.89	0.03	0.89
(1,3)	1:A:43:LEU:HB2	2:C:488:ILE:CG2	20	0.89	0.03	0.89
(1,3)	1:A:43:LEU:HB2	2:C:488:ILE:H	20	0.89	0.03	0.89
(1,3)	1:A:43:LEU:HB2	2:C:488:ILE:HA	20	0.89	0.03	0.89
(1,3)	1:A:43:LEU:HB2	2:C:488:ILE:HB	20	0.89	0.03	0.89
(1,3)	1:A:43:LEU:HB2	2:C:488:ILE:HD11	20	0.89	0.03	0.89
(1,3)	1:A:43:LEU:HB2	2:C:488:ILE:HD12	20	0.89	0.03	0.89

Continued on next page...

Continued from previous page...

Key	Atom-1	Atom-2	Models ¹	Mean (Å)	SD ¹ (Å)	Median (Å)
(1,3)	1:A:43:LEU:HB2	2:C:488:ILE:HD13	20	0.89	0.03	0.89
(1,3)	1:A:43:LEU:HB2	2:C:488:ILE:HG12	20	0.89	0.03	0.89
(1,3)	1:A:43:LEU:HB2	2:C:488:ILE:HG13	20	0.89	0.03	0.89
(1,3)	1:A:43:LEU:HB2	2:C:488:ILE:HG21	20	0.89	0.03	0.89
(1,3)	1:A:43:LEU:HB2	2:C:488:ILE:HG22	20	0.89	0.03	0.89
(1,3)	1:A:43:LEU:HB2	2:C:488:ILE:HG23	20	0.89	0.03	0.89
(1,3)	1:A:43:LEU:HB2	2:C:488:ILE:N	20	0.89	0.03	0.89
(1,3)	1:A:43:LEU:HB2	2:C:488:ILE:O	20	0.89	0.03	0.89
(1,3)	1:A:43:LEU:HB2	2:C:490:THR:C	20	0.89	0.03	0.89
(1,3)	1:A:43:LEU:HB2	2:C:490:THR:CA	20	0.89	0.03	0.89
(1,3)	1:A:43:LEU:HB2	2:C:490:THR:CB	20	0.89	0.03	0.89
(1,3)	1:A:43:LEU:HB2	2:C:490:THR:CG2	20	0.89	0.03	0.89
(1,3)	1:A:43:LEU:HB2	2:C:490:THR:H	20	0.89	0.03	0.89
(1,3)	1:A:43:LEU:HB2	2:C:490:THR:HA	20	0.89	0.03	0.89
(1,3)	1:A:43:LEU:HB2	2:C:490:THR:HB	20	0.89	0.03	0.89
(1,3)	1:A:43:LEU:HB2	2:C:490:THR:HG1	20	0.89	0.03	0.89
(1,3)	1:A:43:LEU:HB2	2:C:490:THR:HG21	20	0.89	0.03	0.89
(1,3)	1:A:43:LEU:HB2	2:C:490:THR:HG22	20	0.89	0.03	0.89
(1,3)	1:A:43:LEU:HB2	2:C:490:THR:HG23	20	0.89	0.03	0.89
(1,3)	1:A:43:LEU:HB2	2:C:490:THR:N	20	0.89	0.03	0.89
(1,3)	1:A:43:LEU:HB2	2:C:490:THR:O	20	0.89	0.03	0.89
(1,3)	1:A:43:LEU:HB2	2:C:490:THR:OG1	20	0.89	0.03	0.89
(1,3)	1:A:43:LEU:HB2	2:C:491:ASP:C	20	0.89	0.03	0.89
(1,3)	1:A:43:LEU:HB2	2:C:491:ASP:CA	20	0.89	0.03	0.89
(1,3)	1:A:43:LEU:HB2	2:C:491:ASP:CB	20	0.89	0.03	0.89
(1,3)	1:A:43:LEU:HB2	2:C:491:ASP:CG	20	0.89	0.03	0.89
(1,3)	1:A:43:LEU:HB2	2:C:491:ASP:H	20	0.89	0.03	0.89
(1,3)	1:A:43:LEU:HB2	2:C:491:ASP:HA	20	0.89	0.03	0.89
(1,3)	1:A:43:LEU:HB2	2:C:491:ASP:HB2	20	0.89	0.03	0.89
(1,3)	1:A:43:LEU:HB2	2:C:491:ASP:HB3	20	0.89	0.03	0.89
(1,3)	1:A:43:LEU:HB2	2:C:491:ASP:N	20	0.89	0.03	0.89
(1,3)	1:A:43:LEU:HB2	2:C:491:ASP:O	20	0.89	0.03	0.89
(1,3)	1:A:43:LEU:HB2	2:C:491:ASP:OD1	20	0.89	0.03	0.89
(1,3)	1:A:43:LEU:HB2	2:C:491:ASP:OD2	20	0.89	0.03	0.89
(1,3)	1:A:43:LEU:HB2	2:C:492:ASN:C	20	0.89	0.03	0.89
(1,3)	1:A:43:LEU:HB2	2:C:492:ASN:CA	20	0.89	0.03	0.89
(1,3)	1:A:43:LEU:HB2	2:C:492:ASN:CB	20	0.89	0.03	0.89
(1,3)	1:A:43:LEU:HB2	2:C:492:ASN:CG	20	0.89	0.03	0.89
(1,3)	1:A:43:LEU:HB2	2:C:492:ASN:H	20	0.89	0.03	0.89
(1,3)	1:A:43:LEU:HB2	2:C:492:ASN:HA	20	0.89	0.03	0.89
(1,3)	1:A:43:LEU:HB2	2:C:492:ASN:HB2	20	0.89	0.03	0.89
(1,3)	1:A:43:LEU:HB2	2:C:492:ASN:HB3	20	0.89	0.03	0.89

Continued on next page...

Continued from previous page...

Key	Atom-1	Atom-2	Models ¹	Mean (Å)	SD ¹ (Å)	Median (Å)
(1,3)	1:A:43:LEU:HB2	2:C:492:ASN:HD21	20	0.89	0.03	0.89
(1,3)	1:A:43:LEU:HB2	2:C:492:ASN:HD22	20	0.89	0.03	0.89
(1,3)	1:A:43:LEU:HB2	2:C:492:ASN:N	20	0.89	0.03	0.89
(1,3)	1:A:43:LEU:HB2	2:C:492:ASN:ND2	20	0.89	0.03	0.89
(1,3)	1:A:43:LEU:HB2	2:C:492:ASN:O	20	0.89	0.03	0.89
(1,3)	1:A:43:LEU:HB2	2:C:492:ASN:OD1	20	0.89	0.03	0.89
(1,3)	1:A:43:LEU:HB2	2:C:494:LEU:C	20	0.89	0.03	0.89
(1,3)	1:A:43:LEU:HB2	2:C:494:LEU:CA	20	0.89	0.03	0.89
(1,3)	1:A:43:LEU:HB2	2:C:494:LEU:CB	20	0.89	0.03	0.89
(1,3)	1:A:43:LEU:HB2	2:C:494:LEU:CD1	20	0.89	0.03	0.89
(1,3)	1:A:43:LEU:HB2	2:C:494:LEU:CD2	20	0.89	0.03	0.89
(1,3)	1:A:43:LEU:HB2	2:C:494:LEU:CG	20	0.89	0.03	0.89
(1,3)	1:A:43:LEU:HB2	2:C:494:LEU:H	20	0.89	0.03	0.89
(1,3)	1:A:43:LEU:HB2	2:C:494:LEU:HA	20	0.89	0.03	0.89
(1,3)	1:A:43:LEU:HB2	2:C:494:LEU:HB2	20	0.89	0.03	0.89
(1,3)	1:A:43:LEU:HB2	2:C:494:LEU:HB3	20	0.89	0.03	0.89
(1,3)	1:A:43:LEU:HB2	2:C:494:LEU:HD11	20	0.89	0.03	0.89
(1,3)	1:A:43:LEU:HB2	2:C:494:LEU:HD12	20	0.89	0.03	0.89
(1,3)	1:A:43:LEU:HB2	2:C:494:LEU:HD13	20	0.89	0.03	0.89
(1,3)	1:A:43:LEU:HB2	2:C:494:LEU:HD21	20	0.89	0.03	0.89
(1,3)	1:A:43:LEU:HB2	2:C:494:LEU:HD22	20	0.89	0.03	0.89
(1,3)	1:A:43:LEU:HB2	2:C:494:LEU:HD23	20	0.89	0.03	0.89
(1,3)	1:A:43:LEU:HB2	2:C:494:LEU:HG	20	0.89	0.03	0.89
(1,3)	1:A:43:LEU:HB2	2:C:494:LEU:N	20	0.89	0.03	0.89
(1,3)	1:A:43:LEU:HB2	2:C:494:LEU:O	20	0.89	0.03	0.89
(1,3)	1:A:43:LEU:HB2	2:C:495:GLU:C	20	0.89	0.03	0.89
(1,3)	1:A:43:LEU:HB2	2:C:495:GLU:CA	20	0.89	0.03	0.89
(1,3)	1:A:43:LEU:HB2	2:C:495:GLU:CB	20	0.89	0.03	0.89
(1,3)	1:A:43:LEU:HB2	2:C:495:GLU:CD	20	0.89	0.03	0.89
(1,3)	1:A:43:LEU:HB2	2:C:495:GLU:CG	20	0.89	0.03	0.89
(1,3)	1:A:43:LEU:HB2	2:C:495:GLU:H	20	0.89	0.03	0.89
(1,3)	1:A:43:LEU:HB2	2:C:495:GLU:HA	20	0.89	0.03	0.89
(1,3)	1:A:43:LEU:HB2	2:C:495:GLU:HB2	20	0.89	0.03	0.89
(1,3)	1:A:43:LEU:HB2	2:C:495:GLU:HB3	20	0.89	0.03	0.89
(1,3)	1:A:43:LEU:HB2	2:C:495:GLU:HG2	20	0.89	0.03	0.89
(1,3)	1:A:43:LEU:HB2	2:C:495:GLU:HG3	20	0.89	0.03	0.89
(1,3)	1:A:43:LEU:HB2	2:C:495:GLU:N	20	0.89	0.03	0.89
(1,3)	1:A:43:LEU:HB2	2:C:495:GLU:O	20	0.89	0.03	0.89
(1,3)	1:A:43:LEU:HB2	2:C:495:GLU:OE1	20	0.89	0.03	0.89
(1,3)	1:A:43:LEU:HB2	2:C:495:GLU:OE2	20	0.89	0.03	0.89
(1,3)	1:A:43:LEU:HB2	2:C:496:GLY:C	20	0.89	0.03	0.89
(1,3)	1:A:43:LEU:HB2	2:C:496:GLY:CA	20	0.89	0.03	0.89

Continued on next page...

Continued from previous page...

Key	Atom-1	Atom-2	Models ¹	Mean (Å)	SD ¹ (Å)	Median (Å)
(1,3)	1:A:43:LEU:HB2	2:C:496:GLY:H	20	0.89	0.03	0.89
(1,3)	1:A:43:LEU:HB2	2:C:496:GLY:HA2	20	0.89	0.03	0.89
(1,3)	1:A:43:LEU:HB2	2:C:496:GLY:HA3	20	0.89	0.03	0.89
(1,3)	1:A:43:LEU:HB2	2:C:496:GLY:N	20	0.89	0.03	0.89
(1,3)	1:A:43:LEU:HB2	2:C:496:GLY:O	20	0.89	0.03	0.89
(1,3)	1:A:43:LEU:HB2	2:C:497:ARG:C	20	0.89	0.03	0.89
(1,3)	1:A:43:LEU:HB2	2:C:497:ARG:CA	20	0.89	0.03	0.89
(1,3)	1:A:43:LEU:HB2	2:C:497:ARG:CB	20	0.89	0.03	0.89
(1,3)	1:A:43:LEU:HB2	2:C:497:ARG:CD	20	0.89	0.03	0.89
(1,3)	1:A:43:LEU:HB2	2:C:497:ARG:CG	20	0.89	0.03	0.89
(1,3)	1:A:43:LEU:HB2	2:C:497:ARG:CZ	20	0.89	0.03	0.89
(1,3)	1:A:43:LEU:HB2	2:C:497:ARG:H	20	0.89	0.03	0.89
(1,3)	1:A:43:LEU:HB2	2:C:497:ARG:HA	20	0.89	0.03	0.89
(1,3)	1:A:43:LEU:HB2	2:C:497:ARG:HB2	20	0.89	0.03	0.89
(1,3)	1:A:43:LEU:HB2	2:C:497:ARG:HB3	20	0.89	0.03	0.89
(1,3)	1:A:43:LEU:HB2	2:C:497:ARG:HD2	20	0.89	0.03	0.89
(1,3)	1:A:43:LEU:HB2	2:C:497:ARG:HD3	20	0.89	0.03	0.89
(1,3)	1:A:43:LEU:HB2	2:C:497:ARG:HE	20	0.89	0.03	0.89
(1,3)	1:A:43:LEU:HB2	2:C:497:ARG:HG2	20	0.89	0.03	0.89
(1,3)	1:A:43:LEU:HB2	2:C:497:ARG:HG3	20	0.89	0.03	0.89
(1,3)	1:A:43:LEU:HB2	2:C:497:ARG:HH11	20	0.89	0.03	0.89
(1,3)	1:A:43:LEU:HB2	2:C:497:ARG:HH12	20	0.89	0.03	0.89
(1,3)	1:A:43:LEU:HB2	2:C:497:ARG:HH21	20	0.89	0.03	0.89
(1,3)	1:A:43:LEU:HB2	2:C:497:ARG:HH22	20	0.89	0.03	0.89
(1,3)	1:A:43:LEU:HB2	2:C:497:ARG:N	20	0.89	0.03	0.89
(1,3)	1:A:43:LEU:HB2	2:C:497:ARG:NE	20	0.89	0.03	0.89
(1,3)	1:A:43:LEU:HB2	2:C:497:ARG:NH1	20	0.89	0.03	0.89
(1,3)	1:A:43:LEU:HB2	2:C:497:ARG:NH2	20	0.89	0.03	0.89
(1,3)	1:A:43:LEU:HB2	2:C:497:ARG:O	20	0.89	0.03	0.89
(1,3)	1:A:43:LEU:HB3	2:C:457:LEU:C	20	0.89	0.03	0.89
(1,3)	1:A:43:LEU:HB3	2:C:457:LEU:CA	20	0.89	0.03	0.89
(1,3)	1:A:43:LEU:HB3	2:C:457:LEU:CB	20	0.89	0.03	0.89
(1,3)	1:A:43:LEU:HB3	2:C:457:LEU:CD1	20	0.89	0.03	0.89
(1,3)	1:A:43:LEU:HB3	2:C:457:LEU:CD2	20	0.89	0.03	0.89
(1,3)	1:A:43:LEU:HB3	2:C:457:LEU:CG	20	0.89	0.03	0.89
(1,3)	1:A:43:LEU:HB3	2:C:457:LEU:H	20	0.89	0.03	0.89
(1,3)	1:A:43:LEU:HB3	2:C:457:LEU:HA	20	0.89	0.03	0.89
(1,3)	1:A:43:LEU:HB3	2:C:457:LEU:HB2	20	0.89	0.03	0.89
(1,3)	1:A:43:LEU:HB3	2:C:457:LEU:HB3	20	0.89	0.03	0.89
(1,3)	1:A:43:LEU:HB3	2:C:457:LEU:HD11	20	0.89	0.03	0.89
(1,3)	1:A:43:LEU:HB3	2:C:457:LEU:HD12	20	0.89	0.03	0.89
(1,3)	1:A:43:LEU:HB3	2:C:457:LEU:HD13	20	0.89	0.03	0.89

Continued on next page...

Continued from previous page...

Key	Atom-1	Atom-2	Models ¹	Mean (Å)	SD ¹ (Å)	Median (Å)
(1,3)	1:A:43:LEU:HB3	2:C:457:LEU:HD21	20	0.89	0.03	0.89
(1,3)	1:A:43:LEU:HB3	2:C:457:LEU:HD22	20	0.89	0.03	0.89
(1,3)	1:A:43:LEU:HB3	2:C:457:LEU:HD23	20	0.89	0.03	0.89
(1,3)	1:A:43:LEU:HB3	2:C:457:LEU:HG	20	0.89	0.03	0.89
(1,3)	1:A:43:LEU:HB3	2:C:457:LEU:N	20	0.89	0.03	0.89
(1,3)	1:A:43:LEU:HB3	2:C:457:LEU:O	20	0.89	0.03	0.89
(1,3)	1:A:43:LEU:HB3	2:C:459:ALA:C	20	0.89	0.03	0.89
(1,3)	1:A:43:LEU:HB3	2:C:459:ALA:CA	20	0.89	0.03	0.89
(1,3)	1:A:43:LEU:HB3	2:C:459:ALA:CB	20	0.89	0.03	0.89
(1,3)	1:A:43:LEU:HB3	2:C:459:ALA:H	20	0.89	0.03	0.89
(1,3)	1:A:43:LEU:HB3	2:C:459:ALA:HA	20	0.89	0.03	0.89
(1,3)	1:A:43:LEU:HB3	2:C:459:ALA:HB1	20	0.89	0.03	0.89
(1,3)	1:A:43:LEU:HB3	2:C:459:ALA:HB2	20	0.89	0.03	0.89
(1,3)	1:A:43:LEU:HB3	2:C:459:ALA:HB3	20	0.89	0.03	0.89
(1,3)	1:A:43:LEU:HB3	2:C:459:ALA:N	20	0.89	0.03	0.89
(1,3)	1:A:43:LEU:HB3	2:C:459:ALA:O	20	0.89	0.03	0.89
(1,3)	1:A:43:LEU:HB3	2:C:460:MET:C	20	0.89	0.03	0.89
(1,3)	1:A:43:LEU:HB3	2:C:460:MET:CA	20	0.89	0.03	0.89
(1,3)	1:A:43:LEU:HB3	2:C:460:MET:CB	20	0.89	0.03	0.89
(1,3)	1:A:43:LEU:HB3	2:C:460:MET:CE	20	0.89	0.03	0.89
(1,3)	1:A:43:LEU:HB3	2:C:460:MET:CG	20	0.89	0.03	0.89
(1,3)	1:A:43:LEU:HB3	2:C:460:MET:H	20	0.89	0.03	0.89
(1,3)	1:A:43:LEU:HB3	2:C:460:MET:HA	20	0.89	0.03	0.89
(1,3)	1:A:43:LEU:HB3	2:C:460:MET:HB2	20	0.89	0.03	0.89
(1,3)	1:A:43:LEU:HB3	2:C:460:MET:HB3	20	0.89	0.03	0.89
(1,3)	1:A:43:LEU:HB3	2:C:460:MET:HE1	20	0.89	0.03	0.89
(1,3)	1:A:43:LEU:HB3	2:C:460:MET:HE2	20	0.89	0.03	0.89
(1,3)	1:A:43:LEU:HB3	2:C:460:MET:HE3	20	0.89	0.03	0.89
(1,3)	1:A:43:LEU:HB3	2:C:460:MET:HG2	20	0.89	0.03	0.89
(1,3)	1:A:43:LEU:HB3	2:C:460:MET:HG3	20	0.89	0.03	0.89
(1,3)	1:A:43:LEU:HB3	2:C:460:MET:N	20	0.89	0.03	0.89
(1,3)	1:A:43:LEU:HB3	2:C:460:MET:O	20	0.89	0.03	0.89
(1,3)	1:A:43:LEU:HB3	2:C:460:MET:SD	20	0.89	0.03	0.89
(1,3)	1:A:43:LEU:HB3	2:C:462:HIS:C	20	0.89	0.03	0.89
(1,3)	1:A:43:LEU:HB3	2:C:462:HIS:CA	20	0.89	0.03	0.89
(1,3)	1:A:43:LEU:HB3	2:C:462:HIS:CB	20	0.89	0.03	0.89
(1,3)	1:A:43:LEU:HB3	2:C:462:HIS:CD2	20	0.89	0.03	0.89
(1,3)	1:A:43:LEU:HB3	2:C:462:HIS:CE1	20	0.89	0.03	0.89
(1,3)	1:A:43:LEU:HB3	2:C:462:HIS:CG	20	0.89	0.03	0.89
(1,3)	1:A:43:LEU:HB3	2:C:462:HIS:H	20	0.89	0.03	0.89
(1,3)	1:A:43:LEU:HB3	2:C:462:HIS:HA	20	0.89	0.03	0.89
(1,3)	1:A:43:LEU:HB3	2:C:462:HIS:HB2	20	0.89	0.03	0.89

Continued on next page...

Continued from previous page...

Key	Atom-1	Atom-2	Models ¹	Mean (Å)	SD ¹ (Å)	Median (Å)
(1,3)	1:A:43:LEU:HB3	2:C:462:HIS:HB3	20	0.89	0.03	0.89
(1,3)	1:A:43:LEU:HB3	2:C:462:HIS:HD2	20	0.89	0.03	0.89
(1,3)	1:A:43:LEU:HB3	2:C:462:HIS:HE1	20	0.89	0.03	0.89
(1,3)	1:A:43:LEU:HB3	2:C:462:HIS:HE2	20	0.89	0.03	0.89
(1,3)	1:A:43:LEU:HB3	2:C:462:HIS:N	20	0.89	0.03	0.89
(1,3)	1:A:43:LEU:HB3	2:C:462:HIS:ND1	20	0.89	0.03	0.89
(1,3)	1:A:43:LEU:HB3	2:C:462:HIS:NE2	20	0.89	0.03	0.89
(1,3)	1:A:43:LEU:HB3	2:C:462:HIS:O	20	0.89	0.03	0.89
(1,3)	1:A:43:LEU:HB3	2:C:463:GLN:C	20	0.89	0.03	0.89
(1,3)	1:A:43:LEU:HB3	2:C:463:GLN:CA	20	0.89	0.03	0.89
(1,3)	1:A:43:LEU:HB3	2:C:463:GLN:CB	20	0.89	0.03	0.89
(1,3)	1:A:43:LEU:HB3	2:C:463:GLN:CD	20	0.89	0.03	0.89
(1,3)	1:A:43:LEU:HB3	2:C:463:GLN:CG	20	0.89	0.03	0.89
(1,3)	1:A:43:LEU:HB3	2:C:463:GLN:H	20	0.89	0.03	0.89
(1,3)	1:A:43:LEU:HB3	2:C:463:GLN:HA	20	0.89	0.03	0.89
(1,3)	1:A:43:LEU:HB3	2:C:463:GLN:HB2	20	0.89	0.03	0.89
(1,3)	1:A:43:LEU:HB3	2:C:463:GLN:HB3	20	0.89	0.03	0.89
(1,3)	1:A:43:LEU:HB3	2:C:463:GLN:HE21	20	0.89	0.03	0.89
(1,3)	1:A:43:LEU:HB3	2:C:463:GLN:HE22	20	0.89	0.03	0.89
(1,3)	1:A:43:LEU:HB3	2:C:463:GLN:HG2	20	0.89	0.03	0.89
(1,3)	1:A:43:LEU:HB3	2:C:463:GLN:HG3	20	0.89	0.03	0.89
(1,3)	1:A:43:LEU:HB3	2:C:463:GLN:N	20	0.89	0.03	0.89
(1,3)	1:A:43:LEU:HB3	2:C:463:GLN:NE2	20	0.89	0.03	0.89
(1,3)	1:A:43:LEU:HB3	2:C:463:GLN:O	20	0.89	0.03	0.89
(1,3)	1:A:43:LEU:HB3	2:C:463:GLN:OE1	20	0.89	0.03	0.89
(1,3)	1:A:43:LEU:HB3	2:C:465:GLN:C	20	0.89	0.03	0.89
(1,3)	1:A:43:LEU:HB3	2:C:465:GLN:CA	20	0.89	0.03	0.89
(1,3)	1:A:43:LEU:HB3	2:C:465:GLN:CB	20	0.89	0.03	0.89
(1,3)	1:A:43:LEU:HB3	2:C:465:GLN:CD	20	0.89	0.03	0.89
(1,3)	1:A:43:LEU:HB3	2:C:465:GLN:CG	20	0.89	0.03	0.89
(1,3)	1:A:43:LEU:HB3	2:C:465:GLN:H	20	0.89	0.03	0.89
(1,3)	1:A:43:LEU:HB3	2:C:465:GLN:HA	20	0.89	0.03	0.89
(1,3)	1:A:43:LEU:HB3	2:C:465:GLN:HB2	20	0.89	0.03	0.89
(1,3)	1:A:43:LEU:HB3	2:C:465:GLN:HB3	20	0.89	0.03	0.89
(1,3)	1:A:43:LEU:HB3	2:C:465:GLN:HE21	20	0.89	0.03	0.89
(1,3)	1:A:43:LEU:HB3	2:C:465:GLN:HE22	20	0.89	0.03	0.89
(1,3)	1:A:43:LEU:HB3	2:C:465:GLN:HG2	20	0.89	0.03	0.89
(1,3)	1:A:43:LEU:HB3	2:C:465:GLN:HG3	20	0.89	0.03	0.89
(1,3)	1:A:43:LEU:HB3	2:C:465:GLN:N	20	0.89	0.03	0.89
(1,3)	1:A:43:LEU:HB3	2:C:465:GLN:NE2	20	0.89	0.03	0.89
(1,3)	1:A:43:LEU:HB3	2:C:465:GLN:O	20	0.89	0.03	0.89
(1,3)	1:A:43:LEU:HB3	2:C:465:GLN:OE1	20	0.89	0.03	0.89

Continued on next page...

Continued from previous page...

Key	Atom-1	Atom-2	Models ¹	Mean (Å)	SD ¹ (Å)	Median (Å)
(1,3)	1:A:43:LEU:HB3	2:C:466:GLU:C	20	0.89	0.03	0.89
(1,3)	1:A:43:LEU:HB3	2:C:466:GLU:CA	20	0.89	0.03	0.89
(1,3)	1:A:43:LEU:HB3	2:C:466:GLU:CB	20	0.89	0.03	0.89
(1,3)	1:A:43:LEU:HB3	2:C:466:GLU:CD	20	0.89	0.03	0.89
(1,3)	1:A:43:LEU:HB3	2:C:466:GLU:CG	20	0.89	0.03	0.89
(1,3)	1:A:43:LEU:HB3	2:C:466:GLU:H	20	0.89	0.03	0.89
(1,3)	1:A:43:LEU:HB3	2:C:466:GLU:HA	20	0.89	0.03	0.89
(1,3)	1:A:43:LEU:HB3	2:C:466:GLU:HB2	20	0.89	0.03	0.89
(1,3)	1:A:43:LEU:HB3	2:C:466:GLU:HB3	20	0.89	0.03	0.89
(1,3)	1:A:43:LEU:HB3	2:C:466:GLU:HG2	20	0.89	0.03	0.89
(1,3)	1:A:43:LEU:HB3	2:C:466:GLU:HG3	20	0.89	0.03	0.89
(1,3)	1:A:43:LEU:HB3	2:C:466:GLU:N	20	0.89	0.03	0.89
(1,3)	1:A:43:LEU:HB3	2:C:466:GLU:O	20	0.89	0.03	0.89
(1,3)	1:A:43:LEU:HB3	2:C:466:GLU:OE1	20	0.89	0.03	0.89
(1,3)	1:A:43:LEU:HB3	2:C:466:GLU:OE2	20	0.89	0.03	0.89
(1,3)	1:A:43:LEU:HB3	2:C:467:MET:C	20	0.89	0.03	0.89
(1,3)	1:A:43:LEU:HB3	2:C:467:MET:CA	20	0.89	0.03	0.89
(1,3)	1:A:43:LEU:HB3	2:C:467:MET:CB	20	0.89	0.03	0.89
(1,3)	1:A:43:LEU:HB3	2:C:467:MET:CE	20	0.89	0.03	0.89
(1,3)	1:A:43:LEU:HB3	2:C:467:MET:CG	20	0.89	0.03	0.89
(1,3)	1:A:43:LEU:HB3	2:C:467:MET:H	20	0.89	0.03	0.89
(1,3)	1:A:43:LEU:HB3	2:C:467:MET:HA	20	0.89	0.03	0.89
(1,3)	1:A:43:LEU:HB3	2:C:467:MET:HB2	20	0.89	0.03	0.89
(1,3)	1:A:43:LEU:HB3	2:C:467:MET:HB3	20	0.89	0.03	0.89
(1,3)	1:A:43:LEU:HB3	2:C:467:MET:HE1	20	0.89	0.03	0.89
(1,3)	1:A:43:LEU:HB3	2:C:467:MET:HE2	20	0.89	0.03	0.89
(1,3)	1:A:43:LEU:HB3	2:C:467:MET:HE3	20	0.89	0.03	0.89
(1,3)	1:A:43:LEU:HB3	2:C:467:MET:HG2	20	0.89	0.03	0.89
(1,3)	1:A:43:LEU:HB3	2:C:467:MET:HG3	20	0.89	0.03	0.89
(1,3)	1:A:43:LEU:HB3	2:C:467:MET:N	20	0.89	0.03	0.89
(1,3)	1:A:43:LEU:HB3	2:C:467:MET:O	20	0.89	0.03	0.89
(1,3)	1:A:43:LEU:HB3	2:C:467:MET:SD	20	0.89	0.03	0.89
(1,3)	1:A:43:LEU:HB3	2:C:468:PHE:C	20	0.89	0.03	0.89
(1,3)	1:A:43:LEU:HB3	2:C:468:PHE:CA	20	0.89	0.03	0.89
(1,3)	1:A:43:LEU:HB3	2:C:468:PHE:CB	20	0.89	0.03	0.89
(1,3)	1:A:43:LEU:HB3	2:C:468:PHE:CD1	20	0.89	0.03	0.89
(1,3)	1:A:43:LEU:HB3	2:C:468:PHE:CD2	20	0.89	0.03	0.89
(1,3)	1:A:43:LEU:HB3	2:C:468:PHE:CE1	20	0.89	0.03	0.89
(1,3)	1:A:43:LEU:HB3	2:C:468:PHE:CE2	20	0.89	0.03	0.89
(1,3)	1:A:43:LEU:HB3	2:C:468:PHE:CG	20	0.89	0.03	0.89
(1,3)	1:A:43:LEU:HB3	2:C:468:PHE:CZ	20	0.89	0.03	0.89
(1,3)	1:A:43:LEU:HB3	2:C:468:PHE:H	20	0.89	0.03	0.89

Continued on next page...

Continued from previous page...

Key	Atom-1	Atom-2	Models ¹	Mean (Å)	SD ¹ (Å)	Median (Å)
(1,3)	1:A:43:LEU:HB3	2:C:468:PHE:HA	20	0.89	0.03	0.89
(1,3)	1:A:43:LEU:HB3	2:C:468:PHE:HB2	20	0.89	0.03	0.89
(1,3)	1:A:43:LEU:HB3	2:C:468:PHE:HB3	20	0.89	0.03	0.89
(1,3)	1:A:43:LEU:HB3	2:C:468:PHE:HD1	20	0.89	0.03	0.89
(1,3)	1:A:43:LEU:HB3	2:C:468:PHE:HD2	20	0.89	0.03	0.89
(1,3)	1:A:43:LEU:HB3	2:C:468:PHE:HE1	20	0.89	0.03	0.89
(1,3)	1:A:43:LEU:HB3	2:C:468:PHE:HE2	20	0.89	0.03	0.89
(1,3)	1:A:43:LEU:HB3	2:C:468:PHE:HZ	20	0.89	0.03	0.89
(1,3)	1:A:43:LEU:HB3	2:C:468:PHE:N	20	0.89	0.03	0.89
(1,3)	1:A:43:LEU:HB3	2:C:468:PHE:O	20	0.89	0.03	0.89
(1,3)	1:A:43:LEU:HB3	2:C:469:PRO:C	20	0.89	0.03	0.89
(1,3)	1:A:43:LEU:HB3	2:C:469:PRO:CA	20	0.89	0.03	0.89
(1,3)	1:A:43:LEU:HB3	2:C:469:PRO:CB	20	0.89	0.03	0.89
(1,3)	1:A:43:LEU:HB3	2:C:469:PRO:CD	20	0.89	0.03	0.89
(1,3)	1:A:43:LEU:HB3	2:C:469:PRO:CG	20	0.89	0.03	0.89
(1,3)	1:A:43:LEU:HB3	2:C:469:PRO:HA	20	0.89	0.03	0.89
(1,3)	1:A:43:LEU:HB3	2:C:469:PRO:HB2	20	0.89	0.03	0.89
(1,3)	1:A:43:LEU:HB3	2:C:469:PRO:HB3	20	0.89	0.03	0.89
(1,3)	1:A:43:LEU:HB3	2:C:469:PRO:HD2	20	0.89	0.03	0.89
(1,3)	1:A:43:LEU:HB3	2:C:469:PRO:HD3	20	0.89	0.03	0.89
(1,3)	1:A:43:LEU:HB3	2:C:469:PRO:HG2	20	0.89	0.03	0.89
(1,3)	1:A:43:LEU:HB3	2:C:469:PRO:HG3	20	0.89	0.03	0.89
(1,3)	1:A:43:LEU:HB3	2:C:469:PRO:N	20	0.89	0.03	0.89
(1,3)	1:A:43:LEU:HB3	2:C:469:PRO:O	20	0.89	0.03	0.89
(1,3)	1:A:43:LEU:HB3	2:C:470:GLN:C	20	0.89	0.03	0.89
(1,3)	1:A:43:LEU:HB3	2:C:470:GLN:CA	20	0.89	0.03	0.89
(1,3)	1:A:43:LEU:HB3	2:C:470:GLN:CB	20	0.89	0.03	0.89
(1,3)	1:A:43:LEU:HB3	2:C:470:GLN:CD	20	0.89	0.03	0.89
(1,3)	1:A:43:LEU:HB3	2:C:470:GLN:CG	20	0.89	0.03	0.89
(1,3)	1:A:43:LEU:HB3	2:C:470:GLN:H	20	0.89	0.03	0.89
(1,3)	1:A:43:LEU:HB3	2:C:470:GLN:HA	20	0.89	0.03	0.89
(1,3)	1:A:43:LEU:HB3	2:C:470:GLN:HB2	20	0.89	0.03	0.89
(1,3)	1:A:43:LEU:HB3	2:C:470:GLN:HB3	20	0.89	0.03	0.89
(1,3)	1:A:43:LEU:HB3	2:C:470:GLN:HE21	20	0.89	0.03	0.89
(1,3)	1:A:43:LEU:HB3	2:C:470:GLN:HE22	20	0.89	0.03	0.89
(1,3)	1:A:43:LEU:HB3	2:C:470:GLN:HG2	20	0.89	0.03	0.89
(1,3)	1:A:43:LEU:HB3	2:C:470:GLN:HG3	20	0.89	0.03	0.89
(1,3)	1:A:43:LEU:HB3	2:C:470:GLN:N	20	0.89	0.03	0.89
(1,3)	1:A:43:LEU:HB3	2:C:470:GLN:NE2	20	0.89	0.03	0.89
(1,3)	1:A:43:LEU:HB3	2:C:470:GLN:O	20	0.89	0.03	0.89
(1,3)	1:A:43:LEU:HB3	2:C:470:GLN:OE1	20	0.89	0.03	0.89
(1,3)	1:A:43:LEU:HB3	2:C:472:PRO:C	20	0.89	0.03	0.89

Continued on next page...

Continued from previous page...

Key	Atom-1	Atom-2	Models ¹	Mean (Å)	SD ¹ (Å)	Median (Å)
(1,3)	1:A:43:LEU:HB3	2:C:472:PRO:CA	20	0.89	0.03	0.89
(1,3)	1:A:43:LEU:HB3	2:C:472:PRO:CB	20	0.89	0.03	0.89
(1,3)	1:A:43:LEU:HB3	2:C:472:PRO:CD	20	0.89	0.03	0.89
(1,3)	1:A:43:LEU:HB3	2:C:472:PRO:CG	20	0.89	0.03	0.89
(1,3)	1:A:43:LEU:HB3	2:C:472:PRO:HA	20	0.89	0.03	0.89
(1,3)	1:A:43:LEU:HB3	2:C:472:PRO:HB2	20	0.89	0.03	0.89
(1,3)	1:A:43:LEU:HB3	2:C:472:PRO:HB3	20	0.89	0.03	0.89
(1,3)	1:A:43:LEU:HB3	2:C:472:PRO:HD2	20	0.89	0.03	0.89
(1,3)	1:A:43:LEU:HB3	2:C:472:PRO:HD3	20	0.89	0.03	0.89
(1,3)	1:A:43:LEU:HB3	2:C:472:PRO:HG2	20	0.89	0.03	0.89
(1,3)	1:A:43:LEU:HB3	2:C:472:PRO:HG3	20	0.89	0.03	0.89
(1,3)	1:A:43:LEU:HB3	2:C:472:PRO:N	20	0.89	0.03	0.89
(1,3)	1:A:43:LEU:HB3	2:C:472:PRO:O	20	0.89	0.03	0.89
(1,3)	1:A:43:LEU:HB3	2:C:482:LEU:C	20	0.89	0.03	0.89
(1,3)	1:A:43:LEU:HB3	2:C:482:LEU:CA	20	0.89	0.03	0.89
(1,3)	1:A:43:LEU:HB3	2:C:482:LEU:CB	20	0.89	0.03	0.89
(1,3)	1:A:43:LEU:HB3	2:C:482:LEU:CD1	20	0.89	0.03	0.89
(1,3)	1:A:43:LEU:HB3	2:C:482:LEU:CD2	20	0.89	0.03	0.89
(1,3)	1:A:43:LEU:HB3	2:C:482:LEU:CG	20	0.89	0.03	0.89
(1,3)	1:A:43:LEU:HB3	2:C:482:LEU:H	20	0.89	0.03	0.89
(1,3)	1:A:43:LEU:HB3	2:C:482:LEU:HA	20	0.89	0.03	0.89
(1,3)	1:A:43:LEU:HB3	2:C:482:LEU:HB2	20	0.89	0.03	0.89
(1,3)	1:A:43:LEU:HB3	2:C:482:LEU:HB3	20	0.89	0.03	0.89
(1,3)	1:A:43:LEU:HB3	2:C:482:LEU:HD11	20	0.89	0.03	0.89
(1,3)	1:A:43:LEU:HB3	2:C:482:LEU:HD12	20	0.89	0.03	0.89
(1,3)	1:A:43:LEU:HB3	2:C:482:LEU:HD13	20	0.89	0.03	0.89
(1,3)	1:A:43:LEU:HB3	2:C:482:LEU:HD21	20	0.89	0.03	0.89
(1,3)	1:A:43:LEU:HB3	2:C:482:LEU:HD22	20	0.89	0.03	0.89
(1,3)	1:A:43:LEU:HB3	2:C:482:LEU:HD23	20	0.89	0.03	0.89
(1,3)	1:A:43:LEU:HB3	2:C:482:LEU:HG	20	0.89	0.03	0.89
(1,3)	1:A:43:LEU:HB3	2:C:482:LEU:N	20	0.89	0.03	0.89
(1,3)	1:A:43:LEU:HB3	2:C:482:LEU:O	20	0.89	0.03	0.89
(1,3)	1:A:43:LEU:HB3	2:C:483:THR:C	20	0.89	0.03	0.89
(1,3)	1:A:43:LEU:HB3	2:C:483:THR:CA	20	0.89	0.03	0.89
(1,3)	1:A:43:LEU:HB3	2:C:483:THR:CB	20	0.89	0.03	0.89
(1,3)	1:A:43:LEU:HB3	2:C:483:THR:CG2	20	0.89	0.03	0.89
(1,3)	1:A:43:LEU:HB3	2:C:483:THR:H	20	0.89	0.03	0.89
(1,3)	1:A:43:LEU:HB3	2:C:483:THR:HA	20	0.89	0.03	0.89
(1,3)	1:A:43:LEU:HB3	2:C:483:THR:HB	20	0.89	0.03	0.89
(1,3)	1:A:43:LEU:HB3	2:C:483:THR:HG1	20	0.89	0.03	0.89
(1,3)	1:A:43:LEU:HB3	2:C:483:THR:HG21	20	0.89	0.03	0.89
(1,3)	1:A:43:LEU:HB3	2:C:483:THR:HG22	20	0.89	0.03	0.89

Continued on next page...

Continued from previous page...

Key	Atom-1	Atom-2	Models ¹	Mean (Å)	SD ¹ (Å)	Median (Å)
(1,3)	1:A:43:LEU:HB3	2:C:483:THR:HG23	20	0.89	0.03	0.89
(1,3)	1:A:43:LEU:HB3	2:C:483:THR:N	20	0.89	0.03	0.89
(1,3)	1:A:43:LEU:HB3	2:C:483:THR:O	20	0.89	0.03	0.89
(1,3)	1:A:43:LEU:HB3	2:C:483:THR:OG1	20	0.89	0.03	0.89
(1,3)	1:A:43:LEU:HB3	2:C:484:ARG:C	20	0.89	0.03	0.89
(1,3)	1:A:43:LEU:HB3	2:C:484:ARG:CA	20	0.89	0.03	0.89
(1,3)	1:A:43:LEU:HB3	2:C:484:ARG:CB	20	0.89	0.03	0.89
(1,3)	1:A:43:LEU:HB3	2:C:484:ARG:CD	20	0.89	0.03	0.89
(1,3)	1:A:43:LEU:HB3	2:C:484:ARG:CG	20	0.89	0.03	0.89
(1,3)	1:A:43:LEU:HB3	2:C:484:ARG:CZ	20	0.89	0.03	0.89
(1,3)	1:A:43:LEU:HB3	2:C:484:ARG:H	20	0.89	0.03	0.89
(1,3)	1:A:43:LEU:HB3	2:C:484:ARG:HA	20	0.89	0.03	0.89
(1,3)	1:A:43:LEU:HB3	2:C:484:ARG:HB2	20	0.89	0.03	0.89
(1,3)	1:A:43:LEU:HB3	2:C:484:ARG:HB3	20	0.89	0.03	0.89
(1,3)	1:A:43:LEU:HB3	2:C:484:ARG:HD2	20	0.89	0.03	0.89
(1,3)	1:A:43:LEU:HB3	2:C:484:ARG:HD3	20	0.89	0.03	0.89
(1,3)	1:A:43:LEU:HB3	2:C:484:ARG:HE	20	0.89	0.03	0.89
(1,3)	1:A:43:LEU:HB3	2:C:484:ARG:HG2	20	0.89	0.03	0.89
(1,3)	1:A:43:LEU:HB3	2:C:484:ARG:HG3	20	0.89	0.03	0.89
(1,3)	1:A:43:LEU:HB3	2:C:484:ARG:HH11	20	0.89	0.03	0.89
(1,3)	1:A:43:LEU:HB3	2:C:484:ARG:HH12	20	0.89	0.03	0.89
(1,3)	1:A:43:LEU:HB3	2:C:484:ARG:HH21	20	0.89	0.03	0.89
(1,3)	1:A:43:LEU:HB3	2:C:484:ARG:HH22	20	0.89	0.03	0.89
(1,3)	1:A:43:LEU:HB3	2:C:484:ARG:N	20	0.89	0.03	0.89
(1,3)	1:A:43:LEU:HB3	2:C:484:ARG:NE	20	0.89	0.03	0.89
(1,3)	1:A:43:LEU:HB3	2:C:484:ARG:NH1	20	0.89	0.03	0.89
(1,3)	1:A:43:LEU:HB3	2:C:484:ARG:NH2	20	0.89	0.03	0.89
(1,3)	1:A:43:LEU:HB3	2:C:484:ARG:O	20	0.89	0.03	0.89
(1,3)	1:A:43:LEU:HB3	2:C:485:SER:C	20	0.89	0.03	0.89
(1,3)	1:A:43:LEU:HB3	2:C:485:SER:CA	20	0.89	0.03	0.89
(1,3)	1:A:43:LEU:HB3	2:C:485:SER:CB	20	0.89	0.03	0.89
(1,3)	1:A:43:LEU:HB3	2:C:485:SER:H	20	0.89	0.03	0.89
(1,3)	1:A:43:LEU:HB3	2:C:485:SER:HA	20	0.89	0.03	0.89
(1,3)	1:A:43:LEU:HB3	2:C:485:SER:HB2	20	0.89	0.03	0.89
(1,3)	1:A:43:LEU:HB3	2:C:485:SER:HB3	20	0.89	0.03	0.89
(1,3)	1:A:43:LEU:HB3	2:C:485:SER:HG	20	0.89	0.03	0.89
(1,3)	1:A:43:LEU:HB3	2:C:485:SER:N	20	0.89	0.03	0.89
(1,3)	1:A:43:LEU:HB3	2:C:485:SER:O	20	0.89	0.03	0.89
(1,3)	1:A:43:LEU:HB3	2:C:485:SER:OG	20	0.89	0.03	0.89
(1,3)	1:A:43:LEU:HB3	2:C:486:VAL:C	20	0.89	0.03	0.89
(1,3)	1:A:43:LEU:HB3	2:C:486:VAL:CA	20	0.89	0.03	0.89
(1,3)	1:A:43:LEU:HB3	2:C:486:VAL:CB	20	0.89	0.03	0.89

Continued on next page...

Continued from previous page...

Key	Atom-1	Atom-2	Models ¹	Mean (Å)	SD ¹ (Å)	Median (Å)
(1,3)	1:A:43:LEU:HB3	2:C:486:VAL:CG1	20	0.89	0.03	0.89
(1,3)	1:A:43:LEU:HB3	2:C:486:VAL:CG2	20	0.89	0.03	0.89
(1,3)	1:A:43:LEU:HB3	2:C:486:VAL:H	20	0.89	0.03	0.89
(1,3)	1:A:43:LEU:HB3	2:C:486:VAL:HA	20	0.89	0.03	0.89
(1,3)	1:A:43:LEU:HB3	2:C:486:VAL:HB	20	0.89	0.03	0.89
(1,3)	1:A:43:LEU:HB3	2:C:486:VAL:HG11	20	0.89	0.03	0.89
(1,3)	1:A:43:LEU:HB3	2:C:486:VAL:HG12	20	0.89	0.03	0.89
(1,3)	1:A:43:LEU:HB3	2:C:486:VAL:HG13	20	0.89	0.03	0.89
(1,3)	1:A:43:LEU:HB3	2:C:486:VAL:HG21	20	0.89	0.03	0.89
(1,3)	1:A:43:LEU:HB3	2:C:486:VAL:HG22	20	0.89	0.03	0.89
(1,3)	1:A:43:LEU:HB3	2:C:486:VAL:HG23	20	0.89	0.03	0.89
(1,3)	1:A:43:LEU:HB3	2:C:486:VAL:N	20	0.89	0.03	0.89
(1,3)	1:A:43:LEU:HB3	2:C:486:VAL:O	20	0.89	0.03	0.89
(1,3)	1:A:43:LEU:HB3	2:C:487:GLU:C	20	0.89	0.03	0.89
(1,3)	1:A:43:LEU:HB3	2:C:487:GLU:CA	20	0.89	0.03	0.89
(1,3)	1:A:43:LEU:HB3	2:C:487:GLU:CB	20	0.89	0.03	0.89
(1,3)	1:A:43:LEU:HB3	2:C:487:GLU:CD	20	0.89	0.03	0.89
(1,3)	1:A:43:LEU:HB3	2:C:487:GLU:CG	20	0.89	0.03	0.89
(1,3)	1:A:43:LEU:HB3	2:C:487:GLU:H	20	0.89	0.03	0.89
(1,3)	1:A:43:LEU:HB3	2:C:487:GLU:HA	20	0.89	0.03	0.89
(1,3)	1:A:43:LEU:HB3	2:C:487:GLU:HB2	20	0.89	0.03	0.89
(1,3)	1:A:43:LEU:HB3	2:C:487:GLU:HB3	20	0.89	0.03	0.89
(1,3)	1:A:43:LEU:HB3	2:C:487:GLU:HG2	20	0.89	0.03	0.89
(1,3)	1:A:43:LEU:HB3	2:C:487:GLU:HG3	20	0.89	0.03	0.89
(1,3)	1:A:43:LEU:HB3	2:C:487:GLU:N	20	0.89	0.03	0.89
(1,3)	1:A:43:LEU:HB3	2:C:487:GLU:O	20	0.89	0.03	0.89
(1,3)	1:A:43:LEU:HB3	2:C:487:GLU:OE1	20	0.89	0.03	0.89
(1,3)	1:A:43:LEU:HB3	2:C:487:GLU:OE2	20	0.89	0.03	0.89
(1,3)	1:A:43:LEU:HB3	2:C:488:ILE:C	20	0.89	0.03	0.89
(1,3)	1:A:43:LEU:HB3	2:C:488:ILE:CA	20	0.89	0.03	0.89
(1,3)	1:A:43:LEU:HB3	2:C:488:ILE:CB	20	0.89	0.03	0.89
(1,3)	1:A:43:LEU:HB3	2:C:488:ILE:CD1	20	0.89	0.03	0.89
(1,3)	1:A:43:LEU:HB3	2:C:488:ILE:CG1	20	0.89	0.03	0.89
(1,3)	1:A:43:LEU:HB3	2:C:488:ILE:CG2	20	0.89	0.03	0.89
(1,3)	1:A:43:LEU:HB3	2:C:488:ILE:H	20	0.89	0.03	0.89
(1,3)	1:A:43:LEU:HB3	2:C:488:ILE:HA	20	0.89	0.03	0.89
(1,3)	1:A:43:LEU:HB3	2:C:488:ILE:HB	20	0.89	0.03	0.89
(1,3)	1:A:43:LEU:HB3	2:C:488:ILE:HD11	20	0.89	0.03	0.89
(1,3)	1:A:43:LEU:HB3	2:C:488:ILE:HD12	20	0.89	0.03	0.89
(1,3)	1:A:43:LEU:HB3	2:C:488:ILE:HD13	20	0.89	0.03	0.89
(1,3)	1:A:43:LEU:HB3	2:C:488:ILE:HG12	20	0.89	0.03	0.89
(1,3)	1:A:43:LEU:HB3	2:C:488:ILE:HG13	20	0.89	0.03	0.89

Continued on next page...

Continued from previous page...

Key	Atom-1	Atom-2	Models ¹	Mean (Å)	SD ¹ (Å)	Median (Å)
(1,3)	1:A:43:LEU:HB3	2:C:488:ILE:HG21	20	0.89	0.03	0.89
(1,3)	1:A:43:LEU:HB3	2:C:488:ILE:HG22	20	0.89	0.03	0.89
(1,3)	1:A:43:LEU:HB3	2:C:488:ILE:HG23	20	0.89	0.03	0.89
(1,3)	1:A:43:LEU:HB3	2:C:488:ILE:N	20	0.89	0.03	0.89
(1,3)	1:A:43:LEU:HB3	2:C:488:ILE:O	20	0.89	0.03	0.89
(1,3)	1:A:43:LEU:HB3	2:C:490:THR:C	20	0.89	0.03	0.89
(1,3)	1:A:43:LEU:HB3	2:C:490:THR:CA	20	0.89	0.03	0.89
(1,3)	1:A:43:LEU:HB3	2:C:490:THR:CB	20	0.89	0.03	0.89
(1,3)	1:A:43:LEU:HB3	2:C:490:THR:CG2	20	0.89	0.03	0.89
(1,3)	1:A:43:LEU:HB3	2:C:490:THR:H	20	0.89	0.03	0.89
(1,3)	1:A:43:LEU:HB3	2:C:490:THR:HA	20	0.89	0.03	0.89
(1,3)	1:A:43:LEU:HB3	2:C:490:THR:HB	20	0.89	0.03	0.89
(1,3)	1:A:43:LEU:HB3	2:C:490:THR:HG1	20	0.89	0.03	0.89
(1,3)	1:A:43:LEU:HB3	2:C:490:THR:HG21	20	0.89	0.03	0.89
(1,3)	1:A:43:LEU:HB3	2:C:490:THR:HG22	20	0.89	0.03	0.89
(1,3)	1:A:43:LEU:HB3	2:C:490:THR:HG23	20	0.89	0.03	0.89
(1,3)	1:A:43:LEU:HB3	2:C:490:THR:N	20	0.89	0.03	0.89
(1,3)	1:A:43:LEU:HB3	2:C:490:THR:O	20	0.89	0.03	0.89
(1,3)	1:A:43:LEU:HB3	2:C:490:THR:OG1	20	0.89	0.03	0.89
(1,3)	1:A:43:LEU:HB3	2:C:491:ASP:C	20	0.89	0.03	0.89
(1,3)	1:A:43:LEU:HB3	2:C:491:ASP:CA	20	0.89	0.03	0.89
(1,3)	1:A:43:LEU:HB3	2:C:491:ASP:CB	20	0.89	0.03	0.89
(1,3)	1:A:43:LEU:HB3	2:C:491:ASP:CG	20	0.89	0.03	0.89
(1,3)	1:A:43:LEU:HB3	2:C:491:ASP:H	20	0.89	0.03	0.89
(1,3)	1:A:43:LEU:HB3	2:C:491:ASP:HA	20	0.89	0.03	0.89
(1,3)	1:A:43:LEU:HB3	2:C:491:ASP:HB2	20	0.89	0.03	0.89
(1,3)	1:A:43:LEU:HB3	2:C:491:ASP:HB3	20	0.89	0.03	0.89
(1,3)	1:A:43:LEU:HB3	2:C:491:ASP:N	20	0.89	0.03	0.89
(1,3)	1:A:43:LEU:HB3	2:C:491:ASP:O	20	0.89	0.03	0.89
(1,3)	1:A:43:LEU:HB3	2:C:491:ASP:OD1	20	0.89	0.03	0.89
(1,3)	1:A:43:LEU:HB3	2:C:491:ASP:OD2	20	0.89	0.03	0.89
(1,3)	1:A:43:LEU:HB3	2:C:492:ASN:C	20	0.89	0.03	0.89
(1,3)	1:A:43:LEU:HB3	2:C:492:ASN:CA	20	0.89	0.03	0.89
(1,3)	1:A:43:LEU:HB3	2:C:492:ASN:CB	20	0.89	0.03	0.89
(1,3)	1:A:43:LEU:HB3	2:C:492:ASN:CG	20	0.89	0.03	0.89
(1,3)	1:A:43:LEU:HB3	2:C:492:ASN:H	20	0.89	0.03	0.89
(1,3)	1:A:43:LEU:HB3	2:C:492:ASN:HA	20	0.89	0.03	0.89
(1,3)	1:A:43:LEU:HB3	2:C:492:ASN:HB2	20	0.89	0.03	0.89
(1,3)	1:A:43:LEU:HB3	2:C:492:ASN:HB3	20	0.89	0.03	0.89
(1,3)	1:A:43:LEU:HB3	2:C:492:ASN:HD21	20	0.89	0.03	0.89
(1,3)	1:A:43:LEU:HB3	2:C:492:ASN:HD22	20	0.89	0.03	0.89
(1,3)	1:A:43:LEU:HB3	2:C:492:ASN:N	20	0.89	0.03	0.89

Continued on next page...

Continued from previous page...

Key	Atom-1	Atom-2	Models ¹	Mean (Å)	SD ¹ (Å)	Median (Å)
(1,3)	1:A:43:LEU:HB3	2:C:492:ASN:ND2	20	0.89	0.03	0.89
(1,3)	1:A:43:LEU:HB3	2:C:492:ASN:O	20	0.89	0.03	0.89
(1,3)	1:A:43:LEU:HB3	2:C:492:ASN:OD1	20	0.89	0.03	0.89
(1,3)	1:A:43:LEU:HB3	2:C:494:LEU:C	20	0.89	0.03	0.89
(1,3)	1:A:43:LEU:HB3	2:C:494:LEU:CA	20	0.89	0.03	0.89
(1,3)	1:A:43:LEU:HB3	2:C:494:LEU:CB	20	0.89	0.03	0.89
(1,3)	1:A:43:LEU:HB3	2:C:494:LEU:CD1	20	0.89	0.03	0.89
(1,3)	1:A:43:LEU:HB3	2:C:494:LEU:CD2	20	0.89	0.03	0.89
(1,3)	1:A:43:LEU:HB3	2:C:494:LEU:CG	20	0.89	0.03	0.89
(1,3)	1:A:43:LEU:HB3	2:C:494:LEU:H	20	0.89	0.03	0.89
(1,3)	1:A:43:LEU:HB3	2:C:494:LEU:HA	20	0.89	0.03	0.89
(1,3)	1:A:43:LEU:HB3	2:C:494:LEU:HB2	20	0.89	0.03	0.89
(1,3)	1:A:43:LEU:HB3	2:C:494:LEU:HB3	20	0.89	0.03	0.89
(1,3)	1:A:43:LEU:HB3	2:C:494:LEU:HD11	20	0.89	0.03	0.89
(1,3)	1:A:43:LEU:HB3	2:C:494:LEU:HD12	20	0.89	0.03	0.89
(1,3)	1:A:43:LEU:HB3	2:C:494:LEU:HD13	20	0.89	0.03	0.89
(1,3)	1:A:43:LEU:HB3	2:C:494:LEU:HD21	20	0.89	0.03	0.89
(1,3)	1:A:43:LEU:HB3	2:C:494:LEU:HD22	20	0.89	0.03	0.89
(1,3)	1:A:43:LEU:HB3	2:C:494:LEU:HD23	20	0.89	0.03	0.89
(1,3)	1:A:43:LEU:HB3	2:C:494:LEU:HG	20	0.89	0.03	0.89
(1,3)	1:A:43:LEU:HB3	2:C:494:LEU:N	20	0.89	0.03	0.89
(1,3)	1:A:43:LEU:HB3	2:C:494:LEU:O	20	0.89	0.03	0.89
(1,3)	1:A:43:LEU:HB3	2:C:495:GLU:C	20	0.89	0.03	0.89
(1,3)	1:A:43:LEU:HB3	2:C:495:GLU:CA	20	0.89	0.03	0.89
(1,3)	1:A:43:LEU:HB3	2:C:495:GLU:CB	20	0.89	0.03	0.89
(1,3)	1:A:43:LEU:HB3	2:C:495:GLU:CD	20	0.89	0.03	0.89
(1,3)	1:A:43:LEU:HB3	2:C:495:GLU:CG	20	0.89	0.03	0.89
(1,3)	1:A:43:LEU:HB3	2:C:495:GLU:H	20	0.89	0.03	0.89
(1,3)	1:A:43:LEU:HB3	2:C:495:GLU:HA	20	0.89	0.03	0.89
(1,3)	1:A:43:LEU:HB3	2:C:495:GLU:HB2	20	0.89	0.03	0.89
(1,3)	1:A:43:LEU:HB3	2:C:495:GLU:HB3	20	0.89	0.03	0.89
(1,3)	1:A:43:LEU:HB3	2:C:495:GLU:HG2	20	0.89	0.03	0.89
(1,3)	1:A:43:LEU:HB3	2:C:495:GLU:HG3	20	0.89	0.03	0.89
(1,3)	1:A:43:LEU:HB3	2:C:495:GLU:N	20	0.89	0.03	0.89
(1,3)	1:A:43:LEU:HB3	2:C:495:GLU:O	20	0.89	0.03	0.89
(1,3)	1:A:43:LEU:HB3	2:C:495:GLU:OE1	20	0.89	0.03	0.89
(1,3)	1:A:43:LEU:HB3	2:C:495:GLU:OE2	20	0.89	0.03	0.89
(1,3)	1:A:43:LEU:HB3	2:C:496:GLY:C	20	0.89	0.03	0.89
(1,3)	1:A:43:LEU:HB3	2:C:496:GLY:CA	20	0.89	0.03	0.89
(1,3)	1:A:43:LEU:HB3	2:C:496:GLY:H	20	0.89	0.03	0.89
(1,3)	1:A:43:LEU:HB3	2:C:496:GLY:HA2	20	0.89	0.03	0.89
(1,3)	1:A:43:LEU:HB3	2:C:496:GLY:HA3	20	0.89	0.03	0.89

Continued on next page...

Continued from previous page...

Key	Atom-1	Atom-2	Models ¹	Mean (Å)	SD ¹ (Å)	Median (Å)
(1,3)	1:A:43:LEU:HB3	2:C:496:GLY:N	20	0.89	0.03	0.89
(1,3)	1:A:43:LEU:HB3	2:C:496:GLY:O	20	0.89	0.03	0.89
(1,3)	1:A:43:LEU:HB3	2:C:497:ARG:C	20	0.89	0.03	0.89
(1,3)	1:A:43:LEU:HB3	2:C:497:ARG:CA	20	0.89	0.03	0.89
(1,3)	1:A:43:LEU:HB3	2:C:497:ARG:CB	20	0.89	0.03	0.89
(1,3)	1:A:43:LEU:HB3	2:C:497:ARG:CD	20	0.89	0.03	0.89
(1,3)	1:A:43:LEU:HB3	2:C:497:ARG:CG	20	0.89	0.03	0.89
(1,3)	1:A:43:LEU:HB3	2:C:497:ARG:CZ	20	0.89	0.03	0.89
(1,3)	1:A:43:LEU:HB3	2:C:497:ARG:H	20	0.89	0.03	0.89
(1,3)	1:A:43:LEU:HB3	2:C:497:ARG:HA	20	0.89	0.03	0.89
(1,3)	1:A:43:LEU:HB3	2:C:497:ARG:HB2	20	0.89	0.03	0.89
(1,3)	1:A:43:LEU:HB3	2:C:497:ARG:HB3	20	0.89	0.03	0.89
(1,3)	1:A:43:LEU:HB3	2:C:497:ARG:HD2	20	0.89	0.03	0.89
(1,3)	1:A:43:LEU:HB3	2:C:497:ARG:HD3	20	0.89	0.03	0.89
(1,3)	1:A:43:LEU:HB3	2:C:497:ARG:HE	20	0.89	0.03	0.89
(1,3)	1:A:43:LEU:HB3	2:C:497:ARG:HG2	20	0.89	0.03	0.89
(1,3)	1:A:43:LEU:HB3	2:C:497:ARG:HG3	20	0.89	0.03	0.89
(1,3)	1:A:43:LEU:HB3	2:C:497:ARG:HH11	20	0.89	0.03	0.89
(1,3)	1:A:43:LEU:HB3	2:C:497:ARG:HH12	20	0.89	0.03	0.89
(1,3)	1:A:43:LEU:HB3	2:C:497:ARG:HH21	20	0.89	0.03	0.89
(1,3)	1:A:43:LEU:HB3	2:C:497:ARG:HH22	20	0.89	0.03	0.89
(1,3)	1:A:43:LEU:HB3	2:C:497:ARG:N	20	0.89	0.03	0.89
(1,3)	1:A:43:LEU:HB3	2:C:497:ARG:NE	20	0.89	0.03	0.89
(1,3)	1:A:43:LEU:HB3	2:C:497:ARG:NH1	20	0.89	0.03	0.89
(1,3)	1:A:43:LEU:HB3	2:C:497:ARG:NH2	20	0.89	0.03	0.89
(1,3)	1:A:43:LEU:HB3	2:C:497:ARG:O	20	0.89	0.03	0.89
(1,3)	1:A:43:LEU:HD11	2:C:457:LEU:C	20	0.89	0.03	0.89
(1,3)	1:A:43:LEU:HD11	2:C:457:LEU:CA	20	0.89	0.03	0.89
(1,3)	1:A:43:LEU:HD11	2:C:457:LEU:CB	20	0.89	0.03	0.89
(1,3)	1:A:43:LEU:HD11	2:C:457:LEU:CD1	20	0.89	0.03	0.89
(1,3)	1:A:43:LEU:HD11	2:C:457:LEU:CD2	20	0.89	0.03	0.89
(1,3)	1:A:43:LEU:HD11	2:C:457:LEU:CG	20	0.89	0.03	0.89
(1,3)	1:A:43:LEU:HD11	2:C:457:LEU:H	20	0.89	0.03	0.89
(1,3)	1:A:43:LEU:HD11	2:C:457:LEU:HA	20	0.89	0.03	0.89
(1,3)	1:A:43:LEU:HD11	2:C:457:LEU:HB2	20	0.89	0.03	0.89
(1,3)	1:A:43:LEU:HD11	2:C:457:LEU:HB3	20	0.89	0.03	0.89
(1,3)	1:A:43:LEU:HD11	2:C:457:LEU:HD11	20	0.89	0.03	0.89
(1,3)	1:A:43:LEU:HD11	2:C:457:LEU:HD12	20	0.89	0.03	0.89
(1,3)	1:A:43:LEU:HD11	2:C:457:LEU:HD13	20	0.89	0.03	0.89
(1,3)	1:A:43:LEU:HD11	2:C:457:LEU:HD21	20	0.89	0.03	0.89
(1,3)	1:A:43:LEU:HD11	2:C:457:LEU:HD22	20	0.89	0.03	0.89
(1,3)	1:A:43:LEU:HD11	2:C:457:LEU:HD23	20	0.89	0.03	0.89

Continued on next page...

Continued from previous page...

Key	Atom-1	Atom-2	Models ¹	Mean (Å)	SD ¹ (Å)	Median (Å)
(1,3)	1:A:43:LEU:HD11	2:C:457:LEU:HG	20	0.89	0.03	0.89
(1,3)	1:A:43:LEU:HD11	2:C:457:LEU:N	20	0.89	0.03	0.89
(1,3)	1:A:43:LEU:HD11	2:C:457:LEU:O	20	0.89	0.03	0.89
(1,3)	1:A:43:LEU:HD11	2:C:459:ALA:C	20	0.89	0.03	0.89
(1,3)	1:A:43:LEU:HD11	2:C:459:ALA:CA	20	0.89	0.03	0.89
(1,3)	1:A:43:LEU:HD11	2:C:459:ALA:CB	20	0.89	0.03	0.89
(1,3)	1:A:43:LEU:HD11	2:C:459:ALA:H	20	0.89	0.03	0.89
(1,3)	1:A:43:LEU:HD11	2:C:459:ALA:HA	20	0.89	0.03	0.89
(1,3)	1:A:43:LEU:HD11	2:C:459:ALA:HB1	20	0.89	0.03	0.89
(1,3)	1:A:43:LEU:HD11	2:C:459:ALA:HB2	20	0.89	0.03	0.89
(1,3)	1:A:43:LEU:HD11	2:C:459:ALA:HB3	20	0.89	0.03	0.89
(1,3)	1:A:43:LEU:HD11	2:C:459:ALA:N	20	0.89	0.03	0.89
(1,3)	1:A:43:LEU:HD11	2:C:459:ALA:O	20	0.89	0.03	0.89
(1,3)	1:A:43:LEU:HD11	2:C:460:MET:C	20	0.89	0.03	0.89
(1,3)	1:A:43:LEU:HD11	2:C:460:MET:CA	20	0.89	0.03	0.89
(1,3)	1:A:43:LEU:HD11	2:C:460:MET:CB	20	0.89	0.03	0.89
(1,3)	1:A:43:LEU:HD11	2:C:460:MET:CE	20	0.89	0.03	0.89
(1,3)	1:A:43:LEU:HD11	2:C:460:MET:CG	20	0.89	0.03	0.89
(1,3)	1:A:43:LEU:HD11	2:C:460:MET:H	20	0.89	0.03	0.89
(1,3)	1:A:43:LEU:HD11	2:C:460:MET:HA	20	0.89	0.03	0.89
(1,3)	1:A:43:LEU:HD11	2:C:460:MET:HB2	20	0.89	0.03	0.89
(1,3)	1:A:43:LEU:HD11	2:C:460:MET:HB3	20	0.89	0.03	0.89
(1,3)	1:A:43:LEU:HD11	2:C:460:MET:HE1	20	0.89	0.03	0.89
(1,3)	1:A:43:LEU:HD11	2:C:460:MET:HE2	20	0.89	0.03	0.89
(1,3)	1:A:43:LEU:HD11	2:C:460:MET:HE3	20	0.89	0.03	0.89
(1,3)	1:A:43:LEU:HD11	2:C:460:MET:HG2	20	0.89	0.03	0.89
(1,3)	1:A:43:LEU:HD11	2:C:460:MET:HG3	20	0.89	0.03	0.89
(1,3)	1:A:43:LEU:HD11	2:C:460:MET:N	20	0.89	0.03	0.89
(1,3)	1:A:43:LEU:HD11	2:C:460:MET:O	20	0.89	0.03	0.89
(1,3)	1:A:43:LEU:HD11	2:C:460:MET:SD	20	0.89	0.03	0.89
(1,3)	1:A:43:LEU:HD11	2:C:462:HIS:C	20	0.89	0.03	0.89
(1,3)	1:A:43:LEU:HD11	2:C:462:HIS:CA	20	0.89	0.03	0.89
(1,3)	1:A:43:LEU:HD11	2:C:462:HIS:CB	20	0.89	0.03	0.89
(1,3)	1:A:43:LEU:HD11	2:C:462:HIS:CD2	20	0.89	0.03	0.89
(1,3)	1:A:43:LEU:HD11	2:C:462:HIS:CE1	20	0.89	0.03	0.89
(1,3)	1:A:43:LEU:HD11	2:C:462:HIS:CG	20	0.89	0.03	0.89
(1,3)	1:A:43:LEU:HD11	2:C:462:HIS:H	20	0.89	0.03	0.89
(1,3)	1:A:43:LEU:HD11	2:C:462:HIS:HA	20	0.89	0.03	0.89
(1,3)	1:A:43:LEU:HD11	2:C:462:HIS:HB2	20	0.89	0.03	0.89
(1,3)	1:A:43:LEU:HD11	2:C:462:HIS:HB3	20	0.89	0.03	0.89
(1,3)	1:A:43:LEU:HD11	2:C:462:HIS:HD2	20	0.89	0.03	0.89
(1,3)	1:A:43:LEU:HD11	2:C:462:HIS:HE1	20	0.89	0.03	0.89

Continued on next page...

Continued from previous page...

Key	Atom-1	Atom-2	Models ¹	Mean (Å)	SD ¹ (Å)	Median (Å)
(1,3)	1:A:43:LEU:HD11	2:C:462:HIS:HE2	20	0.89	0.03	0.89
(1,3)	1:A:43:LEU:HD11	2:C:462:HIS:N	20	0.89	0.03	0.89
(1,3)	1:A:43:LEU:HD11	2:C:462:HIS:ND1	20	0.89	0.03	0.89
(1,3)	1:A:43:LEU:HD11	2:C:462:HIS:NE2	20	0.89	0.03	0.89
(1,3)	1:A:43:LEU:HD11	2:C:462:HIS:O	20	0.89	0.03	0.89
(1,3)	1:A:43:LEU:HD11	2:C:463:GLN:C	20	0.89	0.03	0.89
(1,3)	1:A:43:LEU:HD11	2:C:463:GLN:CA	20	0.89	0.03	0.89
(1,3)	1:A:43:LEU:HD11	2:C:463:GLN:CB	20	0.89	0.03	0.89
(1,3)	1:A:43:LEU:HD11	2:C:463:GLN:CD	20	0.89	0.03	0.89
(1,3)	1:A:43:LEU:HD11	2:C:463:GLN:CG	20	0.89	0.03	0.89
(1,3)	1:A:43:LEU:HD11	2:C:463:GLN:H	20	0.89	0.03	0.89
(1,3)	1:A:43:LEU:HD11	2:C:463:GLN:HA	20	0.89	0.03	0.89
(1,3)	1:A:43:LEU:HD11	2:C:463:GLN:HB2	20	0.89	0.03	0.89
(1,3)	1:A:43:LEU:HD11	2:C:463:GLN:HB3	20	0.89	0.03	0.89
(1,3)	1:A:43:LEU:HD11	2:C:463:GLN:HE21	20	0.89	0.03	0.89
(1,3)	1:A:43:LEU:HD11	2:C:463:GLN:HE22	20	0.89	0.03	0.89
(1,3)	1:A:43:LEU:HD11	2:C:463:GLN:HG2	20	0.89	0.03	0.89
(1,3)	1:A:43:LEU:HD11	2:C:463:GLN:HG3	20	0.89	0.03	0.89
(1,3)	1:A:43:LEU:HD11	2:C:463:GLN:N	20	0.89	0.03	0.89
(1,3)	1:A:43:LEU:HD11	2:C:463:GLN:NE2	20	0.89	0.03	0.89
(1,3)	1:A:43:LEU:HD11	2:C:463:GLN:O	20	0.89	0.03	0.89
(1,3)	1:A:43:LEU:HD11	2:C:463:GLN:OE1	20	0.89	0.03	0.89
(1,3)	1:A:43:LEU:HD11	2:C:465:GLN:C	20	0.89	0.03	0.89
(1,3)	1:A:43:LEU:HD11	2:C:465:GLN:CA	20	0.89	0.03	0.89
(1,3)	1:A:43:LEU:HD11	2:C:465:GLN:CB	20	0.89	0.03	0.89
(1,3)	1:A:43:LEU:HD11	2:C:465:GLN:CD	20	0.89	0.03	0.89
(1,3)	1:A:43:LEU:HD11	2:C:465:GLN:CG	20	0.89	0.03	0.89
(1,3)	1:A:43:LEU:HD11	2:C:465:GLN:H	20	0.89	0.03	0.89
(1,3)	1:A:43:LEU:HD11	2:C:465:GLN:HA	20	0.89	0.03	0.89
(1,3)	1:A:43:LEU:HD11	2:C:465:GLN:HB2	20	0.89	0.03	0.89
(1,3)	1:A:43:LEU:HD11	2:C:465:GLN:HB3	20	0.89	0.03	0.89
(1,3)	1:A:43:LEU:HD11	2:C:465:GLN:HE21	20	0.89	0.03	0.89
(1,3)	1:A:43:LEU:HD11	2:C:465:GLN:HE22	20	0.89	0.03	0.89
(1,3)	1:A:43:LEU:HD11	2:C:465:GLN:HG2	20	0.89	0.03	0.89
(1,3)	1:A:43:LEU:HD11	2:C:465:GLN:HG3	20	0.89	0.03	0.89
(1,3)	1:A:43:LEU:HD11	2:C:465:GLN:N	20	0.89	0.03	0.89
(1,3)	1:A:43:LEU:HD11	2:C:465:GLN:NE2	20	0.89	0.03	0.89
(1,3)	1:A:43:LEU:HD11	2:C:465:GLN:O	20	0.89	0.03	0.89
(1,3)	1:A:43:LEU:HD11	2:C:465:GLN:OE1	20	0.89	0.03	0.89
(1,3)	1:A:43:LEU:HD11	2:C:466:GLU:C	20	0.89	0.03	0.89
(1,3)	1:A:43:LEU:HD11	2:C:466:GLU:CA	20	0.89	0.03	0.89
(1,3)	1:A:43:LEU:HD11	2:C:466:GLU:CB	20	0.89	0.03	0.89

Continued on next page...

Continued from previous page...

Key	Atom-1	Atom-2	Models ¹	Mean (Å)	SD ¹ (Å)	Median (Å)
(1,3)	1:A:43:LEU:HD11	2:C:466:GLU:CD	20	0.89	0.03	0.89
(1,3)	1:A:43:LEU:HD11	2:C:466:GLU:CG	20	0.89	0.03	0.89
(1,3)	1:A:43:LEU:HD11	2:C:466:GLU:H	20	0.89	0.03	0.89
(1,3)	1:A:43:LEU:HD11	2:C:466:GLU:HA	20	0.89	0.03	0.89
(1,3)	1:A:43:LEU:HD11	2:C:466:GLU:HB2	20	0.89	0.03	0.89
(1,3)	1:A:43:LEU:HD11	2:C:466:GLU:HB3	20	0.89	0.03	0.89
(1,3)	1:A:43:LEU:HD11	2:C:466:GLU:HG2	20	0.89	0.03	0.89
(1,3)	1:A:43:LEU:HD11	2:C:466:GLU:HG3	20	0.89	0.03	0.89
(1,3)	1:A:43:LEU:HD11	2:C:466:GLU:N	20	0.89	0.03	0.89
(1,3)	1:A:43:LEU:HD11	2:C:466:GLU:O	20	0.89	0.03	0.89
(1,3)	1:A:43:LEU:HD11	2:C:466:GLU:OE1	20	0.89	0.03	0.89
(1,3)	1:A:43:LEU:HD11	2:C:466:GLU:OE2	20	0.89	0.03	0.89
(1,3)	1:A:43:LEU:HD11	2:C:467:MET:C	20	0.89	0.03	0.89
(1,3)	1:A:43:LEU:HD11	2:C:467:MET:CA	20	0.89	0.03	0.89
(1,3)	1:A:43:LEU:HD11	2:C:467:MET:CB	20	0.89	0.03	0.89
(1,3)	1:A:43:LEU:HD11	2:C:467:MET:CE	20	0.89	0.03	0.89
(1,3)	1:A:43:LEU:HD11	2:C:467:MET:CG	20	0.89	0.03	0.89
(1,3)	1:A:43:LEU:HD11	2:C:467:MET:H	20	0.89	0.03	0.89
(1,3)	1:A:43:LEU:HD11	2:C:467:MET:HA	20	0.89	0.03	0.89
(1,3)	1:A:43:LEU:HD11	2:C:467:MET:HB2	20	0.89	0.03	0.89
(1,3)	1:A:43:LEU:HD11	2:C:467:MET:HB3	20	0.89	0.03	0.89
(1,3)	1:A:43:LEU:HD11	2:C:467:MET:HE1	20	0.89	0.03	0.89
(1,3)	1:A:43:LEU:HD11	2:C:467:MET:HE2	20	0.89	0.03	0.89
(1,3)	1:A:43:LEU:HD11	2:C:467:MET:HE3	20	0.89	0.03	0.89
(1,3)	1:A:43:LEU:HD11	2:C:467:MET:HG2	20	0.89	0.03	0.89
(1,3)	1:A:43:LEU:HD11	2:C:467:MET:HG3	20	0.89	0.03	0.89
(1,3)	1:A:43:LEU:HD11	2:C:467:MET:N	20	0.89	0.03	0.89
(1,3)	1:A:43:LEU:HD11	2:C:467:MET:O	20	0.89	0.03	0.89
(1,3)	1:A:43:LEU:HD11	2:C:467:MET:SD	20	0.89	0.03	0.89
(1,3)	1:A:43:LEU:HD11	2:C:468:PHE:C	20	0.89	0.03	0.89
(1,3)	1:A:43:LEU:HD11	2:C:468:PHE:CA	20	0.89	0.03	0.89
(1,3)	1:A:43:LEU:HD11	2:C:468:PHE:CB	20	0.89	0.03	0.89
(1,3)	1:A:43:LEU:HD11	2:C:468:PHE:CD1	20	0.89	0.03	0.89
(1,3)	1:A:43:LEU:HD11	2:C:468:PHE:CD2	20	0.89	0.03	0.89
(1,3)	1:A:43:LEU:HD11	2:C:468:PHE:CE1	20	0.89	0.03	0.89
(1,3)	1:A:43:LEU:HD11	2:C:468:PHE:CE2	20	0.89	0.03	0.89
(1,3)	1:A:43:LEU:HD11	2:C:468:PHE:CG	20	0.89	0.03	0.89
(1,3)	1:A:43:LEU:HD11	2:C:468:PHE:CZ	20	0.89	0.03	0.89
(1,3)	1:A:43:LEU:HD11	2:C:468:PHE:H	20	0.89	0.03	0.89
(1,3)	1:A:43:LEU:HD11	2:C:468:PHE:HA	20	0.89	0.03	0.89
(1,3)	1:A:43:LEU:HD11	2:C:468:PHE:HB2	20	0.89	0.03	0.89
(1,3)	1:A:43:LEU:HD11	2:C:468:PHE:HB3	20	0.89	0.03	0.89

Continued on next page...

Continued from previous page...

Key	Atom-1	Atom-2	Models ¹	Mean (Å)	SD ¹ (Å)	Median (Å)
(1,3)	1:A:43:LEU:HD11	2:C:468:PHE:HD1	20	0.89	0.03	0.89
(1,3)	1:A:43:LEU:HD11	2:C:468:PHE:HD2	20	0.89	0.03	0.89
(1,3)	1:A:43:LEU:HD11	2:C:468:PHE:HE1	20	0.89	0.03	0.89
(1,3)	1:A:43:LEU:HD11	2:C:468:PHE:HE2	20	0.89	0.03	0.89
(1,3)	1:A:43:LEU:HD11	2:C:468:PHE:HZ	20	0.89	0.03	0.89
(1,3)	1:A:43:LEU:HD11	2:C:468:PHE:N	20	0.89	0.03	0.89
(1,3)	1:A:43:LEU:HD11	2:C:468:PHE:O	20	0.89	0.03	0.89
(1,3)	1:A:43:LEU:HD11	2:C:469:PRO:C	20	0.89	0.03	0.89
(1,3)	1:A:43:LEU:HD11	2:C:469:PRO:CA	20	0.89	0.03	0.89
(1,3)	1:A:43:LEU:HD11	2:C:469:PRO:CB	20	0.89	0.03	0.89
(1,3)	1:A:43:LEU:HD11	2:C:469:PRO:CD	20	0.89	0.03	0.89
(1,3)	1:A:43:LEU:HD11	2:C:469:PRO:CG	20	0.89	0.03	0.89
(1,3)	1:A:43:LEU:HD11	2:C:469:PRO:HA	20	0.89	0.03	0.89
(1,3)	1:A:43:LEU:HD11	2:C:469:PRO:HB2	20	0.89	0.03	0.89
(1,3)	1:A:43:LEU:HD11	2:C:469:PRO:HB3	20	0.89	0.03	0.89
(1,3)	1:A:43:LEU:HD11	2:C:469:PRO:HD2	20	0.89	0.03	0.89
(1,3)	1:A:43:LEU:HD11	2:C:469:PRO:HD3	20	0.89	0.03	0.89
(1,3)	1:A:43:LEU:HD11	2:C:469:PRO:HG2	20	0.89	0.03	0.89
(1,3)	1:A:43:LEU:HD11	2:C:469:PRO:HG3	20	0.89	0.03	0.89
(1,3)	1:A:43:LEU:HD11	2:C:469:PRO:N	20	0.89	0.03	0.89
(1,3)	1:A:43:LEU:HD11	2:C:469:PRO:O	20	0.89	0.03	0.89
(1,3)	1:A:43:LEU:HD11	2:C:470:GLN:C	20	0.89	0.03	0.89
(1,3)	1:A:43:LEU:HD11	2:C:470:GLN:CA	20	0.89	0.03	0.89
(1,3)	1:A:43:LEU:HD11	2:C:470:GLN:CB	20	0.89	0.03	0.89
(1,3)	1:A:43:LEU:HD11	2:C:470:GLN:CD	20	0.89	0.03	0.89
(1,3)	1:A:43:LEU:HD11	2:C:470:GLN:CG	20	0.89	0.03	0.89
(1,3)	1:A:43:LEU:HD11	2:C:470:GLN:H	20	0.89	0.03	0.89
(1,3)	1:A:43:LEU:HD11	2:C:470:GLN:HA	20	0.89	0.03	0.89
(1,3)	1:A:43:LEU:HD11	2:C:470:GLN:HB2	20	0.89	0.03	0.89
(1,3)	1:A:43:LEU:HD11	2:C:470:GLN:HB3	20	0.89	0.03	0.89
(1,3)	1:A:43:LEU:HD11	2:C:470:GLN:HE21	20	0.89	0.03	0.89
(1,3)	1:A:43:LEU:HD11	2:C:470:GLN:HE22	20	0.89	0.03	0.89
(1,3)	1:A:43:LEU:HD11	2:C:470:GLN:HG2	20	0.89	0.03	0.89
(1,3)	1:A:43:LEU:HD11	2:C:470:GLN:HG3	20	0.89	0.03	0.89
(1,3)	1:A:43:LEU:HD11	2:C:470:GLN:N	20	0.89	0.03	0.89
(1,3)	1:A:43:LEU:HD11	2:C:470:GLN:NE2	20	0.89	0.03	0.89
(1,3)	1:A:43:LEU:HD11	2:C:470:GLN:O	20	0.89	0.03	0.89
(1,3)	1:A:43:LEU:HD11	2:C:470:GLN:OE1	20	0.89	0.03	0.89
(1,3)	1:A:43:LEU:HD11	2:C:472:PRO:C	20	0.89	0.03	0.89
(1,3)	1:A:43:LEU:HD11	2:C:472:PRO:CA	20	0.89	0.03	0.89
(1,3)	1:A:43:LEU:HD11	2:C:472:PRO:CB	20	0.89	0.03	0.89
(1,3)	1:A:43:LEU:HD11	2:C:472:PRO:CD	20	0.89	0.03	0.89

Continued on next page...

Continued from previous page...

Key	Atom-1	Atom-2	Models ¹	Mean (Å)	SD ¹ (Å)	Median (Å)
(1,3)	1:A:43:LEU:HD11	2:C:472:PRO:CG	20	0.89	0.03	0.89
(1,3)	1:A:43:LEU:HD11	2:C:472:PRO:HA	20	0.89	0.03	0.89
(1,3)	1:A:43:LEU:HD11	2:C:472:PRO:HB2	20	0.89	0.03	0.89
(1,3)	1:A:43:LEU:HD11	2:C:472:PRO:HB3	20	0.89	0.03	0.89
(1,3)	1:A:43:LEU:HD11	2:C:472:PRO:HD2	20	0.89	0.03	0.89
(1,3)	1:A:43:LEU:HD11	2:C:472:PRO:HD3	20	0.89	0.03	0.89
(1,3)	1:A:43:LEU:HD11	2:C:472:PRO:HG2	20	0.89	0.03	0.89
(1,3)	1:A:43:LEU:HD11	2:C:472:PRO:HG3	20	0.89	0.03	0.89
(1,3)	1:A:43:LEU:HD11	2:C:472:PRO:N	20	0.89	0.03	0.89
(1,3)	1:A:43:LEU:HD11	2:C:472:PRO:O	20	0.89	0.03	0.89
(1,3)	1:A:43:LEU:HD11	2:C:482:LEU:C	20	0.89	0.03	0.89
(1,3)	1:A:43:LEU:HD11	2:C:482:LEU:CA	20	0.89	0.03	0.89
(1,3)	1:A:43:LEU:HD11	2:C:482:LEU:CB	20	0.89	0.03	0.89
(1,3)	1:A:43:LEU:HD11	2:C:482:LEU:CD1	20	0.89	0.03	0.89
(1,3)	1:A:43:LEU:HD11	2:C:482:LEU:CD2	20	0.89	0.03	0.89
(1,3)	1:A:43:LEU:HD11	2:C:482:LEU:CG	20	0.89	0.03	0.89
(1,3)	1:A:43:LEU:HD11	2:C:482:LEU:H	20	0.89	0.03	0.89
(1,3)	1:A:43:LEU:HD11	2:C:482:LEU:HA	20	0.89	0.03	0.89
(1,3)	1:A:43:LEU:HD11	2:C:482:LEU:HB2	20	0.89	0.03	0.89
(1,3)	1:A:43:LEU:HD11	2:C:482:LEU:HB3	20	0.89	0.03	0.89
(1,3)	1:A:43:LEU:HD11	2:C:482:LEU:HD11	20	0.89	0.03	0.89
(1,3)	1:A:43:LEU:HD11	2:C:482:LEU:HD12	20	0.89	0.03	0.89
(1,3)	1:A:43:LEU:HD11	2:C:482:LEU:HD13	20	0.89	0.03	0.89
(1,3)	1:A:43:LEU:HD11	2:C:482:LEU:HD21	20	0.89	0.03	0.89
(1,3)	1:A:43:LEU:HD11	2:C:482:LEU:HD22	20	0.89	0.03	0.89
(1,3)	1:A:43:LEU:HD11	2:C:482:LEU:HD23	20	0.89	0.03	0.89
(1,3)	1:A:43:LEU:HD11	2:C:482:LEU:HG	20	0.89	0.03	0.89
(1,3)	1:A:43:LEU:HD11	2:C:482:LEU:N	20	0.89	0.03	0.89
(1,3)	1:A:43:LEU:HD11	2:C:482:LEU:O	20	0.89	0.03	0.89
(1,3)	1:A:43:LEU:HD11	2:C:483:THR:C	20	0.89	0.03	0.89
(1,3)	1:A:43:LEU:HD11	2:C:483:THR:CA	20	0.89	0.03	0.89
(1,3)	1:A:43:LEU:HD11	2:C:483:THR:CB	20	0.89	0.03	0.89
(1,3)	1:A:43:LEU:HD11	2:C:483:THR:CG2	20	0.89	0.03	0.89
(1,3)	1:A:43:LEU:HD11	2:C:483:THR:H	20	0.89	0.03	0.89
(1,3)	1:A:43:LEU:HD11	2:C:483:THR:HA	20	0.89	0.03	0.89
(1,3)	1:A:43:LEU:HD11	2:C:483:THR:HB	20	0.89	0.03	0.89
(1,3)	1:A:43:LEU:HD11	2:C:483:THR:HG1	20	0.89	0.03	0.89
(1,3)	1:A:43:LEU:HD11	2:C:483:THR:HG21	20	0.89	0.03	0.89
(1,3)	1:A:43:LEU:HD11	2:C:483:THR:HG22	20	0.89	0.03	0.89
(1,3)	1:A:43:LEU:HD11	2:C:483:THR:HG23	20	0.89	0.03	0.89
(1,3)	1:A:43:LEU:HD11	2:C:483:THR:N	20	0.89	0.03	0.89
(1,3)	1:A:43:LEU:HD11	2:C:483:THR:O	20	0.89	0.03	0.89

Continued on next page...

Continued from previous page...

Key	Atom-1	Atom-2	Models ¹	Mean (Å)	SD ¹ (Å)	Median (Å)
(1,3)	1:A:43:LEU:HD11	2:C:483:THR:OG1	20	0.89	0.03	0.89
(1,3)	1:A:43:LEU:HD11	2:C:484:ARG:C	20	0.89	0.03	0.89
(1,3)	1:A:43:LEU:HD11	2:C:484:ARG:CA	20	0.89	0.03	0.89
(1,3)	1:A:43:LEU:HD11	2:C:484:ARG:CB	20	0.89	0.03	0.89
(1,3)	1:A:43:LEU:HD11	2:C:484:ARG:CD	20	0.89	0.03	0.89
(1,3)	1:A:43:LEU:HD11	2:C:484:ARG:CG	20	0.89	0.03	0.89
(1,3)	1:A:43:LEU:HD11	2:C:484:ARG:CZ	20	0.89	0.03	0.89
(1,3)	1:A:43:LEU:HD11	2:C:484:ARG:H	20	0.89	0.03	0.89
(1,3)	1:A:43:LEU:HD11	2:C:484:ARG:HA	20	0.89	0.03	0.89
(1,3)	1:A:43:LEU:HD11	2:C:484:ARG:HB2	20	0.89	0.03	0.89
(1,3)	1:A:43:LEU:HD11	2:C:484:ARG:HB3	20	0.89	0.03	0.89
(1,3)	1:A:43:LEU:HD11	2:C:484:ARG:HD2	20	0.89	0.03	0.89
(1,3)	1:A:43:LEU:HD11	2:C:484:ARG:HD3	20	0.89	0.03	0.89
(1,3)	1:A:43:LEU:HD11	2:C:484:ARG:HE	20	0.89	0.03	0.89
(1,3)	1:A:43:LEU:HD11	2:C:484:ARG:HG2	20	0.89	0.03	0.89
(1,3)	1:A:43:LEU:HD11	2:C:484:ARG:HG3	20	0.89	0.03	0.89
(1,3)	1:A:43:LEU:HD11	2:C:484:ARG:HH11	20	0.89	0.03	0.89
(1,3)	1:A:43:LEU:HD11	2:C:484:ARG:HH12	20	0.89	0.03	0.89
(1,3)	1:A:43:LEU:HD11	2:C:484:ARG:HH21	20	0.89	0.03	0.89
(1,3)	1:A:43:LEU:HD11	2:C:484:ARG:HH22	20	0.89	0.03	0.89
(1,3)	1:A:43:LEU:HD11	2:C:484:ARG:N	20	0.89	0.03	0.89
(1,3)	1:A:43:LEU:HD11	2:C:484:ARG:NE	20	0.89	0.03	0.89
(1,3)	1:A:43:LEU:HD11	2:C:484:ARG:NH1	20	0.89	0.03	0.89
(1,3)	1:A:43:LEU:HD11	2:C:484:ARG:NH2	20	0.89	0.03	0.89
(1,3)	1:A:43:LEU:HD11	2:C:484:ARG:O	20	0.89	0.03	0.89
(1,3)	1:A:43:LEU:HD11	2:C:485:SER:C	20	0.89	0.03	0.89
(1,3)	1:A:43:LEU:HD11	2:C:485:SER:CA	20	0.89	0.03	0.89
(1,3)	1:A:43:LEU:HD11	2:C:485:SER:CB	20	0.89	0.03	0.89
(1,3)	1:A:43:LEU:HD11	2:C:485:SER:H	20	0.89	0.03	0.89
(1,3)	1:A:43:LEU:HD11	2:C:485:SER:HA	20	0.89	0.03	0.89
(1,3)	1:A:43:LEU:HD11	2:C:485:SER:HB2	20	0.89	0.03	0.89
(1,3)	1:A:43:LEU:HD11	2:C:485:SER:HB3	20	0.89	0.03	0.89
(1,3)	1:A:43:LEU:HD11	2:C:485:SER:HG	20	0.89	0.03	0.89
(1,3)	1:A:43:LEU:HD11	2:C:485:SER:N	20	0.89	0.03	0.89
(1,3)	1:A:43:LEU:HD11	2:C:485:SER:O	20	0.89	0.03	0.89
(1,3)	1:A:43:LEU:HD11	2:C:485:SER:OG	20	0.89	0.03	0.89
(1,3)	1:A:43:LEU:HD11	2:C:486:VAL:C	20	0.89	0.03	0.89
(1,3)	1:A:43:LEU:HD11	2:C:486:VAL:CA	20	0.89	0.03	0.89
(1,3)	1:A:43:LEU:HD11	2:C:486:VAL:CB	20	0.89	0.03	0.89
(1,3)	1:A:43:LEU:HD11	2:C:486:VAL:CG1	20	0.89	0.03	0.89
(1,3)	1:A:43:LEU:HD11	2:C:486:VAL:CG2	20	0.89	0.03	0.89
(1,3)	1:A:43:LEU:HD11	2:C:486:VAL:H	20	0.89	0.03	0.89

Continued on next page...

Continued from previous page...

Key	Atom-1	Atom-2	Models ¹	Mean (Å)	SD ¹ (Å)	Median (Å)
(1,3)	1:A:43:LEU:HD11	2:C:486:VAL:HA	20	0.89	0.03	0.89
(1,3)	1:A:43:LEU:HD11	2:C:486:VAL:HB	20	0.89	0.03	0.89
(1,3)	1:A:43:LEU:HD11	2:C:486:VAL:HG11	20	0.89	0.03	0.89
(1,3)	1:A:43:LEU:HD11	2:C:486:VAL:HG12	20	0.89	0.03	0.89
(1,3)	1:A:43:LEU:HD11	2:C:486:VAL:HG13	20	0.89	0.03	0.89
(1,3)	1:A:43:LEU:HD11	2:C:486:VAL:HG21	20	0.89	0.03	0.89
(1,3)	1:A:43:LEU:HD11	2:C:486:VAL:HG22	20	0.89	0.03	0.89
(1,3)	1:A:43:LEU:HD11	2:C:486:VAL:HG23	20	0.89	0.03	0.89
(1,3)	1:A:43:LEU:HD11	2:C:486:VAL:N	20	0.89	0.03	0.89
(1,3)	1:A:43:LEU:HD11	2:C:486:VAL:O	20	0.89	0.03	0.89
(1,3)	1:A:43:LEU:HD11	2:C:487:GLU:C	20	0.89	0.03	0.89
(1,3)	1:A:43:LEU:HD11	2:C:487:GLU:CA	20	0.89	0.03	0.89
(1,3)	1:A:43:LEU:HD11	2:C:487:GLU:CB	20	0.89	0.03	0.89
(1,3)	1:A:43:LEU:HD11	2:C:487:GLU:CD	20	0.89	0.03	0.89
(1,3)	1:A:43:LEU:HD11	2:C:487:GLU:CG	20	0.89	0.03	0.89
(1,3)	1:A:43:LEU:HD11	2:C:487:GLU:H	20	0.89	0.03	0.89
(1,3)	1:A:43:LEU:HD11	2:C:487:GLU:HA	20	0.89	0.03	0.89
(1,3)	1:A:43:LEU:HD11	2:C:487:GLU:HB2	20	0.89	0.03	0.89
(1,3)	1:A:43:LEU:HD11	2:C:487:GLU:HB3	20	0.89	0.03	0.89
(1,3)	1:A:43:LEU:HD11	2:C:487:GLU:HG2	20	0.89	0.03	0.89
(1,3)	1:A:43:LEU:HD11	2:C:487:GLU:HG3	20	0.89	0.03	0.89
(1,3)	1:A:43:LEU:HD11	2:C:487:GLU:N	20	0.89	0.03	0.89
(1,3)	1:A:43:LEU:HD11	2:C:487:GLU:O	20	0.89	0.03	0.89
(1,3)	1:A:43:LEU:HD11	2:C:487:GLU:OE1	20	0.89	0.03	0.89
(1,3)	1:A:43:LEU:HD11	2:C:487:GLU:OE2	20	0.89	0.03	0.89
(1,3)	1:A:43:LEU:HD11	2:C:488:ILE:C	20	0.89	0.03	0.89
(1,3)	1:A:43:LEU:HD11	2:C:488:ILE:CA	20	0.89	0.03	0.89
(1,3)	1:A:43:LEU:HD11	2:C:488:ILE:CB	20	0.89	0.03	0.89
(1,3)	1:A:43:LEU:HD11	2:C:488:ILE:CD1	20	0.89	0.03	0.89
(1,3)	1:A:43:LEU:HD11	2:C:488:ILE:CG1	20	0.89	0.03	0.89
(1,3)	1:A:43:LEU:HD11	2:C:488:ILE:CG2	20	0.89	0.03	0.89
(1,3)	1:A:43:LEU:HD11	2:C:488:ILE:H	20	0.89	0.03	0.89
(1,3)	1:A:43:LEU:HD11	2:C:488:ILE:HA	20	0.89	0.03	0.89
(1,3)	1:A:43:LEU:HD11	2:C:488:ILE:HB	20	0.89	0.03	0.89
(1,3)	1:A:43:LEU:HD11	2:C:488:ILE:HD11	20	0.89	0.03	0.89
(1,3)	1:A:43:LEU:HD11	2:C:488:ILE:HD12	20	0.89	0.03	0.89
(1,3)	1:A:43:LEU:HD11	2:C:488:ILE:HD13	20	0.89	0.03	0.89
(1,3)	1:A:43:LEU:HD11	2:C:488:ILE:HG12	20	0.89	0.03	0.89
(1,3)	1:A:43:LEU:HD11	2:C:488:ILE:HG13	20	0.89	0.03	0.89
(1,3)	1:A:43:LEU:HD11	2:C:488:ILE:HG21	20	0.89	0.03	0.89
(1,3)	1:A:43:LEU:HD11	2:C:488:ILE:HG22	20	0.89	0.03	0.89
(1,3)	1:A:43:LEU:HD11	2:C:488:ILE:HG23	20	0.89	0.03	0.89

Continued on next page...

Continued from previous page...

Key	Atom-1	Atom-2	Models ¹	Mean (Å)	SD ¹ (Å)	Median (Å)
(1,3)	1:A:43:LEU:HD11	2:C:488:ILE:N	20	0.89	0.03	0.89
(1,3)	1:A:43:LEU:HD11	2:C:488:ILE:O	20	0.89	0.03	0.89
(1,3)	1:A:43:LEU:HD11	2:C:490:THR:C	20	0.89	0.03	0.89
(1,3)	1:A:43:LEU:HD11	2:C:490:THR:CA	20	0.89	0.03	0.89
(1,3)	1:A:43:LEU:HD11	2:C:490:THR:CB	20	0.89	0.03	0.89
(1,3)	1:A:43:LEU:HD11	2:C:490:THR:CG2	20	0.89	0.03	0.89
(1,3)	1:A:43:LEU:HD11	2:C:490:THR:H	20	0.89	0.03	0.89
(1,3)	1:A:43:LEU:HD11	2:C:490:THR:HA	20	0.89	0.03	0.89
(1,3)	1:A:43:LEU:HD11	2:C:490:THR:HB	20	0.89	0.03	0.89
(1,3)	1:A:43:LEU:HD11	2:C:490:THR:HG1	20	0.89	0.03	0.89
(1,3)	1:A:43:LEU:HD11	2:C:490:THR:HG21	20	0.89	0.03	0.89
(1,3)	1:A:43:LEU:HD11	2:C:490:THR:HG22	20	0.89	0.03	0.89
(1,3)	1:A:43:LEU:HD11	2:C:490:THR:HG23	20	0.89	0.03	0.89
(1,3)	1:A:43:LEU:HD11	2:C:490:THR:N	20	0.89	0.03	0.89
(1,3)	1:A:43:LEU:HD11	2:C:490:THR:O	20	0.89	0.03	0.89
(1,3)	1:A:43:LEU:HD11	2:C:490:THR:OG1	20	0.89	0.03	0.89
(1,3)	1:A:43:LEU:HD11	2:C:491:ASP:C	20	0.89	0.03	0.89
(1,3)	1:A:43:LEU:HD11	2:C:491:ASP:CA	20	0.89	0.03	0.89
(1,3)	1:A:43:LEU:HD11	2:C:491:ASP:CB	20	0.89	0.03	0.89
(1,3)	1:A:43:LEU:HD11	2:C:491:ASP:CG	20	0.89	0.03	0.89
(1,3)	1:A:43:LEU:HD11	2:C:491:ASP:H	20	0.89	0.03	0.89
(1,3)	1:A:43:LEU:HD11	2:C:491:ASP:HA	20	0.89	0.03	0.89
(1,3)	1:A:43:LEU:HD11	2:C:491:ASP:HB2	20	0.89	0.03	0.89
(1,3)	1:A:43:LEU:HD11	2:C:491:ASP:HB3	20	0.89	0.03	0.89
(1,3)	1:A:43:LEU:HD11	2:C:491:ASP:N	20	0.89	0.03	0.89
(1,3)	1:A:43:LEU:HD11	2:C:491:ASP:O	20	0.89	0.03	0.89
(1,3)	1:A:43:LEU:HD11	2:C:491:ASP:OD1	20	0.89	0.03	0.89
(1,3)	1:A:43:LEU:HD11	2:C:491:ASP:OD2	20	0.89	0.03	0.89
(1,3)	1:A:43:LEU:HD11	2:C:492:ASN:C	20	0.89	0.03	0.89
(1,3)	1:A:43:LEU:HD11	2:C:492:ASN:CA	20	0.89	0.03	0.89
(1,3)	1:A:43:LEU:HD11	2:C:492:ASN:CB	20	0.89	0.03	0.89
(1,3)	1:A:43:LEU:HD11	2:C:492:ASN:CG	20	0.89	0.03	0.89
(1,3)	1:A:43:LEU:HD11	2:C:492:ASN:H	20	0.89	0.03	0.89
(1,3)	1:A:43:LEU:HD11	2:C:492:ASN:HA	20	0.89	0.03	0.89
(1,3)	1:A:43:LEU:HD11	2:C:492:ASN:HB2	20	0.89	0.03	0.89
(1,3)	1:A:43:LEU:HD11	2:C:492:ASN:HB3	20	0.89	0.03	0.89
(1,3)	1:A:43:LEU:HD11	2:C:492:ASN:HD21	20	0.89	0.03	0.89
(1,3)	1:A:43:LEU:HD11	2:C:492:ASN:HD22	20	0.89	0.03	0.89
(1,3)	1:A:43:LEU:HD11	2:C:492:ASN:N	20	0.89	0.03	0.89
(1,3)	1:A:43:LEU:HD11	2:C:492:ASN:ND2	20	0.89	0.03	0.89
(1,3)	1:A:43:LEU:HD11	2:C:492:ASN:O	20	0.89	0.03	0.89
(1,3)	1:A:43:LEU:HD11	2:C:492:ASN:OD1	20	0.89	0.03	0.89

Continued on next page...

Continued from previous page...

Key	Atom-1	Atom-2	Models ¹	Mean (Å)	SD ¹ (Å)	Median (Å)
(1,3)	1:A:43:LEU:HD11	2:C:494:LEU:C	20	0.89	0.03	0.89
(1,3)	1:A:43:LEU:HD11	2:C:494:LEU:CA	20	0.89	0.03	0.89
(1,3)	1:A:43:LEU:HD11	2:C:494:LEU:CB	20	0.89	0.03	0.89
(1,3)	1:A:43:LEU:HD11	2:C:494:LEU:CD1	20	0.89	0.03	0.89
(1,3)	1:A:43:LEU:HD11	2:C:494:LEU:CD2	20	0.89	0.03	0.89
(1,3)	1:A:43:LEU:HD11	2:C:494:LEU:CG	20	0.89	0.03	0.89
(1,3)	1:A:43:LEU:HD11	2:C:494:LEU:H	20	0.89	0.03	0.89
(1,3)	1:A:43:LEU:HD11	2:C:494:LEU:HA	20	0.89	0.03	0.89
(1,3)	1:A:43:LEU:HD11	2:C:494:LEU:HB2	20	0.89	0.03	0.89
(1,3)	1:A:43:LEU:HD11	2:C:494:LEU:HB3	20	0.89	0.03	0.89
(1,3)	1:A:43:LEU:HD11	2:C:494:LEU:HD11	20	0.89	0.03	0.89
(1,3)	1:A:43:LEU:HD11	2:C:494:LEU:HD12	20	0.89	0.03	0.89
(1,3)	1:A:43:LEU:HD11	2:C:494:LEU:HD13	20	0.89	0.03	0.89
(1,3)	1:A:43:LEU:HD11	2:C:494:LEU:HD21	20	0.89	0.03	0.89
(1,3)	1:A:43:LEU:HD11	2:C:494:LEU:HD22	20	0.89	0.03	0.89
(1,3)	1:A:43:LEU:HD11	2:C:494:LEU:HD23	20	0.89	0.03	0.89
(1,3)	1:A:43:LEU:HD11	2:C:494:LEU:HG	20	0.89	0.03	0.89
(1,3)	1:A:43:LEU:HD11	2:C:494:LEU:N	20	0.89	0.03	0.89
(1,3)	1:A:43:LEU:HD11	2:C:494:LEU:O	20	0.89	0.03	0.89
(1,3)	1:A:43:LEU:HD11	2:C:495:GLU:C	20	0.89	0.03	0.89
(1,3)	1:A:43:LEU:HD11	2:C:495:GLU:CA	20	0.89	0.03	0.89
(1,3)	1:A:43:LEU:HD11	2:C:495:GLU:CB	20	0.89	0.03	0.89
(1,3)	1:A:43:LEU:HD11	2:C:495:GLU:CD	20	0.89	0.03	0.89
(1,3)	1:A:43:LEU:HD11	2:C:495:GLU:CG	20	0.89	0.03	0.89
(1,3)	1:A:43:LEU:HD11	2:C:495:GLU:H	20	0.89	0.03	0.89
(1,3)	1:A:43:LEU:HD11	2:C:495:GLU:HA	20	0.89	0.03	0.89
(1,3)	1:A:43:LEU:HD11	2:C:495:GLU:HB2	20	0.89	0.03	0.89
(1,3)	1:A:43:LEU:HD11	2:C:495:GLU:HB3	20	0.89	0.03	0.89
(1,3)	1:A:43:LEU:HD11	2:C:495:GLU:HG2	20	0.89	0.03	0.89
(1,3)	1:A:43:LEU:HD11	2:C:495:GLU:HG3	20	0.89	0.03	0.89
(1,3)	1:A:43:LEU:HD11	2:C:495:GLU:N	20	0.89	0.03	0.89
(1,3)	1:A:43:LEU:HD11	2:C:495:GLU:O	20	0.89	0.03	0.89
(1,3)	1:A:43:LEU:HD11	2:C:495:GLU:OE1	20	0.89	0.03	0.89
(1,3)	1:A:43:LEU:HD11	2:C:495:GLU:OE2	20	0.89	0.03	0.89
(1,3)	1:A:43:LEU:HD11	2:C:496:GLY:C	20	0.89	0.03	0.89
(1,3)	1:A:43:LEU:HD11	2:C:496:GLY:CA	20	0.89	0.03	0.89
(1,3)	1:A:43:LEU:HD11	2:C:496:GLY:H	20	0.89	0.03	0.89
(1,3)	1:A:43:LEU:HD11	2:C:496:GLY:HA2	20	0.89	0.03	0.89
(1,3)	1:A:43:LEU:HD11	2:C:496:GLY:HA3	20	0.89	0.03	0.89
(1,3)	1:A:43:LEU:HD11	2:C:496:GLY:N	20	0.89	0.03	0.89
(1,3)	1:A:43:LEU:HD11	2:C:496:GLY:O	20	0.89	0.03	0.89
(1,3)	1:A:43:LEU:HD11	2:C:497:ARG:C	20	0.89	0.03	0.89

Continued on next page...

Continued from previous page...

Key	Atom-1	Atom-2	Models ¹	Mean (Å)	SD ¹ (Å)	Median (Å)
(1,3)	1:A:43:LEU:HD11	2:C:497:ARG:CA	20	0.89	0.03	0.89
(1,3)	1:A:43:LEU:HD11	2:C:497:ARG:CB	20	0.89	0.03	0.89
(1,3)	1:A:43:LEU:HD11	2:C:497:ARG:CD	20	0.89	0.03	0.89
(1,3)	1:A:43:LEU:HD11	2:C:497:ARG:CG	20	0.89	0.03	0.89
(1,3)	1:A:43:LEU:HD11	2:C:497:ARG:CZ	20	0.89	0.03	0.89
(1,3)	1:A:43:LEU:HD11	2:C:497:ARG:H	20	0.89	0.03	0.89
(1,3)	1:A:43:LEU:HD11	2:C:497:ARG:HA	20	0.89	0.03	0.89
(1,3)	1:A:43:LEU:HD11	2:C:497:ARG:HB2	20	0.89	0.03	0.89
(1,3)	1:A:43:LEU:HD11	2:C:497:ARG:HB3	20	0.89	0.03	0.89
(1,3)	1:A:43:LEU:HD11	2:C:497:ARG:HD2	20	0.89	0.03	0.89
(1,3)	1:A:43:LEU:HD11	2:C:497:ARG:HD3	20	0.89	0.03	0.89
(1,3)	1:A:43:LEU:HD11	2:C:497:ARG:HE	20	0.89	0.03	0.89
(1,3)	1:A:43:LEU:HD11	2:C:497:ARG:HG2	20	0.89	0.03	0.89
(1,3)	1:A:43:LEU:HD11	2:C:497:ARG:HG3	20	0.89	0.03	0.89
(1,3)	1:A:43:LEU:HD11	2:C:497:ARG:HH11	20	0.89	0.03	0.89
(1,3)	1:A:43:LEU:HD11	2:C:497:ARG:HH12	20	0.89	0.03	0.89
(1,3)	1:A:43:LEU:HD11	2:C:497:ARG:HH21	20	0.89	0.03	0.89
(1,3)	1:A:43:LEU:HD11	2:C:497:ARG:HH22	20	0.89	0.03	0.89
(1,3)	1:A:43:LEU:HD11	2:C:497:ARG:N	20	0.89	0.03	0.89
(1,3)	1:A:43:LEU:HD11	2:C:497:ARG:NE	20	0.89	0.03	0.89
(1,3)	1:A:43:LEU:HD11	2:C:497:ARG:NH1	20	0.89	0.03	0.89
(1,3)	1:A:43:LEU:HD11	2:C:497:ARG:NH2	20	0.89	0.03	0.89
(1,3)	1:A:43:LEU:HD11	2:C:497:ARG:O	20	0.89	0.03	0.89
(1,3)	1:A:43:LEU:HD12	2:C:457:LEU:C	20	0.89	0.03	0.89
(1,3)	1:A:43:LEU:HD12	2:C:457:LEU:CA	20	0.89	0.03	0.89
(1,3)	1:A:43:LEU:HD12	2:C:457:LEU:CB	20	0.89	0.03	0.89
(1,3)	1:A:43:LEU:HD12	2:C:457:LEU:CD1	20	0.89	0.03	0.89
(1,3)	1:A:43:LEU:HD12	2:C:457:LEU:CD2	20	0.89	0.03	0.89
(1,3)	1:A:43:LEU:HD12	2:C:457:LEU:CG	20	0.89	0.03	0.89
(1,3)	1:A:43:LEU:HD12	2:C:457:LEU:H	20	0.89	0.03	0.89
(1,3)	1:A:43:LEU:HD12	2:C:457:LEU:HA	20	0.89	0.03	0.89
(1,3)	1:A:43:LEU:HD12	2:C:457:LEU:HB2	20	0.89	0.03	0.89
(1,3)	1:A:43:LEU:HD12	2:C:457:LEU:HB3	20	0.89	0.03	0.89
(1,3)	1:A:43:LEU:HD12	2:C:457:LEU:HD11	20	0.89	0.03	0.89
(1,3)	1:A:43:LEU:HD12	2:C:457:LEU:HD12	20	0.89	0.03	0.89
(1,3)	1:A:43:LEU:HD12	2:C:457:LEU:HD13	20	0.89	0.03	0.89
(1,3)	1:A:43:LEU:HD12	2:C:457:LEU:HD21	20	0.89	0.03	0.89
(1,3)	1:A:43:LEU:HD12	2:C:457:LEU:HD22	20	0.89	0.03	0.89
(1,3)	1:A:43:LEU:HD12	2:C:457:LEU:HD23	20	0.89	0.03	0.89
(1,3)	1:A:43:LEU:HD12	2:C:457:LEU:HG	20	0.89	0.03	0.89
(1,3)	1:A:43:LEU:HD12	2:C:457:LEU:N	20	0.89	0.03	0.89
(1,3)	1:A:43:LEU:HD12	2:C:457:LEU:O	20	0.89	0.03	0.89

Continued on next page...

Continued from previous page...

Key	Atom-1	Atom-2	Models ¹	Mean (Å)	SD ¹ (Å)	Median (Å)
(1,3)	1:A:43:LEU:HD12	2:C:459:ALA:C	20	0.89	0.03	0.89
(1,3)	1:A:43:LEU:HD12	2:C:459:ALA:CA	20	0.89	0.03	0.89
(1,3)	1:A:43:LEU:HD12	2:C:459:ALA:CB	20	0.89	0.03	0.89
(1,3)	1:A:43:LEU:HD12	2:C:459:ALA:H	20	0.89	0.03	0.89
(1,3)	1:A:43:LEU:HD12	2:C:459:ALA:HA	20	0.89	0.03	0.89
(1,3)	1:A:43:LEU:HD12	2:C:459:ALA:HB1	20	0.89	0.03	0.89
(1,3)	1:A:43:LEU:HD12	2:C:459:ALA:HB2	20	0.89	0.03	0.89
(1,3)	1:A:43:LEU:HD12	2:C:459:ALA:HB3	20	0.89	0.03	0.89
(1,3)	1:A:43:LEU:HD12	2:C:459:ALA:N	20	0.89	0.03	0.89
(1,3)	1:A:43:LEU:HD12	2:C:459:ALA:O	20	0.89	0.03	0.89
(1,3)	1:A:43:LEU:HD12	2:C:460:MET:C	20	0.89	0.03	0.89
(1,3)	1:A:43:LEU:HD12	2:C:460:MET:CA	20	0.89	0.03	0.89
(1,3)	1:A:43:LEU:HD12	2:C:460:MET:CB	20	0.89	0.03	0.89
(1,3)	1:A:43:LEU:HD12	2:C:460:MET:CE	20	0.89	0.03	0.89
(1,3)	1:A:43:LEU:HD12	2:C:460:MET:CG	20	0.89	0.03	0.89
(1,3)	1:A:43:LEU:HD12	2:C:460:MET:H	20	0.89	0.03	0.89
(1,3)	1:A:43:LEU:HD12	2:C:460:MET:HA	20	0.89	0.03	0.89
(1,3)	1:A:43:LEU:HD12	2:C:460:MET:HB2	20	0.89	0.03	0.89
(1,3)	1:A:43:LEU:HD12	2:C:460:MET:HB3	20	0.89	0.03	0.89
(1,3)	1:A:43:LEU:HD12	2:C:460:MET:HE1	20	0.89	0.03	0.89
(1,3)	1:A:43:LEU:HD12	2:C:460:MET:HE2	20	0.89	0.03	0.89
(1,3)	1:A:43:LEU:HD12	2:C:460:MET:HE3	20	0.89	0.03	0.89
(1,3)	1:A:43:LEU:HD12	2:C:460:MET:HG2	20	0.89	0.03	0.89
(1,3)	1:A:43:LEU:HD12	2:C:460:MET:HG3	20	0.89	0.03	0.89
(1,3)	1:A:43:LEU:HD12	2:C:460:MET:N	20	0.89	0.03	0.89
(1,3)	1:A:43:LEU:HD12	2:C:460:MET:O	20	0.89	0.03	0.89
(1,3)	1:A:43:LEU:HD12	2:C:460:MET:SD	20	0.89	0.03	0.89
(1,3)	1:A:43:LEU:HD12	2:C:462:HIS:C	20	0.89	0.03	0.89
(1,3)	1:A:43:LEU:HD12	2:C:462:HIS:CA	20	0.89	0.03	0.89
(1,3)	1:A:43:LEU:HD12	2:C:462:HIS:CB	20	0.89	0.03	0.89
(1,3)	1:A:43:LEU:HD12	2:C:462:HIS:CD2	20	0.89	0.03	0.89
(1,3)	1:A:43:LEU:HD12	2:C:462:HIS:CE1	20	0.89	0.03	0.89
(1,3)	1:A:43:LEU:HD12	2:C:462:HIS:CG	20	0.89	0.03	0.89
(1,3)	1:A:43:LEU:HD12	2:C:462:HIS:H	20	0.89	0.03	0.89
(1,3)	1:A:43:LEU:HD12	2:C:462:HIS:HA	20	0.89	0.03	0.89
(1,3)	1:A:43:LEU:HD12	2:C:462:HIS:HB2	20	0.89	0.03	0.89
(1,3)	1:A:43:LEU:HD12	2:C:462:HIS:HB3	20	0.89	0.03	0.89
(1,3)	1:A:43:LEU:HD12	2:C:462:HIS:HD2	20	0.89	0.03	0.89
(1,3)	1:A:43:LEU:HD12	2:C:462:HIS:HE1	20	0.89	0.03	0.89
(1,3)	1:A:43:LEU:HD12	2:C:462:HIS:HE2	20	0.89	0.03	0.89
(1,3)	1:A:43:LEU:HD12	2:C:462:HIS:N	20	0.89	0.03	0.89
(1,3)	1:A:43:LEU:HD12	2:C:462:HIS:ND1	20	0.89	0.03	0.89

Continued on next page...

Continued from previous page...

Key	Atom-1	Atom-2	Models ¹	Mean (Å)	SD ¹ (Å)	Median (Å)
(1,3)	1:A:43:LEU:HD12	2:C:462:HIS:NE2	20	0.89	0.03	0.89
(1,3)	1:A:43:LEU:HD12	2:C:462:HIS:O	20	0.89	0.03	0.89
(1,3)	1:A:43:LEU:HD12	2:C:463:GLN:C	20	0.89	0.03	0.89
(1,3)	1:A:43:LEU:HD12	2:C:463:GLN:CA	20	0.89	0.03	0.89
(1,3)	1:A:43:LEU:HD12	2:C:463:GLN:CB	20	0.89	0.03	0.89
(1,3)	1:A:43:LEU:HD12	2:C:463:GLN:CD	20	0.89	0.03	0.89
(1,3)	1:A:43:LEU:HD12	2:C:463:GLN:CG	20	0.89	0.03	0.89
(1,3)	1:A:43:LEU:HD12	2:C:463:GLN:H	20	0.89	0.03	0.89
(1,3)	1:A:43:LEU:HD12	2:C:463:GLN:HA	20	0.89	0.03	0.89
(1,3)	1:A:43:LEU:HD12	2:C:463:GLN:HB2	20	0.89	0.03	0.89
(1,3)	1:A:43:LEU:HD12	2:C:463:GLN:HB3	20	0.89	0.03	0.89
(1,3)	1:A:43:LEU:HD12	2:C:463:GLN:HE21	20	0.89	0.03	0.89
(1,3)	1:A:43:LEU:HD12	2:C:463:GLN:HE22	20	0.89	0.03	0.89
(1,3)	1:A:43:LEU:HD12	2:C:463:GLN:HG2	20	0.89	0.03	0.89
(1,3)	1:A:43:LEU:HD12	2:C:463:GLN:HG3	20	0.89	0.03	0.89
(1,3)	1:A:43:LEU:HD12	2:C:463:GLN:N	20	0.89	0.03	0.89
(1,3)	1:A:43:LEU:HD12	2:C:463:GLN:NE2	20	0.89	0.03	0.89
(1,3)	1:A:43:LEU:HD12	2:C:463:GLN:O	20	0.89	0.03	0.89
(1,3)	1:A:43:LEU:HD12	2:C:463:GLN:OE1	20	0.89	0.03	0.89
(1,3)	1:A:43:LEU:HD12	2:C:465:GLN:C	20	0.89	0.03	0.89
(1,3)	1:A:43:LEU:HD12	2:C:465:GLN:CA	20	0.89	0.03	0.89
(1,3)	1:A:43:LEU:HD12	2:C:465:GLN:CB	20	0.89	0.03	0.89
(1,3)	1:A:43:LEU:HD12	2:C:465:GLN:CD	20	0.89	0.03	0.89
(1,3)	1:A:43:LEU:HD12	2:C:465:GLN:CG	20	0.89	0.03	0.89
(1,3)	1:A:43:LEU:HD12	2:C:465:GLN:H	20	0.89	0.03	0.89
(1,3)	1:A:43:LEU:HD12	2:C:465:GLN:HA	20	0.89	0.03	0.89
(1,3)	1:A:43:LEU:HD12	2:C:465:GLN:HB2	20	0.89	0.03	0.89
(1,3)	1:A:43:LEU:HD12	2:C:465:GLN:HB3	20	0.89	0.03	0.89
(1,3)	1:A:43:LEU:HD12	2:C:465:GLN:HE21	20	0.89	0.03	0.89
(1,3)	1:A:43:LEU:HD12	2:C:465:GLN:HE22	20	0.89	0.03	0.89
(1,3)	1:A:43:LEU:HD12	2:C:465:GLN:HG2	20	0.89	0.03	0.89
(1,3)	1:A:43:LEU:HD12	2:C:465:GLN:HG3	20	0.89	0.03	0.89
(1,3)	1:A:43:LEU:HD12	2:C:465:GLN:N	20	0.89	0.03	0.89
(1,3)	1:A:43:LEU:HD12	2:C:465:GLN:NE2	20	0.89	0.03	0.89
(1,3)	1:A:43:LEU:HD12	2:C:465:GLN:O	20	0.89	0.03	0.89
(1,3)	1:A:43:LEU:HD12	2:C:465:GLN:OE1	20	0.89	0.03	0.89
(1,3)	1:A:43:LEU:HD12	2:C:466:GLU:C	20	0.89	0.03	0.89
(1,3)	1:A:43:LEU:HD12	2:C:466:GLU:CA	20	0.89	0.03	0.89
(1,3)	1:A:43:LEU:HD12	2:C:466:GLU:CB	20	0.89	0.03	0.89
(1,3)	1:A:43:LEU:HD12	2:C:466:GLU:CD	20	0.89	0.03	0.89
(1,3)	1:A:43:LEU:HD12	2:C:466:GLU:CG	20	0.89	0.03	0.89
(1,3)	1:A:43:LEU:HD12	2:C:466:GLU:H	20	0.89	0.03	0.89

Continued on next page...

Continued from previous page...

Key	Atom-1	Atom-2	Models ¹	Mean (Å)	SD ¹ (Å)	Median (Å)
(1,3)	1:A:43:LEU:HD12	2:C:466:GLU:HA	20	0.89	0.03	0.89
(1,3)	1:A:43:LEU:HD12	2:C:466:GLU:HB2	20	0.89	0.03	0.89
(1,3)	1:A:43:LEU:HD12	2:C:466:GLU:HB3	20	0.89	0.03	0.89
(1,3)	1:A:43:LEU:HD12	2:C:466:GLU:HG2	20	0.89	0.03	0.89
(1,3)	1:A:43:LEU:HD12	2:C:466:GLU:HG3	20	0.89	0.03	0.89
(1,3)	1:A:43:LEU:HD12	2:C:466:GLU:N	20	0.89	0.03	0.89
(1,3)	1:A:43:LEU:HD12	2:C:466:GLU:O	20	0.89	0.03	0.89
(1,3)	1:A:43:LEU:HD12	2:C:466:GLU:OE1	20	0.89	0.03	0.89
(1,3)	1:A:43:LEU:HD12	2:C:466:GLU:OE2	20	0.89	0.03	0.89
(1,3)	1:A:43:LEU:HD12	2:C:467:MET:C	20	0.89	0.03	0.89
(1,3)	1:A:43:LEU:HD12	2:C:467:MET:CA	20	0.89	0.03	0.89
(1,3)	1:A:43:LEU:HD12	2:C:467:MET:CB	20	0.89	0.03	0.89
(1,3)	1:A:43:LEU:HD12	2:C:467:MET:CE	20	0.89	0.03	0.89
(1,3)	1:A:43:LEU:HD12	2:C:467:MET:CG	20	0.89	0.03	0.89
(1,3)	1:A:43:LEU:HD12	2:C:467:MET:H	20	0.89	0.03	0.89
(1,3)	1:A:43:LEU:HD12	2:C:467:MET:HA	20	0.89	0.03	0.89
(1,3)	1:A:43:LEU:HD12	2:C:467:MET:HB2	20	0.89	0.03	0.89
(1,3)	1:A:43:LEU:HD12	2:C:467:MET:HB3	20	0.89	0.03	0.89
(1,3)	1:A:43:LEU:HD12	2:C:467:MET:HE1	20	0.89	0.03	0.89
(1,3)	1:A:43:LEU:HD12	2:C:467:MET:HE2	20	0.89	0.03	0.89
(1,3)	1:A:43:LEU:HD12	2:C:467:MET:HE3	20	0.89	0.03	0.89
(1,3)	1:A:43:LEU:HD12	2:C:467:MET:HG2	20	0.89	0.03	0.89
(1,3)	1:A:43:LEU:HD12	2:C:467:MET:HG3	20	0.89	0.03	0.89
(1,3)	1:A:43:LEU:HD12	2:C:467:MET:N	20	0.89	0.03	0.89
(1,3)	1:A:43:LEU:HD12	2:C:467:MET:O	20	0.89	0.03	0.89
(1,3)	1:A:43:LEU:HD12	2:C:467:MET:SD	20	0.89	0.03	0.89
(1,3)	1:A:43:LEU:HD12	2:C:468:PHE:C	20	0.89	0.03	0.89
(1,3)	1:A:43:LEU:HD12	2:C:468:PHE:CA	20	0.89	0.03	0.89
(1,3)	1:A:43:LEU:HD12	2:C:468:PHE:CB	20	0.89	0.03	0.89
(1,3)	1:A:43:LEU:HD12	2:C:468:PHE:CD1	20	0.89	0.03	0.89
(1,3)	1:A:43:LEU:HD12	2:C:468:PHE:CD2	20	0.89	0.03	0.89
(1,3)	1:A:43:LEU:HD12	2:C:468:PHE:CE1	20	0.89	0.03	0.89
(1,3)	1:A:43:LEU:HD12	2:C:468:PHE:CE2	20	0.89	0.03	0.89
(1,3)	1:A:43:LEU:HD12	2:C:468:PHE:CG	20	0.89	0.03	0.89
(1,3)	1:A:43:LEU:HD12	2:C:468:PHE:CZ	20	0.89	0.03	0.89
(1,3)	1:A:43:LEU:HD12	2:C:468:PHE:H	20	0.89	0.03	0.89
(1,3)	1:A:43:LEU:HD12	2:C:468:PHE:HA	20	0.89	0.03	0.89
(1,3)	1:A:43:LEU:HD12	2:C:468:PHE:HB2	20	0.89	0.03	0.89
(1,3)	1:A:43:LEU:HD12	2:C:468:PHE:HB3	20	0.89	0.03	0.89
(1,3)	1:A:43:LEU:HD12	2:C:468:PHE:HD1	20	0.89	0.03	0.89
(1,3)	1:A:43:LEU:HD12	2:C:468:PHE:HD2	20	0.89	0.03	0.89
(1,3)	1:A:43:LEU:HD12	2:C:468:PHE:HE1	20	0.89	0.03	0.89

Continued on next page...

Continued from previous page...

Key	Atom-1	Atom-2	Models ¹	Mean (Å)	SD ¹ (Å)	Median (Å)
(1,3)	1:A:43:LEU:HD12	2:C:468:PHE:HE2	20	0.89	0.03	0.89
(1,3)	1:A:43:LEU:HD12	2:C:468:PHE:HZ	20	0.89	0.03	0.89
(1,3)	1:A:43:LEU:HD12	2:C:468:PHE:N	20	0.89	0.03	0.89
(1,3)	1:A:43:LEU:HD12	2:C:468:PHE:O	20	0.89	0.03	0.89
(1,3)	1:A:43:LEU:HD12	2:C:469:PRO:C	20	0.89	0.03	0.89
(1,3)	1:A:43:LEU:HD12	2:C:469:PRO:CA	20	0.89	0.03	0.89
(1,3)	1:A:43:LEU:HD12	2:C:469:PRO:CB	20	0.89	0.03	0.89
(1,3)	1:A:43:LEU:HD12	2:C:469:PRO:CD	20	0.89	0.03	0.89
(1,3)	1:A:43:LEU:HD12	2:C:469:PRO:CG	20	0.89	0.03	0.89
(1,3)	1:A:43:LEU:HD12	2:C:469:PRO:HA	20	0.89	0.03	0.89
(1,3)	1:A:43:LEU:HD12	2:C:469:PRO:HB2	20	0.89	0.03	0.89
(1,3)	1:A:43:LEU:HD12	2:C:469:PRO:HB3	20	0.89	0.03	0.89
(1,3)	1:A:43:LEU:HD12	2:C:469:PRO:HD2	20	0.89	0.03	0.89
(1,3)	1:A:43:LEU:HD12	2:C:469:PRO:HD3	20	0.89	0.03	0.89
(1,3)	1:A:43:LEU:HD12	2:C:469:PRO:HG2	20	0.89	0.03	0.89
(1,3)	1:A:43:LEU:HD12	2:C:469:PRO:HG3	20	0.89	0.03	0.89
(1,3)	1:A:43:LEU:HD12	2:C:469:PRO:N	20	0.89	0.03	0.89
(1,3)	1:A:43:LEU:HD12	2:C:469:PRO:O	20	0.89	0.03	0.89
(1,3)	1:A:43:LEU:HD12	2:C:470:GLN:C	20	0.89	0.03	0.89
(1,3)	1:A:43:LEU:HD12	2:C:470:GLN:CA	20	0.89	0.03	0.89
(1,3)	1:A:43:LEU:HD12	2:C:470:GLN:CB	20	0.89	0.03	0.89
(1,3)	1:A:43:LEU:HD12	2:C:470:GLN:CD	20	0.89	0.03	0.89
(1,3)	1:A:43:LEU:HD12	2:C:470:GLN:CG	20	0.89	0.03	0.89
(1,3)	1:A:43:LEU:HD12	2:C:470:GLN:H	20	0.89	0.03	0.89
(1,3)	1:A:43:LEU:HD12	2:C:470:GLN:HA	20	0.89	0.03	0.89
(1,3)	1:A:43:LEU:HD12	2:C:470:GLN:HB2	20	0.89	0.03	0.89
(1,3)	1:A:43:LEU:HD12	2:C:470:GLN:HB3	20	0.89	0.03	0.89
(1,3)	1:A:43:LEU:HD12	2:C:470:GLN:HE21	20	0.89	0.03	0.89
(1,3)	1:A:43:LEU:HD12	2:C:470:GLN:HE22	20	0.89	0.03	0.89
(1,3)	1:A:43:LEU:HD12	2:C:470:GLN:HG2	20	0.89	0.03	0.89
(1,3)	1:A:43:LEU:HD12	2:C:470:GLN:HG3	20	0.89	0.03	0.89
(1,3)	1:A:43:LEU:HD12	2:C:470:GLN:N	20	0.89	0.03	0.89
(1,3)	1:A:43:LEU:HD12	2:C:470:GLN:NE2	20	0.89	0.03	0.89
(1,3)	1:A:43:LEU:HD12	2:C:470:GLN:O	20	0.89	0.03	0.89
(1,3)	1:A:43:LEU:HD12	2:C:470:GLN:OE1	20	0.89	0.03	0.89
(1,3)	1:A:43:LEU:HD12	2:C:472:PRO:C	20	0.89	0.03	0.89
(1,3)	1:A:43:LEU:HD12	2:C:472:PRO:CA	20	0.89	0.03	0.89
(1,3)	1:A:43:LEU:HD12	2:C:472:PRO:CB	20	0.89	0.03	0.89
(1,3)	1:A:43:LEU:HD12	2:C:472:PRO:CD	20	0.89	0.03	0.89
(1,3)	1:A:43:LEU:HD12	2:C:472:PRO:CG	20	0.89	0.03	0.89
(1,3)	1:A:43:LEU:HD12	2:C:472:PRO:HA	20	0.89	0.03	0.89
(1,3)	1:A:43:LEU:HD12	2:C:472:PRO:HB2	20	0.89	0.03	0.89

Continued on next page...

Continued from previous page...

Key	Atom-1	Atom-2	Models ¹	Mean (Å)	SD ¹ (Å)	Median (Å)
(1,3)	1:A:43:LEU:HD12	2:C:472:PRO:HB3	20	0.89	0.03	0.89
(1,3)	1:A:43:LEU:HD12	2:C:472:PRO:HD2	20	0.89	0.03	0.89
(1,3)	1:A:43:LEU:HD12	2:C:472:PRO:HD3	20	0.89	0.03	0.89
(1,3)	1:A:43:LEU:HD12	2:C:472:PRO:HG2	20	0.89	0.03	0.89
(1,3)	1:A:43:LEU:HD12	2:C:472:PRO:HG3	20	0.89	0.03	0.89
(1,3)	1:A:43:LEU:HD12	2:C:472:PRO:N	20	0.89	0.03	0.89
(1,3)	1:A:43:LEU:HD12	2:C:472:PRO:O	20	0.89	0.03	0.89
(1,3)	1:A:43:LEU:HD12	2:C:482:LEU:C	20	0.89	0.03	0.89
(1,3)	1:A:43:LEU:HD12	2:C:482:LEU:CA	20	0.89	0.03	0.89
(1,3)	1:A:43:LEU:HD12	2:C:482:LEU:CB	20	0.89	0.03	0.89
(1,3)	1:A:43:LEU:HD12	2:C:482:LEU:CD1	20	0.89	0.03	0.89
(1,3)	1:A:43:LEU:HD12	2:C:482:LEU:CD2	20	0.89	0.03	0.89
(1,3)	1:A:43:LEU:HD12	2:C:482:LEU:CG	20	0.89	0.03	0.89
(1,3)	1:A:43:LEU:HD12	2:C:482:LEU:H	20	0.89	0.03	0.89
(1,3)	1:A:43:LEU:HD12	2:C:482:LEU:HA	20	0.89	0.03	0.89
(1,3)	1:A:43:LEU:HD12	2:C:482:LEU:HB2	20	0.89	0.03	0.89
(1,3)	1:A:43:LEU:HD12	2:C:482:LEU:HB3	20	0.89	0.03	0.89
(1,3)	1:A:43:LEU:HD12	2:C:482:LEU:HD11	20	0.89	0.03	0.89
(1,3)	1:A:43:LEU:HD12	2:C:482:LEU:HD12	20	0.89	0.03	0.89
(1,3)	1:A:43:LEU:HD12	2:C:482:LEU:HD13	20	0.89	0.03	0.89
(1,3)	1:A:43:LEU:HD12	2:C:482:LEU:HD21	20	0.89	0.03	0.89
(1,3)	1:A:43:LEU:HD12	2:C:482:LEU:HD22	20	0.89	0.03	0.89
(1,3)	1:A:43:LEU:HD12	2:C:482:LEU:HD23	20	0.89	0.03	0.89
(1,3)	1:A:43:LEU:HD12	2:C:482:LEU:HG	20	0.89	0.03	0.89
(1,3)	1:A:43:LEU:HD12	2:C:482:LEU:N	20	0.89	0.03	0.89
(1,3)	1:A:43:LEU:HD12	2:C:482:LEU:O	20	0.89	0.03	0.89
(1,3)	1:A:43:LEU:HD12	2:C:483:THR:C	20	0.89	0.03	0.89
(1,3)	1:A:43:LEU:HD12	2:C:483:THR:CA	20	0.89	0.03	0.89
(1,3)	1:A:43:LEU:HD12	2:C:483:THR:CB	20	0.89	0.03	0.89
(1,3)	1:A:43:LEU:HD12	2:C:483:THR:CG2	20	0.89	0.03	0.89
(1,3)	1:A:43:LEU:HD12	2:C:483:THR:H	20	0.89	0.03	0.89
(1,3)	1:A:43:LEU:HD12	2:C:483:THR:HA	20	0.89	0.03	0.89
(1,3)	1:A:43:LEU:HD12	2:C:483:THR:HB	20	0.89	0.03	0.89
(1,3)	1:A:43:LEU:HD12	2:C:483:THR:HG1	20	0.89	0.03	0.89
(1,3)	1:A:43:LEU:HD12	2:C:483:THR:HG21	20	0.89	0.03	0.89
(1,3)	1:A:43:LEU:HD12	2:C:483:THR:HG22	20	0.89	0.03	0.89
(1,3)	1:A:43:LEU:HD12	2:C:483:THR:HG23	20	0.89	0.03	0.89
(1,3)	1:A:43:LEU:HD12	2:C:483:THR:N	20	0.89	0.03	0.89
(1,3)	1:A:43:LEU:HD12	2:C:483:THR:O	20	0.89	0.03	0.89
(1,3)	1:A:43:LEU:HD12	2:C:483:THR:OG1	20	0.89	0.03	0.89
(1,3)	1:A:43:LEU:HD12	2:C:484:ARG:C	20	0.89	0.03	0.89
(1,3)	1:A:43:LEU:HD12	2:C:484:ARG:CA	20	0.89	0.03	0.89

Continued on next page...

Continued from previous page...

Key	Atom-1	Atom-2	Models ¹	Mean (Å)	SD ¹ (Å)	Median (Å)
(1,3)	1:A:43:LEU:HD12	2:C:484:ARG:CB	20	0.89	0.03	0.89
(1,3)	1:A:43:LEU:HD12	2:C:484:ARG:CD	20	0.89	0.03	0.89
(1,3)	1:A:43:LEU:HD12	2:C:484:ARG:CG	20	0.89	0.03	0.89
(1,3)	1:A:43:LEU:HD12	2:C:484:ARG:CZ	20	0.89	0.03	0.89
(1,3)	1:A:43:LEU:HD12	2:C:484:ARG:H	20	0.89	0.03	0.89
(1,3)	1:A:43:LEU:HD12	2:C:484:ARG:HA	20	0.89	0.03	0.89
(1,3)	1:A:43:LEU:HD12	2:C:484:ARG:HB2	20	0.89	0.03	0.89
(1,3)	1:A:43:LEU:HD12	2:C:484:ARG:HB3	20	0.89	0.03	0.89
(1,3)	1:A:43:LEU:HD12	2:C:484:ARG:HD2	20	0.89	0.03	0.89
(1,3)	1:A:43:LEU:HD12	2:C:484:ARG:HD3	20	0.89	0.03	0.89
(1,3)	1:A:43:LEU:HD12	2:C:484:ARG:HE	20	0.89	0.03	0.89
(1,3)	1:A:43:LEU:HD12	2:C:484:ARG:HG2	20	0.89	0.03	0.89
(1,3)	1:A:43:LEU:HD12	2:C:484:ARG:HG3	20	0.89	0.03	0.89
(1,3)	1:A:43:LEU:HD12	2:C:484:ARG:HH11	20	0.89	0.03	0.89
(1,3)	1:A:43:LEU:HD12	2:C:484:ARG:HH12	20	0.89	0.03	0.89
(1,3)	1:A:43:LEU:HD12	2:C:484:ARG:HH21	20	0.89	0.03	0.89
(1,3)	1:A:43:LEU:HD12	2:C:484:ARG:HH22	20	0.89	0.03	0.89
(1,3)	1:A:43:LEU:HD12	2:C:484:ARG:N	20	0.89	0.03	0.89
(1,3)	1:A:43:LEU:HD12	2:C:484:ARG:NE	20	0.89	0.03	0.89
(1,3)	1:A:43:LEU:HD12	2:C:484:ARG:NH1	20	0.89	0.03	0.89
(1,3)	1:A:43:LEU:HD12	2:C:484:ARG:NH2	20	0.89	0.03	0.89
(1,3)	1:A:43:LEU:HD12	2:C:484:ARG:O	20	0.89	0.03	0.89
(1,3)	1:A:43:LEU:HD12	2:C:485:SER:C	20	0.89	0.03	0.89
(1,3)	1:A:43:LEU:HD12	2:C:485:SER:CA	20	0.89	0.03	0.89
(1,3)	1:A:43:LEU:HD12	2:C:485:SER:CB	20	0.89	0.03	0.89
(1,3)	1:A:43:LEU:HD12	2:C:485:SER:H	20	0.89	0.03	0.89
(1,3)	1:A:43:LEU:HD12	2:C:485:SER:HA	20	0.89	0.03	0.89
(1,3)	1:A:43:LEU:HD12	2:C:485:SER:HB2	20	0.89	0.03	0.89
(1,3)	1:A:43:LEU:HD12	2:C:485:SER:HB3	20	0.89	0.03	0.89
(1,3)	1:A:43:LEU:HD12	2:C:485:SER:HG	20	0.89	0.03	0.89
(1,3)	1:A:43:LEU:HD12	2:C:485:SER:N	20	0.89	0.03	0.89
(1,3)	1:A:43:LEU:HD12	2:C:485:SER:O	20	0.89	0.03	0.89
(1,3)	1:A:43:LEU:HD12	2:C:485:SER:OG	20	0.89	0.03	0.89
(1,3)	1:A:43:LEU:HD12	2:C:486:VAL:C	20	0.89	0.03	0.89
(1,3)	1:A:43:LEU:HD12	2:C:486:VAL:CA	20	0.89	0.03	0.89
(1,3)	1:A:43:LEU:HD12	2:C:486:VAL:CB	20	0.89	0.03	0.89
(1,3)	1:A:43:LEU:HD12	2:C:486:VAL:CG1	20	0.89	0.03	0.89
(1,3)	1:A:43:LEU:HD12	2:C:486:VAL:CG2	20	0.89	0.03	0.89
(1,3)	1:A:43:LEU:HD12	2:C:486:VAL:H	20	0.89	0.03	0.89
(1,3)	1:A:43:LEU:HD12	2:C:486:VAL:HA	20	0.89	0.03	0.89
(1,3)	1:A:43:LEU:HD12	2:C:486:VAL:HB	20	0.89	0.03	0.89
(1,3)	1:A:43:LEU:HD12	2:C:486:VAL:HG11	20	0.89	0.03	0.89

Continued on next page...

Continued from previous page...

Key	Atom-1	Atom-2	Models ¹	Mean (Å)	SD ¹ (Å)	Median (Å)
(1,3)	1:A:43:LEU:HD12	2:C:486:VAL:HG12	20	0.89	0.03	0.89
(1,3)	1:A:43:LEU:HD12	2:C:486:VAL:HG13	20	0.89	0.03	0.89
(1,3)	1:A:43:LEU:HD12	2:C:486:VAL:HG21	20	0.89	0.03	0.89
(1,3)	1:A:43:LEU:HD12	2:C:486:VAL:HG22	20	0.89	0.03	0.89
(1,3)	1:A:43:LEU:HD12	2:C:486:VAL:HG23	20	0.89	0.03	0.89
(1,3)	1:A:43:LEU:HD12	2:C:486:VAL:N	20	0.89	0.03	0.89
(1,3)	1:A:43:LEU:HD12	2:C:486:VAL:O	20	0.89	0.03	0.89
(1,3)	1:A:43:LEU:HD12	2:C:487:GLU:C	20	0.89	0.03	0.89
(1,3)	1:A:43:LEU:HD12	2:C:487:GLU:CA	20	0.89	0.03	0.89
(1,3)	1:A:43:LEU:HD12	2:C:487:GLU:CB	20	0.89	0.03	0.89
(1,3)	1:A:43:LEU:HD12	2:C:487:GLU:CD	20	0.89	0.03	0.89
(1,3)	1:A:43:LEU:HD12	2:C:487:GLU:CG	20	0.89	0.03	0.89
(1,3)	1:A:43:LEU:HD12	2:C:487:GLU:H	20	0.89	0.03	0.89
(1,3)	1:A:43:LEU:HD12	2:C:487:GLU:HA	20	0.89	0.03	0.89
(1,3)	1:A:43:LEU:HD12	2:C:487:GLU:HB2	20	0.89	0.03	0.89
(1,3)	1:A:43:LEU:HD12	2:C:487:GLU:HB3	20	0.89	0.03	0.89
(1,3)	1:A:43:LEU:HD12	2:C:487:GLU:HG2	20	0.89	0.03	0.89
(1,3)	1:A:43:LEU:HD12	2:C:487:GLU:HG3	20	0.89	0.03	0.89
(1,3)	1:A:43:LEU:HD12	2:C:487:GLU:N	20	0.89	0.03	0.89
(1,3)	1:A:43:LEU:HD12	2:C:487:GLU:O	20	0.89	0.03	0.89
(1,3)	1:A:43:LEU:HD12	2:C:487:GLU:OE1	20	0.89	0.03	0.89
(1,3)	1:A:43:LEU:HD12	2:C:487:GLU:OE2	20	0.89	0.03	0.89
(1,3)	1:A:43:LEU:HD12	2:C:488:ILE:C	20	0.89	0.03	0.89
(1,3)	1:A:43:LEU:HD12	2:C:488:ILE:CA	20	0.89	0.03	0.89
(1,3)	1:A:43:LEU:HD12	2:C:488:ILE:CB	20	0.89	0.03	0.89
(1,3)	1:A:43:LEU:HD12	2:C:488:ILE:CD1	20	0.89	0.03	0.89
(1,3)	1:A:43:LEU:HD12	2:C:488:ILE:CG1	20	0.89	0.03	0.89
(1,3)	1:A:43:LEU:HD12	2:C:488:ILE:CG2	20	0.89	0.03	0.89
(1,3)	1:A:43:LEU:HD12	2:C:488:ILE:H	20	0.89	0.03	0.89
(1,3)	1:A:43:LEU:HD12	2:C:488:ILE:HA	20	0.89	0.03	0.89
(1,3)	1:A:43:LEU:HD12	2:C:488:ILE:HB	20	0.89	0.03	0.89
(1,3)	1:A:43:LEU:HD12	2:C:488:ILE:HD11	20	0.89	0.03	0.89
(1,3)	1:A:43:LEU:HD12	2:C:488:ILE:HD12	20	0.89	0.03	0.89
(1,3)	1:A:43:LEU:HD12	2:C:488:ILE:HD13	20	0.89	0.03	0.89
(1,3)	1:A:43:LEU:HD12	2:C:488:ILE:HG12	20	0.89	0.03	0.89
(1,3)	1:A:43:LEU:HD12	2:C:488:ILE:HG13	20	0.89	0.03	0.89
(1,3)	1:A:43:LEU:HD12	2:C:488:ILE:HG21	20	0.89	0.03	0.89
(1,3)	1:A:43:LEU:HD12	2:C:488:ILE:HG22	20	0.89	0.03	0.89
(1,3)	1:A:43:LEU:HD12	2:C:488:ILE:HG23	20	0.89	0.03	0.89
(1,3)	1:A:43:LEU:HD12	2:C:488:ILE:N	20	0.89	0.03	0.89
(1,3)	1:A:43:LEU:HD12	2:C:488:ILE:O	20	0.89	0.03	0.89
(1,3)	1:A:43:LEU:HD12	2:C:490:THR:C	20	0.89	0.03	0.89

Continued on next page...

Continued from previous page...

Key	Atom-1	Atom-2	Models ¹	Mean (Å)	SD ¹ (Å)	Median (Å)
(1,3)	1:A:43:LEU:HD12	2:C:490:THR:CA	20	0.89	0.03	0.89
(1,3)	1:A:43:LEU:HD12	2:C:490:THR:CB	20	0.89	0.03	0.89
(1,3)	1:A:43:LEU:HD12	2:C:490:THR:CG2	20	0.89	0.03	0.89
(1,3)	1:A:43:LEU:HD12	2:C:490:THR:H	20	0.89	0.03	0.89
(1,3)	1:A:43:LEU:HD12	2:C:490:THR:HA	20	0.89	0.03	0.89
(1,3)	1:A:43:LEU:HD12	2:C:490:THR:HB	20	0.89	0.03	0.89
(1,3)	1:A:43:LEU:HD12	2:C:490:THR:HG1	20	0.89	0.03	0.89
(1,3)	1:A:43:LEU:HD12	2:C:490:THR:HG21	20	0.89	0.03	0.89
(1,3)	1:A:43:LEU:HD12	2:C:490:THR:HG22	20	0.89	0.03	0.89
(1,3)	1:A:43:LEU:HD12	2:C:490:THR:HG23	20	0.89	0.03	0.89
(1,3)	1:A:43:LEU:HD12	2:C:490:THR:N	20	0.89	0.03	0.89
(1,3)	1:A:43:LEU:HD12	2:C:490:THR:O	20	0.89	0.03	0.89
(1,3)	1:A:43:LEU:HD12	2:C:490:THR:OG1	20	0.89	0.03	0.89
(1,3)	1:A:43:LEU:HD12	2:C:491:ASP:C	20	0.89	0.03	0.89
(1,3)	1:A:43:LEU:HD12	2:C:491:ASP:CA	20	0.89	0.03	0.89
(1,3)	1:A:43:LEU:HD12	2:C:491:ASP:CB	20	0.89	0.03	0.89
(1,3)	1:A:43:LEU:HD12	2:C:491:ASP:CG	20	0.89	0.03	0.89
(1,3)	1:A:43:LEU:HD12	2:C:491:ASP:H	20	0.89	0.03	0.89
(1,3)	1:A:43:LEU:HD12	2:C:491:ASP:HA	20	0.89	0.03	0.89
(1,3)	1:A:43:LEU:HD12	2:C:491:ASP:HB2	20	0.89	0.03	0.89
(1,3)	1:A:43:LEU:HD12	2:C:491:ASP:HB3	20	0.89	0.03	0.89
(1,3)	1:A:43:LEU:HD12	2:C:491:ASP:N	20	0.89	0.03	0.89
(1,3)	1:A:43:LEU:HD12	2:C:491:ASP:O	20	0.89	0.03	0.89
(1,3)	1:A:43:LEU:HD12	2:C:491:ASP:OD1	20	0.89	0.03	0.89
(1,3)	1:A:43:LEU:HD12	2:C:491:ASP:OD2	20	0.89	0.03	0.89
(1,3)	1:A:43:LEU:HD12	2:C:492:ASN:C	20	0.89	0.03	0.89
(1,3)	1:A:43:LEU:HD12	2:C:492:ASN:CA	20	0.89	0.03	0.89
(1,3)	1:A:43:LEU:HD12	2:C:492:ASN:CB	20	0.89	0.03	0.89
(1,3)	1:A:43:LEU:HD12	2:C:492:ASN:CG	20	0.89	0.03	0.89
(1,3)	1:A:43:LEU:HD12	2:C:492:ASN:H	20	0.89	0.03	0.89
(1,3)	1:A:43:LEU:HD12	2:C:492:ASN:HA	20	0.89	0.03	0.89
(1,3)	1:A:43:LEU:HD12	2:C:492:ASN:HB2	20	0.89	0.03	0.89
(1,3)	1:A:43:LEU:HD12	2:C:492:ASN:HB3	20	0.89	0.03	0.89
(1,3)	1:A:43:LEU:HD12	2:C:492:ASN:HD21	20	0.89	0.03	0.89
(1,3)	1:A:43:LEU:HD12	2:C:492:ASN:HD22	20	0.89	0.03	0.89
(1,3)	1:A:43:LEU:HD12	2:C:492:ASN:N	20	0.89	0.03	0.89
(1,3)	1:A:43:LEU:HD12	2:C:492:ASN:ND2	20	0.89	0.03	0.89
(1,3)	1:A:43:LEU:HD12	2:C:492:ASN:O	20	0.89	0.03	0.89
(1,3)	1:A:43:LEU:HD12	2:C:492:ASN:OD1	20	0.89	0.03	0.89
(1,3)	1:A:43:LEU:HD12	2:C:494:LEU:C	20	0.89	0.03	0.89
(1,3)	1:A:43:LEU:HD12	2:C:494:LEU:CA	20	0.89	0.03	0.89
(1,3)	1:A:43:LEU:HD12	2:C:494:LEU:CB	20	0.89	0.03	0.89

Continued on next page...

Continued from previous page...

Key	Atom-1	Atom-2	Models ¹	Mean (Å)	SD ¹ (Å)	Median (Å)
(1,3)	1:A:43:LEU:HD12	2:C:494:LEU:CD1	20	0.89	0.03	0.89
(1,3)	1:A:43:LEU:HD12	2:C:494:LEU:CD2	20	0.89	0.03	0.89
(1,3)	1:A:43:LEU:HD12	2:C:494:LEU:CG	20	0.89	0.03	0.89
(1,3)	1:A:43:LEU:HD12	2:C:494:LEU:H	20	0.89	0.03	0.89
(1,3)	1:A:43:LEU:HD12	2:C:494:LEU:HA	20	0.89	0.03	0.89
(1,3)	1:A:43:LEU:HD12	2:C:494:LEU:HB2	20	0.89	0.03	0.89
(1,3)	1:A:43:LEU:HD12	2:C:494:LEU:HB3	20	0.89	0.03	0.89
(1,3)	1:A:43:LEU:HD12	2:C:494:LEU:HD11	20	0.89	0.03	0.89
(1,3)	1:A:43:LEU:HD12	2:C:494:LEU:HD12	20	0.89	0.03	0.89
(1,3)	1:A:43:LEU:HD12	2:C:494:LEU:HD13	20	0.89	0.03	0.89
(1,3)	1:A:43:LEU:HD12	2:C:494:LEU:HD21	20	0.89	0.03	0.89
(1,3)	1:A:43:LEU:HD12	2:C:494:LEU:HD22	20	0.89	0.03	0.89
(1,3)	1:A:43:LEU:HD12	2:C:494:LEU:HD23	20	0.89	0.03	0.89
(1,3)	1:A:43:LEU:HD12	2:C:494:LEU:HG	20	0.89	0.03	0.89
(1,3)	1:A:43:LEU:HD12	2:C:494:LEU:N	20	0.89	0.03	0.89
(1,3)	1:A:43:LEU:HD12	2:C:494:LEU:O	20	0.89	0.03	0.89
(1,3)	1:A:43:LEU:HD12	2:C:495:GLU:C	20	0.89	0.03	0.89
(1,3)	1:A:43:LEU:HD12	2:C:495:GLU:CA	20	0.89	0.03	0.89
(1,3)	1:A:43:LEU:HD12	2:C:495:GLU:CB	20	0.89	0.03	0.89
(1,3)	1:A:43:LEU:HD12	2:C:495:GLU:CD	20	0.89	0.03	0.89
(1,3)	1:A:43:LEU:HD12	2:C:495:GLU:CG	20	0.89	0.03	0.89
(1,3)	1:A:43:LEU:HD12	2:C:495:GLU:H	20	0.89	0.03	0.89
(1,3)	1:A:43:LEU:HD12	2:C:495:GLU:HA	20	0.89	0.03	0.89
(1,3)	1:A:43:LEU:HD12	2:C:495:GLU:HB2	20	0.89	0.03	0.89
(1,3)	1:A:43:LEU:HD12	2:C:495:GLU:HB3	20	0.89	0.03	0.89
(1,3)	1:A:43:LEU:HD12	2:C:495:GLU:HG2	20	0.89	0.03	0.89
(1,3)	1:A:43:LEU:HD12	2:C:495:GLU:HG3	20	0.89	0.03	0.89
(1,3)	1:A:43:LEU:HD12	2:C:495:GLU:N	20	0.89	0.03	0.89
(1,3)	1:A:43:LEU:HD12	2:C:495:GLU:O	20	0.89	0.03	0.89
(1,3)	1:A:43:LEU:HD12	2:C:495:GLU:OE1	20	0.89	0.03	0.89
(1,3)	1:A:43:LEU:HD12	2:C:495:GLU:OE2	20	0.89	0.03	0.89
(1,3)	1:A:43:LEU:HD12	2:C:496:GLY:C	20	0.89	0.03	0.89
(1,3)	1:A:43:LEU:HD12	2:C:496:GLY:CA	20	0.89	0.03	0.89
(1,3)	1:A:43:LEU:HD12	2:C:496:GLY:H	20	0.89	0.03	0.89
(1,3)	1:A:43:LEU:HD12	2:C:496:GLY:HA2	20	0.89	0.03	0.89
(1,3)	1:A:43:LEU:HD12	2:C:496:GLY:HA3	20	0.89	0.03	0.89
(1,3)	1:A:43:LEU:HD12	2:C:496:GLY:N	20	0.89	0.03	0.89
(1,3)	1:A:43:LEU:HD12	2:C:496:GLY:O	20	0.89	0.03	0.89
(1,3)	1:A:43:LEU:HD12	2:C:497:ARG:C	20	0.89	0.03	0.89
(1,3)	1:A:43:LEU:HD12	2:C:497:ARG:CA	20	0.89	0.03	0.89
(1,3)	1:A:43:LEU:HD12	2:C:497:ARG:CB	20	0.89	0.03	0.89
(1,3)	1:A:43:LEU:HD12	2:C:497:ARG:CD	20	0.89	0.03	0.89

Continued on next page...

Continued from previous page...

Key	Atom-1	Atom-2	Models ¹	Mean (Å)	SD ¹ (Å)	Median (Å)
(1,3)	1:A:43:LEU:HD12	2:C:497:ARG:CG	20	0.89	0.03	0.89
(1,3)	1:A:43:LEU:HD12	2:C:497:ARG:CZ	20	0.89	0.03	0.89
(1,3)	1:A:43:LEU:HD12	2:C:497:ARG:H	20	0.89	0.03	0.89
(1,3)	1:A:43:LEU:HD12	2:C:497:ARG:HA	20	0.89	0.03	0.89
(1,3)	1:A:43:LEU:HD12	2:C:497:ARG:HB2	20	0.89	0.03	0.89
(1,3)	1:A:43:LEU:HD12	2:C:497:ARG:HB3	20	0.89	0.03	0.89
(1,3)	1:A:43:LEU:HD12	2:C:497:ARG:HD2	20	0.89	0.03	0.89
(1,3)	1:A:43:LEU:HD12	2:C:497:ARG:HD3	20	0.89	0.03	0.89
(1,3)	1:A:43:LEU:HD12	2:C:497:ARG:HE	20	0.89	0.03	0.89
(1,3)	1:A:43:LEU:HD12	2:C:497:ARG:HG2	20	0.89	0.03	0.89
(1,3)	1:A:43:LEU:HD12	2:C:497:ARG:HG3	20	0.89	0.03	0.89
(1,3)	1:A:43:LEU:HD12	2:C:497:ARG:HH11	20	0.89	0.03	0.89
(1,3)	1:A:43:LEU:HD12	2:C:497:ARG:HH12	20	0.89	0.03	0.89
(1,3)	1:A:43:LEU:HD12	2:C:497:ARG:HH21	20	0.89	0.03	0.89
(1,3)	1:A:43:LEU:HD12	2:C:497:ARG:HH22	20	0.89	0.03	0.89
(1,3)	1:A:43:LEU:HD12	2:C:497:ARG:N	20	0.89	0.03	0.89
(1,3)	1:A:43:LEU:HD12	2:C:497:ARG:NE	20	0.89	0.03	0.89
(1,3)	1:A:43:LEU:HD12	2:C:497:ARG:NH1	20	0.89	0.03	0.89
(1,3)	1:A:43:LEU:HD12	2:C:497:ARG:NH2	20	0.89	0.03	0.89
(1,3)	1:A:43:LEU:HD12	2:C:497:ARG:O	20	0.89	0.03	0.89
(1,3)	1:A:43:LEU:HD13	2:C:457:LEU:C	20	0.89	0.03	0.89
(1,3)	1:A:43:LEU:HD13	2:C:457:LEU:CA	20	0.89	0.03	0.89
(1,3)	1:A:43:LEU:HD13	2:C:457:LEU:CB	20	0.89	0.03	0.89
(1,3)	1:A:43:LEU:HD13	2:C:457:LEU:CD1	20	0.89	0.03	0.89
(1,3)	1:A:43:LEU:HD13	2:C:457:LEU:CD2	20	0.89	0.03	0.89
(1,3)	1:A:43:LEU:HD13	2:C:457:LEU:CG	20	0.89	0.03	0.89
(1,3)	1:A:43:LEU:HD13	2:C:457:LEU:H	20	0.89	0.03	0.89
(1,3)	1:A:43:LEU:HD13	2:C:457:LEU:HA	20	0.89	0.03	0.89
(1,3)	1:A:43:LEU:HD13	2:C:457:LEU:HB2	20	0.89	0.03	0.89
(1,3)	1:A:43:LEU:HD13	2:C:457:LEU:HB3	20	0.89	0.03	0.89
(1,3)	1:A:43:LEU:HD13	2:C:457:LEU:HD11	20	0.89	0.03	0.89
(1,3)	1:A:43:LEU:HD13	2:C:457:LEU:HD12	20	0.89	0.03	0.89
(1,3)	1:A:43:LEU:HD13	2:C:457:LEU:HD13	20	0.89	0.03	0.89
(1,3)	1:A:43:LEU:HD13	2:C:457:LEU:HD21	20	0.89	0.03	0.89
(1,3)	1:A:43:LEU:HD13	2:C:457:LEU:HD22	20	0.89	0.03	0.89
(1,3)	1:A:43:LEU:HD13	2:C:457:LEU:HD23	20	0.89	0.03	0.89
(1,3)	1:A:43:LEU:HD13	2:C:457:LEU:HG	20	0.89	0.03	0.89
(1,3)	1:A:43:LEU:HD13	2:C:457:LEU:N	20	0.89	0.03	0.89
(1,3)	1:A:43:LEU:HD13	2:C:457:LEU:O	20	0.89	0.03	0.89
(1,3)	1:A:43:LEU:HD13	2:C:459:ALA:C	20	0.89	0.03	0.89
(1,3)	1:A:43:LEU:HD13	2:C:459:ALA:CA	20	0.89	0.03	0.89
(1,3)	1:A:43:LEU:HD13	2:C:459:ALA:CB	20	0.89	0.03	0.89

Continued on next page...

Continued from previous page...

Key	Atom-1	Atom-2	Models ¹	Mean (Å)	SD ¹ (Å)	Median (Å)
(1,3)	1:A:43:LEU:HD13	2:C:459:ALA:H	20	0.89	0.03	0.89
(1,3)	1:A:43:LEU:HD13	2:C:459:ALA:HA	20	0.89	0.03	0.89
(1,3)	1:A:43:LEU:HD13	2:C:459:ALA:HB1	20	0.89	0.03	0.89
(1,3)	1:A:43:LEU:HD13	2:C:459:ALA:HB2	20	0.89	0.03	0.89
(1,3)	1:A:43:LEU:HD13	2:C:459:ALA:HB3	20	0.89	0.03	0.89
(1,3)	1:A:43:LEU:HD13	2:C:459:ALA:N	20	0.89	0.03	0.89
(1,3)	1:A:43:LEU:HD13	2:C:459:ALA:O	20	0.89	0.03	0.89
(1,3)	1:A:43:LEU:HD13	2:C:460:MET:C	20	0.89	0.03	0.89
(1,3)	1:A:43:LEU:HD13	2:C:460:MET:CA	20	0.89	0.03	0.89
(1,3)	1:A:43:LEU:HD13	2:C:460:MET:CB	20	0.89	0.03	0.89
(1,3)	1:A:43:LEU:HD13	2:C:460:MET:CE	20	0.89	0.03	0.89
(1,3)	1:A:43:LEU:HD13	2:C:460:MET:CG	20	0.89	0.03	0.89
(1,3)	1:A:43:LEU:HD13	2:C:460:MET:H	20	0.89	0.03	0.89
(1,3)	1:A:43:LEU:HD13	2:C:460:MET:HA	20	0.89	0.03	0.89
(1,3)	1:A:43:LEU:HD13	2:C:460:MET:HB2	20	0.89	0.03	0.89
(1,3)	1:A:43:LEU:HD13	2:C:460:MET:HB3	20	0.89	0.03	0.89
(1,3)	1:A:43:LEU:HD13	2:C:460:MET:HE1	20	0.89	0.03	0.89
(1,3)	1:A:43:LEU:HD13	2:C:460:MET:HE2	20	0.89	0.03	0.89
(1,3)	1:A:43:LEU:HD13	2:C:460:MET:HE3	20	0.89	0.03	0.89
(1,3)	1:A:43:LEU:HD13	2:C:460:MET:HG2	20	0.89	0.03	0.89
(1,3)	1:A:43:LEU:HD13	2:C:460:MET:HG3	20	0.89	0.03	0.89
(1,3)	1:A:43:LEU:HD13	2:C:460:MET:N	20	0.89	0.03	0.89
(1,3)	1:A:43:LEU:HD13	2:C:460:MET:O	20	0.89	0.03	0.89
(1,3)	1:A:43:LEU:HD13	2:C:460:MET:SD	20	0.89	0.03	0.89
(1,3)	1:A:43:LEU:HD13	2:C:462:HIS:C	20	0.89	0.03	0.89
(1,3)	1:A:43:LEU:HD13	2:C:462:HIS:CA	20	0.89	0.03	0.89
(1,3)	1:A:43:LEU:HD13	2:C:462:HIS:CB	20	0.89	0.03	0.89
(1,3)	1:A:43:LEU:HD13	2:C:462:HIS:CD2	20	0.89	0.03	0.89
(1,3)	1:A:43:LEU:HD13	2:C:462:HIS:CE1	20	0.89	0.03	0.89
(1,3)	1:A:43:LEU:HD13	2:C:462:HIS:CG	20	0.89	0.03	0.89
(1,3)	1:A:43:LEU:HD13	2:C:462:HIS:H	20	0.89	0.03	0.89
(1,3)	1:A:43:LEU:HD13	2:C:462:HIS:HA	20	0.89	0.03	0.89
(1,3)	1:A:43:LEU:HD13	2:C:462:HIS:HB2	20	0.89	0.03	0.89
(1,3)	1:A:43:LEU:HD13	2:C:462:HIS:HB3	20	0.89	0.03	0.89
(1,3)	1:A:43:LEU:HD13	2:C:462:HIS:HD2	20	0.89	0.03	0.89
(1,3)	1:A:43:LEU:HD13	2:C:462:HIS:HE1	20	0.89	0.03	0.89
(1,3)	1:A:43:LEU:HD13	2:C:462:HIS:HE2	20	0.89	0.03	0.89
(1,3)	1:A:43:LEU:HD13	2:C:462:HIS:N	20	0.89	0.03	0.89
(1,3)	1:A:43:LEU:HD13	2:C:462:HIS:ND1	20	0.89	0.03	0.89
(1,3)	1:A:43:LEU:HD13	2:C:462:HIS:NE2	20	0.89	0.03	0.89
(1,3)	1:A:43:LEU:HD13	2:C:462:HIS:O	20	0.89	0.03	0.89
(1,3)	1:A:43:LEU:HD13	2:C:463:GLN:C	20	0.89	0.03	0.89

Continued on next page...

Continued from previous page...

Key	Atom-1	Atom-2	Models ¹	Mean (Å)	SD ¹ (Å)	Median (Å)
(1,3)	1:A:43:LEU:HD13	2:C:463:GLN:CA	20	0.89	0.03	0.89
(1,3)	1:A:43:LEU:HD13	2:C:463:GLN:CB	20	0.89	0.03	0.89
(1,3)	1:A:43:LEU:HD13	2:C:463:GLN:CD	20	0.89	0.03	0.89
(1,3)	1:A:43:LEU:HD13	2:C:463:GLN:CG	20	0.89	0.03	0.89
(1,3)	1:A:43:LEU:HD13	2:C:463:GLN:H	20	0.89	0.03	0.89
(1,3)	1:A:43:LEU:HD13	2:C:463:GLN:HA	20	0.89	0.03	0.89
(1,3)	1:A:43:LEU:HD13	2:C:463:GLN:HB2	20	0.89	0.03	0.89
(1,3)	1:A:43:LEU:HD13	2:C:463:GLN:HB3	20	0.89	0.03	0.89
(1,3)	1:A:43:LEU:HD13	2:C:463:GLN:HE21	20	0.89	0.03	0.89
(1,3)	1:A:43:LEU:HD13	2:C:463:GLN:HE22	20	0.89	0.03	0.89
(1,3)	1:A:43:LEU:HD13	2:C:463:GLN:HG2	20	0.89	0.03	0.89
(1,3)	1:A:43:LEU:HD13	2:C:463:GLN:HG3	20	0.89	0.03	0.89
(1,3)	1:A:43:LEU:HD13	2:C:463:GLN:N	20	0.89	0.03	0.89
(1,3)	1:A:43:LEU:HD13	2:C:463:GLN:NE2	20	0.89	0.03	0.89
(1,3)	1:A:43:LEU:HD13	2:C:463:GLN:O	20	0.89	0.03	0.89
(1,3)	1:A:43:LEU:HD13	2:C:463:GLN:OE1	20	0.89	0.03	0.89
(1,3)	1:A:43:LEU:HD13	2:C:465:GLN:C	20	0.89	0.03	0.89
(1,3)	1:A:43:LEU:HD13	2:C:465:GLN:CA	20	0.89	0.03	0.89
(1,3)	1:A:43:LEU:HD13	2:C:465:GLN:CB	20	0.89	0.03	0.89
(1,3)	1:A:43:LEU:HD13	2:C:465:GLN:CD	20	0.89	0.03	0.89
(1,3)	1:A:43:LEU:HD13	2:C:465:GLN:CG	20	0.89	0.03	0.89
(1,3)	1:A:43:LEU:HD13	2:C:465:GLN:H	20	0.89	0.03	0.89
(1,3)	1:A:43:LEU:HD13	2:C:465:GLN:HA	20	0.89	0.03	0.89
(1,3)	1:A:43:LEU:HD13	2:C:465:GLN:HB2	20	0.89	0.03	0.89
(1,3)	1:A:43:LEU:HD13	2:C:465:GLN:HB3	20	0.89	0.03	0.89
(1,3)	1:A:43:LEU:HD13	2:C:465:GLN:HE21	20	0.89	0.03	0.89
(1,3)	1:A:43:LEU:HD13	2:C:465:GLN:HE22	20	0.89	0.03	0.89
(1,3)	1:A:43:LEU:HD13	2:C:465:GLN:HG2	20	0.89	0.03	0.89
(1,3)	1:A:43:LEU:HD13	2:C:465:GLN:HG3	20	0.89	0.03	0.89
(1,3)	1:A:43:LEU:HD13	2:C:465:GLN:N	20	0.89	0.03	0.89
(1,3)	1:A:43:LEU:HD13	2:C:465:GLN:NE2	20	0.89	0.03	0.89
(1,3)	1:A:43:LEU:HD13	2:C:465:GLN:O	20	0.89	0.03	0.89
(1,3)	1:A:43:LEU:HD13	2:C:465:GLN:OE1	20	0.89	0.03	0.89
(1,3)	1:A:43:LEU:HD13	2:C:466:GLU:C	20	0.89	0.03	0.89
(1,3)	1:A:43:LEU:HD13	2:C:466:GLU:CA	20	0.89	0.03	0.89
(1,3)	1:A:43:LEU:HD13	2:C:466:GLU:CB	20	0.89	0.03	0.89
(1,3)	1:A:43:LEU:HD13	2:C:466:GLU:CD	20	0.89	0.03	0.89
(1,3)	1:A:43:LEU:HD13	2:C:466:GLU:CG	20	0.89	0.03	0.89
(1,3)	1:A:43:LEU:HD13	2:C:466:GLU:H	20	0.89	0.03	0.89
(1,3)	1:A:43:LEU:HD13	2:C:466:GLU:HA	20	0.89	0.03	0.89
(1,3)	1:A:43:LEU:HD13	2:C:466:GLU:HB2	20	0.89	0.03	0.89
(1,3)	1:A:43:LEU:HD13	2:C:466:GLU:HB3	20	0.89	0.03	0.89

Continued on next page...

Continued from previous page...

Key	Atom-1	Atom-2	Models ¹	Mean (Å)	SD ¹ (Å)	Median (Å)
(1,3)	1:A:43:LEU:HD13	2:C:466:GLU:HG2	20	0.89	0.03	0.89
(1,3)	1:A:43:LEU:HD13	2:C:466:GLU:HG3	20	0.89	0.03	0.89
(1,3)	1:A:43:LEU:HD13	2:C:466:GLU:N	20	0.89	0.03	0.89
(1,3)	1:A:43:LEU:HD13	2:C:466:GLU:O	20	0.89	0.03	0.89
(1,3)	1:A:43:LEU:HD13	2:C:466:GLU:OE1	20	0.89	0.03	0.89
(1,3)	1:A:43:LEU:HD13	2:C:466:GLU:OE2	20	0.89	0.03	0.89
(1,3)	1:A:43:LEU:HD13	2:C:467:MET:C	20	0.89	0.03	0.89
(1,3)	1:A:43:LEU:HD13	2:C:467:MET:CA	20	0.89	0.03	0.89
(1,3)	1:A:43:LEU:HD13	2:C:467:MET:CB	20	0.89	0.03	0.89
(1,3)	1:A:43:LEU:HD13	2:C:467:MET:CE	20	0.89	0.03	0.89
(1,3)	1:A:43:LEU:HD13	2:C:467:MET:CG	20	0.89	0.03	0.89
(1,3)	1:A:43:LEU:HD13	2:C:467:MET:H	20	0.89	0.03	0.89
(1,3)	1:A:43:LEU:HD13	2:C:467:MET:HA	20	0.89	0.03	0.89
(1,3)	1:A:43:LEU:HD13	2:C:467:MET:HB2	20	0.89	0.03	0.89
(1,3)	1:A:43:LEU:HD13	2:C:467:MET:HB3	20	0.89	0.03	0.89
(1,3)	1:A:43:LEU:HD13	2:C:467:MET:HE1	20	0.89	0.03	0.89
(1,3)	1:A:43:LEU:HD13	2:C:467:MET:HE2	20	0.89	0.03	0.89
(1,3)	1:A:43:LEU:HD13	2:C:467:MET:HE3	20	0.89	0.03	0.89
(1,3)	1:A:43:LEU:HD13	2:C:467:MET:HG2	20	0.89	0.03	0.89
(1,3)	1:A:43:LEU:HD13	2:C:467:MET:HG3	20	0.89	0.03	0.89
(1,3)	1:A:43:LEU:HD13	2:C:467:MET:N	20	0.89	0.03	0.89
(1,3)	1:A:43:LEU:HD13	2:C:467:MET:O	20	0.89	0.03	0.89
(1,3)	1:A:43:LEU:HD13	2:C:467:MET:SD	20	0.89	0.03	0.89
(1,3)	1:A:43:LEU:HD13	2:C:468:PHE:C	20	0.89	0.03	0.89
(1,3)	1:A:43:LEU:HD13	2:C:468:PHE:CA	20	0.89	0.03	0.89
(1,3)	1:A:43:LEU:HD13	2:C:468:PHE:CB	20	0.89	0.03	0.89
(1,3)	1:A:43:LEU:HD13	2:C:468:PHE:CD1	20	0.89	0.03	0.89
(1,3)	1:A:43:LEU:HD13	2:C:468:PHE:CD2	20	0.89	0.03	0.89
(1,3)	1:A:43:LEU:HD13	2:C:468:PHE:CE1	20	0.89	0.03	0.89
(1,3)	1:A:43:LEU:HD13	2:C:468:PHE:CE2	20	0.89	0.03	0.89
(1,3)	1:A:43:LEU:HD13	2:C:468:PHE:CG	20	0.89	0.03	0.89
(1,3)	1:A:43:LEU:HD13	2:C:468:PHE:CZ	20	0.89	0.03	0.89
(1,3)	1:A:43:LEU:HD13	2:C:468:PHE:H	20	0.89	0.03	0.89
(1,3)	1:A:43:LEU:HD13	2:C:468:PHE:HA	20	0.89	0.03	0.89
(1,3)	1:A:43:LEU:HD13	2:C:468:PHE:HB2	20	0.89	0.03	0.89
(1,3)	1:A:43:LEU:HD13	2:C:468:PHE:HB3	20	0.89	0.03	0.89
(1,3)	1:A:43:LEU:HD13	2:C:468:PHE:HD1	20	0.89	0.03	0.89
(1,3)	1:A:43:LEU:HD13	2:C:468:PHE:HD2	20	0.89	0.03	0.89
(1,3)	1:A:43:LEU:HD13	2:C:468:PHE:HE1	20	0.89	0.03	0.89
(1,3)	1:A:43:LEU:HD13	2:C:468:PHE:HE2	20	0.89	0.03	0.89
(1,3)	1:A:43:LEU:HD13	2:C:468:PHE:HZ	20	0.89	0.03	0.89
(1,3)	1:A:43:LEU:HD13	2:C:468:PHE:N	20	0.89	0.03	0.89

Continued on next page...

Continued from previous page...

Key	Atom-1	Atom-2	Models ¹	Mean (Å)	SD ¹ (Å)	Median (Å)
(1,3)	1:A:43:LEU:HD13	2:C:468:PHE:O	20	0.89	0.03	0.89
(1,3)	1:A:43:LEU:HD13	2:C:469:PRO:C	20	0.89	0.03	0.89
(1,3)	1:A:43:LEU:HD13	2:C:469:PRO:CA	20	0.89	0.03	0.89
(1,3)	1:A:43:LEU:HD13	2:C:469:PRO:CB	20	0.89	0.03	0.89
(1,3)	1:A:43:LEU:HD13	2:C:469:PRO:CD	20	0.89	0.03	0.89
(1,3)	1:A:43:LEU:HD13	2:C:469:PRO:CG	20	0.89	0.03	0.89
(1,3)	1:A:43:LEU:HD13	2:C:469:PRO:HA	20	0.89	0.03	0.89
(1,3)	1:A:43:LEU:HD13	2:C:469:PRO:HB2	20	0.89	0.03	0.89
(1,3)	1:A:43:LEU:HD13	2:C:469:PRO:HB3	20	0.89	0.03	0.89
(1,3)	1:A:43:LEU:HD13	2:C:469:PRO:HD2	20	0.89	0.03	0.89
(1,3)	1:A:43:LEU:HD13	2:C:469:PRO:HD3	20	0.89	0.03	0.89
(1,3)	1:A:43:LEU:HD13	2:C:469:PRO:HG2	20	0.89	0.03	0.89
(1,3)	1:A:43:LEU:HD13	2:C:469:PRO:HG3	20	0.89	0.03	0.89
(1,3)	1:A:43:LEU:HD13	2:C:469:PRO:N	20	0.89	0.03	0.89
(1,3)	1:A:43:LEU:HD13	2:C:469:PRO:O	20	0.89	0.03	0.89
(1,3)	1:A:43:LEU:HD13	2:C:470:GLN:C	20	0.89	0.03	0.89
(1,3)	1:A:43:LEU:HD13	2:C:470:GLN:CA	20	0.89	0.03	0.89
(1,3)	1:A:43:LEU:HD13	2:C:470:GLN:CB	20	0.89	0.03	0.89
(1,3)	1:A:43:LEU:HD13	2:C:470:GLN:CD	20	0.89	0.03	0.89
(1,3)	1:A:43:LEU:HD13	2:C:470:GLN:CG	20	0.89	0.03	0.89
(1,3)	1:A:43:LEU:HD13	2:C:470:GLN:H	20	0.89	0.03	0.89
(1,3)	1:A:43:LEU:HD13	2:C:470:GLN:HA	20	0.89	0.03	0.89
(1,3)	1:A:43:LEU:HD13	2:C:470:GLN:HB2	20	0.89	0.03	0.89
(1,3)	1:A:43:LEU:HD13	2:C:470:GLN:HB3	20	0.89	0.03	0.89
(1,3)	1:A:43:LEU:HD13	2:C:470:GLN:HE21	20	0.89	0.03	0.89
(1,3)	1:A:43:LEU:HD13	2:C:470:GLN:HE22	20	0.89	0.03	0.89
(1,3)	1:A:43:LEU:HD13	2:C:470:GLN:HG2	20	0.89	0.03	0.89
(1,3)	1:A:43:LEU:HD13	2:C:470:GLN:HG3	20	0.89	0.03	0.89
(1,3)	1:A:43:LEU:HD13	2:C:470:GLN:N	20	0.89	0.03	0.89
(1,3)	1:A:43:LEU:HD13	2:C:470:GLN:NE2	20	0.89	0.03	0.89
(1,3)	1:A:43:LEU:HD13	2:C:470:GLN:O	20	0.89	0.03	0.89
(1,3)	1:A:43:LEU:HD13	2:C:470:GLN:OE1	20	0.89	0.03	0.89
(1,3)	1:A:43:LEU:HD13	2:C:472:PRO:C	20	0.89	0.03	0.89
(1,3)	1:A:43:LEU:HD13	2:C:472:PRO:CA	20	0.89	0.03	0.89
(1,3)	1:A:43:LEU:HD13	2:C:472:PRO:CB	20	0.89	0.03	0.89
(1,3)	1:A:43:LEU:HD13	2:C:472:PRO:CD	20	0.89	0.03	0.89
(1,3)	1:A:43:LEU:HD13	2:C:472:PRO:CG	20	0.89	0.03	0.89
(1,3)	1:A:43:LEU:HD13	2:C:472:PRO:HA	20	0.89	0.03	0.89
(1,3)	1:A:43:LEU:HD13	2:C:472:PRO:HB2	20	0.89	0.03	0.89
(1,3)	1:A:43:LEU:HD13	2:C:472:PRO:HB3	20	0.89	0.03	0.89
(1,3)	1:A:43:LEU:HD13	2:C:472:PRO:HD2	20	0.89	0.03	0.89
(1,3)	1:A:43:LEU:HD13	2:C:472:PRO:HD3	20	0.89	0.03	0.89

Continued on next page...

Continued from previous page...

Key	Atom-1	Atom-2	Models ¹	Mean (Å)	SD ¹ (Å)	Median (Å)
(1,3)	1:A:43:LEU:HD13	2:C:472:PRO:HG2	20	0.89	0.03	0.89
(1,3)	1:A:43:LEU:HD13	2:C:472:PRO:HG3	20	0.89	0.03	0.89
(1,3)	1:A:43:LEU:HD13	2:C:472:PRO:N	20	0.89	0.03	0.89
(1,3)	1:A:43:LEU:HD13	2:C:472:PRO:O	20	0.89	0.03	0.89
(1,3)	1:A:43:LEU:HD13	2:C:482:LEU:C	20	0.89	0.03	0.89
(1,3)	1:A:43:LEU:HD13	2:C:482:LEU:CA	20	0.89	0.03	0.89
(1,3)	1:A:43:LEU:HD13	2:C:482:LEU:CB	20	0.89	0.03	0.89
(1,3)	1:A:43:LEU:HD13	2:C:482:LEU:CD1	20	0.89	0.03	0.89
(1,3)	1:A:43:LEU:HD13	2:C:482:LEU:CD2	20	0.89	0.03	0.89
(1,3)	1:A:43:LEU:HD13	2:C:482:LEU:CG	20	0.89	0.03	0.89
(1,3)	1:A:43:LEU:HD13	2:C:482:LEU:H	20	0.89	0.03	0.89
(1,3)	1:A:43:LEU:HD13	2:C:482:LEU:HA	20	0.89	0.03	0.89
(1,3)	1:A:43:LEU:HD13	2:C:482:LEU:HB2	20	0.89	0.03	0.89
(1,3)	1:A:43:LEU:HD13	2:C:482:LEU:HB3	20	0.89	0.03	0.89
(1,3)	1:A:43:LEU:HD13	2:C:482:LEU:HD11	20	0.89	0.03	0.89
(1,3)	1:A:43:LEU:HD13	2:C:482:LEU:HD12	20	0.89	0.03	0.89
(1,3)	1:A:43:LEU:HD13	2:C:482:LEU:HD13	20	0.89	0.03	0.89
(1,3)	1:A:43:LEU:HD13	2:C:482:LEU:HD21	20	0.89	0.03	0.89
(1,3)	1:A:43:LEU:HD13	2:C:482:LEU:HD22	20	0.89	0.03	0.89
(1,3)	1:A:43:LEU:HD13	2:C:482:LEU:HD23	20	0.89	0.03	0.89
(1,3)	1:A:43:LEU:HD13	2:C:482:LEU:HG	20	0.89	0.03	0.89
(1,3)	1:A:43:LEU:HD13	2:C:482:LEU:N	20	0.89	0.03	0.89
(1,3)	1:A:43:LEU:HD13	2:C:482:LEU:O	20	0.89	0.03	0.89
(1,3)	1:A:43:LEU:HD13	2:C:483:THR:C	20	0.89	0.03	0.89
(1,3)	1:A:43:LEU:HD13	2:C:483:THR:CA	20	0.89	0.03	0.89
(1,3)	1:A:43:LEU:HD13	2:C:483:THR:CB	20	0.89	0.03	0.89
(1,3)	1:A:43:LEU:HD13	2:C:483:THR:CG2	20	0.89	0.03	0.89
(1,3)	1:A:43:LEU:HD13	2:C:483:THR:H	20	0.89	0.03	0.89
(1,3)	1:A:43:LEU:HD13	2:C:483:THR:HA	20	0.89	0.03	0.89
(1,3)	1:A:43:LEU:HD13	2:C:483:THR:HB	20	0.89	0.03	0.89
(1,3)	1:A:43:LEU:HD13	2:C:483:THR:HG1	20	0.89	0.03	0.89
(1,3)	1:A:43:LEU:HD13	2:C:483:THR:HG21	20	0.89	0.03	0.89
(1,3)	1:A:43:LEU:HD13	2:C:483:THR:HG22	20	0.89	0.03	0.89
(1,3)	1:A:43:LEU:HD13	2:C:483:THR:HG23	20	0.89	0.03	0.89
(1,3)	1:A:43:LEU:HD13	2:C:483:THR:N	20	0.89	0.03	0.89
(1,3)	1:A:43:LEU:HD13	2:C:483:THR:O	20	0.89	0.03	0.89
(1,3)	1:A:43:LEU:HD13	2:C:483:THR:OG1	20	0.89	0.03	0.89
(1,3)	1:A:43:LEU:HD13	2:C:484:ARG:C	20	0.89	0.03	0.89
(1,3)	1:A:43:LEU:HD13	2:C:484:ARG:CA	20	0.89	0.03	0.89
(1,3)	1:A:43:LEU:HD13	2:C:484:ARG:CB	20	0.89	0.03	0.89
(1,3)	1:A:43:LEU:HD13	2:C:484:ARG:CD	20	0.89	0.03	0.89
(1,3)	1:A:43:LEU:HD13	2:C:484:ARG:CG	20	0.89	0.03	0.89

Continued on next page...

Continued from previous page...

Key	Atom-1	Atom-2	Models ¹	Mean (Å)	SD ¹ (Å)	Median (Å)
(1,3)	1:A:43:LEU:HD13	2:C:484:ARG:CZ	20	0.89	0.03	0.89
(1,3)	1:A:43:LEU:HD13	2:C:484:ARG:H	20	0.89	0.03	0.89
(1,3)	1:A:43:LEU:HD13	2:C:484:ARG:HA	20	0.89	0.03	0.89
(1,3)	1:A:43:LEU:HD13	2:C:484:ARG:HB2	20	0.89	0.03	0.89
(1,3)	1:A:43:LEU:HD13	2:C:484:ARG:HB3	20	0.89	0.03	0.89
(1,3)	1:A:43:LEU:HD13	2:C:484:ARG:HD2	20	0.89	0.03	0.89
(1,3)	1:A:43:LEU:HD13	2:C:484:ARG:HD3	20	0.89	0.03	0.89
(1,3)	1:A:43:LEU:HD13	2:C:484:ARG:HE	20	0.89	0.03	0.89
(1,3)	1:A:43:LEU:HD13	2:C:484:ARG:HG2	20	0.89	0.03	0.89
(1,3)	1:A:43:LEU:HD13	2:C:484:ARG:HG3	20	0.89	0.03	0.89
(1,3)	1:A:43:LEU:HD13	2:C:484:ARG:HH11	20	0.89	0.03	0.89
(1,3)	1:A:43:LEU:HD13	2:C:484:ARG:HH12	20	0.89	0.03	0.89
(1,3)	1:A:43:LEU:HD13	2:C:484:ARG:HH21	20	0.89	0.03	0.89
(1,3)	1:A:43:LEU:HD13	2:C:484:ARG:HH22	20	0.89	0.03	0.89
(1,3)	1:A:43:LEU:HD13	2:C:484:ARG:N	20	0.89	0.03	0.89
(1,3)	1:A:43:LEU:HD13	2:C:484:ARG:NE	20	0.89	0.03	0.89
(1,3)	1:A:43:LEU:HD13	2:C:484:ARG:NH1	20	0.89	0.03	0.89
(1,3)	1:A:43:LEU:HD13	2:C:484:ARG:NH2	20	0.89	0.03	0.89
(1,3)	1:A:43:LEU:HD13	2:C:484:ARG:O	20	0.89	0.03	0.89
(1,3)	1:A:43:LEU:HD13	2:C:485:SER:C	20	0.89	0.03	0.89
(1,3)	1:A:43:LEU:HD13	2:C:485:SER:CA	20	0.89	0.03	0.89
(1,3)	1:A:43:LEU:HD13	2:C:485:SER:CB	20	0.89	0.03	0.89
(1,3)	1:A:43:LEU:HD13	2:C:485:SER:H	20	0.89	0.03	0.89
(1,3)	1:A:43:LEU:HD13	2:C:485:SER:HA	20	0.89	0.03	0.89
(1,3)	1:A:43:LEU:HD13	2:C:485:SER:HB2	20	0.89	0.03	0.89
(1,3)	1:A:43:LEU:HD13	2:C:485:SER:HB3	20	0.89	0.03	0.89
(1,3)	1:A:43:LEU:HD13	2:C:485:SER:HG	20	0.89	0.03	0.89
(1,3)	1:A:43:LEU:HD13	2:C:485:SER:N	20	0.89	0.03	0.89
(1,3)	1:A:43:LEU:HD13	2:C:485:SER:O	20	0.89	0.03	0.89
(1,3)	1:A:43:LEU:HD13	2:C:485:SER:OG	20	0.89	0.03	0.89
(1,3)	1:A:43:LEU:HD13	2:C:486:VAL:C	20	0.89	0.03	0.89
(1,3)	1:A:43:LEU:HD13	2:C:486:VAL:CA	20	0.89	0.03	0.89
(1,3)	1:A:43:LEU:HD13	2:C:486:VAL:CB	20	0.89	0.03	0.89
(1,3)	1:A:43:LEU:HD13	2:C:486:VAL:CG1	20	0.89	0.03	0.89
(1,3)	1:A:43:LEU:HD13	2:C:486:VAL:CG2	20	0.89	0.03	0.89
(1,3)	1:A:43:LEU:HD13	2:C:486:VAL:H	20	0.89	0.03	0.89
(1,3)	1:A:43:LEU:HD13	2:C:486:VAL:HA	20	0.89	0.03	0.89
(1,3)	1:A:43:LEU:HD13	2:C:486:VAL:HB	20	0.89	0.03	0.89
(1,3)	1:A:43:LEU:HD13	2:C:486:VAL:HG11	20	0.89	0.03	0.89
(1,3)	1:A:43:LEU:HD13	2:C:486:VAL:HG12	20	0.89	0.03	0.89
(1,3)	1:A:43:LEU:HD13	2:C:486:VAL:HG13	20	0.89	0.03	0.89
(1,3)	1:A:43:LEU:HD13	2:C:486:VAL:HG21	20	0.89	0.03	0.89

Continued on next page...

Continued from previous page...

Key	Atom-1	Atom-2	Models ¹	Mean (Å)	SD ¹ (Å)	Median (Å)
(1,3)	1:A:43:LEU:HD13	2:C:486:VAL:HG22	20	0.89	0.03	0.89
(1,3)	1:A:43:LEU:HD13	2:C:486:VAL:HG23	20	0.89	0.03	0.89
(1,3)	1:A:43:LEU:HD13	2:C:486:VAL:N	20	0.89	0.03	0.89
(1,3)	1:A:43:LEU:HD13	2:C:486:VAL:O	20	0.89	0.03	0.89
(1,3)	1:A:43:LEU:HD13	2:C:487:GLU:C	20	0.89	0.03	0.89
(1,3)	1:A:43:LEU:HD13	2:C:487:GLU:CA	20	0.89	0.03	0.89
(1,3)	1:A:43:LEU:HD13	2:C:487:GLU:CB	20	0.89	0.03	0.89
(1,3)	1:A:43:LEU:HD13	2:C:487:GLU:CD	20	0.89	0.03	0.89
(1,3)	1:A:43:LEU:HD13	2:C:487:GLU:CG	20	0.89	0.03	0.89
(1,3)	1:A:43:LEU:HD13	2:C:487:GLU:H	20	0.89	0.03	0.89
(1,3)	1:A:43:LEU:HD13	2:C:487:GLU:HA	20	0.89	0.03	0.89
(1,3)	1:A:43:LEU:HD13	2:C:487:GLU:HB2	20	0.89	0.03	0.89
(1,3)	1:A:43:LEU:HD13	2:C:487:GLU:HB3	20	0.89	0.03	0.89
(1,3)	1:A:43:LEU:HD13	2:C:487:GLU:HG2	20	0.89	0.03	0.89
(1,3)	1:A:43:LEU:HD13	2:C:487:GLU:HG3	20	0.89	0.03	0.89
(1,3)	1:A:43:LEU:HD13	2:C:487:GLU:N	20	0.89	0.03	0.89
(1,3)	1:A:43:LEU:HD13	2:C:487:GLU:O	20	0.89	0.03	0.89
(1,3)	1:A:43:LEU:HD13	2:C:487:GLU:OE1	20	0.89	0.03	0.89
(1,3)	1:A:43:LEU:HD13	2:C:487:GLU:OE2	20	0.89	0.03	0.89
(1,3)	1:A:43:LEU:HD13	2:C:488:ILE:C	20	0.89	0.03	0.89
(1,3)	1:A:43:LEU:HD13	2:C:488:ILE:CA	20	0.89	0.03	0.89
(1,3)	1:A:43:LEU:HD13	2:C:488:ILE:CB	20	0.89	0.03	0.89
(1,3)	1:A:43:LEU:HD13	2:C:488:ILE:CD1	20	0.89	0.03	0.89
(1,3)	1:A:43:LEU:HD13	2:C:488:ILE:CG1	20	0.89	0.03	0.89
(1,3)	1:A:43:LEU:HD13	2:C:488:ILE:CG2	20	0.89	0.03	0.89
(1,3)	1:A:43:LEU:HD13	2:C:488:ILE:H	20	0.89	0.03	0.89
(1,3)	1:A:43:LEU:HD13	2:C:488:ILE:HA	20	0.89	0.03	0.89
(1,3)	1:A:43:LEU:HD13	2:C:488:ILE:HB	20	0.89	0.03	0.89
(1,3)	1:A:43:LEU:HD13	2:C:488:ILE:HD11	20	0.89	0.03	0.89
(1,3)	1:A:43:LEU:HD13	2:C:488:ILE:HD12	20	0.89	0.03	0.89
(1,3)	1:A:43:LEU:HD13	2:C:488:ILE:HD13	20	0.89	0.03	0.89
(1,3)	1:A:43:LEU:HD13	2:C:488:ILE:HG12	20	0.89	0.03	0.89
(1,3)	1:A:43:LEU:HD13	2:C:488:ILE:HG13	20	0.89	0.03	0.89
(1,3)	1:A:43:LEU:HD13	2:C:488:ILE:HG21	20	0.89	0.03	0.89
(1,3)	1:A:43:LEU:HD13	2:C:488:ILE:HG22	20	0.89	0.03	0.89
(1,3)	1:A:43:LEU:HD13	2:C:488:ILE:HG23	20	0.89	0.03	0.89
(1,3)	1:A:43:LEU:HD13	2:C:488:ILE:N	20	0.89	0.03	0.89
(1,3)	1:A:43:LEU:HD13	2:C:488:ILE:O	20	0.89	0.03	0.89
(1,3)	1:A:43:LEU:HD13	2:C:490:THR:C	20	0.89	0.03	0.89
(1,3)	1:A:43:LEU:HD13	2:C:490:THR:CA	20	0.89	0.03	0.89
(1,3)	1:A:43:LEU:HD13	2:C:490:THR:CB	20	0.89	0.03	0.89
(1,3)	1:A:43:LEU:HD13	2:C:490:THR:CG2	20	0.89	0.03	0.89

Continued on next page...

Continued from previous page...

Key	Atom-1	Atom-2	Models ¹	Mean (Å)	SD ¹ (Å)	Median (Å)
(1,3)	1:A:43:LEU:HD13	2:C:490:THR:H	20	0.89	0.03	0.89
(1,3)	1:A:43:LEU:HD13	2:C:490:THR:HA	20	0.89	0.03	0.89
(1,3)	1:A:43:LEU:HD13	2:C:490:THR:HB	20	0.89	0.03	0.89
(1,3)	1:A:43:LEU:HD13	2:C:490:THR:HG1	20	0.89	0.03	0.89
(1,3)	1:A:43:LEU:HD13	2:C:490:THR:HG21	20	0.89	0.03	0.89
(1,3)	1:A:43:LEU:HD13	2:C:490:THR:HG22	20	0.89	0.03	0.89
(1,3)	1:A:43:LEU:HD13	2:C:490:THR:HG23	20	0.89	0.03	0.89
(1,3)	1:A:43:LEU:HD13	2:C:490:THR:N	20	0.89	0.03	0.89
(1,3)	1:A:43:LEU:HD13	2:C:490:THR:O	20	0.89	0.03	0.89
(1,3)	1:A:43:LEU:HD13	2:C:490:THR:OG1	20	0.89	0.03	0.89
(1,3)	1:A:43:LEU:HD13	2:C:491:ASP:C	20	0.89	0.03	0.89
(1,3)	1:A:43:LEU:HD13	2:C:491:ASP:CA	20	0.89	0.03	0.89
(1,3)	1:A:43:LEU:HD13	2:C:491:ASP:CB	20	0.89	0.03	0.89
(1,3)	1:A:43:LEU:HD13	2:C:491:ASP:CG	20	0.89	0.03	0.89
(1,3)	1:A:43:LEU:HD13	2:C:491:ASP:H	20	0.89	0.03	0.89
(1,3)	1:A:43:LEU:HD13	2:C:491:ASP:HA	20	0.89	0.03	0.89
(1,3)	1:A:43:LEU:HD13	2:C:491:ASP:HB2	20	0.89	0.03	0.89
(1,3)	1:A:43:LEU:HD13	2:C:491:ASP:HB3	20	0.89	0.03	0.89
(1,3)	1:A:43:LEU:HD13	2:C:491:ASP:N	20	0.89	0.03	0.89
(1,3)	1:A:43:LEU:HD13	2:C:491:ASP:O	20	0.89	0.03	0.89
(1,3)	1:A:43:LEU:HD13	2:C:491:ASP:OD1	20	0.89	0.03	0.89
(1,3)	1:A:43:LEU:HD13	2:C:491:ASP:OD2	20	0.89	0.03	0.89
(1,3)	1:A:43:LEU:HD13	2:C:492:ASN:C	20	0.89	0.03	0.89
(1,3)	1:A:43:LEU:HD13	2:C:492:ASN:CA	20	0.89	0.03	0.89
(1,3)	1:A:43:LEU:HD13	2:C:492:ASN:CB	20	0.89	0.03	0.89
(1,3)	1:A:43:LEU:HD13	2:C:492:ASN:CG	20	0.89	0.03	0.89
(1,3)	1:A:43:LEU:HD13	2:C:492:ASN:H	20	0.89	0.03	0.89
(1,3)	1:A:43:LEU:HD13	2:C:492:ASN:HA	20	0.89	0.03	0.89
(1,3)	1:A:43:LEU:HD13	2:C:492:ASN:HB2	20	0.89	0.03	0.89
(1,3)	1:A:43:LEU:HD13	2:C:492:ASN:HB3	20	0.89	0.03	0.89
(1,3)	1:A:43:LEU:HD13	2:C:492:ASN:HD21	20	0.89	0.03	0.89
(1,3)	1:A:43:LEU:HD13	2:C:492:ASN:HD22	20	0.89	0.03	0.89
(1,3)	1:A:43:LEU:HD13	2:C:492:ASN:N	20	0.89	0.03	0.89
(1,3)	1:A:43:LEU:HD13	2:C:492:ASN:ND2	20	0.89	0.03	0.89
(1,3)	1:A:43:LEU:HD13	2:C:492:ASN:O	20	0.89	0.03	0.89
(1,3)	1:A:43:LEU:HD13	2:C:492:ASN:OD1	20	0.89	0.03	0.89
(1,3)	1:A:43:LEU:HD13	2:C:494:LEU:C	20	0.89	0.03	0.89
(1,3)	1:A:43:LEU:HD13	2:C:494:LEU:CA	20	0.89	0.03	0.89
(1,3)	1:A:43:LEU:HD13	2:C:494:LEU:CB	20	0.89	0.03	0.89
(1,3)	1:A:43:LEU:HD13	2:C:494:LEU:CD1	20	0.89	0.03	0.89
(1,3)	1:A:43:LEU:HD13	2:C:494:LEU:CD2	20	0.89	0.03	0.89
(1,3)	1:A:43:LEU:HD13	2:C:494:LEU:CG	20	0.89	0.03	0.89

Continued on next page...

Continued from previous page...

Key	Atom-1	Atom-2	Models ¹	Mean (Å)	SD ¹ (Å)	Median (Å)
(1,3)	1:A:43:LEU:HD13	2:C:494:LEU:H	20	0.89	0.03	0.89
(1,3)	1:A:43:LEU:HD13	2:C:494:LEU:HA	20	0.89	0.03	0.89
(1,3)	1:A:43:LEU:HD13	2:C:494:LEU:HB2	20	0.89	0.03	0.89
(1,3)	1:A:43:LEU:HD13	2:C:494:LEU:HB3	20	0.89	0.03	0.89
(1,3)	1:A:43:LEU:HD13	2:C:494:LEU:HD11	20	0.89	0.03	0.89
(1,3)	1:A:43:LEU:HD13	2:C:494:LEU:HD12	20	0.89	0.03	0.89
(1,3)	1:A:43:LEU:HD13	2:C:494:LEU:HD13	20	0.89	0.03	0.89
(1,3)	1:A:43:LEU:HD13	2:C:494:LEU:HD21	20	0.89	0.03	0.89
(1,3)	1:A:43:LEU:HD13	2:C:494:LEU:HD22	20	0.89	0.03	0.89
(1,3)	1:A:43:LEU:HD13	2:C:494:LEU:HD23	20	0.89	0.03	0.89
(1,3)	1:A:43:LEU:HD13	2:C:494:LEU:HG	20	0.89	0.03	0.89
(1,3)	1:A:43:LEU:HD13	2:C:494:LEU:N	20	0.89	0.03	0.89
(1,3)	1:A:43:LEU:HD13	2:C:494:LEU:O	20	0.89	0.03	0.89
(1,3)	1:A:43:LEU:HD13	2:C:495:GLU:C	20	0.89	0.03	0.89
(1,3)	1:A:43:LEU:HD13	2:C:495:GLU:CA	20	0.89	0.03	0.89
(1,3)	1:A:43:LEU:HD13	2:C:495:GLU:CB	20	0.89	0.03	0.89
(1,3)	1:A:43:LEU:HD13	2:C:495:GLU:CD	20	0.89	0.03	0.89
(1,3)	1:A:43:LEU:HD13	2:C:495:GLU:CG	20	0.89	0.03	0.89
(1,3)	1:A:43:LEU:HD13	2:C:495:GLU:H	20	0.89	0.03	0.89
(1,3)	1:A:43:LEU:HD13	2:C:495:GLU:HA	20	0.89	0.03	0.89
(1,3)	1:A:43:LEU:HD13	2:C:495:GLU:HB2	20	0.89	0.03	0.89
(1,3)	1:A:43:LEU:HD13	2:C:495:GLU:HB3	20	0.89	0.03	0.89
(1,3)	1:A:43:LEU:HD13	2:C:495:GLU:HG2	20	0.89	0.03	0.89
(1,3)	1:A:43:LEU:HD13	2:C:495:GLU:HG3	20	0.89	0.03	0.89
(1,3)	1:A:43:LEU:HD13	2:C:495:GLU:N	20	0.89	0.03	0.89
(1,3)	1:A:43:LEU:HD13	2:C:495:GLU:O	20	0.89	0.03	0.89
(1,3)	1:A:43:LEU:HD13	2:C:495:GLU:OE1	20	0.89	0.03	0.89
(1,3)	1:A:43:LEU:HD13	2:C:495:GLU:OE2	20	0.89	0.03	0.89
(1,3)	1:A:43:LEU:HD13	2:C:496:GLY:C	20	0.89	0.03	0.89
(1,3)	1:A:43:LEU:HD13	2:C:496:GLY:CA	20	0.89	0.03	0.89
(1,3)	1:A:43:LEU:HD13	2:C:496:GLY:H	20	0.89	0.03	0.89
(1,3)	1:A:43:LEU:HD13	2:C:496:GLY:HA2	20	0.89	0.03	0.89
(1,3)	1:A:43:LEU:HD13	2:C:496:GLY:HA3	20	0.89	0.03	0.89
(1,3)	1:A:43:LEU:HD13	2:C:496:GLY:N	20	0.89	0.03	0.89
(1,3)	1:A:43:LEU:HD13	2:C:496:GLY:O	20	0.89	0.03	0.89
(1,3)	1:A:43:LEU:HD13	2:C:497:ARG:C	20	0.89	0.03	0.89
(1,3)	1:A:43:LEU:HD13	2:C:497:ARG:CA	20	0.89	0.03	0.89
(1,3)	1:A:43:LEU:HD13	2:C:497:ARG:CB	20	0.89	0.03	0.89
(1,3)	1:A:43:LEU:HD13	2:C:497:ARG:CD	20	0.89	0.03	0.89
(1,3)	1:A:43:LEU:HD13	2:C:497:ARG:CG	20	0.89	0.03	0.89
(1,3)	1:A:43:LEU:HD13	2:C:497:ARG:CZ	20	0.89	0.03	0.89
(1,3)	1:A:43:LEU:HD13	2:C:497:ARG:H	20	0.89	0.03	0.89

Continued on next page...

Continued from previous page...

Key	Atom-1	Atom-2	Models ¹	Mean (Å)	SD ¹ (Å)	Median (Å)
(1,3)	1:A:43:LEU:HD13	2:C:497:ARG:HA	20	0.89	0.03	0.89
(1,3)	1:A:43:LEU:HD13	2:C:497:ARG:HB2	20	0.89	0.03	0.89
(1,3)	1:A:43:LEU:HD13	2:C:497:ARG:HB3	20	0.89	0.03	0.89
(1,3)	1:A:43:LEU:HD13	2:C:497:ARG:HD2	20	0.89	0.03	0.89
(1,3)	1:A:43:LEU:HD13	2:C:497:ARG:HD3	20	0.89	0.03	0.89
(1,3)	1:A:43:LEU:HD13	2:C:497:ARG:HE	20	0.89	0.03	0.89
(1,3)	1:A:43:LEU:HD13	2:C:497:ARG:HG2	20	0.89	0.03	0.89
(1,3)	1:A:43:LEU:HD13	2:C:497:ARG:HG3	20	0.89	0.03	0.89
(1,3)	1:A:43:LEU:HD13	2:C:497:ARG:HH11	20	0.89	0.03	0.89
(1,3)	1:A:43:LEU:HD13	2:C:497:ARG:HH12	20	0.89	0.03	0.89
(1,3)	1:A:43:LEU:HD13	2:C:497:ARG:HH21	20	0.89	0.03	0.89
(1,3)	1:A:43:LEU:HD13	2:C:497:ARG:HH22	20	0.89	0.03	0.89
(1,3)	1:A:43:LEU:HD13	2:C:497:ARG:N	20	0.89	0.03	0.89
(1,3)	1:A:43:LEU:HD13	2:C:497:ARG:NE	20	0.89	0.03	0.89
(1,3)	1:A:43:LEU:HD13	2:C:497:ARG:NH1	20	0.89	0.03	0.89
(1,3)	1:A:43:LEU:HD13	2:C:497:ARG:NH2	20	0.89	0.03	0.89
(1,3)	1:A:43:LEU:HD13	2:C:497:ARG:O	20	0.89	0.03	0.89
(1,3)	1:A:43:LEU:HD21	2:C:457:LEU:C	20	0.89	0.03	0.89
(1,3)	1:A:43:LEU:HD21	2:C:457:LEU:CA	20	0.89	0.03	0.89
(1,3)	1:A:43:LEU:HD21	2:C:457:LEU:CB	20	0.89	0.03	0.89
(1,3)	1:A:43:LEU:HD21	2:C:457:LEU:CD1	20	0.89	0.03	0.89
(1,3)	1:A:43:LEU:HD21	2:C:457:LEU:CD2	20	0.89	0.03	0.89
(1,3)	1:A:43:LEU:HD21	2:C:457:LEU:CG	20	0.89	0.03	0.89
(1,3)	1:A:43:LEU:HD21	2:C:457:LEU:H	20	0.89	0.03	0.89
(1,3)	1:A:43:LEU:HD21	2:C:457:LEU:HA	20	0.89	0.03	0.89
(1,3)	1:A:43:LEU:HD21	2:C:457:LEU:HB2	20	0.89	0.03	0.89
(1,3)	1:A:43:LEU:HD21	2:C:457:LEU:HB3	20	0.89	0.03	0.89
(1,3)	1:A:43:LEU:HD21	2:C:457:LEU:HD11	20	0.89	0.03	0.89
(1,3)	1:A:43:LEU:HD21	2:C:457:LEU:HD12	20	0.89	0.03	0.89
(1,3)	1:A:43:LEU:HD21	2:C:457:LEU:HD13	20	0.89	0.03	0.89
(1,3)	1:A:43:LEU:HD21	2:C:457:LEU:HD21	20	0.89	0.03	0.89
(1,3)	1:A:43:LEU:HD21	2:C:457:LEU:HD22	20	0.89	0.03	0.89
(1,3)	1:A:43:LEU:HD21	2:C:457:LEU:HD23	20	0.89	0.03	0.89
(1,3)	1:A:43:LEU:HD21	2:C:457:LEU:HG	20	0.89	0.03	0.89
(1,3)	1:A:43:LEU:HD21	2:C:457:LEU:N	20	0.89	0.03	0.89
(1,3)	1:A:43:LEU:HD21	2:C:457:LEU:O	20	0.89	0.03	0.89
(1,3)	1:A:43:LEU:HD21	2:C:459:ALA:C	20	0.89	0.03	0.89
(1,3)	1:A:43:LEU:HD21	2:C:459:ALA:CA	20	0.89	0.03	0.89
(1,3)	1:A:43:LEU:HD21	2:C:459:ALA:CB	20	0.89	0.03	0.89
(1,3)	1:A:43:LEU:HD21	2:C:459:ALA:H	20	0.89	0.03	0.89
(1,3)	1:A:43:LEU:HD21	2:C:459:ALA:HA	20	0.89	0.03	0.89
(1,3)	1:A:43:LEU:HD21	2:C:459:ALA:HB1	20	0.89	0.03	0.89

Continued on next page...

Continued from previous page...

Key	Atom-1	Atom-2	Models ¹	Mean (Å)	SD ¹ (Å)	Median (Å)
(1,3)	1:A:43:LEU:HD21	2:C:459:ALA:HB2	20	0.89	0.03	0.89
(1,3)	1:A:43:LEU:HD21	2:C:459:ALA:HB3	20	0.89	0.03	0.89
(1,3)	1:A:43:LEU:HD21	2:C:459:ALA:N	20	0.89	0.03	0.89
(1,3)	1:A:43:LEU:HD21	2:C:459:ALA:O	20	0.89	0.03	0.89
(1,3)	1:A:43:LEU:HD21	2:C:460:MET:C	20	0.89	0.03	0.89
(1,3)	1:A:43:LEU:HD21	2:C:460:MET:CA	20	0.89	0.03	0.89
(1,3)	1:A:43:LEU:HD21	2:C:460:MET:CB	20	0.89	0.03	0.89
(1,3)	1:A:43:LEU:HD21	2:C:460:MET:CE	20	0.89	0.03	0.89
(1,3)	1:A:43:LEU:HD21	2:C:460:MET:CG	20	0.89	0.03	0.89
(1,3)	1:A:43:LEU:HD21	2:C:460:MET:H	20	0.89	0.03	0.89
(1,3)	1:A:43:LEU:HD21	2:C:460:MET:HA	20	0.89	0.03	0.89
(1,3)	1:A:43:LEU:HD21	2:C:460:MET:HB2	20	0.89	0.03	0.89
(1,3)	1:A:43:LEU:HD21	2:C:460:MET:HB3	20	0.89	0.03	0.89
(1,3)	1:A:43:LEU:HD21	2:C:460:MET:HE1	20	0.89	0.03	0.89
(1,3)	1:A:43:LEU:HD21	2:C:460:MET:HE2	20	0.89	0.03	0.89
(1,3)	1:A:43:LEU:HD21	2:C:460:MET:HE3	20	0.89	0.03	0.89
(1,3)	1:A:43:LEU:HD21	2:C:460:MET:HG2	20	0.89	0.03	0.89
(1,3)	1:A:43:LEU:HD21	2:C:460:MET:HG3	20	0.89	0.03	0.89
(1,3)	1:A:43:LEU:HD21	2:C:460:MET:N	20	0.89	0.03	0.89
(1,3)	1:A:43:LEU:HD21	2:C:460:MET:O	20	0.89	0.03	0.89
(1,3)	1:A:43:LEU:HD21	2:C:460:MET:SD	20	0.89	0.03	0.89
(1,3)	1:A:43:LEU:HD21	2:C:462:HIS:C	20	0.89	0.03	0.89
(1,3)	1:A:43:LEU:HD21	2:C:462:HIS:CA	20	0.89	0.03	0.89
(1,3)	1:A:43:LEU:HD21	2:C:462:HIS:CB	20	0.89	0.03	0.89
(1,3)	1:A:43:LEU:HD21	2:C:462:HIS:CD2	20	0.89	0.03	0.89
(1,3)	1:A:43:LEU:HD21	2:C:462:HIS:CE1	20	0.89	0.03	0.89
(1,3)	1:A:43:LEU:HD21	2:C:462:HIS:CG	20	0.89	0.03	0.89
(1,3)	1:A:43:LEU:HD21	2:C:462:HIS:H	20	0.89	0.03	0.89
(1,3)	1:A:43:LEU:HD21	2:C:462:HIS:HA	20	0.89	0.03	0.89
(1,3)	1:A:43:LEU:HD21	2:C:462:HIS:HB2	20	0.89	0.03	0.89
(1,3)	1:A:43:LEU:HD21	2:C:462:HIS:HB3	20	0.89	0.03	0.89
(1,3)	1:A:43:LEU:HD21	2:C:462:HIS:HD2	20	0.89	0.03	0.89
(1,3)	1:A:43:LEU:HD21	2:C:462:HIS:HE1	20	0.89	0.03	0.89
(1,3)	1:A:43:LEU:HD21	2:C:462:HIS:HE2	20	0.89	0.03	0.89
(1,3)	1:A:43:LEU:HD21	2:C:462:HIS:N	20	0.89	0.03	0.89
(1,3)	1:A:43:LEU:HD21	2:C:462:HIS:ND1	20	0.89	0.03	0.89
(1,3)	1:A:43:LEU:HD21	2:C:462:HIS:NE2	20	0.89	0.03	0.89
(1,3)	1:A:43:LEU:HD21	2:C:462:HIS:O	20	0.89	0.03	0.89
(1,3)	1:A:43:LEU:HD21	2:C:463:GLN:C	20	0.89	0.03	0.89
(1,3)	1:A:43:LEU:HD21	2:C:463:GLN:CA	20	0.89	0.03	0.89
(1,3)	1:A:43:LEU:HD21	2:C:463:GLN:CB	20	0.89	0.03	0.89
(1,3)	1:A:43:LEU:HD21	2:C:463:GLN:CD	20	0.89	0.03	0.89

Continued on next page...

Continued from previous page...

Key	Atom-1	Atom-2	Models ¹	Mean (Å)	SD ¹ (Å)	Median (Å)
(1,3)	1:A:43:LEU:HD21	2:C:463:GLN:CG	20	0.89	0.03	0.89
(1,3)	1:A:43:LEU:HD21	2:C:463:GLN:H	20	0.89	0.03	0.89
(1,3)	1:A:43:LEU:HD21	2:C:463:GLN:HA	20	0.89	0.03	0.89
(1,3)	1:A:43:LEU:HD21	2:C:463:GLN:HB2	20	0.89	0.03	0.89
(1,3)	1:A:43:LEU:HD21	2:C:463:GLN:HB3	20	0.89	0.03	0.89
(1,3)	1:A:43:LEU:HD21	2:C:463:GLN:HE21	20	0.89	0.03	0.89
(1,3)	1:A:43:LEU:HD21	2:C:463:GLN:HE22	20	0.89	0.03	0.89
(1,3)	1:A:43:LEU:HD21	2:C:463:GLN:HG2	20	0.89	0.03	0.89
(1,3)	1:A:43:LEU:HD21	2:C:463:GLN:HG3	20	0.89	0.03	0.89
(1,3)	1:A:43:LEU:HD21	2:C:463:GLN:N	20	0.89	0.03	0.89
(1,3)	1:A:43:LEU:HD21	2:C:463:GLN:NE2	20	0.89	0.03	0.89
(1,3)	1:A:43:LEU:HD21	2:C:463:GLN:O	20	0.89	0.03	0.89
(1,3)	1:A:43:LEU:HD21	2:C:463:GLN:OE1	20	0.89	0.03	0.89
(1,3)	1:A:43:LEU:HD21	2:C:465:GLN:C	20	0.89	0.03	0.89
(1,3)	1:A:43:LEU:HD21	2:C:465:GLN:CA	20	0.89	0.03	0.89
(1,3)	1:A:43:LEU:HD21	2:C:465:GLN:CB	20	0.89	0.03	0.89
(1,3)	1:A:43:LEU:HD21	2:C:465:GLN:CD	20	0.89	0.03	0.89
(1,3)	1:A:43:LEU:HD21	2:C:465:GLN:CG	20	0.89	0.03	0.89
(1,3)	1:A:43:LEU:HD21	2:C:465:GLN:H	20	0.89	0.03	0.89
(1,3)	1:A:43:LEU:HD21	2:C:465:GLN:HA	20	0.89	0.03	0.89
(1,3)	1:A:43:LEU:HD21	2:C:465:GLN:HB2	20	0.89	0.03	0.89
(1,3)	1:A:43:LEU:HD21	2:C:465:GLN:HB3	20	0.89	0.03	0.89
(1,3)	1:A:43:LEU:HD21	2:C:465:GLN:HE21	20	0.89	0.03	0.89
(1,3)	1:A:43:LEU:HD21	2:C:465:GLN:HE22	20	0.89	0.03	0.89
(1,3)	1:A:43:LEU:HD21	2:C:465:GLN:HG2	20	0.89	0.03	0.89
(1,3)	1:A:43:LEU:HD21	2:C:465:GLN:HG3	20	0.89	0.03	0.89
(1,3)	1:A:43:LEU:HD21	2:C:465:GLN:N	20	0.89	0.03	0.89
(1,3)	1:A:43:LEU:HD21	2:C:465:GLN:NE2	20	0.89	0.03	0.89
(1,3)	1:A:43:LEU:HD21	2:C:465:GLN:O	20	0.89	0.03	0.89
(1,3)	1:A:43:LEU:HD21	2:C:465:GLN:OE1	20	0.89	0.03	0.89
(1,3)	1:A:43:LEU:HD21	2:C:466:GLU:C	20	0.89	0.03	0.89
(1,3)	1:A:43:LEU:HD21	2:C:466:GLU:CA	20	0.89	0.03	0.89
(1,3)	1:A:43:LEU:HD21	2:C:466:GLU:CB	20	0.89	0.03	0.89
(1,3)	1:A:43:LEU:HD21	2:C:466:GLU:CD	20	0.89	0.03	0.89
(1,3)	1:A:43:LEU:HD21	2:C:466:GLU:CG	20	0.89	0.03	0.89
(1,3)	1:A:43:LEU:HD21	2:C:466:GLU:H	20	0.89	0.03	0.89
(1,3)	1:A:43:LEU:HD21	2:C:466:GLU:HA	20	0.89	0.03	0.89
(1,3)	1:A:43:LEU:HD21	2:C:466:GLU:HB2	20	0.89	0.03	0.89
(1,3)	1:A:43:LEU:HD21	2:C:466:GLU:HB3	20	0.89	0.03	0.89
(1,3)	1:A:43:LEU:HD21	2:C:466:GLU:HG2	20	0.89	0.03	0.89
(1,3)	1:A:43:LEU:HD21	2:C:466:GLU:HG3	20	0.89	0.03	0.89
(1,3)	1:A:43:LEU:HD21	2:C:466:GLU:N	20	0.89	0.03	0.89

Continued on next page...

Continued from previous page...

Key	Atom-1	Atom-2	Models ¹	Mean (Å)	SD ¹ (Å)	Median (Å)
(1,3)	1:A:43:LEU:HD21	2:C:466:GLU:O	20	0.89	0.03	0.89
(1,3)	1:A:43:LEU:HD21	2:C:466:GLU:OE1	20	0.89	0.03	0.89
(1,3)	1:A:43:LEU:HD21	2:C:466:GLU:OE2	20	0.89	0.03	0.89
(1,3)	1:A:43:LEU:HD21	2:C:467:MET:C	20	0.89	0.03	0.89
(1,3)	1:A:43:LEU:HD21	2:C:467:MET:CA	20	0.89	0.03	0.89
(1,3)	1:A:43:LEU:HD21	2:C:467:MET:CB	20	0.89	0.03	0.89
(1,3)	1:A:43:LEU:HD21	2:C:467:MET:CE	20	0.89	0.03	0.89
(1,3)	1:A:43:LEU:HD21	2:C:467:MET:CG	20	0.89	0.03	0.89
(1,3)	1:A:43:LEU:HD21	2:C:467:MET:H	20	0.89	0.03	0.89
(1,3)	1:A:43:LEU:HD21	2:C:467:MET:HA	20	0.89	0.03	0.89
(1,3)	1:A:43:LEU:HD21	2:C:467:MET:HB2	20	0.89	0.03	0.89
(1,3)	1:A:43:LEU:HD21	2:C:467:MET:HB3	20	0.89	0.03	0.89
(1,3)	1:A:43:LEU:HD21	2:C:467:MET:HE1	20	0.89	0.03	0.89
(1,3)	1:A:43:LEU:HD21	2:C:467:MET:HE2	20	0.89	0.03	0.89
(1,3)	1:A:43:LEU:HD21	2:C:467:MET:HE3	20	0.89	0.03	0.89
(1,3)	1:A:43:LEU:HD21	2:C:467:MET:HG2	20	0.89	0.03	0.89
(1,3)	1:A:43:LEU:HD21	2:C:467:MET:HG3	20	0.89	0.03	0.89
(1,3)	1:A:43:LEU:HD21	2:C:467:MET:N	20	0.89	0.03	0.89
(1,3)	1:A:43:LEU:HD21	2:C:467:MET:O	20	0.89	0.03	0.89
(1,3)	1:A:43:LEU:HD21	2:C:467:MET:SD	20	0.89	0.03	0.89
(1,3)	1:A:43:LEU:HD21	2:C:468:PHE:C	20	0.89	0.03	0.89
(1,3)	1:A:43:LEU:HD21	2:C:468:PHE:CA	20	0.89	0.03	0.89
(1,3)	1:A:43:LEU:HD21	2:C:468:PHE:CB	20	0.89	0.03	0.89
(1,3)	1:A:43:LEU:HD21	2:C:468:PHE:CD1	20	0.89	0.03	0.89
(1,3)	1:A:43:LEU:HD21	2:C:468:PHE:CD2	20	0.89	0.03	0.89
(1,3)	1:A:43:LEU:HD21	2:C:468:PHE:CE1	20	0.89	0.03	0.89
(1,3)	1:A:43:LEU:HD21	2:C:468:PHE:CE2	20	0.89	0.03	0.89
(1,3)	1:A:43:LEU:HD21	2:C:468:PHE:CG	20	0.89	0.03	0.89
(1,3)	1:A:43:LEU:HD21	2:C:468:PHE:CZ	20	0.89	0.03	0.89
(1,3)	1:A:43:LEU:HD21	2:C:468:PHE:H	20	0.89	0.03	0.89
(1,3)	1:A:43:LEU:HD21	2:C:468:PHE:HA	20	0.89	0.03	0.89
(1,3)	1:A:43:LEU:HD21	2:C:468:PHE:HB2	20	0.89	0.03	0.89
(1,3)	1:A:43:LEU:HD21	2:C:468:PHE:HB3	20	0.89	0.03	0.89
(1,3)	1:A:43:LEU:HD21	2:C:468:PHE:HD1	20	0.89	0.03	0.89
(1,3)	1:A:43:LEU:HD21	2:C:468:PHE:HD2	20	0.89	0.03	0.89
(1,3)	1:A:43:LEU:HD21	2:C:468:PHE:HE1	20	0.89	0.03	0.89
(1,3)	1:A:43:LEU:HD21	2:C:468:PHE:HE2	20	0.89	0.03	0.89
(1,3)	1:A:43:LEU:HD21	2:C:468:PHE:HZ	20	0.89	0.03	0.89
(1,3)	1:A:43:LEU:HD21	2:C:468:PHE:N	20	0.89	0.03	0.89
(1,3)	1:A:43:LEU:HD21	2:C:468:PHE:O	20	0.89	0.03	0.89
(1,3)	1:A:43:LEU:HD21	2:C:469:PRO:C	20	0.89	0.03	0.89
(1,3)	1:A:43:LEU:HD21	2:C:469:PRO:CA	20	0.89	0.03	0.89

Continued on next page...

Continued from previous page...

Key	Atom-1	Atom-2	Models ¹	Mean (Å)	SD ¹ (Å)	Median (Å)
(1,3)	1:A:43:LEU:HD21	2:C:469:PRO:CB	20	0.89	0.03	0.89
(1,3)	1:A:43:LEU:HD21	2:C:469:PRO:CD	20	0.89	0.03	0.89
(1,3)	1:A:43:LEU:HD21	2:C:469:PRO:CG	20	0.89	0.03	0.89
(1,3)	1:A:43:LEU:HD21	2:C:469:PRO:HA	20	0.89	0.03	0.89
(1,3)	1:A:43:LEU:HD21	2:C:469:PRO:HB2	20	0.89	0.03	0.89
(1,3)	1:A:43:LEU:HD21	2:C:469:PRO:HB3	20	0.89	0.03	0.89
(1,3)	1:A:43:LEU:HD21	2:C:469:PRO:HD2	20	0.89	0.03	0.89
(1,3)	1:A:43:LEU:HD21	2:C:469:PRO:HD3	20	0.89	0.03	0.89
(1,3)	1:A:43:LEU:HD21	2:C:469:PRO:HG2	20	0.89	0.03	0.89
(1,3)	1:A:43:LEU:HD21	2:C:469:PRO:HG3	20	0.89	0.03	0.89
(1,3)	1:A:43:LEU:HD21	2:C:469:PRO:N	20	0.89	0.03	0.89
(1,3)	1:A:43:LEU:HD21	2:C:469:PRO:O	20	0.89	0.03	0.89
(1,3)	1:A:43:LEU:HD21	2:C:470:GLN:C	20	0.89	0.03	0.89
(1,3)	1:A:43:LEU:HD21	2:C:470:GLN:CA	20	0.89	0.03	0.89
(1,3)	1:A:43:LEU:HD21	2:C:470:GLN:CB	20	0.89	0.03	0.89
(1,3)	1:A:43:LEU:HD21	2:C:470:GLN:CD	20	0.89	0.03	0.89
(1,3)	1:A:43:LEU:HD21	2:C:470:GLN:CG	20	0.89	0.03	0.89
(1,3)	1:A:43:LEU:HD21	2:C:470:GLN:H	20	0.89	0.03	0.89
(1,3)	1:A:43:LEU:HD21	2:C:470:GLN:HA	20	0.89	0.03	0.89
(1,3)	1:A:43:LEU:HD21	2:C:470:GLN:HB2	20	0.89	0.03	0.89
(1,3)	1:A:43:LEU:HD21	2:C:470:GLN:HB3	20	0.89	0.03	0.89
(1,3)	1:A:43:LEU:HD21	2:C:470:GLN:HE21	20	0.89	0.03	0.89
(1,3)	1:A:43:LEU:HD21	2:C:470:GLN:HE22	20	0.89	0.03	0.89
(1,3)	1:A:43:LEU:HD21	2:C:470:GLN:HG2	20	0.89	0.03	0.89
(1,3)	1:A:43:LEU:HD21	2:C:470:GLN:HG3	20	0.89	0.03	0.89
(1,3)	1:A:43:LEU:HD21	2:C:470:GLN:N	20	0.89	0.03	0.89
(1,3)	1:A:43:LEU:HD21	2:C:470:GLN:NE2	20	0.89	0.03	0.89
(1,3)	1:A:43:LEU:HD21	2:C:470:GLN:O	20	0.89	0.03	0.89
(1,3)	1:A:43:LEU:HD21	2:C:470:GLN:OE1	20	0.89	0.03	0.89
(1,3)	1:A:43:LEU:HD21	2:C:472:PRO:C	20	0.89	0.03	0.89
(1,3)	1:A:43:LEU:HD21	2:C:472:PRO:CA	20	0.89	0.03	0.89
(1,3)	1:A:43:LEU:HD21	2:C:472:PRO:CB	20	0.89	0.03	0.89
(1,3)	1:A:43:LEU:HD21	2:C:472:PRO:CD	20	0.89	0.03	0.89
(1,3)	1:A:43:LEU:HD21	2:C:472:PRO:CG	20	0.89	0.03	0.89
(1,3)	1:A:43:LEU:HD21	2:C:472:PRO:HA	20	0.89	0.03	0.89
(1,3)	1:A:43:LEU:HD21	2:C:472:PRO:HB2	20	0.89	0.03	0.89
(1,3)	1:A:43:LEU:HD21	2:C:472:PRO:HB3	20	0.89	0.03	0.89
(1,3)	1:A:43:LEU:HD21	2:C:472:PRO:HD2	20	0.89	0.03	0.89
(1,3)	1:A:43:LEU:HD21	2:C:472:PRO:HD3	20	0.89	0.03	0.89
(1,3)	1:A:43:LEU:HD21	2:C:472:PRO:HG2	20	0.89	0.03	0.89
(1,3)	1:A:43:LEU:HD21	2:C:472:PRO:HG3	20	0.89	0.03	0.89
(1,3)	1:A:43:LEU:HD21	2:C:472:PRO:N	20	0.89	0.03	0.89

Continued on next page...

Continued from previous page...

Key	Atom-1	Atom-2	Models ¹	Mean (Å)	SD ¹ (Å)	Median (Å)
(1,3)	1:A:43:LEU:HD21	2:C:472:PRO:O	20	0.89	0.03	0.89
(1,3)	1:A:43:LEU:HD21	2:C:482:LEU:C	20	0.89	0.03	0.89
(1,3)	1:A:43:LEU:HD21	2:C:482:LEU:CA	20	0.89	0.03	0.89
(1,3)	1:A:43:LEU:HD21	2:C:482:LEU:CB	20	0.89	0.03	0.89
(1,3)	1:A:43:LEU:HD21	2:C:482:LEU:CD1	20	0.89	0.03	0.89
(1,3)	1:A:43:LEU:HD21	2:C:482:LEU:CD2	20	0.89	0.03	0.89
(1,3)	1:A:43:LEU:HD21	2:C:482:LEU:CG	20	0.89	0.03	0.89
(1,3)	1:A:43:LEU:HD21	2:C:482:LEU:H	20	0.89	0.03	0.89
(1,3)	1:A:43:LEU:HD21	2:C:482:LEU:HA	20	0.89	0.03	0.89
(1,3)	1:A:43:LEU:HD21	2:C:482:LEU:HB2	20	0.89	0.03	0.89
(1,3)	1:A:43:LEU:HD21	2:C:482:LEU:HB3	20	0.89	0.03	0.89
(1,3)	1:A:43:LEU:HD21	2:C:482:LEU:HD11	20	0.89	0.03	0.89
(1,3)	1:A:43:LEU:HD21	2:C:482:LEU:HD12	20	0.89	0.03	0.89
(1,3)	1:A:43:LEU:HD21	2:C:482:LEU:HD13	20	0.89	0.03	0.89
(1,3)	1:A:43:LEU:HD21	2:C:482:LEU:HD21	20	0.89	0.03	0.89
(1,3)	1:A:43:LEU:HD21	2:C:482:LEU:HD22	20	0.89	0.03	0.89
(1,3)	1:A:43:LEU:HD21	2:C:482:LEU:HD23	20	0.89	0.03	0.89
(1,3)	1:A:43:LEU:HD21	2:C:482:LEU:HG	20	0.89	0.03	0.89
(1,3)	1:A:43:LEU:HD21	2:C:482:LEU:N	20	0.89	0.03	0.89
(1,3)	1:A:43:LEU:HD21	2:C:482:LEU:O	20	0.89	0.03	0.89
(1,3)	1:A:43:LEU:HD21	2:C:483:THR:C	20	0.89	0.03	0.89
(1,3)	1:A:43:LEU:HD21	2:C:483:THR:CA	20	0.89	0.03	0.89
(1,3)	1:A:43:LEU:HD21	2:C:483:THR:CB	20	0.89	0.03	0.89
(1,3)	1:A:43:LEU:HD21	2:C:483:THR:CG2	20	0.89	0.03	0.89
(1,3)	1:A:43:LEU:HD21	2:C:483:THR:H	20	0.89	0.03	0.89
(1,3)	1:A:43:LEU:HD21	2:C:483:THR:HA	20	0.89	0.03	0.89
(1,3)	1:A:43:LEU:HD21	2:C:483:THR:HB	20	0.89	0.03	0.89
(1,3)	1:A:43:LEU:HD21	2:C:483:THR:HG1	20	0.89	0.03	0.89
(1,3)	1:A:43:LEU:HD21	2:C:483:THR:HG21	20	0.89	0.03	0.89
(1,3)	1:A:43:LEU:HD21	2:C:483:THR:HG22	20	0.89	0.03	0.89
(1,3)	1:A:43:LEU:HD21	2:C:483:THR:HG23	20	0.89	0.03	0.89
(1,3)	1:A:43:LEU:HD21	2:C:483:THR:N	20	0.89	0.03	0.89
(1,3)	1:A:43:LEU:HD21	2:C:483:THR:O	20	0.89	0.03	0.89
(1,3)	1:A:43:LEU:HD21	2:C:483:THR:OG1	20	0.89	0.03	0.89
(1,3)	1:A:43:LEU:HD21	2:C:484:ARG:C	20	0.89	0.03	0.89
(1,3)	1:A:43:LEU:HD21	2:C:484:ARG:CA	20	0.89	0.03	0.89
(1,3)	1:A:43:LEU:HD21	2:C:484:ARG:CB	20	0.89	0.03	0.89
(1,3)	1:A:43:LEU:HD21	2:C:484:ARG:CD	20	0.89	0.03	0.89
(1,3)	1:A:43:LEU:HD21	2:C:484:ARG:CG	20	0.89	0.03	0.89
(1,3)	1:A:43:LEU:HD21	2:C:484:ARG:CZ	20	0.89	0.03	0.89
(1,3)	1:A:43:LEU:HD21	2:C:484:ARG:H	20	0.89	0.03	0.89
(1,3)	1:A:43:LEU:HD21	2:C:484:ARG:HA	20	0.89	0.03	0.89

Continued on next page...

Continued from previous page...

Key	Atom-1	Atom-2	Models ¹	Mean (Å)	SD ¹ (Å)	Median (Å)
(1,3)	1:A:43:LEU:HD21	2:C:484:ARG:HB2	20	0.89	0.03	0.89
(1,3)	1:A:43:LEU:HD21	2:C:484:ARG:HB3	20	0.89	0.03	0.89
(1,3)	1:A:43:LEU:HD21	2:C:484:ARG:HD2	20	0.89	0.03	0.89
(1,3)	1:A:43:LEU:HD21	2:C:484:ARG:HD3	20	0.89	0.03	0.89
(1,3)	1:A:43:LEU:HD21	2:C:484:ARG:HE	20	0.89	0.03	0.89
(1,3)	1:A:43:LEU:HD21	2:C:484:ARG:HG2	20	0.89	0.03	0.89
(1,3)	1:A:43:LEU:HD21	2:C:484:ARG:HG3	20	0.89	0.03	0.89
(1,3)	1:A:43:LEU:HD21	2:C:484:ARG:HH11	20	0.89	0.03	0.89
(1,3)	1:A:43:LEU:HD21	2:C:484:ARG:HH12	20	0.89	0.03	0.89
(1,3)	1:A:43:LEU:HD21	2:C:484:ARG:HH21	20	0.89	0.03	0.89
(1,3)	1:A:43:LEU:HD21	2:C:484:ARG:HH22	20	0.89	0.03	0.89
(1,3)	1:A:43:LEU:HD21	2:C:484:ARG:N	20	0.89	0.03	0.89
(1,3)	1:A:43:LEU:HD21	2:C:484:ARG:NE	20	0.89	0.03	0.89
(1,3)	1:A:43:LEU:HD21	2:C:484:ARG:NH1	20	0.89	0.03	0.89
(1,3)	1:A:43:LEU:HD21	2:C:484:ARG:NH2	20	0.89	0.03	0.89
(1,3)	1:A:43:LEU:HD21	2:C:484:ARG:O	20	0.89	0.03	0.89
(1,3)	1:A:43:LEU:HD21	2:C:485:SER:C	20	0.89	0.03	0.89
(1,3)	1:A:43:LEU:HD21	2:C:485:SER:CA	20	0.89	0.03	0.89
(1,3)	1:A:43:LEU:HD21	2:C:485:SER:CB	20	0.89	0.03	0.89
(1,3)	1:A:43:LEU:HD21	2:C:485:SER:H	20	0.89	0.03	0.89
(1,3)	1:A:43:LEU:HD21	2:C:485:SER:HA	20	0.89	0.03	0.89
(1,3)	1:A:43:LEU:HD21	2:C:485:SER:HB2	20	0.89	0.03	0.89
(1,3)	1:A:43:LEU:HD21	2:C:485:SER:HB3	20	0.89	0.03	0.89
(1,3)	1:A:43:LEU:HD21	2:C:485:SER:HG	20	0.89	0.03	0.89
(1,3)	1:A:43:LEU:HD21	2:C:485:SER:N	20	0.89	0.03	0.89
(1,3)	1:A:43:LEU:HD21	2:C:485:SER:O	20	0.89	0.03	0.89
(1,3)	1:A:43:LEU:HD21	2:C:485:SER:OG	20	0.89	0.03	0.89
(1,3)	1:A:43:LEU:HD21	2:C:486:VAL:C	20	0.89	0.03	0.89
(1,3)	1:A:43:LEU:HD21	2:C:486:VAL:CA	20	0.89	0.03	0.89
(1,3)	1:A:43:LEU:HD21	2:C:486:VAL:CB	20	0.89	0.03	0.89
(1,3)	1:A:43:LEU:HD21	2:C:486:VAL:CG1	20	0.89	0.03	0.89
(1,3)	1:A:43:LEU:HD21	2:C:486:VAL:CG2	20	0.89	0.03	0.89
(1,3)	1:A:43:LEU:HD21	2:C:486:VAL:H	20	0.89	0.03	0.89
(1,3)	1:A:43:LEU:HD21	2:C:486:VAL:HA	20	0.89	0.03	0.89
(1,3)	1:A:43:LEU:HD21	2:C:486:VAL:HB	20	0.89	0.03	0.89
(1,3)	1:A:43:LEU:HD21	2:C:486:VAL:HG11	20	0.89	0.03	0.89
(1,3)	1:A:43:LEU:HD21	2:C:486:VAL:HG12	20	0.89	0.03	0.89
(1,3)	1:A:43:LEU:HD21	2:C:486:VAL:HG13	20	0.89	0.03	0.89
(1,3)	1:A:43:LEU:HD21	2:C:486:VAL:HG21	20	0.89	0.03	0.89
(1,3)	1:A:43:LEU:HD21	2:C:486:VAL:HG22	20	0.89	0.03	0.89
(1,3)	1:A:43:LEU:HD21	2:C:486:VAL:HG23	20	0.89	0.03	0.89
(1,3)	1:A:43:LEU:HD21	2:C:486:VAL:N	20	0.89	0.03	0.89

Continued on next page...

Continued from previous page...

Key	Atom-1	Atom-2	Models ¹	Mean (Å)	SD ¹ (Å)	Median (Å)
(1,3)	1:A:43:LEU:HD21	2:C:486:VAL:O	20	0.89	0.03	0.89
(1,3)	1:A:43:LEU:HD21	2:C:487:GLU:C	20	0.89	0.03	0.89
(1,3)	1:A:43:LEU:HD21	2:C:487:GLU:CA	20	0.89	0.03	0.89
(1,3)	1:A:43:LEU:HD21	2:C:487:GLU:CB	20	0.89	0.03	0.89
(1,3)	1:A:43:LEU:HD21	2:C:487:GLU:CD	20	0.89	0.03	0.89
(1,3)	1:A:43:LEU:HD21	2:C:487:GLU:CG	20	0.89	0.03	0.89
(1,3)	1:A:43:LEU:HD21	2:C:487:GLU:H	20	0.89	0.03	0.89
(1,3)	1:A:43:LEU:HD21	2:C:487:GLU:HA	20	0.89	0.03	0.89
(1,3)	1:A:43:LEU:HD21	2:C:487:GLU:HB2	20	0.89	0.03	0.89
(1,3)	1:A:43:LEU:HD21	2:C:487:GLU:HB3	20	0.89	0.03	0.89
(1,3)	1:A:43:LEU:HD21	2:C:487:GLU:HG2	20	0.89	0.03	0.89
(1,3)	1:A:43:LEU:HD21	2:C:487:GLU:HG3	20	0.89	0.03	0.89
(1,3)	1:A:43:LEU:HD21	2:C:487:GLU:N	20	0.89	0.03	0.89
(1,3)	1:A:43:LEU:HD21	2:C:487:GLU:O	20	0.89	0.03	0.89
(1,3)	1:A:43:LEU:HD21	2:C:487:GLU:OE1	20	0.89	0.03	0.89
(1,3)	1:A:43:LEU:HD21	2:C:487:GLU:OE2	20	0.89	0.03	0.89
(1,3)	1:A:43:LEU:HD21	2:C:488:ILE:C	20	0.89	0.03	0.89
(1,3)	1:A:43:LEU:HD21	2:C:488:ILE:CA	20	0.89	0.03	0.89
(1,3)	1:A:43:LEU:HD21	2:C:488:ILE:CB	20	0.89	0.03	0.89
(1,3)	1:A:43:LEU:HD21	2:C:488:ILE:CD1	20	0.89	0.03	0.89
(1,3)	1:A:43:LEU:HD21	2:C:488:ILE:CG1	20	0.89	0.03	0.89
(1,3)	1:A:43:LEU:HD21	2:C:488:ILE:CG2	20	0.89	0.03	0.89
(1,3)	1:A:43:LEU:HD21	2:C:488:ILE:H	20	0.89	0.03	0.89
(1,3)	1:A:43:LEU:HD21	2:C:488:ILE:HA	20	0.89	0.03	0.89
(1,3)	1:A:43:LEU:HD21	2:C:488:ILE:HB	20	0.89	0.03	0.89
(1,3)	1:A:43:LEU:HD21	2:C:488:ILE:HD11	20	0.89	0.03	0.89
(1,3)	1:A:43:LEU:HD21	2:C:488:ILE:HD12	20	0.89	0.03	0.89
(1,3)	1:A:43:LEU:HD21	2:C:488:ILE:HD13	20	0.89	0.03	0.89
(1,3)	1:A:43:LEU:HD21	2:C:488:ILE:HG12	20	0.89	0.03	0.89
(1,3)	1:A:43:LEU:HD21	2:C:488:ILE:HG13	20	0.89	0.03	0.89
(1,3)	1:A:43:LEU:HD21	2:C:488:ILE:HG21	20	0.89	0.03	0.89
(1,3)	1:A:43:LEU:HD21	2:C:488:ILE:HG22	20	0.89	0.03	0.89
(1,3)	1:A:43:LEU:HD21	2:C:488:ILE:HG23	20	0.89	0.03	0.89
(1,3)	1:A:43:LEU:HD21	2:C:488:ILE:N	20	0.89	0.03	0.89
(1,3)	1:A:43:LEU:HD21	2:C:488:ILE:O	20	0.89	0.03	0.89
(1,3)	1:A:43:LEU:HD21	2:C:490:THR:C	20	0.89	0.03	0.89
(1,3)	1:A:43:LEU:HD21	2:C:490:THR:CA	20	0.89	0.03	0.89
(1,3)	1:A:43:LEU:HD21	2:C:490:THR:CB	20	0.89	0.03	0.89
(1,3)	1:A:43:LEU:HD21	2:C:490:THR:CG2	20	0.89	0.03	0.89
(1,3)	1:A:43:LEU:HD21	2:C:490:THR:H	20	0.89	0.03	0.89
(1,3)	1:A:43:LEU:HD21	2:C:490:THR:HA	20	0.89	0.03	0.89
(1,3)	1:A:43:LEU:HD21	2:C:490:THR:HB	20	0.89	0.03	0.89

Continued on next page...

Continued from previous page...

Key	Atom-1	Atom-2	Models ¹	Mean (Å)	SD ¹ (Å)	Median (Å)
(1,3)	1:A:43:LEU:HD21	2:C:490:THR:HG1	20	0.89	0.03	0.89
(1,3)	1:A:43:LEU:HD21	2:C:490:THR:HG21	20	0.89	0.03	0.89
(1,3)	1:A:43:LEU:HD21	2:C:490:THR:HG22	20	0.89	0.03	0.89
(1,3)	1:A:43:LEU:HD21	2:C:490:THR:HG23	20	0.89	0.03	0.89
(1,3)	1:A:43:LEU:HD21	2:C:490:THR:N	20	0.89	0.03	0.89
(1,3)	1:A:43:LEU:HD21	2:C:490:THR:O	20	0.89	0.03	0.89
(1,3)	1:A:43:LEU:HD21	2:C:490:THR:OG1	20	0.89	0.03	0.89
(1,3)	1:A:43:LEU:HD21	2:C:491:ASP:C	20	0.89	0.03	0.89
(1,3)	1:A:43:LEU:HD21	2:C:491:ASP:CA	20	0.89	0.03	0.89
(1,3)	1:A:43:LEU:HD21	2:C:491:ASP:CB	20	0.89	0.03	0.89
(1,3)	1:A:43:LEU:HD21	2:C:491:ASP:CG	20	0.89	0.03	0.89
(1,3)	1:A:43:LEU:HD21	2:C:491:ASP:H	20	0.89	0.03	0.89
(1,3)	1:A:43:LEU:HD21	2:C:491:ASP:HA	20	0.89	0.03	0.89
(1,3)	1:A:43:LEU:HD21	2:C:491:ASP:HB2	20	0.89	0.03	0.89
(1,3)	1:A:43:LEU:HD21	2:C:491:ASP:HB3	20	0.89	0.03	0.89
(1,3)	1:A:43:LEU:HD21	2:C:491:ASP:N	20	0.89	0.03	0.89
(1,3)	1:A:43:LEU:HD21	2:C:491:ASP:O	20	0.89	0.03	0.89
(1,3)	1:A:43:LEU:HD21	2:C:491:ASP:OD1	20	0.89	0.03	0.89
(1,3)	1:A:43:LEU:HD21	2:C:491:ASP:OD2	20	0.89	0.03	0.89
(1,3)	1:A:43:LEU:HD21	2:C:492:ASN:C	20	0.89	0.03	0.89
(1,3)	1:A:43:LEU:HD21	2:C:492:ASN:CA	20	0.89	0.03	0.89
(1,3)	1:A:43:LEU:HD21	2:C:492:ASN:CB	20	0.89	0.03	0.89
(1,3)	1:A:43:LEU:HD21	2:C:492:ASN:CG	20	0.89	0.03	0.89
(1,3)	1:A:43:LEU:HD21	2:C:492:ASN:H	20	0.89	0.03	0.89
(1,3)	1:A:43:LEU:HD21	2:C:492:ASN:HA	20	0.89	0.03	0.89
(1,3)	1:A:43:LEU:HD21	2:C:492:ASN:HB2	20	0.89	0.03	0.89
(1,3)	1:A:43:LEU:HD21	2:C:492:ASN:HB3	20	0.89	0.03	0.89
(1,3)	1:A:43:LEU:HD21	2:C:492:ASN:HD21	20	0.89	0.03	0.89
(1,3)	1:A:43:LEU:HD21	2:C:492:ASN:HD22	20	0.89	0.03	0.89
(1,3)	1:A:43:LEU:HD21	2:C:492:ASN:N	20	0.89	0.03	0.89
(1,3)	1:A:43:LEU:HD21	2:C:492:ASN:ND2	20	0.89	0.03	0.89
(1,3)	1:A:43:LEU:HD21	2:C:492:ASN:O	20	0.89	0.03	0.89
(1,3)	1:A:43:LEU:HD21	2:C:492:ASN:OD1	20	0.89	0.03	0.89
(1,3)	1:A:43:LEU:HD21	2:C:494:LEU:C	20	0.89	0.03	0.89
(1,3)	1:A:43:LEU:HD21	2:C:494:LEU:CA	20	0.89	0.03	0.89
(1,3)	1:A:43:LEU:HD21	2:C:494:LEU:CB	20	0.89	0.03	0.89
(1,3)	1:A:43:LEU:HD21	2:C:494:LEU:CD1	20	0.89	0.03	0.89
(1,3)	1:A:43:LEU:HD21	2:C:494:LEU:CD2	20	0.89	0.03	0.89
(1,3)	1:A:43:LEU:HD21	2:C:494:LEU:CG	20	0.89	0.03	0.89
(1,3)	1:A:43:LEU:HD21	2:C:494:LEU:H	20	0.89	0.03	0.89
(1,3)	1:A:43:LEU:HD21	2:C:494:LEU:HA	20	0.89	0.03	0.89
(1,3)	1:A:43:LEU:HD21	2:C:494:LEU:HB2	20	0.89	0.03	0.89

Continued on next page...

Continued from previous page...

Key	Atom-1	Atom-2	Models ¹	Mean (Å)	SD ¹ (Å)	Median (Å)
(1,3)	1:A:43:LEU:HD21	2:C:494:LEU:HB3	20	0.89	0.03	0.89
(1,3)	1:A:43:LEU:HD21	2:C:494:LEU:HD11	20	0.89	0.03	0.89
(1,3)	1:A:43:LEU:HD21	2:C:494:LEU:HD12	20	0.89	0.03	0.89
(1,3)	1:A:43:LEU:HD21	2:C:494:LEU:HD13	20	0.89	0.03	0.89
(1,3)	1:A:43:LEU:HD21	2:C:494:LEU:HD21	20	0.89	0.03	0.89
(1,3)	1:A:43:LEU:HD21	2:C:494:LEU:HD22	20	0.89	0.03	0.89
(1,3)	1:A:43:LEU:HD21	2:C:494:LEU:HD23	20	0.89	0.03	0.89
(1,3)	1:A:43:LEU:HD21	2:C:494:LEU:HG	20	0.89	0.03	0.89
(1,3)	1:A:43:LEU:HD21	2:C:494:LEU:N	20	0.89	0.03	0.89
(1,3)	1:A:43:LEU:HD21	2:C:494:LEU:O	20	0.89	0.03	0.89
(1,3)	1:A:43:LEU:HD21	2:C:495:GLU:C	20	0.89	0.03	0.89
(1,3)	1:A:43:LEU:HD21	2:C:495:GLU:CA	20	0.89	0.03	0.89
(1,3)	1:A:43:LEU:HD21	2:C:495:GLU:CB	20	0.89	0.03	0.89
(1,3)	1:A:43:LEU:HD21	2:C:495:GLU:CD	20	0.89	0.03	0.89
(1,3)	1:A:43:LEU:HD21	2:C:495:GLU:CG	20	0.89	0.03	0.89
(1,3)	1:A:43:LEU:HD21	2:C:495:GLU:H	20	0.89	0.03	0.89
(1,3)	1:A:43:LEU:HD21	2:C:495:GLU:HA	20	0.89	0.03	0.89
(1,3)	1:A:43:LEU:HD21	2:C:495:GLU:HB2	20	0.89	0.03	0.89
(1,3)	1:A:43:LEU:HD21	2:C:495:GLU:HB3	20	0.89	0.03	0.89
(1,3)	1:A:43:LEU:HD21	2:C:495:GLU:HG2	20	0.89	0.03	0.89
(1,3)	1:A:43:LEU:HD21	2:C:495:GLU:HG3	20	0.89	0.03	0.89
(1,3)	1:A:43:LEU:HD21	2:C:495:GLU:N	20	0.89	0.03	0.89
(1,3)	1:A:43:LEU:HD21	2:C:495:GLU:O	20	0.89	0.03	0.89
(1,3)	1:A:43:LEU:HD21	2:C:495:GLU:OE1	20	0.89	0.03	0.89
(1,3)	1:A:43:LEU:HD21	2:C:495:GLU:OE2	20	0.89	0.03	0.89
(1,3)	1:A:43:LEU:HD21	2:C:496:GLY:C	20	0.89	0.03	0.89
(1,3)	1:A:43:LEU:HD21	2:C:496:GLY:CA	20	0.89	0.03	0.89
(1,3)	1:A:43:LEU:HD21	2:C:496:GLY:H	20	0.89	0.03	0.89
(1,3)	1:A:43:LEU:HD21	2:C:496:GLY:HA2	20	0.89	0.03	0.89
(1,3)	1:A:43:LEU:HD21	2:C:496:GLY:HA3	20	0.89	0.03	0.89
(1,3)	1:A:43:LEU:HD21	2:C:496:GLY:N	20	0.89	0.03	0.89
(1,3)	1:A:43:LEU:HD21	2:C:496:GLY:O	20	0.89	0.03	0.89
(1,3)	1:A:43:LEU:HD21	2:C:497:ARG:C	20	0.89	0.03	0.89
(1,3)	1:A:43:LEU:HD21	2:C:497:ARG:CA	20	0.89	0.03	0.89
(1,3)	1:A:43:LEU:HD21	2:C:497:ARG:CB	20	0.89	0.03	0.89
(1,3)	1:A:43:LEU:HD21	2:C:497:ARG:CD	20	0.89	0.03	0.89
(1,3)	1:A:43:LEU:HD21	2:C:497:ARG:CG	20	0.89	0.03	0.89
(1,3)	1:A:43:LEU:HD21	2:C:497:ARG:CZ	20	0.89	0.03	0.89
(1,3)	1:A:43:LEU:HD21	2:C:497:ARG:H	20	0.89	0.03	0.89
(1,3)	1:A:43:LEU:HD21	2:C:497:ARG:HA	20	0.89	0.03	0.89
(1,3)	1:A:43:LEU:HD21	2:C:497:ARG:HB2	20	0.89	0.03	0.89
(1,3)	1:A:43:LEU:HD21	2:C:497:ARG:HB3	20	0.89	0.03	0.89

Continued on next page...

Continued from previous page...

Key	Atom-1	Atom-2	Models ¹	Mean (Å)	SD ¹ (Å)	Median (Å)
(1,3)	1:A:43:LEU:HD21	2:C:497:ARG:HD2	20	0.89	0.03	0.89
(1,3)	1:A:43:LEU:HD21	2:C:497:ARG:HD3	20	0.89	0.03	0.89
(1,3)	1:A:43:LEU:HD21	2:C:497:ARG:HE	20	0.89	0.03	0.89
(1,3)	1:A:43:LEU:HD21	2:C:497:ARG:HG2	20	0.89	0.03	0.89
(1,3)	1:A:43:LEU:HD21	2:C:497:ARG:HG3	20	0.89	0.03	0.89
(1,3)	1:A:43:LEU:HD21	2:C:497:ARG:HH11	20	0.89	0.03	0.89
(1,3)	1:A:43:LEU:HD21	2:C:497:ARG:HH12	20	0.89	0.03	0.89
(1,3)	1:A:43:LEU:HD21	2:C:497:ARG:HH21	20	0.89	0.03	0.89
(1,3)	1:A:43:LEU:HD21	2:C:497:ARG:HH22	20	0.89	0.03	0.89
(1,3)	1:A:43:LEU:HD21	2:C:497:ARG:N	20	0.89	0.03	0.89
(1,3)	1:A:43:LEU:HD21	2:C:497:ARG:NE	20	0.89	0.03	0.89
(1,3)	1:A:43:LEU:HD21	2:C:497:ARG:NH1	20	0.89	0.03	0.89
(1,3)	1:A:43:LEU:HD21	2:C:497:ARG:NH2	20	0.89	0.03	0.89
(1,3)	1:A:43:LEU:HD21	2:C:497:ARG:O	20	0.89	0.03	0.89
(1,3)	1:A:43:LEU:HD22	2:C:457:LEU:C	20	0.89	0.03	0.89
(1,3)	1:A:43:LEU:HD22	2:C:457:LEU:CA	20	0.89	0.03	0.89
(1,3)	1:A:43:LEU:HD22	2:C:457:LEU:CB	20	0.89	0.03	0.89
(1,3)	1:A:43:LEU:HD22	2:C:457:LEU:CD1	20	0.89	0.03	0.89
(1,3)	1:A:43:LEU:HD22	2:C:457:LEU:CD2	20	0.89	0.03	0.89
(1,3)	1:A:43:LEU:HD22	2:C:457:LEU:CG	20	0.89	0.03	0.89
(1,3)	1:A:43:LEU:HD22	2:C:457:LEU:H	20	0.89	0.03	0.89
(1,3)	1:A:43:LEU:HD22	2:C:457:LEU:HA	20	0.89	0.03	0.89
(1,3)	1:A:43:LEU:HD22	2:C:457:LEU:HB2	20	0.89	0.03	0.89
(1,3)	1:A:43:LEU:HD22	2:C:457:LEU:HB3	20	0.89	0.03	0.89
(1,3)	1:A:43:LEU:HD22	2:C:457:LEU:HD11	20	0.89	0.03	0.89
(1,3)	1:A:43:LEU:HD22	2:C:457:LEU:HD12	20	0.89	0.03	0.89
(1,3)	1:A:43:LEU:HD22	2:C:457:LEU:HD13	20	0.89	0.03	0.89
(1,3)	1:A:43:LEU:HD22	2:C:457:LEU:HD21	20	0.89	0.03	0.89
(1,3)	1:A:43:LEU:HD22	2:C:457:LEU:HD22	20	0.89	0.03	0.89
(1,3)	1:A:43:LEU:HD22	2:C:457:LEU:HD23	20	0.89	0.03	0.89
(1,3)	1:A:43:LEU:HD22	2:C:457:LEU:HG	20	0.89	0.03	0.89
(1,3)	1:A:43:LEU:HD22	2:C:457:LEU:N	20	0.89	0.03	0.89
(1,3)	1:A:43:LEU:HD22	2:C:457:LEU:O	20	0.89	0.03	0.89
(1,3)	1:A:43:LEU:HD22	2:C:459:ALA:C	20	0.89	0.03	0.89
(1,3)	1:A:43:LEU:HD22	2:C:459:ALA:CA	20	0.89	0.03	0.89
(1,3)	1:A:43:LEU:HD22	2:C:459:ALA:CB	20	0.89	0.03	0.89
(1,3)	1:A:43:LEU:HD22	2:C:459:ALA:H	20	0.89	0.03	0.89
(1,3)	1:A:43:LEU:HD22	2:C:459:ALA:HA	20	0.89	0.03	0.89
(1,3)	1:A:43:LEU:HD22	2:C:459:ALA:HB1	20	0.89	0.03	0.89
(1,3)	1:A:43:LEU:HD22	2:C:459:ALA:HB2	20	0.89	0.03	0.89
(1,3)	1:A:43:LEU:HD22	2:C:459:ALA:HB3	20	0.89	0.03	0.89
(1,3)	1:A:43:LEU:HD22	2:C:459:ALA:N	20	0.89	0.03	0.89

Continued on next page...

Continued from previous page...

Key	Atom-1	Atom-2	Models ¹	Mean (Å)	SD ¹ (Å)	Median (Å)
(1,3)	1:A:43:LEU:HD22	2:C:459:ALA:O	20	0.89	0.03	0.89
(1,3)	1:A:43:LEU:HD22	2:C:460:MET:C	20	0.89	0.03	0.89
(1,3)	1:A:43:LEU:HD22	2:C:460:MET:CA	20	0.89	0.03	0.89
(1,3)	1:A:43:LEU:HD22	2:C:460:MET:CB	20	0.89	0.03	0.89
(1,3)	1:A:43:LEU:HD22	2:C:460:MET:CE	20	0.89	0.03	0.89
(1,3)	1:A:43:LEU:HD22	2:C:460:MET:CG	20	0.89	0.03	0.89
(1,3)	1:A:43:LEU:HD22	2:C:460:MET:H	20	0.89	0.03	0.89
(1,3)	1:A:43:LEU:HD22	2:C:460:MET:HA	20	0.89	0.03	0.89
(1,3)	1:A:43:LEU:HD22	2:C:460:MET:HB2	20	0.89	0.03	0.89
(1,3)	1:A:43:LEU:HD22	2:C:460:MET:HB3	20	0.89	0.03	0.89
(1,3)	1:A:43:LEU:HD22	2:C:460:MET:HE1	20	0.89	0.03	0.89
(1,3)	1:A:43:LEU:HD22	2:C:460:MET:HE2	20	0.89	0.03	0.89
(1,3)	1:A:43:LEU:HD22	2:C:460:MET:HE3	20	0.89	0.03	0.89
(1,3)	1:A:43:LEU:HD22	2:C:460:MET:HG2	20	0.89	0.03	0.89
(1,3)	1:A:43:LEU:HD22	2:C:460:MET:HG3	20	0.89	0.03	0.89
(1,3)	1:A:43:LEU:HD22	2:C:460:MET:N	20	0.89	0.03	0.89
(1,3)	1:A:43:LEU:HD22	2:C:460:MET:O	20	0.89	0.03	0.89
(1,3)	1:A:43:LEU:HD22	2:C:460:MET:SD	20	0.89	0.03	0.89
(1,3)	1:A:43:LEU:HD22	2:C:462:HIS:C	20	0.89	0.03	0.89
(1,3)	1:A:43:LEU:HD22	2:C:462:HIS:CA	20	0.89	0.03	0.89
(1,3)	1:A:43:LEU:HD22	2:C:462:HIS:CB	20	0.89	0.03	0.89
(1,3)	1:A:43:LEU:HD22	2:C:462:HIS:CD2	20	0.89	0.03	0.89
(1,3)	1:A:43:LEU:HD22	2:C:462:HIS:CE1	20	0.89	0.03	0.89
(1,3)	1:A:43:LEU:HD22	2:C:462:HIS:CG	20	0.89	0.03	0.89
(1,3)	1:A:43:LEU:HD22	2:C:462:HIS:H	20	0.89	0.03	0.89
(1,3)	1:A:43:LEU:HD22	2:C:462:HIS:HA	20	0.89	0.03	0.89
(1,3)	1:A:43:LEU:HD22	2:C:462:HIS:HB2	20	0.89	0.03	0.89
(1,3)	1:A:43:LEU:HD22	2:C:462:HIS:HB3	20	0.89	0.03	0.89
(1,3)	1:A:43:LEU:HD22	2:C:462:HIS:HD2	20	0.89	0.03	0.89
(1,3)	1:A:43:LEU:HD22	2:C:462:HIS:HE1	20	0.89	0.03	0.89
(1,3)	1:A:43:LEU:HD22	2:C:462:HIS:HE2	20	0.89	0.03	0.89
(1,3)	1:A:43:LEU:HD22	2:C:462:HIS:N	20	0.89	0.03	0.89
(1,3)	1:A:43:LEU:HD22	2:C:462:HIS:ND1	20	0.89	0.03	0.89
(1,3)	1:A:43:LEU:HD22	2:C:462:HIS:NE2	20	0.89	0.03	0.89
(1,3)	1:A:43:LEU:HD22	2:C:462:HIS:O	20	0.89	0.03	0.89
(1,3)	1:A:43:LEU:HD22	2:C:463:GLN:C	20	0.89	0.03	0.89
(1,3)	1:A:43:LEU:HD22	2:C:463:GLN:CA	20	0.89	0.03	0.89
(1,3)	1:A:43:LEU:HD22	2:C:463:GLN:CB	20	0.89	0.03	0.89
(1,3)	1:A:43:LEU:HD22	2:C:463:GLN:CD	20	0.89	0.03	0.89
(1,3)	1:A:43:LEU:HD22	2:C:463:GLN:CG	20	0.89	0.03	0.89
(1,3)	1:A:43:LEU:HD22	2:C:463:GLN:H	20	0.89	0.03	0.89
(1,3)	1:A:43:LEU:HD22	2:C:463:GLN:HA	20	0.89	0.03	0.89

Continued on next page...

Continued from previous page...

Key	Atom-1	Atom-2	Models ¹	Mean (Å)	SD ¹ (Å)	Median (Å)
(1,3)	1:A:43:LEU:HD22	2:C:463:GLN:HB2	20	0.89	0.03	0.89
(1,3)	1:A:43:LEU:HD22	2:C:463:GLN:HB3	20	0.89	0.03	0.89
(1,3)	1:A:43:LEU:HD22	2:C:463:GLN:HE21	20	0.89	0.03	0.89
(1,3)	1:A:43:LEU:HD22	2:C:463:GLN:HE22	20	0.89	0.03	0.89
(1,3)	1:A:43:LEU:HD22	2:C:463:GLN:HG2	20	0.89	0.03	0.89
(1,3)	1:A:43:LEU:HD22	2:C:463:GLN:HG3	20	0.89	0.03	0.89
(1,3)	1:A:43:LEU:HD22	2:C:463:GLN:N	20	0.89	0.03	0.89
(1,3)	1:A:43:LEU:HD22	2:C:463:GLN:NE2	20	0.89	0.03	0.89
(1,3)	1:A:43:LEU:HD22	2:C:463:GLN:O	20	0.89	0.03	0.89
(1,3)	1:A:43:LEU:HD22	2:C:463:GLN:OE1	20	0.89	0.03	0.89
(1,3)	1:A:43:LEU:HD22	2:C:465:GLN:C	20	0.89	0.03	0.89
(1,3)	1:A:43:LEU:HD22	2:C:465:GLN:CA	20	0.89	0.03	0.89
(1,3)	1:A:43:LEU:HD22	2:C:465:GLN:CB	20	0.89	0.03	0.89
(1,3)	1:A:43:LEU:HD22	2:C:465:GLN:CD	20	0.89	0.03	0.89
(1,3)	1:A:43:LEU:HD22	2:C:465:GLN:CG	20	0.89	0.03	0.89
(1,3)	1:A:43:LEU:HD22	2:C:465:GLN:H	20	0.89	0.03	0.89
(1,3)	1:A:43:LEU:HD22	2:C:465:GLN:HA	20	0.89	0.03	0.89
(1,3)	1:A:43:LEU:HD22	2:C:465:GLN:HB2	20	0.89	0.03	0.89
(1,3)	1:A:43:LEU:HD22	2:C:465:GLN:HB3	20	0.89	0.03	0.89
(1,3)	1:A:43:LEU:HD22	2:C:465:GLN:HE21	20	0.89	0.03	0.89
(1,3)	1:A:43:LEU:HD22	2:C:465:GLN:HE22	20	0.89	0.03	0.89
(1,3)	1:A:43:LEU:HD22	2:C:465:GLN:HG2	20	0.89	0.03	0.89
(1,3)	1:A:43:LEU:HD22	2:C:465:GLN:HG3	20	0.89	0.03	0.89
(1,3)	1:A:43:LEU:HD22	2:C:465:GLN:N	20	0.89	0.03	0.89
(1,3)	1:A:43:LEU:HD22	2:C:465:GLN:NE2	20	0.89	0.03	0.89
(1,3)	1:A:43:LEU:HD22	2:C:465:GLN:O	20	0.89	0.03	0.89
(1,3)	1:A:43:LEU:HD22	2:C:465:GLN:OE1	20	0.89	0.03	0.89
(1,3)	1:A:43:LEU:HD22	2:C:466:GLU:C	20	0.89	0.03	0.89
(1,3)	1:A:43:LEU:HD22	2:C:466:GLU:CA	20	0.89	0.03	0.89
(1,3)	1:A:43:LEU:HD22	2:C:466:GLU:CB	20	0.89	0.03	0.89
(1,3)	1:A:43:LEU:HD22	2:C:466:GLU:CD	20	0.89	0.03	0.89
(1,3)	1:A:43:LEU:HD22	2:C:466:GLU:CG	20	0.89	0.03	0.89
(1,3)	1:A:43:LEU:HD22	2:C:466:GLU:H	20	0.89	0.03	0.89
(1,3)	1:A:43:LEU:HD22	2:C:466:GLU:HA	20	0.89	0.03	0.89
(1,3)	1:A:43:LEU:HD22	2:C:466:GLU:HB2	20	0.89	0.03	0.89
(1,3)	1:A:43:LEU:HD22	2:C:466:GLU:HB3	20	0.89	0.03	0.89
(1,3)	1:A:43:LEU:HD22	2:C:466:GLU:HG2	20	0.89	0.03	0.89
(1,3)	1:A:43:LEU:HD22	2:C:466:GLU:HG3	20	0.89	0.03	0.89
(1,3)	1:A:43:LEU:HD22	2:C:466:GLU:N	20	0.89	0.03	0.89
(1,3)	1:A:43:LEU:HD22	2:C:466:GLU:O	20	0.89	0.03	0.89
(1,3)	1:A:43:LEU:HD22	2:C:466:GLU:OE1	20	0.89	0.03	0.89
(1,3)	1:A:43:LEU:HD22	2:C:466:GLU:OE2	20	0.89	0.03	0.89

Continued on next page...

Continued from previous page...

Key	Atom-1	Atom-2	Models ¹	Mean (Å)	SD ¹ (Å)	Median (Å)
(1,3)	1:A:43:LEU:HD22	2:C:467:MET:C	20	0.89	0.03	0.89
(1,3)	1:A:43:LEU:HD22	2:C:467:MET:CA	20	0.89	0.03	0.89
(1,3)	1:A:43:LEU:HD22	2:C:467:MET:CB	20	0.89	0.03	0.89
(1,3)	1:A:43:LEU:HD22	2:C:467:MET:CE	20	0.89	0.03	0.89
(1,3)	1:A:43:LEU:HD22	2:C:467:MET:CG	20	0.89	0.03	0.89
(1,3)	1:A:43:LEU:HD22	2:C:467:MET:H	20	0.89	0.03	0.89
(1,3)	1:A:43:LEU:HD22	2:C:467:MET:HA	20	0.89	0.03	0.89
(1,3)	1:A:43:LEU:HD22	2:C:467:MET:HB2	20	0.89	0.03	0.89
(1,3)	1:A:43:LEU:HD22	2:C:467:MET:HB3	20	0.89	0.03	0.89
(1,3)	1:A:43:LEU:HD22	2:C:467:MET:HE1	20	0.89	0.03	0.89
(1,3)	1:A:43:LEU:HD22	2:C:467:MET:HE2	20	0.89	0.03	0.89
(1,3)	1:A:43:LEU:HD22	2:C:467:MET:HE3	20	0.89	0.03	0.89
(1,3)	1:A:43:LEU:HD22	2:C:467:MET:HG2	20	0.89	0.03	0.89
(1,3)	1:A:43:LEU:HD22	2:C:467:MET:HG3	20	0.89	0.03	0.89
(1,3)	1:A:43:LEU:HD22	2:C:467:MET:N	20	0.89	0.03	0.89
(1,3)	1:A:43:LEU:HD22	2:C:467:MET:O	20	0.89	0.03	0.89
(1,3)	1:A:43:LEU:HD22	2:C:467:MET:SD	20	0.89	0.03	0.89
(1,3)	1:A:43:LEU:HD22	2:C:468:PHE:C	20	0.89	0.03	0.89
(1,3)	1:A:43:LEU:HD22	2:C:468:PHE:CA	20	0.89	0.03	0.89
(1,3)	1:A:43:LEU:HD22	2:C:468:PHE:CB	20	0.89	0.03	0.89
(1,3)	1:A:43:LEU:HD22	2:C:468:PHE:CD1	20	0.89	0.03	0.89
(1,3)	1:A:43:LEU:HD22	2:C:468:PHE:CD2	20	0.89	0.03	0.89
(1,3)	1:A:43:LEU:HD22	2:C:468:PHE:CE1	20	0.89	0.03	0.89
(1,3)	1:A:43:LEU:HD22	2:C:468:PHE:CE2	20	0.89	0.03	0.89
(1,3)	1:A:43:LEU:HD22	2:C:468:PHE:CG	20	0.89	0.03	0.89
(1,3)	1:A:43:LEU:HD22	2:C:468:PHE:CZ	20	0.89	0.03	0.89
(1,3)	1:A:43:LEU:HD22	2:C:468:PHE:H	20	0.89	0.03	0.89
(1,3)	1:A:43:LEU:HD22	2:C:468:PHE:HA	20	0.89	0.03	0.89
(1,3)	1:A:43:LEU:HD22	2:C:468:PHE:HB2	20	0.89	0.03	0.89
(1,3)	1:A:43:LEU:HD22	2:C:468:PHE:HB3	20	0.89	0.03	0.89
(1,3)	1:A:43:LEU:HD22	2:C:468:PHE:HD1	20	0.89	0.03	0.89
(1,3)	1:A:43:LEU:HD22	2:C:468:PHE:HD2	20	0.89	0.03	0.89
(1,3)	1:A:43:LEU:HD22	2:C:468:PHE:HE1	20	0.89	0.03	0.89
(1,3)	1:A:43:LEU:HD22	2:C:468:PHE:HE2	20	0.89	0.03	0.89
(1,3)	1:A:43:LEU:HD22	2:C:468:PHE:HZ	20	0.89	0.03	0.89
(1,3)	1:A:43:LEU:HD22	2:C:468:PHE:N	20	0.89	0.03	0.89
(1,3)	1:A:43:LEU:HD22	2:C:468:PHE:O	20	0.89	0.03	0.89
(1,3)	1:A:43:LEU:HD22	2:C:469:PRO:C	20	0.89	0.03	0.89
(1,3)	1:A:43:LEU:HD22	2:C:469:PRO:CA	20	0.89	0.03	0.89
(1,3)	1:A:43:LEU:HD22	2:C:469:PRO:CB	20	0.89	0.03	0.89
(1,3)	1:A:43:LEU:HD22	2:C:469:PRO:CD	20	0.89	0.03	0.89
(1,3)	1:A:43:LEU:HD22	2:C:469:PRO:CG	20	0.89	0.03	0.89

Continued on next page...

Continued from previous page...

Key	Atom-1	Atom-2	Models ¹	Mean (Å)	SD ¹ (Å)	Median (Å)
(1,3)	1:A:43:LEU:HD22	2:C:469:PRO:HA	20	0.89	0.03	0.89
(1,3)	1:A:43:LEU:HD22	2:C:469:PRO:HB2	20	0.89	0.03	0.89
(1,3)	1:A:43:LEU:HD22	2:C:469:PRO:HB3	20	0.89	0.03	0.89
(1,3)	1:A:43:LEU:HD22	2:C:469:PRO:HD2	20	0.89	0.03	0.89
(1,3)	1:A:43:LEU:HD22	2:C:469:PRO:HD3	20	0.89	0.03	0.89
(1,3)	1:A:43:LEU:HD22	2:C:469:PRO:HG2	20	0.89	0.03	0.89
(1,3)	1:A:43:LEU:HD22	2:C:469:PRO:HG3	20	0.89	0.03	0.89
(1,3)	1:A:43:LEU:HD22	2:C:469:PRO:N	20	0.89	0.03	0.89
(1,3)	1:A:43:LEU:HD22	2:C:469:PRO:O	20	0.89	0.03	0.89
(1,3)	1:A:43:LEU:HD22	2:C:470:GLN:C	20	0.89	0.03	0.89
(1,3)	1:A:43:LEU:HD22	2:C:470:GLN:CA	20	0.89	0.03	0.89
(1,3)	1:A:43:LEU:HD22	2:C:470:GLN:CB	20	0.89	0.03	0.89
(1,3)	1:A:43:LEU:HD22	2:C:470:GLN:CD	20	0.89	0.03	0.89
(1,3)	1:A:43:LEU:HD22	2:C:470:GLN:CG	20	0.89	0.03	0.89
(1,3)	1:A:43:LEU:HD22	2:C:470:GLN:H	20	0.89	0.03	0.89
(1,3)	1:A:43:LEU:HD22	2:C:470:GLN:HA	20	0.89	0.03	0.89
(1,3)	1:A:43:LEU:HD22	2:C:470:GLN:HB2	20	0.89	0.03	0.89
(1,3)	1:A:43:LEU:HD22	2:C:470:GLN:HB3	20	0.89	0.03	0.89
(1,3)	1:A:43:LEU:HD22	2:C:470:GLN:HE21	20	0.89	0.03	0.89
(1,3)	1:A:43:LEU:HD22	2:C:470:GLN:HE22	20	0.89	0.03	0.89
(1,3)	1:A:43:LEU:HD22	2:C:470:GLN:HG2	20	0.89	0.03	0.89
(1,3)	1:A:43:LEU:HD22	2:C:470:GLN:HG3	20	0.89	0.03	0.89
(1,3)	1:A:43:LEU:HD22	2:C:470:GLN:N	20	0.89	0.03	0.89
(1,3)	1:A:43:LEU:HD22	2:C:470:GLN:NE2	20	0.89	0.03	0.89
(1,3)	1:A:43:LEU:HD22	2:C:470:GLN:O	20	0.89	0.03	0.89
(1,3)	1:A:43:LEU:HD22	2:C:470:GLN:OE1	20	0.89	0.03	0.89
(1,3)	1:A:43:LEU:HD22	2:C:472:PRO:C	20	0.89	0.03	0.89
(1,3)	1:A:43:LEU:HD22	2:C:472:PRO:CA	20	0.89	0.03	0.89
(1,3)	1:A:43:LEU:HD22	2:C:472:PRO:CB	20	0.89	0.03	0.89
(1,3)	1:A:43:LEU:HD22	2:C:472:PRO:CD	20	0.89	0.03	0.89
(1,3)	1:A:43:LEU:HD22	2:C:472:PRO:CG	20	0.89	0.03	0.89
(1,3)	1:A:43:LEU:HD22	2:C:472:PRO:HA	20	0.89	0.03	0.89
(1,3)	1:A:43:LEU:HD22	2:C:472:PRO:HB2	20	0.89	0.03	0.89
(1,3)	1:A:43:LEU:HD22	2:C:472:PRO:HB3	20	0.89	0.03	0.89
(1,3)	1:A:43:LEU:HD22	2:C:472:PRO:HD2	20	0.89	0.03	0.89
(1,3)	1:A:43:LEU:HD22	2:C:472:PRO:HD3	20	0.89	0.03	0.89
(1,3)	1:A:43:LEU:HD22	2:C:472:PRO:HG2	20	0.89	0.03	0.89
(1,3)	1:A:43:LEU:HD22	2:C:472:PRO:HG3	20	0.89	0.03	0.89
(1,3)	1:A:43:LEU:HD22	2:C:472:PRO:N	20	0.89	0.03	0.89
(1,3)	1:A:43:LEU:HD22	2:C:472:PRO:O	20	0.89	0.03	0.89
(1,3)	1:A:43:LEU:HD22	2:C:482:LEU:C	20	0.89	0.03	0.89
(1,3)	1:A:43:LEU:HD22	2:C:482:LEU:CA	20	0.89	0.03	0.89

Continued on next page...

Continued from previous page...

Key	Atom-1	Atom-2	Models ¹	Mean (Å)	SD ¹ (Å)	Median (Å)
(1,3)	1:A:43:LEU:HD22	2:C:482:LEU:CB	20	0.89	0.03	0.89
(1,3)	1:A:43:LEU:HD22	2:C:482:LEU:CD1	20	0.89	0.03	0.89
(1,3)	1:A:43:LEU:HD22	2:C:482:LEU:CD2	20	0.89	0.03	0.89
(1,3)	1:A:43:LEU:HD22	2:C:482:LEU:CG	20	0.89	0.03	0.89
(1,3)	1:A:43:LEU:HD22	2:C:482:LEU:H	20	0.89	0.03	0.89
(1,3)	1:A:43:LEU:HD22	2:C:482:LEU:HA	20	0.89	0.03	0.89
(1,3)	1:A:43:LEU:HD22	2:C:482:LEU:HB2	20	0.89	0.03	0.89
(1,3)	1:A:43:LEU:HD22	2:C:482:LEU:HB3	20	0.89	0.03	0.89
(1,3)	1:A:43:LEU:HD22	2:C:482:LEU:HD11	20	0.89	0.03	0.89
(1,3)	1:A:43:LEU:HD22	2:C:482:LEU:HD12	20	0.89	0.03	0.89
(1,3)	1:A:43:LEU:HD22	2:C:482:LEU:HD13	20	0.89	0.03	0.89
(1,3)	1:A:43:LEU:HD22	2:C:482:LEU:HD21	20	0.89	0.03	0.89
(1,3)	1:A:43:LEU:HD22	2:C:482:LEU:HD22	20	0.89	0.03	0.89
(1,3)	1:A:43:LEU:HD22	2:C:482:LEU:HD23	20	0.89	0.03	0.89
(1,3)	1:A:43:LEU:HD22	2:C:482:LEU:HG	20	0.89	0.03	0.89
(1,3)	1:A:43:LEU:HD22	2:C:482:LEU:N	20	0.89	0.03	0.89
(1,3)	1:A:43:LEU:HD22	2:C:482:LEU:O	20	0.89	0.03	0.89
(1,3)	1:A:43:LEU:HD22	2:C:483:THR:C	20	0.89	0.03	0.89
(1,3)	1:A:43:LEU:HD22	2:C:483:THR:CA	20	0.89	0.03	0.89
(1,3)	1:A:43:LEU:HD22	2:C:483:THR:CB	20	0.89	0.03	0.89
(1,3)	1:A:43:LEU:HD22	2:C:483:THR:CG2	20	0.89	0.03	0.89
(1,3)	1:A:43:LEU:HD22	2:C:483:THR:H	20	0.89	0.03	0.89
(1,3)	1:A:43:LEU:HD22	2:C:483:THR:HA	20	0.89	0.03	0.89
(1,3)	1:A:43:LEU:HD22	2:C:483:THR:HB	20	0.89	0.03	0.89
(1,3)	1:A:43:LEU:HD22	2:C:483:THR:HG1	20	0.89	0.03	0.89
(1,3)	1:A:43:LEU:HD22	2:C:483:THR:HG21	20	0.89	0.03	0.89
(1,3)	1:A:43:LEU:HD22	2:C:483:THR:HG22	20	0.89	0.03	0.89
(1,3)	1:A:43:LEU:HD22	2:C:483:THR:HG23	20	0.89	0.03	0.89
(1,3)	1:A:43:LEU:HD22	2:C:483:THR:N	20	0.89	0.03	0.89
(1,3)	1:A:43:LEU:HD22	2:C:483:THR:O	20	0.89	0.03	0.89
(1,3)	1:A:43:LEU:HD22	2:C:483:THR:OG1	20	0.89	0.03	0.89
(1,3)	1:A:43:LEU:HD22	2:C:484:ARG:C	20	0.89	0.03	0.89
(1,3)	1:A:43:LEU:HD22	2:C:484:ARG:CA	20	0.89	0.03	0.89
(1,3)	1:A:43:LEU:HD22	2:C:484:ARG:CB	20	0.89	0.03	0.89
(1,3)	1:A:43:LEU:HD22	2:C:484:ARG:CD	20	0.89	0.03	0.89
(1,3)	1:A:43:LEU:HD22	2:C:484:ARG:CG	20	0.89	0.03	0.89
(1,3)	1:A:43:LEU:HD22	2:C:484:ARG:CZ	20	0.89	0.03	0.89
(1,3)	1:A:43:LEU:HD22	2:C:484:ARG:H	20	0.89	0.03	0.89
(1,3)	1:A:43:LEU:HD22	2:C:484:ARG:HA	20	0.89	0.03	0.89
(1,3)	1:A:43:LEU:HD22	2:C:484:ARG:HB2	20	0.89	0.03	0.89
(1,3)	1:A:43:LEU:HD22	2:C:484:ARG:HB3	20	0.89	0.03	0.89
(1,3)	1:A:43:LEU:HD22	2:C:484:ARG:HD2	20	0.89	0.03	0.89

Continued on next page...

Continued from previous page...

Key	Atom-1	Atom-2	Models ¹	Mean (Å)	SD ¹ (Å)	Median (Å)
(1,3)	1:A:43:LEU:HD22	2:C:484:ARG:HD3	20	0.89	0.03	0.89
(1,3)	1:A:43:LEU:HD22	2:C:484:ARG:HE	20	0.89	0.03	0.89
(1,3)	1:A:43:LEU:HD22	2:C:484:ARG:HG2	20	0.89	0.03	0.89
(1,3)	1:A:43:LEU:HD22	2:C:484:ARG:HG3	20	0.89	0.03	0.89
(1,3)	1:A:43:LEU:HD22	2:C:484:ARG:HH11	20	0.89	0.03	0.89
(1,3)	1:A:43:LEU:HD22	2:C:484:ARG:HH12	20	0.89	0.03	0.89
(1,3)	1:A:43:LEU:HD22	2:C:484:ARG:HH21	20	0.89	0.03	0.89
(1,3)	1:A:43:LEU:HD22	2:C:484:ARG:HH22	20	0.89	0.03	0.89
(1,3)	1:A:43:LEU:HD22	2:C:484:ARG:N	20	0.89	0.03	0.89
(1,3)	1:A:43:LEU:HD22	2:C:484:ARG:NE	20	0.89	0.03	0.89
(1,3)	1:A:43:LEU:HD22	2:C:484:ARG:NH1	20	0.89	0.03	0.89
(1,3)	1:A:43:LEU:HD22	2:C:484:ARG:NH2	20	0.89	0.03	0.89
(1,3)	1:A:43:LEU:HD22	2:C:484:ARG:O	20	0.89	0.03	0.89
(1,3)	1:A:43:LEU:HD22	2:C:485:SER:C	20	0.89	0.03	0.89
(1,3)	1:A:43:LEU:HD22	2:C:485:SER:CA	20	0.89	0.03	0.89
(1,3)	1:A:43:LEU:HD22	2:C:485:SER:CB	20	0.89	0.03	0.89
(1,3)	1:A:43:LEU:HD22	2:C:485:SER:H	20	0.89	0.03	0.89
(1,3)	1:A:43:LEU:HD22	2:C:485:SER:HA	20	0.89	0.03	0.89
(1,3)	1:A:43:LEU:HD22	2:C:485:SER:HB2	20	0.89	0.03	0.89
(1,3)	1:A:43:LEU:HD22	2:C:485:SER:HB3	20	0.89	0.03	0.89
(1,3)	1:A:43:LEU:HD22	2:C:485:SER:HG	20	0.89	0.03	0.89
(1,3)	1:A:43:LEU:HD22	2:C:485:SER:N	20	0.89	0.03	0.89
(1,3)	1:A:43:LEU:HD22	2:C:485:SER:O	20	0.89	0.03	0.89
(1,3)	1:A:43:LEU:HD22	2:C:485:SER:OG	20	0.89	0.03	0.89
(1,3)	1:A:43:LEU:HD22	2:C:486:VAL:C	20	0.89	0.03	0.89
(1,3)	1:A:43:LEU:HD22	2:C:486:VAL:CA	20	0.89	0.03	0.89
(1,3)	1:A:43:LEU:HD22	2:C:486:VAL:CB	20	0.89	0.03	0.89
(1,3)	1:A:43:LEU:HD22	2:C:486:VAL:CG1	20	0.89	0.03	0.89
(1,3)	1:A:43:LEU:HD22	2:C:486:VAL:CG2	20	0.89	0.03	0.89
(1,3)	1:A:43:LEU:HD22	2:C:486:VAL:H	20	0.89	0.03	0.89
(1,3)	1:A:43:LEU:HD22	2:C:486:VAL:HA	20	0.89	0.03	0.89
(1,3)	1:A:43:LEU:HD22	2:C:486:VAL:HB	20	0.89	0.03	0.89
(1,3)	1:A:43:LEU:HD22	2:C:486:VAL:HG11	20	0.89	0.03	0.89
(1,3)	1:A:43:LEU:HD22	2:C:486:VAL:HG12	20	0.89	0.03	0.89
(1,3)	1:A:43:LEU:HD22	2:C:486:VAL:HG13	20	0.89	0.03	0.89
(1,3)	1:A:43:LEU:HD22	2:C:486:VAL:HG21	20	0.89	0.03	0.89
(1,3)	1:A:43:LEU:HD22	2:C:486:VAL:HG22	20	0.89	0.03	0.89
(1,3)	1:A:43:LEU:HD22	2:C:486:VAL:HG23	20	0.89	0.03	0.89
(1,3)	1:A:43:LEU:HD22	2:C:486:VAL:N	20	0.89	0.03	0.89
(1,3)	1:A:43:LEU:HD22	2:C:486:VAL:O	20	0.89	0.03	0.89
(1,3)	1:A:43:LEU:HD22	2:C:487:GLU:C	20	0.89	0.03	0.89
(1,3)	1:A:43:LEU:HD22	2:C:487:GLU:CA	20	0.89	0.03	0.89

Continued on next page...

Continued from previous page...

Key	Atom-1	Atom-2	Models ¹	Mean (Å)	SD ¹ (Å)	Median (Å)
(1,3)	1:A:43:LEU:HD22	2:C:487:GLU:CB	20	0.89	0.03	0.89
(1,3)	1:A:43:LEU:HD22	2:C:487:GLU:CD	20	0.89	0.03	0.89
(1,3)	1:A:43:LEU:HD22	2:C:487:GLU:CG	20	0.89	0.03	0.89
(1,3)	1:A:43:LEU:HD22	2:C:487:GLU:H	20	0.89	0.03	0.89
(1,3)	1:A:43:LEU:HD22	2:C:487:GLU:HA	20	0.89	0.03	0.89
(1,3)	1:A:43:LEU:HD22	2:C:487:GLU:HB2	20	0.89	0.03	0.89
(1,3)	1:A:43:LEU:HD22	2:C:487:GLU:HB3	20	0.89	0.03	0.89
(1,3)	1:A:43:LEU:HD22	2:C:487:GLU:HG2	20	0.89	0.03	0.89
(1,3)	1:A:43:LEU:HD22	2:C:487:GLU:HG3	20	0.89	0.03	0.89
(1,3)	1:A:43:LEU:HD22	2:C:487:GLU:N	20	0.89	0.03	0.89
(1,3)	1:A:43:LEU:HD22	2:C:487:GLU:O	20	0.89	0.03	0.89
(1,3)	1:A:43:LEU:HD22	2:C:487:GLU:OE1	20	0.89	0.03	0.89
(1,3)	1:A:43:LEU:HD22	2:C:487:GLU:OE2	20	0.89	0.03	0.89
(1,3)	1:A:43:LEU:HD22	2:C:488:ILE:C	20	0.89	0.03	0.89
(1,3)	1:A:43:LEU:HD22	2:C:488:ILE:CA	20	0.89	0.03	0.89
(1,3)	1:A:43:LEU:HD22	2:C:488:ILE:CB	20	0.89	0.03	0.89
(1,3)	1:A:43:LEU:HD22	2:C:488:ILE:CD1	20	0.89	0.03	0.89
(1,3)	1:A:43:LEU:HD22	2:C:488:ILE:CG1	20	0.89	0.03	0.89
(1,3)	1:A:43:LEU:HD22	2:C:488:ILE:CG2	20	0.89	0.03	0.89
(1,3)	1:A:43:LEU:HD22	2:C:488:ILE:H	20	0.89	0.03	0.89
(1,3)	1:A:43:LEU:HD22	2:C:488:ILE:HA	20	0.89	0.03	0.89
(1,3)	1:A:43:LEU:HD22	2:C:488:ILE:HB	20	0.89	0.03	0.89
(1,3)	1:A:43:LEU:HD22	2:C:488:ILE:HD11	20	0.89	0.03	0.89
(1,3)	1:A:43:LEU:HD22	2:C:488:ILE:HD12	20	0.89	0.03	0.89
(1,3)	1:A:43:LEU:HD22	2:C:488:ILE:HD13	20	0.89	0.03	0.89
(1,3)	1:A:43:LEU:HD22	2:C:488:ILE:HG12	20	0.89	0.03	0.89
(1,3)	1:A:43:LEU:HD22	2:C:488:ILE:HG13	20	0.89	0.03	0.89
(1,3)	1:A:43:LEU:HD22	2:C:488:ILE:HG21	20	0.89	0.03	0.89
(1,3)	1:A:43:LEU:HD22	2:C:488:ILE:HG22	20	0.89	0.03	0.89
(1,3)	1:A:43:LEU:HD22	2:C:488:ILE:HG23	20	0.89	0.03	0.89
(1,3)	1:A:43:LEU:HD22	2:C:488:ILE:N	20	0.89	0.03	0.89
(1,3)	1:A:43:LEU:HD22	2:C:488:ILE:O	20	0.89	0.03	0.89
(1,3)	1:A:43:LEU:HD22	2:C:490:THR:C	20	0.89	0.03	0.89
(1,3)	1:A:43:LEU:HD22	2:C:490:THR:CA	20	0.89	0.03	0.89
(1,3)	1:A:43:LEU:HD22	2:C:490:THR:CB	20	0.89	0.03	0.89
(1,3)	1:A:43:LEU:HD22	2:C:490:THR:CG2	20	0.89	0.03	0.89
(1,3)	1:A:43:LEU:HD22	2:C:490:THR:H	20	0.89	0.03	0.89
(1,3)	1:A:43:LEU:HD22	2:C:490:THR:HA	20	0.89	0.03	0.89
(1,3)	1:A:43:LEU:HD22	2:C:490:THR:HB	20	0.89	0.03	0.89
(1,3)	1:A:43:LEU:HD22	2:C:490:THR:HG1	20	0.89	0.03	0.89
(1,3)	1:A:43:LEU:HD22	2:C:490:THR:HG21	20	0.89	0.03	0.89
(1,3)	1:A:43:LEU:HD22	2:C:490:THR:HG22	20	0.89	0.03	0.89

Continued on next page...

Continued from previous page...

Key	Atom-1	Atom-2	Models ¹	Mean (Å)	SD ¹ (Å)	Median (Å)
(1,3)	1:A:43:LEU:HD22	2:C:490:THR:HG23	20	0.89	0.03	0.89
(1,3)	1:A:43:LEU:HD22	2:C:490:THR:N	20	0.89	0.03	0.89
(1,3)	1:A:43:LEU:HD22	2:C:490:THR:O	20	0.89	0.03	0.89
(1,3)	1:A:43:LEU:HD22	2:C:490:THR:OG1	20	0.89	0.03	0.89
(1,3)	1:A:43:LEU:HD22	2:C:491:ASP:C	20	0.89	0.03	0.89
(1,3)	1:A:43:LEU:HD22	2:C:491:ASP:CA	20	0.89	0.03	0.89
(1,3)	1:A:43:LEU:HD22	2:C:491:ASP:CB	20	0.89	0.03	0.89
(1,3)	1:A:43:LEU:HD22	2:C:491:ASP:CG	20	0.89	0.03	0.89
(1,3)	1:A:43:LEU:HD22	2:C:491:ASP:H	20	0.89	0.03	0.89
(1,3)	1:A:43:LEU:HD22	2:C:491:ASP:HA	20	0.89	0.03	0.89
(1,3)	1:A:43:LEU:HD22	2:C:491:ASP:HB2	20	0.89	0.03	0.89
(1,3)	1:A:43:LEU:HD22	2:C:491:ASP:HB3	20	0.89	0.03	0.89
(1,3)	1:A:43:LEU:HD22	2:C:491:ASP:N	20	0.89	0.03	0.89
(1,3)	1:A:43:LEU:HD22	2:C:491:ASP:O	20	0.89	0.03	0.89
(1,3)	1:A:43:LEU:HD22	2:C:491:ASP:OD1	20	0.89	0.03	0.89
(1,3)	1:A:43:LEU:HD22	2:C:491:ASP:OD2	20	0.89	0.03	0.89
(1,3)	1:A:43:LEU:HD22	2:C:492:ASN:C	20	0.89	0.03	0.89
(1,3)	1:A:43:LEU:HD22	2:C:492:ASN:CA	20	0.89	0.03	0.89
(1,3)	1:A:43:LEU:HD22	2:C:492:ASN:CB	20	0.89	0.03	0.89
(1,3)	1:A:43:LEU:HD22	2:C:492:ASN:CG	20	0.89	0.03	0.89
(1,3)	1:A:43:LEU:HD22	2:C:492:ASN:H	20	0.89	0.03	0.89
(1,3)	1:A:43:LEU:HD22	2:C:492:ASN:HA	20	0.89	0.03	0.89
(1,3)	1:A:43:LEU:HD22	2:C:492:ASN:HB2	20	0.89	0.03	0.89
(1,3)	1:A:43:LEU:HD22	2:C:492:ASN:HB3	20	0.89	0.03	0.89
(1,3)	1:A:43:LEU:HD22	2:C:492:ASN:HD21	20	0.89	0.03	0.89
(1,3)	1:A:43:LEU:HD22	2:C:492:ASN:HD22	20	0.89	0.03	0.89
(1,3)	1:A:43:LEU:HD22	2:C:492:ASN:N	20	0.89	0.03	0.89
(1,3)	1:A:43:LEU:HD22	2:C:492:ASN:ND2	20	0.89	0.03	0.89
(1,3)	1:A:43:LEU:HD22	2:C:492:ASN:O	20	0.89	0.03	0.89
(1,3)	1:A:43:LEU:HD22	2:C:492:ASN:OD1	20	0.89	0.03	0.89
(1,3)	1:A:43:LEU:HD22	2:C:494:LEU:C	20	0.89	0.03	0.89
(1,3)	1:A:43:LEU:HD22	2:C:494:LEU:CA	20	0.89	0.03	0.89
(1,3)	1:A:43:LEU:HD22	2:C:494:LEU:CB	20	0.89	0.03	0.89
(1,3)	1:A:43:LEU:HD22	2:C:494:LEU:CD1	20	0.89	0.03	0.89
(1,3)	1:A:43:LEU:HD22	2:C:494:LEU:CD2	20	0.89	0.03	0.89
(1,3)	1:A:43:LEU:HD22	2:C:494:LEU:CG	20	0.89	0.03	0.89
(1,3)	1:A:43:LEU:HD22	2:C:494:LEU:H	20	0.89	0.03	0.89
(1,3)	1:A:43:LEU:HD22	2:C:494:LEU:HA	20	0.89	0.03	0.89
(1,3)	1:A:43:LEU:HD22	2:C:494:LEU:HB2	20	0.89	0.03	0.89
(1,3)	1:A:43:LEU:HD22	2:C:494:LEU:HB3	20	0.89	0.03	0.89
(1,3)	1:A:43:LEU:HD22	2:C:494:LEU:HD11	20	0.89	0.03	0.89
(1,3)	1:A:43:LEU:HD22	2:C:494:LEU:HD12	20	0.89	0.03	0.89

Continued on next page...

Continued from previous page...

Key	Atom-1	Atom-2	Models ¹	Mean (Å)	SD ¹ (Å)	Median (Å)
(1,3)	1:A:43:LEU:HD22	2:C:494:LEU:HD13	20	0.89	0.03	0.89
(1,3)	1:A:43:LEU:HD22	2:C:494:LEU:HD21	20	0.89	0.03	0.89
(1,3)	1:A:43:LEU:HD22	2:C:494:LEU:HD22	20	0.89	0.03	0.89
(1,3)	1:A:43:LEU:HD22	2:C:494:LEU:HD23	20	0.89	0.03	0.89
(1,3)	1:A:43:LEU:HD22	2:C:494:LEU:HG	20	0.89	0.03	0.89
(1,3)	1:A:43:LEU:HD22	2:C:494:LEU:N	20	0.89	0.03	0.89
(1,3)	1:A:43:LEU:HD22	2:C:494:LEU:O	20	0.89	0.03	0.89
(1,3)	1:A:43:LEU:HD22	2:C:495:GLU:C	20	0.89	0.03	0.89
(1,3)	1:A:43:LEU:HD22	2:C:495:GLU:CA	20	0.89	0.03	0.89
(1,3)	1:A:43:LEU:HD22	2:C:495:GLU:CB	20	0.89	0.03	0.89
(1,3)	1:A:43:LEU:HD22	2:C:495:GLU:CD	20	0.89	0.03	0.89
(1,3)	1:A:43:LEU:HD22	2:C:495:GLU:CG	20	0.89	0.03	0.89
(1,3)	1:A:43:LEU:HD22	2:C:495:GLU:H	20	0.89	0.03	0.89
(1,3)	1:A:43:LEU:HD22	2:C:495:GLU:HA	20	0.89	0.03	0.89
(1,3)	1:A:43:LEU:HD22	2:C:495:GLU:HB2	20	0.89	0.03	0.89
(1,3)	1:A:43:LEU:HD22	2:C:495:GLU:HB3	20	0.89	0.03	0.89
(1,3)	1:A:43:LEU:HD22	2:C:495:GLU:HG2	20	0.89	0.03	0.89
(1,3)	1:A:43:LEU:HD22	2:C:495:GLU:HG3	20	0.89	0.03	0.89
(1,3)	1:A:43:LEU:HD22	2:C:495:GLU:N	20	0.89	0.03	0.89
(1,3)	1:A:43:LEU:HD22	2:C:495:GLU:O	20	0.89	0.03	0.89
(1,3)	1:A:43:LEU:HD22	2:C:495:GLU:OE1	20	0.89	0.03	0.89
(1,3)	1:A:43:LEU:HD22	2:C:495:GLU:OE2	20	0.89	0.03	0.89
(1,3)	1:A:43:LEU:HD22	2:C:496:GLY:C	20	0.89	0.03	0.89
(1,3)	1:A:43:LEU:HD22	2:C:496:GLY:CA	20	0.89	0.03	0.89
(1,3)	1:A:43:LEU:HD22	2:C:496:GLY:H	20	0.89	0.03	0.89
(1,3)	1:A:43:LEU:HD22	2:C:496:GLY:HA2	20	0.89	0.03	0.89
(1,3)	1:A:43:LEU:HD22	2:C:496:GLY:HA3	20	0.89	0.03	0.89
(1,3)	1:A:43:LEU:HD22	2:C:496:GLY:N	20	0.89	0.03	0.89
(1,3)	1:A:43:LEU:HD22	2:C:496:GLY:O	20	0.89	0.03	0.89
(1,3)	1:A:43:LEU:HD22	2:C:497:ARG:C	20	0.89	0.03	0.89
(1,3)	1:A:43:LEU:HD22	2:C:497:ARG:CA	20	0.89	0.03	0.89
(1,3)	1:A:43:LEU:HD22	2:C:497:ARG:CB	20	0.89	0.03	0.89
(1,3)	1:A:43:LEU:HD22	2:C:497:ARG:CD	20	0.89	0.03	0.89
(1,3)	1:A:43:LEU:HD22	2:C:497:ARG:CG	20	0.89	0.03	0.89
(1,3)	1:A:43:LEU:HD22	2:C:497:ARG:CZ	20	0.89	0.03	0.89
(1,3)	1:A:43:LEU:HD22	2:C:497:ARG:H	20	0.89	0.03	0.89
(1,3)	1:A:43:LEU:HD22	2:C:497:ARG:HA	20	0.89	0.03	0.89
(1,3)	1:A:43:LEU:HD22	2:C:497:ARG:HB2	20	0.89	0.03	0.89
(1,3)	1:A:43:LEU:HD22	2:C:497:ARG:HB3	20	0.89	0.03	0.89
(1,3)	1:A:43:LEU:HD22	2:C:497:ARG:HD2	20	0.89	0.03	0.89
(1,3)	1:A:43:LEU:HD22	2:C:497:ARG:HD3	20	0.89	0.03	0.89
(1,3)	1:A:43:LEU:HD22	2:C:497:ARG:HE	20	0.89	0.03	0.89

Continued on next page...

Continued from previous page...

Key	Atom-1	Atom-2	Models ¹	Mean (Å)	SD ¹ (Å)	Median (Å)
(1,3)	1:A:43:LEU:HD22	2:C:497:ARG:HG2	20	0.89	0.03	0.89
(1,3)	1:A:43:LEU:HD22	2:C:497:ARG:HG3	20	0.89	0.03	0.89
(1,3)	1:A:43:LEU:HD22	2:C:497:ARG:HH11	20	0.89	0.03	0.89
(1,3)	1:A:43:LEU:HD22	2:C:497:ARG:HH12	20	0.89	0.03	0.89
(1,3)	1:A:43:LEU:HD22	2:C:497:ARG:HH21	20	0.89	0.03	0.89
(1,3)	1:A:43:LEU:HD22	2:C:497:ARG:HH22	20	0.89	0.03	0.89
(1,3)	1:A:43:LEU:HD22	2:C:497:ARG:N	20	0.89	0.03	0.89
(1,3)	1:A:43:LEU:HD22	2:C:497:ARG:NE	20	0.89	0.03	0.89
(1,3)	1:A:43:LEU:HD22	2:C:497:ARG:NH1	20	0.89	0.03	0.89
(1,3)	1:A:43:LEU:HD22	2:C:497:ARG:NH2	20	0.89	0.03	0.89
(1,3)	1:A:43:LEU:HD22	2:C:497:ARG:O	20	0.89	0.03	0.89
(1,3)	1:A:43:LEU:HD23	2:C:457:LEU:C	20	0.89	0.03	0.89
(1,3)	1:A:43:LEU:HD23	2:C:457:LEU:CA	20	0.89	0.03	0.89
(1,3)	1:A:43:LEU:HD23	2:C:457:LEU:CB	20	0.89	0.03	0.89
(1,3)	1:A:43:LEU:HD23	2:C:457:LEU:CD1	20	0.89	0.03	0.89
(1,3)	1:A:43:LEU:HD23	2:C:457:LEU:CD2	20	0.89	0.03	0.89
(1,3)	1:A:43:LEU:HD23	2:C:457:LEU:CG	20	0.89	0.03	0.89
(1,3)	1:A:43:LEU:HD23	2:C:457:LEU:H	20	0.89	0.03	0.89
(1,3)	1:A:43:LEU:HD23	2:C:457:LEU:HA	20	0.89	0.03	0.89
(1,3)	1:A:43:LEU:HD23	2:C:457:LEU:HB2	20	0.89	0.03	0.89
(1,3)	1:A:43:LEU:HD23	2:C:457:LEU:HB3	20	0.89	0.03	0.89
(1,3)	1:A:43:LEU:HD23	2:C:457:LEU:HD11	20	0.89	0.03	0.89
(1,3)	1:A:43:LEU:HD23	2:C:457:LEU:HD12	20	0.89	0.03	0.89
(1,3)	1:A:43:LEU:HD23	2:C:457:LEU:HD13	20	0.89	0.03	0.89
(1,3)	1:A:43:LEU:HD23	2:C:457:LEU:HD21	20	0.89	0.03	0.89
(1,3)	1:A:43:LEU:HD23	2:C:457:LEU:HD22	20	0.89	0.03	0.89
(1,3)	1:A:43:LEU:HD23	2:C:457:LEU:HD23	20	0.89	0.03	0.89
(1,3)	1:A:43:LEU:HD23	2:C:457:LEU:HG	20	0.89	0.03	0.89
(1,3)	1:A:43:LEU:HD23	2:C:457:LEU:N	20	0.89	0.03	0.89
(1,3)	1:A:43:LEU:HD23	2:C:457:LEU:O	20	0.89	0.03	0.89
(1,3)	1:A:43:LEU:HD23	2:C:459:ALA:C	20	0.89	0.03	0.89
(1,3)	1:A:43:LEU:HD23	2:C:459:ALA:CA	20	0.89	0.03	0.89
(1,3)	1:A:43:LEU:HD23	2:C:459:ALA:CB	20	0.89	0.03	0.89
(1,3)	1:A:43:LEU:HD23	2:C:459:ALA:H	20	0.89	0.03	0.89
(1,3)	1:A:43:LEU:HD23	2:C:459:ALA:HA	20	0.89	0.03	0.89
(1,3)	1:A:43:LEU:HD23	2:C:459:ALA:HB1	20	0.89	0.03	0.89
(1,3)	1:A:43:LEU:HD23	2:C:459:ALA:HB2	20	0.89	0.03	0.89
(1,3)	1:A:43:LEU:HD23	2:C:459:ALA:HB3	20	0.89	0.03	0.89
(1,3)	1:A:43:LEU:HD23	2:C:459:ALA:N	20	0.89	0.03	0.89
(1,3)	1:A:43:LEU:HD23	2:C:459:ALA:O	20	0.89	0.03	0.89
(1,3)	1:A:43:LEU:HD23	2:C:460:MET:C	20	0.89	0.03	0.89
(1,3)	1:A:43:LEU:HD23	2:C:460:MET:CA	20	0.89	0.03	0.89

Continued on next page...

Continued from previous page...

Key	Atom-1	Atom-2	Models ¹	Mean (Å)	SD ¹ (Å)	Median (Å)
(1,3)	1:A:43:LEU:HD23	2:C:460:MET:CB	20	0.89	0.03	0.89
(1,3)	1:A:43:LEU:HD23	2:C:460:MET:CE	20	0.89	0.03	0.89
(1,3)	1:A:43:LEU:HD23	2:C:460:MET:CG	20	0.89	0.03	0.89
(1,3)	1:A:43:LEU:HD23	2:C:460:MET:H	20	0.89	0.03	0.89
(1,3)	1:A:43:LEU:HD23	2:C:460:MET:HA	20	0.89	0.03	0.89
(1,3)	1:A:43:LEU:HD23	2:C:460:MET:HB2	20	0.89	0.03	0.89
(1,3)	1:A:43:LEU:HD23	2:C:460:MET:HB3	20	0.89	0.03	0.89
(1,3)	1:A:43:LEU:HD23	2:C:460:MET:HE1	20	0.89	0.03	0.89
(1,3)	1:A:43:LEU:HD23	2:C:460:MET:HE2	20	0.89	0.03	0.89
(1,3)	1:A:43:LEU:HD23	2:C:460:MET:HE3	20	0.89	0.03	0.89
(1,3)	1:A:43:LEU:HD23	2:C:460:MET:HG2	20	0.89	0.03	0.89
(1,3)	1:A:43:LEU:HD23	2:C:460:MET:HG3	20	0.89	0.03	0.89
(1,3)	1:A:43:LEU:HD23	2:C:460:MET:N	20	0.89	0.03	0.89
(1,3)	1:A:43:LEU:HD23	2:C:460:MET:O	20	0.89	0.03	0.89
(1,3)	1:A:43:LEU:HD23	2:C:460:MET:SD	20	0.89	0.03	0.89
(1,3)	1:A:43:LEU:HD23	2:C:462:HIS:C	20	0.89	0.03	0.89
(1,3)	1:A:43:LEU:HD23	2:C:462:HIS:CA	20	0.89	0.03	0.89
(1,3)	1:A:43:LEU:HD23	2:C:462:HIS:CB	20	0.89	0.03	0.89
(1,3)	1:A:43:LEU:HD23	2:C:462:HIS:CD2	20	0.89	0.03	0.89
(1,3)	1:A:43:LEU:HD23	2:C:462:HIS:CE1	20	0.89	0.03	0.89
(1,3)	1:A:43:LEU:HD23	2:C:462:HIS:CG	20	0.89	0.03	0.89
(1,3)	1:A:43:LEU:HD23	2:C:462:HIS:H	20	0.89	0.03	0.89
(1,3)	1:A:43:LEU:HD23	2:C:462:HIS:HA	20	0.89	0.03	0.89
(1,3)	1:A:43:LEU:HD23	2:C:462:HIS:HB2	20	0.89	0.03	0.89
(1,3)	1:A:43:LEU:HD23	2:C:462:HIS:HB3	20	0.89	0.03	0.89
(1,3)	1:A:43:LEU:HD23	2:C:462:HIS:HD2	20	0.89	0.03	0.89
(1,3)	1:A:43:LEU:HD23	2:C:462:HIS:HE1	20	0.89	0.03	0.89
(1,3)	1:A:43:LEU:HD23	2:C:462:HIS:HE2	20	0.89	0.03	0.89
(1,3)	1:A:43:LEU:HD23	2:C:462:HIS:N	20	0.89	0.03	0.89
(1,3)	1:A:43:LEU:HD23	2:C:462:HIS:ND1	20	0.89	0.03	0.89
(1,3)	1:A:43:LEU:HD23	2:C:462:HIS:NE2	20	0.89	0.03	0.89
(1,3)	1:A:43:LEU:HD23	2:C:462:HIS:O	20	0.89	0.03	0.89
(1,3)	1:A:43:LEU:HD23	2:C:463:GLN:C	20	0.89	0.03	0.89
(1,3)	1:A:43:LEU:HD23	2:C:463:GLN:CA	20	0.89	0.03	0.89
(1,3)	1:A:43:LEU:HD23	2:C:463:GLN:CB	20	0.89	0.03	0.89
(1,3)	1:A:43:LEU:HD23	2:C:463:GLN:CD	20	0.89	0.03	0.89
(1,3)	1:A:43:LEU:HD23	2:C:463:GLN:CG	20	0.89	0.03	0.89
(1,3)	1:A:43:LEU:HD23	2:C:463:GLN:H	20	0.89	0.03	0.89
(1,3)	1:A:43:LEU:HD23	2:C:463:GLN:HA	20	0.89	0.03	0.89
(1,3)	1:A:43:LEU:HD23	2:C:463:GLN:HB2	20	0.89	0.03	0.89
(1,3)	1:A:43:LEU:HD23	2:C:463:GLN:HB3	20	0.89	0.03	0.89
(1,3)	1:A:43:LEU:HD23	2:C:463:GLN:HE21	20	0.89	0.03	0.89

Continued on next page...

Continued from previous page...

Key	Atom-1	Atom-2	Models ¹	Mean (Å)	SD ¹ (Å)	Median (Å)
(1,3)	1:A:43:LEU:HD23	2:C:463:GLN:HE22	20	0.89	0.03	0.89
(1,3)	1:A:43:LEU:HD23	2:C:463:GLN:HG2	20	0.89	0.03	0.89
(1,3)	1:A:43:LEU:HD23	2:C:463:GLN:HG3	20	0.89	0.03	0.89
(1,3)	1:A:43:LEU:HD23	2:C:463:GLN:N	20	0.89	0.03	0.89
(1,3)	1:A:43:LEU:HD23	2:C:463:GLN:NE2	20	0.89	0.03	0.89
(1,3)	1:A:43:LEU:HD23	2:C:463:GLN:O	20	0.89	0.03	0.89
(1,3)	1:A:43:LEU:HD23	2:C:463:GLN:OE1	20	0.89	0.03	0.89
(1,3)	1:A:43:LEU:HD23	2:C:465:GLN:C	20	0.89	0.03	0.89
(1,3)	1:A:43:LEU:HD23	2:C:465:GLN:CA	20	0.89	0.03	0.89
(1,3)	1:A:43:LEU:HD23	2:C:465:GLN:CB	20	0.89	0.03	0.89
(1,3)	1:A:43:LEU:HD23	2:C:465:GLN:CD	20	0.89	0.03	0.89
(1,3)	1:A:43:LEU:HD23	2:C:465:GLN:CG	20	0.89	0.03	0.89
(1,3)	1:A:43:LEU:HD23	2:C:465:GLN:H	20	0.89	0.03	0.89
(1,3)	1:A:43:LEU:HD23	2:C:465:GLN:HA	20	0.89	0.03	0.89
(1,3)	1:A:43:LEU:HD23	2:C:465:GLN:HB2	20	0.89	0.03	0.89
(1,3)	1:A:43:LEU:HD23	2:C:465:GLN:HB3	20	0.89	0.03	0.89
(1,3)	1:A:43:LEU:HD23	2:C:465:GLN:HE21	20	0.89	0.03	0.89
(1,3)	1:A:43:LEU:HD23	2:C:465:GLN:HE22	20	0.89	0.03	0.89
(1,3)	1:A:43:LEU:HD23	2:C:465:GLN:HG2	20	0.89	0.03	0.89
(1,3)	1:A:43:LEU:HD23	2:C:465:GLN:HG3	20	0.89	0.03	0.89
(1,3)	1:A:43:LEU:HD23	2:C:465:GLN:N	20	0.89	0.03	0.89
(1,3)	1:A:43:LEU:HD23	2:C:465:GLN:NE2	20	0.89	0.03	0.89
(1,3)	1:A:43:LEU:HD23	2:C:465:GLN:O	20	0.89	0.03	0.89
(1,3)	1:A:43:LEU:HD23	2:C:465:GLN:OE1	20	0.89	0.03	0.89
(1,3)	1:A:43:LEU:HD23	2:C:466:GLU:C	20	0.89	0.03	0.89
(1,3)	1:A:43:LEU:HD23	2:C:466:GLU:CA	20	0.89	0.03	0.89
(1,3)	1:A:43:LEU:HD23	2:C:466:GLU:CB	20	0.89	0.03	0.89
(1,3)	1:A:43:LEU:HD23	2:C:466:GLU:CD	20	0.89	0.03	0.89
(1,3)	1:A:43:LEU:HD23	2:C:466:GLU:CG	20	0.89	0.03	0.89
(1,3)	1:A:43:LEU:HD23	2:C:466:GLU:H	20	0.89	0.03	0.89
(1,3)	1:A:43:LEU:HD23	2:C:466:GLU:HA	20	0.89	0.03	0.89
(1,3)	1:A:43:LEU:HD23	2:C:466:GLU:HB2	20	0.89	0.03	0.89
(1,3)	1:A:43:LEU:HD23	2:C:466:GLU:HB3	20	0.89	0.03	0.89
(1,3)	1:A:43:LEU:HD23	2:C:466:GLU:HG2	20	0.89	0.03	0.89
(1,3)	1:A:43:LEU:HD23	2:C:466:GLU:HG3	20	0.89	0.03	0.89
(1,3)	1:A:43:LEU:HD23	2:C:466:GLU:N	20	0.89	0.03	0.89
(1,3)	1:A:43:LEU:HD23	2:C:466:GLU:O	20	0.89	0.03	0.89
(1,3)	1:A:43:LEU:HD23	2:C:466:GLU:OE1	20	0.89	0.03	0.89
(1,3)	1:A:43:LEU:HD23	2:C:466:GLU:OE2	20	0.89	0.03	0.89
(1,3)	1:A:43:LEU:HD23	2:C:467:MET:C	20	0.89	0.03	0.89
(1,3)	1:A:43:LEU:HD23	2:C:467:MET:CA	20	0.89	0.03	0.89
(1,3)	1:A:43:LEU:HD23	2:C:467:MET:CB	20	0.89	0.03	0.89

Continued on next page...

Continued from previous page...

Key	Atom-1	Atom-2	Models ¹	Mean (Å)	SD ¹ (Å)	Median (Å)
(1,3)	1:A:43:LEU:HD23	2:C:467:MET:CE	20	0.89	0.03	0.89
(1,3)	1:A:43:LEU:HD23	2:C:467:MET:CG	20	0.89	0.03	0.89
(1,3)	1:A:43:LEU:HD23	2:C:467:MET:H	20	0.89	0.03	0.89
(1,3)	1:A:43:LEU:HD23	2:C:467:MET:HA	20	0.89	0.03	0.89
(1,3)	1:A:43:LEU:HD23	2:C:467:MET:HB2	20	0.89	0.03	0.89
(1,3)	1:A:43:LEU:HD23	2:C:467:MET:HB3	20	0.89	0.03	0.89
(1,3)	1:A:43:LEU:HD23	2:C:467:MET:HE1	20	0.89	0.03	0.89
(1,3)	1:A:43:LEU:HD23	2:C:467:MET:HE2	20	0.89	0.03	0.89
(1,3)	1:A:43:LEU:HD23	2:C:467:MET:HE3	20	0.89	0.03	0.89
(1,3)	1:A:43:LEU:HD23	2:C:467:MET:HG2	20	0.89	0.03	0.89
(1,3)	1:A:43:LEU:HD23	2:C:467:MET:HG3	20	0.89	0.03	0.89
(1,3)	1:A:43:LEU:HD23	2:C:467:MET:N	20	0.89	0.03	0.89
(1,3)	1:A:43:LEU:HD23	2:C:467:MET:O	20	0.89	0.03	0.89
(1,3)	1:A:43:LEU:HD23	2:C:467:MET:SD	20	0.89	0.03	0.89
(1,3)	1:A:43:LEU:HD23	2:C:468:PHE:C	20	0.89	0.03	0.89
(1,3)	1:A:43:LEU:HD23	2:C:468:PHE:CA	20	0.89	0.03	0.89
(1,3)	1:A:43:LEU:HD23	2:C:468:PHE:CB	20	0.89	0.03	0.89
(1,3)	1:A:43:LEU:HD23	2:C:468:PHE:CD1	20	0.89	0.03	0.89
(1,3)	1:A:43:LEU:HD23	2:C:468:PHE:CD2	20	0.89	0.03	0.89
(1,3)	1:A:43:LEU:HD23	2:C:468:PHE:CE1	20	0.89	0.03	0.89
(1,3)	1:A:43:LEU:HD23	2:C:468:PHE:CE2	20	0.89	0.03	0.89
(1,3)	1:A:43:LEU:HD23	2:C:468:PHE:CG	20	0.89	0.03	0.89
(1,3)	1:A:43:LEU:HD23	2:C:468:PHE:CZ	20	0.89	0.03	0.89
(1,3)	1:A:43:LEU:HD23	2:C:468:PHE:H	20	0.89	0.03	0.89
(1,3)	1:A:43:LEU:HD23	2:C:468:PHE:HA	20	0.89	0.03	0.89
(1,3)	1:A:43:LEU:HD23	2:C:468:PHE:HB2	20	0.89	0.03	0.89
(1,3)	1:A:43:LEU:HD23	2:C:468:PHE:HB3	20	0.89	0.03	0.89
(1,3)	1:A:43:LEU:HD23	2:C:468:PHE:HD1	20	0.89	0.03	0.89
(1,3)	1:A:43:LEU:HD23	2:C:468:PHE:HD2	20	0.89	0.03	0.89
(1,3)	1:A:43:LEU:HD23	2:C:468:PHE:HE1	20	0.89	0.03	0.89
(1,3)	1:A:43:LEU:HD23	2:C:468:PHE:HE2	20	0.89	0.03	0.89
(1,3)	1:A:43:LEU:HD23	2:C:468:PHE:HZ	20	0.89	0.03	0.89
(1,3)	1:A:43:LEU:HD23	2:C:468:PHE:N	20	0.89	0.03	0.89
(1,3)	1:A:43:LEU:HD23	2:C:468:PHE:O	20	0.89	0.03	0.89
(1,3)	1:A:43:LEU:HD23	2:C:469:PRO:C	20	0.89	0.03	0.89
(1,3)	1:A:43:LEU:HD23	2:C:469:PRO:CA	20	0.89	0.03	0.89
(1,3)	1:A:43:LEU:HD23	2:C:469:PRO:CB	20	0.89	0.03	0.89
(1,3)	1:A:43:LEU:HD23	2:C:469:PRO:CD	20	0.89	0.03	0.89
(1,3)	1:A:43:LEU:HD23	2:C:469:PRO:CG	20	0.89	0.03	0.89
(1,3)	1:A:43:LEU:HD23	2:C:469:PRO:HA	20	0.89	0.03	0.89
(1,3)	1:A:43:LEU:HD23	2:C:469:PRO:HB2	20	0.89	0.03	0.89
(1,3)	1:A:43:LEU:HD23	2:C:469:PRO:HB3	20	0.89	0.03	0.89

Continued on next page...

Continued from previous page...

Key	Atom-1	Atom-2	Models ¹	Mean (Å)	SD ¹ (Å)	Median (Å)
(1,3)	1:A:43:LEU:HD23	2:C:469:PRO:HD2	20	0.89	0.03	0.89
(1,3)	1:A:43:LEU:HD23	2:C:469:PRO:HD3	20	0.89	0.03	0.89
(1,3)	1:A:43:LEU:HD23	2:C:469:PRO:HG2	20	0.89	0.03	0.89
(1,3)	1:A:43:LEU:HD23	2:C:469:PRO:HG3	20	0.89	0.03	0.89
(1,3)	1:A:43:LEU:HD23	2:C:469:PRO:N	20	0.89	0.03	0.89
(1,3)	1:A:43:LEU:HD23	2:C:469:PRO:O	20	0.89	0.03	0.89
(1,3)	1:A:43:LEU:HD23	2:C:470:GLN:C	20	0.89	0.03	0.89
(1,3)	1:A:43:LEU:HD23	2:C:470:GLN:CA	20	0.89	0.03	0.89
(1,3)	1:A:43:LEU:HD23	2:C:470:GLN:CB	20	0.89	0.03	0.89
(1,3)	1:A:43:LEU:HD23	2:C:470:GLN:CD	20	0.89	0.03	0.89
(1,3)	1:A:43:LEU:HD23	2:C:470:GLN:CG	20	0.89	0.03	0.89
(1,3)	1:A:43:LEU:HD23	2:C:470:GLN:H	20	0.89	0.03	0.89
(1,3)	1:A:43:LEU:HD23	2:C:470:GLN:HA	20	0.89	0.03	0.89
(1,3)	1:A:43:LEU:HD23	2:C:470:GLN:HB2	20	0.89	0.03	0.89
(1,3)	1:A:43:LEU:HD23	2:C:470:GLN:HB3	20	0.89	0.03	0.89
(1,3)	1:A:43:LEU:HD23	2:C:470:GLN:HE21	20	0.89	0.03	0.89
(1,3)	1:A:43:LEU:HD23	2:C:470:GLN:HE22	20	0.89	0.03	0.89
(1,3)	1:A:43:LEU:HD23	2:C:470:GLN:HG2	20	0.89	0.03	0.89
(1,3)	1:A:43:LEU:HD23	2:C:470:GLN:HG3	20	0.89	0.03	0.89
(1,3)	1:A:43:LEU:HD23	2:C:470:GLN:N	20	0.89	0.03	0.89
(1,3)	1:A:43:LEU:HD23	2:C:470:GLN:NE2	20	0.89	0.03	0.89
(1,3)	1:A:43:LEU:HD23	2:C:470:GLN:O	20	0.89	0.03	0.89
(1,3)	1:A:43:LEU:HD23	2:C:470:GLN:OE1	20	0.89	0.03	0.89
(1,3)	1:A:43:LEU:HD23	2:C:472:PRO:C	20	0.89	0.03	0.89
(1,3)	1:A:43:LEU:HD23	2:C:472:PRO:CA	20	0.89	0.03	0.89
(1,3)	1:A:43:LEU:HD23	2:C:472:PRO:CB	20	0.89	0.03	0.89
(1,3)	1:A:43:LEU:HD23	2:C:472:PRO:CD	20	0.89	0.03	0.89
(1,3)	1:A:43:LEU:HD23	2:C:472:PRO:CG	20	0.89	0.03	0.89
(1,3)	1:A:43:LEU:HD23	2:C:472:PRO:HA	20	0.89	0.03	0.89
(1,3)	1:A:43:LEU:HD23	2:C:472:PRO:HB2	20	0.89	0.03	0.89
(1,3)	1:A:43:LEU:HD23	2:C:472:PRO:HB3	20	0.89	0.03	0.89
(1,3)	1:A:43:LEU:HD23	2:C:472:PRO:HD2	20	0.89	0.03	0.89
(1,3)	1:A:43:LEU:HD23	2:C:472:PRO:HD3	20	0.89	0.03	0.89
(1,3)	1:A:43:LEU:HD23	2:C:472:PRO:HG2	20	0.89	0.03	0.89
(1,3)	1:A:43:LEU:HD23	2:C:472:PRO:HG3	20	0.89	0.03	0.89
(1,3)	1:A:43:LEU:HD23	2:C:472:PRO:N	20	0.89	0.03	0.89
(1,3)	1:A:43:LEU:HD23	2:C:472:PRO:O	20	0.89	0.03	0.89
(1,3)	1:A:43:LEU:HD23	2:C:482:LEU:C	20	0.89	0.03	0.89
(1,3)	1:A:43:LEU:HD23	2:C:482:LEU:CA	20	0.89	0.03	0.89
(1,3)	1:A:43:LEU:HD23	2:C:482:LEU:CB	20	0.89	0.03	0.89
(1,3)	1:A:43:LEU:HD23	2:C:482:LEU:CD1	20	0.89	0.03	0.89
(1,3)	1:A:43:LEU:HD23	2:C:482:LEU:CD2	20	0.89	0.03	0.89

Continued on next page...

Continued from previous page...

Key	Atom-1	Atom-2	Models ¹	Mean (Å)	SD ¹ (Å)	Median (Å)
(1,3)	1:A:43:LEU:HD23	2:C:482:LEU:CG	20	0.89	0.03	0.89
(1,3)	1:A:43:LEU:HD23	2:C:482:LEU:H	20	0.89	0.03	0.89
(1,3)	1:A:43:LEU:HD23	2:C:482:LEU:HA	20	0.89	0.03	0.89
(1,3)	1:A:43:LEU:HD23	2:C:482:LEU:HB2	20	0.89	0.03	0.89
(1,3)	1:A:43:LEU:HD23	2:C:482:LEU:HB3	20	0.89	0.03	0.89
(1,3)	1:A:43:LEU:HD23	2:C:482:LEU:HD11	20	0.89	0.03	0.89
(1,3)	1:A:43:LEU:HD23	2:C:482:LEU:HD12	20	0.89	0.03	0.89
(1,3)	1:A:43:LEU:HD23	2:C:482:LEU:HD13	20	0.89	0.03	0.89
(1,3)	1:A:43:LEU:HD23	2:C:482:LEU:HD21	20	0.89	0.03	0.89
(1,3)	1:A:43:LEU:HD23	2:C:482:LEU:HD22	20	0.89	0.03	0.89
(1,3)	1:A:43:LEU:HD23	2:C:482:LEU:HD23	20	0.89	0.03	0.89
(1,3)	1:A:43:LEU:HD23	2:C:482:LEU:HG	20	0.89	0.03	0.89
(1,3)	1:A:43:LEU:HD23	2:C:482:LEU:N	20	0.89	0.03	0.89
(1,3)	1:A:43:LEU:HD23	2:C:482:LEU:O	20	0.89	0.03	0.89
(1,3)	1:A:43:LEU:HD23	2:C:483:THR:C	20	0.89	0.03	0.89
(1,3)	1:A:43:LEU:HD23	2:C:483:THR:CA	20	0.89	0.03	0.89
(1,3)	1:A:43:LEU:HD23	2:C:483:THR:CB	20	0.89	0.03	0.89
(1,3)	1:A:43:LEU:HD23	2:C:483:THR:CG2	20	0.89	0.03	0.89
(1,3)	1:A:43:LEU:HD23	2:C:483:THR:H	20	0.89	0.03	0.89
(1,3)	1:A:43:LEU:HD23	2:C:483:THR:HA	20	0.89	0.03	0.89
(1,3)	1:A:43:LEU:HD23	2:C:483:THR:HB	20	0.89	0.03	0.89
(1,3)	1:A:43:LEU:HD23	2:C:483:THR:HG1	20	0.89	0.03	0.89
(1,3)	1:A:43:LEU:HD23	2:C:483:THR:HG21	20	0.89	0.03	0.89
(1,3)	1:A:43:LEU:HD23	2:C:483:THR:HG22	20	0.89	0.03	0.89
(1,3)	1:A:43:LEU:HD23	2:C:483:THR:HG23	20	0.89	0.03	0.89
(1,3)	1:A:43:LEU:HD23	2:C:483:THR:N	20	0.89	0.03	0.89
(1,3)	1:A:43:LEU:HD23	2:C:483:THR:O	20	0.89	0.03	0.89
(1,3)	1:A:43:LEU:HD23	2:C:483:THR:OG1	20	0.89	0.03	0.89
(1,3)	1:A:43:LEU:HD23	2:C:484:ARG:C	20	0.89	0.03	0.89
(1,3)	1:A:43:LEU:HD23	2:C:484:ARG:CA	20	0.89	0.03	0.89
(1,3)	1:A:43:LEU:HD23	2:C:484:ARG:CB	20	0.89	0.03	0.89
(1,3)	1:A:43:LEU:HD23	2:C:484:ARG:CD	20	0.89	0.03	0.89
(1,3)	1:A:43:LEU:HD23	2:C:484:ARG:CG	20	0.89	0.03	0.89
(1,3)	1:A:43:LEU:HD23	2:C:484:ARG:CZ	20	0.89	0.03	0.89
(1,3)	1:A:43:LEU:HD23	2:C:484:ARG:H	20	0.89	0.03	0.89
(1,3)	1:A:43:LEU:HD23	2:C:484:ARG:HA	20	0.89	0.03	0.89
(1,3)	1:A:43:LEU:HD23	2:C:484:ARG:HB2	20	0.89	0.03	0.89
(1,3)	1:A:43:LEU:HD23	2:C:484:ARG:HB3	20	0.89	0.03	0.89
(1,3)	1:A:43:LEU:HD23	2:C:484:ARG:HD2	20	0.89	0.03	0.89
(1,3)	1:A:43:LEU:HD23	2:C:484:ARG:HD3	20	0.89	0.03	0.89
(1,3)	1:A:43:LEU:HD23	2:C:484:ARG:HE	20	0.89	0.03	0.89
(1,3)	1:A:43:LEU:HD23	2:C:484:ARG:HG2	20	0.89	0.03	0.89

Continued on next page...

Continued from previous page...

Key	Atom-1	Atom-2	Models ¹	Mean (Å)	SD ¹ (Å)	Median (Å)
(1,3)	1:A:43:LEU:HD23	2:C:484:ARG:HG3	20	0.89	0.03	0.89
(1,3)	1:A:43:LEU:HD23	2:C:484:ARG:HH11	20	0.89	0.03	0.89
(1,3)	1:A:43:LEU:HD23	2:C:484:ARG:HH12	20	0.89	0.03	0.89
(1,3)	1:A:43:LEU:HD23	2:C:484:ARG:HH21	20	0.89	0.03	0.89
(1,3)	1:A:43:LEU:HD23	2:C:484:ARG:HH22	20	0.89	0.03	0.89
(1,3)	1:A:43:LEU:HD23	2:C:484:ARG:N	20	0.89	0.03	0.89
(1,3)	1:A:43:LEU:HD23	2:C:484:ARG:NE	20	0.89	0.03	0.89
(1,3)	1:A:43:LEU:HD23	2:C:484:ARG:NH1	20	0.89	0.03	0.89
(1,3)	1:A:43:LEU:HD23	2:C:484:ARG:NH2	20	0.89	0.03	0.89
(1,3)	1:A:43:LEU:HD23	2:C:484:ARG:O	20	0.89	0.03	0.89
(1,3)	1:A:43:LEU:HD23	2:C:485:SER:C	20	0.89	0.03	0.89
(1,3)	1:A:43:LEU:HD23	2:C:485:SER:CA	20	0.89	0.03	0.89
(1,3)	1:A:43:LEU:HD23	2:C:485:SER:CB	20	0.89	0.03	0.89
(1,3)	1:A:43:LEU:HD23	2:C:485:SER:H	20	0.89	0.03	0.89
(1,3)	1:A:43:LEU:HD23	2:C:485:SER:HA	20	0.89	0.03	0.89
(1,3)	1:A:43:LEU:HD23	2:C:485:SER:HB2	20	0.89	0.03	0.89
(1,3)	1:A:43:LEU:HD23	2:C:485:SER:HB3	20	0.89	0.03	0.89
(1,3)	1:A:43:LEU:HD23	2:C:485:SER:HG	20	0.89	0.03	0.89
(1,3)	1:A:43:LEU:HD23	2:C:485:SER:N	20	0.89	0.03	0.89
(1,3)	1:A:43:LEU:HD23	2:C:485:SER:O	20	0.89	0.03	0.89
(1,3)	1:A:43:LEU:HD23	2:C:485:SER:OG	20	0.89	0.03	0.89
(1,3)	1:A:43:LEU:HD23	2:C:486:VAL:C	20	0.89	0.03	0.89
(1,3)	1:A:43:LEU:HD23	2:C:486:VAL:CA	20	0.89	0.03	0.89
(1,3)	1:A:43:LEU:HD23	2:C:486:VAL:CB	20	0.89	0.03	0.89
(1,3)	1:A:43:LEU:HD23	2:C:486:VAL:CG1	20	0.89	0.03	0.89
(1,3)	1:A:43:LEU:HD23	2:C:486:VAL:CG2	20	0.89	0.03	0.89
(1,3)	1:A:43:LEU:HD23	2:C:486:VAL:H	20	0.89	0.03	0.89
(1,3)	1:A:43:LEU:HD23	2:C:486:VAL:HA	20	0.89	0.03	0.89
(1,3)	1:A:43:LEU:HD23	2:C:486:VAL:HB	20	0.89	0.03	0.89
(1,3)	1:A:43:LEU:HD23	2:C:486:VAL:HG11	20	0.89	0.03	0.89
(1,3)	1:A:43:LEU:HD23	2:C:486:VAL:HG12	20	0.89	0.03	0.89
(1,3)	1:A:43:LEU:HD23	2:C:486:VAL:HG13	20	0.89	0.03	0.89
(1,3)	1:A:43:LEU:HD23	2:C:486:VAL:HG21	20	0.89	0.03	0.89
(1,3)	1:A:43:LEU:HD23	2:C:486:VAL:HG22	20	0.89	0.03	0.89
(1,3)	1:A:43:LEU:HD23	2:C:486:VAL:HG23	20	0.89	0.03	0.89
(1,3)	1:A:43:LEU:HD23	2:C:486:VAL:N	20	0.89	0.03	0.89
(1,3)	1:A:43:LEU:HD23	2:C:486:VAL:O	20	0.89	0.03	0.89
(1,3)	1:A:43:LEU:HD23	2:C:487:GLU:C	20	0.89	0.03	0.89
(1,3)	1:A:43:LEU:HD23	2:C:487:GLU:CA	20	0.89	0.03	0.89
(1,3)	1:A:43:LEU:HD23	2:C:487:GLU:CB	20	0.89	0.03	0.89
(1,3)	1:A:43:LEU:HD23	2:C:487:GLU:CD	20	0.89	0.03	0.89
(1,3)	1:A:43:LEU:HD23	2:C:487:GLU:CG	20	0.89	0.03	0.89

Continued on next page...

Continued from previous page...

Key	Atom-1	Atom-2	Models ¹	Mean (Å)	SD ¹ (Å)	Median (Å)
(1,3)	1:A:43:LEU:HD23	2:C:487:GLU:H	20	0.89	0.03	0.89
(1,3)	1:A:43:LEU:HD23	2:C:487:GLU:HA	20	0.89	0.03	0.89
(1,3)	1:A:43:LEU:HD23	2:C:487:GLU:HB2	20	0.89	0.03	0.89
(1,3)	1:A:43:LEU:HD23	2:C:487:GLU:HB3	20	0.89	0.03	0.89
(1,3)	1:A:43:LEU:HD23	2:C:487:GLU:HG2	20	0.89	0.03	0.89
(1,3)	1:A:43:LEU:HD23	2:C:487:GLU:HG3	20	0.89	0.03	0.89
(1,3)	1:A:43:LEU:HD23	2:C:487:GLU:N	20	0.89	0.03	0.89
(1,3)	1:A:43:LEU:HD23	2:C:487:GLU:O	20	0.89	0.03	0.89
(1,3)	1:A:43:LEU:HD23	2:C:487:GLU:OE1	20	0.89	0.03	0.89
(1,3)	1:A:43:LEU:HD23	2:C:487:GLU:OE2	20	0.89	0.03	0.89
(1,3)	1:A:43:LEU:HD23	2:C:488:ILE:C	20	0.89	0.03	0.89
(1,3)	1:A:43:LEU:HD23	2:C:488:ILE:CA	20	0.89	0.03	0.89
(1,3)	1:A:43:LEU:HD23	2:C:488:ILE:CB	20	0.89	0.03	0.89
(1,3)	1:A:43:LEU:HD23	2:C:488:ILE:CD1	20	0.89	0.03	0.89
(1,3)	1:A:43:LEU:HD23	2:C:488:ILE:CG1	20	0.89	0.03	0.89
(1,3)	1:A:43:LEU:HD23	2:C:488:ILE:CG2	20	0.89	0.03	0.89
(1,3)	1:A:43:LEU:HD23	2:C:488:ILE:H	20	0.89	0.03	0.89
(1,3)	1:A:43:LEU:HD23	2:C:488:ILE:HA	20	0.89	0.03	0.89
(1,3)	1:A:43:LEU:HD23	2:C:488:ILE:HB	20	0.89	0.03	0.89
(1,3)	1:A:43:LEU:HD23	2:C:488:ILE:HD11	20	0.89	0.03	0.89
(1,3)	1:A:43:LEU:HD23	2:C:488:ILE:HD12	20	0.89	0.03	0.89
(1,3)	1:A:43:LEU:HD23	2:C:488:ILE:HD13	20	0.89	0.03	0.89
(1,3)	1:A:43:LEU:HD23	2:C:488:ILE:HG12	20	0.89	0.03	0.89
(1,3)	1:A:43:LEU:HD23	2:C:488:ILE:HG13	20	0.89	0.03	0.89
(1,3)	1:A:43:LEU:HD23	2:C:488:ILE:HG21	20	0.89	0.03	0.89
(1,3)	1:A:43:LEU:HD23	2:C:488:ILE:HG22	20	0.89	0.03	0.89
(1,3)	1:A:43:LEU:HD23	2:C:488:ILE:HG23	20	0.89	0.03	0.89
(1,3)	1:A:43:LEU:HD23	2:C:488:ILE:N	20	0.89	0.03	0.89
(1,3)	1:A:43:LEU:HD23	2:C:488:ILE:O	20	0.89	0.03	0.89
(1,3)	1:A:43:LEU:HD23	2:C:490:THR:C	20	0.89	0.03	0.89
(1,3)	1:A:43:LEU:HD23	2:C:490:THR:CA	20	0.89	0.03	0.89
(1,3)	1:A:43:LEU:HD23	2:C:490:THR:CB	20	0.89	0.03	0.89
(1,3)	1:A:43:LEU:HD23	2:C:490:THR:CG2	20	0.89	0.03	0.89
(1,3)	1:A:43:LEU:HD23	2:C:490:THR:H	20	0.89	0.03	0.89
(1,3)	1:A:43:LEU:HD23	2:C:490:THR:HA	20	0.89	0.03	0.89
(1,3)	1:A:43:LEU:HD23	2:C:490:THR:HB	20	0.89	0.03	0.89
(1,3)	1:A:43:LEU:HD23	2:C:490:THR:HG1	20	0.89	0.03	0.89
(1,3)	1:A:43:LEU:HD23	2:C:490:THR:HG21	20	0.89	0.03	0.89
(1,3)	1:A:43:LEU:HD23	2:C:490:THR:HG22	20	0.89	0.03	0.89
(1,3)	1:A:43:LEU:HD23	2:C:490:THR:HG23	20	0.89	0.03	0.89
(1,3)	1:A:43:LEU:HD23	2:C:490:THR:N	20	0.89	0.03	0.89
(1,3)	1:A:43:LEU:HD23	2:C:490:THR:O	20	0.89	0.03	0.89

Continued on next page...

Continued from previous page...

Key	Atom-1	Atom-2	Models ¹	Mean (Å)	SD ¹ (Å)	Median (Å)
(1,3)	1:A:43:LEU:HD23	2:C:490:THR:OG1	20	0.89	0.03	0.89
(1,3)	1:A:43:LEU:HD23	2:C:491:ASP:C	20	0.89	0.03	0.89
(1,3)	1:A:43:LEU:HD23	2:C:491:ASP:CA	20	0.89	0.03	0.89
(1,3)	1:A:43:LEU:HD23	2:C:491:ASP:CB	20	0.89	0.03	0.89
(1,3)	1:A:43:LEU:HD23	2:C:491:ASP:CG	20	0.89	0.03	0.89
(1,3)	1:A:43:LEU:HD23	2:C:491:ASP:H	20	0.89	0.03	0.89
(1,3)	1:A:43:LEU:HD23	2:C:491:ASP:HA	20	0.89	0.03	0.89
(1,3)	1:A:43:LEU:HD23	2:C:491:ASP:HB2	20	0.89	0.03	0.89
(1,3)	1:A:43:LEU:HD23	2:C:491:ASP:HB3	20	0.89	0.03	0.89
(1,3)	1:A:43:LEU:HD23	2:C:491:ASP:N	20	0.89	0.03	0.89
(1,3)	1:A:43:LEU:HD23	2:C:491:ASP:O	20	0.89	0.03	0.89
(1,3)	1:A:43:LEU:HD23	2:C:491:ASP:OD1	20	0.89	0.03	0.89
(1,3)	1:A:43:LEU:HD23	2:C:491:ASP:OD2	20	0.89	0.03	0.89
(1,3)	1:A:43:LEU:HD23	2:C:492:ASN:C	20	0.89	0.03	0.89
(1,3)	1:A:43:LEU:HD23	2:C:492:ASN:CA	20	0.89	0.03	0.89
(1,3)	1:A:43:LEU:HD23	2:C:492:ASN:CB	20	0.89	0.03	0.89
(1,3)	1:A:43:LEU:HD23	2:C:492:ASN:CG	20	0.89	0.03	0.89
(1,3)	1:A:43:LEU:HD23	2:C:492:ASN:H	20	0.89	0.03	0.89
(1,3)	1:A:43:LEU:HD23	2:C:492:ASN:HA	20	0.89	0.03	0.89
(1,3)	1:A:43:LEU:HD23	2:C:492:ASN:HB2	20	0.89	0.03	0.89
(1,3)	1:A:43:LEU:HD23	2:C:492:ASN:HB3	20	0.89	0.03	0.89
(1,3)	1:A:43:LEU:HD23	2:C:492:ASN:HD21	20	0.89	0.03	0.89
(1,3)	1:A:43:LEU:HD23	2:C:492:ASN:HD22	20	0.89	0.03	0.89
(1,3)	1:A:43:LEU:HD23	2:C:492:ASN:N	20	0.89	0.03	0.89
(1,3)	1:A:43:LEU:HD23	2:C:492:ASN:ND2	20	0.89	0.03	0.89
(1,3)	1:A:43:LEU:HD23	2:C:492:ASN:O	20	0.89	0.03	0.89
(1,3)	1:A:43:LEU:HD23	2:C:492:ASN:OD1	20	0.89	0.03	0.89
(1,3)	1:A:43:LEU:HD23	2:C:494:LEU:C	20	0.89	0.03	0.89
(1,3)	1:A:43:LEU:HD23	2:C:494:LEU:CA	20	0.89	0.03	0.89
(1,3)	1:A:43:LEU:HD23	2:C:494:LEU:CB	20	0.89	0.03	0.89
(1,3)	1:A:43:LEU:HD23	2:C:494:LEU:CD1	20	0.89	0.03	0.89
(1,3)	1:A:43:LEU:HD23	2:C:494:LEU:CD2	20	0.89	0.03	0.89
(1,3)	1:A:43:LEU:HD23	2:C:494:LEU:CG	20	0.89	0.03	0.89
(1,3)	1:A:43:LEU:HD23	2:C:494:LEU:H	20	0.89	0.03	0.89
(1,3)	1:A:43:LEU:HD23	2:C:494:LEU:HA	20	0.89	0.03	0.89
(1,3)	1:A:43:LEU:HD23	2:C:494:LEU:HB2	20	0.89	0.03	0.89
(1,3)	1:A:43:LEU:HD23	2:C:494:LEU:HB3	20	0.89	0.03	0.89
(1,3)	1:A:43:LEU:HD23	2:C:494:LEU:HD11	20	0.89	0.03	0.89
(1,3)	1:A:43:LEU:HD23	2:C:494:LEU:HD12	20	0.89	0.03	0.89
(1,3)	1:A:43:LEU:HD23	2:C:494:LEU:HD13	20	0.89	0.03	0.89
(1,3)	1:A:43:LEU:HD23	2:C:494:LEU:HD21	20	0.89	0.03	0.89
(1,3)	1:A:43:LEU:HD23	2:C:494:LEU:HD22	20	0.89	0.03	0.89

Continued on next page...

Continued from previous page...

Key	Atom-1	Atom-2	Models ¹	Mean (Å)	SD ¹ (Å)	Median (Å)
(1,3)	1:A:43:LEU:HD23	2:C:494:LEU:HD23	20	0.89	0.03	0.89
(1,3)	1:A:43:LEU:HD23	2:C:494:LEU:HG	20	0.89	0.03	0.89
(1,3)	1:A:43:LEU:HD23	2:C:494:LEU:N	20	0.89	0.03	0.89
(1,3)	1:A:43:LEU:HD23	2:C:494:LEU:O	20	0.89	0.03	0.89
(1,3)	1:A:43:LEU:HD23	2:C:495:GLU:C	20	0.89	0.03	0.89
(1,3)	1:A:43:LEU:HD23	2:C:495:GLU:CA	20	0.89	0.03	0.89
(1,3)	1:A:43:LEU:HD23	2:C:495:GLU:CB	20	0.89	0.03	0.89
(1,3)	1:A:43:LEU:HD23	2:C:495:GLU:CD	20	0.89	0.03	0.89
(1,3)	1:A:43:LEU:HD23	2:C:495:GLU:CG	20	0.89	0.03	0.89
(1,3)	1:A:43:LEU:HD23	2:C:495:GLU:H	20	0.89	0.03	0.89
(1,3)	1:A:43:LEU:HD23	2:C:495:GLU:HA	20	0.89	0.03	0.89
(1,3)	1:A:43:LEU:HD23	2:C:495:GLU:HB2	20	0.89	0.03	0.89
(1,3)	1:A:43:LEU:HD23	2:C:495:GLU:HB3	20	0.89	0.03	0.89
(1,3)	1:A:43:LEU:HD23	2:C:495:GLU:HG2	20	0.89	0.03	0.89
(1,3)	1:A:43:LEU:HD23	2:C:495:GLU:HG3	20	0.89	0.03	0.89
(1,3)	1:A:43:LEU:HD23	2:C:495:GLU:N	20	0.89	0.03	0.89
(1,3)	1:A:43:LEU:HD23	2:C:495:GLU:O	20	0.89	0.03	0.89
(1,3)	1:A:43:LEU:HD23	2:C:495:GLU:OE1	20	0.89	0.03	0.89
(1,3)	1:A:43:LEU:HD23	2:C:495:GLU:OE2	20	0.89	0.03	0.89
(1,3)	1:A:43:LEU:HD23	2:C:496:GLY:C	20	0.89	0.03	0.89
(1,3)	1:A:43:LEU:HD23	2:C:496:GLY:CA	20	0.89	0.03	0.89
(1,3)	1:A:43:LEU:HD23	2:C:496:GLY:H	20	0.89	0.03	0.89
(1,3)	1:A:43:LEU:HD23	2:C:496:GLY:HA2	20	0.89	0.03	0.89
(1,3)	1:A:43:LEU:HD23	2:C:496:GLY:HA3	20	0.89	0.03	0.89
(1,3)	1:A:43:LEU:HD23	2:C:496:GLY:N	20	0.89	0.03	0.89
(1,3)	1:A:43:LEU:HD23	2:C:496:GLY:O	20	0.89	0.03	0.89
(1,3)	1:A:43:LEU:HD23	2:C:497:ARG:C	20	0.89	0.03	0.89
(1,3)	1:A:43:LEU:HD23	2:C:497:ARG:CA	20	0.89	0.03	0.89
(1,3)	1:A:43:LEU:HD23	2:C:497:ARG:CB	20	0.89	0.03	0.89
(1,3)	1:A:43:LEU:HD23	2:C:497:ARG:CD	20	0.89	0.03	0.89
(1,3)	1:A:43:LEU:HD23	2:C:497:ARG:CG	20	0.89	0.03	0.89
(1,3)	1:A:43:LEU:HD23	2:C:497:ARG:CZ	20	0.89	0.03	0.89
(1,3)	1:A:43:LEU:HD23	2:C:497:ARG:H	20	0.89	0.03	0.89
(1,3)	1:A:43:LEU:HD23	2:C:497:ARG:HA	20	0.89	0.03	0.89
(1,3)	1:A:43:LEU:HD23	2:C:497:ARG:HB2	20	0.89	0.03	0.89
(1,3)	1:A:43:LEU:HD23	2:C:497:ARG:HB3	20	0.89	0.03	0.89
(1,3)	1:A:43:LEU:HD23	2:C:497:ARG:HD2	20	0.89	0.03	0.89
(1,3)	1:A:43:LEU:HD23	2:C:497:ARG:HD3	20	0.89	0.03	0.89
(1,3)	1:A:43:LEU:HD23	2:C:497:ARG:HE	20	0.89	0.03	0.89
(1,3)	1:A:43:LEU:HD23	2:C:497:ARG:HG2	20	0.89	0.03	0.89
(1,3)	1:A:43:LEU:HD23	2:C:497:ARG:HG3	20	0.89	0.03	0.89
(1,3)	1:A:43:LEU:HD23	2:C:497:ARG:HH11	20	0.89	0.03	0.89

Continued on next page...

Continued from previous page...

Key	Atom-1	Atom-2	Models ¹	Mean (Å)	SD ¹ (Å)	Median (Å)
(1,3)	1:A:43:LEU:HD23	2:C:497:ARG:HH12	20	0.89	0.03	0.89
(1,3)	1:A:43:LEU:HD23	2:C:497:ARG:HH21	20	0.89	0.03	0.89
(1,3)	1:A:43:LEU:HD23	2:C:497:ARG:HH22	20	0.89	0.03	0.89
(1,3)	1:A:43:LEU:HD23	2:C:497:ARG:N	20	0.89	0.03	0.89
(1,3)	1:A:43:LEU:HD23	2:C:497:ARG:NE	20	0.89	0.03	0.89
(1,3)	1:A:43:LEU:HD23	2:C:497:ARG:NH1	20	0.89	0.03	0.89
(1,3)	1:A:43:LEU:HD23	2:C:497:ARG:NH2	20	0.89	0.03	0.89
(1,3)	1:A:43:LEU:HD23	2:C:497:ARG:O	20	0.89	0.03	0.89
(1,3)	1:A:43:LEU:HG	2:C:457:LEU:C	20	0.89	0.03	0.89
(1,3)	1:A:43:LEU:HG	2:C:457:LEU:CA	20	0.89	0.03	0.89
(1,3)	1:A:43:LEU:HG	2:C:457:LEU:CB	20	0.89	0.03	0.89
(1,3)	1:A:43:LEU:HG	2:C:457:LEU:CD1	20	0.89	0.03	0.89
(1,3)	1:A:43:LEU:HG	2:C:457:LEU:CD2	20	0.89	0.03	0.89
(1,3)	1:A:43:LEU:HG	2:C:457:LEU:CG	20	0.89	0.03	0.89
(1,3)	1:A:43:LEU:HG	2:C:457:LEU:H	20	0.89	0.03	0.89
(1,3)	1:A:43:LEU:HG	2:C:457:LEU:HA	20	0.89	0.03	0.89
(1,3)	1:A:43:LEU:HG	2:C:457:LEU:HB2	20	0.89	0.03	0.89
(1,3)	1:A:43:LEU:HG	2:C:457:LEU:HB3	20	0.89	0.03	0.89
(1,3)	1:A:43:LEU:HG	2:C:457:LEU:HD11	20	0.89	0.03	0.89
(1,3)	1:A:43:LEU:HG	2:C:457:LEU:HD12	20	0.89	0.03	0.89
(1,3)	1:A:43:LEU:HG	2:C:457:LEU:HD13	20	0.89	0.03	0.89
(1,3)	1:A:43:LEU:HG	2:C:457:LEU:HD21	20	0.89	0.03	0.89
(1,3)	1:A:43:LEU:HG	2:C:457:LEU:HD22	20	0.89	0.03	0.89
(1,3)	1:A:43:LEU:HG	2:C:457:LEU:HD23	20	0.89	0.03	0.89
(1,3)	1:A:43:LEU:HG	2:C:457:LEU:HG	20	0.89	0.03	0.89
(1,3)	1:A:43:LEU:HG	2:C:457:LEU:N	20	0.89	0.03	0.89
(1,3)	1:A:43:LEU:HG	2:C:457:LEU:O	20	0.89	0.03	0.89
(1,3)	1:A:43:LEU:HG	2:C:459:ALA:C	20	0.89	0.03	0.89
(1,3)	1:A:43:LEU:HG	2:C:459:ALA:CA	20	0.89	0.03	0.89
(1,3)	1:A:43:LEU:HG	2:C:459:ALA:CB	20	0.89	0.03	0.89
(1,3)	1:A:43:LEU:HG	2:C:459:ALA:H	20	0.89	0.03	0.89
(1,3)	1:A:43:LEU:HG	2:C:459:ALA:HA	20	0.89	0.03	0.89
(1,3)	1:A:43:LEU:HG	2:C:459:ALA:HB1	20	0.89	0.03	0.89
(1,3)	1:A:43:LEU:HG	2:C:459:ALA:HB2	20	0.89	0.03	0.89
(1,3)	1:A:43:LEU:HG	2:C:459:ALA:HB3	20	0.89	0.03	0.89
(1,3)	1:A:43:LEU:HG	2:C:459:ALA:N	20	0.89	0.03	0.89
(1,3)	1:A:43:LEU:HG	2:C:459:ALA:O	20	0.89	0.03	0.89
(1,3)	1:A:43:LEU:HG	2:C:460:MET:C	20	0.89	0.03	0.89
(1,3)	1:A:43:LEU:HG	2:C:460:MET:CA	20	0.89	0.03	0.89
(1,3)	1:A:43:LEU:HG	2:C:460:MET:CB	20	0.89	0.03	0.89
(1,3)	1:A:43:LEU:HG	2:C:460:MET:CE	20	0.89	0.03	0.89
(1,3)	1:A:43:LEU:HG	2:C:460:MET:CG	20	0.89	0.03	0.89

Continued on next page...

Continued from previous page...

Key	Atom-1	Atom-2	Models ¹	Mean (Å)	SD ¹ (Å)	Median (Å)
(1,3)	1:A:43:LEU:HG	2:C:460:MET:H	20	0.89	0.03	0.89
(1,3)	1:A:43:LEU:HG	2:C:460:MET:HA	20	0.89	0.03	0.89
(1,3)	1:A:43:LEU:HG	2:C:460:MET:HB2	20	0.89	0.03	0.89
(1,3)	1:A:43:LEU:HG	2:C:460:MET:HB3	20	0.89	0.03	0.89
(1,3)	1:A:43:LEU:HG	2:C:460:MET:HE1	20	0.89	0.03	0.89
(1,3)	1:A:43:LEU:HG	2:C:460:MET:HE2	20	0.89	0.03	0.89
(1,3)	1:A:43:LEU:HG	2:C:460:MET:HE3	20	0.89	0.03	0.89
(1,3)	1:A:43:LEU:HG	2:C:460:MET:HG2	20	0.89	0.03	0.89
(1,3)	1:A:43:LEU:HG	2:C:460:MET:HG3	20	0.89	0.03	0.89
(1,3)	1:A:43:LEU:HG	2:C:460:MET:N	20	0.89	0.03	0.89
(1,3)	1:A:43:LEU:HG	2:C:460:MET:O	20	0.89	0.03	0.89
(1,3)	1:A:43:LEU:HG	2:C:460:MET:SD	20	0.89	0.03	0.89
(1,3)	1:A:43:LEU:HG	2:C:462:HIS:C	20	0.89	0.03	0.89
(1,3)	1:A:43:LEU:HG	2:C:462:HIS:CA	20	0.89	0.03	0.89
(1,3)	1:A:43:LEU:HG	2:C:462:HIS:CB	20	0.89	0.03	0.89
(1,3)	1:A:43:LEU:HG	2:C:462:HIS:CD2	20	0.89	0.03	0.89
(1,3)	1:A:43:LEU:HG	2:C:462:HIS:CE1	20	0.89	0.03	0.89
(1,3)	1:A:43:LEU:HG	2:C:462:HIS:CG	20	0.89	0.03	0.89
(1,3)	1:A:43:LEU:HG	2:C:462:HIS:H	20	0.89	0.03	0.89
(1,3)	1:A:43:LEU:HG	2:C:462:HIS:HA	20	0.89	0.03	0.89
(1,3)	1:A:43:LEU:HG	2:C:462:HIS:HB2	20	0.89	0.03	0.89
(1,3)	1:A:43:LEU:HG	2:C:462:HIS:HB3	20	0.89	0.03	0.89
(1,3)	1:A:43:LEU:HG	2:C:462:HIS:HD2	20	0.89	0.03	0.89
(1,3)	1:A:43:LEU:HG	2:C:462:HIS:HE1	20	0.89	0.03	0.89
(1,3)	1:A:43:LEU:HG	2:C:462:HIS:HE2	20	0.89	0.03	0.89
(1,3)	1:A:43:LEU:HG	2:C:462:HIS:N	20	0.89	0.03	0.89
(1,3)	1:A:43:LEU:HG	2:C:462:HIS:ND1	20	0.89	0.03	0.89
(1,3)	1:A:43:LEU:HG	2:C:462:HIS:NE2	20	0.89	0.03	0.89
(1,3)	1:A:43:LEU:HG	2:C:462:HIS:O	20	0.89	0.03	0.89
(1,3)	1:A:43:LEU:HG	2:C:463:GLN:C	20	0.89	0.03	0.89
(1,3)	1:A:43:LEU:HG	2:C:463:GLN:CA	20	0.89	0.03	0.89
(1,3)	1:A:43:LEU:HG	2:C:463:GLN:CB	20	0.89	0.03	0.89
(1,3)	1:A:43:LEU:HG	2:C:463:GLN:CD	20	0.89	0.03	0.89
(1,3)	1:A:43:LEU:HG	2:C:463:GLN:CG	20	0.89	0.03	0.89
(1,3)	1:A:43:LEU:HG	2:C:463:GLN:H	20	0.89	0.03	0.89
(1,3)	1:A:43:LEU:HG	2:C:463:GLN:HA	20	0.89	0.03	0.89
(1,3)	1:A:43:LEU:HG	2:C:463:GLN:HB2	20	0.89	0.03	0.89
(1,3)	1:A:43:LEU:HG	2:C:463:GLN:HB3	20	0.89	0.03	0.89
(1,3)	1:A:43:LEU:HG	2:C:463:GLN:HE21	20	0.89	0.03	0.89
(1,3)	1:A:43:LEU:HG	2:C:463:GLN:HE22	20	0.89	0.03	0.89
(1,3)	1:A:43:LEU:HG	2:C:463:GLN:HG2	20	0.89	0.03	0.89
(1,3)	1:A:43:LEU:HG	2:C:463:GLN:HG3	20	0.89	0.03	0.89

Continued on next page...

Continued from previous page...

Key	Atom-1	Atom-2	Models ¹	Mean (Å)	SD ¹ (Å)	Median (Å)
(1,3)	1:A:43:LEU:HG	2:C:463:GLN:N	20	0.89	0.03	0.89
(1,3)	1:A:43:LEU:HG	2:C:463:GLN:NE2	20	0.89	0.03	0.89
(1,3)	1:A:43:LEU:HG	2:C:463:GLN:O	20	0.89	0.03	0.89
(1,3)	1:A:43:LEU:HG	2:C:463:GLN:OE1	20	0.89	0.03	0.89
(1,3)	1:A:43:LEU:HG	2:C:465:GLN:C	20	0.89	0.03	0.89
(1,3)	1:A:43:LEU:HG	2:C:465:GLN:CA	20	0.89	0.03	0.89
(1,3)	1:A:43:LEU:HG	2:C:465:GLN:CB	20	0.89	0.03	0.89
(1,3)	1:A:43:LEU:HG	2:C:465:GLN:CD	20	0.89	0.03	0.89
(1,3)	1:A:43:LEU:HG	2:C:465:GLN:CG	20	0.89	0.03	0.89
(1,3)	1:A:43:LEU:HG	2:C:465:GLN:H	20	0.89	0.03	0.89
(1,3)	1:A:43:LEU:HG	2:C:465:GLN:HA	20	0.89	0.03	0.89
(1,3)	1:A:43:LEU:HG	2:C:465:GLN:HB2	20	0.89	0.03	0.89
(1,3)	1:A:43:LEU:HG	2:C:465:GLN:HB3	20	0.89	0.03	0.89
(1,3)	1:A:43:LEU:HG	2:C:465:GLN:HE21	20	0.89	0.03	0.89
(1,3)	1:A:43:LEU:HG	2:C:465:GLN:HE22	20	0.89	0.03	0.89
(1,3)	1:A:43:LEU:HG	2:C:465:GLN:HG2	20	0.89	0.03	0.89
(1,3)	1:A:43:LEU:HG	2:C:465:GLN:HG3	20	0.89	0.03	0.89
(1,3)	1:A:43:LEU:HG	2:C:465:GLN:N	20	0.89	0.03	0.89
(1,3)	1:A:43:LEU:HG	2:C:465:GLN:NE2	20	0.89	0.03	0.89
(1,3)	1:A:43:LEU:HG	2:C:465:GLN:O	20	0.89	0.03	0.89
(1,3)	1:A:43:LEU:HG	2:C:465:GLN:OE1	20	0.89	0.03	0.89
(1,3)	1:A:43:LEU:HG	2:C:466:GLU:C	20	0.89	0.03	0.89
(1,3)	1:A:43:LEU:HG	2:C:466:GLU:CA	20	0.89	0.03	0.89
(1,3)	1:A:43:LEU:HG	2:C:466:GLU:CB	20	0.89	0.03	0.89
(1,3)	1:A:43:LEU:HG	2:C:466:GLU:CD	20	0.89	0.03	0.89
(1,3)	1:A:43:LEU:HG	2:C:466:GLU:CG	20	0.89	0.03	0.89
(1,3)	1:A:43:LEU:HG	2:C:466:GLU:H	20	0.89	0.03	0.89
(1,3)	1:A:43:LEU:HG	2:C:466:GLU:HA	20	0.89	0.03	0.89
(1,3)	1:A:43:LEU:HG	2:C:466:GLU:HB2	20	0.89	0.03	0.89
(1,3)	1:A:43:LEU:HG	2:C:466:GLU:HB3	20	0.89	0.03	0.89
(1,3)	1:A:43:LEU:HG	2:C:466:GLU:HG2	20	0.89	0.03	0.89
(1,3)	1:A:43:LEU:HG	2:C:466:GLU:HG3	20	0.89	0.03	0.89
(1,3)	1:A:43:LEU:HG	2:C:466:GLU:N	20	0.89	0.03	0.89
(1,3)	1:A:43:LEU:HG	2:C:466:GLU:O	20	0.89	0.03	0.89
(1,3)	1:A:43:LEU:HG	2:C:466:GLU:OE1	20	0.89	0.03	0.89
(1,3)	1:A:43:LEU:HG	2:C:466:GLU:OE2	20	0.89	0.03	0.89
(1,3)	1:A:43:LEU:HG	2:C:467:MET:C	20	0.89	0.03	0.89
(1,3)	1:A:43:LEU:HG	2:C:467:MET:CA	20	0.89	0.03	0.89
(1,3)	1:A:43:LEU:HG	2:C:467:MET:CB	20	0.89	0.03	0.89
(1,3)	1:A:43:LEU:HG	2:C:467:MET:CE	20	0.89	0.03	0.89
(1,3)	1:A:43:LEU:HG	2:C:467:MET:CG	20	0.89	0.03	0.89
(1,3)	1:A:43:LEU:HG	2:C:467:MET:H	20	0.89	0.03	0.89

Continued on next page...

Continued from previous page...

Key	Atom-1	Atom-2	Models ¹	Mean (Å)	SD ¹ (Å)	Median (Å)
(1,3)	1:A:43:LEU:HG	2:C:467:MET:HA	20	0.89	0.03	0.89
(1,3)	1:A:43:LEU:HG	2:C:467:MET:HB2	20	0.89	0.03	0.89
(1,3)	1:A:43:LEU:HG	2:C:467:MET:HB3	20	0.89	0.03	0.89
(1,3)	1:A:43:LEU:HG	2:C:467:MET:HE1	20	0.89	0.03	0.89
(1,3)	1:A:43:LEU:HG	2:C:467:MET:HE2	20	0.89	0.03	0.89
(1,3)	1:A:43:LEU:HG	2:C:467:MET:HE3	20	0.89	0.03	0.89
(1,3)	1:A:43:LEU:HG	2:C:467:MET:HG2	20	0.89	0.03	0.89
(1,3)	1:A:43:LEU:HG	2:C:467:MET:HG3	20	0.89	0.03	0.89
(1,3)	1:A:43:LEU:HG	2:C:467:MET:N	20	0.89	0.03	0.89
(1,3)	1:A:43:LEU:HG	2:C:467:MET:O	20	0.89	0.03	0.89
(1,3)	1:A:43:LEU:HG	2:C:467:MET:SD	20	0.89	0.03	0.89
(1,3)	1:A:43:LEU:HG	2:C:468:PHE:C	20	0.89	0.03	0.89
(1,3)	1:A:43:LEU:HG	2:C:468:PHE:CA	20	0.89	0.03	0.89
(1,3)	1:A:43:LEU:HG	2:C:468:PHE:CB	20	0.89	0.03	0.89
(1,3)	1:A:43:LEU:HG	2:C:468:PHE:CD1	20	0.89	0.03	0.89
(1,3)	1:A:43:LEU:HG	2:C:468:PHE:CD2	20	0.89	0.03	0.89
(1,3)	1:A:43:LEU:HG	2:C:468:PHE:CE1	20	0.89	0.03	0.89
(1,3)	1:A:43:LEU:HG	2:C:468:PHE:CE2	20	0.89	0.03	0.89
(1,3)	1:A:43:LEU:HG	2:C:468:PHE:CG	20	0.89	0.03	0.89
(1,3)	1:A:43:LEU:HG	2:C:468:PHE:CZ	20	0.89	0.03	0.89
(1,3)	1:A:43:LEU:HG	2:C:468:PHE:H	20	0.89	0.03	0.89
(1,3)	1:A:43:LEU:HG	2:C:468:PHE:HA	20	0.89	0.03	0.89
(1,3)	1:A:43:LEU:HG	2:C:468:PHE:HB2	20	0.89	0.03	0.89
(1,3)	1:A:43:LEU:HG	2:C:468:PHE:HB3	20	0.89	0.03	0.89
(1,3)	1:A:43:LEU:HG	2:C:468:PHE:HD1	20	0.89	0.03	0.89
(1,3)	1:A:43:LEU:HG	2:C:468:PHE:HD2	20	0.89	0.03	0.89
(1,3)	1:A:43:LEU:HG	2:C:468:PHE:HE1	20	0.89	0.03	0.89
(1,3)	1:A:43:LEU:HG	2:C:468:PHE:HE2	20	0.89	0.03	0.89
(1,3)	1:A:43:LEU:HG	2:C:468:PHE:HZ	20	0.89	0.03	0.89
(1,3)	1:A:43:LEU:HG	2:C:468:PHE:N	20	0.89	0.03	0.89
(1,3)	1:A:43:LEU:HG	2:C:468:PHE:O	20	0.89	0.03	0.89
(1,3)	1:A:43:LEU:HG	2:C:469:PRO:C	20	0.89	0.03	0.89
(1,3)	1:A:43:LEU:HG	2:C:469:PRO:CA	20	0.89	0.03	0.89
(1,3)	1:A:43:LEU:HG	2:C:469:PRO:CB	20	0.89	0.03	0.89
(1,3)	1:A:43:LEU:HG	2:C:469:PRO:CD	20	0.89	0.03	0.89
(1,3)	1:A:43:LEU:HG	2:C:469:PRO:CG	20	0.89	0.03	0.89
(1,3)	1:A:43:LEU:HG	2:C:469:PRO:HA	20	0.89	0.03	0.89
(1,3)	1:A:43:LEU:HG	2:C:469:PRO:HB2	20	0.89	0.03	0.89
(1,3)	1:A:43:LEU:HG	2:C:469:PRO:HB3	20	0.89	0.03	0.89
(1,3)	1:A:43:LEU:HG	2:C:469:PRO:HD2	20	0.89	0.03	0.89
(1,3)	1:A:43:LEU:HG	2:C:469:PRO:HD3	20	0.89	0.03	0.89
(1,3)	1:A:43:LEU:HG	2:C:469:PRO:HG2	20	0.89	0.03	0.89

Continued on next page...

Continued from previous page...

Key	Atom-1	Atom-2	Models ¹	Mean (Å)	SD ¹ (Å)	Median (Å)
(1,3)	1:A:43:LEU:HG	2:C:469:PRO:HG3	20	0.89	0.03	0.89
(1,3)	1:A:43:LEU:HG	2:C:469:PRO:N	20	0.89	0.03	0.89
(1,3)	1:A:43:LEU:HG	2:C:469:PRO:O	20	0.89	0.03	0.89
(1,3)	1:A:43:LEU:HG	2:C:470:GLN:C	20	0.89	0.03	0.89
(1,3)	1:A:43:LEU:HG	2:C:470:GLN:CA	20	0.89	0.03	0.89
(1,3)	1:A:43:LEU:HG	2:C:470:GLN:CB	20	0.89	0.03	0.89
(1,3)	1:A:43:LEU:HG	2:C:470:GLN:CD	20	0.89	0.03	0.89
(1,3)	1:A:43:LEU:HG	2:C:470:GLN:CG	20	0.89	0.03	0.89
(1,3)	1:A:43:LEU:HG	2:C:470:GLN:H	20	0.89	0.03	0.89
(1,3)	1:A:43:LEU:HG	2:C:470:GLN:HA	20	0.89	0.03	0.89
(1,3)	1:A:43:LEU:HG	2:C:470:GLN:HB2	20	0.89	0.03	0.89
(1,3)	1:A:43:LEU:HG	2:C:470:GLN:HB3	20	0.89	0.03	0.89
(1,3)	1:A:43:LEU:HG	2:C:470:GLN:HE21	20	0.89	0.03	0.89
(1,3)	1:A:43:LEU:HG	2:C:470:GLN:HE22	20	0.89	0.03	0.89
(1,3)	1:A:43:LEU:HG	2:C:470:GLN:HG2	20	0.89	0.03	0.89
(1,3)	1:A:43:LEU:HG	2:C:470:GLN:HG3	20	0.89	0.03	0.89
(1,3)	1:A:43:LEU:HG	2:C:470:GLN:N	20	0.89	0.03	0.89
(1,3)	1:A:43:LEU:HG	2:C:470:GLN:NE2	20	0.89	0.03	0.89
(1,3)	1:A:43:LEU:HG	2:C:470:GLN:O	20	0.89	0.03	0.89
(1,3)	1:A:43:LEU:HG	2:C:470:GLN:OE1	20	0.89	0.03	0.89
(1,3)	1:A:43:LEU:HG	2:C:472:PRO:C	20	0.89	0.03	0.89
(1,3)	1:A:43:LEU:HG	2:C:472:PRO:CA	20	0.89	0.03	0.89
(1,3)	1:A:43:LEU:HG	2:C:472:PRO:CB	20	0.89	0.03	0.89
(1,3)	1:A:43:LEU:HG	2:C:472:PRO:CD	20	0.89	0.03	0.89
(1,3)	1:A:43:LEU:HG	2:C:472:PRO:CG	20	0.89	0.03	0.89
(1,3)	1:A:43:LEU:HG	2:C:472:PRO:HA	20	0.89	0.03	0.89
(1,3)	1:A:43:LEU:HG	2:C:472:PRO:HB2	20	0.89	0.03	0.89
(1,3)	1:A:43:LEU:HG	2:C:472:PRO:HB3	20	0.89	0.03	0.89
(1,3)	1:A:43:LEU:HG	2:C:472:PRO:HD2	20	0.89	0.03	0.89
(1,3)	1:A:43:LEU:HG	2:C:472:PRO:HD3	20	0.89	0.03	0.89
(1,3)	1:A:43:LEU:HG	2:C:472:PRO:HG2	20	0.89	0.03	0.89
(1,3)	1:A:43:LEU:HG	2:C:472:PRO:HG3	20	0.89	0.03	0.89
(1,3)	1:A:43:LEU:HG	2:C:472:PRO:N	20	0.89	0.03	0.89
(1,3)	1:A:43:LEU:HG	2:C:472:PRO:O	20	0.89	0.03	0.89
(1,3)	1:A:43:LEU:HG	2:C:482:LEU:C	20	0.89	0.03	0.89
(1,3)	1:A:43:LEU:HG	2:C:482:LEU:CA	20	0.89	0.03	0.89
(1,3)	1:A:43:LEU:HG	2:C:482:LEU:CB	20	0.89	0.03	0.89
(1,3)	1:A:43:LEU:HG	2:C:482:LEU:CD1	20	0.89	0.03	0.89
(1,3)	1:A:43:LEU:HG	2:C:482:LEU:CD2	20	0.89	0.03	0.89
(1,3)	1:A:43:LEU:HG	2:C:482:LEU:CG	20	0.89	0.03	0.89
(1,3)	1:A:43:LEU:HG	2:C:482:LEU:H	20	0.89	0.03	0.89
(1,3)	1:A:43:LEU:HG	2:C:482:LEU:HA	20	0.89	0.03	0.89

Continued on next page...

Continued from previous page...

Key	Atom-1	Atom-2	Models ¹	Mean (Å)	SD ¹ (Å)	Median (Å)
(1,3)	1:A:43:LEU:HG	2:C:482:LEU:HB2	20	0.89	0.03	0.89
(1,3)	1:A:43:LEU:HG	2:C:482:LEU:HB3	20	0.89	0.03	0.89
(1,3)	1:A:43:LEU:HG	2:C:482:LEU:HD11	20	0.89	0.03	0.89
(1,3)	1:A:43:LEU:HG	2:C:482:LEU:HD12	20	0.89	0.03	0.89
(1,3)	1:A:43:LEU:HG	2:C:482:LEU:HD13	20	0.89	0.03	0.89
(1,3)	1:A:43:LEU:HG	2:C:482:LEU:HD21	20	0.89	0.03	0.89
(1,3)	1:A:43:LEU:HG	2:C:482:LEU:HD22	20	0.89	0.03	0.89
(1,3)	1:A:43:LEU:HG	2:C:482:LEU:HD23	20	0.89	0.03	0.89
(1,3)	1:A:43:LEU:HG	2:C:482:LEU:HG	20	0.89	0.03	0.89
(1,3)	1:A:43:LEU:HG	2:C:482:LEU:N	20	0.89	0.03	0.89
(1,3)	1:A:43:LEU:HG	2:C:482:LEU:O	20	0.89	0.03	0.89
(1,3)	1:A:43:LEU:HG	2:C:483:THR:C	20	0.89	0.03	0.89
(1,3)	1:A:43:LEU:HG	2:C:483:THR:CA	20	0.89	0.03	0.89
(1,3)	1:A:43:LEU:HG	2:C:483:THR:CB	20	0.89	0.03	0.89
(1,3)	1:A:43:LEU:HG	2:C:483:THR:CG2	20	0.89	0.03	0.89
(1,3)	1:A:43:LEU:HG	2:C:483:THR:H	20	0.89	0.03	0.89
(1,3)	1:A:43:LEU:HG	2:C:483:THR:HA	20	0.89	0.03	0.89
(1,3)	1:A:43:LEU:HG	2:C:483:THR:HB	20	0.89	0.03	0.89
(1,3)	1:A:43:LEU:HG	2:C:483:THR:HG1	20	0.89	0.03	0.89
(1,3)	1:A:43:LEU:HG	2:C:483:THR:HG21	20	0.89	0.03	0.89
(1,3)	1:A:43:LEU:HG	2:C:483:THR:HG22	20	0.89	0.03	0.89
(1,3)	1:A:43:LEU:HG	2:C:483:THR:HG23	20	0.89	0.03	0.89
(1,3)	1:A:43:LEU:HG	2:C:483:THR:N	20	0.89	0.03	0.89
(1,3)	1:A:43:LEU:HG	2:C:483:THR:O	20	0.89	0.03	0.89
(1,3)	1:A:43:LEU:HG	2:C:483:THR:OG1	20	0.89	0.03	0.89
(1,3)	1:A:43:LEU:HG	2:C:484:ARG:C	20	0.89	0.03	0.89
(1,3)	1:A:43:LEU:HG	2:C:484:ARG:CA	20	0.89	0.03	0.89
(1,3)	1:A:43:LEU:HG	2:C:484:ARG:CB	20	0.89	0.03	0.89
(1,3)	1:A:43:LEU:HG	2:C:484:ARG:CD	20	0.89	0.03	0.89
(1,3)	1:A:43:LEU:HG	2:C:484:ARG:CG	20	0.89	0.03	0.89
(1,3)	1:A:43:LEU:HG	2:C:484:ARG:CZ	20	0.89	0.03	0.89
(1,3)	1:A:43:LEU:HG	2:C:484:ARG:H	20	0.89	0.03	0.89
(1,3)	1:A:43:LEU:HG	2:C:484:ARG:HA	20	0.89	0.03	0.89
(1,3)	1:A:43:LEU:HG	2:C:484:ARG:HB2	20	0.89	0.03	0.89
(1,3)	1:A:43:LEU:HG	2:C:484:ARG:HB3	20	0.89	0.03	0.89
(1,3)	1:A:43:LEU:HG	2:C:484:ARG:HD2	20	0.89	0.03	0.89
(1,3)	1:A:43:LEU:HG	2:C:484:ARG:HD3	20	0.89	0.03	0.89
(1,3)	1:A:43:LEU:HG	2:C:484:ARG:HE	20	0.89	0.03	0.89
(1,3)	1:A:43:LEU:HG	2:C:484:ARG:HG2	20	0.89	0.03	0.89
(1,3)	1:A:43:LEU:HG	2:C:484:ARG:HG3	20	0.89	0.03	0.89
(1,3)	1:A:43:LEU:HG	2:C:484:ARG:HH11	20	0.89	0.03	0.89
(1,3)	1:A:43:LEU:HG	2:C:484:ARG:HH12	20	0.89	0.03	0.89

Continued on next page...

Continued from previous page...

Key	Atom-1	Atom-2	Models ¹	Mean (Å)	SD ¹ (Å)	Median (Å)
(1,3)	1:A:43:LEU:HG	2:C:484:ARG:HH21	20	0.89	0.03	0.89
(1,3)	1:A:43:LEU:HG	2:C:484:ARG:HH22	20	0.89	0.03	0.89
(1,3)	1:A:43:LEU:HG	2:C:484:ARG:N	20	0.89	0.03	0.89
(1,3)	1:A:43:LEU:HG	2:C:484:ARG:NE	20	0.89	0.03	0.89
(1,3)	1:A:43:LEU:HG	2:C:484:ARG:NH1	20	0.89	0.03	0.89
(1,3)	1:A:43:LEU:HG	2:C:484:ARG:NH2	20	0.89	0.03	0.89
(1,3)	1:A:43:LEU:HG	2:C:484:ARG:O	20	0.89	0.03	0.89
(1,3)	1:A:43:LEU:HG	2:C:485:SER:C	20	0.89	0.03	0.89
(1,3)	1:A:43:LEU:HG	2:C:485:SER:CA	20	0.89	0.03	0.89
(1,3)	1:A:43:LEU:HG	2:C:485:SER:CB	20	0.89	0.03	0.89
(1,3)	1:A:43:LEU:HG	2:C:485:SER:H	20	0.89	0.03	0.89
(1,3)	1:A:43:LEU:HG	2:C:485:SER:HA	20	0.89	0.03	0.89
(1,3)	1:A:43:LEU:HG	2:C:485:SER:HB2	20	0.89	0.03	0.89
(1,3)	1:A:43:LEU:HG	2:C:485:SER:HB3	20	0.89	0.03	0.89
(1,3)	1:A:43:LEU:HG	2:C:485:SER:HG	20	0.89	0.03	0.89
(1,3)	1:A:43:LEU:HG	2:C:485:SER:N	20	0.89	0.03	0.89
(1,3)	1:A:43:LEU:HG	2:C:485:SER:O	20	0.89	0.03	0.89
(1,3)	1:A:43:LEU:HG	2:C:485:SER:OG	20	0.89	0.03	0.89
(1,3)	1:A:43:LEU:HG	2:C:486:VAL:C	20	0.89	0.03	0.89
(1,3)	1:A:43:LEU:HG	2:C:486:VAL:CA	20	0.89	0.03	0.89
(1,3)	1:A:43:LEU:HG	2:C:486:VAL:CB	20	0.89	0.03	0.89
(1,3)	1:A:43:LEU:HG	2:C:486:VAL:CG1	20	0.89	0.03	0.89
(1,3)	1:A:43:LEU:HG	2:C:486:VAL:CG2	20	0.89	0.03	0.89
(1,3)	1:A:43:LEU:HG	2:C:486:VAL:H	20	0.89	0.03	0.89
(1,3)	1:A:43:LEU:HG	2:C:486:VAL:HA	20	0.89	0.03	0.89
(1,3)	1:A:43:LEU:HG	2:C:486:VAL:HB	20	0.89	0.03	0.89
(1,3)	1:A:43:LEU:HG	2:C:486:VAL:HG11	20	0.89	0.03	0.89
(1,3)	1:A:43:LEU:HG	2:C:486:VAL:HG12	20	0.89	0.03	0.89
(1,3)	1:A:43:LEU:HG	2:C:486:VAL:HG13	20	0.89	0.03	0.89
(1,3)	1:A:43:LEU:HG	2:C:486:VAL:HG21	20	0.89	0.03	0.89
(1,3)	1:A:43:LEU:HG	2:C:486:VAL:HG22	20	0.89	0.03	0.89
(1,3)	1:A:43:LEU:HG	2:C:486:VAL:HG23	20	0.89	0.03	0.89
(1,3)	1:A:43:LEU:HG	2:C:486:VAL:N	20	0.89	0.03	0.89
(1,3)	1:A:43:LEU:HG	2:C:486:VAL:O	20	0.89	0.03	0.89
(1,3)	1:A:43:LEU:HG	2:C:487:GLU:C	20	0.89	0.03	0.89
(1,3)	1:A:43:LEU:HG	2:C:487:GLU:CA	20	0.89	0.03	0.89
(1,3)	1:A:43:LEU:HG	2:C:487:GLU:CB	20	0.89	0.03	0.89
(1,3)	1:A:43:LEU:HG	2:C:487:GLU:CD	20	0.89	0.03	0.89
(1,3)	1:A:43:LEU:HG	2:C:487:GLU:CG	20	0.89	0.03	0.89
(1,3)	1:A:43:LEU:HG	2:C:487:GLU:H	20	0.89	0.03	0.89
(1,3)	1:A:43:LEU:HG	2:C:487:GLU:HA	20	0.89	0.03	0.89
(1,3)	1:A:43:LEU:HG	2:C:487:GLU:HB2	20	0.89	0.03	0.89

Continued on next page...

Continued from previous page...

Key	Atom-1	Atom-2	Models ¹	Mean (Å)	SD ¹ (Å)	Median (Å)
(1,3)	1:A:43:LEU:HG	2:C:487:GLU:HB3	20	0.89	0.03	0.89
(1,3)	1:A:43:LEU:HG	2:C:487:GLU:HG2	20	0.89	0.03	0.89
(1,3)	1:A:43:LEU:HG	2:C:487:GLU:HG3	20	0.89	0.03	0.89
(1,3)	1:A:43:LEU:HG	2:C:487:GLU:N	20	0.89	0.03	0.89
(1,3)	1:A:43:LEU:HG	2:C:487:GLU:O	20	0.89	0.03	0.89
(1,3)	1:A:43:LEU:HG	2:C:487:GLU:OE1	20	0.89	0.03	0.89
(1,3)	1:A:43:LEU:HG	2:C:487:GLU:OE2	20	0.89	0.03	0.89
(1,3)	1:A:43:LEU:HG	2:C:488:ILE:C	20	0.89	0.03	0.89
(1,3)	1:A:43:LEU:HG	2:C:488:ILE:CA	20	0.89	0.03	0.89
(1,3)	1:A:43:LEU:HG	2:C:488:ILE:CB	20	0.89	0.03	0.89
(1,3)	1:A:43:LEU:HG	2:C:488:ILE:CD1	20	0.89	0.03	0.89
(1,3)	1:A:43:LEU:HG	2:C:488:ILE:CG1	20	0.89	0.03	0.89
(1,3)	1:A:43:LEU:HG	2:C:488:ILE:CG2	20	0.89	0.03	0.89
(1,3)	1:A:43:LEU:HG	2:C:488:ILE:H	20	0.89	0.03	0.89
(1,3)	1:A:43:LEU:HG	2:C:488:ILE:HA	20	0.89	0.03	0.89
(1,3)	1:A:43:LEU:HG	2:C:488:ILE:HB	20	0.89	0.03	0.89
(1,3)	1:A:43:LEU:HG	2:C:488:ILE:HD11	20	0.89	0.03	0.89
(1,3)	1:A:43:LEU:HG	2:C:488:ILE:HD12	20	0.89	0.03	0.89
(1,3)	1:A:43:LEU:HG	2:C:488:ILE:HD13	20	0.89	0.03	0.89
(1,3)	1:A:43:LEU:HG	2:C:488:ILE:HG12	20	0.89	0.03	0.89
(1,3)	1:A:43:LEU:HG	2:C:488:ILE:HG13	20	0.89	0.03	0.89
(1,3)	1:A:43:LEU:HG	2:C:488:ILE:HG21	20	0.89	0.03	0.89
(1,3)	1:A:43:LEU:HG	2:C:488:ILE:HG22	20	0.89	0.03	0.89
(1,3)	1:A:43:LEU:HG	2:C:488:ILE:HG23	20	0.89	0.03	0.89
(1,3)	1:A:43:LEU:HG	2:C:488:ILE:N	20	0.89	0.03	0.89
(1,3)	1:A:43:LEU:HG	2:C:488:ILE:O	20	0.89	0.03	0.89
(1,3)	1:A:43:LEU:HG	2:C:490:THR:C	20	0.89	0.03	0.89
(1,3)	1:A:43:LEU:HG	2:C:490:THR:CA	20	0.89	0.03	0.89
(1,3)	1:A:43:LEU:HG	2:C:490:THR:CB	20	0.89	0.03	0.89
(1,3)	1:A:43:LEU:HG	2:C:490:THR:CG2	20	0.89	0.03	0.89
(1,3)	1:A:43:LEU:HG	2:C:490:THR:H	20	0.89	0.03	0.89
(1,3)	1:A:43:LEU:HG	2:C:490:THR:HA	20	0.89	0.03	0.89
(1,3)	1:A:43:LEU:HG	2:C:490:THR:HB	20	0.89	0.03	0.89
(1,3)	1:A:43:LEU:HG	2:C:490:THR:HG1	20	0.89	0.03	0.89
(1,3)	1:A:43:LEU:HG	2:C:490:THR:HG21	20	0.89	0.03	0.89
(1,3)	1:A:43:LEU:HG	2:C:490:THR:HG22	20	0.89	0.03	0.89
(1,3)	1:A:43:LEU:HG	2:C:490:THR:HG23	20	0.89	0.03	0.89
(1,3)	1:A:43:LEU:HG	2:C:490:THR:N	20	0.89	0.03	0.89
(1,3)	1:A:43:LEU:HG	2:C:490:THR:O	20	0.89	0.03	0.89
(1,3)	1:A:43:LEU:HG	2:C:490:THR:OG1	20	0.89	0.03	0.89
(1,3)	1:A:43:LEU:HG	2:C:491:ASP:C	20	0.89	0.03	0.89
(1,3)	1:A:43:LEU:HG	2:C:491:ASP:CA	20	0.89	0.03	0.89

Continued on next page...

Continued from previous page...

Key	Atom-1	Atom-2	Models ¹	Mean (Å)	SD ¹ (Å)	Median (Å)
(1,3)	1:A:43:LEU:HG	2:C:491:ASP:CB	20	0.89	0.03	0.89
(1,3)	1:A:43:LEU:HG	2:C:491:ASP:CG	20	0.89	0.03	0.89
(1,3)	1:A:43:LEU:HG	2:C:491:ASP:H	20	0.89	0.03	0.89
(1,3)	1:A:43:LEU:HG	2:C:491:ASP:HA	20	0.89	0.03	0.89
(1,3)	1:A:43:LEU:HG	2:C:491:ASP:HB2	20	0.89	0.03	0.89
(1,3)	1:A:43:LEU:HG	2:C:491:ASP:HB3	20	0.89	0.03	0.89
(1,3)	1:A:43:LEU:HG	2:C:491:ASP:N	20	0.89	0.03	0.89
(1,3)	1:A:43:LEU:HG	2:C:491:ASP:O	20	0.89	0.03	0.89
(1,3)	1:A:43:LEU:HG	2:C:491:ASP:OD1	20	0.89	0.03	0.89
(1,3)	1:A:43:LEU:HG	2:C:491:ASP:OD2	20	0.89	0.03	0.89
(1,3)	1:A:43:LEU:HG	2:C:492:ASN:C	20	0.89	0.03	0.89
(1,3)	1:A:43:LEU:HG	2:C:492:ASN:CA	20	0.89	0.03	0.89
(1,3)	1:A:43:LEU:HG	2:C:492:ASN:CB	20	0.89	0.03	0.89
(1,3)	1:A:43:LEU:HG	2:C:492:ASN:CG	20	0.89	0.03	0.89
(1,3)	1:A:43:LEU:HG	2:C:492:ASN:H	20	0.89	0.03	0.89
(1,3)	1:A:43:LEU:HG	2:C:492:ASN:HA	20	0.89	0.03	0.89
(1,3)	1:A:43:LEU:HG	2:C:492:ASN:HB2	20	0.89	0.03	0.89
(1,3)	1:A:43:LEU:HG	2:C:492:ASN:HB3	20	0.89	0.03	0.89
(1,3)	1:A:43:LEU:HG	2:C:492:ASN:HD21	20	0.89	0.03	0.89
(1,3)	1:A:43:LEU:HG	2:C:492:ASN:HD22	20	0.89	0.03	0.89
(1,3)	1:A:43:LEU:HG	2:C:492:ASN:N	20	0.89	0.03	0.89
(1,3)	1:A:43:LEU:HG	2:C:492:ASN:ND2	20	0.89	0.03	0.89
(1,3)	1:A:43:LEU:HG	2:C:492:ASN:O	20	0.89	0.03	0.89
(1,3)	1:A:43:LEU:HG	2:C:492:ASN:OD1	20	0.89	0.03	0.89
(1,3)	1:A:43:LEU:HG	2:C:494:LEU:C	20	0.89	0.03	0.89
(1,3)	1:A:43:LEU:HG	2:C:494:LEU:CA	20	0.89	0.03	0.89
(1,3)	1:A:43:LEU:HG	2:C:494:LEU:CB	20	0.89	0.03	0.89
(1,3)	1:A:43:LEU:HG	2:C:494:LEU:CD1	20	0.89	0.03	0.89
(1,3)	1:A:43:LEU:HG	2:C:494:LEU:CD2	20	0.89	0.03	0.89
(1,3)	1:A:43:LEU:HG	2:C:494:LEU:CG	20	0.89	0.03	0.89
(1,3)	1:A:43:LEU:HG	2:C:494:LEU:H	20	0.89	0.03	0.89
(1,3)	1:A:43:LEU:HG	2:C:494:LEU:HA	20	0.89	0.03	0.89
(1,3)	1:A:43:LEU:HG	2:C:494:LEU:HB2	20	0.89	0.03	0.89
(1,3)	1:A:43:LEU:HG	2:C:494:LEU:HB3	20	0.89	0.03	0.89
(1,3)	1:A:43:LEU:HG	2:C:494:LEU:HD11	20	0.89	0.03	0.89
(1,3)	1:A:43:LEU:HG	2:C:494:LEU:HD12	20	0.89	0.03	0.89
(1,3)	1:A:43:LEU:HG	2:C:494:LEU:HD13	20	0.89	0.03	0.89
(1,3)	1:A:43:LEU:HG	2:C:494:LEU:HD21	20	0.89	0.03	0.89
(1,3)	1:A:43:LEU:HG	2:C:494:LEU:HD22	20	0.89	0.03	0.89
(1,3)	1:A:43:LEU:HG	2:C:494:LEU:HD23	20	0.89	0.03	0.89
(1,3)	1:A:43:LEU:HG	2:C:494:LEU:HG	20	0.89	0.03	0.89
(1,3)	1:A:43:LEU:HG	2:C:494:LEU:N	20	0.89	0.03	0.89

Continued on next page...

Continued from previous page...

Key	Atom-1	Atom-2	Models ¹	Mean (Å)	SD ¹ (Å)	Median (Å)
(1,3)	1:A:43:LEU:HG	2:C:494:LEU:O	20	0.89	0.03	0.89
(1,3)	1:A:43:LEU:HG	2:C:495:GLU:C	20	0.89	0.03	0.89
(1,3)	1:A:43:LEU:HG	2:C:495:GLU:CA	20	0.89	0.03	0.89
(1,3)	1:A:43:LEU:HG	2:C:495:GLU:CB	20	0.89	0.03	0.89
(1,3)	1:A:43:LEU:HG	2:C:495:GLU:CD	20	0.89	0.03	0.89
(1,3)	1:A:43:LEU:HG	2:C:495:GLU:CG	20	0.89	0.03	0.89
(1,3)	1:A:43:LEU:HG	2:C:495:GLU:H	20	0.89	0.03	0.89
(1,3)	1:A:43:LEU:HG	2:C:495:GLU:HA	20	0.89	0.03	0.89
(1,3)	1:A:43:LEU:HG	2:C:495:GLU:HB2	20	0.89	0.03	0.89
(1,3)	1:A:43:LEU:HG	2:C:495:GLU:HB3	20	0.89	0.03	0.89
(1,3)	1:A:43:LEU:HG	2:C:495:GLU:HG2	20	0.89	0.03	0.89
(1,3)	1:A:43:LEU:HG	2:C:495:GLU:HG3	20	0.89	0.03	0.89
(1,3)	1:A:43:LEU:HG	2:C:495:GLU:N	20	0.89	0.03	0.89
(1,3)	1:A:43:LEU:HG	2:C:495:GLU:O	20	0.89	0.03	0.89
(1,3)	1:A:43:LEU:HG	2:C:495:GLU:OE1	20	0.89	0.03	0.89
(1,3)	1:A:43:LEU:HG	2:C:495:GLU:OE2	20	0.89	0.03	0.89
(1,3)	1:A:43:LEU:HG	2:C:496:GLY:C	20	0.89	0.03	0.89
(1,3)	1:A:43:LEU:HG	2:C:496:GLY:CA	20	0.89	0.03	0.89
(1,3)	1:A:43:LEU:HG	2:C:496:GLY:H	20	0.89	0.03	0.89
(1,3)	1:A:43:LEU:HG	2:C:496:GLY:HA2	20	0.89	0.03	0.89
(1,3)	1:A:43:LEU:HG	2:C:496:GLY:HA3	20	0.89	0.03	0.89
(1,3)	1:A:43:LEU:HG	2:C:496:GLY:N	20	0.89	0.03	0.89
(1,3)	1:A:43:LEU:HG	2:C:496:GLY:O	20	0.89	0.03	0.89
(1,3)	1:A:43:LEU:HG	2:C:497:ARG:C	20	0.89	0.03	0.89
(1,3)	1:A:43:LEU:HG	2:C:497:ARG:CA	20	0.89	0.03	0.89
(1,3)	1:A:43:LEU:HG	2:C:497:ARG:CB	20	0.89	0.03	0.89
(1,3)	1:A:43:LEU:HG	2:C:497:ARG:CD	20	0.89	0.03	0.89
(1,3)	1:A:43:LEU:HG	2:C:497:ARG:CG	20	0.89	0.03	0.89
(1,3)	1:A:43:LEU:HG	2:C:497:ARG:CZ	20	0.89	0.03	0.89
(1,3)	1:A:43:LEU:HG	2:C:497:ARG:H	20	0.89	0.03	0.89
(1,3)	1:A:43:LEU:HG	2:C:497:ARG:HA	20	0.89	0.03	0.89
(1,3)	1:A:43:LEU:HG	2:C:497:ARG:HB2	20	0.89	0.03	0.89
(1,3)	1:A:43:LEU:HG	2:C:497:ARG:HB3	20	0.89	0.03	0.89
(1,3)	1:A:43:LEU:HG	2:C:497:ARG:HD2	20	0.89	0.03	0.89
(1,3)	1:A:43:LEU:HG	2:C:497:ARG:HD3	20	0.89	0.03	0.89
(1,3)	1:A:43:LEU:HG	2:C:497:ARG:HE	20	0.89	0.03	0.89
(1,3)	1:A:43:LEU:HG	2:C:497:ARG:HG2	20	0.89	0.03	0.89
(1,3)	1:A:43:LEU:HG	2:C:497:ARG:HG3	20	0.89	0.03	0.89
(1,3)	1:A:43:LEU:HG	2:C:497:ARG:HH11	20	0.89	0.03	0.89
(1,3)	1:A:43:LEU:HG	2:C:497:ARG:HH12	20	0.89	0.03	0.89
(1,3)	1:A:43:LEU:HG	2:C:497:ARG:HH21	20	0.89	0.03	0.89
(1,3)	1:A:43:LEU:HG	2:C:497:ARG:HH22	20	0.89	0.03	0.89

Continued on next page...

Continued from previous page...

Key	Atom-1	Atom-2	Models ¹	Mean (Å)	SD ¹ (Å)	Median (Å)
(1,3)	1:A:43:LEU:HG	2:C:497:ARG:N	20	0.89	0.03	0.89
(1,3)	1:A:43:LEU:HG	2:C:497:ARG:NE	20	0.89	0.03	0.89
(1,3)	1:A:43:LEU:HG	2:C:497:ARG:NH1	20	0.89	0.03	0.89
(1,3)	1:A:43:LEU:HG	2:C:497:ARG:NH2	20	0.89	0.03	0.89
(1,3)	1:A:43:LEU:HG	2:C:497:ARG:O	20	0.89	0.03	0.89
(1,3)	1:A:43:LEU:N	2:C:457:LEU:C	20	0.89	0.03	0.89
(1,3)	1:A:43:LEU:N	2:C:457:LEU:CA	20	0.89	0.03	0.89
(1,3)	1:A:43:LEU:N	2:C:457:LEU:CB	20	0.89	0.03	0.89
(1,3)	1:A:43:LEU:N	2:C:457:LEU:CD1	20	0.89	0.03	0.89
(1,3)	1:A:43:LEU:N	2:C:457:LEU:CD2	20	0.89	0.03	0.89
(1,3)	1:A:43:LEU:N	2:C:457:LEU:CG	20	0.89	0.03	0.89
(1,3)	1:A:43:LEU:N	2:C:457:LEU:H	20	0.89	0.03	0.89
(1,3)	1:A:43:LEU:N	2:C:457:LEU:HA	20	0.89	0.03	0.89
(1,3)	1:A:43:LEU:N	2:C:457:LEU:HB2	20	0.89	0.03	0.89
(1,3)	1:A:43:LEU:N	2:C:457:LEU:HB3	20	0.89	0.03	0.89
(1,3)	1:A:43:LEU:N	2:C:457:LEU:HD11	20	0.89	0.03	0.89
(1,3)	1:A:43:LEU:N	2:C:457:LEU:HD12	20	0.89	0.03	0.89
(1,3)	1:A:43:LEU:N	2:C:457:LEU:HD13	20	0.89	0.03	0.89
(1,3)	1:A:43:LEU:N	2:C:457:LEU:HD21	20	0.89	0.03	0.89
(1,3)	1:A:43:LEU:N	2:C:457:LEU:HD22	20	0.89	0.03	0.89
(1,3)	1:A:43:LEU:N	2:C:457:LEU:HD23	20	0.89	0.03	0.89
(1,3)	1:A:43:LEU:N	2:C:457:LEU:HG	20	0.89	0.03	0.89
(1,3)	1:A:43:LEU:N	2:C:457:LEU:N	20	0.89	0.03	0.89
(1,3)	1:A:43:LEU:N	2:C:457:LEU:O	20	0.89	0.03	0.89
(1,3)	1:A:43:LEU:N	2:C:459:ALA:C	20	0.89	0.03	0.89
(1,3)	1:A:43:LEU:N	2:C:459:ALA:CA	20	0.89	0.03	0.89
(1,3)	1:A:43:LEU:N	2:C:459:ALA:CB	20	0.89	0.03	0.89
(1,3)	1:A:43:LEU:N	2:C:459:ALA:H	20	0.89	0.03	0.89
(1,3)	1:A:43:LEU:N	2:C:459:ALA:HA	20	0.89	0.03	0.89
(1,3)	1:A:43:LEU:N	2:C:459:ALA:HB1	20	0.89	0.03	0.89
(1,3)	1:A:43:LEU:N	2:C:459:ALA:HB2	20	0.89	0.03	0.89
(1,3)	1:A:43:LEU:N	2:C:459:ALA:HB3	20	0.89	0.03	0.89
(1,3)	1:A:43:LEU:N	2:C:459:ALA:N	20	0.89	0.03	0.89
(1,3)	1:A:43:LEU:N	2:C:459:ALA:O	20	0.89	0.03	0.89
(1,3)	1:A:43:LEU:N	2:C:460:MET:C	20	0.89	0.03	0.89
(1,3)	1:A:43:LEU:N	2:C:460:MET:CA	20	0.89	0.03	0.89
(1,3)	1:A:43:LEU:N	2:C:460:MET:CB	20	0.89	0.03	0.89
(1,3)	1:A:43:LEU:N	2:C:460:MET:CE	20	0.89	0.03	0.89
(1,3)	1:A:43:LEU:N	2:C:460:MET:CG	20	0.89	0.03	0.89
(1,3)	1:A:43:LEU:N	2:C:460:MET:H	20	0.89	0.03	0.89
(1,3)	1:A:43:LEU:N	2:C:460:MET:HA	20	0.89	0.03	0.89
(1,3)	1:A:43:LEU:N	2:C:460:MET:HB2	20	0.89	0.03	0.89

Continued on next page...

Continued from previous page...

Key	Atom-1	Atom-2	Models ¹	Mean (Å)	SD ¹ (Å)	Median (Å)
(1,3)	1:A:43:LEU:N	2:C:460:MET:HB3	20	0.89	0.03	0.89
(1,3)	1:A:43:LEU:N	2:C:460:MET:HE1	20	0.89	0.03	0.89
(1,3)	1:A:43:LEU:N	2:C:460:MET:HE2	20	0.89	0.03	0.89
(1,3)	1:A:43:LEU:N	2:C:460:MET:HE3	20	0.89	0.03	0.89
(1,3)	1:A:43:LEU:N	2:C:460:MET:HG2	20	0.89	0.03	0.89
(1,3)	1:A:43:LEU:N	2:C:460:MET:HG3	20	0.89	0.03	0.89
(1,3)	1:A:43:LEU:N	2:C:460:MET:N	20	0.89	0.03	0.89
(1,3)	1:A:43:LEU:N	2:C:460:MET:O	20	0.89	0.03	0.89
(1,3)	1:A:43:LEU:N	2:C:460:MET:SD	20	0.89	0.03	0.89
(1,3)	1:A:43:LEU:N	2:C:462:HIS:C	20	0.89	0.03	0.89
(1,3)	1:A:43:LEU:N	2:C:462:HIS:CA	20	0.89	0.03	0.89
(1,3)	1:A:43:LEU:N	2:C:462:HIS:CB	20	0.89	0.03	0.89
(1,3)	1:A:43:LEU:N	2:C:462:HIS:CD2	20	0.89	0.03	0.89
(1,3)	1:A:43:LEU:N	2:C:462:HIS:CE1	20	0.89	0.03	0.89
(1,3)	1:A:43:LEU:N	2:C:462:HIS:CG	20	0.89	0.03	0.89
(1,3)	1:A:43:LEU:N	2:C:462:HIS:H	20	0.89	0.03	0.89
(1,3)	1:A:43:LEU:N	2:C:462:HIS:HA	20	0.89	0.03	0.89
(1,3)	1:A:43:LEU:N	2:C:462:HIS:HB2	20	0.89	0.03	0.89
(1,3)	1:A:43:LEU:N	2:C:462:HIS:HB3	20	0.89	0.03	0.89
(1,3)	1:A:43:LEU:N	2:C:462:HIS:HD2	20	0.89	0.03	0.89
(1,3)	1:A:43:LEU:N	2:C:462:HIS:HE1	20	0.89	0.03	0.89
(1,3)	1:A:43:LEU:N	2:C:462:HIS:HE2	20	0.89	0.03	0.89
(1,3)	1:A:43:LEU:N	2:C:462:HIS:N	20	0.89	0.03	0.89
(1,3)	1:A:43:LEU:N	2:C:462:HIS:ND1	20	0.89	0.03	0.89
(1,3)	1:A:43:LEU:N	2:C:462:HIS:NE2	20	0.89	0.03	0.89
(1,3)	1:A:43:LEU:N	2:C:462:HIS:O	20	0.89	0.03	0.89
(1,3)	1:A:43:LEU:N	2:C:463:GLN:C	20	0.89	0.03	0.89
(1,3)	1:A:43:LEU:N	2:C:463:GLN:CA	20	0.89	0.03	0.89
(1,3)	1:A:43:LEU:N	2:C:463:GLN:CB	20	0.89	0.03	0.89
(1,3)	1:A:43:LEU:N	2:C:463:GLN:CD	20	0.89	0.03	0.89
(1,3)	1:A:43:LEU:N	2:C:463:GLN:CG	20	0.89	0.03	0.89
(1,3)	1:A:43:LEU:N	2:C:463:GLN:H	20	0.89	0.03	0.89
(1,3)	1:A:43:LEU:N	2:C:463:GLN:HA	20	0.89	0.03	0.89
(1,3)	1:A:43:LEU:N	2:C:463:GLN:HB2	20	0.89	0.03	0.89
(1,3)	1:A:43:LEU:N	2:C:463:GLN:HB3	20	0.89	0.03	0.89
(1,3)	1:A:43:LEU:N	2:C:463:GLN:HE21	20	0.89	0.03	0.89
(1,3)	1:A:43:LEU:N	2:C:463:GLN:HE22	20	0.89	0.03	0.89
(1,3)	1:A:43:LEU:N	2:C:463:GLN:HG2	20	0.89	0.03	0.89
(1,3)	1:A:43:LEU:N	2:C:463:GLN:HG3	20	0.89	0.03	0.89
(1,3)	1:A:43:LEU:N	2:C:463:GLN:N	20	0.89	0.03	0.89
(1,3)	1:A:43:LEU:N	2:C:463:GLN:NE2	20	0.89	0.03	0.89
(1,3)	1:A:43:LEU:N	2:C:463:GLN:O	20	0.89	0.03	0.89

Continued on next page...

Continued from previous page...

Key	Atom-1	Atom-2	Models ¹	Mean (Å)	SD ¹ (Å)	Median (Å)
(1,3)	1:A:43:LEU:N	2:C:463:GLN:OE1	20	0.89	0.03	0.89
(1,3)	1:A:43:LEU:N	2:C:465:GLN:C	20	0.89	0.03	0.89
(1,3)	1:A:43:LEU:N	2:C:465:GLN:CA	20	0.89	0.03	0.89
(1,3)	1:A:43:LEU:N	2:C:465:GLN:CB	20	0.89	0.03	0.89
(1,3)	1:A:43:LEU:N	2:C:465:GLN:CD	20	0.89	0.03	0.89
(1,3)	1:A:43:LEU:N	2:C:465:GLN:CG	20	0.89	0.03	0.89
(1,3)	1:A:43:LEU:N	2:C:465:GLN:H	20	0.89	0.03	0.89
(1,3)	1:A:43:LEU:N	2:C:465:GLN:HA	20	0.89	0.03	0.89
(1,3)	1:A:43:LEU:N	2:C:465:GLN:HB2	20	0.89	0.03	0.89
(1,3)	1:A:43:LEU:N	2:C:465:GLN:HB3	20	0.89	0.03	0.89
(1,3)	1:A:43:LEU:N	2:C:465:GLN:HE21	20	0.89	0.03	0.89
(1,3)	1:A:43:LEU:N	2:C:465:GLN:HE22	20	0.89	0.03	0.89
(1,3)	1:A:43:LEU:N	2:C:465:GLN:HG2	20	0.89	0.03	0.89
(1,3)	1:A:43:LEU:N	2:C:465:GLN:HG3	20	0.89	0.03	0.89
(1,3)	1:A:43:LEU:N	2:C:465:GLN:N	20	0.89	0.03	0.89
(1,3)	1:A:43:LEU:N	2:C:465:GLN:NE2	20	0.89	0.03	0.89
(1,3)	1:A:43:LEU:N	2:C:465:GLN:O	20	0.89	0.03	0.89
(1,3)	1:A:43:LEU:N	2:C:465:GLN:OE1	20	0.89	0.03	0.89
(1,3)	1:A:43:LEU:N	2:C:466:GLU:C	20	0.89	0.03	0.89
(1,3)	1:A:43:LEU:N	2:C:466:GLU:CA	20	0.89	0.03	0.89
(1,3)	1:A:43:LEU:N	2:C:466:GLU:CB	20	0.89	0.03	0.89
(1,3)	1:A:43:LEU:N	2:C:466:GLU:CD	20	0.89	0.03	0.89
(1,3)	1:A:43:LEU:N	2:C:466:GLU:CG	20	0.89	0.03	0.89
(1,3)	1:A:43:LEU:N	2:C:466:GLU:H	20	0.89	0.03	0.89
(1,3)	1:A:43:LEU:N	2:C:466:GLU:HA	20	0.89	0.03	0.89
(1,3)	1:A:43:LEU:N	2:C:466:GLU:HB2	20	0.89	0.03	0.89
(1,3)	1:A:43:LEU:N	2:C:466:GLU:HB3	20	0.89	0.03	0.89
(1,3)	1:A:43:LEU:N	2:C:466:GLU:HG2	20	0.89	0.03	0.89
(1,3)	1:A:43:LEU:N	2:C:466:GLU:HG3	20	0.89	0.03	0.89
(1,3)	1:A:43:LEU:N	2:C:466:GLU:N	20	0.89	0.03	0.89
(1,3)	1:A:43:LEU:N	2:C:466:GLU:O	20	0.89	0.03	0.89
(1,3)	1:A:43:LEU:N	2:C:466:GLU:OE1	20	0.89	0.03	0.89
(1,3)	1:A:43:LEU:N	2:C:466:GLU:OE2	20	0.89	0.03	0.89
(1,3)	1:A:43:LEU:N	2:C:467:MET:C	20	0.89	0.03	0.89
(1,3)	1:A:43:LEU:N	2:C:467:MET:CA	20	0.89	0.03	0.89
(1,3)	1:A:43:LEU:N	2:C:467:MET:CB	20	0.89	0.03	0.89
(1,3)	1:A:43:LEU:N	2:C:467:MET:CE	20	0.89	0.03	0.89
(1,3)	1:A:43:LEU:N	2:C:467:MET:CG	20	0.89	0.03	0.89
(1,3)	1:A:43:LEU:N	2:C:467:MET:H	20	0.89	0.03	0.89
(1,3)	1:A:43:LEU:N	2:C:467:MET:HA	20	0.89	0.03	0.89
(1,3)	1:A:43:LEU:N	2:C:467:MET:HB2	20	0.89	0.03	0.89
(1,3)	1:A:43:LEU:N	2:C:467:MET:HB3	20	0.89	0.03	0.89

Continued on next page...

Continued from previous page...

Key	Atom-1	Atom-2	Models ¹	Mean (Å)	SD ¹ (Å)	Median (Å)
(1,3)	1:A:43:LEU:N	2:C:467:MET:HE1	20	0.89	0.03	0.89
(1,3)	1:A:43:LEU:N	2:C:467:MET:HE2	20	0.89	0.03	0.89
(1,3)	1:A:43:LEU:N	2:C:467:MET:HE3	20	0.89	0.03	0.89
(1,3)	1:A:43:LEU:N	2:C:467:MET:HG2	20	0.89	0.03	0.89
(1,3)	1:A:43:LEU:N	2:C:467:MET:HG3	20	0.89	0.03	0.89
(1,3)	1:A:43:LEU:N	2:C:467:MET:N	20	0.89	0.03	0.89
(1,3)	1:A:43:LEU:N	2:C:467:MET:O	20	0.89	0.03	0.89
(1,3)	1:A:43:LEU:N	2:C:467:MET:SD	20	0.89	0.03	0.89
(1,3)	1:A:43:LEU:N	2:C:468:PHE:C	20	0.89	0.03	0.89
(1,3)	1:A:43:LEU:N	2:C:468:PHE:CA	20	0.89	0.03	0.89
(1,3)	1:A:43:LEU:N	2:C:468:PHE:CB	20	0.89	0.03	0.89
(1,3)	1:A:43:LEU:N	2:C:468:PHE:CD1	20	0.89	0.03	0.89
(1,3)	1:A:43:LEU:N	2:C:468:PHE:CD2	20	0.89	0.03	0.89
(1,3)	1:A:43:LEU:N	2:C:468:PHE:CE1	20	0.89	0.03	0.89
(1,3)	1:A:43:LEU:N	2:C:468:PHE:CE2	20	0.89	0.03	0.89
(1,3)	1:A:43:LEU:N	2:C:468:PHE:CG	20	0.89	0.03	0.89
(1,3)	1:A:43:LEU:N	2:C:468:PHE:CZ	20	0.89	0.03	0.89
(1,3)	1:A:43:LEU:N	2:C:468:PHE:H	20	0.89	0.03	0.89
(1,3)	1:A:43:LEU:N	2:C:468:PHE:HA	20	0.89	0.03	0.89
(1,3)	1:A:43:LEU:N	2:C:468:PHE:HB2	20	0.89	0.03	0.89
(1,3)	1:A:43:LEU:N	2:C:468:PHE:HB3	20	0.89	0.03	0.89
(1,3)	1:A:43:LEU:N	2:C:468:PHE:HD1	20	0.89	0.03	0.89
(1,3)	1:A:43:LEU:N	2:C:468:PHE:HD2	20	0.89	0.03	0.89
(1,3)	1:A:43:LEU:N	2:C:468:PHE:HE1	20	0.89	0.03	0.89
(1,3)	1:A:43:LEU:N	2:C:468:PHE:HE2	20	0.89	0.03	0.89
(1,3)	1:A:43:LEU:N	2:C:468:PHE:HZ	20	0.89	0.03	0.89
(1,3)	1:A:43:LEU:N	2:C:468:PHE:N	20	0.89	0.03	0.89
(1,3)	1:A:43:LEU:N	2:C:468:PHE:O	20	0.89	0.03	0.89
(1,3)	1:A:43:LEU:N	2:C:469:PRO:C	20	0.89	0.03	0.89
(1,3)	1:A:43:LEU:N	2:C:469:PRO:CA	20	0.89	0.03	0.89
(1,3)	1:A:43:LEU:N	2:C:469:PRO:CB	20	0.89	0.03	0.89
(1,3)	1:A:43:LEU:N	2:C:469:PRO:CD	20	0.89	0.03	0.89
(1,3)	1:A:43:LEU:N	2:C:469:PRO:CG	20	0.89	0.03	0.89
(1,3)	1:A:43:LEU:N	2:C:469:PRO:HA	20	0.89	0.03	0.89
(1,3)	1:A:43:LEU:N	2:C:469:PRO:HB2	20	0.89	0.03	0.89
(1,3)	1:A:43:LEU:N	2:C:469:PRO:HB3	20	0.89	0.03	0.89
(1,3)	1:A:43:LEU:N	2:C:469:PRO:HD2	20	0.89	0.03	0.89
(1,3)	1:A:43:LEU:N	2:C:469:PRO:HD3	20	0.89	0.03	0.89
(1,3)	1:A:43:LEU:N	2:C:469:PRO:HG2	20	0.89	0.03	0.89
(1,3)	1:A:43:LEU:N	2:C:469:PRO:HG3	20	0.89	0.03	0.89
(1,3)	1:A:43:LEU:N	2:C:469:PRO:N	20	0.89	0.03	0.89
(1,3)	1:A:43:LEU:N	2:C:469:PRO:O	20	0.89	0.03	0.89

Continued on next page...

Continued from previous page...

Key	Atom-1	Atom-2	Models ¹	Mean (Å)	SD ¹ (Å)	Median (Å)
(1,3)	1:A:43:LEU:N	2:C:470:GLN:C	20	0.89	0.03	0.89
(1,3)	1:A:43:LEU:N	2:C:470:GLN:CA	20	0.89	0.03	0.89
(1,3)	1:A:43:LEU:N	2:C:470:GLN:CB	20	0.89	0.03	0.89
(1,3)	1:A:43:LEU:N	2:C:470:GLN:CD	20	0.89	0.03	0.89
(1,3)	1:A:43:LEU:N	2:C:470:GLN:CG	20	0.89	0.03	0.89
(1,3)	1:A:43:LEU:N	2:C:470:GLN:H	20	0.89	0.03	0.89
(1,3)	1:A:43:LEU:N	2:C:470:GLN:HA	20	0.89	0.03	0.89
(1,3)	1:A:43:LEU:N	2:C:470:GLN:HB2	20	0.89	0.03	0.89
(1,3)	1:A:43:LEU:N	2:C:470:GLN:HB3	20	0.89	0.03	0.89
(1,3)	1:A:43:LEU:N	2:C:470:GLN:HE21	20	0.89	0.03	0.89
(1,3)	1:A:43:LEU:N	2:C:470:GLN:HE22	20	0.89	0.03	0.89
(1,3)	1:A:43:LEU:N	2:C:470:GLN:HG2	20	0.89	0.03	0.89
(1,3)	1:A:43:LEU:N	2:C:470:GLN:HG3	20	0.89	0.03	0.89
(1,3)	1:A:43:LEU:N	2:C:470:GLN:N	20	0.89	0.03	0.89
(1,3)	1:A:43:LEU:N	2:C:470:GLN:NE2	20	0.89	0.03	0.89
(1,3)	1:A:43:LEU:N	2:C:470:GLN:O	20	0.89	0.03	0.89
(1,3)	1:A:43:LEU:N	2:C:470:GLN:OE1	20	0.89	0.03	0.89
(1,3)	1:A:43:LEU:N	2:C:472:PRO:C	20	0.89	0.03	0.89
(1,3)	1:A:43:LEU:N	2:C:472:PRO:CA	20	0.89	0.03	0.89
(1,3)	1:A:43:LEU:N	2:C:472:PRO:CB	20	0.89	0.03	0.89
(1,3)	1:A:43:LEU:N	2:C:472:PRO:CD	20	0.89	0.03	0.89
(1,3)	1:A:43:LEU:N	2:C:472:PRO:CG	20	0.89	0.03	0.89
(1,3)	1:A:43:LEU:N	2:C:472:PRO:HA	20	0.89	0.03	0.89
(1,3)	1:A:43:LEU:N	2:C:472:PRO:HB2	20	0.89	0.03	0.89
(1,3)	1:A:43:LEU:N	2:C:472:PRO:HB3	20	0.89	0.03	0.89
(1,3)	1:A:43:LEU:N	2:C:472:PRO:HD2	20	0.89	0.03	0.89
(1,3)	1:A:43:LEU:N	2:C:472:PRO:HD3	20	0.89	0.03	0.89
(1,3)	1:A:43:LEU:N	2:C:472:PRO:HG2	20	0.89	0.03	0.89
(1,3)	1:A:43:LEU:N	2:C:472:PRO:HG3	20	0.89	0.03	0.89
(1,3)	1:A:43:LEU:N	2:C:472:PRO:N	20	0.89	0.03	0.89
(1,3)	1:A:43:LEU:N	2:C:472:PRO:O	20	0.89	0.03	0.89
(1,3)	1:A:43:LEU:N	2:C:482:LEU:C	20	0.89	0.03	0.89
(1,3)	1:A:43:LEU:N	2:C:482:LEU:CA	20	0.89	0.03	0.89
(1,3)	1:A:43:LEU:N	2:C:482:LEU:CB	20	0.89	0.03	0.89
(1,3)	1:A:43:LEU:N	2:C:482:LEU:CD1	20	0.89	0.03	0.89
(1,3)	1:A:43:LEU:N	2:C:482:LEU:CD2	20	0.89	0.03	0.89
(1,3)	1:A:43:LEU:N	2:C:482:LEU:CG	20	0.89	0.03	0.89
(1,3)	1:A:43:LEU:N	2:C:482:LEU:H	20	0.89	0.03	0.89
(1,3)	1:A:43:LEU:N	2:C:482:LEU:HA	20	0.89	0.03	0.89
(1,3)	1:A:43:LEU:N	2:C:482:LEU:HB2	20	0.89	0.03	0.89
(1,3)	1:A:43:LEU:N	2:C:482:LEU:HB3	20	0.89	0.03	0.89
(1,3)	1:A:43:LEU:N	2:C:482:LEU:HD11	20	0.89	0.03	0.89

Continued on next page...

Continued from previous page...

Key	Atom-1	Atom-2	Models ¹	Mean (Å)	SD ¹ (Å)	Median (Å)
(1,3)	1:A:43:LEU:N	2:C:482:LEU:HD12	20	0.89	0.03	0.89
(1,3)	1:A:43:LEU:N	2:C:482:LEU:HD13	20	0.89	0.03	0.89
(1,3)	1:A:43:LEU:N	2:C:482:LEU:HD21	20	0.89	0.03	0.89
(1,3)	1:A:43:LEU:N	2:C:482:LEU:HD22	20	0.89	0.03	0.89
(1,3)	1:A:43:LEU:N	2:C:482:LEU:HD23	20	0.89	0.03	0.89
(1,3)	1:A:43:LEU:N	2:C:482:LEU:HG	20	0.89	0.03	0.89
(1,3)	1:A:43:LEU:N	2:C:482:LEU:N	20	0.89	0.03	0.89
(1,3)	1:A:43:LEU:N	2:C:482:LEU:O	20	0.89	0.03	0.89
(1,3)	1:A:43:LEU:N	2:C:483:THR:C	20	0.89	0.03	0.89
(1,3)	1:A:43:LEU:N	2:C:483:THR:CA	20	0.89	0.03	0.89
(1,3)	1:A:43:LEU:N	2:C:483:THR:CB	20	0.89	0.03	0.89
(1,3)	1:A:43:LEU:N	2:C:483:THR:CG2	20	0.89	0.03	0.89
(1,3)	1:A:43:LEU:N	2:C:483:THR:H	20	0.89	0.03	0.89
(1,3)	1:A:43:LEU:N	2:C:483:THR:HA	20	0.89	0.03	0.89
(1,3)	1:A:43:LEU:N	2:C:483:THR:HB	20	0.89	0.03	0.89
(1,3)	1:A:43:LEU:N	2:C:483:THR:HG1	20	0.89	0.03	0.89
(1,3)	1:A:43:LEU:N	2:C:483:THR:HG21	20	0.89	0.03	0.89
(1,3)	1:A:43:LEU:N	2:C:483:THR:HG22	20	0.89	0.03	0.89
(1,3)	1:A:43:LEU:N	2:C:483:THR:HG23	20	0.89	0.03	0.89
(1,3)	1:A:43:LEU:N	2:C:483:THR:N	20	0.89	0.03	0.89
(1,3)	1:A:43:LEU:N	2:C:483:THR:O	20	0.89	0.03	0.89
(1,3)	1:A:43:LEU:N	2:C:483:THR:OG1	20	0.89	0.03	0.89
(1,3)	1:A:43:LEU:N	2:C:484:ARG:C	20	0.89	0.03	0.89
(1,3)	1:A:43:LEU:N	2:C:484:ARG:CA	20	0.89	0.03	0.89
(1,3)	1:A:43:LEU:N	2:C:484:ARG:CB	20	0.89	0.03	0.89
(1,3)	1:A:43:LEU:N	2:C:484:ARG:CD	20	0.89	0.03	0.89
(1,3)	1:A:43:LEU:N	2:C:484:ARG:CG	20	0.89	0.03	0.89
(1,3)	1:A:43:LEU:N	2:C:484:ARG:CZ	20	0.89	0.03	0.89
(1,3)	1:A:43:LEU:N	2:C:484:ARG:H	20	0.89	0.03	0.89
(1,3)	1:A:43:LEU:N	2:C:484:ARG:HA	20	0.89	0.03	0.89
(1,3)	1:A:43:LEU:N	2:C:484:ARG:HB2	20	0.89	0.03	0.89
(1,3)	1:A:43:LEU:N	2:C:484:ARG:HB3	20	0.89	0.03	0.89
(1,3)	1:A:43:LEU:N	2:C:484:ARG:HD2	20	0.89	0.03	0.89
(1,3)	1:A:43:LEU:N	2:C:484:ARG:HD3	20	0.89	0.03	0.89
(1,3)	1:A:43:LEU:N	2:C:484:ARG:HE	20	0.89	0.03	0.89
(1,3)	1:A:43:LEU:N	2:C:484:ARG:HG2	20	0.89	0.03	0.89
(1,3)	1:A:43:LEU:N	2:C:484:ARG:HG3	20	0.89	0.03	0.89
(1,3)	1:A:43:LEU:N	2:C:484:ARG:HH11	20	0.89	0.03	0.89
(1,3)	1:A:43:LEU:N	2:C:484:ARG:HH12	20	0.89	0.03	0.89
(1,3)	1:A:43:LEU:N	2:C:484:ARG:HH21	20	0.89	0.03	0.89
(1,3)	1:A:43:LEU:N	2:C:484:ARG:HH22	20	0.89	0.03	0.89
(1,3)	1:A:43:LEU:N	2:C:484:ARG:N	20	0.89	0.03	0.89

Continued on next page...

Continued from previous page...

Key	Atom-1	Atom-2	Models ¹	Mean (Å)	SD ¹ (Å)	Median (Å)
(1,3)	1:A:43:LEU:N	2:C:484:ARG:NE	20	0.89	0.03	0.89
(1,3)	1:A:43:LEU:N	2:C:484:ARG:NH1	20	0.89	0.03	0.89
(1,3)	1:A:43:LEU:N	2:C:484:ARG:NH2	20	0.89	0.03	0.89
(1,3)	1:A:43:LEU:N	2:C:484:ARG:O	20	0.89	0.03	0.89
(1,3)	1:A:43:LEU:N	2:C:485:SER:C	20	0.89	0.03	0.89
(1,3)	1:A:43:LEU:N	2:C:485:SER:CA	20	0.89	0.03	0.89
(1,3)	1:A:43:LEU:N	2:C:485:SER:CB	20	0.89	0.03	0.89
(1,3)	1:A:43:LEU:N	2:C:485:SER:H	20	0.89	0.03	0.89
(1,3)	1:A:43:LEU:N	2:C:485:SER:HA	20	0.89	0.03	0.89
(1,3)	1:A:43:LEU:N	2:C:485:SER:HB2	20	0.89	0.03	0.89
(1,3)	1:A:43:LEU:N	2:C:485:SER:HB3	20	0.89	0.03	0.89
(1,3)	1:A:43:LEU:N	2:C:485:SER:HG	20	0.89	0.03	0.89
(1,3)	1:A:43:LEU:N	2:C:485:SER:N	20	0.89	0.03	0.89
(1,3)	1:A:43:LEU:N	2:C:485:SER:O	20	0.89	0.03	0.89
(1,3)	1:A:43:LEU:N	2:C:485:SER:OG	20	0.89	0.03	0.89
(1,3)	1:A:43:LEU:N	2:C:486:VAL:C	20	0.89	0.03	0.89
(1,3)	1:A:43:LEU:N	2:C:486:VAL:CA	20	0.89	0.03	0.89
(1,3)	1:A:43:LEU:N	2:C:486:VAL:CB	20	0.89	0.03	0.89
(1,3)	1:A:43:LEU:N	2:C:486:VAL:CG1	20	0.89	0.03	0.89
(1,3)	1:A:43:LEU:N	2:C:486:VAL:CG2	20	0.89	0.03	0.89
(1,3)	1:A:43:LEU:N	2:C:486:VAL:H	20	0.89	0.03	0.89
(1,3)	1:A:43:LEU:N	2:C:486:VAL:HA	20	0.89	0.03	0.89
(1,3)	1:A:43:LEU:N	2:C:486:VAL:HB	20	0.89	0.03	0.89
(1,3)	1:A:43:LEU:N	2:C:486:VAL:HG11	20	0.89	0.03	0.89
(1,3)	1:A:43:LEU:N	2:C:486:VAL:HG12	20	0.89	0.03	0.89
(1,3)	1:A:43:LEU:N	2:C:486:VAL:HG13	20	0.89	0.03	0.89
(1,3)	1:A:43:LEU:N	2:C:486:VAL:HG21	20	0.89	0.03	0.89
(1,3)	1:A:43:LEU:N	2:C:486:VAL:HG22	20	0.89	0.03	0.89
(1,3)	1:A:43:LEU:N	2:C:486:VAL:HG23	20	0.89	0.03	0.89
(1,3)	1:A:43:LEU:N	2:C:486:VAL:N	20	0.89	0.03	0.89
(1,3)	1:A:43:LEU:N	2:C:486:VAL:O	20	0.89	0.03	0.89
(1,3)	1:A:43:LEU:N	2:C:487:GLU:C	20	0.89	0.03	0.89
(1,3)	1:A:43:LEU:N	2:C:487:GLU:CA	20	0.89	0.03	0.89
(1,3)	1:A:43:LEU:N	2:C:487:GLU:CB	20	0.89	0.03	0.89
(1,3)	1:A:43:LEU:N	2:C:487:GLU:CD	20	0.89	0.03	0.89
(1,3)	1:A:43:LEU:N	2:C:487:GLU:CG	20	0.89	0.03	0.89
(1,3)	1:A:43:LEU:N	2:C:487:GLU:H	20	0.89	0.03	0.89
(1,3)	1:A:43:LEU:N	2:C:487:GLU:HA	20	0.89	0.03	0.89
(1,3)	1:A:43:LEU:N	2:C:487:GLU:HB2	20	0.89	0.03	0.89
(1,3)	1:A:43:LEU:N	2:C:487:GLU:HB3	20	0.89	0.03	0.89
(1,3)	1:A:43:LEU:N	2:C:487:GLU:HG2	20	0.89	0.03	0.89
(1,3)	1:A:43:LEU:N	2:C:487:GLU:HG3	20	0.89	0.03	0.89

Continued on next page...

Continued from previous page...

Key	Atom-1	Atom-2	Models ¹	Mean (Å)	SD ¹ (Å)	Median (Å)
(1,3)	1:A:43:LEU:N	2:C:487:GLU:N	20	0.89	0.03	0.89
(1,3)	1:A:43:LEU:N	2:C:487:GLU:O	20	0.89	0.03	0.89
(1,3)	1:A:43:LEU:N	2:C:487:GLU:OE1	20	0.89	0.03	0.89
(1,3)	1:A:43:LEU:N	2:C:487:GLU:OE2	20	0.89	0.03	0.89
(1,3)	1:A:43:LEU:N	2:C:488:ILE:C	20	0.89	0.03	0.89
(1,3)	1:A:43:LEU:N	2:C:488:ILE:CA	20	0.89	0.03	0.89
(1,3)	1:A:43:LEU:N	2:C:488:ILE:CB	20	0.89	0.03	0.89
(1,3)	1:A:43:LEU:N	2:C:488:ILE:CD1	20	0.89	0.03	0.89
(1,3)	1:A:43:LEU:N	2:C:488:ILE:CG1	20	0.89	0.03	0.89
(1,3)	1:A:43:LEU:N	2:C:488:ILE:CG2	20	0.89	0.03	0.89
(1,3)	1:A:43:LEU:N	2:C:488:ILE:H	20	0.89	0.03	0.89
(1,3)	1:A:43:LEU:N	2:C:488:ILE:HA	20	0.89	0.03	0.89
(1,3)	1:A:43:LEU:N	2:C:488:ILE:HB	20	0.89	0.03	0.89
(1,3)	1:A:43:LEU:N	2:C:488:ILE:HD11	20	0.89	0.03	0.89
(1,3)	1:A:43:LEU:N	2:C:488:ILE:HD12	20	0.89	0.03	0.89
(1,3)	1:A:43:LEU:N	2:C:488:ILE:HD13	20	0.89	0.03	0.89
(1,3)	1:A:43:LEU:N	2:C:488:ILE:HG12	20	0.89	0.03	0.89
(1,3)	1:A:43:LEU:N	2:C:488:ILE:HG13	20	0.89	0.03	0.89
(1,3)	1:A:43:LEU:N	2:C:488:ILE:HG21	20	0.89	0.03	0.89
(1,3)	1:A:43:LEU:N	2:C:488:ILE:HG22	20	0.89	0.03	0.89
(1,3)	1:A:43:LEU:N	2:C:488:ILE:HG23	20	0.89	0.03	0.89
(1,3)	1:A:43:LEU:N	2:C:488:ILE:N	20	0.89	0.03	0.89
(1,3)	1:A:43:LEU:N	2:C:488:ILE:O	20	0.89	0.03	0.89
(1,3)	1:A:43:LEU:N	2:C:490:THR:C	20	0.89	0.03	0.89
(1,3)	1:A:43:LEU:N	2:C:490:THR:CA	20	0.89	0.03	0.89
(1,3)	1:A:43:LEU:N	2:C:490:THR:CB	20	0.89	0.03	0.89
(1,3)	1:A:43:LEU:N	2:C:490:THR:CG2	20	0.89	0.03	0.89
(1,3)	1:A:43:LEU:N	2:C:490:THR:H	20	0.89	0.03	0.89
(1,3)	1:A:43:LEU:N	2:C:490:THR:HA	20	0.89	0.03	0.89
(1,3)	1:A:43:LEU:N	2:C:490:THR:HB	20	0.89	0.03	0.89
(1,3)	1:A:43:LEU:N	2:C:490:THR:HG1	20	0.89	0.03	0.89
(1,3)	1:A:43:LEU:N	2:C:490:THR:HG21	20	0.89	0.03	0.89
(1,3)	1:A:43:LEU:N	2:C:490:THR:HG22	20	0.89	0.03	0.89
(1,3)	1:A:43:LEU:N	2:C:490:THR:HG23	20	0.89	0.03	0.89
(1,3)	1:A:43:LEU:N	2:C:490:THR:N	20	0.89	0.03	0.89
(1,3)	1:A:43:LEU:N	2:C:490:THR:O	20	0.89	0.03	0.89
(1,3)	1:A:43:LEU:N	2:C:490:THR:OG1	20	0.89	0.03	0.89
(1,3)	1:A:43:LEU:N	2:C:491:ASP:C	20	0.89	0.03	0.89
(1,3)	1:A:43:LEU:N	2:C:491:ASP:CA	20	0.89	0.03	0.89
(1,3)	1:A:43:LEU:N	2:C:491:ASP:CB	20	0.89	0.03	0.89
(1,3)	1:A:43:LEU:N	2:C:491:ASP:CG	20	0.89	0.03	0.89
(1,3)	1:A:43:LEU:N	2:C:491:ASP:H	20	0.89	0.03	0.89

Continued on next page...

Continued from previous page...

Key	Atom-1	Atom-2	Models ¹	Mean (Å)	SD ¹ (Å)	Median (Å)
(1,3)	1:A:43:LEU:N	2:C:491:ASP:HA	20	0.89	0.03	0.89
(1,3)	1:A:43:LEU:N	2:C:491:ASP:HB2	20	0.89	0.03	0.89
(1,3)	1:A:43:LEU:N	2:C:491:ASP:HB3	20	0.89	0.03	0.89
(1,3)	1:A:43:LEU:N	2:C:491:ASP:N	20	0.89	0.03	0.89
(1,3)	1:A:43:LEU:N	2:C:491:ASP:O	20	0.89	0.03	0.89
(1,3)	1:A:43:LEU:N	2:C:491:ASP:OD1	20	0.89	0.03	0.89
(1,3)	1:A:43:LEU:N	2:C:491:ASP:OD2	20	0.89	0.03	0.89
(1,3)	1:A:43:LEU:N	2:C:492:ASN:C	20	0.89	0.03	0.89
(1,3)	1:A:43:LEU:N	2:C:492:ASN:CA	20	0.89	0.03	0.89
(1,3)	1:A:43:LEU:N	2:C:492:ASN:CB	20	0.89	0.03	0.89
(1,3)	1:A:43:LEU:N	2:C:492:ASN:CG	20	0.89	0.03	0.89
(1,3)	1:A:43:LEU:N	2:C:492:ASN:H	20	0.89	0.03	0.89
(1,3)	1:A:43:LEU:N	2:C:492:ASN:HA	20	0.89	0.03	0.89
(1,3)	1:A:43:LEU:N	2:C:492:ASN:HB2	20	0.89	0.03	0.89
(1,3)	1:A:43:LEU:N	2:C:492:ASN:HB3	20	0.89	0.03	0.89
(1,3)	1:A:43:LEU:N	2:C:492:ASN:HD21	20	0.89	0.03	0.89
(1,3)	1:A:43:LEU:N	2:C:492:ASN:HD22	20	0.89	0.03	0.89
(1,3)	1:A:43:LEU:N	2:C:492:ASN:N	20	0.89	0.03	0.89
(1,3)	1:A:43:LEU:N	2:C:492:ASN:ND2	20	0.89	0.03	0.89
(1,3)	1:A:43:LEU:N	2:C:492:ASN:O	20	0.89	0.03	0.89
(1,3)	1:A:43:LEU:N	2:C:492:ASN:OD1	20	0.89	0.03	0.89
(1,3)	1:A:43:LEU:N	2:C:494:LEU:C	20	0.89	0.03	0.89
(1,3)	1:A:43:LEU:N	2:C:494:LEU:CA	20	0.89	0.03	0.89
(1,3)	1:A:43:LEU:N	2:C:494:LEU:CB	20	0.89	0.03	0.89
(1,3)	1:A:43:LEU:N	2:C:494:LEU:CD1	20	0.89	0.03	0.89
(1,3)	1:A:43:LEU:N	2:C:494:LEU:CD2	20	0.89	0.03	0.89
(1,3)	1:A:43:LEU:N	2:C:494:LEU:CG	20	0.89	0.03	0.89
(1,3)	1:A:43:LEU:N	2:C:494:LEU:H	20	0.89	0.03	0.89
(1,3)	1:A:43:LEU:N	2:C:494:LEU:HA	20	0.89	0.03	0.89
(1,3)	1:A:43:LEU:N	2:C:494:LEU:HB2	20	0.89	0.03	0.89
(1,3)	1:A:43:LEU:N	2:C:494:LEU:HB3	20	0.89	0.03	0.89
(1,3)	1:A:43:LEU:N	2:C:494:LEU:HD11	20	0.89	0.03	0.89
(1,3)	1:A:43:LEU:N	2:C:494:LEU:HD12	20	0.89	0.03	0.89
(1,3)	1:A:43:LEU:N	2:C:494:LEU:HD13	20	0.89	0.03	0.89
(1,3)	1:A:43:LEU:N	2:C:494:LEU:HD21	20	0.89	0.03	0.89
(1,3)	1:A:43:LEU:N	2:C:494:LEU:HD22	20	0.89	0.03	0.89
(1,3)	1:A:43:LEU:N	2:C:494:LEU:HD23	20	0.89	0.03	0.89
(1,3)	1:A:43:LEU:N	2:C:494:LEU:HG	20	0.89	0.03	0.89
(1,3)	1:A:43:LEU:N	2:C:494:LEU:N	20	0.89	0.03	0.89
(1,3)	1:A:43:LEU:N	2:C:494:LEU:O	20	0.89	0.03	0.89
(1,3)	1:A:43:LEU:N	2:C:495:GLU:C	20	0.89	0.03	0.89
(1,3)	1:A:43:LEU:N	2:C:495:GLU:CA	20	0.89	0.03	0.89

Continued on next page...

Continued from previous page...

Key	Atom-1	Atom-2	Models ¹	Mean (Å)	SD ¹ (Å)	Median (Å)
(1,3)	1:A:43:LEU:N	2:C:495:GLU:CB	20	0.89	0.03	0.89
(1,3)	1:A:43:LEU:N	2:C:495:GLU:CD	20	0.89	0.03	0.89
(1,3)	1:A:43:LEU:N	2:C:495:GLU:CG	20	0.89	0.03	0.89
(1,3)	1:A:43:LEU:N	2:C:495:GLU:H	20	0.89	0.03	0.89
(1,3)	1:A:43:LEU:N	2:C:495:GLU:HA	20	0.89	0.03	0.89
(1,3)	1:A:43:LEU:N	2:C:495:GLU:HB2	20	0.89	0.03	0.89
(1,3)	1:A:43:LEU:N	2:C:495:GLU:HB3	20	0.89	0.03	0.89
(1,3)	1:A:43:LEU:N	2:C:495:GLU:HG2	20	0.89	0.03	0.89
(1,3)	1:A:43:LEU:N	2:C:495:GLU:HG3	20	0.89	0.03	0.89
(1,3)	1:A:43:LEU:N	2:C:495:GLU:N	20	0.89	0.03	0.89
(1,3)	1:A:43:LEU:N	2:C:495:GLU:O	20	0.89	0.03	0.89
(1,3)	1:A:43:LEU:N	2:C:495:GLU:OE1	20	0.89	0.03	0.89
(1,3)	1:A:43:LEU:N	2:C:495:GLU:OE2	20	0.89	0.03	0.89
(1,3)	1:A:43:LEU:N	2:C:496:GLY:C	20	0.89	0.03	0.89
(1,3)	1:A:43:LEU:N	2:C:496:GLY:CA	20	0.89	0.03	0.89
(1,3)	1:A:43:LEU:N	2:C:496:GLY:H	20	0.89	0.03	0.89
(1,3)	1:A:43:LEU:N	2:C:496:GLY:HA2	20	0.89	0.03	0.89
(1,3)	1:A:43:LEU:N	2:C:496:GLY:HA3	20	0.89	0.03	0.89
(1,3)	1:A:43:LEU:N	2:C:496:GLY:N	20	0.89	0.03	0.89
(1,3)	1:A:43:LEU:N	2:C:496:GLY:O	20	0.89	0.03	0.89
(1,3)	1:A:43:LEU:N	2:C:497:ARG:C	20	0.89	0.03	0.89
(1,3)	1:A:43:LEU:N	2:C:497:ARG:CA	20	0.89	0.03	0.89
(1,3)	1:A:43:LEU:N	2:C:497:ARG:CB	20	0.89	0.03	0.89
(1,3)	1:A:43:LEU:N	2:C:497:ARG:CD	20	0.89	0.03	0.89
(1,3)	1:A:43:LEU:N	2:C:497:ARG:CG	20	0.89	0.03	0.89
(1,3)	1:A:43:LEU:N	2:C:497:ARG:CZ	20	0.89	0.03	0.89
(1,3)	1:A:43:LEU:N	2:C:497:ARG:H	20	0.89	0.03	0.89
(1,3)	1:A:43:LEU:N	2:C:497:ARG:HA	20	0.89	0.03	0.89
(1,3)	1:A:43:LEU:N	2:C:497:ARG:HB2	20	0.89	0.03	0.89
(1,3)	1:A:43:LEU:N	2:C:497:ARG:HB3	20	0.89	0.03	0.89
(1,3)	1:A:43:LEU:N	2:C:497:ARG:HD2	20	0.89	0.03	0.89
(1,3)	1:A:43:LEU:N	2:C:497:ARG:HD3	20	0.89	0.03	0.89
(1,3)	1:A:43:LEU:N	2:C:497:ARG:HE	20	0.89	0.03	0.89
(1,3)	1:A:43:LEU:N	2:C:497:ARG:HG2	20	0.89	0.03	0.89
(1,3)	1:A:43:LEU:N	2:C:497:ARG:HG3	20	0.89	0.03	0.89
(1,3)	1:A:43:LEU:N	2:C:497:ARG:HH11	20	0.89	0.03	0.89
(1,3)	1:A:43:LEU:N	2:C:497:ARG:HH12	20	0.89	0.03	0.89
(1,3)	1:A:43:LEU:N	2:C:497:ARG:HH21	20	0.89	0.03	0.89
(1,3)	1:A:43:LEU:N	2:C:497:ARG:HH22	20	0.89	0.03	0.89
(1,3)	1:A:43:LEU:N	2:C:497:ARG:N	20	0.89	0.03	0.89
(1,3)	1:A:43:LEU:N	2:C:497:ARG:NE	20	0.89	0.03	0.89
(1,3)	1:A:43:LEU:N	2:C:497:ARG:NH1	20	0.89	0.03	0.89

Continued on next page...

Continued from previous page...

Key	Atom-1	Atom-2	Models ¹	Mean (Å)	SD ¹ (Å)	Median (Å)
(1,3)	1:A:43:LEU:N	2:C:497:ARG:NH2	20	0.89	0.03	0.89
(1,3)	1:A:43:LEU:N	2:C:497:ARG:O	20	0.89	0.03	0.89
(1,3)	1:A:43:LEU:O	2:C:457:LEU:C	20	0.89	0.03	0.89
(1,3)	1:A:43:LEU:O	2:C:457:LEU:CA	20	0.89	0.03	0.89
(1,3)	1:A:43:LEU:O	2:C:457:LEU:CB	20	0.89	0.03	0.89
(1,3)	1:A:43:LEU:O	2:C:457:LEU:CD1	20	0.89	0.03	0.89
(1,3)	1:A:43:LEU:O	2:C:457:LEU:CD2	20	0.89	0.03	0.89
(1,3)	1:A:43:LEU:O	2:C:457:LEU:CG	20	0.89	0.03	0.89
(1,3)	1:A:43:LEU:O	2:C:457:LEU:H	20	0.89	0.03	0.89
(1,3)	1:A:43:LEU:O	2:C:457:LEU:HA	20	0.89	0.03	0.89
(1,3)	1:A:43:LEU:O	2:C:457:LEU:HB2	20	0.89	0.03	0.89
(1,3)	1:A:43:LEU:O	2:C:457:LEU:HB3	20	0.89	0.03	0.89
(1,3)	1:A:43:LEU:O	2:C:457:LEU:HD11	20	0.89	0.03	0.89
(1,3)	1:A:43:LEU:O	2:C:457:LEU:HD12	20	0.89	0.03	0.89
(1,3)	1:A:43:LEU:O	2:C:457:LEU:HD13	20	0.89	0.03	0.89
(1,3)	1:A:43:LEU:O	2:C:457:LEU:HD21	20	0.89	0.03	0.89
(1,3)	1:A:43:LEU:O	2:C:457:LEU:HD22	20	0.89	0.03	0.89
(1,3)	1:A:43:LEU:O	2:C:457:LEU:HD23	20	0.89	0.03	0.89
(1,3)	1:A:43:LEU:O	2:C:457:LEU:HG	20	0.89	0.03	0.89
(1,3)	1:A:43:LEU:O	2:C:457:LEU:N	20	0.89	0.03	0.89
(1,3)	1:A:43:LEU:O	2:C:457:LEU:O	20	0.89	0.03	0.89
(1,3)	1:A:43:LEU:O	2:C:459:ALA:C	20	0.89	0.03	0.89
(1,3)	1:A:43:LEU:O	2:C:459:ALA:CA	20	0.89	0.03	0.89
(1,3)	1:A:43:LEU:O	2:C:459:ALA:CB	20	0.89	0.03	0.89
(1,3)	1:A:43:LEU:O	2:C:459:ALA:H	20	0.89	0.03	0.89
(1,3)	1:A:43:LEU:O	2:C:459:ALA:HA	20	0.89	0.03	0.89
(1,3)	1:A:43:LEU:O	2:C:459:ALA:HB1	20	0.89	0.03	0.89
(1,3)	1:A:43:LEU:O	2:C:459:ALA:HB2	20	0.89	0.03	0.89
(1,3)	1:A:43:LEU:O	2:C:459:ALA:HB3	20	0.89	0.03	0.89
(1,3)	1:A:43:LEU:O	2:C:459:ALA:N	20	0.89	0.03	0.89
(1,3)	1:A:43:LEU:O	2:C:459:ALA:O	20	0.89	0.03	0.89
(1,3)	1:A:43:LEU:O	2:C:460:MET:C	20	0.89	0.03	0.89
(1,3)	1:A:43:LEU:O	2:C:460:MET:CA	20	0.89	0.03	0.89
(1,3)	1:A:43:LEU:O	2:C:460:MET:CB	20	0.89	0.03	0.89
(1,3)	1:A:43:LEU:O	2:C:460:MET:CE	20	0.89	0.03	0.89
(1,3)	1:A:43:LEU:O	2:C:460:MET:CG	20	0.89	0.03	0.89
(1,3)	1:A:43:LEU:O	2:C:460:MET:H	20	0.89	0.03	0.89
(1,3)	1:A:43:LEU:O	2:C:460:MET:HA	20	0.89	0.03	0.89
(1,3)	1:A:43:LEU:O	2:C:460:MET:HB2	20	0.89	0.03	0.89
(1,3)	1:A:43:LEU:O	2:C:460:MET:HB3	20	0.89	0.03	0.89
(1,3)	1:A:43:LEU:O	2:C:460:MET:HE1	20	0.89	0.03	0.89
(1,3)	1:A:43:LEU:O	2:C:460:MET:HE2	20	0.89	0.03	0.89

Continued on next page...

Continued from previous page...

Key	Atom-1	Atom-2	Models ¹	Mean (Å)	SD ¹ (Å)	Median (Å)
(1,3)	1:A:43:LEU:O	2:C:460:MET:HE3	20	0.89	0.03	0.89
(1,3)	1:A:43:LEU:O	2:C:460:MET:HG2	20	0.89	0.03	0.89
(1,3)	1:A:43:LEU:O	2:C:460:MET:HG3	20	0.89	0.03	0.89
(1,3)	1:A:43:LEU:O	2:C:460:MET:N	20	0.89	0.03	0.89
(1,3)	1:A:43:LEU:O	2:C:460:MET:O	20	0.89	0.03	0.89
(1,3)	1:A:43:LEU:O	2:C:460:MET:SD	20	0.89	0.03	0.89
(1,3)	1:A:43:LEU:O	2:C:462:HIS:C	20	0.89	0.03	0.89
(1,3)	1:A:43:LEU:O	2:C:462:HIS:CA	20	0.89	0.03	0.89
(1,3)	1:A:43:LEU:O	2:C:462:HIS:CB	20	0.89	0.03	0.89
(1,3)	1:A:43:LEU:O	2:C:462:HIS:CD2	20	0.89	0.03	0.89
(1,3)	1:A:43:LEU:O	2:C:462:HIS:CE1	20	0.89	0.03	0.89
(1,3)	1:A:43:LEU:O	2:C:462:HIS:CG	20	0.89	0.03	0.89
(1,3)	1:A:43:LEU:O	2:C:462:HIS:H	20	0.89	0.03	0.89
(1,3)	1:A:43:LEU:O	2:C:462:HIS:HA	20	0.89	0.03	0.89
(1,3)	1:A:43:LEU:O	2:C:462:HIS:HB2	20	0.89	0.03	0.89
(1,3)	1:A:43:LEU:O	2:C:462:HIS:HB3	20	0.89	0.03	0.89
(1,3)	1:A:43:LEU:O	2:C:462:HIS:HD2	20	0.89	0.03	0.89
(1,3)	1:A:43:LEU:O	2:C:462:HIS:HE1	20	0.89	0.03	0.89
(1,3)	1:A:43:LEU:O	2:C:462:HIS:HE2	20	0.89	0.03	0.89
(1,3)	1:A:43:LEU:O	2:C:462:HIS:N	20	0.89	0.03	0.89
(1,3)	1:A:43:LEU:O	2:C:462:HIS:ND1	20	0.89	0.03	0.89
(1,3)	1:A:43:LEU:O	2:C:462:HIS:NE2	20	0.89	0.03	0.89
(1,3)	1:A:43:LEU:O	2:C:462:HIS:O	20	0.89	0.03	0.89
(1,3)	1:A:43:LEU:O	2:C:463:GLN:C	20	0.89	0.03	0.89
(1,3)	1:A:43:LEU:O	2:C:463:GLN:CA	20	0.89	0.03	0.89
(1,3)	1:A:43:LEU:O	2:C:463:GLN:CB	20	0.89	0.03	0.89
(1,3)	1:A:43:LEU:O	2:C:463:GLN:CD	20	0.89	0.03	0.89
(1,3)	1:A:43:LEU:O	2:C:463:GLN:CG	20	0.89	0.03	0.89
(1,3)	1:A:43:LEU:O	2:C:463:GLN:H	20	0.89	0.03	0.89
(1,3)	1:A:43:LEU:O	2:C:463:GLN:HA	20	0.89	0.03	0.89
(1,3)	1:A:43:LEU:O	2:C:463:GLN:HB2	20	0.89	0.03	0.89
(1,3)	1:A:43:LEU:O	2:C:463:GLN:HB3	20	0.89	0.03	0.89
(1,3)	1:A:43:LEU:O	2:C:463:GLN:HE21	20	0.89	0.03	0.89
(1,3)	1:A:43:LEU:O	2:C:463:GLN:HE22	20	0.89	0.03	0.89
(1,3)	1:A:43:LEU:O	2:C:463:GLN:HG2	20	0.89	0.03	0.89
(1,3)	1:A:43:LEU:O	2:C:463:GLN:HG3	20	0.89	0.03	0.89
(1,3)	1:A:43:LEU:O	2:C:463:GLN:N	20	0.89	0.03	0.89
(1,3)	1:A:43:LEU:O	2:C:463:GLN:NE2	20	0.89	0.03	0.89
(1,3)	1:A:43:LEU:O	2:C:463:GLN:O	20	0.89	0.03	0.89
(1,3)	1:A:43:LEU:O	2:C:463:GLN:OE1	20	0.89	0.03	0.89
(1,3)	1:A:43:LEU:O	2:C:465:GLN:C	20	0.89	0.03	0.89
(1,3)	1:A:43:LEU:O	2:C:465:GLN:CA	20	0.89	0.03	0.89

Continued on next page...

Continued from previous page...

Key	Atom-1	Atom-2	Models ¹	Mean (Å)	SD ¹ (Å)	Median (Å)
(1,3)	1:A:43:LEU:O	2:C:465:GLN:CB	20	0.89	0.03	0.89
(1,3)	1:A:43:LEU:O	2:C:465:GLN:CD	20	0.89	0.03	0.89
(1,3)	1:A:43:LEU:O	2:C:465:GLN:CG	20	0.89	0.03	0.89
(1,3)	1:A:43:LEU:O	2:C:465:GLN:H	20	0.89	0.03	0.89
(1,3)	1:A:43:LEU:O	2:C:465:GLN:HA	20	0.89	0.03	0.89
(1,3)	1:A:43:LEU:O	2:C:465:GLN:HB2	20	0.89	0.03	0.89
(1,3)	1:A:43:LEU:O	2:C:465:GLN:HB3	20	0.89	0.03	0.89
(1,3)	1:A:43:LEU:O	2:C:465:GLN:HE21	20	0.89	0.03	0.89
(1,3)	1:A:43:LEU:O	2:C:465:GLN:HE22	20	0.89	0.03	0.89
(1,3)	1:A:43:LEU:O	2:C:465:GLN:HG2	20	0.89	0.03	0.89
(1,3)	1:A:43:LEU:O	2:C:465:GLN:HG3	20	0.89	0.03	0.89
(1,3)	1:A:43:LEU:O	2:C:465:GLN:N	20	0.89	0.03	0.89
(1,3)	1:A:43:LEU:O	2:C:465:GLN:NE2	20	0.89	0.03	0.89
(1,3)	1:A:43:LEU:O	2:C:465:GLN:O	20	0.89	0.03	0.89
(1,3)	1:A:43:LEU:O	2:C:465:GLN:OE1	20	0.89	0.03	0.89
(1,3)	1:A:43:LEU:O	2:C:466:GLU:C	20	0.89	0.03	0.89
(1,3)	1:A:43:LEU:O	2:C:466:GLU:CA	20	0.89	0.03	0.89
(1,3)	1:A:43:LEU:O	2:C:466:GLU:CB	20	0.89	0.03	0.89
(1,3)	1:A:43:LEU:O	2:C:466:GLU:CD	20	0.89	0.03	0.89
(1,3)	1:A:43:LEU:O	2:C:466:GLU:CG	20	0.89	0.03	0.89
(1,3)	1:A:43:LEU:O	2:C:466:GLU:H	20	0.89	0.03	0.89
(1,3)	1:A:43:LEU:O	2:C:466:GLU:HA	20	0.89	0.03	0.89
(1,3)	1:A:43:LEU:O	2:C:466:GLU:HB2	20	0.89	0.03	0.89
(1,3)	1:A:43:LEU:O	2:C:466:GLU:HB3	20	0.89	0.03	0.89
(1,3)	1:A:43:LEU:O	2:C:466:GLU:HG2	20	0.89	0.03	0.89
(1,3)	1:A:43:LEU:O	2:C:466:GLU:HG3	20	0.89	0.03	0.89
(1,3)	1:A:43:LEU:O	2:C:466:GLU:N	20	0.89	0.03	0.89
(1,3)	1:A:43:LEU:O	2:C:466:GLU:O	20	0.89	0.03	0.89
(1,3)	1:A:43:LEU:O	2:C:466:GLU:OE1	20	0.89	0.03	0.89
(1,3)	1:A:43:LEU:O	2:C:466:GLU:OE2	20	0.89	0.03	0.89
(1,3)	1:A:43:LEU:O	2:C:467:MET:C	20	0.89	0.03	0.89
(1,3)	1:A:43:LEU:O	2:C:467:MET:CA	20	0.89	0.03	0.89
(1,3)	1:A:43:LEU:O	2:C:467:MET:CB	20	0.89	0.03	0.89
(1,3)	1:A:43:LEU:O	2:C:467:MET:CE	20	0.89	0.03	0.89
(1,3)	1:A:43:LEU:O	2:C:467:MET:CG	20	0.89	0.03	0.89
(1,3)	1:A:43:LEU:O	2:C:467:MET:H	20	0.89	0.03	0.89
(1,3)	1:A:43:LEU:O	2:C:467:MET:HA	20	0.89	0.03	0.89
(1,3)	1:A:43:LEU:O	2:C:467:MET:HB2	20	0.89	0.03	0.89
(1,3)	1:A:43:LEU:O	2:C:467:MET:HB3	20	0.89	0.03	0.89
(1,3)	1:A:43:LEU:O	2:C:467:MET:HE1	20	0.89	0.03	0.89
(1,3)	1:A:43:LEU:O	2:C:467:MET:HE2	20	0.89	0.03	0.89
(1,3)	1:A:43:LEU:O	2:C:467:MET:HE3	20	0.89	0.03	0.89

Continued on next page...

Continued from previous page...

Key	Atom-1	Atom-2	Models ¹	Mean (Å)	SD ¹ (Å)	Median (Å)
(1,3)	1:A:43:LEU:O	2:C:467:MET:HG2	20	0.89	0.03	0.89
(1,3)	1:A:43:LEU:O	2:C:467:MET:HG3	20	0.89	0.03	0.89
(1,3)	1:A:43:LEU:O	2:C:467:MET:N	20	0.89	0.03	0.89
(1,3)	1:A:43:LEU:O	2:C:467:MET:O	20	0.89	0.03	0.89
(1,3)	1:A:43:LEU:O	2:C:467:MET:SD	20	0.89	0.03	0.89
(1,3)	1:A:43:LEU:O	2:C:468:PHE:C	20	0.89	0.03	0.89
(1,3)	1:A:43:LEU:O	2:C:468:PHE:CA	20	0.89	0.03	0.89
(1,3)	1:A:43:LEU:O	2:C:468:PHE:CB	20	0.89	0.03	0.89
(1,3)	1:A:43:LEU:O	2:C:468:PHE:CD1	20	0.89	0.03	0.89
(1,3)	1:A:43:LEU:O	2:C:468:PHE:CD2	20	0.89	0.03	0.89
(1,3)	1:A:43:LEU:O	2:C:468:PHE:CE1	20	0.89	0.03	0.89
(1,3)	1:A:43:LEU:O	2:C:468:PHE:CE2	20	0.89	0.03	0.89
(1,3)	1:A:43:LEU:O	2:C:468:PHE:CG	20	0.89	0.03	0.89
(1,3)	1:A:43:LEU:O	2:C:468:PHE:CZ	20	0.89	0.03	0.89
(1,3)	1:A:43:LEU:O	2:C:468:PHE:H	20	0.89	0.03	0.89
(1,3)	1:A:43:LEU:O	2:C:468:PHE:HA	20	0.89	0.03	0.89
(1,3)	1:A:43:LEU:O	2:C:468:PHE:HB2	20	0.89	0.03	0.89
(1,3)	1:A:43:LEU:O	2:C:468:PHE:HB3	20	0.89	0.03	0.89
(1,3)	1:A:43:LEU:O	2:C:468:PHE:HD1	20	0.89	0.03	0.89
(1,3)	1:A:43:LEU:O	2:C:468:PHE:HD2	20	0.89	0.03	0.89
(1,3)	1:A:43:LEU:O	2:C:468:PHE:HE1	20	0.89	0.03	0.89
(1,3)	1:A:43:LEU:O	2:C:468:PHE:HE2	20	0.89	0.03	0.89
(1,3)	1:A:43:LEU:O	2:C:468:PHE:HZ	20	0.89	0.03	0.89
(1,3)	1:A:43:LEU:O	2:C:468:PHE:N	20	0.89	0.03	0.89
(1,3)	1:A:43:LEU:O	2:C:468:PHE:O	20	0.89	0.03	0.89
(1,3)	1:A:43:LEU:O	2:C:469:PRO:C	20	0.89	0.03	0.89
(1,3)	1:A:43:LEU:O	2:C:469:PRO:CA	20	0.89	0.03	0.89
(1,3)	1:A:43:LEU:O	2:C:469:PRO:CB	20	0.89	0.03	0.89
(1,3)	1:A:43:LEU:O	2:C:469:PRO:CD	20	0.89	0.03	0.89
(1,3)	1:A:43:LEU:O	2:C:469:PRO:CG	20	0.89	0.03	0.89
(1,3)	1:A:43:LEU:O	2:C:469:PRO:HA	20	0.89	0.03	0.89
(1,3)	1:A:43:LEU:O	2:C:469:PRO:HB2	20	0.89	0.03	0.89
(1,3)	1:A:43:LEU:O	2:C:469:PRO:HB3	20	0.89	0.03	0.89
(1,3)	1:A:43:LEU:O	2:C:469:PRO:HD2	20	0.89	0.03	0.89
(1,3)	1:A:43:LEU:O	2:C:469:PRO:HD3	20	0.89	0.03	0.89
(1,3)	1:A:43:LEU:O	2:C:469:PRO:HG2	20	0.89	0.03	0.89
(1,3)	1:A:43:LEU:O	2:C:469:PRO:HG3	20	0.89	0.03	0.89
(1,3)	1:A:43:LEU:O	2:C:469:PRO:N	20	0.89	0.03	0.89
(1,3)	1:A:43:LEU:O	2:C:469:PRO:O	20	0.89	0.03	0.89
(1,3)	1:A:43:LEU:O	2:C:470:GLN:C	20	0.89	0.03	0.89
(1,3)	1:A:43:LEU:O	2:C:470:GLN:CA	20	0.89	0.03	0.89
(1,3)	1:A:43:LEU:O	2:C:470:GLN:CB	20	0.89	0.03	0.89

Continued on next page...

Continued from previous page...

Key	Atom-1	Atom-2	Models ¹	Mean (Å)	SD ¹ (Å)	Median (Å)
(1,3)	1:A:43:LEU:O	2:C:470:GLN:CD	20	0.89	0.03	0.89
(1,3)	1:A:43:LEU:O	2:C:470:GLN:CG	20	0.89	0.03	0.89
(1,3)	1:A:43:LEU:O	2:C:470:GLN:H	20	0.89	0.03	0.89
(1,3)	1:A:43:LEU:O	2:C:470:GLN:HA	20	0.89	0.03	0.89
(1,3)	1:A:43:LEU:O	2:C:470:GLN:HB2	20	0.89	0.03	0.89
(1,3)	1:A:43:LEU:O	2:C:470:GLN:HB3	20	0.89	0.03	0.89
(1,3)	1:A:43:LEU:O	2:C:470:GLN:HE21	20	0.89	0.03	0.89
(1,3)	1:A:43:LEU:O	2:C:470:GLN:HE22	20	0.89	0.03	0.89
(1,3)	1:A:43:LEU:O	2:C:470:GLN:HG2	20	0.89	0.03	0.89
(1,3)	1:A:43:LEU:O	2:C:470:GLN:HG3	20	0.89	0.03	0.89
(1,3)	1:A:43:LEU:O	2:C:470:GLN:N	20	0.89	0.03	0.89
(1,3)	1:A:43:LEU:O	2:C:470:GLN:NE2	20	0.89	0.03	0.89
(1,3)	1:A:43:LEU:O	2:C:470:GLN:O	20	0.89	0.03	0.89
(1,3)	1:A:43:LEU:O	2:C:470:GLN:OE1	20	0.89	0.03	0.89
(1,3)	1:A:43:LEU:O	2:C:472:PRO:C	20	0.89	0.03	0.89
(1,3)	1:A:43:LEU:O	2:C:472:PRO:CA	20	0.89	0.03	0.89
(1,3)	1:A:43:LEU:O	2:C:472:PRO:CB	20	0.89	0.03	0.89
(1,3)	1:A:43:LEU:O	2:C:472:PRO:CD	20	0.89	0.03	0.89
(1,3)	1:A:43:LEU:O	2:C:472:PRO:CG	20	0.89	0.03	0.89
(1,3)	1:A:43:LEU:O	2:C:472:PRO:HA	20	0.89	0.03	0.89
(1,3)	1:A:43:LEU:O	2:C:472:PRO:HB2	20	0.89	0.03	0.89
(1,3)	1:A:43:LEU:O	2:C:472:PRO:HB3	20	0.89	0.03	0.89
(1,3)	1:A:43:LEU:O	2:C:472:PRO:HD2	20	0.89	0.03	0.89
(1,3)	1:A:43:LEU:O	2:C:472:PRO:HD3	20	0.89	0.03	0.89
(1,3)	1:A:43:LEU:O	2:C:472:PRO:HG2	20	0.89	0.03	0.89
(1,3)	1:A:43:LEU:O	2:C:472:PRO:HG3	20	0.89	0.03	0.89
(1,3)	1:A:43:LEU:O	2:C:472:PRO:N	20	0.89	0.03	0.89
(1,3)	1:A:43:LEU:O	2:C:472:PRO:O	20	0.89	0.03	0.89
(1,3)	1:A:43:LEU:O	2:C:482:LEU:C	20	0.89	0.03	0.89
(1,3)	1:A:43:LEU:O	2:C:482:LEU:CA	20	0.89	0.03	0.89
(1,3)	1:A:43:LEU:O	2:C:482:LEU:CB	20	0.89	0.03	0.89
(1,3)	1:A:43:LEU:O	2:C:482:LEU:CD1	20	0.89	0.03	0.89
(1,3)	1:A:43:LEU:O	2:C:482:LEU:CD2	20	0.89	0.03	0.89
(1,3)	1:A:43:LEU:O	2:C:482:LEU:CG	20	0.89	0.03	0.89
(1,3)	1:A:43:LEU:O	2:C:482:LEU:H	20	0.89	0.03	0.89
(1,3)	1:A:43:LEU:O	2:C:482:LEU:HA	20	0.89	0.03	0.89
(1,3)	1:A:43:LEU:O	2:C:482:LEU:HB2	20	0.89	0.03	0.89
(1,3)	1:A:43:LEU:O	2:C:482:LEU:HB3	20	0.89	0.03	0.89
(1,3)	1:A:43:LEU:O	2:C:482:LEU:HD11	20	0.89	0.03	0.89
(1,3)	1:A:43:LEU:O	2:C:482:LEU:HD12	20	0.89	0.03	0.89
(1,3)	1:A:43:LEU:O	2:C:482:LEU:HD13	20	0.89	0.03	0.89
(1,3)	1:A:43:LEU:O	2:C:482:LEU:HD21	20	0.89	0.03	0.89

Continued on next page...

Continued from previous page...

Key	Atom-1	Atom-2	Models ¹	Mean (Å)	SD ¹ (Å)	Median (Å)
(1,3)	1:A:43:LEU:O	2:C:482:LEU:HD22	20	0.89	0.03	0.89
(1,3)	1:A:43:LEU:O	2:C:482:LEU:HD23	20	0.89	0.03	0.89
(1,3)	1:A:43:LEU:O	2:C:482:LEU:HG	20	0.89	0.03	0.89
(1,3)	1:A:43:LEU:O	2:C:482:LEU:N	20	0.89	0.03	0.89
(1,3)	1:A:43:LEU:O	2:C:482:LEU:O	20	0.89	0.03	0.89
(1,3)	1:A:43:LEU:O	2:C:483:THR:C	20	0.89	0.03	0.89
(1,3)	1:A:43:LEU:O	2:C:483:THR:CA	20	0.89	0.03	0.89
(1,3)	1:A:43:LEU:O	2:C:483:THR:CB	20	0.89	0.03	0.89
(1,3)	1:A:43:LEU:O	2:C:483:THR:CG2	20	0.89	0.03	0.89
(1,3)	1:A:43:LEU:O	2:C:483:THR:H	20	0.89	0.03	0.89
(1,3)	1:A:43:LEU:O	2:C:483:THR:HA	20	0.89	0.03	0.89
(1,3)	1:A:43:LEU:O	2:C:483:THR:HB	20	0.89	0.03	0.89
(1,3)	1:A:43:LEU:O	2:C:483:THR:HG1	20	0.89	0.03	0.89
(1,3)	1:A:43:LEU:O	2:C:483:THR:HG21	20	0.89	0.03	0.89
(1,3)	1:A:43:LEU:O	2:C:483:THR:HG22	20	0.89	0.03	0.89
(1,3)	1:A:43:LEU:O	2:C:483:THR:HG23	20	0.89	0.03	0.89
(1,3)	1:A:43:LEU:O	2:C:483:THR:N	20	0.89	0.03	0.89
(1,3)	1:A:43:LEU:O	2:C:483:THR:O	20	0.89	0.03	0.89
(1,3)	1:A:43:LEU:O	2:C:483:THR:OG1	20	0.89	0.03	0.89
(1,3)	1:A:43:LEU:O	2:C:484:ARG:C	20	0.89	0.03	0.89
(1,3)	1:A:43:LEU:O	2:C:484:ARG:CA	20	0.89	0.03	0.89
(1,3)	1:A:43:LEU:O	2:C:484:ARG:CB	20	0.89	0.03	0.89
(1,3)	1:A:43:LEU:O	2:C:484:ARG:CD	20	0.89	0.03	0.89
(1,3)	1:A:43:LEU:O	2:C:484:ARG:CG	20	0.89	0.03	0.89
(1,3)	1:A:43:LEU:O	2:C:484:ARG:CZ	20	0.89	0.03	0.89
(1,3)	1:A:43:LEU:O	2:C:484:ARG:H	20	0.89	0.03	0.89
(1,3)	1:A:43:LEU:O	2:C:484:ARG:HA	20	0.89	0.03	0.89
(1,3)	1:A:43:LEU:O	2:C:484:ARG:HB2	20	0.89	0.03	0.89
(1,3)	1:A:43:LEU:O	2:C:484:ARG:HB3	20	0.89	0.03	0.89
(1,3)	1:A:43:LEU:O	2:C:484:ARG:HD2	20	0.89	0.03	0.89
(1,3)	1:A:43:LEU:O	2:C:484:ARG:HD3	20	0.89	0.03	0.89
(1,3)	1:A:43:LEU:O	2:C:484:ARG:HE	20	0.89	0.03	0.89
(1,3)	1:A:43:LEU:O	2:C:484:ARG:HG2	20	0.89	0.03	0.89
(1,3)	1:A:43:LEU:O	2:C:484:ARG:HG3	20	0.89	0.03	0.89
(1,3)	1:A:43:LEU:O	2:C:484:ARG:HH11	20	0.89	0.03	0.89
(1,3)	1:A:43:LEU:O	2:C:484:ARG:HH12	20	0.89	0.03	0.89
(1,3)	1:A:43:LEU:O	2:C:484:ARG:HH21	20	0.89	0.03	0.89
(1,3)	1:A:43:LEU:O	2:C:484:ARG:HH22	20	0.89	0.03	0.89
(1,3)	1:A:43:LEU:O	2:C:484:ARG:N	20	0.89	0.03	0.89
(1,3)	1:A:43:LEU:O	2:C:484:ARG:NE	20	0.89	0.03	0.89
(1,3)	1:A:43:LEU:O	2:C:484:ARG:NH1	20	0.89	0.03	0.89
(1,3)	1:A:43:LEU:O	2:C:484:ARG:NH2	20	0.89	0.03	0.89

Continued on next page...

Continued from previous page...

Key	Atom-1	Atom-2	Models ¹	Mean (Å)	SD ¹ (Å)	Median (Å)
(1,3)	1:A:43:LEU:O	2:C:484:ARG:O	20	0.89	0.03	0.89
(1,3)	1:A:43:LEU:O	2:C:485:SER:C	20	0.89	0.03	0.89
(1,3)	1:A:43:LEU:O	2:C:485:SER:CA	20	0.89	0.03	0.89
(1,3)	1:A:43:LEU:O	2:C:485:SER:CB	20	0.89	0.03	0.89
(1,3)	1:A:43:LEU:O	2:C:485:SER:H	20	0.89	0.03	0.89
(1,3)	1:A:43:LEU:O	2:C:485:SER:HA	20	0.89	0.03	0.89
(1,3)	1:A:43:LEU:O	2:C:485:SER:HB2	20	0.89	0.03	0.89
(1,3)	1:A:43:LEU:O	2:C:485:SER:HB3	20	0.89	0.03	0.89
(1,3)	1:A:43:LEU:O	2:C:485:SER:HG	20	0.89	0.03	0.89
(1,3)	1:A:43:LEU:O	2:C:485:SER:N	20	0.89	0.03	0.89
(1,3)	1:A:43:LEU:O	2:C:485:SER:O	20	0.89	0.03	0.89
(1,3)	1:A:43:LEU:O	2:C:485:SER:OG	20	0.89	0.03	0.89
(1,3)	1:A:43:LEU:O	2:C:486:VAL:C	20	0.89	0.03	0.89
(1,3)	1:A:43:LEU:O	2:C:486:VAL:CA	20	0.89	0.03	0.89
(1,3)	1:A:43:LEU:O	2:C:486:VAL:CB	20	0.89	0.03	0.89
(1,3)	1:A:43:LEU:O	2:C:486:VAL:CG1	20	0.89	0.03	0.89
(1,3)	1:A:43:LEU:O	2:C:486:VAL:CG2	20	0.89	0.03	0.89
(1,3)	1:A:43:LEU:O	2:C:486:VAL:H	20	0.89	0.03	0.89
(1,3)	1:A:43:LEU:O	2:C:486:VAL:HA	20	0.89	0.03	0.89
(1,3)	1:A:43:LEU:O	2:C:486:VAL:HB	20	0.89	0.03	0.89
(1,3)	1:A:43:LEU:O	2:C:486:VAL:HG11	20	0.89	0.03	0.89
(1,3)	1:A:43:LEU:O	2:C:486:VAL:HG12	20	0.89	0.03	0.89
(1,3)	1:A:43:LEU:O	2:C:486:VAL:HG13	20	0.89	0.03	0.89
(1,3)	1:A:43:LEU:O	2:C:486:VAL:HG21	20	0.89	0.03	0.89
(1,3)	1:A:43:LEU:O	2:C:486:VAL:HG22	20	0.89	0.03	0.89
(1,3)	1:A:43:LEU:O	2:C:486:VAL:HG23	20	0.89	0.03	0.89
(1,3)	1:A:43:LEU:O	2:C:486:VAL:N	20	0.89	0.03	0.89
(1,3)	1:A:43:LEU:O	2:C:486:VAL:O	20	0.89	0.03	0.89
(1,3)	1:A:43:LEU:O	2:C:487:GLU:C	20	0.89	0.03	0.89
(1,3)	1:A:43:LEU:O	2:C:487:GLU:CA	20	0.89	0.03	0.89
(1,3)	1:A:43:LEU:O	2:C:487:GLU:CB	20	0.89	0.03	0.89
(1,3)	1:A:43:LEU:O	2:C:487:GLU:CD	20	0.89	0.03	0.89
(1,3)	1:A:43:LEU:O	2:C:487:GLU:CG	20	0.89	0.03	0.89
(1,3)	1:A:43:LEU:O	2:C:487:GLU:H	20	0.89	0.03	0.89
(1,3)	1:A:43:LEU:O	2:C:487:GLU:HA	20	0.89	0.03	0.89
(1,3)	1:A:43:LEU:O	2:C:487:GLU:HB2	20	0.89	0.03	0.89
(1,3)	1:A:43:LEU:O	2:C:487:GLU:HB3	20	0.89	0.03	0.89
(1,3)	1:A:43:LEU:O	2:C:487:GLU:HG2	20	0.89	0.03	0.89
(1,3)	1:A:43:LEU:O	2:C:487:GLU:HG3	20	0.89	0.03	0.89
(1,3)	1:A:43:LEU:O	2:C:487:GLU:N	20	0.89	0.03	0.89
(1,3)	1:A:43:LEU:O	2:C:487:GLU:O	20	0.89	0.03	0.89
(1,3)	1:A:43:LEU:O	2:C:487:GLU:OE1	20	0.89	0.03	0.89

Continued on next page...

Continued from previous page...

Key	Atom-1	Atom-2	Models ¹	Mean (Å)	SD ¹ (Å)	Median (Å)
(1,3)	1:A:43:LEU:O	2:C:487:GLU:OE2	20	0.89	0.03	0.89
(1,3)	1:A:43:LEU:O	2:C:488:ILE:C	20	0.89	0.03	0.89
(1,3)	1:A:43:LEU:O	2:C:488:ILE:CA	20	0.89	0.03	0.89
(1,3)	1:A:43:LEU:O	2:C:488:ILE:CB	20	0.89	0.03	0.89
(1,3)	1:A:43:LEU:O	2:C:488:ILE:CD1	20	0.89	0.03	0.89
(1,3)	1:A:43:LEU:O	2:C:488:ILE:CG1	20	0.89	0.03	0.89
(1,3)	1:A:43:LEU:O	2:C:488:ILE:CG2	20	0.89	0.03	0.89
(1,3)	1:A:43:LEU:O	2:C:488:ILE:H	20	0.89	0.03	0.89
(1,3)	1:A:43:LEU:O	2:C:488:ILE:HA	20	0.89	0.03	0.89
(1,3)	1:A:43:LEU:O	2:C:488:ILE:HB	20	0.89	0.03	0.89
(1,3)	1:A:43:LEU:O	2:C:488:ILE:HD11	20	0.89	0.03	0.89
(1,3)	1:A:43:LEU:O	2:C:488:ILE:HD12	20	0.89	0.03	0.89
(1,3)	1:A:43:LEU:O	2:C:488:ILE:HD13	20	0.89	0.03	0.89
(1,3)	1:A:43:LEU:O	2:C:488:ILE:HG12	20	0.89	0.03	0.89
(1,3)	1:A:43:LEU:O	2:C:488:ILE:HG13	20	0.89	0.03	0.89
(1,3)	1:A:43:LEU:O	2:C:488:ILE:HG21	20	0.89	0.03	0.89
(1,3)	1:A:43:LEU:O	2:C:488:ILE:HG22	20	0.89	0.03	0.89
(1,3)	1:A:43:LEU:O	2:C:488:ILE:HG23	20	0.89	0.03	0.89
(1,3)	1:A:43:LEU:O	2:C:488:ILE:N	20	0.89	0.03	0.89
(1,3)	1:A:43:LEU:O	2:C:488:ILE:O	20	0.89	0.03	0.89
(1,3)	1:A:43:LEU:O	2:C:490:THR:C	20	0.89	0.03	0.89
(1,3)	1:A:43:LEU:O	2:C:490:THR:CA	20	0.89	0.03	0.89
(1,3)	1:A:43:LEU:O	2:C:490:THR:CB	20	0.89	0.03	0.89
(1,3)	1:A:43:LEU:O	2:C:490:THR:CG2	20	0.89	0.03	0.89
(1,3)	1:A:43:LEU:O	2:C:490:THR:H	20	0.89	0.03	0.89
(1,3)	1:A:43:LEU:O	2:C:490:THR:HA	20	0.89	0.03	0.89
(1,3)	1:A:43:LEU:O	2:C:490:THR:HB	20	0.89	0.03	0.89
(1,3)	1:A:43:LEU:O	2:C:490:THR:HG1	20	0.89	0.03	0.89
(1,3)	1:A:43:LEU:O	2:C:490:THR:HG21	20	0.89	0.03	0.89
(1,3)	1:A:43:LEU:O	2:C:490:THR:HG22	20	0.89	0.03	0.89
(1,3)	1:A:43:LEU:O	2:C:490:THR:HG23	20	0.89	0.03	0.89
(1,3)	1:A:43:LEU:O	2:C:490:THR:N	20	0.89	0.03	0.89
(1,3)	1:A:43:LEU:O	2:C:490:THR:O	20	0.89	0.03	0.89
(1,3)	1:A:43:LEU:O	2:C:490:THR:OG1	20	0.89	0.03	0.89
(1,3)	1:A:43:LEU:O	2:C:491:ASP:C	20	0.89	0.03	0.89
(1,3)	1:A:43:LEU:O	2:C:491:ASP:CA	20	0.89	0.03	0.89
(1,3)	1:A:43:LEU:O	2:C:491:ASP:CB	20	0.89	0.03	0.89
(1,3)	1:A:43:LEU:O	2:C:491:ASP:CG	20	0.89	0.03	0.89
(1,3)	1:A:43:LEU:O	2:C:491:ASP:H	20	0.89	0.03	0.89
(1,3)	1:A:43:LEU:O	2:C:491:ASP:HA	20	0.89	0.03	0.89
(1,3)	1:A:43:LEU:O	2:C:491:ASP:HB2	20	0.89	0.03	0.89
(1,3)	1:A:43:LEU:O	2:C:491:ASP:HB3	20	0.89	0.03	0.89

Continued on next page...

Continued from previous page...

Key	Atom-1	Atom-2	Models ¹	Mean (Å)	SD ¹ (Å)	Median (Å)
(1,3)	1:A:43:LEU:O	2:C:491:ASP:N	20	0.89	0.03	0.89
(1,3)	1:A:43:LEU:O	2:C:491:ASP:O	20	0.89	0.03	0.89
(1,3)	1:A:43:LEU:O	2:C:491:ASP:OD1	20	0.89	0.03	0.89
(1,3)	1:A:43:LEU:O	2:C:491:ASP:OD2	20	0.89	0.03	0.89
(1,3)	1:A:43:LEU:O	2:C:492:ASN:C	20	0.89	0.03	0.89
(1,3)	1:A:43:LEU:O	2:C:492:ASN:CA	20	0.89	0.03	0.89
(1,3)	1:A:43:LEU:O	2:C:492:ASN:CB	20	0.89	0.03	0.89
(1,3)	1:A:43:LEU:O	2:C:492:ASN:CG	20	0.89	0.03	0.89
(1,3)	1:A:43:LEU:O	2:C:492:ASN:H	20	0.89	0.03	0.89
(1,3)	1:A:43:LEU:O	2:C:492:ASN:HA	20	0.89	0.03	0.89
(1,3)	1:A:43:LEU:O	2:C:492:ASN:HB2	20	0.89	0.03	0.89
(1,3)	1:A:43:LEU:O	2:C:492:ASN:HB3	20	0.89	0.03	0.89
(1,3)	1:A:43:LEU:O	2:C:492:ASN:HD21	20	0.89	0.03	0.89
(1,3)	1:A:43:LEU:O	2:C:492:ASN:HD22	20	0.89	0.03	0.89
(1,3)	1:A:43:LEU:O	2:C:492:ASN:N	20	0.89	0.03	0.89
(1,3)	1:A:43:LEU:O	2:C:492:ASN:ND2	20	0.89	0.03	0.89
(1,3)	1:A:43:LEU:O	2:C:492:ASN:O	20	0.89	0.03	0.89
(1,3)	1:A:43:LEU:O	2:C:492:ASN:OD1	20	0.89	0.03	0.89
(1,3)	1:A:43:LEU:O	2:C:494:LEU:C	20	0.89	0.03	0.89
(1,3)	1:A:43:LEU:O	2:C:494:LEU:CA	20	0.89	0.03	0.89
(1,3)	1:A:43:LEU:O	2:C:494:LEU:CB	20	0.89	0.03	0.89
(1,3)	1:A:43:LEU:O	2:C:494:LEU:CD1	20	0.89	0.03	0.89
(1,3)	1:A:43:LEU:O	2:C:494:LEU:CD2	20	0.89	0.03	0.89
(1,3)	1:A:43:LEU:O	2:C:494:LEU:CG	20	0.89	0.03	0.89
(1,3)	1:A:43:LEU:O	2:C:494:LEU:H	20	0.89	0.03	0.89
(1,3)	1:A:43:LEU:O	2:C:494:LEU:HA	20	0.89	0.03	0.89
(1,3)	1:A:43:LEU:O	2:C:494:LEU:HB2	20	0.89	0.03	0.89
(1,3)	1:A:43:LEU:O	2:C:494:LEU:HB3	20	0.89	0.03	0.89
(1,3)	1:A:43:LEU:O	2:C:494:LEU:HD11	20	0.89	0.03	0.89
(1,3)	1:A:43:LEU:O	2:C:494:LEU:HD12	20	0.89	0.03	0.89
(1,3)	1:A:43:LEU:O	2:C:494:LEU:HD13	20	0.89	0.03	0.89
(1,3)	1:A:43:LEU:O	2:C:494:LEU:HD21	20	0.89	0.03	0.89
(1,3)	1:A:43:LEU:O	2:C:494:LEU:HD22	20	0.89	0.03	0.89
(1,3)	1:A:43:LEU:O	2:C:494:LEU:HD23	20	0.89	0.03	0.89
(1,3)	1:A:43:LEU:O	2:C:494:LEU:HG	20	0.89	0.03	0.89
(1,3)	1:A:43:LEU:O	2:C:494:LEU:N	20	0.89	0.03	0.89
(1,3)	1:A:43:LEU:O	2:C:494:LEU:O	20	0.89	0.03	0.89
(1,3)	1:A:43:LEU:O	2:C:495:GLU:C	20	0.89	0.03	0.89
(1,3)	1:A:43:LEU:O	2:C:495:GLU:CA	20	0.89	0.03	0.89
(1,3)	1:A:43:LEU:O	2:C:495:GLU:CB	20	0.89	0.03	0.89
(1,3)	1:A:43:LEU:O	2:C:495:GLU:CD	20	0.89	0.03	0.89
(1,3)	1:A:43:LEU:O	2:C:495:GLU:CG	20	0.89	0.03	0.89

Continued on next page...

Continued from previous page...

Key	Atom-1	Atom-2	Models ¹	Mean (Å)	SD ¹ (Å)	Median (Å)
(1,3)	1:A:43:LEU:O	2:C:495:GLU:H	20	0.89	0.03	0.89
(1,3)	1:A:43:LEU:O	2:C:495:GLU:HA	20	0.89	0.03	0.89
(1,3)	1:A:43:LEU:O	2:C:495:GLU:HB2	20	0.89	0.03	0.89
(1,3)	1:A:43:LEU:O	2:C:495:GLU:HB3	20	0.89	0.03	0.89
(1,3)	1:A:43:LEU:O	2:C:495:GLU:HG2	20	0.89	0.03	0.89
(1,3)	1:A:43:LEU:O	2:C:495:GLU:HG3	20	0.89	0.03	0.89
(1,3)	1:A:43:LEU:O	2:C:495:GLU:N	20	0.89	0.03	0.89
(1,3)	1:A:43:LEU:O	2:C:495:GLU:O	20	0.89	0.03	0.89
(1,3)	1:A:43:LEU:O	2:C:495:GLU:OE1	20	0.89	0.03	0.89
(1,3)	1:A:43:LEU:O	2:C:495:GLU:OE2	20	0.89	0.03	0.89
(1,3)	1:A:43:LEU:O	2:C:496:GLY:C	20	0.89	0.03	0.89
(1,3)	1:A:43:LEU:O	2:C:496:GLY:CA	20	0.89	0.03	0.89
(1,3)	1:A:43:LEU:O	2:C:496:GLY:H	20	0.89	0.03	0.89
(1,3)	1:A:43:LEU:O	2:C:496:GLY:HA2	20	0.89	0.03	0.89
(1,3)	1:A:43:LEU:O	2:C:496:GLY:HA3	20	0.89	0.03	0.89
(1,3)	1:A:43:LEU:O	2:C:496:GLY:N	20	0.89	0.03	0.89
(1,3)	1:A:43:LEU:O	2:C:496:GLY:O	20	0.89	0.03	0.89
(1,3)	1:A:43:LEU:O	2:C:497:ARG:C	20	0.89	0.03	0.89
(1,3)	1:A:43:LEU:O	2:C:497:ARG:CA	20	0.89	0.03	0.89
(1,3)	1:A:43:LEU:O	2:C:497:ARG:CB	20	0.89	0.03	0.89
(1,3)	1:A:43:LEU:O	2:C:497:ARG:CD	20	0.89	0.03	0.89
(1,3)	1:A:43:LEU:O	2:C:497:ARG:CG	20	0.89	0.03	0.89
(1,3)	1:A:43:LEU:O	2:C:497:ARG:CZ	20	0.89	0.03	0.89
(1,3)	1:A:43:LEU:O	2:C:497:ARG:H	20	0.89	0.03	0.89
(1,3)	1:A:43:LEU:O	2:C:497:ARG:HA	20	0.89	0.03	0.89
(1,3)	1:A:43:LEU:O	2:C:497:ARG:HB2	20	0.89	0.03	0.89
(1,3)	1:A:43:LEU:O	2:C:497:ARG:HB3	20	0.89	0.03	0.89
(1,3)	1:A:43:LEU:O	2:C:497:ARG:HD2	20	0.89	0.03	0.89
(1,3)	1:A:43:LEU:O	2:C:497:ARG:HD3	20	0.89	0.03	0.89
(1,3)	1:A:43:LEU:O	2:C:497:ARG:HE	20	0.89	0.03	0.89
(1,3)	1:A:43:LEU:O	2:C:497:ARG:HG2	20	0.89	0.03	0.89
(1,3)	1:A:43:LEU:O	2:C:497:ARG:HG3	20	0.89	0.03	0.89
(1,3)	1:A:43:LEU:O	2:C:497:ARG:HH11	20	0.89	0.03	0.89
(1,3)	1:A:43:LEU:O	2:C:497:ARG:HH12	20	0.89	0.03	0.89
(1,3)	1:A:43:LEU:O	2:C:497:ARG:HH21	20	0.89	0.03	0.89
(1,3)	1:A:43:LEU:O	2:C:497:ARG:HH22	20	0.89	0.03	0.89
(1,3)	1:A:43:LEU:O	2:C:497:ARG:N	20	0.89	0.03	0.89
(1,3)	1:A:43:LEU:O	2:C:497:ARG:NE	20	0.89	0.03	0.89
(1,3)	1:A:43:LEU:O	2:C:497:ARG:NH1	20	0.89	0.03	0.89
(1,3)	1:A:43:LEU:O	2:C:497:ARG:NH2	20	0.89	0.03	0.89
(1,3)	1:A:43:LEU:O	2:C:497:ARG:O	20	0.89	0.03	0.89
(1,20)	2:C:492:ASN:C	1:A:4:PHE:C	19	0.5	0.14	0.54

Continued on next page...

Continued from previous page...

Key	Atom-1	Atom-2	Models ¹	Mean (Å)	SD ¹ (Å)	Median (Å)
(1,20)	2:C:492:ASN:C	1:A:4:PHE:CA	19	0.5	0.14	0.54
(1,20)	2:C:492:ASN:C	1:A:4:PHE:CB	19	0.5	0.14	0.54
(1,20)	2:C:492:ASN:C	1:A:4:PHE:CD1	19	0.5	0.14	0.54
(1,20)	2:C:492:ASN:C	1:A:4:PHE:CD2	19	0.5	0.14	0.54
(1,20)	2:C:492:ASN:C	1:A:4:PHE:CE1	19	0.5	0.14	0.54
(1,20)	2:C:492:ASN:C	1:A:4:PHE:CE2	19	0.5	0.14	0.54
(1,20)	2:C:492:ASN:C	1:A:4:PHE:CG	19	0.5	0.14	0.54
(1,20)	2:C:492:ASN:C	1:A:4:PHE:CZ	19	0.5	0.14	0.54
(1,20)	2:C:492:ASN:C	1:A:4:PHE:H	19	0.5	0.14	0.54
(1,20)	2:C:492:ASN:C	1:A:4:PHE:HA	19	0.5	0.14	0.54
(1,20)	2:C:492:ASN:C	1:A:4:PHE:HB2	19	0.5	0.14	0.54
(1,20)	2:C:492:ASN:C	1:A:4:PHE:HB3	19	0.5	0.14	0.54
(1,20)	2:C:492:ASN:C	1:A:4:PHE:HD1	19	0.5	0.14	0.54
(1,20)	2:C:492:ASN:C	1:A:4:PHE:HD2	19	0.5	0.14	0.54
(1,20)	2:C:492:ASN:C	1:A:4:PHE:HE1	19	0.5	0.14	0.54
(1,20)	2:C:492:ASN:C	1:A:4:PHE:HE2	19	0.5	0.14	0.54
(1,20)	2:C:492:ASN:C	1:A:4:PHE:HZ	19	0.5	0.14	0.54
(1,20)	2:C:492:ASN:C	1:A:4:PHE:N	19	0.5	0.14	0.54
(1,20)	2:C:492:ASN:C	1:A:4:PHE:O	19	0.5	0.14	0.54
(1,20)	2:C:492:ASN:C	1:A:6:LYS:C	19	0.5	0.14	0.54
(1,20)	2:C:492:ASN:C	1:A:6:LYS:CA	19	0.5	0.14	0.54
(1,20)	2:C:492:ASN:C	1:A:6:LYS:CB	19	0.5	0.14	0.54
(1,20)	2:C:492:ASN:C	1:A:6:LYS:CD	19	0.5	0.14	0.54
(1,20)	2:C:492:ASN:C	1:A:6:LYS:CE	19	0.5	0.14	0.54
(1,20)	2:C:492:ASN:C	1:A:6:LYS:CG	19	0.5	0.14	0.54
(1,20)	2:C:492:ASN:C	1:A:6:LYS:H	19	0.5	0.14	0.54
(1,20)	2:C:492:ASN:C	1:A:6:LYS:HA	19	0.5	0.14	0.54
(1,20)	2:C:492:ASN:C	1:A:6:LYS:HB2	19	0.5	0.14	0.54
(1,20)	2:C:492:ASN:C	1:A:6:LYS:HB3	19	0.5	0.14	0.54
(1,20)	2:C:492:ASN:C	1:A:6:LYS:HD2	19	0.5	0.14	0.54
(1,20)	2:C:492:ASN:C	1:A:6:LYS:HD3	19	0.5	0.14	0.54
(1,20)	2:C:492:ASN:C	1:A:6:LYS:HE2	19	0.5	0.14	0.54
(1,20)	2:C:492:ASN:C	1:A:6:LYS:HE3	19	0.5	0.14	0.54
(1,20)	2:C:492:ASN:C	1:A:6:LYS:HG2	19	0.5	0.14	0.54
(1,20)	2:C:492:ASN:C	1:A:6:LYS:HG3	19	0.5	0.14	0.54
(1,20)	2:C:492:ASN:C	1:A:6:LYS:HZ1	19	0.5	0.14	0.54
(1,20)	2:C:492:ASN:C	1:A:6:LYS:HZ2	19	0.5	0.14	0.54
(1,20)	2:C:492:ASN:C	1:A:6:LYS:HZ3	19	0.5	0.14	0.54
(1,20)	2:C:492:ASN:C	1:A:6:LYS:N	19	0.5	0.14	0.54
(1,20)	2:C:492:ASN:C	1:A:6:LYS:NZ	19	0.5	0.14	0.54
(1,20)	2:C:492:ASN:C	1:A:6:LYS:O	19	0.5	0.14	0.54
(1,20)	2:C:492:ASN:C	1:A:7:THR:C	19	0.5	0.14	0.54

Continued on next page...

Continued from previous page...

Key	Atom-1	Atom-2	Models ¹	Mean (Å)	SD ¹ (Å)	Median (Å)
(1,20)	2:C:492:ASN:C	1:A:7:THR:CA	19	0.5	0.14	0.54
(1,20)	2:C:492:ASN:C	1:A:7:THR:CB	19	0.5	0.14	0.54
(1,20)	2:C:492:ASN:C	1:A:7:THR:CG2	19	0.5	0.14	0.54
(1,20)	2:C:492:ASN:C	1:A:7:THR:H	19	0.5	0.14	0.54
(1,20)	2:C:492:ASN:C	1:A:7:THR:HA	19	0.5	0.14	0.54
(1,20)	2:C:492:ASN:C	1:A:7:THR:HB	19	0.5	0.14	0.54
(1,20)	2:C:492:ASN:C	1:A:7:THR:HG1	19	0.5	0.14	0.54
(1,20)	2:C:492:ASN:C	1:A:7:THR:HG21	19	0.5	0.14	0.54
(1,20)	2:C:492:ASN:C	1:A:7:THR:HG22	19	0.5	0.14	0.54
(1,20)	2:C:492:ASN:C	1:A:7:THR:HG23	19	0.5	0.14	0.54
(1,20)	2:C:492:ASN:C	1:A:7:THR:N	19	0.5	0.14	0.54
(1,20)	2:C:492:ASN:C	1:A:7:THR:O	19	0.5	0.14	0.54
(1,20)	2:C:492:ASN:C	1:A:7:THR:OG1	19	0.5	0.14	0.54
(1,20)	2:C:492:ASN:C	1:A:8:LEU:C	19	0.5	0.14	0.54
(1,20)	2:C:492:ASN:C	1:A:8:LEU:CA	19	0.5	0.14	0.54
(1,20)	2:C:492:ASN:C	1:A:8:LEU:CB	19	0.5	0.14	0.54
(1,20)	2:C:492:ASN:C	1:A:8:LEU:CD1	19	0.5	0.14	0.54
(1,20)	2:C:492:ASN:C	1:A:8:LEU:CD2	19	0.5	0.14	0.54
(1,20)	2:C:492:ASN:C	1:A:8:LEU:CG	19	0.5	0.14	0.54
(1,20)	2:C:492:ASN:C	1:A:8:LEU:H	19	0.5	0.14	0.54
(1,20)	2:C:492:ASN:C	1:A:8:LEU:HA	19	0.5	0.14	0.54
(1,20)	2:C:492:ASN:C	1:A:8:LEU:HB2	19	0.5	0.14	0.54
(1,20)	2:C:492:ASN:C	1:A:8:LEU:HB3	19	0.5	0.14	0.54
(1,20)	2:C:492:ASN:C	1:A:8:LEU:HD11	19	0.5	0.14	0.54
(1,20)	2:C:492:ASN:C	1:A:8:LEU:HD12	19	0.5	0.14	0.54
(1,20)	2:C:492:ASN:C	1:A:8:LEU:HD13	19	0.5	0.14	0.54
(1,20)	2:C:492:ASN:C	1:A:8:LEU:HD21	19	0.5	0.14	0.54
(1,20)	2:C:492:ASN:C	1:A:8:LEU:HD22	19	0.5	0.14	0.54
(1,20)	2:C:492:ASN:C	1:A:8:LEU:HD23	19	0.5	0.14	0.54
(1,20)	2:C:492:ASN:C	1:A:8:LEU:HG	19	0.5	0.14	0.54
(1,20)	2:C:492:ASN:C	1:A:8:LEU:N	19	0.5	0.14	0.54
(1,20)	2:C:492:ASN:C	1:A:8:LEU:O	19	0.5	0.14	0.54
(1,20)	2:C:492:ASN:C	1:A:9:THR:C	19	0.5	0.14	0.54
(1,20)	2:C:492:ASN:C	1:A:9:THR:CA	19	0.5	0.14	0.54
(1,20)	2:C:492:ASN:C	1:A:9:THR:CB	19	0.5	0.14	0.54
(1,20)	2:C:492:ASN:C	1:A:9:THR:CG2	19	0.5	0.14	0.54
(1,20)	2:C:492:ASN:C	1:A:9:THR:H	19	0.5	0.14	0.54
(1,20)	2:C:492:ASN:C	1:A:9:THR:HA	19	0.5	0.14	0.54
(1,20)	2:C:492:ASN:C	1:A:9:THR:HB	19	0.5	0.14	0.54
(1,20)	2:C:492:ASN:C	1:A:9:THR:HG1	19	0.5	0.14	0.54
(1,20)	2:C:492:ASN:C	1:A:9:THR:HG21	19	0.5	0.14	0.54
(1,20)	2:C:492:ASN:C	1:A:9:THR:HG22	19	0.5	0.14	0.54

Continued on next page...

Continued from previous page...

Key	Atom-1	Atom-2	Models ¹	Mean (Å)	SD ¹ (Å)	Median (Å)
(1,20)	2:C:492:ASN:C	1:A:9:THR:HG23	19	0.5	0.14	0.54
(1,20)	2:C:492:ASN:C	1:A:9:THR:N	19	0.5	0.14	0.54
(1,20)	2:C:492:ASN:C	1:A:9:THR:O	19	0.5	0.14	0.54
(1,20)	2:C:492:ASN:C	1:A:9:THR:OG1	19	0.5	0.14	0.54
(1,20)	2:C:492:ASN:C	1:A:10:GLY:C	19	0.5	0.14	0.54
(1,20)	2:C:492:ASN:C	1:A:10:GLY:CA	19	0.5	0.14	0.54
(1,20)	2:C:492:ASN:C	1:A:10:GLY:H	19	0.5	0.14	0.54
(1,20)	2:C:492:ASN:C	1:A:10:GLY:HA2	19	0.5	0.14	0.54
(1,20)	2:C:492:ASN:C	1:A:10:GLY:HA3	19	0.5	0.14	0.54
(1,20)	2:C:492:ASN:C	1:A:10:GLY:N	19	0.5	0.14	0.54
(1,20)	2:C:492:ASN:C	1:A:10:GLY:O	19	0.5	0.14	0.54
(1,20)	2:C:492:ASN:C	1:A:11:LYS:C	19	0.5	0.14	0.54
(1,20)	2:C:492:ASN:C	1:A:11:LYS:CA	19	0.5	0.14	0.54
(1,20)	2:C:492:ASN:C	1:A:11:LYS:CB	19	0.5	0.14	0.54
(1,20)	2:C:492:ASN:C	1:A:11:LYS:CD	19	0.5	0.14	0.54
(1,20)	2:C:492:ASN:C	1:A:11:LYS:CE	19	0.5	0.14	0.54
(1,20)	2:C:492:ASN:C	1:A:11:LYS:CG	19	0.5	0.14	0.54
(1,20)	2:C:492:ASN:C	1:A:11:LYS:H	19	0.5	0.14	0.54
(1,20)	2:C:492:ASN:C	1:A:11:LYS:HA	19	0.5	0.14	0.54
(1,20)	2:C:492:ASN:C	1:A:11:LYS:HB2	19	0.5	0.14	0.54
(1,20)	2:C:492:ASN:C	1:A:11:LYS:HB3	19	0.5	0.14	0.54
(1,20)	2:C:492:ASN:C	1:A:11:LYS:HD2	19	0.5	0.14	0.54
(1,20)	2:C:492:ASN:C	1:A:11:LYS:HD3	19	0.5	0.14	0.54
(1,20)	2:C:492:ASN:C	1:A:11:LYS:HE2	19	0.5	0.14	0.54
(1,20)	2:C:492:ASN:C	1:A:11:LYS:HE3	19	0.5	0.14	0.54
(1,20)	2:C:492:ASN:C	1:A:11:LYS:HG2	19	0.5	0.14	0.54
(1,20)	2:C:492:ASN:C	1:A:11:LYS:HG3	19	0.5	0.14	0.54
(1,20)	2:C:492:ASN:C	1:A:11:LYS:HZ1	19	0.5	0.14	0.54
(1,20)	2:C:492:ASN:C	1:A:11:LYS:HZ2	19	0.5	0.14	0.54
(1,20)	2:C:492:ASN:C	1:A:11:LYS:HZ3	19	0.5	0.14	0.54
(1,20)	2:C:492:ASN:C	1:A:11:LYS:N	19	0.5	0.14	0.54
(1,20)	2:C:492:ASN:C	1:A:11:LYS:NZ	19	0.5	0.14	0.54
(1,20)	2:C:492:ASN:C	1:A:11:LYS:O	19	0.5	0.14	0.54
(1,20)	2:C:492:ASN:C	1:A:13:ILE:C	19	0.5	0.14	0.54
(1,20)	2:C:492:ASN:C	1:A:13:ILE:CA	19	0.5	0.14	0.54
(1,20)	2:C:492:ASN:C	1:A:13:ILE:CB	19	0.5	0.14	0.54
(1,20)	2:C:492:ASN:C	1:A:13:ILE:CD1	19	0.5	0.14	0.54
(1,20)	2:C:492:ASN:C	1:A:13:ILE:CG1	19	0.5	0.14	0.54
(1,20)	2:C:492:ASN:C	1:A:13:ILE:CG2	19	0.5	0.14	0.54
(1,20)	2:C:492:ASN:C	1:A:13:ILE:H	19	0.5	0.14	0.54
(1,20)	2:C:492:ASN:C	1:A:13:ILE:HA	19	0.5	0.14	0.54
(1,20)	2:C:492:ASN:C	1:A:13:ILE:HB	19	0.5	0.14	0.54

Continued on next page...

Continued from previous page...

Key	Atom-1	Atom-2	Models ¹	Mean (Å)	SD ¹ (Å)	Median (Å)
(1,20)	2:C:492:ASN:C	1:A:13:ILE:HD11	19	0.5	0.14	0.54
(1,20)	2:C:492:ASN:C	1:A:13:ILE:HD12	19	0.5	0.14	0.54
(1,20)	2:C:492:ASN:C	1:A:13:ILE:HD13	19	0.5	0.14	0.54
(1,20)	2:C:492:ASN:C	1:A:13:ILE:HG12	19	0.5	0.14	0.54
(1,20)	2:C:492:ASN:C	1:A:13:ILE:HG13	19	0.5	0.14	0.54
(1,20)	2:C:492:ASN:C	1:A:13:ILE:HG21	19	0.5	0.14	0.54
(1,20)	2:C:492:ASN:C	1:A:13:ILE:HG22	19	0.5	0.14	0.54
(1,20)	2:C:492:ASN:C	1:A:13:ILE:HG23	19	0.5	0.14	0.54
(1,20)	2:C:492:ASN:C	1:A:13:ILE:N	19	0.5	0.14	0.54
(1,20)	2:C:492:ASN:C	1:A:13:ILE:O	19	0.5	0.14	0.54
(1,20)	2:C:492:ASN:C	1:A:34:GLU:C	19	0.5	0.14	0.54
(1,20)	2:C:492:ASN:C	1:A:34:GLU:CA	19	0.5	0.14	0.54
(1,20)	2:C:492:ASN:C	1:A:34:GLU:CB	19	0.5	0.14	0.54
(1,20)	2:C:492:ASN:C	1:A:34:GLU:CD	19	0.5	0.14	0.54
(1,20)	2:C:492:ASN:C	1:A:34:GLU:CG	19	0.5	0.14	0.54
(1,20)	2:C:492:ASN:C	1:A:34:GLU:H	19	0.5	0.14	0.54
(1,20)	2:C:492:ASN:C	1:A:34:GLU:HA	19	0.5	0.14	0.54
(1,20)	2:C:492:ASN:C	1:A:34:GLU:HB2	19	0.5	0.14	0.54
(1,20)	2:C:492:ASN:C	1:A:34:GLU:HB3	19	0.5	0.14	0.54
(1,20)	2:C:492:ASN:C	1:A:34:GLU:HG2	19	0.5	0.14	0.54
(1,20)	2:C:492:ASN:C	1:A:34:GLU:HG3	19	0.5	0.14	0.54
(1,20)	2:C:492:ASN:C	1:A:34:GLU:N	19	0.5	0.14	0.54
(1,20)	2:C:492:ASN:C	1:A:34:GLU:O	19	0.5	0.14	0.54
(1,20)	2:C:492:ASN:C	1:A:34:GLU:OE1	19	0.5	0.14	0.54
(1,20)	2:C:492:ASN:C	1:A:34:GLU:OE2	19	0.5	0.14	0.54
(1,20)	2:C:492:ASN:C	1:A:36:ILE:C	19	0.5	0.14	0.54
(1,20)	2:C:492:ASN:C	1:A:36:ILE:CA	19	0.5	0.14	0.54
(1,20)	2:C:492:ASN:C	1:A:36:ILE:CB	19	0.5	0.14	0.54
(1,20)	2:C:492:ASN:C	1:A:36:ILE:CD1	19	0.5	0.14	0.54
(1,20)	2:C:492:ASN:C	1:A:36:ILE:CG1	19	0.5	0.14	0.54
(1,20)	2:C:492:ASN:C	1:A:36:ILE:CG2	19	0.5	0.14	0.54
(1,20)	2:C:492:ASN:C	1:A:36:ILE:H	19	0.5	0.14	0.54
(1,20)	2:C:492:ASN:C	1:A:36:ILE:HA	19	0.5	0.14	0.54
(1,20)	2:C:492:ASN:C	1:A:36:ILE:HB	19	0.5	0.14	0.54
(1,20)	2:C:492:ASN:C	1:A:36:ILE:HD11	19	0.5	0.14	0.54
(1,20)	2:C:492:ASN:C	1:A:36:ILE:HD12	19	0.5	0.14	0.54
(1,20)	2:C:492:ASN:C	1:A:36:ILE:HD13	19	0.5	0.14	0.54
(1,20)	2:C:492:ASN:C	1:A:36:ILE:HG12	19	0.5	0.14	0.54
(1,20)	2:C:492:ASN:C	1:A:36:ILE:HG13	19	0.5	0.14	0.54
(1,20)	2:C:492:ASN:C	1:A:36:ILE:HG21	19	0.5	0.14	0.54
(1,20)	2:C:492:ASN:C	1:A:36:ILE:HG22	19	0.5	0.14	0.54
(1,20)	2:C:492:ASN:C	1:A:36:ILE:HG23	19	0.5	0.14	0.54

Continued on next page...

Continued from previous page...

Key	Atom-1	Atom-2	Models ¹	Mean (Å)	SD ¹ (Å)	Median (Å)
(1,20)	2:C:492:ASN:C	1:A:36:ILE:N	19	0.5	0.14	0.54
(1,20)	2:C:492:ASN:C	1:A:36:ILE:O	19	0.5	0.14	0.54
(1,20)	2:C:492:ASN:C	1:A:38:PRO:C	19	0.5	0.14	0.54
(1,20)	2:C:492:ASN:C	1:A:38:PRO:CA	19	0.5	0.14	0.54
(1,20)	2:C:492:ASN:C	1:A:38:PRO:CB	19	0.5	0.14	0.54
(1,20)	2:C:492:ASN:C	1:A:38:PRO:CD	19	0.5	0.14	0.54
(1,20)	2:C:492:ASN:C	1:A:38:PRO:CG	19	0.5	0.14	0.54
(1,20)	2:C:492:ASN:C	1:A:38:PRO:HA	19	0.5	0.14	0.54
(1,20)	2:C:492:ASN:C	1:A:38:PRO:HB2	19	0.5	0.14	0.54
(1,20)	2:C:492:ASN:C	1:A:38:PRO:HB3	19	0.5	0.14	0.54
(1,20)	2:C:492:ASN:C	1:A:38:PRO:HD2	19	0.5	0.14	0.54
(1,20)	2:C:492:ASN:C	1:A:38:PRO:HD3	19	0.5	0.14	0.54
(1,20)	2:C:492:ASN:C	1:A:38:PRO:HG2	19	0.5	0.14	0.54
(1,20)	2:C:492:ASN:C	1:A:38:PRO:HG3	19	0.5	0.14	0.54
(1,20)	2:C:492:ASN:C	1:A:38:PRO:N	19	0.5	0.14	0.54
(1,20)	2:C:492:ASN:C	1:A:38:PRO:O	19	0.5	0.14	0.54
(1,20)	2:C:492:ASN:C	1:A:39:ASP:C	19	0.5	0.14	0.54
(1,20)	2:C:492:ASN:C	1:A:39:ASP:CA	19	0.5	0.14	0.54
(1,20)	2:C:492:ASN:C	1:A:39:ASP:CB	19	0.5	0.14	0.54
(1,20)	2:C:492:ASN:C	1:A:39:ASP:CG	19	0.5	0.14	0.54
(1,20)	2:C:492:ASN:C	1:A:39:ASP:H	19	0.5	0.14	0.54
(1,20)	2:C:492:ASN:C	1:A:39:ASP:HA	19	0.5	0.14	0.54
(1,20)	2:C:492:ASN:C	1:A:39:ASP:HB2	19	0.5	0.14	0.54
(1,20)	2:C:492:ASN:C	1:A:39:ASP:HB3	19	0.5	0.14	0.54
(1,20)	2:C:492:ASN:C	1:A:39:ASP:N	19	0.5	0.14	0.54
(1,20)	2:C:492:ASN:C	1:A:39:ASP:O	19	0.5	0.14	0.54
(1,20)	2:C:492:ASN:C	1:A:39:ASP:OD1	19	0.5	0.14	0.54
(1,20)	2:C:492:ASN:C	1:A:39:ASP:OD2	19	0.5	0.14	0.54
(1,20)	2:C:492:ASN:C	1:A:40:GLN:C	19	0.5	0.14	0.54
(1,20)	2:C:492:ASN:C	1:A:40:GLN:CA	19	0.5	0.14	0.54
(1,20)	2:C:492:ASN:C	1:A:40:GLN:CB	19	0.5	0.14	0.54
(1,20)	2:C:492:ASN:C	1:A:40:GLN:CD	19	0.5	0.14	0.54
(1,20)	2:C:492:ASN:C	1:A:40:GLN:CG	19	0.5	0.14	0.54
(1,20)	2:C:492:ASN:C	1:A:40:GLN:H	19	0.5	0.14	0.54
(1,20)	2:C:492:ASN:C	1:A:40:GLN:HA	19	0.5	0.14	0.54
(1,20)	2:C:492:ASN:C	1:A:40:GLN:HB2	19	0.5	0.14	0.54
(1,20)	2:C:492:ASN:C	1:A:40:GLN:HB3	19	0.5	0.14	0.54
(1,20)	2:C:492:ASN:C	1:A:40:GLN:HE21	19	0.5	0.14	0.54
(1,20)	2:C:492:ASN:C	1:A:40:GLN:HE22	19	0.5	0.14	0.54
(1,20)	2:C:492:ASN:C	1:A:40:GLN:HG2	19	0.5	0.14	0.54
(1,20)	2:C:492:ASN:C	1:A:40:GLN:HG3	19	0.5	0.14	0.54
(1,20)	2:C:492:ASN:C	1:A:40:GLN:N	19	0.5	0.14	0.54

Continued on next page...

Continued from previous page...

Key	Atom-1	Atom-2	Models ¹	Mean (Å)	SD ¹ (Å)	Median (Å)
(1,20)	2:C:492:ASN:C	1:A:40:GLN:NE2	19	0.5	0.14	0.54
(1,20)	2:C:492:ASN:C	1:A:40:GLN:O	19	0.5	0.14	0.54
(1,20)	2:C:492:ASN:C	1:A:40:GLN:OE1	19	0.5	0.14	0.54
(1,20)	2:C:492:ASN:C	1:A:41:GLN:C	19	0.5	0.14	0.54
(1,20)	2:C:492:ASN:C	1:A:41:GLN:CA	19	0.5	0.14	0.54
(1,20)	2:C:492:ASN:C	1:A:41:GLN:CB	19	0.5	0.14	0.54
(1,20)	2:C:492:ASN:C	1:A:41:GLN:CD	19	0.5	0.14	0.54
(1,20)	2:C:492:ASN:C	1:A:41:GLN:CG	19	0.5	0.14	0.54
(1,20)	2:C:492:ASN:C	1:A:41:GLN:H	19	0.5	0.14	0.54
(1,20)	2:C:492:ASN:C	1:A:41:GLN:HA	19	0.5	0.14	0.54
(1,20)	2:C:492:ASN:C	1:A:41:GLN:HB2	19	0.5	0.14	0.54
(1,20)	2:C:492:ASN:C	1:A:41:GLN:HB3	19	0.5	0.14	0.54
(1,20)	2:C:492:ASN:C	1:A:41:GLN:HE21	19	0.5	0.14	0.54
(1,20)	2:C:492:ASN:C	1:A:41:GLN:HE22	19	0.5	0.14	0.54
(1,20)	2:C:492:ASN:C	1:A:41:GLN:HG2	19	0.5	0.14	0.54
(1,20)	2:C:492:ASN:C	1:A:41:GLN:HG3	19	0.5	0.14	0.54
(1,20)	2:C:492:ASN:C	1:A:41:GLN:N	19	0.5	0.14	0.54
(1,20)	2:C:492:ASN:C	1:A:41:GLN:NE2	19	0.5	0.14	0.54
(1,20)	2:C:492:ASN:C	1:A:41:GLN:O	19	0.5	0.14	0.54
(1,20)	2:C:492:ASN:C	1:A:41:GLN:OE1	19	0.5	0.14	0.54
(1,20)	2:C:492:ASN:C	1:A:42:ARG:C	19	0.5	0.14	0.54
(1,20)	2:C:492:ASN:C	1:A:42:ARG:CA	19	0.5	0.14	0.54
(1,20)	2:C:492:ASN:C	1:A:42:ARG:CB	19	0.5	0.14	0.54
(1,20)	2:C:492:ASN:C	1:A:42:ARG:CD	19	0.5	0.14	0.54
(1,20)	2:C:492:ASN:C	1:A:42:ARG:CG	19	0.5	0.14	0.54
(1,20)	2:C:492:ASN:C	1:A:42:ARG:CZ	19	0.5	0.14	0.54
(1,20)	2:C:492:ASN:C	1:A:42:ARG:H	19	0.5	0.14	0.54
(1,20)	2:C:492:ASN:C	1:A:42:ARG:HA	19	0.5	0.14	0.54
(1,20)	2:C:492:ASN:C	1:A:42:ARG:HB2	19	0.5	0.14	0.54
(1,20)	2:C:492:ASN:C	1:A:42:ARG:HB3	19	0.5	0.14	0.54
(1,20)	2:C:492:ASN:C	1:A:42:ARG:HD2	19	0.5	0.14	0.54
(1,20)	2:C:492:ASN:C	1:A:42:ARG:HD3	19	0.5	0.14	0.54
(1,20)	2:C:492:ASN:C	1:A:42:ARG:HE	19	0.5	0.14	0.54
(1,20)	2:C:492:ASN:C	1:A:42:ARG:HG2	19	0.5	0.14	0.54
(1,20)	2:C:492:ASN:C	1:A:42:ARG:HG3	19	0.5	0.14	0.54
(1,20)	2:C:492:ASN:C	1:A:42:ARG:HH11	19	0.5	0.14	0.54
(1,20)	2:C:492:ASN:C	1:A:42:ARG:HH12	19	0.5	0.14	0.54
(1,20)	2:C:492:ASN:C	1:A:42:ARG:HH21	19	0.5	0.14	0.54
(1,20)	2:C:492:ASN:C	1:A:42:ARG:HH22	19	0.5	0.14	0.54
(1,20)	2:C:492:ASN:C	1:A:42:ARG:N	19	0.5	0.14	0.54
(1,20)	2:C:492:ASN:C	1:A:42:ARG:NE	19	0.5	0.14	0.54
(1,20)	2:C:492:ASN:C	1:A:42:ARG:NH1	19	0.5	0.14	0.54

Continued on next page...

Continued from previous page...

Key	Atom-1	Atom-2	Models ¹	Mean (Å)	SD ¹ (Å)	Median (Å)
(1,20)	2:C:492:ASN:C	1:A:42:ARG:NH2	19	0.5	0.14	0.54
(1,20)	2:C:492:ASN:C	1:A:42:ARG:O	19	0.5	0.14	0.54
(1,20)	2:C:492:ASN:C	1:A:43:LEU:C	19	0.5	0.14	0.54
(1,20)	2:C:492:ASN:C	1:A:43:LEU:CA	19	0.5	0.14	0.54
(1,20)	2:C:492:ASN:C	1:A:43:LEU:CB	19	0.5	0.14	0.54
(1,20)	2:C:492:ASN:C	1:A:43:LEU:CD1	19	0.5	0.14	0.54
(1,20)	2:C:492:ASN:C	1:A:43:LEU:CD2	19	0.5	0.14	0.54
(1,20)	2:C:492:ASN:C	1:A:43:LEU:CG	19	0.5	0.14	0.54
(1,20)	2:C:492:ASN:C	1:A:43:LEU:H	19	0.5	0.14	0.54
(1,20)	2:C:492:ASN:C	1:A:43:LEU:HA	19	0.5	0.14	0.54
(1,20)	2:C:492:ASN:C	1:A:43:LEU:HB2	19	0.5	0.14	0.54
(1,20)	2:C:492:ASN:C	1:A:43:LEU:HB3	19	0.5	0.14	0.54
(1,20)	2:C:492:ASN:C	1:A:43:LEU:HD11	19	0.5	0.14	0.54
(1,20)	2:C:492:ASN:C	1:A:43:LEU:HD12	19	0.5	0.14	0.54
(1,20)	2:C:492:ASN:C	1:A:43:LEU:HD13	19	0.5	0.14	0.54
(1,20)	2:C:492:ASN:C	1:A:43:LEU:HD21	19	0.5	0.14	0.54
(1,20)	2:C:492:ASN:C	1:A:43:LEU:HD22	19	0.5	0.14	0.54
(1,20)	2:C:492:ASN:C	1:A:43:LEU:HD23	19	0.5	0.14	0.54
(1,20)	2:C:492:ASN:C	1:A:43:LEU:HG	19	0.5	0.14	0.54
(1,20)	2:C:492:ASN:C	1:A:43:LEU:N	19	0.5	0.14	0.54
(1,20)	2:C:492:ASN:C	1:A:43:LEU:O	19	0.5	0.14	0.54
(1,20)	2:C:492:ASN:C	1:A:44:ILE:C	19	0.5	0.14	0.54
(1,20)	2:C:492:ASN:C	1:A:44:ILE:CA	19	0.5	0.14	0.54
(1,20)	2:C:492:ASN:C	1:A:44:ILE:CB	19	0.5	0.14	0.54
(1,20)	2:C:492:ASN:C	1:A:44:ILE:CD1	19	0.5	0.14	0.54
(1,20)	2:C:492:ASN:C	1:A:44:ILE:CG1	19	0.5	0.14	0.54
(1,20)	2:C:492:ASN:C	1:A:44:ILE:CG2	19	0.5	0.14	0.54
(1,20)	2:C:492:ASN:C	1:A:44:ILE:H	19	0.5	0.14	0.54
(1,20)	2:C:492:ASN:C	1:A:44:ILE:HA	19	0.5	0.14	0.54
(1,20)	2:C:492:ASN:C	1:A:44:ILE:HB	19	0.5	0.14	0.54
(1,20)	2:C:492:ASN:C	1:A:44:ILE:HD11	19	0.5	0.14	0.54
(1,20)	2:C:492:ASN:C	1:A:44:ILE:HD12	19	0.5	0.14	0.54
(1,20)	2:C:492:ASN:C	1:A:44:ILE:HD13	19	0.5	0.14	0.54
(1,20)	2:C:492:ASN:C	1:A:44:ILE:HG12	19	0.5	0.14	0.54
(1,20)	2:C:492:ASN:C	1:A:44:ILE:HG13	19	0.5	0.14	0.54
(1,20)	2:C:492:ASN:C	1:A:44:ILE:HG21	19	0.5	0.14	0.54
(1,20)	2:C:492:ASN:C	1:A:44:ILE:HG22	19	0.5	0.14	0.54
(1,20)	2:C:492:ASN:C	1:A:44:ILE:HG23	19	0.5	0.14	0.54
(1,20)	2:C:492:ASN:C	1:A:44:ILE:N	19	0.5	0.14	0.54
(1,20)	2:C:492:ASN:C	1:A:44:ILE:O	19	0.5	0.14	0.54
(1,20)	2:C:492:ASN:C	1:A:45:PHE:C	19	0.5	0.14	0.54
(1,20)	2:C:492:ASN:C	1:A:45:PHE:CA	19	0.5	0.14	0.54

Continued on next page...

Continued from previous page...

Key	Atom-1	Atom-2	Models ¹	Mean (Å)	SD ¹ (Å)	Median (Å)
(1,20)	2:C:492:ASN:C	1:A:45:PHE:CB	19	0.5	0.14	0.54
(1,20)	2:C:492:ASN:C	1:A:45:PHE:CD1	19	0.5	0.14	0.54
(1,20)	2:C:492:ASN:C	1:A:45:PHE:CD2	19	0.5	0.14	0.54
(1,20)	2:C:492:ASN:C	1:A:45:PHE:CE1	19	0.5	0.14	0.54
(1,20)	2:C:492:ASN:C	1:A:45:PHE:CE2	19	0.5	0.14	0.54
(1,20)	2:C:492:ASN:C	1:A:45:PHE:CG	19	0.5	0.14	0.54
(1,20)	2:C:492:ASN:C	1:A:45:PHE:CZ	19	0.5	0.14	0.54
(1,20)	2:C:492:ASN:C	1:A:45:PHE:H	19	0.5	0.14	0.54
(1,20)	2:C:492:ASN:C	1:A:45:PHE:HA	19	0.5	0.14	0.54
(1,20)	2:C:492:ASN:C	1:A:45:PHE:HB2	19	0.5	0.14	0.54
(1,20)	2:C:492:ASN:C	1:A:45:PHE:HB3	19	0.5	0.14	0.54
(1,20)	2:C:492:ASN:C	1:A:45:PHE:HD1	19	0.5	0.14	0.54
(1,20)	2:C:492:ASN:C	1:A:45:PHE:HD2	19	0.5	0.14	0.54
(1,20)	2:C:492:ASN:C	1:A:45:PHE:HE1	19	0.5	0.14	0.54
(1,20)	2:C:492:ASN:C	1:A:45:PHE:HE2	19	0.5	0.14	0.54
(1,20)	2:C:492:ASN:C	1:A:45:PHE:HZ	19	0.5	0.14	0.54
(1,20)	2:C:492:ASN:C	1:A:45:PHE:N	19	0.5	0.14	0.54
(1,20)	2:C:492:ASN:C	1:A:45:PHE:O	19	0.5	0.14	0.54
(1,20)	2:C:492:ASN:C	1:A:46:ALA:C	19	0.5	0.14	0.54
(1,20)	2:C:492:ASN:C	1:A:46:ALA:CA	19	0.5	0.14	0.54
(1,20)	2:C:492:ASN:C	1:A:46:ALA:CB	19	0.5	0.14	0.54
(1,20)	2:C:492:ASN:C	1:A:46:ALA:H	19	0.5	0.14	0.54
(1,20)	2:C:492:ASN:C	1:A:46:ALA:HA	19	0.5	0.14	0.54
(1,20)	2:C:492:ASN:C	1:A:46:ALA:HB1	19	0.5	0.14	0.54
(1,20)	2:C:492:ASN:C	1:A:46:ALA:HB2	19	0.5	0.14	0.54
(1,20)	2:C:492:ASN:C	1:A:46:ALA:HB3	19	0.5	0.14	0.54
(1,20)	2:C:492:ASN:C	1:A:46:ALA:N	19	0.5	0.14	0.54
(1,20)	2:C:492:ASN:C	1:A:46:ALA:O	19	0.5	0.14	0.54
(1,20)	2:C:492:ASN:C	1:A:47:GLY:C	19	0.5	0.14	0.54
(1,20)	2:C:492:ASN:C	1:A:47:GLY:CA	19	0.5	0.14	0.54
(1,20)	2:C:492:ASN:C	1:A:47:GLY:H	19	0.5	0.14	0.54
(1,20)	2:C:492:ASN:C	1:A:47:GLY:HA2	19	0.5	0.14	0.54
(1,20)	2:C:492:ASN:C	1:A:47:GLY:HA3	19	0.5	0.14	0.54
(1,20)	2:C:492:ASN:C	1:A:47:GLY:N	19	0.5	0.14	0.54
(1,20)	2:C:492:ASN:C	1:A:47:GLY:O	19	0.5	0.14	0.54
(1,20)	2:C:492:ASN:C	1:A:48:LYS:C	19	0.5	0.14	0.54
(1,20)	2:C:492:ASN:C	1:A:48:LYS:CA	19	0.5	0.14	0.54
(1,20)	2:C:492:ASN:C	1:A:48:LYS:CB	19	0.5	0.14	0.54
(1,20)	2:C:492:ASN:C	1:A:48:LYS:CD	19	0.5	0.14	0.54
(1,20)	2:C:492:ASN:C	1:A:48:LYS:CE	19	0.5	0.14	0.54
(1,20)	2:C:492:ASN:C	1:A:48:LYS:CG	19	0.5	0.14	0.54
(1,20)	2:C:492:ASN:C	1:A:48:LYS:H	19	0.5	0.14	0.54

Continued on next page...

Continued from previous page...

Key	Atom-1	Atom-2	Models ¹	Mean (Å)	SD ¹ (Å)	Median (Å)
(1,20)	2:C:492:ASN:C	1:A:48:LYS:HA	19	0.5	0.14	0.54
(1,20)	2:C:492:ASN:C	1:A:48:LYS:HB2	19	0.5	0.14	0.54
(1,20)	2:C:492:ASN:C	1:A:48:LYS:HB3	19	0.5	0.14	0.54
(1,20)	2:C:492:ASN:C	1:A:48:LYS:HD2	19	0.5	0.14	0.54
(1,20)	2:C:492:ASN:C	1:A:48:LYS:HD3	19	0.5	0.14	0.54
(1,20)	2:C:492:ASN:C	1:A:48:LYS:HE2	19	0.5	0.14	0.54
(1,20)	2:C:492:ASN:C	1:A:48:LYS:HE3	19	0.5	0.14	0.54
(1,20)	2:C:492:ASN:C	1:A:48:LYS:HG2	19	0.5	0.14	0.54
(1,20)	2:C:492:ASN:C	1:A:48:LYS:HG3	19	0.5	0.14	0.54
(1,20)	2:C:492:ASN:C	1:A:48:LYS:HZ1	19	0.5	0.14	0.54
(1,20)	2:C:492:ASN:C	1:A:48:LYS:HZ2	19	0.5	0.14	0.54
(1,20)	2:C:492:ASN:C	1:A:48:LYS:HZ3	19	0.5	0.14	0.54
(1,20)	2:C:492:ASN:C	1:A:48:LYS:N	19	0.5	0.14	0.54
(1,20)	2:C:492:ASN:C	1:A:48:LYS:NZ	19	0.5	0.14	0.54
(1,20)	2:C:492:ASN:C	1:A:48:LYS:O	19	0.5	0.14	0.54
(1,20)	2:C:492:ASN:C	1:A:49:GLN:C	19	0.5	0.14	0.54
(1,20)	2:C:492:ASN:C	1:A:49:GLN:CA	19	0.5	0.14	0.54
(1,20)	2:C:492:ASN:C	1:A:49:GLN:CB	19	0.5	0.14	0.54
(1,20)	2:C:492:ASN:C	1:A:49:GLN:CD	19	0.5	0.14	0.54
(1,20)	2:C:492:ASN:C	1:A:49:GLN:CG	19	0.5	0.14	0.54
(1,20)	2:C:492:ASN:C	1:A:49:GLN:H	19	0.5	0.14	0.54
(1,20)	2:C:492:ASN:C	1:A:49:GLN:HA	19	0.5	0.14	0.54
(1,20)	2:C:492:ASN:C	1:A:49:GLN:HB2	19	0.5	0.14	0.54
(1,20)	2:C:492:ASN:C	1:A:49:GLN:HB3	19	0.5	0.14	0.54
(1,20)	2:C:492:ASN:C	1:A:49:GLN:HE21	19	0.5	0.14	0.54
(1,20)	2:C:492:ASN:C	1:A:49:GLN:HE22	19	0.5	0.14	0.54
(1,20)	2:C:492:ASN:C	1:A:49:GLN:HG2	19	0.5	0.14	0.54
(1,20)	2:C:492:ASN:C	1:A:49:GLN:HG3	19	0.5	0.14	0.54
(1,20)	2:C:492:ASN:C	1:A:49:GLN:N	19	0.5	0.14	0.54
(1,20)	2:C:492:ASN:C	1:A:49:GLN:NE2	19	0.5	0.14	0.54
(1,20)	2:C:492:ASN:C	1:A:49:GLN:O	19	0.5	0.14	0.54
(1,20)	2:C:492:ASN:C	1:A:49:GLN:OE1	19	0.5	0.14	0.54
(1,20)	2:C:492:ASN:C	1:A:51:GLU:C	19	0.5	0.14	0.54
(1,20)	2:C:492:ASN:C	1:A:51:GLU:CA	19	0.5	0.14	0.54
(1,20)	2:C:492:ASN:C	1:A:51:GLU:CB	19	0.5	0.14	0.54
(1,20)	2:C:492:ASN:C	1:A:51:GLU:CD	19	0.5	0.14	0.54
(1,20)	2:C:492:ASN:C	1:A:51:GLU:CG	19	0.5	0.14	0.54
(1,20)	2:C:492:ASN:C	1:A:51:GLU:H	19	0.5	0.14	0.54
(1,20)	2:C:492:ASN:C	1:A:51:GLU:HA	19	0.5	0.14	0.54
(1,20)	2:C:492:ASN:C	1:A:51:GLU:HB2	19	0.5	0.14	0.54
(1,20)	2:C:492:ASN:C	1:A:51:GLU:HB3	19	0.5	0.14	0.54
(1,20)	2:C:492:ASN:C	1:A:51:GLU:HG2	19	0.5	0.14	0.54

Continued on next page...

Continued from previous page...

Key	Atom-1	Atom-2	Models ¹	Mean (Å)	SD ¹ (Å)	Median (Å)
(1,20)	2:C:492:ASN:C	1:A:51:GLU:HG3	19	0.5	0.14	0.54
(1,20)	2:C:492:ASN:C	1:A:51:GLU:N	19	0.5	0.14	0.54
(1,20)	2:C:492:ASN:C	1:A:51:GLU:O	19	0.5	0.14	0.54
(1,20)	2:C:492:ASN:C	1:A:51:GLU:OE1	19	0.5	0.14	0.54
(1,20)	2:C:492:ASN:C	1:A:51:GLU:OE2	19	0.5	0.14	0.54
(1,20)	2:C:492:ASN:C	1:A:58:ASP:C	19	0.5	0.14	0.54
(1,20)	2:C:492:ASN:C	1:A:58:ASP:CA	19	0.5	0.14	0.54
(1,20)	2:C:492:ASN:C	1:A:58:ASP:CB	19	0.5	0.14	0.54
(1,20)	2:C:492:ASN:C	1:A:58:ASP:CG	19	0.5	0.14	0.54
(1,20)	2:C:492:ASN:C	1:A:58:ASP:H	19	0.5	0.14	0.54
(1,20)	2:C:492:ASN:C	1:A:58:ASP:HA	19	0.5	0.14	0.54
(1,20)	2:C:492:ASN:C	1:A:58:ASP:HB2	19	0.5	0.14	0.54
(1,20)	2:C:492:ASN:C	1:A:58:ASP:HB3	19	0.5	0.14	0.54
(1,20)	2:C:492:ASN:C	1:A:58:ASP:N	19	0.5	0.14	0.54
(1,20)	2:C:492:ASN:C	1:A:58:ASP:O	19	0.5	0.14	0.54
(1,20)	2:C:492:ASN:C	1:A:58:ASP:OD1	19	0.5	0.14	0.54
(1,20)	2:C:492:ASN:C	1:A:58:ASP:OD2	19	0.5	0.14	0.54
(1,20)	2:C:492:ASN:C	1:A:59:TYR:C	19	0.5	0.14	0.54
(1,20)	2:C:492:ASN:C	1:A:59:TYR:CA	19	0.5	0.14	0.54
(1,20)	2:C:492:ASN:C	1:A:59:TYR:CB	19	0.5	0.14	0.54
(1,20)	2:C:492:ASN:C	1:A:59:TYR:CD1	19	0.5	0.14	0.54
(1,20)	2:C:492:ASN:C	1:A:59:TYR:CD2	19	0.5	0.14	0.54
(1,20)	2:C:492:ASN:C	1:A:59:TYR:CE1	19	0.5	0.14	0.54
(1,20)	2:C:492:ASN:C	1:A:59:TYR:CE2	19	0.5	0.14	0.54
(1,20)	2:C:492:ASN:C	1:A:59:TYR:CG	19	0.5	0.14	0.54
(1,20)	2:C:492:ASN:C	1:A:59:TYR:CZ	19	0.5	0.14	0.54
(1,20)	2:C:492:ASN:C	1:A:59:TYR:H	19	0.5	0.14	0.54
(1,20)	2:C:492:ASN:C	1:A:59:TYR:HA	19	0.5	0.14	0.54
(1,20)	2:C:492:ASN:C	1:A:59:TYR:HB2	19	0.5	0.14	0.54
(1,20)	2:C:492:ASN:C	1:A:59:TYR:HB3	19	0.5	0.14	0.54
(1,20)	2:C:492:ASN:C	1:A:59:TYR:HD1	19	0.5	0.14	0.54
(1,20)	2:C:492:ASN:C	1:A:59:TYR:HD2	19	0.5	0.14	0.54
(1,20)	2:C:492:ASN:C	1:A:59:TYR:HE1	19	0.5	0.14	0.54
(1,20)	2:C:492:ASN:C	1:A:59:TYR:HE2	19	0.5	0.14	0.54
(1,20)	2:C:492:ASN:C	1:A:59:TYR:HH	19	0.5	0.14	0.54
(1,20)	2:C:492:ASN:C	1:A:59:TYR:N	19	0.5	0.14	0.54
(1,20)	2:C:492:ASN:C	1:A:59:TYR:O	19	0.5	0.14	0.54
(1,20)	2:C:492:ASN:C	1:A:59:TYR:OH	19	0.5	0.14	0.54
(1,20)	2:C:492:ASN:C	1:A:60:ASN:C	19	0.5	0.14	0.54
(1,20)	2:C:492:ASN:C	1:A:60:ASN:CA	19	0.5	0.14	0.54
(1,20)	2:C:492:ASN:C	1:A:60:ASN:CB	19	0.5	0.14	0.54
(1,20)	2:C:492:ASN:C	1:A:60:ASN:CG	19	0.5	0.14	0.54

Continued on next page...

Continued from previous page...

Key	Atom-1	Atom-2	Models ¹	Mean (Å)	SD ¹ (Å)	Median (Å)
(1,20)	2:C:492:ASN:C	1:A:60:ASN:H	19	0.5	0.14	0.54
(1,20)	2:C:492:ASN:C	1:A:60:ASN:HA	19	0.5	0.14	0.54
(1,20)	2:C:492:ASN:C	1:A:60:ASN:HB2	19	0.5	0.14	0.54
(1,20)	2:C:492:ASN:C	1:A:60:ASN:HB3	19	0.5	0.14	0.54
(1,20)	2:C:492:ASN:C	1:A:60:ASN:HD21	19	0.5	0.14	0.54
(1,20)	2:C:492:ASN:C	1:A:60:ASN:HD22	19	0.5	0.14	0.54
(1,20)	2:C:492:ASN:C	1:A:60:ASN:N	19	0.5	0.14	0.54
(1,20)	2:C:492:ASN:C	1:A:60:ASN:ND2	19	0.5	0.14	0.54
(1,20)	2:C:492:ASN:C	1:A:60:ASN:O	19	0.5	0.14	0.54
(1,20)	2:C:492:ASN:C	1:A:60:ASN:OD1	19	0.5	0.14	0.54
(1,20)	2:C:492:ASN:C	1:A:61:ILE:C	19	0.5	0.14	0.54
(1,20)	2:C:492:ASN:C	1:A:61:ILE:CA	19	0.5	0.14	0.54
(1,20)	2:C:492:ASN:C	1:A:61:ILE:CB	19	0.5	0.14	0.54
(1,20)	2:C:492:ASN:C	1:A:61:ILE:CD1	19	0.5	0.14	0.54
(1,20)	2:C:492:ASN:C	1:A:61:ILE:CG1	19	0.5	0.14	0.54
(1,20)	2:C:492:ASN:C	1:A:61:ILE:CG2	19	0.5	0.14	0.54
(1,20)	2:C:492:ASN:C	1:A:61:ILE:H	19	0.5	0.14	0.54
(1,20)	2:C:492:ASN:C	1:A:61:ILE:HA	19	0.5	0.14	0.54
(1,20)	2:C:492:ASN:C	1:A:61:ILE:HB	19	0.5	0.14	0.54
(1,20)	2:C:492:ASN:C	1:A:61:ILE:HD11	19	0.5	0.14	0.54
(1,20)	2:C:492:ASN:C	1:A:61:ILE:HD12	19	0.5	0.14	0.54
(1,20)	2:C:492:ASN:C	1:A:61:ILE:HD13	19	0.5	0.14	0.54
(1,20)	2:C:492:ASN:C	1:A:61:ILE:HG12	19	0.5	0.14	0.54
(1,20)	2:C:492:ASN:C	1:A:61:ILE:HG13	19	0.5	0.14	0.54
(1,20)	2:C:492:ASN:C	1:A:61:ILE:HG21	19	0.5	0.14	0.54
(1,20)	2:C:492:ASN:C	1:A:61:ILE:HG22	19	0.5	0.14	0.54
(1,20)	2:C:492:ASN:C	1:A:61:ILE:HG23	19	0.5	0.14	0.54
(1,20)	2:C:492:ASN:C	1:A:61:ILE:N	19	0.5	0.14	0.54
(1,20)	2:C:492:ASN:C	1:A:61:ILE:O	19	0.5	0.14	0.54
(1,20)	2:C:492:ASN:C	1:A:62:GLN:C	19	0.5	0.14	0.54
(1,20)	2:C:492:ASN:C	1:A:62:GLN:CA	19	0.5	0.14	0.54
(1,20)	2:C:492:ASN:C	1:A:62:GLN:CB	19	0.5	0.14	0.54
(1,20)	2:C:492:ASN:C	1:A:62:GLN:CD	19	0.5	0.14	0.54
(1,20)	2:C:492:ASN:C	1:A:62:GLN:CG	19	0.5	0.14	0.54
(1,20)	2:C:492:ASN:C	1:A:62:GLN:H	19	0.5	0.14	0.54
(1,20)	2:C:492:ASN:C	1:A:62:GLN:HA	19	0.5	0.14	0.54
(1,20)	2:C:492:ASN:C	1:A:62:GLN:HB2	19	0.5	0.14	0.54
(1,20)	2:C:492:ASN:C	1:A:62:GLN:HB3	19	0.5	0.14	0.54
(1,20)	2:C:492:ASN:C	1:A:62:GLN:HE21	19	0.5	0.14	0.54
(1,20)	2:C:492:ASN:C	1:A:62:GLN:HE22	19	0.5	0.14	0.54
(1,20)	2:C:492:ASN:C	1:A:62:GLN:HG2	19	0.5	0.14	0.54
(1,20)	2:C:492:ASN:C	1:A:62:GLN:HG3	19	0.5	0.14	0.54

Continued on next page...

Continued from previous page...

Key	Atom-1	Atom-2	Models ¹	Mean (Å)	SD ¹ (Å)	Median (Å)
(1,20)	2:C:492:ASN:C	1:A:62:GLN:N	19	0.5	0.14	0.54
(1,20)	2:C:492:ASN:C	1:A:62:GLN:NE2	19	0.5	0.14	0.54
(1,20)	2:C:492:ASN:C	1:A:62:GLN:O	19	0.5	0.14	0.54
(1,20)	2:C:492:ASN:C	1:A:62:GLN:OE1	19	0.5	0.14	0.54
(1,20)	2:C:492:ASN:C	1:A:65:SER:C	19	0.5	0.14	0.54
(1,20)	2:C:492:ASN:C	1:A:65:SER:CA	19	0.5	0.14	0.54
(1,20)	2:C:492:ASN:C	1:A:65:SER:CB	19	0.5	0.14	0.54
(1,20)	2:C:492:ASN:C	1:A:65:SER:H	19	0.5	0.14	0.54
(1,20)	2:C:492:ASN:C	1:A:65:SER:HA	19	0.5	0.14	0.54
(1,20)	2:C:492:ASN:C	1:A:65:SER:HB2	19	0.5	0.14	0.54
(1,20)	2:C:492:ASN:C	1:A:65:SER:HB3	19	0.5	0.14	0.54
(1,20)	2:C:492:ASN:C	1:A:65:SER:HG	19	0.5	0.14	0.54
(1,20)	2:C:492:ASN:C	1:A:65:SER:N	19	0.5	0.14	0.54
(1,20)	2:C:492:ASN:C	1:A:65:SER:O	19	0.5	0.14	0.54
(1,20)	2:C:492:ASN:C	1:A:65:SER:OG	19	0.5	0.14	0.54
(1,20)	2:C:492:ASN:C	1:A:66:THR:C	19	0.5	0.14	0.54
(1,20)	2:C:492:ASN:C	1:A:66:THR:CA	19	0.5	0.14	0.54
(1,20)	2:C:492:ASN:C	1:A:66:THR:CB	19	0.5	0.14	0.54
(1,20)	2:C:492:ASN:C	1:A:66:THR:CG2	19	0.5	0.14	0.54
(1,20)	2:C:492:ASN:C	1:A:66:THR:H	19	0.5	0.14	0.54
(1,20)	2:C:492:ASN:C	1:A:66:THR:HA	19	0.5	0.14	0.54
(1,20)	2:C:492:ASN:C	1:A:66:THR:HB	19	0.5	0.14	0.54
(1,20)	2:C:492:ASN:C	1:A:66:THR:HG1	19	0.5	0.14	0.54
(1,20)	2:C:492:ASN:C	1:A:66:THR:HG21	19	0.5	0.14	0.54
(1,20)	2:C:492:ASN:C	1:A:66:THR:HG22	19	0.5	0.14	0.54
(1,20)	2:C:492:ASN:C	1:A:66:THR:HG23	19	0.5	0.14	0.54
(1,20)	2:C:492:ASN:C	1:A:66:THR:N	19	0.5	0.14	0.54
(1,20)	2:C:492:ASN:C	1:A:66:THR:O	19	0.5	0.14	0.54
(1,20)	2:C:492:ASN:C	1:A:66:THR:OG1	19	0.5	0.14	0.54
(1,20)	2:C:492:ASN:C	1:A:68:HIS:C	19	0.5	0.14	0.54
(1,20)	2:C:492:ASN:C	1:A:68:HIS:CA	19	0.5	0.14	0.54
(1,20)	2:C:492:ASN:C	1:A:68:HIS:CB	19	0.5	0.14	0.54
(1,20)	2:C:492:ASN:C	1:A:68:HIS:CD2	19	0.5	0.14	0.54
(1,20)	2:C:492:ASN:C	1:A:68:HIS:CE1	19	0.5	0.14	0.54
(1,20)	2:C:492:ASN:C	1:A:68:HIS:CG	19	0.5	0.14	0.54
(1,20)	2:C:492:ASN:C	1:A:68:HIS:H	19	0.5	0.14	0.54
(1,20)	2:C:492:ASN:C	1:A:68:HIS:HA	19	0.5	0.14	0.54
(1,20)	2:C:492:ASN:C	1:A:68:HIS:HB2	19	0.5	0.14	0.54
(1,20)	2:C:492:ASN:C	1:A:68:HIS:HB3	19	0.5	0.14	0.54
(1,20)	2:C:492:ASN:C	1:A:68:HIS:HD2	19	0.5	0.14	0.54
(1,20)	2:C:492:ASN:C	1:A:68:HIS:HE1	19	0.5	0.14	0.54
(1,20)	2:C:492:ASN:C	1:A:68:HIS:HE2	19	0.5	0.14	0.54

Continued on next page...

Continued from previous page...

Key	Atom-1	Atom-2	Models ¹	Mean (Å)	SD ¹ (Å)	Median (Å)
(1,20)	2:C:492:ASN:C	1:A:68:HIS:N	19	0.5	0.14	0.54
(1,20)	2:C:492:ASN:C	1:A:68:HIS:ND1	19	0.5	0.14	0.54
(1,20)	2:C:492:ASN:C	1:A:68:HIS:NE2	19	0.5	0.14	0.54
(1,20)	2:C:492:ASN:C	1:A:68:HIS:O	19	0.5	0.14	0.54
(1,20)	2:C:492:ASN:C	1:A:69:LEU:C	19	0.5	0.14	0.54
(1,20)	2:C:492:ASN:C	1:A:69:LEU:CA	19	0.5	0.14	0.54
(1,20)	2:C:492:ASN:C	1:A:69:LEU:CB	19	0.5	0.14	0.54
(1,20)	2:C:492:ASN:C	1:A:69:LEU:CD1	19	0.5	0.14	0.54
(1,20)	2:C:492:ASN:C	1:A:69:LEU:CD2	19	0.5	0.14	0.54
(1,20)	2:C:492:ASN:C	1:A:69:LEU:CG	19	0.5	0.14	0.54
(1,20)	2:C:492:ASN:C	1:A:69:LEU:H	19	0.5	0.14	0.54
(1,20)	2:C:492:ASN:C	1:A:69:LEU:HA	19	0.5	0.14	0.54
(1,20)	2:C:492:ASN:C	1:A:69:LEU:HB2	19	0.5	0.14	0.54
(1,20)	2:C:492:ASN:C	1:A:69:LEU:HB3	19	0.5	0.14	0.54
(1,20)	2:C:492:ASN:C	1:A:69:LEU:HD11	19	0.5	0.14	0.54
(1,20)	2:C:492:ASN:C	1:A:69:LEU:HD12	19	0.5	0.14	0.54
(1,20)	2:C:492:ASN:C	1:A:69:LEU:HD13	19	0.5	0.14	0.54
(1,20)	2:C:492:ASN:C	1:A:69:LEU:HD21	19	0.5	0.14	0.54
(1,20)	2:C:492:ASN:C	1:A:69:LEU:HD22	19	0.5	0.14	0.54
(1,20)	2:C:492:ASN:C	1:A:69:LEU:HD23	19	0.5	0.14	0.54
(1,20)	2:C:492:ASN:C	1:A:69:LEU:HG	19	0.5	0.14	0.54
(1,20)	2:C:492:ASN:C	1:A:69:LEU:N	19	0.5	0.14	0.54
(1,20)	2:C:492:ASN:C	1:A:69:LEU:O	19	0.5	0.14	0.54
(1,20)	2:C:492:ASN:C	1:A:70:VAL:C	19	0.5	0.14	0.54
(1,20)	2:C:492:ASN:C	1:A:70:VAL:CA	19	0.5	0.14	0.54
(1,20)	2:C:492:ASN:C	1:A:70:VAL:CB	19	0.5	0.14	0.54
(1,20)	2:C:492:ASN:C	1:A:70:VAL:CG1	19	0.5	0.14	0.54
(1,20)	2:C:492:ASN:C	1:A:70:VAL:CG2	19	0.5	0.14	0.54
(1,20)	2:C:492:ASN:C	1:A:70:VAL:H	19	0.5	0.14	0.54
(1,20)	2:C:492:ASN:C	1:A:70:VAL:HA	19	0.5	0.14	0.54
(1,20)	2:C:492:ASN:C	1:A:70:VAL:HB	19	0.5	0.14	0.54
(1,20)	2:C:492:ASN:C	1:A:70:VAL:HG11	19	0.5	0.14	0.54
(1,20)	2:C:492:ASN:C	1:A:70:VAL:HG12	19	0.5	0.14	0.54
(1,20)	2:C:492:ASN:C	1:A:70:VAL:HG13	19	0.5	0.14	0.54
(1,20)	2:C:492:ASN:C	1:A:70:VAL:HG21	19	0.5	0.14	0.54
(1,20)	2:C:492:ASN:C	1:A:70:VAL:HG22	19	0.5	0.14	0.54
(1,20)	2:C:492:ASN:C	1:A:70:VAL:HG23	19	0.5	0.14	0.54
(1,20)	2:C:492:ASN:C	1:A:70:VAL:N	19	0.5	0.14	0.54
(1,20)	2:C:492:ASN:C	1:A:70:VAL:O	19	0.5	0.14	0.54
(1,20)	2:C:492:ASN:C	1:A:71:LEU:C	19	0.5	0.14	0.54
(1,20)	2:C:492:ASN:C	1:A:71:LEU:CA	19	0.5	0.14	0.54
(1,20)	2:C:492:ASN:C	1:A:71:LEU:CB	19	0.5	0.14	0.54

Continued on next page...

Continued from previous page...

Key	Atom-1	Atom-2	Models ¹	Mean (Å)	SD ¹ (Å)	Median (Å)
(1,20)	2:C:492:ASN:C	1:A:71:LEU:CD1	19	0.5	0.14	0.54
(1,20)	2:C:492:ASN:C	1:A:71:LEU:CD2	19	0.5	0.14	0.54
(1,20)	2:C:492:ASN:C	1:A:71:LEU:CG	19	0.5	0.14	0.54
(1,20)	2:C:492:ASN:C	1:A:71:LEU:H	19	0.5	0.14	0.54
(1,20)	2:C:492:ASN:C	1:A:71:LEU:HA	19	0.5	0.14	0.54
(1,20)	2:C:492:ASN:C	1:A:71:LEU:HB2	19	0.5	0.14	0.54
(1,20)	2:C:492:ASN:C	1:A:71:LEU:HB3	19	0.5	0.14	0.54
(1,20)	2:C:492:ASN:C	1:A:71:LEU:HD11	19	0.5	0.14	0.54
(1,20)	2:C:492:ASN:C	1:A:71:LEU:HD12	19	0.5	0.14	0.54
(1,20)	2:C:492:ASN:C	1:A:71:LEU:HD13	19	0.5	0.14	0.54
(1,20)	2:C:492:ASN:C	1:A:71:LEU:HD21	19	0.5	0.14	0.54
(1,20)	2:C:492:ASN:C	1:A:71:LEU:HD22	19	0.5	0.14	0.54
(1,20)	2:C:492:ASN:C	1:A:71:LEU:HD23	19	0.5	0.14	0.54
(1,20)	2:C:492:ASN:C	1:A:71:LEU:HG	19	0.5	0.14	0.54
(1,20)	2:C:492:ASN:C	1:A:71:LEU:N	19	0.5	0.14	0.54
(1,20)	2:C:492:ASN:C	1:A:71:LEU:O	19	0.5	0.14	0.54
(1,20)	2:C:492:ASN:C	1:A:72:ARG:C	19	0.5	0.14	0.54
(1,20)	2:C:492:ASN:C	1:A:72:ARG:CA	19	0.5	0.14	0.54
(1,20)	2:C:492:ASN:C	1:A:72:ARG:CB	19	0.5	0.14	0.54
(1,20)	2:C:492:ASN:C	1:A:72:ARG:CD	19	0.5	0.14	0.54
(1,20)	2:C:492:ASN:C	1:A:72:ARG:CG	19	0.5	0.14	0.54
(1,20)	2:C:492:ASN:C	1:A:72:ARG:CZ	19	0.5	0.14	0.54
(1,20)	2:C:492:ASN:C	1:A:72:ARG:H	19	0.5	0.14	0.54
(1,20)	2:C:492:ASN:C	1:A:72:ARG:HA	19	0.5	0.14	0.54
(1,20)	2:C:492:ASN:C	1:A:72:ARG:HB2	19	0.5	0.14	0.54
(1,20)	2:C:492:ASN:C	1:A:72:ARG:HB3	19	0.5	0.14	0.54
(1,20)	2:C:492:ASN:C	1:A:72:ARG:HD2	19	0.5	0.14	0.54
(1,20)	2:C:492:ASN:C	1:A:72:ARG:HD3	19	0.5	0.14	0.54
(1,20)	2:C:492:ASN:C	1:A:72:ARG:HE	19	0.5	0.14	0.54
(1,20)	2:C:492:ASN:C	1:A:72:ARG:HG2	19	0.5	0.14	0.54
(1,20)	2:C:492:ASN:C	1:A:72:ARG:HG3	19	0.5	0.14	0.54
(1,20)	2:C:492:ASN:C	1:A:72:ARG:HH11	19	0.5	0.14	0.54
(1,20)	2:C:492:ASN:C	1:A:72:ARG:HH12	19	0.5	0.14	0.54
(1,20)	2:C:492:ASN:C	1:A:72:ARG:HH21	19	0.5	0.14	0.54
(1,20)	2:C:492:ASN:C	1:A:72:ARG:HH22	19	0.5	0.14	0.54
(1,20)	2:C:492:ASN:C	1:A:72:ARG:N	19	0.5	0.14	0.54
(1,20)	2:C:492:ASN:C	1:A:72:ARG:NE	19	0.5	0.14	0.54
(1,20)	2:C:492:ASN:C	1:A:72:ARG:NH1	19	0.5	0.14	0.54
(1,20)	2:C:492:ASN:C	1:A:72:ARG:NH2	19	0.5	0.14	0.54
(1,20)	2:C:492:ASN:C	1:A:72:ARG:O	19	0.5	0.14	0.54
(1,20)	2:C:492:ASN:C	1:A:73:LEU:C	19	0.5	0.14	0.54
(1,20)	2:C:492:ASN:C	1:A:73:LEU:CA	19	0.5	0.14	0.54

Continued on next page...

Continued from previous page...

Key	Atom-1	Atom-2	Models ¹	Mean (Å)	SD ¹ (Å)	Median (Å)
(1,20)	2:C:492:ASN:C	1:A:73:LEU:CB	19	0.5	0.14	0.54
(1,20)	2:C:492:ASN:C	1:A:73:LEU:CD1	19	0.5	0.14	0.54
(1,20)	2:C:492:ASN:C	1:A:73:LEU:CD2	19	0.5	0.14	0.54
(1,20)	2:C:492:ASN:C	1:A:73:LEU:CG	19	0.5	0.14	0.54
(1,20)	2:C:492:ASN:C	1:A:73:LEU:H	19	0.5	0.14	0.54
(1,20)	2:C:492:ASN:C	1:A:73:LEU:HA	19	0.5	0.14	0.54
(1,20)	2:C:492:ASN:C	1:A:73:LEU:HB2	19	0.5	0.14	0.54
(1,20)	2:C:492:ASN:C	1:A:73:LEU:HB3	19	0.5	0.14	0.54
(1,20)	2:C:492:ASN:C	1:A:73:LEU:HD11	19	0.5	0.14	0.54
(1,20)	2:C:492:ASN:C	1:A:73:LEU:HD12	19	0.5	0.14	0.54
(1,20)	2:C:492:ASN:C	1:A:73:LEU:HD13	19	0.5	0.14	0.54
(1,20)	2:C:492:ASN:C	1:A:73:LEU:HD21	19	0.5	0.14	0.54
(1,20)	2:C:492:ASN:C	1:A:73:LEU:HD22	19	0.5	0.14	0.54
(1,20)	2:C:492:ASN:C	1:A:73:LEU:HD23	19	0.5	0.14	0.54
(1,20)	2:C:492:ASN:C	1:A:73:LEU:HG	19	0.5	0.14	0.54
(1,20)	2:C:492:ASN:C	1:A:73:LEU:N	19	0.5	0.14	0.54
(1,20)	2:C:492:ASN:C	1:A:73:LEU:O	19	0.5	0.14	0.54
(1,20)	2:C:492:ASN:C	1:A:74:ARG:C	19	0.5	0.14	0.54
(1,20)	2:C:492:ASN:C	1:A:74:ARG:CA	19	0.5	0.14	0.54
(1,20)	2:C:492:ASN:C	1:A:74:ARG:CB	19	0.5	0.14	0.54
(1,20)	2:C:492:ASN:C	1:A:74:ARG:CD	19	0.5	0.14	0.54
(1,20)	2:C:492:ASN:C	1:A:74:ARG:CG	19	0.5	0.14	0.54
(1,20)	2:C:492:ASN:C	1:A:74:ARG:CZ	19	0.5	0.14	0.54
(1,20)	2:C:492:ASN:C	1:A:74:ARG:H	19	0.5	0.14	0.54
(1,20)	2:C:492:ASN:C	1:A:74:ARG:HA	19	0.5	0.14	0.54
(1,20)	2:C:492:ASN:C	1:A:74:ARG:HB2	19	0.5	0.14	0.54
(1,20)	2:C:492:ASN:C	1:A:74:ARG:HB3	19	0.5	0.14	0.54
(1,20)	2:C:492:ASN:C	1:A:74:ARG:HD2	19	0.5	0.14	0.54
(1,20)	2:C:492:ASN:C	1:A:74:ARG:HD3	19	0.5	0.14	0.54
(1,20)	2:C:492:ASN:C	1:A:74:ARG:HE	19	0.5	0.14	0.54
(1,20)	2:C:492:ASN:C	1:A:74:ARG:HG2	19	0.5	0.14	0.54
(1,20)	2:C:492:ASN:C	1:A:74:ARG:HG3	19	0.5	0.14	0.54
(1,20)	2:C:492:ASN:C	1:A:74:ARG:HH11	19	0.5	0.14	0.54
(1,20)	2:C:492:ASN:C	1:A:74:ARG:HH12	19	0.5	0.14	0.54
(1,20)	2:C:492:ASN:C	1:A:74:ARG:HH21	19	0.5	0.14	0.54
(1,20)	2:C:492:ASN:C	1:A:74:ARG:HH22	19	0.5	0.14	0.54
(1,20)	2:C:492:ASN:C	1:A:74:ARG:N	19	0.5	0.14	0.54
(1,20)	2:C:492:ASN:C	1:A:74:ARG:NE	19	0.5	0.14	0.54
(1,20)	2:C:492:ASN:C	1:A:74:ARG:NH1	19	0.5	0.14	0.54
(1,20)	2:C:492:ASN:C	1:A:74:ARG:NH2	19	0.5	0.14	0.54
(1,20)	2:C:492:ASN:C	1:A:74:ARG:O	19	0.5	0.14	0.54
(1,20)	2:C:492:ASN:C	1:A:75:GLY:C	19	0.5	0.14	0.54

Continued on next page...

Continued from previous page...

Key	Atom-1	Atom-2	Models ¹	Mean (Å)	SD ¹ (Å)	Median (Å)
(1,20)	2:C:492:ASN:C	1:A:75:GLY:CA	19	0.5	0.14	0.54
(1,20)	2:C:492:ASN:C	1:A:75:GLY:H	19	0.5	0.14	0.54
(1,20)	2:C:492:ASN:C	1:A:75:GLY:HA2	19	0.5	0.14	0.54
(1,20)	2:C:492:ASN:C	1:A:75:GLY:HA3	19	0.5	0.14	0.54
(1,20)	2:C:492:ASN:C	1:A:75:GLY:N	19	0.5	0.14	0.54
(1,20)	2:C:492:ASN:C	1:A:75:GLY:O	19	0.5	0.14	0.54
(1,20)	2:C:492:ASN:C	1:A:76:GLY:C	19	0.5	0.14	0.54
(1,20)	2:C:492:ASN:C	1:A:76:GLY:CA	19	0.5	0.14	0.54
(1,20)	2:C:492:ASN:C	1:A:76:GLY:H	19	0.5	0.14	0.54
(1,20)	2:C:492:ASN:C	1:A:76:GLY:HA2	19	0.5	0.14	0.54
(1,20)	2:C:492:ASN:C	1:A:76:GLY:HA3	19	0.5	0.14	0.54
(1,20)	2:C:492:ASN:C	1:A:76:GLY:N	19	0.5	0.14	0.54
(1,20)	2:C:492:ASN:C	1:A:76:GLY:O	19	0.5	0.14	0.54
(1,20)	2:C:492:ASN:CA	1:A:4:PHE:C	19	0.5	0.14	0.54
(1,20)	2:C:492:ASN:CA	1:A:4:PHE:CA	19	0.5	0.14	0.54
(1,20)	2:C:492:ASN:CA	1:A:4:PHE:CB	19	0.5	0.14	0.54
(1,20)	2:C:492:ASN:CA	1:A:4:PHE:CD1	19	0.5	0.14	0.54
(1,20)	2:C:492:ASN:CA	1:A:4:PHE:CD2	19	0.5	0.14	0.54
(1,20)	2:C:492:ASN:CA	1:A:4:PHE:CE1	19	0.5	0.14	0.54
(1,20)	2:C:492:ASN:CA	1:A:4:PHE:CE2	19	0.5	0.14	0.54
(1,20)	2:C:492:ASN:CA	1:A:4:PHE:CG	19	0.5	0.14	0.54
(1,20)	2:C:492:ASN:CA	1:A:4:PHE:CZ	19	0.5	0.14	0.54
(1,20)	2:C:492:ASN:CA	1:A:4:PHE:H	19	0.5	0.14	0.54
(1,20)	2:C:492:ASN:CA	1:A:4:PHE:HA	19	0.5	0.14	0.54
(1,20)	2:C:492:ASN:CA	1:A:4:PHE:HB2	19	0.5	0.14	0.54
(1,20)	2:C:492:ASN:CA	1:A:4:PHE:HB3	19	0.5	0.14	0.54
(1,20)	2:C:492:ASN:CA	1:A:4:PHE:HD1	19	0.5	0.14	0.54
(1,20)	2:C:492:ASN:CA	1:A:4:PHE:HD2	19	0.5	0.14	0.54
(1,20)	2:C:492:ASN:CA	1:A:4:PHE:HE1	19	0.5	0.14	0.54
(1,20)	2:C:492:ASN:CA	1:A:4:PHE:HE2	19	0.5	0.14	0.54
(1,20)	2:C:492:ASN:CA	1:A:4:PHE:HZ	19	0.5	0.14	0.54
(1,20)	2:C:492:ASN:CA	1:A:4:PHE:N	19	0.5	0.14	0.54
(1,20)	2:C:492:ASN:CA	1:A:4:PHE:O	19	0.5	0.14	0.54
(1,20)	2:C:492:ASN:CA	1:A:6:LYS:C	19	0.5	0.14	0.54
(1,20)	2:C:492:ASN:CA	1:A:6:LYS:CA	19	0.5	0.14	0.54
(1,20)	2:C:492:ASN:CA	1:A:6:LYS:CB	19	0.5	0.14	0.54
(1,20)	2:C:492:ASN:CA	1:A:6:LYS:CD	19	0.5	0.14	0.54
(1,20)	2:C:492:ASN:CA	1:A:6:LYS:CE	19	0.5	0.14	0.54
(1,20)	2:C:492:ASN:CA	1:A:6:LYS:CG	19	0.5	0.14	0.54
(1,20)	2:C:492:ASN:CA	1:A:6:LYS:H	19	0.5	0.14	0.54
(1,20)	2:C:492:ASN:CA	1:A:6:LYS:HA	19	0.5	0.14	0.54
(1,20)	2:C:492:ASN:CA	1:A:6:LYS:HB2	19	0.5	0.14	0.54

Continued on next page...

Continued from previous page...

Key	Atom-1	Atom-2	Models ¹	Mean (Å)	SD ¹ (Å)	Median (Å)
(1,20)	2:C:492:ASN:CA	1:A:6:LYS:HB3	19	0.5	0.14	0.54
(1,20)	2:C:492:ASN:CA	1:A:6:LYS:HD2	19	0.5	0.14	0.54
(1,20)	2:C:492:ASN:CA	1:A:6:LYS:HD3	19	0.5	0.14	0.54
(1,20)	2:C:492:ASN:CA	1:A:6:LYS:HE2	19	0.5	0.14	0.54
(1,20)	2:C:492:ASN:CA	1:A:6:LYS:HE3	19	0.5	0.14	0.54
(1,20)	2:C:492:ASN:CA	1:A:6:LYS:HG2	19	0.5	0.14	0.54
(1,20)	2:C:492:ASN:CA	1:A:6:LYS:HG3	19	0.5	0.14	0.54
(1,20)	2:C:492:ASN:CA	1:A:6:LYS:HZ1	19	0.5	0.14	0.54
(1,20)	2:C:492:ASN:CA	1:A:6:LYS:HZ2	19	0.5	0.14	0.54
(1,20)	2:C:492:ASN:CA	1:A:6:LYS:HZ3	19	0.5	0.14	0.54
(1,20)	2:C:492:ASN:CA	1:A:6:LYS:N	19	0.5	0.14	0.54
(1,20)	2:C:492:ASN:CA	1:A:6:LYS:NZ	19	0.5	0.14	0.54
(1,20)	2:C:492:ASN:CA	1:A:6:LYS:O	19	0.5	0.14	0.54
(1,20)	2:C:492:ASN:CA	1:A:7:THR:C	19	0.5	0.14	0.54
(1,20)	2:C:492:ASN:CA	1:A:7:THR:CA	19	0.5	0.14	0.54
(1,20)	2:C:492:ASN:CA	1:A:7:THR:CB	19	0.5	0.14	0.54
(1,20)	2:C:492:ASN:CA	1:A:7:THR:CG2	19	0.5	0.14	0.54
(1,20)	2:C:492:ASN:CA	1:A:7:THR:H	19	0.5	0.14	0.54
(1,20)	2:C:492:ASN:CA	1:A:7:THR:HA	19	0.5	0.14	0.54
(1,20)	2:C:492:ASN:CA	1:A:7:THR:HB	19	0.5	0.14	0.54
(1,20)	2:C:492:ASN:CA	1:A:7:THR:HG1	19	0.5	0.14	0.54
(1,20)	2:C:492:ASN:CA	1:A:7:THR:HG21	19	0.5	0.14	0.54
(1,20)	2:C:492:ASN:CA	1:A:7:THR:HG22	19	0.5	0.14	0.54
(1,20)	2:C:492:ASN:CA	1:A:7:THR:HG23	19	0.5	0.14	0.54
(1,20)	2:C:492:ASN:CA	1:A:7:THR:N	19	0.5	0.14	0.54
(1,20)	2:C:492:ASN:CA	1:A:7:THR:O	19	0.5	0.14	0.54
(1,20)	2:C:492:ASN:CA	1:A:7:THR:OG1	19	0.5	0.14	0.54
(1,20)	2:C:492:ASN:CA	1:A:8:LEU:C	19	0.5	0.14	0.54
(1,20)	2:C:492:ASN:CA	1:A:8:LEU:CA	19	0.5	0.14	0.54
(1,20)	2:C:492:ASN:CA	1:A:8:LEU:CB	19	0.5	0.14	0.54
(1,20)	2:C:492:ASN:CA	1:A:8:LEU:CD1	19	0.5	0.14	0.54
(1,20)	2:C:492:ASN:CA	1:A:8:LEU:CD2	19	0.5	0.14	0.54
(1,20)	2:C:492:ASN:CA	1:A:8:LEU:CG	19	0.5	0.14	0.54
(1,20)	2:C:492:ASN:CA	1:A:8:LEU:H	19	0.5	0.14	0.54
(1,20)	2:C:492:ASN:CA	1:A:8:LEU:HA	19	0.5	0.14	0.54
(1,20)	2:C:492:ASN:CA	1:A:8:LEU:HB2	19	0.5	0.14	0.54
(1,20)	2:C:492:ASN:CA	1:A:8:LEU:HB3	19	0.5	0.14	0.54
(1,20)	2:C:492:ASN:CA	1:A:8:LEU:HD11	19	0.5	0.14	0.54
(1,20)	2:C:492:ASN:CA	1:A:8:LEU:HD12	19	0.5	0.14	0.54
(1,20)	2:C:492:ASN:CA	1:A:8:LEU:HD13	19	0.5	0.14	0.54
(1,20)	2:C:492:ASN:CA	1:A:8:LEU:HD21	19	0.5	0.14	0.54
(1,20)	2:C:492:ASN:CA	1:A:8:LEU:HD22	19	0.5	0.14	0.54

Continued on next page...

Continued from previous page...

Key	Atom-1	Atom-2	Models ¹	Mean (Å)	SD ¹ (Å)	Median (Å)
(1,20)	2:C:492:ASN:CA	1:A:8:LEU:HD23	19	0.5	0.14	0.54
(1,20)	2:C:492:ASN:CA	1:A:8:LEU:HG	19	0.5	0.14	0.54
(1,20)	2:C:492:ASN:CA	1:A:8:LEU:N	19	0.5	0.14	0.54
(1,20)	2:C:492:ASN:CA	1:A:8:LEU:O	19	0.5	0.14	0.54
(1,20)	2:C:492:ASN:CA	1:A:9:THR:C	19	0.5	0.14	0.54
(1,20)	2:C:492:ASN:CA	1:A:9:THR:CA	19	0.5	0.14	0.54
(1,20)	2:C:492:ASN:CA	1:A:9:THR:CB	19	0.5	0.14	0.54
(1,20)	2:C:492:ASN:CA	1:A:9:THR:CG2	19	0.5	0.14	0.54
(1,20)	2:C:492:ASN:CA	1:A:9:THR:H	19	0.5	0.14	0.54
(1,20)	2:C:492:ASN:CA	1:A:9:THR:HA	19	0.5	0.14	0.54
(1,20)	2:C:492:ASN:CA	1:A:9:THR:HB	19	0.5	0.14	0.54
(1,20)	2:C:492:ASN:CA	1:A:9:THR:HG1	19	0.5	0.14	0.54
(1,20)	2:C:492:ASN:CA	1:A:9:THR:HG21	19	0.5	0.14	0.54
(1,20)	2:C:492:ASN:CA	1:A:9:THR:HG22	19	0.5	0.14	0.54
(1,20)	2:C:492:ASN:CA	1:A:9:THR:HG23	19	0.5	0.14	0.54
(1,20)	2:C:492:ASN:CA	1:A:9:THR:N	19	0.5	0.14	0.54
(1,20)	2:C:492:ASN:CA	1:A:9:THR:O	19	0.5	0.14	0.54
(1,20)	2:C:492:ASN:CA	1:A:9:THR:OG1	19	0.5	0.14	0.54
(1,20)	2:C:492:ASN:CA	1:A:10:GLY:C	19	0.5	0.14	0.54
(1,20)	2:C:492:ASN:CA	1:A:10:GLY:CA	19	0.5	0.14	0.54
(1,20)	2:C:492:ASN:CA	1:A:10:GLY:H	19	0.5	0.14	0.54
(1,20)	2:C:492:ASN:CA	1:A:10:GLY:HA2	19	0.5	0.14	0.54
(1,20)	2:C:492:ASN:CA	1:A:10:GLY:HA3	19	0.5	0.14	0.54
(1,20)	2:C:492:ASN:CA	1:A:10:GLY:N	19	0.5	0.14	0.54
(1,20)	2:C:492:ASN:CA	1:A:10:GLY:O	19	0.5	0.14	0.54
(1,20)	2:C:492:ASN:CA	1:A:11:LYS:C	19	0.5	0.14	0.54
(1,20)	2:C:492:ASN:CA	1:A:11:LYS:CA	19	0.5	0.14	0.54
(1,20)	2:C:492:ASN:CA	1:A:11:LYS:CB	19	0.5	0.14	0.54
(1,20)	2:C:492:ASN:CA	1:A:11:LYS:CD	19	0.5	0.14	0.54
(1,20)	2:C:492:ASN:CA	1:A:11:LYS:CE	19	0.5	0.14	0.54
(1,20)	2:C:492:ASN:CA	1:A:11:LYS:CG	19	0.5	0.14	0.54
(1,20)	2:C:492:ASN:CA	1:A:11:LYS:H	19	0.5	0.14	0.54
(1,20)	2:C:492:ASN:CA	1:A:11:LYS:HA	19	0.5	0.14	0.54
(1,20)	2:C:492:ASN:CA	1:A:11:LYS:HB2	19	0.5	0.14	0.54
(1,20)	2:C:492:ASN:CA	1:A:11:LYS:HB3	19	0.5	0.14	0.54
(1,20)	2:C:492:ASN:CA	1:A:11:LYS:HD2	19	0.5	0.14	0.54
(1,20)	2:C:492:ASN:CA	1:A:11:LYS:HD3	19	0.5	0.14	0.54
(1,20)	2:C:492:ASN:CA	1:A:11:LYS:HE2	19	0.5	0.14	0.54
(1,20)	2:C:492:ASN:CA	1:A:11:LYS:HE3	19	0.5	0.14	0.54
(1,20)	2:C:492:ASN:CA	1:A:11:LYS:HG2	19	0.5	0.14	0.54
(1,20)	2:C:492:ASN:CA	1:A:11:LYS:HG3	19	0.5	0.14	0.54
(1,20)	2:C:492:ASN:CA	1:A:11:LYS:HZ1	19	0.5	0.14	0.54

Continued on next page...

Continued from previous page...

Key	Atom-1	Atom-2	Models ¹	Mean (Å)	SD ¹ (Å)	Median (Å)
(1,20)	2:C:492:ASN:CA	1:A:11:LYS:HZ2	19	0.5	0.14	0.54
(1,20)	2:C:492:ASN:CA	1:A:11:LYS:HZ3	19	0.5	0.14	0.54
(1,20)	2:C:492:ASN:CA	1:A:11:LYS:N	19	0.5	0.14	0.54
(1,20)	2:C:492:ASN:CA	1:A:11:LYS:NZ	19	0.5	0.14	0.54
(1,20)	2:C:492:ASN:CA	1:A:11:LYS:O	19	0.5	0.14	0.54
(1,20)	2:C:492:ASN:CA	1:A:13:ILE:C	19	0.5	0.14	0.54
(1,20)	2:C:492:ASN:CA	1:A:13:ILE:CA	19	0.5	0.14	0.54
(1,20)	2:C:492:ASN:CA	1:A:13:ILE:CB	19	0.5	0.14	0.54
(1,20)	2:C:492:ASN:CA	1:A:13:ILE:CD1	19	0.5	0.14	0.54
(1,20)	2:C:492:ASN:CA	1:A:13:ILE:CG1	19	0.5	0.14	0.54
(1,20)	2:C:492:ASN:CA	1:A:13:ILE:CG2	19	0.5	0.14	0.54
(1,20)	2:C:492:ASN:CA	1:A:13:ILE:H	19	0.5	0.14	0.54
(1,20)	2:C:492:ASN:CA	1:A:13:ILE:HA	19	0.5	0.14	0.54
(1,20)	2:C:492:ASN:CA	1:A:13:ILE:HB	19	0.5	0.14	0.54
(1,20)	2:C:492:ASN:CA	1:A:13:ILE:HD11	19	0.5	0.14	0.54
(1,20)	2:C:492:ASN:CA	1:A:13:ILE:HD12	19	0.5	0.14	0.54
(1,20)	2:C:492:ASN:CA	1:A:13:ILE:HD13	19	0.5	0.14	0.54
(1,20)	2:C:492:ASN:CA	1:A:13:ILE:HG12	19	0.5	0.14	0.54
(1,20)	2:C:492:ASN:CA	1:A:13:ILE:HG13	19	0.5	0.14	0.54
(1,20)	2:C:492:ASN:CA	1:A:13:ILE:HG21	19	0.5	0.14	0.54
(1,20)	2:C:492:ASN:CA	1:A:13:ILE:HG22	19	0.5	0.14	0.54
(1,20)	2:C:492:ASN:CA	1:A:13:ILE:HG23	19	0.5	0.14	0.54
(1,20)	2:C:492:ASN:CA	1:A:13:ILE:N	19	0.5	0.14	0.54
(1,20)	2:C:492:ASN:CA	1:A:13:ILE:O	19	0.5	0.14	0.54
(1,20)	2:C:492:ASN:CA	1:A:34:GLU:C	19	0.5	0.14	0.54
(1,20)	2:C:492:ASN:CA	1:A:34:GLU:CA	19	0.5	0.14	0.54
(1,20)	2:C:492:ASN:CA	1:A:34:GLU:CB	19	0.5	0.14	0.54
(1,20)	2:C:492:ASN:CA	1:A:34:GLU:CD	19	0.5	0.14	0.54
(1,20)	2:C:492:ASN:CA	1:A:34:GLU:CG	19	0.5	0.14	0.54
(1,20)	2:C:492:ASN:CA	1:A:34:GLU:H	19	0.5	0.14	0.54
(1,20)	2:C:492:ASN:CA	1:A:34:GLU:HA	19	0.5	0.14	0.54
(1,20)	2:C:492:ASN:CA	1:A:34:GLU:HB2	19	0.5	0.14	0.54
(1,20)	2:C:492:ASN:CA	1:A:34:GLU:HB3	19	0.5	0.14	0.54
(1,20)	2:C:492:ASN:CA	1:A:34:GLU:HG2	19	0.5	0.14	0.54
(1,20)	2:C:492:ASN:CA	1:A:34:GLU:HG3	19	0.5	0.14	0.54
(1,20)	2:C:492:ASN:CA	1:A:34:GLU:N	19	0.5	0.14	0.54
(1,20)	2:C:492:ASN:CA	1:A:34:GLU:O	19	0.5	0.14	0.54
(1,20)	2:C:492:ASN:CA	1:A:34:GLU:OE1	19	0.5	0.14	0.54
(1,20)	2:C:492:ASN:CA	1:A:34:GLU:OE2	19	0.5	0.14	0.54
(1,20)	2:C:492:ASN:CA	1:A:36:ILE:C	19	0.5	0.14	0.54
(1,20)	2:C:492:ASN:CA	1:A:36:ILE:CA	19	0.5	0.14	0.54
(1,20)	2:C:492:ASN:CA	1:A:36:ILE:CB	19	0.5	0.14	0.54

Continued on next page...

Continued from previous page...

Key	Atom-1	Atom-2	Models ¹	Mean (Å)	SD ¹ (Å)	Median (Å)
(1,20)	2:C:492:ASN:CA	1:A:36:ILE:CD1	19	0.5	0.14	0.54
(1,20)	2:C:492:ASN:CA	1:A:36:ILE:CG1	19	0.5	0.14	0.54
(1,20)	2:C:492:ASN:CA	1:A:36:ILE:CG2	19	0.5	0.14	0.54
(1,20)	2:C:492:ASN:CA	1:A:36:ILE:H	19	0.5	0.14	0.54
(1,20)	2:C:492:ASN:CA	1:A:36:ILE:HA	19	0.5	0.14	0.54
(1,20)	2:C:492:ASN:CA	1:A:36:ILE:HB	19	0.5	0.14	0.54
(1,20)	2:C:492:ASN:CA	1:A:36:ILE:HD11	19	0.5	0.14	0.54
(1,20)	2:C:492:ASN:CA	1:A:36:ILE:HD12	19	0.5	0.14	0.54
(1,20)	2:C:492:ASN:CA	1:A:36:ILE:HD13	19	0.5	0.14	0.54
(1,20)	2:C:492:ASN:CA	1:A:36:ILE:HG12	19	0.5	0.14	0.54
(1,20)	2:C:492:ASN:CA	1:A:36:ILE:HG13	19	0.5	0.14	0.54
(1,20)	2:C:492:ASN:CA	1:A:36:ILE:HG21	19	0.5	0.14	0.54
(1,20)	2:C:492:ASN:CA	1:A:36:ILE:HG22	19	0.5	0.14	0.54
(1,20)	2:C:492:ASN:CA	1:A:36:ILE:HG23	19	0.5	0.14	0.54
(1,20)	2:C:492:ASN:CA	1:A:36:ILE:N	19	0.5	0.14	0.54
(1,20)	2:C:492:ASN:CA	1:A:36:ILE:O	19	0.5	0.14	0.54
(1,20)	2:C:492:ASN:CA	1:A:38:PRO:C	19	0.5	0.14	0.54
(1,20)	2:C:492:ASN:CA	1:A:38:PRO:CA	19	0.5	0.14	0.54
(1,20)	2:C:492:ASN:CA	1:A:38:PRO:CB	19	0.5	0.14	0.54
(1,20)	2:C:492:ASN:CA	1:A:38:PRO:CD	19	0.5	0.14	0.54
(1,20)	2:C:492:ASN:CA	1:A:38:PRO:CG	19	0.5	0.14	0.54
(1,20)	2:C:492:ASN:CA	1:A:38:PRO:HA	19	0.5	0.14	0.54
(1,20)	2:C:492:ASN:CA	1:A:38:PRO:HB2	19	0.5	0.14	0.54
(1,20)	2:C:492:ASN:CA	1:A:38:PRO:HB3	19	0.5	0.14	0.54
(1,20)	2:C:492:ASN:CA	1:A:38:PRO:HD2	19	0.5	0.14	0.54
(1,20)	2:C:492:ASN:CA	1:A:38:PRO:HD3	19	0.5	0.14	0.54
(1,20)	2:C:492:ASN:CA	1:A:38:PRO:HG2	19	0.5	0.14	0.54
(1,20)	2:C:492:ASN:CA	1:A:38:PRO:HG3	19	0.5	0.14	0.54
(1,20)	2:C:492:ASN:CA	1:A:38:PRO:N	19	0.5	0.14	0.54
(1,20)	2:C:492:ASN:CA	1:A:38:PRO:O	19	0.5	0.14	0.54
(1,20)	2:C:492:ASN:CA	1:A:39:ASP:C	19	0.5	0.14	0.54
(1,20)	2:C:492:ASN:CA	1:A:39:ASP:CA	19	0.5	0.14	0.54
(1,20)	2:C:492:ASN:CA	1:A:39:ASP:CB	19	0.5	0.14	0.54
(1,20)	2:C:492:ASN:CA	1:A:39:ASP:CG	19	0.5	0.14	0.54
(1,20)	2:C:492:ASN:CA	1:A:39:ASP:H	19	0.5	0.14	0.54
(1,20)	2:C:492:ASN:CA	1:A:39:ASP:HA	19	0.5	0.14	0.54
(1,20)	2:C:492:ASN:CA	1:A:39:ASP:HB2	19	0.5	0.14	0.54
(1,20)	2:C:492:ASN:CA	1:A:39:ASP:HB3	19	0.5	0.14	0.54
(1,20)	2:C:492:ASN:CA	1:A:39:ASP:N	19	0.5	0.14	0.54
(1,20)	2:C:492:ASN:CA	1:A:39:ASP:O	19	0.5	0.14	0.54
(1,20)	2:C:492:ASN:CA	1:A:39:ASP:OD1	19	0.5	0.14	0.54
(1,20)	2:C:492:ASN:CA	1:A:39:ASP:OD2	19	0.5	0.14	0.54

Continued on next page...

Continued from previous page...

Key	Atom-1	Atom-2	Models ¹	Mean (Å)	SD ¹ (Å)	Median (Å)
(1,20)	2:C:492:ASN:CA	1:A:40:GLN:C	19	0.5	0.14	0.54
(1,20)	2:C:492:ASN:CA	1:A:40:GLN:CA	19	0.5	0.14	0.54
(1,20)	2:C:492:ASN:CA	1:A:40:GLN:CB	19	0.5	0.14	0.54
(1,20)	2:C:492:ASN:CA	1:A:40:GLN:CD	19	0.5	0.14	0.54
(1,20)	2:C:492:ASN:CA	1:A:40:GLN:CG	19	0.5	0.14	0.54
(1,20)	2:C:492:ASN:CA	1:A:40:GLN:H	19	0.5	0.14	0.54
(1,20)	2:C:492:ASN:CA	1:A:40:GLN:HA	19	0.5	0.14	0.54
(1,20)	2:C:492:ASN:CA	1:A:40:GLN:HB2	19	0.5	0.14	0.54
(1,20)	2:C:492:ASN:CA	1:A:40:GLN:HB3	19	0.5	0.14	0.54
(1,20)	2:C:492:ASN:CA	1:A:40:GLN:HE21	19	0.5	0.14	0.54
(1,20)	2:C:492:ASN:CA	1:A:40:GLN:HE22	19	0.5	0.14	0.54
(1,20)	2:C:492:ASN:CA	1:A:40:GLN:HG2	19	0.5	0.14	0.54
(1,20)	2:C:492:ASN:CA	1:A:40:GLN:HG3	19	0.5	0.14	0.54
(1,20)	2:C:492:ASN:CA	1:A:40:GLN:N	19	0.5	0.14	0.54
(1,20)	2:C:492:ASN:CA	1:A:40:GLN:NE2	19	0.5	0.14	0.54
(1,20)	2:C:492:ASN:CA	1:A:40:GLN:O	19	0.5	0.14	0.54
(1,20)	2:C:492:ASN:CA	1:A:40:GLN:OE1	19	0.5	0.14	0.54
(1,20)	2:C:492:ASN:CA	1:A:41:GLN:C	19	0.5	0.14	0.54
(1,20)	2:C:492:ASN:CA	1:A:41:GLN:CA	19	0.5	0.14	0.54
(1,20)	2:C:492:ASN:CA	1:A:41:GLN:CB	19	0.5	0.14	0.54
(1,20)	2:C:492:ASN:CA	1:A:41:GLN:CD	19	0.5	0.14	0.54
(1,20)	2:C:492:ASN:CA	1:A:41:GLN:CG	19	0.5	0.14	0.54
(1,20)	2:C:492:ASN:CA	1:A:41:GLN:H	19	0.5	0.14	0.54
(1,20)	2:C:492:ASN:CA	1:A:41:GLN:HA	19	0.5	0.14	0.54
(1,20)	2:C:492:ASN:CA	1:A:41:GLN:HB2	19	0.5	0.14	0.54
(1,20)	2:C:492:ASN:CA	1:A:41:GLN:HB3	19	0.5	0.14	0.54
(1,20)	2:C:492:ASN:CA	1:A:41:GLN:HE21	19	0.5	0.14	0.54
(1,20)	2:C:492:ASN:CA	1:A:41:GLN:HE22	19	0.5	0.14	0.54
(1,20)	2:C:492:ASN:CA	1:A:41:GLN:HG2	19	0.5	0.14	0.54
(1,20)	2:C:492:ASN:CA	1:A:41:GLN:HG3	19	0.5	0.14	0.54
(1,20)	2:C:492:ASN:CA	1:A:41:GLN:N	19	0.5	0.14	0.54
(1,20)	2:C:492:ASN:CA	1:A:41:GLN:NE2	19	0.5	0.14	0.54
(1,20)	2:C:492:ASN:CA	1:A:41:GLN:O	19	0.5	0.14	0.54
(1,20)	2:C:492:ASN:CA	1:A:41:GLN:OE1	19	0.5	0.14	0.54
(1,20)	2:C:492:ASN:CA	1:A:42:ARG:C	19	0.5	0.14	0.54
(1,20)	2:C:492:ASN:CA	1:A:42:ARG:CA	19	0.5	0.14	0.54
(1,20)	2:C:492:ASN:CA	1:A:42:ARG:CB	19	0.5	0.14	0.54
(1,20)	2:C:492:ASN:CA	1:A:42:ARG:CD	19	0.5	0.14	0.54
(1,20)	2:C:492:ASN:CA	1:A:42:ARG:CG	19	0.5	0.14	0.54
(1,20)	2:C:492:ASN:CA	1:A:42:ARG:CZ	19	0.5	0.14	0.54
(1,20)	2:C:492:ASN:CA	1:A:42:ARG:H	19	0.5	0.14	0.54
(1,20)	2:C:492:ASN:CA	1:A:42:ARG:HA	19	0.5	0.14	0.54

Continued on next page...

Continued from previous page...

Key	Atom-1	Atom-2	Models ¹	Mean (Å)	SD ¹ (Å)	Median (Å)
(1,20)	2:C:492:ASN:CA	1:A:42:ARG:HB2	19	0.5	0.14	0.54
(1,20)	2:C:492:ASN:CA	1:A:42:ARG:HB3	19	0.5	0.14	0.54
(1,20)	2:C:492:ASN:CA	1:A:42:ARG:HD2	19	0.5	0.14	0.54
(1,20)	2:C:492:ASN:CA	1:A:42:ARG:HD3	19	0.5	0.14	0.54
(1,20)	2:C:492:ASN:CA	1:A:42:ARG:HE	19	0.5	0.14	0.54
(1,20)	2:C:492:ASN:CA	1:A:42:ARG:HG2	19	0.5	0.14	0.54
(1,20)	2:C:492:ASN:CA	1:A:42:ARG:HG3	19	0.5	0.14	0.54
(1,20)	2:C:492:ASN:CA	1:A:42:ARG:HH11	19	0.5	0.14	0.54
(1,20)	2:C:492:ASN:CA	1:A:42:ARG:HH12	19	0.5	0.14	0.54
(1,20)	2:C:492:ASN:CA	1:A:42:ARG:HH21	19	0.5	0.14	0.54
(1,20)	2:C:492:ASN:CA	1:A:42:ARG:HH22	19	0.5	0.14	0.54
(1,20)	2:C:492:ASN:CA	1:A:42:ARG:N	19	0.5	0.14	0.54
(1,20)	2:C:492:ASN:CA	1:A:42:ARG:NE	19	0.5	0.14	0.54
(1,20)	2:C:492:ASN:CA	1:A:42:ARG:NH1	19	0.5	0.14	0.54
(1,20)	2:C:492:ASN:CA	1:A:42:ARG:NH2	19	0.5	0.14	0.54
(1,20)	2:C:492:ASN:CA	1:A:42:ARG:O	19	0.5	0.14	0.54
(1,20)	2:C:492:ASN:CA	1:A:43:LEU:C	19	0.5	0.14	0.54
(1,20)	2:C:492:ASN:CA	1:A:43:LEU:CA	19	0.5	0.14	0.54
(1,20)	2:C:492:ASN:CA	1:A:43:LEU:CB	19	0.5	0.14	0.54
(1,20)	2:C:492:ASN:CA	1:A:43:LEU:CD1	19	0.5	0.14	0.54
(1,20)	2:C:492:ASN:CA	1:A:43:LEU:CD2	19	0.5	0.14	0.54
(1,20)	2:C:492:ASN:CA	1:A:43:LEU:CG	19	0.5	0.14	0.54
(1,20)	2:C:492:ASN:CA	1:A:43:LEU:H	19	0.5	0.14	0.54
(1,20)	2:C:492:ASN:CA	1:A:43:LEU:HA	19	0.5	0.14	0.54
(1,20)	2:C:492:ASN:CA	1:A:43:LEU:HB2	19	0.5	0.14	0.54
(1,20)	2:C:492:ASN:CA	1:A:43:LEU:HB3	19	0.5	0.14	0.54
(1,20)	2:C:492:ASN:CA	1:A:43:LEU:HD11	19	0.5	0.14	0.54
(1,20)	2:C:492:ASN:CA	1:A:43:LEU:HD12	19	0.5	0.14	0.54
(1,20)	2:C:492:ASN:CA	1:A:43:LEU:HD13	19	0.5	0.14	0.54
(1,20)	2:C:492:ASN:CA	1:A:43:LEU:HD21	19	0.5	0.14	0.54
(1,20)	2:C:492:ASN:CA	1:A:43:LEU:HD22	19	0.5	0.14	0.54
(1,20)	2:C:492:ASN:CA	1:A:43:LEU:HD23	19	0.5	0.14	0.54
(1,20)	2:C:492:ASN:CA	1:A:43:LEU:HG	19	0.5	0.14	0.54
(1,20)	2:C:492:ASN:CA	1:A:43:LEU:N	19	0.5	0.14	0.54
(1,20)	2:C:492:ASN:CA	1:A:43:LEU:O	19	0.5	0.14	0.54
(1,20)	2:C:492:ASN:CA	1:A:44:ILE:C	19	0.5	0.14	0.54
(1,20)	2:C:492:ASN:CA	1:A:44:ILE:CA	19	0.5	0.14	0.54
(1,20)	2:C:492:ASN:CA	1:A:44:ILE:CB	19	0.5	0.14	0.54
(1,20)	2:C:492:ASN:CA	1:A:44:ILE:CD1	19	0.5	0.14	0.54
(1,20)	2:C:492:ASN:CA	1:A:44:ILE:CG1	19	0.5	0.14	0.54
(1,20)	2:C:492:ASN:CA	1:A:44:ILE:CG2	19	0.5	0.14	0.54
(1,20)	2:C:492:ASN:CA	1:A:44:ILE:H	19	0.5	0.14	0.54

Continued on next page...

Continued from previous page...

Key	Atom-1	Atom-2	Models ¹	Mean (Å)	SD ¹ (Å)	Median (Å)
(1,20)	2:C:492:ASN:CA	1:A:44:ILE:HA	19	0.5	0.14	0.54
(1,20)	2:C:492:ASN:CA	1:A:44:ILE:HB	19	0.5	0.14	0.54
(1,20)	2:C:492:ASN:CA	1:A:44:ILE:HD11	19	0.5	0.14	0.54
(1,20)	2:C:492:ASN:CA	1:A:44:ILE:HD12	19	0.5	0.14	0.54
(1,20)	2:C:492:ASN:CA	1:A:44:ILE:HD13	19	0.5	0.14	0.54
(1,20)	2:C:492:ASN:CA	1:A:44:ILE:HG12	19	0.5	0.14	0.54
(1,20)	2:C:492:ASN:CA	1:A:44:ILE:HG13	19	0.5	0.14	0.54
(1,20)	2:C:492:ASN:CA	1:A:44:ILE:HG21	19	0.5	0.14	0.54
(1,20)	2:C:492:ASN:CA	1:A:44:ILE:HG22	19	0.5	0.14	0.54
(1,20)	2:C:492:ASN:CA	1:A:44:ILE:HG23	19	0.5	0.14	0.54
(1,20)	2:C:492:ASN:CA	1:A:44:ILE:N	19	0.5	0.14	0.54
(1,20)	2:C:492:ASN:CA	1:A:44:ILE:O	19	0.5	0.14	0.54
(1,20)	2:C:492:ASN:CA	1:A:45:PHE:C	19	0.5	0.14	0.54
(1,20)	2:C:492:ASN:CA	1:A:45:PHE:CA	19	0.5	0.14	0.54
(1,20)	2:C:492:ASN:CA	1:A:45:PHE:CB	19	0.5	0.14	0.54
(1,20)	2:C:492:ASN:CA	1:A:45:PHE:CD1	19	0.5	0.14	0.54
(1,20)	2:C:492:ASN:CA	1:A:45:PHE:CD2	19	0.5	0.14	0.54
(1,20)	2:C:492:ASN:CA	1:A:45:PHE:CE1	19	0.5	0.14	0.54
(1,20)	2:C:492:ASN:CA	1:A:45:PHE:CE2	19	0.5	0.14	0.54
(1,20)	2:C:492:ASN:CA	1:A:45:PHE:CG	19	0.5	0.14	0.54
(1,20)	2:C:492:ASN:CA	1:A:45:PHE:CZ	19	0.5	0.14	0.54
(1,20)	2:C:492:ASN:CA	1:A:45:PHE:H	19	0.5	0.14	0.54
(1,20)	2:C:492:ASN:CA	1:A:45:PHE:HA	19	0.5	0.14	0.54
(1,20)	2:C:492:ASN:CA	1:A:45:PHE:HB2	19	0.5	0.14	0.54
(1,20)	2:C:492:ASN:CA	1:A:45:PHE:HB3	19	0.5	0.14	0.54
(1,20)	2:C:492:ASN:CA	1:A:45:PHE:HD1	19	0.5	0.14	0.54
(1,20)	2:C:492:ASN:CA	1:A:45:PHE:HD2	19	0.5	0.14	0.54
(1,20)	2:C:492:ASN:CA	1:A:45:PHE:HE1	19	0.5	0.14	0.54
(1,20)	2:C:492:ASN:CA	1:A:45:PHE:HE2	19	0.5	0.14	0.54
(1,20)	2:C:492:ASN:CA	1:A:45:PHE:HZ	19	0.5	0.14	0.54
(1,20)	2:C:492:ASN:CA	1:A:45:PHE:N	19	0.5	0.14	0.54
(1,20)	2:C:492:ASN:CA	1:A:45:PHE:O	19	0.5	0.14	0.54
(1,20)	2:C:492:ASN:CA	1:A:46:ALA:C	19	0.5	0.14	0.54
(1,20)	2:C:492:ASN:CA	1:A:46:ALA:CA	19	0.5	0.14	0.54
(1,20)	2:C:492:ASN:CA	1:A:46:ALA:CB	19	0.5	0.14	0.54
(1,20)	2:C:492:ASN:CA	1:A:46:ALA:H	19	0.5	0.14	0.54
(1,20)	2:C:492:ASN:CA	1:A:46:ALA:HA	19	0.5	0.14	0.54
(1,20)	2:C:492:ASN:CA	1:A:46:ALA:HB1	19	0.5	0.14	0.54
(1,20)	2:C:492:ASN:CA	1:A:46:ALA:HB2	19	0.5	0.14	0.54
(1,20)	2:C:492:ASN:CA	1:A:46:ALA:HB3	19	0.5	0.14	0.54
(1,20)	2:C:492:ASN:CA	1:A:46:ALA:N	19	0.5	0.14	0.54
(1,20)	2:C:492:ASN:CA	1:A:46:ALA:O	19	0.5	0.14	0.54

Continued on next page...

Continued from previous page...

Key	Atom-1	Atom-2	Models ¹	Mean (Å)	SD ¹ (Å)	Median (Å)
(1,20)	2:C:492:ASN:CA	1:A:47:GLY:C	19	0.5	0.14	0.54
(1,20)	2:C:492:ASN:CA	1:A:47:GLY:CA	19	0.5	0.14	0.54
(1,20)	2:C:492:ASN:CA	1:A:47:GLY:H	19	0.5	0.14	0.54
(1,20)	2:C:492:ASN:CA	1:A:47:GLY:HA2	19	0.5	0.14	0.54
(1,20)	2:C:492:ASN:CA	1:A:47:GLY:HA3	19	0.5	0.14	0.54
(1,20)	2:C:492:ASN:CA	1:A:47:GLY:N	19	0.5	0.14	0.54
(1,20)	2:C:492:ASN:CA	1:A:47:GLY:O	19	0.5	0.14	0.54
(1,20)	2:C:492:ASN:CA	1:A:48:LYS:C	19	0.5	0.14	0.54
(1,20)	2:C:492:ASN:CA	1:A:48:LYS:CA	19	0.5	0.14	0.54
(1,20)	2:C:492:ASN:CA	1:A:48:LYS:CB	19	0.5	0.14	0.54
(1,20)	2:C:492:ASN:CA	1:A:48:LYS:CD	19	0.5	0.14	0.54
(1,20)	2:C:492:ASN:CA	1:A:48:LYS:CE	19	0.5	0.14	0.54
(1,20)	2:C:492:ASN:CA	1:A:48:LYS:CG	19	0.5	0.14	0.54
(1,20)	2:C:492:ASN:CA	1:A:48:LYS:H	19	0.5	0.14	0.54
(1,20)	2:C:492:ASN:CA	1:A:48:LYS:HA	19	0.5	0.14	0.54
(1,20)	2:C:492:ASN:CA	1:A:48:LYS:HB2	19	0.5	0.14	0.54
(1,20)	2:C:492:ASN:CA	1:A:48:LYS:HB3	19	0.5	0.14	0.54
(1,20)	2:C:492:ASN:CA	1:A:48:LYS:HD2	19	0.5	0.14	0.54
(1,20)	2:C:492:ASN:CA	1:A:48:LYS:HD3	19	0.5	0.14	0.54
(1,20)	2:C:492:ASN:CA	1:A:48:LYS:HE2	19	0.5	0.14	0.54
(1,20)	2:C:492:ASN:CA	1:A:48:LYS:HE3	19	0.5	0.14	0.54
(1,20)	2:C:492:ASN:CA	1:A:48:LYS:HG2	19	0.5	0.14	0.54
(1,20)	2:C:492:ASN:CA	1:A:48:LYS:HG3	19	0.5	0.14	0.54
(1,20)	2:C:492:ASN:CA	1:A:48:LYS:HZ1	19	0.5	0.14	0.54
(1,20)	2:C:492:ASN:CA	1:A:48:LYS:HZ2	19	0.5	0.14	0.54
(1,20)	2:C:492:ASN:CA	1:A:48:LYS:HZ3	19	0.5	0.14	0.54
(1,20)	2:C:492:ASN:CA	1:A:48:LYS:N	19	0.5	0.14	0.54
(1,20)	2:C:492:ASN:CA	1:A:48:LYS:NZ	19	0.5	0.14	0.54
(1,20)	2:C:492:ASN:CA	1:A:48:LYS:O	19	0.5	0.14	0.54
(1,20)	2:C:492:ASN:CA	1:A:49:GLN:C	19	0.5	0.14	0.54
(1,20)	2:C:492:ASN:CA	1:A:49:GLN:CA	19	0.5	0.14	0.54
(1,20)	2:C:492:ASN:CA	1:A:49:GLN:CB	19	0.5	0.14	0.54
(1,20)	2:C:492:ASN:CA	1:A:49:GLN:CD	19	0.5	0.14	0.54
(1,20)	2:C:492:ASN:CA	1:A:49:GLN:CG	19	0.5	0.14	0.54
(1,20)	2:C:492:ASN:CA	1:A:49:GLN:H	19	0.5	0.14	0.54
(1,20)	2:C:492:ASN:CA	1:A:49:GLN:HA	19	0.5	0.14	0.54
(1,20)	2:C:492:ASN:CA	1:A:49:GLN:HB2	19	0.5	0.14	0.54
(1,20)	2:C:492:ASN:CA	1:A:49:GLN:HB3	19	0.5	0.14	0.54
(1,20)	2:C:492:ASN:CA	1:A:49:GLN:HE21	19	0.5	0.14	0.54
(1,20)	2:C:492:ASN:CA	1:A:49:GLN:HE22	19	0.5	0.14	0.54
(1,20)	2:C:492:ASN:CA	1:A:49:GLN:HG2	19	0.5	0.14	0.54
(1,20)	2:C:492:ASN:CA	1:A:49:GLN:HG3	19	0.5	0.14	0.54

Continued on next page...

Continued from previous page...

Key	Atom-1	Atom-2	Models ¹	Mean (Å)	SD ¹ (Å)	Median (Å)
(1,20)	2:C:492:ASN:CA	1:A:49:GLN:N	19	0.5	0.14	0.54
(1,20)	2:C:492:ASN:CA	1:A:49:GLN:NE2	19	0.5	0.14	0.54
(1,20)	2:C:492:ASN:CA	1:A:49:GLN:O	19	0.5	0.14	0.54
(1,20)	2:C:492:ASN:CA	1:A:49:GLN:OE1	19	0.5	0.14	0.54
(1,20)	2:C:492:ASN:CA	1:A:51:GLU:C	19	0.5	0.14	0.54
(1,20)	2:C:492:ASN:CA	1:A:51:GLU:CA	19	0.5	0.14	0.54
(1,20)	2:C:492:ASN:CA	1:A:51:GLU:CB	19	0.5	0.14	0.54
(1,20)	2:C:492:ASN:CA	1:A:51:GLU:CD	19	0.5	0.14	0.54
(1,20)	2:C:492:ASN:CA	1:A:51:GLU:CG	19	0.5	0.14	0.54
(1,20)	2:C:492:ASN:CA	1:A:51:GLU:H	19	0.5	0.14	0.54
(1,20)	2:C:492:ASN:CA	1:A:51:GLU:HA	19	0.5	0.14	0.54
(1,20)	2:C:492:ASN:CA	1:A:51:GLU:HB2	19	0.5	0.14	0.54
(1,20)	2:C:492:ASN:CA	1:A:51:GLU:HB3	19	0.5	0.14	0.54
(1,20)	2:C:492:ASN:CA	1:A:51:GLU:HG2	19	0.5	0.14	0.54
(1,20)	2:C:492:ASN:CA	1:A:51:GLU:HG3	19	0.5	0.14	0.54
(1,20)	2:C:492:ASN:CA	1:A:51:GLU:N	19	0.5	0.14	0.54
(1,20)	2:C:492:ASN:CA	1:A:51:GLU:O	19	0.5	0.14	0.54
(1,20)	2:C:492:ASN:CA	1:A:51:GLU:OE1	19	0.5	0.14	0.54
(1,20)	2:C:492:ASN:CA	1:A:51:GLU:OE2	19	0.5	0.14	0.54
(1,20)	2:C:492:ASN:CA	1:A:58:ASP:C	19	0.5	0.14	0.54
(1,20)	2:C:492:ASN:CA	1:A:58:ASP:CA	19	0.5	0.14	0.54
(1,20)	2:C:492:ASN:CA	1:A:58:ASP:CB	19	0.5	0.14	0.54
(1,20)	2:C:492:ASN:CA	1:A:58:ASP:CG	19	0.5	0.14	0.54
(1,20)	2:C:492:ASN:CA	1:A:58:ASP:H	19	0.5	0.14	0.54
(1,20)	2:C:492:ASN:CA	1:A:58:ASP:HA	19	0.5	0.14	0.54
(1,20)	2:C:492:ASN:CA	1:A:58:ASP:HB2	19	0.5	0.14	0.54
(1,20)	2:C:492:ASN:CA	1:A:58:ASP:HB3	19	0.5	0.14	0.54
(1,20)	2:C:492:ASN:CA	1:A:58:ASP:N	19	0.5	0.14	0.54
(1,20)	2:C:492:ASN:CA	1:A:58:ASP:O	19	0.5	0.14	0.54
(1,20)	2:C:492:ASN:CA	1:A:58:ASP:OD1	19	0.5	0.14	0.54
(1,20)	2:C:492:ASN:CA	1:A:58:ASP:OD2	19	0.5	0.14	0.54
(1,20)	2:C:492:ASN:CA	1:A:59:TYR:C	19	0.5	0.14	0.54
(1,20)	2:C:492:ASN:CA	1:A:59:TYR:CA	19	0.5	0.14	0.54
(1,20)	2:C:492:ASN:CA	1:A:59:TYR:CB	19	0.5	0.14	0.54
(1,20)	2:C:492:ASN:CA	1:A:59:TYR:CD1	19	0.5	0.14	0.54
(1,20)	2:C:492:ASN:CA	1:A:59:TYR:CD2	19	0.5	0.14	0.54
(1,20)	2:C:492:ASN:CA	1:A:59:TYR:CE1	19	0.5	0.14	0.54
(1,20)	2:C:492:ASN:CA	1:A:59:TYR:CE2	19	0.5	0.14	0.54
(1,20)	2:C:492:ASN:CA	1:A:59:TYR:CG	19	0.5	0.14	0.54
(1,20)	2:C:492:ASN:CA	1:A:59:TYR:CZ	19	0.5	0.14	0.54
(1,20)	2:C:492:ASN:CA	1:A:59:TYR:H	19	0.5	0.14	0.54
(1,20)	2:C:492:ASN:CA	1:A:59:TYR:HA	19	0.5	0.14	0.54

Continued on next page...

Continued from previous page...

Key	Atom-1	Atom-2	Models ¹	Mean (Å)	SD ¹ (Å)	Median (Å)
(1,20)	2:C:492:ASN:CA	1:A:59:TYR:HB2	19	0.5	0.14	0.54
(1,20)	2:C:492:ASN:CA	1:A:59:TYR:HB3	19	0.5	0.14	0.54
(1,20)	2:C:492:ASN:CA	1:A:59:TYR:HD1	19	0.5	0.14	0.54
(1,20)	2:C:492:ASN:CA	1:A:59:TYR:HD2	19	0.5	0.14	0.54
(1,20)	2:C:492:ASN:CA	1:A:59:TYR:HE1	19	0.5	0.14	0.54
(1,20)	2:C:492:ASN:CA	1:A:59:TYR:HE2	19	0.5	0.14	0.54
(1,20)	2:C:492:ASN:CA	1:A:59:TYR:HH	19	0.5	0.14	0.54
(1,20)	2:C:492:ASN:CA	1:A:59:TYR:N	19	0.5	0.14	0.54
(1,20)	2:C:492:ASN:CA	1:A:59:TYR:O	19	0.5	0.14	0.54
(1,20)	2:C:492:ASN:CA	1:A:59:TYR:OH	19	0.5	0.14	0.54
(1,20)	2:C:492:ASN:CA	1:A:60:ASN:C	19	0.5	0.14	0.54
(1,20)	2:C:492:ASN:CA	1:A:60:ASN:CA	19	0.5	0.14	0.54
(1,20)	2:C:492:ASN:CA	1:A:60:ASN:CB	19	0.5	0.14	0.54
(1,20)	2:C:492:ASN:CA	1:A:60:ASN:CG	19	0.5	0.14	0.54
(1,20)	2:C:492:ASN:CA	1:A:60:ASN:H	19	0.5	0.14	0.54
(1,20)	2:C:492:ASN:CA	1:A:60:ASN:HA	19	0.5	0.14	0.54
(1,20)	2:C:492:ASN:CA	1:A:60:ASN:HB2	19	0.5	0.14	0.54
(1,20)	2:C:492:ASN:CA	1:A:60:ASN:HB3	19	0.5	0.14	0.54
(1,20)	2:C:492:ASN:CA	1:A:60:ASN:HD21	19	0.5	0.14	0.54
(1,20)	2:C:492:ASN:CA	1:A:60:ASN:HD22	19	0.5	0.14	0.54
(1,20)	2:C:492:ASN:CA	1:A:60:ASN:N	19	0.5	0.14	0.54
(1,20)	2:C:492:ASN:CA	1:A:60:ASN:ND2	19	0.5	0.14	0.54
(1,20)	2:C:492:ASN:CA	1:A:60:ASN:O	19	0.5	0.14	0.54
(1,20)	2:C:492:ASN:CA	1:A:60:ASN:OD1	19	0.5	0.14	0.54
(1,20)	2:C:492:ASN:CA	1:A:61:ILE:C	19	0.5	0.14	0.54
(1,20)	2:C:492:ASN:CA	1:A:61:ILE:CA	19	0.5	0.14	0.54
(1,20)	2:C:492:ASN:CA	1:A:61:ILE:CB	19	0.5	0.14	0.54
(1,20)	2:C:492:ASN:CA	1:A:61:ILE:CD1	19	0.5	0.14	0.54
(1,20)	2:C:492:ASN:CA	1:A:61:ILE:CG1	19	0.5	0.14	0.54
(1,20)	2:C:492:ASN:CA	1:A:61:ILE:CG2	19	0.5	0.14	0.54
(1,20)	2:C:492:ASN:CA	1:A:61:ILE:H	19	0.5	0.14	0.54
(1,20)	2:C:492:ASN:CA	1:A:61:ILE:HA	19	0.5	0.14	0.54
(1,20)	2:C:492:ASN:CA	1:A:61:ILE:HB	19	0.5	0.14	0.54
(1,20)	2:C:492:ASN:CA	1:A:61:ILE:HD11	19	0.5	0.14	0.54
(1,20)	2:C:492:ASN:CA	1:A:61:ILE:HD12	19	0.5	0.14	0.54
(1,20)	2:C:492:ASN:CA	1:A:61:ILE:HD13	19	0.5	0.14	0.54
(1,20)	2:C:492:ASN:CA	1:A:61:ILE:HG12	19	0.5	0.14	0.54
(1,20)	2:C:492:ASN:CA	1:A:61:ILE:HG13	19	0.5	0.14	0.54
(1,20)	2:C:492:ASN:CA	1:A:61:ILE:HG21	19	0.5	0.14	0.54
(1,20)	2:C:492:ASN:CA	1:A:61:ILE:HG22	19	0.5	0.14	0.54
(1,20)	2:C:492:ASN:CA	1:A:61:ILE:HG23	19	0.5	0.14	0.54
(1,20)	2:C:492:ASN:CA	1:A:61:ILE:N	19	0.5	0.14	0.54

Continued on next page...

Continued from previous page...

Key	Atom-1	Atom-2	Models ¹	Mean (Å)	SD ¹ (Å)	Median (Å)
(1,20)	2:C:492:ASN:CA	1:A:61:ILE:O	19	0.5	0.14	0.54
(1,20)	2:C:492:ASN:CA	1:A:62:GLN:C	19	0.5	0.14	0.54
(1,20)	2:C:492:ASN:CA	1:A:62:GLN:CA	19	0.5	0.14	0.54
(1,20)	2:C:492:ASN:CA	1:A:62:GLN:CB	19	0.5	0.14	0.54
(1,20)	2:C:492:ASN:CA	1:A:62:GLN:CD	19	0.5	0.14	0.54
(1,20)	2:C:492:ASN:CA	1:A:62:GLN:CG	19	0.5	0.14	0.54
(1,20)	2:C:492:ASN:CA	1:A:62:GLN:H	19	0.5	0.14	0.54
(1,20)	2:C:492:ASN:CA	1:A:62:GLN:HA	19	0.5	0.14	0.54
(1,20)	2:C:492:ASN:CA	1:A:62:GLN:HB2	19	0.5	0.14	0.54
(1,20)	2:C:492:ASN:CA	1:A:62:GLN:HB3	19	0.5	0.14	0.54
(1,20)	2:C:492:ASN:CA	1:A:62:GLN:HE21	19	0.5	0.14	0.54
(1,20)	2:C:492:ASN:CA	1:A:62:GLN:HE22	19	0.5	0.14	0.54
(1,20)	2:C:492:ASN:CA	1:A:62:GLN:HG2	19	0.5	0.14	0.54
(1,20)	2:C:492:ASN:CA	1:A:62:GLN:HG3	19	0.5	0.14	0.54
(1,20)	2:C:492:ASN:CA	1:A:62:GLN:N	19	0.5	0.14	0.54
(1,20)	2:C:492:ASN:CA	1:A:62:GLN:NE2	19	0.5	0.14	0.54
(1,20)	2:C:492:ASN:CA	1:A:62:GLN:O	19	0.5	0.14	0.54
(1,20)	2:C:492:ASN:CA	1:A:62:GLN:OE1	19	0.5	0.14	0.54
(1,20)	2:C:492:ASN:CA	1:A:65:SER:C	19	0.5	0.14	0.54
(1,20)	2:C:492:ASN:CA	1:A:65:SER:CA	19	0.5	0.14	0.54
(1,20)	2:C:492:ASN:CA	1:A:65:SER:CB	19	0.5	0.14	0.54
(1,20)	2:C:492:ASN:CA	1:A:65:SER:H	19	0.5	0.14	0.54
(1,20)	2:C:492:ASN:CA	1:A:65:SER:HA	19	0.5	0.14	0.54
(1,20)	2:C:492:ASN:CA	1:A:65:SER:HB2	19	0.5	0.14	0.54
(1,20)	2:C:492:ASN:CA	1:A:65:SER:HB3	19	0.5	0.14	0.54
(1,20)	2:C:492:ASN:CA	1:A:65:SER:HG	19	0.5	0.14	0.54
(1,20)	2:C:492:ASN:CA	1:A:65:SER:N	19	0.5	0.14	0.54
(1,20)	2:C:492:ASN:CA	1:A:65:SER:O	19	0.5	0.14	0.54
(1,20)	2:C:492:ASN:CA	1:A:65:SER:OG	19	0.5	0.14	0.54
(1,20)	2:C:492:ASN:CA	1:A:66:THR:C	19	0.5	0.14	0.54
(1,20)	2:C:492:ASN:CA	1:A:66:THR:CA	19	0.5	0.14	0.54
(1,20)	2:C:492:ASN:CA	1:A:66:THR:CB	19	0.5	0.14	0.54
(1,20)	2:C:492:ASN:CA	1:A:66:THR:CG2	19	0.5	0.14	0.54
(1,20)	2:C:492:ASN:CA	1:A:66:THR:H	19	0.5	0.14	0.54
(1,20)	2:C:492:ASN:CA	1:A:66:THR:HA	19	0.5	0.14	0.54
(1,20)	2:C:492:ASN:CA	1:A:66:THR:HB	19	0.5	0.14	0.54
(1,20)	2:C:492:ASN:CA	1:A:66:THR:HG1	19	0.5	0.14	0.54
(1,20)	2:C:492:ASN:CA	1:A:66:THR:HG21	19	0.5	0.14	0.54
(1,20)	2:C:492:ASN:CA	1:A:66:THR:HG22	19	0.5	0.14	0.54
(1,20)	2:C:492:ASN:CA	1:A:66:THR:HG23	19	0.5	0.14	0.54
(1,20)	2:C:492:ASN:CA	1:A:66:THR:N	19	0.5	0.14	0.54
(1,20)	2:C:492:ASN:CA	1:A:66:THR:O	19	0.5	0.14	0.54

Continued on next page...

Continued from previous page...

Key	Atom-1	Atom-2	Models ¹	Mean (Å)	SD ¹ (Å)	Median (Å)
(1,20)	2:C:492:ASN:CA	1:A:66:THR:OG1	19	0.5	0.14	0.54
(1,20)	2:C:492:ASN:CA	1:A:68:HIS:C	19	0.5	0.14	0.54
(1,20)	2:C:492:ASN:CA	1:A:68:HIS:CA	19	0.5	0.14	0.54
(1,20)	2:C:492:ASN:CA	1:A:68:HIS:CB	19	0.5	0.14	0.54
(1,20)	2:C:492:ASN:CA	1:A:68:HIS:CD2	19	0.5	0.14	0.54
(1,20)	2:C:492:ASN:CA	1:A:68:HIS:CE1	19	0.5	0.14	0.54
(1,20)	2:C:492:ASN:CA	1:A:68:HIS:CG	19	0.5	0.14	0.54
(1,20)	2:C:492:ASN:CA	1:A:68:HIS:H	19	0.5	0.14	0.54
(1,20)	2:C:492:ASN:CA	1:A:68:HIS:HA	19	0.5	0.14	0.54
(1,20)	2:C:492:ASN:CA	1:A:68:HIS:HB2	19	0.5	0.14	0.54
(1,20)	2:C:492:ASN:CA	1:A:68:HIS:HB3	19	0.5	0.14	0.54
(1,20)	2:C:492:ASN:CA	1:A:68:HIS:HD2	19	0.5	0.14	0.54
(1,20)	2:C:492:ASN:CA	1:A:68:HIS:HE1	19	0.5	0.14	0.54
(1,20)	2:C:492:ASN:CA	1:A:68:HIS:HE2	19	0.5	0.14	0.54
(1,20)	2:C:492:ASN:CA	1:A:68:HIS:N	19	0.5	0.14	0.54
(1,20)	2:C:492:ASN:CA	1:A:68:HIS:ND1	19	0.5	0.14	0.54
(1,20)	2:C:492:ASN:CA	1:A:68:HIS:NE2	19	0.5	0.14	0.54
(1,20)	2:C:492:ASN:CA	1:A:68:HIS:O	19	0.5	0.14	0.54
(1,20)	2:C:492:ASN:CA	1:A:69:LEU:C	19	0.5	0.14	0.54
(1,20)	2:C:492:ASN:CA	1:A:69:LEU:CA	19	0.5	0.14	0.54
(1,20)	2:C:492:ASN:CA	1:A:69:LEU:CB	19	0.5	0.14	0.54
(1,20)	2:C:492:ASN:CA	1:A:69:LEU:CD1	19	0.5	0.14	0.54
(1,20)	2:C:492:ASN:CA	1:A:69:LEU:CD2	19	0.5	0.14	0.54
(1,20)	2:C:492:ASN:CA	1:A:69:LEU:CG	19	0.5	0.14	0.54
(1,20)	2:C:492:ASN:CA	1:A:69:LEU:H	19	0.5	0.14	0.54
(1,20)	2:C:492:ASN:CA	1:A:69:LEU:HA	19	0.5	0.14	0.54
(1,20)	2:C:492:ASN:CA	1:A:69:LEU:HB2	19	0.5	0.14	0.54
(1,20)	2:C:492:ASN:CA	1:A:69:LEU:HB3	19	0.5	0.14	0.54
(1,20)	2:C:492:ASN:CA	1:A:69:LEU:HD11	19	0.5	0.14	0.54
(1,20)	2:C:492:ASN:CA	1:A:69:LEU:HD12	19	0.5	0.14	0.54
(1,20)	2:C:492:ASN:CA	1:A:69:LEU:HD13	19	0.5	0.14	0.54
(1,20)	2:C:492:ASN:CA	1:A:69:LEU:HD21	19	0.5	0.14	0.54
(1,20)	2:C:492:ASN:CA	1:A:69:LEU:HD22	19	0.5	0.14	0.54
(1,20)	2:C:492:ASN:CA	1:A:69:LEU:HD23	19	0.5	0.14	0.54
(1,20)	2:C:492:ASN:CA	1:A:69:LEU:HG	19	0.5	0.14	0.54
(1,20)	2:C:492:ASN:CA	1:A:69:LEU:N	19	0.5	0.14	0.54
(1,20)	2:C:492:ASN:CA	1:A:69:LEU:O	19	0.5	0.14	0.54
(1,20)	2:C:492:ASN:CA	1:A:70:VAL:C	19	0.5	0.14	0.54
(1,20)	2:C:492:ASN:CA	1:A:70:VAL:CA	19	0.5	0.14	0.54
(1,20)	2:C:492:ASN:CA	1:A:70:VAL:CB	19	0.5	0.14	0.54
(1,20)	2:C:492:ASN:CA	1:A:70:VAL:CG1	19	0.5	0.14	0.54
(1,20)	2:C:492:ASN:CA	1:A:70:VAL:CG2	19	0.5	0.14	0.54

Continued on next page...

Continued from previous page...

Key	Atom-1	Atom-2	Models ¹	Mean (Å)	SD ¹ (Å)	Median (Å)
(1,20)	2:C:492:ASN:CA	1:A:70:VAL:H	19	0.5	0.14	0.54
(1,20)	2:C:492:ASN:CA	1:A:70:VAL:HA	19	0.5	0.14	0.54
(1,20)	2:C:492:ASN:CA	1:A:70:VAL:HB	19	0.5	0.14	0.54
(1,20)	2:C:492:ASN:CA	1:A:70:VAL:HG11	19	0.5	0.14	0.54
(1,20)	2:C:492:ASN:CA	1:A:70:VAL:HG12	19	0.5	0.14	0.54
(1,20)	2:C:492:ASN:CA	1:A:70:VAL:HG13	19	0.5	0.14	0.54
(1,20)	2:C:492:ASN:CA	1:A:70:VAL:HG21	19	0.5	0.14	0.54
(1,20)	2:C:492:ASN:CA	1:A:70:VAL:HG22	19	0.5	0.14	0.54
(1,20)	2:C:492:ASN:CA	1:A:70:VAL:HG23	19	0.5	0.14	0.54
(1,20)	2:C:492:ASN:CA	1:A:70:VAL:N	19	0.5	0.14	0.54
(1,20)	2:C:492:ASN:CA	1:A:70:VAL:O	19	0.5	0.14	0.54
(1,20)	2:C:492:ASN:CA	1:A:71:LEU:C	19	0.5	0.14	0.54
(1,20)	2:C:492:ASN:CA	1:A:71:LEU:CA	19	0.5	0.14	0.54
(1,20)	2:C:492:ASN:CA	1:A:71:LEU:CB	19	0.5	0.14	0.54
(1,20)	2:C:492:ASN:CA	1:A:71:LEU:CD1	19	0.5	0.14	0.54
(1,20)	2:C:492:ASN:CA	1:A:71:LEU:CD2	19	0.5	0.14	0.54
(1,20)	2:C:492:ASN:CA	1:A:71:LEU:CG	19	0.5	0.14	0.54
(1,20)	2:C:492:ASN:CA	1:A:71:LEU:H	19	0.5	0.14	0.54
(1,20)	2:C:492:ASN:CA	1:A:71:LEU:HA	19	0.5	0.14	0.54
(1,20)	2:C:492:ASN:CA	1:A:71:LEU:HB2	19	0.5	0.14	0.54
(1,20)	2:C:492:ASN:CA	1:A:71:LEU:HB3	19	0.5	0.14	0.54
(1,20)	2:C:492:ASN:CA	1:A:71:LEU:HD11	19	0.5	0.14	0.54
(1,20)	2:C:492:ASN:CA	1:A:71:LEU:HD12	19	0.5	0.14	0.54
(1,20)	2:C:492:ASN:CA	1:A:71:LEU:HD13	19	0.5	0.14	0.54
(1,20)	2:C:492:ASN:CA	1:A:71:LEU:HD21	19	0.5	0.14	0.54
(1,20)	2:C:492:ASN:CA	1:A:71:LEU:HD22	19	0.5	0.14	0.54
(1,20)	2:C:492:ASN:CA	1:A:71:LEU:HD23	19	0.5	0.14	0.54
(1,20)	2:C:492:ASN:CA	1:A:71:LEU:HG	19	0.5	0.14	0.54
(1,20)	2:C:492:ASN:CA	1:A:71:LEU:N	19	0.5	0.14	0.54
(1,20)	2:C:492:ASN:CA	1:A:71:LEU:O	19	0.5	0.14	0.54
(1,20)	2:C:492:ASN:CA	1:A:72:ARG:C	19	0.5	0.14	0.54
(1,20)	2:C:492:ASN:CA	1:A:72:ARG:CA	19	0.5	0.14	0.54
(1,20)	2:C:492:ASN:CA	1:A:72:ARG:CB	19	0.5	0.14	0.54
(1,20)	2:C:492:ASN:CA	1:A:72:ARG:CD	19	0.5	0.14	0.54
(1,20)	2:C:492:ASN:CA	1:A:72:ARG:CG	19	0.5	0.14	0.54
(1,20)	2:C:492:ASN:CA	1:A:72:ARG:CZ	19	0.5	0.14	0.54
(1,20)	2:C:492:ASN:CA	1:A:72:ARG:H	19	0.5	0.14	0.54
(1,20)	2:C:492:ASN:CA	1:A:72:ARG:HA	19	0.5	0.14	0.54
(1,20)	2:C:492:ASN:CA	1:A:72:ARG:HB2	19	0.5	0.14	0.54
(1,20)	2:C:492:ASN:CA	1:A:72:ARG:HB3	19	0.5	0.14	0.54
(1,20)	2:C:492:ASN:CA	1:A:72:ARG:HD2	19	0.5	0.14	0.54
(1,20)	2:C:492:ASN:CA	1:A:72:ARG:HD3	19	0.5	0.14	0.54

Continued on next page...

Continued from previous page...

Key	Atom-1	Atom-2	Models ¹	Mean (Å)	SD ¹ (Å)	Median (Å)
(1,20)	2:C:492:ASN:CA	1:A:72:ARG:HE	19	0.5	0.14	0.54
(1,20)	2:C:492:ASN:CA	1:A:72:ARG:HG2	19	0.5	0.14	0.54
(1,20)	2:C:492:ASN:CA	1:A:72:ARG:HG3	19	0.5	0.14	0.54
(1,20)	2:C:492:ASN:CA	1:A:72:ARG:HH11	19	0.5	0.14	0.54
(1,20)	2:C:492:ASN:CA	1:A:72:ARG:HH12	19	0.5	0.14	0.54
(1,20)	2:C:492:ASN:CA	1:A:72:ARG:HH21	19	0.5	0.14	0.54
(1,20)	2:C:492:ASN:CA	1:A:72:ARG:HH22	19	0.5	0.14	0.54
(1,20)	2:C:492:ASN:CA	1:A:72:ARG:N	19	0.5	0.14	0.54
(1,20)	2:C:492:ASN:CA	1:A:72:ARG:NE	19	0.5	0.14	0.54
(1,20)	2:C:492:ASN:CA	1:A:72:ARG:NH1	19	0.5	0.14	0.54
(1,20)	2:C:492:ASN:CA	1:A:72:ARG:NH2	19	0.5	0.14	0.54
(1,20)	2:C:492:ASN:CA	1:A:72:ARG:O	19	0.5	0.14	0.54
(1,20)	2:C:492:ASN:CA	1:A:73:LEU:C	19	0.5	0.14	0.54
(1,20)	2:C:492:ASN:CA	1:A:73:LEU:CA	19	0.5	0.14	0.54
(1,20)	2:C:492:ASN:CA	1:A:73:LEU:CB	19	0.5	0.14	0.54
(1,20)	2:C:492:ASN:CA	1:A:73:LEU:CD1	19	0.5	0.14	0.54
(1,20)	2:C:492:ASN:CA	1:A:73:LEU:CD2	19	0.5	0.14	0.54
(1,20)	2:C:492:ASN:CA	1:A:73:LEU:CG	19	0.5	0.14	0.54
(1,20)	2:C:492:ASN:CA	1:A:73:LEU:H	19	0.5	0.14	0.54
(1,20)	2:C:492:ASN:CA	1:A:73:LEU:HA	19	0.5	0.14	0.54
(1,20)	2:C:492:ASN:CA	1:A:73:LEU:HB2	19	0.5	0.14	0.54
(1,20)	2:C:492:ASN:CA	1:A:73:LEU:HB3	19	0.5	0.14	0.54
(1,20)	2:C:492:ASN:CA	1:A:73:LEU:HD11	19	0.5	0.14	0.54
(1,20)	2:C:492:ASN:CA	1:A:73:LEU:HD12	19	0.5	0.14	0.54
(1,20)	2:C:492:ASN:CA	1:A:73:LEU:HD13	19	0.5	0.14	0.54
(1,20)	2:C:492:ASN:CA	1:A:73:LEU:HD21	19	0.5	0.14	0.54
(1,20)	2:C:492:ASN:CA	1:A:73:LEU:HD22	19	0.5	0.14	0.54
(1,20)	2:C:492:ASN:CA	1:A:73:LEU:HD23	19	0.5	0.14	0.54
(1,20)	2:C:492:ASN:CA	1:A:73:LEU:HG	19	0.5	0.14	0.54
(1,20)	2:C:492:ASN:CA	1:A:73:LEU:N	19	0.5	0.14	0.54
(1,20)	2:C:492:ASN:CA	1:A:73:LEU:O	19	0.5	0.14	0.54
(1,20)	2:C:492:ASN:CA	1:A:74:ARG:C	19	0.5	0.14	0.54
(1,20)	2:C:492:ASN:CA	1:A:74:ARG:CA	19	0.5	0.14	0.54
(1,20)	2:C:492:ASN:CA	1:A:74:ARG:CB	19	0.5	0.14	0.54
(1,20)	2:C:492:ASN:CA	1:A:74:ARG:CD	19	0.5	0.14	0.54
(1,20)	2:C:492:ASN:CA	1:A:74:ARG:CG	19	0.5	0.14	0.54
(1,20)	2:C:492:ASN:CA	1:A:74:ARG:CZ	19	0.5	0.14	0.54
(1,20)	2:C:492:ASN:CA	1:A:74:ARG:H	19	0.5	0.14	0.54
(1,20)	2:C:492:ASN:CA	1:A:74:ARG:HA	19	0.5	0.14	0.54
(1,20)	2:C:492:ASN:CA	1:A:74:ARG:HB2	19	0.5	0.14	0.54
(1,20)	2:C:492:ASN:CA	1:A:74:ARG:HB3	19	0.5	0.14	0.54
(1,20)	2:C:492:ASN:CA	1:A:74:ARG:HD2	19	0.5	0.14	0.54

Continued on next page...

Continued from previous page...

Key	Atom-1	Atom-2	Models ¹	Mean (Å)	SD ¹ (Å)	Median (Å)
(1,20)	2:C:492:ASN:CA	1:A:74:ARG:HD3	19	0.5	0.14	0.54
(1,20)	2:C:492:ASN:CA	1:A:74:ARG:HE	19	0.5	0.14	0.54
(1,20)	2:C:492:ASN:CA	1:A:74:ARG:HG2	19	0.5	0.14	0.54
(1,20)	2:C:492:ASN:CA	1:A:74:ARG:HG3	19	0.5	0.14	0.54
(1,20)	2:C:492:ASN:CA	1:A:74:ARG:HH11	19	0.5	0.14	0.54
(1,20)	2:C:492:ASN:CA	1:A:74:ARG:HH12	19	0.5	0.14	0.54
(1,20)	2:C:492:ASN:CA	1:A:74:ARG:HH21	19	0.5	0.14	0.54
(1,20)	2:C:492:ASN:CA	1:A:74:ARG:HH22	19	0.5	0.14	0.54
(1,20)	2:C:492:ASN:CA	1:A:74:ARG:N	19	0.5	0.14	0.54
(1,20)	2:C:492:ASN:CA	1:A:74:ARG:NE	19	0.5	0.14	0.54
(1,20)	2:C:492:ASN:CA	1:A:74:ARG:NH1	19	0.5	0.14	0.54
(1,20)	2:C:492:ASN:CA	1:A:74:ARG:NH2	19	0.5	0.14	0.54
(1,20)	2:C:492:ASN:CA	1:A:74:ARG:O	19	0.5	0.14	0.54
(1,20)	2:C:492:ASN:CA	1:A:75:GLY:C	19	0.5	0.14	0.54
(1,20)	2:C:492:ASN:CA	1:A:75:GLY:CA	19	0.5	0.14	0.54
(1,20)	2:C:492:ASN:CA	1:A:75:GLY:H	19	0.5	0.14	0.54
(1,20)	2:C:492:ASN:CA	1:A:75:GLY:HA2	19	0.5	0.14	0.54
(1,20)	2:C:492:ASN:CA	1:A:75:GLY:HA3	19	0.5	0.14	0.54
(1,20)	2:C:492:ASN:CA	1:A:75:GLY:N	19	0.5	0.14	0.54
(1,20)	2:C:492:ASN:CA	1:A:75:GLY:O	19	0.5	0.14	0.54
(1,20)	2:C:492:ASN:CA	1:A:76:GLY:C	19	0.5	0.14	0.54
(1,20)	2:C:492:ASN:CA	1:A:76:GLY:CA	19	0.5	0.14	0.54
(1,20)	2:C:492:ASN:CA	1:A:76:GLY:H	19	0.5	0.14	0.54
(1,20)	2:C:492:ASN:CA	1:A:76:GLY:HA2	19	0.5	0.14	0.54
(1,20)	2:C:492:ASN:CA	1:A:76:GLY:HA3	19	0.5	0.14	0.54
(1,20)	2:C:492:ASN:CA	1:A:76:GLY:N	19	0.5	0.14	0.54
(1,20)	2:C:492:ASN:CA	1:A:76:GLY:O	19	0.5	0.14	0.54
(1,20)	2:C:492:ASN:CB	1:A:4:PHE:C	19	0.5	0.14	0.54
(1,20)	2:C:492:ASN:CB	1:A:4:PHE:CA	19	0.5	0.14	0.54
(1,20)	2:C:492:ASN:CB	1:A:4:PHE:CB	19	0.5	0.14	0.54
(1,20)	2:C:492:ASN:CB	1:A:4:PHE:CD1	19	0.5	0.14	0.54
(1,20)	2:C:492:ASN:CB	1:A:4:PHE:CD2	19	0.5	0.14	0.54
(1,20)	2:C:492:ASN:CB	1:A:4:PHE:CE1	19	0.5	0.14	0.54
(1,20)	2:C:492:ASN:CB	1:A:4:PHE:CE2	19	0.5	0.14	0.54
(1,20)	2:C:492:ASN:CB	1:A:4:PHE:CG	19	0.5	0.14	0.54
(1,20)	2:C:492:ASN:CB	1:A:4:PHE:CZ	19	0.5	0.14	0.54
(1,20)	2:C:492:ASN:CB	1:A:4:PHE:H	19	0.5	0.14	0.54
(1,20)	2:C:492:ASN:CB	1:A:4:PHE:HA	19	0.5	0.14	0.54
(1,20)	2:C:492:ASN:CB	1:A:4:PHE:HB2	19	0.5	0.14	0.54
(1,20)	2:C:492:ASN:CB	1:A:4:PHE:HB3	19	0.5	0.14	0.54
(1,20)	2:C:492:ASN:CB	1:A:4:PHE:HD1	19	0.5	0.14	0.54
(1,20)	2:C:492:ASN:CB	1:A:4:PHE:HD2	19	0.5	0.14	0.54

Continued on next page...

Continued from previous page...

Key	Atom-1	Atom-2	Models ¹	Mean (Å)	SD ¹ (Å)	Median (Å)
(1,20)	2:C:492:ASN:CB	1:A:4:PHE:HE1	19	0.5	0.14	0.54
(1,20)	2:C:492:ASN:CB	1:A:4:PHE:HE2	19	0.5	0.14	0.54
(1,20)	2:C:492:ASN:CB	1:A:4:PHE:HZ	19	0.5	0.14	0.54
(1,20)	2:C:492:ASN:CB	1:A:4:PHE:N	19	0.5	0.14	0.54
(1,20)	2:C:492:ASN:CB	1:A:4:PHE:O	19	0.5	0.14	0.54
(1,20)	2:C:492:ASN:CB	1:A:6:LYS:C	19	0.5	0.14	0.54
(1,20)	2:C:492:ASN:CB	1:A:6:LYS:CA	19	0.5	0.14	0.54
(1,20)	2:C:492:ASN:CB	1:A:6:LYS:CB	19	0.5	0.14	0.54
(1,20)	2:C:492:ASN:CB	1:A:6:LYS:CD	19	0.5	0.14	0.54
(1,20)	2:C:492:ASN:CB	1:A:6:LYS:CE	19	0.5	0.14	0.54
(1,20)	2:C:492:ASN:CB	1:A:6:LYS:CG	19	0.5	0.14	0.54
(1,20)	2:C:492:ASN:CB	1:A:6:LYS:H	19	0.5	0.14	0.54
(1,20)	2:C:492:ASN:CB	1:A:6:LYS:HA	19	0.5	0.14	0.54
(1,20)	2:C:492:ASN:CB	1:A:6:LYS:HB2	19	0.5	0.14	0.54
(1,20)	2:C:492:ASN:CB	1:A:6:LYS:HB3	19	0.5	0.14	0.54
(1,20)	2:C:492:ASN:CB	1:A:6:LYS:HD2	19	0.5	0.14	0.54
(1,20)	2:C:492:ASN:CB	1:A:6:LYS:HD3	19	0.5	0.14	0.54
(1,20)	2:C:492:ASN:CB	1:A:6:LYS:HE2	19	0.5	0.14	0.54
(1,20)	2:C:492:ASN:CB	1:A:6:LYS:HE3	19	0.5	0.14	0.54
(1,20)	2:C:492:ASN:CB	1:A:6:LYS:HG2	19	0.5	0.14	0.54
(1,20)	2:C:492:ASN:CB	1:A:6:LYS:HG3	19	0.5	0.14	0.54
(1,20)	2:C:492:ASN:CB	1:A:6:LYS:HZ1	19	0.5	0.14	0.54
(1,20)	2:C:492:ASN:CB	1:A:6:LYS:HZ2	19	0.5	0.14	0.54
(1,20)	2:C:492:ASN:CB	1:A:6:LYS:HZ3	19	0.5	0.14	0.54
(1,20)	2:C:492:ASN:CB	1:A:6:LYS:N	19	0.5	0.14	0.54
(1,20)	2:C:492:ASN:CB	1:A:6:LYS:NZ	19	0.5	0.14	0.54
(1,20)	2:C:492:ASN:CB	1:A:6:LYS:O	19	0.5	0.14	0.54
(1,20)	2:C:492:ASN:CB	1:A:7:THR:C	19	0.5	0.14	0.54
(1,20)	2:C:492:ASN:CB	1:A:7:THR:CA	19	0.5	0.14	0.54
(1,20)	2:C:492:ASN:CB	1:A:7:THR:CB	19	0.5	0.14	0.54
(1,20)	2:C:492:ASN:CB	1:A:7:THR:CG2	19	0.5	0.14	0.54
(1,20)	2:C:492:ASN:CB	1:A:7:THR:H	19	0.5	0.14	0.54
(1,20)	2:C:492:ASN:CB	1:A:7:THR:HA	19	0.5	0.14	0.54
(1,20)	2:C:492:ASN:CB	1:A:7:THR:HB	19	0.5	0.14	0.54
(1,20)	2:C:492:ASN:CB	1:A:7:THR:HG1	19	0.5	0.14	0.54
(1,20)	2:C:492:ASN:CB	1:A:7:THR:HG21	19	0.5	0.14	0.54
(1,20)	2:C:492:ASN:CB	1:A:7:THR:HG22	19	0.5	0.14	0.54
(1,20)	2:C:492:ASN:CB	1:A:7:THR:HG23	19	0.5	0.14	0.54
(1,20)	2:C:492:ASN:CB	1:A:7:THR:N	19	0.5	0.14	0.54
(1,20)	2:C:492:ASN:CB	1:A:7:THR:O	19	0.5	0.14	0.54
(1,20)	2:C:492:ASN:CB	1:A:7:THR:OG1	19	0.5	0.14	0.54
(1,20)	2:C:492:ASN:CB	1:A:8:LEU:C	19	0.5	0.14	0.54

Continued on next page...

Continued from previous page...

Key	Atom-1	Atom-2	Models ¹	Mean (Å)	SD ¹ (Å)	Median (Å)
(1,20)	2:C:492:ASN:CB	1:A:8:LEU:CA	19	0.5	0.14	0.54
(1,20)	2:C:492:ASN:CB	1:A:8:LEU:CB	19	0.5	0.14	0.54
(1,20)	2:C:492:ASN:CB	1:A:8:LEU:CD1	19	0.5	0.14	0.54
(1,20)	2:C:492:ASN:CB	1:A:8:LEU:CD2	19	0.5	0.14	0.54
(1,20)	2:C:492:ASN:CB	1:A:8:LEU:CG	19	0.5	0.14	0.54
(1,20)	2:C:492:ASN:CB	1:A:8:LEU:H	19	0.5	0.14	0.54
(1,20)	2:C:492:ASN:CB	1:A:8:LEU:HA	19	0.5	0.14	0.54
(1,20)	2:C:492:ASN:CB	1:A:8:LEU:HB2	19	0.5	0.14	0.54
(1,20)	2:C:492:ASN:CB	1:A:8:LEU:HB3	19	0.5	0.14	0.54
(1,20)	2:C:492:ASN:CB	1:A:8:LEU:HD11	19	0.5	0.14	0.54
(1,20)	2:C:492:ASN:CB	1:A:8:LEU:HD12	19	0.5	0.14	0.54
(1,20)	2:C:492:ASN:CB	1:A:8:LEU:HD13	19	0.5	0.14	0.54
(1,20)	2:C:492:ASN:CB	1:A:8:LEU:HD21	19	0.5	0.14	0.54
(1,20)	2:C:492:ASN:CB	1:A:8:LEU:HD22	19	0.5	0.14	0.54
(1,20)	2:C:492:ASN:CB	1:A:8:LEU:HD23	19	0.5	0.14	0.54
(1,20)	2:C:492:ASN:CB	1:A:8:LEU:HG	19	0.5	0.14	0.54
(1,20)	2:C:492:ASN:CB	1:A:8:LEU:N	19	0.5	0.14	0.54
(1,20)	2:C:492:ASN:CB	1:A:8:LEU:O	19	0.5	0.14	0.54
(1,20)	2:C:492:ASN:CB	1:A:9:THR:C	19	0.5	0.14	0.54
(1,20)	2:C:492:ASN:CB	1:A:9:THR:CA	19	0.5	0.14	0.54
(1,20)	2:C:492:ASN:CB	1:A:9:THR:CB	19	0.5	0.14	0.54
(1,20)	2:C:492:ASN:CB	1:A:9:THR:CG2	19	0.5	0.14	0.54
(1,20)	2:C:492:ASN:CB	1:A:9:THR:H	19	0.5	0.14	0.54
(1,20)	2:C:492:ASN:CB	1:A:9:THR:HA	19	0.5	0.14	0.54
(1,20)	2:C:492:ASN:CB	1:A:9:THR:HB	19	0.5	0.14	0.54
(1,20)	2:C:492:ASN:CB	1:A:9:THR:HG1	19	0.5	0.14	0.54
(1,20)	2:C:492:ASN:CB	1:A:9:THR:HG21	19	0.5	0.14	0.54
(1,20)	2:C:492:ASN:CB	1:A:9:THR:HG22	19	0.5	0.14	0.54
(1,20)	2:C:492:ASN:CB	1:A:9:THR:HG23	19	0.5	0.14	0.54
(1,20)	2:C:492:ASN:CB	1:A:9:THR:N	19	0.5	0.14	0.54
(1,20)	2:C:492:ASN:CB	1:A:9:THR:O	19	0.5	0.14	0.54
(1,20)	2:C:492:ASN:CB	1:A:9:THR:OG1	19	0.5	0.14	0.54
(1,20)	2:C:492:ASN:CB	1:A:10:GLY:C	19	0.5	0.14	0.54
(1,20)	2:C:492:ASN:CB	1:A:10:GLY:CA	19	0.5	0.14	0.54
(1,20)	2:C:492:ASN:CB	1:A:10:GLY:H	19	0.5	0.14	0.54
(1,20)	2:C:492:ASN:CB	1:A:10:GLY:HA2	19	0.5	0.14	0.54
(1,20)	2:C:492:ASN:CB	1:A:10:GLY:HA3	19	0.5	0.14	0.54
(1,20)	2:C:492:ASN:CB	1:A:10:GLY:N	19	0.5	0.14	0.54
(1,20)	2:C:492:ASN:CB	1:A:10:GLY:O	19	0.5	0.14	0.54
(1,20)	2:C:492:ASN:CB	1:A:11:LYS:C	19	0.5	0.14	0.54
(1,20)	2:C:492:ASN:CB	1:A:11:LYS:CA	19	0.5	0.14	0.54
(1,20)	2:C:492:ASN:CB	1:A:11:LYS:CB	19	0.5	0.14	0.54

Continued on next page...

Continued from previous page...

Key	Atom-1	Atom-2	Models ¹	Mean (Å)	SD ¹ (Å)	Median (Å)
(1,20)	2:C:492:ASN:CB	1:A:11:LYS:CD	19	0.5	0.14	0.54
(1,20)	2:C:492:ASN:CB	1:A:11:LYS:CE	19	0.5	0.14	0.54
(1,20)	2:C:492:ASN:CB	1:A:11:LYS:CG	19	0.5	0.14	0.54
(1,20)	2:C:492:ASN:CB	1:A:11:LYS:H	19	0.5	0.14	0.54
(1,20)	2:C:492:ASN:CB	1:A:11:LYS:HA	19	0.5	0.14	0.54
(1,20)	2:C:492:ASN:CB	1:A:11:LYS:HB2	19	0.5	0.14	0.54
(1,20)	2:C:492:ASN:CB	1:A:11:LYS:HB3	19	0.5	0.14	0.54
(1,20)	2:C:492:ASN:CB	1:A:11:LYS:HD2	19	0.5	0.14	0.54
(1,20)	2:C:492:ASN:CB	1:A:11:LYS:HD3	19	0.5	0.14	0.54
(1,20)	2:C:492:ASN:CB	1:A:11:LYS:HE2	19	0.5	0.14	0.54
(1,20)	2:C:492:ASN:CB	1:A:11:LYS:HE3	19	0.5	0.14	0.54
(1,20)	2:C:492:ASN:CB	1:A:11:LYS:HG2	19	0.5	0.14	0.54
(1,20)	2:C:492:ASN:CB	1:A:11:LYS:HG3	19	0.5	0.14	0.54
(1,20)	2:C:492:ASN:CB	1:A:11:LYS:HZ1	19	0.5	0.14	0.54
(1,20)	2:C:492:ASN:CB	1:A:11:LYS:HZ2	19	0.5	0.14	0.54
(1,20)	2:C:492:ASN:CB	1:A:11:LYS:HZ3	19	0.5	0.14	0.54
(1,20)	2:C:492:ASN:CB	1:A:11:LYS:N	19	0.5	0.14	0.54
(1,20)	2:C:492:ASN:CB	1:A:11:LYS:NZ	19	0.5	0.14	0.54
(1,20)	2:C:492:ASN:CB	1:A:11:LYS:O	19	0.5	0.14	0.54
(1,20)	2:C:492:ASN:CB	1:A:13:ILE:C	19	0.5	0.14	0.54
(1,20)	2:C:492:ASN:CB	1:A:13:ILE:CA	19	0.5	0.14	0.54
(1,20)	2:C:492:ASN:CB	1:A:13:ILE:CB	19	0.5	0.14	0.54
(1,20)	2:C:492:ASN:CB	1:A:13:ILE:CD1	19	0.5	0.14	0.54
(1,20)	2:C:492:ASN:CB	1:A:13:ILE:CG1	19	0.5	0.14	0.54
(1,20)	2:C:492:ASN:CB	1:A:13:ILE:CG2	19	0.5	0.14	0.54
(1,20)	2:C:492:ASN:CB	1:A:13:ILE:H	19	0.5	0.14	0.54
(1,20)	2:C:492:ASN:CB	1:A:13:ILE:HA	19	0.5	0.14	0.54
(1,20)	2:C:492:ASN:CB	1:A:13:ILE:HB	19	0.5	0.14	0.54
(1,20)	2:C:492:ASN:CB	1:A:13:ILE:HD11	19	0.5	0.14	0.54
(1,20)	2:C:492:ASN:CB	1:A:13:ILE:HD12	19	0.5	0.14	0.54
(1,20)	2:C:492:ASN:CB	1:A:13:ILE:HD13	19	0.5	0.14	0.54
(1,20)	2:C:492:ASN:CB	1:A:13:ILE:HG12	19	0.5	0.14	0.54
(1,20)	2:C:492:ASN:CB	1:A:13:ILE:HG13	19	0.5	0.14	0.54
(1,20)	2:C:492:ASN:CB	1:A:13:ILE:HG21	19	0.5	0.14	0.54
(1,20)	2:C:492:ASN:CB	1:A:13:ILE:HG22	19	0.5	0.14	0.54
(1,20)	2:C:492:ASN:CB	1:A:13:ILE:HG23	19	0.5	0.14	0.54
(1,20)	2:C:492:ASN:CB	1:A:13:ILE:N	19	0.5	0.14	0.54
(1,20)	2:C:492:ASN:CB	1:A:13:ILE:O	19	0.5	0.14	0.54
(1,20)	2:C:492:ASN:CB	1:A:34:GLU:C	19	0.5	0.14	0.54
(1,20)	2:C:492:ASN:CB	1:A:34:GLU:CA	19	0.5	0.14	0.54
(1,20)	2:C:492:ASN:CB	1:A:34:GLU:CB	19	0.5	0.14	0.54
(1,20)	2:C:492:ASN:CB	1:A:34:GLU:CD	19	0.5	0.14	0.54

Continued on next page...

Continued from previous page...

Key	Atom-1	Atom-2	Models ¹	Mean (Å)	SD ¹ (Å)	Median (Å)
(1,20)	2:C:492:ASN:CB	1:A:34:GLU:CG	19	0.5	0.14	0.54
(1,20)	2:C:492:ASN:CB	1:A:34:GLU:H	19	0.5	0.14	0.54
(1,20)	2:C:492:ASN:CB	1:A:34:GLU:HA	19	0.5	0.14	0.54
(1,20)	2:C:492:ASN:CB	1:A:34:GLU:HB2	19	0.5	0.14	0.54
(1,20)	2:C:492:ASN:CB	1:A:34:GLU:HB3	19	0.5	0.14	0.54
(1,20)	2:C:492:ASN:CB	1:A:34:GLU:HG2	19	0.5	0.14	0.54
(1,20)	2:C:492:ASN:CB	1:A:34:GLU:HG3	19	0.5	0.14	0.54
(1,20)	2:C:492:ASN:CB	1:A:34:GLU:N	19	0.5	0.14	0.54
(1,20)	2:C:492:ASN:CB	1:A:34:GLU:O	19	0.5	0.14	0.54
(1,20)	2:C:492:ASN:CB	1:A:34:GLU:OE1	19	0.5	0.14	0.54
(1,20)	2:C:492:ASN:CB	1:A:34:GLU:OE2	19	0.5	0.14	0.54
(1,20)	2:C:492:ASN:CB	1:A:36:ILE:C	19	0.5	0.14	0.54
(1,20)	2:C:492:ASN:CB	1:A:36:ILE:CA	19	0.5	0.14	0.54
(1,20)	2:C:492:ASN:CB	1:A:36:ILE:CB	19	0.5	0.14	0.54
(1,20)	2:C:492:ASN:CB	1:A:36:ILE:CD1	19	0.5	0.14	0.54
(1,20)	2:C:492:ASN:CB	1:A:36:ILE:CG1	19	0.5	0.14	0.54
(1,20)	2:C:492:ASN:CB	1:A:36:ILE:CG2	19	0.5	0.14	0.54
(1,20)	2:C:492:ASN:CB	1:A:36:ILE:H	19	0.5	0.14	0.54
(1,20)	2:C:492:ASN:CB	1:A:36:ILE:HA	19	0.5	0.14	0.54
(1,20)	2:C:492:ASN:CB	1:A:36:ILE:HB	19	0.5	0.14	0.54
(1,20)	2:C:492:ASN:CB	1:A:36:ILE:HD11	19	0.5	0.14	0.54
(1,20)	2:C:492:ASN:CB	1:A:36:ILE:HD12	19	0.5	0.14	0.54
(1,20)	2:C:492:ASN:CB	1:A:36:ILE:HD13	19	0.5	0.14	0.54
(1,20)	2:C:492:ASN:CB	1:A:36:ILE:HG12	19	0.5	0.14	0.54
(1,20)	2:C:492:ASN:CB	1:A:36:ILE:HG13	19	0.5	0.14	0.54
(1,20)	2:C:492:ASN:CB	1:A:36:ILE:HG21	19	0.5	0.14	0.54
(1,20)	2:C:492:ASN:CB	1:A:36:ILE:HG22	19	0.5	0.14	0.54
(1,20)	2:C:492:ASN:CB	1:A:36:ILE:HG23	19	0.5	0.14	0.54
(1,20)	2:C:492:ASN:CB	1:A:36:ILE:N	19	0.5	0.14	0.54
(1,20)	2:C:492:ASN:CB	1:A:36:ILE:O	19	0.5	0.14	0.54
(1,20)	2:C:492:ASN:CB	1:A:38:PRO:C	19	0.5	0.14	0.54
(1,20)	2:C:492:ASN:CB	1:A:38:PRO:CA	19	0.5	0.14	0.54
(1,20)	2:C:492:ASN:CB	1:A:38:PRO:CB	19	0.5	0.14	0.54
(1,20)	2:C:492:ASN:CB	1:A:38:PRO:CD	19	0.5	0.14	0.54
(1,20)	2:C:492:ASN:CB	1:A:38:PRO:CG	19	0.5	0.14	0.54
(1,20)	2:C:492:ASN:CB	1:A:38:PRO:HA	19	0.5	0.14	0.54
(1,20)	2:C:492:ASN:CB	1:A:38:PRO:HB2	19	0.5	0.14	0.54
(1,20)	2:C:492:ASN:CB	1:A:38:PRO:HB3	19	0.5	0.14	0.54
(1,20)	2:C:492:ASN:CB	1:A:38:PRO:HD2	19	0.5	0.14	0.54
(1,20)	2:C:492:ASN:CB	1:A:38:PRO:HD3	19	0.5	0.14	0.54
(1,20)	2:C:492:ASN:CB	1:A:38:PRO:HG2	19	0.5	0.14	0.54
(1,20)	2:C:492:ASN:CB	1:A:38:PRO:HG3	19	0.5	0.14	0.54

Continued on next page...

Continued from previous page...

Key	Atom-1	Atom-2	Models ¹	Mean (Å)	SD ¹ (Å)	Median (Å)
(1,20)	2:C:492:ASN:CB	1:A:38:PRO:N	19	0.5	0.14	0.54
(1,20)	2:C:492:ASN:CB	1:A:38:PRO:O	19	0.5	0.14	0.54
(1,20)	2:C:492:ASN:CB	1:A:39:ASP:C	19	0.5	0.14	0.54
(1,20)	2:C:492:ASN:CB	1:A:39:ASP:CA	19	0.5	0.14	0.54
(1,20)	2:C:492:ASN:CB	1:A:39:ASP:CB	19	0.5	0.14	0.54
(1,20)	2:C:492:ASN:CB	1:A:39:ASP:CG	19	0.5	0.14	0.54
(1,20)	2:C:492:ASN:CB	1:A:39:ASP:H	19	0.5	0.14	0.54
(1,20)	2:C:492:ASN:CB	1:A:39:ASP:HA	19	0.5	0.14	0.54
(1,20)	2:C:492:ASN:CB	1:A:39:ASP:HB2	19	0.5	0.14	0.54
(1,20)	2:C:492:ASN:CB	1:A:39:ASP:HB3	19	0.5	0.14	0.54
(1,20)	2:C:492:ASN:CB	1:A:39:ASP:N	19	0.5	0.14	0.54
(1,20)	2:C:492:ASN:CB	1:A:39:ASP:O	19	0.5	0.14	0.54
(1,20)	2:C:492:ASN:CB	1:A:39:ASP:OD1	19	0.5	0.14	0.54
(1,20)	2:C:492:ASN:CB	1:A:39:ASP:OD2	19	0.5	0.14	0.54
(1,20)	2:C:492:ASN:CB	1:A:40:GLN:C	19	0.5	0.14	0.54
(1,20)	2:C:492:ASN:CB	1:A:40:GLN:CA	19	0.5	0.14	0.54
(1,20)	2:C:492:ASN:CB	1:A:40:GLN:CB	19	0.5	0.14	0.54
(1,20)	2:C:492:ASN:CB	1:A:40:GLN:CD	19	0.5	0.14	0.54
(1,20)	2:C:492:ASN:CB	1:A:40:GLN:CG	19	0.5	0.14	0.54
(1,20)	2:C:492:ASN:CB	1:A:40:GLN:H	19	0.5	0.14	0.54
(1,20)	2:C:492:ASN:CB	1:A:40:GLN:HA	19	0.5	0.14	0.54
(1,20)	2:C:492:ASN:CB	1:A:40:GLN:HB2	19	0.5	0.14	0.54
(1,20)	2:C:492:ASN:CB	1:A:40:GLN:HB3	19	0.5	0.14	0.54
(1,20)	2:C:492:ASN:CB	1:A:40:GLN:HE21	19	0.5	0.14	0.54
(1,20)	2:C:492:ASN:CB	1:A:40:GLN:HE22	19	0.5	0.14	0.54
(1,20)	2:C:492:ASN:CB	1:A:40:GLN:HG2	19	0.5	0.14	0.54
(1,20)	2:C:492:ASN:CB	1:A:40:GLN:HG3	19	0.5	0.14	0.54
(1,20)	2:C:492:ASN:CB	1:A:40:GLN:N	19	0.5	0.14	0.54
(1,20)	2:C:492:ASN:CB	1:A:40:GLN:NE2	19	0.5	0.14	0.54
(1,20)	2:C:492:ASN:CB	1:A:40:GLN:O	19	0.5	0.14	0.54
(1,20)	2:C:492:ASN:CB	1:A:40:GLN:OE1	19	0.5	0.14	0.54
(1,20)	2:C:492:ASN:CB	1:A:41:GLN:C	19	0.5	0.14	0.54
(1,20)	2:C:492:ASN:CB	1:A:41:GLN:CA	19	0.5	0.14	0.54
(1,20)	2:C:492:ASN:CB	1:A:41:GLN:CB	19	0.5	0.14	0.54
(1,20)	2:C:492:ASN:CB	1:A:41:GLN:CD	19	0.5	0.14	0.54
(1,20)	2:C:492:ASN:CB	1:A:41:GLN:CG	19	0.5	0.14	0.54
(1,20)	2:C:492:ASN:CB	1:A:41:GLN:H	19	0.5	0.14	0.54
(1,20)	2:C:492:ASN:CB	1:A:41:GLN:HA	19	0.5	0.14	0.54
(1,20)	2:C:492:ASN:CB	1:A:41:GLN:HB2	19	0.5	0.14	0.54
(1,20)	2:C:492:ASN:CB	1:A:41:GLN:HB3	19	0.5	0.14	0.54
(1,20)	2:C:492:ASN:CB	1:A:41:GLN:HE21	19	0.5	0.14	0.54
(1,20)	2:C:492:ASN:CB	1:A:41:GLN:HE22	19	0.5	0.14	0.54

Continued on next page...

Continued from previous page...

Key	Atom-1	Atom-2	Models ¹	Mean (Å)	SD ¹ (Å)	Median (Å)
(1,20)	2:C:492:ASN:CB	1:A:41:GLN:HG2	19	0.5	0.14	0.54
(1,20)	2:C:492:ASN:CB	1:A:41:GLN:HG3	19	0.5	0.14	0.54
(1,20)	2:C:492:ASN:CB	1:A:41:GLN:N	19	0.5	0.14	0.54
(1,20)	2:C:492:ASN:CB	1:A:41:GLN:NE2	19	0.5	0.14	0.54
(1,20)	2:C:492:ASN:CB	1:A:41:GLN:O	19	0.5	0.14	0.54
(1,20)	2:C:492:ASN:CB	1:A:41:GLN:OE1	19	0.5	0.14	0.54
(1,20)	2:C:492:ASN:CB	1:A:42:ARG:C	19	0.5	0.14	0.54
(1,20)	2:C:492:ASN:CB	1:A:42:ARG:CA	19	0.5	0.14	0.54
(1,20)	2:C:492:ASN:CB	1:A:42:ARG:CB	19	0.5	0.14	0.54
(1,20)	2:C:492:ASN:CB	1:A:42:ARG:CD	19	0.5	0.14	0.54
(1,20)	2:C:492:ASN:CB	1:A:42:ARG:CG	19	0.5	0.14	0.54
(1,20)	2:C:492:ASN:CB	1:A:42:ARG:CZ	19	0.5	0.14	0.54
(1,20)	2:C:492:ASN:CB	1:A:42:ARG:H	19	0.5	0.14	0.54
(1,20)	2:C:492:ASN:CB	1:A:42:ARG:HA	19	0.5	0.14	0.54
(1,20)	2:C:492:ASN:CB	1:A:42:ARG:HB2	19	0.5	0.14	0.54
(1,20)	2:C:492:ASN:CB	1:A:42:ARG:HB3	19	0.5	0.14	0.54
(1,20)	2:C:492:ASN:CB	1:A:42:ARG:HD2	19	0.5	0.14	0.54
(1,20)	2:C:492:ASN:CB	1:A:42:ARG:HD3	19	0.5	0.14	0.54
(1,20)	2:C:492:ASN:CB	1:A:42:ARG:HE	19	0.5	0.14	0.54
(1,20)	2:C:492:ASN:CB	1:A:42:ARG:HG2	19	0.5	0.14	0.54
(1,20)	2:C:492:ASN:CB	1:A:42:ARG:HG3	19	0.5	0.14	0.54
(1,20)	2:C:492:ASN:CB	1:A:42:ARG:HH11	19	0.5	0.14	0.54
(1,20)	2:C:492:ASN:CB	1:A:42:ARG:HH12	19	0.5	0.14	0.54
(1,20)	2:C:492:ASN:CB	1:A:42:ARG:HH21	19	0.5	0.14	0.54
(1,20)	2:C:492:ASN:CB	1:A:42:ARG:HH22	19	0.5	0.14	0.54
(1,20)	2:C:492:ASN:CB	1:A:42:ARG:N	19	0.5	0.14	0.54
(1,20)	2:C:492:ASN:CB	1:A:42:ARG:NE	19	0.5	0.14	0.54
(1,20)	2:C:492:ASN:CB	1:A:42:ARG:NH1	19	0.5	0.14	0.54
(1,20)	2:C:492:ASN:CB	1:A:42:ARG:NH2	19	0.5	0.14	0.54
(1,20)	2:C:492:ASN:CB	1:A:42:ARG:O	19	0.5	0.14	0.54
(1,20)	2:C:492:ASN:CB	1:A:43:LEU:C	19	0.5	0.14	0.54
(1,20)	2:C:492:ASN:CB	1:A:43:LEU:CA	19	0.5	0.14	0.54
(1,20)	2:C:492:ASN:CB	1:A:43:LEU:CB	19	0.5	0.14	0.54
(1,20)	2:C:492:ASN:CB	1:A:43:LEU:CD1	19	0.5	0.14	0.54
(1,20)	2:C:492:ASN:CB	1:A:43:LEU:CD2	19	0.5	0.14	0.54
(1,20)	2:C:492:ASN:CB	1:A:43:LEU:CG	19	0.5	0.14	0.54
(1,20)	2:C:492:ASN:CB	1:A:43:LEU:H	19	0.5	0.14	0.54
(1,20)	2:C:492:ASN:CB	1:A:43:LEU:HA	19	0.5	0.14	0.54
(1,20)	2:C:492:ASN:CB	1:A:43:LEU:HB2	19	0.5	0.14	0.54
(1,20)	2:C:492:ASN:CB	1:A:43:LEU:HB3	19	0.5	0.14	0.54
(1,20)	2:C:492:ASN:CB	1:A:43:LEU:HD11	19	0.5	0.14	0.54
(1,20)	2:C:492:ASN:CB	1:A:43:LEU:HD12	19	0.5	0.14	0.54

Continued on next page...

Continued from previous page...

Key	Atom-1	Atom-2	Models ¹	Mean (Å)	SD ¹ (Å)	Median (Å)
(1,20)	2:C:492:ASN:CB	1:A:43:LEU:HD13	19	0.5	0.14	0.54
(1,20)	2:C:492:ASN:CB	1:A:43:LEU:HD21	19	0.5	0.14	0.54
(1,20)	2:C:492:ASN:CB	1:A:43:LEU:HD22	19	0.5	0.14	0.54
(1,20)	2:C:492:ASN:CB	1:A:43:LEU:HD23	19	0.5	0.14	0.54
(1,20)	2:C:492:ASN:CB	1:A:43:LEU:HG	19	0.5	0.14	0.54
(1,20)	2:C:492:ASN:CB	1:A:43:LEU:N	19	0.5	0.14	0.54
(1,20)	2:C:492:ASN:CB	1:A:43:LEU:O	19	0.5	0.14	0.54
(1,20)	2:C:492:ASN:CB	1:A:44:ILE:C	19	0.5	0.14	0.54
(1,20)	2:C:492:ASN:CB	1:A:44:ILE:CA	19	0.5	0.14	0.54
(1,20)	2:C:492:ASN:CB	1:A:44:ILE:CB	19	0.5	0.14	0.54
(1,20)	2:C:492:ASN:CB	1:A:44:ILE:CD1	19	0.5	0.14	0.54
(1,20)	2:C:492:ASN:CB	1:A:44:ILE:CG1	19	0.5	0.14	0.54
(1,20)	2:C:492:ASN:CB	1:A:44:ILE:CG2	19	0.5	0.14	0.54
(1,20)	2:C:492:ASN:CB	1:A:44:ILE:H	19	0.5	0.14	0.54
(1,20)	2:C:492:ASN:CB	1:A:44:ILE:HA	19	0.5	0.14	0.54
(1,20)	2:C:492:ASN:CB	1:A:44:ILE:HB	19	0.5	0.14	0.54
(1,20)	2:C:492:ASN:CB	1:A:44:ILE:HD11	19	0.5	0.14	0.54
(1,20)	2:C:492:ASN:CB	1:A:44:ILE:HD12	19	0.5	0.14	0.54
(1,20)	2:C:492:ASN:CB	1:A:44:ILE:HD13	19	0.5	0.14	0.54
(1,20)	2:C:492:ASN:CB	1:A:44:ILE:HG12	19	0.5	0.14	0.54
(1,20)	2:C:492:ASN:CB	1:A:44:ILE:HG13	19	0.5	0.14	0.54
(1,20)	2:C:492:ASN:CB	1:A:44:ILE:HG21	19	0.5	0.14	0.54
(1,20)	2:C:492:ASN:CB	1:A:44:ILE:HG22	19	0.5	0.14	0.54
(1,20)	2:C:492:ASN:CB	1:A:44:ILE:HG23	19	0.5	0.14	0.54
(1,20)	2:C:492:ASN:CB	1:A:44:ILE:N	19	0.5	0.14	0.54
(1,20)	2:C:492:ASN:CB	1:A:44:ILE:O	19	0.5	0.14	0.54
(1,20)	2:C:492:ASN:CB	1:A:45:PHE:C	19	0.5	0.14	0.54
(1,20)	2:C:492:ASN:CB	1:A:45:PHE:CA	19	0.5	0.14	0.54
(1,20)	2:C:492:ASN:CB	1:A:45:PHE:CB	19	0.5	0.14	0.54
(1,20)	2:C:492:ASN:CB	1:A:45:PHE:CD1	19	0.5	0.14	0.54
(1,20)	2:C:492:ASN:CB	1:A:45:PHE:CD2	19	0.5	0.14	0.54
(1,20)	2:C:492:ASN:CB	1:A:45:PHE:CE1	19	0.5	0.14	0.54
(1,20)	2:C:492:ASN:CB	1:A:45:PHE:CE2	19	0.5	0.14	0.54
(1,20)	2:C:492:ASN:CB	1:A:45:PHE:CG	19	0.5	0.14	0.54
(1,20)	2:C:492:ASN:CB	1:A:45:PHE:CZ	19	0.5	0.14	0.54
(1,20)	2:C:492:ASN:CB	1:A:45:PHE:H	19	0.5	0.14	0.54
(1,20)	2:C:492:ASN:CB	1:A:45:PHE:HA	19	0.5	0.14	0.54
(1,20)	2:C:492:ASN:CB	1:A:45:PHE:HB2	19	0.5	0.14	0.54
(1,20)	2:C:492:ASN:CB	1:A:45:PHE:HB3	19	0.5	0.14	0.54
(1,20)	2:C:492:ASN:CB	1:A:45:PHE:HD1	19	0.5	0.14	0.54
(1,20)	2:C:492:ASN:CB	1:A:45:PHE:HD2	19	0.5	0.14	0.54
(1,20)	2:C:492:ASN:CB	1:A:45:PHE:HE1	19	0.5	0.14	0.54

Continued on next page...

Continued from previous page...

Key	Atom-1	Atom-2	Models ¹	Mean (Å)	SD ¹ (Å)	Median (Å)
(1,20)	2:C:492:ASN:CB	1:A:45:PHE:HE2	19	0.5	0.14	0.54
(1,20)	2:C:492:ASN:CB	1:A:45:PHE:HZ	19	0.5	0.14	0.54
(1,20)	2:C:492:ASN:CB	1:A:45:PHE:N	19	0.5	0.14	0.54
(1,20)	2:C:492:ASN:CB	1:A:45:PHE:O	19	0.5	0.14	0.54
(1,20)	2:C:492:ASN:CB	1:A:46:ALA:C	19	0.5	0.14	0.54
(1,20)	2:C:492:ASN:CB	1:A:46:ALA:CA	19	0.5	0.14	0.54
(1,20)	2:C:492:ASN:CB	1:A:46:ALA:CB	19	0.5	0.14	0.54
(1,20)	2:C:492:ASN:CB	1:A:46:ALA:H	19	0.5	0.14	0.54
(1,20)	2:C:492:ASN:CB	1:A:46:ALA:HA	19	0.5	0.14	0.54
(1,20)	2:C:492:ASN:CB	1:A:46:ALA:HB1	19	0.5	0.14	0.54
(1,20)	2:C:492:ASN:CB	1:A:46:ALA:HB2	19	0.5	0.14	0.54
(1,20)	2:C:492:ASN:CB	1:A:46:ALA:HB3	19	0.5	0.14	0.54
(1,20)	2:C:492:ASN:CB	1:A:46:ALA:N	19	0.5	0.14	0.54
(1,20)	2:C:492:ASN:CB	1:A:46:ALA:O	19	0.5	0.14	0.54
(1,20)	2:C:492:ASN:CB	1:A:47:GLY:C	19	0.5	0.14	0.54
(1,20)	2:C:492:ASN:CB	1:A:47:GLY:CA	19	0.5	0.14	0.54
(1,20)	2:C:492:ASN:CB	1:A:47:GLY:H	19	0.5	0.14	0.54
(1,20)	2:C:492:ASN:CB	1:A:47:GLY:HA2	19	0.5	0.14	0.54
(1,20)	2:C:492:ASN:CB	1:A:47:GLY:HA3	19	0.5	0.14	0.54
(1,20)	2:C:492:ASN:CB	1:A:47:GLY:N	19	0.5	0.14	0.54
(1,20)	2:C:492:ASN:CB	1:A:47:GLY:O	19	0.5	0.14	0.54
(1,20)	2:C:492:ASN:CB	1:A:48:LYS:C	19	0.5	0.14	0.54
(1,20)	2:C:492:ASN:CB	1:A:48:LYS:CA	19	0.5	0.14	0.54
(1,20)	2:C:492:ASN:CB	1:A:48:LYS:CB	19	0.5	0.14	0.54
(1,20)	2:C:492:ASN:CB	1:A:48:LYS:CD	19	0.5	0.14	0.54
(1,20)	2:C:492:ASN:CB	1:A:48:LYS:CE	19	0.5	0.14	0.54
(1,20)	2:C:492:ASN:CB	1:A:48:LYS:CG	19	0.5	0.14	0.54
(1,20)	2:C:492:ASN:CB	1:A:48:LYS:H	19	0.5	0.14	0.54
(1,20)	2:C:492:ASN:CB	1:A:48:LYS:HA	19	0.5	0.14	0.54
(1,20)	2:C:492:ASN:CB	1:A:48:LYS:HB2	19	0.5	0.14	0.54
(1,20)	2:C:492:ASN:CB	1:A:48:LYS:HB3	19	0.5	0.14	0.54
(1,20)	2:C:492:ASN:CB	1:A:48:LYS:HD2	19	0.5	0.14	0.54
(1,20)	2:C:492:ASN:CB	1:A:48:LYS:HD3	19	0.5	0.14	0.54
(1,20)	2:C:492:ASN:CB	1:A:48:LYS:HE2	19	0.5	0.14	0.54
(1,20)	2:C:492:ASN:CB	1:A:48:LYS:HE3	19	0.5	0.14	0.54
(1,20)	2:C:492:ASN:CB	1:A:48:LYS:HG2	19	0.5	0.14	0.54
(1,20)	2:C:492:ASN:CB	1:A:48:LYS:HG3	19	0.5	0.14	0.54
(1,20)	2:C:492:ASN:CB	1:A:48:LYS:HZ1	19	0.5	0.14	0.54
(1,20)	2:C:492:ASN:CB	1:A:48:LYS:HZ2	19	0.5	0.14	0.54
(1,20)	2:C:492:ASN:CB	1:A:48:LYS:HZ3	19	0.5	0.14	0.54
(1,20)	2:C:492:ASN:CB	1:A:48:LYS:N	19	0.5	0.14	0.54
(1,20)	2:C:492:ASN:CB	1:A:48:LYS:NZ	19	0.5	0.14	0.54

Continued on next page...

Continued from previous page...

Key	Atom-1	Atom-2	Models ¹	Mean (Å)	SD ¹ (Å)	Median (Å)
(1,20)	2:C:492:ASN:CB	1:A:48:LYS:O	19	0.5	0.14	0.54
(1,20)	2:C:492:ASN:CB	1:A:49:GLN:C	19	0.5	0.14	0.54
(1,20)	2:C:492:ASN:CB	1:A:49:GLN:CA	19	0.5	0.14	0.54
(1,20)	2:C:492:ASN:CB	1:A:49:GLN:CB	19	0.5	0.14	0.54
(1,20)	2:C:492:ASN:CB	1:A:49:GLN:CD	19	0.5	0.14	0.54
(1,20)	2:C:492:ASN:CB	1:A:49:GLN:CG	19	0.5	0.14	0.54
(1,20)	2:C:492:ASN:CB	1:A:49:GLN:H	19	0.5	0.14	0.54
(1,20)	2:C:492:ASN:CB	1:A:49:GLN:HA	19	0.5	0.14	0.54
(1,20)	2:C:492:ASN:CB	1:A:49:GLN:HB2	19	0.5	0.14	0.54
(1,20)	2:C:492:ASN:CB	1:A:49:GLN:HB3	19	0.5	0.14	0.54
(1,20)	2:C:492:ASN:CB	1:A:49:GLN:HE21	19	0.5	0.14	0.54
(1,20)	2:C:492:ASN:CB	1:A:49:GLN:HE22	19	0.5	0.14	0.54
(1,20)	2:C:492:ASN:CB	1:A:49:GLN:HG2	19	0.5	0.14	0.54
(1,20)	2:C:492:ASN:CB	1:A:49:GLN:HG3	19	0.5	0.14	0.54
(1,20)	2:C:492:ASN:CB	1:A:49:GLN:N	19	0.5	0.14	0.54
(1,20)	2:C:492:ASN:CB	1:A:49:GLN:NE2	19	0.5	0.14	0.54
(1,20)	2:C:492:ASN:CB	1:A:49:GLN:O	19	0.5	0.14	0.54
(1,20)	2:C:492:ASN:CB	1:A:49:GLN:OE1	19	0.5	0.14	0.54
(1,20)	2:C:492:ASN:CB	1:A:51:GLU:C	19	0.5	0.14	0.54
(1,20)	2:C:492:ASN:CB	1:A:51:GLU:CA	19	0.5	0.14	0.54
(1,20)	2:C:492:ASN:CB	1:A:51:GLU:CB	19	0.5	0.14	0.54
(1,20)	2:C:492:ASN:CB	1:A:51:GLU:CD	19	0.5	0.14	0.54
(1,20)	2:C:492:ASN:CB	1:A:51:GLU:CG	19	0.5	0.14	0.54
(1,20)	2:C:492:ASN:CB	1:A:51:GLU:H	19	0.5	0.14	0.54
(1,20)	2:C:492:ASN:CB	1:A:51:GLU:HA	19	0.5	0.14	0.54
(1,20)	2:C:492:ASN:CB	1:A:51:GLU:HB2	19	0.5	0.14	0.54
(1,20)	2:C:492:ASN:CB	1:A:51:GLU:HB3	19	0.5	0.14	0.54
(1,20)	2:C:492:ASN:CB	1:A:51:GLU:HG2	19	0.5	0.14	0.54
(1,20)	2:C:492:ASN:CB	1:A:51:GLU:HG3	19	0.5	0.14	0.54
(1,20)	2:C:492:ASN:CB	1:A:51:GLU:N	19	0.5	0.14	0.54
(1,20)	2:C:492:ASN:CB	1:A:51:GLU:O	19	0.5	0.14	0.54
(1,20)	2:C:492:ASN:CB	1:A:51:GLU:OE1	19	0.5	0.14	0.54
(1,20)	2:C:492:ASN:CB	1:A:51:GLU:OE2	19	0.5	0.14	0.54
(1,20)	2:C:492:ASN:CB	1:A:58:ASP:C	19	0.5	0.14	0.54
(1,20)	2:C:492:ASN:CB	1:A:58:ASP:CA	19	0.5	0.14	0.54
(1,20)	2:C:492:ASN:CB	1:A:58:ASP:CB	19	0.5	0.14	0.54
(1,20)	2:C:492:ASN:CB	1:A:58:ASP:CG	19	0.5	0.14	0.54
(1,20)	2:C:492:ASN:CB	1:A:58:ASP:H	19	0.5	0.14	0.54
(1,20)	2:C:492:ASN:CB	1:A:58:ASP:HA	19	0.5	0.14	0.54
(1,20)	2:C:492:ASN:CB	1:A:58:ASP:HB2	19	0.5	0.14	0.54
(1,20)	2:C:492:ASN:CB	1:A:58:ASP:HB3	19	0.5	0.14	0.54
(1,20)	2:C:492:ASN:CB	1:A:58:ASP:N	19	0.5	0.14	0.54

Continued on next page...

Continued from previous page...

Key	Atom-1	Atom-2	Models ¹	Mean (Å)	SD ¹ (Å)	Median (Å)
(1,20)	2:C:492:ASN:CB	1:A:58:ASP:O	19	0.5	0.14	0.54
(1,20)	2:C:492:ASN:CB	1:A:58:ASP:OD1	19	0.5	0.14	0.54
(1,20)	2:C:492:ASN:CB	1:A:58:ASP:OD2	19	0.5	0.14	0.54
(1,20)	2:C:492:ASN:CB	1:A:59:TYR:C	19	0.5	0.14	0.54
(1,20)	2:C:492:ASN:CB	1:A:59:TYR:CA	19	0.5	0.14	0.54
(1,20)	2:C:492:ASN:CB	1:A:59:TYR:CB	19	0.5	0.14	0.54
(1,20)	2:C:492:ASN:CB	1:A:59:TYR:CD1	19	0.5	0.14	0.54
(1,20)	2:C:492:ASN:CB	1:A:59:TYR:CD2	19	0.5	0.14	0.54
(1,20)	2:C:492:ASN:CB	1:A:59:TYR:CE1	19	0.5	0.14	0.54
(1,20)	2:C:492:ASN:CB	1:A:59:TYR:CE2	19	0.5	0.14	0.54
(1,20)	2:C:492:ASN:CB	1:A:59:TYR:CG	19	0.5	0.14	0.54
(1,20)	2:C:492:ASN:CB	1:A:59:TYR:CZ	19	0.5	0.14	0.54
(1,20)	2:C:492:ASN:CB	1:A:59:TYR:H	19	0.5	0.14	0.54
(1,20)	2:C:492:ASN:CB	1:A:59:TYR:HA	19	0.5	0.14	0.54
(1,20)	2:C:492:ASN:CB	1:A:59:TYR:HB2	19	0.5	0.14	0.54
(1,20)	2:C:492:ASN:CB	1:A:59:TYR:HB3	19	0.5	0.14	0.54
(1,20)	2:C:492:ASN:CB	1:A:59:TYR:HD1	19	0.5	0.14	0.54
(1,20)	2:C:492:ASN:CB	1:A:59:TYR:HD2	19	0.5	0.14	0.54
(1,20)	2:C:492:ASN:CB	1:A:59:TYR:HE1	19	0.5	0.14	0.54
(1,20)	2:C:492:ASN:CB	1:A:59:TYR:HE2	19	0.5	0.14	0.54
(1,20)	2:C:492:ASN:CB	1:A:59:TYR:HH	19	0.5	0.14	0.54
(1,20)	2:C:492:ASN:CB	1:A:59:TYR:N	19	0.5	0.14	0.54
(1,20)	2:C:492:ASN:CB	1:A:59:TYR:O	19	0.5	0.14	0.54
(1,20)	2:C:492:ASN:CB	1:A:59:TYR:OH	19	0.5	0.14	0.54
(1,20)	2:C:492:ASN:CB	1:A:60:ASN:C	19	0.5	0.14	0.54
(1,20)	2:C:492:ASN:CB	1:A:60:ASN:CA	19	0.5	0.14	0.54
(1,20)	2:C:492:ASN:CB	1:A:60:ASN:CB	19	0.5	0.14	0.54
(1,20)	2:C:492:ASN:CB	1:A:60:ASN:CG	19	0.5	0.14	0.54
(1,20)	2:C:492:ASN:CB	1:A:60:ASN:H	19	0.5	0.14	0.54
(1,20)	2:C:492:ASN:CB	1:A:60:ASN:HA	19	0.5	0.14	0.54
(1,20)	2:C:492:ASN:CB	1:A:60:ASN:HB2	19	0.5	0.14	0.54
(1,20)	2:C:492:ASN:CB	1:A:60:ASN:HB3	19	0.5	0.14	0.54
(1,20)	2:C:492:ASN:CB	1:A:60:ASN:HD21	19	0.5	0.14	0.54
(1,20)	2:C:492:ASN:CB	1:A:60:ASN:HD22	19	0.5	0.14	0.54
(1,20)	2:C:492:ASN:CB	1:A:60:ASN:N	19	0.5	0.14	0.54
(1,20)	2:C:492:ASN:CB	1:A:60:ASN:ND2	19	0.5	0.14	0.54
(1,20)	2:C:492:ASN:CB	1:A:60:ASN:O	19	0.5	0.14	0.54
(1,20)	2:C:492:ASN:CB	1:A:60:ASN:OD1	19	0.5	0.14	0.54
(1,20)	2:C:492:ASN:CB	1:A:61:ILE:C	19	0.5	0.14	0.54
(1,20)	2:C:492:ASN:CB	1:A:61:ILE:CA	19	0.5	0.14	0.54
(1,20)	2:C:492:ASN:CB	1:A:61:ILE:CB	19	0.5	0.14	0.54
(1,20)	2:C:492:ASN:CB	1:A:61:ILE:CD1	19	0.5	0.14	0.54

Continued on next page...

Continued from previous page...

Key	Atom-1	Atom-2	Models ¹	Mean (Å)	SD ¹ (Å)	Median (Å)
(1,20)	2:C:492:ASN:CB	1:A:61:ILE:CG1	19	0.5	0.14	0.54
(1,20)	2:C:492:ASN:CB	1:A:61:ILE:CG2	19	0.5	0.14	0.54
(1,20)	2:C:492:ASN:CB	1:A:61:ILE:H	19	0.5	0.14	0.54
(1,20)	2:C:492:ASN:CB	1:A:61:ILE:HA	19	0.5	0.14	0.54
(1,20)	2:C:492:ASN:CB	1:A:61:ILE:HB	19	0.5	0.14	0.54
(1,20)	2:C:492:ASN:CB	1:A:61:ILE:HD11	19	0.5	0.14	0.54
(1,20)	2:C:492:ASN:CB	1:A:61:ILE:HD12	19	0.5	0.14	0.54
(1,20)	2:C:492:ASN:CB	1:A:61:ILE:HD13	19	0.5	0.14	0.54
(1,20)	2:C:492:ASN:CB	1:A:61:ILE:HG12	19	0.5	0.14	0.54
(1,20)	2:C:492:ASN:CB	1:A:61:ILE:HG13	19	0.5	0.14	0.54
(1,20)	2:C:492:ASN:CB	1:A:61:ILE:HG21	19	0.5	0.14	0.54
(1,20)	2:C:492:ASN:CB	1:A:61:ILE:HG22	19	0.5	0.14	0.54
(1,20)	2:C:492:ASN:CB	1:A:61:ILE:HG23	19	0.5	0.14	0.54
(1,20)	2:C:492:ASN:CB	1:A:61:ILE:N	19	0.5	0.14	0.54
(1,20)	2:C:492:ASN:CB	1:A:61:ILE:O	19	0.5	0.14	0.54
(1,20)	2:C:492:ASN:CB	1:A:62:GLN:C	19	0.5	0.14	0.54
(1,20)	2:C:492:ASN:CB	1:A:62:GLN:CA	19	0.5	0.14	0.54
(1,20)	2:C:492:ASN:CB	1:A:62:GLN:CB	19	0.5	0.14	0.54
(1,20)	2:C:492:ASN:CB	1:A:62:GLN:CD	19	0.5	0.14	0.54
(1,20)	2:C:492:ASN:CB	1:A:62:GLN:CG	19	0.5	0.14	0.54
(1,20)	2:C:492:ASN:CB	1:A:62:GLN:H	19	0.5	0.14	0.54
(1,20)	2:C:492:ASN:CB	1:A:62:GLN:HA	19	0.5	0.14	0.54
(1,20)	2:C:492:ASN:CB	1:A:62:GLN:HB2	19	0.5	0.14	0.54
(1,20)	2:C:492:ASN:CB	1:A:62:GLN:HB3	19	0.5	0.14	0.54
(1,20)	2:C:492:ASN:CB	1:A:62:GLN:HE21	19	0.5	0.14	0.54
(1,20)	2:C:492:ASN:CB	1:A:62:GLN:HE22	19	0.5	0.14	0.54
(1,20)	2:C:492:ASN:CB	1:A:62:GLN:HG2	19	0.5	0.14	0.54
(1,20)	2:C:492:ASN:CB	1:A:62:GLN:HG3	19	0.5	0.14	0.54
(1,20)	2:C:492:ASN:CB	1:A:62:GLN:N	19	0.5	0.14	0.54
(1,20)	2:C:492:ASN:CB	1:A:62:GLN:NE2	19	0.5	0.14	0.54
(1,20)	2:C:492:ASN:CB	1:A:62:GLN:O	19	0.5	0.14	0.54
(1,20)	2:C:492:ASN:CB	1:A:62:GLN:OE1	19	0.5	0.14	0.54
(1,20)	2:C:492:ASN:CB	1:A:65:SER:C	19	0.5	0.14	0.54
(1,20)	2:C:492:ASN:CB	1:A:65:SER:CA	19	0.5	0.14	0.54
(1,20)	2:C:492:ASN:CB	1:A:65:SER:CB	19	0.5	0.14	0.54
(1,20)	2:C:492:ASN:CB	1:A:65:SER:H	19	0.5	0.14	0.54
(1,20)	2:C:492:ASN:CB	1:A:65:SER:HA	19	0.5	0.14	0.54
(1,20)	2:C:492:ASN:CB	1:A:65:SER:HB2	19	0.5	0.14	0.54
(1,20)	2:C:492:ASN:CB	1:A:65:SER:HB3	19	0.5	0.14	0.54
(1,20)	2:C:492:ASN:CB	1:A:65:SER:HG	19	0.5	0.14	0.54
(1,20)	2:C:492:ASN:CB	1:A:65:SER:N	19	0.5	0.14	0.54
(1,20)	2:C:492:ASN:CB	1:A:65:SER:O	19	0.5	0.14	0.54

Continued on next page...

Continued from previous page...

Key	Atom-1	Atom-2	Models ¹	Mean (Å)	SD ¹ (Å)	Median (Å)
(1,20)	2:C:492:ASN:CB	1:A:65:SER:OG	19	0.5	0.14	0.54
(1,20)	2:C:492:ASN:CB	1:A:66:THR:C	19	0.5	0.14	0.54
(1,20)	2:C:492:ASN:CB	1:A:66:THR:CA	19	0.5	0.14	0.54
(1,20)	2:C:492:ASN:CB	1:A:66:THR:CB	19	0.5	0.14	0.54
(1,20)	2:C:492:ASN:CB	1:A:66:THR:CG2	19	0.5	0.14	0.54
(1,20)	2:C:492:ASN:CB	1:A:66:THR:H	19	0.5	0.14	0.54
(1,20)	2:C:492:ASN:CB	1:A:66:THR:HA	19	0.5	0.14	0.54
(1,20)	2:C:492:ASN:CB	1:A:66:THR:HB	19	0.5	0.14	0.54
(1,20)	2:C:492:ASN:CB	1:A:66:THR:HG1	19	0.5	0.14	0.54
(1,20)	2:C:492:ASN:CB	1:A:66:THR:HG21	19	0.5	0.14	0.54
(1,20)	2:C:492:ASN:CB	1:A:66:THR:HG22	19	0.5	0.14	0.54
(1,20)	2:C:492:ASN:CB	1:A:66:THR:HG23	19	0.5	0.14	0.54
(1,20)	2:C:492:ASN:CB	1:A:66:THR:N	19	0.5	0.14	0.54
(1,20)	2:C:492:ASN:CB	1:A:66:THR:O	19	0.5	0.14	0.54
(1,20)	2:C:492:ASN:CB	1:A:66:THR:OG1	19	0.5	0.14	0.54
(1,20)	2:C:492:ASN:CB	1:A:68:HIS:C	19	0.5	0.14	0.54
(1,20)	2:C:492:ASN:CB	1:A:68:HIS:CA	19	0.5	0.14	0.54
(1,20)	2:C:492:ASN:CB	1:A:68:HIS:CB	19	0.5	0.14	0.54
(1,20)	2:C:492:ASN:CB	1:A:68:HIS:CD2	19	0.5	0.14	0.54
(1,20)	2:C:492:ASN:CB	1:A:68:HIS:CE1	19	0.5	0.14	0.54
(1,20)	2:C:492:ASN:CB	1:A:68:HIS:CG	19	0.5	0.14	0.54
(1,20)	2:C:492:ASN:CB	1:A:68:HIS:H	19	0.5	0.14	0.54
(1,20)	2:C:492:ASN:CB	1:A:68:HIS:HA	19	0.5	0.14	0.54
(1,20)	2:C:492:ASN:CB	1:A:68:HIS:HB2	19	0.5	0.14	0.54
(1,20)	2:C:492:ASN:CB	1:A:68:HIS:HB3	19	0.5	0.14	0.54
(1,20)	2:C:492:ASN:CB	1:A:68:HIS:HD2	19	0.5	0.14	0.54
(1,20)	2:C:492:ASN:CB	1:A:68:HIS:HE1	19	0.5	0.14	0.54
(1,20)	2:C:492:ASN:CB	1:A:68:HIS:HE2	19	0.5	0.14	0.54
(1,20)	2:C:492:ASN:CB	1:A:68:HIS:N	19	0.5	0.14	0.54
(1,20)	2:C:492:ASN:CB	1:A:68:HIS:ND1	19	0.5	0.14	0.54
(1,20)	2:C:492:ASN:CB	1:A:68:HIS:NE2	19	0.5	0.14	0.54
(1,20)	2:C:492:ASN:CB	1:A:68:HIS:O	19	0.5	0.14	0.54
(1,20)	2:C:492:ASN:CB	1:A:69:LEU:C	19	0.5	0.14	0.54
(1,20)	2:C:492:ASN:CB	1:A:69:LEU:CA	19	0.5	0.14	0.54
(1,20)	2:C:492:ASN:CB	1:A:69:LEU:CB	19	0.5	0.14	0.54
(1,20)	2:C:492:ASN:CB	1:A:69:LEU:CD1	19	0.5	0.14	0.54
(1,20)	2:C:492:ASN:CB	1:A:69:LEU:CD2	19	0.5	0.14	0.54
(1,20)	2:C:492:ASN:CB	1:A:69:LEU:CG	19	0.5	0.14	0.54
(1,20)	2:C:492:ASN:CB	1:A:69:LEU:H	19	0.5	0.14	0.54
(1,20)	2:C:492:ASN:CB	1:A:69:LEU:HA	19	0.5	0.14	0.54
(1,20)	2:C:492:ASN:CB	1:A:69:LEU:HB2	19	0.5	0.14	0.54
(1,20)	2:C:492:ASN:CB	1:A:69:LEU:HB3	19	0.5	0.14	0.54

Continued on next page...

Continued from previous page...

Key	Atom-1	Atom-2	Models ¹	Mean (Å)	SD ¹ (Å)	Median (Å)
(1,20)	2:C:492:ASN:CB	1:A:69:LEU:HD11	19	0.5	0.14	0.54
(1,20)	2:C:492:ASN:CB	1:A:69:LEU:HD12	19	0.5	0.14	0.54
(1,20)	2:C:492:ASN:CB	1:A:69:LEU:HD13	19	0.5	0.14	0.54
(1,20)	2:C:492:ASN:CB	1:A:69:LEU:HD21	19	0.5	0.14	0.54
(1,20)	2:C:492:ASN:CB	1:A:69:LEU:HD22	19	0.5	0.14	0.54
(1,20)	2:C:492:ASN:CB	1:A:69:LEU:HD23	19	0.5	0.14	0.54
(1,20)	2:C:492:ASN:CB	1:A:69:LEU:HG	19	0.5	0.14	0.54
(1,20)	2:C:492:ASN:CB	1:A:69:LEU:N	19	0.5	0.14	0.54
(1,20)	2:C:492:ASN:CB	1:A:69:LEU:O	19	0.5	0.14	0.54
(1,20)	2:C:492:ASN:CB	1:A:70:VAL:C	19	0.5	0.14	0.54
(1,20)	2:C:492:ASN:CB	1:A:70:VAL:CA	19	0.5	0.14	0.54
(1,20)	2:C:492:ASN:CB	1:A:70:VAL:CB	19	0.5	0.14	0.54
(1,20)	2:C:492:ASN:CB	1:A:70:VAL:CG1	19	0.5	0.14	0.54
(1,20)	2:C:492:ASN:CB	1:A:70:VAL:CG2	19	0.5	0.14	0.54
(1,20)	2:C:492:ASN:CB	1:A:70:VAL:H	19	0.5	0.14	0.54
(1,20)	2:C:492:ASN:CB	1:A:70:VAL:HA	19	0.5	0.14	0.54
(1,20)	2:C:492:ASN:CB	1:A:70:VAL:HB	19	0.5	0.14	0.54
(1,20)	2:C:492:ASN:CB	1:A:70:VAL:HG11	19	0.5	0.14	0.54
(1,20)	2:C:492:ASN:CB	1:A:70:VAL:HG12	19	0.5	0.14	0.54
(1,20)	2:C:492:ASN:CB	1:A:70:VAL:HG13	19	0.5	0.14	0.54
(1,20)	2:C:492:ASN:CB	1:A:70:VAL:HG21	19	0.5	0.14	0.54
(1,20)	2:C:492:ASN:CB	1:A:70:VAL:HG22	19	0.5	0.14	0.54
(1,20)	2:C:492:ASN:CB	1:A:70:VAL:HG23	19	0.5	0.14	0.54
(1,20)	2:C:492:ASN:CB	1:A:70:VAL:N	19	0.5	0.14	0.54
(1,20)	2:C:492:ASN:CB	1:A:70:VAL:O	19	0.5	0.14	0.54
(1,20)	2:C:492:ASN:CB	1:A:71:LEU:C	19	0.5	0.14	0.54
(1,20)	2:C:492:ASN:CB	1:A:71:LEU:CA	19	0.5	0.14	0.54
(1,20)	2:C:492:ASN:CB	1:A:71:LEU:CB	19	0.5	0.14	0.54
(1,20)	2:C:492:ASN:CB	1:A:71:LEU:CD1	19	0.5	0.14	0.54
(1,20)	2:C:492:ASN:CB	1:A:71:LEU:CD2	19	0.5	0.14	0.54
(1,20)	2:C:492:ASN:CB	1:A:71:LEU:CG	19	0.5	0.14	0.54
(1,20)	2:C:492:ASN:CB	1:A:71:LEU:H	19	0.5	0.14	0.54
(1,20)	2:C:492:ASN:CB	1:A:71:LEU:HA	19	0.5	0.14	0.54
(1,20)	2:C:492:ASN:CB	1:A:71:LEU:HB2	19	0.5	0.14	0.54
(1,20)	2:C:492:ASN:CB	1:A:71:LEU:HB3	19	0.5	0.14	0.54
(1,20)	2:C:492:ASN:CB	1:A:71:LEU:HD11	19	0.5	0.14	0.54
(1,20)	2:C:492:ASN:CB	1:A:71:LEU:HD12	19	0.5	0.14	0.54
(1,20)	2:C:492:ASN:CB	1:A:71:LEU:HD13	19	0.5	0.14	0.54
(1,20)	2:C:492:ASN:CB	1:A:71:LEU:HD21	19	0.5	0.14	0.54
(1,20)	2:C:492:ASN:CB	1:A:71:LEU:HD22	19	0.5	0.14	0.54
(1,20)	2:C:492:ASN:CB	1:A:71:LEU:HD23	19	0.5	0.14	0.54
(1,20)	2:C:492:ASN:CB	1:A:71:LEU:HG	19	0.5	0.14	0.54

Continued on next page...

Continued from previous page...

Key	Atom-1	Atom-2	Models ¹	Mean (Å)	SD ¹ (Å)	Median (Å)
(1,20)	2:C:492:ASN:CB	1:A:71:LEU:N	19	0.5	0.14	0.54
(1,20)	2:C:492:ASN:CB	1:A:71:LEU:O	19	0.5	0.14	0.54
(1,20)	2:C:492:ASN:CB	1:A:72:ARG:C	19	0.5	0.14	0.54
(1,20)	2:C:492:ASN:CB	1:A:72:ARG:CA	19	0.5	0.14	0.54
(1,20)	2:C:492:ASN:CB	1:A:72:ARG:CB	19	0.5	0.14	0.54
(1,20)	2:C:492:ASN:CB	1:A:72:ARG:CD	19	0.5	0.14	0.54
(1,20)	2:C:492:ASN:CB	1:A:72:ARG:CG	19	0.5	0.14	0.54
(1,20)	2:C:492:ASN:CB	1:A:72:ARG:CZ	19	0.5	0.14	0.54
(1,20)	2:C:492:ASN:CB	1:A:72:ARG:H	19	0.5	0.14	0.54
(1,20)	2:C:492:ASN:CB	1:A:72:ARG:HA	19	0.5	0.14	0.54
(1,20)	2:C:492:ASN:CB	1:A:72:ARG:HB2	19	0.5	0.14	0.54
(1,20)	2:C:492:ASN:CB	1:A:72:ARG:HB3	19	0.5	0.14	0.54
(1,20)	2:C:492:ASN:CB	1:A:72:ARG:HD2	19	0.5	0.14	0.54
(1,20)	2:C:492:ASN:CB	1:A:72:ARG:HD3	19	0.5	0.14	0.54
(1,20)	2:C:492:ASN:CB	1:A:72:ARG:HE	19	0.5	0.14	0.54
(1,20)	2:C:492:ASN:CB	1:A:72:ARG:HG2	19	0.5	0.14	0.54
(1,20)	2:C:492:ASN:CB	1:A:72:ARG:HG3	19	0.5	0.14	0.54
(1,20)	2:C:492:ASN:CB	1:A:72:ARG:HH11	19	0.5	0.14	0.54
(1,20)	2:C:492:ASN:CB	1:A:72:ARG:HH12	19	0.5	0.14	0.54
(1,20)	2:C:492:ASN:CB	1:A:72:ARG:HH21	19	0.5	0.14	0.54
(1,20)	2:C:492:ASN:CB	1:A:72:ARG:HH22	19	0.5	0.14	0.54
(1,20)	2:C:492:ASN:CB	1:A:72:ARG:N	19	0.5	0.14	0.54
(1,20)	2:C:492:ASN:CB	1:A:72:ARG:NE	19	0.5	0.14	0.54
(1,20)	2:C:492:ASN:CB	1:A:72:ARG:NH1	19	0.5	0.14	0.54
(1,20)	2:C:492:ASN:CB	1:A:72:ARG:NH2	19	0.5	0.14	0.54
(1,20)	2:C:492:ASN:CB	1:A:72:ARG:O	19	0.5	0.14	0.54
(1,20)	2:C:492:ASN:CB	1:A:73:LEU:C	19	0.5	0.14	0.54
(1,20)	2:C:492:ASN:CB	1:A:73:LEU:CA	19	0.5	0.14	0.54
(1,20)	2:C:492:ASN:CB	1:A:73:LEU:CB	19	0.5	0.14	0.54
(1,20)	2:C:492:ASN:CB	1:A:73:LEU:CD1	19	0.5	0.14	0.54
(1,20)	2:C:492:ASN:CB	1:A:73:LEU:CD2	19	0.5	0.14	0.54
(1,20)	2:C:492:ASN:CB	1:A:73:LEU:CG	19	0.5	0.14	0.54
(1,20)	2:C:492:ASN:CB	1:A:73:LEU:H	19	0.5	0.14	0.54
(1,20)	2:C:492:ASN:CB	1:A:73:LEU:HA	19	0.5	0.14	0.54
(1,20)	2:C:492:ASN:CB	1:A:73:LEU:HB2	19	0.5	0.14	0.54
(1,20)	2:C:492:ASN:CB	1:A:73:LEU:HB3	19	0.5	0.14	0.54
(1,20)	2:C:492:ASN:CB	1:A:73:LEU:HD11	19	0.5	0.14	0.54
(1,20)	2:C:492:ASN:CB	1:A:73:LEU:HD12	19	0.5	0.14	0.54
(1,20)	2:C:492:ASN:CB	1:A:73:LEU:HD13	19	0.5	0.14	0.54
(1,20)	2:C:492:ASN:CB	1:A:73:LEU:HD21	19	0.5	0.14	0.54
(1,20)	2:C:492:ASN:CB	1:A:73:LEU:HD22	19	0.5	0.14	0.54
(1,20)	2:C:492:ASN:CB	1:A:73:LEU:HD23	19	0.5	0.14	0.54

Continued on next page...

Continued from previous page...

Key	Atom-1	Atom-2	Models ¹	Mean (Å)	SD ¹ (Å)	Median (Å)
(1,20)	2:C:492:ASN:CB	1:A:73:LEU:HG	19	0.5	0.14	0.54
(1,20)	2:C:492:ASN:CB	1:A:73:LEU:N	19	0.5	0.14	0.54
(1,20)	2:C:492:ASN:CB	1:A:73:LEU:O	19	0.5	0.14	0.54
(1,20)	2:C:492:ASN:CB	1:A:74:ARG:C	19	0.5	0.14	0.54
(1,20)	2:C:492:ASN:CB	1:A:74:ARG:CA	19	0.5	0.14	0.54
(1,20)	2:C:492:ASN:CB	1:A:74:ARG:CB	19	0.5	0.14	0.54
(1,20)	2:C:492:ASN:CB	1:A:74:ARG:CD	19	0.5	0.14	0.54
(1,20)	2:C:492:ASN:CB	1:A:74:ARG:CG	19	0.5	0.14	0.54
(1,20)	2:C:492:ASN:CB	1:A:74:ARG:CZ	19	0.5	0.14	0.54
(1,20)	2:C:492:ASN:CB	1:A:74:ARG:H	19	0.5	0.14	0.54
(1,20)	2:C:492:ASN:CB	1:A:74:ARG:HA	19	0.5	0.14	0.54
(1,20)	2:C:492:ASN:CB	1:A:74:ARG:HB2	19	0.5	0.14	0.54
(1,20)	2:C:492:ASN:CB	1:A:74:ARG:HB3	19	0.5	0.14	0.54
(1,20)	2:C:492:ASN:CB	1:A:74:ARG:HD2	19	0.5	0.14	0.54
(1,20)	2:C:492:ASN:CB	1:A:74:ARG:HD3	19	0.5	0.14	0.54
(1,20)	2:C:492:ASN:CB	1:A:74:ARG:HE	19	0.5	0.14	0.54
(1,20)	2:C:492:ASN:CB	1:A:74:ARG:HG2	19	0.5	0.14	0.54
(1,20)	2:C:492:ASN:CB	1:A:74:ARG:HG3	19	0.5	0.14	0.54
(1,20)	2:C:492:ASN:CB	1:A:74:ARG:HH11	19	0.5	0.14	0.54
(1,20)	2:C:492:ASN:CB	1:A:74:ARG:HH12	19	0.5	0.14	0.54
(1,20)	2:C:492:ASN:CB	1:A:74:ARG:HH21	19	0.5	0.14	0.54
(1,20)	2:C:492:ASN:CB	1:A:74:ARG:HH22	19	0.5	0.14	0.54
(1,20)	2:C:492:ASN:CB	1:A:74:ARG:N	19	0.5	0.14	0.54
(1,20)	2:C:492:ASN:CB	1:A:74:ARG:NE	19	0.5	0.14	0.54
(1,20)	2:C:492:ASN:CB	1:A:74:ARG:NH1	19	0.5	0.14	0.54
(1,20)	2:C:492:ASN:CB	1:A:74:ARG:NH2	19	0.5	0.14	0.54
(1,20)	2:C:492:ASN:CB	1:A:74:ARG:O	19	0.5	0.14	0.54
(1,20)	2:C:492:ASN:CB	1:A:75:GLY:C	19	0.5	0.14	0.54
(1,20)	2:C:492:ASN:CB	1:A:75:GLY:CA	19	0.5	0.14	0.54
(1,20)	2:C:492:ASN:CB	1:A:75:GLY:H	19	0.5	0.14	0.54
(1,20)	2:C:492:ASN:CB	1:A:75:GLY:HA2	19	0.5	0.14	0.54
(1,20)	2:C:492:ASN:CB	1:A:75:GLY:HA3	19	0.5	0.14	0.54
(1,20)	2:C:492:ASN:CB	1:A:75:GLY:N	19	0.5	0.14	0.54
(1,20)	2:C:492:ASN:CB	1:A:75:GLY:O	19	0.5	0.14	0.54
(1,20)	2:C:492:ASN:CB	1:A:76:GLY:C	19	0.5	0.14	0.54
(1,20)	2:C:492:ASN:CB	1:A:76:GLY:CA	19	0.5	0.14	0.54
(1,20)	2:C:492:ASN:CB	1:A:76:GLY:H	19	0.5	0.14	0.54
(1,20)	2:C:492:ASN:CB	1:A:76:GLY:HA2	19	0.5	0.14	0.54
(1,20)	2:C:492:ASN:CB	1:A:76:GLY:HA3	19	0.5	0.14	0.54
(1,20)	2:C:492:ASN:CB	1:A:76:GLY:N	19	0.5	0.14	0.54
(1,20)	2:C:492:ASN:CB	1:A:76:GLY:O	19	0.5	0.14	0.54
(1,20)	2:C:492:ASN:CG	1:A:4:PHE:C	19	0.5	0.14	0.54

Continued on next page...

Continued from previous page...

Key	Atom-1	Atom-2	Models ¹	Mean (Å)	SD ¹ (Å)	Median (Å)
(1,20)	2:C:492:ASN:CG	1:A:4:PHE:CA	19	0.5	0.14	0.54
(1,20)	2:C:492:ASN:CG	1:A:4:PHE:CB	19	0.5	0.14	0.54
(1,20)	2:C:492:ASN:CG	1:A:4:PHE:CD1	19	0.5	0.14	0.54
(1,20)	2:C:492:ASN:CG	1:A:4:PHE:CD2	19	0.5	0.14	0.54
(1,20)	2:C:492:ASN:CG	1:A:4:PHE:CE1	19	0.5	0.14	0.54
(1,20)	2:C:492:ASN:CG	1:A:4:PHE:CE2	19	0.5	0.14	0.54
(1,20)	2:C:492:ASN:CG	1:A:4:PHE:CG	19	0.5	0.14	0.54
(1,20)	2:C:492:ASN:CG	1:A:4:PHE:CZ	19	0.5	0.14	0.54
(1,20)	2:C:492:ASN:CG	1:A:4:PHE:H	19	0.5	0.14	0.54
(1,20)	2:C:492:ASN:CG	1:A:4:PHE:HA	19	0.5	0.14	0.54
(1,20)	2:C:492:ASN:CG	1:A:4:PHE:HB2	19	0.5	0.14	0.54
(1,20)	2:C:492:ASN:CG	1:A:4:PHE:HB3	19	0.5	0.14	0.54
(1,20)	2:C:492:ASN:CG	1:A:4:PHE:HD1	19	0.5	0.14	0.54
(1,20)	2:C:492:ASN:CG	1:A:4:PHE:HD2	19	0.5	0.14	0.54
(1,20)	2:C:492:ASN:CG	1:A:4:PHE:HE1	19	0.5	0.14	0.54
(1,20)	2:C:492:ASN:CG	1:A:4:PHE:HE2	19	0.5	0.14	0.54
(1,20)	2:C:492:ASN:CG	1:A:4:PHE:HZ	19	0.5	0.14	0.54
(1,20)	2:C:492:ASN:CG	1:A:4:PHE:N	19	0.5	0.14	0.54
(1,20)	2:C:492:ASN:CG	1:A:4:PHE:O	19	0.5	0.14	0.54
(1,20)	2:C:492:ASN:CG	1:A:6:LYS:C	19	0.5	0.14	0.54
(1,20)	2:C:492:ASN:CG	1:A:6:LYS:CA	19	0.5	0.14	0.54
(1,20)	2:C:492:ASN:CG	1:A:6:LYS:CB	19	0.5	0.14	0.54
(1,20)	2:C:492:ASN:CG	1:A:6:LYS:CD	19	0.5	0.14	0.54
(1,20)	2:C:492:ASN:CG	1:A:6:LYS:CE	19	0.5	0.14	0.54
(1,20)	2:C:492:ASN:CG	1:A:6:LYS:CG	19	0.5	0.14	0.54
(1,20)	2:C:492:ASN:CG	1:A:6:LYS:H	19	0.5	0.14	0.54
(1,20)	2:C:492:ASN:CG	1:A:6:LYS:HA	19	0.5	0.14	0.54
(1,20)	2:C:492:ASN:CG	1:A:6:LYS:HB2	19	0.5	0.14	0.54
(1,20)	2:C:492:ASN:CG	1:A:6:LYS:HB3	19	0.5	0.14	0.54
(1,20)	2:C:492:ASN:CG	1:A:6:LYS:HD2	19	0.5	0.14	0.54
(1,20)	2:C:492:ASN:CG	1:A:6:LYS:HD3	19	0.5	0.14	0.54
(1,20)	2:C:492:ASN:CG	1:A:6:LYS:HE2	19	0.5	0.14	0.54
(1,20)	2:C:492:ASN:CG	1:A:6:LYS:HE3	19	0.5	0.14	0.54
(1,20)	2:C:492:ASN:CG	1:A:6:LYS:HG2	19	0.5	0.14	0.54
(1,20)	2:C:492:ASN:CG	1:A:6:LYS:HG3	19	0.5	0.14	0.54
(1,20)	2:C:492:ASN:CG	1:A:6:LYS:HZ1	19	0.5	0.14	0.54
(1,20)	2:C:492:ASN:CG	1:A:6:LYS:HZ2	19	0.5	0.14	0.54
(1,20)	2:C:492:ASN:CG	1:A:6:LYS:HZ3	19	0.5	0.14	0.54
(1,20)	2:C:492:ASN:CG	1:A:6:LYS:N	19	0.5	0.14	0.54
(1,20)	2:C:492:ASN:CG	1:A:6:LYS:NZ	19	0.5	0.14	0.54
(1,20)	2:C:492:ASN:CG	1:A:6:LYS:O	19	0.5	0.14	0.54
(1,20)	2:C:492:ASN:CG	1:A:7:THR:C	19	0.5	0.14	0.54

Continued on next page...

Continued from previous page...

Key	Atom-1	Atom-2	Models ¹	Mean (Å)	SD ¹ (Å)	Median (Å)
(1,20)	2:C:492:ASN:CG	1:A:7:THR:CA	19	0.5	0.14	0.54
(1,20)	2:C:492:ASN:CG	1:A:7:THR:CB	19	0.5	0.14	0.54
(1,20)	2:C:492:ASN:CG	1:A:7:THR:CG2	19	0.5	0.14	0.54
(1,20)	2:C:492:ASN:CG	1:A:7:THR:H	19	0.5	0.14	0.54
(1,20)	2:C:492:ASN:CG	1:A:7:THR:HA	19	0.5	0.14	0.54
(1,20)	2:C:492:ASN:CG	1:A:7:THR:HB	19	0.5	0.14	0.54
(1,20)	2:C:492:ASN:CG	1:A:7:THR:HG1	19	0.5	0.14	0.54
(1,20)	2:C:492:ASN:CG	1:A:7:THR:HG21	19	0.5	0.14	0.54
(1,20)	2:C:492:ASN:CG	1:A:7:THR:HG22	19	0.5	0.14	0.54
(1,20)	2:C:492:ASN:CG	1:A:7:THR:HG23	19	0.5	0.14	0.54
(1,20)	2:C:492:ASN:CG	1:A:7:THR:N	19	0.5	0.14	0.54
(1,20)	2:C:492:ASN:CG	1:A:7:THR:O	19	0.5	0.14	0.54
(1,20)	2:C:492:ASN:CG	1:A:7:THR:OG1	19	0.5	0.14	0.54
(1,20)	2:C:492:ASN:CG	1:A:8:LEU:C	19	0.5	0.14	0.54
(1,20)	2:C:492:ASN:CG	1:A:8:LEU:CA	19	0.5	0.14	0.54
(1,20)	2:C:492:ASN:CG	1:A:8:LEU:CB	19	0.5	0.14	0.54
(1,20)	2:C:492:ASN:CG	1:A:8:LEU:CD1	19	0.5	0.14	0.54
(1,20)	2:C:492:ASN:CG	1:A:8:LEU:CD2	19	0.5	0.14	0.54
(1,20)	2:C:492:ASN:CG	1:A:8:LEU:CG	19	0.5	0.14	0.54
(1,20)	2:C:492:ASN:CG	1:A:8:LEU:H	19	0.5	0.14	0.54
(1,20)	2:C:492:ASN:CG	1:A:8:LEU:HA	19	0.5	0.14	0.54
(1,20)	2:C:492:ASN:CG	1:A:8:LEU:HB2	19	0.5	0.14	0.54
(1,20)	2:C:492:ASN:CG	1:A:8:LEU:HB3	19	0.5	0.14	0.54
(1,20)	2:C:492:ASN:CG	1:A:8:LEU:HD11	19	0.5	0.14	0.54
(1,20)	2:C:492:ASN:CG	1:A:8:LEU:HD12	19	0.5	0.14	0.54
(1,20)	2:C:492:ASN:CG	1:A:8:LEU:HD13	19	0.5	0.14	0.54
(1,20)	2:C:492:ASN:CG	1:A:8:LEU:HD21	19	0.5	0.14	0.54
(1,20)	2:C:492:ASN:CG	1:A:8:LEU:HD22	19	0.5	0.14	0.54
(1,20)	2:C:492:ASN:CG	1:A:8:LEU:HD23	19	0.5	0.14	0.54
(1,20)	2:C:492:ASN:CG	1:A:8:LEU:HG	19	0.5	0.14	0.54
(1,20)	2:C:492:ASN:CG	1:A:8:LEU:N	19	0.5	0.14	0.54
(1,20)	2:C:492:ASN:CG	1:A:8:LEU:O	19	0.5	0.14	0.54
(1,20)	2:C:492:ASN:CG	1:A:9:THR:C	19	0.5	0.14	0.54
(1,20)	2:C:492:ASN:CG	1:A:9:THR:CA	19	0.5	0.14	0.54
(1,20)	2:C:492:ASN:CG	1:A:9:THR:CB	19	0.5	0.14	0.54
(1,20)	2:C:492:ASN:CG	1:A:9:THR:CG2	19	0.5	0.14	0.54
(1,20)	2:C:492:ASN:CG	1:A:9:THR:H	19	0.5	0.14	0.54
(1,20)	2:C:492:ASN:CG	1:A:9:THR:HA	19	0.5	0.14	0.54
(1,20)	2:C:492:ASN:CG	1:A:9:THR:HB	19	0.5	0.14	0.54
(1,20)	2:C:492:ASN:CG	1:A:9:THR:HG1	19	0.5	0.14	0.54
(1,20)	2:C:492:ASN:CG	1:A:9:THR:HG21	19	0.5	0.14	0.54
(1,20)	2:C:492:ASN:CG	1:A:9:THR:HG22	19	0.5	0.14	0.54

Continued on next page...

Continued from previous page...

Key	Atom-1	Atom-2	Models ¹	Mean (Å)	SD ¹ (Å)	Median (Å)
(1,20)	2:C:492:ASN:CG	1:A:9:THR:HG23	19	0.5	0.14	0.54
(1,20)	2:C:492:ASN:CG	1:A:9:THR:N	19	0.5	0.14	0.54
(1,20)	2:C:492:ASN:CG	1:A:9:THR:O	19	0.5	0.14	0.54
(1,20)	2:C:492:ASN:CG	1:A:9:THR:OG1	19	0.5	0.14	0.54
(1,20)	2:C:492:ASN:CG	1:A:10:GLY:C	19	0.5	0.14	0.54
(1,20)	2:C:492:ASN:CG	1:A:10:GLY:CA	19	0.5	0.14	0.54
(1,20)	2:C:492:ASN:CG	1:A:10:GLY:H	19	0.5	0.14	0.54
(1,20)	2:C:492:ASN:CG	1:A:10:GLY:HA2	19	0.5	0.14	0.54
(1,20)	2:C:492:ASN:CG	1:A:10:GLY:HA3	19	0.5	0.14	0.54
(1,20)	2:C:492:ASN:CG	1:A:10:GLY:N	19	0.5	0.14	0.54
(1,20)	2:C:492:ASN:CG	1:A:10:GLY:O	19	0.5	0.14	0.54
(1,20)	2:C:492:ASN:CG	1:A:11:LYS:C	19	0.5	0.14	0.54
(1,20)	2:C:492:ASN:CG	1:A:11:LYS:CA	19	0.5	0.14	0.54
(1,20)	2:C:492:ASN:CG	1:A:11:LYS:CB	19	0.5	0.14	0.54
(1,20)	2:C:492:ASN:CG	1:A:11:LYS:CD	19	0.5	0.14	0.54
(1,20)	2:C:492:ASN:CG	1:A:11:LYS:CE	19	0.5	0.14	0.54
(1,20)	2:C:492:ASN:CG	1:A:11:LYS:CG	19	0.5	0.14	0.54
(1,20)	2:C:492:ASN:CG	1:A:11:LYS:H	19	0.5	0.14	0.54
(1,20)	2:C:492:ASN:CG	1:A:11:LYS:HA	19	0.5	0.14	0.54
(1,20)	2:C:492:ASN:CG	1:A:11:LYS:HB2	19	0.5	0.14	0.54
(1,20)	2:C:492:ASN:CG	1:A:11:LYS:HB3	19	0.5	0.14	0.54
(1,20)	2:C:492:ASN:CG	1:A:11:LYS:HD2	19	0.5	0.14	0.54
(1,20)	2:C:492:ASN:CG	1:A:11:LYS:HD3	19	0.5	0.14	0.54
(1,20)	2:C:492:ASN:CG	1:A:11:LYS:HE2	19	0.5	0.14	0.54
(1,20)	2:C:492:ASN:CG	1:A:11:LYS:HE3	19	0.5	0.14	0.54
(1,20)	2:C:492:ASN:CG	1:A:11:LYS:HG2	19	0.5	0.14	0.54
(1,20)	2:C:492:ASN:CG	1:A:11:LYS:HG3	19	0.5	0.14	0.54
(1,20)	2:C:492:ASN:CG	1:A:11:LYS:HZ1	19	0.5	0.14	0.54
(1,20)	2:C:492:ASN:CG	1:A:11:LYS:HZ2	19	0.5	0.14	0.54
(1,20)	2:C:492:ASN:CG	1:A:11:LYS:HZ3	19	0.5	0.14	0.54
(1,20)	2:C:492:ASN:CG	1:A:11:LYS:N	19	0.5	0.14	0.54
(1,20)	2:C:492:ASN:CG	1:A:11:LYS:NZ	19	0.5	0.14	0.54
(1,20)	2:C:492:ASN:CG	1:A:11:LYS:O	19	0.5	0.14	0.54
(1,20)	2:C:492:ASN:CG	1:A:13:ILE:C	19	0.5	0.14	0.54
(1,20)	2:C:492:ASN:CG	1:A:13:ILE:CA	19	0.5	0.14	0.54
(1,20)	2:C:492:ASN:CG	1:A:13:ILE:CB	19	0.5	0.14	0.54
(1,20)	2:C:492:ASN:CG	1:A:13:ILE:CD1	19	0.5	0.14	0.54
(1,20)	2:C:492:ASN:CG	1:A:13:ILE:CG1	19	0.5	0.14	0.54
(1,20)	2:C:492:ASN:CG	1:A:13:ILE:CG2	19	0.5	0.14	0.54
(1,20)	2:C:492:ASN:CG	1:A:13:ILE:H	19	0.5	0.14	0.54
(1,20)	2:C:492:ASN:CG	1:A:13:ILE:HA	19	0.5	0.14	0.54
(1,20)	2:C:492:ASN:CG	1:A:13:ILE:HB	19	0.5	0.14	0.54

Continued on next page...

Continued from previous page...

Key	Atom-1	Atom-2	Models ¹	Mean (Å)	SD ¹ (Å)	Median (Å)
(1,20)	2:C:492:ASN:CG	1:A:13:ILE:HD11	19	0.5	0.14	0.54
(1,20)	2:C:492:ASN:CG	1:A:13:ILE:HD12	19	0.5	0.14	0.54
(1,20)	2:C:492:ASN:CG	1:A:13:ILE:HD13	19	0.5	0.14	0.54
(1,20)	2:C:492:ASN:CG	1:A:13:ILE:HG12	19	0.5	0.14	0.54
(1,20)	2:C:492:ASN:CG	1:A:13:ILE:HG13	19	0.5	0.14	0.54
(1,20)	2:C:492:ASN:CG	1:A:13:ILE:HG21	19	0.5	0.14	0.54
(1,20)	2:C:492:ASN:CG	1:A:13:ILE:HG22	19	0.5	0.14	0.54
(1,20)	2:C:492:ASN:CG	1:A:13:ILE:HG23	19	0.5	0.14	0.54
(1,20)	2:C:492:ASN:CG	1:A:13:ILE:N	19	0.5	0.14	0.54
(1,20)	2:C:492:ASN:CG	1:A:13:ILE:O	19	0.5	0.14	0.54
(1,20)	2:C:492:ASN:CG	1:A:34:GLU:C	19	0.5	0.14	0.54
(1,20)	2:C:492:ASN:CG	1:A:34:GLU:CA	19	0.5	0.14	0.54
(1,20)	2:C:492:ASN:CG	1:A:34:GLU:CB	19	0.5	0.14	0.54
(1,20)	2:C:492:ASN:CG	1:A:34:GLU:CD	19	0.5	0.14	0.54
(1,20)	2:C:492:ASN:CG	1:A:34:GLU:CG	19	0.5	0.14	0.54
(1,20)	2:C:492:ASN:CG	1:A:34:GLU:H	19	0.5	0.14	0.54
(1,20)	2:C:492:ASN:CG	1:A:34:GLU:HA	19	0.5	0.14	0.54
(1,20)	2:C:492:ASN:CG	1:A:34:GLU:HB2	19	0.5	0.14	0.54
(1,20)	2:C:492:ASN:CG	1:A:34:GLU:HB3	19	0.5	0.14	0.54
(1,20)	2:C:492:ASN:CG	1:A:34:GLU:HG2	19	0.5	0.14	0.54
(1,20)	2:C:492:ASN:CG	1:A:34:GLU:HG3	19	0.5	0.14	0.54
(1,20)	2:C:492:ASN:CG	1:A:34:GLU:N	19	0.5	0.14	0.54
(1,20)	2:C:492:ASN:CG	1:A:34:GLU:O	19	0.5	0.14	0.54
(1,20)	2:C:492:ASN:CG	1:A:34:GLU:OE1	19	0.5	0.14	0.54
(1,20)	2:C:492:ASN:CG	1:A:34:GLU:OE2	19	0.5	0.14	0.54
(1,20)	2:C:492:ASN:CG	1:A:36:ILE:C	19	0.5	0.14	0.54
(1,20)	2:C:492:ASN:CG	1:A:36:ILE:CA	19	0.5	0.14	0.54
(1,20)	2:C:492:ASN:CG	1:A:36:ILE:CB	19	0.5	0.14	0.54
(1,20)	2:C:492:ASN:CG	1:A:36:ILE:CD1	19	0.5	0.14	0.54
(1,20)	2:C:492:ASN:CG	1:A:36:ILE:CG1	19	0.5	0.14	0.54
(1,20)	2:C:492:ASN:CG	1:A:36:ILE:CG2	19	0.5	0.14	0.54
(1,20)	2:C:492:ASN:CG	1:A:36:ILE:H	19	0.5	0.14	0.54
(1,20)	2:C:492:ASN:CG	1:A:36:ILE:HA	19	0.5	0.14	0.54
(1,20)	2:C:492:ASN:CG	1:A:36:ILE:HB	19	0.5	0.14	0.54
(1,20)	2:C:492:ASN:CG	1:A:36:ILE:HD11	19	0.5	0.14	0.54
(1,20)	2:C:492:ASN:CG	1:A:36:ILE:HD12	19	0.5	0.14	0.54
(1,20)	2:C:492:ASN:CG	1:A:36:ILE:HD13	19	0.5	0.14	0.54
(1,20)	2:C:492:ASN:CG	1:A:36:ILE:HG12	19	0.5	0.14	0.54
(1,20)	2:C:492:ASN:CG	1:A:36:ILE:HG13	19	0.5	0.14	0.54
(1,20)	2:C:492:ASN:CG	1:A:36:ILE:HG21	19	0.5	0.14	0.54
(1,20)	2:C:492:ASN:CG	1:A:36:ILE:HG22	19	0.5	0.14	0.54
(1,20)	2:C:492:ASN:CG	1:A:36:ILE:HG23	19	0.5	0.14	0.54

Continued on next page...

Continued from previous page...

Key	Atom-1	Atom-2	Models ¹	Mean (Å)	SD ¹ (Å)	Median (Å)
(1,20)	2:C:492:ASN:CG	1:A:36:ILE:N	19	0.5	0.14	0.54
(1,20)	2:C:492:ASN:CG	1:A:36:ILE:O	19	0.5	0.14	0.54
(1,20)	2:C:492:ASN:CG	1:A:38:PRO:C	19	0.5	0.14	0.54
(1,20)	2:C:492:ASN:CG	1:A:38:PRO:CA	19	0.5	0.14	0.54
(1,20)	2:C:492:ASN:CG	1:A:38:PRO:CB	19	0.5	0.14	0.54
(1,20)	2:C:492:ASN:CG	1:A:38:PRO:CD	19	0.5	0.14	0.54
(1,20)	2:C:492:ASN:CG	1:A:38:PRO:CG	19	0.5	0.14	0.54
(1,20)	2:C:492:ASN:CG	1:A:38:PRO:HA	19	0.5	0.14	0.54
(1,20)	2:C:492:ASN:CG	1:A:38:PRO:HB2	19	0.5	0.14	0.54
(1,20)	2:C:492:ASN:CG	1:A:38:PRO:HB3	19	0.5	0.14	0.54
(1,20)	2:C:492:ASN:CG	1:A:38:PRO:HD2	19	0.5	0.14	0.54
(1,20)	2:C:492:ASN:CG	1:A:38:PRO:HD3	19	0.5	0.14	0.54
(1,20)	2:C:492:ASN:CG	1:A:38:PRO:HG2	19	0.5	0.14	0.54
(1,20)	2:C:492:ASN:CG	1:A:38:PRO:HG3	19	0.5	0.14	0.54
(1,20)	2:C:492:ASN:CG	1:A:38:PRO:N	19	0.5	0.14	0.54
(1,20)	2:C:492:ASN:CG	1:A:38:PRO:O	19	0.5	0.14	0.54
(1,20)	2:C:492:ASN:CG	1:A:39:ASP:C	19	0.5	0.14	0.54
(1,20)	2:C:492:ASN:CG	1:A:39:ASP:CA	19	0.5	0.14	0.54
(1,20)	2:C:492:ASN:CG	1:A:39:ASP:CB	19	0.5	0.14	0.54
(1,20)	2:C:492:ASN:CG	1:A:39:ASP:CG	19	0.5	0.14	0.54
(1,20)	2:C:492:ASN:CG	1:A:39:ASP:H	19	0.5	0.14	0.54
(1,20)	2:C:492:ASN:CG	1:A:39:ASP:HA	19	0.5	0.14	0.54
(1,20)	2:C:492:ASN:CG	1:A:39:ASP:HB2	19	0.5	0.14	0.54
(1,20)	2:C:492:ASN:CG	1:A:39:ASP:HB3	19	0.5	0.14	0.54
(1,20)	2:C:492:ASN:CG	1:A:39:ASP:N	19	0.5	0.14	0.54
(1,20)	2:C:492:ASN:CG	1:A:39:ASP:O	19	0.5	0.14	0.54
(1,20)	2:C:492:ASN:CG	1:A:39:ASP:OD1	19	0.5	0.14	0.54
(1,20)	2:C:492:ASN:CG	1:A:39:ASP:OD2	19	0.5	0.14	0.54
(1,20)	2:C:492:ASN:CG	1:A:40:GLN:C	19	0.5	0.14	0.54
(1,20)	2:C:492:ASN:CG	1:A:40:GLN:CA	19	0.5	0.14	0.54
(1,20)	2:C:492:ASN:CG	1:A:40:GLN:CB	19	0.5	0.14	0.54
(1,20)	2:C:492:ASN:CG	1:A:40:GLN:CD	19	0.5	0.14	0.54
(1,20)	2:C:492:ASN:CG	1:A:40:GLN:CG	19	0.5	0.14	0.54
(1,20)	2:C:492:ASN:CG	1:A:40:GLN:H	19	0.5	0.14	0.54
(1,20)	2:C:492:ASN:CG	1:A:40:GLN:HA	19	0.5	0.14	0.54
(1,20)	2:C:492:ASN:CG	1:A:40:GLN:HB2	19	0.5	0.14	0.54
(1,20)	2:C:492:ASN:CG	1:A:40:GLN:HB3	19	0.5	0.14	0.54
(1,20)	2:C:492:ASN:CG	1:A:40:GLN:HE21	19	0.5	0.14	0.54
(1,20)	2:C:492:ASN:CG	1:A:40:GLN:HE22	19	0.5	0.14	0.54
(1,20)	2:C:492:ASN:CG	1:A:40:GLN:HG2	19	0.5	0.14	0.54
(1,20)	2:C:492:ASN:CG	1:A:40:GLN:HG3	19	0.5	0.14	0.54
(1,20)	2:C:492:ASN:CG	1:A:40:GLN:N	19	0.5	0.14	0.54

Continued on next page...

Continued from previous page...

Key	Atom-1	Atom-2	Models ¹	Mean (Å)	SD ¹ (Å)	Median (Å)
(1,20)	2:C:492:ASN:CG	1:A:40:GLN:NE2	19	0.5	0.14	0.54
(1,20)	2:C:492:ASN:CG	1:A:40:GLN:O	19	0.5	0.14	0.54
(1,20)	2:C:492:ASN:CG	1:A:40:GLN:OE1	19	0.5	0.14	0.54
(1,20)	2:C:492:ASN:CG	1:A:41:GLN:C	19	0.5	0.14	0.54
(1,20)	2:C:492:ASN:CG	1:A:41:GLN:CA	19	0.5	0.14	0.54
(1,20)	2:C:492:ASN:CG	1:A:41:GLN:CB	19	0.5	0.14	0.54
(1,20)	2:C:492:ASN:CG	1:A:41:GLN:CD	19	0.5	0.14	0.54
(1,20)	2:C:492:ASN:CG	1:A:41:GLN:CG	19	0.5	0.14	0.54
(1,20)	2:C:492:ASN:CG	1:A:41:GLN:H	19	0.5	0.14	0.54
(1,20)	2:C:492:ASN:CG	1:A:41:GLN:HA	19	0.5	0.14	0.54
(1,20)	2:C:492:ASN:CG	1:A:41:GLN:HB2	19	0.5	0.14	0.54
(1,20)	2:C:492:ASN:CG	1:A:41:GLN:HB3	19	0.5	0.14	0.54
(1,20)	2:C:492:ASN:CG	1:A:41:GLN:HE21	19	0.5	0.14	0.54
(1,20)	2:C:492:ASN:CG	1:A:41:GLN:HE22	19	0.5	0.14	0.54
(1,20)	2:C:492:ASN:CG	1:A:41:GLN:HG2	19	0.5	0.14	0.54
(1,20)	2:C:492:ASN:CG	1:A:41:GLN:HG3	19	0.5	0.14	0.54
(1,20)	2:C:492:ASN:CG	1:A:41:GLN:N	19	0.5	0.14	0.54
(1,20)	2:C:492:ASN:CG	1:A:41:GLN:NE2	19	0.5	0.14	0.54
(1,20)	2:C:492:ASN:CG	1:A:41:GLN:O	19	0.5	0.14	0.54
(1,20)	2:C:492:ASN:CG	1:A:41:GLN:OE1	19	0.5	0.14	0.54
(1,20)	2:C:492:ASN:CG	1:A:42:ARG:C	19	0.5	0.14	0.54
(1,20)	2:C:492:ASN:CG	1:A:42:ARG:CA	19	0.5	0.14	0.54
(1,20)	2:C:492:ASN:CG	1:A:42:ARG:CB	19	0.5	0.14	0.54
(1,20)	2:C:492:ASN:CG	1:A:42:ARG:CD	19	0.5	0.14	0.54
(1,20)	2:C:492:ASN:CG	1:A:42:ARG:CG	19	0.5	0.14	0.54
(1,20)	2:C:492:ASN:CG	1:A:42:ARG:CZ	19	0.5	0.14	0.54
(1,20)	2:C:492:ASN:CG	1:A:42:ARG:H	19	0.5	0.14	0.54
(1,20)	2:C:492:ASN:CG	1:A:42:ARG:HA	19	0.5	0.14	0.54
(1,20)	2:C:492:ASN:CG	1:A:42:ARG:HB2	19	0.5	0.14	0.54
(1,20)	2:C:492:ASN:CG	1:A:42:ARG:HB3	19	0.5	0.14	0.54
(1,20)	2:C:492:ASN:CG	1:A:42:ARG:HD2	19	0.5	0.14	0.54
(1,20)	2:C:492:ASN:CG	1:A:42:ARG:HD3	19	0.5	0.14	0.54
(1,20)	2:C:492:ASN:CG	1:A:42:ARG:HE	19	0.5	0.14	0.54
(1,20)	2:C:492:ASN:CG	1:A:42:ARG:HG2	19	0.5	0.14	0.54
(1,20)	2:C:492:ASN:CG	1:A:42:ARG:HG3	19	0.5	0.14	0.54
(1,20)	2:C:492:ASN:CG	1:A:42:ARG:HH11	19	0.5	0.14	0.54
(1,20)	2:C:492:ASN:CG	1:A:42:ARG:HH12	19	0.5	0.14	0.54
(1,20)	2:C:492:ASN:CG	1:A:42:ARG:HH21	19	0.5	0.14	0.54
(1,20)	2:C:492:ASN:CG	1:A:42:ARG:HH22	19	0.5	0.14	0.54
(1,20)	2:C:492:ASN:CG	1:A:42:ARG:N	19	0.5	0.14	0.54
(1,20)	2:C:492:ASN:CG	1:A:42:ARG:NE	19	0.5	0.14	0.54
(1,20)	2:C:492:ASN:CG	1:A:42:ARG:NH1	19	0.5	0.14	0.54

Continued on next page...

Continued from previous page...

Key	Atom-1	Atom-2	Models ¹	Mean (Å)	SD ¹ (Å)	Median (Å)
(1,20)	2:C:492:ASN:CG	1:A:42:ARG:NH2	19	0.5	0.14	0.54
(1,20)	2:C:492:ASN:CG	1:A:42:ARG:O	19	0.5	0.14	0.54
(1,20)	2:C:492:ASN:CG	1:A:43:LEU:C	19	0.5	0.14	0.54
(1,20)	2:C:492:ASN:CG	1:A:43:LEU:CA	19	0.5	0.14	0.54
(1,20)	2:C:492:ASN:CG	1:A:43:LEU:CB	19	0.5	0.14	0.54
(1,20)	2:C:492:ASN:CG	1:A:43:LEU:CD1	19	0.5	0.14	0.54
(1,20)	2:C:492:ASN:CG	1:A:43:LEU:CD2	19	0.5	0.14	0.54
(1,20)	2:C:492:ASN:CG	1:A:43:LEU:CG	19	0.5	0.14	0.54
(1,20)	2:C:492:ASN:CG	1:A:43:LEU:H	19	0.5	0.14	0.54
(1,20)	2:C:492:ASN:CG	1:A:43:LEU:HA	19	0.5	0.14	0.54
(1,20)	2:C:492:ASN:CG	1:A:43:LEU:HB2	19	0.5	0.14	0.54
(1,20)	2:C:492:ASN:CG	1:A:43:LEU:HB3	19	0.5	0.14	0.54
(1,20)	2:C:492:ASN:CG	1:A:43:LEU:HD11	19	0.5	0.14	0.54
(1,20)	2:C:492:ASN:CG	1:A:43:LEU:HD12	19	0.5	0.14	0.54
(1,20)	2:C:492:ASN:CG	1:A:43:LEU:HD13	19	0.5	0.14	0.54
(1,20)	2:C:492:ASN:CG	1:A:43:LEU:HD21	19	0.5	0.14	0.54
(1,20)	2:C:492:ASN:CG	1:A:43:LEU:HD22	19	0.5	0.14	0.54
(1,20)	2:C:492:ASN:CG	1:A:43:LEU:HD23	19	0.5	0.14	0.54
(1,20)	2:C:492:ASN:CG	1:A:43:LEU:HG	19	0.5	0.14	0.54
(1,20)	2:C:492:ASN:CG	1:A:43:LEU:N	19	0.5	0.14	0.54
(1,20)	2:C:492:ASN:CG	1:A:43:LEU:O	19	0.5	0.14	0.54
(1,20)	2:C:492:ASN:CG	1:A:44:ILE:C	19	0.5	0.14	0.54
(1,20)	2:C:492:ASN:CG	1:A:44:ILE:CA	19	0.5	0.14	0.54
(1,20)	2:C:492:ASN:CG	1:A:44:ILE:CB	19	0.5	0.14	0.54
(1,20)	2:C:492:ASN:CG	1:A:44:ILE:CD1	19	0.5	0.14	0.54
(1,20)	2:C:492:ASN:CG	1:A:44:ILE:CG1	19	0.5	0.14	0.54
(1,20)	2:C:492:ASN:CG	1:A:44:ILE:CG2	19	0.5	0.14	0.54
(1,20)	2:C:492:ASN:CG	1:A:44:ILE:H	19	0.5	0.14	0.54
(1,20)	2:C:492:ASN:CG	1:A:44:ILE:HA	19	0.5	0.14	0.54
(1,20)	2:C:492:ASN:CG	1:A:44:ILE:HB	19	0.5	0.14	0.54
(1,20)	2:C:492:ASN:CG	1:A:44:ILE:HD11	19	0.5	0.14	0.54
(1,20)	2:C:492:ASN:CG	1:A:44:ILE:HD12	19	0.5	0.14	0.54
(1,20)	2:C:492:ASN:CG	1:A:44:ILE:HD13	19	0.5	0.14	0.54
(1,20)	2:C:492:ASN:CG	1:A:44:ILE:HG12	19	0.5	0.14	0.54
(1,20)	2:C:492:ASN:CG	1:A:44:ILE:HG13	19	0.5	0.14	0.54
(1,20)	2:C:492:ASN:CG	1:A:44:ILE:HG21	19	0.5	0.14	0.54
(1,20)	2:C:492:ASN:CG	1:A:44:ILE:HG22	19	0.5	0.14	0.54
(1,20)	2:C:492:ASN:CG	1:A:44:ILE:HG23	19	0.5	0.14	0.54
(1,20)	2:C:492:ASN:CG	1:A:44:ILE:N	19	0.5	0.14	0.54
(1,20)	2:C:492:ASN:CG	1:A:44:ILE:O	19	0.5	0.14	0.54
(1,20)	2:C:492:ASN:CG	1:A:45:PHE:C	19	0.5	0.14	0.54
(1,20)	2:C:492:ASN:CG	1:A:45:PHE:CA	19	0.5	0.14	0.54

Continued on next page...

Continued from previous page...

Key	Atom-1	Atom-2	Models ¹	Mean (Å)	SD ¹ (Å)	Median (Å)
(1,20)	2:C:492:ASN:CG	1:A:45:PHE:CB	19	0.5	0.14	0.54
(1,20)	2:C:492:ASN:CG	1:A:45:PHE:CD1	19	0.5	0.14	0.54
(1,20)	2:C:492:ASN:CG	1:A:45:PHE:CD2	19	0.5	0.14	0.54
(1,20)	2:C:492:ASN:CG	1:A:45:PHE:CE1	19	0.5	0.14	0.54
(1,20)	2:C:492:ASN:CG	1:A:45:PHE:CE2	19	0.5	0.14	0.54
(1,20)	2:C:492:ASN:CG	1:A:45:PHE:CG	19	0.5	0.14	0.54
(1,20)	2:C:492:ASN:CG	1:A:45:PHE:CZ	19	0.5	0.14	0.54
(1,20)	2:C:492:ASN:CG	1:A:45:PHE:H	19	0.5	0.14	0.54
(1,20)	2:C:492:ASN:CG	1:A:45:PHE:HA	19	0.5	0.14	0.54
(1,20)	2:C:492:ASN:CG	1:A:45:PHE:HB2	19	0.5	0.14	0.54
(1,20)	2:C:492:ASN:CG	1:A:45:PHE:HB3	19	0.5	0.14	0.54
(1,20)	2:C:492:ASN:CG	1:A:45:PHE:HD1	19	0.5	0.14	0.54
(1,20)	2:C:492:ASN:CG	1:A:45:PHE:HD2	19	0.5	0.14	0.54
(1,20)	2:C:492:ASN:CG	1:A:45:PHE:HE1	19	0.5	0.14	0.54
(1,20)	2:C:492:ASN:CG	1:A:45:PHE:HE2	19	0.5	0.14	0.54
(1,20)	2:C:492:ASN:CG	1:A:45:PHE:HZ	19	0.5	0.14	0.54
(1,20)	2:C:492:ASN:CG	1:A:45:PHE:N	19	0.5	0.14	0.54
(1,20)	2:C:492:ASN:CG	1:A:45:PHE:O	19	0.5	0.14	0.54
(1,20)	2:C:492:ASN:CG	1:A:46:ALA:C	19	0.5	0.14	0.54
(1,20)	2:C:492:ASN:CG	1:A:46:ALA:CA	19	0.5	0.14	0.54
(1,20)	2:C:492:ASN:CG	1:A:46:ALA:CB	19	0.5	0.14	0.54
(1,20)	2:C:492:ASN:CG	1:A:46:ALA:H	19	0.5	0.14	0.54
(1,20)	2:C:492:ASN:CG	1:A:46:ALA:HA	19	0.5	0.14	0.54
(1,20)	2:C:492:ASN:CG	1:A:46:ALA:HB1	19	0.5	0.14	0.54
(1,20)	2:C:492:ASN:CG	1:A:46:ALA:HB2	19	0.5	0.14	0.54
(1,20)	2:C:492:ASN:CG	1:A:46:ALA:HB3	19	0.5	0.14	0.54
(1,20)	2:C:492:ASN:CG	1:A:46:ALA:N	19	0.5	0.14	0.54
(1,20)	2:C:492:ASN:CG	1:A:46:ALA:O	19	0.5	0.14	0.54
(1,20)	2:C:492:ASN:CG	1:A:47:GLY:C	19	0.5	0.14	0.54
(1,20)	2:C:492:ASN:CG	1:A:47:GLY:CA	19	0.5	0.14	0.54
(1,20)	2:C:492:ASN:CG	1:A:47:GLY:H	19	0.5	0.14	0.54
(1,20)	2:C:492:ASN:CG	1:A:47:GLY:HA2	19	0.5	0.14	0.54
(1,20)	2:C:492:ASN:CG	1:A:47:GLY:HA3	19	0.5	0.14	0.54
(1,20)	2:C:492:ASN:CG	1:A:47:GLY:N	19	0.5	0.14	0.54
(1,20)	2:C:492:ASN:CG	1:A:47:GLY:O	19	0.5	0.14	0.54
(1,20)	2:C:492:ASN:CG	1:A:48:LYS:C	19	0.5	0.14	0.54
(1,20)	2:C:492:ASN:CG	1:A:48:LYS:CA	19	0.5	0.14	0.54
(1,20)	2:C:492:ASN:CG	1:A:48:LYS:CB	19	0.5	0.14	0.54
(1,20)	2:C:492:ASN:CG	1:A:48:LYS:CD	19	0.5	0.14	0.54
(1,20)	2:C:492:ASN:CG	1:A:48:LYS:CE	19	0.5	0.14	0.54
(1,20)	2:C:492:ASN:CG	1:A:48:LYS:CG	19	0.5	0.14	0.54
(1,20)	2:C:492:ASN:CG	1:A:48:LYS:H	19	0.5	0.14	0.54

Continued on next page...

Continued from previous page...

Key	Atom-1	Atom-2	Models ¹	Mean (Å)	SD ¹ (Å)	Median (Å)
(1,20)	2:C:492:ASN:CG	1:A:48:LYS:HA	19	0.5	0.14	0.54
(1,20)	2:C:492:ASN:CG	1:A:48:LYS:HB2	19	0.5	0.14	0.54
(1,20)	2:C:492:ASN:CG	1:A:48:LYS:HB3	19	0.5	0.14	0.54
(1,20)	2:C:492:ASN:CG	1:A:48:LYS:HD2	19	0.5	0.14	0.54
(1,20)	2:C:492:ASN:CG	1:A:48:LYS:HD3	19	0.5	0.14	0.54
(1,20)	2:C:492:ASN:CG	1:A:48:LYS:HE2	19	0.5	0.14	0.54
(1,20)	2:C:492:ASN:CG	1:A:48:LYS:HE3	19	0.5	0.14	0.54
(1,20)	2:C:492:ASN:CG	1:A:48:LYS:HG2	19	0.5	0.14	0.54
(1,20)	2:C:492:ASN:CG	1:A:48:LYS:HG3	19	0.5	0.14	0.54
(1,20)	2:C:492:ASN:CG	1:A:48:LYS:HZ1	19	0.5	0.14	0.54
(1,20)	2:C:492:ASN:CG	1:A:48:LYS:HZ2	19	0.5	0.14	0.54
(1,20)	2:C:492:ASN:CG	1:A:48:LYS:HZ3	19	0.5	0.14	0.54
(1,20)	2:C:492:ASN:CG	1:A:48:LYS:N	19	0.5	0.14	0.54
(1,20)	2:C:492:ASN:CG	1:A:48:LYS:NZ	19	0.5	0.14	0.54
(1,20)	2:C:492:ASN:CG	1:A:48:LYS:O	19	0.5	0.14	0.54
(1,20)	2:C:492:ASN:CG	1:A:49:GLN:C	19	0.5	0.14	0.54
(1,20)	2:C:492:ASN:CG	1:A:49:GLN:CA	19	0.5	0.14	0.54
(1,20)	2:C:492:ASN:CG	1:A:49:GLN:CB	19	0.5	0.14	0.54
(1,20)	2:C:492:ASN:CG	1:A:49:GLN:CD	19	0.5	0.14	0.54
(1,20)	2:C:492:ASN:CG	1:A:49:GLN:CG	19	0.5	0.14	0.54
(1,20)	2:C:492:ASN:CG	1:A:49:GLN:H	19	0.5	0.14	0.54
(1,20)	2:C:492:ASN:CG	1:A:49:GLN:HA	19	0.5	0.14	0.54
(1,20)	2:C:492:ASN:CG	1:A:49:GLN:HB2	19	0.5	0.14	0.54
(1,20)	2:C:492:ASN:CG	1:A:49:GLN:HB3	19	0.5	0.14	0.54
(1,20)	2:C:492:ASN:CG	1:A:49:GLN:HE21	19	0.5	0.14	0.54
(1,20)	2:C:492:ASN:CG	1:A:49:GLN:HE22	19	0.5	0.14	0.54
(1,20)	2:C:492:ASN:CG	1:A:49:GLN:HG2	19	0.5	0.14	0.54
(1,20)	2:C:492:ASN:CG	1:A:49:GLN:HG3	19	0.5	0.14	0.54
(1,20)	2:C:492:ASN:CG	1:A:49:GLN:N	19	0.5	0.14	0.54
(1,20)	2:C:492:ASN:CG	1:A:49:GLN:NE2	19	0.5	0.14	0.54
(1,20)	2:C:492:ASN:CG	1:A:49:GLN:O	19	0.5	0.14	0.54
(1,20)	2:C:492:ASN:CG	1:A:49:GLN:OE1	19	0.5	0.14	0.54
(1,20)	2:C:492:ASN:CG	1:A:51:GLU:C	19	0.5	0.14	0.54
(1,20)	2:C:492:ASN:CG	1:A:51:GLU:CA	19	0.5	0.14	0.54
(1,20)	2:C:492:ASN:CG	1:A:51:GLU:CB	19	0.5	0.14	0.54
(1,20)	2:C:492:ASN:CG	1:A:51:GLU:CD	19	0.5	0.14	0.54
(1,20)	2:C:492:ASN:CG	1:A:51:GLU:CG	19	0.5	0.14	0.54
(1,20)	2:C:492:ASN:CG	1:A:51:GLU:H	19	0.5	0.14	0.54
(1,20)	2:C:492:ASN:CG	1:A:51:GLU:HA	19	0.5	0.14	0.54
(1,20)	2:C:492:ASN:CG	1:A:51:GLU:HB2	19	0.5	0.14	0.54
(1,20)	2:C:492:ASN:CG	1:A:51:GLU:HB3	19	0.5	0.14	0.54
(1,20)	2:C:492:ASN:CG	1:A:51:GLU:HG2	19	0.5	0.14	0.54

Continued on next page...

Continued from previous page...

Key	Atom-1	Atom-2	Models ¹	Mean (Å)	SD ¹ (Å)	Median (Å)
(1,20)	2:C:492:ASN:CG	1:A:51:GLU:HG3	19	0.5	0.14	0.54
(1,20)	2:C:492:ASN:CG	1:A:51:GLU:N	19	0.5	0.14	0.54
(1,20)	2:C:492:ASN:CG	1:A:51:GLU:O	19	0.5	0.14	0.54
(1,20)	2:C:492:ASN:CG	1:A:51:GLU:OE1	19	0.5	0.14	0.54
(1,20)	2:C:492:ASN:CG	1:A:51:GLU:OE2	19	0.5	0.14	0.54
(1,20)	2:C:492:ASN:CG	1:A:58:ASP:C	19	0.5	0.14	0.54
(1,20)	2:C:492:ASN:CG	1:A:58:ASP:CA	19	0.5	0.14	0.54
(1,20)	2:C:492:ASN:CG	1:A:58:ASP:CB	19	0.5	0.14	0.54
(1,20)	2:C:492:ASN:CG	1:A:58:ASP:CG	19	0.5	0.14	0.54
(1,20)	2:C:492:ASN:CG	1:A:58:ASP:H	19	0.5	0.14	0.54
(1,20)	2:C:492:ASN:CG	1:A:58:ASP:HA	19	0.5	0.14	0.54
(1,20)	2:C:492:ASN:CG	1:A:58:ASP:HB2	19	0.5	0.14	0.54
(1,20)	2:C:492:ASN:CG	1:A:58:ASP:HB3	19	0.5	0.14	0.54
(1,20)	2:C:492:ASN:CG	1:A:58:ASP:N	19	0.5	0.14	0.54
(1,20)	2:C:492:ASN:CG	1:A:58:ASP:O	19	0.5	0.14	0.54
(1,20)	2:C:492:ASN:CG	1:A:58:ASP:OD1	19	0.5	0.14	0.54
(1,20)	2:C:492:ASN:CG	1:A:58:ASP:OD2	19	0.5	0.14	0.54
(1,20)	2:C:492:ASN:CG	1:A:59:TYR:C	19	0.5	0.14	0.54
(1,20)	2:C:492:ASN:CG	1:A:59:TYR:CA	19	0.5	0.14	0.54
(1,20)	2:C:492:ASN:CG	1:A:59:TYR:CB	19	0.5	0.14	0.54
(1,20)	2:C:492:ASN:CG	1:A:59:TYR:CD1	19	0.5	0.14	0.54
(1,20)	2:C:492:ASN:CG	1:A:59:TYR:CD2	19	0.5	0.14	0.54
(1,20)	2:C:492:ASN:CG	1:A:59:TYR:CE1	19	0.5	0.14	0.54
(1,20)	2:C:492:ASN:CG	1:A:59:TYR:CE2	19	0.5	0.14	0.54
(1,20)	2:C:492:ASN:CG	1:A:59:TYR:CG	19	0.5	0.14	0.54
(1,20)	2:C:492:ASN:CG	1:A:59:TYR:CZ	19	0.5	0.14	0.54
(1,20)	2:C:492:ASN:CG	1:A:59:TYR:H	19	0.5	0.14	0.54
(1,20)	2:C:492:ASN:CG	1:A:59:TYR:HA	19	0.5	0.14	0.54
(1,20)	2:C:492:ASN:CG	1:A:59:TYR:HB2	19	0.5	0.14	0.54
(1,20)	2:C:492:ASN:CG	1:A:59:TYR:HB3	19	0.5	0.14	0.54
(1,20)	2:C:492:ASN:CG	1:A:59:TYR:HD1	19	0.5	0.14	0.54
(1,20)	2:C:492:ASN:CG	1:A:59:TYR:HD2	19	0.5	0.14	0.54
(1,20)	2:C:492:ASN:CG	1:A:59:TYR:HE1	19	0.5	0.14	0.54
(1,20)	2:C:492:ASN:CG	1:A:59:TYR:HE2	19	0.5	0.14	0.54
(1,20)	2:C:492:ASN:CG	1:A:59:TYR:HH	19	0.5	0.14	0.54
(1,20)	2:C:492:ASN:CG	1:A:59:TYR:N	19	0.5	0.14	0.54
(1,20)	2:C:492:ASN:CG	1:A:59:TYR:O	19	0.5	0.14	0.54
(1,20)	2:C:492:ASN:CG	1:A:59:TYR:OH	19	0.5	0.14	0.54
(1,20)	2:C:492:ASN:CG	1:A:60:ASN:C	19	0.5	0.14	0.54
(1,20)	2:C:492:ASN:CG	1:A:60:ASN:CA	19	0.5	0.14	0.54
(1,20)	2:C:492:ASN:CG	1:A:60:ASN:CB	19	0.5	0.14	0.54
(1,20)	2:C:492:ASN:CG	1:A:60:ASN:CG	19	0.5	0.14	0.54

Continued on next page...

Continued from previous page...

Key	Atom-1	Atom-2	Models ¹	Mean (Å)	SD ¹ (Å)	Median (Å)
(1,20)	2:C:492:ASN:CG	1:A:60:ASN:H	19	0.5	0.14	0.54
(1,20)	2:C:492:ASN:CG	1:A:60:ASN:HA	19	0.5	0.14	0.54
(1,20)	2:C:492:ASN:CG	1:A:60:ASN:HB2	19	0.5	0.14	0.54
(1,20)	2:C:492:ASN:CG	1:A:60:ASN:HB3	19	0.5	0.14	0.54
(1,20)	2:C:492:ASN:CG	1:A:60:ASN:HD21	19	0.5	0.14	0.54
(1,20)	2:C:492:ASN:CG	1:A:60:ASN:HD22	19	0.5	0.14	0.54
(1,20)	2:C:492:ASN:CG	1:A:60:ASN:N	19	0.5	0.14	0.54
(1,20)	2:C:492:ASN:CG	1:A:60:ASN:ND2	19	0.5	0.14	0.54
(1,20)	2:C:492:ASN:CG	1:A:60:ASN:O	19	0.5	0.14	0.54
(1,20)	2:C:492:ASN:CG	1:A:60:ASN:OD1	19	0.5	0.14	0.54
(1,20)	2:C:492:ASN:CG	1:A:61:ILE:C	19	0.5	0.14	0.54
(1,20)	2:C:492:ASN:CG	1:A:61:ILE:CA	19	0.5	0.14	0.54
(1,20)	2:C:492:ASN:CG	1:A:61:ILE:CB	19	0.5	0.14	0.54
(1,20)	2:C:492:ASN:CG	1:A:61:ILE:CD1	19	0.5	0.14	0.54
(1,20)	2:C:492:ASN:CG	1:A:61:ILE:CG1	19	0.5	0.14	0.54
(1,20)	2:C:492:ASN:CG	1:A:61:ILE:CG2	19	0.5	0.14	0.54
(1,20)	2:C:492:ASN:CG	1:A:61:ILE:H	19	0.5	0.14	0.54
(1,20)	2:C:492:ASN:CG	1:A:61:ILE:HA	19	0.5	0.14	0.54
(1,20)	2:C:492:ASN:CG	1:A:61:ILE:HB	19	0.5	0.14	0.54
(1,20)	2:C:492:ASN:CG	1:A:61:ILE:HD11	19	0.5	0.14	0.54
(1,20)	2:C:492:ASN:CG	1:A:61:ILE:HD12	19	0.5	0.14	0.54
(1,20)	2:C:492:ASN:CG	1:A:61:ILE:HD13	19	0.5	0.14	0.54
(1,20)	2:C:492:ASN:CG	1:A:61:ILE:HG12	19	0.5	0.14	0.54
(1,20)	2:C:492:ASN:CG	1:A:61:ILE:HG13	19	0.5	0.14	0.54
(1,20)	2:C:492:ASN:CG	1:A:61:ILE:HG21	19	0.5	0.14	0.54
(1,20)	2:C:492:ASN:CG	1:A:61:ILE:HG22	19	0.5	0.14	0.54
(1,20)	2:C:492:ASN:CG	1:A:61:ILE:HG23	19	0.5	0.14	0.54
(1,20)	2:C:492:ASN:CG	1:A:61:ILE:N	19	0.5	0.14	0.54
(1,20)	2:C:492:ASN:CG	1:A:61:ILE:O	19	0.5	0.14	0.54
(1,20)	2:C:492:ASN:CG	1:A:62:GLN:C	19	0.5	0.14	0.54
(1,20)	2:C:492:ASN:CG	1:A:62:GLN:CA	19	0.5	0.14	0.54
(1,20)	2:C:492:ASN:CG	1:A:62:GLN:CB	19	0.5	0.14	0.54
(1,20)	2:C:492:ASN:CG	1:A:62:GLN:CD	19	0.5	0.14	0.54
(1,20)	2:C:492:ASN:CG	1:A:62:GLN:CG	19	0.5	0.14	0.54
(1,20)	2:C:492:ASN:CG	1:A:62:GLN:H	19	0.5	0.14	0.54
(1,20)	2:C:492:ASN:CG	1:A:62:GLN:HA	19	0.5	0.14	0.54
(1,20)	2:C:492:ASN:CG	1:A:62:GLN:HB2	19	0.5	0.14	0.54
(1,20)	2:C:492:ASN:CG	1:A:62:GLN:HB3	19	0.5	0.14	0.54
(1,20)	2:C:492:ASN:CG	1:A:62:GLN:HE21	19	0.5	0.14	0.54
(1,20)	2:C:492:ASN:CG	1:A:62:GLN:HE22	19	0.5	0.14	0.54
(1,20)	2:C:492:ASN:CG	1:A:62:GLN:HG2	19	0.5	0.14	0.54
(1,20)	2:C:492:ASN:CG	1:A:62:GLN:HG3	19	0.5	0.14	0.54

Continued on next page...

Continued from previous page...

Key	Atom-1	Atom-2	Models ¹	Mean (Å)	SD ¹ (Å)	Median (Å)
(1,20)	2:C:492:ASN:CG	1:A:62:GLN:N	19	0.5	0.14	0.54
(1,20)	2:C:492:ASN:CG	1:A:62:GLN:NE2	19	0.5	0.14	0.54
(1,20)	2:C:492:ASN:CG	1:A:62:GLN:O	19	0.5	0.14	0.54
(1,20)	2:C:492:ASN:CG	1:A:62:GLN:OE1	19	0.5	0.14	0.54
(1,20)	2:C:492:ASN:CG	1:A:65:SER:C	19	0.5	0.14	0.54
(1,20)	2:C:492:ASN:CG	1:A:65:SER:CA	19	0.5	0.14	0.54
(1,20)	2:C:492:ASN:CG	1:A:65:SER:CB	19	0.5	0.14	0.54
(1,20)	2:C:492:ASN:CG	1:A:65:SER:H	19	0.5	0.14	0.54
(1,20)	2:C:492:ASN:CG	1:A:65:SER:HA	19	0.5	0.14	0.54
(1,20)	2:C:492:ASN:CG	1:A:65:SER:HB2	19	0.5	0.14	0.54
(1,20)	2:C:492:ASN:CG	1:A:65:SER:HB3	19	0.5	0.14	0.54
(1,20)	2:C:492:ASN:CG	1:A:65:SER:HG	19	0.5	0.14	0.54
(1,20)	2:C:492:ASN:CG	1:A:65:SER:N	19	0.5	0.14	0.54
(1,20)	2:C:492:ASN:CG	1:A:65:SER:O	19	0.5	0.14	0.54
(1,20)	2:C:492:ASN:CG	1:A:65:SER:OG	19	0.5	0.14	0.54
(1,20)	2:C:492:ASN:CG	1:A:66:THR:C	19	0.5	0.14	0.54
(1,20)	2:C:492:ASN:CG	1:A:66:THR:CA	19	0.5	0.14	0.54
(1,20)	2:C:492:ASN:CG	1:A:66:THR:CB	19	0.5	0.14	0.54
(1,20)	2:C:492:ASN:CG	1:A:66:THR:CG2	19	0.5	0.14	0.54
(1,20)	2:C:492:ASN:CG	1:A:66:THR:H	19	0.5	0.14	0.54
(1,20)	2:C:492:ASN:CG	1:A:66:THR:HA	19	0.5	0.14	0.54
(1,20)	2:C:492:ASN:CG	1:A:66:THR:HB	19	0.5	0.14	0.54
(1,20)	2:C:492:ASN:CG	1:A:66:THR:HG1	19	0.5	0.14	0.54
(1,20)	2:C:492:ASN:CG	1:A:66:THR:HG21	19	0.5	0.14	0.54
(1,20)	2:C:492:ASN:CG	1:A:66:THR:HG22	19	0.5	0.14	0.54
(1,20)	2:C:492:ASN:CG	1:A:66:THR:HG23	19	0.5	0.14	0.54
(1,20)	2:C:492:ASN:CG	1:A:66:THR:N	19	0.5	0.14	0.54
(1,20)	2:C:492:ASN:CG	1:A:66:THR:O	19	0.5	0.14	0.54
(1,20)	2:C:492:ASN:CG	1:A:66:THR:OG1	19	0.5	0.14	0.54
(1,20)	2:C:492:ASN:CG	1:A:68:HIS:C	19	0.5	0.14	0.54
(1,20)	2:C:492:ASN:CG	1:A:68:HIS:CA	19	0.5	0.14	0.54
(1,20)	2:C:492:ASN:CG	1:A:68:HIS:CB	19	0.5	0.14	0.54
(1,20)	2:C:492:ASN:CG	1:A:68:HIS:CD2	19	0.5	0.14	0.54
(1,20)	2:C:492:ASN:CG	1:A:68:HIS:CE1	19	0.5	0.14	0.54
(1,20)	2:C:492:ASN:CG	1:A:68:HIS:CG	19	0.5	0.14	0.54
(1,20)	2:C:492:ASN:CG	1:A:68:HIS:H	19	0.5	0.14	0.54
(1,20)	2:C:492:ASN:CG	1:A:68:HIS:HA	19	0.5	0.14	0.54
(1,20)	2:C:492:ASN:CG	1:A:68:HIS:HB2	19	0.5	0.14	0.54
(1,20)	2:C:492:ASN:CG	1:A:68:HIS:HB3	19	0.5	0.14	0.54
(1,20)	2:C:492:ASN:CG	1:A:68:HIS:HD2	19	0.5	0.14	0.54
(1,20)	2:C:492:ASN:CG	1:A:68:HIS:HE1	19	0.5	0.14	0.54
(1,20)	2:C:492:ASN:CG	1:A:68:HIS:HE2	19	0.5	0.14	0.54

Continued on next page...

Continued from previous page...

Key	Atom-1	Atom-2	Models ¹	Mean (Å)	SD ¹ (Å)	Median (Å)
(1,20)	2:C:492:ASN:CG	1:A:68:HIS:N	19	0.5	0.14	0.54
(1,20)	2:C:492:ASN:CG	1:A:68:HIS:ND1	19	0.5	0.14	0.54
(1,20)	2:C:492:ASN:CG	1:A:68:HIS:NE2	19	0.5	0.14	0.54
(1,20)	2:C:492:ASN:CG	1:A:68:HIS:O	19	0.5	0.14	0.54
(1,20)	2:C:492:ASN:CG	1:A:69:LEU:C	19	0.5	0.14	0.54
(1,20)	2:C:492:ASN:CG	1:A:69:LEU:CA	19	0.5	0.14	0.54
(1,20)	2:C:492:ASN:CG	1:A:69:LEU:CB	19	0.5	0.14	0.54
(1,20)	2:C:492:ASN:CG	1:A:69:LEU:CD1	19	0.5	0.14	0.54
(1,20)	2:C:492:ASN:CG	1:A:69:LEU:CD2	19	0.5	0.14	0.54
(1,20)	2:C:492:ASN:CG	1:A:69:LEU:CG	19	0.5	0.14	0.54
(1,20)	2:C:492:ASN:CG	1:A:69:LEU:H	19	0.5	0.14	0.54
(1,20)	2:C:492:ASN:CG	1:A:69:LEU:HA	19	0.5	0.14	0.54
(1,20)	2:C:492:ASN:CG	1:A:69:LEU:HB2	19	0.5	0.14	0.54
(1,20)	2:C:492:ASN:CG	1:A:69:LEU:HB3	19	0.5	0.14	0.54
(1,20)	2:C:492:ASN:CG	1:A:69:LEU:HD11	19	0.5	0.14	0.54
(1,20)	2:C:492:ASN:CG	1:A:69:LEU:HD12	19	0.5	0.14	0.54
(1,20)	2:C:492:ASN:CG	1:A:69:LEU:HD13	19	0.5	0.14	0.54
(1,20)	2:C:492:ASN:CG	1:A:69:LEU:HD21	19	0.5	0.14	0.54
(1,20)	2:C:492:ASN:CG	1:A:69:LEU:HD22	19	0.5	0.14	0.54
(1,20)	2:C:492:ASN:CG	1:A:69:LEU:HD23	19	0.5	0.14	0.54
(1,20)	2:C:492:ASN:CG	1:A:69:LEU:HG	19	0.5	0.14	0.54
(1,20)	2:C:492:ASN:CG	1:A:69:LEU:N	19	0.5	0.14	0.54
(1,20)	2:C:492:ASN:CG	1:A:69:LEU:O	19	0.5	0.14	0.54
(1,20)	2:C:492:ASN:CG	1:A:70:VAL:C	19	0.5	0.14	0.54
(1,20)	2:C:492:ASN:CG	1:A:70:VAL:CA	19	0.5	0.14	0.54
(1,20)	2:C:492:ASN:CG	1:A:70:VAL:CB	19	0.5	0.14	0.54
(1,20)	2:C:492:ASN:CG	1:A:70:VAL:CG1	19	0.5	0.14	0.54
(1,20)	2:C:492:ASN:CG	1:A:70:VAL:CG2	19	0.5	0.14	0.54
(1,20)	2:C:492:ASN:CG	1:A:70:VAL:H	19	0.5	0.14	0.54
(1,20)	2:C:492:ASN:CG	1:A:70:VAL:HA	19	0.5	0.14	0.54
(1,20)	2:C:492:ASN:CG	1:A:70:VAL:HB	19	0.5	0.14	0.54
(1,20)	2:C:492:ASN:CG	1:A:70:VAL:HG11	19	0.5	0.14	0.54
(1,20)	2:C:492:ASN:CG	1:A:70:VAL:HG12	19	0.5	0.14	0.54
(1,20)	2:C:492:ASN:CG	1:A:70:VAL:HG13	19	0.5	0.14	0.54
(1,20)	2:C:492:ASN:CG	1:A:70:VAL:HG21	19	0.5	0.14	0.54
(1,20)	2:C:492:ASN:CG	1:A:70:VAL:HG22	19	0.5	0.14	0.54
(1,20)	2:C:492:ASN:CG	1:A:70:VAL:HG23	19	0.5	0.14	0.54
(1,20)	2:C:492:ASN:CG	1:A:70:VAL:N	19	0.5	0.14	0.54
(1,20)	2:C:492:ASN:CG	1:A:70:VAL:O	19	0.5	0.14	0.54
(1,20)	2:C:492:ASN:CG	1:A:71:LEU:C	19	0.5	0.14	0.54
(1,20)	2:C:492:ASN:CG	1:A:71:LEU:CA	19	0.5	0.14	0.54
(1,20)	2:C:492:ASN:CG	1:A:71:LEU:CB	19	0.5	0.14	0.54

Continued on next page...

Continued from previous page...

Key	Atom-1	Atom-2	Models ¹	Mean (Å)	SD ¹ (Å)	Median (Å)
(1,20)	2:C:492:ASN:CG	1:A:71:LEU:CD1	19	0.5	0.14	0.54
(1,20)	2:C:492:ASN:CG	1:A:71:LEU:CD2	19	0.5	0.14	0.54
(1,20)	2:C:492:ASN:CG	1:A:71:LEU:CG	19	0.5	0.14	0.54
(1,20)	2:C:492:ASN:CG	1:A:71:LEU:H	19	0.5	0.14	0.54
(1,20)	2:C:492:ASN:CG	1:A:71:LEU:HA	19	0.5	0.14	0.54
(1,20)	2:C:492:ASN:CG	1:A:71:LEU:HB2	19	0.5	0.14	0.54
(1,20)	2:C:492:ASN:CG	1:A:71:LEU:HB3	19	0.5	0.14	0.54
(1,20)	2:C:492:ASN:CG	1:A:71:LEU:HD11	19	0.5	0.14	0.54
(1,20)	2:C:492:ASN:CG	1:A:71:LEU:HD12	19	0.5	0.14	0.54
(1,20)	2:C:492:ASN:CG	1:A:71:LEU:HD13	19	0.5	0.14	0.54
(1,20)	2:C:492:ASN:CG	1:A:71:LEU:HD21	19	0.5	0.14	0.54
(1,20)	2:C:492:ASN:CG	1:A:71:LEU:HD22	19	0.5	0.14	0.54
(1,20)	2:C:492:ASN:CG	1:A:71:LEU:HD23	19	0.5	0.14	0.54
(1,20)	2:C:492:ASN:CG	1:A:71:LEU:HG	19	0.5	0.14	0.54
(1,20)	2:C:492:ASN:CG	1:A:71:LEU:N	19	0.5	0.14	0.54
(1,20)	2:C:492:ASN:CG	1:A:71:LEU:O	19	0.5	0.14	0.54
(1,20)	2:C:492:ASN:CG	1:A:72:ARG:C	19	0.5	0.14	0.54
(1,20)	2:C:492:ASN:CG	1:A:72:ARG:CA	19	0.5	0.14	0.54
(1,20)	2:C:492:ASN:CG	1:A:72:ARG:CB	19	0.5	0.14	0.54
(1,20)	2:C:492:ASN:CG	1:A:72:ARG:CD	19	0.5	0.14	0.54
(1,20)	2:C:492:ASN:CG	1:A:72:ARG:CG	19	0.5	0.14	0.54
(1,20)	2:C:492:ASN:CG	1:A:72:ARG:CZ	19	0.5	0.14	0.54
(1,20)	2:C:492:ASN:CG	1:A:72:ARG:H	19	0.5	0.14	0.54
(1,20)	2:C:492:ASN:CG	1:A:72:ARG:HA	19	0.5	0.14	0.54
(1,20)	2:C:492:ASN:CG	1:A:72:ARG:HB2	19	0.5	0.14	0.54
(1,20)	2:C:492:ASN:CG	1:A:72:ARG:HB3	19	0.5	0.14	0.54
(1,20)	2:C:492:ASN:CG	1:A:72:ARG:HD2	19	0.5	0.14	0.54
(1,20)	2:C:492:ASN:CG	1:A:72:ARG:HD3	19	0.5	0.14	0.54
(1,20)	2:C:492:ASN:CG	1:A:72:ARG:HE	19	0.5	0.14	0.54
(1,20)	2:C:492:ASN:CG	1:A:72:ARG:HG2	19	0.5	0.14	0.54
(1,20)	2:C:492:ASN:CG	1:A:72:ARG:HG3	19	0.5	0.14	0.54
(1,20)	2:C:492:ASN:CG	1:A:72:ARG:HH11	19	0.5	0.14	0.54
(1,20)	2:C:492:ASN:CG	1:A:72:ARG:HH12	19	0.5	0.14	0.54
(1,20)	2:C:492:ASN:CG	1:A:72:ARG:HH21	19	0.5	0.14	0.54
(1,20)	2:C:492:ASN:CG	1:A:72:ARG:HH22	19	0.5	0.14	0.54
(1,20)	2:C:492:ASN:CG	1:A:72:ARG:N	19	0.5	0.14	0.54
(1,20)	2:C:492:ASN:CG	1:A:72:ARG:NE	19	0.5	0.14	0.54
(1,20)	2:C:492:ASN:CG	1:A:72:ARG:NH1	19	0.5	0.14	0.54
(1,20)	2:C:492:ASN:CG	1:A:72:ARG:NH2	19	0.5	0.14	0.54
(1,20)	2:C:492:ASN:CG	1:A:72:ARG:O	19	0.5	0.14	0.54
(1,20)	2:C:492:ASN:CG	1:A:73:LEU:C	19	0.5	0.14	0.54
(1,20)	2:C:492:ASN:CG	1:A:73:LEU:CA	19	0.5	0.14	0.54

Continued on next page...

Continued from previous page...

Key	Atom-1	Atom-2	Models ¹	Mean (Å)	SD ¹ (Å)	Median (Å)
(1,20)	2:C:492:ASN:CG	1:A:73:LEU:CB	19	0.5	0.14	0.54
(1,20)	2:C:492:ASN:CG	1:A:73:LEU:CD1	19	0.5	0.14	0.54
(1,20)	2:C:492:ASN:CG	1:A:73:LEU:CD2	19	0.5	0.14	0.54
(1,20)	2:C:492:ASN:CG	1:A:73:LEU:CG	19	0.5	0.14	0.54
(1,20)	2:C:492:ASN:CG	1:A:73:LEU:H	19	0.5	0.14	0.54
(1,20)	2:C:492:ASN:CG	1:A:73:LEU:HA	19	0.5	0.14	0.54
(1,20)	2:C:492:ASN:CG	1:A:73:LEU:HB2	19	0.5	0.14	0.54
(1,20)	2:C:492:ASN:CG	1:A:73:LEU:HB3	19	0.5	0.14	0.54
(1,20)	2:C:492:ASN:CG	1:A:73:LEU:HD11	19	0.5	0.14	0.54
(1,20)	2:C:492:ASN:CG	1:A:73:LEU:HD12	19	0.5	0.14	0.54
(1,20)	2:C:492:ASN:CG	1:A:73:LEU:HD13	19	0.5	0.14	0.54
(1,20)	2:C:492:ASN:CG	1:A:73:LEU:HD21	19	0.5	0.14	0.54
(1,20)	2:C:492:ASN:CG	1:A:73:LEU:HD22	19	0.5	0.14	0.54
(1,20)	2:C:492:ASN:CG	1:A:73:LEU:HD23	19	0.5	0.14	0.54
(1,20)	2:C:492:ASN:CG	1:A:73:LEU:HG	19	0.5	0.14	0.54
(1,20)	2:C:492:ASN:CG	1:A:73:LEU:N	19	0.5	0.14	0.54
(1,20)	2:C:492:ASN:CG	1:A:73:LEU:O	19	0.5	0.14	0.54
(1,20)	2:C:492:ASN:CG	1:A:74:ARG:C	19	0.5	0.14	0.54
(1,20)	2:C:492:ASN:CG	1:A:74:ARG:CA	19	0.5	0.14	0.54
(1,20)	2:C:492:ASN:CG	1:A:74:ARG:CB	19	0.5	0.14	0.54
(1,20)	2:C:492:ASN:CG	1:A:74:ARG:CD	19	0.5	0.14	0.54
(1,20)	2:C:492:ASN:CG	1:A:74:ARG:CG	19	0.5	0.14	0.54
(1,20)	2:C:492:ASN:CG	1:A:74:ARG:CZ	19	0.5	0.14	0.54
(1,20)	2:C:492:ASN:CG	1:A:74:ARG:H	19	0.5	0.14	0.54
(1,20)	2:C:492:ASN:CG	1:A:74:ARG:HA	19	0.5	0.14	0.54
(1,20)	2:C:492:ASN:CG	1:A:74:ARG:HB2	19	0.5	0.14	0.54
(1,20)	2:C:492:ASN:CG	1:A:74:ARG:HB3	19	0.5	0.14	0.54
(1,20)	2:C:492:ASN:CG	1:A:74:ARG:HD2	19	0.5	0.14	0.54
(1,20)	2:C:492:ASN:CG	1:A:74:ARG:HD3	19	0.5	0.14	0.54
(1,20)	2:C:492:ASN:CG	1:A:74:ARG:HE	19	0.5	0.14	0.54
(1,20)	2:C:492:ASN:CG	1:A:74:ARG:HG2	19	0.5	0.14	0.54
(1,20)	2:C:492:ASN:CG	1:A:74:ARG:HG3	19	0.5	0.14	0.54
(1,20)	2:C:492:ASN:CG	1:A:74:ARG:HH11	19	0.5	0.14	0.54
(1,20)	2:C:492:ASN:CG	1:A:74:ARG:HH12	19	0.5	0.14	0.54
(1,20)	2:C:492:ASN:CG	1:A:74:ARG:HH21	19	0.5	0.14	0.54
(1,20)	2:C:492:ASN:CG	1:A:74:ARG:HH22	19	0.5	0.14	0.54
(1,20)	2:C:492:ASN:CG	1:A:74:ARG:N	19	0.5	0.14	0.54
(1,20)	2:C:492:ASN:CG	1:A:74:ARG:NE	19	0.5	0.14	0.54
(1,20)	2:C:492:ASN:CG	1:A:74:ARG:NH1	19	0.5	0.14	0.54
(1,20)	2:C:492:ASN:CG	1:A:74:ARG:NH2	19	0.5	0.14	0.54
(1,20)	2:C:492:ASN:CG	1:A:74:ARG:O	19	0.5	0.14	0.54
(1,20)	2:C:492:ASN:CG	1:A:75:GLY:C	19	0.5	0.14	0.54

Continued on next page...

Continued from previous page...

Key	Atom-1	Atom-2	Models ¹	Mean (Å)	SD ¹ (Å)	Median (Å)
(1,20)	2:C:492:ASN:CG	1:A:75:GLY:CA	19	0.5	0.14	0.54
(1,20)	2:C:492:ASN:CG	1:A:75:GLY:H	19	0.5	0.14	0.54
(1,20)	2:C:492:ASN:CG	1:A:75:GLY:HA2	19	0.5	0.14	0.54
(1,20)	2:C:492:ASN:CG	1:A:75:GLY:HA3	19	0.5	0.14	0.54
(1,20)	2:C:492:ASN:CG	1:A:75:GLY:N	19	0.5	0.14	0.54
(1,20)	2:C:492:ASN:CG	1:A:75:GLY:O	19	0.5	0.14	0.54
(1,20)	2:C:492:ASN:CG	1:A:76:GLY:C	19	0.5	0.14	0.54
(1,20)	2:C:492:ASN:CG	1:A:76:GLY:CA	19	0.5	0.14	0.54
(1,20)	2:C:492:ASN:CG	1:A:76:GLY:H	19	0.5	0.14	0.54
(1,20)	2:C:492:ASN:CG	1:A:76:GLY:HA2	19	0.5	0.14	0.54
(1,20)	2:C:492:ASN:CG	1:A:76:GLY:HA3	19	0.5	0.14	0.54
(1,20)	2:C:492:ASN:CG	1:A:76:GLY:N	19	0.5	0.14	0.54
(1,20)	2:C:492:ASN:CG	1:A:76:GLY:O	19	0.5	0.14	0.54
(1,20)	2:C:492:ASN:H	1:A:4:PHE:C	19	0.5	0.14	0.54
(1,20)	2:C:492:ASN:H	1:A:4:PHE:CA	19	0.5	0.14	0.54
(1,20)	2:C:492:ASN:H	1:A:4:PHE:CB	19	0.5	0.14	0.54
(1,20)	2:C:492:ASN:H	1:A:4:PHE:CD1	19	0.5	0.14	0.54
(1,20)	2:C:492:ASN:H	1:A:4:PHE:CD2	19	0.5	0.14	0.54
(1,20)	2:C:492:ASN:H	1:A:4:PHE:CE1	19	0.5	0.14	0.54
(1,20)	2:C:492:ASN:H	1:A:4:PHE:CE2	19	0.5	0.14	0.54
(1,20)	2:C:492:ASN:H	1:A:4:PHE:CG	19	0.5	0.14	0.54
(1,20)	2:C:492:ASN:H	1:A:4:PHE:CZ	19	0.5	0.14	0.54
(1,20)	2:C:492:ASN:H	1:A:4:PHE:H	19	0.5	0.14	0.54
(1,20)	2:C:492:ASN:H	1:A:4:PHE:HA	19	0.5	0.14	0.54
(1,20)	2:C:492:ASN:H	1:A:4:PHE:HB2	19	0.5	0.14	0.54
(1,20)	2:C:492:ASN:H	1:A:4:PHE:HB3	19	0.5	0.14	0.54
(1,20)	2:C:492:ASN:H	1:A:4:PHE:HD1	19	0.5	0.14	0.54
(1,20)	2:C:492:ASN:H	1:A:4:PHE:HD2	19	0.5	0.14	0.54
(1,20)	2:C:492:ASN:H	1:A:4:PHE:HE1	19	0.5	0.14	0.54
(1,20)	2:C:492:ASN:H	1:A:4:PHE:HE2	19	0.5	0.14	0.54
(1,20)	2:C:492:ASN:H	1:A:4:PHE:HZ	19	0.5	0.14	0.54
(1,20)	2:C:492:ASN:H	1:A:4:PHE:N	19	0.5	0.14	0.54
(1,20)	2:C:492:ASN:H	1:A:4:PHE:O	19	0.5	0.14	0.54
(1,20)	2:C:492:ASN:H	1:A:6:LYS:C	19	0.5	0.14	0.54
(1,20)	2:C:492:ASN:H	1:A:6:LYS:CA	19	0.5	0.14	0.54
(1,20)	2:C:492:ASN:H	1:A:6:LYS:CB	19	0.5	0.14	0.54
(1,20)	2:C:492:ASN:H	1:A:6:LYS:CD	19	0.5	0.14	0.54
(1,20)	2:C:492:ASN:H	1:A:6:LYS:CE	19	0.5	0.14	0.54
(1,20)	2:C:492:ASN:H	1:A:6:LYS:CG	19	0.5	0.14	0.54
(1,20)	2:C:492:ASN:H	1:A:6:LYS:H	19	0.5	0.14	0.54
(1,20)	2:C:492:ASN:H	1:A:6:LYS:HA	19	0.5	0.14	0.54
(1,20)	2:C:492:ASN:H	1:A:6:LYS:HB2	19	0.5	0.14	0.54

Continued on next page...

Continued from previous page...

Key	Atom-1	Atom-2	Models ¹	Mean (Å)	SD ¹ (Å)	Median (Å)
(1,20)	2:C:492:ASN:H	1:A:6:LYS:HB3	19	0.5	0.14	0.54
(1,20)	2:C:492:ASN:H	1:A:6:LYS:HD2	19	0.5	0.14	0.54
(1,20)	2:C:492:ASN:H	1:A:6:LYS:HD3	19	0.5	0.14	0.54
(1,20)	2:C:492:ASN:H	1:A:6:LYS:HE2	19	0.5	0.14	0.54
(1,20)	2:C:492:ASN:H	1:A:6:LYS:HE3	19	0.5	0.14	0.54
(1,20)	2:C:492:ASN:H	1:A:6:LYS:HG2	19	0.5	0.14	0.54
(1,20)	2:C:492:ASN:H	1:A:6:LYS:HG3	19	0.5	0.14	0.54
(1,20)	2:C:492:ASN:H	1:A:6:LYS:HZ1	19	0.5	0.14	0.54
(1,20)	2:C:492:ASN:H	1:A:6:LYS:HZ2	19	0.5	0.14	0.54
(1,20)	2:C:492:ASN:H	1:A:6:LYS:HZ3	19	0.5	0.14	0.54
(1,20)	2:C:492:ASN:H	1:A:6:LYS:N	19	0.5	0.14	0.54
(1,20)	2:C:492:ASN:H	1:A:6:LYS:NZ	19	0.5	0.14	0.54
(1,20)	2:C:492:ASN:H	1:A:6:LYS:O	19	0.5	0.14	0.54
(1,20)	2:C:492:ASN:H	1:A:7:THR:C	19	0.5	0.14	0.54
(1,20)	2:C:492:ASN:H	1:A:7:THR:CA	19	0.5	0.14	0.54
(1,20)	2:C:492:ASN:H	1:A:7:THR:CB	19	0.5	0.14	0.54
(1,20)	2:C:492:ASN:H	1:A:7:THR:CG2	19	0.5	0.14	0.54
(1,20)	2:C:492:ASN:H	1:A:7:THR:H	19	0.5	0.14	0.54
(1,20)	2:C:492:ASN:H	1:A:7:THR:HA	19	0.5	0.14	0.54
(1,20)	2:C:492:ASN:H	1:A:7:THR:HB	19	0.5	0.14	0.54
(1,20)	2:C:492:ASN:H	1:A:7:THR:HG1	19	0.5	0.14	0.54
(1,20)	2:C:492:ASN:H	1:A:7:THR:HG21	19	0.5	0.14	0.54
(1,20)	2:C:492:ASN:H	1:A:7:THR:HG22	19	0.5	0.14	0.54
(1,20)	2:C:492:ASN:H	1:A:7:THR:HG23	19	0.5	0.14	0.54
(1,20)	2:C:492:ASN:H	1:A:7:THR:N	19	0.5	0.14	0.54
(1,20)	2:C:492:ASN:H	1:A:7:THR:O	19	0.5	0.14	0.54
(1,20)	2:C:492:ASN:H	1:A:7:THR:OG1	19	0.5	0.14	0.54
(1,20)	2:C:492:ASN:H	1:A:8:LEU:C	19	0.5	0.14	0.54
(1,20)	2:C:492:ASN:H	1:A:8:LEU:CA	19	0.5	0.14	0.54
(1,20)	2:C:492:ASN:H	1:A:8:LEU:CB	19	0.5	0.14	0.54
(1,20)	2:C:492:ASN:H	1:A:8:LEU:CD1	19	0.5	0.14	0.54
(1,20)	2:C:492:ASN:H	1:A:8:LEU:CD2	19	0.5	0.14	0.54
(1,20)	2:C:492:ASN:H	1:A:8:LEU:CG	19	0.5	0.14	0.54
(1,20)	2:C:492:ASN:H	1:A:8:LEU:H	19	0.5	0.14	0.54
(1,20)	2:C:492:ASN:H	1:A:8:LEU:HA	19	0.5	0.14	0.54
(1,20)	2:C:492:ASN:H	1:A:8:LEU:HB2	19	0.5	0.14	0.54
(1,20)	2:C:492:ASN:H	1:A:8:LEU:HB3	19	0.5	0.14	0.54
(1,20)	2:C:492:ASN:H	1:A:8:LEU:HD11	19	0.5	0.14	0.54
(1,20)	2:C:492:ASN:H	1:A:8:LEU:HD12	19	0.5	0.14	0.54
(1,20)	2:C:492:ASN:H	1:A:8:LEU:HD13	19	0.5	0.14	0.54
(1,20)	2:C:492:ASN:H	1:A:8:LEU:HD21	19	0.5	0.14	0.54
(1,20)	2:C:492:ASN:H	1:A:8:LEU:HD22	19	0.5	0.14	0.54

Continued on next page...

Continued from previous page...

Key	Atom-1	Atom-2	Models ¹	Mean (Å)	SD ¹ (Å)	Median (Å)
(1,20)	2:C:492:ASN:H	1:A:8:LEU:HD23	19	0.5	0.14	0.54
(1,20)	2:C:492:ASN:H	1:A:8:LEU:HG	19	0.5	0.14	0.54
(1,20)	2:C:492:ASN:H	1:A:8:LEU:N	19	0.5	0.14	0.54
(1,20)	2:C:492:ASN:H	1:A:8:LEU:O	19	0.5	0.14	0.54
(1,20)	2:C:492:ASN:H	1:A:9:THR:C	19	0.5	0.14	0.54
(1,20)	2:C:492:ASN:H	1:A:9:THR:CA	19	0.5	0.14	0.54
(1,20)	2:C:492:ASN:H	1:A:9:THR:CB	19	0.5	0.14	0.54
(1,20)	2:C:492:ASN:H	1:A:9:THR:CG2	19	0.5	0.14	0.54
(1,20)	2:C:492:ASN:H	1:A:9:THR:H	19	0.5	0.14	0.54
(1,20)	2:C:492:ASN:H	1:A:9:THR:HA	19	0.5	0.14	0.54
(1,20)	2:C:492:ASN:H	1:A:9:THR:HB	19	0.5	0.14	0.54
(1,20)	2:C:492:ASN:H	1:A:9:THR:HG1	19	0.5	0.14	0.54
(1,20)	2:C:492:ASN:H	1:A:9:THR:HG21	19	0.5	0.14	0.54
(1,20)	2:C:492:ASN:H	1:A:9:THR:HG22	19	0.5	0.14	0.54
(1,20)	2:C:492:ASN:H	1:A:9:THR:HG23	19	0.5	0.14	0.54
(1,20)	2:C:492:ASN:H	1:A:9:THR:N	19	0.5	0.14	0.54
(1,20)	2:C:492:ASN:H	1:A:9:THR:O	19	0.5	0.14	0.54
(1,20)	2:C:492:ASN:H	1:A:9:THR:OG1	19	0.5	0.14	0.54
(1,20)	2:C:492:ASN:H	1:A:10:GLY:C	19	0.5	0.14	0.54
(1,20)	2:C:492:ASN:H	1:A:10:GLY:CA	19	0.5	0.14	0.54
(1,20)	2:C:492:ASN:H	1:A:10:GLY:H	19	0.5	0.14	0.54
(1,20)	2:C:492:ASN:H	1:A:10:GLY:HA2	19	0.5	0.14	0.54
(1,20)	2:C:492:ASN:H	1:A:10:GLY:HA3	19	0.5	0.14	0.54
(1,20)	2:C:492:ASN:H	1:A:10:GLY:N	19	0.5	0.14	0.54
(1,20)	2:C:492:ASN:H	1:A:10:GLY:O	19	0.5	0.14	0.54
(1,20)	2:C:492:ASN:H	1:A:11:LYS:C	19	0.5	0.14	0.54
(1,20)	2:C:492:ASN:H	1:A:11:LYS:CA	19	0.5	0.14	0.54
(1,20)	2:C:492:ASN:H	1:A:11:LYS:CB	19	0.5	0.14	0.54
(1,20)	2:C:492:ASN:H	1:A:11:LYS:CD	19	0.5	0.14	0.54
(1,20)	2:C:492:ASN:H	1:A:11:LYS:CE	19	0.5	0.14	0.54
(1,20)	2:C:492:ASN:H	1:A:11:LYS:CG	19	0.5	0.14	0.54
(1,20)	2:C:492:ASN:H	1:A:11:LYS:H	19	0.5	0.14	0.54
(1,20)	2:C:492:ASN:H	1:A:11:LYS:HA	19	0.5	0.14	0.54
(1,20)	2:C:492:ASN:H	1:A:11:LYS:HB2	19	0.5	0.14	0.54
(1,20)	2:C:492:ASN:H	1:A:11:LYS:HB3	19	0.5	0.14	0.54
(1,20)	2:C:492:ASN:H	1:A:11:LYS:HD2	19	0.5	0.14	0.54
(1,20)	2:C:492:ASN:H	1:A:11:LYS:HD3	19	0.5	0.14	0.54
(1,20)	2:C:492:ASN:H	1:A:11:LYS:HE2	19	0.5	0.14	0.54
(1,20)	2:C:492:ASN:H	1:A:11:LYS:HE3	19	0.5	0.14	0.54
(1,20)	2:C:492:ASN:H	1:A:11:LYS:HG2	19	0.5	0.14	0.54
(1,20)	2:C:492:ASN:H	1:A:11:LYS:HG3	19	0.5	0.14	0.54
(1,20)	2:C:492:ASN:H	1:A:11:LYS:HZ1	19	0.5	0.14	0.54

Continued on next page...

Continued from previous page...

Key	Atom-1	Atom-2	Models ¹	Mean (Å)	SD ¹ (Å)	Median (Å)
(1,20)	2:C:492:ASN:H	1:A:11:LYS:HZ2	19	0.5	0.14	0.54
(1,20)	2:C:492:ASN:H	1:A:11:LYS:HZ3	19	0.5	0.14	0.54
(1,20)	2:C:492:ASN:H	1:A:11:LYS:N	19	0.5	0.14	0.54
(1,20)	2:C:492:ASN:H	1:A:11:LYS:NZ	19	0.5	0.14	0.54
(1,20)	2:C:492:ASN:H	1:A:11:LYS:O	19	0.5	0.14	0.54
(1,20)	2:C:492:ASN:H	1:A:13:ILE:C	19	0.5	0.14	0.54
(1,20)	2:C:492:ASN:H	1:A:13:ILE:CA	19	0.5	0.14	0.54
(1,20)	2:C:492:ASN:H	1:A:13:ILE:CB	19	0.5	0.14	0.54
(1,20)	2:C:492:ASN:H	1:A:13:ILE:CD1	19	0.5	0.14	0.54
(1,20)	2:C:492:ASN:H	1:A:13:ILE:CG1	19	0.5	0.14	0.54
(1,20)	2:C:492:ASN:H	1:A:13:ILE:CG2	19	0.5	0.14	0.54
(1,20)	2:C:492:ASN:H	1:A:13:ILE:H	19	0.5	0.14	0.54
(1,20)	2:C:492:ASN:H	1:A:13:ILE:HA	19	0.5	0.14	0.54
(1,20)	2:C:492:ASN:H	1:A:13:ILE:HB	19	0.5	0.14	0.54
(1,20)	2:C:492:ASN:H	1:A:13:ILE:HD11	19	0.5	0.14	0.54
(1,20)	2:C:492:ASN:H	1:A:13:ILE:HD12	19	0.5	0.14	0.54
(1,20)	2:C:492:ASN:H	1:A:13:ILE:HD13	19	0.5	0.14	0.54
(1,20)	2:C:492:ASN:H	1:A:13:ILE:HG12	19	0.5	0.14	0.54
(1,20)	2:C:492:ASN:H	1:A:13:ILE:HG13	19	0.5	0.14	0.54
(1,20)	2:C:492:ASN:H	1:A:13:ILE:HG21	19	0.5	0.14	0.54
(1,20)	2:C:492:ASN:H	1:A:13:ILE:HG22	19	0.5	0.14	0.54
(1,20)	2:C:492:ASN:H	1:A:13:ILE:HG23	19	0.5	0.14	0.54
(1,20)	2:C:492:ASN:H	1:A:13:ILE:N	19	0.5	0.14	0.54
(1,20)	2:C:492:ASN:H	1:A:13:ILE:O	19	0.5	0.14	0.54
(1,20)	2:C:492:ASN:H	1:A:34:GLU:C	19	0.5	0.14	0.54
(1,20)	2:C:492:ASN:H	1:A:34:GLU:CA	19	0.5	0.14	0.54
(1,20)	2:C:492:ASN:H	1:A:34:GLU:CB	19	0.5	0.14	0.54
(1,20)	2:C:492:ASN:H	1:A:34:GLU:CD	19	0.5	0.14	0.54
(1,20)	2:C:492:ASN:H	1:A:34:GLU:CG	19	0.5	0.14	0.54
(1,20)	2:C:492:ASN:H	1:A:34:GLU:H	19	0.5	0.14	0.54
(1,20)	2:C:492:ASN:H	1:A:34:GLU:HA	19	0.5	0.14	0.54
(1,20)	2:C:492:ASN:H	1:A:34:GLU:HB2	19	0.5	0.14	0.54
(1,20)	2:C:492:ASN:H	1:A:34:GLU:HB3	19	0.5	0.14	0.54
(1,20)	2:C:492:ASN:H	1:A:34:GLU:HG2	19	0.5	0.14	0.54
(1,20)	2:C:492:ASN:H	1:A:34:GLU:HG3	19	0.5	0.14	0.54
(1,20)	2:C:492:ASN:H	1:A:34:GLU:N	19	0.5	0.14	0.54
(1,20)	2:C:492:ASN:H	1:A:34:GLU:O	19	0.5	0.14	0.54
(1,20)	2:C:492:ASN:H	1:A:34:GLU:OE1	19	0.5	0.14	0.54
(1,20)	2:C:492:ASN:H	1:A:34:GLU:OE2	19	0.5	0.14	0.54
(1,20)	2:C:492:ASN:H	1:A:36:ILE:C	19	0.5	0.14	0.54
(1,20)	2:C:492:ASN:H	1:A:36:ILE:CA	19	0.5	0.14	0.54
(1,20)	2:C:492:ASN:H	1:A:36:ILE:CB	19	0.5	0.14	0.54

Continued on next page...

Continued from previous page...

Key	Atom-1	Atom-2	Models ¹	Mean (Å)	SD ¹ (Å)	Median (Å)
(1,20)	2:C:492:ASN:H	1:A:36:ILE:CD1	19	0.5	0.14	0.54
(1,20)	2:C:492:ASN:H	1:A:36:ILE:CG1	19	0.5	0.14	0.54
(1,20)	2:C:492:ASN:H	1:A:36:ILE:CG2	19	0.5	0.14	0.54
(1,20)	2:C:492:ASN:H	1:A:36:ILE:H	19	0.5	0.14	0.54
(1,20)	2:C:492:ASN:H	1:A:36:ILE:HA	19	0.5	0.14	0.54
(1,20)	2:C:492:ASN:H	1:A:36:ILE:HB	19	0.5	0.14	0.54
(1,20)	2:C:492:ASN:H	1:A:36:ILE:HD11	19	0.5	0.14	0.54
(1,20)	2:C:492:ASN:H	1:A:36:ILE:HD12	19	0.5	0.14	0.54
(1,20)	2:C:492:ASN:H	1:A:36:ILE:HD13	19	0.5	0.14	0.54
(1,20)	2:C:492:ASN:H	1:A:36:ILE:HG12	19	0.5	0.14	0.54
(1,20)	2:C:492:ASN:H	1:A:36:ILE:HG13	19	0.5	0.14	0.54
(1,20)	2:C:492:ASN:H	1:A:36:ILE:HG21	19	0.5	0.14	0.54
(1,20)	2:C:492:ASN:H	1:A:36:ILE:HG22	19	0.5	0.14	0.54
(1,20)	2:C:492:ASN:H	1:A:36:ILE:HG23	19	0.5	0.14	0.54
(1,20)	2:C:492:ASN:H	1:A:36:ILE:N	19	0.5	0.14	0.54
(1,20)	2:C:492:ASN:H	1:A:36:ILE:O	19	0.5	0.14	0.54
(1,20)	2:C:492:ASN:H	1:A:38:PRO:C	19	0.5	0.14	0.54
(1,20)	2:C:492:ASN:H	1:A:38:PRO:CA	19	0.5	0.14	0.54
(1,20)	2:C:492:ASN:H	1:A:38:PRO:CB	19	0.5	0.14	0.54
(1,20)	2:C:492:ASN:H	1:A:38:PRO:CD	19	0.5	0.14	0.54
(1,20)	2:C:492:ASN:H	1:A:38:PRO:CG	19	0.5	0.14	0.54
(1,20)	2:C:492:ASN:H	1:A:38:PRO:HA	19	0.5	0.14	0.54
(1,20)	2:C:492:ASN:H	1:A:38:PRO:HB2	19	0.5	0.14	0.54
(1,20)	2:C:492:ASN:H	1:A:38:PRO:HB3	19	0.5	0.14	0.54
(1,20)	2:C:492:ASN:H	1:A:38:PRO:HD2	19	0.5	0.14	0.54
(1,20)	2:C:492:ASN:H	1:A:38:PRO:HD3	19	0.5	0.14	0.54
(1,20)	2:C:492:ASN:H	1:A:38:PRO:HG2	19	0.5	0.14	0.54
(1,20)	2:C:492:ASN:H	1:A:38:PRO:HG3	19	0.5	0.14	0.54
(1,20)	2:C:492:ASN:H	1:A:38:PRO:N	19	0.5	0.14	0.54
(1,20)	2:C:492:ASN:H	1:A:38:PRO:O	19	0.5	0.14	0.54
(1,20)	2:C:492:ASN:H	1:A:39:ASP:C	19	0.5	0.14	0.54
(1,20)	2:C:492:ASN:H	1:A:39:ASP:CA	19	0.5	0.14	0.54
(1,20)	2:C:492:ASN:H	1:A:39:ASP:CB	19	0.5	0.14	0.54
(1,20)	2:C:492:ASN:H	1:A:39:ASP:CG	19	0.5	0.14	0.54
(1,20)	2:C:492:ASN:H	1:A:39:ASP:H	19	0.5	0.14	0.54
(1,20)	2:C:492:ASN:H	1:A:39:ASP:HA	19	0.5	0.14	0.54
(1,20)	2:C:492:ASN:H	1:A:39:ASP:HB2	19	0.5	0.14	0.54
(1,20)	2:C:492:ASN:H	1:A:39:ASP:HB3	19	0.5	0.14	0.54
(1,20)	2:C:492:ASN:H	1:A:39:ASP:N	19	0.5	0.14	0.54
(1,20)	2:C:492:ASN:H	1:A:39:ASP:O	19	0.5	0.14	0.54
(1,20)	2:C:492:ASN:H	1:A:39:ASP:OD1	19	0.5	0.14	0.54
(1,20)	2:C:492:ASN:H	1:A:39:ASP:OD2	19	0.5	0.14	0.54

Continued on next page...

Continued from previous page...

Key	Atom-1	Atom-2	Models ¹	Mean (Å)	SD ¹ (Å)	Median (Å)
(1,20)	2:C:492:ASN:H	1:A:40:GLN:C	19	0.5	0.14	0.54
(1,20)	2:C:492:ASN:H	1:A:40:GLN:CA	19	0.5	0.14	0.54
(1,20)	2:C:492:ASN:H	1:A:40:GLN:CB	19	0.5	0.14	0.54
(1,20)	2:C:492:ASN:H	1:A:40:GLN:CD	19	0.5	0.14	0.54
(1,20)	2:C:492:ASN:H	1:A:40:GLN:CG	19	0.5	0.14	0.54
(1,20)	2:C:492:ASN:H	1:A:40:GLN:H	19	0.5	0.14	0.54
(1,20)	2:C:492:ASN:H	1:A:40:GLN:HA	19	0.5	0.14	0.54
(1,20)	2:C:492:ASN:H	1:A:40:GLN:HB2	19	0.5	0.14	0.54
(1,20)	2:C:492:ASN:H	1:A:40:GLN:HB3	19	0.5	0.14	0.54
(1,20)	2:C:492:ASN:H	1:A:40:GLN:HE21	19	0.5	0.14	0.54
(1,20)	2:C:492:ASN:H	1:A:40:GLN:HE22	19	0.5	0.14	0.54
(1,20)	2:C:492:ASN:H	1:A:40:GLN:HG2	19	0.5	0.14	0.54
(1,20)	2:C:492:ASN:H	1:A:40:GLN:HG3	19	0.5	0.14	0.54
(1,20)	2:C:492:ASN:H	1:A:40:GLN:N	19	0.5	0.14	0.54
(1,20)	2:C:492:ASN:H	1:A:40:GLN:NE2	19	0.5	0.14	0.54
(1,20)	2:C:492:ASN:H	1:A:40:GLN:O	19	0.5	0.14	0.54
(1,20)	2:C:492:ASN:H	1:A:40:GLN:OE1	19	0.5	0.14	0.54
(1,20)	2:C:492:ASN:H	1:A:41:GLN:C	19	0.5	0.14	0.54
(1,20)	2:C:492:ASN:H	1:A:41:GLN:CA	19	0.5	0.14	0.54
(1,20)	2:C:492:ASN:H	1:A:41:GLN:CB	19	0.5	0.14	0.54
(1,20)	2:C:492:ASN:H	1:A:41:GLN:CD	19	0.5	0.14	0.54
(1,20)	2:C:492:ASN:H	1:A:41:GLN:CG	19	0.5	0.14	0.54
(1,20)	2:C:492:ASN:H	1:A:41:GLN:H	19	0.5	0.14	0.54
(1,20)	2:C:492:ASN:H	1:A:41:GLN:HA	19	0.5	0.14	0.54
(1,20)	2:C:492:ASN:H	1:A:41:GLN:HB2	19	0.5	0.14	0.54
(1,20)	2:C:492:ASN:H	1:A:41:GLN:HB3	19	0.5	0.14	0.54
(1,20)	2:C:492:ASN:H	1:A:41:GLN:HE21	19	0.5	0.14	0.54
(1,20)	2:C:492:ASN:H	1:A:41:GLN:HE22	19	0.5	0.14	0.54
(1,20)	2:C:492:ASN:H	1:A:41:GLN:HG2	19	0.5	0.14	0.54
(1,20)	2:C:492:ASN:H	1:A:41:GLN:HG3	19	0.5	0.14	0.54
(1,20)	2:C:492:ASN:H	1:A:41:GLN:N	19	0.5	0.14	0.54
(1,20)	2:C:492:ASN:H	1:A:41:GLN:NE2	19	0.5	0.14	0.54
(1,20)	2:C:492:ASN:H	1:A:41:GLN:O	19	0.5	0.14	0.54
(1,20)	2:C:492:ASN:H	1:A:41:GLN:OE1	19	0.5	0.14	0.54
(1,20)	2:C:492:ASN:H	1:A:42:ARG:C	19	0.5	0.14	0.54
(1,20)	2:C:492:ASN:H	1:A:42:ARG:CA	19	0.5	0.14	0.54
(1,20)	2:C:492:ASN:H	1:A:42:ARG:CB	19	0.5	0.14	0.54
(1,20)	2:C:492:ASN:H	1:A:42:ARG:CD	19	0.5	0.14	0.54
(1,20)	2:C:492:ASN:H	1:A:42:ARG:CG	19	0.5	0.14	0.54
(1,20)	2:C:492:ASN:H	1:A:42:ARG:CZ	19	0.5	0.14	0.54
(1,20)	2:C:492:ASN:H	1:A:42:ARG:H	19	0.5	0.14	0.54
(1,20)	2:C:492:ASN:H	1:A:42:ARG:HA	19	0.5	0.14	0.54

Continued on next page...

Continued from previous page...

Key	Atom-1	Atom-2	Models ¹	Mean (Å)	SD ¹ (Å)	Median (Å)
(1,20)	2:C:492:ASN:H	1:A:42:ARG:HB2	19	0.5	0.14	0.54
(1,20)	2:C:492:ASN:H	1:A:42:ARG:HB3	19	0.5	0.14	0.54
(1,20)	2:C:492:ASN:H	1:A:42:ARG:HD2	19	0.5	0.14	0.54
(1,20)	2:C:492:ASN:H	1:A:42:ARG:HD3	19	0.5	0.14	0.54
(1,20)	2:C:492:ASN:H	1:A:42:ARG:HE	19	0.5	0.14	0.54
(1,20)	2:C:492:ASN:H	1:A:42:ARG:HG2	19	0.5	0.14	0.54
(1,20)	2:C:492:ASN:H	1:A:42:ARG:HG3	19	0.5	0.14	0.54
(1,20)	2:C:492:ASN:H	1:A:42:ARG:HH11	19	0.5	0.14	0.54
(1,20)	2:C:492:ASN:H	1:A:42:ARG:HH12	19	0.5	0.14	0.54
(1,20)	2:C:492:ASN:H	1:A:42:ARG:HH21	19	0.5	0.14	0.54
(1,20)	2:C:492:ASN:H	1:A:42:ARG:HH22	19	0.5	0.14	0.54
(1,20)	2:C:492:ASN:H	1:A:42:ARG:N	19	0.5	0.14	0.54
(1,20)	2:C:492:ASN:H	1:A:42:ARG:NE	19	0.5	0.14	0.54
(1,20)	2:C:492:ASN:H	1:A:42:ARG:NH1	19	0.5	0.14	0.54
(1,20)	2:C:492:ASN:H	1:A:42:ARG:NH2	19	0.5	0.14	0.54
(1,20)	2:C:492:ASN:H	1:A:42:ARG:O	19	0.5	0.14	0.54
(1,20)	2:C:492:ASN:H	1:A:43:LEU:C	19	0.5	0.14	0.54
(1,20)	2:C:492:ASN:H	1:A:43:LEU:CA	19	0.5	0.14	0.54
(1,20)	2:C:492:ASN:H	1:A:43:LEU:CB	19	0.5	0.14	0.54
(1,20)	2:C:492:ASN:H	1:A:43:LEU:CD1	19	0.5	0.14	0.54
(1,20)	2:C:492:ASN:H	1:A:43:LEU:CD2	19	0.5	0.14	0.54
(1,20)	2:C:492:ASN:H	1:A:43:LEU:CG	19	0.5	0.14	0.54
(1,20)	2:C:492:ASN:H	1:A:43:LEU:H	19	0.5	0.14	0.54
(1,20)	2:C:492:ASN:H	1:A:43:LEU:HA	19	0.5	0.14	0.54
(1,20)	2:C:492:ASN:H	1:A:43:LEU:HB2	19	0.5	0.14	0.54
(1,20)	2:C:492:ASN:H	1:A:43:LEU:HB3	19	0.5	0.14	0.54
(1,20)	2:C:492:ASN:H	1:A:43:LEU:HD11	19	0.5	0.14	0.54
(1,20)	2:C:492:ASN:H	1:A:43:LEU:HD12	19	0.5	0.14	0.54
(1,20)	2:C:492:ASN:H	1:A:43:LEU:HD13	19	0.5	0.14	0.54
(1,20)	2:C:492:ASN:H	1:A:43:LEU:HD21	19	0.5	0.14	0.54
(1,20)	2:C:492:ASN:H	1:A:43:LEU:HD22	19	0.5	0.14	0.54
(1,20)	2:C:492:ASN:H	1:A:43:LEU:HD23	19	0.5	0.14	0.54
(1,20)	2:C:492:ASN:H	1:A:43:LEU:HG	19	0.5	0.14	0.54
(1,20)	2:C:492:ASN:H	1:A:43:LEU:N	19	0.5	0.14	0.54
(1,20)	2:C:492:ASN:H	1:A:43:LEU:O	19	0.5	0.14	0.54
(1,20)	2:C:492:ASN:H	1:A:44:ILE:C	19	0.5	0.14	0.54
(1,20)	2:C:492:ASN:H	1:A:44:ILE:CA	19	0.5	0.14	0.54
(1,20)	2:C:492:ASN:H	1:A:44:ILE:CB	19	0.5	0.14	0.54
(1,20)	2:C:492:ASN:H	1:A:44:ILE:CD1	19	0.5	0.14	0.54
(1,20)	2:C:492:ASN:H	1:A:44:ILE:CG1	19	0.5	0.14	0.54
(1,20)	2:C:492:ASN:H	1:A:44:ILE:CG2	19	0.5	0.14	0.54
(1,20)	2:C:492:ASN:H	1:A:44:ILE:H	19	0.5	0.14	0.54

Continued on next page...

Continued from previous page...

Key	Atom-1	Atom-2	Models ¹	Mean (Å)	SD ¹ (Å)	Median (Å)
(1,20)	2:C:492:ASN:H	1:A:44:ILE:HA	19	0.5	0.14	0.54
(1,20)	2:C:492:ASN:H	1:A:44:ILE:HB	19	0.5	0.14	0.54
(1,20)	2:C:492:ASN:H	1:A:44:ILE:HD11	19	0.5	0.14	0.54
(1,20)	2:C:492:ASN:H	1:A:44:ILE:HD12	19	0.5	0.14	0.54
(1,20)	2:C:492:ASN:H	1:A:44:ILE:HD13	19	0.5	0.14	0.54
(1,20)	2:C:492:ASN:H	1:A:44:ILE:HG12	19	0.5	0.14	0.54
(1,20)	2:C:492:ASN:H	1:A:44:ILE:HG13	19	0.5	0.14	0.54
(1,20)	2:C:492:ASN:H	1:A:44:ILE:HG21	19	0.5	0.14	0.54
(1,20)	2:C:492:ASN:H	1:A:44:ILE:HG22	19	0.5	0.14	0.54
(1,20)	2:C:492:ASN:H	1:A:44:ILE:HG23	19	0.5	0.14	0.54
(1,20)	2:C:492:ASN:H	1:A:44:ILE:N	19	0.5	0.14	0.54
(1,20)	2:C:492:ASN:H	1:A:44:ILE:O	19	0.5	0.14	0.54
(1,20)	2:C:492:ASN:H	1:A:45:PHE:C	19	0.5	0.14	0.54
(1,20)	2:C:492:ASN:H	1:A:45:PHE:CA	19	0.5	0.14	0.54
(1,20)	2:C:492:ASN:H	1:A:45:PHE:CB	19	0.5	0.14	0.54
(1,20)	2:C:492:ASN:H	1:A:45:PHE:CD1	19	0.5	0.14	0.54
(1,20)	2:C:492:ASN:H	1:A:45:PHE:CD2	19	0.5	0.14	0.54
(1,20)	2:C:492:ASN:H	1:A:45:PHE:CE1	19	0.5	0.14	0.54
(1,20)	2:C:492:ASN:H	1:A:45:PHE:CE2	19	0.5	0.14	0.54
(1,20)	2:C:492:ASN:H	1:A:45:PHE:CG	19	0.5	0.14	0.54
(1,20)	2:C:492:ASN:H	1:A:45:PHE:CZ	19	0.5	0.14	0.54
(1,20)	2:C:492:ASN:H	1:A:45:PHE:H	19	0.5	0.14	0.54
(1,20)	2:C:492:ASN:H	1:A:45:PHE:HA	19	0.5	0.14	0.54
(1,20)	2:C:492:ASN:H	1:A:45:PHE:HB2	19	0.5	0.14	0.54
(1,20)	2:C:492:ASN:H	1:A:45:PHE:HB3	19	0.5	0.14	0.54
(1,20)	2:C:492:ASN:H	1:A:45:PHE:HD1	19	0.5	0.14	0.54
(1,20)	2:C:492:ASN:H	1:A:45:PHE:HD2	19	0.5	0.14	0.54
(1,20)	2:C:492:ASN:H	1:A:45:PHE:HE1	19	0.5	0.14	0.54
(1,20)	2:C:492:ASN:H	1:A:45:PHE:HE2	19	0.5	0.14	0.54
(1,20)	2:C:492:ASN:H	1:A:45:PHE:HZ	19	0.5	0.14	0.54
(1,20)	2:C:492:ASN:H	1:A:45:PHE:N	19	0.5	0.14	0.54
(1,20)	2:C:492:ASN:H	1:A:45:PHE:O	19	0.5	0.14	0.54
(1,20)	2:C:492:ASN:H	1:A:46:ALA:C	19	0.5	0.14	0.54
(1,20)	2:C:492:ASN:H	1:A:46:ALA:CA	19	0.5	0.14	0.54
(1,20)	2:C:492:ASN:H	1:A:46:ALA:CB	19	0.5	0.14	0.54
(1,20)	2:C:492:ASN:H	1:A:46:ALA:H	19	0.5	0.14	0.54
(1,20)	2:C:492:ASN:H	1:A:46:ALA:HA	19	0.5	0.14	0.54
(1,20)	2:C:492:ASN:H	1:A:46:ALA:HB1	19	0.5	0.14	0.54
(1,20)	2:C:492:ASN:H	1:A:46:ALA:HB2	19	0.5	0.14	0.54
(1,20)	2:C:492:ASN:H	1:A:46:ALA:HB3	19	0.5	0.14	0.54
(1,20)	2:C:492:ASN:H	1:A:46:ALA:N	19	0.5	0.14	0.54
(1,20)	2:C:492:ASN:H	1:A:46:ALA:O	19	0.5	0.14	0.54

Continued on next page...

Continued from previous page...

Key	Atom-1	Atom-2	Models ¹	Mean (Å)	SD ¹ (Å)	Median (Å)
(1,20)	2:C:492:ASN:H	1:A:47:GLY:C	19	0.5	0.14	0.54
(1,20)	2:C:492:ASN:H	1:A:47:GLY:CA	19	0.5	0.14	0.54
(1,20)	2:C:492:ASN:H	1:A:47:GLY:H	19	0.5	0.14	0.54
(1,20)	2:C:492:ASN:H	1:A:47:GLY:HA2	19	0.5	0.14	0.54
(1,20)	2:C:492:ASN:H	1:A:47:GLY:HA3	19	0.5	0.14	0.54
(1,20)	2:C:492:ASN:H	1:A:47:GLY:N	19	0.5	0.14	0.54
(1,20)	2:C:492:ASN:H	1:A:47:GLY:O	19	0.5	0.14	0.54
(1,20)	2:C:492:ASN:H	1:A:48:LYS:C	19	0.5	0.14	0.54
(1,20)	2:C:492:ASN:H	1:A:48:LYS:CA	19	0.5	0.14	0.54
(1,20)	2:C:492:ASN:H	1:A:48:LYS:CB	19	0.5	0.14	0.54
(1,20)	2:C:492:ASN:H	1:A:48:LYS:CD	19	0.5	0.14	0.54
(1,20)	2:C:492:ASN:H	1:A:48:LYS:CE	19	0.5	0.14	0.54
(1,20)	2:C:492:ASN:H	1:A:48:LYS:CG	19	0.5	0.14	0.54
(1,20)	2:C:492:ASN:H	1:A:48:LYS:H	19	0.5	0.14	0.54
(1,20)	2:C:492:ASN:H	1:A:48:LYS:HA	19	0.5	0.14	0.54
(1,20)	2:C:492:ASN:H	1:A:48:LYS:HB2	19	0.5	0.14	0.54
(1,20)	2:C:492:ASN:H	1:A:48:LYS:HB3	19	0.5	0.14	0.54
(1,20)	2:C:492:ASN:H	1:A:48:LYS:HD2	19	0.5	0.14	0.54
(1,20)	2:C:492:ASN:H	1:A:48:LYS:HD3	19	0.5	0.14	0.54
(1,20)	2:C:492:ASN:H	1:A:48:LYS:HE2	19	0.5	0.14	0.54
(1,20)	2:C:492:ASN:H	1:A:48:LYS:HE3	19	0.5	0.14	0.54
(1,20)	2:C:492:ASN:H	1:A:48:LYS:HG2	19	0.5	0.14	0.54
(1,20)	2:C:492:ASN:H	1:A:48:LYS:HG3	19	0.5	0.14	0.54
(1,20)	2:C:492:ASN:H	1:A:48:LYS:HZ1	19	0.5	0.14	0.54
(1,20)	2:C:492:ASN:H	1:A:48:LYS:HZ2	19	0.5	0.14	0.54
(1,20)	2:C:492:ASN:H	1:A:48:LYS:HZ3	19	0.5	0.14	0.54
(1,20)	2:C:492:ASN:H	1:A:48:LYS:N	19	0.5	0.14	0.54
(1,20)	2:C:492:ASN:H	1:A:48:LYS:NZ	19	0.5	0.14	0.54
(1,20)	2:C:492:ASN:H	1:A:48:LYS:O	19	0.5	0.14	0.54
(1,20)	2:C:492:ASN:H	1:A:49:GLN:C	19	0.5	0.14	0.54
(1,20)	2:C:492:ASN:H	1:A:49:GLN:CA	19	0.5	0.14	0.54
(1,20)	2:C:492:ASN:H	1:A:49:GLN:CB	19	0.5	0.14	0.54
(1,20)	2:C:492:ASN:H	1:A:49:GLN:CD	19	0.5	0.14	0.54
(1,20)	2:C:492:ASN:H	1:A:49:GLN:CG	19	0.5	0.14	0.54
(1,20)	2:C:492:ASN:H	1:A:49:GLN:H	19	0.5	0.14	0.54
(1,20)	2:C:492:ASN:H	1:A:49:GLN:HA	19	0.5	0.14	0.54
(1,20)	2:C:492:ASN:H	1:A:49:GLN:HB2	19	0.5	0.14	0.54
(1,20)	2:C:492:ASN:H	1:A:49:GLN:HB3	19	0.5	0.14	0.54
(1,20)	2:C:492:ASN:H	1:A:49:GLN:HE21	19	0.5	0.14	0.54
(1,20)	2:C:492:ASN:H	1:A:49:GLN:HE22	19	0.5	0.14	0.54
(1,20)	2:C:492:ASN:H	1:A:49:GLN:HG2	19	0.5	0.14	0.54
(1,20)	2:C:492:ASN:H	1:A:49:GLN:HG3	19	0.5	0.14	0.54

Continued on next page...

Continued from previous page...

Key	Atom-1	Atom-2	Models ¹	Mean (Å)	SD ¹ (Å)	Median (Å)
(1,20)	2:C:492:ASN:H	1:A:49:GLN:N	19	0.5	0.14	0.54
(1,20)	2:C:492:ASN:H	1:A:49:GLN:NE2	19	0.5	0.14	0.54
(1,20)	2:C:492:ASN:H	1:A:49:GLN:O	19	0.5	0.14	0.54
(1,20)	2:C:492:ASN:H	1:A:49:GLN:OE1	19	0.5	0.14	0.54
(1,20)	2:C:492:ASN:H	1:A:51:GLU:C	19	0.5	0.14	0.54
(1,20)	2:C:492:ASN:H	1:A:51:GLU:CA	19	0.5	0.14	0.54
(1,20)	2:C:492:ASN:H	1:A:51:GLU:CB	19	0.5	0.14	0.54
(1,20)	2:C:492:ASN:H	1:A:51:GLU:CD	19	0.5	0.14	0.54
(1,20)	2:C:492:ASN:H	1:A:51:GLU:CG	19	0.5	0.14	0.54
(1,20)	2:C:492:ASN:H	1:A:51:GLU:H	19	0.5	0.14	0.54
(1,20)	2:C:492:ASN:H	1:A:51:GLU:HA	19	0.5	0.14	0.54
(1,20)	2:C:492:ASN:H	1:A:51:GLU:HB2	19	0.5	0.14	0.54
(1,20)	2:C:492:ASN:H	1:A:51:GLU:HB3	19	0.5	0.14	0.54
(1,20)	2:C:492:ASN:H	1:A:51:GLU:HG2	19	0.5	0.14	0.54
(1,20)	2:C:492:ASN:H	1:A:51:GLU:HG3	19	0.5	0.14	0.54
(1,20)	2:C:492:ASN:H	1:A:51:GLU:N	19	0.5	0.14	0.54
(1,20)	2:C:492:ASN:H	1:A:51:GLU:O	19	0.5	0.14	0.54
(1,20)	2:C:492:ASN:H	1:A:51:GLU:OE1	19	0.5	0.14	0.54
(1,20)	2:C:492:ASN:H	1:A:51:GLU:OE2	19	0.5	0.14	0.54
(1,20)	2:C:492:ASN:H	1:A:58:ASP:C	19	0.5	0.14	0.54
(1,20)	2:C:492:ASN:H	1:A:58:ASP:CA	19	0.5	0.14	0.54
(1,20)	2:C:492:ASN:H	1:A:58:ASP:CB	19	0.5	0.14	0.54
(1,20)	2:C:492:ASN:H	1:A:58:ASP:CG	19	0.5	0.14	0.54
(1,20)	2:C:492:ASN:H	1:A:58:ASP:H	19	0.5	0.14	0.54
(1,20)	2:C:492:ASN:H	1:A:58:ASP:HA	19	0.5	0.14	0.54
(1,20)	2:C:492:ASN:H	1:A:58:ASP:HB2	19	0.5	0.14	0.54
(1,20)	2:C:492:ASN:H	1:A:58:ASP:HB3	19	0.5	0.14	0.54
(1,20)	2:C:492:ASN:H	1:A:58:ASP:N	19	0.5	0.14	0.54
(1,20)	2:C:492:ASN:H	1:A:58:ASP:O	19	0.5	0.14	0.54
(1,20)	2:C:492:ASN:H	1:A:58:ASP:OD1	19	0.5	0.14	0.54
(1,20)	2:C:492:ASN:H	1:A:58:ASP:OD2	19	0.5	0.14	0.54
(1,20)	2:C:492:ASN:H	1:A:59:TYR:C	19	0.5	0.14	0.54
(1,20)	2:C:492:ASN:H	1:A:59:TYR:CA	19	0.5	0.14	0.54
(1,20)	2:C:492:ASN:H	1:A:59:TYR:CB	19	0.5	0.14	0.54
(1,20)	2:C:492:ASN:H	1:A:59:TYR:CD1	19	0.5	0.14	0.54
(1,20)	2:C:492:ASN:H	1:A:59:TYR:CD2	19	0.5	0.14	0.54
(1,20)	2:C:492:ASN:H	1:A:59:TYR:CE1	19	0.5	0.14	0.54
(1,20)	2:C:492:ASN:H	1:A:59:TYR:CE2	19	0.5	0.14	0.54
(1,20)	2:C:492:ASN:H	1:A:59:TYR:CG	19	0.5	0.14	0.54
(1,20)	2:C:492:ASN:H	1:A:59:TYR:CZ	19	0.5	0.14	0.54
(1,20)	2:C:492:ASN:H	1:A:59:TYR:H	19	0.5	0.14	0.54
(1,20)	2:C:492:ASN:H	1:A:59:TYR:HA	19	0.5	0.14	0.54

Continued on next page...

Continued from previous page...

Key	Atom-1	Atom-2	Models ¹	Mean (Å)	SD ¹ (Å)	Median (Å)
(1,20)	2:C:492:ASN:H	1:A:59:TYR:HB2	19	0.5	0.14	0.54
(1,20)	2:C:492:ASN:H	1:A:59:TYR:HB3	19	0.5	0.14	0.54
(1,20)	2:C:492:ASN:H	1:A:59:TYR:HD1	19	0.5	0.14	0.54
(1,20)	2:C:492:ASN:H	1:A:59:TYR:HD2	19	0.5	0.14	0.54
(1,20)	2:C:492:ASN:H	1:A:59:TYR:HE1	19	0.5	0.14	0.54
(1,20)	2:C:492:ASN:H	1:A:59:TYR:HE2	19	0.5	0.14	0.54
(1,20)	2:C:492:ASN:H	1:A:59:TYR:HH	19	0.5	0.14	0.54
(1,20)	2:C:492:ASN:H	1:A:59:TYR:N	19	0.5	0.14	0.54
(1,20)	2:C:492:ASN:H	1:A:59:TYR:O	19	0.5	0.14	0.54
(1,20)	2:C:492:ASN:H	1:A:59:TYR:OH	19	0.5	0.14	0.54
(1,20)	2:C:492:ASN:H	1:A:60:ASN:C	19	0.5	0.14	0.54
(1,20)	2:C:492:ASN:H	1:A:60:ASN:CA	19	0.5	0.14	0.54
(1,20)	2:C:492:ASN:H	1:A:60:ASN:CB	19	0.5	0.14	0.54
(1,20)	2:C:492:ASN:H	1:A:60:ASN:CG	19	0.5	0.14	0.54
(1,20)	2:C:492:ASN:H	1:A:60:ASN:H	19	0.5	0.14	0.54
(1,20)	2:C:492:ASN:H	1:A:60:ASN:HA	19	0.5	0.14	0.54
(1,20)	2:C:492:ASN:H	1:A:60:ASN:HB2	19	0.5	0.14	0.54
(1,20)	2:C:492:ASN:H	1:A:60:ASN:HB3	19	0.5	0.14	0.54
(1,20)	2:C:492:ASN:H	1:A:60:ASN:HD21	19	0.5	0.14	0.54
(1,20)	2:C:492:ASN:H	1:A:60:ASN:HD22	19	0.5	0.14	0.54
(1,20)	2:C:492:ASN:H	1:A:60:ASN:N	19	0.5	0.14	0.54
(1,20)	2:C:492:ASN:H	1:A:60:ASN:ND2	19	0.5	0.14	0.54
(1,20)	2:C:492:ASN:H	1:A:60:ASN:O	19	0.5	0.14	0.54
(1,20)	2:C:492:ASN:H	1:A:60:ASN:OD1	19	0.5	0.14	0.54
(1,20)	2:C:492:ASN:H	1:A:61:ILE:C	19	0.5	0.14	0.54
(1,20)	2:C:492:ASN:H	1:A:61:ILE:CA	19	0.5	0.14	0.54
(1,20)	2:C:492:ASN:H	1:A:61:ILE:CB	19	0.5	0.14	0.54
(1,20)	2:C:492:ASN:H	1:A:61:ILE:CD1	19	0.5	0.14	0.54
(1,20)	2:C:492:ASN:H	1:A:61:ILE:CG1	19	0.5	0.14	0.54
(1,20)	2:C:492:ASN:H	1:A:61:ILE:CG2	19	0.5	0.14	0.54
(1,20)	2:C:492:ASN:H	1:A:61:ILE:H	19	0.5	0.14	0.54
(1,20)	2:C:492:ASN:H	1:A:61:ILE:HA	19	0.5	0.14	0.54
(1,20)	2:C:492:ASN:H	1:A:61:ILE:HB	19	0.5	0.14	0.54
(1,20)	2:C:492:ASN:H	1:A:61:ILE:HD11	19	0.5	0.14	0.54
(1,20)	2:C:492:ASN:H	1:A:61:ILE:HD12	19	0.5	0.14	0.54
(1,20)	2:C:492:ASN:H	1:A:61:ILE:HD13	19	0.5	0.14	0.54
(1,20)	2:C:492:ASN:H	1:A:61:ILE:HG12	19	0.5	0.14	0.54
(1,20)	2:C:492:ASN:H	1:A:61:ILE:HG13	19	0.5	0.14	0.54
(1,20)	2:C:492:ASN:H	1:A:61:ILE:HG21	19	0.5	0.14	0.54
(1,20)	2:C:492:ASN:H	1:A:61:ILE:HG22	19	0.5	0.14	0.54
(1,20)	2:C:492:ASN:H	1:A:61:ILE:HG23	19	0.5	0.14	0.54
(1,20)	2:C:492:ASN:H	1:A:61:ILE:N	19	0.5	0.14	0.54

Continued on next page...

Continued from previous page...

Key	Atom-1	Atom-2	Models ¹	Mean (Å)	SD ¹ (Å)	Median (Å)
(1,20)	2:C:492:ASN:H	1:A:61:ILE:O	19	0.5	0.14	0.54
(1,20)	2:C:492:ASN:H	1:A:62:GLN:C	19	0.5	0.14	0.54
(1,20)	2:C:492:ASN:H	1:A:62:GLN:CA	19	0.5	0.14	0.54
(1,20)	2:C:492:ASN:H	1:A:62:GLN:CB	19	0.5	0.14	0.54
(1,20)	2:C:492:ASN:H	1:A:62:GLN:CD	19	0.5	0.14	0.54
(1,20)	2:C:492:ASN:H	1:A:62:GLN:CG	19	0.5	0.14	0.54
(1,20)	2:C:492:ASN:H	1:A:62:GLN:H	19	0.5	0.14	0.54
(1,20)	2:C:492:ASN:H	1:A:62:GLN:HA	19	0.5	0.14	0.54
(1,20)	2:C:492:ASN:H	1:A:62:GLN:HB2	19	0.5	0.14	0.54
(1,20)	2:C:492:ASN:H	1:A:62:GLN:HB3	19	0.5	0.14	0.54
(1,20)	2:C:492:ASN:H	1:A:62:GLN:HE21	19	0.5	0.14	0.54
(1,20)	2:C:492:ASN:H	1:A:62:GLN:HE22	19	0.5	0.14	0.54
(1,20)	2:C:492:ASN:H	1:A:62:GLN:HG2	19	0.5	0.14	0.54
(1,20)	2:C:492:ASN:H	1:A:62:GLN:HG3	19	0.5	0.14	0.54
(1,20)	2:C:492:ASN:H	1:A:62:GLN:N	19	0.5	0.14	0.54
(1,20)	2:C:492:ASN:H	1:A:62:GLN:NE2	19	0.5	0.14	0.54
(1,20)	2:C:492:ASN:H	1:A:62:GLN:O	19	0.5	0.14	0.54
(1,20)	2:C:492:ASN:H	1:A:62:GLN:OE1	19	0.5	0.14	0.54
(1,20)	2:C:492:ASN:H	1:A:65:SER:C	19	0.5	0.14	0.54
(1,20)	2:C:492:ASN:H	1:A:65:SER:CA	19	0.5	0.14	0.54
(1,20)	2:C:492:ASN:H	1:A:65:SER:CB	19	0.5	0.14	0.54
(1,20)	2:C:492:ASN:H	1:A:65:SER:H	19	0.5	0.14	0.54
(1,20)	2:C:492:ASN:H	1:A:65:SER:HA	19	0.5	0.14	0.54
(1,20)	2:C:492:ASN:H	1:A:65:SER:HB2	19	0.5	0.14	0.54
(1,20)	2:C:492:ASN:H	1:A:65:SER:HB3	19	0.5	0.14	0.54
(1,20)	2:C:492:ASN:H	1:A:65:SER:HG	19	0.5	0.14	0.54
(1,20)	2:C:492:ASN:H	1:A:65:SER:N	19	0.5	0.14	0.54
(1,20)	2:C:492:ASN:H	1:A:65:SER:O	19	0.5	0.14	0.54
(1,20)	2:C:492:ASN:H	1:A:65:SER:OG	19	0.5	0.14	0.54
(1,20)	2:C:492:ASN:H	1:A:66:THR:C	19	0.5	0.14	0.54
(1,20)	2:C:492:ASN:H	1:A:66:THR:CA	19	0.5	0.14	0.54
(1,20)	2:C:492:ASN:H	1:A:66:THR:CB	19	0.5	0.14	0.54
(1,20)	2:C:492:ASN:H	1:A:66:THR:CG2	19	0.5	0.14	0.54
(1,20)	2:C:492:ASN:H	1:A:66:THR:H	19	0.5	0.14	0.54
(1,20)	2:C:492:ASN:H	1:A:66:THR:HA	19	0.5	0.14	0.54
(1,20)	2:C:492:ASN:H	1:A:66:THR:HB	19	0.5	0.14	0.54
(1,20)	2:C:492:ASN:H	1:A:66:THR:HG1	19	0.5	0.14	0.54
(1,20)	2:C:492:ASN:H	1:A:66:THR:HG21	19	0.5	0.14	0.54
(1,20)	2:C:492:ASN:H	1:A:66:THR:HG22	19	0.5	0.14	0.54
(1,20)	2:C:492:ASN:H	1:A:66:THR:HG23	19	0.5	0.14	0.54
(1,20)	2:C:492:ASN:H	1:A:66:THR:N	19	0.5	0.14	0.54
(1,20)	2:C:492:ASN:H	1:A:66:THR:O	19	0.5	0.14	0.54

Continued on next page...

Continued from previous page...

Key	Atom-1	Atom-2	Models ¹	Mean (Å)	SD ¹ (Å)	Median (Å)
(1,20)	2:C:492:ASN:H	1:A:66:THR:OG1	19	0.5	0.14	0.54
(1,20)	2:C:492:ASN:H	1:A:68:HIS:C	19	0.5	0.14	0.54
(1,20)	2:C:492:ASN:H	1:A:68:HIS:CA	19	0.5	0.14	0.54
(1,20)	2:C:492:ASN:H	1:A:68:HIS:CB	19	0.5	0.14	0.54
(1,20)	2:C:492:ASN:H	1:A:68:HIS:CD2	19	0.5	0.14	0.54
(1,20)	2:C:492:ASN:H	1:A:68:HIS:CE1	19	0.5	0.14	0.54
(1,20)	2:C:492:ASN:H	1:A:68:HIS:CG	19	0.5	0.14	0.54
(1,20)	2:C:492:ASN:H	1:A:68:HIS:H	19	0.5	0.14	0.54
(1,20)	2:C:492:ASN:H	1:A:68:HIS:HA	19	0.5	0.14	0.54
(1,20)	2:C:492:ASN:H	1:A:68:HIS:HB2	19	0.5	0.14	0.54
(1,20)	2:C:492:ASN:H	1:A:68:HIS:HB3	19	0.5	0.14	0.54
(1,20)	2:C:492:ASN:H	1:A:68:HIS:HD2	19	0.5	0.14	0.54
(1,20)	2:C:492:ASN:H	1:A:68:HIS:HE1	19	0.5	0.14	0.54
(1,20)	2:C:492:ASN:H	1:A:68:HIS:HE2	19	0.5	0.14	0.54
(1,20)	2:C:492:ASN:H	1:A:68:HIS:N	19	0.5	0.14	0.54
(1,20)	2:C:492:ASN:H	1:A:68:HIS:ND1	19	0.5	0.14	0.54
(1,20)	2:C:492:ASN:H	1:A:68:HIS:NE2	19	0.5	0.14	0.54
(1,20)	2:C:492:ASN:H	1:A:68:HIS:O	19	0.5	0.14	0.54
(1,20)	2:C:492:ASN:H	1:A:69:LEU:C	19	0.5	0.14	0.54
(1,20)	2:C:492:ASN:H	1:A:69:LEU:CA	19	0.5	0.14	0.54
(1,20)	2:C:492:ASN:H	1:A:69:LEU:CB	19	0.5	0.14	0.54
(1,20)	2:C:492:ASN:H	1:A:69:LEU:CD1	19	0.5	0.14	0.54
(1,20)	2:C:492:ASN:H	1:A:69:LEU:CD2	19	0.5	0.14	0.54
(1,20)	2:C:492:ASN:H	1:A:69:LEU:CG	19	0.5	0.14	0.54
(1,20)	2:C:492:ASN:H	1:A:69:LEU:H	19	0.5	0.14	0.54
(1,20)	2:C:492:ASN:H	1:A:69:LEU:HA	19	0.5	0.14	0.54
(1,20)	2:C:492:ASN:H	1:A:69:LEU:HB2	19	0.5	0.14	0.54
(1,20)	2:C:492:ASN:H	1:A:69:LEU:HB3	19	0.5	0.14	0.54
(1,20)	2:C:492:ASN:H	1:A:69:LEU:HD11	19	0.5	0.14	0.54
(1,20)	2:C:492:ASN:H	1:A:69:LEU:HD12	19	0.5	0.14	0.54
(1,20)	2:C:492:ASN:H	1:A:69:LEU:HD13	19	0.5	0.14	0.54
(1,20)	2:C:492:ASN:H	1:A:69:LEU:HD21	19	0.5	0.14	0.54
(1,20)	2:C:492:ASN:H	1:A:69:LEU:HD22	19	0.5	0.14	0.54
(1,20)	2:C:492:ASN:H	1:A:69:LEU:HD23	19	0.5	0.14	0.54
(1,20)	2:C:492:ASN:H	1:A:69:LEU:HG	19	0.5	0.14	0.54
(1,20)	2:C:492:ASN:H	1:A:69:LEU:N	19	0.5	0.14	0.54
(1,20)	2:C:492:ASN:H	1:A:69:LEU:O	19	0.5	0.14	0.54
(1,20)	2:C:492:ASN:H	1:A:70:VAL:C	19	0.5	0.14	0.54
(1,20)	2:C:492:ASN:H	1:A:70:VAL:CA	19	0.5	0.14	0.54
(1,20)	2:C:492:ASN:H	1:A:70:VAL:CB	19	0.5	0.14	0.54
(1,20)	2:C:492:ASN:H	1:A:70:VAL:CG1	19	0.5	0.14	0.54
(1,20)	2:C:492:ASN:H	1:A:70:VAL:CG2	19	0.5	0.14	0.54

Continued on next page...

Continued from previous page...

Key	Atom-1	Atom-2	Models ¹	Mean (Å)	SD ¹ (Å)	Median (Å)
(1,20)	2:C:492:ASN:H	1:A:70:VAL:H	19	0.5	0.14	0.54
(1,20)	2:C:492:ASN:H	1:A:70:VAL:HA	19	0.5	0.14	0.54
(1,20)	2:C:492:ASN:H	1:A:70:VAL:HB	19	0.5	0.14	0.54
(1,20)	2:C:492:ASN:H	1:A:70:VAL:HG11	19	0.5	0.14	0.54
(1,20)	2:C:492:ASN:H	1:A:70:VAL:HG12	19	0.5	0.14	0.54
(1,20)	2:C:492:ASN:H	1:A:70:VAL:HG13	19	0.5	0.14	0.54
(1,20)	2:C:492:ASN:H	1:A:70:VAL:HG21	19	0.5	0.14	0.54
(1,20)	2:C:492:ASN:H	1:A:70:VAL:HG22	19	0.5	0.14	0.54
(1,20)	2:C:492:ASN:H	1:A:70:VAL:HG23	19	0.5	0.14	0.54
(1,20)	2:C:492:ASN:H	1:A:70:VAL:N	19	0.5	0.14	0.54
(1,20)	2:C:492:ASN:H	1:A:70:VAL:O	19	0.5	0.14	0.54
(1,20)	2:C:492:ASN:H	1:A:71:LEU:C	19	0.5	0.14	0.54
(1,20)	2:C:492:ASN:H	1:A:71:LEU:CA	19	0.5	0.14	0.54
(1,20)	2:C:492:ASN:H	1:A:71:LEU:CB	19	0.5	0.14	0.54
(1,20)	2:C:492:ASN:H	1:A:71:LEU:CD1	19	0.5	0.14	0.54
(1,20)	2:C:492:ASN:H	1:A:71:LEU:CD2	19	0.5	0.14	0.54
(1,20)	2:C:492:ASN:H	1:A:71:LEU:CG	19	0.5	0.14	0.54
(1,20)	2:C:492:ASN:H	1:A:71:LEU:H	19	0.5	0.14	0.54
(1,20)	2:C:492:ASN:H	1:A:71:LEU:HA	19	0.5	0.14	0.54
(1,20)	2:C:492:ASN:H	1:A:71:LEU:HB2	19	0.5	0.14	0.54
(1,20)	2:C:492:ASN:H	1:A:71:LEU:HB3	19	0.5	0.14	0.54
(1,20)	2:C:492:ASN:H	1:A:71:LEU:HD11	19	0.5	0.14	0.54
(1,20)	2:C:492:ASN:H	1:A:71:LEU:HD12	19	0.5	0.14	0.54
(1,20)	2:C:492:ASN:H	1:A:71:LEU:HD13	19	0.5	0.14	0.54
(1,20)	2:C:492:ASN:H	1:A:71:LEU:HD21	19	0.5	0.14	0.54
(1,20)	2:C:492:ASN:H	1:A:71:LEU:HD22	19	0.5	0.14	0.54
(1,20)	2:C:492:ASN:H	1:A:71:LEU:HD23	19	0.5	0.14	0.54
(1,20)	2:C:492:ASN:H	1:A:71:LEU:HG	19	0.5	0.14	0.54
(1,20)	2:C:492:ASN:H	1:A:71:LEU:N	19	0.5	0.14	0.54
(1,20)	2:C:492:ASN:H	1:A:71:LEU:O	19	0.5	0.14	0.54
(1,20)	2:C:492:ASN:H	1:A:72:ARG:C	19	0.5	0.14	0.54
(1,20)	2:C:492:ASN:H	1:A:72:ARG:CA	19	0.5	0.14	0.54
(1,20)	2:C:492:ASN:H	1:A:72:ARG:CB	19	0.5	0.14	0.54
(1,20)	2:C:492:ASN:H	1:A:72:ARG:CD	19	0.5	0.14	0.54
(1,20)	2:C:492:ASN:H	1:A:72:ARG:CG	19	0.5	0.14	0.54
(1,20)	2:C:492:ASN:H	1:A:72:ARG:CZ	19	0.5	0.14	0.54
(1,20)	2:C:492:ASN:H	1:A:72:ARG:H	19	0.5	0.14	0.54
(1,20)	2:C:492:ASN:H	1:A:72:ARG:HA	19	0.5	0.14	0.54
(1,20)	2:C:492:ASN:H	1:A:72:ARG:HB2	19	0.5	0.14	0.54
(1,20)	2:C:492:ASN:H	1:A:72:ARG:HB3	19	0.5	0.14	0.54
(1,20)	2:C:492:ASN:H	1:A:72:ARG:HD2	19	0.5	0.14	0.54
(1,20)	2:C:492:ASN:H	1:A:72:ARG:HD3	19	0.5	0.14	0.54

Continued on next page...

Continued from previous page...

Key	Atom-1	Atom-2	Models ¹	Mean (Å)	SD ¹ (Å)	Median (Å)
(1,20)	2:C:492:ASN:H	1:A:72:ARG:HE	19	0.5	0.14	0.54
(1,20)	2:C:492:ASN:H	1:A:72:ARG:HG2	19	0.5	0.14	0.54
(1,20)	2:C:492:ASN:H	1:A:72:ARG:HG3	19	0.5	0.14	0.54
(1,20)	2:C:492:ASN:H	1:A:72:ARG:HH11	19	0.5	0.14	0.54
(1,20)	2:C:492:ASN:H	1:A:72:ARG:HH12	19	0.5	0.14	0.54
(1,20)	2:C:492:ASN:H	1:A:72:ARG:HH21	19	0.5	0.14	0.54
(1,20)	2:C:492:ASN:H	1:A:72:ARG:HH22	19	0.5	0.14	0.54
(1,20)	2:C:492:ASN:H	1:A:72:ARG:N	19	0.5	0.14	0.54
(1,20)	2:C:492:ASN:H	1:A:72:ARG:NE	19	0.5	0.14	0.54
(1,20)	2:C:492:ASN:H	1:A:72:ARG:NH1	19	0.5	0.14	0.54
(1,20)	2:C:492:ASN:H	1:A:72:ARG:NH2	19	0.5	0.14	0.54
(1,20)	2:C:492:ASN:H	1:A:72:ARG:O	19	0.5	0.14	0.54
(1,20)	2:C:492:ASN:H	1:A:73:LEU:C	19	0.5	0.14	0.54
(1,20)	2:C:492:ASN:H	1:A:73:LEU:CA	19	0.5	0.14	0.54
(1,20)	2:C:492:ASN:H	1:A:73:LEU:CB	19	0.5	0.14	0.54
(1,20)	2:C:492:ASN:H	1:A:73:LEU:CD1	19	0.5	0.14	0.54
(1,20)	2:C:492:ASN:H	1:A:73:LEU:CD2	19	0.5	0.14	0.54
(1,20)	2:C:492:ASN:H	1:A:73:LEU:CG	19	0.5	0.14	0.54
(1,20)	2:C:492:ASN:H	1:A:73:LEU:H	19	0.5	0.14	0.54
(1,20)	2:C:492:ASN:H	1:A:73:LEU:HA	19	0.5	0.14	0.54
(1,20)	2:C:492:ASN:H	1:A:73:LEU:HB2	19	0.5	0.14	0.54
(1,20)	2:C:492:ASN:H	1:A:73:LEU:HB3	19	0.5	0.14	0.54
(1,20)	2:C:492:ASN:H	1:A:73:LEU:HD11	19	0.5	0.14	0.54
(1,20)	2:C:492:ASN:H	1:A:73:LEU:HD12	19	0.5	0.14	0.54
(1,20)	2:C:492:ASN:H	1:A:73:LEU:HD13	19	0.5	0.14	0.54
(1,20)	2:C:492:ASN:H	1:A:73:LEU:HD21	19	0.5	0.14	0.54
(1,20)	2:C:492:ASN:H	1:A:73:LEU:HD22	19	0.5	0.14	0.54
(1,20)	2:C:492:ASN:H	1:A:73:LEU:HD23	19	0.5	0.14	0.54
(1,20)	2:C:492:ASN:H	1:A:73:LEU:HG	19	0.5	0.14	0.54
(1,20)	2:C:492:ASN:H	1:A:73:LEU:N	19	0.5	0.14	0.54
(1,20)	2:C:492:ASN:H	1:A:73:LEU:O	19	0.5	0.14	0.54
(1,20)	2:C:492:ASN:H	1:A:74:ARG:C	19	0.5	0.14	0.54
(1,20)	2:C:492:ASN:H	1:A:74:ARG:CA	19	0.5	0.14	0.54
(1,20)	2:C:492:ASN:H	1:A:74:ARG:CB	19	0.5	0.14	0.54
(1,20)	2:C:492:ASN:H	1:A:74:ARG:CD	19	0.5	0.14	0.54
(1,20)	2:C:492:ASN:H	1:A:74:ARG:CG	19	0.5	0.14	0.54
(1,20)	2:C:492:ASN:H	1:A:74:ARG:CZ	19	0.5	0.14	0.54
(1,20)	2:C:492:ASN:H	1:A:74:ARG:H	19	0.5	0.14	0.54
(1,20)	2:C:492:ASN:H	1:A:74:ARG:HA	19	0.5	0.14	0.54
(1,20)	2:C:492:ASN:H	1:A:74:ARG:HB2	19	0.5	0.14	0.54
(1,20)	2:C:492:ASN:H	1:A:74:ARG:HB3	19	0.5	0.14	0.54
(1,20)	2:C:492:ASN:H	1:A:74:ARG:HD2	19	0.5	0.14	0.54

Continued on next page...

Continued from previous page...

Key	Atom-1	Atom-2	Models ¹	Mean (Å)	SD ¹ (Å)	Median (Å)
(1,20)	2:C:492:ASN:H	1:A:74:ARG:HD3	19	0.5	0.14	0.54
(1,20)	2:C:492:ASN:H	1:A:74:ARG:HE	19	0.5	0.14	0.54
(1,20)	2:C:492:ASN:H	1:A:74:ARG:HG2	19	0.5	0.14	0.54
(1,20)	2:C:492:ASN:H	1:A:74:ARG:HG3	19	0.5	0.14	0.54
(1,20)	2:C:492:ASN:H	1:A:74:ARG:HH11	19	0.5	0.14	0.54
(1,20)	2:C:492:ASN:H	1:A:74:ARG:HH12	19	0.5	0.14	0.54
(1,20)	2:C:492:ASN:H	1:A:74:ARG:HH21	19	0.5	0.14	0.54
(1,20)	2:C:492:ASN:H	1:A:74:ARG:HH22	19	0.5	0.14	0.54
(1,20)	2:C:492:ASN:H	1:A:74:ARG:N	19	0.5	0.14	0.54
(1,20)	2:C:492:ASN:H	1:A:74:ARG:NE	19	0.5	0.14	0.54
(1,20)	2:C:492:ASN:H	1:A:74:ARG:NH1	19	0.5	0.14	0.54
(1,20)	2:C:492:ASN:H	1:A:74:ARG:NH2	19	0.5	0.14	0.54
(1,20)	2:C:492:ASN:H	1:A:74:ARG:O	19	0.5	0.14	0.54
(1,20)	2:C:492:ASN:H	1:A:75:GLY:C	19	0.5	0.14	0.54
(1,20)	2:C:492:ASN:H	1:A:75:GLY:CA	19	0.5	0.14	0.54
(1,20)	2:C:492:ASN:H	1:A:75:GLY:H	19	0.5	0.14	0.54
(1,20)	2:C:492:ASN:H	1:A:75:GLY:HA2	19	0.5	0.14	0.54
(1,20)	2:C:492:ASN:H	1:A:75:GLY:HA3	19	0.5	0.14	0.54
(1,20)	2:C:492:ASN:H	1:A:75:GLY:N	19	0.5	0.14	0.54
(1,20)	2:C:492:ASN:H	1:A:75:GLY:O	19	0.5	0.14	0.54
(1,20)	2:C:492:ASN:H	1:A:76:GLY:C	19	0.5	0.14	0.54
(1,20)	2:C:492:ASN:H	1:A:76:GLY:CA	19	0.5	0.14	0.54
(1,20)	2:C:492:ASN:H	1:A:76:GLY:H	19	0.5	0.14	0.54
(1,20)	2:C:492:ASN:H	1:A:76:GLY:HA2	19	0.5	0.14	0.54
(1,20)	2:C:492:ASN:H	1:A:76:GLY:HA3	19	0.5	0.14	0.54
(1,20)	2:C:492:ASN:H	1:A:76:GLY:N	19	0.5	0.14	0.54
(1,20)	2:C:492:ASN:H	1:A:76:GLY:O	19	0.5	0.14	0.54
(1,20)	2:C:492:ASN:HA	1:A:4:PHE:C	19	0.5	0.14	0.54
(1,20)	2:C:492:ASN:HA	1:A:4:PHE:CA	19	0.5	0.14	0.54
(1,20)	2:C:492:ASN:HA	1:A:4:PHE:CB	19	0.5	0.14	0.54
(1,20)	2:C:492:ASN:HA	1:A:4:PHE:CD1	19	0.5	0.14	0.54
(1,20)	2:C:492:ASN:HA	1:A:4:PHE:CD2	19	0.5	0.14	0.54
(1,20)	2:C:492:ASN:HA	1:A:4:PHE:CE1	19	0.5	0.14	0.54
(1,20)	2:C:492:ASN:HA	1:A:4:PHE:CE2	19	0.5	0.14	0.54
(1,20)	2:C:492:ASN:HA	1:A:4:PHE:CG	19	0.5	0.14	0.54
(1,20)	2:C:492:ASN:HA	1:A:4:PHE:CZ	19	0.5	0.14	0.54
(1,20)	2:C:492:ASN:HA	1:A:4:PHE:H	19	0.5	0.14	0.54
(1,20)	2:C:492:ASN:HA	1:A:4:PHE:HA	19	0.5	0.14	0.54
(1,20)	2:C:492:ASN:HA	1:A:4:PHE:HB2	19	0.5	0.14	0.54
(1,20)	2:C:492:ASN:HA	1:A:4:PHE:HB3	19	0.5	0.14	0.54
(1,20)	2:C:492:ASN:HA	1:A:4:PHE:HD1	19	0.5	0.14	0.54
(1,20)	2:C:492:ASN:HA	1:A:4:PHE:HD2	19	0.5	0.14	0.54

Continued on next page...

Continued from previous page...

Key	Atom-1	Atom-2	Models ¹	Mean (Å)	SD ¹ (Å)	Median (Å)
(1,20)	2:C:492:ASN:HA	1:A:4:PHE:HE1	19	0.5	0.14	0.54
(1,20)	2:C:492:ASN:HA	1:A:4:PHE:HE2	19	0.5	0.14	0.54
(1,20)	2:C:492:ASN:HA	1:A:4:PHE:HZ	19	0.5	0.14	0.54
(1,20)	2:C:492:ASN:HA	1:A:4:PHE:N	19	0.5	0.14	0.54
(1,20)	2:C:492:ASN:HA	1:A:4:PHE:O	19	0.5	0.14	0.54
(1,20)	2:C:492:ASN:HA	1:A:6:LYS:C	19	0.5	0.14	0.54
(1,20)	2:C:492:ASN:HA	1:A:6:LYS:CA	19	0.5	0.14	0.54
(1,20)	2:C:492:ASN:HA	1:A:6:LYS:CB	19	0.5	0.14	0.54
(1,20)	2:C:492:ASN:HA	1:A:6:LYS:CD	19	0.5	0.14	0.54
(1,20)	2:C:492:ASN:HA	1:A:6:LYS:CE	19	0.5	0.14	0.54
(1,20)	2:C:492:ASN:HA	1:A:6:LYS:CG	19	0.5	0.14	0.54
(1,20)	2:C:492:ASN:HA	1:A:6:LYS:H	19	0.5	0.14	0.54
(1,20)	2:C:492:ASN:HA	1:A:6:LYS:HA	19	0.5	0.14	0.54
(1,20)	2:C:492:ASN:HA	1:A:6:LYS:HB2	19	0.5	0.14	0.54
(1,20)	2:C:492:ASN:HA	1:A:6:LYS:HB3	19	0.5	0.14	0.54
(1,20)	2:C:492:ASN:HA	1:A:6:LYS:HD2	19	0.5	0.14	0.54
(1,20)	2:C:492:ASN:HA	1:A:6:LYS:HD3	19	0.5	0.14	0.54
(1,20)	2:C:492:ASN:HA	1:A:6:LYS:HE2	19	0.5	0.14	0.54
(1,20)	2:C:492:ASN:HA	1:A:6:LYS:HE3	19	0.5	0.14	0.54
(1,20)	2:C:492:ASN:HA	1:A:6:LYS:HG2	19	0.5	0.14	0.54
(1,20)	2:C:492:ASN:HA	1:A:6:LYS:HG3	19	0.5	0.14	0.54
(1,20)	2:C:492:ASN:HA	1:A:6:LYS:HZ1	19	0.5	0.14	0.54
(1,20)	2:C:492:ASN:HA	1:A:6:LYS:HZ2	19	0.5	0.14	0.54
(1,20)	2:C:492:ASN:HA	1:A:6:LYS:HZ3	19	0.5	0.14	0.54
(1,20)	2:C:492:ASN:HA	1:A:6:LYS:N	19	0.5	0.14	0.54
(1,20)	2:C:492:ASN:HA	1:A:6:LYS:NZ	19	0.5	0.14	0.54
(1,20)	2:C:492:ASN:HA	1:A:6:LYS:O	19	0.5	0.14	0.54
(1,20)	2:C:492:ASN:HA	1:A:7:THR:C	19	0.5	0.14	0.54
(1,20)	2:C:492:ASN:HA	1:A:7:THR:CA	19	0.5	0.14	0.54
(1,20)	2:C:492:ASN:HA	1:A:7:THR:CB	19	0.5	0.14	0.54
(1,20)	2:C:492:ASN:HA	1:A:7:THR:CG2	19	0.5	0.14	0.54
(1,20)	2:C:492:ASN:HA	1:A:7:THR:H	19	0.5	0.14	0.54
(1,20)	2:C:492:ASN:HA	1:A:7:THR:HA	19	0.5	0.14	0.54
(1,20)	2:C:492:ASN:HA	1:A:7:THR:HB	19	0.5	0.14	0.54
(1,20)	2:C:492:ASN:HA	1:A:7:THR:HG1	19	0.5	0.14	0.54
(1,20)	2:C:492:ASN:HA	1:A:7:THR:HG21	19	0.5	0.14	0.54
(1,20)	2:C:492:ASN:HA	1:A:7:THR:HG22	19	0.5	0.14	0.54
(1,20)	2:C:492:ASN:HA	1:A:7:THR:HG23	19	0.5	0.14	0.54
(1,20)	2:C:492:ASN:HA	1:A:7:THR:N	19	0.5	0.14	0.54
(1,20)	2:C:492:ASN:HA	1:A:7:THR:O	19	0.5	0.14	0.54
(1,20)	2:C:492:ASN:HA	1:A:7:THR:OG1	19	0.5	0.14	0.54
(1,20)	2:C:492:ASN:HA	1:A:8:LEU:C	19	0.5	0.14	0.54

Continued on next page...

Continued from previous page...

Key	Atom-1	Atom-2	Models ¹	Mean (Å)	SD ¹ (Å)	Median (Å)
(1,20)	2:C:492:ASN:HA	1:A:8:LEU:CA	19	0.5	0.14	0.54
(1,20)	2:C:492:ASN:HA	1:A:8:LEU:CB	19	0.5	0.14	0.54
(1,20)	2:C:492:ASN:HA	1:A:8:LEU:CD1	19	0.5	0.14	0.54
(1,20)	2:C:492:ASN:HA	1:A:8:LEU:CD2	19	0.5	0.14	0.54
(1,20)	2:C:492:ASN:HA	1:A:8:LEU:CG	19	0.5	0.14	0.54
(1,20)	2:C:492:ASN:HA	1:A:8:LEU:H	19	0.5	0.14	0.54
(1,20)	2:C:492:ASN:HA	1:A:8:LEU:HA	19	0.5	0.14	0.54
(1,20)	2:C:492:ASN:HA	1:A:8:LEU:HB2	19	0.5	0.14	0.54
(1,20)	2:C:492:ASN:HA	1:A:8:LEU:HB3	19	0.5	0.14	0.54
(1,20)	2:C:492:ASN:HA	1:A:8:LEU:HD11	19	0.5	0.14	0.54
(1,20)	2:C:492:ASN:HA	1:A:8:LEU:HD12	19	0.5	0.14	0.54
(1,20)	2:C:492:ASN:HA	1:A:8:LEU:HD13	19	0.5	0.14	0.54
(1,20)	2:C:492:ASN:HA	1:A:8:LEU:HD21	19	0.5	0.14	0.54
(1,20)	2:C:492:ASN:HA	1:A:8:LEU:HD22	19	0.5	0.14	0.54
(1,20)	2:C:492:ASN:HA	1:A:8:LEU:HD23	19	0.5	0.14	0.54
(1,20)	2:C:492:ASN:HA	1:A:8:LEU:HG	19	0.5	0.14	0.54
(1,20)	2:C:492:ASN:HA	1:A:8:LEU:N	19	0.5	0.14	0.54
(1,20)	2:C:492:ASN:HA	1:A:8:LEU:O	19	0.5	0.14	0.54
(1,20)	2:C:492:ASN:HA	1:A:9:THR:C	19	0.5	0.14	0.54
(1,20)	2:C:492:ASN:HA	1:A:9:THR:CA	19	0.5	0.14	0.54
(1,20)	2:C:492:ASN:HA	1:A:9:THR:CB	19	0.5	0.14	0.54
(1,20)	2:C:492:ASN:HA	1:A:9:THR:CG2	19	0.5	0.14	0.54
(1,20)	2:C:492:ASN:HA	1:A:9:THR:H	19	0.5	0.14	0.54
(1,20)	2:C:492:ASN:HA	1:A:9:THR:HA	19	0.5	0.14	0.54
(1,20)	2:C:492:ASN:HA	1:A:9:THR:HB	19	0.5	0.14	0.54
(1,20)	2:C:492:ASN:HA	1:A:9:THR:HG1	19	0.5	0.14	0.54
(1,20)	2:C:492:ASN:HA	1:A:9:THR:HG21	19	0.5	0.14	0.54
(1,20)	2:C:492:ASN:HA	1:A:9:THR:HG22	19	0.5	0.14	0.54
(1,20)	2:C:492:ASN:HA	1:A:9:THR:HG23	19	0.5	0.14	0.54
(1,20)	2:C:492:ASN:HA	1:A:9:THR:N	19	0.5	0.14	0.54
(1,20)	2:C:492:ASN:HA	1:A:9:THR:O	19	0.5	0.14	0.54
(1,20)	2:C:492:ASN:HA	1:A:9:THR:OG1	19	0.5	0.14	0.54
(1,20)	2:C:492:ASN:HA	1:A:10:GLY:C	19	0.5	0.14	0.54
(1,20)	2:C:492:ASN:HA	1:A:10:GLY:CA	19	0.5	0.14	0.54
(1,20)	2:C:492:ASN:HA	1:A:10:GLY:H	19	0.5	0.14	0.54
(1,20)	2:C:492:ASN:HA	1:A:10:GLY:HA2	19	0.5	0.14	0.54
(1,20)	2:C:492:ASN:HA	1:A:10:GLY:HA3	19	0.5	0.14	0.54
(1,20)	2:C:492:ASN:HA	1:A:10:GLY:N	19	0.5	0.14	0.54
(1,20)	2:C:492:ASN:HA	1:A:10:GLY:O	19	0.5	0.14	0.54
(1,20)	2:C:492:ASN:HA	1:A:11:LYS:C	19	0.5	0.14	0.54
(1,20)	2:C:492:ASN:HA	1:A:11:LYS:CA	19	0.5	0.14	0.54
(1,20)	2:C:492:ASN:HA	1:A:11:LYS:CB	19	0.5	0.14	0.54

Continued on next page...

Continued from previous page...

Key	Atom-1	Atom-2	Models ¹	Mean (Å)	SD ¹ (Å)	Median (Å)
(1,20)	2:C:492:ASN:HA	1:A:11:LYS:CD	19	0.5	0.14	0.54
(1,20)	2:C:492:ASN:HA	1:A:11:LYS:CE	19	0.5	0.14	0.54
(1,20)	2:C:492:ASN:HA	1:A:11:LYS:CG	19	0.5	0.14	0.54
(1,20)	2:C:492:ASN:HA	1:A:11:LYS:H	19	0.5	0.14	0.54
(1,20)	2:C:492:ASN:HA	1:A:11:LYS:HA	19	0.5	0.14	0.54
(1,20)	2:C:492:ASN:HA	1:A:11:LYS:HB2	19	0.5	0.14	0.54
(1,20)	2:C:492:ASN:HA	1:A:11:LYS:HB3	19	0.5	0.14	0.54
(1,20)	2:C:492:ASN:HA	1:A:11:LYS:HD2	19	0.5	0.14	0.54
(1,20)	2:C:492:ASN:HA	1:A:11:LYS:HD3	19	0.5	0.14	0.54
(1,20)	2:C:492:ASN:HA	1:A:11:LYS:HE2	19	0.5	0.14	0.54
(1,20)	2:C:492:ASN:HA	1:A:11:LYS:HE3	19	0.5	0.14	0.54
(1,20)	2:C:492:ASN:HA	1:A:11:LYS:HG2	19	0.5	0.14	0.54
(1,20)	2:C:492:ASN:HA	1:A:11:LYS:HG3	19	0.5	0.14	0.54
(1,20)	2:C:492:ASN:HA	1:A:11:LYS:HZ1	19	0.5	0.14	0.54
(1,20)	2:C:492:ASN:HA	1:A:11:LYS:HZ2	19	0.5	0.14	0.54
(1,20)	2:C:492:ASN:HA	1:A:11:LYS:HZ3	19	0.5	0.14	0.54
(1,20)	2:C:492:ASN:HA	1:A:11:LYS:N	19	0.5	0.14	0.54
(1,20)	2:C:492:ASN:HA	1:A:11:LYS:NZ	19	0.5	0.14	0.54
(1,20)	2:C:492:ASN:HA	1:A:11:LYS:O	19	0.5	0.14	0.54
(1,20)	2:C:492:ASN:HA	1:A:13:ILE:C	19	0.5	0.14	0.54
(1,20)	2:C:492:ASN:HA	1:A:13:ILE:CA	19	0.5	0.14	0.54
(1,20)	2:C:492:ASN:HA	1:A:13:ILE:CB	19	0.5	0.14	0.54
(1,20)	2:C:492:ASN:HA	1:A:13:ILE:CD1	19	0.5	0.14	0.54
(1,20)	2:C:492:ASN:HA	1:A:13:ILE:CG1	19	0.5	0.14	0.54
(1,20)	2:C:492:ASN:HA	1:A:13:ILE:CG2	19	0.5	0.14	0.54
(1,20)	2:C:492:ASN:HA	1:A:13:ILE:H	19	0.5	0.14	0.54
(1,20)	2:C:492:ASN:HA	1:A:13:ILE:HA	19	0.5	0.14	0.54
(1,20)	2:C:492:ASN:HA	1:A:13:ILE:HB	19	0.5	0.14	0.54
(1,20)	2:C:492:ASN:HA	1:A:13:ILE:HD11	19	0.5	0.14	0.54
(1,20)	2:C:492:ASN:HA	1:A:13:ILE:HD12	19	0.5	0.14	0.54
(1,20)	2:C:492:ASN:HA	1:A:13:ILE:HD13	19	0.5	0.14	0.54
(1,20)	2:C:492:ASN:HA	1:A:13:ILE:HG12	19	0.5	0.14	0.54
(1,20)	2:C:492:ASN:HA	1:A:13:ILE:HG13	19	0.5	0.14	0.54
(1,20)	2:C:492:ASN:HA	1:A:13:ILE:HG21	19	0.5	0.14	0.54
(1,20)	2:C:492:ASN:HA	1:A:13:ILE:HG22	19	0.5	0.14	0.54
(1,20)	2:C:492:ASN:HA	1:A:13:ILE:HG23	19	0.5	0.14	0.54
(1,20)	2:C:492:ASN:HA	1:A:13:ILE:N	19	0.5	0.14	0.54
(1,20)	2:C:492:ASN:HA	1:A:13:ILE:O	19	0.5	0.14	0.54
(1,20)	2:C:492:ASN:HA	1:A:34:GLU:C	19	0.5	0.14	0.54
(1,20)	2:C:492:ASN:HA	1:A:34:GLU:CA	19	0.5	0.14	0.54
(1,20)	2:C:492:ASN:HA	1:A:34:GLU:CB	19	0.5	0.14	0.54
(1,20)	2:C:492:ASN:HA	1:A:34:GLU:CD	19	0.5	0.14	0.54

Continued on next page...

Continued from previous page...

Key	Atom-1	Atom-2	Models ¹	Mean (Å)	SD ¹ (Å)	Median (Å)
(1,20)	2:C:492:ASN:HA	1:A:34:GLU:CG	19	0.5	0.14	0.54
(1,20)	2:C:492:ASN:HA	1:A:34:GLU:H	19	0.5	0.14	0.54
(1,20)	2:C:492:ASN:HA	1:A:34:GLU:HA	19	0.5	0.14	0.54
(1,20)	2:C:492:ASN:HA	1:A:34:GLU:HB2	19	0.5	0.14	0.54
(1,20)	2:C:492:ASN:HA	1:A:34:GLU:HB3	19	0.5	0.14	0.54
(1,20)	2:C:492:ASN:HA	1:A:34:GLU:HG2	19	0.5	0.14	0.54
(1,20)	2:C:492:ASN:HA	1:A:34:GLU:HG3	19	0.5	0.14	0.54
(1,20)	2:C:492:ASN:HA	1:A:34:GLU:N	19	0.5	0.14	0.54
(1,20)	2:C:492:ASN:HA	1:A:34:GLU:O	19	0.5	0.14	0.54
(1,20)	2:C:492:ASN:HA	1:A:34:GLU:OE1	19	0.5	0.14	0.54
(1,20)	2:C:492:ASN:HA	1:A:34:GLU:OE2	19	0.5	0.14	0.54
(1,20)	2:C:492:ASN:HA	1:A:36:ILE:C	19	0.5	0.14	0.54
(1,20)	2:C:492:ASN:HA	1:A:36:ILE:CA	19	0.5	0.14	0.54
(1,20)	2:C:492:ASN:HA	1:A:36:ILE:CB	19	0.5	0.14	0.54
(1,20)	2:C:492:ASN:HA	1:A:36:ILE:CD1	19	0.5	0.14	0.54
(1,20)	2:C:492:ASN:HA	1:A:36:ILE:CG1	19	0.5	0.14	0.54
(1,20)	2:C:492:ASN:HA	1:A:36:ILE:CG2	19	0.5	0.14	0.54
(1,20)	2:C:492:ASN:HA	1:A:36:ILE:H	19	0.5	0.14	0.54
(1,20)	2:C:492:ASN:HA	1:A:36:ILE:HA	19	0.5	0.14	0.54
(1,20)	2:C:492:ASN:HA	1:A:36:ILE:HB	19	0.5	0.14	0.54
(1,20)	2:C:492:ASN:HA	1:A:36:ILE:HD11	19	0.5	0.14	0.54
(1,20)	2:C:492:ASN:HA	1:A:36:ILE:HD12	19	0.5	0.14	0.54
(1,20)	2:C:492:ASN:HA	1:A:36:ILE:HD13	19	0.5	0.14	0.54
(1,20)	2:C:492:ASN:HA	1:A:36:ILE:HG12	19	0.5	0.14	0.54
(1,20)	2:C:492:ASN:HA	1:A:36:ILE:HG13	19	0.5	0.14	0.54
(1,20)	2:C:492:ASN:HA	1:A:36:ILE:HG21	19	0.5	0.14	0.54
(1,20)	2:C:492:ASN:HA	1:A:36:ILE:HG22	19	0.5	0.14	0.54
(1,20)	2:C:492:ASN:HA	1:A:36:ILE:HG23	19	0.5	0.14	0.54
(1,20)	2:C:492:ASN:HA	1:A:36:ILE:N	19	0.5	0.14	0.54
(1,20)	2:C:492:ASN:HA	1:A:36:ILE:O	19	0.5	0.14	0.54
(1,20)	2:C:492:ASN:HA	1:A:38:PRO:C	19	0.5	0.14	0.54
(1,20)	2:C:492:ASN:HA	1:A:38:PRO:CA	19	0.5	0.14	0.54
(1,20)	2:C:492:ASN:HA	1:A:38:PRO:CB	19	0.5	0.14	0.54
(1,20)	2:C:492:ASN:HA	1:A:38:PRO:CD	19	0.5	0.14	0.54
(1,20)	2:C:492:ASN:HA	1:A:38:PRO:CG	19	0.5	0.14	0.54
(1,20)	2:C:492:ASN:HA	1:A:38:PRO:HA	19	0.5	0.14	0.54
(1,20)	2:C:492:ASN:HA	1:A:38:PRO:HB2	19	0.5	0.14	0.54
(1,20)	2:C:492:ASN:HA	1:A:38:PRO:HB3	19	0.5	0.14	0.54
(1,20)	2:C:492:ASN:HA	1:A:38:PRO:HD2	19	0.5	0.14	0.54
(1,20)	2:C:492:ASN:HA	1:A:38:PRO:HD3	19	0.5	0.14	0.54
(1,20)	2:C:492:ASN:HA	1:A:38:PRO:HG2	19	0.5	0.14	0.54
(1,20)	2:C:492:ASN:HA	1:A:38:PRO:HG3	19	0.5	0.14	0.54

Continued on next page...

Continued from previous page...

Key	Atom-1	Atom-2	Models ¹	Mean (Å)	SD ¹ (Å)	Median (Å)
(1,20)	2:C:492:ASN:HA	1:A:38:PRO:N	19	0.5	0.14	0.54
(1,20)	2:C:492:ASN:HA	1:A:38:PRO:O	19	0.5	0.14	0.54
(1,20)	2:C:492:ASN:HA	1:A:39:ASP:C	19	0.5	0.14	0.54
(1,20)	2:C:492:ASN:HA	1:A:39:ASP:CA	19	0.5	0.14	0.54
(1,20)	2:C:492:ASN:HA	1:A:39:ASP:CB	19	0.5	0.14	0.54
(1,20)	2:C:492:ASN:HA	1:A:39:ASP:CG	19	0.5	0.14	0.54
(1,20)	2:C:492:ASN:HA	1:A:39:ASP:H	19	0.5	0.14	0.54
(1,20)	2:C:492:ASN:HA	1:A:39:ASP:HA	19	0.5	0.14	0.54
(1,20)	2:C:492:ASN:HA	1:A:39:ASP:HB2	19	0.5	0.14	0.54
(1,20)	2:C:492:ASN:HA	1:A:39:ASP:HB3	19	0.5	0.14	0.54
(1,20)	2:C:492:ASN:HA	1:A:39:ASP:N	19	0.5	0.14	0.54
(1,20)	2:C:492:ASN:HA	1:A:39:ASP:O	19	0.5	0.14	0.54
(1,20)	2:C:492:ASN:HA	1:A:39:ASP:OD1	19	0.5	0.14	0.54
(1,20)	2:C:492:ASN:HA	1:A:39:ASP:OD2	19	0.5	0.14	0.54
(1,20)	2:C:492:ASN:HA	1:A:40:GLN:C	19	0.5	0.14	0.54
(1,20)	2:C:492:ASN:HA	1:A:40:GLN:CA	19	0.5	0.14	0.54
(1,20)	2:C:492:ASN:HA	1:A:40:GLN:CB	19	0.5	0.14	0.54
(1,20)	2:C:492:ASN:HA	1:A:40:GLN:CD	19	0.5	0.14	0.54
(1,20)	2:C:492:ASN:HA	1:A:40:GLN:CG	19	0.5	0.14	0.54
(1,20)	2:C:492:ASN:HA	1:A:40:GLN:H	19	0.5	0.14	0.54
(1,20)	2:C:492:ASN:HA	1:A:40:GLN:HA	19	0.5	0.14	0.54
(1,20)	2:C:492:ASN:HA	1:A:40:GLN:HB2	19	0.5	0.14	0.54
(1,20)	2:C:492:ASN:HA	1:A:40:GLN:HB3	19	0.5	0.14	0.54
(1,20)	2:C:492:ASN:HA	1:A:40:GLN:HE21	19	0.5	0.14	0.54
(1,20)	2:C:492:ASN:HA	1:A:40:GLN:HE22	19	0.5	0.14	0.54
(1,20)	2:C:492:ASN:HA	1:A:40:GLN:HG2	19	0.5	0.14	0.54
(1,20)	2:C:492:ASN:HA	1:A:40:GLN:HG3	19	0.5	0.14	0.54
(1,20)	2:C:492:ASN:HA	1:A:40:GLN:N	19	0.5	0.14	0.54
(1,20)	2:C:492:ASN:HA	1:A:40:GLN:NE2	19	0.5	0.14	0.54
(1,20)	2:C:492:ASN:HA	1:A:40:GLN:O	19	0.5	0.14	0.54
(1,20)	2:C:492:ASN:HA	1:A:40:GLN:OE1	19	0.5	0.14	0.54
(1,20)	2:C:492:ASN:HA	1:A:41:GLN:C	19	0.5	0.14	0.54
(1,20)	2:C:492:ASN:HA	1:A:41:GLN:CA	19	0.5	0.14	0.54
(1,20)	2:C:492:ASN:HA	1:A:41:GLN:CB	19	0.5	0.14	0.54
(1,20)	2:C:492:ASN:HA	1:A:41:GLN:CD	19	0.5	0.14	0.54
(1,20)	2:C:492:ASN:HA	1:A:41:GLN:CG	19	0.5	0.14	0.54
(1,20)	2:C:492:ASN:HA	1:A:41:GLN:H	19	0.5	0.14	0.54
(1,20)	2:C:492:ASN:HA	1:A:41:GLN:HA	19	0.5	0.14	0.54
(1,20)	2:C:492:ASN:HA	1:A:41:GLN:HB2	19	0.5	0.14	0.54
(1,20)	2:C:492:ASN:HA	1:A:41:GLN:HB3	19	0.5	0.14	0.54
(1,20)	2:C:492:ASN:HA	1:A:41:GLN:HE21	19	0.5	0.14	0.54
(1,20)	2:C:492:ASN:HA	1:A:41:GLN:HE22	19	0.5	0.14	0.54

Continued on next page...

Continued from previous page...

Key	Atom-1	Atom-2	Models ¹	Mean (Å)	SD ¹ (Å)	Median (Å)
(1,20)	2:C:492:ASN:HA	1:A:41:GLN:HG2	19	0.5	0.14	0.54
(1,20)	2:C:492:ASN:HA	1:A:41:GLN:HG3	19	0.5	0.14	0.54
(1,20)	2:C:492:ASN:HA	1:A:41:GLN:N	19	0.5	0.14	0.54
(1,20)	2:C:492:ASN:HA	1:A:41:GLN:NE2	19	0.5	0.14	0.54
(1,20)	2:C:492:ASN:HA	1:A:41:GLN:O	19	0.5	0.14	0.54
(1,20)	2:C:492:ASN:HA	1:A:41:GLN:OE1	19	0.5	0.14	0.54
(1,20)	2:C:492:ASN:HA	1:A:42:ARG:C	19	0.5	0.14	0.54
(1,20)	2:C:492:ASN:HA	1:A:42:ARG:CA	19	0.5	0.14	0.54
(1,20)	2:C:492:ASN:HA	1:A:42:ARG:CB	19	0.5	0.14	0.54
(1,20)	2:C:492:ASN:HA	1:A:42:ARG:CD	19	0.5	0.14	0.54
(1,20)	2:C:492:ASN:HA	1:A:42:ARG:CG	19	0.5	0.14	0.54
(1,20)	2:C:492:ASN:HA	1:A:42:ARG:CZ	19	0.5	0.14	0.54
(1,20)	2:C:492:ASN:HA	1:A:42:ARG:H	19	0.5	0.14	0.54
(1,20)	2:C:492:ASN:HA	1:A:42:ARG:HA	19	0.5	0.14	0.54
(1,20)	2:C:492:ASN:HA	1:A:42:ARG:HB2	19	0.5	0.14	0.54
(1,20)	2:C:492:ASN:HA	1:A:42:ARG:HB3	19	0.5	0.14	0.54
(1,20)	2:C:492:ASN:HA	1:A:42:ARG:HD2	19	0.5	0.14	0.54
(1,20)	2:C:492:ASN:HA	1:A:42:ARG:HD3	19	0.5	0.14	0.54
(1,20)	2:C:492:ASN:HA	1:A:42:ARG:HE	19	0.5	0.14	0.54
(1,20)	2:C:492:ASN:HA	1:A:42:ARG:HG2	19	0.5	0.14	0.54
(1,20)	2:C:492:ASN:HA	1:A:42:ARG:HG3	19	0.5	0.14	0.54
(1,20)	2:C:492:ASN:HA	1:A:42:ARG:HH11	19	0.5	0.14	0.54
(1,20)	2:C:492:ASN:HA	1:A:42:ARG:HH12	19	0.5	0.14	0.54
(1,20)	2:C:492:ASN:HA	1:A:42:ARG:HH21	19	0.5	0.14	0.54
(1,20)	2:C:492:ASN:HA	1:A:42:ARG:HH22	19	0.5	0.14	0.54
(1,20)	2:C:492:ASN:HA	1:A:42:ARG:N	19	0.5	0.14	0.54
(1,20)	2:C:492:ASN:HA	1:A:42:ARG:NE	19	0.5	0.14	0.54
(1,20)	2:C:492:ASN:HA	1:A:42:ARG:NH1	19	0.5	0.14	0.54
(1,20)	2:C:492:ASN:HA	1:A:42:ARG:NH2	19	0.5	0.14	0.54
(1,20)	2:C:492:ASN:HA	1:A:42:ARG:O	19	0.5	0.14	0.54
(1,20)	2:C:492:ASN:HA	1:A:43:LEU:C	19	0.5	0.14	0.54
(1,20)	2:C:492:ASN:HA	1:A:43:LEU:CA	19	0.5	0.14	0.54
(1,20)	2:C:492:ASN:HA	1:A:43:LEU:CB	19	0.5	0.14	0.54
(1,20)	2:C:492:ASN:HA	1:A:43:LEU:CD1	19	0.5	0.14	0.54
(1,20)	2:C:492:ASN:HA	1:A:43:LEU:CD2	19	0.5	0.14	0.54
(1,20)	2:C:492:ASN:HA	1:A:43:LEU:CG	19	0.5	0.14	0.54
(1,20)	2:C:492:ASN:HA	1:A:43:LEU:H	19	0.5	0.14	0.54
(1,20)	2:C:492:ASN:HA	1:A:43:LEU:HA	19	0.5	0.14	0.54
(1,20)	2:C:492:ASN:HA	1:A:43:LEU:HB2	19	0.5	0.14	0.54
(1,20)	2:C:492:ASN:HA	1:A:43:LEU:HB3	19	0.5	0.14	0.54
(1,20)	2:C:492:ASN:HA	1:A:43:LEU:HD11	19	0.5	0.14	0.54
(1,20)	2:C:492:ASN:HA	1:A:43:LEU:HD12	19	0.5	0.14	0.54

Continued on next page...

Continued from previous page...

Key	Atom-1	Atom-2	Models ¹	Mean (Å)	SD ¹ (Å)	Median (Å)
(1,20)	2:C:492:ASN:HA	1:A:43:LEU:HD13	19	0.5	0.14	0.54
(1,20)	2:C:492:ASN:HA	1:A:43:LEU:HD21	19	0.5	0.14	0.54
(1,20)	2:C:492:ASN:HA	1:A:43:LEU:HD22	19	0.5	0.14	0.54
(1,20)	2:C:492:ASN:HA	1:A:43:LEU:HD23	19	0.5	0.14	0.54
(1,20)	2:C:492:ASN:HA	1:A:43:LEU:HG	19	0.5	0.14	0.54
(1,20)	2:C:492:ASN:HA	1:A:43:LEU:N	19	0.5	0.14	0.54
(1,20)	2:C:492:ASN:HA	1:A:43:LEU:O	19	0.5	0.14	0.54
(1,20)	2:C:492:ASN:HA	1:A:44:ILE:C	19	0.5	0.14	0.54
(1,20)	2:C:492:ASN:HA	1:A:44:ILE:CA	19	0.5	0.14	0.54
(1,20)	2:C:492:ASN:HA	1:A:44:ILE:CB	19	0.5	0.14	0.54
(1,20)	2:C:492:ASN:HA	1:A:44:ILE:CD1	19	0.5	0.14	0.54
(1,20)	2:C:492:ASN:HA	1:A:44:ILE:CG1	19	0.5	0.14	0.54
(1,20)	2:C:492:ASN:HA	1:A:44:ILE:CG2	19	0.5	0.14	0.54
(1,20)	2:C:492:ASN:HA	1:A:44:ILE:H	19	0.5	0.14	0.54
(1,20)	2:C:492:ASN:HA	1:A:44:ILE:HA	19	0.5	0.14	0.54
(1,20)	2:C:492:ASN:HA	1:A:44:ILE:HB	19	0.5	0.14	0.54
(1,20)	2:C:492:ASN:HA	1:A:44:ILE:HD11	19	0.5	0.14	0.54
(1,20)	2:C:492:ASN:HA	1:A:44:ILE:HD12	19	0.5	0.14	0.54
(1,20)	2:C:492:ASN:HA	1:A:44:ILE:HD13	19	0.5	0.14	0.54
(1,20)	2:C:492:ASN:HA	1:A:44:ILE:HG12	19	0.5	0.14	0.54
(1,20)	2:C:492:ASN:HA	1:A:44:ILE:HG13	19	0.5	0.14	0.54
(1,20)	2:C:492:ASN:HA	1:A:44:ILE:HG21	19	0.5	0.14	0.54
(1,20)	2:C:492:ASN:HA	1:A:44:ILE:HG22	19	0.5	0.14	0.54
(1,20)	2:C:492:ASN:HA	1:A:44:ILE:HG23	19	0.5	0.14	0.54
(1,20)	2:C:492:ASN:HA	1:A:44:ILE:N	19	0.5	0.14	0.54
(1,20)	2:C:492:ASN:HA	1:A:44:ILE:O	19	0.5	0.14	0.54
(1,20)	2:C:492:ASN:HA	1:A:45:PHE:C	19	0.5	0.14	0.54
(1,20)	2:C:492:ASN:HA	1:A:45:PHE:CA	19	0.5	0.14	0.54
(1,20)	2:C:492:ASN:HA	1:A:45:PHE:CB	19	0.5	0.14	0.54
(1,20)	2:C:492:ASN:HA	1:A:45:PHE:CD1	19	0.5	0.14	0.54
(1,20)	2:C:492:ASN:HA	1:A:45:PHE:CD2	19	0.5	0.14	0.54
(1,20)	2:C:492:ASN:HA	1:A:45:PHE:CE1	19	0.5	0.14	0.54
(1,20)	2:C:492:ASN:HA	1:A:45:PHE:CE2	19	0.5	0.14	0.54
(1,20)	2:C:492:ASN:HA	1:A:45:PHE:CG	19	0.5	0.14	0.54
(1,20)	2:C:492:ASN:HA	1:A:45:PHE:CZ	19	0.5	0.14	0.54
(1,20)	2:C:492:ASN:HA	1:A:45:PHE:H	19	0.5	0.14	0.54
(1,20)	2:C:492:ASN:HA	1:A:45:PHE:HA	19	0.5	0.14	0.54
(1,20)	2:C:492:ASN:HA	1:A:45:PHE:HB2	19	0.5	0.14	0.54
(1,20)	2:C:492:ASN:HA	1:A:45:PHE:HB3	19	0.5	0.14	0.54
(1,20)	2:C:492:ASN:HA	1:A:45:PHE:HD1	19	0.5	0.14	0.54
(1,20)	2:C:492:ASN:HA	1:A:45:PHE:HD2	19	0.5	0.14	0.54
(1,20)	2:C:492:ASN:HA	1:A:45:PHE:HE1	19	0.5	0.14	0.54

Continued on next page...

Continued from previous page...

Key	Atom-1	Atom-2	Models ¹	Mean (Å)	SD ¹ (Å)	Median (Å)
(1,20)	2:C:492:ASN:HA	1:A:45:PHE:HE2	19	0.5	0.14	0.54
(1,20)	2:C:492:ASN:HA	1:A:45:PHE:HZ	19	0.5	0.14	0.54
(1,20)	2:C:492:ASN:HA	1:A:45:PHE:N	19	0.5	0.14	0.54
(1,20)	2:C:492:ASN:HA	1:A:45:PHE:O	19	0.5	0.14	0.54
(1,20)	2:C:492:ASN:HA	1:A:46:ALA:C	19	0.5	0.14	0.54
(1,20)	2:C:492:ASN:HA	1:A:46:ALA:CA	19	0.5	0.14	0.54
(1,20)	2:C:492:ASN:HA	1:A:46:ALA:CB	19	0.5	0.14	0.54
(1,20)	2:C:492:ASN:HA	1:A:46:ALA:H	19	0.5	0.14	0.54
(1,20)	2:C:492:ASN:HA	1:A:46:ALA:HA	19	0.5	0.14	0.54
(1,20)	2:C:492:ASN:HA	1:A:46:ALA:HB1	19	0.5	0.14	0.54
(1,20)	2:C:492:ASN:HA	1:A:46:ALA:HB2	19	0.5	0.14	0.54
(1,20)	2:C:492:ASN:HA	1:A:46:ALA:HB3	19	0.5	0.14	0.54
(1,20)	2:C:492:ASN:HA	1:A:46:ALA:N	19	0.5	0.14	0.54
(1,20)	2:C:492:ASN:HA	1:A:46:ALA:O	19	0.5	0.14	0.54
(1,20)	2:C:492:ASN:HA	1:A:47:GLY:C	19	0.5	0.14	0.54
(1,20)	2:C:492:ASN:HA	1:A:47:GLY:CA	19	0.5	0.14	0.54
(1,20)	2:C:492:ASN:HA	1:A:47:GLY:H	19	0.5	0.14	0.54
(1,20)	2:C:492:ASN:HA	1:A:47:GLY:HA2	19	0.5	0.14	0.54
(1,20)	2:C:492:ASN:HA	1:A:47:GLY:HA3	19	0.5	0.14	0.54
(1,20)	2:C:492:ASN:HA	1:A:47:GLY:N	19	0.5	0.14	0.54
(1,20)	2:C:492:ASN:HA	1:A:47:GLY:O	19	0.5	0.14	0.54
(1,20)	2:C:492:ASN:HA	1:A:48:LYS:C	19	0.5	0.14	0.54
(1,20)	2:C:492:ASN:HA	1:A:48:LYS:CA	19	0.5	0.14	0.54
(1,20)	2:C:492:ASN:HA	1:A:48:LYS:CB	19	0.5	0.14	0.54
(1,20)	2:C:492:ASN:HA	1:A:48:LYS:CD	19	0.5	0.14	0.54
(1,20)	2:C:492:ASN:HA	1:A:48:LYS:CE	19	0.5	0.14	0.54
(1,20)	2:C:492:ASN:HA	1:A:48:LYS:CG	19	0.5	0.14	0.54
(1,20)	2:C:492:ASN:HA	1:A:48:LYS:H	19	0.5	0.14	0.54
(1,20)	2:C:492:ASN:HA	1:A:48:LYS:HA	19	0.5	0.14	0.54
(1,20)	2:C:492:ASN:HA	1:A:48:LYS:HB2	19	0.5	0.14	0.54
(1,20)	2:C:492:ASN:HA	1:A:48:LYS:HB3	19	0.5	0.14	0.54
(1,20)	2:C:492:ASN:HA	1:A:48:LYS:HD2	19	0.5	0.14	0.54
(1,20)	2:C:492:ASN:HA	1:A:48:LYS:HD3	19	0.5	0.14	0.54
(1,20)	2:C:492:ASN:HA	1:A:48:LYS:HE2	19	0.5	0.14	0.54
(1,20)	2:C:492:ASN:HA	1:A:48:LYS:HE3	19	0.5	0.14	0.54
(1,20)	2:C:492:ASN:HA	1:A:48:LYS:HG2	19	0.5	0.14	0.54
(1,20)	2:C:492:ASN:HA	1:A:48:LYS:HG3	19	0.5	0.14	0.54
(1,20)	2:C:492:ASN:HA	1:A:48:LYS:HZ1	19	0.5	0.14	0.54
(1,20)	2:C:492:ASN:HA	1:A:48:LYS:HZ2	19	0.5	0.14	0.54
(1,20)	2:C:492:ASN:HA	1:A:48:LYS:HZ3	19	0.5	0.14	0.54
(1,20)	2:C:492:ASN:HA	1:A:48:LYS:N	19	0.5	0.14	0.54
(1,20)	2:C:492:ASN:HA	1:A:48:LYS:NZ	19	0.5	0.14	0.54

Continued on next page...

Continued from previous page...

Key	Atom-1	Atom-2	Models ¹	Mean (Å)	SD ¹ (Å)	Median (Å)
(1,20)	2:C:492:ASN:HA	1:A:48:LYS:O	19	0.5	0.14	0.54
(1,20)	2:C:492:ASN:HA	1:A:49:GLN:C	19	0.5	0.14	0.54
(1,20)	2:C:492:ASN:HA	1:A:49:GLN:CA	19	0.5	0.14	0.54
(1,20)	2:C:492:ASN:HA	1:A:49:GLN:CB	19	0.5	0.14	0.54
(1,20)	2:C:492:ASN:HA	1:A:49:GLN:CD	19	0.5	0.14	0.54
(1,20)	2:C:492:ASN:HA	1:A:49:GLN:CG	19	0.5	0.14	0.54
(1,20)	2:C:492:ASN:HA	1:A:49:GLN:H	19	0.5	0.14	0.54
(1,20)	2:C:492:ASN:HA	1:A:49:GLN:HA	19	0.5	0.14	0.54
(1,20)	2:C:492:ASN:HA	1:A:49:GLN:HB2	19	0.5	0.14	0.54
(1,20)	2:C:492:ASN:HA	1:A:49:GLN:HB3	19	0.5	0.14	0.54
(1,20)	2:C:492:ASN:HA	1:A:49:GLN:HE21	19	0.5	0.14	0.54
(1,20)	2:C:492:ASN:HA	1:A:49:GLN:HE22	19	0.5	0.14	0.54
(1,20)	2:C:492:ASN:HA	1:A:49:GLN:HG2	19	0.5	0.14	0.54
(1,20)	2:C:492:ASN:HA	1:A:49:GLN:HG3	19	0.5	0.14	0.54
(1,20)	2:C:492:ASN:HA	1:A:49:GLN:N	19	0.5	0.14	0.54
(1,20)	2:C:492:ASN:HA	1:A:49:GLN:NE2	19	0.5	0.14	0.54
(1,20)	2:C:492:ASN:HA	1:A:49:GLN:O	19	0.5	0.14	0.54
(1,20)	2:C:492:ASN:HA	1:A:49:GLN:OE1	19	0.5	0.14	0.54
(1,20)	2:C:492:ASN:HA	1:A:51:GLU:C	19	0.5	0.14	0.54
(1,20)	2:C:492:ASN:HA	1:A:51:GLU:CA	19	0.5	0.14	0.54
(1,20)	2:C:492:ASN:HA	1:A:51:GLU:CB	19	0.5	0.14	0.54
(1,20)	2:C:492:ASN:HA	1:A:51:GLU:CD	19	0.5	0.14	0.54
(1,20)	2:C:492:ASN:HA	1:A:51:GLU:CG	19	0.5	0.14	0.54
(1,20)	2:C:492:ASN:HA	1:A:51:GLU:H	19	0.5	0.14	0.54
(1,20)	2:C:492:ASN:HA	1:A:51:GLU:HA	19	0.5	0.14	0.54
(1,20)	2:C:492:ASN:HA	1:A:51:GLU:HB2	19	0.5	0.14	0.54
(1,20)	2:C:492:ASN:HA	1:A:51:GLU:HB3	19	0.5	0.14	0.54
(1,20)	2:C:492:ASN:HA	1:A:51:GLU:HG2	19	0.5	0.14	0.54
(1,20)	2:C:492:ASN:HA	1:A:51:GLU:HG3	19	0.5	0.14	0.54
(1,20)	2:C:492:ASN:HA	1:A:51:GLU:N	19	0.5	0.14	0.54
(1,20)	2:C:492:ASN:HA	1:A:51:GLU:O	19	0.5	0.14	0.54
(1,20)	2:C:492:ASN:HA	1:A:51:GLU:OE1	19	0.5	0.14	0.54
(1,20)	2:C:492:ASN:HA	1:A:51:GLU:OE2	19	0.5	0.14	0.54
(1,20)	2:C:492:ASN:HA	1:A:58:ASP:C	19	0.5	0.14	0.54
(1,20)	2:C:492:ASN:HA	1:A:58:ASP:CA	19	0.5	0.14	0.54
(1,20)	2:C:492:ASN:HA	1:A:58:ASP:CB	19	0.5	0.14	0.54
(1,20)	2:C:492:ASN:HA	1:A:58:ASP:CG	19	0.5	0.14	0.54
(1,20)	2:C:492:ASN:HA	1:A:58:ASP:H	19	0.5	0.14	0.54
(1,20)	2:C:492:ASN:HA	1:A:58:ASP:HA	19	0.5	0.14	0.54
(1,20)	2:C:492:ASN:HA	1:A:58:ASP:HB2	19	0.5	0.14	0.54
(1,20)	2:C:492:ASN:HA	1:A:58:ASP:HB3	19	0.5	0.14	0.54
(1,20)	2:C:492:ASN:HA	1:A:58:ASP:N	19	0.5	0.14	0.54

Continued on next page...

Continued from previous page...

Key	Atom-1	Atom-2	Models ¹	Mean (Å)	SD ¹ (Å)	Median (Å)
(1,20)	2:C:492:ASN:HA	1:A:58:ASP:O	19	0.5	0.14	0.54
(1,20)	2:C:492:ASN:HA	1:A:58:ASP:OD1	19	0.5	0.14	0.54
(1,20)	2:C:492:ASN:HA	1:A:58:ASP:OD2	19	0.5	0.14	0.54
(1,20)	2:C:492:ASN:HA	1:A:59:TYR:C	19	0.5	0.14	0.54
(1,20)	2:C:492:ASN:HA	1:A:59:TYR:CA	19	0.5	0.14	0.54
(1,20)	2:C:492:ASN:HA	1:A:59:TYR:CB	19	0.5	0.14	0.54
(1,20)	2:C:492:ASN:HA	1:A:59:TYR:CD1	19	0.5	0.14	0.54
(1,20)	2:C:492:ASN:HA	1:A:59:TYR:CD2	19	0.5	0.14	0.54
(1,20)	2:C:492:ASN:HA	1:A:59:TYR:CE1	19	0.5	0.14	0.54
(1,20)	2:C:492:ASN:HA	1:A:59:TYR:CE2	19	0.5	0.14	0.54
(1,20)	2:C:492:ASN:HA	1:A:59:TYR:CG	19	0.5	0.14	0.54
(1,20)	2:C:492:ASN:HA	1:A:59:TYR:CZ	19	0.5	0.14	0.54
(1,20)	2:C:492:ASN:HA	1:A:59:TYR:H	19	0.5	0.14	0.54
(1,20)	2:C:492:ASN:HA	1:A:59:TYR:HA	19	0.5	0.14	0.54
(1,20)	2:C:492:ASN:HA	1:A:59:TYR:HB2	19	0.5	0.14	0.54
(1,20)	2:C:492:ASN:HA	1:A:59:TYR:HB3	19	0.5	0.14	0.54
(1,20)	2:C:492:ASN:HA	1:A:59:TYR:HD1	19	0.5	0.14	0.54
(1,20)	2:C:492:ASN:HA	1:A:59:TYR:HD2	19	0.5	0.14	0.54
(1,20)	2:C:492:ASN:HA	1:A:59:TYR:HE1	19	0.5	0.14	0.54
(1,20)	2:C:492:ASN:HA	1:A:59:TYR:HE2	19	0.5	0.14	0.54
(1,20)	2:C:492:ASN:HA	1:A:59:TYR:HH	19	0.5	0.14	0.54
(1,20)	2:C:492:ASN:HA	1:A:59:TYR:N	19	0.5	0.14	0.54
(1,20)	2:C:492:ASN:HA	1:A:59:TYR:O	19	0.5	0.14	0.54
(1,20)	2:C:492:ASN:HA	1:A:59:TYR:OH	19	0.5	0.14	0.54
(1,20)	2:C:492:ASN:HA	1:A:60:ASN:C	19	0.5	0.14	0.54
(1,20)	2:C:492:ASN:HA	1:A:60:ASN:CA	19	0.5	0.14	0.54
(1,20)	2:C:492:ASN:HA	1:A:60:ASN:CB	19	0.5	0.14	0.54
(1,20)	2:C:492:ASN:HA	1:A:60:ASN:CG	19	0.5	0.14	0.54
(1,20)	2:C:492:ASN:HA	1:A:60:ASN:H	19	0.5	0.14	0.54
(1,20)	2:C:492:ASN:HA	1:A:60:ASN:HA	19	0.5	0.14	0.54
(1,20)	2:C:492:ASN:HA	1:A:60:ASN:HB2	19	0.5	0.14	0.54
(1,20)	2:C:492:ASN:HA	1:A:60:ASN:HB3	19	0.5	0.14	0.54
(1,20)	2:C:492:ASN:HA	1:A:60:ASN:HD21	19	0.5	0.14	0.54
(1,20)	2:C:492:ASN:HA	1:A:60:ASN:HD22	19	0.5	0.14	0.54
(1,20)	2:C:492:ASN:HA	1:A:60:ASN:N	19	0.5	0.14	0.54
(1,20)	2:C:492:ASN:HA	1:A:60:ASN:ND2	19	0.5	0.14	0.54
(1,20)	2:C:492:ASN:HA	1:A:60:ASN:O	19	0.5	0.14	0.54
(1,20)	2:C:492:ASN:HA	1:A:60:ASN:OD1	19	0.5	0.14	0.54
(1,20)	2:C:492:ASN:HA	1:A:61:ILE:C	19	0.5	0.14	0.54
(1,20)	2:C:492:ASN:HA	1:A:61:ILE:CA	19	0.5	0.14	0.54
(1,20)	2:C:492:ASN:HA	1:A:61:ILE:CB	19	0.5	0.14	0.54
(1,20)	2:C:492:ASN:HA	1:A:61:ILE:CD1	19	0.5	0.14	0.54

Continued on next page...

Continued from previous page...

Key	Atom-1	Atom-2	Models ¹	Mean (Å)	SD ¹ (Å)	Median (Å)
(1,20)	2:C:492:ASN:HA	1:A:61:ILE:CG1	19	0.5	0.14	0.54
(1,20)	2:C:492:ASN:HA	1:A:61:ILE:CG2	19	0.5	0.14	0.54
(1,20)	2:C:492:ASN:HA	1:A:61:ILE:H	19	0.5	0.14	0.54
(1,20)	2:C:492:ASN:HA	1:A:61:ILE:HA	19	0.5	0.14	0.54
(1,20)	2:C:492:ASN:HA	1:A:61:ILE:HB	19	0.5	0.14	0.54
(1,20)	2:C:492:ASN:HA	1:A:61:ILE:HD11	19	0.5	0.14	0.54
(1,20)	2:C:492:ASN:HA	1:A:61:ILE:HD12	19	0.5	0.14	0.54
(1,20)	2:C:492:ASN:HA	1:A:61:ILE:HD13	19	0.5	0.14	0.54
(1,20)	2:C:492:ASN:HA	1:A:61:ILE:HG12	19	0.5	0.14	0.54
(1,20)	2:C:492:ASN:HA	1:A:61:ILE:HG13	19	0.5	0.14	0.54
(1,20)	2:C:492:ASN:HA	1:A:61:ILE:HG21	19	0.5	0.14	0.54
(1,20)	2:C:492:ASN:HA	1:A:61:ILE:HG22	19	0.5	0.14	0.54
(1,20)	2:C:492:ASN:HA	1:A:61:ILE:HG23	19	0.5	0.14	0.54
(1,20)	2:C:492:ASN:HA	1:A:61:ILE:N	19	0.5	0.14	0.54
(1,20)	2:C:492:ASN:HA	1:A:61:ILE:O	19	0.5	0.14	0.54
(1,20)	2:C:492:ASN:HA	1:A:62:GLN:C	19	0.5	0.14	0.54
(1,20)	2:C:492:ASN:HA	1:A:62:GLN:CA	19	0.5	0.14	0.54
(1,20)	2:C:492:ASN:HA	1:A:62:GLN:CB	19	0.5	0.14	0.54
(1,20)	2:C:492:ASN:HA	1:A:62:GLN:CD	19	0.5	0.14	0.54
(1,20)	2:C:492:ASN:HA	1:A:62:GLN:CG	19	0.5	0.14	0.54
(1,20)	2:C:492:ASN:HA	1:A:62:GLN:H	19	0.5	0.14	0.54
(1,20)	2:C:492:ASN:HA	1:A:62:GLN:HA	19	0.5	0.14	0.54
(1,20)	2:C:492:ASN:HA	1:A:62:GLN:HB2	19	0.5	0.14	0.54
(1,20)	2:C:492:ASN:HA	1:A:62:GLN:HB3	19	0.5	0.14	0.54
(1,20)	2:C:492:ASN:HA	1:A:62:GLN:HE21	19	0.5	0.14	0.54
(1,20)	2:C:492:ASN:HA	1:A:62:GLN:HE22	19	0.5	0.14	0.54
(1,20)	2:C:492:ASN:HA	1:A:62:GLN:HG2	19	0.5	0.14	0.54
(1,20)	2:C:492:ASN:HA	1:A:62:GLN:HG3	19	0.5	0.14	0.54
(1,20)	2:C:492:ASN:HA	1:A:62:GLN:N	19	0.5	0.14	0.54
(1,20)	2:C:492:ASN:HA	1:A:62:GLN:NE2	19	0.5	0.14	0.54
(1,20)	2:C:492:ASN:HA	1:A:62:GLN:O	19	0.5	0.14	0.54
(1,20)	2:C:492:ASN:HA	1:A:62:GLN:OE1	19	0.5	0.14	0.54
(1,20)	2:C:492:ASN:HA	1:A:65:SER:C	19	0.5	0.14	0.54
(1,20)	2:C:492:ASN:HA	1:A:65:SER:CA	19	0.5	0.14	0.54
(1,20)	2:C:492:ASN:HA	1:A:65:SER:CB	19	0.5	0.14	0.54
(1,20)	2:C:492:ASN:HA	1:A:65:SER:H	19	0.5	0.14	0.54
(1,20)	2:C:492:ASN:HA	1:A:65:SER:HA	19	0.5	0.14	0.54
(1,20)	2:C:492:ASN:HA	1:A:65:SER:HB2	19	0.5	0.14	0.54
(1,20)	2:C:492:ASN:HA	1:A:65:SER:HB3	19	0.5	0.14	0.54
(1,20)	2:C:492:ASN:HA	1:A:65:SER:HG	19	0.5	0.14	0.54
(1,20)	2:C:492:ASN:HA	1:A:65:SER:N	19	0.5	0.14	0.54
(1,20)	2:C:492:ASN:HA	1:A:65:SER:O	19	0.5	0.14	0.54

Continued on next page...

Continued from previous page...

Key	Atom-1	Atom-2	Models ¹	Mean (Å)	SD ¹ (Å)	Median (Å)
(1,20)	2:C:492:ASN:HA	1:A:65:SER:OG	19	0.5	0.14	0.54
(1,20)	2:C:492:ASN:HA	1:A:66:THR:C	19	0.5	0.14	0.54
(1,20)	2:C:492:ASN:HA	1:A:66:THR:CA	19	0.5	0.14	0.54
(1,20)	2:C:492:ASN:HA	1:A:66:THR:CB	19	0.5	0.14	0.54
(1,20)	2:C:492:ASN:HA	1:A:66:THR:CG2	19	0.5	0.14	0.54
(1,20)	2:C:492:ASN:HA	1:A:66:THR:H	19	0.5	0.14	0.54
(1,20)	2:C:492:ASN:HA	1:A:66:THR:HA	19	0.5	0.14	0.54
(1,20)	2:C:492:ASN:HA	1:A:66:THR:HB	19	0.5	0.14	0.54
(1,20)	2:C:492:ASN:HA	1:A:66:THR:HG1	19	0.5	0.14	0.54
(1,20)	2:C:492:ASN:HA	1:A:66:THR:HG21	19	0.5	0.14	0.54
(1,20)	2:C:492:ASN:HA	1:A:66:THR:HG22	19	0.5	0.14	0.54
(1,20)	2:C:492:ASN:HA	1:A:66:THR:HG23	19	0.5	0.14	0.54
(1,20)	2:C:492:ASN:HA	1:A:66:THR:N	19	0.5	0.14	0.54
(1,20)	2:C:492:ASN:HA	1:A:66:THR:O	19	0.5	0.14	0.54
(1,20)	2:C:492:ASN:HA	1:A:66:THR:OG1	19	0.5	0.14	0.54
(1,20)	2:C:492:ASN:HA	1:A:68:HIS:C	19	0.5	0.14	0.54
(1,20)	2:C:492:ASN:HA	1:A:68:HIS:CA	19	0.5	0.14	0.54
(1,20)	2:C:492:ASN:HA	1:A:68:HIS:CB	19	0.5	0.14	0.54
(1,20)	2:C:492:ASN:HA	1:A:68:HIS:CD2	19	0.5	0.14	0.54
(1,20)	2:C:492:ASN:HA	1:A:68:HIS:CE1	19	0.5	0.14	0.54
(1,20)	2:C:492:ASN:HA	1:A:68:HIS:CG	19	0.5	0.14	0.54
(1,20)	2:C:492:ASN:HA	1:A:68:HIS:H	19	0.5	0.14	0.54
(1,20)	2:C:492:ASN:HA	1:A:68:HIS:HA	19	0.5	0.14	0.54
(1,20)	2:C:492:ASN:HA	1:A:68:HIS:HB2	19	0.5	0.14	0.54
(1,20)	2:C:492:ASN:HA	1:A:68:HIS:HB3	19	0.5	0.14	0.54
(1,20)	2:C:492:ASN:HA	1:A:68:HIS:HD2	19	0.5	0.14	0.54
(1,20)	2:C:492:ASN:HA	1:A:68:HIS:HE1	19	0.5	0.14	0.54
(1,20)	2:C:492:ASN:HA	1:A:68:HIS:HE2	19	0.5	0.14	0.54
(1,20)	2:C:492:ASN:HA	1:A:68:HIS:N	19	0.5	0.14	0.54
(1,20)	2:C:492:ASN:HA	1:A:68:HIS:ND1	19	0.5	0.14	0.54
(1,20)	2:C:492:ASN:HA	1:A:68:HIS:NE2	19	0.5	0.14	0.54
(1,20)	2:C:492:ASN:HA	1:A:68:HIS:O	19	0.5	0.14	0.54
(1,20)	2:C:492:ASN:HA	1:A:69:LEU:C	19	0.5	0.14	0.54
(1,20)	2:C:492:ASN:HA	1:A:69:LEU:CA	19	0.5	0.14	0.54
(1,20)	2:C:492:ASN:HA	1:A:69:LEU:CB	19	0.5	0.14	0.54
(1,20)	2:C:492:ASN:HA	1:A:69:LEU:CD1	19	0.5	0.14	0.54
(1,20)	2:C:492:ASN:HA	1:A:69:LEU:CD2	19	0.5	0.14	0.54
(1,20)	2:C:492:ASN:HA	1:A:69:LEU:CG	19	0.5	0.14	0.54
(1,20)	2:C:492:ASN:HA	1:A:69:LEU:H	19	0.5	0.14	0.54
(1,20)	2:C:492:ASN:HA	1:A:69:LEU:HA	19	0.5	0.14	0.54
(1,20)	2:C:492:ASN:HA	1:A:69:LEU:HB2	19	0.5	0.14	0.54
(1,20)	2:C:492:ASN:HA	1:A:69:LEU:HB3	19	0.5	0.14	0.54

Continued on next page...

Continued from previous page...

Key	Atom-1	Atom-2	Models ¹	Mean (Å)	SD ¹ (Å)	Median (Å)
(1,20)	2:C:492:ASN:HA	1:A:69:LEU:HD11	19	0.5	0.14	0.54
(1,20)	2:C:492:ASN:HA	1:A:69:LEU:HD12	19	0.5	0.14	0.54
(1,20)	2:C:492:ASN:HA	1:A:69:LEU:HD13	19	0.5	0.14	0.54
(1,20)	2:C:492:ASN:HA	1:A:69:LEU:HD21	19	0.5	0.14	0.54
(1,20)	2:C:492:ASN:HA	1:A:69:LEU:HD22	19	0.5	0.14	0.54
(1,20)	2:C:492:ASN:HA	1:A:69:LEU:HD23	19	0.5	0.14	0.54
(1,20)	2:C:492:ASN:HA	1:A:69:LEU:HG	19	0.5	0.14	0.54
(1,20)	2:C:492:ASN:HA	1:A:69:LEU:N	19	0.5	0.14	0.54
(1,20)	2:C:492:ASN:HA	1:A:69:LEU:O	19	0.5	0.14	0.54
(1,20)	2:C:492:ASN:HA	1:A:70:VAL:C	19	0.5	0.14	0.54
(1,20)	2:C:492:ASN:HA	1:A:70:VAL:CA	19	0.5	0.14	0.54
(1,20)	2:C:492:ASN:HA	1:A:70:VAL:CB	19	0.5	0.14	0.54
(1,20)	2:C:492:ASN:HA	1:A:70:VAL:CG1	19	0.5	0.14	0.54
(1,20)	2:C:492:ASN:HA	1:A:70:VAL:CG2	19	0.5	0.14	0.54
(1,20)	2:C:492:ASN:HA	1:A:70:VAL:H	19	0.5	0.14	0.54
(1,20)	2:C:492:ASN:HA	1:A:70:VAL:HA	19	0.5	0.14	0.54
(1,20)	2:C:492:ASN:HA	1:A:70:VAL:HB	19	0.5	0.14	0.54
(1,20)	2:C:492:ASN:HA	1:A:70:VAL:HG11	19	0.5	0.14	0.54
(1,20)	2:C:492:ASN:HA	1:A:70:VAL:HG12	19	0.5	0.14	0.54
(1,20)	2:C:492:ASN:HA	1:A:70:VAL:HG13	19	0.5	0.14	0.54
(1,20)	2:C:492:ASN:HA	1:A:70:VAL:HG21	19	0.5	0.14	0.54
(1,20)	2:C:492:ASN:HA	1:A:70:VAL:HG22	19	0.5	0.14	0.54
(1,20)	2:C:492:ASN:HA	1:A:70:VAL:HG23	19	0.5	0.14	0.54
(1,20)	2:C:492:ASN:HA	1:A:70:VAL:N	19	0.5	0.14	0.54
(1,20)	2:C:492:ASN:HA	1:A:70:VAL:O	19	0.5	0.14	0.54
(1,20)	2:C:492:ASN:HA	1:A:71:LEU:C	19	0.5	0.14	0.54
(1,20)	2:C:492:ASN:HA	1:A:71:LEU:CA	19	0.5	0.14	0.54
(1,20)	2:C:492:ASN:HA	1:A:71:LEU:CB	19	0.5	0.14	0.54
(1,20)	2:C:492:ASN:HA	1:A:71:LEU:CD1	19	0.5	0.14	0.54
(1,20)	2:C:492:ASN:HA	1:A:71:LEU:CD2	19	0.5	0.14	0.54
(1,20)	2:C:492:ASN:HA	1:A:71:LEU:CG	19	0.5	0.14	0.54
(1,20)	2:C:492:ASN:HA	1:A:71:LEU:H	19	0.5	0.14	0.54
(1,20)	2:C:492:ASN:HA	1:A:71:LEU:HA	19	0.5	0.14	0.54
(1,20)	2:C:492:ASN:HA	1:A:71:LEU:HB2	19	0.5	0.14	0.54
(1,20)	2:C:492:ASN:HA	1:A:71:LEU:HB3	19	0.5	0.14	0.54
(1,20)	2:C:492:ASN:HA	1:A:71:LEU:HD11	19	0.5	0.14	0.54
(1,20)	2:C:492:ASN:HA	1:A:71:LEU:HD12	19	0.5	0.14	0.54
(1,20)	2:C:492:ASN:HA	1:A:71:LEU:HD13	19	0.5	0.14	0.54
(1,20)	2:C:492:ASN:HA	1:A:71:LEU:HD21	19	0.5	0.14	0.54
(1,20)	2:C:492:ASN:HA	1:A:71:LEU:HD22	19	0.5	0.14	0.54
(1,20)	2:C:492:ASN:HA	1:A:71:LEU:HD23	19	0.5	0.14	0.54
(1,20)	2:C:492:ASN:HA	1:A:71:LEU:HG	19	0.5	0.14	0.54

Continued on next page...

Continued from previous page...

Key	Atom-1	Atom-2	Models ¹	Mean (Å)	SD ¹ (Å)	Median (Å)
(1,20)	2:C:492:ASN:HA	1:A:71:LEU:N	19	0.5	0.14	0.54
(1,20)	2:C:492:ASN:HA	1:A:71:LEU:O	19	0.5	0.14	0.54
(1,20)	2:C:492:ASN:HA	1:A:72:ARG:C	19	0.5	0.14	0.54
(1,20)	2:C:492:ASN:HA	1:A:72:ARG:CA	19	0.5	0.14	0.54
(1,20)	2:C:492:ASN:HA	1:A:72:ARG:CB	19	0.5	0.14	0.54
(1,20)	2:C:492:ASN:HA	1:A:72:ARG:CD	19	0.5	0.14	0.54
(1,20)	2:C:492:ASN:HA	1:A:72:ARG:CG	19	0.5	0.14	0.54
(1,20)	2:C:492:ASN:HA	1:A:72:ARG:CZ	19	0.5	0.14	0.54
(1,20)	2:C:492:ASN:HA	1:A:72:ARG:H	19	0.5	0.14	0.54
(1,20)	2:C:492:ASN:HA	1:A:72:ARG:HA	19	0.5	0.14	0.54
(1,20)	2:C:492:ASN:HA	1:A:72:ARG:HB2	19	0.5	0.14	0.54
(1,20)	2:C:492:ASN:HA	1:A:72:ARG:HB3	19	0.5	0.14	0.54
(1,20)	2:C:492:ASN:HA	1:A:72:ARG:HD2	19	0.5	0.14	0.54
(1,20)	2:C:492:ASN:HA	1:A:72:ARG:HD3	19	0.5	0.14	0.54
(1,20)	2:C:492:ASN:HA	1:A:72:ARG:HE	19	0.5	0.14	0.54
(1,20)	2:C:492:ASN:HA	1:A:72:ARG:HG2	19	0.5	0.14	0.54
(1,20)	2:C:492:ASN:HA	1:A:72:ARG:HG3	19	0.5	0.14	0.54
(1,20)	2:C:492:ASN:HA	1:A:72:ARG:HH11	19	0.5	0.14	0.54
(1,20)	2:C:492:ASN:HA	1:A:72:ARG:HH12	19	0.5	0.14	0.54
(1,20)	2:C:492:ASN:HA	1:A:72:ARG:HH21	19	0.5	0.14	0.54
(1,20)	2:C:492:ASN:HA	1:A:72:ARG:HH22	19	0.5	0.14	0.54
(1,20)	2:C:492:ASN:HA	1:A:72:ARG:N	19	0.5	0.14	0.54
(1,20)	2:C:492:ASN:HA	1:A:72:ARG:NE	19	0.5	0.14	0.54
(1,20)	2:C:492:ASN:HA	1:A:72:ARG:NH1	19	0.5	0.14	0.54
(1,20)	2:C:492:ASN:HA	1:A:72:ARG:NH2	19	0.5	0.14	0.54
(1,20)	2:C:492:ASN:HA	1:A:72:ARG:O	19	0.5	0.14	0.54
(1,20)	2:C:492:ASN:HA	1:A:73:LEU:C	19	0.5	0.14	0.54
(1,20)	2:C:492:ASN:HA	1:A:73:LEU:CA	19	0.5	0.14	0.54
(1,20)	2:C:492:ASN:HA	1:A:73:LEU:CB	19	0.5	0.14	0.54
(1,20)	2:C:492:ASN:HA	1:A:73:LEU:CD1	19	0.5	0.14	0.54
(1,20)	2:C:492:ASN:HA	1:A:73:LEU:CD2	19	0.5	0.14	0.54
(1,20)	2:C:492:ASN:HA	1:A:73:LEU:CG	19	0.5	0.14	0.54
(1,20)	2:C:492:ASN:HA	1:A:73:LEU:H	19	0.5	0.14	0.54
(1,20)	2:C:492:ASN:HA	1:A:73:LEU:HA	19	0.5	0.14	0.54
(1,20)	2:C:492:ASN:HA	1:A:73:LEU:HB2	19	0.5	0.14	0.54
(1,20)	2:C:492:ASN:HA	1:A:73:LEU:HB3	19	0.5	0.14	0.54
(1,20)	2:C:492:ASN:HA	1:A:73:LEU:HD11	19	0.5	0.14	0.54
(1,20)	2:C:492:ASN:HA	1:A:73:LEU:HD12	19	0.5	0.14	0.54
(1,20)	2:C:492:ASN:HA	1:A:73:LEU:HD13	19	0.5	0.14	0.54
(1,20)	2:C:492:ASN:HA	1:A:73:LEU:HD21	19	0.5	0.14	0.54
(1,20)	2:C:492:ASN:HA	1:A:73:LEU:HD22	19	0.5	0.14	0.54
(1,20)	2:C:492:ASN:HA	1:A:73:LEU:HD23	19	0.5	0.14	0.54

Continued on next page...

Continued from previous page...

Key	Atom-1	Atom-2	Models ¹	Mean (Å)	SD ¹ (Å)	Median (Å)
(1,20)	2:C:492:ASN:HA	1:A:73:LEU:HG	19	0.5	0.14	0.54
(1,20)	2:C:492:ASN:HA	1:A:73:LEU:N	19	0.5	0.14	0.54
(1,20)	2:C:492:ASN:HA	1:A:73:LEU:O	19	0.5	0.14	0.54
(1,20)	2:C:492:ASN:HA	1:A:74:ARG:C	19	0.5	0.14	0.54
(1,20)	2:C:492:ASN:HA	1:A:74:ARG:CA	19	0.5	0.14	0.54
(1,20)	2:C:492:ASN:HA	1:A:74:ARG:CB	19	0.5	0.14	0.54
(1,20)	2:C:492:ASN:HA	1:A:74:ARG:CD	19	0.5	0.14	0.54
(1,20)	2:C:492:ASN:HA	1:A:74:ARG:CG	19	0.5	0.14	0.54
(1,20)	2:C:492:ASN:HA	1:A:74:ARG:CZ	19	0.5	0.14	0.54
(1,20)	2:C:492:ASN:HA	1:A:74:ARG:H	19	0.5	0.14	0.54
(1,20)	2:C:492:ASN:HA	1:A:74:ARG:HA	19	0.5	0.14	0.54
(1,20)	2:C:492:ASN:HA	1:A:74:ARG:HB2	19	0.5	0.14	0.54
(1,20)	2:C:492:ASN:HA	1:A:74:ARG:HB3	19	0.5	0.14	0.54
(1,20)	2:C:492:ASN:HA	1:A:74:ARG:HD2	19	0.5	0.14	0.54
(1,20)	2:C:492:ASN:HA	1:A:74:ARG:HD3	19	0.5	0.14	0.54
(1,20)	2:C:492:ASN:HA	1:A:74:ARG:HE	19	0.5	0.14	0.54
(1,20)	2:C:492:ASN:HA	1:A:74:ARG:HG2	19	0.5	0.14	0.54
(1,20)	2:C:492:ASN:HA	1:A:74:ARG:HG3	19	0.5	0.14	0.54
(1,20)	2:C:492:ASN:HA	1:A:74:ARG:HH11	19	0.5	0.14	0.54
(1,20)	2:C:492:ASN:HA	1:A:74:ARG:HH12	19	0.5	0.14	0.54
(1,20)	2:C:492:ASN:HA	1:A:74:ARG:HH21	19	0.5	0.14	0.54
(1,20)	2:C:492:ASN:HA	1:A:74:ARG:HH22	19	0.5	0.14	0.54
(1,20)	2:C:492:ASN:HA	1:A:74:ARG:N	19	0.5	0.14	0.54
(1,20)	2:C:492:ASN:HA	1:A:74:ARG:NE	19	0.5	0.14	0.54
(1,20)	2:C:492:ASN:HA	1:A:74:ARG:NH1	19	0.5	0.14	0.54
(1,20)	2:C:492:ASN:HA	1:A:74:ARG:NH2	19	0.5	0.14	0.54
(1,20)	2:C:492:ASN:HA	1:A:74:ARG:O	19	0.5	0.14	0.54
(1,20)	2:C:492:ASN:HA	1:A:75:GLY:C	19	0.5	0.14	0.54
(1,20)	2:C:492:ASN:HA	1:A:75:GLY:CA	19	0.5	0.14	0.54
(1,20)	2:C:492:ASN:HA	1:A:75:GLY:H	19	0.5	0.14	0.54
(1,20)	2:C:492:ASN:HA	1:A:75:GLY:HA2	19	0.5	0.14	0.54
(1,20)	2:C:492:ASN:HA	1:A:75:GLY:HA3	19	0.5	0.14	0.54
(1,20)	2:C:492:ASN:HA	1:A:75:GLY:N	19	0.5	0.14	0.54
(1,20)	2:C:492:ASN:HA	1:A:75:GLY:O	19	0.5	0.14	0.54
(1,20)	2:C:492:ASN:HA	1:A:76:GLY:C	19	0.5	0.14	0.54
(1,20)	2:C:492:ASN:HA	1:A:76:GLY:CA	19	0.5	0.14	0.54
(1,20)	2:C:492:ASN:HA	1:A:76:GLY:H	19	0.5	0.14	0.54
(1,20)	2:C:492:ASN:HA	1:A:76:GLY:HA2	19	0.5	0.14	0.54
(1,20)	2:C:492:ASN:HA	1:A:76:GLY:HA3	19	0.5	0.14	0.54
(1,20)	2:C:492:ASN:HA	1:A:76:GLY:N	19	0.5	0.14	0.54
(1,20)	2:C:492:ASN:HA	1:A:76:GLY:O	19	0.5	0.14	0.54
(1,20)	2:C:492:ASN:HB2	1:A:4:PHE:C	19	0.5	0.14	0.54

Continued on next page...

Continued from previous page...

Key	Atom-1	Atom-2	Models ¹	Mean (Å)	SD ¹ (Å)	Median (Å)
(1,20)	2:C:492:ASN:HB2	1:A:4:PHE:CA	19	0.5	0.14	0.54
(1,20)	2:C:492:ASN:HB2	1:A:4:PHE:CB	19	0.5	0.14	0.54
(1,20)	2:C:492:ASN:HB2	1:A:4:PHE:CD1	19	0.5	0.14	0.54
(1,20)	2:C:492:ASN:HB2	1:A:4:PHE:CD2	19	0.5	0.14	0.54
(1,20)	2:C:492:ASN:HB2	1:A:4:PHE:CE1	19	0.5	0.14	0.54
(1,20)	2:C:492:ASN:HB2	1:A:4:PHE:CE2	19	0.5	0.14	0.54
(1,20)	2:C:492:ASN:HB2	1:A:4:PHE:CG	19	0.5	0.14	0.54
(1,20)	2:C:492:ASN:HB2	1:A:4:PHE:CZ	19	0.5	0.14	0.54
(1,20)	2:C:492:ASN:HB2	1:A:4:PHE:H	19	0.5	0.14	0.54
(1,20)	2:C:492:ASN:HB2	1:A:4:PHE:HA	19	0.5	0.14	0.54
(1,20)	2:C:492:ASN:HB2	1:A:4:PHE:HB2	19	0.5	0.14	0.54
(1,20)	2:C:492:ASN:HB2	1:A:4:PHE:HB3	19	0.5	0.14	0.54
(1,20)	2:C:492:ASN:HB2	1:A:4:PHE:HD1	19	0.5	0.14	0.54
(1,20)	2:C:492:ASN:HB2	1:A:4:PHE:HD2	19	0.5	0.14	0.54
(1,20)	2:C:492:ASN:HB2	1:A:4:PHE:HE1	19	0.5	0.14	0.54
(1,20)	2:C:492:ASN:HB2	1:A:4:PHE:HE2	19	0.5	0.14	0.54
(1,20)	2:C:492:ASN:HB2	1:A:4:PHE:HZ	19	0.5	0.14	0.54
(1,20)	2:C:492:ASN:HB2	1:A:4:PHE:N	19	0.5	0.14	0.54
(1,20)	2:C:492:ASN:HB2	1:A:4:PHE:O	19	0.5	0.14	0.54
(1,20)	2:C:492:ASN:HB2	1:A:6:LYS:C	19	0.5	0.14	0.54
(1,20)	2:C:492:ASN:HB2	1:A:6:LYS:CA	19	0.5	0.14	0.54
(1,20)	2:C:492:ASN:HB2	1:A:6:LYS:CB	19	0.5	0.14	0.54
(1,20)	2:C:492:ASN:HB2	1:A:6:LYS:CD	19	0.5	0.14	0.54
(1,20)	2:C:492:ASN:HB2	1:A:6:LYS:CE	19	0.5	0.14	0.54
(1,20)	2:C:492:ASN:HB2	1:A:6:LYS:CG	19	0.5	0.14	0.54
(1,20)	2:C:492:ASN:HB2	1:A:6:LYS:H	19	0.5	0.14	0.54
(1,20)	2:C:492:ASN:HB2	1:A:6:LYS:HA	19	0.5	0.14	0.54
(1,20)	2:C:492:ASN:HB2	1:A:6:LYS:HB2	19	0.5	0.14	0.54
(1,20)	2:C:492:ASN:HB2	1:A:6:LYS:HB3	19	0.5	0.14	0.54
(1,20)	2:C:492:ASN:HB2	1:A:6:LYS:HD2	19	0.5	0.14	0.54
(1,20)	2:C:492:ASN:HB2	1:A:6:LYS:HD3	19	0.5	0.14	0.54
(1,20)	2:C:492:ASN:HB2	1:A:6:LYS:HE2	19	0.5	0.14	0.54
(1,20)	2:C:492:ASN:HB2	1:A:6:LYS:HE3	19	0.5	0.14	0.54
(1,20)	2:C:492:ASN:HB2	1:A:6:LYS:HG2	19	0.5	0.14	0.54
(1,20)	2:C:492:ASN:HB2	1:A:6:LYS:HG3	19	0.5	0.14	0.54
(1,20)	2:C:492:ASN:HB2	1:A:6:LYS:HZ1	19	0.5	0.14	0.54
(1,20)	2:C:492:ASN:HB2	1:A:6:LYS:HZ2	19	0.5	0.14	0.54
(1,20)	2:C:492:ASN:HB2	1:A:6:LYS:HZ3	19	0.5	0.14	0.54
(1,20)	2:C:492:ASN:HB2	1:A:6:LYS:N	19	0.5	0.14	0.54
(1,20)	2:C:492:ASN:HB2	1:A:6:LYS:NZ	19	0.5	0.14	0.54
(1,20)	2:C:492:ASN:HB2	1:A:6:LYS:O	19	0.5	0.14	0.54
(1,20)	2:C:492:ASN:HB2	1:A:7:THR:C	19	0.5	0.14	0.54

Continued on next page...

Continued from previous page...

Key	Atom-1	Atom-2	Models ¹	Mean (Å)	SD ¹ (Å)	Median (Å)
(1,20)	2:C:492:ASN:HB2	1:A:7:THR:CA	19	0.5	0.14	0.54
(1,20)	2:C:492:ASN:HB2	1:A:7:THR:CB	19	0.5	0.14	0.54
(1,20)	2:C:492:ASN:HB2	1:A:7:THR:CG2	19	0.5	0.14	0.54
(1,20)	2:C:492:ASN:HB2	1:A:7:THR:H	19	0.5	0.14	0.54
(1,20)	2:C:492:ASN:HB2	1:A:7:THR:HA	19	0.5	0.14	0.54
(1,20)	2:C:492:ASN:HB2	1:A:7:THR:HB	19	0.5	0.14	0.54
(1,20)	2:C:492:ASN:HB2	1:A:7:THR:HG1	19	0.5	0.14	0.54
(1,20)	2:C:492:ASN:HB2	1:A:7:THR:HG21	19	0.5	0.14	0.54
(1,20)	2:C:492:ASN:HB2	1:A:7:THR:HG22	19	0.5	0.14	0.54
(1,20)	2:C:492:ASN:HB2	1:A:7:THR:HG23	19	0.5	0.14	0.54
(1,20)	2:C:492:ASN:HB2	1:A:7:THR:N	19	0.5	0.14	0.54
(1,20)	2:C:492:ASN:HB2	1:A:7:THR:O	19	0.5	0.14	0.54
(1,20)	2:C:492:ASN:HB2	1:A:7:THR:OG1	19	0.5	0.14	0.54
(1,20)	2:C:492:ASN:HB2	1:A:8:LEU:C	19	0.5	0.14	0.54
(1,20)	2:C:492:ASN:HB2	1:A:8:LEU:CA	19	0.5	0.14	0.54
(1,20)	2:C:492:ASN:HB2	1:A:8:LEU:CB	19	0.5	0.14	0.54
(1,20)	2:C:492:ASN:HB2	1:A:8:LEU:CD1	19	0.5	0.14	0.54
(1,20)	2:C:492:ASN:HB2	1:A:8:LEU:CD2	19	0.5	0.14	0.54
(1,20)	2:C:492:ASN:HB2	1:A:8:LEU:CG	19	0.5	0.14	0.54
(1,20)	2:C:492:ASN:HB2	1:A:8:LEU:H	19	0.5	0.14	0.54
(1,20)	2:C:492:ASN:HB2	1:A:8:LEU:HA	19	0.5	0.14	0.54
(1,20)	2:C:492:ASN:HB2	1:A:8:LEU:HB2	19	0.5	0.14	0.54
(1,20)	2:C:492:ASN:HB2	1:A:8:LEU:HB3	19	0.5	0.14	0.54
(1,20)	2:C:492:ASN:HB2	1:A:8:LEU:HD11	19	0.5	0.14	0.54
(1,20)	2:C:492:ASN:HB2	1:A:8:LEU:HD12	19	0.5	0.14	0.54
(1,20)	2:C:492:ASN:HB2	1:A:8:LEU:HD13	19	0.5	0.14	0.54
(1,20)	2:C:492:ASN:HB2	1:A:8:LEU:HD21	19	0.5	0.14	0.54
(1,20)	2:C:492:ASN:HB2	1:A:8:LEU:HD22	19	0.5	0.14	0.54
(1,20)	2:C:492:ASN:HB2	1:A:8:LEU:HD23	19	0.5	0.14	0.54
(1,20)	2:C:492:ASN:HB2	1:A:8:LEU:HG	19	0.5	0.14	0.54
(1,20)	2:C:492:ASN:HB2	1:A:8:LEU:N	19	0.5	0.14	0.54
(1,20)	2:C:492:ASN:HB2	1:A:8:LEU:O	19	0.5	0.14	0.54
(1,20)	2:C:492:ASN:HB2	1:A:9:THR:C	19	0.5	0.14	0.54
(1,20)	2:C:492:ASN:HB2	1:A:9:THR:CA	19	0.5	0.14	0.54
(1,20)	2:C:492:ASN:HB2	1:A:9:THR:CB	19	0.5	0.14	0.54
(1,20)	2:C:492:ASN:HB2	1:A:9:THR:CG2	19	0.5	0.14	0.54
(1,20)	2:C:492:ASN:HB2	1:A:9:THR:H	19	0.5	0.14	0.54
(1,20)	2:C:492:ASN:HB2	1:A:9:THR:HA	19	0.5	0.14	0.54
(1,20)	2:C:492:ASN:HB2	1:A:9:THR:HB	19	0.5	0.14	0.54
(1,20)	2:C:492:ASN:HB2	1:A:9:THR:HG1	19	0.5	0.14	0.54
(1,20)	2:C:492:ASN:HB2	1:A:9:THR:HG21	19	0.5	0.14	0.54
(1,20)	2:C:492:ASN:HB2	1:A:9:THR:HG22	19	0.5	0.14	0.54

Continued on next page...

Continued from previous page...

Key	Atom-1	Atom-2	Models ¹	Mean (Å)	SD ¹ (Å)	Median (Å)
(1,20)	2:C:492:ASN:HB2	1:A:9:THR:HG23	19	0.5	0.14	0.54
(1,20)	2:C:492:ASN:HB2	1:A:9:THR:N	19	0.5	0.14	0.54
(1,20)	2:C:492:ASN:HB2	1:A:9:THR:O	19	0.5	0.14	0.54
(1,20)	2:C:492:ASN:HB2	1:A:9:THR:OG1	19	0.5	0.14	0.54
(1,20)	2:C:492:ASN:HB2	1:A:10:GLY:C	19	0.5	0.14	0.54
(1,20)	2:C:492:ASN:HB2	1:A:10:GLY:CA	19	0.5	0.14	0.54
(1,20)	2:C:492:ASN:HB2	1:A:10:GLY:H	19	0.5	0.14	0.54
(1,20)	2:C:492:ASN:HB2	1:A:10:GLY:HA2	19	0.5	0.14	0.54
(1,20)	2:C:492:ASN:HB2	1:A:10:GLY:HA3	19	0.5	0.14	0.54
(1,20)	2:C:492:ASN:HB2	1:A:10:GLY:N	19	0.5	0.14	0.54
(1,20)	2:C:492:ASN:HB2	1:A:10:GLY:O	19	0.5	0.14	0.54
(1,20)	2:C:492:ASN:HB2	1:A:11:LYS:C	19	0.5	0.14	0.54
(1,20)	2:C:492:ASN:HB2	1:A:11:LYS:CA	19	0.5	0.14	0.54
(1,20)	2:C:492:ASN:HB2	1:A:11:LYS:CB	19	0.5	0.14	0.54
(1,20)	2:C:492:ASN:HB2	1:A:11:LYS:CD	19	0.5	0.14	0.54
(1,20)	2:C:492:ASN:HB2	1:A:11:LYS:CE	19	0.5	0.14	0.54
(1,20)	2:C:492:ASN:HB2	1:A:11:LYS:CG	19	0.5	0.14	0.54
(1,20)	2:C:492:ASN:HB2	1:A:11:LYS:H	19	0.5	0.14	0.54
(1,20)	2:C:492:ASN:HB2	1:A:11:LYS:HA	19	0.5	0.14	0.54
(1,20)	2:C:492:ASN:HB2	1:A:11:LYS:HB2	19	0.5	0.14	0.54
(1,20)	2:C:492:ASN:HB2	1:A:11:LYS:HB3	19	0.5	0.14	0.54
(1,20)	2:C:492:ASN:HB2	1:A:11:LYS:HD2	19	0.5	0.14	0.54
(1,20)	2:C:492:ASN:HB2	1:A:11:LYS:HD3	19	0.5	0.14	0.54
(1,20)	2:C:492:ASN:HB2	1:A:11:LYS:HE2	19	0.5	0.14	0.54
(1,20)	2:C:492:ASN:HB2	1:A:11:LYS:HE3	19	0.5	0.14	0.54
(1,20)	2:C:492:ASN:HB2	1:A:11:LYS:HG2	19	0.5	0.14	0.54
(1,20)	2:C:492:ASN:HB2	1:A:11:LYS:HG3	19	0.5	0.14	0.54
(1,20)	2:C:492:ASN:HB2	1:A:11:LYS:HZ1	19	0.5	0.14	0.54
(1,20)	2:C:492:ASN:HB2	1:A:11:LYS:HZ2	19	0.5	0.14	0.54
(1,20)	2:C:492:ASN:HB2	1:A:11:LYS:HZ3	19	0.5	0.14	0.54
(1,20)	2:C:492:ASN:HB2	1:A:11:LYS:N	19	0.5	0.14	0.54
(1,20)	2:C:492:ASN:HB2	1:A:11:LYS:NZ	19	0.5	0.14	0.54
(1,20)	2:C:492:ASN:HB2	1:A:11:LYS:O	19	0.5	0.14	0.54
(1,20)	2:C:492:ASN:HB2	1:A:13:ILE:C	19	0.5	0.14	0.54
(1,20)	2:C:492:ASN:HB2	1:A:13:ILE:CA	19	0.5	0.14	0.54
(1,20)	2:C:492:ASN:HB2	1:A:13:ILE:CB	19	0.5	0.14	0.54
(1,20)	2:C:492:ASN:HB2	1:A:13:ILE:CD1	19	0.5	0.14	0.54
(1,20)	2:C:492:ASN:HB2	1:A:13:ILE:CG1	19	0.5	0.14	0.54
(1,20)	2:C:492:ASN:HB2	1:A:13:ILE:CG2	19	0.5	0.14	0.54
(1,20)	2:C:492:ASN:HB2	1:A:13:ILE:H	19	0.5	0.14	0.54
(1,20)	2:C:492:ASN:HB2	1:A:13:ILE:HA	19	0.5	0.14	0.54
(1,20)	2:C:492:ASN:HB2	1:A:13:ILE:HB	19	0.5	0.14	0.54

Continued on next page...

Continued from previous page...

Key	Atom-1	Atom-2	Models ¹	Mean (Å)	SD ¹ (Å)	Median (Å)
(1,20)	2:C:492:ASN:HB2	1:A:13:ILE:HD11	19	0.5	0.14	0.54
(1,20)	2:C:492:ASN:HB2	1:A:13:ILE:HD12	19	0.5	0.14	0.54
(1,20)	2:C:492:ASN:HB2	1:A:13:ILE:HD13	19	0.5	0.14	0.54
(1,20)	2:C:492:ASN:HB2	1:A:13:ILE:HG12	19	0.5	0.14	0.54
(1,20)	2:C:492:ASN:HB2	1:A:13:ILE:HG13	19	0.5	0.14	0.54
(1,20)	2:C:492:ASN:HB2	1:A:13:ILE:HG21	19	0.5	0.14	0.54
(1,20)	2:C:492:ASN:HB2	1:A:13:ILE:HG22	19	0.5	0.14	0.54
(1,20)	2:C:492:ASN:HB2	1:A:13:ILE:HG23	19	0.5	0.14	0.54
(1,20)	2:C:492:ASN:HB2	1:A:13:ILE:N	19	0.5	0.14	0.54
(1,20)	2:C:492:ASN:HB2	1:A:13:ILE:O	19	0.5	0.14	0.54
(1,20)	2:C:492:ASN:HB2	1:A:34:GLU:C	19	0.5	0.14	0.54
(1,20)	2:C:492:ASN:HB2	1:A:34:GLU:CA	19	0.5	0.14	0.54
(1,20)	2:C:492:ASN:HB2	1:A:34:GLU:CB	19	0.5	0.14	0.54
(1,20)	2:C:492:ASN:HB2	1:A:34:GLU:CD	19	0.5	0.14	0.54
(1,20)	2:C:492:ASN:HB2	1:A:34:GLU:CG	19	0.5	0.14	0.54
(1,20)	2:C:492:ASN:HB2	1:A:34:GLU:H	19	0.5	0.14	0.54
(1,20)	2:C:492:ASN:HB2	1:A:34:GLU:HA	19	0.5	0.14	0.54
(1,20)	2:C:492:ASN:HB2	1:A:34:GLU:HB2	19	0.5	0.14	0.54
(1,20)	2:C:492:ASN:HB2	1:A:34:GLU:HB3	19	0.5	0.14	0.54
(1,20)	2:C:492:ASN:HB2	1:A:34:GLU:HG2	19	0.5	0.14	0.54
(1,20)	2:C:492:ASN:HB2	1:A:34:GLU:HG3	19	0.5	0.14	0.54
(1,20)	2:C:492:ASN:HB2	1:A:34:GLU:N	19	0.5	0.14	0.54
(1,20)	2:C:492:ASN:HB2	1:A:34:GLU:O	19	0.5	0.14	0.54
(1,20)	2:C:492:ASN:HB2	1:A:34:GLU:OE1	19	0.5	0.14	0.54
(1,20)	2:C:492:ASN:HB2	1:A:34:GLU:OE2	19	0.5	0.14	0.54
(1,20)	2:C:492:ASN:HB2	1:A:36:ILE:C	19	0.5	0.14	0.54
(1,20)	2:C:492:ASN:HB2	1:A:36:ILE:CA	19	0.5	0.14	0.54
(1,20)	2:C:492:ASN:HB2	1:A:36:ILE:CB	19	0.5	0.14	0.54
(1,20)	2:C:492:ASN:HB2	1:A:36:ILE:CD1	19	0.5	0.14	0.54
(1,20)	2:C:492:ASN:HB2	1:A:36:ILE:CG1	19	0.5	0.14	0.54
(1,20)	2:C:492:ASN:HB2	1:A:36:ILE:CG2	19	0.5	0.14	0.54
(1,20)	2:C:492:ASN:HB2	1:A:36:ILE:H	19	0.5	0.14	0.54
(1,20)	2:C:492:ASN:HB2	1:A:36:ILE:HA	19	0.5	0.14	0.54
(1,20)	2:C:492:ASN:HB2	1:A:36:ILE:HB	19	0.5	0.14	0.54
(1,20)	2:C:492:ASN:HB2	1:A:36:ILE:HD11	19	0.5	0.14	0.54
(1,20)	2:C:492:ASN:HB2	1:A:36:ILE:HD12	19	0.5	0.14	0.54
(1,20)	2:C:492:ASN:HB2	1:A:36:ILE:HD13	19	0.5	0.14	0.54
(1,20)	2:C:492:ASN:HB2	1:A:36:ILE:HG12	19	0.5	0.14	0.54
(1,20)	2:C:492:ASN:HB2	1:A:36:ILE:HG13	19	0.5	0.14	0.54
(1,20)	2:C:492:ASN:HB2	1:A:36:ILE:HG21	19	0.5	0.14	0.54
(1,20)	2:C:492:ASN:HB2	1:A:36:ILE:HG22	19	0.5	0.14	0.54
(1,20)	2:C:492:ASN:HB2	1:A:36:ILE:HG23	19	0.5	0.14	0.54

Continued on next page...

Continued from previous page...

Key	Atom-1	Atom-2	Models ¹	Mean (Å)	SD ¹ (Å)	Median (Å)
(1,20)	2:C:492:ASN:HB2	1:A:36:ILE:N	19	0.5	0.14	0.54
(1,20)	2:C:492:ASN:HB2	1:A:36:ILE:O	19	0.5	0.14	0.54
(1,20)	2:C:492:ASN:HB2	1:A:38:PRO:C	19	0.5	0.14	0.54
(1,20)	2:C:492:ASN:HB2	1:A:38:PRO:CA	19	0.5	0.14	0.54
(1,20)	2:C:492:ASN:HB2	1:A:38:PRO:CB	19	0.5	0.14	0.54
(1,20)	2:C:492:ASN:HB2	1:A:38:PRO:CD	19	0.5	0.14	0.54
(1,20)	2:C:492:ASN:HB2	1:A:38:PRO:CG	19	0.5	0.14	0.54
(1,20)	2:C:492:ASN:HB2	1:A:38:PRO:HA	19	0.5	0.14	0.54
(1,20)	2:C:492:ASN:HB2	1:A:38:PRO:HB2	19	0.5	0.14	0.54
(1,20)	2:C:492:ASN:HB2	1:A:38:PRO:HB3	19	0.5	0.14	0.54
(1,20)	2:C:492:ASN:HB2	1:A:38:PRO:HD2	19	0.5	0.14	0.54
(1,20)	2:C:492:ASN:HB2	1:A:38:PRO:HD3	19	0.5	0.14	0.54
(1,20)	2:C:492:ASN:HB2	1:A:38:PRO:HG2	19	0.5	0.14	0.54
(1,20)	2:C:492:ASN:HB2	1:A:38:PRO:HG3	19	0.5	0.14	0.54
(1,20)	2:C:492:ASN:HB2	1:A:38:PRO:N	19	0.5	0.14	0.54
(1,20)	2:C:492:ASN:HB2	1:A:38:PRO:O	19	0.5	0.14	0.54
(1,20)	2:C:492:ASN:HB2	1:A:39:ASP:C	19	0.5	0.14	0.54
(1,20)	2:C:492:ASN:HB2	1:A:39:ASP:CA	19	0.5	0.14	0.54
(1,20)	2:C:492:ASN:HB2	1:A:39:ASP:CB	19	0.5	0.14	0.54
(1,20)	2:C:492:ASN:HB2	1:A:39:ASP:CG	19	0.5	0.14	0.54
(1,20)	2:C:492:ASN:HB2	1:A:39:ASP:H	19	0.5	0.14	0.54
(1,20)	2:C:492:ASN:HB2	1:A:39:ASP:HA	19	0.5	0.14	0.54
(1,20)	2:C:492:ASN:HB2	1:A:39:ASP:HB2	19	0.5	0.14	0.54
(1,20)	2:C:492:ASN:HB2	1:A:39:ASP:HB3	19	0.5	0.14	0.54
(1,20)	2:C:492:ASN:HB2	1:A:39:ASP:N	19	0.5	0.14	0.54
(1,20)	2:C:492:ASN:HB2	1:A:39:ASP:O	19	0.5	0.14	0.54
(1,20)	2:C:492:ASN:HB2	1:A:39:ASP:OD1	19	0.5	0.14	0.54
(1,20)	2:C:492:ASN:HB2	1:A:39:ASP:OD2	19	0.5	0.14	0.54
(1,20)	2:C:492:ASN:HB2	1:A:40:GLN:C	19	0.5	0.14	0.54
(1,20)	2:C:492:ASN:HB2	1:A:40:GLN:CA	19	0.5	0.14	0.54
(1,20)	2:C:492:ASN:HB2	1:A:40:GLN:CB	19	0.5	0.14	0.54
(1,20)	2:C:492:ASN:HB2	1:A:40:GLN:CD	19	0.5	0.14	0.54
(1,20)	2:C:492:ASN:HB2	1:A:40:GLN:CG	19	0.5	0.14	0.54
(1,20)	2:C:492:ASN:HB2	1:A:40:GLN:H	19	0.5	0.14	0.54
(1,20)	2:C:492:ASN:HB2	1:A:40:GLN:HA	19	0.5	0.14	0.54
(1,20)	2:C:492:ASN:HB2	1:A:40:GLN:HB2	19	0.5	0.14	0.54
(1,20)	2:C:492:ASN:HB2	1:A:40:GLN:HB3	19	0.5	0.14	0.54
(1,20)	2:C:492:ASN:HB2	1:A:40:GLN:HE21	19	0.5	0.14	0.54
(1,20)	2:C:492:ASN:HB2	1:A:40:GLN:HE22	19	0.5	0.14	0.54
(1,20)	2:C:492:ASN:HB2	1:A:40:GLN:HG2	19	0.5	0.14	0.54
(1,20)	2:C:492:ASN:HB2	1:A:40:GLN:HG3	19	0.5	0.14	0.54
(1,20)	2:C:492:ASN:HB2	1:A:40:GLN:N	19	0.5	0.14	0.54

Continued on next page...

Continued from previous page...

Key	Atom-1	Atom-2	Models ¹	Mean (Å)	SD ¹ (Å)	Median (Å)
(1,20)	2:C:492:ASN:HB2	1:A:40:GLN:NE2	19	0.5	0.14	0.54
(1,20)	2:C:492:ASN:HB2	1:A:40:GLN:O	19	0.5	0.14	0.54
(1,20)	2:C:492:ASN:HB2	1:A:40:GLN:OE1	19	0.5	0.14	0.54
(1,20)	2:C:492:ASN:HB2	1:A:41:GLN:C	19	0.5	0.14	0.54
(1,20)	2:C:492:ASN:HB2	1:A:41:GLN:CA	19	0.5	0.14	0.54
(1,20)	2:C:492:ASN:HB2	1:A:41:GLN:CB	19	0.5	0.14	0.54
(1,20)	2:C:492:ASN:HB2	1:A:41:GLN:CD	19	0.5	0.14	0.54
(1,20)	2:C:492:ASN:HB2	1:A:41:GLN:CG	19	0.5	0.14	0.54
(1,20)	2:C:492:ASN:HB2	1:A:41:GLN:H	19	0.5	0.14	0.54
(1,20)	2:C:492:ASN:HB2	1:A:41:GLN:HA	19	0.5	0.14	0.54
(1,20)	2:C:492:ASN:HB2	1:A:41:GLN:HB2	19	0.5	0.14	0.54
(1,20)	2:C:492:ASN:HB2	1:A:41:GLN:HB3	19	0.5	0.14	0.54
(1,20)	2:C:492:ASN:HB2	1:A:41:GLN:HE21	19	0.5	0.14	0.54
(1,20)	2:C:492:ASN:HB2	1:A:41:GLN:HE22	19	0.5	0.14	0.54
(1,20)	2:C:492:ASN:HB2	1:A:41:GLN:HG2	19	0.5	0.14	0.54
(1,20)	2:C:492:ASN:HB2	1:A:41:GLN:HG3	19	0.5	0.14	0.54
(1,20)	2:C:492:ASN:HB2	1:A:41:GLN:N	19	0.5	0.14	0.54
(1,20)	2:C:492:ASN:HB2	1:A:41:GLN:NE2	19	0.5	0.14	0.54
(1,20)	2:C:492:ASN:HB2	1:A:41:GLN:O	19	0.5	0.14	0.54
(1,20)	2:C:492:ASN:HB2	1:A:41:GLN:OE1	19	0.5	0.14	0.54
(1,20)	2:C:492:ASN:HB2	1:A:42:ARG:C	19	0.5	0.14	0.54
(1,20)	2:C:492:ASN:HB2	1:A:42:ARG:CA	19	0.5	0.14	0.54
(1,20)	2:C:492:ASN:HB2	1:A:42:ARG:CB	19	0.5	0.14	0.54
(1,20)	2:C:492:ASN:HB2	1:A:42:ARG:CD	19	0.5	0.14	0.54
(1,20)	2:C:492:ASN:HB2	1:A:42:ARG:CG	19	0.5	0.14	0.54
(1,20)	2:C:492:ASN:HB2	1:A:42:ARG:CZ	19	0.5	0.14	0.54
(1,20)	2:C:492:ASN:HB2	1:A:42:ARG:H	19	0.5	0.14	0.54
(1,20)	2:C:492:ASN:HB2	1:A:42:ARG:HA	19	0.5	0.14	0.54
(1,20)	2:C:492:ASN:HB2	1:A:42:ARG:HB2	19	0.5	0.14	0.54
(1,20)	2:C:492:ASN:HB2	1:A:42:ARG:HB3	19	0.5	0.14	0.54
(1,20)	2:C:492:ASN:HB2	1:A:42:ARG:HD2	19	0.5	0.14	0.54
(1,20)	2:C:492:ASN:HB2	1:A:42:ARG:HD3	19	0.5	0.14	0.54
(1,20)	2:C:492:ASN:HB2	1:A:42:ARG:HE	19	0.5	0.14	0.54
(1,20)	2:C:492:ASN:HB2	1:A:42:ARG:HG2	19	0.5	0.14	0.54
(1,20)	2:C:492:ASN:HB2	1:A:42:ARG:HG3	19	0.5	0.14	0.54
(1,20)	2:C:492:ASN:HB2	1:A:42:ARG:HH11	19	0.5	0.14	0.54
(1,20)	2:C:492:ASN:HB2	1:A:42:ARG:HH12	19	0.5	0.14	0.54
(1,20)	2:C:492:ASN:HB2	1:A:42:ARG:HH21	19	0.5	0.14	0.54
(1,20)	2:C:492:ASN:HB2	1:A:42:ARG:HH22	19	0.5	0.14	0.54
(1,20)	2:C:492:ASN:HB2	1:A:42:ARG:N	19	0.5	0.14	0.54
(1,20)	2:C:492:ASN:HB2	1:A:42:ARG:NE	19	0.5	0.14	0.54
(1,20)	2:C:492:ASN:HB2	1:A:42:ARG:NH1	19	0.5	0.14	0.54

Continued on next page...

Continued from previous page...

Key	Atom-1	Atom-2	Models ¹	Mean (Å)	SD ¹ (Å)	Median (Å)
(1,20)	2:C:492:ASN:HB2	1:A:42:ARG:NH2	19	0.5	0.14	0.54
(1,20)	2:C:492:ASN:HB2	1:A:42:ARG:O	19	0.5	0.14	0.54
(1,20)	2:C:492:ASN:HB2	1:A:43:LEU:C	19	0.5	0.14	0.54
(1,20)	2:C:492:ASN:HB2	1:A:43:LEU:CA	19	0.5	0.14	0.54
(1,20)	2:C:492:ASN:HB2	1:A:43:LEU:CB	19	0.5	0.14	0.54
(1,20)	2:C:492:ASN:HB2	1:A:43:LEU:CD1	19	0.5	0.14	0.54
(1,20)	2:C:492:ASN:HB2	1:A:43:LEU:CD2	19	0.5	0.14	0.54
(1,20)	2:C:492:ASN:HB2	1:A:43:LEU:CG	19	0.5	0.14	0.54
(1,20)	2:C:492:ASN:HB2	1:A:43:LEU:H	19	0.5	0.14	0.54
(1,20)	2:C:492:ASN:HB2	1:A:43:LEU:HA	19	0.5	0.14	0.54
(1,20)	2:C:492:ASN:HB2	1:A:43:LEU:HB2	19	0.5	0.14	0.54
(1,20)	2:C:492:ASN:HB2	1:A:43:LEU:HB3	19	0.5	0.14	0.54
(1,20)	2:C:492:ASN:HB2	1:A:43:LEU:HD11	19	0.5	0.14	0.54
(1,20)	2:C:492:ASN:HB2	1:A:43:LEU:HD12	19	0.5	0.14	0.54
(1,20)	2:C:492:ASN:HB2	1:A:43:LEU:HD13	19	0.5	0.14	0.54
(1,20)	2:C:492:ASN:HB2	1:A:43:LEU:HD21	19	0.5	0.14	0.54
(1,20)	2:C:492:ASN:HB2	1:A:43:LEU:HD22	19	0.5	0.14	0.54
(1,20)	2:C:492:ASN:HB2	1:A:43:LEU:HD23	19	0.5	0.14	0.54
(1,20)	2:C:492:ASN:HB2	1:A:43:LEU:HG	19	0.5	0.14	0.54
(1,20)	2:C:492:ASN:HB2	1:A:43:LEU:N	19	0.5	0.14	0.54
(1,20)	2:C:492:ASN:HB2	1:A:43:LEU:O	19	0.5	0.14	0.54
(1,20)	2:C:492:ASN:HB2	1:A:44:ILE:C	19	0.5	0.14	0.54
(1,20)	2:C:492:ASN:HB2	1:A:44:ILE:CA	19	0.5	0.14	0.54
(1,20)	2:C:492:ASN:HB2	1:A:44:ILE:CB	19	0.5	0.14	0.54
(1,20)	2:C:492:ASN:HB2	1:A:44:ILE:CD1	19	0.5	0.14	0.54
(1,20)	2:C:492:ASN:HB2	1:A:44:ILE:CG1	19	0.5	0.14	0.54
(1,20)	2:C:492:ASN:HB2	1:A:44:ILE:CG2	19	0.5	0.14	0.54
(1,20)	2:C:492:ASN:HB2	1:A:44:ILE:H	19	0.5	0.14	0.54
(1,20)	2:C:492:ASN:HB2	1:A:44:ILE:HA	19	0.5	0.14	0.54
(1,20)	2:C:492:ASN:HB2	1:A:44:ILE:HB	19	0.5	0.14	0.54
(1,20)	2:C:492:ASN:HB2	1:A:44:ILE:HD11	19	0.5	0.14	0.54
(1,20)	2:C:492:ASN:HB2	1:A:44:ILE:HD12	19	0.5	0.14	0.54
(1,20)	2:C:492:ASN:HB2	1:A:44:ILE:HD13	19	0.5	0.14	0.54
(1,20)	2:C:492:ASN:HB2	1:A:44:ILE:HG12	19	0.5	0.14	0.54
(1,20)	2:C:492:ASN:HB2	1:A:44:ILE:HG13	19	0.5	0.14	0.54
(1,20)	2:C:492:ASN:HB2	1:A:44:ILE:HG21	19	0.5	0.14	0.54
(1,20)	2:C:492:ASN:HB2	1:A:44:ILE:HG22	19	0.5	0.14	0.54
(1,20)	2:C:492:ASN:HB2	1:A:44:ILE:HG23	19	0.5	0.14	0.54
(1,20)	2:C:492:ASN:HB2	1:A:44:ILE:N	19	0.5	0.14	0.54
(1,20)	2:C:492:ASN:HB2	1:A:44:ILE:O	19	0.5	0.14	0.54
(1,20)	2:C:492:ASN:HB2	1:A:45:PHE:C	19	0.5	0.14	0.54
(1,20)	2:C:492:ASN:HB2	1:A:45:PHE:CA	19	0.5	0.14	0.54

Continued on next page...

Continued from previous page...

Key	Atom-1	Atom-2	Models ¹	Mean (Å)	SD ¹ (Å)	Median (Å)
(1,20)	2:C:492:ASN:HB2	1:A:45:PHE:CB	19	0.5	0.14	0.54
(1,20)	2:C:492:ASN:HB2	1:A:45:PHE:CD1	19	0.5	0.14	0.54
(1,20)	2:C:492:ASN:HB2	1:A:45:PHE:CD2	19	0.5	0.14	0.54
(1,20)	2:C:492:ASN:HB2	1:A:45:PHE:CE1	19	0.5	0.14	0.54
(1,20)	2:C:492:ASN:HB2	1:A:45:PHE:CE2	19	0.5	0.14	0.54
(1,20)	2:C:492:ASN:HB2	1:A:45:PHE:CG	19	0.5	0.14	0.54
(1,20)	2:C:492:ASN:HB2	1:A:45:PHE:CZ	19	0.5	0.14	0.54
(1,20)	2:C:492:ASN:HB2	1:A:45:PHE:H	19	0.5	0.14	0.54
(1,20)	2:C:492:ASN:HB2	1:A:45:PHE:HA	19	0.5	0.14	0.54
(1,20)	2:C:492:ASN:HB2	1:A:45:PHE:HB2	19	0.5	0.14	0.54
(1,20)	2:C:492:ASN:HB2	1:A:45:PHE:HB3	19	0.5	0.14	0.54
(1,20)	2:C:492:ASN:HB2	1:A:45:PHE:HD1	19	0.5	0.14	0.54
(1,20)	2:C:492:ASN:HB2	1:A:45:PHE:HD2	19	0.5	0.14	0.54
(1,20)	2:C:492:ASN:HB2	1:A:45:PHE:HE1	19	0.5	0.14	0.54
(1,20)	2:C:492:ASN:HB2	1:A:45:PHE:HE2	19	0.5	0.14	0.54
(1,20)	2:C:492:ASN:HB2	1:A:45:PHE:HZ	19	0.5	0.14	0.54
(1,20)	2:C:492:ASN:HB2	1:A:45:PHE:N	19	0.5	0.14	0.54
(1,20)	2:C:492:ASN:HB2	1:A:45:PHE:O	19	0.5	0.14	0.54
(1,20)	2:C:492:ASN:HB2	1:A:46:ALA:C	19	0.5	0.14	0.54
(1,20)	2:C:492:ASN:HB2	1:A:46:ALA:CA	19	0.5	0.14	0.54
(1,20)	2:C:492:ASN:HB2	1:A:46:ALA:CB	19	0.5	0.14	0.54
(1,20)	2:C:492:ASN:HB2	1:A:46:ALA:H	19	0.5	0.14	0.54
(1,20)	2:C:492:ASN:HB2	1:A:46:ALA:HA	19	0.5	0.14	0.54
(1,20)	2:C:492:ASN:HB2	1:A:46:ALA:HB1	19	0.5	0.14	0.54
(1,20)	2:C:492:ASN:HB2	1:A:46:ALA:HB2	19	0.5	0.14	0.54
(1,20)	2:C:492:ASN:HB2	1:A:46:ALA:HB3	19	0.5	0.14	0.54
(1,20)	2:C:492:ASN:HB2	1:A:46:ALA:N	19	0.5	0.14	0.54
(1,20)	2:C:492:ASN:HB2	1:A:46:ALA:O	19	0.5	0.14	0.54
(1,20)	2:C:492:ASN:HB2	1:A:47:GLY:C	19	0.5	0.14	0.54
(1,20)	2:C:492:ASN:HB2	1:A:47:GLY:CA	19	0.5	0.14	0.54
(1,20)	2:C:492:ASN:HB2	1:A:47:GLY:H	19	0.5	0.14	0.54
(1,20)	2:C:492:ASN:HB2	1:A:47:GLY:HA2	19	0.5	0.14	0.54
(1,20)	2:C:492:ASN:HB2	1:A:47:GLY:HA3	19	0.5	0.14	0.54
(1,20)	2:C:492:ASN:HB2	1:A:47:GLY:N	19	0.5	0.14	0.54
(1,20)	2:C:492:ASN:HB2	1:A:47:GLY:O	19	0.5	0.14	0.54
(1,20)	2:C:492:ASN:HB2	1:A:48:LYS:C	19	0.5	0.14	0.54
(1,20)	2:C:492:ASN:HB2	1:A:48:LYS:CA	19	0.5	0.14	0.54
(1,20)	2:C:492:ASN:HB2	1:A:48:LYS:CB	19	0.5	0.14	0.54
(1,20)	2:C:492:ASN:HB2	1:A:48:LYS:CD	19	0.5	0.14	0.54
(1,20)	2:C:492:ASN:HB2	1:A:48:LYS:CE	19	0.5	0.14	0.54
(1,20)	2:C:492:ASN:HB2	1:A:48:LYS:CG	19	0.5	0.14	0.54
(1,20)	2:C:492:ASN:HB2	1:A:48:LYS:H	19	0.5	0.14	0.54

Continued on next page...

Continued from previous page...

Key	Atom-1	Atom-2	Models ¹	Mean (Å)	SD ¹ (Å)	Median (Å)
(1,20)	2:C:492:ASN:HB2	1:A:48:LYS:HA	19	0.5	0.14	0.54
(1,20)	2:C:492:ASN:HB2	1:A:48:LYS:HB2	19	0.5	0.14	0.54
(1,20)	2:C:492:ASN:HB2	1:A:48:LYS:HB3	19	0.5	0.14	0.54
(1,20)	2:C:492:ASN:HB2	1:A:48:LYS:HD2	19	0.5	0.14	0.54
(1,20)	2:C:492:ASN:HB2	1:A:48:LYS:HD3	19	0.5	0.14	0.54
(1,20)	2:C:492:ASN:HB2	1:A:48:LYS:HE2	19	0.5	0.14	0.54
(1,20)	2:C:492:ASN:HB2	1:A:48:LYS:HE3	19	0.5	0.14	0.54
(1,20)	2:C:492:ASN:HB2	1:A:48:LYS:HG2	19	0.5	0.14	0.54
(1,20)	2:C:492:ASN:HB2	1:A:48:LYS:HG3	19	0.5	0.14	0.54
(1,20)	2:C:492:ASN:HB2	1:A:48:LYS:HZ1	19	0.5	0.14	0.54
(1,20)	2:C:492:ASN:HB2	1:A:48:LYS:HZ2	19	0.5	0.14	0.54
(1,20)	2:C:492:ASN:HB2	1:A:48:LYS:HZ3	19	0.5	0.14	0.54
(1,20)	2:C:492:ASN:HB2	1:A:48:LYS:N	19	0.5	0.14	0.54
(1,20)	2:C:492:ASN:HB2	1:A:48:LYS:NZ	19	0.5	0.14	0.54
(1,20)	2:C:492:ASN:HB2	1:A:48:LYS:O	19	0.5	0.14	0.54
(1,20)	2:C:492:ASN:HB2	1:A:49:GLN:C	19	0.5	0.14	0.54
(1,20)	2:C:492:ASN:HB2	1:A:49:GLN:CA	19	0.5	0.14	0.54
(1,20)	2:C:492:ASN:HB2	1:A:49:GLN:CB	19	0.5	0.14	0.54
(1,20)	2:C:492:ASN:HB2	1:A:49:GLN:CD	19	0.5	0.14	0.54
(1,20)	2:C:492:ASN:HB2	1:A:49:GLN:CG	19	0.5	0.14	0.54
(1,20)	2:C:492:ASN:HB2	1:A:49:GLN:H	19	0.5	0.14	0.54
(1,20)	2:C:492:ASN:HB2	1:A:49:GLN:HA	19	0.5	0.14	0.54
(1,20)	2:C:492:ASN:HB2	1:A:49:GLN:HB2	19	0.5	0.14	0.54
(1,20)	2:C:492:ASN:HB2	1:A:49:GLN:HB3	19	0.5	0.14	0.54
(1,20)	2:C:492:ASN:HB2	1:A:49:GLN:HE21	19	0.5	0.14	0.54
(1,20)	2:C:492:ASN:HB2	1:A:49:GLN:HE22	19	0.5	0.14	0.54
(1,20)	2:C:492:ASN:HB2	1:A:49:GLN:HG2	19	0.5	0.14	0.54
(1,20)	2:C:492:ASN:HB2	1:A:49:GLN:HG3	19	0.5	0.14	0.54
(1,20)	2:C:492:ASN:HB2	1:A:49:GLN:N	19	0.5	0.14	0.54
(1,20)	2:C:492:ASN:HB2	1:A:49:GLN:NE2	19	0.5	0.14	0.54
(1,20)	2:C:492:ASN:HB2	1:A:49:GLN:O	19	0.5	0.14	0.54
(1,20)	2:C:492:ASN:HB2	1:A:49:GLN:OE1	19	0.5	0.14	0.54
(1,20)	2:C:492:ASN:HB2	1:A:51:GLU:C	19	0.5	0.14	0.54
(1,20)	2:C:492:ASN:HB2	1:A:51:GLU:CA	19	0.5	0.14	0.54
(1,20)	2:C:492:ASN:HB2	1:A:51:GLU:CB	19	0.5	0.14	0.54
(1,20)	2:C:492:ASN:HB2	1:A:51:GLU:CD	19	0.5	0.14	0.54
(1,20)	2:C:492:ASN:HB2	1:A:51:GLU:CG	19	0.5	0.14	0.54
(1,20)	2:C:492:ASN:HB2	1:A:51:GLU:H	19	0.5	0.14	0.54
(1,20)	2:C:492:ASN:HB2	1:A:51:GLU:HA	19	0.5	0.14	0.54
(1,20)	2:C:492:ASN:HB2	1:A:51:GLU:HB2	19	0.5	0.14	0.54
(1,20)	2:C:492:ASN:HB2	1:A:51:GLU:HB3	19	0.5	0.14	0.54
(1,20)	2:C:492:ASN:HB2	1:A:51:GLU:HG2	19	0.5	0.14	0.54

Continued on next page...

Continued from previous page...

Key	Atom-1	Atom-2	Models ¹	Mean (Å)	SD ¹ (Å)	Median (Å)
(1,20)	2:C:492:ASN:HB2	1:A:51:GLU:HG3	19	0.5	0.14	0.54
(1,20)	2:C:492:ASN:HB2	1:A:51:GLU:N	19	0.5	0.14	0.54
(1,20)	2:C:492:ASN:HB2	1:A:51:GLU:O	19	0.5	0.14	0.54
(1,20)	2:C:492:ASN:HB2	1:A:51:GLU:OE1	19	0.5	0.14	0.54
(1,20)	2:C:492:ASN:HB2	1:A:51:GLU:OE2	19	0.5	0.14	0.54
(1,20)	2:C:492:ASN:HB2	1:A:58:ASP:C	19	0.5	0.14	0.54
(1,20)	2:C:492:ASN:HB2	1:A:58:ASP:CA	19	0.5	0.14	0.54
(1,20)	2:C:492:ASN:HB2	1:A:58:ASP:CB	19	0.5	0.14	0.54
(1,20)	2:C:492:ASN:HB2	1:A:58:ASP:CG	19	0.5	0.14	0.54
(1,20)	2:C:492:ASN:HB2	1:A:58:ASP:H	19	0.5	0.14	0.54
(1,20)	2:C:492:ASN:HB2	1:A:58:ASP:HA	19	0.5	0.14	0.54
(1,20)	2:C:492:ASN:HB2	1:A:58:ASP:HB2	19	0.5	0.14	0.54
(1,20)	2:C:492:ASN:HB2	1:A:58:ASP:HB3	19	0.5	0.14	0.54
(1,20)	2:C:492:ASN:HB2	1:A:58:ASP:N	19	0.5	0.14	0.54
(1,20)	2:C:492:ASN:HB2	1:A:58:ASP:O	19	0.5	0.14	0.54
(1,20)	2:C:492:ASN:HB2	1:A:58:ASP:OD1	19	0.5	0.14	0.54
(1,20)	2:C:492:ASN:HB2	1:A:58:ASP:OD2	19	0.5	0.14	0.54
(1,20)	2:C:492:ASN:HB2	1:A:59:TYR:C	19	0.5	0.14	0.54
(1,20)	2:C:492:ASN:HB2	1:A:59:TYR:CA	19	0.5	0.14	0.54
(1,20)	2:C:492:ASN:HB2	1:A:59:TYR:CB	19	0.5	0.14	0.54
(1,20)	2:C:492:ASN:HB2	1:A:59:TYR:CD1	19	0.5	0.14	0.54
(1,20)	2:C:492:ASN:HB2	1:A:59:TYR:CD2	19	0.5	0.14	0.54
(1,20)	2:C:492:ASN:HB2	1:A:59:TYR:CE1	19	0.5	0.14	0.54
(1,20)	2:C:492:ASN:HB2	1:A:59:TYR:CE2	19	0.5	0.14	0.54
(1,20)	2:C:492:ASN:HB2	1:A:59:TYR:CG	19	0.5	0.14	0.54
(1,20)	2:C:492:ASN:HB2	1:A:59:TYR:CZ	19	0.5	0.14	0.54
(1,20)	2:C:492:ASN:HB2	1:A:59:TYR:H	19	0.5	0.14	0.54
(1,20)	2:C:492:ASN:HB2	1:A:59:TYR:HA	19	0.5	0.14	0.54
(1,20)	2:C:492:ASN:HB2	1:A:59:TYR:HB2	19	0.5	0.14	0.54
(1,20)	2:C:492:ASN:HB2	1:A:59:TYR:HB3	19	0.5	0.14	0.54
(1,20)	2:C:492:ASN:HB2	1:A:59:TYR:HD1	19	0.5	0.14	0.54
(1,20)	2:C:492:ASN:HB2	1:A:59:TYR:HD2	19	0.5	0.14	0.54
(1,20)	2:C:492:ASN:HB2	1:A:59:TYR:HE1	19	0.5	0.14	0.54
(1,20)	2:C:492:ASN:HB2	1:A:59:TYR:HE2	19	0.5	0.14	0.54
(1,20)	2:C:492:ASN:HB2	1:A:59:TYR:HH	19	0.5	0.14	0.54
(1,20)	2:C:492:ASN:HB2	1:A:59:TYR:N	19	0.5	0.14	0.54
(1,20)	2:C:492:ASN:HB2	1:A:59:TYR:O	19	0.5	0.14	0.54
(1,20)	2:C:492:ASN:HB2	1:A:59:TYR:OH	19	0.5	0.14	0.54
(1,20)	2:C:492:ASN:HB2	1:A:60:ASN:C	19	0.5	0.14	0.54
(1,20)	2:C:492:ASN:HB2	1:A:60:ASN:CA	19	0.5	0.14	0.54
(1,20)	2:C:492:ASN:HB2	1:A:60:ASN:CB	19	0.5	0.14	0.54
(1,20)	2:C:492:ASN:HB2	1:A:60:ASN:CG	19	0.5	0.14	0.54

Continued on next page...

Continued from previous page...

Key	Atom-1	Atom-2	Models ¹	Mean (Å)	SD ¹ (Å)	Median (Å)
(1,20)	2:C:492:ASN:HB2	1:A:60:ASN:H	19	0.5	0.14	0.54
(1,20)	2:C:492:ASN:HB2	1:A:60:ASN:HA	19	0.5	0.14	0.54
(1,20)	2:C:492:ASN:HB2	1:A:60:ASN:HB2	19	0.5	0.14	0.54
(1,20)	2:C:492:ASN:HB2	1:A:60:ASN:HB3	19	0.5	0.14	0.54
(1,20)	2:C:492:ASN:HB2	1:A:60:ASN:HD21	19	0.5	0.14	0.54
(1,20)	2:C:492:ASN:HB2	1:A:60:ASN:HD22	19	0.5	0.14	0.54
(1,20)	2:C:492:ASN:HB2	1:A:60:ASN:N	19	0.5	0.14	0.54
(1,20)	2:C:492:ASN:HB2	1:A:60:ASN:ND2	19	0.5	0.14	0.54
(1,20)	2:C:492:ASN:HB2	1:A:60:ASN:O	19	0.5	0.14	0.54
(1,20)	2:C:492:ASN:HB2	1:A:60:ASN:OD1	19	0.5	0.14	0.54
(1,20)	2:C:492:ASN:HB2	1:A:61:ILE:C	19	0.5	0.14	0.54
(1,20)	2:C:492:ASN:HB2	1:A:61:ILE:CA	19	0.5	0.14	0.54
(1,20)	2:C:492:ASN:HB2	1:A:61:ILE:CB	19	0.5	0.14	0.54
(1,20)	2:C:492:ASN:HB2	1:A:61:ILE:CD1	19	0.5	0.14	0.54
(1,20)	2:C:492:ASN:HB2	1:A:61:ILE:CG1	19	0.5	0.14	0.54
(1,20)	2:C:492:ASN:HB2	1:A:61:ILE:CG2	19	0.5	0.14	0.54
(1,20)	2:C:492:ASN:HB2	1:A:61:ILE:H	19	0.5	0.14	0.54
(1,20)	2:C:492:ASN:HB2	1:A:61:ILE:HA	19	0.5	0.14	0.54
(1,20)	2:C:492:ASN:HB2	1:A:61:ILE:HB	19	0.5	0.14	0.54
(1,20)	2:C:492:ASN:HB2	1:A:61:ILE:HD11	19	0.5	0.14	0.54
(1,20)	2:C:492:ASN:HB2	1:A:61:ILE:HD12	19	0.5	0.14	0.54
(1,20)	2:C:492:ASN:HB2	1:A:61:ILE:HD13	19	0.5	0.14	0.54
(1,20)	2:C:492:ASN:HB2	1:A:61:ILE:HG12	19	0.5	0.14	0.54
(1,20)	2:C:492:ASN:HB2	1:A:61:ILE:HG13	19	0.5	0.14	0.54
(1,20)	2:C:492:ASN:HB2	1:A:61:ILE:HG21	19	0.5	0.14	0.54
(1,20)	2:C:492:ASN:HB2	1:A:61:ILE:HG22	19	0.5	0.14	0.54
(1,20)	2:C:492:ASN:HB2	1:A:61:ILE:HG23	19	0.5	0.14	0.54
(1,20)	2:C:492:ASN:HB2	1:A:61:ILE:N	19	0.5	0.14	0.54
(1,20)	2:C:492:ASN:HB2	1:A:61:ILE:O	19	0.5	0.14	0.54
(1,20)	2:C:492:ASN:HB2	1:A:62:GLN:C	19	0.5	0.14	0.54
(1,20)	2:C:492:ASN:HB2	1:A:62:GLN:CA	19	0.5	0.14	0.54
(1,20)	2:C:492:ASN:HB2	1:A:62:GLN:CB	19	0.5	0.14	0.54
(1,20)	2:C:492:ASN:HB2	1:A:62:GLN:CD	19	0.5	0.14	0.54
(1,20)	2:C:492:ASN:HB2	1:A:62:GLN:CG	19	0.5	0.14	0.54
(1,20)	2:C:492:ASN:HB2	1:A:62:GLN:H	19	0.5	0.14	0.54
(1,20)	2:C:492:ASN:HB2	1:A:62:GLN:HA	19	0.5	0.14	0.54
(1,20)	2:C:492:ASN:HB2	1:A:62:GLN:HB2	19	0.5	0.14	0.54
(1,20)	2:C:492:ASN:HB2	1:A:62:GLN:HB3	19	0.5	0.14	0.54
(1,20)	2:C:492:ASN:HB2	1:A:62:GLN:HE21	19	0.5	0.14	0.54
(1,20)	2:C:492:ASN:HB2	1:A:62:GLN:HE22	19	0.5	0.14	0.54
(1,20)	2:C:492:ASN:HB2	1:A:62:GLN:HG2	19	0.5	0.14	0.54
(1,20)	2:C:492:ASN:HB2	1:A:62:GLN:HG3	19	0.5	0.14	0.54

Continued on next page...

Continued from previous page...

Key	Atom-1	Atom-2	Models ¹	Mean (Å)	SD ¹ (Å)	Median (Å)
(1,20)	2:C:492:ASN:HB2	1:A:62:GLN:N	19	0.5	0.14	0.54
(1,20)	2:C:492:ASN:HB2	1:A:62:GLN:NE2	19	0.5	0.14	0.54
(1,20)	2:C:492:ASN:HB2	1:A:62:GLN:O	19	0.5	0.14	0.54
(1,20)	2:C:492:ASN:HB2	1:A:62:GLN:OE1	19	0.5	0.14	0.54
(1,20)	2:C:492:ASN:HB2	1:A:65:SER:C	19	0.5	0.14	0.54
(1,20)	2:C:492:ASN:HB2	1:A:65:SER:CA	19	0.5	0.14	0.54
(1,20)	2:C:492:ASN:HB2	1:A:65:SER:CB	19	0.5	0.14	0.54
(1,20)	2:C:492:ASN:HB2	1:A:65:SER:H	19	0.5	0.14	0.54
(1,20)	2:C:492:ASN:HB2	1:A:65:SER:HA	19	0.5	0.14	0.54
(1,20)	2:C:492:ASN:HB2	1:A:65:SER:HB2	19	0.5	0.14	0.54
(1,20)	2:C:492:ASN:HB2	1:A:65:SER:HB3	19	0.5	0.14	0.54
(1,20)	2:C:492:ASN:HB2	1:A:65:SER:HG	19	0.5	0.14	0.54
(1,20)	2:C:492:ASN:HB2	1:A:65:SER:N	19	0.5	0.14	0.54
(1,20)	2:C:492:ASN:HB2	1:A:65:SER:O	19	0.5	0.14	0.54
(1,20)	2:C:492:ASN:HB2	1:A:65:SER:OG	19	0.5	0.14	0.54
(1,20)	2:C:492:ASN:HB2	1:A:66:THR:C	19	0.5	0.14	0.54
(1,20)	2:C:492:ASN:HB2	1:A:66:THR:CA	19	0.5	0.14	0.54
(1,20)	2:C:492:ASN:HB2	1:A:66:THR:CB	19	0.5	0.14	0.54
(1,20)	2:C:492:ASN:HB2	1:A:66:THR:CG2	19	0.5	0.14	0.54
(1,20)	2:C:492:ASN:HB2	1:A:66:THR:H	19	0.5	0.14	0.54
(1,20)	2:C:492:ASN:HB2	1:A:66:THR:HA	19	0.5	0.14	0.54
(1,20)	2:C:492:ASN:HB2	1:A:66:THR:HB	19	0.5	0.14	0.54
(1,20)	2:C:492:ASN:HB2	1:A:66:THR:HG1	19	0.5	0.14	0.54
(1,20)	2:C:492:ASN:HB2	1:A:66:THR:HG21	19	0.5	0.14	0.54
(1,20)	2:C:492:ASN:HB2	1:A:66:THR:HG22	19	0.5	0.14	0.54
(1,20)	2:C:492:ASN:HB2	1:A:66:THR:HG23	19	0.5	0.14	0.54
(1,20)	2:C:492:ASN:HB2	1:A:66:THR:N	19	0.5	0.14	0.54
(1,20)	2:C:492:ASN:HB2	1:A:66:THR:O	19	0.5	0.14	0.54
(1,20)	2:C:492:ASN:HB2	1:A:66:THR:OG1	19	0.5	0.14	0.54
(1,20)	2:C:492:ASN:HB2	1:A:68:HIS:C	19	0.5	0.14	0.54
(1,20)	2:C:492:ASN:HB2	1:A:68:HIS:CA	19	0.5	0.14	0.54
(1,20)	2:C:492:ASN:HB2	1:A:68:HIS:CB	19	0.5	0.14	0.54
(1,20)	2:C:492:ASN:HB2	1:A:68:HIS:CD2	19	0.5	0.14	0.54
(1,20)	2:C:492:ASN:HB2	1:A:68:HIS:CE1	19	0.5	0.14	0.54
(1,20)	2:C:492:ASN:HB2	1:A:68:HIS:CG	19	0.5	0.14	0.54
(1,20)	2:C:492:ASN:HB2	1:A:68:HIS:H	19	0.5	0.14	0.54
(1,20)	2:C:492:ASN:HB2	1:A:68:HIS:HA	19	0.5	0.14	0.54
(1,20)	2:C:492:ASN:HB2	1:A:68:HIS:HB2	19	0.5	0.14	0.54
(1,20)	2:C:492:ASN:HB2	1:A:68:HIS:HB3	19	0.5	0.14	0.54
(1,20)	2:C:492:ASN:HB2	1:A:68:HIS:HD2	19	0.5	0.14	0.54
(1,20)	2:C:492:ASN:HB2	1:A:68:HIS:HE1	19	0.5	0.14	0.54
(1,20)	2:C:492:ASN:HB2	1:A:68:HIS:HE2	19	0.5	0.14	0.54

Continued on next page...

Continued from previous page...

Key	Atom-1	Atom-2	Models ¹	Mean (Å)	SD ¹ (Å)	Median (Å)
(1,20)	2:C:492:ASN:HB2	1:A:68:HIS:N	19	0.5	0.14	0.54
(1,20)	2:C:492:ASN:HB2	1:A:68:HIS:ND1	19	0.5	0.14	0.54
(1,20)	2:C:492:ASN:HB2	1:A:68:HIS:NE2	19	0.5	0.14	0.54
(1,20)	2:C:492:ASN:HB2	1:A:68:HIS:O	19	0.5	0.14	0.54
(1,20)	2:C:492:ASN:HB2	1:A:69:LEU:C	19	0.5	0.14	0.54
(1,20)	2:C:492:ASN:HB2	1:A:69:LEU:CA	19	0.5	0.14	0.54
(1,20)	2:C:492:ASN:HB2	1:A:69:LEU:CB	19	0.5	0.14	0.54
(1,20)	2:C:492:ASN:HB2	1:A:69:LEU:CD1	19	0.5	0.14	0.54
(1,20)	2:C:492:ASN:HB2	1:A:69:LEU:CD2	19	0.5	0.14	0.54
(1,20)	2:C:492:ASN:HB2	1:A:69:LEU:CG	19	0.5	0.14	0.54
(1,20)	2:C:492:ASN:HB2	1:A:69:LEU:H	19	0.5	0.14	0.54
(1,20)	2:C:492:ASN:HB2	1:A:69:LEU:HA	19	0.5	0.14	0.54
(1,20)	2:C:492:ASN:HB2	1:A:69:LEU:HB2	19	0.5	0.14	0.54
(1,20)	2:C:492:ASN:HB2	1:A:69:LEU:HB3	19	0.5	0.14	0.54
(1,20)	2:C:492:ASN:HB2	1:A:69:LEU:HD11	19	0.5	0.14	0.54
(1,20)	2:C:492:ASN:HB2	1:A:69:LEU:HD12	19	0.5	0.14	0.54
(1,20)	2:C:492:ASN:HB2	1:A:69:LEU:HD13	19	0.5	0.14	0.54
(1,20)	2:C:492:ASN:HB2	1:A:69:LEU:HD21	19	0.5	0.14	0.54
(1,20)	2:C:492:ASN:HB2	1:A:69:LEU:HD22	19	0.5	0.14	0.54
(1,20)	2:C:492:ASN:HB2	1:A:69:LEU:HD23	19	0.5	0.14	0.54
(1,20)	2:C:492:ASN:HB2	1:A:69:LEU:HG	19	0.5	0.14	0.54
(1,20)	2:C:492:ASN:HB2	1:A:69:LEU:N	19	0.5	0.14	0.54
(1,20)	2:C:492:ASN:HB2	1:A:69:LEU:O	19	0.5	0.14	0.54
(1,20)	2:C:492:ASN:HB2	1:A:70:VAL:C	19	0.5	0.14	0.54
(1,20)	2:C:492:ASN:HB2	1:A:70:VAL:CA	19	0.5	0.14	0.54
(1,20)	2:C:492:ASN:HB2	1:A:70:VAL:CB	19	0.5	0.14	0.54
(1,20)	2:C:492:ASN:HB2	1:A:70:VAL:CG1	19	0.5	0.14	0.54
(1,20)	2:C:492:ASN:HB2	1:A:70:VAL:CG2	19	0.5	0.14	0.54
(1,20)	2:C:492:ASN:HB2	1:A:70:VAL:H	19	0.5	0.14	0.54
(1,20)	2:C:492:ASN:HB2	1:A:70:VAL:HA	19	0.5	0.14	0.54
(1,20)	2:C:492:ASN:HB2	1:A:70:VAL:HB	19	0.5	0.14	0.54
(1,20)	2:C:492:ASN:HB2	1:A:70:VAL:HG11	19	0.5	0.14	0.54
(1,20)	2:C:492:ASN:HB2	1:A:70:VAL:HG12	19	0.5	0.14	0.54
(1,20)	2:C:492:ASN:HB2	1:A:70:VAL:HG13	19	0.5	0.14	0.54
(1,20)	2:C:492:ASN:HB2	1:A:70:VAL:HG21	19	0.5	0.14	0.54
(1,20)	2:C:492:ASN:HB2	1:A:70:VAL:HG22	19	0.5	0.14	0.54
(1,20)	2:C:492:ASN:HB2	1:A:70:VAL:HG23	19	0.5	0.14	0.54
(1,20)	2:C:492:ASN:HB2	1:A:70:VAL:N	19	0.5	0.14	0.54
(1,20)	2:C:492:ASN:HB2	1:A:70:VAL:O	19	0.5	0.14	0.54
(1,20)	2:C:492:ASN:HB2	1:A:71:LEU:C	19	0.5	0.14	0.54
(1,20)	2:C:492:ASN:HB2	1:A:71:LEU:CA	19	0.5	0.14	0.54
(1,20)	2:C:492:ASN:HB2	1:A:71:LEU:CB	19	0.5	0.14	0.54

Continued on next page...

Continued from previous page...

Key	Atom-1	Atom-2	Models ¹	Mean (Å)	SD ¹ (Å)	Median (Å)
(1,20)	2:C:492:ASN:HB2	1:A:71:LEU:CD1	19	0.5	0.14	0.54
(1,20)	2:C:492:ASN:HB2	1:A:71:LEU:CD2	19	0.5	0.14	0.54
(1,20)	2:C:492:ASN:HB2	1:A:71:LEU:CG	19	0.5	0.14	0.54
(1,20)	2:C:492:ASN:HB2	1:A:71:LEU:H	19	0.5	0.14	0.54
(1,20)	2:C:492:ASN:HB2	1:A:71:LEU:HA	19	0.5	0.14	0.54
(1,20)	2:C:492:ASN:HB2	1:A:71:LEU:HB2	19	0.5	0.14	0.54
(1,20)	2:C:492:ASN:HB2	1:A:71:LEU:HB3	19	0.5	0.14	0.54
(1,20)	2:C:492:ASN:HB2	1:A:71:LEU:HD11	19	0.5	0.14	0.54
(1,20)	2:C:492:ASN:HB2	1:A:71:LEU:HD12	19	0.5	0.14	0.54
(1,20)	2:C:492:ASN:HB2	1:A:71:LEU:HD13	19	0.5	0.14	0.54
(1,20)	2:C:492:ASN:HB2	1:A:71:LEU:HD21	19	0.5	0.14	0.54
(1,20)	2:C:492:ASN:HB2	1:A:71:LEU:HD22	19	0.5	0.14	0.54
(1,20)	2:C:492:ASN:HB2	1:A:71:LEU:HD23	19	0.5	0.14	0.54
(1,20)	2:C:492:ASN:HB2	1:A:71:LEU:HG	19	0.5	0.14	0.54
(1,20)	2:C:492:ASN:HB2	1:A:71:LEU:N	19	0.5	0.14	0.54
(1,20)	2:C:492:ASN:HB2	1:A:71:LEU:O	19	0.5	0.14	0.54
(1,20)	2:C:492:ASN:HB2	1:A:72:ARG:C	19	0.5	0.14	0.54
(1,20)	2:C:492:ASN:HB2	1:A:72:ARG:CA	19	0.5	0.14	0.54
(1,20)	2:C:492:ASN:HB2	1:A:72:ARG:CB	19	0.5	0.14	0.54
(1,20)	2:C:492:ASN:HB2	1:A:72:ARG:CD	19	0.5	0.14	0.54
(1,20)	2:C:492:ASN:HB2	1:A:72:ARG:CG	19	0.5	0.14	0.54
(1,20)	2:C:492:ASN:HB2	1:A:72:ARG:CZ	19	0.5	0.14	0.54
(1,20)	2:C:492:ASN:HB2	1:A:72:ARG:H	19	0.5	0.14	0.54
(1,20)	2:C:492:ASN:HB2	1:A:72:ARG:HA	19	0.5	0.14	0.54
(1,20)	2:C:492:ASN:HB2	1:A:72:ARG:HB2	19	0.5	0.14	0.54
(1,20)	2:C:492:ASN:HB2	1:A:72:ARG:HB3	19	0.5	0.14	0.54
(1,20)	2:C:492:ASN:HB2	1:A:72:ARG:HD2	19	0.5	0.14	0.54
(1,20)	2:C:492:ASN:HB2	1:A:72:ARG:HD3	19	0.5	0.14	0.54
(1,20)	2:C:492:ASN:HB2	1:A:72:ARG:HE	19	0.5	0.14	0.54
(1,20)	2:C:492:ASN:HB2	1:A:72:ARG:HG2	19	0.5	0.14	0.54
(1,20)	2:C:492:ASN:HB2	1:A:72:ARG:HG3	19	0.5	0.14	0.54
(1,20)	2:C:492:ASN:HB2	1:A:72:ARG:HH11	19	0.5	0.14	0.54
(1,20)	2:C:492:ASN:HB2	1:A:72:ARG:HH12	19	0.5	0.14	0.54
(1,20)	2:C:492:ASN:HB2	1:A:72:ARG:HH21	19	0.5	0.14	0.54
(1,20)	2:C:492:ASN:HB2	1:A:72:ARG:HH22	19	0.5	0.14	0.54
(1,20)	2:C:492:ASN:HB2	1:A:72:ARG:N	19	0.5	0.14	0.54
(1,20)	2:C:492:ASN:HB2	1:A:72:ARG:NE	19	0.5	0.14	0.54
(1,20)	2:C:492:ASN:HB2	1:A:72:ARG:NH1	19	0.5	0.14	0.54
(1,20)	2:C:492:ASN:HB2	1:A:72:ARG:NH2	19	0.5	0.14	0.54
(1,20)	2:C:492:ASN:HB2	1:A:72:ARG:O	19	0.5	0.14	0.54
(1,20)	2:C:492:ASN:HB2	1:A:73:LEU:C	19	0.5	0.14	0.54
(1,20)	2:C:492:ASN:HB2	1:A:73:LEU:CA	19	0.5	0.14	0.54

Continued on next page...

Continued from previous page...

Key	Atom-1	Atom-2	Models ¹	Mean (Å)	SD ¹ (Å)	Median (Å)
(1,20)	2:C:492:ASN:HB2	1:A:73:LEU:CB	19	0.5	0.14	0.54
(1,20)	2:C:492:ASN:HB2	1:A:73:LEU:CD1	19	0.5	0.14	0.54
(1,20)	2:C:492:ASN:HB2	1:A:73:LEU:CD2	19	0.5	0.14	0.54
(1,20)	2:C:492:ASN:HB2	1:A:73:LEU:CG	19	0.5	0.14	0.54
(1,20)	2:C:492:ASN:HB2	1:A:73:LEU:H	19	0.5	0.14	0.54
(1,20)	2:C:492:ASN:HB2	1:A:73:LEU:HA	19	0.5	0.14	0.54
(1,20)	2:C:492:ASN:HB2	1:A:73:LEU:HB2	19	0.5	0.14	0.54
(1,20)	2:C:492:ASN:HB2	1:A:73:LEU:HB3	19	0.5	0.14	0.54
(1,20)	2:C:492:ASN:HB2	1:A:73:LEU:HD11	19	0.5	0.14	0.54
(1,20)	2:C:492:ASN:HB2	1:A:73:LEU:HD12	19	0.5	0.14	0.54
(1,20)	2:C:492:ASN:HB2	1:A:73:LEU:HD13	19	0.5	0.14	0.54
(1,20)	2:C:492:ASN:HB2	1:A:73:LEU:HD21	19	0.5	0.14	0.54
(1,20)	2:C:492:ASN:HB2	1:A:73:LEU:HD22	19	0.5	0.14	0.54
(1,20)	2:C:492:ASN:HB2	1:A:73:LEU:HD23	19	0.5	0.14	0.54
(1,20)	2:C:492:ASN:HB2	1:A:73:LEU:HG	19	0.5	0.14	0.54
(1,20)	2:C:492:ASN:HB2	1:A:73:LEU:N	19	0.5	0.14	0.54
(1,20)	2:C:492:ASN:HB2	1:A:73:LEU:O	19	0.5	0.14	0.54
(1,20)	2:C:492:ASN:HB2	1:A:74:ARG:C	19	0.5	0.14	0.54
(1,20)	2:C:492:ASN:HB2	1:A:74:ARG:CA	19	0.5	0.14	0.54
(1,20)	2:C:492:ASN:HB2	1:A:74:ARG:CB	19	0.5	0.14	0.54
(1,20)	2:C:492:ASN:HB2	1:A:74:ARG:CD	19	0.5	0.14	0.54
(1,20)	2:C:492:ASN:HB2	1:A:74:ARG:CG	19	0.5	0.14	0.54
(1,20)	2:C:492:ASN:HB2	1:A:74:ARG:CZ	19	0.5	0.14	0.54
(1,20)	2:C:492:ASN:HB2	1:A:74:ARG:H	19	0.5	0.14	0.54
(1,20)	2:C:492:ASN:HB2	1:A:74:ARG:HA	19	0.5	0.14	0.54
(1,20)	2:C:492:ASN:HB2	1:A:74:ARG:HB2	19	0.5	0.14	0.54
(1,20)	2:C:492:ASN:HB2	1:A:74:ARG:HB3	19	0.5	0.14	0.54
(1,20)	2:C:492:ASN:HB2	1:A:74:ARG:HD2	19	0.5	0.14	0.54
(1,20)	2:C:492:ASN:HB2	1:A:74:ARG:HD3	19	0.5	0.14	0.54
(1,20)	2:C:492:ASN:HB2	1:A:74:ARG:HE	19	0.5	0.14	0.54
(1,20)	2:C:492:ASN:HB2	1:A:74:ARG:HG2	19	0.5	0.14	0.54
(1,20)	2:C:492:ASN:HB2	1:A:74:ARG:HG3	19	0.5	0.14	0.54
(1,20)	2:C:492:ASN:HB2	1:A:74:ARG:HH11	19	0.5	0.14	0.54
(1,20)	2:C:492:ASN:HB2	1:A:74:ARG:HH12	19	0.5	0.14	0.54
(1,20)	2:C:492:ASN:HB2	1:A:74:ARG:HH21	19	0.5	0.14	0.54
(1,20)	2:C:492:ASN:HB2	1:A:74:ARG:HH22	19	0.5	0.14	0.54
(1,20)	2:C:492:ASN:HB2	1:A:74:ARG:N	19	0.5	0.14	0.54
(1,20)	2:C:492:ASN:HB2	1:A:74:ARG:NE	19	0.5	0.14	0.54
(1,20)	2:C:492:ASN:HB2	1:A:74:ARG:NH1	19	0.5	0.14	0.54
(1,20)	2:C:492:ASN:HB2	1:A:74:ARG:NH2	19	0.5	0.14	0.54
(1,20)	2:C:492:ASN:HB2	1:A:74:ARG:O	19	0.5	0.14	0.54
(1,20)	2:C:492:ASN:HB2	1:A:75:GLY:C	19	0.5	0.14	0.54

Continued on next page...

Continued from previous page...

Key	Atom-1	Atom-2	Models ¹	Mean (Å)	SD ¹ (Å)	Median (Å)
(1,20)	2:C:492:ASN:HB2	1:A:75:GLY:CA	19	0.5	0.14	0.54
(1,20)	2:C:492:ASN:HB2	1:A:75:GLY:H	19	0.5	0.14	0.54
(1,20)	2:C:492:ASN:HB2	1:A:75:GLY:HA2	19	0.5	0.14	0.54
(1,20)	2:C:492:ASN:HB2	1:A:75:GLY:HA3	19	0.5	0.14	0.54
(1,20)	2:C:492:ASN:HB2	1:A:75:GLY:N	19	0.5	0.14	0.54
(1,20)	2:C:492:ASN:HB2	1:A:75:GLY:O	19	0.5	0.14	0.54
(1,20)	2:C:492:ASN:HB2	1:A:76:GLY:C	19	0.5	0.14	0.54
(1,20)	2:C:492:ASN:HB2	1:A:76:GLY:CA	19	0.5	0.14	0.54
(1,20)	2:C:492:ASN:HB2	1:A:76:GLY:H	19	0.5	0.14	0.54
(1,20)	2:C:492:ASN:HB2	1:A:76:GLY:HA2	19	0.5	0.14	0.54
(1,20)	2:C:492:ASN:HB2	1:A:76:GLY:HA3	19	0.5	0.14	0.54
(1,20)	2:C:492:ASN:HB2	1:A:76:GLY:N	19	0.5	0.14	0.54
(1,20)	2:C:492:ASN:HB2	1:A:76:GLY:O	19	0.5	0.14	0.54
(1,20)	2:C:492:ASN:HB3	1:A:4:PHE:C	19	0.5	0.14	0.54
(1,20)	2:C:492:ASN:HB3	1:A:4:PHE:CA	19	0.5	0.14	0.54
(1,20)	2:C:492:ASN:HB3	1:A:4:PHE:CB	19	0.5	0.14	0.54
(1,20)	2:C:492:ASN:HB3	1:A:4:PHE:CD1	19	0.5	0.14	0.54
(1,20)	2:C:492:ASN:HB3	1:A:4:PHE:CD2	19	0.5	0.14	0.54
(1,20)	2:C:492:ASN:HB3	1:A:4:PHE:CE1	19	0.5	0.14	0.54
(1,20)	2:C:492:ASN:HB3	1:A:4:PHE:CE2	19	0.5	0.14	0.54
(1,20)	2:C:492:ASN:HB3	1:A:4:PHE:CG	19	0.5	0.14	0.54
(1,20)	2:C:492:ASN:HB3	1:A:4:PHE:CZ	19	0.5	0.14	0.54
(1,20)	2:C:492:ASN:HB3	1:A:4:PHE:H	19	0.5	0.14	0.54
(1,20)	2:C:492:ASN:HB3	1:A:4:PHE:HA	19	0.5	0.14	0.54
(1,20)	2:C:492:ASN:HB3	1:A:4:PHE:HB2	19	0.5	0.14	0.54
(1,20)	2:C:492:ASN:HB3	1:A:4:PHE:HB3	19	0.5	0.14	0.54
(1,20)	2:C:492:ASN:HB3	1:A:4:PHE:HD1	19	0.5	0.14	0.54
(1,20)	2:C:492:ASN:HB3	1:A:4:PHE:HD2	19	0.5	0.14	0.54
(1,20)	2:C:492:ASN:HB3	1:A:4:PHE:HE1	19	0.5	0.14	0.54
(1,20)	2:C:492:ASN:HB3	1:A:4:PHE:HE2	19	0.5	0.14	0.54
(1,20)	2:C:492:ASN:HB3	1:A:4:PHE:HZ	19	0.5	0.14	0.54
(1,20)	2:C:492:ASN:HB3	1:A:4:PHE:N	19	0.5	0.14	0.54
(1,20)	2:C:492:ASN:HB3	1:A:4:PHE:O	19	0.5	0.14	0.54
(1,20)	2:C:492:ASN:HB3	1:A:6:LYS:C	19	0.5	0.14	0.54
(1,20)	2:C:492:ASN:HB3	1:A:6:LYS:CA	19	0.5	0.14	0.54
(1,20)	2:C:492:ASN:HB3	1:A:6:LYS:CB	19	0.5	0.14	0.54
(1,20)	2:C:492:ASN:HB3	1:A:6:LYS:CD	19	0.5	0.14	0.54
(1,20)	2:C:492:ASN:HB3	1:A:6:LYS:CE	19	0.5	0.14	0.54
(1,20)	2:C:492:ASN:HB3	1:A:6:LYS:CG	19	0.5	0.14	0.54
(1,20)	2:C:492:ASN:HB3	1:A:6:LYS:H	19	0.5	0.14	0.54
(1,20)	2:C:492:ASN:HB3	1:A:6:LYS:HA	19	0.5	0.14	0.54
(1,20)	2:C:492:ASN:HB3	1:A:6:LYS:HB2	19	0.5	0.14	0.54

Continued on next page...

Continued from previous page...

Key	Atom-1	Atom-2	Models ¹	Mean (Å)	SD ¹ (Å)	Median (Å)
(1,20)	2:C:492:ASN:HB3	1:A:6:LYS:HB3	19	0.5	0.14	0.54
(1,20)	2:C:492:ASN:HB3	1:A:6:LYS:HD2	19	0.5	0.14	0.54
(1,20)	2:C:492:ASN:HB3	1:A:6:LYS:HD3	19	0.5	0.14	0.54
(1,20)	2:C:492:ASN:HB3	1:A:6:LYS:HE2	19	0.5	0.14	0.54
(1,20)	2:C:492:ASN:HB3	1:A:6:LYS:HE3	19	0.5	0.14	0.54
(1,20)	2:C:492:ASN:HB3	1:A:6:LYS:HG2	19	0.5	0.14	0.54
(1,20)	2:C:492:ASN:HB3	1:A:6:LYS:HG3	19	0.5	0.14	0.54
(1,20)	2:C:492:ASN:HB3	1:A:6:LYS:HZ1	19	0.5	0.14	0.54
(1,20)	2:C:492:ASN:HB3	1:A:6:LYS:HZ2	19	0.5	0.14	0.54
(1,20)	2:C:492:ASN:HB3	1:A:6:LYS:HZ3	19	0.5	0.14	0.54
(1,20)	2:C:492:ASN:HB3	1:A:6:LYS:N	19	0.5	0.14	0.54
(1,20)	2:C:492:ASN:HB3	1:A:6:LYS:NZ	19	0.5	0.14	0.54
(1,20)	2:C:492:ASN:HB3	1:A:6:LYS:O	19	0.5	0.14	0.54
(1,20)	2:C:492:ASN:HB3	1:A:7:THR:C	19	0.5	0.14	0.54
(1,20)	2:C:492:ASN:HB3	1:A:7:THR:CA	19	0.5	0.14	0.54
(1,20)	2:C:492:ASN:HB3	1:A:7:THR:CB	19	0.5	0.14	0.54
(1,20)	2:C:492:ASN:HB3	1:A:7:THR:CG2	19	0.5	0.14	0.54
(1,20)	2:C:492:ASN:HB3	1:A:7:THR:H	19	0.5	0.14	0.54
(1,20)	2:C:492:ASN:HB3	1:A:7:THR:HA	19	0.5	0.14	0.54
(1,20)	2:C:492:ASN:HB3	1:A:7:THR:HB	19	0.5	0.14	0.54
(1,20)	2:C:492:ASN:HB3	1:A:7:THR:HG1	19	0.5	0.14	0.54
(1,20)	2:C:492:ASN:HB3	1:A:7:THR:HG21	19	0.5	0.14	0.54
(1,20)	2:C:492:ASN:HB3	1:A:7:THR:HG22	19	0.5	0.14	0.54
(1,20)	2:C:492:ASN:HB3	1:A:7:THR:HG23	19	0.5	0.14	0.54
(1,20)	2:C:492:ASN:HB3	1:A:7:THR:N	19	0.5	0.14	0.54
(1,20)	2:C:492:ASN:HB3	1:A:7:THR:O	19	0.5	0.14	0.54
(1,20)	2:C:492:ASN:HB3	1:A:7:THR:OG1	19	0.5	0.14	0.54
(1,20)	2:C:492:ASN:HB3	1:A:8:LEU:C	19	0.5	0.14	0.54
(1,20)	2:C:492:ASN:HB3	1:A:8:LEU:CA	19	0.5	0.14	0.54
(1,20)	2:C:492:ASN:HB3	1:A:8:LEU:CB	19	0.5	0.14	0.54
(1,20)	2:C:492:ASN:HB3	1:A:8:LEU:CD1	19	0.5	0.14	0.54
(1,20)	2:C:492:ASN:HB3	1:A:8:LEU:CD2	19	0.5	0.14	0.54
(1,20)	2:C:492:ASN:HB3	1:A:8:LEU:CG	19	0.5	0.14	0.54
(1,20)	2:C:492:ASN:HB3	1:A:8:LEU:H	19	0.5	0.14	0.54
(1,20)	2:C:492:ASN:HB3	1:A:8:LEU:HA	19	0.5	0.14	0.54
(1,20)	2:C:492:ASN:HB3	1:A:8:LEU:HB2	19	0.5	0.14	0.54
(1,20)	2:C:492:ASN:HB3	1:A:8:LEU:HB3	19	0.5	0.14	0.54
(1,20)	2:C:492:ASN:HB3	1:A:8:LEU:HD11	19	0.5	0.14	0.54
(1,20)	2:C:492:ASN:HB3	1:A:8:LEU:HD12	19	0.5	0.14	0.54
(1,20)	2:C:492:ASN:HB3	1:A:8:LEU:HD13	19	0.5	0.14	0.54
(1,20)	2:C:492:ASN:HB3	1:A:8:LEU:HD21	19	0.5	0.14	0.54
(1,20)	2:C:492:ASN:HB3	1:A:8:LEU:HD22	19	0.5	0.14	0.54

Continued on next page...

Continued from previous page...

Key	Atom-1	Atom-2	Models ¹	Mean (Å)	SD ¹ (Å)	Median (Å)
(1,20)	2:C:492:ASN:HB3	1:A:8:LEU:HD23	19	0.5	0.14	0.54
(1,20)	2:C:492:ASN:HB3	1:A:8:LEU:HG	19	0.5	0.14	0.54
(1,20)	2:C:492:ASN:HB3	1:A:8:LEU:N	19	0.5	0.14	0.54
(1,20)	2:C:492:ASN:HB3	1:A:8:LEU:O	19	0.5	0.14	0.54
(1,20)	2:C:492:ASN:HB3	1:A:9:THR:C	19	0.5	0.14	0.54
(1,20)	2:C:492:ASN:HB3	1:A:9:THR:CA	19	0.5	0.14	0.54
(1,20)	2:C:492:ASN:HB3	1:A:9:THR:CB	19	0.5	0.14	0.54
(1,20)	2:C:492:ASN:HB3	1:A:9:THR:CG2	19	0.5	0.14	0.54
(1,20)	2:C:492:ASN:HB3	1:A:9:THR:H	19	0.5	0.14	0.54
(1,20)	2:C:492:ASN:HB3	1:A:9:THR:HA	19	0.5	0.14	0.54
(1,20)	2:C:492:ASN:HB3	1:A:9:THR:HB	19	0.5	0.14	0.54
(1,20)	2:C:492:ASN:HB3	1:A:9:THR:HG1	19	0.5	0.14	0.54
(1,20)	2:C:492:ASN:HB3	1:A:9:THR:HG21	19	0.5	0.14	0.54
(1,20)	2:C:492:ASN:HB3	1:A:9:THR:HG22	19	0.5	0.14	0.54
(1,20)	2:C:492:ASN:HB3	1:A:9:THR:HG23	19	0.5	0.14	0.54
(1,20)	2:C:492:ASN:HB3	1:A:9:THR:N	19	0.5	0.14	0.54
(1,20)	2:C:492:ASN:HB3	1:A:9:THR:O	19	0.5	0.14	0.54
(1,20)	2:C:492:ASN:HB3	1:A:9:THR:OG1	19	0.5	0.14	0.54
(1,20)	2:C:492:ASN:HB3	1:A:10:GLY:C	19	0.5	0.14	0.54
(1,20)	2:C:492:ASN:HB3	1:A:10:GLY:CA	19	0.5	0.14	0.54
(1,20)	2:C:492:ASN:HB3	1:A:10:GLY:H	19	0.5	0.14	0.54
(1,20)	2:C:492:ASN:HB3	1:A:10:GLY:HA2	19	0.5	0.14	0.54
(1,20)	2:C:492:ASN:HB3	1:A:10:GLY:HA3	19	0.5	0.14	0.54
(1,20)	2:C:492:ASN:HB3	1:A:10:GLY:N	19	0.5	0.14	0.54
(1,20)	2:C:492:ASN:HB3	1:A:10:GLY:O	19	0.5	0.14	0.54
(1,20)	2:C:492:ASN:HB3	1:A:11:LYS:C	19	0.5	0.14	0.54
(1,20)	2:C:492:ASN:HB3	1:A:11:LYS:CA	19	0.5	0.14	0.54
(1,20)	2:C:492:ASN:HB3	1:A:11:LYS:CB	19	0.5	0.14	0.54
(1,20)	2:C:492:ASN:HB3	1:A:11:LYS:CD	19	0.5	0.14	0.54
(1,20)	2:C:492:ASN:HB3	1:A:11:LYS:CE	19	0.5	0.14	0.54
(1,20)	2:C:492:ASN:HB3	1:A:11:LYS:CG	19	0.5	0.14	0.54
(1,20)	2:C:492:ASN:HB3	1:A:11:LYS:H	19	0.5	0.14	0.54
(1,20)	2:C:492:ASN:HB3	1:A:11:LYS:HA	19	0.5	0.14	0.54
(1,20)	2:C:492:ASN:HB3	1:A:11:LYS:HB2	19	0.5	0.14	0.54
(1,20)	2:C:492:ASN:HB3	1:A:11:LYS:HB3	19	0.5	0.14	0.54
(1,20)	2:C:492:ASN:HB3	1:A:11:LYS:HD2	19	0.5	0.14	0.54
(1,20)	2:C:492:ASN:HB3	1:A:11:LYS:HD3	19	0.5	0.14	0.54
(1,20)	2:C:492:ASN:HB3	1:A:11:LYS:HE2	19	0.5	0.14	0.54
(1,20)	2:C:492:ASN:HB3	1:A:11:LYS:HE3	19	0.5	0.14	0.54
(1,20)	2:C:492:ASN:HB3	1:A:11:LYS:HG2	19	0.5	0.14	0.54
(1,20)	2:C:492:ASN:HB3	1:A:11:LYS:HG3	19	0.5	0.14	0.54
(1,20)	2:C:492:ASN:HB3	1:A:11:LYS:HZ1	19	0.5	0.14	0.54

Continued on next page...

Continued from previous page...

Key	Atom-1	Atom-2	Models ¹	Mean (Å)	SD ¹ (Å)	Median (Å)
(1,20)	2:C:492:ASN:HB3	1:A:11:LYS:HZ2	19	0.5	0.14	0.54
(1,20)	2:C:492:ASN:HB3	1:A:11:LYS:HZ3	19	0.5	0.14	0.54
(1,20)	2:C:492:ASN:HB3	1:A:11:LYS:N	19	0.5	0.14	0.54
(1,20)	2:C:492:ASN:HB3	1:A:11:LYS:NZ	19	0.5	0.14	0.54
(1,20)	2:C:492:ASN:HB3	1:A:11:LYS:O	19	0.5	0.14	0.54
(1,20)	2:C:492:ASN:HB3	1:A:13:ILE:C	19	0.5	0.14	0.54
(1,20)	2:C:492:ASN:HB3	1:A:13:ILE:CA	19	0.5	0.14	0.54
(1,20)	2:C:492:ASN:HB3	1:A:13:ILE:CB	19	0.5	0.14	0.54
(1,20)	2:C:492:ASN:HB3	1:A:13:ILE:CD1	19	0.5	0.14	0.54
(1,20)	2:C:492:ASN:HB3	1:A:13:ILE:CG1	19	0.5	0.14	0.54
(1,20)	2:C:492:ASN:HB3	1:A:13:ILE:CG2	19	0.5	0.14	0.54
(1,20)	2:C:492:ASN:HB3	1:A:13:ILE:H	19	0.5	0.14	0.54
(1,20)	2:C:492:ASN:HB3	1:A:13:ILE:HA	19	0.5	0.14	0.54
(1,20)	2:C:492:ASN:HB3	1:A:13:ILE:HB	19	0.5	0.14	0.54
(1,20)	2:C:492:ASN:HB3	1:A:13:ILE:HD11	19	0.5	0.14	0.54
(1,20)	2:C:492:ASN:HB3	1:A:13:ILE:HD12	19	0.5	0.14	0.54
(1,20)	2:C:492:ASN:HB3	1:A:13:ILE:HD13	19	0.5	0.14	0.54
(1,20)	2:C:492:ASN:HB3	1:A:13:ILE:HG12	19	0.5	0.14	0.54
(1,20)	2:C:492:ASN:HB3	1:A:13:ILE:HG13	19	0.5	0.14	0.54
(1,20)	2:C:492:ASN:HB3	1:A:13:ILE:HG21	19	0.5	0.14	0.54
(1,20)	2:C:492:ASN:HB3	1:A:13:ILE:HG22	19	0.5	0.14	0.54
(1,20)	2:C:492:ASN:HB3	1:A:13:ILE:HG23	19	0.5	0.14	0.54
(1,20)	2:C:492:ASN:HB3	1:A:13:ILE:N	19	0.5	0.14	0.54
(1,20)	2:C:492:ASN:HB3	1:A:13:ILE:O	19	0.5	0.14	0.54
(1,20)	2:C:492:ASN:HB3	1:A:34:GLU:C	19	0.5	0.14	0.54
(1,20)	2:C:492:ASN:HB3	1:A:34:GLU:CA	19	0.5	0.14	0.54
(1,20)	2:C:492:ASN:HB3	1:A:34:GLU:CB	19	0.5	0.14	0.54
(1,20)	2:C:492:ASN:HB3	1:A:34:GLU:CD	19	0.5	0.14	0.54
(1,20)	2:C:492:ASN:HB3	1:A:34:GLU:CG	19	0.5	0.14	0.54
(1,20)	2:C:492:ASN:HB3	1:A:34:GLU:H	19	0.5	0.14	0.54
(1,20)	2:C:492:ASN:HB3	1:A:34:GLU:HA	19	0.5	0.14	0.54
(1,20)	2:C:492:ASN:HB3	1:A:34:GLU:HB2	19	0.5	0.14	0.54
(1,20)	2:C:492:ASN:HB3	1:A:34:GLU:HB3	19	0.5	0.14	0.54
(1,20)	2:C:492:ASN:HB3	1:A:34:GLU:HG2	19	0.5	0.14	0.54
(1,20)	2:C:492:ASN:HB3	1:A:34:GLU:HG3	19	0.5	0.14	0.54
(1,20)	2:C:492:ASN:HB3	1:A:34:GLU:N	19	0.5	0.14	0.54
(1,20)	2:C:492:ASN:HB3	1:A:34:GLU:O	19	0.5	0.14	0.54
(1,20)	2:C:492:ASN:HB3	1:A:34:GLU:OE1	19	0.5	0.14	0.54
(1,20)	2:C:492:ASN:HB3	1:A:34:GLU:OE2	19	0.5	0.14	0.54
(1,20)	2:C:492:ASN:HB3	1:A:36:ILE:C	19	0.5	0.14	0.54
(1,20)	2:C:492:ASN:HB3	1:A:36:ILE:CA	19	0.5	0.14	0.54
(1,20)	2:C:492:ASN:HB3	1:A:36:ILE:CB	19	0.5	0.14	0.54

Continued on next page...

Continued from previous page...

Key	Atom-1	Atom-2	Models ¹	Mean (Å)	SD ¹ (Å)	Median (Å)
(1,20)	2:C:492:ASN:HB3	1:A:36:ILE:CD1	19	0.5	0.14	0.54
(1,20)	2:C:492:ASN:HB3	1:A:36:ILE:CG1	19	0.5	0.14	0.54
(1,20)	2:C:492:ASN:HB3	1:A:36:ILE:CG2	19	0.5	0.14	0.54
(1,20)	2:C:492:ASN:HB3	1:A:36:ILE:H	19	0.5	0.14	0.54
(1,20)	2:C:492:ASN:HB3	1:A:36:ILE:HA	19	0.5	0.14	0.54
(1,20)	2:C:492:ASN:HB3	1:A:36:ILE:HB	19	0.5	0.14	0.54
(1,20)	2:C:492:ASN:HB3	1:A:36:ILE:HD11	19	0.5	0.14	0.54
(1,20)	2:C:492:ASN:HB3	1:A:36:ILE:HD12	19	0.5	0.14	0.54
(1,20)	2:C:492:ASN:HB3	1:A:36:ILE:HD13	19	0.5	0.14	0.54
(1,20)	2:C:492:ASN:HB3	1:A:36:ILE:HG12	19	0.5	0.14	0.54
(1,20)	2:C:492:ASN:HB3	1:A:36:ILE:HG13	19	0.5	0.14	0.54
(1,20)	2:C:492:ASN:HB3	1:A:36:ILE:HG21	19	0.5	0.14	0.54
(1,20)	2:C:492:ASN:HB3	1:A:36:ILE:HG22	19	0.5	0.14	0.54
(1,20)	2:C:492:ASN:HB3	1:A:36:ILE:HG23	19	0.5	0.14	0.54
(1,20)	2:C:492:ASN:HB3	1:A:36:ILE:N	19	0.5	0.14	0.54
(1,20)	2:C:492:ASN:HB3	1:A:36:ILE:O	19	0.5	0.14	0.54
(1,20)	2:C:492:ASN:HB3	1:A:38:PRO:C	19	0.5	0.14	0.54
(1,20)	2:C:492:ASN:HB3	1:A:38:PRO:CA	19	0.5	0.14	0.54
(1,20)	2:C:492:ASN:HB3	1:A:38:PRO:CB	19	0.5	0.14	0.54
(1,20)	2:C:492:ASN:HB3	1:A:38:PRO:CD	19	0.5	0.14	0.54
(1,20)	2:C:492:ASN:HB3	1:A:38:PRO:CG	19	0.5	0.14	0.54
(1,20)	2:C:492:ASN:HB3	1:A:38:PRO:HA	19	0.5	0.14	0.54
(1,20)	2:C:492:ASN:HB3	1:A:38:PRO:HB2	19	0.5	0.14	0.54
(1,20)	2:C:492:ASN:HB3	1:A:38:PRO:HB3	19	0.5	0.14	0.54
(1,20)	2:C:492:ASN:HB3	1:A:38:PRO:HD2	19	0.5	0.14	0.54
(1,20)	2:C:492:ASN:HB3	1:A:38:PRO:HD3	19	0.5	0.14	0.54
(1,20)	2:C:492:ASN:HB3	1:A:38:PRO:HG2	19	0.5	0.14	0.54
(1,20)	2:C:492:ASN:HB3	1:A:38:PRO:HG3	19	0.5	0.14	0.54
(1,20)	2:C:492:ASN:HB3	1:A:38:PRO:N	19	0.5	0.14	0.54
(1,20)	2:C:492:ASN:HB3	1:A:38:PRO:O	19	0.5	0.14	0.54
(1,20)	2:C:492:ASN:HB3	1:A:39:ASP:C	19	0.5	0.14	0.54
(1,20)	2:C:492:ASN:HB3	1:A:39:ASP:CA	19	0.5	0.14	0.54
(1,20)	2:C:492:ASN:HB3	1:A:39:ASP:CB	19	0.5	0.14	0.54
(1,20)	2:C:492:ASN:HB3	1:A:39:ASP:CG	19	0.5	0.14	0.54
(1,20)	2:C:492:ASN:HB3	1:A:39:ASP:H	19	0.5	0.14	0.54
(1,20)	2:C:492:ASN:HB3	1:A:39:ASP:HA	19	0.5	0.14	0.54
(1,20)	2:C:492:ASN:HB3	1:A:39:ASP:HB2	19	0.5	0.14	0.54
(1,20)	2:C:492:ASN:HB3	1:A:39:ASP:HB3	19	0.5	0.14	0.54
(1,20)	2:C:492:ASN:HB3	1:A:39:ASP:N	19	0.5	0.14	0.54
(1,20)	2:C:492:ASN:HB3	1:A:39:ASP:O	19	0.5	0.14	0.54
(1,20)	2:C:492:ASN:HB3	1:A:39:ASP:OD1	19	0.5	0.14	0.54
(1,20)	2:C:492:ASN:HB3	1:A:39:ASP:OD2	19	0.5	0.14	0.54

Continued on next page...

Continued from previous page...

Key	Atom-1	Atom-2	Models ¹	Mean (Å)	SD ¹ (Å)	Median (Å)
(1,20)	2:C:492:ASN:HB3	1:A:40:GLN:C	19	0.5	0.14	0.54
(1,20)	2:C:492:ASN:HB3	1:A:40:GLN:CA	19	0.5	0.14	0.54
(1,20)	2:C:492:ASN:HB3	1:A:40:GLN:CB	19	0.5	0.14	0.54
(1,20)	2:C:492:ASN:HB3	1:A:40:GLN:CD	19	0.5	0.14	0.54
(1,20)	2:C:492:ASN:HB3	1:A:40:GLN:CG	19	0.5	0.14	0.54
(1,20)	2:C:492:ASN:HB3	1:A:40:GLN:H	19	0.5	0.14	0.54
(1,20)	2:C:492:ASN:HB3	1:A:40:GLN:HA	19	0.5	0.14	0.54
(1,20)	2:C:492:ASN:HB3	1:A:40:GLN:HB2	19	0.5	0.14	0.54
(1,20)	2:C:492:ASN:HB3	1:A:40:GLN:HB3	19	0.5	0.14	0.54
(1,20)	2:C:492:ASN:HB3	1:A:40:GLN:HE21	19	0.5	0.14	0.54
(1,20)	2:C:492:ASN:HB3	1:A:40:GLN:HE22	19	0.5	0.14	0.54
(1,20)	2:C:492:ASN:HB3	1:A:40:GLN:HG2	19	0.5	0.14	0.54
(1,20)	2:C:492:ASN:HB3	1:A:40:GLN:HG3	19	0.5	0.14	0.54
(1,20)	2:C:492:ASN:HB3	1:A:40:GLN:N	19	0.5	0.14	0.54
(1,20)	2:C:492:ASN:HB3	1:A:40:GLN:NE2	19	0.5	0.14	0.54
(1,20)	2:C:492:ASN:HB3	1:A:40:GLN:O	19	0.5	0.14	0.54
(1,20)	2:C:492:ASN:HB3	1:A:40:GLN:OE1	19	0.5	0.14	0.54
(1,20)	2:C:492:ASN:HB3	1:A:41:GLN:C	19	0.5	0.14	0.54
(1,20)	2:C:492:ASN:HB3	1:A:41:GLN:CA	19	0.5	0.14	0.54
(1,20)	2:C:492:ASN:HB3	1:A:41:GLN:CB	19	0.5	0.14	0.54
(1,20)	2:C:492:ASN:HB3	1:A:41:GLN:CD	19	0.5	0.14	0.54
(1,20)	2:C:492:ASN:HB3	1:A:41:GLN:CG	19	0.5	0.14	0.54
(1,20)	2:C:492:ASN:HB3	1:A:41:GLN:H	19	0.5	0.14	0.54
(1,20)	2:C:492:ASN:HB3	1:A:41:GLN:HA	19	0.5	0.14	0.54
(1,20)	2:C:492:ASN:HB3	1:A:41:GLN:HB2	19	0.5	0.14	0.54
(1,20)	2:C:492:ASN:HB3	1:A:41:GLN:HB3	19	0.5	0.14	0.54
(1,20)	2:C:492:ASN:HB3	1:A:41:GLN:HE21	19	0.5	0.14	0.54
(1,20)	2:C:492:ASN:HB3	1:A:41:GLN:HE22	19	0.5	0.14	0.54
(1,20)	2:C:492:ASN:HB3	1:A:41:GLN:HG2	19	0.5	0.14	0.54
(1,20)	2:C:492:ASN:HB3	1:A:41:GLN:HG3	19	0.5	0.14	0.54
(1,20)	2:C:492:ASN:HB3	1:A:41:GLN:N	19	0.5	0.14	0.54
(1,20)	2:C:492:ASN:HB3	1:A:41:GLN:NE2	19	0.5	0.14	0.54
(1,20)	2:C:492:ASN:HB3	1:A:41:GLN:O	19	0.5	0.14	0.54
(1,20)	2:C:492:ASN:HB3	1:A:41:GLN:OE1	19	0.5	0.14	0.54
(1,20)	2:C:492:ASN:HB3	1:A:42:ARG:C	19	0.5	0.14	0.54
(1,20)	2:C:492:ASN:HB3	1:A:42:ARG:CA	19	0.5	0.14	0.54
(1,20)	2:C:492:ASN:HB3	1:A:42:ARG:CB	19	0.5	0.14	0.54
(1,20)	2:C:492:ASN:HB3	1:A:42:ARG:CD	19	0.5	0.14	0.54
(1,20)	2:C:492:ASN:HB3	1:A:42:ARG:CG	19	0.5	0.14	0.54
(1,20)	2:C:492:ASN:HB3	1:A:42:ARG:CZ	19	0.5	0.14	0.54
(1,20)	2:C:492:ASN:HB3	1:A:42:ARG:H	19	0.5	0.14	0.54
(1,20)	2:C:492:ASN:HB3	1:A:42:ARG:HA	19	0.5	0.14	0.54

Continued on next page...

Continued from previous page...

Key	Atom-1	Atom-2	Models ¹	Mean (Å)	SD ¹ (Å)	Median (Å)
(1,20)	2:C:492:ASN:HB3	1:A:42:ARG:HB2	19	0.5	0.14	0.54
(1,20)	2:C:492:ASN:HB3	1:A:42:ARG:HB3	19	0.5	0.14	0.54
(1,20)	2:C:492:ASN:HB3	1:A:42:ARG:HD2	19	0.5	0.14	0.54
(1,20)	2:C:492:ASN:HB3	1:A:42:ARG:HD3	19	0.5	0.14	0.54
(1,20)	2:C:492:ASN:HB3	1:A:42:ARG:HE	19	0.5	0.14	0.54
(1,20)	2:C:492:ASN:HB3	1:A:42:ARG:HG2	19	0.5	0.14	0.54
(1,20)	2:C:492:ASN:HB3	1:A:42:ARG:HG3	19	0.5	0.14	0.54
(1,20)	2:C:492:ASN:HB3	1:A:42:ARG:HH11	19	0.5	0.14	0.54
(1,20)	2:C:492:ASN:HB3	1:A:42:ARG:HH12	19	0.5	0.14	0.54
(1,20)	2:C:492:ASN:HB3	1:A:42:ARG:HH21	19	0.5	0.14	0.54
(1,20)	2:C:492:ASN:HB3	1:A:42:ARG:HH22	19	0.5	0.14	0.54
(1,20)	2:C:492:ASN:HB3	1:A:42:ARG:N	19	0.5	0.14	0.54
(1,20)	2:C:492:ASN:HB3	1:A:42:ARG:NE	19	0.5	0.14	0.54
(1,20)	2:C:492:ASN:HB3	1:A:42:ARG:NH1	19	0.5	0.14	0.54
(1,20)	2:C:492:ASN:HB3	1:A:42:ARG:NH2	19	0.5	0.14	0.54
(1,20)	2:C:492:ASN:HB3	1:A:42:ARG:O	19	0.5	0.14	0.54
(1,20)	2:C:492:ASN:HB3	1:A:43:LEU:C	19	0.5	0.14	0.54
(1,20)	2:C:492:ASN:HB3	1:A:43:LEU:CA	19	0.5	0.14	0.54
(1,20)	2:C:492:ASN:HB3	1:A:43:LEU:CB	19	0.5	0.14	0.54
(1,20)	2:C:492:ASN:HB3	1:A:43:LEU:CD1	19	0.5	0.14	0.54
(1,20)	2:C:492:ASN:HB3	1:A:43:LEU:CD2	19	0.5	0.14	0.54
(1,20)	2:C:492:ASN:HB3	1:A:43:LEU:CG	19	0.5	0.14	0.54
(1,20)	2:C:492:ASN:HB3	1:A:43:LEU:H	19	0.5	0.14	0.54
(1,20)	2:C:492:ASN:HB3	1:A:43:LEU:HA	19	0.5	0.14	0.54
(1,20)	2:C:492:ASN:HB3	1:A:43:LEU:HB2	19	0.5	0.14	0.54
(1,20)	2:C:492:ASN:HB3	1:A:43:LEU:HB3	19	0.5	0.14	0.54
(1,20)	2:C:492:ASN:HB3	1:A:43:LEU:HD11	19	0.5	0.14	0.54
(1,20)	2:C:492:ASN:HB3	1:A:43:LEU:HD12	19	0.5	0.14	0.54
(1,20)	2:C:492:ASN:HB3	1:A:43:LEU:HD13	19	0.5	0.14	0.54
(1,20)	2:C:492:ASN:HB3	1:A:43:LEU:HD21	19	0.5	0.14	0.54
(1,20)	2:C:492:ASN:HB3	1:A:43:LEU:HD22	19	0.5	0.14	0.54
(1,20)	2:C:492:ASN:HB3	1:A:43:LEU:HD23	19	0.5	0.14	0.54
(1,20)	2:C:492:ASN:HB3	1:A:43:LEU:HG	19	0.5	0.14	0.54
(1,20)	2:C:492:ASN:HB3	1:A:43:LEU:N	19	0.5	0.14	0.54
(1,20)	2:C:492:ASN:HB3	1:A:43:LEU:O	19	0.5	0.14	0.54
(1,20)	2:C:492:ASN:HB3	1:A:44:ILE:C	19	0.5	0.14	0.54
(1,20)	2:C:492:ASN:HB3	1:A:44:ILE:CA	19	0.5	0.14	0.54
(1,20)	2:C:492:ASN:HB3	1:A:44:ILE:CB	19	0.5	0.14	0.54
(1,20)	2:C:492:ASN:HB3	1:A:44:ILE:CD1	19	0.5	0.14	0.54
(1,20)	2:C:492:ASN:HB3	1:A:44:ILE:CG1	19	0.5	0.14	0.54
(1,20)	2:C:492:ASN:HB3	1:A:44:ILE:CG2	19	0.5	0.14	0.54
(1,20)	2:C:492:ASN:HB3	1:A:44:ILE:H	19	0.5	0.14	0.54

Continued on next page...

Continued from previous page...

Key	Atom-1	Atom-2	Models ¹	Mean (Å)	SD ¹ (Å)	Median (Å)
(1,20)	2:C:492:ASN:HB3	1:A:44:ILE:HA	19	0.5	0.14	0.54
(1,20)	2:C:492:ASN:HB3	1:A:44:ILE:HB	19	0.5	0.14	0.54
(1,20)	2:C:492:ASN:HB3	1:A:44:ILE:HD11	19	0.5	0.14	0.54
(1,20)	2:C:492:ASN:HB3	1:A:44:ILE:HD12	19	0.5	0.14	0.54
(1,20)	2:C:492:ASN:HB3	1:A:44:ILE:HD13	19	0.5	0.14	0.54
(1,20)	2:C:492:ASN:HB3	1:A:44:ILE:HG12	19	0.5	0.14	0.54
(1,20)	2:C:492:ASN:HB3	1:A:44:ILE:HG13	19	0.5	0.14	0.54
(1,20)	2:C:492:ASN:HB3	1:A:44:ILE:HG21	19	0.5	0.14	0.54
(1,20)	2:C:492:ASN:HB3	1:A:44:ILE:HG22	19	0.5	0.14	0.54
(1,20)	2:C:492:ASN:HB3	1:A:44:ILE:HG23	19	0.5	0.14	0.54
(1,20)	2:C:492:ASN:HB3	1:A:44:ILE:N	19	0.5	0.14	0.54
(1,20)	2:C:492:ASN:HB3	1:A:44:ILE:O	19	0.5	0.14	0.54
(1,20)	2:C:492:ASN:HB3	1:A:45:PHE:C	19	0.5	0.14	0.54
(1,20)	2:C:492:ASN:HB3	1:A:45:PHE:CA	19	0.5	0.14	0.54
(1,20)	2:C:492:ASN:HB3	1:A:45:PHE:CB	19	0.5	0.14	0.54
(1,20)	2:C:492:ASN:HB3	1:A:45:PHE:CD1	19	0.5	0.14	0.54
(1,20)	2:C:492:ASN:HB3	1:A:45:PHE:CD2	19	0.5	0.14	0.54
(1,20)	2:C:492:ASN:HB3	1:A:45:PHE:CE1	19	0.5	0.14	0.54
(1,20)	2:C:492:ASN:HB3	1:A:45:PHE:CE2	19	0.5	0.14	0.54
(1,20)	2:C:492:ASN:HB3	1:A:45:PHE:CG	19	0.5	0.14	0.54
(1,20)	2:C:492:ASN:HB3	1:A:45:PHE:CZ	19	0.5	0.14	0.54
(1,20)	2:C:492:ASN:HB3	1:A:45:PHE:H	19	0.5	0.14	0.54
(1,20)	2:C:492:ASN:HB3	1:A:45:PHE:HA	19	0.5	0.14	0.54
(1,20)	2:C:492:ASN:HB3	1:A:45:PHE:HB2	19	0.5	0.14	0.54
(1,20)	2:C:492:ASN:HB3	1:A:45:PHE:HB3	19	0.5	0.14	0.54
(1,20)	2:C:492:ASN:HB3	1:A:45:PHE:HD1	19	0.5	0.14	0.54
(1,20)	2:C:492:ASN:HB3	1:A:45:PHE:HD2	19	0.5	0.14	0.54
(1,20)	2:C:492:ASN:HB3	1:A:45:PHE:HE1	19	0.5	0.14	0.54
(1,20)	2:C:492:ASN:HB3	1:A:45:PHE:HE2	19	0.5	0.14	0.54
(1,20)	2:C:492:ASN:HB3	1:A:45:PHE:HZ	19	0.5	0.14	0.54
(1,20)	2:C:492:ASN:HB3	1:A:45:PHE:N	19	0.5	0.14	0.54
(1,20)	2:C:492:ASN:HB3	1:A:45:PHE:O	19	0.5	0.14	0.54
(1,20)	2:C:492:ASN:HB3	1:A:46:ALA:C	19	0.5	0.14	0.54
(1,20)	2:C:492:ASN:HB3	1:A:46:ALA:CA	19	0.5	0.14	0.54
(1,20)	2:C:492:ASN:HB3	1:A:46:ALA:CB	19	0.5	0.14	0.54
(1,20)	2:C:492:ASN:HB3	1:A:46:ALA:H	19	0.5	0.14	0.54
(1,20)	2:C:492:ASN:HB3	1:A:46:ALA:HA	19	0.5	0.14	0.54
(1,20)	2:C:492:ASN:HB3	1:A:46:ALA:HB1	19	0.5	0.14	0.54
(1,20)	2:C:492:ASN:HB3	1:A:46:ALA:HB2	19	0.5	0.14	0.54
(1,20)	2:C:492:ASN:HB3	1:A:46:ALA:HB3	19	0.5	0.14	0.54
(1,20)	2:C:492:ASN:HB3	1:A:46:ALA:N	19	0.5	0.14	0.54
(1,20)	2:C:492:ASN:HB3	1:A:46:ALA:O	19	0.5	0.14	0.54

Continued on next page...

Continued from previous page...

Key	Atom-1	Atom-2	Models ¹	Mean (Å)	SD ¹ (Å)	Median (Å)
(1,20)	2:C:492:ASN:HB3	1:A:47:GLY:C	19	0.5	0.14	0.54
(1,20)	2:C:492:ASN:HB3	1:A:47:GLY:CA	19	0.5	0.14	0.54
(1,20)	2:C:492:ASN:HB3	1:A:47:GLY:H	19	0.5	0.14	0.54
(1,20)	2:C:492:ASN:HB3	1:A:47:GLY:HA2	19	0.5	0.14	0.54
(1,20)	2:C:492:ASN:HB3	1:A:47:GLY:HA3	19	0.5	0.14	0.54
(1,20)	2:C:492:ASN:HB3	1:A:47:GLY:N	19	0.5	0.14	0.54
(1,20)	2:C:492:ASN:HB3	1:A:47:GLY:O	19	0.5	0.14	0.54
(1,20)	2:C:492:ASN:HB3	1:A:48:LYS:C	19	0.5	0.14	0.54
(1,20)	2:C:492:ASN:HB3	1:A:48:LYS:CA	19	0.5	0.14	0.54
(1,20)	2:C:492:ASN:HB3	1:A:48:LYS:CB	19	0.5	0.14	0.54
(1,20)	2:C:492:ASN:HB3	1:A:48:LYS:CD	19	0.5	0.14	0.54
(1,20)	2:C:492:ASN:HB3	1:A:48:LYS:CE	19	0.5	0.14	0.54
(1,20)	2:C:492:ASN:HB3	1:A:48:LYS:CG	19	0.5	0.14	0.54
(1,20)	2:C:492:ASN:HB3	1:A:48:LYS:H	19	0.5	0.14	0.54
(1,20)	2:C:492:ASN:HB3	1:A:48:LYS:HA	19	0.5	0.14	0.54
(1,20)	2:C:492:ASN:HB3	1:A:48:LYS:HB2	19	0.5	0.14	0.54
(1,20)	2:C:492:ASN:HB3	1:A:48:LYS:HB3	19	0.5	0.14	0.54
(1,20)	2:C:492:ASN:HB3	1:A:48:LYS:HD2	19	0.5	0.14	0.54
(1,20)	2:C:492:ASN:HB3	1:A:48:LYS:HD3	19	0.5	0.14	0.54
(1,20)	2:C:492:ASN:HB3	1:A:48:LYS:HE2	19	0.5	0.14	0.54
(1,20)	2:C:492:ASN:HB3	1:A:48:LYS:HE3	19	0.5	0.14	0.54
(1,20)	2:C:492:ASN:HB3	1:A:48:LYS:HG2	19	0.5	0.14	0.54
(1,20)	2:C:492:ASN:HB3	1:A:48:LYS:HG3	19	0.5	0.14	0.54
(1,20)	2:C:492:ASN:HB3	1:A:48:LYS:HZ1	19	0.5	0.14	0.54
(1,20)	2:C:492:ASN:HB3	1:A:48:LYS:HZ2	19	0.5	0.14	0.54
(1,20)	2:C:492:ASN:HB3	1:A:48:LYS:HZ3	19	0.5	0.14	0.54
(1,20)	2:C:492:ASN:HB3	1:A:48:LYS:N	19	0.5	0.14	0.54
(1,20)	2:C:492:ASN:HB3	1:A:48:LYS:NZ	19	0.5	0.14	0.54
(1,20)	2:C:492:ASN:HB3	1:A:48:LYS:O	19	0.5	0.14	0.54
(1,20)	2:C:492:ASN:HB3	1:A:49:GLN:C	19	0.5	0.14	0.54
(1,20)	2:C:492:ASN:HB3	1:A:49:GLN:CA	19	0.5	0.14	0.54
(1,20)	2:C:492:ASN:HB3	1:A:49:GLN:CB	19	0.5	0.14	0.54
(1,20)	2:C:492:ASN:HB3	1:A:49:GLN:CD	19	0.5	0.14	0.54
(1,20)	2:C:492:ASN:HB3	1:A:49:GLN:CG	19	0.5	0.14	0.54
(1,20)	2:C:492:ASN:HB3	1:A:49:GLN:H	19	0.5	0.14	0.54
(1,20)	2:C:492:ASN:HB3	1:A:49:GLN:HA	19	0.5	0.14	0.54
(1,20)	2:C:492:ASN:HB3	1:A:49:GLN:HB2	19	0.5	0.14	0.54
(1,20)	2:C:492:ASN:HB3	1:A:49:GLN:HB3	19	0.5	0.14	0.54
(1,20)	2:C:492:ASN:HB3	1:A:49:GLN:HE21	19	0.5	0.14	0.54
(1,20)	2:C:492:ASN:HB3	1:A:49:GLN:HE22	19	0.5	0.14	0.54
(1,20)	2:C:492:ASN:HB3	1:A:49:GLN:HG2	19	0.5	0.14	0.54
(1,20)	2:C:492:ASN:HB3	1:A:49:GLN:HG3	19	0.5	0.14	0.54

Continued on next page...

Continued from previous page...

Key	Atom-1	Atom-2	Models ¹	Mean (Å)	SD ¹ (Å)	Median (Å)
(1,20)	2:C:492:ASN:HB3	1:A:49:GLN:N	19	0.5	0.14	0.54
(1,20)	2:C:492:ASN:HB3	1:A:49:GLN:NE2	19	0.5	0.14	0.54
(1,20)	2:C:492:ASN:HB3	1:A:49:GLN:O	19	0.5	0.14	0.54
(1,20)	2:C:492:ASN:HB3	1:A:49:GLN:OE1	19	0.5	0.14	0.54
(1,20)	2:C:492:ASN:HB3	1:A:51:GLU:C	19	0.5	0.14	0.54
(1,20)	2:C:492:ASN:HB3	1:A:51:GLU:CA	19	0.5	0.14	0.54
(1,20)	2:C:492:ASN:HB3	1:A:51:GLU:CB	19	0.5	0.14	0.54
(1,20)	2:C:492:ASN:HB3	1:A:51:GLU:CD	19	0.5	0.14	0.54
(1,20)	2:C:492:ASN:HB3	1:A:51:GLU:CG	19	0.5	0.14	0.54
(1,20)	2:C:492:ASN:HB3	1:A:51:GLU:H	19	0.5	0.14	0.54
(1,20)	2:C:492:ASN:HB3	1:A:51:GLU:HA	19	0.5	0.14	0.54
(1,20)	2:C:492:ASN:HB3	1:A:51:GLU:HB2	19	0.5	0.14	0.54
(1,20)	2:C:492:ASN:HB3	1:A:51:GLU:HB3	19	0.5	0.14	0.54
(1,20)	2:C:492:ASN:HB3	1:A:51:GLU:HG2	19	0.5	0.14	0.54
(1,20)	2:C:492:ASN:HB3	1:A:51:GLU:HG3	19	0.5	0.14	0.54
(1,20)	2:C:492:ASN:HB3	1:A:51:GLU:N	19	0.5	0.14	0.54
(1,20)	2:C:492:ASN:HB3	1:A:51:GLU:O	19	0.5	0.14	0.54
(1,20)	2:C:492:ASN:HB3	1:A:51:GLU:OE1	19	0.5	0.14	0.54
(1,20)	2:C:492:ASN:HB3	1:A:51:GLU:OE2	19	0.5	0.14	0.54
(1,20)	2:C:492:ASN:HB3	1:A:58:ASP:C	19	0.5	0.14	0.54
(1,20)	2:C:492:ASN:HB3	1:A:58:ASP:CA	19	0.5	0.14	0.54
(1,20)	2:C:492:ASN:HB3	1:A:58:ASP:CB	19	0.5	0.14	0.54
(1,20)	2:C:492:ASN:HB3	1:A:58:ASP:CG	19	0.5	0.14	0.54
(1,20)	2:C:492:ASN:HB3	1:A:58:ASP:H	19	0.5	0.14	0.54
(1,20)	2:C:492:ASN:HB3	1:A:58:ASP:HA	19	0.5	0.14	0.54
(1,20)	2:C:492:ASN:HB3	1:A:58:ASP:HB2	19	0.5	0.14	0.54
(1,20)	2:C:492:ASN:HB3	1:A:58:ASP:HB3	19	0.5	0.14	0.54
(1,20)	2:C:492:ASN:HB3	1:A:58:ASP:N	19	0.5	0.14	0.54
(1,20)	2:C:492:ASN:HB3	1:A:58:ASP:O	19	0.5	0.14	0.54
(1,20)	2:C:492:ASN:HB3	1:A:58:ASP:OD1	19	0.5	0.14	0.54
(1,20)	2:C:492:ASN:HB3	1:A:58:ASP:OD2	19	0.5	0.14	0.54
(1,20)	2:C:492:ASN:HB3	1:A:59:TYR:C	19	0.5	0.14	0.54
(1,20)	2:C:492:ASN:HB3	1:A:59:TYR:CA	19	0.5	0.14	0.54
(1,20)	2:C:492:ASN:HB3	1:A:59:TYR:CB	19	0.5	0.14	0.54
(1,20)	2:C:492:ASN:HB3	1:A:59:TYR:CD1	19	0.5	0.14	0.54
(1,20)	2:C:492:ASN:HB3	1:A:59:TYR:CD2	19	0.5	0.14	0.54
(1,20)	2:C:492:ASN:HB3	1:A:59:TYR:CE1	19	0.5	0.14	0.54
(1,20)	2:C:492:ASN:HB3	1:A:59:TYR:CE2	19	0.5	0.14	0.54
(1,20)	2:C:492:ASN:HB3	1:A:59:TYR:CG	19	0.5	0.14	0.54
(1,20)	2:C:492:ASN:HB3	1:A:59:TYR:CZ	19	0.5	0.14	0.54
(1,20)	2:C:492:ASN:HB3	1:A:59:TYR:H	19	0.5	0.14	0.54
(1,20)	2:C:492:ASN:HB3	1:A:59:TYR:HA	19	0.5	0.14	0.54

Continued on next page...

Continued from previous page...

Key	Atom-1	Atom-2	Models ¹	Mean (Å)	SD ¹ (Å)	Median (Å)
(1,20)	2:C:492:ASN:HB3	1:A:59:TYR:HB2	19	0.5	0.14	0.54
(1,20)	2:C:492:ASN:HB3	1:A:59:TYR:HB3	19	0.5	0.14	0.54
(1,20)	2:C:492:ASN:HB3	1:A:59:TYR:HD1	19	0.5	0.14	0.54
(1,20)	2:C:492:ASN:HB3	1:A:59:TYR:HD2	19	0.5	0.14	0.54
(1,20)	2:C:492:ASN:HB3	1:A:59:TYR:HE1	19	0.5	0.14	0.54
(1,20)	2:C:492:ASN:HB3	1:A:59:TYR:HE2	19	0.5	0.14	0.54
(1,20)	2:C:492:ASN:HB3	1:A:59:TYR:HH	19	0.5	0.14	0.54
(1,20)	2:C:492:ASN:HB3	1:A:59:TYR:N	19	0.5	0.14	0.54
(1,20)	2:C:492:ASN:HB3	1:A:59:TYR:O	19	0.5	0.14	0.54
(1,20)	2:C:492:ASN:HB3	1:A:59:TYR:OH	19	0.5	0.14	0.54
(1,20)	2:C:492:ASN:HB3	1:A:60:ASN:C	19	0.5	0.14	0.54
(1,20)	2:C:492:ASN:HB3	1:A:60:ASN:CA	19	0.5	0.14	0.54
(1,20)	2:C:492:ASN:HB3	1:A:60:ASN:CB	19	0.5	0.14	0.54
(1,20)	2:C:492:ASN:HB3	1:A:60:ASN:CG	19	0.5	0.14	0.54
(1,20)	2:C:492:ASN:HB3	1:A:60:ASN:H	19	0.5	0.14	0.54
(1,20)	2:C:492:ASN:HB3	1:A:60:ASN:HA	19	0.5	0.14	0.54
(1,20)	2:C:492:ASN:HB3	1:A:60:ASN:HB2	19	0.5	0.14	0.54
(1,20)	2:C:492:ASN:HB3	1:A:60:ASN:HB3	19	0.5	0.14	0.54
(1,20)	2:C:492:ASN:HB3	1:A:60:ASN:HD21	19	0.5	0.14	0.54
(1,20)	2:C:492:ASN:HB3	1:A:60:ASN:HD22	19	0.5	0.14	0.54
(1,20)	2:C:492:ASN:HB3	1:A:60:ASN:N	19	0.5	0.14	0.54
(1,20)	2:C:492:ASN:HB3	1:A:60:ASN:ND2	19	0.5	0.14	0.54
(1,20)	2:C:492:ASN:HB3	1:A:60:ASN:O	19	0.5	0.14	0.54
(1,20)	2:C:492:ASN:HB3	1:A:60:ASN:OD1	19	0.5	0.14	0.54
(1,20)	2:C:492:ASN:HB3	1:A:61:ILE:C	19	0.5	0.14	0.54
(1,20)	2:C:492:ASN:HB3	1:A:61:ILE:CA	19	0.5	0.14	0.54
(1,20)	2:C:492:ASN:HB3	1:A:61:ILE:CB	19	0.5	0.14	0.54
(1,20)	2:C:492:ASN:HB3	1:A:61:ILE:CD1	19	0.5	0.14	0.54
(1,20)	2:C:492:ASN:HB3	1:A:61:ILE:CG1	19	0.5	0.14	0.54
(1,20)	2:C:492:ASN:HB3	1:A:61:ILE:CG2	19	0.5	0.14	0.54
(1,20)	2:C:492:ASN:HB3	1:A:61:ILE:H	19	0.5	0.14	0.54
(1,20)	2:C:492:ASN:HB3	1:A:61:ILE:HA	19	0.5	0.14	0.54
(1,20)	2:C:492:ASN:HB3	1:A:61:ILE:HB	19	0.5	0.14	0.54
(1,20)	2:C:492:ASN:HB3	1:A:61:ILE:HD11	19	0.5	0.14	0.54
(1,20)	2:C:492:ASN:HB3	1:A:61:ILE:HD12	19	0.5	0.14	0.54
(1,20)	2:C:492:ASN:HB3	1:A:61:ILE:HD13	19	0.5	0.14	0.54
(1,20)	2:C:492:ASN:HB3	1:A:61:ILE:HG12	19	0.5	0.14	0.54
(1,20)	2:C:492:ASN:HB3	1:A:61:ILE:HG13	19	0.5	0.14	0.54
(1,20)	2:C:492:ASN:HB3	1:A:61:ILE:HG21	19	0.5	0.14	0.54
(1,20)	2:C:492:ASN:HB3	1:A:61:ILE:HG22	19	0.5	0.14	0.54
(1,20)	2:C:492:ASN:HB3	1:A:61:ILE:HG23	19	0.5	0.14	0.54
(1,20)	2:C:492:ASN:HB3	1:A:61:ILE:N	19	0.5	0.14	0.54

Continued on next page...

Continued from previous page...

Key	Atom-1	Atom-2	Models ¹	Mean (Å)	SD ¹ (Å)	Median (Å)
(1,20)	2:C:492:ASN:HB3	1:A:61:ILE:O	19	0.5	0.14	0.54
(1,20)	2:C:492:ASN:HB3	1:A:62:GLN:C	19	0.5	0.14	0.54
(1,20)	2:C:492:ASN:HB3	1:A:62:GLN:CA	19	0.5	0.14	0.54
(1,20)	2:C:492:ASN:HB3	1:A:62:GLN:CB	19	0.5	0.14	0.54
(1,20)	2:C:492:ASN:HB3	1:A:62:GLN:CD	19	0.5	0.14	0.54
(1,20)	2:C:492:ASN:HB3	1:A:62:GLN:CG	19	0.5	0.14	0.54
(1,20)	2:C:492:ASN:HB3	1:A:62:GLN:H	19	0.5	0.14	0.54
(1,20)	2:C:492:ASN:HB3	1:A:62:GLN:HA	19	0.5	0.14	0.54
(1,20)	2:C:492:ASN:HB3	1:A:62:GLN:HB2	19	0.5	0.14	0.54
(1,20)	2:C:492:ASN:HB3	1:A:62:GLN:HB3	19	0.5	0.14	0.54
(1,20)	2:C:492:ASN:HB3	1:A:62:GLN:HE21	19	0.5	0.14	0.54
(1,20)	2:C:492:ASN:HB3	1:A:62:GLN:HE22	19	0.5	0.14	0.54
(1,20)	2:C:492:ASN:HB3	1:A:62:GLN:HG2	19	0.5	0.14	0.54
(1,20)	2:C:492:ASN:HB3	1:A:62:GLN:HG3	19	0.5	0.14	0.54
(1,20)	2:C:492:ASN:HB3	1:A:62:GLN:N	19	0.5	0.14	0.54
(1,20)	2:C:492:ASN:HB3	1:A:62:GLN:NE2	19	0.5	0.14	0.54
(1,20)	2:C:492:ASN:HB3	1:A:62:GLN:O	19	0.5	0.14	0.54
(1,20)	2:C:492:ASN:HB3	1:A:62:GLN:OE1	19	0.5	0.14	0.54
(1,20)	2:C:492:ASN:HB3	1:A:65:SER:C	19	0.5	0.14	0.54
(1,20)	2:C:492:ASN:HB3	1:A:65:SER:CA	19	0.5	0.14	0.54
(1,20)	2:C:492:ASN:HB3	1:A:65:SER:CB	19	0.5	0.14	0.54
(1,20)	2:C:492:ASN:HB3	1:A:65:SER:H	19	0.5	0.14	0.54
(1,20)	2:C:492:ASN:HB3	1:A:65:SER:HA	19	0.5	0.14	0.54
(1,20)	2:C:492:ASN:HB3	1:A:65:SER:HB2	19	0.5	0.14	0.54
(1,20)	2:C:492:ASN:HB3	1:A:65:SER:HB3	19	0.5	0.14	0.54
(1,20)	2:C:492:ASN:HB3	1:A:65:SER:HG	19	0.5	0.14	0.54
(1,20)	2:C:492:ASN:HB3	1:A:65:SER:N	19	0.5	0.14	0.54
(1,20)	2:C:492:ASN:HB3	1:A:65:SER:O	19	0.5	0.14	0.54
(1,20)	2:C:492:ASN:HB3	1:A:65:SER:OG	19	0.5	0.14	0.54
(1,20)	2:C:492:ASN:HB3	1:A:66:THR:C	19	0.5	0.14	0.54
(1,20)	2:C:492:ASN:HB3	1:A:66:THR:CA	19	0.5	0.14	0.54
(1,20)	2:C:492:ASN:HB3	1:A:66:THR:CB	19	0.5	0.14	0.54
(1,20)	2:C:492:ASN:HB3	1:A:66:THR:CG2	19	0.5	0.14	0.54
(1,20)	2:C:492:ASN:HB3	1:A:66:THR:H	19	0.5	0.14	0.54
(1,20)	2:C:492:ASN:HB3	1:A:66:THR:HA	19	0.5	0.14	0.54
(1,20)	2:C:492:ASN:HB3	1:A:66:THR:HB	19	0.5	0.14	0.54
(1,20)	2:C:492:ASN:HB3	1:A:66:THR:HG1	19	0.5	0.14	0.54
(1,20)	2:C:492:ASN:HB3	1:A:66:THR:HG21	19	0.5	0.14	0.54
(1,20)	2:C:492:ASN:HB3	1:A:66:THR:HG22	19	0.5	0.14	0.54
(1,20)	2:C:492:ASN:HB3	1:A:66:THR:HG23	19	0.5	0.14	0.54
(1,20)	2:C:492:ASN:HB3	1:A:66:THR:N	19	0.5	0.14	0.54
(1,20)	2:C:492:ASN:HB3	1:A:66:THR:O	19	0.5	0.14	0.54

Continued on next page...

Continued from previous page...

Key	Atom-1	Atom-2	Models ¹	Mean (Å)	SD ¹ (Å)	Median (Å)
(1,20)	2:C:492:ASN:HB3	1:A:66:THR:OG1	19	0.5	0.14	0.54
(1,20)	2:C:492:ASN:HB3	1:A:68:HIS:C	19	0.5	0.14	0.54
(1,20)	2:C:492:ASN:HB3	1:A:68:HIS:CA	19	0.5	0.14	0.54
(1,20)	2:C:492:ASN:HB3	1:A:68:HIS:CB	19	0.5	0.14	0.54
(1,20)	2:C:492:ASN:HB3	1:A:68:HIS:CD2	19	0.5	0.14	0.54
(1,20)	2:C:492:ASN:HB3	1:A:68:HIS:CE1	19	0.5	0.14	0.54
(1,20)	2:C:492:ASN:HB3	1:A:68:HIS:CG	19	0.5	0.14	0.54
(1,20)	2:C:492:ASN:HB3	1:A:68:HIS:H	19	0.5	0.14	0.54
(1,20)	2:C:492:ASN:HB3	1:A:68:HIS:HA	19	0.5	0.14	0.54
(1,20)	2:C:492:ASN:HB3	1:A:68:HIS:HB2	19	0.5	0.14	0.54
(1,20)	2:C:492:ASN:HB3	1:A:68:HIS:HB3	19	0.5	0.14	0.54
(1,20)	2:C:492:ASN:HB3	1:A:68:HIS:HD2	19	0.5	0.14	0.54
(1,20)	2:C:492:ASN:HB3	1:A:68:HIS:HE1	19	0.5	0.14	0.54
(1,20)	2:C:492:ASN:HB3	1:A:68:HIS:HE2	19	0.5	0.14	0.54
(1,20)	2:C:492:ASN:HB3	1:A:68:HIS:N	19	0.5	0.14	0.54
(1,20)	2:C:492:ASN:HB3	1:A:68:HIS:ND1	19	0.5	0.14	0.54
(1,20)	2:C:492:ASN:HB3	1:A:68:HIS:NE2	19	0.5	0.14	0.54
(1,20)	2:C:492:ASN:HB3	1:A:68:HIS:O	19	0.5	0.14	0.54
(1,20)	2:C:492:ASN:HB3	1:A:69:LEU:C	19	0.5	0.14	0.54
(1,20)	2:C:492:ASN:HB3	1:A:69:LEU:CA	19	0.5	0.14	0.54
(1,20)	2:C:492:ASN:HB3	1:A:69:LEU:CB	19	0.5	0.14	0.54
(1,20)	2:C:492:ASN:HB3	1:A:69:LEU:CD1	19	0.5	0.14	0.54
(1,20)	2:C:492:ASN:HB3	1:A:69:LEU:CD2	19	0.5	0.14	0.54
(1,20)	2:C:492:ASN:HB3	1:A:69:LEU:CG	19	0.5	0.14	0.54
(1,20)	2:C:492:ASN:HB3	1:A:69:LEU:H	19	0.5	0.14	0.54
(1,20)	2:C:492:ASN:HB3	1:A:69:LEU:HA	19	0.5	0.14	0.54
(1,20)	2:C:492:ASN:HB3	1:A:69:LEU:HB2	19	0.5	0.14	0.54
(1,20)	2:C:492:ASN:HB3	1:A:69:LEU:HB3	19	0.5	0.14	0.54
(1,20)	2:C:492:ASN:HB3	1:A:69:LEU:HD11	19	0.5	0.14	0.54
(1,20)	2:C:492:ASN:HB3	1:A:69:LEU:HD12	19	0.5	0.14	0.54
(1,20)	2:C:492:ASN:HB3	1:A:69:LEU:HD13	19	0.5	0.14	0.54
(1,20)	2:C:492:ASN:HB3	1:A:69:LEU:HD21	19	0.5	0.14	0.54
(1,20)	2:C:492:ASN:HB3	1:A:69:LEU:HD22	19	0.5	0.14	0.54
(1,20)	2:C:492:ASN:HB3	1:A:69:LEU:HD23	19	0.5	0.14	0.54
(1,20)	2:C:492:ASN:HB3	1:A:69:LEU:HG	19	0.5	0.14	0.54
(1,20)	2:C:492:ASN:HB3	1:A:69:LEU:N	19	0.5	0.14	0.54
(1,20)	2:C:492:ASN:HB3	1:A:69:LEU:O	19	0.5	0.14	0.54
(1,20)	2:C:492:ASN:HB3	1:A:70:VAL:C	19	0.5	0.14	0.54
(1,20)	2:C:492:ASN:HB3	1:A:70:VAL:CA	19	0.5	0.14	0.54
(1,20)	2:C:492:ASN:HB3	1:A:70:VAL:CB	19	0.5	0.14	0.54
(1,20)	2:C:492:ASN:HB3	1:A:70:VAL:CG1	19	0.5	0.14	0.54
(1,20)	2:C:492:ASN:HB3	1:A:70:VAL:CG2	19	0.5	0.14	0.54

Continued on next page...

Continued from previous page...

Key	Atom-1	Atom-2	Models ¹	Mean (Å)	SD ¹ (Å)	Median (Å)
(1,20)	2:C:492:ASN:HB3	1:A:70:VAL:H	19	0.5	0.14	0.54
(1,20)	2:C:492:ASN:HB3	1:A:70:VAL:HA	19	0.5	0.14	0.54
(1,20)	2:C:492:ASN:HB3	1:A:70:VAL:HB	19	0.5	0.14	0.54
(1,20)	2:C:492:ASN:HB3	1:A:70:VAL:HG11	19	0.5	0.14	0.54
(1,20)	2:C:492:ASN:HB3	1:A:70:VAL:HG12	19	0.5	0.14	0.54
(1,20)	2:C:492:ASN:HB3	1:A:70:VAL:HG13	19	0.5	0.14	0.54
(1,20)	2:C:492:ASN:HB3	1:A:70:VAL:HG21	19	0.5	0.14	0.54
(1,20)	2:C:492:ASN:HB3	1:A:70:VAL:HG22	19	0.5	0.14	0.54
(1,20)	2:C:492:ASN:HB3	1:A:70:VAL:HG23	19	0.5	0.14	0.54
(1,20)	2:C:492:ASN:HB3	1:A:70:VAL:N	19	0.5	0.14	0.54
(1,20)	2:C:492:ASN:HB3	1:A:70:VAL:O	19	0.5	0.14	0.54
(1,20)	2:C:492:ASN:HB3	1:A:71:LEU:C	19	0.5	0.14	0.54
(1,20)	2:C:492:ASN:HB3	1:A:71:LEU:CA	19	0.5	0.14	0.54
(1,20)	2:C:492:ASN:HB3	1:A:71:LEU:CB	19	0.5	0.14	0.54
(1,20)	2:C:492:ASN:HB3	1:A:71:LEU:CD1	19	0.5	0.14	0.54
(1,20)	2:C:492:ASN:HB3	1:A:71:LEU:CD2	19	0.5	0.14	0.54
(1,20)	2:C:492:ASN:HB3	1:A:71:LEU:CG	19	0.5	0.14	0.54
(1,20)	2:C:492:ASN:HB3	1:A:71:LEU:H	19	0.5	0.14	0.54
(1,20)	2:C:492:ASN:HB3	1:A:71:LEU:HA	19	0.5	0.14	0.54
(1,20)	2:C:492:ASN:HB3	1:A:71:LEU:HB2	19	0.5	0.14	0.54
(1,20)	2:C:492:ASN:HB3	1:A:71:LEU:HB3	19	0.5	0.14	0.54
(1,20)	2:C:492:ASN:HB3	1:A:71:LEU:HD11	19	0.5	0.14	0.54
(1,20)	2:C:492:ASN:HB3	1:A:71:LEU:HD12	19	0.5	0.14	0.54
(1,20)	2:C:492:ASN:HB3	1:A:71:LEU:HD13	19	0.5	0.14	0.54
(1,20)	2:C:492:ASN:HB3	1:A:71:LEU:HD21	19	0.5	0.14	0.54
(1,20)	2:C:492:ASN:HB3	1:A:71:LEU:HD22	19	0.5	0.14	0.54
(1,20)	2:C:492:ASN:HB3	1:A:71:LEU:HD23	19	0.5	0.14	0.54
(1,20)	2:C:492:ASN:HB3	1:A:71:LEU:HG	19	0.5	0.14	0.54
(1,20)	2:C:492:ASN:HB3	1:A:71:LEU:N	19	0.5	0.14	0.54
(1,20)	2:C:492:ASN:HB3	1:A:71:LEU:O	19	0.5	0.14	0.54
(1,20)	2:C:492:ASN:HB3	1:A:72:ARG:C	19	0.5	0.14	0.54
(1,20)	2:C:492:ASN:HB3	1:A:72:ARG:CA	19	0.5	0.14	0.54
(1,20)	2:C:492:ASN:HB3	1:A:72:ARG:CB	19	0.5	0.14	0.54
(1,20)	2:C:492:ASN:HB3	1:A:72:ARG:CD	19	0.5	0.14	0.54
(1,20)	2:C:492:ASN:HB3	1:A:72:ARG:CG	19	0.5	0.14	0.54
(1,20)	2:C:492:ASN:HB3	1:A:72:ARG:CZ	19	0.5	0.14	0.54
(1,20)	2:C:492:ASN:HB3	1:A:72:ARG:H	19	0.5	0.14	0.54
(1,20)	2:C:492:ASN:HB3	1:A:72:ARG:HA	19	0.5	0.14	0.54
(1,20)	2:C:492:ASN:HB3	1:A:72:ARG:HB2	19	0.5	0.14	0.54
(1,20)	2:C:492:ASN:HB3	1:A:72:ARG:HB3	19	0.5	0.14	0.54
(1,20)	2:C:492:ASN:HB3	1:A:72:ARG:HD2	19	0.5	0.14	0.54
(1,20)	2:C:492:ASN:HB3	1:A:72:ARG:HD3	19	0.5	0.14	0.54

Continued on next page...

Continued from previous page...

Key	Atom-1	Atom-2	Models ¹	Mean (Å)	SD ¹ (Å)	Median (Å)
(1,20)	2:C:492:ASN:HB3	1:A:72:ARG:HE	19	0.5	0.14	0.54
(1,20)	2:C:492:ASN:HB3	1:A:72:ARG:HG2	19	0.5	0.14	0.54
(1,20)	2:C:492:ASN:HB3	1:A:72:ARG:HG3	19	0.5	0.14	0.54
(1,20)	2:C:492:ASN:HB3	1:A:72:ARG:HH11	19	0.5	0.14	0.54
(1,20)	2:C:492:ASN:HB3	1:A:72:ARG:HH12	19	0.5	0.14	0.54
(1,20)	2:C:492:ASN:HB3	1:A:72:ARG:HH21	19	0.5	0.14	0.54
(1,20)	2:C:492:ASN:HB3	1:A:72:ARG:HH22	19	0.5	0.14	0.54
(1,20)	2:C:492:ASN:HB3	1:A:72:ARG:N	19	0.5	0.14	0.54
(1,20)	2:C:492:ASN:HB3	1:A:72:ARG:NE	19	0.5	0.14	0.54
(1,20)	2:C:492:ASN:HB3	1:A:72:ARG:NH1	19	0.5	0.14	0.54
(1,20)	2:C:492:ASN:HB3	1:A:72:ARG:NH2	19	0.5	0.14	0.54
(1,20)	2:C:492:ASN:HB3	1:A:72:ARG:O	19	0.5	0.14	0.54
(1,20)	2:C:492:ASN:HB3	1:A:73:LEU:C	19	0.5	0.14	0.54
(1,20)	2:C:492:ASN:HB3	1:A:73:LEU:CA	19	0.5	0.14	0.54
(1,20)	2:C:492:ASN:HB3	1:A:73:LEU:CB	19	0.5	0.14	0.54
(1,20)	2:C:492:ASN:HB3	1:A:73:LEU:CD1	19	0.5	0.14	0.54
(1,20)	2:C:492:ASN:HB3	1:A:73:LEU:CD2	19	0.5	0.14	0.54
(1,20)	2:C:492:ASN:HB3	1:A:73:LEU:CG	19	0.5	0.14	0.54
(1,20)	2:C:492:ASN:HB3	1:A:73:LEU:H	19	0.5	0.14	0.54
(1,20)	2:C:492:ASN:HB3	1:A:73:LEU:HA	19	0.5	0.14	0.54
(1,20)	2:C:492:ASN:HB3	1:A:73:LEU:HB2	19	0.5	0.14	0.54
(1,20)	2:C:492:ASN:HB3	1:A:73:LEU:HB3	19	0.5	0.14	0.54
(1,20)	2:C:492:ASN:HB3	1:A:73:LEU:HD11	19	0.5	0.14	0.54
(1,20)	2:C:492:ASN:HB3	1:A:73:LEU:HD12	19	0.5	0.14	0.54
(1,20)	2:C:492:ASN:HB3	1:A:73:LEU:HD13	19	0.5	0.14	0.54
(1,20)	2:C:492:ASN:HB3	1:A:73:LEU:HD21	19	0.5	0.14	0.54
(1,20)	2:C:492:ASN:HB3	1:A:73:LEU:HD22	19	0.5	0.14	0.54
(1,20)	2:C:492:ASN:HB3	1:A:73:LEU:HD23	19	0.5	0.14	0.54
(1,20)	2:C:492:ASN:HB3	1:A:73:LEU:HG	19	0.5	0.14	0.54
(1,20)	2:C:492:ASN:HB3	1:A:73:LEU:N	19	0.5	0.14	0.54
(1,20)	2:C:492:ASN:HB3	1:A:73:LEU:O	19	0.5	0.14	0.54
(1,20)	2:C:492:ASN:HB3	1:A:74:ARG:C	19	0.5	0.14	0.54
(1,20)	2:C:492:ASN:HB3	1:A:74:ARG:CA	19	0.5	0.14	0.54
(1,20)	2:C:492:ASN:HB3	1:A:74:ARG:CB	19	0.5	0.14	0.54
(1,20)	2:C:492:ASN:HB3	1:A:74:ARG:CD	19	0.5	0.14	0.54
(1,20)	2:C:492:ASN:HB3	1:A:74:ARG:CG	19	0.5	0.14	0.54
(1,20)	2:C:492:ASN:HB3	1:A:74:ARG:CZ	19	0.5	0.14	0.54
(1,20)	2:C:492:ASN:HB3	1:A:74:ARG:H	19	0.5	0.14	0.54
(1,20)	2:C:492:ASN:HB3	1:A:74:ARG:HA	19	0.5	0.14	0.54
(1,20)	2:C:492:ASN:HB3	1:A:74:ARG:HB2	19	0.5	0.14	0.54
(1,20)	2:C:492:ASN:HB3	1:A:74:ARG:HB3	19	0.5	0.14	0.54
(1,20)	2:C:492:ASN:HB3	1:A:74:ARG:HD2	19	0.5	0.14	0.54

Continued on next page...

Continued from previous page...

Key	Atom-1	Atom-2	Models ¹	Mean (Å)	SD ¹ (Å)	Median (Å)
(1,20)	2:C:492:ASN:HB3	1:A:74:ARG:HD3	19	0.5	0.14	0.54
(1,20)	2:C:492:ASN:HB3	1:A:74:ARG:HE	19	0.5	0.14	0.54
(1,20)	2:C:492:ASN:HB3	1:A:74:ARG:HG2	19	0.5	0.14	0.54
(1,20)	2:C:492:ASN:HB3	1:A:74:ARG:HG3	19	0.5	0.14	0.54
(1,20)	2:C:492:ASN:HB3	1:A:74:ARG:HH11	19	0.5	0.14	0.54
(1,20)	2:C:492:ASN:HB3	1:A:74:ARG:HH12	19	0.5	0.14	0.54
(1,20)	2:C:492:ASN:HB3	1:A:74:ARG:HH21	19	0.5	0.14	0.54
(1,20)	2:C:492:ASN:HB3	1:A:74:ARG:HH22	19	0.5	0.14	0.54
(1,20)	2:C:492:ASN:HB3	1:A:74:ARG:N	19	0.5	0.14	0.54
(1,20)	2:C:492:ASN:HB3	1:A:74:ARG:NE	19	0.5	0.14	0.54
(1,20)	2:C:492:ASN:HB3	1:A:74:ARG:NH1	19	0.5	0.14	0.54
(1,20)	2:C:492:ASN:HB3	1:A:74:ARG:NH2	19	0.5	0.14	0.54
(1,20)	2:C:492:ASN:HB3	1:A:74:ARG:O	19	0.5	0.14	0.54
(1,20)	2:C:492:ASN:HB3	1:A:75:GLY:C	19	0.5	0.14	0.54
(1,20)	2:C:492:ASN:HB3	1:A:75:GLY:CA	19	0.5	0.14	0.54
(1,20)	2:C:492:ASN:HB3	1:A:75:GLY:H	19	0.5	0.14	0.54
(1,20)	2:C:492:ASN:HB3	1:A:75:GLY:HA2	19	0.5	0.14	0.54
(1,20)	2:C:492:ASN:HB3	1:A:75:GLY:HA3	19	0.5	0.14	0.54
(1,20)	2:C:492:ASN:HB3	1:A:75:GLY:N	19	0.5	0.14	0.54
(1,20)	2:C:492:ASN:HB3	1:A:75:GLY:O	19	0.5	0.14	0.54
(1,20)	2:C:492:ASN:HB3	1:A:76:GLY:C	19	0.5	0.14	0.54
(1,20)	2:C:492:ASN:HB3	1:A:76:GLY:CA	19	0.5	0.14	0.54
(1,20)	2:C:492:ASN:HB3	1:A:76:GLY:H	19	0.5	0.14	0.54
(1,20)	2:C:492:ASN:HB3	1:A:76:GLY:HA2	19	0.5	0.14	0.54
(1,20)	2:C:492:ASN:HB3	1:A:76:GLY:HA3	19	0.5	0.14	0.54
(1,20)	2:C:492:ASN:HB3	1:A:76:GLY:N	19	0.5	0.14	0.54
(1,20)	2:C:492:ASN:HB3	1:A:76:GLY:O	19	0.5	0.14	0.54
(1,20)	2:C:492:ASN:HD21	1:A:4:PHE:C	19	0.5	0.14	0.54
(1,20)	2:C:492:ASN:HD21	1:A:4:PHE:CA	19	0.5	0.14	0.54
(1,20)	2:C:492:ASN:HD21	1:A:4:PHE:CB	19	0.5	0.14	0.54
(1,20)	2:C:492:ASN:HD21	1:A:4:PHE:CD1	19	0.5	0.14	0.54
(1,20)	2:C:492:ASN:HD21	1:A:4:PHE:CD2	19	0.5	0.14	0.54
(1,20)	2:C:492:ASN:HD21	1:A:4:PHE:CE1	19	0.5	0.14	0.54
(1,20)	2:C:492:ASN:HD21	1:A:4:PHE:CE2	19	0.5	0.14	0.54
(1,20)	2:C:492:ASN:HD21	1:A:4:PHE:CG	19	0.5	0.14	0.54
(1,20)	2:C:492:ASN:HD21	1:A:4:PHE:CZ	19	0.5	0.14	0.54
(1,20)	2:C:492:ASN:HD21	1:A:4:PHE:H	19	0.5	0.14	0.54
(1,20)	2:C:492:ASN:HD21	1:A:4:PHE:HA	19	0.5	0.14	0.54
(1,20)	2:C:492:ASN:HD21	1:A:4:PHE:HB2	19	0.5	0.14	0.54
(1,20)	2:C:492:ASN:HD21	1:A:4:PHE:HB3	19	0.5	0.14	0.54
(1,20)	2:C:492:ASN:HD21	1:A:4:PHE:HD1	19	0.5	0.14	0.54
(1,20)	2:C:492:ASN:HD21	1:A:4:PHE:HD2	19	0.5	0.14	0.54

Continued on next page...

Continued from previous page...

Key	Atom-1	Atom-2	Models ¹	Mean (Å)	SD ¹ (Å)	Median (Å)
(1,20)	2:C:492:ASN:HD21	1:A:4:PHE:HE1	19	0.5	0.14	0.54
(1,20)	2:C:492:ASN:HD21	1:A:4:PHE:HE2	19	0.5	0.14	0.54
(1,20)	2:C:492:ASN:HD21	1:A:4:PHE:HZ	19	0.5	0.14	0.54
(1,20)	2:C:492:ASN:HD21	1:A:4:PHE:N	19	0.5	0.14	0.54
(1,20)	2:C:492:ASN:HD21	1:A:4:PHE:O	19	0.5	0.14	0.54
(1,20)	2:C:492:ASN:HD21	1:A:6:LYS:C	19	0.5	0.14	0.54
(1,20)	2:C:492:ASN:HD21	1:A:6:LYS:CA	19	0.5	0.14	0.54
(1,20)	2:C:492:ASN:HD21	1:A:6:LYS:CB	19	0.5	0.14	0.54
(1,20)	2:C:492:ASN:HD21	1:A:6:LYS:CD	19	0.5	0.14	0.54
(1,20)	2:C:492:ASN:HD21	1:A:6:LYS:CE	19	0.5	0.14	0.54
(1,20)	2:C:492:ASN:HD21	1:A:6:LYS:CG	19	0.5	0.14	0.54
(1,20)	2:C:492:ASN:HD21	1:A:6:LYS:H	19	0.5	0.14	0.54
(1,20)	2:C:492:ASN:HD21	1:A:6:LYS:HA	19	0.5	0.14	0.54
(1,20)	2:C:492:ASN:HD21	1:A:6:LYS:HB2	19	0.5	0.14	0.54
(1,20)	2:C:492:ASN:HD21	1:A:6:LYS:HB3	19	0.5	0.14	0.54
(1,20)	2:C:492:ASN:HD21	1:A:6:LYS:HD2	19	0.5	0.14	0.54
(1,20)	2:C:492:ASN:HD21	1:A:6:LYS:HD3	19	0.5	0.14	0.54
(1,20)	2:C:492:ASN:HD21	1:A:6:LYS:HE2	19	0.5	0.14	0.54
(1,20)	2:C:492:ASN:HD21	1:A:6:LYS:HE3	19	0.5	0.14	0.54
(1,20)	2:C:492:ASN:HD21	1:A:6:LYS:HG2	19	0.5	0.14	0.54
(1,20)	2:C:492:ASN:HD21	1:A:6:LYS:HG3	19	0.5	0.14	0.54
(1,20)	2:C:492:ASN:HD21	1:A:6:LYS:HZ1	19	0.5	0.14	0.54
(1,20)	2:C:492:ASN:HD21	1:A:6:LYS:HZ2	19	0.5	0.14	0.54
(1,20)	2:C:492:ASN:HD21	1:A:6:LYS:HZ3	19	0.5	0.14	0.54
(1,20)	2:C:492:ASN:HD21	1:A:6:LYS:N	19	0.5	0.14	0.54
(1,20)	2:C:492:ASN:HD21	1:A:6:LYS:NZ	19	0.5	0.14	0.54
(1,20)	2:C:492:ASN:HD21	1:A:6:LYS:O	19	0.5	0.14	0.54
(1,20)	2:C:492:ASN:HD21	1:A:7:THR:C	19	0.5	0.14	0.54
(1,20)	2:C:492:ASN:HD21	1:A:7:THR:CA	19	0.5	0.14	0.54
(1,20)	2:C:492:ASN:HD21	1:A:7:THR:CB	19	0.5	0.14	0.54
(1,20)	2:C:492:ASN:HD21	1:A:7:THR:CG2	19	0.5	0.14	0.54
(1,20)	2:C:492:ASN:HD21	1:A:7:THR:H	19	0.5	0.14	0.54
(1,20)	2:C:492:ASN:HD21	1:A:7:THR:HA	19	0.5	0.14	0.54
(1,20)	2:C:492:ASN:HD21	1:A:7:THR:HB	19	0.5	0.14	0.54
(1,20)	2:C:492:ASN:HD21	1:A:7:THR:HG1	19	0.5	0.14	0.54
(1,20)	2:C:492:ASN:HD21	1:A:7:THR:HG21	19	0.5	0.14	0.54
(1,20)	2:C:492:ASN:HD21	1:A:7:THR:HG22	19	0.5	0.14	0.54
(1,20)	2:C:492:ASN:HD21	1:A:7:THR:HG23	19	0.5	0.14	0.54
(1,20)	2:C:492:ASN:HD21	1:A:7:THR:N	19	0.5	0.14	0.54
(1,20)	2:C:492:ASN:HD21	1:A:7:THR:O	19	0.5	0.14	0.54
(1,20)	2:C:492:ASN:HD21	1:A:7:THR:OG1	19	0.5	0.14	0.54
(1,20)	2:C:492:ASN:HD21	1:A:8:LEU:C	19	0.5	0.14	0.54

Continued on next page...

Continued from previous page...

Key	Atom-1	Atom-2	Models ¹	Mean (Å)	SD ¹ (Å)	Median (Å)
(1,20)	2:C:492:ASN:HD21	1:A:8:LEU:CA	19	0.5	0.14	0.54
(1,20)	2:C:492:ASN:HD21	1:A:8:LEU:CB	19	0.5	0.14	0.54
(1,20)	2:C:492:ASN:HD21	1:A:8:LEU:CD1	19	0.5	0.14	0.54
(1,20)	2:C:492:ASN:HD21	1:A:8:LEU:CD2	19	0.5	0.14	0.54
(1,20)	2:C:492:ASN:HD21	1:A:8:LEU:CG	19	0.5	0.14	0.54
(1,20)	2:C:492:ASN:HD21	1:A:8:LEU:H	19	0.5	0.14	0.54
(1,20)	2:C:492:ASN:HD21	1:A:8:LEU:HA	19	0.5	0.14	0.54
(1,20)	2:C:492:ASN:HD21	1:A:8:LEU:HB2	19	0.5	0.14	0.54
(1,20)	2:C:492:ASN:HD21	1:A:8:LEU:HB3	19	0.5	0.14	0.54
(1,20)	2:C:492:ASN:HD21	1:A:8:LEU:HD11	19	0.5	0.14	0.54
(1,20)	2:C:492:ASN:HD21	1:A:8:LEU:HD12	19	0.5	0.14	0.54
(1,20)	2:C:492:ASN:HD21	1:A:8:LEU:HD13	19	0.5	0.14	0.54
(1,20)	2:C:492:ASN:HD21	1:A:8:LEU:HD21	19	0.5	0.14	0.54
(1,20)	2:C:492:ASN:HD21	1:A:8:LEU:HD22	19	0.5	0.14	0.54
(1,20)	2:C:492:ASN:HD21	1:A:8:LEU:HD23	19	0.5	0.14	0.54
(1,20)	2:C:492:ASN:HD21	1:A:8:LEU:HG	19	0.5	0.14	0.54
(1,20)	2:C:492:ASN:HD21	1:A:8:LEU:N	19	0.5	0.14	0.54
(1,20)	2:C:492:ASN:HD21	1:A:8:LEU:O	19	0.5	0.14	0.54
(1,20)	2:C:492:ASN:HD21	1:A:9:THR:C	19	0.5	0.14	0.54
(1,20)	2:C:492:ASN:HD21	1:A:9:THR:CA	19	0.5	0.14	0.54
(1,20)	2:C:492:ASN:HD21	1:A:9:THR:CB	19	0.5	0.14	0.54
(1,20)	2:C:492:ASN:HD21	1:A:9:THR:CG2	19	0.5	0.14	0.54
(1,20)	2:C:492:ASN:HD21	1:A:9:THR:H	19	0.5	0.14	0.54
(1,20)	2:C:492:ASN:HD21	1:A:9:THR:HA	19	0.5	0.14	0.54
(1,20)	2:C:492:ASN:HD21	1:A:9:THR:HB	19	0.5	0.14	0.54
(1,20)	2:C:492:ASN:HD21	1:A:9:THR:HG1	19	0.5	0.14	0.54
(1,20)	2:C:492:ASN:HD21	1:A:9:THR:HG21	19	0.5	0.14	0.54
(1,20)	2:C:492:ASN:HD21	1:A:9:THR:HG22	19	0.5	0.14	0.54
(1,20)	2:C:492:ASN:HD21	1:A:9:THR:HG23	19	0.5	0.14	0.54
(1,20)	2:C:492:ASN:HD21	1:A:9:THR:N	19	0.5	0.14	0.54
(1,20)	2:C:492:ASN:HD21	1:A:9:THR:O	19	0.5	0.14	0.54
(1,20)	2:C:492:ASN:HD21	1:A:9:THR:OG1	19	0.5	0.14	0.54
(1,20)	2:C:492:ASN:HD21	1:A:10:GLY:C	19	0.5	0.14	0.54
(1,20)	2:C:492:ASN:HD21	1:A:10:GLY:CA	19	0.5	0.14	0.54
(1,20)	2:C:492:ASN:HD21	1:A:10:GLY:H	19	0.5	0.14	0.54
(1,20)	2:C:492:ASN:HD21	1:A:10:GLY:HA2	19	0.5	0.14	0.54
(1,20)	2:C:492:ASN:HD21	1:A:10:GLY:HA3	19	0.5	0.14	0.54
(1,20)	2:C:492:ASN:HD21	1:A:10:GLY:N	19	0.5	0.14	0.54
(1,20)	2:C:492:ASN:HD21	1:A:10:GLY:O	19	0.5	0.14	0.54
(1,20)	2:C:492:ASN:HD21	1:A:11:LYS:C	19	0.5	0.14	0.54
(1,20)	2:C:492:ASN:HD21	1:A:11:LYS:CA	19	0.5	0.14	0.54
(1,20)	2:C:492:ASN:HD21	1:A:11:LYS:CB	19	0.5	0.14	0.54

Continued on next page...

Continued from previous page...

Key	Atom-1	Atom-2	Models ¹	Mean (Å)	SD ¹ (Å)	Median (Å)
(1,20)	2:C:492:ASN:HD21	1:A:11:LYS:CD	19	0.5	0.14	0.54
(1,20)	2:C:492:ASN:HD21	1:A:11:LYS:CE	19	0.5	0.14	0.54
(1,20)	2:C:492:ASN:HD21	1:A:11:LYS:CG	19	0.5	0.14	0.54
(1,20)	2:C:492:ASN:HD21	1:A:11:LYS:H	19	0.5	0.14	0.54
(1,20)	2:C:492:ASN:HD21	1:A:11:LYS:HA	19	0.5	0.14	0.54
(1,20)	2:C:492:ASN:HD21	1:A:11:LYS:HB2	19	0.5	0.14	0.54
(1,20)	2:C:492:ASN:HD21	1:A:11:LYS:HB3	19	0.5	0.14	0.54
(1,20)	2:C:492:ASN:HD21	1:A:11:LYS:HD2	19	0.5	0.14	0.54
(1,20)	2:C:492:ASN:HD21	1:A:11:LYS:HD3	19	0.5	0.14	0.54
(1,20)	2:C:492:ASN:HD21	1:A:11:LYS:HE2	19	0.5	0.14	0.54
(1,20)	2:C:492:ASN:HD21	1:A:11:LYS:HE3	19	0.5	0.14	0.54
(1,20)	2:C:492:ASN:HD21	1:A:11:LYS:HG2	19	0.5	0.14	0.54
(1,20)	2:C:492:ASN:HD21	1:A:11:LYS:HG3	19	0.5	0.14	0.54
(1,20)	2:C:492:ASN:HD21	1:A:11:LYS:HZ1	19	0.5	0.14	0.54
(1,20)	2:C:492:ASN:HD21	1:A:11:LYS:HZ2	19	0.5	0.14	0.54
(1,20)	2:C:492:ASN:HD21	1:A:11:LYS:HZ3	19	0.5	0.14	0.54
(1,20)	2:C:492:ASN:HD21	1:A:11:LYS:N	19	0.5	0.14	0.54
(1,20)	2:C:492:ASN:HD21	1:A:11:LYS:NZ	19	0.5	0.14	0.54
(1,20)	2:C:492:ASN:HD21	1:A:11:LYS:O	19	0.5	0.14	0.54
(1,20)	2:C:492:ASN:HD21	1:A:13:ILE:C	19	0.5	0.14	0.54
(1,20)	2:C:492:ASN:HD21	1:A:13:ILE:CA	19	0.5	0.14	0.54
(1,20)	2:C:492:ASN:HD21	1:A:13:ILE:CB	19	0.5	0.14	0.54
(1,20)	2:C:492:ASN:HD21	1:A:13:ILE:CD1	19	0.5	0.14	0.54
(1,20)	2:C:492:ASN:HD21	1:A:13:ILE:CG1	19	0.5	0.14	0.54
(1,20)	2:C:492:ASN:HD21	1:A:13:ILE:CG2	19	0.5	0.14	0.54
(1,20)	2:C:492:ASN:HD21	1:A:13:ILE:H	19	0.5	0.14	0.54
(1,20)	2:C:492:ASN:HD21	1:A:13:ILE:HA	19	0.5	0.14	0.54
(1,20)	2:C:492:ASN:HD21	1:A:13:ILE:HB	19	0.5	0.14	0.54
(1,20)	2:C:492:ASN:HD21	1:A:13:ILE:HD11	19	0.5	0.14	0.54
(1,20)	2:C:492:ASN:HD21	1:A:13:ILE:HD12	19	0.5	0.14	0.54
(1,20)	2:C:492:ASN:HD21	1:A:13:ILE:HD13	19	0.5	0.14	0.54
(1,20)	2:C:492:ASN:HD21	1:A:13:ILE:HG12	19	0.5	0.14	0.54
(1,20)	2:C:492:ASN:HD21	1:A:13:ILE:HG13	19	0.5	0.14	0.54
(1,20)	2:C:492:ASN:HD21	1:A:13:ILE:HG21	19	0.5	0.14	0.54
(1,20)	2:C:492:ASN:HD21	1:A:13:ILE:HG22	19	0.5	0.14	0.54
(1,20)	2:C:492:ASN:HD21	1:A:13:ILE:HG23	19	0.5	0.14	0.54
(1,20)	2:C:492:ASN:HD21	1:A:13:ILE:N	19	0.5	0.14	0.54
(1,20)	2:C:492:ASN:HD21	1:A:13:ILE:O	19	0.5	0.14	0.54
(1,20)	2:C:492:ASN:HD21	1:A:34:GLU:C	19	0.5	0.14	0.54
(1,20)	2:C:492:ASN:HD21	1:A:34:GLU:CA	19	0.5	0.14	0.54
(1,20)	2:C:492:ASN:HD21	1:A:34:GLU:CB	19	0.5	0.14	0.54
(1,20)	2:C:492:ASN:HD21	1:A:34:GLU:CD	19	0.5	0.14	0.54

Continued on next page...

Continued from previous page...

Key	Atom-1	Atom-2	Models ¹	Mean (Å)	SD ¹ (Å)	Median (Å)
(1,20)	2:C:492:ASN:HD21	1:A:34:GLU:CG	19	0.5	0.14	0.54
(1,20)	2:C:492:ASN:HD21	1:A:34:GLU:H	19	0.5	0.14	0.54
(1,20)	2:C:492:ASN:HD21	1:A:34:GLU:HA	19	0.5	0.14	0.54
(1,20)	2:C:492:ASN:HD21	1:A:34:GLU:HB2	19	0.5	0.14	0.54
(1,20)	2:C:492:ASN:HD21	1:A:34:GLU:HB3	19	0.5	0.14	0.54
(1,20)	2:C:492:ASN:HD21	1:A:34:GLU:HG2	19	0.5	0.14	0.54
(1,20)	2:C:492:ASN:HD21	1:A:34:GLU:HG3	19	0.5	0.14	0.54
(1,20)	2:C:492:ASN:HD21	1:A:34:GLU:N	19	0.5	0.14	0.54
(1,20)	2:C:492:ASN:HD21	1:A:34:GLU:O	19	0.5	0.14	0.54
(1,20)	2:C:492:ASN:HD21	1:A:34:GLU:OE1	19	0.5	0.14	0.54
(1,20)	2:C:492:ASN:HD21	1:A:34:GLU:OE2	19	0.5	0.14	0.54
(1,20)	2:C:492:ASN:HD21	1:A:36:ILE:C	19	0.5	0.14	0.54
(1,20)	2:C:492:ASN:HD21	1:A:36:ILE:CA	19	0.5	0.14	0.54
(1,20)	2:C:492:ASN:HD21	1:A:36:ILE:CB	19	0.5	0.14	0.54
(1,20)	2:C:492:ASN:HD21	1:A:36:ILE:CD1	19	0.5	0.14	0.54
(1,20)	2:C:492:ASN:HD21	1:A:36:ILE:CG1	19	0.5	0.14	0.54
(1,20)	2:C:492:ASN:HD21	1:A:36:ILE:CG2	19	0.5	0.14	0.54
(1,20)	2:C:492:ASN:HD21	1:A:36:ILE:H	19	0.5	0.14	0.54
(1,20)	2:C:492:ASN:HD21	1:A:36:ILE:HA	19	0.5	0.14	0.54
(1,20)	2:C:492:ASN:HD21	1:A:36:ILE:HB	19	0.5	0.14	0.54
(1,20)	2:C:492:ASN:HD21	1:A:36:ILE:HD11	19	0.5	0.14	0.54
(1,20)	2:C:492:ASN:HD21	1:A:36:ILE:HD12	19	0.5	0.14	0.54
(1,20)	2:C:492:ASN:HD21	1:A:36:ILE:HD13	19	0.5	0.14	0.54
(1,20)	2:C:492:ASN:HD21	1:A:36:ILE:HG12	19	0.5	0.14	0.54
(1,20)	2:C:492:ASN:HD21	1:A:36:ILE:HG13	19	0.5	0.14	0.54
(1,20)	2:C:492:ASN:HD21	1:A:36:ILE:HG21	19	0.5	0.14	0.54
(1,20)	2:C:492:ASN:HD21	1:A:36:ILE:HG22	19	0.5	0.14	0.54
(1,20)	2:C:492:ASN:HD21	1:A:36:ILE:HG23	19	0.5	0.14	0.54
(1,20)	2:C:492:ASN:HD21	1:A:36:ILE:N	19	0.5	0.14	0.54
(1,20)	2:C:492:ASN:HD21	1:A:36:ILE:O	19	0.5	0.14	0.54
(1,20)	2:C:492:ASN:HD21	1:A:38:PRO:C	19	0.5	0.14	0.54
(1,20)	2:C:492:ASN:HD21	1:A:38:PRO:CA	19	0.5	0.14	0.54
(1,20)	2:C:492:ASN:HD21	1:A:38:PRO:CB	19	0.5	0.14	0.54
(1,20)	2:C:492:ASN:HD21	1:A:38:PRO:CD	19	0.5	0.14	0.54
(1,20)	2:C:492:ASN:HD21	1:A:38:PRO:CG	19	0.5	0.14	0.54
(1,20)	2:C:492:ASN:HD21	1:A:38:PRO:HA	19	0.5	0.14	0.54
(1,20)	2:C:492:ASN:HD21	1:A:38:PRO:HB2	19	0.5	0.14	0.54
(1,20)	2:C:492:ASN:HD21	1:A:38:PRO:HB3	19	0.5	0.14	0.54
(1,20)	2:C:492:ASN:HD21	1:A:38:PRO:HD2	19	0.5	0.14	0.54
(1,20)	2:C:492:ASN:HD21	1:A:38:PRO:HD3	19	0.5	0.14	0.54
(1,20)	2:C:492:ASN:HD21	1:A:38:PRO:HG2	19	0.5	0.14	0.54
(1,20)	2:C:492:ASN:HD21	1:A:38:PRO:HG3	19	0.5	0.14	0.54

Continued on next page...

Continued from previous page...

Key	Atom-1	Atom-2	Models ¹	Mean (Å)	SD ¹ (Å)	Median (Å)
(1,20)	2:C:492:ASN:HD21	1:A:38:PRO:N	19	0.5	0.14	0.54
(1,20)	2:C:492:ASN:HD21	1:A:38:PRO:O	19	0.5	0.14	0.54
(1,20)	2:C:492:ASN:HD21	1:A:39:ASP:C	19	0.5	0.14	0.54
(1,20)	2:C:492:ASN:HD21	1:A:39:ASP:CA	19	0.5	0.14	0.54
(1,20)	2:C:492:ASN:HD21	1:A:39:ASP:CB	19	0.5	0.14	0.54
(1,20)	2:C:492:ASN:HD21	1:A:39:ASP:CG	19	0.5	0.14	0.54
(1,20)	2:C:492:ASN:HD21	1:A:39:ASP:H	19	0.5	0.14	0.54
(1,20)	2:C:492:ASN:HD21	1:A:39:ASP:HA	19	0.5	0.14	0.54
(1,20)	2:C:492:ASN:HD21	1:A:39:ASP:HB2	19	0.5	0.14	0.54
(1,20)	2:C:492:ASN:HD21	1:A:39:ASP:HB3	19	0.5	0.14	0.54
(1,20)	2:C:492:ASN:HD21	1:A:39:ASP:N	19	0.5	0.14	0.54
(1,20)	2:C:492:ASN:HD21	1:A:39:ASP:O	19	0.5	0.14	0.54
(1,20)	2:C:492:ASN:HD21	1:A:39:ASP:OD1	19	0.5	0.14	0.54
(1,20)	2:C:492:ASN:HD21	1:A:39:ASP:OD2	19	0.5	0.14	0.54
(1,20)	2:C:492:ASN:HD21	1:A:40:GLN:C	19	0.5	0.14	0.54
(1,20)	2:C:492:ASN:HD21	1:A:40:GLN:CA	19	0.5	0.14	0.54
(1,20)	2:C:492:ASN:HD21	1:A:40:GLN:CB	19	0.5	0.14	0.54
(1,20)	2:C:492:ASN:HD21	1:A:40:GLN:CD	19	0.5	0.14	0.54
(1,20)	2:C:492:ASN:HD21	1:A:40:GLN:CG	19	0.5	0.14	0.54
(1,20)	2:C:492:ASN:HD21	1:A:40:GLN:H	19	0.5	0.14	0.54
(1,20)	2:C:492:ASN:HD21	1:A:40:GLN:HA	19	0.5	0.14	0.54
(1,20)	2:C:492:ASN:HD21	1:A:40:GLN:HB2	19	0.5	0.14	0.54
(1,20)	2:C:492:ASN:HD21	1:A:40:GLN:HB3	19	0.5	0.14	0.54
(1,20)	2:C:492:ASN:HD21	1:A:40:GLN:HE21	19	0.5	0.14	0.54
(1,20)	2:C:492:ASN:HD21	1:A:40:GLN:HE22	19	0.5	0.14	0.54
(1,20)	2:C:492:ASN:HD21	1:A:40:GLN:HG2	19	0.5	0.14	0.54
(1,20)	2:C:492:ASN:HD21	1:A:40:GLN:HG3	19	0.5	0.14	0.54
(1,20)	2:C:492:ASN:HD21	1:A:40:GLN:N	19	0.5	0.14	0.54
(1,20)	2:C:492:ASN:HD21	1:A:40:GLN:NE2	19	0.5	0.14	0.54
(1,20)	2:C:492:ASN:HD21	1:A:40:GLN:O	19	0.5	0.14	0.54
(1,20)	2:C:492:ASN:HD21	1:A:40:GLN:OE1	19	0.5	0.14	0.54
(1,20)	2:C:492:ASN:HD21	1:A:41:GLN:C	19	0.5	0.14	0.54
(1,20)	2:C:492:ASN:HD21	1:A:41:GLN:CA	19	0.5	0.14	0.54
(1,20)	2:C:492:ASN:HD21	1:A:41:GLN:CB	19	0.5	0.14	0.54
(1,20)	2:C:492:ASN:HD21	1:A:41:GLN:CD	19	0.5	0.14	0.54
(1,20)	2:C:492:ASN:HD21	1:A:41:GLN:CG	19	0.5	0.14	0.54
(1,20)	2:C:492:ASN:HD21	1:A:41:GLN:H	19	0.5	0.14	0.54
(1,20)	2:C:492:ASN:HD21	1:A:41:GLN:HA	19	0.5	0.14	0.54
(1,20)	2:C:492:ASN:HD21	1:A:41:GLN:HB2	19	0.5	0.14	0.54
(1,20)	2:C:492:ASN:HD21	1:A:41:GLN:HB3	19	0.5	0.14	0.54
(1,20)	2:C:492:ASN:HD21	1:A:41:GLN:HE21	19	0.5	0.14	0.54
(1,20)	2:C:492:ASN:HD21	1:A:41:GLN:HE22	19	0.5	0.14	0.54

Continued on next page...

Continued from previous page...

Key	Atom-1	Atom-2	Models ¹	Mean (Å)	SD ¹ (Å)	Median (Å)
(1,20)	2:C:492:ASN:HD21	1:A:41:GLN:HG2	19	0.5	0.14	0.54
(1,20)	2:C:492:ASN:HD21	1:A:41:GLN:HG3	19	0.5	0.14	0.54
(1,20)	2:C:492:ASN:HD21	1:A:41:GLN:N	19	0.5	0.14	0.54
(1,20)	2:C:492:ASN:HD21	1:A:41:GLN:NE2	19	0.5	0.14	0.54
(1,20)	2:C:492:ASN:HD21	1:A:41:GLN:O	19	0.5	0.14	0.54
(1,20)	2:C:492:ASN:HD21	1:A:41:GLN:OE1	19	0.5	0.14	0.54
(1,20)	2:C:492:ASN:HD21	1:A:42:ARG:C	19	0.5	0.14	0.54
(1,20)	2:C:492:ASN:HD21	1:A:42:ARG:CA	19	0.5	0.14	0.54
(1,20)	2:C:492:ASN:HD21	1:A:42:ARG:CB	19	0.5	0.14	0.54
(1,20)	2:C:492:ASN:HD21	1:A:42:ARG:CD	19	0.5	0.14	0.54
(1,20)	2:C:492:ASN:HD21	1:A:42:ARG:CG	19	0.5	0.14	0.54
(1,20)	2:C:492:ASN:HD21	1:A:42:ARG:CZ	19	0.5	0.14	0.54
(1,20)	2:C:492:ASN:HD21	1:A:42:ARG:H	19	0.5	0.14	0.54
(1,20)	2:C:492:ASN:HD21	1:A:42:ARG:HA	19	0.5	0.14	0.54
(1,20)	2:C:492:ASN:HD21	1:A:42:ARG:HB2	19	0.5	0.14	0.54
(1,20)	2:C:492:ASN:HD21	1:A:42:ARG:HB3	19	0.5	0.14	0.54
(1,20)	2:C:492:ASN:HD21	1:A:42:ARG:HD2	19	0.5	0.14	0.54
(1,20)	2:C:492:ASN:HD21	1:A:42:ARG:HD3	19	0.5	0.14	0.54
(1,20)	2:C:492:ASN:HD21	1:A:42:ARG:HE	19	0.5	0.14	0.54
(1,20)	2:C:492:ASN:HD21	1:A:42:ARG:HG2	19	0.5	0.14	0.54
(1,20)	2:C:492:ASN:HD21	1:A:42:ARG:HG3	19	0.5	0.14	0.54
(1,20)	2:C:492:ASN:HD21	1:A:42:ARG:HH11	19	0.5	0.14	0.54
(1,20)	2:C:492:ASN:HD21	1:A:42:ARG:HH12	19	0.5	0.14	0.54
(1,20)	2:C:492:ASN:HD21	1:A:42:ARG:HH21	19	0.5	0.14	0.54
(1,20)	2:C:492:ASN:HD21	1:A:42:ARG:HH22	19	0.5	0.14	0.54
(1,20)	2:C:492:ASN:HD21	1:A:42:ARG:N	19	0.5	0.14	0.54
(1,20)	2:C:492:ASN:HD21	1:A:42:ARG:NE	19	0.5	0.14	0.54
(1,20)	2:C:492:ASN:HD21	1:A:42:ARG:NH1	19	0.5	0.14	0.54
(1,20)	2:C:492:ASN:HD21	1:A:42:ARG:NH2	19	0.5	0.14	0.54
(1,20)	2:C:492:ASN:HD21	1:A:42:ARG:O	19	0.5	0.14	0.54
(1,20)	2:C:492:ASN:HD21	1:A:43:LEU:C	19	0.5	0.14	0.54
(1,20)	2:C:492:ASN:HD21	1:A:43:LEU:CA	19	0.5	0.14	0.54
(1,20)	2:C:492:ASN:HD21	1:A:43:LEU:CB	19	0.5	0.14	0.54
(1,20)	2:C:492:ASN:HD21	1:A:43:LEU:CD1	19	0.5	0.14	0.54
(1,20)	2:C:492:ASN:HD21	1:A:43:LEU:CD2	19	0.5	0.14	0.54
(1,20)	2:C:492:ASN:HD21	1:A:43:LEU:CG	19	0.5	0.14	0.54
(1,20)	2:C:492:ASN:HD21	1:A:43:LEU:H	19	0.5	0.14	0.54
(1,20)	2:C:492:ASN:HD21	1:A:43:LEU:HA	19	0.5	0.14	0.54
(1,20)	2:C:492:ASN:HD21	1:A:43:LEU:HB2	19	0.5	0.14	0.54
(1,20)	2:C:492:ASN:HD21	1:A:43:LEU:HB3	19	0.5	0.14	0.54
(1,20)	2:C:492:ASN:HD21	1:A:43:LEU:HD11	19	0.5	0.14	0.54
(1,20)	2:C:492:ASN:HD21	1:A:43:LEU:HD12	19	0.5	0.14	0.54

Continued on next page...

Continued from previous page...

Key	Atom-1	Atom-2	Models ¹	Mean (Å)	SD ¹ (Å)	Median (Å)
(1,20)	2:C:492:ASN:HD21	1:A:43:LEU:HD13	19	0.5	0.14	0.54
(1,20)	2:C:492:ASN:HD21	1:A:43:LEU:HD21	19	0.5	0.14	0.54
(1,20)	2:C:492:ASN:HD21	1:A:43:LEU:HD22	19	0.5	0.14	0.54
(1,20)	2:C:492:ASN:HD21	1:A:43:LEU:HD23	19	0.5	0.14	0.54
(1,20)	2:C:492:ASN:HD21	1:A:43:LEU:HG	19	0.5	0.14	0.54
(1,20)	2:C:492:ASN:HD21	1:A:43:LEU:N	19	0.5	0.14	0.54
(1,20)	2:C:492:ASN:HD21	1:A:43:LEU:O	19	0.5	0.14	0.54
(1,20)	2:C:492:ASN:HD21	1:A:44:ILE:C	19	0.5	0.14	0.54
(1,20)	2:C:492:ASN:HD21	1:A:44:ILE:CA	19	0.5	0.14	0.54
(1,20)	2:C:492:ASN:HD21	1:A:44:ILE:CB	19	0.5	0.14	0.54
(1,20)	2:C:492:ASN:HD21	1:A:44:ILE:CD1	19	0.5	0.14	0.54
(1,20)	2:C:492:ASN:HD21	1:A:44:ILE:CG1	19	0.5	0.14	0.54
(1,20)	2:C:492:ASN:HD21	1:A:44:ILE:CG2	19	0.5	0.14	0.54
(1,20)	2:C:492:ASN:HD21	1:A:44:ILE:H	19	0.5	0.14	0.54
(1,20)	2:C:492:ASN:HD21	1:A:44:ILE:HA	19	0.5	0.14	0.54
(1,20)	2:C:492:ASN:HD21	1:A:44:ILE:HB	19	0.5	0.14	0.54
(1,20)	2:C:492:ASN:HD21	1:A:44:ILE:HD11	19	0.5	0.14	0.54
(1,20)	2:C:492:ASN:HD21	1:A:44:ILE:HD12	19	0.5	0.14	0.54
(1,20)	2:C:492:ASN:HD21	1:A:44:ILE:HD13	19	0.5	0.14	0.54
(1,20)	2:C:492:ASN:HD21	1:A:44:ILE:HG12	19	0.5	0.14	0.54
(1,20)	2:C:492:ASN:HD21	1:A:44:ILE:HG13	19	0.5	0.14	0.54
(1,20)	2:C:492:ASN:HD21	1:A:44:ILE:HG21	19	0.5	0.14	0.54
(1,20)	2:C:492:ASN:HD21	1:A:44:ILE:HG22	19	0.5	0.14	0.54
(1,20)	2:C:492:ASN:HD21	1:A:44:ILE:HG23	19	0.5	0.14	0.54
(1,20)	2:C:492:ASN:HD21	1:A:44:ILE:N	19	0.5	0.14	0.54
(1,20)	2:C:492:ASN:HD21	1:A:44:ILE:O	19	0.5	0.14	0.54
(1,20)	2:C:492:ASN:HD21	1:A:45:PHE:C	19	0.5	0.14	0.54
(1,20)	2:C:492:ASN:HD21	1:A:45:PHE:CA	19	0.5	0.14	0.54
(1,20)	2:C:492:ASN:HD21	1:A:45:PHE:CB	19	0.5	0.14	0.54
(1,20)	2:C:492:ASN:HD21	1:A:45:PHE:CD1	19	0.5	0.14	0.54
(1,20)	2:C:492:ASN:HD21	1:A:45:PHE:CD2	19	0.5	0.14	0.54
(1,20)	2:C:492:ASN:HD21	1:A:45:PHE:CE1	19	0.5	0.14	0.54
(1,20)	2:C:492:ASN:HD21	1:A:45:PHE:CE2	19	0.5	0.14	0.54
(1,20)	2:C:492:ASN:HD21	1:A:45:PHE:CG	19	0.5	0.14	0.54
(1,20)	2:C:492:ASN:HD21	1:A:45:PHE:CZ	19	0.5	0.14	0.54
(1,20)	2:C:492:ASN:HD21	1:A:45:PHE:H	19	0.5	0.14	0.54
(1,20)	2:C:492:ASN:HD21	1:A:45:PHE:HA	19	0.5	0.14	0.54
(1,20)	2:C:492:ASN:HD21	1:A:45:PHE:HB2	19	0.5	0.14	0.54
(1,20)	2:C:492:ASN:HD21	1:A:45:PHE:HB3	19	0.5	0.14	0.54
(1,20)	2:C:492:ASN:HD21	1:A:45:PHE:HD1	19	0.5	0.14	0.54
(1,20)	2:C:492:ASN:HD21	1:A:45:PHE:HD2	19	0.5	0.14	0.54
(1,20)	2:C:492:ASN:HD21	1:A:45:PHE:HE1	19	0.5	0.14	0.54

Continued on next page...

Continued from previous page...

Key	Atom-1	Atom-2	Models ¹	Mean (Å)	SD ¹ (Å)	Median (Å)
(1,20)	2:C:492:ASN:HD21	1:A:45:PHE:HE2	19	0.5	0.14	0.54
(1,20)	2:C:492:ASN:HD21	1:A:45:PHE:HZ	19	0.5	0.14	0.54
(1,20)	2:C:492:ASN:HD21	1:A:45:PHE:N	19	0.5	0.14	0.54
(1,20)	2:C:492:ASN:HD21	1:A:45:PHE:O	19	0.5	0.14	0.54
(1,20)	2:C:492:ASN:HD21	1:A:46:ALA:C	19	0.5	0.14	0.54
(1,20)	2:C:492:ASN:HD21	1:A:46:ALA:CA	19	0.5	0.14	0.54
(1,20)	2:C:492:ASN:HD21	1:A:46:ALA:CB	19	0.5	0.14	0.54
(1,20)	2:C:492:ASN:HD21	1:A:46:ALA:H	19	0.5	0.14	0.54
(1,20)	2:C:492:ASN:HD21	1:A:46:ALA:HA	19	0.5	0.14	0.54
(1,20)	2:C:492:ASN:HD21	1:A:46:ALA:HB1	19	0.5	0.14	0.54
(1,20)	2:C:492:ASN:HD21	1:A:46:ALA:HB2	19	0.5	0.14	0.54
(1,20)	2:C:492:ASN:HD21	1:A:46:ALA:HB3	19	0.5	0.14	0.54
(1,20)	2:C:492:ASN:HD21	1:A:46:ALA:N	19	0.5	0.14	0.54
(1,20)	2:C:492:ASN:HD21	1:A:46:ALA:O	19	0.5	0.14	0.54
(1,20)	2:C:492:ASN:HD21	1:A:47:GLY:C	19	0.5	0.14	0.54
(1,20)	2:C:492:ASN:HD21	1:A:47:GLY:CA	19	0.5	0.14	0.54
(1,20)	2:C:492:ASN:HD21	1:A:47:GLY:H	19	0.5	0.14	0.54
(1,20)	2:C:492:ASN:HD21	1:A:47:GLY:HA2	19	0.5	0.14	0.54
(1,20)	2:C:492:ASN:HD21	1:A:47:GLY:HA3	19	0.5	0.14	0.54
(1,20)	2:C:492:ASN:HD21	1:A:47:GLY:N	19	0.5	0.14	0.54
(1,20)	2:C:492:ASN:HD21	1:A:47:GLY:O	19	0.5	0.14	0.54
(1,20)	2:C:492:ASN:HD21	1:A:48:LYS:C	19	0.5	0.14	0.54
(1,20)	2:C:492:ASN:HD21	1:A:48:LYS:CA	19	0.5	0.14	0.54
(1,20)	2:C:492:ASN:HD21	1:A:48:LYS:CB	19	0.5	0.14	0.54
(1,20)	2:C:492:ASN:HD21	1:A:48:LYS:CD	19	0.5	0.14	0.54
(1,20)	2:C:492:ASN:HD21	1:A:48:LYS:CE	19	0.5	0.14	0.54
(1,20)	2:C:492:ASN:HD21	1:A:48:LYS:CG	19	0.5	0.14	0.54
(1,20)	2:C:492:ASN:HD21	1:A:48:LYS:H	19	0.5	0.14	0.54
(1,20)	2:C:492:ASN:HD21	1:A:48:LYS:HA	19	0.5	0.14	0.54
(1,20)	2:C:492:ASN:HD21	1:A:48:LYS:HB2	19	0.5	0.14	0.54
(1,20)	2:C:492:ASN:HD21	1:A:48:LYS:HB3	19	0.5	0.14	0.54
(1,20)	2:C:492:ASN:HD21	1:A:48:LYS:HD2	19	0.5	0.14	0.54
(1,20)	2:C:492:ASN:HD21	1:A:48:LYS:HD3	19	0.5	0.14	0.54
(1,20)	2:C:492:ASN:HD21	1:A:48:LYS:HE2	19	0.5	0.14	0.54
(1,20)	2:C:492:ASN:HD21	1:A:48:LYS:HE3	19	0.5	0.14	0.54
(1,20)	2:C:492:ASN:HD21	1:A:48:LYS:HG2	19	0.5	0.14	0.54
(1,20)	2:C:492:ASN:HD21	1:A:48:LYS:HG3	19	0.5	0.14	0.54
(1,20)	2:C:492:ASN:HD21	1:A:48:LYS:HZ1	19	0.5	0.14	0.54
(1,20)	2:C:492:ASN:HD21	1:A:48:LYS:HZ2	19	0.5	0.14	0.54
(1,20)	2:C:492:ASN:HD21	1:A:48:LYS:HZ3	19	0.5	0.14	0.54
(1,20)	2:C:492:ASN:HD21	1:A:48:LYS:N	19	0.5	0.14	0.54
(1,20)	2:C:492:ASN:HD21	1:A:48:LYS:NZ	19	0.5	0.14	0.54

Continued on next page...

Continued from previous page...

Key	Atom-1	Atom-2	Models ¹	Mean (Å)	SD ¹ (Å)	Median (Å)
(1,20)	2:C:492:ASN:HD21	1:A:48:LYS:O	19	0.5	0.14	0.54
(1,20)	2:C:492:ASN:HD21	1:A:49:GLN:C	19	0.5	0.14	0.54
(1,20)	2:C:492:ASN:HD21	1:A:49:GLN:CA	19	0.5	0.14	0.54
(1,20)	2:C:492:ASN:HD21	1:A:49:GLN:CB	19	0.5	0.14	0.54
(1,20)	2:C:492:ASN:HD21	1:A:49:GLN:CD	19	0.5	0.14	0.54
(1,20)	2:C:492:ASN:HD21	1:A:49:GLN:CG	19	0.5	0.14	0.54
(1,20)	2:C:492:ASN:HD21	1:A:49:GLN:H	19	0.5	0.14	0.54
(1,20)	2:C:492:ASN:HD21	1:A:49:GLN:HA	19	0.5	0.14	0.54
(1,20)	2:C:492:ASN:HD21	1:A:49:GLN:HB2	19	0.5	0.14	0.54
(1,20)	2:C:492:ASN:HD21	1:A:49:GLN:HB3	19	0.5	0.14	0.54
(1,20)	2:C:492:ASN:HD21	1:A:49:GLN:HE21	19	0.5	0.14	0.54
(1,20)	2:C:492:ASN:HD21	1:A:49:GLN:HE22	19	0.5	0.14	0.54
(1,20)	2:C:492:ASN:HD21	1:A:49:GLN:HG2	19	0.5	0.14	0.54
(1,20)	2:C:492:ASN:HD21	1:A:49:GLN:HG3	19	0.5	0.14	0.54
(1,20)	2:C:492:ASN:HD21	1:A:49:GLN:N	19	0.5	0.14	0.54
(1,20)	2:C:492:ASN:HD21	1:A:49:GLN:NE2	19	0.5	0.14	0.54
(1,20)	2:C:492:ASN:HD21	1:A:49:GLN:O	19	0.5	0.14	0.54
(1,20)	2:C:492:ASN:HD21	1:A:49:GLN:OE1	19	0.5	0.14	0.54
(1,20)	2:C:492:ASN:HD21	1:A:51:GLU:C	19	0.5	0.14	0.54
(1,20)	2:C:492:ASN:HD21	1:A:51:GLU:CA	19	0.5	0.14	0.54
(1,20)	2:C:492:ASN:HD21	1:A:51:GLU:CB	19	0.5	0.14	0.54
(1,20)	2:C:492:ASN:HD21	1:A:51:GLU:CD	19	0.5	0.14	0.54
(1,20)	2:C:492:ASN:HD21	1:A:51:GLU:CG	19	0.5	0.14	0.54
(1,20)	2:C:492:ASN:HD21	1:A:51:GLU:H	19	0.5	0.14	0.54
(1,20)	2:C:492:ASN:HD21	1:A:51:GLU:HA	19	0.5	0.14	0.54
(1,20)	2:C:492:ASN:HD21	1:A:51:GLU:HB2	19	0.5	0.14	0.54
(1,20)	2:C:492:ASN:HD21	1:A:51:GLU:HB3	19	0.5	0.14	0.54
(1,20)	2:C:492:ASN:HD21	1:A:51:GLU:HG2	19	0.5	0.14	0.54
(1,20)	2:C:492:ASN:HD21	1:A:51:GLU:HG3	19	0.5	0.14	0.54
(1,20)	2:C:492:ASN:HD21	1:A:51:GLU:N	19	0.5	0.14	0.54
(1,20)	2:C:492:ASN:HD21	1:A:51:GLU:O	19	0.5	0.14	0.54
(1,20)	2:C:492:ASN:HD21	1:A:51:GLU:OE1	19	0.5	0.14	0.54
(1,20)	2:C:492:ASN:HD21	1:A:51:GLU:OE2	19	0.5	0.14	0.54
(1,20)	2:C:492:ASN:HD21	1:A:58:ASP:C	19	0.5	0.14	0.54
(1,20)	2:C:492:ASN:HD21	1:A:58:ASP:CA	19	0.5	0.14	0.54
(1,20)	2:C:492:ASN:HD21	1:A:58:ASP:CB	19	0.5	0.14	0.54
(1,20)	2:C:492:ASN:HD21	1:A:58:ASP:CG	19	0.5	0.14	0.54
(1,20)	2:C:492:ASN:HD21	1:A:58:ASP:H	19	0.5	0.14	0.54
(1,20)	2:C:492:ASN:HD21	1:A:58:ASP:HA	19	0.5	0.14	0.54
(1,20)	2:C:492:ASN:HD21	1:A:58:ASP:HB2	19	0.5	0.14	0.54
(1,20)	2:C:492:ASN:HD21	1:A:58:ASP:HB3	19	0.5	0.14	0.54
(1,20)	2:C:492:ASN:HD21	1:A:58:ASP:N	19	0.5	0.14	0.54

Continued on next page...

Continued from previous page...

Key	Atom-1	Atom-2	Models ¹	Mean (Å)	SD ¹ (Å)	Median (Å)
(1,20)	2:C:492:ASN:HD21	1:A:58:ASP:O	19	0.5	0.14	0.54
(1,20)	2:C:492:ASN:HD21	1:A:58:ASP:OD1	19	0.5	0.14	0.54
(1,20)	2:C:492:ASN:HD21	1:A:58:ASP:OD2	19	0.5	0.14	0.54
(1,20)	2:C:492:ASN:HD21	1:A:59:TYR:C	19	0.5	0.14	0.54
(1,20)	2:C:492:ASN:HD21	1:A:59:TYR:CA	19	0.5	0.14	0.54
(1,20)	2:C:492:ASN:HD21	1:A:59:TYR:CB	19	0.5	0.14	0.54
(1,20)	2:C:492:ASN:HD21	1:A:59:TYR:CD1	19	0.5	0.14	0.54
(1,20)	2:C:492:ASN:HD21	1:A:59:TYR:CD2	19	0.5	0.14	0.54
(1,20)	2:C:492:ASN:HD21	1:A:59:TYR:CE1	19	0.5	0.14	0.54
(1,20)	2:C:492:ASN:HD21	1:A:59:TYR:CE2	19	0.5	0.14	0.54
(1,20)	2:C:492:ASN:HD21	1:A:59:TYR:CG	19	0.5	0.14	0.54
(1,20)	2:C:492:ASN:HD21	1:A:59:TYR:CZ	19	0.5	0.14	0.54
(1,20)	2:C:492:ASN:HD21	1:A:59:TYR:H	19	0.5	0.14	0.54
(1,20)	2:C:492:ASN:HD21	1:A:59:TYR:HA	19	0.5	0.14	0.54
(1,20)	2:C:492:ASN:HD21	1:A:59:TYR:HB2	19	0.5	0.14	0.54
(1,20)	2:C:492:ASN:HD21	1:A:59:TYR:HB3	19	0.5	0.14	0.54
(1,20)	2:C:492:ASN:HD21	1:A:59:TYR:HD1	19	0.5	0.14	0.54
(1,20)	2:C:492:ASN:HD21	1:A:59:TYR:HD2	19	0.5	0.14	0.54
(1,20)	2:C:492:ASN:HD21	1:A:59:TYR:HE1	19	0.5	0.14	0.54
(1,20)	2:C:492:ASN:HD21	1:A:59:TYR:HE2	19	0.5	0.14	0.54
(1,20)	2:C:492:ASN:HD21	1:A:59:TYR:HH	19	0.5	0.14	0.54
(1,20)	2:C:492:ASN:HD21	1:A:59:TYR:N	19	0.5	0.14	0.54
(1,20)	2:C:492:ASN:HD21	1:A:59:TYR:O	19	0.5	0.14	0.54
(1,20)	2:C:492:ASN:HD21	1:A:59:TYR:OH	19	0.5	0.14	0.54
(1,20)	2:C:492:ASN:HD21	1:A:60:ASN:C	19	0.5	0.14	0.54
(1,20)	2:C:492:ASN:HD21	1:A:60:ASN:CA	19	0.5	0.14	0.54
(1,20)	2:C:492:ASN:HD21	1:A:60:ASN:CB	19	0.5	0.14	0.54
(1,20)	2:C:492:ASN:HD21	1:A:60:ASN:CG	19	0.5	0.14	0.54
(1,20)	2:C:492:ASN:HD21	1:A:60:ASN:H	19	0.5	0.14	0.54
(1,20)	2:C:492:ASN:HD21	1:A:60:ASN:HA	19	0.5	0.14	0.54
(1,20)	2:C:492:ASN:HD21	1:A:60:ASN:HB2	19	0.5	0.14	0.54
(1,20)	2:C:492:ASN:HD21	1:A:60:ASN:HB3	19	0.5	0.14	0.54
(1,20)	2:C:492:ASN:HD21	1:A:60:ASN:HD21	19	0.5	0.14	0.54
(1,20)	2:C:492:ASN:HD21	1:A:60:ASN:HD22	19	0.5	0.14	0.54
(1,20)	2:C:492:ASN:HD21	1:A:60:ASN:N	19	0.5	0.14	0.54
(1,20)	2:C:492:ASN:HD21	1:A:60:ASN:ND2	19	0.5	0.14	0.54
(1,20)	2:C:492:ASN:HD21	1:A:60:ASN:O	19	0.5	0.14	0.54
(1,20)	2:C:492:ASN:HD21	1:A:60:ASN:OD1	19	0.5	0.14	0.54
(1,20)	2:C:492:ASN:HD21	1:A:61:ILE:C	19	0.5	0.14	0.54
(1,20)	2:C:492:ASN:HD21	1:A:61:ILE:CA	19	0.5	0.14	0.54
(1,20)	2:C:492:ASN:HD21	1:A:61:ILE:CB	19	0.5	0.14	0.54
(1,20)	2:C:492:ASN:HD21	1:A:61:ILE:CD1	19	0.5	0.14	0.54

Continued on next page...

Continued from previous page...

Key	Atom-1	Atom-2	Models ¹	Mean (Å)	SD ¹ (Å)	Median (Å)
(1,20)	2:C:492:ASN:HD21	1:A:61:ILE:CG1	19	0.5	0.14	0.54
(1,20)	2:C:492:ASN:HD21	1:A:61:ILE:CG2	19	0.5	0.14	0.54
(1,20)	2:C:492:ASN:HD21	1:A:61:ILE:H	19	0.5	0.14	0.54
(1,20)	2:C:492:ASN:HD21	1:A:61:ILE:HA	19	0.5	0.14	0.54
(1,20)	2:C:492:ASN:HD21	1:A:61:ILE:HB	19	0.5	0.14	0.54
(1,20)	2:C:492:ASN:HD21	1:A:61:ILE:HD11	19	0.5	0.14	0.54
(1,20)	2:C:492:ASN:HD21	1:A:61:ILE:HD12	19	0.5	0.14	0.54
(1,20)	2:C:492:ASN:HD21	1:A:61:ILE:HD13	19	0.5	0.14	0.54
(1,20)	2:C:492:ASN:HD21	1:A:61:ILE:HG12	19	0.5	0.14	0.54
(1,20)	2:C:492:ASN:HD21	1:A:61:ILE:HG13	19	0.5	0.14	0.54
(1,20)	2:C:492:ASN:HD21	1:A:61:ILE:HG21	19	0.5	0.14	0.54
(1,20)	2:C:492:ASN:HD21	1:A:61:ILE:HG22	19	0.5	0.14	0.54
(1,20)	2:C:492:ASN:HD21	1:A:61:ILE:HG23	19	0.5	0.14	0.54
(1,20)	2:C:492:ASN:HD21	1:A:61:ILE:N	19	0.5	0.14	0.54
(1,20)	2:C:492:ASN:HD21	1:A:61:ILE:O	19	0.5	0.14	0.54
(1,20)	2:C:492:ASN:HD21	1:A:62:GLN:C	19	0.5	0.14	0.54
(1,20)	2:C:492:ASN:HD21	1:A:62:GLN:CA	19	0.5	0.14	0.54
(1,20)	2:C:492:ASN:HD21	1:A:62:GLN:CB	19	0.5	0.14	0.54
(1,20)	2:C:492:ASN:HD21	1:A:62:GLN:CD	19	0.5	0.14	0.54
(1,20)	2:C:492:ASN:HD21	1:A:62:GLN:CG	19	0.5	0.14	0.54
(1,20)	2:C:492:ASN:HD21	1:A:62:GLN:H	19	0.5	0.14	0.54
(1,20)	2:C:492:ASN:HD21	1:A:62:GLN:HA	19	0.5	0.14	0.54
(1,20)	2:C:492:ASN:HD21	1:A:62:GLN:HB2	19	0.5	0.14	0.54
(1,20)	2:C:492:ASN:HD21	1:A:62:GLN:HB3	19	0.5	0.14	0.54
(1,20)	2:C:492:ASN:HD21	1:A:62:GLN:HE21	19	0.5	0.14	0.54
(1,20)	2:C:492:ASN:HD21	1:A:62:GLN:HE22	19	0.5	0.14	0.54
(1,20)	2:C:492:ASN:HD21	1:A:62:GLN:HG2	19	0.5	0.14	0.54
(1,20)	2:C:492:ASN:HD21	1:A:62:GLN:HG3	19	0.5	0.14	0.54
(1,20)	2:C:492:ASN:HD21	1:A:62:GLN:N	19	0.5	0.14	0.54
(1,20)	2:C:492:ASN:HD21	1:A:62:GLN:NE2	19	0.5	0.14	0.54
(1,20)	2:C:492:ASN:HD21	1:A:62:GLN:O	19	0.5	0.14	0.54
(1,20)	2:C:492:ASN:HD21	1:A:62:GLN:OE1	19	0.5	0.14	0.54
(1,20)	2:C:492:ASN:HD21	1:A:65:SER:C	19	0.5	0.14	0.54
(1,20)	2:C:492:ASN:HD21	1:A:65:SER:CA	19	0.5	0.14	0.54
(1,20)	2:C:492:ASN:HD21	1:A:65:SER:CB	19	0.5	0.14	0.54
(1,20)	2:C:492:ASN:HD21	1:A:65:SER:H	19	0.5	0.14	0.54
(1,20)	2:C:492:ASN:HD21	1:A:65:SER:HA	19	0.5	0.14	0.54
(1,20)	2:C:492:ASN:HD21	1:A:65:SER:HB2	19	0.5	0.14	0.54
(1,20)	2:C:492:ASN:HD21	1:A:65:SER:HB3	19	0.5	0.14	0.54
(1,20)	2:C:492:ASN:HD21	1:A:65:SER:HG	19	0.5	0.14	0.54
(1,20)	2:C:492:ASN:HD21	1:A:65:SER:N	19	0.5	0.14	0.54
(1,20)	2:C:492:ASN:HD21	1:A:65:SER:O	19	0.5	0.14	0.54

Continued on next page...

Continued from previous page...

Key	Atom-1	Atom-2	Models ¹	Mean (Å)	SD ¹ (Å)	Median (Å)
(1,20)	2:C:492:ASN:HD21	1:A:65:SER:OG	19	0.5	0.14	0.54
(1,20)	2:C:492:ASN:HD21	1:A:66:THR:C	19	0.5	0.14	0.54
(1,20)	2:C:492:ASN:HD21	1:A:66:THR:CA	19	0.5	0.14	0.54
(1,20)	2:C:492:ASN:HD21	1:A:66:THR:CB	19	0.5	0.14	0.54
(1,20)	2:C:492:ASN:HD21	1:A:66:THR:CG2	19	0.5	0.14	0.54
(1,20)	2:C:492:ASN:HD21	1:A:66:THR:H	19	0.5	0.14	0.54
(1,20)	2:C:492:ASN:HD21	1:A:66:THR:HA	19	0.5	0.14	0.54
(1,20)	2:C:492:ASN:HD21	1:A:66:THR:HB	19	0.5	0.14	0.54
(1,20)	2:C:492:ASN:HD21	1:A:66:THR:HG1	19	0.5	0.14	0.54
(1,20)	2:C:492:ASN:HD21	1:A:66:THR:HG21	19	0.5	0.14	0.54
(1,20)	2:C:492:ASN:HD21	1:A:66:THR:HG22	19	0.5	0.14	0.54
(1,20)	2:C:492:ASN:HD21	1:A:66:THR:HG23	19	0.5	0.14	0.54
(1,20)	2:C:492:ASN:HD21	1:A:66:THR:N	19	0.5	0.14	0.54
(1,20)	2:C:492:ASN:HD21	1:A:66:THR:O	19	0.5	0.14	0.54
(1,20)	2:C:492:ASN:HD21	1:A:66:THR:OG1	19	0.5	0.14	0.54
(1,20)	2:C:492:ASN:HD21	1:A:68:HIS:C	19	0.5	0.14	0.54
(1,20)	2:C:492:ASN:HD21	1:A:68:HIS:CA	19	0.5	0.14	0.54
(1,20)	2:C:492:ASN:HD21	1:A:68:HIS:CB	19	0.5	0.14	0.54
(1,20)	2:C:492:ASN:HD21	1:A:68:HIS:CD2	19	0.5	0.14	0.54
(1,20)	2:C:492:ASN:HD21	1:A:68:HIS:CE1	19	0.5	0.14	0.54
(1,20)	2:C:492:ASN:HD21	1:A:68:HIS:CG	19	0.5	0.14	0.54
(1,20)	2:C:492:ASN:HD21	1:A:68:HIS:H	19	0.5	0.14	0.54
(1,20)	2:C:492:ASN:HD21	1:A:68:HIS:HA	19	0.5	0.14	0.54
(1,20)	2:C:492:ASN:HD21	1:A:68:HIS:HB2	19	0.5	0.14	0.54
(1,20)	2:C:492:ASN:HD21	1:A:68:HIS:HB3	19	0.5	0.14	0.54
(1,20)	2:C:492:ASN:HD21	1:A:68:HIS:HD2	19	0.5	0.14	0.54
(1,20)	2:C:492:ASN:HD21	1:A:68:HIS:HE1	19	0.5	0.14	0.54
(1,20)	2:C:492:ASN:HD21	1:A:68:HIS:HE2	19	0.5	0.14	0.54
(1,20)	2:C:492:ASN:HD21	1:A:68:HIS:N	19	0.5	0.14	0.54
(1,20)	2:C:492:ASN:HD21	1:A:68:HIS:ND1	19	0.5	0.14	0.54
(1,20)	2:C:492:ASN:HD21	1:A:68:HIS:NE2	19	0.5	0.14	0.54
(1,20)	2:C:492:ASN:HD21	1:A:68:HIS:O	19	0.5	0.14	0.54
(1,20)	2:C:492:ASN:HD21	1:A:69:LEU:C	19	0.5	0.14	0.54
(1,20)	2:C:492:ASN:HD21	1:A:69:LEU:CA	19	0.5	0.14	0.54
(1,20)	2:C:492:ASN:HD21	1:A:69:LEU:CB	19	0.5	0.14	0.54
(1,20)	2:C:492:ASN:HD21	1:A:69:LEU:CD1	19	0.5	0.14	0.54
(1,20)	2:C:492:ASN:HD21	1:A:69:LEU:CD2	19	0.5	0.14	0.54
(1,20)	2:C:492:ASN:HD21	1:A:69:LEU:CG	19	0.5	0.14	0.54
(1,20)	2:C:492:ASN:HD21	1:A:69:LEU:H	19	0.5	0.14	0.54
(1,20)	2:C:492:ASN:HD21	1:A:69:LEU:HA	19	0.5	0.14	0.54
(1,20)	2:C:492:ASN:HD21	1:A:69:LEU:HB2	19	0.5	0.14	0.54
(1,20)	2:C:492:ASN:HD21	1:A:69:LEU:HB3	19	0.5	0.14	0.54

Continued on next page...

Continued from previous page...

Key	Atom-1	Atom-2	Models ¹	Mean (Å)	SD ¹ (Å)	Median (Å)
(1,20)	2:C:492:ASN:HD21	1:A:69:LEU:HD11	19	0.5	0.14	0.54
(1,20)	2:C:492:ASN:HD21	1:A:69:LEU:HD12	19	0.5	0.14	0.54
(1,20)	2:C:492:ASN:HD21	1:A:69:LEU:HD13	19	0.5	0.14	0.54
(1,20)	2:C:492:ASN:HD21	1:A:69:LEU:HD21	19	0.5	0.14	0.54
(1,20)	2:C:492:ASN:HD21	1:A:69:LEU:HD22	19	0.5	0.14	0.54
(1,20)	2:C:492:ASN:HD21	1:A:69:LEU:HD23	19	0.5	0.14	0.54
(1,20)	2:C:492:ASN:HD21	1:A:69:LEU:HG	19	0.5	0.14	0.54
(1,20)	2:C:492:ASN:HD21	1:A:69:LEU:N	19	0.5	0.14	0.54
(1,20)	2:C:492:ASN:HD21	1:A:69:LEU:O	19	0.5	0.14	0.54
(1,20)	2:C:492:ASN:HD21	1:A:70:VAL:C	19	0.5	0.14	0.54
(1,20)	2:C:492:ASN:HD21	1:A:70:VAL:CA	19	0.5	0.14	0.54
(1,20)	2:C:492:ASN:HD21	1:A:70:VAL:CB	19	0.5	0.14	0.54
(1,20)	2:C:492:ASN:HD21	1:A:70:VAL:CG1	19	0.5	0.14	0.54
(1,20)	2:C:492:ASN:HD21	1:A:70:VAL:CG2	19	0.5	0.14	0.54
(1,20)	2:C:492:ASN:HD21	1:A:70:VAL:H	19	0.5	0.14	0.54
(1,20)	2:C:492:ASN:HD21	1:A:70:VAL:HA	19	0.5	0.14	0.54
(1,20)	2:C:492:ASN:HD21	1:A:70:VAL:HB	19	0.5	0.14	0.54
(1,20)	2:C:492:ASN:HD21	1:A:70:VAL:HG11	19	0.5	0.14	0.54
(1,20)	2:C:492:ASN:HD21	1:A:70:VAL:HG12	19	0.5	0.14	0.54
(1,20)	2:C:492:ASN:HD21	1:A:70:VAL:HG13	19	0.5	0.14	0.54
(1,20)	2:C:492:ASN:HD21	1:A:70:VAL:HG21	19	0.5	0.14	0.54
(1,20)	2:C:492:ASN:HD21	1:A:70:VAL:HG22	19	0.5	0.14	0.54
(1,20)	2:C:492:ASN:HD21	1:A:70:VAL:HG23	19	0.5	0.14	0.54
(1,20)	2:C:492:ASN:HD21	1:A:70:VAL:N	19	0.5	0.14	0.54
(1,20)	2:C:492:ASN:HD21	1:A:70:VAL:O	19	0.5	0.14	0.54
(1,20)	2:C:492:ASN:HD21	1:A:71:LEU:C	19	0.5	0.14	0.54
(1,20)	2:C:492:ASN:HD21	1:A:71:LEU:CA	19	0.5	0.14	0.54
(1,20)	2:C:492:ASN:HD21	1:A:71:LEU:CB	19	0.5	0.14	0.54
(1,20)	2:C:492:ASN:HD21	1:A:71:LEU:CD1	19	0.5	0.14	0.54
(1,20)	2:C:492:ASN:HD21	1:A:71:LEU:CD2	19	0.5	0.14	0.54
(1,20)	2:C:492:ASN:HD21	1:A:71:LEU:CG	19	0.5	0.14	0.54
(1,20)	2:C:492:ASN:HD21	1:A:71:LEU:H	19	0.5	0.14	0.54
(1,20)	2:C:492:ASN:HD21	1:A:71:LEU:HA	19	0.5	0.14	0.54
(1,20)	2:C:492:ASN:HD21	1:A:71:LEU:HB2	19	0.5	0.14	0.54
(1,20)	2:C:492:ASN:HD21	1:A:71:LEU:HB3	19	0.5	0.14	0.54
(1,20)	2:C:492:ASN:HD21	1:A:71:LEU:HD11	19	0.5	0.14	0.54
(1,20)	2:C:492:ASN:HD21	1:A:71:LEU:HD12	19	0.5	0.14	0.54
(1,20)	2:C:492:ASN:HD21	1:A:71:LEU:HD13	19	0.5	0.14	0.54
(1,20)	2:C:492:ASN:HD21	1:A:71:LEU:HD21	19	0.5	0.14	0.54
(1,20)	2:C:492:ASN:HD21	1:A:71:LEU:HD22	19	0.5	0.14	0.54
(1,20)	2:C:492:ASN:HD21	1:A:71:LEU:HD23	19	0.5	0.14	0.54
(1,20)	2:C:492:ASN:HD21	1:A:71:LEU:HG	19	0.5	0.14	0.54

Continued on next page...

Continued from previous page...

Key	Atom-1	Atom-2	Models ¹	Mean (Å)	SD ¹ (Å)	Median (Å)
(1,20)	2:C:492:ASN:HD21	1:A:71:LEU:N	19	0.5	0.14	0.54
(1,20)	2:C:492:ASN:HD21	1:A:71:LEU:O	19	0.5	0.14	0.54
(1,20)	2:C:492:ASN:HD21	1:A:72:ARG:C	19	0.5	0.14	0.54
(1,20)	2:C:492:ASN:HD21	1:A:72:ARG:CA	19	0.5	0.14	0.54
(1,20)	2:C:492:ASN:HD21	1:A:72:ARG:CB	19	0.5	0.14	0.54
(1,20)	2:C:492:ASN:HD21	1:A:72:ARG:CD	19	0.5	0.14	0.54
(1,20)	2:C:492:ASN:HD21	1:A:72:ARG:CG	19	0.5	0.14	0.54
(1,20)	2:C:492:ASN:HD21	1:A:72:ARG:CZ	19	0.5	0.14	0.54
(1,20)	2:C:492:ASN:HD21	1:A:72:ARG:H	19	0.5	0.14	0.54
(1,20)	2:C:492:ASN:HD21	1:A:72:ARG:HA	19	0.5	0.14	0.54
(1,20)	2:C:492:ASN:HD21	1:A:72:ARG:HB2	19	0.5	0.14	0.54
(1,20)	2:C:492:ASN:HD21	1:A:72:ARG:HB3	19	0.5	0.14	0.54
(1,20)	2:C:492:ASN:HD21	1:A:72:ARG:HD2	19	0.5	0.14	0.54
(1,20)	2:C:492:ASN:HD21	1:A:72:ARG:HD3	19	0.5	0.14	0.54
(1,20)	2:C:492:ASN:HD21	1:A:72:ARG:HE	19	0.5	0.14	0.54
(1,20)	2:C:492:ASN:HD21	1:A:72:ARG:HG2	19	0.5	0.14	0.54
(1,20)	2:C:492:ASN:HD21	1:A:72:ARG:HG3	19	0.5	0.14	0.54
(1,20)	2:C:492:ASN:HD21	1:A:72:ARG:HH11	19	0.5	0.14	0.54
(1,20)	2:C:492:ASN:HD21	1:A:72:ARG:HH12	19	0.5	0.14	0.54
(1,20)	2:C:492:ASN:HD21	1:A:72:ARG:HH21	19	0.5	0.14	0.54
(1,20)	2:C:492:ASN:HD21	1:A:72:ARG:HH22	19	0.5	0.14	0.54
(1,20)	2:C:492:ASN:HD21	1:A:72:ARG:N	19	0.5	0.14	0.54
(1,20)	2:C:492:ASN:HD21	1:A:72:ARG:NE	19	0.5	0.14	0.54
(1,20)	2:C:492:ASN:HD21	1:A:72:ARG:NH1	19	0.5	0.14	0.54
(1,20)	2:C:492:ASN:HD21	1:A:72:ARG:NH2	19	0.5	0.14	0.54
(1,20)	2:C:492:ASN:HD21	1:A:72:ARG:O	19	0.5	0.14	0.54
(1,20)	2:C:492:ASN:HD21	1:A:73:LEU:C	19	0.5	0.14	0.54
(1,20)	2:C:492:ASN:HD21	1:A:73:LEU:CA	19	0.5	0.14	0.54
(1,20)	2:C:492:ASN:HD21	1:A:73:LEU:CB	19	0.5	0.14	0.54
(1,20)	2:C:492:ASN:HD21	1:A:73:LEU:CD1	19	0.5	0.14	0.54
(1,20)	2:C:492:ASN:HD21	1:A:73:LEU:CD2	19	0.5	0.14	0.54
(1,20)	2:C:492:ASN:HD21	1:A:73:LEU:CG	19	0.5	0.14	0.54
(1,20)	2:C:492:ASN:HD21	1:A:73:LEU:H	19	0.5	0.14	0.54
(1,20)	2:C:492:ASN:HD21	1:A:73:LEU:HA	19	0.5	0.14	0.54
(1,20)	2:C:492:ASN:HD21	1:A:73:LEU:HB2	19	0.5	0.14	0.54
(1,20)	2:C:492:ASN:HD21	1:A:73:LEU:HB3	19	0.5	0.14	0.54
(1,20)	2:C:492:ASN:HD21	1:A:73:LEU:HD11	19	0.5	0.14	0.54
(1,20)	2:C:492:ASN:HD21	1:A:73:LEU:HD12	19	0.5	0.14	0.54
(1,20)	2:C:492:ASN:HD21	1:A:73:LEU:HD13	19	0.5	0.14	0.54
(1,20)	2:C:492:ASN:HD21	1:A:73:LEU:HD21	19	0.5	0.14	0.54
(1,20)	2:C:492:ASN:HD21	1:A:73:LEU:HD22	19	0.5	0.14	0.54
(1,20)	2:C:492:ASN:HD21	1:A:73:LEU:HD23	19	0.5	0.14	0.54

Continued on next page...

Continued from previous page...

Key	Atom-1	Atom-2	Models ¹	Mean (Å)	SD ¹ (Å)	Median (Å)
(1,20)	2:C:492:ASN:HD21	1:A:73:LEU:HG	19	0.5	0.14	0.54
(1,20)	2:C:492:ASN:HD21	1:A:73:LEU:N	19	0.5	0.14	0.54
(1,20)	2:C:492:ASN:HD21	1:A:73:LEU:O	19	0.5	0.14	0.54
(1,20)	2:C:492:ASN:HD21	1:A:74:ARG:C	19	0.5	0.14	0.54
(1,20)	2:C:492:ASN:HD21	1:A:74:ARG:CA	19	0.5	0.14	0.54
(1,20)	2:C:492:ASN:HD21	1:A:74:ARG:CB	19	0.5	0.14	0.54
(1,20)	2:C:492:ASN:HD21	1:A:74:ARG:CD	19	0.5	0.14	0.54
(1,20)	2:C:492:ASN:HD21	1:A:74:ARG:CG	19	0.5	0.14	0.54
(1,20)	2:C:492:ASN:HD21	1:A:74:ARG:CZ	19	0.5	0.14	0.54
(1,20)	2:C:492:ASN:HD21	1:A:74:ARG:H	19	0.5	0.14	0.54
(1,20)	2:C:492:ASN:HD21	1:A:74:ARG:HA	19	0.5	0.14	0.54
(1,20)	2:C:492:ASN:HD21	1:A:74:ARG:HB2	19	0.5	0.14	0.54
(1,20)	2:C:492:ASN:HD21	1:A:74:ARG:HB3	19	0.5	0.14	0.54
(1,20)	2:C:492:ASN:HD21	1:A:74:ARG:HD2	19	0.5	0.14	0.54
(1,20)	2:C:492:ASN:HD21	1:A:74:ARG:HD3	19	0.5	0.14	0.54
(1,20)	2:C:492:ASN:HD21	1:A:74:ARG:HE	19	0.5	0.14	0.54
(1,20)	2:C:492:ASN:HD21	1:A:74:ARG:HG2	19	0.5	0.14	0.54
(1,20)	2:C:492:ASN:HD21	1:A:74:ARG:HG3	19	0.5	0.14	0.54
(1,20)	2:C:492:ASN:HD21	1:A:74:ARG:HH11	19	0.5	0.14	0.54
(1,20)	2:C:492:ASN:HD21	1:A:74:ARG:HH12	19	0.5	0.14	0.54
(1,20)	2:C:492:ASN:HD21	1:A:74:ARG:HH21	19	0.5	0.14	0.54
(1,20)	2:C:492:ASN:HD21	1:A:74:ARG:HH22	19	0.5	0.14	0.54
(1,20)	2:C:492:ASN:HD21	1:A:74:ARG:N	19	0.5	0.14	0.54
(1,20)	2:C:492:ASN:HD21	1:A:74:ARG:NE	19	0.5	0.14	0.54
(1,20)	2:C:492:ASN:HD21	1:A:74:ARG:NH1	19	0.5	0.14	0.54
(1,20)	2:C:492:ASN:HD21	1:A:74:ARG:NH2	19	0.5	0.14	0.54
(1,20)	2:C:492:ASN:HD21	1:A:74:ARG:O	19	0.5	0.14	0.54
(1,20)	2:C:492:ASN:HD21	1:A:75:GLY:C	19	0.5	0.14	0.54
(1,20)	2:C:492:ASN:HD21	1:A:75:GLY:CA	19	0.5	0.14	0.54
(1,20)	2:C:492:ASN:HD21	1:A:75:GLY:H	19	0.5	0.14	0.54
(1,20)	2:C:492:ASN:HD21	1:A:75:GLY:HA2	19	0.5	0.14	0.54
(1,20)	2:C:492:ASN:HD21	1:A:75:GLY:HA3	19	0.5	0.14	0.54
(1,20)	2:C:492:ASN:HD21	1:A:75:GLY:N	19	0.5	0.14	0.54
(1,20)	2:C:492:ASN:HD21	1:A:75:GLY:O	19	0.5	0.14	0.54
(1,20)	2:C:492:ASN:HD21	1:A:76:GLY:C	19	0.5	0.14	0.54
(1,20)	2:C:492:ASN:HD21	1:A:76:GLY:CA	19	0.5	0.14	0.54
(1,20)	2:C:492:ASN:HD21	1:A:76:GLY:H	19	0.5	0.14	0.54
(1,20)	2:C:492:ASN:HD21	1:A:76:GLY:HA2	19	0.5	0.14	0.54
(1,20)	2:C:492:ASN:HD21	1:A:76:GLY:HA3	19	0.5	0.14	0.54
(1,20)	2:C:492:ASN:HD21	1:A:76:GLY:N	19	0.5	0.14	0.54
(1,20)	2:C:492:ASN:HD21	1:A:76:GLY:O	19	0.5	0.14	0.54
(1,20)	2:C:492:ASN:HD22	1:A:4:PHE:C	19	0.5	0.14	0.54

Continued on next page...

Continued from previous page...

Key	Atom-1	Atom-2	Models ¹	Mean (Å)	SD ¹ (Å)	Median (Å)
(1,20)	2:C:492:ASN:HD22	1:A:4:PHE:CA	19	0.5	0.14	0.54
(1,20)	2:C:492:ASN:HD22	1:A:4:PHE:CB	19	0.5	0.14	0.54
(1,20)	2:C:492:ASN:HD22	1:A:4:PHE:CD1	19	0.5	0.14	0.54
(1,20)	2:C:492:ASN:HD22	1:A:4:PHE:CD2	19	0.5	0.14	0.54
(1,20)	2:C:492:ASN:HD22	1:A:4:PHE:CE1	19	0.5	0.14	0.54
(1,20)	2:C:492:ASN:HD22	1:A:4:PHE:CE2	19	0.5	0.14	0.54
(1,20)	2:C:492:ASN:HD22	1:A:4:PHE:CG	19	0.5	0.14	0.54
(1,20)	2:C:492:ASN:HD22	1:A:4:PHE:CZ	19	0.5	0.14	0.54
(1,20)	2:C:492:ASN:HD22	1:A:4:PHE:H	19	0.5	0.14	0.54
(1,20)	2:C:492:ASN:HD22	1:A:4:PHE:HA	19	0.5	0.14	0.54
(1,20)	2:C:492:ASN:HD22	1:A:4:PHE:HB2	19	0.5	0.14	0.54
(1,20)	2:C:492:ASN:HD22	1:A:4:PHE:HB3	19	0.5	0.14	0.54
(1,20)	2:C:492:ASN:HD22	1:A:4:PHE:HD1	19	0.5	0.14	0.54
(1,20)	2:C:492:ASN:HD22	1:A:4:PHE:HD2	19	0.5	0.14	0.54
(1,20)	2:C:492:ASN:HD22	1:A:4:PHE:HE1	19	0.5	0.14	0.54
(1,20)	2:C:492:ASN:HD22	1:A:4:PHE:HE2	19	0.5	0.14	0.54
(1,20)	2:C:492:ASN:HD22	1:A:4:PHE:HZ	19	0.5	0.14	0.54
(1,20)	2:C:492:ASN:HD22	1:A:4:PHE:N	19	0.5	0.14	0.54
(1,20)	2:C:492:ASN:HD22	1:A:4:PHE:O	19	0.5	0.14	0.54
(1,20)	2:C:492:ASN:HD22	1:A:6:LYS:C	19	0.5	0.14	0.54
(1,20)	2:C:492:ASN:HD22	1:A:6:LYS:CA	19	0.5	0.14	0.54
(1,20)	2:C:492:ASN:HD22	1:A:6:LYS:CB	19	0.5	0.14	0.54
(1,20)	2:C:492:ASN:HD22	1:A:6:LYS:CD	19	0.5	0.14	0.54
(1,20)	2:C:492:ASN:HD22	1:A:6:LYS:CE	19	0.5	0.14	0.54
(1,20)	2:C:492:ASN:HD22	1:A:6:LYS:CG	19	0.5	0.14	0.54
(1,20)	2:C:492:ASN:HD22	1:A:6:LYS:H	19	0.5	0.14	0.54
(1,20)	2:C:492:ASN:HD22	1:A:6:LYS:HA	19	0.5	0.14	0.54
(1,20)	2:C:492:ASN:HD22	1:A:6:LYS:HB2	19	0.5	0.14	0.54
(1,20)	2:C:492:ASN:HD22	1:A:6:LYS:HB3	19	0.5	0.14	0.54
(1,20)	2:C:492:ASN:HD22	1:A:6:LYS:HD2	19	0.5	0.14	0.54
(1,20)	2:C:492:ASN:HD22	1:A:6:LYS:HD3	19	0.5	0.14	0.54
(1,20)	2:C:492:ASN:HD22	1:A:6:LYS:HE2	19	0.5	0.14	0.54
(1,20)	2:C:492:ASN:HD22	1:A:6:LYS:HE3	19	0.5	0.14	0.54
(1,20)	2:C:492:ASN:HD22	1:A:6:LYS:HG2	19	0.5	0.14	0.54
(1,20)	2:C:492:ASN:HD22	1:A:6:LYS:HG3	19	0.5	0.14	0.54
(1,20)	2:C:492:ASN:HD22	1:A:6:LYS:HZ1	19	0.5	0.14	0.54
(1,20)	2:C:492:ASN:HD22	1:A:6:LYS:HZ2	19	0.5	0.14	0.54
(1,20)	2:C:492:ASN:HD22	1:A:6:LYS:HZ3	19	0.5	0.14	0.54
(1,20)	2:C:492:ASN:HD22	1:A:6:LYS:N	19	0.5	0.14	0.54
(1,20)	2:C:492:ASN:HD22	1:A:6:LYS:NZ	19	0.5	0.14	0.54
(1,20)	2:C:492:ASN:HD22	1:A:6:LYS:O	19	0.5	0.14	0.54
(1,20)	2:C:492:ASN:HD22	1:A:7:THR:C	19	0.5	0.14	0.54

Continued on next page...

Continued from previous page...

Key	Atom-1	Atom-2	Models ¹	Mean (Å)	SD ¹ (Å)	Median (Å)
(1,20)	2:C:492:ASN:HD22	1:A:7:THR:CA	19	0.5	0.14	0.54
(1,20)	2:C:492:ASN:HD22	1:A:7:THR:CB	19	0.5	0.14	0.54
(1,20)	2:C:492:ASN:HD22	1:A:7:THR:CG2	19	0.5	0.14	0.54
(1,20)	2:C:492:ASN:HD22	1:A:7:THR:H	19	0.5	0.14	0.54
(1,20)	2:C:492:ASN:HD22	1:A:7:THR:HA	19	0.5	0.14	0.54
(1,20)	2:C:492:ASN:HD22	1:A:7:THR:HB	19	0.5	0.14	0.54
(1,20)	2:C:492:ASN:HD22	1:A:7:THR:HG1	19	0.5	0.14	0.54
(1,20)	2:C:492:ASN:HD22	1:A:7:THR:HG21	19	0.5	0.14	0.54
(1,20)	2:C:492:ASN:HD22	1:A:7:THR:HG22	19	0.5	0.14	0.54
(1,20)	2:C:492:ASN:HD22	1:A:7:THR:HG23	19	0.5	0.14	0.54
(1,20)	2:C:492:ASN:HD22	1:A:7:THR:N	19	0.5	0.14	0.54
(1,20)	2:C:492:ASN:HD22	1:A:7:THR:O	19	0.5	0.14	0.54
(1,20)	2:C:492:ASN:HD22	1:A:7:THR:OG1	19	0.5	0.14	0.54
(1,20)	2:C:492:ASN:HD22	1:A:8:LEU:C	19	0.5	0.14	0.54
(1,20)	2:C:492:ASN:HD22	1:A:8:LEU:CA	19	0.5	0.14	0.54
(1,20)	2:C:492:ASN:HD22	1:A:8:LEU:CB	19	0.5	0.14	0.54
(1,20)	2:C:492:ASN:HD22	1:A:8:LEU:CD1	19	0.5	0.14	0.54
(1,20)	2:C:492:ASN:HD22	1:A:8:LEU:CD2	19	0.5	0.14	0.54
(1,20)	2:C:492:ASN:HD22	1:A:8:LEU:CG	19	0.5	0.14	0.54
(1,20)	2:C:492:ASN:HD22	1:A:8:LEU:H	19	0.5	0.14	0.54
(1,20)	2:C:492:ASN:HD22	1:A:8:LEU:HA	19	0.5	0.14	0.54
(1,20)	2:C:492:ASN:HD22	1:A:8:LEU:HB2	19	0.5	0.14	0.54
(1,20)	2:C:492:ASN:HD22	1:A:8:LEU:HB3	19	0.5	0.14	0.54
(1,20)	2:C:492:ASN:HD22	1:A:8:LEU:HD11	19	0.5	0.14	0.54
(1,20)	2:C:492:ASN:HD22	1:A:8:LEU:HD12	19	0.5	0.14	0.54
(1,20)	2:C:492:ASN:HD22	1:A:8:LEU:HD13	19	0.5	0.14	0.54
(1,20)	2:C:492:ASN:HD22	1:A:8:LEU:HD21	19	0.5	0.14	0.54
(1,20)	2:C:492:ASN:HD22	1:A:8:LEU:HD22	19	0.5	0.14	0.54
(1,20)	2:C:492:ASN:HD22	1:A:8:LEU:HD23	19	0.5	0.14	0.54
(1,20)	2:C:492:ASN:HD22	1:A:8:LEU:HG	19	0.5	0.14	0.54
(1,20)	2:C:492:ASN:HD22	1:A:8:LEU:N	19	0.5	0.14	0.54
(1,20)	2:C:492:ASN:HD22	1:A:8:LEU:O	19	0.5	0.14	0.54
(1,20)	2:C:492:ASN:HD22	1:A:9:THR:C	19	0.5	0.14	0.54
(1,20)	2:C:492:ASN:HD22	1:A:9:THR:CA	19	0.5	0.14	0.54
(1,20)	2:C:492:ASN:HD22	1:A:9:THR:CB	19	0.5	0.14	0.54
(1,20)	2:C:492:ASN:HD22	1:A:9:THR:CG2	19	0.5	0.14	0.54
(1,20)	2:C:492:ASN:HD22	1:A:9:THR:H	19	0.5	0.14	0.54
(1,20)	2:C:492:ASN:HD22	1:A:9:THR:HA	19	0.5	0.14	0.54
(1,20)	2:C:492:ASN:HD22	1:A:9:THR:HB	19	0.5	0.14	0.54
(1,20)	2:C:492:ASN:HD22	1:A:9:THR:HG1	19	0.5	0.14	0.54
(1,20)	2:C:492:ASN:HD22	1:A:9:THR:HG21	19	0.5	0.14	0.54
(1,20)	2:C:492:ASN:HD22	1:A:9:THR:HG22	19	0.5	0.14	0.54

Continued on next page...

Continued from previous page...

Key	Atom-1	Atom-2	Models ¹	Mean (Å)	SD ¹ (Å)	Median (Å)
(1,20)	2:C:492:ASN:HD22	1:A:9:THR:HG23	19	0.5	0.14	0.54
(1,20)	2:C:492:ASN:HD22	1:A:9:THR:N	19	0.5	0.14	0.54
(1,20)	2:C:492:ASN:HD22	1:A:9:THR:O	19	0.5	0.14	0.54
(1,20)	2:C:492:ASN:HD22	1:A:9:THR:OG1	19	0.5	0.14	0.54
(1,20)	2:C:492:ASN:HD22	1:A:10:GLY:C	19	0.5	0.14	0.54
(1,20)	2:C:492:ASN:HD22	1:A:10:GLY:CA	19	0.5	0.14	0.54
(1,20)	2:C:492:ASN:HD22	1:A:10:GLY:H	19	0.5	0.14	0.54
(1,20)	2:C:492:ASN:HD22	1:A:10:GLY:HA2	19	0.5	0.14	0.54
(1,20)	2:C:492:ASN:HD22	1:A:10:GLY:HA3	19	0.5	0.14	0.54
(1,20)	2:C:492:ASN:HD22	1:A:10:GLY:N	19	0.5	0.14	0.54
(1,20)	2:C:492:ASN:HD22	1:A:10:GLY:O	19	0.5	0.14	0.54
(1,20)	2:C:492:ASN:HD22	1:A:11:LYS:C	19	0.5	0.14	0.54
(1,20)	2:C:492:ASN:HD22	1:A:11:LYS:CA	19	0.5	0.14	0.54
(1,20)	2:C:492:ASN:HD22	1:A:11:LYS:CB	19	0.5	0.14	0.54
(1,20)	2:C:492:ASN:HD22	1:A:11:LYS:CD	19	0.5	0.14	0.54
(1,20)	2:C:492:ASN:HD22	1:A:11:LYS:CE	19	0.5	0.14	0.54
(1,20)	2:C:492:ASN:HD22	1:A:11:LYS:CG	19	0.5	0.14	0.54
(1,20)	2:C:492:ASN:HD22	1:A:11:LYS:H	19	0.5	0.14	0.54
(1,20)	2:C:492:ASN:HD22	1:A:11:LYS:HA	19	0.5	0.14	0.54
(1,20)	2:C:492:ASN:HD22	1:A:11:LYS:HB2	19	0.5	0.14	0.54
(1,20)	2:C:492:ASN:HD22	1:A:11:LYS:HB3	19	0.5	0.14	0.54
(1,20)	2:C:492:ASN:HD22	1:A:11:LYS:HD2	19	0.5	0.14	0.54
(1,20)	2:C:492:ASN:HD22	1:A:11:LYS:HD3	19	0.5	0.14	0.54
(1,20)	2:C:492:ASN:HD22	1:A:11:LYS:HE2	19	0.5	0.14	0.54
(1,20)	2:C:492:ASN:HD22	1:A:11:LYS:HE3	19	0.5	0.14	0.54
(1,20)	2:C:492:ASN:HD22	1:A:11:LYS:HG2	19	0.5	0.14	0.54
(1,20)	2:C:492:ASN:HD22	1:A:11:LYS:HG3	19	0.5	0.14	0.54
(1,20)	2:C:492:ASN:HD22	1:A:11:LYS:HZ1	19	0.5	0.14	0.54
(1,20)	2:C:492:ASN:HD22	1:A:11:LYS:HZ2	19	0.5	0.14	0.54
(1,20)	2:C:492:ASN:HD22	1:A:11:LYS:HZ3	19	0.5	0.14	0.54
(1,20)	2:C:492:ASN:HD22	1:A:11:LYS:N	19	0.5	0.14	0.54
(1,20)	2:C:492:ASN:HD22	1:A:11:LYS:NZ	19	0.5	0.14	0.54
(1,20)	2:C:492:ASN:HD22	1:A:11:LYS:O	19	0.5	0.14	0.54
(1,20)	2:C:492:ASN:HD22	1:A:13:ILE:C	19	0.5	0.14	0.54
(1,20)	2:C:492:ASN:HD22	1:A:13:ILE:CA	19	0.5	0.14	0.54
(1,20)	2:C:492:ASN:HD22	1:A:13:ILE:CB	19	0.5	0.14	0.54
(1,20)	2:C:492:ASN:HD22	1:A:13:ILE:CD1	19	0.5	0.14	0.54
(1,20)	2:C:492:ASN:HD22	1:A:13:ILE:CG1	19	0.5	0.14	0.54
(1,20)	2:C:492:ASN:HD22	1:A:13:ILE:CG2	19	0.5	0.14	0.54
(1,20)	2:C:492:ASN:HD22	1:A:13:ILE:H	19	0.5	0.14	0.54
(1,20)	2:C:492:ASN:HD22	1:A:13:ILE:HA	19	0.5	0.14	0.54
(1,20)	2:C:492:ASN:HD22	1:A:13:ILE:HB	19	0.5	0.14	0.54

Continued on next page...

Continued from previous page...

Key	Atom-1	Atom-2	Models ¹	Mean (Å)	SD ¹ (Å)	Median (Å)
(1,20)	2:C:492:ASN:HD22	1:A:13:ILE:HD11	19	0.5	0.14	0.54
(1,20)	2:C:492:ASN:HD22	1:A:13:ILE:HD12	19	0.5	0.14	0.54
(1,20)	2:C:492:ASN:HD22	1:A:13:ILE:HD13	19	0.5	0.14	0.54
(1,20)	2:C:492:ASN:HD22	1:A:13:ILE:HG12	19	0.5	0.14	0.54
(1,20)	2:C:492:ASN:HD22	1:A:13:ILE:HG13	19	0.5	0.14	0.54
(1,20)	2:C:492:ASN:HD22	1:A:13:ILE:HG21	19	0.5	0.14	0.54
(1,20)	2:C:492:ASN:HD22	1:A:13:ILE:HG22	19	0.5	0.14	0.54
(1,20)	2:C:492:ASN:HD22	1:A:13:ILE:HG23	19	0.5	0.14	0.54
(1,20)	2:C:492:ASN:HD22	1:A:13:ILE:N	19	0.5	0.14	0.54
(1,20)	2:C:492:ASN:HD22	1:A:13:ILE:O	19	0.5	0.14	0.54
(1,20)	2:C:492:ASN:HD22	1:A:34:GLU:C	19	0.5	0.14	0.54
(1,20)	2:C:492:ASN:HD22	1:A:34:GLU:CA	19	0.5	0.14	0.54
(1,20)	2:C:492:ASN:HD22	1:A:34:GLU:CB	19	0.5	0.14	0.54
(1,20)	2:C:492:ASN:HD22	1:A:34:GLU:CD	19	0.5	0.14	0.54
(1,20)	2:C:492:ASN:HD22	1:A:34:GLU:CG	19	0.5	0.14	0.54
(1,20)	2:C:492:ASN:HD22	1:A:34:GLU:H	19	0.5	0.14	0.54
(1,20)	2:C:492:ASN:HD22	1:A:34:GLU:HA	19	0.5	0.14	0.54
(1,20)	2:C:492:ASN:HD22	1:A:34:GLU:HB2	19	0.5	0.14	0.54
(1,20)	2:C:492:ASN:HD22	1:A:34:GLU:HB3	19	0.5	0.14	0.54
(1,20)	2:C:492:ASN:HD22	1:A:34:GLU:HG2	19	0.5	0.14	0.54
(1,20)	2:C:492:ASN:HD22	1:A:34:GLU:HG3	19	0.5	0.14	0.54
(1,20)	2:C:492:ASN:HD22	1:A:34:GLU:N	19	0.5	0.14	0.54
(1,20)	2:C:492:ASN:HD22	1:A:34:GLU:O	19	0.5	0.14	0.54
(1,20)	2:C:492:ASN:HD22	1:A:34:GLU:OE1	19	0.5	0.14	0.54
(1,20)	2:C:492:ASN:HD22	1:A:34:GLU:OE2	19	0.5	0.14	0.54
(1,20)	2:C:492:ASN:HD22	1:A:36:ILE:C	19	0.5	0.14	0.54
(1,20)	2:C:492:ASN:HD22	1:A:36:ILE:CA	19	0.5	0.14	0.54
(1,20)	2:C:492:ASN:HD22	1:A:36:ILE:CB	19	0.5	0.14	0.54
(1,20)	2:C:492:ASN:HD22	1:A:36:ILE:CD1	19	0.5	0.14	0.54
(1,20)	2:C:492:ASN:HD22	1:A:36:ILE:CG1	19	0.5	0.14	0.54
(1,20)	2:C:492:ASN:HD22	1:A:36:ILE:CG2	19	0.5	0.14	0.54
(1,20)	2:C:492:ASN:HD22	1:A:36:ILE:H	19	0.5	0.14	0.54
(1,20)	2:C:492:ASN:HD22	1:A:36:ILE:HA	19	0.5	0.14	0.54
(1,20)	2:C:492:ASN:HD22	1:A:36:ILE:HB	19	0.5	0.14	0.54
(1,20)	2:C:492:ASN:HD22	1:A:36:ILE:HD11	19	0.5	0.14	0.54
(1,20)	2:C:492:ASN:HD22	1:A:36:ILE:HD12	19	0.5	0.14	0.54
(1,20)	2:C:492:ASN:HD22	1:A:36:ILE:HD13	19	0.5	0.14	0.54
(1,20)	2:C:492:ASN:HD22	1:A:36:ILE:HG12	19	0.5	0.14	0.54
(1,20)	2:C:492:ASN:HD22	1:A:36:ILE:HG13	19	0.5	0.14	0.54
(1,20)	2:C:492:ASN:HD22	1:A:36:ILE:HG21	19	0.5	0.14	0.54
(1,20)	2:C:492:ASN:HD22	1:A:36:ILE:HG22	19	0.5	0.14	0.54
(1,20)	2:C:492:ASN:HD22	1:A:36:ILE:HG23	19	0.5	0.14	0.54

Continued on next page...

Continued from previous page...

Key	Atom-1	Atom-2	Models ¹	Mean (Å)	SD ¹ (Å)	Median (Å)
(1,20)	2:C:492:ASN:HD22	1:A:36:ILE:N	19	0.5	0.14	0.54
(1,20)	2:C:492:ASN:HD22	1:A:36:ILE:O	19	0.5	0.14	0.54
(1,20)	2:C:492:ASN:HD22	1:A:38:PRO:C	19	0.5	0.14	0.54
(1,20)	2:C:492:ASN:HD22	1:A:38:PRO:CA	19	0.5	0.14	0.54
(1,20)	2:C:492:ASN:HD22	1:A:38:PRO:CB	19	0.5	0.14	0.54
(1,20)	2:C:492:ASN:HD22	1:A:38:PRO:CD	19	0.5	0.14	0.54
(1,20)	2:C:492:ASN:HD22	1:A:38:PRO:CG	19	0.5	0.14	0.54
(1,20)	2:C:492:ASN:HD22	1:A:38:PRO:HA	19	0.5	0.14	0.54
(1,20)	2:C:492:ASN:HD22	1:A:38:PRO:HB2	19	0.5	0.14	0.54
(1,20)	2:C:492:ASN:HD22	1:A:38:PRO:HB3	19	0.5	0.14	0.54
(1,20)	2:C:492:ASN:HD22	1:A:38:PRO:HD2	19	0.5	0.14	0.54
(1,20)	2:C:492:ASN:HD22	1:A:38:PRO:HD3	19	0.5	0.14	0.54
(1,20)	2:C:492:ASN:HD22	1:A:38:PRO:HG2	19	0.5	0.14	0.54
(1,20)	2:C:492:ASN:HD22	1:A:38:PRO:HG3	19	0.5	0.14	0.54
(1,20)	2:C:492:ASN:HD22	1:A:38:PRO:N	19	0.5	0.14	0.54
(1,20)	2:C:492:ASN:HD22	1:A:38:PRO:O	19	0.5	0.14	0.54
(1,20)	2:C:492:ASN:HD22	1:A:39:ASP:C	19	0.5	0.14	0.54
(1,20)	2:C:492:ASN:HD22	1:A:39:ASP:CA	19	0.5	0.14	0.54
(1,20)	2:C:492:ASN:HD22	1:A:39:ASP:CB	19	0.5	0.14	0.54
(1,20)	2:C:492:ASN:HD22	1:A:39:ASP:CG	19	0.5	0.14	0.54
(1,20)	2:C:492:ASN:HD22	1:A:39:ASP:H	19	0.5	0.14	0.54
(1,20)	2:C:492:ASN:HD22	1:A:39:ASP:HA	19	0.5	0.14	0.54
(1,20)	2:C:492:ASN:HD22	1:A:39:ASP:HB2	19	0.5	0.14	0.54
(1,20)	2:C:492:ASN:HD22	1:A:39:ASP:HB3	19	0.5	0.14	0.54
(1,20)	2:C:492:ASN:HD22	1:A:39:ASP:N	19	0.5	0.14	0.54
(1,20)	2:C:492:ASN:HD22	1:A:39:ASP:O	19	0.5	0.14	0.54
(1,20)	2:C:492:ASN:HD22	1:A:39:ASP:OD1	19	0.5	0.14	0.54
(1,20)	2:C:492:ASN:HD22	1:A:39:ASP:OD2	19	0.5	0.14	0.54
(1,20)	2:C:492:ASN:HD22	1:A:40:GLN:C	19	0.5	0.14	0.54
(1,20)	2:C:492:ASN:HD22	1:A:40:GLN:CA	19	0.5	0.14	0.54
(1,20)	2:C:492:ASN:HD22	1:A:40:GLN:CB	19	0.5	0.14	0.54
(1,20)	2:C:492:ASN:HD22	1:A:40:GLN:CD	19	0.5	0.14	0.54
(1,20)	2:C:492:ASN:HD22	1:A:40:GLN:CG	19	0.5	0.14	0.54
(1,20)	2:C:492:ASN:HD22	1:A:40:GLN:H	19	0.5	0.14	0.54
(1,20)	2:C:492:ASN:HD22	1:A:40:GLN:HA	19	0.5	0.14	0.54
(1,20)	2:C:492:ASN:HD22	1:A:40:GLN:HB2	19	0.5	0.14	0.54
(1,20)	2:C:492:ASN:HD22	1:A:40:GLN:HB3	19	0.5	0.14	0.54
(1,20)	2:C:492:ASN:HD22	1:A:40:GLN:HE21	19	0.5	0.14	0.54
(1,20)	2:C:492:ASN:HD22	1:A:40:GLN:HE22	19	0.5	0.14	0.54
(1,20)	2:C:492:ASN:HD22	1:A:40:GLN:HG2	19	0.5	0.14	0.54
(1,20)	2:C:492:ASN:HD22	1:A:40:GLN:HG3	19	0.5	0.14	0.54
(1,20)	2:C:492:ASN:HD22	1:A:40:GLN:N	19	0.5	0.14	0.54

Continued on next page...

Continued from previous page...

Key	Atom-1	Atom-2	Models ¹	Mean (Å)	SD ¹ (Å)	Median (Å)
(1,20)	2:C:492:ASN:HD22	1:A:40:GLN:NE2	19	0.5	0.14	0.54
(1,20)	2:C:492:ASN:HD22	1:A:40:GLN:O	19	0.5	0.14	0.54
(1,20)	2:C:492:ASN:HD22	1:A:40:GLN:OE1	19	0.5	0.14	0.54
(1,20)	2:C:492:ASN:HD22	1:A:41:GLN:C	19	0.5	0.14	0.54
(1,20)	2:C:492:ASN:HD22	1:A:41:GLN:CA	19	0.5	0.14	0.54
(1,20)	2:C:492:ASN:HD22	1:A:41:GLN:CB	19	0.5	0.14	0.54
(1,20)	2:C:492:ASN:HD22	1:A:41:GLN:CD	19	0.5	0.14	0.54
(1,20)	2:C:492:ASN:HD22	1:A:41:GLN:CG	19	0.5	0.14	0.54
(1,20)	2:C:492:ASN:HD22	1:A:41:GLN:H	19	0.5	0.14	0.54
(1,20)	2:C:492:ASN:HD22	1:A:41:GLN:HA	19	0.5	0.14	0.54
(1,20)	2:C:492:ASN:HD22	1:A:41:GLN:HB2	19	0.5	0.14	0.54
(1,20)	2:C:492:ASN:HD22	1:A:41:GLN:HB3	19	0.5	0.14	0.54
(1,20)	2:C:492:ASN:HD22	1:A:41:GLN:HE21	19	0.5	0.14	0.54
(1,20)	2:C:492:ASN:HD22	1:A:41:GLN:HE22	19	0.5	0.14	0.54
(1,20)	2:C:492:ASN:HD22	1:A:41:GLN:HG2	19	0.5	0.14	0.54
(1,20)	2:C:492:ASN:HD22	1:A:41:GLN:HG3	19	0.5	0.14	0.54
(1,20)	2:C:492:ASN:HD22	1:A:41:GLN:N	19	0.5	0.14	0.54
(1,20)	2:C:492:ASN:HD22	1:A:41:GLN:NE2	19	0.5	0.14	0.54
(1,20)	2:C:492:ASN:HD22	1:A:41:GLN:O	19	0.5	0.14	0.54
(1,20)	2:C:492:ASN:HD22	1:A:41:GLN:OE1	19	0.5	0.14	0.54
(1,20)	2:C:492:ASN:HD22	1:A:42:ARG:C	19	0.5	0.14	0.54
(1,20)	2:C:492:ASN:HD22	1:A:42:ARG:CA	19	0.5	0.14	0.54
(1,20)	2:C:492:ASN:HD22	1:A:42:ARG:CB	19	0.5	0.14	0.54
(1,20)	2:C:492:ASN:HD22	1:A:42:ARG:CD	19	0.5	0.14	0.54
(1,20)	2:C:492:ASN:HD22	1:A:42:ARG:CG	19	0.5	0.14	0.54
(1,20)	2:C:492:ASN:HD22	1:A:42:ARG:CZ	19	0.5	0.14	0.54
(1,20)	2:C:492:ASN:HD22	1:A:42:ARG:H	19	0.5	0.14	0.54
(1,20)	2:C:492:ASN:HD22	1:A:42:ARG:HA	19	0.5	0.14	0.54
(1,20)	2:C:492:ASN:HD22	1:A:42:ARG:HB2	19	0.5	0.14	0.54
(1,20)	2:C:492:ASN:HD22	1:A:42:ARG:HB3	19	0.5	0.14	0.54
(1,20)	2:C:492:ASN:HD22	1:A:42:ARG:HD2	19	0.5	0.14	0.54
(1,20)	2:C:492:ASN:HD22	1:A:42:ARG:HD3	19	0.5	0.14	0.54
(1,20)	2:C:492:ASN:HD22	1:A:42:ARG:HE	19	0.5	0.14	0.54
(1,20)	2:C:492:ASN:HD22	1:A:42:ARG:HG2	19	0.5	0.14	0.54
(1,20)	2:C:492:ASN:HD22	1:A:42:ARG:HG3	19	0.5	0.14	0.54
(1,20)	2:C:492:ASN:HD22	1:A:42:ARG:HH11	19	0.5	0.14	0.54
(1,20)	2:C:492:ASN:HD22	1:A:42:ARG:HH12	19	0.5	0.14	0.54
(1,20)	2:C:492:ASN:HD22	1:A:42:ARG:HH21	19	0.5	0.14	0.54
(1,20)	2:C:492:ASN:HD22	1:A:42:ARG:HH22	19	0.5	0.14	0.54
(1,20)	2:C:492:ASN:HD22	1:A:42:ARG:N	19	0.5	0.14	0.54
(1,20)	2:C:492:ASN:HD22	1:A:42:ARG:NE	19	0.5	0.14	0.54
(1,20)	2:C:492:ASN:HD22	1:A:42:ARG:NH1	19	0.5	0.14	0.54

Continued on next page...

Continued from previous page...

Key	Atom-1	Atom-2	Models ¹	Mean (Å)	SD ¹ (Å)	Median (Å)
(1,20)	2:C:492:ASN:HD22	1:A:42:ARG:NH2	19	0.5	0.14	0.54
(1,20)	2:C:492:ASN:HD22	1:A:42:ARG:O	19	0.5	0.14	0.54
(1,20)	2:C:492:ASN:HD22	1:A:43:LEU:C	19	0.5	0.14	0.54
(1,20)	2:C:492:ASN:HD22	1:A:43:LEU:CA	19	0.5	0.14	0.54
(1,20)	2:C:492:ASN:HD22	1:A:43:LEU:CB	19	0.5	0.14	0.54
(1,20)	2:C:492:ASN:HD22	1:A:43:LEU:CD1	19	0.5	0.14	0.54
(1,20)	2:C:492:ASN:HD22	1:A:43:LEU:CD2	19	0.5	0.14	0.54
(1,20)	2:C:492:ASN:HD22	1:A:43:LEU:CG	19	0.5	0.14	0.54
(1,20)	2:C:492:ASN:HD22	1:A:43:LEU:H	19	0.5	0.14	0.54
(1,20)	2:C:492:ASN:HD22	1:A:43:LEU:HA	19	0.5	0.14	0.54
(1,20)	2:C:492:ASN:HD22	1:A:43:LEU:HB2	19	0.5	0.14	0.54
(1,20)	2:C:492:ASN:HD22	1:A:43:LEU:HB3	19	0.5	0.14	0.54
(1,20)	2:C:492:ASN:HD22	1:A:43:LEU:HD11	19	0.5	0.14	0.54
(1,20)	2:C:492:ASN:HD22	1:A:43:LEU:HD12	19	0.5	0.14	0.54
(1,20)	2:C:492:ASN:HD22	1:A:43:LEU:HD13	19	0.5	0.14	0.54
(1,20)	2:C:492:ASN:HD22	1:A:43:LEU:HD21	19	0.5	0.14	0.54
(1,20)	2:C:492:ASN:HD22	1:A:43:LEU:HD22	19	0.5	0.14	0.54
(1,20)	2:C:492:ASN:HD22	1:A:43:LEU:HD23	19	0.5	0.14	0.54
(1,20)	2:C:492:ASN:HD22	1:A:43:LEU:HG	19	0.5	0.14	0.54
(1,20)	2:C:492:ASN:HD22	1:A:43:LEU:N	19	0.5	0.14	0.54
(1,20)	2:C:492:ASN:HD22	1:A:43:LEU:O	19	0.5	0.14	0.54
(1,20)	2:C:492:ASN:HD22	1:A:44:ILE:C	19	0.5	0.14	0.54
(1,20)	2:C:492:ASN:HD22	1:A:44:ILE:CA	19	0.5	0.14	0.54
(1,20)	2:C:492:ASN:HD22	1:A:44:ILE:CB	19	0.5	0.14	0.54
(1,20)	2:C:492:ASN:HD22	1:A:44:ILE:CD1	19	0.5	0.14	0.54
(1,20)	2:C:492:ASN:HD22	1:A:44:ILE:CG1	19	0.5	0.14	0.54
(1,20)	2:C:492:ASN:HD22	1:A:44:ILE:CG2	19	0.5	0.14	0.54
(1,20)	2:C:492:ASN:HD22	1:A:44:ILE:H	19	0.5	0.14	0.54
(1,20)	2:C:492:ASN:HD22	1:A:44:ILE:HA	19	0.5	0.14	0.54
(1,20)	2:C:492:ASN:HD22	1:A:44:ILE:HB	19	0.5	0.14	0.54
(1,20)	2:C:492:ASN:HD22	1:A:44:ILE:HD11	19	0.5	0.14	0.54
(1,20)	2:C:492:ASN:HD22	1:A:44:ILE:HD12	19	0.5	0.14	0.54
(1,20)	2:C:492:ASN:HD22	1:A:44:ILE:HD13	19	0.5	0.14	0.54
(1,20)	2:C:492:ASN:HD22	1:A:44:ILE:HG12	19	0.5	0.14	0.54
(1,20)	2:C:492:ASN:HD22	1:A:44:ILE:HG13	19	0.5	0.14	0.54
(1,20)	2:C:492:ASN:HD22	1:A:44:ILE:HG21	19	0.5	0.14	0.54
(1,20)	2:C:492:ASN:HD22	1:A:44:ILE:HG22	19	0.5	0.14	0.54
(1,20)	2:C:492:ASN:HD22	1:A:44:ILE:HG23	19	0.5	0.14	0.54
(1,20)	2:C:492:ASN:HD22	1:A:44:ILE:N	19	0.5	0.14	0.54
(1,20)	2:C:492:ASN:HD22	1:A:44:ILE:O	19	0.5	0.14	0.54
(1,20)	2:C:492:ASN:HD22	1:A:45:PHE:C	19	0.5	0.14	0.54
(1,20)	2:C:492:ASN:HD22	1:A:45:PHE:CA	19	0.5	0.14	0.54

Continued on next page...

Continued from previous page...

Key	Atom-1	Atom-2	Models ¹	Mean (Å)	SD ¹ (Å)	Median (Å)
(1,20)	2:C:492:ASN:HD22	1:A:45:PHE:CB	19	0.5	0.14	0.54
(1,20)	2:C:492:ASN:HD22	1:A:45:PHE:CD1	19	0.5	0.14	0.54
(1,20)	2:C:492:ASN:HD22	1:A:45:PHE:CD2	19	0.5	0.14	0.54
(1,20)	2:C:492:ASN:HD22	1:A:45:PHE:CE1	19	0.5	0.14	0.54
(1,20)	2:C:492:ASN:HD22	1:A:45:PHE:CE2	19	0.5	0.14	0.54
(1,20)	2:C:492:ASN:HD22	1:A:45:PHE:CG	19	0.5	0.14	0.54
(1,20)	2:C:492:ASN:HD22	1:A:45:PHE:CZ	19	0.5	0.14	0.54
(1,20)	2:C:492:ASN:HD22	1:A:45:PHE:H	19	0.5	0.14	0.54
(1,20)	2:C:492:ASN:HD22	1:A:45:PHE:HA	19	0.5	0.14	0.54
(1,20)	2:C:492:ASN:HD22	1:A:45:PHE:HB2	19	0.5	0.14	0.54
(1,20)	2:C:492:ASN:HD22	1:A:45:PHE:HB3	19	0.5	0.14	0.54
(1,20)	2:C:492:ASN:HD22	1:A:45:PHE:HD1	19	0.5	0.14	0.54
(1,20)	2:C:492:ASN:HD22	1:A:45:PHE:HD2	19	0.5	0.14	0.54
(1,20)	2:C:492:ASN:HD22	1:A:45:PHE:HE1	19	0.5	0.14	0.54
(1,20)	2:C:492:ASN:HD22	1:A:45:PHE:HE2	19	0.5	0.14	0.54
(1,20)	2:C:492:ASN:HD22	1:A:45:PHE:HZ	19	0.5	0.14	0.54
(1,20)	2:C:492:ASN:HD22	1:A:45:PHE:N	19	0.5	0.14	0.54
(1,20)	2:C:492:ASN:HD22	1:A:45:PHE:O	19	0.5	0.14	0.54
(1,20)	2:C:492:ASN:HD22	1:A:46:ALA:C	19	0.5	0.14	0.54
(1,20)	2:C:492:ASN:HD22	1:A:46:ALA:CA	19	0.5	0.14	0.54
(1,20)	2:C:492:ASN:HD22	1:A:46:ALA:CB	19	0.5	0.14	0.54
(1,20)	2:C:492:ASN:HD22	1:A:46:ALA:H	19	0.5	0.14	0.54
(1,20)	2:C:492:ASN:HD22	1:A:46:ALA:HA	19	0.5	0.14	0.54
(1,20)	2:C:492:ASN:HD22	1:A:46:ALA:HB1	19	0.5	0.14	0.54
(1,20)	2:C:492:ASN:HD22	1:A:46:ALA:HB2	19	0.5	0.14	0.54
(1,20)	2:C:492:ASN:HD22	1:A:46:ALA:HB3	19	0.5	0.14	0.54
(1,20)	2:C:492:ASN:HD22	1:A:46:ALA:N	19	0.5	0.14	0.54
(1,20)	2:C:492:ASN:HD22	1:A:46:ALA:O	19	0.5	0.14	0.54
(1,20)	2:C:492:ASN:HD22	1:A:47:GLY:C	19	0.5	0.14	0.54
(1,20)	2:C:492:ASN:HD22	1:A:47:GLY:CA	19	0.5	0.14	0.54
(1,20)	2:C:492:ASN:HD22	1:A:47:GLY:H	19	0.5	0.14	0.54
(1,20)	2:C:492:ASN:HD22	1:A:47:GLY:HA2	19	0.5	0.14	0.54
(1,20)	2:C:492:ASN:HD22	1:A:47:GLY:HA3	19	0.5	0.14	0.54
(1,20)	2:C:492:ASN:HD22	1:A:47:GLY:N	19	0.5	0.14	0.54
(1,20)	2:C:492:ASN:HD22	1:A:47:GLY:O	19	0.5	0.14	0.54
(1,20)	2:C:492:ASN:HD22	1:A:48:LYS:C	19	0.5	0.14	0.54
(1,20)	2:C:492:ASN:HD22	1:A:48:LYS:CA	19	0.5	0.14	0.54
(1,20)	2:C:492:ASN:HD22	1:A:48:LYS:CB	19	0.5	0.14	0.54
(1,20)	2:C:492:ASN:HD22	1:A:48:LYS:CD	19	0.5	0.14	0.54
(1,20)	2:C:492:ASN:HD22	1:A:48:LYS:CE	19	0.5	0.14	0.54
(1,20)	2:C:492:ASN:HD22	1:A:48:LYS:CG	19	0.5	0.14	0.54
(1,20)	2:C:492:ASN:HD22	1:A:48:LYS:H	19	0.5	0.14	0.54

Continued on next page...

Continued from previous page...

Key	Atom-1	Atom-2	Models ¹	Mean (Å)	SD ¹ (Å)	Median (Å)
(1,20)	2:C:492:ASN:HD22	1:A:48:LYS:HA	19	0.5	0.14	0.54
(1,20)	2:C:492:ASN:HD22	1:A:48:LYS:HB2	19	0.5	0.14	0.54
(1,20)	2:C:492:ASN:HD22	1:A:48:LYS:HB3	19	0.5	0.14	0.54
(1,20)	2:C:492:ASN:HD22	1:A:48:LYS:HD2	19	0.5	0.14	0.54
(1,20)	2:C:492:ASN:HD22	1:A:48:LYS:HD3	19	0.5	0.14	0.54
(1,20)	2:C:492:ASN:HD22	1:A:48:LYS:HE2	19	0.5	0.14	0.54
(1,20)	2:C:492:ASN:HD22	1:A:48:LYS:HE3	19	0.5	0.14	0.54
(1,20)	2:C:492:ASN:HD22	1:A:48:LYS:HG2	19	0.5	0.14	0.54
(1,20)	2:C:492:ASN:HD22	1:A:48:LYS:HG3	19	0.5	0.14	0.54
(1,20)	2:C:492:ASN:HD22	1:A:48:LYS:HZ1	19	0.5	0.14	0.54
(1,20)	2:C:492:ASN:HD22	1:A:48:LYS:HZ2	19	0.5	0.14	0.54
(1,20)	2:C:492:ASN:HD22	1:A:48:LYS:HZ3	19	0.5	0.14	0.54
(1,20)	2:C:492:ASN:HD22	1:A:48:LYS:N	19	0.5	0.14	0.54
(1,20)	2:C:492:ASN:HD22	1:A:48:LYS:NZ	19	0.5	0.14	0.54
(1,20)	2:C:492:ASN:HD22	1:A:48:LYS:O	19	0.5	0.14	0.54
(1,20)	2:C:492:ASN:HD22	1:A:49:GLN:C	19	0.5	0.14	0.54
(1,20)	2:C:492:ASN:HD22	1:A:49:GLN:CA	19	0.5	0.14	0.54
(1,20)	2:C:492:ASN:HD22	1:A:49:GLN:CB	19	0.5	0.14	0.54
(1,20)	2:C:492:ASN:HD22	1:A:49:GLN:CD	19	0.5	0.14	0.54
(1,20)	2:C:492:ASN:HD22	1:A:49:GLN:CG	19	0.5	0.14	0.54
(1,20)	2:C:492:ASN:HD22	1:A:49:GLN:H	19	0.5	0.14	0.54
(1,20)	2:C:492:ASN:HD22	1:A:49:GLN:HA	19	0.5	0.14	0.54
(1,20)	2:C:492:ASN:HD22	1:A:49:GLN:HB2	19	0.5	0.14	0.54
(1,20)	2:C:492:ASN:HD22	1:A:49:GLN:HB3	19	0.5	0.14	0.54
(1,20)	2:C:492:ASN:HD22	1:A:49:GLN:HE21	19	0.5	0.14	0.54
(1,20)	2:C:492:ASN:HD22	1:A:49:GLN:HE22	19	0.5	0.14	0.54
(1,20)	2:C:492:ASN:HD22	1:A:49:GLN:HG2	19	0.5	0.14	0.54
(1,20)	2:C:492:ASN:HD22	1:A:49:GLN:HG3	19	0.5	0.14	0.54
(1,20)	2:C:492:ASN:HD22	1:A:49:GLN:N	19	0.5	0.14	0.54
(1,20)	2:C:492:ASN:HD22	1:A:49:GLN:NE2	19	0.5	0.14	0.54
(1,20)	2:C:492:ASN:HD22	1:A:49:GLN:O	19	0.5	0.14	0.54
(1,20)	2:C:492:ASN:HD22	1:A:49:GLN:OE1	19	0.5	0.14	0.54
(1,20)	2:C:492:ASN:HD22	1:A:51:GLU:C	19	0.5	0.14	0.54
(1,20)	2:C:492:ASN:HD22	1:A:51:GLU:CA	19	0.5	0.14	0.54
(1,20)	2:C:492:ASN:HD22	1:A:51:GLU:CB	19	0.5	0.14	0.54
(1,20)	2:C:492:ASN:HD22	1:A:51:GLU:CD	19	0.5	0.14	0.54
(1,20)	2:C:492:ASN:HD22	1:A:51:GLU:CG	19	0.5	0.14	0.54
(1,20)	2:C:492:ASN:HD22	1:A:51:GLU:H	19	0.5	0.14	0.54
(1,20)	2:C:492:ASN:HD22	1:A:51:GLU:HA	19	0.5	0.14	0.54
(1,20)	2:C:492:ASN:HD22	1:A:51:GLU:HB2	19	0.5	0.14	0.54
(1,20)	2:C:492:ASN:HD22	1:A:51:GLU:HB3	19	0.5	0.14	0.54
(1,20)	2:C:492:ASN:HD22	1:A:51:GLU:HG2	19	0.5	0.14	0.54

Continued on next page...

Continued from previous page...

Key	Atom-1	Atom-2	Models ¹	Mean (Å)	SD ¹ (Å)	Median (Å)
(1,20)	2:C:492:ASN:HD22	1:A:51:GLU:HG3	19	0.5	0.14	0.54
(1,20)	2:C:492:ASN:HD22	1:A:51:GLU:N	19	0.5	0.14	0.54
(1,20)	2:C:492:ASN:HD22	1:A:51:GLU:O	19	0.5	0.14	0.54
(1,20)	2:C:492:ASN:HD22	1:A:51:GLU:OE1	19	0.5	0.14	0.54
(1,20)	2:C:492:ASN:HD22	1:A:51:GLU:OE2	19	0.5	0.14	0.54
(1,20)	2:C:492:ASN:HD22	1:A:58:ASP:C	19	0.5	0.14	0.54
(1,20)	2:C:492:ASN:HD22	1:A:58:ASP:CA	19	0.5	0.14	0.54
(1,20)	2:C:492:ASN:HD22	1:A:58:ASP:CB	19	0.5	0.14	0.54
(1,20)	2:C:492:ASN:HD22	1:A:58:ASP:CG	19	0.5	0.14	0.54
(1,20)	2:C:492:ASN:HD22	1:A:58:ASP:H	19	0.5	0.14	0.54
(1,20)	2:C:492:ASN:HD22	1:A:58:ASP:HA	19	0.5	0.14	0.54
(1,20)	2:C:492:ASN:HD22	1:A:58:ASP:HB2	19	0.5	0.14	0.54
(1,20)	2:C:492:ASN:HD22	1:A:58:ASP:HB3	19	0.5	0.14	0.54
(1,20)	2:C:492:ASN:HD22	1:A:58:ASP:N	19	0.5	0.14	0.54
(1,20)	2:C:492:ASN:HD22	1:A:58:ASP:O	19	0.5	0.14	0.54
(1,20)	2:C:492:ASN:HD22	1:A:58:ASP:OD1	19	0.5	0.14	0.54
(1,20)	2:C:492:ASN:HD22	1:A:58:ASP:OD2	19	0.5	0.14	0.54
(1,20)	2:C:492:ASN:HD22	1:A:59:TYR:C	19	0.5	0.14	0.54
(1,20)	2:C:492:ASN:HD22	1:A:59:TYR:CA	19	0.5	0.14	0.54
(1,20)	2:C:492:ASN:HD22	1:A:59:TYR:CB	19	0.5	0.14	0.54
(1,20)	2:C:492:ASN:HD22	1:A:59:TYR:CD1	19	0.5	0.14	0.54
(1,20)	2:C:492:ASN:HD22	1:A:59:TYR:CD2	19	0.5	0.14	0.54
(1,20)	2:C:492:ASN:HD22	1:A:59:TYR:CE1	19	0.5	0.14	0.54
(1,20)	2:C:492:ASN:HD22	1:A:59:TYR:CE2	19	0.5	0.14	0.54
(1,20)	2:C:492:ASN:HD22	1:A:59:TYR:CG	19	0.5	0.14	0.54
(1,20)	2:C:492:ASN:HD22	1:A:59:TYR:CZ	19	0.5	0.14	0.54
(1,20)	2:C:492:ASN:HD22	1:A:59:TYR:H	19	0.5	0.14	0.54
(1,20)	2:C:492:ASN:HD22	1:A:59:TYR:HA	19	0.5	0.14	0.54
(1,20)	2:C:492:ASN:HD22	1:A:59:TYR:HB2	19	0.5	0.14	0.54
(1,20)	2:C:492:ASN:HD22	1:A:59:TYR:HB3	19	0.5	0.14	0.54
(1,20)	2:C:492:ASN:HD22	1:A:59:TYR:HD1	19	0.5	0.14	0.54
(1,20)	2:C:492:ASN:HD22	1:A:59:TYR:HD2	19	0.5	0.14	0.54
(1,20)	2:C:492:ASN:HD22	1:A:59:TYR:HE1	19	0.5	0.14	0.54
(1,20)	2:C:492:ASN:HD22	1:A:59:TYR:HE2	19	0.5	0.14	0.54
(1,20)	2:C:492:ASN:HD22	1:A:59:TYR:HH	19	0.5	0.14	0.54
(1,20)	2:C:492:ASN:HD22	1:A:59:TYR:N	19	0.5	0.14	0.54
(1,20)	2:C:492:ASN:HD22	1:A:59:TYR:O	19	0.5	0.14	0.54
(1,20)	2:C:492:ASN:HD22	1:A:59:TYR:OH	19	0.5	0.14	0.54
(1,20)	2:C:492:ASN:HD22	1:A:60:ASN:C	19	0.5	0.14	0.54
(1,20)	2:C:492:ASN:HD22	1:A:60:ASN:CA	19	0.5	0.14	0.54
(1,20)	2:C:492:ASN:HD22	1:A:60:ASN:CB	19	0.5	0.14	0.54
(1,20)	2:C:492:ASN:HD22	1:A:60:ASN:CG	19	0.5	0.14	0.54

Continued on next page...

Continued from previous page...

Key	Atom-1	Atom-2	Models ¹	Mean (Å)	SD ¹ (Å)	Median (Å)
(1,20)	2:C:492:ASN:HD22	1:A:60:ASN:H	19	0.5	0.14	0.54
(1,20)	2:C:492:ASN:HD22	1:A:60:ASN:HA	19	0.5	0.14	0.54
(1,20)	2:C:492:ASN:HD22	1:A:60:ASN:HB2	19	0.5	0.14	0.54
(1,20)	2:C:492:ASN:HD22	1:A:60:ASN:HB3	19	0.5	0.14	0.54
(1,20)	2:C:492:ASN:HD22	1:A:60:ASN:HD21	19	0.5	0.14	0.54
(1,20)	2:C:492:ASN:HD22	1:A:60:ASN:HD22	19	0.5	0.14	0.54
(1,20)	2:C:492:ASN:HD22	1:A:60:ASN:N	19	0.5	0.14	0.54
(1,20)	2:C:492:ASN:HD22	1:A:60:ASN:ND2	19	0.5	0.14	0.54
(1,20)	2:C:492:ASN:HD22	1:A:60:ASN:O	19	0.5	0.14	0.54
(1,20)	2:C:492:ASN:HD22	1:A:60:ASN:OD1	19	0.5	0.14	0.54
(1,20)	2:C:492:ASN:HD22	1:A:61:ILE:C	19	0.5	0.14	0.54
(1,20)	2:C:492:ASN:HD22	1:A:61:ILE:CA	19	0.5	0.14	0.54
(1,20)	2:C:492:ASN:HD22	1:A:61:ILE:CB	19	0.5	0.14	0.54
(1,20)	2:C:492:ASN:HD22	1:A:61:ILE:CD1	19	0.5	0.14	0.54
(1,20)	2:C:492:ASN:HD22	1:A:61:ILE:CG1	19	0.5	0.14	0.54
(1,20)	2:C:492:ASN:HD22	1:A:61:ILE:CG2	19	0.5	0.14	0.54
(1,20)	2:C:492:ASN:HD22	1:A:61:ILE:H	19	0.5	0.14	0.54
(1,20)	2:C:492:ASN:HD22	1:A:61:ILE:HA	19	0.5	0.14	0.54
(1,20)	2:C:492:ASN:HD22	1:A:61:ILE:HB	19	0.5	0.14	0.54
(1,20)	2:C:492:ASN:HD22	1:A:61:ILE:HD11	19	0.5	0.14	0.54
(1,20)	2:C:492:ASN:HD22	1:A:61:ILE:HD12	19	0.5	0.14	0.54
(1,20)	2:C:492:ASN:HD22	1:A:61:ILE:HD13	19	0.5	0.14	0.54
(1,20)	2:C:492:ASN:HD22	1:A:61:ILE:HG12	19	0.5	0.14	0.54
(1,20)	2:C:492:ASN:HD22	1:A:61:ILE:HG13	19	0.5	0.14	0.54
(1,20)	2:C:492:ASN:HD22	1:A:61:ILE:HG21	19	0.5	0.14	0.54
(1,20)	2:C:492:ASN:HD22	1:A:61:ILE:HG22	19	0.5	0.14	0.54
(1,20)	2:C:492:ASN:HD22	1:A:61:ILE:HG23	19	0.5	0.14	0.54
(1,20)	2:C:492:ASN:HD22	1:A:61:ILE:N	19	0.5	0.14	0.54
(1,20)	2:C:492:ASN:HD22	1:A:61:ILE:O	19	0.5	0.14	0.54
(1,20)	2:C:492:ASN:HD22	1:A:62:GLN:C	19	0.5	0.14	0.54
(1,20)	2:C:492:ASN:HD22	1:A:62:GLN:CA	19	0.5	0.14	0.54
(1,20)	2:C:492:ASN:HD22	1:A:62:GLN:CB	19	0.5	0.14	0.54
(1,20)	2:C:492:ASN:HD22	1:A:62:GLN:CD	19	0.5	0.14	0.54
(1,20)	2:C:492:ASN:HD22	1:A:62:GLN:CG	19	0.5	0.14	0.54
(1,20)	2:C:492:ASN:HD22	1:A:62:GLN:H	19	0.5	0.14	0.54
(1,20)	2:C:492:ASN:HD22	1:A:62:GLN:HA	19	0.5	0.14	0.54
(1,20)	2:C:492:ASN:HD22	1:A:62:GLN:HB2	19	0.5	0.14	0.54
(1,20)	2:C:492:ASN:HD22	1:A:62:GLN:HB3	19	0.5	0.14	0.54
(1,20)	2:C:492:ASN:HD22	1:A:62:GLN:HE21	19	0.5	0.14	0.54
(1,20)	2:C:492:ASN:HD22	1:A:62:GLN:HE22	19	0.5	0.14	0.54
(1,20)	2:C:492:ASN:HD22	1:A:62:GLN:HG2	19	0.5	0.14	0.54
(1,20)	2:C:492:ASN:HD22	1:A:62:GLN:HG3	19	0.5	0.14	0.54

Continued on next page...

Continued from previous page...

Key	Atom-1	Atom-2	Models ¹	Mean (Å)	SD ¹ (Å)	Median (Å)
(1,20)	2:C:492:ASN:HD22	1:A:62:GLN:N	19	0.5	0.14	0.54
(1,20)	2:C:492:ASN:HD22	1:A:62:GLN:NE2	19	0.5	0.14	0.54
(1,20)	2:C:492:ASN:HD22	1:A:62:GLN:O	19	0.5	0.14	0.54
(1,20)	2:C:492:ASN:HD22	1:A:62:GLN:OE1	19	0.5	0.14	0.54
(1,20)	2:C:492:ASN:HD22	1:A:65:SER:C	19	0.5	0.14	0.54
(1,20)	2:C:492:ASN:HD22	1:A:65:SER:CA	19	0.5	0.14	0.54
(1,20)	2:C:492:ASN:HD22	1:A:65:SER:CB	19	0.5	0.14	0.54
(1,20)	2:C:492:ASN:HD22	1:A:65:SER:H	19	0.5	0.14	0.54
(1,20)	2:C:492:ASN:HD22	1:A:65:SER:HA	19	0.5	0.14	0.54
(1,20)	2:C:492:ASN:HD22	1:A:65:SER:HB2	19	0.5	0.14	0.54
(1,20)	2:C:492:ASN:HD22	1:A:65:SER:HB3	19	0.5	0.14	0.54
(1,20)	2:C:492:ASN:HD22	1:A:65:SER:HG	19	0.5	0.14	0.54
(1,20)	2:C:492:ASN:HD22	1:A:65:SER:N	19	0.5	0.14	0.54
(1,20)	2:C:492:ASN:HD22	1:A:65:SER:O	19	0.5	0.14	0.54
(1,20)	2:C:492:ASN:HD22	1:A:65:SER:OG	19	0.5	0.14	0.54
(1,20)	2:C:492:ASN:HD22	1:A:66:THR:C	19	0.5	0.14	0.54
(1,20)	2:C:492:ASN:HD22	1:A:66:THR:CA	19	0.5	0.14	0.54
(1,20)	2:C:492:ASN:HD22	1:A:66:THR:CB	19	0.5	0.14	0.54
(1,20)	2:C:492:ASN:HD22	1:A:66:THR:CG2	19	0.5	0.14	0.54
(1,20)	2:C:492:ASN:HD22	1:A:66:THR:H	19	0.5	0.14	0.54
(1,20)	2:C:492:ASN:HD22	1:A:66:THR:HA	19	0.5	0.14	0.54
(1,20)	2:C:492:ASN:HD22	1:A:66:THR:HB	19	0.5	0.14	0.54
(1,20)	2:C:492:ASN:HD22	1:A:66:THR:HG1	19	0.5	0.14	0.54
(1,20)	2:C:492:ASN:HD22	1:A:66:THR:HG21	19	0.5	0.14	0.54
(1,20)	2:C:492:ASN:HD22	1:A:66:THR:HG22	19	0.5	0.14	0.54
(1,20)	2:C:492:ASN:HD22	1:A:66:THR:HG23	19	0.5	0.14	0.54
(1,20)	2:C:492:ASN:HD22	1:A:66:THR:N	19	0.5	0.14	0.54
(1,20)	2:C:492:ASN:HD22	1:A:66:THR:O	19	0.5	0.14	0.54
(1,20)	2:C:492:ASN:HD22	1:A:66:THR:OG1	19	0.5	0.14	0.54
(1,20)	2:C:492:ASN:HD22	1:A:68:HIS:C	19	0.5	0.14	0.54
(1,20)	2:C:492:ASN:HD22	1:A:68:HIS:CA	19	0.5	0.14	0.54
(1,20)	2:C:492:ASN:HD22	1:A:68:HIS:CB	19	0.5	0.14	0.54
(1,20)	2:C:492:ASN:HD22	1:A:68:HIS:CD2	19	0.5	0.14	0.54
(1,20)	2:C:492:ASN:HD22	1:A:68:HIS:CE1	19	0.5	0.14	0.54
(1,20)	2:C:492:ASN:HD22	1:A:68:HIS:CG	19	0.5	0.14	0.54
(1,20)	2:C:492:ASN:HD22	1:A:68:HIS:H	19	0.5	0.14	0.54
(1,20)	2:C:492:ASN:HD22	1:A:68:HIS:HA	19	0.5	0.14	0.54
(1,20)	2:C:492:ASN:HD22	1:A:68:HIS:HB2	19	0.5	0.14	0.54
(1,20)	2:C:492:ASN:HD22	1:A:68:HIS:HB3	19	0.5	0.14	0.54
(1,20)	2:C:492:ASN:HD22	1:A:68:HIS:HD2	19	0.5	0.14	0.54
(1,20)	2:C:492:ASN:HD22	1:A:68:HIS:HE1	19	0.5	0.14	0.54
(1,20)	2:C:492:ASN:HD22	1:A:68:HIS:HE2	19	0.5	0.14	0.54

Continued on next page...

Continued from previous page...

Key	Atom-1	Atom-2	Models ¹	Mean (Å)	SD ¹ (Å)	Median (Å)
(1,20)	2:C:492:ASN:HD22	1:A:68:HIS:N	19	0.5	0.14	0.54
(1,20)	2:C:492:ASN:HD22	1:A:68:HIS:ND1	19	0.5	0.14	0.54
(1,20)	2:C:492:ASN:HD22	1:A:68:HIS:NE2	19	0.5	0.14	0.54
(1,20)	2:C:492:ASN:HD22	1:A:68:HIS:O	19	0.5	0.14	0.54
(1,20)	2:C:492:ASN:HD22	1:A:69:LEU:C	19	0.5	0.14	0.54
(1,20)	2:C:492:ASN:HD22	1:A:69:LEU:CA	19	0.5	0.14	0.54
(1,20)	2:C:492:ASN:HD22	1:A:69:LEU:CB	19	0.5	0.14	0.54
(1,20)	2:C:492:ASN:HD22	1:A:69:LEU:CD1	19	0.5	0.14	0.54
(1,20)	2:C:492:ASN:HD22	1:A:69:LEU:CD2	19	0.5	0.14	0.54
(1,20)	2:C:492:ASN:HD22	1:A:69:LEU:CG	19	0.5	0.14	0.54
(1,20)	2:C:492:ASN:HD22	1:A:69:LEU:H	19	0.5	0.14	0.54
(1,20)	2:C:492:ASN:HD22	1:A:69:LEU:HA	19	0.5	0.14	0.54
(1,20)	2:C:492:ASN:HD22	1:A:69:LEU:HB2	19	0.5	0.14	0.54
(1,20)	2:C:492:ASN:HD22	1:A:69:LEU:HB3	19	0.5	0.14	0.54
(1,20)	2:C:492:ASN:HD22	1:A:69:LEU:HD11	19	0.5	0.14	0.54
(1,20)	2:C:492:ASN:HD22	1:A:69:LEU:HD12	19	0.5	0.14	0.54
(1,20)	2:C:492:ASN:HD22	1:A:69:LEU:HD13	19	0.5	0.14	0.54
(1,20)	2:C:492:ASN:HD22	1:A:69:LEU:HD21	19	0.5	0.14	0.54
(1,20)	2:C:492:ASN:HD22	1:A:69:LEU:HD22	19	0.5	0.14	0.54
(1,20)	2:C:492:ASN:HD22	1:A:69:LEU:HD23	19	0.5	0.14	0.54
(1,20)	2:C:492:ASN:HD22	1:A:69:LEU:HG	19	0.5	0.14	0.54
(1,20)	2:C:492:ASN:HD22	1:A:69:LEU:N	19	0.5	0.14	0.54
(1,20)	2:C:492:ASN:HD22	1:A:69:LEU:O	19	0.5	0.14	0.54
(1,20)	2:C:492:ASN:HD22	1:A:70:VAL:C	19	0.5	0.14	0.54
(1,20)	2:C:492:ASN:HD22	1:A:70:VAL:CA	19	0.5	0.14	0.54
(1,20)	2:C:492:ASN:HD22	1:A:70:VAL:CB	19	0.5	0.14	0.54
(1,20)	2:C:492:ASN:HD22	1:A:70:VAL:CG1	19	0.5	0.14	0.54
(1,20)	2:C:492:ASN:HD22	1:A:70:VAL:CG2	19	0.5	0.14	0.54
(1,20)	2:C:492:ASN:HD22	1:A:70:VAL:H	19	0.5	0.14	0.54
(1,20)	2:C:492:ASN:HD22	1:A:70:VAL:HA	19	0.5	0.14	0.54
(1,20)	2:C:492:ASN:HD22	1:A:70:VAL:HB	19	0.5	0.14	0.54
(1,20)	2:C:492:ASN:HD22	1:A:70:VAL:HG11	19	0.5	0.14	0.54
(1,20)	2:C:492:ASN:HD22	1:A:70:VAL:HG12	19	0.5	0.14	0.54
(1,20)	2:C:492:ASN:HD22	1:A:70:VAL:HG13	19	0.5	0.14	0.54
(1,20)	2:C:492:ASN:HD22	1:A:70:VAL:HG21	19	0.5	0.14	0.54
(1,20)	2:C:492:ASN:HD22	1:A:70:VAL:HG22	19	0.5	0.14	0.54
(1,20)	2:C:492:ASN:HD22	1:A:70:VAL:HG23	19	0.5	0.14	0.54
(1,20)	2:C:492:ASN:HD22	1:A:70:VAL:N	19	0.5	0.14	0.54
(1,20)	2:C:492:ASN:HD22	1:A:70:VAL:O	19	0.5	0.14	0.54
(1,20)	2:C:492:ASN:HD22	1:A:71:LEU:C	19	0.5	0.14	0.54
(1,20)	2:C:492:ASN:HD22	1:A:71:LEU:CA	19	0.5	0.14	0.54
(1,20)	2:C:492:ASN:HD22	1:A:71:LEU:CB	19	0.5	0.14	0.54

Continued on next page...

Continued from previous page...

Key	Atom-1	Atom-2	Models ¹	Mean (Å)	SD ¹ (Å)	Median (Å)
(1,20)	2:C:492:ASN:HD22	1:A:71:LEU:CD1	19	0.5	0.14	0.54
(1,20)	2:C:492:ASN:HD22	1:A:71:LEU:CD2	19	0.5	0.14	0.54
(1,20)	2:C:492:ASN:HD22	1:A:71:LEU:CG	19	0.5	0.14	0.54
(1,20)	2:C:492:ASN:HD22	1:A:71:LEU:H	19	0.5	0.14	0.54
(1,20)	2:C:492:ASN:HD22	1:A:71:LEU:HA	19	0.5	0.14	0.54
(1,20)	2:C:492:ASN:HD22	1:A:71:LEU:HB2	19	0.5	0.14	0.54
(1,20)	2:C:492:ASN:HD22	1:A:71:LEU:HB3	19	0.5	0.14	0.54
(1,20)	2:C:492:ASN:HD22	1:A:71:LEU:HD11	19	0.5	0.14	0.54
(1,20)	2:C:492:ASN:HD22	1:A:71:LEU:HD12	19	0.5	0.14	0.54
(1,20)	2:C:492:ASN:HD22	1:A:71:LEU:HD13	19	0.5	0.14	0.54
(1,20)	2:C:492:ASN:HD22	1:A:71:LEU:HD21	19	0.5	0.14	0.54
(1,20)	2:C:492:ASN:HD22	1:A:71:LEU:HD22	19	0.5	0.14	0.54
(1,20)	2:C:492:ASN:HD22	1:A:71:LEU:HD23	19	0.5	0.14	0.54
(1,20)	2:C:492:ASN:HD22	1:A:71:LEU:HG	19	0.5	0.14	0.54
(1,20)	2:C:492:ASN:HD22	1:A:71:LEU:N	19	0.5	0.14	0.54
(1,20)	2:C:492:ASN:HD22	1:A:71:LEU:O	19	0.5	0.14	0.54
(1,20)	2:C:492:ASN:HD22	1:A:72:ARG:C	19	0.5	0.14	0.54
(1,20)	2:C:492:ASN:HD22	1:A:72:ARG:CA	19	0.5	0.14	0.54
(1,20)	2:C:492:ASN:HD22	1:A:72:ARG:CB	19	0.5	0.14	0.54
(1,20)	2:C:492:ASN:HD22	1:A:72:ARG:CD	19	0.5	0.14	0.54
(1,20)	2:C:492:ASN:HD22	1:A:72:ARG:CG	19	0.5	0.14	0.54
(1,20)	2:C:492:ASN:HD22	1:A:72:ARG:CZ	19	0.5	0.14	0.54
(1,20)	2:C:492:ASN:HD22	1:A:72:ARG:H	19	0.5	0.14	0.54
(1,20)	2:C:492:ASN:HD22	1:A:72:ARG:HA	19	0.5	0.14	0.54
(1,20)	2:C:492:ASN:HD22	1:A:72:ARG:HB2	19	0.5	0.14	0.54
(1,20)	2:C:492:ASN:HD22	1:A:72:ARG:HB3	19	0.5	0.14	0.54
(1,20)	2:C:492:ASN:HD22	1:A:72:ARG:HD2	19	0.5	0.14	0.54
(1,20)	2:C:492:ASN:HD22	1:A:72:ARG:HD3	19	0.5	0.14	0.54
(1,20)	2:C:492:ASN:HD22	1:A:72:ARG:HE	19	0.5	0.14	0.54
(1,20)	2:C:492:ASN:HD22	1:A:72:ARG:HG2	19	0.5	0.14	0.54
(1,20)	2:C:492:ASN:HD22	1:A:72:ARG:HG3	19	0.5	0.14	0.54
(1,20)	2:C:492:ASN:HD22	1:A:72:ARG:HH11	19	0.5	0.14	0.54
(1,20)	2:C:492:ASN:HD22	1:A:72:ARG:HH12	19	0.5	0.14	0.54
(1,20)	2:C:492:ASN:HD22	1:A:72:ARG:HH21	19	0.5	0.14	0.54
(1,20)	2:C:492:ASN:HD22	1:A:72:ARG:HH22	19	0.5	0.14	0.54
(1,20)	2:C:492:ASN:HD22	1:A:72:ARG:N	19	0.5	0.14	0.54
(1,20)	2:C:492:ASN:HD22	1:A:72:ARG:NE	19	0.5	0.14	0.54
(1,20)	2:C:492:ASN:HD22	1:A:72:ARG:NH1	19	0.5	0.14	0.54
(1,20)	2:C:492:ASN:HD22	1:A:72:ARG:NH2	19	0.5	0.14	0.54
(1,20)	2:C:492:ASN:HD22	1:A:72:ARG:O	19	0.5	0.14	0.54
(1,20)	2:C:492:ASN:HD22	1:A:73:LEU:C	19	0.5	0.14	0.54
(1,20)	2:C:492:ASN:HD22	1:A:73:LEU:CA	19	0.5	0.14	0.54

Continued on next page...

Continued from previous page...

Key	Atom-1	Atom-2	Models ¹	Mean (Å)	SD ¹ (Å)	Median (Å)
(1,20)	2:C:492:ASN:HD22	1:A:73:LEU:CB	19	0.5	0.14	0.54
(1,20)	2:C:492:ASN:HD22	1:A:73:LEU:CD1	19	0.5	0.14	0.54
(1,20)	2:C:492:ASN:HD22	1:A:73:LEU:CD2	19	0.5	0.14	0.54
(1,20)	2:C:492:ASN:HD22	1:A:73:LEU:CG	19	0.5	0.14	0.54
(1,20)	2:C:492:ASN:HD22	1:A:73:LEU:H	19	0.5	0.14	0.54
(1,20)	2:C:492:ASN:HD22	1:A:73:LEU:HA	19	0.5	0.14	0.54
(1,20)	2:C:492:ASN:HD22	1:A:73:LEU:HB2	19	0.5	0.14	0.54
(1,20)	2:C:492:ASN:HD22	1:A:73:LEU:HB3	19	0.5	0.14	0.54
(1,20)	2:C:492:ASN:HD22	1:A:73:LEU:HD11	19	0.5	0.14	0.54
(1,20)	2:C:492:ASN:HD22	1:A:73:LEU:HD12	19	0.5	0.14	0.54
(1,20)	2:C:492:ASN:HD22	1:A:73:LEU:HD13	19	0.5	0.14	0.54
(1,20)	2:C:492:ASN:HD22	1:A:73:LEU:HD21	19	0.5	0.14	0.54
(1,20)	2:C:492:ASN:HD22	1:A:73:LEU:HD22	19	0.5	0.14	0.54
(1,20)	2:C:492:ASN:HD22	1:A:73:LEU:HD23	19	0.5	0.14	0.54
(1,20)	2:C:492:ASN:HD22	1:A:73:LEU:HG	19	0.5	0.14	0.54
(1,20)	2:C:492:ASN:HD22	1:A:73:LEU:N	19	0.5	0.14	0.54
(1,20)	2:C:492:ASN:HD22	1:A:73:LEU:O	19	0.5	0.14	0.54
(1,20)	2:C:492:ASN:HD22	1:A:74:ARG:C	19	0.5	0.14	0.54
(1,20)	2:C:492:ASN:HD22	1:A:74:ARG:CA	19	0.5	0.14	0.54
(1,20)	2:C:492:ASN:HD22	1:A:74:ARG:CB	19	0.5	0.14	0.54
(1,20)	2:C:492:ASN:HD22	1:A:74:ARG:CD	19	0.5	0.14	0.54
(1,20)	2:C:492:ASN:HD22	1:A:74:ARG:CG	19	0.5	0.14	0.54
(1,20)	2:C:492:ASN:HD22	1:A:74:ARG:CZ	19	0.5	0.14	0.54
(1,20)	2:C:492:ASN:HD22	1:A:74:ARG:H	19	0.5	0.14	0.54
(1,20)	2:C:492:ASN:HD22	1:A:74:ARG:HA	19	0.5	0.14	0.54
(1,20)	2:C:492:ASN:HD22	1:A:74:ARG:HB2	19	0.5	0.14	0.54
(1,20)	2:C:492:ASN:HD22	1:A:74:ARG:HB3	19	0.5	0.14	0.54
(1,20)	2:C:492:ASN:HD22	1:A:74:ARG:HD2	19	0.5	0.14	0.54
(1,20)	2:C:492:ASN:HD22	1:A:74:ARG:HD3	19	0.5	0.14	0.54
(1,20)	2:C:492:ASN:HD22	1:A:74:ARG:HE	19	0.5	0.14	0.54
(1,20)	2:C:492:ASN:HD22	1:A:74:ARG:HG2	19	0.5	0.14	0.54
(1,20)	2:C:492:ASN:HD22	1:A:74:ARG:HG3	19	0.5	0.14	0.54
(1,20)	2:C:492:ASN:HD22	1:A:74:ARG:HH11	19	0.5	0.14	0.54
(1,20)	2:C:492:ASN:HD22	1:A:74:ARG:HH12	19	0.5	0.14	0.54
(1,20)	2:C:492:ASN:HD22	1:A:74:ARG:HH21	19	0.5	0.14	0.54
(1,20)	2:C:492:ASN:HD22	1:A:74:ARG:HH22	19	0.5	0.14	0.54
(1,20)	2:C:492:ASN:HD22	1:A:74:ARG:N	19	0.5	0.14	0.54
(1,20)	2:C:492:ASN:HD22	1:A:74:ARG:NE	19	0.5	0.14	0.54
(1,20)	2:C:492:ASN:HD22	1:A:74:ARG:NH1	19	0.5	0.14	0.54
(1,20)	2:C:492:ASN:HD22	1:A:74:ARG:NH2	19	0.5	0.14	0.54
(1,20)	2:C:492:ASN:HD22	1:A:74:ARG:O	19	0.5	0.14	0.54
(1,20)	2:C:492:ASN:HD22	1:A:75:GLY:C	19	0.5	0.14	0.54

Continued on next page...

Continued from previous page...

Key	Atom-1	Atom-2	Models ¹	Mean (Å)	SD ¹ (Å)	Median (Å)
(1,20)	2:C:492:ASN:HD22	1:A:75:GLY:CA	19	0.5	0.14	0.54
(1,20)	2:C:492:ASN:HD22	1:A:75:GLY:H	19	0.5	0.14	0.54
(1,20)	2:C:492:ASN:HD22	1:A:75:GLY:HA2	19	0.5	0.14	0.54
(1,20)	2:C:492:ASN:HD22	1:A:75:GLY:HA3	19	0.5	0.14	0.54
(1,20)	2:C:492:ASN:HD22	1:A:75:GLY:N	19	0.5	0.14	0.54
(1,20)	2:C:492:ASN:HD22	1:A:75:GLY:O	19	0.5	0.14	0.54
(1,20)	2:C:492:ASN:HD22	1:A:76:GLY:C	19	0.5	0.14	0.54
(1,20)	2:C:492:ASN:HD22	1:A:76:GLY:CA	19	0.5	0.14	0.54
(1,20)	2:C:492:ASN:HD22	1:A:76:GLY:H	19	0.5	0.14	0.54
(1,20)	2:C:492:ASN:HD22	1:A:76:GLY:HA2	19	0.5	0.14	0.54
(1,20)	2:C:492:ASN:HD22	1:A:76:GLY:HA3	19	0.5	0.14	0.54
(1,20)	2:C:492:ASN:HD22	1:A:76:GLY:N	19	0.5	0.14	0.54
(1,20)	2:C:492:ASN:HD22	1:A:76:GLY:O	19	0.5	0.14	0.54
(1,20)	2:C:492:ASN:N	1:A:4:PHE:C	19	0.5	0.14	0.54
(1,20)	2:C:492:ASN:N	1:A:4:PHE:CA	19	0.5	0.14	0.54
(1,20)	2:C:492:ASN:N	1:A:4:PHE:CB	19	0.5	0.14	0.54
(1,20)	2:C:492:ASN:N	1:A:4:PHE:CD1	19	0.5	0.14	0.54
(1,20)	2:C:492:ASN:N	1:A:4:PHE:CD2	19	0.5	0.14	0.54
(1,20)	2:C:492:ASN:N	1:A:4:PHE:CE1	19	0.5	0.14	0.54
(1,20)	2:C:492:ASN:N	1:A:4:PHE:CE2	19	0.5	0.14	0.54
(1,20)	2:C:492:ASN:N	1:A:4:PHE:CG	19	0.5	0.14	0.54
(1,20)	2:C:492:ASN:N	1:A:4:PHE:CZ	19	0.5	0.14	0.54
(1,20)	2:C:492:ASN:N	1:A:4:PHE:H	19	0.5	0.14	0.54
(1,20)	2:C:492:ASN:N	1:A:4:PHE:HA	19	0.5	0.14	0.54
(1,20)	2:C:492:ASN:N	1:A:4:PHE:HB2	19	0.5	0.14	0.54
(1,20)	2:C:492:ASN:N	1:A:4:PHE:HB3	19	0.5	0.14	0.54
(1,20)	2:C:492:ASN:N	1:A:4:PHE:HD1	19	0.5	0.14	0.54
(1,20)	2:C:492:ASN:N	1:A:4:PHE:HD2	19	0.5	0.14	0.54
(1,20)	2:C:492:ASN:N	1:A:4:PHE:HE1	19	0.5	0.14	0.54
(1,20)	2:C:492:ASN:N	1:A:4:PHE:HE2	19	0.5	0.14	0.54
(1,20)	2:C:492:ASN:N	1:A:4:PHE:HZ	19	0.5	0.14	0.54
(1,20)	2:C:492:ASN:N	1:A:4:PHE:N	19	0.5	0.14	0.54
(1,20)	2:C:492:ASN:N	1:A:4:PHE:O	19	0.5	0.14	0.54
(1,20)	2:C:492:ASN:N	1:A:6:LYS:C	19	0.5	0.14	0.54
(1,20)	2:C:492:ASN:N	1:A:6:LYS:CA	19	0.5	0.14	0.54
(1,20)	2:C:492:ASN:N	1:A:6:LYS:CB	19	0.5	0.14	0.54
(1,20)	2:C:492:ASN:N	1:A:6:LYS:CD	19	0.5	0.14	0.54
(1,20)	2:C:492:ASN:N	1:A:6:LYS:CE	19	0.5	0.14	0.54
(1,20)	2:C:492:ASN:N	1:A:6:LYS:CG	19	0.5	0.14	0.54
(1,20)	2:C:492:ASN:N	1:A:6:LYS:H	19	0.5	0.14	0.54
(1,20)	2:C:492:ASN:N	1:A:6:LYS:HA	19	0.5	0.14	0.54
(1,20)	2:C:492:ASN:N	1:A:6:LYS:HB2	19	0.5	0.14	0.54

Continued on next page...

Continued from previous page...

Key	Atom-1	Atom-2	Models ¹	Mean (Å)	SD ¹ (Å)	Median (Å)
(1,20)	2:C:492:ASN:N	1:A:6:LYS:HB3	19	0.5	0.14	0.54
(1,20)	2:C:492:ASN:N	1:A:6:LYS:HD2	19	0.5	0.14	0.54
(1,20)	2:C:492:ASN:N	1:A:6:LYS:HD3	19	0.5	0.14	0.54
(1,20)	2:C:492:ASN:N	1:A:6:LYS:HE2	19	0.5	0.14	0.54
(1,20)	2:C:492:ASN:N	1:A:6:LYS:HE3	19	0.5	0.14	0.54
(1,20)	2:C:492:ASN:N	1:A:6:LYS:HG2	19	0.5	0.14	0.54
(1,20)	2:C:492:ASN:N	1:A:6:LYS:HG3	19	0.5	0.14	0.54
(1,20)	2:C:492:ASN:N	1:A:6:LYS:HZ1	19	0.5	0.14	0.54
(1,20)	2:C:492:ASN:N	1:A:6:LYS:HZ2	19	0.5	0.14	0.54
(1,20)	2:C:492:ASN:N	1:A:6:LYS:HZ3	19	0.5	0.14	0.54
(1,20)	2:C:492:ASN:N	1:A:6:LYS:N	19	0.5	0.14	0.54
(1,20)	2:C:492:ASN:N	1:A:6:LYS:NZ	19	0.5	0.14	0.54
(1,20)	2:C:492:ASN:N	1:A:6:LYS:O	19	0.5	0.14	0.54
(1,20)	2:C:492:ASN:N	1:A:7:THR:C	19	0.5	0.14	0.54
(1,20)	2:C:492:ASN:N	1:A:7:THR:CA	19	0.5	0.14	0.54
(1,20)	2:C:492:ASN:N	1:A:7:THR:CB	19	0.5	0.14	0.54
(1,20)	2:C:492:ASN:N	1:A:7:THR:CG2	19	0.5	0.14	0.54
(1,20)	2:C:492:ASN:N	1:A:7:THR:H	19	0.5	0.14	0.54
(1,20)	2:C:492:ASN:N	1:A:7:THR:HA	19	0.5	0.14	0.54
(1,20)	2:C:492:ASN:N	1:A:7:THR:HB	19	0.5	0.14	0.54
(1,20)	2:C:492:ASN:N	1:A:7:THR:HG1	19	0.5	0.14	0.54
(1,20)	2:C:492:ASN:N	1:A:7:THR:HG21	19	0.5	0.14	0.54
(1,20)	2:C:492:ASN:N	1:A:7:THR:HG22	19	0.5	0.14	0.54
(1,20)	2:C:492:ASN:N	1:A:7:THR:HG23	19	0.5	0.14	0.54
(1,20)	2:C:492:ASN:N	1:A:7:THR:N	19	0.5	0.14	0.54
(1,20)	2:C:492:ASN:N	1:A:7:THR:O	19	0.5	0.14	0.54
(1,20)	2:C:492:ASN:N	1:A:7:THR:OG1	19	0.5	0.14	0.54
(1,20)	2:C:492:ASN:N	1:A:8:LEU:C	19	0.5	0.14	0.54
(1,20)	2:C:492:ASN:N	1:A:8:LEU:CA	19	0.5	0.14	0.54
(1,20)	2:C:492:ASN:N	1:A:8:LEU:CB	19	0.5	0.14	0.54
(1,20)	2:C:492:ASN:N	1:A:8:LEU:CD1	19	0.5	0.14	0.54
(1,20)	2:C:492:ASN:N	1:A:8:LEU:CD2	19	0.5	0.14	0.54
(1,20)	2:C:492:ASN:N	1:A:8:LEU:CG	19	0.5	0.14	0.54
(1,20)	2:C:492:ASN:N	1:A:8:LEU:H	19	0.5	0.14	0.54
(1,20)	2:C:492:ASN:N	1:A:8:LEU:HA	19	0.5	0.14	0.54
(1,20)	2:C:492:ASN:N	1:A:8:LEU:HB2	19	0.5	0.14	0.54
(1,20)	2:C:492:ASN:N	1:A:8:LEU:HB3	19	0.5	0.14	0.54
(1,20)	2:C:492:ASN:N	1:A:8:LEU:HD11	19	0.5	0.14	0.54
(1,20)	2:C:492:ASN:N	1:A:8:LEU:HD12	19	0.5	0.14	0.54
(1,20)	2:C:492:ASN:N	1:A:8:LEU:HD13	19	0.5	0.14	0.54
(1,20)	2:C:492:ASN:N	1:A:8:LEU:HD21	19	0.5	0.14	0.54
(1,20)	2:C:492:ASN:N	1:A:8:LEU:HD22	19	0.5	0.14	0.54

Continued on next page...

Continued from previous page...

Key	Atom-1	Atom-2	Models ¹	Mean (Å)	SD ¹ (Å)	Median (Å)
(1,20)	2:C:492:ASN:N	1:A:8:LEU:HD23	19	0.5	0.14	0.54
(1,20)	2:C:492:ASN:N	1:A:8:LEU:HG	19	0.5	0.14	0.54
(1,20)	2:C:492:ASN:N	1:A:8:LEU:N	19	0.5	0.14	0.54
(1,20)	2:C:492:ASN:N	1:A:8:LEU:O	19	0.5	0.14	0.54
(1,20)	2:C:492:ASN:N	1:A:9:THR:C	19	0.5	0.14	0.54
(1,20)	2:C:492:ASN:N	1:A:9:THR:CA	19	0.5	0.14	0.54
(1,20)	2:C:492:ASN:N	1:A:9:THR:CB	19	0.5	0.14	0.54
(1,20)	2:C:492:ASN:N	1:A:9:THR:CG2	19	0.5	0.14	0.54
(1,20)	2:C:492:ASN:N	1:A:9:THR:H	19	0.5	0.14	0.54
(1,20)	2:C:492:ASN:N	1:A:9:THR:HA	19	0.5	0.14	0.54
(1,20)	2:C:492:ASN:N	1:A:9:THR:HB	19	0.5	0.14	0.54
(1,20)	2:C:492:ASN:N	1:A:9:THR:HG1	19	0.5	0.14	0.54
(1,20)	2:C:492:ASN:N	1:A:9:THR:HG21	19	0.5	0.14	0.54
(1,20)	2:C:492:ASN:N	1:A:9:THR:HG22	19	0.5	0.14	0.54
(1,20)	2:C:492:ASN:N	1:A:9:THR:HG23	19	0.5	0.14	0.54
(1,20)	2:C:492:ASN:N	1:A:9:THR:N	19	0.5	0.14	0.54
(1,20)	2:C:492:ASN:N	1:A:9:THR:O	19	0.5	0.14	0.54
(1,20)	2:C:492:ASN:N	1:A:9:THR:OG1	19	0.5	0.14	0.54
(1,20)	2:C:492:ASN:N	1:A:10:GLY:C	19	0.5	0.14	0.54
(1,20)	2:C:492:ASN:N	1:A:10:GLY:CA	19	0.5	0.14	0.54
(1,20)	2:C:492:ASN:N	1:A:10:GLY:H	19	0.5	0.14	0.54
(1,20)	2:C:492:ASN:N	1:A:10:GLY:HA2	19	0.5	0.14	0.54
(1,20)	2:C:492:ASN:N	1:A:10:GLY:HA3	19	0.5	0.14	0.54
(1,20)	2:C:492:ASN:N	1:A:10:GLY:N	19	0.5	0.14	0.54
(1,20)	2:C:492:ASN:N	1:A:10:GLY:O	19	0.5	0.14	0.54
(1,20)	2:C:492:ASN:N	1:A:11:LYS:C	19	0.5	0.14	0.54
(1,20)	2:C:492:ASN:N	1:A:11:LYS:CA	19	0.5	0.14	0.54
(1,20)	2:C:492:ASN:N	1:A:11:LYS:CB	19	0.5	0.14	0.54
(1,20)	2:C:492:ASN:N	1:A:11:LYS:CD	19	0.5	0.14	0.54
(1,20)	2:C:492:ASN:N	1:A:11:LYS:CE	19	0.5	0.14	0.54
(1,20)	2:C:492:ASN:N	1:A:11:LYS:CG	19	0.5	0.14	0.54
(1,20)	2:C:492:ASN:N	1:A:11:LYS:H	19	0.5	0.14	0.54
(1,20)	2:C:492:ASN:N	1:A:11:LYS:HA	19	0.5	0.14	0.54
(1,20)	2:C:492:ASN:N	1:A:11:LYS:HB2	19	0.5	0.14	0.54
(1,20)	2:C:492:ASN:N	1:A:11:LYS:HB3	19	0.5	0.14	0.54
(1,20)	2:C:492:ASN:N	1:A:11:LYS:HD2	19	0.5	0.14	0.54
(1,20)	2:C:492:ASN:N	1:A:11:LYS:HD3	19	0.5	0.14	0.54
(1,20)	2:C:492:ASN:N	1:A:11:LYS:HE2	19	0.5	0.14	0.54
(1,20)	2:C:492:ASN:N	1:A:11:LYS:HE3	19	0.5	0.14	0.54
(1,20)	2:C:492:ASN:N	1:A:11:LYS:HG2	19	0.5	0.14	0.54
(1,20)	2:C:492:ASN:N	1:A:11:LYS:HG3	19	0.5	0.14	0.54
(1,20)	2:C:492:ASN:N	1:A:11:LYS:HZ1	19	0.5	0.14	0.54

Continued on next page...

Continued from previous page...

Key	Atom-1	Atom-2	Models ¹	Mean (Å)	SD ¹ (Å)	Median (Å)
(1,20)	2:C:492:ASN:N	1:A:11:LYS:HZ2	19	0.5	0.14	0.54
(1,20)	2:C:492:ASN:N	1:A:11:LYS:HZ3	19	0.5	0.14	0.54
(1,20)	2:C:492:ASN:N	1:A:11:LYS:N	19	0.5	0.14	0.54
(1,20)	2:C:492:ASN:N	1:A:11:LYS:NZ	19	0.5	0.14	0.54
(1,20)	2:C:492:ASN:N	1:A:11:LYS:O	19	0.5	0.14	0.54
(1,20)	2:C:492:ASN:N	1:A:13:ILE:C	19	0.5	0.14	0.54
(1,20)	2:C:492:ASN:N	1:A:13:ILE:CA	19	0.5	0.14	0.54
(1,20)	2:C:492:ASN:N	1:A:13:ILE:CB	19	0.5	0.14	0.54
(1,20)	2:C:492:ASN:N	1:A:13:ILE:CD1	19	0.5	0.14	0.54
(1,20)	2:C:492:ASN:N	1:A:13:ILE:CG1	19	0.5	0.14	0.54
(1,20)	2:C:492:ASN:N	1:A:13:ILE:CG2	19	0.5	0.14	0.54
(1,20)	2:C:492:ASN:N	1:A:13:ILE:H	19	0.5	0.14	0.54
(1,20)	2:C:492:ASN:N	1:A:13:ILE:HA	19	0.5	0.14	0.54
(1,20)	2:C:492:ASN:N	1:A:13:ILE:HB	19	0.5	0.14	0.54
(1,20)	2:C:492:ASN:N	1:A:13:ILE:HD11	19	0.5	0.14	0.54
(1,20)	2:C:492:ASN:N	1:A:13:ILE:HD12	19	0.5	0.14	0.54
(1,20)	2:C:492:ASN:N	1:A:13:ILE:HD13	19	0.5	0.14	0.54
(1,20)	2:C:492:ASN:N	1:A:13:ILE:HG12	19	0.5	0.14	0.54
(1,20)	2:C:492:ASN:N	1:A:13:ILE:HG13	19	0.5	0.14	0.54
(1,20)	2:C:492:ASN:N	1:A:13:ILE:HG21	19	0.5	0.14	0.54
(1,20)	2:C:492:ASN:N	1:A:13:ILE:HG22	19	0.5	0.14	0.54
(1,20)	2:C:492:ASN:N	1:A:13:ILE:HG23	19	0.5	0.14	0.54
(1,20)	2:C:492:ASN:N	1:A:13:ILE:N	19	0.5	0.14	0.54
(1,20)	2:C:492:ASN:N	1:A:13:ILE:O	19	0.5	0.14	0.54
(1,20)	2:C:492:ASN:N	1:A:34:GLU:C	19	0.5	0.14	0.54
(1,20)	2:C:492:ASN:N	1:A:34:GLU:CA	19	0.5	0.14	0.54
(1,20)	2:C:492:ASN:N	1:A:34:GLU:CB	19	0.5	0.14	0.54
(1,20)	2:C:492:ASN:N	1:A:34:GLU:CD	19	0.5	0.14	0.54
(1,20)	2:C:492:ASN:N	1:A:34:GLU:CG	19	0.5	0.14	0.54
(1,20)	2:C:492:ASN:N	1:A:34:GLU:H	19	0.5	0.14	0.54
(1,20)	2:C:492:ASN:N	1:A:34:GLU:HA	19	0.5	0.14	0.54
(1,20)	2:C:492:ASN:N	1:A:34:GLU:HB2	19	0.5	0.14	0.54
(1,20)	2:C:492:ASN:N	1:A:34:GLU:HB3	19	0.5	0.14	0.54
(1,20)	2:C:492:ASN:N	1:A:34:GLU:HG2	19	0.5	0.14	0.54
(1,20)	2:C:492:ASN:N	1:A:34:GLU:HG3	19	0.5	0.14	0.54
(1,20)	2:C:492:ASN:N	1:A:34:GLU:N	19	0.5	0.14	0.54
(1,20)	2:C:492:ASN:N	1:A:34:GLU:O	19	0.5	0.14	0.54
(1,20)	2:C:492:ASN:N	1:A:34:GLU:OE1	19	0.5	0.14	0.54
(1,20)	2:C:492:ASN:N	1:A:34:GLU:OE2	19	0.5	0.14	0.54
(1,20)	2:C:492:ASN:N	1:A:36:ILE:C	19	0.5	0.14	0.54
(1,20)	2:C:492:ASN:N	1:A:36:ILE:CA	19	0.5	0.14	0.54
(1,20)	2:C:492:ASN:N	1:A:36:ILE:CB	19	0.5	0.14	0.54

Continued on next page...

Continued from previous page...

Key	Atom-1	Atom-2	Models ¹	Mean (Å)	SD ¹ (Å)	Median (Å)
(1,20)	2:C:492:ASN:N	1:A:36:ILE:CD1	19	0.5	0.14	0.54
(1,20)	2:C:492:ASN:N	1:A:36:ILE:CG1	19	0.5	0.14	0.54
(1,20)	2:C:492:ASN:N	1:A:36:ILE:CG2	19	0.5	0.14	0.54
(1,20)	2:C:492:ASN:N	1:A:36:ILE:H	19	0.5	0.14	0.54
(1,20)	2:C:492:ASN:N	1:A:36:ILE:HA	19	0.5	0.14	0.54
(1,20)	2:C:492:ASN:N	1:A:36:ILE:HB	19	0.5	0.14	0.54
(1,20)	2:C:492:ASN:N	1:A:36:ILE:HD11	19	0.5	0.14	0.54
(1,20)	2:C:492:ASN:N	1:A:36:ILE:HD12	19	0.5	0.14	0.54
(1,20)	2:C:492:ASN:N	1:A:36:ILE:HD13	19	0.5	0.14	0.54
(1,20)	2:C:492:ASN:N	1:A:36:ILE:HG12	19	0.5	0.14	0.54
(1,20)	2:C:492:ASN:N	1:A:36:ILE:HG13	19	0.5	0.14	0.54
(1,20)	2:C:492:ASN:N	1:A:36:ILE:HG21	19	0.5	0.14	0.54
(1,20)	2:C:492:ASN:N	1:A:36:ILE:HG22	19	0.5	0.14	0.54
(1,20)	2:C:492:ASN:N	1:A:36:ILE:HG23	19	0.5	0.14	0.54
(1,20)	2:C:492:ASN:N	1:A:36:ILE:N	19	0.5	0.14	0.54
(1,20)	2:C:492:ASN:N	1:A:36:ILE:O	19	0.5	0.14	0.54
(1,20)	2:C:492:ASN:N	1:A:38:PRO:C	19	0.5	0.14	0.54
(1,20)	2:C:492:ASN:N	1:A:38:PRO:CA	19	0.5	0.14	0.54
(1,20)	2:C:492:ASN:N	1:A:38:PRO:CB	19	0.5	0.14	0.54
(1,20)	2:C:492:ASN:N	1:A:38:PRO:CD	19	0.5	0.14	0.54
(1,20)	2:C:492:ASN:N	1:A:38:PRO:CG	19	0.5	0.14	0.54
(1,20)	2:C:492:ASN:N	1:A:38:PRO:HA	19	0.5	0.14	0.54
(1,20)	2:C:492:ASN:N	1:A:38:PRO:HB2	19	0.5	0.14	0.54
(1,20)	2:C:492:ASN:N	1:A:38:PRO:HB3	19	0.5	0.14	0.54
(1,20)	2:C:492:ASN:N	1:A:38:PRO:HD2	19	0.5	0.14	0.54
(1,20)	2:C:492:ASN:N	1:A:38:PRO:HD3	19	0.5	0.14	0.54
(1,20)	2:C:492:ASN:N	1:A:38:PRO:HG2	19	0.5	0.14	0.54
(1,20)	2:C:492:ASN:N	1:A:38:PRO:HG3	19	0.5	0.14	0.54
(1,20)	2:C:492:ASN:N	1:A:38:PRO:N	19	0.5	0.14	0.54
(1,20)	2:C:492:ASN:N	1:A:38:PRO:O	19	0.5	0.14	0.54
(1,20)	2:C:492:ASN:N	1:A:39:ASP:C	19	0.5	0.14	0.54
(1,20)	2:C:492:ASN:N	1:A:39:ASP:CA	19	0.5	0.14	0.54
(1,20)	2:C:492:ASN:N	1:A:39:ASP:CB	19	0.5	0.14	0.54
(1,20)	2:C:492:ASN:N	1:A:39:ASP:CG	19	0.5	0.14	0.54
(1,20)	2:C:492:ASN:N	1:A:39:ASP:H	19	0.5	0.14	0.54
(1,20)	2:C:492:ASN:N	1:A:39:ASP:HA	19	0.5	0.14	0.54
(1,20)	2:C:492:ASN:N	1:A:39:ASP:HB2	19	0.5	0.14	0.54
(1,20)	2:C:492:ASN:N	1:A:39:ASP:HB3	19	0.5	0.14	0.54
(1,20)	2:C:492:ASN:N	1:A:39:ASP:N	19	0.5	0.14	0.54
(1,20)	2:C:492:ASN:N	1:A:39:ASP:O	19	0.5	0.14	0.54
(1,20)	2:C:492:ASN:N	1:A:39:ASP:OD1	19	0.5	0.14	0.54
(1,20)	2:C:492:ASN:N	1:A:39:ASP:OD2	19	0.5	0.14	0.54

Continued on next page...

Continued from previous page...

Key	Atom-1	Atom-2	Models ¹	Mean (Å)	SD ¹ (Å)	Median (Å)
(1,20)	2:C:492:ASN:N	1:A:40:GLN:C	19	0.5	0.14	0.54
(1,20)	2:C:492:ASN:N	1:A:40:GLN:CA	19	0.5	0.14	0.54
(1,20)	2:C:492:ASN:N	1:A:40:GLN:CB	19	0.5	0.14	0.54
(1,20)	2:C:492:ASN:N	1:A:40:GLN:CD	19	0.5	0.14	0.54
(1,20)	2:C:492:ASN:N	1:A:40:GLN:CG	19	0.5	0.14	0.54
(1,20)	2:C:492:ASN:N	1:A:40:GLN:H	19	0.5	0.14	0.54
(1,20)	2:C:492:ASN:N	1:A:40:GLN:HA	19	0.5	0.14	0.54
(1,20)	2:C:492:ASN:N	1:A:40:GLN:HB2	19	0.5	0.14	0.54
(1,20)	2:C:492:ASN:N	1:A:40:GLN:HB3	19	0.5	0.14	0.54
(1,20)	2:C:492:ASN:N	1:A:40:GLN:HE21	19	0.5	0.14	0.54
(1,20)	2:C:492:ASN:N	1:A:40:GLN:HE22	19	0.5	0.14	0.54
(1,20)	2:C:492:ASN:N	1:A:40:GLN:HG2	19	0.5	0.14	0.54
(1,20)	2:C:492:ASN:N	1:A:40:GLN:HG3	19	0.5	0.14	0.54
(1,20)	2:C:492:ASN:N	1:A:40:GLN:N	19	0.5	0.14	0.54
(1,20)	2:C:492:ASN:N	1:A:40:GLN:NE2	19	0.5	0.14	0.54
(1,20)	2:C:492:ASN:N	1:A:40:GLN:O	19	0.5	0.14	0.54
(1,20)	2:C:492:ASN:N	1:A:40:GLN:OE1	19	0.5	0.14	0.54
(1,20)	2:C:492:ASN:N	1:A:41:GLN:C	19	0.5	0.14	0.54
(1,20)	2:C:492:ASN:N	1:A:41:GLN:CA	19	0.5	0.14	0.54
(1,20)	2:C:492:ASN:N	1:A:41:GLN:CB	19	0.5	0.14	0.54
(1,20)	2:C:492:ASN:N	1:A:41:GLN:CD	19	0.5	0.14	0.54
(1,20)	2:C:492:ASN:N	1:A:41:GLN:CG	19	0.5	0.14	0.54
(1,20)	2:C:492:ASN:N	1:A:41:GLN:H	19	0.5	0.14	0.54
(1,20)	2:C:492:ASN:N	1:A:41:GLN:HA	19	0.5	0.14	0.54
(1,20)	2:C:492:ASN:N	1:A:41:GLN:HB2	19	0.5	0.14	0.54
(1,20)	2:C:492:ASN:N	1:A:41:GLN:HB3	19	0.5	0.14	0.54
(1,20)	2:C:492:ASN:N	1:A:41:GLN:HE21	19	0.5	0.14	0.54
(1,20)	2:C:492:ASN:N	1:A:41:GLN:HE22	19	0.5	0.14	0.54
(1,20)	2:C:492:ASN:N	1:A:41:GLN:HG2	19	0.5	0.14	0.54
(1,20)	2:C:492:ASN:N	1:A:41:GLN:HG3	19	0.5	0.14	0.54
(1,20)	2:C:492:ASN:N	1:A:41:GLN:N	19	0.5	0.14	0.54
(1,20)	2:C:492:ASN:N	1:A:41:GLN:NE2	19	0.5	0.14	0.54
(1,20)	2:C:492:ASN:N	1:A:41:GLN:O	19	0.5	0.14	0.54
(1,20)	2:C:492:ASN:N	1:A:41:GLN:OE1	19	0.5	0.14	0.54
(1,20)	2:C:492:ASN:N	1:A:42:ARG:C	19	0.5	0.14	0.54
(1,20)	2:C:492:ASN:N	1:A:42:ARG:CA	19	0.5	0.14	0.54
(1,20)	2:C:492:ASN:N	1:A:42:ARG:CB	19	0.5	0.14	0.54
(1,20)	2:C:492:ASN:N	1:A:42:ARG:CD	19	0.5	0.14	0.54
(1,20)	2:C:492:ASN:N	1:A:42:ARG:CG	19	0.5	0.14	0.54
(1,20)	2:C:492:ASN:N	1:A:42:ARG:CZ	19	0.5	0.14	0.54
(1,20)	2:C:492:ASN:N	1:A:42:ARG:H	19	0.5	0.14	0.54
(1,20)	2:C:492:ASN:N	1:A:42:ARG:HA	19	0.5	0.14	0.54

Continued on next page...

Continued from previous page...

Key	Atom-1	Atom-2	Models ¹	Mean (Å)	SD ¹ (Å)	Median (Å)
(1,20)	2:C:492:ASN:N	1:A:42:ARG:HB2	19	0.5	0.14	0.54
(1,20)	2:C:492:ASN:N	1:A:42:ARG:HB3	19	0.5	0.14	0.54
(1,20)	2:C:492:ASN:N	1:A:42:ARG:HD2	19	0.5	0.14	0.54
(1,20)	2:C:492:ASN:N	1:A:42:ARG:HD3	19	0.5	0.14	0.54
(1,20)	2:C:492:ASN:N	1:A:42:ARG:HE	19	0.5	0.14	0.54
(1,20)	2:C:492:ASN:N	1:A:42:ARG:HG2	19	0.5	0.14	0.54
(1,20)	2:C:492:ASN:N	1:A:42:ARG:HG3	19	0.5	0.14	0.54
(1,20)	2:C:492:ASN:N	1:A:42:ARG:HH11	19	0.5	0.14	0.54
(1,20)	2:C:492:ASN:N	1:A:42:ARG:HH12	19	0.5	0.14	0.54
(1,20)	2:C:492:ASN:N	1:A:42:ARG:HH21	19	0.5	0.14	0.54
(1,20)	2:C:492:ASN:N	1:A:42:ARG:HH22	19	0.5	0.14	0.54
(1,20)	2:C:492:ASN:N	1:A:42:ARG:N	19	0.5	0.14	0.54
(1,20)	2:C:492:ASN:N	1:A:42:ARG:NE	19	0.5	0.14	0.54
(1,20)	2:C:492:ASN:N	1:A:42:ARG:NH1	19	0.5	0.14	0.54
(1,20)	2:C:492:ASN:N	1:A:42:ARG:NH2	19	0.5	0.14	0.54
(1,20)	2:C:492:ASN:N	1:A:42:ARG:O	19	0.5	0.14	0.54
(1,20)	2:C:492:ASN:N	1:A:43:LEU:C	19	0.5	0.14	0.54
(1,20)	2:C:492:ASN:N	1:A:43:LEU:CA	19	0.5	0.14	0.54
(1,20)	2:C:492:ASN:N	1:A:43:LEU:CB	19	0.5	0.14	0.54
(1,20)	2:C:492:ASN:N	1:A:43:LEU:CD1	19	0.5	0.14	0.54
(1,20)	2:C:492:ASN:N	1:A:43:LEU:CD2	19	0.5	0.14	0.54
(1,20)	2:C:492:ASN:N	1:A:43:LEU:CG	19	0.5	0.14	0.54
(1,20)	2:C:492:ASN:N	1:A:43:LEU:H	19	0.5	0.14	0.54
(1,20)	2:C:492:ASN:N	1:A:43:LEU:HA	19	0.5	0.14	0.54
(1,20)	2:C:492:ASN:N	1:A:43:LEU:HB2	19	0.5	0.14	0.54
(1,20)	2:C:492:ASN:N	1:A:43:LEU:HB3	19	0.5	0.14	0.54
(1,20)	2:C:492:ASN:N	1:A:43:LEU:HD11	19	0.5	0.14	0.54
(1,20)	2:C:492:ASN:N	1:A:43:LEU:HD12	19	0.5	0.14	0.54
(1,20)	2:C:492:ASN:N	1:A:43:LEU:HD13	19	0.5	0.14	0.54
(1,20)	2:C:492:ASN:N	1:A:43:LEU:HD21	19	0.5	0.14	0.54
(1,20)	2:C:492:ASN:N	1:A:43:LEU:HD22	19	0.5	0.14	0.54
(1,20)	2:C:492:ASN:N	1:A:43:LEU:HD23	19	0.5	0.14	0.54
(1,20)	2:C:492:ASN:N	1:A:43:LEU:HG	19	0.5	0.14	0.54
(1,20)	2:C:492:ASN:N	1:A:43:LEU:N	19	0.5	0.14	0.54
(1,20)	2:C:492:ASN:N	1:A:43:LEU:O	19	0.5	0.14	0.54
(1,20)	2:C:492:ASN:N	1:A:44:ILE:C	19	0.5	0.14	0.54
(1,20)	2:C:492:ASN:N	1:A:44:ILE:CA	19	0.5	0.14	0.54
(1,20)	2:C:492:ASN:N	1:A:44:ILE:CB	19	0.5	0.14	0.54
(1,20)	2:C:492:ASN:N	1:A:44:ILE:CD1	19	0.5	0.14	0.54
(1,20)	2:C:492:ASN:N	1:A:44:ILE:CG1	19	0.5	0.14	0.54
(1,20)	2:C:492:ASN:N	1:A:44:ILE:CG2	19	0.5	0.14	0.54
(1,20)	2:C:492:ASN:N	1:A:44:ILE:H	19	0.5	0.14	0.54

Continued on next page...

Continued from previous page...

Key	Atom-1	Atom-2	Models ¹	Mean (Å)	SD ¹ (Å)	Median (Å)
(1,20)	2:C:492:ASN:N	1:A:44:ILE:HA	19	0.5	0.14	0.54
(1,20)	2:C:492:ASN:N	1:A:44:ILE:HB	19	0.5	0.14	0.54
(1,20)	2:C:492:ASN:N	1:A:44:ILE:HD11	19	0.5	0.14	0.54
(1,20)	2:C:492:ASN:N	1:A:44:ILE:HD12	19	0.5	0.14	0.54
(1,20)	2:C:492:ASN:N	1:A:44:ILE:HD13	19	0.5	0.14	0.54
(1,20)	2:C:492:ASN:N	1:A:44:ILE:HG12	19	0.5	0.14	0.54
(1,20)	2:C:492:ASN:N	1:A:44:ILE:HG13	19	0.5	0.14	0.54
(1,20)	2:C:492:ASN:N	1:A:44:ILE:HG21	19	0.5	0.14	0.54
(1,20)	2:C:492:ASN:N	1:A:44:ILE:HG22	19	0.5	0.14	0.54
(1,20)	2:C:492:ASN:N	1:A:44:ILE:HG23	19	0.5	0.14	0.54
(1,20)	2:C:492:ASN:N	1:A:44:ILE:N	19	0.5	0.14	0.54
(1,20)	2:C:492:ASN:N	1:A:44:ILE:O	19	0.5	0.14	0.54
(1,20)	2:C:492:ASN:N	1:A:45:PHE:C	19	0.5	0.14	0.54
(1,20)	2:C:492:ASN:N	1:A:45:PHE:CA	19	0.5	0.14	0.54
(1,20)	2:C:492:ASN:N	1:A:45:PHE:CB	19	0.5	0.14	0.54
(1,20)	2:C:492:ASN:N	1:A:45:PHE:CD1	19	0.5	0.14	0.54
(1,20)	2:C:492:ASN:N	1:A:45:PHE:CD2	19	0.5	0.14	0.54
(1,20)	2:C:492:ASN:N	1:A:45:PHE:CE1	19	0.5	0.14	0.54
(1,20)	2:C:492:ASN:N	1:A:45:PHE:CE2	19	0.5	0.14	0.54
(1,20)	2:C:492:ASN:N	1:A:45:PHE:CG	19	0.5	0.14	0.54
(1,20)	2:C:492:ASN:N	1:A:45:PHE:CZ	19	0.5	0.14	0.54
(1,20)	2:C:492:ASN:N	1:A:45:PHE:H	19	0.5	0.14	0.54
(1,20)	2:C:492:ASN:N	1:A:45:PHE:HA	19	0.5	0.14	0.54
(1,20)	2:C:492:ASN:N	1:A:45:PHE:HB2	19	0.5	0.14	0.54
(1,20)	2:C:492:ASN:N	1:A:45:PHE:HB3	19	0.5	0.14	0.54
(1,20)	2:C:492:ASN:N	1:A:45:PHE:HD1	19	0.5	0.14	0.54
(1,20)	2:C:492:ASN:N	1:A:45:PHE:HD2	19	0.5	0.14	0.54
(1,20)	2:C:492:ASN:N	1:A:45:PHE:HE1	19	0.5	0.14	0.54
(1,20)	2:C:492:ASN:N	1:A:45:PHE:HE2	19	0.5	0.14	0.54
(1,20)	2:C:492:ASN:N	1:A:45:PHE:HZ	19	0.5	0.14	0.54
(1,20)	2:C:492:ASN:N	1:A:45:PHE:N	19	0.5	0.14	0.54
(1,20)	2:C:492:ASN:N	1:A:45:PHE:O	19	0.5	0.14	0.54
(1,20)	2:C:492:ASN:N	1:A:46:ALA:C	19	0.5	0.14	0.54
(1,20)	2:C:492:ASN:N	1:A:46:ALA:CA	19	0.5	0.14	0.54
(1,20)	2:C:492:ASN:N	1:A:46:ALA:CB	19	0.5	0.14	0.54
(1,20)	2:C:492:ASN:N	1:A:46:ALA:H	19	0.5	0.14	0.54
(1,20)	2:C:492:ASN:N	1:A:46:ALA:HA	19	0.5	0.14	0.54
(1,20)	2:C:492:ASN:N	1:A:46:ALA:HB1	19	0.5	0.14	0.54
(1,20)	2:C:492:ASN:N	1:A:46:ALA:HB2	19	0.5	0.14	0.54
(1,20)	2:C:492:ASN:N	1:A:46:ALA:HB3	19	0.5	0.14	0.54
(1,20)	2:C:492:ASN:N	1:A:46:ALA:N	19	0.5	0.14	0.54
(1,20)	2:C:492:ASN:N	1:A:46:ALA:O	19	0.5	0.14	0.54

Continued on next page...

Continued from previous page...

Key	Atom-1	Atom-2	Models ¹	Mean (Å)	SD ¹ (Å)	Median (Å)
(1,20)	2:C:492:ASN:N	1:A:47:GLY:C	19	0.5	0.14	0.54
(1,20)	2:C:492:ASN:N	1:A:47:GLY:CA	19	0.5	0.14	0.54
(1,20)	2:C:492:ASN:N	1:A:47:GLY:H	19	0.5	0.14	0.54
(1,20)	2:C:492:ASN:N	1:A:47:GLY:HA2	19	0.5	0.14	0.54
(1,20)	2:C:492:ASN:N	1:A:47:GLY:HA3	19	0.5	0.14	0.54
(1,20)	2:C:492:ASN:N	1:A:47:GLY:N	19	0.5	0.14	0.54
(1,20)	2:C:492:ASN:N	1:A:47:GLY:O	19	0.5	0.14	0.54
(1,20)	2:C:492:ASN:N	1:A:48:LYS:C	19	0.5	0.14	0.54
(1,20)	2:C:492:ASN:N	1:A:48:LYS:CA	19	0.5	0.14	0.54
(1,20)	2:C:492:ASN:N	1:A:48:LYS:CB	19	0.5	0.14	0.54
(1,20)	2:C:492:ASN:N	1:A:48:LYS:CD	19	0.5	0.14	0.54
(1,20)	2:C:492:ASN:N	1:A:48:LYS:CE	19	0.5	0.14	0.54
(1,20)	2:C:492:ASN:N	1:A:48:LYS:CG	19	0.5	0.14	0.54
(1,20)	2:C:492:ASN:N	1:A:48:LYS:H	19	0.5	0.14	0.54
(1,20)	2:C:492:ASN:N	1:A:48:LYS:HA	19	0.5	0.14	0.54
(1,20)	2:C:492:ASN:N	1:A:48:LYS:HB2	19	0.5	0.14	0.54
(1,20)	2:C:492:ASN:N	1:A:48:LYS:HB3	19	0.5	0.14	0.54
(1,20)	2:C:492:ASN:N	1:A:48:LYS:HD2	19	0.5	0.14	0.54
(1,20)	2:C:492:ASN:N	1:A:48:LYS:HD3	19	0.5	0.14	0.54
(1,20)	2:C:492:ASN:N	1:A:48:LYS:HE2	19	0.5	0.14	0.54
(1,20)	2:C:492:ASN:N	1:A:48:LYS:HE3	19	0.5	0.14	0.54
(1,20)	2:C:492:ASN:N	1:A:48:LYS:HG2	19	0.5	0.14	0.54
(1,20)	2:C:492:ASN:N	1:A:48:LYS:HG3	19	0.5	0.14	0.54
(1,20)	2:C:492:ASN:N	1:A:48:LYS:HZ1	19	0.5	0.14	0.54
(1,20)	2:C:492:ASN:N	1:A:48:LYS:HZ2	19	0.5	0.14	0.54
(1,20)	2:C:492:ASN:N	1:A:48:LYS:HZ3	19	0.5	0.14	0.54
(1,20)	2:C:492:ASN:N	1:A:48:LYS:N	19	0.5	0.14	0.54
(1,20)	2:C:492:ASN:N	1:A:48:LYS:NZ	19	0.5	0.14	0.54
(1,20)	2:C:492:ASN:N	1:A:48:LYS:O	19	0.5	0.14	0.54
(1,20)	2:C:492:ASN:N	1:A:49:GLN:C	19	0.5	0.14	0.54
(1,20)	2:C:492:ASN:N	1:A:49:GLN:CA	19	0.5	0.14	0.54
(1,20)	2:C:492:ASN:N	1:A:49:GLN:CB	19	0.5	0.14	0.54
(1,20)	2:C:492:ASN:N	1:A:49:GLN:CD	19	0.5	0.14	0.54
(1,20)	2:C:492:ASN:N	1:A:49:GLN:CG	19	0.5	0.14	0.54
(1,20)	2:C:492:ASN:N	1:A:49:GLN:H	19	0.5	0.14	0.54
(1,20)	2:C:492:ASN:N	1:A:49:GLN:HA	19	0.5	0.14	0.54
(1,20)	2:C:492:ASN:N	1:A:49:GLN:HB2	19	0.5	0.14	0.54
(1,20)	2:C:492:ASN:N	1:A:49:GLN:HB3	19	0.5	0.14	0.54
(1,20)	2:C:492:ASN:N	1:A:49:GLN:HE21	19	0.5	0.14	0.54
(1,20)	2:C:492:ASN:N	1:A:49:GLN:HE22	19	0.5	0.14	0.54
(1,20)	2:C:492:ASN:N	1:A:49:GLN:HG2	19	0.5	0.14	0.54
(1,20)	2:C:492:ASN:N	1:A:49:GLN:HG3	19	0.5	0.14	0.54

Continued on next page...

Continued from previous page...

Key	Atom-1	Atom-2	Models ¹	Mean (Å)	SD ¹ (Å)	Median (Å)
(1,20)	2:C:492:ASN:N	1:A:49:GLN:N	19	0.5	0.14	0.54
(1,20)	2:C:492:ASN:N	1:A:49:GLN:NE2	19	0.5	0.14	0.54
(1,20)	2:C:492:ASN:N	1:A:49:GLN:O	19	0.5	0.14	0.54
(1,20)	2:C:492:ASN:N	1:A:49:GLN:OE1	19	0.5	0.14	0.54
(1,20)	2:C:492:ASN:N	1:A:51:GLU:C	19	0.5	0.14	0.54
(1,20)	2:C:492:ASN:N	1:A:51:GLU:CA	19	0.5	0.14	0.54
(1,20)	2:C:492:ASN:N	1:A:51:GLU:CB	19	0.5	0.14	0.54
(1,20)	2:C:492:ASN:N	1:A:51:GLU:CD	19	0.5	0.14	0.54
(1,20)	2:C:492:ASN:N	1:A:51:GLU:CG	19	0.5	0.14	0.54
(1,20)	2:C:492:ASN:N	1:A:51:GLU:H	19	0.5	0.14	0.54
(1,20)	2:C:492:ASN:N	1:A:51:GLU:HA	19	0.5	0.14	0.54
(1,20)	2:C:492:ASN:N	1:A:51:GLU:HB2	19	0.5	0.14	0.54
(1,20)	2:C:492:ASN:N	1:A:51:GLU:HB3	19	0.5	0.14	0.54
(1,20)	2:C:492:ASN:N	1:A:51:GLU:HG2	19	0.5	0.14	0.54
(1,20)	2:C:492:ASN:N	1:A:51:GLU:HG3	19	0.5	0.14	0.54
(1,20)	2:C:492:ASN:N	1:A:51:GLU:N	19	0.5	0.14	0.54
(1,20)	2:C:492:ASN:N	1:A:51:GLU:O	19	0.5	0.14	0.54
(1,20)	2:C:492:ASN:N	1:A:51:GLU:OE1	19	0.5	0.14	0.54
(1,20)	2:C:492:ASN:N	1:A:51:GLU:OE2	19	0.5	0.14	0.54
(1,20)	2:C:492:ASN:N	1:A:58:ASP:C	19	0.5	0.14	0.54
(1,20)	2:C:492:ASN:N	1:A:58:ASP:CA	19	0.5	0.14	0.54
(1,20)	2:C:492:ASN:N	1:A:58:ASP:CB	19	0.5	0.14	0.54
(1,20)	2:C:492:ASN:N	1:A:58:ASP:CG	19	0.5	0.14	0.54
(1,20)	2:C:492:ASN:N	1:A:58:ASP:H	19	0.5	0.14	0.54
(1,20)	2:C:492:ASN:N	1:A:58:ASP:HA	19	0.5	0.14	0.54
(1,20)	2:C:492:ASN:N	1:A:58:ASP:HB2	19	0.5	0.14	0.54
(1,20)	2:C:492:ASN:N	1:A:58:ASP:HB3	19	0.5	0.14	0.54
(1,20)	2:C:492:ASN:N	1:A:58:ASP:N	19	0.5	0.14	0.54
(1,20)	2:C:492:ASN:N	1:A:58:ASP:O	19	0.5	0.14	0.54
(1,20)	2:C:492:ASN:N	1:A:58:ASP:OD1	19	0.5	0.14	0.54
(1,20)	2:C:492:ASN:N	1:A:58:ASP:OD2	19	0.5	0.14	0.54
(1,20)	2:C:492:ASN:N	1:A:59:TYR:C	19	0.5	0.14	0.54
(1,20)	2:C:492:ASN:N	1:A:59:TYR:CA	19	0.5	0.14	0.54
(1,20)	2:C:492:ASN:N	1:A:59:TYR:CB	19	0.5	0.14	0.54
(1,20)	2:C:492:ASN:N	1:A:59:TYR:CD1	19	0.5	0.14	0.54
(1,20)	2:C:492:ASN:N	1:A:59:TYR:CD2	19	0.5	0.14	0.54
(1,20)	2:C:492:ASN:N	1:A:59:TYR:CE1	19	0.5	0.14	0.54
(1,20)	2:C:492:ASN:N	1:A:59:TYR:CE2	19	0.5	0.14	0.54
(1,20)	2:C:492:ASN:N	1:A:59:TYR:CG	19	0.5	0.14	0.54
(1,20)	2:C:492:ASN:N	1:A:59:TYR:CZ	19	0.5	0.14	0.54
(1,20)	2:C:492:ASN:N	1:A:59:TYR:H	19	0.5	0.14	0.54
(1,20)	2:C:492:ASN:N	1:A:59:TYR:HA	19	0.5	0.14	0.54

Continued on next page...

Continued from previous page...

Key	Atom-1	Atom-2	Models ¹	Mean (Å)	SD ¹ (Å)	Median (Å)
(1,20)	2:C:492:ASN:N	1:A:59:TYR:HB2	19	0.5	0.14	0.54
(1,20)	2:C:492:ASN:N	1:A:59:TYR:HB3	19	0.5	0.14	0.54
(1,20)	2:C:492:ASN:N	1:A:59:TYR:HD1	19	0.5	0.14	0.54
(1,20)	2:C:492:ASN:N	1:A:59:TYR:HD2	19	0.5	0.14	0.54
(1,20)	2:C:492:ASN:N	1:A:59:TYR:HE1	19	0.5	0.14	0.54
(1,20)	2:C:492:ASN:N	1:A:59:TYR:HE2	19	0.5	0.14	0.54
(1,20)	2:C:492:ASN:N	1:A:59:TYR:HH	19	0.5	0.14	0.54
(1,20)	2:C:492:ASN:N	1:A:59:TYR:N	19	0.5	0.14	0.54
(1,20)	2:C:492:ASN:N	1:A:59:TYR:O	19	0.5	0.14	0.54
(1,20)	2:C:492:ASN:N	1:A:59:TYR:OH	19	0.5	0.14	0.54
(1,20)	2:C:492:ASN:N	1:A:60:ASN:C	19	0.5	0.14	0.54
(1,20)	2:C:492:ASN:N	1:A:60:ASN:CA	19	0.5	0.14	0.54
(1,20)	2:C:492:ASN:N	1:A:60:ASN:CB	19	0.5	0.14	0.54
(1,20)	2:C:492:ASN:N	1:A:60:ASN:CG	19	0.5	0.14	0.54
(1,20)	2:C:492:ASN:N	1:A:60:ASN:H	19	0.5	0.14	0.54
(1,20)	2:C:492:ASN:N	1:A:60:ASN:HA	19	0.5	0.14	0.54
(1,20)	2:C:492:ASN:N	1:A:60:ASN:HB2	19	0.5	0.14	0.54
(1,20)	2:C:492:ASN:N	1:A:60:ASN:HB3	19	0.5	0.14	0.54
(1,20)	2:C:492:ASN:N	1:A:60:ASN:HD21	19	0.5	0.14	0.54
(1,20)	2:C:492:ASN:N	1:A:60:ASN:HD22	19	0.5	0.14	0.54
(1,20)	2:C:492:ASN:N	1:A:60:ASN:N	19	0.5	0.14	0.54
(1,20)	2:C:492:ASN:N	1:A:60:ASN:ND2	19	0.5	0.14	0.54
(1,20)	2:C:492:ASN:N	1:A:60:ASN:O	19	0.5	0.14	0.54
(1,20)	2:C:492:ASN:N	1:A:60:ASN:OD1	19	0.5	0.14	0.54
(1,20)	2:C:492:ASN:N	1:A:61:ILE:C	19	0.5	0.14	0.54
(1,20)	2:C:492:ASN:N	1:A:61:ILE:CA	19	0.5	0.14	0.54
(1,20)	2:C:492:ASN:N	1:A:61:ILE:CB	19	0.5	0.14	0.54
(1,20)	2:C:492:ASN:N	1:A:61:ILE:CD1	19	0.5	0.14	0.54
(1,20)	2:C:492:ASN:N	1:A:61:ILE:CG1	19	0.5	0.14	0.54
(1,20)	2:C:492:ASN:N	1:A:61:ILE:CG2	19	0.5	0.14	0.54
(1,20)	2:C:492:ASN:N	1:A:61:ILE:H	19	0.5	0.14	0.54
(1,20)	2:C:492:ASN:N	1:A:61:ILE:HA	19	0.5	0.14	0.54
(1,20)	2:C:492:ASN:N	1:A:61:ILE:HB	19	0.5	0.14	0.54
(1,20)	2:C:492:ASN:N	1:A:61:ILE:HD11	19	0.5	0.14	0.54
(1,20)	2:C:492:ASN:N	1:A:61:ILE:HD12	19	0.5	0.14	0.54
(1,20)	2:C:492:ASN:N	1:A:61:ILE:HD13	19	0.5	0.14	0.54
(1,20)	2:C:492:ASN:N	1:A:61:ILE:HG12	19	0.5	0.14	0.54
(1,20)	2:C:492:ASN:N	1:A:61:ILE:HG13	19	0.5	0.14	0.54
(1,20)	2:C:492:ASN:N	1:A:61:ILE:HG21	19	0.5	0.14	0.54
(1,20)	2:C:492:ASN:N	1:A:61:ILE:HG22	19	0.5	0.14	0.54
(1,20)	2:C:492:ASN:N	1:A:61:ILE:HG23	19	0.5	0.14	0.54
(1,20)	2:C:492:ASN:N	1:A:61:ILE:N	19	0.5	0.14	0.54

Continued on next page...

Continued from previous page...

Key	Atom-1	Atom-2	Models ¹	Mean (Å)	SD ¹ (Å)	Median (Å)
(1,20)	2:C:492:ASN:N	1:A:61:ILE:O	19	0.5	0.14	0.54
(1,20)	2:C:492:ASN:N	1:A:62:GLN:C	19	0.5	0.14	0.54
(1,20)	2:C:492:ASN:N	1:A:62:GLN:CA	19	0.5	0.14	0.54
(1,20)	2:C:492:ASN:N	1:A:62:GLN:CB	19	0.5	0.14	0.54
(1,20)	2:C:492:ASN:N	1:A:62:GLN:CD	19	0.5	0.14	0.54
(1,20)	2:C:492:ASN:N	1:A:62:GLN:CG	19	0.5	0.14	0.54
(1,20)	2:C:492:ASN:N	1:A:62:GLN:H	19	0.5	0.14	0.54
(1,20)	2:C:492:ASN:N	1:A:62:GLN:HA	19	0.5	0.14	0.54
(1,20)	2:C:492:ASN:N	1:A:62:GLN:HB2	19	0.5	0.14	0.54
(1,20)	2:C:492:ASN:N	1:A:62:GLN:HB3	19	0.5	0.14	0.54
(1,20)	2:C:492:ASN:N	1:A:62:GLN:HE21	19	0.5	0.14	0.54
(1,20)	2:C:492:ASN:N	1:A:62:GLN:HE22	19	0.5	0.14	0.54
(1,20)	2:C:492:ASN:N	1:A:62:GLN:HG2	19	0.5	0.14	0.54
(1,20)	2:C:492:ASN:N	1:A:62:GLN:HG3	19	0.5	0.14	0.54
(1,20)	2:C:492:ASN:N	1:A:62:GLN:N	19	0.5	0.14	0.54
(1,20)	2:C:492:ASN:N	1:A:62:GLN:NE2	19	0.5	0.14	0.54
(1,20)	2:C:492:ASN:N	1:A:62:GLN:O	19	0.5	0.14	0.54
(1,20)	2:C:492:ASN:N	1:A:62:GLN:OE1	19	0.5	0.14	0.54
(1,20)	2:C:492:ASN:N	1:A:65:SER:C	19	0.5	0.14	0.54
(1,20)	2:C:492:ASN:N	1:A:65:SER:CA	19	0.5	0.14	0.54
(1,20)	2:C:492:ASN:N	1:A:65:SER:CB	19	0.5	0.14	0.54
(1,20)	2:C:492:ASN:N	1:A:65:SER:H	19	0.5	0.14	0.54
(1,20)	2:C:492:ASN:N	1:A:65:SER:HA	19	0.5	0.14	0.54
(1,20)	2:C:492:ASN:N	1:A:65:SER:HB2	19	0.5	0.14	0.54
(1,20)	2:C:492:ASN:N	1:A:65:SER:HB3	19	0.5	0.14	0.54
(1,20)	2:C:492:ASN:N	1:A:65:SER:HG	19	0.5	0.14	0.54
(1,20)	2:C:492:ASN:N	1:A:65:SER:N	19	0.5	0.14	0.54
(1,20)	2:C:492:ASN:N	1:A:65:SER:O	19	0.5	0.14	0.54
(1,20)	2:C:492:ASN:N	1:A:65:SER:OG	19	0.5	0.14	0.54
(1,20)	2:C:492:ASN:N	1:A:66:THR:C	19	0.5	0.14	0.54
(1,20)	2:C:492:ASN:N	1:A:66:THR:CA	19	0.5	0.14	0.54
(1,20)	2:C:492:ASN:N	1:A:66:THR:CB	19	0.5	0.14	0.54
(1,20)	2:C:492:ASN:N	1:A:66:THR:CG2	19	0.5	0.14	0.54
(1,20)	2:C:492:ASN:N	1:A:66:THR:H	19	0.5	0.14	0.54
(1,20)	2:C:492:ASN:N	1:A:66:THR:HA	19	0.5	0.14	0.54
(1,20)	2:C:492:ASN:N	1:A:66:THR:HB	19	0.5	0.14	0.54
(1,20)	2:C:492:ASN:N	1:A:66:THR:HG1	19	0.5	0.14	0.54
(1,20)	2:C:492:ASN:N	1:A:66:THR:HG21	19	0.5	0.14	0.54
(1,20)	2:C:492:ASN:N	1:A:66:THR:HG22	19	0.5	0.14	0.54
(1,20)	2:C:492:ASN:N	1:A:66:THR:HG23	19	0.5	0.14	0.54
(1,20)	2:C:492:ASN:N	1:A:66:THR:N	19	0.5	0.14	0.54
(1,20)	2:C:492:ASN:N	1:A:66:THR:O	19	0.5	0.14	0.54

Continued on next page...

Continued from previous page...

Key	Atom-1	Atom-2	Models ¹	Mean (Å)	SD ¹ (Å)	Median (Å)
(1,20)	2:C:492:ASN:N	1:A:66:THR:OG1	19	0.5	0.14	0.54
(1,20)	2:C:492:ASN:N	1:A:68:HIS:C	19	0.5	0.14	0.54
(1,20)	2:C:492:ASN:N	1:A:68:HIS:CA	19	0.5	0.14	0.54
(1,20)	2:C:492:ASN:N	1:A:68:HIS:CB	19	0.5	0.14	0.54
(1,20)	2:C:492:ASN:N	1:A:68:HIS:CD2	19	0.5	0.14	0.54
(1,20)	2:C:492:ASN:N	1:A:68:HIS:CE1	19	0.5	0.14	0.54
(1,20)	2:C:492:ASN:N	1:A:68:HIS:CG	19	0.5	0.14	0.54
(1,20)	2:C:492:ASN:N	1:A:68:HIS:H	19	0.5	0.14	0.54
(1,20)	2:C:492:ASN:N	1:A:68:HIS:HA	19	0.5	0.14	0.54
(1,20)	2:C:492:ASN:N	1:A:68:HIS:HB2	19	0.5	0.14	0.54
(1,20)	2:C:492:ASN:N	1:A:68:HIS:HB3	19	0.5	0.14	0.54
(1,20)	2:C:492:ASN:N	1:A:68:HIS:HD2	19	0.5	0.14	0.54
(1,20)	2:C:492:ASN:N	1:A:68:HIS:HE1	19	0.5	0.14	0.54
(1,20)	2:C:492:ASN:N	1:A:68:HIS:HE2	19	0.5	0.14	0.54
(1,20)	2:C:492:ASN:N	1:A:68:HIS:N	19	0.5	0.14	0.54
(1,20)	2:C:492:ASN:N	1:A:68:HIS:ND1	19	0.5	0.14	0.54
(1,20)	2:C:492:ASN:N	1:A:68:HIS:NE2	19	0.5	0.14	0.54
(1,20)	2:C:492:ASN:N	1:A:68:HIS:O	19	0.5	0.14	0.54
(1,20)	2:C:492:ASN:N	1:A:69:LEU:C	19	0.5	0.14	0.54
(1,20)	2:C:492:ASN:N	1:A:69:LEU:CA	19	0.5	0.14	0.54
(1,20)	2:C:492:ASN:N	1:A:69:LEU:CB	19	0.5	0.14	0.54
(1,20)	2:C:492:ASN:N	1:A:69:LEU:CD1	19	0.5	0.14	0.54
(1,20)	2:C:492:ASN:N	1:A:69:LEU:CD2	19	0.5	0.14	0.54
(1,20)	2:C:492:ASN:N	1:A:69:LEU:CG	19	0.5	0.14	0.54
(1,20)	2:C:492:ASN:N	1:A:69:LEU:H	19	0.5	0.14	0.54
(1,20)	2:C:492:ASN:N	1:A:69:LEU:HA	19	0.5	0.14	0.54
(1,20)	2:C:492:ASN:N	1:A:69:LEU:HB2	19	0.5	0.14	0.54
(1,20)	2:C:492:ASN:N	1:A:69:LEU:HB3	19	0.5	0.14	0.54
(1,20)	2:C:492:ASN:N	1:A:69:LEU:HD11	19	0.5	0.14	0.54
(1,20)	2:C:492:ASN:N	1:A:69:LEU:HD12	19	0.5	0.14	0.54
(1,20)	2:C:492:ASN:N	1:A:69:LEU:HD13	19	0.5	0.14	0.54
(1,20)	2:C:492:ASN:N	1:A:69:LEU:HD21	19	0.5	0.14	0.54
(1,20)	2:C:492:ASN:N	1:A:69:LEU:HD22	19	0.5	0.14	0.54
(1,20)	2:C:492:ASN:N	1:A:69:LEU:HD23	19	0.5	0.14	0.54
(1,20)	2:C:492:ASN:N	1:A:69:LEU:HG	19	0.5	0.14	0.54
(1,20)	2:C:492:ASN:N	1:A:69:LEU:N	19	0.5	0.14	0.54
(1,20)	2:C:492:ASN:N	1:A:69:LEU:O	19	0.5	0.14	0.54
(1,20)	2:C:492:ASN:N	1:A:70:VAL:C	19	0.5	0.14	0.54
(1,20)	2:C:492:ASN:N	1:A:70:VAL:CA	19	0.5	0.14	0.54
(1,20)	2:C:492:ASN:N	1:A:70:VAL:CB	19	0.5	0.14	0.54
(1,20)	2:C:492:ASN:N	1:A:70:VAL:CG1	19	0.5	0.14	0.54
(1,20)	2:C:492:ASN:N	1:A:70:VAL:CG2	19	0.5	0.14	0.54

Continued on next page...

Continued from previous page...

Key	Atom-1	Atom-2	Models ¹	Mean (Å)	SD ¹ (Å)	Median (Å)
(1,20)	2:C:492:ASN:N	1:A:70:VAL:H	19	0.5	0.14	0.54
(1,20)	2:C:492:ASN:N	1:A:70:VAL:HA	19	0.5	0.14	0.54
(1,20)	2:C:492:ASN:N	1:A:70:VAL:HB	19	0.5	0.14	0.54
(1,20)	2:C:492:ASN:N	1:A:70:VAL:HG11	19	0.5	0.14	0.54
(1,20)	2:C:492:ASN:N	1:A:70:VAL:HG12	19	0.5	0.14	0.54
(1,20)	2:C:492:ASN:N	1:A:70:VAL:HG13	19	0.5	0.14	0.54
(1,20)	2:C:492:ASN:N	1:A:70:VAL:HG21	19	0.5	0.14	0.54
(1,20)	2:C:492:ASN:N	1:A:70:VAL:HG22	19	0.5	0.14	0.54
(1,20)	2:C:492:ASN:N	1:A:70:VAL:HG23	19	0.5	0.14	0.54
(1,20)	2:C:492:ASN:N	1:A:70:VAL:N	19	0.5	0.14	0.54
(1,20)	2:C:492:ASN:N	1:A:70:VAL:O	19	0.5	0.14	0.54
(1,20)	2:C:492:ASN:N	1:A:71:LEU:C	19	0.5	0.14	0.54
(1,20)	2:C:492:ASN:N	1:A:71:LEU:CA	19	0.5	0.14	0.54
(1,20)	2:C:492:ASN:N	1:A:71:LEU:CB	19	0.5	0.14	0.54
(1,20)	2:C:492:ASN:N	1:A:71:LEU:CD1	19	0.5	0.14	0.54
(1,20)	2:C:492:ASN:N	1:A:71:LEU:CD2	19	0.5	0.14	0.54
(1,20)	2:C:492:ASN:N	1:A:71:LEU:CG	19	0.5	0.14	0.54
(1,20)	2:C:492:ASN:N	1:A:71:LEU:H	19	0.5	0.14	0.54
(1,20)	2:C:492:ASN:N	1:A:71:LEU:HA	19	0.5	0.14	0.54
(1,20)	2:C:492:ASN:N	1:A:71:LEU:HB2	19	0.5	0.14	0.54
(1,20)	2:C:492:ASN:N	1:A:71:LEU:HB3	19	0.5	0.14	0.54
(1,20)	2:C:492:ASN:N	1:A:71:LEU:HD11	19	0.5	0.14	0.54
(1,20)	2:C:492:ASN:N	1:A:71:LEU:HD12	19	0.5	0.14	0.54
(1,20)	2:C:492:ASN:N	1:A:71:LEU:HD13	19	0.5	0.14	0.54
(1,20)	2:C:492:ASN:N	1:A:71:LEU:HD21	19	0.5	0.14	0.54
(1,20)	2:C:492:ASN:N	1:A:71:LEU:HD22	19	0.5	0.14	0.54
(1,20)	2:C:492:ASN:N	1:A:71:LEU:HD23	19	0.5	0.14	0.54
(1,20)	2:C:492:ASN:N	1:A:71:LEU:HG	19	0.5	0.14	0.54
(1,20)	2:C:492:ASN:N	1:A:71:LEU:N	19	0.5	0.14	0.54
(1,20)	2:C:492:ASN:N	1:A:71:LEU:O	19	0.5	0.14	0.54
(1,20)	2:C:492:ASN:N	1:A:72:ARG:C	19	0.5	0.14	0.54
(1,20)	2:C:492:ASN:N	1:A:72:ARG:CA	19	0.5	0.14	0.54
(1,20)	2:C:492:ASN:N	1:A:72:ARG:CB	19	0.5	0.14	0.54
(1,20)	2:C:492:ASN:N	1:A:72:ARG:CD	19	0.5	0.14	0.54
(1,20)	2:C:492:ASN:N	1:A:72:ARG:CG	19	0.5	0.14	0.54
(1,20)	2:C:492:ASN:N	1:A:72:ARG:CZ	19	0.5	0.14	0.54
(1,20)	2:C:492:ASN:N	1:A:72:ARG:H	19	0.5	0.14	0.54
(1,20)	2:C:492:ASN:N	1:A:72:ARG:HA	19	0.5	0.14	0.54
(1,20)	2:C:492:ASN:N	1:A:72:ARG:HB2	19	0.5	0.14	0.54
(1,20)	2:C:492:ASN:N	1:A:72:ARG:HB3	19	0.5	0.14	0.54
(1,20)	2:C:492:ASN:N	1:A:72:ARG:HD2	19	0.5	0.14	0.54
(1,20)	2:C:492:ASN:N	1:A:72:ARG:HD3	19	0.5	0.14	0.54

Continued on next page...

Continued from previous page...

Key	Atom-1	Atom-2	Models ¹	Mean (Å)	SD ¹ (Å)	Median (Å)
(1,20)	2:C:492:ASN:N	1:A:72:ARG:HE	19	0.5	0.14	0.54
(1,20)	2:C:492:ASN:N	1:A:72:ARG:HG2	19	0.5	0.14	0.54
(1,20)	2:C:492:ASN:N	1:A:72:ARG:HG3	19	0.5	0.14	0.54
(1,20)	2:C:492:ASN:N	1:A:72:ARG:HH11	19	0.5	0.14	0.54
(1,20)	2:C:492:ASN:N	1:A:72:ARG:HH12	19	0.5	0.14	0.54
(1,20)	2:C:492:ASN:N	1:A:72:ARG:HH21	19	0.5	0.14	0.54
(1,20)	2:C:492:ASN:N	1:A:72:ARG:HH22	19	0.5	0.14	0.54
(1,20)	2:C:492:ASN:N	1:A:72:ARG:N	19	0.5	0.14	0.54
(1,20)	2:C:492:ASN:N	1:A:72:ARG:NE	19	0.5	0.14	0.54
(1,20)	2:C:492:ASN:N	1:A:72:ARG:NH1	19	0.5	0.14	0.54
(1,20)	2:C:492:ASN:N	1:A:72:ARG:NH2	19	0.5	0.14	0.54
(1,20)	2:C:492:ASN:N	1:A:72:ARG:O	19	0.5	0.14	0.54
(1,20)	2:C:492:ASN:N	1:A:73:LEU:C	19	0.5	0.14	0.54
(1,20)	2:C:492:ASN:N	1:A:73:LEU:CA	19	0.5	0.14	0.54
(1,20)	2:C:492:ASN:N	1:A:73:LEU:CB	19	0.5	0.14	0.54
(1,20)	2:C:492:ASN:N	1:A:73:LEU:CD1	19	0.5	0.14	0.54
(1,20)	2:C:492:ASN:N	1:A:73:LEU:CD2	19	0.5	0.14	0.54
(1,20)	2:C:492:ASN:N	1:A:73:LEU:CG	19	0.5	0.14	0.54
(1,20)	2:C:492:ASN:N	1:A:73:LEU:H	19	0.5	0.14	0.54
(1,20)	2:C:492:ASN:N	1:A:73:LEU:HA	19	0.5	0.14	0.54
(1,20)	2:C:492:ASN:N	1:A:73:LEU:HB2	19	0.5	0.14	0.54
(1,20)	2:C:492:ASN:N	1:A:73:LEU:HB3	19	0.5	0.14	0.54
(1,20)	2:C:492:ASN:N	1:A:73:LEU:HD11	19	0.5	0.14	0.54
(1,20)	2:C:492:ASN:N	1:A:73:LEU:HD12	19	0.5	0.14	0.54
(1,20)	2:C:492:ASN:N	1:A:73:LEU:HD13	19	0.5	0.14	0.54
(1,20)	2:C:492:ASN:N	1:A:73:LEU:HD21	19	0.5	0.14	0.54
(1,20)	2:C:492:ASN:N	1:A:73:LEU:HD22	19	0.5	0.14	0.54
(1,20)	2:C:492:ASN:N	1:A:73:LEU:HD23	19	0.5	0.14	0.54
(1,20)	2:C:492:ASN:N	1:A:73:LEU:HG	19	0.5	0.14	0.54
(1,20)	2:C:492:ASN:N	1:A:73:LEU:N	19	0.5	0.14	0.54
(1,20)	2:C:492:ASN:N	1:A:73:LEU:O	19	0.5	0.14	0.54
(1,20)	2:C:492:ASN:N	1:A:74:ARG:C	19	0.5	0.14	0.54
(1,20)	2:C:492:ASN:N	1:A:74:ARG:CA	19	0.5	0.14	0.54
(1,20)	2:C:492:ASN:N	1:A:74:ARG:CB	19	0.5	0.14	0.54
(1,20)	2:C:492:ASN:N	1:A:74:ARG:CD	19	0.5	0.14	0.54
(1,20)	2:C:492:ASN:N	1:A:74:ARG:CG	19	0.5	0.14	0.54
(1,20)	2:C:492:ASN:N	1:A:74:ARG:CZ	19	0.5	0.14	0.54
(1,20)	2:C:492:ASN:N	1:A:74:ARG:H	19	0.5	0.14	0.54
(1,20)	2:C:492:ASN:N	1:A:74:ARG:HA	19	0.5	0.14	0.54
(1,20)	2:C:492:ASN:N	1:A:74:ARG:HB2	19	0.5	0.14	0.54
(1,20)	2:C:492:ASN:N	1:A:74:ARG:HB3	19	0.5	0.14	0.54
(1,20)	2:C:492:ASN:N	1:A:74:ARG:HD2	19	0.5	0.14	0.54

Continued on next page...

Continued from previous page...

Key	Atom-1	Atom-2	Models ¹	Mean (Å)	SD ¹ (Å)	Median (Å)
(1,20)	2:C:492:ASN:N	1:A:74:ARG:HD3	19	0.5	0.14	0.54
(1,20)	2:C:492:ASN:N	1:A:74:ARG:HE	19	0.5	0.14	0.54
(1,20)	2:C:492:ASN:N	1:A:74:ARG:HG2	19	0.5	0.14	0.54
(1,20)	2:C:492:ASN:N	1:A:74:ARG:HG3	19	0.5	0.14	0.54
(1,20)	2:C:492:ASN:N	1:A:74:ARG:HH11	19	0.5	0.14	0.54
(1,20)	2:C:492:ASN:N	1:A:74:ARG:HH12	19	0.5	0.14	0.54
(1,20)	2:C:492:ASN:N	1:A:74:ARG:HH21	19	0.5	0.14	0.54
(1,20)	2:C:492:ASN:N	1:A:74:ARG:HH22	19	0.5	0.14	0.54
(1,20)	2:C:492:ASN:N	1:A:74:ARG:N	19	0.5	0.14	0.54
(1,20)	2:C:492:ASN:N	1:A:74:ARG:NE	19	0.5	0.14	0.54
(1,20)	2:C:492:ASN:N	1:A:74:ARG:NH1	19	0.5	0.14	0.54
(1,20)	2:C:492:ASN:N	1:A:74:ARG:NH2	19	0.5	0.14	0.54
(1,20)	2:C:492:ASN:N	1:A:74:ARG:O	19	0.5	0.14	0.54
(1,20)	2:C:492:ASN:N	1:A:75:GLY:C	19	0.5	0.14	0.54
(1,20)	2:C:492:ASN:N	1:A:75:GLY:CA	19	0.5	0.14	0.54
(1,20)	2:C:492:ASN:N	1:A:75:GLY:H	19	0.5	0.14	0.54
(1,20)	2:C:492:ASN:N	1:A:75:GLY:HA2	19	0.5	0.14	0.54
(1,20)	2:C:492:ASN:N	1:A:75:GLY:HA3	19	0.5	0.14	0.54
(1,20)	2:C:492:ASN:N	1:A:75:GLY:N	19	0.5	0.14	0.54
(1,20)	2:C:492:ASN:N	1:A:75:GLY:O	19	0.5	0.14	0.54
(1,20)	2:C:492:ASN:N	1:A:76:GLY:C	19	0.5	0.14	0.54
(1,20)	2:C:492:ASN:N	1:A:76:GLY:CA	19	0.5	0.14	0.54
(1,20)	2:C:492:ASN:N	1:A:76:GLY:H	19	0.5	0.14	0.54
(1,20)	2:C:492:ASN:N	1:A:76:GLY:HA2	19	0.5	0.14	0.54
(1,20)	2:C:492:ASN:N	1:A:76:GLY:HA3	19	0.5	0.14	0.54
(1,20)	2:C:492:ASN:N	1:A:76:GLY:N	19	0.5	0.14	0.54
(1,20)	2:C:492:ASN:N	1:A:76:GLY:O	19	0.5	0.14	0.54
(1,20)	2:C:492:ASN:ND2	1:A:4:PHE:C	19	0.5	0.14	0.54
(1,20)	2:C:492:ASN:ND2	1:A:4:PHE:CA	19	0.5	0.14	0.54
(1,20)	2:C:492:ASN:ND2	1:A:4:PHE:CB	19	0.5	0.14	0.54
(1,20)	2:C:492:ASN:ND2	1:A:4:PHE:CD1	19	0.5	0.14	0.54
(1,20)	2:C:492:ASN:ND2	1:A:4:PHE:CD2	19	0.5	0.14	0.54
(1,20)	2:C:492:ASN:ND2	1:A:4:PHE:CE1	19	0.5	0.14	0.54
(1,20)	2:C:492:ASN:ND2	1:A:4:PHE:CE2	19	0.5	0.14	0.54
(1,20)	2:C:492:ASN:ND2	1:A:4:PHE:CG	19	0.5	0.14	0.54
(1,20)	2:C:492:ASN:ND2	1:A:4:PHE:CZ	19	0.5	0.14	0.54
(1,20)	2:C:492:ASN:ND2	1:A:4:PHE:H	19	0.5	0.14	0.54
(1,20)	2:C:492:ASN:ND2	1:A:4:PHE:HA	19	0.5	0.14	0.54
(1,20)	2:C:492:ASN:ND2	1:A:4:PHE:HB2	19	0.5	0.14	0.54
(1,20)	2:C:492:ASN:ND2	1:A:4:PHE:HB3	19	0.5	0.14	0.54
(1,20)	2:C:492:ASN:ND2	1:A:4:PHE:HD1	19	0.5	0.14	0.54
(1,20)	2:C:492:ASN:ND2	1:A:4:PHE:HD2	19	0.5	0.14	0.54

Continued on next page...

Continued from previous page...

Key	Atom-1	Atom-2	Models ¹	Mean (Å)	SD ¹ (Å)	Median (Å)
(1,20)	2:C:492:ASN:ND2	1:A:4:PHE:HE1	19	0.5	0.14	0.54
(1,20)	2:C:492:ASN:ND2	1:A:4:PHE:HE2	19	0.5	0.14	0.54
(1,20)	2:C:492:ASN:ND2	1:A:4:PHE:HZ	19	0.5	0.14	0.54
(1,20)	2:C:492:ASN:ND2	1:A:4:PHE:N	19	0.5	0.14	0.54
(1,20)	2:C:492:ASN:ND2	1:A:4:PHE:O	19	0.5	0.14	0.54
(1,20)	2:C:492:ASN:ND2	1:A:6:LYS:C	19	0.5	0.14	0.54
(1,20)	2:C:492:ASN:ND2	1:A:6:LYS:CA	19	0.5	0.14	0.54
(1,20)	2:C:492:ASN:ND2	1:A:6:LYS:CB	19	0.5	0.14	0.54
(1,20)	2:C:492:ASN:ND2	1:A:6:LYS:CD	19	0.5	0.14	0.54
(1,20)	2:C:492:ASN:ND2	1:A:6:LYS:CE	19	0.5	0.14	0.54
(1,20)	2:C:492:ASN:ND2	1:A:6:LYS:CG	19	0.5	0.14	0.54
(1,20)	2:C:492:ASN:ND2	1:A:6:LYS:H	19	0.5	0.14	0.54
(1,20)	2:C:492:ASN:ND2	1:A:6:LYS:HA	19	0.5	0.14	0.54
(1,20)	2:C:492:ASN:ND2	1:A:6:LYS:HB2	19	0.5	0.14	0.54
(1,20)	2:C:492:ASN:ND2	1:A:6:LYS:HB3	19	0.5	0.14	0.54
(1,20)	2:C:492:ASN:ND2	1:A:6:LYS:HD2	19	0.5	0.14	0.54
(1,20)	2:C:492:ASN:ND2	1:A:6:LYS:HD3	19	0.5	0.14	0.54
(1,20)	2:C:492:ASN:ND2	1:A:6:LYS:HE2	19	0.5	0.14	0.54
(1,20)	2:C:492:ASN:ND2	1:A:6:LYS:HE3	19	0.5	0.14	0.54
(1,20)	2:C:492:ASN:ND2	1:A:6:LYS:HG2	19	0.5	0.14	0.54
(1,20)	2:C:492:ASN:ND2	1:A:6:LYS:HG3	19	0.5	0.14	0.54
(1,20)	2:C:492:ASN:ND2	1:A:6:LYS:HZ1	19	0.5	0.14	0.54
(1,20)	2:C:492:ASN:ND2	1:A:6:LYS:HZ2	19	0.5	0.14	0.54
(1,20)	2:C:492:ASN:ND2	1:A:6:LYS:HZ3	19	0.5	0.14	0.54
(1,20)	2:C:492:ASN:ND2	1:A:6:LYS:N	19	0.5	0.14	0.54
(1,20)	2:C:492:ASN:ND2	1:A:6:LYS:NZ	19	0.5	0.14	0.54
(1,20)	2:C:492:ASN:ND2	1:A:6:LYS:O	19	0.5	0.14	0.54
(1,20)	2:C:492:ASN:ND2	1:A:7:THR:C	19	0.5	0.14	0.54
(1,20)	2:C:492:ASN:ND2	1:A:7:THR:CA	19	0.5	0.14	0.54
(1,20)	2:C:492:ASN:ND2	1:A:7:THR:CB	19	0.5	0.14	0.54
(1,20)	2:C:492:ASN:ND2	1:A:7:THR:CG2	19	0.5	0.14	0.54
(1,20)	2:C:492:ASN:ND2	1:A:7:THR:H	19	0.5	0.14	0.54
(1,20)	2:C:492:ASN:ND2	1:A:7:THR:HA	19	0.5	0.14	0.54
(1,20)	2:C:492:ASN:ND2	1:A:7:THR:HB	19	0.5	0.14	0.54
(1,20)	2:C:492:ASN:ND2	1:A:7:THR:HG1	19	0.5	0.14	0.54
(1,20)	2:C:492:ASN:ND2	1:A:7:THR:HG21	19	0.5	0.14	0.54
(1,20)	2:C:492:ASN:ND2	1:A:7:THR:HG22	19	0.5	0.14	0.54
(1,20)	2:C:492:ASN:ND2	1:A:7:THR:HG23	19	0.5	0.14	0.54
(1,20)	2:C:492:ASN:ND2	1:A:7:THR:N	19	0.5	0.14	0.54
(1,20)	2:C:492:ASN:ND2	1:A:7:THR:O	19	0.5	0.14	0.54
(1,20)	2:C:492:ASN:ND2	1:A:7:THR:OG1	19	0.5	0.14	0.54
(1,20)	2:C:492:ASN:ND2	1:A:8:LEU:C	19	0.5	0.14	0.54

Continued on next page...

Continued from previous page...

Key	Atom-1	Atom-2	Models ¹	Mean (Å)	SD ¹ (Å)	Median (Å)
(1,20)	2:C:492:ASN:ND2	1:A:8:LEU:CA	19	0.5	0.14	0.54
(1,20)	2:C:492:ASN:ND2	1:A:8:LEU:CB	19	0.5	0.14	0.54
(1,20)	2:C:492:ASN:ND2	1:A:8:LEU:CD1	19	0.5	0.14	0.54
(1,20)	2:C:492:ASN:ND2	1:A:8:LEU:CD2	19	0.5	0.14	0.54
(1,20)	2:C:492:ASN:ND2	1:A:8:LEU:CG	19	0.5	0.14	0.54
(1,20)	2:C:492:ASN:ND2	1:A:8:LEU:H	19	0.5	0.14	0.54
(1,20)	2:C:492:ASN:ND2	1:A:8:LEU:HA	19	0.5	0.14	0.54
(1,20)	2:C:492:ASN:ND2	1:A:8:LEU:HB2	19	0.5	0.14	0.54
(1,20)	2:C:492:ASN:ND2	1:A:8:LEU:HB3	19	0.5	0.14	0.54
(1,20)	2:C:492:ASN:ND2	1:A:8:LEU:HD11	19	0.5	0.14	0.54
(1,20)	2:C:492:ASN:ND2	1:A:8:LEU:HD12	19	0.5	0.14	0.54
(1,20)	2:C:492:ASN:ND2	1:A:8:LEU:HD13	19	0.5	0.14	0.54
(1,20)	2:C:492:ASN:ND2	1:A:8:LEU:HD21	19	0.5	0.14	0.54
(1,20)	2:C:492:ASN:ND2	1:A:8:LEU:HD22	19	0.5	0.14	0.54
(1,20)	2:C:492:ASN:ND2	1:A:8:LEU:HD23	19	0.5	0.14	0.54
(1,20)	2:C:492:ASN:ND2	1:A:8:LEU:HG	19	0.5	0.14	0.54
(1,20)	2:C:492:ASN:ND2	1:A:8:LEU:N	19	0.5	0.14	0.54
(1,20)	2:C:492:ASN:ND2	1:A:8:LEU:O	19	0.5	0.14	0.54
(1,20)	2:C:492:ASN:ND2	1:A:9:THR:C	19	0.5	0.14	0.54
(1,20)	2:C:492:ASN:ND2	1:A:9:THR:CA	19	0.5	0.14	0.54
(1,20)	2:C:492:ASN:ND2	1:A:9:THR:CB	19	0.5	0.14	0.54
(1,20)	2:C:492:ASN:ND2	1:A:9:THR:CG2	19	0.5	0.14	0.54
(1,20)	2:C:492:ASN:ND2	1:A:9:THR:H	19	0.5	0.14	0.54
(1,20)	2:C:492:ASN:ND2	1:A:9:THR:HA	19	0.5	0.14	0.54
(1,20)	2:C:492:ASN:ND2	1:A:9:THR:HB	19	0.5	0.14	0.54
(1,20)	2:C:492:ASN:ND2	1:A:9:THR:HG1	19	0.5	0.14	0.54
(1,20)	2:C:492:ASN:ND2	1:A:9:THR:HG21	19	0.5	0.14	0.54
(1,20)	2:C:492:ASN:ND2	1:A:9:THR:HG22	19	0.5	0.14	0.54
(1,20)	2:C:492:ASN:ND2	1:A:9:THR:HG23	19	0.5	0.14	0.54
(1,20)	2:C:492:ASN:ND2	1:A:9:THR:N	19	0.5	0.14	0.54
(1,20)	2:C:492:ASN:ND2	1:A:9:THR:O	19	0.5	0.14	0.54
(1,20)	2:C:492:ASN:ND2	1:A:9:THR:OG1	19	0.5	0.14	0.54
(1,20)	2:C:492:ASN:ND2	1:A:10:GLY:C	19	0.5	0.14	0.54
(1,20)	2:C:492:ASN:ND2	1:A:10:GLY:CA	19	0.5	0.14	0.54
(1,20)	2:C:492:ASN:ND2	1:A:10:GLY:H	19	0.5	0.14	0.54
(1,20)	2:C:492:ASN:ND2	1:A:10:GLY:HA2	19	0.5	0.14	0.54
(1,20)	2:C:492:ASN:ND2	1:A:10:GLY:HA3	19	0.5	0.14	0.54
(1,20)	2:C:492:ASN:ND2	1:A:10:GLY:N	19	0.5	0.14	0.54
(1,20)	2:C:492:ASN:ND2	1:A:10:GLY:O	19	0.5	0.14	0.54
(1,20)	2:C:492:ASN:ND2	1:A:11:LYS:C	19	0.5	0.14	0.54
(1,20)	2:C:492:ASN:ND2	1:A:11:LYS:CA	19	0.5	0.14	0.54
(1,20)	2:C:492:ASN:ND2	1:A:11:LYS:CB	19	0.5	0.14	0.54

Continued on next page...

Continued from previous page...

Key	Atom-1	Atom-2	Models ¹	Mean (Å)	SD ¹ (Å)	Median (Å)
(1,20)	2:C:492:ASN:ND2	1:A:11:LYS:CD	19	0.5	0.14	0.54
(1,20)	2:C:492:ASN:ND2	1:A:11:LYS:CE	19	0.5	0.14	0.54
(1,20)	2:C:492:ASN:ND2	1:A:11:LYS:CG	19	0.5	0.14	0.54
(1,20)	2:C:492:ASN:ND2	1:A:11:LYS:H	19	0.5	0.14	0.54
(1,20)	2:C:492:ASN:ND2	1:A:11:LYS:HA	19	0.5	0.14	0.54
(1,20)	2:C:492:ASN:ND2	1:A:11:LYS:HB2	19	0.5	0.14	0.54
(1,20)	2:C:492:ASN:ND2	1:A:11:LYS:HB3	19	0.5	0.14	0.54
(1,20)	2:C:492:ASN:ND2	1:A:11:LYS:HD2	19	0.5	0.14	0.54
(1,20)	2:C:492:ASN:ND2	1:A:11:LYS:HD3	19	0.5	0.14	0.54
(1,20)	2:C:492:ASN:ND2	1:A:11:LYS:HE2	19	0.5	0.14	0.54
(1,20)	2:C:492:ASN:ND2	1:A:11:LYS:HE3	19	0.5	0.14	0.54
(1,20)	2:C:492:ASN:ND2	1:A:11:LYS:HG2	19	0.5	0.14	0.54
(1,20)	2:C:492:ASN:ND2	1:A:11:LYS:HG3	19	0.5	0.14	0.54
(1,20)	2:C:492:ASN:ND2	1:A:11:LYS:HZ1	19	0.5	0.14	0.54
(1,20)	2:C:492:ASN:ND2	1:A:11:LYS:HZ2	19	0.5	0.14	0.54
(1,20)	2:C:492:ASN:ND2	1:A:11:LYS:HZ3	19	0.5	0.14	0.54
(1,20)	2:C:492:ASN:ND2	1:A:11:LYS:N	19	0.5	0.14	0.54
(1,20)	2:C:492:ASN:ND2	1:A:11:LYS:NZ	19	0.5	0.14	0.54
(1,20)	2:C:492:ASN:ND2	1:A:11:LYS:O	19	0.5	0.14	0.54
(1,20)	2:C:492:ASN:ND2	1:A:13:ILE:C	19	0.5	0.14	0.54
(1,20)	2:C:492:ASN:ND2	1:A:13:ILE:CA	19	0.5	0.14	0.54
(1,20)	2:C:492:ASN:ND2	1:A:13:ILE:CB	19	0.5	0.14	0.54
(1,20)	2:C:492:ASN:ND2	1:A:13:ILE:CD1	19	0.5	0.14	0.54
(1,20)	2:C:492:ASN:ND2	1:A:13:ILE:CG1	19	0.5	0.14	0.54
(1,20)	2:C:492:ASN:ND2	1:A:13:ILE:CG2	19	0.5	0.14	0.54
(1,20)	2:C:492:ASN:ND2	1:A:13:ILE:H	19	0.5	0.14	0.54
(1,20)	2:C:492:ASN:ND2	1:A:13:ILE:HA	19	0.5	0.14	0.54
(1,20)	2:C:492:ASN:ND2	1:A:13:ILE:HB	19	0.5	0.14	0.54
(1,20)	2:C:492:ASN:ND2	1:A:13:ILE:HD11	19	0.5	0.14	0.54
(1,20)	2:C:492:ASN:ND2	1:A:13:ILE:HD12	19	0.5	0.14	0.54
(1,20)	2:C:492:ASN:ND2	1:A:13:ILE:HD13	19	0.5	0.14	0.54
(1,20)	2:C:492:ASN:ND2	1:A:13:ILE:HG12	19	0.5	0.14	0.54
(1,20)	2:C:492:ASN:ND2	1:A:13:ILE:HG13	19	0.5	0.14	0.54
(1,20)	2:C:492:ASN:ND2	1:A:13:ILE:HG21	19	0.5	0.14	0.54
(1,20)	2:C:492:ASN:ND2	1:A:13:ILE:HG22	19	0.5	0.14	0.54
(1,20)	2:C:492:ASN:ND2	1:A:13:ILE:HG23	19	0.5	0.14	0.54
(1,20)	2:C:492:ASN:ND2	1:A:13:ILE:N	19	0.5	0.14	0.54
(1,20)	2:C:492:ASN:ND2	1:A:13:ILE:O	19	0.5	0.14	0.54
(1,20)	2:C:492:ASN:ND2	1:A:34:GLU:C	19	0.5	0.14	0.54
(1,20)	2:C:492:ASN:ND2	1:A:34:GLU:CA	19	0.5	0.14	0.54
(1,20)	2:C:492:ASN:ND2	1:A:34:GLU:CB	19	0.5	0.14	0.54
(1,20)	2:C:492:ASN:ND2	1:A:34:GLU:CD	19	0.5	0.14	0.54

Continued on next page...

Continued from previous page...

Key	Atom-1	Atom-2	Models ¹	Mean (Å)	SD ¹ (Å)	Median (Å)
(1,20)	2:C:492:ASN:ND2	1:A:34:GLU:CG	19	0.5	0.14	0.54
(1,20)	2:C:492:ASN:ND2	1:A:34:GLU:H	19	0.5	0.14	0.54
(1,20)	2:C:492:ASN:ND2	1:A:34:GLU:HA	19	0.5	0.14	0.54
(1,20)	2:C:492:ASN:ND2	1:A:34:GLU:HB2	19	0.5	0.14	0.54
(1,20)	2:C:492:ASN:ND2	1:A:34:GLU:HB3	19	0.5	0.14	0.54
(1,20)	2:C:492:ASN:ND2	1:A:34:GLU:HG2	19	0.5	0.14	0.54
(1,20)	2:C:492:ASN:ND2	1:A:34:GLU:HG3	19	0.5	0.14	0.54
(1,20)	2:C:492:ASN:ND2	1:A:34:GLU:N	19	0.5	0.14	0.54
(1,20)	2:C:492:ASN:ND2	1:A:34:GLU:O	19	0.5	0.14	0.54
(1,20)	2:C:492:ASN:ND2	1:A:34:GLU:OE1	19	0.5	0.14	0.54
(1,20)	2:C:492:ASN:ND2	1:A:34:GLU:OE2	19	0.5	0.14	0.54
(1,20)	2:C:492:ASN:ND2	1:A:36:ILE:C	19	0.5	0.14	0.54
(1,20)	2:C:492:ASN:ND2	1:A:36:ILE:CA	19	0.5	0.14	0.54
(1,20)	2:C:492:ASN:ND2	1:A:36:ILE:CB	19	0.5	0.14	0.54
(1,20)	2:C:492:ASN:ND2	1:A:36:ILE:CD1	19	0.5	0.14	0.54
(1,20)	2:C:492:ASN:ND2	1:A:36:ILE:CG1	19	0.5	0.14	0.54
(1,20)	2:C:492:ASN:ND2	1:A:36:ILE:CG2	19	0.5	0.14	0.54
(1,20)	2:C:492:ASN:ND2	1:A:36:ILE:H	19	0.5	0.14	0.54
(1,20)	2:C:492:ASN:ND2	1:A:36:ILE:HA	19	0.5	0.14	0.54
(1,20)	2:C:492:ASN:ND2	1:A:36:ILE:HB	19	0.5	0.14	0.54
(1,20)	2:C:492:ASN:ND2	1:A:36:ILE:HD11	19	0.5	0.14	0.54
(1,20)	2:C:492:ASN:ND2	1:A:36:ILE:HD12	19	0.5	0.14	0.54
(1,20)	2:C:492:ASN:ND2	1:A:36:ILE:HD13	19	0.5	0.14	0.54
(1,20)	2:C:492:ASN:ND2	1:A:36:ILE:HG12	19	0.5	0.14	0.54
(1,20)	2:C:492:ASN:ND2	1:A:36:ILE:HG13	19	0.5	0.14	0.54
(1,20)	2:C:492:ASN:ND2	1:A:36:ILE:HG21	19	0.5	0.14	0.54
(1,20)	2:C:492:ASN:ND2	1:A:36:ILE:HG22	19	0.5	0.14	0.54
(1,20)	2:C:492:ASN:ND2	1:A:36:ILE:HG23	19	0.5	0.14	0.54
(1,20)	2:C:492:ASN:ND2	1:A:36:ILE:N	19	0.5	0.14	0.54
(1,20)	2:C:492:ASN:ND2	1:A:36:ILE:O	19	0.5	0.14	0.54
(1,20)	2:C:492:ASN:ND2	1:A:38:PRO:C	19	0.5	0.14	0.54
(1,20)	2:C:492:ASN:ND2	1:A:38:PRO:CA	19	0.5	0.14	0.54
(1,20)	2:C:492:ASN:ND2	1:A:38:PRO:CB	19	0.5	0.14	0.54
(1,20)	2:C:492:ASN:ND2	1:A:38:PRO:CD	19	0.5	0.14	0.54
(1,20)	2:C:492:ASN:ND2	1:A:38:PRO:CG	19	0.5	0.14	0.54
(1,20)	2:C:492:ASN:ND2	1:A:38:PRO:HA	19	0.5	0.14	0.54
(1,20)	2:C:492:ASN:ND2	1:A:38:PRO:HB2	19	0.5	0.14	0.54
(1,20)	2:C:492:ASN:ND2	1:A:38:PRO:HB3	19	0.5	0.14	0.54
(1,20)	2:C:492:ASN:ND2	1:A:38:PRO:HD2	19	0.5	0.14	0.54
(1,20)	2:C:492:ASN:ND2	1:A:38:PRO:HD3	19	0.5	0.14	0.54
(1,20)	2:C:492:ASN:ND2	1:A:38:PRO:HG2	19	0.5	0.14	0.54
(1,20)	2:C:492:ASN:ND2	1:A:38:PRO:HG3	19	0.5	0.14	0.54

Continued on next page...

Continued from previous page...

Key	Atom-1	Atom-2	Models ¹	Mean (Å)	SD ¹ (Å)	Median (Å)
(1,20)	2:C:492:ASN:ND2	1:A:38:PRO:N	19	0.5	0.14	0.54
(1,20)	2:C:492:ASN:ND2	1:A:38:PRO:O	19	0.5	0.14	0.54
(1,20)	2:C:492:ASN:ND2	1:A:39:ASP:C	19	0.5	0.14	0.54
(1,20)	2:C:492:ASN:ND2	1:A:39:ASP:CA	19	0.5	0.14	0.54
(1,20)	2:C:492:ASN:ND2	1:A:39:ASP:CB	19	0.5	0.14	0.54
(1,20)	2:C:492:ASN:ND2	1:A:39:ASP:CG	19	0.5	0.14	0.54
(1,20)	2:C:492:ASN:ND2	1:A:39:ASP:H	19	0.5	0.14	0.54
(1,20)	2:C:492:ASN:ND2	1:A:39:ASP:HA	19	0.5	0.14	0.54
(1,20)	2:C:492:ASN:ND2	1:A:39:ASP:HB2	19	0.5	0.14	0.54
(1,20)	2:C:492:ASN:ND2	1:A:39:ASP:HB3	19	0.5	0.14	0.54
(1,20)	2:C:492:ASN:ND2	1:A:39:ASP:N	19	0.5	0.14	0.54
(1,20)	2:C:492:ASN:ND2	1:A:39:ASP:O	19	0.5	0.14	0.54
(1,20)	2:C:492:ASN:ND2	1:A:39:ASP:OD1	19	0.5	0.14	0.54
(1,20)	2:C:492:ASN:ND2	1:A:39:ASP:OD2	19	0.5	0.14	0.54
(1,20)	2:C:492:ASN:ND2	1:A:40:GLN:C	19	0.5	0.14	0.54
(1,20)	2:C:492:ASN:ND2	1:A:40:GLN:CA	19	0.5	0.14	0.54
(1,20)	2:C:492:ASN:ND2	1:A:40:GLN:CB	19	0.5	0.14	0.54
(1,20)	2:C:492:ASN:ND2	1:A:40:GLN:CD	19	0.5	0.14	0.54
(1,20)	2:C:492:ASN:ND2	1:A:40:GLN:CG	19	0.5	0.14	0.54
(1,20)	2:C:492:ASN:ND2	1:A:40:GLN:H	19	0.5	0.14	0.54
(1,20)	2:C:492:ASN:ND2	1:A:40:GLN:HA	19	0.5	0.14	0.54
(1,20)	2:C:492:ASN:ND2	1:A:40:GLN:HB2	19	0.5	0.14	0.54
(1,20)	2:C:492:ASN:ND2	1:A:40:GLN:HB3	19	0.5	0.14	0.54
(1,20)	2:C:492:ASN:ND2	1:A:40:GLN:HE21	19	0.5	0.14	0.54
(1,20)	2:C:492:ASN:ND2	1:A:40:GLN:HE22	19	0.5	0.14	0.54
(1,20)	2:C:492:ASN:ND2	1:A:40:GLN:HG2	19	0.5	0.14	0.54
(1,20)	2:C:492:ASN:ND2	1:A:40:GLN:HG3	19	0.5	0.14	0.54
(1,20)	2:C:492:ASN:ND2	1:A:40:GLN:N	19	0.5	0.14	0.54
(1,20)	2:C:492:ASN:ND2	1:A:40:GLN:NE2	19	0.5	0.14	0.54
(1,20)	2:C:492:ASN:ND2	1:A:40:GLN:O	19	0.5	0.14	0.54
(1,20)	2:C:492:ASN:ND2	1:A:40:GLN:OE1	19	0.5	0.14	0.54
(1,20)	2:C:492:ASN:ND2	1:A:41:GLN:C	19	0.5	0.14	0.54
(1,20)	2:C:492:ASN:ND2	1:A:41:GLN:CA	19	0.5	0.14	0.54
(1,20)	2:C:492:ASN:ND2	1:A:41:GLN:CB	19	0.5	0.14	0.54
(1,20)	2:C:492:ASN:ND2	1:A:41:GLN:CD	19	0.5	0.14	0.54
(1,20)	2:C:492:ASN:ND2	1:A:41:GLN:CG	19	0.5	0.14	0.54
(1,20)	2:C:492:ASN:ND2	1:A:41:GLN:H	19	0.5	0.14	0.54
(1,20)	2:C:492:ASN:ND2	1:A:41:GLN:HA	19	0.5	0.14	0.54
(1,20)	2:C:492:ASN:ND2	1:A:41:GLN:HB2	19	0.5	0.14	0.54
(1,20)	2:C:492:ASN:ND2	1:A:41:GLN:HB3	19	0.5	0.14	0.54
(1,20)	2:C:492:ASN:ND2	1:A:41:GLN:HE21	19	0.5	0.14	0.54
(1,20)	2:C:492:ASN:ND2	1:A:41:GLN:HE22	19	0.5	0.14	0.54

Continued on next page...

Continued from previous page...

Key	Atom-1	Atom-2	Models ¹	Mean (Å)	SD ¹ (Å)	Median (Å)
(1,20)	2:C:492:ASN:ND2	1:A:41:GLN:HG2	19	0.5	0.14	0.54
(1,20)	2:C:492:ASN:ND2	1:A:41:GLN:HG3	19	0.5	0.14	0.54
(1,20)	2:C:492:ASN:ND2	1:A:41:GLN:N	19	0.5	0.14	0.54
(1,20)	2:C:492:ASN:ND2	1:A:41:GLN:NE2	19	0.5	0.14	0.54
(1,20)	2:C:492:ASN:ND2	1:A:41:GLN:O	19	0.5	0.14	0.54
(1,20)	2:C:492:ASN:ND2	1:A:41:GLN:OE1	19	0.5	0.14	0.54
(1,20)	2:C:492:ASN:ND2	1:A:42:ARG:C	19	0.5	0.14	0.54
(1,20)	2:C:492:ASN:ND2	1:A:42:ARG:CA	19	0.5	0.14	0.54
(1,20)	2:C:492:ASN:ND2	1:A:42:ARG:CB	19	0.5	0.14	0.54
(1,20)	2:C:492:ASN:ND2	1:A:42:ARG:CD	19	0.5	0.14	0.54
(1,20)	2:C:492:ASN:ND2	1:A:42:ARG:CG	19	0.5	0.14	0.54
(1,20)	2:C:492:ASN:ND2	1:A:42:ARG:CZ	19	0.5	0.14	0.54
(1,20)	2:C:492:ASN:ND2	1:A:42:ARG:H	19	0.5	0.14	0.54
(1,20)	2:C:492:ASN:ND2	1:A:42:ARG:HA	19	0.5	0.14	0.54
(1,20)	2:C:492:ASN:ND2	1:A:42:ARG:HB2	19	0.5	0.14	0.54
(1,20)	2:C:492:ASN:ND2	1:A:42:ARG:HB3	19	0.5	0.14	0.54
(1,20)	2:C:492:ASN:ND2	1:A:42:ARG:HD2	19	0.5	0.14	0.54
(1,20)	2:C:492:ASN:ND2	1:A:42:ARG:HD3	19	0.5	0.14	0.54
(1,20)	2:C:492:ASN:ND2	1:A:42:ARG:HE	19	0.5	0.14	0.54
(1,20)	2:C:492:ASN:ND2	1:A:42:ARG:HG2	19	0.5	0.14	0.54
(1,20)	2:C:492:ASN:ND2	1:A:42:ARG:HG3	19	0.5	0.14	0.54
(1,20)	2:C:492:ASN:ND2	1:A:42:ARG:HH11	19	0.5	0.14	0.54
(1,20)	2:C:492:ASN:ND2	1:A:42:ARG:HH12	19	0.5	0.14	0.54
(1,20)	2:C:492:ASN:ND2	1:A:42:ARG:HH21	19	0.5	0.14	0.54
(1,20)	2:C:492:ASN:ND2	1:A:42:ARG:HH22	19	0.5	0.14	0.54
(1,20)	2:C:492:ASN:ND2	1:A:42:ARG:N	19	0.5	0.14	0.54
(1,20)	2:C:492:ASN:ND2	1:A:42:ARG:NE	19	0.5	0.14	0.54
(1,20)	2:C:492:ASN:ND2	1:A:42:ARG:NH1	19	0.5	0.14	0.54
(1,20)	2:C:492:ASN:ND2	1:A:42:ARG:NH2	19	0.5	0.14	0.54
(1,20)	2:C:492:ASN:ND2	1:A:42:ARG:O	19	0.5	0.14	0.54
(1,20)	2:C:492:ASN:ND2	1:A:43:LEU:C	19	0.5	0.14	0.54
(1,20)	2:C:492:ASN:ND2	1:A:43:LEU:CA	19	0.5	0.14	0.54
(1,20)	2:C:492:ASN:ND2	1:A:43:LEU:CB	19	0.5	0.14	0.54
(1,20)	2:C:492:ASN:ND2	1:A:43:LEU:CD1	19	0.5	0.14	0.54
(1,20)	2:C:492:ASN:ND2	1:A:43:LEU:CD2	19	0.5	0.14	0.54
(1,20)	2:C:492:ASN:ND2	1:A:43:LEU:CG	19	0.5	0.14	0.54
(1,20)	2:C:492:ASN:ND2	1:A:43:LEU:H	19	0.5	0.14	0.54
(1,20)	2:C:492:ASN:ND2	1:A:43:LEU:HA	19	0.5	0.14	0.54
(1,20)	2:C:492:ASN:ND2	1:A:43:LEU:HB2	19	0.5	0.14	0.54
(1,20)	2:C:492:ASN:ND2	1:A:43:LEU:HB3	19	0.5	0.14	0.54
(1,20)	2:C:492:ASN:ND2	1:A:43:LEU:HD11	19	0.5	0.14	0.54
(1,20)	2:C:492:ASN:ND2	1:A:43:LEU:HD12	19	0.5	0.14	0.54

Continued on next page...

Continued from previous page...

Key	Atom-1	Atom-2	Models ¹	Mean (Å)	SD ¹ (Å)	Median (Å)
(1,20)	2:C:492:ASN:ND2	1:A:43:LEU:HD13	19	0.5	0.14	0.54
(1,20)	2:C:492:ASN:ND2	1:A:43:LEU:HD21	19	0.5	0.14	0.54
(1,20)	2:C:492:ASN:ND2	1:A:43:LEU:HD22	19	0.5	0.14	0.54
(1,20)	2:C:492:ASN:ND2	1:A:43:LEU:HD23	19	0.5	0.14	0.54
(1,20)	2:C:492:ASN:ND2	1:A:43:LEU:HG	19	0.5	0.14	0.54
(1,20)	2:C:492:ASN:ND2	1:A:43:LEU:N	19	0.5	0.14	0.54
(1,20)	2:C:492:ASN:ND2	1:A:43:LEU:O	19	0.5	0.14	0.54
(1,20)	2:C:492:ASN:ND2	1:A:44:ILE:C	19	0.5	0.14	0.54
(1,20)	2:C:492:ASN:ND2	1:A:44:ILE:CA	19	0.5	0.14	0.54
(1,20)	2:C:492:ASN:ND2	1:A:44:ILE:CB	19	0.5	0.14	0.54
(1,20)	2:C:492:ASN:ND2	1:A:44:ILE:CD1	19	0.5	0.14	0.54
(1,20)	2:C:492:ASN:ND2	1:A:44:ILE:CG1	19	0.5	0.14	0.54
(1,20)	2:C:492:ASN:ND2	1:A:44:ILE:CG2	19	0.5	0.14	0.54
(1,20)	2:C:492:ASN:ND2	1:A:44:ILE:H	19	0.5	0.14	0.54
(1,20)	2:C:492:ASN:ND2	1:A:44:ILE:HA	19	0.5	0.14	0.54
(1,20)	2:C:492:ASN:ND2	1:A:44:ILE:HB	19	0.5	0.14	0.54
(1,20)	2:C:492:ASN:ND2	1:A:44:ILE:HD11	19	0.5	0.14	0.54
(1,20)	2:C:492:ASN:ND2	1:A:44:ILE:HD12	19	0.5	0.14	0.54
(1,20)	2:C:492:ASN:ND2	1:A:44:ILE:HD13	19	0.5	0.14	0.54
(1,20)	2:C:492:ASN:ND2	1:A:44:ILE:HG12	19	0.5	0.14	0.54
(1,20)	2:C:492:ASN:ND2	1:A:44:ILE:HG13	19	0.5	0.14	0.54
(1,20)	2:C:492:ASN:ND2	1:A:44:ILE:HG21	19	0.5	0.14	0.54
(1,20)	2:C:492:ASN:ND2	1:A:44:ILE:HG22	19	0.5	0.14	0.54
(1,20)	2:C:492:ASN:ND2	1:A:44:ILE:HG23	19	0.5	0.14	0.54
(1,20)	2:C:492:ASN:ND2	1:A:44:ILE:N	19	0.5	0.14	0.54
(1,20)	2:C:492:ASN:ND2	1:A:44:ILE:O	19	0.5	0.14	0.54
(1,20)	2:C:492:ASN:ND2	1:A:45:PHE:C	19	0.5	0.14	0.54
(1,20)	2:C:492:ASN:ND2	1:A:45:PHE:CA	19	0.5	0.14	0.54
(1,20)	2:C:492:ASN:ND2	1:A:45:PHE:CB	19	0.5	0.14	0.54
(1,20)	2:C:492:ASN:ND2	1:A:45:PHE:CD1	19	0.5	0.14	0.54
(1,20)	2:C:492:ASN:ND2	1:A:45:PHE:CD2	19	0.5	0.14	0.54
(1,20)	2:C:492:ASN:ND2	1:A:45:PHE:CE1	19	0.5	0.14	0.54
(1,20)	2:C:492:ASN:ND2	1:A:45:PHE:CE2	19	0.5	0.14	0.54
(1,20)	2:C:492:ASN:ND2	1:A:45:PHE:CG	19	0.5	0.14	0.54
(1,20)	2:C:492:ASN:ND2	1:A:45:PHE:CZ	19	0.5	0.14	0.54
(1,20)	2:C:492:ASN:ND2	1:A:45:PHE:H	19	0.5	0.14	0.54
(1,20)	2:C:492:ASN:ND2	1:A:45:PHE:HA	19	0.5	0.14	0.54
(1,20)	2:C:492:ASN:ND2	1:A:45:PHE:HB2	19	0.5	0.14	0.54
(1,20)	2:C:492:ASN:ND2	1:A:45:PHE:HB3	19	0.5	0.14	0.54
(1,20)	2:C:492:ASN:ND2	1:A:45:PHE:HD1	19	0.5	0.14	0.54
(1,20)	2:C:492:ASN:ND2	1:A:45:PHE:HD2	19	0.5	0.14	0.54
(1,20)	2:C:492:ASN:ND2	1:A:45:PHE:HE1	19	0.5	0.14	0.54

Continued on next page...

Continued from previous page...

Key	Atom-1	Atom-2	Models ¹	Mean (Å)	SD ¹ (Å)	Median (Å)
(1,20)	2:C:492:ASN:ND2	1:A:45:PHE:HE2	19	0.5	0.14	0.54
(1,20)	2:C:492:ASN:ND2	1:A:45:PHE:HZ	19	0.5	0.14	0.54
(1,20)	2:C:492:ASN:ND2	1:A:45:PHE:N	19	0.5	0.14	0.54
(1,20)	2:C:492:ASN:ND2	1:A:45:PHE:O	19	0.5	0.14	0.54
(1,20)	2:C:492:ASN:ND2	1:A:46:ALA:C	19	0.5	0.14	0.54
(1,20)	2:C:492:ASN:ND2	1:A:46:ALA:CA	19	0.5	0.14	0.54
(1,20)	2:C:492:ASN:ND2	1:A:46:ALA:CB	19	0.5	0.14	0.54
(1,20)	2:C:492:ASN:ND2	1:A:46:ALA:H	19	0.5	0.14	0.54
(1,20)	2:C:492:ASN:ND2	1:A:46:ALA:HA	19	0.5	0.14	0.54
(1,20)	2:C:492:ASN:ND2	1:A:46:ALA:HB1	19	0.5	0.14	0.54
(1,20)	2:C:492:ASN:ND2	1:A:46:ALA:HB2	19	0.5	0.14	0.54
(1,20)	2:C:492:ASN:ND2	1:A:46:ALA:HB3	19	0.5	0.14	0.54
(1,20)	2:C:492:ASN:ND2	1:A:46:ALA:N	19	0.5	0.14	0.54
(1,20)	2:C:492:ASN:ND2	1:A:46:ALA:O	19	0.5	0.14	0.54
(1,20)	2:C:492:ASN:ND2	1:A:47:GLY:C	19	0.5	0.14	0.54
(1,20)	2:C:492:ASN:ND2	1:A:47:GLY:CA	19	0.5	0.14	0.54
(1,20)	2:C:492:ASN:ND2	1:A:47:GLY:H	19	0.5	0.14	0.54
(1,20)	2:C:492:ASN:ND2	1:A:47:GLY:HA2	19	0.5	0.14	0.54
(1,20)	2:C:492:ASN:ND2	1:A:47:GLY:HA3	19	0.5	0.14	0.54
(1,20)	2:C:492:ASN:ND2	1:A:47:GLY:N	19	0.5	0.14	0.54
(1,20)	2:C:492:ASN:ND2	1:A:47:GLY:O	19	0.5	0.14	0.54
(1,20)	2:C:492:ASN:ND2	1:A:48:LYS:C	19	0.5	0.14	0.54
(1,20)	2:C:492:ASN:ND2	1:A:48:LYS:CA	19	0.5	0.14	0.54
(1,20)	2:C:492:ASN:ND2	1:A:48:LYS:CB	19	0.5	0.14	0.54
(1,20)	2:C:492:ASN:ND2	1:A:48:LYS:CD	19	0.5	0.14	0.54
(1,20)	2:C:492:ASN:ND2	1:A:48:LYS:CE	19	0.5	0.14	0.54
(1,20)	2:C:492:ASN:ND2	1:A:48:LYS:CG	19	0.5	0.14	0.54
(1,20)	2:C:492:ASN:ND2	1:A:48:LYS:H	19	0.5	0.14	0.54
(1,20)	2:C:492:ASN:ND2	1:A:48:LYS:HA	19	0.5	0.14	0.54
(1,20)	2:C:492:ASN:ND2	1:A:48:LYS:HB2	19	0.5	0.14	0.54
(1,20)	2:C:492:ASN:ND2	1:A:48:LYS:HB3	19	0.5	0.14	0.54
(1,20)	2:C:492:ASN:ND2	1:A:48:LYS:HD2	19	0.5	0.14	0.54
(1,20)	2:C:492:ASN:ND2	1:A:48:LYS:HD3	19	0.5	0.14	0.54
(1,20)	2:C:492:ASN:ND2	1:A:48:LYS:HE2	19	0.5	0.14	0.54
(1,20)	2:C:492:ASN:ND2	1:A:48:LYS:HE3	19	0.5	0.14	0.54
(1,20)	2:C:492:ASN:ND2	1:A:48:LYS:HG2	19	0.5	0.14	0.54
(1,20)	2:C:492:ASN:ND2	1:A:48:LYS:HG3	19	0.5	0.14	0.54
(1,20)	2:C:492:ASN:ND2	1:A:48:LYS:HZ1	19	0.5	0.14	0.54
(1,20)	2:C:492:ASN:ND2	1:A:48:LYS:HZ2	19	0.5	0.14	0.54
(1,20)	2:C:492:ASN:ND2	1:A:48:LYS:HZ3	19	0.5	0.14	0.54
(1,20)	2:C:492:ASN:ND2	1:A:48:LYS:N	19	0.5	0.14	0.54
(1,20)	2:C:492:ASN:ND2	1:A:48:LYS:NZ	19	0.5	0.14	0.54

Continued on next page...

Continued from previous page...

Key	Atom-1	Atom-2	Models ¹	Mean (Å)	SD ¹ (Å)	Median (Å)
(1,20)	2:C:492:ASN:ND2	1:A:48:LYS:O	19	0.5	0.14	0.54
(1,20)	2:C:492:ASN:ND2	1:A:49:GLN:C	19	0.5	0.14	0.54
(1,20)	2:C:492:ASN:ND2	1:A:49:GLN:CA	19	0.5	0.14	0.54
(1,20)	2:C:492:ASN:ND2	1:A:49:GLN:CB	19	0.5	0.14	0.54
(1,20)	2:C:492:ASN:ND2	1:A:49:GLN:CD	19	0.5	0.14	0.54
(1,20)	2:C:492:ASN:ND2	1:A:49:GLN:CG	19	0.5	0.14	0.54
(1,20)	2:C:492:ASN:ND2	1:A:49:GLN:H	19	0.5	0.14	0.54
(1,20)	2:C:492:ASN:ND2	1:A:49:GLN:HA	19	0.5	0.14	0.54
(1,20)	2:C:492:ASN:ND2	1:A:49:GLN:HB2	19	0.5	0.14	0.54
(1,20)	2:C:492:ASN:ND2	1:A:49:GLN:HB3	19	0.5	0.14	0.54
(1,20)	2:C:492:ASN:ND2	1:A:49:GLN:HE21	19	0.5	0.14	0.54
(1,20)	2:C:492:ASN:ND2	1:A:49:GLN:HE22	19	0.5	0.14	0.54
(1,20)	2:C:492:ASN:ND2	1:A:49:GLN:HG2	19	0.5	0.14	0.54
(1,20)	2:C:492:ASN:ND2	1:A:49:GLN:HG3	19	0.5	0.14	0.54
(1,20)	2:C:492:ASN:ND2	1:A:49:GLN:N	19	0.5	0.14	0.54
(1,20)	2:C:492:ASN:ND2	1:A:49:GLN:NE2	19	0.5	0.14	0.54
(1,20)	2:C:492:ASN:ND2	1:A:49:GLN:O	19	0.5	0.14	0.54
(1,20)	2:C:492:ASN:ND2	1:A:49:GLN:OE1	19	0.5	0.14	0.54
(1,20)	2:C:492:ASN:ND2	1:A:51:GLU:C	19	0.5	0.14	0.54
(1,20)	2:C:492:ASN:ND2	1:A:51:GLU:CA	19	0.5	0.14	0.54
(1,20)	2:C:492:ASN:ND2	1:A:51:GLU:CB	19	0.5	0.14	0.54
(1,20)	2:C:492:ASN:ND2	1:A:51:GLU:CD	19	0.5	0.14	0.54
(1,20)	2:C:492:ASN:ND2	1:A:51:GLU:CG	19	0.5	0.14	0.54
(1,20)	2:C:492:ASN:ND2	1:A:51:GLU:H	19	0.5	0.14	0.54
(1,20)	2:C:492:ASN:ND2	1:A:51:GLU:HA	19	0.5	0.14	0.54
(1,20)	2:C:492:ASN:ND2	1:A:51:GLU:HB2	19	0.5	0.14	0.54
(1,20)	2:C:492:ASN:ND2	1:A:51:GLU:HB3	19	0.5	0.14	0.54
(1,20)	2:C:492:ASN:ND2	1:A:51:GLU:HG2	19	0.5	0.14	0.54
(1,20)	2:C:492:ASN:ND2	1:A:51:GLU:HG3	19	0.5	0.14	0.54
(1,20)	2:C:492:ASN:ND2	1:A:51:GLU:N	19	0.5	0.14	0.54
(1,20)	2:C:492:ASN:ND2	1:A:51:GLU:O	19	0.5	0.14	0.54
(1,20)	2:C:492:ASN:ND2	1:A:51:GLU:OE1	19	0.5	0.14	0.54
(1,20)	2:C:492:ASN:ND2	1:A:51:GLU:OE2	19	0.5	0.14	0.54
(1,20)	2:C:492:ASN:ND2	1:A:58:ASP:C	19	0.5	0.14	0.54
(1,20)	2:C:492:ASN:ND2	1:A:58:ASP:CA	19	0.5	0.14	0.54
(1,20)	2:C:492:ASN:ND2	1:A:58:ASP:CB	19	0.5	0.14	0.54
(1,20)	2:C:492:ASN:ND2	1:A:58:ASP:CG	19	0.5	0.14	0.54
(1,20)	2:C:492:ASN:ND2	1:A:58:ASP:H	19	0.5	0.14	0.54
(1,20)	2:C:492:ASN:ND2	1:A:58:ASP:HA	19	0.5	0.14	0.54
(1,20)	2:C:492:ASN:ND2	1:A:58:ASP:HB2	19	0.5	0.14	0.54
(1,20)	2:C:492:ASN:ND2	1:A:58:ASP:HB3	19	0.5	0.14	0.54
(1,20)	2:C:492:ASN:ND2	1:A:58:ASP:N	19	0.5	0.14	0.54

Continued on next page...

Continued from previous page...

Key	Atom-1	Atom-2	Models ¹	Mean (Å)	SD ¹ (Å)	Median (Å)
(1,20)	2:C:492:ASN:ND2	1:A:58:ASP:O	19	0.5	0.14	0.54
(1,20)	2:C:492:ASN:ND2	1:A:58:ASP:OD1	19	0.5	0.14	0.54
(1,20)	2:C:492:ASN:ND2	1:A:58:ASP:OD2	19	0.5	0.14	0.54
(1,20)	2:C:492:ASN:ND2	1:A:59:TYR:C	19	0.5	0.14	0.54
(1,20)	2:C:492:ASN:ND2	1:A:59:TYR:CA	19	0.5	0.14	0.54
(1,20)	2:C:492:ASN:ND2	1:A:59:TYR:CB	19	0.5	0.14	0.54
(1,20)	2:C:492:ASN:ND2	1:A:59:TYR:CD1	19	0.5	0.14	0.54
(1,20)	2:C:492:ASN:ND2	1:A:59:TYR:CD2	19	0.5	0.14	0.54
(1,20)	2:C:492:ASN:ND2	1:A:59:TYR:CE1	19	0.5	0.14	0.54
(1,20)	2:C:492:ASN:ND2	1:A:59:TYR:CE2	19	0.5	0.14	0.54
(1,20)	2:C:492:ASN:ND2	1:A:59:TYR:CG	19	0.5	0.14	0.54
(1,20)	2:C:492:ASN:ND2	1:A:59:TYR:CZ	19	0.5	0.14	0.54
(1,20)	2:C:492:ASN:ND2	1:A:59:TYR:H	19	0.5	0.14	0.54
(1,20)	2:C:492:ASN:ND2	1:A:59:TYR:HA	19	0.5	0.14	0.54
(1,20)	2:C:492:ASN:ND2	1:A:59:TYR:HB2	19	0.5	0.14	0.54
(1,20)	2:C:492:ASN:ND2	1:A:59:TYR:HB3	19	0.5	0.14	0.54
(1,20)	2:C:492:ASN:ND2	1:A:59:TYR:HD1	19	0.5	0.14	0.54
(1,20)	2:C:492:ASN:ND2	1:A:59:TYR:HD2	19	0.5	0.14	0.54
(1,20)	2:C:492:ASN:ND2	1:A:59:TYR:HE1	19	0.5	0.14	0.54
(1,20)	2:C:492:ASN:ND2	1:A:59:TYR:HE2	19	0.5	0.14	0.54
(1,20)	2:C:492:ASN:ND2	1:A:59:TYR:HH	19	0.5	0.14	0.54
(1,20)	2:C:492:ASN:ND2	1:A:59:TYR:N	19	0.5	0.14	0.54
(1,20)	2:C:492:ASN:ND2	1:A:59:TYR:O	19	0.5	0.14	0.54
(1,20)	2:C:492:ASN:ND2	1:A:59:TYR:OH	19	0.5	0.14	0.54
(1,20)	2:C:492:ASN:ND2	1:A:60:ASN:C	19	0.5	0.14	0.54
(1,20)	2:C:492:ASN:ND2	1:A:60:ASN:CA	19	0.5	0.14	0.54
(1,20)	2:C:492:ASN:ND2	1:A:60:ASN:CB	19	0.5	0.14	0.54
(1,20)	2:C:492:ASN:ND2	1:A:60:ASN:CG	19	0.5	0.14	0.54
(1,20)	2:C:492:ASN:ND2	1:A:60:ASN:H	19	0.5	0.14	0.54
(1,20)	2:C:492:ASN:ND2	1:A:60:ASN:HA	19	0.5	0.14	0.54
(1,20)	2:C:492:ASN:ND2	1:A:60:ASN:HB2	19	0.5	0.14	0.54
(1,20)	2:C:492:ASN:ND2	1:A:60:ASN:HB3	19	0.5	0.14	0.54
(1,20)	2:C:492:ASN:ND2	1:A:60:ASN:HD21	19	0.5	0.14	0.54
(1,20)	2:C:492:ASN:ND2	1:A:60:ASN:HD22	19	0.5	0.14	0.54
(1,20)	2:C:492:ASN:ND2	1:A:60:ASN:N	19	0.5	0.14	0.54
(1,20)	2:C:492:ASN:ND2	1:A:60:ASN:ND2	19	0.5	0.14	0.54
(1,20)	2:C:492:ASN:ND2	1:A:60:ASN:O	19	0.5	0.14	0.54
(1,20)	2:C:492:ASN:ND2	1:A:60:ASN:OD1	19	0.5	0.14	0.54
(1,20)	2:C:492:ASN:ND2	1:A:61:ILE:C	19	0.5	0.14	0.54
(1,20)	2:C:492:ASN:ND2	1:A:61:ILE:CA	19	0.5	0.14	0.54
(1,20)	2:C:492:ASN:ND2	1:A:61:ILE:CB	19	0.5	0.14	0.54
(1,20)	2:C:492:ASN:ND2	1:A:61:ILE:CD1	19	0.5	0.14	0.54

Continued on next page...

Continued from previous page...

Key	Atom-1	Atom-2	Models ¹	Mean (Å)	SD ¹ (Å)	Median (Å)
(1,20)	2:C:492:ASN:ND2	1:A:61:ILE:CG1	19	0.5	0.14	0.54
(1,20)	2:C:492:ASN:ND2	1:A:61:ILE:CG2	19	0.5	0.14	0.54
(1,20)	2:C:492:ASN:ND2	1:A:61:ILE:H	19	0.5	0.14	0.54
(1,20)	2:C:492:ASN:ND2	1:A:61:ILE:HA	19	0.5	0.14	0.54
(1,20)	2:C:492:ASN:ND2	1:A:61:ILE:HB	19	0.5	0.14	0.54
(1,20)	2:C:492:ASN:ND2	1:A:61:ILE:HD11	19	0.5	0.14	0.54
(1,20)	2:C:492:ASN:ND2	1:A:61:ILE:HD12	19	0.5	0.14	0.54
(1,20)	2:C:492:ASN:ND2	1:A:61:ILE:HD13	19	0.5	0.14	0.54
(1,20)	2:C:492:ASN:ND2	1:A:61:ILE:HG12	19	0.5	0.14	0.54
(1,20)	2:C:492:ASN:ND2	1:A:61:ILE:HG13	19	0.5	0.14	0.54
(1,20)	2:C:492:ASN:ND2	1:A:61:ILE:HG21	19	0.5	0.14	0.54
(1,20)	2:C:492:ASN:ND2	1:A:61:ILE:HG22	19	0.5	0.14	0.54
(1,20)	2:C:492:ASN:ND2	1:A:61:ILE:HG23	19	0.5	0.14	0.54
(1,20)	2:C:492:ASN:ND2	1:A:61:ILE:N	19	0.5	0.14	0.54
(1,20)	2:C:492:ASN:ND2	1:A:61:ILE:O	19	0.5	0.14	0.54
(1,20)	2:C:492:ASN:ND2	1:A:62:GLN:C	19	0.5	0.14	0.54
(1,20)	2:C:492:ASN:ND2	1:A:62:GLN:CA	19	0.5	0.14	0.54
(1,20)	2:C:492:ASN:ND2	1:A:62:GLN:CB	19	0.5	0.14	0.54
(1,20)	2:C:492:ASN:ND2	1:A:62:GLN:CD	19	0.5	0.14	0.54
(1,20)	2:C:492:ASN:ND2	1:A:62:GLN:CG	19	0.5	0.14	0.54
(1,20)	2:C:492:ASN:ND2	1:A:62:GLN:H	19	0.5	0.14	0.54
(1,20)	2:C:492:ASN:ND2	1:A:62:GLN:HA	19	0.5	0.14	0.54
(1,20)	2:C:492:ASN:ND2	1:A:62:GLN:HB2	19	0.5	0.14	0.54
(1,20)	2:C:492:ASN:ND2	1:A:62:GLN:HB3	19	0.5	0.14	0.54
(1,20)	2:C:492:ASN:ND2	1:A:62:GLN:HE21	19	0.5	0.14	0.54
(1,20)	2:C:492:ASN:ND2	1:A:62:GLN:HE22	19	0.5	0.14	0.54
(1,20)	2:C:492:ASN:ND2	1:A:62:GLN:HG2	19	0.5	0.14	0.54
(1,20)	2:C:492:ASN:ND2	1:A:62:GLN:HG3	19	0.5	0.14	0.54
(1,20)	2:C:492:ASN:ND2	1:A:62:GLN:N	19	0.5	0.14	0.54
(1,20)	2:C:492:ASN:ND2	1:A:62:GLN:NE2	19	0.5	0.14	0.54
(1,20)	2:C:492:ASN:ND2	1:A:62:GLN:O	19	0.5	0.14	0.54
(1,20)	2:C:492:ASN:ND2	1:A:62:GLN:OE1	19	0.5	0.14	0.54
(1,20)	2:C:492:ASN:ND2	1:A:65:SER:C	19	0.5	0.14	0.54
(1,20)	2:C:492:ASN:ND2	1:A:65:SER:CA	19	0.5	0.14	0.54
(1,20)	2:C:492:ASN:ND2	1:A:65:SER:CB	19	0.5	0.14	0.54
(1,20)	2:C:492:ASN:ND2	1:A:65:SER:H	19	0.5	0.14	0.54
(1,20)	2:C:492:ASN:ND2	1:A:65:SER:HA	19	0.5	0.14	0.54
(1,20)	2:C:492:ASN:ND2	1:A:65:SER:HB2	19	0.5	0.14	0.54
(1,20)	2:C:492:ASN:ND2	1:A:65:SER:HB3	19	0.5	0.14	0.54
(1,20)	2:C:492:ASN:ND2	1:A:65:SER:HG	19	0.5	0.14	0.54
(1,20)	2:C:492:ASN:ND2	1:A:65:SER:N	19	0.5	0.14	0.54
(1,20)	2:C:492:ASN:ND2	1:A:65:SER:O	19	0.5	0.14	0.54

Continued on next page...

Continued from previous page...

Key	Atom-1	Atom-2	Models ¹	Mean (Å)	SD ¹ (Å)	Median (Å)
(1,20)	2:C:492:ASN:ND2	1:A:65:SER:OG	19	0.5	0.14	0.54
(1,20)	2:C:492:ASN:ND2	1:A:66:THR:C	19	0.5	0.14	0.54
(1,20)	2:C:492:ASN:ND2	1:A:66:THR:CA	19	0.5	0.14	0.54
(1,20)	2:C:492:ASN:ND2	1:A:66:THR:CB	19	0.5	0.14	0.54
(1,20)	2:C:492:ASN:ND2	1:A:66:THR:CG2	19	0.5	0.14	0.54
(1,20)	2:C:492:ASN:ND2	1:A:66:THR:H	19	0.5	0.14	0.54
(1,20)	2:C:492:ASN:ND2	1:A:66:THR:HA	19	0.5	0.14	0.54
(1,20)	2:C:492:ASN:ND2	1:A:66:THR:HB	19	0.5	0.14	0.54
(1,20)	2:C:492:ASN:ND2	1:A:66:THR:HG1	19	0.5	0.14	0.54
(1,20)	2:C:492:ASN:ND2	1:A:66:THR:HG21	19	0.5	0.14	0.54
(1,20)	2:C:492:ASN:ND2	1:A:66:THR:HG22	19	0.5	0.14	0.54
(1,20)	2:C:492:ASN:ND2	1:A:66:THR:HG23	19	0.5	0.14	0.54
(1,20)	2:C:492:ASN:ND2	1:A:66:THR:N	19	0.5	0.14	0.54
(1,20)	2:C:492:ASN:ND2	1:A:66:THR:O	19	0.5	0.14	0.54
(1,20)	2:C:492:ASN:ND2	1:A:66:THR:OG1	19	0.5	0.14	0.54
(1,20)	2:C:492:ASN:ND2	1:A:68:HIS:C	19	0.5	0.14	0.54
(1,20)	2:C:492:ASN:ND2	1:A:68:HIS:CA	19	0.5	0.14	0.54
(1,20)	2:C:492:ASN:ND2	1:A:68:HIS:CB	19	0.5	0.14	0.54
(1,20)	2:C:492:ASN:ND2	1:A:68:HIS:CD2	19	0.5	0.14	0.54
(1,20)	2:C:492:ASN:ND2	1:A:68:HIS:CE1	19	0.5	0.14	0.54
(1,20)	2:C:492:ASN:ND2	1:A:68:HIS:CG	19	0.5	0.14	0.54
(1,20)	2:C:492:ASN:ND2	1:A:68:HIS:H	19	0.5	0.14	0.54
(1,20)	2:C:492:ASN:ND2	1:A:68:HIS:HA	19	0.5	0.14	0.54
(1,20)	2:C:492:ASN:ND2	1:A:68:HIS:HB2	19	0.5	0.14	0.54
(1,20)	2:C:492:ASN:ND2	1:A:68:HIS:HB3	19	0.5	0.14	0.54
(1,20)	2:C:492:ASN:ND2	1:A:68:HIS:HD2	19	0.5	0.14	0.54
(1,20)	2:C:492:ASN:ND2	1:A:68:HIS:HE1	19	0.5	0.14	0.54
(1,20)	2:C:492:ASN:ND2	1:A:68:HIS:HE2	19	0.5	0.14	0.54
(1,20)	2:C:492:ASN:ND2	1:A:68:HIS:N	19	0.5	0.14	0.54
(1,20)	2:C:492:ASN:ND2	1:A:68:HIS:ND1	19	0.5	0.14	0.54
(1,20)	2:C:492:ASN:ND2	1:A:68:HIS:NE2	19	0.5	0.14	0.54
(1,20)	2:C:492:ASN:ND2	1:A:68:HIS:O	19	0.5	0.14	0.54
(1,20)	2:C:492:ASN:ND2	1:A:69:LEU:C	19	0.5	0.14	0.54
(1,20)	2:C:492:ASN:ND2	1:A:69:LEU:CA	19	0.5	0.14	0.54
(1,20)	2:C:492:ASN:ND2	1:A:69:LEU:CB	19	0.5	0.14	0.54
(1,20)	2:C:492:ASN:ND2	1:A:69:LEU:CD1	19	0.5	0.14	0.54
(1,20)	2:C:492:ASN:ND2	1:A:69:LEU:CD2	19	0.5	0.14	0.54
(1,20)	2:C:492:ASN:ND2	1:A:69:LEU:CG	19	0.5	0.14	0.54
(1,20)	2:C:492:ASN:ND2	1:A:69:LEU:H	19	0.5	0.14	0.54
(1,20)	2:C:492:ASN:ND2	1:A:69:LEU:HA	19	0.5	0.14	0.54
(1,20)	2:C:492:ASN:ND2	1:A:69:LEU:HB2	19	0.5	0.14	0.54
(1,20)	2:C:492:ASN:ND2	1:A:69:LEU:HB3	19	0.5	0.14	0.54

Continued on next page...

Continued from previous page...

Key	Atom-1	Atom-2	Models ¹	Mean (Å)	SD ¹ (Å)	Median (Å)
(1,20)	2:C:492:ASN:ND2	1:A:69:LEU:HD11	19	0.5	0.14	0.54
(1,20)	2:C:492:ASN:ND2	1:A:69:LEU:HD12	19	0.5	0.14	0.54
(1,20)	2:C:492:ASN:ND2	1:A:69:LEU:HD13	19	0.5	0.14	0.54
(1,20)	2:C:492:ASN:ND2	1:A:69:LEU:HD21	19	0.5	0.14	0.54
(1,20)	2:C:492:ASN:ND2	1:A:69:LEU:HD22	19	0.5	0.14	0.54
(1,20)	2:C:492:ASN:ND2	1:A:69:LEU:HD23	19	0.5	0.14	0.54
(1,20)	2:C:492:ASN:ND2	1:A:69:LEU:HG	19	0.5	0.14	0.54
(1,20)	2:C:492:ASN:ND2	1:A:69:LEU:N	19	0.5	0.14	0.54
(1,20)	2:C:492:ASN:ND2	1:A:69:LEU:O	19	0.5	0.14	0.54
(1,20)	2:C:492:ASN:ND2	1:A:70:VAL:C	19	0.5	0.14	0.54
(1,20)	2:C:492:ASN:ND2	1:A:70:VAL:CA	19	0.5	0.14	0.54
(1,20)	2:C:492:ASN:ND2	1:A:70:VAL:CB	19	0.5	0.14	0.54
(1,20)	2:C:492:ASN:ND2	1:A:70:VAL:CG1	19	0.5	0.14	0.54
(1,20)	2:C:492:ASN:ND2	1:A:70:VAL:CG2	19	0.5	0.14	0.54
(1,20)	2:C:492:ASN:ND2	1:A:70:VAL:H	19	0.5	0.14	0.54
(1,20)	2:C:492:ASN:ND2	1:A:70:VAL:HA	19	0.5	0.14	0.54
(1,20)	2:C:492:ASN:ND2	1:A:70:VAL:HB	19	0.5	0.14	0.54
(1,20)	2:C:492:ASN:ND2	1:A:70:VAL:HG11	19	0.5	0.14	0.54
(1,20)	2:C:492:ASN:ND2	1:A:70:VAL:HG12	19	0.5	0.14	0.54
(1,20)	2:C:492:ASN:ND2	1:A:70:VAL:HG13	19	0.5	0.14	0.54
(1,20)	2:C:492:ASN:ND2	1:A:70:VAL:HG21	19	0.5	0.14	0.54
(1,20)	2:C:492:ASN:ND2	1:A:70:VAL:HG22	19	0.5	0.14	0.54
(1,20)	2:C:492:ASN:ND2	1:A:70:VAL:HG23	19	0.5	0.14	0.54
(1,20)	2:C:492:ASN:ND2	1:A:70:VAL:N	19	0.5	0.14	0.54
(1,20)	2:C:492:ASN:ND2	1:A:70:VAL:O	19	0.5	0.14	0.54
(1,20)	2:C:492:ASN:ND2	1:A:71:LEU:C	19	0.5	0.14	0.54
(1,20)	2:C:492:ASN:ND2	1:A:71:LEU:CA	19	0.5	0.14	0.54
(1,20)	2:C:492:ASN:ND2	1:A:71:LEU:CB	19	0.5	0.14	0.54
(1,20)	2:C:492:ASN:ND2	1:A:71:LEU:CD1	19	0.5	0.14	0.54
(1,20)	2:C:492:ASN:ND2	1:A:71:LEU:CD2	19	0.5	0.14	0.54
(1,20)	2:C:492:ASN:ND2	1:A:71:LEU:CG	19	0.5	0.14	0.54
(1,20)	2:C:492:ASN:ND2	1:A:71:LEU:H	19	0.5	0.14	0.54
(1,20)	2:C:492:ASN:ND2	1:A:71:LEU:HA	19	0.5	0.14	0.54
(1,20)	2:C:492:ASN:ND2	1:A:71:LEU:HB2	19	0.5	0.14	0.54
(1,20)	2:C:492:ASN:ND2	1:A:71:LEU:HB3	19	0.5	0.14	0.54
(1,20)	2:C:492:ASN:ND2	1:A:71:LEU:HD11	19	0.5	0.14	0.54
(1,20)	2:C:492:ASN:ND2	1:A:71:LEU:HD12	19	0.5	0.14	0.54
(1,20)	2:C:492:ASN:ND2	1:A:71:LEU:HD13	19	0.5	0.14	0.54
(1,20)	2:C:492:ASN:ND2	1:A:71:LEU:HD21	19	0.5	0.14	0.54
(1,20)	2:C:492:ASN:ND2	1:A:71:LEU:HD22	19	0.5	0.14	0.54
(1,20)	2:C:492:ASN:ND2	1:A:71:LEU:HD23	19	0.5	0.14	0.54
(1,20)	2:C:492:ASN:ND2	1:A:71:LEU:HG	19	0.5	0.14	0.54

Continued on next page...

Continued from previous page...

Key	Atom-1	Atom-2	Models ¹	Mean (Å)	SD ¹ (Å)	Median (Å)
(1,20)	2:C:492:ASN:ND2	1:A:71:LEU:N	19	0.5	0.14	0.54
(1,20)	2:C:492:ASN:ND2	1:A:71:LEU:O	19	0.5	0.14	0.54
(1,20)	2:C:492:ASN:ND2	1:A:72:ARG:C	19	0.5	0.14	0.54
(1,20)	2:C:492:ASN:ND2	1:A:72:ARG:CA	19	0.5	0.14	0.54
(1,20)	2:C:492:ASN:ND2	1:A:72:ARG:CB	19	0.5	0.14	0.54
(1,20)	2:C:492:ASN:ND2	1:A:72:ARG:CD	19	0.5	0.14	0.54
(1,20)	2:C:492:ASN:ND2	1:A:72:ARG:CG	19	0.5	0.14	0.54
(1,20)	2:C:492:ASN:ND2	1:A:72:ARG:CZ	19	0.5	0.14	0.54
(1,20)	2:C:492:ASN:ND2	1:A:72:ARG:H	19	0.5	0.14	0.54
(1,20)	2:C:492:ASN:ND2	1:A:72:ARG:HA	19	0.5	0.14	0.54
(1,20)	2:C:492:ASN:ND2	1:A:72:ARG:HB2	19	0.5	0.14	0.54
(1,20)	2:C:492:ASN:ND2	1:A:72:ARG:HB3	19	0.5	0.14	0.54
(1,20)	2:C:492:ASN:ND2	1:A:72:ARG:HD2	19	0.5	0.14	0.54
(1,20)	2:C:492:ASN:ND2	1:A:72:ARG:HD3	19	0.5	0.14	0.54
(1,20)	2:C:492:ASN:ND2	1:A:72:ARG:HE	19	0.5	0.14	0.54
(1,20)	2:C:492:ASN:ND2	1:A:72:ARG:HG2	19	0.5	0.14	0.54
(1,20)	2:C:492:ASN:ND2	1:A:72:ARG:HG3	19	0.5	0.14	0.54
(1,20)	2:C:492:ASN:ND2	1:A:72:ARG:HH11	19	0.5	0.14	0.54
(1,20)	2:C:492:ASN:ND2	1:A:72:ARG:HH12	19	0.5	0.14	0.54
(1,20)	2:C:492:ASN:ND2	1:A:72:ARG:HH21	19	0.5	0.14	0.54
(1,20)	2:C:492:ASN:ND2	1:A:72:ARG:HH22	19	0.5	0.14	0.54
(1,20)	2:C:492:ASN:ND2	1:A:72:ARG:N	19	0.5	0.14	0.54
(1,20)	2:C:492:ASN:ND2	1:A:72:ARG:NE	19	0.5	0.14	0.54
(1,20)	2:C:492:ASN:ND2	1:A:72:ARG:NH1	19	0.5	0.14	0.54
(1,20)	2:C:492:ASN:ND2	1:A:72:ARG:NH2	19	0.5	0.14	0.54
(1,20)	2:C:492:ASN:ND2	1:A:72:ARG:O	19	0.5	0.14	0.54
(1,20)	2:C:492:ASN:ND2	1:A:73:LEU:C	19	0.5	0.14	0.54
(1,20)	2:C:492:ASN:ND2	1:A:73:LEU:CA	19	0.5	0.14	0.54
(1,20)	2:C:492:ASN:ND2	1:A:73:LEU:CB	19	0.5	0.14	0.54
(1,20)	2:C:492:ASN:ND2	1:A:73:LEU:CD1	19	0.5	0.14	0.54
(1,20)	2:C:492:ASN:ND2	1:A:73:LEU:CD2	19	0.5	0.14	0.54
(1,20)	2:C:492:ASN:ND2	1:A:73:LEU:CG	19	0.5	0.14	0.54
(1,20)	2:C:492:ASN:ND2	1:A:73:LEU:H	19	0.5	0.14	0.54
(1,20)	2:C:492:ASN:ND2	1:A:73:LEU:HA	19	0.5	0.14	0.54
(1,20)	2:C:492:ASN:ND2	1:A:73:LEU:HB2	19	0.5	0.14	0.54
(1,20)	2:C:492:ASN:ND2	1:A:73:LEU:HB3	19	0.5	0.14	0.54
(1,20)	2:C:492:ASN:ND2	1:A:73:LEU:HD11	19	0.5	0.14	0.54
(1,20)	2:C:492:ASN:ND2	1:A:73:LEU:HD12	19	0.5	0.14	0.54
(1,20)	2:C:492:ASN:ND2	1:A:73:LEU:HD13	19	0.5	0.14	0.54
(1,20)	2:C:492:ASN:ND2	1:A:73:LEU:HD21	19	0.5	0.14	0.54
(1,20)	2:C:492:ASN:ND2	1:A:73:LEU:HD22	19	0.5	0.14	0.54
(1,20)	2:C:492:ASN:ND2	1:A:73:LEU:HD23	19	0.5	0.14	0.54

Continued on next page...

Continued from previous page...

Key	Atom-1	Atom-2	Models ¹	Mean (Å)	SD ¹ (Å)	Median (Å)
(1,20)	2:C:492:ASN:ND2	1:A:73:LEU:HG	19	0.5	0.14	0.54
(1,20)	2:C:492:ASN:ND2	1:A:73:LEU:N	19	0.5	0.14	0.54
(1,20)	2:C:492:ASN:ND2	1:A:73:LEU:O	19	0.5	0.14	0.54
(1,20)	2:C:492:ASN:ND2	1:A:74:ARG:C	19	0.5	0.14	0.54
(1,20)	2:C:492:ASN:ND2	1:A:74:ARG:CA	19	0.5	0.14	0.54
(1,20)	2:C:492:ASN:ND2	1:A:74:ARG:CB	19	0.5	0.14	0.54
(1,20)	2:C:492:ASN:ND2	1:A:74:ARG:CD	19	0.5	0.14	0.54
(1,20)	2:C:492:ASN:ND2	1:A:74:ARG:CG	19	0.5	0.14	0.54
(1,20)	2:C:492:ASN:ND2	1:A:74:ARG:CZ	19	0.5	0.14	0.54
(1,20)	2:C:492:ASN:ND2	1:A:74:ARG:H	19	0.5	0.14	0.54
(1,20)	2:C:492:ASN:ND2	1:A:74:ARG:HA	19	0.5	0.14	0.54
(1,20)	2:C:492:ASN:ND2	1:A:74:ARG:HB2	19	0.5	0.14	0.54
(1,20)	2:C:492:ASN:ND2	1:A:74:ARG:HB3	19	0.5	0.14	0.54
(1,20)	2:C:492:ASN:ND2	1:A:74:ARG:HD2	19	0.5	0.14	0.54
(1,20)	2:C:492:ASN:ND2	1:A:74:ARG:HD3	19	0.5	0.14	0.54
(1,20)	2:C:492:ASN:ND2	1:A:74:ARG:HE	19	0.5	0.14	0.54
(1,20)	2:C:492:ASN:ND2	1:A:74:ARG:HG2	19	0.5	0.14	0.54
(1,20)	2:C:492:ASN:ND2	1:A:74:ARG:HG3	19	0.5	0.14	0.54
(1,20)	2:C:492:ASN:ND2	1:A:74:ARG:HH11	19	0.5	0.14	0.54
(1,20)	2:C:492:ASN:ND2	1:A:74:ARG:HH12	19	0.5	0.14	0.54
(1,20)	2:C:492:ASN:ND2	1:A:74:ARG:HH21	19	0.5	0.14	0.54
(1,20)	2:C:492:ASN:ND2	1:A:74:ARG:HH22	19	0.5	0.14	0.54
(1,20)	2:C:492:ASN:ND2	1:A:74:ARG:N	19	0.5	0.14	0.54
(1,20)	2:C:492:ASN:ND2	1:A:74:ARG:NE	19	0.5	0.14	0.54
(1,20)	2:C:492:ASN:ND2	1:A:74:ARG:NH1	19	0.5	0.14	0.54
(1,20)	2:C:492:ASN:ND2	1:A:74:ARG:NH2	19	0.5	0.14	0.54
(1,20)	2:C:492:ASN:ND2	1:A:74:ARG:O	19	0.5	0.14	0.54
(1,20)	2:C:492:ASN:ND2	1:A:75:GLY:C	19	0.5	0.14	0.54
(1,20)	2:C:492:ASN:ND2	1:A:75:GLY:CA	19	0.5	0.14	0.54
(1,20)	2:C:492:ASN:ND2	1:A:75:GLY:H	19	0.5	0.14	0.54
(1,20)	2:C:492:ASN:ND2	1:A:75:GLY:HA2	19	0.5	0.14	0.54
(1,20)	2:C:492:ASN:ND2	1:A:75:GLY:HA3	19	0.5	0.14	0.54
(1,20)	2:C:492:ASN:ND2	1:A:75:GLY:N	19	0.5	0.14	0.54
(1,20)	2:C:492:ASN:ND2	1:A:75:GLY:O	19	0.5	0.14	0.54
(1,20)	2:C:492:ASN:ND2	1:A:76:GLY:C	19	0.5	0.14	0.54
(1,20)	2:C:492:ASN:ND2	1:A:76:GLY:CA	19	0.5	0.14	0.54
(1,20)	2:C:492:ASN:ND2	1:A:76:GLY:H	19	0.5	0.14	0.54
(1,20)	2:C:492:ASN:ND2	1:A:76:GLY:HA2	19	0.5	0.14	0.54
(1,20)	2:C:492:ASN:ND2	1:A:76:GLY:HA3	19	0.5	0.14	0.54
(1,20)	2:C:492:ASN:ND2	1:A:76:GLY:N	19	0.5	0.14	0.54
(1,20)	2:C:492:ASN:ND2	1:A:76:GLY:O	19	0.5	0.14	0.54
(1,20)	2:C:492:ASN:O	1:A:4:PHE:C	19	0.5	0.14	0.54

Continued on next page...

Continued from previous page...

Key	Atom-1	Atom-2	Models ¹	Mean (Å)	SD ¹ (Å)	Median (Å)
(1,20)	2:C:492:ASN:O	1:A:4:PHE:CA	19	0.5	0.14	0.54
(1,20)	2:C:492:ASN:O	1:A:4:PHE:CB	19	0.5	0.14	0.54
(1,20)	2:C:492:ASN:O	1:A:4:PHE:CD1	19	0.5	0.14	0.54
(1,20)	2:C:492:ASN:O	1:A:4:PHE:CD2	19	0.5	0.14	0.54
(1,20)	2:C:492:ASN:O	1:A:4:PHE:CE1	19	0.5	0.14	0.54
(1,20)	2:C:492:ASN:O	1:A:4:PHE:CE2	19	0.5	0.14	0.54
(1,20)	2:C:492:ASN:O	1:A:4:PHE:CG	19	0.5	0.14	0.54
(1,20)	2:C:492:ASN:O	1:A:4:PHE:CZ	19	0.5	0.14	0.54
(1,20)	2:C:492:ASN:O	1:A:4:PHE:H	19	0.5	0.14	0.54
(1,20)	2:C:492:ASN:O	1:A:4:PHE:HA	19	0.5	0.14	0.54
(1,20)	2:C:492:ASN:O	1:A:4:PHE:HB2	19	0.5	0.14	0.54
(1,20)	2:C:492:ASN:O	1:A:4:PHE:HB3	19	0.5	0.14	0.54
(1,20)	2:C:492:ASN:O	1:A:4:PHE:HD1	19	0.5	0.14	0.54
(1,20)	2:C:492:ASN:O	1:A:4:PHE:HD2	19	0.5	0.14	0.54
(1,20)	2:C:492:ASN:O	1:A:4:PHE:HE1	19	0.5	0.14	0.54
(1,20)	2:C:492:ASN:O	1:A:4:PHE:HE2	19	0.5	0.14	0.54
(1,20)	2:C:492:ASN:O	1:A:4:PHE:HZ	19	0.5	0.14	0.54
(1,20)	2:C:492:ASN:O	1:A:4:PHE:N	19	0.5	0.14	0.54
(1,20)	2:C:492:ASN:O	1:A:4:PHE:O	19	0.5	0.14	0.54
(1,20)	2:C:492:ASN:O	1:A:6:LYS:C	19	0.5	0.14	0.54
(1,20)	2:C:492:ASN:O	1:A:6:LYS:CA	19	0.5	0.14	0.54
(1,20)	2:C:492:ASN:O	1:A:6:LYS:CB	19	0.5	0.14	0.54
(1,20)	2:C:492:ASN:O	1:A:6:LYS:CD	19	0.5	0.14	0.54
(1,20)	2:C:492:ASN:O	1:A:6:LYS:CE	19	0.5	0.14	0.54
(1,20)	2:C:492:ASN:O	1:A:6:LYS:CG	19	0.5	0.14	0.54
(1,20)	2:C:492:ASN:O	1:A:6:LYS:H	19	0.5	0.14	0.54
(1,20)	2:C:492:ASN:O	1:A:6:LYS:HA	19	0.5	0.14	0.54
(1,20)	2:C:492:ASN:O	1:A:6:LYS:HB2	19	0.5	0.14	0.54
(1,20)	2:C:492:ASN:O	1:A:6:LYS:HB3	19	0.5	0.14	0.54
(1,20)	2:C:492:ASN:O	1:A:6:LYS:HD2	19	0.5	0.14	0.54
(1,20)	2:C:492:ASN:O	1:A:6:LYS:HD3	19	0.5	0.14	0.54
(1,20)	2:C:492:ASN:O	1:A:6:LYS:HE2	19	0.5	0.14	0.54
(1,20)	2:C:492:ASN:O	1:A:6:LYS:HE3	19	0.5	0.14	0.54
(1,20)	2:C:492:ASN:O	1:A:6:LYS:HG2	19	0.5	0.14	0.54
(1,20)	2:C:492:ASN:O	1:A:6:LYS:HG3	19	0.5	0.14	0.54
(1,20)	2:C:492:ASN:O	1:A:6:LYS:HZ1	19	0.5	0.14	0.54
(1,20)	2:C:492:ASN:O	1:A:6:LYS:HZ2	19	0.5	0.14	0.54
(1,20)	2:C:492:ASN:O	1:A:6:LYS:HZ3	19	0.5	0.14	0.54
(1,20)	2:C:492:ASN:O	1:A:6:LYS:N	19	0.5	0.14	0.54
(1,20)	2:C:492:ASN:O	1:A:6:LYS:NZ	19	0.5	0.14	0.54
(1,20)	2:C:492:ASN:O	1:A:6:LYS:O	19	0.5	0.14	0.54
(1,20)	2:C:492:ASN:O	1:A:7:THR:C	19	0.5	0.14	0.54

Continued on next page...

Continued from previous page...

Key	Atom-1	Atom-2	Models ¹	Mean (Å)	SD ¹ (Å)	Median (Å)
(1,20)	2:C:492:ASN:O	1:A:7:THR:CA	19	0.5	0.14	0.54
(1,20)	2:C:492:ASN:O	1:A:7:THR:CB	19	0.5	0.14	0.54
(1,20)	2:C:492:ASN:O	1:A:7:THR:CG2	19	0.5	0.14	0.54
(1,20)	2:C:492:ASN:O	1:A:7:THR:H	19	0.5	0.14	0.54
(1,20)	2:C:492:ASN:O	1:A:7:THR:HA	19	0.5	0.14	0.54
(1,20)	2:C:492:ASN:O	1:A:7:THR:HB	19	0.5	0.14	0.54
(1,20)	2:C:492:ASN:O	1:A:7:THR:HG1	19	0.5	0.14	0.54
(1,20)	2:C:492:ASN:O	1:A:7:THR:HG21	19	0.5	0.14	0.54
(1,20)	2:C:492:ASN:O	1:A:7:THR:HG22	19	0.5	0.14	0.54
(1,20)	2:C:492:ASN:O	1:A:7:THR:HG23	19	0.5	0.14	0.54
(1,20)	2:C:492:ASN:O	1:A:7:THR:N	19	0.5	0.14	0.54
(1,20)	2:C:492:ASN:O	1:A:7:THR:O	19	0.5	0.14	0.54
(1,20)	2:C:492:ASN:O	1:A:7:THR:OG1	19	0.5	0.14	0.54
(1,20)	2:C:492:ASN:O	1:A:8:LEU:C	19	0.5	0.14	0.54
(1,20)	2:C:492:ASN:O	1:A:8:LEU:CA	19	0.5	0.14	0.54
(1,20)	2:C:492:ASN:O	1:A:8:LEU:CB	19	0.5	0.14	0.54
(1,20)	2:C:492:ASN:O	1:A:8:LEU:CD1	19	0.5	0.14	0.54
(1,20)	2:C:492:ASN:O	1:A:8:LEU:CD2	19	0.5	0.14	0.54
(1,20)	2:C:492:ASN:O	1:A:8:LEU:CG	19	0.5	0.14	0.54
(1,20)	2:C:492:ASN:O	1:A:8:LEU:H	19	0.5	0.14	0.54
(1,20)	2:C:492:ASN:O	1:A:8:LEU:HA	19	0.5	0.14	0.54
(1,20)	2:C:492:ASN:O	1:A:8:LEU:HB2	19	0.5	0.14	0.54
(1,20)	2:C:492:ASN:O	1:A:8:LEU:HB3	19	0.5	0.14	0.54
(1,20)	2:C:492:ASN:O	1:A:8:LEU:HD11	19	0.5	0.14	0.54
(1,20)	2:C:492:ASN:O	1:A:8:LEU:HD12	19	0.5	0.14	0.54
(1,20)	2:C:492:ASN:O	1:A:8:LEU:HD13	19	0.5	0.14	0.54
(1,20)	2:C:492:ASN:O	1:A:8:LEU:HD21	19	0.5	0.14	0.54
(1,20)	2:C:492:ASN:O	1:A:8:LEU:HD22	19	0.5	0.14	0.54
(1,20)	2:C:492:ASN:O	1:A:8:LEU:HD23	19	0.5	0.14	0.54
(1,20)	2:C:492:ASN:O	1:A:8:LEU:HG	19	0.5	0.14	0.54
(1,20)	2:C:492:ASN:O	1:A:8:LEU:N	19	0.5	0.14	0.54
(1,20)	2:C:492:ASN:O	1:A:8:LEU:O	19	0.5	0.14	0.54
(1,20)	2:C:492:ASN:O	1:A:9:THR:C	19	0.5	0.14	0.54
(1,20)	2:C:492:ASN:O	1:A:9:THR:CA	19	0.5	0.14	0.54
(1,20)	2:C:492:ASN:O	1:A:9:THR:CB	19	0.5	0.14	0.54
(1,20)	2:C:492:ASN:O	1:A:9:THR:CG2	19	0.5	0.14	0.54
(1,20)	2:C:492:ASN:O	1:A:9:THR:H	19	0.5	0.14	0.54
(1,20)	2:C:492:ASN:O	1:A:9:THR:HA	19	0.5	0.14	0.54
(1,20)	2:C:492:ASN:O	1:A:9:THR:HB	19	0.5	0.14	0.54
(1,20)	2:C:492:ASN:O	1:A:9:THR:HG1	19	0.5	0.14	0.54
(1,20)	2:C:492:ASN:O	1:A:9:THR:HG21	19	0.5	0.14	0.54
(1,20)	2:C:492:ASN:O	1:A:9:THR:HG22	19	0.5	0.14	0.54

Continued on next page...

Continued from previous page...

Key	Atom-1	Atom-2	Models ¹	Mean (Å)	SD ¹ (Å)	Median (Å)
(1,20)	2:C:492:ASN:O	1:A:9:THR:HG23	19	0.5	0.14	0.54
(1,20)	2:C:492:ASN:O	1:A:9:THR:N	19	0.5	0.14	0.54
(1,20)	2:C:492:ASN:O	1:A:9:THR:O	19	0.5	0.14	0.54
(1,20)	2:C:492:ASN:O	1:A:9:THR:OG1	19	0.5	0.14	0.54
(1,20)	2:C:492:ASN:O	1:A:10:GLY:C	19	0.5	0.14	0.54
(1,20)	2:C:492:ASN:O	1:A:10:GLY:CA	19	0.5	0.14	0.54
(1,20)	2:C:492:ASN:O	1:A:10:GLY:H	19	0.5	0.14	0.54
(1,20)	2:C:492:ASN:O	1:A:10:GLY:HA2	19	0.5	0.14	0.54
(1,20)	2:C:492:ASN:O	1:A:10:GLY:HA3	19	0.5	0.14	0.54
(1,20)	2:C:492:ASN:O	1:A:10:GLY:N	19	0.5	0.14	0.54
(1,20)	2:C:492:ASN:O	1:A:10:GLY:O	19	0.5	0.14	0.54
(1,20)	2:C:492:ASN:O	1:A:11:LYS:C	19	0.5	0.14	0.54
(1,20)	2:C:492:ASN:O	1:A:11:LYS:CA	19	0.5	0.14	0.54
(1,20)	2:C:492:ASN:O	1:A:11:LYS:CB	19	0.5	0.14	0.54
(1,20)	2:C:492:ASN:O	1:A:11:LYS:CD	19	0.5	0.14	0.54
(1,20)	2:C:492:ASN:O	1:A:11:LYS:CE	19	0.5	0.14	0.54
(1,20)	2:C:492:ASN:O	1:A:11:LYS:CG	19	0.5	0.14	0.54
(1,20)	2:C:492:ASN:O	1:A:11:LYS:H	19	0.5	0.14	0.54
(1,20)	2:C:492:ASN:O	1:A:11:LYS:HA	19	0.5	0.14	0.54
(1,20)	2:C:492:ASN:O	1:A:11:LYS:HB2	19	0.5	0.14	0.54
(1,20)	2:C:492:ASN:O	1:A:11:LYS:HB3	19	0.5	0.14	0.54
(1,20)	2:C:492:ASN:O	1:A:11:LYS:HD2	19	0.5	0.14	0.54
(1,20)	2:C:492:ASN:O	1:A:11:LYS:HD3	19	0.5	0.14	0.54
(1,20)	2:C:492:ASN:O	1:A:11:LYS:HE2	19	0.5	0.14	0.54
(1,20)	2:C:492:ASN:O	1:A:11:LYS:HE3	19	0.5	0.14	0.54
(1,20)	2:C:492:ASN:O	1:A:11:LYS:HG2	19	0.5	0.14	0.54
(1,20)	2:C:492:ASN:O	1:A:11:LYS:HG3	19	0.5	0.14	0.54
(1,20)	2:C:492:ASN:O	1:A:11:LYS:HZ1	19	0.5	0.14	0.54
(1,20)	2:C:492:ASN:O	1:A:11:LYS:HZ2	19	0.5	0.14	0.54
(1,20)	2:C:492:ASN:O	1:A:11:LYS:HZ3	19	0.5	0.14	0.54
(1,20)	2:C:492:ASN:O	1:A:11:LYS:N	19	0.5	0.14	0.54
(1,20)	2:C:492:ASN:O	1:A:11:LYS:NZ	19	0.5	0.14	0.54
(1,20)	2:C:492:ASN:O	1:A:11:LYS:O	19	0.5	0.14	0.54
(1,20)	2:C:492:ASN:O	1:A:13:ILE:C	19	0.5	0.14	0.54
(1,20)	2:C:492:ASN:O	1:A:13:ILE:CA	19	0.5	0.14	0.54
(1,20)	2:C:492:ASN:O	1:A:13:ILE:CB	19	0.5	0.14	0.54
(1,20)	2:C:492:ASN:O	1:A:13:ILE:CD1	19	0.5	0.14	0.54
(1,20)	2:C:492:ASN:O	1:A:13:ILE:CG1	19	0.5	0.14	0.54
(1,20)	2:C:492:ASN:O	1:A:13:ILE:CG2	19	0.5	0.14	0.54
(1,20)	2:C:492:ASN:O	1:A:13:ILE:H	19	0.5	0.14	0.54
(1,20)	2:C:492:ASN:O	1:A:13:ILE:HA	19	0.5	0.14	0.54
(1,20)	2:C:492:ASN:O	1:A:13:ILE:HB	19	0.5	0.14	0.54

Continued on next page...

Continued from previous page...

Key	Atom-1	Atom-2	Models ¹	Mean (Å)	SD ¹ (Å)	Median (Å)
(1,20)	2:C:492:ASN:O	1:A:13:ILE:HD11	19	0.5	0.14	0.54
(1,20)	2:C:492:ASN:O	1:A:13:ILE:HD12	19	0.5	0.14	0.54
(1,20)	2:C:492:ASN:O	1:A:13:ILE:HD13	19	0.5	0.14	0.54
(1,20)	2:C:492:ASN:O	1:A:13:ILE:HG12	19	0.5	0.14	0.54
(1,20)	2:C:492:ASN:O	1:A:13:ILE:HG13	19	0.5	0.14	0.54
(1,20)	2:C:492:ASN:O	1:A:13:ILE:HG21	19	0.5	0.14	0.54
(1,20)	2:C:492:ASN:O	1:A:13:ILE:HG22	19	0.5	0.14	0.54
(1,20)	2:C:492:ASN:O	1:A:13:ILE:HG23	19	0.5	0.14	0.54
(1,20)	2:C:492:ASN:O	1:A:13:ILE:N	19	0.5	0.14	0.54
(1,20)	2:C:492:ASN:O	1:A:13:ILE:O	19	0.5	0.14	0.54
(1,20)	2:C:492:ASN:O	1:A:34:GLU:C	19	0.5	0.14	0.54
(1,20)	2:C:492:ASN:O	1:A:34:GLU:CA	19	0.5	0.14	0.54
(1,20)	2:C:492:ASN:O	1:A:34:GLU:CB	19	0.5	0.14	0.54
(1,20)	2:C:492:ASN:O	1:A:34:GLU:CD	19	0.5	0.14	0.54
(1,20)	2:C:492:ASN:O	1:A:34:GLU:CG	19	0.5	0.14	0.54
(1,20)	2:C:492:ASN:O	1:A:34:GLU:H	19	0.5	0.14	0.54
(1,20)	2:C:492:ASN:O	1:A:34:GLU:HA	19	0.5	0.14	0.54
(1,20)	2:C:492:ASN:O	1:A:34:GLU:HB2	19	0.5	0.14	0.54
(1,20)	2:C:492:ASN:O	1:A:34:GLU:HB3	19	0.5	0.14	0.54
(1,20)	2:C:492:ASN:O	1:A:34:GLU:HG2	19	0.5	0.14	0.54
(1,20)	2:C:492:ASN:O	1:A:34:GLU:HG3	19	0.5	0.14	0.54
(1,20)	2:C:492:ASN:O	1:A:34:GLU:N	19	0.5	0.14	0.54
(1,20)	2:C:492:ASN:O	1:A:34:GLU:O	19	0.5	0.14	0.54
(1,20)	2:C:492:ASN:O	1:A:34:GLU:OE1	19	0.5	0.14	0.54
(1,20)	2:C:492:ASN:O	1:A:34:GLU:OE2	19	0.5	0.14	0.54
(1,20)	2:C:492:ASN:O	1:A:36:ILE:C	19	0.5	0.14	0.54
(1,20)	2:C:492:ASN:O	1:A:36:ILE:CA	19	0.5	0.14	0.54
(1,20)	2:C:492:ASN:O	1:A:36:ILE:CB	19	0.5	0.14	0.54
(1,20)	2:C:492:ASN:O	1:A:36:ILE:CD1	19	0.5	0.14	0.54
(1,20)	2:C:492:ASN:O	1:A:36:ILE:CG1	19	0.5	0.14	0.54
(1,20)	2:C:492:ASN:O	1:A:36:ILE:CG2	19	0.5	0.14	0.54
(1,20)	2:C:492:ASN:O	1:A:36:ILE:H	19	0.5	0.14	0.54
(1,20)	2:C:492:ASN:O	1:A:36:ILE:HA	19	0.5	0.14	0.54
(1,20)	2:C:492:ASN:O	1:A:36:ILE:HB	19	0.5	0.14	0.54
(1,20)	2:C:492:ASN:O	1:A:36:ILE:HD11	19	0.5	0.14	0.54
(1,20)	2:C:492:ASN:O	1:A:36:ILE:HD12	19	0.5	0.14	0.54
(1,20)	2:C:492:ASN:O	1:A:36:ILE:HD13	19	0.5	0.14	0.54
(1,20)	2:C:492:ASN:O	1:A:36:ILE:HG12	19	0.5	0.14	0.54
(1,20)	2:C:492:ASN:O	1:A:36:ILE:HG13	19	0.5	0.14	0.54
(1,20)	2:C:492:ASN:O	1:A:36:ILE:HG21	19	0.5	0.14	0.54
(1,20)	2:C:492:ASN:O	1:A:36:ILE:HG22	19	0.5	0.14	0.54
(1,20)	2:C:492:ASN:O	1:A:36:ILE:HG23	19	0.5	0.14	0.54

Continued on next page...

Continued from previous page...

Key	Atom-1	Atom-2	Models ¹	Mean (Å)	SD ¹ (Å)	Median (Å)
(1,20)	2:C:492:ASN:O	1:A:36:ILE:N	19	0.5	0.14	0.54
(1,20)	2:C:492:ASN:O	1:A:36:ILE:O	19	0.5	0.14	0.54
(1,20)	2:C:492:ASN:O	1:A:38:PRO:C	19	0.5	0.14	0.54
(1,20)	2:C:492:ASN:O	1:A:38:PRO:CA	19	0.5	0.14	0.54
(1,20)	2:C:492:ASN:O	1:A:38:PRO:CB	19	0.5	0.14	0.54
(1,20)	2:C:492:ASN:O	1:A:38:PRO:CD	19	0.5	0.14	0.54
(1,20)	2:C:492:ASN:O	1:A:38:PRO:CG	19	0.5	0.14	0.54
(1,20)	2:C:492:ASN:O	1:A:38:PRO:HA	19	0.5	0.14	0.54
(1,20)	2:C:492:ASN:O	1:A:38:PRO:HB2	19	0.5	0.14	0.54
(1,20)	2:C:492:ASN:O	1:A:38:PRO:HB3	19	0.5	0.14	0.54
(1,20)	2:C:492:ASN:O	1:A:38:PRO:HD2	19	0.5	0.14	0.54
(1,20)	2:C:492:ASN:O	1:A:38:PRO:HD3	19	0.5	0.14	0.54
(1,20)	2:C:492:ASN:O	1:A:38:PRO:HG2	19	0.5	0.14	0.54
(1,20)	2:C:492:ASN:O	1:A:38:PRO:HG3	19	0.5	0.14	0.54
(1,20)	2:C:492:ASN:O	1:A:38:PRO:N	19	0.5	0.14	0.54
(1,20)	2:C:492:ASN:O	1:A:38:PRO:O	19	0.5	0.14	0.54
(1,20)	2:C:492:ASN:O	1:A:39:ASP:C	19	0.5	0.14	0.54
(1,20)	2:C:492:ASN:O	1:A:39:ASP:CA	19	0.5	0.14	0.54
(1,20)	2:C:492:ASN:O	1:A:39:ASP:CB	19	0.5	0.14	0.54
(1,20)	2:C:492:ASN:O	1:A:39:ASP:CG	19	0.5	0.14	0.54
(1,20)	2:C:492:ASN:O	1:A:39:ASP:H	19	0.5	0.14	0.54
(1,20)	2:C:492:ASN:O	1:A:39:ASP:HA	19	0.5	0.14	0.54
(1,20)	2:C:492:ASN:O	1:A:39:ASP:HB2	19	0.5	0.14	0.54
(1,20)	2:C:492:ASN:O	1:A:39:ASP:HB3	19	0.5	0.14	0.54
(1,20)	2:C:492:ASN:O	1:A:39:ASP:N	19	0.5	0.14	0.54
(1,20)	2:C:492:ASN:O	1:A:39:ASP:O	19	0.5	0.14	0.54
(1,20)	2:C:492:ASN:O	1:A:39:ASP:OD1	19	0.5	0.14	0.54
(1,20)	2:C:492:ASN:O	1:A:39:ASP:OD2	19	0.5	0.14	0.54
(1,20)	2:C:492:ASN:O	1:A:40:GLN:C	19	0.5	0.14	0.54
(1,20)	2:C:492:ASN:O	1:A:40:GLN:CA	19	0.5	0.14	0.54
(1,20)	2:C:492:ASN:O	1:A:40:GLN:CB	19	0.5	0.14	0.54
(1,20)	2:C:492:ASN:O	1:A:40:GLN:CD	19	0.5	0.14	0.54
(1,20)	2:C:492:ASN:O	1:A:40:GLN:CG	19	0.5	0.14	0.54
(1,20)	2:C:492:ASN:O	1:A:40:GLN:H	19	0.5	0.14	0.54
(1,20)	2:C:492:ASN:O	1:A:40:GLN:HA	19	0.5	0.14	0.54
(1,20)	2:C:492:ASN:O	1:A:40:GLN:HB2	19	0.5	0.14	0.54
(1,20)	2:C:492:ASN:O	1:A:40:GLN:HB3	19	0.5	0.14	0.54
(1,20)	2:C:492:ASN:O	1:A:40:GLN:HE21	19	0.5	0.14	0.54
(1,20)	2:C:492:ASN:O	1:A:40:GLN:HE22	19	0.5	0.14	0.54
(1,20)	2:C:492:ASN:O	1:A:40:GLN:HG2	19	0.5	0.14	0.54
(1,20)	2:C:492:ASN:O	1:A:40:GLN:HG3	19	0.5	0.14	0.54
(1,20)	2:C:492:ASN:O	1:A:40:GLN:N	19	0.5	0.14	0.54

Continued on next page...

Continued from previous page...

Key	Atom-1	Atom-2	Models ¹	Mean (Å)	SD ¹ (Å)	Median (Å)
(1,20)	2:C:492:ASN:O	1:A:40:GLN:NE2	19	0.5	0.14	0.54
(1,20)	2:C:492:ASN:O	1:A:40:GLN:O	19	0.5	0.14	0.54
(1,20)	2:C:492:ASN:O	1:A:40:GLN:OE1	19	0.5	0.14	0.54
(1,20)	2:C:492:ASN:O	1:A:41:GLN:C	19	0.5	0.14	0.54
(1,20)	2:C:492:ASN:O	1:A:41:GLN:CA	19	0.5	0.14	0.54
(1,20)	2:C:492:ASN:O	1:A:41:GLN:CB	19	0.5	0.14	0.54
(1,20)	2:C:492:ASN:O	1:A:41:GLN:CD	19	0.5	0.14	0.54
(1,20)	2:C:492:ASN:O	1:A:41:GLN:CG	19	0.5	0.14	0.54
(1,20)	2:C:492:ASN:O	1:A:41:GLN:H	19	0.5	0.14	0.54
(1,20)	2:C:492:ASN:O	1:A:41:GLN:HA	19	0.5	0.14	0.54
(1,20)	2:C:492:ASN:O	1:A:41:GLN:HB2	19	0.5	0.14	0.54
(1,20)	2:C:492:ASN:O	1:A:41:GLN:HB3	19	0.5	0.14	0.54
(1,20)	2:C:492:ASN:O	1:A:41:GLN:HE21	19	0.5	0.14	0.54
(1,20)	2:C:492:ASN:O	1:A:41:GLN:HE22	19	0.5	0.14	0.54
(1,20)	2:C:492:ASN:O	1:A:41:GLN:HG2	19	0.5	0.14	0.54
(1,20)	2:C:492:ASN:O	1:A:41:GLN:HG3	19	0.5	0.14	0.54
(1,20)	2:C:492:ASN:O	1:A:41:GLN:N	19	0.5	0.14	0.54
(1,20)	2:C:492:ASN:O	1:A:41:GLN:NE2	19	0.5	0.14	0.54
(1,20)	2:C:492:ASN:O	1:A:41:GLN:O	19	0.5	0.14	0.54
(1,20)	2:C:492:ASN:O	1:A:41:GLN:OE1	19	0.5	0.14	0.54
(1,20)	2:C:492:ASN:O	1:A:42:ARG:C	19	0.5	0.14	0.54
(1,20)	2:C:492:ASN:O	1:A:42:ARG:CA	19	0.5	0.14	0.54
(1,20)	2:C:492:ASN:O	1:A:42:ARG:CB	19	0.5	0.14	0.54
(1,20)	2:C:492:ASN:O	1:A:42:ARG:CD	19	0.5	0.14	0.54
(1,20)	2:C:492:ASN:O	1:A:42:ARG:CG	19	0.5	0.14	0.54
(1,20)	2:C:492:ASN:O	1:A:42:ARG:CZ	19	0.5	0.14	0.54
(1,20)	2:C:492:ASN:O	1:A:42:ARG:H	19	0.5	0.14	0.54
(1,20)	2:C:492:ASN:O	1:A:42:ARG:HA	19	0.5	0.14	0.54
(1,20)	2:C:492:ASN:O	1:A:42:ARG:HB2	19	0.5	0.14	0.54
(1,20)	2:C:492:ASN:O	1:A:42:ARG:HB3	19	0.5	0.14	0.54
(1,20)	2:C:492:ASN:O	1:A:42:ARG:HD2	19	0.5	0.14	0.54
(1,20)	2:C:492:ASN:O	1:A:42:ARG:HD3	19	0.5	0.14	0.54
(1,20)	2:C:492:ASN:O	1:A:42:ARG:HE	19	0.5	0.14	0.54
(1,20)	2:C:492:ASN:O	1:A:42:ARG:HG2	19	0.5	0.14	0.54
(1,20)	2:C:492:ASN:O	1:A:42:ARG:HG3	19	0.5	0.14	0.54
(1,20)	2:C:492:ASN:O	1:A:42:ARG:HH11	19	0.5	0.14	0.54
(1,20)	2:C:492:ASN:O	1:A:42:ARG:HH12	19	0.5	0.14	0.54
(1,20)	2:C:492:ASN:O	1:A:42:ARG:HH21	19	0.5	0.14	0.54
(1,20)	2:C:492:ASN:O	1:A:42:ARG:HH22	19	0.5	0.14	0.54
(1,20)	2:C:492:ASN:O	1:A:42:ARG:N	19	0.5	0.14	0.54
(1,20)	2:C:492:ASN:O	1:A:42:ARG:NE	19	0.5	0.14	0.54
(1,20)	2:C:492:ASN:O	1:A:42:ARG:NH1	19	0.5	0.14	0.54

Continued on next page...

Continued from previous page...

Key	Atom-1	Atom-2	Models ¹	Mean (Å)	SD ¹ (Å)	Median (Å)
(1,20)	2:C:492:ASN:O	1:A:42:ARG:NH2	19	0.5	0.14	0.54
(1,20)	2:C:492:ASN:O	1:A:42:ARG:O	19	0.5	0.14	0.54
(1,20)	2:C:492:ASN:O	1:A:43:LEU:C	19	0.5	0.14	0.54
(1,20)	2:C:492:ASN:O	1:A:43:LEU:CA	19	0.5	0.14	0.54
(1,20)	2:C:492:ASN:O	1:A:43:LEU:CB	19	0.5	0.14	0.54
(1,20)	2:C:492:ASN:O	1:A:43:LEU:CD1	19	0.5	0.14	0.54
(1,20)	2:C:492:ASN:O	1:A:43:LEU:CD2	19	0.5	0.14	0.54
(1,20)	2:C:492:ASN:O	1:A:43:LEU:CG	19	0.5	0.14	0.54
(1,20)	2:C:492:ASN:O	1:A:43:LEU:H	19	0.5	0.14	0.54
(1,20)	2:C:492:ASN:O	1:A:43:LEU:HA	19	0.5	0.14	0.54
(1,20)	2:C:492:ASN:O	1:A:43:LEU:HB2	19	0.5	0.14	0.54
(1,20)	2:C:492:ASN:O	1:A:43:LEU:HB3	19	0.5	0.14	0.54
(1,20)	2:C:492:ASN:O	1:A:43:LEU:HD11	19	0.5	0.14	0.54
(1,20)	2:C:492:ASN:O	1:A:43:LEU:HD12	19	0.5	0.14	0.54
(1,20)	2:C:492:ASN:O	1:A:43:LEU:HD13	19	0.5	0.14	0.54
(1,20)	2:C:492:ASN:O	1:A:43:LEU:HD21	19	0.5	0.14	0.54
(1,20)	2:C:492:ASN:O	1:A:43:LEU:HD22	19	0.5	0.14	0.54
(1,20)	2:C:492:ASN:O	1:A:43:LEU:HD23	19	0.5	0.14	0.54
(1,20)	2:C:492:ASN:O	1:A:43:LEU:HG	19	0.5	0.14	0.54
(1,20)	2:C:492:ASN:O	1:A:43:LEU:N	19	0.5	0.14	0.54
(1,20)	2:C:492:ASN:O	1:A:43:LEU:O	19	0.5	0.14	0.54
(1,20)	2:C:492:ASN:O	1:A:44:ILE:C	19	0.5	0.14	0.54
(1,20)	2:C:492:ASN:O	1:A:44:ILE:CA	19	0.5	0.14	0.54
(1,20)	2:C:492:ASN:O	1:A:44:ILE:CB	19	0.5	0.14	0.54
(1,20)	2:C:492:ASN:O	1:A:44:ILE:CD1	19	0.5	0.14	0.54
(1,20)	2:C:492:ASN:O	1:A:44:ILE:CG1	19	0.5	0.14	0.54
(1,20)	2:C:492:ASN:O	1:A:44:ILE:CG2	19	0.5	0.14	0.54
(1,20)	2:C:492:ASN:O	1:A:44:ILE:H	19	0.5	0.14	0.54
(1,20)	2:C:492:ASN:O	1:A:44:ILE:HA	19	0.5	0.14	0.54
(1,20)	2:C:492:ASN:O	1:A:44:ILE:HB	19	0.5	0.14	0.54
(1,20)	2:C:492:ASN:O	1:A:44:ILE:HD11	19	0.5	0.14	0.54
(1,20)	2:C:492:ASN:O	1:A:44:ILE:HD12	19	0.5	0.14	0.54
(1,20)	2:C:492:ASN:O	1:A:44:ILE:HD13	19	0.5	0.14	0.54
(1,20)	2:C:492:ASN:O	1:A:44:ILE:HG12	19	0.5	0.14	0.54
(1,20)	2:C:492:ASN:O	1:A:44:ILE:HG13	19	0.5	0.14	0.54
(1,20)	2:C:492:ASN:O	1:A:44:ILE:HG21	19	0.5	0.14	0.54
(1,20)	2:C:492:ASN:O	1:A:44:ILE:HG22	19	0.5	0.14	0.54
(1,20)	2:C:492:ASN:O	1:A:44:ILE:HG23	19	0.5	0.14	0.54
(1,20)	2:C:492:ASN:O	1:A:44:ILE:N	19	0.5	0.14	0.54
(1,20)	2:C:492:ASN:O	1:A:44:ILE:O	19	0.5	0.14	0.54
(1,20)	2:C:492:ASN:O	1:A:45:PHE:C	19	0.5	0.14	0.54
(1,20)	2:C:492:ASN:O	1:A:45:PHE:CA	19	0.5	0.14	0.54

Continued on next page...

Continued from previous page...

Key	Atom-1	Atom-2	Models ¹	Mean (Å)	SD ¹ (Å)	Median (Å)
(1,20)	2:C:492:ASN:O	1:A:45:PHE:CB	19	0.5	0.14	0.54
(1,20)	2:C:492:ASN:O	1:A:45:PHE:CD1	19	0.5	0.14	0.54
(1,20)	2:C:492:ASN:O	1:A:45:PHE:CD2	19	0.5	0.14	0.54
(1,20)	2:C:492:ASN:O	1:A:45:PHE:CE1	19	0.5	0.14	0.54
(1,20)	2:C:492:ASN:O	1:A:45:PHE:CE2	19	0.5	0.14	0.54
(1,20)	2:C:492:ASN:O	1:A:45:PHE:CG	19	0.5	0.14	0.54
(1,20)	2:C:492:ASN:O	1:A:45:PHE:CZ	19	0.5	0.14	0.54
(1,20)	2:C:492:ASN:O	1:A:45:PHE:H	19	0.5	0.14	0.54
(1,20)	2:C:492:ASN:O	1:A:45:PHE:HA	19	0.5	0.14	0.54
(1,20)	2:C:492:ASN:O	1:A:45:PHE:HB2	19	0.5	0.14	0.54
(1,20)	2:C:492:ASN:O	1:A:45:PHE:HB3	19	0.5	0.14	0.54
(1,20)	2:C:492:ASN:O	1:A:45:PHE:HD1	19	0.5	0.14	0.54
(1,20)	2:C:492:ASN:O	1:A:45:PHE:HD2	19	0.5	0.14	0.54
(1,20)	2:C:492:ASN:O	1:A:45:PHE:HE1	19	0.5	0.14	0.54
(1,20)	2:C:492:ASN:O	1:A:45:PHE:HE2	19	0.5	0.14	0.54
(1,20)	2:C:492:ASN:O	1:A:45:PHE:HZ	19	0.5	0.14	0.54
(1,20)	2:C:492:ASN:O	1:A:45:PHE:N	19	0.5	0.14	0.54
(1,20)	2:C:492:ASN:O	1:A:45:PHE:O	19	0.5	0.14	0.54
(1,20)	2:C:492:ASN:O	1:A:46:ALA:C	19	0.5	0.14	0.54
(1,20)	2:C:492:ASN:O	1:A:46:ALA:CA	19	0.5	0.14	0.54
(1,20)	2:C:492:ASN:O	1:A:46:ALA:CB	19	0.5	0.14	0.54
(1,20)	2:C:492:ASN:O	1:A:46:ALA:H	19	0.5	0.14	0.54
(1,20)	2:C:492:ASN:O	1:A:46:ALA:HA	19	0.5	0.14	0.54
(1,20)	2:C:492:ASN:O	1:A:46:ALA:HB1	19	0.5	0.14	0.54
(1,20)	2:C:492:ASN:O	1:A:46:ALA:HB2	19	0.5	0.14	0.54
(1,20)	2:C:492:ASN:O	1:A:46:ALA:HB3	19	0.5	0.14	0.54
(1,20)	2:C:492:ASN:O	1:A:46:ALA:N	19	0.5	0.14	0.54
(1,20)	2:C:492:ASN:O	1:A:46:ALA:O	19	0.5	0.14	0.54
(1,20)	2:C:492:ASN:O	1:A:47:GLY:C	19	0.5	0.14	0.54
(1,20)	2:C:492:ASN:O	1:A:47:GLY:CA	19	0.5	0.14	0.54
(1,20)	2:C:492:ASN:O	1:A:47:GLY:H	19	0.5	0.14	0.54
(1,20)	2:C:492:ASN:O	1:A:47:GLY:HA2	19	0.5	0.14	0.54
(1,20)	2:C:492:ASN:O	1:A:47:GLY:HA3	19	0.5	0.14	0.54
(1,20)	2:C:492:ASN:O	1:A:47:GLY:N	19	0.5	0.14	0.54
(1,20)	2:C:492:ASN:O	1:A:47:GLY:O	19	0.5	0.14	0.54
(1,20)	2:C:492:ASN:O	1:A:48:LYS:C	19	0.5	0.14	0.54
(1,20)	2:C:492:ASN:O	1:A:48:LYS:CA	19	0.5	0.14	0.54
(1,20)	2:C:492:ASN:O	1:A:48:LYS:CB	19	0.5	0.14	0.54
(1,20)	2:C:492:ASN:O	1:A:48:LYS:CD	19	0.5	0.14	0.54
(1,20)	2:C:492:ASN:O	1:A:48:LYS:CE	19	0.5	0.14	0.54
(1,20)	2:C:492:ASN:O	1:A:48:LYS:CG	19	0.5	0.14	0.54
(1,20)	2:C:492:ASN:O	1:A:48:LYS:H	19	0.5	0.14	0.54

Continued on next page...

Continued from previous page...

Key	Atom-1	Atom-2	Models ¹	Mean (Å)	SD ¹ (Å)	Median (Å)
(1,20)	2:C:492:ASN:O	1:A:48:LYS:HA	19	0.5	0.14	0.54
(1,20)	2:C:492:ASN:O	1:A:48:LYS:HB2	19	0.5	0.14	0.54
(1,20)	2:C:492:ASN:O	1:A:48:LYS:HB3	19	0.5	0.14	0.54
(1,20)	2:C:492:ASN:O	1:A:48:LYS:HD2	19	0.5	0.14	0.54
(1,20)	2:C:492:ASN:O	1:A:48:LYS:HD3	19	0.5	0.14	0.54
(1,20)	2:C:492:ASN:O	1:A:48:LYS:HE2	19	0.5	0.14	0.54
(1,20)	2:C:492:ASN:O	1:A:48:LYS:HE3	19	0.5	0.14	0.54
(1,20)	2:C:492:ASN:O	1:A:48:LYS:HG2	19	0.5	0.14	0.54
(1,20)	2:C:492:ASN:O	1:A:48:LYS:HG3	19	0.5	0.14	0.54
(1,20)	2:C:492:ASN:O	1:A:48:LYS:HZ1	19	0.5	0.14	0.54
(1,20)	2:C:492:ASN:O	1:A:48:LYS:HZ2	19	0.5	0.14	0.54
(1,20)	2:C:492:ASN:O	1:A:48:LYS:HZ3	19	0.5	0.14	0.54
(1,20)	2:C:492:ASN:O	1:A:48:LYS:N	19	0.5	0.14	0.54
(1,20)	2:C:492:ASN:O	1:A:48:LYS:NZ	19	0.5	0.14	0.54
(1,20)	2:C:492:ASN:O	1:A:48:LYS:O	19	0.5	0.14	0.54
(1,20)	2:C:492:ASN:O	1:A:49:GLN:C	19	0.5	0.14	0.54
(1,20)	2:C:492:ASN:O	1:A:49:GLN:CA	19	0.5	0.14	0.54
(1,20)	2:C:492:ASN:O	1:A:49:GLN:CB	19	0.5	0.14	0.54
(1,20)	2:C:492:ASN:O	1:A:49:GLN:CD	19	0.5	0.14	0.54
(1,20)	2:C:492:ASN:O	1:A:49:GLN:CG	19	0.5	0.14	0.54
(1,20)	2:C:492:ASN:O	1:A:49:GLN:H	19	0.5	0.14	0.54
(1,20)	2:C:492:ASN:O	1:A:49:GLN:HA	19	0.5	0.14	0.54
(1,20)	2:C:492:ASN:O	1:A:49:GLN:HB2	19	0.5	0.14	0.54
(1,20)	2:C:492:ASN:O	1:A:49:GLN:HB3	19	0.5	0.14	0.54
(1,20)	2:C:492:ASN:O	1:A:49:GLN:HE21	19	0.5	0.14	0.54
(1,20)	2:C:492:ASN:O	1:A:49:GLN:HE22	19	0.5	0.14	0.54
(1,20)	2:C:492:ASN:O	1:A:49:GLN:HG2	19	0.5	0.14	0.54
(1,20)	2:C:492:ASN:O	1:A:49:GLN:HG3	19	0.5	0.14	0.54
(1,20)	2:C:492:ASN:O	1:A:49:GLN:N	19	0.5	0.14	0.54
(1,20)	2:C:492:ASN:O	1:A:49:GLN:NE2	19	0.5	0.14	0.54
(1,20)	2:C:492:ASN:O	1:A:49:GLN:O	19	0.5	0.14	0.54
(1,20)	2:C:492:ASN:O	1:A:49:GLN:OE1	19	0.5	0.14	0.54
(1,20)	2:C:492:ASN:O	1:A:51:GLU:C	19	0.5	0.14	0.54
(1,20)	2:C:492:ASN:O	1:A:51:GLU:CA	19	0.5	0.14	0.54
(1,20)	2:C:492:ASN:O	1:A:51:GLU:CB	19	0.5	0.14	0.54
(1,20)	2:C:492:ASN:O	1:A:51:GLU:CD	19	0.5	0.14	0.54
(1,20)	2:C:492:ASN:O	1:A:51:GLU:CG	19	0.5	0.14	0.54
(1,20)	2:C:492:ASN:O	1:A:51:GLU:H	19	0.5	0.14	0.54
(1,20)	2:C:492:ASN:O	1:A:51:GLU:HA	19	0.5	0.14	0.54
(1,20)	2:C:492:ASN:O	1:A:51:GLU:HB2	19	0.5	0.14	0.54
(1,20)	2:C:492:ASN:O	1:A:51:GLU:HB3	19	0.5	0.14	0.54
(1,20)	2:C:492:ASN:O	1:A:51:GLU:HG2	19	0.5	0.14	0.54

Continued on next page...

Continued from previous page...

Key	Atom-1	Atom-2	Models ¹	Mean (Å)	SD ¹ (Å)	Median (Å)
(1,20)	2:C:492:ASN:O	1:A:51:GLU:HG3	19	0.5	0.14	0.54
(1,20)	2:C:492:ASN:O	1:A:51:GLU:N	19	0.5	0.14	0.54
(1,20)	2:C:492:ASN:O	1:A:51:GLU:O	19	0.5	0.14	0.54
(1,20)	2:C:492:ASN:O	1:A:51:GLU:OE1	19	0.5	0.14	0.54
(1,20)	2:C:492:ASN:O	1:A:51:GLU:OE2	19	0.5	0.14	0.54
(1,20)	2:C:492:ASN:O	1:A:58:ASP:C	19	0.5	0.14	0.54
(1,20)	2:C:492:ASN:O	1:A:58:ASP:CA	19	0.5	0.14	0.54
(1,20)	2:C:492:ASN:O	1:A:58:ASP:CB	19	0.5	0.14	0.54
(1,20)	2:C:492:ASN:O	1:A:58:ASP:CG	19	0.5	0.14	0.54
(1,20)	2:C:492:ASN:O	1:A:58:ASP:H	19	0.5	0.14	0.54
(1,20)	2:C:492:ASN:O	1:A:58:ASP:HA	19	0.5	0.14	0.54
(1,20)	2:C:492:ASN:O	1:A:58:ASP:HB2	19	0.5	0.14	0.54
(1,20)	2:C:492:ASN:O	1:A:58:ASP:HB3	19	0.5	0.14	0.54
(1,20)	2:C:492:ASN:O	1:A:58:ASP:N	19	0.5	0.14	0.54
(1,20)	2:C:492:ASN:O	1:A:58:ASP:O	19	0.5	0.14	0.54
(1,20)	2:C:492:ASN:O	1:A:58:ASP:OD1	19	0.5	0.14	0.54
(1,20)	2:C:492:ASN:O	1:A:58:ASP:OD2	19	0.5	0.14	0.54
(1,20)	2:C:492:ASN:O	1:A:59:TYR:C	19	0.5	0.14	0.54
(1,20)	2:C:492:ASN:O	1:A:59:TYR:CA	19	0.5	0.14	0.54
(1,20)	2:C:492:ASN:O	1:A:59:TYR:CB	19	0.5	0.14	0.54
(1,20)	2:C:492:ASN:O	1:A:59:TYR:CD1	19	0.5	0.14	0.54
(1,20)	2:C:492:ASN:O	1:A:59:TYR:CD2	19	0.5	0.14	0.54
(1,20)	2:C:492:ASN:O	1:A:59:TYR:CE1	19	0.5	0.14	0.54
(1,20)	2:C:492:ASN:O	1:A:59:TYR:CE2	19	0.5	0.14	0.54
(1,20)	2:C:492:ASN:O	1:A:59:TYR:CG	19	0.5	0.14	0.54
(1,20)	2:C:492:ASN:O	1:A:59:TYR:CZ	19	0.5	0.14	0.54
(1,20)	2:C:492:ASN:O	1:A:59:TYR:H	19	0.5	0.14	0.54
(1,20)	2:C:492:ASN:O	1:A:59:TYR:HA	19	0.5	0.14	0.54
(1,20)	2:C:492:ASN:O	1:A:59:TYR:HB2	19	0.5	0.14	0.54
(1,20)	2:C:492:ASN:O	1:A:59:TYR:HB3	19	0.5	0.14	0.54
(1,20)	2:C:492:ASN:O	1:A:59:TYR:HD1	19	0.5	0.14	0.54
(1,20)	2:C:492:ASN:O	1:A:59:TYR:HD2	19	0.5	0.14	0.54
(1,20)	2:C:492:ASN:O	1:A:59:TYR:HE1	19	0.5	0.14	0.54
(1,20)	2:C:492:ASN:O	1:A:59:TYR:HE2	19	0.5	0.14	0.54
(1,20)	2:C:492:ASN:O	1:A:59:TYR:HH	19	0.5	0.14	0.54
(1,20)	2:C:492:ASN:O	1:A:59:TYR:N	19	0.5	0.14	0.54
(1,20)	2:C:492:ASN:O	1:A:59:TYR:O	19	0.5	0.14	0.54
(1,20)	2:C:492:ASN:O	1:A:59:TYR:OH	19	0.5	0.14	0.54
(1,20)	2:C:492:ASN:O	1:A:60:ASN:C	19	0.5	0.14	0.54
(1,20)	2:C:492:ASN:O	1:A:60:ASN:CA	19	0.5	0.14	0.54
(1,20)	2:C:492:ASN:O	1:A:60:ASN:CB	19	0.5	0.14	0.54
(1,20)	2:C:492:ASN:O	1:A:60:ASN:CG	19	0.5	0.14	0.54

Continued on next page...

Continued from previous page...

Key	Atom-1	Atom-2	Models ¹	Mean (Å)	SD ¹ (Å)	Median (Å)
(1,20)	2:C:492:ASN:O	1:A:60:ASN:H	19	0.5	0.14	0.54
(1,20)	2:C:492:ASN:O	1:A:60:ASN:HA	19	0.5	0.14	0.54
(1,20)	2:C:492:ASN:O	1:A:60:ASN:HB2	19	0.5	0.14	0.54
(1,20)	2:C:492:ASN:O	1:A:60:ASN:HB3	19	0.5	0.14	0.54
(1,20)	2:C:492:ASN:O	1:A:60:ASN:HD21	19	0.5	0.14	0.54
(1,20)	2:C:492:ASN:O	1:A:60:ASN:HD22	19	0.5	0.14	0.54
(1,20)	2:C:492:ASN:O	1:A:60:ASN:N	19	0.5	0.14	0.54
(1,20)	2:C:492:ASN:O	1:A:60:ASN:ND2	19	0.5	0.14	0.54
(1,20)	2:C:492:ASN:O	1:A:60:ASN:O	19	0.5	0.14	0.54
(1,20)	2:C:492:ASN:O	1:A:60:ASN:OD1	19	0.5	0.14	0.54
(1,20)	2:C:492:ASN:O	1:A:61:ILE:C	19	0.5	0.14	0.54
(1,20)	2:C:492:ASN:O	1:A:61:ILE:CA	19	0.5	0.14	0.54
(1,20)	2:C:492:ASN:O	1:A:61:ILE:CB	19	0.5	0.14	0.54
(1,20)	2:C:492:ASN:O	1:A:61:ILE:CD1	19	0.5	0.14	0.54
(1,20)	2:C:492:ASN:O	1:A:61:ILE:CG1	19	0.5	0.14	0.54
(1,20)	2:C:492:ASN:O	1:A:61:ILE:CG2	19	0.5	0.14	0.54
(1,20)	2:C:492:ASN:O	1:A:61:ILE:H	19	0.5	0.14	0.54
(1,20)	2:C:492:ASN:O	1:A:61:ILE:HA	19	0.5	0.14	0.54
(1,20)	2:C:492:ASN:O	1:A:61:ILE:HB	19	0.5	0.14	0.54
(1,20)	2:C:492:ASN:O	1:A:61:ILE:HD11	19	0.5	0.14	0.54
(1,20)	2:C:492:ASN:O	1:A:61:ILE:HD12	19	0.5	0.14	0.54
(1,20)	2:C:492:ASN:O	1:A:61:ILE:HD13	19	0.5	0.14	0.54
(1,20)	2:C:492:ASN:O	1:A:61:ILE:HG12	19	0.5	0.14	0.54
(1,20)	2:C:492:ASN:O	1:A:61:ILE:HG13	19	0.5	0.14	0.54
(1,20)	2:C:492:ASN:O	1:A:61:ILE:HG21	19	0.5	0.14	0.54
(1,20)	2:C:492:ASN:O	1:A:61:ILE:HG22	19	0.5	0.14	0.54
(1,20)	2:C:492:ASN:O	1:A:61:ILE:HG23	19	0.5	0.14	0.54
(1,20)	2:C:492:ASN:O	1:A:61:ILE:N	19	0.5	0.14	0.54
(1,20)	2:C:492:ASN:O	1:A:61:ILE:O	19	0.5	0.14	0.54
(1,20)	2:C:492:ASN:O	1:A:62:GLN:C	19	0.5	0.14	0.54
(1,20)	2:C:492:ASN:O	1:A:62:GLN:CA	19	0.5	0.14	0.54
(1,20)	2:C:492:ASN:O	1:A:62:GLN:CB	19	0.5	0.14	0.54
(1,20)	2:C:492:ASN:O	1:A:62:GLN:CD	19	0.5	0.14	0.54
(1,20)	2:C:492:ASN:O	1:A:62:GLN:CG	19	0.5	0.14	0.54
(1,20)	2:C:492:ASN:O	1:A:62:GLN:H	19	0.5	0.14	0.54
(1,20)	2:C:492:ASN:O	1:A:62:GLN:HA	19	0.5	0.14	0.54
(1,20)	2:C:492:ASN:O	1:A:62:GLN:HB2	19	0.5	0.14	0.54
(1,20)	2:C:492:ASN:O	1:A:62:GLN:HB3	19	0.5	0.14	0.54
(1,20)	2:C:492:ASN:O	1:A:62:GLN:HE21	19	0.5	0.14	0.54
(1,20)	2:C:492:ASN:O	1:A:62:GLN:HE22	19	0.5	0.14	0.54
(1,20)	2:C:492:ASN:O	1:A:62:GLN:HG2	19	0.5	0.14	0.54
(1,20)	2:C:492:ASN:O	1:A:62:GLN:HG3	19	0.5	0.14	0.54

Continued on next page...

Continued from previous page...

Key	Atom-1	Atom-2	Models ¹	Mean (Å)	SD ¹ (Å)	Median (Å)
(1,20)	2:C:492:ASN:O	1:A:62:GLN:N	19	0.5	0.14	0.54
(1,20)	2:C:492:ASN:O	1:A:62:GLN:NE2	19	0.5	0.14	0.54
(1,20)	2:C:492:ASN:O	1:A:62:GLN:O	19	0.5	0.14	0.54
(1,20)	2:C:492:ASN:O	1:A:62:GLN:OE1	19	0.5	0.14	0.54
(1,20)	2:C:492:ASN:O	1:A:65:SER:C	19	0.5	0.14	0.54
(1,20)	2:C:492:ASN:O	1:A:65:SER:CA	19	0.5	0.14	0.54
(1,20)	2:C:492:ASN:O	1:A:65:SER:CB	19	0.5	0.14	0.54
(1,20)	2:C:492:ASN:O	1:A:65:SER:H	19	0.5	0.14	0.54
(1,20)	2:C:492:ASN:O	1:A:65:SER:HA	19	0.5	0.14	0.54
(1,20)	2:C:492:ASN:O	1:A:65:SER:HB2	19	0.5	0.14	0.54
(1,20)	2:C:492:ASN:O	1:A:65:SER:HB3	19	0.5	0.14	0.54
(1,20)	2:C:492:ASN:O	1:A:65:SER:HG	19	0.5	0.14	0.54
(1,20)	2:C:492:ASN:O	1:A:65:SER:N	19	0.5	0.14	0.54
(1,20)	2:C:492:ASN:O	1:A:65:SER:O	19	0.5	0.14	0.54
(1,20)	2:C:492:ASN:O	1:A:65:SER:OG	19	0.5	0.14	0.54
(1,20)	2:C:492:ASN:O	1:A:66:THR:C	19	0.5	0.14	0.54
(1,20)	2:C:492:ASN:O	1:A:66:THR:CA	19	0.5	0.14	0.54
(1,20)	2:C:492:ASN:O	1:A:66:THR:CB	19	0.5	0.14	0.54
(1,20)	2:C:492:ASN:O	1:A:66:THR:CG2	19	0.5	0.14	0.54
(1,20)	2:C:492:ASN:O	1:A:66:THR:H	19	0.5	0.14	0.54
(1,20)	2:C:492:ASN:O	1:A:66:THR:HA	19	0.5	0.14	0.54
(1,20)	2:C:492:ASN:O	1:A:66:THR:HB	19	0.5	0.14	0.54
(1,20)	2:C:492:ASN:O	1:A:66:THR:HG1	19	0.5	0.14	0.54
(1,20)	2:C:492:ASN:O	1:A:66:THR:HG21	19	0.5	0.14	0.54
(1,20)	2:C:492:ASN:O	1:A:66:THR:HG22	19	0.5	0.14	0.54
(1,20)	2:C:492:ASN:O	1:A:66:THR:HG23	19	0.5	0.14	0.54
(1,20)	2:C:492:ASN:O	1:A:66:THR:N	19	0.5	0.14	0.54
(1,20)	2:C:492:ASN:O	1:A:66:THR:O	19	0.5	0.14	0.54
(1,20)	2:C:492:ASN:O	1:A:66:THR:OG1	19	0.5	0.14	0.54
(1,20)	2:C:492:ASN:O	1:A:68:HIS:C	19	0.5	0.14	0.54
(1,20)	2:C:492:ASN:O	1:A:68:HIS:CA	19	0.5	0.14	0.54
(1,20)	2:C:492:ASN:O	1:A:68:HIS:CB	19	0.5	0.14	0.54
(1,20)	2:C:492:ASN:O	1:A:68:HIS:CD2	19	0.5	0.14	0.54
(1,20)	2:C:492:ASN:O	1:A:68:HIS:CE1	19	0.5	0.14	0.54
(1,20)	2:C:492:ASN:O	1:A:68:HIS:CG	19	0.5	0.14	0.54
(1,20)	2:C:492:ASN:O	1:A:68:HIS:H	19	0.5	0.14	0.54
(1,20)	2:C:492:ASN:O	1:A:68:HIS:HA	19	0.5	0.14	0.54
(1,20)	2:C:492:ASN:O	1:A:68:HIS:HB2	19	0.5	0.14	0.54
(1,20)	2:C:492:ASN:O	1:A:68:HIS:HB3	19	0.5	0.14	0.54
(1,20)	2:C:492:ASN:O	1:A:68:HIS:HD2	19	0.5	0.14	0.54
(1,20)	2:C:492:ASN:O	1:A:68:HIS:HE1	19	0.5	0.14	0.54
(1,20)	2:C:492:ASN:O	1:A:68:HIS:HE2	19	0.5	0.14	0.54

Continued on next page...

Continued from previous page...

Key	Atom-1	Atom-2	Models ¹	Mean (Å)	SD ¹ (Å)	Median (Å)
(1,20)	2:C:492:ASN:O	1:A:68:HIS:N	19	0.5	0.14	0.54
(1,20)	2:C:492:ASN:O	1:A:68:HIS:ND1	19	0.5	0.14	0.54
(1,20)	2:C:492:ASN:O	1:A:68:HIS:NE2	19	0.5	0.14	0.54
(1,20)	2:C:492:ASN:O	1:A:68:HIS:O	19	0.5	0.14	0.54
(1,20)	2:C:492:ASN:O	1:A:69:LEU:C	19	0.5	0.14	0.54
(1,20)	2:C:492:ASN:O	1:A:69:LEU:CA	19	0.5	0.14	0.54
(1,20)	2:C:492:ASN:O	1:A:69:LEU:CB	19	0.5	0.14	0.54
(1,20)	2:C:492:ASN:O	1:A:69:LEU:CD1	19	0.5	0.14	0.54
(1,20)	2:C:492:ASN:O	1:A:69:LEU:CD2	19	0.5	0.14	0.54
(1,20)	2:C:492:ASN:O	1:A:69:LEU:CG	19	0.5	0.14	0.54
(1,20)	2:C:492:ASN:O	1:A:69:LEU:H	19	0.5	0.14	0.54
(1,20)	2:C:492:ASN:O	1:A:69:LEU:HA	19	0.5	0.14	0.54
(1,20)	2:C:492:ASN:O	1:A:69:LEU:HB2	19	0.5	0.14	0.54
(1,20)	2:C:492:ASN:O	1:A:69:LEU:HB3	19	0.5	0.14	0.54
(1,20)	2:C:492:ASN:O	1:A:69:LEU:HD11	19	0.5	0.14	0.54
(1,20)	2:C:492:ASN:O	1:A:69:LEU:HD12	19	0.5	0.14	0.54
(1,20)	2:C:492:ASN:O	1:A:69:LEU:HD13	19	0.5	0.14	0.54
(1,20)	2:C:492:ASN:O	1:A:69:LEU:HD21	19	0.5	0.14	0.54
(1,20)	2:C:492:ASN:O	1:A:69:LEU:HD22	19	0.5	0.14	0.54
(1,20)	2:C:492:ASN:O	1:A:69:LEU:HD23	19	0.5	0.14	0.54
(1,20)	2:C:492:ASN:O	1:A:69:LEU:HG	19	0.5	0.14	0.54
(1,20)	2:C:492:ASN:O	1:A:69:LEU:N	19	0.5	0.14	0.54
(1,20)	2:C:492:ASN:O	1:A:69:LEU:O	19	0.5	0.14	0.54
(1,20)	2:C:492:ASN:O	1:A:70:VAL:C	19	0.5	0.14	0.54
(1,20)	2:C:492:ASN:O	1:A:70:VAL:CA	19	0.5	0.14	0.54
(1,20)	2:C:492:ASN:O	1:A:70:VAL:CB	19	0.5	0.14	0.54
(1,20)	2:C:492:ASN:O	1:A:70:VAL:CG1	19	0.5	0.14	0.54
(1,20)	2:C:492:ASN:O	1:A:70:VAL:CG2	19	0.5	0.14	0.54
(1,20)	2:C:492:ASN:O	1:A:70:VAL:H	19	0.5	0.14	0.54
(1,20)	2:C:492:ASN:O	1:A:70:VAL:HA	19	0.5	0.14	0.54
(1,20)	2:C:492:ASN:O	1:A:70:VAL:HB	19	0.5	0.14	0.54
(1,20)	2:C:492:ASN:O	1:A:70:VAL:HG11	19	0.5	0.14	0.54
(1,20)	2:C:492:ASN:O	1:A:70:VAL:HG12	19	0.5	0.14	0.54
(1,20)	2:C:492:ASN:O	1:A:70:VAL:HG13	19	0.5	0.14	0.54
(1,20)	2:C:492:ASN:O	1:A:70:VAL:HG21	19	0.5	0.14	0.54
(1,20)	2:C:492:ASN:O	1:A:70:VAL:HG22	19	0.5	0.14	0.54
(1,20)	2:C:492:ASN:O	1:A:70:VAL:HG23	19	0.5	0.14	0.54
(1,20)	2:C:492:ASN:O	1:A:70:VAL:N	19	0.5	0.14	0.54
(1,20)	2:C:492:ASN:O	1:A:70:VAL:O	19	0.5	0.14	0.54
(1,20)	2:C:492:ASN:O	1:A:71:LEU:C	19	0.5	0.14	0.54
(1,20)	2:C:492:ASN:O	1:A:71:LEU:CA	19	0.5	0.14	0.54
(1,20)	2:C:492:ASN:O	1:A:71:LEU:CB	19	0.5	0.14	0.54

Continued on next page...

Continued from previous page...

Key	Atom-1	Atom-2	Models ¹	Mean (Å)	SD ¹ (Å)	Median (Å)
(1,20)	2:C:492:ASN:O	1:A:71:LEU:CD1	19	0.5	0.14	0.54
(1,20)	2:C:492:ASN:O	1:A:71:LEU:CD2	19	0.5	0.14	0.54
(1,20)	2:C:492:ASN:O	1:A:71:LEU:CG	19	0.5	0.14	0.54
(1,20)	2:C:492:ASN:O	1:A:71:LEU:H	19	0.5	0.14	0.54
(1,20)	2:C:492:ASN:O	1:A:71:LEU:HA	19	0.5	0.14	0.54
(1,20)	2:C:492:ASN:O	1:A:71:LEU:HB2	19	0.5	0.14	0.54
(1,20)	2:C:492:ASN:O	1:A:71:LEU:HB3	19	0.5	0.14	0.54
(1,20)	2:C:492:ASN:O	1:A:71:LEU:HD11	19	0.5	0.14	0.54
(1,20)	2:C:492:ASN:O	1:A:71:LEU:HD12	19	0.5	0.14	0.54
(1,20)	2:C:492:ASN:O	1:A:71:LEU:HD13	19	0.5	0.14	0.54
(1,20)	2:C:492:ASN:O	1:A:71:LEU:HD21	19	0.5	0.14	0.54
(1,20)	2:C:492:ASN:O	1:A:71:LEU:HD22	19	0.5	0.14	0.54
(1,20)	2:C:492:ASN:O	1:A:71:LEU:HD23	19	0.5	0.14	0.54
(1,20)	2:C:492:ASN:O	1:A:71:LEU:HG	19	0.5	0.14	0.54
(1,20)	2:C:492:ASN:O	1:A:71:LEU:N	19	0.5	0.14	0.54
(1,20)	2:C:492:ASN:O	1:A:71:LEU:O	19	0.5	0.14	0.54
(1,20)	2:C:492:ASN:O	1:A:72:ARG:C	19	0.5	0.14	0.54
(1,20)	2:C:492:ASN:O	1:A:72:ARG:CA	19	0.5	0.14	0.54
(1,20)	2:C:492:ASN:O	1:A:72:ARG:CB	19	0.5	0.14	0.54
(1,20)	2:C:492:ASN:O	1:A:72:ARG:CD	19	0.5	0.14	0.54
(1,20)	2:C:492:ASN:O	1:A:72:ARG:CG	19	0.5	0.14	0.54
(1,20)	2:C:492:ASN:O	1:A:72:ARG:CZ	19	0.5	0.14	0.54
(1,20)	2:C:492:ASN:O	1:A:72:ARG:H	19	0.5	0.14	0.54
(1,20)	2:C:492:ASN:O	1:A:72:ARG:HA	19	0.5	0.14	0.54
(1,20)	2:C:492:ASN:O	1:A:72:ARG:HB2	19	0.5	0.14	0.54
(1,20)	2:C:492:ASN:O	1:A:72:ARG:HB3	19	0.5	0.14	0.54
(1,20)	2:C:492:ASN:O	1:A:72:ARG:HD2	19	0.5	0.14	0.54
(1,20)	2:C:492:ASN:O	1:A:72:ARG:HD3	19	0.5	0.14	0.54
(1,20)	2:C:492:ASN:O	1:A:72:ARG:HE	19	0.5	0.14	0.54
(1,20)	2:C:492:ASN:O	1:A:72:ARG:HG2	19	0.5	0.14	0.54
(1,20)	2:C:492:ASN:O	1:A:72:ARG:HG3	19	0.5	0.14	0.54
(1,20)	2:C:492:ASN:O	1:A:72:ARG:HH11	19	0.5	0.14	0.54
(1,20)	2:C:492:ASN:O	1:A:72:ARG:HH12	19	0.5	0.14	0.54
(1,20)	2:C:492:ASN:O	1:A:72:ARG:HH21	19	0.5	0.14	0.54
(1,20)	2:C:492:ASN:O	1:A:72:ARG:HH22	19	0.5	0.14	0.54
(1,20)	2:C:492:ASN:O	1:A:72:ARG:N	19	0.5	0.14	0.54
(1,20)	2:C:492:ASN:O	1:A:72:ARG:NE	19	0.5	0.14	0.54
(1,20)	2:C:492:ASN:O	1:A:72:ARG:NH1	19	0.5	0.14	0.54
(1,20)	2:C:492:ASN:O	1:A:72:ARG:NH2	19	0.5	0.14	0.54
(1,20)	2:C:492:ASN:O	1:A:72:ARG:O	19	0.5	0.14	0.54
(1,20)	2:C:492:ASN:O	1:A:73:LEU:C	19	0.5	0.14	0.54
(1,20)	2:C:492:ASN:O	1:A:73:LEU:CA	19	0.5	0.14	0.54

Continued on next page...

Continued from previous page...

Key	Atom-1	Atom-2	Models ¹	Mean (Å)	SD ¹ (Å)	Median (Å)
(1,20)	2:C:492:ASN:O	1:A:73:LEU:CB	19	0.5	0.14	0.54
(1,20)	2:C:492:ASN:O	1:A:73:LEU:CD1	19	0.5	0.14	0.54
(1,20)	2:C:492:ASN:O	1:A:73:LEU:CD2	19	0.5	0.14	0.54
(1,20)	2:C:492:ASN:O	1:A:73:LEU:CG	19	0.5	0.14	0.54
(1,20)	2:C:492:ASN:O	1:A:73:LEU:H	19	0.5	0.14	0.54
(1,20)	2:C:492:ASN:O	1:A:73:LEU:HA	19	0.5	0.14	0.54
(1,20)	2:C:492:ASN:O	1:A:73:LEU:HB2	19	0.5	0.14	0.54
(1,20)	2:C:492:ASN:O	1:A:73:LEU:HB3	19	0.5	0.14	0.54
(1,20)	2:C:492:ASN:O	1:A:73:LEU:HD11	19	0.5	0.14	0.54
(1,20)	2:C:492:ASN:O	1:A:73:LEU:HD12	19	0.5	0.14	0.54
(1,20)	2:C:492:ASN:O	1:A:73:LEU:HD13	19	0.5	0.14	0.54
(1,20)	2:C:492:ASN:O	1:A:73:LEU:HD21	19	0.5	0.14	0.54
(1,20)	2:C:492:ASN:O	1:A:73:LEU:HD22	19	0.5	0.14	0.54
(1,20)	2:C:492:ASN:O	1:A:73:LEU:HD23	19	0.5	0.14	0.54
(1,20)	2:C:492:ASN:O	1:A:73:LEU:HG	19	0.5	0.14	0.54
(1,20)	2:C:492:ASN:O	1:A:73:LEU:N	19	0.5	0.14	0.54
(1,20)	2:C:492:ASN:O	1:A:73:LEU:O	19	0.5	0.14	0.54
(1,20)	2:C:492:ASN:O	1:A:74:ARG:C	19	0.5	0.14	0.54
(1,20)	2:C:492:ASN:O	1:A:74:ARG:CA	19	0.5	0.14	0.54
(1,20)	2:C:492:ASN:O	1:A:74:ARG:CB	19	0.5	0.14	0.54
(1,20)	2:C:492:ASN:O	1:A:74:ARG:CD	19	0.5	0.14	0.54
(1,20)	2:C:492:ASN:O	1:A:74:ARG:CG	19	0.5	0.14	0.54
(1,20)	2:C:492:ASN:O	1:A:74:ARG:CZ	19	0.5	0.14	0.54
(1,20)	2:C:492:ASN:O	1:A:74:ARG:H	19	0.5	0.14	0.54
(1,20)	2:C:492:ASN:O	1:A:74:ARG:HA	19	0.5	0.14	0.54
(1,20)	2:C:492:ASN:O	1:A:74:ARG:HB2	19	0.5	0.14	0.54
(1,20)	2:C:492:ASN:O	1:A:74:ARG:HB3	19	0.5	0.14	0.54
(1,20)	2:C:492:ASN:O	1:A:74:ARG:HD2	19	0.5	0.14	0.54
(1,20)	2:C:492:ASN:O	1:A:74:ARG:HD3	19	0.5	0.14	0.54
(1,20)	2:C:492:ASN:O	1:A:74:ARG:HE	19	0.5	0.14	0.54
(1,20)	2:C:492:ASN:O	1:A:74:ARG:HG2	19	0.5	0.14	0.54
(1,20)	2:C:492:ASN:O	1:A:74:ARG:HG3	19	0.5	0.14	0.54
(1,20)	2:C:492:ASN:O	1:A:74:ARG:HH11	19	0.5	0.14	0.54
(1,20)	2:C:492:ASN:O	1:A:74:ARG:HH12	19	0.5	0.14	0.54
(1,20)	2:C:492:ASN:O	1:A:74:ARG:HH21	19	0.5	0.14	0.54
(1,20)	2:C:492:ASN:O	1:A:74:ARG:HH22	19	0.5	0.14	0.54
(1,20)	2:C:492:ASN:O	1:A:74:ARG:N	19	0.5	0.14	0.54
(1,20)	2:C:492:ASN:O	1:A:74:ARG:NE	19	0.5	0.14	0.54
(1,20)	2:C:492:ASN:O	1:A:74:ARG:NH1	19	0.5	0.14	0.54
(1,20)	2:C:492:ASN:O	1:A:74:ARG:NH2	19	0.5	0.14	0.54
(1,20)	2:C:492:ASN:O	1:A:74:ARG:O	19	0.5	0.14	0.54
(1,20)	2:C:492:ASN:O	1:A:75:GLY:C	19	0.5	0.14	0.54

Continued on next page...

Continued from previous page...

Key	Atom-1	Atom-2	Models ¹	Mean (Å)	SD ¹ (Å)	Median (Å)
(1,20)	2:C:492:ASN:O	1:A:75:GLY:CA	19	0.5	0.14	0.54
(1,20)	2:C:492:ASN:O	1:A:75:GLY:H	19	0.5	0.14	0.54
(1,20)	2:C:492:ASN:O	1:A:75:GLY:HA2	19	0.5	0.14	0.54
(1,20)	2:C:492:ASN:O	1:A:75:GLY:HA3	19	0.5	0.14	0.54
(1,20)	2:C:492:ASN:O	1:A:75:GLY:N	19	0.5	0.14	0.54
(1,20)	2:C:492:ASN:O	1:A:75:GLY:O	19	0.5	0.14	0.54
(1,20)	2:C:492:ASN:O	1:A:76:GLY:C	19	0.5	0.14	0.54
(1,20)	2:C:492:ASN:O	1:A:76:GLY:CA	19	0.5	0.14	0.54
(1,20)	2:C:492:ASN:O	1:A:76:GLY:H	19	0.5	0.14	0.54
(1,20)	2:C:492:ASN:O	1:A:76:GLY:HA2	19	0.5	0.14	0.54
(1,20)	2:C:492:ASN:O	1:A:76:GLY:HA3	19	0.5	0.14	0.54
(1,20)	2:C:492:ASN:O	1:A:76:GLY:N	19	0.5	0.14	0.54
(1,20)	2:C:492:ASN:O	1:A:76:GLY:O	19	0.5	0.14	0.54
(1,20)	2:C:492:ASN:OD1	1:A:4:PHE:C	19	0.5	0.14	0.54
(1,20)	2:C:492:ASN:OD1	1:A:4:PHE:CA	19	0.5	0.14	0.54
(1,20)	2:C:492:ASN:OD1	1:A:4:PHE:CB	19	0.5	0.14	0.54
(1,20)	2:C:492:ASN:OD1	1:A:4:PHE:CD1	19	0.5	0.14	0.54
(1,20)	2:C:492:ASN:OD1	1:A:4:PHE:CD2	19	0.5	0.14	0.54
(1,20)	2:C:492:ASN:OD1	1:A:4:PHE:CE1	19	0.5	0.14	0.54
(1,20)	2:C:492:ASN:OD1	1:A:4:PHE:CE2	19	0.5	0.14	0.54
(1,20)	2:C:492:ASN:OD1	1:A:4:PHE:CG	19	0.5	0.14	0.54
(1,20)	2:C:492:ASN:OD1	1:A:4:PHE:CZ	19	0.5	0.14	0.54
(1,20)	2:C:492:ASN:OD1	1:A:4:PHE:H	19	0.5	0.14	0.54
(1,20)	2:C:492:ASN:OD1	1:A:4:PHE:HA	19	0.5	0.14	0.54
(1,20)	2:C:492:ASN:OD1	1:A:4:PHE:HB2	19	0.5	0.14	0.54
(1,20)	2:C:492:ASN:OD1	1:A:4:PHE:HB3	19	0.5	0.14	0.54
(1,20)	2:C:492:ASN:OD1	1:A:4:PHE:HD1	19	0.5	0.14	0.54
(1,20)	2:C:492:ASN:OD1	1:A:4:PHE:HD2	19	0.5	0.14	0.54
(1,20)	2:C:492:ASN:OD1	1:A:4:PHE:HE1	19	0.5	0.14	0.54
(1,20)	2:C:492:ASN:OD1	1:A:4:PHE:HE2	19	0.5	0.14	0.54
(1,20)	2:C:492:ASN:OD1	1:A:4:PHE:HZ	19	0.5	0.14	0.54
(1,20)	2:C:492:ASN:OD1	1:A:4:PHE:N	19	0.5	0.14	0.54
(1,20)	2:C:492:ASN:OD1	1:A:4:PHE:O	19	0.5	0.14	0.54
(1,20)	2:C:492:ASN:OD1	1:A:6:LYS:C	19	0.5	0.14	0.54
(1,20)	2:C:492:ASN:OD1	1:A:6:LYS:CA	19	0.5	0.14	0.54
(1,20)	2:C:492:ASN:OD1	1:A:6:LYS:CB	19	0.5	0.14	0.54
(1,20)	2:C:492:ASN:OD1	1:A:6:LYS:CD	19	0.5	0.14	0.54
(1,20)	2:C:492:ASN:OD1	1:A:6:LYS:CE	19	0.5	0.14	0.54
(1,20)	2:C:492:ASN:OD1	1:A:6:LYS:CG	19	0.5	0.14	0.54
(1,20)	2:C:492:ASN:OD1	1:A:6:LYS:H	19	0.5	0.14	0.54
(1,20)	2:C:492:ASN:OD1	1:A:6:LYS:HA	19	0.5	0.14	0.54
(1,20)	2:C:492:ASN:OD1	1:A:6:LYS:HB2	19	0.5	0.14	0.54

Continued on next page...

Continued from previous page...

Key	Atom-1	Atom-2	Models ¹	Mean (Å)	SD ¹ (Å)	Median (Å)
(1,20)	2:C:492:ASN:OD1	1:A:6:LYS:HB3	19	0.5	0.14	0.54
(1,20)	2:C:492:ASN:OD1	1:A:6:LYS:HD2	19	0.5	0.14	0.54
(1,20)	2:C:492:ASN:OD1	1:A:6:LYS:HD3	19	0.5	0.14	0.54
(1,20)	2:C:492:ASN:OD1	1:A:6:LYS:HE2	19	0.5	0.14	0.54
(1,20)	2:C:492:ASN:OD1	1:A:6:LYS:HE3	19	0.5	0.14	0.54
(1,20)	2:C:492:ASN:OD1	1:A:6:LYS:HG2	19	0.5	0.14	0.54
(1,20)	2:C:492:ASN:OD1	1:A:6:LYS:HG3	19	0.5	0.14	0.54
(1,20)	2:C:492:ASN:OD1	1:A:6:LYS:HZ1	19	0.5	0.14	0.54
(1,20)	2:C:492:ASN:OD1	1:A:6:LYS:HZ2	19	0.5	0.14	0.54
(1,20)	2:C:492:ASN:OD1	1:A:6:LYS:HZ3	19	0.5	0.14	0.54
(1,20)	2:C:492:ASN:OD1	1:A:6:LYS:N	19	0.5	0.14	0.54
(1,20)	2:C:492:ASN:OD1	1:A:6:LYS:NZ	19	0.5	0.14	0.54
(1,20)	2:C:492:ASN:OD1	1:A:6:LYS:O	19	0.5	0.14	0.54
(1,20)	2:C:492:ASN:OD1	1:A:7:THR:C	19	0.5	0.14	0.54
(1,20)	2:C:492:ASN:OD1	1:A:7:THR:CA	19	0.5	0.14	0.54
(1,20)	2:C:492:ASN:OD1	1:A:7:THR:CB	19	0.5	0.14	0.54
(1,20)	2:C:492:ASN:OD1	1:A:7:THR:CG2	19	0.5	0.14	0.54
(1,20)	2:C:492:ASN:OD1	1:A:7:THR:H	19	0.5	0.14	0.54
(1,20)	2:C:492:ASN:OD1	1:A:7:THR:HA	19	0.5	0.14	0.54
(1,20)	2:C:492:ASN:OD1	1:A:7:THR:HB	19	0.5	0.14	0.54
(1,20)	2:C:492:ASN:OD1	1:A:7:THR:HG1	19	0.5	0.14	0.54
(1,20)	2:C:492:ASN:OD1	1:A:7:THR:HG21	19	0.5	0.14	0.54
(1,20)	2:C:492:ASN:OD1	1:A:7:THR:HG22	19	0.5	0.14	0.54
(1,20)	2:C:492:ASN:OD1	1:A:7:THR:HG23	19	0.5	0.14	0.54
(1,20)	2:C:492:ASN:OD1	1:A:7:THR:N	19	0.5	0.14	0.54
(1,20)	2:C:492:ASN:OD1	1:A:7:THR:O	19	0.5	0.14	0.54
(1,20)	2:C:492:ASN:OD1	1:A:7:THR:OG1	19	0.5	0.14	0.54
(1,20)	2:C:492:ASN:OD1	1:A:8:LEU:C	19	0.5	0.14	0.54
(1,20)	2:C:492:ASN:OD1	1:A:8:LEU:CA	19	0.5	0.14	0.54
(1,20)	2:C:492:ASN:OD1	1:A:8:LEU:CB	19	0.5	0.14	0.54
(1,20)	2:C:492:ASN:OD1	1:A:8:LEU:CD1	19	0.5	0.14	0.54
(1,20)	2:C:492:ASN:OD1	1:A:8:LEU:CD2	19	0.5	0.14	0.54
(1,20)	2:C:492:ASN:OD1	1:A:8:LEU:CG	19	0.5	0.14	0.54
(1,20)	2:C:492:ASN:OD1	1:A:8:LEU:H	19	0.5	0.14	0.54
(1,20)	2:C:492:ASN:OD1	1:A:8:LEU:HA	19	0.5	0.14	0.54
(1,20)	2:C:492:ASN:OD1	1:A:8:LEU:HB2	19	0.5	0.14	0.54
(1,20)	2:C:492:ASN:OD1	1:A:8:LEU:HB3	19	0.5	0.14	0.54
(1,20)	2:C:492:ASN:OD1	1:A:8:LEU:HD11	19	0.5	0.14	0.54
(1,20)	2:C:492:ASN:OD1	1:A:8:LEU:HD12	19	0.5	0.14	0.54
(1,20)	2:C:492:ASN:OD1	1:A:8:LEU:HD13	19	0.5	0.14	0.54
(1,20)	2:C:492:ASN:OD1	1:A:8:LEU:HD21	19	0.5	0.14	0.54
(1,20)	2:C:492:ASN:OD1	1:A:8:LEU:HD22	19	0.5	0.14	0.54

Continued on next page...

Continued from previous page...

Key	Atom-1	Atom-2	Models ¹	Mean (Å)	SD ¹ (Å)	Median (Å)
(1,20)	2:C:492:ASN:OD1	1:A:8:LEU:HD23	19	0.5	0.14	0.54
(1,20)	2:C:492:ASN:OD1	1:A:8:LEU:HG	19	0.5	0.14	0.54
(1,20)	2:C:492:ASN:OD1	1:A:8:LEU:N	19	0.5	0.14	0.54
(1,20)	2:C:492:ASN:OD1	1:A:8:LEU:O	19	0.5	0.14	0.54
(1,20)	2:C:492:ASN:OD1	1:A:9:THR:C	19	0.5	0.14	0.54
(1,20)	2:C:492:ASN:OD1	1:A:9:THR:CA	19	0.5	0.14	0.54
(1,20)	2:C:492:ASN:OD1	1:A:9:THR:CB	19	0.5	0.14	0.54
(1,20)	2:C:492:ASN:OD1	1:A:9:THR:CG2	19	0.5	0.14	0.54
(1,20)	2:C:492:ASN:OD1	1:A:9:THR:H	19	0.5	0.14	0.54
(1,20)	2:C:492:ASN:OD1	1:A:9:THR:HA	19	0.5	0.14	0.54
(1,20)	2:C:492:ASN:OD1	1:A:9:THR:HB	19	0.5	0.14	0.54
(1,20)	2:C:492:ASN:OD1	1:A:9:THR:HG1	19	0.5	0.14	0.54
(1,20)	2:C:492:ASN:OD1	1:A:9:THR:HG21	19	0.5	0.14	0.54
(1,20)	2:C:492:ASN:OD1	1:A:9:THR:HG22	19	0.5	0.14	0.54
(1,20)	2:C:492:ASN:OD1	1:A:9:THR:HG23	19	0.5	0.14	0.54
(1,20)	2:C:492:ASN:OD1	1:A:9:THR:N	19	0.5	0.14	0.54
(1,20)	2:C:492:ASN:OD1	1:A:9:THR:O	19	0.5	0.14	0.54
(1,20)	2:C:492:ASN:OD1	1:A:9:THR:OG1	19	0.5	0.14	0.54
(1,20)	2:C:492:ASN:OD1	1:A:10:GLY:C	19	0.5	0.14	0.54
(1,20)	2:C:492:ASN:OD1	1:A:10:GLY:CA	19	0.5	0.14	0.54
(1,20)	2:C:492:ASN:OD1	1:A:10:GLY:H	19	0.5	0.14	0.54
(1,20)	2:C:492:ASN:OD1	1:A:10:GLY:HA2	19	0.5	0.14	0.54
(1,20)	2:C:492:ASN:OD1	1:A:10:GLY:HA3	19	0.5	0.14	0.54
(1,20)	2:C:492:ASN:OD1	1:A:10:GLY:N	19	0.5	0.14	0.54
(1,20)	2:C:492:ASN:OD1	1:A:10:GLY:O	19	0.5	0.14	0.54
(1,20)	2:C:492:ASN:OD1	1:A:11:LYS:C	19	0.5	0.14	0.54
(1,20)	2:C:492:ASN:OD1	1:A:11:LYS:CA	19	0.5	0.14	0.54
(1,20)	2:C:492:ASN:OD1	1:A:11:LYS:CB	19	0.5	0.14	0.54
(1,20)	2:C:492:ASN:OD1	1:A:11:LYS:CD	19	0.5	0.14	0.54
(1,20)	2:C:492:ASN:OD1	1:A:11:LYS:CE	19	0.5	0.14	0.54
(1,20)	2:C:492:ASN:OD1	1:A:11:LYS:CG	19	0.5	0.14	0.54
(1,20)	2:C:492:ASN:OD1	1:A:11:LYS:H	19	0.5	0.14	0.54
(1,20)	2:C:492:ASN:OD1	1:A:11:LYS:HA	19	0.5	0.14	0.54
(1,20)	2:C:492:ASN:OD1	1:A:11:LYS:HB2	19	0.5	0.14	0.54
(1,20)	2:C:492:ASN:OD1	1:A:11:LYS:HB3	19	0.5	0.14	0.54
(1,20)	2:C:492:ASN:OD1	1:A:11:LYS:HD2	19	0.5	0.14	0.54
(1,20)	2:C:492:ASN:OD1	1:A:11:LYS:HD3	19	0.5	0.14	0.54
(1,20)	2:C:492:ASN:OD1	1:A:11:LYS:HE2	19	0.5	0.14	0.54
(1,20)	2:C:492:ASN:OD1	1:A:11:LYS:HE3	19	0.5	0.14	0.54
(1,20)	2:C:492:ASN:OD1	1:A:11:LYS:HG2	19	0.5	0.14	0.54
(1,20)	2:C:492:ASN:OD1	1:A:11:LYS:HG3	19	0.5	0.14	0.54
(1,20)	2:C:492:ASN:OD1	1:A:11:LYS:HZ1	19	0.5	0.14	0.54

Continued on next page...

Continued from previous page...

Key	Atom-1	Atom-2	Models ¹	Mean (Å)	SD ¹ (Å)	Median (Å)
(1,20)	2:C:492:ASN:OD1	1:A:11:LYS:HZ2	19	0.5	0.14	0.54
(1,20)	2:C:492:ASN:OD1	1:A:11:LYS:HZ3	19	0.5	0.14	0.54
(1,20)	2:C:492:ASN:OD1	1:A:11:LYS:N	19	0.5	0.14	0.54
(1,20)	2:C:492:ASN:OD1	1:A:11:LYS:NZ	19	0.5	0.14	0.54
(1,20)	2:C:492:ASN:OD1	1:A:11:LYS:O	19	0.5	0.14	0.54
(1,20)	2:C:492:ASN:OD1	1:A:13:ILE:C	19	0.5	0.14	0.54
(1,20)	2:C:492:ASN:OD1	1:A:13:ILE:CA	19	0.5	0.14	0.54
(1,20)	2:C:492:ASN:OD1	1:A:13:ILE:CB	19	0.5	0.14	0.54
(1,20)	2:C:492:ASN:OD1	1:A:13:ILE:CD1	19	0.5	0.14	0.54
(1,20)	2:C:492:ASN:OD1	1:A:13:ILE:CG1	19	0.5	0.14	0.54
(1,20)	2:C:492:ASN:OD1	1:A:13:ILE:CG2	19	0.5	0.14	0.54
(1,20)	2:C:492:ASN:OD1	1:A:13:ILE:H	19	0.5	0.14	0.54
(1,20)	2:C:492:ASN:OD1	1:A:13:ILE:HA	19	0.5	0.14	0.54
(1,20)	2:C:492:ASN:OD1	1:A:13:ILE:HB	19	0.5	0.14	0.54
(1,20)	2:C:492:ASN:OD1	1:A:13:ILE:HD11	19	0.5	0.14	0.54
(1,20)	2:C:492:ASN:OD1	1:A:13:ILE:HD12	19	0.5	0.14	0.54
(1,20)	2:C:492:ASN:OD1	1:A:13:ILE:HD13	19	0.5	0.14	0.54
(1,20)	2:C:492:ASN:OD1	1:A:13:ILE:HG12	19	0.5	0.14	0.54
(1,20)	2:C:492:ASN:OD1	1:A:13:ILE:HG13	19	0.5	0.14	0.54
(1,20)	2:C:492:ASN:OD1	1:A:13:ILE:HG21	19	0.5	0.14	0.54
(1,20)	2:C:492:ASN:OD1	1:A:13:ILE:HG22	19	0.5	0.14	0.54
(1,20)	2:C:492:ASN:OD1	1:A:13:ILE:HG23	19	0.5	0.14	0.54
(1,20)	2:C:492:ASN:OD1	1:A:13:ILE:N	19	0.5	0.14	0.54
(1,20)	2:C:492:ASN:OD1	1:A:13:ILE:O	19	0.5	0.14	0.54
(1,20)	2:C:492:ASN:OD1	1:A:34:GLU:C	19	0.5	0.14	0.54
(1,20)	2:C:492:ASN:OD1	1:A:34:GLU:CA	19	0.5	0.14	0.54
(1,20)	2:C:492:ASN:OD1	1:A:34:GLU:CB	19	0.5	0.14	0.54
(1,20)	2:C:492:ASN:OD1	1:A:34:GLU:CD	19	0.5	0.14	0.54
(1,20)	2:C:492:ASN:OD1	1:A:34:GLU:CG	19	0.5	0.14	0.54
(1,20)	2:C:492:ASN:OD1	1:A:34:GLU:H	19	0.5	0.14	0.54
(1,20)	2:C:492:ASN:OD1	1:A:34:GLU:HA	19	0.5	0.14	0.54
(1,20)	2:C:492:ASN:OD1	1:A:34:GLU:HB2	19	0.5	0.14	0.54
(1,20)	2:C:492:ASN:OD1	1:A:34:GLU:HB3	19	0.5	0.14	0.54
(1,20)	2:C:492:ASN:OD1	1:A:34:GLU:HG2	19	0.5	0.14	0.54
(1,20)	2:C:492:ASN:OD1	1:A:34:GLU:HG3	19	0.5	0.14	0.54
(1,20)	2:C:492:ASN:OD1	1:A:34:GLU:N	19	0.5	0.14	0.54
(1,20)	2:C:492:ASN:OD1	1:A:34:GLU:O	19	0.5	0.14	0.54
(1,20)	2:C:492:ASN:OD1	1:A:34:GLU:OE1	19	0.5	0.14	0.54
(1,20)	2:C:492:ASN:OD1	1:A:34:GLU:OE2	19	0.5	0.14	0.54
(1,20)	2:C:492:ASN:OD1	1:A:36:ILE:C	19	0.5	0.14	0.54
(1,20)	2:C:492:ASN:OD1	1:A:36:ILE:CA	19	0.5	0.14	0.54
(1,20)	2:C:492:ASN:OD1	1:A:36:ILE:CB	19	0.5	0.14	0.54

Continued on next page...

Continued from previous page...

Key	Atom-1	Atom-2	Models ¹	Mean (Å)	SD ¹ (Å)	Median (Å)
(1,20)	2:C:492:ASN:OD1	1:A:36:ILE:CD1	19	0.5	0.14	0.54
(1,20)	2:C:492:ASN:OD1	1:A:36:ILE:CG1	19	0.5	0.14	0.54
(1,20)	2:C:492:ASN:OD1	1:A:36:ILE:CG2	19	0.5	0.14	0.54
(1,20)	2:C:492:ASN:OD1	1:A:36:ILE:H	19	0.5	0.14	0.54
(1,20)	2:C:492:ASN:OD1	1:A:36:ILE:HA	19	0.5	0.14	0.54
(1,20)	2:C:492:ASN:OD1	1:A:36:ILE:HB	19	0.5	0.14	0.54
(1,20)	2:C:492:ASN:OD1	1:A:36:ILE:HD11	19	0.5	0.14	0.54
(1,20)	2:C:492:ASN:OD1	1:A:36:ILE:HD12	19	0.5	0.14	0.54
(1,20)	2:C:492:ASN:OD1	1:A:36:ILE:HD13	19	0.5	0.14	0.54
(1,20)	2:C:492:ASN:OD1	1:A:36:ILE:HG12	19	0.5	0.14	0.54
(1,20)	2:C:492:ASN:OD1	1:A:36:ILE:HG13	19	0.5	0.14	0.54
(1,20)	2:C:492:ASN:OD1	1:A:36:ILE:HG21	19	0.5	0.14	0.54
(1,20)	2:C:492:ASN:OD1	1:A:36:ILE:HG22	19	0.5	0.14	0.54
(1,20)	2:C:492:ASN:OD1	1:A:36:ILE:HG23	19	0.5	0.14	0.54
(1,20)	2:C:492:ASN:OD1	1:A:36:ILE:N	19	0.5	0.14	0.54
(1,20)	2:C:492:ASN:OD1	1:A:36:ILE:O	19	0.5	0.14	0.54
(1,20)	2:C:492:ASN:OD1	1:A:38:PRO:C	19	0.5	0.14	0.54
(1,20)	2:C:492:ASN:OD1	1:A:38:PRO:CA	19	0.5	0.14	0.54
(1,20)	2:C:492:ASN:OD1	1:A:38:PRO:CB	19	0.5	0.14	0.54
(1,20)	2:C:492:ASN:OD1	1:A:38:PRO:CD	19	0.5	0.14	0.54
(1,20)	2:C:492:ASN:OD1	1:A:38:PRO:CG	19	0.5	0.14	0.54
(1,20)	2:C:492:ASN:OD1	1:A:38:PRO:HA	19	0.5	0.14	0.54
(1,20)	2:C:492:ASN:OD1	1:A:38:PRO:HB2	19	0.5	0.14	0.54
(1,20)	2:C:492:ASN:OD1	1:A:38:PRO:HB3	19	0.5	0.14	0.54
(1,20)	2:C:492:ASN:OD1	1:A:38:PRO:HD2	19	0.5	0.14	0.54
(1,20)	2:C:492:ASN:OD1	1:A:38:PRO:HD3	19	0.5	0.14	0.54
(1,20)	2:C:492:ASN:OD1	1:A:38:PRO:HG2	19	0.5	0.14	0.54
(1,20)	2:C:492:ASN:OD1	1:A:38:PRO:HG3	19	0.5	0.14	0.54
(1,20)	2:C:492:ASN:OD1	1:A:38:PRO:N	19	0.5	0.14	0.54
(1,20)	2:C:492:ASN:OD1	1:A:38:PRO:O	19	0.5	0.14	0.54
(1,20)	2:C:492:ASN:OD1	1:A:39:ASP:C	19	0.5	0.14	0.54
(1,20)	2:C:492:ASN:OD1	1:A:39:ASP:CA	19	0.5	0.14	0.54
(1,20)	2:C:492:ASN:OD1	1:A:39:ASP:CB	19	0.5	0.14	0.54
(1,20)	2:C:492:ASN:OD1	1:A:39:ASP:CG	19	0.5	0.14	0.54
(1,20)	2:C:492:ASN:OD1	1:A:39:ASP:H	19	0.5	0.14	0.54
(1,20)	2:C:492:ASN:OD1	1:A:39:ASP:HA	19	0.5	0.14	0.54
(1,20)	2:C:492:ASN:OD1	1:A:39:ASP:HB2	19	0.5	0.14	0.54
(1,20)	2:C:492:ASN:OD1	1:A:39:ASP:HB3	19	0.5	0.14	0.54
(1,20)	2:C:492:ASN:OD1	1:A:39:ASP:N	19	0.5	0.14	0.54
(1,20)	2:C:492:ASN:OD1	1:A:39:ASP:O	19	0.5	0.14	0.54
(1,20)	2:C:492:ASN:OD1	1:A:39:ASP:OD1	19	0.5	0.14	0.54
(1,20)	2:C:492:ASN:OD1	1:A:39:ASP:OD2	19	0.5	0.14	0.54

Continued on next page...

Continued from previous page...

Key	Atom-1	Atom-2	Models ¹	Mean (Å)	SD ¹ (Å)	Median (Å)
(1,20)	2:C:492:ASN:OD1	1:A:40:GLN:C	19	0.5	0.14	0.54
(1,20)	2:C:492:ASN:OD1	1:A:40:GLN:CA	19	0.5	0.14	0.54
(1,20)	2:C:492:ASN:OD1	1:A:40:GLN:CB	19	0.5	0.14	0.54
(1,20)	2:C:492:ASN:OD1	1:A:40:GLN:CD	19	0.5	0.14	0.54
(1,20)	2:C:492:ASN:OD1	1:A:40:GLN:CG	19	0.5	0.14	0.54
(1,20)	2:C:492:ASN:OD1	1:A:40:GLN:H	19	0.5	0.14	0.54
(1,20)	2:C:492:ASN:OD1	1:A:40:GLN:HA	19	0.5	0.14	0.54
(1,20)	2:C:492:ASN:OD1	1:A:40:GLN:HB2	19	0.5	0.14	0.54
(1,20)	2:C:492:ASN:OD1	1:A:40:GLN:HB3	19	0.5	0.14	0.54
(1,20)	2:C:492:ASN:OD1	1:A:40:GLN:HE21	19	0.5	0.14	0.54
(1,20)	2:C:492:ASN:OD1	1:A:40:GLN:HE22	19	0.5	0.14	0.54
(1,20)	2:C:492:ASN:OD1	1:A:40:GLN:HG2	19	0.5	0.14	0.54
(1,20)	2:C:492:ASN:OD1	1:A:40:GLN:HG3	19	0.5	0.14	0.54
(1,20)	2:C:492:ASN:OD1	1:A:40:GLN:N	19	0.5	0.14	0.54
(1,20)	2:C:492:ASN:OD1	1:A:40:GLN:NE2	19	0.5	0.14	0.54
(1,20)	2:C:492:ASN:OD1	1:A:40:GLN:O	19	0.5	0.14	0.54
(1,20)	2:C:492:ASN:OD1	1:A:40:GLN:OE1	19	0.5	0.14	0.54
(1,20)	2:C:492:ASN:OD1	1:A:41:GLN:C	19	0.5	0.14	0.54
(1,20)	2:C:492:ASN:OD1	1:A:41:GLN:CA	19	0.5	0.14	0.54
(1,20)	2:C:492:ASN:OD1	1:A:41:GLN:CB	19	0.5	0.14	0.54
(1,20)	2:C:492:ASN:OD1	1:A:41:GLN:CD	19	0.5	0.14	0.54
(1,20)	2:C:492:ASN:OD1	1:A:41:GLN:CG	19	0.5	0.14	0.54
(1,20)	2:C:492:ASN:OD1	1:A:41:GLN:H	19	0.5	0.14	0.54
(1,20)	2:C:492:ASN:OD1	1:A:41:GLN:HA	19	0.5	0.14	0.54
(1,20)	2:C:492:ASN:OD1	1:A:41:GLN:HB2	19	0.5	0.14	0.54
(1,20)	2:C:492:ASN:OD1	1:A:41:GLN:HB3	19	0.5	0.14	0.54
(1,20)	2:C:492:ASN:OD1	1:A:41:GLN:HE21	19	0.5	0.14	0.54
(1,20)	2:C:492:ASN:OD1	1:A:41:GLN:HE22	19	0.5	0.14	0.54
(1,20)	2:C:492:ASN:OD1	1:A:41:GLN:HG2	19	0.5	0.14	0.54
(1,20)	2:C:492:ASN:OD1	1:A:41:GLN:HG3	19	0.5	0.14	0.54
(1,20)	2:C:492:ASN:OD1	1:A:41:GLN:N	19	0.5	0.14	0.54
(1,20)	2:C:492:ASN:OD1	1:A:41:GLN:NE2	19	0.5	0.14	0.54
(1,20)	2:C:492:ASN:OD1	1:A:41:GLN:O	19	0.5	0.14	0.54
(1,20)	2:C:492:ASN:OD1	1:A:41:GLN:OE1	19	0.5	0.14	0.54
(1,20)	2:C:492:ASN:OD1	1:A:42:ARG:C	19	0.5	0.14	0.54
(1,20)	2:C:492:ASN:OD1	1:A:42:ARG:CA	19	0.5	0.14	0.54
(1,20)	2:C:492:ASN:OD1	1:A:42:ARG:CB	19	0.5	0.14	0.54
(1,20)	2:C:492:ASN:OD1	1:A:42:ARG:CD	19	0.5	0.14	0.54
(1,20)	2:C:492:ASN:OD1	1:A:42:ARG:CG	19	0.5	0.14	0.54
(1,20)	2:C:492:ASN:OD1	1:A:42:ARG:CZ	19	0.5	0.14	0.54
(1,20)	2:C:492:ASN:OD1	1:A:42:ARG:H	19	0.5	0.14	0.54
(1,20)	2:C:492:ASN:OD1	1:A:42:ARG:HA	19	0.5	0.14	0.54

Continued on next page...

Continued from previous page...

Key	Atom-1	Atom-2	Models ¹	Mean (Å)	SD ¹ (Å)	Median (Å)
(1,20)	2:C:492:ASN:OD1	1:A:42:ARG:HB2	19	0.5	0.14	0.54
(1,20)	2:C:492:ASN:OD1	1:A:42:ARG:HB3	19	0.5	0.14	0.54
(1,20)	2:C:492:ASN:OD1	1:A:42:ARG:HD2	19	0.5	0.14	0.54
(1,20)	2:C:492:ASN:OD1	1:A:42:ARG:HD3	19	0.5	0.14	0.54
(1,20)	2:C:492:ASN:OD1	1:A:42:ARG:HE	19	0.5	0.14	0.54
(1,20)	2:C:492:ASN:OD1	1:A:42:ARG:HG2	19	0.5	0.14	0.54
(1,20)	2:C:492:ASN:OD1	1:A:42:ARG:HG3	19	0.5	0.14	0.54
(1,20)	2:C:492:ASN:OD1	1:A:42:ARG:HH11	19	0.5	0.14	0.54
(1,20)	2:C:492:ASN:OD1	1:A:42:ARG:HH12	19	0.5	0.14	0.54
(1,20)	2:C:492:ASN:OD1	1:A:42:ARG:HH21	19	0.5	0.14	0.54
(1,20)	2:C:492:ASN:OD1	1:A:42:ARG:HH22	19	0.5	0.14	0.54
(1,20)	2:C:492:ASN:OD1	1:A:42:ARG:N	19	0.5	0.14	0.54
(1,20)	2:C:492:ASN:OD1	1:A:42:ARG:NE	19	0.5	0.14	0.54
(1,20)	2:C:492:ASN:OD1	1:A:42:ARG:NH1	19	0.5	0.14	0.54
(1,20)	2:C:492:ASN:OD1	1:A:42:ARG:NH2	19	0.5	0.14	0.54
(1,20)	2:C:492:ASN:OD1	1:A:42:ARG:O	19	0.5	0.14	0.54
(1,20)	2:C:492:ASN:OD1	1:A:43:LEU:C	19	0.5	0.14	0.54
(1,20)	2:C:492:ASN:OD1	1:A:43:LEU:CA	19	0.5	0.14	0.54
(1,20)	2:C:492:ASN:OD1	1:A:43:LEU:CB	19	0.5	0.14	0.54
(1,20)	2:C:492:ASN:OD1	1:A:43:LEU:CD1	19	0.5	0.14	0.54
(1,20)	2:C:492:ASN:OD1	1:A:43:LEU:CD2	19	0.5	0.14	0.54
(1,20)	2:C:492:ASN:OD1	1:A:43:LEU:CG	19	0.5	0.14	0.54
(1,20)	2:C:492:ASN:OD1	1:A:43:LEU:H	19	0.5	0.14	0.54
(1,20)	2:C:492:ASN:OD1	1:A:43:LEU:HA	19	0.5	0.14	0.54
(1,20)	2:C:492:ASN:OD1	1:A:43:LEU:HB2	19	0.5	0.14	0.54
(1,20)	2:C:492:ASN:OD1	1:A:43:LEU:HB3	19	0.5	0.14	0.54
(1,20)	2:C:492:ASN:OD1	1:A:43:LEU:HD11	19	0.5	0.14	0.54
(1,20)	2:C:492:ASN:OD1	1:A:43:LEU:HD12	19	0.5	0.14	0.54
(1,20)	2:C:492:ASN:OD1	1:A:43:LEU:HD13	19	0.5	0.14	0.54
(1,20)	2:C:492:ASN:OD1	1:A:43:LEU:HD21	19	0.5	0.14	0.54
(1,20)	2:C:492:ASN:OD1	1:A:43:LEU:HD22	19	0.5	0.14	0.54
(1,20)	2:C:492:ASN:OD1	1:A:43:LEU:HD23	19	0.5	0.14	0.54
(1,20)	2:C:492:ASN:OD1	1:A:43:LEU:HG	19	0.5	0.14	0.54
(1,20)	2:C:492:ASN:OD1	1:A:43:LEU:N	19	0.5	0.14	0.54
(1,20)	2:C:492:ASN:OD1	1:A:43:LEU:O	19	0.5	0.14	0.54
(1,20)	2:C:492:ASN:OD1	1:A:44:ILE:C	19	0.5	0.14	0.54
(1,20)	2:C:492:ASN:OD1	1:A:44:ILE:CA	19	0.5	0.14	0.54
(1,20)	2:C:492:ASN:OD1	1:A:44:ILE:CB	19	0.5	0.14	0.54
(1,20)	2:C:492:ASN:OD1	1:A:44:ILE:CD1	19	0.5	0.14	0.54
(1,20)	2:C:492:ASN:OD1	1:A:44:ILE:CG1	19	0.5	0.14	0.54
(1,20)	2:C:492:ASN:OD1	1:A:44:ILE:CG2	19	0.5	0.14	0.54
(1,20)	2:C:492:ASN:OD1	1:A:44:ILE:H	19	0.5	0.14	0.54

Continued on next page...

Continued from previous page...

Key	Atom-1	Atom-2	Models ¹	Mean (Å)	SD ¹ (Å)	Median (Å)
(1,20)	2:C:492:ASN:OD1	1:A:44:ILE:HA	19	0.5	0.14	0.54
(1,20)	2:C:492:ASN:OD1	1:A:44:ILE:HB	19	0.5	0.14	0.54
(1,20)	2:C:492:ASN:OD1	1:A:44:ILE:HD11	19	0.5	0.14	0.54
(1,20)	2:C:492:ASN:OD1	1:A:44:ILE:HD12	19	0.5	0.14	0.54
(1,20)	2:C:492:ASN:OD1	1:A:44:ILE:HD13	19	0.5	0.14	0.54
(1,20)	2:C:492:ASN:OD1	1:A:44:ILE:HG12	19	0.5	0.14	0.54
(1,20)	2:C:492:ASN:OD1	1:A:44:ILE:HG13	19	0.5	0.14	0.54
(1,20)	2:C:492:ASN:OD1	1:A:44:ILE:HG21	19	0.5	0.14	0.54
(1,20)	2:C:492:ASN:OD1	1:A:44:ILE:HG22	19	0.5	0.14	0.54
(1,20)	2:C:492:ASN:OD1	1:A:44:ILE:HG23	19	0.5	0.14	0.54
(1,20)	2:C:492:ASN:OD1	1:A:44:ILE:N	19	0.5	0.14	0.54
(1,20)	2:C:492:ASN:OD1	1:A:44:ILE:O	19	0.5	0.14	0.54
(1,20)	2:C:492:ASN:OD1	1:A:45:PHE:C	19	0.5	0.14	0.54
(1,20)	2:C:492:ASN:OD1	1:A:45:PHE:CA	19	0.5	0.14	0.54
(1,20)	2:C:492:ASN:OD1	1:A:45:PHE:CB	19	0.5	0.14	0.54
(1,20)	2:C:492:ASN:OD1	1:A:45:PHE:CD1	19	0.5	0.14	0.54
(1,20)	2:C:492:ASN:OD1	1:A:45:PHE:CD2	19	0.5	0.14	0.54
(1,20)	2:C:492:ASN:OD1	1:A:45:PHE:CE1	19	0.5	0.14	0.54
(1,20)	2:C:492:ASN:OD1	1:A:45:PHE:CE2	19	0.5	0.14	0.54
(1,20)	2:C:492:ASN:OD1	1:A:45:PHE:CG	19	0.5	0.14	0.54
(1,20)	2:C:492:ASN:OD1	1:A:45:PHE:CZ	19	0.5	0.14	0.54
(1,20)	2:C:492:ASN:OD1	1:A:45:PHE:H	19	0.5	0.14	0.54
(1,20)	2:C:492:ASN:OD1	1:A:45:PHE:HA	19	0.5	0.14	0.54
(1,20)	2:C:492:ASN:OD1	1:A:45:PHE:HB2	19	0.5	0.14	0.54
(1,20)	2:C:492:ASN:OD1	1:A:45:PHE:HB3	19	0.5	0.14	0.54
(1,20)	2:C:492:ASN:OD1	1:A:45:PHE:HD1	19	0.5	0.14	0.54
(1,20)	2:C:492:ASN:OD1	1:A:45:PHE:HD2	19	0.5	0.14	0.54
(1,20)	2:C:492:ASN:OD1	1:A:45:PHE:HE1	19	0.5	0.14	0.54
(1,20)	2:C:492:ASN:OD1	1:A:45:PHE:HE2	19	0.5	0.14	0.54
(1,20)	2:C:492:ASN:OD1	1:A:45:PHE:HZ	19	0.5	0.14	0.54
(1,20)	2:C:492:ASN:OD1	1:A:45:PHE:N	19	0.5	0.14	0.54
(1,20)	2:C:492:ASN:OD1	1:A:45:PHE:O	19	0.5	0.14	0.54
(1,20)	2:C:492:ASN:OD1	1:A:46:ALA:C	19	0.5	0.14	0.54
(1,20)	2:C:492:ASN:OD1	1:A:46:ALA:CA	19	0.5	0.14	0.54
(1,20)	2:C:492:ASN:OD1	1:A:46:ALA:CB	19	0.5	0.14	0.54
(1,20)	2:C:492:ASN:OD1	1:A:46:ALA:H	19	0.5	0.14	0.54
(1,20)	2:C:492:ASN:OD1	1:A:46:ALA:HA	19	0.5	0.14	0.54
(1,20)	2:C:492:ASN:OD1	1:A:46:ALA:HB1	19	0.5	0.14	0.54
(1,20)	2:C:492:ASN:OD1	1:A:46:ALA:HB2	19	0.5	0.14	0.54
(1,20)	2:C:492:ASN:OD1	1:A:46:ALA:HB3	19	0.5	0.14	0.54
(1,20)	2:C:492:ASN:OD1	1:A:46:ALA:N	19	0.5	0.14	0.54
(1,20)	2:C:492:ASN:OD1	1:A:46:ALA:O	19	0.5	0.14	0.54

Continued on next page...

Continued from previous page...

Key	Atom-1	Atom-2	Models ¹	Mean (Å)	SD ¹ (Å)	Median (Å)
(1,20)	2:C:492:ASN:OD1	1:A:47:GLY:C	19	0.5	0.14	0.54
(1,20)	2:C:492:ASN:OD1	1:A:47:GLY:CA	19	0.5	0.14	0.54
(1,20)	2:C:492:ASN:OD1	1:A:47:GLY:H	19	0.5	0.14	0.54
(1,20)	2:C:492:ASN:OD1	1:A:47:GLY:HA2	19	0.5	0.14	0.54
(1,20)	2:C:492:ASN:OD1	1:A:47:GLY:HA3	19	0.5	0.14	0.54
(1,20)	2:C:492:ASN:OD1	1:A:47:GLY:N	19	0.5	0.14	0.54
(1,20)	2:C:492:ASN:OD1	1:A:47:GLY:O	19	0.5	0.14	0.54
(1,20)	2:C:492:ASN:OD1	1:A:48:LYS:C	19	0.5	0.14	0.54
(1,20)	2:C:492:ASN:OD1	1:A:48:LYS:CA	19	0.5	0.14	0.54
(1,20)	2:C:492:ASN:OD1	1:A:48:LYS:CB	19	0.5	0.14	0.54
(1,20)	2:C:492:ASN:OD1	1:A:48:LYS:CD	19	0.5	0.14	0.54
(1,20)	2:C:492:ASN:OD1	1:A:48:LYS:CE	19	0.5	0.14	0.54
(1,20)	2:C:492:ASN:OD1	1:A:48:LYS:CG	19	0.5	0.14	0.54
(1,20)	2:C:492:ASN:OD1	1:A:48:LYS:H	19	0.5	0.14	0.54
(1,20)	2:C:492:ASN:OD1	1:A:48:LYS:HA	19	0.5	0.14	0.54
(1,20)	2:C:492:ASN:OD1	1:A:48:LYS:HB2	19	0.5	0.14	0.54
(1,20)	2:C:492:ASN:OD1	1:A:48:LYS:HB3	19	0.5	0.14	0.54
(1,20)	2:C:492:ASN:OD1	1:A:48:LYS:HD2	19	0.5	0.14	0.54
(1,20)	2:C:492:ASN:OD1	1:A:48:LYS:HD3	19	0.5	0.14	0.54
(1,20)	2:C:492:ASN:OD1	1:A:48:LYS:HE2	19	0.5	0.14	0.54
(1,20)	2:C:492:ASN:OD1	1:A:48:LYS:HE3	19	0.5	0.14	0.54
(1,20)	2:C:492:ASN:OD1	1:A:48:LYS:HG2	19	0.5	0.14	0.54
(1,20)	2:C:492:ASN:OD1	1:A:48:LYS:HG3	19	0.5	0.14	0.54
(1,20)	2:C:492:ASN:OD1	1:A:48:LYS:HZ1	19	0.5	0.14	0.54
(1,20)	2:C:492:ASN:OD1	1:A:48:LYS:HZ2	19	0.5	0.14	0.54
(1,20)	2:C:492:ASN:OD1	1:A:48:LYS:HZ3	19	0.5	0.14	0.54
(1,20)	2:C:492:ASN:OD1	1:A:48:LYS:N	19	0.5	0.14	0.54
(1,20)	2:C:492:ASN:OD1	1:A:48:LYS:NZ	19	0.5	0.14	0.54
(1,20)	2:C:492:ASN:OD1	1:A:48:LYS:O	19	0.5	0.14	0.54
(1,20)	2:C:492:ASN:OD1	1:A:49:GLN:C	19	0.5	0.14	0.54
(1,20)	2:C:492:ASN:OD1	1:A:49:GLN:CA	19	0.5	0.14	0.54
(1,20)	2:C:492:ASN:OD1	1:A:49:GLN:CB	19	0.5	0.14	0.54
(1,20)	2:C:492:ASN:OD1	1:A:49:GLN:CD	19	0.5	0.14	0.54
(1,20)	2:C:492:ASN:OD1	1:A:49:GLN:CG	19	0.5	0.14	0.54
(1,20)	2:C:492:ASN:OD1	1:A:49:GLN:H	19	0.5	0.14	0.54
(1,20)	2:C:492:ASN:OD1	1:A:49:GLN:HA	19	0.5	0.14	0.54
(1,20)	2:C:492:ASN:OD1	1:A:49:GLN:HB2	19	0.5	0.14	0.54
(1,20)	2:C:492:ASN:OD1	1:A:49:GLN:HB3	19	0.5	0.14	0.54
(1,20)	2:C:492:ASN:OD1	1:A:49:GLN:HE21	19	0.5	0.14	0.54
(1,20)	2:C:492:ASN:OD1	1:A:49:GLN:HE22	19	0.5	0.14	0.54
(1,20)	2:C:492:ASN:OD1	1:A:49:GLN:HG2	19	0.5	0.14	0.54
(1,20)	2:C:492:ASN:OD1	1:A:49:GLN:HG3	19	0.5	0.14	0.54

Continued on next page...

Continued from previous page...

Key	Atom-1	Atom-2	Models ¹	Mean (Å)	SD ¹ (Å)	Median (Å)
(1,20)	2:C:492:ASN:OD1	1:A:49:GLN:N	19	0.5	0.14	0.54
(1,20)	2:C:492:ASN:OD1	1:A:49:GLN:NE2	19	0.5	0.14	0.54
(1,20)	2:C:492:ASN:OD1	1:A:49:GLN:O	19	0.5	0.14	0.54
(1,20)	2:C:492:ASN:OD1	1:A:49:GLN:OE1	19	0.5	0.14	0.54
(1,20)	2:C:492:ASN:OD1	1:A:51:GLU:C	19	0.5	0.14	0.54
(1,20)	2:C:492:ASN:OD1	1:A:51:GLU:CA	19	0.5	0.14	0.54
(1,20)	2:C:492:ASN:OD1	1:A:51:GLU:CB	19	0.5	0.14	0.54
(1,20)	2:C:492:ASN:OD1	1:A:51:GLU:CD	19	0.5	0.14	0.54
(1,20)	2:C:492:ASN:OD1	1:A:51:GLU:CG	19	0.5	0.14	0.54
(1,20)	2:C:492:ASN:OD1	1:A:51:GLU:H	19	0.5	0.14	0.54
(1,20)	2:C:492:ASN:OD1	1:A:51:GLU:HA	19	0.5	0.14	0.54
(1,20)	2:C:492:ASN:OD1	1:A:51:GLU:HB2	19	0.5	0.14	0.54
(1,20)	2:C:492:ASN:OD1	1:A:51:GLU:HB3	19	0.5	0.14	0.54
(1,20)	2:C:492:ASN:OD1	1:A:51:GLU:HG2	19	0.5	0.14	0.54
(1,20)	2:C:492:ASN:OD1	1:A:51:GLU:HG3	19	0.5	0.14	0.54
(1,20)	2:C:492:ASN:OD1	1:A:51:GLU:N	19	0.5	0.14	0.54
(1,20)	2:C:492:ASN:OD1	1:A:51:GLU:O	19	0.5	0.14	0.54
(1,20)	2:C:492:ASN:OD1	1:A:51:GLU:OE1	19	0.5	0.14	0.54
(1,20)	2:C:492:ASN:OD1	1:A:51:GLU:OE2	19	0.5	0.14	0.54
(1,20)	2:C:492:ASN:OD1	1:A:58:ASP:C	19	0.5	0.14	0.54
(1,20)	2:C:492:ASN:OD1	1:A:58:ASP:CA	19	0.5	0.14	0.54
(1,20)	2:C:492:ASN:OD1	1:A:58:ASP:CB	19	0.5	0.14	0.54
(1,20)	2:C:492:ASN:OD1	1:A:58:ASP:CG	19	0.5	0.14	0.54
(1,20)	2:C:492:ASN:OD1	1:A:58:ASP:H	19	0.5	0.14	0.54
(1,20)	2:C:492:ASN:OD1	1:A:58:ASP:HA	19	0.5	0.14	0.54
(1,20)	2:C:492:ASN:OD1	1:A:58:ASP:HB2	19	0.5	0.14	0.54
(1,20)	2:C:492:ASN:OD1	1:A:58:ASP:HB3	19	0.5	0.14	0.54
(1,20)	2:C:492:ASN:OD1	1:A:58:ASP:N	19	0.5	0.14	0.54
(1,20)	2:C:492:ASN:OD1	1:A:58:ASP:O	19	0.5	0.14	0.54
(1,20)	2:C:492:ASN:OD1	1:A:58:ASP:OD1	19	0.5	0.14	0.54
(1,20)	2:C:492:ASN:OD1	1:A:58:ASP:OD2	19	0.5	0.14	0.54
(1,20)	2:C:492:ASN:OD1	1:A:59:TYR:C	19	0.5	0.14	0.54
(1,20)	2:C:492:ASN:OD1	1:A:59:TYR:CA	19	0.5	0.14	0.54
(1,20)	2:C:492:ASN:OD1	1:A:59:TYR:CB	19	0.5	0.14	0.54
(1,20)	2:C:492:ASN:OD1	1:A:59:TYR:CD1	19	0.5	0.14	0.54
(1,20)	2:C:492:ASN:OD1	1:A:59:TYR:CD2	19	0.5	0.14	0.54
(1,20)	2:C:492:ASN:OD1	1:A:59:TYR:CE1	19	0.5	0.14	0.54
(1,20)	2:C:492:ASN:OD1	1:A:59:TYR:CE2	19	0.5	0.14	0.54
(1,20)	2:C:492:ASN:OD1	1:A:59:TYR:CG	19	0.5	0.14	0.54
(1,20)	2:C:492:ASN:OD1	1:A:59:TYR:CZ	19	0.5	0.14	0.54
(1,20)	2:C:492:ASN:OD1	1:A:59:TYR:H	19	0.5	0.14	0.54
(1,20)	2:C:492:ASN:OD1	1:A:59:TYR:HA	19	0.5	0.14	0.54

Continued on next page...

Continued from previous page...

Key	Atom-1	Atom-2	Models ¹	Mean (Å)	SD ¹ (Å)	Median (Å)
(1,20)	2:C:492:ASN:OD1	1:A:59:TYR:HB2	19	0.5	0.14	0.54
(1,20)	2:C:492:ASN:OD1	1:A:59:TYR:HB3	19	0.5	0.14	0.54
(1,20)	2:C:492:ASN:OD1	1:A:59:TYR:HD1	19	0.5	0.14	0.54
(1,20)	2:C:492:ASN:OD1	1:A:59:TYR:HD2	19	0.5	0.14	0.54
(1,20)	2:C:492:ASN:OD1	1:A:59:TYR:HE1	19	0.5	0.14	0.54
(1,20)	2:C:492:ASN:OD1	1:A:59:TYR:HE2	19	0.5	0.14	0.54
(1,20)	2:C:492:ASN:OD1	1:A:59:TYR:HH	19	0.5	0.14	0.54
(1,20)	2:C:492:ASN:OD1	1:A:59:TYR:N	19	0.5	0.14	0.54
(1,20)	2:C:492:ASN:OD1	1:A:59:TYR:O	19	0.5	0.14	0.54
(1,20)	2:C:492:ASN:OD1	1:A:59:TYR:OH	19	0.5	0.14	0.54
(1,20)	2:C:492:ASN:OD1	1:A:60:ASN:C	19	0.5	0.14	0.54
(1,20)	2:C:492:ASN:OD1	1:A:60:ASN:CA	19	0.5	0.14	0.54
(1,20)	2:C:492:ASN:OD1	1:A:60:ASN:CB	19	0.5	0.14	0.54
(1,20)	2:C:492:ASN:OD1	1:A:60:ASN:CG	19	0.5	0.14	0.54
(1,20)	2:C:492:ASN:OD1	1:A:60:ASN:H	19	0.5	0.14	0.54
(1,20)	2:C:492:ASN:OD1	1:A:60:ASN:HA	19	0.5	0.14	0.54
(1,20)	2:C:492:ASN:OD1	1:A:60:ASN:HB2	19	0.5	0.14	0.54
(1,20)	2:C:492:ASN:OD1	1:A:60:ASN:HB3	19	0.5	0.14	0.54
(1,20)	2:C:492:ASN:OD1	1:A:60:ASN:HD21	19	0.5	0.14	0.54
(1,20)	2:C:492:ASN:OD1	1:A:60:ASN:HD22	19	0.5	0.14	0.54
(1,20)	2:C:492:ASN:OD1	1:A:60:ASN:N	19	0.5	0.14	0.54
(1,20)	2:C:492:ASN:OD1	1:A:60:ASN:ND2	19	0.5	0.14	0.54
(1,20)	2:C:492:ASN:OD1	1:A:60:ASN:O	19	0.5	0.14	0.54
(1,20)	2:C:492:ASN:OD1	1:A:60:ASN:OD1	19	0.5	0.14	0.54
(1,20)	2:C:492:ASN:OD1	1:A:61:ILE:C	19	0.5	0.14	0.54
(1,20)	2:C:492:ASN:OD1	1:A:61:ILE:CA	19	0.5	0.14	0.54
(1,20)	2:C:492:ASN:OD1	1:A:61:ILE:CB	19	0.5	0.14	0.54
(1,20)	2:C:492:ASN:OD1	1:A:61:ILE:CD1	19	0.5	0.14	0.54
(1,20)	2:C:492:ASN:OD1	1:A:61:ILE:CG1	19	0.5	0.14	0.54
(1,20)	2:C:492:ASN:OD1	1:A:61:ILE:CG2	19	0.5	0.14	0.54
(1,20)	2:C:492:ASN:OD1	1:A:61:ILE:H	19	0.5	0.14	0.54
(1,20)	2:C:492:ASN:OD1	1:A:61:ILE:HA	19	0.5	0.14	0.54
(1,20)	2:C:492:ASN:OD1	1:A:61:ILE:HB	19	0.5	0.14	0.54
(1,20)	2:C:492:ASN:OD1	1:A:61:ILE:HD11	19	0.5	0.14	0.54
(1,20)	2:C:492:ASN:OD1	1:A:61:ILE:HD12	19	0.5	0.14	0.54
(1,20)	2:C:492:ASN:OD1	1:A:61:ILE:HD13	19	0.5	0.14	0.54
(1,20)	2:C:492:ASN:OD1	1:A:61:ILE:HG12	19	0.5	0.14	0.54
(1,20)	2:C:492:ASN:OD1	1:A:61:ILE:HG13	19	0.5	0.14	0.54
(1,20)	2:C:492:ASN:OD1	1:A:61:ILE:HG21	19	0.5	0.14	0.54
(1,20)	2:C:492:ASN:OD1	1:A:61:ILE:HG22	19	0.5	0.14	0.54
(1,20)	2:C:492:ASN:OD1	1:A:61:ILE:HG23	19	0.5	0.14	0.54
(1,20)	2:C:492:ASN:OD1	1:A:61:ILE:N	19	0.5	0.14	0.54

Continued on next page...

Continued from previous page...

Key	Atom-1	Atom-2	Models ¹	Mean (Å)	SD ¹ (Å)	Median (Å)
(1,20)	2:C:492:ASN:OD1	1:A:61:ILE:O	19	0.5	0.14	0.54
(1,20)	2:C:492:ASN:OD1	1:A:62:GLN:C	19	0.5	0.14	0.54
(1,20)	2:C:492:ASN:OD1	1:A:62:GLN:CA	19	0.5	0.14	0.54
(1,20)	2:C:492:ASN:OD1	1:A:62:GLN:CB	19	0.5	0.14	0.54
(1,20)	2:C:492:ASN:OD1	1:A:62:GLN:CD	19	0.5	0.14	0.54
(1,20)	2:C:492:ASN:OD1	1:A:62:GLN:CG	19	0.5	0.14	0.54
(1,20)	2:C:492:ASN:OD1	1:A:62:GLN:H	19	0.5	0.14	0.54
(1,20)	2:C:492:ASN:OD1	1:A:62:GLN:HA	19	0.5	0.14	0.54
(1,20)	2:C:492:ASN:OD1	1:A:62:GLN:HB2	19	0.5	0.14	0.54
(1,20)	2:C:492:ASN:OD1	1:A:62:GLN:HB3	19	0.5	0.14	0.54
(1,20)	2:C:492:ASN:OD1	1:A:62:GLN:HE21	19	0.5	0.14	0.54
(1,20)	2:C:492:ASN:OD1	1:A:62:GLN:HE22	19	0.5	0.14	0.54
(1,20)	2:C:492:ASN:OD1	1:A:62:GLN:HG2	19	0.5	0.14	0.54
(1,20)	2:C:492:ASN:OD1	1:A:62:GLN:HG3	19	0.5	0.14	0.54
(1,20)	2:C:492:ASN:OD1	1:A:62:GLN:N	19	0.5	0.14	0.54
(1,20)	2:C:492:ASN:OD1	1:A:62:GLN:NE2	19	0.5	0.14	0.54
(1,20)	2:C:492:ASN:OD1	1:A:62:GLN:O	19	0.5	0.14	0.54
(1,20)	2:C:492:ASN:OD1	1:A:62:GLN:OE1	19	0.5	0.14	0.54
(1,20)	2:C:492:ASN:OD1	1:A:65:SER:C	19	0.5	0.14	0.54
(1,20)	2:C:492:ASN:OD1	1:A:65:SER:CA	19	0.5	0.14	0.54
(1,20)	2:C:492:ASN:OD1	1:A:65:SER:CB	19	0.5	0.14	0.54
(1,20)	2:C:492:ASN:OD1	1:A:65:SER:H	19	0.5	0.14	0.54
(1,20)	2:C:492:ASN:OD1	1:A:65:SER:HA	19	0.5	0.14	0.54
(1,20)	2:C:492:ASN:OD1	1:A:65:SER:HB2	19	0.5	0.14	0.54
(1,20)	2:C:492:ASN:OD1	1:A:65:SER:HB3	19	0.5	0.14	0.54
(1,20)	2:C:492:ASN:OD1	1:A:65:SER:HG	19	0.5	0.14	0.54
(1,20)	2:C:492:ASN:OD1	1:A:65:SER:N	19	0.5	0.14	0.54
(1,20)	2:C:492:ASN:OD1	1:A:65:SER:O	19	0.5	0.14	0.54
(1,20)	2:C:492:ASN:OD1	1:A:65:SER:OG	19	0.5	0.14	0.54
(1,20)	2:C:492:ASN:OD1	1:A:66:THR:C	19	0.5	0.14	0.54
(1,20)	2:C:492:ASN:OD1	1:A:66:THR:CA	19	0.5	0.14	0.54
(1,20)	2:C:492:ASN:OD1	1:A:66:THR:CB	19	0.5	0.14	0.54
(1,20)	2:C:492:ASN:OD1	1:A:66:THR:CG2	19	0.5	0.14	0.54
(1,20)	2:C:492:ASN:OD1	1:A:66:THR:H	19	0.5	0.14	0.54
(1,20)	2:C:492:ASN:OD1	1:A:66:THR:HA	19	0.5	0.14	0.54
(1,20)	2:C:492:ASN:OD1	1:A:66:THR:HB	19	0.5	0.14	0.54
(1,20)	2:C:492:ASN:OD1	1:A:66:THR:HG1	19	0.5	0.14	0.54
(1,20)	2:C:492:ASN:OD1	1:A:66:THR:HG21	19	0.5	0.14	0.54
(1,20)	2:C:492:ASN:OD1	1:A:66:THR:HG22	19	0.5	0.14	0.54
(1,20)	2:C:492:ASN:OD1	1:A:66:THR:HG23	19	0.5	0.14	0.54
(1,20)	2:C:492:ASN:OD1	1:A:66:THR:N	19	0.5	0.14	0.54
(1,20)	2:C:492:ASN:OD1	1:A:66:THR:O	19	0.5	0.14	0.54

Continued on next page...

Continued from previous page...

Key	Atom-1	Atom-2	Models ¹	Mean (Å)	SD ¹ (Å)	Median (Å)
(1,20)	2:C:492:ASN:OD1	1:A:66:THR:OG1	19	0.5	0.14	0.54
(1,20)	2:C:492:ASN:OD1	1:A:68:HIS:C	19	0.5	0.14	0.54
(1,20)	2:C:492:ASN:OD1	1:A:68:HIS:CA	19	0.5	0.14	0.54
(1,20)	2:C:492:ASN:OD1	1:A:68:HIS:CB	19	0.5	0.14	0.54
(1,20)	2:C:492:ASN:OD1	1:A:68:HIS:CD2	19	0.5	0.14	0.54
(1,20)	2:C:492:ASN:OD1	1:A:68:HIS:CE1	19	0.5	0.14	0.54
(1,20)	2:C:492:ASN:OD1	1:A:68:HIS:CG	19	0.5	0.14	0.54
(1,20)	2:C:492:ASN:OD1	1:A:68:HIS:H	19	0.5	0.14	0.54
(1,20)	2:C:492:ASN:OD1	1:A:68:HIS:HA	19	0.5	0.14	0.54
(1,20)	2:C:492:ASN:OD1	1:A:68:HIS:HB2	19	0.5	0.14	0.54
(1,20)	2:C:492:ASN:OD1	1:A:68:HIS:HB3	19	0.5	0.14	0.54
(1,20)	2:C:492:ASN:OD1	1:A:68:HIS:HD2	19	0.5	0.14	0.54
(1,20)	2:C:492:ASN:OD1	1:A:68:HIS:HE1	19	0.5	0.14	0.54
(1,20)	2:C:492:ASN:OD1	1:A:68:HIS:HE2	19	0.5	0.14	0.54
(1,20)	2:C:492:ASN:OD1	1:A:68:HIS:N	19	0.5	0.14	0.54
(1,20)	2:C:492:ASN:OD1	1:A:68:HIS:ND1	19	0.5	0.14	0.54
(1,20)	2:C:492:ASN:OD1	1:A:68:HIS:NE2	19	0.5	0.14	0.54
(1,20)	2:C:492:ASN:OD1	1:A:68:HIS:O	19	0.5	0.14	0.54
(1,20)	2:C:492:ASN:OD1	1:A:69:LEU:C	19	0.5	0.14	0.54
(1,20)	2:C:492:ASN:OD1	1:A:69:LEU:CA	19	0.5	0.14	0.54
(1,20)	2:C:492:ASN:OD1	1:A:69:LEU:CB	19	0.5	0.14	0.54
(1,20)	2:C:492:ASN:OD1	1:A:69:LEU:CD1	19	0.5	0.14	0.54
(1,20)	2:C:492:ASN:OD1	1:A:69:LEU:CD2	19	0.5	0.14	0.54
(1,20)	2:C:492:ASN:OD1	1:A:69:LEU:CG	19	0.5	0.14	0.54
(1,20)	2:C:492:ASN:OD1	1:A:69:LEU:H	19	0.5	0.14	0.54
(1,20)	2:C:492:ASN:OD1	1:A:69:LEU:HA	19	0.5	0.14	0.54
(1,20)	2:C:492:ASN:OD1	1:A:69:LEU:HB2	19	0.5	0.14	0.54
(1,20)	2:C:492:ASN:OD1	1:A:69:LEU:HB3	19	0.5	0.14	0.54
(1,20)	2:C:492:ASN:OD1	1:A:69:LEU:HD11	19	0.5	0.14	0.54
(1,20)	2:C:492:ASN:OD1	1:A:69:LEU:HD12	19	0.5	0.14	0.54
(1,20)	2:C:492:ASN:OD1	1:A:69:LEU:HD13	19	0.5	0.14	0.54
(1,20)	2:C:492:ASN:OD1	1:A:69:LEU:HD21	19	0.5	0.14	0.54
(1,20)	2:C:492:ASN:OD1	1:A:69:LEU:HD22	19	0.5	0.14	0.54
(1,20)	2:C:492:ASN:OD1	1:A:69:LEU:HD23	19	0.5	0.14	0.54
(1,20)	2:C:492:ASN:OD1	1:A:69:LEU:HG	19	0.5	0.14	0.54
(1,20)	2:C:492:ASN:OD1	1:A:69:LEU:N	19	0.5	0.14	0.54
(1,20)	2:C:492:ASN:OD1	1:A:69:LEU:O	19	0.5	0.14	0.54
(1,20)	2:C:492:ASN:OD1	1:A:70:VAL:C	19	0.5	0.14	0.54
(1,20)	2:C:492:ASN:OD1	1:A:70:VAL:CA	19	0.5	0.14	0.54
(1,20)	2:C:492:ASN:OD1	1:A:70:VAL:CB	19	0.5	0.14	0.54
(1,20)	2:C:492:ASN:OD1	1:A:70:VAL:CG1	19	0.5	0.14	0.54
(1,20)	2:C:492:ASN:OD1	1:A:70:VAL:CG2	19	0.5	0.14	0.54

Continued on next page...

Continued from previous page...

Key	Atom-1	Atom-2	Models ¹	Mean (Å)	SD ¹ (Å)	Median (Å)
(1,20)	2:C:492:ASN:OD1	1:A:70:VAL:H	19	0.5	0.14	0.54
(1,20)	2:C:492:ASN:OD1	1:A:70:VAL:HA	19	0.5	0.14	0.54
(1,20)	2:C:492:ASN:OD1	1:A:70:VAL:HB	19	0.5	0.14	0.54
(1,20)	2:C:492:ASN:OD1	1:A:70:VAL:HG11	19	0.5	0.14	0.54
(1,20)	2:C:492:ASN:OD1	1:A:70:VAL:HG12	19	0.5	0.14	0.54
(1,20)	2:C:492:ASN:OD1	1:A:70:VAL:HG13	19	0.5	0.14	0.54
(1,20)	2:C:492:ASN:OD1	1:A:70:VAL:HG21	19	0.5	0.14	0.54
(1,20)	2:C:492:ASN:OD1	1:A:70:VAL:HG22	19	0.5	0.14	0.54
(1,20)	2:C:492:ASN:OD1	1:A:70:VAL:HG23	19	0.5	0.14	0.54
(1,20)	2:C:492:ASN:OD1	1:A:70:VAL:N	19	0.5	0.14	0.54
(1,20)	2:C:492:ASN:OD1	1:A:70:VAL:O	19	0.5	0.14	0.54
(1,20)	2:C:492:ASN:OD1	1:A:71:LEU:C	19	0.5	0.14	0.54
(1,20)	2:C:492:ASN:OD1	1:A:71:LEU:CA	19	0.5	0.14	0.54
(1,20)	2:C:492:ASN:OD1	1:A:71:LEU:CB	19	0.5	0.14	0.54
(1,20)	2:C:492:ASN:OD1	1:A:71:LEU:CD1	19	0.5	0.14	0.54
(1,20)	2:C:492:ASN:OD1	1:A:71:LEU:CD2	19	0.5	0.14	0.54
(1,20)	2:C:492:ASN:OD1	1:A:71:LEU:CG	19	0.5	0.14	0.54
(1,20)	2:C:492:ASN:OD1	1:A:71:LEU:H	19	0.5	0.14	0.54
(1,20)	2:C:492:ASN:OD1	1:A:71:LEU:HA	19	0.5	0.14	0.54
(1,20)	2:C:492:ASN:OD1	1:A:71:LEU:HB2	19	0.5	0.14	0.54
(1,20)	2:C:492:ASN:OD1	1:A:71:LEU:HB3	19	0.5	0.14	0.54
(1,20)	2:C:492:ASN:OD1	1:A:71:LEU:HD11	19	0.5	0.14	0.54
(1,20)	2:C:492:ASN:OD1	1:A:71:LEU:HD12	19	0.5	0.14	0.54
(1,20)	2:C:492:ASN:OD1	1:A:71:LEU:HD13	19	0.5	0.14	0.54
(1,20)	2:C:492:ASN:OD1	1:A:71:LEU:HD21	19	0.5	0.14	0.54
(1,20)	2:C:492:ASN:OD1	1:A:71:LEU:HD22	19	0.5	0.14	0.54
(1,20)	2:C:492:ASN:OD1	1:A:71:LEU:HD23	19	0.5	0.14	0.54
(1,20)	2:C:492:ASN:OD1	1:A:71:LEU:HG	19	0.5	0.14	0.54
(1,20)	2:C:492:ASN:OD1	1:A:71:LEU:N	19	0.5	0.14	0.54
(1,20)	2:C:492:ASN:OD1	1:A:71:LEU:O	19	0.5	0.14	0.54
(1,20)	2:C:492:ASN:OD1	1:A:72:ARG:C	19	0.5	0.14	0.54
(1,20)	2:C:492:ASN:OD1	1:A:72:ARG:CA	19	0.5	0.14	0.54
(1,20)	2:C:492:ASN:OD1	1:A:72:ARG:CB	19	0.5	0.14	0.54
(1,20)	2:C:492:ASN:OD1	1:A:72:ARG:CD	19	0.5	0.14	0.54
(1,20)	2:C:492:ASN:OD1	1:A:72:ARG:CG	19	0.5	0.14	0.54
(1,20)	2:C:492:ASN:OD1	1:A:72:ARG:CZ	19	0.5	0.14	0.54
(1,20)	2:C:492:ASN:OD1	1:A:72:ARG:H	19	0.5	0.14	0.54
(1,20)	2:C:492:ASN:OD1	1:A:72:ARG:HA	19	0.5	0.14	0.54
(1,20)	2:C:492:ASN:OD1	1:A:72:ARG:HB2	19	0.5	0.14	0.54
(1,20)	2:C:492:ASN:OD1	1:A:72:ARG:HB3	19	0.5	0.14	0.54
(1,20)	2:C:492:ASN:OD1	1:A:72:ARG:HD2	19	0.5	0.14	0.54
(1,20)	2:C:492:ASN:OD1	1:A:72:ARG:HD3	19	0.5	0.14	0.54

Continued on next page...

Continued from previous page...

Key	Atom-1	Atom-2	Models ¹	Mean (Å)	SD ¹ (Å)	Median (Å)
(1,20)	2:C:492:ASN:OD1	1:A:72:ARG:HE	19	0.5	0.14	0.54
(1,20)	2:C:492:ASN:OD1	1:A:72:ARG:HG2	19	0.5	0.14	0.54
(1,20)	2:C:492:ASN:OD1	1:A:72:ARG:HG3	19	0.5	0.14	0.54
(1,20)	2:C:492:ASN:OD1	1:A:72:ARG:HH11	19	0.5	0.14	0.54
(1,20)	2:C:492:ASN:OD1	1:A:72:ARG:HH12	19	0.5	0.14	0.54
(1,20)	2:C:492:ASN:OD1	1:A:72:ARG:HH21	19	0.5	0.14	0.54
(1,20)	2:C:492:ASN:OD1	1:A:72:ARG:HH22	19	0.5	0.14	0.54
(1,20)	2:C:492:ASN:OD1	1:A:72:ARG:N	19	0.5	0.14	0.54
(1,20)	2:C:492:ASN:OD1	1:A:72:ARG:NE	19	0.5	0.14	0.54
(1,20)	2:C:492:ASN:OD1	1:A:72:ARG:NH1	19	0.5	0.14	0.54
(1,20)	2:C:492:ASN:OD1	1:A:72:ARG:NH2	19	0.5	0.14	0.54
(1,20)	2:C:492:ASN:OD1	1:A:72:ARG:O	19	0.5	0.14	0.54
(1,20)	2:C:492:ASN:OD1	1:A:73:LEU:C	19	0.5	0.14	0.54
(1,20)	2:C:492:ASN:OD1	1:A:73:LEU:CA	19	0.5	0.14	0.54
(1,20)	2:C:492:ASN:OD1	1:A:73:LEU:CB	19	0.5	0.14	0.54
(1,20)	2:C:492:ASN:OD1	1:A:73:LEU:CD1	19	0.5	0.14	0.54
(1,20)	2:C:492:ASN:OD1	1:A:73:LEU:CD2	19	0.5	0.14	0.54
(1,20)	2:C:492:ASN:OD1	1:A:73:LEU:CG	19	0.5	0.14	0.54
(1,20)	2:C:492:ASN:OD1	1:A:73:LEU:H	19	0.5	0.14	0.54
(1,20)	2:C:492:ASN:OD1	1:A:73:LEU:HA	19	0.5	0.14	0.54
(1,20)	2:C:492:ASN:OD1	1:A:73:LEU:HB2	19	0.5	0.14	0.54
(1,20)	2:C:492:ASN:OD1	1:A:73:LEU:HB3	19	0.5	0.14	0.54
(1,20)	2:C:492:ASN:OD1	1:A:73:LEU:HD11	19	0.5	0.14	0.54
(1,20)	2:C:492:ASN:OD1	1:A:73:LEU:HD12	19	0.5	0.14	0.54
(1,20)	2:C:492:ASN:OD1	1:A:73:LEU:HD13	19	0.5	0.14	0.54
(1,20)	2:C:492:ASN:OD1	1:A:73:LEU:HD21	19	0.5	0.14	0.54
(1,20)	2:C:492:ASN:OD1	1:A:73:LEU:HD22	19	0.5	0.14	0.54
(1,20)	2:C:492:ASN:OD1	1:A:73:LEU:HD23	19	0.5	0.14	0.54
(1,20)	2:C:492:ASN:OD1	1:A:73:LEU:HG	19	0.5	0.14	0.54
(1,20)	2:C:492:ASN:OD1	1:A:73:LEU:N	19	0.5	0.14	0.54
(1,20)	2:C:492:ASN:OD1	1:A:73:LEU:O	19	0.5	0.14	0.54
(1,20)	2:C:492:ASN:OD1	1:A:74:ARG:C	19	0.5	0.14	0.54
(1,20)	2:C:492:ASN:OD1	1:A:74:ARG:CA	19	0.5	0.14	0.54
(1,20)	2:C:492:ASN:OD1	1:A:74:ARG:CB	19	0.5	0.14	0.54
(1,20)	2:C:492:ASN:OD1	1:A:74:ARG:CD	19	0.5	0.14	0.54
(1,20)	2:C:492:ASN:OD1	1:A:74:ARG:CG	19	0.5	0.14	0.54
(1,20)	2:C:492:ASN:OD1	1:A:74:ARG:CZ	19	0.5	0.14	0.54
(1,20)	2:C:492:ASN:OD1	1:A:74:ARG:H	19	0.5	0.14	0.54
(1,20)	2:C:492:ASN:OD1	1:A:74:ARG:HA	19	0.5	0.14	0.54
(1,20)	2:C:492:ASN:OD1	1:A:74:ARG:HB2	19	0.5	0.14	0.54
(1,20)	2:C:492:ASN:OD1	1:A:74:ARG:HB3	19	0.5	0.14	0.54
(1,20)	2:C:492:ASN:OD1	1:A:74:ARG:HD2	19	0.5	0.14	0.54

Continued on next page...

Continued from previous page...

Key	Atom-1	Atom-2	Models ¹	Mean (Å)	SD ¹ (Å)	Median (Å)
(1,20)	2:C:492:ASN:OD1	1:A:74:ARG:HD3	19	0.5	0.14	0.54
(1,20)	2:C:492:ASN:OD1	1:A:74:ARG:HE	19	0.5	0.14	0.54
(1,20)	2:C:492:ASN:OD1	1:A:74:ARG:HG2	19	0.5	0.14	0.54
(1,20)	2:C:492:ASN:OD1	1:A:74:ARG:HG3	19	0.5	0.14	0.54
(1,20)	2:C:492:ASN:OD1	1:A:74:ARG:HH11	19	0.5	0.14	0.54
(1,20)	2:C:492:ASN:OD1	1:A:74:ARG:HH12	19	0.5	0.14	0.54
(1,20)	2:C:492:ASN:OD1	1:A:74:ARG:HH21	19	0.5	0.14	0.54
(1,20)	2:C:492:ASN:OD1	1:A:74:ARG:HH22	19	0.5	0.14	0.54
(1,20)	2:C:492:ASN:OD1	1:A:74:ARG:N	19	0.5	0.14	0.54
(1,20)	2:C:492:ASN:OD1	1:A:74:ARG:NE	19	0.5	0.14	0.54
(1,20)	2:C:492:ASN:OD1	1:A:74:ARG:NH1	19	0.5	0.14	0.54
(1,20)	2:C:492:ASN:OD1	1:A:74:ARG:NH2	19	0.5	0.14	0.54
(1,20)	2:C:492:ASN:OD1	1:A:74:ARG:O	19	0.5	0.14	0.54
(1,20)	2:C:492:ASN:OD1	1:A:75:GLY:C	19	0.5	0.14	0.54
(1,20)	2:C:492:ASN:OD1	1:A:75:GLY:CA	19	0.5	0.14	0.54
(1,20)	2:C:492:ASN:OD1	1:A:75:GLY:H	19	0.5	0.14	0.54
(1,20)	2:C:492:ASN:OD1	1:A:75:GLY:HA2	19	0.5	0.14	0.54
(1,20)	2:C:492:ASN:OD1	1:A:75:GLY:HA3	19	0.5	0.14	0.54
(1,20)	2:C:492:ASN:OD1	1:A:75:GLY:N	19	0.5	0.14	0.54
(1,20)	2:C:492:ASN:OD1	1:A:75:GLY:O	19	0.5	0.14	0.54
(1,20)	2:C:492:ASN:OD1	1:A:76:GLY:C	19	0.5	0.14	0.54
(1,20)	2:C:492:ASN:OD1	1:A:76:GLY:CA	19	0.5	0.14	0.54
(1,20)	2:C:492:ASN:OD1	1:A:76:GLY:H	19	0.5	0.14	0.54
(1,20)	2:C:492:ASN:OD1	1:A:76:GLY:HA2	19	0.5	0.14	0.54
(1,20)	2:C:492:ASN:OD1	1:A:76:GLY:HA3	19	0.5	0.14	0.54
(1,20)	2:C:492:ASN:OD1	1:A:76:GLY:N	19	0.5	0.14	0.54
(1,20)	2:C:492:ASN:OD1	1:A:76:GLY:O	19	0.5	0.14	0.54
(1,6)	1:A:48:LYS:C	2:C:457:LEU:C	19	0.36	0.11	0.38
(1,6)	1:A:48:LYS:C	2:C:457:LEU:CA	19	0.36	0.11	0.38
(1,6)	1:A:48:LYS:C	2:C:457:LEU:CB	19	0.36	0.11	0.38
(1,6)	1:A:48:LYS:C	2:C:457:LEU:CD1	19	0.36	0.11	0.38
(1,6)	1:A:48:LYS:C	2:C:457:LEU:CD2	19	0.36	0.11	0.38
(1,6)	1:A:48:LYS:C	2:C:457:LEU:CG	19	0.36	0.11	0.38
(1,6)	1:A:48:LYS:C	2:C:457:LEU:H	19	0.36	0.11	0.38
(1,6)	1:A:48:LYS:C	2:C:457:LEU:HA	19	0.36	0.11	0.38
(1,6)	1:A:48:LYS:C	2:C:457:LEU:HB2	19	0.36	0.11	0.38
(1,6)	1:A:48:LYS:C	2:C:457:LEU:HB3	19	0.36	0.11	0.38
(1,6)	1:A:48:LYS:C	2:C:457:LEU:HD11	19	0.36	0.11	0.38
(1,6)	1:A:48:LYS:C	2:C:457:LEU:HD12	19	0.36	0.11	0.38
(1,6)	1:A:48:LYS:C	2:C:457:LEU:HD13	19	0.36	0.11	0.38
(1,6)	1:A:48:LYS:C	2:C:457:LEU:HD21	19	0.36	0.11	0.38
(1,6)	1:A:48:LYS:C	2:C:457:LEU:HD22	19	0.36	0.11	0.38

Continued on next page...

Continued from previous page...

Key	Atom-1	Atom-2	Models ¹	Mean (Å)	SD ¹ (Å)	Median (Å)
(1,6)	1:A:48:LYS:C	2:C:457:LEU:HD23	19	0.36	0.11	0.38
(1,6)	1:A:48:LYS:C	2:C:457:LEU:HG	19	0.36	0.11	0.38
(1,6)	1:A:48:LYS:C	2:C:457:LEU:N	19	0.36	0.11	0.38
(1,6)	1:A:48:LYS:C	2:C:457:LEU:O	19	0.36	0.11	0.38
(1,6)	1:A:48:LYS:C	2:C:459:ALA:C	19	0.36	0.11	0.38
(1,6)	1:A:48:LYS:C	2:C:459:ALA:CA	19	0.36	0.11	0.38
(1,6)	1:A:48:LYS:C	2:C:459:ALA:CB	19	0.36	0.11	0.38
(1,6)	1:A:48:LYS:C	2:C:459:ALA:H	19	0.36	0.11	0.38
(1,6)	1:A:48:LYS:C	2:C:459:ALA:HA	19	0.36	0.11	0.38
(1,6)	1:A:48:LYS:C	2:C:459:ALA:HB1	19	0.36	0.11	0.38
(1,6)	1:A:48:LYS:C	2:C:459:ALA:HB2	19	0.36	0.11	0.38
(1,6)	1:A:48:LYS:C	2:C:459:ALA:HB3	19	0.36	0.11	0.38
(1,6)	1:A:48:LYS:C	2:C:459:ALA:N	19	0.36	0.11	0.38
(1,6)	1:A:48:LYS:C	2:C:459:ALA:O	19	0.36	0.11	0.38
(1,6)	1:A:48:LYS:C	2:C:460:MET:C	19	0.36	0.11	0.38
(1,6)	1:A:48:LYS:C	2:C:460:MET:CA	19	0.36	0.11	0.38
(1,6)	1:A:48:LYS:C	2:C:460:MET:CB	19	0.36	0.11	0.38
(1,6)	1:A:48:LYS:C	2:C:460:MET:CE	19	0.36	0.11	0.38
(1,6)	1:A:48:LYS:C	2:C:460:MET:CG	19	0.36	0.11	0.38
(1,6)	1:A:48:LYS:C	2:C:460:MET:H	19	0.36	0.11	0.38
(1,6)	1:A:48:LYS:C	2:C:460:MET:HA	19	0.36	0.11	0.38
(1,6)	1:A:48:LYS:C	2:C:460:MET:HB2	19	0.36	0.11	0.38
(1,6)	1:A:48:LYS:C	2:C:460:MET:HB3	19	0.36	0.11	0.38
(1,6)	1:A:48:LYS:C	2:C:460:MET:HE1	19	0.36	0.11	0.38
(1,6)	1:A:48:LYS:C	2:C:460:MET:HE2	19	0.36	0.11	0.38
(1,6)	1:A:48:LYS:C	2:C:460:MET:HE3	19	0.36	0.11	0.38
(1,6)	1:A:48:LYS:C	2:C:460:MET:HG2	19	0.36	0.11	0.38
(1,6)	1:A:48:LYS:C	2:C:460:MET:HG3	19	0.36	0.11	0.38
(1,6)	1:A:48:LYS:C	2:C:460:MET:N	19	0.36	0.11	0.38
(1,6)	1:A:48:LYS:C	2:C:460:MET:O	19	0.36	0.11	0.38
(1,6)	1:A:48:LYS:C	2:C:460:MET:SD	19	0.36	0.11	0.38
(1,6)	1:A:48:LYS:C	2:C:462:HIS:C	19	0.36	0.11	0.38
(1,6)	1:A:48:LYS:C	2:C:462:HIS:CA	19	0.36	0.11	0.38
(1,6)	1:A:48:LYS:C	2:C:462:HIS:CB	19	0.36	0.11	0.38
(1,6)	1:A:48:LYS:C	2:C:462:HIS:CD2	19	0.36	0.11	0.38
(1,6)	1:A:48:LYS:C	2:C:462:HIS:CE1	19	0.36	0.11	0.38
(1,6)	1:A:48:LYS:C	2:C:462:HIS:CG	19	0.36	0.11	0.38
(1,6)	1:A:48:LYS:C	2:C:462:HIS:H	19	0.36	0.11	0.38
(1,6)	1:A:48:LYS:C	2:C:462:HIS:HA	19	0.36	0.11	0.38
(1,6)	1:A:48:LYS:C	2:C:462:HIS:HB2	19	0.36	0.11	0.38
(1,6)	1:A:48:LYS:C	2:C:462:HIS:HB3	19	0.36	0.11	0.38
(1,6)	1:A:48:LYS:C	2:C:462:HIS:HD2	19	0.36	0.11	0.38

Continued on next page...

Continued from previous page...

Key	Atom-1	Atom-2	Models ¹	Mean (Å)	SD ¹ (Å)	Median (Å)
(1,6)	1:A:48:LYS:C	2:C:462:HIS:HE1	19	0.36	0.11	0.38
(1,6)	1:A:48:LYS:C	2:C:462:HIS:HE2	19	0.36	0.11	0.38
(1,6)	1:A:48:LYS:C	2:C:462:HIS:N	19	0.36	0.11	0.38
(1,6)	1:A:48:LYS:C	2:C:462:HIS:ND1	19	0.36	0.11	0.38
(1,6)	1:A:48:LYS:C	2:C:462:HIS:NE2	19	0.36	0.11	0.38
(1,6)	1:A:48:LYS:C	2:C:462:HIS:O	19	0.36	0.11	0.38
(1,6)	1:A:48:LYS:C	2:C:463:GLN:C	19	0.36	0.11	0.38
(1,6)	1:A:48:LYS:C	2:C:463:GLN:CA	19	0.36	0.11	0.38
(1,6)	1:A:48:LYS:C	2:C:463:GLN:CB	19	0.36	0.11	0.38
(1,6)	1:A:48:LYS:C	2:C:463:GLN:CD	19	0.36	0.11	0.38
(1,6)	1:A:48:LYS:C	2:C:463:GLN:CG	19	0.36	0.11	0.38
(1,6)	1:A:48:LYS:C	2:C:463:GLN:H	19	0.36	0.11	0.38
(1,6)	1:A:48:LYS:C	2:C:463:GLN:HA	19	0.36	0.11	0.38
(1,6)	1:A:48:LYS:C	2:C:463:GLN:HB2	19	0.36	0.11	0.38
(1,6)	1:A:48:LYS:C	2:C:463:GLN:HB3	19	0.36	0.11	0.38
(1,6)	1:A:48:LYS:C	2:C:463:GLN:HE21	19	0.36	0.11	0.38
(1,6)	1:A:48:LYS:C	2:C:463:GLN:HE22	19	0.36	0.11	0.38
(1,6)	1:A:48:LYS:C	2:C:463:GLN:HG2	19	0.36	0.11	0.38
(1,6)	1:A:48:LYS:C	2:C:463:GLN:HG3	19	0.36	0.11	0.38
(1,6)	1:A:48:LYS:C	2:C:463:GLN:N	19	0.36	0.11	0.38
(1,6)	1:A:48:LYS:C	2:C:463:GLN:NE2	19	0.36	0.11	0.38
(1,6)	1:A:48:LYS:C	2:C:463:GLN:O	19	0.36	0.11	0.38
(1,6)	1:A:48:LYS:C	2:C:463:GLN:OE1	19	0.36	0.11	0.38
(1,6)	1:A:48:LYS:C	2:C:465:GLN:C	19	0.36	0.11	0.38
(1,6)	1:A:48:LYS:C	2:C:465:GLN:CA	19	0.36	0.11	0.38
(1,6)	1:A:48:LYS:C	2:C:465:GLN:CB	19	0.36	0.11	0.38
(1,6)	1:A:48:LYS:C	2:C:465:GLN:CD	19	0.36	0.11	0.38
(1,6)	1:A:48:LYS:C	2:C:465:GLN:CG	19	0.36	0.11	0.38
(1,6)	1:A:48:LYS:C	2:C:465:GLN:H	19	0.36	0.11	0.38
(1,6)	1:A:48:LYS:C	2:C:465:GLN:HA	19	0.36	0.11	0.38
(1,6)	1:A:48:LYS:C	2:C:465:GLN:HB2	19	0.36	0.11	0.38
(1,6)	1:A:48:LYS:C	2:C:465:GLN:HB3	19	0.36	0.11	0.38
(1,6)	1:A:48:LYS:C	2:C:465:GLN:HE21	19	0.36	0.11	0.38
(1,6)	1:A:48:LYS:C	2:C:465:GLN:HE22	19	0.36	0.11	0.38
(1,6)	1:A:48:LYS:C	2:C:465:GLN:HG2	19	0.36	0.11	0.38
(1,6)	1:A:48:LYS:C	2:C:465:GLN:HG3	19	0.36	0.11	0.38
(1,6)	1:A:48:LYS:C	2:C:465:GLN:N	19	0.36	0.11	0.38
(1,6)	1:A:48:LYS:C	2:C:465:GLN:NE2	19	0.36	0.11	0.38
(1,6)	1:A:48:LYS:C	2:C:465:GLN:O	19	0.36	0.11	0.38
(1,6)	1:A:48:LYS:C	2:C:465:GLN:OE1	19	0.36	0.11	0.38
(1,6)	1:A:48:LYS:C	2:C:466:GLU:C	19	0.36	0.11	0.38
(1,6)	1:A:48:LYS:C	2:C:466:GLU:CA	19	0.36	0.11	0.38

Continued on next page...

Continued from previous page...

Key	Atom-1	Atom-2	Models ¹	Mean (Å)	SD ¹ (Å)	Median (Å)
(1,6)	1:A:48:LYS:C	2:C:466:GLU:CB	19	0.36	0.11	0.38
(1,6)	1:A:48:LYS:C	2:C:466:GLU:CD	19	0.36	0.11	0.38
(1,6)	1:A:48:LYS:C	2:C:466:GLU:CG	19	0.36	0.11	0.38
(1,6)	1:A:48:LYS:C	2:C:466:GLU:H	19	0.36	0.11	0.38
(1,6)	1:A:48:LYS:C	2:C:466:GLU:HA	19	0.36	0.11	0.38
(1,6)	1:A:48:LYS:C	2:C:466:GLU:HB2	19	0.36	0.11	0.38
(1,6)	1:A:48:LYS:C	2:C:466:GLU:HB3	19	0.36	0.11	0.38
(1,6)	1:A:48:LYS:C	2:C:466:GLU:HG2	19	0.36	0.11	0.38
(1,6)	1:A:48:LYS:C	2:C:466:GLU:HG3	19	0.36	0.11	0.38
(1,6)	1:A:48:LYS:C	2:C:466:GLU:N	19	0.36	0.11	0.38
(1,6)	1:A:48:LYS:C	2:C:466:GLU:O	19	0.36	0.11	0.38
(1,6)	1:A:48:LYS:C	2:C:466:GLU:OE1	19	0.36	0.11	0.38
(1,6)	1:A:48:LYS:C	2:C:466:GLU:OE2	19	0.36	0.11	0.38
(1,6)	1:A:48:LYS:C	2:C:467:MET:C	19	0.36	0.11	0.38
(1,6)	1:A:48:LYS:C	2:C:467:MET:CA	19	0.36	0.11	0.38
(1,6)	1:A:48:LYS:C	2:C:467:MET:CB	19	0.36	0.11	0.38
(1,6)	1:A:48:LYS:C	2:C:467:MET:CE	19	0.36	0.11	0.38
(1,6)	1:A:48:LYS:C	2:C:467:MET:CG	19	0.36	0.11	0.38
(1,6)	1:A:48:LYS:C	2:C:467:MET:H	19	0.36	0.11	0.38
(1,6)	1:A:48:LYS:C	2:C:467:MET:HA	19	0.36	0.11	0.38
(1,6)	1:A:48:LYS:C	2:C:467:MET:HB2	19	0.36	0.11	0.38
(1,6)	1:A:48:LYS:C	2:C:467:MET:HB3	19	0.36	0.11	0.38
(1,6)	1:A:48:LYS:C	2:C:467:MET:HE1	19	0.36	0.11	0.38
(1,6)	1:A:48:LYS:C	2:C:467:MET:HE2	19	0.36	0.11	0.38
(1,6)	1:A:48:LYS:C	2:C:467:MET:HE3	19	0.36	0.11	0.38
(1,6)	1:A:48:LYS:C	2:C:467:MET:HG2	19	0.36	0.11	0.38
(1,6)	1:A:48:LYS:C	2:C:467:MET:HG3	19	0.36	0.11	0.38
(1,6)	1:A:48:LYS:C	2:C:467:MET:N	19	0.36	0.11	0.38
(1,6)	1:A:48:LYS:C	2:C:467:MET:O	19	0.36	0.11	0.38
(1,6)	1:A:48:LYS:C	2:C:467:MET:SD	19	0.36	0.11	0.38
(1,6)	1:A:48:LYS:C	2:C:468:PHE:C	19	0.36	0.11	0.38
(1,6)	1:A:48:LYS:C	2:C:468:PHE:CA	19	0.36	0.11	0.38
(1,6)	1:A:48:LYS:C	2:C:468:PHE:CB	19	0.36	0.11	0.38
(1,6)	1:A:48:LYS:C	2:C:468:PHE:CD1	19	0.36	0.11	0.38
(1,6)	1:A:48:LYS:C	2:C:468:PHE:CD2	19	0.36	0.11	0.38
(1,6)	1:A:48:LYS:C	2:C:468:PHE:CE1	19	0.36	0.11	0.38
(1,6)	1:A:48:LYS:C	2:C:468:PHE:CE2	19	0.36	0.11	0.38
(1,6)	1:A:48:LYS:C	2:C:468:PHE:CG	19	0.36	0.11	0.38
(1,6)	1:A:48:LYS:C	2:C:468:PHE:CZ	19	0.36	0.11	0.38
(1,6)	1:A:48:LYS:C	2:C:468:PHE:H	19	0.36	0.11	0.38
(1,6)	1:A:48:LYS:C	2:C:468:PHE:HA	19	0.36	0.11	0.38
(1,6)	1:A:48:LYS:C	2:C:468:PHE:HB2	19	0.36	0.11	0.38

Continued on next page...

Continued from previous page...

Key	Atom-1	Atom-2	Models ¹	Mean (Å)	SD ¹ (Å)	Median (Å)
(1,6)	1:A:48:LYS:C	2:C:468:PHE:HB3	19	0.36	0.11	0.38
(1,6)	1:A:48:LYS:C	2:C:468:PHE:HD1	19	0.36	0.11	0.38
(1,6)	1:A:48:LYS:C	2:C:468:PHE:HD2	19	0.36	0.11	0.38
(1,6)	1:A:48:LYS:C	2:C:468:PHE:HE1	19	0.36	0.11	0.38
(1,6)	1:A:48:LYS:C	2:C:468:PHE:HE2	19	0.36	0.11	0.38
(1,6)	1:A:48:LYS:C	2:C:468:PHE:HZ	19	0.36	0.11	0.38
(1,6)	1:A:48:LYS:C	2:C:468:PHE:N	19	0.36	0.11	0.38
(1,6)	1:A:48:LYS:C	2:C:468:PHE:O	19	0.36	0.11	0.38
(1,6)	1:A:48:LYS:C	2:C:469:PRO:C	19	0.36	0.11	0.38
(1,6)	1:A:48:LYS:C	2:C:469:PRO:CA	19	0.36	0.11	0.38
(1,6)	1:A:48:LYS:C	2:C:469:PRO:CB	19	0.36	0.11	0.38
(1,6)	1:A:48:LYS:C	2:C:469:PRO:CD	19	0.36	0.11	0.38
(1,6)	1:A:48:LYS:C	2:C:469:PRO:CG	19	0.36	0.11	0.38
(1,6)	1:A:48:LYS:C	2:C:469:PRO:HA	19	0.36	0.11	0.38
(1,6)	1:A:48:LYS:C	2:C:469:PRO:HB2	19	0.36	0.11	0.38
(1,6)	1:A:48:LYS:C	2:C:469:PRO:HB3	19	0.36	0.11	0.38
(1,6)	1:A:48:LYS:C	2:C:469:PRO:HD2	19	0.36	0.11	0.38
(1,6)	1:A:48:LYS:C	2:C:469:PRO:HD3	19	0.36	0.11	0.38
(1,6)	1:A:48:LYS:C	2:C:469:PRO:HG2	19	0.36	0.11	0.38
(1,6)	1:A:48:LYS:C	2:C:469:PRO:HG3	19	0.36	0.11	0.38
(1,6)	1:A:48:LYS:C	2:C:469:PRO:N	19	0.36	0.11	0.38
(1,6)	1:A:48:LYS:C	2:C:469:PRO:O	19	0.36	0.11	0.38
(1,6)	1:A:48:LYS:C	2:C:470:GLN:C	19	0.36	0.11	0.38
(1,6)	1:A:48:LYS:C	2:C:470:GLN:CA	19	0.36	0.11	0.38
(1,6)	1:A:48:LYS:C	2:C:470:GLN:CB	19	0.36	0.11	0.38
(1,6)	1:A:48:LYS:C	2:C:470:GLN:CD	19	0.36	0.11	0.38
(1,6)	1:A:48:LYS:C	2:C:470:GLN:CG	19	0.36	0.11	0.38
(1,6)	1:A:48:LYS:C	2:C:470:GLN:H	19	0.36	0.11	0.38
(1,6)	1:A:48:LYS:C	2:C:470:GLN:HA	19	0.36	0.11	0.38
(1,6)	1:A:48:LYS:C	2:C:470:GLN:HB2	19	0.36	0.11	0.38
(1,6)	1:A:48:LYS:C	2:C:470:GLN:HB3	19	0.36	0.11	0.38
(1,6)	1:A:48:LYS:C	2:C:470:GLN:HE21	19	0.36	0.11	0.38
(1,6)	1:A:48:LYS:C	2:C:470:GLN:HE22	19	0.36	0.11	0.38
(1,6)	1:A:48:LYS:C	2:C:470:GLN:HG2	19	0.36	0.11	0.38
(1,6)	1:A:48:LYS:C	2:C:470:GLN:HG3	19	0.36	0.11	0.38
(1,6)	1:A:48:LYS:C	2:C:470:GLN:N	19	0.36	0.11	0.38
(1,6)	1:A:48:LYS:C	2:C:470:GLN:NE2	19	0.36	0.11	0.38
(1,6)	1:A:48:LYS:C	2:C:470:GLN:O	19	0.36	0.11	0.38
(1,6)	1:A:48:LYS:C	2:C:470:GLN:OE1	19	0.36	0.11	0.38
(1,6)	1:A:48:LYS:C	2:C:472:PRO:C	19	0.36	0.11	0.38
(1,6)	1:A:48:LYS:C	2:C:472:PRO:CA	19	0.36	0.11	0.38
(1,6)	1:A:48:LYS:C	2:C:472:PRO:CB	19	0.36	0.11	0.38

Continued on next page...

Continued from previous page...

Key	Atom-1	Atom-2	Models ¹	Mean (Å)	SD ¹ (Å)	Median (Å)
(1,6)	1:A:48:LYS:C	2:C:472:PRO:CD	19	0.36	0.11	0.38
(1,6)	1:A:48:LYS:C	2:C:472:PRO:CG	19	0.36	0.11	0.38
(1,6)	1:A:48:LYS:C	2:C:472:PRO:HA	19	0.36	0.11	0.38
(1,6)	1:A:48:LYS:C	2:C:472:PRO:HB2	19	0.36	0.11	0.38
(1,6)	1:A:48:LYS:C	2:C:472:PRO:HB3	19	0.36	0.11	0.38
(1,6)	1:A:48:LYS:C	2:C:472:PRO:HD2	19	0.36	0.11	0.38
(1,6)	1:A:48:LYS:C	2:C:472:PRO:HD3	19	0.36	0.11	0.38
(1,6)	1:A:48:LYS:C	2:C:472:PRO:HG2	19	0.36	0.11	0.38
(1,6)	1:A:48:LYS:C	2:C:472:PRO:HG3	19	0.36	0.11	0.38
(1,6)	1:A:48:LYS:C	2:C:472:PRO:N	19	0.36	0.11	0.38
(1,6)	1:A:48:LYS:C	2:C:472:PRO:O	19	0.36	0.11	0.38
(1,6)	1:A:48:LYS:C	2:C:482:LEU:C	19	0.36	0.11	0.38
(1,6)	1:A:48:LYS:C	2:C:482:LEU:CA	19	0.36	0.11	0.38
(1,6)	1:A:48:LYS:C	2:C:482:LEU:CB	19	0.36	0.11	0.38
(1,6)	1:A:48:LYS:C	2:C:482:LEU:CD1	19	0.36	0.11	0.38
(1,6)	1:A:48:LYS:C	2:C:482:LEU:CD2	19	0.36	0.11	0.38
(1,6)	1:A:48:LYS:C	2:C:482:LEU:CG	19	0.36	0.11	0.38
(1,6)	1:A:48:LYS:C	2:C:482:LEU:H	19	0.36	0.11	0.38
(1,6)	1:A:48:LYS:C	2:C:482:LEU:HA	19	0.36	0.11	0.38
(1,6)	1:A:48:LYS:C	2:C:482:LEU:HB2	19	0.36	0.11	0.38
(1,6)	1:A:48:LYS:C	2:C:482:LEU:HB3	19	0.36	0.11	0.38
(1,6)	1:A:48:LYS:C	2:C:482:LEU:HD11	19	0.36	0.11	0.38
(1,6)	1:A:48:LYS:C	2:C:482:LEU:HD12	19	0.36	0.11	0.38
(1,6)	1:A:48:LYS:C	2:C:482:LEU:HD13	19	0.36	0.11	0.38
(1,6)	1:A:48:LYS:C	2:C:482:LEU:HD21	19	0.36	0.11	0.38
(1,6)	1:A:48:LYS:C	2:C:482:LEU:HD22	19	0.36	0.11	0.38
(1,6)	1:A:48:LYS:C	2:C:482:LEU:HD23	19	0.36	0.11	0.38
(1,6)	1:A:48:LYS:C	2:C:482:LEU:HG	19	0.36	0.11	0.38
(1,6)	1:A:48:LYS:C	2:C:482:LEU:N	19	0.36	0.11	0.38
(1,6)	1:A:48:LYS:C	2:C:482:LEU:O	19	0.36	0.11	0.38
(1,6)	1:A:48:LYS:C	2:C:483:THR:C	19	0.36	0.11	0.38
(1,6)	1:A:48:LYS:C	2:C:483:THR:CA	19	0.36	0.11	0.38
(1,6)	1:A:48:LYS:C	2:C:483:THR:CB	19	0.36	0.11	0.38
(1,6)	1:A:48:LYS:C	2:C:483:THR:CG2	19	0.36	0.11	0.38
(1,6)	1:A:48:LYS:C	2:C:483:THR:H	19	0.36	0.11	0.38
(1,6)	1:A:48:LYS:C	2:C:483:THR:HA	19	0.36	0.11	0.38
(1,6)	1:A:48:LYS:C	2:C:483:THR:HB	19	0.36	0.11	0.38
(1,6)	1:A:48:LYS:C	2:C:483:THR:HG1	19	0.36	0.11	0.38
(1,6)	1:A:48:LYS:C	2:C:483:THR:HG21	19	0.36	0.11	0.38
(1,6)	1:A:48:LYS:C	2:C:483:THR:HG22	19	0.36	0.11	0.38
(1,6)	1:A:48:LYS:C	2:C:483:THR:HG23	19	0.36	0.11	0.38
(1,6)	1:A:48:LYS:C	2:C:483:THR:N	19	0.36	0.11	0.38

Continued on next page...

Continued from previous page...

Key	Atom-1	Atom-2	Models ¹	Mean (Å)	SD ¹ (Å)	Median (Å)
(1,6)	1:A:48:LYS:C	2:C:483:THR:O	19	0.36	0.11	0.38
(1,6)	1:A:48:LYS:C	2:C:483:THR:OG1	19	0.36	0.11	0.38
(1,6)	1:A:48:LYS:C	2:C:484:ARG:C	19	0.36	0.11	0.38
(1,6)	1:A:48:LYS:C	2:C:484:ARG:CA	19	0.36	0.11	0.38
(1,6)	1:A:48:LYS:C	2:C:484:ARG:CB	19	0.36	0.11	0.38
(1,6)	1:A:48:LYS:C	2:C:484:ARG:CD	19	0.36	0.11	0.38
(1,6)	1:A:48:LYS:C	2:C:484:ARG:CG	19	0.36	0.11	0.38
(1,6)	1:A:48:LYS:C	2:C:484:ARG:CZ	19	0.36	0.11	0.38
(1,6)	1:A:48:LYS:C	2:C:484:ARG:H	19	0.36	0.11	0.38
(1,6)	1:A:48:LYS:C	2:C:484:ARG:HA	19	0.36	0.11	0.38
(1,6)	1:A:48:LYS:C	2:C:484:ARG:HB2	19	0.36	0.11	0.38
(1,6)	1:A:48:LYS:C	2:C:484:ARG:HB3	19	0.36	0.11	0.38
(1,6)	1:A:48:LYS:C	2:C:484:ARG:HD2	19	0.36	0.11	0.38
(1,6)	1:A:48:LYS:C	2:C:484:ARG:HD3	19	0.36	0.11	0.38
(1,6)	1:A:48:LYS:C	2:C:484:ARG:HE	19	0.36	0.11	0.38
(1,6)	1:A:48:LYS:C	2:C:484:ARG:HG2	19	0.36	0.11	0.38
(1,6)	1:A:48:LYS:C	2:C:484:ARG:HG3	19	0.36	0.11	0.38
(1,6)	1:A:48:LYS:C	2:C:484:ARG:HH11	19	0.36	0.11	0.38
(1,6)	1:A:48:LYS:C	2:C:484:ARG:HH12	19	0.36	0.11	0.38
(1,6)	1:A:48:LYS:C	2:C:484:ARG:HH21	19	0.36	0.11	0.38
(1,6)	1:A:48:LYS:C	2:C:484:ARG:HH22	19	0.36	0.11	0.38
(1,6)	1:A:48:LYS:C	2:C:484:ARG:N	19	0.36	0.11	0.38
(1,6)	1:A:48:LYS:C	2:C:484:ARG:NE	19	0.36	0.11	0.38
(1,6)	1:A:48:LYS:C	2:C:484:ARG:NH1	19	0.36	0.11	0.38
(1,6)	1:A:48:LYS:C	2:C:484:ARG:NH2	19	0.36	0.11	0.38
(1,6)	1:A:48:LYS:C	2:C:484:ARG:O	19	0.36	0.11	0.38
(1,6)	1:A:48:LYS:C	2:C:485:SER:C	19	0.36	0.11	0.38
(1,6)	1:A:48:LYS:C	2:C:485:SER:CA	19	0.36	0.11	0.38
(1,6)	1:A:48:LYS:C	2:C:485:SER:CB	19	0.36	0.11	0.38
(1,6)	1:A:48:LYS:C	2:C:485:SER:H	19	0.36	0.11	0.38
(1,6)	1:A:48:LYS:C	2:C:485:SER:HA	19	0.36	0.11	0.38
(1,6)	1:A:48:LYS:C	2:C:485:SER:HB2	19	0.36	0.11	0.38
(1,6)	1:A:48:LYS:C	2:C:485:SER:HB3	19	0.36	0.11	0.38
(1,6)	1:A:48:LYS:C	2:C:485:SER:HG	19	0.36	0.11	0.38
(1,6)	1:A:48:LYS:C	2:C:485:SER:N	19	0.36	0.11	0.38
(1,6)	1:A:48:LYS:C	2:C:485:SER:O	19	0.36	0.11	0.38
(1,6)	1:A:48:LYS:C	2:C:485:SER:OG	19	0.36	0.11	0.38
(1,6)	1:A:48:LYS:C	2:C:486:VAL:C	19	0.36	0.11	0.38
(1,6)	1:A:48:LYS:C	2:C:486:VAL:CA	19	0.36	0.11	0.38
(1,6)	1:A:48:LYS:C	2:C:486:VAL:CB	19	0.36	0.11	0.38
(1,6)	1:A:48:LYS:C	2:C:486:VAL:CG1	19	0.36	0.11	0.38
(1,6)	1:A:48:LYS:C	2:C:486:VAL:CG2	19	0.36	0.11	0.38

Continued on next page...

Continued from previous page...

Key	Atom-1	Atom-2	Models ¹	Mean (Å)	SD ¹ (Å)	Median (Å)
(1,6)	1:A:48:LYS:C	2:C:486:VAL:H	19	0.36	0.11	0.38
(1,6)	1:A:48:LYS:C	2:C:486:VAL:HA	19	0.36	0.11	0.38
(1,6)	1:A:48:LYS:C	2:C:486:VAL:HB	19	0.36	0.11	0.38
(1,6)	1:A:48:LYS:C	2:C:486:VAL:HG11	19	0.36	0.11	0.38
(1,6)	1:A:48:LYS:C	2:C:486:VAL:HG12	19	0.36	0.11	0.38
(1,6)	1:A:48:LYS:C	2:C:486:VAL:HG13	19	0.36	0.11	0.38
(1,6)	1:A:48:LYS:C	2:C:486:VAL:HG21	19	0.36	0.11	0.38
(1,6)	1:A:48:LYS:C	2:C:486:VAL:HG22	19	0.36	0.11	0.38
(1,6)	1:A:48:LYS:C	2:C:486:VAL:HG23	19	0.36	0.11	0.38
(1,6)	1:A:48:LYS:C	2:C:486:VAL:N	19	0.36	0.11	0.38
(1,6)	1:A:48:LYS:C	2:C:486:VAL:O	19	0.36	0.11	0.38
(1,6)	1:A:48:LYS:C	2:C:487:GLU:C	19	0.36	0.11	0.38
(1,6)	1:A:48:LYS:C	2:C:487:GLU:CA	19	0.36	0.11	0.38
(1,6)	1:A:48:LYS:C	2:C:487:GLU:CB	19	0.36	0.11	0.38
(1,6)	1:A:48:LYS:C	2:C:487:GLU:CD	19	0.36	0.11	0.38
(1,6)	1:A:48:LYS:C	2:C:487:GLU:CG	19	0.36	0.11	0.38
(1,6)	1:A:48:LYS:C	2:C:487:GLU:H	19	0.36	0.11	0.38
(1,6)	1:A:48:LYS:C	2:C:487:GLU:HA	19	0.36	0.11	0.38
(1,6)	1:A:48:LYS:C	2:C:487:GLU:HB2	19	0.36	0.11	0.38
(1,6)	1:A:48:LYS:C	2:C:487:GLU:HB3	19	0.36	0.11	0.38
(1,6)	1:A:48:LYS:C	2:C:487:GLU:HG2	19	0.36	0.11	0.38
(1,6)	1:A:48:LYS:C	2:C:487:GLU:HG3	19	0.36	0.11	0.38
(1,6)	1:A:48:LYS:C	2:C:487:GLU:N	19	0.36	0.11	0.38
(1,6)	1:A:48:LYS:C	2:C:487:GLU:O	19	0.36	0.11	0.38
(1,6)	1:A:48:LYS:C	2:C:487:GLU:OE1	19	0.36	0.11	0.38
(1,6)	1:A:48:LYS:C	2:C:487:GLU:OE2	19	0.36	0.11	0.38
(1,6)	1:A:48:LYS:C	2:C:488:ILE:C	19	0.36	0.11	0.38
(1,6)	1:A:48:LYS:C	2:C:488:ILE:CA	19	0.36	0.11	0.38
(1,6)	1:A:48:LYS:C	2:C:488:ILE:CB	19	0.36	0.11	0.38
(1,6)	1:A:48:LYS:C	2:C:488:ILE:CD1	19	0.36	0.11	0.38
(1,6)	1:A:48:LYS:C	2:C:488:ILE:CG1	19	0.36	0.11	0.38
(1,6)	1:A:48:LYS:C	2:C:488:ILE:CG2	19	0.36	0.11	0.38
(1,6)	1:A:48:LYS:C	2:C:488:ILE:H	19	0.36	0.11	0.38
(1,6)	1:A:48:LYS:C	2:C:488:ILE:HA	19	0.36	0.11	0.38
(1,6)	1:A:48:LYS:C	2:C:488:ILE:HB	19	0.36	0.11	0.38
(1,6)	1:A:48:LYS:C	2:C:488:ILE:HD11	19	0.36	0.11	0.38
(1,6)	1:A:48:LYS:C	2:C:488:ILE:HD12	19	0.36	0.11	0.38
(1,6)	1:A:48:LYS:C	2:C:488:ILE:HD13	19	0.36	0.11	0.38
(1,6)	1:A:48:LYS:C	2:C:488:ILE:HG12	19	0.36	0.11	0.38
(1,6)	1:A:48:LYS:C	2:C:488:ILE:HG13	19	0.36	0.11	0.38
(1,6)	1:A:48:LYS:C	2:C:488:ILE:HG21	19	0.36	0.11	0.38
(1,6)	1:A:48:LYS:C	2:C:488:ILE:HG22	19	0.36	0.11	0.38

Continued on next page...

Continued from previous page...

Key	Atom-1	Atom-2	Models ¹	Mean (Å)	SD ¹ (Å)	Median (Å)
(1,6)	1:A:48:LYS:C	2:C:488:ILE:HG23	19	0.36	0.11	0.38
(1,6)	1:A:48:LYS:C	2:C:488:ILE:N	19	0.36	0.11	0.38
(1,6)	1:A:48:LYS:C	2:C:488:ILE:O	19	0.36	0.11	0.38
(1,6)	1:A:48:LYS:C	2:C:490:THR:C	19	0.36	0.11	0.38
(1,6)	1:A:48:LYS:C	2:C:490:THR:CA	19	0.36	0.11	0.38
(1,6)	1:A:48:LYS:C	2:C:490:THR:CB	19	0.36	0.11	0.38
(1,6)	1:A:48:LYS:C	2:C:490:THR:CG2	19	0.36	0.11	0.38
(1,6)	1:A:48:LYS:C	2:C:490:THR:H	19	0.36	0.11	0.38
(1,6)	1:A:48:LYS:C	2:C:490:THR:HA	19	0.36	0.11	0.38
(1,6)	1:A:48:LYS:C	2:C:490:THR:HB	19	0.36	0.11	0.38
(1,6)	1:A:48:LYS:C	2:C:490:THR:HG1	19	0.36	0.11	0.38
(1,6)	1:A:48:LYS:C	2:C:490:THR:HG21	19	0.36	0.11	0.38
(1,6)	1:A:48:LYS:C	2:C:490:THR:HG22	19	0.36	0.11	0.38
(1,6)	1:A:48:LYS:C	2:C:490:THR:HG23	19	0.36	0.11	0.38
(1,6)	1:A:48:LYS:C	2:C:490:THR:N	19	0.36	0.11	0.38
(1,6)	1:A:48:LYS:C	2:C:490:THR:O	19	0.36	0.11	0.38
(1,6)	1:A:48:LYS:C	2:C:490:THR:OG1	19	0.36	0.11	0.38
(1,6)	1:A:48:LYS:C	2:C:491:ASP:C	19	0.36	0.11	0.38
(1,6)	1:A:48:LYS:C	2:C:491:ASP:CA	19	0.36	0.11	0.38
(1,6)	1:A:48:LYS:C	2:C:491:ASP:CB	19	0.36	0.11	0.38
(1,6)	1:A:48:LYS:C	2:C:491:ASP:CG	19	0.36	0.11	0.38
(1,6)	1:A:48:LYS:C	2:C:491:ASP:H	19	0.36	0.11	0.38
(1,6)	1:A:48:LYS:C	2:C:491:ASP:HA	19	0.36	0.11	0.38
(1,6)	1:A:48:LYS:C	2:C:491:ASP:HB2	19	0.36	0.11	0.38
(1,6)	1:A:48:LYS:C	2:C:491:ASP:HB3	19	0.36	0.11	0.38
(1,6)	1:A:48:LYS:C	2:C:491:ASP:N	19	0.36	0.11	0.38
(1,6)	1:A:48:LYS:C	2:C:491:ASP:O	19	0.36	0.11	0.38
(1,6)	1:A:48:LYS:C	2:C:491:ASP:OD1	19	0.36	0.11	0.38
(1,6)	1:A:48:LYS:C	2:C:491:ASP:OD2	19	0.36	0.11	0.38
(1,6)	1:A:48:LYS:C	2:C:492:ASN:C	19	0.36	0.11	0.38
(1,6)	1:A:48:LYS:C	2:C:492:ASN:CA	19	0.36	0.11	0.38
(1,6)	1:A:48:LYS:C	2:C:492:ASN:CB	19	0.36	0.11	0.38
(1,6)	1:A:48:LYS:C	2:C:492:ASN:CG	19	0.36	0.11	0.38
(1,6)	1:A:48:LYS:C	2:C:492:ASN:H	19	0.36	0.11	0.38
(1,6)	1:A:48:LYS:C	2:C:492:ASN:HA	19	0.36	0.11	0.38
(1,6)	1:A:48:LYS:C	2:C:492:ASN:HB2	19	0.36	0.11	0.38
(1,6)	1:A:48:LYS:C	2:C:492:ASN:HB3	19	0.36	0.11	0.38
(1,6)	1:A:48:LYS:C	2:C:492:ASN:HD21	19	0.36	0.11	0.38
(1,6)	1:A:48:LYS:C	2:C:492:ASN:HD22	19	0.36	0.11	0.38
(1,6)	1:A:48:LYS:C	2:C:492:ASN:N	19	0.36	0.11	0.38
(1,6)	1:A:48:LYS:C	2:C:492:ASN:ND2	19	0.36	0.11	0.38
(1,6)	1:A:48:LYS:C	2:C:492:ASN:O	19	0.36	0.11	0.38

Continued on next page...

Continued from previous page...

Key	Atom-1	Atom-2	Models ¹	Mean (Å)	SD ¹ (Å)	Median (Å)
(1,6)	1:A:48:LYS:C	2:C:492:ASN:OD1	19	0.36	0.11	0.38
(1,6)	1:A:48:LYS:C	2:C:494:LEU:C	19	0.36	0.11	0.38
(1,6)	1:A:48:LYS:C	2:C:494:LEU:CA	19	0.36	0.11	0.38
(1,6)	1:A:48:LYS:C	2:C:494:LEU:CB	19	0.36	0.11	0.38
(1,6)	1:A:48:LYS:C	2:C:494:LEU:CD1	19	0.36	0.11	0.38
(1,6)	1:A:48:LYS:C	2:C:494:LEU:CD2	19	0.36	0.11	0.38
(1,6)	1:A:48:LYS:C	2:C:494:LEU:CG	19	0.36	0.11	0.38
(1,6)	1:A:48:LYS:C	2:C:494:LEU:H	19	0.36	0.11	0.38
(1,6)	1:A:48:LYS:C	2:C:494:LEU:HA	19	0.36	0.11	0.38
(1,6)	1:A:48:LYS:C	2:C:494:LEU:HB2	19	0.36	0.11	0.38
(1,6)	1:A:48:LYS:C	2:C:494:LEU:HB3	19	0.36	0.11	0.38
(1,6)	1:A:48:LYS:C	2:C:494:LEU:HD11	19	0.36	0.11	0.38
(1,6)	1:A:48:LYS:C	2:C:494:LEU:HD12	19	0.36	0.11	0.38
(1,6)	1:A:48:LYS:C	2:C:494:LEU:HD13	19	0.36	0.11	0.38
(1,6)	1:A:48:LYS:C	2:C:494:LEU:HD21	19	0.36	0.11	0.38
(1,6)	1:A:48:LYS:C	2:C:494:LEU:HD22	19	0.36	0.11	0.38
(1,6)	1:A:48:LYS:C	2:C:494:LEU:HD23	19	0.36	0.11	0.38
(1,6)	1:A:48:LYS:C	2:C:494:LEU:HG	19	0.36	0.11	0.38
(1,6)	1:A:48:LYS:C	2:C:494:LEU:N	19	0.36	0.11	0.38
(1,6)	1:A:48:LYS:C	2:C:494:LEU:O	19	0.36	0.11	0.38
(1,6)	1:A:48:LYS:C	2:C:495:GLU:C	19	0.36	0.11	0.38
(1,6)	1:A:48:LYS:C	2:C:495:GLU:CA	19	0.36	0.11	0.38
(1,6)	1:A:48:LYS:C	2:C:495:GLU:CB	19	0.36	0.11	0.38
(1,6)	1:A:48:LYS:C	2:C:495:GLU:CD	19	0.36	0.11	0.38
(1,6)	1:A:48:LYS:C	2:C:495:GLU:CG	19	0.36	0.11	0.38
(1,6)	1:A:48:LYS:C	2:C:495:GLU:H	19	0.36	0.11	0.38
(1,6)	1:A:48:LYS:C	2:C:495:GLU:HA	19	0.36	0.11	0.38
(1,6)	1:A:48:LYS:C	2:C:495:GLU:HB2	19	0.36	0.11	0.38
(1,6)	1:A:48:LYS:C	2:C:495:GLU:HB3	19	0.36	0.11	0.38
(1,6)	1:A:48:LYS:C	2:C:495:GLU:HG2	19	0.36	0.11	0.38
(1,6)	1:A:48:LYS:C	2:C:495:GLU:HG3	19	0.36	0.11	0.38
(1,6)	1:A:48:LYS:C	2:C:495:GLU:N	19	0.36	0.11	0.38
(1,6)	1:A:48:LYS:C	2:C:495:GLU:O	19	0.36	0.11	0.38
(1,6)	1:A:48:LYS:C	2:C:495:GLU:OE1	19	0.36	0.11	0.38
(1,6)	1:A:48:LYS:C	2:C:495:GLU:OE2	19	0.36	0.11	0.38
(1,6)	1:A:48:LYS:C	2:C:496:GLY:C	19	0.36	0.11	0.38
(1,6)	1:A:48:LYS:C	2:C:496:GLY:CA	19	0.36	0.11	0.38
(1,6)	1:A:48:LYS:C	2:C:496:GLY:H	19	0.36	0.11	0.38
(1,6)	1:A:48:LYS:C	2:C:496:GLY:HA2	19	0.36	0.11	0.38
(1,6)	1:A:48:LYS:C	2:C:496:GLY:HA3	19	0.36	0.11	0.38
(1,6)	1:A:48:LYS:C	2:C:496:GLY:N	19	0.36	0.11	0.38
(1,6)	1:A:48:LYS:C	2:C:496:GLY:O	19	0.36	0.11	0.38

Continued on next page...

Continued from previous page...

Key	Atom-1	Atom-2	Models ¹	Mean (Å)	SD ¹ (Å)	Median (Å)
(1,6)	1:A:48:LYS:C	2:C:497:ARG:C	19	0.36	0.11	0.38
(1,6)	1:A:48:LYS:C	2:C:497:ARG:CA	19	0.36	0.11	0.38
(1,6)	1:A:48:LYS:C	2:C:497:ARG:CB	19	0.36	0.11	0.38
(1,6)	1:A:48:LYS:C	2:C:497:ARG:CD	19	0.36	0.11	0.38
(1,6)	1:A:48:LYS:C	2:C:497:ARG:CG	19	0.36	0.11	0.38
(1,6)	1:A:48:LYS:C	2:C:497:ARG:CZ	19	0.36	0.11	0.38
(1,6)	1:A:48:LYS:C	2:C:497:ARG:H	19	0.36	0.11	0.38
(1,6)	1:A:48:LYS:C	2:C:497:ARG:HA	19	0.36	0.11	0.38
(1,6)	1:A:48:LYS:C	2:C:497:ARG:HB2	19	0.36	0.11	0.38
(1,6)	1:A:48:LYS:C	2:C:497:ARG:HB3	19	0.36	0.11	0.38
(1,6)	1:A:48:LYS:C	2:C:497:ARG:HD2	19	0.36	0.11	0.38
(1,6)	1:A:48:LYS:C	2:C:497:ARG:HD3	19	0.36	0.11	0.38
(1,6)	1:A:48:LYS:C	2:C:497:ARG:HE	19	0.36	0.11	0.38
(1,6)	1:A:48:LYS:C	2:C:497:ARG:HG2	19	0.36	0.11	0.38
(1,6)	1:A:48:LYS:C	2:C:497:ARG:HG3	19	0.36	0.11	0.38
(1,6)	1:A:48:LYS:C	2:C:497:ARG:HH11	19	0.36	0.11	0.38
(1,6)	1:A:48:LYS:C	2:C:497:ARG:HH12	19	0.36	0.11	0.38
(1,6)	1:A:48:LYS:C	2:C:497:ARG:HH21	19	0.36	0.11	0.38
(1,6)	1:A:48:LYS:C	2:C:497:ARG:HH22	19	0.36	0.11	0.38
(1,6)	1:A:48:LYS:C	2:C:497:ARG:N	19	0.36	0.11	0.38
(1,6)	1:A:48:LYS:C	2:C:497:ARG:NE	19	0.36	0.11	0.38
(1,6)	1:A:48:LYS:C	2:C:497:ARG:NH1	19	0.36	0.11	0.38
(1,6)	1:A:48:LYS:C	2:C:497:ARG:NH2	19	0.36	0.11	0.38
(1,6)	1:A:48:LYS:C	2:C:497:ARG:O	19	0.36	0.11	0.38
(1,6)	1:A:48:LYS:CA	2:C:457:LEU:C	19	0.36	0.11	0.38
(1,6)	1:A:48:LYS:CA	2:C:457:LEU:CA	19	0.36	0.11	0.38
(1,6)	1:A:48:LYS:CA	2:C:457:LEU:CB	19	0.36	0.11	0.38
(1,6)	1:A:48:LYS:CA	2:C:457:LEU:CD1	19	0.36	0.11	0.38
(1,6)	1:A:48:LYS:CA	2:C:457:LEU:CD2	19	0.36	0.11	0.38
(1,6)	1:A:48:LYS:CA	2:C:457:LEU:CG	19	0.36	0.11	0.38
(1,6)	1:A:48:LYS:CA	2:C:457:LEU:H	19	0.36	0.11	0.38
(1,6)	1:A:48:LYS:CA	2:C:457:LEU:HA	19	0.36	0.11	0.38
(1,6)	1:A:48:LYS:CA	2:C:457:LEU:HB2	19	0.36	0.11	0.38
(1,6)	1:A:48:LYS:CA	2:C:457:LEU:HB3	19	0.36	0.11	0.38
(1,6)	1:A:48:LYS:CA	2:C:457:LEU:HD11	19	0.36	0.11	0.38
(1,6)	1:A:48:LYS:CA	2:C:457:LEU:HD12	19	0.36	0.11	0.38
(1,6)	1:A:48:LYS:CA	2:C:457:LEU:HD13	19	0.36	0.11	0.38
(1,6)	1:A:48:LYS:CA	2:C:457:LEU:HD21	19	0.36	0.11	0.38
(1,6)	1:A:48:LYS:CA	2:C:457:LEU:HD22	19	0.36	0.11	0.38
(1,6)	1:A:48:LYS:CA	2:C:457:LEU:HD23	19	0.36	0.11	0.38
(1,6)	1:A:48:LYS:CA	2:C:457:LEU:HG	19	0.36	0.11	0.38
(1,6)	1:A:48:LYS:CA	2:C:457:LEU:N	19	0.36	0.11	0.38

Continued on next page...

Continued from previous page...

Key	Atom-1	Atom-2	Models ¹	Mean (Å)	SD ¹ (Å)	Median (Å)
(1,6)	1:A:48:LYS:CA	2:C:457:LEU:O	19	0.36	0.11	0.38
(1,6)	1:A:48:LYS:CA	2:C:459:ALA:C	19	0.36	0.11	0.38
(1,6)	1:A:48:LYS:CA	2:C:459:ALA:CA	19	0.36	0.11	0.38
(1,6)	1:A:48:LYS:CA	2:C:459:ALA:CB	19	0.36	0.11	0.38
(1,6)	1:A:48:LYS:CA	2:C:459:ALA:H	19	0.36	0.11	0.38
(1,6)	1:A:48:LYS:CA	2:C:459:ALA:HA	19	0.36	0.11	0.38
(1,6)	1:A:48:LYS:CA	2:C:459:ALA:HB1	19	0.36	0.11	0.38
(1,6)	1:A:48:LYS:CA	2:C:459:ALA:HB2	19	0.36	0.11	0.38
(1,6)	1:A:48:LYS:CA	2:C:459:ALA:HB3	19	0.36	0.11	0.38
(1,6)	1:A:48:LYS:CA	2:C:459:ALA:N	19	0.36	0.11	0.38
(1,6)	1:A:48:LYS:CA	2:C:459:ALA:O	19	0.36	0.11	0.38
(1,6)	1:A:48:LYS:CA	2:C:460:MET:C	19	0.36	0.11	0.38
(1,6)	1:A:48:LYS:CA	2:C:460:MET:CA	19	0.36	0.11	0.38
(1,6)	1:A:48:LYS:CA	2:C:460:MET:CB	19	0.36	0.11	0.38
(1,6)	1:A:48:LYS:CA	2:C:460:MET:CE	19	0.36	0.11	0.38
(1,6)	1:A:48:LYS:CA	2:C:460:MET:CG	19	0.36	0.11	0.38
(1,6)	1:A:48:LYS:CA	2:C:460:MET:H	19	0.36	0.11	0.38
(1,6)	1:A:48:LYS:CA	2:C:460:MET:HA	19	0.36	0.11	0.38
(1,6)	1:A:48:LYS:CA	2:C:460:MET:HB2	19	0.36	0.11	0.38
(1,6)	1:A:48:LYS:CA	2:C:460:MET:HB3	19	0.36	0.11	0.38
(1,6)	1:A:48:LYS:CA	2:C:460:MET:HE1	19	0.36	0.11	0.38
(1,6)	1:A:48:LYS:CA	2:C:460:MET:HE2	19	0.36	0.11	0.38
(1,6)	1:A:48:LYS:CA	2:C:460:MET:HE3	19	0.36	0.11	0.38
(1,6)	1:A:48:LYS:CA	2:C:460:MET:HG2	19	0.36	0.11	0.38
(1,6)	1:A:48:LYS:CA	2:C:460:MET:HG3	19	0.36	0.11	0.38
(1,6)	1:A:48:LYS:CA	2:C:460:MET:N	19	0.36	0.11	0.38
(1,6)	1:A:48:LYS:CA	2:C:460:MET:O	19	0.36	0.11	0.38
(1,6)	1:A:48:LYS:CA	2:C:460:MET:SD	19	0.36	0.11	0.38
(1,6)	1:A:48:LYS:CA	2:C:462:HIS:C	19	0.36	0.11	0.38
(1,6)	1:A:48:LYS:CA	2:C:462:HIS:CA	19	0.36	0.11	0.38
(1,6)	1:A:48:LYS:CA	2:C:462:HIS:CB	19	0.36	0.11	0.38
(1,6)	1:A:48:LYS:CA	2:C:462:HIS:CD2	19	0.36	0.11	0.38
(1,6)	1:A:48:LYS:CA	2:C:462:HIS:CE1	19	0.36	0.11	0.38
(1,6)	1:A:48:LYS:CA	2:C:462:HIS:CG	19	0.36	0.11	0.38
(1,6)	1:A:48:LYS:CA	2:C:462:HIS:H	19	0.36	0.11	0.38
(1,6)	1:A:48:LYS:CA	2:C:462:HIS:HA	19	0.36	0.11	0.38
(1,6)	1:A:48:LYS:CA	2:C:462:HIS:HB2	19	0.36	0.11	0.38
(1,6)	1:A:48:LYS:CA	2:C:462:HIS:HB3	19	0.36	0.11	0.38
(1,6)	1:A:48:LYS:CA	2:C:462:HIS:HD2	19	0.36	0.11	0.38
(1,6)	1:A:48:LYS:CA	2:C:462:HIS:HE1	19	0.36	0.11	0.38
(1,6)	1:A:48:LYS:CA	2:C:462:HIS:HE2	19	0.36	0.11	0.38
(1,6)	1:A:48:LYS:CA	2:C:462:HIS:N	19	0.36	0.11	0.38

Continued on next page...

Continued from previous page...

Key	Atom-1	Atom-2	Models ¹	Mean (Å)	SD ¹ (Å)	Median (Å)
(1,6)	1:A:48:LYS:CA	2:C:462:HIS:ND1	19	0.36	0.11	0.38
(1,6)	1:A:48:LYS:CA	2:C:462:HIS:NE2	19	0.36	0.11	0.38
(1,6)	1:A:48:LYS:CA	2:C:462:HIS:O	19	0.36	0.11	0.38
(1,6)	1:A:48:LYS:CA	2:C:463:GLN:C	19	0.36	0.11	0.38
(1,6)	1:A:48:LYS:CA	2:C:463:GLN:CA	19	0.36	0.11	0.38
(1,6)	1:A:48:LYS:CA	2:C:463:GLN:CB	19	0.36	0.11	0.38
(1,6)	1:A:48:LYS:CA	2:C:463:GLN:CD	19	0.36	0.11	0.38
(1,6)	1:A:48:LYS:CA	2:C:463:GLN:CG	19	0.36	0.11	0.38
(1,6)	1:A:48:LYS:CA	2:C:463:GLN:H	19	0.36	0.11	0.38
(1,6)	1:A:48:LYS:CA	2:C:463:GLN:HA	19	0.36	0.11	0.38
(1,6)	1:A:48:LYS:CA	2:C:463:GLN:HB2	19	0.36	0.11	0.38
(1,6)	1:A:48:LYS:CA	2:C:463:GLN:HB3	19	0.36	0.11	0.38
(1,6)	1:A:48:LYS:CA	2:C:463:GLN:HE21	19	0.36	0.11	0.38
(1,6)	1:A:48:LYS:CA	2:C:463:GLN:HE22	19	0.36	0.11	0.38
(1,6)	1:A:48:LYS:CA	2:C:463:GLN:HG2	19	0.36	0.11	0.38
(1,6)	1:A:48:LYS:CA	2:C:463:GLN:HG3	19	0.36	0.11	0.38
(1,6)	1:A:48:LYS:CA	2:C:463:GLN:N	19	0.36	0.11	0.38
(1,6)	1:A:48:LYS:CA	2:C:463:GLN:NE2	19	0.36	0.11	0.38
(1,6)	1:A:48:LYS:CA	2:C:463:GLN:O	19	0.36	0.11	0.38
(1,6)	1:A:48:LYS:CA	2:C:463:GLN:OE1	19	0.36	0.11	0.38
(1,6)	1:A:48:LYS:CA	2:C:465:GLN:C	19	0.36	0.11	0.38
(1,6)	1:A:48:LYS:CA	2:C:465:GLN:CA	19	0.36	0.11	0.38
(1,6)	1:A:48:LYS:CA	2:C:465:GLN:CB	19	0.36	0.11	0.38
(1,6)	1:A:48:LYS:CA	2:C:465:GLN:CD	19	0.36	0.11	0.38
(1,6)	1:A:48:LYS:CA	2:C:465:GLN:CG	19	0.36	0.11	0.38
(1,6)	1:A:48:LYS:CA	2:C:465:GLN:H	19	0.36	0.11	0.38
(1,6)	1:A:48:LYS:CA	2:C:465:GLN:HA	19	0.36	0.11	0.38
(1,6)	1:A:48:LYS:CA	2:C:465:GLN:HB2	19	0.36	0.11	0.38
(1,6)	1:A:48:LYS:CA	2:C:465:GLN:HB3	19	0.36	0.11	0.38
(1,6)	1:A:48:LYS:CA	2:C:465:GLN:HE21	19	0.36	0.11	0.38
(1,6)	1:A:48:LYS:CA	2:C:465:GLN:HE22	19	0.36	0.11	0.38
(1,6)	1:A:48:LYS:CA	2:C:465:GLN:HG2	19	0.36	0.11	0.38
(1,6)	1:A:48:LYS:CA	2:C:465:GLN:HG3	19	0.36	0.11	0.38
(1,6)	1:A:48:LYS:CA	2:C:465:GLN:N	19	0.36	0.11	0.38
(1,6)	1:A:48:LYS:CA	2:C:465:GLN:NE2	19	0.36	0.11	0.38
(1,6)	1:A:48:LYS:CA	2:C:465:GLN:O	19	0.36	0.11	0.38
(1,6)	1:A:48:LYS:CA	2:C:465:GLN:OE1	19	0.36	0.11	0.38
(1,6)	1:A:48:LYS:CA	2:C:466:GLU:C	19	0.36	0.11	0.38
(1,6)	1:A:48:LYS:CA	2:C:466:GLU:CA	19	0.36	0.11	0.38
(1,6)	1:A:48:LYS:CA	2:C:466:GLU:CB	19	0.36	0.11	0.38
(1,6)	1:A:48:LYS:CA	2:C:466:GLU:CD	19	0.36	0.11	0.38
(1,6)	1:A:48:LYS:CA	2:C:466:GLU:CG	19	0.36	0.11	0.38

Continued on next page...

Continued from previous page...

Key	Atom-1	Atom-2	Models ¹	Mean (Å)	SD ¹ (Å)	Median (Å)
(1,6)	1:A:48:LYS:CA	2:C:466:GLU:H	19	0.36	0.11	0.38
(1,6)	1:A:48:LYS:CA	2:C:466:GLU:HA	19	0.36	0.11	0.38
(1,6)	1:A:48:LYS:CA	2:C:466:GLU:HB2	19	0.36	0.11	0.38
(1,6)	1:A:48:LYS:CA	2:C:466:GLU:HB3	19	0.36	0.11	0.38
(1,6)	1:A:48:LYS:CA	2:C:466:GLU:HG2	19	0.36	0.11	0.38
(1,6)	1:A:48:LYS:CA	2:C:466:GLU:HG3	19	0.36	0.11	0.38
(1,6)	1:A:48:LYS:CA	2:C:466:GLU:N	19	0.36	0.11	0.38
(1,6)	1:A:48:LYS:CA	2:C:466:GLU:O	19	0.36	0.11	0.38
(1,6)	1:A:48:LYS:CA	2:C:466:GLU:OE1	19	0.36	0.11	0.38
(1,6)	1:A:48:LYS:CA	2:C:466:GLU:OE2	19	0.36	0.11	0.38
(1,6)	1:A:48:LYS:CA	2:C:467:MET:C	19	0.36	0.11	0.38
(1,6)	1:A:48:LYS:CA	2:C:467:MET:CA	19	0.36	0.11	0.38
(1,6)	1:A:48:LYS:CA	2:C:467:MET:CB	19	0.36	0.11	0.38
(1,6)	1:A:48:LYS:CA	2:C:467:MET:CE	19	0.36	0.11	0.38
(1,6)	1:A:48:LYS:CA	2:C:467:MET:CG	19	0.36	0.11	0.38
(1,6)	1:A:48:LYS:CA	2:C:467:MET:H	19	0.36	0.11	0.38
(1,6)	1:A:48:LYS:CA	2:C:467:MET:HA	19	0.36	0.11	0.38
(1,6)	1:A:48:LYS:CA	2:C:467:MET:HB2	19	0.36	0.11	0.38
(1,6)	1:A:48:LYS:CA	2:C:467:MET:HB3	19	0.36	0.11	0.38
(1,6)	1:A:48:LYS:CA	2:C:467:MET:HE1	19	0.36	0.11	0.38
(1,6)	1:A:48:LYS:CA	2:C:467:MET:HE2	19	0.36	0.11	0.38
(1,6)	1:A:48:LYS:CA	2:C:467:MET:HE3	19	0.36	0.11	0.38
(1,6)	1:A:48:LYS:CA	2:C:467:MET:HG2	19	0.36	0.11	0.38
(1,6)	1:A:48:LYS:CA	2:C:467:MET:HG3	19	0.36	0.11	0.38
(1,6)	1:A:48:LYS:CA	2:C:467:MET:N	19	0.36	0.11	0.38
(1,6)	1:A:48:LYS:CA	2:C:467:MET:O	19	0.36	0.11	0.38
(1,6)	1:A:48:LYS:CA	2:C:467:MET:SD	19	0.36	0.11	0.38
(1,6)	1:A:48:LYS:CA	2:C:468:PHE:C	19	0.36	0.11	0.38
(1,6)	1:A:48:LYS:CA	2:C:468:PHE:CA	19	0.36	0.11	0.38
(1,6)	1:A:48:LYS:CA	2:C:468:PHE:CB	19	0.36	0.11	0.38
(1,6)	1:A:48:LYS:CA	2:C:468:PHE:CD1	19	0.36	0.11	0.38
(1,6)	1:A:48:LYS:CA	2:C:468:PHE:CD2	19	0.36	0.11	0.38
(1,6)	1:A:48:LYS:CA	2:C:468:PHE:CE1	19	0.36	0.11	0.38
(1,6)	1:A:48:LYS:CA	2:C:468:PHE:CE2	19	0.36	0.11	0.38
(1,6)	1:A:48:LYS:CA	2:C:468:PHE:CG	19	0.36	0.11	0.38
(1,6)	1:A:48:LYS:CA	2:C:468:PHE:CZ	19	0.36	0.11	0.38
(1,6)	1:A:48:LYS:CA	2:C:468:PHE:H	19	0.36	0.11	0.38
(1,6)	1:A:48:LYS:CA	2:C:468:PHE:HA	19	0.36	0.11	0.38
(1,6)	1:A:48:LYS:CA	2:C:468:PHE:HB2	19	0.36	0.11	0.38
(1,6)	1:A:48:LYS:CA	2:C:468:PHE:HB3	19	0.36	0.11	0.38
(1,6)	1:A:48:LYS:CA	2:C:468:PHE:HD1	19	0.36	0.11	0.38
(1,6)	1:A:48:LYS:CA	2:C:468:PHE:HD2	19	0.36	0.11	0.38

Continued on next page...

Continued from previous page...

Key	Atom-1	Atom-2	Models ¹	Mean (Å)	SD ¹ (Å)	Median (Å)
(1,6)	1:A:48:LYS:CA	2:C:468:PHE:HE1	19	0.36	0.11	0.38
(1,6)	1:A:48:LYS:CA	2:C:468:PHE:HE2	19	0.36	0.11	0.38
(1,6)	1:A:48:LYS:CA	2:C:468:PHE:HZ	19	0.36	0.11	0.38
(1,6)	1:A:48:LYS:CA	2:C:468:PHE:N	19	0.36	0.11	0.38
(1,6)	1:A:48:LYS:CA	2:C:468:PHE:O	19	0.36	0.11	0.38
(1,6)	1:A:48:LYS:CA	2:C:469:PRO:C	19	0.36	0.11	0.38
(1,6)	1:A:48:LYS:CA	2:C:469:PRO:CA	19	0.36	0.11	0.38
(1,6)	1:A:48:LYS:CA	2:C:469:PRO:CB	19	0.36	0.11	0.38
(1,6)	1:A:48:LYS:CA	2:C:469:PRO:CD	19	0.36	0.11	0.38
(1,6)	1:A:48:LYS:CA	2:C:469:PRO:CG	19	0.36	0.11	0.38
(1,6)	1:A:48:LYS:CA	2:C:469:PRO:HA	19	0.36	0.11	0.38
(1,6)	1:A:48:LYS:CA	2:C:469:PRO:HB2	19	0.36	0.11	0.38
(1,6)	1:A:48:LYS:CA	2:C:469:PRO:HB3	19	0.36	0.11	0.38
(1,6)	1:A:48:LYS:CA	2:C:469:PRO:HD2	19	0.36	0.11	0.38
(1,6)	1:A:48:LYS:CA	2:C:469:PRO:HD3	19	0.36	0.11	0.38
(1,6)	1:A:48:LYS:CA	2:C:469:PRO:HG2	19	0.36	0.11	0.38
(1,6)	1:A:48:LYS:CA	2:C:469:PRO:HG3	19	0.36	0.11	0.38
(1,6)	1:A:48:LYS:CA	2:C:469:PRO:N	19	0.36	0.11	0.38
(1,6)	1:A:48:LYS:CA	2:C:469:PRO:O	19	0.36	0.11	0.38
(1,6)	1:A:48:LYS:CA	2:C:470:GLN:C	19	0.36	0.11	0.38
(1,6)	1:A:48:LYS:CA	2:C:470:GLN:CA	19	0.36	0.11	0.38
(1,6)	1:A:48:LYS:CA	2:C:470:GLN:CB	19	0.36	0.11	0.38
(1,6)	1:A:48:LYS:CA	2:C:470:GLN:CD	19	0.36	0.11	0.38
(1,6)	1:A:48:LYS:CA	2:C:470:GLN:CG	19	0.36	0.11	0.38
(1,6)	1:A:48:LYS:CA	2:C:470:GLN:H	19	0.36	0.11	0.38
(1,6)	1:A:48:LYS:CA	2:C:470:GLN:HA	19	0.36	0.11	0.38
(1,6)	1:A:48:LYS:CA	2:C:470:GLN:HB2	19	0.36	0.11	0.38
(1,6)	1:A:48:LYS:CA	2:C:470:GLN:HB3	19	0.36	0.11	0.38
(1,6)	1:A:48:LYS:CA	2:C:470:GLN:HE21	19	0.36	0.11	0.38
(1,6)	1:A:48:LYS:CA	2:C:470:GLN:HE22	19	0.36	0.11	0.38
(1,6)	1:A:48:LYS:CA	2:C:470:GLN:HG2	19	0.36	0.11	0.38
(1,6)	1:A:48:LYS:CA	2:C:470:GLN:HG3	19	0.36	0.11	0.38
(1,6)	1:A:48:LYS:CA	2:C:470:GLN:N	19	0.36	0.11	0.38
(1,6)	1:A:48:LYS:CA	2:C:470:GLN:NE2	19	0.36	0.11	0.38
(1,6)	1:A:48:LYS:CA	2:C:470:GLN:O	19	0.36	0.11	0.38
(1,6)	1:A:48:LYS:CA	2:C:470:GLN:OE1	19	0.36	0.11	0.38
(1,6)	1:A:48:LYS:CA	2:C:472:PRO:C	19	0.36	0.11	0.38
(1,6)	1:A:48:LYS:CA	2:C:472:PRO:CA	19	0.36	0.11	0.38
(1,6)	1:A:48:LYS:CA	2:C:472:PRO:CB	19	0.36	0.11	0.38
(1,6)	1:A:48:LYS:CA	2:C:472:PRO:CD	19	0.36	0.11	0.38
(1,6)	1:A:48:LYS:CA	2:C:472:PRO:CG	19	0.36	0.11	0.38
(1,6)	1:A:48:LYS:CA	2:C:472:PRO:HA	19	0.36	0.11	0.38

Continued on next page...

Continued from previous page...

Key	Atom-1	Atom-2	Models ¹	Mean (Å)	SD ¹ (Å)	Median (Å)
(1,6)	1:A:48:LYS:CA	2:C:472:PRO:HB2	19	0.36	0.11	0.38
(1,6)	1:A:48:LYS:CA	2:C:472:PRO:HB3	19	0.36	0.11	0.38
(1,6)	1:A:48:LYS:CA	2:C:472:PRO:HD2	19	0.36	0.11	0.38
(1,6)	1:A:48:LYS:CA	2:C:472:PRO:HD3	19	0.36	0.11	0.38
(1,6)	1:A:48:LYS:CA	2:C:472:PRO:HG2	19	0.36	0.11	0.38
(1,6)	1:A:48:LYS:CA	2:C:472:PRO:HG3	19	0.36	0.11	0.38
(1,6)	1:A:48:LYS:CA	2:C:472:PRO:N	19	0.36	0.11	0.38
(1,6)	1:A:48:LYS:CA	2:C:472:PRO:O	19	0.36	0.11	0.38
(1,6)	1:A:48:LYS:CA	2:C:482:LEU:C	19	0.36	0.11	0.38
(1,6)	1:A:48:LYS:CA	2:C:482:LEU:CA	19	0.36	0.11	0.38
(1,6)	1:A:48:LYS:CA	2:C:482:LEU:CB	19	0.36	0.11	0.38
(1,6)	1:A:48:LYS:CA	2:C:482:LEU:CD1	19	0.36	0.11	0.38
(1,6)	1:A:48:LYS:CA	2:C:482:LEU:CD2	19	0.36	0.11	0.38
(1,6)	1:A:48:LYS:CA	2:C:482:LEU:CG	19	0.36	0.11	0.38
(1,6)	1:A:48:LYS:CA	2:C:482:LEU:H	19	0.36	0.11	0.38
(1,6)	1:A:48:LYS:CA	2:C:482:LEU:HA	19	0.36	0.11	0.38
(1,6)	1:A:48:LYS:CA	2:C:482:LEU:HB2	19	0.36	0.11	0.38
(1,6)	1:A:48:LYS:CA	2:C:482:LEU:HB3	19	0.36	0.11	0.38
(1,6)	1:A:48:LYS:CA	2:C:482:LEU:HD11	19	0.36	0.11	0.38
(1,6)	1:A:48:LYS:CA	2:C:482:LEU:HD12	19	0.36	0.11	0.38
(1,6)	1:A:48:LYS:CA	2:C:482:LEU:HD13	19	0.36	0.11	0.38
(1,6)	1:A:48:LYS:CA	2:C:482:LEU:HD21	19	0.36	0.11	0.38
(1,6)	1:A:48:LYS:CA	2:C:482:LEU:HD22	19	0.36	0.11	0.38
(1,6)	1:A:48:LYS:CA	2:C:482:LEU:HD23	19	0.36	0.11	0.38
(1,6)	1:A:48:LYS:CA	2:C:482:LEU:HG	19	0.36	0.11	0.38
(1,6)	1:A:48:LYS:CA	2:C:482:LEU:N	19	0.36	0.11	0.38
(1,6)	1:A:48:LYS:CA	2:C:482:LEU:O	19	0.36	0.11	0.38
(1,6)	1:A:48:LYS:CA	2:C:483:THR:C	19	0.36	0.11	0.38
(1,6)	1:A:48:LYS:CA	2:C:483:THR:CA	19	0.36	0.11	0.38
(1,6)	1:A:48:LYS:CA	2:C:483:THR:CB	19	0.36	0.11	0.38
(1,6)	1:A:48:LYS:CA	2:C:483:THR:CG2	19	0.36	0.11	0.38
(1,6)	1:A:48:LYS:CA	2:C:483:THR:H	19	0.36	0.11	0.38
(1,6)	1:A:48:LYS:CA	2:C:483:THR:HA	19	0.36	0.11	0.38
(1,6)	1:A:48:LYS:CA	2:C:483:THR:HB	19	0.36	0.11	0.38
(1,6)	1:A:48:LYS:CA	2:C:483:THR:HG1	19	0.36	0.11	0.38
(1,6)	1:A:48:LYS:CA	2:C:483:THR:HG21	19	0.36	0.11	0.38
(1,6)	1:A:48:LYS:CA	2:C:483:THR:HG22	19	0.36	0.11	0.38
(1,6)	1:A:48:LYS:CA	2:C:483:THR:HG23	19	0.36	0.11	0.38
(1,6)	1:A:48:LYS:CA	2:C:483:THR:N	19	0.36	0.11	0.38
(1,6)	1:A:48:LYS:CA	2:C:483:THR:O	19	0.36	0.11	0.38
(1,6)	1:A:48:LYS:CA	2:C:483:THR:OG1	19	0.36	0.11	0.38
(1,6)	1:A:48:LYS:CA	2:C:484:ARG:C	19	0.36	0.11	0.38

Continued on next page...

Continued from previous page...

Key	Atom-1	Atom-2	Models ¹	Mean (Å)	SD ¹ (Å)	Median (Å)
(1,6)	1:A:48:LYS:CA	2:C:484:ARG:CA	19	0.36	0.11	0.38
(1,6)	1:A:48:LYS:CA	2:C:484:ARG:CB	19	0.36	0.11	0.38
(1,6)	1:A:48:LYS:CA	2:C:484:ARG:CD	19	0.36	0.11	0.38
(1,6)	1:A:48:LYS:CA	2:C:484:ARG:CG	19	0.36	0.11	0.38
(1,6)	1:A:48:LYS:CA	2:C:484:ARG:CZ	19	0.36	0.11	0.38
(1,6)	1:A:48:LYS:CA	2:C:484:ARG:H	19	0.36	0.11	0.38
(1,6)	1:A:48:LYS:CA	2:C:484:ARG:HA	19	0.36	0.11	0.38
(1,6)	1:A:48:LYS:CA	2:C:484:ARG:HB2	19	0.36	0.11	0.38
(1,6)	1:A:48:LYS:CA	2:C:484:ARG:HB3	19	0.36	0.11	0.38
(1,6)	1:A:48:LYS:CA	2:C:484:ARG:HD2	19	0.36	0.11	0.38
(1,6)	1:A:48:LYS:CA	2:C:484:ARG:HD3	19	0.36	0.11	0.38
(1,6)	1:A:48:LYS:CA	2:C:484:ARG:HE	19	0.36	0.11	0.38
(1,6)	1:A:48:LYS:CA	2:C:484:ARG:HG2	19	0.36	0.11	0.38
(1,6)	1:A:48:LYS:CA	2:C:484:ARG:HG3	19	0.36	0.11	0.38
(1,6)	1:A:48:LYS:CA	2:C:484:ARG:HH11	19	0.36	0.11	0.38
(1,6)	1:A:48:LYS:CA	2:C:484:ARG:HH12	19	0.36	0.11	0.38
(1,6)	1:A:48:LYS:CA	2:C:484:ARG:HH21	19	0.36	0.11	0.38
(1,6)	1:A:48:LYS:CA	2:C:484:ARG:HH22	19	0.36	0.11	0.38
(1,6)	1:A:48:LYS:CA	2:C:484:ARG:N	19	0.36	0.11	0.38
(1,6)	1:A:48:LYS:CA	2:C:484:ARG:NE	19	0.36	0.11	0.38
(1,6)	1:A:48:LYS:CA	2:C:484:ARG:NH1	19	0.36	0.11	0.38
(1,6)	1:A:48:LYS:CA	2:C:484:ARG:NH2	19	0.36	0.11	0.38
(1,6)	1:A:48:LYS:CA	2:C:484:ARG:O	19	0.36	0.11	0.38
(1,6)	1:A:48:LYS:CA	2:C:485:SER:C	19	0.36	0.11	0.38
(1,6)	1:A:48:LYS:CA	2:C:485:SER:CA	19	0.36	0.11	0.38
(1,6)	1:A:48:LYS:CA	2:C:485:SER:CB	19	0.36	0.11	0.38
(1,6)	1:A:48:LYS:CA	2:C:485:SER:H	19	0.36	0.11	0.38
(1,6)	1:A:48:LYS:CA	2:C:485:SER:HA	19	0.36	0.11	0.38
(1,6)	1:A:48:LYS:CA	2:C:485:SER:HB2	19	0.36	0.11	0.38
(1,6)	1:A:48:LYS:CA	2:C:485:SER:HB3	19	0.36	0.11	0.38
(1,6)	1:A:48:LYS:CA	2:C:485:SER:HG	19	0.36	0.11	0.38
(1,6)	1:A:48:LYS:CA	2:C:485:SER:N	19	0.36	0.11	0.38
(1,6)	1:A:48:LYS:CA	2:C:485:SER:O	19	0.36	0.11	0.38
(1,6)	1:A:48:LYS:CA	2:C:485:SER:OG	19	0.36	0.11	0.38
(1,6)	1:A:48:LYS:CA	2:C:486:VAL:C	19	0.36	0.11	0.38
(1,6)	1:A:48:LYS:CA	2:C:486:VAL:CA	19	0.36	0.11	0.38
(1,6)	1:A:48:LYS:CA	2:C:486:VAL:CB	19	0.36	0.11	0.38
(1,6)	1:A:48:LYS:CA	2:C:486:VAL:CG1	19	0.36	0.11	0.38
(1,6)	1:A:48:LYS:CA	2:C:486:VAL:CG2	19	0.36	0.11	0.38
(1,6)	1:A:48:LYS:CA	2:C:486:VAL:H	19	0.36	0.11	0.38
(1,6)	1:A:48:LYS:CA	2:C:486:VAL:HA	19	0.36	0.11	0.38
(1,6)	1:A:48:LYS:CA	2:C:486:VAL:HB	19	0.36	0.11	0.38

Continued on next page...

Continued from previous page...

Key	Atom-1	Atom-2	Models ¹	Mean (Å)	SD ¹ (Å)	Median (Å)
(1,6)	1:A:48:LYS:CA	2:C:486:VAL:HG11	19	0.36	0.11	0.38
(1,6)	1:A:48:LYS:CA	2:C:486:VAL:HG12	19	0.36	0.11	0.38
(1,6)	1:A:48:LYS:CA	2:C:486:VAL:HG13	19	0.36	0.11	0.38
(1,6)	1:A:48:LYS:CA	2:C:486:VAL:HG21	19	0.36	0.11	0.38
(1,6)	1:A:48:LYS:CA	2:C:486:VAL:HG22	19	0.36	0.11	0.38
(1,6)	1:A:48:LYS:CA	2:C:486:VAL:HG23	19	0.36	0.11	0.38
(1,6)	1:A:48:LYS:CA	2:C:486:VAL:N	19	0.36	0.11	0.38
(1,6)	1:A:48:LYS:CA	2:C:486:VAL:O	19	0.36	0.11	0.38
(1,6)	1:A:48:LYS:CA	2:C:487:GLU:C	19	0.36	0.11	0.38
(1,6)	1:A:48:LYS:CA	2:C:487:GLU:CA	19	0.36	0.11	0.38
(1,6)	1:A:48:LYS:CA	2:C:487:GLU:CB	19	0.36	0.11	0.38
(1,6)	1:A:48:LYS:CA	2:C:487:GLU:CD	19	0.36	0.11	0.38
(1,6)	1:A:48:LYS:CA	2:C:487:GLU:CG	19	0.36	0.11	0.38
(1,6)	1:A:48:LYS:CA	2:C:487:GLU:H	19	0.36	0.11	0.38
(1,6)	1:A:48:LYS:CA	2:C:487:GLU:HA	19	0.36	0.11	0.38
(1,6)	1:A:48:LYS:CA	2:C:487:GLU:HB2	19	0.36	0.11	0.38
(1,6)	1:A:48:LYS:CA	2:C:487:GLU:HB3	19	0.36	0.11	0.38
(1,6)	1:A:48:LYS:CA	2:C:487:GLU:HG2	19	0.36	0.11	0.38
(1,6)	1:A:48:LYS:CA	2:C:487:GLU:HG3	19	0.36	0.11	0.38
(1,6)	1:A:48:LYS:CA	2:C:487:GLU:N	19	0.36	0.11	0.38
(1,6)	1:A:48:LYS:CA	2:C:487:GLU:O	19	0.36	0.11	0.38
(1,6)	1:A:48:LYS:CA	2:C:487:GLU:OE1	19	0.36	0.11	0.38
(1,6)	1:A:48:LYS:CA	2:C:487:GLU:OE2	19	0.36	0.11	0.38
(1,6)	1:A:48:LYS:CA	2:C:488:ILE:C	19	0.36	0.11	0.38
(1,6)	1:A:48:LYS:CA	2:C:488:ILE:CA	19	0.36	0.11	0.38
(1,6)	1:A:48:LYS:CA	2:C:488:ILE:CB	19	0.36	0.11	0.38
(1,6)	1:A:48:LYS:CA	2:C:488:ILE:CD1	19	0.36	0.11	0.38
(1,6)	1:A:48:LYS:CA	2:C:488:ILE:CG1	19	0.36	0.11	0.38
(1,6)	1:A:48:LYS:CA	2:C:488:ILE:CG2	19	0.36	0.11	0.38
(1,6)	1:A:48:LYS:CA	2:C:488:ILE:H	19	0.36	0.11	0.38
(1,6)	1:A:48:LYS:CA	2:C:488:ILE:HA	19	0.36	0.11	0.38
(1,6)	1:A:48:LYS:CA	2:C:488:ILE:HB	19	0.36	0.11	0.38
(1,6)	1:A:48:LYS:CA	2:C:488:ILE:HD11	19	0.36	0.11	0.38
(1,6)	1:A:48:LYS:CA	2:C:488:ILE:HD12	19	0.36	0.11	0.38
(1,6)	1:A:48:LYS:CA	2:C:488:ILE:HD13	19	0.36	0.11	0.38
(1,6)	1:A:48:LYS:CA	2:C:488:ILE:HG12	19	0.36	0.11	0.38
(1,6)	1:A:48:LYS:CA	2:C:488:ILE:HG13	19	0.36	0.11	0.38
(1,6)	1:A:48:LYS:CA	2:C:488:ILE:HG21	19	0.36	0.11	0.38
(1,6)	1:A:48:LYS:CA	2:C:488:ILE:HG22	19	0.36	0.11	0.38
(1,6)	1:A:48:LYS:CA	2:C:488:ILE:HG23	19	0.36	0.11	0.38
(1,6)	1:A:48:LYS:CA	2:C:488:ILE:N	19	0.36	0.11	0.38
(1,6)	1:A:48:LYS:CA	2:C:488:ILE:O	19	0.36	0.11	0.38

Continued on next page...

Continued from previous page...

Key	Atom-1	Atom-2	Models ¹	Mean (Å)	SD ¹ (Å)	Median (Å)
(1,6)	1:A:48:LYS:CA	2:C:490:THR:C	19	0.36	0.11	0.38
(1,6)	1:A:48:LYS:CA	2:C:490:THR:CA	19	0.36	0.11	0.38
(1,6)	1:A:48:LYS:CA	2:C:490:THR:CB	19	0.36	0.11	0.38
(1,6)	1:A:48:LYS:CA	2:C:490:THR:CG2	19	0.36	0.11	0.38
(1,6)	1:A:48:LYS:CA	2:C:490:THR:H	19	0.36	0.11	0.38
(1,6)	1:A:48:LYS:CA	2:C:490:THR:HA	19	0.36	0.11	0.38
(1,6)	1:A:48:LYS:CA	2:C:490:THR:HB	19	0.36	0.11	0.38
(1,6)	1:A:48:LYS:CA	2:C:490:THR:HG1	19	0.36	0.11	0.38
(1,6)	1:A:48:LYS:CA	2:C:490:THR:HG21	19	0.36	0.11	0.38
(1,6)	1:A:48:LYS:CA	2:C:490:THR:HG22	19	0.36	0.11	0.38
(1,6)	1:A:48:LYS:CA	2:C:490:THR:HG23	19	0.36	0.11	0.38
(1,6)	1:A:48:LYS:CA	2:C:490:THR:N	19	0.36	0.11	0.38
(1,6)	1:A:48:LYS:CA	2:C:490:THR:O	19	0.36	0.11	0.38
(1,6)	1:A:48:LYS:CA	2:C:490:THR:OG1	19	0.36	0.11	0.38
(1,6)	1:A:48:LYS:CA	2:C:491:ASP:C	19	0.36	0.11	0.38
(1,6)	1:A:48:LYS:CA	2:C:491:ASP:CA	19	0.36	0.11	0.38
(1,6)	1:A:48:LYS:CA	2:C:491:ASP:CB	19	0.36	0.11	0.38
(1,6)	1:A:48:LYS:CA	2:C:491:ASP:CG	19	0.36	0.11	0.38
(1,6)	1:A:48:LYS:CA	2:C:491:ASP:H	19	0.36	0.11	0.38
(1,6)	1:A:48:LYS:CA	2:C:491:ASP:HA	19	0.36	0.11	0.38
(1,6)	1:A:48:LYS:CA	2:C:491:ASP:HB2	19	0.36	0.11	0.38
(1,6)	1:A:48:LYS:CA	2:C:491:ASP:HB3	19	0.36	0.11	0.38
(1,6)	1:A:48:LYS:CA	2:C:491:ASP:N	19	0.36	0.11	0.38
(1,6)	1:A:48:LYS:CA	2:C:491:ASP:O	19	0.36	0.11	0.38
(1,6)	1:A:48:LYS:CA	2:C:491:ASP:OD1	19	0.36	0.11	0.38
(1,6)	1:A:48:LYS:CA	2:C:491:ASP:OD2	19	0.36	0.11	0.38
(1,6)	1:A:48:LYS:CA	2:C:492:ASN:C	19	0.36	0.11	0.38
(1,6)	1:A:48:LYS:CA	2:C:492:ASN:CA	19	0.36	0.11	0.38
(1,6)	1:A:48:LYS:CA	2:C:492:ASN:CB	19	0.36	0.11	0.38
(1,6)	1:A:48:LYS:CA	2:C:492:ASN:CG	19	0.36	0.11	0.38
(1,6)	1:A:48:LYS:CA	2:C:492:ASN:H	19	0.36	0.11	0.38
(1,6)	1:A:48:LYS:CA	2:C:492:ASN:HA	19	0.36	0.11	0.38
(1,6)	1:A:48:LYS:CA	2:C:492:ASN:HB2	19	0.36	0.11	0.38
(1,6)	1:A:48:LYS:CA	2:C:492:ASN:HB3	19	0.36	0.11	0.38
(1,6)	1:A:48:LYS:CA	2:C:492:ASN:HD21	19	0.36	0.11	0.38
(1,6)	1:A:48:LYS:CA	2:C:492:ASN:HD22	19	0.36	0.11	0.38
(1,6)	1:A:48:LYS:CA	2:C:492:ASN:N	19	0.36	0.11	0.38
(1,6)	1:A:48:LYS:CA	2:C:492:ASN:ND2	19	0.36	0.11	0.38
(1,6)	1:A:48:LYS:CA	2:C:492:ASN:O	19	0.36	0.11	0.38
(1,6)	1:A:48:LYS:CA	2:C:492:ASN:OD1	19	0.36	0.11	0.38
(1,6)	1:A:48:LYS:CA	2:C:494:LEU:C	19	0.36	0.11	0.38
(1,6)	1:A:48:LYS:CA	2:C:494:LEU:CA	19	0.36	0.11	0.38

Continued on next page...

Continued from previous page...

Key	Atom-1	Atom-2	Models ¹	Mean (Å)	SD ¹ (Å)	Median (Å)
(1,6)	1:A:48:LYS:CA	2:C:494:LEU:CB	19	0.36	0.11	0.38
(1,6)	1:A:48:LYS:CA	2:C:494:LEU:CD1	19	0.36	0.11	0.38
(1,6)	1:A:48:LYS:CA	2:C:494:LEU:CD2	19	0.36	0.11	0.38
(1,6)	1:A:48:LYS:CA	2:C:494:LEU:CG	19	0.36	0.11	0.38
(1,6)	1:A:48:LYS:CA	2:C:494:LEU:H	19	0.36	0.11	0.38
(1,6)	1:A:48:LYS:CA	2:C:494:LEU:HA	19	0.36	0.11	0.38
(1,6)	1:A:48:LYS:CA	2:C:494:LEU:HB2	19	0.36	0.11	0.38
(1,6)	1:A:48:LYS:CA	2:C:494:LEU:HB3	19	0.36	0.11	0.38
(1,6)	1:A:48:LYS:CA	2:C:494:LEU:HD11	19	0.36	0.11	0.38
(1,6)	1:A:48:LYS:CA	2:C:494:LEU:HD12	19	0.36	0.11	0.38
(1,6)	1:A:48:LYS:CA	2:C:494:LEU:HD13	19	0.36	0.11	0.38
(1,6)	1:A:48:LYS:CA	2:C:494:LEU:HD21	19	0.36	0.11	0.38
(1,6)	1:A:48:LYS:CA	2:C:494:LEU:HD22	19	0.36	0.11	0.38
(1,6)	1:A:48:LYS:CA	2:C:494:LEU:HD23	19	0.36	0.11	0.38
(1,6)	1:A:48:LYS:CA	2:C:494:LEU:HG	19	0.36	0.11	0.38
(1,6)	1:A:48:LYS:CA	2:C:494:LEU:N	19	0.36	0.11	0.38
(1,6)	1:A:48:LYS:CA	2:C:494:LEU:O	19	0.36	0.11	0.38
(1,6)	1:A:48:LYS:CA	2:C:495:GLU:C	19	0.36	0.11	0.38
(1,6)	1:A:48:LYS:CA	2:C:495:GLU:CA	19	0.36	0.11	0.38
(1,6)	1:A:48:LYS:CA	2:C:495:GLU:CB	19	0.36	0.11	0.38
(1,6)	1:A:48:LYS:CA	2:C:495:GLU:CD	19	0.36	0.11	0.38
(1,6)	1:A:48:LYS:CA	2:C:495:GLU:CG	19	0.36	0.11	0.38
(1,6)	1:A:48:LYS:CA	2:C:495:GLU:H	19	0.36	0.11	0.38
(1,6)	1:A:48:LYS:CA	2:C:495:GLU:HA	19	0.36	0.11	0.38
(1,6)	1:A:48:LYS:CA	2:C:495:GLU:HB2	19	0.36	0.11	0.38
(1,6)	1:A:48:LYS:CA	2:C:495:GLU:HB3	19	0.36	0.11	0.38
(1,6)	1:A:48:LYS:CA	2:C:495:GLU:HG2	19	0.36	0.11	0.38
(1,6)	1:A:48:LYS:CA	2:C:495:GLU:HG3	19	0.36	0.11	0.38
(1,6)	1:A:48:LYS:CA	2:C:495:GLU:N	19	0.36	0.11	0.38
(1,6)	1:A:48:LYS:CA	2:C:495:GLU:O	19	0.36	0.11	0.38
(1,6)	1:A:48:LYS:CA	2:C:495:GLU:OE1	19	0.36	0.11	0.38
(1,6)	1:A:48:LYS:CA	2:C:495:GLU:OE2	19	0.36	0.11	0.38
(1,6)	1:A:48:LYS:CA	2:C:496:GLY:C	19	0.36	0.11	0.38
(1,6)	1:A:48:LYS:CA	2:C:496:GLY:CA	19	0.36	0.11	0.38
(1,6)	1:A:48:LYS:CA	2:C:496:GLY:H	19	0.36	0.11	0.38
(1,6)	1:A:48:LYS:CA	2:C:496:GLY:HA2	19	0.36	0.11	0.38
(1,6)	1:A:48:LYS:CA	2:C:496:GLY:HA3	19	0.36	0.11	0.38
(1,6)	1:A:48:LYS:CA	2:C:496:GLY:N	19	0.36	0.11	0.38
(1,6)	1:A:48:LYS:CA	2:C:496:GLY:O	19	0.36	0.11	0.38
(1,6)	1:A:48:LYS:CA	2:C:497:ARG:C	19	0.36	0.11	0.38
(1,6)	1:A:48:LYS:CA	2:C:497:ARG:CA	19	0.36	0.11	0.38
(1,6)	1:A:48:LYS:CA	2:C:497:ARG:CB	19	0.36	0.11	0.38

Continued on next page...

Continued from previous page...

Key	Atom-1	Atom-2	Models ¹	Mean (Å)	SD ¹ (Å)	Median (Å)
(1,6)	1:A:48:LYS:CA	2:C:497:ARG:CD	19	0.36	0.11	0.38
(1,6)	1:A:48:LYS:CA	2:C:497:ARG:CG	19	0.36	0.11	0.38
(1,6)	1:A:48:LYS:CA	2:C:497:ARG:CZ	19	0.36	0.11	0.38
(1,6)	1:A:48:LYS:CA	2:C:497:ARG:H	19	0.36	0.11	0.38
(1,6)	1:A:48:LYS:CA	2:C:497:ARG:HA	19	0.36	0.11	0.38
(1,6)	1:A:48:LYS:CA	2:C:497:ARG:HB2	19	0.36	0.11	0.38
(1,6)	1:A:48:LYS:CA	2:C:497:ARG:HB3	19	0.36	0.11	0.38
(1,6)	1:A:48:LYS:CA	2:C:497:ARG:HD2	19	0.36	0.11	0.38
(1,6)	1:A:48:LYS:CA	2:C:497:ARG:HD3	19	0.36	0.11	0.38
(1,6)	1:A:48:LYS:CA	2:C:497:ARG:HE	19	0.36	0.11	0.38
(1,6)	1:A:48:LYS:CA	2:C:497:ARG:HG2	19	0.36	0.11	0.38
(1,6)	1:A:48:LYS:CA	2:C:497:ARG:HG3	19	0.36	0.11	0.38
(1,6)	1:A:48:LYS:CA	2:C:497:ARG:HH11	19	0.36	0.11	0.38
(1,6)	1:A:48:LYS:CA	2:C:497:ARG:HH12	19	0.36	0.11	0.38
(1,6)	1:A:48:LYS:CA	2:C:497:ARG:HH21	19	0.36	0.11	0.38
(1,6)	1:A:48:LYS:CA	2:C:497:ARG:HH22	19	0.36	0.11	0.38
(1,6)	1:A:48:LYS:CA	2:C:497:ARG:N	19	0.36	0.11	0.38
(1,6)	1:A:48:LYS:CA	2:C:497:ARG:NE	19	0.36	0.11	0.38
(1,6)	1:A:48:LYS:CA	2:C:497:ARG:NH1	19	0.36	0.11	0.38
(1,6)	1:A:48:LYS:CA	2:C:497:ARG:NH2	19	0.36	0.11	0.38
(1,6)	1:A:48:LYS:CA	2:C:497:ARG:O	19	0.36	0.11	0.38
(1,6)	1:A:48:LYS:CB	2:C:457:LEU:C	19	0.36	0.11	0.38
(1,6)	1:A:48:LYS:CB	2:C:457:LEU:CA	19	0.36	0.11	0.38
(1,6)	1:A:48:LYS:CB	2:C:457:LEU:CB	19	0.36	0.11	0.38
(1,6)	1:A:48:LYS:CB	2:C:457:LEU:CD1	19	0.36	0.11	0.38
(1,6)	1:A:48:LYS:CB	2:C:457:LEU:CD2	19	0.36	0.11	0.38
(1,6)	1:A:48:LYS:CB	2:C:457:LEU:CG	19	0.36	0.11	0.38
(1,6)	1:A:48:LYS:CB	2:C:457:LEU:H	19	0.36	0.11	0.38
(1,6)	1:A:48:LYS:CB	2:C:457:LEU:HA	19	0.36	0.11	0.38
(1,6)	1:A:48:LYS:CB	2:C:457:LEU:HB2	19	0.36	0.11	0.38
(1,6)	1:A:48:LYS:CB	2:C:457:LEU:HB3	19	0.36	0.11	0.38
(1,6)	1:A:48:LYS:CB	2:C:457:LEU:HD11	19	0.36	0.11	0.38
(1,6)	1:A:48:LYS:CB	2:C:457:LEU:HD12	19	0.36	0.11	0.38
(1,6)	1:A:48:LYS:CB	2:C:457:LEU:HD13	19	0.36	0.11	0.38
(1,6)	1:A:48:LYS:CB	2:C:457:LEU:HD21	19	0.36	0.11	0.38
(1,6)	1:A:48:LYS:CB	2:C:457:LEU:HD22	19	0.36	0.11	0.38
(1,6)	1:A:48:LYS:CB	2:C:457:LEU:HD23	19	0.36	0.11	0.38
(1,6)	1:A:48:LYS:CB	2:C:457:LEU:HG	19	0.36	0.11	0.38
(1,6)	1:A:48:LYS:CB	2:C:457:LEU:N	19	0.36	0.11	0.38
(1,6)	1:A:48:LYS:CB	2:C:457:LEU:O	19	0.36	0.11	0.38
(1,6)	1:A:48:LYS:CB	2:C:459:ALA:C	19	0.36	0.11	0.38
(1,6)	1:A:48:LYS:CB	2:C:459:ALA:CA	19	0.36	0.11	0.38

Continued on next page...

Continued from previous page...

Key	Atom-1	Atom-2	Models ¹	Mean (Å)	SD ¹ (Å)	Median (Å)
(1,6)	1:A:48:LYS:CB	2:C:459:ALA:CB	19	0.36	0.11	0.38
(1,6)	1:A:48:LYS:CB	2:C:459:ALA:H	19	0.36	0.11	0.38
(1,6)	1:A:48:LYS:CB	2:C:459:ALA:HA	19	0.36	0.11	0.38
(1,6)	1:A:48:LYS:CB	2:C:459:ALA:HB1	19	0.36	0.11	0.38
(1,6)	1:A:48:LYS:CB	2:C:459:ALA:HB2	19	0.36	0.11	0.38
(1,6)	1:A:48:LYS:CB	2:C:459:ALA:HB3	19	0.36	0.11	0.38
(1,6)	1:A:48:LYS:CB	2:C:459:ALA:N	19	0.36	0.11	0.38
(1,6)	1:A:48:LYS:CB	2:C:459:ALA:O	19	0.36	0.11	0.38
(1,6)	1:A:48:LYS:CB	2:C:460:MET:C	19	0.36	0.11	0.38
(1,6)	1:A:48:LYS:CB	2:C:460:MET:CA	19	0.36	0.11	0.38
(1,6)	1:A:48:LYS:CB	2:C:460:MET:CB	19	0.36	0.11	0.38
(1,6)	1:A:48:LYS:CB	2:C:460:MET:CE	19	0.36	0.11	0.38
(1,6)	1:A:48:LYS:CB	2:C:460:MET:CG	19	0.36	0.11	0.38
(1,6)	1:A:48:LYS:CB	2:C:460:MET:H	19	0.36	0.11	0.38
(1,6)	1:A:48:LYS:CB	2:C:460:MET:HA	19	0.36	0.11	0.38
(1,6)	1:A:48:LYS:CB	2:C:460:MET:HB2	19	0.36	0.11	0.38
(1,6)	1:A:48:LYS:CB	2:C:460:MET:HB3	19	0.36	0.11	0.38
(1,6)	1:A:48:LYS:CB	2:C:460:MET:HE1	19	0.36	0.11	0.38
(1,6)	1:A:48:LYS:CB	2:C:460:MET:HE2	19	0.36	0.11	0.38
(1,6)	1:A:48:LYS:CB	2:C:460:MET:HE3	19	0.36	0.11	0.38
(1,6)	1:A:48:LYS:CB	2:C:460:MET:HG2	19	0.36	0.11	0.38
(1,6)	1:A:48:LYS:CB	2:C:460:MET:HG3	19	0.36	0.11	0.38
(1,6)	1:A:48:LYS:CB	2:C:460:MET:N	19	0.36	0.11	0.38
(1,6)	1:A:48:LYS:CB	2:C:460:MET:O	19	0.36	0.11	0.38
(1,6)	1:A:48:LYS:CB	2:C:460:MET:SD	19	0.36	0.11	0.38
(1,6)	1:A:48:LYS:CB	2:C:462:HIS:C	19	0.36	0.11	0.38
(1,6)	1:A:48:LYS:CB	2:C:462:HIS:CA	19	0.36	0.11	0.38
(1,6)	1:A:48:LYS:CB	2:C:462:HIS:CB	19	0.36	0.11	0.38
(1,6)	1:A:48:LYS:CB	2:C:462:HIS:CD2	19	0.36	0.11	0.38
(1,6)	1:A:48:LYS:CB	2:C:462:HIS:CE1	19	0.36	0.11	0.38
(1,6)	1:A:48:LYS:CB	2:C:462:HIS:CG	19	0.36	0.11	0.38
(1,6)	1:A:48:LYS:CB	2:C:462:HIS:H	19	0.36	0.11	0.38
(1,6)	1:A:48:LYS:CB	2:C:462:HIS:HA	19	0.36	0.11	0.38
(1,6)	1:A:48:LYS:CB	2:C:462:HIS:HB2	19	0.36	0.11	0.38
(1,6)	1:A:48:LYS:CB	2:C:462:HIS:HB3	19	0.36	0.11	0.38
(1,6)	1:A:48:LYS:CB	2:C:462:HIS:HD2	19	0.36	0.11	0.38
(1,6)	1:A:48:LYS:CB	2:C:462:HIS:HE1	19	0.36	0.11	0.38
(1,6)	1:A:48:LYS:CB	2:C:462:HIS:HE2	19	0.36	0.11	0.38
(1,6)	1:A:48:LYS:CB	2:C:462:HIS:N	19	0.36	0.11	0.38
(1,6)	1:A:48:LYS:CB	2:C:462:HIS:ND1	19	0.36	0.11	0.38
(1,6)	1:A:48:LYS:CB	2:C:462:HIS:NE2	19	0.36	0.11	0.38
(1,6)	1:A:48:LYS:CB	2:C:462:HIS:O	19	0.36	0.11	0.38

Continued on next page...

Continued from previous page...

Key	Atom-1	Atom-2	Models ¹	Mean (Å)	SD ¹ (Å)	Median (Å)
(1,6)	1:A:48:LYS:CB	2:C:463:GLN:C	19	0.36	0.11	0.38
(1,6)	1:A:48:LYS:CB	2:C:463:GLN:CA	19	0.36	0.11	0.38
(1,6)	1:A:48:LYS:CB	2:C:463:GLN:CB	19	0.36	0.11	0.38
(1,6)	1:A:48:LYS:CB	2:C:463:GLN:CD	19	0.36	0.11	0.38
(1,6)	1:A:48:LYS:CB	2:C:463:GLN:CG	19	0.36	0.11	0.38
(1,6)	1:A:48:LYS:CB	2:C:463:GLN:H	19	0.36	0.11	0.38
(1,6)	1:A:48:LYS:CB	2:C:463:GLN:HA	19	0.36	0.11	0.38
(1,6)	1:A:48:LYS:CB	2:C:463:GLN:HB2	19	0.36	0.11	0.38
(1,6)	1:A:48:LYS:CB	2:C:463:GLN:HB3	19	0.36	0.11	0.38
(1,6)	1:A:48:LYS:CB	2:C:463:GLN:HE21	19	0.36	0.11	0.38
(1,6)	1:A:48:LYS:CB	2:C:463:GLN:HE22	19	0.36	0.11	0.38
(1,6)	1:A:48:LYS:CB	2:C:463:GLN:HG2	19	0.36	0.11	0.38
(1,6)	1:A:48:LYS:CB	2:C:463:GLN:HG3	19	0.36	0.11	0.38
(1,6)	1:A:48:LYS:CB	2:C:463:GLN:N	19	0.36	0.11	0.38
(1,6)	1:A:48:LYS:CB	2:C:463:GLN:NE2	19	0.36	0.11	0.38
(1,6)	1:A:48:LYS:CB	2:C:463:GLN:O	19	0.36	0.11	0.38
(1,6)	1:A:48:LYS:CB	2:C:463:GLN:OE1	19	0.36	0.11	0.38
(1,6)	1:A:48:LYS:CB	2:C:465:GLN:C	19	0.36	0.11	0.38
(1,6)	1:A:48:LYS:CB	2:C:465:GLN:CA	19	0.36	0.11	0.38
(1,6)	1:A:48:LYS:CB	2:C:465:GLN:CB	19	0.36	0.11	0.38
(1,6)	1:A:48:LYS:CB	2:C:465:GLN:CD	19	0.36	0.11	0.38
(1,6)	1:A:48:LYS:CB	2:C:465:GLN:CG	19	0.36	0.11	0.38
(1,6)	1:A:48:LYS:CB	2:C:465:GLN:H	19	0.36	0.11	0.38
(1,6)	1:A:48:LYS:CB	2:C:465:GLN:HA	19	0.36	0.11	0.38
(1,6)	1:A:48:LYS:CB	2:C:465:GLN:HB2	19	0.36	0.11	0.38
(1,6)	1:A:48:LYS:CB	2:C:465:GLN:HB3	19	0.36	0.11	0.38
(1,6)	1:A:48:LYS:CB	2:C:465:GLN:HE21	19	0.36	0.11	0.38
(1,6)	1:A:48:LYS:CB	2:C:465:GLN:HE22	19	0.36	0.11	0.38
(1,6)	1:A:48:LYS:CB	2:C:465:GLN:HG2	19	0.36	0.11	0.38
(1,6)	1:A:48:LYS:CB	2:C:465:GLN:HG3	19	0.36	0.11	0.38
(1,6)	1:A:48:LYS:CB	2:C:465:GLN:N	19	0.36	0.11	0.38
(1,6)	1:A:48:LYS:CB	2:C:465:GLN:NE2	19	0.36	0.11	0.38
(1,6)	1:A:48:LYS:CB	2:C:465:GLN:O	19	0.36	0.11	0.38
(1,6)	1:A:48:LYS:CB	2:C:465:GLN:OE1	19	0.36	0.11	0.38
(1,6)	1:A:48:LYS:CB	2:C:466:GLU:C	19	0.36	0.11	0.38
(1,6)	1:A:48:LYS:CB	2:C:466:GLU:CA	19	0.36	0.11	0.38
(1,6)	1:A:48:LYS:CB	2:C:466:GLU:CB	19	0.36	0.11	0.38
(1,6)	1:A:48:LYS:CB	2:C:466:GLU:CD	19	0.36	0.11	0.38
(1,6)	1:A:48:LYS:CB	2:C:466:GLU:CG	19	0.36	0.11	0.38
(1,6)	1:A:48:LYS:CB	2:C:466:GLU:H	19	0.36	0.11	0.38
(1,6)	1:A:48:LYS:CB	2:C:466:GLU:HA	19	0.36	0.11	0.38
(1,6)	1:A:48:LYS:CB	2:C:466:GLU:HB2	19	0.36	0.11	0.38

Continued on next page...

Continued from previous page...

Key	Atom-1	Atom-2	Models ¹	Mean (Å)	SD ¹ (Å)	Median (Å)
(1,6)	1:A:48:LYS:CB	2:C:466:GLU:HB3	19	0.36	0.11	0.38
(1,6)	1:A:48:LYS:CB	2:C:466:GLU:HG2	19	0.36	0.11	0.38
(1,6)	1:A:48:LYS:CB	2:C:466:GLU:HG3	19	0.36	0.11	0.38
(1,6)	1:A:48:LYS:CB	2:C:466:GLU:N	19	0.36	0.11	0.38
(1,6)	1:A:48:LYS:CB	2:C:466:GLU:O	19	0.36	0.11	0.38
(1,6)	1:A:48:LYS:CB	2:C:466:GLU:OE1	19	0.36	0.11	0.38
(1,6)	1:A:48:LYS:CB	2:C:466:GLU:OE2	19	0.36	0.11	0.38
(1,6)	1:A:48:LYS:CB	2:C:467:MET:C	19	0.36	0.11	0.38
(1,6)	1:A:48:LYS:CB	2:C:467:MET:CA	19	0.36	0.11	0.38
(1,6)	1:A:48:LYS:CB	2:C:467:MET:CB	19	0.36	0.11	0.38
(1,6)	1:A:48:LYS:CB	2:C:467:MET:CE	19	0.36	0.11	0.38
(1,6)	1:A:48:LYS:CB	2:C:467:MET:CG	19	0.36	0.11	0.38
(1,6)	1:A:48:LYS:CB	2:C:467:MET:H	19	0.36	0.11	0.38
(1,6)	1:A:48:LYS:CB	2:C:467:MET:HA	19	0.36	0.11	0.38
(1,6)	1:A:48:LYS:CB	2:C:467:MET:HB2	19	0.36	0.11	0.38
(1,6)	1:A:48:LYS:CB	2:C:467:MET:HB3	19	0.36	0.11	0.38
(1,6)	1:A:48:LYS:CB	2:C:467:MET:HE1	19	0.36	0.11	0.38
(1,6)	1:A:48:LYS:CB	2:C:467:MET:HE2	19	0.36	0.11	0.38
(1,6)	1:A:48:LYS:CB	2:C:467:MET:HE3	19	0.36	0.11	0.38
(1,6)	1:A:48:LYS:CB	2:C:467:MET:HG2	19	0.36	0.11	0.38
(1,6)	1:A:48:LYS:CB	2:C:467:MET:HG3	19	0.36	0.11	0.38
(1,6)	1:A:48:LYS:CB	2:C:467:MET:N	19	0.36	0.11	0.38
(1,6)	1:A:48:LYS:CB	2:C:467:MET:O	19	0.36	0.11	0.38
(1,6)	1:A:48:LYS:CB	2:C:467:MET:SD	19	0.36	0.11	0.38
(1,6)	1:A:48:LYS:CB	2:C:468:PHE:C	19	0.36	0.11	0.38
(1,6)	1:A:48:LYS:CB	2:C:468:PHE:CA	19	0.36	0.11	0.38
(1,6)	1:A:48:LYS:CB	2:C:468:PHE:CB	19	0.36	0.11	0.38
(1,6)	1:A:48:LYS:CB	2:C:468:PHE:CD1	19	0.36	0.11	0.38
(1,6)	1:A:48:LYS:CB	2:C:468:PHE:CD2	19	0.36	0.11	0.38
(1,6)	1:A:48:LYS:CB	2:C:468:PHE:CE1	19	0.36	0.11	0.38
(1,6)	1:A:48:LYS:CB	2:C:468:PHE:CE2	19	0.36	0.11	0.38
(1,6)	1:A:48:LYS:CB	2:C:468:PHE:CG	19	0.36	0.11	0.38
(1,6)	1:A:48:LYS:CB	2:C:468:PHE:CZ	19	0.36	0.11	0.38
(1,6)	1:A:48:LYS:CB	2:C:468:PHE:H	19	0.36	0.11	0.38
(1,6)	1:A:48:LYS:CB	2:C:468:PHE:HA	19	0.36	0.11	0.38
(1,6)	1:A:48:LYS:CB	2:C:468:PHE:HB2	19	0.36	0.11	0.38
(1,6)	1:A:48:LYS:CB	2:C:468:PHE:HB3	19	0.36	0.11	0.38
(1,6)	1:A:48:LYS:CB	2:C:468:PHE:HD1	19	0.36	0.11	0.38
(1,6)	1:A:48:LYS:CB	2:C:468:PHE:HD2	19	0.36	0.11	0.38
(1,6)	1:A:48:LYS:CB	2:C:468:PHE:HE1	19	0.36	0.11	0.38
(1,6)	1:A:48:LYS:CB	2:C:468:PHE:HE2	19	0.36	0.11	0.38
(1,6)	1:A:48:LYS:CB	2:C:468:PHE:HZ	19	0.36	0.11	0.38

Continued on next page...

Continued from previous page...

Key	Atom-1	Atom-2	Models ¹	Mean (Å)	SD ¹ (Å)	Median (Å)
(1,6)	1:A:48:LYS:CB	2:C:468:PHE:N	19	0.36	0.11	0.38
(1,6)	1:A:48:LYS:CB	2:C:468:PHE:O	19	0.36	0.11	0.38
(1,6)	1:A:48:LYS:CB	2:C:469:PRO:C	19	0.36	0.11	0.38
(1,6)	1:A:48:LYS:CB	2:C:469:PRO:CA	19	0.36	0.11	0.38
(1,6)	1:A:48:LYS:CB	2:C:469:PRO:CB	19	0.36	0.11	0.38
(1,6)	1:A:48:LYS:CB	2:C:469:PRO:CD	19	0.36	0.11	0.38
(1,6)	1:A:48:LYS:CB	2:C:469:PRO:CG	19	0.36	0.11	0.38
(1,6)	1:A:48:LYS:CB	2:C:469:PRO:HA	19	0.36	0.11	0.38
(1,6)	1:A:48:LYS:CB	2:C:469:PRO:HB2	19	0.36	0.11	0.38
(1,6)	1:A:48:LYS:CB	2:C:469:PRO:HB3	19	0.36	0.11	0.38
(1,6)	1:A:48:LYS:CB	2:C:469:PRO:HD2	19	0.36	0.11	0.38
(1,6)	1:A:48:LYS:CB	2:C:469:PRO:HD3	19	0.36	0.11	0.38
(1,6)	1:A:48:LYS:CB	2:C:469:PRO:HG2	19	0.36	0.11	0.38
(1,6)	1:A:48:LYS:CB	2:C:469:PRO:HG3	19	0.36	0.11	0.38
(1,6)	1:A:48:LYS:CB	2:C:469:PRO:N	19	0.36	0.11	0.38
(1,6)	1:A:48:LYS:CB	2:C:469:PRO:O	19	0.36	0.11	0.38
(1,6)	1:A:48:LYS:CB	2:C:470:GLN:C	19	0.36	0.11	0.38
(1,6)	1:A:48:LYS:CB	2:C:470:GLN:CA	19	0.36	0.11	0.38
(1,6)	1:A:48:LYS:CB	2:C:470:GLN:CB	19	0.36	0.11	0.38
(1,6)	1:A:48:LYS:CB	2:C:470:GLN:CD	19	0.36	0.11	0.38
(1,6)	1:A:48:LYS:CB	2:C:470:GLN:CG	19	0.36	0.11	0.38
(1,6)	1:A:48:LYS:CB	2:C:470:GLN:H	19	0.36	0.11	0.38
(1,6)	1:A:48:LYS:CB	2:C:470:GLN:HA	19	0.36	0.11	0.38
(1,6)	1:A:48:LYS:CB	2:C:470:GLN:HB2	19	0.36	0.11	0.38
(1,6)	1:A:48:LYS:CB	2:C:470:GLN:HB3	19	0.36	0.11	0.38
(1,6)	1:A:48:LYS:CB	2:C:470:GLN:HE21	19	0.36	0.11	0.38
(1,6)	1:A:48:LYS:CB	2:C:470:GLN:HE22	19	0.36	0.11	0.38
(1,6)	1:A:48:LYS:CB	2:C:470:GLN:HG2	19	0.36	0.11	0.38
(1,6)	1:A:48:LYS:CB	2:C:470:GLN:HG3	19	0.36	0.11	0.38
(1,6)	1:A:48:LYS:CB	2:C:470:GLN:N	19	0.36	0.11	0.38
(1,6)	1:A:48:LYS:CB	2:C:470:GLN:NE2	19	0.36	0.11	0.38
(1,6)	1:A:48:LYS:CB	2:C:470:GLN:O	19	0.36	0.11	0.38
(1,6)	1:A:48:LYS:CB	2:C:470:GLN:OE1	19	0.36	0.11	0.38
(1,6)	1:A:48:LYS:CB	2:C:472:PRO:C	19	0.36	0.11	0.38
(1,6)	1:A:48:LYS:CB	2:C:472:PRO:CA	19	0.36	0.11	0.38
(1,6)	1:A:48:LYS:CB	2:C:472:PRO:CB	19	0.36	0.11	0.38
(1,6)	1:A:48:LYS:CB	2:C:472:PRO:CD	19	0.36	0.11	0.38
(1,6)	1:A:48:LYS:CB	2:C:472:PRO:CG	19	0.36	0.11	0.38
(1,6)	1:A:48:LYS:CB	2:C:472:PRO:HA	19	0.36	0.11	0.38
(1,6)	1:A:48:LYS:CB	2:C:472:PRO:HB2	19	0.36	0.11	0.38
(1,6)	1:A:48:LYS:CB	2:C:472:PRO:HB3	19	0.36	0.11	0.38
(1,6)	1:A:48:LYS:CB	2:C:472:PRO:HD2	19	0.36	0.11	0.38

Continued on next page...

Continued from previous page...

Key	Atom-1	Atom-2	Models ¹	Mean (Å)	SD ¹ (Å)	Median (Å)
(1,6)	1:A:48:LYS:CB	2:C:472:PRO:HD3	19	0.36	0.11	0.38
(1,6)	1:A:48:LYS:CB	2:C:472:PRO:HG2	19	0.36	0.11	0.38
(1,6)	1:A:48:LYS:CB	2:C:472:PRO:HG3	19	0.36	0.11	0.38
(1,6)	1:A:48:LYS:CB	2:C:472:PRO:N	19	0.36	0.11	0.38
(1,6)	1:A:48:LYS:CB	2:C:472:PRO:O	19	0.36	0.11	0.38
(1,6)	1:A:48:LYS:CB	2:C:482:LEU:C	19	0.36	0.11	0.38
(1,6)	1:A:48:LYS:CB	2:C:482:LEU:CA	19	0.36	0.11	0.38
(1,6)	1:A:48:LYS:CB	2:C:482:LEU:CB	19	0.36	0.11	0.38
(1,6)	1:A:48:LYS:CB	2:C:482:LEU:CD1	19	0.36	0.11	0.38
(1,6)	1:A:48:LYS:CB	2:C:482:LEU:CD2	19	0.36	0.11	0.38
(1,6)	1:A:48:LYS:CB	2:C:482:LEU:CG	19	0.36	0.11	0.38
(1,6)	1:A:48:LYS:CB	2:C:482:LEU:H	19	0.36	0.11	0.38
(1,6)	1:A:48:LYS:CB	2:C:482:LEU:HA	19	0.36	0.11	0.38
(1,6)	1:A:48:LYS:CB	2:C:482:LEU:HB2	19	0.36	0.11	0.38
(1,6)	1:A:48:LYS:CB	2:C:482:LEU:HB3	19	0.36	0.11	0.38
(1,6)	1:A:48:LYS:CB	2:C:482:LEU:HD11	19	0.36	0.11	0.38
(1,6)	1:A:48:LYS:CB	2:C:482:LEU:HD12	19	0.36	0.11	0.38
(1,6)	1:A:48:LYS:CB	2:C:482:LEU:HD13	19	0.36	0.11	0.38
(1,6)	1:A:48:LYS:CB	2:C:482:LEU:HD21	19	0.36	0.11	0.38
(1,6)	1:A:48:LYS:CB	2:C:482:LEU:HD22	19	0.36	0.11	0.38
(1,6)	1:A:48:LYS:CB	2:C:482:LEU:HD23	19	0.36	0.11	0.38
(1,6)	1:A:48:LYS:CB	2:C:482:LEU:HG	19	0.36	0.11	0.38
(1,6)	1:A:48:LYS:CB	2:C:482:LEU:N	19	0.36	0.11	0.38
(1,6)	1:A:48:LYS:CB	2:C:482:LEU:O	19	0.36	0.11	0.38
(1,6)	1:A:48:LYS:CB	2:C:483:THR:C	19	0.36	0.11	0.38
(1,6)	1:A:48:LYS:CB	2:C:483:THR:CA	19	0.36	0.11	0.38
(1,6)	1:A:48:LYS:CB	2:C:483:THR:CB	19	0.36	0.11	0.38
(1,6)	1:A:48:LYS:CB	2:C:483:THR:CG2	19	0.36	0.11	0.38
(1,6)	1:A:48:LYS:CB	2:C:483:THR:H	19	0.36	0.11	0.38
(1,6)	1:A:48:LYS:CB	2:C:483:THR:HA	19	0.36	0.11	0.38
(1,6)	1:A:48:LYS:CB	2:C:483:THR:HB	19	0.36	0.11	0.38
(1,6)	1:A:48:LYS:CB	2:C:483:THR:HG1	19	0.36	0.11	0.38
(1,6)	1:A:48:LYS:CB	2:C:483:THR:HG21	19	0.36	0.11	0.38
(1,6)	1:A:48:LYS:CB	2:C:483:THR:HG22	19	0.36	0.11	0.38
(1,6)	1:A:48:LYS:CB	2:C:483:THR:HG23	19	0.36	0.11	0.38
(1,6)	1:A:48:LYS:CB	2:C:483:THR:N	19	0.36	0.11	0.38
(1,6)	1:A:48:LYS:CB	2:C:483:THR:O	19	0.36	0.11	0.38
(1,6)	1:A:48:LYS:CB	2:C:483:THR:OG1	19	0.36	0.11	0.38
(1,6)	1:A:48:LYS:CB	2:C:484:ARG:C	19	0.36	0.11	0.38
(1,6)	1:A:48:LYS:CB	2:C:484:ARG:CA	19	0.36	0.11	0.38
(1,6)	1:A:48:LYS:CB	2:C:484:ARG:CB	19	0.36	0.11	0.38
(1,6)	1:A:48:LYS:CB	2:C:484:ARG:CD	19	0.36	0.11	0.38

Continued on next page...

Continued from previous page...

Key	Atom-1	Atom-2	Models ¹	Mean (Å)	SD ¹ (Å)	Median (Å)
(1,6)	1:A:48:LYS:CB	2:C:484:ARG:CG	19	0.36	0.11	0.38
(1,6)	1:A:48:LYS:CB	2:C:484:ARG:CZ	19	0.36	0.11	0.38
(1,6)	1:A:48:LYS:CB	2:C:484:ARG:H	19	0.36	0.11	0.38
(1,6)	1:A:48:LYS:CB	2:C:484:ARG:HA	19	0.36	0.11	0.38
(1,6)	1:A:48:LYS:CB	2:C:484:ARG:HB2	19	0.36	0.11	0.38
(1,6)	1:A:48:LYS:CB	2:C:484:ARG:HB3	19	0.36	0.11	0.38
(1,6)	1:A:48:LYS:CB	2:C:484:ARG:HD2	19	0.36	0.11	0.38
(1,6)	1:A:48:LYS:CB	2:C:484:ARG:HD3	19	0.36	0.11	0.38
(1,6)	1:A:48:LYS:CB	2:C:484:ARG:HE	19	0.36	0.11	0.38
(1,6)	1:A:48:LYS:CB	2:C:484:ARG:HG2	19	0.36	0.11	0.38
(1,6)	1:A:48:LYS:CB	2:C:484:ARG:HG3	19	0.36	0.11	0.38
(1,6)	1:A:48:LYS:CB	2:C:484:ARG:HH11	19	0.36	0.11	0.38
(1,6)	1:A:48:LYS:CB	2:C:484:ARG:HH12	19	0.36	0.11	0.38
(1,6)	1:A:48:LYS:CB	2:C:484:ARG:HH21	19	0.36	0.11	0.38
(1,6)	1:A:48:LYS:CB	2:C:484:ARG:HH22	19	0.36	0.11	0.38
(1,6)	1:A:48:LYS:CB	2:C:484:ARG:N	19	0.36	0.11	0.38
(1,6)	1:A:48:LYS:CB	2:C:484:ARG:NE	19	0.36	0.11	0.38
(1,6)	1:A:48:LYS:CB	2:C:484:ARG:NH1	19	0.36	0.11	0.38
(1,6)	1:A:48:LYS:CB	2:C:484:ARG:NH2	19	0.36	0.11	0.38
(1,6)	1:A:48:LYS:CB	2:C:484:ARG:O	19	0.36	0.11	0.38
(1,6)	1:A:48:LYS:CB	2:C:485:SER:C	19	0.36	0.11	0.38
(1,6)	1:A:48:LYS:CB	2:C:485:SER:CA	19	0.36	0.11	0.38
(1,6)	1:A:48:LYS:CB	2:C:485:SER:CB	19	0.36	0.11	0.38
(1,6)	1:A:48:LYS:CB	2:C:485:SER:H	19	0.36	0.11	0.38
(1,6)	1:A:48:LYS:CB	2:C:485:SER:HA	19	0.36	0.11	0.38
(1,6)	1:A:48:LYS:CB	2:C:485:SER:HB2	19	0.36	0.11	0.38
(1,6)	1:A:48:LYS:CB	2:C:485:SER:HB3	19	0.36	0.11	0.38
(1,6)	1:A:48:LYS:CB	2:C:485:SER:HG	19	0.36	0.11	0.38
(1,6)	1:A:48:LYS:CB	2:C:485:SER:N	19	0.36	0.11	0.38
(1,6)	1:A:48:LYS:CB	2:C:485:SER:O	19	0.36	0.11	0.38
(1,6)	1:A:48:LYS:CB	2:C:485:SER:OG	19	0.36	0.11	0.38
(1,6)	1:A:48:LYS:CB	2:C:486:VAL:C	19	0.36	0.11	0.38
(1,6)	1:A:48:LYS:CB	2:C:486:VAL:CA	19	0.36	0.11	0.38
(1,6)	1:A:48:LYS:CB	2:C:486:VAL:CB	19	0.36	0.11	0.38
(1,6)	1:A:48:LYS:CB	2:C:486:VAL:CG1	19	0.36	0.11	0.38
(1,6)	1:A:48:LYS:CB	2:C:486:VAL:CG2	19	0.36	0.11	0.38
(1,6)	1:A:48:LYS:CB	2:C:486:VAL:H	19	0.36	0.11	0.38
(1,6)	1:A:48:LYS:CB	2:C:486:VAL:HA	19	0.36	0.11	0.38
(1,6)	1:A:48:LYS:CB	2:C:486:VAL:HB	19	0.36	0.11	0.38
(1,6)	1:A:48:LYS:CB	2:C:486:VAL:HG11	19	0.36	0.11	0.38
(1,6)	1:A:48:LYS:CB	2:C:486:VAL:HG12	19	0.36	0.11	0.38
(1,6)	1:A:48:LYS:CB	2:C:486:VAL:HG13	19	0.36	0.11	0.38

Continued on next page...

Continued from previous page...

Key	Atom-1	Atom-2	Models ¹	Mean (Å)	SD ¹ (Å)	Median (Å)
(1,6)	1:A:48:LYS:CB	2:C:486:VAL:HG21	19	0.36	0.11	0.38
(1,6)	1:A:48:LYS:CB	2:C:486:VAL:HG22	19	0.36	0.11	0.38
(1,6)	1:A:48:LYS:CB	2:C:486:VAL:HG23	19	0.36	0.11	0.38
(1,6)	1:A:48:LYS:CB	2:C:486:VAL:N	19	0.36	0.11	0.38
(1,6)	1:A:48:LYS:CB	2:C:486:VAL:O	19	0.36	0.11	0.38
(1,6)	1:A:48:LYS:CB	2:C:487:GLU:C	19	0.36	0.11	0.38
(1,6)	1:A:48:LYS:CB	2:C:487:GLU:CA	19	0.36	0.11	0.38
(1,6)	1:A:48:LYS:CB	2:C:487:GLU:CB	19	0.36	0.11	0.38
(1,6)	1:A:48:LYS:CB	2:C:487:GLU:CD	19	0.36	0.11	0.38
(1,6)	1:A:48:LYS:CB	2:C:487:GLU:CG	19	0.36	0.11	0.38
(1,6)	1:A:48:LYS:CB	2:C:487:GLU:H	19	0.36	0.11	0.38
(1,6)	1:A:48:LYS:CB	2:C:487:GLU:HA	19	0.36	0.11	0.38
(1,6)	1:A:48:LYS:CB	2:C:487:GLU:HB2	19	0.36	0.11	0.38
(1,6)	1:A:48:LYS:CB	2:C:487:GLU:HB3	19	0.36	0.11	0.38
(1,6)	1:A:48:LYS:CB	2:C:487:GLU:HG2	19	0.36	0.11	0.38
(1,6)	1:A:48:LYS:CB	2:C:487:GLU:HG3	19	0.36	0.11	0.38
(1,6)	1:A:48:LYS:CB	2:C:487:GLU:N	19	0.36	0.11	0.38
(1,6)	1:A:48:LYS:CB	2:C:487:GLU:O	19	0.36	0.11	0.38
(1,6)	1:A:48:LYS:CB	2:C:487:GLU:OE1	19	0.36	0.11	0.38
(1,6)	1:A:48:LYS:CB	2:C:487:GLU:OE2	19	0.36	0.11	0.38
(1,6)	1:A:48:LYS:CB	2:C:488:ILE:C	19	0.36	0.11	0.38
(1,6)	1:A:48:LYS:CB	2:C:488:ILE:CA	19	0.36	0.11	0.38
(1,6)	1:A:48:LYS:CB	2:C:488:ILE:CB	19	0.36	0.11	0.38
(1,6)	1:A:48:LYS:CB	2:C:488:ILE:CD1	19	0.36	0.11	0.38
(1,6)	1:A:48:LYS:CB	2:C:488:ILE:CG1	19	0.36	0.11	0.38
(1,6)	1:A:48:LYS:CB	2:C:488:ILE:CG2	19	0.36	0.11	0.38
(1,6)	1:A:48:LYS:CB	2:C:488:ILE:H	19	0.36	0.11	0.38
(1,6)	1:A:48:LYS:CB	2:C:488:ILE:HA	19	0.36	0.11	0.38
(1,6)	1:A:48:LYS:CB	2:C:488:ILE:HB	19	0.36	0.11	0.38
(1,6)	1:A:48:LYS:CB	2:C:488:ILE:HD11	19	0.36	0.11	0.38
(1,6)	1:A:48:LYS:CB	2:C:488:ILE:HD12	19	0.36	0.11	0.38
(1,6)	1:A:48:LYS:CB	2:C:488:ILE:HD13	19	0.36	0.11	0.38
(1,6)	1:A:48:LYS:CB	2:C:488:ILE:HG12	19	0.36	0.11	0.38
(1,6)	1:A:48:LYS:CB	2:C:488:ILE:HG13	19	0.36	0.11	0.38
(1,6)	1:A:48:LYS:CB	2:C:488:ILE:HG21	19	0.36	0.11	0.38
(1,6)	1:A:48:LYS:CB	2:C:488:ILE:HG22	19	0.36	0.11	0.38
(1,6)	1:A:48:LYS:CB	2:C:488:ILE:HG23	19	0.36	0.11	0.38
(1,6)	1:A:48:LYS:CB	2:C:488:ILE:N	19	0.36	0.11	0.38
(1,6)	1:A:48:LYS:CB	2:C:488:ILE:O	19	0.36	0.11	0.38
(1,6)	1:A:48:LYS:CB	2:C:490:THR:C	19	0.36	0.11	0.38
(1,6)	1:A:48:LYS:CB	2:C:490:THR:CA	19	0.36	0.11	0.38
(1,6)	1:A:48:LYS:CB	2:C:490:THR:CB	19	0.36	0.11	0.38

Continued on next page...

Continued from previous page...

Key	Atom-1	Atom-2	Models ¹	Mean (Å)	SD ¹ (Å)	Median (Å)
(1,6)	1:A:48:LYS:CB	2:C:490:THR:CG2	19	0.36	0.11	0.38
(1,6)	1:A:48:LYS:CB	2:C:490:THR:H	19	0.36	0.11	0.38
(1,6)	1:A:48:LYS:CB	2:C:490:THR:HA	19	0.36	0.11	0.38
(1,6)	1:A:48:LYS:CB	2:C:490:THR:HB	19	0.36	0.11	0.38
(1,6)	1:A:48:LYS:CB	2:C:490:THR:HG1	19	0.36	0.11	0.38
(1,6)	1:A:48:LYS:CB	2:C:490:THR:HG21	19	0.36	0.11	0.38
(1,6)	1:A:48:LYS:CB	2:C:490:THR:HG22	19	0.36	0.11	0.38
(1,6)	1:A:48:LYS:CB	2:C:490:THR:HG23	19	0.36	0.11	0.38
(1,6)	1:A:48:LYS:CB	2:C:490:THR:N	19	0.36	0.11	0.38
(1,6)	1:A:48:LYS:CB	2:C:490:THR:O	19	0.36	0.11	0.38
(1,6)	1:A:48:LYS:CB	2:C:490:THR:OG1	19	0.36	0.11	0.38
(1,6)	1:A:48:LYS:CB	2:C:491:ASP:C	19	0.36	0.11	0.38
(1,6)	1:A:48:LYS:CB	2:C:491:ASP:CA	19	0.36	0.11	0.38
(1,6)	1:A:48:LYS:CB	2:C:491:ASP:CB	19	0.36	0.11	0.38
(1,6)	1:A:48:LYS:CB	2:C:491:ASP:CG	19	0.36	0.11	0.38
(1,6)	1:A:48:LYS:CB	2:C:491:ASP:H	19	0.36	0.11	0.38
(1,6)	1:A:48:LYS:CB	2:C:491:ASP:HA	19	0.36	0.11	0.38
(1,6)	1:A:48:LYS:CB	2:C:491:ASP:HB2	19	0.36	0.11	0.38
(1,6)	1:A:48:LYS:CB	2:C:491:ASP:HB3	19	0.36	0.11	0.38
(1,6)	1:A:48:LYS:CB	2:C:491:ASP:N	19	0.36	0.11	0.38
(1,6)	1:A:48:LYS:CB	2:C:491:ASP:O	19	0.36	0.11	0.38
(1,6)	1:A:48:LYS:CB	2:C:491:ASP:OD1	19	0.36	0.11	0.38
(1,6)	1:A:48:LYS:CB	2:C:491:ASP:OD2	19	0.36	0.11	0.38
(1,6)	1:A:48:LYS:CB	2:C:492:ASN:C	19	0.36	0.11	0.38
(1,6)	1:A:48:LYS:CB	2:C:492:ASN:CA	19	0.36	0.11	0.38
(1,6)	1:A:48:LYS:CB	2:C:492:ASN:CB	19	0.36	0.11	0.38
(1,6)	1:A:48:LYS:CB	2:C:492:ASN:CG	19	0.36	0.11	0.38
(1,6)	1:A:48:LYS:CB	2:C:492:ASN:H	19	0.36	0.11	0.38
(1,6)	1:A:48:LYS:CB	2:C:492:ASN:HA	19	0.36	0.11	0.38
(1,6)	1:A:48:LYS:CB	2:C:492:ASN:HB2	19	0.36	0.11	0.38
(1,6)	1:A:48:LYS:CB	2:C:492:ASN:HB3	19	0.36	0.11	0.38
(1,6)	1:A:48:LYS:CB	2:C:492:ASN:HD21	19	0.36	0.11	0.38
(1,6)	1:A:48:LYS:CB	2:C:492:ASN:HD22	19	0.36	0.11	0.38
(1,6)	1:A:48:LYS:CB	2:C:492:ASN:N	19	0.36	0.11	0.38
(1,6)	1:A:48:LYS:CB	2:C:492:ASN:ND2	19	0.36	0.11	0.38
(1,6)	1:A:48:LYS:CB	2:C:492:ASN:O	19	0.36	0.11	0.38
(1,6)	1:A:48:LYS:CB	2:C:492:ASN:OD1	19	0.36	0.11	0.38
(1,6)	1:A:48:LYS:CB	2:C:494:LEU:C	19	0.36	0.11	0.38
(1,6)	1:A:48:LYS:CB	2:C:494:LEU:CA	19	0.36	0.11	0.38
(1,6)	1:A:48:LYS:CB	2:C:494:LEU:CB	19	0.36	0.11	0.38
(1,6)	1:A:48:LYS:CB	2:C:494:LEU:CD1	19	0.36	0.11	0.38
(1,6)	1:A:48:LYS:CB	2:C:494:LEU:CD2	19	0.36	0.11	0.38

Continued on next page...

Continued from previous page...

Key	Atom-1	Atom-2	Models ¹	Mean (Å)	SD ¹ (Å)	Median (Å)
(1,6)	1:A:48:LYS:CB	2:C:494:LEU:CG	19	0.36	0.11	0.38
(1,6)	1:A:48:LYS:CB	2:C:494:LEU:H	19	0.36	0.11	0.38
(1,6)	1:A:48:LYS:CB	2:C:494:LEU:HA	19	0.36	0.11	0.38
(1,6)	1:A:48:LYS:CB	2:C:494:LEU:HB2	19	0.36	0.11	0.38
(1,6)	1:A:48:LYS:CB	2:C:494:LEU:HB3	19	0.36	0.11	0.38
(1,6)	1:A:48:LYS:CB	2:C:494:LEU:HD11	19	0.36	0.11	0.38
(1,6)	1:A:48:LYS:CB	2:C:494:LEU:HD12	19	0.36	0.11	0.38
(1,6)	1:A:48:LYS:CB	2:C:494:LEU:HD13	19	0.36	0.11	0.38
(1,6)	1:A:48:LYS:CB	2:C:494:LEU:HD21	19	0.36	0.11	0.38
(1,6)	1:A:48:LYS:CB	2:C:494:LEU:HD22	19	0.36	0.11	0.38
(1,6)	1:A:48:LYS:CB	2:C:494:LEU:HD23	19	0.36	0.11	0.38
(1,6)	1:A:48:LYS:CB	2:C:494:LEU:HG	19	0.36	0.11	0.38
(1,6)	1:A:48:LYS:CB	2:C:494:LEU:N	19	0.36	0.11	0.38
(1,6)	1:A:48:LYS:CB	2:C:494:LEU:O	19	0.36	0.11	0.38
(1,6)	1:A:48:LYS:CB	2:C:495:GLU:C	19	0.36	0.11	0.38
(1,6)	1:A:48:LYS:CB	2:C:495:GLU:CA	19	0.36	0.11	0.38
(1,6)	1:A:48:LYS:CB	2:C:495:GLU:CB	19	0.36	0.11	0.38
(1,6)	1:A:48:LYS:CB	2:C:495:GLU:CD	19	0.36	0.11	0.38
(1,6)	1:A:48:LYS:CB	2:C:495:GLU:CG	19	0.36	0.11	0.38
(1,6)	1:A:48:LYS:CB	2:C:495:GLU:H	19	0.36	0.11	0.38
(1,6)	1:A:48:LYS:CB	2:C:495:GLU:HA	19	0.36	0.11	0.38
(1,6)	1:A:48:LYS:CB	2:C:495:GLU:HB2	19	0.36	0.11	0.38
(1,6)	1:A:48:LYS:CB	2:C:495:GLU:HB3	19	0.36	0.11	0.38
(1,6)	1:A:48:LYS:CB	2:C:495:GLU:HG2	19	0.36	0.11	0.38
(1,6)	1:A:48:LYS:CB	2:C:495:GLU:HG3	19	0.36	0.11	0.38
(1,6)	1:A:48:LYS:CB	2:C:495:GLU:N	19	0.36	0.11	0.38
(1,6)	1:A:48:LYS:CB	2:C:495:GLU:O	19	0.36	0.11	0.38
(1,6)	1:A:48:LYS:CB	2:C:495:GLU:OE1	19	0.36	0.11	0.38
(1,6)	1:A:48:LYS:CB	2:C:495:GLU:OE2	19	0.36	0.11	0.38
(1,6)	1:A:48:LYS:CB	2:C:496:GLY:C	19	0.36	0.11	0.38
(1,6)	1:A:48:LYS:CB	2:C:496:GLY:CA	19	0.36	0.11	0.38
(1,6)	1:A:48:LYS:CB	2:C:496:GLY:H	19	0.36	0.11	0.38
(1,6)	1:A:48:LYS:CB	2:C:496:GLY:HA2	19	0.36	0.11	0.38
(1,6)	1:A:48:LYS:CB	2:C:496:GLY:HA3	19	0.36	0.11	0.38
(1,6)	1:A:48:LYS:CB	2:C:496:GLY:N	19	0.36	0.11	0.38
(1,6)	1:A:48:LYS:CB	2:C:496:GLY:O	19	0.36	0.11	0.38
(1,6)	1:A:48:LYS:CB	2:C:497:ARG:C	19	0.36	0.11	0.38
(1,6)	1:A:48:LYS:CB	2:C:497:ARG:CA	19	0.36	0.11	0.38
(1,6)	1:A:48:LYS:CB	2:C:497:ARG:CB	19	0.36	0.11	0.38
(1,6)	1:A:48:LYS:CB	2:C:497:ARG:CD	19	0.36	0.11	0.38
(1,6)	1:A:48:LYS:CB	2:C:497:ARG:CG	19	0.36	0.11	0.38
(1,6)	1:A:48:LYS:CB	2:C:497:ARG:CZ	19	0.36	0.11	0.38

Continued on next page...

Continued from previous page...

Key	Atom-1	Atom-2	Models ¹	Mean (Å)	SD ¹ (Å)	Median (Å)
(1,6)	1:A:48:LYS:CB	2:C:497:ARG:H	19	0.36	0.11	0.38
(1,6)	1:A:48:LYS:CB	2:C:497:ARG:HA	19	0.36	0.11	0.38
(1,6)	1:A:48:LYS:CB	2:C:497:ARG:HB2	19	0.36	0.11	0.38
(1,6)	1:A:48:LYS:CB	2:C:497:ARG:HB3	19	0.36	0.11	0.38
(1,6)	1:A:48:LYS:CB	2:C:497:ARG:HD2	19	0.36	0.11	0.38
(1,6)	1:A:48:LYS:CB	2:C:497:ARG:HD3	19	0.36	0.11	0.38
(1,6)	1:A:48:LYS:CB	2:C:497:ARG:HE	19	0.36	0.11	0.38
(1,6)	1:A:48:LYS:CB	2:C:497:ARG:HG2	19	0.36	0.11	0.38
(1,6)	1:A:48:LYS:CB	2:C:497:ARG:HG3	19	0.36	0.11	0.38
(1,6)	1:A:48:LYS:CB	2:C:497:ARG:HH11	19	0.36	0.11	0.38
(1,6)	1:A:48:LYS:CB	2:C:497:ARG:HH12	19	0.36	0.11	0.38
(1,6)	1:A:48:LYS:CB	2:C:497:ARG:HH21	19	0.36	0.11	0.38
(1,6)	1:A:48:LYS:CB	2:C:497:ARG:HH22	19	0.36	0.11	0.38
(1,6)	1:A:48:LYS:CB	2:C:497:ARG:N	19	0.36	0.11	0.38
(1,6)	1:A:48:LYS:CB	2:C:497:ARG:NE	19	0.36	0.11	0.38
(1,6)	1:A:48:LYS:CB	2:C:497:ARG:NH1	19	0.36	0.11	0.38
(1,6)	1:A:48:LYS:CB	2:C:497:ARG:NH2	19	0.36	0.11	0.38
(1,6)	1:A:48:LYS:CB	2:C:497:ARG:O	19	0.36	0.11	0.38
(1,6)	1:A:48:LYS:CD	2:C:457:LEU:C	19	0.36	0.11	0.38
(1,6)	1:A:48:LYS:CD	2:C:457:LEU:CA	19	0.36	0.11	0.38
(1,6)	1:A:48:LYS:CD	2:C:457:LEU:CB	19	0.36	0.11	0.38
(1,6)	1:A:48:LYS:CD	2:C:457:LEU:CD1	19	0.36	0.11	0.38
(1,6)	1:A:48:LYS:CD	2:C:457:LEU:CD2	19	0.36	0.11	0.38
(1,6)	1:A:48:LYS:CD	2:C:457:LEU:CG	19	0.36	0.11	0.38
(1,6)	1:A:48:LYS:CD	2:C:457:LEU:H	19	0.36	0.11	0.38
(1,6)	1:A:48:LYS:CD	2:C:457:LEU:HA	19	0.36	0.11	0.38
(1,6)	1:A:48:LYS:CD	2:C:457:LEU:HB2	19	0.36	0.11	0.38
(1,6)	1:A:48:LYS:CD	2:C:457:LEU:HB3	19	0.36	0.11	0.38
(1,6)	1:A:48:LYS:CD	2:C:457:LEU:HD11	19	0.36	0.11	0.38
(1,6)	1:A:48:LYS:CD	2:C:457:LEU:HD12	19	0.36	0.11	0.38
(1,6)	1:A:48:LYS:CD	2:C:457:LEU:HD13	19	0.36	0.11	0.38
(1,6)	1:A:48:LYS:CD	2:C:457:LEU:HD21	19	0.36	0.11	0.38
(1,6)	1:A:48:LYS:CD	2:C:457:LEU:HD22	19	0.36	0.11	0.38
(1,6)	1:A:48:LYS:CD	2:C:457:LEU:HD23	19	0.36	0.11	0.38
(1,6)	1:A:48:LYS:CD	2:C:457:LEU:HG	19	0.36	0.11	0.38
(1,6)	1:A:48:LYS:CD	2:C:457:LEU:N	19	0.36	0.11	0.38
(1,6)	1:A:48:LYS:CD	2:C:457:LEU:O	19	0.36	0.11	0.38
(1,6)	1:A:48:LYS:CD	2:C:459:ALA:C	19	0.36	0.11	0.38
(1,6)	1:A:48:LYS:CD	2:C:459:ALA:CA	19	0.36	0.11	0.38
(1,6)	1:A:48:LYS:CD	2:C:459:ALA:CB	19	0.36	0.11	0.38
(1,6)	1:A:48:LYS:CD	2:C:459:ALA:H	19	0.36	0.11	0.38
(1,6)	1:A:48:LYS:CD	2:C:459:ALA:HA	19	0.36	0.11	0.38

Continued on next page...

Continued from previous page...

Key	Atom-1	Atom-2	Models ¹	Mean (Å)	SD ¹ (Å)	Median (Å)
(1,6)	1:A:48:LYS:CD	2:C:459:ALA:HB1	19	0.36	0.11	0.38
(1,6)	1:A:48:LYS:CD	2:C:459:ALA:HB2	19	0.36	0.11	0.38
(1,6)	1:A:48:LYS:CD	2:C:459:ALA:HB3	19	0.36	0.11	0.38
(1,6)	1:A:48:LYS:CD	2:C:459:ALA:N	19	0.36	0.11	0.38
(1,6)	1:A:48:LYS:CD	2:C:459:ALA:O	19	0.36	0.11	0.38
(1,6)	1:A:48:LYS:CD	2:C:460:MET:C	19	0.36	0.11	0.38
(1,6)	1:A:48:LYS:CD	2:C:460:MET:CA	19	0.36	0.11	0.38
(1,6)	1:A:48:LYS:CD	2:C:460:MET:CB	19	0.36	0.11	0.38
(1,6)	1:A:48:LYS:CD	2:C:460:MET:CE	19	0.36	0.11	0.38
(1,6)	1:A:48:LYS:CD	2:C:460:MET:CG	19	0.36	0.11	0.38
(1,6)	1:A:48:LYS:CD	2:C:460:MET:H	19	0.36	0.11	0.38
(1,6)	1:A:48:LYS:CD	2:C:460:MET:HA	19	0.36	0.11	0.38
(1,6)	1:A:48:LYS:CD	2:C:460:MET:HB2	19	0.36	0.11	0.38
(1,6)	1:A:48:LYS:CD	2:C:460:MET:HB3	19	0.36	0.11	0.38
(1,6)	1:A:48:LYS:CD	2:C:460:MET:HE1	19	0.36	0.11	0.38
(1,6)	1:A:48:LYS:CD	2:C:460:MET:HE2	19	0.36	0.11	0.38
(1,6)	1:A:48:LYS:CD	2:C:460:MET:HE3	19	0.36	0.11	0.38
(1,6)	1:A:48:LYS:CD	2:C:460:MET:HG2	19	0.36	0.11	0.38
(1,6)	1:A:48:LYS:CD	2:C:460:MET:HG3	19	0.36	0.11	0.38
(1,6)	1:A:48:LYS:CD	2:C:460:MET:N	19	0.36	0.11	0.38
(1,6)	1:A:48:LYS:CD	2:C:460:MET:O	19	0.36	0.11	0.38
(1,6)	1:A:48:LYS:CD	2:C:460:MET:SD	19	0.36	0.11	0.38
(1,6)	1:A:48:LYS:CD	2:C:462:HIS:C	19	0.36	0.11	0.38
(1,6)	1:A:48:LYS:CD	2:C:462:HIS:CA	19	0.36	0.11	0.38
(1,6)	1:A:48:LYS:CD	2:C:462:HIS:CB	19	0.36	0.11	0.38
(1,6)	1:A:48:LYS:CD	2:C:462:HIS:CD2	19	0.36	0.11	0.38
(1,6)	1:A:48:LYS:CD	2:C:462:HIS:CE1	19	0.36	0.11	0.38
(1,6)	1:A:48:LYS:CD	2:C:462:HIS:CG	19	0.36	0.11	0.38
(1,6)	1:A:48:LYS:CD	2:C:462:HIS:H	19	0.36	0.11	0.38
(1,6)	1:A:48:LYS:CD	2:C:462:HIS:HA	19	0.36	0.11	0.38
(1,6)	1:A:48:LYS:CD	2:C:462:HIS:HB2	19	0.36	0.11	0.38
(1,6)	1:A:48:LYS:CD	2:C:462:HIS:HB3	19	0.36	0.11	0.38
(1,6)	1:A:48:LYS:CD	2:C:462:HIS:HD2	19	0.36	0.11	0.38
(1,6)	1:A:48:LYS:CD	2:C:462:HIS:HE1	19	0.36	0.11	0.38
(1,6)	1:A:48:LYS:CD	2:C:462:HIS:HE2	19	0.36	0.11	0.38
(1,6)	1:A:48:LYS:CD	2:C:462:HIS:N	19	0.36	0.11	0.38
(1,6)	1:A:48:LYS:CD	2:C:462:HIS:ND1	19	0.36	0.11	0.38
(1,6)	1:A:48:LYS:CD	2:C:462:HIS:NE2	19	0.36	0.11	0.38
(1,6)	1:A:48:LYS:CD	2:C:462:HIS:O	19	0.36	0.11	0.38
(1,6)	1:A:48:LYS:CD	2:C:463:GLN:C	19	0.36	0.11	0.38
(1,6)	1:A:48:LYS:CD	2:C:463:GLN:CA	19	0.36	0.11	0.38
(1,6)	1:A:48:LYS:CD	2:C:463:GLN:CB	19	0.36	0.11	0.38

Continued on next page...

Continued from previous page...

Key	Atom-1	Atom-2	Models ¹	Mean (Å)	SD ¹ (Å)	Median (Å)
(1,6)	1:A:48:LYS:CD	2:C:463:GLN:CD	19	0.36	0.11	0.38
(1,6)	1:A:48:LYS:CD	2:C:463:GLN:CG	19	0.36	0.11	0.38
(1,6)	1:A:48:LYS:CD	2:C:463:GLN:H	19	0.36	0.11	0.38
(1,6)	1:A:48:LYS:CD	2:C:463:GLN:HA	19	0.36	0.11	0.38
(1,6)	1:A:48:LYS:CD	2:C:463:GLN:HB2	19	0.36	0.11	0.38
(1,6)	1:A:48:LYS:CD	2:C:463:GLN:HB3	19	0.36	0.11	0.38
(1,6)	1:A:48:LYS:CD	2:C:463:GLN:HE21	19	0.36	0.11	0.38
(1,6)	1:A:48:LYS:CD	2:C:463:GLN:HE22	19	0.36	0.11	0.38
(1,6)	1:A:48:LYS:CD	2:C:463:GLN:HG2	19	0.36	0.11	0.38
(1,6)	1:A:48:LYS:CD	2:C:463:GLN:HG3	19	0.36	0.11	0.38
(1,6)	1:A:48:LYS:CD	2:C:463:GLN:N	19	0.36	0.11	0.38
(1,6)	1:A:48:LYS:CD	2:C:463:GLN:NE2	19	0.36	0.11	0.38
(1,6)	1:A:48:LYS:CD	2:C:463:GLN:O	19	0.36	0.11	0.38
(1,6)	1:A:48:LYS:CD	2:C:463:GLN:OE1	19	0.36	0.11	0.38
(1,6)	1:A:48:LYS:CD	2:C:465:GLN:C	19	0.36	0.11	0.38
(1,6)	1:A:48:LYS:CD	2:C:465:GLN:CA	19	0.36	0.11	0.38
(1,6)	1:A:48:LYS:CD	2:C:465:GLN:CB	19	0.36	0.11	0.38
(1,6)	1:A:48:LYS:CD	2:C:465:GLN:CD	19	0.36	0.11	0.38
(1,6)	1:A:48:LYS:CD	2:C:465:GLN:CG	19	0.36	0.11	0.38
(1,6)	1:A:48:LYS:CD	2:C:465:GLN:H	19	0.36	0.11	0.38
(1,6)	1:A:48:LYS:CD	2:C:465:GLN:HA	19	0.36	0.11	0.38
(1,6)	1:A:48:LYS:CD	2:C:465:GLN:HB2	19	0.36	0.11	0.38
(1,6)	1:A:48:LYS:CD	2:C:465:GLN:HB3	19	0.36	0.11	0.38
(1,6)	1:A:48:LYS:CD	2:C:465:GLN:HE21	19	0.36	0.11	0.38
(1,6)	1:A:48:LYS:CD	2:C:465:GLN:HE22	19	0.36	0.11	0.38
(1,6)	1:A:48:LYS:CD	2:C:465:GLN:HG2	19	0.36	0.11	0.38
(1,6)	1:A:48:LYS:CD	2:C:465:GLN:HG3	19	0.36	0.11	0.38
(1,6)	1:A:48:LYS:CD	2:C:465:GLN:N	19	0.36	0.11	0.38
(1,6)	1:A:48:LYS:CD	2:C:465:GLN:NE2	19	0.36	0.11	0.38
(1,6)	1:A:48:LYS:CD	2:C:465:GLN:O	19	0.36	0.11	0.38
(1,6)	1:A:48:LYS:CD	2:C:465:GLN:OE1	19	0.36	0.11	0.38
(1,6)	1:A:48:LYS:CD	2:C:466:GLU:C	19	0.36	0.11	0.38
(1,6)	1:A:48:LYS:CD	2:C:466:GLU:CA	19	0.36	0.11	0.38
(1,6)	1:A:48:LYS:CD	2:C:466:GLU:CB	19	0.36	0.11	0.38
(1,6)	1:A:48:LYS:CD	2:C:466:GLU:CD	19	0.36	0.11	0.38
(1,6)	1:A:48:LYS:CD	2:C:466:GLU:CG	19	0.36	0.11	0.38
(1,6)	1:A:48:LYS:CD	2:C:466:GLU:H	19	0.36	0.11	0.38
(1,6)	1:A:48:LYS:CD	2:C:466:GLU:HA	19	0.36	0.11	0.38
(1,6)	1:A:48:LYS:CD	2:C:466:GLU:HB2	19	0.36	0.11	0.38
(1,6)	1:A:48:LYS:CD	2:C:466:GLU:HB3	19	0.36	0.11	0.38
(1,6)	1:A:48:LYS:CD	2:C:466:GLU:HG2	19	0.36	0.11	0.38
(1,6)	1:A:48:LYS:CD	2:C:466:GLU:HG3	19	0.36	0.11	0.38

Continued on next page...

Continued from previous page...

Key	Atom-1	Atom-2	Models ¹	Mean (Å)	SD ¹ (Å)	Median (Å)
(1,6)	1:A:48:LYS:CD	2:C:466:GLU:N	19	0.36	0.11	0.38
(1,6)	1:A:48:LYS:CD	2:C:466:GLU:O	19	0.36	0.11	0.38
(1,6)	1:A:48:LYS:CD	2:C:466:GLU:OE1	19	0.36	0.11	0.38
(1,6)	1:A:48:LYS:CD	2:C:466:GLU:OE2	19	0.36	0.11	0.38
(1,6)	1:A:48:LYS:CD	2:C:467:MET:C	19	0.36	0.11	0.38
(1,6)	1:A:48:LYS:CD	2:C:467:MET:CA	19	0.36	0.11	0.38
(1,6)	1:A:48:LYS:CD	2:C:467:MET:CB	19	0.36	0.11	0.38
(1,6)	1:A:48:LYS:CD	2:C:467:MET:CE	19	0.36	0.11	0.38
(1,6)	1:A:48:LYS:CD	2:C:467:MET:CG	19	0.36	0.11	0.38
(1,6)	1:A:48:LYS:CD	2:C:467:MET:H	19	0.36	0.11	0.38
(1,6)	1:A:48:LYS:CD	2:C:467:MET:HA	19	0.36	0.11	0.38
(1,6)	1:A:48:LYS:CD	2:C:467:MET:HB2	19	0.36	0.11	0.38
(1,6)	1:A:48:LYS:CD	2:C:467:MET:HB3	19	0.36	0.11	0.38
(1,6)	1:A:48:LYS:CD	2:C:467:MET:HE1	19	0.36	0.11	0.38
(1,6)	1:A:48:LYS:CD	2:C:467:MET:HE2	19	0.36	0.11	0.38
(1,6)	1:A:48:LYS:CD	2:C:467:MET:HE3	19	0.36	0.11	0.38
(1,6)	1:A:48:LYS:CD	2:C:467:MET:HG2	19	0.36	0.11	0.38
(1,6)	1:A:48:LYS:CD	2:C:467:MET:HG3	19	0.36	0.11	0.38
(1,6)	1:A:48:LYS:CD	2:C:467:MET:N	19	0.36	0.11	0.38
(1,6)	1:A:48:LYS:CD	2:C:467:MET:O	19	0.36	0.11	0.38
(1,6)	1:A:48:LYS:CD	2:C:467:MET:SD	19	0.36	0.11	0.38
(1,6)	1:A:48:LYS:CD	2:C:468:PHE:C	19	0.36	0.11	0.38
(1,6)	1:A:48:LYS:CD	2:C:468:PHE:CA	19	0.36	0.11	0.38
(1,6)	1:A:48:LYS:CD	2:C:468:PHE:CB	19	0.36	0.11	0.38
(1,6)	1:A:48:LYS:CD	2:C:468:PHE:CD1	19	0.36	0.11	0.38
(1,6)	1:A:48:LYS:CD	2:C:468:PHE:CD2	19	0.36	0.11	0.38
(1,6)	1:A:48:LYS:CD	2:C:468:PHE:CE1	19	0.36	0.11	0.38
(1,6)	1:A:48:LYS:CD	2:C:468:PHE:CE2	19	0.36	0.11	0.38
(1,6)	1:A:48:LYS:CD	2:C:468:PHE:CG	19	0.36	0.11	0.38
(1,6)	1:A:48:LYS:CD	2:C:468:PHE:CZ	19	0.36	0.11	0.38
(1,6)	1:A:48:LYS:CD	2:C:468:PHE:H	19	0.36	0.11	0.38
(1,6)	1:A:48:LYS:CD	2:C:468:PHE:HA	19	0.36	0.11	0.38
(1,6)	1:A:48:LYS:CD	2:C:468:PHE:HB2	19	0.36	0.11	0.38
(1,6)	1:A:48:LYS:CD	2:C:468:PHE:HB3	19	0.36	0.11	0.38
(1,6)	1:A:48:LYS:CD	2:C:468:PHE:HD1	19	0.36	0.11	0.38
(1,6)	1:A:48:LYS:CD	2:C:468:PHE:HD2	19	0.36	0.11	0.38
(1,6)	1:A:48:LYS:CD	2:C:468:PHE:HE1	19	0.36	0.11	0.38
(1,6)	1:A:48:LYS:CD	2:C:468:PHE:HE2	19	0.36	0.11	0.38
(1,6)	1:A:48:LYS:CD	2:C:468:PHE:HZ	19	0.36	0.11	0.38
(1,6)	1:A:48:LYS:CD	2:C:468:PHE:N	19	0.36	0.11	0.38
(1,6)	1:A:48:LYS:CD	2:C:468:PHE:O	19	0.36	0.11	0.38
(1,6)	1:A:48:LYS:CD	2:C:469:PRO:C	19	0.36	0.11	0.38

Continued on next page...

Continued from previous page...

Key	Atom-1	Atom-2	Models ¹	Mean (Å)	SD ¹ (Å)	Median (Å)
(1,6)	1:A:48:LYS:CD	2:C:469:PRO:CA	19	0.36	0.11	0.38
(1,6)	1:A:48:LYS:CD	2:C:469:PRO:CB	19	0.36	0.11	0.38
(1,6)	1:A:48:LYS:CD	2:C:469:PRO:CD	19	0.36	0.11	0.38
(1,6)	1:A:48:LYS:CD	2:C:469:PRO:CG	19	0.36	0.11	0.38
(1,6)	1:A:48:LYS:CD	2:C:469:PRO:HA	19	0.36	0.11	0.38
(1,6)	1:A:48:LYS:CD	2:C:469:PRO:HB2	19	0.36	0.11	0.38
(1,6)	1:A:48:LYS:CD	2:C:469:PRO:HB3	19	0.36	0.11	0.38
(1,6)	1:A:48:LYS:CD	2:C:469:PRO:HD2	19	0.36	0.11	0.38
(1,6)	1:A:48:LYS:CD	2:C:469:PRO:HD3	19	0.36	0.11	0.38
(1,6)	1:A:48:LYS:CD	2:C:469:PRO:HG2	19	0.36	0.11	0.38
(1,6)	1:A:48:LYS:CD	2:C:469:PRO:HG3	19	0.36	0.11	0.38
(1,6)	1:A:48:LYS:CD	2:C:469:PRO:N	19	0.36	0.11	0.38
(1,6)	1:A:48:LYS:CD	2:C:469:PRO:O	19	0.36	0.11	0.38
(1,6)	1:A:48:LYS:CD	2:C:470:GLN:C	19	0.36	0.11	0.38
(1,6)	1:A:48:LYS:CD	2:C:470:GLN:CA	19	0.36	0.11	0.38
(1,6)	1:A:48:LYS:CD	2:C:470:GLN:CB	19	0.36	0.11	0.38
(1,6)	1:A:48:LYS:CD	2:C:470:GLN:CD	19	0.36	0.11	0.38
(1,6)	1:A:48:LYS:CD	2:C:470:GLN:CG	19	0.36	0.11	0.38
(1,6)	1:A:48:LYS:CD	2:C:470:GLN:H	19	0.36	0.11	0.38
(1,6)	1:A:48:LYS:CD	2:C:470:GLN:HA	19	0.36	0.11	0.38
(1,6)	1:A:48:LYS:CD	2:C:470:GLN:HB2	19	0.36	0.11	0.38
(1,6)	1:A:48:LYS:CD	2:C:470:GLN:HB3	19	0.36	0.11	0.38
(1,6)	1:A:48:LYS:CD	2:C:470:GLN:HE21	19	0.36	0.11	0.38
(1,6)	1:A:48:LYS:CD	2:C:470:GLN:HE22	19	0.36	0.11	0.38
(1,6)	1:A:48:LYS:CD	2:C:470:GLN:HG2	19	0.36	0.11	0.38
(1,6)	1:A:48:LYS:CD	2:C:470:GLN:HG3	19	0.36	0.11	0.38
(1,6)	1:A:48:LYS:CD	2:C:470:GLN:N	19	0.36	0.11	0.38
(1,6)	1:A:48:LYS:CD	2:C:470:GLN:NE2	19	0.36	0.11	0.38
(1,6)	1:A:48:LYS:CD	2:C:470:GLN:O	19	0.36	0.11	0.38
(1,6)	1:A:48:LYS:CD	2:C:470:GLN:OE1	19	0.36	0.11	0.38
(1,6)	1:A:48:LYS:CD	2:C:472:PRO:C	19	0.36	0.11	0.38
(1,6)	1:A:48:LYS:CD	2:C:472:PRO:CA	19	0.36	0.11	0.38
(1,6)	1:A:48:LYS:CD	2:C:472:PRO:CB	19	0.36	0.11	0.38
(1,6)	1:A:48:LYS:CD	2:C:472:PRO:CD	19	0.36	0.11	0.38
(1,6)	1:A:48:LYS:CD	2:C:472:PRO:CG	19	0.36	0.11	0.38
(1,6)	1:A:48:LYS:CD	2:C:472:PRO:HA	19	0.36	0.11	0.38
(1,6)	1:A:48:LYS:CD	2:C:472:PRO:HB2	19	0.36	0.11	0.38
(1,6)	1:A:48:LYS:CD	2:C:472:PRO:HB3	19	0.36	0.11	0.38
(1,6)	1:A:48:LYS:CD	2:C:472:PRO:HD2	19	0.36	0.11	0.38
(1,6)	1:A:48:LYS:CD	2:C:472:PRO:HD3	19	0.36	0.11	0.38
(1,6)	1:A:48:LYS:CD	2:C:472:PRO:HG2	19	0.36	0.11	0.38
(1,6)	1:A:48:LYS:CD	2:C:472:PRO:HG3	19	0.36	0.11	0.38

Continued on next page...

Continued from previous page...

Key	Atom-1	Atom-2	Models ¹	Mean (Å)	SD ¹ (Å)	Median (Å)
(1,6)	1:A:48:LYS:CD	2:C:472:PRO:N	19	0.36	0.11	0.38
(1,6)	1:A:48:LYS:CD	2:C:472:PRO:O	19	0.36	0.11	0.38
(1,6)	1:A:48:LYS:CD	2:C:482:LEU:C	19	0.36	0.11	0.38
(1,6)	1:A:48:LYS:CD	2:C:482:LEU:CA	19	0.36	0.11	0.38
(1,6)	1:A:48:LYS:CD	2:C:482:LEU:CB	19	0.36	0.11	0.38
(1,6)	1:A:48:LYS:CD	2:C:482:LEU:CD1	19	0.36	0.11	0.38
(1,6)	1:A:48:LYS:CD	2:C:482:LEU:CD2	19	0.36	0.11	0.38
(1,6)	1:A:48:LYS:CD	2:C:482:LEU:CG	19	0.36	0.11	0.38
(1,6)	1:A:48:LYS:CD	2:C:482:LEU:H	19	0.36	0.11	0.38
(1,6)	1:A:48:LYS:CD	2:C:482:LEU:HA	19	0.36	0.11	0.38
(1,6)	1:A:48:LYS:CD	2:C:482:LEU:HB2	19	0.36	0.11	0.38
(1,6)	1:A:48:LYS:CD	2:C:482:LEU:HB3	19	0.36	0.11	0.38
(1,6)	1:A:48:LYS:CD	2:C:482:LEU:HD11	19	0.36	0.11	0.38
(1,6)	1:A:48:LYS:CD	2:C:482:LEU:HD12	19	0.36	0.11	0.38
(1,6)	1:A:48:LYS:CD	2:C:482:LEU:HD13	19	0.36	0.11	0.38
(1,6)	1:A:48:LYS:CD	2:C:482:LEU:HD21	19	0.36	0.11	0.38
(1,6)	1:A:48:LYS:CD	2:C:482:LEU:HD22	19	0.36	0.11	0.38
(1,6)	1:A:48:LYS:CD	2:C:482:LEU:HD23	19	0.36	0.11	0.38
(1,6)	1:A:48:LYS:CD	2:C:482:LEU:HG	19	0.36	0.11	0.38
(1,6)	1:A:48:LYS:CD	2:C:482:LEU:N	19	0.36	0.11	0.38
(1,6)	1:A:48:LYS:CD	2:C:482:LEU:O	19	0.36	0.11	0.38
(1,6)	1:A:48:LYS:CD	2:C:483:THR:C	19	0.36	0.11	0.38
(1,6)	1:A:48:LYS:CD	2:C:483:THR:CA	19	0.36	0.11	0.38
(1,6)	1:A:48:LYS:CD	2:C:483:THR:CB	19	0.36	0.11	0.38
(1,6)	1:A:48:LYS:CD	2:C:483:THR:CG2	19	0.36	0.11	0.38
(1,6)	1:A:48:LYS:CD	2:C:483:THR:H	19	0.36	0.11	0.38
(1,6)	1:A:48:LYS:CD	2:C:483:THR:HA	19	0.36	0.11	0.38
(1,6)	1:A:48:LYS:CD	2:C:483:THR:HB	19	0.36	0.11	0.38
(1,6)	1:A:48:LYS:CD	2:C:483:THR:HG1	19	0.36	0.11	0.38
(1,6)	1:A:48:LYS:CD	2:C:483:THR:HG21	19	0.36	0.11	0.38
(1,6)	1:A:48:LYS:CD	2:C:483:THR:HG22	19	0.36	0.11	0.38
(1,6)	1:A:48:LYS:CD	2:C:483:THR:HG23	19	0.36	0.11	0.38
(1,6)	1:A:48:LYS:CD	2:C:483:THR:N	19	0.36	0.11	0.38
(1,6)	1:A:48:LYS:CD	2:C:483:THR:O	19	0.36	0.11	0.38
(1,6)	1:A:48:LYS:CD	2:C:483:THR:OG1	19	0.36	0.11	0.38
(1,6)	1:A:48:LYS:CD	2:C:484:ARG:C	19	0.36	0.11	0.38
(1,6)	1:A:48:LYS:CD	2:C:484:ARG:CA	19	0.36	0.11	0.38
(1,6)	1:A:48:LYS:CD	2:C:484:ARG:CB	19	0.36	0.11	0.38
(1,6)	1:A:48:LYS:CD	2:C:484:ARG:CD	19	0.36	0.11	0.38
(1,6)	1:A:48:LYS:CD	2:C:484:ARG:CG	19	0.36	0.11	0.38
(1,6)	1:A:48:LYS:CD	2:C:484:ARG:CZ	19	0.36	0.11	0.38
(1,6)	1:A:48:LYS:CD	2:C:484:ARG:H	19	0.36	0.11	0.38

Continued on next page...

Continued from previous page...

Key	Atom-1	Atom-2	Models ¹	Mean (Å)	SD ¹ (Å)	Median (Å)
(1,6)	1:A:48:LYS:CD	2:C:484:ARG:HA	19	0.36	0.11	0.38
(1,6)	1:A:48:LYS:CD	2:C:484:ARG:HB2	19	0.36	0.11	0.38
(1,6)	1:A:48:LYS:CD	2:C:484:ARG:HB3	19	0.36	0.11	0.38
(1,6)	1:A:48:LYS:CD	2:C:484:ARG:HD2	19	0.36	0.11	0.38
(1,6)	1:A:48:LYS:CD	2:C:484:ARG:HD3	19	0.36	0.11	0.38
(1,6)	1:A:48:LYS:CD	2:C:484:ARG:HE	19	0.36	0.11	0.38
(1,6)	1:A:48:LYS:CD	2:C:484:ARG:HG2	19	0.36	0.11	0.38
(1,6)	1:A:48:LYS:CD	2:C:484:ARG:HG3	19	0.36	0.11	0.38
(1,6)	1:A:48:LYS:CD	2:C:484:ARG:HH11	19	0.36	0.11	0.38
(1,6)	1:A:48:LYS:CD	2:C:484:ARG:HH12	19	0.36	0.11	0.38
(1,6)	1:A:48:LYS:CD	2:C:484:ARG:HH21	19	0.36	0.11	0.38
(1,6)	1:A:48:LYS:CD	2:C:484:ARG:HH22	19	0.36	0.11	0.38
(1,6)	1:A:48:LYS:CD	2:C:484:ARG:N	19	0.36	0.11	0.38
(1,6)	1:A:48:LYS:CD	2:C:484:ARG:NE	19	0.36	0.11	0.38
(1,6)	1:A:48:LYS:CD	2:C:484:ARG:NH1	19	0.36	0.11	0.38
(1,6)	1:A:48:LYS:CD	2:C:484:ARG:NH2	19	0.36	0.11	0.38
(1,6)	1:A:48:LYS:CD	2:C:484:ARG:O	19	0.36	0.11	0.38
(1,6)	1:A:48:LYS:CD	2:C:485:SER:C	19	0.36	0.11	0.38
(1,6)	1:A:48:LYS:CD	2:C:485:SER:CA	19	0.36	0.11	0.38
(1,6)	1:A:48:LYS:CD	2:C:485:SER:CB	19	0.36	0.11	0.38
(1,6)	1:A:48:LYS:CD	2:C:485:SER:H	19	0.36	0.11	0.38
(1,6)	1:A:48:LYS:CD	2:C:485:SER:HA	19	0.36	0.11	0.38
(1,6)	1:A:48:LYS:CD	2:C:485:SER:HB2	19	0.36	0.11	0.38
(1,6)	1:A:48:LYS:CD	2:C:485:SER:HB3	19	0.36	0.11	0.38
(1,6)	1:A:48:LYS:CD	2:C:485:SER:HG	19	0.36	0.11	0.38
(1,6)	1:A:48:LYS:CD	2:C:485:SER:N	19	0.36	0.11	0.38
(1,6)	1:A:48:LYS:CD	2:C:485:SER:O	19	0.36	0.11	0.38
(1,6)	1:A:48:LYS:CD	2:C:485:SER:OG	19	0.36	0.11	0.38
(1,6)	1:A:48:LYS:CD	2:C:486:VAL:C	19	0.36	0.11	0.38
(1,6)	1:A:48:LYS:CD	2:C:486:VAL:CA	19	0.36	0.11	0.38
(1,6)	1:A:48:LYS:CD	2:C:486:VAL:CB	19	0.36	0.11	0.38
(1,6)	1:A:48:LYS:CD	2:C:486:VAL:CG1	19	0.36	0.11	0.38
(1,6)	1:A:48:LYS:CD	2:C:486:VAL:CG2	19	0.36	0.11	0.38
(1,6)	1:A:48:LYS:CD	2:C:486:VAL:H	19	0.36	0.11	0.38
(1,6)	1:A:48:LYS:CD	2:C:486:VAL:HA	19	0.36	0.11	0.38
(1,6)	1:A:48:LYS:CD	2:C:486:VAL:HB	19	0.36	0.11	0.38
(1,6)	1:A:48:LYS:CD	2:C:486:VAL:HG11	19	0.36	0.11	0.38
(1,6)	1:A:48:LYS:CD	2:C:486:VAL:HG12	19	0.36	0.11	0.38
(1,6)	1:A:48:LYS:CD	2:C:486:VAL:HG13	19	0.36	0.11	0.38
(1,6)	1:A:48:LYS:CD	2:C:486:VAL:HG21	19	0.36	0.11	0.38
(1,6)	1:A:48:LYS:CD	2:C:486:VAL:HG22	19	0.36	0.11	0.38
(1,6)	1:A:48:LYS:CD	2:C:486:VAL:HG23	19	0.36	0.11	0.38

Continued on next page...

Continued from previous page...

Key	Atom-1	Atom-2	Models ¹	Mean (Å)	SD ¹ (Å)	Median (Å)
(1,6)	1:A:48:LYS:CD	2:C:486:VAL:N	19	0.36	0.11	0.38
(1,6)	1:A:48:LYS:CD	2:C:486:VAL:O	19	0.36	0.11	0.38
(1,6)	1:A:48:LYS:CD	2:C:487:GLU:C	19	0.36	0.11	0.38
(1,6)	1:A:48:LYS:CD	2:C:487:GLU:CA	19	0.36	0.11	0.38
(1,6)	1:A:48:LYS:CD	2:C:487:GLU:CB	19	0.36	0.11	0.38
(1,6)	1:A:48:LYS:CD	2:C:487:GLU:CD	19	0.36	0.11	0.38
(1,6)	1:A:48:LYS:CD	2:C:487:GLU:CG	19	0.36	0.11	0.38
(1,6)	1:A:48:LYS:CD	2:C:487:GLU:H	19	0.36	0.11	0.38
(1,6)	1:A:48:LYS:CD	2:C:487:GLU:HA	19	0.36	0.11	0.38
(1,6)	1:A:48:LYS:CD	2:C:487:GLU:HB2	19	0.36	0.11	0.38
(1,6)	1:A:48:LYS:CD	2:C:487:GLU:HB3	19	0.36	0.11	0.38
(1,6)	1:A:48:LYS:CD	2:C:487:GLU:HG2	19	0.36	0.11	0.38
(1,6)	1:A:48:LYS:CD	2:C:487:GLU:HG3	19	0.36	0.11	0.38
(1,6)	1:A:48:LYS:CD	2:C:487:GLU:N	19	0.36	0.11	0.38
(1,6)	1:A:48:LYS:CD	2:C:487:GLU:O	19	0.36	0.11	0.38
(1,6)	1:A:48:LYS:CD	2:C:487:GLU:OE1	19	0.36	0.11	0.38
(1,6)	1:A:48:LYS:CD	2:C:487:GLU:OE2	19	0.36	0.11	0.38
(1,6)	1:A:48:LYS:CD	2:C:488:ILE:C	19	0.36	0.11	0.38
(1,6)	1:A:48:LYS:CD	2:C:488:ILE:CA	19	0.36	0.11	0.38
(1,6)	1:A:48:LYS:CD	2:C:488:ILE:CB	19	0.36	0.11	0.38
(1,6)	1:A:48:LYS:CD	2:C:488:ILE:CD1	19	0.36	0.11	0.38
(1,6)	1:A:48:LYS:CD	2:C:488:ILE:CG1	19	0.36	0.11	0.38
(1,6)	1:A:48:LYS:CD	2:C:488:ILE:CG2	19	0.36	0.11	0.38
(1,6)	1:A:48:LYS:CD	2:C:488:ILE:H	19	0.36	0.11	0.38
(1,6)	1:A:48:LYS:CD	2:C:488:ILE:HA	19	0.36	0.11	0.38
(1,6)	1:A:48:LYS:CD	2:C:488:ILE:HB	19	0.36	0.11	0.38
(1,6)	1:A:48:LYS:CD	2:C:488:ILE:HD11	19	0.36	0.11	0.38
(1,6)	1:A:48:LYS:CD	2:C:488:ILE:HD12	19	0.36	0.11	0.38
(1,6)	1:A:48:LYS:CD	2:C:488:ILE:HD13	19	0.36	0.11	0.38
(1,6)	1:A:48:LYS:CD	2:C:488:ILE:HG12	19	0.36	0.11	0.38
(1,6)	1:A:48:LYS:CD	2:C:488:ILE:HG13	19	0.36	0.11	0.38
(1,6)	1:A:48:LYS:CD	2:C:488:ILE:HG21	19	0.36	0.11	0.38
(1,6)	1:A:48:LYS:CD	2:C:488:ILE:HG22	19	0.36	0.11	0.38
(1,6)	1:A:48:LYS:CD	2:C:488:ILE:HG23	19	0.36	0.11	0.38
(1,6)	1:A:48:LYS:CD	2:C:488:ILE:N	19	0.36	0.11	0.38
(1,6)	1:A:48:LYS:CD	2:C:488:ILE:O	19	0.36	0.11	0.38
(1,6)	1:A:48:LYS:CD	2:C:490:THR:C	19	0.36	0.11	0.38
(1,6)	1:A:48:LYS:CD	2:C:490:THR:CA	19	0.36	0.11	0.38
(1,6)	1:A:48:LYS:CD	2:C:490:THR:CB	19	0.36	0.11	0.38
(1,6)	1:A:48:LYS:CD	2:C:490:THR:CG2	19	0.36	0.11	0.38
(1,6)	1:A:48:LYS:CD	2:C:490:THR:H	19	0.36	0.11	0.38
(1,6)	1:A:48:LYS:CD	2:C:490:THR:HA	19	0.36	0.11	0.38

Continued on next page...

Continued from previous page...

Key	Atom-1	Atom-2	Models ¹	Mean (Å)	SD ¹ (Å)	Median (Å)
(1,6)	1:A:48:LYS:CD	2:C:490:THR:HB	19	0.36	0.11	0.38
(1,6)	1:A:48:LYS:CD	2:C:490:THR:HG1	19	0.36	0.11	0.38
(1,6)	1:A:48:LYS:CD	2:C:490:THR:HG21	19	0.36	0.11	0.38
(1,6)	1:A:48:LYS:CD	2:C:490:THR:HG22	19	0.36	0.11	0.38
(1,6)	1:A:48:LYS:CD	2:C:490:THR:HG23	19	0.36	0.11	0.38
(1,6)	1:A:48:LYS:CD	2:C:490:THR:N	19	0.36	0.11	0.38
(1,6)	1:A:48:LYS:CD	2:C:490:THR:O	19	0.36	0.11	0.38
(1,6)	1:A:48:LYS:CD	2:C:490:THR:OG1	19	0.36	0.11	0.38
(1,6)	1:A:48:LYS:CD	2:C:491:ASP:C	19	0.36	0.11	0.38
(1,6)	1:A:48:LYS:CD	2:C:491:ASP:CA	19	0.36	0.11	0.38
(1,6)	1:A:48:LYS:CD	2:C:491:ASP:CB	19	0.36	0.11	0.38
(1,6)	1:A:48:LYS:CD	2:C:491:ASP:CG	19	0.36	0.11	0.38
(1,6)	1:A:48:LYS:CD	2:C:491:ASP:H	19	0.36	0.11	0.38
(1,6)	1:A:48:LYS:CD	2:C:491:ASP:HA	19	0.36	0.11	0.38
(1,6)	1:A:48:LYS:CD	2:C:491:ASP:HB2	19	0.36	0.11	0.38
(1,6)	1:A:48:LYS:CD	2:C:491:ASP:HB3	19	0.36	0.11	0.38
(1,6)	1:A:48:LYS:CD	2:C:491:ASP:N	19	0.36	0.11	0.38
(1,6)	1:A:48:LYS:CD	2:C:491:ASP:O	19	0.36	0.11	0.38
(1,6)	1:A:48:LYS:CD	2:C:491:ASP:OD1	19	0.36	0.11	0.38
(1,6)	1:A:48:LYS:CD	2:C:491:ASP:OD2	19	0.36	0.11	0.38
(1,6)	1:A:48:LYS:CD	2:C:492:ASN:C	19	0.36	0.11	0.38
(1,6)	1:A:48:LYS:CD	2:C:492:ASN:CA	19	0.36	0.11	0.38
(1,6)	1:A:48:LYS:CD	2:C:492:ASN:CB	19	0.36	0.11	0.38
(1,6)	1:A:48:LYS:CD	2:C:492:ASN:CG	19	0.36	0.11	0.38
(1,6)	1:A:48:LYS:CD	2:C:492:ASN:H	19	0.36	0.11	0.38
(1,6)	1:A:48:LYS:CD	2:C:492:ASN:HA	19	0.36	0.11	0.38
(1,6)	1:A:48:LYS:CD	2:C:492:ASN:HB2	19	0.36	0.11	0.38
(1,6)	1:A:48:LYS:CD	2:C:492:ASN:HB3	19	0.36	0.11	0.38
(1,6)	1:A:48:LYS:CD	2:C:492:ASN:HD21	19	0.36	0.11	0.38
(1,6)	1:A:48:LYS:CD	2:C:492:ASN:HD22	19	0.36	0.11	0.38
(1,6)	1:A:48:LYS:CD	2:C:492:ASN:N	19	0.36	0.11	0.38
(1,6)	1:A:48:LYS:CD	2:C:492:ASN:ND2	19	0.36	0.11	0.38
(1,6)	1:A:48:LYS:CD	2:C:492:ASN:O	19	0.36	0.11	0.38
(1,6)	1:A:48:LYS:CD	2:C:492:ASN:OD1	19	0.36	0.11	0.38
(1,6)	1:A:48:LYS:CD	2:C:494:LEU:C	19	0.36	0.11	0.38
(1,6)	1:A:48:LYS:CD	2:C:494:LEU:CA	19	0.36	0.11	0.38
(1,6)	1:A:48:LYS:CD	2:C:494:LEU:CB	19	0.36	0.11	0.38
(1,6)	1:A:48:LYS:CD	2:C:494:LEU:CD1	19	0.36	0.11	0.38
(1,6)	1:A:48:LYS:CD	2:C:494:LEU:CD2	19	0.36	0.11	0.38
(1,6)	1:A:48:LYS:CD	2:C:494:LEU:CG	19	0.36	0.11	0.38
(1,6)	1:A:48:LYS:CD	2:C:494:LEU:H	19	0.36	0.11	0.38
(1,6)	1:A:48:LYS:CD	2:C:494:LEU:HA	19	0.36	0.11	0.38

Continued on next page...

Continued from previous page...

Key	Atom-1	Atom-2	Models ¹	Mean (Å)	SD ¹ (Å)	Median (Å)
(1,6)	1:A:48:LYS:CD	2:C:494:LEU:HB2	19	0.36	0.11	0.38
(1,6)	1:A:48:LYS:CD	2:C:494:LEU:HB3	19	0.36	0.11	0.38
(1,6)	1:A:48:LYS:CD	2:C:494:LEU:HD11	19	0.36	0.11	0.38
(1,6)	1:A:48:LYS:CD	2:C:494:LEU:HD12	19	0.36	0.11	0.38
(1,6)	1:A:48:LYS:CD	2:C:494:LEU:HD13	19	0.36	0.11	0.38
(1,6)	1:A:48:LYS:CD	2:C:494:LEU:HD21	19	0.36	0.11	0.38
(1,6)	1:A:48:LYS:CD	2:C:494:LEU:HD22	19	0.36	0.11	0.38
(1,6)	1:A:48:LYS:CD	2:C:494:LEU:HD23	19	0.36	0.11	0.38
(1,6)	1:A:48:LYS:CD	2:C:494:LEU:HG	19	0.36	0.11	0.38
(1,6)	1:A:48:LYS:CD	2:C:494:LEU:N	19	0.36	0.11	0.38
(1,6)	1:A:48:LYS:CD	2:C:494:LEU:O	19	0.36	0.11	0.38
(1,6)	1:A:48:LYS:CD	2:C:495:GLU:C	19	0.36	0.11	0.38
(1,6)	1:A:48:LYS:CD	2:C:495:GLU:CA	19	0.36	0.11	0.38
(1,6)	1:A:48:LYS:CD	2:C:495:GLU:CB	19	0.36	0.11	0.38
(1,6)	1:A:48:LYS:CD	2:C:495:GLU:CD	19	0.36	0.11	0.38
(1,6)	1:A:48:LYS:CD	2:C:495:GLU:CG	19	0.36	0.11	0.38
(1,6)	1:A:48:LYS:CD	2:C:495:GLU:H	19	0.36	0.11	0.38
(1,6)	1:A:48:LYS:CD	2:C:495:GLU:HA	19	0.36	0.11	0.38
(1,6)	1:A:48:LYS:CD	2:C:495:GLU:HB2	19	0.36	0.11	0.38
(1,6)	1:A:48:LYS:CD	2:C:495:GLU:HB3	19	0.36	0.11	0.38
(1,6)	1:A:48:LYS:CD	2:C:495:GLU:HG2	19	0.36	0.11	0.38
(1,6)	1:A:48:LYS:CD	2:C:495:GLU:HG3	19	0.36	0.11	0.38
(1,6)	1:A:48:LYS:CD	2:C:495:GLU:N	19	0.36	0.11	0.38
(1,6)	1:A:48:LYS:CD	2:C:495:GLU:O	19	0.36	0.11	0.38
(1,6)	1:A:48:LYS:CD	2:C:495:GLU:OE1	19	0.36	0.11	0.38
(1,6)	1:A:48:LYS:CD	2:C:495:GLU:OE2	19	0.36	0.11	0.38
(1,6)	1:A:48:LYS:CD	2:C:496:GLY:C	19	0.36	0.11	0.38
(1,6)	1:A:48:LYS:CD	2:C:496:GLY:CA	19	0.36	0.11	0.38
(1,6)	1:A:48:LYS:CD	2:C:496:GLY:H	19	0.36	0.11	0.38
(1,6)	1:A:48:LYS:CD	2:C:496:GLY:HA2	19	0.36	0.11	0.38
(1,6)	1:A:48:LYS:CD	2:C:496:GLY:HA3	19	0.36	0.11	0.38
(1,6)	1:A:48:LYS:CD	2:C:496:GLY:N	19	0.36	0.11	0.38
(1,6)	1:A:48:LYS:CD	2:C:496:GLY:O	19	0.36	0.11	0.38
(1,6)	1:A:48:LYS:CD	2:C:497:ARG:C	19	0.36	0.11	0.38
(1,6)	1:A:48:LYS:CD	2:C:497:ARG:CA	19	0.36	0.11	0.38
(1,6)	1:A:48:LYS:CD	2:C:497:ARG:CB	19	0.36	0.11	0.38
(1,6)	1:A:48:LYS:CD	2:C:497:ARG:CD	19	0.36	0.11	0.38
(1,6)	1:A:48:LYS:CD	2:C:497:ARG:CG	19	0.36	0.11	0.38
(1,6)	1:A:48:LYS:CD	2:C:497:ARG:CZ	19	0.36	0.11	0.38
(1,6)	1:A:48:LYS:CD	2:C:497:ARG:H	19	0.36	0.11	0.38
(1,6)	1:A:48:LYS:CD	2:C:497:ARG:HA	19	0.36	0.11	0.38
(1,6)	1:A:48:LYS:CD	2:C:497:ARG:HB2	19	0.36	0.11	0.38

Continued on next page...

Continued from previous page...

Key	Atom-1	Atom-2	Models ¹	Mean (Å)	SD ¹ (Å)	Median (Å)
(1,6)	1:A:48:LYS:CD	2:C:497:ARG:HB3	19	0.36	0.11	0.38
(1,6)	1:A:48:LYS:CD	2:C:497:ARG:HD2	19	0.36	0.11	0.38
(1,6)	1:A:48:LYS:CD	2:C:497:ARG:HD3	19	0.36	0.11	0.38
(1,6)	1:A:48:LYS:CD	2:C:497:ARG:HE	19	0.36	0.11	0.38
(1,6)	1:A:48:LYS:CD	2:C:497:ARG:HG2	19	0.36	0.11	0.38
(1,6)	1:A:48:LYS:CD	2:C:497:ARG:HG3	19	0.36	0.11	0.38
(1,6)	1:A:48:LYS:CD	2:C:497:ARG:HH11	19	0.36	0.11	0.38
(1,6)	1:A:48:LYS:CD	2:C:497:ARG:HH12	19	0.36	0.11	0.38
(1,6)	1:A:48:LYS:CD	2:C:497:ARG:HH21	19	0.36	0.11	0.38
(1,6)	1:A:48:LYS:CD	2:C:497:ARG:HH22	19	0.36	0.11	0.38
(1,6)	1:A:48:LYS:CD	2:C:497:ARG:N	19	0.36	0.11	0.38
(1,6)	1:A:48:LYS:CD	2:C:497:ARG:NE	19	0.36	0.11	0.38
(1,6)	1:A:48:LYS:CD	2:C:497:ARG:NH1	19	0.36	0.11	0.38
(1,6)	1:A:48:LYS:CD	2:C:497:ARG:NH2	19	0.36	0.11	0.38
(1,6)	1:A:48:LYS:CD	2:C:497:ARG:O	19	0.36	0.11	0.38
(1,6)	1:A:48:LYS:CE	2:C:457:LEU:C	19	0.36	0.11	0.38
(1,6)	1:A:48:LYS:CE	2:C:457:LEU:CA	19	0.36	0.11	0.38
(1,6)	1:A:48:LYS:CE	2:C:457:LEU:CB	19	0.36	0.11	0.38
(1,6)	1:A:48:LYS:CE	2:C:457:LEU:CD1	19	0.36	0.11	0.38
(1,6)	1:A:48:LYS:CE	2:C:457:LEU:CD2	19	0.36	0.11	0.38
(1,6)	1:A:48:LYS:CE	2:C:457:LEU:CG	19	0.36	0.11	0.38
(1,6)	1:A:48:LYS:CE	2:C:457:LEU:H	19	0.36	0.11	0.38
(1,6)	1:A:48:LYS:CE	2:C:457:LEU:HA	19	0.36	0.11	0.38
(1,6)	1:A:48:LYS:CE	2:C:457:LEU:HB2	19	0.36	0.11	0.38
(1,6)	1:A:48:LYS:CE	2:C:457:LEU:HB3	19	0.36	0.11	0.38
(1,6)	1:A:48:LYS:CE	2:C:457:LEU:HD11	19	0.36	0.11	0.38
(1,6)	1:A:48:LYS:CE	2:C:457:LEU:HD12	19	0.36	0.11	0.38
(1,6)	1:A:48:LYS:CE	2:C:457:LEU:HD13	19	0.36	0.11	0.38
(1,6)	1:A:48:LYS:CE	2:C:457:LEU:HD21	19	0.36	0.11	0.38
(1,6)	1:A:48:LYS:CE	2:C:457:LEU:HD22	19	0.36	0.11	0.38
(1,6)	1:A:48:LYS:CE	2:C:457:LEU:HD23	19	0.36	0.11	0.38
(1,6)	1:A:48:LYS:CE	2:C:457:LEU:HG	19	0.36	0.11	0.38
(1,6)	1:A:48:LYS:CE	2:C:457:LEU:N	19	0.36	0.11	0.38
(1,6)	1:A:48:LYS:CE	2:C:457:LEU:O	19	0.36	0.11	0.38
(1,6)	1:A:48:LYS:CE	2:C:459:ALA:C	19	0.36	0.11	0.38
(1,6)	1:A:48:LYS:CE	2:C:459:ALA:CA	19	0.36	0.11	0.38
(1,6)	1:A:48:LYS:CE	2:C:459:ALA:CB	19	0.36	0.11	0.38
(1,6)	1:A:48:LYS:CE	2:C:459:ALA:H	19	0.36	0.11	0.38
(1,6)	1:A:48:LYS:CE	2:C:459:ALA:HA	19	0.36	0.11	0.38
(1,6)	1:A:48:LYS:CE	2:C:459:ALA:HB1	19	0.36	0.11	0.38
(1,6)	1:A:48:LYS:CE	2:C:459:ALA:HB2	19	0.36	0.11	0.38
(1,6)	1:A:48:LYS:CE	2:C:459:ALA:HB3	19	0.36	0.11	0.38

Continued on next page...

Continued from previous page...

Key	Atom-1	Atom-2	Models ¹	Mean (Å)	SD ¹ (Å)	Median (Å)
(1,6)	1:A:48:LYS:CE	2:C:459:ALA:N	19	0.36	0.11	0.38
(1,6)	1:A:48:LYS:CE	2:C:459:ALA:O	19	0.36	0.11	0.38
(1,6)	1:A:48:LYS:CE	2:C:460:MET:C	19	0.36	0.11	0.38
(1,6)	1:A:48:LYS:CE	2:C:460:MET:CA	19	0.36	0.11	0.38
(1,6)	1:A:48:LYS:CE	2:C:460:MET:CB	19	0.36	0.11	0.38
(1,6)	1:A:48:LYS:CE	2:C:460:MET:CE	19	0.36	0.11	0.38
(1,6)	1:A:48:LYS:CE	2:C:460:MET:CG	19	0.36	0.11	0.38
(1,6)	1:A:48:LYS:CE	2:C:460:MET:H	19	0.36	0.11	0.38
(1,6)	1:A:48:LYS:CE	2:C:460:MET:HA	19	0.36	0.11	0.38
(1,6)	1:A:48:LYS:CE	2:C:460:MET:HB2	19	0.36	0.11	0.38
(1,6)	1:A:48:LYS:CE	2:C:460:MET:HB3	19	0.36	0.11	0.38
(1,6)	1:A:48:LYS:CE	2:C:460:MET:HE1	19	0.36	0.11	0.38
(1,6)	1:A:48:LYS:CE	2:C:460:MET:HE2	19	0.36	0.11	0.38
(1,6)	1:A:48:LYS:CE	2:C:460:MET:HE3	19	0.36	0.11	0.38
(1,6)	1:A:48:LYS:CE	2:C:460:MET:HG2	19	0.36	0.11	0.38
(1,6)	1:A:48:LYS:CE	2:C:460:MET:HG3	19	0.36	0.11	0.38
(1,6)	1:A:48:LYS:CE	2:C:460:MET:N	19	0.36	0.11	0.38
(1,6)	1:A:48:LYS:CE	2:C:460:MET:O	19	0.36	0.11	0.38
(1,6)	1:A:48:LYS:CE	2:C:460:MET:SD	19	0.36	0.11	0.38
(1,6)	1:A:48:LYS:CE	2:C:462:HIS:C	19	0.36	0.11	0.38
(1,6)	1:A:48:LYS:CE	2:C:462:HIS:CA	19	0.36	0.11	0.38
(1,6)	1:A:48:LYS:CE	2:C:462:HIS:CB	19	0.36	0.11	0.38
(1,6)	1:A:48:LYS:CE	2:C:462:HIS:CD2	19	0.36	0.11	0.38
(1,6)	1:A:48:LYS:CE	2:C:462:HIS:CE1	19	0.36	0.11	0.38
(1,6)	1:A:48:LYS:CE	2:C:462:HIS:CG	19	0.36	0.11	0.38
(1,6)	1:A:48:LYS:CE	2:C:462:HIS:H	19	0.36	0.11	0.38
(1,6)	1:A:48:LYS:CE	2:C:462:HIS:HA	19	0.36	0.11	0.38
(1,6)	1:A:48:LYS:CE	2:C:462:HIS:HB2	19	0.36	0.11	0.38
(1,6)	1:A:48:LYS:CE	2:C:462:HIS:HB3	19	0.36	0.11	0.38
(1,6)	1:A:48:LYS:CE	2:C:462:HIS:HD2	19	0.36	0.11	0.38
(1,6)	1:A:48:LYS:CE	2:C:462:HIS:HE1	19	0.36	0.11	0.38
(1,6)	1:A:48:LYS:CE	2:C:462:HIS:HE2	19	0.36	0.11	0.38
(1,6)	1:A:48:LYS:CE	2:C:462:HIS:N	19	0.36	0.11	0.38
(1,6)	1:A:48:LYS:CE	2:C:462:HIS:ND1	19	0.36	0.11	0.38
(1,6)	1:A:48:LYS:CE	2:C:462:HIS:NE2	19	0.36	0.11	0.38
(1,6)	1:A:48:LYS:CE	2:C:462:HIS:O	19	0.36	0.11	0.38
(1,6)	1:A:48:LYS:CE	2:C:463:GLN:C	19	0.36	0.11	0.38
(1,6)	1:A:48:LYS:CE	2:C:463:GLN:CA	19	0.36	0.11	0.38
(1,6)	1:A:48:LYS:CE	2:C:463:GLN:CB	19	0.36	0.11	0.38
(1,6)	1:A:48:LYS:CE	2:C:463:GLN:CD	19	0.36	0.11	0.38
(1,6)	1:A:48:LYS:CE	2:C:463:GLN:CG	19	0.36	0.11	0.38
(1,6)	1:A:48:LYS:CE	2:C:463:GLN:H	19	0.36	0.11	0.38

Continued on next page...

Continued from previous page...

Key	Atom-1	Atom-2	Models ¹	Mean (Å)	SD ¹ (Å)	Median (Å)
(1,6)	1:A:48:LYS:CE	2:C:463:GLN:HA	19	0.36	0.11	0.38
(1,6)	1:A:48:LYS:CE	2:C:463:GLN:HB2	19	0.36	0.11	0.38
(1,6)	1:A:48:LYS:CE	2:C:463:GLN:HB3	19	0.36	0.11	0.38
(1,6)	1:A:48:LYS:CE	2:C:463:GLN:HE21	19	0.36	0.11	0.38
(1,6)	1:A:48:LYS:CE	2:C:463:GLN:HE22	19	0.36	0.11	0.38
(1,6)	1:A:48:LYS:CE	2:C:463:GLN:HG2	19	0.36	0.11	0.38
(1,6)	1:A:48:LYS:CE	2:C:463:GLN:HG3	19	0.36	0.11	0.38
(1,6)	1:A:48:LYS:CE	2:C:463:GLN:N	19	0.36	0.11	0.38
(1,6)	1:A:48:LYS:CE	2:C:463:GLN:NE2	19	0.36	0.11	0.38
(1,6)	1:A:48:LYS:CE	2:C:463:GLN:O	19	0.36	0.11	0.38
(1,6)	1:A:48:LYS:CE	2:C:463:GLN:OE1	19	0.36	0.11	0.38
(1,6)	1:A:48:LYS:CE	2:C:465:GLN:C	19	0.36	0.11	0.38
(1,6)	1:A:48:LYS:CE	2:C:465:GLN:CA	19	0.36	0.11	0.38
(1,6)	1:A:48:LYS:CE	2:C:465:GLN:CB	19	0.36	0.11	0.38
(1,6)	1:A:48:LYS:CE	2:C:465:GLN:CD	19	0.36	0.11	0.38
(1,6)	1:A:48:LYS:CE	2:C:465:GLN:CG	19	0.36	0.11	0.38
(1,6)	1:A:48:LYS:CE	2:C:465:GLN:H	19	0.36	0.11	0.38
(1,6)	1:A:48:LYS:CE	2:C:465:GLN:HA	19	0.36	0.11	0.38
(1,6)	1:A:48:LYS:CE	2:C:465:GLN:HB2	19	0.36	0.11	0.38
(1,6)	1:A:48:LYS:CE	2:C:465:GLN:HB3	19	0.36	0.11	0.38
(1,6)	1:A:48:LYS:CE	2:C:465:GLN:HE21	19	0.36	0.11	0.38
(1,6)	1:A:48:LYS:CE	2:C:465:GLN:HE22	19	0.36	0.11	0.38
(1,6)	1:A:48:LYS:CE	2:C:465:GLN:HG2	19	0.36	0.11	0.38
(1,6)	1:A:48:LYS:CE	2:C:465:GLN:HG3	19	0.36	0.11	0.38
(1,6)	1:A:48:LYS:CE	2:C:465:GLN:N	19	0.36	0.11	0.38
(1,6)	1:A:48:LYS:CE	2:C:465:GLN:NE2	19	0.36	0.11	0.38
(1,6)	1:A:48:LYS:CE	2:C:465:GLN:O	19	0.36	0.11	0.38
(1,6)	1:A:48:LYS:CE	2:C:465:GLN:OE1	19	0.36	0.11	0.38
(1,6)	1:A:48:LYS:CE	2:C:466:GLU:C	19	0.36	0.11	0.38
(1,6)	1:A:48:LYS:CE	2:C:466:GLU:CA	19	0.36	0.11	0.38
(1,6)	1:A:48:LYS:CE	2:C:466:GLU:CB	19	0.36	0.11	0.38
(1,6)	1:A:48:LYS:CE	2:C:466:GLU:CD	19	0.36	0.11	0.38
(1,6)	1:A:48:LYS:CE	2:C:466:GLU:CG	19	0.36	0.11	0.38
(1,6)	1:A:48:LYS:CE	2:C:466:GLU:H	19	0.36	0.11	0.38
(1,6)	1:A:48:LYS:CE	2:C:466:GLU:HA	19	0.36	0.11	0.38
(1,6)	1:A:48:LYS:CE	2:C:466:GLU:HB2	19	0.36	0.11	0.38
(1,6)	1:A:48:LYS:CE	2:C:466:GLU:HB3	19	0.36	0.11	0.38
(1,6)	1:A:48:LYS:CE	2:C:466:GLU:HG2	19	0.36	0.11	0.38
(1,6)	1:A:48:LYS:CE	2:C:466:GLU:HG3	19	0.36	0.11	0.38
(1,6)	1:A:48:LYS:CE	2:C:466:GLU:N	19	0.36	0.11	0.38
(1,6)	1:A:48:LYS:CE	2:C:466:GLU:O	19	0.36	0.11	0.38
(1,6)	1:A:48:LYS:CE	2:C:466:GLU:OE1	19	0.36	0.11	0.38

Continued on next page...

Continued from previous page...

Key	Atom-1	Atom-2	Models ¹	Mean (Å)	SD ¹ (Å)	Median (Å)
(1,6)	1:A:48:LYS:CE	2:C:466:GLU:OE2	19	0.36	0.11	0.38
(1,6)	1:A:48:LYS:CE	2:C:467:MET:C	19	0.36	0.11	0.38
(1,6)	1:A:48:LYS:CE	2:C:467:MET:CA	19	0.36	0.11	0.38
(1,6)	1:A:48:LYS:CE	2:C:467:MET:CB	19	0.36	0.11	0.38
(1,6)	1:A:48:LYS:CE	2:C:467:MET:CE	19	0.36	0.11	0.38
(1,6)	1:A:48:LYS:CE	2:C:467:MET:CG	19	0.36	0.11	0.38
(1,6)	1:A:48:LYS:CE	2:C:467:MET:H	19	0.36	0.11	0.38
(1,6)	1:A:48:LYS:CE	2:C:467:MET:HA	19	0.36	0.11	0.38
(1,6)	1:A:48:LYS:CE	2:C:467:MET:HB2	19	0.36	0.11	0.38
(1,6)	1:A:48:LYS:CE	2:C:467:MET:HB3	19	0.36	0.11	0.38
(1,6)	1:A:48:LYS:CE	2:C:467:MET:HE1	19	0.36	0.11	0.38
(1,6)	1:A:48:LYS:CE	2:C:467:MET:HE2	19	0.36	0.11	0.38
(1,6)	1:A:48:LYS:CE	2:C:467:MET:HE3	19	0.36	0.11	0.38
(1,6)	1:A:48:LYS:CE	2:C:467:MET:HG2	19	0.36	0.11	0.38
(1,6)	1:A:48:LYS:CE	2:C:467:MET:HG3	19	0.36	0.11	0.38
(1,6)	1:A:48:LYS:CE	2:C:467:MET:N	19	0.36	0.11	0.38
(1,6)	1:A:48:LYS:CE	2:C:467:MET:O	19	0.36	0.11	0.38
(1,6)	1:A:48:LYS:CE	2:C:467:MET:SD	19	0.36	0.11	0.38
(1,6)	1:A:48:LYS:CE	2:C:468:PHE:C	19	0.36	0.11	0.38
(1,6)	1:A:48:LYS:CE	2:C:468:PHE:CA	19	0.36	0.11	0.38
(1,6)	1:A:48:LYS:CE	2:C:468:PHE:CB	19	0.36	0.11	0.38
(1,6)	1:A:48:LYS:CE	2:C:468:PHE:CD1	19	0.36	0.11	0.38
(1,6)	1:A:48:LYS:CE	2:C:468:PHE:CD2	19	0.36	0.11	0.38
(1,6)	1:A:48:LYS:CE	2:C:468:PHE:CE1	19	0.36	0.11	0.38
(1,6)	1:A:48:LYS:CE	2:C:468:PHE:CE2	19	0.36	0.11	0.38
(1,6)	1:A:48:LYS:CE	2:C:468:PHE:CG	19	0.36	0.11	0.38
(1,6)	1:A:48:LYS:CE	2:C:468:PHE:CZ	19	0.36	0.11	0.38
(1,6)	1:A:48:LYS:CE	2:C:468:PHE:H	19	0.36	0.11	0.38
(1,6)	1:A:48:LYS:CE	2:C:468:PHE:HA	19	0.36	0.11	0.38
(1,6)	1:A:48:LYS:CE	2:C:468:PHE:HB2	19	0.36	0.11	0.38
(1,6)	1:A:48:LYS:CE	2:C:468:PHE:HB3	19	0.36	0.11	0.38
(1,6)	1:A:48:LYS:CE	2:C:468:PHE:HD1	19	0.36	0.11	0.38
(1,6)	1:A:48:LYS:CE	2:C:468:PHE:HD2	19	0.36	0.11	0.38
(1,6)	1:A:48:LYS:CE	2:C:468:PHE:HE1	19	0.36	0.11	0.38
(1,6)	1:A:48:LYS:CE	2:C:468:PHE:HE2	19	0.36	0.11	0.38
(1,6)	1:A:48:LYS:CE	2:C:468:PHE:HZ	19	0.36	0.11	0.38
(1,6)	1:A:48:LYS:CE	2:C:468:PHE:N	19	0.36	0.11	0.38
(1,6)	1:A:48:LYS:CE	2:C:468:PHE:O	19	0.36	0.11	0.38
(1,6)	1:A:48:LYS:CE	2:C:469:PRO:C	19	0.36	0.11	0.38
(1,6)	1:A:48:LYS:CE	2:C:469:PRO:CA	19	0.36	0.11	0.38
(1,6)	1:A:48:LYS:CE	2:C:469:PRO:CB	19	0.36	0.11	0.38
(1,6)	1:A:48:LYS:CE	2:C:469:PRO:CD	19	0.36	0.11	0.38

Continued on next page...

Continued from previous page...

Key	Atom-1	Atom-2	Models ¹	Mean (Å)	SD ¹ (Å)	Median (Å)
(1,6)	1:A:48:LYS:CE	2:C:469:PRO:CG	19	0.36	0.11	0.38
(1,6)	1:A:48:LYS:CE	2:C:469:PRO:HA	19	0.36	0.11	0.38
(1,6)	1:A:48:LYS:CE	2:C:469:PRO:HB2	19	0.36	0.11	0.38
(1,6)	1:A:48:LYS:CE	2:C:469:PRO:HB3	19	0.36	0.11	0.38
(1,6)	1:A:48:LYS:CE	2:C:469:PRO:HD2	19	0.36	0.11	0.38
(1,6)	1:A:48:LYS:CE	2:C:469:PRO:HD3	19	0.36	0.11	0.38
(1,6)	1:A:48:LYS:CE	2:C:469:PRO:HG2	19	0.36	0.11	0.38
(1,6)	1:A:48:LYS:CE	2:C:469:PRO:HG3	19	0.36	0.11	0.38
(1,6)	1:A:48:LYS:CE	2:C:469:PRO:N	19	0.36	0.11	0.38
(1,6)	1:A:48:LYS:CE	2:C:469:PRO:O	19	0.36	0.11	0.38
(1,6)	1:A:48:LYS:CE	2:C:470:GLN:C	19	0.36	0.11	0.38
(1,6)	1:A:48:LYS:CE	2:C:470:GLN:CA	19	0.36	0.11	0.38
(1,6)	1:A:48:LYS:CE	2:C:470:GLN:CB	19	0.36	0.11	0.38
(1,6)	1:A:48:LYS:CE	2:C:470:GLN:CD	19	0.36	0.11	0.38
(1,6)	1:A:48:LYS:CE	2:C:470:GLN:CG	19	0.36	0.11	0.38
(1,6)	1:A:48:LYS:CE	2:C:470:GLN:H	19	0.36	0.11	0.38
(1,6)	1:A:48:LYS:CE	2:C:470:GLN:HA	19	0.36	0.11	0.38
(1,6)	1:A:48:LYS:CE	2:C:470:GLN:HB2	19	0.36	0.11	0.38
(1,6)	1:A:48:LYS:CE	2:C:470:GLN:HB3	19	0.36	0.11	0.38
(1,6)	1:A:48:LYS:CE	2:C:470:GLN:HE21	19	0.36	0.11	0.38
(1,6)	1:A:48:LYS:CE	2:C:470:GLN:HE22	19	0.36	0.11	0.38
(1,6)	1:A:48:LYS:CE	2:C:470:GLN:HG2	19	0.36	0.11	0.38
(1,6)	1:A:48:LYS:CE	2:C:470:GLN:HG3	19	0.36	0.11	0.38
(1,6)	1:A:48:LYS:CE	2:C:470:GLN:N	19	0.36	0.11	0.38
(1,6)	1:A:48:LYS:CE	2:C:470:GLN:NE2	19	0.36	0.11	0.38
(1,6)	1:A:48:LYS:CE	2:C:470:GLN:O	19	0.36	0.11	0.38
(1,6)	1:A:48:LYS:CE	2:C:470:GLN:OE1	19	0.36	0.11	0.38
(1,6)	1:A:48:LYS:CE	2:C:472:PRO:C	19	0.36	0.11	0.38
(1,6)	1:A:48:LYS:CE	2:C:472:PRO:CA	19	0.36	0.11	0.38
(1,6)	1:A:48:LYS:CE	2:C:472:PRO:CB	19	0.36	0.11	0.38
(1,6)	1:A:48:LYS:CE	2:C:472:PRO:CD	19	0.36	0.11	0.38
(1,6)	1:A:48:LYS:CE	2:C:472:PRO:CG	19	0.36	0.11	0.38
(1,6)	1:A:48:LYS:CE	2:C:472:PRO:HA	19	0.36	0.11	0.38
(1,6)	1:A:48:LYS:CE	2:C:472:PRO:HB2	19	0.36	0.11	0.38
(1,6)	1:A:48:LYS:CE	2:C:472:PRO:HB3	19	0.36	0.11	0.38
(1,6)	1:A:48:LYS:CE	2:C:472:PRO:HD2	19	0.36	0.11	0.38
(1,6)	1:A:48:LYS:CE	2:C:472:PRO:HD3	19	0.36	0.11	0.38
(1,6)	1:A:48:LYS:CE	2:C:472:PRO:HG2	19	0.36	0.11	0.38
(1,6)	1:A:48:LYS:CE	2:C:472:PRO:HG3	19	0.36	0.11	0.38
(1,6)	1:A:48:LYS:CE	2:C:472:PRO:N	19	0.36	0.11	0.38
(1,6)	1:A:48:LYS:CE	2:C:472:PRO:O	19	0.36	0.11	0.38
(1,6)	1:A:48:LYS:CE	2:C:482:LEU:C	19	0.36	0.11	0.38

Continued on next page...

Continued from previous page...

Key	Atom-1	Atom-2	Models ¹	Mean (Å)	SD ¹ (Å)	Median (Å)
(1,6)	1:A:48:LYS:CE	2:C:482:LEU:CA	19	0.36	0.11	0.38
(1,6)	1:A:48:LYS:CE	2:C:482:LEU:CB	19	0.36	0.11	0.38
(1,6)	1:A:48:LYS:CE	2:C:482:LEU:CD1	19	0.36	0.11	0.38
(1,6)	1:A:48:LYS:CE	2:C:482:LEU:CD2	19	0.36	0.11	0.38
(1,6)	1:A:48:LYS:CE	2:C:482:LEU:CG	19	0.36	0.11	0.38
(1,6)	1:A:48:LYS:CE	2:C:482:LEU:H	19	0.36	0.11	0.38
(1,6)	1:A:48:LYS:CE	2:C:482:LEU:HA	19	0.36	0.11	0.38
(1,6)	1:A:48:LYS:CE	2:C:482:LEU:HB2	19	0.36	0.11	0.38
(1,6)	1:A:48:LYS:CE	2:C:482:LEU:HB3	19	0.36	0.11	0.38
(1,6)	1:A:48:LYS:CE	2:C:482:LEU:HD11	19	0.36	0.11	0.38
(1,6)	1:A:48:LYS:CE	2:C:482:LEU:HD12	19	0.36	0.11	0.38
(1,6)	1:A:48:LYS:CE	2:C:482:LEU:HD13	19	0.36	0.11	0.38
(1,6)	1:A:48:LYS:CE	2:C:482:LEU:HD21	19	0.36	0.11	0.38
(1,6)	1:A:48:LYS:CE	2:C:482:LEU:HD22	19	0.36	0.11	0.38
(1,6)	1:A:48:LYS:CE	2:C:482:LEU:HD23	19	0.36	0.11	0.38
(1,6)	1:A:48:LYS:CE	2:C:482:LEU:HG	19	0.36	0.11	0.38
(1,6)	1:A:48:LYS:CE	2:C:482:LEU:N	19	0.36	0.11	0.38
(1,6)	1:A:48:LYS:CE	2:C:482:LEU:O	19	0.36	0.11	0.38
(1,6)	1:A:48:LYS:CE	2:C:483:THR:C	19	0.36	0.11	0.38
(1,6)	1:A:48:LYS:CE	2:C:483:THR:CA	19	0.36	0.11	0.38
(1,6)	1:A:48:LYS:CE	2:C:483:THR:CB	19	0.36	0.11	0.38
(1,6)	1:A:48:LYS:CE	2:C:483:THR:CG2	19	0.36	0.11	0.38
(1,6)	1:A:48:LYS:CE	2:C:483:THR:H	19	0.36	0.11	0.38
(1,6)	1:A:48:LYS:CE	2:C:483:THR:HA	19	0.36	0.11	0.38
(1,6)	1:A:48:LYS:CE	2:C:483:THR:HB	19	0.36	0.11	0.38
(1,6)	1:A:48:LYS:CE	2:C:483:THR:HG1	19	0.36	0.11	0.38
(1,6)	1:A:48:LYS:CE	2:C:483:THR:HG21	19	0.36	0.11	0.38
(1,6)	1:A:48:LYS:CE	2:C:483:THR:HG22	19	0.36	0.11	0.38
(1,6)	1:A:48:LYS:CE	2:C:483:THR:HG23	19	0.36	0.11	0.38
(1,6)	1:A:48:LYS:CE	2:C:483:THR:N	19	0.36	0.11	0.38
(1,6)	1:A:48:LYS:CE	2:C:483:THR:O	19	0.36	0.11	0.38
(1,6)	1:A:48:LYS:CE	2:C:483:THR:OG1	19	0.36	0.11	0.38
(1,6)	1:A:48:LYS:CE	2:C:484:ARG:C	19	0.36	0.11	0.38
(1,6)	1:A:48:LYS:CE	2:C:484:ARG:CA	19	0.36	0.11	0.38
(1,6)	1:A:48:LYS:CE	2:C:484:ARG:CB	19	0.36	0.11	0.38
(1,6)	1:A:48:LYS:CE	2:C:484:ARG:CD	19	0.36	0.11	0.38
(1,6)	1:A:48:LYS:CE	2:C:484:ARG:CG	19	0.36	0.11	0.38
(1,6)	1:A:48:LYS:CE	2:C:484:ARG:CZ	19	0.36	0.11	0.38
(1,6)	1:A:48:LYS:CE	2:C:484:ARG:H	19	0.36	0.11	0.38
(1,6)	1:A:48:LYS:CE	2:C:484:ARG:HA	19	0.36	0.11	0.38
(1,6)	1:A:48:LYS:CE	2:C:484:ARG:HB2	19	0.36	0.11	0.38
(1,6)	1:A:48:LYS:CE	2:C:484:ARG:HB3	19	0.36	0.11	0.38

Continued on next page...

Continued from previous page...

Key	Atom-1	Atom-2	Models ¹	Mean (Å)	SD ¹ (Å)	Median (Å)
(1,6)	1:A:48:LYS:CE	2:C:484:ARG:HD2	19	0.36	0.11	0.38
(1,6)	1:A:48:LYS:CE	2:C:484:ARG:HD3	19	0.36	0.11	0.38
(1,6)	1:A:48:LYS:CE	2:C:484:ARG:HE	19	0.36	0.11	0.38
(1,6)	1:A:48:LYS:CE	2:C:484:ARG:HG2	19	0.36	0.11	0.38
(1,6)	1:A:48:LYS:CE	2:C:484:ARG:HG3	19	0.36	0.11	0.38
(1,6)	1:A:48:LYS:CE	2:C:484:ARG:HH11	19	0.36	0.11	0.38
(1,6)	1:A:48:LYS:CE	2:C:484:ARG:HH12	19	0.36	0.11	0.38
(1,6)	1:A:48:LYS:CE	2:C:484:ARG:HH21	19	0.36	0.11	0.38
(1,6)	1:A:48:LYS:CE	2:C:484:ARG:HH22	19	0.36	0.11	0.38
(1,6)	1:A:48:LYS:CE	2:C:484:ARG:N	19	0.36	0.11	0.38
(1,6)	1:A:48:LYS:CE	2:C:484:ARG:NE	19	0.36	0.11	0.38
(1,6)	1:A:48:LYS:CE	2:C:484:ARG:NH1	19	0.36	0.11	0.38
(1,6)	1:A:48:LYS:CE	2:C:484:ARG:NH2	19	0.36	0.11	0.38
(1,6)	1:A:48:LYS:CE	2:C:484:ARG:O	19	0.36	0.11	0.38
(1,6)	1:A:48:LYS:CE	2:C:485:SER:C	19	0.36	0.11	0.38
(1,6)	1:A:48:LYS:CE	2:C:485:SER:CA	19	0.36	0.11	0.38
(1,6)	1:A:48:LYS:CE	2:C:485:SER:CB	19	0.36	0.11	0.38
(1,6)	1:A:48:LYS:CE	2:C:485:SER:H	19	0.36	0.11	0.38
(1,6)	1:A:48:LYS:CE	2:C:485:SER:HA	19	0.36	0.11	0.38
(1,6)	1:A:48:LYS:CE	2:C:485:SER:HB2	19	0.36	0.11	0.38
(1,6)	1:A:48:LYS:CE	2:C:485:SER:HB3	19	0.36	0.11	0.38
(1,6)	1:A:48:LYS:CE	2:C:485:SER:HG	19	0.36	0.11	0.38
(1,6)	1:A:48:LYS:CE	2:C:485:SER:N	19	0.36	0.11	0.38
(1,6)	1:A:48:LYS:CE	2:C:485:SER:O	19	0.36	0.11	0.38
(1,6)	1:A:48:LYS:CE	2:C:485:SER:OG	19	0.36	0.11	0.38
(1,6)	1:A:48:LYS:CE	2:C:486:VAL:C	19	0.36	0.11	0.38
(1,6)	1:A:48:LYS:CE	2:C:486:VAL:CA	19	0.36	0.11	0.38
(1,6)	1:A:48:LYS:CE	2:C:486:VAL:CB	19	0.36	0.11	0.38
(1,6)	1:A:48:LYS:CE	2:C:486:VAL:CG1	19	0.36	0.11	0.38
(1,6)	1:A:48:LYS:CE	2:C:486:VAL:CG2	19	0.36	0.11	0.38
(1,6)	1:A:48:LYS:CE	2:C:486:VAL:H	19	0.36	0.11	0.38
(1,6)	1:A:48:LYS:CE	2:C:486:VAL:HA	19	0.36	0.11	0.38
(1,6)	1:A:48:LYS:CE	2:C:486:VAL:HB	19	0.36	0.11	0.38
(1,6)	1:A:48:LYS:CE	2:C:486:VAL:HG11	19	0.36	0.11	0.38
(1,6)	1:A:48:LYS:CE	2:C:486:VAL:HG12	19	0.36	0.11	0.38
(1,6)	1:A:48:LYS:CE	2:C:486:VAL:HG13	19	0.36	0.11	0.38
(1,6)	1:A:48:LYS:CE	2:C:486:VAL:HG21	19	0.36	0.11	0.38
(1,6)	1:A:48:LYS:CE	2:C:486:VAL:HG22	19	0.36	0.11	0.38
(1,6)	1:A:48:LYS:CE	2:C:486:VAL:HG23	19	0.36	0.11	0.38
(1,6)	1:A:48:LYS:CE	2:C:486:VAL:N	19	0.36	0.11	0.38
(1,6)	1:A:48:LYS:CE	2:C:486:VAL:O	19	0.36	0.11	0.38
(1,6)	1:A:48:LYS:CE	2:C:487:GLU:C	19	0.36	0.11	0.38

Continued on next page...

Continued from previous page...

Key	Atom-1	Atom-2	Models ¹	Mean (Å)	SD ¹ (Å)	Median (Å)
(1,6)	1:A:48:LYS:CE	2:C:487:GLU:CA	19	0.36	0.11	0.38
(1,6)	1:A:48:LYS:CE	2:C:487:GLU:CB	19	0.36	0.11	0.38
(1,6)	1:A:48:LYS:CE	2:C:487:GLU:CD	19	0.36	0.11	0.38
(1,6)	1:A:48:LYS:CE	2:C:487:GLU:CG	19	0.36	0.11	0.38
(1,6)	1:A:48:LYS:CE	2:C:487:GLU:H	19	0.36	0.11	0.38
(1,6)	1:A:48:LYS:CE	2:C:487:GLU:HA	19	0.36	0.11	0.38
(1,6)	1:A:48:LYS:CE	2:C:487:GLU:HB2	19	0.36	0.11	0.38
(1,6)	1:A:48:LYS:CE	2:C:487:GLU:HB3	19	0.36	0.11	0.38
(1,6)	1:A:48:LYS:CE	2:C:487:GLU:HG2	19	0.36	0.11	0.38
(1,6)	1:A:48:LYS:CE	2:C:487:GLU:HG3	19	0.36	0.11	0.38
(1,6)	1:A:48:LYS:CE	2:C:487:GLU:N	19	0.36	0.11	0.38
(1,6)	1:A:48:LYS:CE	2:C:487:GLU:O	19	0.36	0.11	0.38
(1,6)	1:A:48:LYS:CE	2:C:487:GLU:OE1	19	0.36	0.11	0.38
(1,6)	1:A:48:LYS:CE	2:C:487:GLU:OE2	19	0.36	0.11	0.38
(1,6)	1:A:48:LYS:CE	2:C:488:ILE:C	19	0.36	0.11	0.38
(1,6)	1:A:48:LYS:CE	2:C:488:ILE:CA	19	0.36	0.11	0.38
(1,6)	1:A:48:LYS:CE	2:C:488:ILE:CB	19	0.36	0.11	0.38
(1,6)	1:A:48:LYS:CE	2:C:488:ILE:CD1	19	0.36	0.11	0.38
(1,6)	1:A:48:LYS:CE	2:C:488:ILE:CG1	19	0.36	0.11	0.38
(1,6)	1:A:48:LYS:CE	2:C:488:ILE:CG2	19	0.36	0.11	0.38
(1,6)	1:A:48:LYS:CE	2:C:488:ILE:H	19	0.36	0.11	0.38
(1,6)	1:A:48:LYS:CE	2:C:488:ILE:HA	19	0.36	0.11	0.38
(1,6)	1:A:48:LYS:CE	2:C:488:ILE:HB	19	0.36	0.11	0.38
(1,6)	1:A:48:LYS:CE	2:C:488:ILE:HD11	19	0.36	0.11	0.38
(1,6)	1:A:48:LYS:CE	2:C:488:ILE:HD12	19	0.36	0.11	0.38
(1,6)	1:A:48:LYS:CE	2:C:488:ILE:HD13	19	0.36	0.11	0.38
(1,6)	1:A:48:LYS:CE	2:C:488:ILE:HG12	19	0.36	0.11	0.38
(1,6)	1:A:48:LYS:CE	2:C:488:ILE:HG13	19	0.36	0.11	0.38
(1,6)	1:A:48:LYS:CE	2:C:488:ILE:HG21	19	0.36	0.11	0.38
(1,6)	1:A:48:LYS:CE	2:C:488:ILE:HG22	19	0.36	0.11	0.38
(1,6)	1:A:48:LYS:CE	2:C:488:ILE:HG23	19	0.36	0.11	0.38
(1,6)	1:A:48:LYS:CE	2:C:488:ILE:N	19	0.36	0.11	0.38
(1,6)	1:A:48:LYS:CE	2:C:488:ILE:O	19	0.36	0.11	0.38
(1,6)	1:A:48:LYS:CE	2:C:490:THR:C	19	0.36	0.11	0.38
(1,6)	1:A:48:LYS:CE	2:C:490:THR:CA	19	0.36	0.11	0.38
(1,6)	1:A:48:LYS:CE	2:C:490:THR:CB	19	0.36	0.11	0.38
(1,6)	1:A:48:LYS:CE	2:C:490:THR:CG2	19	0.36	0.11	0.38
(1,6)	1:A:48:LYS:CE	2:C:490:THR:H	19	0.36	0.11	0.38
(1,6)	1:A:48:LYS:CE	2:C:490:THR:HA	19	0.36	0.11	0.38
(1,6)	1:A:48:LYS:CE	2:C:490:THR:HB	19	0.36	0.11	0.38
(1,6)	1:A:48:LYS:CE	2:C:490:THR:HG1	19	0.36	0.11	0.38
(1,6)	1:A:48:LYS:CE	2:C:490:THR:HG21	19	0.36	0.11	0.38

Continued on next page...

Continued from previous page...

Key	Atom-1	Atom-2	Models ¹	Mean (Å)	SD ¹ (Å)	Median (Å)
(1,6)	1:A:48:LYS:CE	2:C:490:THR:HG22	19	0.36	0.11	0.38
(1,6)	1:A:48:LYS:CE	2:C:490:THR:HG23	19	0.36	0.11	0.38
(1,6)	1:A:48:LYS:CE	2:C:490:THR:N	19	0.36	0.11	0.38
(1,6)	1:A:48:LYS:CE	2:C:490:THR:O	19	0.36	0.11	0.38
(1,6)	1:A:48:LYS:CE	2:C:490:THR:OG1	19	0.36	0.11	0.38
(1,6)	1:A:48:LYS:CE	2:C:491:ASP:C	19	0.36	0.11	0.38
(1,6)	1:A:48:LYS:CE	2:C:491:ASP:CA	19	0.36	0.11	0.38
(1,6)	1:A:48:LYS:CE	2:C:491:ASP:CB	19	0.36	0.11	0.38
(1,6)	1:A:48:LYS:CE	2:C:491:ASP:CG	19	0.36	0.11	0.38
(1,6)	1:A:48:LYS:CE	2:C:491:ASP:H	19	0.36	0.11	0.38
(1,6)	1:A:48:LYS:CE	2:C:491:ASP:HA	19	0.36	0.11	0.38
(1,6)	1:A:48:LYS:CE	2:C:491:ASP:HB2	19	0.36	0.11	0.38
(1,6)	1:A:48:LYS:CE	2:C:491:ASP:HB3	19	0.36	0.11	0.38
(1,6)	1:A:48:LYS:CE	2:C:491:ASP:N	19	0.36	0.11	0.38
(1,6)	1:A:48:LYS:CE	2:C:491:ASP:O	19	0.36	0.11	0.38
(1,6)	1:A:48:LYS:CE	2:C:491:ASP:OD1	19	0.36	0.11	0.38
(1,6)	1:A:48:LYS:CE	2:C:491:ASP:OD2	19	0.36	0.11	0.38
(1,6)	1:A:48:LYS:CE	2:C:492:ASN:C	19	0.36	0.11	0.38
(1,6)	1:A:48:LYS:CE	2:C:492:ASN:CA	19	0.36	0.11	0.38
(1,6)	1:A:48:LYS:CE	2:C:492:ASN:CB	19	0.36	0.11	0.38
(1,6)	1:A:48:LYS:CE	2:C:492:ASN:CG	19	0.36	0.11	0.38
(1,6)	1:A:48:LYS:CE	2:C:492:ASN:H	19	0.36	0.11	0.38
(1,6)	1:A:48:LYS:CE	2:C:492:ASN:HA	19	0.36	0.11	0.38
(1,6)	1:A:48:LYS:CE	2:C:492:ASN:HB2	19	0.36	0.11	0.38
(1,6)	1:A:48:LYS:CE	2:C:492:ASN:HB3	19	0.36	0.11	0.38
(1,6)	1:A:48:LYS:CE	2:C:492:ASN:HD21	19	0.36	0.11	0.38
(1,6)	1:A:48:LYS:CE	2:C:492:ASN:HD22	19	0.36	0.11	0.38
(1,6)	1:A:48:LYS:CE	2:C:492:ASN:N	19	0.36	0.11	0.38
(1,6)	1:A:48:LYS:CE	2:C:492:ASN:ND2	19	0.36	0.11	0.38
(1,6)	1:A:48:LYS:CE	2:C:492:ASN:O	19	0.36	0.11	0.38
(1,6)	1:A:48:LYS:CE	2:C:492:ASN:OD1	19	0.36	0.11	0.38
(1,6)	1:A:48:LYS:CE	2:C:494:LEU:C	19	0.36	0.11	0.38
(1,6)	1:A:48:LYS:CE	2:C:494:LEU:CA	19	0.36	0.11	0.38
(1,6)	1:A:48:LYS:CE	2:C:494:LEU:CB	19	0.36	0.11	0.38
(1,6)	1:A:48:LYS:CE	2:C:494:LEU:CD1	19	0.36	0.11	0.38
(1,6)	1:A:48:LYS:CE	2:C:494:LEU:CD2	19	0.36	0.11	0.38
(1,6)	1:A:48:LYS:CE	2:C:494:LEU:CG	19	0.36	0.11	0.38
(1,6)	1:A:48:LYS:CE	2:C:494:LEU:H	19	0.36	0.11	0.38
(1,6)	1:A:48:LYS:CE	2:C:494:LEU:HA	19	0.36	0.11	0.38
(1,6)	1:A:48:LYS:CE	2:C:494:LEU:HB2	19	0.36	0.11	0.38
(1,6)	1:A:48:LYS:CE	2:C:494:LEU:HB3	19	0.36	0.11	0.38
(1,6)	1:A:48:LYS:CE	2:C:494:LEU:HD11	19	0.36	0.11	0.38

Continued on next page...

Continued from previous page...

Key	Atom-1	Atom-2	Models ¹	Mean (Å)	SD ¹ (Å)	Median (Å)
(1,6)	1:A:48:LYS:CE	2:C:494:LEU:HD12	19	0.36	0.11	0.38
(1,6)	1:A:48:LYS:CE	2:C:494:LEU:HD13	19	0.36	0.11	0.38
(1,6)	1:A:48:LYS:CE	2:C:494:LEU:HD21	19	0.36	0.11	0.38
(1,6)	1:A:48:LYS:CE	2:C:494:LEU:HD22	19	0.36	0.11	0.38
(1,6)	1:A:48:LYS:CE	2:C:494:LEU:HD23	19	0.36	0.11	0.38
(1,6)	1:A:48:LYS:CE	2:C:494:LEU:HG	19	0.36	0.11	0.38
(1,6)	1:A:48:LYS:CE	2:C:494:LEU:N	19	0.36	0.11	0.38
(1,6)	1:A:48:LYS:CE	2:C:494:LEU:O	19	0.36	0.11	0.38
(1,6)	1:A:48:LYS:CE	2:C:495:GLU:C	19	0.36	0.11	0.38
(1,6)	1:A:48:LYS:CE	2:C:495:GLU:CA	19	0.36	0.11	0.38
(1,6)	1:A:48:LYS:CE	2:C:495:GLU:CB	19	0.36	0.11	0.38
(1,6)	1:A:48:LYS:CE	2:C:495:GLU:CD	19	0.36	0.11	0.38
(1,6)	1:A:48:LYS:CE	2:C:495:GLU:CG	19	0.36	0.11	0.38
(1,6)	1:A:48:LYS:CE	2:C:495:GLU:H	19	0.36	0.11	0.38
(1,6)	1:A:48:LYS:CE	2:C:495:GLU:HA	19	0.36	0.11	0.38
(1,6)	1:A:48:LYS:CE	2:C:495:GLU:HB2	19	0.36	0.11	0.38
(1,6)	1:A:48:LYS:CE	2:C:495:GLU:HB3	19	0.36	0.11	0.38
(1,6)	1:A:48:LYS:CE	2:C:495:GLU:HG2	19	0.36	0.11	0.38
(1,6)	1:A:48:LYS:CE	2:C:495:GLU:HG3	19	0.36	0.11	0.38
(1,6)	1:A:48:LYS:CE	2:C:495:GLU:N	19	0.36	0.11	0.38
(1,6)	1:A:48:LYS:CE	2:C:495:GLU:O	19	0.36	0.11	0.38
(1,6)	1:A:48:LYS:CE	2:C:495:GLU:OE1	19	0.36	0.11	0.38
(1,6)	1:A:48:LYS:CE	2:C:495:GLU:OE2	19	0.36	0.11	0.38
(1,6)	1:A:48:LYS:CE	2:C:496:GLY:C	19	0.36	0.11	0.38
(1,6)	1:A:48:LYS:CE	2:C:496:GLY:CA	19	0.36	0.11	0.38
(1,6)	1:A:48:LYS:CE	2:C:496:GLY:H	19	0.36	0.11	0.38
(1,6)	1:A:48:LYS:CE	2:C:496:GLY:HA2	19	0.36	0.11	0.38
(1,6)	1:A:48:LYS:CE	2:C:496:GLY:HA3	19	0.36	0.11	0.38
(1,6)	1:A:48:LYS:CE	2:C:496:GLY:N	19	0.36	0.11	0.38
(1,6)	1:A:48:LYS:CE	2:C:496:GLY:O	19	0.36	0.11	0.38
(1,6)	1:A:48:LYS:CE	2:C:497:ARG:C	19	0.36	0.11	0.38
(1,6)	1:A:48:LYS:CE	2:C:497:ARG:CA	19	0.36	0.11	0.38
(1,6)	1:A:48:LYS:CE	2:C:497:ARG:CB	19	0.36	0.11	0.38
(1,6)	1:A:48:LYS:CE	2:C:497:ARG:CD	19	0.36	0.11	0.38
(1,6)	1:A:48:LYS:CE	2:C:497:ARG:CG	19	0.36	0.11	0.38
(1,6)	1:A:48:LYS:CE	2:C:497:ARG:CZ	19	0.36	0.11	0.38
(1,6)	1:A:48:LYS:CE	2:C:497:ARG:H	19	0.36	0.11	0.38
(1,6)	1:A:48:LYS:CE	2:C:497:ARG:HA	19	0.36	0.11	0.38
(1,6)	1:A:48:LYS:CE	2:C:497:ARG:HB2	19	0.36	0.11	0.38
(1,6)	1:A:48:LYS:CE	2:C:497:ARG:HB3	19	0.36	0.11	0.38
(1,6)	1:A:48:LYS:CE	2:C:497:ARG:HD2	19	0.36	0.11	0.38
(1,6)	1:A:48:LYS:CE	2:C:497:ARG:HD3	19	0.36	0.11	0.38

Continued on next page...

Continued from previous page...

Key	Atom-1	Atom-2	Models ¹	Mean (Å)	SD ¹ (Å)	Median (Å)
(1,6)	1:A:48:LYS:CE	2:C:497:ARG:HE	19	0.36	0.11	0.38
(1,6)	1:A:48:LYS:CE	2:C:497:ARG:HG2	19	0.36	0.11	0.38
(1,6)	1:A:48:LYS:CE	2:C:497:ARG:HG3	19	0.36	0.11	0.38
(1,6)	1:A:48:LYS:CE	2:C:497:ARG:HH11	19	0.36	0.11	0.38
(1,6)	1:A:48:LYS:CE	2:C:497:ARG:HH12	19	0.36	0.11	0.38
(1,6)	1:A:48:LYS:CE	2:C:497:ARG:HH21	19	0.36	0.11	0.38
(1,6)	1:A:48:LYS:CE	2:C:497:ARG:HH22	19	0.36	0.11	0.38
(1,6)	1:A:48:LYS:CE	2:C:497:ARG:N	19	0.36	0.11	0.38
(1,6)	1:A:48:LYS:CE	2:C:497:ARG:NE	19	0.36	0.11	0.38
(1,6)	1:A:48:LYS:CE	2:C:497:ARG:NH1	19	0.36	0.11	0.38
(1,6)	1:A:48:LYS:CE	2:C:497:ARG:NH2	19	0.36	0.11	0.38
(1,6)	1:A:48:LYS:CE	2:C:497:ARG:O	19	0.36	0.11	0.38
(1,6)	1:A:48:LYS:CG	2:C:457:LEU:C	19	0.36	0.11	0.38
(1,6)	1:A:48:LYS:CG	2:C:457:LEU:CA	19	0.36	0.11	0.38
(1,6)	1:A:48:LYS:CG	2:C:457:LEU:CB	19	0.36	0.11	0.38
(1,6)	1:A:48:LYS:CG	2:C:457:LEU:CD1	19	0.36	0.11	0.38
(1,6)	1:A:48:LYS:CG	2:C:457:LEU:CD2	19	0.36	0.11	0.38
(1,6)	1:A:48:LYS:CG	2:C:457:LEU:CG	19	0.36	0.11	0.38
(1,6)	1:A:48:LYS:CG	2:C:457:LEU:H	19	0.36	0.11	0.38
(1,6)	1:A:48:LYS:CG	2:C:457:LEU:HA	19	0.36	0.11	0.38
(1,6)	1:A:48:LYS:CG	2:C:457:LEU:HB2	19	0.36	0.11	0.38
(1,6)	1:A:48:LYS:CG	2:C:457:LEU:HB3	19	0.36	0.11	0.38
(1,6)	1:A:48:LYS:CG	2:C:457:LEU:HD11	19	0.36	0.11	0.38
(1,6)	1:A:48:LYS:CG	2:C:457:LEU:HD12	19	0.36	0.11	0.38
(1,6)	1:A:48:LYS:CG	2:C:457:LEU:HD13	19	0.36	0.11	0.38
(1,6)	1:A:48:LYS:CG	2:C:457:LEU:HD21	19	0.36	0.11	0.38
(1,6)	1:A:48:LYS:CG	2:C:457:LEU:HD22	19	0.36	0.11	0.38
(1,6)	1:A:48:LYS:CG	2:C:457:LEU:HD23	19	0.36	0.11	0.38
(1,6)	1:A:48:LYS:CG	2:C:457:LEU:HG	19	0.36	0.11	0.38
(1,6)	1:A:48:LYS:CG	2:C:457:LEU:N	19	0.36	0.11	0.38
(1,6)	1:A:48:LYS:CG	2:C:457:LEU:O	19	0.36	0.11	0.38
(1,6)	1:A:48:LYS:CG	2:C:459:ALA:C	19	0.36	0.11	0.38
(1,6)	1:A:48:LYS:CG	2:C:459:ALA:CA	19	0.36	0.11	0.38
(1,6)	1:A:48:LYS:CG	2:C:459:ALA:CB	19	0.36	0.11	0.38
(1,6)	1:A:48:LYS:CG	2:C:459:ALA:H	19	0.36	0.11	0.38
(1,6)	1:A:48:LYS:CG	2:C:459:ALA:HA	19	0.36	0.11	0.38
(1,6)	1:A:48:LYS:CG	2:C:459:ALA:HB1	19	0.36	0.11	0.38
(1,6)	1:A:48:LYS:CG	2:C:459:ALA:HB2	19	0.36	0.11	0.38
(1,6)	1:A:48:LYS:CG	2:C:459:ALA:HB3	19	0.36	0.11	0.38
(1,6)	1:A:48:LYS:CG	2:C:459:ALA:N	19	0.36	0.11	0.38
(1,6)	1:A:48:LYS:CG	2:C:459:ALA:O	19	0.36	0.11	0.38
(1,6)	1:A:48:LYS:CG	2:C:460:MET:C	19	0.36	0.11	0.38

Continued on next page...

Continued from previous page...

Key	Atom-1	Atom-2	Models ¹	Mean (Å)	SD ¹ (Å)	Median (Å)
(1,6)	1:A:48:LYS:CG	2:C:460:MET:CA	19	0.36	0.11	0.38
(1,6)	1:A:48:LYS:CG	2:C:460:MET:CB	19	0.36	0.11	0.38
(1,6)	1:A:48:LYS:CG	2:C:460:MET:CE	19	0.36	0.11	0.38
(1,6)	1:A:48:LYS:CG	2:C:460:MET:CG	19	0.36	0.11	0.38
(1,6)	1:A:48:LYS:CG	2:C:460:MET:H	19	0.36	0.11	0.38
(1,6)	1:A:48:LYS:CG	2:C:460:MET:HA	19	0.36	0.11	0.38
(1,6)	1:A:48:LYS:CG	2:C:460:MET:HB2	19	0.36	0.11	0.38
(1,6)	1:A:48:LYS:CG	2:C:460:MET:HB3	19	0.36	0.11	0.38
(1,6)	1:A:48:LYS:CG	2:C:460:MET:HE1	19	0.36	0.11	0.38
(1,6)	1:A:48:LYS:CG	2:C:460:MET:HE2	19	0.36	0.11	0.38
(1,6)	1:A:48:LYS:CG	2:C:460:MET:HE3	19	0.36	0.11	0.38
(1,6)	1:A:48:LYS:CG	2:C:460:MET:HG2	19	0.36	0.11	0.38
(1,6)	1:A:48:LYS:CG	2:C:460:MET:HG3	19	0.36	0.11	0.38
(1,6)	1:A:48:LYS:CG	2:C:460:MET:N	19	0.36	0.11	0.38
(1,6)	1:A:48:LYS:CG	2:C:460:MET:O	19	0.36	0.11	0.38
(1,6)	1:A:48:LYS:CG	2:C:460:MET:SD	19	0.36	0.11	0.38
(1,6)	1:A:48:LYS:CG	2:C:462:HIS:C	19	0.36	0.11	0.38
(1,6)	1:A:48:LYS:CG	2:C:462:HIS:CA	19	0.36	0.11	0.38
(1,6)	1:A:48:LYS:CG	2:C:462:HIS:CB	19	0.36	0.11	0.38
(1,6)	1:A:48:LYS:CG	2:C:462:HIS:CD2	19	0.36	0.11	0.38
(1,6)	1:A:48:LYS:CG	2:C:462:HIS:CE1	19	0.36	0.11	0.38
(1,6)	1:A:48:LYS:CG	2:C:462:HIS:CG	19	0.36	0.11	0.38
(1,6)	1:A:48:LYS:CG	2:C:462:HIS:H	19	0.36	0.11	0.38
(1,6)	1:A:48:LYS:CG	2:C:462:HIS:HA	19	0.36	0.11	0.38
(1,6)	1:A:48:LYS:CG	2:C:462:HIS:HB2	19	0.36	0.11	0.38
(1,6)	1:A:48:LYS:CG	2:C:462:HIS:HB3	19	0.36	0.11	0.38
(1,6)	1:A:48:LYS:CG	2:C:462:HIS:HD2	19	0.36	0.11	0.38
(1,6)	1:A:48:LYS:CG	2:C:462:HIS:HE1	19	0.36	0.11	0.38
(1,6)	1:A:48:LYS:CG	2:C:462:HIS:HE2	19	0.36	0.11	0.38
(1,6)	1:A:48:LYS:CG	2:C:462:HIS:N	19	0.36	0.11	0.38
(1,6)	1:A:48:LYS:CG	2:C:462:HIS:ND1	19	0.36	0.11	0.38
(1,6)	1:A:48:LYS:CG	2:C:462:HIS:NE2	19	0.36	0.11	0.38
(1,6)	1:A:48:LYS:CG	2:C:462:HIS:O	19	0.36	0.11	0.38
(1,6)	1:A:48:LYS:CG	2:C:463:GLN:C	19	0.36	0.11	0.38
(1,6)	1:A:48:LYS:CG	2:C:463:GLN:CA	19	0.36	0.11	0.38
(1,6)	1:A:48:LYS:CG	2:C:463:GLN:CB	19	0.36	0.11	0.38
(1,6)	1:A:48:LYS:CG	2:C:463:GLN:CD	19	0.36	0.11	0.38
(1,6)	1:A:48:LYS:CG	2:C:463:GLN:CG	19	0.36	0.11	0.38
(1,6)	1:A:48:LYS:CG	2:C:463:GLN:H	19	0.36	0.11	0.38
(1,6)	1:A:48:LYS:CG	2:C:463:GLN:HA	19	0.36	0.11	0.38
(1,6)	1:A:48:LYS:CG	2:C:463:GLN:HB2	19	0.36	0.11	0.38
(1,6)	1:A:48:LYS:CG	2:C:463:GLN:HB3	19	0.36	0.11	0.38

Continued on next page...

Continued from previous page...

Key	Atom-1	Atom-2	Models ¹	Mean (Å)	SD ¹ (Å)	Median (Å)
(1,6)	1:A:48:LYS:CG	2:C:463:GLN:HE21	19	0.36	0.11	0.38
(1,6)	1:A:48:LYS:CG	2:C:463:GLN:HE22	19	0.36	0.11	0.38
(1,6)	1:A:48:LYS:CG	2:C:463:GLN:HG2	19	0.36	0.11	0.38
(1,6)	1:A:48:LYS:CG	2:C:463:GLN:HG3	19	0.36	0.11	0.38
(1,6)	1:A:48:LYS:CG	2:C:463:GLN:N	19	0.36	0.11	0.38
(1,6)	1:A:48:LYS:CG	2:C:463:GLN:NE2	19	0.36	0.11	0.38
(1,6)	1:A:48:LYS:CG	2:C:463:GLN:O	19	0.36	0.11	0.38
(1,6)	1:A:48:LYS:CG	2:C:463:GLN:OE1	19	0.36	0.11	0.38
(1,6)	1:A:48:LYS:CG	2:C:465:GLN:C	19	0.36	0.11	0.38
(1,6)	1:A:48:LYS:CG	2:C:465:GLN:CA	19	0.36	0.11	0.38
(1,6)	1:A:48:LYS:CG	2:C:465:GLN:CB	19	0.36	0.11	0.38
(1,6)	1:A:48:LYS:CG	2:C:465:GLN:CD	19	0.36	0.11	0.38
(1,6)	1:A:48:LYS:CG	2:C:465:GLN:CG	19	0.36	0.11	0.38
(1,6)	1:A:48:LYS:CG	2:C:465:GLN:H	19	0.36	0.11	0.38
(1,6)	1:A:48:LYS:CG	2:C:465:GLN:HA	19	0.36	0.11	0.38
(1,6)	1:A:48:LYS:CG	2:C:465:GLN:HB2	19	0.36	0.11	0.38
(1,6)	1:A:48:LYS:CG	2:C:465:GLN:HB3	19	0.36	0.11	0.38
(1,6)	1:A:48:LYS:CG	2:C:465:GLN:HE21	19	0.36	0.11	0.38
(1,6)	1:A:48:LYS:CG	2:C:465:GLN:HE22	19	0.36	0.11	0.38
(1,6)	1:A:48:LYS:CG	2:C:465:GLN:HG2	19	0.36	0.11	0.38
(1,6)	1:A:48:LYS:CG	2:C:465:GLN:HG3	19	0.36	0.11	0.38
(1,6)	1:A:48:LYS:CG	2:C:465:GLN:N	19	0.36	0.11	0.38
(1,6)	1:A:48:LYS:CG	2:C:465:GLN:NE2	19	0.36	0.11	0.38
(1,6)	1:A:48:LYS:CG	2:C:465:GLN:O	19	0.36	0.11	0.38
(1,6)	1:A:48:LYS:CG	2:C:465:GLN:OE1	19	0.36	0.11	0.38
(1,6)	1:A:48:LYS:CG	2:C:466:GLU:C	19	0.36	0.11	0.38
(1,6)	1:A:48:LYS:CG	2:C:466:GLU:CA	19	0.36	0.11	0.38
(1,6)	1:A:48:LYS:CG	2:C:466:GLU:CB	19	0.36	0.11	0.38
(1,6)	1:A:48:LYS:CG	2:C:466:GLU:CD	19	0.36	0.11	0.38
(1,6)	1:A:48:LYS:CG	2:C:466:GLU:CG	19	0.36	0.11	0.38
(1,6)	1:A:48:LYS:CG	2:C:466:GLU:H	19	0.36	0.11	0.38
(1,6)	1:A:48:LYS:CG	2:C:466:GLU:HA	19	0.36	0.11	0.38
(1,6)	1:A:48:LYS:CG	2:C:466:GLU:HB2	19	0.36	0.11	0.38
(1,6)	1:A:48:LYS:CG	2:C:466:GLU:HB3	19	0.36	0.11	0.38
(1,6)	1:A:48:LYS:CG	2:C:466:GLU:HG2	19	0.36	0.11	0.38
(1,6)	1:A:48:LYS:CG	2:C:466:GLU:HG3	19	0.36	0.11	0.38
(1,6)	1:A:48:LYS:CG	2:C:466:GLU:N	19	0.36	0.11	0.38
(1,6)	1:A:48:LYS:CG	2:C:466:GLU:O	19	0.36	0.11	0.38
(1,6)	1:A:48:LYS:CG	2:C:466:GLU:OE1	19	0.36	0.11	0.38
(1,6)	1:A:48:LYS:CG	2:C:466:GLU:OE2	19	0.36	0.11	0.38
(1,6)	1:A:48:LYS:CG	2:C:467:MET:C	19	0.36	0.11	0.38
(1,6)	1:A:48:LYS:CG	2:C:467:MET:CA	19	0.36	0.11	0.38

Continued on next page...

Continued from previous page...

Key	Atom-1	Atom-2	Models ¹	Mean (Å)	SD ¹ (Å)	Median (Å)
(1,6)	1:A:48:LYS:CG	2:C:467:MET:CB	19	0.36	0.11	0.38
(1,6)	1:A:48:LYS:CG	2:C:467:MET:CE	19	0.36	0.11	0.38
(1,6)	1:A:48:LYS:CG	2:C:467:MET:CG	19	0.36	0.11	0.38
(1,6)	1:A:48:LYS:CG	2:C:467:MET:H	19	0.36	0.11	0.38
(1,6)	1:A:48:LYS:CG	2:C:467:MET:HA	19	0.36	0.11	0.38
(1,6)	1:A:48:LYS:CG	2:C:467:MET:HB2	19	0.36	0.11	0.38
(1,6)	1:A:48:LYS:CG	2:C:467:MET:HB3	19	0.36	0.11	0.38
(1,6)	1:A:48:LYS:CG	2:C:467:MET:HE1	19	0.36	0.11	0.38
(1,6)	1:A:48:LYS:CG	2:C:467:MET:HE2	19	0.36	0.11	0.38
(1,6)	1:A:48:LYS:CG	2:C:467:MET:HE3	19	0.36	0.11	0.38
(1,6)	1:A:48:LYS:CG	2:C:467:MET:HG2	19	0.36	0.11	0.38
(1,6)	1:A:48:LYS:CG	2:C:467:MET:HG3	19	0.36	0.11	0.38
(1,6)	1:A:48:LYS:CG	2:C:467:MET:N	19	0.36	0.11	0.38
(1,6)	1:A:48:LYS:CG	2:C:467:MET:O	19	0.36	0.11	0.38
(1,6)	1:A:48:LYS:CG	2:C:467:MET:SD	19	0.36	0.11	0.38
(1,6)	1:A:48:LYS:CG	2:C:468:PHE:C	19	0.36	0.11	0.38
(1,6)	1:A:48:LYS:CG	2:C:468:PHE:CA	19	0.36	0.11	0.38
(1,6)	1:A:48:LYS:CG	2:C:468:PHE:CB	19	0.36	0.11	0.38
(1,6)	1:A:48:LYS:CG	2:C:468:PHE:CD1	19	0.36	0.11	0.38
(1,6)	1:A:48:LYS:CG	2:C:468:PHE:CD2	19	0.36	0.11	0.38
(1,6)	1:A:48:LYS:CG	2:C:468:PHE:CE1	19	0.36	0.11	0.38
(1,6)	1:A:48:LYS:CG	2:C:468:PHE:CE2	19	0.36	0.11	0.38
(1,6)	1:A:48:LYS:CG	2:C:468:PHE:CG	19	0.36	0.11	0.38
(1,6)	1:A:48:LYS:CG	2:C:468:PHE:CZ	19	0.36	0.11	0.38
(1,6)	1:A:48:LYS:CG	2:C:468:PHE:H	19	0.36	0.11	0.38
(1,6)	1:A:48:LYS:CG	2:C:468:PHE:HA	19	0.36	0.11	0.38
(1,6)	1:A:48:LYS:CG	2:C:468:PHE:HB2	19	0.36	0.11	0.38
(1,6)	1:A:48:LYS:CG	2:C:468:PHE:HB3	19	0.36	0.11	0.38
(1,6)	1:A:48:LYS:CG	2:C:468:PHE:HD1	19	0.36	0.11	0.38
(1,6)	1:A:48:LYS:CG	2:C:468:PHE:HD2	19	0.36	0.11	0.38
(1,6)	1:A:48:LYS:CG	2:C:468:PHE:HE1	19	0.36	0.11	0.38
(1,6)	1:A:48:LYS:CG	2:C:468:PHE:HE2	19	0.36	0.11	0.38
(1,6)	1:A:48:LYS:CG	2:C:468:PHE:HZ	19	0.36	0.11	0.38
(1,6)	1:A:48:LYS:CG	2:C:468:PHE:N	19	0.36	0.11	0.38
(1,6)	1:A:48:LYS:CG	2:C:468:PHE:O	19	0.36	0.11	0.38
(1,6)	1:A:48:LYS:CG	2:C:469:PRO:C	19	0.36	0.11	0.38
(1,6)	1:A:48:LYS:CG	2:C:469:PRO:CA	19	0.36	0.11	0.38
(1,6)	1:A:48:LYS:CG	2:C:469:PRO:CB	19	0.36	0.11	0.38
(1,6)	1:A:48:LYS:CG	2:C:469:PRO:CD	19	0.36	0.11	0.38
(1,6)	1:A:48:LYS:CG	2:C:469:PRO:CG	19	0.36	0.11	0.38
(1,6)	1:A:48:LYS:CG	2:C:469:PRO:HA	19	0.36	0.11	0.38
(1,6)	1:A:48:LYS:CG	2:C:469:PRO:HB2	19	0.36	0.11	0.38

Continued on next page...

Continued from previous page...

Key	Atom-1	Atom-2	Models ¹	Mean (Å)	SD ¹ (Å)	Median (Å)
(1,6)	1:A:48:LYS:CG	2:C:469:PRO:HB3	19	0.36	0.11	0.38
(1,6)	1:A:48:LYS:CG	2:C:469:PRO:HD2	19	0.36	0.11	0.38
(1,6)	1:A:48:LYS:CG	2:C:469:PRO:HD3	19	0.36	0.11	0.38
(1,6)	1:A:48:LYS:CG	2:C:469:PRO:HG2	19	0.36	0.11	0.38
(1,6)	1:A:48:LYS:CG	2:C:469:PRO:HG3	19	0.36	0.11	0.38
(1,6)	1:A:48:LYS:CG	2:C:469:PRO:N	19	0.36	0.11	0.38
(1,6)	1:A:48:LYS:CG	2:C:469:PRO:O	19	0.36	0.11	0.38
(1,6)	1:A:48:LYS:CG	2:C:470:GLN:C	19	0.36	0.11	0.38
(1,6)	1:A:48:LYS:CG	2:C:470:GLN:CA	19	0.36	0.11	0.38
(1,6)	1:A:48:LYS:CG	2:C:470:GLN:CB	19	0.36	0.11	0.38
(1,6)	1:A:48:LYS:CG	2:C:470:GLN:CD	19	0.36	0.11	0.38
(1,6)	1:A:48:LYS:CG	2:C:470:GLN:CG	19	0.36	0.11	0.38
(1,6)	1:A:48:LYS:CG	2:C:470:GLN:H	19	0.36	0.11	0.38
(1,6)	1:A:48:LYS:CG	2:C:470:GLN:HA	19	0.36	0.11	0.38
(1,6)	1:A:48:LYS:CG	2:C:470:GLN:HB2	19	0.36	0.11	0.38
(1,6)	1:A:48:LYS:CG	2:C:470:GLN:HB3	19	0.36	0.11	0.38
(1,6)	1:A:48:LYS:CG	2:C:470:GLN:HE21	19	0.36	0.11	0.38
(1,6)	1:A:48:LYS:CG	2:C:470:GLN:HE22	19	0.36	0.11	0.38
(1,6)	1:A:48:LYS:CG	2:C:470:GLN:HG2	19	0.36	0.11	0.38
(1,6)	1:A:48:LYS:CG	2:C:470:GLN:HG3	19	0.36	0.11	0.38
(1,6)	1:A:48:LYS:CG	2:C:470:GLN:N	19	0.36	0.11	0.38
(1,6)	1:A:48:LYS:CG	2:C:470:GLN:NE2	19	0.36	0.11	0.38
(1,6)	1:A:48:LYS:CG	2:C:470:GLN:O	19	0.36	0.11	0.38
(1,6)	1:A:48:LYS:CG	2:C:470:GLN:OE1	19	0.36	0.11	0.38
(1,6)	1:A:48:LYS:CG	2:C:472:PRO:C	19	0.36	0.11	0.38
(1,6)	1:A:48:LYS:CG	2:C:472:PRO:CA	19	0.36	0.11	0.38
(1,6)	1:A:48:LYS:CG	2:C:472:PRO:CB	19	0.36	0.11	0.38
(1,6)	1:A:48:LYS:CG	2:C:472:PRO:CD	19	0.36	0.11	0.38
(1,6)	1:A:48:LYS:CG	2:C:472:PRO:CG	19	0.36	0.11	0.38
(1,6)	1:A:48:LYS:CG	2:C:472:PRO:HA	19	0.36	0.11	0.38
(1,6)	1:A:48:LYS:CG	2:C:472:PRO:HB2	19	0.36	0.11	0.38
(1,6)	1:A:48:LYS:CG	2:C:472:PRO:HB3	19	0.36	0.11	0.38
(1,6)	1:A:48:LYS:CG	2:C:472:PRO:HD2	19	0.36	0.11	0.38
(1,6)	1:A:48:LYS:CG	2:C:472:PRO:HD3	19	0.36	0.11	0.38
(1,6)	1:A:48:LYS:CG	2:C:472:PRO:HG2	19	0.36	0.11	0.38
(1,6)	1:A:48:LYS:CG	2:C:472:PRO:HG3	19	0.36	0.11	0.38
(1,6)	1:A:48:LYS:CG	2:C:472:PRO:N	19	0.36	0.11	0.38
(1,6)	1:A:48:LYS:CG	2:C:472:PRO:O	19	0.36	0.11	0.38
(1,6)	1:A:48:LYS:CG	2:C:482:LEU:C	19	0.36	0.11	0.38
(1,6)	1:A:48:LYS:CG	2:C:482:LEU:CA	19	0.36	0.11	0.38
(1,6)	1:A:48:LYS:CG	2:C:482:LEU:CB	19	0.36	0.11	0.38
(1,6)	1:A:48:LYS:CG	2:C:482:LEU:CD1	19	0.36	0.11	0.38

Continued on next page...

Continued from previous page...

Key	Atom-1	Atom-2	Models ¹	Mean (Å)	SD ¹ (Å)	Median (Å)
(1,6)	1:A:48:LYS:CG	2:C:482:LEU:CD2	19	0.36	0.11	0.38
(1,6)	1:A:48:LYS:CG	2:C:482:LEU:CG	19	0.36	0.11	0.38
(1,6)	1:A:48:LYS:CG	2:C:482:LEU:H	19	0.36	0.11	0.38
(1,6)	1:A:48:LYS:CG	2:C:482:LEU:HA	19	0.36	0.11	0.38
(1,6)	1:A:48:LYS:CG	2:C:482:LEU:HB2	19	0.36	0.11	0.38
(1,6)	1:A:48:LYS:CG	2:C:482:LEU:HB3	19	0.36	0.11	0.38
(1,6)	1:A:48:LYS:CG	2:C:482:LEU:HD11	19	0.36	0.11	0.38
(1,6)	1:A:48:LYS:CG	2:C:482:LEU:HD12	19	0.36	0.11	0.38
(1,6)	1:A:48:LYS:CG	2:C:482:LEU:HD13	19	0.36	0.11	0.38
(1,6)	1:A:48:LYS:CG	2:C:482:LEU:HD21	19	0.36	0.11	0.38
(1,6)	1:A:48:LYS:CG	2:C:482:LEU:HD22	19	0.36	0.11	0.38
(1,6)	1:A:48:LYS:CG	2:C:482:LEU:HD23	19	0.36	0.11	0.38
(1,6)	1:A:48:LYS:CG	2:C:482:LEU:HG	19	0.36	0.11	0.38
(1,6)	1:A:48:LYS:CG	2:C:482:LEU:N	19	0.36	0.11	0.38
(1,6)	1:A:48:LYS:CG	2:C:482:LEU:O	19	0.36	0.11	0.38
(1,6)	1:A:48:LYS:CG	2:C:483:THR:C	19	0.36	0.11	0.38
(1,6)	1:A:48:LYS:CG	2:C:483:THR:CA	19	0.36	0.11	0.38
(1,6)	1:A:48:LYS:CG	2:C:483:THR:CB	19	0.36	0.11	0.38
(1,6)	1:A:48:LYS:CG	2:C:483:THR:CG2	19	0.36	0.11	0.38
(1,6)	1:A:48:LYS:CG	2:C:483:THR:H	19	0.36	0.11	0.38
(1,6)	1:A:48:LYS:CG	2:C:483:THR:HA	19	0.36	0.11	0.38
(1,6)	1:A:48:LYS:CG	2:C:483:THR:HB	19	0.36	0.11	0.38
(1,6)	1:A:48:LYS:CG	2:C:483:THR:HG1	19	0.36	0.11	0.38
(1,6)	1:A:48:LYS:CG	2:C:483:THR:HG21	19	0.36	0.11	0.38
(1,6)	1:A:48:LYS:CG	2:C:483:THR:HG22	19	0.36	0.11	0.38
(1,6)	1:A:48:LYS:CG	2:C:483:THR:HG23	19	0.36	0.11	0.38
(1,6)	1:A:48:LYS:CG	2:C:483:THR:N	19	0.36	0.11	0.38
(1,6)	1:A:48:LYS:CG	2:C:483:THR:O	19	0.36	0.11	0.38
(1,6)	1:A:48:LYS:CG	2:C:483:THR:OG1	19	0.36	0.11	0.38
(1,6)	1:A:48:LYS:CG	2:C:484:ARG:C	19	0.36	0.11	0.38
(1,6)	1:A:48:LYS:CG	2:C:484:ARG:CA	19	0.36	0.11	0.38
(1,6)	1:A:48:LYS:CG	2:C:484:ARG:CB	19	0.36	0.11	0.38
(1,6)	1:A:48:LYS:CG	2:C:484:ARG:CD	19	0.36	0.11	0.38
(1,6)	1:A:48:LYS:CG	2:C:484:ARG:CG	19	0.36	0.11	0.38
(1,6)	1:A:48:LYS:CG	2:C:484:ARG:CZ	19	0.36	0.11	0.38
(1,6)	1:A:48:LYS:CG	2:C:484:ARG:H	19	0.36	0.11	0.38
(1,6)	1:A:48:LYS:CG	2:C:484:ARG:HA	19	0.36	0.11	0.38
(1,6)	1:A:48:LYS:CG	2:C:484:ARG:HB2	19	0.36	0.11	0.38
(1,6)	1:A:48:LYS:CG	2:C:484:ARG:HB3	19	0.36	0.11	0.38
(1,6)	1:A:48:LYS:CG	2:C:484:ARG:HD2	19	0.36	0.11	0.38
(1,6)	1:A:48:LYS:CG	2:C:484:ARG:HD3	19	0.36	0.11	0.38
(1,6)	1:A:48:LYS:CG	2:C:484:ARG:HE	19	0.36	0.11	0.38

Continued on next page...

Continued from previous page...

Key	Atom-1	Atom-2	Models ¹	Mean (Å)	SD ¹ (Å)	Median (Å)
(1,6)	1:A:48:LYS:CG	2:C:484:ARG:HG2	19	0.36	0.11	0.38
(1,6)	1:A:48:LYS:CG	2:C:484:ARG:HG3	19	0.36	0.11	0.38
(1,6)	1:A:48:LYS:CG	2:C:484:ARG:HH11	19	0.36	0.11	0.38
(1,6)	1:A:48:LYS:CG	2:C:484:ARG:HH12	19	0.36	0.11	0.38
(1,6)	1:A:48:LYS:CG	2:C:484:ARG:HH21	19	0.36	0.11	0.38
(1,6)	1:A:48:LYS:CG	2:C:484:ARG:HH22	19	0.36	0.11	0.38
(1,6)	1:A:48:LYS:CG	2:C:484:ARG:N	19	0.36	0.11	0.38
(1,6)	1:A:48:LYS:CG	2:C:484:ARG:NE	19	0.36	0.11	0.38
(1,6)	1:A:48:LYS:CG	2:C:484:ARG:NH1	19	0.36	0.11	0.38
(1,6)	1:A:48:LYS:CG	2:C:484:ARG:NH2	19	0.36	0.11	0.38
(1,6)	1:A:48:LYS:CG	2:C:484:ARG:O	19	0.36	0.11	0.38
(1,6)	1:A:48:LYS:CG	2:C:485:SER:C	19	0.36	0.11	0.38
(1,6)	1:A:48:LYS:CG	2:C:485:SER:CA	19	0.36	0.11	0.38
(1,6)	1:A:48:LYS:CG	2:C:485:SER:CB	19	0.36	0.11	0.38
(1,6)	1:A:48:LYS:CG	2:C:485:SER:H	19	0.36	0.11	0.38
(1,6)	1:A:48:LYS:CG	2:C:485:SER:HA	19	0.36	0.11	0.38
(1,6)	1:A:48:LYS:CG	2:C:485:SER:HB2	19	0.36	0.11	0.38
(1,6)	1:A:48:LYS:CG	2:C:485:SER:HB3	19	0.36	0.11	0.38
(1,6)	1:A:48:LYS:CG	2:C:485:SER:HG	19	0.36	0.11	0.38
(1,6)	1:A:48:LYS:CG	2:C:485:SER:N	19	0.36	0.11	0.38
(1,6)	1:A:48:LYS:CG	2:C:485:SER:O	19	0.36	0.11	0.38
(1,6)	1:A:48:LYS:CG	2:C:485:SER:OG	19	0.36	0.11	0.38
(1,6)	1:A:48:LYS:CG	2:C:486:VAL:C	19	0.36	0.11	0.38
(1,6)	1:A:48:LYS:CG	2:C:486:VAL:CA	19	0.36	0.11	0.38
(1,6)	1:A:48:LYS:CG	2:C:486:VAL:CB	19	0.36	0.11	0.38
(1,6)	1:A:48:LYS:CG	2:C:486:VAL:CG1	19	0.36	0.11	0.38
(1,6)	1:A:48:LYS:CG	2:C:486:VAL:CG2	19	0.36	0.11	0.38
(1,6)	1:A:48:LYS:CG	2:C:486:VAL:H	19	0.36	0.11	0.38
(1,6)	1:A:48:LYS:CG	2:C:486:VAL:HA	19	0.36	0.11	0.38
(1,6)	1:A:48:LYS:CG	2:C:486:VAL:HB	19	0.36	0.11	0.38
(1,6)	1:A:48:LYS:CG	2:C:486:VAL:HG11	19	0.36	0.11	0.38
(1,6)	1:A:48:LYS:CG	2:C:486:VAL:HG12	19	0.36	0.11	0.38
(1,6)	1:A:48:LYS:CG	2:C:486:VAL:HG13	19	0.36	0.11	0.38
(1,6)	1:A:48:LYS:CG	2:C:486:VAL:HG21	19	0.36	0.11	0.38
(1,6)	1:A:48:LYS:CG	2:C:486:VAL:HG22	19	0.36	0.11	0.38
(1,6)	1:A:48:LYS:CG	2:C:486:VAL:HG23	19	0.36	0.11	0.38
(1,6)	1:A:48:LYS:CG	2:C:486:VAL:N	19	0.36	0.11	0.38
(1,6)	1:A:48:LYS:CG	2:C:486:VAL:O	19	0.36	0.11	0.38
(1,6)	1:A:48:LYS:CG	2:C:487:GLU:C	19	0.36	0.11	0.38
(1,6)	1:A:48:LYS:CG	2:C:487:GLU:CA	19	0.36	0.11	0.38
(1,6)	1:A:48:LYS:CG	2:C:487:GLU:CB	19	0.36	0.11	0.38
(1,6)	1:A:48:LYS:CG	2:C:487:GLU:CD	19	0.36	0.11	0.38

Continued on next page...

Continued from previous page...

Key	Atom-1	Atom-2	Models ¹	Mean (Å)	SD ¹ (Å)	Median (Å)
(1,6)	1:A:48:LYS:CG	2:C:487:GLU:CG	19	0.36	0.11	0.38
(1,6)	1:A:48:LYS:CG	2:C:487:GLU:H	19	0.36	0.11	0.38
(1,6)	1:A:48:LYS:CG	2:C:487:GLU:HA	19	0.36	0.11	0.38
(1,6)	1:A:48:LYS:CG	2:C:487:GLU:HB2	19	0.36	0.11	0.38
(1,6)	1:A:48:LYS:CG	2:C:487:GLU:HB3	19	0.36	0.11	0.38
(1,6)	1:A:48:LYS:CG	2:C:487:GLU:HG2	19	0.36	0.11	0.38
(1,6)	1:A:48:LYS:CG	2:C:487:GLU:HG3	19	0.36	0.11	0.38
(1,6)	1:A:48:LYS:CG	2:C:487:GLU:N	19	0.36	0.11	0.38
(1,6)	1:A:48:LYS:CG	2:C:487:GLU:O	19	0.36	0.11	0.38
(1,6)	1:A:48:LYS:CG	2:C:487:GLU:OE1	19	0.36	0.11	0.38
(1,6)	1:A:48:LYS:CG	2:C:487:GLU:OE2	19	0.36	0.11	0.38
(1,6)	1:A:48:LYS:CG	2:C:488:ILE:C	19	0.36	0.11	0.38
(1,6)	1:A:48:LYS:CG	2:C:488:ILE:CA	19	0.36	0.11	0.38
(1,6)	1:A:48:LYS:CG	2:C:488:ILE:CB	19	0.36	0.11	0.38
(1,6)	1:A:48:LYS:CG	2:C:488:ILE:CD1	19	0.36	0.11	0.38
(1,6)	1:A:48:LYS:CG	2:C:488:ILE:CG1	19	0.36	0.11	0.38
(1,6)	1:A:48:LYS:CG	2:C:488:ILE:CG2	19	0.36	0.11	0.38
(1,6)	1:A:48:LYS:CG	2:C:488:ILE:H	19	0.36	0.11	0.38
(1,6)	1:A:48:LYS:CG	2:C:488:ILE:HA	19	0.36	0.11	0.38
(1,6)	1:A:48:LYS:CG	2:C:488:ILE:HB	19	0.36	0.11	0.38
(1,6)	1:A:48:LYS:CG	2:C:488:ILE:HD11	19	0.36	0.11	0.38
(1,6)	1:A:48:LYS:CG	2:C:488:ILE:HD12	19	0.36	0.11	0.38
(1,6)	1:A:48:LYS:CG	2:C:488:ILE:HD13	19	0.36	0.11	0.38
(1,6)	1:A:48:LYS:CG	2:C:488:ILE:HG12	19	0.36	0.11	0.38
(1,6)	1:A:48:LYS:CG	2:C:488:ILE:HG13	19	0.36	0.11	0.38
(1,6)	1:A:48:LYS:CG	2:C:488:ILE:HG21	19	0.36	0.11	0.38
(1,6)	1:A:48:LYS:CG	2:C:488:ILE:HG22	19	0.36	0.11	0.38
(1,6)	1:A:48:LYS:CG	2:C:488:ILE:HG23	19	0.36	0.11	0.38
(1,6)	1:A:48:LYS:CG	2:C:488:ILE:N	19	0.36	0.11	0.38
(1,6)	1:A:48:LYS:CG	2:C:488:ILE:O	19	0.36	0.11	0.38
(1,6)	1:A:48:LYS:CG	2:C:490:THR:C	19	0.36	0.11	0.38
(1,6)	1:A:48:LYS:CG	2:C:490:THR:CA	19	0.36	0.11	0.38
(1,6)	1:A:48:LYS:CG	2:C:490:THR:CB	19	0.36	0.11	0.38
(1,6)	1:A:48:LYS:CG	2:C:490:THR:CG2	19	0.36	0.11	0.38
(1,6)	1:A:48:LYS:CG	2:C:490:THR:H	19	0.36	0.11	0.38
(1,6)	1:A:48:LYS:CG	2:C:490:THR:HA	19	0.36	0.11	0.38
(1,6)	1:A:48:LYS:CG	2:C:490:THR:HB	19	0.36	0.11	0.38
(1,6)	1:A:48:LYS:CG	2:C:490:THR:HG1	19	0.36	0.11	0.38
(1,6)	1:A:48:LYS:CG	2:C:490:THR:HG21	19	0.36	0.11	0.38
(1,6)	1:A:48:LYS:CG	2:C:490:THR:HG22	19	0.36	0.11	0.38
(1,6)	1:A:48:LYS:CG	2:C:490:THR:HG23	19	0.36	0.11	0.38
(1,6)	1:A:48:LYS:CG	2:C:490:THR:N	19	0.36	0.11	0.38

Continued on next page...

Continued from previous page...

Key	Atom-1	Atom-2	Models ¹	Mean (Å)	SD ¹ (Å)	Median (Å)
(1,6)	1:A:48:LYS:CG	2:C:490:THR:O	19	0.36	0.11	0.38
(1,6)	1:A:48:LYS:CG	2:C:490:THR:OG1	19	0.36	0.11	0.38
(1,6)	1:A:48:LYS:CG	2:C:491:ASP:C	19	0.36	0.11	0.38
(1,6)	1:A:48:LYS:CG	2:C:491:ASP:CA	19	0.36	0.11	0.38
(1,6)	1:A:48:LYS:CG	2:C:491:ASP:CB	19	0.36	0.11	0.38
(1,6)	1:A:48:LYS:CG	2:C:491:ASP:CG	19	0.36	0.11	0.38
(1,6)	1:A:48:LYS:CG	2:C:491:ASP:H	19	0.36	0.11	0.38
(1,6)	1:A:48:LYS:CG	2:C:491:ASP:HA	19	0.36	0.11	0.38
(1,6)	1:A:48:LYS:CG	2:C:491:ASP:HB2	19	0.36	0.11	0.38
(1,6)	1:A:48:LYS:CG	2:C:491:ASP:HB3	19	0.36	0.11	0.38
(1,6)	1:A:48:LYS:CG	2:C:491:ASP:N	19	0.36	0.11	0.38
(1,6)	1:A:48:LYS:CG	2:C:491:ASP:O	19	0.36	0.11	0.38
(1,6)	1:A:48:LYS:CG	2:C:491:ASP:OD1	19	0.36	0.11	0.38
(1,6)	1:A:48:LYS:CG	2:C:491:ASP:OD2	19	0.36	0.11	0.38
(1,6)	1:A:48:LYS:CG	2:C:492:ASN:C	19	0.36	0.11	0.38
(1,6)	1:A:48:LYS:CG	2:C:492:ASN:CA	19	0.36	0.11	0.38
(1,6)	1:A:48:LYS:CG	2:C:492:ASN:CB	19	0.36	0.11	0.38
(1,6)	1:A:48:LYS:CG	2:C:492:ASN:CG	19	0.36	0.11	0.38
(1,6)	1:A:48:LYS:CG	2:C:492:ASN:H	19	0.36	0.11	0.38
(1,6)	1:A:48:LYS:CG	2:C:492:ASN:HA	19	0.36	0.11	0.38
(1,6)	1:A:48:LYS:CG	2:C:492:ASN:HB2	19	0.36	0.11	0.38
(1,6)	1:A:48:LYS:CG	2:C:492:ASN:HB3	19	0.36	0.11	0.38
(1,6)	1:A:48:LYS:CG	2:C:492:ASN:HD21	19	0.36	0.11	0.38
(1,6)	1:A:48:LYS:CG	2:C:492:ASN:HD22	19	0.36	0.11	0.38
(1,6)	1:A:48:LYS:CG	2:C:492:ASN:N	19	0.36	0.11	0.38
(1,6)	1:A:48:LYS:CG	2:C:492:ASN:ND2	19	0.36	0.11	0.38
(1,6)	1:A:48:LYS:CG	2:C:492:ASN:O	19	0.36	0.11	0.38
(1,6)	1:A:48:LYS:CG	2:C:492:ASN:OD1	19	0.36	0.11	0.38
(1,6)	1:A:48:LYS:CG	2:C:494:LEU:C	19	0.36	0.11	0.38
(1,6)	1:A:48:LYS:CG	2:C:494:LEU:CA	19	0.36	0.11	0.38
(1,6)	1:A:48:LYS:CG	2:C:494:LEU:CB	19	0.36	0.11	0.38
(1,6)	1:A:48:LYS:CG	2:C:494:LEU:CD1	19	0.36	0.11	0.38
(1,6)	1:A:48:LYS:CG	2:C:494:LEU:CD2	19	0.36	0.11	0.38
(1,6)	1:A:48:LYS:CG	2:C:494:LEU:CG	19	0.36	0.11	0.38
(1,6)	1:A:48:LYS:CG	2:C:494:LEU:H	19	0.36	0.11	0.38
(1,6)	1:A:48:LYS:CG	2:C:494:LEU:HA	19	0.36	0.11	0.38
(1,6)	1:A:48:LYS:CG	2:C:494:LEU:HB2	19	0.36	0.11	0.38
(1,6)	1:A:48:LYS:CG	2:C:494:LEU:HB3	19	0.36	0.11	0.38
(1,6)	1:A:48:LYS:CG	2:C:494:LEU:HD11	19	0.36	0.11	0.38
(1,6)	1:A:48:LYS:CG	2:C:494:LEU:HD12	19	0.36	0.11	0.38
(1,6)	1:A:48:LYS:CG	2:C:494:LEU:HD13	19	0.36	0.11	0.38
(1,6)	1:A:48:LYS:CG	2:C:494:LEU:HD21	19	0.36	0.11	0.38

Continued on next page...

Continued from previous page...

Key	Atom-1	Atom-2	Models ¹	Mean (Å)	SD ¹ (Å)	Median (Å)
(1,6)	1:A:48:LYS:CG	2:C:494:LEU:HD22	19	0.36	0.11	0.38
(1,6)	1:A:48:LYS:CG	2:C:494:LEU:HD23	19	0.36	0.11	0.38
(1,6)	1:A:48:LYS:CG	2:C:494:LEU:HG	19	0.36	0.11	0.38
(1,6)	1:A:48:LYS:CG	2:C:494:LEU:N	19	0.36	0.11	0.38
(1,6)	1:A:48:LYS:CG	2:C:494:LEU:O	19	0.36	0.11	0.38
(1,6)	1:A:48:LYS:CG	2:C:495:GLU:C	19	0.36	0.11	0.38
(1,6)	1:A:48:LYS:CG	2:C:495:GLU:CA	19	0.36	0.11	0.38
(1,6)	1:A:48:LYS:CG	2:C:495:GLU:CB	19	0.36	0.11	0.38
(1,6)	1:A:48:LYS:CG	2:C:495:GLU:CD	19	0.36	0.11	0.38
(1,6)	1:A:48:LYS:CG	2:C:495:GLU:CG	19	0.36	0.11	0.38
(1,6)	1:A:48:LYS:CG	2:C:495:GLU:H	19	0.36	0.11	0.38
(1,6)	1:A:48:LYS:CG	2:C:495:GLU:HA	19	0.36	0.11	0.38
(1,6)	1:A:48:LYS:CG	2:C:495:GLU:HB2	19	0.36	0.11	0.38
(1,6)	1:A:48:LYS:CG	2:C:495:GLU:HB3	19	0.36	0.11	0.38
(1,6)	1:A:48:LYS:CG	2:C:495:GLU:HG2	19	0.36	0.11	0.38
(1,6)	1:A:48:LYS:CG	2:C:495:GLU:HG3	19	0.36	0.11	0.38
(1,6)	1:A:48:LYS:CG	2:C:495:GLU:N	19	0.36	0.11	0.38
(1,6)	1:A:48:LYS:CG	2:C:495:GLU:O	19	0.36	0.11	0.38
(1,6)	1:A:48:LYS:CG	2:C:495:GLU:OE1	19	0.36	0.11	0.38
(1,6)	1:A:48:LYS:CG	2:C:495:GLU:OE2	19	0.36	0.11	0.38
(1,6)	1:A:48:LYS:CG	2:C:496:GLY:C	19	0.36	0.11	0.38
(1,6)	1:A:48:LYS:CG	2:C:496:GLY:CA	19	0.36	0.11	0.38
(1,6)	1:A:48:LYS:CG	2:C:496:GLY:H	19	0.36	0.11	0.38
(1,6)	1:A:48:LYS:CG	2:C:496:GLY:HA2	19	0.36	0.11	0.38
(1,6)	1:A:48:LYS:CG	2:C:496:GLY:HA3	19	0.36	0.11	0.38
(1,6)	1:A:48:LYS:CG	2:C:496:GLY:N	19	0.36	0.11	0.38
(1,6)	1:A:48:LYS:CG	2:C:496:GLY:O	19	0.36	0.11	0.38
(1,6)	1:A:48:LYS:CG	2:C:497:ARG:C	19	0.36	0.11	0.38
(1,6)	1:A:48:LYS:CG	2:C:497:ARG:CA	19	0.36	0.11	0.38
(1,6)	1:A:48:LYS:CG	2:C:497:ARG:CB	19	0.36	0.11	0.38
(1,6)	1:A:48:LYS:CG	2:C:497:ARG:CD	19	0.36	0.11	0.38
(1,6)	1:A:48:LYS:CG	2:C:497:ARG:CG	19	0.36	0.11	0.38
(1,6)	1:A:48:LYS:CG	2:C:497:ARG:CZ	19	0.36	0.11	0.38
(1,6)	1:A:48:LYS:CG	2:C:497:ARG:H	19	0.36	0.11	0.38
(1,6)	1:A:48:LYS:CG	2:C:497:ARG:HA	19	0.36	0.11	0.38
(1,6)	1:A:48:LYS:CG	2:C:497:ARG:HB2	19	0.36	0.11	0.38
(1,6)	1:A:48:LYS:CG	2:C:497:ARG:HB3	19	0.36	0.11	0.38
(1,6)	1:A:48:LYS:CG	2:C:497:ARG:HD2	19	0.36	0.11	0.38
(1,6)	1:A:48:LYS:CG	2:C:497:ARG:HD3	19	0.36	0.11	0.38
(1,6)	1:A:48:LYS:CG	2:C:497:ARG:HE	19	0.36	0.11	0.38
(1,6)	1:A:48:LYS:CG	2:C:497:ARG:HG2	19	0.36	0.11	0.38
(1,6)	1:A:48:LYS:CG	2:C:497:ARG:HG3	19	0.36	0.11	0.38

Continued on next page...

Continued from previous page...

Key	Atom-1	Atom-2	Models ¹	Mean (Å)	SD ¹ (Å)	Median (Å)
(1,6)	1:A:48:LYS:CG	2:C:497:ARG:HH11	19	0.36	0.11	0.38
(1,6)	1:A:48:LYS:CG	2:C:497:ARG:HH12	19	0.36	0.11	0.38
(1,6)	1:A:48:LYS:CG	2:C:497:ARG:HH21	19	0.36	0.11	0.38
(1,6)	1:A:48:LYS:CG	2:C:497:ARG:HH22	19	0.36	0.11	0.38
(1,6)	1:A:48:LYS:CG	2:C:497:ARG:N	19	0.36	0.11	0.38
(1,6)	1:A:48:LYS:CG	2:C:497:ARG:NE	19	0.36	0.11	0.38
(1,6)	1:A:48:LYS:CG	2:C:497:ARG:NH1	19	0.36	0.11	0.38
(1,6)	1:A:48:LYS:CG	2:C:497:ARG:NH2	19	0.36	0.11	0.38
(1,6)	1:A:48:LYS:CG	2:C:497:ARG:O	19	0.36	0.11	0.38
(1,6)	1:A:48:LYS:H	2:C:457:LEU:C	19	0.36	0.11	0.38
(1,6)	1:A:48:LYS:H	2:C:457:LEU:CA	19	0.36	0.11	0.38
(1,6)	1:A:48:LYS:H	2:C:457:LEU:CB	19	0.36	0.11	0.38
(1,6)	1:A:48:LYS:H	2:C:457:LEU:CD1	19	0.36	0.11	0.38
(1,6)	1:A:48:LYS:H	2:C:457:LEU:CD2	19	0.36	0.11	0.38
(1,6)	1:A:48:LYS:H	2:C:457:LEU:CG	19	0.36	0.11	0.38
(1,6)	1:A:48:LYS:H	2:C:457:LEU:H	19	0.36	0.11	0.38
(1,6)	1:A:48:LYS:H	2:C:457:LEU:HA	19	0.36	0.11	0.38
(1,6)	1:A:48:LYS:H	2:C:457:LEU:HB2	19	0.36	0.11	0.38
(1,6)	1:A:48:LYS:H	2:C:457:LEU:HB3	19	0.36	0.11	0.38
(1,6)	1:A:48:LYS:H	2:C:457:LEU:HD11	19	0.36	0.11	0.38
(1,6)	1:A:48:LYS:H	2:C:457:LEU:HD12	19	0.36	0.11	0.38
(1,6)	1:A:48:LYS:H	2:C:457:LEU:HD13	19	0.36	0.11	0.38
(1,6)	1:A:48:LYS:H	2:C:457:LEU:HD21	19	0.36	0.11	0.38
(1,6)	1:A:48:LYS:H	2:C:457:LEU:HD22	19	0.36	0.11	0.38
(1,6)	1:A:48:LYS:H	2:C:457:LEU:HD23	19	0.36	0.11	0.38
(1,6)	1:A:48:LYS:H	2:C:457:LEU:HG	19	0.36	0.11	0.38
(1,6)	1:A:48:LYS:H	2:C:457:LEU:N	19	0.36	0.11	0.38
(1,6)	1:A:48:LYS:H	2:C:457:LEU:O	19	0.36	0.11	0.38
(1,6)	1:A:48:LYS:H	2:C:459:ALA:C	19	0.36	0.11	0.38
(1,6)	1:A:48:LYS:H	2:C:459:ALA:CA	19	0.36	0.11	0.38
(1,6)	1:A:48:LYS:H	2:C:459:ALA:CB	19	0.36	0.11	0.38
(1,6)	1:A:48:LYS:H	2:C:459:ALA:H	19	0.36	0.11	0.38
(1,6)	1:A:48:LYS:H	2:C:459:ALA:HA	19	0.36	0.11	0.38
(1,6)	1:A:48:LYS:H	2:C:459:ALA:HB1	19	0.36	0.11	0.38
(1,6)	1:A:48:LYS:H	2:C:459:ALA:HB2	19	0.36	0.11	0.38
(1,6)	1:A:48:LYS:H	2:C:459:ALA:HB3	19	0.36	0.11	0.38
(1,6)	1:A:48:LYS:H	2:C:459:ALA:N	19	0.36	0.11	0.38
(1,6)	1:A:48:LYS:H	2:C:459:ALA:O	19	0.36	0.11	0.38
(1,6)	1:A:48:LYS:H	2:C:460:MET:C	19	0.36	0.11	0.38
(1,6)	1:A:48:LYS:H	2:C:460:MET:CA	19	0.36	0.11	0.38
(1,6)	1:A:48:LYS:H	2:C:460:MET:CB	19	0.36	0.11	0.38
(1,6)	1:A:48:LYS:H	2:C:460:MET:CE	19	0.36	0.11	0.38

Continued on next page...

Continued from previous page...

Key	Atom-1	Atom-2	Models ¹	Mean (Å)	SD ¹ (Å)	Median (Å)
(1,6)	1:A:48:LYS:H	2:C:460:MET:CG	19	0.36	0.11	0.38
(1,6)	1:A:48:LYS:H	2:C:460:MET:H	19	0.36	0.11	0.38
(1,6)	1:A:48:LYS:H	2:C:460:MET:HA	19	0.36	0.11	0.38
(1,6)	1:A:48:LYS:H	2:C:460:MET:HB2	19	0.36	0.11	0.38
(1,6)	1:A:48:LYS:H	2:C:460:MET:HB3	19	0.36	0.11	0.38
(1,6)	1:A:48:LYS:H	2:C:460:MET:HE1	19	0.36	0.11	0.38
(1,6)	1:A:48:LYS:H	2:C:460:MET:HE2	19	0.36	0.11	0.38
(1,6)	1:A:48:LYS:H	2:C:460:MET:HE3	19	0.36	0.11	0.38
(1,6)	1:A:48:LYS:H	2:C:460:MET:HG2	19	0.36	0.11	0.38
(1,6)	1:A:48:LYS:H	2:C:460:MET:HG3	19	0.36	0.11	0.38
(1,6)	1:A:48:LYS:H	2:C:460:MET:N	19	0.36	0.11	0.38
(1,6)	1:A:48:LYS:H	2:C:460:MET:O	19	0.36	0.11	0.38
(1,6)	1:A:48:LYS:H	2:C:460:MET:SD	19	0.36	0.11	0.38
(1,6)	1:A:48:LYS:H	2:C:462:HIS:C	19	0.36	0.11	0.38
(1,6)	1:A:48:LYS:H	2:C:462:HIS:CA	19	0.36	0.11	0.38
(1,6)	1:A:48:LYS:H	2:C:462:HIS:CB	19	0.36	0.11	0.38
(1,6)	1:A:48:LYS:H	2:C:462:HIS:CD2	19	0.36	0.11	0.38
(1,6)	1:A:48:LYS:H	2:C:462:HIS:CE1	19	0.36	0.11	0.38
(1,6)	1:A:48:LYS:H	2:C:462:HIS:CG	19	0.36	0.11	0.38
(1,6)	1:A:48:LYS:H	2:C:462:HIS:H	19	0.36	0.11	0.38
(1,6)	1:A:48:LYS:H	2:C:462:HIS:HA	19	0.36	0.11	0.38
(1,6)	1:A:48:LYS:H	2:C:462:HIS:HB2	19	0.36	0.11	0.38
(1,6)	1:A:48:LYS:H	2:C:462:HIS:HB3	19	0.36	0.11	0.38
(1,6)	1:A:48:LYS:H	2:C:462:HIS:HD2	19	0.36	0.11	0.38
(1,6)	1:A:48:LYS:H	2:C:462:HIS:HE1	19	0.36	0.11	0.38
(1,6)	1:A:48:LYS:H	2:C:462:HIS:HE2	19	0.36	0.11	0.38
(1,6)	1:A:48:LYS:H	2:C:462:HIS:N	19	0.36	0.11	0.38
(1,6)	1:A:48:LYS:H	2:C:462:HIS:ND1	19	0.36	0.11	0.38
(1,6)	1:A:48:LYS:H	2:C:462:HIS:NE2	19	0.36	0.11	0.38
(1,6)	1:A:48:LYS:H	2:C:462:HIS:O	19	0.36	0.11	0.38
(1,6)	1:A:48:LYS:H	2:C:463:GLN:C	19	0.36	0.11	0.38
(1,6)	1:A:48:LYS:H	2:C:463:GLN:CA	19	0.36	0.11	0.38
(1,6)	1:A:48:LYS:H	2:C:463:GLN:CB	19	0.36	0.11	0.38
(1,6)	1:A:48:LYS:H	2:C:463:GLN:CD	19	0.36	0.11	0.38
(1,6)	1:A:48:LYS:H	2:C:463:GLN:CG	19	0.36	0.11	0.38
(1,6)	1:A:48:LYS:H	2:C:463:GLN:H	19	0.36	0.11	0.38
(1,6)	1:A:48:LYS:H	2:C:463:GLN:HA	19	0.36	0.11	0.38
(1,6)	1:A:48:LYS:H	2:C:463:GLN:HB2	19	0.36	0.11	0.38
(1,6)	1:A:48:LYS:H	2:C:463:GLN:HB3	19	0.36	0.11	0.38
(1,6)	1:A:48:LYS:H	2:C:463:GLN:HE21	19	0.36	0.11	0.38
(1,6)	1:A:48:LYS:H	2:C:463:GLN:HE22	19	0.36	0.11	0.38
(1,6)	1:A:48:LYS:H	2:C:463:GLN:HG2	19	0.36	0.11	0.38

Continued on next page...

Continued from previous page...

Key	Atom-1	Atom-2	Models ¹	Mean (Å)	SD ¹ (Å)	Median (Å)
(1,6)	1:A:48:LYS:H	2:C:463:GLN:HG3	19	0.36	0.11	0.38
(1,6)	1:A:48:LYS:H	2:C:463:GLN:N	19	0.36	0.11	0.38
(1,6)	1:A:48:LYS:H	2:C:463:GLN:NE2	19	0.36	0.11	0.38
(1,6)	1:A:48:LYS:H	2:C:463:GLN:O	19	0.36	0.11	0.38
(1,6)	1:A:48:LYS:H	2:C:463:GLN:OE1	19	0.36	0.11	0.38
(1,6)	1:A:48:LYS:H	2:C:465:GLN:C	19	0.36	0.11	0.38
(1,6)	1:A:48:LYS:H	2:C:465:GLN:CA	19	0.36	0.11	0.38
(1,6)	1:A:48:LYS:H	2:C:465:GLN:CB	19	0.36	0.11	0.38
(1,6)	1:A:48:LYS:H	2:C:465:GLN:CD	19	0.36	0.11	0.38
(1,6)	1:A:48:LYS:H	2:C:465:GLN:CG	19	0.36	0.11	0.38
(1,6)	1:A:48:LYS:H	2:C:465:GLN:H	19	0.36	0.11	0.38
(1,6)	1:A:48:LYS:H	2:C:465:GLN:HA	19	0.36	0.11	0.38
(1,6)	1:A:48:LYS:H	2:C:465:GLN:HB2	19	0.36	0.11	0.38
(1,6)	1:A:48:LYS:H	2:C:465:GLN:HB3	19	0.36	0.11	0.38
(1,6)	1:A:48:LYS:H	2:C:465:GLN:HE21	19	0.36	0.11	0.38
(1,6)	1:A:48:LYS:H	2:C:465:GLN:HE22	19	0.36	0.11	0.38
(1,6)	1:A:48:LYS:H	2:C:465:GLN:HG2	19	0.36	0.11	0.38
(1,6)	1:A:48:LYS:H	2:C:465:GLN:HG3	19	0.36	0.11	0.38
(1,6)	1:A:48:LYS:H	2:C:465:GLN:N	19	0.36	0.11	0.38
(1,6)	1:A:48:LYS:H	2:C:465:GLN:NE2	19	0.36	0.11	0.38
(1,6)	1:A:48:LYS:H	2:C:465:GLN:O	19	0.36	0.11	0.38
(1,6)	1:A:48:LYS:H	2:C:465:GLN:OE1	19	0.36	0.11	0.38
(1,6)	1:A:48:LYS:H	2:C:466:GLU:C	19	0.36	0.11	0.38
(1,6)	1:A:48:LYS:H	2:C:466:GLU:CA	19	0.36	0.11	0.38
(1,6)	1:A:48:LYS:H	2:C:466:GLU:CB	19	0.36	0.11	0.38
(1,6)	1:A:48:LYS:H	2:C:466:GLU:CD	19	0.36	0.11	0.38
(1,6)	1:A:48:LYS:H	2:C:466:GLU:CG	19	0.36	0.11	0.38
(1,6)	1:A:48:LYS:H	2:C:466:GLU:H	19	0.36	0.11	0.38
(1,6)	1:A:48:LYS:H	2:C:466:GLU:HA	19	0.36	0.11	0.38
(1,6)	1:A:48:LYS:H	2:C:466:GLU:HB2	19	0.36	0.11	0.38
(1,6)	1:A:48:LYS:H	2:C:466:GLU:HB3	19	0.36	0.11	0.38
(1,6)	1:A:48:LYS:H	2:C:466:GLU:HG2	19	0.36	0.11	0.38
(1,6)	1:A:48:LYS:H	2:C:466:GLU:HG3	19	0.36	0.11	0.38
(1,6)	1:A:48:LYS:H	2:C:466:GLU:N	19	0.36	0.11	0.38
(1,6)	1:A:48:LYS:H	2:C:466:GLU:O	19	0.36	0.11	0.38
(1,6)	1:A:48:LYS:H	2:C:466:GLU:OE1	19	0.36	0.11	0.38
(1,6)	1:A:48:LYS:H	2:C:466:GLU:OE2	19	0.36	0.11	0.38
(1,6)	1:A:48:LYS:H	2:C:467:MET:C	19	0.36	0.11	0.38
(1,6)	1:A:48:LYS:H	2:C:467:MET:CA	19	0.36	0.11	0.38
(1,6)	1:A:48:LYS:H	2:C:467:MET:CB	19	0.36	0.11	0.38
(1,6)	1:A:48:LYS:H	2:C:467:MET:CE	19	0.36	0.11	0.38
(1,6)	1:A:48:LYS:H	2:C:467:MET:CG	19	0.36	0.11	0.38

Continued on next page...

Continued from previous page...

Key	Atom-1	Atom-2	Models ¹	Mean (Å)	SD ¹ (Å)	Median (Å)
(1,6)	1:A:48:LYS:H	2:C:467:MET:H	19	0.36	0.11	0.38
(1,6)	1:A:48:LYS:H	2:C:467:MET:HA	19	0.36	0.11	0.38
(1,6)	1:A:48:LYS:H	2:C:467:MET:HB2	19	0.36	0.11	0.38
(1,6)	1:A:48:LYS:H	2:C:467:MET:HB3	19	0.36	0.11	0.38
(1,6)	1:A:48:LYS:H	2:C:467:MET:HE1	19	0.36	0.11	0.38
(1,6)	1:A:48:LYS:H	2:C:467:MET:HE2	19	0.36	0.11	0.38
(1,6)	1:A:48:LYS:H	2:C:467:MET:HE3	19	0.36	0.11	0.38
(1,6)	1:A:48:LYS:H	2:C:467:MET:HG2	19	0.36	0.11	0.38
(1,6)	1:A:48:LYS:H	2:C:467:MET:HG3	19	0.36	0.11	0.38
(1,6)	1:A:48:LYS:H	2:C:467:MET:N	19	0.36	0.11	0.38
(1,6)	1:A:48:LYS:H	2:C:467:MET:O	19	0.36	0.11	0.38
(1,6)	1:A:48:LYS:H	2:C:467:MET:SD	19	0.36	0.11	0.38
(1,6)	1:A:48:LYS:H	2:C:468:PHE:C	19	0.36	0.11	0.38
(1,6)	1:A:48:LYS:H	2:C:468:PHE:CA	19	0.36	0.11	0.38
(1,6)	1:A:48:LYS:H	2:C:468:PHE:CB	19	0.36	0.11	0.38
(1,6)	1:A:48:LYS:H	2:C:468:PHE:CD1	19	0.36	0.11	0.38
(1,6)	1:A:48:LYS:H	2:C:468:PHE:CD2	19	0.36	0.11	0.38
(1,6)	1:A:48:LYS:H	2:C:468:PHE:CE1	19	0.36	0.11	0.38
(1,6)	1:A:48:LYS:H	2:C:468:PHE:CE2	19	0.36	0.11	0.38
(1,6)	1:A:48:LYS:H	2:C:468:PHE:CG	19	0.36	0.11	0.38
(1,6)	1:A:48:LYS:H	2:C:468:PHE:CZ	19	0.36	0.11	0.38
(1,6)	1:A:48:LYS:H	2:C:468:PHE:H	19	0.36	0.11	0.38
(1,6)	1:A:48:LYS:H	2:C:468:PHE:HA	19	0.36	0.11	0.38
(1,6)	1:A:48:LYS:H	2:C:468:PHE:HB2	19	0.36	0.11	0.38
(1,6)	1:A:48:LYS:H	2:C:468:PHE:HB3	19	0.36	0.11	0.38
(1,6)	1:A:48:LYS:H	2:C:468:PHE:HD1	19	0.36	0.11	0.38
(1,6)	1:A:48:LYS:H	2:C:468:PHE:HD2	19	0.36	0.11	0.38
(1,6)	1:A:48:LYS:H	2:C:468:PHE:HE1	19	0.36	0.11	0.38
(1,6)	1:A:48:LYS:H	2:C:468:PHE:HE2	19	0.36	0.11	0.38
(1,6)	1:A:48:LYS:H	2:C:468:PHE:HZ	19	0.36	0.11	0.38
(1,6)	1:A:48:LYS:H	2:C:468:PHE:N	19	0.36	0.11	0.38
(1,6)	1:A:48:LYS:H	2:C:468:PHE:O	19	0.36	0.11	0.38
(1,6)	1:A:48:LYS:H	2:C:469:PRO:C	19	0.36	0.11	0.38
(1,6)	1:A:48:LYS:H	2:C:469:PRO:CA	19	0.36	0.11	0.38
(1,6)	1:A:48:LYS:H	2:C:469:PRO:CB	19	0.36	0.11	0.38
(1,6)	1:A:48:LYS:H	2:C:469:PRO:CD	19	0.36	0.11	0.38
(1,6)	1:A:48:LYS:H	2:C:469:PRO:CG	19	0.36	0.11	0.38
(1,6)	1:A:48:LYS:H	2:C:469:PRO:HA	19	0.36	0.11	0.38
(1,6)	1:A:48:LYS:H	2:C:469:PRO:HB2	19	0.36	0.11	0.38
(1,6)	1:A:48:LYS:H	2:C:469:PRO:HB3	19	0.36	0.11	0.38
(1,6)	1:A:48:LYS:H	2:C:469:PRO:HD2	19	0.36	0.11	0.38
(1,6)	1:A:48:LYS:H	2:C:469:PRO:HD3	19	0.36	0.11	0.38

Continued on next page...

Continued from previous page...

Key	Atom-1	Atom-2	Models ¹	Mean (Å)	SD ¹ (Å)	Median (Å)
(1,6)	1:A:48:LYS:H	2:C:469:PRO:HG2	19	0.36	0.11	0.38
(1,6)	1:A:48:LYS:H	2:C:469:PRO:HG3	19	0.36	0.11	0.38
(1,6)	1:A:48:LYS:H	2:C:469:PRO:N	19	0.36	0.11	0.38
(1,6)	1:A:48:LYS:H	2:C:469:PRO:O	19	0.36	0.11	0.38
(1,6)	1:A:48:LYS:H	2:C:470:GLN:C	19	0.36	0.11	0.38
(1,6)	1:A:48:LYS:H	2:C:470:GLN:CA	19	0.36	0.11	0.38
(1,6)	1:A:48:LYS:H	2:C:470:GLN:CB	19	0.36	0.11	0.38
(1,6)	1:A:48:LYS:H	2:C:470:GLN:CD	19	0.36	0.11	0.38
(1,6)	1:A:48:LYS:H	2:C:470:GLN:CG	19	0.36	0.11	0.38
(1,6)	1:A:48:LYS:H	2:C:470:GLN:H	19	0.36	0.11	0.38
(1,6)	1:A:48:LYS:H	2:C:470:GLN:HA	19	0.36	0.11	0.38
(1,6)	1:A:48:LYS:H	2:C:470:GLN:HB2	19	0.36	0.11	0.38
(1,6)	1:A:48:LYS:H	2:C:470:GLN:HB3	19	0.36	0.11	0.38
(1,6)	1:A:48:LYS:H	2:C:470:GLN:HE21	19	0.36	0.11	0.38
(1,6)	1:A:48:LYS:H	2:C:470:GLN:HE22	19	0.36	0.11	0.38
(1,6)	1:A:48:LYS:H	2:C:470:GLN:HG2	19	0.36	0.11	0.38
(1,6)	1:A:48:LYS:H	2:C:470:GLN:HG3	19	0.36	0.11	0.38
(1,6)	1:A:48:LYS:H	2:C:470:GLN:N	19	0.36	0.11	0.38
(1,6)	1:A:48:LYS:H	2:C:470:GLN:NE2	19	0.36	0.11	0.38
(1,6)	1:A:48:LYS:H	2:C:470:GLN:O	19	0.36	0.11	0.38
(1,6)	1:A:48:LYS:H	2:C:470:GLN:OE1	19	0.36	0.11	0.38
(1,6)	1:A:48:LYS:H	2:C:472:PRO:C	19	0.36	0.11	0.38
(1,6)	1:A:48:LYS:H	2:C:472:PRO:CA	19	0.36	0.11	0.38
(1,6)	1:A:48:LYS:H	2:C:472:PRO:CB	19	0.36	0.11	0.38
(1,6)	1:A:48:LYS:H	2:C:472:PRO:CD	19	0.36	0.11	0.38
(1,6)	1:A:48:LYS:H	2:C:472:PRO:CG	19	0.36	0.11	0.38
(1,6)	1:A:48:LYS:H	2:C:472:PRO:HA	19	0.36	0.11	0.38
(1,6)	1:A:48:LYS:H	2:C:472:PRO:HB2	19	0.36	0.11	0.38
(1,6)	1:A:48:LYS:H	2:C:472:PRO:HB3	19	0.36	0.11	0.38
(1,6)	1:A:48:LYS:H	2:C:472:PRO:HD2	19	0.36	0.11	0.38
(1,6)	1:A:48:LYS:H	2:C:472:PRO:HD3	19	0.36	0.11	0.38
(1,6)	1:A:48:LYS:H	2:C:472:PRO:HG2	19	0.36	0.11	0.38
(1,6)	1:A:48:LYS:H	2:C:472:PRO:HG3	19	0.36	0.11	0.38
(1,6)	1:A:48:LYS:H	2:C:472:PRO:N	19	0.36	0.11	0.38
(1,6)	1:A:48:LYS:H	2:C:472:PRO:O	19	0.36	0.11	0.38
(1,6)	1:A:48:LYS:H	2:C:482:LEU:C	19	0.36	0.11	0.38
(1,6)	1:A:48:LYS:H	2:C:482:LEU:CA	19	0.36	0.11	0.38
(1,6)	1:A:48:LYS:H	2:C:482:LEU:CB	19	0.36	0.11	0.38
(1,6)	1:A:48:LYS:H	2:C:482:LEU:CD1	19	0.36	0.11	0.38
(1,6)	1:A:48:LYS:H	2:C:482:LEU:CD2	19	0.36	0.11	0.38
(1,6)	1:A:48:LYS:H	2:C:482:LEU:CG	19	0.36	0.11	0.38
(1,6)	1:A:48:LYS:H	2:C:482:LEU:H	19	0.36	0.11	0.38

Continued on next page...

Continued from previous page...

Key	Atom-1	Atom-2	Models ¹	Mean (Å)	SD ¹ (Å)	Median (Å)
(1,6)	1:A:48:LYS:H	2:C:482:LEU:HA	19	0.36	0.11	0.38
(1,6)	1:A:48:LYS:H	2:C:482:LEU:HB2	19	0.36	0.11	0.38
(1,6)	1:A:48:LYS:H	2:C:482:LEU:HB3	19	0.36	0.11	0.38
(1,6)	1:A:48:LYS:H	2:C:482:LEU:HD11	19	0.36	0.11	0.38
(1,6)	1:A:48:LYS:H	2:C:482:LEU:HD12	19	0.36	0.11	0.38
(1,6)	1:A:48:LYS:H	2:C:482:LEU:HD13	19	0.36	0.11	0.38
(1,6)	1:A:48:LYS:H	2:C:482:LEU:HD21	19	0.36	0.11	0.38
(1,6)	1:A:48:LYS:H	2:C:482:LEU:HD22	19	0.36	0.11	0.38
(1,6)	1:A:48:LYS:H	2:C:482:LEU:HD23	19	0.36	0.11	0.38
(1,6)	1:A:48:LYS:H	2:C:482:LEU:HG	19	0.36	0.11	0.38
(1,6)	1:A:48:LYS:H	2:C:482:LEU:N	19	0.36	0.11	0.38
(1,6)	1:A:48:LYS:H	2:C:482:LEU:O	19	0.36	0.11	0.38
(1,6)	1:A:48:LYS:H	2:C:483:THR:C	19	0.36	0.11	0.38
(1,6)	1:A:48:LYS:H	2:C:483:THR:CA	19	0.36	0.11	0.38
(1,6)	1:A:48:LYS:H	2:C:483:THR:CB	19	0.36	0.11	0.38
(1,6)	1:A:48:LYS:H	2:C:483:THR:CG2	19	0.36	0.11	0.38
(1,6)	1:A:48:LYS:H	2:C:483:THR:H	19	0.36	0.11	0.38
(1,6)	1:A:48:LYS:H	2:C:483:THR:HA	19	0.36	0.11	0.38
(1,6)	1:A:48:LYS:H	2:C:483:THR:HB	19	0.36	0.11	0.38
(1,6)	1:A:48:LYS:H	2:C:483:THR:HG1	19	0.36	0.11	0.38
(1,6)	1:A:48:LYS:H	2:C:483:THR:HG21	19	0.36	0.11	0.38
(1,6)	1:A:48:LYS:H	2:C:483:THR:HG22	19	0.36	0.11	0.38
(1,6)	1:A:48:LYS:H	2:C:483:THR:HG23	19	0.36	0.11	0.38
(1,6)	1:A:48:LYS:H	2:C:483:THR:N	19	0.36	0.11	0.38
(1,6)	1:A:48:LYS:H	2:C:483:THR:O	19	0.36	0.11	0.38
(1,6)	1:A:48:LYS:H	2:C:483:THR:OG1	19	0.36	0.11	0.38
(1,6)	1:A:48:LYS:H	2:C:484:ARG:C	19	0.36	0.11	0.38
(1,6)	1:A:48:LYS:H	2:C:484:ARG:CA	19	0.36	0.11	0.38
(1,6)	1:A:48:LYS:H	2:C:484:ARG:CB	19	0.36	0.11	0.38
(1,6)	1:A:48:LYS:H	2:C:484:ARG:CD	19	0.36	0.11	0.38
(1,6)	1:A:48:LYS:H	2:C:484:ARG:CG	19	0.36	0.11	0.38
(1,6)	1:A:48:LYS:H	2:C:484:ARG:CZ	19	0.36	0.11	0.38
(1,6)	1:A:48:LYS:H	2:C:484:ARG:H	19	0.36	0.11	0.38
(1,6)	1:A:48:LYS:H	2:C:484:ARG:HA	19	0.36	0.11	0.38
(1,6)	1:A:48:LYS:H	2:C:484:ARG:HB2	19	0.36	0.11	0.38
(1,6)	1:A:48:LYS:H	2:C:484:ARG:HB3	19	0.36	0.11	0.38
(1,6)	1:A:48:LYS:H	2:C:484:ARG:HD2	19	0.36	0.11	0.38
(1,6)	1:A:48:LYS:H	2:C:484:ARG:HD3	19	0.36	0.11	0.38
(1,6)	1:A:48:LYS:H	2:C:484:ARG:HE	19	0.36	0.11	0.38
(1,6)	1:A:48:LYS:H	2:C:484:ARG:HG2	19	0.36	0.11	0.38
(1,6)	1:A:48:LYS:H	2:C:484:ARG:HG3	19	0.36	0.11	0.38
(1,6)	1:A:48:LYS:H	2:C:484:ARG:HH11	19	0.36	0.11	0.38

Continued on next page...

Continued from previous page...

Key	Atom-1	Atom-2	Models ¹	Mean (Å)	SD ¹ (Å)	Median (Å)
(1,6)	1:A:48:LYS:H	2:C:484:ARG:HH12	19	0.36	0.11	0.38
(1,6)	1:A:48:LYS:H	2:C:484:ARG:HH21	19	0.36	0.11	0.38
(1,6)	1:A:48:LYS:H	2:C:484:ARG:HH22	19	0.36	0.11	0.38
(1,6)	1:A:48:LYS:H	2:C:484:ARG:N	19	0.36	0.11	0.38
(1,6)	1:A:48:LYS:H	2:C:484:ARG:NE	19	0.36	0.11	0.38
(1,6)	1:A:48:LYS:H	2:C:484:ARG:NH1	19	0.36	0.11	0.38
(1,6)	1:A:48:LYS:H	2:C:484:ARG:NH2	19	0.36	0.11	0.38
(1,6)	1:A:48:LYS:H	2:C:484:ARG:O	19	0.36	0.11	0.38
(1,6)	1:A:48:LYS:H	2:C:485:SER:C	19	0.36	0.11	0.38
(1,6)	1:A:48:LYS:H	2:C:485:SER:CA	19	0.36	0.11	0.38
(1,6)	1:A:48:LYS:H	2:C:485:SER:CB	19	0.36	0.11	0.38
(1,6)	1:A:48:LYS:H	2:C:485:SER:H	19	0.36	0.11	0.38
(1,6)	1:A:48:LYS:H	2:C:485:SER:HA	19	0.36	0.11	0.38
(1,6)	1:A:48:LYS:H	2:C:485:SER:HB2	19	0.36	0.11	0.38
(1,6)	1:A:48:LYS:H	2:C:485:SER:HB3	19	0.36	0.11	0.38
(1,6)	1:A:48:LYS:H	2:C:485:SER:HG	19	0.36	0.11	0.38
(1,6)	1:A:48:LYS:H	2:C:485:SER:N	19	0.36	0.11	0.38
(1,6)	1:A:48:LYS:H	2:C:485:SER:O	19	0.36	0.11	0.38
(1,6)	1:A:48:LYS:H	2:C:485:SER:OG	19	0.36	0.11	0.38
(1,6)	1:A:48:LYS:H	2:C:486:VAL:C	19	0.36	0.11	0.38
(1,6)	1:A:48:LYS:H	2:C:486:VAL:CA	19	0.36	0.11	0.38
(1,6)	1:A:48:LYS:H	2:C:486:VAL:CB	19	0.36	0.11	0.38
(1,6)	1:A:48:LYS:H	2:C:486:VAL:CG1	19	0.36	0.11	0.38
(1,6)	1:A:48:LYS:H	2:C:486:VAL:CG2	19	0.36	0.11	0.38
(1,6)	1:A:48:LYS:H	2:C:486:VAL:H	19	0.36	0.11	0.38
(1,6)	1:A:48:LYS:H	2:C:486:VAL:HA	19	0.36	0.11	0.38
(1,6)	1:A:48:LYS:H	2:C:486:VAL:HB	19	0.36	0.11	0.38
(1,6)	1:A:48:LYS:H	2:C:486:VAL:HG11	19	0.36	0.11	0.38
(1,6)	1:A:48:LYS:H	2:C:486:VAL:HG12	19	0.36	0.11	0.38
(1,6)	1:A:48:LYS:H	2:C:486:VAL:HG13	19	0.36	0.11	0.38
(1,6)	1:A:48:LYS:H	2:C:486:VAL:HG21	19	0.36	0.11	0.38
(1,6)	1:A:48:LYS:H	2:C:486:VAL:HG22	19	0.36	0.11	0.38
(1,6)	1:A:48:LYS:H	2:C:486:VAL:HG23	19	0.36	0.11	0.38
(1,6)	1:A:48:LYS:H	2:C:486:VAL:N	19	0.36	0.11	0.38
(1,6)	1:A:48:LYS:H	2:C:486:VAL:O	19	0.36	0.11	0.38
(1,6)	1:A:48:LYS:H	2:C:487:GLU:C	19	0.36	0.11	0.38
(1,6)	1:A:48:LYS:H	2:C:487:GLU:CA	19	0.36	0.11	0.38
(1,6)	1:A:48:LYS:H	2:C:487:GLU:CB	19	0.36	0.11	0.38
(1,6)	1:A:48:LYS:H	2:C:487:GLU:CD	19	0.36	0.11	0.38
(1,6)	1:A:48:LYS:H	2:C:487:GLU:CG	19	0.36	0.11	0.38
(1,6)	1:A:48:LYS:H	2:C:487:GLU:H	19	0.36	0.11	0.38
(1,6)	1:A:48:LYS:H	2:C:487:GLU:HA	19	0.36	0.11	0.38

Continued on next page...

Continued from previous page...

Key	Atom-1	Atom-2	Models ¹	Mean (Å)	SD ¹ (Å)	Median (Å)
(1,6)	1:A:48:LYS:H	2:C:487:GLU:HB2	19	0.36	0.11	0.38
(1,6)	1:A:48:LYS:H	2:C:487:GLU:HB3	19	0.36	0.11	0.38
(1,6)	1:A:48:LYS:H	2:C:487:GLU:HG2	19	0.36	0.11	0.38
(1,6)	1:A:48:LYS:H	2:C:487:GLU:HG3	19	0.36	0.11	0.38
(1,6)	1:A:48:LYS:H	2:C:487:GLU:N	19	0.36	0.11	0.38
(1,6)	1:A:48:LYS:H	2:C:487:GLU:O	19	0.36	0.11	0.38
(1,6)	1:A:48:LYS:H	2:C:487:GLU:OE1	19	0.36	0.11	0.38
(1,6)	1:A:48:LYS:H	2:C:487:GLU:OE2	19	0.36	0.11	0.38
(1,6)	1:A:48:LYS:H	2:C:488:ILE:C	19	0.36	0.11	0.38
(1,6)	1:A:48:LYS:H	2:C:488:ILE:CA	19	0.36	0.11	0.38
(1,6)	1:A:48:LYS:H	2:C:488:ILE:CB	19	0.36	0.11	0.38
(1,6)	1:A:48:LYS:H	2:C:488:ILE:CD1	19	0.36	0.11	0.38
(1,6)	1:A:48:LYS:H	2:C:488:ILE:CG1	19	0.36	0.11	0.38
(1,6)	1:A:48:LYS:H	2:C:488:ILE:CG2	19	0.36	0.11	0.38
(1,6)	1:A:48:LYS:H	2:C:488:ILE:H	19	0.36	0.11	0.38
(1,6)	1:A:48:LYS:H	2:C:488:ILE:HA	19	0.36	0.11	0.38
(1,6)	1:A:48:LYS:H	2:C:488:ILE:HB	19	0.36	0.11	0.38
(1,6)	1:A:48:LYS:H	2:C:488:ILE:HD11	19	0.36	0.11	0.38
(1,6)	1:A:48:LYS:H	2:C:488:ILE:HD12	19	0.36	0.11	0.38
(1,6)	1:A:48:LYS:H	2:C:488:ILE:HD13	19	0.36	0.11	0.38
(1,6)	1:A:48:LYS:H	2:C:488:ILE:HG12	19	0.36	0.11	0.38
(1,6)	1:A:48:LYS:H	2:C:488:ILE:HG13	19	0.36	0.11	0.38
(1,6)	1:A:48:LYS:H	2:C:488:ILE:HG21	19	0.36	0.11	0.38
(1,6)	1:A:48:LYS:H	2:C:488:ILE:HG22	19	0.36	0.11	0.38
(1,6)	1:A:48:LYS:H	2:C:488:ILE:HG23	19	0.36	0.11	0.38
(1,6)	1:A:48:LYS:H	2:C:488:ILE:N	19	0.36	0.11	0.38
(1,6)	1:A:48:LYS:H	2:C:488:ILE:O	19	0.36	0.11	0.38
(1,6)	1:A:48:LYS:H	2:C:490:THR:C	19	0.36	0.11	0.38
(1,6)	1:A:48:LYS:H	2:C:490:THR:CA	19	0.36	0.11	0.38
(1,6)	1:A:48:LYS:H	2:C:490:THR:CB	19	0.36	0.11	0.38
(1,6)	1:A:48:LYS:H	2:C:490:THR:CG2	19	0.36	0.11	0.38
(1,6)	1:A:48:LYS:H	2:C:490:THR:H	19	0.36	0.11	0.38
(1,6)	1:A:48:LYS:H	2:C:490:THR:HA	19	0.36	0.11	0.38
(1,6)	1:A:48:LYS:H	2:C:490:THR:HB	19	0.36	0.11	0.38
(1,6)	1:A:48:LYS:H	2:C:490:THR:HG1	19	0.36	0.11	0.38
(1,6)	1:A:48:LYS:H	2:C:490:THR:HG21	19	0.36	0.11	0.38
(1,6)	1:A:48:LYS:H	2:C:490:THR:HG22	19	0.36	0.11	0.38
(1,6)	1:A:48:LYS:H	2:C:490:THR:HG23	19	0.36	0.11	0.38
(1,6)	1:A:48:LYS:H	2:C:490:THR:N	19	0.36	0.11	0.38
(1,6)	1:A:48:LYS:H	2:C:490:THR:O	19	0.36	0.11	0.38
(1,6)	1:A:48:LYS:H	2:C:490:THR:OG1	19	0.36	0.11	0.38
(1,6)	1:A:48:LYS:H	2:C:491:ASP:C	19	0.36	0.11	0.38

Continued on next page...

Continued from previous page...

Key	Atom-1	Atom-2	Models ¹	Mean (Å)	SD ¹ (Å)	Median (Å)
(1,6)	1:A:48:LYS:H	2:C:491:ASP:CA	19	0.36	0.11	0.38
(1,6)	1:A:48:LYS:H	2:C:491:ASP:CB	19	0.36	0.11	0.38
(1,6)	1:A:48:LYS:H	2:C:491:ASP:CG	19	0.36	0.11	0.38
(1,6)	1:A:48:LYS:H	2:C:491:ASP:H	19	0.36	0.11	0.38
(1,6)	1:A:48:LYS:H	2:C:491:ASP:HA	19	0.36	0.11	0.38
(1,6)	1:A:48:LYS:H	2:C:491:ASP:HB2	19	0.36	0.11	0.38
(1,6)	1:A:48:LYS:H	2:C:491:ASP:HB3	19	0.36	0.11	0.38
(1,6)	1:A:48:LYS:H	2:C:491:ASP:N	19	0.36	0.11	0.38
(1,6)	1:A:48:LYS:H	2:C:491:ASP:O	19	0.36	0.11	0.38
(1,6)	1:A:48:LYS:H	2:C:491:ASP:OD1	19	0.36	0.11	0.38
(1,6)	1:A:48:LYS:H	2:C:491:ASP:OD2	19	0.36	0.11	0.38
(1,6)	1:A:48:LYS:H	2:C:492:ASN:C	19	0.36	0.11	0.38
(1,6)	1:A:48:LYS:H	2:C:492:ASN:CA	19	0.36	0.11	0.38
(1,6)	1:A:48:LYS:H	2:C:492:ASN:CB	19	0.36	0.11	0.38
(1,6)	1:A:48:LYS:H	2:C:492:ASN:CG	19	0.36	0.11	0.38
(1,6)	1:A:48:LYS:H	2:C:492:ASN:H	19	0.36	0.11	0.38
(1,6)	1:A:48:LYS:H	2:C:492:ASN:HA	19	0.36	0.11	0.38
(1,6)	1:A:48:LYS:H	2:C:492:ASN:HB2	19	0.36	0.11	0.38
(1,6)	1:A:48:LYS:H	2:C:492:ASN:HB3	19	0.36	0.11	0.38
(1,6)	1:A:48:LYS:H	2:C:492:ASN:HD21	19	0.36	0.11	0.38
(1,6)	1:A:48:LYS:H	2:C:492:ASN:HD22	19	0.36	0.11	0.38
(1,6)	1:A:48:LYS:H	2:C:492:ASN:N	19	0.36	0.11	0.38
(1,6)	1:A:48:LYS:H	2:C:492:ASN:ND2	19	0.36	0.11	0.38
(1,6)	1:A:48:LYS:H	2:C:492:ASN:O	19	0.36	0.11	0.38
(1,6)	1:A:48:LYS:H	2:C:492:ASN:OD1	19	0.36	0.11	0.38
(1,6)	1:A:48:LYS:H	2:C:494:LEU:C	19	0.36	0.11	0.38
(1,6)	1:A:48:LYS:H	2:C:494:LEU:CA	19	0.36	0.11	0.38
(1,6)	1:A:48:LYS:H	2:C:494:LEU:CB	19	0.36	0.11	0.38
(1,6)	1:A:48:LYS:H	2:C:494:LEU:CD1	19	0.36	0.11	0.38
(1,6)	1:A:48:LYS:H	2:C:494:LEU:CD2	19	0.36	0.11	0.38
(1,6)	1:A:48:LYS:H	2:C:494:LEU:CG	19	0.36	0.11	0.38
(1,6)	1:A:48:LYS:H	2:C:494:LEU:H	19	0.36	0.11	0.38
(1,6)	1:A:48:LYS:H	2:C:494:LEU:HA	19	0.36	0.11	0.38
(1,6)	1:A:48:LYS:H	2:C:494:LEU:HB2	19	0.36	0.11	0.38
(1,6)	1:A:48:LYS:H	2:C:494:LEU:HB3	19	0.36	0.11	0.38
(1,6)	1:A:48:LYS:H	2:C:494:LEU:HD11	19	0.36	0.11	0.38
(1,6)	1:A:48:LYS:H	2:C:494:LEU:HD12	19	0.36	0.11	0.38
(1,6)	1:A:48:LYS:H	2:C:494:LEU:HD13	19	0.36	0.11	0.38
(1,6)	1:A:48:LYS:H	2:C:494:LEU:HD21	19	0.36	0.11	0.38
(1,6)	1:A:48:LYS:H	2:C:494:LEU:HD22	19	0.36	0.11	0.38
(1,6)	1:A:48:LYS:H	2:C:494:LEU:HD23	19	0.36	0.11	0.38
(1,6)	1:A:48:LYS:H	2:C:494:LEU:HG	19	0.36	0.11	0.38

Continued on next page...

Continued from previous page...

Key	Atom-1	Atom-2	Models ¹	Mean (Å)	SD ¹ (Å)	Median (Å)
(1,6)	1:A:48:LYS:H	2:C:494:LEU:N	19	0.36	0.11	0.38
(1,6)	1:A:48:LYS:H	2:C:494:LEU:O	19	0.36	0.11	0.38
(1,6)	1:A:48:LYS:H	2:C:495:GLU:C	19	0.36	0.11	0.38
(1,6)	1:A:48:LYS:H	2:C:495:GLU:CA	19	0.36	0.11	0.38
(1,6)	1:A:48:LYS:H	2:C:495:GLU:CB	19	0.36	0.11	0.38
(1,6)	1:A:48:LYS:H	2:C:495:GLU:CD	19	0.36	0.11	0.38
(1,6)	1:A:48:LYS:H	2:C:495:GLU:CG	19	0.36	0.11	0.38
(1,6)	1:A:48:LYS:H	2:C:495:GLU:H	19	0.36	0.11	0.38
(1,6)	1:A:48:LYS:H	2:C:495:GLU:HA	19	0.36	0.11	0.38
(1,6)	1:A:48:LYS:H	2:C:495:GLU:HB2	19	0.36	0.11	0.38
(1,6)	1:A:48:LYS:H	2:C:495:GLU:HB3	19	0.36	0.11	0.38
(1,6)	1:A:48:LYS:H	2:C:495:GLU:HG2	19	0.36	0.11	0.38
(1,6)	1:A:48:LYS:H	2:C:495:GLU:HG3	19	0.36	0.11	0.38
(1,6)	1:A:48:LYS:H	2:C:495:GLU:N	19	0.36	0.11	0.38
(1,6)	1:A:48:LYS:H	2:C:495:GLU:O	19	0.36	0.11	0.38
(1,6)	1:A:48:LYS:H	2:C:495:GLU:OE1	19	0.36	0.11	0.38
(1,6)	1:A:48:LYS:H	2:C:495:GLU:OE2	19	0.36	0.11	0.38
(1,6)	1:A:48:LYS:H	2:C:496:GLY:C	19	0.36	0.11	0.38
(1,6)	1:A:48:LYS:H	2:C:496:GLY:CA	19	0.36	0.11	0.38
(1,6)	1:A:48:LYS:H	2:C:496:GLY:H	19	0.36	0.11	0.38
(1,6)	1:A:48:LYS:H	2:C:496:GLY:HA2	19	0.36	0.11	0.38
(1,6)	1:A:48:LYS:H	2:C:496:GLY:HA3	19	0.36	0.11	0.38
(1,6)	1:A:48:LYS:H	2:C:496:GLY:N	19	0.36	0.11	0.38
(1,6)	1:A:48:LYS:H	2:C:496:GLY:O	19	0.36	0.11	0.38
(1,6)	1:A:48:LYS:H	2:C:497:ARG:C	19	0.36	0.11	0.38
(1,6)	1:A:48:LYS:H	2:C:497:ARG:CA	19	0.36	0.11	0.38
(1,6)	1:A:48:LYS:H	2:C:497:ARG:CB	19	0.36	0.11	0.38
(1,6)	1:A:48:LYS:H	2:C:497:ARG:CD	19	0.36	0.11	0.38
(1,6)	1:A:48:LYS:H	2:C:497:ARG:CG	19	0.36	0.11	0.38
(1,6)	1:A:48:LYS:H	2:C:497:ARG:CZ	19	0.36	0.11	0.38
(1,6)	1:A:48:LYS:H	2:C:497:ARG:H	19	0.36	0.11	0.38
(1,6)	1:A:48:LYS:H	2:C:497:ARG:HA	19	0.36	0.11	0.38
(1,6)	1:A:48:LYS:H	2:C:497:ARG:HB2	19	0.36	0.11	0.38
(1,6)	1:A:48:LYS:H	2:C:497:ARG:HB3	19	0.36	0.11	0.38
(1,6)	1:A:48:LYS:H	2:C:497:ARG:HD2	19	0.36	0.11	0.38
(1,6)	1:A:48:LYS:H	2:C:497:ARG:HD3	19	0.36	0.11	0.38
(1,6)	1:A:48:LYS:H	2:C:497:ARG:HE	19	0.36	0.11	0.38
(1,6)	1:A:48:LYS:H	2:C:497:ARG:HG2	19	0.36	0.11	0.38
(1,6)	1:A:48:LYS:H	2:C:497:ARG:HG3	19	0.36	0.11	0.38
(1,6)	1:A:48:LYS:H	2:C:497:ARG:HH11	19	0.36	0.11	0.38
(1,6)	1:A:48:LYS:H	2:C:497:ARG:HH12	19	0.36	0.11	0.38
(1,6)	1:A:48:LYS:H	2:C:497:ARG:HH21	19	0.36	0.11	0.38

Continued on next page...

Continued from previous page...

Key	Atom-1	Atom-2	Models ¹	Mean (Å)	SD ¹ (Å)	Median (Å)
(1,6)	1:A:48:LYS:H	2:C:497:ARG:HH22	19	0.36	0.11	0.38
(1,6)	1:A:48:LYS:H	2:C:497:ARG:N	19	0.36	0.11	0.38
(1,6)	1:A:48:LYS:H	2:C:497:ARG:NE	19	0.36	0.11	0.38
(1,6)	1:A:48:LYS:H	2:C:497:ARG:NH1	19	0.36	0.11	0.38
(1,6)	1:A:48:LYS:H	2:C:497:ARG:NH2	19	0.36	0.11	0.38
(1,6)	1:A:48:LYS:H	2:C:497:ARG:O	19	0.36	0.11	0.38
(1,6)	1:A:48:LYS:HA	2:C:457:LEU:C	19	0.36	0.11	0.38
(1,6)	1:A:48:LYS:HA	2:C:457:LEU:CA	19	0.36	0.11	0.38
(1,6)	1:A:48:LYS:HA	2:C:457:LEU:CB	19	0.36	0.11	0.38
(1,6)	1:A:48:LYS:HA	2:C:457:LEU:CD1	19	0.36	0.11	0.38
(1,6)	1:A:48:LYS:HA	2:C:457:LEU:CD2	19	0.36	0.11	0.38
(1,6)	1:A:48:LYS:HA	2:C:457:LEU:CG	19	0.36	0.11	0.38
(1,6)	1:A:48:LYS:HA	2:C:457:LEU:H	19	0.36	0.11	0.38
(1,6)	1:A:48:LYS:HA	2:C:457:LEU:HA	19	0.36	0.11	0.38
(1,6)	1:A:48:LYS:HA	2:C:457:LEU:HB2	19	0.36	0.11	0.38
(1,6)	1:A:48:LYS:HA	2:C:457:LEU:HB3	19	0.36	0.11	0.38
(1,6)	1:A:48:LYS:HA	2:C:457:LEU:HD11	19	0.36	0.11	0.38
(1,6)	1:A:48:LYS:HA	2:C:457:LEU:HD12	19	0.36	0.11	0.38
(1,6)	1:A:48:LYS:HA	2:C:457:LEU:HD13	19	0.36	0.11	0.38
(1,6)	1:A:48:LYS:HA	2:C:457:LEU:HD21	19	0.36	0.11	0.38
(1,6)	1:A:48:LYS:HA	2:C:457:LEU:HD22	19	0.36	0.11	0.38
(1,6)	1:A:48:LYS:HA	2:C:457:LEU:HD23	19	0.36	0.11	0.38
(1,6)	1:A:48:LYS:HA	2:C:457:LEU:HG	19	0.36	0.11	0.38
(1,6)	1:A:48:LYS:HA	2:C:457:LEU:N	19	0.36	0.11	0.38
(1,6)	1:A:48:LYS:HA	2:C:457:LEU:O	19	0.36	0.11	0.38
(1,6)	1:A:48:LYS:HA	2:C:459:ALA:C	19	0.36	0.11	0.38
(1,6)	1:A:48:LYS:HA	2:C:459:ALA:CA	19	0.36	0.11	0.38
(1,6)	1:A:48:LYS:HA	2:C:459:ALA:CB	19	0.36	0.11	0.38
(1,6)	1:A:48:LYS:HA	2:C:459:ALA:H	19	0.36	0.11	0.38
(1,6)	1:A:48:LYS:HA	2:C:459:ALA:HA	19	0.36	0.11	0.38
(1,6)	1:A:48:LYS:HA	2:C:459:ALA:HB1	19	0.36	0.11	0.38
(1,6)	1:A:48:LYS:HA	2:C:459:ALA:HB2	19	0.36	0.11	0.38
(1,6)	1:A:48:LYS:HA	2:C:459:ALA:HB3	19	0.36	0.11	0.38
(1,6)	1:A:48:LYS:HA	2:C:459:ALA:N	19	0.36	0.11	0.38
(1,6)	1:A:48:LYS:HA	2:C:459:ALA:O	19	0.36	0.11	0.38
(1,6)	1:A:48:LYS:HA	2:C:460:MET:C	19	0.36	0.11	0.38
(1,6)	1:A:48:LYS:HA	2:C:460:MET:CA	19	0.36	0.11	0.38
(1,6)	1:A:48:LYS:HA	2:C:460:MET:CB	19	0.36	0.11	0.38
(1,6)	1:A:48:LYS:HA	2:C:460:MET:CE	19	0.36	0.11	0.38
(1,6)	1:A:48:LYS:HA	2:C:460:MET:CG	19	0.36	0.11	0.38
(1,6)	1:A:48:LYS:HA	2:C:460:MET:H	19	0.36	0.11	0.38
(1,6)	1:A:48:LYS:HA	2:C:460:MET:HA	19	0.36	0.11	0.38

Continued on next page...

Continued from previous page...

Key	Atom-1	Atom-2	Models ¹	Mean (Å)	SD ¹ (Å)	Median (Å)
(1,6)	1:A:48:LYS:HA	2:C:460:MET:HB2	19	0.36	0.11	0.38
(1,6)	1:A:48:LYS:HA	2:C:460:MET:HB3	19	0.36	0.11	0.38
(1,6)	1:A:48:LYS:HA	2:C:460:MET:HE1	19	0.36	0.11	0.38
(1,6)	1:A:48:LYS:HA	2:C:460:MET:HE2	19	0.36	0.11	0.38
(1,6)	1:A:48:LYS:HA	2:C:460:MET:HE3	19	0.36	0.11	0.38
(1,6)	1:A:48:LYS:HA	2:C:460:MET:HG2	19	0.36	0.11	0.38
(1,6)	1:A:48:LYS:HA	2:C:460:MET:HG3	19	0.36	0.11	0.38
(1,6)	1:A:48:LYS:HA	2:C:460:MET:N	19	0.36	0.11	0.38
(1,6)	1:A:48:LYS:HA	2:C:460:MET:O	19	0.36	0.11	0.38
(1,6)	1:A:48:LYS:HA	2:C:460:MET:SD	19	0.36	0.11	0.38
(1,6)	1:A:48:LYS:HA	2:C:462:HIS:C	19	0.36	0.11	0.38
(1,6)	1:A:48:LYS:HA	2:C:462:HIS:CA	19	0.36	0.11	0.38
(1,6)	1:A:48:LYS:HA	2:C:462:HIS:CB	19	0.36	0.11	0.38
(1,6)	1:A:48:LYS:HA	2:C:462:HIS:CD2	19	0.36	0.11	0.38
(1,6)	1:A:48:LYS:HA	2:C:462:HIS:CE1	19	0.36	0.11	0.38
(1,6)	1:A:48:LYS:HA	2:C:462:HIS:CG	19	0.36	0.11	0.38
(1,6)	1:A:48:LYS:HA	2:C:462:HIS:H	19	0.36	0.11	0.38
(1,6)	1:A:48:LYS:HA	2:C:462:HIS:HA	19	0.36	0.11	0.38
(1,6)	1:A:48:LYS:HA	2:C:462:HIS:HB2	19	0.36	0.11	0.38
(1,6)	1:A:48:LYS:HA	2:C:462:HIS:HB3	19	0.36	0.11	0.38
(1,6)	1:A:48:LYS:HA	2:C:462:HIS:HD2	19	0.36	0.11	0.38
(1,6)	1:A:48:LYS:HA	2:C:462:HIS:HE1	19	0.36	0.11	0.38
(1,6)	1:A:48:LYS:HA	2:C:462:HIS:HE2	19	0.36	0.11	0.38
(1,6)	1:A:48:LYS:HA	2:C:462:HIS:N	19	0.36	0.11	0.38
(1,6)	1:A:48:LYS:HA	2:C:462:HIS:ND1	19	0.36	0.11	0.38
(1,6)	1:A:48:LYS:HA	2:C:462:HIS:NE2	19	0.36	0.11	0.38
(1,6)	1:A:48:LYS:HA	2:C:462:HIS:O	19	0.36	0.11	0.38
(1,6)	1:A:48:LYS:HA	2:C:463:GLN:C	19	0.36	0.11	0.38
(1,6)	1:A:48:LYS:HA	2:C:463:GLN:CA	19	0.36	0.11	0.38
(1,6)	1:A:48:LYS:HA	2:C:463:GLN:CB	19	0.36	0.11	0.38
(1,6)	1:A:48:LYS:HA	2:C:463:GLN:CD	19	0.36	0.11	0.38
(1,6)	1:A:48:LYS:HA	2:C:463:GLN:CG	19	0.36	0.11	0.38
(1,6)	1:A:48:LYS:HA	2:C:463:GLN:H	19	0.36	0.11	0.38
(1,6)	1:A:48:LYS:HA	2:C:463:GLN:HA	19	0.36	0.11	0.38
(1,6)	1:A:48:LYS:HA	2:C:463:GLN:HB2	19	0.36	0.11	0.38
(1,6)	1:A:48:LYS:HA	2:C:463:GLN:HB3	19	0.36	0.11	0.38
(1,6)	1:A:48:LYS:HA	2:C:463:GLN:HE21	19	0.36	0.11	0.38
(1,6)	1:A:48:LYS:HA	2:C:463:GLN:HE22	19	0.36	0.11	0.38
(1,6)	1:A:48:LYS:HA	2:C:463:GLN:HG2	19	0.36	0.11	0.38
(1,6)	1:A:48:LYS:HA	2:C:463:GLN:HG3	19	0.36	0.11	0.38
(1,6)	1:A:48:LYS:HA	2:C:463:GLN:N	19	0.36	0.11	0.38
(1,6)	1:A:48:LYS:HA	2:C:463:GLN:NE2	19	0.36	0.11	0.38

Continued on next page...

Continued from previous page...

Key	Atom-1	Atom-2	Models ¹	Mean (Å)	SD ¹ (Å)	Median (Å)
(1,6)	1:A:48:LYS:HA	2:C:463:GLN:O	19	0.36	0.11	0.38
(1,6)	1:A:48:LYS:HA	2:C:463:GLN:OE1	19	0.36	0.11	0.38
(1,6)	1:A:48:LYS:HA	2:C:465:GLN:C	19	0.36	0.11	0.38
(1,6)	1:A:48:LYS:HA	2:C:465:GLN:CA	19	0.36	0.11	0.38
(1,6)	1:A:48:LYS:HA	2:C:465:GLN:CB	19	0.36	0.11	0.38
(1,6)	1:A:48:LYS:HA	2:C:465:GLN:CD	19	0.36	0.11	0.38
(1,6)	1:A:48:LYS:HA	2:C:465:GLN:CG	19	0.36	0.11	0.38
(1,6)	1:A:48:LYS:HA	2:C:465:GLN:H	19	0.36	0.11	0.38
(1,6)	1:A:48:LYS:HA	2:C:465:GLN:HA	19	0.36	0.11	0.38
(1,6)	1:A:48:LYS:HA	2:C:465:GLN:HB2	19	0.36	0.11	0.38
(1,6)	1:A:48:LYS:HA	2:C:465:GLN:HB3	19	0.36	0.11	0.38
(1,6)	1:A:48:LYS:HA	2:C:465:GLN:HE21	19	0.36	0.11	0.38
(1,6)	1:A:48:LYS:HA	2:C:465:GLN:HE22	19	0.36	0.11	0.38
(1,6)	1:A:48:LYS:HA	2:C:465:GLN:HG2	19	0.36	0.11	0.38
(1,6)	1:A:48:LYS:HA	2:C:465:GLN:HG3	19	0.36	0.11	0.38
(1,6)	1:A:48:LYS:HA	2:C:465:GLN:N	19	0.36	0.11	0.38
(1,6)	1:A:48:LYS:HA	2:C:465:GLN:NE2	19	0.36	0.11	0.38
(1,6)	1:A:48:LYS:HA	2:C:465:GLN:O	19	0.36	0.11	0.38
(1,6)	1:A:48:LYS:HA	2:C:465:GLN:OE1	19	0.36	0.11	0.38
(1,6)	1:A:48:LYS:HA	2:C:466:GLU:C	19	0.36	0.11	0.38
(1,6)	1:A:48:LYS:HA	2:C:466:GLU:CA	19	0.36	0.11	0.38
(1,6)	1:A:48:LYS:HA	2:C:466:GLU:CB	19	0.36	0.11	0.38
(1,6)	1:A:48:LYS:HA	2:C:466:GLU:CD	19	0.36	0.11	0.38
(1,6)	1:A:48:LYS:HA	2:C:466:GLU:CG	19	0.36	0.11	0.38
(1,6)	1:A:48:LYS:HA	2:C:466:GLU:H	19	0.36	0.11	0.38
(1,6)	1:A:48:LYS:HA	2:C:466:GLU:HA	19	0.36	0.11	0.38
(1,6)	1:A:48:LYS:HA	2:C:466:GLU:HB2	19	0.36	0.11	0.38
(1,6)	1:A:48:LYS:HA	2:C:466:GLU:HB3	19	0.36	0.11	0.38
(1,6)	1:A:48:LYS:HA	2:C:466:GLU:HG2	19	0.36	0.11	0.38
(1,6)	1:A:48:LYS:HA	2:C:466:GLU:HG3	19	0.36	0.11	0.38
(1,6)	1:A:48:LYS:HA	2:C:466:GLU:N	19	0.36	0.11	0.38
(1,6)	1:A:48:LYS:HA	2:C:466:GLU:O	19	0.36	0.11	0.38
(1,6)	1:A:48:LYS:HA	2:C:466:GLU:OE1	19	0.36	0.11	0.38
(1,6)	1:A:48:LYS:HA	2:C:466:GLU:OE2	19	0.36	0.11	0.38
(1,6)	1:A:48:LYS:HA	2:C:467:MET:C	19	0.36	0.11	0.38
(1,6)	1:A:48:LYS:HA	2:C:467:MET:CA	19	0.36	0.11	0.38
(1,6)	1:A:48:LYS:HA	2:C:467:MET:CB	19	0.36	0.11	0.38
(1,6)	1:A:48:LYS:HA	2:C:467:MET:CE	19	0.36	0.11	0.38
(1,6)	1:A:48:LYS:HA	2:C:467:MET:CG	19	0.36	0.11	0.38
(1,6)	1:A:48:LYS:HA	2:C:467:MET:H	19	0.36	0.11	0.38
(1,6)	1:A:48:LYS:HA	2:C:467:MET:HA	19	0.36	0.11	0.38
(1,6)	1:A:48:LYS:HA	2:C:467:MET:HB2	19	0.36	0.11	0.38

Continued on next page...

Continued from previous page...

Key	Atom-1	Atom-2	Models ¹	Mean (Å)	SD ¹ (Å)	Median (Å)
(1,6)	1:A:48:LYS:HA	2:C:467:MET:HB3	19	0.36	0.11	0.38
(1,6)	1:A:48:LYS:HA	2:C:467:MET:HE1	19	0.36	0.11	0.38
(1,6)	1:A:48:LYS:HA	2:C:467:MET:HE2	19	0.36	0.11	0.38
(1,6)	1:A:48:LYS:HA	2:C:467:MET:HE3	19	0.36	0.11	0.38
(1,6)	1:A:48:LYS:HA	2:C:467:MET:HG2	19	0.36	0.11	0.38
(1,6)	1:A:48:LYS:HA	2:C:467:MET:HG3	19	0.36	0.11	0.38
(1,6)	1:A:48:LYS:HA	2:C:467:MET:N	19	0.36	0.11	0.38
(1,6)	1:A:48:LYS:HA	2:C:467:MET:O	19	0.36	0.11	0.38
(1,6)	1:A:48:LYS:HA	2:C:467:MET:SD	19	0.36	0.11	0.38
(1,6)	1:A:48:LYS:HA	2:C:468:PHE:C	19	0.36	0.11	0.38
(1,6)	1:A:48:LYS:HA	2:C:468:PHE:CA	19	0.36	0.11	0.38
(1,6)	1:A:48:LYS:HA	2:C:468:PHE:CB	19	0.36	0.11	0.38
(1,6)	1:A:48:LYS:HA	2:C:468:PHE:CD1	19	0.36	0.11	0.38
(1,6)	1:A:48:LYS:HA	2:C:468:PHE:CD2	19	0.36	0.11	0.38
(1,6)	1:A:48:LYS:HA	2:C:468:PHE:CE1	19	0.36	0.11	0.38
(1,6)	1:A:48:LYS:HA	2:C:468:PHE:CE2	19	0.36	0.11	0.38
(1,6)	1:A:48:LYS:HA	2:C:468:PHE:CG	19	0.36	0.11	0.38
(1,6)	1:A:48:LYS:HA	2:C:468:PHE:CZ	19	0.36	0.11	0.38
(1,6)	1:A:48:LYS:HA	2:C:468:PHE:H	19	0.36	0.11	0.38
(1,6)	1:A:48:LYS:HA	2:C:468:PHE:HA	19	0.36	0.11	0.38
(1,6)	1:A:48:LYS:HA	2:C:468:PHE:HB2	19	0.36	0.11	0.38
(1,6)	1:A:48:LYS:HA	2:C:468:PHE:HB3	19	0.36	0.11	0.38
(1,6)	1:A:48:LYS:HA	2:C:468:PHE:HD1	19	0.36	0.11	0.38
(1,6)	1:A:48:LYS:HA	2:C:468:PHE:HD2	19	0.36	0.11	0.38
(1,6)	1:A:48:LYS:HA	2:C:468:PHE:HE1	19	0.36	0.11	0.38
(1,6)	1:A:48:LYS:HA	2:C:468:PHE:HE2	19	0.36	0.11	0.38
(1,6)	1:A:48:LYS:HA	2:C:468:PHE:HZ	19	0.36	0.11	0.38
(1,6)	1:A:48:LYS:HA	2:C:468:PHE:N	19	0.36	0.11	0.38
(1,6)	1:A:48:LYS:HA	2:C:468:PHE:O	19	0.36	0.11	0.38
(1,6)	1:A:48:LYS:HA	2:C:469:PRO:C	19	0.36	0.11	0.38
(1,6)	1:A:48:LYS:HA	2:C:469:PRO:CA	19	0.36	0.11	0.38
(1,6)	1:A:48:LYS:HA	2:C:469:PRO:CB	19	0.36	0.11	0.38
(1,6)	1:A:48:LYS:HA	2:C:469:PRO:CD	19	0.36	0.11	0.38
(1,6)	1:A:48:LYS:HA	2:C:469:PRO:CG	19	0.36	0.11	0.38
(1,6)	1:A:48:LYS:HA	2:C:469:PRO:HA	19	0.36	0.11	0.38
(1,6)	1:A:48:LYS:HA	2:C:469:PRO:HB2	19	0.36	0.11	0.38
(1,6)	1:A:48:LYS:HA	2:C:469:PRO:HB3	19	0.36	0.11	0.38
(1,6)	1:A:48:LYS:HA	2:C:469:PRO:HD2	19	0.36	0.11	0.38
(1,6)	1:A:48:LYS:HA	2:C:469:PRO:HD3	19	0.36	0.11	0.38
(1,6)	1:A:48:LYS:HA	2:C:469:PRO:HG2	19	0.36	0.11	0.38
(1,6)	1:A:48:LYS:HA	2:C:469:PRO:HG3	19	0.36	0.11	0.38
(1,6)	1:A:48:LYS:HA	2:C:469:PRO:N	19	0.36	0.11	0.38

Continued on next page...

Continued from previous page...

Key	Atom-1	Atom-2	Models ¹	Mean (Å)	SD ¹ (Å)	Median (Å)
(1,6)	1:A:48:LYS:HA	2:C:469:PRO:O	19	0.36	0.11	0.38
(1,6)	1:A:48:LYS:HA	2:C:470:GLN:C	19	0.36	0.11	0.38
(1,6)	1:A:48:LYS:HA	2:C:470:GLN:CA	19	0.36	0.11	0.38
(1,6)	1:A:48:LYS:HA	2:C:470:GLN:CB	19	0.36	0.11	0.38
(1,6)	1:A:48:LYS:HA	2:C:470:GLN:CD	19	0.36	0.11	0.38
(1,6)	1:A:48:LYS:HA	2:C:470:GLN:CG	19	0.36	0.11	0.38
(1,6)	1:A:48:LYS:HA	2:C:470:GLN:H	19	0.36	0.11	0.38
(1,6)	1:A:48:LYS:HA	2:C:470:GLN:HA	19	0.36	0.11	0.38
(1,6)	1:A:48:LYS:HA	2:C:470:GLN:HB2	19	0.36	0.11	0.38
(1,6)	1:A:48:LYS:HA	2:C:470:GLN:HB3	19	0.36	0.11	0.38
(1,6)	1:A:48:LYS:HA	2:C:470:GLN:HE21	19	0.36	0.11	0.38
(1,6)	1:A:48:LYS:HA	2:C:470:GLN:HE22	19	0.36	0.11	0.38
(1,6)	1:A:48:LYS:HA	2:C:470:GLN:HG2	19	0.36	0.11	0.38
(1,6)	1:A:48:LYS:HA	2:C:470:GLN:HG3	19	0.36	0.11	0.38
(1,6)	1:A:48:LYS:HA	2:C:470:GLN:N	19	0.36	0.11	0.38
(1,6)	1:A:48:LYS:HA	2:C:470:GLN:NE2	19	0.36	0.11	0.38
(1,6)	1:A:48:LYS:HA	2:C:470:GLN:O	19	0.36	0.11	0.38
(1,6)	1:A:48:LYS:HA	2:C:470:GLN:OE1	19	0.36	0.11	0.38
(1,6)	1:A:48:LYS:HA	2:C:472:PRO:C	19	0.36	0.11	0.38
(1,6)	1:A:48:LYS:HA	2:C:472:PRO:CA	19	0.36	0.11	0.38
(1,6)	1:A:48:LYS:HA	2:C:472:PRO:CB	19	0.36	0.11	0.38
(1,6)	1:A:48:LYS:HA	2:C:472:PRO:CD	19	0.36	0.11	0.38
(1,6)	1:A:48:LYS:HA	2:C:472:PRO:CG	19	0.36	0.11	0.38
(1,6)	1:A:48:LYS:HA	2:C:472:PRO:HA	19	0.36	0.11	0.38
(1,6)	1:A:48:LYS:HA	2:C:472:PRO:HB2	19	0.36	0.11	0.38
(1,6)	1:A:48:LYS:HA	2:C:472:PRO:HB3	19	0.36	0.11	0.38
(1,6)	1:A:48:LYS:HA	2:C:472:PRO:HD2	19	0.36	0.11	0.38
(1,6)	1:A:48:LYS:HA	2:C:472:PRO:HD3	19	0.36	0.11	0.38
(1,6)	1:A:48:LYS:HA	2:C:472:PRO:HG2	19	0.36	0.11	0.38
(1,6)	1:A:48:LYS:HA	2:C:472:PRO:HG3	19	0.36	0.11	0.38
(1,6)	1:A:48:LYS:HA	2:C:472:PRO:N	19	0.36	0.11	0.38
(1,6)	1:A:48:LYS:HA	2:C:472:PRO:O	19	0.36	0.11	0.38
(1,6)	1:A:48:LYS:HA	2:C:482:LEU:C	19	0.36	0.11	0.38
(1,6)	1:A:48:LYS:HA	2:C:482:LEU:CA	19	0.36	0.11	0.38
(1,6)	1:A:48:LYS:HA	2:C:482:LEU:CB	19	0.36	0.11	0.38
(1,6)	1:A:48:LYS:HA	2:C:482:LEU:CD1	19	0.36	0.11	0.38
(1,6)	1:A:48:LYS:HA	2:C:482:LEU:CD2	19	0.36	0.11	0.38
(1,6)	1:A:48:LYS:HA	2:C:482:LEU:CG	19	0.36	0.11	0.38
(1,6)	1:A:48:LYS:HA	2:C:482:LEU:H	19	0.36	0.11	0.38
(1,6)	1:A:48:LYS:HA	2:C:482:LEU:HA	19	0.36	0.11	0.38
(1,6)	1:A:48:LYS:HA	2:C:482:LEU:HB2	19	0.36	0.11	0.38
(1,6)	1:A:48:LYS:HA	2:C:482:LEU:HB3	19	0.36	0.11	0.38

Continued on next page...

Continued from previous page...

Key	Atom-1	Atom-2	Models ¹	Mean (Å)	SD ¹ (Å)	Median (Å)
(1,6)	1:A:48:LYS:HA	2:C:482:LEU:HD11	19	0.36	0.11	0.38
(1,6)	1:A:48:LYS:HA	2:C:482:LEU:HD12	19	0.36	0.11	0.38
(1,6)	1:A:48:LYS:HA	2:C:482:LEU:HD13	19	0.36	0.11	0.38
(1,6)	1:A:48:LYS:HA	2:C:482:LEU:HD21	19	0.36	0.11	0.38
(1,6)	1:A:48:LYS:HA	2:C:482:LEU:HD22	19	0.36	0.11	0.38
(1,6)	1:A:48:LYS:HA	2:C:482:LEU:HD23	19	0.36	0.11	0.38
(1,6)	1:A:48:LYS:HA	2:C:482:LEU:HG	19	0.36	0.11	0.38
(1,6)	1:A:48:LYS:HA	2:C:482:LEU:N	19	0.36	0.11	0.38
(1,6)	1:A:48:LYS:HA	2:C:482:LEU:O	19	0.36	0.11	0.38
(1,6)	1:A:48:LYS:HA	2:C:483:THR:C	19	0.36	0.11	0.38
(1,6)	1:A:48:LYS:HA	2:C:483:THR:CA	19	0.36	0.11	0.38
(1,6)	1:A:48:LYS:HA	2:C:483:THR:CB	19	0.36	0.11	0.38
(1,6)	1:A:48:LYS:HA	2:C:483:THR:CG2	19	0.36	0.11	0.38
(1,6)	1:A:48:LYS:HA	2:C:483:THR:H	19	0.36	0.11	0.38
(1,6)	1:A:48:LYS:HA	2:C:483:THR:HA	19	0.36	0.11	0.38
(1,6)	1:A:48:LYS:HA	2:C:483:THR:HB	19	0.36	0.11	0.38
(1,6)	1:A:48:LYS:HA	2:C:483:THR:HG1	19	0.36	0.11	0.38
(1,6)	1:A:48:LYS:HA	2:C:483:THR:HG21	19	0.36	0.11	0.38
(1,6)	1:A:48:LYS:HA	2:C:483:THR:HG22	19	0.36	0.11	0.38
(1,6)	1:A:48:LYS:HA	2:C:483:THR:HG23	19	0.36	0.11	0.38
(1,6)	1:A:48:LYS:HA	2:C:483:THR:N	19	0.36	0.11	0.38
(1,6)	1:A:48:LYS:HA	2:C:483:THR:O	19	0.36	0.11	0.38
(1,6)	1:A:48:LYS:HA	2:C:483:THR:OG1	19	0.36	0.11	0.38
(1,6)	1:A:48:LYS:HA	2:C:484:ARG:C	19	0.36	0.11	0.38
(1,6)	1:A:48:LYS:HA	2:C:484:ARG:CA	19	0.36	0.11	0.38
(1,6)	1:A:48:LYS:HA	2:C:484:ARG:CB	19	0.36	0.11	0.38
(1,6)	1:A:48:LYS:HA	2:C:484:ARG:CD	19	0.36	0.11	0.38
(1,6)	1:A:48:LYS:HA	2:C:484:ARG:CG	19	0.36	0.11	0.38
(1,6)	1:A:48:LYS:HA	2:C:484:ARG:CZ	19	0.36	0.11	0.38
(1,6)	1:A:48:LYS:HA	2:C:484:ARG:H	19	0.36	0.11	0.38
(1,6)	1:A:48:LYS:HA	2:C:484:ARG:HA	19	0.36	0.11	0.38
(1,6)	1:A:48:LYS:HA	2:C:484:ARG:HB2	19	0.36	0.11	0.38
(1,6)	1:A:48:LYS:HA	2:C:484:ARG:HB3	19	0.36	0.11	0.38
(1,6)	1:A:48:LYS:HA	2:C:484:ARG:HD2	19	0.36	0.11	0.38
(1,6)	1:A:48:LYS:HA	2:C:484:ARG:HD3	19	0.36	0.11	0.38
(1,6)	1:A:48:LYS:HA	2:C:484:ARG:HE	19	0.36	0.11	0.38
(1,6)	1:A:48:LYS:HA	2:C:484:ARG:HG2	19	0.36	0.11	0.38
(1,6)	1:A:48:LYS:HA	2:C:484:ARG:HG3	19	0.36	0.11	0.38
(1,6)	1:A:48:LYS:HA	2:C:484:ARG:HH11	19	0.36	0.11	0.38
(1,6)	1:A:48:LYS:HA	2:C:484:ARG:HH12	19	0.36	0.11	0.38
(1,6)	1:A:48:LYS:HA	2:C:484:ARG:HH21	19	0.36	0.11	0.38
(1,6)	1:A:48:LYS:HA	2:C:484:ARG:HH22	19	0.36	0.11	0.38

Continued on next page...

Continued from previous page...

Key	Atom-1	Atom-2	Models ¹	Mean (Å)	SD ¹ (Å)	Median (Å)
(1,6)	1:A:48:LYS:HA	2:C:484:ARG:N	19	0.36	0.11	0.38
(1,6)	1:A:48:LYS:HA	2:C:484:ARG:NE	19	0.36	0.11	0.38
(1,6)	1:A:48:LYS:HA	2:C:484:ARG:NH1	19	0.36	0.11	0.38
(1,6)	1:A:48:LYS:HA	2:C:484:ARG:NH2	19	0.36	0.11	0.38
(1,6)	1:A:48:LYS:HA	2:C:484:ARG:O	19	0.36	0.11	0.38
(1,6)	1:A:48:LYS:HA	2:C:485:SER:C	19	0.36	0.11	0.38
(1,6)	1:A:48:LYS:HA	2:C:485:SER:CA	19	0.36	0.11	0.38
(1,6)	1:A:48:LYS:HA	2:C:485:SER:CB	19	0.36	0.11	0.38
(1,6)	1:A:48:LYS:HA	2:C:485:SER:H	19	0.36	0.11	0.38
(1,6)	1:A:48:LYS:HA	2:C:485:SER:HA	19	0.36	0.11	0.38
(1,6)	1:A:48:LYS:HA	2:C:485:SER:HB2	19	0.36	0.11	0.38
(1,6)	1:A:48:LYS:HA	2:C:485:SER:HB3	19	0.36	0.11	0.38
(1,6)	1:A:48:LYS:HA	2:C:485:SER:HG	19	0.36	0.11	0.38
(1,6)	1:A:48:LYS:HA	2:C:485:SER:N	19	0.36	0.11	0.38
(1,6)	1:A:48:LYS:HA	2:C:485:SER:O	19	0.36	0.11	0.38
(1,6)	1:A:48:LYS:HA	2:C:485:SER:OG	19	0.36	0.11	0.38
(1,6)	1:A:48:LYS:HA	2:C:486:VAL:C	19	0.36	0.11	0.38
(1,6)	1:A:48:LYS:HA	2:C:486:VAL:CA	19	0.36	0.11	0.38
(1,6)	1:A:48:LYS:HA	2:C:486:VAL:CB	19	0.36	0.11	0.38
(1,6)	1:A:48:LYS:HA	2:C:486:VAL:CG1	19	0.36	0.11	0.38
(1,6)	1:A:48:LYS:HA	2:C:486:VAL:CG2	19	0.36	0.11	0.38
(1,6)	1:A:48:LYS:HA	2:C:486:VAL:H	19	0.36	0.11	0.38
(1,6)	1:A:48:LYS:HA	2:C:486:VAL:HA	19	0.36	0.11	0.38
(1,6)	1:A:48:LYS:HA	2:C:486:VAL:HB	19	0.36	0.11	0.38
(1,6)	1:A:48:LYS:HA	2:C:486:VAL:HG11	19	0.36	0.11	0.38
(1,6)	1:A:48:LYS:HA	2:C:486:VAL:HG12	19	0.36	0.11	0.38
(1,6)	1:A:48:LYS:HA	2:C:486:VAL:HG13	19	0.36	0.11	0.38
(1,6)	1:A:48:LYS:HA	2:C:486:VAL:HG21	19	0.36	0.11	0.38
(1,6)	1:A:48:LYS:HA	2:C:486:VAL:HG22	19	0.36	0.11	0.38
(1,6)	1:A:48:LYS:HA	2:C:486:VAL:HG23	19	0.36	0.11	0.38
(1,6)	1:A:48:LYS:HA	2:C:486:VAL:N	19	0.36	0.11	0.38
(1,6)	1:A:48:LYS:HA	2:C:486:VAL:O	19	0.36	0.11	0.38
(1,6)	1:A:48:LYS:HA	2:C:487:GLU:C	19	0.36	0.11	0.38
(1,6)	1:A:48:LYS:HA	2:C:487:GLU:CA	19	0.36	0.11	0.38
(1,6)	1:A:48:LYS:HA	2:C:487:GLU:CB	19	0.36	0.11	0.38
(1,6)	1:A:48:LYS:HA	2:C:487:GLU:CD	19	0.36	0.11	0.38
(1,6)	1:A:48:LYS:HA	2:C:487:GLU:CG	19	0.36	0.11	0.38
(1,6)	1:A:48:LYS:HA	2:C:487:GLU:H	19	0.36	0.11	0.38
(1,6)	1:A:48:LYS:HA	2:C:487:GLU:HA	19	0.36	0.11	0.38
(1,6)	1:A:48:LYS:HA	2:C:487:GLU:HB2	19	0.36	0.11	0.38
(1,6)	1:A:48:LYS:HA	2:C:487:GLU:HB3	19	0.36	0.11	0.38
(1,6)	1:A:48:LYS:HA	2:C:487:GLU:HG2	19	0.36	0.11	0.38

Continued on next page...

Continued from previous page...

Key	Atom-1	Atom-2	Models ¹	Mean (Å)	SD ¹ (Å)	Median (Å)
(1,6)	1:A:48:LYS:HA	2:C:487:GLU:HG3	19	0.36	0.11	0.38
(1,6)	1:A:48:LYS:HA	2:C:487:GLU:N	19	0.36	0.11	0.38
(1,6)	1:A:48:LYS:HA	2:C:487:GLU:O	19	0.36	0.11	0.38
(1,6)	1:A:48:LYS:HA	2:C:487:GLU:OE1	19	0.36	0.11	0.38
(1,6)	1:A:48:LYS:HA	2:C:487:GLU:OE2	19	0.36	0.11	0.38
(1,6)	1:A:48:LYS:HA	2:C:488:ILE:C	19	0.36	0.11	0.38
(1,6)	1:A:48:LYS:HA	2:C:488:ILE:CA	19	0.36	0.11	0.38
(1,6)	1:A:48:LYS:HA	2:C:488:ILE:CB	19	0.36	0.11	0.38
(1,6)	1:A:48:LYS:HA	2:C:488:ILE:CD1	19	0.36	0.11	0.38
(1,6)	1:A:48:LYS:HA	2:C:488:ILE:CG1	19	0.36	0.11	0.38
(1,6)	1:A:48:LYS:HA	2:C:488:ILE:CG2	19	0.36	0.11	0.38
(1,6)	1:A:48:LYS:HA	2:C:488:ILE:H	19	0.36	0.11	0.38
(1,6)	1:A:48:LYS:HA	2:C:488:ILE:HA	19	0.36	0.11	0.38
(1,6)	1:A:48:LYS:HA	2:C:488:ILE:HB	19	0.36	0.11	0.38
(1,6)	1:A:48:LYS:HA	2:C:488:ILE:HD11	19	0.36	0.11	0.38
(1,6)	1:A:48:LYS:HA	2:C:488:ILE:HD12	19	0.36	0.11	0.38
(1,6)	1:A:48:LYS:HA	2:C:488:ILE:HD13	19	0.36	0.11	0.38
(1,6)	1:A:48:LYS:HA	2:C:488:ILE:HG12	19	0.36	0.11	0.38
(1,6)	1:A:48:LYS:HA	2:C:488:ILE:HG13	19	0.36	0.11	0.38
(1,6)	1:A:48:LYS:HA	2:C:488:ILE:HG21	19	0.36	0.11	0.38
(1,6)	1:A:48:LYS:HA	2:C:488:ILE:HG22	19	0.36	0.11	0.38
(1,6)	1:A:48:LYS:HA	2:C:488:ILE:HG23	19	0.36	0.11	0.38
(1,6)	1:A:48:LYS:HA	2:C:488:ILE:N	19	0.36	0.11	0.38
(1,6)	1:A:48:LYS:HA	2:C:488:ILE:O	19	0.36	0.11	0.38
(1,6)	1:A:48:LYS:HA	2:C:490:THR:C	19	0.36	0.11	0.38
(1,6)	1:A:48:LYS:HA	2:C:490:THR:CA	19	0.36	0.11	0.38
(1,6)	1:A:48:LYS:HA	2:C:490:THR:CB	19	0.36	0.11	0.38
(1,6)	1:A:48:LYS:HA	2:C:490:THR:CG2	19	0.36	0.11	0.38
(1,6)	1:A:48:LYS:HA	2:C:490:THR:H	19	0.36	0.11	0.38
(1,6)	1:A:48:LYS:HA	2:C:490:THR:HA	19	0.36	0.11	0.38
(1,6)	1:A:48:LYS:HA	2:C:490:THR:HB	19	0.36	0.11	0.38
(1,6)	1:A:48:LYS:HA	2:C:490:THR:HG1	19	0.36	0.11	0.38
(1,6)	1:A:48:LYS:HA	2:C:490:THR:HG21	19	0.36	0.11	0.38
(1,6)	1:A:48:LYS:HA	2:C:490:THR:HG22	19	0.36	0.11	0.38
(1,6)	1:A:48:LYS:HA	2:C:490:THR:HG23	19	0.36	0.11	0.38
(1,6)	1:A:48:LYS:HA	2:C:490:THR:N	19	0.36	0.11	0.38
(1,6)	1:A:48:LYS:HA	2:C:490:THR:O	19	0.36	0.11	0.38
(1,6)	1:A:48:LYS:HA	2:C:490:THR:OG1	19	0.36	0.11	0.38
(1,6)	1:A:48:LYS:HA	2:C:491:ASP:C	19	0.36	0.11	0.38
(1,6)	1:A:48:LYS:HA	2:C:491:ASP:CA	19	0.36	0.11	0.38
(1,6)	1:A:48:LYS:HA	2:C:491:ASP:CB	19	0.36	0.11	0.38
(1,6)	1:A:48:LYS:HA	2:C:491:ASP:CG	19	0.36	0.11	0.38

Continued on next page...

Continued from previous page...

Key	Atom-1	Atom-2	Models ¹	Mean (Å)	SD ¹ (Å)	Median (Å)
(1,6)	1:A:48:LYS:HA	2:C:491:ASP:H	19	0.36	0.11	0.38
(1,6)	1:A:48:LYS:HA	2:C:491:ASP:HA	19	0.36	0.11	0.38
(1,6)	1:A:48:LYS:HA	2:C:491:ASP:HB2	19	0.36	0.11	0.38
(1,6)	1:A:48:LYS:HA	2:C:491:ASP:HB3	19	0.36	0.11	0.38
(1,6)	1:A:48:LYS:HA	2:C:491:ASP:N	19	0.36	0.11	0.38
(1,6)	1:A:48:LYS:HA	2:C:491:ASP:O	19	0.36	0.11	0.38
(1,6)	1:A:48:LYS:HA	2:C:491:ASP:OD1	19	0.36	0.11	0.38
(1,6)	1:A:48:LYS:HA	2:C:491:ASP:OD2	19	0.36	0.11	0.38
(1,6)	1:A:48:LYS:HA	2:C:492:ASN:C	19	0.36	0.11	0.38
(1,6)	1:A:48:LYS:HA	2:C:492:ASN:CA	19	0.36	0.11	0.38
(1,6)	1:A:48:LYS:HA	2:C:492:ASN:CB	19	0.36	0.11	0.38
(1,6)	1:A:48:LYS:HA	2:C:492:ASN:CG	19	0.36	0.11	0.38
(1,6)	1:A:48:LYS:HA	2:C:492:ASN:H	19	0.36	0.11	0.38
(1,6)	1:A:48:LYS:HA	2:C:492:ASN:HA	19	0.36	0.11	0.38
(1,6)	1:A:48:LYS:HA	2:C:492:ASN:HB2	19	0.36	0.11	0.38
(1,6)	1:A:48:LYS:HA	2:C:492:ASN:HB3	19	0.36	0.11	0.38
(1,6)	1:A:48:LYS:HA	2:C:492:ASN:HD21	19	0.36	0.11	0.38
(1,6)	1:A:48:LYS:HA	2:C:492:ASN:HD22	19	0.36	0.11	0.38
(1,6)	1:A:48:LYS:HA	2:C:492:ASN:N	19	0.36	0.11	0.38
(1,6)	1:A:48:LYS:HA	2:C:492:ASN:ND2	19	0.36	0.11	0.38
(1,6)	1:A:48:LYS:HA	2:C:492:ASN:O	19	0.36	0.11	0.38
(1,6)	1:A:48:LYS:HA	2:C:492:ASN:OD1	19	0.36	0.11	0.38
(1,6)	1:A:48:LYS:HA	2:C:494:LEU:C	19	0.36	0.11	0.38
(1,6)	1:A:48:LYS:HA	2:C:494:LEU:CA	19	0.36	0.11	0.38
(1,6)	1:A:48:LYS:HA	2:C:494:LEU:CB	19	0.36	0.11	0.38
(1,6)	1:A:48:LYS:HA	2:C:494:LEU:CD1	19	0.36	0.11	0.38
(1,6)	1:A:48:LYS:HA	2:C:494:LEU:CD2	19	0.36	0.11	0.38
(1,6)	1:A:48:LYS:HA	2:C:494:LEU:CG	19	0.36	0.11	0.38
(1,6)	1:A:48:LYS:HA	2:C:494:LEU:H	19	0.36	0.11	0.38
(1,6)	1:A:48:LYS:HA	2:C:494:LEU:HA	19	0.36	0.11	0.38
(1,6)	1:A:48:LYS:HA	2:C:494:LEU:HB2	19	0.36	0.11	0.38
(1,6)	1:A:48:LYS:HA	2:C:494:LEU:HB3	19	0.36	0.11	0.38
(1,6)	1:A:48:LYS:HA	2:C:494:LEU:HD11	19	0.36	0.11	0.38
(1,6)	1:A:48:LYS:HA	2:C:494:LEU:HD12	19	0.36	0.11	0.38
(1,6)	1:A:48:LYS:HA	2:C:494:LEU:HD13	19	0.36	0.11	0.38
(1,6)	1:A:48:LYS:HA	2:C:494:LEU:HD21	19	0.36	0.11	0.38
(1,6)	1:A:48:LYS:HA	2:C:494:LEU:HD22	19	0.36	0.11	0.38
(1,6)	1:A:48:LYS:HA	2:C:494:LEU:HD23	19	0.36	0.11	0.38
(1,6)	1:A:48:LYS:HA	2:C:494:LEU:HG	19	0.36	0.11	0.38
(1,6)	1:A:48:LYS:HA	2:C:494:LEU:N	19	0.36	0.11	0.38
(1,6)	1:A:48:LYS:HA	2:C:494:LEU:O	19	0.36	0.11	0.38
(1,6)	1:A:48:LYS:HA	2:C:495:GLU:C	19	0.36	0.11	0.38

Continued on next page...

Continued from previous page...

Key	Atom-1	Atom-2	Models ¹	Mean (Å)	SD ¹ (Å)	Median (Å)
(1,6)	1:A:48:LYS:HA	2:C:495:GLU:CA	19	0.36	0.11	0.38
(1,6)	1:A:48:LYS:HA	2:C:495:GLU:CB	19	0.36	0.11	0.38
(1,6)	1:A:48:LYS:HA	2:C:495:GLU:CD	19	0.36	0.11	0.38
(1,6)	1:A:48:LYS:HA	2:C:495:GLU:CG	19	0.36	0.11	0.38
(1,6)	1:A:48:LYS:HA	2:C:495:GLU:H	19	0.36	0.11	0.38
(1,6)	1:A:48:LYS:HA	2:C:495:GLU:HA	19	0.36	0.11	0.38
(1,6)	1:A:48:LYS:HA	2:C:495:GLU:HB2	19	0.36	0.11	0.38
(1,6)	1:A:48:LYS:HA	2:C:495:GLU:HB3	19	0.36	0.11	0.38
(1,6)	1:A:48:LYS:HA	2:C:495:GLU:HG2	19	0.36	0.11	0.38
(1,6)	1:A:48:LYS:HA	2:C:495:GLU:HG3	19	0.36	0.11	0.38
(1,6)	1:A:48:LYS:HA	2:C:495:GLU:N	19	0.36	0.11	0.38
(1,6)	1:A:48:LYS:HA	2:C:495:GLU:O	19	0.36	0.11	0.38
(1,6)	1:A:48:LYS:HA	2:C:495:GLU:OE1	19	0.36	0.11	0.38
(1,6)	1:A:48:LYS:HA	2:C:495:GLU:OE2	19	0.36	0.11	0.38
(1,6)	1:A:48:LYS:HA	2:C:496:GLY:C	19	0.36	0.11	0.38
(1,6)	1:A:48:LYS:HA	2:C:496:GLY:CA	19	0.36	0.11	0.38
(1,6)	1:A:48:LYS:HA	2:C:496:GLY:H	19	0.36	0.11	0.38
(1,6)	1:A:48:LYS:HA	2:C:496:GLY:HA2	19	0.36	0.11	0.38
(1,6)	1:A:48:LYS:HA	2:C:496:GLY:HA3	19	0.36	0.11	0.38
(1,6)	1:A:48:LYS:HA	2:C:496:GLY:N	19	0.36	0.11	0.38
(1,6)	1:A:48:LYS:HA	2:C:496:GLY:O	19	0.36	0.11	0.38
(1,6)	1:A:48:LYS:HA	2:C:497:ARG:C	19	0.36	0.11	0.38
(1,6)	1:A:48:LYS:HA	2:C:497:ARG:CA	19	0.36	0.11	0.38
(1,6)	1:A:48:LYS:HA	2:C:497:ARG:CB	19	0.36	0.11	0.38
(1,6)	1:A:48:LYS:HA	2:C:497:ARG:CD	19	0.36	0.11	0.38
(1,6)	1:A:48:LYS:HA	2:C:497:ARG:CG	19	0.36	0.11	0.38
(1,6)	1:A:48:LYS:HA	2:C:497:ARG:CZ	19	0.36	0.11	0.38
(1,6)	1:A:48:LYS:HA	2:C:497:ARG:H	19	0.36	0.11	0.38
(1,6)	1:A:48:LYS:HA	2:C:497:ARG:HA	19	0.36	0.11	0.38
(1,6)	1:A:48:LYS:HA	2:C:497:ARG:HB2	19	0.36	0.11	0.38
(1,6)	1:A:48:LYS:HA	2:C:497:ARG:HB3	19	0.36	0.11	0.38
(1,6)	1:A:48:LYS:HA	2:C:497:ARG:HD2	19	0.36	0.11	0.38
(1,6)	1:A:48:LYS:HA	2:C:497:ARG:HD3	19	0.36	0.11	0.38
(1,6)	1:A:48:LYS:HA	2:C:497:ARG:HE	19	0.36	0.11	0.38
(1,6)	1:A:48:LYS:HA	2:C:497:ARG:HG2	19	0.36	0.11	0.38
(1,6)	1:A:48:LYS:HA	2:C:497:ARG:HG3	19	0.36	0.11	0.38
(1,6)	1:A:48:LYS:HA	2:C:497:ARG:HH11	19	0.36	0.11	0.38
(1,6)	1:A:48:LYS:HA	2:C:497:ARG:HH12	19	0.36	0.11	0.38
(1,6)	1:A:48:LYS:HA	2:C:497:ARG:HH21	19	0.36	0.11	0.38
(1,6)	1:A:48:LYS:HA	2:C:497:ARG:HH22	19	0.36	0.11	0.38
(1,6)	1:A:48:LYS:HA	2:C:497:ARG:N	19	0.36	0.11	0.38
(1,6)	1:A:48:LYS:HA	2:C:497:ARG:NE	19	0.36	0.11	0.38

Continued on next page...

Continued from previous page...

Key	Atom-1	Atom-2	Models ¹	Mean (Å)	SD ¹ (Å)	Median (Å)
(1,6)	1:A:48:LYS:HA	2:C:497:ARG:NH1	19	0.36	0.11	0.38
(1,6)	1:A:48:LYS:HA	2:C:497:ARG:NH2	19	0.36	0.11	0.38
(1,6)	1:A:48:LYS:HA	2:C:497:ARG:O	19	0.36	0.11	0.38
(1,6)	1:A:48:LYS:HB2	2:C:457:LEU:C	19	0.36	0.11	0.38
(1,6)	1:A:48:LYS:HB2	2:C:457:LEU:CA	19	0.36	0.11	0.38
(1,6)	1:A:48:LYS:HB2	2:C:457:LEU:CB	19	0.36	0.11	0.38
(1,6)	1:A:48:LYS:HB2	2:C:457:LEU:CD1	19	0.36	0.11	0.38
(1,6)	1:A:48:LYS:HB2	2:C:457:LEU:CD2	19	0.36	0.11	0.38
(1,6)	1:A:48:LYS:HB2	2:C:457:LEU:CG	19	0.36	0.11	0.38
(1,6)	1:A:48:LYS:HB2	2:C:457:LEU:H	19	0.36	0.11	0.38
(1,6)	1:A:48:LYS:HB2	2:C:457:LEU:HA	19	0.36	0.11	0.38
(1,6)	1:A:48:LYS:HB2	2:C:457:LEU:HB2	19	0.36	0.11	0.38
(1,6)	1:A:48:LYS:HB2	2:C:457:LEU:HB3	19	0.36	0.11	0.38
(1,6)	1:A:48:LYS:HB2	2:C:457:LEU:HD11	19	0.36	0.11	0.38
(1,6)	1:A:48:LYS:HB2	2:C:457:LEU:HD12	19	0.36	0.11	0.38
(1,6)	1:A:48:LYS:HB2	2:C:457:LEU:HD13	19	0.36	0.11	0.38
(1,6)	1:A:48:LYS:HB2	2:C:457:LEU:HD21	19	0.36	0.11	0.38
(1,6)	1:A:48:LYS:HB2	2:C:457:LEU:HD22	19	0.36	0.11	0.38
(1,6)	1:A:48:LYS:HB2	2:C:457:LEU:HD23	19	0.36	0.11	0.38
(1,6)	1:A:48:LYS:HB2	2:C:457:LEU:HG	19	0.36	0.11	0.38
(1,6)	1:A:48:LYS:HB2	2:C:457:LEU:N	19	0.36	0.11	0.38
(1,6)	1:A:48:LYS:HB2	2:C:457:LEU:O	19	0.36	0.11	0.38
(1,6)	1:A:48:LYS:HB2	2:C:459:ALA:C	19	0.36	0.11	0.38
(1,6)	1:A:48:LYS:HB2	2:C:459:ALA:CA	19	0.36	0.11	0.38
(1,6)	1:A:48:LYS:HB2	2:C:459:ALA:CB	19	0.36	0.11	0.38
(1,6)	1:A:48:LYS:HB2	2:C:459:ALA:H	19	0.36	0.11	0.38
(1,6)	1:A:48:LYS:HB2	2:C:459:ALA:HA	19	0.36	0.11	0.38
(1,6)	1:A:48:LYS:HB2	2:C:459:ALA:HB1	19	0.36	0.11	0.38
(1,6)	1:A:48:LYS:HB2	2:C:459:ALA:HB2	19	0.36	0.11	0.38
(1,6)	1:A:48:LYS:HB2	2:C:459:ALA:HB3	19	0.36	0.11	0.38
(1,6)	1:A:48:LYS:HB2	2:C:459:ALA:N	19	0.36	0.11	0.38
(1,6)	1:A:48:LYS:HB2	2:C:459:ALA:O	19	0.36	0.11	0.38
(1,6)	1:A:48:LYS:HB2	2:C:460:MET:C	19	0.36	0.11	0.38
(1,6)	1:A:48:LYS:HB2	2:C:460:MET:CA	19	0.36	0.11	0.38
(1,6)	1:A:48:LYS:HB2	2:C:460:MET:CB	19	0.36	0.11	0.38
(1,6)	1:A:48:LYS:HB2	2:C:460:MET:CE	19	0.36	0.11	0.38
(1,6)	1:A:48:LYS:HB2	2:C:460:MET:CG	19	0.36	0.11	0.38
(1,6)	1:A:48:LYS:HB2	2:C:460:MET:H	19	0.36	0.11	0.38
(1,6)	1:A:48:LYS:HB2	2:C:460:MET:HA	19	0.36	0.11	0.38
(1,6)	1:A:48:LYS:HB2	2:C:460:MET:HB2	19	0.36	0.11	0.38
(1,6)	1:A:48:LYS:HB2	2:C:460:MET:HB3	19	0.36	0.11	0.38
(1,6)	1:A:48:LYS:HB2	2:C:460:MET:HE1	19	0.36	0.11	0.38

Continued on next page...

Continued from previous page...

Key	Atom-1	Atom-2	Models ¹	Mean (Å)	SD ¹ (Å)	Median (Å)
(1,6)	1:A:48:LYS:HB2	2:C:460:MET:HE2	19	0.36	0.11	0.38
(1,6)	1:A:48:LYS:HB2	2:C:460:MET:HE3	19	0.36	0.11	0.38
(1,6)	1:A:48:LYS:HB2	2:C:460:MET:HG2	19	0.36	0.11	0.38
(1,6)	1:A:48:LYS:HB2	2:C:460:MET:HG3	19	0.36	0.11	0.38
(1,6)	1:A:48:LYS:HB2	2:C:460:MET:N	19	0.36	0.11	0.38
(1,6)	1:A:48:LYS:HB2	2:C:460:MET:O	19	0.36	0.11	0.38
(1,6)	1:A:48:LYS:HB2	2:C:460:MET:SD	19	0.36	0.11	0.38
(1,6)	1:A:48:LYS:HB2	2:C:462:HIS:C	19	0.36	0.11	0.38
(1,6)	1:A:48:LYS:HB2	2:C:462:HIS:CA	19	0.36	0.11	0.38
(1,6)	1:A:48:LYS:HB2	2:C:462:HIS:CB	19	0.36	0.11	0.38
(1,6)	1:A:48:LYS:HB2	2:C:462:HIS:CD2	19	0.36	0.11	0.38
(1,6)	1:A:48:LYS:HB2	2:C:462:HIS:CE1	19	0.36	0.11	0.38
(1,6)	1:A:48:LYS:HB2	2:C:462:HIS:CG	19	0.36	0.11	0.38
(1,6)	1:A:48:LYS:HB2	2:C:462:HIS:H	19	0.36	0.11	0.38
(1,6)	1:A:48:LYS:HB2	2:C:462:HIS:HA	19	0.36	0.11	0.38
(1,6)	1:A:48:LYS:HB2	2:C:462:HIS:HB2	19	0.36	0.11	0.38
(1,6)	1:A:48:LYS:HB2	2:C:462:HIS:HB3	19	0.36	0.11	0.38
(1,6)	1:A:48:LYS:HB2	2:C:462:HIS:HD2	19	0.36	0.11	0.38
(1,6)	1:A:48:LYS:HB2	2:C:462:HIS:HE1	19	0.36	0.11	0.38
(1,6)	1:A:48:LYS:HB2	2:C:462:HIS:HE2	19	0.36	0.11	0.38
(1,6)	1:A:48:LYS:HB2	2:C:462:HIS:N	19	0.36	0.11	0.38
(1,6)	1:A:48:LYS:HB2	2:C:462:HIS:ND1	19	0.36	0.11	0.38
(1,6)	1:A:48:LYS:HB2	2:C:462:HIS:NE2	19	0.36	0.11	0.38
(1,6)	1:A:48:LYS:HB2	2:C:462:HIS:O	19	0.36	0.11	0.38
(1,6)	1:A:48:LYS:HB2	2:C:463:GLN:C	19	0.36	0.11	0.38
(1,6)	1:A:48:LYS:HB2	2:C:463:GLN:CA	19	0.36	0.11	0.38
(1,6)	1:A:48:LYS:HB2	2:C:463:GLN:CB	19	0.36	0.11	0.38
(1,6)	1:A:48:LYS:HB2	2:C:463:GLN:CD	19	0.36	0.11	0.38
(1,6)	1:A:48:LYS:HB2	2:C:463:GLN:CG	19	0.36	0.11	0.38
(1,6)	1:A:48:LYS:HB2	2:C:463:GLN:H	19	0.36	0.11	0.38
(1,6)	1:A:48:LYS:HB2	2:C:463:GLN:HA	19	0.36	0.11	0.38
(1,6)	1:A:48:LYS:HB2	2:C:463:GLN:HB2	19	0.36	0.11	0.38
(1,6)	1:A:48:LYS:HB2	2:C:463:GLN:HB3	19	0.36	0.11	0.38
(1,6)	1:A:48:LYS:HB2	2:C:463:GLN:HE21	19	0.36	0.11	0.38
(1,6)	1:A:48:LYS:HB2	2:C:463:GLN:HE22	19	0.36	0.11	0.38
(1,6)	1:A:48:LYS:HB2	2:C:463:GLN:HG2	19	0.36	0.11	0.38
(1,6)	1:A:48:LYS:HB2	2:C:463:GLN:HG3	19	0.36	0.11	0.38
(1,6)	1:A:48:LYS:HB2	2:C:463:GLN:N	19	0.36	0.11	0.38
(1,6)	1:A:48:LYS:HB2	2:C:463:GLN:NE2	19	0.36	0.11	0.38
(1,6)	1:A:48:LYS:HB2	2:C:463:GLN:O	19	0.36	0.11	0.38
(1,6)	1:A:48:LYS:HB2	2:C:463:GLN:OE1	19	0.36	0.11	0.38
(1,6)	1:A:48:LYS:HB2	2:C:465:GLN:C	19	0.36	0.11	0.38

Continued on next page...

Continued from previous page...

Key	Atom-1	Atom-2	Models ¹	Mean (Å)	SD ¹ (Å)	Median (Å)
(1,6)	1:A:48:LYS:HB2	2:C:465:GLN:CA	19	0.36	0.11	0.38
(1,6)	1:A:48:LYS:HB2	2:C:465:GLN:CB	19	0.36	0.11	0.38
(1,6)	1:A:48:LYS:HB2	2:C:465:GLN:CD	19	0.36	0.11	0.38
(1,6)	1:A:48:LYS:HB2	2:C:465:GLN:CG	19	0.36	0.11	0.38
(1,6)	1:A:48:LYS:HB2	2:C:465:GLN:H	19	0.36	0.11	0.38
(1,6)	1:A:48:LYS:HB2	2:C:465:GLN:HA	19	0.36	0.11	0.38
(1,6)	1:A:48:LYS:HB2	2:C:465:GLN:HB2	19	0.36	0.11	0.38
(1,6)	1:A:48:LYS:HB2	2:C:465:GLN:HB3	19	0.36	0.11	0.38
(1,6)	1:A:48:LYS:HB2	2:C:465:GLN:HE21	19	0.36	0.11	0.38
(1,6)	1:A:48:LYS:HB2	2:C:465:GLN:HE22	19	0.36	0.11	0.38
(1,6)	1:A:48:LYS:HB2	2:C:465:GLN:HG2	19	0.36	0.11	0.38
(1,6)	1:A:48:LYS:HB2	2:C:465:GLN:HG3	19	0.36	0.11	0.38
(1,6)	1:A:48:LYS:HB2	2:C:465:GLN:N	19	0.36	0.11	0.38
(1,6)	1:A:48:LYS:HB2	2:C:465:GLN:NE2	19	0.36	0.11	0.38
(1,6)	1:A:48:LYS:HB2	2:C:465:GLN:O	19	0.36	0.11	0.38
(1,6)	1:A:48:LYS:HB2	2:C:465:GLN:OE1	19	0.36	0.11	0.38
(1,6)	1:A:48:LYS:HB2	2:C:466:GLU:C	19	0.36	0.11	0.38
(1,6)	1:A:48:LYS:HB2	2:C:466:GLU:CA	19	0.36	0.11	0.38
(1,6)	1:A:48:LYS:HB2	2:C:466:GLU:CB	19	0.36	0.11	0.38
(1,6)	1:A:48:LYS:HB2	2:C:466:GLU:CD	19	0.36	0.11	0.38
(1,6)	1:A:48:LYS:HB2	2:C:466:GLU:CG	19	0.36	0.11	0.38
(1,6)	1:A:48:LYS:HB2	2:C:466:GLU:H	19	0.36	0.11	0.38
(1,6)	1:A:48:LYS:HB2	2:C:466:GLU:HA	19	0.36	0.11	0.38
(1,6)	1:A:48:LYS:HB2	2:C:466:GLU:HB2	19	0.36	0.11	0.38
(1,6)	1:A:48:LYS:HB2	2:C:466:GLU:HB3	19	0.36	0.11	0.38
(1,6)	1:A:48:LYS:HB2	2:C:466:GLU:HG2	19	0.36	0.11	0.38
(1,6)	1:A:48:LYS:HB2	2:C:466:GLU:HG3	19	0.36	0.11	0.38
(1,6)	1:A:48:LYS:HB2	2:C:466:GLU:N	19	0.36	0.11	0.38
(1,6)	1:A:48:LYS:HB2	2:C:466:GLU:O	19	0.36	0.11	0.38
(1,6)	1:A:48:LYS:HB2	2:C:466:GLU:OE1	19	0.36	0.11	0.38
(1,6)	1:A:48:LYS:HB2	2:C:466:GLU:OE2	19	0.36	0.11	0.38
(1,6)	1:A:48:LYS:HB2	2:C:467:MET:C	19	0.36	0.11	0.38
(1,6)	1:A:48:LYS:HB2	2:C:467:MET:CA	19	0.36	0.11	0.38
(1,6)	1:A:48:LYS:HB2	2:C:467:MET:CB	19	0.36	0.11	0.38
(1,6)	1:A:48:LYS:HB2	2:C:467:MET:CE	19	0.36	0.11	0.38
(1,6)	1:A:48:LYS:HB2	2:C:467:MET:CG	19	0.36	0.11	0.38
(1,6)	1:A:48:LYS:HB2	2:C:467:MET:H	19	0.36	0.11	0.38
(1,6)	1:A:48:LYS:HB2	2:C:467:MET:HA	19	0.36	0.11	0.38
(1,6)	1:A:48:LYS:HB2	2:C:467:MET:HB2	19	0.36	0.11	0.38
(1,6)	1:A:48:LYS:HB2	2:C:467:MET:HB3	19	0.36	0.11	0.38
(1,6)	1:A:48:LYS:HB2	2:C:467:MET:HE1	19	0.36	0.11	0.38
(1,6)	1:A:48:LYS:HB2	2:C:467:MET:HE2	19	0.36	0.11	0.38

Continued on next page...

Continued from previous page...

Key	Atom-1	Atom-2	Models ¹	Mean (Å)	SD ¹ (Å)	Median (Å)
(1,6)	1:A:48:LYS:HB2	2:C:467:MET:HE3	19	0.36	0.11	0.38
(1,6)	1:A:48:LYS:HB2	2:C:467:MET:HG2	19	0.36	0.11	0.38
(1,6)	1:A:48:LYS:HB2	2:C:467:MET:HG3	19	0.36	0.11	0.38
(1,6)	1:A:48:LYS:HB2	2:C:467:MET:N	19	0.36	0.11	0.38
(1,6)	1:A:48:LYS:HB2	2:C:467:MET:O	19	0.36	0.11	0.38
(1,6)	1:A:48:LYS:HB2	2:C:467:MET:SD	19	0.36	0.11	0.38
(1,6)	1:A:48:LYS:HB2	2:C:468:PHE:C	19	0.36	0.11	0.38
(1,6)	1:A:48:LYS:HB2	2:C:468:PHE:CA	19	0.36	0.11	0.38
(1,6)	1:A:48:LYS:HB2	2:C:468:PHE:CB	19	0.36	0.11	0.38
(1,6)	1:A:48:LYS:HB2	2:C:468:PHE:CD1	19	0.36	0.11	0.38
(1,6)	1:A:48:LYS:HB2	2:C:468:PHE:CD2	19	0.36	0.11	0.38
(1,6)	1:A:48:LYS:HB2	2:C:468:PHE:CE1	19	0.36	0.11	0.38
(1,6)	1:A:48:LYS:HB2	2:C:468:PHE:CE2	19	0.36	0.11	0.38
(1,6)	1:A:48:LYS:HB2	2:C:468:PHE:CG	19	0.36	0.11	0.38
(1,6)	1:A:48:LYS:HB2	2:C:468:PHE:CZ	19	0.36	0.11	0.38
(1,6)	1:A:48:LYS:HB2	2:C:468:PHE:H	19	0.36	0.11	0.38
(1,6)	1:A:48:LYS:HB2	2:C:468:PHE:HA	19	0.36	0.11	0.38
(1,6)	1:A:48:LYS:HB2	2:C:468:PHE:HB2	19	0.36	0.11	0.38
(1,6)	1:A:48:LYS:HB2	2:C:468:PHE:HB3	19	0.36	0.11	0.38
(1,6)	1:A:48:LYS:HB2	2:C:468:PHE:HD1	19	0.36	0.11	0.38
(1,6)	1:A:48:LYS:HB2	2:C:468:PHE:HD2	19	0.36	0.11	0.38
(1,6)	1:A:48:LYS:HB2	2:C:468:PHE:HE1	19	0.36	0.11	0.38
(1,6)	1:A:48:LYS:HB2	2:C:468:PHE:HE2	19	0.36	0.11	0.38
(1,6)	1:A:48:LYS:HB2	2:C:468:PHE:HZ	19	0.36	0.11	0.38
(1,6)	1:A:48:LYS:HB2	2:C:468:PHE:N	19	0.36	0.11	0.38
(1,6)	1:A:48:LYS:HB2	2:C:468:PHE:O	19	0.36	0.11	0.38
(1,6)	1:A:48:LYS:HB2	2:C:469:PRO:C	19	0.36	0.11	0.38
(1,6)	1:A:48:LYS:HB2	2:C:469:PRO:CA	19	0.36	0.11	0.38
(1,6)	1:A:48:LYS:HB2	2:C:469:PRO:CB	19	0.36	0.11	0.38
(1,6)	1:A:48:LYS:HB2	2:C:469:PRO:CD	19	0.36	0.11	0.38
(1,6)	1:A:48:LYS:HB2	2:C:469:PRO:CG	19	0.36	0.11	0.38
(1,6)	1:A:48:LYS:HB2	2:C:469:PRO:HA	19	0.36	0.11	0.38
(1,6)	1:A:48:LYS:HB2	2:C:469:PRO:HB2	19	0.36	0.11	0.38
(1,6)	1:A:48:LYS:HB2	2:C:469:PRO:HB3	19	0.36	0.11	0.38
(1,6)	1:A:48:LYS:HB2	2:C:469:PRO:HD2	19	0.36	0.11	0.38
(1,6)	1:A:48:LYS:HB2	2:C:469:PRO:HD3	19	0.36	0.11	0.38
(1,6)	1:A:48:LYS:HB2	2:C:469:PRO:HG2	19	0.36	0.11	0.38
(1,6)	1:A:48:LYS:HB2	2:C:469:PRO:HG3	19	0.36	0.11	0.38
(1,6)	1:A:48:LYS:HB2	2:C:469:PRO:N	19	0.36	0.11	0.38
(1,6)	1:A:48:LYS:HB2	2:C:469:PRO:O	19	0.36	0.11	0.38
(1,6)	1:A:48:LYS:HB2	2:C:470:GLN:C	19	0.36	0.11	0.38
(1,6)	1:A:48:LYS:HB2	2:C:470:GLN:CA	19	0.36	0.11	0.38

Continued on next page...

Continued from previous page...

Key	Atom-1	Atom-2	Models ¹	Mean (Å)	SD ¹ (Å)	Median (Å)
(1,6)	1:A:48:LYS:HB2	2:C:470:GLN:CB	19	0.36	0.11	0.38
(1,6)	1:A:48:LYS:HB2	2:C:470:GLN:CD	19	0.36	0.11	0.38
(1,6)	1:A:48:LYS:HB2	2:C:470:GLN:CG	19	0.36	0.11	0.38
(1,6)	1:A:48:LYS:HB2	2:C:470:GLN:H	19	0.36	0.11	0.38
(1,6)	1:A:48:LYS:HB2	2:C:470:GLN:HA	19	0.36	0.11	0.38
(1,6)	1:A:48:LYS:HB2	2:C:470:GLN:HB2	19	0.36	0.11	0.38
(1,6)	1:A:48:LYS:HB2	2:C:470:GLN:HB3	19	0.36	0.11	0.38
(1,6)	1:A:48:LYS:HB2	2:C:470:GLN:HE21	19	0.36	0.11	0.38
(1,6)	1:A:48:LYS:HB2	2:C:470:GLN:HE22	19	0.36	0.11	0.38
(1,6)	1:A:48:LYS:HB2	2:C:470:GLN:HG2	19	0.36	0.11	0.38
(1,6)	1:A:48:LYS:HB2	2:C:470:GLN:HG3	19	0.36	0.11	0.38
(1,6)	1:A:48:LYS:HB2	2:C:470:GLN:N	19	0.36	0.11	0.38
(1,6)	1:A:48:LYS:HB2	2:C:470:GLN:NE2	19	0.36	0.11	0.38
(1,6)	1:A:48:LYS:HB2	2:C:470:GLN:O	19	0.36	0.11	0.38
(1,6)	1:A:48:LYS:HB2	2:C:470:GLN:OE1	19	0.36	0.11	0.38
(1,6)	1:A:48:LYS:HB2	2:C:472:PRO:C	19	0.36	0.11	0.38
(1,6)	1:A:48:LYS:HB2	2:C:472:PRO:CA	19	0.36	0.11	0.38
(1,6)	1:A:48:LYS:HB2	2:C:472:PRO:CB	19	0.36	0.11	0.38
(1,6)	1:A:48:LYS:HB2	2:C:472:PRO:CD	19	0.36	0.11	0.38
(1,6)	1:A:48:LYS:HB2	2:C:472:PRO:CG	19	0.36	0.11	0.38
(1,6)	1:A:48:LYS:HB2	2:C:472:PRO:HA	19	0.36	0.11	0.38
(1,6)	1:A:48:LYS:HB2	2:C:472:PRO:HB2	19	0.36	0.11	0.38
(1,6)	1:A:48:LYS:HB2	2:C:472:PRO:HB3	19	0.36	0.11	0.38
(1,6)	1:A:48:LYS:HB2	2:C:472:PRO:HD2	19	0.36	0.11	0.38
(1,6)	1:A:48:LYS:HB2	2:C:472:PRO:HD3	19	0.36	0.11	0.38
(1,6)	1:A:48:LYS:HB2	2:C:472:PRO:HG2	19	0.36	0.11	0.38
(1,6)	1:A:48:LYS:HB2	2:C:472:PRO:HG3	19	0.36	0.11	0.38
(1,6)	1:A:48:LYS:HB2	2:C:472:PRO:N	19	0.36	0.11	0.38
(1,6)	1:A:48:LYS:HB2	2:C:472:PRO:O	19	0.36	0.11	0.38
(1,6)	1:A:48:LYS:HB2	2:C:482:LEU:C	19	0.36	0.11	0.38
(1,6)	1:A:48:LYS:HB2	2:C:482:LEU:CA	19	0.36	0.11	0.38
(1,6)	1:A:48:LYS:HB2	2:C:482:LEU:CB	19	0.36	0.11	0.38
(1,6)	1:A:48:LYS:HB2	2:C:482:LEU:CD1	19	0.36	0.11	0.38
(1,6)	1:A:48:LYS:HB2	2:C:482:LEU:CD2	19	0.36	0.11	0.38
(1,6)	1:A:48:LYS:HB2	2:C:482:LEU:CG	19	0.36	0.11	0.38
(1,6)	1:A:48:LYS:HB2	2:C:482:LEU:H	19	0.36	0.11	0.38
(1,6)	1:A:48:LYS:HB2	2:C:482:LEU:HA	19	0.36	0.11	0.38
(1,6)	1:A:48:LYS:HB2	2:C:482:LEU:HB2	19	0.36	0.11	0.38
(1,6)	1:A:48:LYS:HB2	2:C:482:LEU:HB3	19	0.36	0.11	0.38
(1,6)	1:A:48:LYS:HB2	2:C:482:LEU:HD11	19	0.36	0.11	0.38
(1,6)	1:A:48:LYS:HB2	2:C:482:LEU:HD12	19	0.36	0.11	0.38
(1,6)	1:A:48:LYS:HB2	2:C:482:LEU:HD13	19	0.36	0.11	0.38

Continued on next page...

Continued from previous page...

Key	Atom-1	Atom-2	Models ¹	Mean (Å)	SD ¹ (Å)	Median (Å)
(1,6)	1:A:48:LYS:HB2	2:C:482:LEU:HD21	19	0.36	0.11	0.38
(1,6)	1:A:48:LYS:HB2	2:C:482:LEU:HD22	19	0.36	0.11	0.38
(1,6)	1:A:48:LYS:HB2	2:C:482:LEU:HD23	19	0.36	0.11	0.38
(1,6)	1:A:48:LYS:HB2	2:C:482:LEU:HG	19	0.36	0.11	0.38
(1,6)	1:A:48:LYS:HB2	2:C:482:LEU:N	19	0.36	0.11	0.38
(1,6)	1:A:48:LYS:HB2	2:C:482:LEU:O	19	0.36	0.11	0.38
(1,6)	1:A:48:LYS:HB2	2:C:483:THR:C	19	0.36	0.11	0.38
(1,6)	1:A:48:LYS:HB2	2:C:483:THR:CA	19	0.36	0.11	0.38
(1,6)	1:A:48:LYS:HB2	2:C:483:THR:CB	19	0.36	0.11	0.38
(1,6)	1:A:48:LYS:HB2	2:C:483:THR:CG2	19	0.36	0.11	0.38
(1,6)	1:A:48:LYS:HB2	2:C:483:THR:H	19	0.36	0.11	0.38
(1,6)	1:A:48:LYS:HB2	2:C:483:THR:HA	19	0.36	0.11	0.38
(1,6)	1:A:48:LYS:HB2	2:C:483:THR:HB	19	0.36	0.11	0.38
(1,6)	1:A:48:LYS:HB2	2:C:483:THR:HG1	19	0.36	0.11	0.38
(1,6)	1:A:48:LYS:HB2	2:C:483:THR:HG21	19	0.36	0.11	0.38
(1,6)	1:A:48:LYS:HB2	2:C:483:THR:HG22	19	0.36	0.11	0.38
(1,6)	1:A:48:LYS:HB2	2:C:483:THR:HG23	19	0.36	0.11	0.38
(1,6)	1:A:48:LYS:HB2	2:C:483:THR:N	19	0.36	0.11	0.38
(1,6)	1:A:48:LYS:HB2	2:C:483:THR:O	19	0.36	0.11	0.38
(1,6)	1:A:48:LYS:HB2	2:C:483:THR:OG1	19	0.36	0.11	0.38
(1,6)	1:A:48:LYS:HB2	2:C:484:ARG:C	19	0.36	0.11	0.38
(1,6)	1:A:48:LYS:HB2	2:C:484:ARG:CA	19	0.36	0.11	0.38
(1,6)	1:A:48:LYS:HB2	2:C:484:ARG:CB	19	0.36	0.11	0.38
(1,6)	1:A:48:LYS:HB2	2:C:484:ARG:CD	19	0.36	0.11	0.38
(1,6)	1:A:48:LYS:HB2	2:C:484:ARG:CG	19	0.36	0.11	0.38
(1,6)	1:A:48:LYS:HB2	2:C:484:ARG:CZ	19	0.36	0.11	0.38
(1,6)	1:A:48:LYS:HB2	2:C:484:ARG:H	19	0.36	0.11	0.38
(1,6)	1:A:48:LYS:HB2	2:C:484:ARG:HA	19	0.36	0.11	0.38
(1,6)	1:A:48:LYS:HB2	2:C:484:ARG:HB2	19	0.36	0.11	0.38
(1,6)	1:A:48:LYS:HB2	2:C:484:ARG:HB3	19	0.36	0.11	0.38
(1,6)	1:A:48:LYS:HB2	2:C:484:ARG:HD2	19	0.36	0.11	0.38
(1,6)	1:A:48:LYS:HB2	2:C:484:ARG:HD3	19	0.36	0.11	0.38
(1,6)	1:A:48:LYS:HB2	2:C:484:ARG:HE	19	0.36	0.11	0.38
(1,6)	1:A:48:LYS:HB2	2:C:484:ARG:HG2	19	0.36	0.11	0.38
(1,6)	1:A:48:LYS:HB2	2:C:484:ARG:HG3	19	0.36	0.11	0.38
(1,6)	1:A:48:LYS:HB2	2:C:484:ARG:HH11	19	0.36	0.11	0.38
(1,6)	1:A:48:LYS:HB2	2:C:484:ARG:HH12	19	0.36	0.11	0.38
(1,6)	1:A:48:LYS:HB2	2:C:484:ARG:HH21	19	0.36	0.11	0.38
(1,6)	1:A:48:LYS:HB2	2:C:484:ARG:HH22	19	0.36	0.11	0.38
(1,6)	1:A:48:LYS:HB2	2:C:484:ARG:N	19	0.36	0.11	0.38
(1,6)	1:A:48:LYS:HB2	2:C:484:ARG:NE	19	0.36	0.11	0.38
(1,6)	1:A:48:LYS:HB2	2:C:484:ARG:NH1	19	0.36	0.11	0.38

Continued on next page...

Continued from previous page...

Key	Atom-1	Atom-2	Models ¹	Mean (Å)	SD ¹ (Å)	Median (Å)
(1,6)	1:A:48:LYS:HB2	2:C:484:ARG:NH2	19	0.36	0.11	0.38
(1,6)	1:A:48:LYS:HB2	2:C:484:ARG:O	19	0.36	0.11	0.38
(1,6)	1:A:48:LYS:HB2	2:C:485:SER:C	19	0.36	0.11	0.38
(1,6)	1:A:48:LYS:HB2	2:C:485:SER:CA	19	0.36	0.11	0.38
(1,6)	1:A:48:LYS:HB2	2:C:485:SER:CB	19	0.36	0.11	0.38
(1,6)	1:A:48:LYS:HB2	2:C:485:SER:H	19	0.36	0.11	0.38
(1,6)	1:A:48:LYS:HB2	2:C:485:SER:HA	19	0.36	0.11	0.38
(1,6)	1:A:48:LYS:HB2	2:C:485:SER:HB2	19	0.36	0.11	0.38
(1,6)	1:A:48:LYS:HB2	2:C:485:SER:HB3	19	0.36	0.11	0.38
(1,6)	1:A:48:LYS:HB2	2:C:485:SER:HG	19	0.36	0.11	0.38
(1,6)	1:A:48:LYS:HB2	2:C:485:SER:N	19	0.36	0.11	0.38
(1,6)	1:A:48:LYS:HB2	2:C:485:SER:O	19	0.36	0.11	0.38
(1,6)	1:A:48:LYS:HB2	2:C:485:SER:OG	19	0.36	0.11	0.38
(1,6)	1:A:48:LYS:HB2	2:C:486:VAL:C	19	0.36	0.11	0.38
(1,6)	1:A:48:LYS:HB2	2:C:486:VAL:CA	19	0.36	0.11	0.38
(1,6)	1:A:48:LYS:HB2	2:C:486:VAL:CB	19	0.36	0.11	0.38
(1,6)	1:A:48:LYS:HB2	2:C:486:VAL:CG1	19	0.36	0.11	0.38
(1,6)	1:A:48:LYS:HB2	2:C:486:VAL:CG2	19	0.36	0.11	0.38
(1,6)	1:A:48:LYS:HB2	2:C:486:VAL:H	19	0.36	0.11	0.38
(1,6)	1:A:48:LYS:HB2	2:C:486:VAL:HA	19	0.36	0.11	0.38
(1,6)	1:A:48:LYS:HB2	2:C:486:VAL:HB	19	0.36	0.11	0.38
(1,6)	1:A:48:LYS:HB2	2:C:486:VAL:HG11	19	0.36	0.11	0.38
(1,6)	1:A:48:LYS:HB2	2:C:486:VAL:HG12	19	0.36	0.11	0.38
(1,6)	1:A:48:LYS:HB2	2:C:486:VAL:HG13	19	0.36	0.11	0.38
(1,6)	1:A:48:LYS:HB2	2:C:486:VAL:HG21	19	0.36	0.11	0.38
(1,6)	1:A:48:LYS:HB2	2:C:486:VAL:HG22	19	0.36	0.11	0.38
(1,6)	1:A:48:LYS:HB2	2:C:486:VAL:HG23	19	0.36	0.11	0.38
(1,6)	1:A:48:LYS:HB2	2:C:486:VAL:N	19	0.36	0.11	0.38
(1,6)	1:A:48:LYS:HB2	2:C:486:VAL:O	19	0.36	0.11	0.38
(1,6)	1:A:48:LYS:HB2	2:C:487:GLU:C	19	0.36	0.11	0.38
(1,6)	1:A:48:LYS:HB2	2:C:487:GLU:CA	19	0.36	0.11	0.38
(1,6)	1:A:48:LYS:HB2	2:C:487:GLU:CB	19	0.36	0.11	0.38
(1,6)	1:A:48:LYS:HB2	2:C:487:GLU:CD	19	0.36	0.11	0.38
(1,6)	1:A:48:LYS:HB2	2:C:487:GLU:CG	19	0.36	0.11	0.38
(1,6)	1:A:48:LYS:HB2	2:C:487:GLU:H	19	0.36	0.11	0.38
(1,6)	1:A:48:LYS:HB2	2:C:487:GLU:HA	19	0.36	0.11	0.38
(1,6)	1:A:48:LYS:HB2	2:C:487:GLU:HB2	19	0.36	0.11	0.38
(1,6)	1:A:48:LYS:HB2	2:C:487:GLU:HB3	19	0.36	0.11	0.38
(1,6)	1:A:48:LYS:HB2	2:C:487:GLU:HG2	19	0.36	0.11	0.38
(1,6)	1:A:48:LYS:HB2	2:C:487:GLU:HG3	19	0.36	0.11	0.38
(1,6)	1:A:48:LYS:HB2	2:C:487:GLU:N	19	0.36	0.11	0.38
(1,6)	1:A:48:LYS:HB2	2:C:487:GLU:O	19	0.36	0.11	0.38

Continued on next page...

Continued from previous page...

Key	Atom-1	Atom-2	Models ¹	Mean (Å)	SD ¹ (Å)	Median (Å)
(1,6)	1:A:48:LYS:HB2	2:C:487:GLU:OE1	19	0.36	0.11	0.38
(1,6)	1:A:48:LYS:HB2	2:C:487:GLU:OE2	19	0.36	0.11	0.38
(1,6)	1:A:48:LYS:HB2	2:C:488:ILE:C	19	0.36	0.11	0.38
(1,6)	1:A:48:LYS:HB2	2:C:488:ILE:CA	19	0.36	0.11	0.38
(1,6)	1:A:48:LYS:HB2	2:C:488:ILE:CB	19	0.36	0.11	0.38
(1,6)	1:A:48:LYS:HB2	2:C:488:ILE:CD1	19	0.36	0.11	0.38
(1,6)	1:A:48:LYS:HB2	2:C:488:ILE:CG1	19	0.36	0.11	0.38
(1,6)	1:A:48:LYS:HB2	2:C:488:ILE:CG2	19	0.36	0.11	0.38
(1,6)	1:A:48:LYS:HB2	2:C:488:ILE:H	19	0.36	0.11	0.38
(1,6)	1:A:48:LYS:HB2	2:C:488:ILE:HA	19	0.36	0.11	0.38
(1,6)	1:A:48:LYS:HB2	2:C:488:ILE:HB	19	0.36	0.11	0.38
(1,6)	1:A:48:LYS:HB2	2:C:488:ILE:HD11	19	0.36	0.11	0.38
(1,6)	1:A:48:LYS:HB2	2:C:488:ILE:HD12	19	0.36	0.11	0.38
(1,6)	1:A:48:LYS:HB2	2:C:488:ILE:HD13	19	0.36	0.11	0.38
(1,6)	1:A:48:LYS:HB2	2:C:488:ILE:HG12	19	0.36	0.11	0.38
(1,6)	1:A:48:LYS:HB2	2:C:488:ILE:HG13	19	0.36	0.11	0.38
(1,6)	1:A:48:LYS:HB2	2:C:488:ILE:HG21	19	0.36	0.11	0.38
(1,6)	1:A:48:LYS:HB2	2:C:488:ILE:HG22	19	0.36	0.11	0.38
(1,6)	1:A:48:LYS:HB2	2:C:488:ILE:HG23	19	0.36	0.11	0.38
(1,6)	1:A:48:LYS:HB2	2:C:488:ILE:N	19	0.36	0.11	0.38
(1,6)	1:A:48:LYS:HB2	2:C:488:ILE:O	19	0.36	0.11	0.38
(1,6)	1:A:48:LYS:HB2	2:C:490:THR:C	19	0.36	0.11	0.38
(1,6)	1:A:48:LYS:HB2	2:C:490:THR:CA	19	0.36	0.11	0.38
(1,6)	1:A:48:LYS:HB2	2:C:490:THR:CB	19	0.36	0.11	0.38
(1,6)	1:A:48:LYS:HB2	2:C:490:THR:CG2	19	0.36	0.11	0.38
(1,6)	1:A:48:LYS:HB2	2:C:490:THR:H	19	0.36	0.11	0.38
(1,6)	1:A:48:LYS:HB2	2:C:490:THR:HA	19	0.36	0.11	0.38
(1,6)	1:A:48:LYS:HB2	2:C:490:THR:HB	19	0.36	0.11	0.38
(1,6)	1:A:48:LYS:HB2	2:C:490:THR:HG1	19	0.36	0.11	0.38
(1,6)	1:A:48:LYS:HB2	2:C:490:THR:HG21	19	0.36	0.11	0.38
(1,6)	1:A:48:LYS:HB2	2:C:490:THR:HG22	19	0.36	0.11	0.38
(1,6)	1:A:48:LYS:HB2	2:C:490:THR:HG23	19	0.36	0.11	0.38
(1,6)	1:A:48:LYS:HB2	2:C:490:THR:N	19	0.36	0.11	0.38
(1,6)	1:A:48:LYS:HB2	2:C:490:THR:O	19	0.36	0.11	0.38
(1,6)	1:A:48:LYS:HB2	2:C:490:THR:OG1	19	0.36	0.11	0.38
(1,6)	1:A:48:LYS:HB2	2:C:491:ASP:C	19	0.36	0.11	0.38
(1,6)	1:A:48:LYS:HB2	2:C:491:ASP:CA	19	0.36	0.11	0.38
(1,6)	1:A:48:LYS:HB2	2:C:491:ASP:CB	19	0.36	0.11	0.38
(1,6)	1:A:48:LYS:HB2	2:C:491:ASP:CG	19	0.36	0.11	0.38
(1,6)	1:A:48:LYS:HB2	2:C:491:ASP:H	19	0.36	0.11	0.38
(1,6)	1:A:48:LYS:HB2	2:C:491:ASP:HA	19	0.36	0.11	0.38
(1,6)	1:A:48:LYS:HB2	2:C:491:ASP:HB2	19	0.36	0.11	0.38

Continued on next page...

Continued from previous page...

Key	Atom-1	Atom-2	Models ¹	Mean (Å)	SD ¹ (Å)	Median (Å)
(1,6)	1:A:48:LYS:HB2	2:C:491:ASP:HB3	19	0.36	0.11	0.38
(1,6)	1:A:48:LYS:HB2	2:C:491:ASP:N	19	0.36	0.11	0.38
(1,6)	1:A:48:LYS:HB2	2:C:491:ASP:O	19	0.36	0.11	0.38
(1,6)	1:A:48:LYS:HB2	2:C:491:ASP:OD1	19	0.36	0.11	0.38
(1,6)	1:A:48:LYS:HB2	2:C:491:ASP:OD2	19	0.36	0.11	0.38
(1,6)	1:A:48:LYS:HB2	2:C:492:ASN:C	19	0.36	0.11	0.38
(1,6)	1:A:48:LYS:HB2	2:C:492:ASN:CA	19	0.36	0.11	0.38
(1,6)	1:A:48:LYS:HB2	2:C:492:ASN:CB	19	0.36	0.11	0.38
(1,6)	1:A:48:LYS:HB2	2:C:492:ASN:CG	19	0.36	0.11	0.38
(1,6)	1:A:48:LYS:HB2	2:C:492:ASN:H	19	0.36	0.11	0.38
(1,6)	1:A:48:LYS:HB2	2:C:492:ASN:HA	19	0.36	0.11	0.38
(1,6)	1:A:48:LYS:HB2	2:C:492:ASN:HB2	19	0.36	0.11	0.38
(1,6)	1:A:48:LYS:HB2	2:C:492:ASN:HB3	19	0.36	0.11	0.38
(1,6)	1:A:48:LYS:HB2	2:C:492:ASN:HD21	19	0.36	0.11	0.38
(1,6)	1:A:48:LYS:HB2	2:C:492:ASN:HD22	19	0.36	0.11	0.38
(1,6)	1:A:48:LYS:HB2	2:C:492:ASN:N	19	0.36	0.11	0.38
(1,6)	1:A:48:LYS:HB2	2:C:492:ASN:ND2	19	0.36	0.11	0.38
(1,6)	1:A:48:LYS:HB2	2:C:492:ASN:O	19	0.36	0.11	0.38
(1,6)	1:A:48:LYS:HB2	2:C:492:ASN:OD1	19	0.36	0.11	0.38
(1,6)	1:A:48:LYS:HB2	2:C:494:LEU:C	19	0.36	0.11	0.38
(1,6)	1:A:48:LYS:HB2	2:C:494:LEU:CA	19	0.36	0.11	0.38
(1,6)	1:A:48:LYS:HB2	2:C:494:LEU:CB	19	0.36	0.11	0.38
(1,6)	1:A:48:LYS:HB2	2:C:494:LEU:CD1	19	0.36	0.11	0.38
(1,6)	1:A:48:LYS:HB2	2:C:494:LEU:CD2	19	0.36	0.11	0.38
(1,6)	1:A:48:LYS:HB2	2:C:494:LEU:CG	19	0.36	0.11	0.38
(1,6)	1:A:48:LYS:HB2	2:C:494:LEU:H	19	0.36	0.11	0.38
(1,6)	1:A:48:LYS:HB2	2:C:494:LEU:HA	19	0.36	0.11	0.38
(1,6)	1:A:48:LYS:HB2	2:C:494:LEU:HB2	19	0.36	0.11	0.38
(1,6)	1:A:48:LYS:HB2	2:C:494:LEU:HB3	19	0.36	0.11	0.38
(1,6)	1:A:48:LYS:HB2	2:C:494:LEU:HD11	19	0.36	0.11	0.38
(1,6)	1:A:48:LYS:HB2	2:C:494:LEU:HD12	19	0.36	0.11	0.38
(1,6)	1:A:48:LYS:HB2	2:C:494:LEU:HD13	19	0.36	0.11	0.38
(1,6)	1:A:48:LYS:HB2	2:C:494:LEU:HD21	19	0.36	0.11	0.38
(1,6)	1:A:48:LYS:HB2	2:C:494:LEU:HD22	19	0.36	0.11	0.38
(1,6)	1:A:48:LYS:HB2	2:C:494:LEU:HD23	19	0.36	0.11	0.38
(1,6)	1:A:48:LYS:HB2	2:C:494:LEU:HG	19	0.36	0.11	0.38
(1,6)	1:A:48:LYS:HB2	2:C:494:LEU:N	19	0.36	0.11	0.38
(1,6)	1:A:48:LYS:HB2	2:C:494:LEU:O	19	0.36	0.11	0.38
(1,6)	1:A:48:LYS:HB2	2:C:495:GLU:C	19	0.36	0.11	0.38
(1,6)	1:A:48:LYS:HB2	2:C:495:GLU:CA	19	0.36	0.11	0.38
(1,6)	1:A:48:LYS:HB2	2:C:495:GLU:CB	19	0.36	0.11	0.38
(1,6)	1:A:48:LYS:HB2	2:C:495:GLU:CD	19	0.36	0.11	0.38

Continued on next page...

Continued from previous page...

Key	Atom-1	Atom-2	Models ¹	Mean (Å)	SD ¹ (Å)	Median (Å)
(1,6)	1:A:48:LYS:HB2	2:C:495:GLU:CG	19	0.36	0.11	0.38
(1,6)	1:A:48:LYS:HB2	2:C:495:GLU:H	19	0.36	0.11	0.38
(1,6)	1:A:48:LYS:HB2	2:C:495:GLU:HA	19	0.36	0.11	0.38
(1,6)	1:A:48:LYS:HB2	2:C:495:GLU:HB2	19	0.36	0.11	0.38
(1,6)	1:A:48:LYS:HB2	2:C:495:GLU:HB3	19	0.36	0.11	0.38
(1,6)	1:A:48:LYS:HB2	2:C:495:GLU:HG2	19	0.36	0.11	0.38
(1,6)	1:A:48:LYS:HB2	2:C:495:GLU:HG3	19	0.36	0.11	0.38
(1,6)	1:A:48:LYS:HB2	2:C:495:GLU:N	19	0.36	0.11	0.38
(1,6)	1:A:48:LYS:HB2	2:C:495:GLU:O	19	0.36	0.11	0.38
(1,6)	1:A:48:LYS:HB2	2:C:495:GLU:OE1	19	0.36	0.11	0.38
(1,6)	1:A:48:LYS:HB2	2:C:495:GLU:OE2	19	0.36	0.11	0.38
(1,6)	1:A:48:LYS:HB2	2:C:496:GLY:C	19	0.36	0.11	0.38
(1,6)	1:A:48:LYS:HB2	2:C:496:GLY:CA	19	0.36	0.11	0.38
(1,6)	1:A:48:LYS:HB2	2:C:496:GLY:H	19	0.36	0.11	0.38
(1,6)	1:A:48:LYS:HB2	2:C:496:GLY:HA2	19	0.36	0.11	0.38
(1,6)	1:A:48:LYS:HB2	2:C:496:GLY:HA3	19	0.36	0.11	0.38
(1,6)	1:A:48:LYS:HB2	2:C:496:GLY:N	19	0.36	0.11	0.38
(1,6)	1:A:48:LYS:HB2	2:C:496:GLY:O	19	0.36	0.11	0.38
(1,6)	1:A:48:LYS:HB2	2:C:497:ARG:C	19	0.36	0.11	0.38
(1,6)	1:A:48:LYS:HB2	2:C:497:ARG:CA	19	0.36	0.11	0.38
(1,6)	1:A:48:LYS:HB2	2:C:497:ARG:CB	19	0.36	0.11	0.38
(1,6)	1:A:48:LYS:HB2	2:C:497:ARG:CD	19	0.36	0.11	0.38
(1,6)	1:A:48:LYS:HB2	2:C:497:ARG:CG	19	0.36	0.11	0.38
(1,6)	1:A:48:LYS:HB2	2:C:497:ARG:CZ	19	0.36	0.11	0.38
(1,6)	1:A:48:LYS:HB2	2:C:497:ARG:H	19	0.36	0.11	0.38
(1,6)	1:A:48:LYS:HB2	2:C:497:ARG:HA	19	0.36	0.11	0.38
(1,6)	1:A:48:LYS:HB2	2:C:497:ARG:HB2	19	0.36	0.11	0.38
(1,6)	1:A:48:LYS:HB2	2:C:497:ARG:HB3	19	0.36	0.11	0.38
(1,6)	1:A:48:LYS:HB2	2:C:497:ARG:HD2	19	0.36	0.11	0.38
(1,6)	1:A:48:LYS:HB2	2:C:497:ARG:HD3	19	0.36	0.11	0.38
(1,6)	1:A:48:LYS:HB2	2:C:497:ARG:HE	19	0.36	0.11	0.38
(1,6)	1:A:48:LYS:HB2	2:C:497:ARG:HG2	19	0.36	0.11	0.38
(1,6)	1:A:48:LYS:HB2	2:C:497:ARG:HG3	19	0.36	0.11	0.38
(1,6)	1:A:48:LYS:HB2	2:C:497:ARG:HH11	19	0.36	0.11	0.38
(1,6)	1:A:48:LYS:HB2	2:C:497:ARG:HH12	19	0.36	0.11	0.38
(1,6)	1:A:48:LYS:HB2	2:C:497:ARG:HH21	19	0.36	0.11	0.38
(1,6)	1:A:48:LYS:HB2	2:C:497:ARG:HH22	19	0.36	0.11	0.38
(1,6)	1:A:48:LYS:HB2	2:C:497:ARG:N	19	0.36	0.11	0.38
(1,6)	1:A:48:LYS:HB2	2:C:497:ARG:NE	19	0.36	0.11	0.38
(1,6)	1:A:48:LYS:HB2	2:C:497:ARG:NH1	19	0.36	0.11	0.38
(1,6)	1:A:48:LYS:HB2	2:C:497:ARG:NH2	19	0.36	0.11	0.38
(1,6)	1:A:48:LYS:HB2	2:C:497:ARG:O	19	0.36	0.11	0.38

Continued on next page...

Continued from previous page...

Key	Atom-1	Atom-2	Models ¹	Mean (Å)	SD ¹ (Å)	Median (Å)
(1,6)	1:A:48:LYS:HB3	2:C:457:LEU:C	19	0.36	0.11	0.38
(1,6)	1:A:48:LYS:HB3	2:C:457:LEU:CA	19	0.36	0.11	0.38
(1,6)	1:A:48:LYS:HB3	2:C:457:LEU:CB	19	0.36	0.11	0.38
(1,6)	1:A:48:LYS:HB3	2:C:457:LEU:CD1	19	0.36	0.11	0.38
(1,6)	1:A:48:LYS:HB3	2:C:457:LEU:CD2	19	0.36	0.11	0.38
(1,6)	1:A:48:LYS:HB3	2:C:457:LEU:CG	19	0.36	0.11	0.38
(1,6)	1:A:48:LYS:HB3	2:C:457:LEU:H	19	0.36	0.11	0.38
(1,6)	1:A:48:LYS:HB3	2:C:457:LEU:HA	19	0.36	0.11	0.38
(1,6)	1:A:48:LYS:HB3	2:C:457:LEU:HB2	19	0.36	0.11	0.38
(1,6)	1:A:48:LYS:HB3	2:C:457:LEU:HB3	19	0.36	0.11	0.38
(1,6)	1:A:48:LYS:HB3	2:C:457:LEU:HD11	19	0.36	0.11	0.38
(1,6)	1:A:48:LYS:HB3	2:C:457:LEU:HD12	19	0.36	0.11	0.38
(1,6)	1:A:48:LYS:HB3	2:C:457:LEU:HD13	19	0.36	0.11	0.38
(1,6)	1:A:48:LYS:HB3	2:C:457:LEU:HD21	19	0.36	0.11	0.38
(1,6)	1:A:48:LYS:HB3	2:C:457:LEU:HD22	19	0.36	0.11	0.38
(1,6)	1:A:48:LYS:HB3	2:C:457:LEU:HD23	19	0.36	0.11	0.38
(1,6)	1:A:48:LYS:HB3	2:C:457:LEU:HG	19	0.36	0.11	0.38
(1,6)	1:A:48:LYS:HB3	2:C:457:LEU:N	19	0.36	0.11	0.38
(1,6)	1:A:48:LYS:HB3	2:C:457:LEU:O	19	0.36	0.11	0.38
(1,6)	1:A:48:LYS:HB3	2:C:459:ALA:C	19	0.36	0.11	0.38
(1,6)	1:A:48:LYS:HB3	2:C:459:ALA:CA	19	0.36	0.11	0.38
(1,6)	1:A:48:LYS:HB3	2:C:459:ALA:CB	19	0.36	0.11	0.38
(1,6)	1:A:48:LYS:HB3	2:C:459:ALA:H	19	0.36	0.11	0.38
(1,6)	1:A:48:LYS:HB3	2:C:459:ALA:HA	19	0.36	0.11	0.38
(1,6)	1:A:48:LYS:HB3	2:C:459:ALA:HB1	19	0.36	0.11	0.38
(1,6)	1:A:48:LYS:HB3	2:C:459:ALA:HB2	19	0.36	0.11	0.38
(1,6)	1:A:48:LYS:HB3	2:C:459:ALA:HB3	19	0.36	0.11	0.38
(1,6)	1:A:48:LYS:HB3	2:C:459:ALA:N	19	0.36	0.11	0.38
(1,6)	1:A:48:LYS:HB3	2:C:459:ALA:O	19	0.36	0.11	0.38
(1,6)	1:A:48:LYS:HB3	2:C:460:MET:C	19	0.36	0.11	0.38
(1,6)	1:A:48:LYS:HB3	2:C:460:MET:CA	19	0.36	0.11	0.38
(1,6)	1:A:48:LYS:HB3	2:C:460:MET:CB	19	0.36	0.11	0.38
(1,6)	1:A:48:LYS:HB3	2:C:460:MET:CE	19	0.36	0.11	0.38
(1,6)	1:A:48:LYS:HB3	2:C:460:MET:CG	19	0.36	0.11	0.38
(1,6)	1:A:48:LYS:HB3	2:C:460:MET:H	19	0.36	0.11	0.38
(1,6)	1:A:48:LYS:HB3	2:C:460:MET:HA	19	0.36	0.11	0.38
(1,6)	1:A:48:LYS:HB3	2:C:460:MET:HB2	19	0.36	0.11	0.38
(1,6)	1:A:48:LYS:HB3	2:C:460:MET:HB3	19	0.36	0.11	0.38
(1,6)	1:A:48:LYS:HB3	2:C:460:MET:HE1	19	0.36	0.11	0.38
(1,6)	1:A:48:LYS:HB3	2:C:460:MET:HE2	19	0.36	0.11	0.38
(1,6)	1:A:48:LYS:HB3	2:C:460:MET:HE3	19	0.36	0.11	0.38
(1,6)	1:A:48:LYS:HB3	2:C:460:MET:HG2	19	0.36	0.11	0.38

Continued on next page...

Continued from previous page...

Key	Atom-1	Atom-2	Models ¹	Mean (Å)	SD ¹ (Å)	Median (Å)
(1,6)	1:A:48:LYS:HB3	2:C:460:MET:HG3	19	0.36	0.11	0.38
(1,6)	1:A:48:LYS:HB3	2:C:460:MET:N	19	0.36	0.11	0.38
(1,6)	1:A:48:LYS:HB3	2:C:460:MET:O	19	0.36	0.11	0.38
(1,6)	1:A:48:LYS:HB3	2:C:460:MET:SD	19	0.36	0.11	0.38
(1,6)	1:A:48:LYS:HB3	2:C:462:HIS:C	19	0.36	0.11	0.38
(1,6)	1:A:48:LYS:HB3	2:C:462:HIS:CA	19	0.36	0.11	0.38
(1,6)	1:A:48:LYS:HB3	2:C:462:HIS:CB	19	0.36	0.11	0.38
(1,6)	1:A:48:LYS:HB3	2:C:462:HIS:CD2	19	0.36	0.11	0.38
(1,6)	1:A:48:LYS:HB3	2:C:462:HIS:CE1	19	0.36	0.11	0.38
(1,6)	1:A:48:LYS:HB3	2:C:462:HIS:CG	19	0.36	0.11	0.38
(1,6)	1:A:48:LYS:HB3	2:C:462:HIS:H	19	0.36	0.11	0.38
(1,6)	1:A:48:LYS:HB3	2:C:462:HIS:HA	19	0.36	0.11	0.38
(1,6)	1:A:48:LYS:HB3	2:C:462:HIS:HB2	19	0.36	0.11	0.38
(1,6)	1:A:48:LYS:HB3	2:C:462:HIS:HB3	19	0.36	0.11	0.38
(1,6)	1:A:48:LYS:HB3	2:C:462:HIS:HD2	19	0.36	0.11	0.38
(1,6)	1:A:48:LYS:HB3	2:C:462:HIS:HE1	19	0.36	0.11	0.38
(1,6)	1:A:48:LYS:HB3	2:C:462:HIS:HE2	19	0.36	0.11	0.38
(1,6)	1:A:48:LYS:HB3	2:C:462:HIS:N	19	0.36	0.11	0.38
(1,6)	1:A:48:LYS:HB3	2:C:462:HIS:ND1	19	0.36	0.11	0.38
(1,6)	1:A:48:LYS:HB3	2:C:462:HIS:NE2	19	0.36	0.11	0.38
(1,6)	1:A:48:LYS:HB3	2:C:462:HIS:O	19	0.36	0.11	0.38
(1,6)	1:A:48:LYS:HB3	2:C:463:GLN:C	19	0.36	0.11	0.38
(1,6)	1:A:48:LYS:HB3	2:C:463:GLN:CA	19	0.36	0.11	0.38
(1,6)	1:A:48:LYS:HB3	2:C:463:GLN:CB	19	0.36	0.11	0.38
(1,6)	1:A:48:LYS:HB3	2:C:463:GLN:CD	19	0.36	0.11	0.38
(1,6)	1:A:48:LYS:HB3	2:C:463:GLN:CG	19	0.36	0.11	0.38
(1,6)	1:A:48:LYS:HB3	2:C:463:GLN:H	19	0.36	0.11	0.38
(1,6)	1:A:48:LYS:HB3	2:C:463:GLN:HA	19	0.36	0.11	0.38
(1,6)	1:A:48:LYS:HB3	2:C:463:GLN:HB2	19	0.36	0.11	0.38
(1,6)	1:A:48:LYS:HB3	2:C:463:GLN:HB3	19	0.36	0.11	0.38
(1,6)	1:A:48:LYS:HB3	2:C:463:GLN:HE21	19	0.36	0.11	0.38
(1,6)	1:A:48:LYS:HB3	2:C:463:GLN:HE22	19	0.36	0.11	0.38
(1,6)	1:A:48:LYS:HB3	2:C:463:GLN:HG2	19	0.36	0.11	0.38
(1,6)	1:A:48:LYS:HB3	2:C:463:GLN:HG3	19	0.36	0.11	0.38
(1,6)	1:A:48:LYS:HB3	2:C:463:GLN:N	19	0.36	0.11	0.38
(1,6)	1:A:48:LYS:HB3	2:C:463:GLN:NE2	19	0.36	0.11	0.38
(1,6)	1:A:48:LYS:HB3	2:C:463:GLN:O	19	0.36	0.11	0.38
(1,6)	1:A:48:LYS:HB3	2:C:463:GLN:OE1	19	0.36	0.11	0.38
(1,6)	1:A:48:LYS:HB3	2:C:465:GLN:C	19	0.36	0.11	0.38
(1,6)	1:A:48:LYS:HB3	2:C:465:GLN:CA	19	0.36	0.11	0.38
(1,6)	1:A:48:LYS:HB3	2:C:465:GLN:CB	19	0.36	0.11	0.38
(1,6)	1:A:48:LYS:HB3	2:C:465:GLN:CD	19	0.36	0.11	0.38

Continued on next page...

Continued from previous page...

Key	Atom-1	Atom-2	Models ¹	Mean (Å)	SD ¹ (Å)	Median (Å)
(1,6)	1:A:48:LYS:HB3	2:C:465:GLN:CG	19	0.36	0.11	0.38
(1,6)	1:A:48:LYS:HB3	2:C:465:GLN:H	19	0.36	0.11	0.38
(1,6)	1:A:48:LYS:HB3	2:C:465:GLN:HA	19	0.36	0.11	0.38
(1,6)	1:A:48:LYS:HB3	2:C:465:GLN:HB2	19	0.36	0.11	0.38
(1,6)	1:A:48:LYS:HB3	2:C:465:GLN:HB3	19	0.36	0.11	0.38
(1,6)	1:A:48:LYS:HB3	2:C:465:GLN:HE21	19	0.36	0.11	0.38
(1,6)	1:A:48:LYS:HB3	2:C:465:GLN:HE22	19	0.36	0.11	0.38
(1,6)	1:A:48:LYS:HB3	2:C:465:GLN:HG2	19	0.36	0.11	0.38
(1,6)	1:A:48:LYS:HB3	2:C:465:GLN:HG3	19	0.36	0.11	0.38
(1,6)	1:A:48:LYS:HB3	2:C:465:GLN:N	19	0.36	0.11	0.38
(1,6)	1:A:48:LYS:HB3	2:C:465:GLN:NE2	19	0.36	0.11	0.38
(1,6)	1:A:48:LYS:HB3	2:C:465:GLN:O	19	0.36	0.11	0.38
(1,6)	1:A:48:LYS:HB3	2:C:465:GLN:OE1	19	0.36	0.11	0.38
(1,6)	1:A:48:LYS:HB3	2:C:466:GLU:C	19	0.36	0.11	0.38
(1,6)	1:A:48:LYS:HB3	2:C:466:GLU:CA	19	0.36	0.11	0.38
(1,6)	1:A:48:LYS:HB3	2:C:466:GLU:CB	19	0.36	0.11	0.38
(1,6)	1:A:48:LYS:HB3	2:C:466:GLU:CD	19	0.36	0.11	0.38
(1,6)	1:A:48:LYS:HB3	2:C:466:GLU:CG	19	0.36	0.11	0.38
(1,6)	1:A:48:LYS:HB3	2:C:466:GLU:H	19	0.36	0.11	0.38
(1,6)	1:A:48:LYS:HB3	2:C:466:GLU:HA	19	0.36	0.11	0.38
(1,6)	1:A:48:LYS:HB3	2:C:466:GLU:HB2	19	0.36	0.11	0.38
(1,6)	1:A:48:LYS:HB3	2:C:466:GLU:HB3	19	0.36	0.11	0.38
(1,6)	1:A:48:LYS:HB3	2:C:466:GLU:HG2	19	0.36	0.11	0.38
(1,6)	1:A:48:LYS:HB3	2:C:466:GLU:HG3	19	0.36	0.11	0.38
(1,6)	1:A:48:LYS:HB3	2:C:466:GLU:N	19	0.36	0.11	0.38
(1,6)	1:A:48:LYS:HB3	2:C:466:GLU:O	19	0.36	0.11	0.38
(1,6)	1:A:48:LYS:HB3	2:C:466:GLU:OE1	19	0.36	0.11	0.38
(1,6)	1:A:48:LYS:HB3	2:C:466:GLU:OE2	19	0.36	0.11	0.38
(1,6)	1:A:48:LYS:HB3	2:C:467:MET:C	19	0.36	0.11	0.38
(1,6)	1:A:48:LYS:HB3	2:C:467:MET:CA	19	0.36	0.11	0.38
(1,6)	1:A:48:LYS:HB3	2:C:467:MET:CB	19	0.36	0.11	0.38
(1,6)	1:A:48:LYS:HB3	2:C:467:MET:CE	19	0.36	0.11	0.38
(1,6)	1:A:48:LYS:HB3	2:C:467:MET:CG	19	0.36	0.11	0.38
(1,6)	1:A:48:LYS:HB3	2:C:467:MET:H	19	0.36	0.11	0.38
(1,6)	1:A:48:LYS:HB3	2:C:467:MET:HA	19	0.36	0.11	0.38
(1,6)	1:A:48:LYS:HB3	2:C:467:MET:HB2	19	0.36	0.11	0.38
(1,6)	1:A:48:LYS:HB3	2:C:467:MET:HB3	19	0.36	0.11	0.38
(1,6)	1:A:48:LYS:HB3	2:C:467:MET:HE1	19	0.36	0.11	0.38
(1,6)	1:A:48:LYS:HB3	2:C:467:MET:HE2	19	0.36	0.11	0.38
(1,6)	1:A:48:LYS:HB3	2:C:467:MET:HE3	19	0.36	0.11	0.38
(1,6)	1:A:48:LYS:HB3	2:C:467:MET:HG2	19	0.36	0.11	0.38
(1,6)	1:A:48:LYS:HB3	2:C:467:MET:HG3	19	0.36	0.11	0.38

Continued on next page...

Continued from previous page...

Key	Atom-1	Atom-2	Models ¹	Mean (Å)	SD ¹ (Å)	Median (Å)
(1,6)	1:A:48:LYS:HB3	2:C:467:MET:N	19	0.36	0.11	0.38
(1,6)	1:A:48:LYS:HB3	2:C:467:MET:O	19	0.36	0.11	0.38
(1,6)	1:A:48:LYS:HB3	2:C:467:MET:SD	19	0.36	0.11	0.38
(1,6)	1:A:48:LYS:HB3	2:C:468:PHE:C	19	0.36	0.11	0.38
(1,6)	1:A:48:LYS:HB3	2:C:468:PHE:CA	19	0.36	0.11	0.38
(1,6)	1:A:48:LYS:HB3	2:C:468:PHE:CB	19	0.36	0.11	0.38
(1,6)	1:A:48:LYS:HB3	2:C:468:PHE:CD1	19	0.36	0.11	0.38
(1,6)	1:A:48:LYS:HB3	2:C:468:PHE:CD2	19	0.36	0.11	0.38
(1,6)	1:A:48:LYS:HB3	2:C:468:PHE:CE1	19	0.36	0.11	0.38
(1,6)	1:A:48:LYS:HB3	2:C:468:PHE:CE2	19	0.36	0.11	0.38
(1,6)	1:A:48:LYS:HB3	2:C:468:PHE:CG	19	0.36	0.11	0.38
(1,6)	1:A:48:LYS:HB3	2:C:468:PHE:CZ	19	0.36	0.11	0.38
(1,6)	1:A:48:LYS:HB3	2:C:468:PHE:H	19	0.36	0.11	0.38
(1,6)	1:A:48:LYS:HB3	2:C:468:PHE:HA	19	0.36	0.11	0.38
(1,6)	1:A:48:LYS:HB3	2:C:468:PHE:HB2	19	0.36	0.11	0.38
(1,6)	1:A:48:LYS:HB3	2:C:468:PHE:HB3	19	0.36	0.11	0.38
(1,6)	1:A:48:LYS:HB3	2:C:468:PHE:HD1	19	0.36	0.11	0.38
(1,6)	1:A:48:LYS:HB3	2:C:468:PHE:HD2	19	0.36	0.11	0.38
(1,6)	1:A:48:LYS:HB3	2:C:468:PHE:HE1	19	0.36	0.11	0.38
(1,6)	1:A:48:LYS:HB3	2:C:468:PHE:HE2	19	0.36	0.11	0.38
(1,6)	1:A:48:LYS:HB3	2:C:468:PHE:HZ	19	0.36	0.11	0.38
(1,6)	1:A:48:LYS:HB3	2:C:468:PHE:N	19	0.36	0.11	0.38
(1,6)	1:A:48:LYS:HB3	2:C:468:PHE:O	19	0.36	0.11	0.38
(1,6)	1:A:48:LYS:HB3	2:C:469:PRO:C	19	0.36	0.11	0.38
(1,6)	1:A:48:LYS:HB3	2:C:469:PRO:CA	19	0.36	0.11	0.38
(1,6)	1:A:48:LYS:HB3	2:C:469:PRO:CB	19	0.36	0.11	0.38
(1,6)	1:A:48:LYS:HB3	2:C:469:PRO:CD	19	0.36	0.11	0.38
(1,6)	1:A:48:LYS:HB3	2:C:469:PRO:CG	19	0.36	0.11	0.38
(1,6)	1:A:48:LYS:HB3	2:C:469:PRO:HA	19	0.36	0.11	0.38
(1,6)	1:A:48:LYS:HB3	2:C:469:PRO:HB2	19	0.36	0.11	0.38
(1,6)	1:A:48:LYS:HB3	2:C:469:PRO:HB3	19	0.36	0.11	0.38
(1,6)	1:A:48:LYS:HB3	2:C:469:PRO:HD2	19	0.36	0.11	0.38
(1,6)	1:A:48:LYS:HB3	2:C:469:PRO:HD3	19	0.36	0.11	0.38
(1,6)	1:A:48:LYS:HB3	2:C:469:PRO:HG2	19	0.36	0.11	0.38
(1,6)	1:A:48:LYS:HB3	2:C:469:PRO:HG3	19	0.36	0.11	0.38
(1,6)	1:A:48:LYS:HB3	2:C:469:PRO:N	19	0.36	0.11	0.38
(1,6)	1:A:48:LYS:HB3	2:C:469:PRO:O	19	0.36	0.11	0.38
(1,6)	1:A:48:LYS:HB3	2:C:470:GLN:C	19	0.36	0.11	0.38
(1,6)	1:A:48:LYS:HB3	2:C:470:GLN:CA	19	0.36	0.11	0.38
(1,6)	1:A:48:LYS:HB3	2:C:470:GLN:CB	19	0.36	0.11	0.38
(1,6)	1:A:48:LYS:HB3	2:C:470:GLN:CD	19	0.36	0.11	0.38
(1,6)	1:A:48:LYS:HB3	2:C:470:GLN:CG	19	0.36	0.11	0.38

Continued on next page...

Continued from previous page...

Key	Atom-1	Atom-2	Models ¹	Mean (Å)	SD ¹ (Å)	Median (Å)
(1,6)	1:A:48:LYS:HB3	2:C:470:GLN:H	19	0.36	0.11	0.38
(1,6)	1:A:48:LYS:HB3	2:C:470:GLN:HA	19	0.36	0.11	0.38
(1,6)	1:A:48:LYS:HB3	2:C:470:GLN:HB2	19	0.36	0.11	0.38
(1,6)	1:A:48:LYS:HB3	2:C:470:GLN:HB3	19	0.36	0.11	0.38
(1,6)	1:A:48:LYS:HB3	2:C:470:GLN:HE21	19	0.36	0.11	0.38
(1,6)	1:A:48:LYS:HB3	2:C:470:GLN:HE22	19	0.36	0.11	0.38
(1,6)	1:A:48:LYS:HB3	2:C:470:GLN:HG2	19	0.36	0.11	0.38
(1,6)	1:A:48:LYS:HB3	2:C:470:GLN:HG3	19	0.36	0.11	0.38
(1,6)	1:A:48:LYS:HB3	2:C:470:GLN:N	19	0.36	0.11	0.38
(1,6)	1:A:48:LYS:HB3	2:C:470:GLN:NE2	19	0.36	0.11	0.38
(1,6)	1:A:48:LYS:HB3	2:C:470:GLN:O	19	0.36	0.11	0.38
(1,6)	1:A:48:LYS:HB3	2:C:470:GLN:OE1	19	0.36	0.11	0.38
(1,6)	1:A:48:LYS:HB3	2:C:472:PRO:C	19	0.36	0.11	0.38
(1,6)	1:A:48:LYS:HB3	2:C:472:PRO:CA	19	0.36	0.11	0.38
(1,6)	1:A:48:LYS:HB3	2:C:472:PRO:CB	19	0.36	0.11	0.38
(1,6)	1:A:48:LYS:HB3	2:C:472:PRO:CD	19	0.36	0.11	0.38
(1,6)	1:A:48:LYS:HB3	2:C:472:PRO:CG	19	0.36	0.11	0.38
(1,6)	1:A:48:LYS:HB3	2:C:472:PRO:HA	19	0.36	0.11	0.38
(1,6)	1:A:48:LYS:HB3	2:C:472:PRO:HB2	19	0.36	0.11	0.38
(1,6)	1:A:48:LYS:HB3	2:C:472:PRO:HB3	19	0.36	0.11	0.38
(1,6)	1:A:48:LYS:HB3	2:C:472:PRO:HD2	19	0.36	0.11	0.38
(1,6)	1:A:48:LYS:HB3	2:C:472:PRO:HD3	19	0.36	0.11	0.38
(1,6)	1:A:48:LYS:HB3	2:C:472:PRO:HG2	19	0.36	0.11	0.38
(1,6)	1:A:48:LYS:HB3	2:C:472:PRO:HG3	19	0.36	0.11	0.38
(1,6)	1:A:48:LYS:HB3	2:C:472:PRO:N	19	0.36	0.11	0.38
(1,6)	1:A:48:LYS:HB3	2:C:472:PRO:O	19	0.36	0.11	0.38
(1,6)	1:A:48:LYS:HB3	2:C:482:LEU:C	19	0.36	0.11	0.38
(1,6)	1:A:48:LYS:HB3	2:C:482:LEU:CA	19	0.36	0.11	0.38
(1,6)	1:A:48:LYS:HB3	2:C:482:LEU:CB	19	0.36	0.11	0.38
(1,6)	1:A:48:LYS:HB3	2:C:482:LEU:CD1	19	0.36	0.11	0.38
(1,6)	1:A:48:LYS:HB3	2:C:482:LEU:CD2	19	0.36	0.11	0.38
(1,6)	1:A:48:LYS:HB3	2:C:482:LEU:CG	19	0.36	0.11	0.38
(1,6)	1:A:48:LYS:HB3	2:C:482:LEU:H	19	0.36	0.11	0.38
(1,6)	1:A:48:LYS:HB3	2:C:482:LEU:HA	19	0.36	0.11	0.38
(1,6)	1:A:48:LYS:HB3	2:C:482:LEU:HB2	19	0.36	0.11	0.38
(1,6)	1:A:48:LYS:HB3	2:C:482:LEU:HB3	19	0.36	0.11	0.38
(1,6)	1:A:48:LYS:HB3	2:C:482:LEU:HD11	19	0.36	0.11	0.38
(1,6)	1:A:48:LYS:HB3	2:C:482:LEU:HD12	19	0.36	0.11	0.38
(1,6)	1:A:48:LYS:HB3	2:C:482:LEU:HD13	19	0.36	0.11	0.38
(1,6)	1:A:48:LYS:HB3	2:C:482:LEU:HD21	19	0.36	0.11	0.38
(1,6)	1:A:48:LYS:HB3	2:C:482:LEU:HD22	19	0.36	0.11	0.38
(1,6)	1:A:48:LYS:HB3	2:C:482:LEU:HD23	19	0.36	0.11	0.38

Continued on next page...

Continued from previous page...

Key	Atom-1	Atom-2	Models ¹	Mean (Å)	SD ¹ (Å)	Median (Å)
(1,6)	1:A:48:LYS:HB3	2:C:482:LEU:HG	19	0.36	0.11	0.38
(1,6)	1:A:48:LYS:HB3	2:C:482:LEU:N	19	0.36	0.11	0.38
(1,6)	1:A:48:LYS:HB3	2:C:482:LEU:O	19	0.36	0.11	0.38
(1,6)	1:A:48:LYS:HB3	2:C:483:THR:C	19	0.36	0.11	0.38
(1,6)	1:A:48:LYS:HB3	2:C:483:THR:CA	19	0.36	0.11	0.38
(1,6)	1:A:48:LYS:HB3	2:C:483:THR:CB	19	0.36	0.11	0.38
(1,6)	1:A:48:LYS:HB3	2:C:483:THR:CG2	19	0.36	0.11	0.38
(1,6)	1:A:48:LYS:HB3	2:C:483:THR:H	19	0.36	0.11	0.38
(1,6)	1:A:48:LYS:HB3	2:C:483:THR:HA	19	0.36	0.11	0.38
(1,6)	1:A:48:LYS:HB3	2:C:483:THR:HB	19	0.36	0.11	0.38
(1,6)	1:A:48:LYS:HB3	2:C:483:THR:HG1	19	0.36	0.11	0.38
(1,6)	1:A:48:LYS:HB3	2:C:483:THR:HG21	19	0.36	0.11	0.38
(1,6)	1:A:48:LYS:HB3	2:C:483:THR:HG22	19	0.36	0.11	0.38
(1,6)	1:A:48:LYS:HB3	2:C:483:THR:HG23	19	0.36	0.11	0.38
(1,6)	1:A:48:LYS:HB3	2:C:483:THR:N	19	0.36	0.11	0.38
(1,6)	1:A:48:LYS:HB3	2:C:483:THR:O	19	0.36	0.11	0.38
(1,6)	1:A:48:LYS:HB3	2:C:483:THR:OG1	19	0.36	0.11	0.38
(1,6)	1:A:48:LYS:HB3	2:C:484:ARG:C	19	0.36	0.11	0.38
(1,6)	1:A:48:LYS:HB3	2:C:484:ARG:CA	19	0.36	0.11	0.38
(1,6)	1:A:48:LYS:HB3	2:C:484:ARG:CB	19	0.36	0.11	0.38
(1,6)	1:A:48:LYS:HB3	2:C:484:ARG:CD	19	0.36	0.11	0.38
(1,6)	1:A:48:LYS:HB3	2:C:484:ARG:CG	19	0.36	0.11	0.38
(1,6)	1:A:48:LYS:HB3	2:C:484:ARG:CZ	19	0.36	0.11	0.38
(1,6)	1:A:48:LYS:HB3	2:C:484:ARG:H	19	0.36	0.11	0.38
(1,6)	1:A:48:LYS:HB3	2:C:484:ARG:HA	19	0.36	0.11	0.38
(1,6)	1:A:48:LYS:HB3	2:C:484:ARG:HB2	19	0.36	0.11	0.38
(1,6)	1:A:48:LYS:HB3	2:C:484:ARG:HB3	19	0.36	0.11	0.38
(1,6)	1:A:48:LYS:HB3	2:C:484:ARG:HD2	19	0.36	0.11	0.38
(1,6)	1:A:48:LYS:HB3	2:C:484:ARG:HD3	19	0.36	0.11	0.38
(1,6)	1:A:48:LYS:HB3	2:C:484:ARG:HE	19	0.36	0.11	0.38
(1,6)	1:A:48:LYS:HB3	2:C:484:ARG:HG2	19	0.36	0.11	0.38
(1,6)	1:A:48:LYS:HB3	2:C:484:ARG:HG3	19	0.36	0.11	0.38
(1,6)	1:A:48:LYS:HB3	2:C:484:ARG:HH11	19	0.36	0.11	0.38
(1,6)	1:A:48:LYS:HB3	2:C:484:ARG:HH12	19	0.36	0.11	0.38
(1,6)	1:A:48:LYS:HB3	2:C:484:ARG:HH21	19	0.36	0.11	0.38
(1,6)	1:A:48:LYS:HB3	2:C:484:ARG:HH22	19	0.36	0.11	0.38
(1,6)	1:A:48:LYS:HB3	2:C:484:ARG:N	19	0.36	0.11	0.38
(1,6)	1:A:48:LYS:HB3	2:C:484:ARG:NE	19	0.36	0.11	0.38
(1,6)	1:A:48:LYS:HB3	2:C:484:ARG:NH1	19	0.36	0.11	0.38
(1,6)	1:A:48:LYS:HB3	2:C:484:ARG:NH2	19	0.36	0.11	0.38
(1,6)	1:A:48:LYS:HB3	2:C:484:ARG:O	19	0.36	0.11	0.38
(1,6)	1:A:48:LYS:HB3	2:C:485:SER:C	19	0.36	0.11	0.38

Continued on next page...

Continued from previous page...

Key	Atom-1	Atom-2	Models ¹	Mean (Å)	SD ¹ (Å)	Median (Å)
(1,6)	1:A:48:LYS:HB3	2:C:485:SER:CA	19	0.36	0.11	0.38
(1,6)	1:A:48:LYS:HB3	2:C:485:SER:CB	19	0.36	0.11	0.38
(1,6)	1:A:48:LYS:HB3	2:C:485:SER:H	19	0.36	0.11	0.38
(1,6)	1:A:48:LYS:HB3	2:C:485:SER:HA	19	0.36	0.11	0.38
(1,6)	1:A:48:LYS:HB3	2:C:485:SER:HB2	19	0.36	0.11	0.38
(1,6)	1:A:48:LYS:HB3	2:C:485:SER:HB3	19	0.36	0.11	0.38
(1,6)	1:A:48:LYS:HB3	2:C:485:SER:HG	19	0.36	0.11	0.38
(1,6)	1:A:48:LYS:HB3	2:C:485:SER:N	19	0.36	0.11	0.38
(1,6)	1:A:48:LYS:HB3	2:C:485:SER:O	19	0.36	0.11	0.38
(1,6)	1:A:48:LYS:HB3	2:C:485:SER:OG	19	0.36	0.11	0.38
(1,6)	1:A:48:LYS:HB3	2:C:486:VAL:C	19	0.36	0.11	0.38
(1,6)	1:A:48:LYS:HB3	2:C:486:VAL:CA	19	0.36	0.11	0.38
(1,6)	1:A:48:LYS:HB3	2:C:486:VAL:CB	19	0.36	0.11	0.38
(1,6)	1:A:48:LYS:HB3	2:C:486:VAL:CG1	19	0.36	0.11	0.38
(1,6)	1:A:48:LYS:HB3	2:C:486:VAL:CG2	19	0.36	0.11	0.38
(1,6)	1:A:48:LYS:HB3	2:C:486:VAL:H	19	0.36	0.11	0.38
(1,6)	1:A:48:LYS:HB3	2:C:486:VAL:HA	19	0.36	0.11	0.38
(1,6)	1:A:48:LYS:HB3	2:C:486:VAL:HB	19	0.36	0.11	0.38
(1,6)	1:A:48:LYS:HB3	2:C:486:VAL:HG11	19	0.36	0.11	0.38
(1,6)	1:A:48:LYS:HB3	2:C:486:VAL:HG12	19	0.36	0.11	0.38
(1,6)	1:A:48:LYS:HB3	2:C:486:VAL:HG13	19	0.36	0.11	0.38
(1,6)	1:A:48:LYS:HB3	2:C:486:VAL:HG21	19	0.36	0.11	0.38
(1,6)	1:A:48:LYS:HB3	2:C:486:VAL:HG22	19	0.36	0.11	0.38
(1,6)	1:A:48:LYS:HB3	2:C:486:VAL:HG23	19	0.36	0.11	0.38
(1,6)	1:A:48:LYS:HB3	2:C:486:VAL:N	19	0.36	0.11	0.38
(1,6)	1:A:48:LYS:HB3	2:C:486:VAL:O	19	0.36	0.11	0.38
(1,6)	1:A:48:LYS:HB3	2:C:487:GLU:C	19	0.36	0.11	0.38
(1,6)	1:A:48:LYS:HB3	2:C:487:GLU:CA	19	0.36	0.11	0.38
(1,6)	1:A:48:LYS:HB3	2:C:487:GLU:CB	19	0.36	0.11	0.38
(1,6)	1:A:48:LYS:HB3	2:C:487:GLU:CD	19	0.36	0.11	0.38
(1,6)	1:A:48:LYS:HB3	2:C:487:GLU:CG	19	0.36	0.11	0.38
(1,6)	1:A:48:LYS:HB3	2:C:487:GLU:H	19	0.36	0.11	0.38
(1,6)	1:A:48:LYS:HB3	2:C:487:GLU:HA	19	0.36	0.11	0.38
(1,6)	1:A:48:LYS:HB3	2:C:487:GLU:HB2	19	0.36	0.11	0.38
(1,6)	1:A:48:LYS:HB3	2:C:487:GLU:HB3	19	0.36	0.11	0.38
(1,6)	1:A:48:LYS:HB3	2:C:487:GLU:HG2	19	0.36	0.11	0.38
(1,6)	1:A:48:LYS:HB3	2:C:487:GLU:HG3	19	0.36	0.11	0.38
(1,6)	1:A:48:LYS:HB3	2:C:487:GLU:N	19	0.36	0.11	0.38
(1,6)	1:A:48:LYS:HB3	2:C:487:GLU:O	19	0.36	0.11	0.38
(1,6)	1:A:48:LYS:HB3	2:C:487:GLU:OE1	19	0.36	0.11	0.38
(1,6)	1:A:48:LYS:HB3	2:C:487:GLU:OE2	19	0.36	0.11	0.38
(1,6)	1:A:48:LYS:HB3	2:C:488:ILE:C	19	0.36	0.11	0.38

Continued on next page...

Continued from previous page...

Key	Atom-1	Atom-2	Models ¹	Mean (Å)	SD ¹ (Å)	Median (Å)
(1,6)	1:A:48:LYS:HB3	2:C:488:ILE:CA	19	0.36	0.11	0.38
(1,6)	1:A:48:LYS:HB3	2:C:488:ILE:CB	19	0.36	0.11	0.38
(1,6)	1:A:48:LYS:HB3	2:C:488:ILE:CD1	19	0.36	0.11	0.38
(1,6)	1:A:48:LYS:HB3	2:C:488:ILE:CG1	19	0.36	0.11	0.38
(1,6)	1:A:48:LYS:HB3	2:C:488:ILE:CG2	19	0.36	0.11	0.38
(1,6)	1:A:48:LYS:HB3	2:C:488:ILE:H	19	0.36	0.11	0.38
(1,6)	1:A:48:LYS:HB3	2:C:488:ILE:HA	19	0.36	0.11	0.38
(1,6)	1:A:48:LYS:HB3	2:C:488:ILE:HB	19	0.36	0.11	0.38
(1,6)	1:A:48:LYS:HB3	2:C:488:ILE:HD11	19	0.36	0.11	0.38
(1,6)	1:A:48:LYS:HB3	2:C:488:ILE:HD12	19	0.36	0.11	0.38
(1,6)	1:A:48:LYS:HB3	2:C:488:ILE:HD13	19	0.36	0.11	0.38
(1,6)	1:A:48:LYS:HB3	2:C:488:ILE:HG12	19	0.36	0.11	0.38
(1,6)	1:A:48:LYS:HB3	2:C:488:ILE:HG13	19	0.36	0.11	0.38
(1,6)	1:A:48:LYS:HB3	2:C:488:ILE:HG21	19	0.36	0.11	0.38
(1,6)	1:A:48:LYS:HB3	2:C:488:ILE:HG22	19	0.36	0.11	0.38
(1,6)	1:A:48:LYS:HB3	2:C:488:ILE:HG23	19	0.36	0.11	0.38
(1,6)	1:A:48:LYS:HB3	2:C:488:ILE:N	19	0.36	0.11	0.38
(1,6)	1:A:48:LYS:HB3	2:C:488:ILE:O	19	0.36	0.11	0.38
(1,6)	1:A:48:LYS:HB3	2:C:490:THR:C	19	0.36	0.11	0.38
(1,6)	1:A:48:LYS:HB3	2:C:490:THR:CA	19	0.36	0.11	0.38
(1,6)	1:A:48:LYS:HB3	2:C:490:THR:CB	19	0.36	0.11	0.38
(1,6)	1:A:48:LYS:HB3	2:C:490:THR:CG2	19	0.36	0.11	0.38
(1,6)	1:A:48:LYS:HB3	2:C:490:THR:H	19	0.36	0.11	0.38
(1,6)	1:A:48:LYS:HB3	2:C:490:THR:HA	19	0.36	0.11	0.38
(1,6)	1:A:48:LYS:HB3	2:C:490:THR:HB	19	0.36	0.11	0.38
(1,6)	1:A:48:LYS:HB3	2:C:490:THR:HG1	19	0.36	0.11	0.38
(1,6)	1:A:48:LYS:HB3	2:C:490:THR:HG21	19	0.36	0.11	0.38
(1,6)	1:A:48:LYS:HB3	2:C:490:THR:HG22	19	0.36	0.11	0.38
(1,6)	1:A:48:LYS:HB3	2:C:490:THR:HG23	19	0.36	0.11	0.38
(1,6)	1:A:48:LYS:HB3	2:C:490:THR:N	19	0.36	0.11	0.38
(1,6)	1:A:48:LYS:HB3	2:C:490:THR:O	19	0.36	0.11	0.38
(1,6)	1:A:48:LYS:HB3	2:C:490:THR:OG1	19	0.36	0.11	0.38
(1,6)	1:A:48:LYS:HB3	2:C:491:ASP:C	19	0.36	0.11	0.38
(1,6)	1:A:48:LYS:HB3	2:C:491:ASP:CA	19	0.36	0.11	0.38
(1,6)	1:A:48:LYS:HB3	2:C:491:ASP:CB	19	0.36	0.11	0.38
(1,6)	1:A:48:LYS:HB3	2:C:491:ASP:CG	19	0.36	0.11	0.38
(1,6)	1:A:48:LYS:HB3	2:C:491:ASP:H	19	0.36	0.11	0.38
(1,6)	1:A:48:LYS:HB3	2:C:491:ASP:HA	19	0.36	0.11	0.38
(1,6)	1:A:48:LYS:HB3	2:C:491:ASP:HB2	19	0.36	0.11	0.38
(1,6)	1:A:48:LYS:HB3	2:C:491:ASP:HB3	19	0.36	0.11	0.38
(1,6)	1:A:48:LYS:HB3	2:C:491:ASP:N	19	0.36	0.11	0.38
(1,6)	1:A:48:LYS:HB3	2:C:491:ASP:O	19	0.36	0.11	0.38

Continued on next page...

Continued from previous page...

Key	Atom-1	Atom-2	Models ¹	Mean (Å)	SD ¹ (Å)	Median (Å)
(1,6)	1:A:48:LYS:HB3	2:C:491:ASP:OD1	19	0.36	0.11	0.38
(1,6)	1:A:48:LYS:HB3	2:C:491:ASP:OD2	19	0.36	0.11	0.38
(1,6)	1:A:48:LYS:HB3	2:C:492:ASN:C	19	0.36	0.11	0.38
(1,6)	1:A:48:LYS:HB3	2:C:492:ASN:CA	19	0.36	0.11	0.38
(1,6)	1:A:48:LYS:HB3	2:C:492:ASN:CB	19	0.36	0.11	0.38
(1,6)	1:A:48:LYS:HB3	2:C:492:ASN:CG	19	0.36	0.11	0.38
(1,6)	1:A:48:LYS:HB3	2:C:492:ASN:H	19	0.36	0.11	0.38
(1,6)	1:A:48:LYS:HB3	2:C:492:ASN:HA	19	0.36	0.11	0.38
(1,6)	1:A:48:LYS:HB3	2:C:492:ASN:HB2	19	0.36	0.11	0.38
(1,6)	1:A:48:LYS:HB3	2:C:492:ASN:HB3	19	0.36	0.11	0.38
(1,6)	1:A:48:LYS:HB3	2:C:492:ASN:HD21	19	0.36	0.11	0.38
(1,6)	1:A:48:LYS:HB3	2:C:492:ASN:HD22	19	0.36	0.11	0.38
(1,6)	1:A:48:LYS:HB3	2:C:492:ASN:N	19	0.36	0.11	0.38
(1,6)	1:A:48:LYS:HB3	2:C:492:ASN:ND2	19	0.36	0.11	0.38
(1,6)	1:A:48:LYS:HB3	2:C:492:ASN:O	19	0.36	0.11	0.38
(1,6)	1:A:48:LYS:HB3	2:C:492:ASN:OD1	19	0.36	0.11	0.38
(1,6)	1:A:48:LYS:HB3	2:C:494:LEU:C	19	0.36	0.11	0.38
(1,6)	1:A:48:LYS:HB3	2:C:494:LEU:CA	19	0.36	0.11	0.38
(1,6)	1:A:48:LYS:HB3	2:C:494:LEU:CB	19	0.36	0.11	0.38
(1,6)	1:A:48:LYS:HB3	2:C:494:LEU:CD1	19	0.36	0.11	0.38
(1,6)	1:A:48:LYS:HB3	2:C:494:LEU:CD2	19	0.36	0.11	0.38
(1,6)	1:A:48:LYS:HB3	2:C:494:LEU:CG	19	0.36	0.11	0.38
(1,6)	1:A:48:LYS:HB3	2:C:494:LEU:H	19	0.36	0.11	0.38
(1,6)	1:A:48:LYS:HB3	2:C:494:LEU:HA	19	0.36	0.11	0.38
(1,6)	1:A:48:LYS:HB3	2:C:494:LEU:HB2	19	0.36	0.11	0.38
(1,6)	1:A:48:LYS:HB3	2:C:494:LEU:HB3	19	0.36	0.11	0.38
(1,6)	1:A:48:LYS:HB3	2:C:494:LEU:HD11	19	0.36	0.11	0.38
(1,6)	1:A:48:LYS:HB3	2:C:494:LEU:HD12	19	0.36	0.11	0.38
(1,6)	1:A:48:LYS:HB3	2:C:494:LEU:HD13	19	0.36	0.11	0.38
(1,6)	1:A:48:LYS:HB3	2:C:494:LEU:HD21	19	0.36	0.11	0.38
(1,6)	1:A:48:LYS:HB3	2:C:494:LEU:HD22	19	0.36	0.11	0.38
(1,6)	1:A:48:LYS:HB3	2:C:494:LEU:HD23	19	0.36	0.11	0.38
(1,6)	1:A:48:LYS:HB3	2:C:494:LEU:HG	19	0.36	0.11	0.38
(1,6)	1:A:48:LYS:HB3	2:C:494:LEU:N	19	0.36	0.11	0.38
(1,6)	1:A:48:LYS:HB3	2:C:494:LEU:O	19	0.36	0.11	0.38
(1,6)	1:A:48:LYS:HB3	2:C:495:GLU:C	19	0.36	0.11	0.38
(1,6)	1:A:48:LYS:HB3	2:C:495:GLU:CA	19	0.36	0.11	0.38
(1,6)	1:A:48:LYS:HB3	2:C:495:GLU:CB	19	0.36	0.11	0.38
(1,6)	1:A:48:LYS:HB3	2:C:495:GLU:CD	19	0.36	0.11	0.38
(1,6)	1:A:48:LYS:HB3	2:C:495:GLU:CG	19	0.36	0.11	0.38
(1,6)	1:A:48:LYS:HB3	2:C:495:GLU:H	19	0.36	0.11	0.38
(1,6)	1:A:48:LYS:HB3	2:C:495:GLU:HA	19	0.36	0.11	0.38

Continued on next page...

Continued from previous page...

Key	Atom-1	Atom-2	Models ¹	Mean (Å)	SD ¹ (Å)	Median (Å)
(1,6)	1:A:48:LYS:HB3	2:C:495:GLU:HB2	19	0.36	0.11	0.38
(1,6)	1:A:48:LYS:HB3	2:C:495:GLU:HB3	19	0.36	0.11	0.38
(1,6)	1:A:48:LYS:HB3	2:C:495:GLU:HG2	19	0.36	0.11	0.38
(1,6)	1:A:48:LYS:HB3	2:C:495:GLU:HG3	19	0.36	0.11	0.38
(1,6)	1:A:48:LYS:HB3	2:C:495:GLU:N	19	0.36	0.11	0.38
(1,6)	1:A:48:LYS:HB3	2:C:495:GLU:O	19	0.36	0.11	0.38
(1,6)	1:A:48:LYS:HB3	2:C:495:GLU:OE1	19	0.36	0.11	0.38
(1,6)	1:A:48:LYS:HB3	2:C:495:GLU:OE2	19	0.36	0.11	0.38
(1,6)	1:A:48:LYS:HB3	2:C:496:GLY:C	19	0.36	0.11	0.38
(1,6)	1:A:48:LYS:HB3	2:C:496:GLY:CA	19	0.36	0.11	0.38
(1,6)	1:A:48:LYS:HB3	2:C:496:GLY:H	19	0.36	0.11	0.38
(1,6)	1:A:48:LYS:HB3	2:C:496:GLY:HA2	19	0.36	0.11	0.38
(1,6)	1:A:48:LYS:HB3	2:C:496:GLY:HA3	19	0.36	0.11	0.38
(1,6)	1:A:48:LYS:HB3	2:C:496:GLY:N	19	0.36	0.11	0.38
(1,6)	1:A:48:LYS:HB3	2:C:496:GLY:O	19	0.36	0.11	0.38
(1,6)	1:A:48:LYS:HB3	2:C:497:ARG:C	19	0.36	0.11	0.38
(1,6)	1:A:48:LYS:HB3	2:C:497:ARG:CA	19	0.36	0.11	0.38
(1,6)	1:A:48:LYS:HB3	2:C:497:ARG:CB	19	0.36	0.11	0.38
(1,6)	1:A:48:LYS:HB3	2:C:497:ARG:CD	19	0.36	0.11	0.38
(1,6)	1:A:48:LYS:HB3	2:C:497:ARG:CG	19	0.36	0.11	0.38
(1,6)	1:A:48:LYS:HB3	2:C:497:ARG:CZ	19	0.36	0.11	0.38
(1,6)	1:A:48:LYS:HB3	2:C:497:ARG:H	19	0.36	0.11	0.38
(1,6)	1:A:48:LYS:HB3	2:C:497:ARG:HA	19	0.36	0.11	0.38
(1,6)	1:A:48:LYS:HB3	2:C:497:ARG:HB2	19	0.36	0.11	0.38
(1,6)	1:A:48:LYS:HB3	2:C:497:ARG:HB3	19	0.36	0.11	0.38
(1,6)	1:A:48:LYS:HB3	2:C:497:ARG:HD2	19	0.36	0.11	0.38
(1,6)	1:A:48:LYS:HB3	2:C:497:ARG:HD3	19	0.36	0.11	0.38
(1,6)	1:A:48:LYS:HB3	2:C:497:ARG:HE	19	0.36	0.11	0.38
(1,6)	1:A:48:LYS:HB3	2:C:497:ARG:HG2	19	0.36	0.11	0.38
(1,6)	1:A:48:LYS:HB3	2:C:497:ARG:HG3	19	0.36	0.11	0.38
(1,6)	1:A:48:LYS:HB3	2:C:497:ARG:HH11	19	0.36	0.11	0.38
(1,6)	1:A:48:LYS:HB3	2:C:497:ARG:HH12	19	0.36	0.11	0.38
(1,6)	1:A:48:LYS:HB3	2:C:497:ARG:HH21	19	0.36	0.11	0.38
(1,6)	1:A:48:LYS:HB3	2:C:497:ARG:HH22	19	0.36	0.11	0.38
(1,6)	1:A:48:LYS:HB3	2:C:497:ARG:N	19	0.36	0.11	0.38
(1,6)	1:A:48:LYS:HB3	2:C:497:ARG:NE	19	0.36	0.11	0.38
(1,6)	1:A:48:LYS:HB3	2:C:497:ARG:NH1	19	0.36	0.11	0.38
(1,6)	1:A:48:LYS:HB3	2:C:497:ARG:NH2	19	0.36	0.11	0.38
(1,6)	1:A:48:LYS:HB3	2:C:497:ARG:O	19	0.36	0.11	0.38
(1,6)	1:A:48:LYS:HD2	2:C:457:LEU:C	19	0.36	0.11	0.38
(1,6)	1:A:48:LYS:HD2	2:C:457:LEU:CA	19	0.36	0.11	0.38
(1,6)	1:A:48:LYS:HD2	2:C:457:LEU:CB	19	0.36	0.11	0.38

Continued on next page...

Continued from previous page...

Key	Atom-1	Atom-2	Models ¹	Mean (Å)	SD ¹ (Å)	Median (Å)
(1,6)	1:A:48:LYS:HD2	2:C:457:LEU:CD1	19	0.36	0.11	0.38
(1,6)	1:A:48:LYS:HD2	2:C:457:LEU:CD2	19	0.36	0.11	0.38
(1,6)	1:A:48:LYS:HD2	2:C:457:LEU:CG	19	0.36	0.11	0.38
(1,6)	1:A:48:LYS:HD2	2:C:457:LEU:H	19	0.36	0.11	0.38
(1,6)	1:A:48:LYS:HD2	2:C:457:LEU:HA	19	0.36	0.11	0.38
(1,6)	1:A:48:LYS:HD2	2:C:457:LEU:HB2	19	0.36	0.11	0.38
(1,6)	1:A:48:LYS:HD2	2:C:457:LEU:HB3	19	0.36	0.11	0.38
(1,6)	1:A:48:LYS:HD2	2:C:457:LEU:HD11	19	0.36	0.11	0.38
(1,6)	1:A:48:LYS:HD2	2:C:457:LEU:HD12	19	0.36	0.11	0.38
(1,6)	1:A:48:LYS:HD2	2:C:457:LEU:HD13	19	0.36	0.11	0.38
(1,6)	1:A:48:LYS:HD2	2:C:457:LEU:HD21	19	0.36	0.11	0.38
(1,6)	1:A:48:LYS:HD2	2:C:457:LEU:HD22	19	0.36	0.11	0.38
(1,6)	1:A:48:LYS:HD2	2:C:457:LEU:HD23	19	0.36	0.11	0.38
(1,6)	1:A:48:LYS:HD2	2:C:457:LEU:HG	19	0.36	0.11	0.38
(1,6)	1:A:48:LYS:HD2	2:C:457:LEU:N	19	0.36	0.11	0.38
(1,6)	1:A:48:LYS:HD2	2:C:457:LEU:O	19	0.36	0.11	0.38
(1,6)	1:A:48:LYS:HD2	2:C:459:ALA:C	19	0.36	0.11	0.38
(1,6)	1:A:48:LYS:HD2	2:C:459:ALA:CA	19	0.36	0.11	0.38
(1,6)	1:A:48:LYS:HD2	2:C:459:ALA:CB	19	0.36	0.11	0.38
(1,6)	1:A:48:LYS:HD2	2:C:459:ALA:H	19	0.36	0.11	0.38
(1,6)	1:A:48:LYS:HD2	2:C:459:ALA:HA	19	0.36	0.11	0.38
(1,6)	1:A:48:LYS:HD2	2:C:459:ALA:HB1	19	0.36	0.11	0.38
(1,6)	1:A:48:LYS:HD2	2:C:459:ALA:HB2	19	0.36	0.11	0.38
(1,6)	1:A:48:LYS:HD2	2:C:459:ALA:HB3	19	0.36	0.11	0.38
(1,6)	1:A:48:LYS:HD2	2:C:459:ALA:N	19	0.36	0.11	0.38
(1,6)	1:A:48:LYS:HD2	2:C:459:ALA:O	19	0.36	0.11	0.38
(1,6)	1:A:48:LYS:HD2	2:C:460:MET:C	19	0.36	0.11	0.38
(1,6)	1:A:48:LYS:HD2	2:C:460:MET:CA	19	0.36	0.11	0.38
(1,6)	1:A:48:LYS:HD2	2:C:460:MET:CB	19	0.36	0.11	0.38
(1,6)	1:A:48:LYS:HD2	2:C:460:MET:CE	19	0.36	0.11	0.38
(1,6)	1:A:48:LYS:HD2	2:C:460:MET:CG	19	0.36	0.11	0.38
(1,6)	1:A:48:LYS:HD2	2:C:460:MET:H	19	0.36	0.11	0.38
(1,6)	1:A:48:LYS:HD2	2:C:460:MET:HA	19	0.36	0.11	0.38
(1,6)	1:A:48:LYS:HD2	2:C:460:MET:HB2	19	0.36	0.11	0.38
(1,6)	1:A:48:LYS:HD2	2:C:460:MET:HB3	19	0.36	0.11	0.38
(1,6)	1:A:48:LYS:HD2	2:C:460:MET:HE1	19	0.36	0.11	0.38
(1,6)	1:A:48:LYS:HD2	2:C:460:MET:HE2	19	0.36	0.11	0.38
(1,6)	1:A:48:LYS:HD2	2:C:460:MET:HE3	19	0.36	0.11	0.38
(1,6)	1:A:48:LYS:HD2	2:C:460:MET:HG2	19	0.36	0.11	0.38
(1,6)	1:A:48:LYS:HD2	2:C:460:MET:HG3	19	0.36	0.11	0.38
(1,6)	1:A:48:LYS:HD2	2:C:460:MET:N	19	0.36	0.11	0.38
(1,6)	1:A:48:LYS:HD2	2:C:460:MET:O	19	0.36	0.11	0.38

Continued on next page...

Continued from previous page...

Key	Atom-1	Atom-2	Models ¹	Mean (Å)	SD ¹ (Å)	Median (Å)
(1,6)	1:A:48:LYS:HD2	2:C:460:MET:SD	19	0.36	0.11	0.38
(1,6)	1:A:48:LYS:HD2	2:C:462:HIS:C	19	0.36	0.11	0.38
(1,6)	1:A:48:LYS:HD2	2:C:462:HIS:CA	19	0.36	0.11	0.38
(1,6)	1:A:48:LYS:HD2	2:C:462:HIS:CB	19	0.36	0.11	0.38
(1,6)	1:A:48:LYS:HD2	2:C:462:HIS:CD2	19	0.36	0.11	0.38
(1,6)	1:A:48:LYS:HD2	2:C:462:HIS:CE1	19	0.36	0.11	0.38
(1,6)	1:A:48:LYS:HD2	2:C:462:HIS:CG	19	0.36	0.11	0.38
(1,6)	1:A:48:LYS:HD2	2:C:462:HIS:H	19	0.36	0.11	0.38
(1,6)	1:A:48:LYS:HD2	2:C:462:HIS:HA	19	0.36	0.11	0.38
(1,6)	1:A:48:LYS:HD2	2:C:462:HIS:HB2	19	0.36	0.11	0.38
(1,6)	1:A:48:LYS:HD2	2:C:462:HIS:HB3	19	0.36	0.11	0.38
(1,6)	1:A:48:LYS:HD2	2:C:462:HIS:HD2	19	0.36	0.11	0.38
(1,6)	1:A:48:LYS:HD2	2:C:462:HIS:HE1	19	0.36	0.11	0.38
(1,6)	1:A:48:LYS:HD2	2:C:462:HIS:HE2	19	0.36	0.11	0.38
(1,6)	1:A:48:LYS:HD2	2:C:462:HIS:N	19	0.36	0.11	0.38
(1,6)	1:A:48:LYS:HD2	2:C:462:HIS:ND1	19	0.36	0.11	0.38
(1,6)	1:A:48:LYS:HD2	2:C:462:HIS:NE2	19	0.36	0.11	0.38
(1,6)	1:A:48:LYS:HD2	2:C:462:HIS:O	19	0.36	0.11	0.38
(1,6)	1:A:48:LYS:HD2	2:C:463:GLN:C	19	0.36	0.11	0.38
(1,6)	1:A:48:LYS:HD2	2:C:463:GLN:CA	19	0.36	0.11	0.38
(1,6)	1:A:48:LYS:HD2	2:C:463:GLN:CB	19	0.36	0.11	0.38
(1,6)	1:A:48:LYS:HD2	2:C:463:GLN:CD	19	0.36	0.11	0.38
(1,6)	1:A:48:LYS:HD2	2:C:463:GLN:CG	19	0.36	0.11	0.38
(1,6)	1:A:48:LYS:HD2	2:C:463:GLN:H	19	0.36	0.11	0.38
(1,6)	1:A:48:LYS:HD2	2:C:463:GLN:HA	19	0.36	0.11	0.38
(1,6)	1:A:48:LYS:HD2	2:C:463:GLN:HB2	19	0.36	0.11	0.38
(1,6)	1:A:48:LYS:HD2	2:C:463:GLN:HB3	19	0.36	0.11	0.38
(1,6)	1:A:48:LYS:HD2	2:C:463:GLN:HE21	19	0.36	0.11	0.38
(1,6)	1:A:48:LYS:HD2	2:C:463:GLN:HE22	19	0.36	0.11	0.38
(1,6)	1:A:48:LYS:HD2	2:C:463:GLN:HG2	19	0.36	0.11	0.38
(1,6)	1:A:48:LYS:HD2	2:C:463:GLN:HG3	19	0.36	0.11	0.38
(1,6)	1:A:48:LYS:HD2	2:C:463:GLN:N	19	0.36	0.11	0.38
(1,6)	1:A:48:LYS:HD2	2:C:463:GLN:NE2	19	0.36	0.11	0.38
(1,6)	1:A:48:LYS:HD2	2:C:463:GLN:O	19	0.36	0.11	0.38
(1,6)	1:A:48:LYS:HD2	2:C:463:GLN:OE1	19	0.36	0.11	0.38
(1,6)	1:A:48:LYS:HD2	2:C:465:GLN:C	19	0.36	0.11	0.38
(1,6)	1:A:48:LYS:HD2	2:C:465:GLN:CA	19	0.36	0.11	0.38
(1,6)	1:A:48:LYS:HD2	2:C:465:GLN:CB	19	0.36	0.11	0.38
(1,6)	1:A:48:LYS:HD2	2:C:465:GLN:CD	19	0.36	0.11	0.38
(1,6)	1:A:48:LYS:HD2	2:C:465:GLN:CG	19	0.36	0.11	0.38
(1,6)	1:A:48:LYS:HD2	2:C:465:GLN:H	19	0.36	0.11	0.38
(1,6)	1:A:48:LYS:HD2	2:C:465:GLN:HA	19	0.36	0.11	0.38

Continued on next page...

Continued from previous page...

Key	Atom-1	Atom-2	Models ¹	Mean (Å)	SD ¹ (Å)	Median (Å)
(1,6)	1:A:48:LYS:HD2	2:C:465:GLN:HB2	19	0.36	0.11	0.38
(1,6)	1:A:48:LYS:HD2	2:C:465:GLN:HB3	19	0.36	0.11	0.38
(1,6)	1:A:48:LYS:HD2	2:C:465:GLN:HE21	19	0.36	0.11	0.38
(1,6)	1:A:48:LYS:HD2	2:C:465:GLN:HE22	19	0.36	0.11	0.38
(1,6)	1:A:48:LYS:HD2	2:C:465:GLN:HG2	19	0.36	0.11	0.38
(1,6)	1:A:48:LYS:HD2	2:C:465:GLN:HG3	19	0.36	0.11	0.38
(1,6)	1:A:48:LYS:HD2	2:C:465:GLN:N	19	0.36	0.11	0.38
(1,6)	1:A:48:LYS:HD2	2:C:465:GLN:NE2	19	0.36	0.11	0.38
(1,6)	1:A:48:LYS:HD2	2:C:465:GLN:O	19	0.36	0.11	0.38
(1,6)	1:A:48:LYS:HD2	2:C:465:GLN:OE1	19	0.36	0.11	0.38
(1,6)	1:A:48:LYS:HD2	2:C:466:GLU:C	19	0.36	0.11	0.38
(1,6)	1:A:48:LYS:HD2	2:C:466:GLU:CA	19	0.36	0.11	0.38
(1,6)	1:A:48:LYS:HD2	2:C:466:GLU:CB	19	0.36	0.11	0.38
(1,6)	1:A:48:LYS:HD2	2:C:466:GLU:CD	19	0.36	0.11	0.38
(1,6)	1:A:48:LYS:HD2	2:C:466:GLU:CG	19	0.36	0.11	0.38
(1,6)	1:A:48:LYS:HD2	2:C:466:GLU:H	19	0.36	0.11	0.38
(1,6)	1:A:48:LYS:HD2	2:C:466:GLU:HA	19	0.36	0.11	0.38
(1,6)	1:A:48:LYS:HD2	2:C:466:GLU:HB2	19	0.36	0.11	0.38
(1,6)	1:A:48:LYS:HD2	2:C:466:GLU:HB3	19	0.36	0.11	0.38
(1,6)	1:A:48:LYS:HD2	2:C:466:GLU:HG2	19	0.36	0.11	0.38
(1,6)	1:A:48:LYS:HD2	2:C:466:GLU:HG3	19	0.36	0.11	0.38
(1,6)	1:A:48:LYS:HD2	2:C:466:GLU:N	19	0.36	0.11	0.38
(1,6)	1:A:48:LYS:HD2	2:C:466:GLU:O	19	0.36	0.11	0.38
(1,6)	1:A:48:LYS:HD2	2:C:466:GLU:OE1	19	0.36	0.11	0.38
(1,6)	1:A:48:LYS:HD2	2:C:466:GLU:OE2	19	0.36	0.11	0.38
(1,6)	1:A:48:LYS:HD2	2:C:467:MET:C	19	0.36	0.11	0.38
(1,6)	1:A:48:LYS:HD2	2:C:467:MET:CA	19	0.36	0.11	0.38
(1,6)	1:A:48:LYS:HD2	2:C:467:MET:CB	19	0.36	0.11	0.38
(1,6)	1:A:48:LYS:HD2	2:C:467:MET:CE	19	0.36	0.11	0.38
(1,6)	1:A:48:LYS:HD2	2:C:467:MET:CG	19	0.36	0.11	0.38
(1,6)	1:A:48:LYS:HD2	2:C:467:MET:H	19	0.36	0.11	0.38
(1,6)	1:A:48:LYS:HD2	2:C:467:MET:HA	19	0.36	0.11	0.38
(1,6)	1:A:48:LYS:HD2	2:C:467:MET:HB2	19	0.36	0.11	0.38
(1,6)	1:A:48:LYS:HD2	2:C:467:MET:HB3	19	0.36	0.11	0.38
(1,6)	1:A:48:LYS:HD2	2:C:467:MET:HE1	19	0.36	0.11	0.38
(1,6)	1:A:48:LYS:HD2	2:C:467:MET:HE2	19	0.36	0.11	0.38
(1,6)	1:A:48:LYS:HD2	2:C:467:MET:HE3	19	0.36	0.11	0.38
(1,6)	1:A:48:LYS:HD2	2:C:467:MET:HG2	19	0.36	0.11	0.38
(1,6)	1:A:48:LYS:HD2	2:C:467:MET:HG3	19	0.36	0.11	0.38
(1,6)	1:A:48:LYS:HD2	2:C:467:MET:N	19	0.36	0.11	0.38
(1,6)	1:A:48:LYS:HD2	2:C:467:MET:O	19	0.36	0.11	0.38
(1,6)	1:A:48:LYS:HD2	2:C:467:MET:SD	19	0.36	0.11	0.38

Continued on next page...

Continued from previous page...

Key	Atom-1	Atom-2	Models ¹	Mean (Å)	SD ¹ (Å)	Median (Å)
(1,6)	1:A:48:LYS:HD2	2:C:468:PHE:C	19	0.36	0.11	0.38
(1,6)	1:A:48:LYS:HD2	2:C:468:PHE:CA	19	0.36	0.11	0.38
(1,6)	1:A:48:LYS:HD2	2:C:468:PHE:CB	19	0.36	0.11	0.38
(1,6)	1:A:48:LYS:HD2	2:C:468:PHE:CD1	19	0.36	0.11	0.38
(1,6)	1:A:48:LYS:HD2	2:C:468:PHE:CD2	19	0.36	0.11	0.38
(1,6)	1:A:48:LYS:HD2	2:C:468:PHE:CE1	19	0.36	0.11	0.38
(1,6)	1:A:48:LYS:HD2	2:C:468:PHE:CE2	19	0.36	0.11	0.38
(1,6)	1:A:48:LYS:HD2	2:C:468:PHE:CG	19	0.36	0.11	0.38
(1,6)	1:A:48:LYS:HD2	2:C:468:PHE:CZ	19	0.36	0.11	0.38
(1,6)	1:A:48:LYS:HD2	2:C:468:PHE:H	19	0.36	0.11	0.38
(1,6)	1:A:48:LYS:HD2	2:C:468:PHE:HA	19	0.36	0.11	0.38
(1,6)	1:A:48:LYS:HD2	2:C:468:PHE:HB2	19	0.36	0.11	0.38
(1,6)	1:A:48:LYS:HD2	2:C:468:PHE:HB3	19	0.36	0.11	0.38
(1,6)	1:A:48:LYS:HD2	2:C:468:PHE:HD1	19	0.36	0.11	0.38
(1,6)	1:A:48:LYS:HD2	2:C:468:PHE:HD2	19	0.36	0.11	0.38
(1,6)	1:A:48:LYS:HD2	2:C:468:PHE:HE1	19	0.36	0.11	0.38
(1,6)	1:A:48:LYS:HD2	2:C:468:PHE:HE2	19	0.36	0.11	0.38
(1,6)	1:A:48:LYS:HD2	2:C:468:PHE:HZ	19	0.36	0.11	0.38
(1,6)	1:A:48:LYS:HD2	2:C:468:PHE:N	19	0.36	0.11	0.38
(1,6)	1:A:48:LYS:HD2	2:C:468:PHE:O	19	0.36	0.11	0.38
(1,6)	1:A:48:LYS:HD2	2:C:469:PRO:C	19	0.36	0.11	0.38
(1,6)	1:A:48:LYS:HD2	2:C:469:PRO:CA	19	0.36	0.11	0.38
(1,6)	1:A:48:LYS:HD2	2:C:469:PRO:CB	19	0.36	0.11	0.38
(1,6)	1:A:48:LYS:HD2	2:C:469:PRO:CD	19	0.36	0.11	0.38
(1,6)	1:A:48:LYS:HD2	2:C:469:PRO:CG	19	0.36	0.11	0.38
(1,6)	1:A:48:LYS:HD2	2:C:469:PRO:HA	19	0.36	0.11	0.38
(1,6)	1:A:48:LYS:HD2	2:C:469:PRO:HB2	19	0.36	0.11	0.38
(1,6)	1:A:48:LYS:HD2	2:C:469:PRO:HB3	19	0.36	0.11	0.38
(1,6)	1:A:48:LYS:HD2	2:C:469:PRO:HD2	19	0.36	0.11	0.38
(1,6)	1:A:48:LYS:HD2	2:C:469:PRO:HD3	19	0.36	0.11	0.38
(1,6)	1:A:48:LYS:HD2	2:C:469:PRO:HG2	19	0.36	0.11	0.38
(1,6)	1:A:48:LYS:HD2	2:C:469:PRO:HG3	19	0.36	0.11	0.38
(1,6)	1:A:48:LYS:HD2	2:C:469:PRO:N	19	0.36	0.11	0.38
(1,6)	1:A:48:LYS:HD2	2:C:469:PRO:O	19	0.36	0.11	0.38
(1,6)	1:A:48:LYS:HD2	2:C:470:GLN:C	19	0.36	0.11	0.38
(1,6)	1:A:48:LYS:HD2	2:C:470:GLN:CA	19	0.36	0.11	0.38
(1,6)	1:A:48:LYS:HD2	2:C:470:GLN:CB	19	0.36	0.11	0.38
(1,6)	1:A:48:LYS:HD2	2:C:470:GLN:CD	19	0.36	0.11	0.38
(1,6)	1:A:48:LYS:HD2	2:C:470:GLN:CG	19	0.36	0.11	0.38
(1,6)	1:A:48:LYS:HD2	2:C:470:GLN:H	19	0.36	0.11	0.38
(1,6)	1:A:48:LYS:HD2	2:C:470:GLN:HA	19	0.36	0.11	0.38
(1,6)	1:A:48:LYS:HD2	2:C:470:GLN:HB2	19	0.36	0.11	0.38

Continued on next page...

Continued from previous page...

Key	Atom-1	Atom-2	Models ¹	Mean (Å)	SD ¹ (Å)	Median (Å)
(1,6)	1:A:48:LYS:HD2	2:C:470:GLN:HB3	19	0.36	0.11	0.38
(1,6)	1:A:48:LYS:HD2	2:C:470:GLN:HE21	19	0.36	0.11	0.38
(1,6)	1:A:48:LYS:HD2	2:C:470:GLN:HE22	19	0.36	0.11	0.38
(1,6)	1:A:48:LYS:HD2	2:C:470:GLN:HG2	19	0.36	0.11	0.38
(1,6)	1:A:48:LYS:HD2	2:C:470:GLN:HG3	19	0.36	0.11	0.38
(1,6)	1:A:48:LYS:HD2	2:C:470:GLN:N	19	0.36	0.11	0.38
(1,6)	1:A:48:LYS:HD2	2:C:470:GLN:NE2	19	0.36	0.11	0.38
(1,6)	1:A:48:LYS:HD2	2:C:470:GLN:O	19	0.36	0.11	0.38
(1,6)	1:A:48:LYS:HD2	2:C:470:GLN:OE1	19	0.36	0.11	0.38
(1,6)	1:A:48:LYS:HD2	2:C:472:PRO:C	19	0.36	0.11	0.38
(1,6)	1:A:48:LYS:HD2	2:C:472:PRO:CA	19	0.36	0.11	0.38
(1,6)	1:A:48:LYS:HD2	2:C:472:PRO:CB	19	0.36	0.11	0.38
(1,6)	1:A:48:LYS:HD2	2:C:472:PRO:CD	19	0.36	0.11	0.38
(1,6)	1:A:48:LYS:HD2	2:C:472:PRO:CG	19	0.36	0.11	0.38
(1,6)	1:A:48:LYS:HD2	2:C:472:PRO:HA	19	0.36	0.11	0.38
(1,6)	1:A:48:LYS:HD2	2:C:472:PRO:HB2	19	0.36	0.11	0.38
(1,6)	1:A:48:LYS:HD2	2:C:472:PRO:HB3	19	0.36	0.11	0.38
(1,6)	1:A:48:LYS:HD2	2:C:472:PRO:HD2	19	0.36	0.11	0.38
(1,6)	1:A:48:LYS:HD2	2:C:472:PRO:HD3	19	0.36	0.11	0.38
(1,6)	1:A:48:LYS:HD2	2:C:472:PRO:HG2	19	0.36	0.11	0.38
(1,6)	1:A:48:LYS:HD2	2:C:472:PRO:HG3	19	0.36	0.11	0.38
(1,6)	1:A:48:LYS:HD2	2:C:472:PRO:N	19	0.36	0.11	0.38
(1,6)	1:A:48:LYS:HD2	2:C:472:PRO:O	19	0.36	0.11	0.38
(1,6)	1:A:48:LYS:HD2	2:C:482:LEU:C	19	0.36	0.11	0.38
(1,6)	1:A:48:LYS:HD2	2:C:482:LEU:CA	19	0.36	0.11	0.38
(1,6)	1:A:48:LYS:HD2	2:C:482:LEU:CB	19	0.36	0.11	0.38
(1,6)	1:A:48:LYS:HD2	2:C:482:LEU:CD1	19	0.36	0.11	0.38
(1,6)	1:A:48:LYS:HD2	2:C:482:LEU:CD2	19	0.36	0.11	0.38
(1,6)	1:A:48:LYS:HD2	2:C:482:LEU:CG	19	0.36	0.11	0.38
(1,6)	1:A:48:LYS:HD2	2:C:482:LEU:H	19	0.36	0.11	0.38
(1,6)	1:A:48:LYS:HD2	2:C:482:LEU:HA	19	0.36	0.11	0.38
(1,6)	1:A:48:LYS:HD2	2:C:482:LEU:HB2	19	0.36	0.11	0.38
(1,6)	1:A:48:LYS:HD2	2:C:482:LEU:HB3	19	0.36	0.11	0.38
(1,6)	1:A:48:LYS:HD2	2:C:482:LEU:HD11	19	0.36	0.11	0.38
(1,6)	1:A:48:LYS:HD2	2:C:482:LEU:HD12	19	0.36	0.11	0.38
(1,6)	1:A:48:LYS:HD2	2:C:482:LEU:HD13	19	0.36	0.11	0.38
(1,6)	1:A:48:LYS:HD2	2:C:482:LEU:HD21	19	0.36	0.11	0.38
(1,6)	1:A:48:LYS:HD2	2:C:482:LEU:HD22	19	0.36	0.11	0.38
(1,6)	1:A:48:LYS:HD2	2:C:482:LEU:HD23	19	0.36	0.11	0.38
(1,6)	1:A:48:LYS:HD2	2:C:482:LEU:HG	19	0.36	0.11	0.38
(1,6)	1:A:48:LYS:HD2	2:C:482:LEU:N	19	0.36	0.11	0.38
(1,6)	1:A:48:LYS:HD2	2:C:482:LEU:O	19	0.36	0.11	0.38

Continued on next page...

Continued from previous page...

Key	Atom-1	Atom-2	Models ¹	Mean (Å)	SD ¹ (Å)	Median (Å)
(1,6)	1:A:48:LYS:HD2	2:C:483:THR:C	19	0.36	0.11	0.38
(1,6)	1:A:48:LYS:HD2	2:C:483:THR:CA	19	0.36	0.11	0.38
(1,6)	1:A:48:LYS:HD2	2:C:483:THR:CB	19	0.36	0.11	0.38
(1,6)	1:A:48:LYS:HD2	2:C:483:THR:CG2	19	0.36	0.11	0.38
(1,6)	1:A:48:LYS:HD2	2:C:483:THR:H	19	0.36	0.11	0.38
(1,6)	1:A:48:LYS:HD2	2:C:483:THR:HA	19	0.36	0.11	0.38
(1,6)	1:A:48:LYS:HD2	2:C:483:THR:HB	19	0.36	0.11	0.38
(1,6)	1:A:48:LYS:HD2	2:C:483:THR:HG1	19	0.36	0.11	0.38
(1,6)	1:A:48:LYS:HD2	2:C:483:THR:HG21	19	0.36	0.11	0.38
(1,6)	1:A:48:LYS:HD2	2:C:483:THR:HG22	19	0.36	0.11	0.38
(1,6)	1:A:48:LYS:HD2	2:C:483:THR:HG23	19	0.36	0.11	0.38
(1,6)	1:A:48:LYS:HD2	2:C:483:THR:N	19	0.36	0.11	0.38
(1,6)	1:A:48:LYS:HD2	2:C:483:THR:O	19	0.36	0.11	0.38
(1,6)	1:A:48:LYS:HD2	2:C:483:THR:OG1	19	0.36	0.11	0.38
(1,6)	1:A:48:LYS:HD2	2:C:484:ARG:C	19	0.36	0.11	0.38
(1,6)	1:A:48:LYS:HD2	2:C:484:ARG:CA	19	0.36	0.11	0.38
(1,6)	1:A:48:LYS:HD2	2:C:484:ARG:CB	19	0.36	0.11	0.38
(1,6)	1:A:48:LYS:HD2	2:C:484:ARG:CD	19	0.36	0.11	0.38
(1,6)	1:A:48:LYS:HD2	2:C:484:ARG:CG	19	0.36	0.11	0.38
(1,6)	1:A:48:LYS:HD2	2:C:484:ARG:CZ	19	0.36	0.11	0.38
(1,6)	1:A:48:LYS:HD2	2:C:484:ARG:H	19	0.36	0.11	0.38
(1,6)	1:A:48:LYS:HD2	2:C:484:ARG:HA	19	0.36	0.11	0.38
(1,6)	1:A:48:LYS:HD2	2:C:484:ARG:HB2	19	0.36	0.11	0.38
(1,6)	1:A:48:LYS:HD2	2:C:484:ARG:HB3	19	0.36	0.11	0.38
(1,6)	1:A:48:LYS:HD2	2:C:484:ARG:HD2	19	0.36	0.11	0.38
(1,6)	1:A:48:LYS:HD2	2:C:484:ARG:HD3	19	0.36	0.11	0.38
(1,6)	1:A:48:LYS:HD2	2:C:484:ARG:HE	19	0.36	0.11	0.38
(1,6)	1:A:48:LYS:HD2	2:C:484:ARG:HG2	19	0.36	0.11	0.38
(1,6)	1:A:48:LYS:HD2	2:C:484:ARG:HG3	19	0.36	0.11	0.38
(1,6)	1:A:48:LYS:HD2	2:C:484:ARG:HH11	19	0.36	0.11	0.38
(1,6)	1:A:48:LYS:HD2	2:C:484:ARG:HH12	19	0.36	0.11	0.38
(1,6)	1:A:48:LYS:HD2	2:C:484:ARG:HH21	19	0.36	0.11	0.38
(1,6)	1:A:48:LYS:HD2	2:C:484:ARG:HH22	19	0.36	0.11	0.38
(1,6)	1:A:48:LYS:HD2	2:C:484:ARG:N	19	0.36	0.11	0.38
(1,6)	1:A:48:LYS:HD2	2:C:484:ARG:NE	19	0.36	0.11	0.38
(1,6)	1:A:48:LYS:HD2	2:C:484:ARG:NH1	19	0.36	0.11	0.38
(1,6)	1:A:48:LYS:HD2	2:C:484:ARG:NH2	19	0.36	0.11	0.38
(1,6)	1:A:48:LYS:HD2	2:C:484:ARG:O	19	0.36	0.11	0.38
(1,6)	1:A:48:LYS:HD2	2:C:485:SER:C	19	0.36	0.11	0.38
(1,6)	1:A:48:LYS:HD2	2:C:485:SER:CA	19	0.36	0.11	0.38
(1,6)	1:A:48:LYS:HD2	2:C:485:SER:CB	19	0.36	0.11	0.38
(1,6)	1:A:48:LYS:HD2	2:C:485:SER:H	19	0.36	0.11	0.38

Continued on next page...

Continued from previous page...

Key	Atom-1	Atom-2	Models ¹	Mean (Å)	SD ¹ (Å)	Median (Å)
(1,6)	1:A:48:LYS:HD2	2:C:485:SER:HA	19	0.36	0.11	0.38
(1,6)	1:A:48:LYS:HD2	2:C:485:SER:HB2	19	0.36	0.11	0.38
(1,6)	1:A:48:LYS:HD2	2:C:485:SER:HB3	19	0.36	0.11	0.38
(1,6)	1:A:48:LYS:HD2	2:C:485:SER:HG	19	0.36	0.11	0.38
(1,6)	1:A:48:LYS:HD2	2:C:485:SER:N	19	0.36	0.11	0.38
(1,6)	1:A:48:LYS:HD2	2:C:485:SER:O	19	0.36	0.11	0.38
(1,6)	1:A:48:LYS:HD2	2:C:485:SER:OG	19	0.36	0.11	0.38
(1,6)	1:A:48:LYS:HD2	2:C:486:VAL:C	19	0.36	0.11	0.38
(1,6)	1:A:48:LYS:HD2	2:C:486:VAL:CA	19	0.36	0.11	0.38
(1,6)	1:A:48:LYS:HD2	2:C:486:VAL:CB	19	0.36	0.11	0.38
(1,6)	1:A:48:LYS:HD2	2:C:486:VAL:CG1	19	0.36	0.11	0.38
(1,6)	1:A:48:LYS:HD2	2:C:486:VAL:CG2	19	0.36	0.11	0.38
(1,6)	1:A:48:LYS:HD2	2:C:486:VAL:H	19	0.36	0.11	0.38
(1,6)	1:A:48:LYS:HD2	2:C:486:VAL:HA	19	0.36	0.11	0.38
(1,6)	1:A:48:LYS:HD2	2:C:486:VAL:HB	19	0.36	0.11	0.38
(1,6)	1:A:48:LYS:HD2	2:C:486:VAL:HG11	19	0.36	0.11	0.38
(1,6)	1:A:48:LYS:HD2	2:C:486:VAL:HG12	19	0.36	0.11	0.38
(1,6)	1:A:48:LYS:HD2	2:C:486:VAL:HG13	19	0.36	0.11	0.38
(1,6)	1:A:48:LYS:HD2	2:C:486:VAL:HG21	19	0.36	0.11	0.38
(1,6)	1:A:48:LYS:HD2	2:C:486:VAL:HG22	19	0.36	0.11	0.38
(1,6)	1:A:48:LYS:HD2	2:C:486:VAL:HG23	19	0.36	0.11	0.38
(1,6)	1:A:48:LYS:HD2	2:C:486:VAL:N	19	0.36	0.11	0.38
(1,6)	1:A:48:LYS:HD2	2:C:486:VAL:O	19	0.36	0.11	0.38
(1,6)	1:A:48:LYS:HD2	2:C:487:GLU:C	19	0.36	0.11	0.38
(1,6)	1:A:48:LYS:HD2	2:C:487:GLU:CA	19	0.36	0.11	0.38
(1,6)	1:A:48:LYS:HD2	2:C:487:GLU:CB	19	0.36	0.11	0.38
(1,6)	1:A:48:LYS:HD2	2:C:487:GLU:CD	19	0.36	0.11	0.38
(1,6)	1:A:48:LYS:HD2	2:C:487:GLU:CG	19	0.36	0.11	0.38
(1,6)	1:A:48:LYS:HD2	2:C:487:GLU:H	19	0.36	0.11	0.38
(1,6)	1:A:48:LYS:HD2	2:C:487:GLU:HA	19	0.36	0.11	0.38
(1,6)	1:A:48:LYS:HD2	2:C:487:GLU:HB2	19	0.36	0.11	0.38
(1,6)	1:A:48:LYS:HD2	2:C:487:GLU:HB3	19	0.36	0.11	0.38
(1,6)	1:A:48:LYS:HD2	2:C:487:GLU:HG2	19	0.36	0.11	0.38
(1,6)	1:A:48:LYS:HD2	2:C:487:GLU:HG3	19	0.36	0.11	0.38
(1,6)	1:A:48:LYS:HD2	2:C:487:GLU:N	19	0.36	0.11	0.38
(1,6)	1:A:48:LYS:HD2	2:C:487:GLU:O	19	0.36	0.11	0.38
(1,6)	1:A:48:LYS:HD2	2:C:487:GLU:OE1	19	0.36	0.11	0.38
(1,6)	1:A:48:LYS:HD2	2:C:487:GLU:OE2	19	0.36	0.11	0.38
(1,6)	1:A:48:LYS:HD2	2:C:488:ILE:C	19	0.36	0.11	0.38
(1,6)	1:A:48:LYS:HD2	2:C:488:ILE:CA	19	0.36	0.11	0.38
(1,6)	1:A:48:LYS:HD2	2:C:488:ILE:CB	19	0.36	0.11	0.38
(1,6)	1:A:48:LYS:HD2	2:C:488:ILE:CD1	19	0.36	0.11	0.38

Continued on next page...

Continued from previous page...

Key	Atom-1	Atom-2	Models ¹	Mean (Å)	SD ¹ (Å)	Median (Å)
(1,6)	1:A:48:LYS:HD2	2:C:488:ILE:CG1	19	0.36	0.11	0.38
(1,6)	1:A:48:LYS:HD2	2:C:488:ILE:CG2	19	0.36	0.11	0.38
(1,6)	1:A:48:LYS:HD2	2:C:488:ILE:H	19	0.36	0.11	0.38
(1,6)	1:A:48:LYS:HD2	2:C:488:ILE:HA	19	0.36	0.11	0.38
(1,6)	1:A:48:LYS:HD2	2:C:488:ILE:HB	19	0.36	0.11	0.38
(1,6)	1:A:48:LYS:HD2	2:C:488:ILE:HD11	19	0.36	0.11	0.38
(1,6)	1:A:48:LYS:HD2	2:C:488:ILE:HD12	19	0.36	0.11	0.38
(1,6)	1:A:48:LYS:HD2	2:C:488:ILE:HD13	19	0.36	0.11	0.38
(1,6)	1:A:48:LYS:HD2	2:C:488:ILE:HG12	19	0.36	0.11	0.38
(1,6)	1:A:48:LYS:HD2	2:C:488:ILE:HG13	19	0.36	0.11	0.38
(1,6)	1:A:48:LYS:HD2	2:C:488:ILE:HG21	19	0.36	0.11	0.38
(1,6)	1:A:48:LYS:HD2	2:C:488:ILE:HG22	19	0.36	0.11	0.38
(1,6)	1:A:48:LYS:HD2	2:C:488:ILE:HG23	19	0.36	0.11	0.38
(1,6)	1:A:48:LYS:HD2	2:C:488:ILE:N	19	0.36	0.11	0.38
(1,6)	1:A:48:LYS:HD2	2:C:488:ILE:O	19	0.36	0.11	0.38
(1,6)	1:A:48:LYS:HD2	2:C:490:THR:C	19	0.36	0.11	0.38
(1,6)	1:A:48:LYS:HD2	2:C:490:THR:CA	19	0.36	0.11	0.38
(1,6)	1:A:48:LYS:HD2	2:C:490:THR:CB	19	0.36	0.11	0.38
(1,6)	1:A:48:LYS:HD2	2:C:490:THR:CG2	19	0.36	0.11	0.38
(1,6)	1:A:48:LYS:HD2	2:C:490:THR:H	19	0.36	0.11	0.38
(1,6)	1:A:48:LYS:HD2	2:C:490:THR:HA	19	0.36	0.11	0.38
(1,6)	1:A:48:LYS:HD2	2:C:490:THR:HB	19	0.36	0.11	0.38
(1,6)	1:A:48:LYS:HD2	2:C:490:THR:HG1	19	0.36	0.11	0.38
(1,6)	1:A:48:LYS:HD2	2:C:490:THR:HG21	19	0.36	0.11	0.38
(1,6)	1:A:48:LYS:HD2	2:C:490:THR:HG22	19	0.36	0.11	0.38
(1,6)	1:A:48:LYS:HD2	2:C:490:THR:HG23	19	0.36	0.11	0.38
(1,6)	1:A:48:LYS:HD2	2:C:490:THR:N	19	0.36	0.11	0.38
(1,6)	1:A:48:LYS:HD2	2:C:490:THR:O	19	0.36	0.11	0.38
(1,6)	1:A:48:LYS:HD2	2:C:490:THR:OG1	19	0.36	0.11	0.38
(1,6)	1:A:48:LYS:HD2	2:C:491:ASP:C	19	0.36	0.11	0.38
(1,6)	1:A:48:LYS:HD2	2:C:491:ASP:CA	19	0.36	0.11	0.38
(1,6)	1:A:48:LYS:HD2	2:C:491:ASP:CB	19	0.36	0.11	0.38
(1,6)	1:A:48:LYS:HD2	2:C:491:ASP:CG	19	0.36	0.11	0.38
(1,6)	1:A:48:LYS:HD2	2:C:491:ASP:H	19	0.36	0.11	0.38
(1,6)	1:A:48:LYS:HD2	2:C:491:ASP:HA	19	0.36	0.11	0.38
(1,6)	1:A:48:LYS:HD2	2:C:491:ASP:HB2	19	0.36	0.11	0.38
(1,6)	1:A:48:LYS:HD2	2:C:491:ASP:HB3	19	0.36	0.11	0.38
(1,6)	1:A:48:LYS:HD2	2:C:491:ASP:N	19	0.36	0.11	0.38
(1,6)	1:A:48:LYS:HD2	2:C:491:ASP:O	19	0.36	0.11	0.38
(1,6)	1:A:48:LYS:HD2	2:C:491:ASP:OD1	19	0.36	0.11	0.38
(1,6)	1:A:48:LYS:HD2	2:C:491:ASP:OD2	19	0.36	0.11	0.38
(1,6)	1:A:48:LYS:HD2	2:C:492:ASN:C	19	0.36	0.11	0.38

Continued on next page...

Continued from previous page...

Key	Atom-1	Atom-2	Models ¹	Mean (Å)	SD ¹ (Å)	Median (Å)
(1,6)	1:A:48:LYS:HD2	2:C:492:ASN:CA	19	0.36	0.11	0.38
(1,6)	1:A:48:LYS:HD2	2:C:492:ASN:CB	19	0.36	0.11	0.38
(1,6)	1:A:48:LYS:HD2	2:C:492:ASN:CG	19	0.36	0.11	0.38
(1,6)	1:A:48:LYS:HD2	2:C:492:ASN:H	19	0.36	0.11	0.38
(1,6)	1:A:48:LYS:HD2	2:C:492:ASN:HA	19	0.36	0.11	0.38
(1,6)	1:A:48:LYS:HD2	2:C:492:ASN:HB2	19	0.36	0.11	0.38
(1,6)	1:A:48:LYS:HD2	2:C:492:ASN:HB3	19	0.36	0.11	0.38
(1,6)	1:A:48:LYS:HD2	2:C:492:ASN:HD21	19	0.36	0.11	0.38
(1,6)	1:A:48:LYS:HD2	2:C:492:ASN:HD22	19	0.36	0.11	0.38
(1,6)	1:A:48:LYS:HD2	2:C:492:ASN:N	19	0.36	0.11	0.38
(1,6)	1:A:48:LYS:HD2	2:C:492:ASN:ND2	19	0.36	0.11	0.38
(1,6)	1:A:48:LYS:HD2	2:C:492:ASN:O	19	0.36	0.11	0.38
(1,6)	1:A:48:LYS:HD2	2:C:492:ASN:OD1	19	0.36	0.11	0.38
(1,6)	1:A:48:LYS:HD2	2:C:494:LEU:C	19	0.36	0.11	0.38
(1,6)	1:A:48:LYS:HD2	2:C:494:LEU:CA	19	0.36	0.11	0.38
(1,6)	1:A:48:LYS:HD2	2:C:494:LEU:CB	19	0.36	0.11	0.38
(1,6)	1:A:48:LYS:HD2	2:C:494:LEU:CD1	19	0.36	0.11	0.38
(1,6)	1:A:48:LYS:HD2	2:C:494:LEU:CD2	19	0.36	0.11	0.38
(1,6)	1:A:48:LYS:HD2	2:C:494:LEU:CG	19	0.36	0.11	0.38
(1,6)	1:A:48:LYS:HD2	2:C:494:LEU:H	19	0.36	0.11	0.38
(1,6)	1:A:48:LYS:HD2	2:C:494:LEU:HA	19	0.36	0.11	0.38
(1,6)	1:A:48:LYS:HD2	2:C:494:LEU:HB2	19	0.36	0.11	0.38
(1,6)	1:A:48:LYS:HD2	2:C:494:LEU:HB3	19	0.36	0.11	0.38
(1,6)	1:A:48:LYS:HD2	2:C:494:LEU:HD11	19	0.36	0.11	0.38
(1,6)	1:A:48:LYS:HD2	2:C:494:LEU:HD12	19	0.36	0.11	0.38
(1,6)	1:A:48:LYS:HD2	2:C:494:LEU:HD13	19	0.36	0.11	0.38
(1,6)	1:A:48:LYS:HD2	2:C:494:LEU:HD21	19	0.36	0.11	0.38
(1,6)	1:A:48:LYS:HD2	2:C:494:LEU:HD22	19	0.36	0.11	0.38
(1,6)	1:A:48:LYS:HD2	2:C:494:LEU:HD23	19	0.36	0.11	0.38
(1,6)	1:A:48:LYS:HD2	2:C:494:LEU:HG	19	0.36	0.11	0.38
(1,6)	1:A:48:LYS:HD2	2:C:494:LEU:N	19	0.36	0.11	0.38
(1,6)	1:A:48:LYS:HD2	2:C:494:LEU:O	19	0.36	0.11	0.38
(1,6)	1:A:48:LYS:HD2	2:C:495:GLU:C	19	0.36	0.11	0.38
(1,6)	1:A:48:LYS:HD2	2:C:495:GLU:CA	19	0.36	0.11	0.38
(1,6)	1:A:48:LYS:HD2	2:C:495:GLU:CB	19	0.36	0.11	0.38
(1,6)	1:A:48:LYS:HD2	2:C:495:GLU:CD	19	0.36	0.11	0.38
(1,6)	1:A:48:LYS:HD2	2:C:495:GLU:CG	19	0.36	0.11	0.38
(1,6)	1:A:48:LYS:HD2	2:C:495:GLU:H	19	0.36	0.11	0.38
(1,6)	1:A:48:LYS:HD2	2:C:495:GLU:HA	19	0.36	0.11	0.38
(1,6)	1:A:48:LYS:HD2	2:C:495:GLU:HB2	19	0.36	0.11	0.38
(1,6)	1:A:48:LYS:HD2	2:C:495:GLU:HB3	19	0.36	0.11	0.38
(1,6)	1:A:48:LYS:HD2	2:C:495:GLU:HG2	19	0.36	0.11	0.38

Continued on next page...

Continued from previous page...

Key	Atom-1	Atom-2	Models ¹	Mean (Å)	SD ¹ (Å)	Median (Å)
(1,6)	1:A:48:LYS:HD2	2:C:495:GLU:HG3	19	0.36	0.11	0.38
(1,6)	1:A:48:LYS:HD2	2:C:495:GLU:N	19	0.36	0.11	0.38
(1,6)	1:A:48:LYS:HD2	2:C:495:GLU:O	19	0.36	0.11	0.38
(1,6)	1:A:48:LYS:HD2	2:C:495:GLU:OE1	19	0.36	0.11	0.38
(1,6)	1:A:48:LYS:HD2	2:C:495:GLU:OE2	19	0.36	0.11	0.38
(1,6)	1:A:48:LYS:HD2	2:C:496:GLY:C	19	0.36	0.11	0.38
(1,6)	1:A:48:LYS:HD2	2:C:496:GLY:CA	19	0.36	0.11	0.38
(1,6)	1:A:48:LYS:HD2	2:C:496:GLY:H	19	0.36	0.11	0.38
(1,6)	1:A:48:LYS:HD2	2:C:496:GLY:HA2	19	0.36	0.11	0.38
(1,6)	1:A:48:LYS:HD2	2:C:496:GLY:HA3	19	0.36	0.11	0.38
(1,6)	1:A:48:LYS:HD2	2:C:496:GLY:N	19	0.36	0.11	0.38
(1,6)	1:A:48:LYS:HD2	2:C:496:GLY:O	19	0.36	0.11	0.38
(1,6)	1:A:48:LYS:HD2	2:C:497:ARG:C	19	0.36	0.11	0.38
(1,6)	1:A:48:LYS:HD2	2:C:497:ARG:CA	19	0.36	0.11	0.38
(1,6)	1:A:48:LYS:HD2	2:C:497:ARG:CB	19	0.36	0.11	0.38
(1,6)	1:A:48:LYS:HD2	2:C:497:ARG:CD	19	0.36	0.11	0.38
(1,6)	1:A:48:LYS:HD2	2:C:497:ARG:CG	19	0.36	0.11	0.38
(1,6)	1:A:48:LYS:HD2	2:C:497:ARG:CZ	19	0.36	0.11	0.38
(1,6)	1:A:48:LYS:HD2	2:C:497:ARG:H	19	0.36	0.11	0.38
(1,6)	1:A:48:LYS:HD2	2:C:497:ARG:HA	19	0.36	0.11	0.38
(1,6)	1:A:48:LYS:HD2	2:C:497:ARG:HB2	19	0.36	0.11	0.38
(1,6)	1:A:48:LYS:HD2	2:C:497:ARG:HB3	19	0.36	0.11	0.38
(1,6)	1:A:48:LYS:HD2	2:C:497:ARG:HD2	19	0.36	0.11	0.38
(1,6)	1:A:48:LYS:HD2	2:C:497:ARG:HD3	19	0.36	0.11	0.38
(1,6)	1:A:48:LYS:HD2	2:C:497:ARG:HE	19	0.36	0.11	0.38
(1,6)	1:A:48:LYS:HD2	2:C:497:ARG:HG2	19	0.36	0.11	0.38
(1,6)	1:A:48:LYS:HD2	2:C:497:ARG:HG3	19	0.36	0.11	0.38
(1,6)	1:A:48:LYS:HD2	2:C:497:ARG:HH11	19	0.36	0.11	0.38
(1,6)	1:A:48:LYS:HD2	2:C:497:ARG:HH12	19	0.36	0.11	0.38
(1,6)	1:A:48:LYS:HD2	2:C:497:ARG:HH21	19	0.36	0.11	0.38
(1,6)	1:A:48:LYS:HD2	2:C:497:ARG:HH22	19	0.36	0.11	0.38
(1,6)	1:A:48:LYS:HD2	2:C:497:ARG:N	19	0.36	0.11	0.38
(1,6)	1:A:48:LYS:HD2	2:C:497:ARG:NE	19	0.36	0.11	0.38
(1,6)	1:A:48:LYS:HD2	2:C:497:ARG:NH1	19	0.36	0.11	0.38
(1,6)	1:A:48:LYS:HD2	2:C:497:ARG:NH2	19	0.36	0.11	0.38
(1,6)	1:A:48:LYS:HD2	2:C:497:ARG:O	19	0.36	0.11	0.38
(1,6)	1:A:48:LYS:HD3	2:C:457:LEU:C	19	0.36	0.11	0.38
(1,6)	1:A:48:LYS:HD3	2:C:457:LEU:CA	19	0.36	0.11	0.38
(1,6)	1:A:48:LYS:HD3	2:C:457:LEU:CB	19	0.36	0.11	0.38
(1,6)	1:A:48:LYS:HD3	2:C:457:LEU:CD1	19	0.36	0.11	0.38
(1,6)	1:A:48:LYS:HD3	2:C:457:LEU:CD2	19	0.36	0.11	0.38
(1,6)	1:A:48:LYS:HD3	2:C:457:LEU:CG	19	0.36	0.11	0.38

Continued on next page...

Continued from previous page...

Key	Atom-1	Atom-2	Models ¹	Mean (Å)	SD ¹ (Å)	Median (Å)
(1,6)	1:A:48:LYS:HD3	2:C:457:LEU:H	19	0.36	0.11	0.38
(1,6)	1:A:48:LYS:HD3	2:C:457:LEU:HA	19	0.36	0.11	0.38
(1,6)	1:A:48:LYS:HD3	2:C:457:LEU:HB2	19	0.36	0.11	0.38
(1,6)	1:A:48:LYS:HD3	2:C:457:LEU:HB3	19	0.36	0.11	0.38
(1,6)	1:A:48:LYS:HD3	2:C:457:LEU:HD11	19	0.36	0.11	0.38
(1,6)	1:A:48:LYS:HD3	2:C:457:LEU:HD12	19	0.36	0.11	0.38
(1,6)	1:A:48:LYS:HD3	2:C:457:LEU:HD13	19	0.36	0.11	0.38
(1,6)	1:A:48:LYS:HD3	2:C:457:LEU:HD21	19	0.36	0.11	0.38
(1,6)	1:A:48:LYS:HD3	2:C:457:LEU:HD22	19	0.36	0.11	0.38
(1,6)	1:A:48:LYS:HD3	2:C:457:LEU:HD23	19	0.36	0.11	0.38
(1,6)	1:A:48:LYS:HD3	2:C:457:LEU:HG	19	0.36	0.11	0.38
(1,6)	1:A:48:LYS:HD3	2:C:457:LEU:N	19	0.36	0.11	0.38
(1,6)	1:A:48:LYS:HD3	2:C:457:LEU:O	19	0.36	0.11	0.38
(1,6)	1:A:48:LYS:HD3	2:C:459:ALA:C	19	0.36	0.11	0.38
(1,6)	1:A:48:LYS:HD3	2:C:459:ALA:CA	19	0.36	0.11	0.38
(1,6)	1:A:48:LYS:HD3	2:C:459:ALA:CB	19	0.36	0.11	0.38
(1,6)	1:A:48:LYS:HD3	2:C:459:ALA:H	19	0.36	0.11	0.38
(1,6)	1:A:48:LYS:HD3	2:C:459:ALA:HA	19	0.36	0.11	0.38
(1,6)	1:A:48:LYS:HD3	2:C:459:ALA:HB1	19	0.36	0.11	0.38
(1,6)	1:A:48:LYS:HD3	2:C:459:ALA:HB2	19	0.36	0.11	0.38
(1,6)	1:A:48:LYS:HD3	2:C:459:ALA:HB3	19	0.36	0.11	0.38
(1,6)	1:A:48:LYS:HD3	2:C:459:ALA:N	19	0.36	0.11	0.38
(1,6)	1:A:48:LYS:HD3	2:C:459:ALA:O	19	0.36	0.11	0.38
(1,6)	1:A:48:LYS:HD3	2:C:460:MET:C	19	0.36	0.11	0.38
(1,6)	1:A:48:LYS:HD3	2:C:460:MET:CA	19	0.36	0.11	0.38
(1,6)	1:A:48:LYS:HD3	2:C:460:MET:CB	19	0.36	0.11	0.38
(1,6)	1:A:48:LYS:HD3	2:C:460:MET:CE	19	0.36	0.11	0.38
(1,6)	1:A:48:LYS:HD3	2:C:460:MET:CG	19	0.36	0.11	0.38
(1,6)	1:A:48:LYS:HD3	2:C:460:MET:H	19	0.36	0.11	0.38
(1,6)	1:A:48:LYS:HD3	2:C:460:MET:HA	19	0.36	0.11	0.38
(1,6)	1:A:48:LYS:HD3	2:C:460:MET:HB2	19	0.36	0.11	0.38
(1,6)	1:A:48:LYS:HD3	2:C:460:MET:HB3	19	0.36	0.11	0.38
(1,6)	1:A:48:LYS:HD3	2:C:460:MET:HE1	19	0.36	0.11	0.38
(1,6)	1:A:48:LYS:HD3	2:C:460:MET:HE2	19	0.36	0.11	0.38
(1,6)	1:A:48:LYS:HD3	2:C:460:MET:HE3	19	0.36	0.11	0.38
(1,6)	1:A:48:LYS:HD3	2:C:460:MET:HG2	19	0.36	0.11	0.38
(1,6)	1:A:48:LYS:HD3	2:C:460:MET:HG3	19	0.36	0.11	0.38
(1,6)	1:A:48:LYS:HD3	2:C:460:MET:N	19	0.36	0.11	0.38
(1,6)	1:A:48:LYS:HD3	2:C:460:MET:O	19	0.36	0.11	0.38
(1,6)	1:A:48:LYS:HD3	2:C:460:MET:SD	19	0.36	0.11	0.38
(1,6)	1:A:48:LYS:HD3	2:C:462:HIS:C	19	0.36	0.11	0.38
(1,6)	1:A:48:LYS:HD3	2:C:462:HIS:CA	19	0.36	0.11	0.38

Continued on next page...

Continued from previous page...

Key	Atom-1	Atom-2	Models ¹	Mean (Å)	SD ¹ (Å)	Median (Å)
(1,6)	1:A:48:LYS:HD3	2:C:462:HIS:CB	19	0.36	0.11	0.38
(1,6)	1:A:48:LYS:HD3	2:C:462:HIS:CD2	19	0.36	0.11	0.38
(1,6)	1:A:48:LYS:HD3	2:C:462:HIS:CE1	19	0.36	0.11	0.38
(1,6)	1:A:48:LYS:HD3	2:C:462:HIS:CG	19	0.36	0.11	0.38
(1,6)	1:A:48:LYS:HD3	2:C:462:HIS:H	19	0.36	0.11	0.38
(1,6)	1:A:48:LYS:HD3	2:C:462:HIS:HA	19	0.36	0.11	0.38
(1,6)	1:A:48:LYS:HD3	2:C:462:HIS:HB2	19	0.36	0.11	0.38
(1,6)	1:A:48:LYS:HD3	2:C:462:HIS:HB3	19	0.36	0.11	0.38
(1,6)	1:A:48:LYS:HD3	2:C:462:HIS:HD2	19	0.36	0.11	0.38
(1,6)	1:A:48:LYS:HD3	2:C:462:HIS:HE1	19	0.36	0.11	0.38
(1,6)	1:A:48:LYS:HD3	2:C:462:HIS:HE2	19	0.36	0.11	0.38
(1,6)	1:A:48:LYS:HD3	2:C:462:HIS:N	19	0.36	0.11	0.38
(1,6)	1:A:48:LYS:HD3	2:C:462:HIS:ND1	19	0.36	0.11	0.38
(1,6)	1:A:48:LYS:HD3	2:C:462:HIS:NE2	19	0.36	0.11	0.38
(1,6)	1:A:48:LYS:HD3	2:C:462:HIS:O	19	0.36	0.11	0.38
(1,6)	1:A:48:LYS:HD3	2:C:463:GLN:C	19	0.36	0.11	0.38
(1,6)	1:A:48:LYS:HD3	2:C:463:GLN:CA	19	0.36	0.11	0.38
(1,6)	1:A:48:LYS:HD3	2:C:463:GLN:CB	19	0.36	0.11	0.38
(1,6)	1:A:48:LYS:HD3	2:C:463:GLN:CD	19	0.36	0.11	0.38
(1,6)	1:A:48:LYS:HD3	2:C:463:GLN:CG	19	0.36	0.11	0.38
(1,6)	1:A:48:LYS:HD3	2:C:463:GLN:H	19	0.36	0.11	0.38
(1,6)	1:A:48:LYS:HD3	2:C:463:GLN:HA	19	0.36	0.11	0.38
(1,6)	1:A:48:LYS:HD3	2:C:463:GLN:HB2	19	0.36	0.11	0.38
(1,6)	1:A:48:LYS:HD3	2:C:463:GLN:HB3	19	0.36	0.11	0.38
(1,6)	1:A:48:LYS:HD3	2:C:463:GLN:HE21	19	0.36	0.11	0.38
(1,6)	1:A:48:LYS:HD3	2:C:463:GLN:HE22	19	0.36	0.11	0.38
(1,6)	1:A:48:LYS:HD3	2:C:463:GLN:HG2	19	0.36	0.11	0.38
(1,6)	1:A:48:LYS:HD3	2:C:463:GLN:HG3	19	0.36	0.11	0.38
(1,6)	1:A:48:LYS:HD3	2:C:463:GLN:N	19	0.36	0.11	0.38
(1,6)	1:A:48:LYS:HD3	2:C:463:GLN:NE2	19	0.36	0.11	0.38
(1,6)	1:A:48:LYS:HD3	2:C:463:GLN:O	19	0.36	0.11	0.38
(1,6)	1:A:48:LYS:HD3	2:C:463:GLN:OE1	19	0.36	0.11	0.38
(1,6)	1:A:48:LYS:HD3	2:C:465:GLN:C	19	0.36	0.11	0.38
(1,6)	1:A:48:LYS:HD3	2:C:465:GLN:CA	19	0.36	0.11	0.38
(1,6)	1:A:48:LYS:HD3	2:C:465:GLN:CB	19	0.36	0.11	0.38
(1,6)	1:A:48:LYS:HD3	2:C:465:GLN:CD	19	0.36	0.11	0.38
(1,6)	1:A:48:LYS:HD3	2:C:465:GLN:CG	19	0.36	0.11	0.38
(1,6)	1:A:48:LYS:HD3	2:C:465:GLN:H	19	0.36	0.11	0.38
(1,6)	1:A:48:LYS:HD3	2:C:465:GLN:HA	19	0.36	0.11	0.38
(1,6)	1:A:48:LYS:HD3	2:C:465:GLN:HB2	19	0.36	0.11	0.38
(1,6)	1:A:48:LYS:HD3	2:C:465:GLN:HB3	19	0.36	0.11	0.38
(1,6)	1:A:48:LYS:HD3	2:C:465:GLN:HE21	19	0.36	0.11	0.38

Continued on next page...

Continued from previous page...

Key	Atom-1	Atom-2	Models ¹	Mean (Å)	SD ¹ (Å)	Median (Å)
(1,6)	1:A:48:LYS:HD3	2:C:465:GLN:HE22	19	0.36	0.11	0.38
(1,6)	1:A:48:LYS:HD3	2:C:465:GLN:HG2	19	0.36	0.11	0.38
(1,6)	1:A:48:LYS:HD3	2:C:465:GLN:HG3	19	0.36	0.11	0.38
(1,6)	1:A:48:LYS:HD3	2:C:465:GLN:N	19	0.36	0.11	0.38
(1,6)	1:A:48:LYS:HD3	2:C:465:GLN:NE2	19	0.36	0.11	0.38
(1,6)	1:A:48:LYS:HD3	2:C:465:GLN:O	19	0.36	0.11	0.38
(1,6)	1:A:48:LYS:HD3	2:C:465:GLN:OE1	19	0.36	0.11	0.38
(1,6)	1:A:48:LYS:HD3	2:C:466:GLU:C	19	0.36	0.11	0.38
(1,6)	1:A:48:LYS:HD3	2:C:466:GLU:CA	19	0.36	0.11	0.38
(1,6)	1:A:48:LYS:HD3	2:C:466:GLU:CB	19	0.36	0.11	0.38
(1,6)	1:A:48:LYS:HD3	2:C:466:GLU:CD	19	0.36	0.11	0.38
(1,6)	1:A:48:LYS:HD3	2:C:466:GLU:CG	19	0.36	0.11	0.38
(1,6)	1:A:48:LYS:HD3	2:C:466:GLU:H	19	0.36	0.11	0.38
(1,6)	1:A:48:LYS:HD3	2:C:466:GLU:HA	19	0.36	0.11	0.38
(1,6)	1:A:48:LYS:HD3	2:C:466:GLU:HB2	19	0.36	0.11	0.38
(1,6)	1:A:48:LYS:HD3	2:C:466:GLU:HB3	19	0.36	0.11	0.38
(1,6)	1:A:48:LYS:HD3	2:C:466:GLU:HG2	19	0.36	0.11	0.38
(1,6)	1:A:48:LYS:HD3	2:C:466:GLU:HG3	19	0.36	0.11	0.38
(1,6)	1:A:48:LYS:HD3	2:C:466:GLU:N	19	0.36	0.11	0.38
(1,6)	1:A:48:LYS:HD3	2:C:466:GLU:O	19	0.36	0.11	0.38
(1,6)	1:A:48:LYS:HD3	2:C:466:GLU:OE1	19	0.36	0.11	0.38
(1,6)	1:A:48:LYS:HD3	2:C:466:GLU:OE2	19	0.36	0.11	0.38
(1,6)	1:A:48:LYS:HD3	2:C:467:MET:C	19	0.36	0.11	0.38
(1,6)	1:A:48:LYS:HD3	2:C:467:MET:CA	19	0.36	0.11	0.38
(1,6)	1:A:48:LYS:HD3	2:C:467:MET:CB	19	0.36	0.11	0.38
(1,6)	1:A:48:LYS:HD3	2:C:467:MET:CE	19	0.36	0.11	0.38
(1,6)	1:A:48:LYS:HD3	2:C:467:MET:CG	19	0.36	0.11	0.38
(1,6)	1:A:48:LYS:HD3	2:C:467:MET:H	19	0.36	0.11	0.38
(1,6)	1:A:48:LYS:HD3	2:C:467:MET:HA	19	0.36	0.11	0.38
(1,6)	1:A:48:LYS:HD3	2:C:467:MET:HB2	19	0.36	0.11	0.38
(1,6)	1:A:48:LYS:HD3	2:C:467:MET:HB3	19	0.36	0.11	0.38
(1,6)	1:A:48:LYS:HD3	2:C:467:MET:HE1	19	0.36	0.11	0.38
(1,6)	1:A:48:LYS:HD3	2:C:467:MET:HE2	19	0.36	0.11	0.38
(1,6)	1:A:48:LYS:HD3	2:C:467:MET:HE3	19	0.36	0.11	0.38
(1,6)	1:A:48:LYS:HD3	2:C:467:MET:HG2	19	0.36	0.11	0.38
(1,6)	1:A:48:LYS:HD3	2:C:467:MET:HG3	19	0.36	0.11	0.38
(1,6)	1:A:48:LYS:HD3	2:C:467:MET:N	19	0.36	0.11	0.38
(1,6)	1:A:48:LYS:HD3	2:C:467:MET:O	19	0.36	0.11	0.38
(1,6)	1:A:48:LYS:HD3	2:C:467:MET:SD	19	0.36	0.11	0.38
(1,6)	1:A:48:LYS:HD3	2:C:468:PHE:C	19	0.36	0.11	0.38
(1,6)	1:A:48:LYS:HD3	2:C:468:PHE:CA	19	0.36	0.11	0.38
(1,6)	1:A:48:LYS:HD3	2:C:468:PHE:CB	19	0.36	0.11	0.38

Continued on next page...

Continued from previous page...

Key	Atom-1	Atom-2	Models ¹	Mean (Å)	SD ¹ (Å)	Median (Å)
(1,6)	1:A:48:LYS:HD3	2:C:468:PHE:CD1	19	0.36	0.11	0.38
(1,6)	1:A:48:LYS:HD3	2:C:468:PHE:CD2	19	0.36	0.11	0.38
(1,6)	1:A:48:LYS:HD3	2:C:468:PHE:CE1	19	0.36	0.11	0.38
(1,6)	1:A:48:LYS:HD3	2:C:468:PHE:CE2	19	0.36	0.11	0.38
(1,6)	1:A:48:LYS:HD3	2:C:468:PHE:CG	19	0.36	0.11	0.38
(1,6)	1:A:48:LYS:HD3	2:C:468:PHE:CZ	19	0.36	0.11	0.38
(1,6)	1:A:48:LYS:HD3	2:C:468:PHE:H	19	0.36	0.11	0.38
(1,6)	1:A:48:LYS:HD3	2:C:468:PHE:HA	19	0.36	0.11	0.38
(1,6)	1:A:48:LYS:HD3	2:C:468:PHE:HB2	19	0.36	0.11	0.38
(1,6)	1:A:48:LYS:HD3	2:C:468:PHE:HB3	19	0.36	0.11	0.38
(1,6)	1:A:48:LYS:HD3	2:C:468:PHE:HD1	19	0.36	0.11	0.38
(1,6)	1:A:48:LYS:HD3	2:C:468:PHE:HD2	19	0.36	0.11	0.38
(1,6)	1:A:48:LYS:HD3	2:C:468:PHE:HE1	19	0.36	0.11	0.38
(1,6)	1:A:48:LYS:HD3	2:C:468:PHE:HE2	19	0.36	0.11	0.38
(1,6)	1:A:48:LYS:HD3	2:C:468:PHE:HZ	19	0.36	0.11	0.38
(1,6)	1:A:48:LYS:HD3	2:C:468:PHE:N	19	0.36	0.11	0.38
(1,6)	1:A:48:LYS:HD3	2:C:468:PHE:O	19	0.36	0.11	0.38
(1,6)	1:A:48:LYS:HD3	2:C:469:PRO:C	19	0.36	0.11	0.38
(1,6)	1:A:48:LYS:HD3	2:C:469:PRO:CA	19	0.36	0.11	0.38
(1,6)	1:A:48:LYS:HD3	2:C:469:PRO:CB	19	0.36	0.11	0.38
(1,6)	1:A:48:LYS:HD3	2:C:469:PRO:CD	19	0.36	0.11	0.38
(1,6)	1:A:48:LYS:HD3	2:C:469:PRO:CG	19	0.36	0.11	0.38
(1,6)	1:A:48:LYS:HD3	2:C:469:PRO:HA	19	0.36	0.11	0.38
(1,6)	1:A:48:LYS:HD3	2:C:469:PRO:HB2	19	0.36	0.11	0.38
(1,6)	1:A:48:LYS:HD3	2:C:469:PRO:HB3	19	0.36	0.11	0.38
(1,6)	1:A:48:LYS:HD3	2:C:469:PRO:HD2	19	0.36	0.11	0.38
(1,6)	1:A:48:LYS:HD3	2:C:469:PRO:HD3	19	0.36	0.11	0.38
(1,6)	1:A:48:LYS:HD3	2:C:469:PRO:HG2	19	0.36	0.11	0.38
(1,6)	1:A:48:LYS:HD3	2:C:469:PRO:HG3	19	0.36	0.11	0.38
(1,6)	1:A:48:LYS:HD3	2:C:469:PRO:N	19	0.36	0.11	0.38
(1,6)	1:A:48:LYS:HD3	2:C:469:PRO:O	19	0.36	0.11	0.38
(1,6)	1:A:48:LYS:HD3	2:C:470:GLN:C	19	0.36	0.11	0.38
(1,6)	1:A:48:LYS:HD3	2:C:470:GLN:CA	19	0.36	0.11	0.38
(1,6)	1:A:48:LYS:HD3	2:C:470:GLN:CB	19	0.36	0.11	0.38
(1,6)	1:A:48:LYS:HD3	2:C:470:GLN:CD	19	0.36	0.11	0.38
(1,6)	1:A:48:LYS:HD3	2:C:470:GLN:CG	19	0.36	0.11	0.38
(1,6)	1:A:48:LYS:HD3	2:C:470:GLN:H	19	0.36	0.11	0.38
(1,6)	1:A:48:LYS:HD3	2:C:470:GLN:HA	19	0.36	0.11	0.38
(1,6)	1:A:48:LYS:HD3	2:C:470:GLN:HB2	19	0.36	0.11	0.38
(1,6)	1:A:48:LYS:HD3	2:C:470:GLN:HB3	19	0.36	0.11	0.38
(1,6)	1:A:48:LYS:HD3	2:C:470:GLN:HE21	19	0.36	0.11	0.38
(1,6)	1:A:48:LYS:HD3	2:C:470:GLN:HE22	19	0.36	0.11	0.38

Continued on next page...

Continued from previous page...

Key	Atom-1	Atom-2	Models ¹	Mean (Å)	SD ¹ (Å)	Median (Å)
(1,6)	1:A:48:LYS:HD3	2:C:470:GLN:HG2	19	0.36	0.11	0.38
(1,6)	1:A:48:LYS:HD3	2:C:470:GLN:HG3	19	0.36	0.11	0.38
(1,6)	1:A:48:LYS:HD3	2:C:470:GLN:N	19	0.36	0.11	0.38
(1,6)	1:A:48:LYS:HD3	2:C:470:GLN:NE2	19	0.36	0.11	0.38
(1,6)	1:A:48:LYS:HD3	2:C:470:GLN:O	19	0.36	0.11	0.38
(1,6)	1:A:48:LYS:HD3	2:C:470:GLN:OE1	19	0.36	0.11	0.38
(1,6)	1:A:48:LYS:HD3	2:C:472:PRO:C	19	0.36	0.11	0.38
(1,6)	1:A:48:LYS:HD3	2:C:472:PRO:CA	19	0.36	0.11	0.38
(1,6)	1:A:48:LYS:HD3	2:C:472:PRO:CB	19	0.36	0.11	0.38
(1,6)	1:A:48:LYS:HD3	2:C:472:PRO:CD	19	0.36	0.11	0.38
(1,6)	1:A:48:LYS:HD3	2:C:472:PRO:CG	19	0.36	0.11	0.38
(1,6)	1:A:48:LYS:HD3	2:C:472:PRO:HA	19	0.36	0.11	0.38
(1,6)	1:A:48:LYS:HD3	2:C:472:PRO:HB2	19	0.36	0.11	0.38
(1,6)	1:A:48:LYS:HD3	2:C:472:PRO:HB3	19	0.36	0.11	0.38
(1,6)	1:A:48:LYS:HD3	2:C:472:PRO:HD2	19	0.36	0.11	0.38
(1,6)	1:A:48:LYS:HD3	2:C:472:PRO:HD3	19	0.36	0.11	0.38
(1,6)	1:A:48:LYS:HD3	2:C:472:PRO:HG2	19	0.36	0.11	0.38
(1,6)	1:A:48:LYS:HD3	2:C:472:PRO:HG3	19	0.36	0.11	0.38
(1,6)	1:A:48:LYS:HD3	2:C:472:PRO:N	19	0.36	0.11	0.38
(1,6)	1:A:48:LYS:HD3	2:C:472:PRO:O	19	0.36	0.11	0.38
(1,6)	1:A:48:LYS:HD3	2:C:482:LEU:C	19	0.36	0.11	0.38
(1,6)	1:A:48:LYS:HD3	2:C:482:LEU:CA	19	0.36	0.11	0.38
(1,6)	1:A:48:LYS:HD3	2:C:482:LEU:CB	19	0.36	0.11	0.38
(1,6)	1:A:48:LYS:HD3	2:C:482:LEU:CD1	19	0.36	0.11	0.38
(1,6)	1:A:48:LYS:HD3	2:C:482:LEU:CD2	19	0.36	0.11	0.38
(1,6)	1:A:48:LYS:HD3	2:C:482:LEU:CG	19	0.36	0.11	0.38
(1,6)	1:A:48:LYS:HD3	2:C:482:LEU:H	19	0.36	0.11	0.38
(1,6)	1:A:48:LYS:HD3	2:C:482:LEU:HA	19	0.36	0.11	0.38
(1,6)	1:A:48:LYS:HD3	2:C:482:LEU:HB2	19	0.36	0.11	0.38
(1,6)	1:A:48:LYS:HD3	2:C:482:LEU:HB3	19	0.36	0.11	0.38
(1,6)	1:A:48:LYS:HD3	2:C:482:LEU:HD11	19	0.36	0.11	0.38
(1,6)	1:A:48:LYS:HD3	2:C:482:LEU:HD12	19	0.36	0.11	0.38
(1,6)	1:A:48:LYS:HD3	2:C:482:LEU:HD13	19	0.36	0.11	0.38
(1,6)	1:A:48:LYS:HD3	2:C:482:LEU:HD21	19	0.36	0.11	0.38
(1,6)	1:A:48:LYS:HD3	2:C:482:LEU:HD22	19	0.36	0.11	0.38
(1,6)	1:A:48:LYS:HD3	2:C:482:LEU:HD23	19	0.36	0.11	0.38
(1,6)	1:A:48:LYS:HD3	2:C:482:LEU:HG	19	0.36	0.11	0.38
(1,6)	1:A:48:LYS:HD3	2:C:482:LEU:N	19	0.36	0.11	0.38
(1,6)	1:A:48:LYS:HD3	2:C:482:LEU:O	19	0.36	0.11	0.38
(1,6)	1:A:48:LYS:HD3	2:C:483:THR:C	19	0.36	0.11	0.38
(1,6)	1:A:48:LYS:HD3	2:C:483:THR:CA	19	0.36	0.11	0.38
(1,6)	1:A:48:LYS:HD3	2:C:483:THR:CB	19	0.36	0.11	0.38

Continued on next page...

Continued from previous page...

Key	Atom-1	Atom-2	Models ¹	Mean (Å)	SD ¹ (Å)	Median (Å)
(1,6)	1:A:48:LYS:HD3	2:C:483:THR:CG2	19	0.36	0.11	0.38
(1,6)	1:A:48:LYS:HD3	2:C:483:THR:H	19	0.36	0.11	0.38
(1,6)	1:A:48:LYS:HD3	2:C:483:THR:HA	19	0.36	0.11	0.38
(1,6)	1:A:48:LYS:HD3	2:C:483:THR:HB	19	0.36	0.11	0.38
(1,6)	1:A:48:LYS:HD3	2:C:483:THR:HG1	19	0.36	0.11	0.38
(1,6)	1:A:48:LYS:HD3	2:C:483:THR:HG21	19	0.36	0.11	0.38
(1,6)	1:A:48:LYS:HD3	2:C:483:THR:HG22	19	0.36	0.11	0.38
(1,6)	1:A:48:LYS:HD3	2:C:483:THR:HG23	19	0.36	0.11	0.38
(1,6)	1:A:48:LYS:HD3	2:C:483:THR:N	19	0.36	0.11	0.38
(1,6)	1:A:48:LYS:HD3	2:C:483:THR:O	19	0.36	0.11	0.38
(1,6)	1:A:48:LYS:HD3	2:C:483:THR:OG1	19	0.36	0.11	0.38
(1,6)	1:A:48:LYS:HD3	2:C:484:ARG:C	19	0.36	0.11	0.38
(1,6)	1:A:48:LYS:HD3	2:C:484:ARG:CA	19	0.36	0.11	0.38
(1,6)	1:A:48:LYS:HD3	2:C:484:ARG:CB	19	0.36	0.11	0.38
(1,6)	1:A:48:LYS:HD3	2:C:484:ARG:CD	19	0.36	0.11	0.38
(1,6)	1:A:48:LYS:HD3	2:C:484:ARG:CG	19	0.36	0.11	0.38
(1,6)	1:A:48:LYS:HD3	2:C:484:ARG:CZ	19	0.36	0.11	0.38
(1,6)	1:A:48:LYS:HD3	2:C:484:ARG:H	19	0.36	0.11	0.38
(1,6)	1:A:48:LYS:HD3	2:C:484:ARG:HA	19	0.36	0.11	0.38
(1,6)	1:A:48:LYS:HD3	2:C:484:ARG:HB2	19	0.36	0.11	0.38
(1,6)	1:A:48:LYS:HD3	2:C:484:ARG:HB3	19	0.36	0.11	0.38
(1,6)	1:A:48:LYS:HD3	2:C:484:ARG:HD2	19	0.36	0.11	0.38
(1,6)	1:A:48:LYS:HD3	2:C:484:ARG:HD3	19	0.36	0.11	0.38
(1,6)	1:A:48:LYS:HD3	2:C:484:ARG:HE	19	0.36	0.11	0.38
(1,6)	1:A:48:LYS:HD3	2:C:484:ARG:HG2	19	0.36	0.11	0.38
(1,6)	1:A:48:LYS:HD3	2:C:484:ARG:HG3	19	0.36	0.11	0.38
(1,6)	1:A:48:LYS:HD3	2:C:484:ARG:HH11	19	0.36	0.11	0.38
(1,6)	1:A:48:LYS:HD3	2:C:484:ARG:HH12	19	0.36	0.11	0.38
(1,6)	1:A:48:LYS:HD3	2:C:484:ARG:HH21	19	0.36	0.11	0.38
(1,6)	1:A:48:LYS:HD3	2:C:484:ARG:HH22	19	0.36	0.11	0.38
(1,6)	1:A:48:LYS:HD3	2:C:484:ARG:N	19	0.36	0.11	0.38
(1,6)	1:A:48:LYS:HD3	2:C:484:ARG:NE	19	0.36	0.11	0.38
(1,6)	1:A:48:LYS:HD3	2:C:484:ARG:NH1	19	0.36	0.11	0.38
(1,6)	1:A:48:LYS:HD3	2:C:484:ARG:NH2	19	0.36	0.11	0.38
(1,6)	1:A:48:LYS:HD3	2:C:484:ARG:O	19	0.36	0.11	0.38
(1,6)	1:A:48:LYS:HD3	2:C:485:SER:C	19	0.36	0.11	0.38
(1,6)	1:A:48:LYS:HD3	2:C:485:SER:CA	19	0.36	0.11	0.38
(1,6)	1:A:48:LYS:HD3	2:C:485:SER:CB	19	0.36	0.11	0.38
(1,6)	1:A:48:LYS:HD3	2:C:485:SER:H	19	0.36	0.11	0.38
(1,6)	1:A:48:LYS:HD3	2:C:485:SER:HA	19	0.36	0.11	0.38
(1,6)	1:A:48:LYS:HD3	2:C:485:SER:HB2	19	0.36	0.11	0.38
(1,6)	1:A:48:LYS:HD3	2:C:485:SER:HB3	19	0.36	0.11	0.38

Continued on next page...

Continued from previous page...

Key	Atom-1	Atom-2	Models ¹	Mean (Å)	SD ¹ (Å)	Median (Å)
(1,6)	1:A:48:LYS:HD3	2:C:485:SER:HG	19	0.36	0.11	0.38
(1,6)	1:A:48:LYS:HD3	2:C:485:SER:N	19	0.36	0.11	0.38
(1,6)	1:A:48:LYS:HD3	2:C:485:SER:O	19	0.36	0.11	0.38
(1,6)	1:A:48:LYS:HD3	2:C:485:SER:OG	19	0.36	0.11	0.38
(1,6)	1:A:48:LYS:HD3	2:C:486:VAL:C	19	0.36	0.11	0.38
(1,6)	1:A:48:LYS:HD3	2:C:486:VAL:CA	19	0.36	0.11	0.38
(1,6)	1:A:48:LYS:HD3	2:C:486:VAL:CB	19	0.36	0.11	0.38
(1,6)	1:A:48:LYS:HD3	2:C:486:VAL:CG1	19	0.36	0.11	0.38
(1,6)	1:A:48:LYS:HD3	2:C:486:VAL:CG2	19	0.36	0.11	0.38
(1,6)	1:A:48:LYS:HD3	2:C:486:VAL:H	19	0.36	0.11	0.38
(1,6)	1:A:48:LYS:HD3	2:C:486:VAL:HA	19	0.36	0.11	0.38
(1,6)	1:A:48:LYS:HD3	2:C:486:VAL:HB	19	0.36	0.11	0.38
(1,6)	1:A:48:LYS:HD3	2:C:486:VAL:HG11	19	0.36	0.11	0.38
(1,6)	1:A:48:LYS:HD3	2:C:486:VAL:HG12	19	0.36	0.11	0.38
(1,6)	1:A:48:LYS:HD3	2:C:486:VAL:HG13	19	0.36	0.11	0.38
(1,6)	1:A:48:LYS:HD3	2:C:486:VAL:HG21	19	0.36	0.11	0.38
(1,6)	1:A:48:LYS:HD3	2:C:486:VAL:HG22	19	0.36	0.11	0.38
(1,6)	1:A:48:LYS:HD3	2:C:486:VAL:HG23	19	0.36	0.11	0.38
(1,6)	1:A:48:LYS:HD3	2:C:486:VAL:N	19	0.36	0.11	0.38
(1,6)	1:A:48:LYS:HD3	2:C:486:VAL:O	19	0.36	0.11	0.38
(1,6)	1:A:48:LYS:HD3	2:C:487:GLU:C	19	0.36	0.11	0.38
(1,6)	1:A:48:LYS:HD3	2:C:487:GLU:CA	19	0.36	0.11	0.38
(1,6)	1:A:48:LYS:HD3	2:C:487:GLU:CB	19	0.36	0.11	0.38
(1,6)	1:A:48:LYS:HD3	2:C:487:GLU:CD	19	0.36	0.11	0.38
(1,6)	1:A:48:LYS:HD3	2:C:487:GLU:CG	19	0.36	0.11	0.38
(1,6)	1:A:48:LYS:HD3	2:C:487:GLU:H	19	0.36	0.11	0.38
(1,6)	1:A:48:LYS:HD3	2:C:487:GLU:HA	19	0.36	0.11	0.38
(1,6)	1:A:48:LYS:HD3	2:C:487:GLU:HB2	19	0.36	0.11	0.38
(1,6)	1:A:48:LYS:HD3	2:C:487:GLU:HB3	19	0.36	0.11	0.38
(1,6)	1:A:48:LYS:HD3	2:C:487:GLU:HG2	19	0.36	0.11	0.38
(1,6)	1:A:48:LYS:HD3	2:C:487:GLU:HG3	19	0.36	0.11	0.38
(1,6)	1:A:48:LYS:HD3	2:C:487:GLU:N	19	0.36	0.11	0.38
(1,6)	1:A:48:LYS:HD3	2:C:487:GLU:O	19	0.36	0.11	0.38
(1,6)	1:A:48:LYS:HD3	2:C:487:GLU:OE1	19	0.36	0.11	0.38
(1,6)	1:A:48:LYS:HD3	2:C:487:GLU:OE2	19	0.36	0.11	0.38
(1,6)	1:A:48:LYS:HD3	2:C:488:ILE:C	19	0.36	0.11	0.38
(1,6)	1:A:48:LYS:HD3	2:C:488:ILE:CA	19	0.36	0.11	0.38
(1,6)	1:A:48:LYS:HD3	2:C:488:ILE:CB	19	0.36	0.11	0.38
(1,6)	1:A:48:LYS:HD3	2:C:488:ILE:CD1	19	0.36	0.11	0.38
(1,6)	1:A:48:LYS:HD3	2:C:488:ILE:CG1	19	0.36	0.11	0.38
(1,6)	1:A:48:LYS:HD3	2:C:488:ILE:CG2	19	0.36	0.11	0.38
(1,6)	1:A:48:LYS:HD3	2:C:488:ILE:H	19	0.36	0.11	0.38

Continued on next page...

Continued from previous page...

Key	Atom-1	Atom-2	Models ¹	Mean (Å)	SD ¹ (Å)	Median (Å)
(1,6)	1:A:48:LYS:HD3	2:C:488:ILE:HA	19	0.36	0.11	0.38
(1,6)	1:A:48:LYS:HD3	2:C:488:ILE:HB	19	0.36	0.11	0.38
(1,6)	1:A:48:LYS:HD3	2:C:488:ILE:HD11	19	0.36	0.11	0.38
(1,6)	1:A:48:LYS:HD3	2:C:488:ILE:HD12	19	0.36	0.11	0.38
(1,6)	1:A:48:LYS:HD3	2:C:488:ILE:HD13	19	0.36	0.11	0.38
(1,6)	1:A:48:LYS:HD3	2:C:488:ILE:HG12	19	0.36	0.11	0.38
(1,6)	1:A:48:LYS:HD3	2:C:488:ILE:HG13	19	0.36	0.11	0.38
(1,6)	1:A:48:LYS:HD3	2:C:488:ILE:HG21	19	0.36	0.11	0.38
(1,6)	1:A:48:LYS:HD3	2:C:488:ILE:HG22	19	0.36	0.11	0.38
(1,6)	1:A:48:LYS:HD3	2:C:488:ILE:HG23	19	0.36	0.11	0.38
(1,6)	1:A:48:LYS:HD3	2:C:488:ILE:N	19	0.36	0.11	0.38
(1,6)	1:A:48:LYS:HD3	2:C:488:ILE:O	19	0.36	0.11	0.38
(1,6)	1:A:48:LYS:HD3	2:C:490:THR:C	19	0.36	0.11	0.38
(1,6)	1:A:48:LYS:HD3	2:C:490:THR:CA	19	0.36	0.11	0.38
(1,6)	1:A:48:LYS:HD3	2:C:490:THR:CB	19	0.36	0.11	0.38
(1,6)	1:A:48:LYS:HD3	2:C:490:THR:CG2	19	0.36	0.11	0.38
(1,6)	1:A:48:LYS:HD3	2:C:490:THR:H	19	0.36	0.11	0.38
(1,6)	1:A:48:LYS:HD3	2:C:490:THR:HA	19	0.36	0.11	0.38
(1,6)	1:A:48:LYS:HD3	2:C:490:THR:HB	19	0.36	0.11	0.38
(1,6)	1:A:48:LYS:HD3	2:C:490:THR:HG1	19	0.36	0.11	0.38
(1,6)	1:A:48:LYS:HD3	2:C:490:THR:HG21	19	0.36	0.11	0.38
(1,6)	1:A:48:LYS:HD3	2:C:490:THR:HG22	19	0.36	0.11	0.38
(1,6)	1:A:48:LYS:HD3	2:C:490:THR:HG23	19	0.36	0.11	0.38
(1,6)	1:A:48:LYS:HD3	2:C:490:THR:N	19	0.36	0.11	0.38
(1,6)	1:A:48:LYS:HD3	2:C:490:THR:O	19	0.36	0.11	0.38
(1,6)	1:A:48:LYS:HD3	2:C:490:THR:OG1	19	0.36	0.11	0.38
(1,6)	1:A:48:LYS:HD3	2:C:491:ASP:C	19	0.36	0.11	0.38
(1,6)	1:A:48:LYS:HD3	2:C:491:ASP:CA	19	0.36	0.11	0.38
(1,6)	1:A:48:LYS:HD3	2:C:491:ASP:CB	19	0.36	0.11	0.38
(1,6)	1:A:48:LYS:HD3	2:C:491:ASP:CG	19	0.36	0.11	0.38
(1,6)	1:A:48:LYS:HD3	2:C:491:ASP:H	19	0.36	0.11	0.38
(1,6)	1:A:48:LYS:HD3	2:C:491:ASP:HA	19	0.36	0.11	0.38
(1,6)	1:A:48:LYS:HD3	2:C:491:ASP:HB2	19	0.36	0.11	0.38
(1,6)	1:A:48:LYS:HD3	2:C:491:ASP:HB3	19	0.36	0.11	0.38
(1,6)	1:A:48:LYS:HD3	2:C:491:ASP:N	19	0.36	0.11	0.38
(1,6)	1:A:48:LYS:HD3	2:C:491:ASP:O	19	0.36	0.11	0.38
(1,6)	1:A:48:LYS:HD3	2:C:491:ASP:OD1	19	0.36	0.11	0.38
(1,6)	1:A:48:LYS:HD3	2:C:491:ASP:OD2	19	0.36	0.11	0.38
(1,6)	1:A:48:LYS:HD3	2:C:492:ASN:C	19	0.36	0.11	0.38
(1,6)	1:A:48:LYS:HD3	2:C:492:ASN:CA	19	0.36	0.11	0.38
(1,6)	1:A:48:LYS:HD3	2:C:492:ASN:CB	19	0.36	0.11	0.38
(1,6)	1:A:48:LYS:HD3	2:C:492:ASN:CG	19	0.36	0.11	0.38

Continued on next page...

Continued from previous page...

Key	Atom-1	Atom-2	Models ¹	Mean (Å)	SD ¹ (Å)	Median (Å)
(1,6)	1:A:48:LYS:HD3	2:C:492:ASN:H	19	0.36	0.11	0.38
(1,6)	1:A:48:LYS:HD3	2:C:492:ASN:HA	19	0.36	0.11	0.38
(1,6)	1:A:48:LYS:HD3	2:C:492:ASN:HB2	19	0.36	0.11	0.38
(1,6)	1:A:48:LYS:HD3	2:C:492:ASN:HB3	19	0.36	0.11	0.38
(1,6)	1:A:48:LYS:HD3	2:C:492:ASN:HD21	19	0.36	0.11	0.38
(1,6)	1:A:48:LYS:HD3	2:C:492:ASN:HD22	19	0.36	0.11	0.38
(1,6)	1:A:48:LYS:HD3	2:C:492:ASN:N	19	0.36	0.11	0.38
(1,6)	1:A:48:LYS:HD3	2:C:492:ASN:ND2	19	0.36	0.11	0.38
(1,6)	1:A:48:LYS:HD3	2:C:492:ASN:O	19	0.36	0.11	0.38
(1,6)	1:A:48:LYS:HD3	2:C:492:ASN:OD1	19	0.36	0.11	0.38
(1,6)	1:A:48:LYS:HD3	2:C:494:LEU:C	19	0.36	0.11	0.38
(1,6)	1:A:48:LYS:HD3	2:C:494:LEU:CA	19	0.36	0.11	0.38
(1,6)	1:A:48:LYS:HD3	2:C:494:LEU:CB	19	0.36	0.11	0.38
(1,6)	1:A:48:LYS:HD3	2:C:494:LEU:CD1	19	0.36	0.11	0.38
(1,6)	1:A:48:LYS:HD3	2:C:494:LEU:CD2	19	0.36	0.11	0.38
(1,6)	1:A:48:LYS:HD3	2:C:494:LEU:CG	19	0.36	0.11	0.38
(1,6)	1:A:48:LYS:HD3	2:C:494:LEU:H	19	0.36	0.11	0.38
(1,6)	1:A:48:LYS:HD3	2:C:494:LEU:HA	19	0.36	0.11	0.38
(1,6)	1:A:48:LYS:HD3	2:C:494:LEU:HB2	19	0.36	0.11	0.38
(1,6)	1:A:48:LYS:HD3	2:C:494:LEU:HB3	19	0.36	0.11	0.38
(1,6)	1:A:48:LYS:HD3	2:C:494:LEU:HD11	19	0.36	0.11	0.38
(1,6)	1:A:48:LYS:HD3	2:C:494:LEU:HD12	19	0.36	0.11	0.38
(1,6)	1:A:48:LYS:HD3	2:C:494:LEU:HD13	19	0.36	0.11	0.38
(1,6)	1:A:48:LYS:HD3	2:C:494:LEU:HD21	19	0.36	0.11	0.38
(1,6)	1:A:48:LYS:HD3	2:C:494:LEU:HD22	19	0.36	0.11	0.38
(1,6)	1:A:48:LYS:HD3	2:C:494:LEU:HD23	19	0.36	0.11	0.38
(1,6)	1:A:48:LYS:HD3	2:C:494:LEU:HG	19	0.36	0.11	0.38
(1,6)	1:A:48:LYS:HD3	2:C:494:LEU:N	19	0.36	0.11	0.38
(1,6)	1:A:48:LYS:HD3	2:C:494:LEU:O	19	0.36	0.11	0.38
(1,6)	1:A:48:LYS:HD3	2:C:495:GLU:C	19	0.36	0.11	0.38
(1,6)	1:A:48:LYS:HD3	2:C:495:GLU:CA	19	0.36	0.11	0.38
(1,6)	1:A:48:LYS:HD3	2:C:495:GLU:CB	19	0.36	0.11	0.38
(1,6)	1:A:48:LYS:HD3	2:C:495:GLU:CD	19	0.36	0.11	0.38
(1,6)	1:A:48:LYS:HD3	2:C:495:GLU:CG	19	0.36	0.11	0.38
(1,6)	1:A:48:LYS:HD3	2:C:495:GLU:H	19	0.36	0.11	0.38
(1,6)	1:A:48:LYS:HD3	2:C:495:GLU:HA	19	0.36	0.11	0.38
(1,6)	1:A:48:LYS:HD3	2:C:495:GLU:HB2	19	0.36	0.11	0.38
(1,6)	1:A:48:LYS:HD3	2:C:495:GLU:HB3	19	0.36	0.11	0.38
(1,6)	1:A:48:LYS:HD3	2:C:495:GLU:HG2	19	0.36	0.11	0.38
(1,6)	1:A:48:LYS:HD3	2:C:495:GLU:HG3	19	0.36	0.11	0.38
(1,6)	1:A:48:LYS:HD3	2:C:495:GLU:N	19	0.36	0.11	0.38
(1,6)	1:A:48:LYS:HD3	2:C:495:GLU:O	19	0.36	0.11	0.38

Continued on next page...

Continued from previous page...

Key	Atom-1	Atom-2	Models ¹	Mean (Å)	SD ¹ (Å)	Median (Å)
(1,6)	1:A:48:LYS:HD3	2:C:495:GLU:OE1	19	0.36	0.11	0.38
(1,6)	1:A:48:LYS:HD3	2:C:495:GLU:OE2	19	0.36	0.11	0.38
(1,6)	1:A:48:LYS:HD3	2:C:496:GLY:C	19	0.36	0.11	0.38
(1,6)	1:A:48:LYS:HD3	2:C:496:GLY:CA	19	0.36	0.11	0.38
(1,6)	1:A:48:LYS:HD3	2:C:496:GLY:H	19	0.36	0.11	0.38
(1,6)	1:A:48:LYS:HD3	2:C:496:GLY:HA2	19	0.36	0.11	0.38
(1,6)	1:A:48:LYS:HD3	2:C:496:GLY:HA3	19	0.36	0.11	0.38
(1,6)	1:A:48:LYS:HD3	2:C:496:GLY:N	19	0.36	0.11	0.38
(1,6)	1:A:48:LYS:HD3	2:C:496:GLY:O	19	0.36	0.11	0.38
(1,6)	1:A:48:LYS:HD3	2:C:497:ARG:C	19	0.36	0.11	0.38
(1,6)	1:A:48:LYS:HD3	2:C:497:ARG:CA	19	0.36	0.11	0.38
(1,6)	1:A:48:LYS:HD3	2:C:497:ARG:CB	19	0.36	0.11	0.38
(1,6)	1:A:48:LYS:HD3	2:C:497:ARG:CD	19	0.36	0.11	0.38
(1,6)	1:A:48:LYS:HD3	2:C:497:ARG:CG	19	0.36	0.11	0.38
(1,6)	1:A:48:LYS:HD3	2:C:497:ARG:CZ	19	0.36	0.11	0.38
(1,6)	1:A:48:LYS:HD3	2:C:497:ARG:H	19	0.36	0.11	0.38
(1,6)	1:A:48:LYS:HD3	2:C:497:ARG:HA	19	0.36	0.11	0.38
(1,6)	1:A:48:LYS:HD3	2:C:497:ARG:HB2	19	0.36	0.11	0.38
(1,6)	1:A:48:LYS:HD3	2:C:497:ARG:HB3	19	0.36	0.11	0.38
(1,6)	1:A:48:LYS:HD3	2:C:497:ARG:HD2	19	0.36	0.11	0.38
(1,6)	1:A:48:LYS:HD3	2:C:497:ARG:HD3	19	0.36	0.11	0.38
(1,6)	1:A:48:LYS:HD3	2:C:497:ARG:HE	19	0.36	0.11	0.38
(1,6)	1:A:48:LYS:HD3	2:C:497:ARG:HG2	19	0.36	0.11	0.38
(1,6)	1:A:48:LYS:HD3	2:C:497:ARG:HG3	19	0.36	0.11	0.38
(1,6)	1:A:48:LYS:HD3	2:C:497:ARG:HH11	19	0.36	0.11	0.38
(1,6)	1:A:48:LYS:HD3	2:C:497:ARG:HH12	19	0.36	0.11	0.38
(1,6)	1:A:48:LYS:HD3	2:C:497:ARG:HH21	19	0.36	0.11	0.38
(1,6)	1:A:48:LYS:HD3	2:C:497:ARG:HH22	19	0.36	0.11	0.38
(1,6)	1:A:48:LYS:HD3	2:C:497:ARG:N	19	0.36	0.11	0.38
(1,6)	1:A:48:LYS:HD3	2:C:497:ARG:NE	19	0.36	0.11	0.38
(1,6)	1:A:48:LYS:HD3	2:C:497:ARG:NH1	19	0.36	0.11	0.38
(1,6)	1:A:48:LYS:HD3	2:C:497:ARG:NH2	19	0.36	0.11	0.38
(1,6)	1:A:48:LYS:HD3	2:C:497:ARG:O	19	0.36	0.11	0.38
(1,6)	1:A:48:LYS:HE2	2:C:457:LEU:C	19	0.36	0.11	0.38
(1,6)	1:A:48:LYS:HE2	2:C:457:LEU:CA	19	0.36	0.11	0.38
(1,6)	1:A:48:LYS:HE2	2:C:457:LEU:CB	19	0.36	0.11	0.38
(1,6)	1:A:48:LYS:HE2	2:C:457:LEU:CD1	19	0.36	0.11	0.38
(1,6)	1:A:48:LYS:HE2	2:C:457:LEU:CD2	19	0.36	0.11	0.38
(1,6)	1:A:48:LYS:HE2	2:C:457:LEU:CG	19	0.36	0.11	0.38
(1,6)	1:A:48:LYS:HE2	2:C:457:LEU:H	19	0.36	0.11	0.38
(1,6)	1:A:48:LYS:HE2	2:C:457:LEU:HA	19	0.36	0.11	0.38
(1,6)	1:A:48:LYS:HE2	2:C:457:LEU:HB2	19	0.36	0.11	0.38

Continued on next page...

Continued from previous page...

Key	Atom-1	Atom-2	Models ¹	Mean (Å)	SD ¹ (Å)	Median (Å)
(1,6)	1:A:48:LYS:HE2	2:C:457:LEU:HB3	19	0.36	0.11	0.38
(1,6)	1:A:48:LYS:HE2	2:C:457:LEU:HD11	19	0.36	0.11	0.38
(1,6)	1:A:48:LYS:HE2	2:C:457:LEU:HD12	19	0.36	0.11	0.38
(1,6)	1:A:48:LYS:HE2	2:C:457:LEU:HD13	19	0.36	0.11	0.38
(1,6)	1:A:48:LYS:HE2	2:C:457:LEU:HD21	19	0.36	0.11	0.38
(1,6)	1:A:48:LYS:HE2	2:C:457:LEU:HD22	19	0.36	0.11	0.38
(1,6)	1:A:48:LYS:HE2	2:C:457:LEU:HD23	19	0.36	0.11	0.38
(1,6)	1:A:48:LYS:HE2	2:C:457:LEU:HG	19	0.36	0.11	0.38
(1,6)	1:A:48:LYS:HE2	2:C:457:LEU:N	19	0.36	0.11	0.38
(1,6)	1:A:48:LYS:HE2	2:C:457:LEU:O	19	0.36	0.11	0.38
(1,6)	1:A:48:LYS:HE2	2:C:459:ALA:C	19	0.36	0.11	0.38
(1,6)	1:A:48:LYS:HE2	2:C:459:ALA:CA	19	0.36	0.11	0.38
(1,6)	1:A:48:LYS:HE2	2:C:459:ALA:CB	19	0.36	0.11	0.38
(1,6)	1:A:48:LYS:HE2	2:C:459:ALA:H	19	0.36	0.11	0.38
(1,6)	1:A:48:LYS:HE2	2:C:459:ALA:HA	19	0.36	0.11	0.38
(1,6)	1:A:48:LYS:HE2	2:C:459:ALA:HB1	19	0.36	0.11	0.38
(1,6)	1:A:48:LYS:HE2	2:C:459:ALA:HB2	19	0.36	0.11	0.38
(1,6)	1:A:48:LYS:HE2	2:C:459:ALA:HB3	19	0.36	0.11	0.38
(1,6)	1:A:48:LYS:HE2	2:C:459:ALA:N	19	0.36	0.11	0.38
(1,6)	1:A:48:LYS:HE2	2:C:459:ALA:O	19	0.36	0.11	0.38
(1,6)	1:A:48:LYS:HE2	2:C:460:MET:C	19	0.36	0.11	0.38
(1,6)	1:A:48:LYS:HE2	2:C:460:MET:CA	19	0.36	0.11	0.38
(1,6)	1:A:48:LYS:HE2	2:C:460:MET:CB	19	0.36	0.11	0.38
(1,6)	1:A:48:LYS:HE2	2:C:460:MET:CE	19	0.36	0.11	0.38
(1,6)	1:A:48:LYS:HE2	2:C:460:MET:CG	19	0.36	0.11	0.38
(1,6)	1:A:48:LYS:HE2	2:C:460:MET:H	19	0.36	0.11	0.38
(1,6)	1:A:48:LYS:HE2	2:C:460:MET:HA	19	0.36	0.11	0.38
(1,6)	1:A:48:LYS:HE2	2:C:460:MET:HB2	19	0.36	0.11	0.38
(1,6)	1:A:48:LYS:HE2	2:C:460:MET:HB3	19	0.36	0.11	0.38
(1,6)	1:A:48:LYS:HE2	2:C:460:MET:HE1	19	0.36	0.11	0.38
(1,6)	1:A:48:LYS:HE2	2:C:460:MET:HE2	19	0.36	0.11	0.38
(1,6)	1:A:48:LYS:HE2	2:C:460:MET:HE3	19	0.36	0.11	0.38
(1,6)	1:A:48:LYS:HE2	2:C:460:MET:HG2	19	0.36	0.11	0.38
(1,6)	1:A:48:LYS:HE2	2:C:460:MET:HG3	19	0.36	0.11	0.38
(1,6)	1:A:48:LYS:HE2	2:C:460:MET:N	19	0.36	0.11	0.38
(1,6)	1:A:48:LYS:HE2	2:C:460:MET:O	19	0.36	0.11	0.38
(1,6)	1:A:48:LYS:HE2	2:C:460:MET:SD	19	0.36	0.11	0.38
(1,6)	1:A:48:LYS:HE2	2:C:462:HIS:C	19	0.36	0.11	0.38
(1,6)	1:A:48:LYS:HE2	2:C:462:HIS:CA	19	0.36	0.11	0.38
(1,6)	1:A:48:LYS:HE2	2:C:462:HIS:CB	19	0.36	0.11	0.38
(1,6)	1:A:48:LYS:HE2	2:C:462:HIS:CD2	19	0.36	0.11	0.38
(1,6)	1:A:48:LYS:HE2	2:C:462:HIS:CE1	19	0.36	0.11	0.38

Continued on next page...

Continued from previous page...

Key	Atom-1	Atom-2	Models ¹	Mean (Å)	SD ¹ (Å)	Median (Å)
(1,6)	1:A:48:LYS:HE2	2:C:462:HIS:CG	19	0.36	0.11	0.38
(1,6)	1:A:48:LYS:HE2	2:C:462:HIS:H	19	0.36	0.11	0.38
(1,6)	1:A:48:LYS:HE2	2:C:462:HIS:HA	19	0.36	0.11	0.38
(1,6)	1:A:48:LYS:HE2	2:C:462:HIS:HB2	19	0.36	0.11	0.38
(1,6)	1:A:48:LYS:HE2	2:C:462:HIS:HB3	19	0.36	0.11	0.38
(1,6)	1:A:48:LYS:HE2	2:C:462:HIS:HD2	19	0.36	0.11	0.38
(1,6)	1:A:48:LYS:HE2	2:C:462:HIS:HE1	19	0.36	0.11	0.38
(1,6)	1:A:48:LYS:HE2	2:C:462:HIS:HE2	19	0.36	0.11	0.38
(1,6)	1:A:48:LYS:HE2	2:C:462:HIS:N	19	0.36	0.11	0.38
(1,6)	1:A:48:LYS:HE2	2:C:462:HIS:ND1	19	0.36	0.11	0.38
(1,6)	1:A:48:LYS:HE2	2:C:462:HIS:NE2	19	0.36	0.11	0.38
(1,6)	1:A:48:LYS:HE2	2:C:462:HIS:O	19	0.36	0.11	0.38
(1,6)	1:A:48:LYS:HE2	2:C:463:GLN:C	19	0.36	0.11	0.38
(1,6)	1:A:48:LYS:HE2	2:C:463:GLN:CA	19	0.36	0.11	0.38
(1,6)	1:A:48:LYS:HE2	2:C:463:GLN:CB	19	0.36	0.11	0.38
(1,6)	1:A:48:LYS:HE2	2:C:463:GLN:CD	19	0.36	0.11	0.38
(1,6)	1:A:48:LYS:HE2	2:C:463:GLN:CG	19	0.36	0.11	0.38
(1,6)	1:A:48:LYS:HE2	2:C:463:GLN:H	19	0.36	0.11	0.38
(1,6)	1:A:48:LYS:HE2	2:C:463:GLN:HA	19	0.36	0.11	0.38
(1,6)	1:A:48:LYS:HE2	2:C:463:GLN:HB2	19	0.36	0.11	0.38
(1,6)	1:A:48:LYS:HE2	2:C:463:GLN:HB3	19	0.36	0.11	0.38
(1,6)	1:A:48:LYS:HE2	2:C:463:GLN:HE21	19	0.36	0.11	0.38
(1,6)	1:A:48:LYS:HE2	2:C:463:GLN:HE22	19	0.36	0.11	0.38
(1,6)	1:A:48:LYS:HE2	2:C:463:GLN:HG2	19	0.36	0.11	0.38
(1,6)	1:A:48:LYS:HE2	2:C:463:GLN:HG3	19	0.36	0.11	0.38
(1,6)	1:A:48:LYS:HE2	2:C:463:GLN:N	19	0.36	0.11	0.38
(1,6)	1:A:48:LYS:HE2	2:C:463:GLN:NE2	19	0.36	0.11	0.38
(1,6)	1:A:48:LYS:HE2	2:C:463:GLN:O	19	0.36	0.11	0.38
(1,6)	1:A:48:LYS:HE2	2:C:463:GLN:OE1	19	0.36	0.11	0.38
(1,6)	1:A:48:LYS:HE2	2:C:465:GLN:C	19	0.36	0.11	0.38
(1,6)	1:A:48:LYS:HE2	2:C:465:GLN:CA	19	0.36	0.11	0.38
(1,6)	1:A:48:LYS:HE2	2:C:465:GLN:CB	19	0.36	0.11	0.38
(1,6)	1:A:48:LYS:HE2	2:C:465:GLN:CD	19	0.36	0.11	0.38
(1,6)	1:A:48:LYS:HE2	2:C:465:GLN:CG	19	0.36	0.11	0.38
(1,6)	1:A:48:LYS:HE2	2:C:465:GLN:H	19	0.36	0.11	0.38
(1,6)	1:A:48:LYS:HE2	2:C:465:GLN:HA	19	0.36	0.11	0.38
(1,6)	1:A:48:LYS:HE2	2:C:465:GLN:HB2	19	0.36	0.11	0.38
(1,6)	1:A:48:LYS:HE2	2:C:465:GLN:HB3	19	0.36	0.11	0.38
(1,6)	1:A:48:LYS:HE2	2:C:465:GLN:HE21	19	0.36	0.11	0.38
(1,6)	1:A:48:LYS:HE2	2:C:465:GLN:HE22	19	0.36	0.11	0.38
(1,6)	1:A:48:LYS:HE2	2:C:465:GLN:HG2	19	0.36	0.11	0.38
(1,6)	1:A:48:LYS:HE2	2:C:465:GLN:HG3	19	0.36	0.11	0.38

Continued on next page...

Continued from previous page...

Key	Atom-1	Atom-2	Models ¹	Mean (Å)	SD ¹ (Å)	Median (Å)
(1,6)	1:A:48:LYS:HE2	2:C:465:GLN:N	19	0.36	0.11	0.38
(1,6)	1:A:48:LYS:HE2	2:C:465:GLN:NE2	19	0.36	0.11	0.38
(1,6)	1:A:48:LYS:HE2	2:C:465:GLN:O	19	0.36	0.11	0.38
(1,6)	1:A:48:LYS:HE2	2:C:465:GLN:OE1	19	0.36	0.11	0.38
(1,6)	1:A:48:LYS:HE2	2:C:466:GLU:C	19	0.36	0.11	0.38
(1,6)	1:A:48:LYS:HE2	2:C:466:GLU:CA	19	0.36	0.11	0.38
(1,6)	1:A:48:LYS:HE2	2:C:466:GLU:CB	19	0.36	0.11	0.38
(1,6)	1:A:48:LYS:HE2	2:C:466:GLU:CD	19	0.36	0.11	0.38
(1,6)	1:A:48:LYS:HE2	2:C:466:GLU:CG	19	0.36	0.11	0.38
(1,6)	1:A:48:LYS:HE2	2:C:466:GLU:H	19	0.36	0.11	0.38
(1,6)	1:A:48:LYS:HE2	2:C:466:GLU:HA	19	0.36	0.11	0.38
(1,6)	1:A:48:LYS:HE2	2:C:466:GLU:HB2	19	0.36	0.11	0.38
(1,6)	1:A:48:LYS:HE2	2:C:466:GLU:HB3	19	0.36	0.11	0.38
(1,6)	1:A:48:LYS:HE2	2:C:466:GLU:HG2	19	0.36	0.11	0.38
(1,6)	1:A:48:LYS:HE2	2:C:466:GLU:HG3	19	0.36	0.11	0.38
(1,6)	1:A:48:LYS:HE2	2:C:466:GLU:N	19	0.36	0.11	0.38
(1,6)	1:A:48:LYS:HE2	2:C:466:GLU:O	19	0.36	0.11	0.38
(1,6)	1:A:48:LYS:HE2	2:C:466:GLU:OE1	19	0.36	0.11	0.38
(1,6)	1:A:48:LYS:HE2	2:C:466:GLU:OE2	19	0.36	0.11	0.38
(1,6)	1:A:48:LYS:HE2	2:C:467:MET:C	19	0.36	0.11	0.38
(1,6)	1:A:48:LYS:HE2	2:C:467:MET:CA	19	0.36	0.11	0.38
(1,6)	1:A:48:LYS:HE2	2:C:467:MET:CB	19	0.36	0.11	0.38
(1,6)	1:A:48:LYS:HE2	2:C:467:MET:CE	19	0.36	0.11	0.38
(1,6)	1:A:48:LYS:HE2	2:C:467:MET:CG	19	0.36	0.11	0.38
(1,6)	1:A:48:LYS:HE2	2:C:467:MET:H	19	0.36	0.11	0.38
(1,6)	1:A:48:LYS:HE2	2:C:467:MET:HA	19	0.36	0.11	0.38
(1,6)	1:A:48:LYS:HE2	2:C:467:MET:HB2	19	0.36	0.11	0.38
(1,6)	1:A:48:LYS:HE2	2:C:467:MET:HB3	19	0.36	0.11	0.38
(1,6)	1:A:48:LYS:HE2	2:C:467:MET:HE1	19	0.36	0.11	0.38
(1,6)	1:A:48:LYS:HE2	2:C:467:MET:HE2	19	0.36	0.11	0.38
(1,6)	1:A:48:LYS:HE2	2:C:467:MET:HE3	19	0.36	0.11	0.38
(1,6)	1:A:48:LYS:HE2	2:C:467:MET:HG2	19	0.36	0.11	0.38
(1,6)	1:A:48:LYS:HE2	2:C:467:MET:HG3	19	0.36	0.11	0.38
(1,6)	1:A:48:LYS:HE2	2:C:467:MET:N	19	0.36	0.11	0.38
(1,6)	1:A:48:LYS:HE2	2:C:467:MET:O	19	0.36	0.11	0.38
(1,6)	1:A:48:LYS:HE2	2:C:467:MET:SD	19	0.36	0.11	0.38
(1,6)	1:A:48:LYS:HE2	2:C:468:PHE:C	19	0.36	0.11	0.38
(1,6)	1:A:48:LYS:HE2	2:C:468:PHE:CA	19	0.36	0.11	0.38
(1,6)	1:A:48:LYS:HE2	2:C:468:PHE:CB	19	0.36	0.11	0.38
(1,6)	1:A:48:LYS:HE2	2:C:468:PHE:CD1	19	0.36	0.11	0.38
(1,6)	1:A:48:LYS:HE2	2:C:468:PHE:CD2	19	0.36	0.11	0.38
(1,6)	1:A:48:LYS:HE2	2:C:468:PHE:CE1	19	0.36	0.11	0.38

Continued on next page...

Continued from previous page...

Key	Atom-1	Atom-2	Models ¹	Mean (Å)	SD ¹ (Å)	Median (Å)
(1,6)	1:A:48:LYS:HE2	2:C:468:PHE:CE2	19	0.36	0.11	0.38
(1,6)	1:A:48:LYS:HE2	2:C:468:PHE:CG	19	0.36	0.11	0.38
(1,6)	1:A:48:LYS:HE2	2:C:468:PHE:CZ	19	0.36	0.11	0.38
(1,6)	1:A:48:LYS:HE2	2:C:468:PHE:H	19	0.36	0.11	0.38
(1,6)	1:A:48:LYS:HE2	2:C:468:PHE:HA	19	0.36	0.11	0.38
(1,6)	1:A:48:LYS:HE2	2:C:468:PHE:HB2	19	0.36	0.11	0.38
(1,6)	1:A:48:LYS:HE2	2:C:468:PHE:HB3	19	0.36	0.11	0.38
(1,6)	1:A:48:LYS:HE2	2:C:468:PHE:HD1	19	0.36	0.11	0.38
(1,6)	1:A:48:LYS:HE2	2:C:468:PHE:HD2	19	0.36	0.11	0.38
(1,6)	1:A:48:LYS:HE2	2:C:468:PHE:HE1	19	0.36	0.11	0.38
(1,6)	1:A:48:LYS:HE2	2:C:468:PHE:HE2	19	0.36	0.11	0.38
(1,6)	1:A:48:LYS:HE2	2:C:468:PHE:HZ	19	0.36	0.11	0.38
(1,6)	1:A:48:LYS:HE2	2:C:468:PHE:N	19	0.36	0.11	0.38
(1,6)	1:A:48:LYS:HE2	2:C:468:PHE:O	19	0.36	0.11	0.38
(1,6)	1:A:48:LYS:HE2	2:C:469:PRO:C	19	0.36	0.11	0.38
(1,6)	1:A:48:LYS:HE2	2:C:469:PRO:CA	19	0.36	0.11	0.38
(1,6)	1:A:48:LYS:HE2	2:C:469:PRO:CB	19	0.36	0.11	0.38
(1,6)	1:A:48:LYS:HE2	2:C:469:PRO:CD	19	0.36	0.11	0.38
(1,6)	1:A:48:LYS:HE2	2:C:469:PRO:CG	19	0.36	0.11	0.38
(1,6)	1:A:48:LYS:HE2	2:C:469:PRO:HA	19	0.36	0.11	0.38
(1,6)	1:A:48:LYS:HE2	2:C:469:PRO:HB2	19	0.36	0.11	0.38
(1,6)	1:A:48:LYS:HE2	2:C:469:PRO:HB3	19	0.36	0.11	0.38
(1,6)	1:A:48:LYS:HE2	2:C:469:PRO:HD2	19	0.36	0.11	0.38
(1,6)	1:A:48:LYS:HE2	2:C:469:PRO:HD3	19	0.36	0.11	0.38
(1,6)	1:A:48:LYS:HE2	2:C:469:PRO:HG2	19	0.36	0.11	0.38
(1,6)	1:A:48:LYS:HE2	2:C:469:PRO:HG3	19	0.36	0.11	0.38
(1,6)	1:A:48:LYS:HE2	2:C:469:PRO:N	19	0.36	0.11	0.38
(1,6)	1:A:48:LYS:HE2	2:C:469:PRO:O	19	0.36	0.11	0.38
(1,6)	1:A:48:LYS:HE2	2:C:470:GLN:C	19	0.36	0.11	0.38
(1,6)	1:A:48:LYS:HE2	2:C:470:GLN:CA	19	0.36	0.11	0.38
(1,6)	1:A:48:LYS:HE2	2:C:470:GLN:CB	19	0.36	0.11	0.38
(1,6)	1:A:48:LYS:HE2	2:C:470:GLN:CD	19	0.36	0.11	0.38
(1,6)	1:A:48:LYS:HE2	2:C:470:GLN:CG	19	0.36	0.11	0.38
(1,6)	1:A:48:LYS:HE2	2:C:470:GLN:H	19	0.36	0.11	0.38
(1,6)	1:A:48:LYS:HE2	2:C:470:GLN:HA	19	0.36	0.11	0.38
(1,6)	1:A:48:LYS:HE2	2:C:470:GLN:HB2	19	0.36	0.11	0.38
(1,6)	1:A:48:LYS:HE2	2:C:470:GLN:HB3	19	0.36	0.11	0.38
(1,6)	1:A:48:LYS:HE2	2:C:470:GLN:HE21	19	0.36	0.11	0.38
(1,6)	1:A:48:LYS:HE2	2:C:470:GLN:HE22	19	0.36	0.11	0.38
(1,6)	1:A:48:LYS:HE2	2:C:470:GLN:HG2	19	0.36	0.11	0.38
(1,6)	1:A:48:LYS:HE2	2:C:470:GLN:HG3	19	0.36	0.11	0.38
(1,6)	1:A:48:LYS:HE2	2:C:470:GLN:N	19	0.36	0.11	0.38

Continued on next page...

Continued from previous page...

Key	Atom-1	Atom-2	Models ¹	Mean (Å)	SD ¹ (Å)	Median (Å)
(1,6)	1:A:48:LYS:HE2	2:C:470:GLN:NE2	19	0.36	0.11	0.38
(1,6)	1:A:48:LYS:HE2	2:C:470:GLN:O	19	0.36	0.11	0.38
(1,6)	1:A:48:LYS:HE2	2:C:470:GLN:OE1	19	0.36	0.11	0.38
(1,6)	1:A:48:LYS:HE2	2:C:472:PRO:C	19	0.36	0.11	0.38
(1,6)	1:A:48:LYS:HE2	2:C:472:PRO:CA	19	0.36	0.11	0.38
(1,6)	1:A:48:LYS:HE2	2:C:472:PRO:CB	19	0.36	0.11	0.38
(1,6)	1:A:48:LYS:HE2	2:C:472:PRO:CD	19	0.36	0.11	0.38
(1,6)	1:A:48:LYS:HE2	2:C:472:PRO:CG	19	0.36	0.11	0.38
(1,6)	1:A:48:LYS:HE2	2:C:472:PRO:HA	19	0.36	0.11	0.38
(1,6)	1:A:48:LYS:HE2	2:C:472:PRO:HB2	19	0.36	0.11	0.38
(1,6)	1:A:48:LYS:HE2	2:C:472:PRO:HB3	19	0.36	0.11	0.38
(1,6)	1:A:48:LYS:HE2	2:C:472:PRO:HD2	19	0.36	0.11	0.38
(1,6)	1:A:48:LYS:HE2	2:C:472:PRO:HD3	19	0.36	0.11	0.38
(1,6)	1:A:48:LYS:HE2	2:C:472:PRO:HG2	19	0.36	0.11	0.38
(1,6)	1:A:48:LYS:HE2	2:C:472:PRO:HG3	19	0.36	0.11	0.38
(1,6)	1:A:48:LYS:HE2	2:C:472:PRO:N	19	0.36	0.11	0.38
(1,6)	1:A:48:LYS:HE2	2:C:472:PRO:O	19	0.36	0.11	0.38
(1,6)	1:A:48:LYS:HE2	2:C:482:LEU:C	19	0.36	0.11	0.38
(1,6)	1:A:48:LYS:HE2	2:C:482:LEU:CA	19	0.36	0.11	0.38
(1,6)	1:A:48:LYS:HE2	2:C:482:LEU:CB	19	0.36	0.11	0.38
(1,6)	1:A:48:LYS:HE2	2:C:482:LEU:CD1	19	0.36	0.11	0.38
(1,6)	1:A:48:LYS:HE2	2:C:482:LEU:CD2	19	0.36	0.11	0.38
(1,6)	1:A:48:LYS:HE2	2:C:482:LEU:CG	19	0.36	0.11	0.38
(1,6)	1:A:48:LYS:HE2	2:C:482:LEU:H	19	0.36	0.11	0.38
(1,6)	1:A:48:LYS:HE2	2:C:482:LEU:HA	19	0.36	0.11	0.38
(1,6)	1:A:48:LYS:HE2	2:C:482:LEU:HB2	19	0.36	0.11	0.38
(1,6)	1:A:48:LYS:HE2	2:C:482:LEU:HB3	19	0.36	0.11	0.38
(1,6)	1:A:48:LYS:HE2	2:C:482:LEU:HD11	19	0.36	0.11	0.38
(1,6)	1:A:48:LYS:HE2	2:C:482:LEU:HD12	19	0.36	0.11	0.38
(1,6)	1:A:48:LYS:HE2	2:C:482:LEU:HD13	19	0.36	0.11	0.38
(1,6)	1:A:48:LYS:HE2	2:C:482:LEU:HD21	19	0.36	0.11	0.38
(1,6)	1:A:48:LYS:HE2	2:C:482:LEU:HD22	19	0.36	0.11	0.38
(1,6)	1:A:48:LYS:HE2	2:C:482:LEU:HD23	19	0.36	0.11	0.38
(1,6)	1:A:48:LYS:HE2	2:C:482:LEU:HG	19	0.36	0.11	0.38
(1,6)	1:A:48:LYS:HE2	2:C:482:LEU:N	19	0.36	0.11	0.38
(1,6)	1:A:48:LYS:HE2	2:C:482:LEU:O	19	0.36	0.11	0.38
(1,6)	1:A:48:LYS:HE2	2:C:483:THR:C	19	0.36	0.11	0.38
(1,6)	1:A:48:LYS:HE2	2:C:483:THR:CA	19	0.36	0.11	0.38
(1,6)	1:A:48:LYS:HE2	2:C:483:THR:CB	19	0.36	0.11	0.38
(1,6)	1:A:48:LYS:HE2	2:C:483:THR:CG2	19	0.36	0.11	0.38
(1,6)	1:A:48:LYS:HE2	2:C:483:THR:H	19	0.36	0.11	0.38
(1,6)	1:A:48:LYS:HE2	2:C:483:THR:HA	19	0.36	0.11	0.38

Continued on next page...

Continued from previous page...

Key	Atom-1	Atom-2	Models ¹	Mean (Å)	SD ¹ (Å)	Median (Å)
(1,6)	1:A:48:LYS:HE2	2:C:483:THR:HB	19	0.36	0.11	0.38
(1,6)	1:A:48:LYS:HE2	2:C:483:THR:HG1	19	0.36	0.11	0.38
(1,6)	1:A:48:LYS:HE2	2:C:483:THR:HG21	19	0.36	0.11	0.38
(1,6)	1:A:48:LYS:HE2	2:C:483:THR:HG22	19	0.36	0.11	0.38
(1,6)	1:A:48:LYS:HE2	2:C:483:THR:HG23	19	0.36	0.11	0.38
(1,6)	1:A:48:LYS:HE2	2:C:483:THR:N	19	0.36	0.11	0.38
(1,6)	1:A:48:LYS:HE2	2:C:483:THR:O	19	0.36	0.11	0.38
(1,6)	1:A:48:LYS:HE2	2:C:483:THR:OG1	19	0.36	0.11	0.38
(1,6)	1:A:48:LYS:HE2	2:C:484:ARG:C	19	0.36	0.11	0.38
(1,6)	1:A:48:LYS:HE2	2:C:484:ARG:CA	19	0.36	0.11	0.38
(1,6)	1:A:48:LYS:HE2	2:C:484:ARG:CB	19	0.36	0.11	0.38
(1,6)	1:A:48:LYS:HE2	2:C:484:ARG:CD	19	0.36	0.11	0.38
(1,6)	1:A:48:LYS:HE2	2:C:484:ARG:CG	19	0.36	0.11	0.38
(1,6)	1:A:48:LYS:HE2	2:C:484:ARG:CZ	19	0.36	0.11	0.38
(1,6)	1:A:48:LYS:HE2	2:C:484:ARG:H	19	0.36	0.11	0.38
(1,6)	1:A:48:LYS:HE2	2:C:484:ARG:HA	19	0.36	0.11	0.38
(1,6)	1:A:48:LYS:HE2	2:C:484:ARG:HB2	19	0.36	0.11	0.38
(1,6)	1:A:48:LYS:HE2	2:C:484:ARG:HB3	19	0.36	0.11	0.38
(1,6)	1:A:48:LYS:HE2	2:C:484:ARG:HD2	19	0.36	0.11	0.38
(1,6)	1:A:48:LYS:HE2	2:C:484:ARG:HD3	19	0.36	0.11	0.38
(1,6)	1:A:48:LYS:HE2	2:C:484:ARG:HE	19	0.36	0.11	0.38
(1,6)	1:A:48:LYS:HE2	2:C:484:ARG:HG2	19	0.36	0.11	0.38
(1,6)	1:A:48:LYS:HE2	2:C:484:ARG:HG3	19	0.36	0.11	0.38
(1,6)	1:A:48:LYS:HE2	2:C:484:ARG:HH11	19	0.36	0.11	0.38
(1,6)	1:A:48:LYS:HE2	2:C:484:ARG:HH12	19	0.36	0.11	0.38
(1,6)	1:A:48:LYS:HE2	2:C:484:ARG:HH21	19	0.36	0.11	0.38
(1,6)	1:A:48:LYS:HE2	2:C:484:ARG:HH22	19	0.36	0.11	0.38
(1,6)	1:A:48:LYS:HE2	2:C:484:ARG:N	19	0.36	0.11	0.38
(1,6)	1:A:48:LYS:HE2	2:C:484:ARG:NE	19	0.36	0.11	0.38
(1,6)	1:A:48:LYS:HE2	2:C:484:ARG:NH1	19	0.36	0.11	0.38
(1,6)	1:A:48:LYS:HE2	2:C:484:ARG:NH2	19	0.36	0.11	0.38
(1,6)	1:A:48:LYS:HE2	2:C:484:ARG:O	19	0.36	0.11	0.38
(1,6)	1:A:48:LYS:HE2	2:C:485:SER:C	19	0.36	0.11	0.38
(1,6)	1:A:48:LYS:HE2	2:C:485:SER:CA	19	0.36	0.11	0.38
(1,6)	1:A:48:LYS:HE2	2:C:485:SER:CB	19	0.36	0.11	0.38
(1,6)	1:A:48:LYS:HE2	2:C:485:SER:H	19	0.36	0.11	0.38
(1,6)	1:A:48:LYS:HE2	2:C:485:SER:HA	19	0.36	0.11	0.38
(1,6)	1:A:48:LYS:HE2	2:C:485:SER:HB2	19	0.36	0.11	0.38
(1,6)	1:A:48:LYS:HE2	2:C:485:SER:HB3	19	0.36	0.11	0.38
(1,6)	1:A:48:LYS:HE2	2:C:485:SER:HG	19	0.36	0.11	0.38
(1,6)	1:A:48:LYS:HE2	2:C:485:SER:N	19	0.36	0.11	0.38
(1,6)	1:A:48:LYS:HE2	2:C:485:SER:O	19	0.36	0.11	0.38

Continued on next page...

Continued from previous page...

Key	Atom-1	Atom-2	Models ¹	Mean (Å)	SD ¹ (Å)	Median (Å)
(1,6)	1:A:48:LYS:HE2	2:C:485:SER:OG	19	0.36	0.11	0.38
(1,6)	1:A:48:LYS:HE2	2:C:486:VAL:C	19	0.36	0.11	0.38
(1,6)	1:A:48:LYS:HE2	2:C:486:VAL:CA	19	0.36	0.11	0.38
(1,6)	1:A:48:LYS:HE2	2:C:486:VAL:CB	19	0.36	0.11	0.38
(1,6)	1:A:48:LYS:HE2	2:C:486:VAL:CG1	19	0.36	0.11	0.38
(1,6)	1:A:48:LYS:HE2	2:C:486:VAL:CG2	19	0.36	0.11	0.38
(1,6)	1:A:48:LYS:HE2	2:C:486:VAL:H	19	0.36	0.11	0.38
(1,6)	1:A:48:LYS:HE2	2:C:486:VAL:HA	19	0.36	0.11	0.38
(1,6)	1:A:48:LYS:HE2	2:C:486:VAL:HB	19	0.36	0.11	0.38
(1,6)	1:A:48:LYS:HE2	2:C:486:VAL:HG11	19	0.36	0.11	0.38
(1,6)	1:A:48:LYS:HE2	2:C:486:VAL:HG12	19	0.36	0.11	0.38
(1,6)	1:A:48:LYS:HE2	2:C:486:VAL:HG13	19	0.36	0.11	0.38
(1,6)	1:A:48:LYS:HE2	2:C:486:VAL:HG21	19	0.36	0.11	0.38
(1,6)	1:A:48:LYS:HE2	2:C:486:VAL:HG22	19	0.36	0.11	0.38
(1,6)	1:A:48:LYS:HE2	2:C:486:VAL:HG23	19	0.36	0.11	0.38
(1,6)	1:A:48:LYS:HE2	2:C:486:VAL:N	19	0.36	0.11	0.38
(1,6)	1:A:48:LYS:HE2	2:C:486:VAL:O	19	0.36	0.11	0.38
(1,6)	1:A:48:LYS:HE2	2:C:487:GLU:C	19	0.36	0.11	0.38
(1,6)	1:A:48:LYS:HE2	2:C:487:GLU:CA	19	0.36	0.11	0.38
(1,6)	1:A:48:LYS:HE2	2:C:487:GLU:CB	19	0.36	0.11	0.38
(1,6)	1:A:48:LYS:HE2	2:C:487:GLU:CD	19	0.36	0.11	0.38
(1,6)	1:A:48:LYS:HE2	2:C:487:GLU:CG	19	0.36	0.11	0.38
(1,6)	1:A:48:LYS:HE2	2:C:487:GLU:H	19	0.36	0.11	0.38
(1,6)	1:A:48:LYS:HE2	2:C:487:GLU:HA	19	0.36	0.11	0.38
(1,6)	1:A:48:LYS:HE2	2:C:487:GLU:HB2	19	0.36	0.11	0.38
(1,6)	1:A:48:LYS:HE2	2:C:487:GLU:HB3	19	0.36	0.11	0.38
(1,6)	1:A:48:LYS:HE2	2:C:487:GLU:HG2	19	0.36	0.11	0.38
(1,6)	1:A:48:LYS:HE2	2:C:487:GLU:HG3	19	0.36	0.11	0.38
(1,6)	1:A:48:LYS:HE2	2:C:487:GLU:N	19	0.36	0.11	0.38
(1,6)	1:A:48:LYS:HE2	2:C:487:GLU:O	19	0.36	0.11	0.38
(1,6)	1:A:48:LYS:HE2	2:C:487:GLU:OE1	19	0.36	0.11	0.38
(1,6)	1:A:48:LYS:HE2	2:C:487:GLU:OE2	19	0.36	0.11	0.38
(1,6)	1:A:48:LYS:HE2	2:C:488:ILE:C	19	0.36	0.11	0.38
(1,6)	1:A:48:LYS:HE2	2:C:488:ILE:CA	19	0.36	0.11	0.38
(1,6)	1:A:48:LYS:HE2	2:C:488:ILE:CB	19	0.36	0.11	0.38
(1,6)	1:A:48:LYS:HE2	2:C:488:ILE:CD1	19	0.36	0.11	0.38
(1,6)	1:A:48:LYS:HE2	2:C:488:ILE:CG1	19	0.36	0.11	0.38
(1,6)	1:A:48:LYS:HE2	2:C:488:ILE:CG2	19	0.36	0.11	0.38
(1,6)	1:A:48:LYS:HE2	2:C:488:ILE:H	19	0.36	0.11	0.38
(1,6)	1:A:48:LYS:HE2	2:C:488:ILE:HA	19	0.36	0.11	0.38
(1,6)	1:A:48:LYS:HE2	2:C:488:ILE:HB	19	0.36	0.11	0.38
(1,6)	1:A:48:LYS:HE2	2:C:488:ILE:HD11	19	0.36	0.11	0.38

Continued on next page...

Continued from previous page...

Key	Atom-1	Atom-2	Models ¹	Mean (Å)	SD ¹ (Å)	Median (Å)
(1,6)	1:A:48:LYS:HE2	2:C:488:ILE:HD12	19	0.36	0.11	0.38
(1,6)	1:A:48:LYS:HE2	2:C:488:ILE:HD13	19	0.36	0.11	0.38
(1,6)	1:A:48:LYS:HE2	2:C:488:ILE:HG12	19	0.36	0.11	0.38
(1,6)	1:A:48:LYS:HE2	2:C:488:ILE:HG13	19	0.36	0.11	0.38
(1,6)	1:A:48:LYS:HE2	2:C:488:ILE:HG21	19	0.36	0.11	0.38
(1,6)	1:A:48:LYS:HE2	2:C:488:ILE:HG22	19	0.36	0.11	0.38
(1,6)	1:A:48:LYS:HE2	2:C:488:ILE:HG23	19	0.36	0.11	0.38
(1,6)	1:A:48:LYS:HE2	2:C:488:ILE:N	19	0.36	0.11	0.38
(1,6)	1:A:48:LYS:HE2	2:C:488:ILE:O	19	0.36	0.11	0.38
(1,6)	1:A:48:LYS:HE2	2:C:490:THR:C	19	0.36	0.11	0.38
(1,6)	1:A:48:LYS:HE2	2:C:490:THR:CA	19	0.36	0.11	0.38
(1,6)	1:A:48:LYS:HE2	2:C:490:THR:CB	19	0.36	0.11	0.38
(1,6)	1:A:48:LYS:HE2	2:C:490:THR:CG2	19	0.36	0.11	0.38
(1,6)	1:A:48:LYS:HE2	2:C:490:THR:H	19	0.36	0.11	0.38
(1,6)	1:A:48:LYS:HE2	2:C:490:THR:HA	19	0.36	0.11	0.38
(1,6)	1:A:48:LYS:HE2	2:C:490:THR:HB	19	0.36	0.11	0.38
(1,6)	1:A:48:LYS:HE2	2:C:490:THR:HG1	19	0.36	0.11	0.38
(1,6)	1:A:48:LYS:HE2	2:C:490:THR:HG21	19	0.36	0.11	0.38
(1,6)	1:A:48:LYS:HE2	2:C:490:THR:HG22	19	0.36	0.11	0.38
(1,6)	1:A:48:LYS:HE2	2:C:490:THR:HG23	19	0.36	0.11	0.38
(1,6)	1:A:48:LYS:HE2	2:C:490:THR:N	19	0.36	0.11	0.38
(1,6)	1:A:48:LYS:HE2	2:C:490:THR:O	19	0.36	0.11	0.38
(1,6)	1:A:48:LYS:HE2	2:C:490:THR:OG1	19	0.36	0.11	0.38
(1,6)	1:A:48:LYS:HE2	2:C:491:ASP:C	19	0.36	0.11	0.38
(1,6)	1:A:48:LYS:HE2	2:C:491:ASP:CA	19	0.36	0.11	0.38
(1,6)	1:A:48:LYS:HE2	2:C:491:ASP:CB	19	0.36	0.11	0.38
(1,6)	1:A:48:LYS:HE2	2:C:491:ASP:CG	19	0.36	0.11	0.38
(1,6)	1:A:48:LYS:HE2	2:C:491:ASP:H	19	0.36	0.11	0.38
(1,6)	1:A:48:LYS:HE2	2:C:491:ASP:HA	19	0.36	0.11	0.38
(1,6)	1:A:48:LYS:HE2	2:C:491:ASP:HB2	19	0.36	0.11	0.38
(1,6)	1:A:48:LYS:HE2	2:C:491:ASP:HB3	19	0.36	0.11	0.38
(1,6)	1:A:48:LYS:HE2	2:C:491:ASP:N	19	0.36	0.11	0.38
(1,6)	1:A:48:LYS:HE2	2:C:491:ASP:O	19	0.36	0.11	0.38
(1,6)	1:A:48:LYS:HE2	2:C:491:ASP:OD1	19	0.36	0.11	0.38
(1,6)	1:A:48:LYS:HE2	2:C:491:ASP:OD2	19	0.36	0.11	0.38
(1,6)	1:A:48:LYS:HE2	2:C:492:ASN:C	19	0.36	0.11	0.38
(1,6)	1:A:48:LYS:HE2	2:C:492:ASN:CA	19	0.36	0.11	0.38
(1,6)	1:A:48:LYS:HE2	2:C:492:ASN:CB	19	0.36	0.11	0.38
(1,6)	1:A:48:LYS:HE2	2:C:492:ASN:CG	19	0.36	0.11	0.38
(1,6)	1:A:48:LYS:HE2	2:C:492:ASN:H	19	0.36	0.11	0.38
(1,6)	1:A:48:LYS:HE2	2:C:492:ASN:HA	19	0.36	0.11	0.38
(1,6)	1:A:48:LYS:HE2	2:C:492:ASN:HB2	19	0.36	0.11	0.38

Continued on next page...

Continued from previous page...

Key	Atom-1	Atom-2	Models ¹	Mean (Å)	SD ¹ (Å)	Median (Å)
(1,6)	1:A:48:LYS:HE2	2:C:492:ASN:HB3	19	0.36	0.11	0.38
(1,6)	1:A:48:LYS:HE2	2:C:492:ASN:HD21	19	0.36	0.11	0.38
(1,6)	1:A:48:LYS:HE2	2:C:492:ASN:HD22	19	0.36	0.11	0.38
(1,6)	1:A:48:LYS:HE2	2:C:492:ASN:N	19	0.36	0.11	0.38
(1,6)	1:A:48:LYS:HE2	2:C:492:ASN:ND2	19	0.36	0.11	0.38
(1,6)	1:A:48:LYS:HE2	2:C:492:ASN:O	19	0.36	0.11	0.38
(1,6)	1:A:48:LYS:HE2	2:C:492:ASN:OD1	19	0.36	0.11	0.38
(1,6)	1:A:48:LYS:HE2	2:C:494:LEU:C	19	0.36	0.11	0.38
(1,6)	1:A:48:LYS:HE2	2:C:494:LEU:CA	19	0.36	0.11	0.38
(1,6)	1:A:48:LYS:HE2	2:C:494:LEU:CB	19	0.36	0.11	0.38
(1,6)	1:A:48:LYS:HE2	2:C:494:LEU:CD1	19	0.36	0.11	0.38
(1,6)	1:A:48:LYS:HE2	2:C:494:LEU:CD2	19	0.36	0.11	0.38
(1,6)	1:A:48:LYS:HE2	2:C:494:LEU:CG	19	0.36	0.11	0.38
(1,6)	1:A:48:LYS:HE2	2:C:494:LEU:H	19	0.36	0.11	0.38
(1,6)	1:A:48:LYS:HE2	2:C:494:LEU:HA	19	0.36	0.11	0.38
(1,6)	1:A:48:LYS:HE2	2:C:494:LEU:HB2	19	0.36	0.11	0.38
(1,6)	1:A:48:LYS:HE2	2:C:494:LEU:HB3	19	0.36	0.11	0.38
(1,6)	1:A:48:LYS:HE2	2:C:494:LEU:HD11	19	0.36	0.11	0.38
(1,6)	1:A:48:LYS:HE2	2:C:494:LEU:HD12	19	0.36	0.11	0.38
(1,6)	1:A:48:LYS:HE2	2:C:494:LEU:HD13	19	0.36	0.11	0.38
(1,6)	1:A:48:LYS:HE2	2:C:494:LEU:HD21	19	0.36	0.11	0.38
(1,6)	1:A:48:LYS:HE2	2:C:494:LEU:HD22	19	0.36	0.11	0.38
(1,6)	1:A:48:LYS:HE2	2:C:494:LEU:HD23	19	0.36	0.11	0.38
(1,6)	1:A:48:LYS:HE2	2:C:494:LEU:HG	19	0.36	0.11	0.38
(1,6)	1:A:48:LYS:HE2	2:C:494:LEU:N	19	0.36	0.11	0.38
(1,6)	1:A:48:LYS:HE2	2:C:494:LEU:O	19	0.36	0.11	0.38
(1,6)	1:A:48:LYS:HE2	2:C:495:GLU:C	19	0.36	0.11	0.38
(1,6)	1:A:48:LYS:HE2	2:C:495:GLU:CA	19	0.36	0.11	0.38
(1,6)	1:A:48:LYS:HE2	2:C:495:GLU:CB	19	0.36	0.11	0.38
(1,6)	1:A:48:LYS:HE2	2:C:495:GLU:CD	19	0.36	0.11	0.38
(1,6)	1:A:48:LYS:HE2	2:C:495:GLU:CG	19	0.36	0.11	0.38
(1,6)	1:A:48:LYS:HE2	2:C:495:GLU:H	19	0.36	0.11	0.38
(1,6)	1:A:48:LYS:HE2	2:C:495:GLU:HA	19	0.36	0.11	0.38
(1,6)	1:A:48:LYS:HE2	2:C:495:GLU:HB2	19	0.36	0.11	0.38
(1,6)	1:A:48:LYS:HE2	2:C:495:GLU:HB3	19	0.36	0.11	0.38
(1,6)	1:A:48:LYS:HE2	2:C:495:GLU:HG2	19	0.36	0.11	0.38
(1,6)	1:A:48:LYS:HE2	2:C:495:GLU:HG3	19	0.36	0.11	0.38
(1,6)	1:A:48:LYS:HE2	2:C:495:GLU:N	19	0.36	0.11	0.38
(1,6)	1:A:48:LYS:HE2	2:C:495:GLU:O	19	0.36	0.11	0.38
(1,6)	1:A:48:LYS:HE2	2:C:495:GLU:OE1	19	0.36	0.11	0.38
(1,6)	1:A:48:LYS:HE2	2:C:495:GLU:OE2	19	0.36	0.11	0.38
(1,6)	1:A:48:LYS:HE2	2:C:496:GLY:C	19	0.36	0.11	0.38

Continued on next page...

Continued from previous page...

Key	Atom-1	Atom-2	Models ¹	Mean (Å)	SD ¹ (Å)	Median (Å)
(1,6)	1:A:48:LYS:HE2	2:C:496:GLY:CA	19	0.36	0.11	0.38
(1,6)	1:A:48:LYS:HE2	2:C:496:GLY:H	19	0.36	0.11	0.38
(1,6)	1:A:48:LYS:HE2	2:C:496:GLY:HA2	19	0.36	0.11	0.38
(1,6)	1:A:48:LYS:HE2	2:C:496:GLY:HA3	19	0.36	0.11	0.38
(1,6)	1:A:48:LYS:HE2	2:C:496:GLY:N	19	0.36	0.11	0.38
(1,6)	1:A:48:LYS:HE2	2:C:496:GLY:O	19	0.36	0.11	0.38
(1,6)	1:A:48:LYS:HE2	2:C:497:ARG:C	19	0.36	0.11	0.38
(1,6)	1:A:48:LYS:HE2	2:C:497:ARG:CA	19	0.36	0.11	0.38
(1,6)	1:A:48:LYS:HE2	2:C:497:ARG:CB	19	0.36	0.11	0.38
(1,6)	1:A:48:LYS:HE2	2:C:497:ARG:CD	19	0.36	0.11	0.38
(1,6)	1:A:48:LYS:HE2	2:C:497:ARG:CG	19	0.36	0.11	0.38
(1,6)	1:A:48:LYS:HE2	2:C:497:ARG:CZ	19	0.36	0.11	0.38
(1,6)	1:A:48:LYS:HE2	2:C:497:ARG:H	19	0.36	0.11	0.38
(1,6)	1:A:48:LYS:HE2	2:C:497:ARG:HA	19	0.36	0.11	0.38
(1,6)	1:A:48:LYS:HE2	2:C:497:ARG:HB2	19	0.36	0.11	0.38
(1,6)	1:A:48:LYS:HE2	2:C:497:ARG:HB3	19	0.36	0.11	0.38
(1,6)	1:A:48:LYS:HE2	2:C:497:ARG:HD2	19	0.36	0.11	0.38
(1,6)	1:A:48:LYS:HE2	2:C:497:ARG:HD3	19	0.36	0.11	0.38
(1,6)	1:A:48:LYS:HE2	2:C:497:ARG:HE	19	0.36	0.11	0.38
(1,6)	1:A:48:LYS:HE2	2:C:497:ARG:HG2	19	0.36	0.11	0.38
(1,6)	1:A:48:LYS:HE2	2:C:497:ARG:HG3	19	0.36	0.11	0.38
(1,6)	1:A:48:LYS:HE2	2:C:497:ARG:HH11	19	0.36	0.11	0.38
(1,6)	1:A:48:LYS:HE2	2:C:497:ARG:HH12	19	0.36	0.11	0.38
(1,6)	1:A:48:LYS:HE2	2:C:497:ARG:HH21	19	0.36	0.11	0.38
(1,6)	1:A:48:LYS:HE2	2:C:497:ARG:HH22	19	0.36	0.11	0.38
(1,6)	1:A:48:LYS:HE2	2:C:497:ARG:N	19	0.36	0.11	0.38
(1,6)	1:A:48:LYS:HE2	2:C:497:ARG:NE	19	0.36	0.11	0.38
(1,6)	1:A:48:LYS:HE2	2:C:497:ARG:NH1	19	0.36	0.11	0.38
(1,6)	1:A:48:LYS:HE2	2:C:497:ARG:NH2	19	0.36	0.11	0.38
(1,6)	1:A:48:LYS:HE2	2:C:497:ARG:O	19	0.36	0.11	0.38
(1,6)	1:A:48:LYS:HE3	2:C:457:LEU:C	19	0.36	0.11	0.38
(1,6)	1:A:48:LYS:HE3	2:C:457:LEU:CA	19	0.36	0.11	0.38
(1,6)	1:A:48:LYS:HE3	2:C:457:LEU:CB	19	0.36	0.11	0.38
(1,6)	1:A:48:LYS:HE3	2:C:457:LEU:CD1	19	0.36	0.11	0.38
(1,6)	1:A:48:LYS:HE3	2:C:457:LEU:CD2	19	0.36	0.11	0.38
(1,6)	1:A:48:LYS:HE3	2:C:457:LEU:CG	19	0.36	0.11	0.38
(1,6)	1:A:48:LYS:HE3	2:C:457:LEU:H	19	0.36	0.11	0.38
(1,6)	1:A:48:LYS:HE3	2:C:457:LEU:HA	19	0.36	0.11	0.38
(1,6)	1:A:48:LYS:HE3	2:C:457:LEU:HB2	19	0.36	0.11	0.38
(1,6)	1:A:48:LYS:HE3	2:C:457:LEU:HB3	19	0.36	0.11	0.38
(1,6)	1:A:48:LYS:HE3	2:C:457:LEU:HD11	19	0.36	0.11	0.38
(1,6)	1:A:48:LYS:HE3	2:C:457:LEU:HD12	19	0.36	0.11	0.38

Continued on next page...

Continued from previous page...

Key	Atom-1	Atom-2	Models ¹	Mean (Å)	SD ¹ (Å)	Median (Å)
(1,6)	1:A:48:LYS:HE3	2:C:457:LEU:HD13	19	0.36	0.11	0.38
(1,6)	1:A:48:LYS:HE3	2:C:457:LEU:HD21	19	0.36	0.11	0.38
(1,6)	1:A:48:LYS:HE3	2:C:457:LEU:HD22	19	0.36	0.11	0.38
(1,6)	1:A:48:LYS:HE3	2:C:457:LEU:HD23	19	0.36	0.11	0.38
(1,6)	1:A:48:LYS:HE3	2:C:457:LEU:HG	19	0.36	0.11	0.38
(1,6)	1:A:48:LYS:HE3	2:C:457:LEU:N	19	0.36	0.11	0.38
(1,6)	1:A:48:LYS:HE3	2:C:457:LEU:O	19	0.36	0.11	0.38
(1,6)	1:A:48:LYS:HE3	2:C:459:ALA:C	19	0.36	0.11	0.38
(1,6)	1:A:48:LYS:HE3	2:C:459:ALA:CA	19	0.36	0.11	0.38
(1,6)	1:A:48:LYS:HE3	2:C:459:ALA:CB	19	0.36	0.11	0.38
(1,6)	1:A:48:LYS:HE3	2:C:459:ALA:H	19	0.36	0.11	0.38
(1,6)	1:A:48:LYS:HE3	2:C:459:ALA:HA	19	0.36	0.11	0.38
(1,6)	1:A:48:LYS:HE3	2:C:459:ALA:HB1	19	0.36	0.11	0.38
(1,6)	1:A:48:LYS:HE3	2:C:459:ALA:HB2	19	0.36	0.11	0.38
(1,6)	1:A:48:LYS:HE3	2:C:459:ALA:HB3	19	0.36	0.11	0.38
(1,6)	1:A:48:LYS:HE3	2:C:459:ALA:N	19	0.36	0.11	0.38
(1,6)	1:A:48:LYS:HE3	2:C:459:ALA:O	19	0.36	0.11	0.38
(1,6)	1:A:48:LYS:HE3	2:C:460:MET:C	19	0.36	0.11	0.38
(1,6)	1:A:48:LYS:HE3	2:C:460:MET:CA	19	0.36	0.11	0.38
(1,6)	1:A:48:LYS:HE3	2:C:460:MET:CB	19	0.36	0.11	0.38
(1,6)	1:A:48:LYS:HE3	2:C:460:MET:CE	19	0.36	0.11	0.38
(1,6)	1:A:48:LYS:HE3	2:C:460:MET:CG	19	0.36	0.11	0.38
(1,6)	1:A:48:LYS:HE3	2:C:460:MET:H	19	0.36	0.11	0.38
(1,6)	1:A:48:LYS:HE3	2:C:460:MET:HA	19	0.36	0.11	0.38
(1,6)	1:A:48:LYS:HE3	2:C:460:MET:HB2	19	0.36	0.11	0.38
(1,6)	1:A:48:LYS:HE3	2:C:460:MET:HB3	19	0.36	0.11	0.38
(1,6)	1:A:48:LYS:HE3	2:C:460:MET:HE1	19	0.36	0.11	0.38
(1,6)	1:A:48:LYS:HE3	2:C:460:MET:HE2	19	0.36	0.11	0.38
(1,6)	1:A:48:LYS:HE3	2:C:460:MET:HE3	19	0.36	0.11	0.38
(1,6)	1:A:48:LYS:HE3	2:C:460:MET:HG2	19	0.36	0.11	0.38
(1,6)	1:A:48:LYS:HE3	2:C:460:MET:HG3	19	0.36	0.11	0.38
(1,6)	1:A:48:LYS:HE3	2:C:460:MET:N	19	0.36	0.11	0.38
(1,6)	1:A:48:LYS:HE3	2:C:460:MET:O	19	0.36	0.11	0.38
(1,6)	1:A:48:LYS:HE3	2:C:460:MET:SD	19	0.36	0.11	0.38
(1,6)	1:A:48:LYS:HE3	2:C:462:HIS:C	19	0.36	0.11	0.38
(1,6)	1:A:48:LYS:HE3	2:C:462:HIS:CA	19	0.36	0.11	0.38
(1,6)	1:A:48:LYS:HE3	2:C:462:HIS:CB	19	0.36	0.11	0.38
(1,6)	1:A:48:LYS:HE3	2:C:462:HIS:CD2	19	0.36	0.11	0.38
(1,6)	1:A:48:LYS:HE3	2:C:462:HIS:CE1	19	0.36	0.11	0.38
(1,6)	1:A:48:LYS:HE3	2:C:462:HIS:CG	19	0.36	0.11	0.38
(1,6)	1:A:48:LYS:HE3	2:C:462:HIS:H	19	0.36	0.11	0.38
(1,6)	1:A:48:LYS:HE3	2:C:462:HIS:HA	19	0.36	0.11	0.38

Continued on next page...

Continued from previous page...

Key	Atom-1	Atom-2	Models ¹	Mean (Å)	SD ¹ (Å)	Median (Å)
(1,6)	1:A:48:LYS:HE3	2:C:462:HIS:HB2	19	0.36	0.11	0.38
(1,6)	1:A:48:LYS:HE3	2:C:462:HIS:HB3	19	0.36	0.11	0.38
(1,6)	1:A:48:LYS:HE3	2:C:462:HIS:HD2	19	0.36	0.11	0.38
(1,6)	1:A:48:LYS:HE3	2:C:462:HIS:HE1	19	0.36	0.11	0.38
(1,6)	1:A:48:LYS:HE3	2:C:462:HIS:HE2	19	0.36	0.11	0.38
(1,6)	1:A:48:LYS:HE3	2:C:462:HIS:N	19	0.36	0.11	0.38
(1,6)	1:A:48:LYS:HE3	2:C:462:HIS:ND1	19	0.36	0.11	0.38
(1,6)	1:A:48:LYS:HE3	2:C:462:HIS:NE2	19	0.36	0.11	0.38
(1,6)	1:A:48:LYS:HE3	2:C:462:HIS:O	19	0.36	0.11	0.38
(1,6)	1:A:48:LYS:HE3	2:C:463:GLN:C	19	0.36	0.11	0.38
(1,6)	1:A:48:LYS:HE3	2:C:463:GLN:CA	19	0.36	0.11	0.38
(1,6)	1:A:48:LYS:HE3	2:C:463:GLN:CB	19	0.36	0.11	0.38
(1,6)	1:A:48:LYS:HE3	2:C:463:GLN:CD	19	0.36	0.11	0.38
(1,6)	1:A:48:LYS:HE3	2:C:463:GLN:CG	19	0.36	0.11	0.38
(1,6)	1:A:48:LYS:HE3	2:C:463:GLN:H	19	0.36	0.11	0.38
(1,6)	1:A:48:LYS:HE3	2:C:463:GLN:HA	19	0.36	0.11	0.38
(1,6)	1:A:48:LYS:HE3	2:C:463:GLN:HB2	19	0.36	0.11	0.38
(1,6)	1:A:48:LYS:HE3	2:C:463:GLN:HB3	19	0.36	0.11	0.38
(1,6)	1:A:48:LYS:HE3	2:C:463:GLN:HE21	19	0.36	0.11	0.38
(1,6)	1:A:48:LYS:HE3	2:C:463:GLN:HE22	19	0.36	0.11	0.38
(1,6)	1:A:48:LYS:HE3	2:C:463:GLN:HG2	19	0.36	0.11	0.38
(1,6)	1:A:48:LYS:HE3	2:C:463:GLN:HG3	19	0.36	0.11	0.38
(1,6)	1:A:48:LYS:HE3	2:C:463:GLN:N	19	0.36	0.11	0.38
(1,6)	1:A:48:LYS:HE3	2:C:463:GLN:NE2	19	0.36	0.11	0.38
(1,6)	1:A:48:LYS:HE3	2:C:463:GLN:O	19	0.36	0.11	0.38
(1,6)	1:A:48:LYS:HE3	2:C:463:GLN:OE1	19	0.36	0.11	0.38
(1,6)	1:A:48:LYS:HE3	2:C:465:GLN:C	19	0.36	0.11	0.38
(1,6)	1:A:48:LYS:HE3	2:C:465:GLN:CA	19	0.36	0.11	0.38
(1,6)	1:A:48:LYS:HE3	2:C:465:GLN:CB	19	0.36	0.11	0.38
(1,6)	1:A:48:LYS:HE3	2:C:465:GLN:CD	19	0.36	0.11	0.38
(1,6)	1:A:48:LYS:HE3	2:C:465:GLN:CG	19	0.36	0.11	0.38
(1,6)	1:A:48:LYS:HE3	2:C:465:GLN:H	19	0.36	0.11	0.38
(1,6)	1:A:48:LYS:HE3	2:C:465:GLN:HA	19	0.36	0.11	0.38
(1,6)	1:A:48:LYS:HE3	2:C:465:GLN:HB2	19	0.36	0.11	0.38
(1,6)	1:A:48:LYS:HE3	2:C:465:GLN:HB3	19	0.36	0.11	0.38
(1,6)	1:A:48:LYS:HE3	2:C:465:GLN:HE21	19	0.36	0.11	0.38
(1,6)	1:A:48:LYS:HE3	2:C:465:GLN:HE22	19	0.36	0.11	0.38
(1,6)	1:A:48:LYS:HE3	2:C:465:GLN:HG2	19	0.36	0.11	0.38
(1,6)	1:A:48:LYS:HE3	2:C:465:GLN:HG3	19	0.36	0.11	0.38
(1,6)	1:A:48:LYS:HE3	2:C:465:GLN:N	19	0.36	0.11	0.38
(1,6)	1:A:48:LYS:HE3	2:C:465:GLN:NE2	19	0.36	0.11	0.38
(1,6)	1:A:48:LYS:HE3	2:C:465:GLN:O	19	0.36	0.11	0.38

Continued on next page...

Continued from previous page...

Key	Atom-1	Atom-2	Models ¹	Mean (Å)	SD ¹ (Å)	Median (Å)
(1,6)	1:A:48:LYS:HE3	2:C:465:GLN:OE1	19	0.36	0.11	0.38
(1,6)	1:A:48:LYS:HE3	2:C:466:GLU:C	19	0.36	0.11	0.38
(1,6)	1:A:48:LYS:HE3	2:C:466:GLU:CA	19	0.36	0.11	0.38
(1,6)	1:A:48:LYS:HE3	2:C:466:GLU:CB	19	0.36	0.11	0.38
(1,6)	1:A:48:LYS:HE3	2:C:466:GLU:CD	19	0.36	0.11	0.38
(1,6)	1:A:48:LYS:HE3	2:C:466:GLU:CG	19	0.36	0.11	0.38
(1,6)	1:A:48:LYS:HE3	2:C:466:GLU:H	19	0.36	0.11	0.38
(1,6)	1:A:48:LYS:HE3	2:C:466:GLU:HA	19	0.36	0.11	0.38
(1,6)	1:A:48:LYS:HE3	2:C:466:GLU:HB2	19	0.36	0.11	0.38
(1,6)	1:A:48:LYS:HE3	2:C:466:GLU:HB3	19	0.36	0.11	0.38
(1,6)	1:A:48:LYS:HE3	2:C:466:GLU:HG2	19	0.36	0.11	0.38
(1,6)	1:A:48:LYS:HE3	2:C:466:GLU:HG3	19	0.36	0.11	0.38
(1,6)	1:A:48:LYS:HE3	2:C:466:GLU:N	19	0.36	0.11	0.38
(1,6)	1:A:48:LYS:HE3	2:C:466:GLU:O	19	0.36	0.11	0.38
(1,6)	1:A:48:LYS:HE3	2:C:466:GLU:OE1	19	0.36	0.11	0.38
(1,6)	1:A:48:LYS:HE3	2:C:466:GLU:OE2	19	0.36	0.11	0.38
(1,6)	1:A:48:LYS:HE3	2:C:467:MET:C	19	0.36	0.11	0.38
(1,6)	1:A:48:LYS:HE3	2:C:467:MET:CA	19	0.36	0.11	0.38
(1,6)	1:A:48:LYS:HE3	2:C:467:MET:CB	19	0.36	0.11	0.38
(1,6)	1:A:48:LYS:HE3	2:C:467:MET:CE	19	0.36	0.11	0.38
(1,6)	1:A:48:LYS:HE3	2:C:467:MET:CG	19	0.36	0.11	0.38
(1,6)	1:A:48:LYS:HE3	2:C:467:MET:H	19	0.36	0.11	0.38
(1,6)	1:A:48:LYS:HE3	2:C:467:MET:HA	19	0.36	0.11	0.38
(1,6)	1:A:48:LYS:HE3	2:C:467:MET:HB2	19	0.36	0.11	0.38
(1,6)	1:A:48:LYS:HE3	2:C:467:MET:HB3	19	0.36	0.11	0.38
(1,6)	1:A:48:LYS:HE3	2:C:467:MET:HE1	19	0.36	0.11	0.38
(1,6)	1:A:48:LYS:HE3	2:C:467:MET:HE2	19	0.36	0.11	0.38
(1,6)	1:A:48:LYS:HE3	2:C:467:MET:HE3	19	0.36	0.11	0.38
(1,6)	1:A:48:LYS:HE3	2:C:467:MET:HG2	19	0.36	0.11	0.38
(1,6)	1:A:48:LYS:HE3	2:C:467:MET:HG3	19	0.36	0.11	0.38
(1,6)	1:A:48:LYS:HE3	2:C:467:MET:N	19	0.36	0.11	0.38
(1,6)	1:A:48:LYS:HE3	2:C:467:MET:O	19	0.36	0.11	0.38
(1,6)	1:A:48:LYS:HE3	2:C:467:MET:SD	19	0.36	0.11	0.38
(1,6)	1:A:48:LYS:HE3	2:C:468:PHE:C	19	0.36	0.11	0.38
(1,6)	1:A:48:LYS:HE3	2:C:468:PHE:CA	19	0.36	0.11	0.38
(1,6)	1:A:48:LYS:HE3	2:C:468:PHE:CB	19	0.36	0.11	0.38
(1,6)	1:A:48:LYS:HE3	2:C:468:PHE:CD1	19	0.36	0.11	0.38
(1,6)	1:A:48:LYS:HE3	2:C:468:PHE:CD2	19	0.36	0.11	0.38
(1,6)	1:A:48:LYS:HE3	2:C:468:PHE:CE1	19	0.36	0.11	0.38
(1,6)	1:A:48:LYS:HE3	2:C:468:PHE:CE2	19	0.36	0.11	0.38
(1,6)	1:A:48:LYS:HE3	2:C:468:PHE:CG	19	0.36	0.11	0.38
(1,6)	1:A:48:LYS:HE3	2:C:468:PHE:CZ	19	0.36	0.11	0.38

Continued on next page...

Continued from previous page...

Key	Atom-1	Atom-2	Models ¹	Mean (Å)	SD ¹ (Å)	Median (Å)
(1,6)	1:A:48:LYS:HE3	2:C:468:PHE:H	19	0.36	0.11	0.38
(1,6)	1:A:48:LYS:HE3	2:C:468:PHE:HA	19	0.36	0.11	0.38
(1,6)	1:A:48:LYS:HE3	2:C:468:PHE:HB2	19	0.36	0.11	0.38
(1,6)	1:A:48:LYS:HE3	2:C:468:PHE:HB3	19	0.36	0.11	0.38
(1,6)	1:A:48:LYS:HE3	2:C:468:PHE:HD1	19	0.36	0.11	0.38
(1,6)	1:A:48:LYS:HE3	2:C:468:PHE:HD2	19	0.36	0.11	0.38
(1,6)	1:A:48:LYS:HE3	2:C:468:PHE:HE1	19	0.36	0.11	0.38
(1,6)	1:A:48:LYS:HE3	2:C:468:PHE:HE2	19	0.36	0.11	0.38
(1,6)	1:A:48:LYS:HE3	2:C:468:PHE:HZ	19	0.36	0.11	0.38
(1,6)	1:A:48:LYS:HE3	2:C:468:PHE:N	19	0.36	0.11	0.38
(1,6)	1:A:48:LYS:HE3	2:C:468:PHE:O	19	0.36	0.11	0.38
(1,6)	1:A:48:LYS:HE3	2:C:469:PRO:C	19	0.36	0.11	0.38
(1,6)	1:A:48:LYS:HE3	2:C:469:PRO:CA	19	0.36	0.11	0.38
(1,6)	1:A:48:LYS:HE3	2:C:469:PRO:CB	19	0.36	0.11	0.38
(1,6)	1:A:48:LYS:HE3	2:C:469:PRO:CD	19	0.36	0.11	0.38
(1,6)	1:A:48:LYS:HE3	2:C:469:PRO:CG	19	0.36	0.11	0.38
(1,6)	1:A:48:LYS:HE3	2:C:469:PRO:HA	19	0.36	0.11	0.38
(1,6)	1:A:48:LYS:HE3	2:C:469:PRO:HB2	19	0.36	0.11	0.38
(1,6)	1:A:48:LYS:HE3	2:C:469:PRO:HB3	19	0.36	0.11	0.38
(1,6)	1:A:48:LYS:HE3	2:C:469:PRO:HD2	19	0.36	0.11	0.38
(1,6)	1:A:48:LYS:HE3	2:C:469:PRO:HD3	19	0.36	0.11	0.38
(1,6)	1:A:48:LYS:HE3	2:C:469:PRO:HG2	19	0.36	0.11	0.38
(1,6)	1:A:48:LYS:HE3	2:C:469:PRO:HG3	19	0.36	0.11	0.38
(1,6)	1:A:48:LYS:HE3	2:C:469:PRO:N	19	0.36	0.11	0.38
(1,6)	1:A:48:LYS:HE3	2:C:469:PRO:O	19	0.36	0.11	0.38
(1,6)	1:A:48:LYS:HE3	2:C:470:GLN:C	19	0.36	0.11	0.38
(1,6)	1:A:48:LYS:HE3	2:C:470:GLN:CA	19	0.36	0.11	0.38
(1,6)	1:A:48:LYS:HE3	2:C:470:GLN:CB	19	0.36	0.11	0.38
(1,6)	1:A:48:LYS:HE3	2:C:470:GLN:CD	19	0.36	0.11	0.38
(1,6)	1:A:48:LYS:HE3	2:C:470:GLN:CG	19	0.36	0.11	0.38
(1,6)	1:A:48:LYS:HE3	2:C:470:GLN:H	19	0.36	0.11	0.38
(1,6)	1:A:48:LYS:HE3	2:C:470:GLN:HA	19	0.36	0.11	0.38
(1,6)	1:A:48:LYS:HE3	2:C:470:GLN:HB2	19	0.36	0.11	0.38
(1,6)	1:A:48:LYS:HE3	2:C:470:GLN:HB3	19	0.36	0.11	0.38
(1,6)	1:A:48:LYS:HE3	2:C:470:GLN:HE21	19	0.36	0.11	0.38
(1,6)	1:A:48:LYS:HE3	2:C:470:GLN:HE22	19	0.36	0.11	0.38
(1,6)	1:A:48:LYS:HE3	2:C:470:GLN:HG2	19	0.36	0.11	0.38
(1,6)	1:A:48:LYS:HE3	2:C:470:GLN:HG3	19	0.36	0.11	0.38
(1,6)	1:A:48:LYS:HE3	2:C:470:GLN:N	19	0.36	0.11	0.38
(1,6)	1:A:48:LYS:HE3	2:C:470:GLN:NE2	19	0.36	0.11	0.38
(1,6)	1:A:48:LYS:HE3	2:C:470:GLN:O	19	0.36	0.11	0.38
(1,6)	1:A:48:LYS:HE3	2:C:470:GLN:OE1	19	0.36	0.11	0.38

Continued on next page...

Continued from previous page...

Key	Atom-1	Atom-2	Models ¹	Mean (Å)	SD ¹ (Å)	Median (Å)
(1,6)	1:A:48:LYS:HE3	2:C:472:PRO:C	19	0.36	0.11	0.38
(1,6)	1:A:48:LYS:HE3	2:C:472:PRO:CA	19	0.36	0.11	0.38
(1,6)	1:A:48:LYS:HE3	2:C:472:PRO:CB	19	0.36	0.11	0.38
(1,6)	1:A:48:LYS:HE3	2:C:472:PRO:CD	19	0.36	0.11	0.38
(1,6)	1:A:48:LYS:HE3	2:C:472:PRO:CG	19	0.36	0.11	0.38
(1,6)	1:A:48:LYS:HE3	2:C:472:PRO:HA	19	0.36	0.11	0.38
(1,6)	1:A:48:LYS:HE3	2:C:472:PRO:HB2	19	0.36	0.11	0.38
(1,6)	1:A:48:LYS:HE3	2:C:472:PRO:HB3	19	0.36	0.11	0.38
(1,6)	1:A:48:LYS:HE3	2:C:472:PRO:HD2	19	0.36	0.11	0.38
(1,6)	1:A:48:LYS:HE3	2:C:472:PRO:HD3	19	0.36	0.11	0.38
(1,6)	1:A:48:LYS:HE3	2:C:472:PRO:HG2	19	0.36	0.11	0.38
(1,6)	1:A:48:LYS:HE3	2:C:472:PRO:HG3	19	0.36	0.11	0.38
(1,6)	1:A:48:LYS:HE3	2:C:472:PRO:N	19	0.36	0.11	0.38
(1,6)	1:A:48:LYS:HE3	2:C:472:PRO:O	19	0.36	0.11	0.38
(1,6)	1:A:48:LYS:HE3	2:C:482:LEU:C	19	0.36	0.11	0.38
(1,6)	1:A:48:LYS:HE3	2:C:482:LEU:CA	19	0.36	0.11	0.38
(1,6)	1:A:48:LYS:HE3	2:C:482:LEU:CB	19	0.36	0.11	0.38
(1,6)	1:A:48:LYS:HE3	2:C:482:LEU:CD1	19	0.36	0.11	0.38
(1,6)	1:A:48:LYS:HE3	2:C:482:LEU:CD2	19	0.36	0.11	0.38
(1,6)	1:A:48:LYS:HE3	2:C:482:LEU:CG	19	0.36	0.11	0.38
(1,6)	1:A:48:LYS:HE3	2:C:482:LEU:H	19	0.36	0.11	0.38
(1,6)	1:A:48:LYS:HE3	2:C:482:LEU:HA	19	0.36	0.11	0.38
(1,6)	1:A:48:LYS:HE3	2:C:482:LEU:HB2	19	0.36	0.11	0.38
(1,6)	1:A:48:LYS:HE3	2:C:482:LEU:HB3	19	0.36	0.11	0.38
(1,6)	1:A:48:LYS:HE3	2:C:482:LEU:HD11	19	0.36	0.11	0.38
(1,6)	1:A:48:LYS:HE3	2:C:482:LEU:HD12	19	0.36	0.11	0.38
(1,6)	1:A:48:LYS:HE3	2:C:482:LEU:HD13	19	0.36	0.11	0.38
(1,6)	1:A:48:LYS:HE3	2:C:482:LEU:HD21	19	0.36	0.11	0.38
(1,6)	1:A:48:LYS:HE3	2:C:482:LEU:HD22	19	0.36	0.11	0.38
(1,6)	1:A:48:LYS:HE3	2:C:482:LEU:HD23	19	0.36	0.11	0.38
(1,6)	1:A:48:LYS:HE3	2:C:482:LEU:HG	19	0.36	0.11	0.38
(1,6)	1:A:48:LYS:HE3	2:C:482:LEU:N	19	0.36	0.11	0.38
(1,6)	1:A:48:LYS:HE3	2:C:482:LEU:O	19	0.36	0.11	0.38
(1,6)	1:A:48:LYS:HE3	2:C:483:THR:C	19	0.36	0.11	0.38
(1,6)	1:A:48:LYS:HE3	2:C:483:THR:CA	19	0.36	0.11	0.38
(1,6)	1:A:48:LYS:HE3	2:C:483:THR:CB	19	0.36	0.11	0.38
(1,6)	1:A:48:LYS:HE3	2:C:483:THR:CG2	19	0.36	0.11	0.38
(1,6)	1:A:48:LYS:HE3	2:C:483:THR:H	19	0.36	0.11	0.38
(1,6)	1:A:48:LYS:HE3	2:C:483:THR:HA	19	0.36	0.11	0.38
(1,6)	1:A:48:LYS:HE3	2:C:483:THR:HB	19	0.36	0.11	0.38
(1,6)	1:A:48:LYS:HE3	2:C:483:THR:HG1	19	0.36	0.11	0.38
(1,6)	1:A:48:LYS:HE3	2:C:483:THR:HG21	19	0.36	0.11	0.38

Continued on next page...

Continued from previous page...

Key	Atom-1	Atom-2	Models ¹	Mean (Å)	SD ¹ (Å)	Median (Å)
(1,6)	1:A:48:LYS:HE3	2:C:483:THR:HG22	19	0.36	0.11	0.38
(1,6)	1:A:48:LYS:HE3	2:C:483:THR:HG23	19	0.36	0.11	0.38
(1,6)	1:A:48:LYS:HE3	2:C:483:THR:N	19	0.36	0.11	0.38
(1,6)	1:A:48:LYS:HE3	2:C:483:THR:O	19	0.36	0.11	0.38
(1,6)	1:A:48:LYS:HE3	2:C:483:THR:OG1	19	0.36	0.11	0.38
(1,6)	1:A:48:LYS:HE3	2:C:484:ARG:C	19	0.36	0.11	0.38
(1,6)	1:A:48:LYS:HE3	2:C:484:ARG:CA	19	0.36	0.11	0.38
(1,6)	1:A:48:LYS:HE3	2:C:484:ARG:CB	19	0.36	0.11	0.38
(1,6)	1:A:48:LYS:HE3	2:C:484:ARG:CD	19	0.36	0.11	0.38
(1,6)	1:A:48:LYS:HE3	2:C:484:ARG:CG	19	0.36	0.11	0.38
(1,6)	1:A:48:LYS:HE3	2:C:484:ARG:CZ	19	0.36	0.11	0.38
(1,6)	1:A:48:LYS:HE3	2:C:484:ARG:H	19	0.36	0.11	0.38
(1,6)	1:A:48:LYS:HE3	2:C:484:ARG:HA	19	0.36	0.11	0.38
(1,6)	1:A:48:LYS:HE3	2:C:484:ARG:HB2	19	0.36	0.11	0.38
(1,6)	1:A:48:LYS:HE3	2:C:484:ARG:HB3	19	0.36	0.11	0.38
(1,6)	1:A:48:LYS:HE3	2:C:484:ARG:HD2	19	0.36	0.11	0.38
(1,6)	1:A:48:LYS:HE3	2:C:484:ARG:HD3	19	0.36	0.11	0.38
(1,6)	1:A:48:LYS:HE3	2:C:484:ARG:HE	19	0.36	0.11	0.38
(1,6)	1:A:48:LYS:HE3	2:C:484:ARG:HG2	19	0.36	0.11	0.38
(1,6)	1:A:48:LYS:HE3	2:C:484:ARG:HG3	19	0.36	0.11	0.38
(1,6)	1:A:48:LYS:HE3	2:C:484:ARG:HH11	19	0.36	0.11	0.38
(1,6)	1:A:48:LYS:HE3	2:C:484:ARG:HH12	19	0.36	0.11	0.38
(1,6)	1:A:48:LYS:HE3	2:C:484:ARG:HH21	19	0.36	0.11	0.38
(1,6)	1:A:48:LYS:HE3	2:C:484:ARG:HH22	19	0.36	0.11	0.38
(1,6)	1:A:48:LYS:HE3	2:C:484:ARG:N	19	0.36	0.11	0.38
(1,6)	1:A:48:LYS:HE3	2:C:484:ARG:NE	19	0.36	0.11	0.38
(1,6)	1:A:48:LYS:HE3	2:C:484:ARG:NH1	19	0.36	0.11	0.38
(1,6)	1:A:48:LYS:HE3	2:C:484:ARG:NH2	19	0.36	0.11	0.38
(1,6)	1:A:48:LYS:HE3	2:C:484:ARG:O	19	0.36	0.11	0.38
(1,6)	1:A:48:LYS:HE3	2:C:485:SER:C	19	0.36	0.11	0.38
(1,6)	1:A:48:LYS:HE3	2:C:485:SER:CA	19	0.36	0.11	0.38
(1,6)	1:A:48:LYS:HE3	2:C:485:SER:CB	19	0.36	0.11	0.38
(1,6)	1:A:48:LYS:HE3	2:C:485:SER:H	19	0.36	0.11	0.38
(1,6)	1:A:48:LYS:HE3	2:C:485:SER:HA	19	0.36	0.11	0.38
(1,6)	1:A:48:LYS:HE3	2:C:485:SER:HB2	19	0.36	0.11	0.38
(1,6)	1:A:48:LYS:HE3	2:C:485:SER:HB3	19	0.36	0.11	0.38
(1,6)	1:A:48:LYS:HE3	2:C:485:SER:HG	19	0.36	0.11	0.38
(1,6)	1:A:48:LYS:HE3	2:C:485:SER:N	19	0.36	0.11	0.38
(1,6)	1:A:48:LYS:HE3	2:C:485:SER:O	19	0.36	0.11	0.38
(1,6)	1:A:48:LYS:HE3	2:C:485:SER:OG	19	0.36	0.11	0.38
(1,6)	1:A:48:LYS:HE3	2:C:486:VAL:C	19	0.36	0.11	0.38
(1,6)	1:A:48:LYS:HE3	2:C:486:VAL:CA	19	0.36	0.11	0.38

Continued on next page...

Continued from previous page...

Key	Atom-1	Atom-2	Models ¹	Mean (Å)	SD ¹ (Å)	Median (Å)
(1,6)	1:A:48:LYS:HE3	2:C:486:VAL:CB	19	0.36	0.11	0.38
(1,6)	1:A:48:LYS:HE3	2:C:486:VAL:CG1	19	0.36	0.11	0.38
(1,6)	1:A:48:LYS:HE3	2:C:486:VAL:CG2	19	0.36	0.11	0.38
(1,6)	1:A:48:LYS:HE3	2:C:486:VAL:H	19	0.36	0.11	0.38
(1,6)	1:A:48:LYS:HE3	2:C:486:VAL:HA	19	0.36	0.11	0.38
(1,6)	1:A:48:LYS:HE3	2:C:486:VAL:HB	19	0.36	0.11	0.38
(1,6)	1:A:48:LYS:HE3	2:C:486:VAL:HG11	19	0.36	0.11	0.38
(1,6)	1:A:48:LYS:HE3	2:C:486:VAL:HG12	19	0.36	0.11	0.38
(1,6)	1:A:48:LYS:HE3	2:C:486:VAL:HG13	19	0.36	0.11	0.38
(1,6)	1:A:48:LYS:HE3	2:C:486:VAL:HG21	19	0.36	0.11	0.38
(1,6)	1:A:48:LYS:HE3	2:C:486:VAL:HG22	19	0.36	0.11	0.38
(1,6)	1:A:48:LYS:HE3	2:C:486:VAL:HG23	19	0.36	0.11	0.38
(1,6)	1:A:48:LYS:HE3	2:C:486:VAL:N	19	0.36	0.11	0.38
(1,6)	1:A:48:LYS:HE3	2:C:486:VAL:O	19	0.36	0.11	0.38
(1,6)	1:A:48:LYS:HE3	2:C:487:GLU:C	19	0.36	0.11	0.38
(1,6)	1:A:48:LYS:HE3	2:C:487:GLU:CA	19	0.36	0.11	0.38
(1,6)	1:A:48:LYS:HE3	2:C:487:GLU:CB	19	0.36	0.11	0.38
(1,6)	1:A:48:LYS:HE3	2:C:487:GLU:CD	19	0.36	0.11	0.38
(1,6)	1:A:48:LYS:HE3	2:C:487:GLU:CG	19	0.36	0.11	0.38
(1,6)	1:A:48:LYS:HE3	2:C:487:GLU:H	19	0.36	0.11	0.38
(1,6)	1:A:48:LYS:HE3	2:C:487:GLU:HA	19	0.36	0.11	0.38
(1,6)	1:A:48:LYS:HE3	2:C:487:GLU:HB2	19	0.36	0.11	0.38
(1,6)	1:A:48:LYS:HE3	2:C:487:GLU:HB3	19	0.36	0.11	0.38
(1,6)	1:A:48:LYS:HE3	2:C:487:GLU:HG2	19	0.36	0.11	0.38
(1,6)	1:A:48:LYS:HE3	2:C:487:GLU:HG3	19	0.36	0.11	0.38
(1,6)	1:A:48:LYS:HE3	2:C:487:GLU:N	19	0.36	0.11	0.38
(1,6)	1:A:48:LYS:HE3	2:C:487:GLU:O	19	0.36	0.11	0.38
(1,6)	1:A:48:LYS:HE3	2:C:487:GLU:OE1	19	0.36	0.11	0.38
(1,6)	1:A:48:LYS:HE3	2:C:487:GLU:OE2	19	0.36	0.11	0.38
(1,6)	1:A:48:LYS:HE3	2:C:488:ILE:C	19	0.36	0.11	0.38
(1,6)	1:A:48:LYS:HE3	2:C:488:ILE:CA	19	0.36	0.11	0.38
(1,6)	1:A:48:LYS:HE3	2:C:488:ILE:CB	19	0.36	0.11	0.38
(1,6)	1:A:48:LYS:HE3	2:C:488:ILE:CD1	19	0.36	0.11	0.38
(1,6)	1:A:48:LYS:HE3	2:C:488:ILE:CG1	19	0.36	0.11	0.38
(1,6)	1:A:48:LYS:HE3	2:C:488:ILE:CG2	19	0.36	0.11	0.38
(1,6)	1:A:48:LYS:HE3	2:C:488:ILE:H	19	0.36	0.11	0.38
(1,6)	1:A:48:LYS:HE3	2:C:488:ILE:HA	19	0.36	0.11	0.38
(1,6)	1:A:48:LYS:HE3	2:C:488:ILE:HB	19	0.36	0.11	0.38
(1,6)	1:A:48:LYS:HE3	2:C:488:ILE:HD11	19	0.36	0.11	0.38
(1,6)	1:A:48:LYS:HE3	2:C:488:ILE:HD12	19	0.36	0.11	0.38
(1,6)	1:A:48:LYS:HE3	2:C:488:ILE:HD13	19	0.36	0.11	0.38
(1,6)	1:A:48:LYS:HE3	2:C:488:ILE:HG12	19	0.36	0.11	0.38

Continued on next page...

Continued from previous page...

Key	Atom-1	Atom-2	Models ¹	Mean (Å)	SD ¹ (Å)	Median (Å)
(1,6)	1:A:48:LYS:HE3	2:C:488:ILE:HG13	19	0.36	0.11	0.38
(1,6)	1:A:48:LYS:HE3	2:C:488:ILE:HG21	19	0.36	0.11	0.38
(1,6)	1:A:48:LYS:HE3	2:C:488:ILE:HG22	19	0.36	0.11	0.38
(1,6)	1:A:48:LYS:HE3	2:C:488:ILE:HG23	19	0.36	0.11	0.38
(1,6)	1:A:48:LYS:HE3	2:C:488:ILE:N	19	0.36	0.11	0.38
(1,6)	1:A:48:LYS:HE3	2:C:488:ILE:O	19	0.36	0.11	0.38
(1,6)	1:A:48:LYS:HE3	2:C:490:THR:C	19	0.36	0.11	0.38
(1,6)	1:A:48:LYS:HE3	2:C:490:THR:CA	19	0.36	0.11	0.38
(1,6)	1:A:48:LYS:HE3	2:C:490:THR:CB	19	0.36	0.11	0.38
(1,6)	1:A:48:LYS:HE3	2:C:490:THR:CG2	19	0.36	0.11	0.38
(1,6)	1:A:48:LYS:HE3	2:C:490:THR:H	19	0.36	0.11	0.38
(1,6)	1:A:48:LYS:HE3	2:C:490:THR:HA	19	0.36	0.11	0.38
(1,6)	1:A:48:LYS:HE3	2:C:490:THR:HB	19	0.36	0.11	0.38
(1,6)	1:A:48:LYS:HE3	2:C:490:THR:HG1	19	0.36	0.11	0.38
(1,6)	1:A:48:LYS:HE3	2:C:490:THR:HG21	19	0.36	0.11	0.38
(1,6)	1:A:48:LYS:HE3	2:C:490:THR:HG22	19	0.36	0.11	0.38
(1,6)	1:A:48:LYS:HE3	2:C:490:THR:HG23	19	0.36	0.11	0.38
(1,6)	1:A:48:LYS:HE3	2:C:490:THR:N	19	0.36	0.11	0.38
(1,6)	1:A:48:LYS:HE3	2:C:490:THR:O	19	0.36	0.11	0.38
(1,6)	1:A:48:LYS:HE3	2:C:490:THR:OG1	19	0.36	0.11	0.38
(1,6)	1:A:48:LYS:HE3	2:C:491:ASP:C	19	0.36	0.11	0.38
(1,6)	1:A:48:LYS:HE3	2:C:491:ASP:CA	19	0.36	0.11	0.38
(1,6)	1:A:48:LYS:HE3	2:C:491:ASP:CB	19	0.36	0.11	0.38
(1,6)	1:A:48:LYS:HE3	2:C:491:ASP:CG	19	0.36	0.11	0.38
(1,6)	1:A:48:LYS:HE3	2:C:491:ASP:H	19	0.36	0.11	0.38
(1,6)	1:A:48:LYS:HE3	2:C:491:ASP:HA	19	0.36	0.11	0.38
(1,6)	1:A:48:LYS:HE3	2:C:491:ASP:HB2	19	0.36	0.11	0.38
(1,6)	1:A:48:LYS:HE3	2:C:491:ASP:HB3	19	0.36	0.11	0.38
(1,6)	1:A:48:LYS:HE3	2:C:491:ASP:N	19	0.36	0.11	0.38
(1,6)	1:A:48:LYS:HE3	2:C:491:ASP:O	19	0.36	0.11	0.38
(1,6)	1:A:48:LYS:HE3	2:C:491:ASP:OD1	19	0.36	0.11	0.38
(1,6)	1:A:48:LYS:HE3	2:C:491:ASP:OD2	19	0.36	0.11	0.38
(1,6)	1:A:48:LYS:HE3	2:C:492:ASN:C	19	0.36	0.11	0.38
(1,6)	1:A:48:LYS:HE3	2:C:492:ASN:CA	19	0.36	0.11	0.38
(1,6)	1:A:48:LYS:HE3	2:C:492:ASN:CB	19	0.36	0.11	0.38
(1,6)	1:A:48:LYS:HE3	2:C:492:ASN:CG	19	0.36	0.11	0.38
(1,6)	1:A:48:LYS:HE3	2:C:492:ASN:H	19	0.36	0.11	0.38
(1,6)	1:A:48:LYS:HE3	2:C:492:ASN:HA	19	0.36	0.11	0.38
(1,6)	1:A:48:LYS:HE3	2:C:492:ASN:HB2	19	0.36	0.11	0.38
(1,6)	1:A:48:LYS:HE3	2:C:492:ASN:HB3	19	0.36	0.11	0.38
(1,6)	1:A:48:LYS:HE3	2:C:492:ASN:HD21	19	0.36	0.11	0.38
(1,6)	1:A:48:LYS:HE3	2:C:492:ASN:HD22	19	0.36	0.11	0.38

Continued on next page...

Continued from previous page...

Key	Atom-1	Atom-2	Models ¹	Mean (Å)	SD ¹ (Å)	Median (Å)
(1,6)	1:A:48:LYS:HE3	2:C:492:ASN:N	19	0.36	0.11	0.38
(1,6)	1:A:48:LYS:HE3	2:C:492:ASN:ND2	19	0.36	0.11	0.38
(1,6)	1:A:48:LYS:HE3	2:C:492:ASN:O	19	0.36	0.11	0.38
(1,6)	1:A:48:LYS:HE3	2:C:492:ASN:OD1	19	0.36	0.11	0.38
(1,6)	1:A:48:LYS:HE3	2:C:494:LEU:C	19	0.36	0.11	0.38
(1,6)	1:A:48:LYS:HE3	2:C:494:LEU:CA	19	0.36	0.11	0.38
(1,6)	1:A:48:LYS:HE3	2:C:494:LEU:CB	19	0.36	0.11	0.38
(1,6)	1:A:48:LYS:HE3	2:C:494:LEU:CD1	19	0.36	0.11	0.38
(1,6)	1:A:48:LYS:HE3	2:C:494:LEU:CD2	19	0.36	0.11	0.38
(1,6)	1:A:48:LYS:HE3	2:C:494:LEU:CG	19	0.36	0.11	0.38
(1,6)	1:A:48:LYS:HE3	2:C:494:LEU:H	19	0.36	0.11	0.38
(1,6)	1:A:48:LYS:HE3	2:C:494:LEU:HA	19	0.36	0.11	0.38
(1,6)	1:A:48:LYS:HE3	2:C:494:LEU:HB2	19	0.36	0.11	0.38
(1,6)	1:A:48:LYS:HE3	2:C:494:LEU:HB3	19	0.36	0.11	0.38
(1,6)	1:A:48:LYS:HE3	2:C:494:LEU:HD11	19	0.36	0.11	0.38
(1,6)	1:A:48:LYS:HE3	2:C:494:LEU:HD12	19	0.36	0.11	0.38
(1,6)	1:A:48:LYS:HE3	2:C:494:LEU:HD13	19	0.36	0.11	0.38
(1,6)	1:A:48:LYS:HE3	2:C:494:LEU:HD21	19	0.36	0.11	0.38
(1,6)	1:A:48:LYS:HE3	2:C:494:LEU:HD22	19	0.36	0.11	0.38
(1,6)	1:A:48:LYS:HE3	2:C:494:LEU:HD23	19	0.36	0.11	0.38
(1,6)	1:A:48:LYS:HE3	2:C:494:LEU:HG	19	0.36	0.11	0.38
(1,6)	1:A:48:LYS:HE3	2:C:494:LEU:N	19	0.36	0.11	0.38
(1,6)	1:A:48:LYS:HE3	2:C:494:LEU:O	19	0.36	0.11	0.38
(1,6)	1:A:48:LYS:HE3	2:C:495:GLU:C	19	0.36	0.11	0.38
(1,6)	1:A:48:LYS:HE3	2:C:495:GLU:CA	19	0.36	0.11	0.38
(1,6)	1:A:48:LYS:HE3	2:C:495:GLU:CB	19	0.36	0.11	0.38
(1,6)	1:A:48:LYS:HE3	2:C:495:GLU:CD	19	0.36	0.11	0.38
(1,6)	1:A:48:LYS:HE3	2:C:495:GLU:CG	19	0.36	0.11	0.38
(1,6)	1:A:48:LYS:HE3	2:C:495:GLU:H	19	0.36	0.11	0.38
(1,6)	1:A:48:LYS:HE3	2:C:495:GLU:HA	19	0.36	0.11	0.38
(1,6)	1:A:48:LYS:HE3	2:C:495:GLU:HB2	19	0.36	0.11	0.38
(1,6)	1:A:48:LYS:HE3	2:C:495:GLU:HB3	19	0.36	0.11	0.38
(1,6)	1:A:48:LYS:HE3	2:C:495:GLU:HG2	19	0.36	0.11	0.38
(1,6)	1:A:48:LYS:HE3	2:C:495:GLU:HG3	19	0.36	0.11	0.38
(1,6)	1:A:48:LYS:HE3	2:C:495:GLU:N	19	0.36	0.11	0.38
(1,6)	1:A:48:LYS:HE3	2:C:495:GLU:O	19	0.36	0.11	0.38
(1,6)	1:A:48:LYS:HE3	2:C:495:GLU:OE1	19	0.36	0.11	0.38
(1,6)	1:A:48:LYS:HE3	2:C:495:GLU:OE2	19	0.36	0.11	0.38
(1,6)	1:A:48:LYS:HE3	2:C:496:GLY:C	19	0.36	0.11	0.38
(1,6)	1:A:48:LYS:HE3	2:C:496:GLY:CA	19	0.36	0.11	0.38
(1,6)	1:A:48:LYS:HE3	2:C:496:GLY:H	19	0.36	0.11	0.38
(1,6)	1:A:48:LYS:HE3	2:C:496:GLY:HA2	19	0.36	0.11	0.38

Continued on next page...

Continued from previous page...

Key	Atom-1	Atom-2	Models ¹	Mean (Å)	SD ¹ (Å)	Median (Å)
(1,6)	1:A:48:LYS:HE3	2:C:496:GLY:HA3	19	0.36	0.11	0.38
(1,6)	1:A:48:LYS:HE3	2:C:496:GLY:N	19	0.36	0.11	0.38
(1,6)	1:A:48:LYS:HE3	2:C:496:GLY:O	19	0.36	0.11	0.38
(1,6)	1:A:48:LYS:HE3	2:C:497:ARG:C	19	0.36	0.11	0.38
(1,6)	1:A:48:LYS:HE3	2:C:497:ARG:CA	19	0.36	0.11	0.38
(1,6)	1:A:48:LYS:HE3	2:C:497:ARG:CB	19	0.36	0.11	0.38
(1,6)	1:A:48:LYS:HE3	2:C:497:ARG:CD	19	0.36	0.11	0.38
(1,6)	1:A:48:LYS:HE3	2:C:497:ARG:CG	19	0.36	0.11	0.38
(1,6)	1:A:48:LYS:HE3	2:C:497:ARG:CZ	19	0.36	0.11	0.38
(1,6)	1:A:48:LYS:HE3	2:C:497:ARG:H	19	0.36	0.11	0.38
(1,6)	1:A:48:LYS:HE3	2:C:497:ARG:HA	19	0.36	0.11	0.38
(1,6)	1:A:48:LYS:HE3	2:C:497:ARG:HB2	19	0.36	0.11	0.38
(1,6)	1:A:48:LYS:HE3	2:C:497:ARG:HB3	19	0.36	0.11	0.38
(1,6)	1:A:48:LYS:HE3	2:C:497:ARG:HD2	19	0.36	0.11	0.38
(1,6)	1:A:48:LYS:HE3	2:C:497:ARG:HD3	19	0.36	0.11	0.38
(1,6)	1:A:48:LYS:HE3	2:C:497:ARG:HE	19	0.36	0.11	0.38
(1,6)	1:A:48:LYS:HE3	2:C:497:ARG:HG2	19	0.36	0.11	0.38
(1,6)	1:A:48:LYS:HE3	2:C:497:ARG:HG3	19	0.36	0.11	0.38
(1,6)	1:A:48:LYS:HE3	2:C:497:ARG:HH11	19	0.36	0.11	0.38
(1,6)	1:A:48:LYS:HE3	2:C:497:ARG:HH12	19	0.36	0.11	0.38
(1,6)	1:A:48:LYS:HE3	2:C:497:ARG:HH21	19	0.36	0.11	0.38
(1,6)	1:A:48:LYS:HE3	2:C:497:ARG:HH22	19	0.36	0.11	0.38
(1,6)	1:A:48:LYS:HE3	2:C:497:ARG:N	19	0.36	0.11	0.38
(1,6)	1:A:48:LYS:HE3	2:C:497:ARG:NE	19	0.36	0.11	0.38
(1,6)	1:A:48:LYS:HE3	2:C:497:ARG:NH1	19	0.36	0.11	0.38
(1,6)	1:A:48:LYS:HE3	2:C:497:ARG:NH2	19	0.36	0.11	0.38
(1,6)	1:A:48:LYS:HE3	2:C:497:ARG:O	19	0.36	0.11	0.38
(1,6)	1:A:48:LYS:HG2	2:C:457:LEU:C	19	0.36	0.11	0.38
(1,6)	1:A:48:LYS:HG2	2:C:457:LEU:CA	19	0.36	0.11	0.38
(1,6)	1:A:48:LYS:HG2	2:C:457:LEU:CB	19	0.36	0.11	0.38
(1,6)	1:A:48:LYS:HG2	2:C:457:LEU:CD1	19	0.36	0.11	0.38
(1,6)	1:A:48:LYS:HG2	2:C:457:LEU:CD2	19	0.36	0.11	0.38
(1,6)	1:A:48:LYS:HG2	2:C:457:LEU:CG	19	0.36	0.11	0.38
(1,6)	1:A:48:LYS:HG2	2:C:457:LEU:H	19	0.36	0.11	0.38
(1,6)	1:A:48:LYS:HG2	2:C:457:LEU:HA	19	0.36	0.11	0.38
(1,6)	1:A:48:LYS:HG2	2:C:457:LEU:HB2	19	0.36	0.11	0.38
(1,6)	1:A:48:LYS:HG2	2:C:457:LEU:HB3	19	0.36	0.11	0.38
(1,6)	1:A:48:LYS:HG2	2:C:457:LEU:HD11	19	0.36	0.11	0.38
(1,6)	1:A:48:LYS:HG2	2:C:457:LEU:HD12	19	0.36	0.11	0.38
(1,6)	1:A:48:LYS:HG2	2:C:457:LEU:HD13	19	0.36	0.11	0.38
(1,6)	1:A:48:LYS:HG2	2:C:457:LEU:HD21	19	0.36	0.11	0.38
(1,6)	1:A:48:LYS:HG2	2:C:457:LEU:HD22	19	0.36	0.11	0.38

Continued on next page...

Continued from previous page...

Key	Atom-1	Atom-2	Models ¹	Mean (Å)	SD ¹ (Å)	Median (Å)
(1,6)	1:A:48:LYS:HG2	2:C:457:LEU:HD23	19	0.36	0.11	0.38
(1,6)	1:A:48:LYS:HG2	2:C:457:LEU:HG	19	0.36	0.11	0.38
(1,6)	1:A:48:LYS:HG2	2:C:457:LEU:N	19	0.36	0.11	0.38
(1,6)	1:A:48:LYS:HG2	2:C:457:LEU:O	19	0.36	0.11	0.38
(1,6)	1:A:48:LYS:HG2	2:C:459:ALA:C	19	0.36	0.11	0.38
(1,6)	1:A:48:LYS:HG2	2:C:459:ALA:CA	19	0.36	0.11	0.38
(1,6)	1:A:48:LYS:HG2	2:C:459:ALA:CB	19	0.36	0.11	0.38
(1,6)	1:A:48:LYS:HG2	2:C:459:ALA:H	19	0.36	0.11	0.38
(1,6)	1:A:48:LYS:HG2	2:C:459:ALA:HA	19	0.36	0.11	0.38
(1,6)	1:A:48:LYS:HG2	2:C:459:ALA:HB1	19	0.36	0.11	0.38
(1,6)	1:A:48:LYS:HG2	2:C:459:ALA:HB2	19	0.36	0.11	0.38
(1,6)	1:A:48:LYS:HG2	2:C:459:ALA:HB3	19	0.36	0.11	0.38
(1,6)	1:A:48:LYS:HG2	2:C:459:ALA:N	19	0.36	0.11	0.38
(1,6)	1:A:48:LYS:HG2	2:C:459:ALA:O	19	0.36	0.11	0.38
(1,6)	1:A:48:LYS:HG2	2:C:460:MET:C	19	0.36	0.11	0.38
(1,6)	1:A:48:LYS:HG2	2:C:460:MET:CA	19	0.36	0.11	0.38
(1,6)	1:A:48:LYS:HG2	2:C:460:MET:CB	19	0.36	0.11	0.38
(1,6)	1:A:48:LYS:HG2	2:C:460:MET:CE	19	0.36	0.11	0.38
(1,6)	1:A:48:LYS:HG2	2:C:460:MET:CG	19	0.36	0.11	0.38
(1,6)	1:A:48:LYS:HG2	2:C:460:MET:H	19	0.36	0.11	0.38
(1,6)	1:A:48:LYS:HG2	2:C:460:MET:HA	19	0.36	0.11	0.38
(1,6)	1:A:48:LYS:HG2	2:C:460:MET:HB2	19	0.36	0.11	0.38
(1,6)	1:A:48:LYS:HG2	2:C:460:MET:HB3	19	0.36	0.11	0.38
(1,6)	1:A:48:LYS:HG2	2:C:460:MET:HE1	19	0.36	0.11	0.38
(1,6)	1:A:48:LYS:HG2	2:C:460:MET:HE2	19	0.36	0.11	0.38
(1,6)	1:A:48:LYS:HG2	2:C:460:MET:HE3	19	0.36	0.11	0.38
(1,6)	1:A:48:LYS:HG2	2:C:460:MET:HG2	19	0.36	0.11	0.38
(1,6)	1:A:48:LYS:HG2	2:C:460:MET:HG3	19	0.36	0.11	0.38
(1,6)	1:A:48:LYS:HG2	2:C:460:MET:N	19	0.36	0.11	0.38
(1,6)	1:A:48:LYS:HG2	2:C:460:MET:O	19	0.36	0.11	0.38
(1,6)	1:A:48:LYS:HG2	2:C:460:MET:SD	19	0.36	0.11	0.38
(1,6)	1:A:48:LYS:HG2	2:C:462:HIS:C	19	0.36	0.11	0.38
(1,6)	1:A:48:LYS:HG2	2:C:462:HIS:CA	19	0.36	0.11	0.38
(1,6)	1:A:48:LYS:HG2	2:C:462:HIS:CB	19	0.36	0.11	0.38
(1,6)	1:A:48:LYS:HG2	2:C:462:HIS:CD2	19	0.36	0.11	0.38
(1,6)	1:A:48:LYS:HG2	2:C:462:HIS:CE1	19	0.36	0.11	0.38
(1,6)	1:A:48:LYS:HG2	2:C:462:HIS:CG	19	0.36	0.11	0.38
(1,6)	1:A:48:LYS:HG2	2:C:462:HIS:H	19	0.36	0.11	0.38
(1,6)	1:A:48:LYS:HG2	2:C:462:HIS:HA	19	0.36	0.11	0.38
(1,6)	1:A:48:LYS:HG2	2:C:462:HIS:HB2	19	0.36	0.11	0.38
(1,6)	1:A:48:LYS:HG2	2:C:462:HIS:HB3	19	0.36	0.11	0.38
(1,6)	1:A:48:LYS:HG2	2:C:462:HIS:HD2	19	0.36	0.11	0.38

Continued on next page...

Continued from previous page...

Key	Atom-1	Atom-2	Models ¹	Mean (Å)	SD ¹ (Å)	Median (Å)
(1,6)	1:A:48:LYS:HG2	2:C:462:HIS:HE1	19	0.36	0.11	0.38
(1,6)	1:A:48:LYS:HG2	2:C:462:HIS:HE2	19	0.36	0.11	0.38
(1,6)	1:A:48:LYS:HG2	2:C:462:HIS:N	19	0.36	0.11	0.38
(1,6)	1:A:48:LYS:HG2	2:C:462:HIS:ND1	19	0.36	0.11	0.38
(1,6)	1:A:48:LYS:HG2	2:C:462:HIS:NE2	19	0.36	0.11	0.38
(1,6)	1:A:48:LYS:HG2	2:C:462:HIS:O	19	0.36	0.11	0.38
(1,6)	1:A:48:LYS:HG2	2:C:463:GLN:C	19	0.36	0.11	0.38
(1,6)	1:A:48:LYS:HG2	2:C:463:GLN:CA	19	0.36	0.11	0.38
(1,6)	1:A:48:LYS:HG2	2:C:463:GLN:CB	19	0.36	0.11	0.38
(1,6)	1:A:48:LYS:HG2	2:C:463:GLN:CD	19	0.36	0.11	0.38
(1,6)	1:A:48:LYS:HG2	2:C:463:GLN:CG	19	0.36	0.11	0.38
(1,6)	1:A:48:LYS:HG2	2:C:463:GLN:H	19	0.36	0.11	0.38
(1,6)	1:A:48:LYS:HG2	2:C:463:GLN:HA	19	0.36	0.11	0.38
(1,6)	1:A:48:LYS:HG2	2:C:463:GLN:HB2	19	0.36	0.11	0.38
(1,6)	1:A:48:LYS:HG2	2:C:463:GLN:HB3	19	0.36	0.11	0.38
(1,6)	1:A:48:LYS:HG2	2:C:463:GLN:HE21	19	0.36	0.11	0.38
(1,6)	1:A:48:LYS:HG2	2:C:463:GLN:HE22	19	0.36	0.11	0.38
(1,6)	1:A:48:LYS:HG2	2:C:463:GLN:HG2	19	0.36	0.11	0.38
(1,6)	1:A:48:LYS:HG2	2:C:463:GLN:HG3	19	0.36	0.11	0.38
(1,6)	1:A:48:LYS:HG2	2:C:463:GLN:N	19	0.36	0.11	0.38
(1,6)	1:A:48:LYS:HG2	2:C:463:GLN:NE2	19	0.36	0.11	0.38
(1,6)	1:A:48:LYS:HG2	2:C:463:GLN:O	19	0.36	0.11	0.38
(1,6)	1:A:48:LYS:HG2	2:C:463:GLN:OE1	19	0.36	0.11	0.38
(1,6)	1:A:48:LYS:HG2	2:C:465:GLN:C	19	0.36	0.11	0.38
(1,6)	1:A:48:LYS:HG2	2:C:465:GLN:CA	19	0.36	0.11	0.38
(1,6)	1:A:48:LYS:HG2	2:C:465:GLN:CB	19	0.36	0.11	0.38
(1,6)	1:A:48:LYS:HG2	2:C:465:GLN:CD	19	0.36	0.11	0.38
(1,6)	1:A:48:LYS:HG2	2:C:465:GLN:CG	19	0.36	0.11	0.38
(1,6)	1:A:48:LYS:HG2	2:C:465:GLN:H	19	0.36	0.11	0.38
(1,6)	1:A:48:LYS:HG2	2:C:465:GLN:HA	19	0.36	0.11	0.38
(1,6)	1:A:48:LYS:HG2	2:C:465:GLN:HB2	19	0.36	0.11	0.38
(1,6)	1:A:48:LYS:HG2	2:C:465:GLN:HB3	19	0.36	0.11	0.38
(1,6)	1:A:48:LYS:HG2	2:C:465:GLN:HE21	19	0.36	0.11	0.38
(1,6)	1:A:48:LYS:HG2	2:C:465:GLN:HE22	19	0.36	0.11	0.38
(1,6)	1:A:48:LYS:HG2	2:C:465:GLN:HG2	19	0.36	0.11	0.38
(1,6)	1:A:48:LYS:HG2	2:C:465:GLN:HG3	19	0.36	0.11	0.38
(1,6)	1:A:48:LYS:HG2	2:C:465:GLN:N	19	0.36	0.11	0.38
(1,6)	1:A:48:LYS:HG2	2:C:465:GLN:NE2	19	0.36	0.11	0.38
(1,6)	1:A:48:LYS:HG2	2:C:465:GLN:O	19	0.36	0.11	0.38
(1,6)	1:A:48:LYS:HG2	2:C:465:GLN:OE1	19	0.36	0.11	0.38
(1,6)	1:A:48:LYS:HG2	2:C:466:GLU:C	19	0.36	0.11	0.38
(1,6)	1:A:48:LYS:HG2	2:C:466:GLU:CA	19	0.36	0.11	0.38

Continued on next page...

Continued from previous page...

Key	Atom-1	Atom-2	Models ¹	Mean (Å)	SD ¹ (Å)	Median (Å)
(1,6)	1:A:48:LYS:HG2	2:C:466:GLU:CB	19	0.36	0.11	0.38
(1,6)	1:A:48:LYS:HG2	2:C:466:GLU:CD	19	0.36	0.11	0.38
(1,6)	1:A:48:LYS:HG2	2:C:466:GLU:CG	19	0.36	0.11	0.38
(1,6)	1:A:48:LYS:HG2	2:C:466:GLU:H	19	0.36	0.11	0.38
(1,6)	1:A:48:LYS:HG2	2:C:466:GLU:HA	19	0.36	0.11	0.38
(1,6)	1:A:48:LYS:HG2	2:C:466:GLU:HB2	19	0.36	0.11	0.38
(1,6)	1:A:48:LYS:HG2	2:C:466:GLU:HB3	19	0.36	0.11	0.38
(1,6)	1:A:48:LYS:HG2	2:C:466:GLU:HG2	19	0.36	0.11	0.38
(1,6)	1:A:48:LYS:HG2	2:C:466:GLU:HG3	19	0.36	0.11	0.38
(1,6)	1:A:48:LYS:HG2	2:C:466:GLU:N	19	0.36	0.11	0.38
(1,6)	1:A:48:LYS:HG2	2:C:466:GLU:O	19	0.36	0.11	0.38
(1,6)	1:A:48:LYS:HG2	2:C:466:GLU:OE1	19	0.36	0.11	0.38
(1,6)	1:A:48:LYS:HG2	2:C:466:GLU:OE2	19	0.36	0.11	0.38
(1,6)	1:A:48:LYS:HG2	2:C:467:MET:C	19	0.36	0.11	0.38
(1,6)	1:A:48:LYS:HG2	2:C:467:MET:CA	19	0.36	0.11	0.38
(1,6)	1:A:48:LYS:HG2	2:C:467:MET:CB	19	0.36	0.11	0.38
(1,6)	1:A:48:LYS:HG2	2:C:467:MET:CE	19	0.36	0.11	0.38
(1,6)	1:A:48:LYS:HG2	2:C:467:MET:CG	19	0.36	0.11	0.38
(1,6)	1:A:48:LYS:HG2	2:C:467:MET:H	19	0.36	0.11	0.38
(1,6)	1:A:48:LYS:HG2	2:C:467:MET:HA	19	0.36	0.11	0.38
(1,6)	1:A:48:LYS:HG2	2:C:467:MET:HB2	19	0.36	0.11	0.38
(1,6)	1:A:48:LYS:HG2	2:C:467:MET:HB3	19	0.36	0.11	0.38
(1,6)	1:A:48:LYS:HG2	2:C:467:MET:HE1	19	0.36	0.11	0.38
(1,6)	1:A:48:LYS:HG2	2:C:467:MET:HE2	19	0.36	0.11	0.38
(1,6)	1:A:48:LYS:HG2	2:C:467:MET:HE3	19	0.36	0.11	0.38
(1,6)	1:A:48:LYS:HG2	2:C:467:MET:HG2	19	0.36	0.11	0.38
(1,6)	1:A:48:LYS:HG2	2:C:467:MET:HG3	19	0.36	0.11	0.38
(1,6)	1:A:48:LYS:HG2	2:C:467:MET:N	19	0.36	0.11	0.38
(1,6)	1:A:48:LYS:HG2	2:C:467:MET:O	19	0.36	0.11	0.38
(1,6)	1:A:48:LYS:HG2	2:C:467:MET:SD	19	0.36	0.11	0.38
(1,6)	1:A:48:LYS:HG2	2:C:468:PHE:C	19	0.36	0.11	0.38
(1,6)	1:A:48:LYS:HG2	2:C:468:PHE:CA	19	0.36	0.11	0.38
(1,6)	1:A:48:LYS:HG2	2:C:468:PHE:CB	19	0.36	0.11	0.38
(1,6)	1:A:48:LYS:HG2	2:C:468:PHE:CD1	19	0.36	0.11	0.38
(1,6)	1:A:48:LYS:HG2	2:C:468:PHE:CD2	19	0.36	0.11	0.38
(1,6)	1:A:48:LYS:HG2	2:C:468:PHE:CE1	19	0.36	0.11	0.38
(1,6)	1:A:48:LYS:HG2	2:C:468:PHE:CE2	19	0.36	0.11	0.38
(1,6)	1:A:48:LYS:HG2	2:C:468:PHE:CG	19	0.36	0.11	0.38
(1,6)	1:A:48:LYS:HG2	2:C:468:PHE:CZ	19	0.36	0.11	0.38
(1,6)	1:A:48:LYS:HG2	2:C:468:PHE:H	19	0.36	0.11	0.38
(1,6)	1:A:48:LYS:HG2	2:C:468:PHE:HA	19	0.36	0.11	0.38
(1,6)	1:A:48:LYS:HG2	2:C:468:PHE:HB2	19	0.36	0.11	0.38

Continued on next page...

Continued from previous page...

Key	Atom-1	Atom-2	Models ¹	Mean (Å)	SD ¹ (Å)	Median (Å)
(1,6)	1:A:48:LYS:HG2	2:C:468:PHE:HB3	19	0.36	0.11	0.38
(1,6)	1:A:48:LYS:HG2	2:C:468:PHE:HD1	19	0.36	0.11	0.38
(1,6)	1:A:48:LYS:HG2	2:C:468:PHE:HD2	19	0.36	0.11	0.38
(1,6)	1:A:48:LYS:HG2	2:C:468:PHE:HE1	19	0.36	0.11	0.38
(1,6)	1:A:48:LYS:HG2	2:C:468:PHE:HE2	19	0.36	0.11	0.38
(1,6)	1:A:48:LYS:HG2	2:C:468:PHE:HZ	19	0.36	0.11	0.38
(1,6)	1:A:48:LYS:HG2	2:C:468:PHE:N	19	0.36	0.11	0.38
(1,6)	1:A:48:LYS:HG2	2:C:468:PHE:O	19	0.36	0.11	0.38
(1,6)	1:A:48:LYS:HG2	2:C:469:PRO:C	19	0.36	0.11	0.38
(1,6)	1:A:48:LYS:HG2	2:C:469:PRO:CA	19	0.36	0.11	0.38
(1,6)	1:A:48:LYS:HG2	2:C:469:PRO:CB	19	0.36	0.11	0.38
(1,6)	1:A:48:LYS:HG2	2:C:469:PRO:CD	19	0.36	0.11	0.38
(1,6)	1:A:48:LYS:HG2	2:C:469:PRO:CG	19	0.36	0.11	0.38
(1,6)	1:A:48:LYS:HG2	2:C:469:PRO:HA	19	0.36	0.11	0.38
(1,6)	1:A:48:LYS:HG2	2:C:469:PRO:HB2	19	0.36	0.11	0.38
(1,6)	1:A:48:LYS:HG2	2:C:469:PRO:HB3	19	0.36	0.11	0.38
(1,6)	1:A:48:LYS:HG2	2:C:469:PRO:HD2	19	0.36	0.11	0.38
(1,6)	1:A:48:LYS:HG2	2:C:469:PRO:HD3	19	0.36	0.11	0.38
(1,6)	1:A:48:LYS:HG2	2:C:469:PRO:HG2	19	0.36	0.11	0.38
(1,6)	1:A:48:LYS:HG2	2:C:469:PRO:HG3	19	0.36	0.11	0.38
(1,6)	1:A:48:LYS:HG2	2:C:469:PRO:N	19	0.36	0.11	0.38
(1,6)	1:A:48:LYS:HG2	2:C:469:PRO:O	19	0.36	0.11	0.38
(1,6)	1:A:48:LYS:HG2	2:C:470:GLN:C	19	0.36	0.11	0.38
(1,6)	1:A:48:LYS:HG2	2:C:470:GLN:CA	19	0.36	0.11	0.38
(1,6)	1:A:48:LYS:HG2	2:C:470:GLN:CB	19	0.36	0.11	0.38
(1,6)	1:A:48:LYS:HG2	2:C:470:GLN:CD	19	0.36	0.11	0.38
(1,6)	1:A:48:LYS:HG2	2:C:470:GLN:CG	19	0.36	0.11	0.38
(1,6)	1:A:48:LYS:HG2	2:C:470:GLN:H	19	0.36	0.11	0.38
(1,6)	1:A:48:LYS:HG2	2:C:470:GLN:HA	19	0.36	0.11	0.38
(1,6)	1:A:48:LYS:HG2	2:C:470:GLN:HB2	19	0.36	0.11	0.38
(1,6)	1:A:48:LYS:HG2	2:C:470:GLN:HB3	19	0.36	0.11	0.38
(1,6)	1:A:48:LYS:HG2	2:C:470:GLN:HE21	19	0.36	0.11	0.38
(1,6)	1:A:48:LYS:HG2	2:C:470:GLN:HE22	19	0.36	0.11	0.38
(1,6)	1:A:48:LYS:HG2	2:C:470:GLN:HG2	19	0.36	0.11	0.38
(1,6)	1:A:48:LYS:HG2	2:C:470:GLN:HG3	19	0.36	0.11	0.38
(1,6)	1:A:48:LYS:HG2	2:C:470:GLN:N	19	0.36	0.11	0.38
(1,6)	1:A:48:LYS:HG2	2:C:470:GLN:NE2	19	0.36	0.11	0.38
(1,6)	1:A:48:LYS:HG2	2:C:470:GLN:O	19	0.36	0.11	0.38
(1,6)	1:A:48:LYS:HG2	2:C:470:GLN:OE1	19	0.36	0.11	0.38
(1,6)	1:A:48:LYS:HG2	2:C:472:PRO:C	19	0.36	0.11	0.38
(1,6)	1:A:48:LYS:HG2	2:C:472:PRO:CA	19	0.36	0.11	0.38
(1,6)	1:A:48:LYS:HG2	2:C:472:PRO:CB	19	0.36	0.11	0.38

Continued on next page...

Continued from previous page...

Key	Atom-1	Atom-2	Models ¹	Mean (Å)	SD ¹ (Å)	Median (Å)
(1,6)	1:A:48:LYS:HG2	2:C:472:PRO:CD	19	0.36	0.11	0.38
(1,6)	1:A:48:LYS:HG2	2:C:472:PRO:CG	19	0.36	0.11	0.38
(1,6)	1:A:48:LYS:HG2	2:C:472:PRO:HA	19	0.36	0.11	0.38
(1,6)	1:A:48:LYS:HG2	2:C:472:PRO:HB2	19	0.36	0.11	0.38
(1,6)	1:A:48:LYS:HG2	2:C:472:PRO:HB3	19	0.36	0.11	0.38
(1,6)	1:A:48:LYS:HG2	2:C:472:PRO:HD2	19	0.36	0.11	0.38
(1,6)	1:A:48:LYS:HG2	2:C:472:PRO:HD3	19	0.36	0.11	0.38
(1,6)	1:A:48:LYS:HG2	2:C:472:PRO:HG2	19	0.36	0.11	0.38
(1,6)	1:A:48:LYS:HG2	2:C:472:PRO:HG3	19	0.36	0.11	0.38
(1,6)	1:A:48:LYS:HG2	2:C:472:PRO:N	19	0.36	0.11	0.38
(1,6)	1:A:48:LYS:HG2	2:C:472:PRO:O	19	0.36	0.11	0.38
(1,6)	1:A:48:LYS:HG2	2:C:482:LEU:C	19	0.36	0.11	0.38
(1,6)	1:A:48:LYS:HG2	2:C:482:LEU:CA	19	0.36	0.11	0.38
(1,6)	1:A:48:LYS:HG2	2:C:482:LEU:CB	19	0.36	0.11	0.38
(1,6)	1:A:48:LYS:HG2	2:C:482:LEU:CD1	19	0.36	0.11	0.38
(1,6)	1:A:48:LYS:HG2	2:C:482:LEU:CD2	19	0.36	0.11	0.38
(1,6)	1:A:48:LYS:HG2	2:C:482:LEU:CG	19	0.36	0.11	0.38
(1,6)	1:A:48:LYS:HG2	2:C:482:LEU:H	19	0.36	0.11	0.38
(1,6)	1:A:48:LYS:HG2	2:C:482:LEU:HA	19	0.36	0.11	0.38
(1,6)	1:A:48:LYS:HG2	2:C:482:LEU:HB2	19	0.36	0.11	0.38
(1,6)	1:A:48:LYS:HG2	2:C:482:LEU:HB3	19	0.36	0.11	0.38
(1,6)	1:A:48:LYS:HG2	2:C:482:LEU:HD11	19	0.36	0.11	0.38
(1,6)	1:A:48:LYS:HG2	2:C:482:LEU:HD12	19	0.36	0.11	0.38
(1,6)	1:A:48:LYS:HG2	2:C:482:LEU:HD13	19	0.36	0.11	0.38
(1,6)	1:A:48:LYS:HG2	2:C:482:LEU:HD21	19	0.36	0.11	0.38
(1,6)	1:A:48:LYS:HG2	2:C:482:LEU:HD22	19	0.36	0.11	0.38
(1,6)	1:A:48:LYS:HG2	2:C:482:LEU:HD23	19	0.36	0.11	0.38
(1,6)	1:A:48:LYS:HG2	2:C:482:LEU:HG	19	0.36	0.11	0.38
(1,6)	1:A:48:LYS:HG2	2:C:482:LEU:N	19	0.36	0.11	0.38
(1,6)	1:A:48:LYS:HG2	2:C:482:LEU:O	19	0.36	0.11	0.38
(1,6)	1:A:48:LYS:HG2	2:C:483:THR:C	19	0.36	0.11	0.38
(1,6)	1:A:48:LYS:HG2	2:C:483:THR:CA	19	0.36	0.11	0.38
(1,6)	1:A:48:LYS:HG2	2:C:483:THR:CB	19	0.36	0.11	0.38
(1,6)	1:A:48:LYS:HG2	2:C:483:THR:CG2	19	0.36	0.11	0.38
(1,6)	1:A:48:LYS:HG2	2:C:483:THR:H	19	0.36	0.11	0.38
(1,6)	1:A:48:LYS:HG2	2:C:483:THR:HA	19	0.36	0.11	0.38
(1,6)	1:A:48:LYS:HG2	2:C:483:THR:HB	19	0.36	0.11	0.38
(1,6)	1:A:48:LYS:HG2	2:C:483:THR:HG1	19	0.36	0.11	0.38
(1,6)	1:A:48:LYS:HG2	2:C:483:THR:HG21	19	0.36	0.11	0.38
(1,6)	1:A:48:LYS:HG2	2:C:483:THR:HG22	19	0.36	0.11	0.38
(1,6)	1:A:48:LYS:HG2	2:C:483:THR:HG23	19	0.36	0.11	0.38
(1,6)	1:A:48:LYS:HG2	2:C:483:THR:N	19	0.36	0.11	0.38

Continued on next page...

Continued from previous page...

Key	Atom-1	Atom-2	Models ¹	Mean (Å)	SD ¹ (Å)	Median (Å)
(1,6)	1:A:48:LYS:HG2	2:C:483:THR:O	19	0.36	0.11	0.38
(1,6)	1:A:48:LYS:HG2	2:C:483:THR:OG1	19	0.36	0.11	0.38
(1,6)	1:A:48:LYS:HG2	2:C:484:ARG:C	19	0.36	0.11	0.38
(1,6)	1:A:48:LYS:HG2	2:C:484:ARG:CA	19	0.36	0.11	0.38
(1,6)	1:A:48:LYS:HG2	2:C:484:ARG:CB	19	0.36	0.11	0.38
(1,6)	1:A:48:LYS:HG2	2:C:484:ARG:CD	19	0.36	0.11	0.38
(1,6)	1:A:48:LYS:HG2	2:C:484:ARG:CG	19	0.36	0.11	0.38
(1,6)	1:A:48:LYS:HG2	2:C:484:ARG:CZ	19	0.36	0.11	0.38
(1,6)	1:A:48:LYS:HG2	2:C:484:ARG:H	19	0.36	0.11	0.38
(1,6)	1:A:48:LYS:HG2	2:C:484:ARG:HA	19	0.36	0.11	0.38
(1,6)	1:A:48:LYS:HG2	2:C:484:ARG:HB2	19	0.36	0.11	0.38
(1,6)	1:A:48:LYS:HG2	2:C:484:ARG:HB3	19	0.36	0.11	0.38
(1,6)	1:A:48:LYS:HG2	2:C:484:ARG:HD2	19	0.36	0.11	0.38
(1,6)	1:A:48:LYS:HG2	2:C:484:ARG:HD3	19	0.36	0.11	0.38
(1,6)	1:A:48:LYS:HG2	2:C:484:ARG:HE	19	0.36	0.11	0.38
(1,6)	1:A:48:LYS:HG2	2:C:484:ARG:HG2	19	0.36	0.11	0.38
(1,6)	1:A:48:LYS:HG2	2:C:484:ARG:HG3	19	0.36	0.11	0.38
(1,6)	1:A:48:LYS:HG2	2:C:484:ARG:HH11	19	0.36	0.11	0.38
(1,6)	1:A:48:LYS:HG2	2:C:484:ARG:HH12	19	0.36	0.11	0.38
(1,6)	1:A:48:LYS:HG2	2:C:484:ARG:HH21	19	0.36	0.11	0.38
(1,6)	1:A:48:LYS:HG2	2:C:484:ARG:HH22	19	0.36	0.11	0.38
(1,6)	1:A:48:LYS:HG2	2:C:484:ARG:N	19	0.36	0.11	0.38
(1,6)	1:A:48:LYS:HG2	2:C:484:ARG:NE	19	0.36	0.11	0.38
(1,6)	1:A:48:LYS:HG2	2:C:484:ARG:NH1	19	0.36	0.11	0.38
(1,6)	1:A:48:LYS:HG2	2:C:484:ARG:NH2	19	0.36	0.11	0.38
(1,6)	1:A:48:LYS:HG2	2:C:484:ARG:O	19	0.36	0.11	0.38
(1,6)	1:A:48:LYS:HG2	2:C:485:SER:C	19	0.36	0.11	0.38
(1,6)	1:A:48:LYS:HG2	2:C:485:SER:CA	19	0.36	0.11	0.38
(1,6)	1:A:48:LYS:HG2	2:C:485:SER:CB	19	0.36	0.11	0.38
(1,6)	1:A:48:LYS:HG2	2:C:485:SER:H	19	0.36	0.11	0.38
(1,6)	1:A:48:LYS:HG2	2:C:485:SER:HA	19	0.36	0.11	0.38
(1,6)	1:A:48:LYS:HG2	2:C:485:SER:HB2	19	0.36	0.11	0.38
(1,6)	1:A:48:LYS:HG2	2:C:485:SER:HB3	19	0.36	0.11	0.38
(1,6)	1:A:48:LYS:HG2	2:C:485:SER:HG	19	0.36	0.11	0.38
(1,6)	1:A:48:LYS:HG2	2:C:485:SER:N	19	0.36	0.11	0.38
(1,6)	1:A:48:LYS:HG2	2:C:485:SER:O	19	0.36	0.11	0.38
(1,6)	1:A:48:LYS:HG2	2:C:485:SER:OG	19	0.36	0.11	0.38
(1,6)	1:A:48:LYS:HG2	2:C:486:VAL:C	19	0.36	0.11	0.38
(1,6)	1:A:48:LYS:HG2	2:C:486:VAL:CA	19	0.36	0.11	0.38
(1,6)	1:A:48:LYS:HG2	2:C:486:VAL:CB	19	0.36	0.11	0.38
(1,6)	1:A:48:LYS:HG2	2:C:486:VAL:CG1	19	0.36	0.11	0.38
(1,6)	1:A:48:LYS:HG2	2:C:486:VAL:CG2	19	0.36	0.11	0.38

Continued on next page...

Continued from previous page...

Key	Atom-1	Atom-2	Models ¹	Mean (Å)	SD ¹ (Å)	Median (Å)
(1,6)	1:A:48:LYS:HG2	2:C:486:VAL:H	19	0.36	0.11	0.38
(1,6)	1:A:48:LYS:HG2	2:C:486:VAL:HA	19	0.36	0.11	0.38
(1,6)	1:A:48:LYS:HG2	2:C:486:VAL:HB	19	0.36	0.11	0.38
(1,6)	1:A:48:LYS:HG2	2:C:486:VAL:HG11	19	0.36	0.11	0.38
(1,6)	1:A:48:LYS:HG2	2:C:486:VAL:HG12	19	0.36	0.11	0.38
(1,6)	1:A:48:LYS:HG2	2:C:486:VAL:HG13	19	0.36	0.11	0.38
(1,6)	1:A:48:LYS:HG2	2:C:486:VAL:HG21	19	0.36	0.11	0.38
(1,6)	1:A:48:LYS:HG2	2:C:486:VAL:HG22	19	0.36	0.11	0.38
(1,6)	1:A:48:LYS:HG2	2:C:486:VAL:HG23	19	0.36	0.11	0.38
(1,6)	1:A:48:LYS:HG2	2:C:486:VAL:N	19	0.36	0.11	0.38
(1,6)	1:A:48:LYS:HG2	2:C:486:VAL:O	19	0.36	0.11	0.38
(1,6)	1:A:48:LYS:HG2	2:C:487:GLU:C	19	0.36	0.11	0.38
(1,6)	1:A:48:LYS:HG2	2:C:487:GLU:CA	19	0.36	0.11	0.38
(1,6)	1:A:48:LYS:HG2	2:C:487:GLU:CB	19	0.36	0.11	0.38
(1,6)	1:A:48:LYS:HG2	2:C:487:GLU:CD	19	0.36	0.11	0.38
(1,6)	1:A:48:LYS:HG2	2:C:487:GLU:CG	19	0.36	0.11	0.38
(1,6)	1:A:48:LYS:HG2	2:C:487:GLU:H	19	0.36	0.11	0.38
(1,6)	1:A:48:LYS:HG2	2:C:487:GLU:HA	19	0.36	0.11	0.38
(1,6)	1:A:48:LYS:HG2	2:C:487:GLU:HB2	19	0.36	0.11	0.38
(1,6)	1:A:48:LYS:HG2	2:C:487:GLU:HB3	19	0.36	0.11	0.38
(1,6)	1:A:48:LYS:HG2	2:C:487:GLU:HG2	19	0.36	0.11	0.38
(1,6)	1:A:48:LYS:HG2	2:C:487:GLU:HG3	19	0.36	0.11	0.38
(1,6)	1:A:48:LYS:HG2	2:C:487:GLU:N	19	0.36	0.11	0.38
(1,6)	1:A:48:LYS:HG2	2:C:487:GLU:O	19	0.36	0.11	0.38
(1,6)	1:A:48:LYS:HG2	2:C:487:GLU:OE1	19	0.36	0.11	0.38
(1,6)	1:A:48:LYS:HG2	2:C:487:GLU:OE2	19	0.36	0.11	0.38
(1,6)	1:A:48:LYS:HG2	2:C:488:ILE:C	19	0.36	0.11	0.38
(1,6)	1:A:48:LYS:HG2	2:C:488:ILE:CA	19	0.36	0.11	0.38
(1,6)	1:A:48:LYS:HG2	2:C:488:ILE:CB	19	0.36	0.11	0.38
(1,6)	1:A:48:LYS:HG2	2:C:488:ILE:CD1	19	0.36	0.11	0.38
(1,6)	1:A:48:LYS:HG2	2:C:488:ILE:CG1	19	0.36	0.11	0.38
(1,6)	1:A:48:LYS:HG2	2:C:488:ILE:CG2	19	0.36	0.11	0.38
(1,6)	1:A:48:LYS:HG2	2:C:488:ILE:H	19	0.36	0.11	0.38
(1,6)	1:A:48:LYS:HG2	2:C:488:ILE:HA	19	0.36	0.11	0.38
(1,6)	1:A:48:LYS:HG2	2:C:488:ILE:HB	19	0.36	0.11	0.38
(1,6)	1:A:48:LYS:HG2	2:C:488:ILE:HD11	19	0.36	0.11	0.38
(1,6)	1:A:48:LYS:HG2	2:C:488:ILE:HD12	19	0.36	0.11	0.38
(1,6)	1:A:48:LYS:HG2	2:C:488:ILE:HD13	19	0.36	0.11	0.38
(1,6)	1:A:48:LYS:HG2	2:C:488:ILE:HG12	19	0.36	0.11	0.38
(1,6)	1:A:48:LYS:HG2	2:C:488:ILE:HG13	19	0.36	0.11	0.38
(1,6)	1:A:48:LYS:HG2	2:C:488:ILE:HG21	19	0.36	0.11	0.38
(1,6)	1:A:48:LYS:HG2	2:C:488:ILE:HG22	19	0.36	0.11	0.38

Continued on next page...

Continued from previous page...

Key	Atom-1	Atom-2	Models ¹	Mean (Å)	SD ¹ (Å)	Median (Å)
(1,6)	1:A:48:LYS:HG2	2:C:488:ILE:HG23	19	0.36	0.11	0.38
(1,6)	1:A:48:LYS:HG2	2:C:488:ILE:N	19	0.36	0.11	0.38
(1,6)	1:A:48:LYS:HG2	2:C:488:ILE:O	19	0.36	0.11	0.38
(1,6)	1:A:48:LYS:HG2	2:C:490:THR:C	19	0.36	0.11	0.38
(1,6)	1:A:48:LYS:HG2	2:C:490:THR:CA	19	0.36	0.11	0.38
(1,6)	1:A:48:LYS:HG2	2:C:490:THR:CB	19	0.36	0.11	0.38
(1,6)	1:A:48:LYS:HG2	2:C:490:THR:CG2	19	0.36	0.11	0.38
(1,6)	1:A:48:LYS:HG2	2:C:490:THR:H	19	0.36	0.11	0.38
(1,6)	1:A:48:LYS:HG2	2:C:490:THR:HA	19	0.36	0.11	0.38
(1,6)	1:A:48:LYS:HG2	2:C:490:THR:HB	19	0.36	0.11	0.38
(1,6)	1:A:48:LYS:HG2	2:C:490:THR:HG1	19	0.36	0.11	0.38
(1,6)	1:A:48:LYS:HG2	2:C:490:THR:HG21	19	0.36	0.11	0.38
(1,6)	1:A:48:LYS:HG2	2:C:490:THR:HG22	19	0.36	0.11	0.38
(1,6)	1:A:48:LYS:HG2	2:C:490:THR:HG23	19	0.36	0.11	0.38
(1,6)	1:A:48:LYS:HG2	2:C:490:THR:N	19	0.36	0.11	0.38
(1,6)	1:A:48:LYS:HG2	2:C:490:THR:O	19	0.36	0.11	0.38
(1,6)	1:A:48:LYS:HG2	2:C:490:THR:OG1	19	0.36	0.11	0.38
(1,6)	1:A:48:LYS:HG2	2:C:491:ASP:C	19	0.36	0.11	0.38
(1,6)	1:A:48:LYS:HG2	2:C:491:ASP:CA	19	0.36	0.11	0.38
(1,6)	1:A:48:LYS:HG2	2:C:491:ASP:CB	19	0.36	0.11	0.38
(1,6)	1:A:48:LYS:HG2	2:C:491:ASP:CG	19	0.36	0.11	0.38
(1,6)	1:A:48:LYS:HG2	2:C:491:ASP:H	19	0.36	0.11	0.38
(1,6)	1:A:48:LYS:HG2	2:C:491:ASP:HA	19	0.36	0.11	0.38
(1,6)	1:A:48:LYS:HG2	2:C:491:ASP:HB2	19	0.36	0.11	0.38
(1,6)	1:A:48:LYS:HG2	2:C:491:ASP:HB3	19	0.36	0.11	0.38
(1,6)	1:A:48:LYS:HG2	2:C:491:ASP:N	19	0.36	0.11	0.38
(1,6)	1:A:48:LYS:HG2	2:C:491:ASP:O	19	0.36	0.11	0.38
(1,6)	1:A:48:LYS:HG2	2:C:491:ASP:OD1	19	0.36	0.11	0.38
(1,6)	1:A:48:LYS:HG2	2:C:491:ASP:OD2	19	0.36	0.11	0.38
(1,6)	1:A:48:LYS:HG2	2:C:492:ASN:C	19	0.36	0.11	0.38
(1,6)	1:A:48:LYS:HG2	2:C:492:ASN:CA	19	0.36	0.11	0.38
(1,6)	1:A:48:LYS:HG2	2:C:492:ASN:CB	19	0.36	0.11	0.38
(1,6)	1:A:48:LYS:HG2	2:C:492:ASN:CG	19	0.36	0.11	0.38
(1,6)	1:A:48:LYS:HG2	2:C:492:ASN:H	19	0.36	0.11	0.38
(1,6)	1:A:48:LYS:HG2	2:C:492:ASN:HA	19	0.36	0.11	0.38
(1,6)	1:A:48:LYS:HG2	2:C:492:ASN:HB2	19	0.36	0.11	0.38
(1,6)	1:A:48:LYS:HG2	2:C:492:ASN:HB3	19	0.36	0.11	0.38
(1,6)	1:A:48:LYS:HG2	2:C:492:ASN:HD21	19	0.36	0.11	0.38
(1,6)	1:A:48:LYS:HG2	2:C:492:ASN:HD22	19	0.36	0.11	0.38
(1,6)	1:A:48:LYS:HG2	2:C:492:ASN:N	19	0.36	0.11	0.38
(1,6)	1:A:48:LYS:HG2	2:C:492:ASN:ND2	19	0.36	0.11	0.38
(1,6)	1:A:48:LYS:HG2	2:C:492:ASN:O	19	0.36	0.11	0.38

Continued on next page...

Continued from previous page...

Key	Atom-1	Atom-2	Models ¹	Mean (Å)	SD ¹ (Å)	Median (Å)
(1,6)	1:A:48:LYS:HG2	2:C:492:ASN:OD1	19	0.36	0.11	0.38
(1,6)	1:A:48:LYS:HG2	2:C:494:LEU:C	19	0.36	0.11	0.38
(1,6)	1:A:48:LYS:HG2	2:C:494:LEU:CA	19	0.36	0.11	0.38
(1,6)	1:A:48:LYS:HG2	2:C:494:LEU:CB	19	0.36	0.11	0.38
(1,6)	1:A:48:LYS:HG2	2:C:494:LEU:CD1	19	0.36	0.11	0.38
(1,6)	1:A:48:LYS:HG2	2:C:494:LEU:CD2	19	0.36	0.11	0.38
(1,6)	1:A:48:LYS:HG2	2:C:494:LEU:CG	19	0.36	0.11	0.38
(1,6)	1:A:48:LYS:HG2	2:C:494:LEU:H	19	0.36	0.11	0.38
(1,6)	1:A:48:LYS:HG2	2:C:494:LEU:HA	19	0.36	0.11	0.38
(1,6)	1:A:48:LYS:HG2	2:C:494:LEU:HB2	19	0.36	0.11	0.38
(1,6)	1:A:48:LYS:HG2	2:C:494:LEU:HB3	19	0.36	0.11	0.38
(1,6)	1:A:48:LYS:HG2	2:C:494:LEU:HD11	19	0.36	0.11	0.38
(1,6)	1:A:48:LYS:HG2	2:C:494:LEU:HD12	19	0.36	0.11	0.38
(1,6)	1:A:48:LYS:HG2	2:C:494:LEU:HD13	19	0.36	0.11	0.38
(1,6)	1:A:48:LYS:HG2	2:C:494:LEU:HD21	19	0.36	0.11	0.38
(1,6)	1:A:48:LYS:HG2	2:C:494:LEU:HD22	19	0.36	0.11	0.38
(1,6)	1:A:48:LYS:HG2	2:C:494:LEU:HD23	19	0.36	0.11	0.38
(1,6)	1:A:48:LYS:HG2	2:C:494:LEU:HG	19	0.36	0.11	0.38
(1,6)	1:A:48:LYS:HG2	2:C:494:LEU:N	19	0.36	0.11	0.38
(1,6)	1:A:48:LYS:HG2	2:C:494:LEU:O	19	0.36	0.11	0.38
(1,6)	1:A:48:LYS:HG2	2:C:495:GLU:C	19	0.36	0.11	0.38
(1,6)	1:A:48:LYS:HG2	2:C:495:GLU:CA	19	0.36	0.11	0.38
(1,6)	1:A:48:LYS:HG2	2:C:495:GLU:CB	19	0.36	0.11	0.38
(1,6)	1:A:48:LYS:HG2	2:C:495:GLU:CD	19	0.36	0.11	0.38
(1,6)	1:A:48:LYS:HG2	2:C:495:GLU:CG	19	0.36	0.11	0.38
(1,6)	1:A:48:LYS:HG2	2:C:495:GLU:H	19	0.36	0.11	0.38
(1,6)	1:A:48:LYS:HG2	2:C:495:GLU:HA	19	0.36	0.11	0.38
(1,6)	1:A:48:LYS:HG2	2:C:495:GLU:HB2	19	0.36	0.11	0.38
(1,6)	1:A:48:LYS:HG2	2:C:495:GLU:HB3	19	0.36	0.11	0.38
(1,6)	1:A:48:LYS:HG2	2:C:495:GLU:HG2	19	0.36	0.11	0.38
(1,6)	1:A:48:LYS:HG2	2:C:495:GLU:HG3	19	0.36	0.11	0.38
(1,6)	1:A:48:LYS:HG2	2:C:495:GLU:N	19	0.36	0.11	0.38
(1,6)	1:A:48:LYS:HG2	2:C:495:GLU:O	19	0.36	0.11	0.38
(1,6)	1:A:48:LYS:HG2	2:C:495:GLU:OE1	19	0.36	0.11	0.38
(1,6)	1:A:48:LYS:HG2	2:C:495:GLU:OE2	19	0.36	0.11	0.38
(1,6)	1:A:48:LYS:HG2	2:C:496:GLY:C	19	0.36	0.11	0.38
(1,6)	1:A:48:LYS:HG2	2:C:496:GLY:CA	19	0.36	0.11	0.38
(1,6)	1:A:48:LYS:HG2	2:C:496:GLY:H	19	0.36	0.11	0.38
(1,6)	1:A:48:LYS:HG2	2:C:496:GLY:HA2	19	0.36	0.11	0.38
(1,6)	1:A:48:LYS:HG2	2:C:496:GLY:HA3	19	0.36	0.11	0.38
(1,6)	1:A:48:LYS:HG2	2:C:496:GLY:N	19	0.36	0.11	0.38
(1,6)	1:A:48:LYS:HG2	2:C:496:GLY:O	19	0.36	0.11	0.38

Continued on next page...

Continued from previous page...

Key	Atom-1	Atom-2	Models ¹	Mean (Å)	SD ¹ (Å)	Median (Å)
(1,6)	1:A:48:LYS:HG2	2:C:497:ARG:C	19	0.36	0.11	0.38
(1,6)	1:A:48:LYS:HG2	2:C:497:ARG:CA	19	0.36	0.11	0.38
(1,6)	1:A:48:LYS:HG2	2:C:497:ARG:CB	19	0.36	0.11	0.38
(1,6)	1:A:48:LYS:HG2	2:C:497:ARG:CD	19	0.36	0.11	0.38
(1,6)	1:A:48:LYS:HG2	2:C:497:ARG:CG	19	0.36	0.11	0.38
(1,6)	1:A:48:LYS:HG2	2:C:497:ARG:CZ	19	0.36	0.11	0.38
(1,6)	1:A:48:LYS:HG2	2:C:497:ARG:H	19	0.36	0.11	0.38
(1,6)	1:A:48:LYS:HG2	2:C:497:ARG:HA	19	0.36	0.11	0.38
(1,6)	1:A:48:LYS:HG2	2:C:497:ARG:HB2	19	0.36	0.11	0.38
(1,6)	1:A:48:LYS:HG2	2:C:497:ARG:HB3	19	0.36	0.11	0.38
(1,6)	1:A:48:LYS:HG2	2:C:497:ARG:HD2	19	0.36	0.11	0.38
(1,6)	1:A:48:LYS:HG2	2:C:497:ARG:HD3	19	0.36	0.11	0.38
(1,6)	1:A:48:LYS:HG2	2:C:497:ARG:HE	19	0.36	0.11	0.38
(1,6)	1:A:48:LYS:HG2	2:C:497:ARG:HG2	19	0.36	0.11	0.38
(1,6)	1:A:48:LYS:HG2	2:C:497:ARG:HG3	19	0.36	0.11	0.38
(1,6)	1:A:48:LYS:HG2	2:C:497:ARG:HH11	19	0.36	0.11	0.38
(1,6)	1:A:48:LYS:HG2	2:C:497:ARG:HH12	19	0.36	0.11	0.38
(1,6)	1:A:48:LYS:HG2	2:C:497:ARG:HH21	19	0.36	0.11	0.38
(1,6)	1:A:48:LYS:HG2	2:C:497:ARG:HH22	19	0.36	0.11	0.38
(1,6)	1:A:48:LYS:HG2	2:C:497:ARG:N	19	0.36	0.11	0.38
(1,6)	1:A:48:LYS:HG2	2:C:497:ARG:NE	19	0.36	0.11	0.38
(1,6)	1:A:48:LYS:HG2	2:C:497:ARG:NH1	19	0.36	0.11	0.38
(1,6)	1:A:48:LYS:HG2	2:C:497:ARG:NH2	19	0.36	0.11	0.38
(1,6)	1:A:48:LYS:HG2	2:C:497:ARG:O	19	0.36	0.11	0.38
(1,6)	1:A:48:LYS:HG3	2:C:457:LEU:C	19	0.36	0.11	0.38
(1,6)	1:A:48:LYS:HG3	2:C:457:LEU:CA	19	0.36	0.11	0.38
(1,6)	1:A:48:LYS:HG3	2:C:457:LEU:CB	19	0.36	0.11	0.38
(1,6)	1:A:48:LYS:HG3	2:C:457:LEU:CD1	19	0.36	0.11	0.38
(1,6)	1:A:48:LYS:HG3	2:C:457:LEU:CD2	19	0.36	0.11	0.38
(1,6)	1:A:48:LYS:HG3	2:C:457:LEU:CG	19	0.36	0.11	0.38
(1,6)	1:A:48:LYS:HG3	2:C:457:LEU:H	19	0.36	0.11	0.38
(1,6)	1:A:48:LYS:HG3	2:C:457:LEU:HA	19	0.36	0.11	0.38
(1,6)	1:A:48:LYS:HG3	2:C:457:LEU:HB2	19	0.36	0.11	0.38
(1,6)	1:A:48:LYS:HG3	2:C:457:LEU:HB3	19	0.36	0.11	0.38
(1,6)	1:A:48:LYS:HG3	2:C:457:LEU:HD11	19	0.36	0.11	0.38
(1,6)	1:A:48:LYS:HG3	2:C:457:LEU:HD12	19	0.36	0.11	0.38
(1,6)	1:A:48:LYS:HG3	2:C:457:LEU:HD13	19	0.36	0.11	0.38
(1,6)	1:A:48:LYS:HG3	2:C:457:LEU:HD21	19	0.36	0.11	0.38
(1,6)	1:A:48:LYS:HG3	2:C:457:LEU:HD22	19	0.36	0.11	0.38
(1,6)	1:A:48:LYS:HG3	2:C:457:LEU:HD23	19	0.36	0.11	0.38
(1,6)	1:A:48:LYS:HG3	2:C:457:LEU:HG	19	0.36	0.11	0.38
(1,6)	1:A:48:LYS:HG3	2:C:457:LEU:N	19	0.36	0.11	0.38

Continued on next page...

Continued from previous page...

Key	Atom-1	Atom-2	Models ¹	Mean (Å)	SD ¹ (Å)	Median (Å)
(1,6)	1:A:48:LYS:HG3	2:C:457:LEU:O	19	0.36	0.11	0.38
(1,6)	1:A:48:LYS:HG3	2:C:459:ALA:C	19	0.36	0.11	0.38
(1,6)	1:A:48:LYS:HG3	2:C:459:ALA:CA	19	0.36	0.11	0.38
(1,6)	1:A:48:LYS:HG3	2:C:459:ALA:CB	19	0.36	0.11	0.38
(1,6)	1:A:48:LYS:HG3	2:C:459:ALA:H	19	0.36	0.11	0.38
(1,6)	1:A:48:LYS:HG3	2:C:459:ALA:HA	19	0.36	0.11	0.38
(1,6)	1:A:48:LYS:HG3	2:C:459:ALA:HB1	19	0.36	0.11	0.38
(1,6)	1:A:48:LYS:HG3	2:C:459:ALA:HB2	19	0.36	0.11	0.38
(1,6)	1:A:48:LYS:HG3	2:C:459:ALA:HB3	19	0.36	0.11	0.38
(1,6)	1:A:48:LYS:HG3	2:C:459:ALA:N	19	0.36	0.11	0.38
(1,6)	1:A:48:LYS:HG3	2:C:459:ALA:O	19	0.36	0.11	0.38
(1,6)	1:A:48:LYS:HG3	2:C:460:MET:C	19	0.36	0.11	0.38
(1,6)	1:A:48:LYS:HG3	2:C:460:MET:CA	19	0.36	0.11	0.38
(1,6)	1:A:48:LYS:HG3	2:C:460:MET:CB	19	0.36	0.11	0.38
(1,6)	1:A:48:LYS:HG3	2:C:460:MET:CE	19	0.36	0.11	0.38
(1,6)	1:A:48:LYS:HG3	2:C:460:MET:CG	19	0.36	0.11	0.38
(1,6)	1:A:48:LYS:HG3	2:C:460:MET:H	19	0.36	0.11	0.38
(1,6)	1:A:48:LYS:HG3	2:C:460:MET:HA	19	0.36	0.11	0.38
(1,6)	1:A:48:LYS:HG3	2:C:460:MET:HB2	19	0.36	0.11	0.38
(1,6)	1:A:48:LYS:HG3	2:C:460:MET:HB3	19	0.36	0.11	0.38
(1,6)	1:A:48:LYS:HG3	2:C:460:MET:HE1	19	0.36	0.11	0.38
(1,6)	1:A:48:LYS:HG3	2:C:460:MET:HE2	19	0.36	0.11	0.38
(1,6)	1:A:48:LYS:HG3	2:C:460:MET:HE3	19	0.36	0.11	0.38
(1,6)	1:A:48:LYS:HG3	2:C:460:MET:HG2	19	0.36	0.11	0.38
(1,6)	1:A:48:LYS:HG3	2:C:460:MET:HG3	19	0.36	0.11	0.38
(1,6)	1:A:48:LYS:HG3	2:C:460:MET:N	19	0.36	0.11	0.38
(1,6)	1:A:48:LYS:HG3	2:C:460:MET:O	19	0.36	0.11	0.38
(1,6)	1:A:48:LYS:HG3	2:C:460:MET:SD	19	0.36	0.11	0.38
(1,6)	1:A:48:LYS:HG3	2:C:462:HIS:C	19	0.36	0.11	0.38
(1,6)	1:A:48:LYS:HG3	2:C:462:HIS:CA	19	0.36	0.11	0.38
(1,6)	1:A:48:LYS:HG3	2:C:462:HIS:CB	19	0.36	0.11	0.38
(1,6)	1:A:48:LYS:HG3	2:C:462:HIS:CD2	19	0.36	0.11	0.38
(1,6)	1:A:48:LYS:HG3	2:C:462:HIS:CE1	19	0.36	0.11	0.38
(1,6)	1:A:48:LYS:HG3	2:C:462:HIS:CG	19	0.36	0.11	0.38
(1,6)	1:A:48:LYS:HG3	2:C:462:HIS:H	19	0.36	0.11	0.38
(1,6)	1:A:48:LYS:HG3	2:C:462:HIS:HA	19	0.36	0.11	0.38
(1,6)	1:A:48:LYS:HG3	2:C:462:HIS:HB2	19	0.36	0.11	0.38
(1,6)	1:A:48:LYS:HG3	2:C:462:HIS:HB3	19	0.36	0.11	0.38
(1,6)	1:A:48:LYS:HG3	2:C:462:HIS:HD2	19	0.36	0.11	0.38
(1,6)	1:A:48:LYS:HG3	2:C:462:HIS:HE1	19	0.36	0.11	0.38
(1,6)	1:A:48:LYS:HG3	2:C:462:HIS:HE2	19	0.36	0.11	0.38
(1,6)	1:A:48:LYS:HG3	2:C:462:HIS:N	19	0.36	0.11	0.38

Continued on next page...

Continued from previous page...

Key	Atom-1	Atom-2	Models ¹	Mean (Å)	SD ¹ (Å)	Median (Å)
(1,6)	1:A:48:LYS:HG3	2:C:462:HIS:ND1	19	0.36	0.11	0.38
(1,6)	1:A:48:LYS:HG3	2:C:462:HIS:NE2	19	0.36	0.11	0.38
(1,6)	1:A:48:LYS:HG3	2:C:462:HIS:O	19	0.36	0.11	0.38
(1,6)	1:A:48:LYS:HG3	2:C:463:GLN:C	19	0.36	0.11	0.38
(1,6)	1:A:48:LYS:HG3	2:C:463:GLN:CA	19	0.36	0.11	0.38
(1,6)	1:A:48:LYS:HG3	2:C:463:GLN:CB	19	0.36	0.11	0.38
(1,6)	1:A:48:LYS:HG3	2:C:463:GLN:CD	19	0.36	0.11	0.38
(1,6)	1:A:48:LYS:HG3	2:C:463:GLN:CG	19	0.36	0.11	0.38
(1,6)	1:A:48:LYS:HG3	2:C:463:GLN:H	19	0.36	0.11	0.38
(1,6)	1:A:48:LYS:HG3	2:C:463:GLN:HA	19	0.36	0.11	0.38
(1,6)	1:A:48:LYS:HG3	2:C:463:GLN:HB2	19	0.36	0.11	0.38
(1,6)	1:A:48:LYS:HG3	2:C:463:GLN:HB3	19	0.36	0.11	0.38
(1,6)	1:A:48:LYS:HG3	2:C:463:GLN:HE21	19	0.36	0.11	0.38
(1,6)	1:A:48:LYS:HG3	2:C:463:GLN:HE22	19	0.36	0.11	0.38
(1,6)	1:A:48:LYS:HG3	2:C:463:GLN:HG2	19	0.36	0.11	0.38
(1,6)	1:A:48:LYS:HG3	2:C:463:GLN:HG3	19	0.36	0.11	0.38
(1,6)	1:A:48:LYS:HG3	2:C:463:GLN:N	19	0.36	0.11	0.38
(1,6)	1:A:48:LYS:HG3	2:C:463:GLN:NE2	19	0.36	0.11	0.38
(1,6)	1:A:48:LYS:HG3	2:C:463:GLN:O	19	0.36	0.11	0.38
(1,6)	1:A:48:LYS:HG3	2:C:463:GLN:OE1	19	0.36	0.11	0.38
(1,6)	1:A:48:LYS:HG3	2:C:465:GLN:C	19	0.36	0.11	0.38
(1,6)	1:A:48:LYS:HG3	2:C:465:GLN:CA	19	0.36	0.11	0.38
(1,6)	1:A:48:LYS:HG3	2:C:465:GLN:CB	19	0.36	0.11	0.38
(1,6)	1:A:48:LYS:HG3	2:C:465:GLN:CD	19	0.36	0.11	0.38
(1,6)	1:A:48:LYS:HG3	2:C:465:GLN:CG	19	0.36	0.11	0.38
(1,6)	1:A:48:LYS:HG3	2:C:465:GLN:H	19	0.36	0.11	0.38
(1,6)	1:A:48:LYS:HG3	2:C:465:GLN:HA	19	0.36	0.11	0.38
(1,6)	1:A:48:LYS:HG3	2:C:465:GLN:HB2	19	0.36	0.11	0.38
(1,6)	1:A:48:LYS:HG3	2:C:465:GLN:HB3	19	0.36	0.11	0.38
(1,6)	1:A:48:LYS:HG3	2:C:465:GLN:HE21	19	0.36	0.11	0.38
(1,6)	1:A:48:LYS:HG3	2:C:465:GLN:HE22	19	0.36	0.11	0.38
(1,6)	1:A:48:LYS:HG3	2:C:465:GLN:HG2	19	0.36	0.11	0.38
(1,6)	1:A:48:LYS:HG3	2:C:465:GLN:HG3	19	0.36	0.11	0.38
(1,6)	1:A:48:LYS:HG3	2:C:465:GLN:N	19	0.36	0.11	0.38
(1,6)	1:A:48:LYS:HG3	2:C:465:GLN:NE2	19	0.36	0.11	0.38
(1,6)	1:A:48:LYS:HG3	2:C:465:GLN:O	19	0.36	0.11	0.38
(1,6)	1:A:48:LYS:HG3	2:C:465:GLN:OE1	19	0.36	0.11	0.38
(1,6)	1:A:48:LYS:HG3	2:C:466:GLU:C	19	0.36	0.11	0.38
(1,6)	1:A:48:LYS:HG3	2:C:466:GLU:CA	19	0.36	0.11	0.38
(1,6)	1:A:48:LYS:HG3	2:C:466:GLU:CB	19	0.36	0.11	0.38
(1,6)	1:A:48:LYS:HG3	2:C:466:GLU:CD	19	0.36	0.11	0.38
(1,6)	1:A:48:LYS:HG3	2:C:466:GLU:CG	19	0.36	0.11	0.38

Continued on next page...

Continued from previous page...

Key	Atom-1	Atom-2	Models ¹	Mean (Å)	SD ¹ (Å)	Median (Å)
(1,6)	1:A:48:LYS:HG3	2:C:466:GLU:H	19	0.36	0.11	0.38
(1,6)	1:A:48:LYS:HG3	2:C:466:GLU:HA	19	0.36	0.11	0.38
(1,6)	1:A:48:LYS:HG3	2:C:466:GLU:HB2	19	0.36	0.11	0.38
(1,6)	1:A:48:LYS:HG3	2:C:466:GLU:HB3	19	0.36	0.11	0.38
(1,6)	1:A:48:LYS:HG3	2:C:466:GLU:HG2	19	0.36	0.11	0.38
(1,6)	1:A:48:LYS:HG3	2:C:466:GLU:HG3	19	0.36	0.11	0.38
(1,6)	1:A:48:LYS:HG3	2:C:466:GLU:N	19	0.36	0.11	0.38
(1,6)	1:A:48:LYS:HG3	2:C:466:GLU:O	19	0.36	0.11	0.38
(1,6)	1:A:48:LYS:HG3	2:C:466:GLU:OE1	19	0.36	0.11	0.38
(1,6)	1:A:48:LYS:HG3	2:C:466:GLU:OE2	19	0.36	0.11	0.38
(1,6)	1:A:48:LYS:HG3	2:C:467:MET:C	19	0.36	0.11	0.38
(1,6)	1:A:48:LYS:HG3	2:C:467:MET:CA	19	0.36	0.11	0.38
(1,6)	1:A:48:LYS:HG3	2:C:467:MET:CB	19	0.36	0.11	0.38
(1,6)	1:A:48:LYS:HG3	2:C:467:MET:CE	19	0.36	0.11	0.38
(1,6)	1:A:48:LYS:HG3	2:C:467:MET:CG	19	0.36	0.11	0.38
(1,6)	1:A:48:LYS:HG3	2:C:467:MET:H	19	0.36	0.11	0.38
(1,6)	1:A:48:LYS:HG3	2:C:467:MET:HA	19	0.36	0.11	0.38
(1,6)	1:A:48:LYS:HG3	2:C:467:MET:HB2	19	0.36	0.11	0.38
(1,6)	1:A:48:LYS:HG3	2:C:467:MET:HB3	19	0.36	0.11	0.38
(1,6)	1:A:48:LYS:HG3	2:C:467:MET:HE1	19	0.36	0.11	0.38
(1,6)	1:A:48:LYS:HG3	2:C:467:MET:HE2	19	0.36	0.11	0.38
(1,6)	1:A:48:LYS:HG3	2:C:467:MET:HE3	19	0.36	0.11	0.38
(1,6)	1:A:48:LYS:HG3	2:C:467:MET:HG2	19	0.36	0.11	0.38
(1,6)	1:A:48:LYS:HG3	2:C:467:MET:HG3	19	0.36	0.11	0.38
(1,6)	1:A:48:LYS:HG3	2:C:467:MET:N	19	0.36	0.11	0.38
(1,6)	1:A:48:LYS:HG3	2:C:467:MET:O	19	0.36	0.11	0.38
(1,6)	1:A:48:LYS:HG3	2:C:467:MET:SD	19	0.36	0.11	0.38
(1,6)	1:A:48:LYS:HG3	2:C:468:PHE:C	19	0.36	0.11	0.38
(1,6)	1:A:48:LYS:HG3	2:C:468:PHE:CA	19	0.36	0.11	0.38
(1,6)	1:A:48:LYS:HG3	2:C:468:PHE:CB	19	0.36	0.11	0.38
(1,6)	1:A:48:LYS:HG3	2:C:468:PHE:CD1	19	0.36	0.11	0.38
(1,6)	1:A:48:LYS:HG3	2:C:468:PHE:CD2	19	0.36	0.11	0.38
(1,6)	1:A:48:LYS:HG3	2:C:468:PHE:CE1	19	0.36	0.11	0.38
(1,6)	1:A:48:LYS:HG3	2:C:468:PHE:CE2	19	0.36	0.11	0.38
(1,6)	1:A:48:LYS:HG3	2:C:468:PHE:CG	19	0.36	0.11	0.38
(1,6)	1:A:48:LYS:HG3	2:C:468:PHE:CZ	19	0.36	0.11	0.38
(1,6)	1:A:48:LYS:HG3	2:C:468:PHE:H	19	0.36	0.11	0.38
(1,6)	1:A:48:LYS:HG3	2:C:468:PHE:HA	19	0.36	0.11	0.38
(1,6)	1:A:48:LYS:HG3	2:C:468:PHE:HB2	19	0.36	0.11	0.38
(1,6)	1:A:48:LYS:HG3	2:C:468:PHE:HB3	19	0.36	0.11	0.38
(1,6)	1:A:48:LYS:HG3	2:C:468:PHE:HD1	19	0.36	0.11	0.38
(1,6)	1:A:48:LYS:HG3	2:C:468:PHE:HD2	19	0.36	0.11	0.38

Continued on next page...

Continued from previous page...

Key	Atom-1	Atom-2	Models ¹	Mean (Å)	SD ¹ (Å)	Median (Å)
(1,6)	1:A:48:LYS:HG3	2:C:468:PHE:HE1	19	0.36	0.11	0.38
(1,6)	1:A:48:LYS:HG3	2:C:468:PHE:HE2	19	0.36	0.11	0.38
(1,6)	1:A:48:LYS:HG3	2:C:468:PHE:HZ	19	0.36	0.11	0.38
(1,6)	1:A:48:LYS:HG3	2:C:468:PHE:N	19	0.36	0.11	0.38
(1,6)	1:A:48:LYS:HG3	2:C:468:PHE:O	19	0.36	0.11	0.38
(1,6)	1:A:48:LYS:HG3	2:C:469:PRO:C	19	0.36	0.11	0.38
(1,6)	1:A:48:LYS:HG3	2:C:469:PRO:CA	19	0.36	0.11	0.38
(1,6)	1:A:48:LYS:HG3	2:C:469:PRO:CB	19	0.36	0.11	0.38
(1,6)	1:A:48:LYS:HG3	2:C:469:PRO:CD	19	0.36	0.11	0.38
(1,6)	1:A:48:LYS:HG3	2:C:469:PRO:CG	19	0.36	0.11	0.38
(1,6)	1:A:48:LYS:HG3	2:C:469:PRO:HA	19	0.36	0.11	0.38
(1,6)	1:A:48:LYS:HG3	2:C:469:PRO:HB2	19	0.36	0.11	0.38
(1,6)	1:A:48:LYS:HG3	2:C:469:PRO:HB3	19	0.36	0.11	0.38
(1,6)	1:A:48:LYS:HG3	2:C:469:PRO:HD2	19	0.36	0.11	0.38
(1,6)	1:A:48:LYS:HG3	2:C:469:PRO:HD3	19	0.36	0.11	0.38
(1,6)	1:A:48:LYS:HG3	2:C:469:PRO:HG2	19	0.36	0.11	0.38
(1,6)	1:A:48:LYS:HG3	2:C:469:PRO:HG3	19	0.36	0.11	0.38
(1,6)	1:A:48:LYS:HG3	2:C:469:PRO:N	19	0.36	0.11	0.38
(1,6)	1:A:48:LYS:HG3	2:C:469:PRO:O	19	0.36	0.11	0.38
(1,6)	1:A:48:LYS:HG3	2:C:470:GLN:C	19	0.36	0.11	0.38
(1,6)	1:A:48:LYS:HG3	2:C:470:GLN:CA	19	0.36	0.11	0.38
(1,6)	1:A:48:LYS:HG3	2:C:470:GLN:CB	19	0.36	0.11	0.38
(1,6)	1:A:48:LYS:HG3	2:C:470:GLN:CD	19	0.36	0.11	0.38
(1,6)	1:A:48:LYS:HG3	2:C:470:GLN:CG	19	0.36	0.11	0.38
(1,6)	1:A:48:LYS:HG3	2:C:470:GLN:H	19	0.36	0.11	0.38
(1,6)	1:A:48:LYS:HG3	2:C:470:GLN:HA	19	0.36	0.11	0.38
(1,6)	1:A:48:LYS:HG3	2:C:470:GLN:HB2	19	0.36	0.11	0.38
(1,6)	1:A:48:LYS:HG3	2:C:470:GLN:HB3	19	0.36	0.11	0.38
(1,6)	1:A:48:LYS:HG3	2:C:470:GLN:HE21	19	0.36	0.11	0.38
(1,6)	1:A:48:LYS:HG3	2:C:470:GLN:HE22	19	0.36	0.11	0.38
(1,6)	1:A:48:LYS:HG3	2:C:470:GLN:HG2	19	0.36	0.11	0.38
(1,6)	1:A:48:LYS:HG3	2:C:470:GLN:HG3	19	0.36	0.11	0.38
(1,6)	1:A:48:LYS:HG3	2:C:470:GLN:N	19	0.36	0.11	0.38
(1,6)	1:A:48:LYS:HG3	2:C:470:GLN:NE2	19	0.36	0.11	0.38
(1,6)	1:A:48:LYS:HG3	2:C:470:GLN:O	19	0.36	0.11	0.38
(1,6)	1:A:48:LYS:HG3	2:C:470:GLN:OE1	19	0.36	0.11	0.38
(1,6)	1:A:48:LYS:HG3	2:C:472:PRO:C	19	0.36	0.11	0.38
(1,6)	1:A:48:LYS:HG3	2:C:472:PRO:CA	19	0.36	0.11	0.38
(1,6)	1:A:48:LYS:HG3	2:C:472:PRO:CB	19	0.36	0.11	0.38
(1,6)	1:A:48:LYS:HG3	2:C:472:PRO:CD	19	0.36	0.11	0.38
(1,6)	1:A:48:LYS:HG3	2:C:472:PRO:CG	19	0.36	0.11	0.38
(1,6)	1:A:48:LYS:HG3	2:C:472:PRO:HA	19	0.36	0.11	0.38

Continued on next page...

Continued from previous page...

Key	Atom-1	Atom-2	Models ¹	Mean (Å)	SD ¹ (Å)	Median (Å)
(1,6)	1:A:48:LYS:HG3	2:C:472:PRO:HB2	19	0.36	0.11	0.38
(1,6)	1:A:48:LYS:HG3	2:C:472:PRO:HB3	19	0.36	0.11	0.38
(1,6)	1:A:48:LYS:HG3	2:C:472:PRO:HD2	19	0.36	0.11	0.38
(1,6)	1:A:48:LYS:HG3	2:C:472:PRO:HD3	19	0.36	0.11	0.38
(1,6)	1:A:48:LYS:HG3	2:C:472:PRO:HG2	19	0.36	0.11	0.38
(1,6)	1:A:48:LYS:HG3	2:C:472:PRO:HG3	19	0.36	0.11	0.38
(1,6)	1:A:48:LYS:HG3	2:C:472:PRO:N	19	0.36	0.11	0.38
(1,6)	1:A:48:LYS:HG3	2:C:472:PRO:O	19	0.36	0.11	0.38
(1,6)	1:A:48:LYS:HG3	2:C:482:LEU:C	19	0.36	0.11	0.38
(1,6)	1:A:48:LYS:HG3	2:C:482:LEU:CA	19	0.36	0.11	0.38
(1,6)	1:A:48:LYS:HG3	2:C:482:LEU:CB	19	0.36	0.11	0.38
(1,6)	1:A:48:LYS:HG3	2:C:482:LEU:CD1	19	0.36	0.11	0.38
(1,6)	1:A:48:LYS:HG3	2:C:482:LEU:CD2	19	0.36	0.11	0.38
(1,6)	1:A:48:LYS:HG3	2:C:482:LEU:CG	19	0.36	0.11	0.38
(1,6)	1:A:48:LYS:HG3	2:C:482:LEU:H	19	0.36	0.11	0.38
(1,6)	1:A:48:LYS:HG3	2:C:482:LEU:HA	19	0.36	0.11	0.38
(1,6)	1:A:48:LYS:HG3	2:C:482:LEU:HB2	19	0.36	0.11	0.38
(1,6)	1:A:48:LYS:HG3	2:C:482:LEU:HB3	19	0.36	0.11	0.38
(1,6)	1:A:48:LYS:HG3	2:C:482:LEU:HD11	19	0.36	0.11	0.38
(1,6)	1:A:48:LYS:HG3	2:C:482:LEU:HD12	19	0.36	0.11	0.38
(1,6)	1:A:48:LYS:HG3	2:C:482:LEU:HD13	19	0.36	0.11	0.38
(1,6)	1:A:48:LYS:HG3	2:C:482:LEU:HD21	19	0.36	0.11	0.38
(1,6)	1:A:48:LYS:HG3	2:C:482:LEU:HD22	19	0.36	0.11	0.38
(1,6)	1:A:48:LYS:HG3	2:C:482:LEU:HD23	19	0.36	0.11	0.38
(1,6)	1:A:48:LYS:HG3	2:C:482:LEU:HG	19	0.36	0.11	0.38
(1,6)	1:A:48:LYS:HG3	2:C:482:LEU:N	19	0.36	0.11	0.38
(1,6)	1:A:48:LYS:HG3	2:C:482:LEU:O	19	0.36	0.11	0.38
(1,6)	1:A:48:LYS:HG3	2:C:483:THR:C	19	0.36	0.11	0.38
(1,6)	1:A:48:LYS:HG3	2:C:483:THR:CA	19	0.36	0.11	0.38
(1,6)	1:A:48:LYS:HG3	2:C:483:THR:CB	19	0.36	0.11	0.38
(1,6)	1:A:48:LYS:HG3	2:C:483:THR:CG2	19	0.36	0.11	0.38
(1,6)	1:A:48:LYS:HG3	2:C:483:THR:H	19	0.36	0.11	0.38
(1,6)	1:A:48:LYS:HG3	2:C:483:THR:HA	19	0.36	0.11	0.38
(1,6)	1:A:48:LYS:HG3	2:C:483:THR:HB	19	0.36	0.11	0.38
(1,6)	1:A:48:LYS:HG3	2:C:483:THR:HG1	19	0.36	0.11	0.38
(1,6)	1:A:48:LYS:HG3	2:C:483:THR:HG21	19	0.36	0.11	0.38
(1,6)	1:A:48:LYS:HG3	2:C:483:THR:HG22	19	0.36	0.11	0.38
(1,6)	1:A:48:LYS:HG3	2:C:483:THR:HG23	19	0.36	0.11	0.38
(1,6)	1:A:48:LYS:HG3	2:C:483:THR:N	19	0.36	0.11	0.38
(1,6)	1:A:48:LYS:HG3	2:C:483:THR:O	19	0.36	0.11	0.38
(1,6)	1:A:48:LYS:HG3	2:C:483:THR:OG1	19	0.36	0.11	0.38
(1,6)	1:A:48:LYS:HG3	2:C:484:ARG:C	19	0.36	0.11	0.38

Continued on next page...

Continued from previous page...

Key	Atom-1	Atom-2	Models ¹	Mean (Å)	SD ¹ (Å)	Median (Å)
(1,6)	1:A:48:LYS:HG3	2:C:484:ARG:CA	19	0.36	0.11	0.38
(1,6)	1:A:48:LYS:HG3	2:C:484:ARG:CB	19	0.36	0.11	0.38
(1,6)	1:A:48:LYS:HG3	2:C:484:ARG:CD	19	0.36	0.11	0.38
(1,6)	1:A:48:LYS:HG3	2:C:484:ARG:CG	19	0.36	0.11	0.38
(1,6)	1:A:48:LYS:HG3	2:C:484:ARG:CZ	19	0.36	0.11	0.38
(1,6)	1:A:48:LYS:HG3	2:C:484:ARG:H	19	0.36	0.11	0.38
(1,6)	1:A:48:LYS:HG3	2:C:484:ARG:HA	19	0.36	0.11	0.38
(1,6)	1:A:48:LYS:HG3	2:C:484:ARG:HB2	19	0.36	0.11	0.38
(1,6)	1:A:48:LYS:HG3	2:C:484:ARG:HB3	19	0.36	0.11	0.38
(1,6)	1:A:48:LYS:HG3	2:C:484:ARG:HD2	19	0.36	0.11	0.38
(1,6)	1:A:48:LYS:HG3	2:C:484:ARG:HD3	19	0.36	0.11	0.38
(1,6)	1:A:48:LYS:HG3	2:C:484:ARG:HE	19	0.36	0.11	0.38
(1,6)	1:A:48:LYS:HG3	2:C:484:ARG:HG2	19	0.36	0.11	0.38
(1,6)	1:A:48:LYS:HG3	2:C:484:ARG:HG3	19	0.36	0.11	0.38
(1,6)	1:A:48:LYS:HG3	2:C:484:ARG:HH11	19	0.36	0.11	0.38
(1,6)	1:A:48:LYS:HG3	2:C:484:ARG:HH12	19	0.36	0.11	0.38
(1,6)	1:A:48:LYS:HG3	2:C:484:ARG:HH21	19	0.36	0.11	0.38
(1,6)	1:A:48:LYS:HG3	2:C:484:ARG:HH22	19	0.36	0.11	0.38
(1,6)	1:A:48:LYS:HG3	2:C:484:ARG:N	19	0.36	0.11	0.38
(1,6)	1:A:48:LYS:HG3	2:C:484:ARG:NE	19	0.36	0.11	0.38
(1,6)	1:A:48:LYS:HG3	2:C:484:ARG:NH1	19	0.36	0.11	0.38
(1,6)	1:A:48:LYS:HG3	2:C:484:ARG:NH2	19	0.36	0.11	0.38
(1,6)	1:A:48:LYS:HG3	2:C:484:ARG:O	19	0.36	0.11	0.38
(1,6)	1:A:48:LYS:HG3	2:C:485:SER:C	19	0.36	0.11	0.38
(1,6)	1:A:48:LYS:HG3	2:C:485:SER:CA	19	0.36	0.11	0.38
(1,6)	1:A:48:LYS:HG3	2:C:485:SER:CB	19	0.36	0.11	0.38
(1,6)	1:A:48:LYS:HG3	2:C:485:SER:H	19	0.36	0.11	0.38
(1,6)	1:A:48:LYS:HG3	2:C:485:SER:HA	19	0.36	0.11	0.38
(1,6)	1:A:48:LYS:HG3	2:C:485:SER:HB2	19	0.36	0.11	0.38
(1,6)	1:A:48:LYS:HG3	2:C:485:SER:HB3	19	0.36	0.11	0.38
(1,6)	1:A:48:LYS:HG3	2:C:485:SER:HG	19	0.36	0.11	0.38
(1,6)	1:A:48:LYS:HG3	2:C:485:SER:N	19	0.36	0.11	0.38
(1,6)	1:A:48:LYS:HG3	2:C:485:SER:O	19	0.36	0.11	0.38
(1,6)	1:A:48:LYS:HG3	2:C:485:SER:OG	19	0.36	0.11	0.38
(1,6)	1:A:48:LYS:HG3	2:C:486:VAL:C	19	0.36	0.11	0.38
(1,6)	1:A:48:LYS:HG3	2:C:486:VAL:CA	19	0.36	0.11	0.38
(1,6)	1:A:48:LYS:HG3	2:C:486:VAL:CB	19	0.36	0.11	0.38
(1,6)	1:A:48:LYS:HG3	2:C:486:VAL:CG1	19	0.36	0.11	0.38
(1,6)	1:A:48:LYS:HG3	2:C:486:VAL:CG2	19	0.36	0.11	0.38
(1,6)	1:A:48:LYS:HG3	2:C:486:VAL:H	19	0.36	0.11	0.38
(1,6)	1:A:48:LYS:HG3	2:C:486:VAL:HA	19	0.36	0.11	0.38
(1,6)	1:A:48:LYS:HG3	2:C:486:VAL:HB	19	0.36	0.11	0.38

Continued on next page...

Continued from previous page...

Key	Atom-1	Atom-2	Models ¹	Mean (Å)	SD ¹ (Å)	Median (Å)
(1,6)	1:A:48:LYS:HG3	2:C:486:VAL:HG11	19	0.36	0.11	0.38
(1,6)	1:A:48:LYS:HG3	2:C:486:VAL:HG12	19	0.36	0.11	0.38
(1,6)	1:A:48:LYS:HG3	2:C:486:VAL:HG13	19	0.36	0.11	0.38
(1,6)	1:A:48:LYS:HG3	2:C:486:VAL:HG21	19	0.36	0.11	0.38
(1,6)	1:A:48:LYS:HG3	2:C:486:VAL:HG22	19	0.36	0.11	0.38
(1,6)	1:A:48:LYS:HG3	2:C:486:VAL:HG23	19	0.36	0.11	0.38
(1,6)	1:A:48:LYS:HG3	2:C:486:VAL:N	19	0.36	0.11	0.38
(1,6)	1:A:48:LYS:HG3	2:C:486:VAL:O	19	0.36	0.11	0.38
(1,6)	1:A:48:LYS:HG3	2:C:487:GLU:C	19	0.36	0.11	0.38
(1,6)	1:A:48:LYS:HG3	2:C:487:GLU:CA	19	0.36	0.11	0.38
(1,6)	1:A:48:LYS:HG3	2:C:487:GLU:CB	19	0.36	0.11	0.38
(1,6)	1:A:48:LYS:HG3	2:C:487:GLU:CD	19	0.36	0.11	0.38
(1,6)	1:A:48:LYS:HG3	2:C:487:GLU:CG	19	0.36	0.11	0.38
(1,6)	1:A:48:LYS:HG3	2:C:487:GLU:H	19	0.36	0.11	0.38
(1,6)	1:A:48:LYS:HG3	2:C:487:GLU:HA	19	0.36	0.11	0.38
(1,6)	1:A:48:LYS:HG3	2:C:487:GLU:HB2	19	0.36	0.11	0.38
(1,6)	1:A:48:LYS:HG3	2:C:487:GLU:HB3	19	0.36	0.11	0.38
(1,6)	1:A:48:LYS:HG3	2:C:487:GLU:HG2	19	0.36	0.11	0.38
(1,6)	1:A:48:LYS:HG3	2:C:487:GLU:HG3	19	0.36	0.11	0.38
(1,6)	1:A:48:LYS:HG3	2:C:487:GLU:N	19	0.36	0.11	0.38
(1,6)	1:A:48:LYS:HG3	2:C:487:GLU:O	19	0.36	0.11	0.38
(1,6)	1:A:48:LYS:HG3	2:C:487:GLU:OE1	19	0.36	0.11	0.38
(1,6)	1:A:48:LYS:HG3	2:C:487:GLU:OE2	19	0.36	0.11	0.38
(1,6)	1:A:48:LYS:HG3	2:C:488:ILE:C	19	0.36	0.11	0.38
(1,6)	1:A:48:LYS:HG3	2:C:488:ILE:CA	19	0.36	0.11	0.38
(1,6)	1:A:48:LYS:HG3	2:C:488:ILE:CB	19	0.36	0.11	0.38
(1,6)	1:A:48:LYS:HG3	2:C:488:ILE:CD1	19	0.36	0.11	0.38
(1,6)	1:A:48:LYS:HG3	2:C:488:ILE:CG1	19	0.36	0.11	0.38
(1,6)	1:A:48:LYS:HG3	2:C:488:ILE:CG2	19	0.36	0.11	0.38
(1,6)	1:A:48:LYS:HG3	2:C:488:ILE:H	19	0.36	0.11	0.38
(1,6)	1:A:48:LYS:HG3	2:C:488:ILE:HA	19	0.36	0.11	0.38
(1,6)	1:A:48:LYS:HG3	2:C:488:ILE:HB	19	0.36	0.11	0.38
(1,6)	1:A:48:LYS:HG3	2:C:488:ILE:HD11	19	0.36	0.11	0.38
(1,6)	1:A:48:LYS:HG3	2:C:488:ILE:HD12	19	0.36	0.11	0.38
(1,6)	1:A:48:LYS:HG3	2:C:488:ILE:HD13	19	0.36	0.11	0.38
(1,6)	1:A:48:LYS:HG3	2:C:488:ILE:HG12	19	0.36	0.11	0.38
(1,6)	1:A:48:LYS:HG3	2:C:488:ILE:HG13	19	0.36	0.11	0.38
(1,6)	1:A:48:LYS:HG3	2:C:488:ILE:HG21	19	0.36	0.11	0.38
(1,6)	1:A:48:LYS:HG3	2:C:488:ILE:HG22	19	0.36	0.11	0.38
(1,6)	1:A:48:LYS:HG3	2:C:488:ILE:HG23	19	0.36	0.11	0.38
(1,6)	1:A:48:LYS:HG3	2:C:488:ILE:N	19	0.36	0.11	0.38
(1,6)	1:A:48:LYS:HG3	2:C:488:ILE:O	19	0.36	0.11	0.38

Continued on next page...

Continued from previous page...

Key	Atom-1	Atom-2	Models ¹	Mean (Å)	SD ¹ (Å)	Median (Å)
(1,6)	1:A:48:LYS:HG3	2:C:490:THR:C	19	0.36	0.11	0.38
(1,6)	1:A:48:LYS:HG3	2:C:490:THR:CA	19	0.36	0.11	0.38
(1,6)	1:A:48:LYS:HG3	2:C:490:THR:CB	19	0.36	0.11	0.38
(1,6)	1:A:48:LYS:HG3	2:C:490:THR:CG2	19	0.36	0.11	0.38
(1,6)	1:A:48:LYS:HG3	2:C:490:THR:H	19	0.36	0.11	0.38
(1,6)	1:A:48:LYS:HG3	2:C:490:THR:HA	19	0.36	0.11	0.38
(1,6)	1:A:48:LYS:HG3	2:C:490:THR:HB	19	0.36	0.11	0.38
(1,6)	1:A:48:LYS:HG3	2:C:490:THR:HG1	19	0.36	0.11	0.38
(1,6)	1:A:48:LYS:HG3	2:C:490:THR:HG21	19	0.36	0.11	0.38
(1,6)	1:A:48:LYS:HG3	2:C:490:THR:HG22	19	0.36	0.11	0.38
(1,6)	1:A:48:LYS:HG3	2:C:490:THR:HG23	19	0.36	0.11	0.38
(1,6)	1:A:48:LYS:HG3	2:C:490:THR:N	19	0.36	0.11	0.38
(1,6)	1:A:48:LYS:HG3	2:C:490:THR:O	19	0.36	0.11	0.38
(1,6)	1:A:48:LYS:HG3	2:C:490:THR:OG1	19	0.36	0.11	0.38
(1,6)	1:A:48:LYS:HG3	2:C:491:ASP:C	19	0.36	0.11	0.38
(1,6)	1:A:48:LYS:HG3	2:C:491:ASP:CA	19	0.36	0.11	0.38
(1,6)	1:A:48:LYS:HG3	2:C:491:ASP:CB	19	0.36	0.11	0.38
(1,6)	1:A:48:LYS:HG3	2:C:491:ASP:CG	19	0.36	0.11	0.38
(1,6)	1:A:48:LYS:HG3	2:C:491:ASP:H	19	0.36	0.11	0.38
(1,6)	1:A:48:LYS:HG3	2:C:491:ASP:HA	19	0.36	0.11	0.38
(1,6)	1:A:48:LYS:HG3	2:C:491:ASP:HB2	19	0.36	0.11	0.38
(1,6)	1:A:48:LYS:HG3	2:C:491:ASP:HB3	19	0.36	0.11	0.38
(1,6)	1:A:48:LYS:HG3	2:C:491:ASP:N	19	0.36	0.11	0.38
(1,6)	1:A:48:LYS:HG3	2:C:491:ASP:O	19	0.36	0.11	0.38
(1,6)	1:A:48:LYS:HG3	2:C:491:ASP:OD1	19	0.36	0.11	0.38
(1,6)	1:A:48:LYS:HG3	2:C:491:ASP:OD2	19	0.36	0.11	0.38
(1,6)	1:A:48:LYS:HG3	2:C:492:ASN:C	19	0.36	0.11	0.38
(1,6)	1:A:48:LYS:HG3	2:C:492:ASN:CA	19	0.36	0.11	0.38
(1,6)	1:A:48:LYS:HG3	2:C:492:ASN:CB	19	0.36	0.11	0.38
(1,6)	1:A:48:LYS:HG3	2:C:492:ASN:CG	19	0.36	0.11	0.38
(1,6)	1:A:48:LYS:HG3	2:C:492:ASN:H	19	0.36	0.11	0.38
(1,6)	1:A:48:LYS:HG3	2:C:492:ASN:HA	19	0.36	0.11	0.38
(1,6)	1:A:48:LYS:HG3	2:C:492:ASN:HB2	19	0.36	0.11	0.38
(1,6)	1:A:48:LYS:HG3	2:C:492:ASN:HB3	19	0.36	0.11	0.38
(1,6)	1:A:48:LYS:HG3	2:C:492:ASN:HD21	19	0.36	0.11	0.38
(1,6)	1:A:48:LYS:HG3	2:C:492:ASN:HD22	19	0.36	0.11	0.38
(1,6)	1:A:48:LYS:HG3	2:C:492:ASN:N	19	0.36	0.11	0.38
(1,6)	1:A:48:LYS:HG3	2:C:492:ASN:ND2	19	0.36	0.11	0.38
(1,6)	1:A:48:LYS:HG3	2:C:492:ASN:O	19	0.36	0.11	0.38
(1,6)	1:A:48:LYS:HG3	2:C:492:ASN:OD1	19	0.36	0.11	0.38
(1,6)	1:A:48:LYS:HG3	2:C:494:LEU:C	19	0.36	0.11	0.38
(1,6)	1:A:48:LYS:HG3	2:C:494:LEU:CA	19	0.36	0.11	0.38

Continued on next page...

Continued from previous page...

Key	Atom-1	Atom-2	Models ¹	Mean (Å)	SD ¹ (Å)	Median (Å)
(1,6)	1:A:48:LYS:HG3	2:C:494:LEU:CB	19	0.36	0.11	0.38
(1,6)	1:A:48:LYS:HG3	2:C:494:LEU:CD1	19	0.36	0.11	0.38
(1,6)	1:A:48:LYS:HG3	2:C:494:LEU:CD2	19	0.36	0.11	0.38
(1,6)	1:A:48:LYS:HG3	2:C:494:LEU:CG	19	0.36	0.11	0.38
(1,6)	1:A:48:LYS:HG3	2:C:494:LEU:H	19	0.36	0.11	0.38
(1,6)	1:A:48:LYS:HG3	2:C:494:LEU:HA	19	0.36	0.11	0.38
(1,6)	1:A:48:LYS:HG3	2:C:494:LEU:HB2	19	0.36	0.11	0.38
(1,6)	1:A:48:LYS:HG3	2:C:494:LEU:HB3	19	0.36	0.11	0.38
(1,6)	1:A:48:LYS:HG3	2:C:494:LEU:HD11	19	0.36	0.11	0.38
(1,6)	1:A:48:LYS:HG3	2:C:494:LEU:HD12	19	0.36	0.11	0.38
(1,6)	1:A:48:LYS:HG3	2:C:494:LEU:HD13	19	0.36	0.11	0.38
(1,6)	1:A:48:LYS:HG3	2:C:494:LEU:HD21	19	0.36	0.11	0.38
(1,6)	1:A:48:LYS:HG3	2:C:494:LEU:HD22	19	0.36	0.11	0.38
(1,6)	1:A:48:LYS:HG3	2:C:494:LEU:HD23	19	0.36	0.11	0.38
(1,6)	1:A:48:LYS:HG3	2:C:494:LEU:HG	19	0.36	0.11	0.38
(1,6)	1:A:48:LYS:HG3	2:C:494:LEU:N	19	0.36	0.11	0.38
(1,6)	1:A:48:LYS:HG3	2:C:494:LEU:O	19	0.36	0.11	0.38
(1,6)	1:A:48:LYS:HG3	2:C:495:GLU:C	19	0.36	0.11	0.38
(1,6)	1:A:48:LYS:HG3	2:C:495:GLU:CA	19	0.36	0.11	0.38
(1,6)	1:A:48:LYS:HG3	2:C:495:GLU:CB	19	0.36	0.11	0.38
(1,6)	1:A:48:LYS:HG3	2:C:495:GLU:CD	19	0.36	0.11	0.38
(1,6)	1:A:48:LYS:HG3	2:C:495:GLU:CG	19	0.36	0.11	0.38
(1,6)	1:A:48:LYS:HG3	2:C:495:GLU:H	19	0.36	0.11	0.38
(1,6)	1:A:48:LYS:HG3	2:C:495:GLU:HA	19	0.36	0.11	0.38
(1,6)	1:A:48:LYS:HG3	2:C:495:GLU:HB2	19	0.36	0.11	0.38
(1,6)	1:A:48:LYS:HG3	2:C:495:GLU:HB3	19	0.36	0.11	0.38
(1,6)	1:A:48:LYS:HG3	2:C:495:GLU:HG2	19	0.36	0.11	0.38
(1,6)	1:A:48:LYS:HG3	2:C:495:GLU:HG3	19	0.36	0.11	0.38
(1,6)	1:A:48:LYS:HG3	2:C:495:GLU:N	19	0.36	0.11	0.38
(1,6)	1:A:48:LYS:HG3	2:C:495:GLU:O	19	0.36	0.11	0.38
(1,6)	1:A:48:LYS:HG3	2:C:495:GLU:OE1	19	0.36	0.11	0.38
(1,6)	1:A:48:LYS:HG3	2:C:495:GLU:OE2	19	0.36	0.11	0.38
(1,6)	1:A:48:LYS:HG3	2:C:496:GLY:C	19	0.36	0.11	0.38
(1,6)	1:A:48:LYS:HG3	2:C:496:GLY:CA	19	0.36	0.11	0.38
(1,6)	1:A:48:LYS:HG3	2:C:496:GLY:H	19	0.36	0.11	0.38
(1,6)	1:A:48:LYS:HG3	2:C:496:GLY:HA2	19	0.36	0.11	0.38
(1,6)	1:A:48:LYS:HG3	2:C:496:GLY:HA3	19	0.36	0.11	0.38
(1,6)	1:A:48:LYS:HG3	2:C:496:GLY:N	19	0.36	0.11	0.38
(1,6)	1:A:48:LYS:HG3	2:C:496:GLY:O	19	0.36	0.11	0.38
(1,6)	1:A:48:LYS:HG3	2:C:497:ARG:C	19	0.36	0.11	0.38
(1,6)	1:A:48:LYS:HG3	2:C:497:ARG:CA	19	0.36	0.11	0.38
(1,6)	1:A:48:LYS:HG3	2:C:497:ARG:CB	19	0.36	0.11	0.38

Continued on next page...

Continued from previous page...

Key	Atom-1	Atom-2	Models ¹	Mean (Å)	SD ¹ (Å)	Median (Å)
(1,6)	1:A:48:LYS:HG3	2:C:497:ARG:CD	19	0.36	0.11	0.38
(1,6)	1:A:48:LYS:HG3	2:C:497:ARG:CG	19	0.36	0.11	0.38
(1,6)	1:A:48:LYS:HG3	2:C:497:ARG:CZ	19	0.36	0.11	0.38
(1,6)	1:A:48:LYS:HG3	2:C:497:ARG:H	19	0.36	0.11	0.38
(1,6)	1:A:48:LYS:HG3	2:C:497:ARG:HA	19	0.36	0.11	0.38
(1,6)	1:A:48:LYS:HG3	2:C:497:ARG:HB2	19	0.36	0.11	0.38
(1,6)	1:A:48:LYS:HG3	2:C:497:ARG:HB3	19	0.36	0.11	0.38
(1,6)	1:A:48:LYS:HG3	2:C:497:ARG:HD2	19	0.36	0.11	0.38
(1,6)	1:A:48:LYS:HG3	2:C:497:ARG:HD3	19	0.36	0.11	0.38
(1,6)	1:A:48:LYS:HG3	2:C:497:ARG:HE	19	0.36	0.11	0.38
(1,6)	1:A:48:LYS:HG3	2:C:497:ARG:HG2	19	0.36	0.11	0.38
(1,6)	1:A:48:LYS:HG3	2:C:497:ARG:HG3	19	0.36	0.11	0.38
(1,6)	1:A:48:LYS:HG3	2:C:497:ARG:HH11	19	0.36	0.11	0.38
(1,6)	1:A:48:LYS:HG3	2:C:497:ARG:HH12	19	0.36	0.11	0.38
(1,6)	1:A:48:LYS:HG3	2:C:497:ARG:HH21	19	0.36	0.11	0.38
(1,6)	1:A:48:LYS:HG3	2:C:497:ARG:HH22	19	0.36	0.11	0.38
(1,6)	1:A:48:LYS:HG3	2:C:497:ARG:N	19	0.36	0.11	0.38
(1,6)	1:A:48:LYS:HG3	2:C:497:ARG:NE	19	0.36	0.11	0.38
(1,6)	1:A:48:LYS:HG3	2:C:497:ARG:NH1	19	0.36	0.11	0.38
(1,6)	1:A:48:LYS:HG3	2:C:497:ARG:NH2	19	0.36	0.11	0.38
(1,6)	1:A:48:LYS:HG3	2:C:497:ARG:O	19	0.36	0.11	0.38
(1,6)	1:A:48:LYS:HZ1	2:C:457:LEU:C	19	0.36	0.11	0.38
(1,6)	1:A:48:LYS:HZ1	2:C:457:LEU:CA	19	0.36	0.11	0.38
(1,6)	1:A:48:LYS:HZ1	2:C:457:LEU:CB	19	0.36	0.11	0.38
(1,6)	1:A:48:LYS:HZ1	2:C:457:LEU:CD1	19	0.36	0.11	0.38
(1,6)	1:A:48:LYS:HZ1	2:C:457:LEU:CD2	19	0.36	0.11	0.38
(1,6)	1:A:48:LYS:HZ1	2:C:457:LEU:CG	19	0.36	0.11	0.38
(1,6)	1:A:48:LYS:HZ1	2:C:457:LEU:H	19	0.36	0.11	0.38
(1,6)	1:A:48:LYS:HZ1	2:C:457:LEU:HA	19	0.36	0.11	0.38
(1,6)	1:A:48:LYS:HZ1	2:C:457:LEU:HB2	19	0.36	0.11	0.38
(1,6)	1:A:48:LYS:HZ1	2:C:457:LEU:HB3	19	0.36	0.11	0.38
(1,6)	1:A:48:LYS:HZ1	2:C:457:LEU:HD11	19	0.36	0.11	0.38
(1,6)	1:A:48:LYS:HZ1	2:C:457:LEU:HD12	19	0.36	0.11	0.38
(1,6)	1:A:48:LYS:HZ1	2:C:457:LEU:HD13	19	0.36	0.11	0.38
(1,6)	1:A:48:LYS:HZ1	2:C:457:LEU:HD21	19	0.36	0.11	0.38
(1,6)	1:A:48:LYS:HZ1	2:C:457:LEU:HD22	19	0.36	0.11	0.38
(1,6)	1:A:48:LYS:HZ1	2:C:457:LEU:HD23	19	0.36	0.11	0.38
(1,6)	1:A:48:LYS:HZ1	2:C:457:LEU:HG	19	0.36	0.11	0.38
(1,6)	1:A:48:LYS:HZ1	2:C:457:LEU:N	19	0.36	0.11	0.38
(1,6)	1:A:48:LYS:HZ1	2:C:457:LEU:O	19	0.36	0.11	0.38
(1,6)	1:A:48:LYS:HZ1	2:C:459:ALA:C	19	0.36	0.11	0.38
(1,6)	1:A:48:LYS:HZ1	2:C:459:ALA:CA	19	0.36	0.11	0.38

Continued on next page...

Continued from previous page...

Key	Atom-1	Atom-2	Models ¹	Mean (Å)	SD ¹ (Å)	Median (Å)
(1,6)	1:A:48:LYS:HZ1	2:C:459:ALA:CB	19	0.36	0.11	0.38
(1,6)	1:A:48:LYS:HZ1	2:C:459:ALA:H	19	0.36	0.11	0.38
(1,6)	1:A:48:LYS:HZ1	2:C:459:ALA:HA	19	0.36	0.11	0.38
(1,6)	1:A:48:LYS:HZ1	2:C:459:ALA:HB1	19	0.36	0.11	0.38
(1,6)	1:A:48:LYS:HZ1	2:C:459:ALA:HB2	19	0.36	0.11	0.38
(1,6)	1:A:48:LYS:HZ1	2:C:459:ALA:HB3	19	0.36	0.11	0.38
(1,6)	1:A:48:LYS:HZ1	2:C:459:ALA:N	19	0.36	0.11	0.38
(1,6)	1:A:48:LYS:HZ1	2:C:459:ALA:O	19	0.36	0.11	0.38
(1,6)	1:A:48:LYS:HZ1	2:C:460:MET:C	19	0.36	0.11	0.38
(1,6)	1:A:48:LYS:HZ1	2:C:460:MET:CA	19	0.36	0.11	0.38
(1,6)	1:A:48:LYS:HZ1	2:C:460:MET:CB	19	0.36	0.11	0.38
(1,6)	1:A:48:LYS:HZ1	2:C:460:MET:CE	19	0.36	0.11	0.38
(1,6)	1:A:48:LYS:HZ1	2:C:460:MET:CG	19	0.36	0.11	0.38
(1,6)	1:A:48:LYS:HZ1	2:C:460:MET:H	19	0.36	0.11	0.38
(1,6)	1:A:48:LYS:HZ1	2:C:460:MET:HA	19	0.36	0.11	0.38
(1,6)	1:A:48:LYS:HZ1	2:C:460:MET:HB2	19	0.36	0.11	0.38
(1,6)	1:A:48:LYS:HZ1	2:C:460:MET:HB3	19	0.36	0.11	0.38
(1,6)	1:A:48:LYS:HZ1	2:C:460:MET:HE1	19	0.36	0.11	0.38
(1,6)	1:A:48:LYS:HZ1	2:C:460:MET:HE2	19	0.36	0.11	0.38
(1,6)	1:A:48:LYS:HZ1	2:C:460:MET:HE3	19	0.36	0.11	0.38
(1,6)	1:A:48:LYS:HZ1	2:C:460:MET:HG2	19	0.36	0.11	0.38
(1,6)	1:A:48:LYS:HZ1	2:C:460:MET:HG3	19	0.36	0.11	0.38
(1,6)	1:A:48:LYS:HZ1	2:C:460:MET:N	19	0.36	0.11	0.38
(1,6)	1:A:48:LYS:HZ1	2:C:460:MET:O	19	0.36	0.11	0.38
(1,6)	1:A:48:LYS:HZ1	2:C:460:MET:SD	19	0.36	0.11	0.38
(1,6)	1:A:48:LYS:HZ1	2:C:462:HIS:C	19	0.36	0.11	0.38
(1,6)	1:A:48:LYS:HZ1	2:C:462:HIS:CA	19	0.36	0.11	0.38
(1,6)	1:A:48:LYS:HZ1	2:C:462:HIS:CB	19	0.36	0.11	0.38
(1,6)	1:A:48:LYS:HZ1	2:C:462:HIS:CD2	19	0.36	0.11	0.38
(1,6)	1:A:48:LYS:HZ1	2:C:462:HIS:CE1	19	0.36	0.11	0.38
(1,6)	1:A:48:LYS:HZ1	2:C:462:HIS:CG	19	0.36	0.11	0.38
(1,6)	1:A:48:LYS:HZ1	2:C:462:HIS:H	19	0.36	0.11	0.38
(1,6)	1:A:48:LYS:HZ1	2:C:462:HIS:HA	19	0.36	0.11	0.38
(1,6)	1:A:48:LYS:HZ1	2:C:462:HIS:HB2	19	0.36	0.11	0.38
(1,6)	1:A:48:LYS:HZ1	2:C:462:HIS:HB3	19	0.36	0.11	0.38
(1,6)	1:A:48:LYS:HZ1	2:C:462:HIS:HD2	19	0.36	0.11	0.38
(1,6)	1:A:48:LYS:HZ1	2:C:462:HIS:HE1	19	0.36	0.11	0.38
(1,6)	1:A:48:LYS:HZ1	2:C:462:HIS:HE2	19	0.36	0.11	0.38
(1,6)	1:A:48:LYS:HZ1	2:C:462:HIS:N	19	0.36	0.11	0.38
(1,6)	1:A:48:LYS:HZ1	2:C:462:HIS:ND1	19	0.36	0.11	0.38
(1,6)	1:A:48:LYS:HZ1	2:C:462:HIS:NE2	19	0.36	0.11	0.38
(1,6)	1:A:48:LYS:HZ1	2:C:462:HIS:O	19	0.36	0.11	0.38

Continued on next page...

Continued from previous page...

Key	Atom-1	Atom-2	Models ¹	Mean (Å)	SD ¹ (Å)	Median (Å)
(1,6)	1:A:48:LYS:HZ1	2:C:463:GLN:C	19	0.36	0.11	0.38
(1,6)	1:A:48:LYS:HZ1	2:C:463:GLN:CA	19	0.36	0.11	0.38
(1,6)	1:A:48:LYS:HZ1	2:C:463:GLN:CB	19	0.36	0.11	0.38
(1,6)	1:A:48:LYS:HZ1	2:C:463:GLN:CD	19	0.36	0.11	0.38
(1,6)	1:A:48:LYS:HZ1	2:C:463:GLN:CG	19	0.36	0.11	0.38
(1,6)	1:A:48:LYS:HZ1	2:C:463:GLN:H	19	0.36	0.11	0.38
(1,6)	1:A:48:LYS:HZ1	2:C:463:GLN:HA	19	0.36	0.11	0.38
(1,6)	1:A:48:LYS:HZ1	2:C:463:GLN:HB2	19	0.36	0.11	0.38
(1,6)	1:A:48:LYS:HZ1	2:C:463:GLN:HB3	19	0.36	0.11	0.38
(1,6)	1:A:48:LYS:HZ1	2:C:463:GLN:HE21	19	0.36	0.11	0.38
(1,6)	1:A:48:LYS:HZ1	2:C:463:GLN:HE22	19	0.36	0.11	0.38
(1,6)	1:A:48:LYS:HZ1	2:C:463:GLN:HG2	19	0.36	0.11	0.38
(1,6)	1:A:48:LYS:HZ1	2:C:463:GLN:HG3	19	0.36	0.11	0.38
(1,6)	1:A:48:LYS:HZ1	2:C:463:GLN:N	19	0.36	0.11	0.38
(1,6)	1:A:48:LYS:HZ1	2:C:463:GLN:NE2	19	0.36	0.11	0.38
(1,6)	1:A:48:LYS:HZ1	2:C:463:GLN:O	19	0.36	0.11	0.38
(1,6)	1:A:48:LYS:HZ1	2:C:463:GLN:OE1	19	0.36	0.11	0.38
(1,6)	1:A:48:LYS:HZ1	2:C:465:GLN:C	19	0.36	0.11	0.38
(1,6)	1:A:48:LYS:HZ1	2:C:465:GLN:CA	19	0.36	0.11	0.38
(1,6)	1:A:48:LYS:HZ1	2:C:465:GLN:CB	19	0.36	0.11	0.38
(1,6)	1:A:48:LYS:HZ1	2:C:465:GLN:CD	19	0.36	0.11	0.38
(1,6)	1:A:48:LYS:HZ1	2:C:465:GLN:CG	19	0.36	0.11	0.38
(1,6)	1:A:48:LYS:HZ1	2:C:465:GLN:H	19	0.36	0.11	0.38
(1,6)	1:A:48:LYS:HZ1	2:C:465:GLN:HA	19	0.36	0.11	0.38
(1,6)	1:A:48:LYS:HZ1	2:C:465:GLN:HB2	19	0.36	0.11	0.38
(1,6)	1:A:48:LYS:HZ1	2:C:465:GLN:HB3	19	0.36	0.11	0.38
(1,6)	1:A:48:LYS:HZ1	2:C:465:GLN:HE21	19	0.36	0.11	0.38
(1,6)	1:A:48:LYS:HZ1	2:C:465:GLN:HE22	19	0.36	0.11	0.38
(1,6)	1:A:48:LYS:HZ1	2:C:465:GLN:HG2	19	0.36	0.11	0.38
(1,6)	1:A:48:LYS:HZ1	2:C:465:GLN:HG3	19	0.36	0.11	0.38
(1,6)	1:A:48:LYS:HZ1	2:C:465:GLN:N	19	0.36	0.11	0.38
(1,6)	1:A:48:LYS:HZ1	2:C:465:GLN:NE2	19	0.36	0.11	0.38
(1,6)	1:A:48:LYS:HZ1	2:C:465:GLN:O	19	0.36	0.11	0.38
(1,6)	1:A:48:LYS:HZ1	2:C:465:GLN:OE1	19	0.36	0.11	0.38
(1,6)	1:A:48:LYS:HZ1	2:C:466:GLU:C	19	0.36	0.11	0.38
(1,6)	1:A:48:LYS:HZ1	2:C:466:GLU:CA	19	0.36	0.11	0.38
(1,6)	1:A:48:LYS:HZ1	2:C:466:GLU:CB	19	0.36	0.11	0.38
(1,6)	1:A:48:LYS:HZ1	2:C:466:GLU:CD	19	0.36	0.11	0.38
(1,6)	1:A:48:LYS:HZ1	2:C:466:GLU:CG	19	0.36	0.11	0.38
(1,6)	1:A:48:LYS:HZ1	2:C:466:GLU:H	19	0.36	0.11	0.38
(1,6)	1:A:48:LYS:HZ1	2:C:466:GLU:HA	19	0.36	0.11	0.38
(1,6)	1:A:48:LYS:HZ1	2:C:466:GLU:HB2	19	0.36	0.11	0.38

Continued on next page...

Continued from previous page...

Key	Atom-1	Atom-2	Models ¹	Mean (Å)	SD ¹ (Å)	Median (Å)
(1,6)	1:A:48:LYS:HZ1	2:C:466:GLU:HB3	19	0.36	0.11	0.38
(1,6)	1:A:48:LYS:HZ1	2:C:466:GLU:HG2	19	0.36	0.11	0.38
(1,6)	1:A:48:LYS:HZ1	2:C:466:GLU:HG3	19	0.36	0.11	0.38
(1,6)	1:A:48:LYS:HZ1	2:C:466:GLU:N	19	0.36	0.11	0.38
(1,6)	1:A:48:LYS:HZ1	2:C:466:GLU:O	19	0.36	0.11	0.38
(1,6)	1:A:48:LYS:HZ1	2:C:466:GLU:OE1	19	0.36	0.11	0.38
(1,6)	1:A:48:LYS:HZ1	2:C:466:GLU:OE2	19	0.36	0.11	0.38
(1,6)	1:A:48:LYS:HZ1	2:C:467:MET:C	19	0.36	0.11	0.38
(1,6)	1:A:48:LYS:HZ1	2:C:467:MET:CA	19	0.36	0.11	0.38
(1,6)	1:A:48:LYS:HZ1	2:C:467:MET:CB	19	0.36	0.11	0.38
(1,6)	1:A:48:LYS:HZ1	2:C:467:MET:CE	19	0.36	0.11	0.38
(1,6)	1:A:48:LYS:HZ1	2:C:467:MET:CG	19	0.36	0.11	0.38
(1,6)	1:A:48:LYS:HZ1	2:C:467:MET:H	19	0.36	0.11	0.38
(1,6)	1:A:48:LYS:HZ1	2:C:467:MET:HA	19	0.36	0.11	0.38
(1,6)	1:A:48:LYS:HZ1	2:C:467:MET:HB2	19	0.36	0.11	0.38
(1,6)	1:A:48:LYS:HZ1	2:C:467:MET:HB3	19	0.36	0.11	0.38
(1,6)	1:A:48:LYS:HZ1	2:C:467:MET:HE1	19	0.36	0.11	0.38
(1,6)	1:A:48:LYS:HZ1	2:C:467:MET:HE2	19	0.36	0.11	0.38
(1,6)	1:A:48:LYS:HZ1	2:C:467:MET:HE3	19	0.36	0.11	0.38
(1,6)	1:A:48:LYS:HZ1	2:C:467:MET:HG2	19	0.36	0.11	0.38
(1,6)	1:A:48:LYS:HZ1	2:C:467:MET:HG3	19	0.36	0.11	0.38
(1,6)	1:A:48:LYS:HZ1	2:C:467:MET:N	19	0.36	0.11	0.38
(1,6)	1:A:48:LYS:HZ1	2:C:467:MET:O	19	0.36	0.11	0.38
(1,6)	1:A:48:LYS:HZ1	2:C:467:MET:SD	19	0.36	0.11	0.38
(1,6)	1:A:48:LYS:HZ1	2:C:468:PHE:C	19	0.36	0.11	0.38
(1,6)	1:A:48:LYS:HZ1	2:C:468:PHE:CA	19	0.36	0.11	0.38
(1,6)	1:A:48:LYS:HZ1	2:C:468:PHE:CB	19	0.36	0.11	0.38
(1,6)	1:A:48:LYS:HZ1	2:C:468:PHE:CD1	19	0.36	0.11	0.38
(1,6)	1:A:48:LYS:HZ1	2:C:468:PHE:CD2	19	0.36	0.11	0.38
(1,6)	1:A:48:LYS:HZ1	2:C:468:PHE:CE1	19	0.36	0.11	0.38
(1,6)	1:A:48:LYS:HZ1	2:C:468:PHE:CE2	19	0.36	0.11	0.38
(1,6)	1:A:48:LYS:HZ1	2:C:468:PHE:CG	19	0.36	0.11	0.38
(1,6)	1:A:48:LYS:HZ1	2:C:468:PHE:CZ	19	0.36	0.11	0.38
(1,6)	1:A:48:LYS:HZ1	2:C:468:PHE:H	19	0.36	0.11	0.38
(1,6)	1:A:48:LYS:HZ1	2:C:468:PHE:HA	19	0.36	0.11	0.38
(1,6)	1:A:48:LYS:HZ1	2:C:468:PHE:HB2	19	0.36	0.11	0.38
(1,6)	1:A:48:LYS:HZ1	2:C:468:PHE:HB3	19	0.36	0.11	0.38
(1,6)	1:A:48:LYS:HZ1	2:C:468:PHE:HD1	19	0.36	0.11	0.38
(1,6)	1:A:48:LYS:HZ1	2:C:468:PHE:HD2	19	0.36	0.11	0.38
(1,6)	1:A:48:LYS:HZ1	2:C:468:PHE:HE1	19	0.36	0.11	0.38
(1,6)	1:A:48:LYS:HZ1	2:C:468:PHE:HE2	19	0.36	0.11	0.38
(1,6)	1:A:48:LYS:HZ1	2:C:468:PHE:HZ	19	0.36	0.11	0.38

Continued on next page...

Continued from previous page...

Key	Atom-1	Atom-2	Models ¹	Mean (Å)	SD ¹ (Å)	Median (Å)
(1,6)	1:A:48:LYS:HZ1	2:C:468:PHE:N	19	0.36	0.11	0.38
(1,6)	1:A:48:LYS:HZ1	2:C:468:PHE:O	19	0.36	0.11	0.38
(1,6)	1:A:48:LYS:HZ1	2:C:469:PRO:C	19	0.36	0.11	0.38
(1,6)	1:A:48:LYS:HZ1	2:C:469:PRO:CA	19	0.36	0.11	0.38
(1,6)	1:A:48:LYS:HZ1	2:C:469:PRO:CB	19	0.36	0.11	0.38
(1,6)	1:A:48:LYS:HZ1	2:C:469:PRO:CD	19	0.36	0.11	0.38
(1,6)	1:A:48:LYS:HZ1	2:C:469:PRO:CG	19	0.36	0.11	0.38
(1,6)	1:A:48:LYS:HZ1	2:C:469:PRO:HA	19	0.36	0.11	0.38
(1,6)	1:A:48:LYS:HZ1	2:C:469:PRO:HB2	19	0.36	0.11	0.38
(1,6)	1:A:48:LYS:HZ1	2:C:469:PRO:HB3	19	0.36	0.11	0.38
(1,6)	1:A:48:LYS:HZ1	2:C:469:PRO:HD2	19	0.36	0.11	0.38
(1,6)	1:A:48:LYS:HZ1	2:C:469:PRO:HD3	19	0.36	0.11	0.38
(1,6)	1:A:48:LYS:HZ1	2:C:469:PRO:HG2	19	0.36	0.11	0.38
(1,6)	1:A:48:LYS:HZ1	2:C:469:PRO:HG3	19	0.36	0.11	0.38
(1,6)	1:A:48:LYS:HZ1	2:C:469:PRO:N	19	0.36	0.11	0.38
(1,6)	1:A:48:LYS:HZ1	2:C:469:PRO:O	19	0.36	0.11	0.38
(1,6)	1:A:48:LYS:HZ1	2:C:470:GLN:C	19	0.36	0.11	0.38
(1,6)	1:A:48:LYS:HZ1	2:C:470:GLN:CA	19	0.36	0.11	0.38
(1,6)	1:A:48:LYS:HZ1	2:C:470:GLN:CB	19	0.36	0.11	0.38
(1,6)	1:A:48:LYS:HZ1	2:C:470:GLN:CD	19	0.36	0.11	0.38
(1,6)	1:A:48:LYS:HZ1	2:C:470:GLN:CG	19	0.36	0.11	0.38
(1,6)	1:A:48:LYS:HZ1	2:C:470:GLN:H	19	0.36	0.11	0.38
(1,6)	1:A:48:LYS:HZ1	2:C:470:GLN:HA	19	0.36	0.11	0.38
(1,6)	1:A:48:LYS:HZ1	2:C:470:GLN:HB2	19	0.36	0.11	0.38
(1,6)	1:A:48:LYS:HZ1	2:C:470:GLN:HB3	19	0.36	0.11	0.38
(1,6)	1:A:48:LYS:HZ1	2:C:470:GLN:HE21	19	0.36	0.11	0.38
(1,6)	1:A:48:LYS:HZ1	2:C:470:GLN:HE22	19	0.36	0.11	0.38
(1,6)	1:A:48:LYS:HZ1	2:C:470:GLN:HG2	19	0.36	0.11	0.38
(1,6)	1:A:48:LYS:HZ1	2:C:470:GLN:HG3	19	0.36	0.11	0.38
(1,6)	1:A:48:LYS:HZ1	2:C:470:GLN:N	19	0.36	0.11	0.38
(1,6)	1:A:48:LYS:HZ1	2:C:470:GLN:NE2	19	0.36	0.11	0.38
(1,6)	1:A:48:LYS:HZ1	2:C:470:GLN:O	19	0.36	0.11	0.38
(1,6)	1:A:48:LYS:HZ1	2:C:470:GLN:OE1	19	0.36	0.11	0.38
(1,6)	1:A:48:LYS:HZ1	2:C:472:PRO:C	19	0.36	0.11	0.38
(1,6)	1:A:48:LYS:HZ1	2:C:472:PRO:CA	19	0.36	0.11	0.38
(1,6)	1:A:48:LYS:HZ1	2:C:472:PRO:CB	19	0.36	0.11	0.38
(1,6)	1:A:48:LYS:HZ1	2:C:472:PRO:CD	19	0.36	0.11	0.38
(1,6)	1:A:48:LYS:HZ1	2:C:472:PRO:CG	19	0.36	0.11	0.38
(1,6)	1:A:48:LYS:HZ1	2:C:472:PRO:HA	19	0.36	0.11	0.38
(1,6)	1:A:48:LYS:HZ1	2:C:472:PRO:HB2	19	0.36	0.11	0.38
(1,6)	1:A:48:LYS:HZ1	2:C:472:PRO:HB3	19	0.36	0.11	0.38
(1,6)	1:A:48:LYS:HZ1	2:C:472:PRO:HD2	19	0.36	0.11	0.38

Continued on next page...

Continued from previous page...

Key	Atom-1	Atom-2	Models ¹	Mean (Å)	SD ¹ (Å)	Median (Å)
(1,6)	1:A:48:LYS:HZ1	2:C:472:PRO:HD3	19	0.36	0.11	0.38
(1,6)	1:A:48:LYS:HZ1	2:C:472:PRO:HG2	19	0.36	0.11	0.38
(1,6)	1:A:48:LYS:HZ1	2:C:472:PRO:HG3	19	0.36	0.11	0.38
(1,6)	1:A:48:LYS:HZ1	2:C:472:PRO:N	19	0.36	0.11	0.38
(1,6)	1:A:48:LYS:HZ1	2:C:472:PRO:O	19	0.36	0.11	0.38
(1,6)	1:A:48:LYS:HZ1	2:C:482:LEU:C	19	0.36	0.11	0.38
(1,6)	1:A:48:LYS:HZ1	2:C:482:LEU:CA	19	0.36	0.11	0.38
(1,6)	1:A:48:LYS:HZ1	2:C:482:LEU:CB	19	0.36	0.11	0.38
(1,6)	1:A:48:LYS:HZ1	2:C:482:LEU:CD1	19	0.36	0.11	0.38
(1,6)	1:A:48:LYS:HZ1	2:C:482:LEU:CD2	19	0.36	0.11	0.38
(1,6)	1:A:48:LYS:HZ1	2:C:482:LEU:CG	19	0.36	0.11	0.38
(1,6)	1:A:48:LYS:HZ1	2:C:482:LEU:H	19	0.36	0.11	0.38
(1,6)	1:A:48:LYS:HZ1	2:C:482:LEU:HA	19	0.36	0.11	0.38
(1,6)	1:A:48:LYS:HZ1	2:C:482:LEU:HB2	19	0.36	0.11	0.38
(1,6)	1:A:48:LYS:HZ1	2:C:482:LEU:HB3	19	0.36	0.11	0.38
(1,6)	1:A:48:LYS:HZ1	2:C:482:LEU:HD11	19	0.36	0.11	0.38
(1,6)	1:A:48:LYS:HZ1	2:C:482:LEU:HD12	19	0.36	0.11	0.38
(1,6)	1:A:48:LYS:HZ1	2:C:482:LEU:HD13	19	0.36	0.11	0.38
(1,6)	1:A:48:LYS:HZ1	2:C:482:LEU:HD21	19	0.36	0.11	0.38
(1,6)	1:A:48:LYS:HZ1	2:C:482:LEU:HD22	19	0.36	0.11	0.38
(1,6)	1:A:48:LYS:HZ1	2:C:482:LEU:HD23	19	0.36	0.11	0.38
(1,6)	1:A:48:LYS:HZ1	2:C:482:LEU:HG	19	0.36	0.11	0.38
(1,6)	1:A:48:LYS:HZ1	2:C:482:LEU:N	19	0.36	0.11	0.38
(1,6)	1:A:48:LYS:HZ1	2:C:482:LEU:O	19	0.36	0.11	0.38
(1,6)	1:A:48:LYS:HZ1	2:C:483:THR:C	19	0.36	0.11	0.38
(1,6)	1:A:48:LYS:HZ1	2:C:483:THR:CA	19	0.36	0.11	0.38
(1,6)	1:A:48:LYS:HZ1	2:C:483:THR:CB	19	0.36	0.11	0.38
(1,6)	1:A:48:LYS:HZ1	2:C:483:THR:CG2	19	0.36	0.11	0.38
(1,6)	1:A:48:LYS:HZ1	2:C:483:THR:H	19	0.36	0.11	0.38
(1,6)	1:A:48:LYS:HZ1	2:C:483:THR:HA	19	0.36	0.11	0.38
(1,6)	1:A:48:LYS:HZ1	2:C:483:THR:HB	19	0.36	0.11	0.38
(1,6)	1:A:48:LYS:HZ1	2:C:483:THR:HG1	19	0.36	0.11	0.38
(1,6)	1:A:48:LYS:HZ1	2:C:483:THR:HG21	19	0.36	0.11	0.38
(1,6)	1:A:48:LYS:HZ1	2:C:483:THR:HG22	19	0.36	0.11	0.38
(1,6)	1:A:48:LYS:HZ1	2:C:483:THR:HG23	19	0.36	0.11	0.38
(1,6)	1:A:48:LYS:HZ1	2:C:483:THR:N	19	0.36	0.11	0.38
(1,6)	1:A:48:LYS:HZ1	2:C:483:THR:O	19	0.36	0.11	0.38
(1,6)	1:A:48:LYS:HZ1	2:C:483:THR:OG1	19	0.36	0.11	0.38
(1,6)	1:A:48:LYS:HZ1	2:C:484:ARG:C	19	0.36	0.11	0.38
(1,6)	1:A:48:LYS:HZ1	2:C:484:ARG:CA	19	0.36	0.11	0.38
(1,6)	1:A:48:LYS:HZ1	2:C:484:ARG:CB	19	0.36	0.11	0.38
(1,6)	1:A:48:LYS:HZ1	2:C:484:ARG:CD	19	0.36	0.11	0.38

Continued on next page...

Continued from previous page...

Key	Atom-1	Atom-2	Models ¹	Mean (Å)	SD ¹ (Å)	Median (Å)
(1,6)	1:A:48:LYS:HZ1	2:C:484:ARG:CG	19	0.36	0.11	0.38
(1,6)	1:A:48:LYS:HZ1	2:C:484:ARG:CZ	19	0.36	0.11	0.38
(1,6)	1:A:48:LYS:HZ1	2:C:484:ARG:H	19	0.36	0.11	0.38
(1,6)	1:A:48:LYS:HZ1	2:C:484:ARG:HA	19	0.36	0.11	0.38
(1,6)	1:A:48:LYS:HZ1	2:C:484:ARG:HB2	19	0.36	0.11	0.38
(1,6)	1:A:48:LYS:HZ1	2:C:484:ARG:HB3	19	0.36	0.11	0.38
(1,6)	1:A:48:LYS:HZ1	2:C:484:ARG:HD2	19	0.36	0.11	0.38
(1,6)	1:A:48:LYS:HZ1	2:C:484:ARG:HD3	19	0.36	0.11	0.38
(1,6)	1:A:48:LYS:HZ1	2:C:484:ARG:HE	19	0.36	0.11	0.38
(1,6)	1:A:48:LYS:HZ1	2:C:484:ARG:HG2	19	0.36	0.11	0.38
(1,6)	1:A:48:LYS:HZ1	2:C:484:ARG:HG3	19	0.36	0.11	0.38
(1,6)	1:A:48:LYS:HZ1	2:C:484:ARG:HH11	19	0.36	0.11	0.38
(1,6)	1:A:48:LYS:HZ1	2:C:484:ARG:HH12	19	0.36	0.11	0.38
(1,6)	1:A:48:LYS:HZ1	2:C:484:ARG:HH21	19	0.36	0.11	0.38
(1,6)	1:A:48:LYS:HZ1	2:C:484:ARG:HH22	19	0.36	0.11	0.38
(1,6)	1:A:48:LYS:HZ1	2:C:484:ARG:N	19	0.36	0.11	0.38
(1,6)	1:A:48:LYS:HZ1	2:C:484:ARG:NE	19	0.36	0.11	0.38
(1,6)	1:A:48:LYS:HZ1	2:C:484:ARG:NH1	19	0.36	0.11	0.38
(1,6)	1:A:48:LYS:HZ1	2:C:484:ARG:NH2	19	0.36	0.11	0.38
(1,6)	1:A:48:LYS:HZ1	2:C:484:ARG:O	19	0.36	0.11	0.38
(1,6)	1:A:48:LYS:HZ1	2:C:485:SER:C	19	0.36	0.11	0.38
(1,6)	1:A:48:LYS:HZ1	2:C:485:SER:CA	19	0.36	0.11	0.38
(1,6)	1:A:48:LYS:HZ1	2:C:485:SER:CB	19	0.36	0.11	0.38
(1,6)	1:A:48:LYS:HZ1	2:C:485:SER:H	19	0.36	0.11	0.38
(1,6)	1:A:48:LYS:HZ1	2:C:485:SER:HA	19	0.36	0.11	0.38
(1,6)	1:A:48:LYS:HZ1	2:C:485:SER:HB2	19	0.36	0.11	0.38
(1,6)	1:A:48:LYS:HZ1	2:C:485:SER:HB3	19	0.36	0.11	0.38
(1,6)	1:A:48:LYS:HZ1	2:C:485:SER:HG	19	0.36	0.11	0.38
(1,6)	1:A:48:LYS:HZ1	2:C:485:SER:N	19	0.36	0.11	0.38
(1,6)	1:A:48:LYS:HZ1	2:C:485:SER:O	19	0.36	0.11	0.38
(1,6)	1:A:48:LYS:HZ1	2:C:485:SER:OG	19	0.36	0.11	0.38
(1,6)	1:A:48:LYS:HZ1	2:C:486:VAL:C	19	0.36	0.11	0.38
(1,6)	1:A:48:LYS:HZ1	2:C:486:VAL:CA	19	0.36	0.11	0.38
(1,6)	1:A:48:LYS:HZ1	2:C:486:VAL:CB	19	0.36	0.11	0.38
(1,6)	1:A:48:LYS:HZ1	2:C:486:VAL:CG1	19	0.36	0.11	0.38
(1,6)	1:A:48:LYS:HZ1	2:C:486:VAL:CG2	19	0.36	0.11	0.38
(1,6)	1:A:48:LYS:HZ1	2:C:486:VAL:H	19	0.36	0.11	0.38
(1,6)	1:A:48:LYS:HZ1	2:C:486:VAL:HA	19	0.36	0.11	0.38
(1,6)	1:A:48:LYS:HZ1	2:C:486:VAL:HB	19	0.36	0.11	0.38
(1,6)	1:A:48:LYS:HZ1	2:C:486:VAL:HG11	19	0.36	0.11	0.38
(1,6)	1:A:48:LYS:HZ1	2:C:486:VAL:HG12	19	0.36	0.11	0.38
(1,6)	1:A:48:LYS:HZ1	2:C:486:VAL:HG13	19	0.36	0.11	0.38

Continued on next page...

Continued from previous page...

Key	Atom-1	Atom-2	Models ¹	Mean (Å)	SD ¹ (Å)	Median (Å)
(1,6)	1:A:48:LYS:HZ1	2:C:486:VAL:HG21	19	0.36	0.11	0.38
(1,6)	1:A:48:LYS:HZ1	2:C:486:VAL:HG22	19	0.36	0.11	0.38
(1,6)	1:A:48:LYS:HZ1	2:C:486:VAL:HG23	19	0.36	0.11	0.38
(1,6)	1:A:48:LYS:HZ1	2:C:486:VAL:N	19	0.36	0.11	0.38
(1,6)	1:A:48:LYS:HZ1	2:C:486:VAL:O	19	0.36	0.11	0.38
(1,6)	1:A:48:LYS:HZ1	2:C:487:GLU:C	19	0.36	0.11	0.38
(1,6)	1:A:48:LYS:HZ1	2:C:487:GLU:CA	19	0.36	0.11	0.38
(1,6)	1:A:48:LYS:HZ1	2:C:487:GLU:CB	19	0.36	0.11	0.38
(1,6)	1:A:48:LYS:HZ1	2:C:487:GLU:CD	19	0.36	0.11	0.38
(1,6)	1:A:48:LYS:HZ1	2:C:487:GLU:CG	19	0.36	0.11	0.38
(1,6)	1:A:48:LYS:HZ1	2:C:487:GLU:H	19	0.36	0.11	0.38
(1,6)	1:A:48:LYS:HZ1	2:C:487:GLU:HA	19	0.36	0.11	0.38
(1,6)	1:A:48:LYS:HZ1	2:C:487:GLU:HB2	19	0.36	0.11	0.38
(1,6)	1:A:48:LYS:HZ1	2:C:487:GLU:HB3	19	0.36	0.11	0.38
(1,6)	1:A:48:LYS:HZ1	2:C:487:GLU:HG2	19	0.36	0.11	0.38
(1,6)	1:A:48:LYS:HZ1	2:C:487:GLU:HG3	19	0.36	0.11	0.38
(1,6)	1:A:48:LYS:HZ1	2:C:487:GLU:N	19	0.36	0.11	0.38
(1,6)	1:A:48:LYS:HZ1	2:C:487:GLU:O	19	0.36	0.11	0.38
(1,6)	1:A:48:LYS:HZ1	2:C:487:GLU:OE1	19	0.36	0.11	0.38
(1,6)	1:A:48:LYS:HZ1	2:C:487:GLU:OE2	19	0.36	0.11	0.38
(1,6)	1:A:48:LYS:HZ1	2:C:488:ILE:C	19	0.36	0.11	0.38
(1,6)	1:A:48:LYS:HZ1	2:C:488:ILE:CA	19	0.36	0.11	0.38
(1,6)	1:A:48:LYS:HZ1	2:C:488:ILE:CB	19	0.36	0.11	0.38
(1,6)	1:A:48:LYS:HZ1	2:C:488:ILE:CD1	19	0.36	0.11	0.38
(1,6)	1:A:48:LYS:HZ1	2:C:488:ILE:CG1	19	0.36	0.11	0.38
(1,6)	1:A:48:LYS:HZ1	2:C:488:ILE:CG2	19	0.36	0.11	0.38
(1,6)	1:A:48:LYS:HZ1	2:C:488:ILE:H	19	0.36	0.11	0.38
(1,6)	1:A:48:LYS:HZ1	2:C:488:ILE:HA	19	0.36	0.11	0.38
(1,6)	1:A:48:LYS:HZ1	2:C:488:ILE:HB	19	0.36	0.11	0.38
(1,6)	1:A:48:LYS:HZ1	2:C:488:ILE:HD11	19	0.36	0.11	0.38
(1,6)	1:A:48:LYS:HZ1	2:C:488:ILE:HD12	19	0.36	0.11	0.38
(1,6)	1:A:48:LYS:HZ1	2:C:488:ILE:HD13	19	0.36	0.11	0.38
(1,6)	1:A:48:LYS:HZ1	2:C:488:ILE:HG12	19	0.36	0.11	0.38
(1,6)	1:A:48:LYS:HZ1	2:C:488:ILE:HG13	19	0.36	0.11	0.38
(1,6)	1:A:48:LYS:HZ1	2:C:488:ILE:HG21	19	0.36	0.11	0.38
(1,6)	1:A:48:LYS:HZ1	2:C:488:ILE:HG22	19	0.36	0.11	0.38
(1,6)	1:A:48:LYS:HZ1	2:C:488:ILE:HG23	19	0.36	0.11	0.38
(1,6)	1:A:48:LYS:HZ1	2:C:488:ILE:N	19	0.36	0.11	0.38
(1,6)	1:A:48:LYS:HZ1	2:C:488:ILE:O	19	0.36	0.11	0.38
(1,6)	1:A:48:LYS:HZ1	2:C:490:THR:C	19	0.36	0.11	0.38
(1,6)	1:A:48:LYS:HZ1	2:C:490:THR:CA	19	0.36	0.11	0.38
(1,6)	1:A:48:LYS:HZ1	2:C:490:THR:CB	19	0.36	0.11	0.38

Continued on next page...

Continued from previous page...

Key	Atom-1	Atom-2	Models ¹	Mean (Å)	SD ¹ (Å)	Median (Å)
(1,6)	1:A:48:LYS:HZ1	2:C:490:THR:CG2	19	0.36	0.11	0.38
(1,6)	1:A:48:LYS:HZ1	2:C:490:THR:H	19	0.36	0.11	0.38
(1,6)	1:A:48:LYS:HZ1	2:C:490:THR:HA	19	0.36	0.11	0.38
(1,6)	1:A:48:LYS:HZ1	2:C:490:THR:HB	19	0.36	0.11	0.38
(1,6)	1:A:48:LYS:HZ1	2:C:490:THR:HG1	19	0.36	0.11	0.38
(1,6)	1:A:48:LYS:HZ1	2:C:490:THR:HG21	19	0.36	0.11	0.38
(1,6)	1:A:48:LYS:HZ1	2:C:490:THR:HG22	19	0.36	0.11	0.38
(1,6)	1:A:48:LYS:HZ1	2:C:490:THR:HG23	19	0.36	0.11	0.38
(1,6)	1:A:48:LYS:HZ1	2:C:490:THR:N	19	0.36	0.11	0.38
(1,6)	1:A:48:LYS:HZ1	2:C:490:THR:O	19	0.36	0.11	0.38
(1,6)	1:A:48:LYS:HZ1	2:C:490:THR:OG1	19	0.36	0.11	0.38
(1,6)	1:A:48:LYS:HZ1	2:C:491:ASP:C	19	0.36	0.11	0.38
(1,6)	1:A:48:LYS:HZ1	2:C:491:ASP:CA	19	0.36	0.11	0.38
(1,6)	1:A:48:LYS:HZ1	2:C:491:ASP:CB	19	0.36	0.11	0.38
(1,6)	1:A:48:LYS:HZ1	2:C:491:ASP:CG	19	0.36	0.11	0.38
(1,6)	1:A:48:LYS:HZ1	2:C:491:ASP:H	19	0.36	0.11	0.38
(1,6)	1:A:48:LYS:HZ1	2:C:491:ASP:HA	19	0.36	0.11	0.38
(1,6)	1:A:48:LYS:HZ1	2:C:491:ASP:HB2	19	0.36	0.11	0.38
(1,6)	1:A:48:LYS:HZ1	2:C:491:ASP:HB3	19	0.36	0.11	0.38
(1,6)	1:A:48:LYS:HZ1	2:C:491:ASP:N	19	0.36	0.11	0.38
(1,6)	1:A:48:LYS:HZ1	2:C:491:ASP:O	19	0.36	0.11	0.38
(1,6)	1:A:48:LYS:HZ1	2:C:491:ASP:OD1	19	0.36	0.11	0.38
(1,6)	1:A:48:LYS:HZ1	2:C:491:ASP:OD2	19	0.36	0.11	0.38
(1,6)	1:A:48:LYS:HZ1	2:C:492:ASN:C	19	0.36	0.11	0.38
(1,6)	1:A:48:LYS:HZ1	2:C:492:ASN:CA	19	0.36	0.11	0.38
(1,6)	1:A:48:LYS:HZ1	2:C:492:ASN:CB	19	0.36	0.11	0.38
(1,6)	1:A:48:LYS:HZ1	2:C:492:ASN:CG	19	0.36	0.11	0.38
(1,6)	1:A:48:LYS:HZ1	2:C:492:ASN:H	19	0.36	0.11	0.38
(1,6)	1:A:48:LYS:HZ1	2:C:492:ASN:HA	19	0.36	0.11	0.38
(1,6)	1:A:48:LYS:HZ1	2:C:492:ASN:HB2	19	0.36	0.11	0.38
(1,6)	1:A:48:LYS:HZ1	2:C:492:ASN:HB3	19	0.36	0.11	0.38
(1,6)	1:A:48:LYS:HZ1	2:C:492:ASN:HD21	19	0.36	0.11	0.38
(1,6)	1:A:48:LYS:HZ1	2:C:492:ASN:HD22	19	0.36	0.11	0.38
(1,6)	1:A:48:LYS:HZ1	2:C:492:ASN:N	19	0.36	0.11	0.38
(1,6)	1:A:48:LYS:HZ1	2:C:492:ASN:ND2	19	0.36	0.11	0.38
(1,6)	1:A:48:LYS:HZ1	2:C:492:ASN:O	19	0.36	0.11	0.38
(1,6)	1:A:48:LYS:HZ1	2:C:492:ASN:OD1	19	0.36	0.11	0.38
(1,6)	1:A:48:LYS:HZ1	2:C:494:LEU:C	19	0.36	0.11	0.38
(1,6)	1:A:48:LYS:HZ1	2:C:494:LEU:CA	19	0.36	0.11	0.38
(1,6)	1:A:48:LYS:HZ1	2:C:494:LEU:CB	19	0.36	0.11	0.38
(1,6)	1:A:48:LYS:HZ1	2:C:494:LEU:CD1	19	0.36	0.11	0.38
(1,6)	1:A:48:LYS:HZ1	2:C:494:LEU:CD2	19	0.36	0.11	0.38

Continued on next page...

Continued from previous page...

Key	Atom-1	Atom-2	Models ¹	Mean (Å)	SD ¹ (Å)	Median (Å)
(1,6)	1:A:48:LYS:HZ1	2:C:494:LEU:CG	19	0.36	0.11	0.38
(1,6)	1:A:48:LYS:HZ1	2:C:494:LEU:H	19	0.36	0.11	0.38
(1,6)	1:A:48:LYS:HZ1	2:C:494:LEU:HA	19	0.36	0.11	0.38
(1,6)	1:A:48:LYS:HZ1	2:C:494:LEU:HB2	19	0.36	0.11	0.38
(1,6)	1:A:48:LYS:HZ1	2:C:494:LEU:HB3	19	0.36	0.11	0.38
(1,6)	1:A:48:LYS:HZ1	2:C:494:LEU:HD11	19	0.36	0.11	0.38
(1,6)	1:A:48:LYS:HZ1	2:C:494:LEU:HD12	19	0.36	0.11	0.38
(1,6)	1:A:48:LYS:HZ1	2:C:494:LEU:HD13	19	0.36	0.11	0.38
(1,6)	1:A:48:LYS:HZ1	2:C:494:LEU:HD21	19	0.36	0.11	0.38
(1,6)	1:A:48:LYS:HZ1	2:C:494:LEU:HD22	19	0.36	0.11	0.38
(1,6)	1:A:48:LYS:HZ1	2:C:494:LEU:HD23	19	0.36	0.11	0.38
(1,6)	1:A:48:LYS:HZ1	2:C:494:LEU:HG	19	0.36	0.11	0.38
(1,6)	1:A:48:LYS:HZ1	2:C:494:LEU:N	19	0.36	0.11	0.38
(1,6)	1:A:48:LYS:HZ1	2:C:494:LEU:O	19	0.36	0.11	0.38
(1,6)	1:A:48:LYS:HZ1	2:C:495:GLU:C	19	0.36	0.11	0.38
(1,6)	1:A:48:LYS:HZ1	2:C:495:GLU:CA	19	0.36	0.11	0.38
(1,6)	1:A:48:LYS:HZ1	2:C:495:GLU:CB	19	0.36	0.11	0.38
(1,6)	1:A:48:LYS:HZ1	2:C:495:GLU:CD	19	0.36	0.11	0.38
(1,6)	1:A:48:LYS:HZ1	2:C:495:GLU:CG	19	0.36	0.11	0.38
(1,6)	1:A:48:LYS:HZ1	2:C:495:GLU:H	19	0.36	0.11	0.38
(1,6)	1:A:48:LYS:HZ1	2:C:495:GLU:HA	19	0.36	0.11	0.38
(1,6)	1:A:48:LYS:HZ1	2:C:495:GLU:HB2	19	0.36	0.11	0.38
(1,6)	1:A:48:LYS:HZ1	2:C:495:GLU:HB3	19	0.36	0.11	0.38
(1,6)	1:A:48:LYS:HZ1	2:C:495:GLU:HG2	19	0.36	0.11	0.38
(1,6)	1:A:48:LYS:HZ1	2:C:495:GLU:HG3	19	0.36	0.11	0.38
(1,6)	1:A:48:LYS:HZ1	2:C:495:GLU:N	19	0.36	0.11	0.38
(1,6)	1:A:48:LYS:HZ1	2:C:495:GLU:O	19	0.36	0.11	0.38
(1,6)	1:A:48:LYS:HZ1	2:C:495:GLU:OE1	19	0.36	0.11	0.38
(1,6)	1:A:48:LYS:HZ1	2:C:495:GLU:OE2	19	0.36	0.11	0.38
(1,6)	1:A:48:LYS:HZ1	2:C:496:GLY:C	19	0.36	0.11	0.38
(1,6)	1:A:48:LYS:HZ1	2:C:496:GLY:CA	19	0.36	0.11	0.38
(1,6)	1:A:48:LYS:HZ1	2:C:496:GLY:H	19	0.36	0.11	0.38
(1,6)	1:A:48:LYS:HZ1	2:C:496:GLY:HA2	19	0.36	0.11	0.38
(1,6)	1:A:48:LYS:HZ1	2:C:496:GLY:HA3	19	0.36	0.11	0.38
(1,6)	1:A:48:LYS:HZ1	2:C:496:GLY:N	19	0.36	0.11	0.38
(1,6)	1:A:48:LYS:HZ1	2:C:496:GLY:O	19	0.36	0.11	0.38
(1,6)	1:A:48:LYS:HZ1	2:C:497:ARG:C	19	0.36	0.11	0.38
(1,6)	1:A:48:LYS:HZ1	2:C:497:ARG:CA	19	0.36	0.11	0.38
(1,6)	1:A:48:LYS:HZ1	2:C:497:ARG:CB	19	0.36	0.11	0.38
(1,6)	1:A:48:LYS:HZ1	2:C:497:ARG:CD	19	0.36	0.11	0.38
(1,6)	1:A:48:LYS:HZ1	2:C:497:ARG:CG	19	0.36	0.11	0.38
(1,6)	1:A:48:LYS:HZ1	2:C:497:ARG:CZ	19	0.36	0.11	0.38

Continued on next page...

Continued from previous page...

Key	Atom-1	Atom-2	Models ¹	Mean (Å)	SD ¹ (Å)	Median (Å)
(1,6)	1:A:48:LYS:HZ1	2:C:497:ARG:H	19	0.36	0.11	0.38
(1,6)	1:A:48:LYS:HZ1	2:C:497:ARG:HA	19	0.36	0.11	0.38
(1,6)	1:A:48:LYS:HZ1	2:C:497:ARG:HB2	19	0.36	0.11	0.38
(1,6)	1:A:48:LYS:HZ1	2:C:497:ARG:HB3	19	0.36	0.11	0.38
(1,6)	1:A:48:LYS:HZ1	2:C:497:ARG:HD2	19	0.36	0.11	0.38
(1,6)	1:A:48:LYS:HZ1	2:C:497:ARG:HD3	19	0.36	0.11	0.38
(1,6)	1:A:48:LYS:HZ1	2:C:497:ARG:HE	19	0.36	0.11	0.38
(1,6)	1:A:48:LYS:HZ1	2:C:497:ARG:HG2	19	0.36	0.11	0.38
(1,6)	1:A:48:LYS:HZ1	2:C:497:ARG:HG3	19	0.36	0.11	0.38
(1,6)	1:A:48:LYS:HZ1	2:C:497:ARG:HH11	19	0.36	0.11	0.38
(1,6)	1:A:48:LYS:HZ1	2:C:497:ARG:HH12	19	0.36	0.11	0.38
(1,6)	1:A:48:LYS:HZ1	2:C:497:ARG:HH21	19	0.36	0.11	0.38
(1,6)	1:A:48:LYS:HZ1	2:C:497:ARG:HH22	19	0.36	0.11	0.38
(1,6)	1:A:48:LYS:HZ1	2:C:497:ARG:N	19	0.36	0.11	0.38
(1,6)	1:A:48:LYS:HZ1	2:C:497:ARG:NE	19	0.36	0.11	0.38
(1,6)	1:A:48:LYS:HZ1	2:C:497:ARG:NH1	19	0.36	0.11	0.38
(1,6)	1:A:48:LYS:HZ1	2:C:497:ARG:NH2	19	0.36	0.11	0.38
(1,6)	1:A:48:LYS:HZ1	2:C:497:ARG:O	19	0.36	0.11	0.38
(1,6)	1:A:48:LYS:HZ2	2:C:457:LEU:C	19	0.36	0.11	0.38
(1,6)	1:A:48:LYS:HZ2	2:C:457:LEU:CA	19	0.36	0.11	0.38
(1,6)	1:A:48:LYS:HZ2	2:C:457:LEU:CB	19	0.36	0.11	0.38
(1,6)	1:A:48:LYS:HZ2	2:C:457:LEU:CD1	19	0.36	0.11	0.38
(1,6)	1:A:48:LYS:HZ2	2:C:457:LEU:CD2	19	0.36	0.11	0.38
(1,6)	1:A:48:LYS:HZ2	2:C:457:LEU:CG	19	0.36	0.11	0.38
(1,6)	1:A:48:LYS:HZ2	2:C:457:LEU:H	19	0.36	0.11	0.38
(1,6)	1:A:48:LYS:HZ2	2:C:457:LEU:HA	19	0.36	0.11	0.38
(1,6)	1:A:48:LYS:HZ2	2:C:457:LEU:HB2	19	0.36	0.11	0.38
(1,6)	1:A:48:LYS:HZ2	2:C:457:LEU:HB3	19	0.36	0.11	0.38
(1,6)	1:A:48:LYS:HZ2	2:C:457:LEU:HD11	19	0.36	0.11	0.38
(1,6)	1:A:48:LYS:HZ2	2:C:457:LEU:HD12	19	0.36	0.11	0.38
(1,6)	1:A:48:LYS:HZ2	2:C:457:LEU:HD13	19	0.36	0.11	0.38
(1,6)	1:A:48:LYS:HZ2	2:C:457:LEU:HD21	19	0.36	0.11	0.38
(1,6)	1:A:48:LYS:HZ2	2:C:457:LEU:HD22	19	0.36	0.11	0.38
(1,6)	1:A:48:LYS:HZ2	2:C:457:LEU:HD23	19	0.36	0.11	0.38
(1,6)	1:A:48:LYS:HZ2	2:C:457:LEU:HG	19	0.36	0.11	0.38
(1,6)	1:A:48:LYS:HZ2	2:C:457:LEU:N	19	0.36	0.11	0.38
(1,6)	1:A:48:LYS:HZ2	2:C:457:LEU:O	19	0.36	0.11	0.38
(1,6)	1:A:48:LYS:HZ2	2:C:459:ALA:C	19	0.36	0.11	0.38
(1,6)	1:A:48:LYS:HZ2	2:C:459:ALA:CA	19	0.36	0.11	0.38
(1,6)	1:A:48:LYS:HZ2	2:C:459:ALA:CB	19	0.36	0.11	0.38
(1,6)	1:A:48:LYS:HZ2	2:C:459:ALA:H	19	0.36	0.11	0.38
(1,6)	1:A:48:LYS:HZ2	2:C:459:ALA:HA	19	0.36	0.11	0.38

Continued on next page...

Continued from previous page...

Key	Atom-1	Atom-2	Models ¹	Mean (Å)	SD ¹ (Å)	Median (Å)
(1,6)	1:A:48:LYS:HZ2	2:C:459:ALA:HB1	19	0.36	0.11	0.38
(1,6)	1:A:48:LYS:HZ2	2:C:459:ALA:HB2	19	0.36	0.11	0.38
(1,6)	1:A:48:LYS:HZ2	2:C:459:ALA:HB3	19	0.36	0.11	0.38
(1,6)	1:A:48:LYS:HZ2	2:C:459:ALA:N	19	0.36	0.11	0.38
(1,6)	1:A:48:LYS:HZ2	2:C:459:ALA:O	19	0.36	0.11	0.38
(1,6)	1:A:48:LYS:HZ2	2:C:460:MET:C	19	0.36	0.11	0.38
(1,6)	1:A:48:LYS:HZ2	2:C:460:MET:CA	19	0.36	0.11	0.38
(1,6)	1:A:48:LYS:HZ2	2:C:460:MET:CB	19	0.36	0.11	0.38
(1,6)	1:A:48:LYS:HZ2	2:C:460:MET:CE	19	0.36	0.11	0.38
(1,6)	1:A:48:LYS:HZ2	2:C:460:MET:CG	19	0.36	0.11	0.38
(1,6)	1:A:48:LYS:HZ2	2:C:460:MET:H	19	0.36	0.11	0.38
(1,6)	1:A:48:LYS:HZ2	2:C:460:MET:HA	19	0.36	0.11	0.38
(1,6)	1:A:48:LYS:HZ2	2:C:460:MET:HB2	19	0.36	0.11	0.38
(1,6)	1:A:48:LYS:HZ2	2:C:460:MET:HB3	19	0.36	0.11	0.38
(1,6)	1:A:48:LYS:HZ2	2:C:460:MET:HE1	19	0.36	0.11	0.38
(1,6)	1:A:48:LYS:HZ2	2:C:460:MET:HE2	19	0.36	0.11	0.38
(1,6)	1:A:48:LYS:HZ2	2:C:460:MET:HE3	19	0.36	0.11	0.38
(1,6)	1:A:48:LYS:HZ2	2:C:460:MET:HG2	19	0.36	0.11	0.38
(1,6)	1:A:48:LYS:HZ2	2:C:460:MET:HG3	19	0.36	0.11	0.38
(1,6)	1:A:48:LYS:HZ2	2:C:460:MET:N	19	0.36	0.11	0.38
(1,6)	1:A:48:LYS:HZ2	2:C:460:MET:O	19	0.36	0.11	0.38
(1,6)	1:A:48:LYS:HZ2	2:C:460:MET:SD	19	0.36	0.11	0.38
(1,6)	1:A:48:LYS:HZ2	2:C:462:HIS:C	19	0.36	0.11	0.38
(1,6)	1:A:48:LYS:HZ2	2:C:462:HIS:CA	19	0.36	0.11	0.38
(1,6)	1:A:48:LYS:HZ2	2:C:462:HIS:CB	19	0.36	0.11	0.38
(1,6)	1:A:48:LYS:HZ2	2:C:462:HIS:CD2	19	0.36	0.11	0.38
(1,6)	1:A:48:LYS:HZ2	2:C:462:HIS:CE1	19	0.36	0.11	0.38
(1,6)	1:A:48:LYS:HZ2	2:C:462:HIS:CG	19	0.36	0.11	0.38
(1,6)	1:A:48:LYS:HZ2	2:C:462:HIS:H	19	0.36	0.11	0.38
(1,6)	1:A:48:LYS:HZ2	2:C:462:HIS:HA	19	0.36	0.11	0.38
(1,6)	1:A:48:LYS:HZ2	2:C:462:HIS:HB2	19	0.36	0.11	0.38
(1,6)	1:A:48:LYS:HZ2	2:C:462:HIS:HB3	19	0.36	0.11	0.38
(1,6)	1:A:48:LYS:HZ2	2:C:462:HIS:HD2	19	0.36	0.11	0.38
(1,6)	1:A:48:LYS:HZ2	2:C:462:HIS:HE1	19	0.36	0.11	0.38
(1,6)	1:A:48:LYS:HZ2	2:C:462:HIS:HE2	19	0.36	0.11	0.38
(1,6)	1:A:48:LYS:HZ2	2:C:462:HIS:N	19	0.36	0.11	0.38
(1,6)	1:A:48:LYS:HZ2	2:C:462:HIS:ND1	19	0.36	0.11	0.38
(1,6)	1:A:48:LYS:HZ2	2:C:462:HIS:NE2	19	0.36	0.11	0.38
(1,6)	1:A:48:LYS:HZ2	2:C:462:HIS:O	19	0.36	0.11	0.38
(1,6)	1:A:48:LYS:HZ2	2:C:463:GLN:C	19	0.36	0.11	0.38
(1,6)	1:A:48:LYS:HZ2	2:C:463:GLN:CA	19	0.36	0.11	0.38
(1,6)	1:A:48:LYS:HZ2	2:C:463:GLN:CB	19	0.36	0.11	0.38

Continued on next page...

Continued from previous page...

Key	Atom-1	Atom-2	Models ¹	Mean (Å)	SD ¹ (Å)	Median (Å)
(1,6)	1:A:48:LYS:HZ2	2:C:463:GLN:CD	19	0.36	0.11	0.38
(1,6)	1:A:48:LYS:HZ2	2:C:463:GLN:CG	19	0.36	0.11	0.38
(1,6)	1:A:48:LYS:HZ2	2:C:463:GLN:H	19	0.36	0.11	0.38
(1,6)	1:A:48:LYS:HZ2	2:C:463:GLN:HA	19	0.36	0.11	0.38
(1,6)	1:A:48:LYS:HZ2	2:C:463:GLN:HB2	19	0.36	0.11	0.38
(1,6)	1:A:48:LYS:HZ2	2:C:463:GLN:HB3	19	0.36	0.11	0.38
(1,6)	1:A:48:LYS:HZ2	2:C:463:GLN:HE21	19	0.36	0.11	0.38
(1,6)	1:A:48:LYS:HZ2	2:C:463:GLN:HE22	19	0.36	0.11	0.38
(1,6)	1:A:48:LYS:HZ2	2:C:463:GLN:HG2	19	0.36	0.11	0.38
(1,6)	1:A:48:LYS:HZ2	2:C:463:GLN:HG3	19	0.36	0.11	0.38
(1,6)	1:A:48:LYS:HZ2	2:C:463:GLN:N	19	0.36	0.11	0.38
(1,6)	1:A:48:LYS:HZ2	2:C:463:GLN:NE2	19	0.36	0.11	0.38
(1,6)	1:A:48:LYS:HZ2	2:C:463:GLN:O	19	0.36	0.11	0.38
(1,6)	1:A:48:LYS:HZ2	2:C:463:GLN:OE1	19	0.36	0.11	0.38
(1,6)	1:A:48:LYS:HZ2	2:C:465:GLN:C	19	0.36	0.11	0.38
(1,6)	1:A:48:LYS:HZ2	2:C:465:GLN:CA	19	0.36	0.11	0.38
(1,6)	1:A:48:LYS:HZ2	2:C:465:GLN:CB	19	0.36	0.11	0.38
(1,6)	1:A:48:LYS:HZ2	2:C:465:GLN:CD	19	0.36	0.11	0.38
(1,6)	1:A:48:LYS:HZ2	2:C:465:GLN:CG	19	0.36	0.11	0.38
(1,6)	1:A:48:LYS:HZ2	2:C:465:GLN:H	19	0.36	0.11	0.38
(1,6)	1:A:48:LYS:HZ2	2:C:465:GLN:HA	19	0.36	0.11	0.38
(1,6)	1:A:48:LYS:HZ2	2:C:465:GLN:HB2	19	0.36	0.11	0.38
(1,6)	1:A:48:LYS:HZ2	2:C:465:GLN:HB3	19	0.36	0.11	0.38
(1,6)	1:A:48:LYS:HZ2	2:C:465:GLN:HE21	19	0.36	0.11	0.38
(1,6)	1:A:48:LYS:HZ2	2:C:465:GLN:HE22	19	0.36	0.11	0.38
(1,6)	1:A:48:LYS:HZ2	2:C:465:GLN:HG2	19	0.36	0.11	0.38
(1,6)	1:A:48:LYS:HZ2	2:C:465:GLN:HG3	19	0.36	0.11	0.38
(1,6)	1:A:48:LYS:HZ2	2:C:465:GLN:N	19	0.36	0.11	0.38
(1,6)	1:A:48:LYS:HZ2	2:C:465:GLN:NE2	19	0.36	0.11	0.38
(1,6)	1:A:48:LYS:HZ2	2:C:465:GLN:O	19	0.36	0.11	0.38
(1,6)	1:A:48:LYS:HZ2	2:C:465:GLN:OE1	19	0.36	0.11	0.38
(1,6)	1:A:48:LYS:HZ2	2:C:466:GLU:C	19	0.36	0.11	0.38
(1,6)	1:A:48:LYS:HZ2	2:C:466:GLU:CA	19	0.36	0.11	0.38
(1,6)	1:A:48:LYS:HZ2	2:C:466:GLU:CB	19	0.36	0.11	0.38
(1,6)	1:A:48:LYS:HZ2	2:C:466:GLU:CD	19	0.36	0.11	0.38
(1,6)	1:A:48:LYS:HZ2	2:C:466:GLU:CG	19	0.36	0.11	0.38
(1,6)	1:A:48:LYS:HZ2	2:C:466:GLU:H	19	0.36	0.11	0.38
(1,6)	1:A:48:LYS:HZ2	2:C:466:GLU:HA	19	0.36	0.11	0.38
(1,6)	1:A:48:LYS:HZ2	2:C:466:GLU:HB2	19	0.36	0.11	0.38
(1,6)	1:A:48:LYS:HZ2	2:C:466:GLU:HB3	19	0.36	0.11	0.38
(1,6)	1:A:48:LYS:HZ2	2:C:466:GLU:HG2	19	0.36	0.11	0.38
(1,6)	1:A:48:LYS:HZ2	2:C:466:GLU:HG3	19	0.36	0.11	0.38

Continued on next page...

Continued from previous page...

Key	Atom-1	Atom-2	Models ¹	Mean (Å)	SD ¹ (Å)	Median (Å)
(1,6)	1:A:48:LYS:HZ2	2:C:466:GLU:N	19	0.36	0.11	0.38
(1,6)	1:A:48:LYS:HZ2	2:C:466:GLU:O	19	0.36	0.11	0.38
(1,6)	1:A:48:LYS:HZ2	2:C:466:GLU:OE1	19	0.36	0.11	0.38
(1,6)	1:A:48:LYS:HZ2	2:C:466:GLU:OE2	19	0.36	0.11	0.38
(1,6)	1:A:48:LYS:HZ2	2:C:467:MET:C	19	0.36	0.11	0.38
(1,6)	1:A:48:LYS:HZ2	2:C:467:MET:CA	19	0.36	0.11	0.38
(1,6)	1:A:48:LYS:HZ2	2:C:467:MET:CB	19	0.36	0.11	0.38
(1,6)	1:A:48:LYS:HZ2	2:C:467:MET:CE	19	0.36	0.11	0.38
(1,6)	1:A:48:LYS:HZ2	2:C:467:MET:CG	19	0.36	0.11	0.38
(1,6)	1:A:48:LYS:HZ2	2:C:467:MET:H	19	0.36	0.11	0.38
(1,6)	1:A:48:LYS:HZ2	2:C:467:MET:HA	19	0.36	0.11	0.38
(1,6)	1:A:48:LYS:HZ2	2:C:467:MET:HB2	19	0.36	0.11	0.38
(1,6)	1:A:48:LYS:HZ2	2:C:467:MET:HB3	19	0.36	0.11	0.38
(1,6)	1:A:48:LYS:HZ2	2:C:467:MET:HE1	19	0.36	0.11	0.38
(1,6)	1:A:48:LYS:HZ2	2:C:467:MET:HE2	19	0.36	0.11	0.38
(1,6)	1:A:48:LYS:HZ2	2:C:467:MET:HE3	19	0.36	0.11	0.38
(1,6)	1:A:48:LYS:HZ2	2:C:467:MET:HG2	19	0.36	0.11	0.38
(1,6)	1:A:48:LYS:HZ2	2:C:467:MET:HG3	19	0.36	0.11	0.38
(1,6)	1:A:48:LYS:HZ2	2:C:467:MET:N	19	0.36	0.11	0.38
(1,6)	1:A:48:LYS:HZ2	2:C:467:MET:O	19	0.36	0.11	0.38
(1,6)	1:A:48:LYS:HZ2	2:C:467:MET:SD	19	0.36	0.11	0.38
(1,6)	1:A:48:LYS:HZ2	2:C:468:PHE:C	19	0.36	0.11	0.38
(1,6)	1:A:48:LYS:HZ2	2:C:468:PHE:CA	19	0.36	0.11	0.38
(1,6)	1:A:48:LYS:HZ2	2:C:468:PHE:CB	19	0.36	0.11	0.38
(1,6)	1:A:48:LYS:HZ2	2:C:468:PHE:CD1	19	0.36	0.11	0.38
(1,6)	1:A:48:LYS:HZ2	2:C:468:PHE:CD2	19	0.36	0.11	0.38
(1,6)	1:A:48:LYS:HZ2	2:C:468:PHE:CE1	19	0.36	0.11	0.38
(1,6)	1:A:48:LYS:HZ2	2:C:468:PHE:CE2	19	0.36	0.11	0.38
(1,6)	1:A:48:LYS:HZ2	2:C:468:PHE:CG	19	0.36	0.11	0.38
(1,6)	1:A:48:LYS:HZ2	2:C:468:PHE:CZ	19	0.36	0.11	0.38
(1,6)	1:A:48:LYS:HZ2	2:C:468:PHE:H	19	0.36	0.11	0.38
(1,6)	1:A:48:LYS:HZ2	2:C:468:PHE:HA	19	0.36	0.11	0.38
(1,6)	1:A:48:LYS:HZ2	2:C:468:PHE:HB2	19	0.36	0.11	0.38
(1,6)	1:A:48:LYS:HZ2	2:C:468:PHE:HB3	19	0.36	0.11	0.38
(1,6)	1:A:48:LYS:HZ2	2:C:468:PHE:HD1	19	0.36	0.11	0.38
(1,6)	1:A:48:LYS:HZ2	2:C:468:PHE:HD2	19	0.36	0.11	0.38
(1,6)	1:A:48:LYS:HZ2	2:C:468:PHE:HE1	19	0.36	0.11	0.38
(1,6)	1:A:48:LYS:HZ2	2:C:468:PHE:HE2	19	0.36	0.11	0.38
(1,6)	1:A:48:LYS:HZ2	2:C:468:PHE:HZ	19	0.36	0.11	0.38
(1,6)	1:A:48:LYS:HZ2	2:C:468:PHE:N	19	0.36	0.11	0.38
(1,6)	1:A:48:LYS:HZ2	2:C:468:PHE:O	19	0.36	0.11	0.38
(1,6)	1:A:48:LYS:HZ2	2:C:469:PRO:C	19	0.36	0.11	0.38

Continued on next page...

Continued from previous page...

Key	Atom-1	Atom-2	Models ¹	Mean (Å)	SD ¹ (Å)	Median (Å)
(1,6)	1:A:48:LYS:HZ2	2:C:469:PRO:CA	19	0.36	0.11	0.38
(1,6)	1:A:48:LYS:HZ2	2:C:469:PRO:CB	19	0.36	0.11	0.38
(1,6)	1:A:48:LYS:HZ2	2:C:469:PRO:CD	19	0.36	0.11	0.38
(1,6)	1:A:48:LYS:HZ2	2:C:469:PRO:CG	19	0.36	0.11	0.38
(1,6)	1:A:48:LYS:HZ2	2:C:469:PRO:HA	19	0.36	0.11	0.38
(1,6)	1:A:48:LYS:HZ2	2:C:469:PRO:HB2	19	0.36	0.11	0.38
(1,6)	1:A:48:LYS:HZ2	2:C:469:PRO:HB3	19	0.36	0.11	0.38
(1,6)	1:A:48:LYS:HZ2	2:C:469:PRO:HD2	19	0.36	0.11	0.38
(1,6)	1:A:48:LYS:HZ2	2:C:469:PRO:HD3	19	0.36	0.11	0.38
(1,6)	1:A:48:LYS:HZ2	2:C:469:PRO:HG2	19	0.36	0.11	0.38
(1,6)	1:A:48:LYS:HZ2	2:C:469:PRO:HG3	19	0.36	0.11	0.38
(1,6)	1:A:48:LYS:HZ2	2:C:469:PRO:N	19	0.36	0.11	0.38
(1,6)	1:A:48:LYS:HZ2	2:C:469:PRO:O	19	0.36	0.11	0.38
(1,6)	1:A:48:LYS:HZ2	2:C:470:GLN:C	19	0.36	0.11	0.38
(1,6)	1:A:48:LYS:HZ2	2:C:470:GLN:CA	19	0.36	0.11	0.38
(1,6)	1:A:48:LYS:HZ2	2:C:470:GLN:CB	19	0.36	0.11	0.38
(1,6)	1:A:48:LYS:HZ2	2:C:470:GLN:CD	19	0.36	0.11	0.38
(1,6)	1:A:48:LYS:HZ2	2:C:470:GLN:CG	19	0.36	0.11	0.38
(1,6)	1:A:48:LYS:HZ2	2:C:470:GLN:H	19	0.36	0.11	0.38
(1,6)	1:A:48:LYS:HZ2	2:C:470:GLN:HA	19	0.36	0.11	0.38
(1,6)	1:A:48:LYS:HZ2	2:C:470:GLN:HB2	19	0.36	0.11	0.38
(1,6)	1:A:48:LYS:HZ2	2:C:470:GLN:HB3	19	0.36	0.11	0.38
(1,6)	1:A:48:LYS:HZ2	2:C:470:GLN:HE21	19	0.36	0.11	0.38
(1,6)	1:A:48:LYS:HZ2	2:C:470:GLN:HE22	19	0.36	0.11	0.38
(1,6)	1:A:48:LYS:HZ2	2:C:470:GLN:HG2	19	0.36	0.11	0.38
(1,6)	1:A:48:LYS:HZ2	2:C:470:GLN:HG3	19	0.36	0.11	0.38
(1,6)	1:A:48:LYS:HZ2	2:C:470:GLN:N	19	0.36	0.11	0.38
(1,6)	1:A:48:LYS:HZ2	2:C:470:GLN:NE2	19	0.36	0.11	0.38
(1,6)	1:A:48:LYS:HZ2	2:C:470:GLN:O	19	0.36	0.11	0.38
(1,6)	1:A:48:LYS:HZ2	2:C:470:GLN:OE1	19	0.36	0.11	0.38
(1,6)	1:A:48:LYS:HZ2	2:C:472:PRO:C	19	0.36	0.11	0.38
(1,6)	1:A:48:LYS:HZ2	2:C:472:PRO:CA	19	0.36	0.11	0.38
(1,6)	1:A:48:LYS:HZ2	2:C:472:PRO:CB	19	0.36	0.11	0.38
(1,6)	1:A:48:LYS:HZ2	2:C:472:PRO:CD	19	0.36	0.11	0.38
(1,6)	1:A:48:LYS:HZ2	2:C:472:PRO:CG	19	0.36	0.11	0.38
(1,6)	1:A:48:LYS:HZ2	2:C:472:PRO:HA	19	0.36	0.11	0.38
(1,6)	1:A:48:LYS:HZ2	2:C:472:PRO:HB2	19	0.36	0.11	0.38
(1,6)	1:A:48:LYS:HZ2	2:C:472:PRO:HB3	19	0.36	0.11	0.38
(1,6)	1:A:48:LYS:HZ2	2:C:472:PRO:HD2	19	0.36	0.11	0.38
(1,6)	1:A:48:LYS:HZ2	2:C:472:PRO:HD3	19	0.36	0.11	0.38
(1,6)	1:A:48:LYS:HZ2	2:C:472:PRO:HG2	19	0.36	0.11	0.38
(1,6)	1:A:48:LYS:HZ2	2:C:472:PRO:HG3	19	0.36	0.11	0.38

Continued on next page...

Continued from previous page...

Key	Atom-1	Atom-2	Models ¹	Mean (Å)	SD ¹ (Å)	Median (Å)
(1,6)	1:A:48:LYS:HZ2	2:C:472:PRO:N	19	0.36	0.11	0.38
(1,6)	1:A:48:LYS:HZ2	2:C:472:PRO:O	19	0.36	0.11	0.38
(1,6)	1:A:48:LYS:HZ2	2:C:482:LEU:C	19	0.36	0.11	0.38
(1,6)	1:A:48:LYS:HZ2	2:C:482:LEU:CA	19	0.36	0.11	0.38
(1,6)	1:A:48:LYS:HZ2	2:C:482:LEU:CB	19	0.36	0.11	0.38
(1,6)	1:A:48:LYS:HZ2	2:C:482:LEU:CD1	19	0.36	0.11	0.38
(1,6)	1:A:48:LYS:HZ2	2:C:482:LEU:CD2	19	0.36	0.11	0.38
(1,6)	1:A:48:LYS:HZ2	2:C:482:LEU:CG	19	0.36	0.11	0.38
(1,6)	1:A:48:LYS:HZ2	2:C:482:LEU:H	19	0.36	0.11	0.38
(1,6)	1:A:48:LYS:HZ2	2:C:482:LEU:HA	19	0.36	0.11	0.38
(1,6)	1:A:48:LYS:HZ2	2:C:482:LEU:HB2	19	0.36	0.11	0.38
(1,6)	1:A:48:LYS:HZ2	2:C:482:LEU:HB3	19	0.36	0.11	0.38
(1,6)	1:A:48:LYS:HZ2	2:C:482:LEU:HD11	19	0.36	0.11	0.38
(1,6)	1:A:48:LYS:HZ2	2:C:482:LEU:HD12	19	0.36	0.11	0.38
(1,6)	1:A:48:LYS:HZ2	2:C:482:LEU:HD13	19	0.36	0.11	0.38
(1,6)	1:A:48:LYS:HZ2	2:C:482:LEU:HD21	19	0.36	0.11	0.38
(1,6)	1:A:48:LYS:HZ2	2:C:482:LEU:HD22	19	0.36	0.11	0.38
(1,6)	1:A:48:LYS:HZ2	2:C:482:LEU:HD23	19	0.36	0.11	0.38
(1,6)	1:A:48:LYS:HZ2	2:C:482:LEU:HG	19	0.36	0.11	0.38
(1,6)	1:A:48:LYS:HZ2	2:C:482:LEU:N	19	0.36	0.11	0.38
(1,6)	1:A:48:LYS:HZ2	2:C:482:LEU:O	19	0.36	0.11	0.38
(1,6)	1:A:48:LYS:HZ2	2:C:483:THR:C	19	0.36	0.11	0.38
(1,6)	1:A:48:LYS:HZ2	2:C:483:THR:CA	19	0.36	0.11	0.38
(1,6)	1:A:48:LYS:HZ2	2:C:483:THR:CB	19	0.36	0.11	0.38
(1,6)	1:A:48:LYS:HZ2	2:C:483:THR:CG2	19	0.36	0.11	0.38
(1,6)	1:A:48:LYS:HZ2	2:C:483:THR:H	19	0.36	0.11	0.38
(1,6)	1:A:48:LYS:HZ2	2:C:483:THR:HA	19	0.36	0.11	0.38
(1,6)	1:A:48:LYS:HZ2	2:C:483:THR:HB	19	0.36	0.11	0.38
(1,6)	1:A:48:LYS:HZ2	2:C:483:THR:HG1	19	0.36	0.11	0.38
(1,6)	1:A:48:LYS:HZ2	2:C:483:THR:HG21	19	0.36	0.11	0.38
(1,6)	1:A:48:LYS:HZ2	2:C:483:THR:HG22	19	0.36	0.11	0.38
(1,6)	1:A:48:LYS:HZ2	2:C:483:THR:HG23	19	0.36	0.11	0.38
(1,6)	1:A:48:LYS:HZ2	2:C:483:THR:N	19	0.36	0.11	0.38
(1,6)	1:A:48:LYS:HZ2	2:C:483:THR:O	19	0.36	0.11	0.38
(1,6)	1:A:48:LYS:HZ2	2:C:483:THR:OG1	19	0.36	0.11	0.38
(1,6)	1:A:48:LYS:HZ2	2:C:484:ARG:C	19	0.36	0.11	0.38
(1,6)	1:A:48:LYS:HZ2	2:C:484:ARG:CA	19	0.36	0.11	0.38
(1,6)	1:A:48:LYS:HZ2	2:C:484:ARG:CB	19	0.36	0.11	0.38
(1,6)	1:A:48:LYS:HZ2	2:C:484:ARG:CD	19	0.36	0.11	0.38
(1,6)	1:A:48:LYS:HZ2	2:C:484:ARG:CG	19	0.36	0.11	0.38
(1,6)	1:A:48:LYS:HZ2	2:C:484:ARG:CZ	19	0.36	0.11	0.38
(1,6)	1:A:48:LYS:HZ2	2:C:484:ARG:H	19	0.36	0.11	0.38

Continued on next page...

Continued from previous page...

Key	Atom-1	Atom-2	Models ¹	Mean (Å)	SD ¹ (Å)	Median (Å)
(1,6)	1:A:48:LYS:HZ2	2:C:484:ARG:HA	19	0.36	0.11	0.38
(1,6)	1:A:48:LYS:HZ2	2:C:484:ARG:HB2	19	0.36	0.11	0.38
(1,6)	1:A:48:LYS:HZ2	2:C:484:ARG:HB3	19	0.36	0.11	0.38
(1,6)	1:A:48:LYS:HZ2	2:C:484:ARG:HD2	19	0.36	0.11	0.38
(1,6)	1:A:48:LYS:HZ2	2:C:484:ARG:HD3	19	0.36	0.11	0.38
(1,6)	1:A:48:LYS:HZ2	2:C:484:ARG:HE	19	0.36	0.11	0.38
(1,6)	1:A:48:LYS:HZ2	2:C:484:ARG:HG2	19	0.36	0.11	0.38
(1,6)	1:A:48:LYS:HZ2	2:C:484:ARG:HG3	19	0.36	0.11	0.38
(1,6)	1:A:48:LYS:HZ2	2:C:484:ARG:HH11	19	0.36	0.11	0.38
(1,6)	1:A:48:LYS:HZ2	2:C:484:ARG:HH12	19	0.36	0.11	0.38
(1,6)	1:A:48:LYS:HZ2	2:C:484:ARG:HH21	19	0.36	0.11	0.38
(1,6)	1:A:48:LYS:HZ2	2:C:484:ARG:HH22	19	0.36	0.11	0.38
(1,6)	1:A:48:LYS:HZ2	2:C:484:ARG:N	19	0.36	0.11	0.38
(1,6)	1:A:48:LYS:HZ2	2:C:484:ARG:NE	19	0.36	0.11	0.38
(1,6)	1:A:48:LYS:HZ2	2:C:484:ARG:NH1	19	0.36	0.11	0.38
(1,6)	1:A:48:LYS:HZ2	2:C:484:ARG:NH2	19	0.36	0.11	0.38
(1,6)	1:A:48:LYS:HZ2	2:C:484:ARG:O	19	0.36	0.11	0.38
(1,6)	1:A:48:LYS:HZ2	2:C:485:SER:C	19	0.36	0.11	0.38
(1,6)	1:A:48:LYS:HZ2	2:C:485:SER:CA	19	0.36	0.11	0.38
(1,6)	1:A:48:LYS:HZ2	2:C:485:SER:CB	19	0.36	0.11	0.38
(1,6)	1:A:48:LYS:HZ2	2:C:485:SER:H	19	0.36	0.11	0.38
(1,6)	1:A:48:LYS:HZ2	2:C:485:SER:HA	19	0.36	0.11	0.38
(1,6)	1:A:48:LYS:HZ2	2:C:485:SER:HB2	19	0.36	0.11	0.38
(1,6)	1:A:48:LYS:HZ2	2:C:485:SER:HB3	19	0.36	0.11	0.38
(1,6)	1:A:48:LYS:HZ2	2:C:485:SER:HG	19	0.36	0.11	0.38
(1,6)	1:A:48:LYS:HZ2	2:C:485:SER:N	19	0.36	0.11	0.38
(1,6)	1:A:48:LYS:HZ2	2:C:485:SER:O	19	0.36	0.11	0.38
(1,6)	1:A:48:LYS:HZ2	2:C:485:SER:OG	19	0.36	0.11	0.38
(1,6)	1:A:48:LYS:HZ2	2:C:486:VAL:C	19	0.36	0.11	0.38
(1,6)	1:A:48:LYS:HZ2	2:C:486:VAL:CA	19	0.36	0.11	0.38
(1,6)	1:A:48:LYS:HZ2	2:C:486:VAL:CB	19	0.36	0.11	0.38
(1,6)	1:A:48:LYS:HZ2	2:C:486:VAL:CG1	19	0.36	0.11	0.38
(1,6)	1:A:48:LYS:HZ2	2:C:486:VAL:CG2	19	0.36	0.11	0.38
(1,6)	1:A:48:LYS:HZ2	2:C:486:VAL:H	19	0.36	0.11	0.38
(1,6)	1:A:48:LYS:HZ2	2:C:486:VAL:HA	19	0.36	0.11	0.38
(1,6)	1:A:48:LYS:HZ2	2:C:486:VAL:HB	19	0.36	0.11	0.38
(1,6)	1:A:48:LYS:HZ2	2:C:486:VAL:HG11	19	0.36	0.11	0.38
(1,6)	1:A:48:LYS:HZ2	2:C:486:VAL:HG12	19	0.36	0.11	0.38
(1,6)	1:A:48:LYS:HZ2	2:C:486:VAL:HG13	19	0.36	0.11	0.38
(1,6)	1:A:48:LYS:HZ2	2:C:486:VAL:HG21	19	0.36	0.11	0.38
(1,6)	1:A:48:LYS:HZ2	2:C:486:VAL:HG22	19	0.36	0.11	0.38
(1,6)	1:A:48:LYS:HZ2	2:C:486:VAL:HG23	19	0.36	0.11	0.38

Continued on next page...

Continued from previous page...

Key	Atom-1	Atom-2	Models ¹	Mean (Å)	SD ¹ (Å)	Median (Å)
(1,6)	1:A:48:LYS:HZ2	2:C:486:VAL:N	19	0.36	0.11	0.38
(1,6)	1:A:48:LYS:HZ2	2:C:486:VAL:O	19	0.36	0.11	0.38
(1,6)	1:A:48:LYS:HZ2	2:C:487:GLU:C	19	0.36	0.11	0.38
(1,6)	1:A:48:LYS:HZ2	2:C:487:GLU:CA	19	0.36	0.11	0.38
(1,6)	1:A:48:LYS:HZ2	2:C:487:GLU:CB	19	0.36	0.11	0.38
(1,6)	1:A:48:LYS:HZ2	2:C:487:GLU:CD	19	0.36	0.11	0.38
(1,6)	1:A:48:LYS:HZ2	2:C:487:GLU:CG	19	0.36	0.11	0.38
(1,6)	1:A:48:LYS:HZ2	2:C:487:GLU:H	19	0.36	0.11	0.38
(1,6)	1:A:48:LYS:HZ2	2:C:487:GLU:HA	19	0.36	0.11	0.38
(1,6)	1:A:48:LYS:HZ2	2:C:487:GLU:HB2	19	0.36	0.11	0.38
(1,6)	1:A:48:LYS:HZ2	2:C:487:GLU:HB3	19	0.36	0.11	0.38
(1,6)	1:A:48:LYS:HZ2	2:C:487:GLU:HG2	19	0.36	0.11	0.38
(1,6)	1:A:48:LYS:HZ2	2:C:487:GLU:HG3	19	0.36	0.11	0.38
(1,6)	1:A:48:LYS:HZ2	2:C:487:GLU:N	19	0.36	0.11	0.38
(1,6)	1:A:48:LYS:HZ2	2:C:487:GLU:O	19	0.36	0.11	0.38
(1,6)	1:A:48:LYS:HZ2	2:C:487:GLU:OE1	19	0.36	0.11	0.38
(1,6)	1:A:48:LYS:HZ2	2:C:487:GLU:OE2	19	0.36	0.11	0.38
(1,6)	1:A:48:LYS:HZ2	2:C:488:ILE:C	19	0.36	0.11	0.38
(1,6)	1:A:48:LYS:HZ2	2:C:488:ILE:CA	19	0.36	0.11	0.38
(1,6)	1:A:48:LYS:HZ2	2:C:488:ILE:CB	19	0.36	0.11	0.38
(1,6)	1:A:48:LYS:HZ2	2:C:488:ILE:CD1	19	0.36	0.11	0.38
(1,6)	1:A:48:LYS:HZ2	2:C:488:ILE:CG1	19	0.36	0.11	0.38
(1,6)	1:A:48:LYS:HZ2	2:C:488:ILE:CG2	19	0.36	0.11	0.38
(1,6)	1:A:48:LYS:HZ2	2:C:488:ILE:H	19	0.36	0.11	0.38
(1,6)	1:A:48:LYS:HZ2	2:C:488:ILE:HA	19	0.36	0.11	0.38
(1,6)	1:A:48:LYS:HZ2	2:C:488:ILE:HB	19	0.36	0.11	0.38
(1,6)	1:A:48:LYS:HZ2	2:C:488:ILE:HD11	19	0.36	0.11	0.38
(1,6)	1:A:48:LYS:HZ2	2:C:488:ILE:HD12	19	0.36	0.11	0.38
(1,6)	1:A:48:LYS:HZ2	2:C:488:ILE:HD13	19	0.36	0.11	0.38
(1,6)	1:A:48:LYS:HZ2	2:C:488:ILE:HG12	19	0.36	0.11	0.38
(1,6)	1:A:48:LYS:HZ2	2:C:488:ILE:HG13	19	0.36	0.11	0.38
(1,6)	1:A:48:LYS:HZ2	2:C:488:ILE:HG21	19	0.36	0.11	0.38
(1,6)	1:A:48:LYS:HZ2	2:C:488:ILE:HG22	19	0.36	0.11	0.38
(1,6)	1:A:48:LYS:HZ2	2:C:488:ILE:HG23	19	0.36	0.11	0.38
(1,6)	1:A:48:LYS:HZ2	2:C:488:ILE:N	19	0.36	0.11	0.38
(1,6)	1:A:48:LYS:HZ2	2:C:488:ILE:O	19	0.36	0.11	0.38
(1,6)	1:A:48:LYS:HZ2	2:C:490:THR:C	19	0.36	0.11	0.38
(1,6)	1:A:48:LYS:HZ2	2:C:490:THR:CA	19	0.36	0.11	0.38
(1,6)	1:A:48:LYS:HZ2	2:C:490:THR:CB	19	0.36	0.11	0.38
(1,6)	1:A:48:LYS:HZ2	2:C:490:THR:CG2	19	0.36	0.11	0.38
(1,6)	1:A:48:LYS:HZ2	2:C:490:THR:H	19	0.36	0.11	0.38
(1,6)	1:A:48:LYS:HZ2	2:C:490:THR:HA	19	0.36	0.11	0.38

Continued on next page...

Continued from previous page...

Key	Atom-1	Atom-2	Models ¹	Mean (Å)	SD ¹ (Å)	Median (Å)
(1,6)	1:A:48:LYS:HZ2	2:C:490:THR:HB	19	0.36	0.11	0.38
(1,6)	1:A:48:LYS:HZ2	2:C:490:THR:HG1	19	0.36	0.11	0.38
(1,6)	1:A:48:LYS:HZ2	2:C:490:THR:HG21	19	0.36	0.11	0.38
(1,6)	1:A:48:LYS:HZ2	2:C:490:THR:HG22	19	0.36	0.11	0.38
(1,6)	1:A:48:LYS:HZ2	2:C:490:THR:HG23	19	0.36	0.11	0.38
(1,6)	1:A:48:LYS:HZ2	2:C:490:THR:N	19	0.36	0.11	0.38
(1,6)	1:A:48:LYS:HZ2	2:C:490:THR:O	19	0.36	0.11	0.38
(1,6)	1:A:48:LYS:HZ2	2:C:490:THR:OG1	19	0.36	0.11	0.38
(1,6)	1:A:48:LYS:HZ2	2:C:491:ASP:C	19	0.36	0.11	0.38
(1,6)	1:A:48:LYS:HZ2	2:C:491:ASP:CA	19	0.36	0.11	0.38
(1,6)	1:A:48:LYS:HZ2	2:C:491:ASP:CB	19	0.36	0.11	0.38
(1,6)	1:A:48:LYS:HZ2	2:C:491:ASP:CG	19	0.36	0.11	0.38
(1,6)	1:A:48:LYS:HZ2	2:C:491:ASP:H	19	0.36	0.11	0.38
(1,6)	1:A:48:LYS:HZ2	2:C:491:ASP:HA	19	0.36	0.11	0.38
(1,6)	1:A:48:LYS:HZ2	2:C:491:ASP:HB2	19	0.36	0.11	0.38
(1,6)	1:A:48:LYS:HZ2	2:C:491:ASP:HB3	19	0.36	0.11	0.38
(1,6)	1:A:48:LYS:HZ2	2:C:491:ASP:N	19	0.36	0.11	0.38
(1,6)	1:A:48:LYS:HZ2	2:C:491:ASP:O	19	0.36	0.11	0.38
(1,6)	1:A:48:LYS:HZ2	2:C:491:ASP:OD1	19	0.36	0.11	0.38
(1,6)	1:A:48:LYS:HZ2	2:C:491:ASP:OD2	19	0.36	0.11	0.38
(1,6)	1:A:48:LYS:HZ2	2:C:492:ASN:C	19	0.36	0.11	0.38
(1,6)	1:A:48:LYS:HZ2	2:C:492:ASN:CA	19	0.36	0.11	0.38
(1,6)	1:A:48:LYS:HZ2	2:C:492:ASN:CB	19	0.36	0.11	0.38
(1,6)	1:A:48:LYS:HZ2	2:C:492:ASN:CG	19	0.36	0.11	0.38
(1,6)	1:A:48:LYS:HZ2	2:C:492:ASN:H	19	0.36	0.11	0.38
(1,6)	1:A:48:LYS:HZ2	2:C:492:ASN:HA	19	0.36	0.11	0.38
(1,6)	1:A:48:LYS:HZ2	2:C:492:ASN:HB2	19	0.36	0.11	0.38
(1,6)	1:A:48:LYS:HZ2	2:C:492:ASN:HB3	19	0.36	0.11	0.38
(1,6)	1:A:48:LYS:HZ2	2:C:492:ASN:HD21	19	0.36	0.11	0.38
(1,6)	1:A:48:LYS:HZ2	2:C:492:ASN:HD22	19	0.36	0.11	0.38
(1,6)	1:A:48:LYS:HZ2	2:C:492:ASN:N	19	0.36	0.11	0.38
(1,6)	1:A:48:LYS:HZ2	2:C:492:ASN:ND2	19	0.36	0.11	0.38
(1,6)	1:A:48:LYS:HZ2	2:C:492:ASN:O	19	0.36	0.11	0.38
(1,6)	1:A:48:LYS:HZ2	2:C:492:ASN:OD1	19	0.36	0.11	0.38
(1,6)	1:A:48:LYS:HZ2	2:C:494:LEU:C	19	0.36	0.11	0.38
(1,6)	1:A:48:LYS:HZ2	2:C:494:LEU:CA	19	0.36	0.11	0.38
(1,6)	1:A:48:LYS:HZ2	2:C:494:LEU:CB	19	0.36	0.11	0.38
(1,6)	1:A:48:LYS:HZ2	2:C:494:LEU:CD1	19	0.36	0.11	0.38
(1,6)	1:A:48:LYS:HZ2	2:C:494:LEU:CD2	19	0.36	0.11	0.38
(1,6)	1:A:48:LYS:HZ2	2:C:494:LEU:CG	19	0.36	0.11	0.38
(1,6)	1:A:48:LYS:HZ2	2:C:494:LEU:H	19	0.36	0.11	0.38
(1,6)	1:A:48:LYS:HZ2	2:C:494:LEU:HA	19	0.36	0.11	0.38

Continued on next page...

Continued from previous page...

Key	Atom-1	Atom-2	Models ¹	Mean (Å)	SD ¹ (Å)	Median (Å)
(1,6)	1:A:48:LYS:HZ2	2:C:494:LEU:HB2	19	0.36	0.11	0.38
(1,6)	1:A:48:LYS:HZ2	2:C:494:LEU:HB3	19	0.36	0.11	0.38
(1,6)	1:A:48:LYS:HZ2	2:C:494:LEU:HD11	19	0.36	0.11	0.38
(1,6)	1:A:48:LYS:HZ2	2:C:494:LEU:HD12	19	0.36	0.11	0.38
(1,6)	1:A:48:LYS:HZ2	2:C:494:LEU:HD13	19	0.36	0.11	0.38
(1,6)	1:A:48:LYS:HZ2	2:C:494:LEU:HD21	19	0.36	0.11	0.38
(1,6)	1:A:48:LYS:HZ2	2:C:494:LEU:HD22	19	0.36	0.11	0.38
(1,6)	1:A:48:LYS:HZ2	2:C:494:LEU:HD23	19	0.36	0.11	0.38
(1,6)	1:A:48:LYS:HZ2	2:C:494:LEU:HG	19	0.36	0.11	0.38
(1,6)	1:A:48:LYS:HZ2	2:C:494:LEU:N	19	0.36	0.11	0.38
(1,6)	1:A:48:LYS:HZ2	2:C:494:LEU:O	19	0.36	0.11	0.38
(1,6)	1:A:48:LYS:HZ2	2:C:495:GLU:C	19	0.36	0.11	0.38
(1,6)	1:A:48:LYS:HZ2	2:C:495:GLU:CA	19	0.36	0.11	0.38
(1,6)	1:A:48:LYS:HZ2	2:C:495:GLU:CB	19	0.36	0.11	0.38
(1,6)	1:A:48:LYS:HZ2	2:C:495:GLU:CD	19	0.36	0.11	0.38
(1,6)	1:A:48:LYS:HZ2	2:C:495:GLU:CG	19	0.36	0.11	0.38
(1,6)	1:A:48:LYS:HZ2	2:C:495:GLU:H	19	0.36	0.11	0.38
(1,6)	1:A:48:LYS:HZ2	2:C:495:GLU:HA	19	0.36	0.11	0.38
(1,6)	1:A:48:LYS:HZ2	2:C:495:GLU:HB2	19	0.36	0.11	0.38
(1,6)	1:A:48:LYS:HZ2	2:C:495:GLU:HB3	19	0.36	0.11	0.38
(1,6)	1:A:48:LYS:HZ2	2:C:495:GLU:HG2	19	0.36	0.11	0.38
(1,6)	1:A:48:LYS:HZ2	2:C:495:GLU:HG3	19	0.36	0.11	0.38
(1,6)	1:A:48:LYS:HZ2	2:C:495:GLU:N	19	0.36	0.11	0.38
(1,6)	1:A:48:LYS:HZ2	2:C:495:GLU:O	19	0.36	0.11	0.38
(1,6)	1:A:48:LYS:HZ2	2:C:495:GLU:OE1	19	0.36	0.11	0.38
(1,6)	1:A:48:LYS:HZ2	2:C:495:GLU:OE2	19	0.36	0.11	0.38
(1,6)	1:A:48:LYS:HZ2	2:C:496:GLY:C	19	0.36	0.11	0.38
(1,6)	1:A:48:LYS:HZ2	2:C:496:GLY:CA	19	0.36	0.11	0.38
(1,6)	1:A:48:LYS:HZ2	2:C:496:GLY:H	19	0.36	0.11	0.38
(1,6)	1:A:48:LYS:HZ2	2:C:496:GLY:HA2	19	0.36	0.11	0.38
(1,6)	1:A:48:LYS:HZ2	2:C:496:GLY:HA3	19	0.36	0.11	0.38
(1,6)	1:A:48:LYS:HZ2	2:C:496:GLY:N	19	0.36	0.11	0.38
(1,6)	1:A:48:LYS:HZ2	2:C:496:GLY:O	19	0.36	0.11	0.38
(1,6)	1:A:48:LYS:HZ2	2:C:497:ARG:C	19	0.36	0.11	0.38
(1,6)	1:A:48:LYS:HZ2	2:C:497:ARG:CA	19	0.36	0.11	0.38
(1,6)	1:A:48:LYS:HZ2	2:C:497:ARG:CB	19	0.36	0.11	0.38
(1,6)	1:A:48:LYS:HZ2	2:C:497:ARG:CD	19	0.36	0.11	0.38
(1,6)	1:A:48:LYS:HZ2	2:C:497:ARG:CG	19	0.36	0.11	0.38
(1,6)	1:A:48:LYS:HZ2	2:C:497:ARG:CZ	19	0.36	0.11	0.38
(1,6)	1:A:48:LYS:HZ2	2:C:497:ARG:H	19	0.36	0.11	0.38
(1,6)	1:A:48:LYS:HZ2	2:C:497:ARG:HA	19	0.36	0.11	0.38
(1,6)	1:A:48:LYS:HZ2	2:C:497:ARG:HB2	19	0.36	0.11	0.38

Continued on next page...

Continued from previous page...

Key	Atom-1	Atom-2	Models ¹	Mean (Å)	SD ¹ (Å)	Median (Å)
(1,6)	1:A:48:LYS:HZ2	2:C:497:ARG:HB3	19	0.36	0.11	0.38
(1,6)	1:A:48:LYS:HZ2	2:C:497:ARG:HD2	19	0.36	0.11	0.38
(1,6)	1:A:48:LYS:HZ2	2:C:497:ARG:HD3	19	0.36	0.11	0.38
(1,6)	1:A:48:LYS:HZ2	2:C:497:ARG:HE	19	0.36	0.11	0.38
(1,6)	1:A:48:LYS:HZ2	2:C:497:ARG:HG2	19	0.36	0.11	0.38
(1,6)	1:A:48:LYS:HZ2	2:C:497:ARG:HG3	19	0.36	0.11	0.38
(1,6)	1:A:48:LYS:HZ2	2:C:497:ARG:HH11	19	0.36	0.11	0.38
(1,6)	1:A:48:LYS:HZ2	2:C:497:ARG:HH12	19	0.36	0.11	0.38
(1,6)	1:A:48:LYS:HZ2	2:C:497:ARG:HH21	19	0.36	0.11	0.38
(1,6)	1:A:48:LYS:HZ2	2:C:497:ARG:HH22	19	0.36	0.11	0.38
(1,6)	1:A:48:LYS:HZ2	2:C:497:ARG:N	19	0.36	0.11	0.38
(1,6)	1:A:48:LYS:HZ2	2:C:497:ARG:NE	19	0.36	0.11	0.38
(1,6)	1:A:48:LYS:HZ2	2:C:497:ARG:NH1	19	0.36	0.11	0.38
(1,6)	1:A:48:LYS:HZ2	2:C:497:ARG:NH2	19	0.36	0.11	0.38
(1,6)	1:A:48:LYS:HZ2	2:C:497:ARG:O	19	0.36	0.11	0.38
(1,6)	1:A:48:LYS:HZ3	2:C:457:LEU:C	19	0.36	0.11	0.38
(1,6)	1:A:48:LYS:HZ3	2:C:457:LEU:CA	19	0.36	0.11	0.38
(1,6)	1:A:48:LYS:HZ3	2:C:457:LEU:CB	19	0.36	0.11	0.38
(1,6)	1:A:48:LYS:HZ3	2:C:457:LEU:CD1	19	0.36	0.11	0.38
(1,6)	1:A:48:LYS:HZ3	2:C:457:LEU:CD2	19	0.36	0.11	0.38
(1,6)	1:A:48:LYS:HZ3	2:C:457:LEU:CG	19	0.36	0.11	0.38
(1,6)	1:A:48:LYS:HZ3	2:C:457:LEU:H	19	0.36	0.11	0.38
(1,6)	1:A:48:LYS:HZ3	2:C:457:LEU:HA	19	0.36	0.11	0.38
(1,6)	1:A:48:LYS:HZ3	2:C:457:LEU:HB2	19	0.36	0.11	0.38
(1,6)	1:A:48:LYS:HZ3	2:C:457:LEU:HB3	19	0.36	0.11	0.38
(1,6)	1:A:48:LYS:HZ3	2:C:457:LEU:HD11	19	0.36	0.11	0.38
(1,6)	1:A:48:LYS:HZ3	2:C:457:LEU:HD12	19	0.36	0.11	0.38
(1,6)	1:A:48:LYS:HZ3	2:C:457:LEU:HD13	19	0.36	0.11	0.38
(1,6)	1:A:48:LYS:HZ3	2:C:457:LEU:HD21	19	0.36	0.11	0.38
(1,6)	1:A:48:LYS:HZ3	2:C:457:LEU:HD22	19	0.36	0.11	0.38
(1,6)	1:A:48:LYS:HZ3	2:C:457:LEU:HD23	19	0.36	0.11	0.38
(1,6)	1:A:48:LYS:HZ3	2:C:457:LEU:HG	19	0.36	0.11	0.38
(1,6)	1:A:48:LYS:HZ3	2:C:457:LEU:N	19	0.36	0.11	0.38
(1,6)	1:A:48:LYS:HZ3	2:C:457:LEU:O	19	0.36	0.11	0.38
(1,6)	1:A:48:LYS:HZ3	2:C:459:ALA:C	19	0.36	0.11	0.38
(1,6)	1:A:48:LYS:HZ3	2:C:459:ALA:CA	19	0.36	0.11	0.38
(1,6)	1:A:48:LYS:HZ3	2:C:459:ALA:CB	19	0.36	0.11	0.38
(1,6)	1:A:48:LYS:HZ3	2:C:459:ALA:H	19	0.36	0.11	0.38
(1,6)	1:A:48:LYS:HZ3	2:C:459:ALA:HA	19	0.36	0.11	0.38
(1,6)	1:A:48:LYS:HZ3	2:C:459:ALA:HB1	19	0.36	0.11	0.38
(1,6)	1:A:48:LYS:HZ3	2:C:459:ALA:HB2	19	0.36	0.11	0.38
(1,6)	1:A:48:LYS:HZ3	2:C:459:ALA:HB3	19	0.36	0.11	0.38

Continued on next page...

Continued from previous page...

Key	Atom-1	Atom-2	Models ¹	Mean (Å)	SD ¹ (Å)	Median (Å)
(1,6)	1:A:48:LYS:HZ3	2:C:459:ALA:N	19	0.36	0.11	0.38
(1,6)	1:A:48:LYS:HZ3	2:C:459:ALA:O	19	0.36	0.11	0.38
(1,6)	1:A:48:LYS:HZ3	2:C:460:MET:C	19	0.36	0.11	0.38
(1,6)	1:A:48:LYS:HZ3	2:C:460:MET:CA	19	0.36	0.11	0.38
(1,6)	1:A:48:LYS:HZ3	2:C:460:MET:CB	19	0.36	0.11	0.38
(1,6)	1:A:48:LYS:HZ3	2:C:460:MET:CE	19	0.36	0.11	0.38
(1,6)	1:A:48:LYS:HZ3	2:C:460:MET:CG	19	0.36	0.11	0.38
(1,6)	1:A:48:LYS:HZ3	2:C:460:MET:H	19	0.36	0.11	0.38
(1,6)	1:A:48:LYS:HZ3	2:C:460:MET:HA	19	0.36	0.11	0.38
(1,6)	1:A:48:LYS:HZ3	2:C:460:MET:HB2	19	0.36	0.11	0.38
(1,6)	1:A:48:LYS:HZ3	2:C:460:MET:HB3	19	0.36	0.11	0.38
(1,6)	1:A:48:LYS:HZ3	2:C:460:MET:HE1	19	0.36	0.11	0.38
(1,6)	1:A:48:LYS:HZ3	2:C:460:MET:HE2	19	0.36	0.11	0.38
(1,6)	1:A:48:LYS:HZ3	2:C:460:MET:HE3	19	0.36	0.11	0.38
(1,6)	1:A:48:LYS:HZ3	2:C:460:MET:HG2	19	0.36	0.11	0.38
(1,6)	1:A:48:LYS:HZ3	2:C:460:MET:HG3	19	0.36	0.11	0.38
(1,6)	1:A:48:LYS:HZ3	2:C:460:MET:N	19	0.36	0.11	0.38
(1,6)	1:A:48:LYS:HZ3	2:C:460:MET:O	19	0.36	0.11	0.38
(1,6)	1:A:48:LYS:HZ3	2:C:460:MET:SD	19	0.36	0.11	0.38
(1,6)	1:A:48:LYS:HZ3	2:C:462:HIS:C	19	0.36	0.11	0.38
(1,6)	1:A:48:LYS:HZ3	2:C:462:HIS:CA	19	0.36	0.11	0.38
(1,6)	1:A:48:LYS:HZ3	2:C:462:HIS:CB	19	0.36	0.11	0.38
(1,6)	1:A:48:LYS:HZ3	2:C:462:HIS:CD2	19	0.36	0.11	0.38
(1,6)	1:A:48:LYS:HZ3	2:C:462:HIS:CE1	19	0.36	0.11	0.38
(1,6)	1:A:48:LYS:HZ3	2:C:462:HIS:CG	19	0.36	0.11	0.38
(1,6)	1:A:48:LYS:HZ3	2:C:462:HIS:H	19	0.36	0.11	0.38
(1,6)	1:A:48:LYS:HZ3	2:C:462:HIS:HA	19	0.36	0.11	0.38
(1,6)	1:A:48:LYS:HZ3	2:C:462:HIS:HB2	19	0.36	0.11	0.38
(1,6)	1:A:48:LYS:HZ3	2:C:462:HIS:HB3	19	0.36	0.11	0.38
(1,6)	1:A:48:LYS:HZ3	2:C:462:HIS:HD2	19	0.36	0.11	0.38
(1,6)	1:A:48:LYS:HZ3	2:C:462:HIS:HE1	19	0.36	0.11	0.38
(1,6)	1:A:48:LYS:HZ3	2:C:462:HIS:HE2	19	0.36	0.11	0.38
(1,6)	1:A:48:LYS:HZ3	2:C:462:HIS:N	19	0.36	0.11	0.38
(1,6)	1:A:48:LYS:HZ3	2:C:462:HIS:ND1	19	0.36	0.11	0.38
(1,6)	1:A:48:LYS:HZ3	2:C:462:HIS:NE2	19	0.36	0.11	0.38
(1,6)	1:A:48:LYS:HZ3	2:C:462:HIS:O	19	0.36	0.11	0.38
(1,6)	1:A:48:LYS:HZ3	2:C:463:GLN:C	19	0.36	0.11	0.38
(1,6)	1:A:48:LYS:HZ3	2:C:463:GLN:CA	19	0.36	0.11	0.38
(1,6)	1:A:48:LYS:HZ3	2:C:463:GLN:CB	19	0.36	0.11	0.38
(1,6)	1:A:48:LYS:HZ3	2:C:463:GLN:CD	19	0.36	0.11	0.38
(1,6)	1:A:48:LYS:HZ3	2:C:463:GLN:CG	19	0.36	0.11	0.38
(1,6)	1:A:48:LYS:HZ3	2:C:463:GLN:H	19	0.36	0.11	0.38

Continued on next page...

Continued from previous page...

Key	Atom-1	Atom-2	Models ¹	Mean (Å)	SD ¹ (Å)	Median (Å)
(1,6)	1:A:48:LYS:HZ3	2:C:463:GLN:HA	19	0.36	0.11	0.38
(1,6)	1:A:48:LYS:HZ3	2:C:463:GLN:HB2	19	0.36	0.11	0.38
(1,6)	1:A:48:LYS:HZ3	2:C:463:GLN:HB3	19	0.36	0.11	0.38
(1,6)	1:A:48:LYS:HZ3	2:C:463:GLN:HE21	19	0.36	0.11	0.38
(1,6)	1:A:48:LYS:HZ3	2:C:463:GLN:HE22	19	0.36	0.11	0.38
(1,6)	1:A:48:LYS:HZ3	2:C:463:GLN:HG2	19	0.36	0.11	0.38
(1,6)	1:A:48:LYS:HZ3	2:C:463:GLN:HG3	19	0.36	0.11	0.38
(1,6)	1:A:48:LYS:HZ3	2:C:463:GLN:N	19	0.36	0.11	0.38
(1,6)	1:A:48:LYS:HZ3	2:C:463:GLN:NE2	19	0.36	0.11	0.38
(1,6)	1:A:48:LYS:HZ3	2:C:463:GLN:O	19	0.36	0.11	0.38
(1,6)	1:A:48:LYS:HZ3	2:C:463:GLN:OE1	19	0.36	0.11	0.38
(1,6)	1:A:48:LYS:HZ3	2:C:465:GLN:C	19	0.36	0.11	0.38
(1,6)	1:A:48:LYS:HZ3	2:C:465:GLN:CA	19	0.36	0.11	0.38
(1,6)	1:A:48:LYS:HZ3	2:C:465:GLN:CB	19	0.36	0.11	0.38
(1,6)	1:A:48:LYS:HZ3	2:C:465:GLN:CD	19	0.36	0.11	0.38
(1,6)	1:A:48:LYS:HZ3	2:C:465:GLN:CG	19	0.36	0.11	0.38
(1,6)	1:A:48:LYS:HZ3	2:C:465:GLN:H	19	0.36	0.11	0.38
(1,6)	1:A:48:LYS:HZ3	2:C:465:GLN:HA	19	0.36	0.11	0.38
(1,6)	1:A:48:LYS:HZ3	2:C:465:GLN:HB2	19	0.36	0.11	0.38
(1,6)	1:A:48:LYS:HZ3	2:C:465:GLN:HB3	19	0.36	0.11	0.38
(1,6)	1:A:48:LYS:HZ3	2:C:465:GLN:HE21	19	0.36	0.11	0.38
(1,6)	1:A:48:LYS:HZ3	2:C:465:GLN:HE22	19	0.36	0.11	0.38
(1,6)	1:A:48:LYS:HZ3	2:C:465:GLN:HG2	19	0.36	0.11	0.38
(1,6)	1:A:48:LYS:HZ3	2:C:465:GLN:HG3	19	0.36	0.11	0.38
(1,6)	1:A:48:LYS:HZ3	2:C:465:GLN:N	19	0.36	0.11	0.38
(1,6)	1:A:48:LYS:HZ3	2:C:465:GLN:NE2	19	0.36	0.11	0.38
(1,6)	1:A:48:LYS:HZ3	2:C:465:GLN:O	19	0.36	0.11	0.38
(1,6)	1:A:48:LYS:HZ3	2:C:465:GLN:OE1	19	0.36	0.11	0.38
(1,6)	1:A:48:LYS:HZ3	2:C:466:GLU:C	19	0.36	0.11	0.38
(1,6)	1:A:48:LYS:HZ3	2:C:466:GLU:CA	19	0.36	0.11	0.38
(1,6)	1:A:48:LYS:HZ3	2:C:466:GLU:CB	19	0.36	0.11	0.38
(1,6)	1:A:48:LYS:HZ3	2:C:466:GLU:CD	19	0.36	0.11	0.38
(1,6)	1:A:48:LYS:HZ3	2:C:466:GLU:CG	19	0.36	0.11	0.38
(1,6)	1:A:48:LYS:HZ3	2:C:466:GLU:H	19	0.36	0.11	0.38
(1,6)	1:A:48:LYS:HZ3	2:C:466:GLU:HA	19	0.36	0.11	0.38
(1,6)	1:A:48:LYS:HZ3	2:C:466:GLU:HB2	19	0.36	0.11	0.38
(1,6)	1:A:48:LYS:HZ3	2:C:466:GLU:HB3	19	0.36	0.11	0.38
(1,6)	1:A:48:LYS:HZ3	2:C:466:GLU:HG2	19	0.36	0.11	0.38
(1,6)	1:A:48:LYS:HZ3	2:C:466:GLU:HG3	19	0.36	0.11	0.38
(1,6)	1:A:48:LYS:HZ3	2:C:466:GLU:N	19	0.36	0.11	0.38
(1,6)	1:A:48:LYS:HZ3	2:C:466:GLU:O	19	0.36	0.11	0.38
(1,6)	1:A:48:LYS:HZ3	2:C:466:GLU:OE1	19	0.36	0.11	0.38

Continued on next page...

Continued from previous page...

Key	Atom-1	Atom-2	Models ¹	Mean (Å)	SD ¹ (Å)	Median (Å)
(1,6)	1:A:48:LYS:HZ3	2:C:466:GLU:OE2	19	0.36	0.11	0.38
(1,6)	1:A:48:LYS:HZ3	2:C:467:MET:C	19	0.36	0.11	0.38
(1,6)	1:A:48:LYS:HZ3	2:C:467:MET:CA	19	0.36	0.11	0.38
(1,6)	1:A:48:LYS:HZ3	2:C:467:MET:CB	19	0.36	0.11	0.38
(1,6)	1:A:48:LYS:HZ3	2:C:467:MET:CE	19	0.36	0.11	0.38
(1,6)	1:A:48:LYS:HZ3	2:C:467:MET:CG	19	0.36	0.11	0.38
(1,6)	1:A:48:LYS:HZ3	2:C:467:MET:H	19	0.36	0.11	0.38
(1,6)	1:A:48:LYS:HZ3	2:C:467:MET:HA	19	0.36	0.11	0.38
(1,6)	1:A:48:LYS:HZ3	2:C:467:MET:HB2	19	0.36	0.11	0.38
(1,6)	1:A:48:LYS:HZ3	2:C:467:MET:HB3	19	0.36	0.11	0.38
(1,6)	1:A:48:LYS:HZ3	2:C:467:MET:HE1	19	0.36	0.11	0.38
(1,6)	1:A:48:LYS:HZ3	2:C:467:MET:HE2	19	0.36	0.11	0.38
(1,6)	1:A:48:LYS:HZ3	2:C:467:MET:HE3	19	0.36	0.11	0.38
(1,6)	1:A:48:LYS:HZ3	2:C:467:MET:HG2	19	0.36	0.11	0.38
(1,6)	1:A:48:LYS:HZ3	2:C:467:MET:HG3	19	0.36	0.11	0.38
(1,6)	1:A:48:LYS:HZ3	2:C:467:MET:N	19	0.36	0.11	0.38
(1,6)	1:A:48:LYS:HZ3	2:C:467:MET:O	19	0.36	0.11	0.38
(1,6)	1:A:48:LYS:HZ3	2:C:467:MET:SD	19	0.36	0.11	0.38
(1,6)	1:A:48:LYS:HZ3	2:C:468:PHE:C	19	0.36	0.11	0.38
(1,6)	1:A:48:LYS:HZ3	2:C:468:PHE:CA	19	0.36	0.11	0.38
(1,6)	1:A:48:LYS:HZ3	2:C:468:PHE:CB	19	0.36	0.11	0.38
(1,6)	1:A:48:LYS:HZ3	2:C:468:PHE:CD1	19	0.36	0.11	0.38
(1,6)	1:A:48:LYS:HZ3	2:C:468:PHE:CD2	19	0.36	0.11	0.38
(1,6)	1:A:48:LYS:HZ3	2:C:468:PHE:CE1	19	0.36	0.11	0.38
(1,6)	1:A:48:LYS:HZ3	2:C:468:PHE:CE2	19	0.36	0.11	0.38
(1,6)	1:A:48:LYS:HZ3	2:C:468:PHE:CG	19	0.36	0.11	0.38
(1,6)	1:A:48:LYS:HZ3	2:C:468:PHE:CZ	19	0.36	0.11	0.38
(1,6)	1:A:48:LYS:HZ3	2:C:468:PHE:H	19	0.36	0.11	0.38
(1,6)	1:A:48:LYS:HZ3	2:C:468:PHE:HA	19	0.36	0.11	0.38
(1,6)	1:A:48:LYS:HZ3	2:C:468:PHE:HB2	19	0.36	0.11	0.38
(1,6)	1:A:48:LYS:HZ3	2:C:468:PHE:HB3	19	0.36	0.11	0.38
(1,6)	1:A:48:LYS:HZ3	2:C:468:PHE:HD1	19	0.36	0.11	0.38
(1,6)	1:A:48:LYS:HZ3	2:C:468:PHE:HD2	19	0.36	0.11	0.38
(1,6)	1:A:48:LYS:HZ3	2:C:468:PHE:HE1	19	0.36	0.11	0.38
(1,6)	1:A:48:LYS:HZ3	2:C:468:PHE:HE2	19	0.36	0.11	0.38
(1,6)	1:A:48:LYS:HZ3	2:C:468:PHE:HZ	19	0.36	0.11	0.38
(1,6)	1:A:48:LYS:HZ3	2:C:468:PHE:N	19	0.36	0.11	0.38
(1,6)	1:A:48:LYS:HZ3	2:C:468:PHE:O	19	0.36	0.11	0.38
(1,6)	1:A:48:LYS:HZ3	2:C:469:PRO:C	19	0.36	0.11	0.38
(1,6)	1:A:48:LYS:HZ3	2:C:469:PRO:CA	19	0.36	0.11	0.38
(1,6)	1:A:48:LYS:HZ3	2:C:469:PRO:CB	19	0.36	0.11	0.38
(1,6)	1:A:48:LYS:HZ3	2:C:469:PRO:CD	19	0.36	0.11	0.38

Continued on next page...

Continued from previous page...

Key	Atom-1	Atom-2	Models ¹	Mean (Å)	SD ¹ (Å)	Median (Å)
(1,6)	1:A:48:LYS:HZ3	2:C:469:PRO:CG	19	0.36	0.11	0.38
(1,6)	1:A:48:LYS:HZ3	2:C:469:PRO:HA	19	0.36	0.11	0.38
(1,6)	1:A:48:LYS:HZ3	2:C:469:PRO:HB2	19	0.36	0.11	0.38
(1,6)	1:A:48:LYS:HZ3	2:C:469:PRO:HB3	19	0.36	0.11	0.38
(1,6)	1:A:48:LYS:HZ3	2:C:469:PRO:HD2	19	0.36	0.11	0.38
(1,6)	1:A:48:LYS:HZ3	2:C:469:PRO:HD3	19	0.36	0.11	0.38
(1,6)	1:A:48:LYS:HZ3	2:C:469:PRO:HG2	19	0.36	0.11	0.38
(1,6)	1:A:48:LYS:HZ3	2:C:469:PRO:HG3	19	0.36	0.11	0.38
(1,6)	1:A:48:LYS:HZ3	2:C:469:PRO:N	19	0.36	0.11	0.38
(1,6)	1:A:48:LYS:HZ3	2:C:469:PRO:O	19	0.36	0.11	0.38
(1,6)	1:A:48:LYS:HZ3	2:C:470:GLN:C	19	0.36	0.11	0.38
(1,6)	1:A:48:LYS:HZ3	2:C:470:GLN:CA	19	0.36	0.11	0.38
(1,6)	1:A:48:LYS:HZ3	2:C:470:GLN:CB	19	0.36	0.11	0.38
(1,6)	1:A:48:LYS:HZ3	2:C:470:GLN:CD	19	0.36	0.11	0.38
(1,6)	1:A:48:LYS:HZ3	2:C:470:GLN:CG	19	0.36	0.11	0.38
(1,6)	1:A:48:LYS:HZ3	2:C:470:GLN:H	19	0.36	0.11	0.38
(1,6)	1:A:48:LYS:HZ3	2:C:470:GLN:HA	19	0.36	0.11	0.38
(1,6)	1:A:48:LYS:HZ3	2:C:470:GLN:HB2	19	0.36	0.11	0.38
(1,6)	1:A:48:LYS:HZ3	2:C:470:GLN:HB3	19	0.36	0.11	0.38
(1,6)	1:A:48:LYS:HZ3	2:C:470:GLN:HE21	19	0.36	0.11	0.38
(1,6)	1:A:48:LYS:HZ3	2:C:470:GLN:HE22	19	0.36	0.11	0.38
(1,6)	1:A:48:LYS:HZ3	2:C:470:GLN:HG2	19	0.36	0.11	0.38
(1,6)	1:A:48:LYS:HZ3	2:C:470:GLN:HG3	19	0.36	0.11	0.38
(1,6)	1:A:48:LYS:HZ3	2:C:470:GLN:N	19	0.36	0.11	0.38
(1,6)	1:A:48:LYS:HZ3	2:C:470:GLN:NE2	19	0.36	0.11	0.38
(1,6)	1:A:48:LYS:HZ3	2:C:470:GLN:O	19	0.36	0.11	0.38
(1,6)	1:A:48:LYS:HZ3	2:C:470:GLN:OE1	19	0.36	0.11	0.38
(1,6)	1:A:48:LYS:HZ3	2:C:472:PRO:C	19	0.36	0.11	0.38
(1,6)	1:A:48:LYS:HZ3	2:C:472:PRO:CA	19	0.36	0.11	0.38
(1,6)	1:A:48:LYS:HZ3	2:C:472:PRO:CB	19	0.36	0.11	0.38
(1,6)	1:A:48:LYS:HZ3	2:C:472:PRO:CD	19	0.36	0.11	0.38
(1,6)	1:A:48:LYS:HZ3	2:C:472:PRO:CG	19	0.36	0.11	0.38
(1,6)	1:A:48:LYS:HZ3	2:C:472:PRO:HA	19	0.36	0.11	0.38
(1,6)	1:A:48:LYS:HZ3	2:C:472:PRO:HB2	19	0.36	0.11	0.38
(1,6)	1:A:48:LYS:HZ3	2:C:472:PRO:HB3	19	0.36	0.11	0.38
(1,6)	1:A:48:LYS:HZ3	2:C:472:PRO:HD2	19	0.36	0.11	0.38
(1,6)	1:A:48:LYS:HZ3	2:C:472:PRO:HD3	19	0.36	0.11	0.38
(1,6)	1:A:48:LYS:HZ3	2:C:472:PRO:HG2	19	0.36	0.11	0.38
(1,6)	1:A:48:LYS:HZ3	2:C:472:PRO:HG3	19	0.36	0.11	0.38
(1,6)	1:A:48:LYS:HZ3	2:C:472:PRO:N	19	0.36	0.11	0.38
(1,6)	1:A:48:LYS:HZ3	2:C:472:PRO:O	19	0.36	0.11	0.38
(1,6)	1:A:48:LYS:HZ3	2:C:482:LEU:C	19	0.36	0.11	0.38

Continued on next page...

Continued from previous page...

Key	Atom-1	Atom-2	Models ¹	Mean (Å)	SD ¹ (Å)	Median (Å)
(1,6)	1:A:48:LYS:HZ3	2:C:482:LEU:CA	19	0.36	0.11	0.38
(1,6)	1:A:48:LYS:HZ3	2:C:482:LEU:CB	19	0.36	0.11	0.38
(1,6)	1:A:48:LYS:HZ3	2:C:482:LEU:CD1	19	0.36	0.11	0.38
(1,6)	1:A:48:LYS:HZ3	2:C:482:LEU:CD2	19	0.36	0.11	0.38
(1,6)	1:A:48:LYS:HZ3	2:C:482:LEU:CG	19	0.36	0.11	0.38
(1,6)	1:A:48:LYS:HZ3	2:C:482:LEU:H	19	0.36	0.11	0.38
(1,6)	1:A:48:LYS:HZ3	2:C:482:LEU:HA	19	0.36	0.11	0.38
(1,6)	1:A:48:LYS:HZ3	2:C:482:LEU:HB2	19	0.36	0.11	0.38
(1,6)	1:A:48:LYS:HZ3	2:C:482:LEU:HB3	19	0.36	0.11	0.38
(1,6)	1:A:48:LYS:HZ3	2:C:482:LEU:HD11	19	0.36	0.11	0.38
(1,6)	1:A:48:LYS:HZ3	2:C:482:LEU:HD12	19	0.36	0.11	0.38
(1,6)	1:A:48:LYS:HZ3	2:C:482:LEU:HD13	19	0.36	0.11	0.38
(1,6)	1:A:48:LYS:HZ3	2:C:482:LEU:HD21	19	0.36	0.11	0.38
(1,6)	1:A:48:LYS:HZ3	2:C:482:LEU:HD22	19	0.36	0.11	0.38
(1,6)	1:A:48:LYS:HZ3	2:C:482:LEU:HD23	19	0.36	0.11	0.38
(1,6)	1:A:48:LYS:HZ3	2:C:482:LEU:HG	19	0.36	0.11	0.38
(1,6)	1:A:48:LYS:HZ3	2:C:482:LEU:N	19	0.36	0.11	0.38
(1,6)	1:A:48:LYS:HZ3	2:C:482:LEU:O	19	0.36	0.11	0.38
(1,6)	1:A:48:LYS:HZ3	2:C:483:THR:C	19	0.36	0.11	0.38
(1,6)	1:A:48:LYS:HZ3	2:C:483:THR:CA	19	0.36	0.11	0.38
(1,6)	1:A:48:LYS:HZ3	2:C:483:THR:CB	19	0.36	0.11	0.38
(1,6)	1:A:48:LYS:HZ3	2:C:483:THR:CG2	19	0.36	0.11	0.38
(1,6)	1:A:48:LYS:HZ3	2:C:483:THR:H	19	0.36	0.11	0.38
(1,6)	1:A:48:LYS:HZ3	2:C:483:THR:HA	19	0.36	0.11	0.38
(1,6)	1:A:48:LYS:HZ3	2:C:483:THR:HB	19	0.36	0.11	0.38
(1,6)	1:A:48:LYS:HZ3	2:C:483:THR:HG1	19	0.36	0.11	0.38
(1,6)	1:A:48:LYS:HZ3	2:C:483:THR:HG21	19	0.36	0.11	0.38
(1,6)	1:A:48:LYS:HZ3	2:C:483:THR:HG22	19	0.36	0.11	0.38
(1,6)	1:A:48:LYS:HZ3	2:C:483:THR:HG23	19	0.36	0.11	0.38
(1,6)	1:A:48:LYS:HZ3	2:C:483:THR:N	19	0.36	0.11	0.38
(1,6)	1:A:48:LYS:HZ3	2:C:483:THR:O	19	0.36	0.11	0.38
(1,6)	1:A:48:LYS:HZ3	2:C:483:THR:OG1	19	0.36	0.11	0.38
(1,6)	1:A:48:LYS:HZ3	2:C:484:ARG:C	19	0.36	0.11	0.38
(1,6)	1:A:48:LYS:HZ3	2:C:484:ARG:CA	19	0.36	0.11	0.38
(1,6)	1:A:48:LYS:HZ3	2:C:484:ARG:CB	19	0.36	0.11	0.38
(1,6)	1:A:48:LYS:HZ3	2:C:484:ARG:CD	19	0.36	0.11	0.38
(1,6)	1:A:48:LYS:HZ3	2:C:484:ARG:CG	19	0.36	0.11	0.38
(1,6)	1:A:48:LYS:HZ3	2:C:484:ARG:CZ	19	0.36	0.11	0.38
(1,6)	1:A:48:LYS:HZ3	2:C:484:ARG:H	19	0.36	0.11	0.38
(1,6)	1:A:48:LYS:HZ3	2:C:484:ARG:HA	19	0.36	0.11	0.38
(1,6)	1:A:48:LYS:HZ3	2:C:484:ARG:HB2	19	0.36	0.11	0.38
(1,6)	1:A:48:LYS:HZ3	2:C:484:ARG:HB3	19	0.36	0.11	0.38

Continued on next page...

Continued from previous page...

Key	Atom-1	Atom-2	Models ¹	Mean (Å)	SD ¹ (Å)	Median (Å)
(1,6)	1:A:48:LYS:HZ3	2:C:484:ARG:HD2	19	0.36	0.11	0.38
(1,6)	1:A:48:LYS:HZ3	2:C:484:ARG:HD3	19	0.36	0.11	0.38
(1,6)	1:A:48:LYS:HZ3	2:C:484:ARG:HE	19	0.36	0.11	0.38
(1,6)	1:A:48:LYS:HZ3	2:C:484:ARG:HG2	19	0.36	0.11	0.38
(1,6)	1:A:48:LYS:HZ3	2:C:484:ARG:HG3	19	0.36	0.11	0.38
(1,6)	1:A:48:LYS:HZ3	2:C:484:ARG:HH11	19	0.36	0.11	0.38
(1,6)	1:A:48:LYS:HZ3	2:C:484:ARG:HH12	19	0.36	0.11	0.38
(1,6)	1:A:48:LYS:HZ3	2:C:484:ARG:HH21	19	0.36	0.11	0.38
(1,6)	1:A:48:LYS:HZ3	2:C:484:ARG:HH22	19	0.36	0.11	0.38
(1,6)	1:A:48:LYS:HZ3	2:C:484:ARG:N	19	0.36	0.11	0.38
(1,6)	1:A:48:LYS:HZ3	2:C:484:ARG:NE	19	0.36	0.11	0.38
(1,6)	1:A:48:LYS:HZ3	2:C:484:ARG:NH1	19	0.36	0.11	0.38
(1,6)	1:A:48:LYS:HZ3	2:C:484:ARG:NH2	19	0.36	0.11	0.38
(1,6)	1:A:48:LYS:HZ3	2:C:484:ARG:O	19	0.36	0.11	0.38
(1,6)	1:A:48:LYS:HZ3	2:C:485:SER:C	19	0.36	0.11	0.38
(1,6)	1:A:48:LYS:HZ3	2:C:485:SER:CA	19	0.36	0.11	0.38
(1,6)	1:A:48:LYS:HZ3	2:C:485:SER:CB	19	0.36	0.11	0.38
(1,6)	1:A:48:LYS:HZ3	2:C:485:SER:H	19	0.36	0.11	0.38
(1,6)	1:A:48:LYS:HZ3	2:C:485:SER:HA	19	0.36	0.11	0.38
(1,6)	1:A:48:LYS:HZ3	2:C:485:SER:HB2	19	0.36	0.11	0.38
(1,6)	1:A:48:LYS:HZ3	2:C:485:SER:HB3	19	0.36	0.11	0.38
(1,6)	1:A:48:LYS:HZ3	2:C:485:SER:HG	19	0.36	0.11	0.38
(1,6)	1:A:48:LYS:HZ3	2:C:485:SER:N	19	0.36	0.11	0.38
(1,6)	1:A:48:LYS:HZ3	2:C:485:SER:O	19	0.36	0.11	0.38
(1,6)	1:A:48:LYS:HZ3	2:C:485:SER:OG	19	0.36	0.11	0.38
(1,6)	1:A:48:LYS:HZ3	2:C:486:VAL:C	19	0.36	0.11	0.38
(1,6)	1:A:48:LYS:HZ3	2:C:486:VAL:CA	19	0.36	0.11	0.38
(1,6)	1:A:48:LYS:HZ3	2:C:486:VAL:CB	19	0.36	0.11	0.38
(1,6)	1:A:48:LYS:HZ3	2:C:486:VAL:CG1	19	0.36	0.11	0.38
(1,6)	1:A:48:LYS:HZ3	2:C:486:VAL:CG2	19	0.36	0.11	0.38
(1,6)	1:A:48:LYS:HZ3	2:C:486:VAL:H	19	0.36	0.11	0.38
(1,6)	1:A:48:LYS:HZ3	2:C:486:VAL:HA	19	0.36	0.11	0.38
(1,6)	1:A:48:LYS:HZ3	2:C:486:VAL:HB	19	0.36	0.11	0.38
(1,6)	1:A:48:LYS:HZ3	2:C:486:VAL:HG11	19	0.36	0.11	0.38
(1,6)	1:A:48:LYS:HZ3	2:C:486:VAL:HG12	19	0.36	0.11	0.38
(1,6)	1:A:48:LYS:HZ3	2:C:486:VAL:HG13	19	0.36	0.11	0.38
(1,6)	1:A:48:LYS:HZ3	2:C:486:VAL:HG21	19	0.36	0.11	0.38
(1,6)	1:A:48:LYS:HZ3	2:C:486:VAL:HG22	19	0.36	0.11	0.38
(1,6)	1:A:48:LYS:HZ3	2:C:486:VAL:HG23	19	0.36	0.11	0.38
(1,6)	1:A:48:LYS:HZ3	2:C:486:VAL:N	19	0.36	0.11	0.38
(1,6)	1:A:48:LYS:HZ3	2:C:486:VAL:O	19	0.36	0.11	0.38
(1,6)	1:A:48:LYS:HZ3	2:C:487:GLU:C	19	0.36	0.11	0.38

Continued on next page...

Continued from previous page...

Key	Atom-1	Atom-2	Models ¹	Mean (Å)	SD ¹ (Å)	Median (Å)
(1,6)	1:A:48:LYS:HZ3	2:C:487:GLU:CA	19	0.36	0.11	0.38
(1,6)	1:A:48:LYS:HZ3	2:C:487:GLU:CB	19	0.36	0.11	0.38
(1,6)	1:A:48:LYS:HZ3	2:C:487:GLU:CD	19	0.36	0.11	0.38
(1,6)	1:A:48:LYS:HZ3	2:C:487:GLU:CG	19	0.36	0.11	0.38
(1,6)	1:A:48:LYS:HZ3	2:C:487:GLU:H	19	0.36	0.11	0.38
(1,6)	1:A:48:LYS:HZ3	2:C:487:GLU:HA	19	0.36	0.11	0.38
(1,6)	1:A:48:LYS:HZ3	2:C:487:GLU:HB2	19	0.36	0.11	0.38
(1,6)	1:A:48:LYS:HZ3	2:C:487:GLU:HB3	19	0.36	0.11	0.38
(1,6)	1:A:48:LYS:HZ3	2:C:487:GLU:HG2	19	0.36	0.11	0.38
(1,6)	1:A:48:LYS:HZ3	2:C:487:GLU:HG3	19	0.36	0.11	0.38
(1,6)	1:A:48:LYS:HZ3	2:C:487:GLU:N	19	0.36	0.11	0.38
(1,6)	1:A:48:LYS:HZ3	2:C:487:GLU:O	19	0.36	0.11	0.38
(1,6)	1:A:48:LYS:HZ3	2:C:487:GLU:OE1	19	0.36	0.11	0.38
(1,6)	1:A:48:LYS:HZ3	2:C:487:GLU:OE2	19	0.36	0.11	0.38
(1,6)	1:A:48:LYS:HZ3	2:C:488:ILE:C	19	0.36	0.11	0.38
(1,6)	1:A:48:LYS:HZ3	2:C:488:ILE:CA	19	0.36	0.11	0.38
(1,6)	1:A:48:LYS:HZ3	2:C:488:ILE:CB	19	0.36	0.11	0.38
(1,6)	1:A:48:LYS:HZ3	2:C:488:ILE:CD1	19	0.36	0.11	0.38
(1,6)	1:A:48:LYS:HZ3	2:C:488:ILE:CG1	19	0.36	0.11	0.38
(1,6)	1:A:48:LYS:HZ3	2:C:488:ILE:CG2	19	0.36	0.11	0.38
(1,6)	1:A:48:LYS:HZ3	2:C:488:ILE:H	19	0.36	0.11	0.38
(1,6)	1:A:48:LYS:HZ3	2:C:488:ILE:HA	19	0.36	0.11	0.38
(1,6)	1:A:48:LYS:HZ3	2:C:488:ILE:HB	19	0.36	0.11	0.38
(1,6)	1:A:48:LYS:HZ3	2:C:488:ILE:HD11	19	0.36	0.11	0.38
(1,6)	1:A:48:LYS:HZ3	2:C:488:ILE:HD12	19	0.36	0.11	0.38
(1,6)	1:A:48:LYS:HZ3	2:C:488:ILE:HD13	19	0.36	0.11	0.38
(1,6)	1:A:48:LYS:HZ3	2:C:488:ILE:HG12	19	0.36	0.11	0.38
(1,6)	1:A:48:LYS:HZ3	2:C:488:ILE:HG13	19	0.36	0.11	0.38
(1,6)	1:A:48:LYS:HZ3	2:C:488:ILE:HG21	19	0.36	0.11	0.38
(1,6)	1:A:48:LYS:HZ3	2:C:488:ILE:HG22	19	0.36	0.11	0.38
(1,6)	1:A:48:LYS:HZ3	2:C:488:ILE:HG23	19	0.36	0.11	0.38
(1,6)	1:A:48:LYS:HZ3	2:C:488:ILE:N	19	0.36	0.11	0.38
(1,6)	1:A:48:LYS:HZ3	2:C:488:ILE:O	19	0.36	0.11	0.38
(1,6)	1:A:48:LYS:HZ3	2:C:490:THR:C	19	0.36	0.11	0.38
(1,6)	1:A:48:LYS:HZ3	2:C:490:THR:CA	19	0.36	0.11	0.38
(1,6)	1:A:48:LYS:HZ3	2:C:490:THR:CB	19	0.36	0.11	0.38
(1,6)	1:A:48:LYS:HZ3	2:C:490:THR:CG2	19	0.36	0.11	0.38
(1,6)	1:A:48:LYS:HZ3	2:C:490:THR:H	19	0.36	0.11	0.38
(1,6)	1:A:48:LYS:HZ3	2:C:490:THR:HA	19	0.36	0.11	0.38
(1,6)	1:A:48:LYS:HZ3	2:C:490:THR:HB	19	0.36	0.11	0.38
(1,6)	1:A:48:LYS:HZ3	2:C:490:THR:HG1	19	0.36	0.11	0.38
(1,6)	1:A:48:LYS:HZ3	2:C:490:THR:HG21	19	0.36	0.11	0.38

Continued on next page...

Continued from previous page...

Key	Atom-1	Atom-2	Models ¹	Mean (Å)	SD ¹ (Å)	Median (Å)
(1,6)	1:A:48:LYS:HZ3	2:C:490:THR:HG22	19	0.36	0.11	0.38
(1,6)	1:A:48:LYS:HZ3	2:C:490:THR:HG23	19	0.36	0.11	0.38
(1,6)	1:A:48:LYS:HZ3	2:C:490:THR:N	19	0.36	0.11	0.38
(1,6)	1:A:48:LYS:HZ3	2:C:490:THR:O	19	0.36	0.11	0.38
(1,6)	1:A:48:LYS:HZ3	2:C:490:THR:OG1	19	0.36	0.11	0.38
(1,6)	1:A:48:LYS:HZ3	2:C:491:ASP:C	19	0.36	0.11	0.38
(1,6)	1:A:48:LYS:HZ3	2:C:491:ASP:CA	19	0.36	0.11	0.38
(1,6)	1:A:48:LYS:HZ3	2:C:491:ASP:CB	19	0.36	0.11	0.38
(1,6)	1:A:48:LYS:HZ3	2:C:491:ASP:CG	19	0.36	0.11	0.38
(1,6)	1:A:48:LYS:HZ3	2:C:491:ASP:H	19	0.36	0.11	0.38
(1,6)	1:A:48:LYS:HZ3	2:C:491:ASP:HA	19	0.36	0.11	0.38
(1,6)	1:A:48:LYS:HZ3	2:C:491:ASP:HB2	19	0.36	0.11	0.38
(1,6)	1:A:48:LYS:HZ3	2:C:491:ASP:HB3	19	0.36	0.11	0.38
(1,6)	1:A:48:LYS:HZ3	2:C:491:ASP:N	19	0.36	0.11	0.38
(1,6)	1:A:48:LYS:HZ3	2:C:491:ASP:O	19	0.36	0.11	0.38
(1,6)	1:A:48:LYS:HZ3	2:C:491:ASP:OD1	19	0.36	0.11	0.38
(1,6)	1:A:48:LYS:HZ3	2:C:491:ASP:OD2	19	0.36	0.11	0.38
(1,6)	1:A:48:LYS:HZ3	2:C:492:ASN:C	19	0.36	0.11	0.38
(1,6)	1:A:48:LYS:HZ3	2:C:492:ASN:CA	19	0.36	0.11	0.38
(1,6)	1:A:48:LYS:HZ3	2:C:492:ASN:CB	19	0.36	0.11	0.38
(1,6)	1:A:48:LYS:HZ3	2:C:492:ASN:CG	19	0.36	0.11	0.38
(1,6)	1:A:48:LYS:HZ3	2:C:492:ASN:H	19	0.36	0.11	0.38
(1,6)	1:A:48:LYS:HZ3	2:C:492:ASN:HA	19	0.36	0.11	0.38
(1,6)	1:A:48:LYS:HZ3	2:C:492:ASN:HB2	19	0.36	0.11	0.38
(1,6)	1:A:48:LYS:HZ3	2:C:492:ASN:HB3	19	0.36	0.11	0.38
(1,6)	1:A:48:LYS:HZ3	2:C:492:ASN:HD21	19	0.36	0.11	0.38
(1,6)	1:A:48:LYS:HZ3	2:C:492:ASN:HD22	19	0.36	0.11	0.38
(1,6)	1:A:48:LYS:HZ3	2:C:492:ASN:N	19	0.36	0.11	0.38
(1,6)	1:A:48:LYS:HZ3	2:C:492:ASN:ND2	19	0.36	0.11	0.38
(1,6)	1:A:48:LYS:HZ3	2:C:492:ASN:O	19	0.36	0.11	0.38
(1,6)	1:A:48:LYS:HZ3	2:C:492:ASN:OD1	19	0.36	0.11	0.38
(1,6)	1:A:48:LYS:HZ3	2:C:494:LEU:C	19	0.36	0.11	0.38
(1,6)	1:A:48:LYS:HZ3	2:C:494:LEU:CA	19	0.36	0.11	0.38
(1,6)	1:A:48:LYS:HZ3	2:C:494:LEU:CB	19	0.36	0.11	0.38
(1,6)	1:A:48:LYS:HZ3	2:C:494:LEU:CD1	19	0.36	0.11	0.38
(1,6)	1:A:48:LYS:HZ3	2:C:494:LEU:CD2	19	0.36	0.11	0.38
(1,6)	1:A:48:LYS:HZ3	2:C:494:LEU:CG	19	0.36	0.11	0.38
(1,6)	1:A:48:LYS:HZ3	2:C:494:LEU:H	19	0.36	0.11	0.38
(1,6)	1:A:48:LYS:HZ3	2:C:494:LEU:HA	19	0.36	0.11	0.38
(1,6)	1:A:48:LYS:HZ3	2:C:494:LEU:HB2	19	0.36	0.11	0.38
(1,6)	1:A:48:LYS:HZ3	2:C:494:LEU:HB3	19	0.36	0.11	0.38
(1,6)	1:A:48:LYS:HZ3	2:C:494:LEU:HD11	19	0.36	0.11	0.38

Continued on next page...

Continued from previous page...

Key	Atom-1	Atom-2	Models ¹	Mean (Å)	SD ¹ (Å)	Median (Å)
(1,6)	1:A:48:LYS:HZ3	2:C:494:LEU:HD12	19	0.36	0.11	0.38
(1,6)	1:A:48:LYS:HZ3	2:C:494:LEU:HD13	19	0.36	0.11	0.38
(1,6)	1:A:48:LYS:HZ3	2:C:494:LEU:HD21	19	0.36	0.11	0.38
(1,6)	1:A:48:LYS:HZ3	2:C:494:LEU:HD22	19	0.36	0.11	0.38
(1,6)	1:A:48:LYS:HZ3	2:C:494:LEU:HD23	19	0.36	0.11	0.38
(1,6)	1:A:48:LYS:HZ3	2:C:494:LEU:HG	19	0.36	0.11	0.38
(1,6)	1:A:48:LYS:HZ3	2:C:494:LEU:N	19	0.36	0.11	0.38
(1,6)	1:A:48:LYS:HZ3	2:C:494:LEU:O	19	0.36	0.11	0.38
(1,6)	1:A:48:LYS:HZ3	2:C:495:GLU:C	19	0.36	0.11	0.38
(1,6)	1:A:48:LYS:HZ3	2:C:495:GLU:CA	19	0.36	0.11	0.38
(1,6)	1:A:48:LYS:HZ3	2:C:495:GLU:CB	19	0.36	0.11	0.38
(1,6)	1:A:48:LYS:HZ3	2:C:495:GLU:CD	19	0.36	0.11	0.38
(1,6)	1:A:48:LYS:HZ3	2:C:495:GLU:CG	19	0.36	0.11	0.38
(1,6)	1:A:48:LYS:HZ3	2:C:495:GLU:H	19	0.36	0.11	0.38
(1,6)	1:A:48:LYS:HZ3	2:C:495:GLU:HA	19	0.36	0.11	0.38
(1,6)	1:A:48:LYS:HZ3	2:C:495:GLU:HB2	19	0.36	0.11	0.38
(1,6)	1:A:48:LYS:HZ3	2:C:495:GLU:HB3	19	0.36	0.11	0.38
(1,6)	1:A:48:LYS:HZ3	2:C:495:GLU:HG2	19	0.36	0.11	0.38
(1,6)	1:A:48:LYS:HZ3	2:C:495:GLU:HG3	19	0.36	0.11	0.38
(1,6)	1:A:48:LYS:HZ3	2:C:495:GLU:N	19	0.36	0.11	0.38
(1,6)	1:A:48:LYS:HZ3	2:C:495:GLU:O	19	0.36	0.11	0.38
(1,6)	1:A:48:LYS:HZ3	2:C:495:GLU:OE1	19	0.36	0.11	0.38
(1,6)	1:A:48:LYS:HZ3	2:C:495:GLU:OE2	19	0.36	0.11	0.38
(1,6)	1:A:48:LYS:HZ3	2:C:496:GLY:C	19	0.36	0.11	0.38
(1,6)	1:A:48:LYS:HZ3	2:C:496:GLY:CA	19	0.36	0.11	0.38
(1,6)	1:A:48:LYS:HZ3	2:C:496:GLY:H	19	0.36	0.11	0.38
(1,6)	1:A:48:LYS:HZ3	2:C:496:GLY:HA2	19	0.36	0.11	0.38
(1,6)	1:A:48:LYS:HZ3	2:C:496:GLY:HA3	19	0.36	0.11	0.38
(1,6)	1:A:48:LYS:HZ3	2:C:496:GLY:N	19	0.36	0.11	0.38
(1,6)	1:A:48:LYS:HZ3	2:C:496:GLY:O	19	0.36	0.11	0.38
(1,6)	1:A:48:LYS:HZ3	2:C:497:ARG:C	19	0.36	0.11	0.38
(1,6)	1:A:48:LYS:HZ3	2:C:497:ARG:CA	19	0.36	0.11	0.38
(1,6)	1:A:48:LYS:HZ3	2:C:497:ARG:CB	19	0.36	0.11	0.38
(1,6)	1:A:48:LYS:HZ3	2:C:497:ARG:CD	19	0.36	0.11	0.38
(1,6)	1:A:48:LYS:HZ3	2:C:497:ARG:CG	19	0.36	0.11	0.38
(1,6)	1:A:48:LYS:HZ3	2:C:497:ARG:CZ	19	0.36	0.11	0.38
(1,6)	1:A:48:LYS:HZ3	2:C:497:ARG:H	19	0.36	0.11	0.38
(1,6)	1:A:48:LYS:HZ3	2:C:497:ARG:HA	19	0.36	0.11	0.38
(1,6)	1:A:48:LYS:HZ3	2:C:497:ARG:HB2	19	0.36	0.11	0.38
(1,6)	1:A:48:LYS:HZ3	2:C:497:ARG:HB3	19	0.36	0.11	0.38
(1,6)	1:A:48:LYS:HZ3	2:C:497:ARG:HD2	19	0.36	0.11	0.38
(1,6)	1:A:48:LYS:HZ3	2:C:497:ARG:HD3	19	0.36	0.11	0.38

Continued on next page...

Continued from previous page...

Key	Atom-1	Atom-2	Models ¹	Mean (Å)	SD ¹ (Å)	Median (Å)
(1,6)	1:A:48:LYS:HZ3	2:C:497:ARG:HE	19	0.36	0.11	0.38
(1,6)	1:A:48:LYS:HZ3	2:C:497:ARG:HG2	19	0.36	0.11	0.38
(1,6)	1:A:48:LYS:HZ3	2:C:497:ARG:HG3	19	0.36	0.11	0.38
(1,6)	1:A:48:LYS:HZ3	2:C:497:ARG:HH11	19	0.36	0.11	0.38
(1,6)	1:A:48:LYS:HZ3	2:C:497:ARG:HH12	19	0.36	0.11	0.38
(1,6)	1:A:48:LYS:HZ3	2:C:497:ARG:HH21	19	0.36	0.11	0.38
(1,6)	1:A:48:LYS:HZ3	2:C:497:ARG:HH22	19	0.36	0.11	0.38
(1,6)	1:A:48:LYS:HZ3	2:C:497:ARG:N	19	0.36	0.11	0.38
(1,6)	1:A:48:LYS:HZ3	2:C:497:ARG:NE	19	0.36	0.11	0.38
(1,6)	1:A:48:LYS:HZ3	2:C:497:ARG:NH1	19	0.36	0.11	0.38
(1,6)	1:A:48:LYS:HZ3	2:C:497:ARG:NH2	19	0.36	0.11	0.38
(1,6)	1:A:48:LYS:HZ3	2:C:497:ARG:O	19	0.36	0.11	0.38
(1,6)	1:A:48:LYS:N	2:C:457:LEU:C	19	0.36	0.11	0.38
(1,6)	1:A:48:LYS:N	2:C:457:LEU:CA	19	0.36	0.11	0.38
(1,6)	1:A:48:LYS:N	2:C:457:LEU:CB	19	0.36	0.11	0.38
(1,6)	1:A:48:LYS:N	2:C:457:LEU:CD1	19	0.36	0.11	0.38
(1,6)	1:A:48:LYS:N	2:C:457:LEU:CD2	19	0.36	0.11	0.38
(1,6)	1:A:48:LYS:N	2:C:457:LEU:CG	19	0.36	0.11	0.38
(1,6)	1:A:48:LYS:N	2:C:457:LEU:H	19	0.36	0.11	0.38
(1,6)	1:A:48:LYS:N	2:C:457:LEU:HA	19	0.36	0.11	0.38
(1,6)	1:A:48:LYS:N	2:C:457:LEU:HB2	19	0.36	0.11	0.38
(1,6)	1:A:48:LYS:N	2:C:457:LEU:HB3	19	0.36	0.11	0.38
(1,6)	1:A:48:LYS:N	2:C:457:LEU:HD11	19	0.36	0.11	0.38
(1,6)	1:A:48:LYS:N	2:C:457:LEU:HD12	19	0.36	0.11	0.38
(1,6)	1:A:48:LYS:N	2:C:457:LEU:HD13	19	0.36	0.11	0.38
(1,6)	1:A:48:LYS:N	2:C:457:LEU:HD21	19	0.36	0.11	0.38
(1,6)	1:A:48:LYS:N	2:C:457:LEU:HD22	19	0.36	0.11	0.38
(1,6)	1:A:48:LYS:N	2:C:457:LEU:HD23	19	0.36	0.11	0.38
(1,6)	1:A:48:LYS:N	2:C:457:LEU:HG	19	0.36	0.11	0.38
(1,6)	1:A:48:LYS:N	2:C:457:LEU:N	19	0.36	0.11	0.38
(1,6)	1:A:48:LYS:N	2:C:457:LEU:O	19	0.36	0.11	0.38
(1,6)	1:A:48:LYS:N	2:C:459:ALA:C	19	0.36	0.11	0.38
(1,6)	1:A:48:LYS:N	2:C:459:ALA:CA	19	0.36	0.11	0.38
(1,6)	1:A:48:LYS:N	2:C:459:ALA:CB	19	0.36	0.11	0.38
(1,6)	1:A:48:LYS:N	2:C:459:ALA:H	19	0.36	0.11	0.38
(1,6)	1:A:48:LYS:N	2:C:459:ALA:HA	19	0.36	0.11	0.38
(1,6)	1:A:48:LYS:N	2:C:459:ALA:HB1	19	0.36	0.11	0.38
(1,6)	1:A:48:LYS:N	2:C:459:ALA:HB2	19	0.36	0.11	0.38
(1,6)	1:A:48:LYS:N	2:C:459:ALA:HB3	19	0.36	0.11	0.38
(1,6)	1:A:48:LYS:N	2:C:459:ALA:N	19	0.36	0.11	0.38
(1,6)	1:A:48:LYS:N	2:C:459:ALA:O	19	0.36	0.11	0.38
(1,6)	1:A:48:LYS:N	2:C:460:MET:C	19	0.36	0.11	0.38

Continued on next page...

Continued from previous page...

Key	Atom-1	Atom-2	Models ¹	Mean (Å)	SD ¹ (Å)	Median (Å)
(1,6)	1:A:48:LYS:N	2:C:460:MET:CA	19	0.36	0.11	0.38
(1,6)	1:A:48:LYS:N	2:C:460:MET:CB	19	0.36	0.11	0.38
(1,6)	1:A:48:LYS:N	2:C:460:MET:CE	19	0.36	0.11	0.38
(1,6)	1:A:48:LYS:N	2:C:460:MET:CG	19	0.36	0.11	0.38
(1,6)	1:A:48:LYS:N	2:C:460:MET:H	19	0.36	0.11	0.38
(1,6)	1:A:48:LYS:N	2:C:460:MET:HA	19	0.36	0.11	0.38
(1,6)	1:A:48:LYS:N	2:C:460:MET:HB2	19	0.36	0.11	0.38
(1,6)	1:A:48:LYS:N	2:C:460:MET:HB3	19	0.36	0.11	0.38
(1,6)	1:A:48:LYS:N	2:C:460:MET:HE1	19	0.36	0.11	0.38
(1,6)	1:A:48:LYS:N	2:C:460:MET:HE2	19	0.36	0.11	0.38
(1,6)	1:A:48:LYS:N	2:C:460:MET:HE3	19	0.36	0.11	0.38
(1,6)	1:A:48:LYS:N	2:C:460:MET:HG2	19	0.36	0.11	0.38
(1,6)	1:A:48:LYS:N	2:C:460:MET:HG3	19	0.36	0.11	0.38
(1,6)	1:A:48:LYS:N	2:C:460:MET:N	19	0.36	0.11	0.38
(1,6)	1:A:48:LYS:N	2:C:460:MET:O	19	0.36	0.11	0.38
(1,6)	1:A:48:LYS:N	2:C:460:MET:SD	19	0.36	0.11	0.38
(1,6)	1:A:48:LYS:N	2:C:462:HIS:C	19	0.36	0.11	0.38
(1,6)	1:A:48:LYS:N	2:C:462:HIS:CA	19	0.36	0.11	0.38
(1,6)	1:A:48:LYS:N	2:C:462:HIS:CB	19	0.36	0.11	0.38
(1,6)	1:A:48:LYS:N	2:C:462:HIS:CD2	19	0.36	0.11	0.38
(1,6)	1:A:48:LYS:N	2:C:462:HIS:CE1	19	0.36	0.11	0.38
(1,6)	1:A:48:LYS:N	2:C:462:HIS:CG	19	0.36	0.11	0.38
(1,6)	1:A:48:LYS:N	2:C:462:HIS:H	19	0.36	0.11	0.38
(1,6)	1:A:48:LYS:N	2:C:462:HIS:HA	19	0.36	0.11	0.38
(1,6)	1:A:48:LYS:N	2:C:462:HIS:HB2	19	0.36	0.11	0.38
(1,6)	1:A:48:LYS:N	2:C:462:HIS:HB3	19	0.36	0.11	0.38
(1,6)	1:A:48:LYS:N	2:C:462:HIS:HD2	19	0.36	0.11	0.38
(1,6)	1:A:48:LYS:N	2:C:462:HIS:HE1	19	0.36	0.11	0.38
(1,6)	1:A:48:LYS:N	2:C:462:HIS:HE2	19	0.36	0.11	0.38
(1,6)	1:A:48:LYS:N	2:C:462:HIS:N	19	0.36	0.11	0.38
(1,6)	1:A:48:LYS:N	2:C:462:HIS:ND1	19	0.36	0.11	0.38
(1,6)	1:A:48:LYS:N	2:C:462:HIS:NE2	19	0.36	0.11	0.38
(1,6)	1:A:48:LYS:N	2:C:462:HIS:O	19	0.36	0.11	0.38
(1,6)	1:A:48:LYS:N	2:C:463:GLN:C	19	0.36	0.11	0.38
(1,6)	1:A:48:LYS:N	2:C:463:GLN:CA	19	0.36	0.11	0.38
(1,6)	1:A:48:LYS:N	2:C:463:GLN:CB	19	0.36	0.11	0.38
(1,6)	1:A:48:LYS:N	2:C:463:GLN:CD	19	0.36	0.11	0.38
(1,6)	1:A:48:LYS:N	2:C:463:GLN:CG	19	0.36	0.11	0.38
(1,6)	1:A:48:LYS:N	2:C:463:GLN:H	19	0.36	0.11	0.38
(1,6)	1:A:48:LYS:N	2:C:463:GLN:HA	19	0.36	0.11	0.38
(1,6)	1:A:48:LYS:N	2:C:463:GLN:HB2	19	0.36	0.11	0.38
(1,6)	1:A:48:LYS:N	2:C:463:GLN:HB3	19	0.36	0.11	0.38

Continued on next page...

Continued from previous page...

Key	Atom-1	Atom-2	Models ¹	Mean (Å)	SD ¹ (Å)	Median (Å)
(1,6)	1:A:48:LYS:N	2:C:463:GLN:HE21	19	0.36	0.11	0.38
(1,6)	1:A:48:LYS:N	2:C:463:GLN:HE22	19	0.36	0.11	0.38
(1,6)	1:A:48:LYS:N	2:C:463:GLN:HG2	19	0.36	0.11	0.38
(1,6)	1:A:48:LYS:N	2:C:463:GLN:HG3	19	0.36	0.11	0.38
(1,6)	1:A:48:LYS:N	2:C:463:GLN:N	19	0.36	0.11	0.38
(1,6)	1:A:48:LYS:N	2:C:463:GLN:NE2	19	0.36	0.11	0.38
(1,6)	1:A:48:LYS:N	2:C:463:GLN:O	19	0.36	0.11	0.38
(1,6)	1:A:48:LYS:N	2:C:463:GLN:OE1	19	0.36	0.11	0.38
(1,6)	1:A:48:LYS:N	2:C:465:GLN:C	19	0.36	0.11	0.38
(1,6)	1:A:48:LYS:N	2:C:465:GLN:CA	19	0.36	0.11	0.38
(1,6)	1:A:48:LYS:N	2:C:465:GLN:CB	19	0.36	0.11	0.38
(1,6)	1:A:48:LYS:N	2:C:465:GLN:CD	19	0.36	0.11	0.38
(1,6)	1:A:48:LYS:N	2:C:465:GLN:CG	19	0.36	0.11	0.38
(1,6)	1:A:48:LYS:N	2:C:465:GLN:H	19	0.36	0.11	0.38
(1,6)	1:A:48:LYS:N	2:C:465:GLN:HA	19	0.36	0.11	0.38
(1,6)	1:A:48:LYS:N	2:C:465:GLN:HB2	19	0.36	0.11	0.38
(1,6)	1:A:48:LYS:N	2:C:465:GLN:HB3	19	0.36	0.11	0.38
(1,6)	1:A:48:LYS:N	2:C:465:GLN:HE21	19	0.36	0.11	0.38
(1,6)	1:A:48:LYS:N	2:C:465:GLN:HE22	19	0.36	0.11	0.38
(1,6)	1:A:48:LYS:N	2:C:465:GLN:HG2	19	0.36	0.11	0.38
(1,6)	1:A:48:LYS:N	2:C:465:GLN:HG3	19	0.36	0.11	0.38
(1,6)	1:A:48:LYS:N	2:C:465:GLN:N	19	0.36	0.11	0.38
(1,6)	1:A:48:LYS:N	2:C:465:GLN:NE2	19	0.36	0.11	0.38
(1,6)	1:A:48:LYS:N	2:C:465:GLN:O	19	0.36	0.11	0.38
(1,6)	1:A:48:LYS:N	2:C:465:GLN:OE1	19	0.36	0.11	0.38
(1,6)	1:A:48:LYS:N	2:C:466:GLU:C	19	0.36	0.11	0.38
(1,6)	1:A:48:LYS:N	2:C:466:GLU:CA	19	0.36	0.11	0.38
(1,6)	1:A:48:LYS:N	2:C:466:GLU:CB	19	0.36	0.11	0.38
(1,6)	1:A:48:LYS:N	2:C:466:GLU:CD	19	0.36	0.11	0.38
(1,6)	1:A:48:LYS:N	2:C:466:GLU:CG	19	0.36	0.11	0.38
(1,6)	1:A:48:LYS:N	2:C:466:GLU:H	19	0.36	0.11	0.38
(1,6)	1:A:48:LYS:N	2:C:466:GLU:HA	19	0.36	0.11	0.38
(1,6)	1:A:48:LYS:N	2:C:466:GLU:HB2	19	0.36	0.11	0.38
(1,6)	1:A:48:LYS:N	2:C:466:GLU:HB3	19	0.36	0.11	0.38
(1,6)	1:A:48:LYS:N	2:C:466:GLU:HG2	19	0.36	0.11	0.38
(1,6)	1:A:48:LYS:N	2:C:466:GLU:HG3	19	0.36	0.11	0.38
(1,6)	1:A:48:LYS:N	2:C:466:GLU:N	19	0.36	0.11	0.38
(1,6)	1:A:48:LYS:N	2:C:466:GLU:O	19	0.36	0.11	0.38
(1,6)	1:A:48:LYS:N	2:C:466:GLU:OE1	19	0.36	0.11	0.38
(1,6)	1:A:48:LYS:N	2:C:466:GLU:OE2	19	0.36	0.11	0.38
(1,6)	1:A:48:LYS:N	2:C:467:MET:C	19	0.36	0.11	0.38
(1,6)	1:A:48:LYS:N	2:C:467:MET:CA	19	0.36	0.11	0.38

Continued on next page...

Continued from previous page...

Key	Atom-1	Atom-2	Models ¹	Mean (Å)	SD ¹ (Å)	Median (Å)
(1,6)	1:A:48:LYS:N	2:C:467:MET:CB	19	0.36	0.11	0.38
(1,6)	1:A:48:LYS:N	2:C:467:MET:CE	19	0.36	0.11	0.38
(1,6)	1:A:48:LYS:N	2:C:467:MET:CG	19	0.36	0.11	0.38
(1,6)	1:A:48:LYS:N	2:C:467:MET:H	19	0.36	0.11	0.38
(1,6)	1:A:48:LYS:N	2:C:467:MET:HA	19	0.36	0.11	0.38
(1,6)	1:A:48:LYS:N	2:C:467:MET:HB2	19	0.36	0.11	0.38
(1,6)	1:A:48:LYS:N	2:C:467:MET:HB3	19	0.36	0.11	0.38
(1,6)	1:A:48:LYS:N	2:C:467:MET:HE1	19	0.36	0.11	0.38
(1,6)	1:A:48:LYS:N	2:C:467:MET:HE2	19	0.36	0.11	0.38
(1,6)	1:A:48:LYS:N	2:C:467:MET:HE3	19	0.36	0.11	0.38
(1,6)	1:A:48:LYS:N	2:C:467:MET:HG2	19	0.36	0.11	0.38
(1,6)	1:A:48:LYS:N	2:C:467:MET:HG3	19	0.36	0.11	0.38
(1,6)	1:A:48:LYS:N	2:C:467:MET:N	19	0.36	0.11	0.38
(1,6)	1:A:48:LYS:N	2:C:467:MET:O	19	0.36	0.11	0.38
(1,6)	1:A:48:LYS:N	2:C:467:MET:SD	19	0.36	0.11	0.38
(1,6)	1:A:48:LYS:N	2:C:468:PHE:C	19	0.36	0.11	0.38
(1,6)	1:A:48:LYS:N	2:C:468:PHE:CA	19	0.36	0.11	0.38
(1,6)	1:A:48:LYS:N	2:C:468:PHE:CB	19	0.36	0.11	0.38
(1,6)	1:A:48:LYS:N	2:C:468:PHE:CD1	19	0.36	0.11	0.38
(1,6)	1:A:48:LYS:N	2:C:468:PHE:CD2	19	0.36	0.11	0.38
(1,6)	1:A:48:LYS:N	2:C:468:PHE:CE1	19	0.36	0.11	0.38
(1,6)	1:A:48:LYS:N	2:C:468:PHE:CE2	19	0.36	0.11	0.38
(1,6)	1:A:48:LYS:N	2:C:468:PHE:CG	19	0.36	0.11	0.38
(1,6)	1:A:48:LYS:N	2:C:468:PHE:CZ	19	0.36	0.11	0.38
(1,6)	1:A:48:LYS:N	2:C:468:PHE:H	19	0.36	0.11	0.38
(1,6)	1:A:48:LYS:N	2:C:468:PHE:HA	19	0.36	0.11	0.38
(1,6)	1:A:48:LYS:N	2:C:468:PHE:HB2	19	0.36	0.11	0.38
(1,6)	1:A:48:LYS:N	2:C:468:PHE:HB3	19	0.36	0.11	0.38
(1,6)	1:A:48:LYS:N	2:C:468:PHE:HD1	19	0.36	0.11	0.38
(1,6)	1:A:48:LYS:N	2:C:468:PHE:HD2	19	0.36	0.11	0.38
(1,6)	1:A:48:LYS:N	2:C:468:PHE:HE1	19	0.36	0.11	0.38
(1,6)	1:A:48:LYS:N	2:C:468:PHE:HE2	19	0.36	0.11	0.38
(1,6)	1:A:48:LYS:N	2:C:468:PHE:HZ	19	0.36	0.11	0.38
(1,6)	1:A:48:LYS:N	2:C:468:PHE:N	19	0.36	0.11	0.38
(1,6)	1:A:48:LYS:N	2:C:468:PHE:O	19	0.36	0.11	0.38
(1,6)	1:A:48:LYS:N	2:C:469:PRO:C	19	0.36	0.11	0.38
(1,6)	1:A:48:LYS:N	2:C:469:PRO:CA	19	0.36	0.11	0.38
(1,6)	1:A:48:LYS:N	2:C:469:PRO:CB	19	0.36	0.11	0.38
(1,6)	1:A:48:LYS:N	2:C:469:PRO:CD	19	0.36	0.11	0.38
(1,6)	1:A:48:LYS:N	2:C:469:PRO:CG	19	0.36	0.11	0.38
(1,6)	1:A:48:LYS:N	2:C:469:PRO:HA	19	0.36	0.11	0.38
(1,6)	1:A:48:LYS:N	2:C:469:PRO:HB2	19	0.36	0.11	0.38

Continued on next page...

Continued from previous page...

Key	Atom-1	Atom-2	Models ¹	Mean (Å)	SD ¹ (Å)	Median (Å)
(1,6)	1:A:48:LYS:N	2:C:469:PRO:HB3	19	0.36	0.11	0.38
(1,6)	1:A:48:LYS:N	2:C:469:PRO:HD2	19	0.36	0.11	0.38
(1,6)	1:A:48:LYS:N	2:C:469:PRO:HD3	19	0.36	0.11	0.38
(1,6)	1:A:48:LYS:N	2:C:469:PRO:HG2	19	0.36	0.11	0.38
(1,6)	1:A:48:LYS:N	2:C:469:PRO:HG3	19	0.36	0.11	0.38
(1,6)	1:A:48:LYS:N	2:C:469:PRO:N	19	0.36	0.11	0.38
(1,6)	1:A:48:LYS:N	2:C:469:PRO:O	19	0.36	0.11	0.38
(1,6)	1:A:48:LYS:N	2:C:470:GLN:C	19	0.36	0.11	0.38
(1,6)	1:A:48:LYS:N	2:C:470:GLN:CA	19	0.36	0.11	0.38
(1,6)	1:A:48:LYS:N	2:C:470:GLN:CB	19	0.36	0.11	0.38
(1,6)	1:A:48:LYS:N	2:C:470:GLN:CD	19	0.36	0.11	0.38
(1,6)	1:A:48:LYS:N	2:C:470:GLN:CG	19	0.36	0.11	0.38
(1,6)	1:A:48:LYS:N	2:C:470:GLN:H	19	0.36	0.11	0.38
(1,6)	1:A:48:LYS:N	2:C:470:GLN:HA	19	0.36	0.11	0.38
(1,6)	1:A:48:LYS:N	2:C:470:GLN:HB2	19	0.36	0.11	0.38
(1,6)	1:A:48:LYS:N	2:C:470:GLN:HB3	19	0.36	0.11	0.38
(1,6)	1:A:48:LYS:N	2:C:470:GLN:HE21	19	0.36	0.11	0.38
(1,6)	1:A:48:LYS:N	2:C:470:GLN:HE22	19	0.36	0.11	0.38
(1,6)	1:A:48:LYS:N	2:C:470:GLN:HG2	19	0.36	0.11	0.38
(1,6)	1:A:48:LYS:N	2:C:470:GLN:HG3	19	0.36	0.11	0.38
(1,6)	1:A:48:LYS:N	2:C:470:GLN:N	19	0.36	0.11	0.38
(1,6)	1:A:48:LYS:N	2:C:470:GLN:NE2	19	0.36	0.11	0.38
(1,6)	1:A:48:LYS:N	2:C:470:GLN:O	19	0.36	0.11	0.38
(1,6)	1:A:48:LYS:N	2:C:470:GLN:OE1	19	0.36	0.11	0.38
(1,6)	1:A:48:LYS:N	2:C:472:PRO:C	19	0.36	0.11	0.38
(1,6)	1:A:48:LYS:N	2:C:472:PRO:CA	19	0.36	0.11	0.38
(1,6)	1:A:48:LYS:N	2:C:472:PRO:CB	19	0.36	0.11	0.38
(1,6)	1:A:48:LYS:N	2:C:472:PRO:CD	19	0.36	0.11	0.38
(1,6)	1:A:48:LYS:N	2:C:472:PRO:CG	19	0.36	0.11	0.38
(1,6)	1:A:48:LYS:N	2:C:472:PRO:HA	19	0.36	0.11	0.38
(1,6)	1:A:48:LYS:N	2:C:472:PRO:HB2	19	0.36	0.11	0.38
(1,6)	1:A:48:LYS:N	2:C:472:PRO:HB3	19	0.36	0.11	0.38
(1,6)	1:A:48:LYS:N	2:C:472:PRO:HD2	19	0.36	0.11	0.38
(1,6)	1:A:48:LYS:N	2:C:472:PRO:HD3	19	0.36	0.11	0.38
(1,6)	1:A:48:LYS:N	2:C:472:PRO:HG2	19	0.36	0.11	0.38
(1,6)	1:A:48:LYS:N	2:C:472:PRO:HG3	19	0.36	0.11	0.38
(1,6)	1:A:48:LYS:N	2:C:472:PRO:N	19	0.36	0.11	0.38
(1,6)	1:A:48:LYS:N	2:C:472:PRO:O	19	0.36	0.11	0.38
(1,6)	1:A:48:LYS:N	2:C:482:LEU:C	19	0.36	0.11	0.38
(1,6)	1:A:48:LYS:N	2:C:482:LEU:CA	19	0.36	0.11	0.38
(1,6)	1:A:48:LYS:N	2:C:482:LEU:CB	19	0.36	0.11	0.38
(1,6)	1:A:48:LYS:N	2:C:482:LEU:CD1	19	0.36	0.11	0.38

Continued on next page...

Continued from previous page...

Key	Atom-1	Atom-2	Models ¹	Mean (Å)	SD ¹ (Å)	Median (Å)
(1,6)	1:A:48:LYS:N	2:C:482:LEU:CD2	19	0.36	0.11	0.38
(1,6)	1:A:48:LYS:N	2:C:482:LEU:CG	19	0.36	0.11	0.38
(1,6)	1:A:48:LYS:N	2:C:482:LEU:H	19	0.36	0.11	0.38
(1,6)	1:A:48:LYS:N	2:C:482:LEU:HA	19	0.36	0.11	0.38
(1,6)	1:A:48:LYS:N	2:C:482:LEU:HB2	19	0.36	0.11	0.38
(1,6)	1:A:48:LYS:N	2:C:482:LEU:HB3	19	0.36	0.11	0.38
(1,6)	1:A:48:LYS:N	2:C:482:LEU:HD11	19	0.36	0.11	0.38
(1,6)	1:A:48:LYS:N	2:C:482:LEU:HD12	19	0.36	0.11	0.38
(1,6)	1:A:48:LYS:N	2:C:482:LEU:HD13	19	0.36	0.11	0.38
(1,6)	1:A:48:LYS:N	2:C:482:LEU:HD21	19	0.36	0.11	0.38
(1,6)	1:A:48:LYS:N	2:C:482:LEU:HD22	19	0.36	0.11	0.38
(1,6)	1:A:48:LYS:N	2:C:482:LEU:HD23	19	0.36	0.11	0.38
(1,6)	1:A:48:LYS:N	2:C:482:LEU:HG	19	0.36	0.11	0.38
(1,6)	1:A:48:LYS:N	2:C:482:LEU:N	19	0.36	0.11	0.38
(1,6)	1:A:48:LYS:N	2:C:482:LEU:O	19	0.36	0.11	0.38
(1,6)	1:A:48:LYS:N	2:C:483:THR:C	19	0.36	0.11	0.38
(1,6)	1:A:48:LYS:N	2:C:483:THR:CA	19	0.36	0.11	0.38
(1,6)	1:A:48:LYS:N	2:C:483:THR:CB	19	0.36	0.11	0.38
(1,6)	1:A:48:LYS:N	2:C:483:THR:CG2	19	0.36	0.11	0.38
(1,6)	1:A:48:LYS:N	2:C:483:THR:H	19	0.36	0.11	0.38
(1,6)	1:A:48:LYS:N	2:C:483:THR:HA	19	0.36	0.11	0.38
(1,6)	1:A:48:LYS:N	2:C:483:THR:HB	19	0.36	0.11	0.38
(1,6)	1:A:48:LYS:N	2:C:483:THR:HG1	19	0.36	0.11	0.38
(1,6)	1:A:48:LYS:N	2:C:483:THR:HG21	19	0.36	0.11	0.38
(1,6)	1:A:48:LYS:N	2:C:483:THR:HG22	19	0.36	0.11	0.38
(1,6)	1:A:48:LYS:N	2:C:483:THR:HG23	19	0.36	0.11	0.38
(1,6)	1:A:48:LYS:N	2:C:483:THR:N	19	0.36	0.11	0.38
(1,6)	1:A:48:LYS:N	2:C:483:THR:O	19	0.36	0.11	0.38
(1,6)	1:A:48:LYS:N	2:C:483:THR:OG1	19	0.36	0.11	0.38
(1,6)	1:A:48:LYS:N	2:C:484:ARG:C	19	0.36	0.11	0.38
(1,6)	1:A:48:LYS:N	2:C:484:ARG:CA	19	0.36	0.11	0.38
(1,6)	1:A:48:LYS:N	2:C:484:ARG:CB	19	0.36	0.11	0.38
(1,6)	1:A:48:LYS:N	2:C:484:ARG:CD	19	0.36	0.11	0.38
(1,6)	1:A:48:LYS:N	2:C:484:ARG:CG	19	0.36	0.11	0.38
(1,6)	1:A:48:LYS:N	2:C:484:ARG:CZ	19	0.36	0.11	0.38
(1,6)	1:A:48:LYS:N	2:C:484:ARG:H	19	0.36	0.11	0.38
(1,6)	1:A:48:LYS:N	2:C:484:ARG:HA	19	0.36	0.11	0.38
(1,6)	1:A:48:LYS:N	2:C:484:ARG:HB2	19	0.36	0.11	0.38
(1,6)	1:A:48:LYS:N	2:C:484:ARG:HB3	19	0.36	0.11	0.38
(1,6)	1:A:48:LYS:N	2:C:484:ARG:HD2	19	0.36	0.11	0.38
(1,6)	1:A:48:LYS:N	2:C:484:ARG:HD3	19	0.36	0.11	0.38
(1,6)	1:A:48:LYS:N	2:C:484:ARG:HE	19	0.36	0.11	0.38

Continued on next page...

Continued from previous page...

Key	Atom-1	Atom-2	Models ¹	Mean (Å)	SD ¹ (Å)	Median (Å)
(1,6)	1:A:48:LYS:N	2:C:484:ARG:HG2	19	0.36	0.11	0.38
(1,6)	1:A:48:LYS:N	2:C:484:ARG:HG3	19	0.36	0.11	0.38
(1,6)	1:A:48:LYS:N	2:C:484:ARG:HH11	19	0.36	0.11	0.38
(1,6)	1:A:48:LYS:N	2:C:484:ARG:HH12	19	0.36	0.11	0.38
(1,6)	1:A:48:LYS:N	2:C:484:ARG:HH21	19	0.36	0.11	0.38
(1,6)	1:A:48:LYS:N	2:C:484:ARG:HH22	19	0.36	0.11	0.38
(1,6)	1:A:48:LYS:N	2:C:484:ARG:N	19	0.36	0.11	0.38
(1,6)	1:A:48:LYS:N	2:C:484:ARG:NE	19	0.36	0.11	0.38
(1,6)	1:A:48:LYS:N	2:C:484:ARG:NH1	19	0.36	0.11	0.38
(1,6)	1:A:48:LYS:N	2:C:484:ARG:NH2	19	0.36	0.11	0.38
(1,6)	1:A:48:LYS:N	2:C:484:ARG:O	19	0.36	0.11	0.38
(1,6)	1:A:48:LYS:N	2:C:485:SER:C	19	0.36	0.11	0.38
(1,6)	1:A:48:LYS:N	2:C:485:SER:CA	19	0.36	0.11	0.38
(1,6)	1:A:48:LYS:N	2:C:485:SER:CB	19	0.36	0.11	0.38
(1,6)	1:A:48:LYS:N	2:C:485:SER:H	19	0.36	0.11	0.38
(1,6)	1:A:48:LYS:N	2:C:485:SER:HA	19	0.36	0.11	0.38
(1,6)	1:A:48:LYS:N	2:C:485:SER:HB2	19	0.36	0.11	0.38
(1,6)	1:A:48:LYS:N	2:C:485:SER:HB3	19	0.36	0.11	0.38
(1,6)	1:A:48:LYS:N	2:C:485:SER:HG	19	0.36	0.11	0.38
(1,6)	1:A:48:LYS:N	2:C:485:SER:N	19	0.36	0.11	0.38
(1,6)	1:A:48:LYS:N	2:C:485:SER:O	19	0.36	0.11	0.38
(1,6)	1:A:48:LYS:N	2:C:485:SER:OG	19	0.36	0.11	0.38
(1,6)	1:A:48:LYS:N	2:C:486:VAL:C	19	0.36	0.11	0.38
(1,6)	1:A:48:LYS:N	2:C:486:VAL:CA	19	0.36	0.11	0.38
(1,6)	1:A:48:LYS:N	2:C:486:VAL:CB	19	0.36	0.11	0.38
(1,6)	1:A:48:LYS:N	2:C:486:VAL:CG1	19	0.36	0.11	0.38
(1,6)	1:A:48:LYS:N	2:C:486:VAL:CG2	19	0.36	0.11	0.38
(1,6)	1:A:48:LYS:N	2:C:486:VAL:H	19	0.36	0.11	0.38
(1,6)	1:A:48:LYS:N	2:C:486:VAL:HA	19	0.36	0.11	0.38
(1,6)	1:A:48:LYS:N	2:C:486:VAL:HB	19	0.36	0.11	0.38
(1,6)	1:A:48:LYS:N	2:C:486:VAL:HG11	19	0.36	0.11	0.38
(1,6)	1:A:48:LYS:N	2:C:486:VAL:HG12	19	0.36	0.11	0.38
(1,6)	1:A:48:LYS:N	2:C:486:VAL:HG13	19	0.36	0.11	0.38
(1,6)	1:A:48:LYS:N	2:C:486:VAL:HG21	19	0.36	0.11	0.38
(1,6)	1:A:48:LYS:N	2:C:486:VAL:HG22	19	0.36	0.11	0.38
(1,6)	1:A:48:LYS:N	2:C:486:VAL:HG23	19	0.36	0.11	0.38
(1,6)	1:A:48:LYS:N	2:C:486:VAL:N	19	0.36	0.11	0.38
(1,6)	1:A:48:LYS:N	2:C:486:VAL:O	19	0.36	0.11	0.38
(1,6)	1:A:48:LYS:N	2:C:487:GLU:C	19	0.36	0.11	0.38
(1,6)	1:A:48:LYS:N	2:C:487:GLU:CA	19	0.36	0.11	0.38
(1,6)	1:A:48:LYS:N	2:C:487:GLU:CB	19	0.36	0.11	0.38
(1,6)	1:A:48:LYS:N	2:C:487:GLU:CD	19	0.36	0.11	0.38

Continued on next page...

Continued from previous page...

Key	Atom-1	Atom-2	Models ¹	Mean (Å)	SD ¹ (Å)	Median (Å)
(1,6)	1:A:48:LYS:N	2:C:487:GLU:CG	19	0.36	0.11	0.38
(1,6)	1:A:48:LYS:N	2:C:487:GLU:H	19	0.36	0.11	0.38
(1,6)	1:A:48:LYS:N	2:C:487:GLU:HA	19	0.36	0.11	0.38
(1,6)	1:A:48:LYS:N	2:C:487:GLU:HB2	19	0.36	0.11	0.38
(1,6)	1:A:48:LYS:N	2:C:487:GLU:HB3	19	0.36	0.11	0.38
(1,6)	1:A:48:LYS:N	2:C:487:GLU:HG2	19	0.36	0.11	0.38
(1,6)	1:A:48:LYS:N	2:C:487:GLU:HG3	19	0.36	0.11	0.38
(1,6)	1:A:48:LYS:N	2:C:487:GLU:N	19	0.36	0.11	0.38
(1,6)	1:A:48:LYS:N	2:C:487:GLU:O	19	0.36	0.11	0.38
(1,6)	1:A:48:LYS:N	2:C:487:GLU:OE1	19	0.36	0.11	0.38
(1,6)	1:A:48:LYS:N	2:C:487:GLU:OE2	19	0.36	0.11	0.38
(1,6)	1:A:48:LYS:N	2:C:488:ILE:C	19	0.36	0.11	0.38
(1,6)	1:A:48:LYS:N	2:C:488:ILE:CA	19	0.36	0.11	0.38
(1,6)	1:A:48:LYS:N	2:C:488:ILE:CB	19	0.36	0.11	0.38
(1,6)	1:A:48:LYS:N	2:C:488:ILE:CD1	19	0.36	0.11	0.38
(1,6)	1:A:48:LYS:N	2:C:488:ILE:CG1	19	0.36	0.11	0.38
(1,6)	1:A:48:LYS:N	2:C:488:ILE:CG2	19	0.36	0.11	0.38
(1,6)	1:A:48:LYS:N	2:C:488:ILE:H	19	0.36	0.11	0.38
(1,6)	1:A:48:LYS:N	2:C:488:ILE:HA	19	0.36	0.11	0.38
(1,6)	1:A:48:LYS:N	2:C:488:ILE:HB	19	0.36	0.11	0.38
(1,6)	1:A:48:LYS:N	2:C:488:ILE:HD11	19	0.36	0.11	0.38
(1,6)	1:A:48:LYS:N	2:C:488:ILE:HD12	19	0.36	0.11	0.38
(1,6)	1:A:48:LYS:N	2:C:488:ILE:HD13	19	0.36	0.11	0.38
(1,6)	1:A:48:LYS:N	2:C:488:ILE:HG12	19	0.36	0.11	0.38
(1,6)	1:A:48:LYS:N	2:C:488:ILE:HG13	19	0.36	0.11	0.38
(1,6)	1:A:48:LYS:N	2:C:488:ILE:HG21	19	0.36	0.11	0.38
(1,6)	1:A:48:LYS:N	2:C:488:ILE:HG22	19	0.36	0.11	0.38
(1,6)	1:A:48:LYS:N	2:C:488:ILE:HG23	19	0.36	0.11	0.38
(1,6)	1:A:48:LYS:N	2:C:488:ILE:N	19	0.36	0.11	0.38
(1,6)	1:A:48:LYS:N	2:C:488:ILE:O	19	0.36	0.11	0.38
(1,6)	1:A:48:LYS:N	2:C:490:THR:C	19	0.36	0.11	0.38
(1,6)	1:A:48:LYS:N	2:C:490:THR:CA	19	0.36	0.11	0.38
(1,6)	1:A:48:LYS:N	2:C:490:THR:CB	19	0.36	0.11	0.38
(1,6)	1:A:48:LYS:N	2:C:490:THR:CG2	19	0.36	0.11	0.38
(1,6)	1:A:48:LYS:N	2:C:490:THR:H	19	0.36	0.11	0.38
(1,6)	1:A:48:LYS:N	2:C:490:THR:HA	19	0.36	0.11	0.38
(1,6)	1:A:48:LYS:N	2:C:490:THR:HB	19	0.36	0.11	0.38
(1,6)	1:A:48:LYS:N	2:C:490:THR:HG1	19	0.36	0.11	0.38
(1,6)	1:A:48:LYS:N	2:C:490:THR:HG21	19	0.36	0.11	0.38
(1,6)	1:A:48:LYS:N	2:C:490:THR:HG22	19	0.36	0.11	0.38
(1,6)	1:A:48:LYS:N	2:C:490:THR:HG23	19	0.36	0.11	0.38
(1,6)	1:A:48:LYS:N	2:C:490:THR:N	19	0.36	0.11	0.38

Continued on next page...

Continued from previous page...

Key	Atom-1	Atom-2	Models ¹	Mean (Å)	SD ¹ (Å)	Median (Å)
(1,6)	1:A:48:LYS:N	2:C:490:THR:O	19	0.36	0.11	0.38
(1,6)	1:A:48:LYS:N	2:C:490:THR:OG1	19	0.36	0.11	0.38
(1,6)	1:A:48:LYS:N	2:C:491:ASP:C	19	0.36	0.11	0.38
(1,6)	1:A:48:LYS:N	2:C:491:ASP:CA	19	0.36	0.11	0.38
(1,6)	1:A:48:LYS:N	2:C:491:ASP:CB	19	0.36	0.11	0.38
(1,6)	1:A:48:LYS:N	2:C:491:ASP:CG	19	0.36	0.11	0.38
(1,6)	1:A:48:LYS:N	2:C:491:ASP:H	19	0.36	0.11	0.38
(1,6)	1:A:48:LYS:N	2:C:491:ASP:HA	19	0.36	0.11	0.38
(1,6)	1:A:48:LYS:N	2:C:491:ASP:HB2	19	0.36	0.11	0.38
(1,6)	1:A:48:LYS:N	2:C:491:ASP:HB3	19	0.36	0.11	0.38
(1,6)	1:A:48:LYS:N	2:C:491:ASP:N	19	0.36	0.11	0.38
(1,6)	1:A:48:LYS:N	2:C:491:ASP:O	19	0.36	0.11	0.38
(1,6)	1:A:48:LYS:N	2:C:491:ASP:OD1	19	0.36	0.11	0.38
(1,6)	1:A:48:LYS:N	2:C:491:ASP:OD2	19	0.36	0.11	0.38
(1,6)	1:A:48:LYS:N	2:C:492:ASN:C	19	0.36	0.11	0.38
(1,6)	1:A:48:LYS:N	2:C:492:ASN:CA	19	0.36	0.11	0.38
(1,6)	1:A:48:LYS:N	2:C:492:ASN:CB	19	0.36	0.11	0.38
(1,6)	1:A:48:LYS:N	2:C:492:ASN:CG	19	0.36	0.11	0.38
(1,6)	1:A:48:LYS:N	2:C:492:ASN:H	19	0.36	0.11	0.38
(1,6)	1:A:48:LYS:N	2:C:492:ASN:HA	19	0.36	0.11	0.38
(1,6)	1:A:48:LYS:N	2:C:492:ASN:HB2	19	0.36	0.11	0.38
(1,6)	1:A:48:LYS:N	2:C:492:ASN:HB3	19	0.36	0.11	0.38
(1,6)	1:A:48:LYS:N	2:C:492:ASN:HD21	19	0.36	0.11	0.38
(1,6)	1:A:48:LYS:N	2:C:492:ASN:HD22	19	0.36	0.11	0.38
(1,6)	1:A:48:LYS:N	2:C:492:ASN:N	19	0.36	0.11	0.38
(1,6)	1:A:48:LYS:N	2:C:492:ASN:ND2	19	0.36	0.11	0.38
(1,6)	1:A:48:LYS:N	2:C:492:ASN:O	19	0.36	0.11	0.38
(1,6)	1:A:48:LYS:N	2:C:492:ASN:OD1	19	0.36	0.11	0.38
(1,6)	1:A:48:LYS:N	2:C:494:LEU:C	19	0.36	0.11	0.38
(1,6)	1:A:48:LYS:N	2:C:494:LEU:CA	19	0.36	0.11	0.38
(1,6)	1:A:48:LYS:N	2:C:494:LEU:CB	19	0.36	0.11	0.38
(1,6)	1:A:48:LYS:N	2:C:494:LEU:CD1	19	0.36	0.11	0.38
(1,6)	1:A:48:LYS:N	2:C:494:LEU:CD2	19	0.36	0.11	0.38
(1,6)	1:A:48:LYS:N	2:C:494:LEU:CG	19	0.36	0.11	0.38
(1,6)	1:A:48:LYS:N	2:C:494:LEU:H	19	0.36	0.11	0.38
(1,6)	1:A:48:LYS:N	2:C:494:LEU:HA	19	0.36	0.11	0.38
(1,6)	1:A:48:LYS:N	2:C:494:LEU:HB2	19	0.36	0.11	0.38
(1,6)	1:A:48:LYS:N	2:C:494:LEU:HB3	19	0.36	0.11	0.38
(1,6)	1:A:48:LYS:N	2:C:494:LEU:HD11	19	0.36	0.11	0.38
(1,6)	1:A:48:LYS:N	2:C:494:LEU:HD12	19	0.36	0.11	0.38
(1,6)	1:A:48:LYS:N	2:C:494:LEU:HD13	19	0.36	0.11	0.38
(1,6)	1:A:48:LYS:N	2:C:494:LEU:HD21	19	0.36	0.11	0.38

Continued on next page...

Continued from previous page...

Key	Atom-1	Atom-2	Models ¹	Mean (Å)	SD ¹ (Å)	Median (Å)
(1,6)	1:A:48:LYS:N	2:C:494:LEU:HD22	19	0.36	0.11	0.38
(1,6)	1:A:48:LYS:N	2:C:494:LEU:HD23	19	0.36	0.11	0.38
(1,6)	1:A:48:LYS:N	2:C:494:LEU:HG	19	0.36	0.11	0.38
(1,6)	1:A:48:LYS:N	2:C:494:LEU:N	19	0.36	0.11	0.38
(1,6)	1:A:48:LYS:N	2:C:494:LEU:O	19	0.36	0.11	0.38
(1,6)	1:A:48:LYS:N	2:C:495:GLU:C	19	0.36	0.11	0.38
(1,6)	1:A:48:LYS:N	2:C:495:GLU:CA	19	0.36	0.11	0.38
(1,6)	1:A:48:LYS:N	2:C:495:GLU:CB	19	0.36	0.11	0.38
(1,6)	1:A:48:LYS:N	2:C:495:GLU:CD	19	0.36	0.11	0.38
(1,6)	1:A:48:LYS:N	2:C:495:GLU:CG	19	0.36	0.11	0.38
(1,6)	1:A:48:LYS:N	2:C:495:GLU:H	19	0.36	0.11	0.38
(1,6)	1:A:48:LYS:N	2:C:495:GLU:HA	19	0.36	0.11	0.38
(1,6)	1:A:48:LYS:N	2:C:495:GLU:HB2	19	0.36	0.11	0.38
(1,6)	1:A:48:LYS:N	2:C:495:GLU:HB3	19	0.36	0.11	0.38
(1,6)	1:A:48:LYS:N	2:C:495:GLU:HG2	19	0.36	0.11	0.38
(1,6)	1:A:48:LYS:N	2:C:495:GLU:HG3	19	0.36	0.11	0.38
(1,6)	1:A:48:LYS:N	2:C:495:GLU:N	19	0.36	0.11	0.38
(1,6)	1:A:48:LYS:N	2:C:495:GLU:O	19	0.36	0.11	0.38
(1,6)	1:A:48:LYS:N	2:C:495:GLU:OE1	19	0.36	0.11	0.38
(1,6)	1:A:48:LYS:N	2:C:495:GLU:OE2	19	0.36	0.11	0.38
(1,6)	1:A:48:LYS:N	2:C:496:GLY:C	19	0.36	0.11	0.38
(1,6)	1:A:48:LYS:N	2:C:496:GLY:CA	19	0.36	0.11	0.38
(1,6)	1:A:48:LYS:N	2:C:496:GLY:H	19	0.36	0.11	0.38
(1,6)	1:A:48:LYS:N	2:C:496:GLY:HA2	19	0.36	0.11	0.38
(1,6)	1:A:48:LYS:N	2:C:496:GLY:HA3	19	0.36	0.11	0.38
(1,6)	1:A:48:LYS:N	2:C:496:GLY:N	19	0.36	0.11	0.38
(1,6)	1:A:48:LYS:N	2:C:496:GLY:O	19	0.36	0.11	0.38
(1,6)	1:A:48:LYS:N	2:C:497:ARG:C	19	0.36	0.11	0.38
(1,6)	1:A:48:LYS:N	2:C:497:ARG:CA	19	0.36	0.11	0.38
(1,6)	1:A:48:LYS:N	2:C:497:ARG:CB	19	0.36	0.11	0.38
(1,6)	1:A:48:LYS:N	2:C:497:ARG:CD	19	0.36	0.11	0.38
(1,6)	1:A:48:LYS:N	2:C:497:ARG:CG	19	0.36	0.11	0.38
(1,6)	1:A:48:LYS:N	2:C:497:ARG:CZ	19	0.36	0.11	0.38
(1,6)	1:A:48:LYS:N	2:C:497:ARG:H	19	0.36	0.11	0.38
(1,6)	1:A:48:LYS:N	2:C:497:ARG:HA	19	0.36	0.11	0.38
(1,6)	1:A:48:LYS:N	2:C:497:ARG:HB2	19	0.36	0.11	0.38
(1,6)	1:A:48:LYS:N	2:C:497:ARG:HB3	19	0.36	0.11	0.38
(1,6)	1:A:48:LYS:N	2:C:497:ARG:HD2	19	0.36	0.11	0.38
(1,6)	1:A:48:LYS:N	2:C:497:ARG:HD3	19	0.36	0.11	0.38
(1,6)	1:A:48:LYS:N	2:C:497:ARG:HE	19	0.36	0.11	0.38
(1,6)	1:A:48:LYS:N	2:C:497:ARG:HG2	19	0.36	0.11	0.38
(1,6)	1:A:48:LYS:N	2:C:497:ARG:HG3	19	0.36	0.11	0.38

Continued on next page...

Continued from previous page...

Key	Atom-1	Atom-2	Models ¹	Mean (Å)	SD ¹ (Å)	Median (Å)
(1,6)	1:A:48:LYS:N	2:C:497:ARG:HH11	19	0.36	0.11	0.38
(1,6)	1:A:48:LYS:N	2:C:497:ARG:HH12	19	0.36	0.11	0.38
(1,6)	1:A:48:LYS:N	2:C:497:ARG:HH21	19	0.36	0.11	0.38
(1,6)	1:A:48:LYS:N	2:C:497:ARG:HH22	19	0.36	0.11	0.38
(1,6)	1:A:48:LYS:N	2:C:497:ARG:N	19	0.36	0.11	0.38
(1,6)	1:A:48:LYS:N	2:C:497:ARG:NE	19	0.36	0.11	0.38
(1,6)	1:A:48:LYS:N	2:C:497:ARG:NH1	19	0.36	0.11	0.38
(1,6)	1:A:48:LYS:N	2:C:497:ARG:NH2	19	0.36	0.11	0.38
(1,6)	1:A:48:LYS:N	2:C:497:ARG:O	19	0.36	0.11	0.38
(1,6)	1:A:48:LYS:NZ	2:C:457:LEU:C	19	0.36	0.11	0.38
(1,6)	1:A:48:LYS:NZ	2:C:457:LEU:CA	19	0.36	0.11	0.38
(1,6)	1:A:48:LYS:NZ	2:C:457:LEU:CB	19	0.36	0.11	0.38
(1,6)	1:A:48:LYS:NZ	2:C:457:LEU:CD1	19	0.36	0.11	0.38
(1,6)	1:A:48:LYS:NZ	2:C:457:LEU:CD2	19	0.36	0.11	0.38
(1,6)	1:A:48:LYS:NZ	2:C:457:LEU:CG	19	0.36	0.11	0.38
(1,6)	1:A:48:LYS:NZ	2:C:457:LEU:H	19	0.36	0.11	0.38
(1,6)	1:A:48:LYS:NZ	2:C:457:LEU:HA	19	0.36	0.11	0.38
(1,6)	1:A:48:LYS:NZ	2:C:457:LEU:HB2	19	0.36	0.11	0.38
(1,6)	1:A:48:LYS:NZ	2:C:457:LEU:HB3	19	0.36	0.11	0.38
(1,6)	1:A:48:LYS:NZ	2:C:457:LEU:HD11	19	0.36	0.11	0.38
(1,6)	1:A:48:LYS:NZ	2:C:457:LEU:HD12	19	0.36	0.11	0.38
(1,6)	1:A:48:LYS:NZ	2:C:457:LEU:HD13	19	0.36	0.11	0.38
(1,6)	1:A:48:LYS:NZ	2:C:457:LEU:HD21	19	0.36	0.11	0.38
(1,6)	1:A:48:LYS:NZ	2:C:457:LEU:HD22	19	0.36	0.11	0.38
(1,6)	1:A:48:LYS:NZ	2:C:457:LEU:HD23	19	0.36	0.11	0.38
(1,6)	1:A:48:LYS:NZ	2:C:457:LEU:HG	19	0.36	0.11	0.38
(1,6)	1:A:48:LYS:NZ	2:C:457:LEU:N	19	0.36	0.11	0.38
(1,6)	1:A:48:LYS:NZ	2:C:457:LEU:O	19	0.36	0.11	0.38
(1,6)	1:A:48:LYS:NZ	2:C:459:ALA:C	19	0.36	0.11	0.38
(1,6)	1:A:48:LYS:NZ	2:C:459:ALA:CA	19	0.36	0.11	0.38
(1,6)	1:A:48:LYS:NZ	2:C:459:ALA:CB	19	0.36	0.11	0.38
(1,6)	1:A:48:LYS:NZ	2:C:459:ALA:H	19	0.36	0.11	0.38
(1,6)	1:A:48:LYS:NZ	2:C:459:ALA:HA	19	0.36	0.11	0.38
(1,6)	1:A:48:LYS:NZ	2:C:459:ALA:HB1	19	0.36	0.11	0.38
(1,6)	1:A:48:LYS:NZ	2:C:459:ALA:HB2	19	0.36	0.11	0.38
(1,6)	1:A:48:LYS:NZ	2:C:459:ALA:HB3	19	0.36	0.11	0.38
(1,6)	1:A:48:LYS:NZ	2:C:459:ALA:N	19	0.36	0.11	0.38
(1,6)	1:A:48:LYS:NZ	2:C:459:ALA:O	19	0.36	0.11	0.38
(1,6)	1:A:48:LYS:NZ	2:C:460:MET:C	19	0.36	0.11	0.38
(1,6)	1:A:48:LYS:NZ	2:C:460:MET:CA	19	0.36	0.11	0.38
(1,6)	1:A:48:LYS:NZ	2:C:460:MET:CB	19	0.36	0.11	0.38
(1,6)	1:A:48:LYS:NZ	2:C:460:MET:CE	19	0.36	0.11	0.38

Continued on next page...

Continued from previous page...

Key	Atom-1	Atom-2	Models ¹	Mean (Å)	SD ¹ (Å)	Median (Å)
(1,6)	1:A:48:LYS:NZ	2:C:460:MET:CG	19	0.36	0.11	0.38
(1,6)	1:A:48:LYS:NZ	2:C:460:MET:H	19	0.36	0.11	0.38
(1,6)	1:A:48:LYS:NZ	2:C:460:MET:HA	19	0.36	0.11	0.38
(1,6)	1:A:48:LYS:NZ	2:C:460:MET:HB2	19	0.36	0.11	0.38
(1,6)	1:A:48:LYS:NZ	2:C:460:MET:HB3	19	0.36	0.11	0.38
(1,6)	1:A:48:LYS:NZ	2:C:460:MET:HE1	19	0.36	0.11	0.38
(1,6)	1:A:48:LYS:NZ	2:C:460:MET:HE2	19	0.36	0.11	0.38
(1,6)	1:A:48:LYS:NZ	2:C:460:MET:HE3	19	0.36	0.11	0.38
(1,6)	1:A:48:LYS:NZ	2:C:460:MET:HG2	19	0.36	0.11	0.38
(1,6)	1:A:48:LYS:NZ	2:C:460:MET:HG3	19	0.36	0.11	0.38
(1,6)	1:A:48:LYS:NZ	2:C:460:MET:N	19	0.36	0.11	0.38
(1,6)	1:A:48:LYS:NZ	2:C:460:MET:O	19	0.36	0.11	0.38
(1,6)	1:A:48:LYS:NZ	2:C:460:MET:SD	19	0.36	0.11	0.38
(1,6)	1:A:48:LYS:NZ	2:C:462:HIS:C	19	0.36	0.11	0.38
(1,6)	1:A:48:LYS:NZ	2:C:462:HIS:CA	19	0.36	0.11	0.38
(1,6)	1:A:48:LYS:NZ	2:C:462:HIS:CB	19	0.36	0.11	0.38
(1,6)	1:A:48:LYS:NZ	2:C:462:HIS:CD2	19	0.36	0.11	0.38
(1,6)	1:A:48:LYS:NZ	2:C:462:HIS:CE1	19	0.36	0.11	0.38
(1,6)	1:A:48:LYS:NZ	2:C:462:HIS:CG	19	0.36	0.11	0.38
(1,6)	1:A:48:LYS:NZ	2:C:462:HIS:H	19	0.36	0.11	0.38
(1,6)	1:A:48:LYS:NZ	2:C:462:HIS:HA	19	0.36	0.11	0.38
(1,6)	1:A:48:LYS:NZ	2:C:462:HIS:HB2	19	0.36	0.11	0.38
(1,6)	1:A:48:LYS:NZ	2:C:462:HIS:HB3	19	0.36	0.11	0.38
(1,6)	1:A:48:LYS:NZ	2:C:462:HIS:HD2	19	0.36	0.11	0.38
(1,6)	1:A:48:LYS:NZ	2:C:462:HIS:HE1	19	0.36	0.11	0.38
(1,6)	1:A:48:LYS:NZ	2:C:462:HIS:HE2	19	0.36	0.11	0.38
(1,6)	1:A:48:LYS:NZ	2:C:462:HIS:N	19	0.36	0.11	0.38
(1,6)	1:A:48:LYS:NZ	2:C:462:HIS:ND1	19	0.36	0.11	0.38
(1,6)	1:A:48:LYS:NZ	2:C:462:HIS:NE2	19	0.36	0.11	0.38
(1,6)	1:A:48:LYS:NZ	2:C:462:HIS:O	19	0.36	0.11	0.38
(1,6)	1:A:48:LYS:NZ	2:C:463:GLN:C	19	0.36	0.11	0.38
(1,6)	1:A:48:LYS:NZ	2:C:463:GLN:CA	19	0.36	0.11	0.38
(1,6)	1:A:48:LYS:NZ	2:C:463:GLN:CB	19	0.36	0.11	0.38
(1,6)	1:A:48:LYS:NZ	2:C:463:GLN:CD	19	0.36	0.11	0.38
(1,6)	1:A:48:LYS:NZ	2:C:463:GLN:CG	19	0.36	0.11	0.38
(1,6)	1:A:48:LYS:NZ	2:C:463:GLN:H	19	0.36	0.11	0.38
(1,6)	1:A:48:LYS:NZ	2:C:463:GLN:HA	19	0.36	0.11	0.38
(1,6)	1:A:48:LYS:NZ	2:C:463:GLN:HB2	19	0.36	0.11	0.38
(1,6)	1:A:48:LYS:NZ	2:C:463:GLN:HB3	19	0.36	0.11	0.38
(1,6)	1:A:48:LYS:NZ	2:C:463:GLN:HE21	19	0.36	0.11	0.38
(1,6)	1:A:48:LYS:NZ	2:C:463:GLN:HE22	19	0.36	0.11	0.38
(1,6)	1:A:48:LYS:NZ	2:C:463:GLN:HG2	19	0.36	0.11	0.38

Continued on next page...

Continued from previous page...

Key	Atom-1	Atom-2	Models ¹	Mean (Å)	SD ¹ (Å)	Median (Å)
(1,6)	1:A:48:LYS:NZ	2:C:463:GLN:HG3	19	0.36	0.11	0.38
(1,6)	1:A:48:LYS:NZ	2:C:463:GLN:N	19	0.36	0.11	0.38
(1,6)	1:A:48:LYS:NZ	2:C:463:GLN:NE2	19	0.36	0.11	0.38
(1,6)	1:A:48:LYS:NZ	2:C:463:GLN:O	19	0.36	0.11	0.38
(1,6)	1:A:48:LYS:NZ	2:C:463:GLN:OE1	19	0.36	0.11	0.38
(1,6)	1:A:48:LYS:NZ	2:C:465:GLN:C	19	0.36	0.11	0.38
(1,6)	1:A:48:LYS:NZ	2:C:465:GLN:CA	19	0.36	0.11	0.38
(1,6)	1:A:48:LYS:NZ	2:C:465:GLN:CB	19	0.36	0.11	0.38
(1,6)	1:A:48:LYS:NZ	2:C:465:GLN:CD	19	0.36	0.11	0.38
(1,6)	1:A:48:LYS:NZ	2:C:465:GLN:CG	19	0.36	0.11	0.38
(1,6)	1:A:48:LYS:NZ	2:C:465:GLN:H	19	0.36	0.11	0.38
(1,6)	1:A:48:LYS:NZ	2:C:465:GLN:HA	19	0.36	0.11	0.38
(1,6)	1:A:48:LYS:NZ	2:C:465:GLN:HB2	19	0.36	0.11	0.38
(1,6)	1:A:48:LYS:NZ	2:C:465:GLN:HB3	19	0.36	0.11	0.38
(1,6)	1:A:48:LYS:NZ	2:C:465:GLN:HE21	19	0.36	0.11	0.38
(1,6)	1:A:48:LYS:NZ	2:C:465:GLN:HE22	19	0.36	0.11	0.38
(1,6)	1:A:48:LYS:NZ	2:C:465:GLN:HG2	19	0.36	0.11	0.38
(1,6)	1:A:48:LYS:NZ	2:C:465:GLN:HG3	19	0.36	0.11	0.38
(1,6)	1:A:48:LYS:NZ	2:C:465:GLN:N	19	0.36	0.11	0.38
(1,6)	1:A:48:LYS:NZ	2:C:465:GLN:NE2	19	0.36	0.11	0.38
(1,6)	1:A:48:LYS:NZ	2:C:465:GLN:O	19	0.36	0.11	0.38
(1,6)	1:A:48:LYS:NZ	2:C:465:GLN:OE1	19	0.36	0.11	0.38
(1,6)	1:A:48:LYS:NZ	2:C:466:GLU:C	19	0.36	0.11	0.38
(1,6)	1:A:48:LYS:NZ	2:C:466:GLU:CA	19	0.36	0.11	0.38
(1,6)	1:A:48:LYS:NZ	2:C:466:GLU:CB	19	0.36	0.11	0.38
(1,6)	1:A:48:LYS:NZ	2:C:466:GLU:CD	19	0.36	0.11	0.38
(1,6)	1:A:48:LYS:NZ	2:C:466:GLU:CG	19	0.36	0.11	0.38
(1,6)	1:A:48:LYS:NZ	2:C:466:GLU:H	19	0.36	0.11	0.38
(1,6)	1:A:48:LYS:NZ	2:C:466:GLU:HA	19	0.36	0.11	0.38
(1,6)	1:A:48:LYS:NZ	2:C:466:GLU:HB2	19	0.36	0.11	0.38
(1,6)	1:A:48:LYS:NZ	2:C:466:GLU:HB3	19	0.36	0.11	0.38
(1,6)	1:A:48:LYS:NZ	2:C:466:GLU:HG2	19	0.36	0.11	0.38
(1,6)	1:A:48:LYS:NZ	2:C:466:GLU:HG3	19	0.36	0.11	0.38
(1,6)	1:A:48:LYS:NZ	2:C:466:GLU:N	19	0.36	0.11	0.38
(1,6)	1:A:48:LYS:NZ	2:C:466:GLU:O	19	0.36	0.11	0.38
(1,6)	1:A:48:LYS:NZ	2:C:466:GLU:OE1	19	0.36	0.11	0.38
(1,6)	1:A:48:LYS:NZ	2:C:466:GLU:OE2	19	0.36	0.11	0.38
(1,6)	1:A:48:LYS:NZ	2:C:467:MET:C	19	0.36	0.11	0.38
(1,6)	1:A:48:LYS:NZ	2:C:467:MET:CA	19	0.36	0.11	0.38
(1,6)	1:A:48:LYS:NZ	2:C:467:MET:CB	19	0.36	0.11	0.38
(1,6)	1:A:48:LYS:NZ	2:C:467:MET:CE	19	0.36	0.11	0.38
(1,6)	1:A:48:LYS:NZ	2:C:467:MET:CG	19	0.36	0.11	0.38

Continued on next page...

Continued from previous page...

Key	Atom-1	Atom-2	Models ¹	Mean (Å)	SD ¹ (Å)	Median (Å)
(1,6)	1:A:48:LYS:NZ	2:C:467:MET:H	19	0.36	0.11	0.38
(1,6)	1:A:48:LYS:NZ	2:C:467:MET:HA	19	0.36	0.11	0.38
(1,6)	1:A:48:LYS:NZ	2:C:467:MET:HB2	19	0.36	0.11	0.38
(1,6)	1:A:48:LYS:NZ	2:C:467:MET:HB3	19	0.36	0.11	0.38
(1,6)	1:A:48:LYS:NZ	2:C:467:MET:HE1	19	0.36	0.11	0.38
(1,6)	1:A:48:LYS:NZ	2:C:467:MET:HE2	19	0.36	0.11	0.38
(1,6)	1:A:48:LYS:NZ	2:C:467:MET:HE3	19	0.36	0.11	0.38
(1,6)	1:A:48:LYS:NZ	2:C:467:MET:HG2	19	0.36	0.11	0.38
(1,6)	1:A:48:LYS:NZ	2:C:467:MET:HG3	19	0.36	0.11	0.38
(1,6)	1:A:48:LYS:NZ	2:C:467:MET:N	19	0.36	0.11	0.38
(1,6)	1:A:48:LYS:NZ	2:C:467:MET:O	19	0.36	0.11	0.38
(1,6)	1:A:48:LYS:NZ	2:C:467:MET:SD	19	0.36	0.11	0.38
(1,6)	1:A:48:LYS:NZ	2:C:468:PHE:C	19	0.36	0.11	0.38
(1,6)	1:A:48:LYS:NZ	2:C:468:PHE:CA	19	0.36	0.11	0.38
(1,6)	1:A:48:LYS:NZ	2:C:468:PHE:CB	19	0.36	0.11	0.38
(1,6)	1:A:48:LYS:NZ	2:C:468:PHE:CD1	19	0.36	0.11	0.38
(1,6)	1:A:48:LYS:NZ	2:C:468:PHE:CD2	19	0.36	0.11	0.38
(1,6)	1:A:48:LYS:NZ	2:C:468:PHE:CE1	19	0.36	0.11	0.38
(1,6)	1:A:48:LYS:NZ	2:C:468:PHE:CE2	19	0.36	0.11	0.38
(1,6)	1:A:48:LYS:NZ	2:C:468:PHE:CG	19	0.36	0.11	0.38
(1,6)	1:A:48:LYS:NZ	2:C:468:PHE:CZ	19	0.36	0.11	0.38
(1,6)	1:A:48:LYS:NZ	2:C:468:PHE:H	19	0.36	0.11	0.38
(1,6)	1:A:48:LYS:NZ	2:C:468:PHE:HA	19	0.36	0.11	0.38
(1,6)	1:A:48:LYS:NZ	2:C:468:PHE:HB2	19	0.36	0.11	0.38
(1,6)	1:A:48:LYS:NZ	2:C:468:PHE:HB3	19	0.36	0.11	0.38
(1,6)	1:A:48:LYS:NZ	2:C:468:PHE:HD1	19	0.36	0.11	0.38
(1,6)	1:A:48:LYS:NZ	2:C:468:PHE:HD2	19	0.36	0.11	0.38
(1,6)	1:A:48:LYS:NZ	2:C:468:PHE:HE1	19	0.36	0.11	0.38
(1,6)	1:A:48:LYS:NZ	2:C:468:PHE:HE2	19	0.36	0.11	0.38
(1,6)	1:A:48:LYS:NZ	2:C:468:PHE:HZ	19	0.36	0.11	0.38
(1,6)	1:A:48:LYS:NZ	2:C:468:PHE:N	19	0.36	0.11	0.38
(1,6)	1:A:48:LYS:NZ	2:C:468:PHE:O	19	0.36	0.11	0.38
(1,6)	1:A:48:LYS:NZ	2:C:469:PRO:C	19	0.36	0.11	0.38
(1,6)	1:A:48:LYS:NZ	2:C:469:PRO:CA	19	0.36	0.11	0.38
(1,6)	1:A:48:LYS:NZ	2:C:469:PRO:CB	19	0.36	0.11	0.38
(1,6)	1:A:48:LYS:NZ	2:C:469:PRO:CD	19	0.36	0.11	0.38
(1,6)	1:A:48:LYS:NZ	2:C:469:PRO:CG	19	0.36	0.11	0.38
(1,6)	1:A:48:LYS:NZ	2:C:469:PRO:HA	19	0.36	0.11	0.38
(1,6)	1:A:48:LYS:NZ	2:C:469:PRO:HB2	19	0.36	0.11	0.38
(1,6)	1:A:48:LYS:NZ	2:C:469:PRO:HB3	19	0.36	0.11	0.38
(1,6)	1:A:48:LYS:NZ	2:C:469:PRO:HD2	19	0.36	0.11	0.38
(1,6)	1:A:48:LYS:NZ	2:C:469:PRO:HD3	19	0.36	0.11	0.38

Continued on next page...

Continued from previous page...

Key	Atom-1	Atom-2	Models ¹	Mean (Å)	SD ¹ (Å)	Median (Å)
(1,6)	1:A:48:LYS:NZ	2:C:469:PRO:HG2	19	0.36	0.11	0.38
(1,6)	1:A:48:LYS:NZ	2:C:469:PRO:HG3	19	0.36	0.11	0.38
(1,6)	1:A:48:LYS:NZ	2:C:469:PRO:N	19	0.36	0.11	0.38
(1,6)	1:A:48:LYS:NZ	2:C:469:PRO:O	19	0.36	0.11	0.38
(1,6)	1:A:48:LYS:NZ	2:C:470:GLN:C	19	0.36	0.11	0.38
(1,6)	1:A:48:LYS:NZ	2:C:470:GLN:CA	19	0.36	0.11	0.38
(1,6)	1:A:48:LYS:NZ	2:C:470:GLN:CB	19	0.36	0.11	0.38
(1,6)	1:A:48:LYS:NZ	2:C:470:GLN:CD	19	0.36	0.11	0.38
(1,6)	1:A:48:LYS:NZ	2:C:470:GLN:CG	19	0.36	0.11	0.38
(1,6)	1:A:48:LYS:NZ	2:C:470:GLN:H	19	0.36	0.11	0.38
(1,6)	1:A:48:LYS:NZ	2:C:470:GLN:HA	19	0.36	0.11	0.38
(1,6)	1:A:48:LYS:NZ	2:C:470:GLN:HB2	19	0.36	0.11	0.38
(1,6)	1:A:48:LYS:NZ	2:C:470:GLN:HB3	19	0.36	0.11	0.38
(1,6)	1:A:48:LYS:NZ	2:C:470:GLN:HE21	19	0.36	0.11	0.38
(1,6)	1:A:48:LYS:NZ	2:C:470:GLN:HE22	19	0.36	0.11	0.38
(1,6)	1:A:48:LYS:NZ	2:C:470:GLN:HG2	19	0.36	0.11	0.38
(1,6)	1:A:48:LYS:NZ	2:C:470:GLN:HG3	19	0.36	0.11	0.38
(1,6)	1:A:48:LYS:NZ	2:C:470:GLN:N	19	0.36	0.11	0.38
(1,6)	1:A:48:LYS:NZ	2:C:470:GLN:NE2	19	0.36	0.11	0.38
(1,6)	1:A:48:LYS:NZ	2:C:470:GLN:O	19	0.36	0.11	0.38
(1,6)	1:A:48:LYS:NZ	2:C:470:GLN:OE1	19	0.36	0.11	0.38
(1,6)	1:A:48:LYS:NZ	2:C:472:PRO:C	19	0.36	0.11	0.38
(1,6)	1:A:48:LYS:NZ	2:C:472:PRO:CA	19	0.36	0.11	0.38
(1,6)	1:A:48:LYS:NZ	2:C:472:PRO:CB	19	0.36	0.11	0.38
(1,6)	1:A:48:LYS:NZ	2:C:472:PRO:CD	19	0.36	0.11	0.38
(1,6)	1:A:48:LYS:NZ	2:C:472:PRO:CG	19	0.36	0.11	0.38
(1,6)	1:A:48:LYS:NZ	2:C:472:PRO:HA	19	0.36	0.11	0.38
(1,6)	1:A:48:LYS:NZ	2:C:472:PRO:HB2	19	0.36	0.11	0.38
(1,6)	1:A:48:LYS:NZ	2:C:472:PRO:HB3	19	0.36	0.11	0.38
(1,6)	1:A:48:LYS:NZ	2:C:472:PRO:HD2	19	0.36	0.11	0.38
(1,6)	1:A:48:LYS:NZ	2:C:472:PRO:HD3	19	0.36	0.11	0.38
(1,6)	1:A:48:LYS:NZ	2:C:472:PRO:HG2	19	0.36	0.11	0.38
(1,6)	1:A:48:LYS:NZ	2:C:472:PRO:HG3	19	0.36	0.11	0.38
(1,6)	1:A:48:LYS:NZ	2:C:472:PRO:N	19	0.36	0.11	0.38
(1,6)	1:A:48:LYS:NZ	2:C:472:PRO:O	19	0.36	0.11	0.38
(1,6)	1:A:48:LYS:NZ	2:C:482:LEU:C	19	0.36	0.11	0.38
(1,6)	1:A:48:LYS:NZ	2:C:482:LEU:CA	19	0.36	0.11	0.38
(1,6)	1:A:48:LYS:NZ	2:C:482:LEU:CB	19	0.36	0.11	0.38
(1,6)	1:A:48:LYS:NZ	2:C:482:LEU:CD1	19	0.36	0.11	0.38
(1,6)	1:A:48:LYS:NZ	2:C:482:LEU:CD2	19	0.36	0.11	0.38
(1,6)	1:A:48:LYS:NZ	2:C:482:LEU:CG	19	0.36	0.11	0.38
(1,6)	1:A:48:LYS:NZ	2:C:482:LEU:H	19	0.36	0.11	0.38

Continued on next page...

Continued from previous page...

Key	Atom-1	Atom-2	Models ¹	Mean (Å)	SD ¹ (Å)	Median (Å)
(1,6)	1:A:48:LYS:NZ	2:C:482:LEU:HA	19	0.36	0.11	0.38
(1,6)	1:A:48:LYS:NZ	2:C:482:LEU:HB2	19	0.36	0.11	0.38
(1,6)	1:A:48:LYS:NZ	2:C:482:LEU:HB3	19	0.36	0.11	0.38
(1,6)	1:A:48:LYS:NZ	2:C:482:LEU:HD11	19	0.36	0.11	0.38
(1,6)	1:A:48:LYS:NZ	2:C:482:LEU:HD12	19	0.36	0.11	0.38
(1,6)	1:A:48:LYS:NZ	2:C:482:LEU:HD13	19	0.36	0.11	0.38
(1,6)	1:A:48:LYS:NZ	2:C:482:LEU:HD21	19	0.36	0.11	0.38
(1,6)	1:A:48:LYS:NZ	2:C:482:LEU:HD22	19	0.36	0.11	0.38
(1,6)	1:A:48:LYS:NZ	2:C:482:LEU:HD23	19	0.36	0.11	0.38
(1,6)	1:A:48:LYS:NZ	2:C:482:LEU:HG	19	0.36	0.11	0.38
(1,6)	1:A:48:LYS:NZ	2:C:482:LEU:N	19	0.36	0.11	0.38
(1,6)	1:A:48:LYS:NZ	2:C:482:LEU:O	19	0.36	0.11	0.38
(1,6)	1:A:48:LYS:NZ	2:C:483:THR:C	19	0.36	0.11	0.38
(1,6)	1:A:48:LYS:NZ	2:C:483:THR:CA	19	0.36	0.11	0.38
(1,6)	1:A:48:LYS:NZ	2:C:483:THR:CB	19	0.36	0.11	0.38
(1,6)	1:A:48:LYS:NZ	2:C:483:THR:CG2	19	0.36	0.11	0.38
(1,6)	1:A:48:LYS:NZ	2:C:483:THR:H	19	0.36	0.11	0.38
(1,6)	1:A:48:LYS:NZ	2:C:483:THR:HA	19	0.36	0.11	0.38
(1,6)	1:A:48:LYS:NZ	2:C:483:THR:HB	19	0.36	0.11	0.38
(1,6)	1:A:48:LYS:NZ	2:C:483:THR:HG1	19	0.36	0.11	0.38
(1,6)	1:A:48:LYS:NZ	2:C:483:THR:HG21	19	0.36	0.11	0.38
(1,6)	1:A:48:LYS:NZ	2:C:483:THR:HG22	19	0.36	0.11	0.38
(1,6)	1:A:48:LYS:NZ	2:C:483:THR:HG23	19	0.36	0.11	0.38
(1,6)	1:A:48:LYS:NZ	2:C:483:THR:N	19	0.36	0.11	0.38
(1,6)	1:A:48:LYS:NZ	2:C:483:THR:O	19	0.36	0.11	0.38
(1,6)	1:A:48:LYS:NZ	2:C:483:THR:OG1	19	0.36	0.11	0.38
(1,6)	1:A:48:LYS:NZ	2:C:484:ARG:C	19	0.36	0.11	0.38
(1,6)	1:A:48:LYS:NZ	2:C:484:ARG:CA	19	0.36	0.11	0.38
(1,6)	1:A:48:LYS:NZ	2:C:484:ARG:CB	19	0.36	0.11	0.38
(1,6)	1:A:48:LYS:NZ	2:C:484:ARG:CD	19	0.36	0.11	0.38
(1,6)	1:A:48:LYS:NZ	2:C:484:ARG:CG	19	0.36	0.11	0.38
(1,6)	1:A:48:LYS:NZ	2:C:484:ARG:CZ	19	0.36	0.11	0.38
(1,6)	1:A:48:LYS:NZ	2:C:484:ARG:H	19	0.36	0.11	0.38
(1,6)	1:A:48:LYS:NZ	2:C:484:ARG:HA	19	0.36	0.11	0.38
(1,6)	1:A:48:LYS:NZ	2:C:484:ARG:HB2	19	0.36	0.11	0.38
(1,6)	1:A:48:LYS:NZ	2:C:484:ARG:HB3	19	0.36	0.11	0.38
(1,6)	1:A:48:LYS:NZ	2:C:484:ARG:HD2	19	0.36	0.11	0.38
(1,6)	1:A:48:LYS:NZ	2:C:484:ARG:HD3	19	0.36	0.11	0.38
(1,6)	1:A:48:LYS:NZ	2:C:484:ARG:HE	19	0.36	0.11	0.38
(1,6)	1:A:48:LYS:NZ	2:C:484:ARG:HG2	19	0.36	0.11	0.38
(1,6)	1:A:48:LYS:NZ	2:C:484:ARG:HG3	19	0.36	0.11	0.38
(1,6)	1:A:48:LYS:NZ	2:C:484:ARG:HH11	19	0.36	0.11	0.38

Continued on next page...

Continued from previous page...

Key	Atom-1	Atom-2	Models ¹	Mean (Å)	SD ¹ (Å)	Median (Å)
(1,6)	1:A:48:LYS:NZ	2:C:484:ARG:HH12	19	0.36	0.11	0.38
(1,6)	1:A:48:LYS:NZ	2:C:484:ARG:HH21	19	0.36	0.11	0.38
(1,6)	1:A:48:LYS:NZ	2:C:484:ARG:HH22	19	0.36	0.11	0.38
(1,6)	1:A:48:LYS:NZ	2:C:484:ARG:N	19	0.36	0.11	0.38
(1,6)	1:A:48:LYS:NZ	2:C:484:ARG:NE	19	0.36	0.11	0.38
(1,6)	1:A:48:LYS:NZ	2:C:484:ARG:NH1	19	0.36	0.11	0.38
(1,6)	1:A:48:LYS:NZ	2:C:484:ARG:NH2	19	0.36	0.11	0.38
(1,6)	1:A:48:LYS:NZ	2:C:484:ARG:O	19	0.36	0.11	0.38
(1,6)	1:A:48:LYS:NZ	2:C:485:SER:C	19	0.36	0.11	0.38
(1,6)	1:A:48:LYS:NZ	2:C:485:SER:CA	19	0.36	0.11	0.38
(1,6)	1:A:48:LYS:NZ	2:C:485:SER:CB	19	0.36	0.11	0.38
(1,6)	1:A:48:LYS:NZ	2:C:485:SER:H	19	0.36	0.11	0.38
(1,6)	1:A:48:LYS:NZ	2:C:485:SER:HA	19	0.36	0.11	0.38
(1,6)	1:A:48:LYS:NZ	2:C:485:SER:HB2	19	0.36	0.11	0.38
(1,6)	1:A:48:LYS:NZ	2:C:485:SER:HB3	19	0.36	0.11	0.38
(1,6)	1:A:48:LYS:NZ	2:C:485:SER:HG	19	0.36	0.11	0.38
(1,6)	1:A:48:LYS:NZ	2:C:485:SER:N	19	0.36	0.11	0.38
(1,6)	1:A:48:LYS:NZ	2:C:485:SER:O	19	0.36	0.11	0.38
(1,6)	1:A:48:LYS:NZ	2:C:485:SER:OG	19	0.36	0.11	0.38
(1,6)	1:A:48:LYS:NZ	2:C:486:VAL:C	19	0.36	0.11	0.38
(1,6)	1:A:48:LYS:NZ	2:C:486:VAL:CA	19	0.36	0.11	0.38
(1,6)	1:A:48:LYS:NZ	2:C:486:VAL:CB	19	0.36	0.11	0.38
(1,6)	1:A:48:LYS:NZ	2:C:486:VAL:CG1	19	0.36	0.11	0.38
(1,6)	1:A:48:LYS:NZ	2:C:486:VAL:CG2	19	0.36	0.11	0.38
(1,6)	1:A:48:LYS:NZ	2:C:486:VAL:H	19	0.36	0.11	0.38
(1,6)	1:A:48:LYS:NZ	2:C:486:VAL:HA	19	0.36	0.11	0.38
(1,6)	1:A:48:LYS:NZ	2:C:486:VAL:HB	19	0.36	0.11	0.38
(1,6)	1:A:48:LYS:NZ	2:C:486:VAL:HG11	19	0.36	0.11	0.38
(1,6)	1:A:48:LYS:NZ	2:C:486:VAL:HG12	19	0.36	0.11	0.38
(1,6)	1:A:48:LYS:NZ	2:C:486:VAL:HG13	19	0.36	0.11	0.38
(1,6)	1:A:48:LYS:NZ	2:C:486:VAL:HG21	19	0.36	0.11	0.38
(1,6)	1:A:48:LYS:NZ	2:C:486:VAL:HG22	19	0.36	0.11	0.38
(1,6)	1:A:48:LYS:NZ	2:C:486:VAL:HG23	19	0.36	0.11	0.38
(1,6)	1:A:48:LYS:NZ	2:C:486:VAL:N	19	0.36	0.11	0.38
(1,6)	1:A:48:LYS:NZ	2:C:486:VAL:O	19	0.36	0.11	0.38
(1,6)	1:A:48:LYS:NZ	2:C:487:GLU:C	19	0.36	0.11	0.38
(1,6)	1:A:48:LYS:NZ	2:C:487:GLU:CA	19	0.36	0.11	0.38
(1,6)	1:A:48:LYS:NZ	2:C:487:GLU:CB	19	0.36	0.11	0.38
(1,6)	1:A:48:LYS:NZ	2:C:487:GLU:CD	19	0.36	0.11	0.38
(1,6)	1:A:48:LYS:NZ	2:C:487:GLU:CG	19	0.36	0.11	0.38
(1,6)	1:A:48:LYS:NZ	2:C:487:GLU:H	19	0.36	0.11	0.38
(1,6)	1:A:48:LYS:NZ	2:C:487:GLU:HA	19	0.36	0.11	0.38

Continued on next page...

Continued from previous page...

Key	Atom-1	Atom-2	Models ¹	Mean (Å)	SD ¹ (Å)	Median (Å)
(1,6)	1:A:48:LYS:NZ	2:C:487:GLU:HB2	19	0.36	0.11	0.38
(1,6)	1:A:48:LYS:NZ	2:C:487:GLU:HB3	19	0.36	0.11	0.38
(1,6)	1:A:48:LYS:NZ	2:C:487:GLU:HG2	19	0.36	0.11	0.38
(1,6)	1:A:48:LYS:NZ	2:C:487:GLU:HG3	19	0.36	0.11	0.38
(1,6)	1:A:48:LYS:NZ	2:C:487:GLU:N	19	0.36	0.11	0.38
(1,6)	1:A:48:LYS:NZ	2:C:487:GLU:O	19	0.36	0.11	0.38
(1,6)	1:A:48:LYS:NZ	2:C:487:GLU:OE1	19	0.36	0.11	0.38
(1,6)	1:A:48:LYS:NZ	2:C:487:GLU:OE2	19	0.36	0.11	0.38
(1,6)	1:A:48:LYS:NZ	2:C:488:ILE:C	19	0.36	0.11	0.38
(1,6)	1:A:48:LYS:NZ	2:C:488:ILE:CA	19	0.36	0.11	0.38
(1,6)	1:A:48:LYS:NZ	2:C:488:ILE:CB	19	0.36	0.11	0.38
(1,6)	1:A:48:LYS:NZ	2:C:488:ILE:CD1	19	0.36	0.11	0.38
(1,6)	1:A:48:LYS:NZ	2:C:488:ILE:CG1	19	0.36	0.11	0.38
(1,6)	1:A:48:LYS:NZ	2:C:488:ILE:CG2	19	0.36	0.11	0.38
(1,6)	1:A:48:LYS:NZ	2:C:488:ILE:H	19	0.36	0.11	0.38
(1,6)	1:A:48:LYS:NZ	2:C:488:ILE:HA	19	0.36	0.11	0.38
(1,6)	1:A:48:LYS:NZ	2:C:488:ILE:HB	19	0.36	0.11	0.38
(1,6)	1:A:48:LYS:NZ	2:C:488:ILE:HD11	19	0.36	0.11	0.38
(1,6)	1:A:48:LYS:NZ	2:C:488:ILE:HD12	19	0.36	0.11	0.38
(1,6)	1:A:48:LYS:NZ	2:C:488:ILE:HD13	19	0.36	0.11	0.38
(1,6)	1:A:48:LYS:NZ	2:C:488:ILE:HG12	19	0.36	0.11	0.38
(1,6)	1:A:48:LYS:NZ	2:C:488:ILE:HG13	19	0.36	0.11	0.38
(1,6)	1:A:48:LYS:NZ	2:C:488:ILE:HG21	19	0.36	0.11	0.38
(1,6)	1:A:48:LYS:NZ	2:C:488:ILE:HG22	19	0.36	0.11	0.38
(1,6)	1:A:48:LYS:NZ	2:C:488:ILE:HG23	19	0.36	0.11	0.38
(1,6)	1:A:48:LYS:NZ	2:C:488:ILE:N	19	0.36	0.11	0.38
(1,6)	1:A:48:LYS:NZ	2:C:488:ILE:O	19	0.36	0.11	0.38
(1,6)	1:A:48:LYS:NZ	2:C:490:THR:C	19	0.36	0.11	0.38
(1,6)	1:A:48:LYS:NZ	2:C:490:THR:CA	19	0.36	0.11	0.38
(1,6)	1:A:48:LYS:NZ	2:C:490:THR:CB	19	0.36	0.11	0.38
(1,6)	1:A:48:LYS:NZ	2:C:490:THR:CG2	19	0.36	0.11	0.38
(1,6)	1:A:48:LYS:NZ	2:C:490:THR:H	19	0.36	0.11	0.38
(1,6)	1:A:48:LYS:NZ	2:C:490:THR:HA	19	0.36	0.11	0.38
(1,6)	1:A:48:LYS:NZ	2:C:490:THR:HB	19	0.36	0.11	0.38
(1,6)	1:A:48:LYS:NZ	2:C:490:THR:HG1	19	0.36	0.11	0.38
(1,6)	1:A:48:LYS:NZ	2:C:490:THR:HG21	19	0.36	0.11	0.38
(1,6)	1:A:48:LYS:NZ	2:C:490:THR:HG22	19	0.36	0.11	0.38
(1,6)	1:A:48:LYS:NZ	2:C:490:THR:HG23	19	0.36	0.11	0.38
(1,6)	1:A:48:LYS:NZ	2:C:490:THR:N	19	0.36	0.11	0.38
(1,6)	1:A:48:LYS:NZ	2:C:490:THR:O	19	0.36	0.11	0.38
(1,6)	1:A:48:LYS:NZ	2:C:490:THR:OG1	19	0.36	0.11	0.38
(1,6)	1:A:48:LYS:NZ	2:C:491:ASP:C	19	0.36	0.11	0.38

Continued on next page...

Continued from previous page...

Key	Atom-1	Atom-2	Models ¹	Mean (Å)	SD ¹ (Å)	Median (Å)
(1,6)	1:A:48:LYS:NZ	2:C:491:ASP:CA	19	0.36	0.11	0.38
(1,6)	1:A:48:LYS:NZ	2:C:491:ASP:CB	19	0.36	0.11	0.38
(1,6)	1:A:48:LYS:NZ	2:C:491:ASP:CG	19	0.36	0.11	0.38
(1,6)	1:A:48:LYS:NZ	2:C:491:ASP:H	19	0.36	0.11	0.38
(1,6)	1:A:48:LYS:NZ	2:C:491:ASP:HA	19	0.36	0.11	0.38
(1,6)	1:A:48:LYS:NZ	2:C:491:ASP:HB2	19	0.36	0.11	0.38
(1,6)	1:A:48:LYS:NZ	2:C:491:ASP:HB3	19	0.36	0.11	0.38
(1,6)	1:A:48:LYS:NZ	2:C:491:ASP:N	19	0.36	0.11	0.38
(1,6)	1:A:48:LYS:NZ	2:C:491:ASP:O	19	0.36	0.11	0.38
(1,6)	1:A:48:LYS:NZ	2:C:491:ASP:OD1	19	0.36	0.11	0.38
(1,6)	1:A:48:LYS:NZ	2:C:491:ASP:OD2	19	0.36	0.11	0.38
(1,6)	1:A:48:LYS:NZ	2:C:492:ASN:C	19	0.36	0.11	0.38
(1,6)	1:A:48:LYS:NZ	2:C:492:ASN:CA	19	0.36	0.11	0.38
(1,6)	1:A:48:LYS:NZ	2:C:492:ASN:CB	19	0.36	0.11	0.38
(1,6)	1:A:48:LYS:NZ	2:C:492:ASN:CG	19	0.36	0.11	0.38
(1,6)	1:A:48:LYS:NZ	2:C:492:ASN:H	19	0.36	0.11	0.38
(1,6)	1:A:48:LYS:NZ	2:C:492:ASN:HA	19	0.36	0.11	0.38
(1,6)	1:A:48:LYS:NZ	2:C:492:ASN:HB2	19	0.36	0.11	0.38
(1,6)	1:A:48:LYS:NZ	2:C:492:ASN:HB3	19	0.36	0.11	0.38
(1,6)	1:A:48:LYS:NZ	2:C:492:ASN:HD21	19	0.36	0.11	0.38
(1,6)	1:A:48:LYS:NZ	2:C:492:ASN:HD22	19	0.36	0.11	0.38
(1,6)	1:A:48:LYS:NZ	2:C:492:ASN:N	19	0.36	0.11	0.38
(1,6)	1:A:48:LYS:NZ	2:C:492:ASN:ND2	19	0.36	0.11	0.38
(1,6)	1:A:48:LYS:NZ	2:C:492:ASN:O	19	0.36	0.11	0.38
(1,6)	1:A:48:LYS:NZ	2:C:492:ASN:OD1	19	0.36	0.11	0.38
(1,6)	1:A:48:LYS:NZ	2:C:494:LEU:C	19	0.36	0.11	0.38
(1,6)	1:A:48:LYS:NZ	2:C:494:LEU:CA	19	0.36	0.11	0.38
(1,6)	1:A:48:LYS:NZ	2:C:494:LEU:CB	19	0.36	0.11	0.38
(1,6)	1:A:48:LYS:NZ	2:C:494:LEU:CD1	19	0.36	0.11	0.38
(1,6)	1:A:48:LYS:NZ	2:C:494:LEU:CD2	19	0.36	0.11	0.38
(1,6)	1:A:48:LYS:NZ	2:C:494:LEU:CG	19	0.36	0.11	0.38
(1,6)	1:A:48:LYS:NZ	2:C:494:LEU:H	19	0.36	0.11	0.38
(1,6)	1:A:48:LYS:NZ	2:C:494:LEU:HA	19	0.36	0.11	0.38
(1,6)	1:A:48:LYS:NZ	2:C:494:LEU:HB2	19	0.36	0.11	0.38
(1,6)	1:A:48:LYS:NZ	2:C:494:LEU:HB3	19	0.36	0.11	0.38
(1,6)	1:A:48:LYS:NZ	2:C:494:LEU:HD11	19	0.36	0.11	0.38
(1,6)	1:A:48:LYS:NZ	2:C:494:LEU:HD12	19	0.36	0.11	0.38
(1,6)	1:A:48:LYS:NZ	2:C:494:LEU:HD13	19	0.36	0.11	0.38
(1,6)	1:A:48:LYS:NZ	2:C:494:LEU:HD21	19	0.36	0.11	0.38
(1,6)	1:A:48:LYS:NZ	2:C:494:LEU:HD22	19	0.36	0.11	0.38
(1,6)	1:A:48:LYS:NZ	2:C:494:LEU:HD23	19	0.36	0.11	0.38
(1,6)	1:A:48:LYS:NZ	2:C:494:LEU:HG	19	0.36	0.11	0.38

Continued on next page...

Continued from previous page...

Key	Atom-1	Atom-2	Models ¹	Mean (Å)	SD ¹ (Å)	Median (Å)
(1,6)	1:A:48:LYS:NZ	2:C:494:LEU:N	19	0.36	0.11	0.38
(1,6)	1:A:48:LYS:NZ	2:C:494:LEU:O	19	0.36	0.11	0.38
(1,6)	1:A:48:LYS:NZ	2:C:495:GLU:C	19	0.36	0.11	0.38
(1,6)	1:A:48:LYS:NZ	2:C:495:GLU:CA	19	0.36	0.11	0.38
(1,6)	1:A:48:LYS:NZ	2:C:495:GLU:CB	19	0.36	0.11	0.38
(1,6)	1:A:48:LYS:NZ	2:C:495:GLU:CD	19	0.36	0.11	0.38
(1,6)	1:A:48:LYS:NZ	2:C:495:GLU:CG	19	0.36	0.11	0.38
(1,6)	1:A:48:LYS:NZ	2:C:495:GLU:H	19	0.36	0.11	0.38
(1,6)	1:A:48:LYS:NZ	2:C:495:GLU:HA	19	0.36	0.11	0.38
(1,6)	1:A:48:LYS:NZ	2:C:495:GLU:HB2	19	0.36	0.11	0.38
(1,6)	1:A:48:LYS:NZ	2:C:495:GLU:HB3	19	0.36	0.11	0.38
(1,6)	1:A:48:LYS:NZ	2:C:495:GLU:HG2	19	0.36	0.11	0.38
(1,6)	1:A:48:LYS:NZ	2:C:495:GLU:HG3	19	0.36	0.11	0.38
(1,6)	1:A:48:LYS:NZ	2:C:495:GLU:N	19	0.36	0.11	0.38
(1,6)	1:A:48:LYS:NZ	2:C:495:GLU:O	19	0.36	0.11	0.38
(1,6)	1:A:48:LYS:NZ	2:C:495:GLU:OE1	19	0.36	0.11	0.38
(1,6)	1:A:48:LYS:NZ	2:C:495:GLU:OE2	19	0.36	0.11	0.38
(1,6)	1:A:48:LYS:NZ	2:C:496:GLY:C	19	0.36	0.11	0.38
(1,6)	1:A:48:LYS:NZ	2:C:496:GLY:CA	19	0.36	0.11	0.38
(1,6)	1:A:48:LYS:NZ	2:C:496:GLY:H	19	0.36	0.11	0.38
(1,6)	1:A:48:LYS:NZ	2:C:496:GLY:HA2	19	0.36	0.11	0.38
(1,6)	1:A:48:LYS:NZ	2:C:496:GLY:HA3	19	0.36	0.11	0.38
(1,6)	1:A:48:LYS:NZ	2:C:496:GLY:N	19	0.36	0.11	0.38
(1,6)	1:A:48:LYS:NZ	2:C:496:GLY:O	19	0.36	0.11	0.38
(1,6)	1:A:48:LYS:NZ	2:C:497:ARG:C	19	0.36	0.11	0.38
(1,6)	1:A:48:LYS:NZ	2:C:497:ARG:CA	19	0.36	0.11	0.38
(1,6)	1:A:48:LYS:NZ	2:C:497:ARG:CB	19	0.36	0.11	0.38
(1,6)	1:A:48:LYS:NZ	2:C:497:ARG:CD	19	0.36	0.11	0.38
(1,6)	1:A:48:LYS:NZ	2:C:497:ARG:CG	19	0.36	0.11	0.38
(1,6)	1:A:48:LYS:NZ	2:C:497:ARG:CZ	19	0.36	0.11	0.38
(1,6)	1:A:48:LYS:NZ	2:C:497:ARG:H	19	0.36	0.11	0.38
(1,6)	1:A:48:LYS:NZ	2:C:497:ARG:HA	19	0.36	0.11	0.38
(1,6)	1:A:48:LYS:NZ	2:C:497:ARG:HB2	19	0.36	0.11	0.38
(1,6)	1:A:48:LYS:NZ	2:C:497:ARG:HB3	19	0.36	0.11	0.38
(1,6)	1:A:48:LYS:NZ	2:C:497:ARG:HD2	19	0.36	0.11	0.38
(1,6)	1:A:48:LYS:NZ	2:C:497:ARG:HD3	19	0.36	0.11	0.38
(1,6)	1:A:48:LYS:NZ	2:C:497:ARG:HE	19	0.36	0.11	0.38
(1,6)	1:A:48:LYS:NZ	2:C:497:ARG:HG2	19	0.36	0.11	0.38
(1,6)	1:A:48:LYS:NZ	2:C:497:ARG:HG3	19	0.36	0.11	0.38
(1,6)	1:A:48:LYS:NZ	2:C:497:ARG:HH11	19	0.36	0.11	0.38
(1,6)	1:A:48:LYS:NZ	2:C:497:ARG:HH12	19	0.36	0.11	0.38
(1,6)	1:A:48:LYS:NZ	2:C:497:ARG:HH21	19	0.36	0.11	0.38

Continued on next page...

Continued from previous page...

Key	Atom-1	Atom-2	Models ¹	Mean (Å)	SD ¹ (Å)	Median (Å)
(1,6)	1:A:48:LYS:NZ	2:C:497:ARG:HH22	19	0.36	0.11	0.38
(1,6)	1:A:48:LYS:NZ	2:C:497:ARG:N	19	0.36	0.11	0.38
(1,6)	1:A:48:LYS:NZ	2:C:497:ARG:NE	19	0.36	0.11	0.38
(1,6)	1:A:48:LYS:NZ	2:C:497:ARG:NH1	19	0.36	0.11	0.38
(1,6)	1:A:48:LYS:NZ	2:C:497:ARG:NH2	19	0.36	0.11	0.38
(1,6)	1:A:48:LYS:NZ	2:C:497:ARG:O	19	0.36	0.11	0.38
(1,6)	1:A:48:LYS:O	2:C:457:LEU:C	19	0.36	0.11	0.38
(1,6)	1:A:48:LYS:O	2:C:457:LEU:CA	19	0.36	0.11	0.38
(1,6)	1:A:48:LYS:O	2:C:457:LEU:CB	19	0.36	0.11	0.38
(1,6)	1:A:48:LYS:O	2:C:457:LEU:CD1	19	0.36	0.11	0.38
(1,6)	1:A:48:LYS:O	2:C:457:LEU:CD2	19	0.36	0.11	0.38
(1,6)	1:A:48:LYS:O	2:C:457:LEU:CG	19	0.36	0.11	0.38
(1,6)	1:A:48:LYS:O	2:C:457:LEU:H	19	0.36	0.11	0.38
(1,6)	1:A:48:LYS:O	2:C:457:LEU:HA	19	0.36	0.11	0.38
(1,6)	1:A:48:LYS:O	2:C:457:LEU:HB2	19	0.36	0.11	0.38
(1,6)	1:A:48:LYS:O	2:C:457:LEU:HB3	19	0.36	0.11	0.38
(1,6)	1:A:48:LYS:O	2:C:457:LEU:HD11	19	0.36	0.11	0.38
(1,6)	1:A:48:LYS:O	2:C:457:LEU:HD12	19	0.36	0.11	0.38
(1,6)	1:A:48:LYS:O	2:C:457:LEU:HD13	19	0.36	0.11	0.38
(1,6)	1:A:48:LYS:O	2:C:457:LEU:HD21	19	0.36	0.11	0.38
(1,6)	1:A:48:LYS:O	2:C:457:LEU:HD22	19	0.36	0.11	0.38
(1,6)	1:A:48:LYS:O	2:C:457:LEU:HD23	19	0.36	0.11	0.38
(1,6)	1:A:48:LYS:O	2:C:457:LEU:HG	19	0.36	0.11	0.38
(1,6)	1:A:48:LYS:O	2:C:457:LEU:N	19	0.36	0.11	0.38
(1,6)	1:A:48:LYS:O	2:C:457:LEU:O	19	0.36	0.11	0.38
(1,6)	1:A:48:LYS:O	2:C:459:ALA:C	19	0.36	0.11	0.38
(1,6)	1:A:48:LYS:O	2:C:459:ALA:CA	19	0.36	0.11	0.38
(1,6)	1:A:48:LYS:O	2:C:459:ALA:CB	19	0.36	0.11	0.38
(1,6)	1:A:48:LYS:O	2:C:459:ALA:H	19	0.36	0.11	0.38
(1,6)	1:A:48:LYS:O	2:C:459:ALA:HA	19	0.36	0.11	0.38
(1,6)	1:A:48:LYS:O	2:C:459:ALA:HB1	19	0.36	0.11	0.38
(1,6)	1:A:48:LYS:O	2:C:459:ALA:HB2	19	0.36	0.11	0.38
(1,6)	1:A:48:LYS:O	2:C:459:ALA:HB3	19	0.36	0.11	0.38
(1,6)	1:A:48:LYS:O	2:C:459:ALA:N	19	0.36	0.11	0.38
(1,6)	1:A:48:LYS:O	2:C:459:ALA:O	19	0.36	0.11	0.38
(1,6)	1:A:48:LYS:O	2:C:460:MET:C	19	0.36	0.11	0.38
(1,6)	1:A:48:LYS:O	2:C:460:MET:CA	19	0.36	0.11	0.38
(1,6)	1:A:48:LYS:O	2:C:460:MET:CB	19	0.36	0.11	0.38
(1,6)	1:A:48:LYS:O	2:C:460:MET:CE	19	0.36	0.11	0.38
(1,6)	1:A:48:LYS:O	2:C:460:MET:CG	19	0.36	0.11	0.38
(1,6)	1:A:48:LYS:O	2:C:460:MET:H	19	0.36	0.11	0.38
(1,6)	1:A:48:LYS:O	2:C:460:MET:HA	19	0.36	0.11	0.38

Continued on next page...

Continued from previous page...

Key	Atom-1	Atom-2	Models ¹	Mean (Å)	SD ¹ (Å)	Median (Å)
(1,6)	1:A:48:LYS:O	2:C:460:MET:HB2	19	0.36	0.11	0.38
(1,6)	1:A:48:LYS:O	2:C:460:MET:HB3	19	0.36	0.11	0.38
(1,6)	1:A:48:LYS:O	2:C:460:MET:HE1	19	0.36	0.11	0.38
(1,6)	1:A:48:LYS:O	2:C:460:MET:HE2	19	0.36	0.11	0.38
(1,6)	1:A:48:LYS:O	2:C:460:MET:HE3	19	0.36	0.11	0.38
(1,6)	1:A:48:LYS:O	2:C:460:MET:HG2	19	0.36	0.11	0.38
(1,6)	1:A:48:LYS:O	2:C:460:MET:HG3	19	0.36	0.11	0.38
(1,6)	1:A:48:LYS:O	2:C:460:MET:N	19	0.36	0.11	0.38
(1,6)	1:A:48:LYS:O	2:C:460:MET:O	19	0.36	0.11	0.38
(1,6)	1:A:48:LYS:O	2:C:460:MET:SD	19	0.36	0.11	0.38
(1,6)	1:A:48:LYS:O	2:C:462:HIS:C	19	0.36	0.11	0.38
(1,6)	1:A:48:LYS:O	2:C:462:HIS:CA	19	0.36	0.11	0.38
(1,6)	1:A:48:LYS:O	2:C:462:HIS:CB	19	0.36	0.11	0.38
(1,6)	1:A:48:LYS:O	2:C:462:HIS:CD2	19	0.36	0.11	0.38
(1,6)	1:A:48:LYS:O	2:C:462:HIS:CE1	19	0.36	0.11	0.38
(1,6)	1:A:48:LYS:O	2:C:462:HIS:CG	19	0.36	0.11	0.38
(1,6)	1:A:48:LYS:O	2:C:462:HIS:H	19	0.36	0.11	0.38
(1,6)	1:A:48:LYS:O	2:C:462:HIS:HA	19	0.36	0.11	0.38
(1,6)	1:A:48:LYS:O	2:C:462:HIS:HB2	19	0.36	0.11	0.38
(1,6)	1:A:48:LYS:O	2:C:462:HIS:HB3	19	0.36	0.11	0.38
(1,6)	1:A:48:LYS:O	2:C:462:HIS:HD2	19	0.36	0.11	0.38
(1,6)	1:A:48:LYS:O	2:C:462:HIS:HE1	19	0.36	0.11	0.38
(1,6)	1:A:48:LYS:O	2:C:462:HIS:HE2	19	0.36	0.11	0.38
(1,6)	1:A:48:LYS:O	2:C:462:HIS:N	19	0.36	0.11	0.38
(1,6)	1:A:48:LYS:O	2:C:462:HIS:ND1	19	0.36	0.11	0.38
(1,6)	1:A:48:LYS:O	2:C:462:HIS:NE2	19	0.36	0.11	0.38
(1,6)	1:A:48:LYS:O	2:C:462:HIS:O	19	0.36	0.11	0.38
(1,6)	1:A:48:LYS:O	2:C:463:GLN:C	19	0.36	0.11	0.38
(1,6)	1:A:48:LYS:O	2:C:463:GLN:CA	19	0.36	0.11	0.38
(1,6)	1:A:48:LYS:O	2:C:463:GLN:CB	19	0.36	0.11	0.38
(1,6)	1:A:48:LYS:O	2:C:463:GLN:CD	19	0.36	0.11	0.38
(1,6)	1:A:48:LYS:O	2:C:463:GLN:CG	19	0.36	0.11	0.38
(1,6)	1:A:48:LYS:O	2:C:463:GLN:H	19	0.36	0.11	0.38
(1,6)	1:A:48:LYS:O	2:C:463:GLN:HA	19	0.36	0.11	0.38
(1,6)	1:A:48:LYS:O	2:C:463:GLN:HB2	19	0.36	0.11	0.38
(1,6)	1:A:48:LYS:O	2:C:463:GLN:HB3	19	0.36	0.11	0.38
(1,6)	1:A:48:LYS:O	2:C:463:GLN:HE21	19	0.36	0.11	0.38
(1,6)	1:A:48:LYS:O	2:C:463:GLN:HE22	19	0.36	0.11	0.38
(1,6)	1:A:48:LYS:O	2:C:463:GLN:HG2	19	0.36	0.11	0.38
(1,6)	1:A:48:LYS:O	2:C:463:GLN:HG3	19	0.36	0.11	0.38
(1,6)	1:A:48:LYS:O	2:C:463:GLN:N	19	0.36	0.11	0.38
(1,6)	1:A:48:LYS:O	2:C:463:GLN:NE2	19	0.36	0.11	0.38

Continued on next page...

Continued from previous page...

Key	Atom-1	Atom-2	Models ¹	Mean (Å)	SD ¹ (Å)	Median (Å)
(1,6)	1:A:48:LYS:O	2:C:463:GLN:O	19	0.36	0.11	0.38
(1,6)	1:A:48:LYS:O	2:C:463:GLN:OE1	19	0.36	0.11	0.38
(1,6)	1:A:48:LYS:O	2:C:465:GLN:C	19	0.36	0.11	0.38
(1,6)	1:A:48:LYS:O	2:C:465:GLN:CA	19	0.36	0.11	0.38
(1,6)	1:A:48:LYS:O	2:C:465:GLN:CB	19	0.36	0.11	0.38
(1,6)	1:A:48:LYS:O	2:C:465:GLN:CD	19	0.36	0.11	0.38
(1,6)	1:A:48:LYS:O	2:C:465:GLN:CG	19	0.36	0.11	0.38
(1,6)	1:A:48:LYS:O	2:C:465:GLN:H	19	0.36	0.11	0.38
(1,6)	1:A:48:LYS:O	2:C:465:GLN:HA	19	0.36	0.11	0.38
(1,6)	1:A:48:LYS:O	2:C:465:GLN:HB2	19	0.36	0.11	0.38
(1,6)	1:A:48:LYS:O	2:C:465:GLN:HB3	19	0.36	0.11	0.38
(1,6)	1:A:48:LYS:O	2:C:465:GLN:HE21	19	0.36	0.11	0.38
(1,6)	1:A:48:LYS:O	2:C:465:GLN:HE22	19	0.36	0.11	0.38
(1,6)	1:A:48:LYS:O	2:C:465:GLN:HG2	19	0.36	0.11	0.38
(1,6)	1:A:48:LYS:O	2:C:465:GLN:HG3	19	0.36	0.11	0.38
(1,6)	1:A:48:LYS:O	2:C:465:GLN:N	19	0.36	0.11	0.38
(1,6)	1:A:48:LYS:O	2:C:465:GLN:NE2	19	0.36	0.11	0.38
(1,6)	1:A:48:LYS:O	2:C:465:GLN:O	19	0.36	0.11	0.38
(1,6)	1:A:48:LYS:O	2:C:465:GLN:OE1	19	0.36	0.11	0.38
(1,6)	1:A:48:LYS:O	2:C:466:GLU:C	19	0.36	0.11	0.38
(1,6)	1:A:48:LYS:O	2:C:466:GLU:CA	19	0.36	0.11	0.38
(1,6)	1:A:48:LYS:O	2:C:466:GLU:CB	19	0.36	0.11	0.38
(1,6)	1:A:48:LYS:O	2:C:466:GLU:CD	19	0.36	0.11	0.38
(1,6)	1:A:48:LYS:O	2:C:466:GLU:CG	19	0.36	0.11	0.38
(1,6)	1:A:48:LYS:O	2:C:466:GLU:H	19	0.36	0.11	0.38
(1,6)	1:A:48:LYS:O	2:C:466:GLU:HA	19	0.36	0.11	0.38
(1,6)	1:A:48:LYS:O	2:C:466:GLU:HB2	19	0.36	0.11	0.38
(1,6)	1:A:48:LYS:O	2:C:466:GLU:HB3	19	0.36	0.11	0.38
(1,6)	1:A:48:LYS:O	2:C:466:GLU:HG2	19	0.36	0.11	0.38
(1,6)	1:A:48:LYS:O	2:C:466:GLU:HG3	19	0.36	0.11	0.38
(1,6)	1:A:48:LYS:O	2:C:466:GLU:N	19	0.36	0.11	0.38
(1,6)	1:A:48:LYS:O	2:C:466:GLU:O	19	0.36	0.11	0.38
(1,6)	1:A:48:LYS:O	2:C:466:GLU:OE1	19	0.36	0.11	0.38
(1,6)	1:A:48:LYS:O	2:C:466:GLU:OE2	19	0.36	0.11	0.38
(1,6)	1:A:48:LYS:O	2:C:467:MET:C	19	0.36	0.11	0.38
(1,6)	1:A:48:LYS:O	2:C:467:MET:CA	19	0.36	0.11	0.38
(1,6)	1:A:48:LYS:O	2:C:467:MET:CB	19	0.36	0.11	0.38
(1,6)	1:A:48:LYS:O	2:C:467:MET:CE	19	0.36	0.11	0.38
(1,6)	1:A:48:LYS:O	2:C:467:MET:CG	19	0.36	0.11	0.38
(1,6)	1:A:48:LYS:O	2:C:467:MET:H	19	0.36	0.11	0.38
(1,6)	1:A:48:LYS:O	2:C:467:MET:HA	19	0.36	0.11	0.38
(1,6)	1:A:48:LYS:O	2:C:467:MET:HB2	19	0.36	0.11	0.38

Continued on next page...

Continued from previous page...

Key	Atom-1	Atom-2	Models ¹	Mean (Å)	SD ¹ (Å)	Median (Å)
(1,6)	1:A:48:LYS:O	2:C:467:MET:HB3	19	0.36	0.11	0.38
(1,6)	1:A:48:LYS:O	2:C:467:MET:HE1	19	0.36	0.11	0.38
(1,6)	1:A:48:LYS:O	2:C:467:MET:HE2	19	0.36	0.11	0.38
(1,6)	1:A:48:LYS:O	2:C:467:MET:HE3	19	0.36	0.11	0.38
(1,6)	1:A:48:LYS:O	2:C:467:MET:HG2	19	0.36	0.11	0.38
(1,6)	1:A:48:LYS:O	2:C:467:MET:HG3	19	0.36	0.11	0.38
(1,6)	1:A:48:LYS:O	2:C:467:MET:N	19	0.36	0.11	0.38
(1,6)	1:A:48:LYS:O	2:C:467:MET:O	19	0.36	0.11	0.38
(1,6)	1:A:48:LYS:O	2:C:467:MET:SD	19	0.36	0.11	0.38
(1,6)	1:A:48:LYS:O	2:C:468:PHE:C	19	0.36	0.11	0.38
(1,6)	1:A:48:LYS:O	2:C:468:PHE:CA	19	0.36	0.11	0.38
(1,6)	1:A:48:LYS:O	2:C:468:PHE:CB	19	0.36	0.11	0.38
(1,6)	1:A:48:LYS:O	2:C:468:PHE:CD1	19	0.36	0.11	0.38
(1,6)	1:A:48:LYS:O	2:C:468:PHE:CD2	19	0.36	0.11	0.38
(1,6)	1:A:48:LYS:O	2:C:468:PHE:CE1	19	0.36	0.11	0.38
(1,6)	1:A:48:LYS:O	2:C:468:PHE:CE2	19	0.36	0.11	0.38
(1,6)	1:A:48:LYS:O	2:C:468:PHE:CG	19	0.36	0.11	0.38
(1,6)	1:A:48:LYS:O	2:C:468:PHE:CZ	19	0.36	0.11	0.38
(1,6)	1:A:48:LYS:O	2:C:468:PHE:H	19	0.36	0.11	0.38
(1,6)	1:A:48:LYS:O	2:C:468:PHE:HA	19	0.36	0.11	0.38
(1,6)	1:A:48:LYS:O	2:C:468:PHE:HB2	19	0.36	0.11	0.38
(1,6)	1:A:48:LYS:O	2:C:468:PHE:HB3	19	0.36	0.11	0.38
(1,6)	1:A:48:LYS:O	2:C:468:PHE:HD1	19	0.36	0.11	0.38
(1,6)	1:A:48:LYS:O	2:C:468:PHE:HD2	19	0.36	0.11	0.38
(1,6)	1:A:48:LYS:O	2:C:468:PHE:HE1	19	0.36	0.11	0.38
(1,6)	1:A:48:LYS:O	2:C:468:PHE:HE2	19	0.36	0.11	0.38
(1,6)	1:A:48:LYS:O	2:C:468:PHE:HZ	19	0.36	0.11	0.38
(1,6)	1:A:48:LYS:O	2:C:468:PHE:N	19	0.36	0.11	0.38
(1,6)	1:A:48:LYS:O	2:C:468:PHE:O	19	0.36	0.11	0.38
(1,6)	1:A:48:LYS:O	2:C:469:PRO:C	19	0.36	0.11	0.38
(1,6)	1:A:48:LYS:O	2:C:469:PRO:CA	19	0.36	0.11	0.38
(1,6)	1:A:48:LYS:O	2:C:469:PRO:CB	19	0.36	0.11	0.38
(1,6)	1:A:48:LYS:O	2:C:469:PRO:CD	19	0.36	0.11	0.38
(1,6)	1:A:48:LYS:O	2:C:469:PRO:CG	19	0.36	0.11	0.38
(1,6)	1:A:48:LYS:O	2:C:469:PRO:HA	19	0.36	0.11	0.38
(1,6)	1:A:48:LYS:O	2:C:469:PRO:HB2	19	0.36	0.11	0.38
(1,6)	1:A:48:LYS:O	2:C:469:PRO:HB3	19	0.36	0.11	0.38
(1,6)	1:A:48:LYS:O	2:C:469:PRO:HD2	19	0.36	0.11	0.38
(1,6)	1:A:48:LYS:O	2:C:469:PRO:HD3	19	0.36	0.11	0.38
(1,6)	1:A:48:LYS:O	2:C:469:PRO:HG2	19	0.36	0.11	0.38
(1,6)	1:A:48:LYS:O	2:C:469:PRO:HG3	19	0.36	0.11	0.38
(1,6)	1:A:48:LYS:O	2:C:469:PRO:N	19	0.36	0.11	0.38

Continued on next page...

Continued from previous page...

Key	Atom-1	Atom-2	Models ¹	Mean (Å)	SD ¹ (Å)	Median (Å)
(1,6)	1:A:48:LYS:O	2:C:469:PRO:O	19	0.36	0.11	0.38
(1,6)	1:A:48:LYS:O	2:C:470:GLN:C	19	0.36	0.11	0.38
(1,6)	1:A:48:LYS:O	2:C:470:GLN:CA	19	0.36	0.11	0.38
(1,6)	1:A:48:LYS:O	2:C:470:GLN:CB	19	0.36	0.11	0.38
(1,6)	1:A:48:LYS:O	2:C:470:GLN:CD	19	0.36	0.11	0.38
(1,6)	1:A:48:LYS:O	2:C:470:GLN:CG	19	0.36	0.11	0.38
(1,6)	1:A:48:LYS:O	2:C:470:GLN:H	19	0.36	0.11	0.38
(1,6)	1:A:48:LYS:O	2:C:470:GLN:HA	19	0.36	0.11	0.38
(1,6)	1:A:48:LYS:O	2:C:470:GLN:HB2	19	0.36	0.11	0.38
(1,6)	1:A:48:LYS:O	2:C:470:GLN:HB3	19	0.36	0.11	0.38
(1,6)	1:A:48:LYS:O	2:C:470:GLN:HE21	19	0.36	0.11	0.38
(1,6)	1:A:48:LYS:O	2:C:470:GLN:HE22	19	0.36	0.11	0.38
(1,6)	1:A:48:LYS:O	2:C:470:GLN:HG2	19	0.36	0.11	0.38
(1,6)	1:A:48:LYS:O	2:C:470:GLN:HG3	19	0.36	0.11	0.38
(1,6)	1:A:48:LYS:O	2:C:470:GLN:N	19	0.36	0.11	0.38
(1,6)	1:A:48:LYS:O	2:C:470:GLN:NE2	19	0.36	0.11	0.38
(1,6)	1:A:48:LYS:O	2:C:470:GLN:O	19	0.36	0.11	0.38
(1,6)	1:A:48:LYS:O	2:C:470:GLN:OE1	19	0.36	0.11	0.38
(1,6)	1:A:48:LYS:O	2:C:472:PRO:C	19	0.36	0.11	0.38
(1,6)	1:A:48:LYS:O	2:C:472:PRO:CA	19	0.36	0.11	0.38
(1,6)	1:A:48:LYS:O	2:C:472:PRO:CB	19	0.36	0.11	0.38
(1,6)	1:A:48:LYS:O	2:C:472:PRO:CD	19	0.36	0.11	0.38
(1,6)	1:A:48:LYS:O	2:C:472:PRO:CG	19	0.36	0.11	0.38
(1,6)	1:A:48:LYS:O	2:C:472:PRO:HA	19	0.36	0.11	0.38
(1,6)	1:A:48:LYS:O	2:C:472:PRO:HB2	19	0.36	0.11	0.38
(1,6)	1:A:48:LYS:O	2:C:472:PRO:HB3	19	0.36	0.11	0.38
(1,6)	1:A:48:LYS:O	2:C:472:PRO:HD2	19	0.36	0.11	0.38
(1,6)	1:A:48:LYS:O	2:C:472:PRO:HD3	19	0.36	0.11	0.38
(1,6)	1:A:48:LYS:O	2:C:472:PRO:HG2	19	0.36	0.11	0.38
(1,6)	1:A:48:LYS:O	2:C:472:PRO:HG3	19	0.36	0.11	0.38
(1,6)	1:A:48:LYS:O	2:C:472:PRO:N	19	0.36	0.11	0.38
(1,6)	1:A:48:LYS:O	2:C:472:PRO:O	19	0.36	0.11	0.38
(1,6)	1:A:48:LYS:O	2:C:482:LEU:C	19	0.36	0.11	0.38
(1,6)	1:A:48:LYS:O	2:C:482:LEU:CA	19	0.36	0.11	0.38
(1,6)	1:A:48:LYS:O	2:C:482:LEU:CB	19	0.36	0.11	0.38
(1,6)	1:A:48:LYS:O	2:C:482:LEU:CD1	19	0.36	0.11	0.38
(1,6)	1:A:48:LYS:O	2:C:482:LEU:CD2	19	0.36	0.11	0.38
(1,6)	1:A:48:LYS:O	2:C:482:LEU:CG	19	0.36	0.11	0.38
(1,6)	1:A:48:LYS:O	2:C:482:LEU:H	19	0.36	0.11	0.38
(1,6)	1:A:48:LYS:O	2:C:482:LEU:HA	19	0.36	0.11	0.38
(1,6)	1:A:48:LYS:O	2:C:482:LEU:HB2	19	0.36	0.11	0.38
(1,6)	1:A:48:LYS:O	2:C:482:LEU:HB3	19	0.36	0.11	0.38

Continued on next page...

Continued from previous page...

Key	Atom-1	Atom-2	Models ¹	Mean (Å)	SD ¹ (Å)	Median (Å)
(1,6)	1:A:48:LYS:O	2:C:482:LEU:HD11	19	0.36	0.11	0.38
(1,6)	1:A:48:LYS:O	2:C:482:LEU:HD12	19	0.36	0.11	0.38
(1,6)	1:A:48:LYS:O	2:C:482:LEU:HD13	19	0.36	0.11	0.38
(1,6)	1:A:48:LYS:O	2:C:482:LEU:HD21	19	0.36	0.11	0.38
(1,6)	1:A:48:LYS:O	2:C:482:LEU:HD22	19	0.36	0.11	0.38
(1,6)	1:A:48:LYS:O	2:C:482:LEU:HD23	19	0.36	0.11	0.38
(1,6)	1:A:48:LYS:O	2:C:482:LEU:HG	19	0.36	0.11	0.38
(1,6)	1:A:48:LYS:O	2:C:482:LEU:N	19	0.36	0.11	0.38
(1,6)	1:A:48:LYS:O	2:C:482:LEU:O	19	0.36	0.11	0.38
(1,6)	1:A:48:LYS:O	2:C:483:THR:C	19	0.36	0.11	0.38
(1,6)	1:A:48:LYS:O	2:C:483:THR:CA	19	0.36	0.11	0.38
(1,6)	1:A:48:LYS:O	2:C:483:THR:CB	19	0.36	0.11	0.38
(1,6)	1:A:48:LYS:O	2:C:483:THR:CG2	19	0.36	0.11	0.38
(1,6)	1:A:48:LYS:O	2:C:483:THR:H	19	0.36	0.11	0.38
(1,6)	1:A:48:LYS:O	2:C:483:THR:HA	19	0.36	0.11	0.38
(1,6)	1:A:48:LYS:O	2:C:483:THR:HB	19	0.36	0.11	0.38
(1,6)	1:A:48:LYS:O	2:C:483:THR:HG1	19	0.36	0.11	0.38
(1,6)	1:A:48:LYS:O	2:C:483:THR:HG21	19	0.36	0.11	0.38
(1,6)	1:A:48:LYS:O	2:C:483:THR:HG22	19	0.36	0.11	0.38
(1,6)	1:A:48:LYS:O	2:C:483:THR:HG23	19	0.36	0.11	0.38
(1,6)	1:A:48:LYS:O	2:C:483:THR:N	19	0.36	0.11	0.38
(1,6)	1:A:48:LYS:O	2:C:483:THR:O	19	0.36	0.11	0.38
(1,6)	1:A:48:LYS:O	2:C:483:THR:OG1	19	0.36	0.11	0.38
(1,6)	1:A:48:LYS:O	2:C:484:ARG:C	19	0.36	0.11	0.38
(1,6)	1:A:48:LYS:O	2:C:484:ARG:CA	19	0.36	0.11	0.38
(1,6)	1:A:48:LYS:O	2:C:484:ARG:CB	19	0.36	0.11	0.38
(1,6)	1:A:48:LYS:O	2:C:484:ARG:CD	19	0.36	0.11	0.38
(1,6)	1:A:48:LYS:O	2:C:484:ARG:CG	19	0.36	0.11	0.38
(1,6)	1:A:48:LYS:O	2:C:484:ARG:CZ	19	0.36	0.11	0.38
(1,6)	1:A:48:LYS:O	2:C:484:ARG:H	19	0.36	0.11	0.38
(1,6)	1:A:48:LYS:O	2:C:484:ARG:HA	19	0.36	0.11	0.38
(1,6)	1:A:48:LYS:O	2:C:484:ARG:HB2	19	0.36	0.11	0.38
(1,6)	1:A:48:LYS:O	2:C:484:ARG:HB3	19	0.36	0.11	0.38
(1,6)	1:A:48:LYS:O	2:C:484:ARG:HD2	19	0.36	0.11	0.38
(1,6)	1:A:48:LYS:O	2:C:484:ARG:HD3	19	0.36	0.11	0.38
(1,6)	1:A:48:LYS:O	2:C:484:ARG:HE	19	0.36	0.11	0.38
(1,6)	1:A:48:LYS:O	2:C:484:ARG:HG2	19	0.36	0.11	0.38
(1,6)	1:A:48:LYS:O	2:C:484:ARG:HG3	19	0.36	0.11	0.38
(1,6)	1:A:48:LYS:O	2:C:484:ARG:HH11	19	0.36	0.11	0.38
(1,6)	1:A:48:LYS:O	2:C:484:ARG:HH12	19	0.36	0.11	0.38
(1,6)	1:A:48:LYS:O	2:C:484:ARG:HH21	19	0.36	0.11	0.38
(1,6)	1:A:48:LYS:O	2:C:484:ARG:HH22	19	0.36	0.11	0.38

Continued on next page...

Continued from previous page...

Key	Atom-1	Atom-2	Models ¹	Mean (Å)	SD ¹ (Å)	Median (Å)
(1,6)	1:A:48:LYS:O	2:C:484:ARG:N	19	0.36	0.11	0.38
(1,6)	1:A:48:LYS:O	2:C:484:ARG:NE	19	0.36	0.11	0.38
(1,6)	1:A:48:LYS:O	2:C:484:ARG:NH1	19	0.36	0.11	0.38
(1,6)	1:A:48:LYS:O	2:C:484:ARG:NH2	19	0.36	0.11	0.38
(1,6)	1:A:48:LYS:O	2:C:484:ARG:O	19	0.36	0.11	0.38
(1,6)	1:A:48:LYS:O	2:C:485:SER:C	19	0.36	0.11	0.38
(1,6)	1:A:48:LYS:O	2:C:485:SER:CA	19	0.36	0.11	0.38
(1,6)	1:A:48:LYS:O	2:C:485:SER:CB	19	0.36	0.11	0.38
(1,6)	1:A:48:LYS:O	2:C:485:SER:H	19	0.36	0.11	0.38
(1,6)	1:A:48:LYS:O	2:C:485:SER:HA	19	0.36	0.11	0.38
(1,6)	1:A:48:LYS:O	2:C:485:SER:HB2	19	0.36	0.11	0.38
(1,6)	1:A:48:LYS:O	2:C:485:SER:HB3	19	0.36	0.11	0.38
(1,6)	1:A:48:LYS:O	2:C:485:SER:HG	19	0.36	0.11	0.38
(1,6)	1:A:48:LYS:O	2:C:485:SER:N	19	0.36	0.11	0.38
(1,6)	1:A:48:LYS:O	2:C:485:SER:O	19	0.36	0.11	0.38
(1,6)	1:A:48:LYS:O	2:C:485:SER:OG	19	0.36	0.11	0.38
(1,6)	1:A:48:LYS:O	2:C:486:VAL:C	19	0.36	0.11	0.38
(1,6)	1:A:48:LYS:O	2:C:486:VAL:CA	19	0.36	0.11	0.38
(1,6)	1:A:48:LYS:O	2:C:486:VAL:CB	19	0.36	0.11	0.38
(1,6)	1:A:48:LYS:O	2:C:486:VAL:CG1	19	0.36	0.11	0.38
(1,6)	1:A:48:LYS:O	2:C:486:VAL:CG2	19	0.36	0.11	0.38
(1,6)	1:A:48:LYS:O	2:C:486:VAL:H	19	0.36	0.11	0.38
(1,6)	1:A:48:LYS:O	2:C:486:VAL:HA	19	0.36	0.11	0.38
(1,6)	1:A:48:LYS:O	2:C:486:VAL:HB	19	0.36	0.11	0.38
(1,6)	1:A:48:LYS:O	2:C:486:VAL:HG11	19	0.36	0.11	0.38
(1,6)	1:A:48:LYS:O	2:C:486:VAL:HG12	19	0.36	0.11	0.38
(1,6)	1:A:48:LYS:O	2:C:486:VAL:HG13	19	0.36	0.11	0.38
(1,6)	1:A:48:LYS:O	2:C:486:VAL:HG21	19	0.36	0.11	0.38
(1,6)	1:A:48:LYS:O	2:C:486:VAL:HG22	19	0.36	0.11	0.38
(1,6)	1:A:48:LYS:O	2:C:486:VAL:HG23	19	0.36	0.11	0.38
(1,6)	1:A:48:LYS:O	2:C:486:VAL:N	19	0.36	0.11	0.38
(1,6)	1:A:48:LYS:O	2:C:486:VAL:O	19	0.36	0.11	0.38
(1,6)	1:A:48:LYS:O	2:C:487:GLU:C	19	0.36	0.11	0.38
(1,6)	1:A:48:LYS:O	2:C:487:GLU:CA	19	0.36	0.11	0.38
(1,6)	1:A:48:LYS:O	2:C:487:GLU:CB	19	0.36	0.11	0.38
(1,6)	1:A:48:LYS:O	2:C:487:GLU:CD	19	0.36	0.11	0.38
(1,6)	1:A:48:LYS:O	2:C:487:GLU:CG	19	0.36	0.11	0.38
(1,6)	1:A:48:LYS:O	2:C:487:GLU:H	19	0.36	0.11	0.38
(1,6)	1:A:48:LYS:O	2:C:487:GLU:HA	19	0.36	0.11	0.38
(1,6)	1:A:48:LYS:O	2:C:487:GLU:HB2	19	0.36	0.11	0.38
(1,6)	1:A:48:LYS:O	2:C:487:GLU:HB3	19	0.36	0.11	0.38
(1,6)	1:A:48:LYS:O	2:C:487:GLU:HG2	19	0.36	0.11	0.38

Continued on next page...

Continued from previous page...

Key	Atom-1	Atom-2	Models ¹	Mean (Å)	SD ¹ (Å)	Median (Å)
(1,6)	1:A:48:LYS:O	2:C:487:GLU:HG3	19	0.36	0.11	0.38
(1,6)	1:A:48:LYS:O	2:C:487:GLU:N	19	0.36	0.11	0.38
(1,6)	1:A:48:LYS:O	2:C:487:GLU:O	19	0.36	0.11	0.38
(1,6)	1:A:48:LYS:O	2:C:487:GLU:OE1	19	0.36	0.11	0.38
(1,6)	1:A:48:LYS:O	2:C:487:GLU:OE2	19	0.36	0.11	0.38
(1,6)	1:A:48:LYS:O	2:C:488:ILE:C	19	0.36	0.11	0.38
(1,6)	1:A:48:LYS:O	2:C:488:ILE:CA	19	0.36	0.11	0.38
(1,6)	1:A:48:LYS:O	2:C:488:ILE:CB	19	0.36	0.11	0.38
(1,6)	1:A:48:LYS:O	2:C:488:ILE:CD1	19	0.36	0.11	0.38
(1,6)	1:A:48:LYS:O	2:C:488:ILE:CG1	19	0.36	0.11	0.38
(1,6)	1:A:48:LYS:O	2:C:488:ILE:CG2	19	0.36	0.11	0.38
(1,6)	1:A:48:LYS:O	2:C:488:ILE:H	19	0.36	0.11	0.38
(1,6)	1:A:48:LYS:O	2:C:488:ILE:HA	19	0.36	0.11	0.38
(1,6)	1:A:48:LYS:O	2:C:488:ILE:HB	19	0.36	0.11	0.38
(1,6)	1:A:48:LYS:O	2:C:488:ILE:HD11	19	0.36	0.11	0.38
(1,6)	1:A:48:LYS:O	2:C:488:ILE:HD12	19	0.36	0.11	0.38
(1,6)	1:A:48:LYS:O	2:C:488:ILE:HD13	19	0.36	0.11	0.38
(1,6)	1:A:48:LYS:O	2:C:488:ILE:HG12	19	0.36	0.11	0.38
(1,6)	1:A:48:LYS:O	2:C:488:ILE:HG13	19	0.36	0.11	0.38
(1,6)	1:A:48:LYS:O	2:C:488:ILE:HG21	19	0.36	0.11	0.38
(1,6)	1:A:48:LYS:O	2:C:488:ILE:HG22	19	0.36	0.11	0.38
(1,6)	1:A:48:LYS:O	2:C:488:ILE:HG23	19	0.36	0.11	0.38
(1,6)	1:A:48:LYS:O	2:C:488:ILE:N	19	0.36	0.11	0.38
(1,6)	1:A:48:LYS:O	2:C:488:ILE:O	19	0.36	0.11	0.38
(1,6)	1:A:48:LYS:O	2:C:490:THR:C	19	0.36	0.11	0.38
(1,6)	1:A:48:LYS:O	2:C:490:THR:CA	19	0.36	0.11	0.38
(1,6)	1:A:48:LYS:O	2:C:490:THR:CB	19	0.36	0.11	0.38
(1,6)	1:A:48:LYS:O	2:C:490:THR:CG2	19	0.36	0.11	0.38
(1,6)	1:A:48:LYS:O	2:C:490:THR:H	19	0.36	0.11	0.38
(1,6)	1:A:48:LYS:O	2:C:490:THR:HA	19	0.36	0.11	0.38
(1,6)	1:A:48:LYS:O	2:C:490:THR:HB	19	0.36	0.11	0.38
(1,6)	1:A:48:LYS:O	2:C:490:THR:HG1	19	0.36	0.11	0.38
(1,6)	1:A:48:LYS:O	2:C:490:THR:HG21	19	0.36	0.11	0.38
(1,6)	1:A:48:LYS:O	2:C:490:THR:HG22	19	0.36	0.11	0.38
(1,6)	1:A:48:LYS:O	2:C:490:THR:HG23	19	0.36	0.11	0.38
(1,6)	1:A:48:LYS:O	2:C:490:THR:N	19	0.36	0.11	0.38
(1,6)	1:A:48:LYS:O	2:C:490:THR:O	19	0.36	0.11	0.38
(1,6)	1:A:48:LYS:O	2:C:490:THR:OG1	19	0.36	0.11	0.38
(1,6)	1:A:48:LYS:O	2:C:491:ASP:C	19	0.36	0.11	0.38
(1,6)	1:A:48:LYS:O	2:C:491:ASP:CA	19	0.36	0.11	0.38
(1,6)	1:A:48:LYS:O	2:C:491:ASP:CB	19	0.36	0.11	0.38
(1,6)	1:A:48:LYS:O	2:C:491:ASP:CG	19	0.36	0.11	0.38

Continued on next page...

Continued from previous page...

Key	Atom-1	Atom-2	Models ¹	Mean (Å)	SD ¹ (Å)	Median (Å)
(1,6)	1:A:48:LYS:O	2:C:491:ASP:H	19	0.36	0.11	0.38
(1,6)	1:A:48:LYS:O	2:C:491:ASP:HA	19	0.36	0.11	0.38
(1,6)	1:A:48:LYS:O	2:C:491:ASP:HB2	19	0.36	0.11	0.38
(1,6)	1:A:48:LYS:O	2:C:491:ASP:HB3	19	0.36	0.11	0.38
(1,6)	1:A:48:LYS:O	2:C:491:ASP:N	19	0.36	0.11	0.38
(1,6)	1:A:48:LYS:O	2:C:491:ASP:O	19	0.36	0.11	0.38
(1,6)	1:A:48:LYS:O	2:C:491:ASP:OD1	19	0.36	0.11	0.38
(1,6)	1:A:48:LYS:O	2:C:491:ASP:OD2	19	0.36	0.11	0.38
(1,6)	1:A:48:LYS:O	2:C:492:ASN:C	19	0.36	0.11	0.38
(1,6)	1:A:48:LYS:O	2:C:492:ASN:CA	19	0.36	0.11	0.38
(1,6)	1:A:48:LYS:O	2:C:492:ASN:CB	19	0.36	0.11	0.38
(1,6)	1:A:48:LYS:O	2:C:492:ASN:CG	19	0.36	0.11	0.38
(1,6)	1:A:48:LYS:O	2:C:492:ASN:H	19	0.36	0.11	0.38
(1,6)	1:A:48:LYS:O	2:C:492:ASN:HA	19	0.36	0.11	0.38
(1,6)	1:A:48:LYS:O	2:C:492:ASN:HB2	19	0.36	0.11	0.38
(1,6)	1:A:48:LYS:O	2:C:492:ASN:HB3	19	0.36	0.11	0.38
(1,6)	1:A:48:LYS:O	2:C:492:ASN:HD21	19	0.36	0.11	0.38
(1,6)	1:A:48:LYS:O	2:C:492:ASN:HD22	19	0.36	0.11	0.38
(1,6)	1:A:48:LYS:O	2:C:492:ASN:N	19	0.36	0.11	0.38
(1,6)	1:A:48:LYS:O	2:C:492:ASN:ND2	19	0.36	0.11	0.38
(1,6)	1:A:48:LYS:O	2:C:492:ASN:O	19	0.36	0.11	0.38
(1,6)	1:A:48:LYS:O	2:C:492:ASN:OD1	19	0.36	0.11	0.38
(1,6)	1:A:48:LYS:O	2:C:494:LEU:C	19	0.36	0.11	0.38
(1,6)	1:A:48:LYS:O	2:C:494:LEU:CA	19	0.36	0.11	0.38
(1,6)	1:A:48:LYS:O	2:C:494:LEU:CB	19	0.36	0.11	0.38
(1,6)	1:A:48:LYS:O	2:C:494:LEU:CD1	19	0.36	0.11	0.38
(1,6)	1:A:48:LYS:O	2:C:494:LEU:CD2	19	0.36	0.11	0.38
(1,6)	1:A:48:LYS:O	2:C:494:LEU:CG	19	0.36	0.11	0.38
(1,6)	1:A:48:LYS:O	2:C:494:LEU:H	19	0.36	0.11	0.38
(1,6)	1:A:48:LYS:O	2:C:494:LEU:HA	19	0.36	0.11	0.38
(1,6)	1:A:48:LYS:O	2:C:494:LEU:HB2	19	0.36	0.11	0.38
(1,6)	1:A:48:LYS:O	2:C:494:LEU:HB3	19	0.36	0.11	0.38
(1,6)	1:A:48:LYS:O	2:C:494:LEU:HD11	19	0.36	0.11	0.38
(1,6)	1:A:48:LYS:O	2:C:494:LEU:HD12	19	0.36	0.11	0.38
(1,6)	1:A:48:LYS:O	2:C:494:LEU:HD13	19	0.36	0.11	0.38
(1,6)	1:A:48:LYS:O	2:C:494:LEU:HD21	19	0.36	0.11	0.38
(1,6)	1:A:48:LYS:O	2:C:494:LEU:HD22	19	0.36	0.11	0.38
(1,6)	1:A:48:LYS:O	2:C:494:LEU:HD23	19	0.36	0.11	0.38
(1,6)	1:A:48:LYS:O	2:C:494:LEU:HG	19	0.36	0.11	0.38
(1,6)	1:A:48:LYS:O	2:C:494:LEU:N	19	0.36	0.11	0.38
(1,6)	1:A:48:LYS:O	2:C:494:LEU:O	19	0.36	0.11	0.38
(1,6)	1:A:48:LYS:O	2:C:495:GLU:C	19	0.36	0.11	0.38

Continued on next page...

Continued from previous page...

Key	Atom-1	Atom-2	Models ¹	Mean (Å)	SD ¹ (Å)	Median (Å)
(1,6)	1:A:48:LYS:O	2:C:495:GLU:CA	19	0.36	0.11	0.38
(1,6)	1:A:48:LYS:O	2:C:495:GLU:CB	19	0.36	0.11	0.38
(1,6)	1:A:48:LYS:O	2:C:495:GLU:CD	19	0.36	0.11	0.38
(1,6)	1:A:48:LYS:O	2:C:495:GLU:CG	19	0.36	0.11	0.38
(1,6)	1:A:48:LYS:O	2:C:495:GLU:H	19	0.36	0.11	0.38
(1,6)	1:A:48:LYS:O	2:C:495:GLU:HA	19	0.36	0.11	0.38
(1,6)	1:A:48:LYS:O	2:C:495:GLU:HB2	19	0.36	0.11	0.38
(1,6)	1:A:48:LYS:O	2:C:495:GLU:HB3	19	0.36	0.11	0.38
(1,6)	1:A:48:LYS:O	2:C:495:GLU:HG2	19	0.36	0.11	0.38
(1,6)	1:A:48:LYS:O	2:C:495:GLU:HG3	19	0.36	0.11	0.38
(1,6)	1:A:48:LYS:O	2:C:495:GLU:N	19	0.36	0.11	0.38
(1,6)	1:A:48:LYS:O	2:C:495:GLU:O	19	0.36	0.11	0.38
(1,6)	1:A:48:LYS:O	2:C:495:GLU:OE1	19	0.36	0.11	0.38
(1,6)	1:A:48:LYS:O	2:C:495:GLU:OE2	19	0.36	0.11	0.38
(1,6)	1:A:48:LYS:O	2:C:496:GLY:C	19	0.36	0.11	0.38
(1,6)	1:A:48:LYS:O	2:C:496:GLY:CA	19	0.36	0.11	0.38
(1,6)	1:A:48:LYS:O	2:C:496:GLY:H	19	0.36	0.11	0.38
(1,6)	1:A:48:LYS:O	2:C:496:GLY:HA2	19	0.36	0.11	0.38
(1,6)	1:A:48:LYS:O	2:C:496:GLY:HA3	19	0.36	0.11	0.38
(1,6)	1:A:48:LYS:O	2:C:496:GLY:N	19	0.36	0.11	0.38
(1,6)	1:A:48:LYS:O	2:C:496:GLY:O	19	0.36	0.11	0.38
(1,6)	1:A:48:LYS:O	2:C:497:ARG:C	19	0.36	0.11	0.38
(1,6)	1:A:48:LYS:O	2:C:497:ARG:CA	19	0.36	0.11	0.38
(1,6)	1:A:48:LYS:O	2:C:497:ARG:CB	19	0.36	0.11	0.38
(1,6)	1:A:48:LYS:O	2:C:497:ARG:CD	19	0.36	0.11	0.38
(1,6)	1:A:48:LYS:O	2:C:497:ARG:CG	19	0.36	0.11	0.38
(1,6)	1:A:48:LYS:O	2:C:497:ARG:CZ	19	0.36	0.11	0.38
(1,6)	1:A:48:LYS:O	2:C:497:ARG:H	19	0.36	0.11	0.38
(1,6)	1:A:48:LYS:O	2:C:497:ARG:HA	19	0.36	0.11	0.38
(1,6)	1:A:48:LYS:O	2:C:497:ARG:HB2	19	0.36	0.11	0.38
(1,6)	1:A:48:LYS:O	2:C:497:ARG:HB3	19	0.36	0.11	0.38
(1,6)	1:A:48:LYS:O	2:C:497:ARG:HD2	19	0.36	0.11	0.38
(1,6)	1:A:48:LYS:O	2:C:497:ARG:HD3	19	0.36	0.11	0.38
(1,6)	1:A:48:LYS:O	2:C:497:ARG:HE	19	0.36	0.11	0.38
(1,6)	1:A:48:LYS:O	2:C:497:ARG:HG2	19	0.36	0.11	0.38
(1,6)	1:A:48:LYS:O	2:C:497:ARG:HG3	19	0.36	0.11	0.38
(1,6)	1:A:48:LYS:O	2:C:497:ARG:HH11	19	0.36	0.11	0.38
(1,6)	1:A:48:LYS:O	2:C:497:ARG:HH12	19	0.36	0.11	0.38
(1,6)	1:A:48:LYS:O	2:C:497:ARG:HH21	19	0.36	0.11	0.38
(1,6)	1:A:48:LYS:O	2:C:497:ARG:HH22	19	0.36	0.11	0.38
(1,6)	1:A:48:LYS:O	2:C:497:ARG:N	19	0.36	0.11	0.38
(1,6)	1:A:48:LYS:O	2:C:497:ARG:NE	19	0.36	0.11	0.38

Continued on next page...

Continued from previous page...

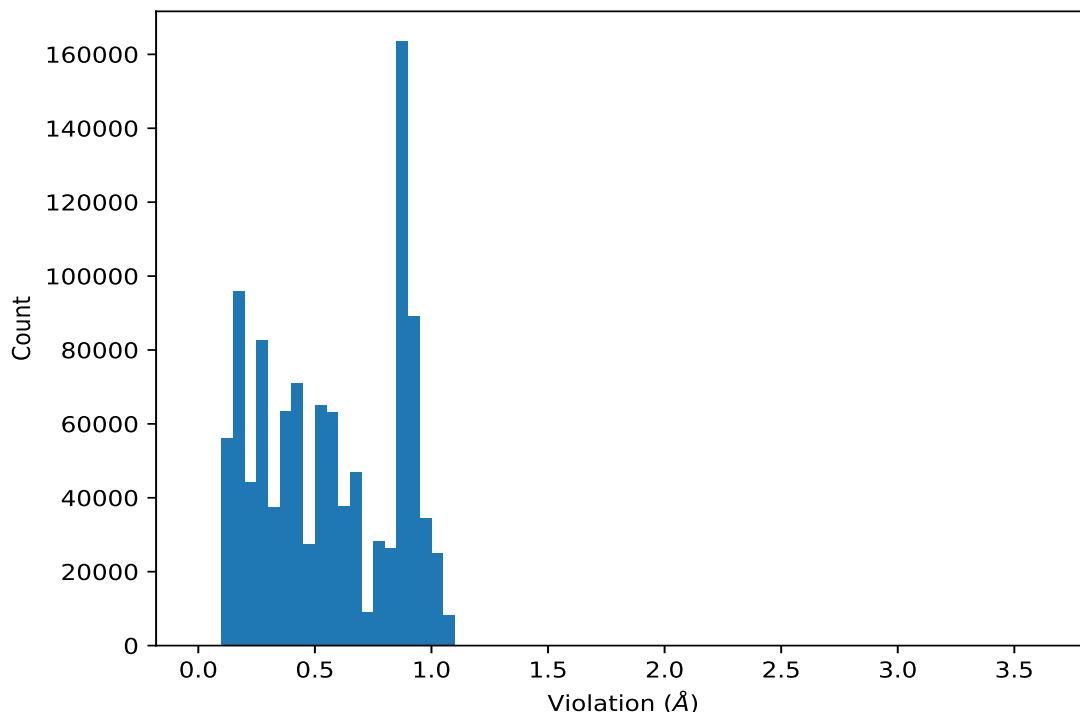
Key	Atom-1	Atom-2	Models ¹	Mean (Å)	SD ¹ (Å)	Median (Å)
(1,6)	1:A:48:LYS:O	2:C:497:ARG:NH1	19	0.36	0.11	0.38
(1,6)	1:A:48:LYS:O	2:C:497:ARG:NH2	19	0.36	0.11	0.38
(1,6)	1:A:48:LYS:O	2:C:497:ARG:O	19	0.36	0.11	0.38
(1,24)	2:C:467:MET:HE1	1:A:68:HIS:HA	18	1.35	0.47	1.4
(1,24)	2:C:467:MET:HE2	1:A:68:HIS:HA	18	1.35	0.47	1.4
(1,24)	2:C:467:MET:HE3	1:A:68:HIS:HA	18	1.35	0.47	1.4
(1,33)	2:C:494:LEU:HD11	1:A:42:ARG:HB3	17	0.59	0.35	0.54
(1,31)	2:C:486:VAL:HG22	1:A:8:LEU:HB3	17	0.43	0.37	0.32
(1,18)	2:C:469:PRO:C	1:A:4:PHE:C	14	0.26	0.15	0.24

¹Number of violated models, ²Standard deviation

9.5 All violated distance restraints [\(i\)](#)

9.5.1 Histogram : Distribution of distance violations [\(i\)](#)

The following histogram shows the distribution of the absolute value of the violation for all violated restraints in the ensemble.



9.5.2 Table : All distance violations [\(i\)](#)

The following table provides the 10 worst performing restraints, sorted by the violation value. The Key (restraint list ID, restraint ID) is the unique identifier for a given restraint. Rows with same

key represent combinatorial or ambiguous restraints and are counted as a single restraint.

Key	Atom-1	Atom-2	Model ID	Violation (Å)
(1,26)	2:C:467:MET:HE1	1:A:70:VAL:HA	15	3.62
(1,26)	2:C:467:MET:HE2	1:A:70:VAL:HA	15	3.62
(1,26)	2:C:467:MET:HE3	1:A:70:VAL:HA	15	3.62
(1,26)	2:C:467:MET:HE1	1:A:70:VAL:HA	14	3.37
(1,26)	2:C:467:MET:HE2	1:A:70:VAL:HA	14	3.37
(1,26)	2:C:467:MET:HE3	1:A:70:VAL:HA	14	3.37
(1,26)	2:C:467:MET:HE1	1:A:70:VAL:HA	16	3.37
(1,26)	2:C:467:MET:HE2	1:A:70:VAL:HA	16	3.37
(1,26)	2:C:467:MET:HE3	1:A:70:VAL:HA	16	3.37
(1,26)	2:C:467:MET:HE1	1:A:70:VAL:HA	8	3.15
(1,26)	2:C:467:MET:HE2	1:A:70:VAL:HA	8	3.15
(1,26)	2:C:467:MET:HE3	1:A:70:VAL:HA	8	3.15
(1,26)	2:C:467:MET:HE1	1:A:70:VAL:HA	19	3.09
(1,26)	2:C:467:MET:HE2	1:A:70:VAL:HA	19	3.09
(1,26)	2:C:467:MET:HE3	1:A:70:VAL:HA	19	3.09
(1,26)	2:C:467:MET:HE1	1:A:70:VAL:HA	12	3.06
(1,26)	2:C:467:MET:HE2	1:A:70:VAL:HA	12	3.06
(1,26)	2:C:467:MET:HE3	1:A:70:VAL:HA	12	3.06
(1,26)	2:C:467:MET:HE1	1:A:70:VAL:HA	1	3.02
(1,26)	2:C:467:MET:HE2	1:A:70:VAL:HA	1	3.02
(1,26)	2:C:467:MET:HE3	1:A:70:VAL:HA	1	3.02
(1,26)	2:C:467:MET:HE1	1:A:70:VAL:HA	17	2.9
(1,26)	2:C:467:MET:HE2	1:A:70:VAL:HA	17	2.9
(1,26)	2:C:467:MET:HE3	1:A:70:VAL:HA	17	2.9
(1,26)	2:C:467:MET:HE1	1:A:70:VAL:HA	6	2.88
(1,26)	2:C:467:MET:HE2	1:A:70:VAL:HA	6	2.88
(1,26)	2:C:467:MET:HE3	1:A:70:VAL:HA	6	2.88
(1,26)	2:C:467:MET:HE1	1:A:70:VAL:HA	9	2.85

10 Dihedral-angle violation analysis

No dihedral-angle restraints found