



wwPDB X-ray Structure Validation Summary Report ⓘ

Oct 1, 2023 – 01:02 PM EDT

PDB ID : 4LSK
Title : Crystal Structure of tRNA Proline (CGG) Bound to Codon CCG-G on the Ribosome
Authors : Maehigashi, T.; Dunkle, J.A.; Dunham, C.M.
Deposited on : 2013-07-22
Resolution : 3.48 Å (reported)

This is a wwPDB X-ray Structure Validation Summary Report for a publicly released PDB entry.

We welcome your comments at validation@mail.wwpdb.org

A user guide is available at

<https://www.wwpdb.org/validation/2017/XrayValidationReportHelp>

with specific help available everywhere you see the ⓘ symbol.

The types of validation reports are described at

<http://www.wwpdb.org/validation/2017/FAQs#types>.

The following versions of software and data (see [references ⓘ](#)) were used in the production of this report:

MolProbity : 4.02b-467
Mogul : 1.8.5 (274361), CSD as541be (2020)
Xtrriage (Phenix) : 1.13
EDS : 2.35.1
buster-report : 1.1.7 (2018)
Percentile statistics : 20191225.v01 (using entries in the PDB archive December 25th 2019)
Refmac : 5.8.0158
CCP4 : 7.0.044 (Gargrove)
Ideal geometry (proteins) : Engh & Huber (2001)
Ideal geometry (DNA, RNA) : Parkinson et al. (1996)
Validation Pipeline (wwPDB-VP) : 2.35.1

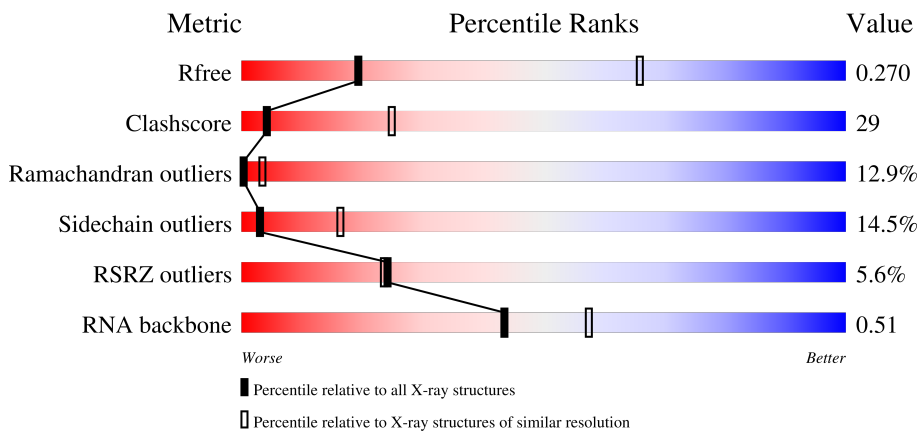
1 Overall quality at a glance i

The following experimental techniques were used to determine the structure:

X-RAY DIFFRACTION

The reported resolution of this entry is 3.48 Å.

Percentile scores (ranging between 0-100) for global validation metrics of the entry are shown in the following graphic. The table shows the number of entries on which the scores are based.



Metric	Whole archive (#Entries)	Similar resolution (#Entries, resolution range(Å))
R_{free}	130704	1379 (3.56-3.40)
Clashscore	141614	1461 (3.56-3.40)
Ramachandran outliers	138981	1424 (3.56-3.40)
Sidechain outliers	138945	1425 (3.56-3.40)
RSRZ outliers	127900	1289 (3.56-3.40)
RNA backbone	3102	1054 (4.00-2.96)

The table below summarises the geometric issues observed across the polymeric chains and their fit to the electron density. The red, orange, yellow and green segments of the lower bar indicate the fraction of residues that contain outliers for ≥ 3 , 2, 1 and 0 types of geometric quality criteria respectively. A grey segment represents the fraction of residues that are not modelled. The numeric value for each fraction is indicated below the corresponding segment, with a dot representing fractions $\leq 5\%$. The upper red bar (where present) indicates the fraction of residues that have poor fit to the electron density. The numeric value is given above the bar.

Mol	Chain	Length	Quality of chain
1	QA	1522	<div style="display: flex; align-items: center;"> <div style="width: 3%; height: 10px; background-color: red; margin-right: 5px;"></div> <div style="width: 52%; height: 10px; background-color: green; margin-right: 5px;"></div> <div style="width: 36%; height: 10px; background-color: yellow; margin-right: 5px;"></div> <div style="width: 9%; height: 10px; background-color: orange; margin-right: 5px;"></div> <div style="width: 2%; height: 10px; background-color: red; margin-right: 5px;"></div> <div style="width: 2%; height: 10px; background-color: grey;"></div> </div> <p style="margin-left: 10px;">3% 52% 36% 9% ..</p>
1	XA	1522	<div style="display: flex; align-items: center;"> <div style="width: 2%; height: 10px; background-color: red; margin-right: 5px;"></div> <div style="width: 51%; height: 10px; background-color: green; margin-right: 5px;"></div> <div style="width: 36%; height: 10px; background-color: yellow; margin-right: 5px;"></div> <div style="width: 10%; height: 10px; background-color: orange; margin-right: 5px;"></div> <div style="width: 2%; height: 10px; background-color: red; margin-right: 5px;"></div> <div style="width: 2%; height: 10px; background-color: grey;"></div> </div> <p style="margin-left: 10px;">2% 51% 36% 10% ..</p>
2	QB	256	<div style="display: flex; align-items: center;"> <div style="width: 11%; height: 10px; background-color: red; margin-right: 5px;"></div> <div style="width: 17%; height: 10px; background-color: green; margin-right: 5px;"></div> <div style="width: 59%; height: 10px; background-color: yellow; margin-right: 5px;"></div> <div style="width: 16%; height: 10px; background-color: orange; margin-right: 5px;"></div> <div style="width: 7%; height: 10px; background-color: grey;"></div> </div> <p style="margin-left: 10px;">11% 17% 59% 16% • 7%</p>
2	XB	256	<div style="display: flex; align-items: center;"> <div style="width: 7%; height: 10px; background-color: red; margin-right: 5px;"></div> <div style="width: 17%; height: 10px; background-color: green; margin-right: 5px;"></div> <div style="width: 59%; height: 10px; background-color: yellow; margin-right: 5px;"></div> <div style="width: 16%; height: 10px; background-color: orange; margin-right: 5px;"></div> <div style="width: 7%; height: 10px; background-color: grey;"></div> </div> <p style="margin-left: 10px;">7% 17% 59% 16% • 7%</p>


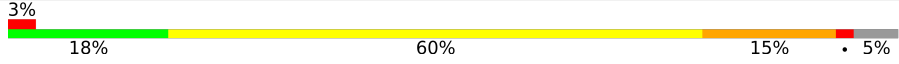
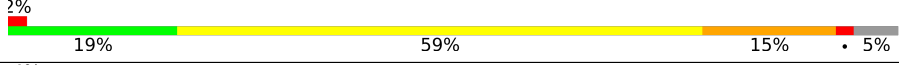
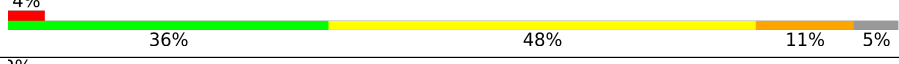
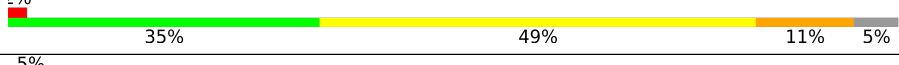
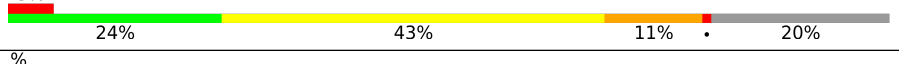
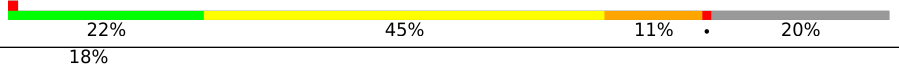
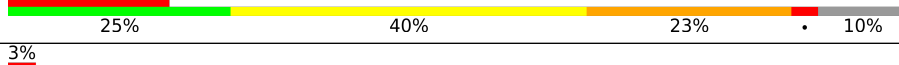
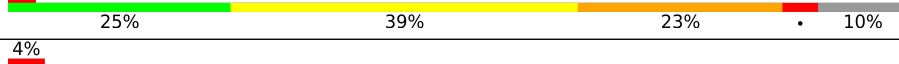
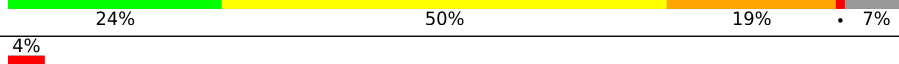
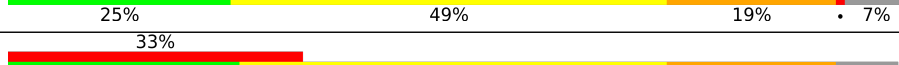
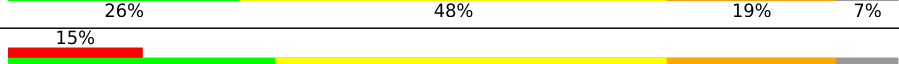
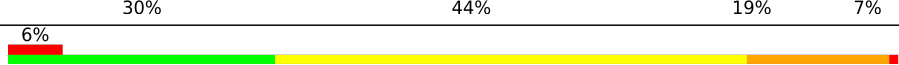


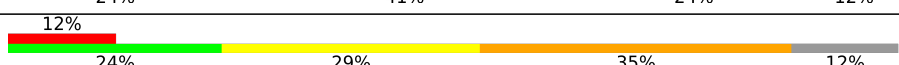


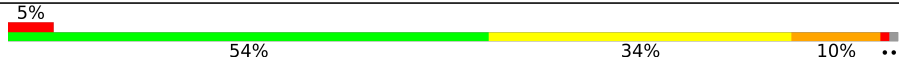


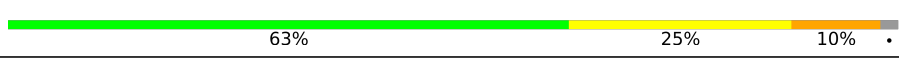



Continued on next page...

Continued from previous page...

Mol	Chain	Length	Quality of chain
3	QC	239	5% 23% 53% 9% 14%
3	XC	239	% 23% 53% 9% 14%
4	QD	209	2% 25% 59% 13%
4	XD	209	3% 27% 60% 11%
5	QE	162	3% 29% 52% 12% 7%
5	XE	162	3% 30% 52% 12% 7%
6	QF	101	2% 25% 59% 15%
6	XF	101	3% 23% 60% 16%
7	QG	156	10% 28% 62% 10%
7	XG	156	8% 29% 60% 10%
8	QH	138	2% 28% 59% 12%
8	XH	138	27% 60% 12%
9	QI	128	13% 21% 64% 13%
9	XI	128	5% 20% 66% 13%
10	QJ	105	32% 18% 63% 12% 6%
10	XJ	105	12% 16% 65% 12% 6%
11	QK	129	7% 33% 49% 9% 8%
11	XK	129	5% 32% 49% 11% 8%
12	QL	132	6% 30% 48% 14% 5%
12	XL	132	4% 30% 49% 14% 5%
13	QM	126	12% 21% 52% 21%
13	XM	126	5% 21% 52% 21%
14	QN	61	15% 16% 59% 15% 8%
14	XN	61	5% 15% 61% 18% 5%
15	QO	89	6% 33% 55% 11%

Continued on next page...

Continued from previous page...

Mol	Chain	Length	Quality of chain
15	XO	89	
16	QP	88	
16	XP	88	
17	QQ	105	
17	XQ	105	
18	QR	88	
18	XR	88	
19	QS	93	
19	XS	93	
20	QT	106	
20	XT	106	
21	QU	27	
21	XU	27	
22	QV	77	
22	XV	77	
23	QY	17	
23	XY	17	
24	QX	25	
24	XX	25	
25	RA	2916	
25	YA	2916	
26	RB	122	
26	YB	122	
27	RD	276	
27	YD	276	

Continued on next page...

Continued from previous page...

Mol	Chain	Length	Quality of chain
28	RE	206	3% 23% 48% 24% 5%
28	YE	206	2% 24% 46% 24% 5%
29	RF	210	2% 35% 47% 13% ..
29	YF	210	35% 48% 12% ..
30	RG	182	46% 21% 59% 16% ..
30	YG	182	18% 21% 60% 16% ..
31	RH	180	22% 23% 44% 19% 8% 6%
31	YH	180	5% 24% 43% 19% 8% 6%
32	RI	148	8% 46% 41% 11% ..
32	YI	148	4% 43% 38% 17% ..
33	RN	140	3% 18% 54% 26% ..
33	YN	140	19% 53% 26% ..
34	RO	122	35% 54% 9% .
34	YO	122	34% 56% 9% .
35	RP	150	8% 19% 51% 23% 8%
35	YP	150	3% 19% 51% 23% 7%
36	RQ	141	6% 31% 50% 16% .
36	YQ	141	2% 31% 50% 16% .
37	RR	118	32% 48% 17% .
37	YR	118	35% 46% 17% .
38	RS	112	3% 12% 63% 19% 5% .
38	YS	112	2% 12% 62% 20% ..
39	RT	146	9% 21% 51% 19% . 6%
39	YT	146	3% 21% 51% 20% . 6%
40	RU	118	2% 34% 53% 11% ..




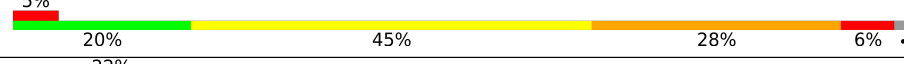
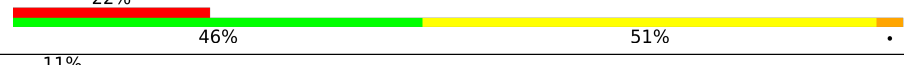
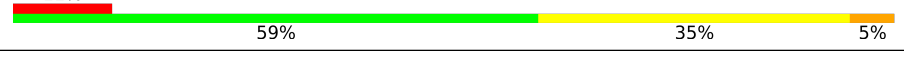
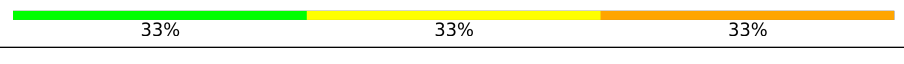

Continued on next page...

Continued from previous page...

Mol	Chain	Length	Quality of chain
40	YU	118	3% 30% 55% 13% ..
41	RV	101	3% 27% 52% 21%
41	YV	101	4% 28% 51% 21%
42	RW	113	2% 28% 50% 19% .
42	YW	113	2% 29% 50% 19% .
43	RX	96	1% 39% 43% 15% .
43	YX	96	38% 44% 15% .
44	RY	110	18% 17% 44% 28% . 7%
44	YY	110	7% 19% 42% 28% . 7%
45	RZ	206	10% 49% 31% 8% . 11%
45	YZ	206	6% 50% 31% 8% 11%
46	R0	85	1% 65% 27% . . .
46	Y0	85	71% 22% . .
47	R1	98	7% 30% 48% 18% . .
47	Y1	98	7% 30% 48% 18% . .
48	R2	72	22% 54% 18% . .
48	Y2	72	22% 54% 18% . .
49	R3	60	10% 32% 52% 15% .
49	Y3	60	3% 32% 52% 13% . .
50	R4	71	42% 7% 42% 39% 11%
50	Y4	71	30% 6% 44% 39% 11%
51	R5	60	18% 23% 47% 22% 7% .
51	Y5	60	12% 22% 48% 22% 7% .
52	R6	54	41% 7% 46% 31% 6% 9%
52	Y6	54	39% 7% 46% 31% 6% 9%

Continued on next page...

Continued from previous page...

Mol	Chain	Length	Quality of chain
53	R7	49	
53	Y7	49	
54	R8	65	
54	Y8	65	
55	R9	37	
55	Y9	37	
56	Z6	3	
56	Z8	3	

The following table lists non-polymeric compounds, carbohydrate monomers and non-standard residues in protein, DNA, RNA chains that are outliers for geometric or electron-density-fit criteria:

Mol	Type	Chain	Res	Chirality	Geometry	Clashes	Electron density
57	MG	QF	201	-	-	-	X
57	MG	RA	3091	-	-	-	X
57	MG	RA	3139	-	-	-	X
57	MG	RA	3199	-	-	-	X
57	MG	RA	3221	-	-	-	X
57	MG	RA	3223	-	-	-	X
57	MG	RA	3228	-	-	-	X
57	MG	XA	1657	-	-	-	X
57	MG	XA	1658	-	-	-	X
57	MG	XA	1673	-	-	-	X
57	MG	YA	3085	-	-	-	X
57	MG	YA	3122	-	-	-	X
57	MG	YA	3166	-	-	-	X
57	MG	YA	3177	-	-	-	X
57	MG	YA	3206	-	-	-	X

2 Entry composition [i](#)

There are 59 unique types of molecules in this entry. The entry contains 292002 atoms, of which 0 are hydrogens and 0 are deuteriums.

In the tables below, the ZeroOcc column contains the number of atoms modelled with zero occupancy, the AltConf column contains the number of residues with at least one atom in alternate conformation and the Trace column contains the number of residues modelled with at most 2 atoms.

- Molecule 1 is a RNA chain called 16S rRNA.

Mol	Chain	Residues	Atoms					ZeroOcc	AltConf	Trace
			Total	C	N	O	P			
1	QA	1500	Total 32247	C 14353	N 5981	O 10414	P 1499	0	0	0
1	XA	1500	Total 32249	C 14354	N 5984	O 10412	P 1499	0	0	0

- Molecule 2 is a protein called 30S ribosomal protein S2.

Mol	Chain	Residues	Atoms					ZeroOcc	AltConf	Trace
			Total	C	N	O	S			
2	QB	237	Total 1924	C 1228	N 344	O 347	S 5	0	0	0
2	XB	237	Total 1924	C 1228	N 344	O 347	S 5	0	0	0

- Molecule 3 is a protein called 30S ribosomal protein S3.

Mol	Chain	Residues	Atoms					ZeroOcc	AltConf	Trace
			Total	C	N	O	S			
3	QC	205	Total 1605	C 1011	N 313	O 280	S 1	0	0	0
3	XC	205	Total 1605	C 1011	N 313	O 280	S 1	0	0	0

- Molecule 4 is a protein called 30S ribosomal protein S4.

Mol	Chain	Residues	Atoms					ZeroOcc	AltConf	Trace
			Total	C	N	O	S			
4	QD	208	Total 1703	C 1066	N 339	O 291	S 7	0	0	0
4	XD	208	Total 1703	C 1066	N 339	O 291	S 7	0	0	0

- Molecule 5 is a protein called 30S ribosomal protein S5.

Mol	Chain	Residues	Atoms					ZeroOcc	AltConf	Trace
5	QE	151	Total	C	N	O	S	0	0	0
			1155	729	218	204	4			
5	XE	151	Total	C	N	O	S	0	0	0
			1155	729	218	204	4			

- Molecule 6 is a protein called 30S ribosomal protein S6.

Mol	Chain	Residues	Atoms					ZeroOcc	AltConf	Trace
6	QF	101	Total	C	N	O	S	0	0	0
			843	531	155	154	3			
6	XF	101	Total	C	N	O	S	0	0	0
			843	531	155	154	3			

- Molecule 7 is a protein called 30S ribosomal protein S7.

Mol	Chain	Residues	Atoms					ZeroOcc	AltConf	Trace
7	QG	155	Total	C	N	O	S	0	0	0
			1257	781	252	218	6			
7	XG	155	Total	C	N	O	S	0	0	0
			1257	781	252	218	6			

- Molecule 8 is a protein called 30S ribosomal protein S8.

Mol	Chain	Residues	Atoms					ZeroOcc	AltConf	Trace
8	QH	138	Total	C	N	O	S	0	0	0
			1116	705	215	193	3			
8	XH	138	Total	C	N	O	S	0	0	0
			1116	705	215	193	3			

- Molecule 9 is a protein called 30S ribosomal protein S9.

Mol	Chain	Residues	Atoms				ZeroOcc	AltConf	Trace
9	QI	127	Total	C	N	O	0	0	0
			1010	639	197	174			
9	XI	127	Total	C	N	O	0	0	0
			1010	639	197	174			

- Molecule 10 is a protein called 30S ribosomal protein S10.

Mol	Chain	Residues	Atoms					ZeroOcc	AltConf	Trace
10	QJ	99	Total	C	N	O	S	0	0	0
			801	504	157	139	1			

Continued on next page...

Continued from previous page...

Mol	Chain	Residues	Atoms					ZeroOcc	AltConf	Trace
			Total	C	N	O	S			
10	XJ	99	801	504	157	139	1	0	0	0

- Molecule 11 is a protein called 30S ribosomal protein S11.

Mol	Chain	Residues	Atoms					ZeroOcc	AltConf	Trace
			Total	C	N	O	S			
11	QK	119	885	549	168	165	3	0	0	0
11	XK	119	885	549	168	165	3	0	0	0

- Molecule 12 is a protein called 30S ribosomal protein S12.

Mol	Chain	Residues	Atoms					ZeroOcc	AltConf	Trace
			Total	C	N	O	S			
12	QL	125	975	614	196	164	1	0	0	0
12	XL	125	975	614	196	164	1	0	0	0

- Molecule 13 is a protein called 30S ribosomal protein S13.

Mol	Chain	Residues	Atoms					ZeroOcc	AltConf	Trace
			Total	C	N	O	S			
13	QM	121	964	597	199	166	2	0	0	0
13	XM	121	964	597	199	166	2	0	0	0

- Molecule 14 is a protein called 30S ribosomal protein S14.

Mol	Chain	Residues	Atoms					ZeroOcc	AltConf	Trace
			Total	C	N	O	S			
14	QN	60	492	312	104	72	4	0	0	0
14	XN	60	492	312	104	72	4	0	0	0

- Molecule 15 is a protein called 30S ribosomal protein S15.

Mol	Chain	Residues	Atoms					ZeroOcc	AltConf	Trace
			Total	C	N	O	S			
15	QO	88	734	459	147	126	2	0	0	0
15	XO	88	734	459	147	126	2	0	0	0

- Molecule 16 is a protein called 30S ribosomal protein S16.

Mol	Chain	Residues	Atoms					ZeroOcc	AltConf	Trace
16	QP	84	Total	C	N	O	S	0	0	0
			705	446	140	118	1			
16	XP	84	Total	C	N	O	S	0	0	0
			705	446	140	118	1			

- Molecule 17 is a protein called 30S ribosomal protein S17.

Mol	Chain	Residues	Atoms					ZeroOcc	AltConf	Trace
17	QQ	100	Total	C	N	O	S	0	0	0
			834	534	155	143	2			
17	XQ	100	Total	C	N	O	S	0	0	0
			834	534	155	143	2			

- Molecule 18 is a protein called 30S ribosomal protein S18.

Mol	Chain	Residues	Atoms				ZeroOcc	AltConf	Trace
18	QR	70	Total	C	N	O	0	0	0
			574	367	112	95			
18	XR	70	Total	C	N	O	0	0	0
			574	367	112	95			

- Molecule 19 is a protein called 30S ribosomal protein S19.

Mol	Chain	Residues	Atoms					ZeroOcc	AltConf	Trace
19	QS	84	Total	C	N	O	S	0	0	0
			674	430	126	116	2			
19	XS	84	Total	C	N	O	S	0	0	0
			674	430	126	116	2			

- Molecule 20 is a protein called 30S ribosomal protein S20.

Mol	Chain	Residues	Atoms					ZeroOcc	AltConf	Trace
20	QT	99	Total	C	N	O	S	0	0	0
			763	470	162	129	2			
20	XT	99	Total	C	N	O	S	0	0	0
			763	470	162	129	2			

- Molecule 21 is a protein called 30S ribosomal protein S21.

Mol	Chain	Residues	Atoms				ZeroOcc	AltConf	Trace
21	QU	25	Total	C	N	O	0	0	0
			217	134	52	31			
21	XU	25	Total	C	N	O	0	0	0
			217	134	52	31			

- Molecule 22 is a RNA chain called P-site tRNA fMet.

Mol	Chain	Residues	Atoms					ZeroOcc	AltConf	Trace
22	QV	77	Total	C	N	O	P	0	0	0
			1644	732	297	538	77			
22	XV	77	Total	C	N	O	P	0	0	0
			1644	732	297	538	77			

- Molecule 23 is a RNA chain called messenger RNA.

Mol	Chain	Residues	Atoms					ZeroOcc	AltConf	Trace
23	QY	15	Total	C	N	O	P	0	0	0
			323	144	58	106	15			
23	XY	15	Total	C	N	O	P	0	0	0
			323	144	58	106	15			

- Molecule 24 is a RNA chain called A-site ASL SufA6.

Mol	Chain	Residues	Atoms					ZeroOcc	AltConf	Trace
24	QX	8	Total	C	N	O	P	0	0	0
			173	77	33	55	8			
24	XX	8	Total	C	N	O	P	0	0	0
			173	77	33	55	8			

- Molecule 25 is a RNA chain called 23S rRNA.

Mol	Chain	Residues	Atoms					ZeroOcc	AltConf	Trace
25	RA	2882	Total	C	N	O	P	0	0	0
			62071	27627	11611	19952	2881			
25	YA	2883	Total	C	N	O	P	0	0	0
			62091	27636	11613	19960	2882			

- Molecule 26 is a RNA chain called 5S rRNA.

Mol	Chain	Residues	Atoms					ZeroOcc	AltConf	Trace
26	RB	120	Total	C	N	O	P	0	0	0
			2573	1146	476	832	119			

Continued on next page...

Continued from previous page...

Mol	Chain	Residues	Atoms					ZeroOcc	AltConf	Trace
			Total	C	N	O	P			
26	YB	120	2573	1146	476	832	119	0	0	0

- Molecule 27 is a protein called 50S ribosomal protein L2.

Mol	Chain	Residues	Atoms					ZeroOcc	AltConf	Trace
			Total	C	N	O	S			
27	RD	272	2115	1335	420	357	3	0	0	0
27	YD	272	2115	1335	420	357	3	0	0	0

- Molecule 28 is a protein called 50S ribosomal protein L3.

Mol	Chain	Residues	Atoms					ZeroOcc	AltConf	Trace
			Total	C	N	O	S			
28	RE	205	1568	991	300	271	6	0	0	0
28	YE	205	1568	991	300	271	6	0	0	0

- Molecule 29 is a protein called 50S ribosomal protein L4.

Mol	Chain	Residues	Atoms					ZeroOcc	AltConf	Trace
			Total	C	N	O	S			
29	RF	202	1585	1011	297	275	2	0	0	0
29	YF	202	1585	1011	297	275	2	0	0	0

- Molecule 30 is a protein called 50S ribosomal protein L5.

Mol	Chain	Residues	Atoms					ZeroOcc	AltConf	Trace
			Total	C	N	O	S			
30	RG	181	1474	942	268	260	4	0	0	0
30	YG	181	1474	942	268	260	4	0	0	0

- Molecule 31 is a protein called 50S ribosomal protein L6.

Mol	Chain	Residues	Atoms					ZeroOcc	AltConf	Trace
			Total	C	N	O	S			
31	RH	170	1307	829	245	232	1	0	0	0
31	YH	170	1307	829	245	232	1	0	0	0

- Molecule 32 is a protein called 50S ribosomal protein L9.

Mol	Chain	Residues	Atoms					ZeroOcc	AltConf	Trace
			Total	C	N	O	S			
32	RI	146	Total	C	N	O	S	0	0	0
			1136	726	201	208	1			
32	YI	146	Total	C	N	O	S	0	0	0
			1136	726	201	208	1			

- Molecule 33 is a protein called 50S ribosomal protein L13.

Mol	Chain	Residues	Atoms					ZeroOcc	AltConf	Trace
			Total	C	N	O	S			
33	RN	138	Total	C	N	O	S	0	0	0
			1104	712	206	182	4			
33	YN	138	Total	C	N	O	S	0	0	0
			1104	712	206	182	4			

- Molecule 34 is a protein called 50S ribosomal protein L14.

Mol	Chain	Residues	Atoms					ZeroOcc	AltConf	Trace
			Total	C	N	O	S			
34	RO	122	Total	C	N	O	S	0	0	0
			933	588	171	170	4			
34	YO	122	Total	C	N	O	S	0	0	0
			933	588	171	170	4			

- Molecule 35 is a protein called 50S ribosomal protein L15.

Mol	Chain	Residues	Atoms					ZeroOcc	AltConf	Trace
			Total	C	N	O	S			
35	RP	150	Total	C	N	O	S	0	0	0
			1145	712	232	198	3			
35	YP	150	Total	C	N	O	S	0	0	0
			1145	712	232	198	3			

- Molecule 36 is a protein called 50S ribosomal protein L16.

Mol	Chain	Residues	Atoms					ZeroOcc	AltConf	Trace
			Total	C	N	O	S			
36	RQ	141	Total	C	N	O	S	0	0	0
			1122	715	212	188	7			
36	YQ	141	Total	C	N	O	S	0	0	0
			1122	715	212	188	7			

- Molecule 37 is a protein called 50S ribosomal protein L17.

Mol	Chain	Residues	Atoms					ZeroOcc	AltConf	Trace
37	RR	118	Total	C	N	O	S	0	0	0
			968	604	203	160	1			
37	YR	118	Total	C	N	O	S	0	0	0
			968	604	203	160	1			

- Molecule 38 is a protein called 50S ribosomal protein L18.

Mol	Chain	Residues	Atoms					ZeroOcc	AltConf	Trace
38	RS	111	Total	C	N	O	S	0	0	0
			882	556	176	150				
38	YS	111	Total	C	N	O	S	0	0	0
			882	556	176	150				

- Molecule 39 is a protein called 50S ribosomal protein L19.

Mol	Chain	Residues	Atoms					ZeroOcc	AltConf	Trace
39	RT	137	Total	C	N	O	S	0	0	0
			1141	710	234	196	1			
39	YT	137	Total	C	N	O	S	0	0	0
			1141	710	234	196	1			

- Molecule 40 is a protein called 50S ribosomal protein L20.

Mol	Chain	Residues	Atoms					ZeroOcc	AltConf	Trace
40	RU	117	Total	C	N	O	S	0	0	0
			964	610	202	151	1			
40	YU	117	Total	C	N	O	S	0	0	0
			964	610	202	151	1			

- Molecule 41 is a protein called 50S ribosomal protein L21.

Mol	Chain	Residues	Atoms					ZeroOcc	AltConf	Trace
41	RV	101	Total	C	N	O	S	0	0	0
			779	501	142	135	1			
41	YV	101	Total	C	N	O	S	0	0	0
			779	501	142	135	1			

- Molecule 42 is a protein called 50S ribosomal protein L22.

Mol	Chain	Residues	Atoms					ZeroOcc	AltConf	Trace
42	RW	113	Total	C	N	O	S	0	0	0
			900	566	177	155	2			

Continued on next page...

Continued from previous page...

Mol	Chain	Residues	Atoms					ZeroOcc	AltConf	Trace
			Total	C	N	O	S			
42	YW	113	900	566	177	155	2	0	0	0

- Molecule 43 is a protein called 50S ribosomal protein L23.

Mol	Chain	Residues	Atoms				ZeroOcc	AltConf	Trace
			Total	C	N	O			
43	RX	92	725	471	131	123	0	0	0
43	YX	92	725	471	131	123	0	0	0

- Molecule 44 is a protein called 50S ribosomal protein L24.

Mol	Chain	Residues	Atoms					ZeroOcc	AltConf	Trace
			Total	C	N	O	S			
44	RY	102	785	505	150	125	5	0	0	0
44	YY	102	785	505	150	125	5	0	0	0

- Molecule 45 is a protein called 50S ribosomal protein L25.

Mol	Chain	Residues	Atoms					ZeroOcc	AltConf	Trace
			Total	C	N	O	S			
45	RZ	183	1461	933	260	265	3	0	0	0
45	YZ	183	1461	933	260	265	3	0	0	0

- Molecule 46 is a protein called 50S ribosomal protein L27.

Mol	Chain	Residues	Atoms					ZeroOcc	AltConf	Trace
			Total	C	N	O	S			
46	R0	82	648	401	138	108	1	0	0	0
46	Y0	82	648	401	138	108	1	0	0	0

- Molecule 47 is a protein called 50S ribosomal protein L28.

Mol	Chain	Residues	Atoms					ZeroOcc	AltConf	Trace
			Total	C	N	O	S			
47	R1	97	763	481	150	131	1	0	0	0
47	Y1	97	763	481	150	131	1	0	0	0

- Molecule 48 is a protein called 50S ribosomal protein L29.

Mol	Chain	Residues	Atoms					ZeroOcc	AltConf	Trace
48	R2	69	Total	C	N	O	S	0	0	0
			581	358	118	104	1			
48	Y2	69	Total	C	N	O	S	0	0	0
			581	358	118	104	1			

- Molecule 49 is a protein called 50S ribosomal protein L30.

Mol	Chain	Residues	Atoms				ZeroOcc	AltConf	Trace
49	R3	59	Total	C	N	O	0	0	0
			469	298	90	81			
49	Y3	59	Total	C	N	O	0	0	0
			469	298	90	81			

- Molecule 50 is a protein called 50S ribosomal protein L31.

Mol	Chain	Residues	Atoms					ZeroOcc	AltConf	Trace
50	R4	71	Total	C	N	O	S	0	0	0
			581	364	108	104	5			
50	Y4	71	Total	C	N	O	S	0	0	0
			581	364	108	104	5			

- Molecule 51 is a protein called 50S ribosomal protein L32.

Mol	Chain	Residues	Atoms					ZeroOcc	AltConf	Trace
51	R5	59	Total	C	N	O	S	0	0	0
			459	288	90	76	5			
51	Y5	59	Total	C	N	O	S	0	0	0
			459	288	90	76	5			

- Molecule 52 is a protein called 50S ribosomal protein L33.

Mol	Chain	Residues	Atoms					ZeroOcc	AltConf	Trace
52	R6	49	Total	C	N	O	S	0	0	0
			424	264	87	69	4			
52	Y6	49	Total	C	N	O	S	0	0	0
			424	264	87	69	4			

- Molecule 53 is a protein called 50S ribosomal protein L34.

Mol	Chain	Residues	Atoms					ZeroOcc	AltConf	Trace
53	R7	49	Total	C	N	O	S	0	0	0
			430	263	108	57	2			
53	Y7	49	Total	C	N	O	S	0	0	0
			430	263	108	57	2			

- Molecule 54 is a protein called 50S ribosomal protein L35.

Mol	Chain	Residues	Atoms					ZeroOcc	AltConf	Trace
54	R8	64	Total	C	N	O	S	0	0	0
			517	331	102	82	2			
54	Y8	64	Total	C	N	O	S	0	0	0
			517	331	102	82	2			

- Molecule 55 is a protein called 50S ribosomal protein L36.

Mol	Chain	Residues	Atoms					ZeroOcc	AltConf	Trace
55	R9	37	Total	C	N	O	S	0	0	0
			307	188	68	47	4			
55	Y9	37	Total	C	N	O	S	0	0	0
			307	188	68	47	4			

- Molecule 56 is a RNA chain called tRNA acceptor end mimic.

Mol	Chain	Residues	Atoms					ZeroOcc	AltConf	Trace
56	Z6	3	Total	C	N	O	P	0	0	0
			74	40	13	19	2			
56	Z8	3	Total	C	N	O	P	0	0	0
			74	40	13	19	2			

- Molecule 57 is MAGNESIUM ION (three-letter code: MG) (formula: Mg).

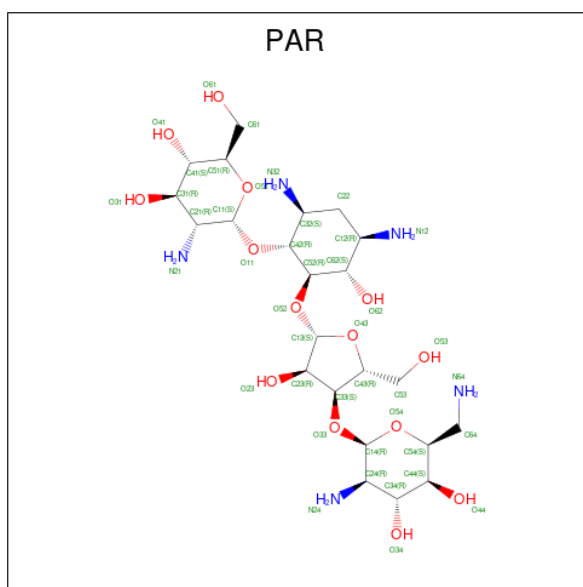
Mol	Chain	Residues	Atoms		ZeroOcc	AltConf
57	QA	65	Total	Mg	0	0
			65	65		
57	QF	1	Total	Mg	0	0
			1	1		
57	QH	1	Total	Mg	0	0
			1	1		
57	QM	1	Total	Mg	0	0
			1	1		
57	QV	1	Total	Mg	0	0
			1	1		

Continued on next page...

Continued from previous page...

Mol	Chain	Residues	Atoms	ZeroOcc	AltConf
57	QX	1	Total Mg 1 1	0	0
57	RA	241	Total Mg 241 241	0	0
57	RB	2	Total Mg 2 2	0	0
57	RD	1	Total Mg 1 1	0	0
57	RE	2	Total Mg 2 2	0	0
57	RF	1	Total Mg 1 1	0	0
57	RR	2	Total Mg 2 2	0	0
57	R0	1	Total Mg 1 1	0	0
57	R5	1	Total Mg 1 1	0	0
57	XA	74	Total Mg 74 74	0	0
57	YA	268	Total Mg 268 268	0	0
57	YB	4	Total Mg 4 4	0	0
57	YE	1	Total Mg 1 1	0	0
57	YP	2	Total Mg 2 2	0	0
57	Y0	1	Total Mg 1 1	0	0
57	Y5	1	Total Mg 1 1	0	0

- Molecule 58 is PAROMOMYCIN (three-letter code: PAR) (formula: C₂₃H₄₅N₅O₁₄).



Mol	Chain	Residues	Atoms				ZeroOcc	AltConf
58	QA	1	Total	C	N	O	0	0
			42	23	5	14		
58	XA	1	Total	C	N	O	0	0
			42	23	5	14		

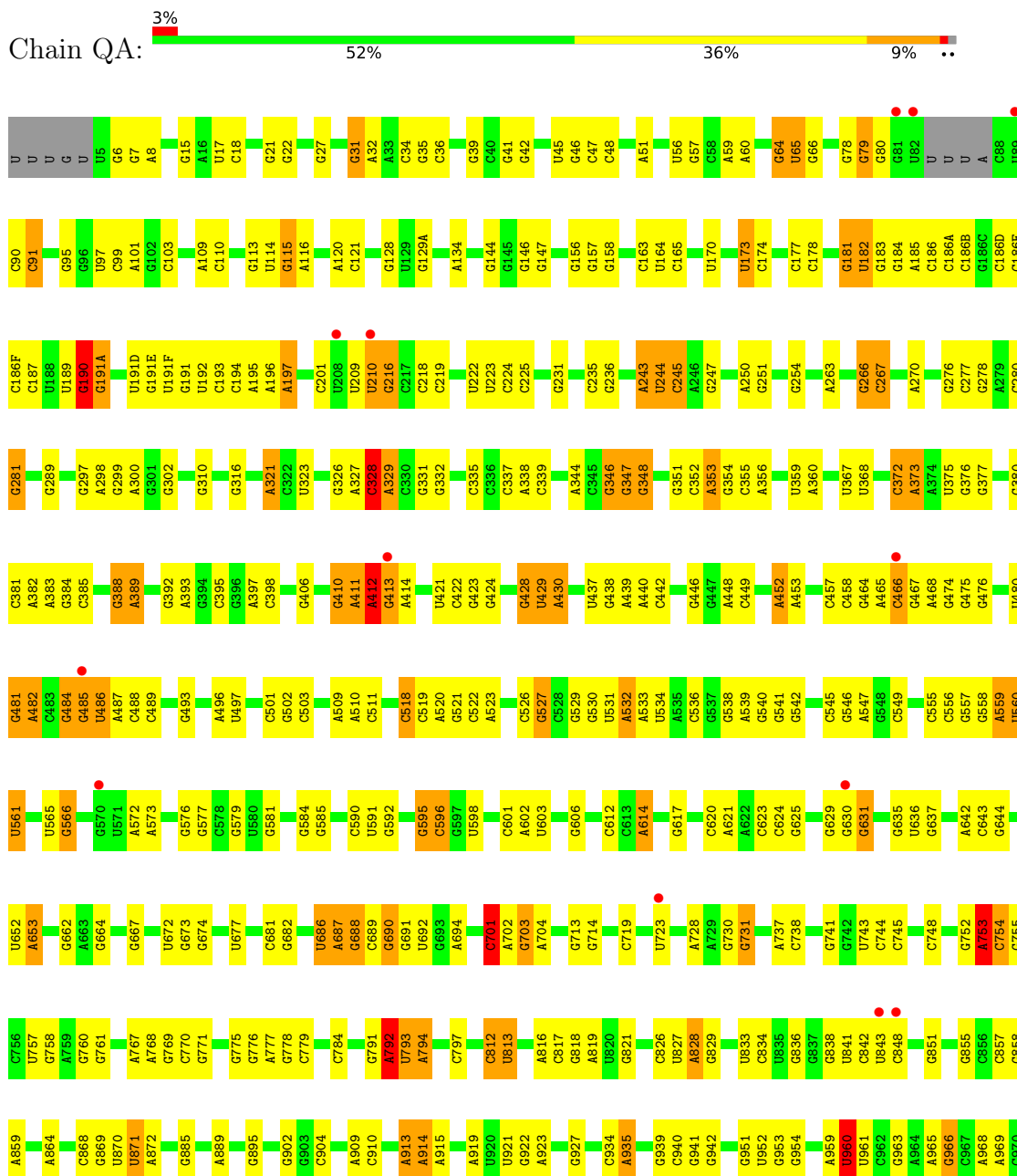
- Molecule 59 is ZINC ION (three-letter code: ZN) (formula: Zn).

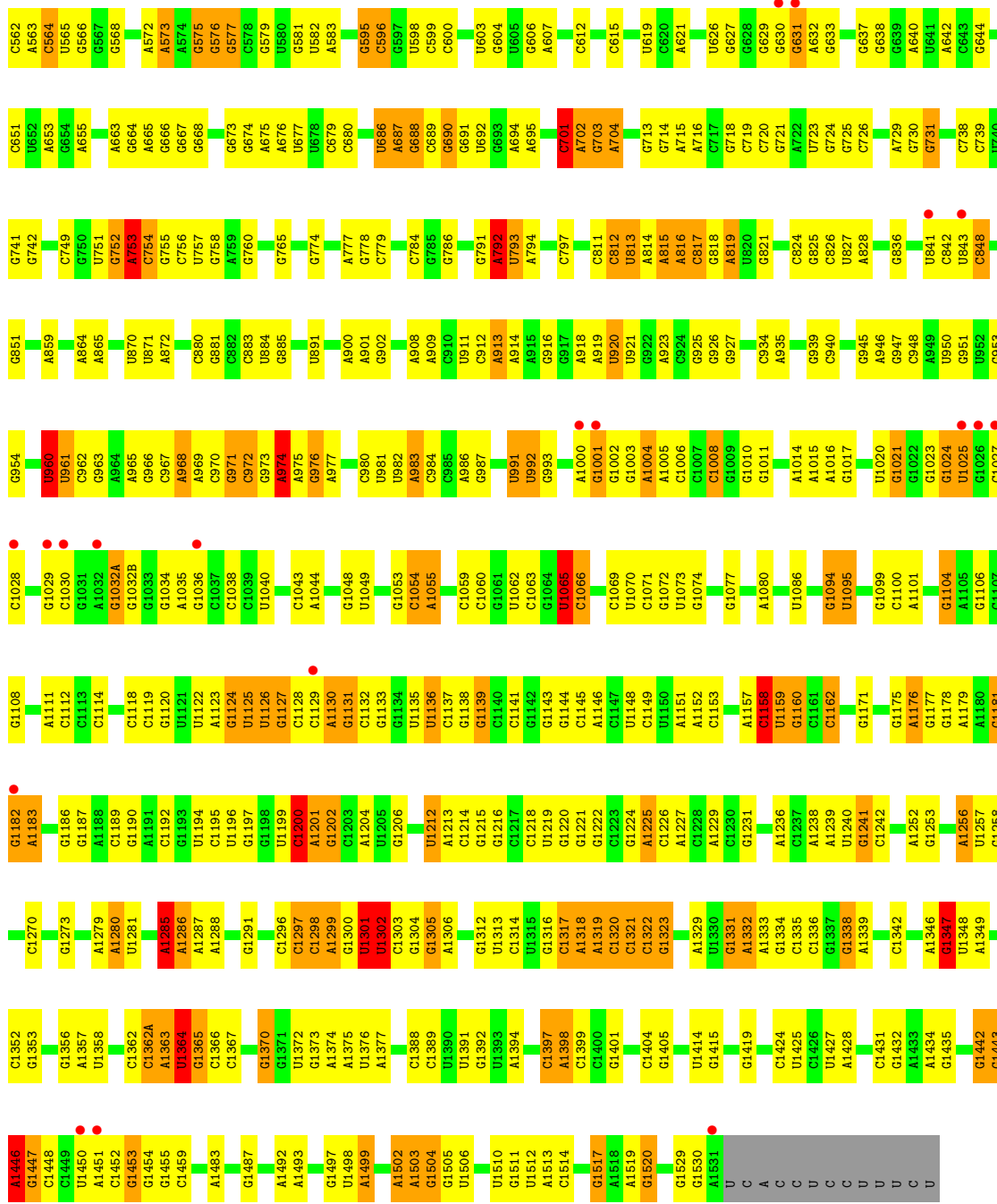
Mol	Chain	Residues	Atoms		ZeroOcc	AltConf
59	QD	1	Total	Zn	0	0
			1	1		
59	QN	1	Total	Zn	0	0
			1	1		
59	R9	1	Total	Zn	0	0
			1	1		
59	XD	1	Total	Zn	0	0
			1	1		
59	XN	1	Total	Zn	0	0
			1	1		
59	Y9	1	Total	Zn	0	0
			1	1		

3 Residue-property plots [i](#)

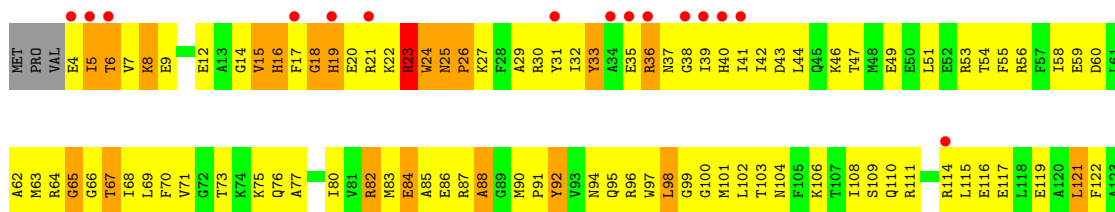
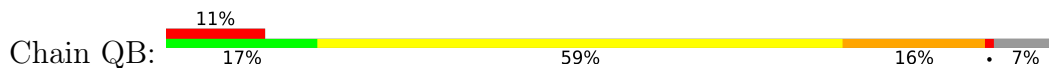
These plots are drawn for all protein, RNA, DNA and oligosaccharide chains in the entry. The first graphic for a chain summarises the proportions of the various outlier classes displayed in the second graphic. The second graphic shows the sequence view annotated by issues in geometry and electron density. Residues are color-coded according to the number of geometric quality criteria for which they contain at least one outlier: green = 0, yellow = 1, orange = 2 and red = 3 or more. A red dot above a residue indicates a poor fit to the electron density ($RSRZ > 2$). Stretches of 2 or more consecutive residues without any outlier are shown as a green connector. Residues present in the sample, but not in the model, are shown in grey.

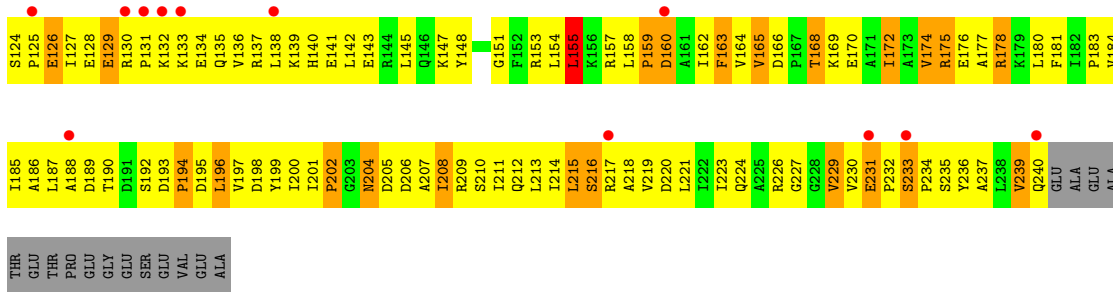
- Molecule 1: 16S rRNA



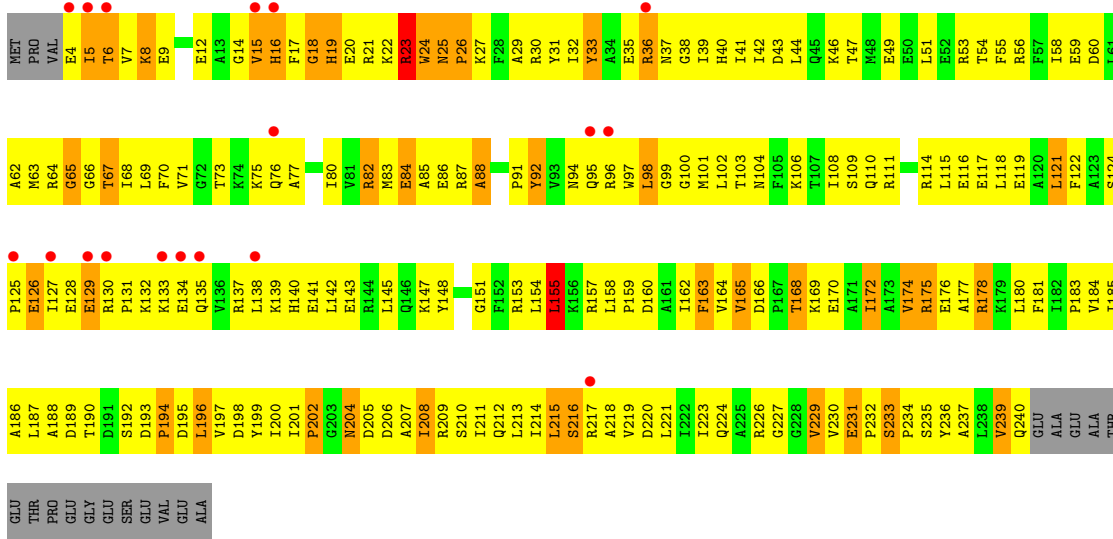


• Molecule 2: 30S ribosomal protein S2

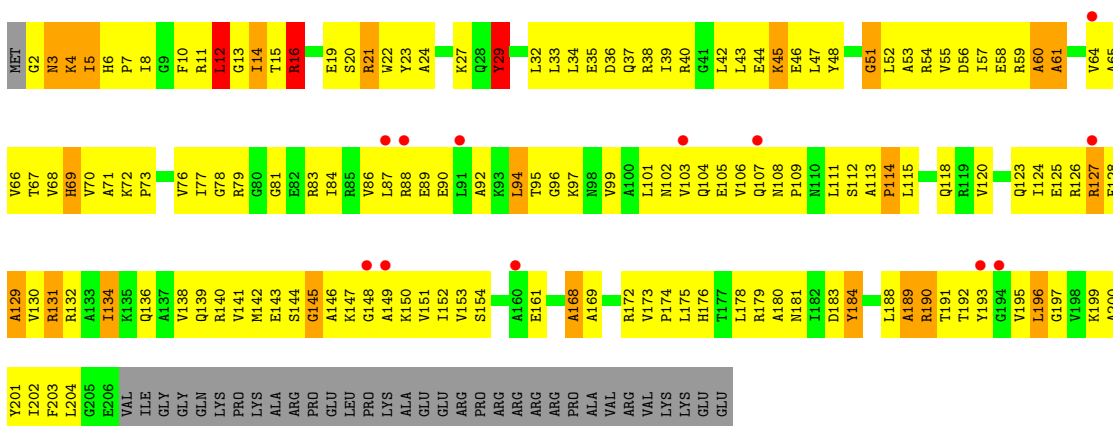




• Molecule 2: 30S ribosomal protein S2

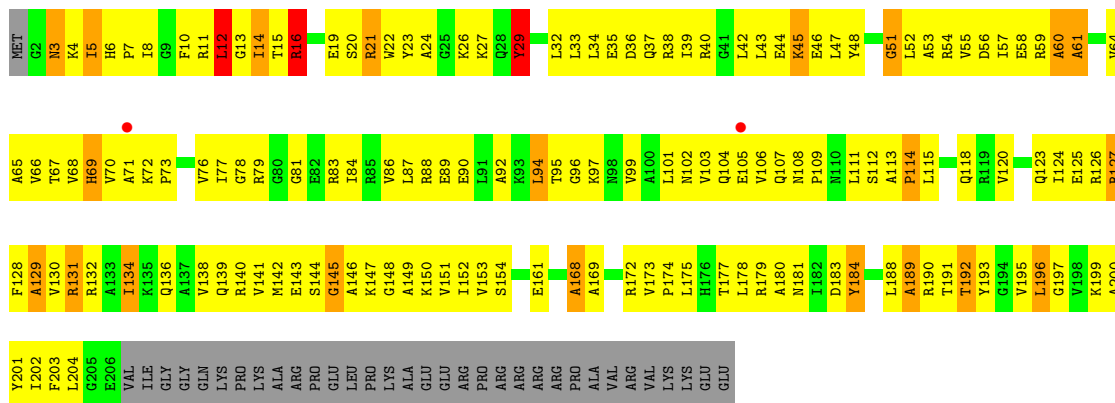


• Molecule 3: 30S ribosomal protein S3

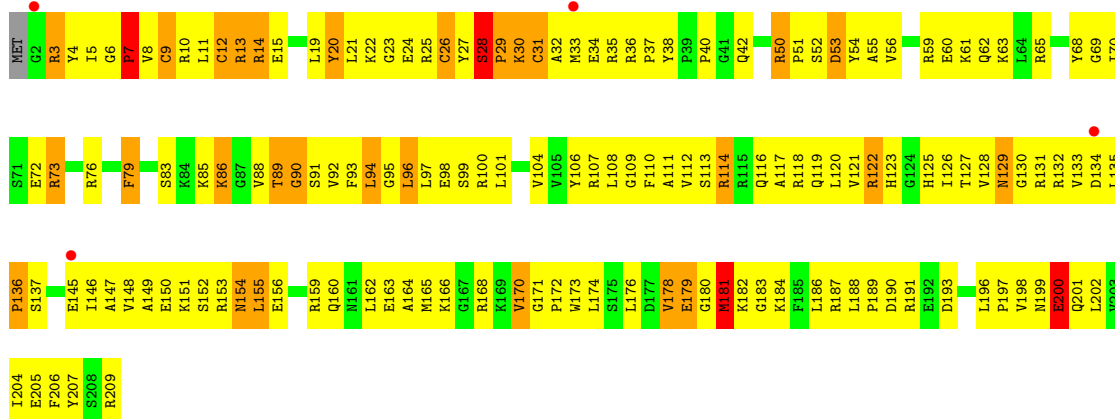


• Molecule 3: 30S ribosomal protein S3

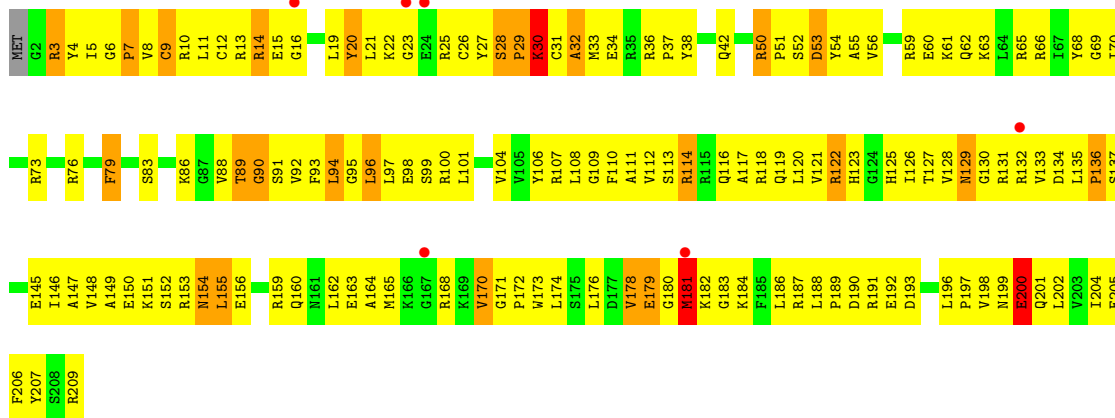




• Molecule 4: 30S ribosomal protein S4

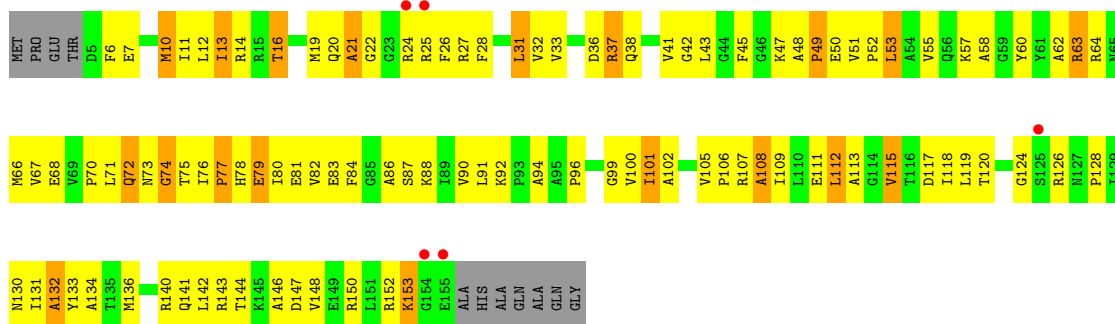


• Molecule 4: 30S ribosomal protein S4

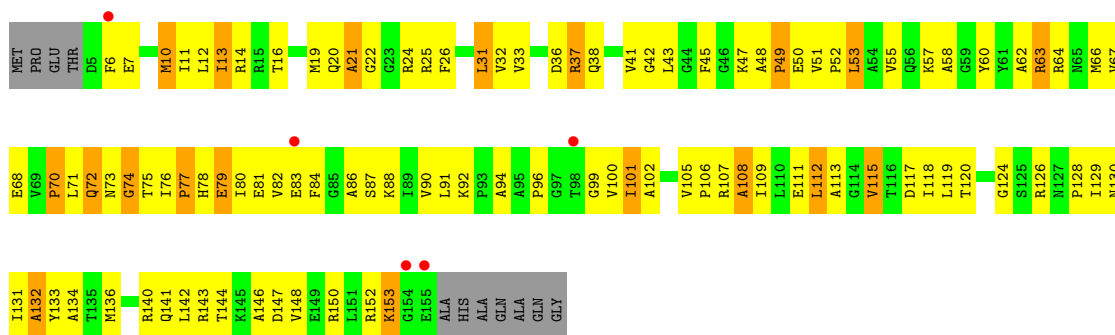


• Molecule 5: 30S ribosomal protein S5

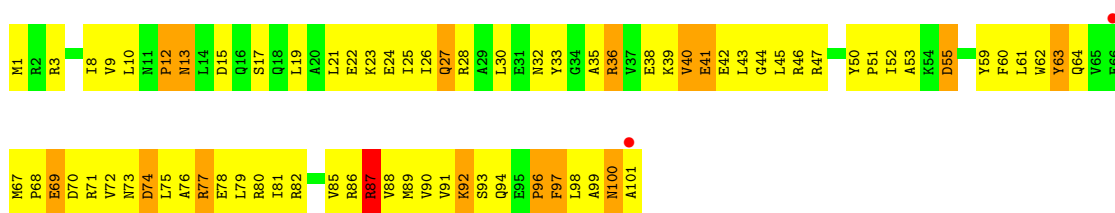




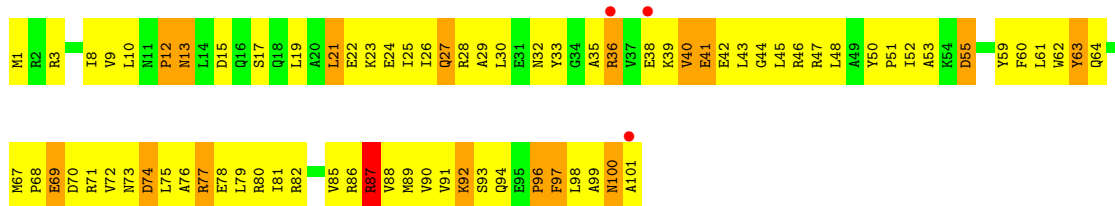
• Molecule 5: 30S ribosomal protein S5




• Molecule 6: 30S ribosomal protein S6

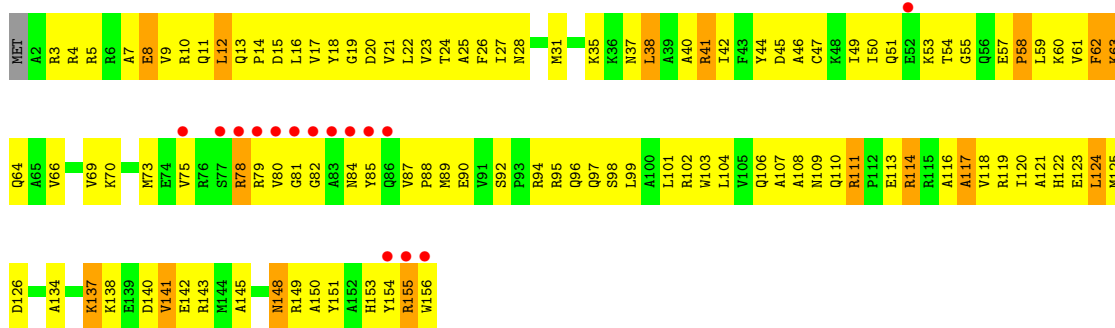


• Molecule 6: 30S ribosomal protein S6

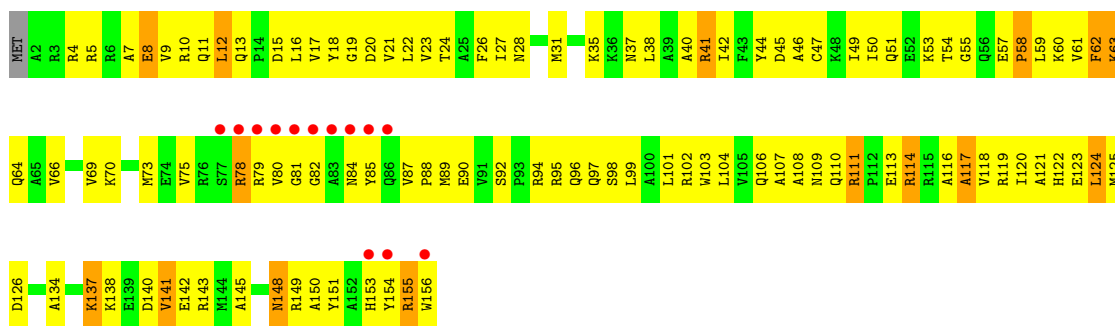
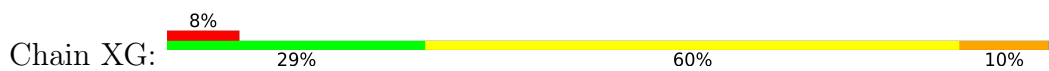


• Molecule 7: 30S ribosomal protein S7

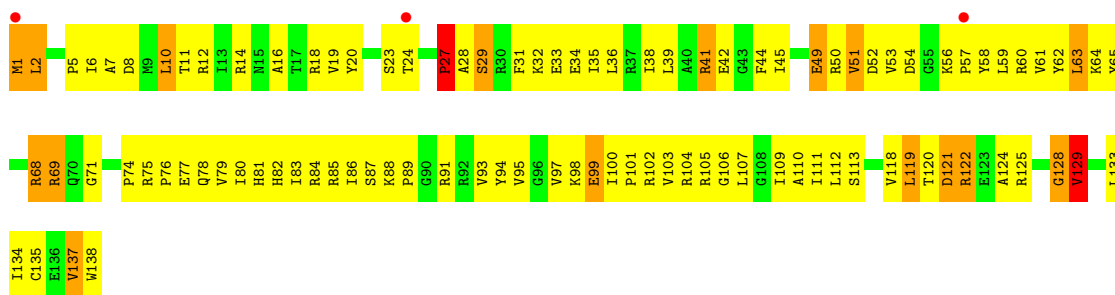




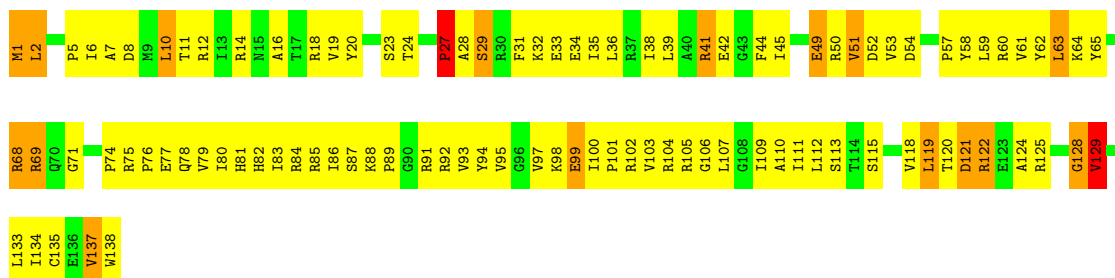
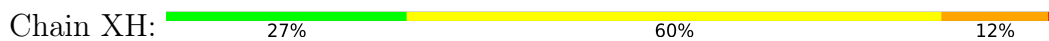
• Molecule 7: 30S ribosomal protein S7



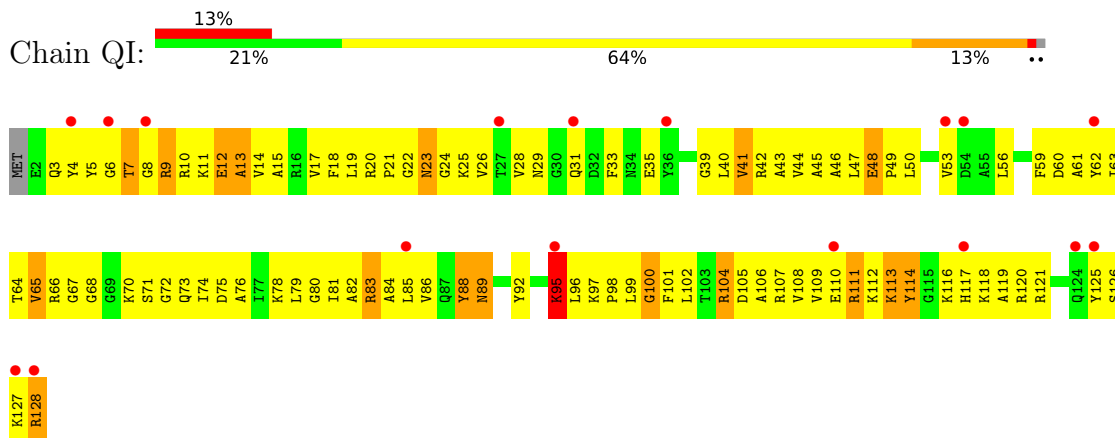
• Molecule 8: 30S ribosomal protein S8



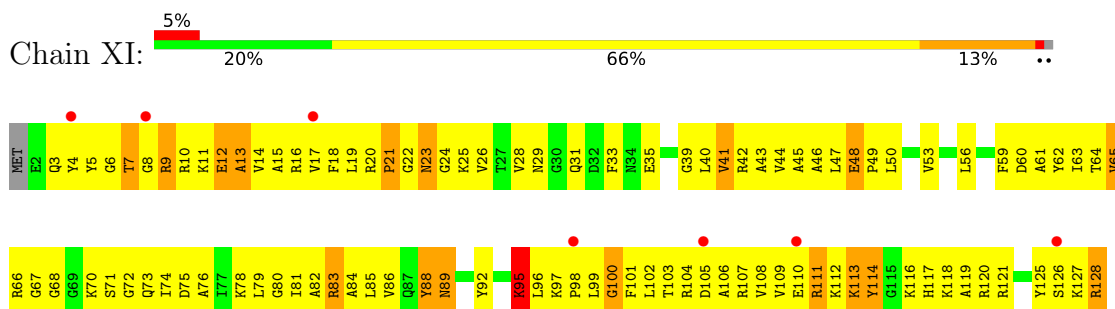
• Molecule 8: 30S ribosomal protein S8



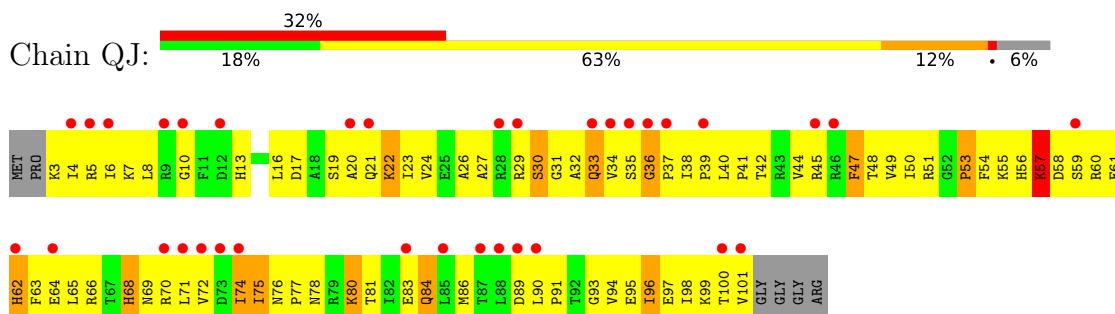
- Molecule 9: 30S ribosomal protein S9



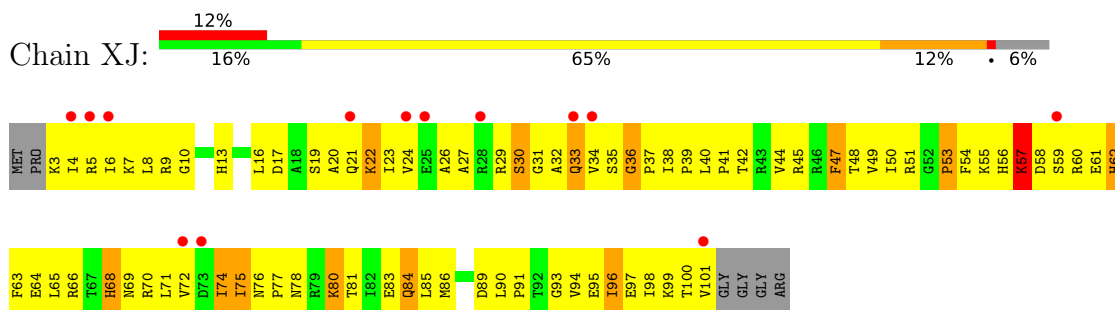
- Molecule 9: 30S ribosomal protein S9




- Molecule 10: 30S ribosomal protein S10



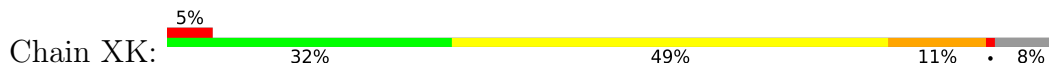
- Molecule 10: 30S ribosomal protein S10



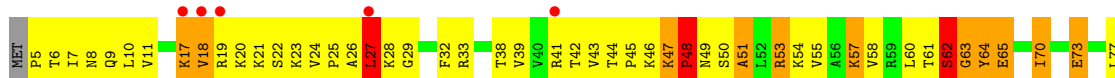
- Molecule 11: 30S ribosomal protein S11



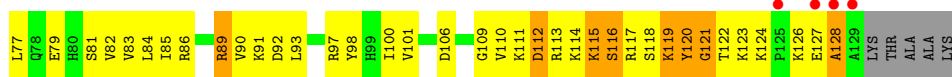
• Molecule 11: 30S ribosomal protein S11





• Molecule 12: 30S ribosomal protein S12

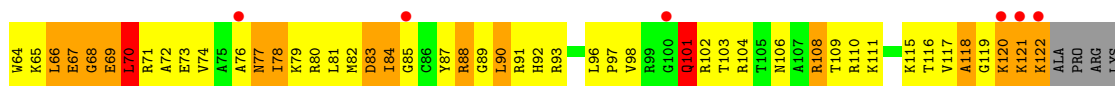


• Molecule 12: 30S ribosomal protein S12

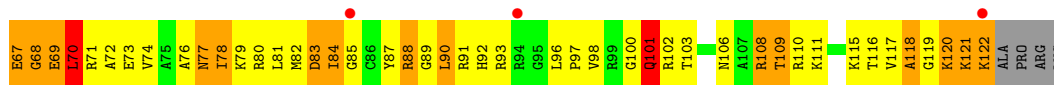
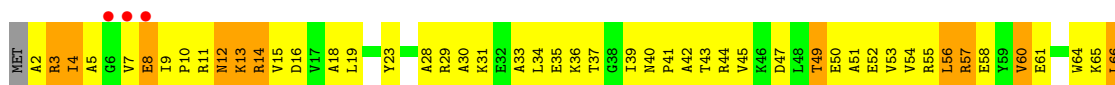


• Molecule 13: 30S ribosomal protein S13


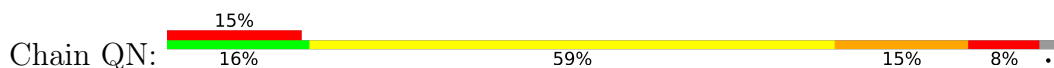





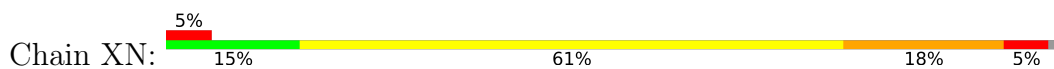
• Molecule 13: 30S ribosomal protein S13



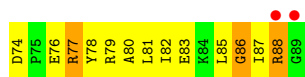
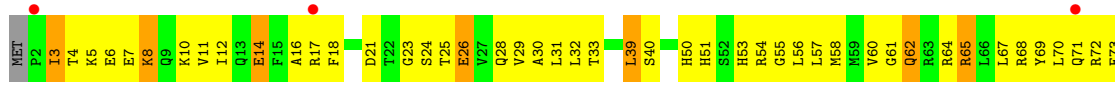
• Molecule 14: 30S ribosomal protein S14



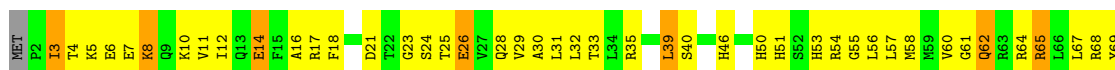
• Molecule 14: 30S ribosomal protein S14

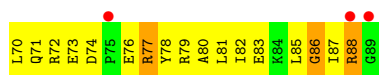


• Molecule 15: 30S ribosomal protein S15

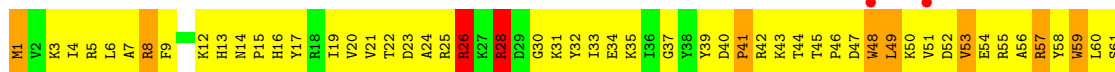



• Molecule 15: 30S ribosomal protein S15






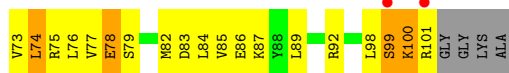
- Molecule 16: 30S ribosomal protein S16



- Molecule 16: 30S ribosomal protein S16



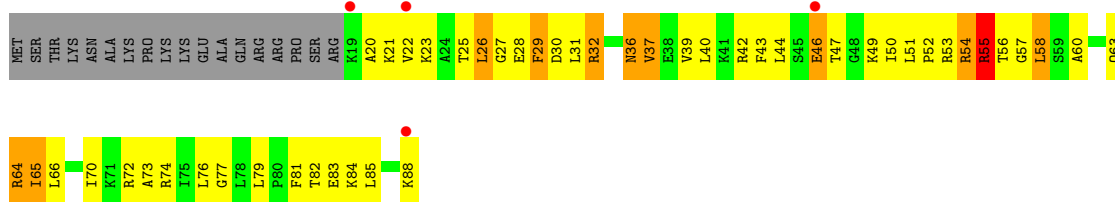
- Molecule 17: 30S ribosomal protein S17



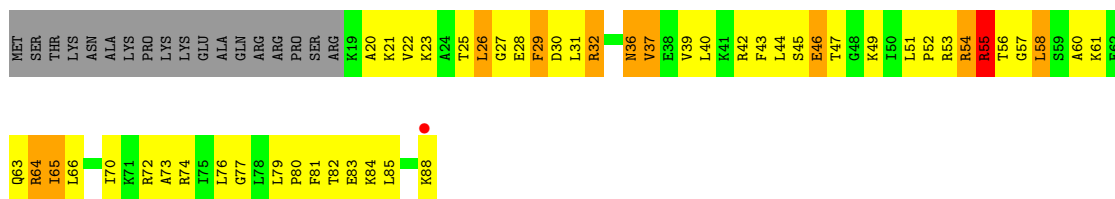
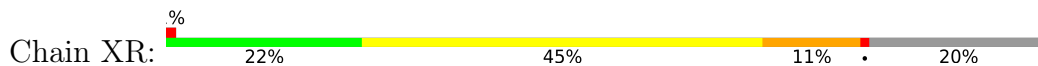
- Molecule 17: 30S ribosomal protein S17



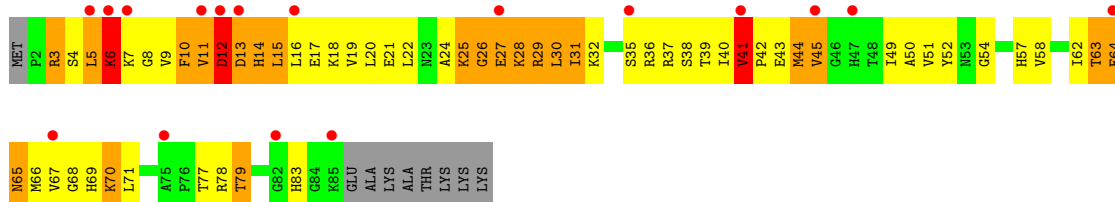
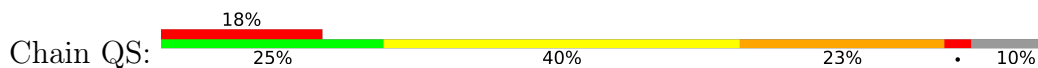
- Molecule 18: 30S ribosomal protein S18



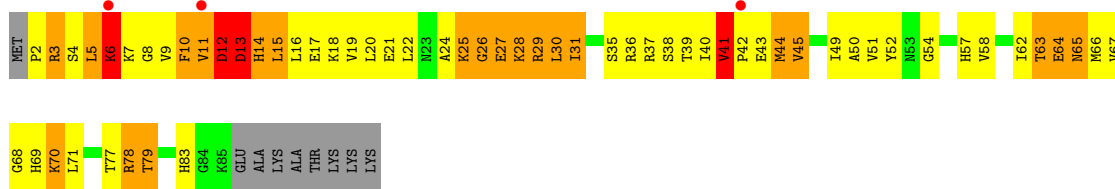
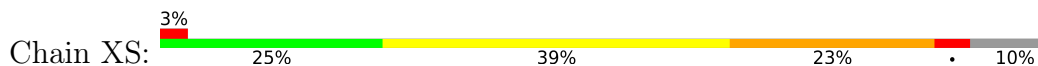
• Molecule 18: 30S ribosomal protein S18



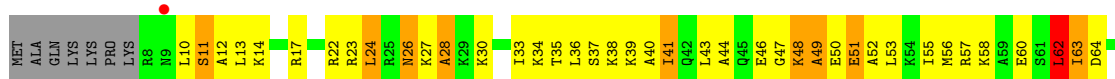
• Molecule 19: 30S ribosomal protein S19



• Molecule 19: 30S ribosomal protein S19

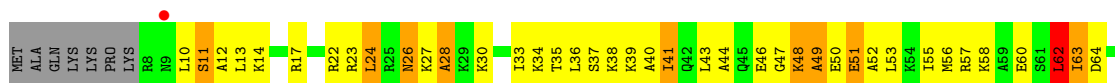


• Molecule 20: 30S ribosomal protein S20

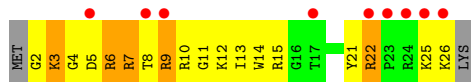





- Molecule 20: 30S ribosomal protein S20





- Molecule 21: 30S ribosomal protein S21



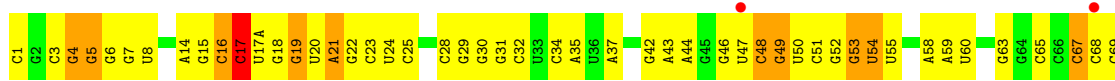
- Molecule 21: 30S ribosomal protein S21




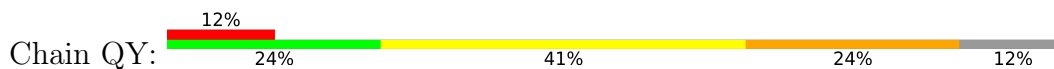
- Molecule 22: P-site tRNA fMet




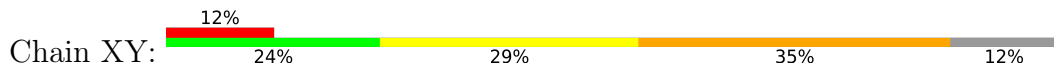
- Molecule 22: P-site tRNA fMet




- Molecule 23: messenger RNA




● Molecule 23: messenger RNA



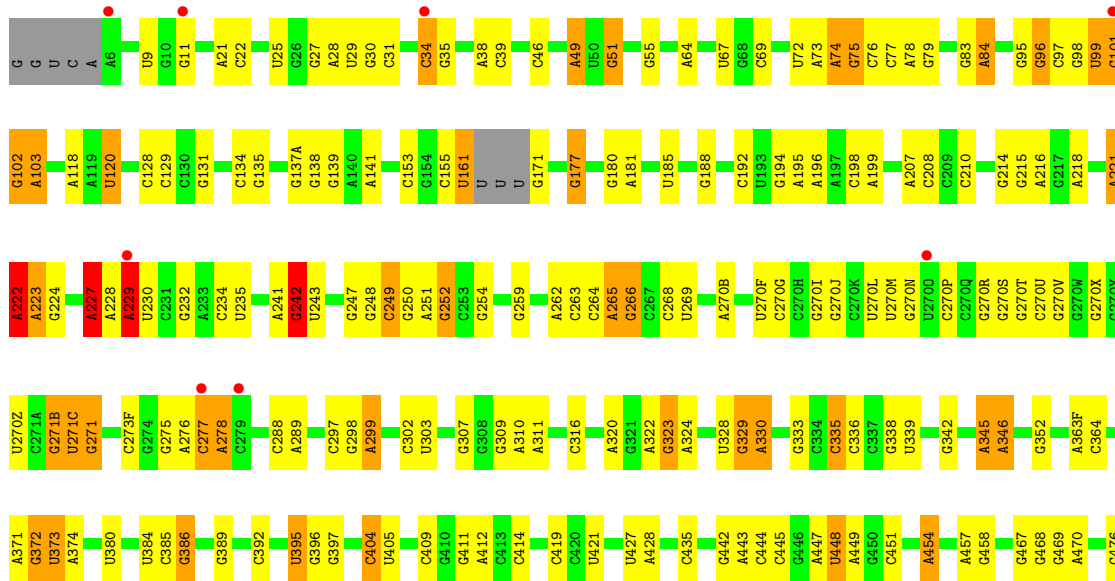
● Molecule 24: A-site ASL SufA6

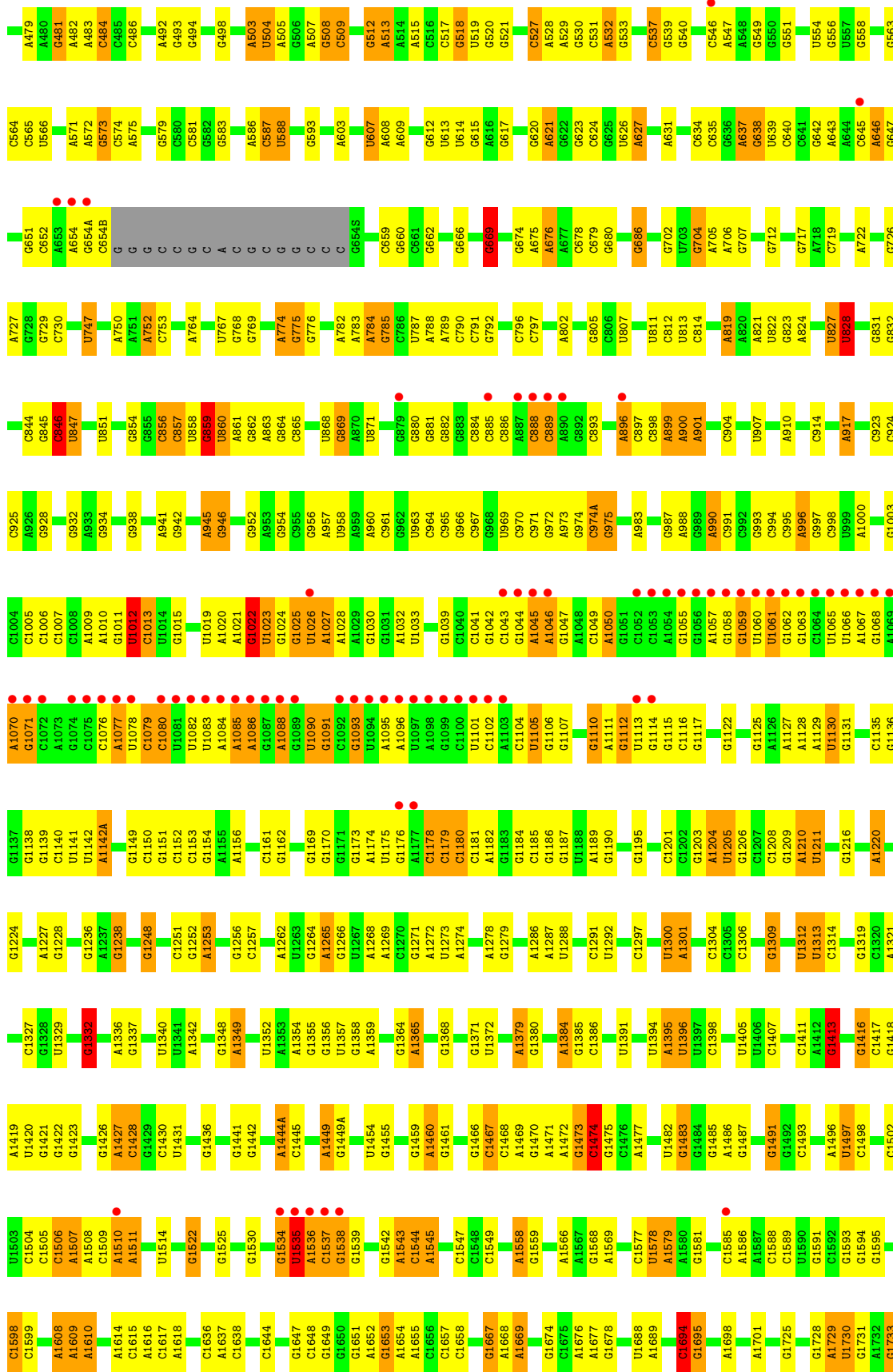


● Molecule 24: A-site ASL SufA6



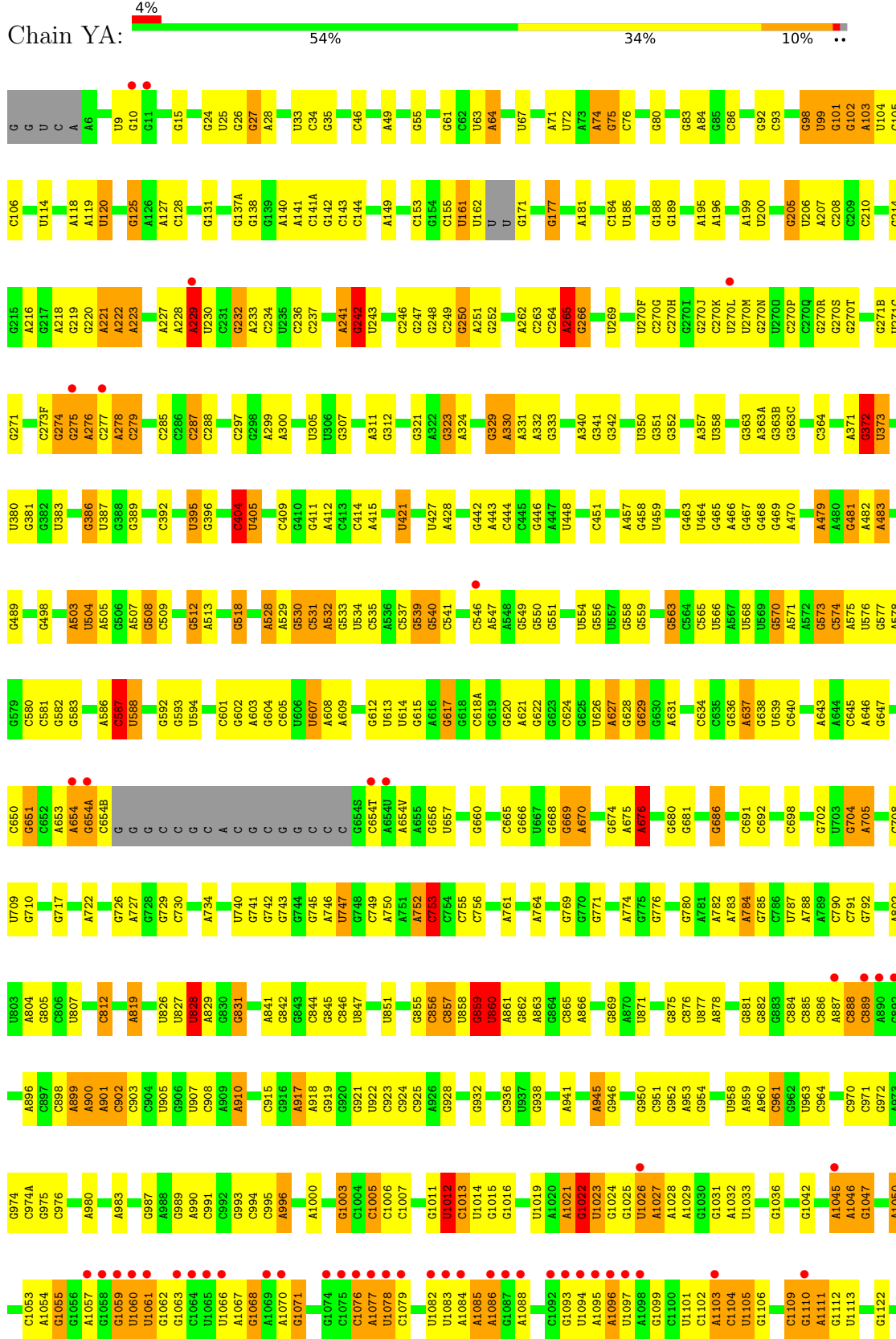
● Molecule 25: 23S rRNA

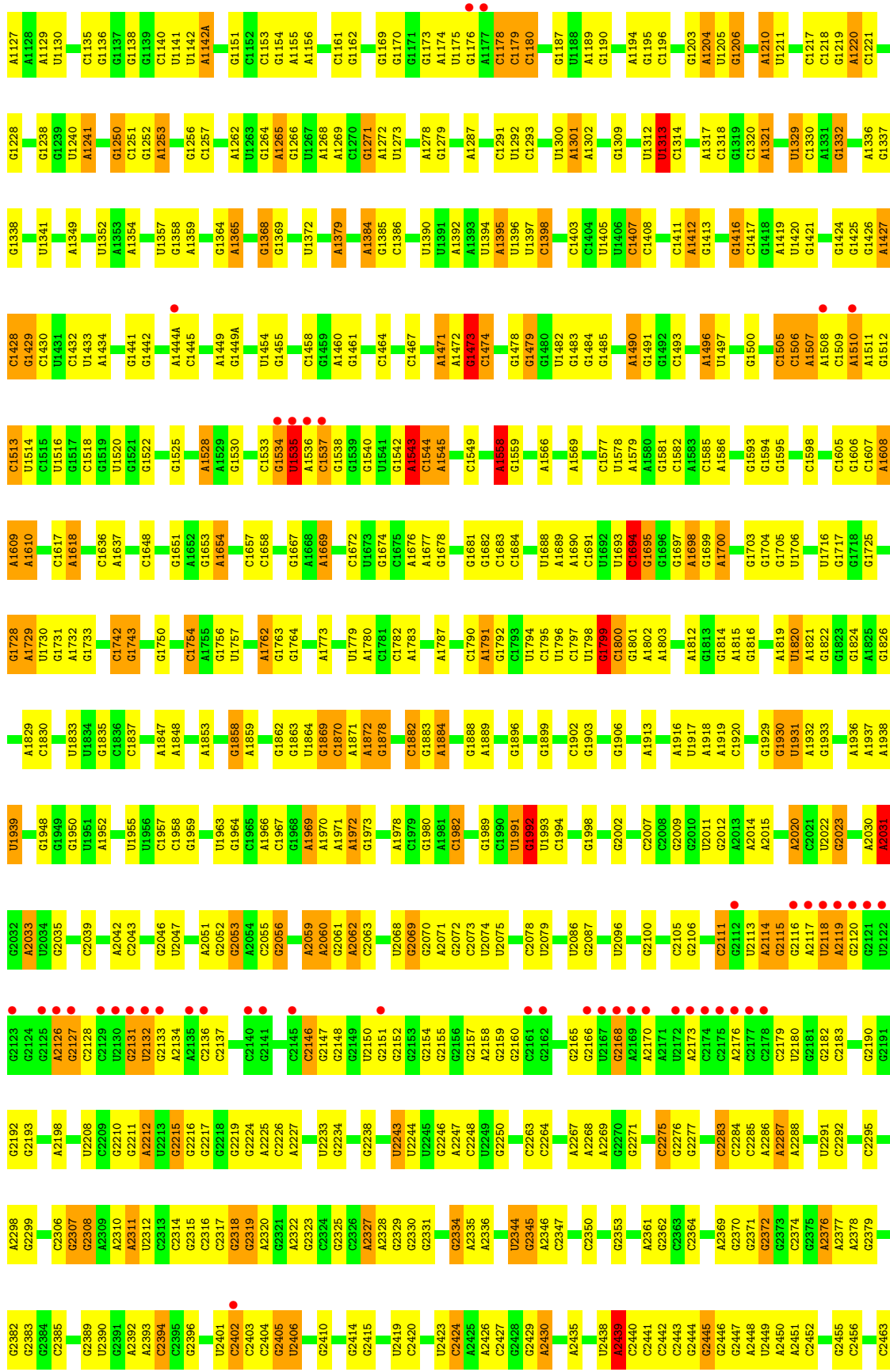


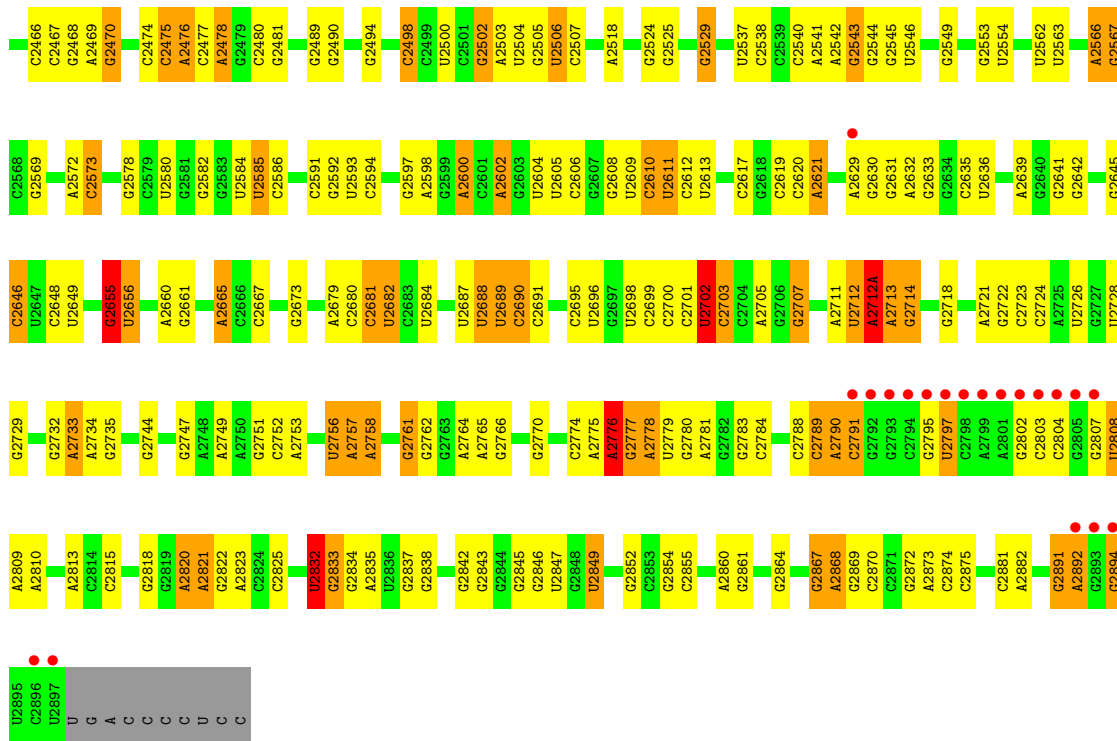


G2894	C1826	A2020	G2115	C2188	G2385	G2388	C2441	C2540	A2629	G2722	G2803	G2894
U2895	C1827	C2021	G2116	U2189	A2286	A2388	G2445	A2541	G2630	C2723	C2804	U2895
U2897	G1828	U2022	A2117	G2190	A2287	A2389	A2446	A2542	G2631	C2724	G2805	C2896
U	A1829	G2023	G2191	G2192	A2288	C2384	A2447	G2544	A2632	G2725	G2806	C2897
G	G1835	C2025	A2120	A2198	G2289	G2389	A2448	U2552	G2633	U2726	U2808	A
A	C1836	G2026	G2121	A2199	U2291	A2389	A2449	G2553	G2634	G2729	A2810	A
C	G1837	G1930	G2122	C2205	C2292	G2372	A2450	U2554	C2635	A2733	G2811	C
C	G1838	A2030	G2123	C2206	C2293	A2376	A2451	G2555	U2636	A2734	C2815	C
C	G1839	A2031	G2125	C2207	C2294	A2377	C2452	G2556	G2638	U2735	C	C
U	A1847	G2032	G2126	U2208	C2295	A2378	G2455	C2560	C2646	A2740	G2818	U
C	A1848	A2033	G2127	C2209	A2298	A2378	G2458	U2562	U2647	A2741	G2819	C
C	G1763	G2037	C2128	G2210	A2305	G2382	C2463	U2563	U2653	A2742	A2820	C
G	G1764	G2038	G2131	G2211	C2306	G2383	G2466	A2566	U2654	C2745	A2821	C
G	G1769	G2038	G2132	G2212	C2307	G2384	C2467	G2567	G2655	U2746	G2822	C
G	G1772	U2041	G2133	G2215	G2308	C2385	C2468	C2568	G2656	G2747	A2823	C
G	A1773	A2042	A2134	G2216	A2309	G2385	G2469	G2569	G2659	A2748	C2824	C
C	C1774	C2043	A2135	G2217	A2310	G2386	A2468	G2570	G2660	A2749	U2832	C
C	U1775	G2054	C2136	G2218	A2311	G2387	A2470	G2571	A2662	G2752	U2833	C
C	U1776	G2055	C2137	G2219	A2312	A2392	C2475	C2572	A2665	C2753	G2834	C
C	U1777	G2052	C2138	G2224	C2313	C2393	C2476	G2573	A2666	A2753	A2835	C
C	U1778	G2053	C2139	A2225	G2314	C2394	A2477	G2574	C2667	G2757	U2836	C
C	U1779	G2054	G2145	C2226	G2315	G2396	C2477	G2575	G2673	A2758	G2837	C
C	A1780	C2055	C2146	G2231	C2316	G2397	G2481	G2576	G2674	C2759	G2838	C
C	G1869	G2056	C2147	U2232	G2317	G2400	G2482	U2579	A2675	G2760	G2839	C
C	C1870	A2059	G2148	U2233	G2318	G2401	C2483	U2580	G2676	C2761	G2843	C
C	A1871	A2060	G2149	U2234	G2319	C2402	G2484	U2581	G2677	A2764	G2846	C
C	G1872	A1970	U2150	U2245	A2320	C2403	G2489	G2582	C2680	A2765	U2847	C
C	A1873	A1971	G2151	G2246	G2321	C2404	G2490	C2583	G2681	G2766	G2848	C
C	A1785	A1972	G2152	G2247	A2322	C2405	U2491	A2584	C2682	G2770	G2849	C
C	A1882	G2063	G2153	G2248	G2323	U2406	G2494	C2585	U2688	C2771	C2853	C
C	G1883	C2064	G2154	U2249	G2324	G2410	A2411	G2586	U2689	G2772	C2854	C
C	A1884	C2065	G2155	U2250	G2325	G2411	A2412	U2587	C2690	A2776	G2863	C
C	A1885	G2066	G2156	G2251	G2326	A2412	A2412	C2594	C2691	G2777	G2864	C
C	C1886	U2068	G2157	G2252	A2327	G2413	A2497	C2598	C2692	U2778	C2867	C
C	G1887	G2069	A2158	G2253	A2328	G2414	C2498	C2599	A2693	U2779	A2868	C
C	G1888	G2070	G2159	G2254	G2329	G2415	G2499	A2598	G2694	G2780	G2869	C
C	A1889	A2071	G2160	G2255	G2330	G2416	G2502	A2602	C2695	A2781	G2870	C
C	G1890	G2072	C2161	G2256	G2331	U2419	A2503	U2603	G2696	G2782	G2871	C
C	G1891	C2073	G2162	G2257	G2332	C2420	U2504	G2606	U2698	C2783	A2872	C
C	C1892	U2074	C2163	G2258	A2334	G2421	G2505	C2609	U2699	C2784	C2873	C
C	G1893	U2075	G2164	U2259	A2335	U2423	U2506	U2609	C2700	C2785	A2874	C
C	C1894	G2093	C2165	C2257	A2336	C2424	C2507	C2610	G2701	C2786	C2874	C
C	G1895	U2096	G2166	C2258	A2337	A2425	G2513	C2611	C2702	C2787	C2875	C
C	A1802	U2102	U2167	A2268	U2342	G2429	U2514	C2612	C2703	A2790	C2880	C
C	G1899	C2103	A2170	A2269	U2343	U2431	G2515	U2613	G2709	G2791	C2881	C
C	C1902	G2104	A2171	G2271	U2344	U2432	G2516	A2614	G2710	C2792	A2882	C
C	G1903	C2105	A2172	U2272	U2345	A2433	U2517	C2615	U2711	C2793	G2883	C
C	A1814	C2106	G2173	A2273	G2346	A2434	A2518	C2616	U2712	C2794	U2884	C
C	G1904	G2107	A2174	A2274	A2347	A2435	U2519	C2617	A2713	G2795	U2885	C
C	G1905	G2108	G2175	A2275	A2348	A2436	U2520	C2618	A2714	U2797	U2886	C
C	C1906	G2109	C2176	G2276	U2349	A2437	U2521	G2619	G2715	C2798	U2887	C
C	G1907	U2011	C2177	G2277	U2349	A2438	U2522	C2620	A2716	C2799	A2888	C
C	G1908	G2012	A2178	G2278	U2350	U2439	A2523	C2621	A2801	A2799	A2889	C
C	U1909	A2013	C2179	G2279	A2351	U2440	U2524	C2622	G2802	A2802	G2893	C
C	A1913	A2014	A2179	G2280	A2352	G2354	U2525	C2623				
C	U1918	A2015	G2112	G2281	A2353	G2354	U2526	G2624				
C	A1919	A2016	U2113	G2282	G2354	G2354	U2527	C2625				
C	C1920	A2019	U2114	G2283	G2354	G2354	U2528	C2626				

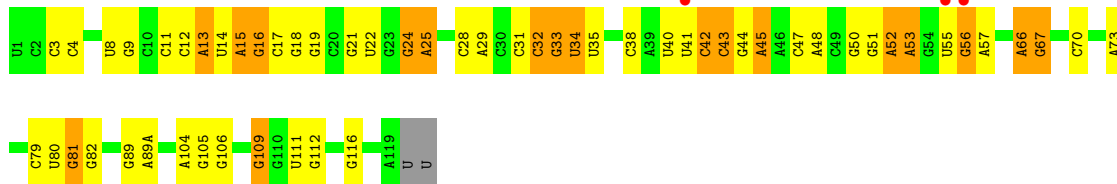
● Molecule 25: 23S rRNA








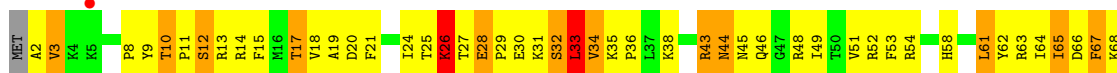
• Molecule 26: 5S rRNA

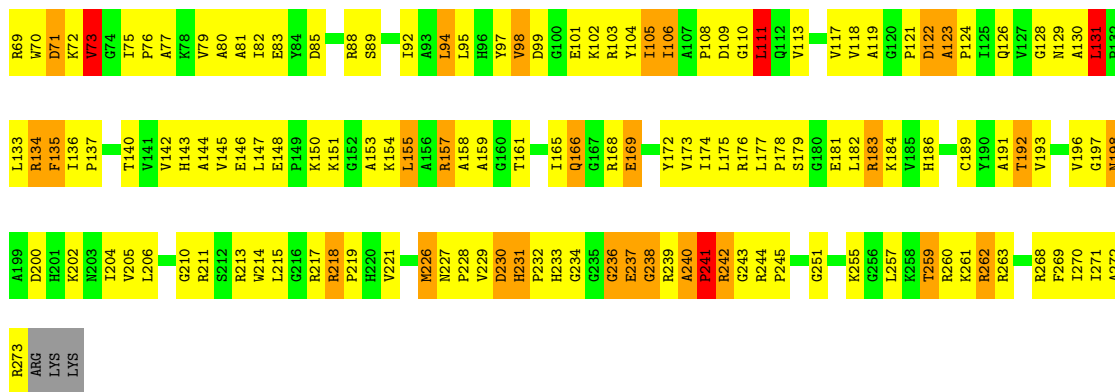


• Molecule 26: 5S rRNA

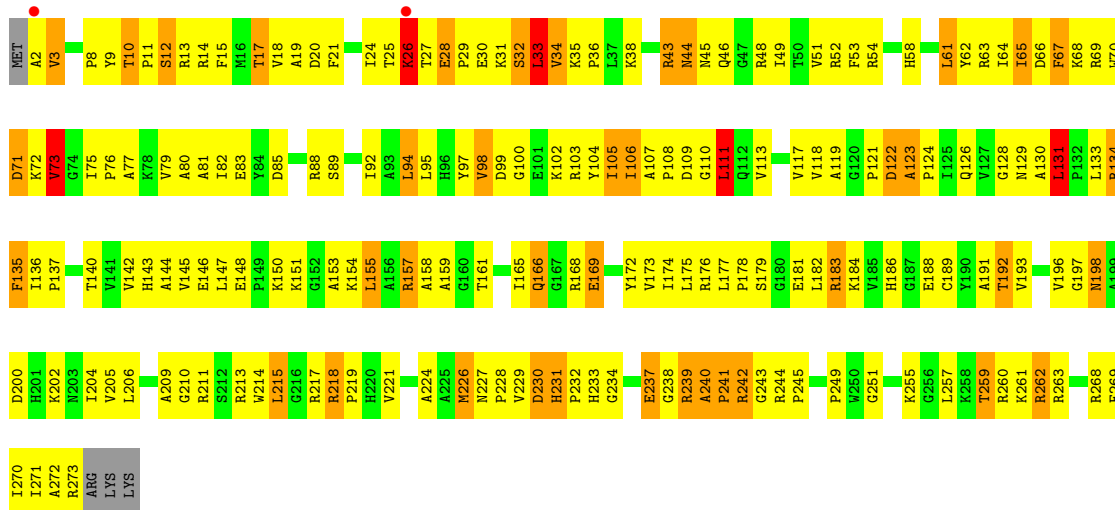


• Molecule 27: 50S ribosomal protein L2

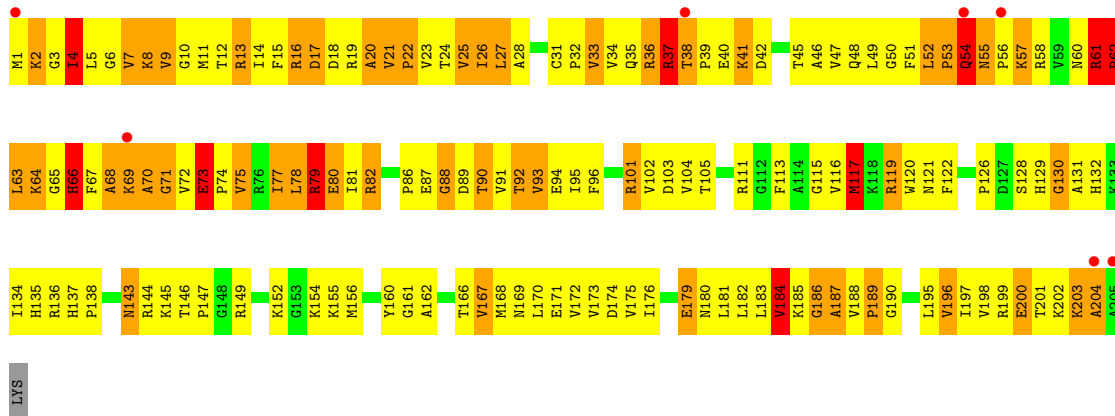




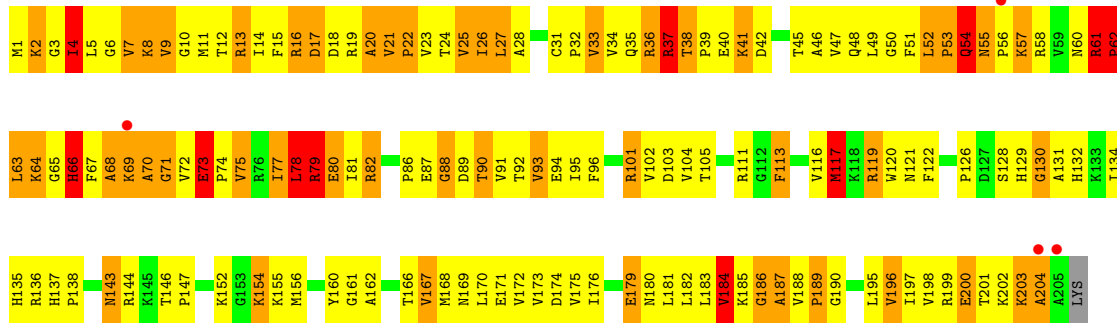
• Molecule 27: 50S ribosomal protein L2



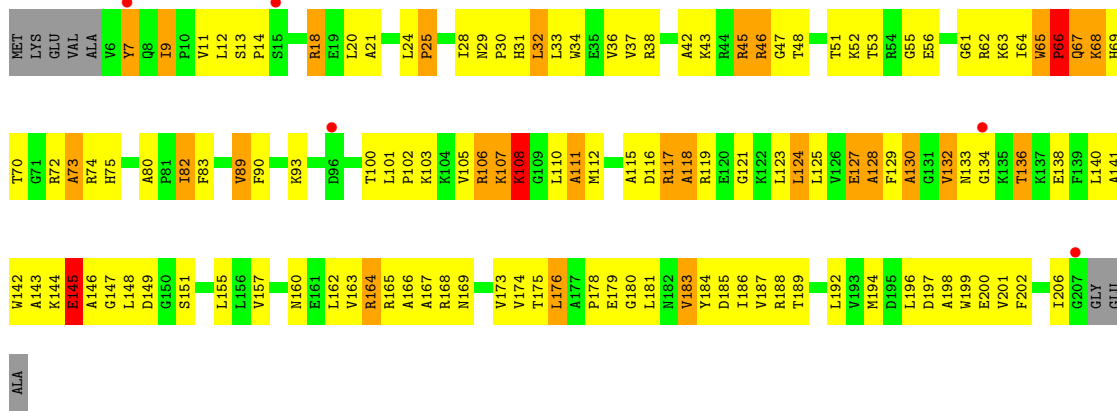

• Molecule 28: 50S ribosomal protein L3



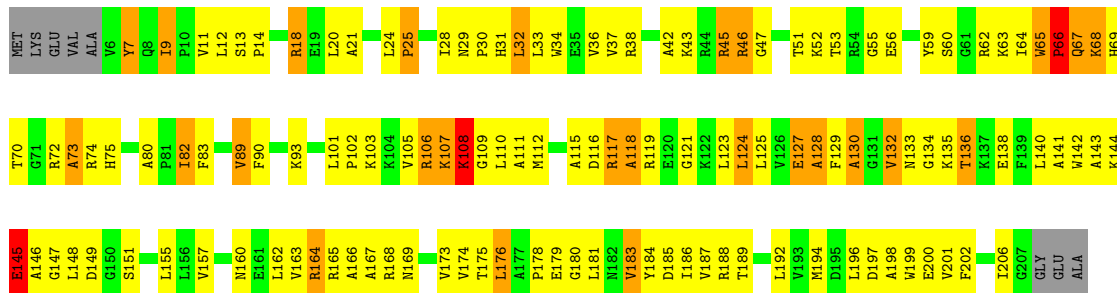
• Molecule 28: 50S ribosomal protein L3



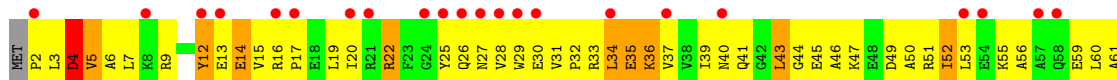
• Molecule 29: 50S ribosomal protein L4

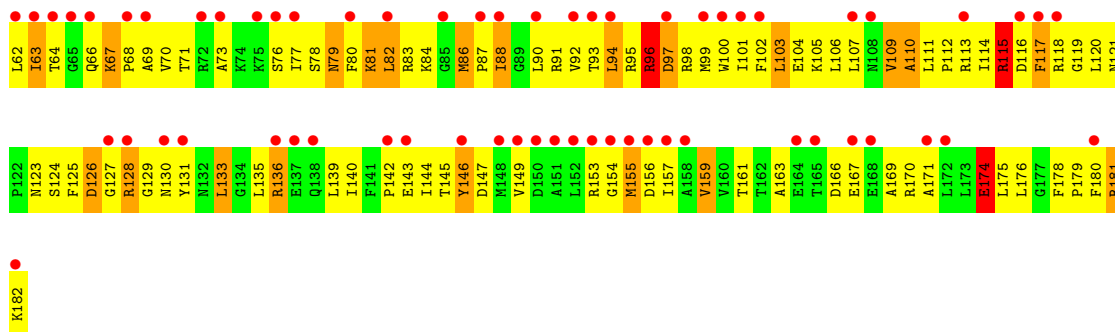


• Molecule 29: 50S ribosomal protein L4

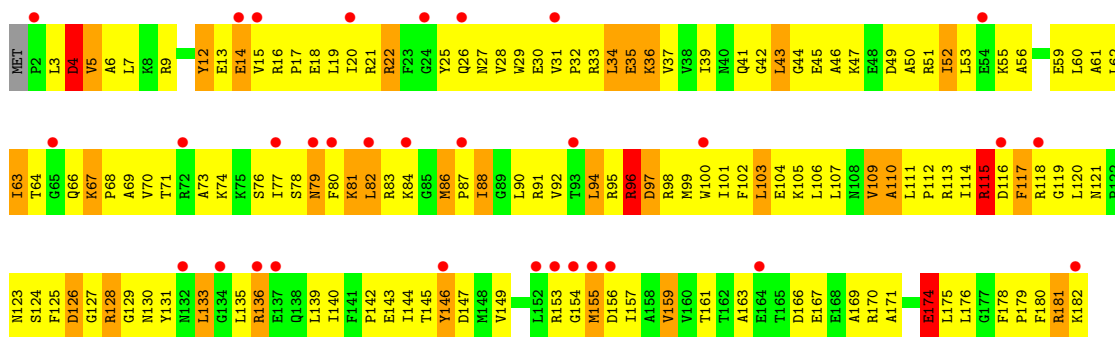


• Molecule 30: 50S ribosomal protein L5

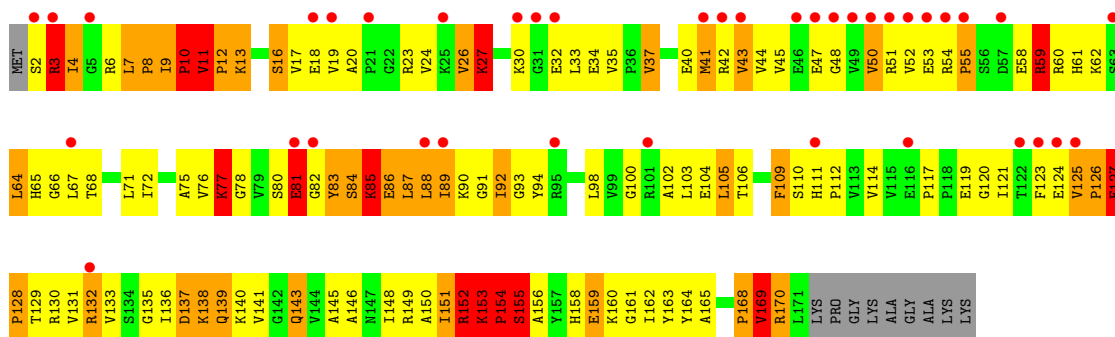
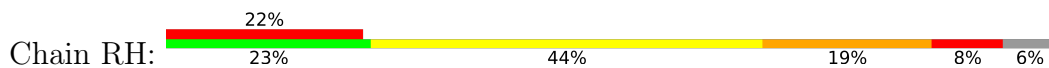




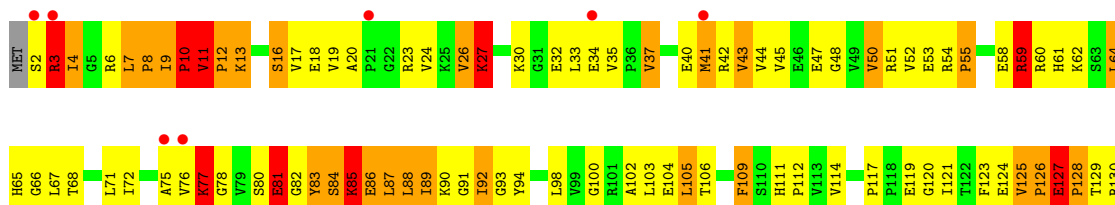
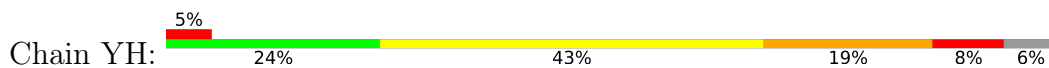
• Molecule 30: 50S ribosomal protein L5



• Molecule 31: 50S ribosomal protein L6

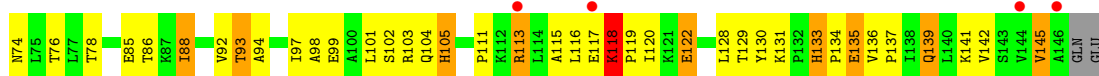


• Molecule 31: 50S ribosomal protein L6

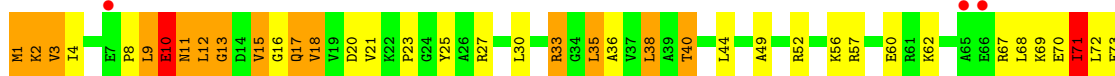
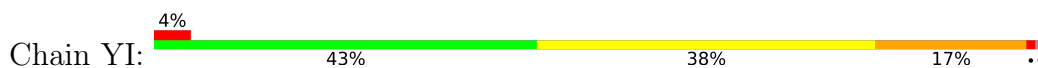




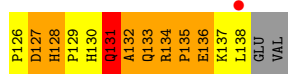
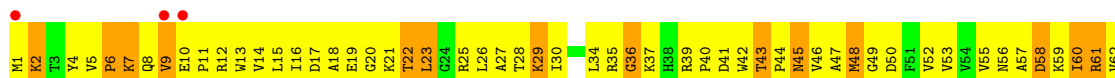
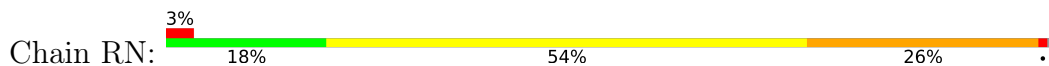
• Molecule 32: 50S ribosomal protein L9



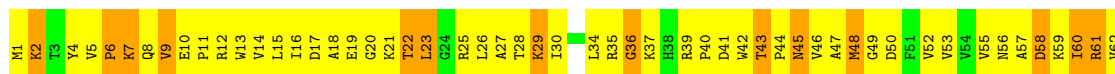
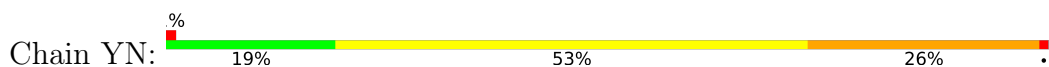
• Molecule 32: 50S ribosomal protein L9



• Molecule 33: 50S ribosomal protein L13

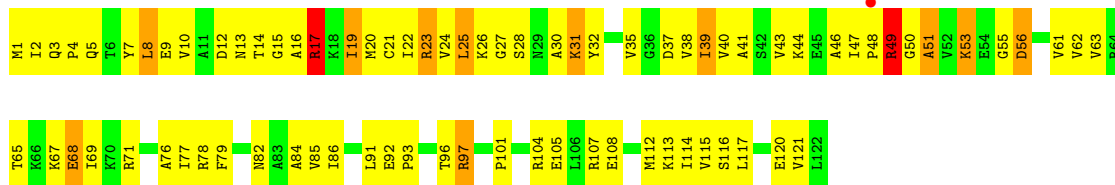


• Molecule 33: 50S ribosomal protein L13

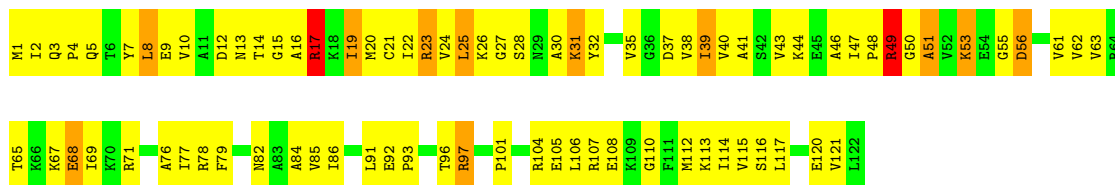




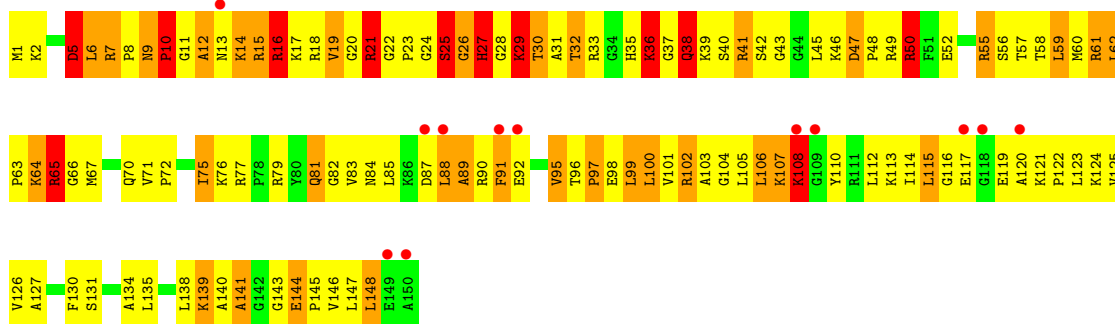
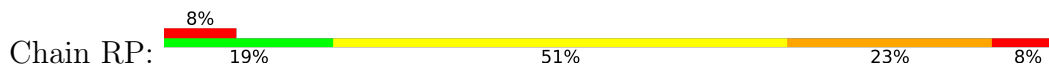
• Molecule 34: 50S ribosomal protein L14



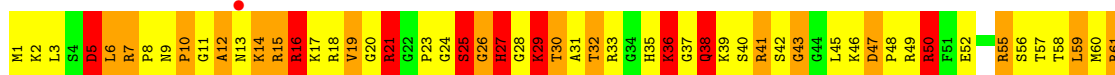
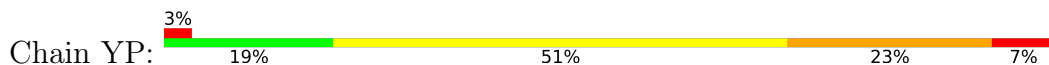
• Molecule 34: 50S ribosomal protein L14

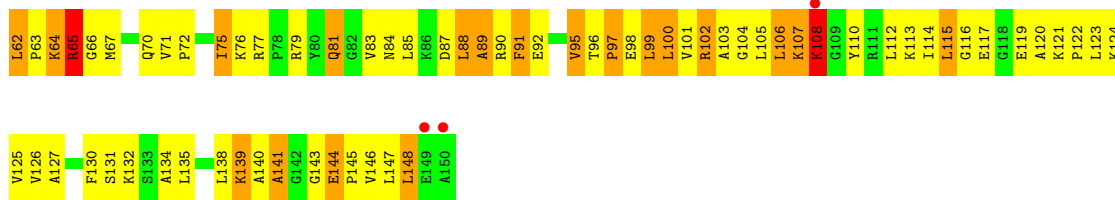


• Molecule 35: 50S ribosomal protein L15

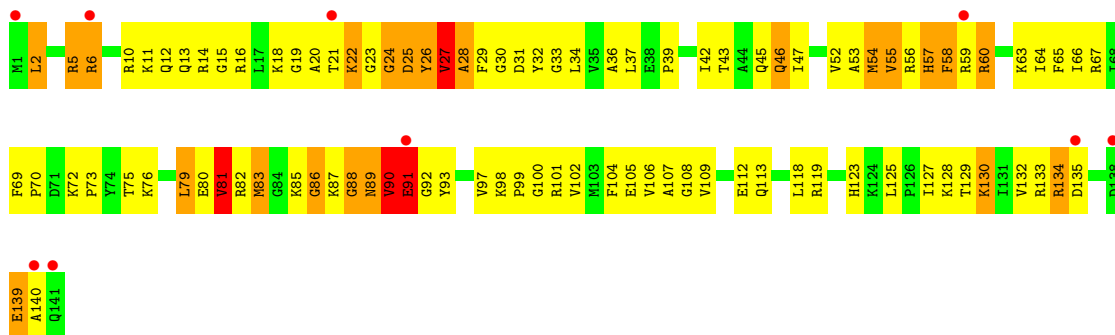


• Molecule 35: 50S ribosomal protein L15

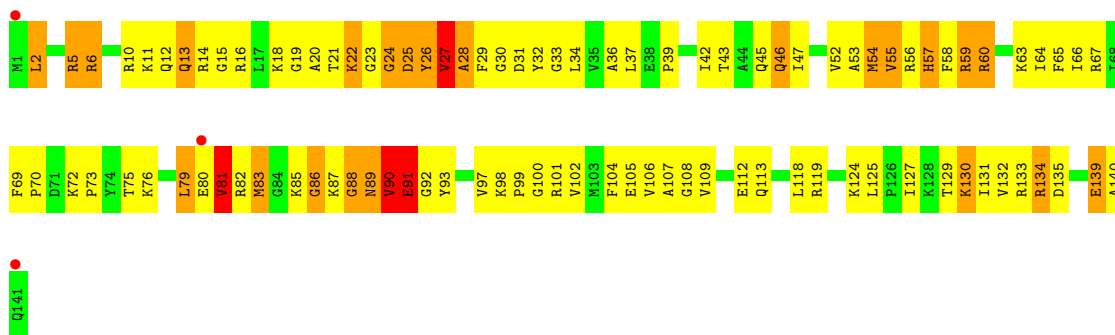




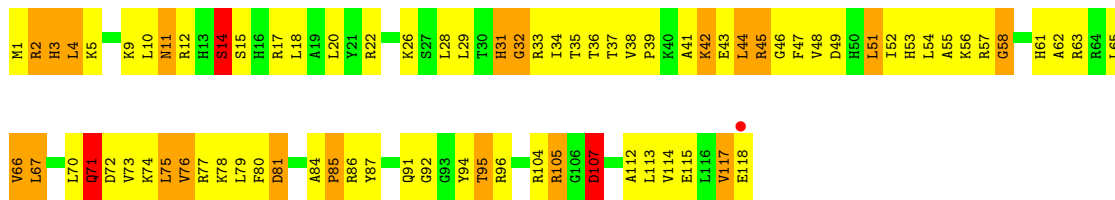
• Molecule 36: 50S ribosomal protein L16



• Molecule 36: 50S ribosomal protein L16




• Molecule 37: 50S ribosomal protein L17


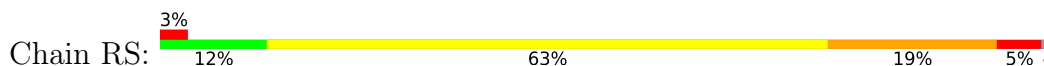


• Molecule 37: 50S ribosomal protein L17

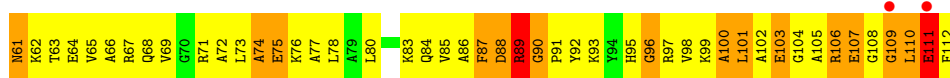
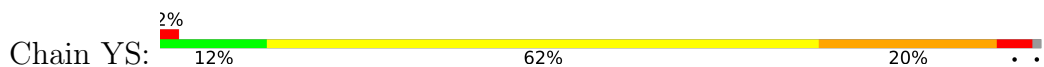




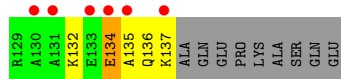
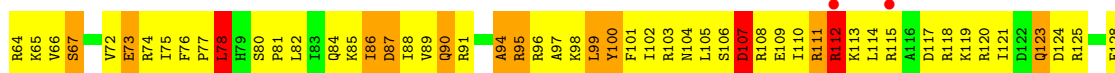
• Molecule 38: 50S ribosomal protein L18



• Molecule 38: 50S ribosomal protein L18




• Molecule 39: 50S ribosomal protein L19



• Molecule 39: 50S ribosomal protein L19





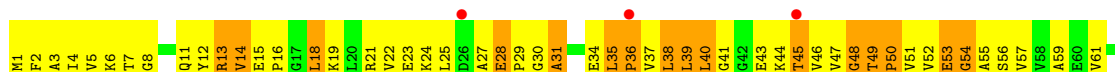
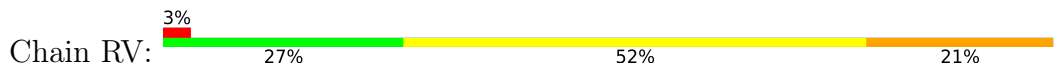
• Molecule 40: 50S ribosomal protein L20



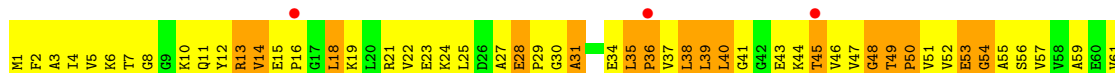
• Molecule 40: 50S ribosomal protein L20



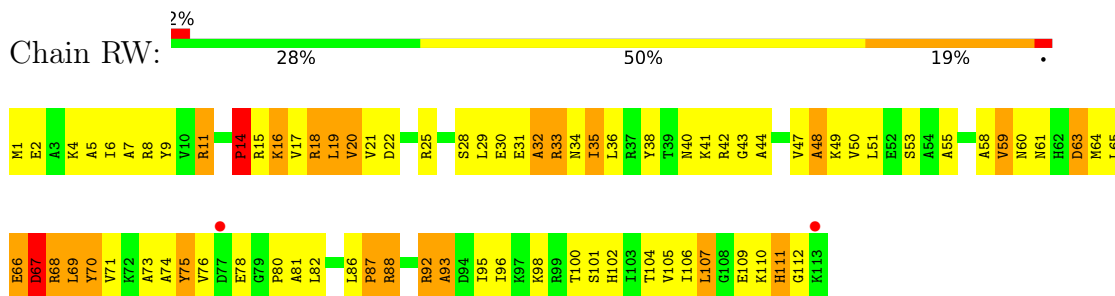
• Molecule 41: 50S ribosomal protein L21



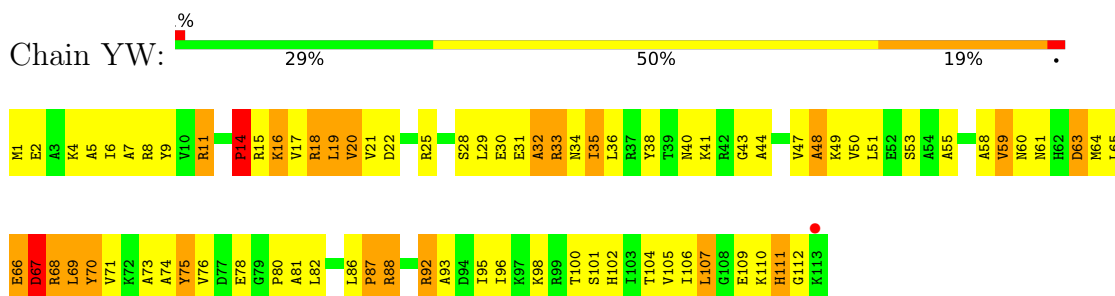
• Molecule 41: 50S ribosomal protein L21




- Molecule 42: 50S ribosomal protein L22



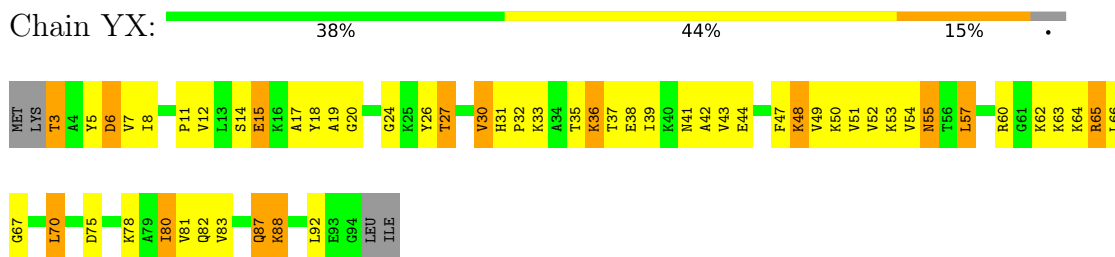
- Molecule 42: 50S ribosomal protein L22



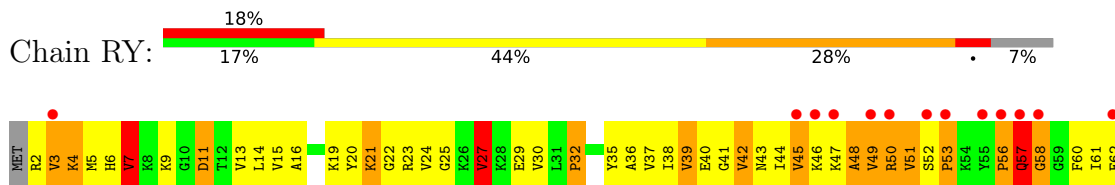
- Molecule 43: 50S ribosomal protein L23

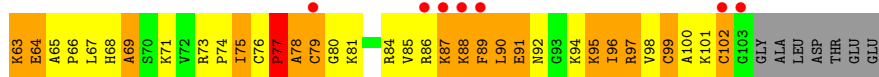


- Molecule 43: 50S ribosomal protein L23

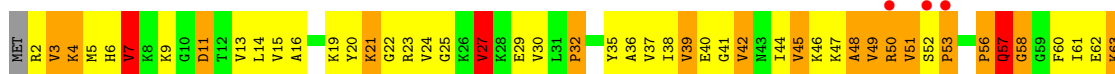
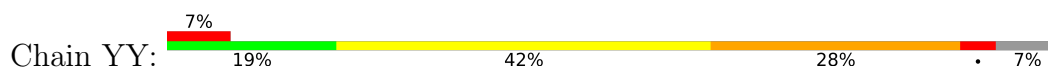


- Molecule 44: 50S ribosomal protein L24







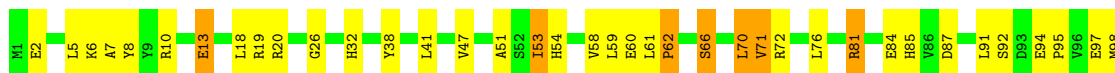
- Molecule 44: 50S ribosomal protein L24



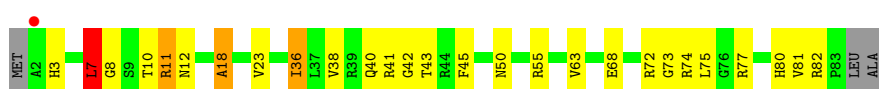
- Molecule 45: 50S ribosomal protein L25



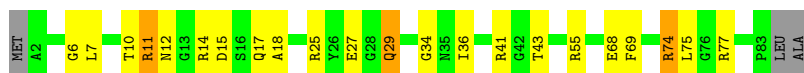
- Molecule 45: 50S ribosomal protein L25



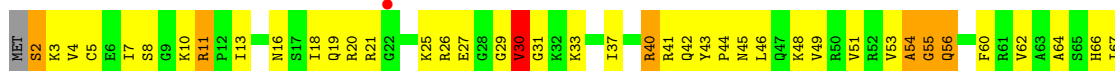
- Molecule 46: 50S ribosomal protein L27



- Molecule 46: 50S ribosomal protein L27



• Molecule 47: 50S ribosomal protein L28



• Molecule 47: 50S ribosomal protein L28



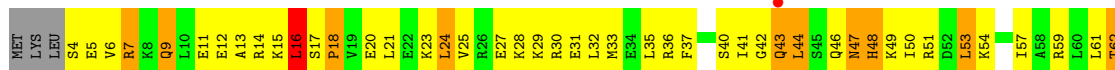
• Molecule 48: 50S ribosomal protein L29



• Molecule 48: 50S ribosomal protein L29




• Molecule 49: 50S ribosomal protein L30



• Molecule 49: 50S ribosomal protein L30

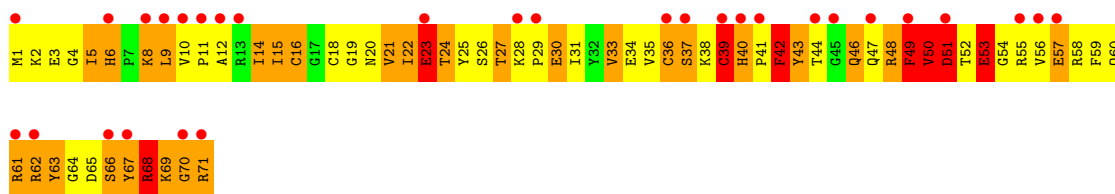




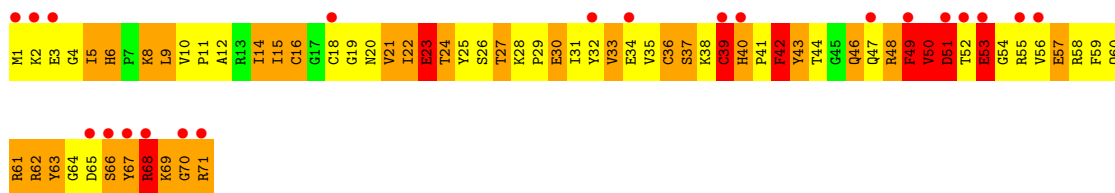
- Molecule 49: 50S ribosomal protein L30



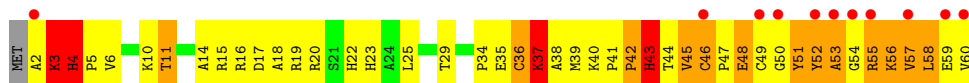
- Molecule 50: 50S ribosomal protein L31



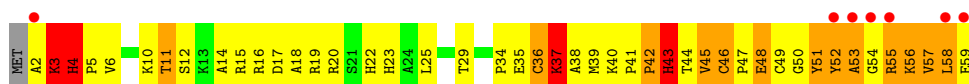
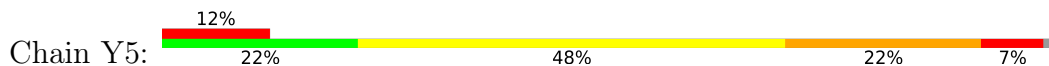
- Molecule 50: 50S ribosomal protein L31



- Molecule 51: 50S ribosomal protein L32




- Molecule 51: 50S ribosomal protein L32

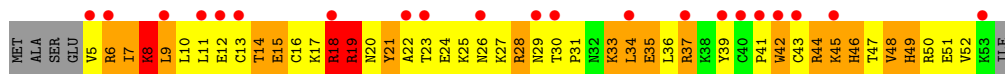


- Molecule 52: 50S ribosomal protein L33

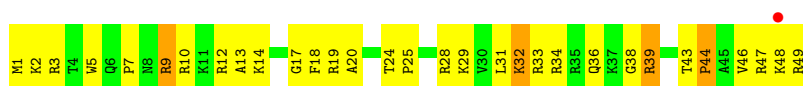




• Molecule 52: 50S ribosomal protein L33



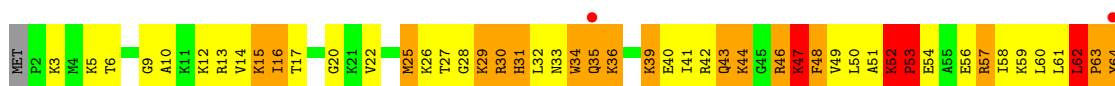
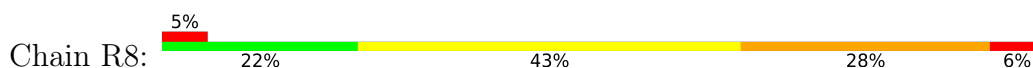
• Molecule 53: 50S ribosomal protein L34



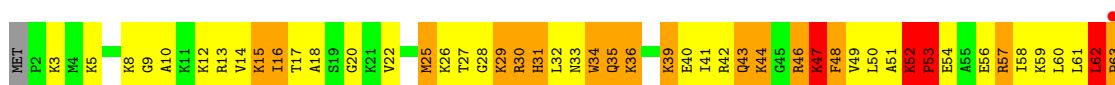
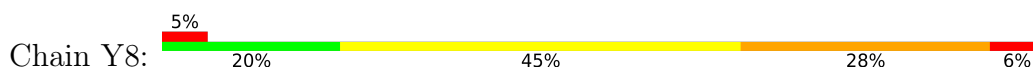
• Molecule 53: 50S ribosomal protein L34



• Molecule 54: 50S ribosomal protein L35

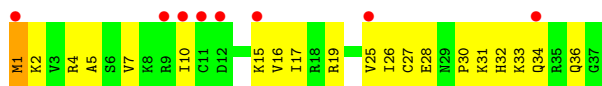


• Molecule 54: 50S ribosomal protein L35



• Molecule 55: 50S ribosomal protein L36





- Molecule 55: 50S ribosomal protein L36



- Molecule 56: tRNA acceptor end mimic



- Molecule 56: tRNA acceptor end mimic



4 Data and refinement statistics

Property	Value	Source
Space group	P 21 21 21	Depositor
Cell constants a, b, c, α , β , γ	208.25Å 448.40Å 624.58Å 90.00° 90.00° 90.00°	Depositor
Resolution (Å)	34.97 – 3.48 34.97 – 3.30	Depositor EDS
% Data completeness (in resolution range)	99.6 (34.97-3.48) 99.2 (34.97-3.30)	Depositor EDS
R_{merge}	0.32	Depositor
R_{sym}	(Not available)	Depositor
$\langle I/\sigma(I) \rangle$ ¹	1.61 (at 3.32Å)	Xtrriage
Refinement program	PHENIX	Depositor
R, R_{free}	0.230 , 0.270 0.231 , 0.270	Depositor DCC
R_{free} test set	39762 reflections (4.62%)	wwPDB-VP
Wilson B-factor (Å ²)	61.1	Xtrriage
Anisotropy	0.303	Xtrriage
Bulk solvent k_{sol} (e/Å ³), B_{sol} (Å ²)	0.26 , 74.6	EDS
L-test for twinning ²	$\langle L \rangle = 0.42$, $\langle L^2 \rangle = 0.24$	Xtrriage
Estimated twinning fraction	No twinning to report.	Xtrriage
F_o, F_c correlation	0.88	EDS
Total number of atoms	292002	wwPDB-VP
Average B, all atoms (Å ²)	86.0	wwPDB-VP

Xtrriage's analysis on translational NCS is as follows: *The largest off-origin peak in the Patterson function is 1.67% of the height of the origin peak. No significant pseudotranslation is detected.*

¹Intensities estimated from amplitudes.

²Theoretical values of $\langle |L| \rangle$, $\langle L^2 \rangle$ for acentric reflections are 0.5, 0.333 respectively for untwinned datasets, and 0.375, 0.2 for perfectly twinned datasets.

5 Model quality i

5.1 Standard geometry i

Bond lengths and bond angles in the following residue types are not validated in this section: 1MG, MG, PAR, PPU, ZN

The Z score for a bond length (or angle) is the number of standard deviations the observed value is removed from the expected value. A bond length (or angle) with $|Z| > 5$ is considered an outlier worth inspection. RMSZ is the root-mean-square of all Z scores of the bond lengths (or angles).

Mol	Chain	Bond lengths		Bond angles	
		RMSZ	# Z >5	RMSZ	# Z >5
1	QA	0.31	0/36098	0.83	43/56341 (0.1%)
1	XA	0.35	0/36101	0.86	41/56346 (0.1%)
2	QB	0.35	0/1959	0.65	0/2642
2	XB	0.36	0/1959	0.65	0/2642
3	QC	0.37	0/1629	0.60	0/2195
3	XC	0.37	0/1629	0.60	0/2195
4	QD	0.41	0/1733	0.68	1/2318 (0.0%)
4	XD	0.44	0/1733	0.68	1/2318 (0.0%)
5	QE	0.38	0/1171	0.66	0/1576
5	XE	0.39	0/1171	0.66	0/1576
6	QF	0.43	0/856	0.68	0/1154
6	XF	0.43	0/856	0.68	0/1154
7	QG	0.37	0/1276	0.60	0/1709
7	XG	0.36	0/1276	0.60	0/1709
8	QH	0.40	0/1136	0.69	0/1527
8	XH	0.40	0/1136	0.69	0/1527
9	QI	0.36	0/1029	0.67	0/1379
9	XI	0.36	0/1029	0.67	0/1379
10	QJ	0.36	0/814	0.61	0/1095
10	XJ	0.36	0/814	0.61	0/1095
11	QK	0.40	0/900	0.67	0/1213
11	XK	0.40	0/900	0.67	0/1213
12	QL	0.45	0/991	1.00	4/1327 (0.3%)
12	XL	0.46	0/991	1.00	4/1327 (0.3%)
13	QM	0.34	0/974	0.66	0/1303
13	XM	0.35	0/974	0.66	0/1303
14	QN	0.42	0/501	0.68	0/664
14	XN	0.53	0/501	0.67	0/664
15	QO	0.39	0/745	0.67	0/992
15	XO	0.39	0/745	0.67	0/992
16	QP	0.36	0/721	0.67	0/970
16	XP	0.37	0/721	0.67	0/970

Mol	Chain	Bond lengths		Bond angles	
		RMSZ	# Z >5	RMSZ	# Z >5
17	QQ	0.37	0/847	0.68	0/1131
17	XQ	0.38	0/847	0.68	0/1131
18	QR	0.39	0/579	0.72	0/768
18	XR	0.39	0/579	0.72	0/768
19	QS	0.36	0/689	0.84	2/926 (0.2%)
19	XS	0.36	0/689	0.84	2/926 (0.2%)
20	QT	0.33	0/765	0.70	0/1007
20	XT	0.34	0/765	0.69	0/1007
21	QU	0.37	0/221	0.63	0/288
21	XU	0.38	0/221	0.63	0/288
22	QV	0.53	0/1836	0.99	6/2859 (0.2%)
22	XV	0.52	0/1836	0.99	6/2859 (0.2%)
23	QY	0.28	0/333	1.11	1/517 (0.2%)
23	XY	0.30	0/333	1.11	1/517 (0.2%)
24	QX	0.96	3/193 (1.6%)	1.43	3/299 (1.0%)
24	XX	0.96	3/193 (1.6%)	1.44	3/299 (1.0%)
25	RA	0.38	4/69521 (0.0%)	0.89	62/108529 (0.1%)
25	YA	0.44	4/69543 (0.0%)	0.95	91/108563 (0.1%)
26	RB	0.31	0/2878	0.82	1/4490 (0.0%)
26	YB	0.38	0/2878	0.89	0/4490
27	RD	0.59	2/2165 (0.1%)	0.90	4/2919 (0.1%)
27	YD	0.56	0/2165	0.90	4/2919 (0.1%)
28	RE	0.52	0/1601	0.91	2/2160 (0.1%)
28	YE	0.52	0/1601	0.91	2/2160 (0.1%)
29	RF	0.50	0/1620	0.76	0/2194
29	YF	0.50	0/1620	0.76	0/2194
30	RG	0.40	0/1499	0.66	0/2016
30	YG	0.40	0/1499	0.66	0/2016
31	RH	0.45	0/1332	0.85	3/1802 (0.2%)
31	YH	0.45	0/1332	0.85	3/1802 (0.2%)
32	RI	0.32	0/1151	0.58	0/1558
32	YI	0.32	0/1151	0.60	0/1558
33	RN	0.46	0/1131	0.77	1/1525 (0.1%)
33	YN	0.46	0/1131	0.78	1/1525 (0.1%)
34	RO	0.54	0/943	0.71	0/1269
34	YO	0.53	0/943	0.71	0/1269
35	RP	0.50	0/1162	0.95	3/1544 (0.2%)
35	YP	0.50	0/1162	0.95	3/1544 (0.2%)
36	RQ	0.54	0/1143	0.91	3/1527 (0.2%)
36	YQ	0.54	0/1143	0.90	3/1527 (0.2%)
37	RR	0.45	0/982	0.80	1/1312 (0.1%)
37	YR	0.45	0/982	0.80	1/1312 (0.1%)
38	RS	0.46	0/892	0.82	1/1187 (0.1%)

Mol	Chain	Bond lengths		Bond angles	
		RMSZ	# Z >5	RMSZ	# Z >5
38	YS	0.45	0/892	0.83	1/1187 (0.1%)
39	RT	0.47	0/1155	0.73	2/1542 (0.1%)
39	YT	0.47	0/1155	0.73	2/1542 (0.1%)
40	RU	0.48	0/982	0.78	0/1306
40	YU	0.48	0/982	0.78	0/1306
41	RV	0.47	0/790	0.82	0/1057
41	YV	0.47	0/790	0.81	0/1057
42	RW	0.45	0/911	0.75	0/1220
42	YW	0.45	0/911	0.75	0/1220
43	RX	0.56	0/739	0.77	0/993
43	YX	0.56	0/739	0.77	0/993
44	RY	0.52	0/798	0.80	0/1064
44	YY	0.52	0/798	0.80	0/1064
45	RZ	0.29	0/1493	0.53	0/2026
45	YZ	0.33	0/1493	0.56	0/2026
46	R0	0.30	0/657	0.54	1/874 (0.1%)
46	Y0	0.38	0/657	0.54	0/874
47	R1	0.49	0/770	0.85	1/1022 (0.1%)
47	Y1	0.49	0/770	0.85	1/1022 (0.1%)
48	R2	0.51	0/583	0.83	1/771 (0.1%)
48	Y2	0.51	0/583	0.84	1/771 (0.1%)
49	R3	0.47	0/474	0.72	0/635
49	Y3	0.43	0/474	0.71	0/635
50	R4	0.38	0/594	0.78	1/795 (0.1%)
50	Y4	0.38	0/594	0.78	1/795 (0.1%)
51	R5	0.51	0/473	0.74	0/639
51	Y5	0.51	0/473	0.74	0/639
52	R6	0.43	0/431	0.76	0/575
52	Y6	0.42	0/431	0.76	0/575
53	R7	0.56	0/438	0.76	0/575
53	Y7	0.56	0/438	0.76	0/575
54	R8	0.62	0/525	0.93	1/691 (0.1%)
54	Y8	0.62	0/525	0.93	1/691 (0.1%)
55	R9	0.35	0/310	0.60	0/407
55	Y9	0.37	0/310	0.61	0/407
56	Z6	0.80	0/40	1.78	1/60 (1.7%)
56	Z8	0.80	0/40	1.80	1/60 (1.7%)
All	All	0.41	16/316383 (0.0%)	0.86	323/473007 (0.1%)

The worst 5 of 16 bond length outliers are listed below:

Continued on next page...

Continued from previous page...

Mol	Chain	Res	Type	Atoms	Z	Observed(Å)	Ideal(Å)
25	RA	1472	A	N9-C8	-11.04	1.28	1.37
27	RD	236	GLY	C-N	8.56	1.53	1.34
25	RA	1472	A	C8-N7	-8.20	1.25	1.31
25	RA	1413	G	N9-C4	-7.25	1.32	1.38
25	YA	1473	G	C8-N7	-6.84	1.26	1.30

The worst 5 of 323 bond angle outliers are listed below:

Mol	Chain	Res	Type	Atoms	Z	Observed(°)	Ideal(°)
12	QL	47	LYS	C-N-CD	-20.49	75.52	120.60
12	XL	47	LYS	C-N-CD	-20.45	75.61	120.60
23	QY	40	G	P-O3'-C3'	-16.23	100.23	119.70
23	XY	40	G	P-O3'-C3'	-16.18	100.28	119.70
25	RA	1472	A	N7-C8-N9	12.07	119.84	113.80

There are no chirality outliers.

There are no planarity outliers.

5.2 Too-close contacts [i](#)

In the following table, the Non-H and H(model) columns list the number of non-hydrogen atoms and hydrogen atoms in the chain respectively. The H(added) column lists the number of hydrogen atoms added and optimized by MolProbity. The Clashes column lists the number of clashes within the asymmetric unit, whereas Symm-Clashes lists symmetry-related clashes.

Mol	Chain	Non-H	H(model)	H(added)	Clashes	Symm-Clashes
1	QA	32247	0	16278	536	0
1	XA	32249	0	16279	560	0
2	QB	1924	0	1975	284	0
2	XB	1924	0	1975	290	0
3	QC	1605	0	1668	205	0
3	XC	1605	0	1668	207	0
4	QD	1703	0	1764	254	0
4	XD	1703	0	1765	212	1
5	QE	1155	0	1213	143	0
5	XE	1155	0	1213	136	0
6	QF	843	0	857	93	1
6	XF	843	0	857	98	0
7	QG	1257	0	1296	146	0

Continued on next page...

Continued from previous page...

Mol	Chain	Non-H	H(model)	H(added)	Clashes	Symm-Clashes
7	XG	1257	0	1294	143	0
8	QH	1116	0	1175	149	0
8	XH	1116	0	1177	148	0
9	QI	1010	0	1037	146	0
9	XI	1010	0	1037	158	0
10	QJ	801	0	849	150	0
10	XJ	801	0	849	135	0
11	QK	885	0	904	100	0
11	XK	885	0	904	109	0
12	QL	975	0	1062	107	0
12	XL	975	0	1062	103	0
13	QM	964	0	1034	151	0
13	XM	964	0	1034	160	0
14	QN	492	0	529	95	0
14	XN	492	0	529	96	0
15	QO	734	0	771	74	0
15	XO	734	0	771	73	0
16	QP	705	0	725	111	0
16	XP	705	0	725	107	0
17	QQ	834	0	904	81	0
17	XQ	834	0	904	73	0
18	QR	574	0	644	65	0
18	XR	574	0	644	68	0
19	QS	674	0	699	110	0
19	XS	674	0	699	133	0
20	QT	763	0	860	105	0
20	XT	763	0	861	100	0
21	QU	217	0	234	27	0
21	XU	217	0	234	24	0
22	QV	1644	0	836	35	0
22	XV	1644	0	836	35	0
23	QY	323	0	165	4	0
23	XY	323	0	165	7	0
24	QX	173	0	88	7	0
24	XX	173	0	88	6	0
25	RA	62071	0	31288	884	1
25	YA	62091	0	31294	903	1
26	RB	2573	0	1306	66	0
26	YB	2573	0	1306	33	0
27	RD	2115	0	2195	306	0
27	YD	2115	0	2195	331	0
28	RE	1568	0	1634	272	0

Continued on next page...

Continued from previous page...

Mol	Chain	Non-H	H(model)	H(added)	Clashes	Symm-Clashes
28	YE	1568	0	1634	263	0
29	RF	1585	0	1632	173	0
29	YF	1585	0	1632	171	0
30	RG	1474	0	1535	207	1
30	YG	1474	0	1535	201	1
31	RH	1307	0	1382	225	0
31	YH	1307	0	1382	226	0
32	RI	1136	0	1223	40	0
32	YI	1136	0	1223	50	0
33	RN	1104	0	1180	197	0
33	YN	1104	0	1180	186	0
34	RO	933	0	996	120	0
34	YO	933	0	996	127	0
35	RP	1145	0	1228	246	0
35	YP	1145	0	1228	239	1
36	RQ	1122	0	1179	153	0
36	YQ	1122	0	1179	150	0
37	RR	968	0	1033	113	0
37	YR	968	0	1033	105	0
38	RS	882	0	943	162	0
38	YS	882	0	943	162	0
39	RT	1141	0	1202	151	0
39	YT	1141	0	1202	154	0
40	RU	964	0	1022	128	0
40	YU	964	0	1022	136	0
41	RV	779	0	852	130	0
41	YV	779	0	852	131	13
42	RW	900	0	964	101	0
42	YW	900	0	964	102	0
43	RX	725	0	778	67	0
43	YX	725	0	778	67	0
44	RY	785	0	878	161	0
44	YY	785	0	878	153	0
45	RZ	1461	0	1493	52	0
45	YZ	1461	0	1493	40	0
46	R0	648	0	672	21	0
46	Y0	648	0	672	23	0
47	R1	763	0	848	143	0
47	Y1	763	0	848	136	0
48	R2	581	0	629	79	0
48	Y2	581	0	629	76	0
49	R3	469	0	518	39	1

Continued on next page...

Continued from previous page...

Mol	Chain	Non-H	H(model)	H(added)	Clashes	Symm-Clashes
49	Y3	469	0	518	42	0
50	R4	581	0	574	148	0
50	Y4	581	0	574	165	0
51	R5	459	0	480	73	0
51	Y5	459	0	480	76	13
52	R6	424	0	450	94	0
52	Y6	424	0	450	92	0
53	R7	430	0	480	39	0
53	Y7	430	0	480	44	0
54	R8	517	0	582	105	0
54	Y8	517	0	582	99	0
55	R9	307	0	335	20	0
55	Y9	307	0	335	18	0
56	Z6	74	0	51	7	0
56	Z8	74	0	51	6	0
57	QA	65	0	0	0	0
57	QF	1	0	0	0	0
57	QH	1	0	0	0	0
57	QM	1	0	0	0	0
57	QV	1	0	0	0	0
57	QX	1	0	0	0	0
57	R0	1	0	0	0	0
57	R5	1	0	0	0	0
57	RA	241	0	0	0	0
57	RB	2	0	0	0	0
57	RD	1	0	0	0	0
57	RE	2	0	0	0	0
57	RF	1	0	0	0	0
57	RR	2	0	0	0	0
57	XA	74	0	0	0	0
57	Y0	1	0	0	0	0
57	Y5	1	0	0	0	0
57	YA	268	0	0	0	0
57	YB	4	0	0	0	0
57	YE	1	0	0	0	0
57	YP	2	0	0	0	0
58	QA	42	0	45	0	0
58	XA	42	0	45	1	0
59	QD	1	0	0	0	0
59	QN	1	0	0	0	0
59	R9	1	0	0	0	0
59	XD	1	0	0	0	0

Continued on next page...

Continued from previous page...

Mol	Chain	Non-H	H(model)	H(added)	Clashes	Symm-Clashes
59	XN	1	0	0	0	0
59	Y9	1	0	0	0	0
All	All	292002	0	198357	14284	17

The all-atom clashscore is defined as the number of clashes found per 1000 atoms (including hydrogen atoms). The all-atom clashscore for this structure is 29.

The worst 5 of 14284 close contacts within the same asymmetric unit are listed below, sorted by their clash magnitude.

Atom-1	Atom-2	Interatomic distance (Å)	Clash overlap (Å)
14:YN:32:SER:CB	14:YN:41:ARG:HB3	1.23	1.55
14:YN:32:SER:HB3	14:YN:41:ARG:CB	1.28	1.54
31:RH:127:GLU:CG	31:RH:128:PRO:HD3	1.36	1.53
31:YH:127:GLU:CG	31:YH:128:PRO:HD3	1.35	1.52
4:XD:22:LYS:CG	4:XD:26:CYS:SG	2.01	1.49

The worst 5 of 17 symmetry-related close contacts are listed below. The label for Atom-2 includes the symmetry operator and encoded unit-cell translations to be applied.

Atom-1	Atom-2	Interatomic distance (Å)	Clash overlap (Å)
41:YV:50:PRO:C	51:Y5:60:VAL:O[4_445]	1.47	0.73
41:YV:51:VAL:N	51:Y5:60:VAL:O[4_445]	1.50	0.70
41:YV:51:VAL:N	51:Y5:60:VAL:C[4_445]	1.60	0.60
41:YV:50:PRO:CG	51:Y5:60:VAL:CA[4_445]	1.78	0.42
41:YV:50:PRO:CA	51:Y5:60:VAL:O[4_445]	1.83	0.37

5.3 Torsion angles [i](#)

5.3.1 Protein backbone [i](#)

In the following table, the Percentiles column shows the percent Ramachandran outliers of the chain as a percentile score with respect to all X-ray entries followed by that with respect to entries of similar resolution.

The Analysed column shows the number of residues for which the backbone conformation was analysed, and the total number of residues.

Mol	Chain	Analysed	Favoured	Allowed	Outliers	Percentiles
2	QB	235/256 (92%)	153 (65%)	52 (22%)	30 (13%)	0 3

Continued on next page...

Continued from previous page...

Mol	Chain	Analysed	Favoured	Allowed	Outliers	Percentiles	
2	XB	235/256 (92%)	153 (65%)	52 (22%)	30 (13%)	0	3
3	QC	203/239 (85%)	128 (63%)	56 (28%)	19 (9%)	0	7
3	XC	203/239 (85%)	129 (64%)	55 (27%)	19 (9%)	0	7
4	QD	206/209 (99%)	136 (66%)	50 (24%)	20 (10%)	0	6
4	XD	206/209 (99%)	135 (66%)	49 (24%)	22 (11%)	0	5
5	QE	149/162 (92%)	103 (69%)	31 (21%)	15 (10%)	0	6
5	XE	149/162 (92%)	103 (69%)	30 (20%)	16 (11%)	0	5
6	QF	99/101 (98%)	66 (67%)	24 (24%)	9 (9%)	1	7
6	XF	99/101 (98%)	66 (67%)	24 (24%)	9 (9%)	1	7
7	QG	153/156 (98%)	102 (67%)	36 (24%)	15 (10%)	0	6
7	XG	153/156 (98%)	103 (67%)	36 (24%)	14 (9%)	1	7
8	QH	136/138 (99%)	92 (68%)	29 (21%)	15 (11%)	0	5
8	XH	136/138 (99%)	92 (68%)	29 (21%)	15 (11%)	0	5
9	QI	125/128 (98%)	77 (62%)	32 (26%)	16 (13%)	0	3
9	XI	125/128 (98%)	77 (62%)	32 (26%)	16 (13%)	0	3
10	QJ	97/105 (92%)	68 (70%)	20 (21%)	9 (9%)	0	7
10	XJ	97/105 (92%)	68 (70%)	19 (20%)	10 (10%)	0	6
11	QK	117/129 (91%)	87 (74%)	22 (19%)	8 (7%)	1	11
11	XK	117/129 (91%)	87 (74%)	21 (18%)	9 (8%)	1	9
12	QL	123/132 (93%)	85 (69%)	24 (20%)	14 (11%)	0	4
12	XL	123/132 (93%)	85 (69%)	24 (20%)	14 (11%)	0	4
13	QM	119/126 (94%)	71 (60%)	28 (24%)	20 (17%)	0	2
13	XM	119/126 (94%)	71 (60%)	28 (24%)	20 (17%)	0	2
14	QN	58/61 (95%)	31 (53%)	15 (26%)	12 (21%)	0	1
14	XN	58/61 (95%)	32 (55%)	14 (24%)	12 (21%)	0	1
15	QO	86/89 (97%)	61 (71%)	19 (22%)	6 (7%)	1	10
15	XO	86/89 (97%)	61 (71%)	19 (22%)	6 (7%)	1	10
16	QP	82/88 (93%)	48 (58%)	23 (28%)	11 (13%)	0	3
16	XP	82/88 (93%)	48 (58%)	23 (28%)	11 (13%)	0	3
17	QQ	98/105 (93%)	75 (76%)	15 (15%)	8 (8%)	1	8
17	XQ	98/105 (93%)	75 (76%)	15 (15%)	8 (8%)	1	8

Continued on next page...

Continued from previous page...

Mol	Chain	Analysed	Favoured	Allowed	Outliers	Percentiles	
18	QR	68/88 (77%)	45 (66%)	15 (22%)	8 (12%)	0	4
18	XR	68/88 (77%)	45 (66%)	15 (22%)	8 (12%)	0	4
19	QS	82/93 (88%)	47 (57%)	17 (21%)	18 (22%)	0	1
19	XS	82/93 (88%)	46 (56%)	18 (22%)	18 (22%)	0	1
20	QT	97/106 (92%)	63 (65%)	15 (16%)	19 (20%)	0	1
20	XT	97/106 (92%)	63 (65%)	15 (16%)	19 (20%)	0	1
21	QU	23/27 (85%)	15 (65%)	4 (17%)	4 (17%)	0	1
21	XU	23/27 (85%)	16 (70%)	3 (13%)	4 (17%)	0	1
27	RD	270/276 (98%)	203 (75%)	48 (18%)	19 (7%)	1	10
27	YD	270/276 (98%)	204 (76%)	47 (17%)	19 (7%)	1	10
28	RE	203/206 (98%)	120 (59%)	41 (20%)	42 (21%)	0	1
28	YE	203/206 (98%)	120 (59%)	41 (20%)	42 (21%)	0	1
29	RF	200/210 (95%)	144 (72%)	36 (18%)	20 (10%)	0	6
29	YF	200/210 (95%)	143 (72%)	37 (18%)	20 (10%)	0	6
30	RG	179/182 (98%)	119 (66%)	39 (22%)	21 (12%)	0	4
30	YG	179/182 (98%)	120 (67%)	38 (21%)	21 (12%)	0	4
31	RH	168/180 (93%)	94 (56%)	36 (21%)	38 (23%)	0	1
31	YH	168/180 (93%)	94 (56%)	36 (21%)	38 (23%)	0	1
32	RI	144/148 (97%)	102 (71%)	29 (20%)	13 (9%)	1	7
32	YI	144/148 (97%)	101 (70%)	26 (18%)	17 (12%)	0	4
33	RN	136/140 (97%)	84 (62%)	30 (22%)	22 (16%)	0	2
33	YN	136/140 (97%)	84 (62%)	30 (22%)	22 (16%)	0	2
34	RO	120/122 (98%)	90 (75%)	21 (18%)	9 (8%)	1	9
34	YO	120/122 (98%)	90 (75%)	21 (18%)	9 (8%)	1	9
35	RP	148/150 (99%)	97 (66%)	19 (13%)	32 (22%)	0	1
35	YP	148/150 (99%)	97 (66%)	19 (13%)	32 (22%)	0	1
36	RQ	139/141 (99%)	95 (68%)	30 (22%)	14 (10%)	0	6
36	YQ	139/141 (99%)	97 (70%)	28 (20%)	14 (10%)	0	6
37	RR	116/118 (98%)	83 (72%)	19 (16%)	14 (12%)	0	4
37	YR	116/118 (98%)	82 (71%)	20 (17%)	14 (12%)	0	4
38	RS	109/112 (97%)	62 (57%)	28 (26%)	19 (17%)	0	1

Continued on next page...

Continued from previous page...

Mol	Chain	Analysed	Favoured	Allowed	Outliers	Percentiles	
38	YS	109/112 (97%)	63 (58%)	27 (25%)	19 (17%)	0	1
39	RT	135/146 (92%)	83 (62%)	32 (24%)	20 (15%)	0	2
39	YT	135/146 (92%)	83 (62%)	32 (24%)	20 (15%)	0	2
40	RU	115/118 (98%)	86 (75%)	20 (17%)	9 (8%)	1	9
40	YU	115/118 (98%)	86 (75%)	20 (17%)	9 (8%)	1	9
41	RV	99/101 (98%)	73 (74%)	16 (16%)	10 (10%)	0	6
41	YV	99/101 (98%)	73 (74%)	16 (16%)	10 (10%)	0	6
42	RW	111/113 (98%)	75 (68%)	22 (20%)	14 (13%)	0	4
42	YW	111/113 (98%)	75 (68%)	22 (20%)	14 (13%)	0	4
43	RX	90/96 (94%)	77 (86%)	8 (9%)	5 (6%)	2	15
43	YX	90/96 (94%)	77 (86%)	8 (9%)	5 (6%)	2	15
44	RY	100/110 (91%)	58 (58%)	16 (16%)	26 (26%)	0	0
44	YY	100/110 (91%)	57 (57%)	17 (17%)	26 (26%)	0	0
45	RZ	181/206 (88%)	126 (70%)	40 (22%)	15 (8%)	1	8
45	YZ	181/206 (88%)	125 (69%)	38 (21%)	18 (10%)	0	6
46	R0	80/85 (94%)	68 (85%)	9 (11%)	3 (4%)	3	24
46	Y0	80/85 (94%)	71 (89%)	9 (11%)	0	100	100
47	R1	95/98 (97%)	64 (67%)	20 (21%)	11 (12%)	0	4
47	Y1	95/98 (97%)	64 (67%)	20 (21%)	11 (12%)	0	4
48	R2	67/72 (93%)	46 (69%)	12 (18%)	9 (13%)	0	3
48	Y2	67/72 (93%)	47 (70%)	11 (16%)	9 (13%)	0	3
49	R3	57/60 (95%)	45 (79%)	9 (16%)	3 (5%)	2	16
49	Y3	57/60 (95%)	45 (79%)	9 (16%)	3 (5%)	2	16
50	R4	69/71 (97%)	23 (33%)	20 (29%)	26 (38%)	0	0
50	Y4	69/71 (97%)	23 (33%)	20 (29%)	26 (38%)	0	0
51	R5	57/60 (95%)	33 (58%)	9 (16%)	15 (26%)	0	0
51	Y5	57/60 (95%)	33 (58%)	9 (16%)	15 (26%)	0	0
52	R6	47/54 (87%)	15 (32%)	18 (38%)	14 (30%)	0	0
52	Y6	47/54 (87%)	15 (32%)	18 (38%)	14 (30%)	0	0
53	R7	47/49 (96%)	37 (79%)	7 (15%)	3 (6%)	1	13
53	Y7	47/49 (96%)	37 (79%)	7 (15%)	3 (6%)	1	13

Continued on next page...

Continued from previous page...

Mol	Chain	Analysed	Favoured	Allowed	Outliers	Percentiles	
54	R8	62/65 (95%)	36 (58%)	15 (24%)	11 (18%)	0	1
54	Y8	62/65 (95%)	36 (58%)	15 (24%)	11 (18%)	0	1
55	R9	35/37 (95%)	31 (89%)	4 (11%)	0	100	100
55	Y9	35/37 (95%)	31 (89%)	4 (11%)	0	100	100
All	All	11470/12128 (95%)	7650 (67%)	2346 (20%)	1474 (13%)	0	3

5 of 1474 Ramachandran outliers are listed below:

Mol	Chain	Res	Type
2	QB	6	THR
2	QB	15	VAL
2	QB	26	PRO
2	QB	84	GLU
2	QB	88	ALA

5.3.2 Protein sidechains [i](#)

In the following table, the Percentiles column shows the percent sidechain outliers of the chain as a percentile score with respect to all X-ray entries followed by that with respect to entries of similar resolution.

The Analysed column shows the number of residues for which the sidechain conformation was analysed, and the total number of residues.

Mol	Chain	Analysed	Rotameric	Outliers	Percentiles	
2	QB	205/220 (93%)	181 (88%)	24 (12%)	5	24
2	XB	205/220 (93%)	181 (88%)	24 (12%)	5	24
3	QC	159/188 (85%)	143 (90%)	16 (10%)	7	30
3	XC	159/188 (85%)	143 (90%)	16 (10%)	7	30
4	QD	180/181 (99%)	160 (89%)	20 (11%)	6	26
4	XD	180/181 (99%)	165 (92%)	15 (8%)	11	38
5	QE	116/123 (94%)	108 (93%)	8 (7%)	15	46
5	XE	116/123 (94%)	108 (93%)	8 (7%)	15	46
6	QF	90/90 (100%)	76 (84%)	14 (16%)	2	14
6	XF	90/90 (100%)	76 (84%)	14 (16%)	2	14
7	QG	126/127 (99%)	114 (90%)	12 (10%)	8	32
7	XG	126/127 (99%)	115 (91%)	11 (9%)	10	36

Continued on next page...

Continued from previous page...

Mol	Chain	Analysed	Rotameric	Outliers	Percentiles	
8	QH	119/119 (100%)	106 (89%)	13 (11%)	6	27
8	XH	119/119 (100%)	106 (89%)	13 (11%)	6	27
9	QI	98/99 (99%)	87 (89%)	11 (11%)	6	25
9	XI	98/99 (99%)	87 (89%)	11 (11%)	6	25
10	QJ	89/92 (97%)	81 (91%)	8 (9%)	9	35
10	XJ	89/92 (97%)	81 (91%)	8 (9%)	9	35
11	QK	90/99 (91%)	81 (90%)	9 (10%)	7	30
11	XK	90/99 (91%)	81 (90%)	9 (10%)	7	30
12	QL	104/109 (95%)	90 (86%)	14 (14%)	4	19
12	XL	104/109 (95%)	90 (86%)	14 (14%)	4	19
13	QM	97/101 (96%)	81 (84%)	16 (16%)	2	12
13	XM	97/101 (96%)	81 (84%)	16 (16%)	2	12
14	QN	49/50 (98%)	40 (82%)	9 (18%)	1	8
14	XN	49/50 (98%)	44 (90%)	5 (10%)	7	30
15	QO	79/80 (99%)	73 (92%)	6 (8%)	13	42
15	XO	79/80 (99%)	73 (92%)	6 (8%)	13	42
16	QP	72/74 (97%)	63 (88%)	9 (12%)	4	21
16	XP	72/74 (97%)	63 (88%)	9 (12%)	4	21
17	QQ	95/97 (98%)	89 (94%)	6 (6%)	18	50
17	XQ	95/97 (98%)	89 (94%)	6 (6%)	18	50
18	QR	61/77 (79%)	54 (88%)	7 (12%)	5	24
18	XR	61/77 (79%)	54 (88%)	7 (12%)	5	24
19	QS	73/80 (91%)	62 (85%)	11 (15%)	3	15
19	XS	73/80 (91%)	62 (85%)	11 (15%)	3	15
20	QT	76/82 (93%)	68 (90%)	8 (10%)	7	29
20	XT	76/82 (93%)	68 (90%)	8 (10%)	7	29
21	QU	20/22 (91%)	19 (95%)	1 (5%)	24	56
21	XU	20/22 (91%)	19 (95%)	1 (5%)	24	56
27	RD	214/218 (98%)	177 (83%)	37 (17%)	2	10
27	YD	214/218 (98%)	177 (83%)	37 (17%)	2	10
28	RE	165/166 (99%)	128 (78%)	37 (22%)	1	4

Continued on next page...

Continued from previous page...

Mol	Chain	Analysed	Rotameric	Outliers	Percentiles	
28	YE	165/166 (99%)	127 (77%)	38 (23%)	1	3
29	RF	161/166 (97%)	140 (87%)	21 (13%)	4	20
29	YF	161/166 (97%)	140 (87%)	21 (13%)	4	20
30	RG	155/156 (99%)	130 (84%)	25 (16%)	2	13
30	YG	155/156 (99%)	130 (84%)	25 (16%)	2	13
31	RH	142/148 (96%)	114 (80%)	28 (20%)	1	6
31	YH	142/148 (96%)	114 (80%)	28 (20%)	1	6
32	RI	122/124 (98%)	98 (80%)	24 (20%)	1	6
32	YI	122/124 (98%)	98 (80%)	24 (20%)	1	6
33	RN	117/119 (98%)	98 (84%)	19 (16%)	2	12
33	YN	117/119 (98%)	98 (84%)	19 (16%)	2	12
34	RO	100/100 (100%)	90 (90%)	10 (10%)	7	30
34	YO	100/100 (100%)	90 (90%)	10 (10%)	7	30
35	RP	116/116 (100%)	89 (77%)	27 (23%)	1	3
35	YP	116/116 (100%)	89 (77%)	27 (23%)	1	3
36	RQ	111/111 (100%)	93 (84%)	18 (16%)	2	12
36	YQ	111/111 (100%)	93 (84%)	18 (16%)	2	12
37	RR	101/101 (100%)	84 (83%)	17 (17%)	2	11
37	YR	101/101 (100%)	84 (83%)	17 (17%)	2	11
38	RS	87/88 (99%)	74 (85%)	13 (15%)	3	15
38	YS	87/88 (99%)	74 (85%)	13 (15%)	3	15
39	RT	120/127 (94%)	97 (81%)	23 (19%)	1	6
39	YT	120/127 (94%)	98 (82%)	22 (18%)	1	8
40	RU	93/94 (99%)	80 (86%)	13 (14%)	3	17
40	YU	93/94 (99%)	80 (86%)	13 (14%)	3	17
41	RV	82/82 (100%)	71 (87%)	11 (13%)	4	19
41	YV	82/82 (100%)	71 (87%)	11 (13%)	4	19
42	RW	92/92 (100%)	77 (84%)	15 (16%)	2	12
42	YW	92/92 (100%)	77 (84%)	15 (16%)	2	12
43	RX	74/78 (95%)	63 (85%)	11 (15%)	3	15
43	YX	74/78 (95%)	63 (85%)	11 (15%)	3	15

Continued on next page...

Continued from previous page...

Mol	Chain	Analysed	Rotameric	Outliers	Percentiles	
44	RY	85/91 (93%)	70 (82%)	15 (18%)	2	9
44	YY	85/91 (93%)	70 (82%)	15 (18%)	2	9
45	RZ	162/179 (90%)	139 (86%)	23 (14%)	3	17
45	YZ	162/179 (90%)	139 (86%)	23 (14%)	3	17
46	R0	65/67 (97%)	61 (94%)	4 (6%)	18	50
46	Y0	65/67 (97%)	59 (91%)	6 (9%)	9	34
47	R1	82/83 (99%)	67 (82%)	15 (18%)	1	8
47	Y1	82/83 (99%)	67 (82%)	15 (18%)	1	8
48	R2	64/67 (96%)	57 (89%)	7 (11%)	6	27
48	Y2	64/67 (96%)	57 (89%)	7 (11%)	6	27
49	R3	51/52 (98%)	40 (78%)	11 (22%)	1	4
49	Y3	51/52 (98%)	40 (78%)	11 (22%)	1	4
50	R4	63/63 (100%)	44 (70%)	19 (30%)	0	2
50	Y4	63/63 (100%)	44 (70%)	19 (30%)	0	2
51	R5	51/52 (98%)	39 (76%)	12 (24%)	1	3
51	Y5	51/52 (98%)	39 (76%)	12 (24%)	1	3
52	R6	48/52 (92%)	38 (79%)	10 (21%)	1	5
52	Y6	48/52 (92%)	38 (79%)	10 (21%)	1	5
53	R7	42/42 (100%)	39 (93%)	3 (7%)	14	45
53	Y7	42/42 (100%)	39 (93%)	3 (7%)	14	45
54	R8	54/55 (98%)	39 (72%)	15 (28%)	0	2
54	Y8	54/55 (98%)	39 (72%)	15 (28%)	0	2
55	R9	34/34 (100%)	32 (94%)	2 (6%)	19	51
55	Y9	34/34 (100%)	32 (94%)	2 (6%)	19	51
All	All	9702/10066 (96%)	8296 (86%)	1406 (14%)	3	16

5 of 1406 residues with a non-rotameric sidechain are listed below:

Mol	Chain	Res	Type
27	YD	65	ILE
35	YP	144	GLU
27	YD	261	LYS
27	YD	61	LEU
31	YH	3	ARG

Sometimes sidechains can be flipped to improve hydrogen bonding and reduce clashes. 5 of 99 such sidechains are listed below:

Mol	Chain	Res	Type
7	XG	28	ASN
27	YD	166	GLN
7	XG	86	GLN
13	XM	77	ASN
28	YE	135	HIS

5.3.3 RNA [i](#)

Mol	Chain	Analysed	Backbone Outliers	Pucker Outliers
1	QA	1498/1522 (98%)	269 (17%)	42 (2%)
1	XA	1499/1522 (98%)	289 (19%)	46 (3%)
22	QV	76/77 (98%)	30 (39%)	1 (1%)
22	XV	76/77 (98%)	30 (39%)	1 (1%)
23	QY	14/17 (82%)	7 (50%)	1 (7%)
23	XY	14/17 (82%)	7 (50%)	1 (7%)
24	QX	7/25 (28%)	4 (57%)	1 (14%)
24	XX	7/25 (28%)	4 (57%)	1 (14%)
25	RA	2879/2916 (98%)	620 (21%)	66 (2%)
25	YA	2880/2916 (98%)	623 (21%)	60 (2%)
26	RB	119/122 (97%)	24 (20%)	2 (1%)
26	YB	119/122 (97%)	24 (20%)	1 (0%)
56	Z6	1/3 (33%)	0	0
56	Z8	1/3 (33%)	0	0
All	All	9190/9364 (98%)	1931 (21%)	223 (2%)

5 of 1931 RNA backbone outliers are listed below:

Mol	Chain	Res	Type
1	QA	32	A
1	QA	39	G
1	QA	47	C
1	QA	48	C
1	QA	51	A

5 of 223 RNA pucker outliers are listed below:

Mol	Chain	Res	Type
1	XA	60	A
25	YA	2867	G
1	XA	753	A

Continued on next page...

Continued from previous page...

Mol	Chain	Res	Type
25	YA	2776	A
25	YA	1543	A

5.4 Non-standard residues in protein, DNA, RNA chains [i](#)

4 non-standard protein/DNA/RNA residues are modelled in this entry.

In the following table, the Counts columns list the number of bonds (or angles) for which Mogul statistics could be retrieved, the number of bonds (or angles) that are observed in the model and the number of bonds (or angles) that are defined in the Chemical Component Dictionary. The Link column lists molecule types, if any, to which the group is linked. The Z score for a bond length (or angle) is the number of standard deviations the observed value is removed from the expected value. A bond length (or angle) with $|Z| > 2$ is considered an outlier worth inspection. RMSZ is the root-mean-square of all Z scores of the bond lengths (or angles).

Mol	Type	Chain	Res	Link	Bond lengths			Bond angles		
					Counts	RMSZ	# Z > 2	Counts	RMSZ	# Z > 2
56	PPU	Z8	76	57,56	32,40,41	2.55	6 (18%)	33,57,60	2.15	5 (15%)
23	1MG	XY	37	23	18,26,27	2.19	2 (11%)	19,39,42	1.55	4 (21%)
56	PPU	Z6	76	56,25	32,40,41	2.55	6 (18%)	33,57,60	2.15	5 (15%)
23	1MG	QY	37	23	18,26,27	2.18	2 (11%)	19,39,42	1.56	4 (21%)

In the following table, the Chirals column lists the number of chiral outliers, the number of chiral centers analysed, the number of these observed in the model and the number defined in the Chemical Component Dictionary. Similar counts are reported in the Torsion and Rings columns. '-' means no outliers of that kind were identified.

Mol	Type	Chain	Res	Link	Chirals	Torsions	Rings
56	PPU	Z8	76	57,56	-	2/21/43/44	0/4/4/4
23	1MG	XY	37	23	-	0/3/25/26	0/3/3/3
56	PPU	Z6	76	56,25	-	2/21/43/44	0/4/4/4
23	1MG	QY	37	23	-	0/3/25/26	0/3/3/3

The worst 5 of 16 bond length outliers are listed below:

Mol	Chain	Res	Type	Atoms	Z	Observed(Å)	Ideal(Å)
56	Z8	76	PPU	O-C	9.30	1.41	1.23
56	Z6	76	PPU	O-C	9.27	1.41	1.23
23	QY	37	1MG	C2-N2	7.38	1.47	1.34
23	XY	37	1MG	C2-N2	7.35	1.47	1.34
56	Z6	76	PPU	C9-N6	-5.95	1.32	1.45

The worst 5 of 18 bond angle outliers are listed below:

Mol	Chain	Res	Type	Atoms	Z	Observed(°)	Ideal(°)
56	Z8	76	PPU	C3'-N3'-C	-8.60	110.23	123.21
56	Z6	76	PPU	C3'-N3'-C	-8.58	110.27	123.21
56	Z8	76	PPU	N3-C2-N1	-4.71	121.31	128.68
56	Z6	76	PPU	N3-C2-N1	-4.68	121.36	128.68
56	Z6	76	PPU	CA-C-N3'	4.05	121.77	116.15

There are no chirality outliers.

All (4) torsion outliers are listed below:

Mol	Chain	Res	Type	Atoms
56	Z6	76	PPU	O-C-CA-N
56	Z8	76	PPU	O-C-CA-N
56	Z6	76	PPU	N3'-C-CA-N
56	Z8	76	PPU	N3'-C-CA-N

There are no ring outliers.

2 monomers are involved in 12 short contacts:

Mol	Chain	Res	Type	Clashes	Symm-Clashes
56	Z8	76	PPU	5	0
56	Z6	76	PPU	7	0

5.5 Carbohydrates [i](#)

There are no monosaccharides in this entry.

5.6 Ligand geometry [i](#)

Of 680 ligands modelled in this entry, 678 are monoatomic - leaving 2 for Mogul analysis.

In the following table, the Counts columns list the number of bonds (or angles) for which Mogul statistics could be retrieved, the number of bonds (or angles) that are observed in the model and the number of bonds (or angles) that are defined in the Chemical Component Dictionary. The Link column lists molecule types, if any, to which the group is linked. The Z score for a bond length (or angle) is the number of standard deviations the observed value is removed from the expected value. A bond length (or angle) with $|Z| > 2$ is considered an outlier worth inspection. RMSZ is the root-mean-square of all Z scores of the bond lengths (or angles).

Mol	Type	Chain	Res	Link	Bond lengths			Bond angles		
					Counts	RMSZ	# Z > 2	Counts	RMSZ	# Z > 2
58	PAR	XA	1675	-	45,45,45	1.50	6 (13%)	64,67,67	1.34	5 (7%)
58	PAR	QA	1666	-	45,45,45	1.48	7 (15%)	64,67,67	1.39	9 (14%)

In the following table, the Chirals column lists the number of chiral outliers, the number of chiral centers analysed, the number of these observed in the model and the number defined in the Chemical Component Dictionary. Similar counts are reported in the Torsion and Rings columns. '-' means no outliers of that kind were identified.

Mol	Type	Chain	Res	Link	Chirals	Torsions	Rings
58	PAR	XA	1675	-	-	6/18/94/94	0/4/4/4
58	PAR	QA	1666	-	-	8/18/94/94	0/4/4/4

The worst 5 of 13 bond length outliers are listed below:

Mol	Chain	Res	Type	Atoms	Z	Observed(Å)	Ideal(Å)
58	QA	1666	PAR	C64-C54	5.24	1.59	1.52
58	XA	1675	PAR	C64-C54	4.90	1.58	1.52
58	QA	1666	PAR	C52-C42	3.13	1.58	1.52
58	XA	1675	PAR	C52-C42	2.96	1.58	1.52
58	XA	1675	PAR	O54-C14	2.86	1.49	1.41

The worst 5 of 14 bond angle outliers are listed below:

Mol	Chain	Res	Type	Atoms	Z	Observed(°)	Ideal(°)
58	XA	1675	PAR	O33-C14-C24	4.67	116.27	108.22
58	XA	1675	PAR	C14-O54-C54	4.34	122.20	113.69
58	QA	1666	PAR	O52-C13-C23	3.84	115.91	107.96
58	QA	1666	PAR	C14-O54-C54	3.82	121.18	113.69
58	QA	1666	PAR	O33-C14-C24	3.77	114.70	108.22

There are no chirality outliers.

5 of 14 torsion outliers are listed below:

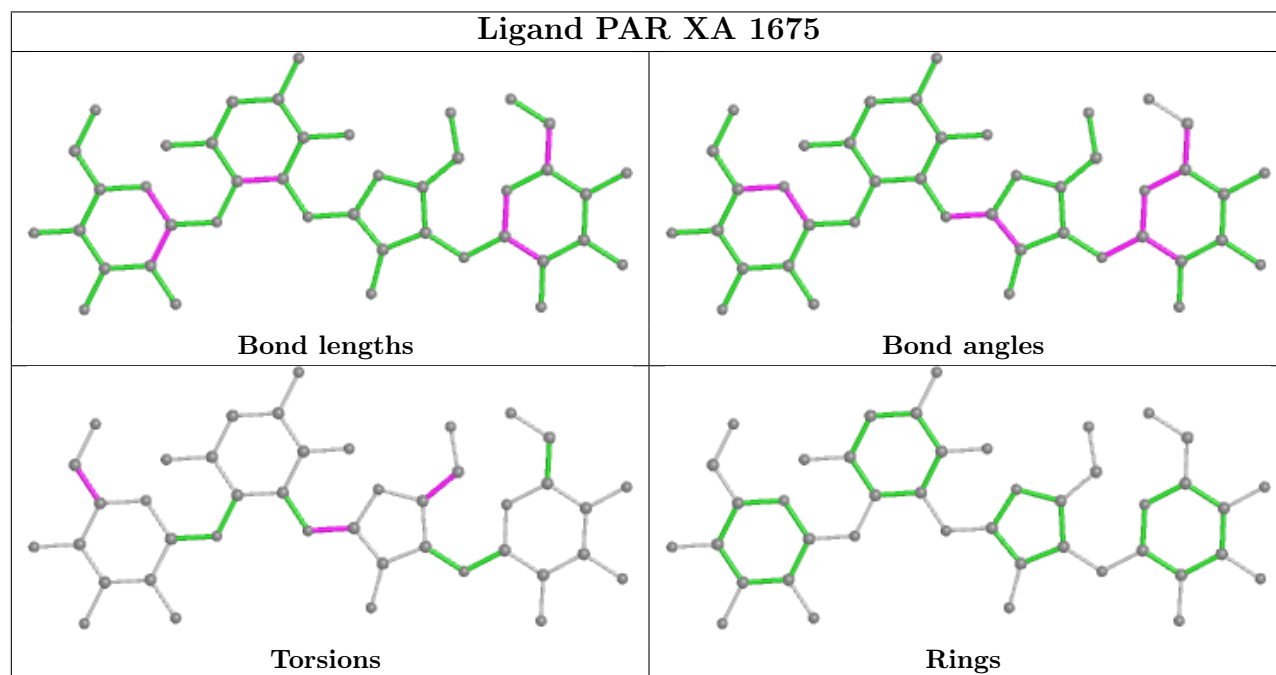
Mol	Chain	Res	Type	Atoms
58	QA	1666	PAR	C44-C54-C64-N64
58	QA	1666	PAR	O54-C54-C64-N64
58	QA	1666	PAR	O51-C51-C61-O61
58	XA	1675	PAR	O51-C51-C61-O61
58	QA	1666	PAR	C41-C51-C61-O61

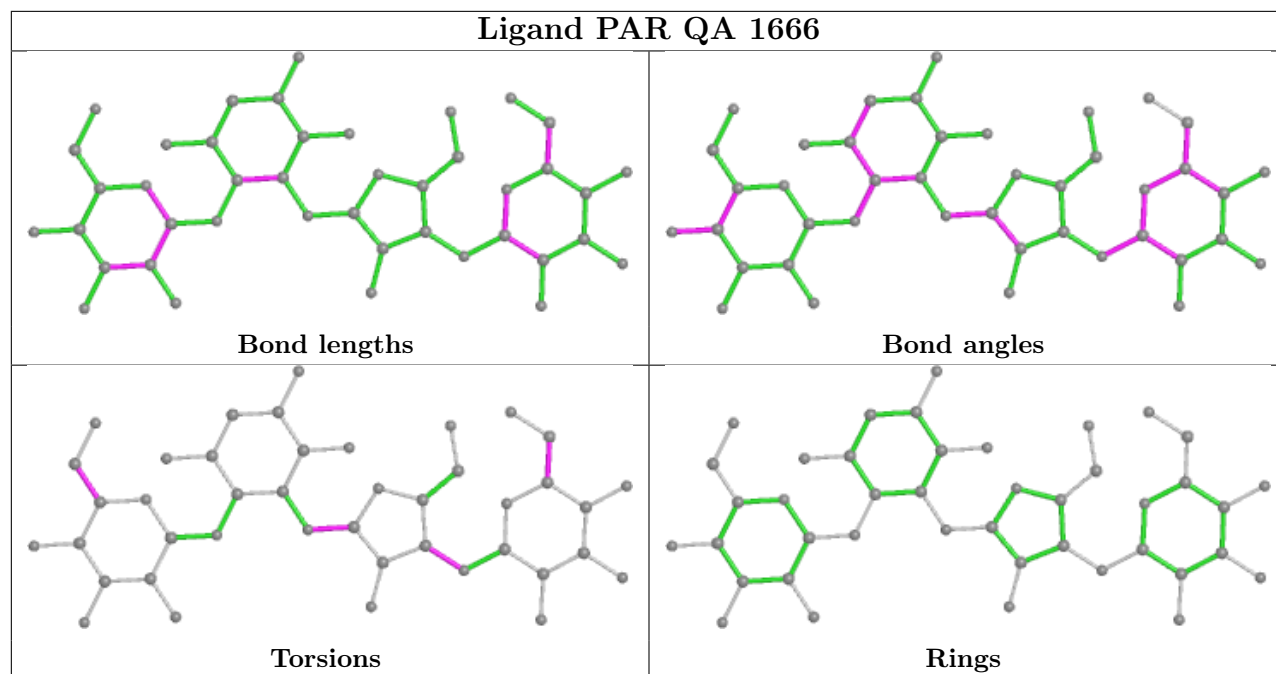
There are no ring outliers.

1 monomer is involved in 1 short contact:

Mol	Chain	Res	Type	Clashes	Symm-Clashes
58	XA	1675	PAR	1	0

The following is a two-dimensional graphical depiction of Mogul quality analysis of bond lengths, bond angles, torsion angles, and ring geometry for all instances of the Ligand of Interest. In addition, ligands with molecular weight > 250 and outliers as shown on the validation Tables will also be included. For torsion angles, if less than 5% of the Mogul distribution of torsion angles is within 10 degrees of the torsion angle in question, then that torsion angle is considered an outlier. Any bond that is central to one or more torsion angles identified as an outlier by Mogul will be highlighted in the graph. For rings, the root-mean-square deviation (RMSD) between the ring in question and similar rings identified by Mogul is calculated over all ring torsion angles. If the average RMSD is greater than 60 degrees and the minimal RMSD between the ring in question and any Mogul-identified rings is also greater than 60 degrees, then that ring is considered an outlier. The outliers are highlighted in purple. The color gray indicates Mogul did not find sufficient equivalents in the CSD to analyse the geometry.





5.7 Other polymers [i](#)

There are no such residues in this entry.

5.8 Polymer linkage issues [i](#)

There are no chain breaks in this entry.

6 Fit of model and data i

6.1 Protein, DNA and RNA chains i

In the following table, the column labelled '#RSRZ > 2' contains the number (and percentage) of RSRZ outliers, followed by percent RSRZ outliers for the chain as percentile scores relative to all X-ray entries and entries of similar resolution. The OWAB column contains the minimum, median, 95th percentile and maximum values of the occupancy-weighted average B-factor per residue. The column labelled 'Q < 0.9' lists the number of (and percentage) of residues with an average occupancy less than 0.9.

Mol	Chain	Analysed	<RSRZ>	#RSRZ>2	OWAB(Å ²)	Q<0.9
1	QA	1500/1522 (98%)	0.23	45 (3%) 50 47	43, 89, 165, 301	0
1	XA	1500/1522 (98%)	0.12	34 (2%) 60 56	33, 76, 161, 285	0
2	QB	237/256 (92%)	0.60	27 (11%) 5 6	74, 140, 206, 264	0
2	XB	237/256 (92%)	0.50	18 (7%) 13 15	68, 121, 186, 246	0
3	QC	205/239 (85%)	0.57	12 (5%) 22 22	66, 125, 179, 210	0
3	XC	205/239 (85%)	0.20	2 (0%) 82 78	46, 95, 150, 198	0
4	QD	208/209 (99%)	0.24	4 (1%) 66 63	47, 92, 146, 223	0
4	XD	208/209 (99%)	0.34	6 (2%) 51 48	45, 96, 162, 182	0
5	QE	151/162 (93%)	0.39	5 (3%) 46 43	42, 101, 170, 220	0
5	XE	151/162 (93%)	0.23	5 (3%) 46 43	35, 84, 142, 186	0
6	QF	101/101 (100%)	0.34	2 (1%) 65 61	40, 90, 127, 156	0
6	XF	101/101 (100%)	0.35	3 (2%) 50 47	38, 84, 127, 150	0
7	QG	155/156 (99%)	0.62	15 (9%) 7 9	56, 121, 175, 232	0
7	XG	155/156 (99%)	0.47	13 (8%) 11 13	51, 93, 148, 196	0
8	QH	138/138 (100%)	0.27	3 (2%) 62 58	51, 100, 142, 160	0
8	XH	138/138 (100%)	0.14	0 100 100	51, 89, 134, 187	0
9	QI	127/128 (99%)	0.95	17 (13%) 3 4	71, 131, 189, 204	0
9	XI	127/128 (99%)	0.47	7 (5%) 25 24	46, 112, 165, 221	0
10	QJ	99/105 (94%)	1.38	34 (34%) 0 0	80, 153, 212, 237	0
10	XJ	99/105 (94%)	0.95	13 (13%) 3 5	42, 120, 186, 217	0
11	QK	119/129 (92%)	0.75	9 (7%) 13 15	42, 89, 165, 231	0
11	XK	119/129 (92%)	0.37	7 (5%) 22 22	49, 81, 135, 193	0
12	QL	125/132 (94%)	0.53	8 (6%) 19 19	40, 83, 150, 208	0
12	XL	125/132 (94%)	0.24	5 (4%) 38 35	29, 68, 134, 239	0

Continued on next page...

Continued from previous page...

Mol	Chain	Analysed	<RSRZ>	#RSRZ>2	OWAB(Å ²)	Q<0.9
13	QM	121/126 (96%)	0.86	15 (12%) 4 5	52, 130, 190, 269	0
13	XM	121/126 (96%)	0.44	6 (4%) 28 27	43, 98, 161, 256	0
14	QN	60/61 (98%)	1.01	9 (15%) 2 3	72, 121, 165, 182	0
14	XN	60/61 (98%)	0.47	3 (5%) 28 27	38, 87, 148, 182	0
15	QO	88/89 (98%)	0.39	5 (5%) 23 22	48, 95, 154, 187	0
15	XO	88/89 (98%)	0.25	3 (3%) 45 42	43, 82, 128, 167	0
16	QP	84/88 (95%)	0.35	3 (3%) 42 40	44, 86, 146, 195	0
16	XP	84/88 (95%)	0.30	2 (2%) 59 55	46, 92, 133, 208	0
17	QQ	100/105 (95%)	0.43	4 (4%) 38 35	63, 94, 151, 215	0
17	XQ	100/105 (95%)	0.30	2 (2%) 65 61	45, 95, 148, 188	0
18	QR	70/88 (79%)	0.35	4 (5%) 23 22	45, 85, 146, 166	0
18	XR	70/88 (79%)	0.24	1 (1%) 75 71	35, 81, 137, 153	0
19	QS	84/93 (90%)	1.10	17 (20%) 1 1	82, 137, 196, 229	0
19	XS	84/93 (90%)	0.39	3 (3%) 42 40	53, 96, 156, 198	0
20	QT	99/106 (93%)	0.50	4 (4%) 38 35	55, 103, 165, 201	0
20	XT	99/106 (93%)	0.41	4 (4%) 38 35	50, 101, 158, 190	0
21	QU	25/27 (92%)	2.09	9 (36%) 0 0	66, 117, 146, 190	0
21	XU	25/27 (92%)	1.46	4 (16%) 1 2	61, 89, 133, 169	0
22	QV	77/77 (100%)	0.47	5 (6%) 18 19	49, 99, 152, 188	0
22	XV	77/77 (100%)	0.46	2 (2%) 56 52	43, 82, 137, 198	0
23	QY	14/17 (82%)	0.79	2 (14%) 2 3	85, 123, 178, 179	0
23	XY	14/17 (82%)	0.92	2 (14%) 2 3	66, 108, 141, 145	0
24	QX	8/25 (32%)	1.59	2 (25%) 0 0	68, 91, 144, 227	0
24	XX	8/25 (32%)	1.16	2 (25%) 0 0	51, 69, 129, 197	0
25	RA	2882/2916 (98%)	0.24	153 (5%) 26 25	32, 68, 203, 342	0
25	YA	2883/2916 (98%)	0.02	116 (4%) 38 35	21, 52, 190, 313	0
26	RB	120/122 (98%)	0.40	3 (2%) 57 53	62, 105, 144, 172	0
26	YB	120/122 (98%)	-0.11	0 100 100	43, 68, 101, 139	0
27	RD	272/276 (98%)	0.02	1 (0%) 92 90	32, 60, 102, 187	0
27	YD	272/276 (98%)	0.09	2 (0%) 87 84	11, 55, 94, 228	0
28	RE	205/206 (99%)	0.24	7 (3%) 45 42	30, 74, 135, 220	0

Continued on next page...

Continued from previous page...

Mol	Chain	Analysed	<RSRZ>	#RSRZ>2	OWAB(Å ²)	Q<0.9
28	YE	205/206 (99%)	0.05	4 (1%) 65 61	20, 58, 130, 245	0
29	RF	202/210 (96%)	0.12	5 (2%) 57 53	27, 82, 150, 199	0
29	YF	202/210 (96%)	-0.12	0 100 100	17, 58, 119, 164	0
30	RG	181/182 (99%)	2.10	83 (45%) 0 0	58, 182, 252, 270	0
30	YG	181/182 (99%)	1.24	32 (17%) 1 2	52, 114, 185, 251	0
31	RH	170/180 (94%)	1.20	39 (22%) 0 0	71, 144, 203, 244	0
31	YH	170/180 (94%)	0.42	9 (5%) 26 25	41, 86, 147, 171	0
32	RI	146/148 (98%)	0.45	12 (8%) 11 13	47, 100, 170, 202	0
32	YI	146/148 (98%)	0.22	6 (4%) 37 35	43, 98, 153, 180	0
33	RN	138/140 (98%)	0.22	4 (2%) 51 48	43, 83, 138, 196	0
33	YN	138/140 (98%)	0.02	1 (0%) 87 84	29, 60, 118, 171	0
34	RO	122/122 (100%)	0.19	1 (0%) 86 82	21, 75, 123, 179	0
34	YO	122/122 (100%)	-0.19	0 100 100	18, 59, 94, 134	0
35	RP	150/150 (100%)	0.55	12 (8%) 12 14	21, 86, 180, 219	0
35	YP	150/150 (100%)	0.18	4 (2%) 54 51	14, 67, 136, 235	0
36	RQ	141/141 (100%)	0.40	9 (6%) 19 19	45, 88, 145, 231	0
36	YQ	141/141 (100%)	0.04	3 (2%) 63 60	24, 65, 135, 196	0
37	RR	118/118 (100%)	-0.03	1 (0%) 86 82	38, 69, 130, 147	0
37	YR	118/118 (100%)	-0.19	0 100 100	26, 55, 91, 142	0
38	RS	111/112 (99%)	0.38	3 (2%) 54 51	49, 104, 167, 222	0
38	YS	111/112 (99%)	-0.00	2 (1%) 68 64	39, 71, 123, 181	0
39	RT	137/146 (93%)	0.39	13 (9%) 8 10	42, 86, 185, 226	0
39	YT	137/146 (93%)	0.06	5 (3%) 42 40	25, 70, 160, 220	0
40	RU	117/118 (99%)	0.22	2 (1%) 70 66	31, 69, 130, 222	0
40	YU	117/118 (99%)	0.02	3 (2%) 56 52	21, 50, 107, 201	0
41	RV	101/101 (100%)	0.19	3 (2%) 50 47	44, 92, 155, 249	0
41	YV	101/101 (100%)	0.34	4 (3%) 38 35	26, 71, 136, 264	0
42	RW	113/113 (100%)	0.05	2 (1%) 68 64	31, 63, 128, 188	0
42	YW	113/113 (100%)	-0.08	1 (0%) 84 80	17, 54, 114, 186	0
43	RX	92/96 (95%)	0.15	1 (1%) 80 76	41, 78, 122, 150	0
43	YX	92/96 (95%)	-0.06	0 100 100	28, 56, 92, 122	0

Continued on next page...

Continued from previous page...

Mol	Chain	Analysed	<RSRZ>	#RSRZ>2	OWAB(Å ²)	Q<0.9
44	RY	102/110 (92%)	1.04	20 (19%) 1 1	50, 106, 193, 237	0
44	YY	102/110 (92%)	0.43	8 (7%) 13 15	39, 82, 158, 234	0
45	RZ	183/206 (88%)	0.76	20 (10%) 5 7	56, 124, 189, 247	0
45	YZ	183/206 (88%)	0.26	12 (6%) 18 18	41, 86, 169, 257	0
46	R0	82/85 (96%)	-0.03	1 (1%) 79 74	42, 72, 103, 131	0
46	Y0	82/85 (96%)	-0.32	0 100 100	26, 49, 80, 99	0
47	R1	97/98 (98%)	0.74	7 (7%) 15 17	34, 75, 194, 262	0
47	Y1	97/98 (98%)	0.49	7 (7%) 15 17	27, 61, 143, 210	0
48	R2	69/72 (95%)	0.18	0 100 100	48, 94, 168, 184	0
48	Y2	69/72 (95%)	0.06	1 (1%) 75 71	22, 66, 131, 195	0
49	R3	59/60 (98%)	0.73	6 (10%) 6 8	42, 90, 161, 183	0
49	Y3	59/60 (98%)	0.07	2 (3%) 45 42	33, 61, 113, 179	0
50	R4	71/71 (100%)	2.17	30 (42%) 0 0	129, 204, 273, 302	0
50	Y4	71/71 (100%)	1.56	21 (29%) 0 0	84, 166, 258, 313	0
51	R5	59/60 (98%)	0.81	11 (18%) 1 2	25, 73, 191, 257	0
51	Y5	59/60 (98%)	0.56	7 (11%) 4 6	28, 62, 189, 319	0
52	R6	49/54 (90%)	1.94	22 (44%) 0 0	66, 147, 198, 224	0
52	Y6	49/54 (90%)	1.66	21 (42%) 0 0	59, 116, 196, 225	0
53	R7	49/49 (100%)	0.13	1 (2%) 65 61	27, 55, 129, 235	0
53	Y7	49/49 (100%)	-0.10	2 (4%) 37 35	23, 42, 102, 186	0
54	R8	64/65 (98%)	0.45	3 (4%) 31 30	34, 73, 129, 210	0
54	Y8	64/65 (98%)	0.16	3 (4%) 31 30	24, 56, 101, 237	0
55	R9	37/37 (100%)	1.56	8 (21%) 0 1	64, 96, 157, 235	0
55	Y9	37/37 (100%)	1.24	4 (10%) 5 7	48, 83, 136, 176	0
56	Z6	2/3 (66%)	1.63	0 100 100	77, 77, 77, 77	0
56	Z8	2/3 (66%)	1.17	0 100 100	51, 51, 51, 60	0
All	All	20873/21492 (97%)	0.31	1170 (5%) 24 23	11, 79, 179, 342	0

The worst 5 of 1170 RSRZ outliers are listed below:

Mol	Chain	Res	Type	RSRZ
25	RA	1058	G	15.2
11	QK	129	SER	14.9

Continued on next page...

Continued from previous page...

Mol	Chain	Res	Type	RSRZ
28	YE	205	ALA	13.6
40	RU	118	GLY	13.0
25	RA	1060	U	12.9

6.2 Non-standard residues in protein, DNA, RNA chains [i](#)

In the following table, the Atoms column lists the number of modelled atoms in the group and the number defined in the chemical component dictionary. The B-factors column lists the minimum, median, 95th percentile and maximum values of B factors of atoms in the group. The column labelled 'Q< 0.9' lists the number of atoms with occupancy less than 0.9.

Mol	Type	Chain	Res	Atoms	RSCC	RSR	B-factors(Å ²)	Q<0.9
56	PPU	Z6	76	37/38	0.83	0.36	73,73,73,73	0
56	PPU	Z8	76	37/38	0.86	0.35	70,70,70,70	0
23	1MG	QY	37	24/25	0.91	0.22	86,86,86,86	0
23	1MG	XY	37	24/25	0.94	0.17	62,62,62,62	0

6.3 Carbohydrates [i](#)

There are no monosaccharides in this entry.

6.4 Ligands [i](#)

In the following table, the Atoms column lists the number of modelled atoms in the group and the number defined in the chemical component dictionary. The B-factors column lists the minimum, median, 95th percentile and maximum values of B factors of atoms in the group. The column labelled 'Q< 0.9' lists the number of atoms with occupancy less than 0.9.

Mol	Type	Chain	Res	Atoms	RSCC	RSR	B-factors(Å ²)	Q<0.9
57	MG	RA	3130	1/1	0.07	0.30	94,94,94,94	0
57	MG	QH	201	1/1	0.28	0.21	74,74,74,74	0
57	MG	RA	3115	1/1	0.41	0.30	47,47,47,47	0
57	MG	QA	1657	1/1	0.43	0.28	108,108,108,108	0
57	MG	QA	1625	1/1	0.43	0.32	94,94,94,94	0
57	MG	RA	3139	1/1	0.44	0.53	51,51,51,51	0
57	MG	YA	3085	1/1	0.45	0.58	65,65,65,65	0
57	MG	YA	3167	1/1	0.47	0.37	42,42,42,42	0
57	MG	QA	1608	1/1	0.50	0.31	68,68,68,68	0
57	MG	RA	3163	1/1	0.50	0.35	79,79,79,79	0
57	MG	XA	1654	1/1	0.52	0.34	58,58,58,58	0

Continued on next page...

Continued from previous page...

Mol	Type	Chain	Res	Atoms	RSCC	RSR	B-factors(\AA^2)	Q<0.9
57	MG	YA	3122	1/1	0.53	0.48	95,95,95,95	0
57	MG	YA	3129	1/1	0.54	0.32	38,38,38,38	0
57	MG	YA	3132	1/1	0.60	0.38	49,49,49,49	0
57	MG	XA	1657	1/1	0.61	0.54	48,48,48,48	0
57	MG	RA	3084	1/1	0.61	0.23	27,27,27,27	0
57	MG	XA	1658	1/1	0.62	0.59	61,61,61,61	0
57	MG	RA	3204	1/1	0.62	0.28	63,63,63,63	0
57	MG	YA	3107	1/1	0.63	0.31	41,41,41,41	0
57	MG	YA	3210	1/1	0.63	0.20	47,47,47,47	0
57	MG	RA	3120	1/1	0.64	0.38	89,89,89,89	0
57	MG	RA	3156	1/1	0.64	0.29	22,22,22,22	0
57	MG	YA	3206	1/1	0.65	0.47	65,65,65,65	0
57	MG	RA	3228	1/1	0.65	0.42	91,91,91,91	0
57	MG	YA	3177	1/1	0.66	0.43	71,71,71,71	0
57	MG	RA	3194	1/1	0.66	0.31	96,96,96,96	0
57	MG	RA	3101	1/1	0.66	0.30	43,43,43,43	0
57	MG	RA	3193	1/1	0.67	0.26	114,114,114,114	0
57	MG	RA	3168	1/1	0.67	0.23	43,43,43,43	0
57	MG	QA	1649	1/1	0.69	0.22	60,60,60,60	0
57	MG	RA	3200	1/1	0.69	0.25	36,36,36,36	0
57	MG	QX	101	1/1	0.69	0.25	67,67,67,67	0
57	MG	QA	1643	1/1	0.69	0.26	61,61,61,61	0
57	MG	RA	3221	1/1	0.70	0.52	55,55,55,55	0
57	MG	QA	1655	1/1	0.70	0.27	48,48,48,48	0
57	MG	YA	3141	1/1	0.71	0.38	79,79,79,79	0
57	MG	YA	3155	1/1	0.71	0.31	48,48,48,48	0
57	MG	XA	1608	1/1	0.72	0.27	60,60,60,60	0
57	MG	QF	201	1/1	0.72	0.48	62,62,62,62	0
57	MG	RA	3218	1/1	0.72	0.14	85,85,85,85	0
57	MG	YA	3166	1/1	0.73	0.64	55,55,55,55	0
57	MG	RA	3223	1/1	0.74	0.49	88,88,88,88	0
57	MG	YA	3106	1/1	0.76	0.18	3,3,3,3	0
57	MG	XA	1664	1/1	0.76	0.36	84,84,84,84	0
57	MG	QA	1628	1/1	0.76	0.25	41,41,41,41	0
57	MG	YB	202	1/1	0.76	0.18	52,52,52,52	0
57	MG	RA	3062	1/1	0.77	0.20	59,59,59,59	0
57	MG	YA	3117	1/1	0.77	0.26	46,46,46,46	0
57	MG	XA	1629	1/1	0.77	0.15	44,44,44,44	0
57	MG	YA	3162	1/1	0.77	0.21	19,19,19,19	0
57	MG	YA	3242	1/1	0.77	0.34	58,58,58,58	0
57	MG	YA	3245	1/1	0.77	0.25	28,28,28,28	0
57	MG	XA	1648	1/1	0.77	0.24	30,30,30,30	0

Continued on next page...

Continued from previous page...

Mol	Type	Chain	Res	Atoms	RSCC	RSR	B-factors(Å ²)	Q<0.9
57	MG	RA	3118	1/1	0.78	0.28	49,49,49,49	0
57	MG	YA	3151	1/1	0.78	0.21	38,38,38,38	0
57	MG	RA	3091	1/1	0.78	0.42	65,65,65,65	0
57	MG	XA	1673	1/1	0.78	0.49	56,56,56,56	0
57	MG	QA	1654	1/1	0.78	0.21	69,69,69,69	0
57	MG	QA	1637	1/1	0.78	0.30	66,66,66,66	0
59	ZN	XN	101	1/1	0.78	0.22	103,103,103,103	0
57	MG	RA	3177	1/1	0.79	0.25	47,47,47,47	0
57	MG	YA	3191	1/1	0.79	0.21	22,22,22,22	0
57	MG	RA	3209	1/1	0.79	0.14	23,23,23,23	0
57	MG	RA	3138	1/1	0.79	0.27	17,17,17,17	0
57	MG	YA	3016	1/1	0.80	0.21	20,20,20,20	0
57	MG	QA	1661	1/1	0.80	0.12	41,41,41,41	0
57	MG	YA	3153	1/1	0.80	0.38	33,33,33,33	0
57	MG	RA	3188	1/1	0.80	0.20	53,53,53,53	0
57	MG	RA	3199	1/1	0.80	0.43	72,72,72,72	0
57	MG	RA	3157	1/1	0.81	0.24	48,48,48,48	0
57	MG	YA	3185	1/1	0.81	0.25	34,34,34,34	0
57	MG	RA	3210	1/1	0.81	0.14	51,51,51,51	0
57	MG	QA	1617	1/1	0.81	0.62	50,50,50,50	0
57	MG	YA	3118	1/1	0.81	0.33	33,33,33,33	0
57	MG	YA	3218	1/1	0.81	0.20	47,47,47,47	0
57	MG	RA	3233	1/1	0.81	0.34	42,42,42,42	0
57	MG	YA	3072	1/1	0.81	0.32	15,15,15,15	0
57	MG	RA	3241	1/1	0.81	0.23	36,36,36,36	0
57	MG	YA	3175	1/1	0.81	0.13	42,42,42,42	0
57	MG	YA	3262	1/1	0.82	0.37	24,24,24,24	0
57	MG	QA	1618	1/1	0.82	0.30	42,42,42,42	0
59	ZN	R9	101	1/1	0.82	0.09	112,112,112,112	0
57	MG	YA	3250	1/1	0.82	0.27	37,37,37,37	0
57	MG	RA	3179	1/1	0.83	0.28	29,29,29,29	0
57	MG	RA	3180	1/1	0.83	0.29	33,33,33,33	0
57	MG	YA	3230	1/1	0.83	0.14	35,35,35,35	0
57	MG	XA	1620	1/1	0.83	0.21	30,30,30,30	0
57	MG	XA	1668	1/1	0.83	0.19	30,30,30,30	0
57	MG	RA	3135	1/1	0.83	0.28	55,55,55,55	0
57	MG	XA	1638	1/1	0.83	0.37	91,91,91,91	0
57	MG	RA	3171	1/1	0.83	0.18	46,46,46,46	0
57	MG	XA	1649	1/1	0.83	0.35	48,48,48,48	0
57	MG	RA	3122	1/1	0.83	0.28	29,29,29,29	0
57	MG	XA	1662	1/1	0.84	0.10	47,47,47,47	0
57	MG	RA	3133	1/1	0.84	0.13	51,51,51,51	0

Continued on next page...

Continued from previous page...

Mol	Type	Chain	Res	Atoms	RSCC	RSR	B-factors(\AA^2)	Q<0.9
57	MG	QA	1624	1/1	0.84	0.27	58,58,58,58	0
57	MG	QA	1664	1/1	0.84	0.26	35,35,35,35	0
57	MG	RA	3103	1/1	0.84	0.17	26,26,26,26	0
57	MG	QM	201	1/1	0.84	0.13	66,66,66,66	0
57	MG	XA	1651	1/1	0.85	0.40	59,59,59,59	0
57	MG	RA	3222	1/1	0.85	0.27	50,50,50,50	0
57	MG	YA	3238	1/1	0.85	0.97	154,154,154,154	0
57	MG	YA	3168	1/1	0.85	0.30	52,52,52,52	0
57	MG	RA	3075	1/1	0.85	0.14	39,39,39,39	0
57	MG	RA	3226	1/1	0.85	0.29	38,38,38,38	0
57	MG	XA	1661	1/1	0.85	0.21	28,28,28,28	0
57	MG	RA	3172	1/1	0.85	0.28	31,31,31,31	0
57	MG	RA	3220	1/1	0.85	0.37	58,58,58,58	0
57	MG	RA	3170	1/1	0.85	0.18	41,41,41,41	0
57	MG	XA	1614	1/1	0.86	0.24	57,57,57,57	0
57	MG	XA	1666	1/1	0.86	0.09	61,61,61,61	0
57	MG	RA	3161	1/1	0.86	0.25	33,33,33,33	0
57	MG	YA	3164	1/1	0.86	0.27	22,22,22,22	0
57	MG	YA	3232	1/1	0.86	0.27	28,28,28,28	0
57	MG	XA	1656	1/1	0.86	0.21	45,45,45,45	0
57	MG	YA	3124	1/1	0.86	0.16	16,16,16,16	0
57	MG	YA	3127	1/1	0.86	0.17	13,13,13,13	0
57	MG	YA	3172	1/1	0.86	0.18	48,48,48,48	0
57	MG	YA	3251	1/1	0.86	0.35	60,60,60,60	0
57	MG	RA	3134	1/1	0.86	0.16	42,42,42,42	0
57	MG	RA	3189	1/1	0.86	0.28	33,33,33,33	0
57	MG	YP	201	1/1	0.86	0.19	153,153,153,153	0
57	MG	QA	1638	1/1	0.86	0.21	54,54,54,54	0
57	MG	RA	3126	1/1	0.86	0.58	39,39,39,39	0
57	MG	YA	3235	1/1	0.87	0.15	37,37,37,37	0
57	MG	XA	1641	1/1	0.87	0.20	17,17,17,17	0
57	MG	RA	3206	1/1	0.87	0.32	26,26,26,26	0
57	MG	XA	1611	1/1	0.87	0.20	8,8,8,8	0
57	MG	RA	3127	1/1	0.87	0.23	36,36,36,36	0
57	MG	YA	3193	1/1	0.87	0.32	35,35,35,35	0
57	MG	RA	3185	1/1	0.87	0.34	45,45,45,45	0
57	MG	YA	3265	1/1	0.87	0.23	36,36,36,36	0
57	MG	YB	201	1/1	0.87	0.21	51,51,51,51	0
57	MG	RA	3159	1/1	0.87	0.25	40,40,40,40	0
57	MG	YA	3146	1/1	0.87	0.25	40,40,40,40	0
57	MG	YP	202	1/1	0.87	0.19	31,31,31,31	0
58	PAR	QA	1666	42/42	0.87	0.30	84,84,84,84	0

Continued on next page...

Continued from previous page...

Mol	Type	Chain	Res	Atoms	RSCC	RSR	B-factors(\AA^2)	Q<0.9
58	PAR	XA	1675	42/42	0.87	0.33	74,74,74,74	0
57	MG	R0	101	1/1	0.87	0.18	32,32,32,32	0
57	MG	YA	3174	1/1	0.87	0.13	27,27,27,27	0
57	MG	YA	3154	1/1	0.88	0.24	38,38,38,38	0
57	MG	YA	3220	1/1	0.88	0.20	53,53,53,53	0
57	MG	YA	3223	1/1	0.88	0.34	42,42,42,42	0
57	MG	RA	3162	1/1	0.88	0.17	39,39,39,39	0
57	MG	YA	3157	1/1	0.88	0.23	49,49,49,49	0
57	MG	RD	301	1/1	0.88	0.30	38,38,38,38	0
57	MG	RR	202	1/1	0.88	0.18	20,20,20,20	0
57	MG	RA	3142	1/1	0.88	0.17	59,59,59,59	0
57	MG	YA	3243	1/1	0.88	0.27	32,32,32,32	0
57	MG	RA	3195	1/1	0.88	0.36	85,85,85,85	0
57	MG	RA	3008	1/1	0.88	0.24	47,47,47,47	0
57	MG	RA	3026	1/1	0.88	0.11	3,3,3,3	0
57	MG	QA	1650	1/1	0.88	0.12	27,27,27,27	0
57	MG	QA	1601	1/1	0.88	0.32	58,58,58,58	0
57	MG	RA	3207	1/1	0.88	0.36	105,105,105,105	0
57	MG	RA	3229	1/1	0.88	0.28	41,41,41,41	0
57	MG	YA	3012	1/1	0.88	0.36	5,5,5,5	0
57	MG	YA	3150	1/1	0.88	0.14	31,31,31,31	0
57	MG	YA	3195	1/1	0.88	0.24	44,44,44,44	0
57	MG	RA	3191	1/1	0.88	0.25	38,38,38,38	0
57	MG	RA	3235	1/1	0.88	0.35	29,29,29,29	0
57	MG	YA	3213	1/1	0.88	0.09	31,31,31,31	0
57	MG	YA	3226	1/1	0.89	0.17	20,20,20,20	0
57	MG	RA	3009	1/1	0.89	0.16	26,26,26,26	0
57	MG	RA	3131	1/1	0.89	0.27	31,31,31,31	0
57	MG	YA	3234	1/1	0.89	0.17	28,28,28,28	0
57	MG	XA	1628	1/1	0.89	0.10	19,19,19,19	0
57	MG	QA	1636	1/1	0.89	0.10	34,34,34,34	0
57	MG	XA	1665	1/1	0.89	0.32	46,46,46,46	0
57	MG	RA	3217	1/1	0.89	0.12	49,49,49,49	0
57	MG	RA	3183	1/1	0.89	0.38	44,44,44,44	0
57	MG	YA	3248	1/1	0.89	0.13	32,32,32,32	0
57	MG	XA	1670	1/1	0.89	0.22	79,79,79,79	0
57	MG	YA	3143	1/1	0.89	0.29	66,66,66,66	0
57	MG	YA	3253	1/1	0.89	0.34	25,25,25,25	0
57	MG	RA	3184	1/1	0.89	0.28	42,42,42,42	0
57	MG	RF	301	1/1	0.89	0.21	65,65,65,65	0
57	MG	RA	3044	1/1	0.89	0.30	37,37,37,37	0
57	MG	YA	3152	1/1	0.89	0.14	43,43,43,43	0

Continued on next page...

Continued from previous page...

Mol	Type	Chain	Res	Atoms	RSCC	RSR	B-factors(\AA^2)	Q<0.9
57	MG	YA	3054	1/1	0.89	0.17	3,3,3,3	0
57	MG	XA	1652	1/1	0.89	0.25	64,64,64,64	0
57	MG	RA	3002	1/1	0.89	0.31	41,41,41,41	0
57	MG	YA	3219	1/1	0.89	0.19	33,33,33,33	0
57	MG	RA	3205	1/1	0.89	0.22	54,54,54,54	0
57	MG	QA	1632	1/1	0.89	0.23	40,40,40,40	0
57	MG	RA	3211	1/1	0.90	0.26	38,38,38,38	0
57	MG	QA	1612	1/1	0.90	0.28	18,18,18,18	0
57	MG	RA	3151	1/1	0.90	0.13	22,22,22,22	0
57	MG	RA	3014	1/1	0.90	0.23	3,3,3,3	0
57	MG	YA	3139	1/1	0.90	0.21	33,33,33,33	0
57	MG	YA	3176	1/1	0.90	0.11	32,32,32,32	0
57	MG	QA	1629	1/1	0.90	0.13	47,47,47,47	0
57	MG	RA	3039	1/1	0.90	0.10	14,14,14,14	0
57	MG	YA	3246	1/1	0.90	0.36	29,29,29,29	0
57	MG	YA	3186	1/1	0.90	0.33	44,44,44,44	0
57	MG	RA	3160	1/1	0.90	0.18	42,42,42,42	0
57	MG	YA	3069	1/1	0.90	0.28	13,13,13,13	0
57	MG	QA	1656	1/1	0.90	0.20	100,100,100,100	0
57	MG	YA	3082	1/1	0.90	1.03	80,80,80,80	0
57	MG	YA	3209	1/1	0.90	0.15	29,29,29,29	0
57	MG	RA	3049	1/1	0.90	0.11	14,14,14,14	0
57	MG	RA	3057	1/1	0.90	0.41	34,34,34,34	0
57	MG	RA	3059	1/1	0.90	0.21	15,15,15,15	0
57	MG	YA	3108	1/1	0.90	0.41	20,20,20,20	0
57	MG	XA	1663	1/1	0.90	0.27	35,35,35,35	0
57	MG	YA	3221	1/1	0.90	1.00	42,42,42,42	0
57	MG	XA	1634	1/1	0.90	0.20	43,43,43,43	0
59	ZN	XD	301	1/1	0.90	0.27	45,45,45,45	0
57	MG	QA	1626	1/1	0.90	0.17	29,29,29,29	0
57	MG	XA	1659	1/1	0.91	0.21	41,41,41,41	0
57	MG	YA	3149	1/1	0.91	0.20	25,25,25,25	0
57	MG	YA	3241	1/1	0.91	0.20	39,39,39,39	0
57	MG	RA	3238	1/1	0.91	0.19	31,31,31,31	0
57	MG	RA	3068	1/1	0.91	0.20	37,37,37,37	0
57	MG	QA	1647	1/1	0.91	0.28	58,58,58,58	0
57	MG	RA	3224	1/1	0.91	0.16	40,40,40,40	0
57	MG	QA	1603	1/1	0.91	0.40	22,22,22,22	0
57	MG	YA	3110	1/1	0.91	0.25	11,11,11,11	0
57	MG	RA	3165	1/1	0.91	0.44	43,43,43,43	0
57	MG	QA	1619	1/1	0.91	0.16	43,43,43,43	0
57	MG	YA	3254	1/1	0.91	0.31	11,11,11,11	0

Continued on next page...

Continued from previous page...

Mol	Type	Chain	Res	Atoms	RSCC	RSR	B-factors(\AA^2)	Q<0.9
57	MG	YA	3163	1/1	0.91	0.21	29,29,29,29	0
57	MG	RA	3182	1/1	0.91	0.31	55,55,55,55	0
57	MG	YA	3266	1/1	0.91	0.22	11,11,11,11	0
57	MG	XA	1672	1/1	0.91	0.10	23,23,23,23	0
57	MG	RA	3143	1/1	0.91	0.18	30,30,30,30	0
57	MG	XA	1618	1/1	0.91	0.28	33,33,33,33	0
57	MG	YA	3224	1/1	0.91	0.10	35,35,35,35	0
57	MG	XA	1619	1/1	0.91	0.25	33,33,33,33	0
57	MG	YA	3229	1/1	0.91	0.18	20,20,20,20	0
57	MG	YA	3038	1/1	0.91	0.25	4,4,4,4	0
57	MG	RA	3236	1/1	0.91	0.25	34,34,34,34	0
57	MG	XA	1621	1/1	0.91	0.35	32,32,32,32	0
57	MG	YA	3217	1/1	0.92	0.24	38,38,38,38	0
57	MG	QA	1644	1/1	0.92	0.14	36,36,36,36	0
57	MG	RA	3145	1/1	0.92	0.27	14,14,14,14	0
57	MG	RA	3148	1/1	0.92	0.23	39,39,39,39	0
57	MG	XA	1627	1/1	0.92	0.10	24,24,24,24	0
57	MG	RA	3104	1/1	0.92	0.11	6,6,6,6	0
57	MG	RA	3227	1/1	0.92	0.12	64,64,64,64	0
57	MG	RA	3174	1/1	0.92	0.15	26,26,26,26	0
57	MG	RA	3010	1/1	0.92	0.15	48,48,48,48	0
57	MG	YA	3158	1/1	0.92	0.18	16,16,16,16	0
57	MG	RA	3178	1/1	0.92	0.16	30,30,30,30	0
57	MG	YA	3075	1/1	0.92	0.13	23,23,23,23	0
57	MG	XA	1642	1/1	0.92	0.18	37,37,37,37	0
57	MG	YA	3236	1/1	0.92	0.21	40,40,40,40	0
57	MG	RA	3116	1/1	0.92	0.21	2,2,2,2	0
57	MG	QA	1662	1/1	0.92	0.11	63,63,63,63	0
57	MG	RA	3055	1/1	0.92	0.22	21,21,21,21	0
57	MG	RA	3239	1/1	0.92	0.38	24,24,24,24	0
57	MG	RA	3121	1/1	0.92	0.27	45,45,45,45	0
57	MG	RB	202	1/1	0.92	0.10	46,46,46,46	0
57	MG	QA	1658	1/1	0.92	0.13	52,52,52,52	0
57	MG	YA	3249	1/1	0.92	0.21	34,34,34,34	0
57	MG	RE	302	1/1	0.92	0.10	11,11,11,11	0
57	MG	YA	3179	1/1	0.92	0.10	40,40,40,40	0
57	MG	YA	3252	1/1	0.92	0.36	41,41,41,41	0
57	MG	YA	3184	1/1	0.92	0.20	35,35,35,35	0
57	MG	RA	3212	1/1	0.92	0.18	37,37,37,37	0
57	MG	RA	3213	1/1	0.92	0.13	44,44,44,44	0
57	MG	YA	3187	1/1	0.92	0.13	19,19,19,19	0
57	MG	RA	3216	1/1	0.92	0.10	31,31,31,31	0

Continued on next page...

Continued from previous page...

Mol	Type	Chain	Res	Atoms	RSCC	RSR	B-factors(\AA^2)	Q<0.9
57	MG	XA	1606	1/1	0.92	0.28	29,29,29,29	0
57	MG	YA	3133	1/1	0.92	0.17	12,12,12,12	0
57	MG	YA	3201	1/1	0.92	0.58	23,23,23,23	0
57	MG	YA	3202	1/1	0.92	0.15	33,33,33,33	0
57	MG	RA	3141	1/1	0.92	0.32	34,34,34,34	0
57	MG	RA	3037	1/1	0.92	0.27	26,26,26,26	0
59	ZN	QD	301	1/1	0.92	0.26	53,53,53,53	0
57	MG	RA	3166	1/1	0.92	0.16	53,53,53,53	0
57	MG	YA	3212	1/1	0.92	0.20	67,67,67,67	0
57	MG	RA	3167	1/1	0.92	0.15	56,56,56,56	0
57	MG	YA	3128	1/1	0.93	0.33	34,34,34,34	0
57	MG	QA	1641	1/1	0.93	0.12	22,22,22,22	0
57	MG	YA	3130	1/1	0.93	0.47	52,52,52,52	0
57	MG	RA	3119	1/1	0.93	0.23	28,28,28,28	0
57	MG	XA	1607	1/1	0.93	0.21	25,25,25,25	0
57	MG	YA	3134	1/1	0.93	0.09	37,37,37,37	0
57	MG	YA	3215	1/1	0.93	0.15	24,24,24,24	0
57	MG	RA	3011	1/1	0.93	0.34	48,48,48,48	0
57	MG	QA	1602	1/1	0.93	0.23	24,24,24,24	0
57	MG	XA	1613	1/1	0.93	0.08	14,14,14,14	0
57	MG	YA	3145	1/1	0.93	0.14	23,23,23,23	0
57	MG	QA	1605	1/1	0.93	0.40	15,15,15,15	0
57	MG	YA	3147	1/1	0.93	0.26	28,28,28,28	0
57	MG	RA	3078	1/1	0.93	0.30	34,34,34,34	0
57	MG	YA	3225	1/1	0.93	0.14	21,21,21,21	0
57	MG	RA	3079	1/1	0.93	0.23	32,32,32,32	0
57	MG	YA	3227	1/1	0.93	0.20	26,26,26,26	0
57	MG	XA	1671	1/1	0.93	0.10	43,43,43,43	0
57	MG	RA	3128	1/1	0.93	0.13	55,55,55,55	0
57	MG	RA	3225	1/1	0.93	0.18	51,51,51,51	0
57	MG	QA	1646	1/1	0.93	0.28	46,46,46,46	0
57	MG	QA	1615	1/1	0.93	0.09	66,66,66,66	0
57	MG	RA	3197	1/1	0.93	0.10	42,42,42,42	0
57	MG	YA	3042	1/1	0.93	0.28	11,11,11,11	0
57	MG	RA	3097	1/1	0.93	0.18	7,7,7,7	0
57	MG	YA	3060	1/1	0.93	0.23	24,24,24,24	0
57	MG	RA	3098	1/1	0.93	0.24	11,11,11,11	0
57	MG	RA	3203	1/1	0.93	0.34	61,61,61,61	0
57	MG	YA	3073	1/1	0.93	0.18	7,7,7,7	0
57	MG	RA	3100	1/1	0.93	0.24	43,43,43,43	0
57	MG	YA	3169	1/1	0.93	0.14	30,30,30,30	0
57	MG	YA	3170	1/1	0.93	0.10	26,26,26,26	0

Continued on next page...

Continued from previous page...

Mol	Type	Chain	Res	Atoms	RSCC	RSR	B-factors(\AA^2)	Q<0.9
57	MG	XA	1646	1/1	0.93	0.15	24,24,24,24	0
57	MG	YA	3083	1/1	0.93	0.09	0,0,0,0	0
57	MG	RA	3137	1/1	0.93	0.24	36,36,36,36	0
57	MG	YA	3097	1/1	0.93	0.28	30,30,30,30	0
57	MG	YA	3100	1/1	0.93	0.28	7,7,7,7	0
57	MG	RA	3041	1/1	0.93	0.22	20,20,20,20	0
57	MG	YA	3180	1/1	0.93	0.14	31,31,31,31	0
57	MG	XA	1650	1/1	0.93	0.20	31,31,31,31	0
57	MG	RA	3001	1/1	0.93	0.14	2,2,2,2	0
57	MG	QA	1627	1/1	0.93	0.15	92,92,92,92	0
57	MG	XA	1653	1/1	0.93	0.24	62,62,62,62	0
57	MG	RA	3111	1/1	0.93	0.18	20,20,20,20	0
57	MG	QA	1622	1/1	0.93	0.17	33,33,33,33	0
57	MG	QA	1663	1/1	0.93	0.12	85,85,85,85	0
57	MG	YA	3197	1/1	0.93	0.26	16,16,16,16	0
57	MG	YA	3200	1/1	0.93	0.38	39,39,39,39	0
57	MG	RA	3146	1/1	0.93	0.16	37,37,37,37	0
57	MG	RA	3070	1/1	0.94	0.16	11,11,11,11	0
57	MG	RA	3072	1/1	0.94	0.20	16,16,16,16	0
57	MG	YA	3204	1/1	0.94	0.09	32,32,32,32	0
57	MG	XA	1623	1/1	0.94	0.07	27,27,27,27	0
57	MG	RA	3196	1/1	0.94	0.33	46,46,46,46	0
57	MG	YA	3135	1/1	0.94	0.47	40,40,40,40	0
57	MG	RA	3033	1/1	0.94	0.33	11,11,11,11	0
57	MG	YA	3140	1/1	0.94	0.18	3,3,3,3	0
57	MG	YA	3001	1/1	0.94	0.37	7,7,7,7	0
57	MG	YA	3142	1/1	0.94	0.26	14,14,14,14	0
57	MG	YA	3003	1/1	0.94	0.17	9,9,9,9	0
57	MG	RA	3198	1/1	0.94	0.21	22,22,22,22	0
57	MG	XA	1632	1/1	0.94	0.31	27,27,27,27	0
57	MG	YA	3025	1/1	0.94	0.12	4,4,4,4	0
57	MG	YA	3222	1/1	0.94	0.39	40,40,40,40	0
57	MG	YA	3035	1/1	0.94	0.34	12,12,12,12	0
57	MG	QA	1633	1/1	0.94	0.26	20,20,20,20	0
57	MG	XA	1636	1/1	0.94	0.38	23,23,23,23	0
57	MG	YA	3046	1/1	0.94	0.34	11,11,11,11	0
57	MG	QA	1665	1/1	0.94	0.23	29,29,29,29	0
57	MG	XA	1639	1/1	0.94	0.16	59,59,59,59	0
57	MG	RA	3234	1/1	0.94	0.27	44,44,44,44	0
57	MG	YA	3071	1/1	0.94	0.12	18,18,18,18	0
57	MG	YA	3233	1/1	0.94	0.31	32,32,32,32	0
57	MG	RA	3201	1/1	0.94	0.11	22,22,22,22	0

Continued on next page...

Continued from previous page...

Mol	Type	Chain	Res	Atoms	RSCC	RSR	B-factors(\AA^2)	Q<0.9
57	MG	YA	3160	1/1	0.94	0.14	14,14,14,14	0
57	MG	RA	3082	1/1	0.94	0.36	26,26,26,26	0
57	MG	QA	1610	1/1	0.94	0.28	22,22,22,22	0
57	MG	YA	3239	1/1	0.94	0.11	27,27,27,27	0
57	MG	YA	3076	1/1	0.94	0.12	25,25,25,25	0
57	MG	YA	3079	1/1	0.94	0.28	18,18,18,18	0
57	MG	RA	3147	1/1	0.94	0.12	14,14,14,14	0
57	MG	RA	3090	1/1	0.94	0.23	7,7,7,7	0
57	MG	RA	3150	1/1	0.94	0.17	32,32,32,32	0
57	MG	YA	3247	1/1	0.94	0.22	26,26,26,26	0
57	MG	YA	3092	1/1	0.94	0.20	25,25,25,25	0
57	MG	QA	1659	1/1	0.94	0.11	24,24,24,24	0
57	MG	YA	3173	1/1	0.94	0.53	32,32,32,32	0
57	MG	RA	3152	1/1	0.94	0.15	33,33,33,33	0
57	MG	YA	3101	1/1	0.94	0.45	24,24,24,24	0
57	MG	YA	3105	1/1	0.94	0.22	7,7,7,7	0
57	MG	QA	1631	1/1	0.94	0.11	41,41,41,41	0
57	MG	RA	3012	1/1	0.94	0.13	14,14,14,14	0
57	MG	RA	3158	1/1	0.94	0.17	52,52,52,52	0
57	MG	YA	3181	1/1	0.94	0.17	36,36,36,36	0
57	MG	YA	3267	1/1	0.94	0.20	40,40,40,40	0
57	MG	RA	3214	1/1	0.94	0.14	44,44,44,44	0
57	MG	YA	3115	1/1	0.94	0.14	32,32,32,32	0
57	MG	YE	301	1/1	0.94	0.14	8,8,8,8	0
57	MG	QA	1613	1/1	0.94	0.14	22,22,22,22	0
57	MG	RA	3186	1/1	0.94	0.16	52,52,52,52	0
57	MG	RA	3187	1/1	0.94	0.08	25,25,25,25	0
57	MG	YA	3192	1/1	0.94	0.07	19,19,19,19	0
57	MG	RA	3058	1/1	0.94	0.22	27,27,27,27	0
57	MG	RA	3019	1/1	0.94	0.30	21,21,21,21	0
57	MG	QA	1640	1/1	0.94	0.26	37,37,37,37	0
57	MG	RA	3028	1/1	0.94	0.22	37,37,37,37	0
57	MG	YA	3196	1/1	0.95	0.07	11,11,11,11	0
57	MG	YA	3009	1/1	0.95	0.44	16,16,16,16	0
57	MG	YA	3198	1/1	0.95	0.15	21,21,21,21	0
57	MG	RA	3032	1/1	0.95	0.23	44,44,44,44	0
57	MG	RA	3092	1/1	0.95	0.19	35,35,35,35	0
57	MG	RA	3096	1/1	0.95	0.35	22,22,22,22	0
57	MG	YA	3034	1/1	0.95	0.29	7,7,7,7	0
57	MG	RA	3240	1/1	0.95	0.27	23,23,23,23	0
57	MG	YA	3208	1/1	0.95	0.12	30,30,30,30	0
57	MG	RA	3013	1/1	0.95	0.38	26,26,26,26	0

Continued on next page...

Continued from previous page...

Mol	Type	Chain	Res	Atoms	RSCC	RSR	B-factors(\AA^2)	Q<0.9
57	MG	YA	3039	1/1	0.95	0.12	14,14,14,14	0
57	MG	RA	3153	1/1	0.95	0.12	21,21,21,21	0
57	MG	YA	3045	1/1	0.95	0.30	2,2,2,2	0
57	MG	RA	3155	1/1	0.95	0.21	41,41,41,41	0
57	MG	YA	3047	1/1	0.95	0.24	13,13,13,13	0
57	MG	YA	3144	1/1	0.95	0.15	13,13,13,13	0
57	MG	YA	3049	1/1	0.95	0.17	12,12,12,12	0
57	MG	YA	3052	1/1	0.95	0.18	1,1,1,1	0
57	MG	RA	3034	1/1	0.95	0.30	23,23,23,23	0
57	MG	YA	3148	1/1	0.95	0.36	39,39,39,39	0
57	MG	YA	3055	1/1	0.95	0.18	37,37,37,37	0
57	MG	YA	3056	1/1	0.95	0.17	7,7,7,7	0
57	MG	RA	3064	1/1	0.95	0.34	3,3,3,3	0
57	MG	YA	3062	1/1	0.95	0.11	18,18,18,18	0
57	MG	YA	3064	1/1	0.95	0.16	19,19,19,19	0
57	MG	YA	3068	1/1	0.95	0.17	26,26,26,26	0
57	MG	RA	3132	1/1	0.95	0.30	14,14,14,14	0
57	MG	YA	3070	1/1	0.95	0.21	5,5,5,5	0
57	MG	RA	3035	1/1	0.95	0.34	27,27,27,27	0
57	MG	R5	101	1/1	0.95	0.26	51,51,51,51	0
57	MG	YA	3161	1/1	0.95	0.19	29,29,29,29	0
57	MG	QA	1639	1/1	0.95	0.18	45,45,45,45	0
57	MG	YA	3237	1/1	0.95	0.18	9,9,9,9	0
57	MG	RA	3016	1/1	0.95	0.28	4,4,4,4	0
57	MG	RA	3136	1/1	0.95	0.21	26,26,26,26	0
57	MG	YA	3165	1/1	0.95	0.13	21,21,21,21	0
57	MG	XA	1609	1/1	0.95	0.16	28,28,28,28	0
57	MG	RA	3192	1/1	0.95	0.12	19,19,19,19	0
57	MG	XA	1660	1/1	0.95	0.25	54,54,54,54	0
57	MG	RA	3109	1/1	0.95	0.16	21,21,21,21	0
57	MG	QA	1635	1/1	0.95	0.15	49,49,49,49	0
57	MG	YA	3171	1/1	0.95	0.20	22,22,22,22	0
57	MG	YA	3093	1/1	0.95	0.19	18,18,18,18	0
57	MG	RA	3112	1/1	0.95	0.26	14,14,14,14	0
57	MG	RA	3023	1/1	0.95	0.33	8,8,8,8	0
57	MG	RA	3024	1/1	0.95	0.17	17,17,17,17	0
57	MG	RA	3169	1/1	0.95	0.18	44,44,44,44	0
57	MG	XA	1667	1/1	0.95	0.10	55,55,55,55	0
57	MG	YA	3178	1/1	0.95	0.14	10,10,10,10	0
57	MG	RA	3054	1/1	0.95	0.09	14,14,14,14	0
57	MG	XA	1669	1/1	0.95	0.22	17,17,17,17	0
57	MG	YA	3109	1/1	0.95	0.29	11,11,11,11	0

Continued on next page...

Continued from previous page...

Mol	Type	Chain	Res	Atoms	RSCC	RSR	B-factors(\AA^2)	Q<0.9
57	MG	YA	3183	1/1	0.95	0.10	21,21,21,21	0
57	MG	XA	1626	1/1	0.95	0.17	27,27,27,27	0
57	MG	YB	204	1/1	0.95	0.15	45,45,45,45	0
57	MG	QA	1616	1/1	0.95	0.14	18,18,18,18	0
57	MG	RA	3231	1/1	0.95	0.33	14,14,14,14	0
57	MG	RA	3087	1/1	0.95	0.12	27,27,27,27	0
57	MG	YA	3188	1/1	0.95	0.12	18,18,18,18	0
57	MG	RA	3173	1/1	0.95	0.11	90,90,90,90	0
57	MG	QA	1660	1/1	0.95	0.45	35,35,35,35	0
59	ZN	QN	101	1/1	0.95	0.10	87,87,87,87	0
57	MG	YA	3125	1/1	0.95	0.16	65,65,65,65	0
57	MG	YA	3194	1/1	0.95	0.11	34,34,34,34	0
57	MG	YA	3006	1/1	0.95	0.19	1,1,1,1	0
59	ZN	Y9	101	1/1	0.95	0.10	87,87,87,87	0
57	MG	RA	3125	1/1	0.96	0.19	29,29,29,29	0
57	MG	XA	1624	1/1	0.96	0.45	39,39,39,39	0
57	MG	YA	3214	1/1	0.96	0.15	28,28,28,28	0
57	MG	YA	3080	1/1	0.96	0.14	11,11,11,11	0
57	MG	XA	1625	1/1	0.96	0.17	14,14,14,14	0
57	MG	RA	3176	1/1	0.96	0.16	27,27,27,27	0
57	MG	QA	1642	1/1	0.96	0.13	25,25,25,25	0
57	MG	YA	3159	1/1	0.96	0.14	19,19,19,19	0
57	MG	YA	3089	1/1	0.96	0.18	5,5,5,5	0
57	MG	QA	1607	1/1	0.96	0.10	21,21,21,21	0
57	MG	QA	1614	1/1	0.96	0.28	31,31,31,31	0
57	MG	XA	1631	1/1	0.96	0.14	39,39,39,39	0
57	MG	RA	3237	1/1	0.96	0.15	13,13,13,13	0
57	MG	RA	3129	1/1	0.96	0.16	38,38,38,38	0
57	MG	YA	3104	1/1	0.96	0.08	22,22,22,22	0
57	MG	RA	3208	1/1	0.96	0.18	69,69,69,69	0
57	MG	RA	3063	1/1	0.96	0.45	12,12,12,12	0
57	MG	YA	3018	1/1	0.96	0.21	6,6,6,6	0
57	MG	YA	3023	1/1	0.96	0.27	14,14,14,14	0
57	MG	QA	1645	1/1	0.96	0.08	37,37,37,37	0
57	MG	YA	3031	1/1	0.96	0.39	26,26,26,26	0
57	MG	YA	3112	1/1	0.96	0.25	23,23,23,23	0
57	MG	QA	1611	1/1	0.96	0.13	20,20,20,20	0
57	MG	QA	1606	1/1	0.96	0.15	44,44,44,44	0
57	MG	QA	1634	1/1	0.96	0.12	39,39,39,39	0
57	MG	RA	3022	1/1	0.96	0.43	23,23,23,23	0
57	MG	YA	3123	1/1	0.96	0.14	28,28,28,28	0
57	MG	YA	3041	1/1	0.96	0.28	2,2,2,2	0

Continued on next page...

Continued from previous page...

Mol	Type	Chain	Res	Atoms	RSCC	RSR	B-factors(\AA^2)	Q<0.9
57	MG	YA	3244	1/1	0.96	0.27	34,34,34,34	0
57	MG	RA	3110	1/1	0.96	0.09	12,12,12,12	0
57	MG	RA	3077	1/1	0.96	0.27	24,24,24,24	0
57	MG	YA	3182	1/1	0.96	0.50	55,55,55,55	0
57	MG	RA	3190	1/1	0.96	0.15	33,33,33,33	0
57	MG	XA	1603	1/1	0.96	0.20	24,24,24,24	0
57	MG	XA	1605	1/1	0.96	0.17	7,7,7,7	0
57	MG	YA	3131	1/1	0.96	0.17	15,15,15,15	0
57	MG	RA	3219	1/1	0.96	0.18	36,36,36,36	0
57	MG	XA	1655	1/1	0.96	0.30	47,47,47,47	0
57	MG	YA	3189	1/1	0.96	0.08	33,33,33,33	0
57	MG	RA	3164	1/1	0.96	0.09	27,27,27,27	0
57	MG	RA	3045	1/1	0.96	0.27	23,23,23,23	0
57	MG	YA	3136	1/1	0.96	0.09	29,29,29,29	0
57	MG	YA	3057	1/1	0.96	0.12	1,1,1,1	0
57	MG	YA	3059	1/1	0.96	0.24	15,15,15,15	0
57	MG	RA	3113	1/1	0.96	0.14	22,22,22,22	0
57	MG	YB	203	1/1	0.96	0.21	43,43,43,43	0
57	MG	RA	3046	1/1	0.96	0.14	19,19,19,19	0
57	MG	XA	1612	1/1	0.96	0.20	18,18,18,18	0
57	MG	YA	3065	1/1	0.96	0.25	25,25,25,25	0
57	MG	RA	3081	1/1	0.96	0.24	27,27,27,27	0
57	MG	Y5	101	1/1	0.96	0.22	18,18,18,18	0
57	MG	QA	1623	1/1	0.96	0.24	29,29,29,29	0
57	MG	YA	3203	1/1	0.96	0.14	18,18,18,18	0
57	MG	XA	1617	1/1	0.96	0.15	10,10,10,10	0
57	MG	RA	3050	1/1	0.96	0.28	13,13,13,13	0
57	MG	RA	3005	1/1	0.96	0.31	11,11,11,11	0
57	MG	QA	1651	1/1	0.96	0.30	31,31,31,31	0
57	MG	QA	1653	1/1	0.96	0.12	82,82,82,82	0
57	MG	YA	3211	1/1	0.96	0.17	29,29,29,29	0
57	MG	RA	3030	1/1	0.97	0.17	5,5,5,5	0
57	MG	QA	1648	1/1	0.97	0.12	47,47,47,47	0
57	MG	YA	3014	1/1	0.97	0.24	3,3,3,3	0
57	MG	RA	3051	1/1	0.97	0.14	18,18,18,18	0
57	MG	RA	3232	1/1	0.97	0.34	23,23,23,23	0
57	MG	YA	3022	1/1	0.97	0.22	11,11,11,11	0
57	MG	YA	3113	1/1	0.97	0.07	19,19,19,19	0
57	MG	YA	3114	1/1	0.97	0.27	9,9,9,9	0
57	MG	XA	1630	1/1	0.97	0.14	18,18,18,18	0
57	MG	YA	3199	1/1	0.97	0.14	30,30,30,30	0
57	MG	YA	3024	1/1	0.97	0.23	1,1,1,1	0

Continued on next page...

Continued from previous page...

Mol	Type	Chain	Res	Atoms	RSCC	RSR	B-factors(Å ²)	Q<0.9
57	MG	RA	3053	1/1	0.97	0.17	13,13,13,13	0
57	MG	YA	3120	1/1	0.97	0.17	18,18,18,18	0
57	MG	YA	3026	1/1	0.97	0.29	0,0,0,0	0
57	MG	YA	3028	1/1	0.97	0.10	3,3,3,3	0
57	MG	YA	3205	1/1	0.97	0.12	37,37,37,37	0
57	MG	YA	3029	1/1	0.97	0.14	5,5,5,5	0
57	MG	QV	101	1/1	0.97	0.14	24,24,24,24	0
57	MG	YA	3126	1/1	0.97	0.13	17,17,17,17	0
57	MG	YA	3033	1/1	0.97	0.23	10,10,10,10	0
57	MG	XA	1633	1/1	0.97	0.23	30,30,30,30	0
57	MG	RA	3124	1/1	0.97	0.10	28,28,28,28	0
57	MG	XA	1635	1/1	0.97	0.27	26,26,26,26	0
57	MG	RA	3086	1/1	0.97	0.20	2,2,2,2	0
57	MG	YA	3040	1/1	0.97	0.16	9,9,9,9	0
57	MG	YA	3216	1/1	0.97	0.10	18,18,18,18	0
57	MG	XA	1637	1/1	0.97	0.26	39,39,39,39	0
57	MG	QA	1630	1/1	0.97	0.14	26,26,26,26	0
57	MG	YA	3044	1/1	0.97	0.31	4,4,4,4	0
57	MG	RA	3088	1/1	0.97	0.26	25,25,25,25	0
57	MG	YA	3137	1/1	0.97	0.08	21,21,21,21	0
57	MG	QA	1604	1/1	0.97	0.23	10,10,10,10	0
57	MG	RA	3036	1/1	0.97	0.27	4,4,4,4	0
57	MG	YA	3048	1/1	0.97	0.33	6,6,6,6	0
57	MG	XA	1643	1/1	0.97	0.18	25,25,25,25	0
57	MG	RA	3202	1/1	0.97	0.10	31,31,31,31	0
57	MG	XA	1647	1/1	0.97	0.10	25,25,25,25	0
57	MG	RB	201	1/1	0.97	0.10	54,54,54,54	0
57	MG	QA	1609	1/1	0.97	0.12	14,14,14,14	0
57	MG	RA	3093	1/1	0.97	0.25	10,10,10,10	0
57	MG	RE	301	1/1	0.97	0.21	30,30,30,30	0
57	MG	RA	3060	1/1	0.97	0.19	3,3,3,3	0
57	MG	YA	3061	1/1	0.97	0.19	16,16,16,16	0
57	MG	RA	3061	1/1	0.97	0.23	32,32,32,32	0
57	MG	RR	201	1/1	0.97	0.16	7,7,7,7	0
57	MG	RA	3025	1/1	0.97	0.25	22,22,22,22	0
57	MG	YA	3066	1/1	0.97	0.08	20,20,20,20	0
57	MG	YA	3240	1/1	0.97	0.13	31,31,31,31	0
57	MG	QA	1652	1/1	0.97	0.12	31,31,31,31	0
57	MG	YA	3156	1/1	0.97	0.13	20,20,20,20	0
57	MG	RA	3043	1/1	0.97	0.11	14,14,14,14	0
57	MG	RA	3102	1/1	0.97	0.20	5,5,5,5	0
57	MG	XA	1604	1/1	0.97	0.44	20,20,20,20	0

Continued on next page...

Continued from previous page...

Mol	Type	Chain	Res	Atoms	RSCC	RSR	B-factors(\AA^2)	Q<0.9
57	MG	RA	3066	1/1	0.97	0.24	11,11,11,11	0
57	MG	RA	3175	1/1	0.97	0.10	40,40,40,40	0
57	MG	RA	3027	1/1	0.97	0.26	3,3,3,3	0
57	MG	RA	3107	1/1	0.97	0.12	27,27,27,27	0
57	MG	YA	3077	1/1	0.97	0.28	11,11,11,11	0
57	MG	YA	3078	1/1	0.97	0.17	8,8,8,8	0
57	MG	RA	3215	1/1	0.97	0.19	20,20,20,20	0
57	MG	RA	3108	1/1	0.97	0.28	32,32,32,32	0
57	MG	RA	3069	1/1	0.97	0.06	28,28,28,28	0
57	MG	YA	3256	1/1	0.97	0.13	11,11,11,11	0
57	MG	YA	3259	1/1	0.97	0.30	14,14,14,14	0
57	MG	YA	3261	1/1	0.97	0.29	18,18,18,18	0
57	MG	RA	3144	1/1	0.97	0.20	11,11,11,11	0
57	MG	RA	3006	1/1	0.97	0.19	7,7,7,7	0
57	MG	YA	3087	1/1	0.97	0.32	6,6,6,6	0
57	MG	YA	3088	1/1	0.97	0.29	17,17,17,17	0
57	MG	YA	3268	1/1	0.97	0.30	21,21,21,21	0
57	MG	RA	3029	1/1	0.97	0.22	6,6,6,6	0
57	MG	YA	3090	1/1	0.97	0.28	12,12,12,12	0
57	MG	RA	3073	1/1	0.97	0.21	23,23,23,23	0
57	MG	RA	3074	1/1	0.97	0.12	7,7,7,7	0
57	MG	YA	3094	1/1	0.97	0.11	5,5,5,5	0
57	MG	YA	3095	1/1	0.97	0.33	5,5,5,5	0
57	MG	YA	3096	1/1	0.97	0.37	7,7,7,7	0
57	MG	Y0	101	1/1	0.97	0.22	20,20,20,20	0
57	MG	RA	3114	1/1	0.97	0.14	35,35,35,35	0
57	MG	YA	3098	1/1	0.97	0.15	19,19,19,19	0
57	MG	YA	3099	1/1	0.97	0.17	2,2,2,2	0
57	MG	RA	3047	1/1	0.97	0.33	13,13,13,13	0
57	MG	RA	3048	1/1	0.97	0.38	18,18,18,18	0
57	MG	YA	3102	1/1	0.97	0.44	11,11,11,11	0
57	MG	YA	3103	1/1	0.97	0.31	26,26,26,26	0
57	MG	RA	3117	1/1	0.97	0.11	10,10,10,10	0
57	MG	RA	3154	1/1	0.97	0.10	28,28,28,28	0
57	MG	RA	3080	1/1	0.98	0.29	15,15,15,15	0
57	MG	YA	3019	1/1	0.98	0.25	0,0,0,0	0
57	MG	YA	3086	1/1	0.98	0.27	58,58,58,58	0
57	MG	XA	1644	1/1	0.98	0.12	21,21,21,21	0
57	MG	XA	1645	1/1	0.98	0.28	30,30,30,30	0
57	MG	RA	3007	1/1	0.98	0.26	11,11,11,11	0
57	MG	RA	3003	1/1	0.98	0.39	15,15,15,15	0
57	MG	RA	3004	1/1	0.98	0.26	2,2,2,2	0

Continued on next page...

Continued from previous page...

Mol	Type	Chain	Res	Atoms	RSCC	RSR	B-factors(\AA^2)	Q<0.9
57	MG	YA	3027	1/1	0.98	0.21	9,9,9,9	0
57	MG	RA	3085	1/1	0.98	0.16	11,11,11,11	0
57	MG	RA	3015	1/1	0.98	0.16	19,19,19,19	0
57	MG	YA	3030	1/1	0.98	0.49	19,19,19,19	0
57	MG	RA	3140	1/1	0.98	0.16	27,27,27,27	0
57	MG	YA	3032	1/1	0.98	0.27	3,3,3,3	0
57	MG	RA	3230	1/1	0.98	0.17	15,15,15,15	0
57	MG	YA	3228	1/1	0.98	0.20	4,4,4,4	0
57	MG	RA	3065	1/1	0.98	0.19	23,23,23,23	0
57	MG	XA	1616	1/1	0.98	0.31	14,14,14,14	0
57	MG	YA	3231	1/1	0.98	0.17	23,23,23,23	0
57	MG	YA	3036	1/1	0.98	0.24	9,9,9,9	0
57	MG	QA	1621	1/1	0.98	0.15	35,35,35,35	0
57	MG	RA	3089	1/1	0.98	0.26	6,6,6,6	0
57	MG	RA	3067	1/1	0.98	0.20	12,12,12,12	0
57	MG	RA	3038	1/1	0.98	0.18	8,8,8,8	0
57	MG	RA	3052	1/1	0.98	0.12	9,9,9,9	0
57	MG	YA	3043	1/1	0.98	0.30	12,12,12,12	0
57	MG	XA	1622	1/1	0.98	0.08	33,33,33,33	0
57	MG	RA	3017	1/1	0.98	0.19	7,7,7,7	0
57	MG	YA	3111	1/1	0.98	0.06	5,5,5,5	0
57	MG	RA	3094	1/1	0.98	0.35	23,23,23,23	0
57	MG	RA	3149	1/1	0.98	0.22	28,28,28,28	0
57	MG	RA	3095	1/1	0.98	0.23	6,6,6,6	0
57	MG	RA	3071	1/1	0.98	0.28	18,18,18,18	0
57	MG	YA	3116	1/1	0.98	0.27	12,12,12,12	0
57	MG	YA	3050	1/1	0.98	0.27	6,6,6,6	0
57	MG	RA	3181	1/1	0.98	0.15	43,43,43,43	0
57	MG	YA	3119	1/1	0.98	0.11	22,22,22,22	0
57	MG	RA	3123	1/1	0.98	0.20	19,19,19,19	0
57	MG	YA	3121	1/1	0.98	0.16	31,31,31,31	0
57	MG	RA	3040	1/1	0.98	0.17	3,3,3,3	0
57	MG	RA	3018	1/1	0.98	0.15	9,9,9,9	0
57	MG	RA	3099	1/1	0.98	0.31	19,19,19,19	0
57	MG	YA	3255	1/1	0.98	0.37	0,0,0,0	0
57	MG	RA	3056	1/1	0.98	0.37	12,12,12,12	0
57	MG	YA	3257	1/1	0.98	0.12	12,12,12,12	0
57	MG	YA	3258	1/1	0.98	0.38	9,9,9,9	0
57	MG	RA	3042	1/1	0.98	0.31	18,18,18,18	0
57	MG	YA	3260	1/1	0.98	0.29	11,11,11,11	0
57	MG	YA	3190	1/1	0.98	0.12	13,13,13,13	0
57	MG	QA	1620	1/1	0.98	0.10	29,29,29,29	0

Continued on next page...

Continued from previous page...

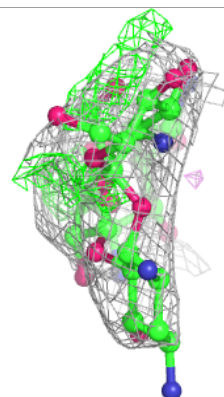
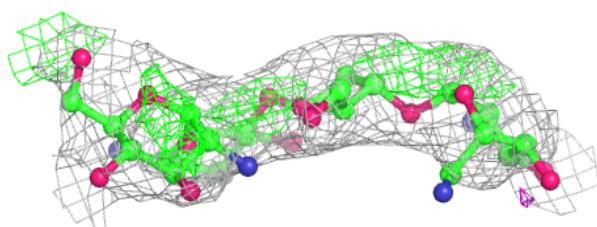
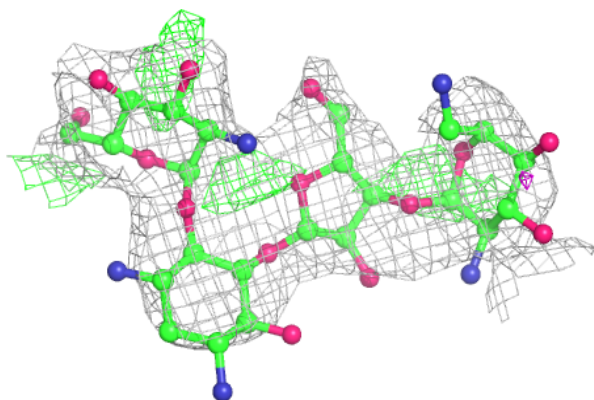
Mol	Type	Chain	Res	Atoms	RSCC	RSR	B-factors(\AA^2)	Q<0.9
57	MG	YA	3263	1/1	0.98	0.10	15,15,15,15	0
57	MG	YA	3264	1/1	0.98	0.20	3,3,3,3	0
57	MG	XA	1674	1/1	0.98	0.13	35,35,35,35	0
57	MG	YA	3063	1/1	0.98	0.21	17,17,17,17	0
57	MG	RA	3020	1/1	0.98	0.17	7,7,7,7	0
57	MG	RA	3021	1/1	0.98	0.37	8,8,8,8	0
57	MG	YA	3004	1/1	0.98	0.13	5,5,5,5	0
57	MG	YA	3067	1/1	0.98	0.31	27,27,27,27	0
57	MG	YA	3005	1/1	0.98	0.09	7,7,7,7	0
57	MG	XA	1601	1/1	0.98	0.26	7,7,7,7	0
57	MG	YA	3007	1/1	0.98	0.14	2,2,2,2	0
57	MG	YA	3008	1/1	0.98	0.23	22,22,22,22	0
57	MG	YA	3138	1/1	0.98	0.12	15,15,15,15	0
57	MG	XA	1602	1/1	0.98	0.16	16,16,16,16	0
57	MG	YA	3010	1/1	0.98	0.20	0,0,0,0	0
57	MG	YA	3011	1/1	0.98	0.28	25,25,25,25	0
57	MG	XA	1640	1/1	0.98	0.10	187,187,187,187	0
57	MG	YA	3207	1/1	0.98	0.30	52,52,52,52	0
57	MG	YA	3013	1/1	0.98	0.35	2,2,2,2	0
57	MG	RA	3105	1/1	0.98	0.13	6,6,6,6	0
57	MG	YA	3015	1/1	0.98	0.43	3,3,3,3	0
57	MG	RA	3106	1/1	0.98	0.24	28,28,28,28	0
57	MG	YA	3017	1/1	0.98	0.21	13,13,13,13	0
57	MG	YA	3053	1/1	0.99	0.17	11,11,11,11	0
57	MG	XA	1610	1/1	0.99	0.20	19,19,19,19	0
57	MG	XA	1615	1/1	0.99	0.27	30,30,30,30	0
57	MG	YA	3081	1/1	0.99	0.23	5,5,5,5	0
57	MG	YA	3020	1/1	0.99	0.46	13,13,13,13	0
57	MG	YA	3037	1/1	0.99	0.11	2,2,2,2	0
57	MG	YA	3084	1/1	0.99	0.38	6,6,6,6	0
57	MG	YA	3058	1/1	0.99	0.34	11,11,11,11	0
57	MG	YA	3021	1/1	0.99	0.30	17,17,17,17	0
57	MG	YA	3002	1/1	0.99	0.29	9,9,9,9	0
57	MG	RA	3031	1/1	0.99	0.24	7,7,7,7	0
57	MG	YA	3074	1/1	0.99	0.32	22,22,22,22	0
57	MG	RA	3076	1/1	0.99	0.12	6,6,6,6	0
57	MG	YA	3091	1/1	0.99	0.32	7,7,7,7	0
57	MG	YA	3051	1/1	0.99	0.20	4,4,4,4	0
57	MG	RA	3083	1/1	0.99	0.26	13,13,13,13	0

The following is a graphical depiction of the model fit to experimental electron density of all instances of the Ligand of Interest. In addition, ligands with molecular weight > 250 and outliers as shown on the geometry validation Tables will also be included. Each fit is shown from different

orientation to approximate a three-dimensional view.

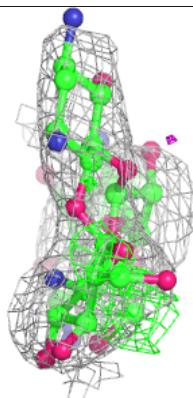
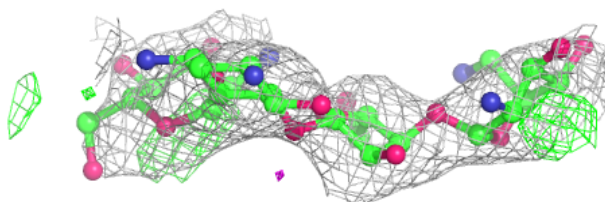
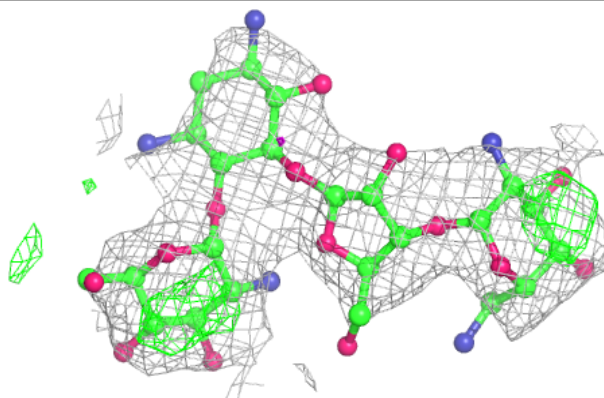
Electron density around PAR QA 1666:

$2mF_o-DF_c$ (at 0.7 rmsd) in gray
 mF_o-DF_c (at 3 rmsd) in purple (negative)
and green (positive)



Electron density around PAR XA 1675:

$2mF_o-DF_c$ (at 0.7 rmsd) in gray
 mF_o-DF_c (at 3 rmsd) in purple (negative)
and green (positive)



6.5 Other polymers [i](#)

There are no such residues in this entry.