



Full wwPDB X-ray Structure Validation Report ⓘ

Jan 30, 2024 – 11:53 PM EST

PDB ID : 1K93
Title : Crystal structure of the adenylyl cyclase domain of anthrax edema factor (EF) in complex with calmodulin
Authors : Drum, C.L.; Yan, S.-Z.; Bard, J.; Shen, Y.-Q.; Lu, D.; Soelaiman, S.; Grabarek, Z.; Bohm, A.; Tang, W.-J.
Deposited on : 2001-10-26
Resolution : 2.95 Å(reported)

This is a Full wwPDB X-ray Structure Validation Report for a publicly released PDB entry.

We welcome your comments at validation@mail.wwpdb.org

A user guide is available at

<https://www.wwpdb.org/validation/2017/XrayValidationReportHelp>

with specific help available everywhere you see the ⓘ symbol.

The types of validation reports are described at

<http://www.wwpdb.org/validation/2017/FAQs#types>.

The following versions of software and data (see [references ⓘ](#)) were used in the production of this report:

MolProbity : 4.02b-467
Mogul : 1.8.5 (274361), CSD as541be (2020)
Xtriage (Phenix) : 1.13
EDS : 2.36
Percentile statistics : 20191225.v01 (using entries in the PDB archive December 25th 2019)
Refmac : 5.8.0158
CCP4 : 7.0.044 (Gargrove)
Ideal geometry (proteins) : Engh & Huber (2001)
Ideal geometry (DNA, RNA) : Parkinson et al. (1996)
Validation Pipeline (wwPDB-VP) : 2.36

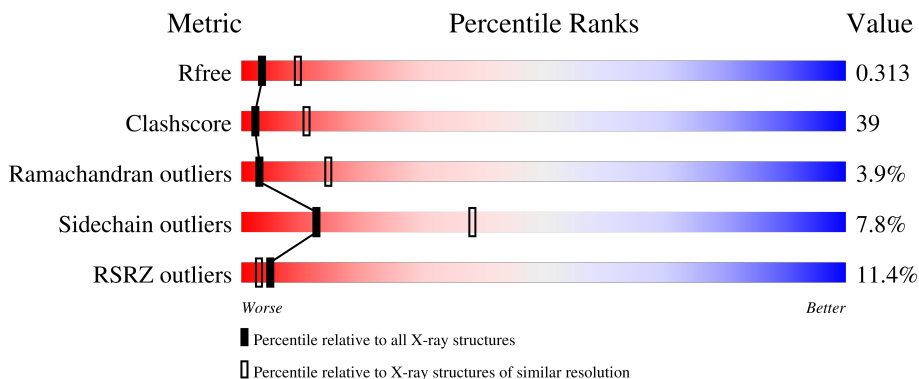
1 Overall quality at a glance

The following experimental techniques were used to determine the structure:

X-RAY DIFFRACTION

The reported resolution of this entry is 2.95 Å.

Percentile scores (ranging between 0-100) for global validation metrics of the entry are shown in the following graphic. The table shows the number of entries on which the scores are based.




Metric	Whole archive (#Entries)	Similar resolution (#Entries, resolution range(Å))
R_{free}	130704	3104 (3.00-2.92)
Clashscore	141614	3462 (3.00-2.92)
Ramachandran outliers	138981	3340 (3.00-2.92)
Sidechain outliers	138945	3343 (3.00-2.92)
RSRZ outliers	127900	2986 (3.00-2.92)

The table below summarises the geometric issues observed across the polymeric chains and their fit to the electron density. The red, orange, yellow and green segments of the lower bar indicate the fraction of residues that contain outliers for ≥ 3 , 2, 1 and 0 types of geometric quality criteria respectively. A grey segment represents the fraction of residues that are not modelled. The numeric value for each fraction is indicated below the corresponding segment, with a dot representing fractions $\leq 5\%$. The upper red bar (where present) indicates the fraction of residues that have poor fit to the electron density. The numeric value is given above the bar.

Mol	Chain	Length	Quality of chain
1	A	510	
1	B	510	
1	C	510	
2	D	144	
2	E	144	

Continued on next page...

Continued from previous page...

Mol	Chain	Length	Quality of chain
2	F	144	 <p>A horizontal bar chart representing the quality of chain. The bar is divided into segments of different colors: red (28%), green (35%), and yellow (60%). The segments are stacked from left to right. The red segment is the leftmost, followed by the green segment, and then the yellow segment. The percentages are labeled above and below the segments. The bar ends with a small red and black square.</p>

2 Entry composition

There are 4 unique types of molecules in this entry. The entry contains 15241 atoms, of which 0 are hydrogens and 0 are deuteriums.

In the tables below, the ZeroOcc column contains the number of atoms modelled with zero occupancy, the AltConf column contains the number of residues with at least one atom in alternate conformation and the Trace column contains the number of residues modelled with at most 2 atoms.

- Molecule 1 is a protein called CALMODULIN-SENSITIVE ADENYLATE CYCLASE.

Mol	Chain	Residues	Atoms					ZeroOcc	AltConf	Trace
			Total	C	N	O	S			
1	A	485	Total 3952	C 2528	N 673	O 748	S 3	65	0	0
1	B	467	Total 3804	C 2437	N 644	O 720	S 3	113	0	0
1	C	503	Total 4094	C 2616	N 696	O 779	S 3	166	0	0

- Molecule 2 is a protein called CALMODULIN.

Mol	Chain	Residues	Atoms					ZeroOcc	AltConf	Trace
			Total	C	N	O	S			
2	D	143	Total 1125	C 690	N 181	O 245	S 9	0	0	0
2	E	143	Total 1125	C 690	N 181	O 245	S 9	0	0	0
2	F	143	Total 1125	C 690	N 181	O 245	S 9	0	0	0

- Molecule 3 is SULFATE ION (three-letter code: SO4) (formula: O₄S).



Mol	Chain	Residues	Atoms			ZeroOcc	AltConf
3	A	1	Total	O	S	0	0
			5	4	1		
3	C	1	Total	O	S	0	0
			5	4	1		

- Molecule 4 is CALCIUM ION (three-letter code: CA) (formula: Ca).

Mol	Chain	Residues	Atoms		ZeroOcc	AltConf
4	D	2	Total	Ca	0	0
			2	2		
4	E	2	Total	Ca	0	0
			2	2		
4	F	2	Total	Ca	0	0
			2	2		

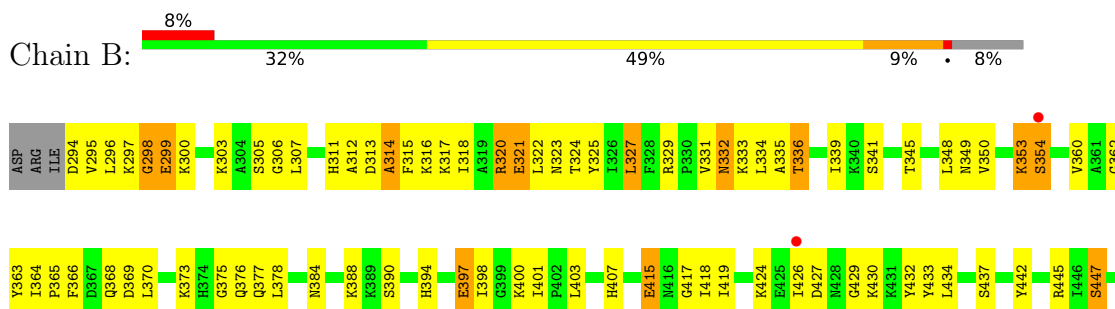
3 Residue-property plots

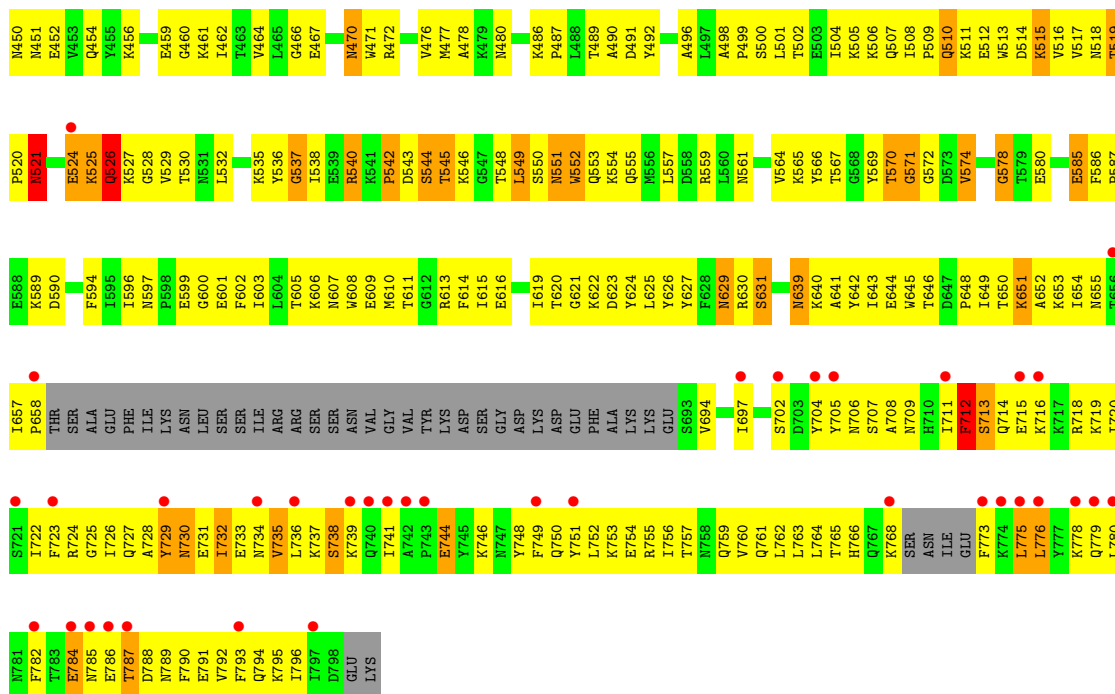
These plots are drawn for all protein, RNA, DNA and oligosaccharide chains in the entry. The first graphic for a chain summarises the proportions of the various outlier classes displayed in the second graphic. The second graphic shows the sequence view annotated by issues in geometry and electron density. Residues are color-coded according to the number of geometric quality criteria for which they contain at least one outlier: green = 0, yellow = 1, orange = 2 and red = 3 or more. A red dot above a residue indicates a poor fit to the electron density ($RSRZ > 2$). Stretches of 2 or more consecutive residues without any outlier are shown as a green connector. Residues present in the sample, but not in the model, are shown in grey.

• Molecule 1: CALMODULIN-SENSITIVE ADENYLATE CYCLASE

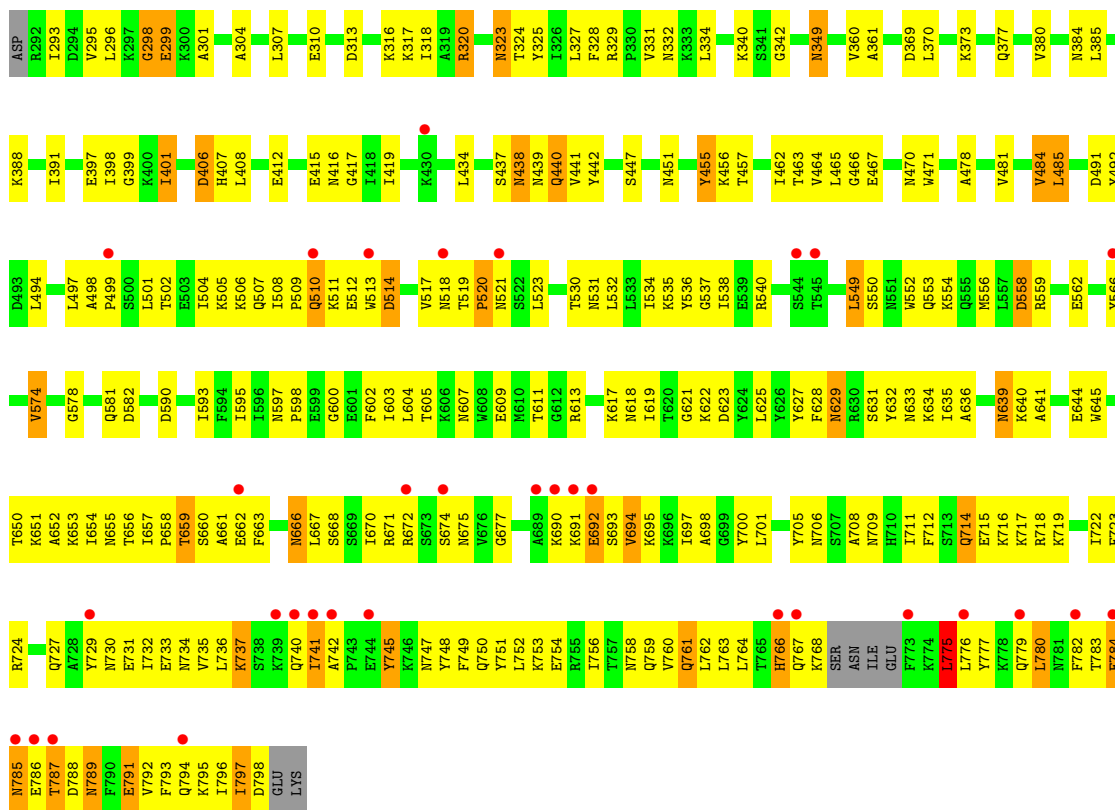


• Molecule 1: CALMODULIN-SENSITIVE ADENYLATE CYCLASE

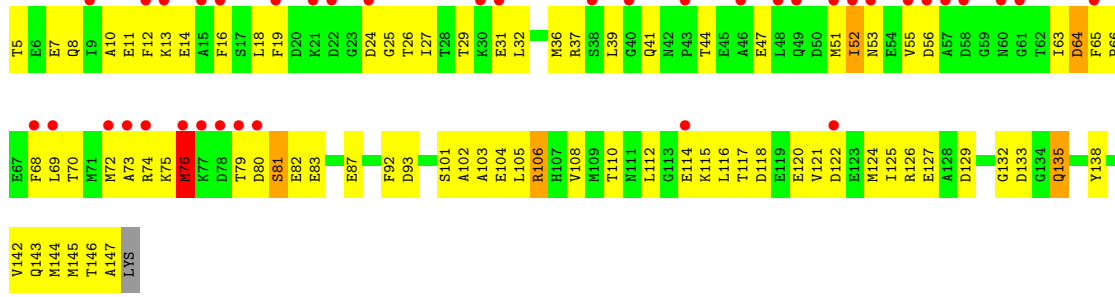
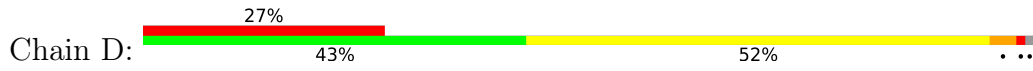




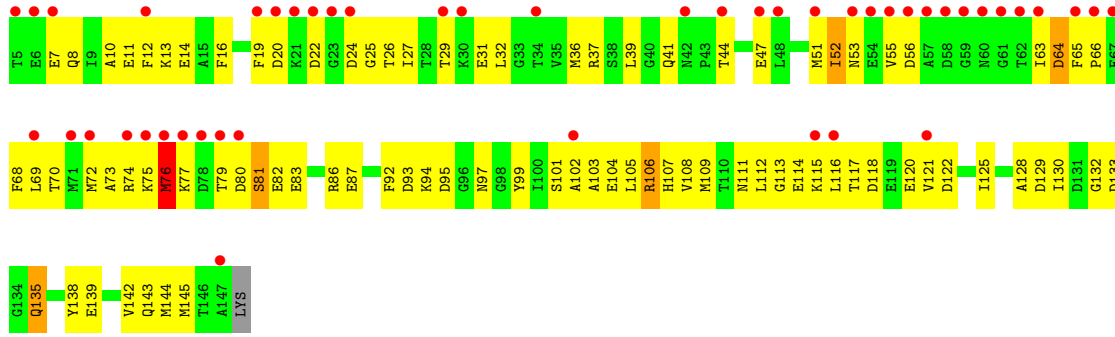
● Molecule 1: CALMODULIN-SENSITIVE ADENYLATE CYCLASE



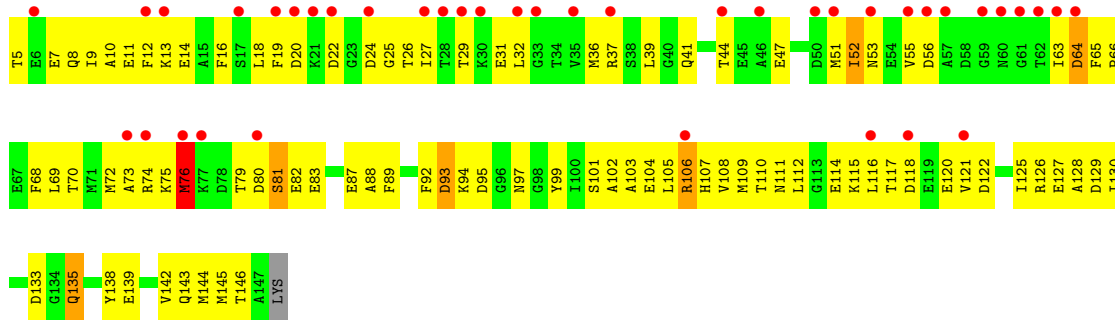
● Molecule 2: CALMODULIN



• Molecule 2: CALMODULIN



• Molecule 2: CALMODULIN



4 Data and refinement statistics

Property	Value	Source
Space group	I 2 2 2	Depositor
Cell constants a, b, c, α , β , γ	116.73Å 167.31Å 344.30Å 90.00° 90.00° 90.00°	Depositor
Resolution (Å)	30.00 – 2.95 30.00 – 2.94	Depositor EDS
% Data completeness (in resolution range)	96.9 (30.00-2.95) 97.7 (30.00-2.94)	Depositor EDS
R_{merge}	0.06	Depositor
R_{sym}	(Not available)	Depositor
$\langle I/\sigma(I) \rangle$ ¹	3.45 (at 2.95Å)	Xtrriage
Refinement program	CNS	Depositor
R, R_{free}	0.278 , 0.315 0.278 , 0.313	Depositor DCC
R_{free} test set	7056 reflections (10.10%)	wwPDB-VP
Wilson B-factor (Å ²)	83.2	Xtrriage
Anisotropy	0.203	Xtrriage
Bulk solvent k_{sol} (e/Å ³), B_{sol} (Å ²)	0.30 , 59.8	EDS
L-test for twinning ²	$\langle L \rangle = 0.51$, $\langle L^2 \rangle = 0.34$	Xtrriage
Estimated twinning fraction	No twinning to report.	Xtrriage
F_o, F_c correlation	0.91	EDS
Total number of atoms	15241	wwPDB-VP
Average B, all atoms (Å ²)	91.0	wwPDB-VP

Xtrriage's analysis on translational NCS is as follows: *The largest off-origin peak in the Patterson function is 2.62% of the height of the origin peak. No significant pseudotranslation is detected.*

¹Intensities estimated from amplitudes.

²Theoretical values of $\langle |L| \rangle$, $\langle L^2 \rangle$ for acentric reflections are 0.5, 0.333 respectively for untwinned datasets, and 0.375, 0.2 for perfectly twinned datasets.

5 Model quality i

5.1 Standard geometry i

Bond lengths and bond angles in the following residue types are not validated in this section: SO4, CA

The Z score for a bond length (or angle) is the number of standard deviations the observed value is removed from the expected value. A bond length (or angle) with $|Z| > 5$ is considered an outlier worth inspection. RMSZ is the root-mean-square of all Z scores of the bond lengths (or angles).

Mol	Chain	Bond lengths		Bond angles	
		RMSZ	# Z >5	RMSZ	# Z >5
1	A	0.57	1/4027 (0.0%)	0.87	17/5419 (0.3%)
1	B	0.67	4/3878 (0.1%)	0.85	6/5221 (0.1%)
1	C	0.55	0/4172	0.79	8/5613 (0.1%)
2	D	0.40	0/1137	0.66	2/1527 (0.1%)
2	E	0.45	0/1137	0.67	2/1527 (0.1%)
2	F	0.41	0/1137	0.77	3/1527 (0.2%)
All	All	0.56	5/15488 (0.0%)	0.81	38/20834 (0.2%)

Chiral center outliers are detected by calculating the chiral volume of a chiral center and verifying if the center is modelled as a planar moiety or with the opposite hand. A planarity outlier is detected by checking planarity of atoms in a peptide group, atoms in a mainchain group or atoms of a sidechain that are expected to be planar.

Mol	Chain	#Chirality outliers	#Planarity outliers
1	C	0	2

All (5) bond length outliers are listed below:

Mol	Chain	Res	Type	Atoms	Z	Observed(Å)	Ideal(Å)
1	B	354	SER	CB-OG	9.02	1.53	1.42
1	B	525	LYS	CE-NZ	7.07	1.66	1.49
1	B	354	SER	CA-CB	6.45	1.62	1.52
1	A	470	ASN	C-N	-5.49	1.21	1.34
1	B	525	LYS	C-O	5.24	1.33	1.23

All (38) bond angle outliers are listed below:

Mol	Chain	Res	Type	Atoms	Z	Observed(°)	Ideal(°)
2	F	106	ARG	NE-CZ-NH1	-13.77	113.41	120.30
2	F	106	ARG	NE-CZ-NH2	13.70	127.15	120.30

Continued on next page...

Continued from previous page...

Mol	Chain	Res	Type	Atoms	Z	Observed(°)	Ideal(°)
1	A	613	ARG	NE-CZ-NH1	-11.75	114.43	120.30
1	C	613	ARG	NE-CZ-NH2	-11.48	114.56	120.30
1	A	613	ARG	NE-CZ-NH2	11.09	125.84	120.30
1	C	613	ARG	NE-CZ-NH1	10.59	125.59	120.30
1	A	784	GLU	N-CA-CB	10.05	128.70	110.60
1	C	320	ARG	NE-CZ-NH1	-9.98	115.31	120.30
1	C	320	ARG	NE-CZ-NH2	9.98	125.29	120.30
1	A	320	ARG	NE-CZ-NH2	-9.22	115.69	120.30
1	A	785	ASN	C-N-CA	-9.08	99.00	121.70
1	A	320	ARG	NE-CZ-NH1	9.01	124.81	120.30
1	B	521	ASN	N-CA-C	8.86	134.91	111.00
1	B	525	LYS	N-CA-C	-8.48	88.10	111.00
1	C	785	ASN	C-N-CA	-7.74	102.36	121.70
1	A	470	ASN	C-N-CA	-7.73	102.37	121.70
1	A	785	ASN	CA-C-N	7.65	134.03	117.20
1	A	785	ASN	O-C-N	-7.16	111.24	122.70
1	B	521	ASN	C-N-CA	-7.13	103.88	121.70
1	A	784	GLU	C-N-CA	-7.12	103.90	121.70
1	A	785	ASN	N-CA-C	6.97	129.81	111.00
2	E	106	ARG	NE-CZ-NH1	6.89	123.75	120.30
1	A	470	ASN	CA-C-N	6.85	132.27	117.20
2	E	106	ARG	NE-CZ-NH2	-6.85	116.88	120.30
1	A	784	GLU	N-CA-C	-6.64	93.07	111.00
2	F	106	ARG	CD-NE-CZ	6.64	132.90	123.60
2	D	106	ARG	NE-CZ-NH2	-6.50	117.05	120.30
1	C	693	SER	N-CA-CB	-6.46	100.81	110.50
1	B	549	LEU	CA-CB-CG	6.41	130.05	115.30
2	D	106	ARG	NE-CZ-NH1	6.38	123.49	120.30
1	C	785	ASN	N-CA-C	5.87	126.86	111.00
1	A	470	ASN	N-CA-C	5.78	126.59	111.00
1	C	613	ARG	CD-NE-CZ	5.44	131.21	123.60
1	A	471	TRP	N-CA-C	-5.39	96.46	111.00
1	A	613	ARG	CD-NE-CZ	5.32	131.05	123.60
1	B	470	ASN	N-CA-CB	5.22	119.99	110.60
1	B	370	LEU	CA-CB-CG	5.18	127.21	115.30
1	A	785	ASN	CA-CB-CG	-5.17	102.02	113.40

There are no chirality outliers.

All (2) planarity outliers are listed below:

Mol	Chain	Res	Type	Group
1	C	566	TYR	Sidechain

Continued on next page...

Continued from previous page...

Mol	Chain	Res	Type	Group
1	C	766	HIS	Mainchain

5.2 Too-close contacts [i](#)

In the following table, the Non-H and H(model) columns list the number of non-hydrogen atoms and hydrogen atoms in the chain respectively. The H(added) column lists the number of hydrogen atoms added and optimized by MolProbity. The Clashes column lists the number of clashes within the asymmetric unit, whereas Symm-Clashes lists symmetry-related clashes.

Mol	Chain	Non-H	H(model)	H(added)	Clashes	Symm-Clashes
1	A	3952	0	3999	282	0
1	B	3804	0	3833	380	0
1	C	4094	0	4134	287	0
2	D	1125	0	1049	82	0
2	E	1125	0	1049	77	0
2	F	1125	0	1049	90	0
3	A	5	0	0	0	0
3	C	5	0	0	0	0
4	D	2	0	0	0	0
4	E	2	0	0	0	0
4	F	2	0	0	0	0
All	All	15241	0	15113	1150	0

The all-atom clashscore is defined as the number of clashes found per 1000 atoms (including hydrogen atoms). The all-atom clashscore for this structure is 39.

All (1150) close contacts within the same asymmetric unit are listed below, sorted by their clash magnitude.

Atom-1	Atom-2	Interatomic distance (Å)	Clash overlap (Å)
1:B:616:GLU:HA	1:B:620:THR:HG22	1.31	1.11
1:B:327:LEU:HD22	1:B:496:ALA:HB3	1.35	1.07
1:B:726:ILE:HA	1:B:729:TYR:HB2	1.35	1.03
2:F:19:PHE:HD1	2:F:19:PHE:O	1.42	1.02
1:C:714:GLN:HE21	1:C:714:GLN:HA	1.25	1.01
1:A:463:THR:HG22	1:A:465:LEU:H	1.24	0.99
1:B:605:THR:HG21	1:B:611:THR:OG1	1.62	0.99
1:B:324:THR:HG22	1:B:499:PRO:HA	1.44	0.99
1:C:463:THR:HG22	1:C:465:LEU:H	1.25	0.99
1:C:519:THR:OG1	1:C:520:PRO:HD2	1.62	0.98
1:B:629:ASN:HD22	1:B:631:SER:H	0.98	0.97

Continued on next page...

Continued from previous page...

Atom-1	Atom-2	Interatomic distance (Å)	Clash overlap (Å)
1:B:535:LYS:HE2	1:B:535:LYS:HA	1.44	0.97
1:A:456:LYS:HD3	1:A:471:TRP:CD1	2.00	0.95
2:F:19:PHE:O	2:F:19:PHE:CD1	2.19	0.95
1:B:551:ASN:ND2	1:B:551:ASN:H	1.63	0.95
1:B:320:ARG:HB3	1:B:320:ARG:HH21	1.27	0.94
1:B:489:THR:HG22	1:B:490:ALA:H	1.31	0.94
1:A:714:GLN:HA	1:A:714:GLN:HE21	1.31	0.94
1:B:551:ASN:H	1:B:551:ASN:HD22	1.04	0.93
1:B:360:VAL:HG21	1:B:365:PRO:HG3	1.51	0.93
1:A:349:ASN:H	1:A:349:ASN:HD22	1.17	0.93
1:C:629:ASN:HD22	1:C:631:SER:H	1.04	0.93
1:A:789:ASN:N	1:A:789:ASN:HD22	1.67	0.93
2:E:19:PHE:CD1	2:E:19:PHE:O	2.21	0.93
2:E:19:PHE:O	2:E:19:PHE:HD1	1.49	0.93
1:B:353:LYS:H	1:B:368:GLN:HE22	0.92	0.92
1:A:629:ASN:HD22	1:A:631:SER:H	1.15	0.92
1:C:629:ASN:ND2	1:C:631:SER:H	1.71	0.89
2:D:19:PHE:HD1	2:D:19:PHE:O	1.55	0.89
1:B:738:SER:HB3	1:B:741:ILE:HD11	1.53	0.89
1:C:783:THR:HB	1:C:784:GLU:OE1	1.72	0.89
1:C:789:ASN:N	1:C:789:ASN:HD22	1.67	0.89
1:C:633:ASN:HD21	1:C:645:TRP:H	1.20	0.88
1:B:325:TYR:HB2	1:B:498:ALA:HB3	1.54	0.88
1:A:456:LYS:HD3	1:A:471:TRP:HD1	1.35	0.88
1:B:648:PRO:HA	1:B:651:LYS:HB2	1.56	0.88
1:C:523:LEU:HD13	2:F:127:GLU:HB3	1.53	0.87
1:B:793:PHE:HA	1:B:796:ILE:HG12	1.55	0.87
1:C:349:ASN:HD22	1:C:349:ASN:H	1.23	0.87
1:C:509:PRO:HG2	1:C:512:GLU:HB2	1.55	0.87
1:C:295:VAL:HG21	1:C:603:ILE:CG2	2.05	0.86
1:B:525:LYS:O	1:B:528:GLY:N	2.09	0.86
1:B:538:ILE:HD11	1:B:625:LEU:HD11	1.59	0.85
1:B:320:ARG:HB3	1:B:320:ARG:NH2	1.91	0.84
1:C:329:ARG:HD2	1:C:590:ASP:OD2	1.77	0.84
1:B:353:LYS:H	1:B:368:GLN:NE2	1.75	0.84
1:A:456:LYS:HB3	1:A:470:ASN:O	1.78	0.83
1:B:514:ASP:HA	1:B:517:VAL:HG12	1.59	0.82
1:C:663:PHE:O	1:C:667:LEU:HG	1.80	0.82
1:B:366:PHE:HD1	1:B:477:MET:CE	1.93	0.82
1:A:777:TYR:HA	1:A:780:LEU:HD21	1.62	0.81
1:B:629:ASN:HD21	1:B:631:SER:HB2	1.43	0.81

Continued on next page...

Continued from previous page...

Atom-1	Atom-2	Interatomic distance (Å)	Clash overlap (Å)
1:C:694:VAL:HG23	1:C:695:LYS:H	1.45	0.81
1:A:722:ILE:HD13	1:A:764:LEU:HD23	1.62	0.81
1:B:722:ILE:O	1:B:726:ILE:HG13	1.79	0.81
2:F:12:PHE:HD1	2:F:39:LEU:HD21	1.46	0.81
2:D:19:PHE:O	2:D:19:PHE:CD1	2.33	0.81
2:E:12:PHE:HD1	2:E:39:LEU:HD21	1.46	0.81
1:B:306:GLY:O	1:B:336:THR:HB	1.79	0.81
1:C:742:ALA:HB3	1:C:745:TYR:HB2	1.63	0.81
1:C:440:GLN:NE2	1:C:441:VAL:HG23	1.96	0.81
1:B:353:LYS:N	1:B:368:GLN:HE22	1.77	0.80
1:C:722:ILE:HD13	1:C:764:LEU:HD23	1.61	0.80
1:B:320:ARG:HH21	1:B:320:ARG:CB	1.94	0.80
1:A:742:ALA:HB3	1:A:745:TYR:HB2	1.61	0.80
1:A:329:ARG:HD2	1:A:590:ASP:OD2	1.80	0.80
1:C:657:ILE:HG13	1:C:759:GLN:CB	2.12	0.79
1:A:445:ARG:HG3	1:A:471:TRP:CZ2	2.17	0.79
1:B:550:SER:H	1:B:553:GLN:HE21	1.29	0.79
1:B:629:ASN:ND2	1:B:631:SER:HB2	1.98	0.79
1:C:777:TYR:HA	1:C:780:LEU:HD21	1.65	0.79
1:C:775:LEU:HB2	1:C:776:LEU:HD12	1.64	0.79
1:B:520:PRO:HB2	1:B:524:GLU:OE1	1.83	0.79
1:A:659:THR:HG22	1:A:662:GLU:HB3	1.63	0.78
1:B:607:ASN:ND2	1:B:610:MET:H	1.81	0.78
1:A:629:ASN:ND2	1:A:631:SER:H	1.82	0.78
1:A:775:LEU:HB2	1:A:776:LEU:HD12	1.66	0.78
1:B:629:ASN:ND2	1:B:631:SER:H	1.79	0.78
2:D:12:PHE:HD1	2:D:39:LEU:HD21	1.47	0.78
1:B:518:ASN:O	1:B:519:THR:HG22	1.85	0.77
1:B:538:ILE:CD1	1:B:625:LEU:HD11	2.14	0.77
1:C:658:PRO:HG3	1:C:752:LEU:HD22	1.64	0.77
1:A:785:ASN:OD1	1:A:786:GLU:HG2	1.84	0.77
1:C:692:GLU:O	1:C:735:VAL:HG22	1.83	0.77
1:B:525:LYS:O	1:B:526:GLN:C	2.24	0.77
1:B:711:ILE:HG13	1:B:712:PHE:HD1	1.50	0.77
1:A:633:ASN:HD21	1:A:645:TRP:H	1.34	0.76
1:C:697:ILE:HD11	1:C:735:VAL:HG21	1.66	0.76
1:B:335:ALA:HB1	1:B:489:THR:CG2	2.15	0.76
1:B:320:ARG:HG3	1:B:321:GLU:N	2.00	0.76
1:C:380:VAL:HG12	1:C:384:ASN:HD21	1.51	0.76
1:A:523:LEU:HD13	2:D:127:GLU:HB3	1.67	0.76
1:A:445:ARG:NE	1:A:471:TRP:HE1	1.83	0.75

Continued on next page...

Continued from previous page...

Atom-1	Atom-2	Interatomic distance (Å)	Clash overlap (Å)
1:A:639:ASN:ND2	1:A:641:ALA:H	1.85	0.75
1:B:366:PHE:HD1	1:B:477:MET:HE1	1.51	0.75
1:A:324:THR:HG21	1:A:556:MET:CE	2.17	0.75
1:B:629:ASN:HD22	1:B:631:SER:N	1.80	0.75
1:B:639:ASN:ND2	1:B:641:ALA:H	1.84	0.75
1:B:722:ILE:HG12	1:B:760:VAL:HG13	1.68	0.75
1:B:789:ASN:OD1	1:B:792:VAL:HB	1.87	0.75
1:B:320:ARG:HG3	1:B:321:GLU:H	1.51	0.75
1:C:714:GLN:HA	1:C:714:GLN:NE2	2.01	0.74
1:A:440:GLN:NE2	1:A:441:VAL:HG23	2.01	0.74
1:A:670:ILE:HD12	1:A:745:TYR:CE1	2.22	0.74
1:B:332:ASN:ND2	1:B:334:LEU:H	1.85	0.74
1:B:349:ASN:OD1	1:B:350:VAL:HG23	1.87	0.74
1:A:463:THR:HG22	1:A:465:LEU:N	2.01	0.74
1:C:295:VAL:HG21	1:C:603:ILE:HG22	1.67	0.74
1:C:621:GLY:HA2	2:F:94:LYS:O	1.88	0.74
1:C:761:GLN:HE21	1:C:761:GLN:HA	1.52	0.74
1:C:776:LEU:HD12	1:C:776:LEU:H	1.52	0.74
1:B:654:ILE:HA	1:B:755:ARG:CD	2.17	0.74
1:C:629:ASN:HD22	1:C:631:SER:N	1.84	0.73
1:A:777:TYR:C	1:A:780:LEU:HD11	2.08	0.73
1:C:660:SER:HA	1:C:701:LEU:HD12	1.70	0.73
1:A:780:LEU:HD13	1:A:782:PHE:CZ	2.23	0.73
1:B:711:ILE:HG13	1:B:712:PHE:CD1	2.22	0.73
1:B:362:GLY:O	1:B:489:THR:HG23	1.87	0.73
1:C:780:LEU:HD13	1:C:782:PHE:CZ	2.22	0.73
1:B:366:PHE:HA	1:B:477:MET:HE3	1.68	0.73
1:B:509:PRO:HG2	1:B:512:GLU:HB3	1.68	0.73
1:C:456:LYS:HD3	1:C:471:TRP:CE2	2.24	0.73
1:A:522:SER:OG	2:D:127:GLU:HG3	1.89	0.72
1:A:734:ASN:HA	1:A:737:LYS:HB2	1.71	0.72
1:A:295:VAL:HG23	1:A:604:LEU:O	1.90	0.72
1:C:310:GLU:OE1	1:C:340:LYS:HE3	1.90	0.72
1:C:714:GLN:OE1	2:F:126:ARG:HG2	1.89	0.72
1:B:730:ASN:HA	1:B:733:GLU:HB3	1.70	0.72
1:C:729:TYR:HB2	1:C:756:ILE:HG21	1.71	0.72
1:A:295:VAL:HG21	1:A:603:ILE:CG2	2.20	0.72
1:A:715:GLU:O	1:A:719:LYS:HG2	1.89	0.72
1:B:737:LYS:O	1:B:738:SER:C	2.27	0.72
1:A:445:ARG:NE	1:A:471:TRP:NE1	2.39	0.71
1:A:349:ASN:HD22	1:A:349:ASN:N	1.88	0.71

Continued on next page...

Continued from previous page...

Atom-1	Atom-2	Interatomic distance (Å)	Clash overlap (Å)
1:C:463:THR:HB	1:C:467:GLU:H	1.55	0.71
1:A:722:ILE:HD13	1:A:764:LEU:CD2	2.21	0.71
1:A:743:PRO:HG2	1:B:544:SER:HB3	1.73	0.71
1:C:777:TYR:C	1:C:780:LEU:HD11	2.11	0.71
2:D:65:PHE:HB2	2:D:66:PRO:HD3	1.73	0.71
2:D:7:GLU:HA	2:D:10:ALA:HB3	1.73	0.71
1:C:722:ILE:HD13	1:C:764:LEU:CD2	2.20	0.71
1:B:726:ILE:CA	1:B:729:TYR:HB2	2.19	0.70
1:C:667:LEU:O	1:C:671:ARG:HB2	1.89	0.70
1:C:734:ASN:HA	1:C:737:LYS:HB2	1.71	0.70
2:F:7:GLU:HA	2:F:10:ALA:HB3	1.73	0.70
1:B:526:GLN:H	1:B:526:GLN:HE21	1.36	0.70
1:A:729:TYR:HB2	1:A:756:ILE:HG21	1.73	0.70
2:E:7:GLU:HA	2:E:10:ALA:HB3	1.73	0.70
1:A:659:THR:CG2	1:A:662:GLU:H	2.05	0.70
1:B:366:PHE:HA	1:B:477:MET:CE	2.22	0.70
1:A:456:LYS:CB	1:A:470:ASN:O	2.40	0.70
2:F:138:TYR:O	2:F:142:VAL:HG23	1.92	0.70
1:A:510:GLN:O	1:A:510:GLN:HG3	1.91	0.70
1:A:777:TYR:O	1:A:780:LEU:HD11	1.92	0.70
1:C:304:ALA:HB3	1:C:604:LEU:HD13	1.74	0.70
1:A:324:THR:HG21	1:A:556:MET:HE1	1.74	0.69
1:C:463:THR:HG22	1:C:465:LEU:N	2.03	0.69
1:A:504:ILE:CD1	1:A:625:LEU:HD22	2.23	0.69
1:A:666:ASN:O	1:A:670:ILE:HB	1.92	0.69
1:A:736:LEU:HD21	1:A:749:PHE:HB2	1.73	0.69
1:B:478:ALA:HB1	1:B:486:LYS:O	1.91	0.69
1:C:747:ASN:O	1:C:750:GLN:HG2	1.91	0.69
1:A:776:LEU:HD12	1:A:776:LEU:H	1.56	0.69
1:A:714:GLN:HA	1:A:714:GLN:NE2	2.06	0.69
1:B:785:ASN:OD1	1:B:787:THR:HG23	1.91	0.69
1:C:736:LEU:HD21	1:C:749:PHE:HB2	1.75	0.69
2:E:65:PHE:HB2	2:E:66:PRO:HD3	1.73	0.69
2:F:65:PHE:HB2	2:F:66:PRO:HD3	1.72	0.69
1:B:324:THR:HG22	1:B:499:PRO:CA	2.21	0.68
1:C:785:ASN:OD1	1:C:786:GLU:HG2	1.93	0.68
2:D:13:LYS:HG3	2:D:65:PHE:CE2	2.28	0.68
1:B:513:TRP:CZ2	2:E:112:LEU:O	2.47	0.68
2:E:13:LYS:HG3	2:E:65:PHE:CE2	2.29	0.68
2:E:138:TYR:O	2:E:142:VAL:HG23	1.94	0.68
1:A:789:ASN:N	1:A:789:ASN:ND2	2.41	0.68

Continued on next page...

Continued from previous page...

Atom-1	Atom-2	Interatomic distance (Å)	Clash overlap (Å)
1:B:295:VAL:N	1:B:610:MET:HE1	2.08	0.68
1:B:535:LYS:HE2	1:B:535:LYS:CA	2.21	0.68
1:B:793:PHE:HA	1:B:796:ILE:CG1	2.23	0.68
1:C:639:ASN:ND2	1:C:641:ALA:H	1.90	0.68
1:B:722:ILE:HG23	1:B:760:VAL:HG11	1.76	0.68
1:B:375:GLY:O	1:B:376:GLN:HB2	1.94	0.67
1:A:509:PRO:HG2	1:A:512:GLU:HB2	1.77	0.67
1:A:747:ASN:O	1:A:750:GLN:HG2	1.94	0.67
1:B:424:LYS:HE2	1:B:433:TYR:OH	1.95	0.67
1:B:508:ILE:HG23	1:B:536:TYR:CD1	2.30	0.67
1:C:534:ILE:HA	1:C:538:ILE:HB	1.77	0.67
1:B:655:ASN:N	1:B:755:ARG:HD2	2.09	0.67
2:F:13:LYS:HG3	2:F:65:PHE:CE2	2.30	0.67
1:A:445:ARG:CZ	1:A:471:TRP:HE1	2.08	0.67
1:B:322:LEU:O	1:B:324:THR:HG23	1.95	0.66
1:B:720:ILE:O	1:B:724:ARG:HG2	1.95	0.66
1:B:714:GLN:HE22	1:B:715:GLU:HG3	1.59	0.66
1:B:537:GLY:O	1:B:625:LEU:HD21	1.95	0.66
1:B:727:GLN:HG3	1:B:786:GLU:CD	2.15	0.66
1:C:349:ASN:HD22	1:C:349:ASN:N	1.89	0.66
2:F:8:GLN:HE21	2:F:8:GLN:HA	1.61	0.66
1:B:654:ILE:HA	1:B:755:ARG:HD3	1.78	0.66
1:C:657:ILE:HG13	1:C:759:GLN:HG2	1.78	0.66
1:A:780:LEU:HD12	1:A:780:LEU:H	1.59	0.66
1:A:295:VAL:HG21	1:A:603:ILE:HG22	1.77	0.66
1:C:671:ARG:HD2	2:F:14:GLU:OE2	1.96	0.65
2:D:138:TYR:O	2:D:142:VAL:HG23	1.96	0.65
2:E:8:GLN:HE21	2:E:8:GLN:HA	1.60	0.65
1:B:792:VAL:O	1:B:796:ILE:HG12	1.96	0.65
1:C:777:TYR:O	1:C:780:LEU:HD11	1.97	0.65
2:D:8:GLN:HA	2:D:8:GLN:HE21	1.62	0.65
2:E:12:PHE:CD1	2:E:39:LEU:HD21	2.29	0.65
2:E:95:ASP:OD1	2:E:104:GLU:OE2	2.15	0.65
2:F:12:PHE:CD1	2:F:39:LEU:HD21	2.30	0.65
1:A:781:ASN:HB2	1:A:789:ASN:CG	2.17	0.65
2:D:83:GLU:O	2:D:87:GLU:HG3	1.96	0.65
1:A:695:LYS:CD	2:D:19:PHE:HB2	2.27	0.65
1:C:659:THR:HG22	1:C:661:ALA:N	2.12	0.65
1:B:551:ASN:HD22	1:B:551:ASN:N	1.88	0.65
1:B:335:ALA:HB1	1:B:489:THR:HG21	1.77	0.64
1:B:520:PRO:CB	1:B:524:GLU:OE1	2.45	0.64

Continued on next page...

Continued from previous page...

Atom-1	Atom-2	Interatomic distance (Å)	Clash overlap (Å)
1:B:757:THR:HA	1:B:773:PHE:CE1	2.33	0.64
2:D:12:PHE:CD1	2:D:39:LEU:HD21	2.30	0.64
1:A:714:GLN:OE1	2:D:126:ARG:HG3	1.97	0.64
1:C:780:LEU:H	1:C:780:LEU:HD12	1.63	0.64
1:B:514:ASP:HA	1:B:517:VAL:CG1	2.28	0.64
1:B:752:LEU:CD2	1:B:756:ILE:HD11	2.27	0.64
1:B:327:LEU:CD2	1:B:496:ALA:HB3	2.22	0.64
2:D:5:THR:OG1	2:D:8:GLN:HG2	1.97	0.64
1:B:450:ASN:O	1:B:451:ASN:HB2	1.95	0.64
1:A:629:ASN:HD22	1:A:631:SER:N	1.92	0.64
1:B:550:SER:H	1:B:553:GLN:NE2	1.95	0.64
1:B:764:LEU:HD22	1:B:768:LYS:HD3	1.79	0.64
1:C:504:ILE:CD1	1:C:625:LEU:HD22	2.28	0.64
1:B:297:LYS:HZ1	1:B:601:GLU:HB3	1.63	0.63
1:C:517:VAL:HG13	1:C:518:ASN:ND2	2.14	0.63
1:A:304:ALA:HB3	1:A:604:LEU:HD13	1.80	0.63
1:C:530:THR:HG21	2:F:145:MET:SD	2.38	0.63
1:B:462:ILE:HG23	1:B:467:GLU:O	1.99	0.63
1:B:726:ILE:HA	1:B:729:TYR:CB	2.20	0.63
1:A:445:ARG:HE	1:A:471:TRP:HE1	1.43	0.63
1:A:696:LYS:HD3	1:A:731:GLU:OE1	1.99	0.63
1:B:750:GLN:O	1:B:753:LYS:HB3	1.99	0.63
1:C:659:THR:HG22	1:C:661:ALA:H	1.62	0.63
2:F:36:MET:O	2:F:41:GLN:HB2	1.99	0.63
2:E:37:ARG:HA	2:E:41:GLN:O	1.98	0.62
1:B:369:ASP:OD2	1:B:442:TYR:OH	2.12	0.62
2:E:36:MET:O	2:E:41:GLN:HB2	1.99	0.62
2:F:37:ARG:HA	2:F:41:GLN:O	1.99	0.62
1:A:456:LYS:CD	1:A:471:TRP:HD1	2.11	0.62
1:A:706:ASN:HD21	1:A:708:ALA:HB3	1.64	0.62
1:B:551:ASN:O	1:B:555:GLN:HG3	2.00	0.62
2:F:75:LYS:O	2:F:79:THR:HG22	1.99	0.62
1:B:639:ASN:HD22	1:B:641:ALA:H	1.45	0.62
1:C:660:SER:O	1:C:663:PHE:HB3	1.99	0.62
1:C:706:ASN:HD21	1:C:708:ALA:HB3	1.64	0.62
2:D:37:ARG:HA	2:D:41:GLN:O	1.99	0.62
2:E:75:LYS:O	2:E:79:THR:HG22	1.99	0.62
1:A:513:TRP:O	1:A:517:VAL:HG23	1.99	0.62
1:A:648:PRO:HA	1:A:651:LYS:HD2	1.81	0.62
1:B:332:ASN:C	1:B:332:ASN:HD22	2.03	0.62
1:B:508:ILE:HG23	1:B:536:TYR:CE1	2.35	0.62

Continued on next page...

Continued from previous page...

Atom-1	Atom-2	Interatomic distance (Å)	Clash overlap (Å)
1:B:366:PHE:CD1	1:B:477:MET:HE1	2.32	0.62
1:C:508:ILE:HG23	1:C:536:TYR:CE2	2.35	0.62
1:C:295:VAL:HG23	1:C:604:LEU:O	2.00	0.61
1:C:730:ASN:O	1:C:733:GLU:HB2	2.00	0.61
1:B:298:GLY:O	1:B:299:GLU:C	2.38	0.61
1:C:327:LEU:N	1:C:327:LEU:HD12	2.14	0.61
1:C:380:VAL:HG12	1:C:384:ASN:ND2	2.14	0.61
1:A:463:THR:HB	1:A:467:GLU:H	1.63	0.61
1:B:312:ALA:O	1:B:315:PHE:HB2	2.01	0.61
1:B:738:SER:CB	1:B:741:ILE:HD11	2.28	0.61
1:B:784:GLU:HG2	1:B:788:ASP:OD2	1.99	0.61
1:C:535:LYS:HD2	1:C:536:TYR:CZ	2.35	0.61
2:D:75:LYS:O	2:D:79:THR:HG22	2.00	0.61
1:A:323:ASN:HD22	1:A:598:PRO:HB3	1.66	0.61
1:A:743:PRO:HG2	1:B:544:SER:CB	2.30	0.61
1:B:492:TYR:CD2	1:B:574:VAL:HG13	2.36	0.61
1:B:605:THR:CG2	1:B:611:THR:OG1	2.45	0.61
1:A:538:ILE:HG22	1:A:539:GLU:N	2.16	0.61
1:B:297:LYS:NZ	1:B:601:GLU:HB3	2.16	0.61
1:B:734:ASN:C	1:B:736:LEU:H	2.04	0.61
1:A:462:ILE:HG13	1:A:466:GLY:HA2	1.83	0.61
1:B:788:ASP:O	1:B:791:GLU:HG2	2.00	0.61
1:C:668:SER:CB	2:F:14:GLU:HG3	2.30	0.61
1:B:657:ILE:HG12	1:B:658:PRO:HD2	1.83	0.61
1:B:706:ASN:HB2	1:B:724:ARG:HH22	1.66	0.61
1:B:722:ILE:HG23	1:B:760:VAL:CG1	2.31	0.61
1:B:744:GLU:OE1	1:B:744:GLU:HA	1.99	0.61
1:B:525:LYS:O	1:B:527:LYS:N	2.34	0.60
1:B:729:TYR:HE2	1:B:773:PHE:CE1	2.19	0.60
1:B:792:VAL:HG12	1:B:796:ILE:HD11	1.82	0.60
1:C:657:ILE:HG13	1:C:759:GLN:CG	2.31	0.60
1:B:542:PRO:HA	1:B:548:THR:HA	1.82	0.60
1:B:706:ASN:CB	1:B:724:ARG:HH22	2.13	0.60
1:A:380:VAL:HG12	1:A:384:ASN:HD21	1.65	0.60
1:A:784:GLU:OE1	1:A:785:ASN:ND2	2.34	0.60
1:B:332:ASN:HD22	1:B:334:LEU:H	1.50	0.60
1:B:298:GLY:O	1:B:300:LYS:N	2.35	0.60
1:B:622:LYS:O	1:B:623:ASP:HB2	2.02	0.60
1:B:714:GLN:O	1:B:718:ARG:HG3	2.01	0.60
1:B:751:TYR:HA	1:B:754:GLU:OE2	2.01	0.60
1:C:324:THR:HG21	1:C:556:MET:CE	2.32	0.60

Continued on next page...

Continued from previous page...

Atom-1	Atom-2	Interatomic distance (Å)	Clash overlap (Å)
2:E:92:PHE:CD2	2:E:108:VAL:HG21	2.37	0.60
2:F:65:PHE:O	2:F:69:LEU:HG	2.01	0.60
1:B:761:GLN:HG3	1:B:765:THR:CG2	2.31	0.60
1:C:792:VAL:O	1:C:796:ILE:HG12	2.02	0.60
1:A:517:VAL:HG13	2:D:114:GLU:OE2	2.02	0.60
1:B:360:VAL:CG2	1:B:365:PRO:HG3	2.27	0.60
1:B:597:ASN:ND2	1:B:601:GLU:HB2	2.16	0.60
1:C:558:ASP:O	1:C:562:GLU:HG3	2.01	0.60
1:C:581:GLN:HE21	1:C:628:PHE:HA	1.66	0.60
1:A:512:GLU:O	1:A:516:VAL:HG23	2.02	0.60
1:A:697:ILE:HD13	1:A:732:ILE:CG1	2.32	0.60
2:D:115:LYS:HB3	2:D:115:LYS:HZ2	1.67	0.60
1:C:784:GLU:N	1:C:784:GLU:CD	2.55	0.59
1:A:605:THR:HG21	1:A:611:THR:HA	1.84	0.59
1:A:797:ILE:HG13	1:A:798:ASP:N	2.16	0.59
1:C:797:ILE:HG13	1:C:798:ASP:N	2.16	0.59
1:A:654:ILE:HG23	1:A:655:ASN:ND2	2.16	0.59
1:C:792:VAL:HG12	1:C:796:ILE:HD11	1.84	0.59
1:B:561:ASN:O	1:B:564:VAL:HG22	2.03	0.59
1:B:761:GLN:HG3	1:B:765:THR:HG23	1.84	0.59
2:E:8:GLN:HA	2:E:8:GLN:NE2	2.17	0.59
2:F:115:LYS:HB3	2:F:115:LYS:HZ2	1.67	0.59
1:A:380:VAL:HG12	1:A:384:ASN:ND2	2.17	0.59
1:A:792:VAL:HG12	1:A:796:ILE:HD11	1.84	0.59
1:C:510:GLN:HG3	1:C:510:GLN:O	2.02	0.59
1:C:651:LYS:O	1:C:654:ILE:HG13	2.02	0.59
1:A:491:ASP:OD2	1:A:491:ASP:C	2.41	0.59
1:A:730:ASN:O	1:A:733:GLU:HB2	2.03	0.59
1:B:305:SER:HB2	1:B:307:LEU:HD13	1.85	0.59
1:B:564:VAL:O	1:B:567:THR:HB	2.02	0.59
1:B:294:ASP:C	1:B:610:MET:HE1	2.22	0.59
1:B:329:ARG:NH1	1:B:590:ASP:OD2	2.34	0.59
1:C:657:ILE:HG12	1:C:756:ILE:HA	1.82	0.59
1:A:408:LEU:O	1:A:412:GLU:HG3	2.03	0.59
1:B:366:PHE:HD1	1:B:477:MET:HE2	1.67	0.59
1:A:377:GLN:HB2	1:A:464:VAL:HG12	1.85	0.58
1:A:792:VAL:O	1:A:796:ILE:HG12	2.03	0.58
1:B:459:GLU:O	1:B:461:LYS:N	2.36	0.58
1:B:519:THR:OG1	1:B:521:ASN:ND2	2.36	0.58
1:A:540:ARG:HD3	1:A:627:TYR:OH	2.03	0.58
1:B:751:TYR:HA	1:B:754:GLU:HG3	1.84	0.58

Continued on next page...

Continued from previous page...

Atom-1	Atom-2	Interatomic distance (Å)	Clash overlap (Å)
2:D:65:PHE:O	2:D:69:LEU:HG	2.03	0.58
1:B:619:ILE:C	1:B:621:GLY:H	2.06	0.58
1:C:324:THR:HG21	1:C:556:MET:HE1	1.86	0.58
1:A:504:ILE:HD11	1:A:625:LEU:HD22	1.84	0.58
1:B:489:THR:HG22	1:B:490:ALA:N	2.11	0.58
2:F:95:ASP:OD1	2:F:104:GLU:OE2	2.21	0.58
1:B:508:ILE:HG21	1:B:532:LEU:HD22	1.85	0.58
1:B:615:ILE:HD12	1:B:645:TRP:CH2	2.39	0.58
1:C:549:LEU:HD12	1:C:549:LEU:N	2.19	0.58
1:C:623:ASP:OD1	2:F:94:LYS:HD3	2.04	0.58
1:C:629:ASN:ND2	1:C:631:SER:HB2	2.19	0.58
1:A:785:ASN:O	1:A:786:GLU:CG	2.52	0.58
1:B:723:PHE:HB2	1:B:793:PHE:CE2	2.39	0.58
1:C:540:ARG:NH1	1:C:627:TYR:CE1	2.72	0.58
1:C:766:HIS:NE2	2:F:133:ASP:O	2.36	0.58
2:D:36:MET:O	2:D:41:GLN:HB2	2.04	0.58
1:A:581:GLN:HE21	1:A:628:PHE:HA	1.68	0.58
2:E:115:LYS:HZ2	2:E:115:LYS:HB3	1.69	0.58
1:B:613:ARG:O	1:B:616:GLU:HG2	2.04	0.58
2:F:8:GLN:HA	2:F:8:GLN:NE2	2.19	0.58
1:B:605:THR:HG21	1:B:611:THR:HG1	1.69	0.57
1:B:722:ILE:HD13	1:B:764:LEU:HD21	1.85	0.57
1:A:432:TYR:CE1	1:A:471:TRP:HZ3	2.23	0.57
1:B:366:PHE:CD1	1:B:477:MET:CE	2.82	0.57
1:B:551:ASN:ND2	1:B:551:ASN:N	2.39	0.57
1:B:639:ASN:O	1:B:640:LYS:HB2	2.03	0.57
1:C:406:ASP:OD1	1:C:408:LEU:N	2.38	0.57
1:C:731:GLU:O	1:C:735:VAL:HG23	2.03	0.57
1:A:785:ASN:O	1:A:786:GLU:HG2	2.03	0.57
1:A:445:ARG:NH2	1:A:471:TRP:HE1	2.02	0.57
1:A:719:LYS:HE2	1:A:797:ILE:HD13	1.84	0.57
1:A:731:GLU:O	1:A:735:VAL:HG23	2.05	0.57
1:B:719:LYS:HD2	1:B:794:GLN:HG3	1.87	0.57
1:B:323:ASN:OD1	1:B:500:SER:HB3	2.04	0.57
1:A:505:LYS:HD3	2:D:112:LEU:O	2.05	0.57
1:C:629:ASN:HB3	1:C:632:TYR:CD2	2.39	0.57
1:B:426:ILE:HA	1:B:430:LYS:O	2.04	0.57
1:C:505:LYS:HE3	1:C:513:TRP:CD2	2.39	0.57
1:C:666:ASN:N	1:C:666:ASN:HD22	2.00	0.57
1:A:789:ASN:HD22	1:A:789:ASN:H	1.50	0.57
1:B:597:ASN:HD21	1:B:601:GLU:HB2	1.70	0.57

Continued on next page...

Continued from previous page...

Atom-1	Atom-2	Interatomic distance (Å)	Clash overlap (Å)
2:D:8:GLN:HA	2:D:8:GLN:NE2	2.20	0.57
2:D:144:MET:SD	2:D:145:MET:HE2	2.44	0.57
1:A:540:ARG:HD3	1:A:627:TYR:CZ	2.40	0.56
1:B:394:HIS:O	1:B:397:GLU:HG2	2.05	0.56
1:B:335:ALA:HB1	1:B:489:THR:HG22	1.86	0.56
1:C:789:ASN:HD22	1:C:789:ASN:H	1.50	0.56
2:E:63:ILE:HD12	2:E:63:ILE:N	2.20	0.56
2:F:25:GLY:O	2:F:64:ASP:HA	2.04	0.56
2:F:63:ILE:N	2:F:63:ILE:HD12	2.20	0.56
1:B:506:LYS:HG2	1:B:506:LYS:O	2.05	0.56
1:B:746:LYS:O	1:B:750:GLN:HB2	2.05	0.56
1:C:633:ASN:ND2	1:C:645:TRP:H	1.98	0.56
1:C:776:LEU:H	1:C:776:LEU:CD1	2.18	0.56
2:E:65:PHE:O	2:E:69:LEU:HG	2.05	0.56
1:A:327:LEU:N	1:A:327:LEU:HD12	2.20	0.56
1:A:549:LEU:N	1:A:549:LEU:HD12	2.21	0.56
1:C:456:LYS:HD3	1:C:471:TRP:CD2	2.41	0.56
1:C:633:ASN:ND2	1:C:644:GLU:HA	2.21	0.56
1:C:753:LYS:NZ	1:C:753:LYS:HB3	2.21	0.56
1:B:375:GLY:HA2	1:B:464:VAL:HG11	1.88	0.56
1:B:513:TRP:CH2	2:E:113:GLY:HA3	2.41	0.55
1:B:549:LEU:HD21	1:B:554:LYS:HG2	1.88	0.55
2:E:27:ILE:HB	2:E:31:GLU:HG3	1.86	0.55
1:A:695:LYS:HD3	2:D:19:PHE:HB2	1.87	0.55
1:A:697:ILE:HD13	1:A:732:ILE:HG12	1.88	0.55
1:B:727:GLN:HG3	1:B:786:GLU:OE1	2.06	0.55
1:C:510:GLN:HA	1:C:510:GLN:NE2	2.20	0.55
1:A:630:ARG:HD3	2:D:83:GLU:OE2	2.07	0.55
1:B:516:VAL:HA	1:B:520:PRO:HG2	1.88	0.55
1:B:540:ARG:HD2	1:B:627:TYR:CZ	2.41	0.55
2:D:27:ILE:HB	2:D:31:GLU:HG3	1.87	0.55
2:E:70:THR:O	2:E:73:ALA:HB3	2.07	0.55
2:E:144:MET:SD	2:E:145:MET:HE2	2.47	0.55
1:B:550:SER:O	1:B:553:GLN:HB2	2.07	0.55
1:C:318:ILE:HD12	1:C:318:ILE:N	2.21	0.55
1:C:540:ARG:HD2	1:C:582:ASP:OD1	2.06	0.55
1:C:605:THR:HG21	1:C:611:THR:HA	1.89	0.55
1:B:773:PHE:C	1:B:775:LEU:N	2.56	0.55
2:D:19:PHE:CD1	2:D:19:PHE:C	2.80	0.55
1:C:462:ILE:HG13	1:C:466:GLY:HA2	1.88	0.55
2:F:27:ILE:HB	2:F:31:GLU:HG3	1.88	0.55

Continued on next page...

Continued from previous page...

Atom-1	Atom-2	Interatomic distance (Å)	Clash overlap (Å)
1:A:406:ASP:OD1	1:A:408:LEU:N	2.40	0.55
1:C:491:ASP:C	1:C:491:ASP:OD2	2.45	0.55
1:C:698:ALA:O	1:C:701:LEU:HB2	2.06	0.55
2:D:25:GLY:O	2:D:64:ASP:HA	2.07	0.55
2:E:133:ASP:OD2	2:E:135:GLN:HG3	2.07	0.55
1:A:377:GLN:HB2	1:A:464:VAL:CG1	2.37	0.55
1:B:549:LEU:CD2	1:B:554:LYS:HG2	2.37	0.55
2:D:63:ILE:N	2:D:63:ILE:HD12	2.21	0.55
1:A:697:ILE:HD11	1:A:732:ILE:N	2.22	0.54
1:B:639:ASN:HD22	1:B:640:LYS:N	2.05	0.54
1:C:668:SER:HA	2:F:14:GLU:HG3	1.90	0.54
1:C:661:ALA:C	1:C:663:PHE:H	2.10	0.54
2:D:55:VAL:HG13	2:D:56:ASP:N	2.22	0.54
1:B:655:ASN:H	1:B:755:ARG:HD2	1.71	0.54
1:C:655:ASN:HA	1:C:758:ASN:HB2	1.89	0.54
1:C:789:ASN:N	1:C:789:ASN:ND2	2.40	0.54
2:D:70:THR:O	2:D:73:ALA:HB3	2.08	0.54
1:A:318:ILE:HD12	1:A:318:ILE:N	2.22	0.54
1:C:408:LEU:O	1:C:412:GLU:HG3	2.08	0.54
1:B:514:ASP:CA	1:B:517:VAL:HG12	2.35	0.54
1:C:549:LEU:HD12	1:C:549:LEU:H	1.73	0.54
1:A:629:ASN:ND2	1:A:631:SER:HB2	2.22	0.54
1:B:619:ILE:C	1:B:621:GLY:N	2.60	0.54
1:B:716:LYS:O	1:B:719:LYS:HB3	2.08	0.54
1:C:787:THR:O	1:C:787:THR:HG22	2.07	0.54
1:B:513:TRP:HH2	2:E:113:GLY:HA3	1.73	0.54
1:B:596:ILE:HA	1:B:601:GLU:O	2.07	0.54
1:C:318:ILE:HD12	1:C:318:ILE:H	1.72	0.54
1:A:438:ASN:HD22	1:A:438:ASN:C	2.11	0.54
1:A:540:ARG:NH1	1:A:627:TYR:CE1	2.75	0.54
1:A:657:ILE:HD11	1:A:704:TYR:CG	2.42	0.54
1:A:700:TYR:CE1	1:A:727:GLN:HB3	2.43	0.54
1:B:780:LEU:HB3	1:B:782:PHE:CE1	2.43	0.54
1:B:793:PHE:CA	1:B:796:ILE:HG12	2.32	0.54
1:C:320:ARG:HG3	1:C:598:PRO:O	2.07	0.54
2:E:102:ALA:HB2	2:E:125:ILE:HG13	1.90	0.54
1:B:748:TYR:HD2	1:B:749:PHE:CD2	2.26	0.53
1:C:510:GLN:O	1:C:514:ASP:OD1	2.25	0.53
1:C:540:ARG:HD3	1:C:627:TYR:OH	2.09	0.53
2:F:44:THR:OG1	2:F:47:GLU:HG3	2.08	0.53
1:B:294:ASP:O	1:B:606:LYS:HE3	2.08	0.53

Continued on next page...

Continued from previous page...

Atom-1	Atom-2	Interatomic distance (Å)	Clash overlap (Å)
1:C:504:ILE:HD13	1:C:537:GLY:HA3	1.89	0.53
1:C:623:ASP:H	2:F:94:LYS:HD2	1.72	0.53
1:A:670:ILE:HD13	1:A:670:ILE:O	2.08	0.53
2:D:133:ASP:OD2	2:D:135:GLN:HG3	2.08	0.53
2:E:25:GLY:O	2:E:64:ASP:HA	2.07	0.53
1:B:650:THR:HA	1:B:653:LYS:HB2	1.91	0.53
1:B:714:GLN:NE2	1:B:715:GLU:HG3	2.23	0.53
1:C:535:LYS:HD2	1:C:536:TYR:CE1	2.44	0.53
1:C:758:ASN:O	1:C:762:LEU:HB2	2.09	0.53
2:E:44:THR:OG1	2:E:47:GLU:HG3	2.09	0.53
2:E:105:LEU:HD12	2:E:125:ILE:CD1	2.39	0.53
1:B:550:SER:N	1:B:553:GLN:NE2	2.56	0.53
1:B:756:ILE:O	1:B:760:VAL:HG23	2.08	0.53
1:C:712:PHE:HB3	1:C:716:LYS:HG2	1.89	0.53
1:A:334:LEU:HD13	1:A:361:ALA:HB1	1.90	0.53
1:B:299:GLU:HB3	1:B:303:LYS:HZ3	1.74	0.53
1:C:510:GLN:HA	1:C:510:GLN:HE21	1.74	0.53
1:C:377:GLN:HB2	1:C:464:VAL:HG12	1.91	0.53
1:B:552:TRP:CD1	1:B:552:TRP:C	2.82	0.53
1:C:505:LYS:HD3	2:F:112:LEU:O	2.09	0.53
2:D:101:SER:OG	2:D:104:GLU:HG3	2.08	0.53
1:B:508:ILE:HG22	1:B:509:PRO:HD2	1.90	0.52
1:B:776:LEU:HB3	1:B:779:GLN:HG3	1.90	0.52
1:C:629:ASN:HB3	1:C:632:TYR:CE2	2.44	0.52
2:F:70:THR:O	2:F:73:ALA:HB3	2.09	0.52
1:A:463:THR:CG2	1:A:464:VAL:N	2.72	0.52
1:B:773:PHE:C	1:B:775:LEU:H	2.13	0.52
1:C:550:SER:H	1:C:553:GLN:NE2	2.06	0.52
1:C:723:PHE:HB2	1:C:793:PHE:CE2	2.45	0.52
2:F:55:VAL:HG13	2:F:56:ASP:N	2.24	0.52
2:F:133:ASP:OD2	2:F:135:GLN:HG3	2.09	0.52
1:A:595:ILE:HB	1:A:603:ILE:HB	1.92	0.52
1:B:305:SER:HB3	1:B:594:PHE:CD1	2.44	0.52
1:B:332:ASN:HD22	1:B:333:LYS:N	2.06	0.52
1:C:639:ASN:C	1:C:639:ASN:HD22	2.13	0.52
1:C:691:LYS:O	1:C:694:VAL:HG13	2.09	0.52
1:A:776:LEU:H	1:A:776:LEU:CD1	2.22	0.52
1:C:295:VAL:HG22	1:C:296:LEU:O	2.08	0.52
1:C:559:ARG:O	1:C:562:GLU:HB2	2.09	0.52
1:C:595:ILE:HB	1:C:603:ILE:HB	1.92	0.52
1:A:550:SER:O	1:A:554:LYS:HG3	2.09	0.52

Continued on next page...

Continued from previous page...

Atom-1	Atom-2	Interatomic distance (Å)	Clash overlap (Å)
1:A:639:ASN:C	1:A:639:ASN:HD22	2.12	0.52
1:A:695:LYS:HA	2:D:18:LEU:HD22	1.92	0.52
1:A:787:THR:HG22	1:A:791:GLU:OE2	2.09	0.52
1:B:456:LYS:HB3	1:B:470:ASN:O	2.09	0.52
1:B:540:ARG:CZ	1:B:627:TYR:CE1	2.93	0.52
1:B:706:ASN:O	1:B:709:ASN:HB2	2.10	0.52
1:B:712:PHE:HD1	1:B:712:PHE:H	1.57	0.52
1:C:742:ALA:HB3	1:C:745:TYR:CB	2.38	0.52
2:F:19:PHE:CD1	2:F:19:PHE:C	2.82	0.52
1:C:514:ASP:OD2	1:C:514:ASP:N	2.41	0.52
2:F:92:PHE:CD2	2:F:108:VAL:HG21	2.44	0.52
1:A:780:LEU:HD12	1:A:780:LEU:N	2.25	0.52
1:B:587:PRO:HB2	1:B:643:ILE:HD12	1.92	0.52
1:C:463:THR:CG2	1:C:464:VAL:N	2.72	0.52
1:B:504:ILE:HG23	1:B:536:TYR:O	2.09	0.52
1:C:597:ASN:HB2	1:C:598:PRO:HD2	1.92	0.52
1:C:668:SER:CA	2:F:14:GLU:HG3	2.39	0.52
1:C:786:GLU:O	1:C:788:ASP:N	2.39	0.52
1:A:295:VAL:HG22	1:A:296:LEU:O	2.10	0.52
1:A:523:LEU:CD1	2:D:127:GLU:HB3	2.40	0.52
1:A:785:ASN:C	1:A:786:GLU:HG2	2.30	0.52
1:B:707:SER:O	1:B:709:ASN:N	2.42	0.52
1:B:718:ARG:O	1:B:722:ILE:HG13	2.10	0.52
2:E:55:VAL:HG13	2:E:56:ASP:N	2.25	0.52
1:C:550:SER:O	1:C:554:LYS:HG3	2.10	0.51
1:B:373:LYS:O	1:B:375:GLY:O	2.28	0.51
1:B:464:VAL:C	1:B:466:GLY:H	2.14	0.51
2:E:97:ASN:HD21	2:E:99:TYR:HB2	1.75	0.51
1:A:695:LYS:HD2	2:D:18:LEU:HB3	1.93	0.51
1:A:753:LYS:NZ	1:A:753:LYS:HB3	2.26	0.51
1:A:787:THR:HG22	1:A:791:GLU:CD	2.31	0.51
1:C:295:VAL:HG21	1:C:603:ILE:HG23	1.87	0.51
1:C:377:GLN:HB2	1:C:464:VAL:CG1	2.40	0.51
1:A:697:ILE:HG12	1:A:731:GLU:HB2	1.93	0.51
1:B:626:TYR:CD2	1:B:627:TYR:N	2.79	0.51
1:C:313:ASP:HA	1:C:316:LYS:HE2	1.93	0.51
2:D:44:THR:OG1	2:D:47:GLU:HG3	2.09	0.51
1:A:349:ASN:N	1:A:349:ASN:ND2	2.56	0.51
1:A:672:ARG:O	1:A:674:SER:N	2.39	0.51
1:B:616:GLU:HA	1:B:620:THR:CG2	2.21	0.51
1:C:501:LEU:H	1:C:501:LEU:HD22	1.75	0.51

Continued on next page...

Continued from previous page...

Atom-1	Atom-2	Interatomic distance (Å)	Clash overlap (Å)
2:D:114:GLU:O	2:D:114:GLU:HG3	2.10	0.51
1:B:492:TYR:HD2	1:B:574:VAL:HG13	1.75	0.51
1:B:615:ILE:HD12	1:B:645:TRP:CZ2	2.46	0.51
1:C:540:ARG:HD3	1:C:627:TYR:CZ	2.46	0.51
1:C:722:ILE:HG23	1:C:760:VAL:HG13	1.93	0.51
1:C:791:GLU:OE1	1:C:791:GLU:N	2.44	0.51
2:E:116:LEU:HD22	2:E:120:GLU:OE2	2.11	0.51
1:A:629:ASN:HB3	1:A:632:TYR:CD2	2.46	0.51
1:B:320:ARG:CG	1:B:321:GLU:H	2.22	0.51
1:B:761:GLN:O	1:B:765:THR:N	2.29	0.51
2:F:29:THR:OG1	2:F:52:ILE:HG12	2.11	0.51
1:A:723:PHE:HB2	1:A:793:PHE:CE2	2.46	0.51
1:B:316:LYS:HG2	1:B:600:GLY:O	2.10	0.51
1:B:550:SER:N	1:B:553:GLN:HE21	2.04	0.51
1:B:657:ILE:CG1	1:B:658:PRO:HD2	2.41	0.51
2:D:133:ASP:OD1	2:D:133:ASP:N	2.30	0.51
1:A:540:ARG:NH1	1:A:582:ASP:OD1	2.42	0.51
1:A:540:ARG:NH2	2:D:87:GLU:OE1	2.44	0.51
1:A:742:ALA:HB3	1:A:745:TYR:CB	2.37	0.51
1:C:320:ARG:HA	1:C:598:PRO:O	2.11	0.51
1:C:776:LEU:HD12	1:C:776:LEU:N	2.21	0.51
2:F:105:LEU:HD12	2:F:125:ILE:CD1	2.40	0.51
1:A:712:PHE:HB3	1:A:716:LYS:HG2	1.92	0.50
1:B:500:SER:HA	1:B:624:TYR:CD2	2.46	0.50
1:A:787:THR:C	1:A:791:GLU:OE1	2.49	0.50
1:B:505:LYS:C	1:B:507:GLN:H	2.14	0.50
1:B:602:PHE:C	1:B:603:ILE:HG13	2.32	0.50
2:D:102:ALA:HB2	2:D:125:ILE:HG13	1.91	0.50
2:D:116:LEU:HD22	2:D:120:GLU:OE2	2.11	0.50
2:F:116:LEU:HD22	2:F:120:GLU:OE2	2.11	0.50
1:B:320:ARG:CG	1:B:321:GLU:N	2.73	0.50
1:C:508:ILE:HG21	1:C:532:LEU:HD13	1.93	0.50
1:A:492:TYR:HD2	1:A:574:VAL:HG13	1.77	0.50
1:B:318:ILE:N	1:B:318:ILE:HD12	2.26	0.50
1:B:623:ASP:OD1	2:E:94:LYS:HD3	2.11	0.50
1:B:733:GLU:C	1:B:735:VAL:H	2.15	0.50
1:C:657:ILE:HG23	1:C:756:ILE:CD1	2.41	0.50
2:E:29:THR:OG1	2:E:52:ILE:HG12	2.11	0.50
1:A:550:SER:H	1:A:553:GLN:NE2	2.09	0.50
1:B:384:ASN:O	1:B:388:LYS:HG3	2.11	0.50
1:C:663:PHE:HA	1:C:748:TYR:OH	2.12	0.50

Continued on next page...

Continued from previous page...

Atom-1	Atom-2	Interatomic distance (Å)	Clash overlap (Å)
2:E:80:ASP:C	2:E:82:GLU:H	2.14	0.50
2:E:133:ASP:OD1	2:E:133:ASP:N	2.35	0.50
2:F:68:PHE:O	2:F:72:MET:HG2	2.11	0.50
1:A:510:GLN:O	1:A:510:GLN:CG	2.58	0.50
1:B:318:ILE:HG23	1:B:322:LEU:HD12	1.94	0.50
1:C:349:ASN:H	1:C:349:ASN:ND2	1.99	0.50
1:C:657:ILE:CG1	1:C:759:GLN:HG2	2.40	0.50
1:A:540:ARG:HD2	1:A:582:ASP:OD1	2.12	0.50
1:A:445:ARG:CZ	1:A:471:TRP:NE1	2.75	0.50
1:A:492:TYR:CD2	1:A:574:VAL:HG13	2.47	0.50
1:B:320:ARG:O	1:B:321:GLU:C	2.50	0.50
1:B:519:THR:HA	1:B:525:LYS:HE3	1.93	0.50
1:B:565:LYS:C	1:B:567:THR:H	2.14	0.50
1:A:758:ASN:O	1:A:762:LEU:HB2	2.11	0.49
1:B:403:LEU:HD13	1:B:476:VAL:HG21	1.94	0.49
1:C:705:TYR:CE2	2:F:139:GLU:HB3	2.47	0.49
1:B:565:LYS:O	1:B:567:THR:N	2.45	0.49
2:D:80:ASP:C	2:D:82:GLU:H	2.15	0.49
1:A:776:LEU:HD12	1:A:776:LEU:N	2.25	0.49
1:B:518:ASN:O	1:B:519:THR:CG2	2.59	0.49
1:C:401:ILE:HD13	1:C:478:ALA:HB2	1.94	0.49
2:D:29:THR:OG1	2:D:52:ILE:HG12	2.11	0.49
1:C:340:LYS:C	1:C:342:GLY:H	2.15	0.49
1:C:505:LYS:C	1:C:507:GLN:H	2.16	0.49
1:C:520:PRO:HG2	1:C:521:ASN:H	1.77	0.49
2:E:114:GLU:O	2:E:114:GLU:HG3	2.13	0.49
1:C:334:LEU:HD13	1:C:361:ALA:HB1	1.93	0.49
1:C:621:GLY:O	1:C:622:LYS:HD2	2.13	0.49
2:F:101:SER:OG	2:F:104:GLU:HG3	2.12	0.49
1:A:597:ASN:HB2	1:A:598:PRO:HD2	1.94	0.49
1:A:607:ASN:HD21	1:A:609:GLU:HB2	1.76	0.49
2:D:68:PHE:O	2:D:72:MET:HG2	2.12	0.49
2:E:10:ALA:O	2:E:14:GLU:HB2	2.13	0.49
2:F:97:ASN:HD21	2:F:99:TYR:HB2	1.77	0.49
1:B:333:LYS:O	1:B:336:THR:HG22	2.13	0.49
1:B:730:ASN:ND2	1:B:734:ASN:H	2.11	0.49
1:C:531:ASN:O	1:C:535:LYS:HB2	2.13	0.49
1:C:657:ILE:HG23	1:C:756:ILE:HD13	1.94	0.49
1:A:447:SER:O	1:A:451:ASN:HA	2.12	0.49
1:A:722:ILE:HG23	1:A:760:VAL:HG13	1.93	0.49
1:B:791:GLU:HG3	1:B:792:VAL:N	2.28	0.49

Continued on next page...

Continued from previous page...

Atom-1	Atom-2	Interatomic distance (Å)	Clash overlap (Å)
1:C:369:ASP:OD2	1:C:442:TYR:OH	2.22	0.49
1:A:434:LEU:HD11	1:A:445:ARG:NH1	2.28	0.49
1:B:712:PHE:CD1	1:B:712:PHE:N	2.81	0.49
1:B:712:PHE:O	1:B:713:SER:O	2.31	0.49
1:C:316:LYS:HG2	1:C:600:GLY:O	2.12	0.49
2:E:102:ALA:HB1	2:E:121:VAL:HG12	1.94	0.49
1:A:657:ILE:HG22	1:A:756:ILE:HA	1.94	0.49
1:A:791:GLU:OE1	1:A:791:GLU:N	2.46	0.49
2:E:51:MET:C	2:E:53:ASN:H	2.16	0.49
1:A:607:ASN:O	1:A:610:MET:N	2.46	0.48
1:C:549:LEU:HD13	1:C:554:LYS:HE2	1.95	0.48
1:B:655:ASN:HB3	1:B:759:GLN:NE2	2.28	0.48
1:C:617:LYS:HD2	1:C:617:LYS:O	2.13	0.48
1:B:318:ILE:HD12	1:B:318:ILE:H	1.77	0.48
1:B:320:ARG:O	1:B:322:LEU:N	2.45	0.48
1:C:437:SER:C	1:C:439:ASN:H	2.16	0.48
1:C:656:THR:HG21	2:F:139:GLU:OE1	2.13	0.48
2:F:26:THR:HG22	2:F:64:ASP:HB3	1.95	0.48
2:F:52:ILE:HG13	2:F:52:ILE:O	2.13	0.48
1:A:659:THR:HG23	1:A:662:GLU:H	1.79	0.48
1:B:619:ILE:O	1:B:621:GLY:N	2.47	0.48
1:C:791:GLU:N	1:C:791:GLU:CD	2.67	0.48
1:A:639:ASN:HD22	1:A:641:ALA:H	1.61	0.48
1:B:360:VAL:CG2	1:B:360:VAL:O	2.62	0.48
1:B:654:ILE:O	1:B:655:ASN:ND2	2.46	0.48
2:F:97:ASN:ND2	2:F:99:TYR:HB2	2.29	0.48
1:A:340:LYS:C	1:A:342:GLY:H	2.16	0.48
1:B:649:ILE:HG22	1:B:649:ILE:O	2.13	0.48
1:C:509:PRO:O	1:C:511:LYS:N	2.42	0.48
1:B:313:ASP:O	1:B:315:PHE:N	2.46	0.48
1:B:450:ASN:OD1	1:B:452:GLU:HG3	2.14	0.48
1:B:580:GLU:OE1	1:B:587:PRO:HA	2.13	0.48
1:A:697:ILE:HD13	1:A:732:ILE:HG13	1.96	0.48
1:B:459:GLU:C	1:B:461:LYS:H	2.16	0.48
1:B:502:THR:O	1:B:505:LYS:HB3	2.14	0.48
1:B:605:THR:HG21	1:B:611:THR:CB	2.41	0.48
2:E:101:SER:OG	2:E:104:GLU:HG3	2.13	0.48
1:A:534:ILE:HA	1:A:538:ILE:HB	1.95	0.48
1:B:654:ILE:HA	1:B:755:ARG:CG	2.43	0.48
1:B:725:GLY:O	1:B:729:TYR:N	2.47	0.48
1:B:744:GLU:CD	1:C:397:GLU:HB2	2.34	0.48

Continued on next page...

Continued from previous page...

Atom-1	Atom-2	Interatomic distance (Å)	Clash overlap (Å)
1:C:780:LEU:HD12	1:C:780:LEU:N	2.28	0.48
2:E:52:ILE:O	2:E:52:ILE:HG13	2.14	0.48
1:A:509:PRO:HG2	1:A:512:GLU:CB	2.42	0.48
1:B:335:ALA:O	1:B:339:ILE:HG13	2.14	0.48
1:B:348:LEU:HD12	1:B:545:THR:O	2.14	0.48
1:C:519:THR:OG1	1:C:520:PRO:CD	2.50	0.48
1:C:657:ILE:HG13	1:C:759:GLN:HB2	1.94	0.48
1:C:712:PHE:HB3	1:C:716:LYS:HB3	1.96	0.48
2:E:143:GLN:HA	2:E:143:GLN:OE1	2.14	0.48
2:F:144:MET:SD	2:F:145:MET:HE2	2.54	0.48
1:A:316:LYS:HG2	1:A:600:GLY:O	2.14	0.47
1:A:320:ARG:HA	1:A:598:PRO:O	2.13	0.47
1:B:489:THR:CG2	1:B:490:ALA:H	2.05	0.47
1:B:639:ASN:HD22	1:B:639:ASN:C	2.17	0.47
1:C:415:GLU:O	1:C:417:GLY:N	2.47	0.47
1:C:438:ASN:C	1:C:438:ASN:HD22	2.15	0.47
2:D:92:PHE:CD2	2:D:108:VAL:HG21	2.49	0.47
2:F:80:ASP:C	2:F:82:GLU:H	2.17	0.47
1:A:293:ILE:O	1:A:293:ILE:HG13	2.13	0.47
1:A:481:VAL:O	1:A:484:VAL:HG23	2.14	0.47
1:A:501:LEU:HD22	1:A:501:LEU:H	1.78	0.47
1:B:295:VAL:HG13	1:B:610:MET:HE1	1.95	0.47
1:A:630:ARG:CZ	2:D:83:GLU:HB3	2.44	0.47
1:A:718:ARG:O	1:A:722:ILE:HG13	2.15	0.47
1:B:540:ARG:HD2	1:B:627:TYR:OH	2.13	0.47
1:C:783:THR:HB	1:C:784:GLU:CD	2.33	0.47
2:F:51:MET:C	2:F:53:ASN:H	2.16	0.47
2:F:133:ASP:OD1	2:F:133:ASP:N	2.33	0.47
1:A:418:ILE:HG22	1:A:419:ILE:HG23	1.94	0.47
1:A:733:GLU:O	1:A:737:LYS:HE2	2.14	0.47
1:C:318:ILE:H	1:C:318:ILE:CD1	2.27	0.47
1:C:323:ASN:HD22	1:C:598:PRO:HB3	1.80	0.47
1:C:328:PHE:O	1:C:593:ILE:HG23	2.14	0.47
1:C:505:LYS:HE3	1:C:513:TRP:CE2	2.50	0.47
2:D:8:GLN:HE21	2:D:8:GLN:CA	2.22	0.47
2:E:26:THR:HG22	2:E:64:ASP:HB3	1.95	0.47
2:E:68:PHE:O	2:E:72:MET:HG2	2.15	0.47
1:A:549:LEU:HD12	1:A:549:LEU:H	1.79	0.47
1:A:740:GLN:O	1:A:741:ILE:C	2.53	0.47
1:B:375:GLY:O	1:B:376:GLN:CB	2.58	0.47
1:B:570:THR:O	1:B:572:GLY:N	2.48	0.47

Continued on next page...

Continued from previous page...

Atom-1	Atom-2	Interatomic distance (Å)	Clash overlap (Å)
1:B:752:LEU:O	1:B:755:ARG:HB2	2.14	0.47
1:B:786:GLU:O	1:B:790:PHE:HB2	2.15	0.47
1:C:407:HIS:CD2	1:C:407:HIS:H	2.27	0.47
1:C:447:SER:O	1:C:451:ASN:HA	2.14	0.47
2:D:51:MET:C	2:D:53:ASN:H	2.17	0.47
1:A:633:ASN:ND2	1:A:644:GLU:HA	2.30	0.47
1:A:672:ARG:NH1	1:A:672:ARG:HG2	2.29	0.47
1:A:712:PHE:HB3	1:A:716:LYS:HB3	1.95	0.47
2:D:76:MET:HA	2:D:79:THR:CG2	2.44	0.47
2:D:146:THR:OG1	2:D:147:ALA:N	2.47	0.47
2:F:10:ALA:O	2:F:14:GLU:HB2	2.14	0.47
1:A:656:THR:O	1:A:755:ARG:NH1	2.47	0.47
1:B:538:ILE:HD13	1:B:625:LEU:HD11	1.95	0.47
1:B:657:ILE:HG12	1:B:658:PRO:CD	2.44	0.47
1:B:752:LEU:C	1:B:752:LEU:HD23	2.35	0.47
1:C:514:ASP:HA	1:C:517:VAL:HG12	1.96	0.47
1:C:657:ILE:HG13	1:C:759:GLN:HB3	1.93	0.47
2:D:10:ALA:O	2:D:14:GLU:HB2	2.15	0.47
1:A:445:ARG:CZ	1:A:471:TRP:CZ2	2.98	0.47
1:A:697:ILE:CG1	1:A:731:GLU:HB2	2.45	0.47
1:B:706:ASN:HB2	1:B:724:ARG:NH2	2.28	0.47
2:D:26:THR:HG22	2:D:64:ASP:HB3	1.95	0.47
1:A:673:SER:O	1:A:674:SER:HB2	2.15	0.47
1:A:743:PRO:HD2	1:B:544:SER:HB2	1.97	0.47
1:B:501:LEU:HD12	1:B:623:ASP:O	2.15	0.47
1:B:585:GLU:HB3	1:B:586:PHE:CD1	2.50	0.47
1:C:607:ASN:HD21	1:C:609:GLU:HB2	1.79	0.47
1:C:700:TYR:CD1	1:C:727:GLN:HB3	2.49	0.47
1:C:768:LYS:O	1:C:768:LYS:HG2	2.14	0.47
2:D:5:THR:O	2:D:8:GLN:HB2	2.15	0.47
1:A:504:ILE:HD13	1:A:537:GLY:HA3	1.96	0.47
1:A:629:ASN:HB3	1:A:632:TYR:CE2	2.49	0.47
1:B:407:HIS:CD2	1:B:407:HIS:H	2.31	0.47
1:C:415:GLU:C	1:C:417:GLY:H	2.18	0.47
2:F:8:GLN:HE21	2:F:8:GLN:CA	2.23	0.47
1:A:510:GLN:O	1:A:514:ASP:OD2	2.33	0.46
1:C:714:GLN:NE2	1:C:714:GLN:CA	2.73	0.46
2:E:97:ASN:ND2	2:E:99:TYR:HB2	2.30	0.46
1:A:657:ILE:HB	1:A:658:PRO:HD2	1.98	0.46
1:B:360:VAL:O	1:B:360:VAL:HG22	2.15	0.46
1:B:763:LEU:O	1:B:766:HIS:HB3	2.15	0.46

Continued on next page...

Continued from previous page...

Atom-1	Atom-2	Interatomic distance (Å)	Clash overlap (Å)
1:A:633:ASN:ND2	1:A:645:TRP:H	2.07	0.46
1:B:728:ALA:HA	1:B:731:GLU:CD	2.36	0.46
1:C:360:VAL:O	1:C:360:VAL:HG13	2.14	0.46
1:C:740:GLN:O	1:C:741:ILE:C	2.53	0.46
1:C:747:ASN:HA	1:C:750:GLN:HG2	1.98	0.46
2:D:129:ASP:OD1	2:D:132:GLY:N	2.43	0.46
1:A:434:LEU:CD1	1:A:445:ARG:NH1	2.78	0.46
1:B:345:THR:HB	1:B:491:ASP:HB3	1.97	0.46
1:B:773:PHE:O	1:B:775:LEU:N	2.49	0.46
1:C:406:ASP:OD1	1:C:406:ASP:C	2.54	0.46
1:C:635:ILE:O	1:C:636:ALA:C	2.53	0.46
1:C:714:GLN:NE2	1:C:717:LYS:HD2	2.31	0.46
1:C:761:GLN:HE21	1:C:761:GLN:CA	2.20	0.46
1:A:737:LYS:HD3	1:A:737:LYS:HA	1.84	0.46
1:A:791:GLU:CD	1:A:791:GLU:N	2.68	0.46
1:B:445:ARG:HG2	1:B:471:TRP:CZ3	2.50	0.46
2:D:24:ASP:O	2:D:26:THR:HG23	2.16	0.46
2:F:24:ASP:O	2:F:26:THR:HG23	2.15	0.46
1:B:723:PHE:CE1	1:B:782:PHE:HE2	2.34	0.46
1:C:295:VAL:CG2	1:C:603:ILE:HG22	2.43	0.46
1:C:481:VAL:O	1:C:484:VAL:HG23	2.15	0.46
1:C:494:LEU:HD23	1:C:497:LEU:HG	1.97	0.46
1:A:294:ASP:O	1:A:610:MET:CE	2.64	0.46
1:A:607:ASN:ND2	1:A:609:GLU:HB2	2.31	0.46
1:A:667:LEU:HA	1:A:670:ILE:CG2	2.46	0.46
1:A:722:ILE:CD1	1:A:764:LEU:HD23	2.41	0.46
1:B:363:TYR:O	1:B:365:PRO:HD3	2.16	0.46
1:B:454:GLN:HA	1:B:472:ARG:O	2.16	0.46
1:B:526:GLN:O	1:B:529:VAL:HG22	2.16	0.46
2:D:102:ALA:HB1	2:D:121:VAL:HG12	1.98	0.46
2:E:80:ASP:O	2:E:82:GLU:N	2.49	0.46
1:A:602:PHE:O	1:A:603:ILE:HD13	2.16	0.46
1:A:658:PRO:CB	1:A:662:GLU:HG2	2.46	0.46
1:B:712:PHE:HD2	1:B:716:LYS:HE2	1.81	0.46
1:B:732:ILE:HG22	1:B:732:ILE:O	2.16	0.46
1:C:722:ILE:CD1	1:C:764:LEU:HD23	2.40	0.46
2:E:24:ASP:O	2:E:26:THR:HG23	2.15	0.46
2:F:102:ALA:HB2	2:F:125:ILE:HG13	1.97	0.46
1:A:525:LYS:HD3	2:D:124:MET:CE	2.45	0.46
1:B:478:ALA:HB1	1:B:486:LYS:C	2.37	0.46
1:B:513:TRP:O	1:B:517:VAL:HG12	2.16	0.46

Continued on next page...

Continued from previous page...

Atom-1	Atom-2	Interatomic distance (Å)	Clash overlap (Å)
1:B:761:GLN:O	1:B:765:THR:HG23	2.16	0.46
1:C:415:GLU:C	1:C:417:GLY:N	2.69	0.46
1:C:504:ILE:HD13	1:C:537:GLY:CA	2.46	0.46
1:A:505:LYS:C	1:A:507:GLN:H	2.19	0.46
1:A:555:GLN:O	1:A:559:ARG:HG2	2.15	0.46
2:F:114:GLU:O	2:F:114:GLU:HG3	2.14	0.46
1:A:549:LEU:HD13	1:A:554:LYS:HE2	1.97	0.45
1:A:736:LEU:HD21	1:A:749:PHE:CB	2.44	0.45
1:C:349:ASN:N	1:C:349:ASN:ND2	2.58	0.45
1:C:463:THR:HG22	1:C:464:VAL:N	2.30	0.45
1:B:650:THR:O	1:B:651:LYS:O	2.34	0.45
1:C:695:LYS:HD2	2:F:18:LEU:HB3	1.98	0.45
2:D:52:ILE:O	2:D:52:ILE:HG13	2.16	0.45
2:D:105:LEU:HD12	2:D:125:ILE:CD1	2.46	0.45
1:A:360:VAL:HG13	1:A:360:VAL:O	2.17	0.45
1:B:332:ASN:ND2	1:B:334:LEU:N	2.60	0.45
1:B:737:LYS:O	1:B:738:SER:O	2.34	0.45
1:C:401:ILE:HG21	1:C:485:LEU:HB3	1.99	0.45
1:C:440:GLN:HE21	1:C:441:VAL:HG23	1.76	0.45
2:F:76:MET:HA	2:F:79:THR:CG2	2.46	0.45
1:A:502:THR:O	1:A:505:LYS:HB3	2.16	0.45
1:A:712:PHE:CD2	1:A:716:LYS:HG2	2.52	0.45
1:B:400:LYS:HA	1:B:476:VAL:O	2.15	0.45
1:B:657:ILE:HG21	2:E:139:GLU:HG3	1.98	0.45
1:B:760:VAL:HG11	1:B:773:PHE:CE2	2.52	0.45
1:C:499:PRO:HD3	1:C:552:TRP:CH2	2.52	0.45
1:C:502:THR:O	1:C:505:LYS:HB3	2.16	0.45
1:C:540:ARG:NH1	1:C:582:ASP:OD1	2.46	0.45
1:C:631:SER:O	1:C:634:LYS:HB2	2.16	0.45
2:F:83:GLU:O	2:F:87:GLU:HG3	2.16	0.45
2:F:105:LEU:HD12	2:F:125:ILE:HD13	1.98	0.45
1:A:760:VAL:C	1:A:762:LEU:N	2.70	0.45
1:B:535:LYS:HA	1:B:535:LYS:CE	2.24	0.45
1:B:649:ILE:O	1:B:649:ILE:CG2	2.64	0.45
1:B:726:ILE:O	1:B:729:TYR:HB3	2.17	0.45
1:C:633:ASN:HD21	1:C:645:TRP:N	2.01	0.45
1:A:394:HIS:O	1:A:395:GLU:C	2.55	0.45
1:B:296:LEU:HD21	1:B:606:LYS:HE2	1.99	0.45
1:B:334:LEU:N	1:B:334:LEU:HD22	2.31	0.45
1:B:569:TYR:CZ	1:B:571:GLY:HA3	2.52	0.45
1:B:749:PHE:CD2	1:B:749:PHE:N	2.85	0.45

Continued on next page...

Continued from previous page...

Atom-1	Atom-2	Interatomic distance (Å)	Clash overlap (Å)
1:C:759:GLN:O	1:C:762:LEU:HB3	2.17	0.45
1:A:438:ASN:C	1:A:438:ASN:ND2	2.69	0.45
1:A:516:VAL:O	1:A:517:VAL:C	2.55	0.45
1:B:654:ILE:HA	1:B:755:ARG:HG2	1.97	0.45
1:C:712:PHE:HB3	1:C:716:LYS:CG	2.47	0.45
2:E:118:ASP:O	2:E:122:ASP:OD2	2.35	0.45
1:A:313:ASP:HA	1:A:316:LYS:HE2	1.97	0.45
1:A:668:SER:HA	2:D:14:GLU:HG3	1.99	0.45
1:A:787:THR:HG22	1:A:787:THR:O	2.16	0.45
1:B:697:ILE:HD13	1:B:732:ILE:CD1	2.46	0.45
1:C:636:ALA:O	1:C:640:LYS:HA	2.17	0.45
2:E:8:GLN:HE21	2:E:8:GLN:CA	2.21	0.45
2:F:93:ASP:OD1	2:F:97:ASN:OD1	2.35	0.45
2:F:118:ASP:O	2:F:122:ASP:OD2	2.35	0.45
1:A:712:PHE:CE2	1:A:716:LYS:NZ	2.85	0.45
1:B:732:ILE:O	1:B:735:VAL:HG12	2.17	0.45
1:B:735:VAL:HG22	1:B:738:SER:HB2	1.98	0.45
1:B:780:LEU:HB3	1:B:782:PHE:HE1	1.79	0.45
1:C:742:ALA:HB3	1:C:745:TYR:CG	2.52	0.45
1:C:753:LYS:HB3	1:C:753:LYS:HZ3	1.82	0.45
2:E:105:LEU:HD12	2:E:125:ILE:HD13	1.98	0.45
1:A:695:LYS:HD2	2:D:19:PHE:HB2	1.97	0.45
1:B:418:ILE:O	1:B:419:ILE:HG23	2.17	0.45
1:B:735:VAL:O	1:B:735:VAL:HG13	2.16	0.45
1:C:670:ILE:HG23	1:C:745:TYR:CE1	2.52	0.45
2:E:76:MET:HA	2:E:79:THR:CG2	2.47	0.45
1:A:415:GLU:C	1:A:417:GLY:H	2.19	0.44
1:A:714:GLN:NE2	1:A:717:LYS:HD2	2.32	0.44
1:A:742:ALA:HB3	1:A:745:TYR:CG	2.52	0.44
1:B:504:ILE:HD12	1:B:537:GLY:HA2	1.98	0.44
1:B:762:LEU:O	1:B:766:HIS:HB2	2.17	0.44
1:A:462:ILE:CG1	1:A:466:GLY:HA2	2.46	0.44
1:A:648:PRO:HA	1:A:651:LYS:CD	2.46	0.44
1:B:729:TYR:HE2	1:B:773:PHE:CD1	2.34	0.44
1:B:730:ASN:HD21	1:B:734:ASN:CB	2.29	0.44
1:C:736:LEU:HD21	1:C:749:PHE:CB	2.45	0.44
2:F:27:ILE:HB	2:F:31:GLU:CG	2.47	0.44
1:A:298:GLY:O	1:A:301:ALA:N	2.50	0.44
1:A:318:ILE:HD12	1:A:318:ILE:H	1.82	0.44
1:A:712:PHE:CD2	1:A:716:LYS:NZ	2.85	0.44
1:A:724:ARG:HA	1:A:727:GLN:HE21	1.82	0.44

Continued on next page...

Continued from previous page...

Atom-1	Atom-2	Interatomic distance (Å)	Clash overlap (Å)
1:B:364:ILE:HB	1:B:477:MET:HB2	1.99	0.44
2:E:83:GLU:O	2:E:87:GLU:HG3	2.17	0.44
2:E:115:LYS:HB3	2:E:115:LYS:NZ	2.33	0.44
2:F:129:ASP:OD1	2:F:130:ILE:N	2.50	0.44
1:A:437:SER:C	1:A:439:ASN:H	2.21	0.44
1:A:463:THR:HG22	1:A:464:VAL:N	2.32	0.44
1:A:767:GLN:HE21	1:A:767:GLN:HB3	1.70	0.44
1:B:730:ASN:ND2	1:B:730:ASN:O	2.50	0.44
1:C:760:VAL:C	1:C:762:LEU:N	2.71	0.44
1:C:768:LYS:HD2	1:C:797:ILE:O	2.17	0.44
2:D:27:ILE:HB	2:D:31:GLU:CG	2.47	0.44
2:E:80:ASP:C	2:E:82:GLU:N	2.71	0.44
2:F:143:GLN:HA	2:F:143:GLN:OE1	2.17	0.44
1:A:494:LEU:HD23	1:A:497:LEU:HG	1.98	0.44
1:A:635:ILE:O	1:A:636:ALA:C	2.52	0.44
1:A:712:PHE:HB3	1:A:716:LYS:CG	2.47	0.44
1:A:724:ARG:O	1:A:727:GLN:HB2	2.17	0.44
1:B:789:ASN:ND2	1:B:793:PHE:HB2	2.32	0.44
1:C:316:LYS:HG2	1:C:600:GLY:CA	2.47	0.44
1:C:718:ARG:O	1:C:722:ILE:HG13	2.17	0.44
2:E:92:PHE:CE2	2:E:108:VAL:HG11	2.52	0.44
1:A:415:GLU:O	1:A:417:GLY:N	2.51	0.44
1:A:700:TYR:CD1	1:A:727:GLN:HB3	2.53	0.44
1:B:297:LYS:O	1:B:298:GLY:O	2.36	0.44
1:C:325:TYR:HB2	1:C:498:ALA:HB3	1.98	0.44
1:C:629:ASN:HD21	1:C:631:SER:HB2	1.81	0.44
1:C:724:ARG:HA	1:C:727:GLN:HE21	1.82	0.44
1:C:733:GLU:O	1:C:737:LYS:HE2	2.18	0.44
1:A:631:SER:O	1:A:634:LYS:HB2	2.18	0.44
1:B:729:TYR:HD1	1:B:729:TYR:O	2.01	0.44
1:C:313:ASP:O	1:C:316:LYS:HB2	2.17	0.44
2:D:118:ASP:O	2:D:122:ASP:OD2	2.35	0.44
2:F:5:THR:N	2:F:8:GLN:HG3	2.33	0.44
1:B:565:LYS:C	1:B:567:THR:N	2.71	0.44
1:C:724:ARG:O	1:C:727:GLN:HB2	2.17	0.44
1:C:777:TYR:O	1:C:777:TYR:CG	2.70	0.44
2:D:143:GLN:OE1	2:D:143:GLN:HA	2.18	0.44
2:F:5:THR:N	2:F:8:GLN:CG	2.80	0.44
1:A:617:LYS:HD2	1:A:617:LYS:O	2.18	0.44
1:A:697:ILE:HG13	1:A:731:GLU:HB3	2.00	0.44
1:B:514:ASP:O	1:B:516:VAL:N	2.51	0.44

Continued on next page...

Continued from previous page...

Atom-1	Atom-2	Interatomic distance (Å)	Clash overlap (Å)
1:C:323:ASN:HD22	1:C:323:ASN:C	2.21	0.44
1:C:668:SER:HB2	2:F:14:GLU:HG3	1.99	0.44
1:B:713:SER:O	1:B:716:LYS:N	2.50	0.43
1:B:762:LEU:O	1:B:766:HIS:N	2.51	0.43
1:C:607:ASN:ND2	1:C:609:GLU:HB2	2.33	0.43
1:B:327:LEU:N	1:B:327:LEU:CD1	2.81	0.43
1:B:432:TYR:CD2	1:B:447:SER:HA	2.54	0.43
1:B:764:LEU:O	1:B:768:LYS:HB2	2.17	0.43
2:E:81:SER:O	2:E:82:GLU:C	2.56	0.43
1:A:777:TYR:O	1:A:777:TYR:CG	2.72	0.43
1:B:295:VAL:HG13	1:B:610:MET:CE	2.48	0.43
1:B:427:ASP:C	1:B:429:GLY:H	2.21	0.43
1:B:748:TYR:HD2	1:B:749:PHE:HD2	1.64	0.43
1:C:438:ASN:C	1:C:438:ASN:ND2	2.72	0.43
1:C:672:ARG:C	1:C:674:SER:H	2.21	0.43
2:E:27:ILE:HB	2:E:31:GLU:CG	2.47	0.43
2:E:103:ALA:O	2:E:106:ARG:HB3	2.18	0.43
1:A:445:ARG:HG3	1:A:471:TRP:CE2	2.52	0.43
2:F:81:SER:O	2:F:82:GLU:C	2.56	0.43
1:A:307:LEU:HD12	1:A:307:LEU:N	2.33	0.43
1:A:401:ILE:HG21	1:A:485:LEU:HB3	2.00	0.43
1:A:659:THR:HG22	1:A:662:GLU:H	1.81	0.43
1:B:651:LYS:HB3	1:B:652:ALA:H	1.53	0.43
1:B:697:ILE:HD13	1:B:732:ILE:HD13	2.01	0.43
1:B:751:TYR:O	1:B:754:GLU:N	2.52	0.43
2:F:88:ALA:O	2:F:89:PHE:C	2.56	0.43
1:A:353:LYS:HB3	1:A:372:LYS:HE2	2.01	0.43
1:A:660:SER:O	1:A:663:PHE:HB3	2.18	0.43
1:B:322:LEU:HD11	1:B:559:ARG:HD3	2.00	0.43
1:B:791:GLU:HG3	1:B:792:VAL:H	1.82	0.43
1:C:331:VAL:O	1:C:332:ASN:C	2.55	0.43
1:C:505:LYS:C	1:C:507:GLN:N	2.72	0.43
2:E:129:ASP:OD1	2:E:130:ILE:N	2.52	0.43
1:A:340:LYS:C	1:A:342:GLY:N	2.71	0.43
1:A:617:LYS:HD2	1:A:618:ASN:OD1	2.19	0.43
1:B:316:LYS:HE3	1:B:602:PHE:CZ	2.53	0.43
1:B:461:LYS:C	1:B:462:ILE:HG13	2.38	0.43
1:C:694:VAL:HG23	1:C:695:LYS:N	2.23	0.43
1:A:558:ASP:O	1:A:562:GLU:HG3	2.19	0.43
1:A:727:GLN:O	1:A:730:ASN:HB3	2.19	0.43
1:B:549:LEU:HD13	1:B:578:GLY:HA2	2.01	0.43

Continued on next page...

Continued from previous page...

Atom-1	Atom-2	Interatomic distance (Å)	Clash overlap (Å)
1:B:761:GLN:HG3	1:B:765:THR:HG21	2.01	0.43
2:E:7:GLU:O	2:E:11:GLU:HG3	2.19	0.43
2:F:102:ALA:HB1	2:F:121:VAL:HG12	2.01	0.43
1:A:349:ASN:H	1:A:349:ASN:ND2	1.95	0.43
1:A:391:ILE:CD1	1:A:399:GLY:HA2	2.49	0.43
1:B:311:HIS:CD2	1:B:564:VAL:HB	2.54	0.43
1:B:375:GLY:HA2	1:B:464:VAL:CG1	2.49	0.43
1:B:622:LYS:HB3	1:B:624:TYR:HD1	1.84	0.43
1:C:298:GLY:O	1:C:299:GLU:C	2.57	0.43
1:C:619:ILE:C	1:C:621:GLY:H	2.22	0.43
1:C:628:PHE:CD1	1:C:628:PHE:C	2.92	0.43
1:C:727:GLN:O	1:C:730:ASN:HB3	2.19	0.43
1:A:527:LYS:HA	2:D:145:MET:SD	2.59	0.43
1:A:730:ASN:OD1	1:A:782:PHE:CD2	2.72	0.43
1:B:294:ASP:HB3	1:B:610:MET:HE3	2.00	0.43
1:B:318:ILE:CG2	1:B:322:LEU:HD12	2.48	0.43
1:B:597:ASN:OD1	1:B:600:GLY:N	2.52	0.43
1:C:504:ILE:HD11	1:C:625:LEU:HD22	1.98	0.43
2:E:20:ASP:C	2:E:22:ASP:H	2.21	0.43
1:A:657:ILE:HG23	1:A:759:GLN:HG2	2.01	0.42
1:B:478:ALA:CB	1:B:486:LYS:O	2.65	0.42
1:B:657:ILE:CG1	1:B:658:PRO:CD	2.97	0.42
1:C:509:PRO:HD2	1:C:536:TYR:CE2	2.54	0.42
2:F:128:ALA:HB2	2:F:144:MET:HG3	2.01	0.42
1:A:747:ASN:HA	1:A:750:GLN:HG2	2.00	0.42
1:A:794:GLN:HE21	1:A:794:GLN:CA	2.32	0.42
1:B:752:LEU:O	1:B:752:LEU:HD23	2.19	0.42
1:C:639:ASN:HD22	1:C:640:LYS:N	2.18	0.42
2:D:13:LYS:HG3	2:D:65:PHE:HE2	1.82	0.42
2:D:55:VAL:HG13	2:D:56:ASP:H	1.84	0.42
2:D:80:ASP:C	2:D:82:GLU:N	2.72	0.42
2:D:80:ASP:O	2:D:82:GLU:N	2.52	0.42
2:F:107:HIS:O	2:F:111:ASN:ND2	2.48	0.42
2:F:115:LYS:HB3	2:F:115:LYS:NZ	2.34	0.42
1:A:485:LEU:HD12	1:A:485:LEU:HA	1.92	0.42
1:A:636:ALA:O	1:A:640:LYS:HA	2.19	0.42
1:B:642:TYR:HE2	1:B:644:GLU:OE2	2.02	0.42
1:C:323:ASN:C	1:C:323:ASN:ND2	2.72	0.42
1:C:340:LYS:C	1:C:342:GLY:N	2.71	0.42
1:C:623:ASP:OD2	2:F:107:HIS:HD2	2.02	0.42
1:C:795:LYS:O	1:C:798:ASP:HB2	2.19	0.42

Continued on next page...

Continued from previous page...

Atom-1	Atom-2	Interatomic distance (Å)	Clash overlap (Å)
2:F:7:GLU:O	2:F:11:GLU:HG3	2.19	0.42
1:A:415:GLU:C	1:A:417:GLY:N	2.73	0.42
1:B:739:LYS:O	1:B:741:ILE:HG13	2.20	0.42
1:A:462:ILE:HD12	1:A:467:GLU:O	2.19	0.42
1:A:667:LEU:O	1:A:670:ILE:HG22	2.18	0.42
1:C:307:LEU:N	1:C:307:LEU:HD12	2.33	0.42
1:C:440:GLN:H	1:C:440:GLN:CD	2.23	0.42
1:C:712:PHE:CD2	1:C:716:LYS:HG2	2.55	0.42
1:C:753:LYS:NZ	1:C:753:LYS:CB	2.82	0.42
2:F:80:ASP:C	2:F:82:GLU:N	2.72	0.42
1:B:317:LYS:O	1:B:320:ARG:HG2	2.20	0.42
1:B:648:PRO:C	1:B:650:THR:N	2.72	0.42
1:C:456:LYS:HD2	1:C:470:ASN:OD1	2.20	0.42
1:C:652:ALA:O	1:C:654:ILE:N	2.52	0.42
1:A:323:ASN:C	1:A:323:ASN:ND2	2.73	0.42
1:A:697:ILE:CG1	1:A:731:GLU:CB	2.98	0.42
1:B:415:GLU:C	1:B:417:GLY:H	2.22	0.42
1:B:712:PHE:HB3	1:B:716:LYS:HG2	2.01	0.42
1:C:298:GLY:O	1:C:301:ALA:N	2.53	0.42
2:E:37:ARG:HG2	2:E:41:GLN:O	2.19	0.42
2:F:105:LEU:O	2:F:109:MET:HG2	2.20	0.42
2:F:117:THR:O	2:F:121:VAL:HG23	2.19	0.42
1:A:456:LYS:HB2	1:A:470:ASN:O	2.19	0.42
1:A:509:PRO:O	1:A:511:LYS:N	2.46	0.42
1:A:559:ARG:O	1:A:562:GLU:HB2	2.19	0.42
1:A:667:LEU:C	1:A:670:ILE:HG22	2.40	0.42
1:B:508:ILE:CG2	1:B:509:PRO:HD2	2.48	0.42
1:B:614:PHE:C	1:B:614:PHE:CD2	2.92	0.42
1:C:695:LYS:CD	2:F:18:LEU:HB3	2.49	0.42
2:D:115:LYS:HB3	2:D:115:LYS:NZ	2.32	0.42
2:F:32:LEU:O	2:F:36:MET:HG3	2.20	0.42
2:F:37:ARG:HG2	2:F:41:GLN:O	2.20	0.42
1:A:797:ILE:HD12	1:A:797:ILE:C	2.40	0.42
1:B:761:GLN:HA	1:B:761:GLN:NE2	2.35	0.42
1:C:639:ASN:ND2	1:C:639:ASN:C	2.73	0.42
1:C:690:LYS:HE3	1:C:694:VAL:HG22	2.02	0.42
2:E:105:LEU:O	2:E:109:MET:HG2	2.20	0.42
2:F:80:ASP:O	2:F:82:GLU:N	2.52	0.42
1:A:499:PRO:HD3	1:A:552:TRP:CH2	2.54	0.42
1:B:313:ASP:O	1:B:314:ALA:C	2.55	0.42
1:C:370:LEU:HD11	1:C:455:TYR:CE1	2.55	0.42

Continued on next page...

Continued from previous page...

Atom-1	Atom-2	Interatomic distance (Å)	Clash overlap (Å)
1:C:377:GLN:O	1:C:377:GLN:HG2	2.19	0.42
1:C:633:ASN:HD22	1:C:644:GLU:HA	1.85	0.42
1:C:751:TYR:O	1:C:754:GLU:HB3	2.20	0.42
1:C:761:GLN:HA	1:C:761:GLN:NE2	2.29	0.42
2:E:29:THR:HG22	2:E:29:THR:O	2.20	0.42
2:E:129:ASP:OD1	2:E:132:GLY:N	2.47	0.42
2:F:7:GLU:HA	2:F:10:ALA:CB	2.47	0.42
1:A:298:GLY:O	1:A:299:GLU:C	2.59	0.41
1:B:515:LYS:HE3	1:B:515:LYS:HB2	1.92	0.41
1:B:543:ASP:OD1	1:B:544:SER:N	2.53	0.41
1:B:657:ILE:HB	1:B:705:TYR:HE1	1.85	0.41
1:C:670:ILE:O	1:C:745:TYR:HE1	2.03	0.41
2:E:107:HIS:O	2:E:111:ASN:ND2	2.46	0.41
1:B:327:LEU:N	1:B:327:LEU:HD12	2.35	0.41
1:C:655:ASN:N	1:C:655:ASN:ND2	2.63	0.41
1:C:712:PHE:CE2	1:C:716:LYS:NZ	2.88	0.41
1:A:360:VAL:O	1:A:360:VAL:HG22	2.20	0.41
1:C:619:ILE:C	1:C:621:GLY:N	2.74	0.41
2:E:92:PHE:CZ	2:E:108:VAL:HG11	2.56	0.41
2:F:106:ARG:O	2:F:110:THR:HG23	2.20	0.41
1:A:794:GLN:NE2	1:A:794:GLN:HA	2.36	0.41
1:B:313:ASP:C	1:B:315:PHE:N	2.74	0.41
1:B:366:PHE:CD1	1:B:477:MET:HE2	2.51	0.41
1:B:505:LYS:C	1:B:507:GLN:N	2.73	0.41
1:B:518:ASN:C	1:B:519:THR:HG22	2.40	0.41
1:B:764:LEU:CD2	1:B:768:LYS:HD3	2.48	0.41
1:C:295:VAL:CG2	1:C:603:ILE:CG2	2.88	0.41
1:C:794:GLN:CA	1:C:794:GLN:HE21	2.33	0.41
2:D:29:THR:O	2:D:29:THR:HG22	2.20	0.41
2:D:103:ALA:O	2:D:106:ARG:HB3	2.20	0.41
1:A:445:ARG:CZ	1:A:471:TRP:HZ2	2.33	0.41
1:A:586:PHE:CE2	1:A:638:GLY:HA3	2.55	0.41
1:A:659:THR:HG23	1:A:661:ALA:N	2.36	0.41
1:A:695:LYS:CD	2:D:18:LEU:HB3	2.50	0.41
1:B:470:ASN:CG	1:B:471:TRP:H	2.24	0.41
1:B:607:ASN:ND2	1:B:609:GLU:HB2	2.36	0.41
1:C:712:PHE:CD2	1:C:716:LYS:NZ	2.88	0.41
2:D:106:ARG:O	2:D:110:THR:HG23	2.20	0.41
2:D:117:THR:OG1	2:D:120:GLU:HG3	2.20	0.41
2:F:20:ASP:C	2:F:22:ASP:H	2.22	0.41
1:A:295:VAL:HG21	1:A:603:ILE:HG23	2.00	0.41

Continued on next page...

Continued from previous page...

Atom-1	Atom-2	Interatomic distance (Å)	Clash overlap (Å)
1:A:323:ASN:HD22	1:A:323:ASN:C	2.23	0.41
1:A:649:ILE:O	1:A:649:ILE:HG22	2.20	0.41
1:A:662:GLU:O	1:A:666:ASN:OD1	2.38	0.41
1:A:781:ASN:HB2	1:A:789:ASN:OD1	2.20	0.41
1:B:299:GLU:HB3	1:B:303:LYS:NZ	2.36	0.41
1:B:305:SER:O	1:B:331:VAL:HB	2.20	0.41
1:B:519:THR:N	1:B:520:PRO:HD2	2.36	0.41
1:B:714:GLN:OE1	1:B:718:ARG:NH2	2.54	0.41
1:C:509:PRO:C	1:C:511:LYS:H	2.21	0.41
1:B:649:ILE:CD1	2:E:86:ARG:HG3	2.50	0.41
1:B:732:ILE:O	1:B:735:VAL:CG1	2.69	0.41
1:B:778:LYS:C	1:B:780:LEU:H	2.23	0.41
2:E:7:GLU:HA	2:E:10:ALA:CB	2.47	0.41
1:B:332:ASN:ND2	1:B:332:ASN:C	2.72	0.41
1:B:401:ILE:HD11	1:B:487:PRO:HD3	2.02	0.41
1:B:529:VAL:HG23	1:B:530:THR:N	2.36	0.41
1:C:510:GLN:O	1:C:510:GLN:CG	2.64	0.41
1:C:722:ILE:HG12	1:C:763:LEU:HB2	2.03	0.41
2:E:128:ALA:HB2	2:E:144:MET:HG3	2.02	0.41
2:F:103:ALA:O	2:F:106:ARG:HB3	2.20	0.41
1:A:318:ILE:H	1:A:318:ILE:CD1	2.34	0.41
1:A:331:VAL:O	1:A:332:ASN:C	2.58	0.41
1:B:320:ARG:C	1:B:322:LEU:N	2.73	0.41
1:B:729:TYR:CE2	1:B:773:PHE:CE1	3.05	0.41
1:B:748:TYR:C	1:B:750:GLN:N	2.75	0.41
1:B:784:GLU:OE1	1:B:788:ASP:HB3	2.21	0.41
1:C:505:LYS:O	1:C:507:GLN:N	2.54	0.41
1:C:709:ASN:C	1:C:711:ILE:H	2.24	0.41
1:C:732:ILE:HG21	1:C:753:LYS:HG3	2.02	0.41
2:D:7:GLU:HA	2:D:10:ALA:CB	2.46	0.41
2:D:7:GLU:O	2:D:11:GLU:HG3	2.21	0.41
2:D:81:SER:O	2:D:82:GLU:C	2.60	0.41
2:E:32:LEU:O	2:E:36:MET:HG3	2.21	0.41
2:F:5:THR:O	2:F:9:ILE:HG13	2.21	0.41
1:A:760:VAL:O	1:A:762:LEU:N	2.54	0.41
1:B:297:LYS:HZ1	1:B:601:GLU:CB	2.30	0.41
1:B:509:PRO:O	1:B:511:LYS:N	2.54	0.41
1:B:597:ASN:OD1	1:B:599:GLU:HB2	2.21	0.41
1:B:793:PHE:C	1:B:795:LYS:N	2.74	0.41
1:A:621:GLY:O	1:A:622:LYS:HD2	2.20	0.40
1:B:329:ARG:HD2	1:B:590:ASP:OD2	2.22	0.40

Continued on next page...

Continued from previous page...

Atom-1	Atom-2	Interatomic distance (Å)	Clash overlap (Å)
1:B:546:LYS:CB	1:B:549:LEU:HD22	2.50	0.40
1:B:730:ASN:HD21	1:B:734:ASN:HB3	1.85	0.40
1:C:532:LEU:HD23	1:C:532:LEU:HA	1.85	0.40
1:C:797:ILE:C	1:C:797:ILE:HD12	2.41	0.40
2:D:32:LEU:O	2:D:36:MET:HG3	2.20	0.40
2:E:117:THR:O	2:E:121:VAL:HG23	2.20	0.40
1:B:538:ILE:O	1:B:540:ARG:HD3	2.22	0.40
1:C:492:TYR:CD2	1:C:574:VAL:HG13	2.57	0.40
1:C:654:ILE:HG22	1:C:655:ASN:ND2	2.35	0.40
1:A:407:HIS:CD2	1:A:407:HIS:H	2.34	0.40
1:A:500:SER:HA	1:A:624:TYR:HA	2.03	0.40
1:A:525:LYS:O	1:A:529:VAL:HG23	2.22	0.40
1:A:722:ILE:HG21	1:A:764:LEU:HD21	2.03	0.40
1:A:749:PHE:C	1:A:751:TYR:N	2.74	0.40
1:B:459:GLU:C	1:B:461:LYS:N	2.75	0.40
1:B:589:LYS:HZ1	1:B:608:TRP:CB	2.35	0.40
1:B:728:ALA:C	1:B:730:ASN:N	2.75	0.40
1:B:753:LYS:C	1:B:755:ARG:N	2.74	0.40
1:A:629:ASN:HD21	1:A:631:SER:HB2	1.86	0.40
1:B:525:LYS:NZ	2:E:114:GLU:OE2	2.44	0.40
1:B:776:LEU:HD13	1:B:779:GLN:NE2	2.36	0.40
1:C:602:PHE:O	1:C:603:ILE:HD13	2.21	0.40
1:C:797:ILE:CG1	1:C:798:ASP:N	2.84	0.40
2:F:29:THR:O	2:F:29:THR:HG22	2.21	0.40
1:B:390:SER:HB3	1:B:398:ILE:HG21	2.02	0.40
1:B:762:LEU:HD21	2:E:135:GLN:NE2	2.36	0.40
1:C:391:ILE:CD1	1:C:399:GLY:HA2	2.52	0.40
1:C:397:GLU:O	1:C:398:ILE:HD13	2.22	0.40
1:C:536:TYR:O	1:C:552:TRP:HD1	2.05	0.40
1:C:784:GLU:OE1	1:C:784:GLU:N	2.55	0.40
2:D:76:MET:HA	2:D:79:THR:HG23	2.04	0.40
2:E:77:LYS:HD2	2:E:77:LYS:HA	1.96	0.40

There are no symmetry-related clashes.

5.3 Torsion angles [i](#)

5.3.1 Protein backbone [i](#)

In the following table, the Percentiles column shows the percent Ramachandran outliers of the chain as a percentile score with respect to all X-ray entries followed by that with respect to entries

of similar resolution.

The Analysed column shows the number of residues for which the backbone conformation was analysed, and the total number of residues.

Mol	Chain	Analysed	Favoured	Allowed	Outliers	Percentiles	
1	A	479/510 (94%)	405 (85%)	63 (13%)	11 (2%)	6	27
1	B	461/510 (90%)	352 (76%)	81 (18%)	28 (6%)	1	7
1	C	499/510 (98%)	415 (83%)	66 (13%)	18 (4%)	3	16
2	D	141/144 (98%)	119 (84%)	17 (12%)	5 (4%)	3	17
2	E	141/144 (98%)	118 (84%)	18 (13%)	5 (4%)	3	17
2	F	141/144 (98%)	118 (84%)	18 (13%)	5 (4%)	3	17
All	All	1862/1962 (95%)	1527 (82%)	263 (14%)	72 (4%)	3	14

All (72) Ramachandran outliers are listed below:

Mol	Chain	Res	Type
1	A	741	ILE
1	B	299	GLU
1	B	526	GLN
1	B	544	SER
1	B	571	GLY
1	B	651	LYS
1	B	702	SER
1	B	708	ALA
1	B	713	SER
1	C	520	PRO
1	C	741	ILE
1	A	294	ASP
1	A	298	GLY
1	A	510	GLN
1	A	775	LEU
1	B	298	GLY
1	B	377	GLN
1	B	460	GLY
1	B	510	GLN
1	B	515	LYS
1	B	566	TYR
1	B	732	ILE
1	C	298	GLY
1	C	299	GLU
1	C	510	GLN
1	C	578	GLY

Continued on next page...

Continued from previous page...

Mol	Chain	Res	Type
1	C	675	ASN
1	C	694	VAL
1	C	775	LEU
1	C	787	THR
2	E	93	ASP
1	A	299	GLU
1	A	416	ASN
1	A	783	THR
1	B	537	GLY
1	B	542	PRO
1	B	735	VAL
1	B	738	SER
1	B	776	LEU
2	D	76	MET
2	D	81	SER
2	D	93	ASP
2	E	76	MET
2	E	81	SER
2	F	76	MET
2	F	93	ASP
1	A	377	GLN
1	B	314	ALA
1	B	704	TYR
1	C	416	ASN
1	C	506	LYS
1	C	692	GLU
2	F	81	SER
1	B	321	GLU
1	B	578	GLY
1	B	630	ARG
1	B	694	VAL
1	B	712	PHE
1	C	653	LYS
1	C	662	GLU
1	C	677	GLY
1	C	719	LYS
2	D	74	ARG
2	E	74	ARG
2	F	74	ARG
1	A	578	GLY
1	B	519	THR
1	A	517	VAL

Continued on next page...

Continued from previous page...

Mol	Chain	Res	Type
2	D	52	ILE
2	E	52	ILE
2	F	52	ILE
1	C	293	ILE

5.3.2 Protein sidechains [i](#)

In the following table, the Percentiles column shows the percent sidechain outliers of the chain as a percentile score with respect to all X-ray entries followed by that with respect to entries of similar resolution.

The Analysed column shows the number of residues for which the sidechain conformation was analysed, and the total number of residues.

Mol	Chain	Analysed	Rotameric	Outliers	Percentiles	
1	A	433/455 (95%)	393 (91%)	40 (9%)	9	30
1	B	414/455 (91%)	377 (91%)	37 (9%)	9	32
1	C	448/455 (98%)	409 (91%)	39 (9%)	10	33
2	D	121/123 (98%)	117 (97%)	4 (3%)	38	70
2	E	121/123 (98%)	117 (97%)	4 (3%)	38	70
2	F	121/123 (98%)	116 (96%)	5 (4%)	30	64
All	All	1658/1734 (96%)	1529 (92%)	129 (8%)	12	38

All (129) residues with a non-rotameric sidechain are listed below:

Mol	Chain	Res	Type
1	A	323	ASN
1	A	349	ASN
1	A	373	LYS
1	A	385	LEU
1	A	388	LYS
1	A	401	ILE
1	A	406	ASP
1	A	434	LEU
1	A	438	ASN
1	A	440	GLN
1	A	445	ARG
1	A	455	TYR
1	A	457	THR
1	A	471	TRP

Continued on next page...

Continued from previous page...

Mol	Chain	Res	Type
1	A	484	VAL
1	A	485	LEU
1	A	549	LEU
1	A	558	ASP
1	A	574	VAL
1	A	618	ASN
1	A	629	ASN
1	A	631	SER
1	A	639	ASN
1	A	651	LYS
1	A	662	GLU
1	A	668	SER
1	A	670	ILE
1	A	673	SER
1	A	714	GLN
1	A	715	GLU
1	A	737	LYS
1	A	745	TYR
1	A	761	GLN
1	A	767	GLN
1	A	775	LEU
1	A	779	GLN
1	A	780	LEU
1	A	789	ASN
1	A	791	GLU
1	A	797	ILE
1	B	320	ARG
1	B	327	LEU
1	B	332	ASN
1	B	336	THR
1	B	341	SER
1	B	353	LYS
1	B	354	SER
1	B	378	LEU
1	B	397	GLU
1	B	415	GLU
1	B	434	LEU
1	B	437	SER
1	B	447	SER
1	B	480	ASN
1	B	510	GLN
1	B	521	ASN

Continued on next page...

Continued from previous page...

Mol	Chain	Res	Type
1	B	524	GLU
1	B	526	GLN
1	B	540	ARG
1	B	545	THR
1	B	551	ASN
1	B	552	TRP
1	B	557	LEU
1	B	570	THR
1	B	574	VAL
1	B	585	GLU
1	B	629	ASN
1	B	631	SER
1	B	639	ASN
1	B	646	THR
1	B	712	PHE
1	B	729	TYR
1	B	730	ASN
1	B	744	GLU
1	B	775	LEU
1	B	784	GLU
1	B	787	THR
1	C	317	LYS
1	C	323	ASN
1	C	349	ASN
1	C	373	LYS
1	C	385	LEU
1	C	388	LYS
1	C	401	ILE
1	C	406	ASP
1	C	419	ILE
1	C	434	LEU
1	C	438	ASN
1	C	440	GLN
1	C	455	TYR
1	C	457	THR
1	C	484	VAL
1	C	485	LEU
1	C	514	ASP
1	C	549	LEU
1	C	558	ASP
1	C	574	VAL
1	C	618	ASN

Continued on next page...

Continued from previous page...

Mol	Chain	Res	Type
1	C	629	ASN
1	C	639	ASN
1	C	650	THR
1	C	659	THR
1	C	666	ASN
1	C	714	GLN
1	C	715	GLU
1	C	737	LYS
1	C	745	TYR
1	C	761	GLN
1	C	767	GLN
1	C	775	LEU
1	C	779	GLN
1	C	780	LEU
1	C	784	GLU
1	C	789	ASN
1	C	791	GLU
1	C	797	ILE
2	D	16	PHE
2	D	64	ASP
2	D	76	MET
2	D	135	GLN
2	E	16	PHE
2	E	64	ASP
2	E	76	MET
2	E	135	GLN
2	F	16	PHE
2	F	64	ASP
2	F	76	MET
2	F	135	GLN
2	F	146	THR

Sometimes sidechains can be flipped to improve hydrogen bonding and reduce clashes. All (78) such sidechains are listed below:

Mol	Chain	Res	Type
1	A	323	ASN
1	A	337	ASN
1	A	349	ASN
1	A	416	ASN
1	A	438	ASN
1	A	507	GLN
1	A	510	GLN

Continued on next page...

Continued from previous page...

Mol	Chain	Res	Type
1	A	518	ASN
1	A	531	ASN
1	A	553	GLN
1	A	555	GLN
1	A	581	GLN
1	A	607	ASN
1	A	629	ASN
1	A	633	ASN
1	A	639	ASN
1	A	655	ASN
1	A	666	ASN
1	A	706	ASN
1	A	714	GLN
1	A	727	GLN
1	A	781	ASN
1	A	789	ASN
1	A	794	GLN
1	B	311	HIS
1	B	332	ASN
1	B	351	HIS
1	B	368	GLN
1	B	377	GLN
1	B	407	HIS
1	B	451	ASN
1	B	507	GLN
1	B	518	ASN
1	B	521	ASN
1	B	526	GLN
1	B	551	ASN
1	B	553	GLN
1	B	607	ASN
1	B	629	ASN
1	B	639	ASN
1	B	655	ASN
1	B	727	GLN
1	B	730	ASN
1	B	758	ASN
1	B	759	GLN
1	B	761	GLN
1	B	794	GLN
1	C	323	ASN
1	C	337	ASN

Continued on next page...

Continued from previous page...

Mol	Chain	Res	Type
1	C	349	ASN
1	C	407	HIS
1	C	416	ASN
1	C	438	ASN
1	C	507	GLN
1	C	510	GLN
1	C	518	ASN
1	C	526	GLN
1	C	553	GLN
1	C	555	GLN
1	C	581	GLN
1	C	607	ASN
1	C	629	ASN
1	C	633	ASN
1	C	639	ASN
1	C	655	ASN
1	C	666	ASN
1	C	706	ASN
1	C	714	GLN
1	C	727	GLN
1	C	761	GLN
1	C	781	ASN
1	C	789	ASN
1	C	794	GLN
2	D	8	GLN
2	E	8	GLN
2	E	135	GLN
2	F	8	GLN
2	F	107	HIS

5.3.3 RNA [i](#)

There are no RNA molecules in this entry.

5.4 Non-standard residues in protein, DNA, RNA chains [i](#)

There are no non-standard protein/DNA/RNA residues in this entry.

5.5 Carbohydrates [i](#)

There are no monosaccharides in this entry.

5.6 Ligand geometry [i](#)

Of 8 ligands modelled in this entry, 6 are monoatomic - leaving 2 for Mogul analysis.

In the following table, the Counts columns list the number of bonds (or angles) for which Mogul statistics could be retrieved, the number of bonds (or angles) that are observed in the model and the number of bonds (or angles) that are defined in the Chemical Component Dictionary. The Link column lists molecule types, if any, to which the group is linked. The Z score for a bond length (or angle) is the number of standard deviations the observed value is removed from the expected value. A bond length (or angle) with $|Z| > 2$ is considered an outlier worth inspection. RMSZ is the root-mean-square of all Z scores of the bond lengths (or angles).

Mol	Type	Chain	Res	Link	Bond lengths			Bond angles		
					Counts	RMSZ	# Z > 2	Counts	RMSZ	# Z > 2
3	SO4	A	1001	-	4,4,4	1.60	1 (25%)	6,6,6	0.61	0
3	SO4	C	1003	-	4,4,4	1.83	0	6,6,6	1.08	0

All (1) bond length outliers are listed below:

Mol	Chain	Res	Type	Atoms	Z	Observed(Å)	Ideal(Å)
3	A	1001	SO4	O2-S	2.10	1.57	1.46

There are no bond angle outliers.

There are no chirality outliers.

There are no torsion outliers.

There are no ring outliers.

No monomer is involved in short contacts.

5.7 Other polymers [i](#)

There are no such residues in this entry.

5.8 Polymer linkage issues [i](#)

There are no chain breaks in this entry.

6 Fit of model and data

6.1 Protein, DNA and RNA chains

In the following table, the column labelled ‘#RSRZ > 2’ contains the number (and percentage) of RSRZ outliers, followed by percent RSRZ outliers for the chain as percentile scores relative to all X-ray entries and entries of similar resolution. The OWAB column contains the minimum, median, 95th percentile and maximum values of the occupancy-weighted average B-factor per residue. The column labelled ‘Q < 0.9’ lists the number of (and percentage) of residues with an average occupancy less than 0.9.

Mol	Chain	Analysed	<RSRZ>	#RSRZ>2	OWAB(Å ²)	Q<0.9
1	A	485/510 (95%)	0.19	14 (2%) 51 35	35, 71, 148, 169	16 (3%)
1	B	459/510 (90%)	0.41	39 (8%) 10 6	33, 69, 160, 167	12 (2%)
1	C	491/510 (96%)	0.34	33 (6%) 17 10	34, 74, 148, 169	19 (3%)
2	D	143/144 (99%)	1.32	39 (27%) 0 0	53, 145, 174, 176	0
2	E	143/144 (99%)	1.58	47 (32%) 0 0	55, 146, 174, 176	0
2	F	143/144 (99%)	1.50	40 (27%) 0 0	56, 146, 174, 176	0
All	All	1864/1962 (95%)	0.58	212 (11%) 5 3	33, 77, 168, 176	47 (2%)

All (212) RSRZ outliers are listed below:

Mol	Chain	Res	Type	RSRZ
2	F	19	PHE	12.4
2	F	29	THR	8.2
1	B	776	LEU	8.1
2	E	21	LYS	7.9
1	B	740	GLN	7.7
2	E	76	MET	7.3
1	A	779	GLN	7.2
2	D	19	PHE	6.9
1	B	780	LEU	6.5
2	D	77	LYS	6.4
2	F	63	ILE	6.0
2	E	19	PHE	5.8
1	B	741	ILE	5.8
1	B	739	LYS	5.7
2	D	65	PHE	5.6
1	B	773	PHE	5.6
2	E	71	MET	5.6
2	E	55	VAL	5.6
1	B	779	GLN	5.6

Continued on next page...

Continued from previous page...

Mol	Chain	Res	Type	RSRZ
2	F	51	MET	5.5
2	D	76	MET	5.4
2	F	55	VAL	5.4
2	E	61	GLY	5.3
1	A	782	PHE	5.3
2	E	121	VAL	5.3
1	B	736	LEU	5.2
2	F	30	LYS	5.2
1	C	744	GLU	5.2
1	B	749	PHE	5.0
2	F	22	ASP	5.0
2	E	77	LYS	4.9
2	F	77	LYS	4.8
1	B	778	LYS	4.8
2	D	30	LYS	4.8
2	E	5	THR	4.7
1	B	697	ILE	4.7
2	F	32	LEU	4.7
2	D	57	ALA	4.7
2	F	76	MET	4.7
1	C	779	GLN	4.6
1	B	782	PHE	4.6
2	F	73	ALA	4.6
2	F	60	ASN	4.5
2	E	72	MET	4.5
2	F	12	PHE	4.5
1	C	741	ILE	4.4
2	F	62	THR	4.4
2	E	59	GLY	4.4
2	F	57	ALA	4.4
2	D	16	PHE	4.3
2	E	6	GLU	4.3
2	F	28	THR	4.3
2	D	58	ASP	4.3
2	D	53	ASN	4.2
2	E	22	ASP	4.2
2	E	62	THR	4.2
2	E	53	ASN	4.1
2	E	47	GLU	4.1
1	B	658	PRO	4.1
2	F	56	ASP	4.0
1	C	513	TRP	4.0

Continued on next page...

Continued from previous page...

Mol	Chain	Res	Type	RSRZ
1	C	742	ALA	4.0
1	C	689	ALA	3.9
2	D	55	VAL	3.9
2	E	69	LEU	3.9
2	D	24	ASP	3.9
1	B	354	SER	3.9
2	F	46	ALA	3.8
1	C	766	HIS	3.8
2	D	22	ASP	3.8
1	B	705	TYR	3.8
2	E	54	GLU	3.7
2	E	66	PRO	3.7
2	D	79	THR	3.7
1	A	445	ARG	3.7
1	C	776	LEU	3.7
2	F	20	ASP	3.7
1	B	787	THR	3.7
2	D	69	LEU	3.6
2	E	51	MET	3.6
2	F	33	GLY	3.6
2	E	80	ASP	3.6
2	E	60	ASN	3.6
2	D	48	LEU	3.5
2	D	56	ASP	3.5
1	B	775	LEU	3.4
1	C	767	GLN	3.4
2	D	21	LYS	3.4
2	E	116	LEU	3.4
1	B	768	LYS	3.4
2	D	43	PRO	3.4
2	F	21	LYS	3.4
2	F	37	ARG	3.4
1	C	692	GLU	3.4
2	D	68	PHE	3.4
1	C	787	THR	3.4
2	D	9	ILE	3.3
2	E	63	ILE	3.3
2	E	74	ARG	3.3
1	B	797	ILE	3.3
1	C	544	SER	3.3
2	E	58	ASP	3.3
2	D	52	ILE	3.3

Continued on next page...

Continued from previous page...

Mol	Chain	Res	Type	RSRZ
2	E	34	THR	3.3
1	C	740	GLN	3.3
1	C	785	ASN	3.2
2	F	44	THR	3.2
1	C	518	ASN	3.2
2	D	61	GLY	3.2
1	C	545	THR	3.2
1	B	729	TYR	3.2
1	A	798	ASP	3.2
2	F	121	VAL	3.1
1	C	786	GLU	3.1
2	D	78	ASP	3.1
2	E	147	ALA	3.1
2	E	79	THR	3.1
2	F	13	LYS	3.1
1	B	774	LYS	3.0
2	E	12	PHE	3.0
1	C	672	ARG	3.0
1	C	566	TYR	3.0
2	D	49	GLN	3.0
1	A	740	GLN	3.0
2	F	106	ARG	3.0
2	E	57	ALA	3.0
1	B	785	ASN	2.9
1	B	702	SER	2.9
1	B	524	GLU	2.9
2	E	42	ASN	2.9
2	F	61	GLY	2.9
2	D	51	MET	2.9
1	C	739	LYS	2.8
2	F	59	GLY	2.8
1	B	426	ILE	2.8
2	E	24	ASP	2.8
2	D	38	SER	2.7
2	D	60	ASN	2.7
2	E	56	ASP	2.7
2	E	78	ASP	2.7
2	E	29	THR	2.7
1	A	741	ILE	2.7
1	C	794	GLN	2.7
2	F	64	ASP	2.6
1	C	690	LYS	2.6

Continued on next page...

Continued from previous page...

Mol	Chain	Res	Type	RSRZ
2	E	75	LYS	2.6
2	D	74	ARG	2.6
2	F	24	ASP	2.6
1	A	784	GLU	2.6
1	C	784	GLU	2.6
1	B	704	TYR	2.6
2	D	13	LYS	2.6
2	F	74	ARG	2.6
1	A	292	ARG	2.6
1	C	521	ASN	2.5
1	B	711	ILE	2.5
1	C	773	PHE	2.5
2	E	7	GLU	2.5
2	E	67	GLU	2.5
2	F	50	ASP	2.5
2	F	17	SER	2.5
2	D	72	MET	2.5
2	F	80	ASP	2.5
2	E	30	LYS	2.4
2	D	40	GLY	2.4
2	E	20	ASP	2.4
2	E	102	ALA	2.4
2	D	73	ALA	2.4
2	D	114	GLU	2.4
1	B	743	PRO	2.3
2	D	46	ALA	2.3
1	B	656	THR	2.3
2	E	23	GLY	2.3
1	B	742	ALA	2.3
1	B	723	PHE	2.3
1	C	510	GLN	2.3
1	B	793	PHE	2.3
1	A	787	THR	2.3
1	C	691	LYS	2.3
1	B	715	GLU	2.3
1	A	776	LEU	2.2
1	C	430	LYS	2.2
2	F	35	VAL	2.2
1	B	734	ASN	2.2
1	C	674	SER	2.2
2	F	116	LEU	2.2
1	A	659	THR	2.2

Continued on next page...

Continued from previous page...

Mol	Chain	Res	Type	RSRZ
1	C	729	TYR	2.2
1	B	784	GLU	2.2
1	B	786	GLU	2.2
2	D	31	GLU	2.2
2	F	53	ASN	2.1
1	A	743	PRO	2.1
2	E	115	LYS	2.1
2	E	44	THR	2.1
1	B	716	LYS	2.1
1	C	499	PRO	2.1
1	B	721	SER	2.1
2	D	15	ALA	2.1
1	B	751	TYR	2.1
2	D	12	PHE	2.1
1	A	423	LYS	2.1
2	E	48	LEU	2.1
2	F	6	GLU	2.1
1	A	433	TYR	2.1
1	C	782	PHE	2.1
2	E	65	PHE	2.1
2	D	80	ASP	2.0
2	D	122	ASP	2.0
2	F	27	ILE	2.0
1	C	662	GLU	2.0
2	F	118	ASP	2.0

6.2 Non-standard residues in protein, DNA, RNA chains [i](#)

There are no non-standard protein/DNA/RNA residues in this entry.

6.3 Carbohydrates [i](#)

There are no monosaccharides in this entry.

6.4 Ligands [i](#)

In the following table, the Atoms column lists the number of modelled atoms in the group and the number defined in the chemical component dictionary. The B-factors column lists the minimum, median, 95th percentile and maximum values of B factors of atoms in the group. The column labelled 'Q < 0.9' lists the number of atoms with occupancy less than 0.9.

Mol	Type	Chain	Res	Atoms	RSCC	RSR	B-factors(\AA^2)	Q<0.9
4	CA	D	802	1/1	0.93	0.08	61,61,61,61	0
3	SO4	C	1003	5/5	0.96	0.25	51,51,55,56	0
4	CA	E	803	1/1	0.96	0.08	79,79,79,79	0
4	CA	F	806	1/1	0.96	0.07	79,79,79,79	0
4	CA	E	804	1/1	0.97	0.06	81,81,81,81	0
4	CA	F	805	1/1	0.97	0.14	66,66,66,66	0
4	CA	D	801	1/1	0.97	0.22	57,57,57,57	0
3	SO4	A	1001	5/5	0.98	0.22	42,42,44,47	0

6.5 Other polymers [\(i\)](#)

There are no such residues in this entry.