



Full wwPDB EM Validation Report ⓘ

Nov 14, 2022 – 04:20 PM EST

PDB ID : 7K8W
EMDB ID : EMD-22733
Title : Structure of the SARS-CoV-2 S 2P trimer in complex with the human neutralizing antibody Fab fragment, C119
Authors : Sharaf, N.G.; Barnes, C.O.; Bjorkman, P.J.
Deposited on : 2020-09-27
Resolution : 3.60 Å (reported)
Based on initial model : 6VYB

This is a Full wwPDB EM Validation Report for a publicly released PDB entry.

We welcome your comments at validation@mail.wwpdb.org

A user guide is available at

<https://www.wwpdb.org/validation/2017/EMValidationReportHelp>

with specific help available everywhere you see the ⓘ symbol.

The types of validation reports are described at

<http://www.wwpdb.org/validation/2017/FAQs#types>.

The following versions of software and data (see [references ⓘ](#)) were used in the production of this report:

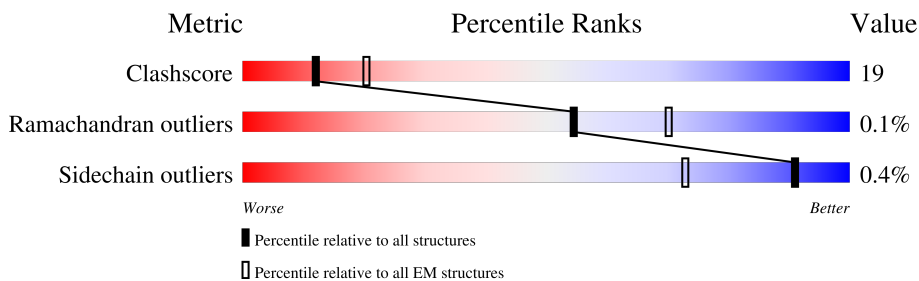
EMDB validation analysis : 0.0.1.dev43
Mogul : 1.8.5 (274361), CSD as541be (2020)
MolProbity : 4.02b-467
Percentile statistics : 20191225.v01 (using entries in the PDB archive December 25th 2019)
MapQ : 1.9.9
Ideal geometry (proteins) : Engh & Huber (2001)
Ideal geometry (DNA, RNA) : Parkinson et al. (1996)
Validation Pipeline (wwPDB-VP) : 2.31.2

1 Overall quality at a glance

The following experimental techniques were used to determine the structure:
ELECTRON MICROSCOPY

The reported resolution of this entry is 3.60 Å.

Percentile scores (ranging between 0-100) for global validation metrics of the entry are shown in the following graphic. The table shows the number of entries on which the scores are based.



Metric	Whole archive (#Entries)	EM structures (#Entries)
Clashscore	158937	4297
Ramachandran outliers	154571	4023
Sidechain outliers	154315	3826

The table below summarises the geometric issues observed across the polymeric chains and their fit to the map. The red, orange, yellow and green segments of the bar indicate the fraction of residues that contain outliers for ≥ 3 , 2, 1 and 0 types of geometric quality criteria respectively. A grey segment represents the fraction of residues that are not modelled. The numeric value for each fraction is indicated below the corresponding segment, with a dot representing fractions $\leq 5\%$. The upper red bar (where present) indicates the fraction of residues that have poor fit to the EM map (all-atom inclusion $< 40\%$). The numeric value is given above the bar.

Mol	Chain	Length	Quality of chain
1	A	1259	5% (poor fit), 51% (0 outliers), 27% (1 outlier), 21% (2+ outliers)
1	B	1259	14% (poor fit), 56% (0 outliers), 20% (1 outlier), 25% (2+ outliers)
1	G	1259	6% (poor fit), 51% (0 outliers), 28% (1 outlier), 21% (2+ outliers)
2	H	239	37% (poor fit), 25% (0 outliers), 27% (1 outlier), 47% (2+ outliers)
2	N	239	40% (poor fit), 26% (0 outliers), 25% (1 outlier), 47% (2+ outliers)
3	L	217	32% (poor fit), 38% (0 outliers), 12% (1 outlier), 49% (2+ outliers)
3	S	217	39% (poor fit), 34% (0 outliers), 17% (1 outlier), 49% (2+ outliers)
4	C	2	100% (0 outliers)

Continued on next page...

Continued from previous page...

Mol	Chain	Length	Quality of chain
4	D	2	
4	E	2	
4	F	2	
4	I	2	
4	J	2	
4	K	2	
4	M	2	
4	O	2	
4	P	2	
4	Q	2	
4	R	2	
4	T	2	

2 Entry composition [i](#)

There are 5 unique types of molecules in this entry. The entry contains 26499 atoms, of which 0 are hydrogens and 0 are deuteriums.

In the tables below, the AltConf column contains the number of residues with at least one atom in alternate conformation and the Trace column contains the number of residues modelled with at most 2 atoms.

- Molecule 1 is a protein called Spike glycoprotein.

Mol	Chain	Residues	Atoms					AltConf	Trace
			Total	C	N	O	S		
1	A	990	7612	4871	1267	1440	34	1	0
1	B	949	6865	4365	1162	1306	32	0	0
1	G	990	7604	4869	1271	1430	34	1	0

There are 147 discrepancies between the modelled and reference sequences:

Chain	Residue	Modelled	Actual	Comment	Reference
A	607	GLU	GLN	conflict	UNP P0DTC2
A	986	PRO	LYS	conflict	UNP P0DTC2
A	987	PRO	VAL	conflict	UNP P0DTC2
A	1214	SER	-	expression tag	UNP P0DTC2
A	1215	GLY	-	expression tag	UNP P0DTC2
A	1216	ARG	-	expression tag	UNP P0DTC2
A	1217	LEU	-	expression tag	UNP P0DTC2
A	1218	VAL	-	expression tag	UNP P0DTC2
A	1219	PRO	-	expression tag	UNP P0DTC2
A	1220	ARG	-	expression tag	UNP P0DTC2
A	1221	GLY	-	expression tag	UNP P0DTC2
A	1222	SER	-	expression tag	UNP P0DTC2
A	1223	PRO	-	expression tag	UNP P0DTC2
A	1224	GLY	-	expression tag	UNP P0DTC2
A	1225	SER	-	expression tag	UNP P0DTC2
A	1226	GLY	-	expression tag	UNP P0DTC2
A	1227	TYR	-	expression tag	UNP P0DTC2
A	1228	ILE	-	expression tag	UNP P0DTC2
A	1229	PRO	-	expression tag	UNP P0DTC2
A	1230	GLU	-	expression tag	UNP P0DTC2
A	1231	ALA	-	expression tag	UNP P0DTC2
A	1232	PRO	-	expression tag	UNP P0DTC2
A	1233	ARG	-	expression tag	UNP P0DTC2
A	1234	ASP	-	expression tag	UNP P0DTC2

Continued on next page...

Continued from previous page...

Chain	Residue	Modelled	Actual	Comment	Reference
A	1235	GLY	-	expression tag	UNP P0DTC2
A	1236	GLN	-	expression tag	UNP P0DTC2
A	1237	ALA	-	expression tag	UNP P0DTC2
A	1238	TYR	-	expression tag	UNP P0DTC2
A	1239	VAL	-	expression tag	UNP P0DTC2
A	1240	ARG	-	expression tag	UNP P0DTC2
A	1241	LYS	-	expression tag	UNP P0DTC2
A	1242	ASP	-	expression tag	UNP P0DTC2
A	1243	GLY	-	expression tag	UNP P0DTC2
A	1244	GLU	-	expression tag	UNP P0DTC2
A	1245	TRP	-	expression tag	UNP P0DTC2
A	1246	VAL	-	expression tag	UNP P0DTC2
A	1247	LEU	-	expression tag	UNP P0DTC2
A	1248	LEU	-	expression tag	UNP P0DTC2
A	1249	SER	-	expression tag	UNP P0DTC2
A	1250	THR	-	expression tag	UNP P0DTC2
A	1251	PHE	-	expression tag	UNP P0DTC2
A	1252	LEU	-	expression tag	UNP P0DTC2
A	1253	GLY	-	expression tag	UNP P0DTC2
A	1254	HIS	-	expression tag	UNP P0DTC2
A	1255	HIS	-	expression tag	UNP P0DTC2
A	1256	HIS	-	expression tag	UNP P0DTC2
A	1257	HIS	-	expression tag	UNP P0DTC2
A	1258	HIS	-	expression tag	UNP P0DTC2
A	1259	HIS	-	expression tag	UNP P0DTC2
B	607	GLU	GLN	conflict	UNP P0DTC2
B	986	PRO	LYS	conflict	UNP P0DTC2
B	987	PRO	VAL	conflict	UNP P0DTC2
B	1214	SER	-	expression tag	UNP P0DTC2
B	1215	GLY	-	expression tag	UNP P0DTC2
B	1216	ARG	-	expression tag	UNP P0DTC2
B	1217	LEU	-	expression tag	UNP P0DTC2
B	1218	VAL	-	expression tag	UNP P0DTC2
B	1219	PRO	-	expression tag	UNP P0DTC2
B	1220	ARG	-	expression tag	UNP P0DTC2
B	1221	GLY	-	expression tag	UNP P0DTC2
B	1222	SER	-	expression tag	UNP P0DTC2
B	1223	PRO	-	expression tag	UNP P0DTC2
B	1224	GLY	-	expression tag	UNP P0DTC2
B	1225	SER	-	expression tag	UNP P0DTC2
B	1226	GLY	-	expression tag	UNP P0DTC2
B	1227	TYR	-	expression tag	UNP P0DTC2

Continued on next page...

Continued from previous page...

Chain	Residue	Modelled	Actual	Comment	Reference
B	1228	ILE	-	expression tag	UNP P0DTC2
B	1229	PRO	-	expression tag	UNP P0DTC2
B	1230	GLU	-	expression tag	UNP P0DTC2
B	1231	ALA	-	expression tag	UNP P0DTC2
B	1232	PRO	-	expression tag	UNP P0DTC2
B	1233	ARG	-	expression tag	UNP P0DTC2
B	1234	ASP	-	expression tag	UNP P0DTC2
B	1235	GLY	-	expression tag	UNP P0DTC2
B	1236	GLN	-	expression tag	UNP P0DTC2
B	1237	ALA	-	expression tag	UNP P0DTC2
B	1238	TYR	-	expression tag	UNP P0DTC2
B	1239	VAL	-	expression tag	UNP P0DTC2
B	1240	ARG	-	expression tag	UNP P0DTC2
B	1241	LYS	-	expression tag	UNP P0DTC2
B	1242	ASP	-	expression tag	UNP P0DTC2
B	1243	GLY	-	expression tag	UNP P0DTC2
B	1244	GLU	-	expression tag	UNP P0DTC2
B	1245	TRP	-	expression tag	UNP P0DTC2
B	1246	VAL	-	expression tag	UNP P0DTC2
B	1247	LEU	-	expression tag	UNP P0DTC2
B	1248	LEU	-	expression tag	UNP P0DTC2
B	1249	SER	-	expression tag	UNP P0DTC2
B	1250	THR	-	expression tag	UNP P0DTC2
B	1251	PHE	-	expression tag	UNP P0DTC2
B	1252	LEU	-	expression tag	UNP P0DTC2
B	1253	GLY	-	expression tag	UNP P0DTC2
B	1254	HIS	-	expression tag	UNP P0DTC2
B	1255	HIS	-	expression tag	UNP P0DTC2
B	1256	HIS	-	expression tag	UNP P0DTC2
B	1257	HIS	-	expression tag	UNP P0DTC2
B	1258	HIS	-	expression tag	UNP P0DTC2
B	1259	HIS	-	expression tag	UNP P0DTC2
G	607	GLU	GLN	conflict	UNP P0DTC2
G	986	PRO	LYS	conflict	UNP P0DTC2
G	987	PRO	VAL	conflict	UNP P0DTC2
G	1214	SER	-	expression tag	UNP P0DTC2
G	1215	GLY	-	expression tag	UNP P0DTC2
G	1216	ARG	-	expression tag	UNP P0DTC2
G	1217	LEU	-	expression tag	UNP P0DTC2
G	1218	VAL	-	expression tag	UNP P0DTC2
G	1219	PRO	-	expression tag	UNP P0DTC2
G	1220	ARG	-	expression tag	UNP P0DTC2

Continued on next page...

Continued from previous page...

Chain	Residue	Modelled	Actual	Comment	Reference
G	1221	GLY	-	expression tag	UNP P0DTC2
G	1222	SER	-	expression tag	UNP P0DTC2
G	1223	PRO	-	expression tag	UNP P0DTC2
G	1224	GLY	-	expression tag	UNP P0DTC2
G	1225	SER	-	expression tag	UNP P0DTC2
G	1226	GLY	-	expression tag	UNP P0DTC2
G	1227	TYR	-	expression tag	UNP P0DTC2
G	1228	ILE	-	expression tag	UNP P0DTC2
G	1229	PRO	-	expression tag	UNP P0DTC2
G	1230	GLU	-	expression tag	UNP P0DTC2
G	1231	ALA	-	expression tag	UNP P0DTC2
G	1232	PRO	-	expression tag	UNP P0DTC2
G	1233	ARG	-	expression tag	UNP P0DTC2
G	1234	ASP	-	expression tag	UNP P0DTC2
G	1235	GLY	-	expression tag	UNP P0DTC2
G	1236	GLN	-	expression tag	UNP P0DTC2
G	1237	ALA	-	expression tag	UNP P0DTC2
G	1238	TYR	-	expression tag	UNP P0DTC2
G	1239	VAL	-	expression tag	UNP P0DTC2
G	1240	ARG	-	expression tag	UNP P0DTC2
G	1241	LYS	-	expression tag	UNP P0DTC2
G	1242	ASP	-	expression tag	UNP P0DTC2
G	1243	GLY	-	expression tag	UNP P0DTC2
G	1244	GLU	-	expression tag	UNP P0DTC2
G	1245	TRP	-	expression tag	UNP P0DTC2
G	1246	VAL	-	expression tag	UNP P0DTC2
G	1247	LEU	-	expression tag	UNP P0DTC2
G	1248	LEU	-	expression tag	UNP P0DTC2
G	1249	SER	-	expression tag	UNP P0DTC2
G	1250	THR	-	expression tag	UNP P0DTC2
G	1251	PHE	-	expression tag	UNP P0DTC2
G	1252	LEU	-	expression tag	UNP P0DTC2
G	1253	GLY	-	expression tag	UNP P0DTC2
G	1254	HIS	-	expression tag	UNP P0DTC2
G	1255	HIS	-	expression tag	UNP P0DTC2
G	1256	HIS	-	expression tag	UNP P0DTC2
G	1257	HIS	-	expression tag	UNP P0DTC2
G	1258	HIS	-	expression tag	UNP P0DTC2
G	1259	HIS	-	expression tag	UNP P0DTC2

- Molecule 2 is a protein called C119 Fab Heavy Chain.

Mol	Chain	Residues	Atoms					AltConf	Trace
2	H	126	Total	C	N	O	S	0	0
			988	622	163	195	8		
2	N	126	Total	C	N	O	S	0	0
			988	622	163	195	8		

- Molecule 3 is a protein called C119 Fab Light Chain.

Mol	Chain	Residues	Atoms					AltConf	Trace
3	L	111	Total	C	N	O	S	0	0
			801	494	135	169	3		
3	S	111	Total	C	N	O	S	0	0
			801	494	135	169	3		

- Molecule 4 is an oligosaccharide called 2-acetamido-2-deoxy-beta-D-glucopyranose-(1-4)-2-acetamido-2-deoxy-beta-D-glucopyranose.



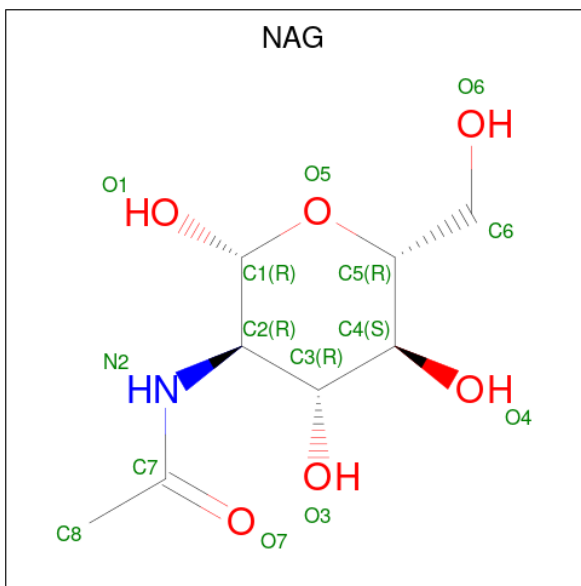
Mol	Chain	Residues	Atoms				AltConf	Trace
4	C	2	Total	C	N	O	0	0
			28	16	2	10		
4	D	2	Total	C	N	O	0	0
			28	16	2	10		
4	E	2	Total	C	N	O	0	0
			28	16	2	10		
4	F	2	Total	C	N	O	0	0
			28	16	2	10		
4	I	2	Total	C	N	O	0	0
			28	16	2	10		
4	J	2	Total	C	N	O	0	0
			28	16	2	10		
4	K	2	Total	C	N	O	0	0
			28	16	2	10		
4	M	2	Total	C	N	O	0	0
			28	16	2	10		
4	O	2	Total	C	N	O	0	0
			28	16	2	10		
4	P	2	Total	C	N	O	0	0
			28	16	2	10		
4	Q	2	Total	C	N	O	0	0
			28	16	2	10		

Continued on next page...

Continued from previous page...

Mol	Chain	Residues	Atoms			AltConf	Trace	
			Total	C	N			O
4	R	2	28	16	2	10	0	0
4	T	2	28	16	2	10	0	0

- Molecule 5 is 2-acetamido-2-deoxy-beta-D-glucopyranose (three-letter code: NAG) (formula: $C_8H_{15}NO_6$).



Mol	Chain	Residues	Atoms			AltConf	
			Total	C	N		O
5	A	1	140	80	10	50	0
5	A	1	140	80	10	50	0
5	A	1	140	80	10	50	0
5	A	1	140	80	10	50	0
5	A	1	140	80	10	50	0
5	A	1	140	80	10	50	0
5	A	1	140	80	10	50	0
5	A	1	140	80	10	50	0
5	A	1	140	80	10	50	0

Continued on next page...

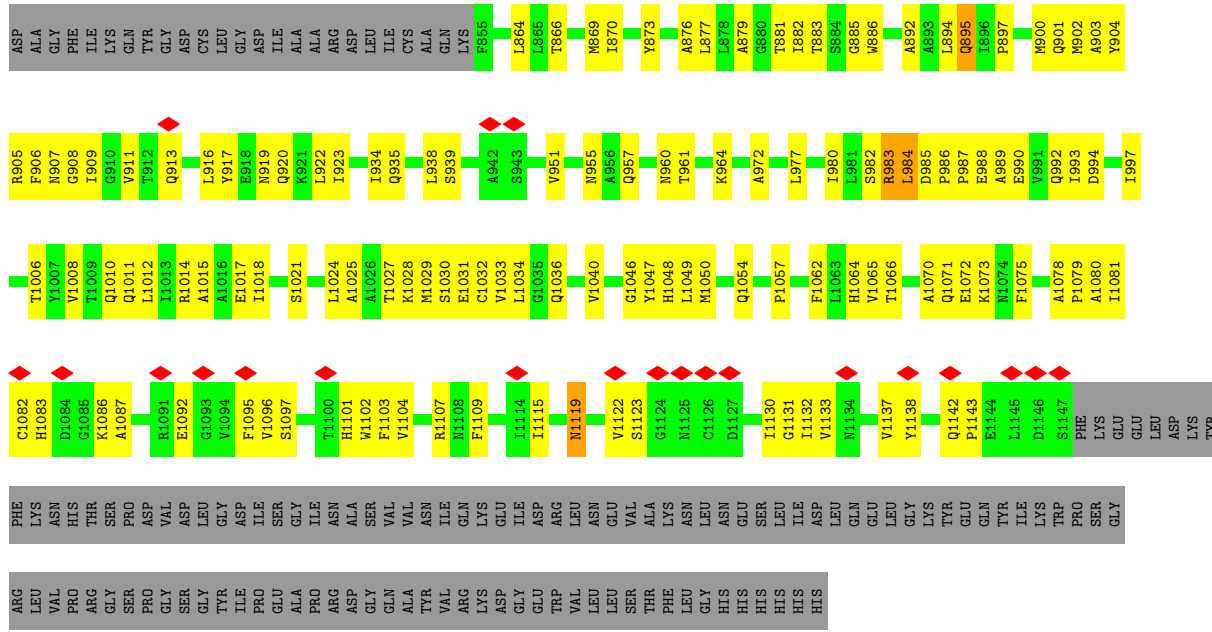
Continued from previous page...

Mol	Chain	Residues	Atoms				AltConf
			Total	C	N	O	
5	A	1	140	80	10	50	0
5	B	1	182	104	13	65	0
5	B	1	182	104	13	65	0
5	B	1	182	104	13	65	0
5	B	1	182	104	13	65	0
5	B	1	182	104	13	65	0
5	B	1	182	104	13	65	0
5	B	1	182	104	13	65	0
5	B	1	182	104	13	65	0
5	B	1	182	104	13	65	0
5	B	1	182	104	13	65	0
5	B	1	182	104	13	65	0
5	B	1	182	104	13	65	0
5	B	1	182	104	13	65	0
5	B	1	182	104	13	65	0
5	B	1	182	104	13	65	0
5	G	1	154	88	11	55	0
5	G	1	154	88	11	55	0
5	G	1	154	88	11	55	0
5	G	1	154	88	11	55	0
5	G	1	154	88	11	55	0
5	G	1	154	88	11	55	0
5	G	1	154	88	11	55	0
5	G	1	154	88	11	55	0

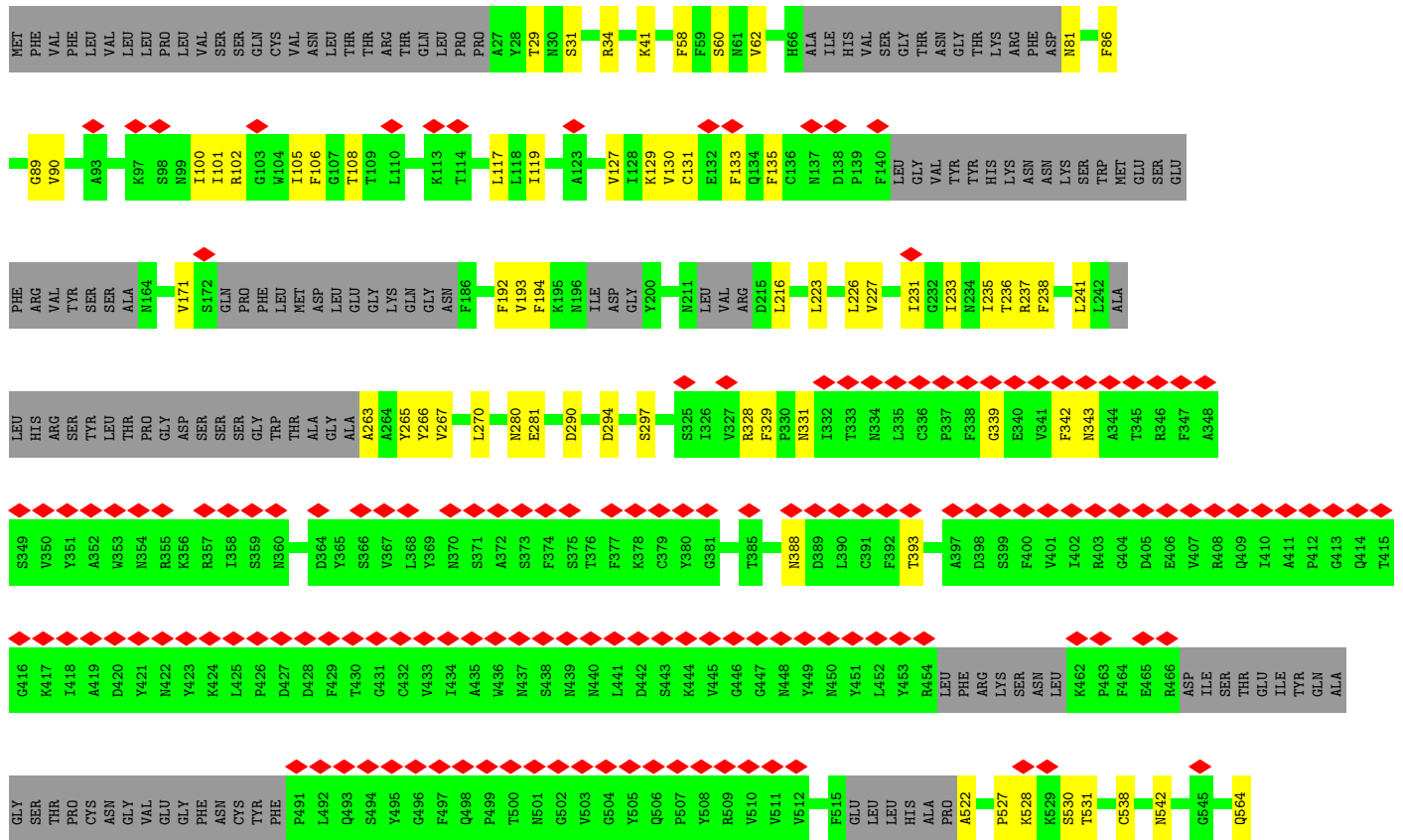
Continued on next page...


Continued from previous page...

Mol	Chain	Residues	Atoms				AltConf
5	G	1	Total	C	N	O	0
			154	88	11	55	
5	G	1	Total	C	N	O	0
			154	88	11	55	
5	G	1	Total	C	N	O	0
			154	88	11	55	
5	G	1	Total	C	N	O	0
			154	88	11	55	

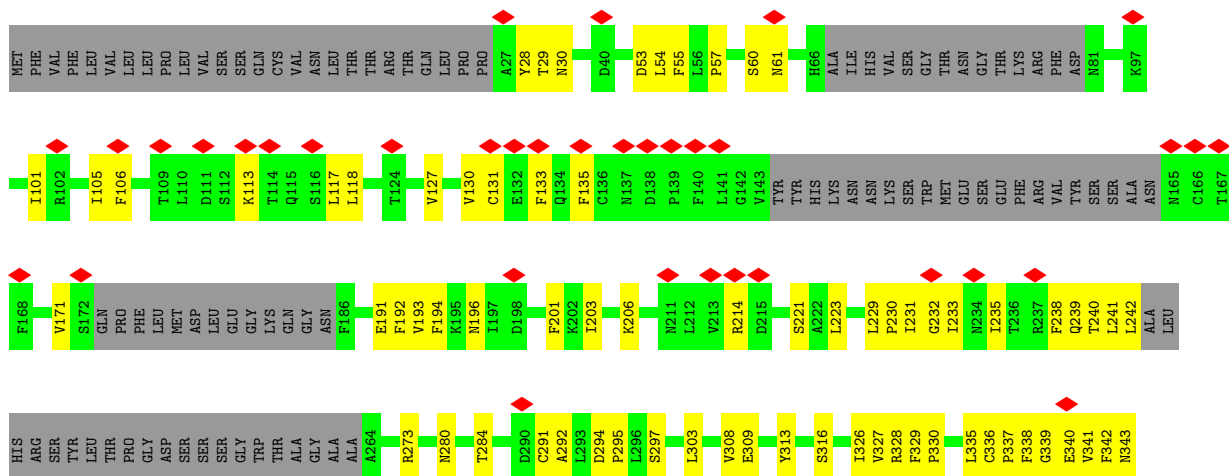



• Molecule 1: Spike glycoprotein



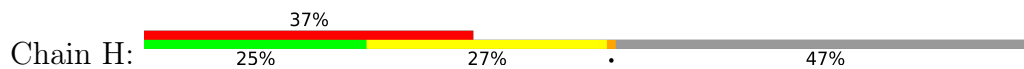


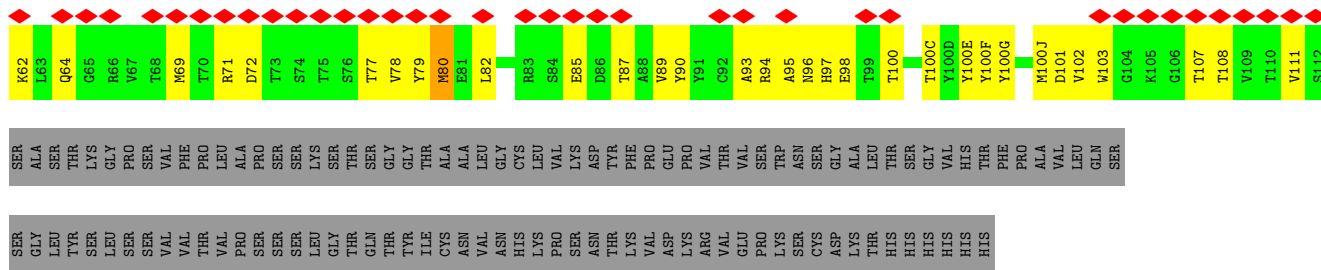
• Molecule 1: Spike glycoprotein



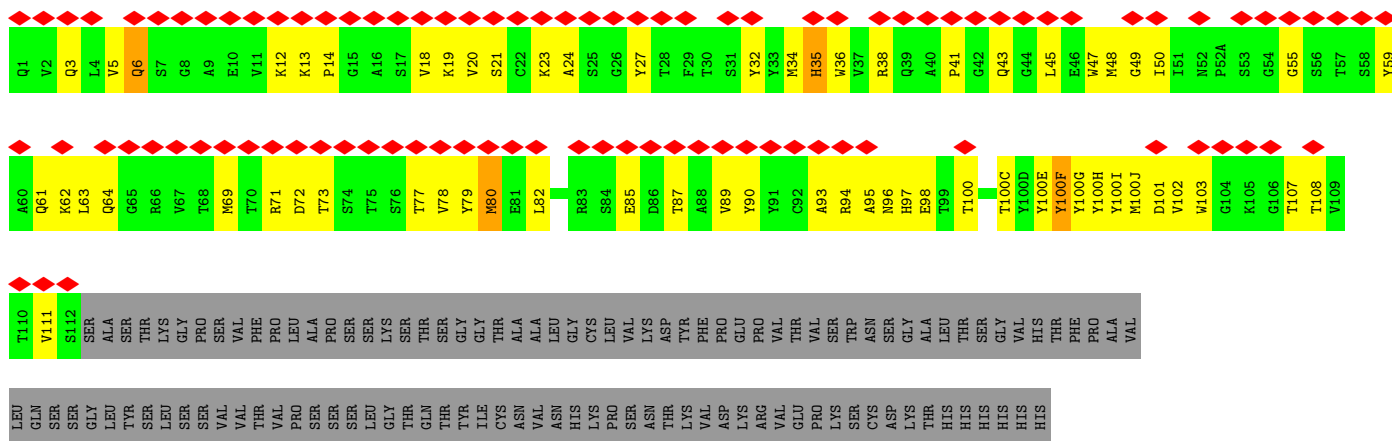
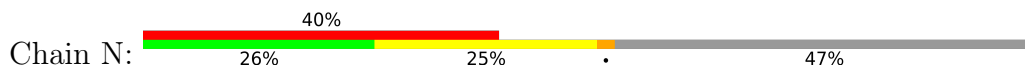


● Molecule 2: C119 Fab Heavy Chain

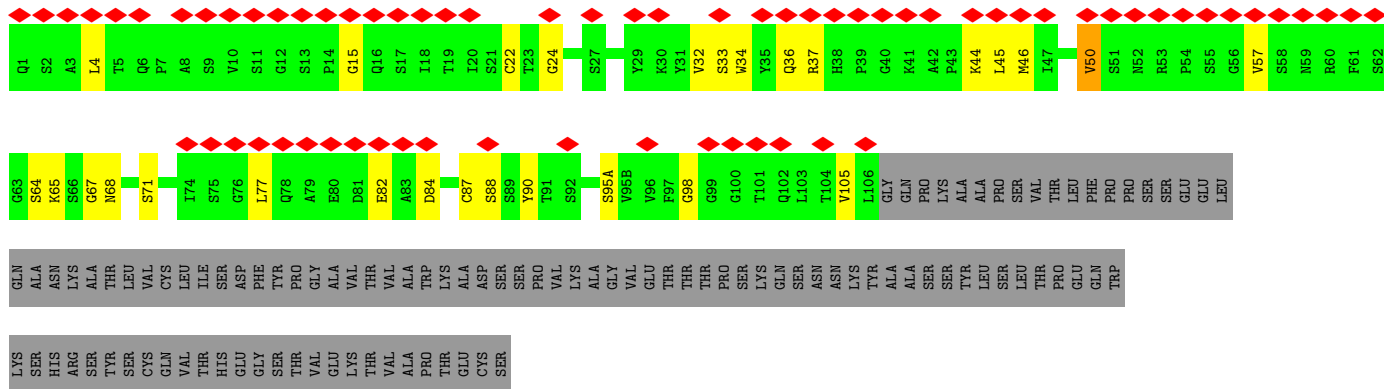
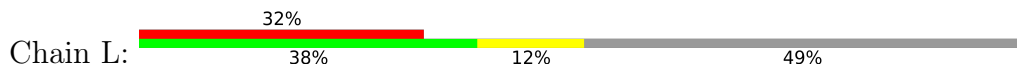




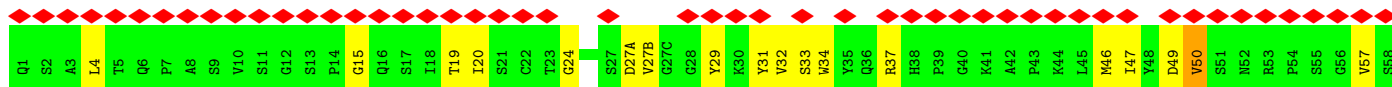
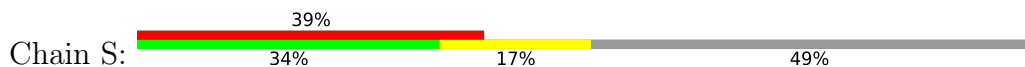
• Molecule 2: C119 Fab Heavy Chain

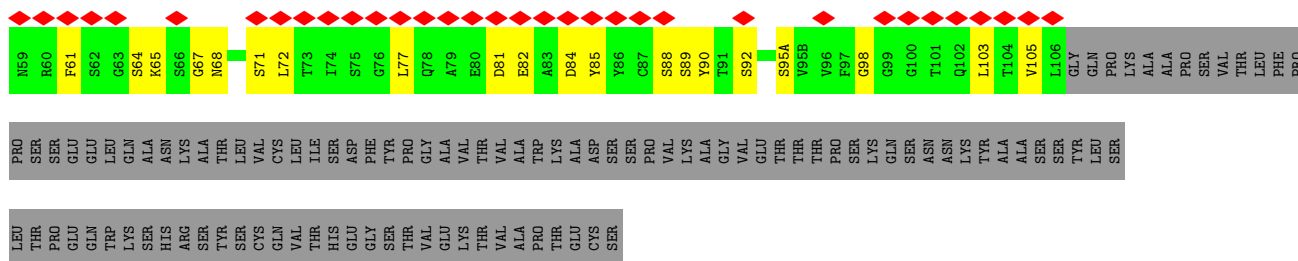


• Molecule 3: C119 Fab Light Chain



• Molecule 3: C119 Fab Light Chain





• Molecule 4: 2-acetamido-2-deoxy-beta-D-glucopyranose-(1-4)-2-acetamido-2-deoxy-beta-D-glucopyranose



• Molecule 4: 2-acetamido-2-deoxy-beta-D-glucopyranose-(1-4)-2-acetamido-2-deoxy-beta-D-glucopyranose



• Molecule 4: 2-acetamido-2-deoxy-beta-D-glucopyranose-(1-4)-2-acetamido-2-deoxy-beta-D-glucopyranose



• Molecule 4: 2-acetamido-2-deoxy-beta-D-glucopyranose-(1-4)-2-acetamido-2-deoxy-beta-D-glucopyranose



• Molecule 4: 2-acetamido-2-deoxy-beta-D-glucopyranose-(1-4)-2-acetamido-2-deoxy-beta-D-glucopyranose





- Molecule 4: 2-acetamido-2-deoxy-beta-D-glucopyranose-(1-4)-2-acetamido-2-deoxy-beta-D-glucopyranose



- Molecule 4: 2-acetamido-2-deoxy-beta-D-glucopyranose-(1-4)-2-acetamido-2-deoxy-beta-D-glucopyranose



- Molecule 4: 2-acetamido-2-deoxy-beta-D-glucopyranose-(1-4)-2-acetamido-2-deoxy-beta-D-glucopyranose



- Molecule 4: 2-acetamido-2-deoxy-beta-D-glucopyranose-(1-4)-2-acetamido-2-deoxy-beta-D-glucopyranose



- Molecule 4: 2-acetamido-2-deoxy-beta-D-glucopyranose-(1-4)-2-acetamido-2-deoxy-beta-D-glucopyranose



- Molecule 4: 2-acetamido-2-deoxy-beta-D-glucopyranose-(1-4)-2-acetamido-2-deoxy-beta-D-glucopyranose





- Molecule 4: 2-acetamido-2-deoxy-beta-D-glucopyranose-(1-4)-2-acetamido-2-deoxy-beta-D-glucopyranose



- Molecule 4: 2-acetamido-2-deoxy-beta-D-glucopyranose-(1-4)-2-acetamido-2-deoxy-beta-D-glucopyranose



4 Experimental information

Property	Value	Source
EM reconstruction method	SINGLE PARTICLE	Depositor
Imposed symmetry	POINT, C1	Depositor
Number of particles used	140378	Depositor
Resolution determination method	FSC 0.143 CUT-OFF	Depositor
CTF correction method	PHASE FLIPPING AND AMPLITUDE CORRECTION	Depositor
Microscope	FEI TITAN KRIOS	Depositor
Voltage (kV)	300	Depositor
Electron dose ($e^-/\text{\AA}^2$)	60	Depositor
Minimum defocus (nm)	1000	Depositor
Maximum defocus (nm)	2500	Depositor
Magnification	105000	Depositor
Image detector	GATAN K3 BIOQUANTUM (6k x 4k)	Depositor
Maximum map value	0.632	Depositor
Minimum map value	-0.368	Depositor
Average map value	0.002	Depositor
Map value standard deviation	0.019	Depositor
Recommended contour level	0.09	Depositor
Map size (Å)	294.272, 294.272, 294.272	wwPDB
Map dimensions	352, 352, 352	wwPDB
Map angles (°)	90.0, 90.0, 90.0	wwPDB
Pixel spacing (Å)	0.836, 0.836, 0.836	Depositor

5 Model quality [i](#)

5.1 Standard geometry [i](#)

Bond lengths and bond angles in the following residue types are not validated in this section: NAG

The Z score for a bond length (or angle) is the number of standard deviations the observed value is removed from the expected value. A bond length (or angle) with $|Z| > 5$ is considered an outlier worth inspection. RMSZ is the root-mean-square of all Z scores of the bond lengths (or angles).

Mol	Chain	Bond lengths		Bond angles	
		RMSZ	# $ Z > 5$	RMSZ	# $ Z > 5$
1	A	0.44	5/7779 (0.1%)	0.59	8/10594 (0.1%)
1	B	0.37	0/6998	0.51	0/9553
1	G	0.42	3/7774 (0.0%)	0.60	4/10593 (0.0%)
2	H	0.47	0/1012	0.76	3/1374 (0.2%)
2	N	0.43	0/1012	0.77	4/1374 (0.3%)
3	L	0.37	0/817	0.61	0/1110
3	S	0.34	0/817	0.63	0/1110
All	All	0.41	8/26209 (0.0%)	0.59	19/35708 (0.1%)

Chiral center outliers are detected by calculating the chiral volume of a chiral center and verifying if the center is modelled as a planar moiety or with the opposite hand. A planarity outlier is detected by checking planarity of atoms in a peptide group, atoms in a mainchain group or atoms of a sidechain that are expected to be planar.

Mol	Chain	#Chirality outliers	#Planarity outliers
1	A	0	5
1	G	0	2
All	All	0	7

All (8) bond length outliers are listed below:

Mol	Chain	Res	Type	Atoms	Z	Observed(Å)	Ideal(Å)
1	A	330	PRO	N-CA	13.00	1.69	1.47
1	G	1079	PRO	CG-CD	-10.15	1.17	1.50
1	G	1079	PRO	CB-CG	-8.31	1.08	1.50
1	A	479	PRO	CG-CD	-7.84	1.24	1.50
1	A	479	PRO	N-CD	6.84	1.57	1.47
1	G	525	CYS	CB-SG	-6.02	1.72	1.82
1	A	329	PHE	C-N	5.82	1.45	1.34
1	A	760	CYS	CB-SG	-5.27	1.73	1.81

All (19) bond angle outliers are listed below:

Mol	Chain	Res	Type	Atoms	Z	Observed(°)	Ideal(°)
1	G	1079	PRO	N-CD-CG	-18.06	76.11	103.20
1	G	1079	PRO	CB-CG-CD	13.97	160.99	106.50
1	A	479	PRO	CA-N-CD	-12.96	93.36	111.50
1	G	1079	PRO	CA-CB-CG	-12.80	79.68	104.00
1	A	479	PRO	N-CD-CG	-9.03	89.66	103.20
2	H	43	GLN	CA-CB-CG	8.38	131.83	113.40
1	A	382	VAL	C-N-CA	-8.35	100.82	121.70
2	N	43	GLN	CA-CB-CG	8.35	131.77	113.40
1	A	330	PRO	CA-N-CD	-8.03	100.26	111.50
1	G	525	CYS	CA-CB-SG	7.79	128.03	114.00
2	N	6	GLN	CA-CB-CG	6.65	128.04	113.40
1	A	699	LEU	CB-CG-CD1	-6.07	100.68	111.00
1	A	738	CYS	CA-CB-SG	5.91	124.63	114.00
2	H	80	MET	CB-CG-SD	5.78	129.75	112.40
2	N	80	MET	CB-CG-SD	5.77	129.72	112.40
1	A	479	PRO	CA-CB-CG	-5.77	93.05	104.00
2	H	19	LYS	CB-CG-CD	5.40	125.63	111.60
2	N	19	LYS	CB-CG-CD	5.39	125.61	111.60
1	A	983	ARG	CA-CB-CG	5.22	124.89	113.40

There are no chirality outliers.

All (7) planarity outliers are listed below:

Mol	Chain	Res	Type	Group
1	A	122	ASN	Peptide
1	A	31	SER	Peptide
1	A	528	LYS	Peptide
1	A	738	CYS	Peptide
1	A	984	LEU	Peptide
1	G	382	VAL	Peptide
1	G	709	ASN	Peptide

5.2 Too-close contacts

In the following table, the Non-H and H(model) columns list the number of non-hydrogen atoms and hydrogen atoms in the chain respectively. The H(added) column lists the number of hydrogen atoms added and optimized by MolProbity. The Clashes column lists the number of clashes within the asymmetric unit, whereas Symm-Clashes lists symmetry-related clashes.

Mol	Chain	Non-H	H(model)	H(added)	Clashes	Symm-Clashes
1	A	7612	0	7355	314	0
1	B	6865	0	6288	217	0
1	G	7604	0	7331	304	0
2	H	988	0	945	94	0
2	N	988	0	944	73	0
3	L	801	0	765	42	0
3	S	801	0	765	46	0
4	C	28	0	25	0	0
4	D	28	0	25	0	0
4	E	28	0	25	1	0
4	F	28	0	25	1	0
4	I	28	0	25	0	0
4	J	28	0	25	1	0
4	K	28	0	25	1	0
4	M	28	0	25	0	0
4	O	28	0	25	0	0
4	P	28	0	25	0	0
4	Q	28	0	25	0	0
4	R	28	0	25	0	0
4	T	28	0	25	1	0
5	A	140	0	130	4	0
5	B	182	0	169	1	0
5	G	154	0	143	2	0
All	All	26499	0	25160	995	0

The all-atom clashscore is defined as the number of clashes found per 1000 atoms (including hydrogen atoms). The all-atom clashscore for this structure is 19.

All (995) close contacts within the same asymmetric unit are listed below, sorted by their clash magnitude.

Atom-1	Atom-2	Interatomic distance (Å)	Clash overlap (Å)
3:S:46:MET:HE1	3:S:61:PHE:CG	1.42	1.54
3:L:34:TRP:CE2	3:L:87:CYS:HB3	1.40	1.51
1:A:330:PRO:CA	1:A:330:PRO:N	1.69	1.48
3:L:34:TRP:CZ2	3:L:87:CYS:HB3	1.57	1.37
3:S:46:MET:HE1	3:S:61:PHE:CD1	1.58	1.37
2:H:21:SER:HB3	2:H:79:TYR:CD2	1.73	1.24
2:N:100(I):TYR:OH	3:S:49:ASP:OD1	1.57	1.22
2:H:36:TRP:CD2	2:H:80:MET:SD	2.32	1.21
3:S:46:MET:CE	3:S:61:PHE:CD1	2.22	1.20
3:L:34:TRP:CE2	3:L:87:CYS:CB	2.30	1.15
2:N:36:TRP:HB3	2:N:80:MET:CE	1.78	1.13

Continued on next page...

Continued from previous page...

Atom-1	Atom-2	Interatomic distance (Å)	Clash overlap (Å)
3:S:47:ILE:HD11	3:S:72:LEU:CD1	1.83	1.08
3:S:47:ILE:CD1	3:S:72:LEU:HD13	1.84	1.07
1:G:391:CYS:HA	1:G:525:CYS:HB3	1.36	1.05
3:L:22:CYS:HB2	3:L:34:TRP:HZ2	1.23	1.04
3:S:46:MET:CE	3:S:61:PHE:CG	2.39	1.03
2:H:36:TRP:CE2	2:H:80:MET:SD	2.51	1.03
3:S:47:ILE:HD11	3:S:72:LEU:HD13	1.06	1.03
1:A:332:ILE:HD12	1:A:332:ILE:H	1.21	1.02
2:H:36:TRP:CG	2:H:80:MET:HE1	1.97	1.00
2:H:36:TRP:CE3	2:H:80:MET:SD	2.55	1.00
1:A:983:ARG:HH11	1:G:382:VAL:HG13	1.25	1.00
1:A:699:LEU:HB3	1:B:788:ILE:HD11	1.42	0.97
3:L:34:TRP:CZ2	3:L:87:CYS:CB	2.44	0.97
2:N:12:LYS:HE3	2:N:18:VAL:HB	1.47	0.96
1:A:788:ILE:HG12	1:G:699:LEU:HD13	1.43	0.96
2:N:36:TRP:HB3	2:N:80:MET:HE1	1.48	0.96
2:N:36:TRP:HB3	2:N:80:MET:HE2	1.47	0.95
2:H:12:LYS:HE3	2:H:18:VAL:HB	1.47	0.94
1:G:826:VAL:HG21	1:G:1057:PRO:HG2	1.48	0.93
2:N:50:ILE:N	2:N:69:MET:HE1	1.84	0.92
2:N:100(J):MET:SD	2:N:103:TRP:NE1	2.43	0.91
2:H:100(J):MET:SD	2:H:103:TRP:NE1	2.43	0.90
1:A:331:ASN:OD1	1:A:580:GLN:OE1	1.89	0.90
2:H:21:SER:HB3	2:H:79:TYR:HD2	1.25	0.89
3:L:22:CYS:HB2	3:L:34:TRP:CZ2	2.06	0.89
1:B:1086:LYS:HD3	1:B:1122:VAL:HG13	1.55	0.89
2:H:36:TRP:CG	2:H:80:MET:CE	2.56	0.88
1:G:231:ILE:HD12	1:G:233:ILE:HG22	1.54	0.88
3:S:46:MET:HE1	3:S:61:PHE:CB	2.05	0.87
2:N:6:GLN:HG2	2:N:21:SER:O	1.75	0.87
2:H:21:SER:CB	2:H:79:TYR:CD2	2.58	0.86
2:N:36:TRP:CE3	2:N:80:MET:CE	2.58	0.85
2:N:36:TRP:CE3	2:N:80:MET:HE3	2.11	0.85
1:A:792:PRO:HG3	1:G:707:TYR:HB3	1.58	0.85
2:H:50:ILE:N	2:H:69:MET:HE1	1.92	0.84
1:A:443:SER:HB3	1:A:499:PRO:HA	1.58	0.84
2:N:36:TRP:CB	2:N:80:MET:CE	2.56	0.83
3:S:46:MET:HE3	3:S:61:PHE:CD1	2.13	0.83
1:G:366:SER:OG	1:G:388:ASN:ND2	2.12	0.82
3:S:65:LYS:NZ	3:S:67:GLY:O	2.15	0.80
1:A:707:TYR:HD1	1:B:883:THR:HG22	1.45	0.80

Continued on next page...

Continued from previous page...

Atom-1	Atom-2	Interatomic distance (Å)	Clash overlap (Å)
3:L:65:LYS:NZ	3:L:67:GLY:O	2.15	0.80
1:A:409:GLN:HA	1:A:414:GLN:HG2	1.61	0.80
3:L:50:VAL:HG11	3:L:65:LYS:HB2	1.65	0.79
2:H:82:LEU:CD1	2:H:90:TYR:HE2	1.96	0.78
1:G:131:CYS:HB2	1:G:133:PHE:CE1	2.18	0.78
2:N:36:TRP:CB	2:N:80:MET:HE2	2.13	0.78
3:S:50:VAL:HG11	3:S:65:LYS:HB2	1.64	0.78
1:B:616:ASN:OD1	1:B:617:CYS:N	2.16	0.78
1:B:388:ASN:HA	1:B:527:PRO:HD2	1.64	0.78
2:N:23:LYS:HG2	2:N:77:THR:OG1	1.84	0.77
1:B:961:THR:HG21	1:G:765:ARG:HH22	1.48	0.77
1:G:443:SER:HB3	1:G:499:PRO:HA	1.66	0.77
2:H:23:LYS:HG2	2:H:77:THR:OG1	1.84	0.77
1:A:699:LEU:HD11	1:B:873:TYR:CZ	2.18	0.77
1:A:983:ARG:NH1	1:G:382:VAL:HG13	2.00	0.77
1:B:129:LYS:HD2	1:B:130:VAL:H	1.50	0.77
1:B:886:TRP:HH2	1:B:904:TYR:HB3	1.48	0.77
1:B:905:ARG:NH1	1:B:1050:MET:HB3	1.99	0.77
1:A:673:SER:OG	1:A:675:GLN:NE2	2.18	0.76
2:H:36:TRP:CD2	2:H:80:MET:CE	2.68	0.76
1:A:131:CYS:HB2	1:A:133:PHE:CE1	2.20	0.76
1:G:449:TYR:HB2	3:S:90:TYR:CZ	2.21	0.76
1:A:816:SER:OG	1:A:819:GLU:OE1	2.02	0.76
1:B:105:ILE:HG13	1:B:241:LEU:HD21	1.67	0.76
1:G:450:ASN:OD1	3:S:92:SER:OG	2.04	0.76
2:N:12:LYS:HB2	2:N:111:VAL:HG22	1.66	0.76
1:A:330:PRO:HB2	1:A:332:ILE:HD13	1.68	0.75
2:H:12:LYS:HB2	2:H:111:VAL:HG22	1.66	0.75
2:H:82:LEU:HD11	2:H:90:TYR:HE2	1.52	0.75
1:A:1092:GLU:HA	1:A:1107:ARG:HH12	1.52	0.74
1:G:865:LEU:HD23	1:G:873:TYR:HE2	1.51	0.74
1:G:295:PRO:HB2	1:G:608:VAL:HG21	1.70	0.74
1:G:910:GLY:O	1:G:1106:GLN:NE2	2.20	0.74
1:A:1031:GLU:OE2	1:G:1039:ARG:NE	2.20	0.74
2:N:36:TRP:CE3	2:N:80:MET:HE1	2.23	0.74
1:B:280:ASN:OD1	1:B:281:GLU:N	2.17	0.74
1:G:449:TYR:CE2	2:N:100(F):TYR:HB2	2.23	0.74
1:G:517:LEU:N	1:G:517:LEU:HD23	2.02	0.73
3:L:22:CYS:CB	3:L:34:TRP:HZ2	1.98	0.73
2:H:46:GLU:OE2	2:H:62:LYS:HE3	1.87	0.73
1:B:716:THR:N	1:B:1071:GLN:O	2.19	0.73

Continued on next page...

Continued from previous page...

Atom-1	Atom-2	Interatomic distance (Å)	Clash overlap (Å)
1:B:236:THR:HG23	1:B:237:ARG:HG3	1.71	0.72
1:B:1123:SER:OG	1:G:918:GLU:OE2	2.07	0.72
1:A:804:GLN:NE2	4:E:1:NAG:O6	2.23	0.72
1:G:57:PRO:HB3	1:G:273:ARG:HH12	1.53	0.72
2:N:36:TRP:CD2	2:N:80:MET:HE3	2.24	0.72
1:A:330:PRO:CB	1:A:332:ILE:HD13	2.18	0.72
2:H:36:TRP:CZ3	2:H:80:MET:CG	2.72	0.72
1:A:276:LEU:HD11	1:A:304:LYS:HA	1.72	0.72
2:N:35:HIS:HA	2:N:50:ILE:HG22	1.71	0.72
1:A:666:ILE:HD11	1:A:672:ALA:HB2	1.69	0.72
1:G:403:ARG:HB2	1:G:495:TYR:HE1	1.53	0.72
2:H:35:HIS:HA	2:H:50:ILE:HG22	1.71	0.72
1:A:770:ILE:HG22	1:A:774:GLN:HE22	1.54	0.71
1:B:905:ARG:HH12	1:B:1050:MET:HB3	1.54	0.71
1:G:105:ILE:HG12	1:G:241:LEU:HD11	1.70	0.71
2:H:82:LEU:CD1	2:H:90:TYR:CE2	2.73	0.71
1:B:328:ARG:NH1	1:B:531:THR:O	2.23	0.70
1:G:376:THR:HB	1:G:435:ALA:HB3	1.71	0.70
1:A:731:MET:SD	1:A:1011:GLN:NE2	2.63	0.70
1:A:738:CYS:HB3	1:A:742:ILE:HD12	1.72	0.70
1:A:190:ARG:HE	1:A:207:HIS:HE1	1.39	0.70
2:H:12:LYS:HE3	2:H:18:VAL:CB	2.22	0.70
2:N:94:ARG:HB3	2:N:102:VAL:HB	1.74	0.70
2:H:94:ARG:HB3	2:H:102:VAL:HB	1.74	0.70
3:L:37:ARG:HB2	3:L:84:ASP:HB2	1.74	0.70
2:N:36:TRP:HE3	2:N:80:MET:HE1	1.56	0.69
1:A:643:PHE:HE1	1:A:645:THR:HB	1.56	0.69
1:A:383:SER:OG	1:A:385:THR:O	2.09	0.69
1:A:716:THR:N	1:A:1071:GLN:O	2.26	0.69
1:A:788:ILE:CG1	1:G:699:LEU:HD13	2.21	0.69
1:G:337:PRO:HB2	1:G:340:GLU:HB3	1.75	0.69
1:G:725:GLU:OE1	1:G:1064:HIS:NE2	2.26	0.69
3:L:36:GLN:NE2	3:L:46:MET:CE	2.55	0.69
1:A:341:VAL:HG21	1:A:358:ILE:HD11	1.74	0.69
1:G:57:PRO:HB2	1:G:60:SER:HB3	1.74	0.68
2:H:30:THR:HG22	2:H:30:THR:O	1.93	0.68
1:B:1091:ARG:HH12	1:B:1119:ASN:HA	1.57	0.68
1:B:725:GLU:HB3	1:B:1064:HIS:CE1	2.28	0.68
3:S:37:ARG:HB2	3:S:84:ASP:HB2	1.74	0.68
1:A:740:MET:HA	1:A:744:GLY:HA2	1.75	0.68
1:A:1062:PHE:HB2	1:A:1064:HIS:CE1	2.29	0.68

Continued on next page...

Continued from previous page...

Atom-1	Atom-2	Interatomic distance (Å)	Clash overlap (Å)
1:B:726:ILE:HG12	1:B:1061:VAL:HG22	1.76	0.67
1:G:518:LEU:HB2	1:G:520:ALA:HB2	1.75	0.67
1:G:901:GLN:HE21	1:G:905:ARG:HE	1.39	0.67
1:A:730:SER:HB2	1:A:774:GLN:HB3	1.76	0.67
1:A:994:ASP:O	1:A:997:ILE:HG22	1.94	0.67
1:B:1089:PHE:HE2	1:G:914:ASN:HA	1.60	0.67
2:H:103:TRP:CZ3	3:L:44:LYS:HA	2.30	0.67
1:G:403:ARG:HB2	1:G:495:TYR:CE1	2.30	0.67
2:N:12:LYS:HE3	2:N:18:VAL:CB	2.22	0.67
1:A:332:ILE:HD12	1:A:332:ILE:N	2.02	0.67
2:N:6:GLN:OE1	2:N:107:THR:HB	1.94	0.67
1:B:666:ILE:HD11	1:B:672:ALA:HB2	1.77	0.66
1:A:905:ARG:HD3	1:A:1050:MET:HB3	1.75	0.66
1:A:983:ARG:HH11	1:G:382:VAL:CG1	2.07	0.66
1:G:437:ASN:HB3	1:G:508:TYR:CZ	2.30	0.66
1:G:886:TRP:HH2	1:G:904:TYR:HB3	1.60	0.66
1:B:725:GLU:HB3	1:B:1064:HIS:HE1	1.61	0.66
1:G:239:GLN:NE2	1:G:240:THR:O	2.28	0.66
1:A:330:PRO:CB	1:A:332:ILE:CD1	2.74	0.66
2:H:97:HIS:HB3	2:H:100(G):TYR:HE1	1.60	0.66
1:B:738:CYS:SG	1:B:739:THR:N	2.69	0.66
1:G:383:SER:OG	1:G:385:THR:O	2.11	0.66
2:N:97:HIS:HB3	2:N:100(G):TYR:HE1	1.60	0.66
1:A:479:PRO:HD2	1:A:479:PRO:O	1.95	0.66
1:B:699:LEU:HD11	1:G:873:TYR:CE1	2.30	0.65
2:N:34:MET:HG3	2:N:78:VAL:HG21	1.78	0.65
1:G:1032:CYS:SG	1:G:1048:HIS:NE2	2.69	0.65
2:H:36:TRP:CZ3	2:H:80:MET:SD	2.89	0.65
2:H:82:LEU:HD11	2:H:90:TYR:CE2	2.32	0.65
1:A:725:GLU:HB3	1:A:1064:HIS:CE1	2.32	0.65
1:B:784:GLN:HG2	1:B:1034:LEU:HD11	1.79	0.65
1:A:709:ASN:HB3	5:A:1307:NAG:HN2	1.62	0.65
3:L:34:TRP:NE1	3:L:87:CYS:CB	2.60	0.65
1:A:357:ARG:NH2	1:A:396:TYR:OH	2.30	0.65
1:A:1032:CYS:SG	1:A:1048:HIS:NE2	2.70	0.65
1:B:1030:SER:HA	1:B:1034:LEU:HD12	1.79	0.64
1:G:455:LEU:HD22	1:G:456:PHE:CE2	2.32	0.64
2:H:34:MET:HG3	2:H:78:VAL:HG21	1.78	0.64
1:A:366:SER:OG	1:A:388:ASN:ND2	2.30	0.64
3:L:34:TRP:NE1	3:L:87:CYS:HB3	2.08	0.64
1:A:1036:GLN:NE2	1:A:1048:HIS:O	2.29	0.64

Continued on next page...

Continued from previous page...

Atom-1	Atom-2	Interatomic distance (Å)	Clash overlap (Å)
1:G:498:GLN:HB2	1:G:501:ASN:HB2	1.79	0.64
3:L:36:GLN:CD	3:L:46:MET:HE1	2.17	0.64
2:H:36:TRP:CE3	2:H:80:MET:CG	2.81	0.64
3:S:4:LEU:HB2	3:S:98:GLY:HA2	1.80	0.64
1:A:349:SER:OG	1:A:452:LEU:O	2.14	0.64
1:B:707:TYR:HB3	1:G:792:PRO:HG3	1.78	0.64
1:G:661:GLU:O	1:G:695:TYR:OH	2.08	0.64
2:H:36:TRP:CE3	2:H:80:MET:HG3	2.32	0.64
1:B:822:LEU:HD13	1:B:945:LEU:HD21	1.80	0.64
1:G:359:SER:HA	1:G:524:VAL:HG22	1.80	0.64
1:G:360:ASN:H	1:G:523:THR:HG22	1.63	0.64
1:A:200:TYR:OH	1:G:396:TYR:OH	2.16	0.63
1:A:330:PRO:HB3	1:A:332:ILE:CD1	2.28	0.63
1:G:502:GLY:O	1:G:506:GLN:NE2	2.31	0.63
1:A:731:MET:HG3	1:A:955:ASN:HD21	1.62	0.63
1:G:346:ARG:HH22	1:G:450:ASN:HD22	1.46	0.63
1:A:985:ASP:HB3	1:A:987:PRO:HD2	1.79	0.63
2:N:36:TRP:CD2	2:N:80:MET:CE	2.80	0.63
1:B:731:MET:SD	1:B:1011:GLN:NE2	2.72	0.63
1:G:502:GLY:HA3	1:G:506:GLN:HG3	1.80	0.63
1:G:1091:ARG:HH12	1:G:1119:ASN:HA	1.63	0.63
2:H:36:TRP:CZ2	2:H:80:MET:SD	2.92	0.63
2:H:21:SER:HA	2:H:79:TYR:HA	1.79	0.63
1:B:393:THR:HA	1:B:522:ALA:HA	1.81	0.63
1:A:1029:MET:O	1:A:1034:LEU:HD12	1.99	0.63
1:A:393:THR:O	1:A:523:THR:OG1	2.16	0.62
1:G:719:THR:HG23	1:G:1070:ALA:HB2	1.81	0.62
2:H:96:ASN:ND2	2:H:101:ASP:OD2	2.32	0.62
3:S:32:VAL:HB	3:S:50:VAL:HG22	1.80	0.62
1:G:452:LEU:HD11	3:S:29:TYR:HE1	1.63	0.62
2:N:96:ASN:ND2	2:N:101:ASP:OD2	2.32	0.62
1:B:699:LEU:HD11	1:G:873:TYR:CZ	2.34	0.62
1:G:762:GLN:HG3	1:G:765:ARG:HH21	1.64	0.62
1:G:770:ILE:HD11	1:G:1012:LEU:HD23	1.82	0.62
3:S:50:VAL:HG11	3:S:65:LYS:CB	2.29	0.62
1:A:770:ILE:HD11	1:A:1012:LEU:HD23	1.81	0.62
3:L:32:VAL:HB	3:L:50:VAL:HG22	1.80	0.62
3:L:36:GLN:CD	3:L:46:MET:CE	2.68	0.62
2:N:36:TRP:CG	2:N:80:MET:CE	2.83	0.62
1:A:406:GLU:OE1	1:A:409:GLN:NE2	2.33	0.61
1:A:437:ASN:HB3	1:A:508:TYR:CE1	2.35	0.61

Continued on next page...

Continued from previous page...

Atom-1	Atom-2	Interatomic distance (Å)	Clash overlap (Å)
2:N:35:HIS:N	2:N:93:ALA:O	2.26	0.61
1:G:886:TRP:CH2	1:G:904:TYR:HB3	2.35	0.61
2:H:35:HIS:N	2:H:93:ALA:O	2.26	0.61
3:L:4:LEU:HB2	3:L:98:GLY:HA2	1.80	0.61
3:L:46:MET:HG2	3:L:57:VAL:HG22	1.80	0.61
1:G:517:LEU:HD23	1:G:517:LEU:H	1.66	0.61
2:H:72:ASP:N	2:H:77:THR:O	2.32	0.61
3:L:50:VAL:HG11	3:L:65:LYS:CB	2.30	0.61
1:G:338:PHE:HE1	1:G:358:ILE:HG21	1.65	0.61
1:G:741:TYR:OH	1:G:962:LEU:O	2.19	0.61
1:B:1062:PHE:HB2	1:B:1064:HIS:CE1	2.35	0.61
1:G:449:TYR:HD1	1:G:496:GLY:HA2	1.66	0.61
1:B:226:LEU:HD12	1:B:227:VAL:HG23	1.82	0.61
1:G:431:GLY:HA2	1:G:515:PHE:CD2	2.36	0.61
2:N:72:ASP:N	2:N:77:THR:O	2.32	0.61
1:G:273:ARG:HH21	1:G:292:ALA:HB3	1.64	0.61
1:G:961:THR:O	1:G:965:GLN:HG2	2.01	0.61
1:G:951:VAL:O	1:G:955:ASN:ND2	2.34	0.60
1:A:718:PHE:HZ	1:A:923:ILE:HG12	1.66	0.60
1:B:89:GLY:HA3	1:B:270:LEU:HD12	1.83	0.60
1:A:333:THR:HG22	1:A:333:THR:O	2.01	0.60
1:B:770:ILE:HD11	1:B:1012:LEU:HD23	1.84	0.60
1:G:349:SER:OG	1:G:452:LEU:O	2.16	0.60
1:A:788:ILE:HG23	1:A:876:ALA:HB2	1.83	0.60
1:A:1011:GLN:OE1	1:A:1014:ARG:NH1	2.34	0.60
1:B:611:LEU:HD22	1:B:666:ILE:HG23	1.84	0.60
1:B:661:GLU:O	1:B:695:TYR:OH	2.18	0.60
2:H:35:HIS:O	2:H:93:ALA:N	2.33	0.60
1:G:431:GLY:HA2	1:G:515:PHE:HD2	1.64	0.60
1:B:950:ASP:OD2	1:B:951:VAL:N	2.34	0.60
2:H:107:THR:HG22	2:H:107:THR:O	2.02	0.60
1:G:342:PHE:CE1	1:G:511:VAL:HG11	2.37	0.60
1:G:791:THR:HG21	1:G:806:LEU:HD11	1.84	0.60
2:N:35:HIS:O	2:N:93:ALA:N	2.33	0.60
2:N:100(F):TYR:HE1	2:N:100(I):TYR:CE1	2.20	0.60
1:A:983:ARG:NH2	1:G:380:TYR:O	2.35	0.59
1:A:330:PRO:HD3	1:A:525:CYS:SG	2.42	0.59
1:B:129:LYS:HE3	1:B:131:CYS:SG	2.43	0.59
1:B:897:PRO:HG2	1:B:900:MET:HG2	1.83	0.59
1:A:1017:GLU:OE2	1:B:1019:ARG:NH1	2.35	0.59
2:H:71:ARG:HA	2:H:78:VAL:HA	1.83	0.59

Continued on next page...

Continued from previous page...

Atom-1	Atom-2	Interatomic distance (Å)	Clash overlap (Å)
1:A:983:ARG:HG3	1:G:381:GLY:O	2.02	0.59
1:B:1011:GLN:OE1	1:B:1014:ARG:NH1	2.35	0.59
1:B:897:PRO:HG2	1:B:900:MET:CG	2.32	0.59
1:B:1081:ILE:HG21	1:B:1135:ASN:HD22	1.67	0.59
2:H:46:GLU:OE2	2:H:62:LYS:CE	2.50	0.59
1:B:715:PRO:HA	1:B:1072:GLU:HA	1.85	0.59
1:A:725:GLU:HB3	1:A:1064:HIS:HE1	1.67	0.59
1:A:1040:VAL:N	1:B:1031:GLU:OE1	2.33	0.59
1:B:127:VAL:HG22	1:B:171:VAL:HG22	1.84	0.59
1:A:983:ARG:HD2	1:G:382:VAL:HG12	1.84	0.59
1:G:402:ILE:HD11	1:G:510:VAL:HG21	1.83	0.59
1:G:816:SER:N	1:G:819:GLU:OE2	2.26	0.59
2:N:71:ARG:HA	2:N:78:VAL:HA	1.83	0.59
1:A:1073:LYS:HA	5:A:1308:NAG:H82	1.84	0.59
3:L:45:LEU:HD23	3:L:45:LEU:C	2.23	0.59
1:A:819:GLU:OE2	1:A:1054:GLN:NE2	2.36	0.58
1:A:337:PRO:HB2	1:A:340:GLU:HB2	1.85	0.58
1:A:562:PHE:HD1	1:B:41:LYS:HZ2	1.51	0.58
2:H:82:LEU:HD12	2:H:90:TYR:CE2	2.37	0.58
1:B:802:PHE:HE1	1:B:927:PHE:CE2	2.21	0.58
3:S:46:MET:HE2	3:S:57:VAL:CG1	2.34	0.58
1:G:866:THR:O	1:G:870:ILE:HG12	2.04	0.58
1:A:1095:PHE:HE2	1:A:1115:ILE:HD12	1.69	0.58
1:B:1101:HIS:ND1	4:K:1:NAG:H5	2.19	0.58
1:B:715:PRO:HD3	1:G:894:LEU:HD13	1.86	0.58
1:A:1046:GLY:HA2	1:B:890:ALA:HA	1.86	0.58
3:S:81:ASP:O	3:S:85:TYR:OH	2.20	0.57
1:G:544:ASN:HD21	1:G:579:PRO:HB3	1.68	0.57
2:H:8:GLY:O	2:H:10:GLU:OE2	2.22	0.57
1:B:193:VAL:HG23	1:B:223:LEU:HD22	1.86	0.57
1:A:280:ASN:ND2	1:A:284:THR:HB	2.20	0.57
1:A:280:ASN:HD21	1:A:284:THR:HB	1.69	0.57
1:A:294:ASP:OD1	1:A:297:SER:N	2.32	0.57
1:B:804:GLN:N	1:B:804:GLN:OE1	2.38	0.57
1:G:449:TYR:CD1	1:G:496:GLY:HA2	2.39	0.57
3:S:15:GLY:N	3:S:77:LEU:O	2.31	0.57
3:S:24:GLY:O	3:S:68:ASN:ND2	2.37	0.57
1:G:865:LEU:HD23	1:G:873:TYR:CE2	2.37	0.57
2:N:32:TYR:CG	2:N:94:ARG:HD3	2.40	0.57
3:L:24:GLY:O	3:L:68:ASN:ND2	2.37	0.56
1:A:190:ARG:HE	1:A:207:HIS:CE1	2.23	0.56

Continued on next page...

Continued from previous page...

Atom-1	Atom-2	Interatomic distance (Å)	Clash overlap (Å)
1:A:1119:ASN:ND2	1:A:1119:ASN:O	2.36	0.56
3:L:15:GLY:N	3:L:77:LEU:O	2.31	0.56
1:G:449:TYR:CZ	2:N:100(F):TYR:HB2	2.41	0.56
3:L:36:GLN:NE2	3:L:46:MET:HE2	2.20	0.56
3:L:36:GLN:OE1	3:L:46:MET:HE1	2.05	0.56
1:B:216:LEU:HD12	1:B:266:TYR:CD2	2.41	0.56
1:G:749:CYS:SG	1:G:997:ILE:HD11	2.45	0.56
1:G:897:PRO:HG2	1:G:900:MET:CG	2.34	0.56
1:G:897:PRO:HG2	1:G:900:MET:HG2	1.86	0.56
2:H:36:TRP:CB	2:H:80:MET:HE1	2.35	0.56
1:A:718:PHE:HB3	1:A:1109:PHE:CZ	2.40	0.56
1:G:437:ASN:HB3	1:G:508:TYR:CE1	2.41	0.56
1:A:199:GLY:HA2	1:A:232:GLY:HA2	1.86	0.56
1:B:577:ARG:HH22	1:B:582:LEU:HD22	1.69	0.56
1:G:446:GLY:O	1:G:449:TYR:OH	2.19	0.56
1:G:1021:SER:O	1:G:1025:ALA:N	2.34	0.56
2:H:32:TYR:CG	2:H:94:ARG:HD3	2.40	0.56
1:A:86:PHE:HD2	1:A:90:VAL:HG23	1.71	0.56
1:A:318:PHE:N	1:A:593:GLY:O	2.38	0.56
1:G:53:ASP:HB3	1:G:55:PHE:CE1	2.41	0.56
1:G:363:ALA:O	1:G:526:GLY:HA2	2.05	0.56
1:A:983:ARG:NH2	1:G:430:THR:HA	2.21	0.55
1:A:983:ARG:CZ	1:G:381:GLY:HA3	2.34	0.55
2:N:94:ARG:HD2	2:N:95:ALA:O	2.05	0.55
3:S:20:ILE:HD12	3:S:72:LEU:HD23	1.87	0.55
1:A:393:THR:HG21	1:A:518:LEU:H	1.72	0.55
1:A:765:ARG:HH22	1:G:961:THR:HG21	1.71	0.55
1:B:1032:CYS:SG	1:B:1048:HIS:NE2	2.79	0.55
1:B:802:PHE:HB3	1:B:806:LEU:HD23	1.88	0.55
1:B:574:ASP:OD1	1:B:575:ALA:N	2.40	0.55
2:N:38:ARG:HB3	2:N:48:MET:HE2	1.89	0.55
1:A:326:ILE:HD11	1:A:534:VAL:HG12	1.87	0.55
1:G:229:LEU:HD12	1:G:230:PRO:HD2	1.87	0.55
2:H:103:TRP:HH2	3:L:45:LEU:N	2.05	0.55
1:B:878:LEU:HG	1:B:882:ILE:HD11	1.88	0.55
2:H:38:ARG:HB3	2:H:48:MET:HE2	1.89	0.55
1:B:866:THR:O	1:B:870:ILE:HG13	2.07	0.55
2:H:36:TRP:CZ3	2:H:80:MET:HG2	2.41	0.55
2:H:94:ARG:HD2	2:H:95:ALA:O	2.05	0.55
1:A:344:ALA:HB3	1:A:347:PHE:HE1	1.72	0.55
1:A:676:THR:HA	1:A:690:GLN:HG2	1.88	0.55

Continued on next page...

Continued from previous page...

Atom-1	Atom-2	Interatomic distance (Å)	Clash overlap (Å)
1:G:326:ILE:HD11	1:G:532:ASN:O	2.06	0.55
1:G:880:GLY:O	1:G:884:SER:OG	2.17	0.55
1:A:759:PHE:O	1:A:763:LEU:HG	2.07	0.54
1:A:784:GLN:OE1	1:A:1034:LEU:HD11	2.07	0.54
1:B:106:PHE:HB2	1:B:117:LEU:HB3	1.88	0.54
1:B:294:ASP:OD1	1:B:297:SER:N	2.33	0.54
1:G:962:LEU:HD22	1:G:1007:TYR:CD2	2.42	0.54
2:N:50:ILE:CA	2:N:69:MET:HE1	2.37	0.54
1:A:349:SER:OG	1:A:452:LEU:N	2.39	0.54
1:A:775:ASP:OD1	1:A:864:LEU:HB3	2.08	0.54
1:B:703:ASN:ND2	1:G:787:GLN:OE1	2.37	0.54
1:G:804:GLN:O	1:G:816:SER:OG	2.26	0.54
3:L:36:GLN:NE2	3:L:46:MET:HE1	2.22	0.54
1:G:578:ASP:HB3	1:G:581:THR:O	2.07	0.54
1:A:344:ALA:HB3	1:A:347:PHE:CE1	2.43	0.54
1:A:408:ARG:HH12	1:A:409:GLN:HE21	1.54	0.54
1:A:663:ASP:HB2	1:A:673:SER:HB3	1.90	0.54
1:G:391:CYS:HB3	1:G:522:ALA:CB	2.38	0.54
1:G:728:PRO:HB3	1:G:951:VAL:HG21	1.89	0.54
1:G:738:CYS:SG	1:G:739:THR:N	2.79	0.54
1:A:643:PHE:CE2	1:A:655:HIS:CD2	2.96	0.54
1:A:825:LYS:HE3	1:A:938:LEU:O	2.08	0.54
1:B:1029:MET:HA	1:B:1033:VAL:HG23	1.89	0.54
1:G:28:TYR:CE1	5:G:1301:NAG:H81	2.42	0.54
1:A:231:ILE:HD12	1:A:233:ILE:HD12	1.90	0.54
1:A:666:ILE:HD12	1:A:670:ILE:HG22	1.89	0.54
1:G:434:ILE:HB	1:G:511:VAL:HG13	1.90	0.54
1:B:31:SER:OG	1:B:60:SER:O	2.24	0.54
1:B:775:ASP:OD1	1:B:864:LEU:HB3	2.06	0.54
1:B:802:PHE:HE1	1:B:927:PHE:HE2	1.55	0.54
2:H:50:ILE:CA	2:H:69:MET:HE1	2.37	0.54
1:A:347:PHE:CD2	1:A:399:SER:HB2	2.43	0.53
1:G:614:ASP:N	1:G:647:ALA:O	2.31	0.53
1:G:995:ARG:HG3	1:G:995:ARG:HH11	1.72	0.53
1:A:1028:LYS:O	1:A:1032:CYS:HB3	2.09	0.53
1:G:887:THR:HG21	1:G:894:LEU:HD12	1.90	0.53
1:A:230:PRO:HB3	1:G:357:ARG:HH12	1.72	0.53
1:B:564:GLN:O	1:B:577:ARG:HG3	2.08	0.53
1:A:919:ASN:OD1	1:A:922:LEU:HB3	2.09	0.53
1:B:34:ARG:HD2	1:B:216:LEU:HD21	1.91	0.53
2:N:20:VAL:O	2:N:80:MET:N	2.41	0.53

Continued on next page...

Continued from previous page...

Atom-1	Atom-2	Interatomic distance (Å)	Clash overlap (Å)
1:A:1029:MET:HA	1:A:1033:VAL:HG23	1.91	0.53
1:G:1010:GLN:OE1	1:G:1014:ARG:NH2	2.41	0.53
1:A:711:SER:C	1:B:895:GLN:HE22	2.11	0.53
1:G:329:PHE:CE1	1:G:528:LYS:HB2	2.43	0.53
1:G:919:ASN:OD1	1:G:922:LEU:HB3	2.08	0.53
1:A:339:GLY:HA2	5:A:1309:NAG:H83	1.89	0.53
1:A:643:PHE:CE1	1:A:645:THR:HB	2.41	0.53
1:G:383:SER:OG	1:G:386:LYS:HB3	2.08	0.53
1:A:738:CYS:O	1:A:742:ILE:N	2.35	0.52
1:A:984:LEU:HD12	1:A:988:GLU:HB2	1.91	0.52
1:B:131:CYS:HB2	1:B:133:PHE:CE2	2.45	0.52
1:A:982:SER:O	1:G:390:LEU:HD21	2.10	0.52
1:G:280:ASN:ND2	1:G:284:THR:OG1	2.41	0.52
2:N:85:GLU:OE1	2:N:85:GLU:N	2.41	0.52
1:B:961:THR:O	1:B:965:GLN:HG2	2.10	0.52
1:G:330:PRO:HD3	1:G:544:ASN:OD1	2.09	0.52
2:H:36:TRP:CZ3	2:H:80:MET:HG3	2.44	0.52
2:N:49:GLY:C	2:N:69:MET:HE1	2.29	0.52
1:A:329:PHE:O	1:A:580:GLN:NE2	2.43	0.52
1:B:1031:GLU:HG3	1:B:1037:SER:HB2	1.90	0.52
1:B:1088:HIS:CD2	1:B:1137:VAL:HG21	2.44	0.52
1:A:719:THR:HG23	1:A:1070:ALA:HB2	1.91	0.52
1:A:788:ILE:HG13	1:G:699:LEU:HD22	1.89	0.52
1:A:903:ALA:HB1	1:A:913:GLN:HB2	1.92	0.52
1:G:417:LYS:HE3	1:G:455:LEU:HA	1.91	0.52
1:A:445:VAL:HA	1:A:499:PRO:HG3	1.92	0.52
1:G:722:VAL:HG12	1:G:930:ALA:HB1	1.91	0.52
1:G:423:TYR:HH	1:G:464:PHE:HE1	1.57	0.51
1:A:31:SER:HB3	1:A:56:LEU:HD21	1.92	0.51
1:A:345:THR:HG22	1:A:346:ARG:HG2	1.91	0.51
1:B:645:THR:HG23	1:B:647:ALA:H	1.75	0.51
1:A:121:ASN:HA	1:A:126:VAL:HA	1.92	0.51
1:A:699:LEU:HD23	1:B:788:ILE:HG12	1.91	0.51
1:B:81:ASN:N	1:B:265:TYR:HH	2.07	0.51
1:B:906:PHE:HB3	1:B:911:VAL:HG13	1.92	0.51
2:H:94:ARG:NH2	2:H:95:ALA:O	2.38	0.51
1:A:381:GLY:O	1:B:983:ARG:NH1	2.43	0.51
1:A:659:SER:HB2	1:A:698:SER:HB2	1.91	0.51
1:G:106:PHE:HB2	1:G:117:LEU:HB2	1.93	0.51
1:G:353:TRP:O	1:G:466:ARG:NH2	2.43	0.51
1:A:332:ILE:H	1:A:332:ILE:CD1	1.95	0.51

Continued on next page...

Continued from previous page...

Atom-1	Atom-2	Interatomic distance (Å)	Clash overlap (Å)
1:A:739:THR:O	1:A:743:CYS:N	2.42	0.51
1:G:1118:ASP:OD2	1:G:1140:PRO:HG2	2.11	0.51
2:H:24:ALA:HB1	2:H:27:TYR:CE1	2.46	0.51
1:A:361:CYS:SG	1:A:362:VAL:N	2.83	0.51
1:A:715:PRO:HA	1:A:1072:GLU:HA	1.93	0.51
1:G:291:CYS:HA	1:G:297:SER:HB3	1.92	0.51
1:G:599:THR:HG22	1:G:601:GLY:H	1.74	0.51
1:A:330:PRO:N	1:A:330:PRO:C	2.58	0.51
1:A:709:ASN:CB	5:A:1307:NAG:HN2	2.24	0.51
3:L:34:TRP:CZ2	3:L:87:CYS:SG	3.04	0.51
3:S:33:SER:O	3:S:88:SER:N	2.43	0.51
1:A:59:PHE:HD1	1:A:293:LEU:HD11	1.76	0.51
1:A:295:PRO:HB2	1:A:608:VAL:HG21	1.92	0.51
1:A:905:ARG:HG2	1:A:1036:GLN:OE1	2.09	0.51
1:B:934:ILE:H	1:B:934:ILE:HD12	1.76	0.51
1:B:1091:ARG:HH22	1:B:1118:ASP:C	2.14	0.51
1:G:303:LEU:HD11	1:G:313:TYR:CE2	2.46	0.51
1:G:676:THR:HA	1:G:690:GLN:HA	1.92	0.51
3:L:77:LEU:HD21	3:L:105:VAL:HG22	1.93	0.51
1:G:669:GLY:O	1:G:697:MET:HG2	2.11	0.51
2:H:85:GLU:OE1	2:H:85:GLU:N	2.41	0.51
2:H:103:TRP:CH2	3:L:44:LYS:HA	2.45	0.51
2:N:24:ALA:HB1	2:N:27:TYR:CE1	2.46	0.51
1:G:117:LEU:HD13	1:G:130:VAL:HG12	1.91	0.51
1:G:273:ARG:HE	1:G:292:ALA:HB3	1.75	0.51
1:G:327:VAL:H	1:G:531:THR:HG22	1.76	0.51
1:G:417:LYS:HE2	1:G:455:LEU:HG	1.93	0.51
2:H:36:TRP:CB	2:H:80:MET:CE	2.89	0.51
1:A:230:PRO:HB3	1:G:357:ARG:NH1	2.26	0.50
1:A:337:PRO:HB2	1:A:340:GLU:CB	2.41	0.50
2:H:13:LYS:HB3	2:H:14:PRO:HD2	1.92	0.50
3:S:77:LEU:HD21	3:S:105:VAL:HG22	1.93	0.50
1:A:740:MET:HA	1:A:744:GLY:CA	2.41	0.50
1:B:886:TRP:CH2	1:B:904:TYR:HB3	2.38	0.50
1:G:127:VAL:HG22	1:G:171:VAL:HG22	1.92	0.50
1:G:702:GLU:OE2	1:G:704:SER:N	2.44	0.50
3:L:46:MET:HB3	3:L:57:VAL:HG11	1.94	0.50
1:G:294:ASP:OD1	1:G:297:SER:N	2.36	0.50
1:G:882:ILE:HA	1:G:898:PHE:HE1	1.77	0.50
2:H:97:HIS:HB3	2:H:100(G):TYR:CE1	2.45	0.50
2:N:59:TYR:HE2	2:N:64:GLN:HA	1.76	0.50

Continued on next page...

Continued from previous page...

Atom-1	Atom-2	Interatomic distance (Å)	Clash overlap (Å)
2:H:22:CYS:N	2:H:78:VAL:O	2.41	0.50
1:A:1107:ARG:HG2	1:B:904:TYR:CZ	2.47	0.50
1:B:339:GLY:O	1:B:343:ASN:HB2	2.12	0.50
1:B:899:ALA:HB1	1:B:917:TYR:HE2	1.77	0.50
2:N:97:HIS:HB3	2:N:100(G):TYR:CE1	2.45	0.50
1:A:330:PRO:HB3	1:A:332:ILE:HD13	1.89	0.50
1:A:715:PRO:HD3	1:B:894:LEU:HD13	1.94	0.50
1:A:1027:THR:HA	1:A:1030:SER:HB2	1.94	0.50
1:A:1101:HIS:ND1	4:F:1:NAG:H5	2.25	0.50
2:H:59:TYR:HE2	2:H:64:GLN:HA	1.76	0.50
2:H:98:GLU:O	2:H:100:THR:HG23	2.12	0.50
2:N:61:GLN:O	2:N:64:GLN:HG2	2.12	0.50
2:N:98:GLU:O	2:N:100:THR:HG23	2.12	0.50
1:A:382:VAL:HG12	1:B:983:ARG:NH1	2.26	0.50
1:A:645:THR:HG23	1:A:647:ALA:H	1.77	0.50
1:A:791:THR:HG21	1:A:806:LEU:HD13	1.93	0.50
1:G:452:LEU:HD11	3:S:29:TYR:CE1	2.46	0.50
1:A:1097:SER:HB2	1:A:1102:TRP:CD2	2.47	0.49
1:B:1078:ALA:HB1	1:B:1131:GLY:O	2.11	0.49
3:L:33:SER:O	3:L:88:SER:N	2.43	0.49
3:L:82:GLU:HB2	3:L:105:VAL:HG23	1.94	0.49
2:H:61:GLN:O	2:H:64:GLN:HG2	2.12	0.49
2:N:13:LYS:HB3	2:N:14:PRO:HD2	1.93	0.49
2:N:94:ARG:NH2	2:N:95:ALA:O	2.38	0.49
1:A:960:ASN:O	1:A:964:LYS:HG2	2.11	0.49
1:B:759:PHE:O	1:B:763:LEU:HD23	2.13	0.49
1:B:865:LEU:HD13	1:B:873:TYR:HE1	1.77	0.49
1:G:1106:GLN:NE2	1:G:1107:ARG:H	2.10	0.49
2:H:21:SER:HB3	2:H:79:TYR:CE2	2.42	0.49
2:H:47:TRP:HE1	2:H:50:ILE:HG23	1.77	0.49
1:B:819:GLU:O	1:B:823:PHE:HD2	1.94	0.49
2:H:30:THR:O	2:H:30:THR:CG2	2.59	0.49
1:A:83:VAL:HG22	1:A:239:GLN:HG3	1.95	0.49
1:A:767:LEU:HD21	1:A:1008:VAL:HG22	1.94	0.49
2:N:47:TRP:CZ2	2:N:49:GLY:HA2	2.48	0.49
2:N:47:TRP:HE1	2:N:50:ILE:HG23	1.77	0.49
3:S:46:MET:HE1	3:S:61:PHE:HB2	1.93	0.49
1:A:866:THR:O	1:A:870:ILE:HG13	2.13	0.49
1:B:1095:PHE:CD1	1:B:1104:VAL:HB	2.48	0.49
1:G:741:TYR:OH	1:G:962:LEU:HG	2.13	0.49
1:A:825:LYS:NZ	1:A:939:SER:O	2.31	0.49

Continued on next page...

Continued from previous page...

Atom-1	Atom-2	Interatomic distance (Å)	Clash overlap (Å)
1:G:101:ILE:HA	1:G:242:LEU:HA	1.94	0.49
1:G:598:ILE:HB	1:G:609:ALA:HB3	1.94	0.49
2:H:36:TRP:CH2	2:H:80:MET:SD	3.06	0.49
1:A:127:VAL:HG12	1:A:171:VAL:HG22	1.94	0.49
1:B:106:PHE:HB3	1:B:235:ILE:HD13	1.93	0.49
1:B:715:PRO:HD3	1:G:894:LEU:CD1	2.42	0.49
1:B:722:VAL:HB	1:B:934:ILE:HD11	1.95	0.49
2:H:100(C):THR:HG21	2:H:100(G):TYR:CE2	2.48	0.49
1:A:642:VAL:HG13	1:A:651:ILE:HG22	1.94	0.48
1:G:1049:LEU:HB2	1:G:1065:VAL:O	2.13	0.48
2:N:100(C):THR:HG21	2:N:100(G):TYR:CE2	2.48	0.48
1:A:57:PRO:O	1:A:60:SER:OG	2.17	0.48
1:B:106:PHE:CD1	1:B:117:LEU:HD23	2.48	0.48
3:S:46:MET:CE	3:S:61:PHE:HB2	2.43	0.48
1:B:922:LEU:O	1:B:926:GLN:N	2.33	0.48
1:B:1082:CYS:HA	1:B:1086:LYS:O	2.13	0.48
1:B:1093:GLY:H	1:B:1107:ARG:CZ	2.26	0.48
1:A:398:ASP:O	1:A:511:VAL:HA	2.13	0.48
1:G:316:SER:O	1:G:595:VAL:HG12	2.13	0.48
2:H:47:TRP:CZ2	2:H:49:GLY:HA2	2.48	0.48
3:S:82:GLU:HB2	3:S:105:VAL:HG23	1.94	0.48
1:A:866:THR:OG1	1:A:869:MET:HG3	2.13	0.48
1:A:886:TRP:HH2	1:A:904:TYR:CB	2.26	0.48
1:A:1107:ARG:HG2	1:B:904:TYR:OH	2.13	0.48
1:B:1086:LYS:HG2	1:B:1124:GLY:O	2.13	0.48
1:A:403:ARG:HA	1:A:497:PHE:HE1	1.77	0.48
1:G:193:VAL:HG23	1:G:223:LEU:HD22	1.95	0.48
1:A:990:GLU:O	1:A:994:ASP:HB2	2.14	0.48
1:B:659:SER:HB2	1:B:698:SER:HB3	1.94	0.48
1:B:791:THR:HG21	1:B:806:LEU:CD1	2.44	0.48
3:S:85:TYR:HE1	3:S:103:LEU:HB3	1.78	0.48
1:A:660:TYR:HB2	1:A:695:TYR:CZ	2.49	0.48
1:G:303:LEU:HD12	1:G:308:VAL:HG12	1.95	0.48
1:G:934:ILE:HD12	1:G:934:ILE:H	1.78	0.48
3:L:34:TRP:CD2	3:L:87:CYS:HB3	2.28	0.48
3:S:46:MET:CE	3:S:57:VAL:CG1	2.91	0.48
1:A:386:LYS:HD3	1:B:982:SER:HA	1.96	0.48
1:A:417:LYS:HA	1:A:417:LYS:HE2	1.94	0.48
1:A:702:GLU:OE2	1:A:704:SER:N	2.47	0.48
1:B:1080:ALA:HB2	1:B:1089:PHE:CE1	2.49	0.48
1:G:445:VAL:HA	1:G:499:PRO:HG2	1.96	0.48

Continued on next page...

Continued from previous page...

Atom-1	Atom-2	Interatomic distance (Å)	Clash overlap (Å)
1:A:36:VAL:HB	1:A:220:PHE:CE1	2.48	0.48
1:G:756:TYR:HB3	1:G:759:PHE:HD2	1.78	0.48
3:L:46:MET:HA	3:L:57:VAL:HG21	1.95	0.48
1:A:94:SER:HA	1:A:265:TYR:HA	1.96	0.47
1:A:776:LYS:HE2	1:A:776:LYS:HA	1.96	0.47
1:A:788:ILE:HD11	1:A:873:TYR:CD2	2.48	0.47
1:A:904:TYR:O	1:A:907:ASN:N	2.47	0.47
1:A:894:LEU:CD2	1:G:715:PRO:HD3	2.43	0.47
1:G:876:ALA:O	1:G:879:ALA:N	2.46	0.47
1:G:998:THR:O	1:G:1002:GLN:HB2	2.15	0.47
2:H:21:SER:CB	2:H:79:TYR:CE2	2.97	0.47
1:A:1024:LEU:HG	1:A:1028:LYS:HE2	1.96	0.47
1:B:331:ASN:OD1	1:B:580:GLN:HG2	2.15	0.47
2:N:20:VAL:HB	2:N:80:MET:HB3	1.96	0.47
3:S:90:TYR:HA	3:S:95(A):SER:O	2.14	0.47
1:A:766:ALA:O	1:A:770:ILE:HG12	2.14	0.47
1:B:1118:ASP:OD2	1:B:1140:PRO:HG2	2.13	0.47
1:G:339:GLY:HA2	4:T:1:NAG:H83	1.95	0.47
1:G:341:VAL:HG21	1:G:397:ALA:HB1	1.96	0.47
1:A:1078:ALA:HB1	1:A:1131:GLY:O	2.14	0.47
1:B:707:TYR:CD1	1:G:883:THR:HG22	2.50	0.47
1:G:802:PHE:CE2	1:G:927:PHE:HE2	2.32	0.47
3:L:36:GLN:CD	3:L:46:MET:HE2	2.35	0.47
1:A:894:LEU:HD23	1:G:713:ALA:O	2.15	0.47
1:B:902:MET:HA	1:B:905:ARG:HB3	1.96	0.47
1:B:909:ILE:HG23	1:B:1036:GLN:NE2	2.30	0.47
1:G:797:PHE:O	1:G:800:PHE:N	2.45	0.47
3:S:46:MET:HE2	3:S:57:VAL:HG11	1.96	0.47
1:A:330:PRO:HB2	1:A:332:ILE:CD1	2.38	0.47
1:A:508:TYR:O	1:A:510:VAL:HG23	2.14	0.47
1:B:233:ILE:HG23	1:B:235:ILE:HG13	1.95	0.47
1:B:1026:ALA:O	1:B:1030:SER:N	2.44	0.47
1:G:374:PHE:HD1	1:G:436:TRP:HB3	1.79	0.47
1:G:960:ASN:O	1:G:964:LYS:HG2	2.14	0.47
2:H:4:LEU:HD11	2:H:102:VAL:HG12	1.97	0.47
3:L:90:TYR:HA	3:L:95(A):SER:O	2.14	0.47
3:S:46:MET:CE	3:S:61:PHE:CB	2.83	0.47
1:B:1104:VAL:HG12	1:B:1115:ILE:HG12	1.95	0.47
1:G:214:ARG:HA	1:G:214:ARG:NE	2.30	0.47
1:G:498:GLN:CD	1:G:498:GLN:H	2.19	0.47
1:A:342:PHE:CE1	1:A:511:VAL:HG21	2.50	0.47

Continued on next page...

Continued from previous page...

Atom-1	Atom-2	Interatomic distance (Å)	Clash overlap (Å)
1:A:376:THR:HG23	1:A:378:LYS:HG3	1.97	0.47
1:A:707:TYR:HB3	1:B:792:PRO:HG3	1.97	0.47
1:A:1095:PHE:CD2	1:A:1104:VAL:HB	2.50	0.47
1:B:699:LEU:HD13	1:G:869:MET:CE	2.45	0.47
1:G:338:PHE:CE1	1:G:358:ILE:HG21	2.48	0.47
3:S:27(A):ASP:O	3:S:89:SER:OG	2.24	0.47
1:A:906:PHE:HB3	1:A:911:VAL:HG23	1.97	0.47
1:G:995:ARG:HG3	1:G:995:ARG:NH1	2.30	0.47
1:G:1109:PHE:O	1:G:1111:GLU:HG3	2.15	0.47
2:N:93:ALA:HB1	2:N:100(J):MET:HG2	1.97	0.47
1:A:381:GLY:HA3	1:B:983:ARG:HH22	1.80	0.46
1:A:906:PHE:CD2	1:A:916:LEU:HB2	2.50	0.46
1:A:1062:PHE:HB2	1:A:1064:HIS:HE1	1.79	0.46
1:B:1049:LEU:HB2	1:B:1065:VAL:O	2.15	0.46
1:G:106:PHE:HB3	1:G:235:ILE:HD13	1.97	0.46
1:G:328:ARG:NH1	1:G:578:ASP:OD2	2.48	0.46
1:G:699:LEU:C	1:G:699:LEU:HD12	2.36	0.46
1:G:819:GLU:O	1:G:823:PHE:HD2	1.97	0.46
1:B:117:LEU:HD21	1:B:119:ILE:HD11	1.97	0.46
1:G:826:VAL:HA	1:G:949:GLN:OE1	2.15	0.46
1:G:1028:LYS:O	1:G:1032:CYS:HB3	2.15	0.46
2:H:97:HIS:CE1	2:H:100(E):TYR:HD2	2.33	0.46
2:H:100(C):THR:HG21	2:H:100(G):TYR:HE2	1.81	0.46
1:G:1104:VAL:HG11	1:G:1119:ASN:HD22	1.80	0.46
1:A:703:ASN:O	1:B:789:TYR:HA	2.16	0.46
1:A:788:ILE:HD11	1:A:873:TYR:HD2	1.81	0.46
1:A:900:MET:HE1	1:G:1079:PRO:HB3	1.97	0.46
1:B:976:VAL:HG12	1:B:979:ASP:H	1.80	0.46
1:G:336:CYS:SG	1:G:524:VAL:HG13	2.56	0.46
1:G:610:VAL:O	1:G:650:LEU:HD12	2.15	0.46
2:N:94:ARG:NH2	2:N:96:ASN:HA	2.31	0.46
2:N:100(C):THR:HG21	2:N:100(G):TYR:HE2	1.81	0.46
1:A:201:PHE:HB3	1:A:229:LEU:HB2	1.97	0.46
2:N:24:ALA:HB1	2:N:27:TYR:HE1	1.81	0.46
1:A:666:ILE:HB	1:A:670:ILE:O	2.15	0.46
1:A:1021:SER:O	1:A:1025:ALA:N	2.41	0.46
1:B:117:LEU:HD12	1:B:130:VAL:HG12	1.98	0.46
1:G:231:ILE:HG13	1:G:232:GLY:N	2.30	0.46
2:H:41:PRO:HD3	2:H:87:THR:O	2.16	0.46
2:H:55:GLY:HA2	2:H:71:ARG:HE	1.80	0.46
1:A:876:ALA:O	1:A:879:ALA:N	2.49	0.46

Continued on next page...

Continued from previous page...

Atom-1	Atom-2	Interatomic distance (Å)	Clash overlap (Å)
1:G:445:VAL:O	2:N:50:ILE:HD11	2.16	0.46
1:G:740:MET:HA	1:G:744:GLY:HA2	1.98	0.46
2:N:38:ARG:HD3	2:N:48:MET:CE	2.46	0.46
1:B:699:LEU:HA	1:B:699:LEU:HD12	1.71	0.46
1:G:570:ALA:HB3	1:G:572:THR:HG22	1.98	0.46
1:G:716:THR:N	1:G:1071:GLN:O	2.43	0.46
2:H:38:ARG:HD3	2:H:48:MET:CE	2.46	0.46
2:N:55:GLY:HA2	2:N:71:ARG:HE	1.81	0.46
2:N:62:LYS:HG3	2:N:63:LEU:HG	1.97	0.46
3:S:34:TRP:H	3:S:47:ILE:HB	1.80	0.46
1:B:192:PHE:HB3	1:B:194:PHE:CE1	2.51	0.45
1:B:728:PRO:HB3	1:B:951:VAL:HG21	1.98	0.45
1:B:1089:PHE:CD2	1:G:913:GLN:HG3	2.51	0.45
1:G:233:ILE:HG23	1:G:235:ILE:HG13	1.98	0.45
1:G:349:SER:OG	1:G:452:LEU:N	2.49	0.45
2:H:93:ALA:HB1	2:H:100(J):MET:HG2	1.97	0.45
3:L:50:VAL:CG1	3:L:65:LYS:HB2	2.42	0.45
1:A:904:TYR:O	1:A:908:GLY:N	2.49	0.45
1:B:1091:ARG:NH2	1:B:1118:ASP:O	2.44	0.45
1:G:309:GLU:O	1:G:313:TYR:OH	2.27	0.45
1:G:444:LYS:C	1:G:499:PRO:HG3	2.37	0.45
1:G:1081:ILE:HD11	1:G:1115:ILE:HG21	1.97	0.45
2:H:82:LEU:HD12	2:H:90:TYR:HE2	1.71	0.45
2:N:41:PRO:HD3	2:N:87:THR:O	2.16	0.45
1:B:58:PHE:CG	1:B:290:ASP:HB2	2.51	0.45
2:H:82:LEU:CD1	2:H:90:TYR:OH	2.65	0.45
2:H:94:ARG:NH2	2:H:96:ASN:HA	2.31	0.45
3:L:45:LEU:C	3:L:45:LEU:CD2	2.85	0.45
1:A:319:ARG:NH2	1:B:740:MET:SD	2.89	0.45
1:A:983:ARG:O	1:G:382:VAL:HA	2.17	0.45
1:G:676:THR:HA	1:G:690:GLN:HG2	1.97	0.45
1:G:878:LEU:O	1:G:882:ILE:HG13	2.16	0.45
1:A:216:LEU:HD12	1:A:216:LEU:H	1.82	0.45
1:A:379:CYS:HA	1:A:432:CYS:HA	1.99	0.45
1:A:774:GLN:HA	1:A:777:ASN:OD1	2.17	0.45
1:A:1138:TYR:OH	1:A:1143:PRO:HG3	2.16	0.45
1:G:229:LEU:HG	1:G:231:ILE:HG23	1.98	0.45
1:G:754:LEU:HD23	1:G:754:LEU:HA	1.83	0.45
1:A:121:ASN:HB3	1:A:126:VAL:HG22	1.98	0.45
1:A:400:PHE:HB3	1:A:402:ILE:HG13	1.99	0.45
1:B:90:VAL:HG13	1:B:267:VAL:HG23	1.99	0.45

Continued on next page...

Continued from previous page...

Atom-1	Atom-2	Interatomic distance (Å)	Clash overlap (Å)
1:B:216:LEU:HD12	1:B:266:TYR:HD2	1.82	0.45
1:B:342:PHE:HB2	5:B:1306:NAG:H82	1.99	0.45
2:H:103:TRP:HH2	3:L:45:LEU:H	1.64	0.45
2:N:97:HIS:CE1	2:N:100(E):TYR:HD2	2.33	0.45
2:N:100(F):TYR:OH	3:S:31:TYR:HB3	2.17	0.45
1:A:409:GLN:HA	1:A:414:GLN:CG	2.42	0.45
1:A:707:TYR:CD1	1:B:883:THR:HG22	2.37	0.45
1:A:1096:VAL:N	1:A:1103:PHE:O	2.24	0.45
1:B:666:ILE:HD12	1:B:670:ILE:HG22	1.99	0.45
1:B:804:GLN:H	1:B:804:GLN:CD	2.18	0.45
1:B:909:ILE:HG23	1:B:1036:GLN:HE22	1.81	0.45
1:G:497:PHE:HB3	1:G:507:PRO:HD3	1.99	0.45
1:A:977:LEU:HA	1:A:980:ILE:HD12	1.99	0.45
1:A:1080:ALA:C	1:A:1132:ILE:HG13	2.36	0.45
1:B:86:PHE:CG	1:B:86:PHE:O	2.69	0.45
1:B:717:ASN:HA	1:B:1109:PHE:HE1	1.81	0.45
1:B:777:ASN:O	1:B:781:VAL:HG23	2.17	0.45
1:G:328:ARG:HH11	1:G:533:LEU:HB2	1.81	0.45
1:G:338:PHE:CE2	1:G:363:ALA:HB1	2.51	0.45
1:G:453:TYR:HB3	1:G:495:TYR:HE2	1.82	0.45
2:N:100(F):TYR:CE1	2:N:100(I):TYR:CE1	3.04	0.45
1:A:36:VAL:HB	1:A:220:PHE:HE1	1.81	0.45
1:A:58:PHE:HB2	1:A:293:LEU:HD12	1.98	0.45
2:H:24:ALA:HB1	2:H:27:TYR:HE1	1.81	0.45
2:N:82:LEU:CD1	2:N:90:TYR:CE2	3.00	0.45
1:A:806:LEU:HD21	1:A:882:ILE:CD1	2.47	0.44
1:B:538:CYS:HB2	1:B:590:CYS:HB2	1.88	0.44
1:B:784:GLN:CG	1:B:1034:LEU:HD11	2.44	0.44
1:B:908:GLY:HA3	1:B:1036:GLN:OE1	2.17	0.44
1:G:666:ILE:HB	1:G:670:ILE:O	2.17	0.44
1:G:758:SER:O	1:G:758:SER:OG	2.29	0.44
1:A:437:ASN:HB3	1:A:508:TYR:CD1	2.53	0.44
1:A:1081:ILE:HA	1:A:1133:VAL:O	2.17	0.44
1:B:666:ILE:HB	1:B:670:ILE:O	2.18	0.44
1:B:756:TYR:HB3	1:B:759:PHE:HD2	1.82	0.44
1:B:1135:ASN:OD1	1:B:1136:THR:N	2.47	0.44
1:G:337:PRO:HB2	1:G:340:GLU:CB	2.46	0.44
1:G:1018:ILE:O	1:G:1021:SER:OG	2.26	0.44
1:A:204:TYR:CD1	1:A:225:PRO:HA	2.52	0.44
1:A:533:LEU:HD11	1:A:585:LEU:HD11	2.00	0.44
1:A:617:CYS:N	1:A:644:GLN:OE1	2.46	0.44

Continued on next page...

Continued from previous page...

Atom-1	Atom-2	Interatomic distance (Å)	Clash overlap (Å)
1:A:712:ILE:O	1:A:1075:PHE:N	2.50	0.44
1:G:328:ARG:NH1	1:G:533:LEU:HB2	2.32	0.44
1:G:613:GLN:O	1:G:615:VAL:HG23	2.18	0.44
1:G:886:TRP:HB3	1:G:1035:GLY:HA2	1.99	0.44
1:A:436:TRP:HZ3	1:A:511:VAL:HG22	1.82	0.44
1:B:328:ARG:NH1	1:B:530:SER:HB3	2.32	0.44
1:G:453:TYR:CE1	1:G:493:GLN:HB2	2.52	0.44
1:A:382:VAL:HA	1:B:983:ARG:O	2.17	0.44
1:A:760:CYS:O	1:A:763:LEU:N	2.51	0.44
1:A:1015:ALA:HA	1:A:1018:ILE:HD12	1.99	0.44
1:A:1086:LYS:HZ1	1:A:1122:VAL:HA	1.82	0.44
1:B:801:ASN:O	1:B:804:GLN:NE2	2.48	0.44
1:G:328:ARG:NH2	1:G:580:GLN:HB2	2.32	0.44
1:G:355:ARG:HD3	1:G:396:TYR:CE1	2.53	0.44
1:G:518:LEU:HB2	1:G:520:ALA:CB	2.46	0.44
1:A:610:VAL:O	1:A:650:LEU:HD12	2.18	0.44
1:B:1123:SER:OG	1:G:914:ASN:HB2	2.16	0.44
1:A:1049:LEU:HB2	1:A:1065:VAL:O	2.17	0.44
1:B:676:THR:HA	1:B:690:GLN:HA	1.98	0.44
1:B:916:LEU:O	1:B:920:GLN:N	2.50	0.44
1:G:446:GLY:O	1:G:449:TYR:CZ	2.71	0.44
1:G:822:LEU:HD21	1:G:938:LEU:HD13	1.98	0.44
1:A:96:GLU:OE2	1:A:101:ILE:N	2.50	0.44
1:A:326:ILE:HD12	1:A:539:VAL:HG21	1.98	0.44
1:A:565:PHE:HB2	1:A:575:ALA:O	2.18	0.44
1:A:718:PHE:CD1	1:A:1109:PHE:HZ	2.36	0.44
1:B:715:PRO:O	1:B:1110:TYR:N	2.49	0.44
1:B:905:ARG:HD2	1:B:1049:LEU:O	2.17	0.44
1:B:909:ILE:HG13	1:B:911:VAL:HG12	2.00	0.44
1:G:117:LEU:HD23	1:G:235:ILE:HD11	2.00	0.44
1:G:457:ARG:NH1	1:G:459[B]:SER:O	2.44	0.44
1:G:458:LYS:HA	1:G:458:LYS:HD3	1.73	0.44
1:B:108:THR:HG22	1:B:236:THR:HG22	1.99	0.44
1:B:578:ASP:HB3	1:B:581:THR:O	2.18	0.44
1:B:802:PHE:O	1:B:804:GLN:N	2.51	0.44
2:H:50:ILE:C	2:H:69:MET:HE1	2.38	0.44
1:A:86:PHE:HD1	1:A:235:ILE:HG22	1.82	0.43
1:A:611:LEU:CD1	1:A:666:ILE:HG23	2.47	0.43
1:A:676:THR:HG22	1:A:690:GLN:HE21	1.83	0.43
1:A:712:ILE:HD13	1:B:896:ILE:HG13	2.00	0.43
1:A:731:MET:HG3	1:A:955:ASN:ND2	2.31	0.43

Continued on next page...

Continued from previous page...

Atom-1	Atom-2	Interatomic distance (Å)	Clash overlap (Å)
1:A:879:ALA:O	1:A:883:THR:OG1	2.32	0.43
1:A:892:ALA:O	1:A:894:LEU:HD12	2.18	0.43
1:A:1029:MET:HA	1:A:1033:VAL:CG2	2.48	0.43
1:A:1095:PHE:CE2	1:A:1115:ILE:HD12	2.49	0.43
1:B:328:ARG:HB2	1:B:542:ASN:O	2.18	0.43
1:B:1130:ILE:HD12	1:G:920:GLN:CD	2.38	0.43
1:G:720:ILE:HG13	1:G:923:ILE:HG23	1.99	0.43
1:G:906:PHE:HB3	1:G:911:VAL:HG23	1.99	0.43
1:A:885:GLY:HA2	1:A:901:GLN:NE2	2.33	0.43
1:A:897:PRO:HD2	1:A:900:MET:HG3	2.00	0.43
1:A:1082:CYS:HA	1:A:1086:LYS:O	2.18	0.43
1:G:329:PHE:H	1:G:530:SER:HB3	1.83	0.43
1:A:231:ILE:HG13	1:A:232:GLY:N	2.33	0.43
1:A:1130:ILE:HD12	1:B:920:GLN:CD	2.39	0.43
1:G:53:ASP:OD2	1:G:54:LEU:N	2.51	0.43
1:A:200:TYR:HH	1:G:396:TYR:HH	1.56	0.43
1:A:1083:HIS:CE1	1:A:1137:VAL:H	2.36	0.43
1:B:29:THR:O	1:B:62:VAL:HG12	2.18	0.43
1:B:818:ILE:HG22	1:B:822:LEU:HD23	2.00	0.43
1:B:1089:PHE:CE2	1:G:914:ASN:HA	2.47	0.43
1:G:411:ALA:HB3	1:G:414:GLN:HG2	2.00	0.43
1:B:699:LEU:HG	1:G:788:ILE:HD11	2.00	0.43
1:B:1088:HIS:HD2	1:B:1137:VAL:HG21	1.83	0.43
2:H:72:ASP:HB2	2:H:79:TYR:HE1	1.83	0.43
1:A:986:PRO:O	1:A:989:ALA:N	2.52	0.43
1:A:1086:LYS:HD3	1:A:1087:ALA:O	2.18	0.43
1:B:897:PRO:HG2	1:B:900:MET:HG3	2.00	0.43
1:G:379:CYS:HB3	1:G:382:VAL:HG22	2.00	0.43
1:A:284:THR:O	1:A:286:THR:HG23	2.19	0.43
1:A:379:CYS:HB3	1:A:382:VAL:HG22	2.00	0.43
1:A:562:PHE:O	1:B:41:LYS:HE3	2.18	0.43
1:A:1086:LYS:HZ1	1:A:1123:SER:N	2.17	0.43
1:B:722:VAL:HG22	1:B:1065:VAL:HG22	2.00	0.43
1:G:517:LEU:N	1:G:517:LEU:CD2	2.73	0.43
2:N:71:ARG:HB3	2:N:78:VAL:HG13	2.00	0.43
1:B:1103:PHE:CD2	1:B:1112:PRO:HB2	2.54	0.43
1:G:206:LYS:NZ	1:G:221:SER:HB2	2.34	0.43
1:G:335:LEU:HD12	1:G:335:LEU:HA	1.84	0.43
1:A:1029:MET:HG3	1:A:1062:PHE:HE2	1.84	0.43
1:B:732:THR:HG22	1:B:1058:HIS:NE2	2.34	0.43
1:A:543:PHE:CD1	1:A:576:VAL:HG21	2.53	0.43

Continued on next page...

Continued from previous page...

Atom-1	Atom-2	Interatomic distance (Å)	Clash overlap (Å)
1:A:643:PHE:HE2	1:A:655:HIS:CD2	2.35	0.43
1:A:645:THR:HG23	1:A:647:ALA:N	2.34	0.43
1:B:133:PHE:HB2	1:B:135:PHE:CE1	2.53	0.43
1:G:519:HIS:O	1:G:565:PHE:CE2	2.72	0.43
1:G:770:ILE:HG23	1:G:774:GLN:HE22	1.84	0.43
3:S:27(B):VAL:HG12	3:S:65:LYS:HE2	2.00	0.43
1:A:722:VAL:HG13	1:A:934:ILE:HD11	2.00	0.42
1:A:728:PRO:HB3	1:A:951:VAL:HG21	2.01	0.42
1:A:935:GLN:O	1:A:939:SER:N	2.46	0.42
1:B:610:VAL:O	1:B:650:LEU:HD12	2.19	0.42
1:B:905:ARG:NH1	1:B:1049:LEU:O	2.52	0.42
1:B:1021:SER:O	1:B:1025:ALA:N	2.39	0.42
1:G:408:ARG:HH12	1:G:409:GLN:HE21	1.67	0.42
1:G:819:GLU:HA	1:G:822:LEU:HD12	2.01	0.42
2:N:72:ASP:HB2	2:N:79:TYR:HE1	1.83	0.42
1:A:59:PHE:CD1	1:A:293:LEU:HD11	2.54	0.42
1:A:550:GLY:HA2	1:A:589:PRO:HA	2.01	0.42
1:A:983:ARG:HD2	1:G:382:VAL:CG1	2.49	0.42
1:B:329:PHE:HB2	1:B:528:LYS:HA	2.01	0.42
1:G:402:ILE:HD13	1:G:410:ILE:HG13	2.00	0.42
1:G:421:TYR:CD1	1:G:457:ARG:HB3	2.54	0.42
1:G:497:PHE:CG	1:G:507:PRO:HG3	2.54	0.42
1:G:699:LEU:HD12	1:G:700:GLY:N	2.33	0.42
2:N:35:HIS:HB2	2:N:93:ALA:HB3	2.00	0.42
1:A:220:PHE:CD1	1:A:221:SER:N	2.87	0.42
1:A:401:VAL:HG11	1:A:451:TYR:CE1	2.55	0.42
1:A:495:TYR:CD2	1:A:497:PHE:CZ	3.07	0.42
1:G:327:VAL:O	1:G:328:ARG:HD2	2.19	0.42
1:G:617:CYS:O	1:G:620:VAL:HG12	2.19	0.42
1:G:743:CYS:HB3	1:G:749:CYS:HB3	1.82	0.42
1:A:317:ASN:N	1:A:317:ASN:OD1	2.53	0.42
1:A:562:PHE:HB2	1:B:41:LYS:NZ	2.35	0.42
1:A:710:ASN:OD1	1:A:710:ASN:N	2.52	0.42
1:A:972:ALA:HA	1:A:992:GLN:OE1	2.19	0.42
1:A:1079:PRO:HB3	1:B:900:MET:SD	2.59	0.42
1:B:100:ILE:HD12	1:B:263:ALA:HB2	2.00	0.42
1:B:802:PHE:CE1	1:B:927:PHE:HE2	2.34	0.42
1:G:61:ASN:HB2	5:G:1301:NAG:O5	2.19	0.42
1:G:339:GLY:O	1:G:343:ASN:HB2	2.19	0.42
1:G:1029:MET:O	1:G:1034:LEU:HD13	2.20	0.42
2:H:71:ARG:HB3	2:H:78:VAL:HG13	2.00	0.42

Continued on next page...

Continued from previous page...

Atom-1	Atom-2	Interatomic distance (Å)	Clash overlap (Å)
2:H:89:VAL:HA	2:H:108:THR:HA	2.02	0.42
2:N:82:LEU:HD11	2:N:90:TYR:HE2	1.84	0.42
1:A:661:GLU:O	1:A:695:TYR:OH	2.32	0.42
2:N:89:VAL:HA	2:N:108:THR:HA	2.02	0.42
1:A:983:ARG:HH22	1:G:430:THR:HA	1.83	0.42
1:G:374:PHE:HA	1:G:436:TRP:HB3	2.01	0.42
1:G:776:LYS:O	1:G:780:GLU:HG2	2.19	0.42
1:A:190:ARG:HG2	1:A:207:HIS:ND1	2.34	0.42
1:A:904:TYR:OH	1:G:1107:ARG:NH2	2.52	0.42
1:A:909:ILE:HG21	1:A:1047:TYR:HB3	2.01	0.42
1:B:705:VAL:CG1	1:G:895:GLN:HB3	2.50	0.42
1:B:712:ILE:HD12	1:G:895:GLN:O	2.20	0.42
1:G:442:ASP:OD2	1:G:451:TYR:HE2	2.02	0.42
1:G:1088:HIS:CE1	1:G:1122:VAL:HG22	2.54	0.42
2:H:35:HIS:HB2	2:H:93:ALA:HB3	1.99	0.42
1:A:902:MET:SD	1:A:905:ARG:HD2	2.59	0.42
1:B:875:SER:O	1:B:879:ALA:N	2.46	0.42
1:B:1038:LYS:N	1:B:1038:LYS:HD2	2.33	0.42
1:G:390:LEU:HB3	1:G:392:PHE:CE1	2.55	0.42
1:G:411:ALA:HB3	1:G:414:GLN:CG	2.50	0.42
1:G:1007:TYR:O	1:G:1011:GLN:N	2.47	0.42
1:G:1107:ARG:HA	1:G:1107:ARG:HD2	1.76	0.42
3:S:19:THR:HA	3:S:72:LEU:O	2.20	0.42
1:A:731:MET:HB2	1:A:1018:ILE:HD13	2.02	0.42
1:A:1011:GLN:O	1:A:1015:ALA:N	2.41	0.42
1:B:101:ILE:O	1:B:101:ILE:HG13	2.19	0.42
1:B:117:LEU:HD13	1:B:231:ILE:CD1	2.50	0.42
3:L:34:TRP:NE1	3:L:87:CYS:HB2	2.32	0.42
1:G:117:LEU:HD11	1:G:231:ILE:HG21	2.01	0.42
1:G:418:ILE:HG23	1:G:422:ASN:HB2	2.01	0.42
1:G:449:TYR:HB2	3:S:90:TYR:OH	2.20	0.42
1:G:520:ALA:HB1	1:G:521:PRO:HD2	2.01	0.42
1:G:712:ILE:HG22	1:G:714:ILE:HG13	2.01	0.42
1:G:1019:ARG:HG2	1:G:1019:ARG:HH21	1.85	0.42
1:G:1091:ARG:HH22	1:G:1118:ASP:C	2.23	0.42
1:A:718:PHE:HB3	1:A:1109:PHE:HZ	1.83	0.41
1:B:665:PRO:HB2	1:G:864:LEU:HD13	2.02	0.41
1:B:721:SER:OG	1:B:722:VAL:N	2.53	0.41
1:B:731:MET:HG3	1:B:955:ASN:OD1	2.20	0.41
1:G:105:ILE:HD12	1:G:135:PHE:CE2	2.55	0.41
1:G:660:TYR:HB2	1:G:695:TYR:CE1	2.55	0.41

Continued on next page...

Continued from previous page...

Atom-1	Atom-2	Interatomic distance (Å)	Clash overlap (Å)
1:G:972:ALA:HA	1:G:992:GLN:OE1	2.20	0.41
1:G:986:PRO:HA	1:G:989:ALA:HB3	2.02	0.41
4:J:1:NAG:H62	4:J:2:NAG:C7	2.50	0.41
1:A:718:PHE:CD1	1:A:1109:PHE:CZ	3.08	0.41
1:B:90:VAL:HG11	1:B:238:PHE:CZ	2.56	0.41
1:B:711:SER:O	1:G:897:PRO:HD3	2.19	0.41
1:B:865:LEU:HD13	1:B:873:TYR:CE1	2.55	0.41
1:B:1028:LYS:NZ	1:B:1042:PHE:O	2.53	0.41
1:B:1049:LEU:HD12	1:B:1065:VAL:HG12	2.02	0.41
1:G:710:ASN:C	1:G:1077:THR:HG22	2.40	0.41
1:G:729:VAL:HG13	1:G:781:VAL:HG21	2.03	0.41
1:G:782:PHE:O	1:G:877:LEU:HD11	2.20	0.41
1:G:825:LYS:HE3	1:G:938:LEU:O	2.20	0.41
2:H:20:VAL:HG11	2:H:107:THR:HG21	2.01	0.41
2:N:3:GLN:OE1	2:N:5:VAL:HG23	2.20	0.41
1:A:877:LEU:O	1:A:881:THR:OG1	2.25	0.41
1:A:934:ILE:O	1:A:938:LEU:HD23	2.19	0.41
1:A:1064:HIS:O	1:A:1066:THR:HG23	2.19	0.41
1:B:779:GLN:O	1:B:783:ALA:HB3	2.20	0.41
1:B:965:GLN:HG3	1:B:1003:SER:OG	2.20	0.41
1:A:528:LYS:HA	1:A:529:LYS:HA	1.82	0.41
1:A:718:PHE:CZ	1:A:923:ILE:HG12	2.50	0.41
1:A:823:PHE:CD1	1:A:1057:PRO:HD3	2.55	0.41
1:A:895:GLN:NE2	1:G:706:ALA:O	2.53	0.41
1:G:118:LEU:HB3	1:G:133:PHE:HE2	1.84	0.41
1:G:973:ILE:HG22	1:G:992:GLN:HG2	2.02	0.41
1:G:1004:LEU:HD12	1:G:1004:LEU:HA	1.86	0.41
3:S:34:TRP:HB2	3:S:47:ILE:HD12	2.01	0.41
1:A:362:VAL:HA	1:A:525:CYS:O	2.20	0.41
1:A:986:PRO:O	1:A:988:GLU:N	2.53	0.41
1:B:101:ILE:O	1:B:102:ARG:HD3	2.20	0.41
1:B:713:ALA:O	1:G:894:LEU:HB3	2.21	0.41
1:B:732:THR:O	1:B:734:THR:N	2.54	0.41
1:G:524:VAL:HG12	1:G:524:VAL:O	2.21	0.41
2:H:36:TRP:CD1	2:H:80:MET:HE1	2.50	0.41
3:L:64:SER:OG	3:L:71:SER:HB2	2.21	0.41
1:A:37:TYR:HB3	1:A:223:LEU:HB2	2.02	0.41
1:B:979:ASP:O	1:B:983:ARG:N	2.53	0.41
1:B:1024:LEU:HD11	1:B:1028:LYS:HE2	2.01	0.41
1:G:399:SER:C	1:G:400:PHE:CD1	2.93	0.41
2:N:82:LEU:HD11	2:N:90:TYR:CE2	2.56	0.41

Continued on next page...

Continued from previous page...

Atom-1	Atom-2	Interatomic distance (Å)	Clash overlap (Å)
1:A:363:ALA:O	1:A:527:PRO:HD3	2.20	0.41
1:A:371:SER:OG	1:A:373:SER:OG	2.29	0.41
1:A:449:TYR:CZ	1:A:496:GLY:HA3	2.56	0.41
1:A:752:LEU:HD21	1:A:990:GLU:HB3	2.02	0.41
1:B:778:THR:HG22	1:B:865:LEU:HD12	2.03	0.41
1:B:882:ILE:HA	1:B:898:PHE:HE1	1.85	0.41
1:B:969:ASN:O	1:B:972:ALA:N	2.45	0.41
1:G:455:LEU:HD23	1:G:455:LEU:O	2.21	0.41
1:G:732:THR:O	1:G:734:THR:N	2.52	0.41
2:N:35:HIS:HE2	2:N:100(H):TYR:HA	1.85	0.41
2:N:71:ARG:NH2	2:N:73:THR:OG1	2.54	0.41
1:A:957:GLN:O	1:A:961:THR:HG23	2.20	0.41
1:B:878:LEU:O	1:B:882:ILE:HG13	2.21	0.41
1:B:1030:SER:O	1:B:1034:LEU:HB2	2.20	0.41
1:B:1138:TYR:OH	1:B:1143:PRO:HG2	2.20	0.41
1:G:400:PHE:CE2	1:G:423:TYR:CD2	3.09	0.41
1:G:442:ASP:HB2	1:G:448:ASN:HD22	1.85	0.41
1:G:731:MET:H	1:G:774:GLN:HG2	1.84	0.41
1:A:374:PHE:HA	1:A:436:TRP:HB3	2.02	0.41
1:A:449:TYR:CZ	2:H:100(F):TYR:HA	2.55	0.41
1:A:643:PHE:CE2	1:A:655:HIS:HD2	2.36	0.41
1:A:920:GLN:CD	1:G:1130:ILE:HD12	2.42	0.41
1:G:191:GLU:C	1:G:192:PHE:HD1	2.24	0.41
1:G:201:PHE:HD2	1:G:203:ILE:HD11	1.86	0.41
1:G:897:PRO:HG2	1:G:900:MET:HG3	2.03	0.41
1:G:959:LEU:O	1:G:963:VAL:HG23	2.21	0.41
2:H:3:GLN:HE22	2:H:5:VAL:HG23	1.86	0.41
3:S:46:MET:CE	3:S:61:PHE:CE1	2.96	0.41
3:S:64:SER:OG	3:S:71:SER:HB2	2.21	0.41
1:A:479:PRO:O	1:A:479:PRO:CD	2.67	0.41
1:A:498:GLN:NE2	2:H:100(G):TYR:CE2	2.89	0.41
1:A:1142:GLN:N	1:A:1143:PRO:HD2	2.36	0.41
1:G:357:ARG:HD2	1:G:357:ARG:HA	1.87	0.41
1:G:795:LYS:O	1:G:797:PHE:N	2.49	0.41
1:A:193:VAL:HG23	1:A:223:LEU:HD13	2.01	0.40
1:A:917:TYR:CD1	1:G:1089:PHE:HE1	2.39	0.40
1:B:129:LYS:HD2	1:B:130:VAL:N	2.26	0.40
1:B:290:ASP:O	1:B:297:SER:HB3	2.21	0.40
1:B:984:LEU:HB2	1:B:989:ALA:HB2	2.04	0.40
1:G:192:PHE:HD2	1:G:194:PHE:CZ	2.39	0.40
1:G:445:VAL:HA	1:G:499:PRO:CG	2.51	0.40

Continued on next page...

Continued from previous page...

Atom-1	Atom-2	Interatomic distance (Å)	Clash overlap (Å)
1:G:800:PHE:HB3	1:G:802:PHE:CE2	2.56	0.40
1:A:402:ILE:HD13	1:A:410:ILE:HD11	2.03	0.40
1:A:578:ASP:HB2	1:A:581:THR:O	2.21	0.40
1:A:699:LEU:HD12	1:A:699:LEU:HA	1.79	0.40
1:A:776:LYS:O	1:A:780:GLU:HG3	2.22	0.40
1:A:813:SER:O	1:A:815:ARG:N	2.54	0.40
1:A:983:ARG:NH1	1:G:382:VAL:N	2.69	0.40
1:A:989:ALA:O	1:A:993:ILE:HG22	2.21	0.40
1:A:1095:PHE:CE2	1:A:1104:VAL:HB	2.56	0.40
1:B:912:THR:HG22	1:B:913:GLN:N	2.36	0.40
1:G:29:THR:HG22	1:G:30:ASN:N	2.37	0.40
1:G:105:ILE:O	1:G:238:PHE:HB2	2.21	0.40
1:G:386:LYS:HG2	1:G:386:LYS:O	2.21	0.40
1:G:390:LEU:O	1:G:525:CYS:HB2	2.20	0.40
1:G:396:TYR:HB2	1:G:514:SER:HB2	2.03	0.40
1:G:609:ALA:HB2	1:G:692:ILE:HG21	2.03	0.40
1:A:502:GLY:H	1:A:506:GLN:NE2	2.20	0.40
1:A:538:CYS:HB2	1:A:590:CYS:HB2	1.87	0.40
1:A:742:ILE:HG22	1:A:743:CYS:SG	2.61	0.40
1:B:806:LEU:HA	1:B:806:LEU:HD13	1.89	0.40
1:B:1046:GLY:HA2	1:G:890:ALA:HA	2.03	0.40
1:B:1091:ARG:NH1	1:B:1119:ASN:HA	2.28	0.40
1:G:403:ARG:HG2	1:G:504:GLY:O	2.20	0.40
2:H:2:VAL:HA	2:H:25:SER:O	2.21	0.40
2:H:49:GLY:C	2:H:69:MET:HE1	2.42	0.40
2:H:93:ALA:HA	2:H:102:VAL:O	2.22	0.40
3:S:46:MET:CE	3:S:57:VAL:HG13	2.51	0.40
1:A:405:ASP:CG	1:A:504:GLY:HA3	2.41	0.40
1:A:712:ILE:HD12	1:A:712:ILE:HA	1.93	0.40
1:A:913:GLN:NE2	1:G:1090:PRO:HD2	2.36	0.40
1:A:1006:THR:O	1:A:1010:GLN:HG2	2.20	0.40
1:B:1080:ALA:HB2	1:B:1089:PHE:HE1	1.85	0.40
2:H:49:GLY:C	2:H:69:MET:CE	2.90	0.40
1:A:401:VAL:HG21	1:A:451:TYR:CG	2.57	0.40
1:A:446:GLY:HA2	2:H:100(G):TYR:HB2	2.03	0.40
1:A:498:GLN:CB	1:A:501:ASN:HB2	2.52	0.40
1:B:804:GLN:HE21	1:B:931:ILE:HG21	1.86	0.40
1:G:196:ASN:HB3	1:G:201:PHE:HD1	1.86	0.40
1:G:722:VAL:HG11	1:G:934:ILE:HD11	2.03	0.40
1:G:1081:ILE:HG21	1:G:1135:ASN:HD22	1.87	0.40
3:S:34:TRP:CG	3:S:47:ILE:HD12	2.56	0.40

There are no symmetry-related clashes.

5.3 Torsion angles [i](#)

5.3.1 Protein backbone [i](#)

In the following table, the Percentiles column shows the percent Ramachandran outliers of the chain as a percentile score with respect to all PDB entries followed by that with respect to all EM entries.

The Analysed column shows the number of residues for which the backbone conformation was analysed, and the total number of residues.

Mol	Chain	Analysed	Favoured	Allowed	Outliers	Percentiles	
1	A	969/1259 (77%)	899 (93%)	70 (7%)	0	100	100
1	B	921/1259 (73%)	876 (95%)	45 (5%)	0	100	100
1	G	973/1259 (77%)	909 (93%)	64 (7%)	0	100	100
2	H	124/239 (52%)	116 (94%)	8 (6%)	0	100	100
2	N	124/239 (52%)	116 (94%)	8 (6%)	0	100	100
3	L	109/217 (50%)	103 (94%)	5 (5%)	1 (1%)	17	57
3	S	109/217 (50%)	104 (95%)	4 (4%)	1 (1%)	17	57
All	All	3329/4689 (71%)	3123 (94%)	204 (6%)	2 (0%)	54	83

All (2) Ramachandran outliers are listed below:

Mol	Chain	Res	Type
3	L	50	VAL
3	S	50	VAL

5.3.2 Protein sidechains [i](#)

In the following table, the Percentiles column shows the percent sidechain outliers of the chain as a percentile score with respect to all PDB entries followed by that with respect to all EM entries.

The Analysed column shows the number of residues for which the sidechain conformation was analysed, and the total number of residues.

Mol	Chain	Analysed	Rotameric	Outliers	Percentiles	
1	A	833/1096 (76%)	829 (100%)	4 (0%)	88	95
1	B	682/1096 (62%)	682 (100%)	0	100	100

Continued on next page...

Continued from previous page...

Mol	Chain	Analysed	Rotameric	Outliers	Percentiles	
1	G	827/1096 (76%)	824 (100%)	3 (0%)	91	97
2	H	107/206 (52%)	105 (98%)	2 (2%)	57	80
2	N	107/206 (52%)	104 (97%)	3 (3%)	43	72
3	L	90/183 (49%)	90 (100%)	0	100	100
3	S	90/183 (49%)	90 (100%)	0	100	100
All	All	2736/4066 (67%)	2724 (100%)	12 (0%)	91	97

All (12) residues with a non-rotameric sidechain are listed below:

Mol	Chain	Res	Type
1	A	66	HIS
1	A	332	ILE
1	A	895	GLN
1	A	1119	ASN
1	G	113	LYS
1	G	517	LEU
1	G	895	GLN
2	H	35	HIS
2	H	45	LEU
2	N	35	HIS
2	N	45	LEU
2	N	100(F)	TYR

Sometimes sidechains can be flipped to improve hydrogen bonding and reduce clashes. All (18) such sidechains are listed below:

Mol	Chain	Res	Type
1	A	207	HIS
1	A	437	ASN
1	A	506	GLN
1	A	580	GLN
1	A	675	GLN
1	A	804	GLN
1	A	955	ASN
1	A	1054	GLN
1	A	1064	HIS
1	A	1119	ASN
1	B	895	GLN
1	B	1088	HIS
1	G	388	ASN

Continued on next page...

Continued from previous page...

Mol	Chain	Res	Type
1	G	901	GLN
1	G	1005	GLN
1	G	1106	GLN
2	H	6	GLN
3	L	36	GLN

5.3.3 RNA [i](#)

There are no RNA molecules in this entry.

5.4 Non-standard residues in protein, DNA, RNA chains [i](#)

There are no non-standard protein/DNA/RNA residues in this entry.

5.5 Carbohydrates [i](#)

26 monosaccharides are modelled in this entry.

In the following table, the Counts columns list the number of bonds (or angles) for which Mogul statistics could be retrieved, the number of bonds (or angles) that are observed in the model and the number of bonds (or angles) that are defined in the Chemical Component Dictionary. The Link column lists molecule types, if any, to which the group is linked. The Z score for a bond length (or angle) is the number of standard deviations the observed value is removed from the expected value. A bond length (or angle) with $|Z| > 2$ is considered an outlier worth inspection. RMSZ is the root-mean-square of all Z scores of the bond lengths (or angles).

Mol	Type	Chain	Res	Link	Bond lengths			Bond angles		
					Counts	RMSZ	$\# Z > 2$	Counts	RMSZ	$\# Z > 2$
4	NAG	C	1	4,1	14,14,15	0.21	0	17,19,21	0.51	0
4	NAG	C	2	4	14,14,15	0.38	0	17,19,21	0.46	0
4	NAG	D	1	4,1	14,14,15	0.56	0	17,19,21	0.40	0
4	NAG	D	2	4	14,14,15	0.19	0	17,19,21	0.43	0
4	NAG	E	1	4,1	14,14,15	0.35	0	17,19,21	0.44	0
4	NAG	E	2	4	14,14,15	0.22	0	17,19,21	0.41	0
4	NAG	F	1	4,1	14,14,15	0.17	0	17,19,21	0.62	0
4	NAG	F	2	4	14,14,15	0.18	0	17,19,21	0.52	0
4	NAG	I	1	4,1	14,14,15	0.26	0	17,19,21	0.67	1 (5%)
4	NAG	I	2	4	14,14,15	0.26	0	17,19,21	0.45	0
4	NAG	J	1	4,1	14,14,15	0.32	0	17,19,21	0.50	0
4	NAG	J	2	4	14,14,15	0.20	0	17,19,21	0.39	0
4	NAG	K	1	4,1	14,14,15	0.28	0	17,19,21	0.55	0

Mol	Type	Chain	Res	Link	Bond lengths			Bond angles		
					Counts	RMSZ	# Z > 2	Counts	RMSZ	# Z > 2
4	NAG	K	2	4	14,14,15	0.20	0	17,19,21	0.42	0
4	NAG	M	1	4,1	14,14,15	0.24	0	17,19,21	0.45	0
4	NAG	M	2	4	14,14,15	0.25	0	17,19,21	0.44	0
4	NAG	O	1	4,1	14,14,15	0.32	0	17,19,21	0.50	0
4	NAG	O	2	4	14,14,15	0.18	0	17,19,21	0.38	0
4	NAG	P	1	4,1	14,14,15	0.47	0	17,19,21	0.39	0
4	NAG	P	2	4	14,14,15	0.20	0	17,19,21	0.44	0
4	NAG	Q	1	4,1	14,14,15	0.22	0	17,19,21	0.52	0
4	NAG	Q	2	4	14,14,15	0.28	0	17,19,21	0.48	0
4	NAG	R	1	4,1	14,14,15	0.24	0	17,19,21	0.49	0
4	NAG	R	2	4	14,14,15	0.26	0	17,19,21	0.47	0
4	NAG	T	1	4,1	14,14,15	0.28	0	17,19,21	0.64	0
4	NAG	T	2	4	14,14,15	0.21	0	17,19,21	0.43	0

In the following table, the Chirals column lists the number of chiral outliers, the number of chiral centers analysed, the number of these observed in the model and the number defined in the Chemical Component Dictionary. Similar counts are reported in the Torsion and Rings columns. '-' means no outliers of that kind were identified.

Mol	Type	Chain	Res	Link	Chirals	Torsions	Rings
4	NAG	C	1	4,1	-	0/6/23/26	0/1/1/1
4	NAG	C	2	4	-	2/6/23/26	0/1/1/1
4	NAG	D	1	4,1	-	0/6/23/26	0/1/1/1
4	NAG	D	2	4	-	0/6/23/26	0/1/1/1
4	NAG	E	1	4,1	-	0/6/23/26	0/1/1/1
4	NAG	E	2	4	-	0/6/23/26	0/1/1/1
4	NAG	F	1	4,1	-	2/6/23/26	0/1/1/1
4	NAG	F	2	4	-	2/6/23/26	0/1/1/1
4	NAG	I	1	4,1	-	1/6/23/26	0/1/1/1
4	NAG	I	2	4	-	0/6/23/26	0/1/1/1
4	NAG	J	1	4,1	-	0/6/23/26	0/1/1/1
4	NAG	J	2	4	-	2/6/23/26	0/1/1/1
4	NAG	K	1	4,1	-	2/6/23/26	0/1/1/1
4	NAG	K	2	4	-	0/6/23/26	0/1/1/1
4	NAG	M	1	4,1	-	2/6/23/26	0/1/1/1
4	NAG	M	2	4	-	0/6/23/26	0/1/1/1
4	NAG	O	1	4,1	-	1/6/23/26	0/1/1/1
4	NAG	O	2	4	-	2/6/23/26	0/1/1/1
4	NAG	P	1	4,1	-	2/6/23/26	0/1/1/1
4	NAG	P	2	4	-	0/6/23/26	0/1/1/1
4	NAG	Q	1	4,1	-	2/6/23/26	0/1/1/1

Continued on next page...

Continued from previous page...

Mol	Type	Chain	Res	Link	Chirals	Torsions	Rings
4	NAG	Q	2	4	-	2/6/23/26	0/1/1/1
4	NAG	R	1	4,1	-	0/6/23/26	0/1/1/1
4	NAG	R	2	4	-	2/6/23/26	0/1/1/1
4	NAG	T	1	4,1	-	1/6/23/26	0/1/1/1
4	NAG	T	2	4	-	1/6/23/26	0/1/1/1

There are no bond length outliers.

All (1) bond angle outliers are listed below:

Mol	Chain	Res	Type	Atoms	Z	Observed(°)	Ideal(°)
4	I	1	NAG	C1-O5-C5	2.07	115.00	112.19

There are no chirality outliers.

All (26) torsion outliers are listed below:

Mol	Chain	Res	Type	Atoms
4	Q	2	NAG	O5-C5-C6-O6
4	F	2	NAG	C4-C5-C6-O6
4	R	2	NAG	C4-C5-C6-O6
4	F	2	NAG	O5-C5-C6-O6
4	Q	2	NAG	C4-C5-C6-O6
4	M	1	NAG	C4-C5-C6-O6
4	C	2	NAG	O5-C5-C6-O6
4	R	2	NAG	O5-C5-C6-O6
4	K	1	NAG	C4-C5-C6-O6
4	M	1	NAG	O5-C5-C6-O6
4	F	1	NAG	C4-C5-C6-O6
4	O	2	NAG	C4-C5-C6-O6
4	F	1	NAG	O5-C5-C6-O6
4	K	1	NAG	O5-C5-C6-O6
4	O	2	NAG	O5-C5-C6-O6
4	J	2	NAG	C4-C5-C6-O6
4	T	2	NAG	O5-C5-C6-O6
4	P	1	NAG	C4-C5-C6-O6
4	J	2	NAG	O5-C5-C6-O6
4	Q	1	NAG	C4-C5-C6-O6
4	C	2	NAG	C4-C5-C6-O6
4	T	1	NAG	C3-C2-N2-C7
4	O	1	NAG	O5-C5-C6-O6
4	P	1	NAG	O5-C5-C6-O6
4	I	1	NAG	C4-C5-C6-O6

Continued on next page...

Continued from previous page...

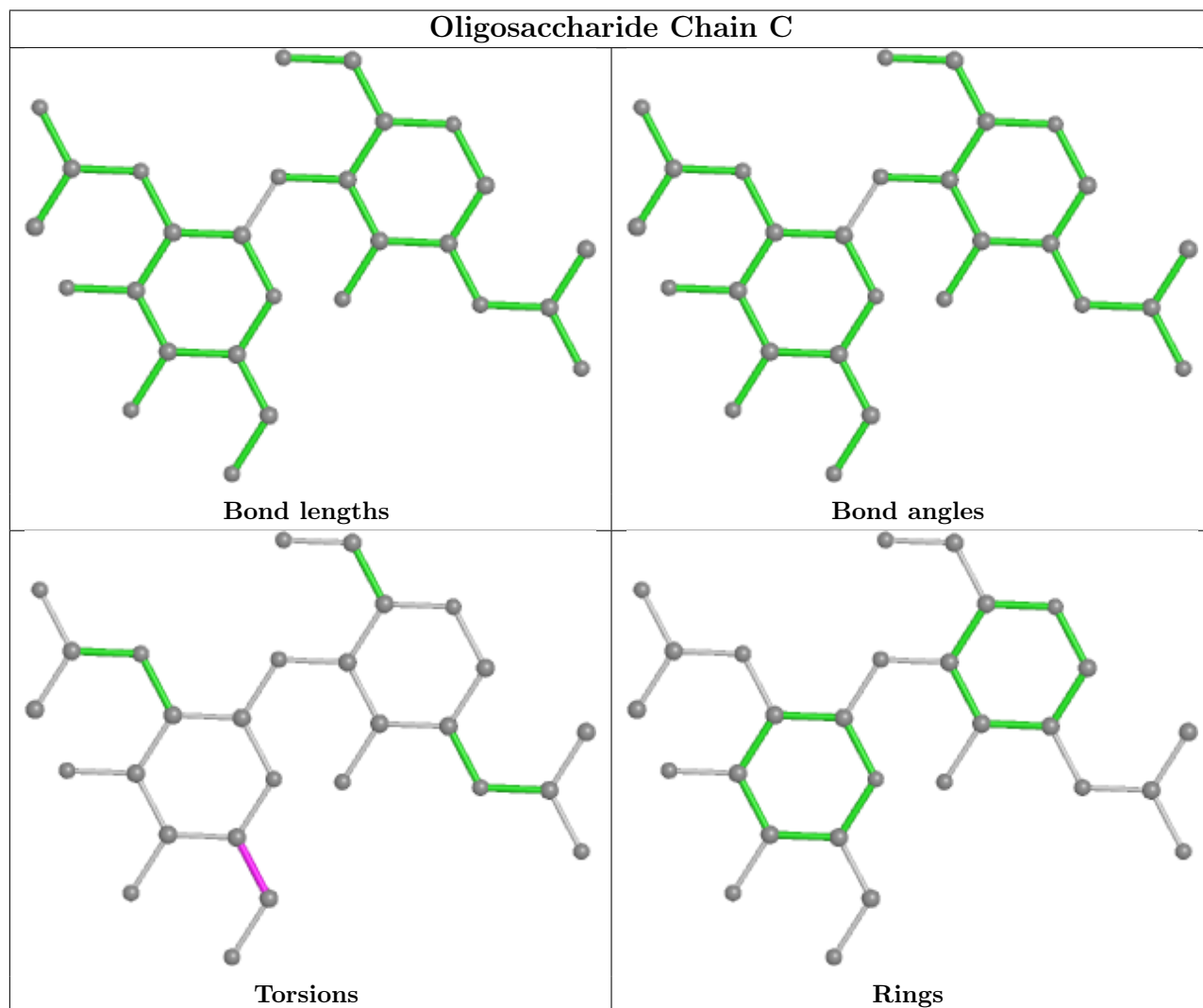
Mol	Chain	Res	Type	Atoms
4	Q	1	NAG	O5-C5-C6-O6

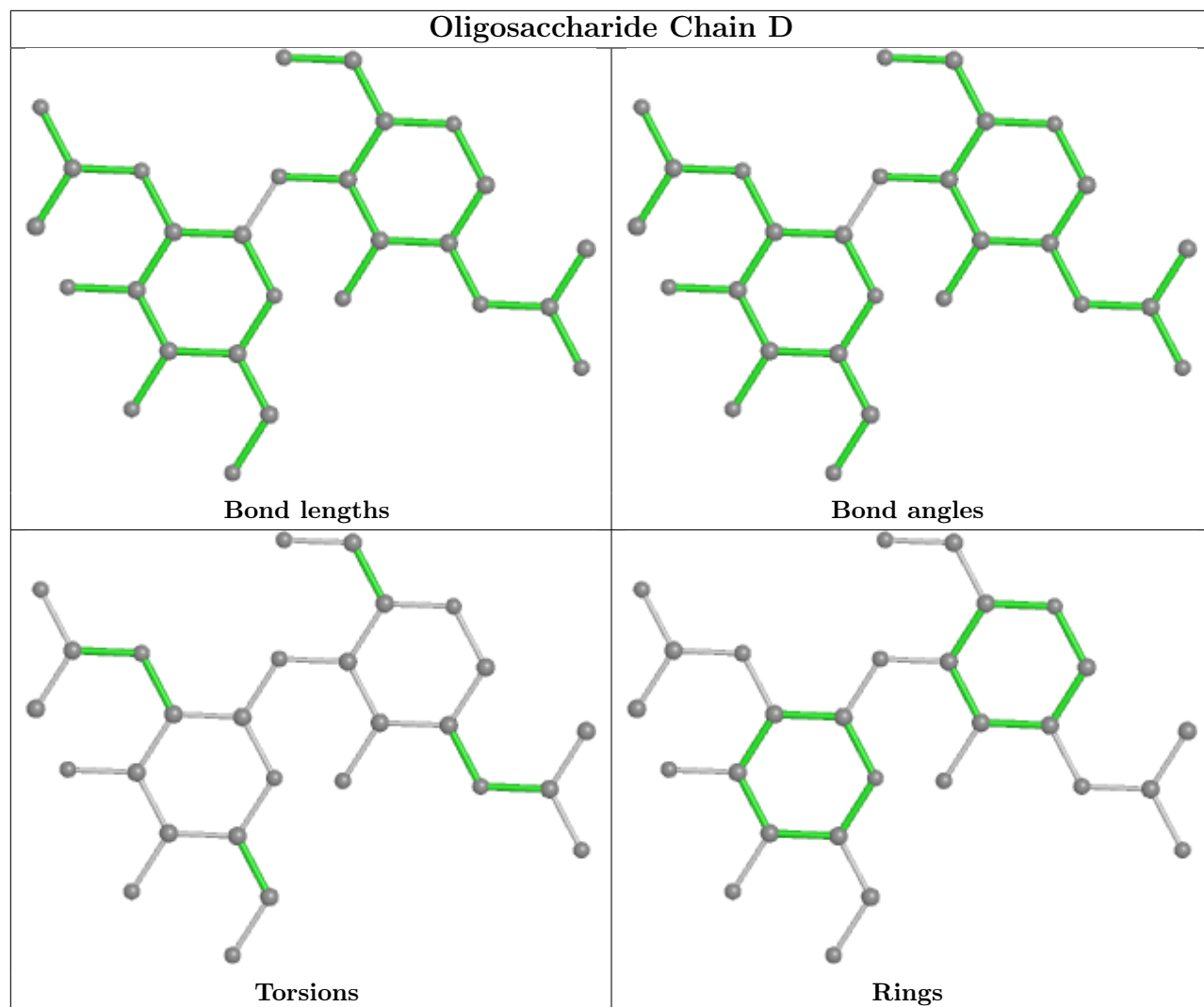
There are no ring outliers.

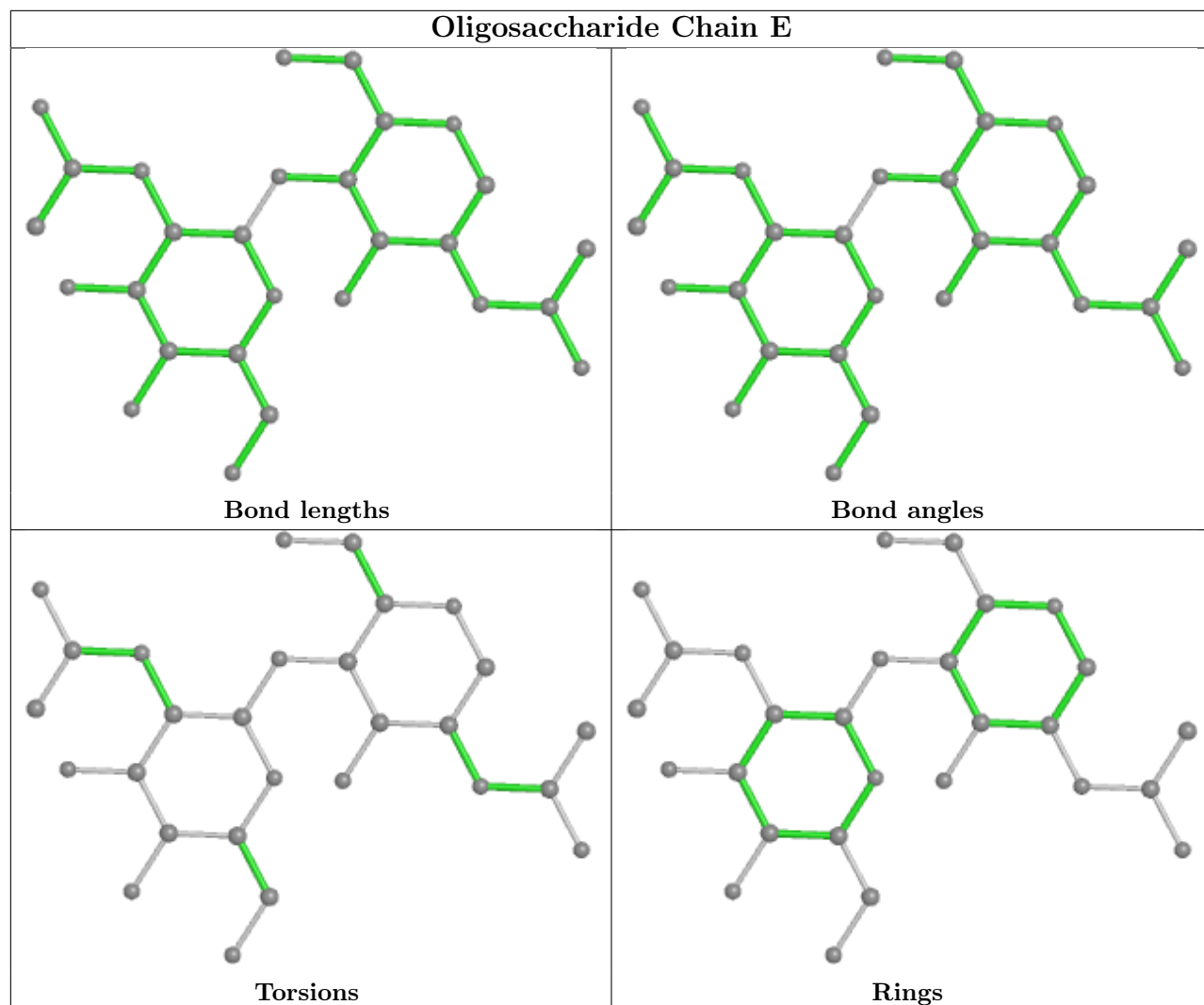
6 monomers are involved in 5 short contacts:

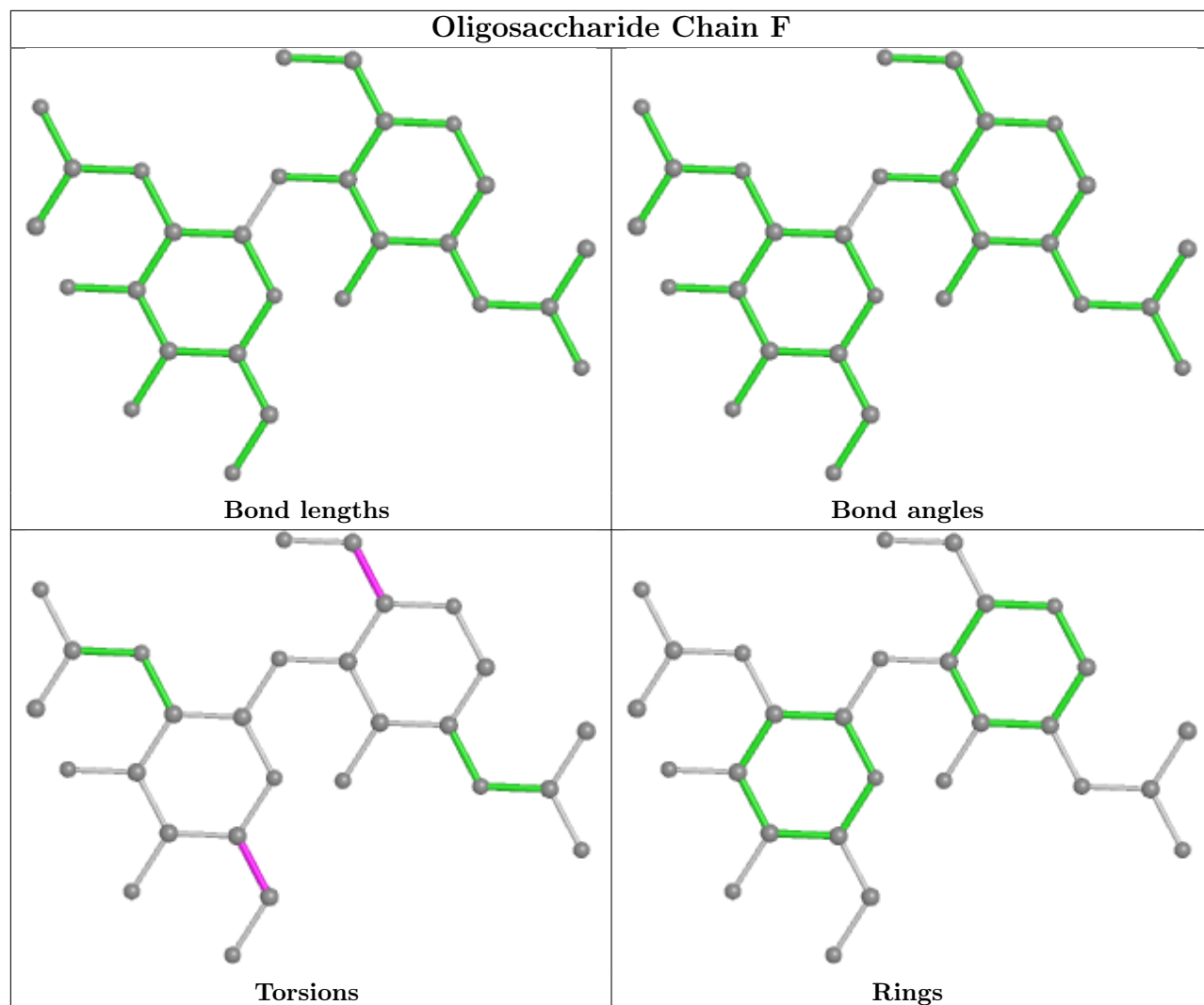
Mol	Chain	Res	Type	Clashes	Symm-Clashes
4	E	1	NAG	1	0
4	K	1	NAG	1	0
4	J	2	NAG	1	0
4	F	1	NAG	1	0
4	T	1	NAG	1	0
4	J	1	NAG	1	0

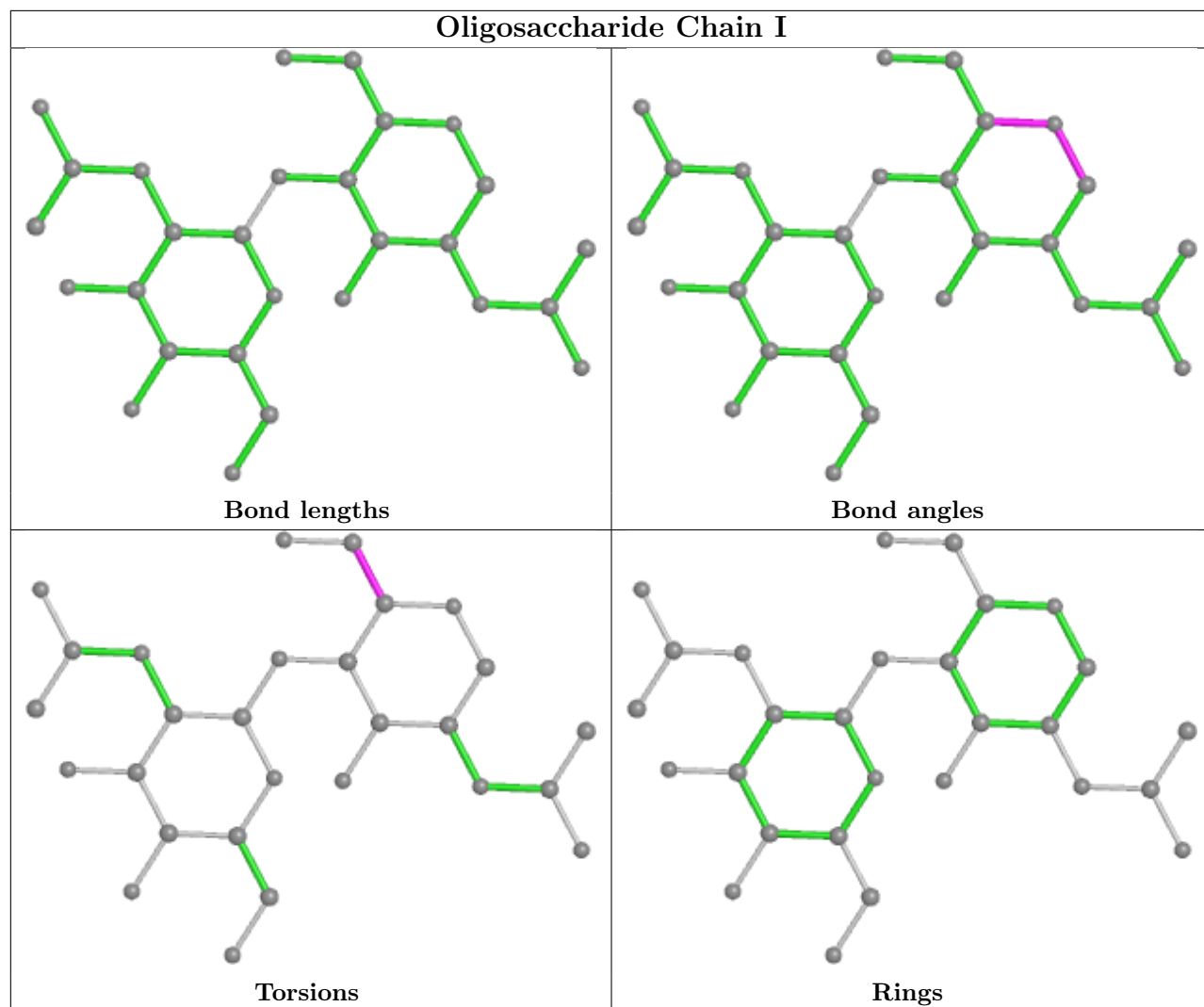
The following is a two-dimensional graphical depiction of Mogul quality analysis of bond lengths, bond angles, torsion angles, and ring geometry for oligosaccharide.

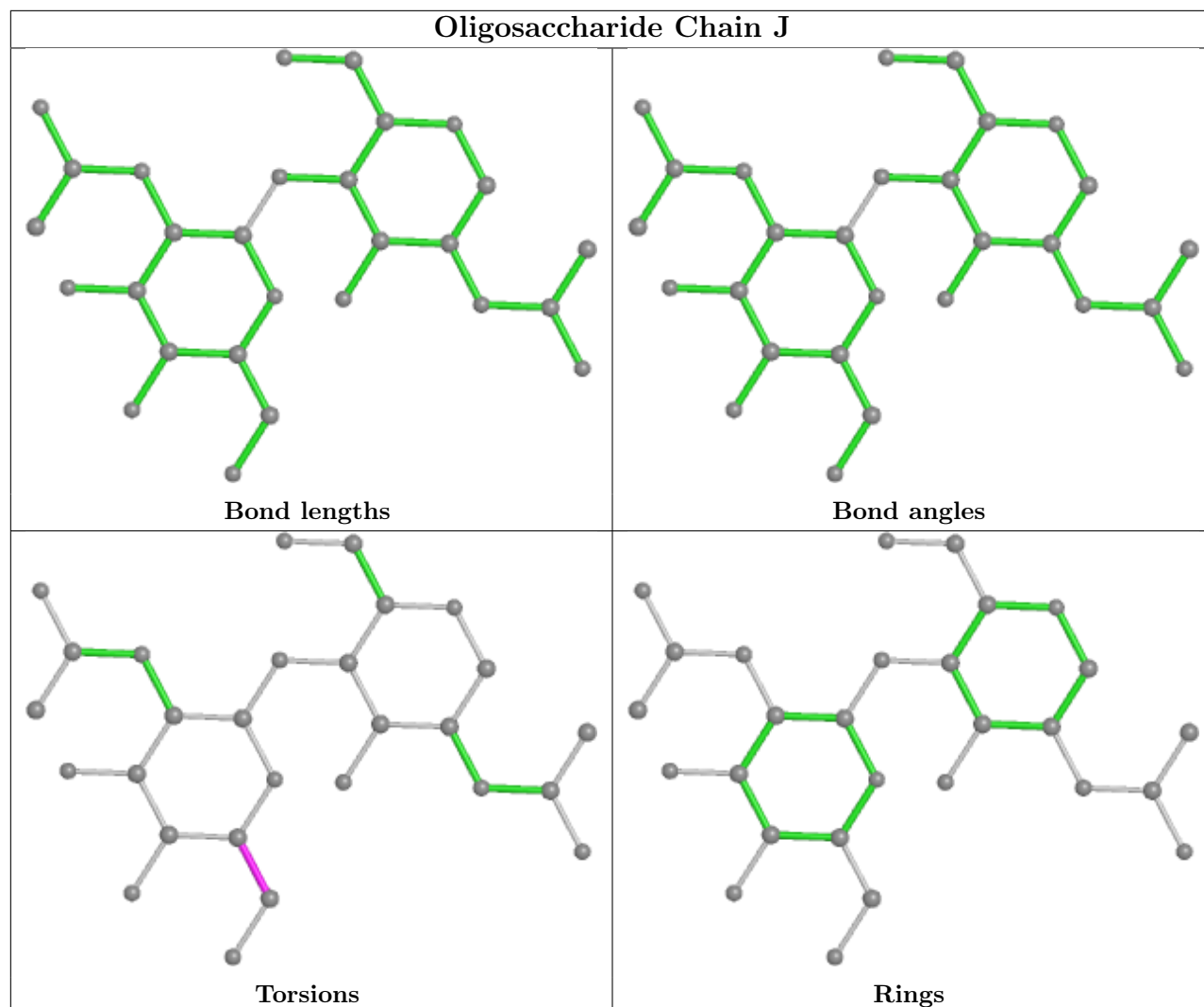


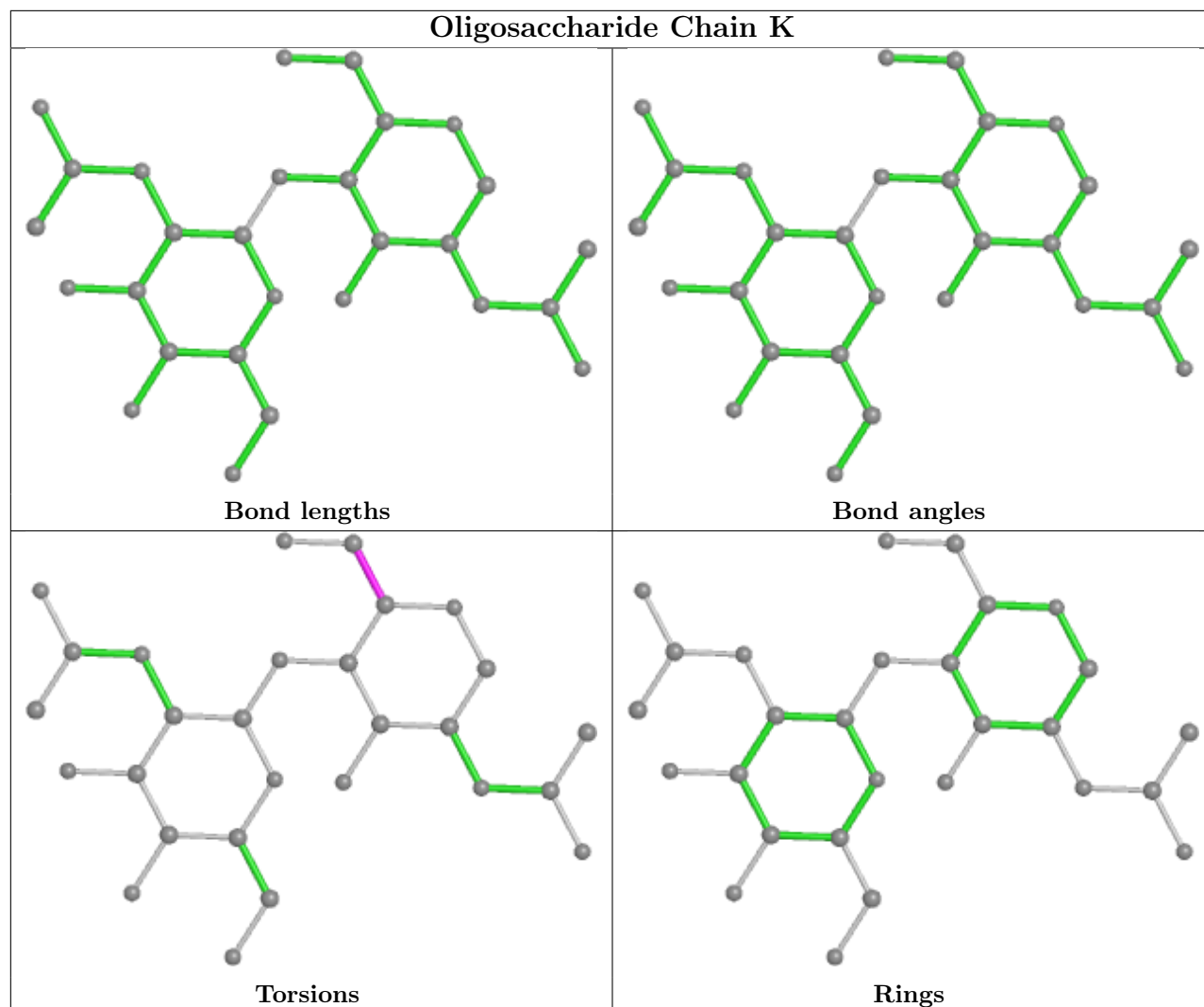


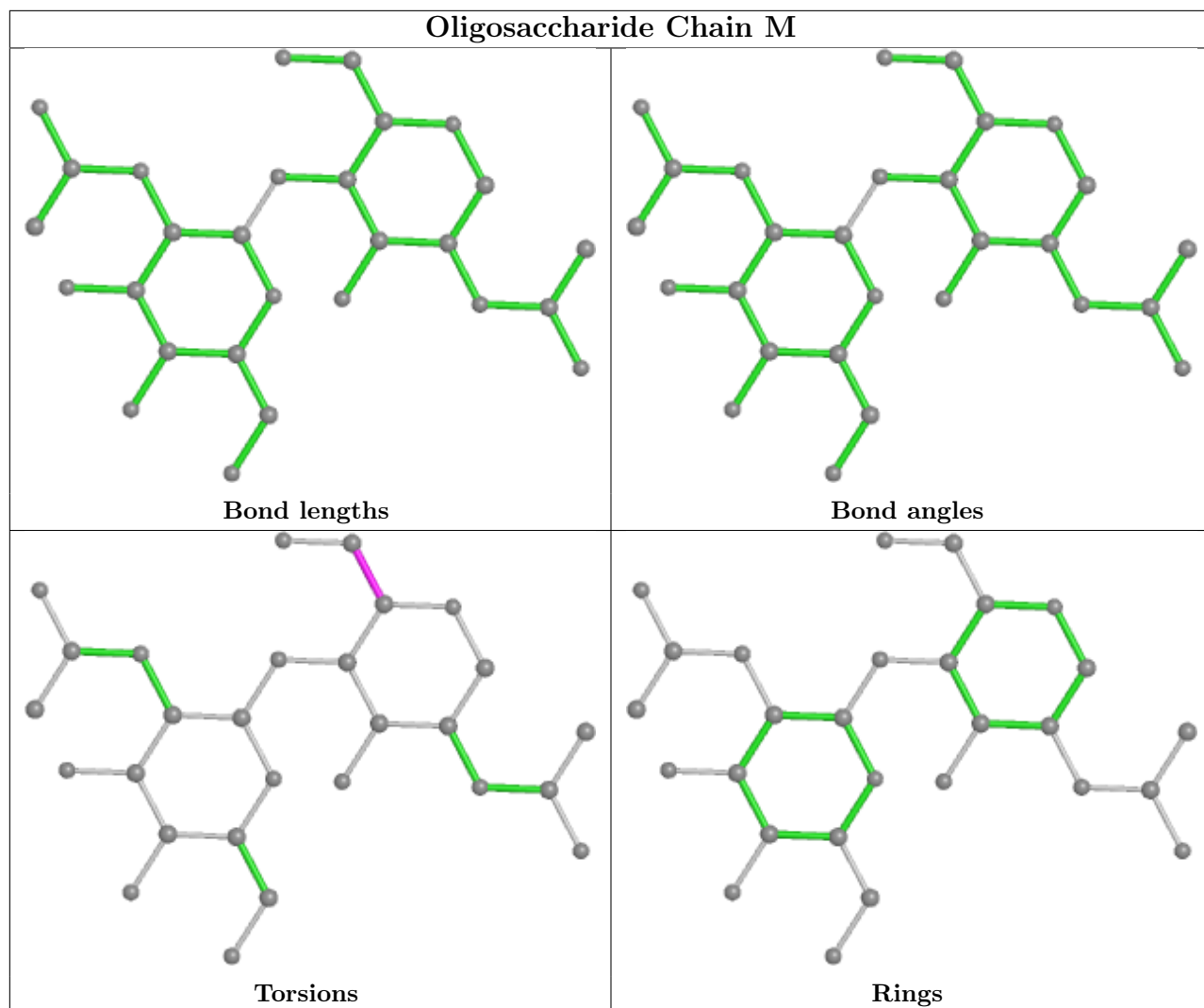


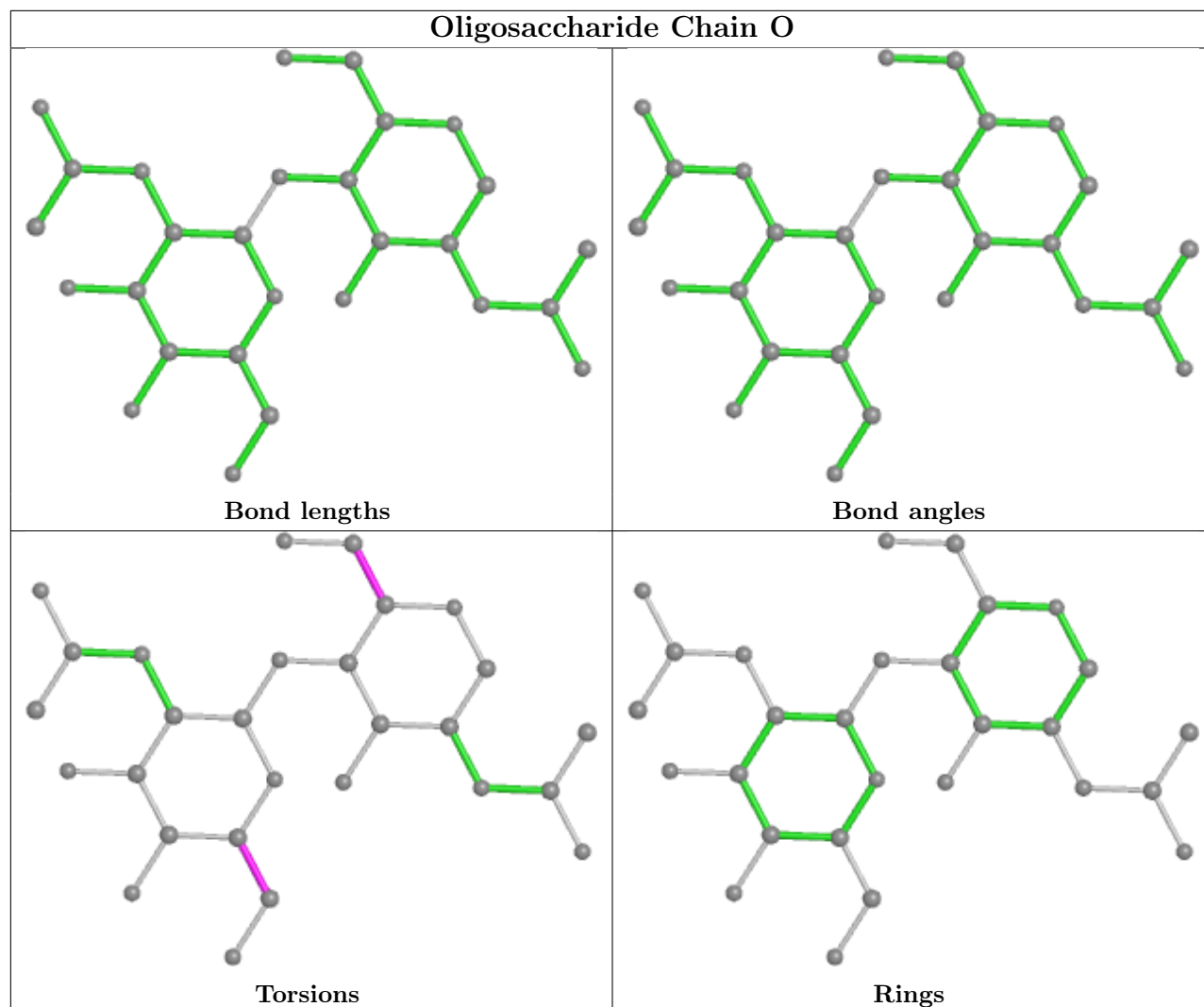


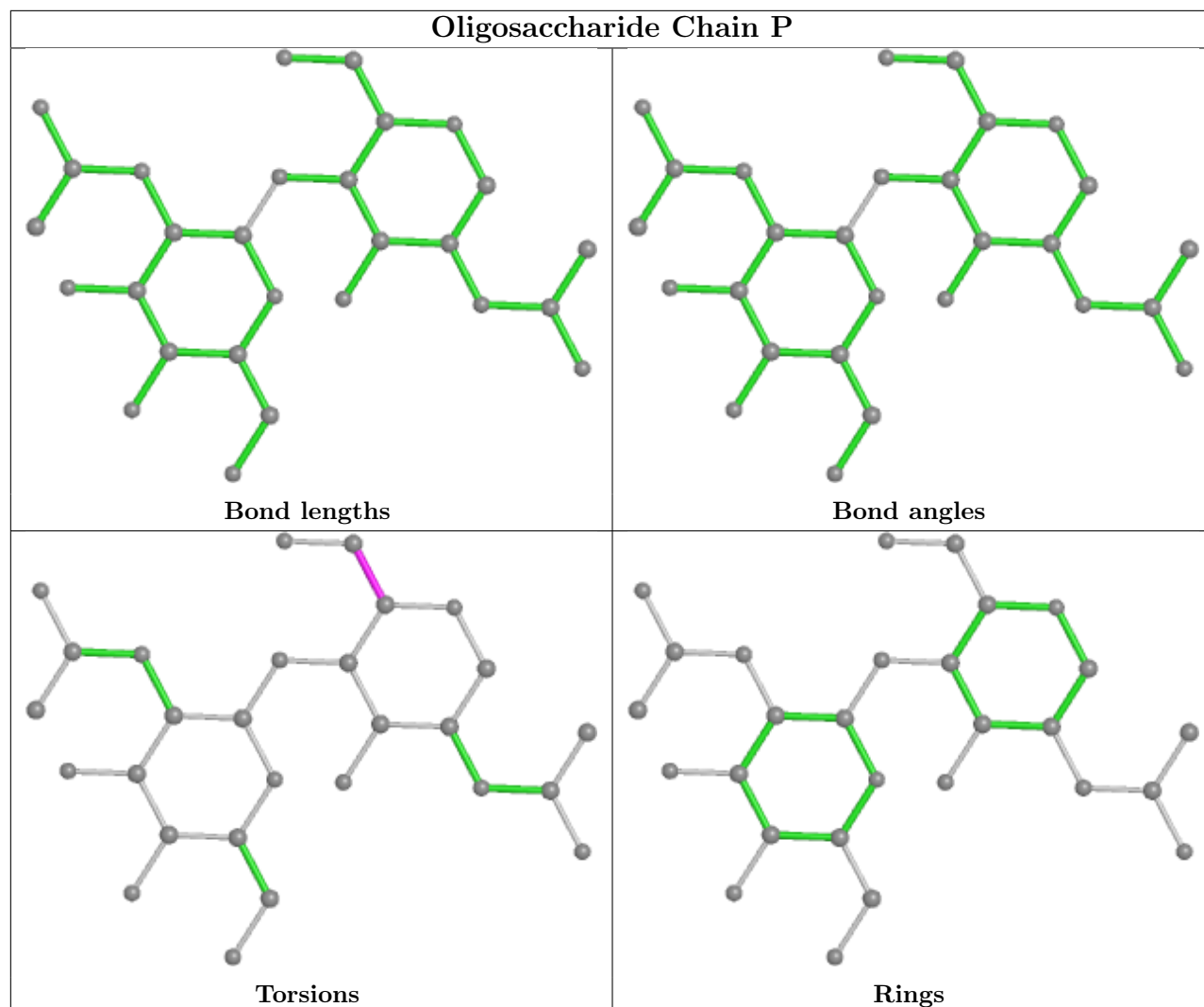


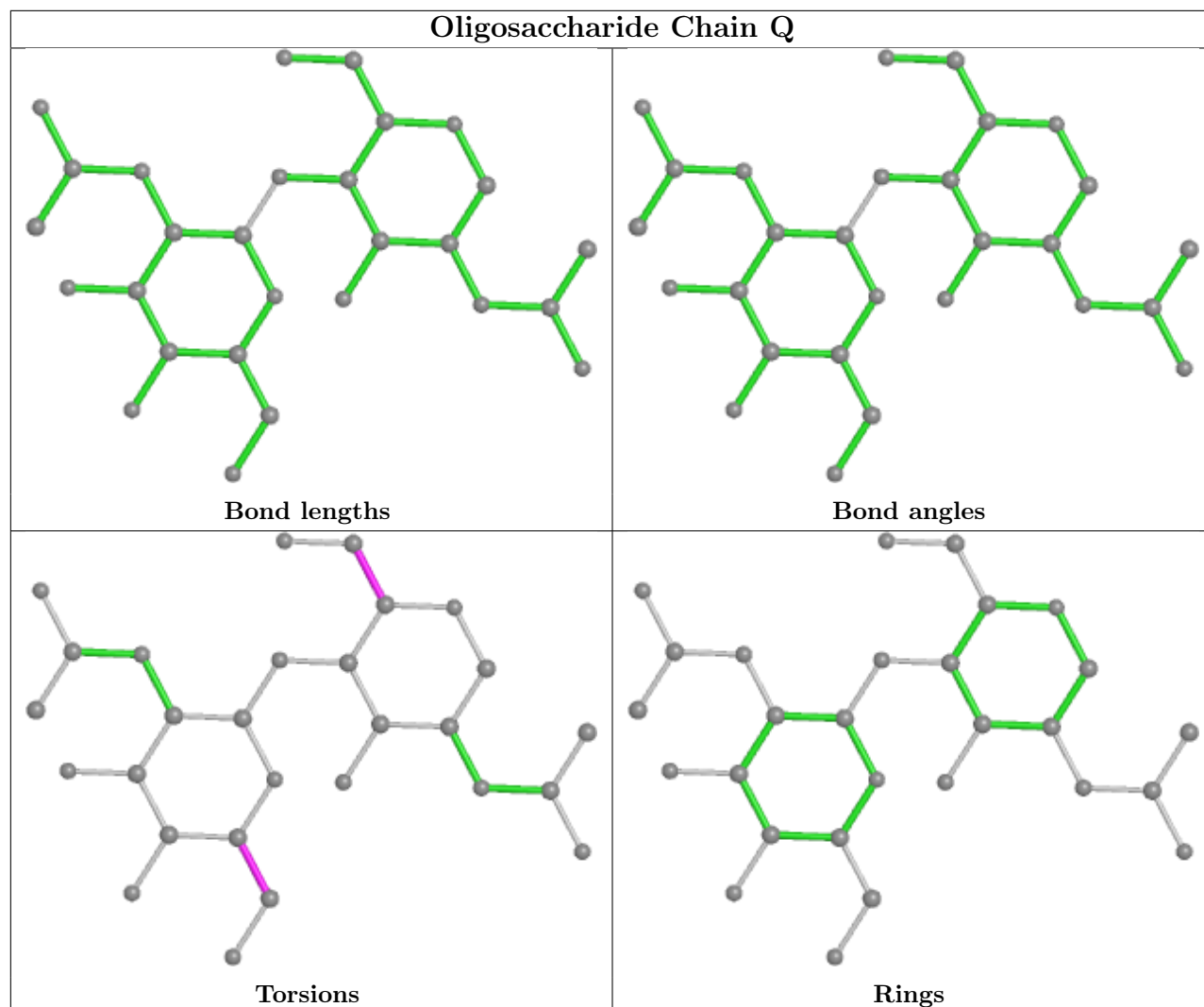


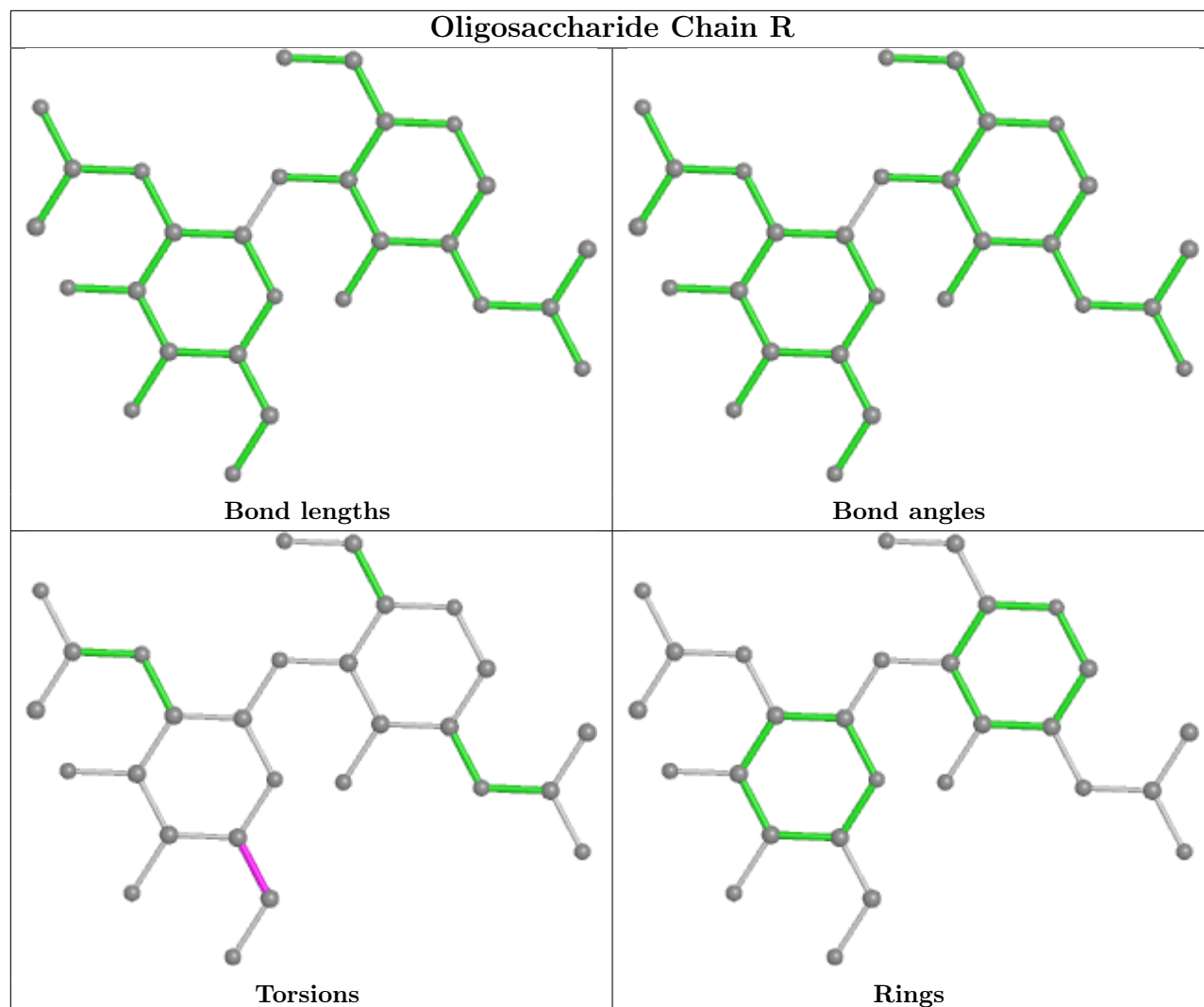


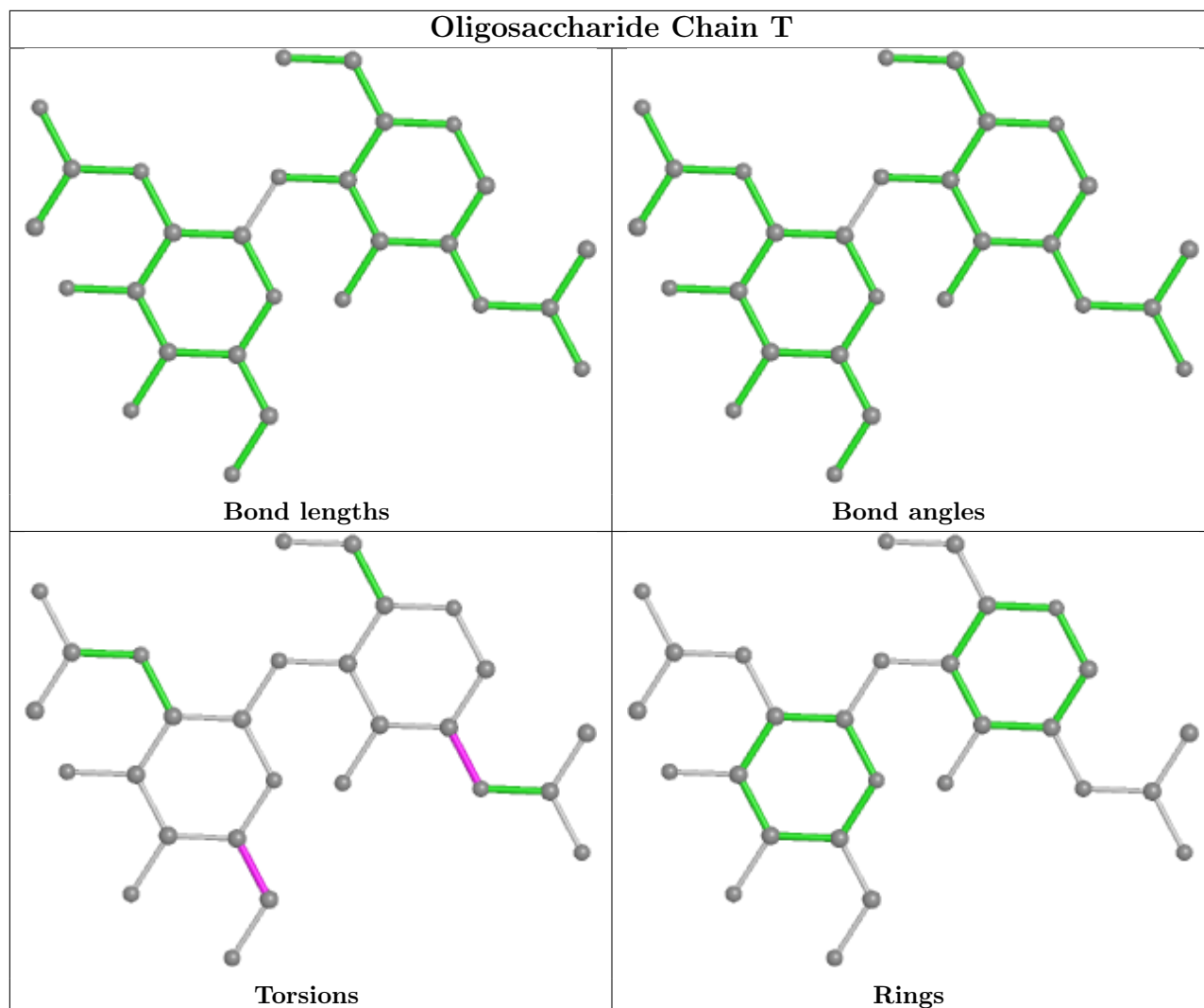












5.6 Ligand geometry [i](#)

34 ligands are modelled in this entry.

In the following table, the Counts columns list the number of bonds (or angles) for which Mogul statistics could be retrieved, the number of bonds (or angles) that are observed in the model and the number of bonds (or angles) that are defined in the Chemical Component Dictionary. The Link column lists molecule types, if any, to which the group is linked. The Z score for a bond length (or angle) is the number of standard deviations the observed value is removed from the expected value. A bond length (or angle) with $|Z| > 2$ is considered an outlier worth inspection. RMSZ is the root-mean-square of all Z scores of the bond lengths (or angles).

Mol	Type	Chain	Res	Link	Bond lengths			Bond angles		
					Counts	RMSZ	$\# Z > 2$	Counts	RMSZ	$\# Z > 2$
5	NAG	G	1306	1	14,14,15	0.20	0	17,19,21	0.49	0
5	NAG	G	1308	1	14,14,15	0.50	0	17,19,21	0.64	1 (5%)
5	NAG	B	1310	1	14,14,15	0.31	0	17,19,21	0.52	0

Mol	Type	Chain	Res	Link	Bond lengths			Bond angles		
					Counts	RMSZ	# Z > 2	Counts	RMSZ	# Z > 2
5	NAG	A	1306	1	14,14,15	0.22	0	17,19,21	0.54	0
5	NAG	B	1306	1	14,14,15	0.35	0	17,19,21	0.45	0
5	NAG	A	1302	1	14,14,15	0.29	0	17,19,21	0.57	0
5	NAG	B	1311	1	14,14,15	0.43	0	17,19,21	0.45	0
5	NAG	B	1303	1	14,14,15	0.20	0	17,19,21	0.44	0
5	NAG	G	1302	1	14,14,15	0.30	0	17,19,21	0.60	1 (5%)
5	NAG	A	1310	1	14,14,15	0.54	0	17,19,21	0.61	0
5	NAG	B	1302	1	14,14,15	0.27	0	17,19,21	0.57	0
5	NAG	B	1309	1	14,14,15	0.20	0	17,19,21	0.48	0
5	NAG	A	1304	1	14,14,15	0.31	0	17,19,21	0.38	0
5	NAG	B	1305	1	14,14,15	0.32	0	17,19,21	1.01	1 (5%)
5	NAG	G	1309	1	14,14,15	0.16	0	17,19,21	0.47	0
5	NAG	A	1303	1	14,14,15	0.32	0	17,19,21	0.48	0
5	NAG	G	1305	1	14,14,15	0.23	0	17,19,21	0.47	0
5	NAG	A	1305	1	14,14,15	0.22	0	17,19,21	0.48	0
5	NAG	B	1312	1	14,14,15	0.19	0	17,19,21	0.53	0
5	NAG	B	1313	1	14,14,15	0.20	0	17,19,21	0.44	0
5	NAG	A	1301	1	14,14,15	0.17	0	17,19,21	0.56	0
5	NAG	A	1308	1	14,14,15	0.23	0	17,19,21	0.54	0
5	NAG	B	1307	1	14,14,15	0.18	0	17,19,21	0.39	0
5	NAG	G	1310	1	14,14,15	0.24	0	17,19,21	0.39	0
5	NAG	B	1304	1	14,14,15	0.24	0	17,19,21	0.50	0
5	NAG	G	1301	1	14,14,15	0.47	0	17,19,21	0.45	0
5	NAG	A	1307	1	14,14,15	0.48	0	17,19,21	0.61	1 (5%)
5	NAG	A	1309	1	14,14,15	0.32	0	17,19,21	0.64	0
5	NAG	G	1307	1	14,14,15	0.25	0	17,19,21	0.38	0
5	NAG	G	1304	1	14,14,15	0.19	0	17,19,21	0.44	0
5	NAG	G	1303	1	14,14,15	0.34	0	17,19,21	0.52	0
5	NAG	G	1311	1	14,14,15	0.38	0	17,19,21	0.46	0
5	NAG	B	1301	1	14,14,15	0.19	0	17,19,21	0.39	0
5	NAG	B	1308	1	14,14,15	0.51	0	17,19,21	0.77	1 (5%)

In the following table, the Chirals column lists the number of chiral outliers, the number of chiral centers analysed, the number of these observed in the model and the number defined in the Chemical Component Dictionary. Similar counts are reported in the Torsion and Rings columns. '-' means no outliers of that kind were identified.

Mol	Type	Chain	Res	Link	Chirals	Torsions	Rings
5	NAG	G	1306	1	-	1/6/23/26	0/1/1/1
5	NAG	G	1308	1	-	1/6/23/26	0/1/1/1
5	NAG	B	1310	1	-	2/6/23/26	0/1/1/1

Continued on next page...

Continued from previous page...

Mol	Type	Chain	Res	Link	Chirals	Torsions	Rings
5	NAG	A	1306	1	-	0/6/23/26	0/1/1/1
5	NAG	B	1306	1	-	1/6/23/26	0/1/1/1
5	NAG	A	1302	1	-	2/6/23/26	0/1/1/1
5	NAG	B	1311	1	-	0/6/23/26	0/1/1/1
5	NAG	B	1303	1	-	2/6/23/26	0/1/1/1
5	NAG	G	1302	1	-	2/6/23/26	0/1/1/1
5	NAG	A	1310	1	-	2/6/23/26	0/1/1/1
5	NAG	B	1302	1	-	2/6/23/26	0/1/1/1
5	NAG	B	1309	1	-	0/6/23/26	0/1/1/1
5	NAG	A	1304	1	-	2/6/23/26	0/1/1/1
5	NAG	B	1305	1	-	2/6/23/26	0/1/1/1
5	NAG	G	1309	1	-	2/6/23/26	0/1/1/1
5	NAG	A	1303	1	-	2/6/23/26	0/1/1/1
5	NAG	G	1305	1	-	0/6/23/26	0/1/1/1
5	NAG	A	1305	1	-	1/6/23/26	0/1/1/1
5	NAG	B	1312	1	-	0/6/23/26	0/1/1/1
5	NAG	B	1313	1	-	2/6/23/26	0/1/1/1
5	NAG	A	1301	1	-	1/6/23/26	0/1/1/1
5	NAG	A	1308	1	-	2/6/23/26	0/1/1/1
5	NAG	B	1307	1	-	0/6/23/26	0/1/1/1
5	NAG	G	1310	1	-	2/6/23/26	0/1/1/1
5	NAG	B	1304	1	-	1/6/23/26	0/1/1/1
5	NAG	G	1301	1	-	1/6/23/26	0/1/1/1
5	NAG	A	1307	1	-	3/6/23/26	0/1/1/1
5	NAG	A	1309	1	-	3/6/23/26	0/1/1/1
5	NAG	G	1307	1	-	2/6/23/26	0/1/1/1
5	NAG	G	1304	1	-	0/6/23/26	0/1/1/1
5	NAG	G	1303	1	-	4/6/23/26	0/1/1/1
5	NAG	G	1311	1	-	0/6/23/26	0/1/1/1
5	NAG	B	1301	1	-	2/6/23/26	0/1/1/1
5	NAG	B	1308	1	-	2/6/23/26	0/1/1/1

There are no bond length outliers.

All (5) bond angle outliers are listed below:

Mol	Chain	Res	Type	Atoms	Z	Observed(°)	Ideal(°)
5	B	1305	NAG	C1-O5-C5	3.63	117.11	112.19
5	B	1308	NAG	C1-O5-C5	2.68	115.82	112.19

Continued on next page...

Continued from previous page...

Mol	Chain	Res	Type	Atoms	Z	Observed(°)	Ideal(°)
5	G	1302	NAG	C1-O5-C5	2.12	115.06	112.19
5	G	1308	NAG	C1-O5-C5	-2.04	109.43	112.19
5	A	1307	NAG	C1-O5-C5	2.03	114.95	112.19

There are no chirality outliers.

All (49) torsion outliers are listed below:

Mol	Chain	Res	Type	Atoms
5	A	1309	NAG	O5-C5-C6-O6
5	G	1303	NAG	O5-C5-C6-O6
5	A	1302	NAG	O5-C5-C6-O6
5	B	1302	NAG	O5-C5-C6-O6
5	B	1305	NAG	O5-C5-C6-O6
5	G	1302	NAG	O5-C5-C6-O6
5	B	1310	NAG	C4-C5-C6-O6
5	B	1310	NAG	O5-C5-C6-O6
5	B	1303	NAG	O5-C5-C6-O6
5	B	1308	NAG	O5-C5-C6-O6
5	A	1308	NAG	O5-C5-C6-O6
5	G	1310	NAG	O5-C5-C6-O6
5	G	1307	NAG	C4-C5-C6-O6
5	G	1309	NAG	O5-C5-C6-O6
5	B	1313	NAG	O5-C5-C6-O6
5	G	1307	NAG	O5-C5-C6-O6
5	B	1308	NAG	C4-C5-C6-O6
5	G	1302	NAG	C4-C5-C6-O6
5	A	1303	NAG	C4-C5-C6-O6
5	A	1309	NAG	C4-C5-C6-O6
5	A	1304	NAG	O5-C5-C6-O6
5	G	1309	NAG	C4-C5-C6-O6
5	G	1310	NAG	C4-C5-C6-O6
5	A	1302	NAG	C4-C5-C6-O6
5	B	1302	NAG	C4-C5-C6-O6
5	B	1305	NAG	C4-C5-C6-O6
5	G	1303	NAG	C4-C5-C6-O6
5	B	1303	NAG	C4-C5-C6-O6
5	A	1303	NAG	O5-C5-C6-O6
5	A	1305	NAG	O5-C5-C6-O6
5	B	1301	NAG	O5-C5-C6-O6
5	G	1308	NAG	O5-C5-C6-O6
5	A	1304	NAG	C4-C5-C6-O6
5	B	1306	NAG	O5-C5-C6-O6

Continued on next page...

Continued from previous page...

Mol	Chain	Res	Type	Atoms
5	G	1306	NAG	O5-C5-C6-O6
5	A	1301	NAG	O5-C5-C6-O6
5	G	1303	NAG	C1-C2-N2-C7
5	G	1301	NAG	O5-C5-C6-O6
5	A	1308	NAG	C4-C5-C6-O6
5	A	1307	NAG	C1-C2-N2-C7
5	B	1313	NAG	C4-C5-C6-O6
5	B	1304	NAG	O5-C5-C6-O6
5	A	1309	NAG	C3-C2-N2-C7
5	A	1310	NAG	C3-C2-N2-C7
5	A	1307	NAG	C4-C5-C6-O6
5	A	1310	NAG	C1-C2-N2-C7
5	A	1307	NAG	C3-C2-N2-C7
5	G	1303	NAG	C3-C2-N2-C7
5	B	1301	NAG	C4-C5-C6-O6

There are no ring outliers.

5 monomers are involved in 7 short contacts:

Mol	Chain	Res	Type	Clashes	Symm-Clashes
5	B	1306	NAG	1	0
5	A	1308	NAG	1	0
5	G	1301	NAG	2	0
5	A	1307	NAG	2	0
5	A	1309	NAG	1	0

5.7 Other polymers [i](#)

There are no such residues in this entry.

5.8 Polymer linkage issues [i](#)

There are no chain breaks in this entry.

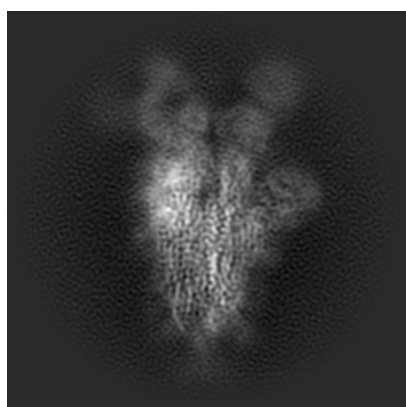
6 Map visualisation [i](#)

This section contains visualisations of the EMDB entry EMD-22733. These allow visual inspection of the internal detail of the map and identification of artifacts.

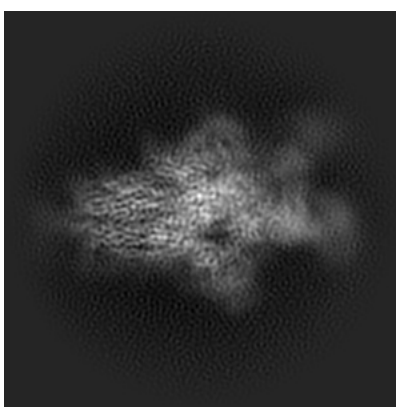
No raw map or half-maps were deposited for this entry and therefore no images, graphs, etc. pertaining to the raw map can be shown.

6.1 Orthogonal projections [i](#)

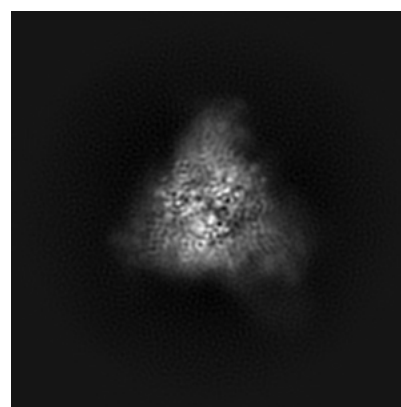
6.1.1 Primary map



X



Y

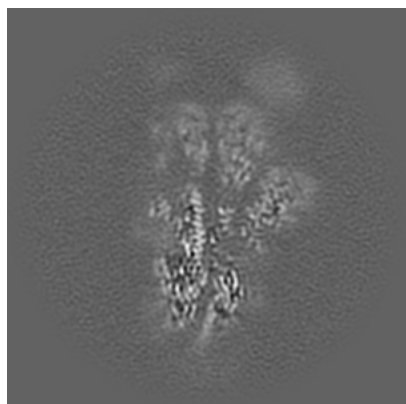


Z


The images above show the map projected in three orthogonal directions.

6.2 Central slices [i](#)

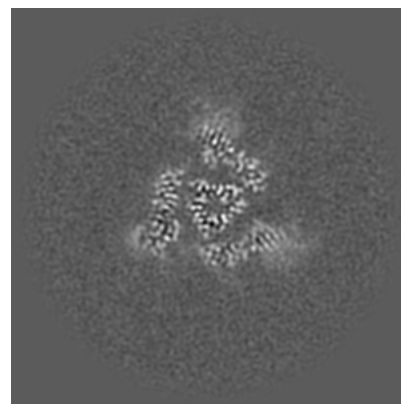
6.2.1 Primary map



X Index: 176



Y Index: 176

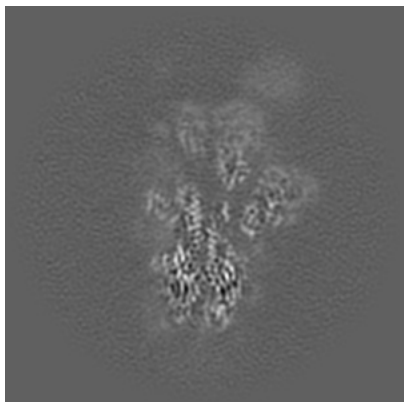


Z Index: 176

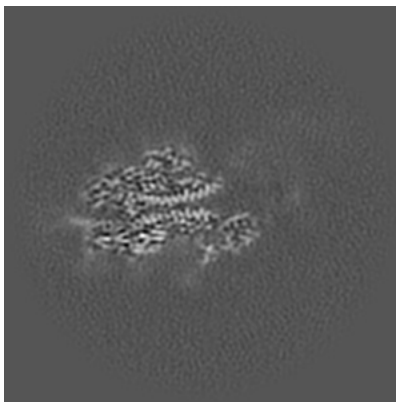
The images above show central slices of the map in three orthogonal directions.

6.3 Largest variance slices [i](#)

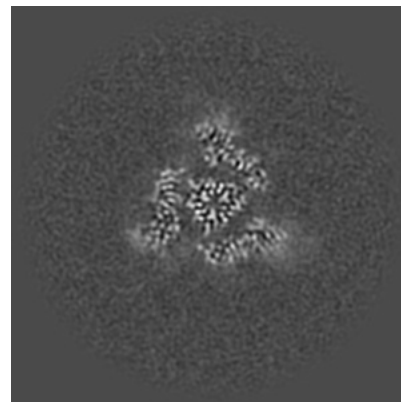
6.3.1 Primary map



X Index: 179



Y Index: 182

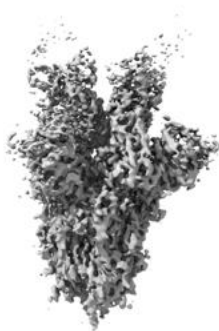


Z Index: 174

The images above show the largest variance slices of the map in three orthogonal directions.

6.4 Orthogonal surface views [i](#)

6.4.1 Primary map



X



Y



Z

The images above show the 3D surface view of the map at the recommended contour level 0.09. These images, in conjunction with the slice images, may facilitate assessment of whether an appropriate contour level has been provided.

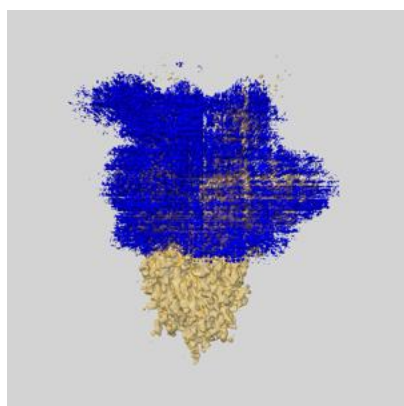
6.5 Mask visualisation [i](#)

This section shows the 3D surface view of the primary map at 50% transparency overlaid with the specified mask at 0% transparency


A mask typically either:

- Encompasses the whole structure
- Separates out a domain, a functional unit, a monomer or an area of interest from a larger structure


6.5.1 emd_22733_msk_1.map [i](#)



X



Y

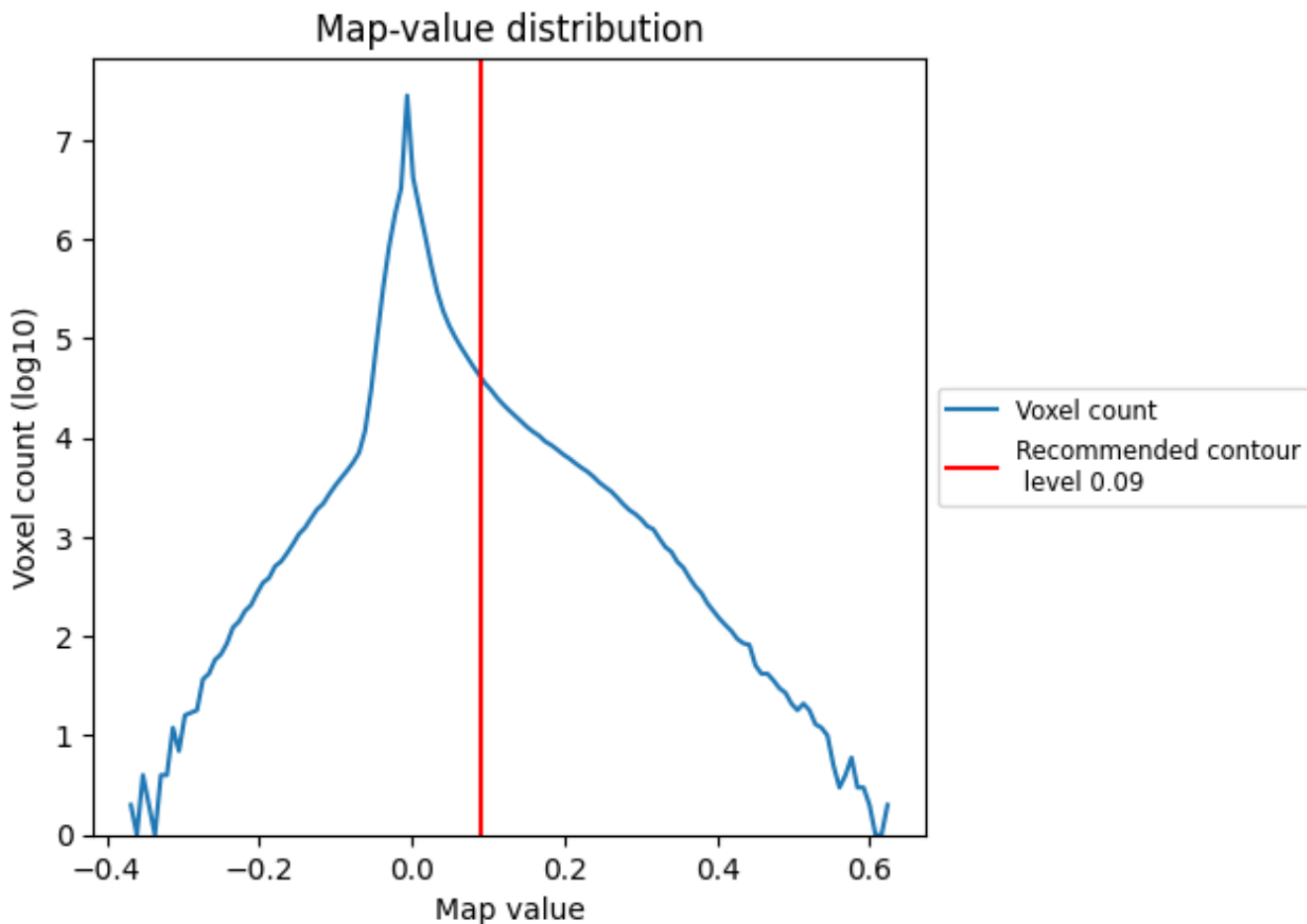


Z

7 Map analysis [i](#)

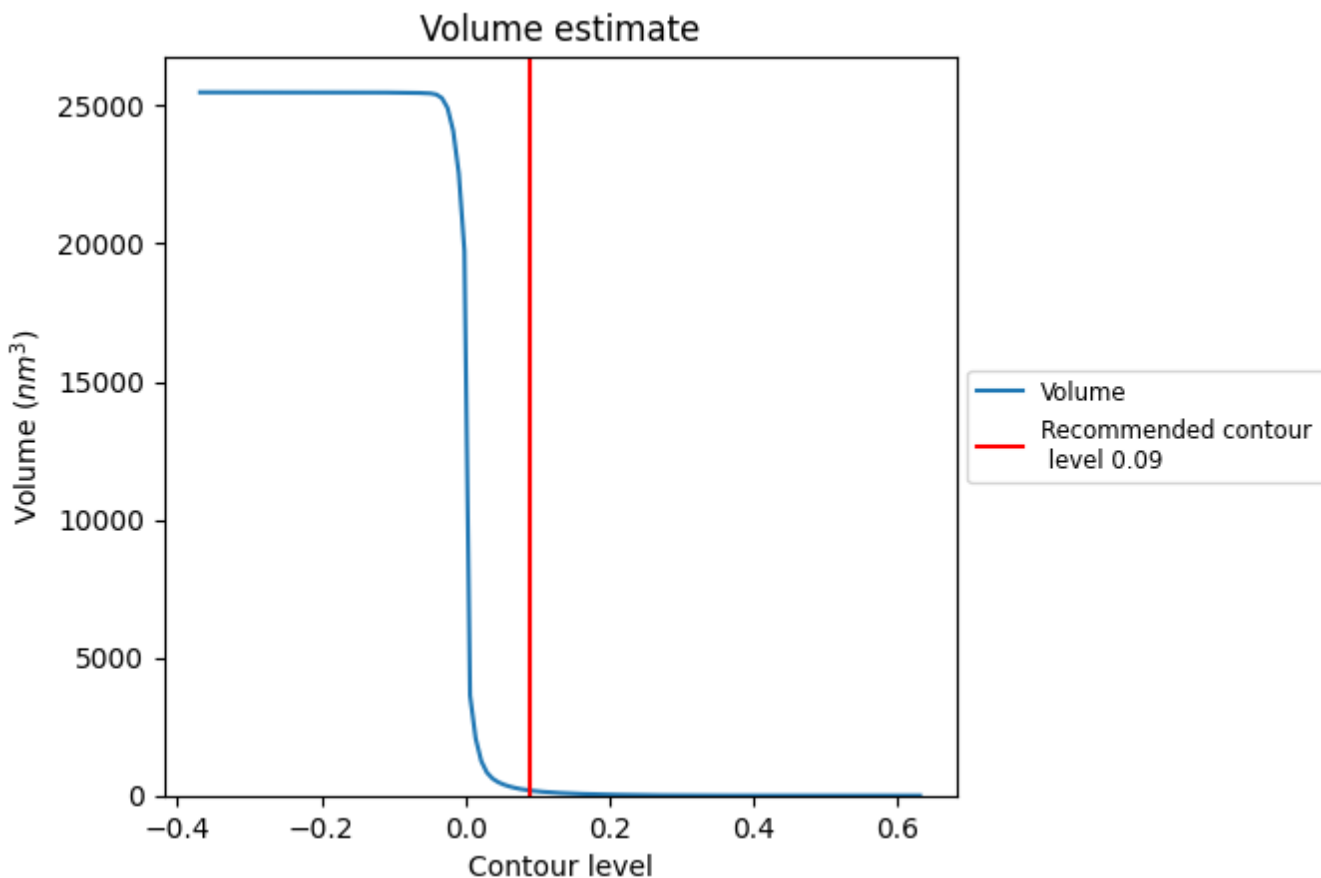
This section contains the results of statistical analysis of the map.

7.1 Map-value distribution [i](#)



The map-value distribution is plotted in 128 intervals along the x-axis. The y-axis is logarithmic. A spike in this graph at zero usually indicates that the volume has been masked.

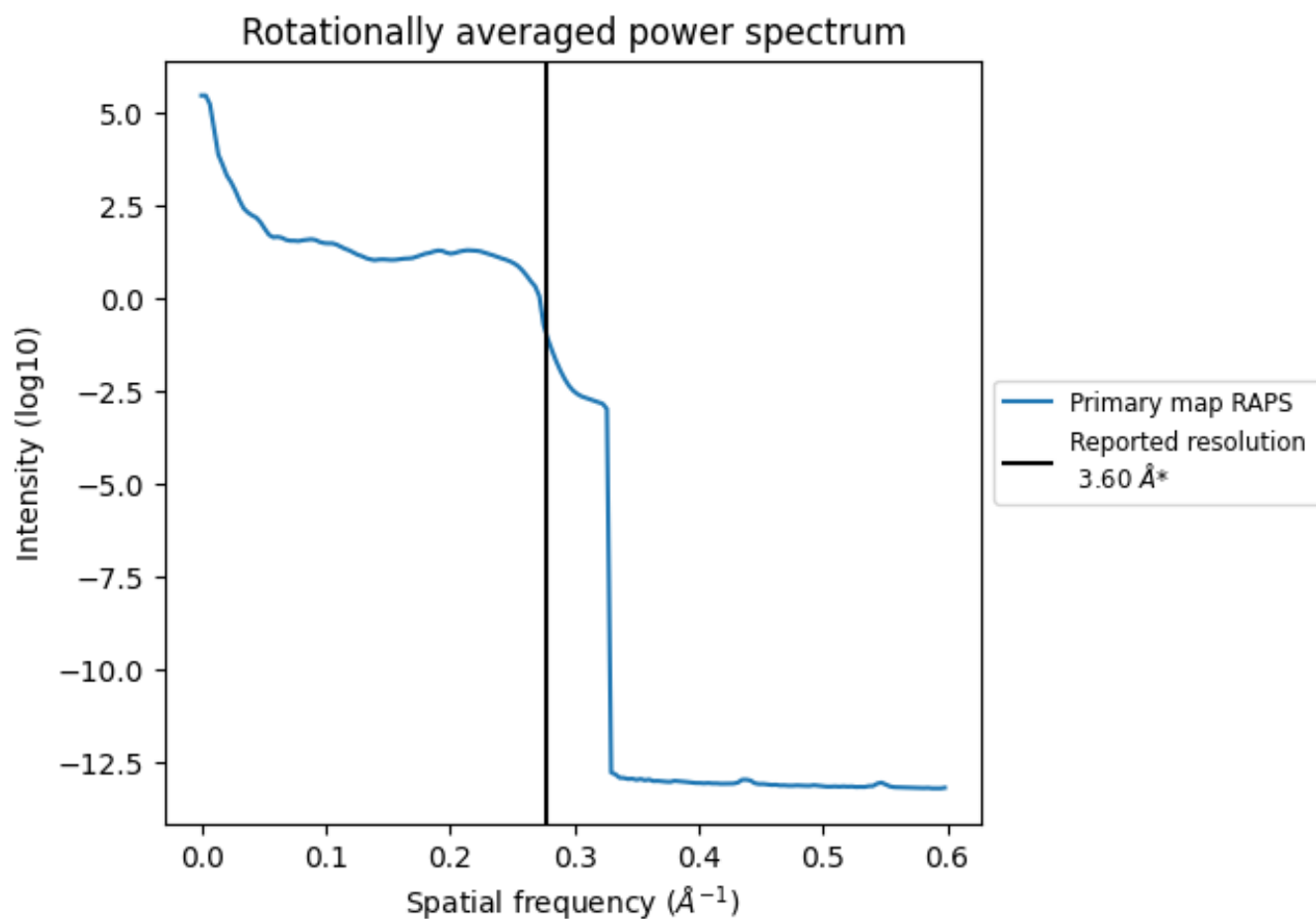
7.2 Volume estimate [i](#)



The volume at the recommended contour level is 185 nm³; this corresponds to an approximate mass of 167 kDa.

The volume estimate graph shows how the enclosed volume varies with the contour level. The recommended contour level is shown as a vertical line and the intersection between the line and the curve gives the volume of the enclosed surface at the given level.

7.3 Rotationally averaged power spectrum [i](#)

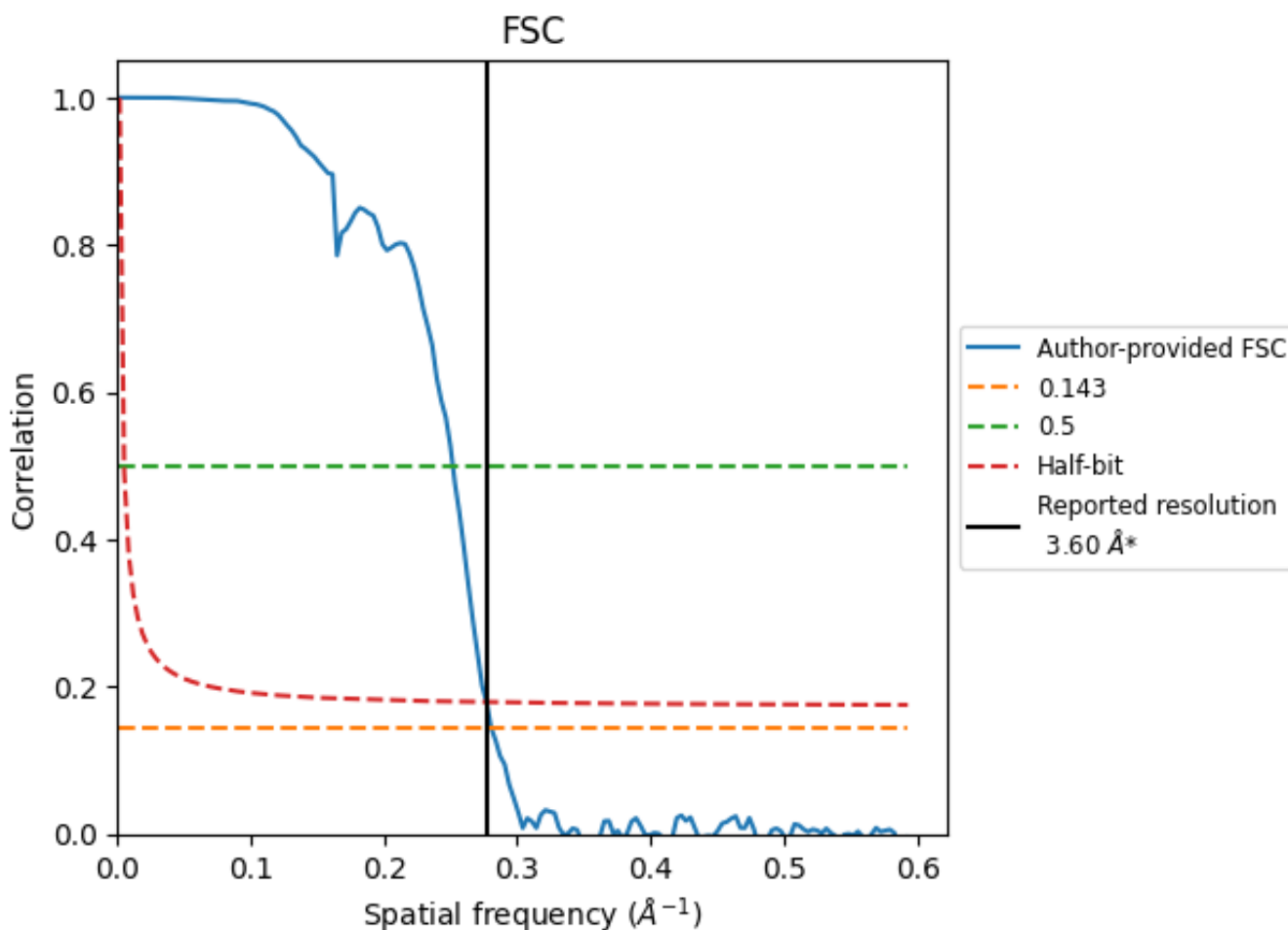


*Reported resolution corresponds to spatial frequency of 0.278 Å⁻¹

8 Fourier-Shell correlation [i](#)

Fourier-Shell Correlation (FSC) is the most commonly used method to estimate the resolution of single-particle and subtomogram-averaged maps. The shape of the curve depends on the imposed symmetry, mask and whether or not the two 3D reconstructions used were processed from a common reference. The reported resolution is shown as a black line. A curve is displayed for the half-bit criterion in addition to lines showing the 0.143 gold standard cut-off and 0.5 cut-off.

8.1 FSC [i](#)



*Reported resolution corresponds to spatial frequency of 0.278 Å⁻¹

8.2 Resolution estimates [i](#)

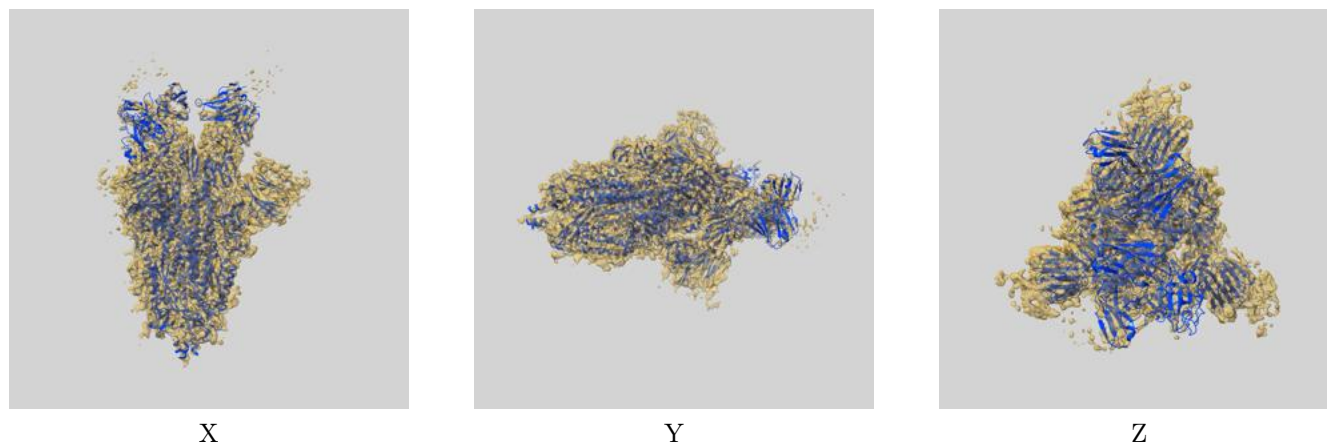
Resolution estimate (Å)	Estimation criterion (FSC cut-off)		
	0.143	0.5	Half-bit
Reported by author	3.60	-	-
Author-provided FSC curve	3.57	3.97	3.61
Unmasked-calculated*	-	-	-

*Resolution estimate based on FSC curve calculated by comparison of deposited half-maps.

9 Map-model fit [i](#)

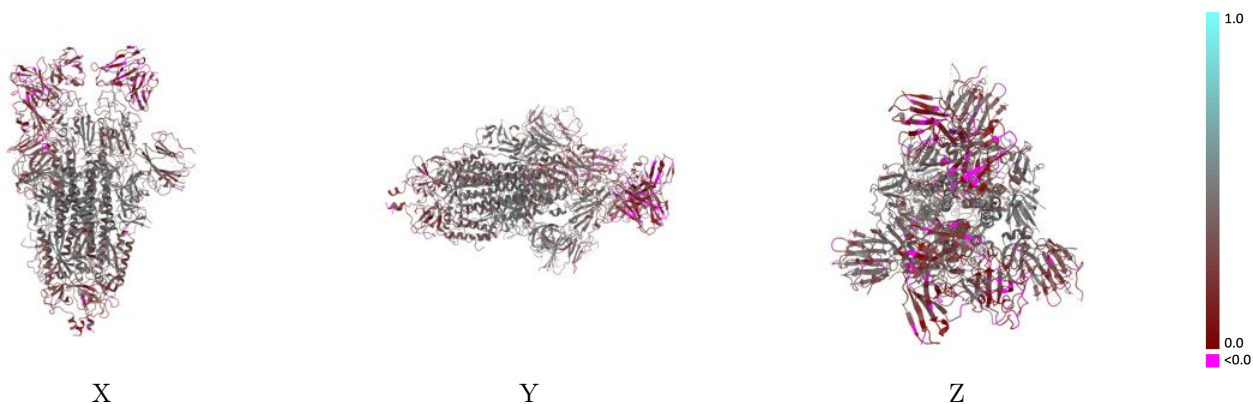
This section contains information regarding the fit between EMDB map EMD-22733 and PDB model 7K8W. Per-residue inclusion information can be found in section [3](#) on page [12](#).

9.1 Map-model overlay [i](#)



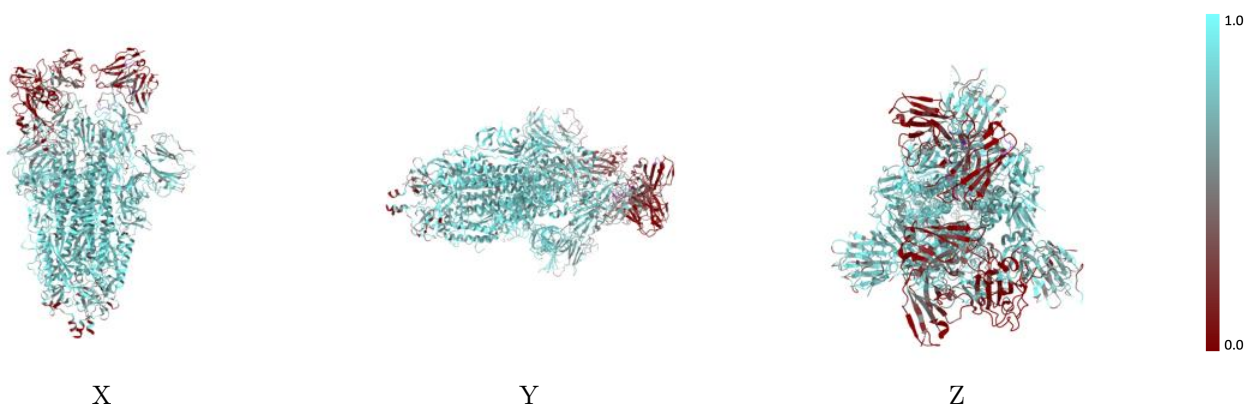
The images above show the 3D surface view of the map at the recommended contour level 0.09 at 50% transparency in yellow overlaid with a ribbon representation of the model coloured in blue. These images allow for the visual assessment of the quality of fit between the atomic model and the map.

9.2 Q-score mapped to coordinate model [\(i\)](#)



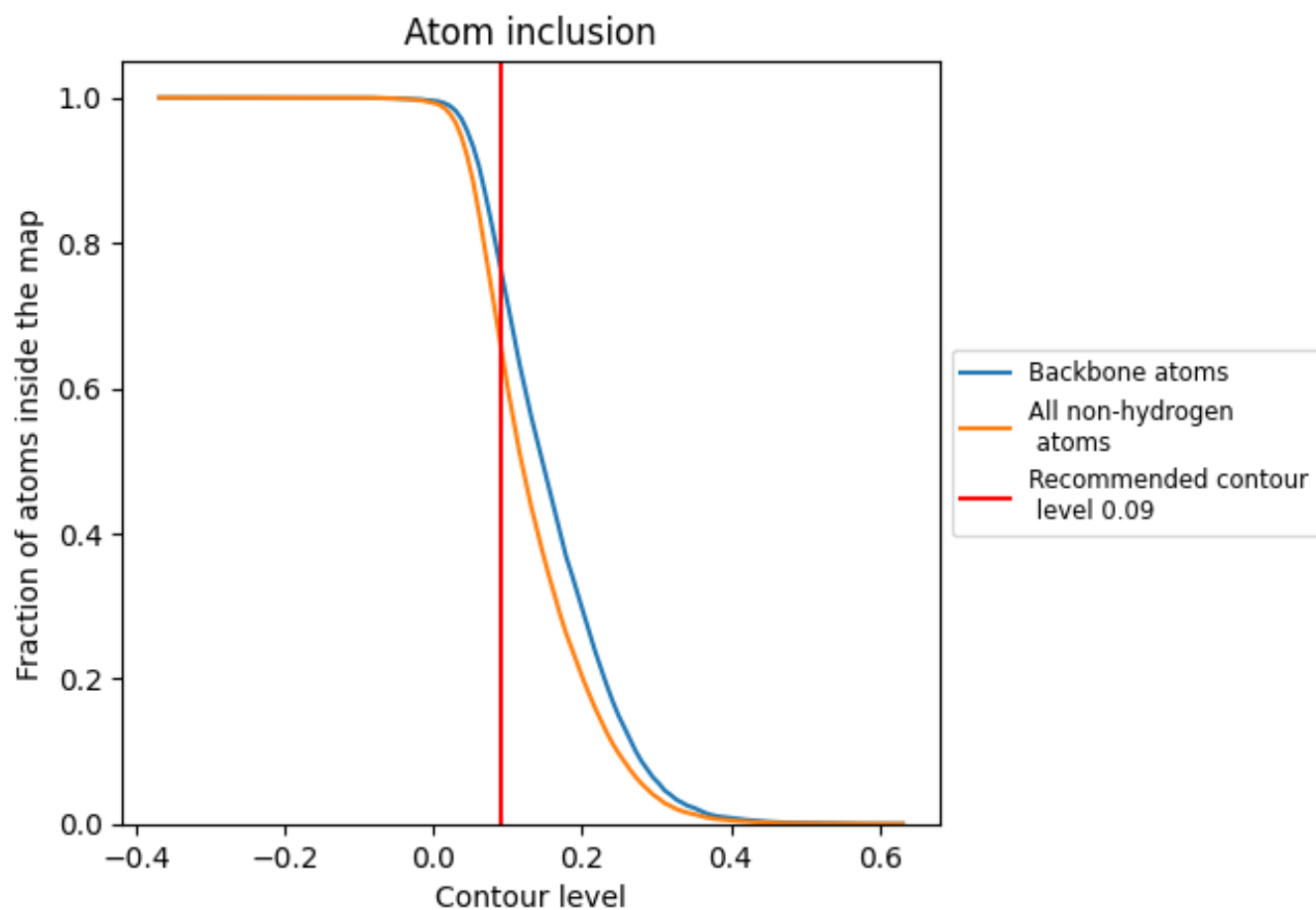
The images above show the model with each residue coloured according to its Q-score. This shows their resolvability in the map with higher Q-score values reflecting better resolvability. Please note: Q-score is calculating the resolvability of atoms, and thus high values are only expected at resolutions at which atoms can be resolved. Low Q-score values may therefore be expected for many entries.

9.3 Atom inclusion mapped to coordinate model [\(i\)](#)



The images above show the model with each residue coloured according to its atom inclusion. This shows to what extent they are inside the map at the recommended contour level (0.09).











































9.4 Atom inclusion [i](#)



At the recommended contour level, 77% of all backbone atoms, 66% of all non-hydrogen atoms, are inside the map.

9.5 Map-model fit summary

The table lists the average atom inclusion at the recommended contour level (0.09) and Q-score for the entire model and for each chain.

Chain	Atom inclusion	Q-score
All	 0.6616	 0.3440
A	 0.7517	 0.3840
B	 0.6971	 0.3630
C	 0.0357	 -0.0330
D	 0.5000	 0.2820
E	 0.6071	 0.3300
F	 0.4643	 0.2750
G	 0.7393	 0.3730
H	 0.2651	 0.1890
I	 0.3214	 0.2500
J	 0.6071	 0.3840
K	 0.3214	 0.1940
L	 0.2999	 0.1920
M	 0.3571	 0.2890
N	 0.2100	 0.1470
O	 0.5714	 0.3950
P	 0.4286	 0.2380
Q	 0.3929	 0.2290
R	 0.3214	 0.1860
S	 0.2351	 0.1370
T	 0.3929	 0.3090

