



Full wwPDB EM Validation Report ⓘ

Feb 14, 2024 – 06:50 AM EST

PDB ID : 3K1Q
EMDB ID : EMD-1653
Title : Backbone model of an aquareovirus virion by cryo-electron microscopy and bioinformatics
Authors : Cheng, L.P.; Zhu, J.; Hiu, W.H.; Zhang, X.K.; Honig, B.; Fang, Q.; Zhou, Z.H.
Deposited on : 2009-09-28
Resolution : 4.50 Å(reported)

This is a Full wwPDB EM Validation Report for a publicly released PDB entry.

We welcome your comments at validation@mail.wwpdb.org

A user guide is available at

<https://www.wwpdb.org/validation/2017/EMValidationReportHelp>

with specific help available everywhere you see the ⓘ symbol.

The types of validation reports are described at

<http://www.wwpdb.org/validation/2017/FAQs#types>.

The following versions of software and data (see [references ⓘ](#)) were used in the production of this report:

EMDB validation analysis : 0.0.1.dev70
MolProbity : 4.02b-467
Percentile statistics : 20191225.v01 (using entries in the PDB archive December 25th 2019)
MapQ : 1.9.9
Ideal geometry (proteins) : Engh & Huber (2001)
Ideal geometry (DNA, RNA) : Parkinson et al. (1996)
Validation Pipeline (wwPDB-VP) : 2.36

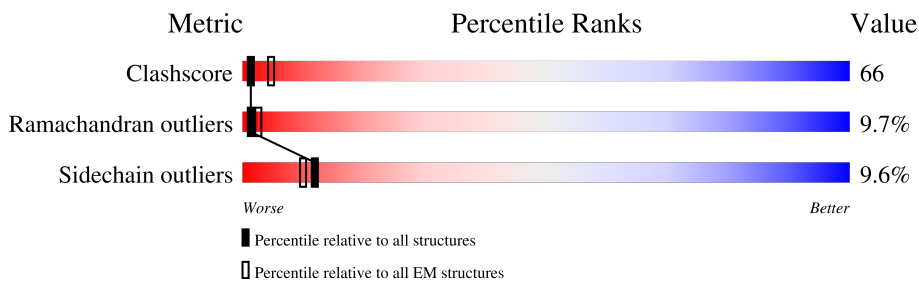
1 Overall quality at a glance i

The following experimental techniques were used to determine the structure:

ELECTRON MICROSCOPY

The reported resolution of this entry is 4.50 Å.

Percentile scores (ranging between 0-100) for global validation metrics of the entry are shown in the following graphic. The table shows the number of entries on which the scores are based.



Metric	Whole archive (#Entries)	EM structures (#Entries)
Clashscore	158937	4297
Ramachandran outliers	154571	4023
Sidechain outliers	154315	3826

The table below summarises the geometric issues observed across the polymeric chains and their fit to the map. The red, orange, yellow and green segments of the bar indicate the fraction of residues that contain outliers for ≥ 3 , 2, 1 and 0 types of geometric quality criteria respectively. A grey segment represents the fraction of residues that are not modelled. The numeric value for each fraction is indicated below the corresponding segment, with a dot representing fractions $\leq 5\%$. The upper red bar (where present) indicates the fraction of residues that have poor fit to the EM map (all-atom inclusion $< 40\%$). The numeric value is given above the bar.

Mol	Chain	Length	Quality of chain
1	A	1299	84% 35% 39% 17% 8%
2	B	1027	77% 37% 36% 20% 6%
3	C	1196	76% 39% 37% 17% 8%
4	D	412	81% 31% 38% 20% 11%
4	E	412	71% 33% 39% 20% 8%
5	F	276	94% 23% 34% 30% 13%
5	G	276	95% 24% 35% 29% 13%
5	H	276	95% 25% 32% 30% 14%

Continued on next page...

Continued from previous page...

Mol	Chain	Length	Quality of chain			
5	L	276	95%			
			23%	35%	28%	14%
5	M	276	94%			
			24%	33%	29%	13%
5	N	276	100%			
			23%	35%	28%	13%
5	R	276	96%			
			22%	34%	30%	14%
5	S	276	93%			
			25%	32%	29%	14%
5	T	276	91%			
			22%	35%	30%	13%
5	Y	276	100%			
			25%	32%	29%	13%
6	I	639	89%			
			27%	38%	24%	10%
6	J	639	85%			
			27%	40%	23%	10%
6	K	639	86%			
			28%	38%	23%	10%
6	O	639	89%			
			27%	41%	23%	10%
6	P	639	90%			
			28%	37%	24%	11%
6	Q	639	89%			
			28%	38%	24%	10%
6	U	639	88%			
			27%	38%	24%	10%
6	V	639	88%			
			27%	38%	25%	10%
6	W	639	86%			
			27%	39%	24%	10%
6	X	639	90%			
			34%	39%	21%	6%

2 Entry composition [i](#)

There are 6 unique types of molecules in this entry. The entry contains 101798 atoms, of which 0 are hydrogens and 0 are deuteriums.

In the tables below, the AltConf column contains the number of residues with at least one atom in alternate conformation and the Trace column contains the number of residues modelled with at most 2 atoms.

- Molecule 1 is a protein called VP1.

Mol	Chain	Residues	Atoms					AltConf	Trace
			Total	C	N	O	S		
1	A	1299	Total	C	N	O	S	0	0
			9989	6395	1700	1866	28		

- Molecule 2 is a protein called VP3A.

Mol	Chain	Residues	Atoms					AltConf	Trace
			Total	C	N	O	S		
2	B	1027	Total	C	N	O	S	0	0
			7935	5067	1359	1462	47		

There is a discrepancy between the modelled and reference sequences:

Chain	Residue	Modelled	Actual	Comment	Reference
B	455	GLU	GLN	conflict	UNP Q9E3V8

- Molecule 3 is a protein called VP3B.

Mol	Chain	Residues	Atoms					AltConf	Trace
			Total	C	N	O	S		
3	C	1196	Total	C	N	O	S	0	0
			9154	5805	1575	1722	52		

- Molecule 4 is a protein called Core protein VP6.

Mol	Chain	Residues	Atoms					AltConf	Trace
			Total	C	N	O	S		
4	D	412	Total	C	N	O	S	0	0
			3145	2013	545	571	16		
4	E	412	Total	C	N	O	S	0	0
			3145	2013	545	571	16		

- Molecule 5 is a protein called Outer capsid VP7.

Mol	Chain	Residues	Atoms					AltConf	Trace
			Total	C	N	O	S		
5	F	276	Total	C	N	O	S	0	0
			2085	1288	378	402	17		

Continued on next page...

Continued from previous page...

Mol	Chain	Residues	Atoms					AltConf	Trace
5	G	276	Total	C	N	O	S	0	0
			2085	1288	378	402	17		
5	H	276	Total	C	N	O	S	0	0
			2085	1288	378	402	17		
5	L	276	Total	C	N	O	S	0	0
			2085	1288	378	402	17		
5	M	276	Total	C	N	O	S	0	0
			2085	1288	378	402	17		
5	N	276	Total	C	N	O	S	0	0
			2085	1288	378	402	17		
5	R	276	Total	C	N	O	S	0	0
			2085	1288	378	402	17		
5	S	276	Total	C	N	O	S	0	0
			2085	1288	378	402	17		
5	T	276	Total	C	N	O	S	0	0
			2085	1288	378	402	17		
5	Y	276	Total	C	N	O	S	0	0
			2085	1288	378	402	17		


- Molecule 6 is a protein called Outer capsid VP5.


Mol	Chain	Residues	Atoms					AltConf	Trace
6	I	639	Total	C	N	O	S	0	0
			4758	3012	801	927	18		
6	J	639	Total	C	N	O	S	0	0
			4758	3012	801	927	18		
6	K	639	Total	C	N	O	S	0	0
			4758	3012	801	927	18		
6	O	639	Total	C	N	O	S	0	0
			4758	3012	801	927	18		
6	P	639	Total	C	N	O	S	0	0
			4758	3012	801	927	18		
6	Q	639	Total	C	N	O	S	0	0
			4758	3012	801	927	18		
6	U	639	Total	C	N	O	S	0	0
			4758	3012	801	927	18		
6	V	639	Total	C	N	O	S	0	0
			4758	3012	801	927	18		
6	W	639	Total	C	N	O	S	0	0
			4758	3012	801	927	18		
6	X	639	Total	C	N	O	S	0	0
			4758	3012	801	927	18		

3 Residue-property plots

These plots are drawn for all protein, RNA, DNA and oligosaccharide chains in the entry. The first graphic for a chain summarises the proportions of the various outlier classes displayed in the second graphic. The second graphic shows the sequence view annotated by issues in geometry and atom inclusion in map density. Residues are color-coded according to the number of geometric quality criteria for which they contain at least one outlier: green = 0, yellow = 1, orange = 2 and red = 3 or more. A red diamond above a residue indicates a poor fit to the EM map for this residue (all-atom inclusion < 40%). Stretches of 2 or more consecutive residues without any outlier are shown as a green connector. Residues present in the sample, but not in the model, are shown in grey.

• Molecule 1: VP1

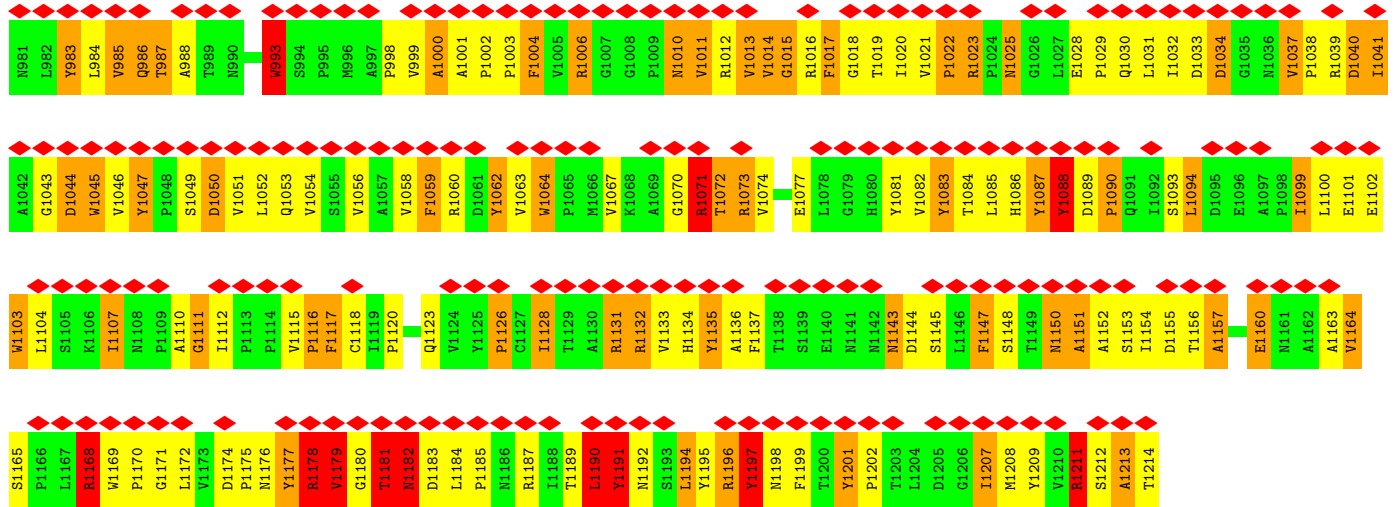




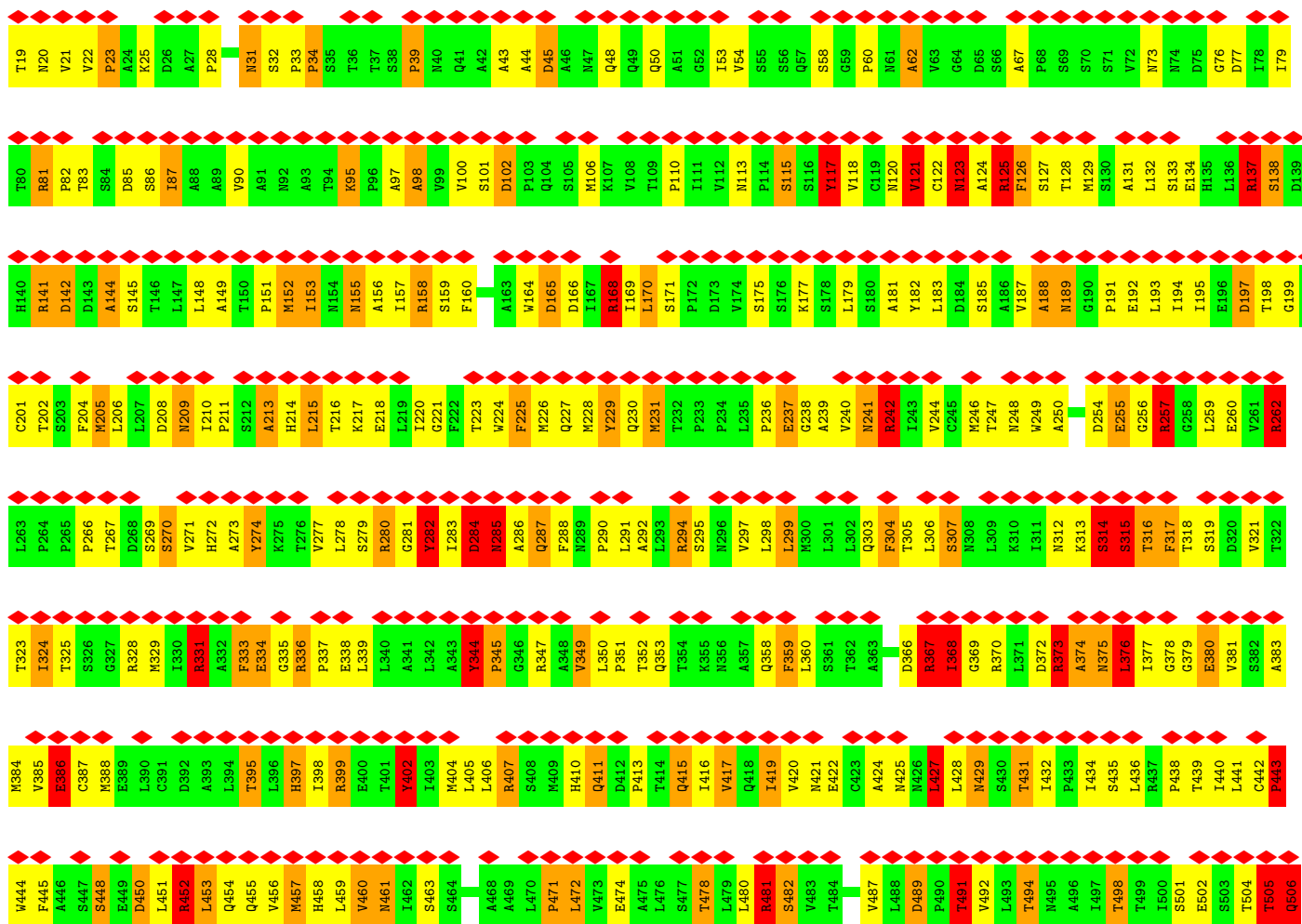
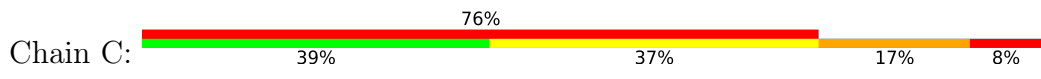
• Molecule 2: VP3A




A188	A189	A190	A191	A192	A193	A194	A195	A196	A197	A198	A199	A200	A201	A202	A203	A204	A205	A206	A207	A208	A209	A210	A211	A212	A213	A214	A215	A216	A217	A218	A219	A220	A221	A222	A223	A224	A225	A226	A227	A228	A229	A230	A231	A232	A233	A234	A235	A236	A237	A238	A239	A240	A241	A242	A243	A244	A245	A246	A247	A248	A249	A250	A251	A252	A253	A254	A255	A256	A257	A258	A259	A260	A261	A262	A263	A264	A265	A266	A267	A268	A269	A270	A271	A272	A273	A274	A275	A276	A277	A278	A279	A280	A281	A282	A283	A284	A285	A286	A287	A288	A289	A290	A291	A292	A293	A294	A295	A296	A297	A298	A299	A300	A301	A302	A303	A304	A305	A306	A307	A308	A309	A310	A311	A312	A313	A314	A315	A316	A317	A318	A319	A320	A321	A322	A323	A324	A325	A326	A327	A328	A329	A330	A331	A332	A333	A334	A335	A336	A337	A338	A339	A340	A341	A342	A343	A344	A345	A346	A347	A348	A349	A350	A351	A352	A353	A354	A355	A356	A357	A358	A359	A360	A361	A362	A363	A364	A365	A366	A367	A368	A369	A370	A371	A372	A373	A374	A375	A376	A377	A378	A379	A380	A381	A382	A383	A384	A385	A386	A387	A388	A389	A390	A391	A392	A393	A394	A395	A396	A397	A398	A399	A400	A401	A402	A403	A404	A405	A406	A407	A408	A409	A410	A411	A412	A413	A414	A415	A416	A417	A418	A419	A420	A421	A422	A423	A424	A425	A426	A427	A428	A429	A430	A431	A432	A433	A434	A435	A436	A437	A438	A439	A440	A441	A442	A443	A444	A445	A446	A447	A448	A449	A450	A451	A452	A453	A454	A455	A456	A457	A458	A459	A460	A461	A462	A463	A464	A465	A466	A467	A468	A469	A470	A471	A472	A473	A474	A475	A476	A477	A478	A479	A480	A481	A482	A483	A484	A485	A486	A487	A488	A489	A490	A491	A492	A493	A494	A495	A496	A497	A498	A499	A500	A501	A502	A503	A504	A505	A506	A507	A508	A509	A510	A511	A512	A513	A514	A515	A516	A517	A518	A519	A520	A521	A522	A523	A524	A525	A526	A527	A528	A529	A530	A531	A532	A533	A534	A535	A536	A537	A538	A539	A540	A541	A542	A543	A544	A545	A546	A547	A548	A549	A550	A551	A552	A553	A554	A555	A556	A557	A558	A559	A560	A561	A562	A563	A564	A565	A566	A567	A568	A569	A570	A571	A572	A573	A574	A575	A576	A577	A578	A579	A580	A581	A582	A583	A584	A585	A586	A587	A588	A589	A590	A591	A592	A593	A594	A595	A596	A597	A598	A599	A600	A601	A602	A603	A604	A605	A606	A607	A608	A609	A610	A611	A612	A613	A614	A615	A616	A617	A618	A619	A620	A621	A622	A623	A624	A625	A626	A627	A628	A629	A630	A631	A632	A633	A634	A635	A636	A637	A638	A639	A640	A641	A642	A643	A644	A645	A646	A647	A648	A649	A650	A651	A652	A653	A654	A655	A656	A657	A658	A659	A660	A661	A662	A663	A664	A665	A666	A667	A668	A669	A670	A671	A672	A673	A674	A675	A676	A677	A678	A679	A680	A681	A682	A683	A684	A685	A686	A687	A688	A689	A690	A691	A692	A693	A694	A695	A696	A697	A698	A699	A700	A701	A702	A703	A704	A705	A706	A707	A708	A709	A710	A711	A712	A713	A714	A715	A716	A717	A718	A719	A720	A721	A722	A723	A724	A725	A726	A727	A728	A729	A730	A731	A732	A733	A734	A735	A736	A737	A738	A739	A740	A741	A742	A743	A744	A745	A746	A747	A748	A749	A750	A751	A752	A753	A754	A755	A756	A757	A758	A759	A760	A761	A762	A763	A764	A765	A766	A767	A768	A769	A770	A771	A772	A773	A774	A775	A776	A777	A778	A779	A780	A781	A782	A783	A784	A785	A786	A787	A788	A789	A790	A791	A792	A793	A794	A795	A796	A797	A798	A799	A800	A801	A802	A803	A804	A805	A806	A807	A808	A809	A810	A811	A812	A813	A814	A815	A816	A817	A818	A819	A820	A821	A822	A823	A824	A825	A826	A827	A828	A829	A830	A831	A832	A833	A834	A835	A836	A837	A838	A839	A840	A841	A842	A843	A844	A845	A846	A847	A848	A849	A850	A851	A852	A853	A854	A855	A856	A857	A858	A859	A860	A861	A862	A863	A864	A865	A866	A867	A868	A869	A870	A871	A872	A873	A874	A875	A876	A877	A878	A879	A880	A881	A882	A883	A884	A885	A886	A887	A888	A889	A890	A891	A892	A893	A894	A895	A896	A897	A898	A899	A900	A901	A902	A903	A904	A905	A906	A907	A908	A909	A910	A911	A912	A913	A914	A915	A916	A917	A918	A919	A920	A921	A922	A923	A924	A925	A926	A927	A928	A929	A930	A931	A932	A933	A934	A935	A936	A937	A938	A939	A940	A941	A942	A943	A944	A945	A946	A947	A948	A949	A950	A951	A952	A953	A954	A955	A956	A957	A958	A959	A960	A961	A962	A963	A964	A965	A966	A967	A968	A969	A970	A971	A972	A973	A974	A975	A976	A977	A978	A979	A980	A981	A982	A983	A984	A985	A986	A987	A988	A989	A990	A991	A992	A993	A994	A995	A996	A997	A998	A999	A1000
------	------	------	------	------	------	------	------	------	------	------	------	------	------	------	------	------	------	------	------	------	------	------	------	------	------	------	------	------	------	------	------	------	------	------	------	------	------	------	------	------	------	------	------	------	------	------	------	------	------	------	------	------	------	------	------	------	------	------	------	------	------	------	------	------	------	------	------	------	------	------	------	------	------	------	------	------	------	------	------	------	------	------	------	------	------	------	------	------	------	------	------	------	------	------	------	------	------	------	------	------	------	------	------	------	------	------	------	------	------	------	------	------	------	------	------	------	------	------	------	------	------	------	------	------	------	------	------	------	------	------	------	------	------	------	------	------	------	------	------	------	------	------	------	------	------	------	------	------	------	------	------	------	------	------	------	------	------	------	------	------	------	------	------	------	------	------	------	------	------	------	------	------	------	------	------	------	------	------	------	------	------	------	------	------	------	------	------	------	------	------	------	------	------	------	------	------	------	------	------	------	------	------	------	------	------	------	------	------	------	------	------	------	------	------	------	------	------	------	------	------	------	------	------	------	------	------	------	------	------	------	------	------	------	------	------	------	------	------	------	------	------	------	------	------	------	------	------	------	------	------	------	------	------	------	------	------	------	------	------	------	------	------	------	------	------	------	------	------	------	------	------	------	------	------	------	------	------	------	------	------	------	------	------	------	------	------	------	------	------	------	------	------	------	------	------	------	------	------	------	------	------	------	------	------	------	------	------	------	------	------	------	------	------	------	------	------	------	------	------	------	------	------	------	------	------	------	------	------	------	------	------	------	------	------	------	------	------	------	------	------	------	------	------	------	------	------	------	------	------	------	------	------	------	------	------	------	------	------	------	------	------	------	------	------	------	------	------	------	------	------	------	------	------	------	------	------	------	------	------	------	------	------	------	------	------	------	------	------	------	------	------	------	------	------	------	------	------	------	------	------	------	------	------	------	------	------	------	------	------	------	------	------	------	------	------	------	------	------	------	------	------	------	------	------	------	------	------	------	------	------	------	------	------	------	------	------	------	------	------	------	------	------	------	------	------	------	------	------	------	------	------	------	------	------	------	------	------	------	------	------	------	------	------	------	------	------	------	------	------	------	------	------	------	------	------	------	------	------	------	------	------	------	------	------	------	------	------	------	------	------	------	------	------	------	------	------	------	------	------	------	------	------	------	------	------	------	------	------	------	------	------	------	------	------	------	------	------	------	------	------	------	------	------	------	------	------	------	------	------	------	------	------	------	------	------	------	------	------	------	------	------	------	------	------	------	------	------	------	------	------	------	------	------	------	------	------	------	------	------	------	------	------	------	------	------	------	------	------	------	------	------	------	------	------	------	------	------	------	------	------	------	------	------	------	------	------	------	------	------	------	------	------	------	------	------	------	------	------	------	------	------	------	------	------	------	------	------	------	------	------	------	------	------	------	------	------	------	------	------	------	------	------	------	------	------	------	------	------	------	------	------	------	------	------	------	------	------	------	------	------	------	------	------	------	------	------	------	------	------	------	------	------	------	------	------	------	------	------	------	------	------	------	------	------	------	------	------	------	------	------	------	------	------	------	------	------	------	------	------	------	------	------	------	------	------	------	------	------	------	------	------	------	------	------	------	------	------	------	------	------	------	------	------	------	------	------	------	------	------	------	------	------	------	------	------	------	------	------	------	------	------	------	------	------	------	------	------	------	------	------	------	------	------	------	------	------	------	------	------	------	------	------	------	------	------	------	------	------	------	------	------	------	------	------	------	------	------	------	------	------	------	------	------	------	------	------	------	------	------	------	------	------	------	------	------	------	------	------	------	------	------	------	------	------	------	------	------	------	------	------	------	------	------	------	------	------	------	------	------	------	------	------	------	------	------	------	------	------	------	------	------	-------

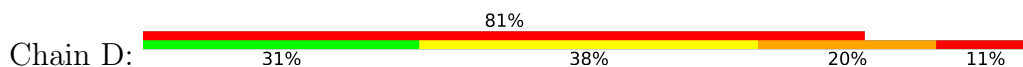


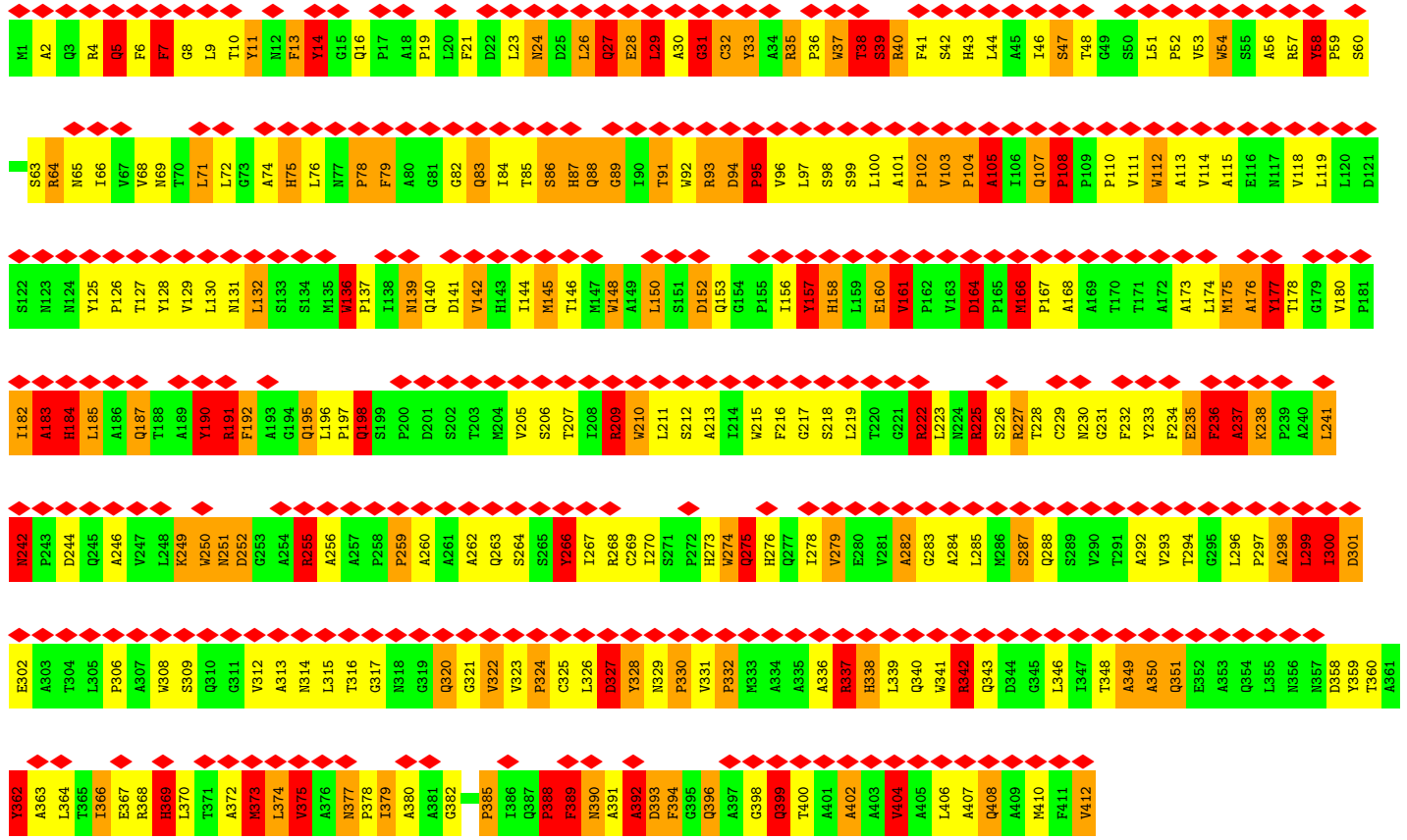
• Molecule 3: VP3B






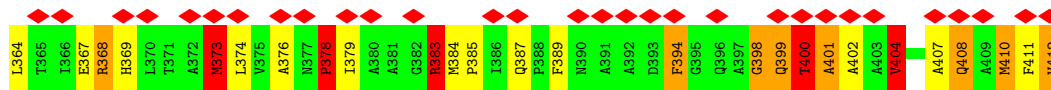
● Molecule 4: Core protein VP6



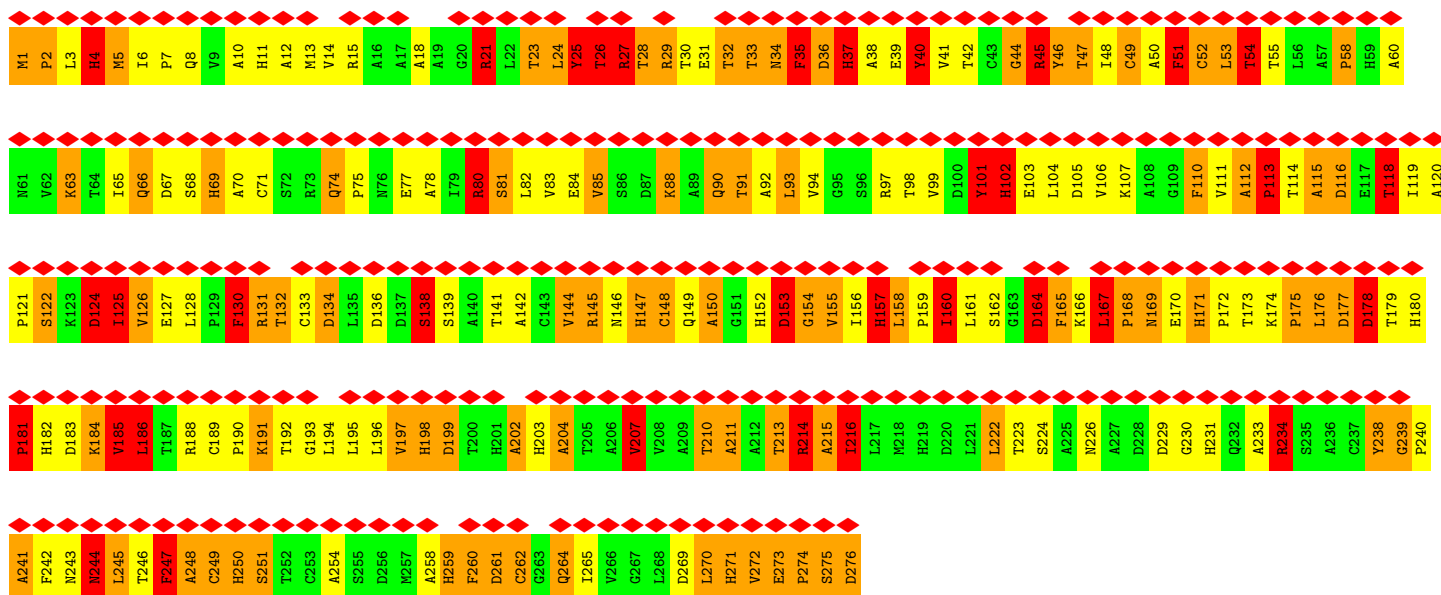
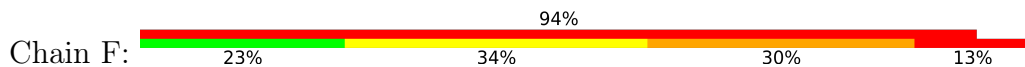


● Molecule 4: Core protein VP6

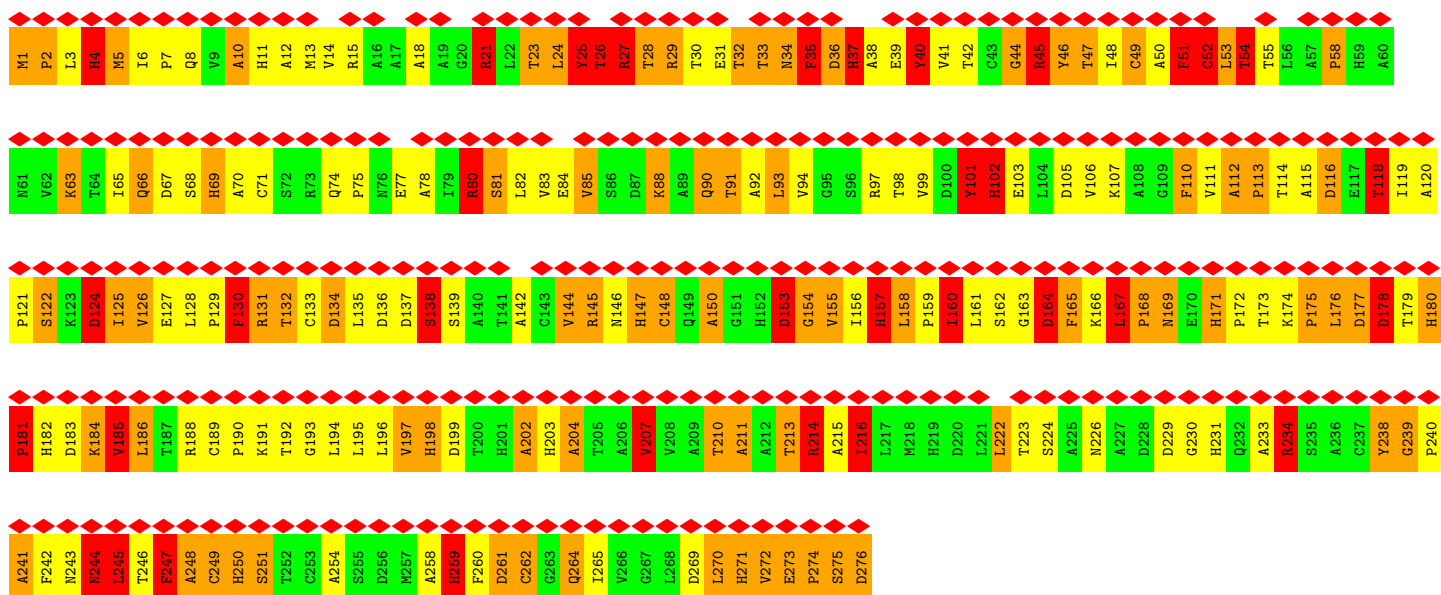
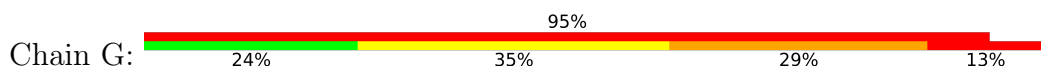




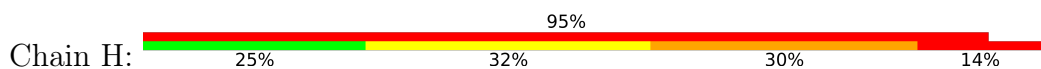
• Molecule 5: Outer capsid VP7

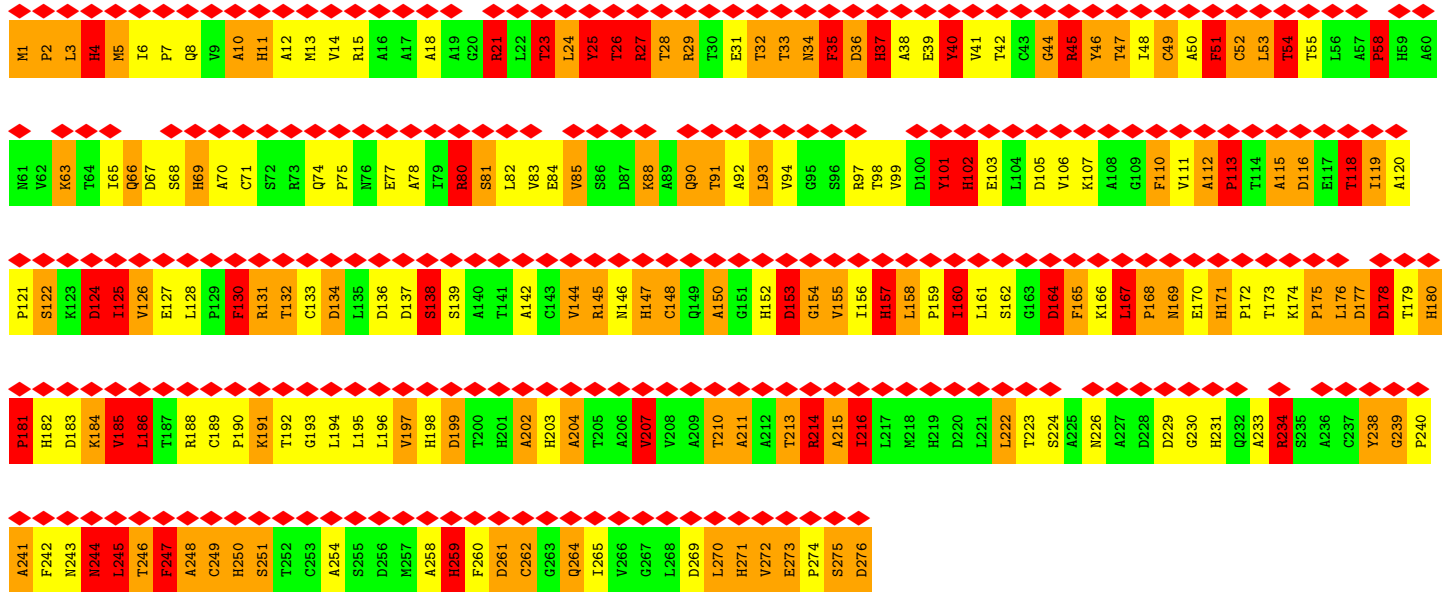


• Molecule 5: Outer capsid VP7

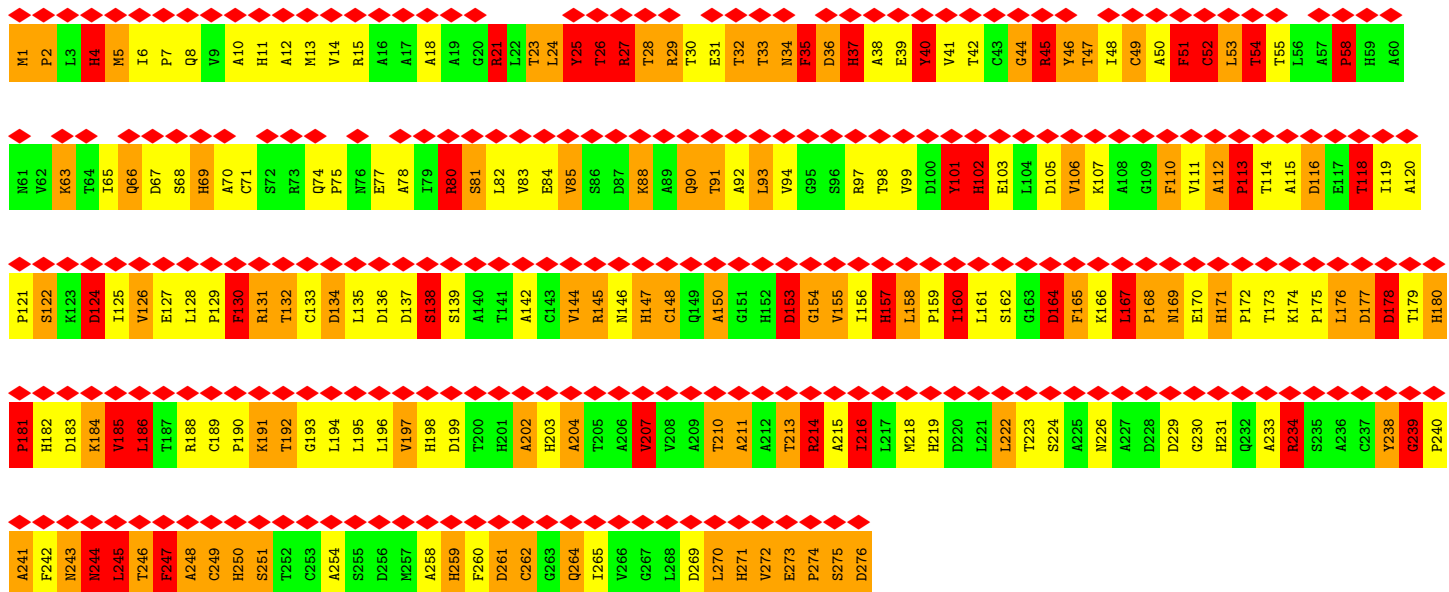
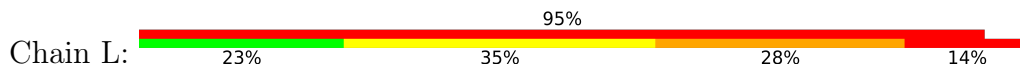


• Molecule 5: Outer capsid VP7

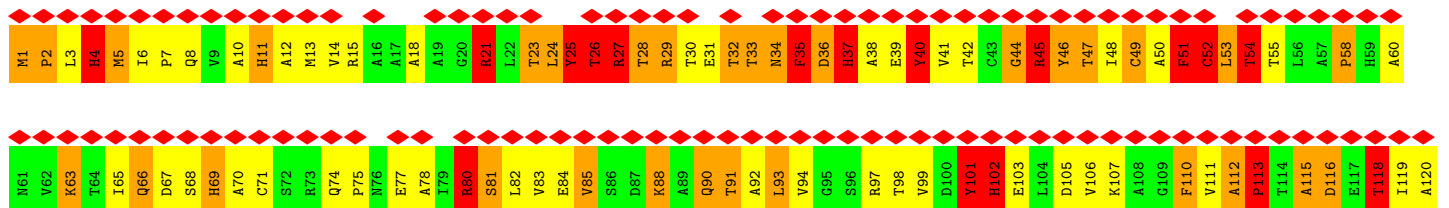
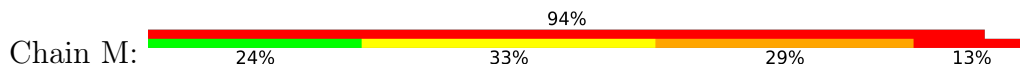


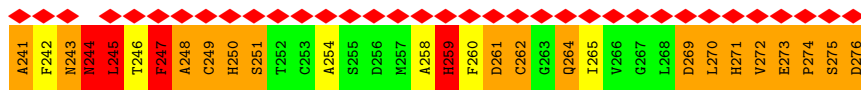


• Molecule 5: Outer capsid VP7

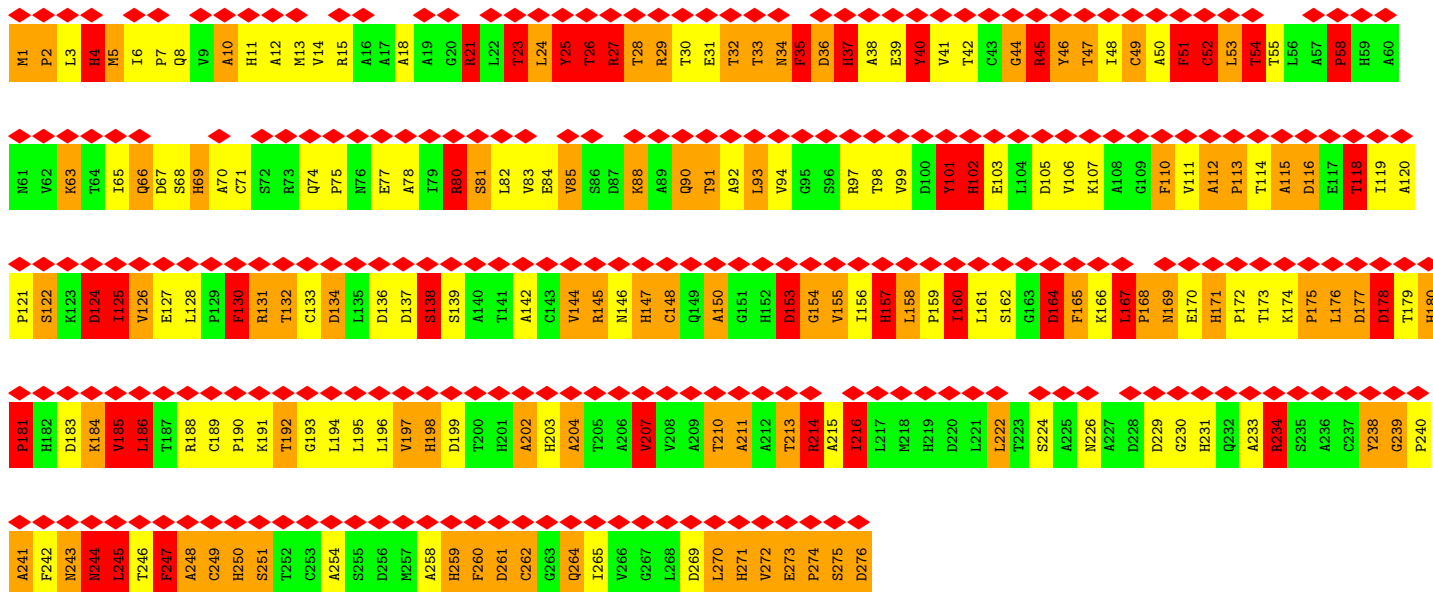
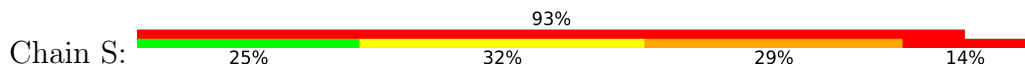


• Molecule 5: Outer capsid VP7

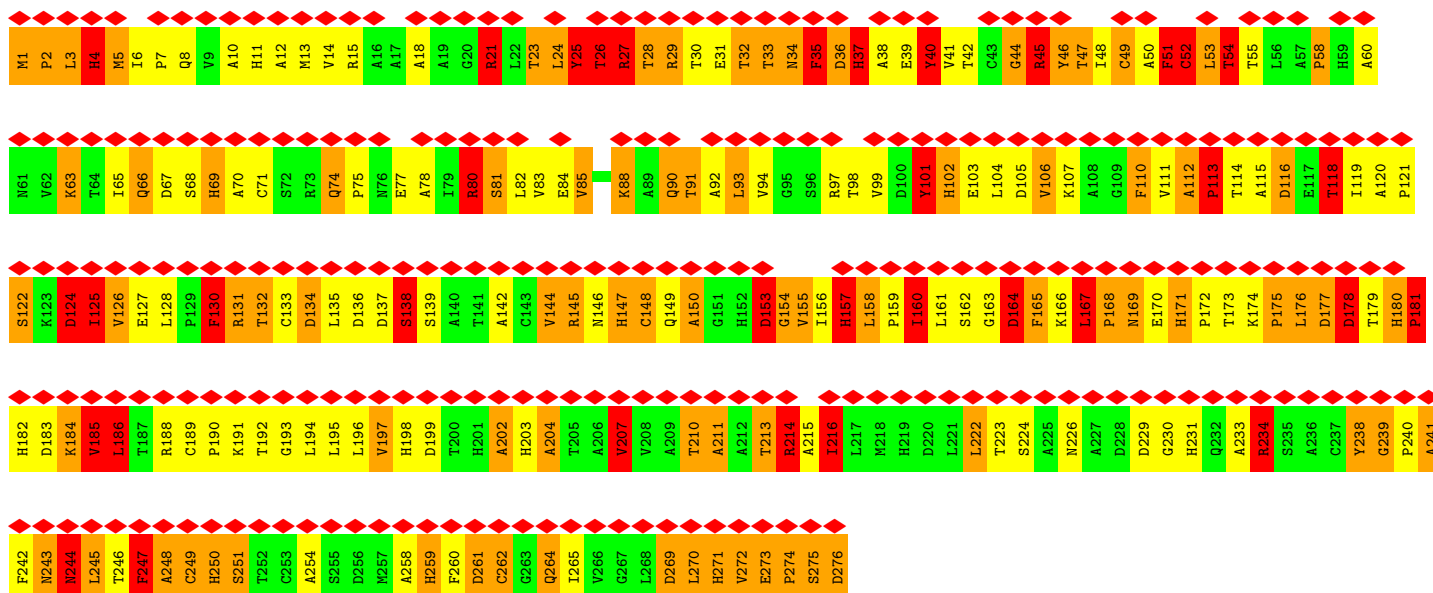
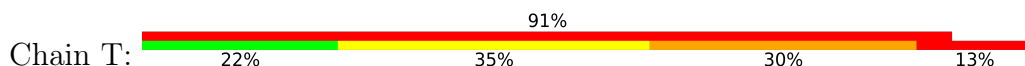




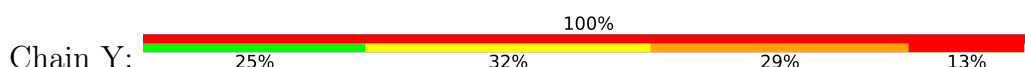
• Molecule 5: Outer capsid VP7

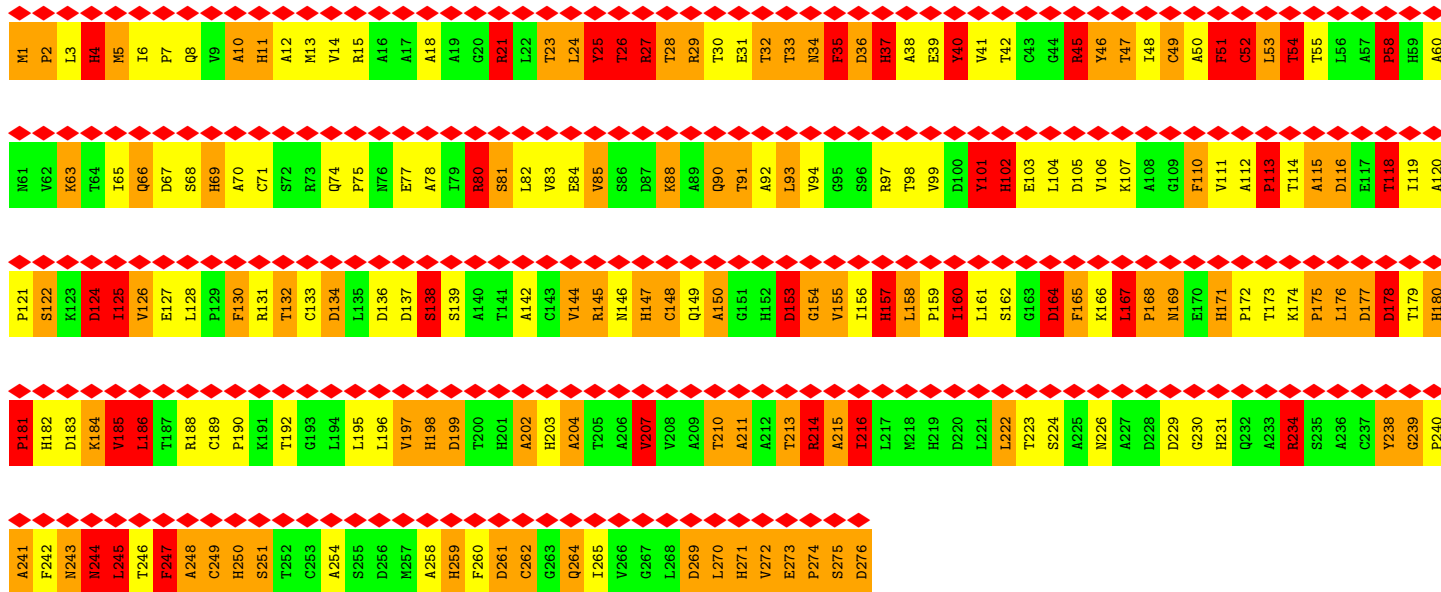


• Molecule 5: Outer capsid VP7

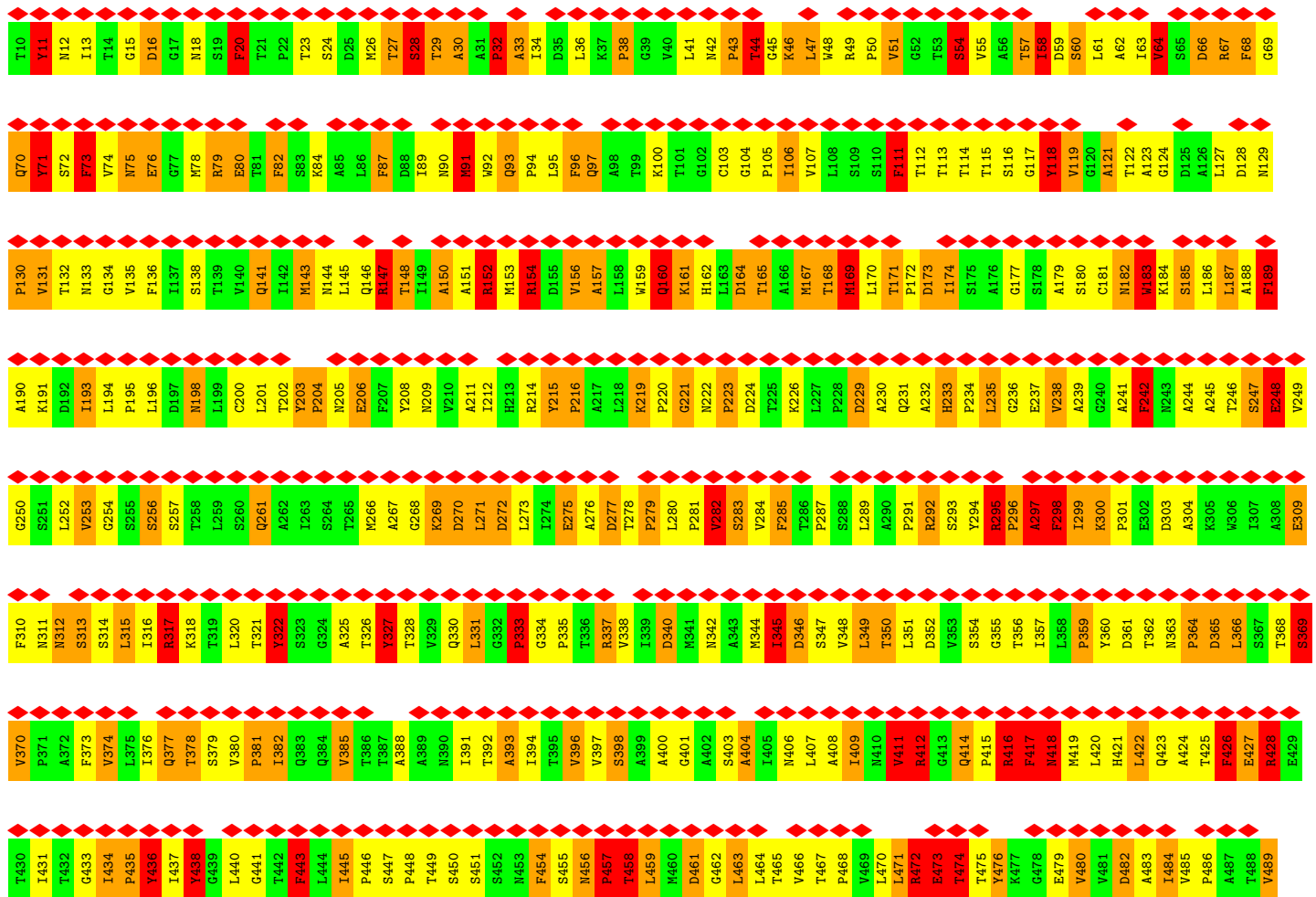
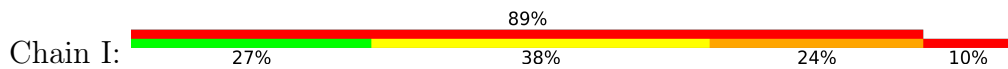


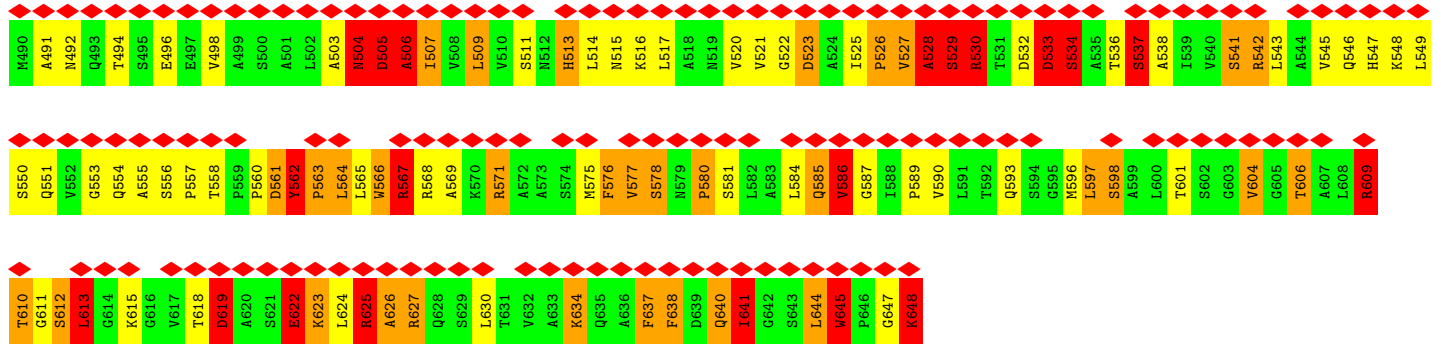
• Molecule 5: Outer capsid VP7



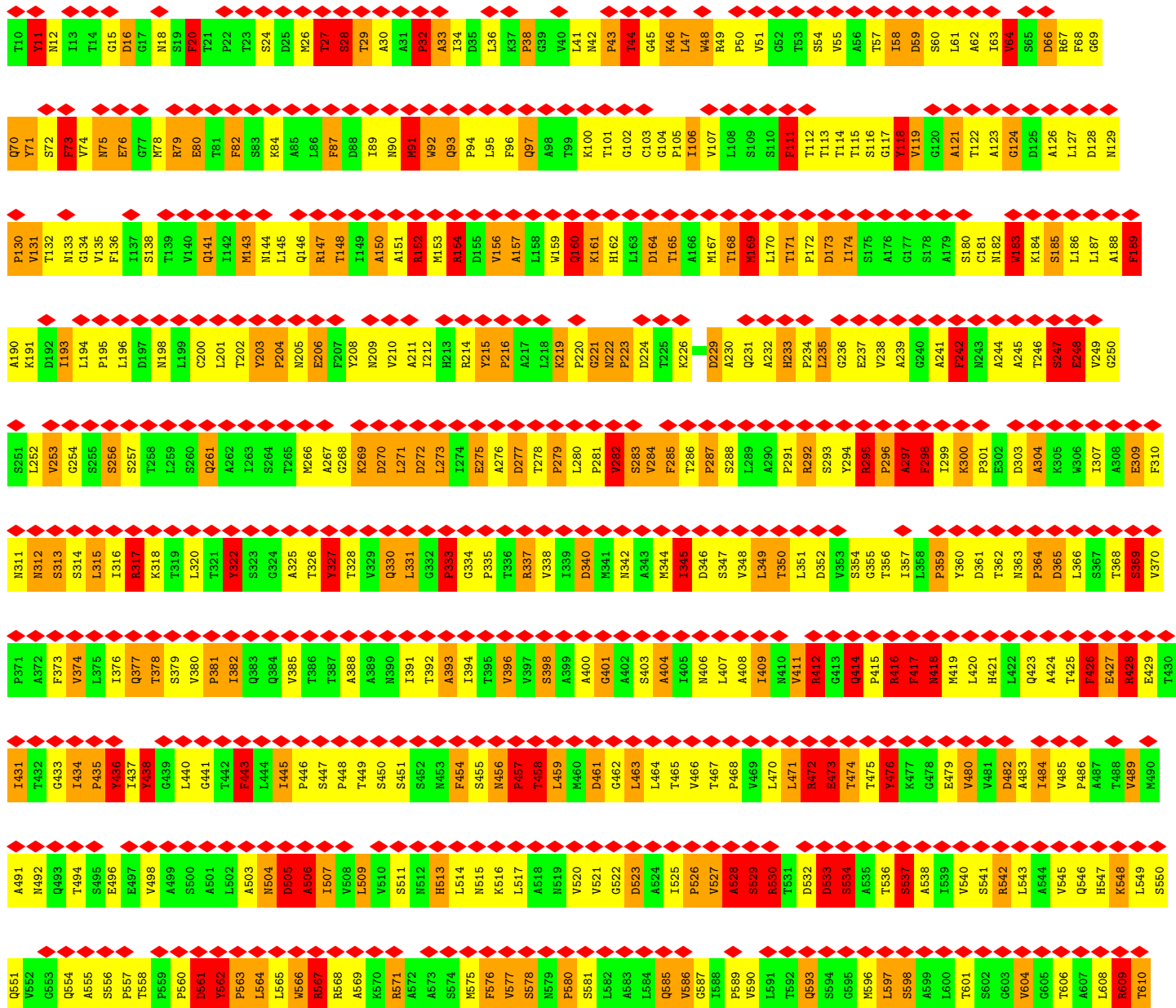
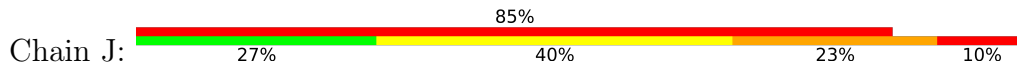


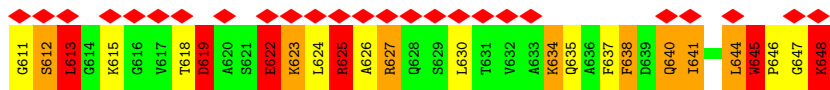
• Molecule 6: Outer capsid VP5




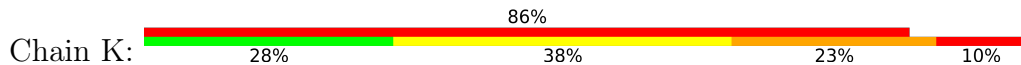


● Molecule 6: Outer capsid VP5

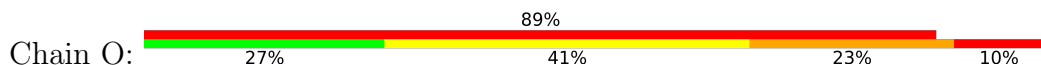





• Molecule 6: Outer capsid VP5


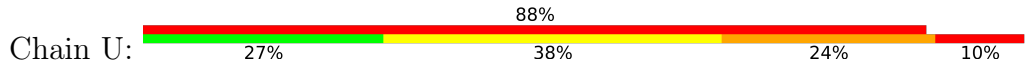


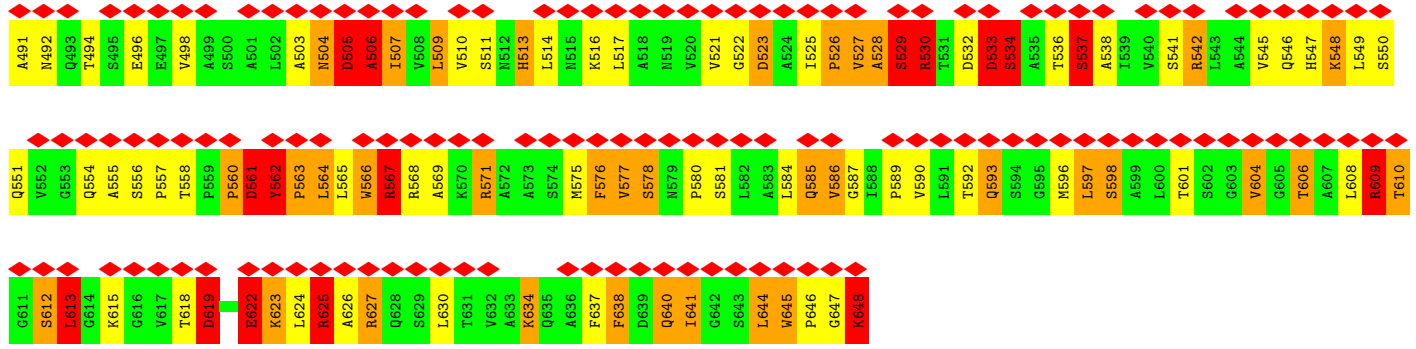
• Molecule 6: Outer capsid VP5



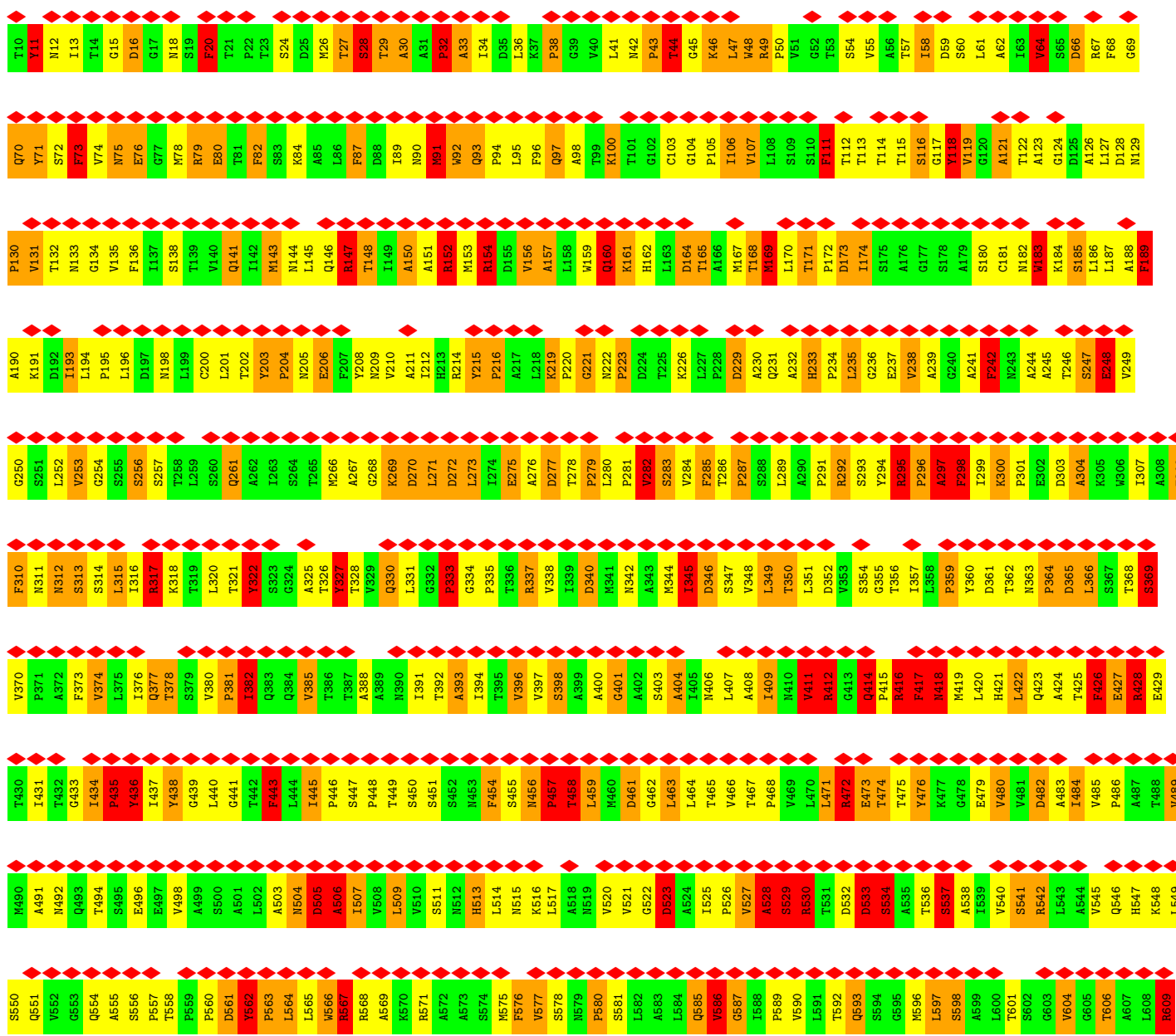
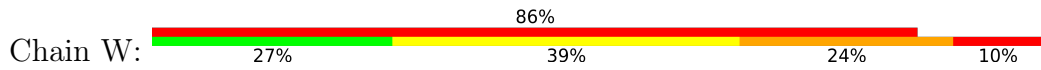


● Molecule 6: Outer capsid VP5





● Molecule 6: Outer capsid VP5



4 Experimental information

Property	Value	Source
EM reconstruction method	SINGLE PARTICLE	Depositor
Imposed symmetry	POINT, I	Depositor
Number of particles used	15000	Depositor
Resolution determination method	Not provided	
CTF correction method	Fully corrected. See Zhou et al., 1999, J. Virol. 73, 3210-3218	Depositor
Microscope	FEI POLARA 300	Depositor
Voltage (kV)	300	Depositor
Electron dose ($e^-/\text{\AA}^2$)	20	Depositor
Minimum defocus (nm)	800	Depositor
Maximum defocus (nm)	2300	Depositor
Magnification	154380	Depositor
Image detector	GENERIC CCD	Depositor
Maximum map value	6.460	Depositor
Minimum map value	-8.591	Depositor
Average map value	0.026	Depositor
Map value standard deviation	0.721	Depositor
Recommended contour level	1.4	Depositor
Map size (Å)	901.645, 901.645, 450.822	wwPDB
Map dimensions	929, 929, 465	wwPDB
Map angles (°)	90, 90, 90	wwPDB
Pixel spacing (Å)	0.9716, 0.9716, 0.9716	Depositor

5 Model quality i

5.1 Standard geometry i

The Z score for a bond length (or angle) is the number of standard deviations the observed value is removed from the expected value. A bond length (or angle) with $|Z| > 5$ is considered an outlier worth inspection. RMSZ is the root-mean-square of all Z scores of the bond lengths (or angles).

Mol	Chain	Bond lengths		Bond angles	
		RMSZ	# Z >5	RMSZ	# Z >5
1	A	0.56	0/10259	2.41	538/14091 (3.8%)
2	B	0.55	0/8142	2.55	420/11160 (3.8%)
3	C	0.55	0/9383	2.56	471/12866 (3.7%)
4	D	0.55	0/3240	2.54	172/4453 (3.9%)
4	E	0.56	0/3240	2.44	181/4453 (4.1%)
5	F	0.50	0/2132	2.40	115/2912 (3.9%)
5	G	0.50	0/2132	2.41	113/2912 (3.9%)
5	H	0.50	0/2132	2.40	116/2912 (4.0%)
5	L	0.50	0/2132	2.40	116/2912 (4.0%)
5	M	0.51	0/2132	2.39	114/2912 (3.9%)
5	N	0.51	0/2132	2.39	111/2912 (3.8%)
5	R	0.51	0/2132	2.41	121/2912 (4.2%)
5	S	0.51	0/2132	2.40	116/2912 (4.0%)
5	T	0.51	0/2132	2.40	116/2912 (4.0%)
5	Y	0.50	0/2132	2.43	114/2912 (3.9%)
6	I	0.53	0/4856	3.09	312/6646 (4.7%)
6	J	0.53	0/4856	3.03	308/6646 (4.6%)
6	K	0.52	0/4856	3.02	312/6646 (4.7%)
6	O	0.53	0/4856	3.03	302/6646 (4.5%)
6	P	0.70	3/4856 (0.1%)	3.26	317/6646 (4.8%)
6	Q	0.53	0/4856	3.12	316/6646 (4.8%)
6	U	0.53	0/4856	3.04	312/6646 (4.7%)
6	V	0.53	0/4856	3.03	315/6646 (4.7%)
6	W	0.52	0/4856	3.08	313/6646 (4.7%)
6	X	0.53	0/4856	2.38	226/6646 (3.4%)
All	All	0.54	3/104144 (0.0%)	2.74	5967/142603 (4.2%)

Chiral center outliers are detected by calculating the chiral volume of a chiral center and verifying if the center is modelled as a planar moiety or with the opposite hand. A planarity outlier is detected by checking planarity of atoms in a peptide group, atoms in a mainchain group or atoms of a sidechain that are expected to be planar.

Continued on next page...

Continued from previous page...

Mol	Chain	#Chirality outliers	#Planarity outliers
1	A	0	285
2	B	0	206
3	C	1	274
4	D	0	87
4	E	0	98
5	F	0	68
5	G	0	67
5	H	0	68
5	L	0	66
5	M	0	69
5	N	0	67
5	R	0	68
5	S	0	67
5	T	0	67
5	Y	0	68
6	I	0	155
6	J	0	142
6	K	0	149
6	O	0	145
6	P	0	147
6	Q	0	146
6	U	0	145
6	V	0	141
6	W	0	146
6	X	0	135
All	All	1	3076

All (3) bond length outliers are listed below:

Mol	Chain	Res	Type	Atoms	Z	Observed(Å)	Ideal(Å)
6	P	56	ALA	CA-CB	25.04	2.05	1.52
6	P	56	ALA	N-CA	-14.68	1.17	1.46
6	P	56	ALA	CA-C	-11.44	1.23	1.52

All (5967) bond angle outliers are listed below:

Mol	Chain	Res	Type	Atoms	Z	Observed(°)	Ideal(°)
6	W	248	GLU	OE1-CD-OE2	-80.62	26.56	123.30
6	Q	248	GLU	OE1-CD-OE2	-80.09	27.19	123.30
6	K	248	GLU	OE1-CD-OE2	-77.76	29.99	123.30

Continued on next page...

Continued from previous page...

Mol	Chain	Res	Type	Atoms	Z	Observed(°)	Ideal(°)
6	O	248	GLU	OE1-CD-OE2	-76.08	32.01	123.30
6	U	248	GLU	OE1-CD-OE2	-75.94	32.18	123.30
6	I	248	GLU	OE1-CD-OE2	-75.85	32.27	123.30
6	P	147	ARG	NE-CZ-NH2	-75.24	82.68	120.30
6	V	248	GLU	OE1-CD-OE2	-69.36	40.07	123.30
6	P	248	GLU	OE1-CD-OE2	-69.04	40.45	123.30
6	J	248	GLU	OE1-CD-OE2	-68.92	40.60	123.30
6	K	472	ARG	NE-CZ-NH1	-57.85	91.38	120.30
6	W	472	ARG	NE-CZ-NH1	-57.49	91.55	120.30
6	Q	472	ARG	NE-CZ-NH1	-56.57	92.01	120.30
3	C	1196	ARG	NE-CZ-NH1	56.27	148.44	120.30
6	Q	147	ARG	NE-CZ-NH2	53.69	147.14	120.30
6	P	609	ARG	NE-CZ-NH1	-53.55	93.53	120.30
6	J	609	ARG	NE-CZ-NH1	-52.73	93.94	120.30
6	P	412	ARG	NE-CZ-NH1	52.65	146.62	120.30
6	V	412	ARG	NE-CZ-NH1	52.47	146.53	120.30
6	V	609	ARG	NE-CZ-NH1	-51.88	94.36	120.30
3	C	1196	ARG	NE-CZ-NH2	-51.72	94.44	120.30
6	J	412	ARG	NE-CZ-NH1	51.07	145.84	120.30
6	I	472	ARG	NE-CZ-NH1	-49.89	95.36	120.30
6	I	609	ARG	NE-CZ-NH1	-49.88	95.36	120.30
2	B	861	ARG	NE-CZ-NH1	49.86	145.23	120.30
6	O	609	ARG	NE-CZ-NH1	-49.81	95.39	120.30
6	O	472	ARG	NE-CZ-NH1	-49.76	95.42	120.30
6	K	609	ARG	NE-CZ-NH1	-49.53	95.54	120.30
6	U	472	ARG	NE-CZ-NH1	-49.48	95.56	120.30
6	U	609	ARG	NE-CZ-NH1	-49.48	95.56	120.30
6	W	609	ARG	NE-CZ-NH1	-49.34	95.63	120.30
6	Q	609	ARG	NE-CZ-NH1	-48.69	95.95	120.30
6	P	472	ARG	NE-CZ-NH1	-46.07	97.27	120.30
6	O	412	ARG	NE-CZ-NH1	45.81	143.20	120.30
6	V	472	ARG	NE-CZ-NH1	-45.75	97.43	120.30
6	J	472	ARG	NE-CZ-NH1	-45.55	97.52	120.30
6	U	412	ARG	NE-CZ-NH1	45.21	142.90	120.30
2	B	407	ARG	NE-CZ-NH1	-45.12	97.74	120.30
6	I	412	ARG	NE-CZ-NH1	44.56	142.58	120.30
6	I	147	ARG	NE-CZ-NH2	42.91	141.75	120.30
6	W	412	ARG	NE-CZ-NH1	40.74	140.67	120.30
6	Q	412	ARG	NE-CZ-NH1	39.48	140.04	120.30
6	K	412	ARG	NE-CZ-NH1	39.04	139.82	120.30
3	C	552	ASP	CB-CG-OD2	-37.80	84.28	118.30
6	P	147	ARG	NE-CZ-NH1	35.44	138.02	120.30

Continued on next page...

Continued from previous page...

Mol	Chain	Res	Type	Atoms	Z	Observed(°)	Ideal(°)
6	V	412	ARG	NE-CZ-NH2	-34.87	102.87	120.30
6	J	412	ARG	NE-CZ-NH2	-34.41	103.09	120.30
6	W	147	ARG	NE-CZ-NH2	34.37	137.48	120.30
3	C	795	ASP	CB-CG-OD2	33.94	148.84	118.30
6	P	412	ARG	NE-CZ-NH2	-33.32	103.64	120.30
3	C	798	VAL	O-C-N	-32.61	70.53	122.70
2	B	452	ARG	NE-CZ-NH2	-30.03	105.29	120.30
6	J	154	ARG	NE-CZ-NH1	-29.23	105.68	120.30
2	B	1211	ARG	NE-CZ-NH2	-29.02	105.79	120.30
6	Q	154	ARG	NE-CZ-NH1	-28.92	105.84	120.30
6	O	154	ARG	NE-CZ-NH1	-28.68	105.96	120.30
6	U	154	ARG	NE-CZ-NH1	-28.54	106.03	120.30
6	P	154	ARG	NE-CZ-NH1	-28.48	106.06	120.30
6	V	154	ARG	NE-CZ-NH1	-28.32	106.14	120.30
2	B	861	ARG	NH1-CZ-NH2	-28.29	88.28	119.40
6	W	154	ARG	NE-CZ-NH1	-28.25	106.17	120.30
6	I	154	ARG	NE-CZ-NH1	-28.09	106.25	120.30
2	B	437	ARG	NE-CZ-NH1	-27.34	106.63	120.30
6	K	154	ARG	NE-CZ-NH1	-27.12	106.74	120.30
2	B	450	ASP	CB-CG-OD2	-27.12	93.89	118.30
6	K	529	SER	O-C-N	-26.29	80.64	122.70
6	O	562	TYR	CG-CD1-CE1	-25.99	100.51	121.30
3	C	979	ARG	NE-CZ-NH2	-25.97	107.32	120.30
6	W	529	SER	O-C-N	-25.90	81.26	122.70
6	Q	529	SER	O-C-N	-25.69	81.59	122.70
6	I	562	TYR	CG-CD1-CE1	-25.61	100.81	121.30
6	V	562	TYR	CG-CD1-CE1	-25.47	100.93	121.30
6	I	529	SER	O-C-N	-25.32	82.18	122.70
6	O	529	SER	O-C-N	-25.11	82.53	122.70
6	U	529	SER	O-C-N	-24.95	82.77	122.70
6	P	562	TYR	CG-CD1-CE1	-24.91	101.37	121.30
6	P	562	TYR	CB-CG-CD1	-24.75	106.15	121.00
6	U	562	TYR	CG-CD1-CE1	-24.75	101.50	121.30
6	W	562	TYR	CG-CD1-CE1	-24.72	101.52	121.30
6	J	562	TYR	CG-CD1-CE1	-24.66	101.58	121.30
6	U	193	ILE	O-C-N	-24.63	83.29	122.70
6	I	193	ILE	O-C-N	-24.34	83.76	122.70
6	V	562	TYR	CB-CG-CD1	-24.24	106.45	121.00
6	P	529	SER	O-C-N	-24.21	83.97	122.70
6	J	562	TYR	CB-CG-CD1	-23.98	106.61	121.00
6	J	529	SER	O-C-N	-23.91	84.44	122.70
6	V	529	SER	O-C-N	-23.91	84.45	122.70

Continued on next page...

Continued from previous page...

Mol	Chain	Res	Type	Atoms	Z	Observed(°)	Ideal(°)
6	O	193	ILE	O-C-N	-23.86	84.53	122.70
6	K	562	TYR	CG-CD1-CE1	-23.80	102.26	121.30
6	Q	562	TYR	CG-CD1-CE1	-23.70	102.34	121.30
6	X	494	THR	OG1-CB-CG2	-23.38	56.23	110.00
6	Q	193	ILE	O-C-N	-23.15	85.66	122.70
6	U	412	ARG	NE-CZ-NH2	-23.07	108.77	120.30
6	O	412	ARG	NE-CZ-NH2	-23.06	108.77	120.30
6	K	193	ILE	O-C-N	-22.84	86.16	122.70
6	O	562	TYR	CB-CG-CD1	-22.83	107.30	121.00
4	D	152	ASP	CB-CG-OD2	-22.76	97.81	118.30
6	I	147	ARG	NE-CZ-NH1	-22.74	108.93	120.30
6	I	562	TYR	CB-CG-CD1	-22.46	107.52	121.00
6	I	412	ARG	NE-CZ-NH2	-22.45	109.07	120.30
6	P	147	ARG	CD-NE-CZ	22.21	154.70	123.60
6	W	193	ILE	O-C-N	-22.18	87.21	122.70
6	U	562	TYR	CB-CG-CD1	-21.93	107.84	121.00
6	J	456	ASN	CB-CG-OD1	-21.18	79.24	121.60
6	P	456	ASN	CB-CG-OD1	-21.12	79.35	121.60
6	O	44	THR	CA-CB-CG2	21.09	141.93	112.40
2	B	930	ARG	NE-CZ-NH1	-21.09	109.76	120.30
6	X	587	GLY	O-C-N	-21.08	88.97	122.70
6	P	100	LYS	CD-CE-NZ	20.92	159.81	111.70
6	V	456	ASN	CB-CG-OD1	-20.89	79.82	121.60
6	V	193	ILE	O-C-N	-20.88	89.30	122.70
6	O	298	PHE	CB-CG-CD1	-20.79	106.25	120.80
6	U	44	THR	CA-CB-CG2	20.77	141.49	112.40
6	I	44	THR	CA-CB-CG2	20.72	141.41	112.40
6	O	298	PHE	CD1-CE1-CZ	-20.54	95.45	120.10
6	P	193	ILE	O-C-N	-20.48	89.94	122.70
6	K	472	ARG	NH1-CZ-NH2	20.42	141.86	119.40
6	O	456	ASN	CB-CG-OD1	-20.41	80.78	121.60
6	U	298	PHE	CD1-CE1-CZ	-20.38	95.65	120.10
6	I	456	ASN	CB-CG-OD1	-20.36	80.89	121.60
6	U	456	ASN	CB-CG-OD1	-20.35	80.90	121.60
6	U	298	PHE	CB-CG-CD1	-20.31	106.59	120.80
6	V	472	ARG	NH1-CZ-NH2	20.25	141.67	119.40
6	J	193	ILE	O-C-N	-20.19	90.40	122.70
6	Q	472	ARG	NH1-CZ-NH2	20.17	141.59	119.40
6	I	298	PHE	CD1-CE1-CZ	-20.13	95.95	120.10
6	P	472	ARG	NH1-CZ-NH2	20.07	141.48	119.40
6	W	472	ARG	NH1-CZ-NH2	20.00	141.40	119.40
6	O	472	ARG	NH1-CZ-NH2	19.98	141.38	119.40

Continued on next page...

Continued from previous page...

Mol	Chain	Res	Type	Atoms	Z	Observed(°)	Ideal(°)
6	J	472	ARG	NH1-CZ-NH2	19.96	141.36	119.40
6	U	472	ARG	NH1-CZ-NH2	19.95	141.35	119.40
4	D	64	ARG	NE-CZ-NH2	-19.79	110.41	120.30
3	C	452	ARG	NE-CZ-NH1	-19.75	110.42	120.30
2	B	242	ARG	NE-CZ-NH1	19.64	130.12	120.30
6	I	472	ARG	NH1-CZ-NH2	19.63	141.00	119.40
6	I	298	PHE	CB-CG-CD1	-19.63	107.06	120.80
6	X	625	ARG	NE-CZ-NH1	-19.58	110.51	120.30
3	C	798	VAL	N-CA-CB	-19.58	68.43	111.50
6	W	412	ARG	CG-CD-NE	-19.56	70.72	111.80
6	Q	609	ARG	NH1-CZ-NH2	19.52	140.87	119.40
6	W	456	ASN	CB-CG-OD1	-19.52	82.56	121.60
3	C	1060	ARG	NE-CZ-NH2	19.48	130.04	120.30
2	B	452	ARG	NH1-CZ-NH2	19.43	140.77	119.40
6	K	456	ASN	CB-CG-OD1	-19.41	82.77	121.60
6	Q	412	ARG	CG-CD-NE	-19.41	71.04	111.80
6	Q	456	ASN	CB-CG-OD1	-19.39	82.81	121.60
6	W	609	ARG	NH1-CZ-NH2	19.38	140.72	119.40
6	J	298	PHE	CB-CG-CD1	-19.35	107.26	120.80
6	Q	147	ARG	NE-CZ-NH1	-19.32	110.64	120.30
1	A	334	ARG	NE-CZ-NH2	19.32	129.96	120.30
6	V	154	ARG	NE-CZ-NH2	19.30	129.95	120.30
6	K	412	ARG	CG-CD-NE	-19.25	71.38	111.80
6	K	609	ARG	NH1-CZ-NH2	19.24	140.56	119.40
5	H	145	ARG	NE-CZ-NH2	19.15	129.88	120.30
3	C	686	ARG	NE-CZ-NH2	19.13	129.87	120.30
4	D	268	ARG	NE-CZ-NH2	-19.09	110.75	120.30
6	O	412	ARG	CG-CD-NE	-19.08	71.74	111.80
6	V	298	PHE	CB-CG-CD1	-19.07	107.45	120.80
6	W	562	TYR	CB-CG-CD1	-19.02	109.59	121.00
6	I	412	ARG	CG-CD-NE	-18.90	72.10	111.80
5	G	145	ARG	NE-CZ-NH2	18.88	129.74	120.30
6	W	147	ARG	NH1-CZ-NH2	-18.84	98.67	119.40
6	U	412	ARG	CG-CD-NE	-18.82	72.28	111.80
6	Q	562	TYR	CB-CG-CD1	-18.77	109.74	121.00
6	P	298	PHE	CB-CG-CD1	-18.63	107.76	120.80
6	J	154	ARG	NE-CZ-NH2	18.51	129.55	120.30
3	C	1195	TYR	CB-CG-CD2	-18.49	109.91	121.00
6	K	412	ARG	NE-CZ-NH2	-18.49	111.05	120.30
6	X	147	ARG	NE-CZ-NH1	-18.47	111.07	120.30
6	O	609	ARG	NH1-CZ-NH2	18.39	139.62	119.40
6	P	609	ARG	NH1-CZ-NH2	18.36	139.59	119.40

Continued on next page...

Continued from previous page...

Mol	Chain	Res	Type	Atoms	Z	Observed(°)	Ideal(°)
6	I	609	ARG	NH1-CZ-NH2	18.27	139.50	119.40
4	E	125	TYR	CB-CG-CD2	18.27	131.96	121.00
6	O	147	ARG	NE-CZ-NH1	-18.26	111.17	120.30
6	K	298	PHE	CB-CG-CD1	-18.25	108.02	120.80
6	P	412	ARG	CG-CD-NE	-18.23	73.51	111.80
5	Y	145	ARG	NE-CZ-NH2	18.18	129.39	120.30
6	U	609	ARG	NH1-CZ-NH2	18.16	139.38	119.40
6	P	154	ARG	NE-CZ-NH2	18.14	129.37	120.30
6	J	412	ARG	CG-CD-NE	-18.12	73.75	111.80
6	V	412	ARG	CG-CD-NE	-18.10	73.78	111.80
6	K	298	PHE	CD1-CE1-CZ	-18.07	98.42	120.10
6	Q	298	PHE	CB-CG-CD1	-18.02	108.18	120.80
1	A	396	ARG	NE-CZ-NH1	-18.02	111.29	120.30
6	W	298	PHE	CB-CG-CD1	-18.01	108.20	120.80
5	R	145	ARG	NE-CZ-NH2	17.99	129.29	120.30
6	Q	44	THR	CA-CB-CG2	17.99	137.58	112.40
6	K	44	THR	CA-CB-CG2	17.97	137.56	112.40
5	T	145	ARG	NE-CZ-NH2	17.95	129.28	120.30
6	J	609	ARG	NH1-CZ-NH2	17.93	139.12	119.40
6	K	203	TYR	CB-CG-CD1	-17.93	110.24	121.00
6	W	44	THR	CA-CB-CG2	17.92	137.49	112.40
6	W	298	PHE	CD1-CE1-CZ	-17.80	98.73	120.10
6	V	609	ARG	NH1-CZ-NH2	17.80	138.98	119.40
6	Q	298	PHE	CD1-CE1-CZ	-17.78	98.77	120.10
5	N	145	ARG	NE-CZ-NH2	17.76	129.18	120.30
1	A	396	ARG	NE-CZ-NH2	17.72	129.16	120.30
6	P	625	ARG	NE-CZ-NH1	-17.71	111.44	120.30
4	D	31	GLY	O-C-N	-17.70	94.38	122.70
3	C	726	ARG	NE-CZ-NH1	-17.67	111.47	120.30
6	W	203	TYR	CB-CG-CD1	-17.65	110.41	121.00
6	K	242	PHE	CB-CG-CD2	-17.61	108.47	120.80
6	O	203	TYR	CB-CG-CD1	-17.61	110.44	121.00
6	J	625	ARG	NE-CZ-NH1	-17.52	111.54	120.30
6	K	147	ARG	NE-CZ-NH1	-17.52	111.54	120.30
5	M	145	ARG	NE-CZ-NH2	17.51	129.05	120.30
6	Q	412	ARG	NE-CZ-NH2	-17.39	111.60	120.30
5	L	145	ARG	NE-CZ-NH2	17.38	128.99	120.30
6	X	203	TYR	CB-CG-CD1	-17.27	110.64	121.00
6	I	203	TYR	CB-CG-CD1	-17.18	110.69	121.00
6	W	412	ARG	NE-CZ-NH2	-17.17	111.71	120.30
5	S	145	ARG	NE-CZ-NH2	17.17	128.89	120.30
4	D	35	ARG	NE-CZ-NH1	17.13	128.87	120.30

Continued on next page...

Continued from previous page...

Mol	Chain	Res	Type	Atoms	Z	Observed(°)	Ideal(°)
4	D	176	ALA	CB-CA-C	-17.13	84.40	110.10
6	K	562	TYR	CB-CG-CD1	-17.10	110.74	121.00
6	V	300	LYS	CD-CE-NZ	-17.08	72.42	111.70
6	J	300	LYS	CD-CE-NZ	-17.07	72.43	111.70
6	Q	203	TYR	CB-CG-CD1	-17.02	110.79	121.00
6	Q	242	PHE	CB-CG-CD2	-16.99	108.91	120.80
6	P	300	LYS	CD-CE-NZ	-16.98	72.65	111.70
5	F	145	ARG	NE-CZ-NH2	16.95	128.78	120.30
6	W	242	PHE	CB-CG-CD2	-16.93	108.95	120.80
6	U	147	ARG	NE-CZ-NH1	-16.89	111.85	120.30
6	V	147	ARG	NE-CZ-NH1	-16.89	111.86	120.30
6	I	242	PHE	CB-CG-CD2	-16.88	108.98	120.80
6	U	242	PHE	CB-CG-CD2	-16.87	108.99	120.80
6	V	625	ARG	NE-CZ-NH1	-16.86	111.87	120.30
6	U	203	TYR	CB-CG-CD1	-16.81	110.91	121.00
6	V	203	TYR	CB-CG-CD1	-16.79	110.92	121.00
6	J	203	TYR	CB-CG-CD1	-16.73	110.97	121.00
4	D	35	ARG	CD-NE-CZ	16.72	147.01	123.60
6	P	203	TYR	CB-CG-CD1	-16.70	110.98	121.00
3	C	889	ARG	NE-CZ-NH2	16.67	128.63	120.30
1	A	1228	ARG	NE-CZ-NH1	-16.66	111.97	120.30
6	W	625	ARG	NE-CZ-NH1	-16.55	112.03	120.30
6	P	147	ARG	NH1-CZ-NH2	16.53	137.59	119.40
6	J	147	ARG	NE-CZ-NH1	-16.43	112.08	120.30
6	Q	625	ARG	NE-CZ-NH1	-16.42	112.09	120.30
6	O	562	TYR	CD1-CE1-CZ	16.36	134.52	119.80
5	G	29	ARG	NE-CZ-NH1	-16.32	112.14	120.30
1	A	952	ARG	NE-CZ-NH2	16.30	128.45	120.30
3	C	798	VAL	CB-CA-C	16.25	142.27	111.40
5	R	29	ARG	NE-CZ-NH1	-16.21	112.19	120.30
3	C	1195	TYR	CG-CD1-CE1	-16.21	108.33	121.30
6	X	416	ARG	NE-CZ-NH2	16.20	128.40	120.30
5	F	29	ARG	NE-CZ-NH1	-16.19	112.20	120.30
1	A	82	ARG	NE-CZ-NH1	16.19	128.39	120.30
6	J	562	TYR	CD1-CE1-CZ	16.13	134.31	119.80
5	M	29	ARG	NE-CZ-NH1	-16.12	112.24	120.30
6	O	242	PHE	CB-CG-CD2	-16.09	109.54	120.80
6	P	242	PHE	CB-CG-CD2	-15.96	109.63	120.80
6	Q	147	ARG	NH1-CZ-NH2	-15.93	101.88	119.40
2	B	378	GLY	O-C-N	-15.90	96.16	123.20
6	I	562	TYR	CD1-CE1-CZ	15.90	134.11	119.80
3	C	795	ASP	OD1-CG-OD2	-15.84	93.20	123.30

Continued on next page...

Continued from previous page...

Mol	Chain	Res	Type	Atoms	Z	Observed(°)	Ideal(°)
2	B	378	GLY	CA-C-N	15.79	147.79	116.20
4	D	389	PHE	CB-CG-CD1	-15.79	109.75	120.80
3	C	797	ALA	CA-C-O	-15.74	87.05	120.10
6	J	416	ARG	NE-CZ-NH2	15.73	128.16	120.30
6	P	32	PRO	O-C-N	-15.70	97.58	122.70
6	V	562	TYR	CD1-CE1-CZ	15.69	133.92	119.80
6	V	242	PHE	CB-CG-CD2	-15.69	109.82	120.80
1	A	181	TYR	CB-CG-CD2	-15.68	111.59	121.00
6	J	32	PRO	O-C-N	-15.63	97.69	122.70
5	H	29	ARG	NE-CZ-NH1	-15.56	112.52	120.30
5	S	29	ARG	NE-CZ-NH1	-15.56	112.52	120.30
5	L	29	ARG	NE-CZ-NH1	-15.55	112.53	120.30
6	P	562	TYR	CD1-CE1-CZ	15.53	133.78	119.80
2	B	1023	ARG	NE-CZ-NH1	-15.48	112.56	120.30
6	J	242	PHE	CB-CG-CD2	-15.46	109.98	120.80
4	D	268	ARG	NE-CZ-NH1	15.38	127.99	120.30
4	D	225	ARG	NE-CZ-NH2	15.38	127.99	120.30
4	E	337	ARG	NE-CZ-NH1	-15.37	112.61	120.30
6	K	625	ARG	NE-CZ-NH1	-15.37	112.62	120.30
6	U	562	TYR	CD1-CE1-CZ	15.36	133.62	119.80
6	Q	32	PRO	O-C-N	-15.35	98.14	122.70
6	V	416	ARG	NE-CZ-NH2	15.32	127.96	120.30
6	W	533	ASP	CB-CG-OD1	15.31	132.08	118.30
6	V	32	PRO	O-C-N	-15.30	98.22	122.70
4	E	191	ARG	NE-CZ-NH1	-15.26	112.67	120.30
6	O	32	PRO	O-C-N	-15.25	98.30	122.70
1	A	206	TYR	CB-CG-CD2	-15.25	111.85	121.00
6	I	625	ARG	NE-CZ-NH1	-15.23	112.68	120.30
6	P	416	ARG	NE-CZ-NH2	15.22	127.91	120.30
6	J	44	THR	CA-CB-CG2	15.22	133.71	112.40
5	N	29	ARG	NE-CZ-NH1	-15.22	112.69	120.30
6	W	32	PRO	O-C-N	-15.21	98.37	122.70
5	T	29	ARG	NE-CZ-NH1	-15.20	112.70	120.30
4	E	35	ARG	NE-CZ-NH2	15.20	127.90	120.30
6	P	49	ARG	NE-CZ-NH1	-15.16	112.72	120.30
6	K	416	ARG	NE-CZ-NH2	15.12	127.86	120.30
5	S	15	ARG	NE-CZ-NH1	-15.11	112.75	120.30
6	Q	414	GLN	CG-CD-NE2	-15.09	80.49	116.70
3	C	797	ALA	CA-C-N	15.08	150.38	117.20
6	P	44	THR	CA-CB-CG2	15.08	133.51	112.40
6	I	32	PRO	O-C-N	-15.06	98.60	122.70
5	Y	4	HIS	N-CA-CB	-15.05	83.52	110.60

Continued on next page...

Continued from previous page...

Mol	Chain	Res	Type	Atoms	Z	Observed(°)	Ideal(°)
6	O	625	ARG	NE-CZ-NH1	-15.00	112.80	120.30
6	U	472	ARG	CD-NE-CZ	15.00	144.60	123.60
6	U	625	ARG	NE-CZ-NH1	-15.00	112.80	120.30
6	O	472	ARG	CD-NE-CZ	14.96	144.54	123.60
6	O	416	ARG	NE-CZ-NH2	14.94	127.77	120.30
6	P	49	ARG	NE-CZ-NH2	14.93	127.77	120.30
6	K	32	PRO	O-C-N	-14.89	98.88	122.70
6	I	472	ARG	CD-NE-CZ	14.87	144.41	123.60
6	K	414	GLN	CG-CD-NE2	-14.87	81.02	116.70
6	W	416	ARG	NE-CZ-NH2	14.86	127.73	120.30
6	V	44	THR	CA-CB-CG2	14.86	133.20	112.40
6	Q	154	ARG	NE-CZ-NH2	14.85	127.73	120.30
2	B	377	ILE	CA-C-O	-14.84	88.95	120.10
6	U	32	PRO	O-C-N	-14.84	98.96	122.70
6	W	414	GLN	CG-CD-NE2	-14.83	81.10	116.70
6	J	298	PHE	CD1-CE1-CZ	-14.77	102.38	120.10
1	A	662	ARG	NE-CZ-NH2	14.76	127.68	120.30
6	Q	533	ASP	CB-CG-OD1	14.76	131.58	118.30
6	K	533	ASP	CB-CG-OD1	14.75	131.57	118.30
6	P	285	PHE	CB-CG-CD1	-14.70	110.51	120.80
3	C	1071	ARG	NE-CZ-NH1	-14.66	112.97	120.30
5	Y	15	ARG	NE-CZ-NH1	-14.64	112.98	120.30
1	A	87	PHE	CB-CG-CD2	-14.64	110.55	120.80
6	K	285	PHE	CB-CG-CD1	-14.63	110.56	120.80
6	P	298	PHE	CD1-CE1-CZ	-14.61	102.56	120.10
6	X	586	VAL	CB-CA-C	-14.61	83.64	111.40
2	B	686	ARG	NE-CZ-NH1	-14.60	113.00	120.30
6	W	285	PHE	CB-CG-CD1	-14.57	110.60	120.80
4	D	33	TYR	CB-CG-CD2	-14.57	112.26	121.00
6	I	285	PHE	CB-CG-CD1	-14.55	110.62	120.80
6	V	298	PHE	CD1-CE1-CZ	-14.51	102.69	120.10
6	Q	416	ARG	NE-CZ-NH2	14.50	127.55	120.30
1	A	405	ARG	NE-CZ-NH1	14.50	127.55	120.30
6	O	285	PHE	CB-CG-CD1	-14.50	110.65	120.80
5	Y	29	ARG	NE-CZ-NH1	-14.48	113.06	120.30
6	X	494	THR	CA-CB-CG2	14.45	132.63	112.40
6	J	472	ARG	CD-NE-CZ	14.44	143.81	123.60
5	L	15	ARG	NE-CZ-NH1	-14.43	113.08	120.30
6	P	472	ARG	CD-NE-CZ	14.42	143.79	123.60
2	B	727	ARG	NE-CZ-NH1	-14.42	113.09	120.30
2	B	516	ARG	NE-CZ-NH1	-14.41	113.10	120.30
6	Q	152	ARG	NE-CZ-NH1	-14.40	113.10	120.30

Continued on next page...

Continued from previous page...

Mol	Chain	Res	Type	Atoms	Z	Observed(°)	Ideal(°)
2	B	853	ARG	NE-CZ-NH1	14.39	127.50	120.30
6	I	416	ARG	NE-CZ-NH2	14.38	127.49	120.30
5	Y	4	HIS	CA-CB-CG	14.37	138.04	113.60
2	B	889	ARG	NE-CZ-NH2	14.33	127.46	120.30
4	E	222	ARG	NE-CZ-NH2	14.32	127.46	120.30
6	U	285	PHE	CB-CG-CD1	-14.31	110.78	120.80
6	W	300	LYS	CD-CE-NZ	-14.28	78.86	111.70
5	Y	234	ARG	NE-CZ-NH1	-14.28	113.16	120.30
6	K	300	LYS	CD-CE-NZ	-14.27	78.89	111.70
2	B	373	ARG	NE-CZ-NH2	-14.25	113.17	120.30
6	Q	472	ARG	CD-NE-CZ	14.23	143.53	123.60
6	Q	300	LYS	CD-CE-NZ	-14.22	78.99	111.70
6	Q	285	PHE	CB-CG-CD1	-14.16	110.88	120.80
6	W	412	ARG	NH1-CZ-NH2	-14.16	103.82	119.40
3	C	1131	ARG	NE-CZ-NH1	-14.16	113.22	120.30
2	B	407	ARG	NH1-CZ-NH2	14.14	134.96	119.40
6	W	152	ARG	NE-CZ-NH1	-14.12	113.24	120.30
6	P	56	ALA	CB-CA-C	14.10	131.25	110.10
6	U	215	TYR	CB-CG-CD2	14.08	129.45	121.00
4	E	225	ARG	NE-CZ-NH1	-14.06	113.27	120.30
6	U	416	ARG	NE-CZ-NH2	14.05	127.33	120.30
6	O	215	TYR	CB-CG-CD2	14.05	129.43	121.00
4	E	359	TYR	CB-CG-CD1	-14.04	112.58	121.00
6	V	472	ARG	CD-NE-CZ	14.04	143.26	123.60
6	X	285	PHE	CB-CG-CD1	-14.02	110.99	120.80
3	C	1060	ARG	NE-CZ-NH1	-14.02	113.29	120.30
6	J	285	PHE	CB-CG-CD1	-14.02	110.99	120.80
5	N	15	ARG	NE-CZ-NH1	-13.95	113.33	120.30
4	D	368	ARG	NE-CZ-NH2	-13.94	113.33	120.30
2	B	377	ILE	CA-C-N	13.93	144.05	116.20
1	A	1051	ARG	NE-CZ-NH2	13.91	127.25	120.30
6	V	285	PHE	CB-CG-CD1	-13.90	111.07	120.80
6	X	152	ARG	NE-CZ-NH1	-13.88	113.36	120.30
6	W	472	ARG	CD-NE-CZ	13.86	143.01	123.60
6	I	215	TYR	CB-CG-CD2	13.86	129.32	121.00
1	A	790	ARG	NE-CZ-NH2	13.86	127.23	120.30
5	G	15	ARG	NE-CZ-NH1	-13.85	113.37	120.30
6	U	242	PHE	CB-CG-CD1	13.84	130.48	120.80
6	X	215	TYR	CB-CG-CD2	13.84	129.30	121.00
1	A	334	ARG	NE-CZ-NH1	-13.81	113.39	120.30
5	M	234	ARG	NE-CZ-NH1	-13.81	113.39	120.30
6	U	152	ARG	NE-CZ-NH1	-13.80	113.40	120.30

Continued on next page...

Continued from previous page...

Mol	Chain	Res	Type	Atoms	Z	Observed(°)	Ideal(°)
2	B	407	ARG	CD-NE-CZ	13.80	142.92	123.60
6	Q	215	TYR	CB-CG-CD2	13.78	129.27	121.00
3	C	1017	PHE	CB-CG-CD1	13.75	130.43	120.80
4	D	342	ARG	NE-CZ-NH1	-13.73	113.44	120.30
6	I	242	PHE	CB-CG-CD1	13.71	130.40	120.80
5	T	234	ARG	NE-CZ-NH1	-13.68	113.46	120.30
5	R	15	ARG	NE-CZ-NH1	-13.68	113.46	120.30
5	F	15	ARG	NE-CZ-NH1	-13.65	113.47	120.30
6	J	414	GLN	CG-CD-NE2	-13.65	83.95	116.70
6	Q	242	PHE	CB-CG-CD1	13.63	130.34	120.80
6	W	215	TYR	CB-CG-CD2	13.62	129.17	121.00
3	C	1147	PHE	CB-CG-CD2	-13.62	111.27	120.80
5	H	15	ARG	NE-CZ-NH1	-13.62	113.49	120.30
6	V	414	GLN	CG-CD-NE2	-13.62	84.02	116.70
1	A	206	TYR	CG-CD2-CE2	-13.61	110.41	121.30
3	C	315	SER	CB-CA-C	13.61	135.97	110.10
6	P	414	GLN	CG-CD-NE2	-13.59	84.09	116.70
5	R	234	ARG	NE-CZ-NH1	-13.56	113.52	120.30
6	I	152	ARG	NE-CZ-NH1	-13.53	113.54	120.30
4	D	152	ASP	CB-CG-OD1	13.52	130.47	118.30
6	K	242	PHE	CB-CG-CD1	13.52	130.26	120.80
6	K	472	ARG	CD-NE-CZ	13.49	142.49	123.60
6	O	242	PHE	CB-CG-CD1	13.47	130.23	120.80
6	P	215	TYR	CB-CG-CD2	13.46	129.08	121.00
6	Q	412	ARG	NH1-CZ-NH2	-13.46	104.59	119.40
6	W	242	PHE	CB-CG-CD1	13.46	130.22	120.80
3	C	315	SER	CA-CB-OG	13.45	147.51	111.20
6	V	152	ARG	NE-CZ-NH1	-13.43	113.59	120.30
5	M	15	ARG	NE-CZ-NH1	-13.42	113.59	120.30
6	I	147	ARG	CB-CG-CD	-13.41	76.73	111.60
5	T	15	ARG	NE-CZ-NH1	-13.41	113.60	120.30
1	A	775	ARG	NE-CZ-NH1	-13.38	113.61	120.30
4	D	157	TYR	CB-CG-CD2	-13.35	112.99	121.00
1	A	1206	TYR	CB-CG-CD1	13.33	129.00	121.00
1	A	215	ARG	NE-CZ-NH1	-13.31	113.64	120.30
6	V	215	TYR	CB-CG-CD2	13.30	128.98	121.00
1	A	1190	ARG	NE-CZ-NH1	-13.30	113.65	120.30
6	I	147	ARG	NH1-CZ-NH2	-13.27	104.81	119.40
3	C	856	ARG	NE-CZ-NH2	-13.26	113.67	120.30
3	C	294	ARG	NE-CZ-NH1	-13.24	113.68	120.30
6	U	414	GLN	CG-CD-NE2	-13.23	84.96	116.70
6	O	152	ARG	NE-CZ-NH1	-13.21	113.69	120.30

Continued on next page...

Continued from previous page...

Mol	Chain	Res	Type	Atoms	Z	Observed(°)	Ideal(°)
3	C	647	ARG	NE-CZ-NH2	-13.20	113.70	120.30
6	W	562	TYR	CD1-CE1-CZ	13.20	131.68	119.80
4	D	4	ARG	NE-CZ-NH2	13.18	126.89	120.30
1	A	213	ARG	NE-CZ-NH2	13.15	126.87	120.30
4	D	35	ARG	NE-CZ-NH2	-13.12	113.74	120.30
6	O	414	GLN	CG-CD-NE2	-13.12	85.20	116.70
2	B	1182	ASN	N-CA-CB	13.09	134.16	110.60
5	S	234	ARG	NE-CZ-NH1	-13.09	113.75	120.30
6	Q	562	TYR	CD1-CE1-CZ	13.06	131.55	119.80
6	K	412	ARG	NH1-CZ-NH2	-13.04	105.06	119.40
1	A	477	ARG	NE-CZ-NH2	-13.03	113.79	120.30
3	C	674	ARG	NE-CZ-NH2	-13.03	113.79	120.30
5	H	234	ARG	NE-CZ-NH1	-13.03	113.79	120.30
6	P	152	ARG	NE-CZ-NH1	-13.02	113.79	120.30
1	A	1142	ARG	NE-CZ-NH1	-13.02	113.79	120.30
6	W	147	ARG	CG-CD-NE	13.01	139.11	111.80
6	K	215	TYR	CB-CG-CD1	-13.00	113.20	121.00
6	K	562	TYR	CD1-CE1-CZ	12.97	131.47	119.80
2	B	452	ARG	NE-CZ-NH1	-12.93	113.84	120.30
6	J	152	ARG	NE-CZ-NH1	-12.91	113.84	120.30
4	D	64	ARG	NE-CZ-NH1	12.90	126.75	120.30
4	E	35	ARG	NE-CZ-NH1	-12.88	113.86	120.30
5	F	234	ARG	NE-CZ-NH1	-12.88	113.86	120.30
5	G	234	ARG	NE-CZ-NH1	-12.86	113.87	120.30
6	I	414	GLN	CG-CD-NE2	-12.86	85.83	116.70
6	O	412	ARG	NH1-CZ-NH2	-12.86	105.25	119.40
1	A	485	ARG	NE-CZ-NH1	-12.84	113.88	120.30
6	K	215	TYR	CB-CG-CD2	12.84	128.70	121.00
6	V	458	THR	CA-C-O	-12.82	93.17	120.10
6	I	215	TYR	CB-CG-CD1	-12.78	113.33	121.00
3	C	452	ARG	NE-CZ-NH2	12.77	126.69	120.30
4	E	4	ARG	NE-CZ-NH1	-12.76	113.92	120.30
6	X	215	TYR	CB-CG-CD1	-12.75	113.35	121.00
5	L	131	ARG	NE-CZ-NH2	12.73	126.67	120.30
5	N	234	ARG	NE-CZ-NH1	-12.71	113.94	120.30
5	F	21	ARG	NE-CZ-NH1	-12.68	113.96	120.30
6	K	152	ARG	NE-CZ-NH1	-12.67	113.96	120.30
1	A	54	ARG	NE-CZ-NH2	12.67	126.63	120.30
2	B	930	ARG	NE-CZ-NH2	12.66	126.63	120.30
4	E	125	TYR	CB-CG-CD1	-12.65	113.41	121.00
5	L	234	ARG	NE-CZ-NH1	-12.63	113.98	120.30
6	W	154	ARG	NE-CZ-NH2	12.60	126.60	120.30

Continued on next page...

Continued from previous page...

Mol	Chain	Res	Type	Atoms	Z	Observed(°)	Ideal(°)
6	O	215	TYR	CB-CG-CD1	-12.60	113.44	121.00
4	D	58	TYR	CB-CG-CD1	-12.59	113.45	121.00
5	N	21	ARG	NE-CZ-NH1	-12.57	114.01	120.30
2	B	954	PRO	N-CA-CB	12.56	118.38	103.30
6	V	173	ASP	CB-CG-OD2	-12.54	107.01	118.30
6	O	533	ASP	CB-CG-OD1	12.53	129.58	118.30
6	I	300	LYS	CD-CE-NZ	-12.50	82.94	111.70
6	O	300	LYS	CD-CE-NZ	-12.48	82.98	111.70
3	C	386	GLU	CG-CD-OE2	-12.44	93.42	118.30
6	U	215	TYR	CB-CG-CD1	-12.42	113.55	121.00
2	B	861	ARG	NE-CZ-NH2	12.38	126.49	120.30
6	W	215	TYR	CB-CG-CD1	-12.38	113.58	121.00
1	A	54	ARG	NE-CZ-NH1	-12.37	114.11	120.30
6	J	215	TYR	CB-CG-CD1	-12.37	113.58	121.00
6	I	412	ARG	NH1-CZ-NH2	-12.36	105.81	119.40
6	J	458	THR	CA-C-O	-12.35	94.17	120.10
1	A	443	TYR	CB-CG-CD2	-12.34	113.60	121.00
6	U	412	ARG	NH1-CZ-NH2	-12.33	105.84	119.40
6	J	215	TYR	CB-CG-CD2	12.31	128.39	121.00
1	A	1173	TYR	CB-CG-CD2	-12.28	113.63	121.00
5	F	29	ARG	NE-CZ-NH2	12.28	126.44	120.30
3	C	288	PHE	CB-CG-CD2	-12.28	112.20	120.80
3	C	548	ASP	CB-CG-OD2	-12.28	107.25	118.30
6	P	458	THR	CA-C-O	-12.28	94.32	120.10
3	C	274	TYR	CB-CG-CD1	-12.26	113.64	121.00
3	C	315	SER	N-CA-CB	12.26	128.89	110.50
1	A	1021	ARG	NE-CZ-NH2	12.25	126.42	120.30
6	V	215	TYR	CB-CG-CD1	-12.24	113.65	121.00
5	H	21	ARG	NE-CZ-NH1	-12.23	114.18	120.30
6	I	416	ARG	CA-C-O	-12.23	94.43	120.10
2	B	516	ARG	NE-CZ-NH2	12.21	126.40	120.30
6	U	300	LYS	CD-CE-NZ	-12.20	83.63	111.70
6	Q	528	ALA	CA-C-O	-12.20	94.48	120.10
5	R	131	ARG	NE-CZ-NH2	12.17	126.39	120.30
2	B	367	ARG	NE-CZ-NH1	-12.17	114.22	120.30
6	U	416	ARG	CA-C-O	-12.16	94.57	120.10
5	G	29	ARG	NE-CZ-NH2	12.15	126.38	120.30
6	O	416	ARG	CA-C-O	-12.15	94.59	120.10
4	D	389	PHE	CA-C-O	-12.14	94.60	120.10
6	U	193	ILE	CA-C-O	12.14	145.59	120.10
6	K	528	ALA	CA-C-O	-12.13	94.63	120.10
2	B	1071	ARG	NE-CZ-NH1	-12.13	114.24	120.30

Continued on next page...

Continued from previous page...

Mol	Chain	Res	Type	Atoms	Z	Observed(°)	Ideal(°)
3	C	930	ARG	NE-CZ-NH1	-12.12	114.24	120.30
5	T	21	ARG	NE-CZ-NH1	-12.11	114.25	120.30
2	B	746	TYR	CB-CG-CD2	12.11	128.26	121.00
5	F	131	ARG	NE-CZ-NH2	12.10	126.35	120.30
1	A	770	ARG	NE-CZ-NH1	-12.08	114.26	120.30
1	A	790	ARG	NE-CZ-NH1	-12.08	114.26	120.30
4	D	31	GLY	N-CA-C	12.06	143.25	113.10
6	P	173	ASP	CB-CG-OD2	-12.06	107.45	118.30
6	W	528	ALA	CA-C-O	-12.05	94.80	120.10
1	A	439	PHE	CB-CG-CD2	12.05	129.23	120.80
6	Q	215	TYR	CB-CG-CD1	-12.04	113.77	121.00
2	B	1017	PHE	CB-CG-CD1	-12.04	112.37	120.80
4	E	4	ARG	NE-CZ-NH2	12.03	126.32	120.30
1	A	625	ARG	NE-CZ-NH2	11.96	126.28	120.30
6	P	609	ARG	NE-CZ-NH2	11.95	126.28	120.30
6	K	154	ARG	NE-CZ-NH2	11.95	126.28	120.30
4	E	157	TYR	CB-CG-CD2	-11.95	113.83	121.00
6	X	242	PHE	CB-CG-CD2	-11.93	112.45	120.80
3	C	801	ARG	NE-CZ-NH2	11.93	126.26	120.30
5	Y	21	ARG	NE-CZ-NH1	-11.93	114.33	120.30
2	B	1081	TYR	CB-CG-CD1	-11.92	113.84	121.00
5	L	21	ARG	NE-CZ-NH1	-11.92	114.34	120.30
6	P	528	ALA	CA-C-O	-11.91	95.09	120.10
5	S	21	ARG	NE-CZ-NH1	-11.91	114.35	120.30
6	I	533	ASP	CB-CG-OD1	11.91	129.02	118.30
6	J	173	ASP	CB-CG-OD2	-11.89	107.59	118.30
6	P	412	ARG	NH1-CZ-NH2	-11.89	106.32	119.40
6	J	609	ARG	NE-CZ-NH2	11.88	126.24	120.30
6	O	528	ALA	CA-C-O	-11.88	95.16	120.10
2	B	979	ARG	NE-CZ-NH1	11.86	126.23	120.30
6	P	242	PHE	CB-CG-CD1	11.85	129.10	120.80
6	P	215	TYR	CB-CG-CD1	-11.85	113.89	121.00
3	C	797	ALA	N-CA-C	11.84	142.97	111.00
1	A	271	ARG	NE-CZ-NH1	11.83	126.22	120.30
6	W	203	TYR	CB-CG-CD2	11.83	128.10	121.00
1	A	1257	PHE	CB-CG-CD1	-11.82	112.52	120.80
6	J	528	ALA	CA-C-O	-11.81	95.30	120.10
6	V	242	PHE	CB-CG-CD1	11.78	129.05	120.80
6	U	203	TYR	CB-CG-CD2	11.78	128.07	121.00
6	J	203	TYR	CB-CG-CD2	11.78	128.06	121.00
6	I	528	ALA	CA-C-O	-11.77	95.38	120.10
6	I	414	GLN	CG-CD-OE1	11.76	145.11	121.60

Continued on next page...

Continued from previous page...

Mol	Chain	Res	Type	Atoms	Z	Observed(°)	Ideal(°)
6	U	528	ALA	CA-C-O	-11.73	95.47	120.10
1	A	81	TYR	CB-CG-CD1	-11.71	113.97	121.00
3	C	861	ARG	NE-CZ-NH2	-11.71	114.45	120.30
4	D	389	PHE	CB-CA-C	-11.70	87.00	110.40
6	Q	294	TYR	CB-CG-CD1	-11.70	113.98	121.00
5	R	21	ARG	NE-CZ-NH1	-11.69	114.45	120.30
6	V	528	ALA	CA-C-O	-11.69	95.55	120.10
6	P	203	TYR	CB-CG-CD2	11.67	128.00	121.00
5	H	234	ARG	NE-CZ-NH2	11.65	126.13	120.30
6	O	458	THR	CA-C-O	-11.65	95.64	120.10
1	A	763	ARG	NE-CZ-NH2	11.64	126.12	120.30
2	B	941	TYR	CB-CG-CD1	-11.63	114.02	121.00
1	A	405	ARG	NE-CZ-NH2	-11.62	114.49	120.30
6	O	193	ILE	CA-C-O	11.63	144.51	120.10
5	G	21	ARG	NE-CZ-NH1	-11.62	114.49	120.30
5	M	21	ARG	NE-CZ-NH1	-11.61	114.50	120.30
5	Y	234	ARG	NE-CZ-NH2	11.60	126.10	120.30
5	R	234	ARG	NE-CZ-NH2	11.59	126.09	120.30
6	U	414	GLN	CG-CD-OE1	11.59	144.78	121.60
1	A	183	TYR	CD1-CE1-CZ	11.58	130.22	119.80
6	X	494	THR	CA-CB-OG1	11.57	133.31	109.00
6	I	193	ILE	CA-C-O	11.56	144.39	120.10
3	C	715	VAL	CG1-CB-CG2	-11.56	92.40	110.90
3	C	1168	ARG	NE-CZ-NH2	11.56	126.08	120.30
6	J	242	PHE	CB-CG-CD1	11.56	128.89	120.80
3	C	1125	TYR	CB-CG-CD2	-11.54	114.07	121.00
6	X	294	TYR	CB-CG-CD1	-11.53	114.08	121.00
6	P	49	ARG	CD-NE-CZ	11.52	139.73	123.60
5	Y	131	ARG	NE-CZ-NH2	11.51	126.06	120.30
6	J	294	TYR	CB-CG-CD1	-11.49	114.10	121.00
3	C	317	PHE	CB-CG-CD1	-11.49	112.76	120.80
6	U	436	TYR	CB-CG-CD1	-11.49	114.11	121.00
2	B	686	ARG	NE-CZ-NH2	11.48	126.04	120.30
6	O	298	PHE	CB-CG-CD2	11.48	128.84	120.80
6	U	458	THR	CA-C-O	-11.48	95.99	120.10
6	J	436	TYR	CB-CG-CD1	-11.48	114.11	121.00
3	C	1196	ARG	CG-CD-NE	11.47	135.89	111.80
6	K	203	TYR	CB-CG-CD2	11.47	127.88	121.00
6	U	533	ASP	CB-CG-OD1	11.46	128.62	118.30
6	I	458	THR	CA-C-O	-11.46	96.04	120.10
6	K	436	TYR	CB-CG-CD1	-11.46	114.13	121.00
5	S	131	ARG	NE-CZ-NH2	11.45	126.02	120.30

Continued on next page...

Continued from previous page...

Mol	Chain	Res	Type	Atoms	Z	Observed(°)	Ideal(°)
6	W	248	GLU	CB-CG-CD	11.45	145.11	114.20
5	R	29	ARG	NE-CZ-NH2	11.43	126.02	120.30
3	C	274	TYR	CB-CG-CD2	11.42	127.85	121.00
6	P	55	VAL	CA-C-O	-11.42	96.11	120.10
6	U	576	PHE	CB-CG-CD2	-11.41	112.82	120.80
6	I	638	PHE	CB-CG-CD2	-11.40	112.82	120.80
5	R	46	TYR	CB-CG-CD1	-11.40	114.16	121.00
6	Q	248	GLU	CB-CG-CD	11.39	144.94	114.20
6	V	412	ARG	NH1-CZ-NH2	-11.38	106.88	119.40
6	I	203	TYR	CB-CG-CD2	11.38	127.83	121.00
6	X	576	PHE	CB-CG-CD2	-11.37	112.84	120.80
6	P	54	SER	O-C-N	-11.37	104.52	122.70
6	Q	147	ARG	CD-NE-CZ	-11.35	107.71	123.60
5	N	131	ARG	NE-CZ-NH2	11.34	125.97	120.30
5	T	234	ARG	NE-CZ-NH2	11.34	125.97	120.30
5	M	234	ARG	NE-CZ-NH2	11.33	125.97	120.30
2	B	658	TYR	CB-CG-CD2	-11.33	114.20	121.00
6	K	458	THR	CA-C-O	-11.32	96.32	120.10
6	O	203	TYR	CB-CG-CD2	11.32	127.80	121.00
5	M	29	ARG	NE-CZ-NH2	11.30	125.95	120.30
6	Q	193	ILE	CA-C-O	11.29	143.81	120.10
3	C	640	ARG	NE-CZ-NH2	-11.29	114.66	120.30
6	P	54	SER	N-CA-CB	-11.28	93.58	110.50
6	V	609	ARG	NE-CZ-NH2	11.28	125.94	120.30
3	C	941	TYR	CB-CG-CD1	-11.28	114.23	121.00
5	G	131	ARG	NE-CZ-NH2	11.26	125.93	120.30
6	X	625	ARG	NE-CZ-NH2	11.26	125.93	120.30
6	O	414	GLN	CG-CD-OE1	11.25	144.10	121.60
5	S	97	ARG	NE-CZ-NH1	-11.23	114.69	120.30
6	V	436	TYR	CB-CG-CD1	-11.23	114.26	121.00
6	X	203	TYR	CB-CG-CD2	11.23	127.74	121.00
6	K	193	ILE	CA-C-O	11.22	143.66	120.10
6	I	294	TYR	CB-CG-CD1	-11.21	114.27	121.00
1	A	815	TYR	CB-CG-CD2	-11.20	114.28	121.00
6	Q	100	LYS	CD-CE-NZ	11.17	137.40	111.70
6	U	294	TYR	CB-CG-CD1	-11.17	114.30	121.00
6	W	458	THR	CA-C-O	-11.17	96.65	120.10
6	V	203	TYR	CB-CG-CD2	11.16	127.70	121.00
6	W	638	PHE	CB-CG-CD2	-11.16	112.99	120.80
5	S	234	ARG	NE-CZ-NH2	11.15	125.88	120.30
6	X	436	TYR	CB-CG-CD1	-11.15	114.31	121.00
2	B	853	ARG	NE-CZ-NH2	-11.14	114.73	120.30

Continued on next page...

Continued from previous page...

Mol	Chain	Res	Type	Atoms	Z	Observed(°)	Ideal(°)
1	A	19	ARG	NE-CZ-NH2	11.13	125.87	120.30
6	Q	458	THR	CA-C-O	-11.12	96.76	120.10
4	D	30	ALA	C-N-CA	-11.11	98.96	122.30
1	A	746	PHE	CB-CG-CD1	11.11	128.57	120.80
5	Y	29	ARG	NE-CZ-NH2	11.10	125.85	120.30
2	B	367	ARG	NE-CZ-NH2	11.09	125.85	120.30
6	W	436	TYR	CB-CG-CD1	-11.09	114.35	121.00
1	A	102	ARG	NE-CZ-NH1	-11.08	114.76	120.30
6	O	576	PHE	CB-CG-CD2	-11.07	113.05	120.80
2	B	883	ARG	NE-CZ-NH1	11.07	125.83	120.30
3	C	947	ARG	NE-CZ-NH2	-11.07	114.77	120.30
5	Y	46	TYR	CB-CG-CD1	-11.07	114.36	121.00
6	V	638	PHE	CB-CG-CD2	-11.07	113.05	120.80
6	O	292	ARG	NE-CZ-NH1	-11.05	114.77	120.30
1	A	1218	ARG	NE-CZ-NH1	-11.05	114.77	120.30
6	I	533	ASP	CB-CG-OD2	-11.04	108.36	118.30
6	P	294	TYR	CB-CG-CD1	-11.04	114.38	121.00
2	B	450	ASP	CA-CB-CG	-11.04	89.12	113.40
5	L	29	ARG	NE-CZ-NH2	11.04	125.82	120.30
5	H	131	ARG	NE-CZ-NH2	11.02	125.81	120.30
6	U	292	ARG	NE-CZ-NH1	-11.02	114.79	120.30
6	W	294	TYR	CB-CG-CD1	-11.02	114.39	121.00
5	M	131	ARG	NE-CZ-NH2	10.99	125.79	120.30
6	K	248	GLU	CB-CG-CD	10.98	143.86	114.20
4	D	54	TRP	CD1-CG-CD2	-10.97	97.52	106.30
5	H	46	TYR	CB-CG-CD1	-10.97	114.42	121.00
6	U	533	ASP	CB-CG-OD2	-10.97	108.43	118.30
6	V	193	ILE	CA-C-O	10.96	143.11	120.10
2	B	913	PHE	CB-CG-CD2	-10.95	113.14	120.80
3	C	798	VAL	CA-CB-CG1	-10.95	94.48	110.90
6	V	168	THR	OG1-CB-CG2	-10.94	84.84	110.00
6	O	294	TYR	CB-CG-CD1	-10.94	114.44	121.00
6	P	576	PHE	CB-CG-CD2	-10.94	113.14	120.80
4	E	13	PHE	CB-CG-CD2	-10.93	113.15	120.80
2	B	1168	ARG	NE-CZ-NH1	-10.92	114.84	120.30
6	K	294	TYR	CB-CG-CD1	-10.92	114.45	121.00
5	N	97	ARG	NE-CZ-NH1	-10.92	114.84	120.30
5	T	131	ARG	NE-CZ-NH2	10.91	125.75	120.30
5	T	29	ARG	NE-CZ-NH2	10.89	125.75	120.30
6	I	456	ASN	OD1-CG-ND2	10.89	146.95	121.90
6	Q	436	TYR	CB-CG-CD1	-10.88	114.47	121.00
5	H	29	ARG	NE-CZ-NH2	10.87	125.73	120.30

Continued on next page...

Continued from previous page...

Mol	Chain	Res	Type	Atoms	Z	Observed(°)	Ideal(°)
3	C	402	TYR	CB-CG-CD2	-10.87	114.48	121.00
6	P	292	ARG	NE-CZ-NH1	-10.87	114.87	120.30
5	Y	134	ASP	CB-CG-OD1	-10.86	108.53	118.30
6	V	576	PHE	CB-CG-CD2	-10.85	113.20	120.80
6	P	436	TYR	CB-CG-CD1	-10.84	114.50	121.00
1	A	669	ARG	NE-CZ-NH2	10.84	125.72	120.30
1	A	19	ARG	NE-CZ-NH1	-10.83	114.89	120.30
6	P	193	ILE	CA-C-O	10.82	142.82	120.10
5	G	97	ARG	NE-CZ-NH1	-10.81	114.89	120.30
6	I	292	ARG	NE-CZ-NH1	-10.81	114.89	120.30
6	O	436	TYR	CB-CG-CD1	-10.81	114.51	121.00
6	J	528	ALA	N-CA-CB	-10.81	94.97	110.10
6	U	456	ASN	OD1-CG-ND2	10.80	146.73	121.90
6	V	294	TYR	CB-CG-CD1	-10.79	114.53	121.00
6	J	625	ARG	NE-CZ-NH2	10.79	125.69	120.30
3	C	1132	ARG	NE-CZ-NH1	10.78	125.69	120.30
1	A	662	ARG	NE-CZ-NH1	-10.77	114.91	120.30
6	J	193	ILE	CA-C-O	10.76	142.70	120.10
5	Y	97	ARG	NE-CZ-NH1	-10.76	114.92	120.30
4	D	198	GLN	CG-CD-OE1	-10.75	100.10	121.60
6	P	168	THR	OG1-CB-CG2	-10.75	85.27	110.00
6	P	416	ARG	CA-C-O	-10.75	97.53	120.10
6	J	168	THR	OG1-CB-CG2	-10.74	85.29	110.00
5	N	29	ARG	NE-CZ-NH2	10.74	125.67	120.30
6	K	411	VAL	CG1-CB-CG2	-10.73	93.74	110.90
5	R	134	ASP	CB-CG-OD1	-10.72	108.66	118.30
6	Q	203	TYR	CB-CG-CD2	10.71	127.43	121.00
5	H	134	ASP	CB-CG-OD1	-10.70	108.67	118.30
6	Q	533	ASP	CB-CG-OD2	-10.70	108.67	118.30
2	B	669	PHE	CB-CG-CD2	-10.69	113.31	120.80
6	K	576	PHE	CB-CG-CD2	-10.68	113.33	120.80
6	O	456	ASN	OD1-CG-ND2	10.67	146.43	121.90
6	W	576	PHE	CB-CG-CD2	-10.65	113.35	120.80
3	C	798	VAL	CA-C-N	10.64	140.60	117.20
6	J	412	ARG	NH1-CZ-NH2	-10.63	107.71	119.40
2	B	437	ARG	CG-CD-NE	10.62	134.11	111.80
1	A	746	PHE	CB-CG-CD2	-10.61	113.37	120.80
1	A	476	PHE	CB-CG-CD1	-10.61	113.38	120.80
6	K	528	ALA	N-CA-CB	-10.60	95.25	110.10
3	C	160	PHE	CB-CG-CD1	10.60	128.22	120.80
3	C	489	ASP	CB-CG-OD2	-10.60	108.76	118.30
6	O	533	ASP	CB-CG-OD2	-10.60	108.76	118.30

Continued on next page...

Continued from previous page...

Mol	Chain	Res	Type	Atoms	Z	Observed(°)	Ideal(°)
5	M	46	TYR	CB-CG-CD1	-10.59	114.65	121.00
5	T	46	TYR	CB-CG-CD1	-10.59	114.65	121.00
5	F	46	TYR	CB-CG-CD1	-10.57	114.66	121.00
5	N	46	TYR	CB-CG-CD1	-10.57	114.66	121.00
5	R	97	ARG	NE-CZ-NH1	-10.56	115.02	120.30
6	V	333	PRO	CA-C-O	-10.55	94.88	120.20
1	A	112	TYR	CG-CD1-CE1	-10.54	112.87	121.30
2	B	1213	ALA	N-CA-CB	-10.53	95.36	110.10
6	W	193	ILE	CA-C-O	10.53	142.22	120.10
5	T	145	ARG	NE-CZ-NH1	-10.52	115.04	120.30
6	Q	576	PHE	CB-CG-CD2	-10.52	113.44	120.80
1	A	27	PHE	CB-CG-CD2	-10.51	113.44	120.80
6	U	298	PHE	CB-CG-CD2	10.51	128.16	120.80
6	K	638	PHE	CB-CG-CD2	-10.51	113.44	120.80
5	N	145	ARG	NE-CZ-NH1	-10.51	115.05	120.30
5	G	234	ARG	NE-CZ-NH2	10.51	125.55	120.30
6	I	436	TYR	CB-CG-CD1	-10.51	114.70	121.00
6	K	292	ARG	NE-CZ-NH1	-10.50	115.05	120.30
2	B	450	ASP	CB-CG-OD1	-10.50	108.85	118.30
5	Y	145	ARG	NE-CZ-NH1	-10.49	115.05	120.30
5	R	145	ARG	NE-CZ-NH1	-10.49	115.06	120.30
3	C	1195	TYR	N-CA-CB	-10.48	91.74	110.60
5	S	46	TYR	CB-CG-CD1	-10.48	114.71	121.00
1	A	136	ASP	CB-CG-OD1	-10.47	108.87	118.30
6	J	416	ARG	CA-C-O	-10.47	98.11	120.10
1	A	1206	TYR	CB-CG-CD2	-10.45	114.73	121.00
6	Q	416	ARG	CA-C-O	-10.45	98.16	120.10
4	E	192	PHE	CB-CG-CD2	-10.44	113.49	120.80
6	I	576	PHE	CB-CG-CD2	-10.44	113.49	120.80
5	L	145	ARG	NE-CZ-NH1	-10.43	115.08	120.30
5	F	234	ARG	NE-CZ-NH2	10.43	125.51	120.30
5	S	145	ARG	NE-CZ-NH1	-10.43	115.09	120.30
5	H	145	ARG	NE-CZ-NH1	-10.42	115.09	120.30
4	D	328	TYR	CB-CG-CD2	-10.41	114.76	121.00
6	X	587	GLY	C-N-CA	10.40	147.70	121.70
5	L	46	TYR	CB-CG-CD1	-10.39	114.77	121.00
5	F	134	ASP	CB-CG-OD1	-10.38	108.96	118.30
3	C	1012	ARG	NE-CZ-NH2	-10.37	115.11	120.30
2	B	1017	PHE	CB-CG-CD2	10.36	128.05	120.80
6	O	638	PHE	CB-CG-CD2	-10.36	113.55	120.80
6	Q	298	PHE	CG-CD2-CE2	-10.36	109.41	120.80
6	W	298	PHE	CG-CD2-CE2	-10.35	109.41	120.80

Continued on next page...

Continued from previous page...

Mol	Chain	Res	Type	Atoms	Z	Observed(°)	Ideal(°)
2	B	1012	ARG	NE-CZ-NH1	10.35	125.48	120.30
6	W	528	ALA	N-CA-CB	-10.35	95.61	110.10
6	Q	292	ARG	NE-CZ-NH1	-10.34	115.13	120.30
6	V	417	PHE	N-CA-C	10.34	138.92	111.00
2	B	347	ARG	NE-CZ-NH1	-10.31	115.14	120.30
4	E	160	GLU	OE1-CD-OE2	10.28	135.64	123.30
5	T	97	ARG	NE-CZ-NH1	-10.28	115.16	120.30
6	W	411	VAL	CG1-CB-CG2	-10.27	94.47	110.90
6	W	292	ARG	NE-CZ-NH1	-10.26	115.17	120.30
6	J	333	PRO	CA-C-O	-10.26	95.58	120.20
5	M	134	ASP	CB-CG-OD1	-10.26	109.07	118.30
1	A	952	ARG	NE-CZ-NH1	-10.25	115.17	120.30
5	G	46	TYR	CB-CG-CD1	-10.25	114.85	121.00
6	K	416	ARG	CA-C-O	-10.25	98.57	120.10
6	Q	411	VAL	CG1-CB-CG2	-10.25	94.50	110.90
6	P	333	PRO	CA-C-O	-10.24	95.62	120.20
6	J	576	PHE	CB-CG-CD2	-10.24	113.63	120.80
5	T	116	ASP	CB-CG-OD2	-10.24	109.08	118.30
6	W	416	ARG	CA-C-O	-10.24	98.60	120.10
6	P	625	ARG	NE-CZ-NH2	10.23	125.42	120.30
6	Q	638	PHE	CB-CG-CD2	-10.23	113.64	120.80
4	D	33	TYR	CB-CG-CD1	10.23	127.14	121.00
6	U	638	PHE	CB-CG-CD2	-10.23	113.64	120.80
6	P	533	ASP	CB-CG-OD2	-10.22	109.10	118.30
6	O	298	PHE	CG-CD2-CE2	-10.21	109.57	120.80
5	S	29	ARG	NE-CZ-NH2	10.21	125.40	120.30
5	N	134	ASP	CB-CG-OD1	-10.20	109.12	118.30
5	F	97	ARG	NE-CZ-NH1	-10.19	115.20	120.30
5	L	234	ARG	NE-CZ-NH2	10.18	125.39	120.30
5	G	45	ARG	NE-CZ-NH1	-10.18	115.21	120.30
6	V	528	ALA	N-CA-CB	-10.18	95.85	110.10
3	C	1197	TYR	CD1-CE1-CZ	10.17	128.96	119.80
6	V	275	GLU	OE1-CD-OE2	10.17	135.50	123.30
6	P	528	ALA	N-CA-CB	-10.16	95.87	110.10
3	C	280	ARG	NE-CZ-NH2	10.15	125.38	120.30
6	J	533	ASP	CB-CG-OD2	-10.15	109.16	118.30
4	D	30	ALA	CA-C-N	-10.15	95.90	116.20
2	B	712	VAL	CA-CB-CG1	10.15	126.12	110.90
3	C	1131	ARG	NE-CZ-NH2	10.14	125.37	120.30
2	B	1039	ARG	NE-CZ-NH1	-10.14	115.23	120.30
5	G	145	ARG	NE-CZ-NH1	-10.14	115.23	120.30
6	P	55	VAL	CA-CB-CG2	10.14	126.11	110.90

Continued on next page...

Continued from previous page...

Mol	Chain	Res	Type	Atoms	Z	Observed(°)	Ideal(°)
5	N	234	ARG	NE-CZ-NH2	10.13	125.37	120.30
3	C	1147	PHE	CB-CG-CD1	10.12	127.89	120.80
1	A	514	PHE	CB-CG-CD1	-10.11	113.73	120.80
1	A	1154	ARG	NE-CZ-NH1	-10.10	115.25	120.30
6	W	11	TYR	CB-CG-CD2	-10.10	114.94	121.00
3	C	621	TRP	CG-CD2-CE3	-10.09	124.82	133.90
6	X	638	PHE	CB-CG-CD2	-10.08	113.75	120.80
1	A	381	PHE	CB-CG-CD1	-10.08	113.75	120.80
1	A	484	ASP	CB-CG-OD1	-10.07	109.24	118.30
6	J	154	ARG	CA-CB-CG	10.06	135.52	113.40
3	C	168	ARG	NE-CZ-NH2	-10.06	115.27	120.30
6	I	414	GLN	CB-CG-CD	-10.05	85.47	111.60
3	C	909	PHE	CB-CG-CD2	-10.05	113.77	120.80
6	X	609	ARG	NE-CZ-NH1	-10.05	115.28	120.30
1	A	158	TRP	CE2-CD2-CG	-10.04	99.26	107.30
1	A	1174	VAL	CA-CB-CG1	10.04	125.96	110.90
5	G	15	ARG	NE-CZ-NH2	10.04	125.32	120.30
6	U	528	ALA	N-CA-CB	-10.03	96.05	110.10
1	A	339	ARG	NE-CZ-NH1	-10.03	115.29	120.30
1	A	1228	ARG	NE-CZ-NH2	10.02	125.31	120.30
5	T	134	ASP	CB-CG-OD1	-10.00	109.30	118.30
4	E	394	PHE	CB-CG-CD2	-10.00	113.80	120.80
6	I	147	ARG	CG-CD-NE	10.00	132.80	111.80
5	L	15	ARG	NE-CZ-NH2	10.00	125.30	120.30
5	F	145	ARG	NE-CZ-NH1	-9.99	115.31	120.30
3	C	242	ARG	NE-CZ-NH1	9.99	125.29	120.30
6	J	417	PHE	N-CA-C	9.99	137.97	111.00
5	L	134	ASP	CB-CG-OD1	-9.98	109.32	118.30
2	B	1023	ARG	NE-CZ-NH2	9.97	125.28	120.30
1	A	1233	ARG	NE-CZ-NH2	-9.97	115.32	120.30
4	E	190	TYR	CB-CG-CD1	-9.97	115.02	121.00
6	V	456	ASN	CB-CG-ND2	9.97	140.62	116.70
6	J	638	PHE	CB-CG-CD2	-9.96	113.83	120.80
5	Y	15	ARG	NE-CZ-NH2	9.96	125.28	120.30
4	E	92	TRP	CG-CD2-CE3	-9.95	124.95	133.90
4	E	255	ARG	NE-CZ-NH2	9.94	125.27	120.30
5	M	40	TYR	CB-CG-CD1	-9.94	115.04	121.00
6	P	456	ASN	CB-CG-ND2	9.94	140.55	116.70
6	O	297	ALA	CB-CA-C	9.93	125.00	110.10
6	Q	528	ALA	N-CA-CB	-9.93	96.19	110.10
6	J	456	ASN	CB-CG-ND2	9.93	140.53	116.70
6	P	275	GLU	OE1-CD-OE2	9.93	135.22	123.30

Continued on next page...

Continued from previous page...

Mol	Chain	Res	Type	Atoms	Z	Observed(°)	Ideal(°)
6	O	528	ALA	N-CA-CB	-9.93	96.20	110.10
6	J	275	GLU	OE1-CD-OE2	9.91	135.20	123.30
6	O	414	GLN	CB-CG-CD	-9.91	85.83	111.60
6	K	298	PHE	CG-CD2-CE2	-9.91	109.90	120.80
2	B	274	TYR	CB-CG-CD2	-9.91	115.06	121.00
5	R	15	ARG	NE-CZ-NH2	9.90	125.25	120.30
6	Q	11	TYR	CB-CG-CD2	-9.89	115.06	121.00
6	P	638	PHE	CB-CG-CD2	-9.89	113.88	120.80
6	X	587	GLY	CA-C-O	9.89	138.40	120.60
6	I	297	ALA	CB-CA-C	9.87	124.91	110.10
6	P	292	ARG	NE-CZ-NH2	9.87	125.23	120.30
1	A	372	PHE	CB-CG-CD1	-9.87	113.89	120.80
6	O	459	LEU	CA-C-N	-9.85	95.54	117.20
6	U	416	ARG	CB-CA-C	9.85	130.09	110.40
4	E	209	ARG	NE-CZ-NH2	-9.84	115.38	120.30
5	M	145	ARG	NE-CZ-NH1	-9.84	115.38	120.30
3	C	1051	VAL	CA-CB-CG1	9.83	125.65	110.90
5	N	247	PHE	CB-CG-CD1	-9.83	113.92	120.80
6	O	416	ARG	CB-CA-C	9.83	130.06	110.40
6	V	533	ASP	CB-CG-OD2	-9.83	109.45	118.30
5	H	247	PHE	CB-CG-CD1	-9.83	113.92	120.80
2	B	674	ARG	NE-CZ-NH1	-9.81	115.39	120.30
1	A	996	ASP	CB-CG-OD1	-9.81	109.47	118.30
2	B	445	PHE	CB-CG-CD1	9.81	127.67	120.80
6	I	298	PHE	CB-CG-CD2	9.80	127.66	120.80
6	X	229	ASP	CB-CG-OD2	-9.80	109.48	118.30
3	C	141	ARG	NE-CZ-NH1	-9.79	115.41	120.30
4	D	177	TYR	CB-CG-CD2	-9.78	115.13	121.00
6	O	292	ARG	NE-CZ-NH2	9.78	125.19	120.30
1	A	889	ARG	NE-CZ-NH1	9.78	125.19	120.30
6	Q	111	PHE	CB-CG-CD1	9.78	127.64	120.80
6	Q	476	TYR	CB-CG-CD2	-9.78	115.14	121.00
4	E	233	TYR	CG-CD1-CE1	-9.77	113.48	121.30
6	I	248	GLU	CB-CG-CD	9.77	140.58	114.20
6	I	528	ALA	N-CA-CB	-9.77	96.43	110.10
6	P	417	PHE	N-CA-C	9.77	137.37	111.00
2	B	1213	ALA	O-C-N	-9.76	107.08	122.70
6	O	411	VAL	CG1-CB-CG2	-9.76	95.28	110.90
6	X	298	PHE	CB-CG-CD1	-9.76	113.97	120.80
3	C	1132	ARG	NE-CZ-NH2	-9.75	115.43	120.30
6	U	297	ALA	CB-CA-C	9.74	124.70	110.10
6	U	11	TYR	CB-CG-CD2	-9.73	115.16	121.00

Continued on next page...

Continued from previous page...

Mol	Chain	Res	Type	Atoms	Z	Observed(°)	Ideal(°)
5	H	97	ARG	NE-CZ-NH1	-9.73	115.44	120.30
6	O	644	LEU	CB-CG-CD2	9.73	127.53	111.00
6	I	459	LEU	CA-C-N	-9.72	95.82	117.20
6	Q	292	ARG	NE-CZ-NH2	9.72	125.16	120.30
6	U	459	LEU	CA-C-N	-9.71	95.83	117.20
6	V	292	ARG	NE-CZ-NH1	-9.71	115.44	120.30
6	K	562	TYR	CB-CG-CD2	-9.71	115.18	121.00
2	B	399	ARG	NE-CZ-NH1	9.70	125.15	120.30
3	C	647	ARG	NE-CZ-NH1	9.70	125.15	120.30
6	U	644	LEU	CB-CG-CD2	9.70	127.49	111.00
6	K	482	ASP	CB-CG-OD2	-9.70	109.57	118.30
6	X	11	TYR	CB-CG-CD2	-9.70	115.18	121.00
6	X	426	PHE	CB-CG-CD2	-9.69	114.02	120.80
2	B	242	ARG	NE-CZ-NH2	-9.68	115.46	120.30
5	N	116	ASP	CB-CG-OD2	-9.68	109.59	118.30
6	O	32	PRO	N-CA-CB	9.68	114.91	103.30
5	S	247	PHE	CB-CG-CD1	-9.68	114.03	120.80
6	V	11	TYR	CB-CG-CD2	-9.68	115.19	121.00
3	C	856	ARG	NE-CZ-NH1	9.67	125.14	120.30
6	J	292	ARG	NE-CZ-NH1	-9.67	115.47	120.30
4	D	187	GLN	CG-CD-OE1	-9.66	102.27	121.60
6	U	248	GLU	CB-CG-CD	9.66	140.29	114.20
6	O	426	PHE	CB-CG-CD2	-9.65	114.04	120.80
6	P	11	TYR	CB-CG-CD2	-9.65	115.21	121.00
6	P	459	LEU	CA-C-N	-9.65	95.96	117.20
6	U	414	GLN	CB-CG-CD	-9.63	86.56	111.60
3	C	367	ARG	NE-CZ-NH1	-9.63	115.48	120.30
1	A	439	PHE	CB-CG-CD1	-9.63	114.06	120.80
5	F	35	PHE	CB-CG-CD2	-9.63	114.06	120.80
1	A	1154	ARG	NE-CZ-NH2	9.62	125.11	120.30
5	L	116	ASP	CB-CG-OD2	-9.62	109.65	118.30
6	J	459	LEU	CA-C-N	-9.61	96.05	117.20
5	F	116	ASP	CB-CG-OD2	-9.61	109.65	118.30
6	U	317	ARG	NE-CZ-NH2	9.61	125.11	120.30
6	I	317	ARG	NE-CZ-NH2	9.61	125.10	120.30
1	A	818	PHE	CB-CG-CD2	-9.59	114.08	120.80
6	I	298	PHE	CG-CD2-CE2	-9.58	110.26	120.80
6	W	533	ASP	CB-CG-OD2	-9.57	109.68	118.30
5	S	134	ASP	CB-CG-OD1	-9.57	109.69	118.30
3	C	204	PHE	CB-CG-CD1	-9.57	114.10	120.80
5	G	134	ASP	CB-CG-OD1	-9.57	109.69	118.30
6	X	292	ARG	NE-CZ-NH1	-9.57	115.52	120.30

Continued on next page...

Continued from previous page...

Mol	Chain	Res	Type	Atoms	Z	Observed(°)	Ideal(°)
1	A	315	VAL	CG1-CB-CG2	-9.55	95.61	110.90
6	J	426	PHE	CB-CG-CD2	-9.55	114.11	120.80
4	D	11	TYR	CB-CG-CD2	-9.55	115.27	121.00
6	X	16	ASP	CB-CG-OD1	-9.54	109.71	118.30
6	J	523	ASP	CB-CG-OD2	-9.54	109.71	118.30
6	U	275	GLU	OE1-CD-OE2	9.54	134.75	123.30
6	X	111	PHE	CB-CG-CD1	9.54	127.48	120.80
5	Y	116	ASP	CB-CG-OD2	-9.54	109.72	118.30
2	B	1191	TYR	CB-CG-CD2	-9.53	115.28	121.00
6	P	55	VAL	C-N-CA	9.53	145.53	121.70
6	I	11	TYR	CB-CG-CD2	-9.53	115.28	121.00
1	A	770	ARG	NE-CZ-NH2	9.52	125.06	120.30
2	B	1059	PHE	CB-CG-CD2	-9.52	114.13	120.80
3	C	841	PHE	CB-CG-CD1	-9.52	114.13	120.80
6	U	82	PHE	CB-CG-CD2	-9.52	114.13	120.80
6	V	459	LEU	CA-C-N	-9.52	96.27	117.20
4	E	13	PHE	CB-CG-CD1	9.51	127.46	120.80
6	K	533	ASP	CB-CG-OD2	-9.51	109.74	118.30
6	O	248	GLU	CB-CG-CD	9.51	139.88	114.20
6	U	229	ASP	CB-CG-OD2	-9.51	109.74	118.30
2	B	1004	PHE	CB-CG-CD1	-9.51	114.15	120.80
3	C	1177	TYR	CB-CG-CD1	-9.51	115.30	121.00
4	E	118	VAL	CA-CB-CG2	9.50	125.15	110.90
6	I	32	PRO	N-CA-CB	9.48	114.67	103.30
6	K	297	ALA	CB-CA-C	9.47	124.31	110.10
6	X	428	ARG	NE-CZ-NH1	-9.46	115.57	120.30
6	K	426	PHE	CB-CG-CD2	-9.46	114.18	120.80
6	W	562	TYR	CB-CG-CD2	-9.46	115.32	121.00
4	D	176	ALA	N-CA-C	9.46	136.53	111.00
5	L	97	ARG	NE-CZ-NH1	-9.45	115.57	120.30
5	S	15	ARG	NE-CZ-NH2	9.45	125.02	120.30
2	B	282	TYR	CB-CG-CD2	-9.44	115.33	121.00
6	J	476	TYR	CB-CG-CD2	-9.43	115.34	121.00
6	Q	229	ASP	CB-CG-OD2	-9.43	109.82	118.30
2	B	445	PHE	CB-CG-CD2	-9.42	114.20	120.80
4	D	264	SER	N-CA-CB	9.42	124.63	110.50
6	U	298	PHE	CG-CD2-CE2	-9.42	110.44	120.80
2	B	1006	ARG	NE-CZ-NH1	-9.40	115.60	120.30
6	V	416	ARG	CA-C-O	-9.40	100.37	120.10
6	I	625	ARG	NE-CZ-NH2	9.39	125.00	120.30
6	I	428	ARG	NE-CZ-NH1	-9.39	115.60	120.30
6	I	416	ARG	CB-CA-C	9.39	129.17	110.40

Continued on next page...

Continued from previous page...

Mol	Chain	Res	Type	Atoms	Z	Observed(°)	Ideal(°)
6	J	11	TYR	CB-CG-CD2	-9.38	115.37	121.00
6	X	295	ARG	NE-CZ-NH2	9.38	124.99	120.30
5	M	247	PHE	CB-CG-CD1	-9.38	114.23	120.80
6	O	476	TYR	CB-CG-CD2	-9.38	115.37	121.00
3	C	1087	TYR	CB-CG-CD2	9.37	126.62	121.00
6	W	297	ALA	CB-CA-C	9.37	124.16	110.10
6	W	147	ARG	CB-CG-CD	-9.37	87.24	111.60
6	K	317	ARG	NE-CZ-NH2	9.37	124.98	120.30
3	C	165	ASP	CB-CG-OD2	-9.36	109.88	118.30
1	A	112	TYR	CD1-CE1-CZ	9.36	128.22	119.80
5	Y	247	PHE	CB-CG-CD1	-9.36	114.25	120.80
5	L	247	PHE	CB-CG-CD1	-9.36	114.25	120.80
3	C	282	TYR	CB-CG-CD1	-9.35	115.39	121.00
1	A	373	TYR	CZ-CE2-CD2	9.34	128.21	119.80
2	B	197	ASP	CB-CG-OD1	-9.33	109.90	118.30
5	H	45	ARG	NE-CZ-NH1	-9.33	115.64	120.30
2	B	952	PRO	CA-C-O	-9.33	97.81	120.20
6	U	505	ASP	CB-CG-OD2	-9.33	109.91	118.30
5	T	15	ARG	NE-CZ-NH2	9.32	124.96	120.30
5	H	15	ARG	NE-CZ-NH2	9.32	124.96	120.30
6	I	644	LEU	CB-CG-CD2	9.32	126.84	111.00
2	B	1132	ARG	NE-CZ-NH2	9.31	124.96	120.30
1	A	1108	PHE	CB-CG-CD1	-9.31	114.28	120.80
6	U	32	PRO	N-CA-CB	9.30	114.47	103.30
1	A	1125	PHE	CB-CG-CD2	9.30	127.31	120.80
6	U	292	ARG	NE-CZ-NH2	9.29	124.95	120.30
5	S	40	TYR	CB-CG-CD1	-9.29	115.43	121.00
6	O	275	GLU	OE1-CD-OE2	9.29	134.45	123.30
5	G	247	PHE	CB-CG-CD1	-9.29	114.30	120.80
5	M	97	ARG	NE-CZ-NH1	-9.28	115.66	120.30
5	F	247	PHE	CB-CG-CD1	-9.27	114.31	120.80
6	V	476	TYR	CB-CG-CD2	-9.27	115.44	121.00
1	A	1206	TYR	CZ-CE2-CD2	9.27	128.14	119.80
3	C	933	ASP	CB-CG-OD2	-9.27	109.96	118.30
3	C	315	SER	O-C-N	-9.27	107.88	122.70
1	A	464	TYR	CB-CG-CD1	-9.26	115.44	121.00
4	E	222	ARG	NE-CZ-NH1	-9.26	115.67	120.30
5	S	164	ASP	CB-CG-OD1	-9.26	109.97	118.30
6	K	476	TYR	CB-CG-CD2	-9.25	115.45	121.00
1	A	206	TYR	CD1-CG-CD2	9.25	128.07	117.90
4	D	54	TRP	CG-CD2-CE3	-9.24	125.58	133.90
6	Q	317	ARG	NE-CZ-NH2	9.23	124.91	120.30

Continued on next page...

Continued from previous page...

Mol	Chain	Res	Type	Atoms	Z	Observed(°)	Ideal(°)
6	K	159	TRP	CA-CB-CG	9.22	131.23	113.70
6	J	505	ASP	CB-CG-OD2	-9.22	110.00	118.30
6	U	459	LEU	CA-CB-CG	9.21	136.48	115.30
6	O	229	ASP	CB-CG-OD2	-9.21	110.02	118.30
5	T	247	PHE	CB-CG-CD1	-9.20	114.36	120.80
6	V	625	ARG	NE-CZ-NH2	9.20	124.90	120.30
5	G	35	PHE	CB-CG-CD2	-9.19	114.37	120.80
5	G	116	ASP	CB-CG-OD2	-9.19	110.03	118.30
6	K	32	PRO	N-CA-CB	9.19	114.33	103.30
6	W	426	PHE	CB-CG-CD2	-9.19	114.37	120.80
1	A	124	ASP	CB-CG-OD2	-9.18	110.04	118.30
6	K	82	PHE	CB-CG-CD2	-9.17	114.38	120.80
5	R	116	ASP	CB-CG-OD2	-9.17	110.05	118.30
6	X	159	TRP	CA-CB-CG	9.16	131.11	113.70
6	U	476	TYR	CB-CG-CD2	-9.15	115.51	121.00
6	O	11	TYR	CB-CG-CD2	-9.14	115.51	121.00
6	O	562	TYR	CB-CG-CD2	-9.13	115.52	121.00
6	V	523	ASP	CB-CG-OD2	-9.13	110.08	118.30
6	W	482	ASP	CB-CG-OD2	-9.13	110.08	118.30
1	A	1173	TYR	CA-CB-CG	9.13	130.75	113.40
4	D	328	TYR	CB-CG-CD1	9.12	126.47	121.00
6	K	505	ASP	CB-CG-OD2	-9.12	110.09	118.30
6	U	49	ARG	NE-CZ-NH1	9.11	124.86	120.30
5	M	116	ASP	CB-CG-OD2	-9.10	110.11	118.30
3	C	137	ARG	NE-CZ-NH1	-9.10	115.75	120.30
6	I	411	VAL	CG1-CB-CG2	-9.09	96.35	110.90
2	B	693	TYR	CB-CG-CD2	-9.09	115.55	121.00
6	O	159	TRP	CA-CB-CG	9.09	130.97	113.70
6	K	11	TYR	CB-CG-CD2	-9.09	115.55	121.00
5	M	153	ASP	CB-CG-OD2	-9.08	110.13	118.30
5	H	35	PHE	CB-CG-CD2	-9.08	114.44	120.80
5	S	116	ASP	CB-CG-OD2	-9.07	110.13	118.30
6	Q	32	PRO	N-CA-CB	9.07	114.19	103.30
6	U	426	PHE	CB-CG-CD2	-9.07	114.45	120.80
6	V	32	PRO	N-CA-CB	9.07	114.19	103.30
1	A	187	ARG	NE-CZ-NH2	9.07	124.83	120.30
1	A	1019	TYR	CB-CG-CD1	9.07	126.44	121.00
5	R	46	TYR	CG-CD2-CE2	-9.06	114.05	121.30
6	K	416	ARG	CB-CA-C	9.06	128.52	110.40
6	V	298	PHE	CB-CG-CD2	9.06	127.14	120.80
6	Q	426	PHE	CB-CG-CD2	-9.05	114.46	120.80
6	X	82	PHE	CB-CG-CD2	-9.05	114.46	120.80

Continued on next page...

Continued from previous page...

Mol	Chain	Res	Type	Atoms	Z	Observed(°)	Ideal(°)
6	K	292	ARG	NE-CZ-NH2	9.05	124.82	120.30
6	O	82	PHE	CB-CG-CD2	-9.04	114.47	120.80
6	Q	333	PRO	CA-C-O	-9.04	98.50	120.20
4	E	389	PHE	CB-CG-CD1	-9.04	114.47	120.80
6	W	625	ARG	NE-CZ-NH2	9.04	124.82	120.30
6	Q	297	ALA	CB-CA-C	9.03	123.65	110.10
5	N	15	ARG	NE-CZ-NH2	9.02	124.81	120.30
6	W	159	TRP	CA-CB-CG	9.02	130.84	113.70
6	P	476	TYR	CB-CG-CD2	-9.02	115.59	121.00
6	I	229	ASP	CB-CG-OD2	-9.01	110.19	118.30
5	S	238	TYR	CB-CG-CD2	-9.01	115.59	121.00
6	U	55	VAL	CA-CB-CG1	-9.01	97.39	110.90
6	U	411	VAL	CG1-CB-CG2	-9.01	96.48	110.90
1	A	707	ASP	CB-CG-OD2	-9.01	110.19	118.30
5	G	40	TYR	CB-CG-CD1	-9.00	115.60	121.00
6	J	414	GLN	CB-CG-CD	-9.00	88.21	111.60
6	O	417	PHE	N-CA-C	9.00	135.29	111.00
2	B	366	ASP	CB-CG-OD1	-8.99	110.21	118.30
2	B	481	ARG	NE-CZ-NH2	8.99	124.80	120.30
5	N	40	TYR	CB-CG-CD1	-8.99	115.61	121.00
6	V	292	ARG	NE-CZ-NH2	8.99	124.80	120.30
2	B	437	ARG	NE-CZ-NH2	8.97	124.79	120.30
5	T	153	ASP	CB-CG-OD2	-8.97	110.23	118.30
6	I	159	TRP	CA-CB-CG	8.96	130.72	113.70
6	P	229	ASP	CB-CG-OD2	-8.96	110.24	118.30
1	A	773	ARG	NE-CZ-NH1	-8.96	115.82	120.30
3	C	677	TYR	CB-CG-CD2	8.96	126.37	121.00
4	E	328	TYR	CD1-CE1-CZ	8.96	127.86	119.80
6	Q	111	PHE	CB-CG-CD2	-8.96	114.53	120.80
5	F	153	ASP	CB-CG-OD1	-8.95	110.24	118.30
5	L	238	TYR	CB-CG-CD2	-8.95	115.63	121.00
6	Q	416	ARG	CB-CA-C	8.95	128.30	110.40
6	W	416	ARG	CB-CA-C	8.95	128.31	110.40
6	X	523	ASP	CB-CG-OD2	-8.95	110.24	118.30
6	W	333	PRO	CA-C-O	-8.95	98.73	120.20
6	X	586	VAL	CA-C-O	-8.95	101.31	120.10
4	D	388	PRO	O-C-N	8.95	137.01	122.70
6	P	523	ASP	CB-CG-OD2	-8.95	110.25	118.30
3	C	1195	TYR	CD1-CG-CD2	8.94	127.73	117.90
6	Q	562	TYR	CB-CG-CD2	-8.94	115.64	121.00
6	J	459	LEU	O-C-N	8.94	137.00	122.70
1	A	235	TYR	CB-CG-CD2	-8.93	115.64	121.00

Continued on next page...

Continued from previous page...

Mol	Chain	Res	Type	Atoms	Z	Observed(°)	Ideal(°)
6	J	317	ARG	NE-CZ-NH2	8.93	124.77	120.30
6	K	295	ARG	NE-CZ-NH1	-8.93	115.83	120.30
2	B	564	TRP	CG-CD2-CE3	-8.93	125.87	133.90
6	J	82	PHE	CB-CG-CD2	-8.93	114.55	120.80
6	P	414	GLN	CB-CG-CD	-8.93	88.39	111.60
6	X	317	ARG	NE-CZ-NH2	8.93	124.76	120.30
1	A	207	TYR	CD1-CE1-CZ	8.92	127.83	119.80
6	U	159	TRP	CA-CB-CG	8.92	130.65	113.70
5	R	153	ASP	CB-CG-OD1	-8.92	110.27	118.30
5	T	238	TYR	CB-CG-CD2	-8.92	115.65	121.00
4	E	195	GLN	CB-CA-C	-8.92	92.57	110.40
6	K	333	PRO	CA-C-O	-8.92	98.80	120.20
6	U	111	PHE	CB-CG-CD1	8.92	127.04	120.80
6	P	111	PHE	CB-CG-CD1	8.92	127.04	120.80
6	P	55	VAL	CB-CA-C	8.91	128.34	111.40
1	A	682	TYR	CD1-CE1-CZ	8.91	127.82	119.80
6	W	173	ASP	CB-CG-OD2	-8.91	110.28	118.30
6	V	352	ASP	CB-CG-OD1	-8.91	110.28	118.30
6	P	159	TRP	CA-CB-CG	8.91	130.62	113.70
6	I	459	LEU	CA-CB-CG	8.90	135.78	115.30
6	Q	482	ASP	CB-CG-OD2	-8.90	110.29	118.30
6	U	428	ARG	NE-CZ-NH1	-8.90	115.85	120.30
6	V	229	ASP	CB-CG-OD2	-8.90	110.29	118.30
6	J	414	GLN	CG-CD-OE1	8.90	139.40	121.60
5	M	35	PHE	CB-CG-CD2	-8.90	114.57	120.80
6	K	523	ASP	CB-CG-OD2	-8.89	110.30	118.30
3	C	294	ARG	NE-CZ-NH2	8.89	124.75	120.30
6	V	159	TRP	CA-CB-CG	8.89	130.59	113.70
1	A	476	PHE	CB-CG-CD2	8.89	127.02	120.80
6	J	32	PRO	N-CA-CB	8.89	113.97	103.30
6	Q	295	ARG	NE-CZ-NH1	-8.88	115.86	120.30
6	O	168	THR	CA-CB-CG2	8.88	124.83	112.40
6	Q	159	TRP	CA-CB-CG	8.88	130.57	113.70
6	Q	173	ASP	CB-CG-OD2	-8.88	110.31	118.30
6	U	417	PHE	N-CA-C	8.88	134.97	111.00
5	Y	40	TYR	CB-CG-CD1	-8.88	115.67	121.00
1	A	1160	TYR	CB-CG-CD2	8.88	126.33	121.00
6	I	82	PHE	CB-CG-CD2	-8.87	114.59	120.80
3	C	968	PHE	CB-CG-CD1	8.86	127.00	120.80
6	U	459	LEU	O-C-N	8.86	136.87	122.70
6	P	426	PHE	CB-CG-CD2	-8.86	114.60	120.80
3	C	77	ASP	CB-CG-OD1	-8.85	110.33	118.30

Continued on next page...

Continued from previous page...

Mol	Chain	Res	Type	Atoms	Z	Observed(°)	Ideal(°)
5	T	164	ASP	CB-CG-OD1	-8.84	110.34	118.30
6	O	459	LEU	O-C-N	8.84	136.84	122.70
6	J	459	LEU	CA-CB-CG	8.84	135.63	115.30
6	O	625	ARG	NE-CZ-NH2	8.84	124.72	120.30
5	S	45	ARG	NE-CZ-NH1	-8.84	115.88	120.30
6	J	159	TRP	CA-CB-CG	8.83	130.48	113.70
1	A	480	ARG	NE-CZ-NH1	-8.83	115.89	120.30
5	Y	153	ASP	CB-CG-OD1	-8.83	110.36	118.30
5	L	153	ASP	CB-CG-OD1	-8.82	110.36	118.30
6	W	32	PRO	N-CA-CB	8.82	113.89	103.30
6	W	523	ASP	CB-CG-OD2	-8.82	110.36	118.30
6	X	476	TYR	CB-CG-CD2	-8.82	115.71	121.00
6	P	459	LEU	O-C-N	8.80	136.79	122.70
5	S	35	PHE	CB-CG-CD2	-8.80	114.64	120.80
1	A	697	PHE	CB-CG-CD2	-8.80	114.64	120.80
6	X	562	TYR	CG-CD1-CE1	-8.80	114.26	121.30
5	F	46	TYR	CG-CD2-CE2	-8.80	114.26	121.30
5	H	153	ASP	CB-CG-OD2	-8.80	110.38	118.30
5	L	46	TYR	CG-CD2-CE2	-8.80	114.26	121.30
6	P	32	PRO	N-CA-CB	8.80	113.86	103.30
6	O	317	ARG	NE-CZ-NH2	8.80	124.70	120.30
3	C	552	ASP	CB-CG-OD1	8.79	126.21	118.30
6	W	459	LEU	CA-C-N	-8.79	97.86	117.20
3	C	331	ARG	NE-CZ-NH1	8.78	124.69	120.30
5	R	45	ARG	NE-CZ-NH1	-8.78	115.91	120.30
5	Y	153	ASP	CB-CG-OD2	-8.78	110.40	118.30
6	K	160	GLN	OE1-CD-NE2	-8.77	101.72	121.90
6	I	275	GLU	OE1-CD-OE2	8.77	133.82	123.30
2	B	384	MET	CA-CB-CG	-8.77	98.40	113.30
1	A	1243	TYR	CB-CG-CD2	8.76	126.26	121.00
6	P	505	ASP	CB-CG-OD2	-8.76	110.41	118.30
6	V	459	LEU	O-C-N	8.76	136.72	122.70
6	Q	505	ASP	CB-CG-OD2	-8.76	110.42	118.30
6	K	625	ARG	NE-CZ-NH2	8.76	124.68	120.30
5	R	238	TYR	CB-CG-CD2	-8.76	115.75	121.00
6	P	459	LEU	CA-CB-CG	8.75	135.43	115.30
3	C	125	ARG	CD-NE-CZ	8.74	135.84	123.60
6	O	459	LEU	CA-CB-CG	8.74	135.41	115.30
1	A	1036	ARG	NE-CZ-NH2	8.74	124.67	120.30
5	N	35	PHE	CB-CG-CD2	-8.73	114.69	120.80
3	C	679	TRP	CG-CD2-CE3	-8.73	126.04	133.90
3	C	658	TYR	CB-CG-CD2	-8.73	115.76	121.00

Continued on next page...

Continued from previous page...

Mol	Chain	Res	Type	Atoms	Z	Observed(°)	Ideal(°)
6	K	229	ASP	CB-CG-OD2	-8.73	110.44	118.30
6	I	292	ARG	NE-CZ-NH2	8.72	124.66	120.30
5	Y	45	ARG	NE-CZ-NH1	-8.72	115.94	120.30
6	I	619	ASP	CB-CA-C	-8.72	92.96	110.40
6	V	160	GLN	OE1-CD-NE2	-8.72	101.84	121.90
6	O	418	ASN	CA-CB-CG	-8.72	94.22	113.40
6	V	414	GLN	CB-CG-CD	-8.72	88.93	111.60
4	D	93	ARG	NE-CZ-NH2	8.71	124.66	120.30
6	W	456	ASN	CB-CG-ND2	8.71	137.62	116.70
5	H	116	ASP	CB-CG-OD2	-8.71	110.46	118.30
6	Q	147	ARG	CB-CG-CD	-8.71	88.96	111.60
6	V	459	LEU	CA-CB-CG	8.71	135.33	115.30
3	C	715	VAL	N-CA-CB	8.70	130.65	111.50
6	P	428	ARG	NE-CZ-NH1	-8.70	115.95	120.30
1	A	68	TRP	CG-CD2-CE3	-8.70	126.07	133.90
4	D	266	TYR	CB-CG-CD2	-8.70	115.78	121.00
5	G	238	TYR	CB-CG-CD2	-8.70	115.78	121.00
6	V	111	PHE	CB-CG-CD1	8.70	126.89	120.80
3	C	1178	ARG	NH1-CZ-NH2	-8.69	109.84	119.40
5	N	164	ASP	CB-CG-OD1	-8.69	110.48	118.30
6	I	426	PHE	CB-CG-CD2	-8.69	114.72	120.80
6	O	523	ASP	CB-CG-OD2	-8.69	110.48	118.30
5	Y	46	TYR	CG-CD2-CE2	-8.69	114.35	121.30
2	B	1034	ASP	CB-CG-OD2	-8.68	110.49	118.30
6	V	426	PHE	CB-CG-CD2	-8.68	114.73	120.80
6	I	417	PHE	N-CA-C	8.67	134.42	111.00
6	O	619	ASP	CB-CA-C	-8.67	93.06	110.40
6	Q	16	ASP	CB-CG-OD1	-8.67	110.50	118.30
6	J	16	ASP	CB-CG-OD1	-8.67	110.50	118.30
6	Q	625	ARG	NE-CZ-NH2	8.66	124.63	120.30
6	V	505	ASP	CB-CG-OD2	-8.66	110.50	118.30
2	B	953	GLY	CA-C-O	8.66	136.19	120.60
5	F	40	TYR	CB-CG-CD1	-8.66	115.80	121.00
3	C	359	PHE	CB-CG-CD2	-8.66	114.74	120.80
6	P	16	ASP	CB-CG-OD1	-8.66	110.51	118.30
6	K	298	PHE	CE1-CZ-CE2	8.65	135.58	120.00
6	X	585	GLN	CA-C-N	-8.65	98.16	117.20
6	I	168	THR	CA-CB-CG2	8.65	124.51	112.40
6	I	476	TYR	CB-CG-CD2	-8.65	115.81	121.00
2	B	294	ARG	NE-CZ-NH1	8.64	124.62	120.30
6	P	317	ARG	NE-CZ-NH2	8.64	124.62	120.30
1	A	635	TYR	CD1-CE1-CZ	8.64	127.58	119.80

Continued on next page...

Continued from previous page...

Mol	Chain	Res	Type	Atoms	Z	Observed(°)	Ideal(°)
4	D	164	ASP	CB-CG-OD2	-8.64	110.52	118.30
3	C	158	ARG	NE-CZ-NH1	8.64	124.62	120.30
6	U	111	PHE	CB-CG-CD2	-8.64	114.75	120.80
3	C	315	SER	CA-C-O	-8.63	101.97	120.10
6	W	295	ARG	NE-CZ-NH1	-8.63	115.98	120.30
6	W	505	ASP	CB-CG-OD2	-8.63	110.53	118.30
5	F	35	PHE	CB-CG-CD1	8.62	126.83	120.80
5	L	40	TYR	CB-CG-CD1	-8.62	115.83	121.00
5	Y	164	ASP	CB-CG-OD1	-8.61	110.55	118.30
5	M	15	ARG	NE-CZ-NH2	8.60	124.60	120.30
6	V	612	SER	CA-CB-OG	-8.60	87.98	111.20
6	I	523	ASP	CB-CG-OD2	-8.60	110.56	118.30
6	W	82	PHE	CB-CG-CD2	-8.60	114.78	120.80
1	A	112	TYR	CB-CG-CD1	-8.59	115.84	121.00
2	B	262	ARG	NE-CZ-NH2	8.59	124.59	120.30
6	U	168	THR	CA-CB-CG2	8.59	124.42	112.40
6	U	352	ASP	CB-CG-OD1	-8.59	110.57	118.30
4	D	14	TYR	CB-CG-CD1	8.59	126.15	121.00
6	W	476	TYR	CB-CG-CD2	-8.58	115.85	121.00
6	K	417	PHE	N-CA-C	8.58	134.17	111.00
6	P	414	GLN	CG-CD-OE1	8.58	138.76	121.60
4	D	222	ARG	NE-CZ-NH2	-8.58	116.01	120.30
5	R	35	PHE	CB-CG-CD2	-8.57	114.80	120.80
6	U	418	ASN	CA-CB-CG	-8.57	94.54	113.40
6	W	417	PHE	N-CA-C	8.57	134.14	111.00
5	F	153	ASP	CB-CG-OD2	-8.57	110.59	118.30
4	E	192	PHE	CB-CG-CD1	8.56	126.79	120.80
3	C	1095	ASP	CB-CG-OD2	-8.56	110.59	118.30
5	F	45	ARG	NE-CZ-NH1	-8.56	116.02	120.30
6	J	612	SER	CA-CB-OG	-8.56	88.09	111.20
5	L	35	PHE	CB-CG-CD2	-8.56	114.81	120.80
6	W	459	LEU	O-C-N	8.56	136.40	122.70
5	S	46	TYR	CG-CD2-CE2	-8.55	114.46	121.30
1	A	207	TYR	CG-CD1-CE1	-8.55	114.46	121.30
6	X	292	ARG	NE-CZ-NH2	8.55	124.57	120.30
2	B	993	TRP	CH2-CZ2-CE2	8.55	125.95	117.40
6	J	298	PHE	CG-CD2-CE2	-8.54	111.40	120.80
6	U	619	ASP	CB-CA-C	-8.54	93.32	110.40
1	A	286	ASP	CA-CB-CG	8.54	132.18	113.40
1	A	690	ARG	NH1-CZ-NH2	-8.54	110.01	119.40
2	B	529	TRP	CG-CD1-NE1	8.54	118.64	110.10
2	B	552	ASP	CB-CG-OD2	-8.53	110.62	118.30

Continued on next page...

Continued from previous page...

Mol	Chain	Res	Type	Atoms	Z	Observed(°)	Ideal(°)
5	L	153	ASP	CB-CG-OD2	-8.53	110.62	118.30
5	L	164	ASP	CB-CG-OD1	-8.53	110.62	118.30
6	O	28	SER	C-N-CA	8.53	143.03	121.70
6	V	298	PHE	CG-CD2-CE2	-8.53	111.41	120.80
6	P	154	ARG	CA-CB-CG	8.53	132.17	113.40
6	W	229	ASP	CB-CG-OD2	-8.53	110.62	118.30
6	Q	160	GLN	OE1-CD-NE2	-8.52	102.30	121.90
6	P	612	SER	CA-CB-OG	-8.52	88.19	111.20
6	K	173	ASP	CB-CG-OD2	-8.52	110.63	118.30
2	B	842	ALA	N-CA-C	8.52	134.00	111.00
5	G	164	ASP	CB-CG-OD1	-8.51	110.64	118.30
3	C	333	PHE	CB-CG-CD1	8.51	126.76	120.80
3	C	798	VAL	CG1-CB-CG2	-8.50	97.30	110.90
5	T	40	TYR	CB-CG-CD1	-8.50	115.90	121.00
6	Q	644	LEU	CB-CG-CD2	8.50	125.44	111.00
6	U	625	ARG	NE-CZ-NH2	8.50	124.55	120.30
6	Q	414	GLN	CB-CG-CD	-8.49	89.51	111.60
6	X	111	PHE	CB-CG-CD2	-8.49	114.85	120.80
1	A	467	ARG	NE-CZ-NH2	-8.49	116.06	120.30
6	J	295	ARG	NE-CZ-NH1	-8.48	116.06	120.30
5	M	45	ARG	NE-CZ-NH1	-8.48	116.06	120.30
6	Q	456	ASN	CB-CG-ND2	8.48	137.06	116.70
5	G	153	ASP	CB-CG-OD2	-8.48	110.67	118.30
6	W	160	GLN	OE1-CD-NE2	-8.48	102.39	121.90
3	C	853	ARG	NE-CZ-NH2	-8.47	116.06	120.30
1	A	1148	ASP	CB-CG-OD1	-8.47	110.67	118.30
5	H	214	ARG	NH1-CZ-NH2	-8.47	110.08	119.40
4	E	232	PHE	CB-CG-CD1	-8.47	114.87	120.80
5	Y	35	PHE	CB-CG-CD2	-8.47	114.87	120.80
6	P	298	PHE	CB-CG-CD2	8.47	126.73	120.80
6	K	111	PHE	CB-CG-CD2	-8.47	114.87	120.80
4	E	339	LEU	N-CA-CB	-8.46	93.47	110.40
1	A	45	ARG	NE-CZ-NH2	-8.46	116.07	120.30
6	U	16	ASP	CB-CG-OD1	-8.46	110.69	118.30
6	I	418	ASN	CA-CB-CG	-8.45	94.81	113.40
6	I	28	SER	C-N-CA	8.44	142.81	121.70
5	T	153	ASP	CB-CG-OD1	-8.44	110.71	118.30
6	W	459	LEU	N-CA-C	8.44	133.79	111.00
6	U	160	GLN	OE1-CD-NE2	-8.44	102.50	121.90
1	A	1019	TYR	CB-CG-CD2	-8.43	115.94	121.00
6	U	523	ASP	CB-CG-OD2	-8.43	110.71	118.30
6	Q	82	PHE	CB-CG-CD2	-8.43	114.90	120.80

Continued on next page...

Continued from previous page...

Mol	Chain	Res	Type	Atoms	Z	Observed(°)	Ideal(°)
6	I	505	ASP	CB-CG-OD2	-8.42	110.72	118.30
1	A	556	TYR	CG-CD2-CE2	8.42	128.04	121.30
1	A	787	HIS	CA-CB-CG	8.41	127.90	113.60
5	H	238	TYR	CB-CG-CD2	-8.40	115.96	121.00
2	B	710	ARG	NE-CZ-NH2	-8.40	116.10	120.30
6	J	298	PHE	CB-CG-CD2	8.40	126.68	120.80
5	N	153	ASP	CB-CG-OD1	-8.40	110.74	118.30
2	B	460	VAL	CA-CB-CG1	8.40	123.50	110.90
5	G	46	TYR	CG-CD2-CE2	-8.40	114.58	121.30
6	O	352	ASP	CB-CG-OD1	-8.40	110.74	118.30
5	M	164	ASP	CB-CG-OD1	-8.39	110.75	118.30
4	D	14	TYR	CB-CG-CD2	-8.39	115.97	121.00
6	I	16	ASP	CB-CG-OD1	-8.39	110.75	118.30
6	I	459	LEU	O-C-N	8.39	136.12	122.70
6	K	456	ASN	CB-CG-ND2	8.39	136.83	116.70
6	Q	459	LEU	CA-C-N	-8.39	98.75	117.20
6	P	82	PHE	CB-CG-CD2	-8.39	114.93	120.80
6	W	28	SER	C-N-CA	8.38	142.65	121.70
5	N	153	ASP	CB-CG-OD2	-8.38	110.76	118.30
6	Q	298	PHE	CE1-CZ-CE2	8.38	135.08	120.00
6	V	16	ASP	CB-CG-OD1	-8.37	110.77	118.30
6	J	111	PHE	CB-CG-CD1	8.37	126.66	120.80
6	V	154	ARG	CA-CB-CG	8.37	131.81	113.40
1	A	494	PHE	CB-CG-CD1	-8.37	114.94	120.80
6	O	505	ASP	CB-CG-OD2	-8.37	110.77	118.30
6	P	56	ALA	N-CA-CB	-8.36	98.39	110.10
1	A	235	TYR	CB-CG-CD1	8.36	126.02	121.00
1	A	556	TYR	CB-CG-CD2	8.36	126.02	121.00
6	Q	28	SER	C-N-CA	8.36	142.60	121.70
5	M	35	PHE	CB-CG-CD1	8.36	126.65	120.80
6	K	28	SER	C-N-CA	8.35	142.58	121.70
6	Q	96	PHE	CB-CG-CD2	-8.35	114.95	120.80
5	F	15	ARG	NE-CZ-NH2	8.35	124.47	120.30
6	U	28	SER	C-N-CA	8.35	142.57	121.70
6	Q	523	ASP	CB-CG-OD2	-8.35	110.79	118.30
6	K	459	LEU	CA-C-N	-8.35	98.84	117.20
4	D	157	TYR	CB-CG-CD1	8.35	126.01	121.00
6	J	66	ASP	CB-CG-OD1	8.34	125.81	118.30
6	O	412	ARG	CB-CG-CD	8.34	133.29	111.60
6	O	16	ASP	CB-CG-OD1	-8.34	110.80	118.30
6	U	534	SER	N-CA-C	8.33	133.50	111.00
2	B	726	ARG	NE-CZ-NH1	-8.33	116.14	120.30

Continued on next page...

Continued from previous page...

Mol	Chain	Res	Type	Atoms	Z	Observed(°)	Ideal(°)
4	D	54	TRP	CG-CD1-NE1	8.33	118.43	110.10
5	T	35	PHE	CB-CG-CD2	-8.33	114.97	120.80
2	B	1187	ARG	NE-CZ-NH2	8.32	124.46	120.30
4	E	337	ARG	NE-CZ-NH2	8.32	124.46	120.30
6	W	16	ASP	CB-CG-OD1	-8.32	110.81	118.30
6	P	459	LEU	N-CA-C	8.32	133.47	111.00
5	N	46	TYR	CG-CD2-CE2	-8.31	114.65	121.30
6	P	160	GLN	OE1-CD-NE2	-8.31	102.78	121.90
6	J	229	ASP	CB-CG-OD2	-8.31	110.82	118.30
6	W	418	ASN	CA-CB-CG	-8.31	95.12	113.40
2	B	373	ARG	NH1-CZ-NH2	8.30	128.53	119.40
3	C	513	GLU	OE1-CD-OE2	8.29	133.25	123.30
5	R	164	ASP	CB-CG-OD1	-8.29	110.84	118.30
4	E	192	PHE	N-CA-C	8.29	133.38	111.00
6	K	418	ASN	CA-CB-CG	-8.29	95.17	113.40
6	Q	418	ASN	CA-CB-CG	-8.29	95.17	113.40
5	Y	153	ASP	OD1-CG-OD2	8.29	139.04	123.30
5	R	153	ASP	CB-CG-OD2	-8.28	110.84	118.30
6	Q	417	PHE	N-CA-C	8.28	133.35	111.00
4	E	232	PHE	CB-CG-CD2	8.27	126.59	120.80
5	H	164	ASP	CB-CG-OD1	-8.27	110.86	118.30
5	M	46	TYR	CG-CD2-CE2	-8.27	114.69	121.30
6	U	154	ARG	NE-CZ-NH2	8.26	124.43	120.30
6	P	111	PHE	CB-CG-CD2	-8.26	115.02	120.80
5	F	164	ASP	CB-CG-OD1	-8.26	110.87	118.30
6	V	414	GLN	CG-CD-OE1	8.26	138.11	121.60
1	A	550	ARG	NH1-CZ-NH2	-8.25	110.32	119.40
5	H	46	TYR	CG-CD2-CE2	-8.25	114.70	121.30
4	E	33	TYR	CD1-CE1-CZ	8.25	127.22	119.80
5	F	153	ASP	OD1-CG-OD2	8.25	138.98	123.30
5	R	247	PHE	CB-CG-CD1	-8.25	115.02	120.80
6	I	562	TYR	CB-CG-CD2	-8.25	116.05	121.00
6	O	333	PRO	CA-C-O	-8.25	100.40	120.20
6	X	87	PHE	CB-CG-CD1	8.25	126.57	120.80
6	O	111	PHE	CB-CG-CD2	-8.24	115.03	120.80
6	W	168	THR	OG1-CB-CG2	-8.24	91.04	110.00
6	W	644	LEU	CB-CG-CD2	8.24	125.01	111.00
2	B	841	PHE	CB-CG-CD1	-8.24	115.03	120.80
6	J	459	LEU	N-CA-C	8.24	133.25	111.00
6	J	292	ARG	NE-CZ-NH2	8.24	124.42	120.30
6	K	414	GLN	CB-CG-CD	-8.24	90.18	111.60
1	A	833	ASP	CB-CG-OD1	-8.23	110.89	118.30

Continued on next page...

Continued from previous page...

Mol	Chain	Res	Type	Atoms	Z	Observed(°)	Ideal(°)
6	I	298	PHE	CZ-CE2-CD2	-8.23	110.22	120.10
3	C	125	ARG	NE-CZ-NH1	-8.23	116.19	120.30
3	C	1197	TYR	CG-CD1-CE1	-8.23	114.72	121.30
5	T	153	ASP	OD1-CG-OD2	8.23	138.93	123.30
6	X	352	ASP	CB-CG-OD1	-8.23	110.90	118.30
6	J	624	LEU	CB-CG-CD2	8.22	124.98	111.00
6	K	16	ASP	CB-CG-OD1	-8.22	110.90	118.30
6	V	428	ARG	NE-CZ-NH1	-8.22	116.19	120.30
6	W	612	SER	CB-CA-C	8.22	125.72	110.10
1	A	198	ARG	NH1-CZ-NH2	-8.22	110.36	119.40
3	C	746	TYR	CB-CG-CD1	-8.21	116.07	121.00
6	J	160	GLN	OE1-CD-NE2	-8.21	103.02	121.90
6	K	644	LEU	CB-CG-CD2	8.21	124.96	111.00
3	C	270	SER	N-CA-CB	-8.20	98.19	110.50
6	I	111	PHE	CB-CG-CD1	8.20	126.54	120.80
1	A	184	ASP	CB-CG-OD1	-8.20	110.92	118.30
1	A	1160	TYR	CB-CG-CD1	-8.20	116.08	121.00
1	A	889	ARG	NH1-CZ-NH2	-8.20	110.39	119.40
5	G	153	ASP	CB-CG-OD1	-8.19	110.93	118.30
6	O	534	SER	N-CA-C	8.19	133.12	111.00
6	K	530	ARG	N-CA-CB	8.19	125.34	110.60
6	U	333	PRO	CA-C-O	-8.19	100.55	120.20
5	S	153	ASP	CB-CG-OD2	-8.18	110.94	118.30
3	C	693	TYR	CZ-CE2-CD2	8.17	127.16	119.80
3	C	1177	TYR	CB-CG-CD2	8.17	125.90	121.00
1	A	231	ASP	CB-CG-OD2	-8.17	110.95	118.30
4	D	389	PHE	N-CA-C	8.17	133.06	111.00
1	A	213	ARG	NE-CZ-NH1	-8.17	116.22	120.30
6	P	295	ARG	NE-CZ-NH1	-8.17	116.22	120.30
6	V	534	SER	N-CA-C	8.17	133.05	111.00
6	W	414	GLN	CB-CG-CD	-8.17	90.36	111.60
2	B	274	TYR	CB-CG-CD1	8.16	125.90	121.00
5	M	238	TYR	CB-CG-CD2	-8.16	116.10	121.00
5	N	214	ARG	NH1-CZ-NH2	-8.16	110.42	119.40
6	O	160	GLN	OE1-CD-NE2	-8.16	103.14	121.90
5	L	153	ASP	OD1-CG-OD2	8.15	138.79	123.30
3	C	373	ARG	NE-CZ-NH2	8.15	124.38	120.30
6	W	111	PHE	CB-CG-CD1	8.15	126.50	120.80
6	X	624	LEU	CB-CG-CD2	8.15	124.85	111.00
6	J	352	ASP	CB-CG-OD1	-8.15	110.97	118.30
4	D	246	ALA	N-CA-CB	8.14	121.50	110.10
6	I	534	SER	N-CA-C	8.14	132.99	111.00

Continued on next page...

Continued from previous page...

Mol	Chain	Res	Type	Atoms	Z	Observed(°)	Ideal(°)
6	K	154	ARG	CA-CB-CG	8.14	131.31	113.40
6	V	317	ARG	NE-CZ-NH2	8.14	124.37	120.30
3	C	229	TYR	CB-CG-CD2	-8.14	116.12	121.00
3	C	807	PHE	CB-CG-CD1	-8.14	115.10	120.80
4	E	233	TYR	CB-CG-CD1	-8.14	116.12	121.00
6	Q	154	ARG	CA-CB-CG	8.14	131.30	113.40
5	T	45	ARG	NE-CZ-NH1	-8.13	116.23	120.30
6	V	82	PHE	CB-CG-CD2	-8.13	115.11	120.80
4	E	344	ASP	CB-CG-OD1	-8.13	110.98	118.30
1	A	1190	ARG	NE-CZ-NH2	8.13	124.36	120.30
3	C	1196	ARG	NH1-CZ-NH2	-8.12	110.46	119.40
6	K	619	ASP	CB-CA-C	-8.12	94.15	110.40
5	N	45	ARG	NE-CZ-NH1	-8.12	116.24	120.30
4	D	187	GLN	OE1-CD-NE2	8.12	140.58	121.90
4	E	353	ALA	N-CA-CB	-8.12	98.74	110.10
4	E	308	TRP	CH2-CZ2-CE2	8.12	125.52	117.40
1	A	511	ASP	CB-CG-OD1	-8.11	111.00	118.30
6	I	624	LEU	CB-CG-CD2	8.11	124.79	111.00
5	G	35	PHE	CB-CG-CD1	8.11	126.47	120.80
3	C	1195	TYR	CG-CD2-CE2	-8.10	114.82	121.30
6	I	352	ASP	CB-CG-OD1	-8.10	111.01	118.30
6	Q	624	LEU	CB-CG-CD2	8.10	124.77	111.00
6	I	160	GLN	OE1-CD-NE2	-8.10	103.27	121.90
6	V	111	PHE	CB-CG-CD2	-8.09	115.14	120.80
3	C	117	TYR	CZ-CE2-CD2	8.09	127.08	119.80
3	C	886	ASP	CB-CG-OD1	-8.09	111.02	118.30
6	J	567	ARG	CA-CB-CG	8.09	131.19	113.40
1	A	129	ARG	NE-CZ-NH1	-8.09	116.26	120.30
2	B	947	ARG	NE-CZ-NH1	-8.09	116.26	120.30
6	U	298	PHE	CZ-CE2-CD2	-8.08	110.40	120.10
1	A	558	VAL	CG1-CB-CG2	-8.08	97.97	110.90
6	W	534	SER	N-CA-C	8.08	132.81	111.00
2	B	952	PRO	CB-CA-C	-8.08	91.81	112.00
3	C	509	SER	N-CA-CB	8.07	122.61	110.50
4	E	227	ARG	NE-CZ-NH1	8.07	124.34	120.30
6	K	111	PHE	CB-CG-CD1	8.07	126.45	120.80
6	W	292	ARG	NE-CZ-NH2	8.07	124.34	120.30
1	A	91	ARG	NE-CZ-NH1	8.07	124.33	120.30
3	C	814	ASP	CB-CG-OD1	-8.06	111.04	118.30
6	Q	534	SER	N-CA-C	8.06	132.78	111.00
2	B	1197	TYR	CB-CG-CD2	8.06	125.84	121.00
6	W	352	ASP	CB-CG-OD1	-8.06	111.05	118.30

Continued on next page...

Continued from previous page...

Mol	Chain	Res	Type	Atoms	Z	Observed(°)	Ideal(°)
6	X	567	ARG	CA-CB-CG	8.06	131.13	113.40
6	P	298	PHE	CG-CD2-CE2	-8.05	111.94	120.80
6	W	428	ARG	NE-CZ-NH1	-8.05	116.27	120.30
4	D	105	ALA	N-CA-C	8.05	132.74	111.00
6	K	459	LEU	O-C-N	8.05	135.58	122.70
6	W	619	ASP	CB-CA-C	-8.05	94.30	110.40
1	A	514	PHE	CB-CG-CD2	8.05	126.43	120.80
6	K	612	SER	CB-CA-C	8.05	125.39	110.10
3	C	739	VAL	CA-CB-CG1	8.04	122.97	110.90
6	W	154	ARG	CA-CB-CG	8.04	131.09	113.40
5	S	153	ASP	CB-CG-OD1	-8.03	111.07	118.30
6	U	612	SER	CA-CB-OG	-8.03	89.52	111.20
4	D	40	ARG	NE-CZ-NH2	8.03	124.31	120.30
6	X	505	ASP	CB-CG-OD2	-8.03	111.07	118.30
6	O	612	SER	CA-CB-OG	-8.03	89.53	111.20
6	Q	619	ASP	CB-CA-C	-8.03	94.35	110.40
6	J	534	SER	N-CA-C	8.02	132.65	111.00
6	Q	459	LEU	N-CA-C	8.02	132.65	111.00
1	A	682	TYR	CB-CG-CD2	-8.02	116.19	121.00
6	Q	459	LEU	O-C-N	8.02	135.53	122.70
2	B	694	ASP	CB-CG-OD2	-8.01	111.09	118.30
1	A	452	TYR	CB-CG-CD2	-8.01	116.19	121.00
5	R	153	ASP	OD1-CG-OD2	8.01	138.52	123.30
3	C	187	VAL	CA-CB-CG1	8.01	122.91	110.90
6	K	456	ASN	OD1-CG-ND2	8.01	140.31	121.90
3	C	979	ARG	NE-CZ-NH1	8.01	124.30	120.30
6	U	154	ARG	CA-CB-CG	8.01	131.01	113.40
2	B	710	ARG	NE-CZ-NH1	8.00	124.30	120.30
3	C	535	TRP	CG-CD1-NE1	8.00	118.10	110.10
3	C	889	ARG	NE-CZ-NH1	-8.00	116.30	120.30
6	I	333	PRO	CA-C-O	-8.00	101.00	120.20
5	F	214	ARG	NH1-CZ-NH2	-8.00	110.60	119.40
5	M	153	ASP	OD1-CG-OD2	8.00	138.49	123.30
2	B	529	TRP	CD1-NE1-CE2	-7.99	101.81	109.00
6	U	562	TYR	CB-CG-CD2	-7.99	116.21	121.00
1	A	466	ASP	CB-CG-OD2	-7.99	111.11	118.30
3	C	863	ALA	CB-CA-C	-7.99	98.12	110.10
6	K	168	THR	OG1-CB-CG2	-7.98	91.64	110.00
6	P	248	GLU	CB-CG-CD	7.98	135.76	114.20
6	U	567	ARG	CA-CB-CG	7.98	130.96	113.40
3	C	1017	PHE	CB-CG-CD2	-7.98	115.21	120.80
6	P	567	ARG	CA-CB-CG	7.98	130.96	113.40

Continued on next page...

Continued from previous page...

Mol	Chain	Res	Type	Atoms	Z	Observed(°)	Ideal(°)
3	C	715	VAL	CB-CA-C	-7.98	96.24	111.40
6	U	338	VAL	CA-CB-CG2	7.98	122.87	110.90
1	A	1217	ASP	CB-CG-OD1	-7.98	111.12	118.30
6	O	530	ARG	N-CA-CB	7.98	124.96	110.60
6	Q	612	SER	CB-CA-C	7.98	125.26	110.10
6	O	567	ARG	CA-CB-CG	7.98	130.95	113.40
5	F	214	ARG	NE-CZ-NH2	7.97	124.29	120.30
6	V	348	VAL	CG1-CB-CG2	-7.97	98.15	110.90
6	K	567	ARG	CA-CB-CG	7.96	130.92	113.40
6	O	609	ARG	NE-CZ-NH2	7.96	124.28	120.30
6	I	612	SER	CB-CA-C	7.96	125.23	110.10
6	V	73	PHE	CB-CG-CD1	-7.96	115.23	120.80
6	P	416	ARG	N-CA-C	-7.96	89.51	111.00
6	O	111	PHE	CB-CG-CD1	7.96	126.37	120.80
6	Q	352	ASP	CB-CG-OD1	-7.96	111.14	118.30
6	V	459	LEU	N-CA-C	7.96	132.49	111.00
6	Q	567	ARG	CA-CB-CG	7.96	130.90	113.40
4	E	268	ARG	NH1-CZ-NH2	-7.95	110.66	119.40
6	W	298	PHE	CE1-CZ-CE2	7.95	134.31	120.00
6	J	28	SER	C-N-CA	7.94	141.56	121.70
5	M	153	ASP	CB-CG-OD1	-7.94	111.16	118.30
6	K	624	LEU	CB-CG-CD2	7.94	124.49	111.00
6	W	624	LEU	CB-CG-CD2	7.94	124.50	111.00
6	K	459	LEU	N-CA-C	7.93	132.42	111.00
3	C	727	ARG	NE-CZ-NH2	7.93	124.27	120.30
5	H	40	TYR	CB-CG-CD1	-7.93	116.24	121.00
6	U	530	ARG	N-CA-CB	7.93	124.87	110.60
6	W	96	PHE	CB-CG-CD2	-7.93	115.25	120.80
6	P	352	ASP	CB-CG-OD1	-7.93	111.17	118.30
6	K	238	VAL	CA-CB-CG1	7.93	122.79	110.90
6	U	624	LEU	CB-CG-CD2	7.93	124.48	111.00
6	O	348	VAL	CG1-CB-CG2	-7.92	98.22	110.90
6	V	567	ARG	CA-CB-CG	7.92	130.84	113.40
6	W	567	ARG	CA-CB-CG	7.92	130.84	113.40
4	D	327	ASP	CB-CG-OD1	-7.92	111.18	118.30
6	I	609	ARG	NE-CZ-NH2	7.91	124.25	120.30
6	P	534	SER	N-CA-C	7.91	132.35	111.00
1	A	1160	TYR	CD1-CE1-CZ	7.91	126.92	119.80
5	G	214	ARG	NH1-CZ-NH2	-7.91	110.70	119.40
6	W	168	THR	CA-CB-CG2	7.91	123.47	112.40
1	A	789	ARG	NE-CZ-NH2	7.90	124.25	120.30
6	Q	73	PHE	CB-CG-CD1	-7.90	115.27	120.80

Continued on next page...

Continued from previous page...

Mol	Chain	Res	Type	Atoms	Z	Observed(°)	Ideal(°)
2	B	1144	ASP	CB-CG-OD2	-7.89	111.19	118.30
2	B	331	ARG	NE-CZ-NH2	7.89	124.25	120.30
6	I	459	LEU	N-CA-C	7.89	132.31	111.00
6	I	612	SER	CA-CB-OG	-7.89	89.89	111.20
6	P	96	PHE	CB-CG-CD2	-7.89	115.28	120.80
6	Q	456	ASN	OD1-CG-ND2	7.89	140.04	121.90
3	C	801	ARG	NE-CZ-NH1	-7.88	116.36	120.30
6	K	534	SER	N-CA-C	7.88	132.29	111.00
6	V	66	ASP	CB-CG-OD1	7.88	125.39	118.30
6	P	55	VAL	CA-C-N	7.88	134.54	117.20
6	X	338	VAL	CA-CB-CG2	7.88	122.72	110.90
4	D	394	PHE	CB-CG-CD1	-7.88	115.29	120.80
5	M	214	ARG	NH1-CZ-NH2	-7.88	110.74	119.40
6	U	609	ARG	NE-CZ-NH2	7.88	124.24	120.30
6	W	458	THR	CB-CA-C	-7.88	90.34	111.60
6	P	348	VAL	CG1-CB-CG2	-7.87	98.31	110.90
6	K	428	ARG	NE-CZ-NH1	-7.87	116.37	120.30
6	X	73	PHE	CB-CG-CD1	-7.87	115.29	120.80
6	K	612	SER	CA-CB-OG	-7.87	89.97	111.20
6	J	87	PHE	CB-CG-CD1	7.86	126.30	120.80
6	V	28	SER	C-N-CA	7.86	141.35	121.70
3	C	331	ARG	NE-CZ-NH2	-7.86	116.37	120.30
6	J	248	GLU	CB-CG-CD	7.85	135.40	114.20
5	L	35	PHE	CB-CG-CD1	7.85	126.30	120.80
1	A	818	PHE	CB-CG-CD1	7.84	126.29	120.80
6	Q	168	THR	OG1-CB-CG2	-7.84	91.96	110.00
6	I	348	VAL	CG1-CB-CG2	-7.84	98.36	110.90
6	P	28	SER	C-N-CA	7.84	141.30	121.70
6	P	66	ASP	CB-CG-OD1	7.84	125.36	118.30
5	G	153	ASP	OD1-CG-OD2	7.84	138.19	123.30
6	V	457	PRO	N-CA-CB	7.84	112.71	103.30
4	E	227	ARG	NE-CZ-NH2	-7.84	116.38	120.30
6	O	624	LEU	CB-CG-CD2	7.84	124.32	111.00
3	C	603	VAL	CA-CB-CG1	7.83	122.65	110.90
3	C	1168	ARG	NE-CZ-NH1	-7.83	116.38	120.30
6	J	73	PHE	CB-CG-CD1	-7.83	115.32	120.80
3	C	647	ARG	CD-NE-CZ	7.83	134.56	123.60
6	V	248	GLU	CB-CG-CD	7.83	135.34	114.20
6	X	348	VAL	CG1-CB-CG2	-7.83	98.37	110.90
6	I	111	PHE	CB-CG-CD2	-7.83	115.32	120.80
5	N	153	ASP	OD1-CG-OD2	7.83	138.17	123.30
6	X	322	TYR	CG-CD2-CE2	-7.82	115.04	121.30

Continued on next page...

Continued from previous page...

Mol	Chain	Res	Type	Atoms	Z	Observed(°)	Ideal(°)
3	C	947	ARG	NE-CZ-NH1	7.82	124.21	120.30
4	D	236	PHE	CB-CG-CD2	7.80	126.26	120.80
1	A	1164	ALA	N-CA-CB	-7.80	99.18	110.10
2	B	379	GLY	N-CA-C	7.80	132.60	113.10
6	J	418	ASN	CA-CB-CG	-7.80	96.24	113.40
2	B	564	TRP	CE2-CD2-CE3	7.80	128.06	118.70
5	R	101	TYR	CD1-CE1-CZ	7.79	126.81	119.80
6	W	612	SER	CA-CB-OG	-7.79	90.16	111.20
6	I	412	ARG	CB-CG-CD	7.79	131.86	111.60
6	Q	348	VAL	CG1-CB-CG2	-7.78	98.44	110.90
3	C	715	VAL	CA-CB-CG1	7.78	122.57	110.90
2	B	1028	GLU	OE1-CD-OE2	7.78	132.64	123.30
6	Q	612	SER	CA-CB-OG	-7.78	90.20	111.20
5	N	101	TYR	CB-CG-CD2	-7.78	116.33	121.00
5	R	40	TYR	CB-CG-CD1	-7.77	116.34	121.00
5	N	238	TYR	CB-CG-CD2	-7.77	116.34	121.00
6	O	154	ARG	NE-CZ-NH2	7.77	124.18	120.30
5	H	153	ASP	OD1-CG-OD2	7.77	138.06	123.30
6	W	533	ASP	OD1-CG-OD2	-7.76	108.55	123.30
6	J	298	PHE	CE1-CZ-CE2	7.76	133.97	120.00
2	B	779	VAL	CA-CB-CG2	7.76	122.53	110.90
3	C	658	TYR	CB-CG-CD1	7.76	125.65	121.00
3	C	693	TYR	CG-CD2-CE2	-7.76	115.09	121.30
6	W	456	ASN	OD1-CG-ND2	7.76	139.74	121.90
6	J	348	VAL	CG1-CB-CG2	-7.75	98.50	110.90
6	U	459	LEU	N-CA-C	7.75	131.93	111.00
4	E	274	TRP	CG-CD2-CE3	-7.75	126.92	133.90
1	A	967	TYR	CB-CG-CD1	-7.75	116.35	121.00
6	Q	458	THR	CB-CA-C	-7.75	90.68	111.60
5	R	46	TYR	CZ-CE2-CD2	7.75	126.77	119.80
4	D	192	PHE	CB-CG-CD2	-7.75	115.38	120.80
6	I	49	ARG	NE-CZ-NH1	7.74	124.17	120.30
6	W	530	ARG	N-CA-CB	7.74	124.53	110.60
6	X	44	THR	N-CA-CB	7.74	125.01	110.30
6	W	472	ARG	NE-CZ-NH2	7.74	124.17	120.30
5	M	101	TYR	CD1-CE1-CZ	7.73	126.76	119.80
2	B	737	ARG	NH1-CZ-NH2	-7.73	110.90	119.40
5	F	28	THR	CA-CB-CG2	7.73	123.22	112.40
5	H	153	ASP	CB-CG-OD1	-7.72	111.35	118.30
6	J	482	ASP	CB-CG-OD2	-7.72	111.35	118.30
6	U	412	ARG	CB-CG-CD	7.72	131.68	111.60
3	C	841	PHE	CB-CG-CD2	7.72	126.20	120.80

Continued on next page...

Continued from previous page...

Mol	Chain	Res	Type	Atoms	Z	Observed(°)	Ideal(°)
6	J	428	ARG	NE-CZ-NH1	-7.72	116.44	120.30
5	T	46	TYR	CG-CD2-CE2	-7.71	115.13	121.30
5	G	101	TYR	CB-CG-CD2	-7.71	116.38	121.00
3	C	282	TYR	CG-CD2-CE2	-7.70	115.14	121.30
6	J	436	TYR	CG-CD1-CE1	-7.70	115.14	121.30
1	A	557	ASP	CB-CG-OD2	-7.70	111.37	118.30
2	B	450	ASP	CB-CA-C	-7.70	95.00	110.40
3	C	799	ASP	N-CA-CB	-7.70	96.74	110.60
6	Q	152	ARG	NE-CZ-NH2	7.70	124.15	120.30
5	L	45	ARG	NE-CZ-NH1	-7.70	116.45	120.30
6	P	297	ALA	CB-CA-C	7.70	121.65	110.10
5	Y	238	TYR	CB-CG-CD2	-7.70	116.38	121.00
6	O	154	ARG	CA-CB-CG	7.70	130.33	113.40
3	C	649	ASN	N-CA-C	7.70	131.78	111.00
6	W	322	TYR	CG-CD2-CE2	-7.70	115.14	121.30
6	O	459	LEU	N-CA-C	7.69	131.77	111.00
1	A	958	PHE	CG-CD1-CE1	7.69	129.26	120.80
6	I	154	ARG	CA-CB-CG	7.69	130.32	113.40
6	P	238	VAL	CA-CB-CG1	7.69	122.44	110.90
6	U	348	VAL	CG1-CB-CG2	-7.69	98.60	110.90
1	A	841	ARG	NE-CZ-NH1	7.69	124.14	120.30
2	B	1081	TYR	CG-CD1-CE1	-7.69	115.15	121.30
6	V	624	LEU	CB-CG-CD2	7.69	124.07	111.00
6	P	530	ARG	N-CA-CB	7.68	124.43	110.60
6	I	567	ARG	CA-CB-CG	7.68	130.30	113.40
6	U	550	SER	N-CA-CB	7.68	122.02	110.50
3	C	31	ASN	CA-C-N	-7.68	100.31	117.20
3	C	1191	TYR	CB-CG-CD1	-7.68	116.39	121.00
6	I	530	ARG	N-CA-CB	7.68	124.42	110.60
1	A	948	GLU	OE1-CD-OE2	7.67	132.51	123.30
6	I	322	TYR	CB-CG-CD1	-7.67	116.40	121.00
1	A	769	ARG	NH1-CZ-NH2	-7.67	110.97	119.40
6	J	238	VAL	CA-CB-CG1	7.67	122.40	110.90
6	J	550	SER	N-CA-CB	7.67	122.00	110.50
6	K	348	VAL	CG1-CB-CG2	-7.67	98.64	110.90
2	B	257	ARG	NE-CZ-NH1	-7.66	116.47	120.30
6	I	96	PHE	CB-CG-CD2	-7.66	115.44	120.80
6	K	152	ARG	NE-CZ-NH2	7.66	124.13	120.30
6	V	411	VAL	CG1-CB-CG2	-7.66	98.64	110.90
6	K	49	ARG	NE-CZ-NH1	7.66	124.13	120.30
6	U	472	ARG	CG-CD-NE	7.66	127.88	111.80
6	K	96	PHE	CB-CG-CD2	-7.65	115.44	120.80

Continued on next page...

Continued from previous page...

Mol	Chain	Res	Type	Atoms	Z	Observed(°)	Ideal(°)
5	L	242	PHE	CB-CG-CD1	-7.65	115.44	120.80
6	V	338	VAL	CA-CB-CG2	7.65	122.38	110.90
6	P	456	ASN	N-CA-CB	-7.65	96.83	110.60
5	S	214	ARG	NH1-CZ-NH2	-7.65	110.98	119.40
5	Y	35	PHE	CB-CG-CD1	7.65	126.15	120.80
4	D	58	TYR	CG-CD2-CE2	-7.65	115.18	121.30
6	K	338	VAL	CA-CB-CG2	7.64	122.36	110.90
6	O	612	SER	CB-CA-C	7.64	124.61	110.10
4	D	412	VAL	CA-CB-CG1	7.63	122.35	110.90
6	K	458	THR	CB-CA-C	-7.63	91.00	111.60
5	S	153	ASP	OD1-CG-OD2	7.63	137.79	123.30
4	D	39	SER	CA-CB-OG	-7.62	90.61	111.20
1	A	968	ALA	CB-CA-C	-7.62	98.67	110.10
6	U	238	VAL	CA-CB-CG1	7.62	122.33	110.90
6	V	87	PHE	CB-CG-CD2	-7.62	115.47	120.80
6	V	418	ASN	CA-CB-CG	-7.62	96.63	113.40
2	B	778	ASP	CB-CG-OD2	-7.62	111.44	118.30
3	C	121	VAL	CG1-CB-CG2	-7.62	98.71	110.90
5	L	214	ARG	NH1-CZ-NH2	-7.62	111.02	119.40
6	P	418	ASN	CA-CB-CG	-7.62	96.64	113.40
5	S	5	MET	CG-SD-CE	-7.62	88.01	100.20
6	V	152	ARG	NE-CZ-NH2	7.62	124.11	120.30
5	N	35	PHE	CB-CG-CD1	7.62	126.13	120.80
6	J	111	PHE	CB-CG-CD2	-7.61	115.47	120.80
4	D	175	MET	C-N-CA	-7.61	102.69	121.70
2	B	404	MET	CA-CB-CG	-7.60	100.38	113.30
3	C	1196	ARG	CB-CG-CD	7.60	131.37	111.60
3	C	126	PHE	CB-CG-CD2	7.60	126.12	120.80
6	I	298	PHE	CE1-CZ-CE2	7.60	133.67	120.00
6	W	338	VAL	CA-CB-CG2	7.59	122.29	110.90
4	D	342	ARG	NE-CZ-NH2	7.59	124.09	120.30
5	Y	214	ARG	NH1-CZ-NH2	-7.59	111.05	119.40
1	A	615	VAL	CA-CB-CG2	7.59	122.28	110.90
6	J	416	ARG	CB-CA-C	7.59	125.57	110.40
3	C	862	GLU	OE1-CD-OE2	7.58	132.40	123.30
6	P	54	SER	C-N-CA	7.58	140.65	121.70
6	Q	298	PHE	CB-CG-CD2	7.58	126.11	120.80
5	F	238	TYR	CB-CG-CD2	-7.58	116.45	121.00
4	E	280	GLU	OE1-CD-OE2	7.58	132.39	123.30
6	Q	66	ASP	CB-CG-OD1	7.58	125.12	118.30
6	V	238	VAL	CA-CB-CG1	7.57	122.26	110.90
6	O	298	PHE	CZ-CE2-CD2	-7.57	111.01	120.10

Continued on next page...

Continued from previous page...

Mol	Chain	Res	Type	Atoms	Z	Observed(°)	Ideal(°)
6	Q	530	ARG	N-CA-CB	7.57	124.23	110.60
2	B	1191	TYR	CB-CG-CD1	7.57	125.54	121.00
6	P	73	PHE	CB-CG-CD1	-7.57	115.50	120.80
6	P	411	VAL	CG1-CB-CG2	-7.57	98.79	110.90
2	B	845	PHE	CB-CG-CD1	-7.56	115.51	120.80
1	A	928	ARG	NE-CZ-NH2	-7.55	116.52	120.30
6	W	348	VAL	CG1-CB-CG2	-7.55	98.81	110.90
6	P	624	LEU	CB-CG-CD2	7.55	123.84	111.00
6	O	428	ARG	NE-CZ-NH1	-7.55	116.52	120.30
1	A	62	TYR	CB-CG-CD2	7.55	125.53	121.00
1	A	125	PHE	CD1-CE1-CZ	-7.55	111.04	120.10
6	V	87	PHE	CB-CG-CD1	7.55	126.08	120.80
6	V	297	ALA	CB-CA-C	7.54	121.42	110.10
3	C	1017	PHE	CG-CD1-CE1	7.54	129.09	120.80
6	J	338	VAL	CA-CB-CG2	7.54	122.21	110.90
5	T	5	MET	CG-SD-CE	-7.53	88.15	100.20
2	B	677	TYR	CB-CG-CD2	-7.53	116.48	121.00
3	C	1059	PHE	CB-CG-CD2	-7.53	115.53	120.80
6	V	562	TYR	CB-CG-CD2	-7.53	116.48	121.00
2	B	625	PHE	CB-CG-CD2	7.53	126.07	120.80
6	P	322	TYR	CG-CD2-CE2	-7.52	115.28	121.30
2	B	793	ARG	NE-CZ-NH1	-7.52	116.54	120.30
2	B	732	VAL	CA-CB-CG2	7.51	122.17	110.90
6	I	238	VAL	CA-CB-CG1	7.51	122.17	110.90
6	P	298	PHE	CE1-CZ-CE2	7.51	133.52	120.00
2	B	320	ASP	CB-CG-OD1	-7.51	111.54	118.30
6	U	612	SER	CB-CA-C	7.51	124.37	110.10
3	C	787	ARG	NE-CZ-NH1	-7.51	116.55	120.30
5	T	35	PHE	CB-CG-CD1	7.51	126.06	120.80
6	U	87	PHE	CB-CG-CD2	-7.50	115.55	120.80
6	V	458	THR	CB-CA-C	-7.50	91.34	111.60
6	V	242	PHE	CD1-CE1-CZ	-7.50	111.10	120.10
5	F	207	VAL	N-CA-C	7.50	131.24	111.00
6	O	472	ARG	CG-CD-NE	7.50	127.55	111.80
5	T	214	ARG	NH1-CZ-NH2	-7.50	111.16	119.40
6	P	147	ARG	CA-CB-CG	7.49	129.89	113.40
1	A	272	ASP	CB-CG-OD1	-7.49	111.56	118.30
4	D	389	PHE	CD1-CG-CD2	7.49	128.04	118.30
1	A	950	ASP	CB-CG-OD2	-7.49	111.56	118.30
6	I	472	ARG	CG-CD-NE	7.49	127.52	111.80
5	S	35	PHE	CB-CG-CD1	7.49	126.04	120.80
6	P	160	GLN	CA-CB-CG	7.48	129.86	113.40

Continued on next page...

Continued from previous page...

Mol	Chain	Res	Type	Atoms	Z	Observed(°)	Ideal(°)
1	A	902	ALA	N-CA-CB	-7.48	99.63	110.10
6	O	242	PHE	CD1-CE1-CZ	-7.48	111.12	120.10
3	C	1103	TRP	CE2-CD2-CG	-7.48	101.32	107.30
5	T	101	TYR	CB-CG-CD2	-7.47	116.52	121.00
6	K	66	ASP	CB-CG-OD1	7.47	125.02	118.30
6	W	317	ARG	NE-CZ-NH2	7.47	124.03	120.30
6	W	472	ARG	CG-CD-NE	7.47	127.48	111.80
6	O	550	SER	N-CA-CB	7.46	121.69	110.50
5	H	35	PHE	CB-CG-CD1	7.46	126.02	120.80
6	P	412	ARG	CA-CB-CG	7.46	129.81	113.40
6	Q	242	PHE	CD1-CE1-CZ	-7.46	111.15	120.10
5	H	101	TYR	CB-CG-CD2	-7.46	116.53	121.00
6	Q	168	THR	CA-CB-CG2	7.46	122.84	112.40
3	C	117	TYR	CB-CG-CD1	-7.45	116.53	121.00
5	R	35	PHE	CB-CG-CD1	7.45	126.02	120.80
3	C	1177	TYR	CD1-CE1-CZ	7.45	126.51	119.80
4	E	169	ALA	N-CA-CB	7.45	120.53	110.10
1	A	625	ARG	NE-CZ-NH1	-7.45	116.58	120.30
3	C	1083	TYR	CB-CG-CD1	-7.45	116.53	121.00
6	J	96	PHE	CB-CG-CD2	-7.45	115.58	120.80
6	K	472	ARG	NE-CZ-NH2	7.45	124.03	120.30
5	S	25	TYR	CA-CB-CG	7.45	127.56	113.40
2	B	979	ARG	CD-NE-CZ	7.45	134.03	123.60
6	Q	428	ARG	NE-CZ-NH1	-7.45	116.58	120.30
6	U	562	TYR	CZ-CE2-CD2	-7.45	113.10	119.80
1	A	557	ASP	CB-CG-OD1	-7.45	111.60	118.30
2	B	889	ARG	NH1-CZ-NH2	-7.45	111.21	119.40
6	K	294	TYR	CB-CG-CD2	7.44	125.47	121.00
1	A	1125	PHE	CB-CG-CD1	-7.44	115.59	120.80
4	E	383	ARG	NE-CZ-NH1	-7.44	116.58	120.30
6	P	458	THR	CB-CA-C	-7.44	91.52	111.60
6	V	550	SER	N-CA-CB	7.44	121.66	110.50
6	P	456	ASN	OD1-CG-ND2	7.43	139.00	121.90
5	S	101	TYR	CD1-CE1-CZ	7.43	126.49	119.80
2	B	1016	ARG	NE-CZ-NH1	7.43	124.02	120.30
6	J	297	ALA	CB-CA-C	7.43	121.24	110.10
6	P	457	PRO	N-CA-CB	7.43	112.21	103.30
3	C	959	ARG	NE-CZ-NH2	-7.43	116.59	120.30
5	R	28	THR	CA-CB-CG2	7.43	122.80	112.40
6	V	322	TYR	CB-CG-CD1	-7.42	116.55	121.00
6	J	416	ARG	N-CA-C	-7.42	90.96	111.00
5	M	25	TYR	CA-CB-CG	7.42	127.50	113.40

Continued on next page...

Continued from previous page...

Mol	Chain	Res	Type	Atoms	Z	Observed(°)	Ideal(°)
4	D	4	ARG	NH1-CZ-NH2	-7.42	111.24	119.40
6	V	416	ARG	N-CA-C	-7.42	90.97	111.00
6	J	456	ASN	OD1-CG-ND2	7.42	138.97	121.90
4	D	40	ARG	NE-CZ-NH1	-7.42	116.59	120.30
6	J	160	GLN	CA-CB-CG	7.42	129.72	113.40
6	Q	87	PHE	CB-CG-CD1	7.42	125.99	120.80
6	O	73	PHE	CB-CG-CD1	-7.41	115.61	120.80
5	F	242	PHE	CB-CG-CD1	-7.41	115.61	120.80
5	G	5	MET	CG-SD-CE	-7.41	88.35	100.20
6	J	458	THR	CB-CA-C	-7.41	91.60	111.60
4	E	210	TRP	CG-CD1-NE1	7.40	117.50	110.10
6	P	338	VAL	CA-CB-CG2	7.40	122.00	110.90
1	A	444	ASP	CB-CG-OD2	-7.40	111.64	118.30
2	B	450	ASP	O-C-N	7.40	134.53	122.70
1	A	181	TYR	CG-CD2-CE2	-7.39	115.39	121.30
1	A	702	ASP	CB-CG-OD2	-7.39	111.64	118.30
6	J	412	ARG	CA-CB-CG	7.39	129.66	113.40
1	A	289	TYR	CG-CD1-CE1	-7.39	115.39	121.30
6	P	482	ASP	CB-CG-OD2	-7.39	111.65	118.30
6	V	412	ARG	CA-CB-CG	7.39	129.65	113.40
6	K	533	ASP	OD1-CG-OD2	-7.38	109.27	123.30
3	C	420	VAL	CG1-CB-CG2	-7.38	99.09	110.90
6	J	154	ARG	CG-CD-NE	7.38	127.29	111.80
6	J	457	PRO	N-CA-CB	7.38	112.15	103.30
6	X	238	VAL	CA-CB-CG1	7.38	121.96	110.90
6	J	322	TYR	CB-CG-CD1	-7.37	116.58	121.00
6	J	562	TYR	CB-CG-CD2	-7.37	116.58	121.00
5	M	101	TYR	CB-CG-CD2	-7.37	116.58	121.00
6	V	160	GLN	CA-CB-CG	7.37	129.61	113.40
6	K	352	ASP	CB-CG-OD1	-7.37	111.67	118.30
3	C	737	ARG	NE-CZ-NH2	7.37	123.98	120.30
5	M	5	MET	CG-SD-CE	-7.37	88.41	100.20
3	C	123	ASN	CA-CB-CG	7.36	129.60	113.40
6	Q	550	SER	N-CA-CB	7.36	121.54	110.50
6	V	96	PHE	CB-CG-CD2	-7.36	115.65	120.80
3	C	366	ASP	O-C-N	7.36	134.47	122.70
5	M	77	GLU	O-C-N	7.36	134.47	122.70
6	I	242	PHE	CD1-CE1-CZ	-7.36	111.27	120.10
5	M	28	THR	CA-CB-CG2	7.35	122.69	112.40
5	T	28	THR	CA-CB-CG2	7.35	122.69	112.40
2	B	1062	TYR	CB-CG-CD2	-7.34	116.59	121.00
6	O	458	THR	CB-CA-C	-7.34	91.77	111.60

Continued on next page...

Continued from previous page...

Mol	Chain	Res	Type	Atoms	Z	Observed(°)	Ideal(°)
3	C	376	LEU	CD1-CG-CD2	-7.34	88.48	110.50
6	O	338	VAL	CA-CB-CG2	7.33	121.90	110.90
6	J	411	VAL	CG1-CB-CG2	-7.33	99.17	110.90
2	B	954	PRO	CA-CB-CG	-7.33	90.07	104.00
6	K	275	GLU	OE1-CD-OE2	7.33	132.10	123.30
3	C	745	PHE	CB-CG-CD1	-7.33	115.67	120.80
2	B	594	ALA	CB-CA-C	7.33	121.09	110.10
6	O	238	VAL	CA-CB-CG1	7.33	121.89	110.90
3	C	674	ARG	NE-CZ-NH1	7.33	123.96	120.30
1	A	53	ASP	CB-CG-OD1	-7.32	111.71	118.30
2	B	450	ASP	N-CA-C	7.32	130.77	111.00
5	N	5	MET	CG-SD-CE	-7.32	88.49	100.20
3	C	386	GLU	CG-CD-OE1	7.32	132.94	118.30
1	A	748	ARG	NE-CZ-NH2	-7.32	116.64	120.30
4	D	184	HIS	N-CA-CB	-7.32	97.43	110.60
1	A	399	ARG	NE-CZ-NH2	7.31	123.95	120.30
1	A	1043	PRO	O-C-N	7.31	134.39	122.70
6	W	238	VAL	CA-CB-CG1	7.31	121.86	110.90
1	A	1029	ASP	CB-CG-OD2	-7.31	111.72	118.30
6	K	73	PHE	CB-CG-CD1	-7.31	115.69	120.80
3	C	926	TYR	CB-CG-CD2	7.30	125.38	121.00
6	J	242	PHE	CD1-CE1-CZ	-7.30	111.34	120.10
6	W	550	SER	N-CA-CB	7.30	121.45	110.50
6	O	528	ALA	O-C-N	7.30	134.38	122.70
6	W	66	ASP	CB-CG-OD1	7.30	124.87	118.30
6	W	242	PHE	CD1-CE1-CZ	-7.30	111.34	120.10
1	A	593	PRO	N-CD-CG	7.30	114.15	103.20
3	C	778	ASP	CB-CG-OD2	-7.30	111.73	118.30
6	I	294	TYR	CB-CG-CD2	7.30	125.38	121.00
6	V	456	ASN	N-CA-CB	-7.30	97.46	110.60
6	Q	338	VAL	CA-CB-CG2	7.30	121.84	110.90
3	C	257	ARG	NE-CZ-NH2	7.29	123.95	120.30
6	P	322	TYR	CB-CG-CD1	-7.29	116.62	121.00
2	B	376	LEU	CA-C-O	7.29	135.41	120.10
6	I	458	THR	CB-CA-C	-7.29	91.92	111.60
4	E	190	TYR	CG-CD2-CE2	-7.29	115.47	121.30
6	P	416	ARG	CB-CA-C	7.29	124.98	110.40
6	Q	49	ARG	NE-CZ-NH1	7.29	123.94	120.30
2	B	883	ARG	NH1-CZ-NH2	-7.29	111.38	119.40
5	M	207	VAL	N-CA-C	7.29	130.68	111.00
6	U	458	THR	CB-CA-C	-7.29	91.93	111.60
1	A	957	ARG	NE-CZ-NH1	-7.28	116.66	120.30

Continued on next page...

Continued from previous page...

Mol	Chain	Res	Type	Atoms	Z	Observed(°)	Ideal(°)
5	S	28	THR	CA-CB-CG2	7.28	122.60	112.40
6	W	298	PHE	CB-CG-CD2	7.28	125.90	120.80
3	C	1083	TYR	CG-CD1-CE1	-7.28	115.47	121.30
3	C	732	VAL	CG1-CB-CG2	-7.28	99.25	110.90
5	H	5	MET	CG-SD-CE	-7.28	88.55	100.20
2	B	528	PHE	CA-CB-CG	7.28	131.37	113.90
6	P	456	ASN	CA-CB-CG	-7.28	97.39	113.40
6	Q	472	ARG	CG-CD-NE	7.28	127.08	111.80
6	I	152	ARG	NE-CZ-NH2	7.27	123.94	120.30
6	K	530	ARG	NE-CZ-NH2	-7.27	116.67	120.30
6	V	297	ALA	O-C-N	-7.27	111.07	122.70
6	O	152	ARG	NE-CZ-NH2	7.27	123.94	120.30
5	S	77	GLU	O-C-N	7.27	134.33	122.70
6	J	456	ASN	N-CA-CB	-7.27	97.52	110.60
6	W	73	PHE	CB-CG-CD1	-7.27	115.71	120.80
2	B	317	PHE	CB-CG-CD1	-7.26	115.71	120.80
6	J	206	GLU	OE1-CD-OE2	7.26	132.01	123.30
2	B	412	ASP	CB-CG-OD2	-7.26	111.77	118.30
5	S	242	PHE	CB-CG-CD1	-7.26	115.72	120.80
1	A	490	ASP	CB-CG-OD2	-7.25	111.77	118.30
2	B	192	GLU	OE1-CD-OE2	7.25	132.01	123.30
5	T	207	VAL	N-CA-C	7.25	130.58	111.00
6	V	49	ARG	NE-CZ-NH1	7.25	123.92	120.30
6	I	550	SER	N-CA-CB	7.25	121.37	110.50
6	Q	533	ASP	OD1-CG-OD2	-7.25	109.53	123.30
6	J	297	ALA	O-C-N	-7.25	111.11	122.70
5	T	242	PHE	CB-CG-CD1	-7.25	115.73	120.80
6	P	550	SER	N-CA-CB	7.24	121.36	110.50
3	C	853	ARG	CD-NE-CZ	7.24	133.74	123.60
6	P	242	PHE	CD1-CE1-CZ	-7.24	111.41	120.10
6	Q	160	GLN	CA-CB-CG	7.24	129.33	113.40
2	B	437	ARG	NH1-CZ-NH2	7.24	127.36	119.40
5	L	28	THR	CA-CB-CG2	7.24	122.53	112.40
6	X	152	ARG	NE-CZ-NH2	7.24	123.92	120.30
2	B	1178	ARG	NE-CZ-NH1	-7.24	116.68	120.30
6	U	206	GLU	OE1-CD-OE2	7.24	131.99	123.30
6	P	297	ALA	O-C-N	-7.24	111.12	122.70
4	D	164	ASP	CB-CG-OD1	-7.23	111.79	118.30
3	C	714	SER	N-CA-C	7.23	130.53	111.00
5	R	5	MET	CG-SD-CE	-7.23	88.63	100.20
3	C	552	ASP	CA-CB-CG	7.23	129.31	113.40
5	T	25	TYR	CA-CB-CG	7.23	127.14	113.40

Continued on next page...

Continued from previous page...

Mol	Chain	Res	Type	Atoms	Z	Observed(°)	Ideal(°)
6	P	297	ALA	CA-C-O	7.23	135.28	120.10
5	N	21	ARG	NE-CZ-NH2	7.22	123.91	120.30
6	U	96	PHE	CB-CG-CD2	-7.22	115.74	120.80
6	V	436	TYR	CG-CD1-CE1	-7.22	115.53	121.30
5	F	5	MET	CG-SD-CE	-7.22	88.65	100.20
3	C	280	ARG	CA-CB-CG	7.22	129.28	113.40
6	Q	238	VAL	CA-CB-CG1	7.21	121.72	110.90
6	K	550	SER	N-CA-CB	7.21	121.32	110.50
6	Q	562	TYR	CZ-CE2-CD2	-7.21	113.31	119.80
5	Y	207	VAL	N-CA-C	7.21	130.47	111.00
5	N	242	PHE	CB-CG-CD1	-7.20	115.76	120.80
4	E	383	ARG	NE-CZ-NH2	-7.20	116.70	120.30
1	A	310	LEU	CA-CB-CG	7.19	131.84	115.30
1	A	628	TRP	CD1-NE1-CE2	-7.19	102.53	109.00
4	D	150	LEU	CB-CG-CD2	7.19	123.23	111.00
6	K	168	THR	CA-CB-CG2	7.19	122.47	112.40
6	P	87	PHE	CB-CG-CD1	7.19	125.83	120.80
6	V	456	ASN	OD1-CG-ND2	7.19	138.44	121.90
4	D	252	ASP	CB-CG-OD2	-7.19	111.83	118.30
3	C	481	ARG	NE-CZ-NH2	7.19	123.89	120.30
3	C	909	PHE	CG-CD1-CE1	-7.18	112.90	120.80
4	D	251	ASN	CA-CB-CG	7.18	129.20	113.40
5	R	101	TYR	CB-CG-CD2	-7.18	116.69	121.00
5	G	25	TYR	CA-CB-CG	7.18	127.04	113.40
1	A	557	ASP	OD1-CG-OD2	7.18	136.94	123.30
6	P	533	ASP	CB-CG-OD1	7.18	124.76	118.30
6	W	152	ARG	NE-CZ-NH2	7.18	123.89	120.30
5	S	244	ASN	N-CA-C	7.17	130.37	111.00
6	Q	322	TYR	CB-CG-CD1	-7.17	116.70	121.00
6	O	271	LEU	O-C-N	7.17	134.17	122.70
6	Q	317	ARG	NH1-CZ-NH2	-7.17	111.51	119.40
2	B	197	ASP	CB-CG-OD2	7.17	124.75	118.30
6	W	271	LEU	O-C-N	7.17	134.17	122.70
6	X	271	LEU	O-C-N	7.17	134.16	122.70
5	Y	28	THR	CA-CB-CG2	7.16	122.43	112.40
3	C	933	ASP	CA-CB-CG	7.16	129.16	113.40
5	H	25	TYR	CA-CB-CG	7.16	127.01	113.40
6	I	95	LEU	O-C-N	7.16	134.16	122.70
2	B	625	PHE	CB-CG-CD1	-7.16	115.79	120.80
6	X	550	SER	N-CA-CB	7.16	121.24	110.50
6	I	322	TYR	CG-CD2-CE2	-7.16	115.57	121.30
3	C	360	LEU	CB-CG-CD1	7.16	123.17	111.00

Continued on next page...

Continued from previous page...

Mol	Chain	Res	Type	Atoms	Z	Observed(°)	Ideal(°)
4	E	248	LEU	CB-CG-CD1	7.16	123.17	111.00
5	G	101	TYR	CD1-CE1-CZ	7.15	126.24	119.80
6	K	48	TRP	CD1-CG-CD2	-7.15	100.58	106.30
1	A	628	TRP	NE1-CE2-CD2	7.15	114.45	107.30
6	I	317	ARG	NH1-CZ-NH2	-7.15	111.53	119.40
3	C	1133	VAL	CA-CB-CG2	7.15	121.62	110.90
4	E	93	ARG	NE-CZ-NH1	-7.15	116.73	120.30
6	U	317	ARG	NH1-CZ-NH2	-7.15	111.54	119.40
1	A	158	TRP	CB-CG-CD2	-7.14	117.31	126.60
6	O	317	ARG	NH1-CZ-NH2	-7.14	111.54	119.40
6	X	562	TYR	CB-CG-CD2	-7.14	116.71	121.00
3	C	535	TRP	CD1-NE1-CE2	-7.14	102.57	109.00
6	W	111	PHE	CB-CG-CD2	-7.14	115.80	120.80
1	A	158	TRP	NE1-CE2-CD2	7.14	114.44	107.30
3	C	1189	THR	O-C-N	7.14	134.12	122.70
5	H	207	VAL	N-CA-C	7.14	130.28	111.00
6	X	96	PHE	CB-CG-CD2	-7.14	115.80	120.80
6	J	530	ARG	N-CA-CB	7.14	123.45	110.60
5	N	25	TYR	CA-CB-CG	7.14	126.96	113.40
6	J	87	PHE	CB-CG-CD2	-7.13	115.81	120.80
6	Q	528	ALA	O-C-N	7.13	134.12	122.70
5	R	214	ARG	NH1-CZ-NH2	-7.13	111.55	119.40
6	W	160	GLN	CA-CB-CG	7.13	129.09	113.40
1	A	181	TYR	CG-CD1-CE1	-7.13	115.59	121.30
4	E	411	PHE	CZ-CE2-CD2	7.13	128.66	120.10
5	R	207	VAL	N-CA-C	7.13	130.25	111.00
6	X	294	TYR	CB-CG-CD2	7.13	125.28	121.00
1	A	469	ARG	CD-NE-CZ	7.13	133.58	123.60
1	A	716	PHE	CB-CG-CD1	7.13	125.79	120.80
2	B	938	TYR	CB-CG-CD1	-7.12	116.73	121.00
5	G	207	VAL	N-CA-C	7.12	130.23	111.00
6	O	619	ASP	N-CA-CB	7.12	123.42	110.60
2	B	767	PHE	CD1-CE1-CZ	7.12	128.64	120.10
6	J	456	ASN	CA-CB-CG	-7.12	97.75	113.40
5	L	207	VAL	N-CA-C	7.11	130.21	111.00
6	U	528	ALA	O-C-N	7.11	134.08	122.70
5	Y	101	TYR	CD1-CE1-CZ	7.11	126.20	119.80
6	V	295	ARG	NE-CZ-NH1	-7.11	116.75	120.30
6	P	154	ARG	CG-CD-NE	7.11	126.73	111.80
3	C	974	LEU	CB-CG-CD1	7.11	123.08	111.00
6	P	87	PHE	CB-CG-CD2	-7.10	115.83	120.80
1	A	183	TYR	CE1-CZ-CE2	-7.10	108.44	119.80

Continued on next page...

Continued from previous page...

Mol	Chain	Res	Type	Atoms	Z	Observed(°)	Ideal(°)
4	D	184	HIS	N-CA-C	7.10	130.18	111.00
5	M	244	ASN	N-CA-C	7.10	130.18	111.00
6	U	242	PHE	CD1-CE1-CZ	-7.10	111.58	120.10
6	X	571	ARG	NE-CZ-NH2	-7.10	116.75	120.30
4	E	184	HIS	CA-CB-CG	7.10	125.67	113.60
6	I	338	VAL	CA-CB-CG2	7.10	121.55	110.90
6	V	185	SER	N-CA-CB	7.10	121.15	110.50
6	O	322	TYR	CG-CD2-CE2	-7.10	115.62	121.30
4	E	98	SER	N-CA-C	7.09	130.16	111.00
6	U	87	PHE	CB-CG-CD1	7.09	125.77	120.80
5	Y	46	TYR	CZ-CE2-CD2	7.09	126.19	119.80
5	H	28	THR	CA-CB-CG2	7.09	122.33	112.40
6	P	283	SER	N-CA-CB	7.09	121.14	110.50
6	I	529	SER	N-CA-C	7.09	130.15	111.00
6	K	472	ARG	CG-CD-NE	7.09	126.69	111.80
6	P	173	ASP	CB-CG-OD1	7.09	124.68	118.30
6	V	612	SER	CB-CA-C	7.09	123.58	110.10
3	C	242	ARG	NH1-CZ-NH2	-7.09	111.60	119.40
5	L	5	MET	CG-SD-CE	-7.09	88.86	100.20
6	K	87	PHE	CB-CG-CD1	7.09	125.76	120.80
6	V	173	ASP	CB-CG-OD1	7.09	124.68	118.30
6	P	317	ARG	NH1-CZ-NH2	-7.09	111.60	119.40
6	V	298	PHE	CE1-CZ-CE2	7.09	132.76	120.00
2	B	1177	TYR	CB-CG-CD1	-7.08	116.75	121.00
5	N	244	ASN	N-CA-C	7.08	130.12	111.00
6	Q	337	ARG	CD-NE-CZ	7.08	133.51	123.60
5	F	101	TYR	CD1-CE1-CZ	7.08	126.17	119.80
6	K	160	GLN	CA-CB-CG	7.08	128.97	113.40
6	I	416	ARG	N-CA-C	-7.08	91.90	111.00
1	A	1175	ARG	NE-CZ-NH2	7.07	123.84	120.30
3	C	304	PHE	N-CA-CB	-7.07	97.87	110.60
6	V	297	ALA	CA-C-O	7.07	134.95	120.10
1	A	271	ARG	NE-CZ-NH2	-7.07	116.77	120.30
6	V	530	ARG	N-CA-CB	7.07	123.32	110.60
5	L	101	TYR	CB-CG-CD2	-7.07	116.76	121.00
6	X	532	ASP	CB-CG-OD1	7.07	124.66	118.30
6	K	322	TYR	CG-CD2-CE2	-7.06	115.65	121.30
3	C	262	ARG	NE-CZ-NH2	-7.06	116.77	120.30
6	V	322	TYR	CG-CD2-CE2	-7.06	115.65	121.30
6	X	206	GLU	OE1-CD-OE2	7.06	131.78	123.30
6	J	297	ALA	CA-C-O	7.06	134.92	120.10
6	K	317	ARG	NH1-CZ-NH2	-7.06	111.64	119.40

Continued on next page...

Continued from previous page...

Mol	Chain	Res	Type	Atoms	Z	Observed(°)	Ideal(°)
6	Q	619	ASP	N-CA-CB	7.06	123.30	110.60
6	U	73	PHE	CB-CG-CD1	-7.06	115.86	120.80
6	I	619	ASP	N-CA-CB	7.05	123.30	110.60
6	J	566	TRP	CZ3-CH2-CZ2	-7.05	113.14	121.60
6	K	528	ALA	O-C-N	7.05	133.99	122.70
5	L	25	TYR	CA-CB-CG	7.05	126.80	113.40
6	O	95	LEU	O-C-N	7.05	133.99	122.70
5	R	77	GLU	O-C-N	7.05	133.98	122.70
1	A	805	VAL	CG1-CB-CG2	-7.05	99.62	110.90
6	I	562	TYR	CZ-CE2-CD2	-7.05	113.46	119.80
6	P	48	TRP	CD1-CG-CD2	-7.04	100.66	106.30
1	A	628	TRP	CE2-CD2-CG	-7.04	101.67	107.30
6	U	52	GLY	O-C-N	-7.04	111.43	122.70
6	K	298	PHE	CB-CG-CD2	7.04	125.73	120.80
1	A	15	THR	CA-CB-CG2	-7.04	102.55	112.40
3	C	964	VAL	CG1-CB-CG2	-7.04	99.64	110.90
4	D	190	TYR	CB-CG-CD2	-7.04	116.78	121.00
5	T	77	GLU	O-C-N	7.04	133.96	122.70
5	R	25	TYR	CA-CB-CG	7.04	126.77	113.40
6	P	612	SER	CB-CA-C	7.03	123.46	110.10
6	U	322	TYR	CG-CD2-CE2	-7.03	115.67	121.30
6	U	529	SER	N-CA-C	7.03	129.98	111.00
2	B	787	ARG	NE-CZ-NH2	-7.03	116.79	120.30
3	C	1209	TYR	CG-CD1-CE1	-7.03	115.68	121.30
2	B	745	PHE	CB-CG-CD2	-7.03	115.88	120.80
6	V	76	GLU	OE1-CD-OE2	7.03	131.73	123.30
1	A	207	TYR	CG-CD2-CE2	7.02	126.92	121.30
3	C	891	PHE	CB-CG-CD2	-7.02	115.88	120.80
5	Y	25	TYR	CA-CB-CG	7.02	126.74	113.40
6	K	337	ARG	CD-NE-CZ	7.02	133.43	123.60
3	C	742	MET	CG-SD-CE	-7.02	88.97	100.20
6	P	29	THR	N-CA-CB	7.01	123.63	110.30
6	U	459	LEU	CB-CG-CD1	7.01	122.92	111.00
2	B	1045	TRP	CG-CD2-CE3	-7.01	127.59	133.90
6	K	619	ASP	N-CA-CB	7.01	123.22	110.60
5	M	110	PHE	O-C-N	7.01	133.92	122.70
5	T	171	HIS	N-CA-C	7.01	129.93	111.00
6	W	562	TYR	CZ-CE2-CD2	-7.01	113.49	119.80
6	P	528	ALA	CA-C-N	7.01	132.61	117.20
3	C	1201	TYR	CB-CG-CD1	-7.00	116.80	121.00
4	D	11	TYR	CZ-CE2-CD2	7.00	126.10	119.80
5	H	77	GLU	O-C-N	7.00	133.90	122.70

Continued on next page...

Continued from previous page...

Mol	Chain	Res	Type	Atoms	Z	Observed(°)	Ideal(°)
5	N	77	GLU	O-C-N	7.00	133.90	122.70
6	V	456	ASN	CA-CB-CG	-7.00	98.00	113.40
4	D	236	PHE	CB-CG-CD1	-7.00	115.90	120.80
6	Q	275	GLU	OE1-CD-OE2	7.00	131.69	123.30
2	B	321	VAL	CA-CB-CG2	6.99	121.39	110.90
4	E	291	THR	CA-CB-OG1	6.99	123.68	109.00
6	V	528	ALA	CA-C-N	6.99	132.58	117.20
6	Q	148	THR	CA-CB-OG1	6.99	123.67	109.00
5	R	244	ASN	N-CA-C	6.99	129.87	111.00
6	O	529	SER	N-CA-C	6.99	129.86	111.00
6	J	529	SER	N-CA-C	6.98	129.86	111.00
2	B	444	TRP	CH2-CZ2-CE2	6.98	124.38	117.40
6	J	277	ASP	CB-CG-OD2	-6.98	112.02	118.30
5	S	207	VAL	N-CA-C	6.98	129.85	111.00
5	Y	242	PHE	CB-CG-CD1	-6.98	115.91	120.80
6	X	48	TRP	CD1-CG-CD2	-6.98	100.72	106.30
6	W	476	TYR	CB-CG-CD1	6.98	125.19	121.00
6	K	148	THR	CA-CB-OG1	6.98	123.65	109.00
4	D	160	GLU	OE1-CD-OE2	6.98	131.67	123.30
6	K	242	PHE	CD1-CE1-CZ	-6.98	111.73	120.10
6	I	148	THR	CA-CB-OG1	6.97	123.64	109.00
1	A	1191	ASP	CB-CG-OD1	-6.97	112.03	118.30
6	Q	271	LEU	O-C-N	6.97	133.85	122.70
6	W	528	ALA	O-C-N	6.97	133.85	122.70
6	P	148	THR	CA-CB-OG1	6.97	123.63	109.00
4	E	40	ARG	NE-CZ-NH1	-6.96	116.82	120.30
5	N	207	VAL	N-CA-C	6.96	129.79	111.00
6	U	416	ARG	N-CA-C	-6.96	92.22	111.00
6	I	459	LEU	CB-CG-CD1	6.96	122.82	111.00
5	S	101	TYR	CB-CG-CD2	-6.95	116.83	121.00
6	V	283	SER	N-CA-CB	6.95	120.93	110.50
6	P	294	TYR	CB-CG-CD2	6.95	125.17	121.00
2	B	379	GLY	C-N-CA	6.95	139.08	121.70
5	H	214	ARG	NE-CZ-NH2	6.95	123.78	120.30
6	V	95	LEU	O-C-N	6.95	133.82	122.70
6	I	416	ARG	CA-C-N	-6.95	101.92	117.20
6	J	533	ASP	CB-CG-OD1	6.95	124.55	118.30
2	B	1064	TRP	CG-CD2-CE3	-6.94	127.65	133.90
5	F	25	TYR	CA-CB-CG	6.94	126.59	113.40
5	F	46	TYR	CZ-CE2-CD2	6.94	126.05	119.80
6	J	294	TYR	CB-CG-CD2	6.94	125.17	121.00
1	A	1056	ASP	CB-CG-OD2	-6.94	112.05	118.30

Continued on next page...

Continued from previous page...

Mol	Chain	Res	Type	Atoms	Z	Observed(°)	Ideal(°)
6	U	619	ASP	N-CA-CB	6.94	123.09	110.60
1	A	627	PHE	CB-CG-CD2	-6.94	115.94	120.80
6	W	619	ASP	N-CA-CB	6.94	123.09	110.60
1	A	354	VAL	CA-CB-CG1	6.94	121.30	110.90
4	E	97	LEU	N-CA-C	6.94	129.73	111.00
6	U	148	THR	CA-CB-OG1	6.93	123.56	109.00
3	C	658	TYR	CA-CB-CG	6.93	126.57	113.40
5	N	28	THR	CA-CB-CG2	6.93	122.10	112.40
6	W	277	ASP	CB-CG-OD2	-6.93	112.07	118.30
5	Y	171	HIS	N-CA-C	6.93	129.70	111.00
6	J	612	SER	CB-CA-C	6.92	123.26	110.10
6	O	421	HIS	CA-CB-CG	6.92	125.37	113.60
6	J	148	THR	CA-CB-OG1	6.92	123.54	109.00
4	D	301	ASP	CB-CG-OD1	-6.92	112.07	118.30
4	E	216	PHE	CB-CG-CD2	-6.92	115.96	120.80
6	I	271	LEU	O-C-N	6.92	133.77	122.70
6	U	66	ASP	CB-CG-OD1	6.92	124.53	118.30
5	H	171	HIS	N-CA-C	6.91	129.67	111.00
6	I	154	ARG	NE-CZ-NH2	6.91	123.76	120.30
6	W	148	THR	CA-CB-OG1	6.91	123.52	109.00
1	A	372	PHE	CB-CG-CD2	-6.91	115.96	120.80
6	K	529	SER	N-CA-C	6.91	129.66	111.00
5	Y	244	ASN	N-CA-C	6.91	129.66	111.00
1	A	941	SER	N-CA-CB	-6.91	100.14	110.50
6	J	317	ARG	NH1-CZ-NH2	-6.91	111.80	119.40
6	O	337	ARG	CD-NE-CZ	6.90	133.26	123.60
1	A	682	TYR	CA-CB-CG	6.90	126.51	113.40
1	A	1287	TYR	CB-CG-CD1	-6.90	116.86	121.00
5	M	169	ASN	CA-CB-CG	6.90	128.58	113.40
3	C	763	VAL	CA-CB-CG2	6.90	121.25	110.90
6	I	482	ASP	CB-CG-OD2	-6.90	112.09	118.30
5	R	171	HIS	N-CA-C	6.90	129.62	111.00
3	C	85	ASP	CB-CG-OD1	-6.89	112.10	118.30
6	I	528	ALA	O-C-N	6.89	133.73	122.70
6	O	416	ARG	N-CA-C	-6.89	92.39	111.00
6	P	529	SER	N-CA-C	6.89	129.61	111.00
1	A	583	ASP	CB-CG-OD2	-6.89	112.10	118.30
3	C	1125	TYR	CB-CG-CD1	6.89	125.13	121.00
3	C	316	THR	N-CA-CB	6.89	123.39	110.30
5	T	244	ASN	N-CA-C	6.89	129.60	111.00
1	A	125	PHE	CG-CD1-CE1	6.89	128.38	120.80
5	H	101	TYR	CD1-CE1-CZ	6.89	126.00	119.80

Continued on next page...

Continued from previous page...

Mol	Chain	Res	Type	Atoms	Z	Observed(°)	Ideal(°)
6	J	528	ALA	CA-C-N	6.89	132.35	117.20
6	K	566	TRP	CZ3-CH2-CZ2	-6.89	113.34	121.60
6	W	317	ARG	NH1-CZ-NH2	-6.88	111.83	119.40
2	B	621	TRP	CG-CD1-NE1	6.88	116.98	110.10
5	F	244	ASN	N-CA-C	6.88	129.56	111.00
6	U	530	ARG	NE-CZ-NH2	-6.88	116.86	120.30
6	X	148	THR	CA-CB-OG1	6.88	123.44	109.00
3	C	743	THR	CA-CB-CG2	6.87	122.02	112.40
6	P	152	ARG	NE-CZ-NH2	6.87	123.74	120.30
6	J	644	LEU	CB-CG-CD2	6.87	122.68	111.00
4	D	322	VAL	CA-CB-CG1	6.87	121.20	110.90
6	X	95	LEU	O-C-N	6.87	133.69	122.70
3	C	288	PHE	CB-CG-CD1	6.87	125.61	120.80
3	C	844	LEU	CA-CB-CG	6.86	131.09	115.30
6	W	529	SER	N-CA-C	6.86	129.53	111.00
6	I	337	ARG	CD-NE-CZ	6.86	133.20	123.60
3	C	535	TRP	CE3-CZ3-CH2	-6.86	113.66	121.20
6	U	95	LEU	O-C-N	6.85	133.67	122.70
6	W	185	SER	N-CA-CB	6.85	120.78	110.50
1	A	409	ILE	CG1-CB-CG2	6.85	126.47	111.40
2	B	1073	ARG	NE-CZ-NH1	6.85	123.72	120.30
6	V	154	ARG	CG-CD-NE	6.85	126.18	111.80
3	C	930	ARG	NE-CZ-NH2	6.85	123.72	120.30
3	C	570	THR	CA-CB-CG2	-6.84	102.82	112.40
1	A	700	VAL	CB-CA-C	6.84	124.40	111.40
3	C	62	ALA	N-CA-C	6.84	129.47	111.00
3	C	577	SER	O-C-N	6.84	133.65	122.70
6	V	533	ASP	CB-CG-OD1	6.84	124.46	118.30
4	D	136	TRP	CA-CB-CG	6.84	126.70	113.70
5	N	101	TYR	CD1-CE1-CZ	6.84	125.96	119.80
2	B	944	ASN	CB-CG-OD1	6.84	135.28	121.60
6	P	277	ASP	CB-CG-OD2	-6.84	112.14	118.30
4	D	256	ALA	N-CA-CB	-6.84	100.53	110.10
6	J	283	SER	N-CA-CB	6.84	120.75	110.50
5	Y	101	TYR	CB-CG-CD2	-6.84	116.90	121.00
1	A	62	TYR	CG-CD2-CE2	6.83	126.77	121.30
6	O	457	PRO	N-CA-CB	6.83	111.50	103.30
6	V	566	TRP	CZ3-CH2-CZ2	-6.83	113.40	121.60
6	Q	322	TYR	CG-CD2-CE2	-6.83	115.83	121.30
6	V	294	TYR	CB-CG-CD2	6.83	125.10	121.00
1	A	230	PHE	CG-CD2-CE2	6.83	128.31	120.80
1	A	1194	PHE	CB-CG-CD2	6.83	125.58	120.80

Continued on next page...

Continued from previous page...

Mol	Chain	Res	Type	Atoms	Z	Observed(°)	Ideal(°)
5	G	28	THR	CA-CB-CG2	6.83	121.96	112.40
5	H	244	ASN	N-CA-C	6.83	129.43	111.00
5	L	171	HIS	N-CA-C	6.83	129.43	111.00
1	A	930	TRP	CA-CB-CG	6.82	126.67	113.70
6	P	436	TYR	CG-CD1-CE1	-6.82	115.84	121.30
6	P	644	LEU	CB-CG-CD2	6.82	122.60	111.00
6	X	32	PRO	N-CA-CB	6.82	111.49	103.30
6	K	95	LEU	O-C-N	6.82	133.61	122.70
5	N	46	TYR	CZ-CE2-CD2	6.82	125.94	119.80
4	D	102	PRO	N-CA-CB	6.82	111.48	103.30
6	I	160	GLN	CA-CB-CG	6.82	128.40	113.40
1	A	1227	TYR	CB-CG-CD2	-6.82	116.91	121.00
6	Q	436	TYR	CG-CD1-CE1	-6.82	115.85	121.30
6	V	148	THR	CA-CB-OG1	6.81	123.30	109.00
4	D	237	ALA	N-CA-CB	-6.81	100.57	110.10
6	P	165	THR	CA-CB-CG2	6.81	121.93	112.40
6	W	206	GLU	OE1-CD-OE2	6.81	131.47	123.30
1	A	32	ASP	CB-CG-OD1	-6.81	112.17	118.30
1	A	379	VAL	CG1-CB-CG2	-6.81	100.01	110.90
6	Q	294	TYR	CB-CG-CD2	6.81	125.08	121.00
6	U	322	TYR	CB-CG-CD1	-6.81	116.92	121.00
6	X	317	ARG	NH1-CZ-NH2	-6.81	111.91	119.40
6	X	322	TYR	CB-CG-CD1	-6.81	116.92	121.00
1	A	53	ASP	CB-CG-OD2	-6.81	112.17	118.30
1	A	95	PHE	CB-CG-CD1	-6.80	116.04	120.80
1	A	821	GLU	CA-CB-CG	6.80	128.37	113.40
1	A	1257	PHE	CB-CG-CD2	6.80	125.56	120.80
6	K	421	HIS	CA-CB-CG	6.80	125.17	113.60
6	Q	283	SER	N-CA-CB	6.80	120.70	110.50
2	B	880	LEU	CB-CG-CD2	6.80	122.56	111.00
5	F	21	ARG	NE-CZ-NH2	6.80	123.70	120.30
6	K	271	LEU	O-C-N	6.79	133.57	122.70
6	X	242	PHE	CD1-CE1-CZ	-6.79	111.95	120.10
2	B	450	ASP	N-CA-CB	-6.79	98.37	110.60
6	Q	529	SER	N-CA-C	6.79	129.34	111.00
6	X	297	ALA	CB-CA-C	6.79	120.29	110.10
2	B	615	PHE	CB-CG-CD2	-6.79	116.05	120.80
6	O	185	SER	N-CA-CB	6.79	120.69	110.50
6	I	622	GLU	OE1-CD-OE2	6.79	131.45	123.30
5	L	77	GLU	O-C-N	6.79	133.56	122.70
1	A	158	TRP	CH2-CZ2-CE2	6.78	124.18	117.40
3	C	864	PHE	CB-CG-CD1	-6.78	116.05	120.80

Continued on next page...

Continued from previous page...

Mol	Chain	Res	Type	Atoms	Z	Observed(°)	Ideal(°)
5	F	77	GLU	O-C-N	6.78	133.55	122.70
6	V	277	ASP	CB-CG-OD2	-6.78	112.20	118.30
1	A	635	TYR	CG-CD1-CE1	-6.78	115.88	121.30
4	D	232	PHE	CB-CG-CD1	-6.78	116.06	120.80
6	J	48	TRP	CD1-CG-CD2	-6.78	100.88	106.30
6	O	436	TYR	CG-CD1-CE1	-6.78	115.88	121.30
2	B	828	GLU	OE1-CD-OE2	6.77	131.43	123.30
3	C	160	PHE	CD1-CG-CD2	-6.77	109.49	118.30
2	B	998	PRO	N-CA-CB	6.77	111.43	103.30
6	J	271	LEU	O-C-N	6.77	133.54	122.70
6	O	206	GLU	OE1-CD-OE2	6.77	131.43	123.30
5	R	178	ASP	CA-CB-CG	6.77	128.30	113.40
1	A	352	TYR	CB-CG-CD2	-6.77	116.94	121.00
1	A	550	ARG	NE-CZ-NH1	6.77	123.69	120.30
6	P	95	LEU	O-C-N	6.77	133.53	122.70
6	W	275	GLU	OE1-CD-OE2	6.77	131.42	123.30
6	V	482	ASP	CB-CG-OD2	-6.77	112.21	118.30
6	K	412	ARG	CA-CB-CG	6.77	128.28	113.40
6	W	532	ASP	CB-CG-OD1	6.77	124.39	118.30
6	O	480	VAL	CG1-CB-CG2	-6.76	100.08	110.90
5	L	46	TYR	CZ-CE2-CD2	6.76	125.89	119.80
6	K	76	GLU	OE1-CD-OE2	6.76	131.41	123.30
6	U	418	ASN	CB-CG-OD1	-6.76	108.08	121.60
6	Q	185	SER	N-CA-CB	6.76	120.64	110.50
6	Q	412	ARG	CA-CB-CG	6.76	128.27	113.40
2	B	1083	TYR	CG-CD1-CE1	-6.76	115.89	121.30
6	U	294	TYR	CB-CG-CD2	6.76	125.05	121.00
6	P	337	ARG	CD-NE-CZ	6.75	133.06	123.60
6	P	476	TYR	CB-CG-CD1	6.75	125.05	121.00
6	U	147	ARG	NH1-CZ-NH2	6.75	126.83	119.40
6	J	421	HIS	CA-CB-CG	6.75	125.08	113.60
6	U	566	TRP	CZ3-CH2-CZ2	-6.75	113.50	121.60
6	U	271	LEU	O-C-N	6.75	133.50	122.70
1	A	345	ASP	CB-CG-OD1	-6.75	112.23	118.30
6	Q	421	HIS	CA-CB-CG	6.75	125.07	113.60
6	U	532	ASP	CB-CG-OD1	6.75	124.37	118.30
1	A	1221	PHE	CB-CG-CD2	6.75	125.52	120.80
3	C	101	SER	N-CA-CB	6.74	120.61	110.50
5	G	77	GLU	O-C-N	6.74	133.49	122.70
5	T	101	TYR	CD1-CE1-CZ	6.74	125.87	119.80
2	B	737	ARG	NE-CZ-NH2	6.74	123.67	120.30
2	B	1136	ALA	N-CA-CB	-6.74	100.67	110.10

Continued on next page...

Continued from previous page...

Mol	Chain	Res	Type	Atoms	Z	Observed(°)	Ideal(°)
6	X	337	ARG	CD-NE-CZ	6.74	133.03	123.60
5	N	178	ASP	CA-CB-CG	6.74	128.22	113.40
6	P	530	ARG	NE-CZ-NH2	-6.73	116.93	120.30
3	C	287	GLN	CA-CB-CG	6.73	128.21	113.40
6	K	283	SER	N-CA-CB	6.73	120.60	110.50
5	G	242	PHE	CB-CG-CD1	-6.73	116.09	120.80
6	U	457	PRO	N-CA-CB	6.73	111.38	103.30
6	V	337	ARG	CD-NE-CZ	6.73	133.02	123.60
6	O	562	TYR	CZ-CE2-CD2	-6.73	113.75	119.80
6	Q	622	GLU	OE1-CD-OE2	6.72	131.37	123.30
3	C	375	ASN	C-N-CA	6.72	138.50	121.70
3	C	460	VAL	CA-CB-CG1	6.72	120.98	110.90
6	I	272	ASP	CB-CG-OD2	-6.72	112.25	118.30
6	P	562	TYR	CB-CG-CD2	-6.72	116.97	121.00
1	A	550	ARG	NE-CZ-NH2	6.72	123.66	120.30
4	D	142	VAL	CG1-CB-CG2	-6.72	100.15	110.90
5	H	169	ASN	CA-CB-CG	6.72	128.18	113.40
6	J	337	ARG	CD-NE-CZ	6.72	133.01	123.60
3	C	216	THR	CA-CB-CG2	6.72	121.80	112.40
6	K	585	GLN	CB-CA-C	6.71	123.83	110.40
5	G	244	ASN	N-CA-C	6.71	129.12	111.00
5	T	21	ARG	NE-CZ-NH2	6.71	123.66	120.30
5	Y	1	MET	CA-CB-CG	6.71	124.71	113.30
2	B	1013	VAL	CA-CB-CG1	6.71	120.96	110.90
6	O	66	ASP	CB-CG-OD1	6.71	124.34	118.30
5	L	244	ASN	N-CA-C	6.71	129.11	111.00
6	O	454	PHE	CB-CG-CD2	-6.71	116.10	120.80
6	U	337	ARG	CD-NE-CZ	6.71	132.99	123.60
1	A	1148	ASP	CB-CG-OD2	6.71	124.34	118.30
6	J	322	TYR	CG-CD2-CE2	-6.71	115.94	121.30
6	P	619	ASP	CB-CA-C	-6.71	96.99	110.40
6	J	417	PHE	CB-CG-CD2	6.71	125.49	120.80
3	C	81	ARG	NE-CZ-NH1	-6.70	116.95	120.30
6	W	322	TYR	CB-CG-CD1	-6.70	116.98	121.00
6	V	416	ARG	CB-CA-C	6.70	123.80	110.40
6	X	421	HIS	CA-CB-CG	6.70	124.99	113.60
3	C	427	LEU	CB-CG-CD1	-6.70	99.61	111.00
5	H	46	TYR	CZ-CE2-CD2	6.70	125.83	119.80
6	J	530	ARG	NE-CZ-NH2	-6.70	116.95	120.30
6	W	76	GLU	OE1-CD-OE2	6.70	131.34	123.30
3	C	1144	ASP	CB-CG-OD2	6.69	124.32	118.30
6	O	294	TYR	CB-CG-CD2	6.69	125.02	121.00

Continued on next page...

Continued from previous page...

Mol	Chain	Res	Type	Atoms	Z	Observed(°)	Ideal(°)
6	V	529	SER	N-CA-C	6.69	129.07	111.00
5	S	46	TYR	CZ-CE2-CD2	6.69	125.82	119.80
6	I	64	VAL	CB-CA-C	6.69	124.11	111.40
1	A	399	ARG	NE-CZ-NH1	-6.68	116.96	120.30
2	B	262	ARG	NE-CZ-NH1	-6.68	116.96	120.30
3	C	809	ALA	N-CA-CB	6.68	119.46	110.10
6	K	277	ASP	CB-CG-OD2	-6.68	112.28	118.30
6	K	436	TYR	CG-CD1-CE1	-6.68	115.95	121.30
5	N	40	TYR	CB-CG-CD2	-6.68	116.99	121.00
6	V	317	ARG	NH1-CZ-NH2	-6.68	112.05	119.40
1	A	997	TRP	CB-CG-CD2	6.68	135.29	126.60
5	M	171	HIS	N-CA-C	6.68	129.04	111.00
6	W	317	ARG	NE-CZ-NH1	6.68	123.64	120.30
2	B	802	ALA	N-CA-CB	-6.68	100.75	110.10
2	B	1190	LEU	N-CA-C	6.68	129.03	111.00
3	C	90	VAL	CG1-CB-CG2	-6.68	100.22	110.90
6	W	585	GLN	CB-CA-C	6.68	123.75	110.40
5	M	183	ASP	CB-CG-OD2	-6.67	112.29	118.30
6	U	160	GLN	CA-CB-CG	6.67	128.08	113.40
1	A	779	MET	CG-SD-CE	-6.67	89.53	100.20
1	A	550	ARG	O-C-N	6.67	133.37	122.70
5	F	171	HIS	N-CA-C	6.67	129.00	111.00
6	V	530	ARG	NE-CZ-NH2	-6.67	116.97	120.30
6	P	64	VAL	CB-CA-C	6.67	124.06	111.40
1	A	963	ARG	NH1-CZ-NH2	-6.66	112.07	119.40
2	B	528	PHE	CB-CG-CD1	-6.66	116.14	120.80
3	C	1103	TRP	CE2-CD2-CE3	6.66	126.70	118.70
4	E	85	THR	CA-CB-CG2	6.66	121.73	112.40
5	S	214	ARG	NE-CZ-NH2	6.66	123.63	120.30
6	X	436	TYR	CG-CD1-CE1	-6.66	115.97	121.30
1	A	962	GLU	OE1-CD-OE2	6.66	131.29	123.30
1	A	1051	ARG	NH1-CZ-NH2	-6.66	112.07	119.40
6	K	480	VAL	CG1-CB-CG2	-6.66	100.24	110.90
6	O	622	GLU	OE1-CD-OE2	6.66	131.29	123.30
6	W	282	VAL	CA-CB-CG1	6.66	120.89	110.90
6	O	416	ARG	CA-C-N	-6.66	102.55	117.20
6	Q	87	PHE	CB-CG-CD2	-6.66	116.14	120.80
6	Q	577	VAL	CA-CB-CG1	6.66	120.89	110.90
6	X	29	THR	N-CA-CB	6.66	122.95	110.30
6	O	96	PHE	CB-CG-CD2	-6.66	116.14	120.80
1	A	716	PHE	CB-CG-CD2	-6.65	116.14	120.80
6	O	48	TRP	CD1-CG-CD2	-6.65	100.98	106.30

Continued on next page...

Continued from previous page...

Mol	Chain	Res	Type	Atoms	Z	Observed(°)	Ideal(°)
2	B	224	TRP	CG-CD2-CE3	-6.65	127.91	133.90
6	I	532	ASP	CB-CG-OD1	6.65	124.29	118.30
6	P	185	SER	N-CA-CB	6.65	120.48	110.50
6	W	283	SER	N-CA-CB	6.65	120.48	110.50
6	J	80	GLU	OE1-CD-OE2	6.65	131.28	123.30
6	V	421	HIS	CA-CB-CG	6.65	124.91	113.60
3	C	407	ARG	NE-CZ-NH2	6.65	123.62	120.30
2	B	490	PRO	O-C-N	6.65	133.34	122.70
2	B	1017	PHE	CG-CD2-CE2	6.65	128.11	120.80
4	D	166	MET	CG-SD-CE	-6.65	89.56	100.20
4	E	112	TRP	CD1-NE1-CE2	-6.65	103.02	109.00
5	R	169	ASN	CA-CB-CG	6.65	128.02	113.40
3	C	642	PHE	CB-CG-CD1	-6.64	116.15	120.80
5	L	110	PHE	O-C-N	6.64	133.33	122.70
6	O	148	THR	CA-CB-OG1	6.64	122.95	109.00
5	G	183	ASP	CB-CG-OD2	-6.64	112.32	118.30
5	G	46	TYR	CZ-CE2-CD2	6.64	125.78	119.80
2	B	379	GLY	O-C-N	-6.64	112.08	122.70
4	E	160	GLU	CG-CD-OE2	-6.64	105.03	118.30
6	O	459	LEU	CB-CG-CD1	6.63	122.28	111.00
6	I	563	PRO	N-CD-CG	6.63	113.15	103.20
5	N	171	HIS	N-CA-C	6.63	128.91	111.00
6	J	29	THR	N-CA-CB	6.63	122.90	110.30
6	J	340	ASP	CB-CG-OD1	-6.63	112.33	118.30
6	Q	95	LEU	O-C-N	6.63	133.31	122.70
6	U	416	ARG	CA-C-N	-6.63	102.61	117.20
6	X	533	ASP	CB-CG-OD2	-6.63	112.33	118.30
1	A	406	ASN	N-CA-C	6.63	128.90	111.00
5	G	171	HIS	N-CA-C	6.63	128.89	111.00
6	J	577	VAL	CA-CB-CG1	6.63	120.84	110.90
6	W	95	LEU	O-C-N	6.63	133.30	122.70
6	P	271	LEU	O-C-N	6.62	133.30	122.70
3	C	1033	ASP	O-C-N	6.62	133.30	122.70
1	A	942	SER	N-CA-CB	6.62	120.43	110.50
6	P	585	GLN	CB-CA-C	6.62	123.64	110.40
6	X	185	SER	N-CA-CB	6.62	120.43	110.50
1	A	269	ALA	CB-CA-C	6.62	120.03	110.10
4	D	71	LEU	O-C-N	6.62	133.29	122.70
4	E	266	TYR	CB-CA-C	-6.62	97.16	110.40
5	S	171	HIS	N-CA-C	6.62	128.87	111.00
6	X	416	ARG	NE-CZ-NH1	-6.62	116.99	120.30
6	I	457	PRO	N-CA-CB	6.62	111.24	103.30

Continued on next page...

Continued from previous page...

Mol	Chain	Res	Type	Atoms	Z	Observed(°)	Ideal(°)
5	Y	4	HIS	CB-CA-C	6.62	123.63	110.40
6	J	248	GLU	CA-CB-CG	6.61	127.95	113.40
6	X	340	ASP	CB-CG-OD1	-6.61	112.35	118.30
3	C	1177	TYR	CA-CB-CG	6.61	125.96	113.40
6	W	48	TRP	CD1-CG-CD2	-6.61	101.01	106.30
6	I	73	PHE	CB-CG-CD1	-6.61	116.18	120.80
5	S	169	ASN	CA-CB-CG	6.61	127.93	113.40
2	B	1196	ARG	NE-CZ-NH1	-6.60	117.00	120.30
3	C	585	VAL	CG1-CB-CG2	-6.60	100.33	110.90
6	V	29	THR	N-CA-CB	6.60	122.85	110.30
5	G	169	ASN	CA-CB-CG	6.60	127.93	113.40
6	Q	416	ARG	N-CA-C	-6.60	93.18	111.00
6	W	480	VAL	CG1-CB-CG2	-6.60	100.34	110.90
6	O	64	VAL	CB-CA-C	6.60	123.93	111.40
5	R	261	ASP	CA-CB-CG	6.60	127.91	113.40
6	I	87	PHE	CB-CG-CD1	6.60	125.42	120.80
5	L	101	TYR	CD1-CE1-CZ	6.60	125.74	119.80
6	Q	476	TYR	CB-CG-CD1	6.59	124.96	121.00
6	I	480	VAL	CG1-CB-CG2	-6.59	100.35	110.90
3	C	247	THR	N-CA-CB	6.59	122.82	110.30
5	Y	183	ASP	CB-CG-OD2	-6.59	112.37	118.30
6	J	619	ASP	CB-CA-C	-6.59	97.22	110.40
6	Q	80	GLU	OE1-CD-OE2	6.58	131.20	123.30
6	X	169	MET	CA-CB-CG	6.58	124.49	113.30
2	B	954	PRO	CA-N-CD	-6.58	102.28	111.50
2	B	988	ALA	N-CA-CB	-6.58	100.88	110.10
6	Q	480	VAL	CG1-CB-CG2	-6.58	100.37	110.90
5	T	261	ASP	CA-CB-CG	6.58	127.89	113.40
2	B	621	TRP	CD1-NE1-CE2	-6.58	103.08	109.00
6	W	421	HIS	CA-CB-CG	6.58	124.79	113.60
3	C	656	PHE	CB-CG-CD2	6.58	125.41	120.80
6	K	577	VAL	CA-CB-CG1	6.58	120.77	110.90
1	A	1169	LYS	N-CA-CB	-6.58	98.76	110.60
6	V	64	VAL	CB-CA-C	6.58	123.89	111.40
6	V	418	ASN	CB-CG-OD1	-6.58	108.45	121.60
2	B	914	ASP	CB-CG-OD1	-6.57	112.38	118.30
6	P	566	TRP	CZ3-CH2-CZ2	-6.57	113.71	121.60
6	U	185	SER	N-CA-CB	6.57	120.36	110.50
6	X	563	PRO	N-CD-CG	6.57	113.06	103.20
2	B	392	ASP	CB-CG-OD2	-6.57	112.39	118.30
6	J	185	SER	N-CA-CB	6.57	120.36	110.50
6	I	340	ASP	CB-CG-OD1	-6.57	112.39	118.30

Continued on next page...

Continued from previous page...

Mol	Chain	Res	Type	Atoms	Z	Observed(°)	Ideal(°)
6	U	56	ALA	CB-CA-C	-6.57	100.25	110.10
1	A	136	ASP	CB-CG-OD2	6.57	124.21	118.30
4	E	233	TYR	CB-CG-CD2	-6.57	117.06	121.00
6	I	418	ASN	CB-CG-OD1	-6.57	108.47	121.60
6	K	566	TRP	CH2-CZ2-CE2	6.57	123.97	117.40
6	U	152	ARG	NE-CZ-NH2	6.57	123.58	120.30
5	Y	169	ASN	CA-CB-CG	6.56	127.84	113.40
3	C	344	TYR	CD1-CE1-CZ	6.56	125.71	119.80
6	U	76	GLU	OE1-CD-OE2	6.56	131.18	123.30
6	U	298	PHE	CE1-CZ-CE2	6.56	131.81	120.00
1	A	997	TRP	CG-CD2-CE3	-6.56	128.00	133.90
2	B	612	ALA	N-CA-CB	-6.56	100.91	110.10
6	I	161	LYS	N-CA-CB	-6.56	98.79	110.60
6	U	436	TYR	CG-CD1-CE1	-6.56	116.05	121.30
1	A	669	ARG	CG-CD-NE	6.56	125.57	111.80
2	B	798	VAL	CA-CB-CG2	6.56	120.74	110.90
5	F	110	PHE	O-C-N	6.56	133.19	122.70
6	J	76	GLU	OE1-CD-OE2	6.56	131.17	123.30
5	T	169	ASN	CA-CB-CG	6.56	127.83	113.40
6	O	563	PRO	N-CD-CG	6.56	113.03	103.20
6	J	532	ASP	CB-CG-OD1	6.55	124.20	118.30
6	W	337	ARG	CD-NE-CZ	6.55	132.78	123.60
1	A	46	ALA	N-CA-C	6.55	128.69	111.00
5	S	110	PHE	O-C-N	6.55	133.18	122.70
6	W	412	ARG	CA-CB-CG	6.55	127.81	113.40
1	A	869	PRO	N-CA-CB	6.55	111.16	103.30
3	C	284	ASP	CB-CG-OD1	-6.55	112.41	118.30
6	O	160	GLN	CA-CB-CG	6.55	127.81	113.40
5	S	261	ASP	CA-CB-CG	6.55	127.81	113.40
3	C	754	GLU	CB-CA-C	6.55	123.49	110.40
5	F	101	TYR	CB-CG-CD2	-6.55	117.07	121.00
6	K	327	TYR	CB-CG-CD2	-6.55	117.07	121.00
4	E	134	SER	N-CA-CB	6.54	120.32	110.50
6	I	421	HIS	CA-CB-CG	6.54	124.72	113.60
1	A	775	ARG	NH1-CZ-NH2	6.54	126.59	119.40
6	W	87	PHE	CB-CG-CD1	6.54	125.38	120.80
5	F	169	ASN	CA-CB-CG	6.54	127.78	113.40
5	L	44	GLY	O-C-N	6.54	133.16	122.70
6	O	418	ASN	CB-CG-OD1	-6.54	108.53	121.60
2	B	880	LEU	CA-CB-CG	6.54	130.33	115.30
5	G	1	MET	CA-CB-CG	6.54	124.41	113.30
6	J	154	ARG	N-CA-CB	-6.54	98.84	110.60

Continued on next page...

Continued from previous page...

Mol	Chain	Res	Type	Atoms	Z	Observed(°)	Ideal(°)
3	C	117	TYR	CG-CD2-CE2	-6.53	116.07	121.30
5	N	110	PHE	O-C-N	6.53	133.15	122.70
6	V	619	ASP	CB-CA-C	-6.53	97.34	110.40
6	P	480	VAL	CG1-CB-CG2	-6.53	100.45	110.90
6	V	644	LEU	CB-CG-CD2	6.53	122.10	111.00
6	X	480	VAL	CG1-CB-CG2	-6.53	100.45	110.90
1	A	1057	PRO	N-CA-CB	6.53	111.13	103.30
6	O	161	LYS	N-CA-CB	-6.53	98.85	110.60
6	U	277	ASP	CB-CG-OD2	-6.53	112.42	118.30
3	C	524	ASP	CB-CG-OD1	-6.53	112.43	118.30
4	D	183	ALA	O-C-N	6.53	133.14	122.70
1	A	269	ALA	N-CA-CB	-6.52	100.97	110.10
4	E	318	ASN	CB-CA-C	6.52	123.45	110.40
6	J	418	ASN	CB-CG-OD1	-6.52	108.55	121.60
5	H	178	ASP	CA-CB-CG	6.52	127.75	113.40
6	V	271	LEU	O-C-N	6.52	133.13	122.70
3	C	242	ARG	NE-CZ-NH2	-6.52	117.04	120.30
6	V	476	TYR	CB-CG-CD1	6.52	124.91	121.00
6	U	412	ARG	CA-CB-CG	6.52	127.75	113.40
2	B	651	PRO	N-CA-CB	6.52	111.12	103.30
5	L	169	ASN	CA-CB-CG	6.52	127.74	113.40
6	V	563	PRO	N-CD-CG	6.52	112.98	103.20
6	W	436	TYR	CG-CD1-CE1	-6.52	116.09	121.30
1	A	53	ASP	OD1-CG-OD2	6.52	135.68	123.30
2	B	310	LYS	N-CA-CB	6.51	122.33	110.60
5	L	178	ASP	CA-CB-CG	6.51	127.73	113.40
3	C	564	TRP	CD1-NE1-CE2	-6.51	103.14	109.00
1	A	139	PHE	CB-CG-CD1	-6.51	116.24	120.80
5	F	178	ASP	CA-CB-CG	6.51	127.72	113.40
6	V	622	GLU	OE1-CD-OE2	6.51	131.11	123.30
2	B	1037	VAL	CA-CB-CG1	6.51	120.66	110.90
6	Q	456	ASN	N-CA-CB	-6.51	98.89	110.60
5	R	214	ARG	NE-CZ-NH2	6.51	123.55	120.30
6	Q	277	ASP	CB-CG-OD2	-6.50	112.44	118.30
5	T	183	ASP	CB-CG-OD2	-6.50	112.44	118.30
1	A	372	PHE	CG-CD1-CE1	-6.50	113.65	120.80
3	C	779	VAL	CA-CB-CG2	6.50	120.66	110.90
5	G	178	ASP	CA-CB-CG	6.50	127.71	113.40
6	K	206	GLU	OE1-CD-OE2	6.50	131.10	123.30
6	V	532	ASP	CB-CG-OD1	6.50	124.15	118.30
6	X	454	PHE	CB-CG-CD2	-6.50	116.25	120.80
4	E	28	GLU	OE1-CD-OE2	6.50	131.10	123.30

Continued on next page...

Continued from previous page...

Mol	Chain	Res	Type	Atoms	Z	Observed(°)	Ideal(°)
6	K	282	VAL	CA-CB-CG1	6.50	120.65	110.90
5	Y	261	ASP	CA-CB-CG	6.50	127.70	113.40
3	C	1083	TYR	CD1-CE1-CZ	6.50	125.65	119.80
6	I	412	ARG	CA-CB-CG	6.50	127.70	113.40
6	U	48	TRP	CD1-CG-CD2	-6.50	101.10	106.30
5	T	178	ASP	CA-CB-CG	6.50	127.69	113.40
2	B	401	THR	CA-CB-OG1	6.50	122.64	109.00
6	K	298	PHE	CZ-CE2-CD2	-6.49	112.31	120.10
6	P	298	PHE	CZ-CE2-CD2	-6.49	112.31	120.10
6	Q	585	GLN	CB-CA-C	6.49	123.39	110.40
5	T	110	PHE	O-C-N	6.49	133.09	122.70
1	A	655	VAL	CA-CB-CG2	6.49	120.64	110.90
6	O	283	SER	N-CA-CB	6.49	120.24	110.50
6	W	29	THR	N-CA-CB	6.49	122.63	110.30
6	X	566	TRP	CZ3-CH2-CZ2	-6.49	113.81	121.60
2	B	1115	VAL	CA-CB-CG1	6.49	120.63	110.90
3	C	876	ASP	CB-CG-OD2	-6.49	112.46	118.30
6	I	121	ALA	CB-CA-C	-6.49	100.37	110.10
6	U	282	VAL	CA-CB-CG1	6.49	120.63	110.90
1	A	465	PHE	N-CA-CB	-6.49	98.92	110.60
6	P	421	HIS	CA-CB-CG	6.49	124.63	113.60
6	V	562	TYR	CZ-CE2-CD2	-6.49	113.96	119.80
1	A	938	TYR	CB-CG-CD2	-6.49	117.11	121.00
6	W	566	TRP	CZ3-CH2-CZ2	-6.49	113.82	121.60
3	C	941	TYR	CG-CD1-CE1	-6.48	116.11	121.30
6	I	277	ASP	CB-CG-OD2	-6.48	112.47	118.30
5	H	40	TYR	CB-CG-CD2	-6.48	117.11	121.00
5	S	178	ASP	CA-CB-CG	6.48	127.66	113.40
6	U	563	PRO	N-CD-CG	6.48	112.92	103.20
1	A	669	ARG	NH1-CZ-NH2	-6.48	112.27	119.40
6	J	480	VAL	CG1-CB-CG2	-6.48	100.53	110.90
6	X	64	VAL	CB-CA-C	6.48	123.71	111.40
5	Y	77	GLU	O-C-N	6.48	133.06	122.70
5	H	241	ALA	N-CA-CB	-6.47	101.04	110.10
6	J	282	VAL	CA-CB-CG1	6.47	120.61	110.90
6	P	472	ARG	CG-CD-NE	6.47	125.40	111.80
6	V	417	PHE	CB-CG-CD2	6.47	125.33	120.80
6	K	416	ARG	N-CA-C	-6.47	93.53	111.00
6	I	87	PHE	CB-CG-CD2	-6.47	116.27	120.80
6	J	95	LEU	O-C-N	6.47	133.05	122.70
5	H	261	ASP	CA-CB-CG	6.46	127.62	113.40
6	J	64	VAL	CB-CA-C	6.46	123.68	111.40

Continued on next page...

Continued from previous page...

Mol	Chain	Res	Type	Atoms	Z	Observed(°)	Ideal(°)
6	J	147	ARG	NH1-CZ-NH2	6.46	126.51	119.40
6	K	87	PHE	CB-CG-CD2	-6.46	116.28	120.80
6	O	566	TRP	CZ3-CH2-CZ2	-6.46	113.84	121.60
4	D	210	TRP	CD1-NE1-CE2	-6.46	103.19	109.00
6	W	459	LEU	CA-CB-CG	6.46	130.15	115.30
1	A	549	ARG	NH1-CZ-NH2	-6.46	112.30	119.40
5	F	44	GLY	O-C-N	6.46	133.03	122.70
5	N	169	ASN	CA-CB-CG	6.46	127.60	113.40
5	S	178	ASP	CB-CG-OD1	-6.46	112.49	118.30
2	B	729	MET	CA-C-N	-6.46	103.00	117.20
2	B	898	ALA	N-CA-CB	-6.46	101.06	110.10
6	O	585	GLN	CB-CA-C	6.46	123.31	110.40
1	A	533	ILE	CA-CB-CG2	6.45	123.81	110.90
1	A	1041	PRO	N-CA-CB	6.45	111.04	103.30
6	V	79	ARG	N-CA-CB	6.45	122.22	110.60
3	C	757	VAL	CB-CA-C	6.45	123.66	111.40
4	D	308	TRP	CE2-CD2-CG	-6.45	102.14	107.30
6	P	282	VAL	CA-CB-CG1	6.45	120.58	110.90
4	D	389	PHE	CG-CD1-CE1	-6.45	113.70	120.80
5	M	40	TYR	CB-CG-CD2	-6.45	117.13	121.00
5	T	40	TYR	CB-CG-CD2	-6.45	117.13	121.00
2	B	983	TYR	CA-CB-CG	6.45	125.65	113.40
5	G	178	ASP	CB-CG-OD1	-6.45	112.50	118.30
6	X	586	VAL	CG1-CB-CG2	6.45	121.22	110.90
4	E	190	TYR	CB-CG-CD2	6.45	124.87	121.00
4	E	76	LEU	CB-CG-CD2	6.45	121.96	111.00
6	X	476	TYR	CB-CG-CD1	6.44	124.87	121.00
6	O	482	ASP	CB-CG-OD2	-6.44	112.50	118.30
6	Q	563	PRO	N-CD-CG	6.44	112.86	103.20
6	I	283	SER	N-CA-CB	6.44	120.16	110.50
6	V	585	GLN	CB-CA-C	6.44	123.28	110.40
6	J	585	GLN	CB-CA-C	6.44	123.27	110.40
5	N	241	ALA	N-CA-CB	-6.44	101.09	110.10
1	A	1284	TYR	CA-CB-CG	6.43	125.63	113.40
4	E	316	THR	N-CA-CB	-6.43	98.07	110.30
6	W	49	ARG	NE-CZ-NH1	6.43	123.52	120.30
5	Y	241	ALA	N-CA-CB	-6.43	101.10	110.10
2	B	331	ARG	NE-CZ-NH1	-6.43	117.08	120.30
4	D	161	VAL	CA-CB-CG2	6.43	120.55	110.90
5	L	21	ARG	NE-CZ-NH2	6.43	123.52	120.30
6	V	480	VAL	CG1-CB-CG2	-6.43	100.61	110.90
3	C	1045	TRP	CG-CD2-CE3	-6.43	128.11	133.90

Continued on next page...

Continued from previous page...

Mol	Chain	Res	Type	Atoms	Z	Observed(°)	Ideal(°)
6	W	340	ASP	CB-CG-OD1	-6.43	112.52	118.30
5	G	145	ARG	NH1-CZ-NH2	-6.43	112.33	119.40
6	W	396	VAL	CA-CB-CG1	6.43	120.54	110.90
6	J	566	TRP	CH2-CZ2-CE2	6.42	123.83	117.40
5	N	183	ASP	CB-CG-OD2	-6.42	112.52	118.30
2	B	879	PHE	CB-CG-CD1	-6.42	116.31	120.80
4	E	412	VAL	CA-CB-CG1	6.42	120.53	110.90
6	W	416	ARG	N-CA-C	-6.42	93.66	111.00
6	K	79	ARG	N-CA-CB	6.42	122.15	110.60
3	C	675	MET	CA-CB-CG	6.42	124.21	113.30
5	F	261	ASP	CA-CB-CG	6.42	127.52	113.40
6	O	322	TYR	CB-CG-CD1	-6.42	117.15	121.00
6	Q	530	ARG	NE-CZ-NH2	-6.42	117.09	120.30
6	W	563	PRO	N-CD-CG	6.42	112.83	103.20
3	C	921	ASP	CB-CG-OD1	-6.41	112.53	118.30
6	O	466	VAL	CB-CA-C	6.41	123.58	111.40
6	K	322	TYR	CB-CG-CD1	-6.41	117.15	121.00
6	I	76	GLU	OE1-CD-OE2	6.41	130.99	123.30
6	O	28	SER	O-C-N	-6.41	112.44	122.70
6	I	79	ARG	N-CA-CB	6.41	122.13	110.60
6	Q	528	ALA	CA-C-N	6.41	131.29	117.20
1	A	27	PHE	CB-CG-CD1	6.41	125.28	120.80
6	J	161	LYS	N-CA-CB	-6.41	99.07	110.60
6	J	298	PHE	CZ-CE2-CD2	-6.41	112.41	120.10
6	V	165	THR	CA-CB-CG2	6.41	121.37	112.40
6	X	76	GLU	OE1-CD-OE2	6.41	130.99	123.30
6	X	161	LYS	N-CA-CB	-6.41	99.07	110.60
3	C	1148	SER	N-CA-CB	6.40	120.10	110.50
6	J	20	PHE	CB-CG-CD2	-6.40	116.32	120.80
1	A	1183	VAL	CG1-CB-CG2	-6.40	100.66	110.90
6	I	185	SER	N-CA-CB	6.40	120.10	110.50
4	E	210	TRP	CD1-NE1-CE2	-6.40	103.24	109.00
2	B	1179	VAL	CG1-CB-CG2	6.40	121.14	110.90
5	T	92	ALA	N-CA-CB	-6.40	101.15	110.10
2	B	961	LEU	CB-CG-CD1	6.39	121.87	111.00
6	Q	466	VAL	CB-CA-C	6.39	123.55	111.40
5	M	261	ASP	CA-CB-CG	6.39	127.46	113.40
5	T	46	TYR	CZ-CE2-CD2	6.39	125.55	119.80
3	C	168	ARG	NE-CZ-NH1	6.39	123.50	120.30
1	A	295	PHE	CB-CG-CD2	-6.39	116.33	120.80
6	O	412	ARG	CA-CB-CG	6.39	127.45	113.40
6	Q	457	PRO	N-CA-CB	6.39	110.96	103.30

Continued on next page...

Continued from previous page...

Mol	Chain	Res	Type	Atoms	Z	Observed(°)	Ideal(°)
6	K	528	ALA	CA-C-N	6.38	131.25	117.20
6	V	247	SER	N-CA-C	6.38	128.24	111.00
1	A	158	TRP	O-C-N	6.38	132.91	122.70
6	I	28	SER	O-C-N	-6.38	112.49	122.70
3	C	972	MET	CG-SD-CE	-6.38	89.99	100.20
1	A	193	THR	N-CA-CB	6.38	122.42	110.30
6	O	79	ARG	N-CA-CB	6.38	122.08	110.60
1	A	306	ARG	NE-CZ-NH2	-6.38	117.11	120.30
6	O	532	ASP	CB-CG-OD1	6.38	124.04	118.30
6	P	247	SER	N-CA-C	6.38	128.22	111.00
6	Q	566	TRP	CZ3-CH2-CZ2	-6.38	113.95	121.60
6	V	206	GLU	OE1-CD-OE2	6.38	130.95	123.30
6	V	416	ARG	NE-CZ-NH1	-6.38	117.11	120.30
1	A	568	ARG	NE-CZ-NH1	-6.38	117.11	120.30
6	P	577	VAL	CA-CB-CG1	6.38	120.46	110.90
2	B	1067	VAL	CA-CB-CG2	6.37	120.46	110.90
6	K	454	PHE	CB-CG-CD2	-6.37	116.34	120.80
6	W	161	LYS	N-CA-CB	-6.37	99.13	110.60
6	Q	64	VAL	CB-CA-C	6.37	123.51	111.40
2	B	1045	TRP	N-CA-CB	6.37	122.07	110.60
1	A	155	PRO	N-CD-CG	6.37	112.75	103.20
4	E	342	ARG	NH1-CZ-NH2	-6.37	112.40	119.40
6	K	185	SER	N-CA-CB	6.37	120.05	110.50
6	K	562	TYR	CZ-CE2-CD2	-6.37	114.07	119.80
1	A	967	TYR	CZ-CE2-CD2	6.37	125.53	119.80
3	C	568	PHE	CG-CD2-CE2	6.37	127.80	120.80
6	J	622	GLU	OE1-CD-OE2	6.36	130.93	123.30
5	M	46	TYR	CZ-CE2-CD2	6.36	125.52	119.80
6	P	417	PHE	CB-CG-CD2	6.36	125.25	120.80
5	Y	145	ARG	NH1-CZ-NH2	-6.36	112.40	119.40
1	A	20	ARG	NH1-CZ-NH2	-6.36	112.41	119.40
6	J	165	THR	CA-CB-CG2	6.36	121.30	112.40
6	Q	282	VAL	CA-CB-CG1	6.36	120.44	110.90
3	C	951	PRO	N-CD-CG	6.36	112.74	103.20
4	D	216	PHE	CB-CG-CD2	-6.36	116.35	120.80
5	N	261	ASP	CA-CB-CG	6.36	127.39	113.40
6	J	476	TYR	CB-CG-CD1	6.36	124.81	121.00
5	R	44	GLY	O-C-N	6.36	132.87	122.70
1	A	154	PHE	CB-CG-CD1	-6.35	116.35	120.80
3	C	969	MET	CA-CB-CG	6.35	124.10	113.30
6	K	29	THR	N-CA-CB	6.35	122.37	110.30
1	A	714	ARG	NE-CZ-NH1	6.35	123.47	120.30

Continued on next page...

Continued from previous page...

Mol	Chain	Res	Type	Atoms	Z	Observed(°)	Ideal(°)
6	X	577	VAL	CA-CB-CG1	6.35	120.42	110.90
6	U	644	LEU	CB-CG-CD1	-6.35	100.21	111.00
6	W	622	GLU	OE1-CD-OE2	6.35	130.92	123.30
6	I	566	TRP	CZ3-CH2-CZ2	-6.34	113.99	121.60
6	U	173	ASP	CB-CG-OD2	-6.34	112.59	118.30
6	U	421	HIS	CA-CB-CG	6.34	124.39	113.60
1	A	125	PHE	CB-CG-CD2	6.34	125.24	120.80
2	B	1181	THR	CA-C-O	-6.34	106.78	120.10
5	L	214	ARG	NE-CZ-NH2	6.34	123.47	120.30
6	U	283	SER	N-CA-CB	6.34	120.01	110.50
1	A	408	THR	CA-CB-CG2	6.34	121.28	112.40
1	A	418	TYR	CA-CB-CG	6.34	125.44	113.40
6	P	622	GLU	OE1-CD-OE2	6.34	130.91	123.30
5	L	241	ALA	N-CA-CB	-6.34	101.23	110.10
6	U	118	TYR	CG-CD2-CE2	-6.34	116.23	121.30
3	C	399	ARG	NE-CZ-NH2	-6.33	117.13	120.30
6	K	456	ASN	N-CA-CB	-6.33	99.20	110.60
6	O	118	TYR	CG-CD2-CE2	-6.33	116.23	121.30
5	R	132	THR	O-C-N	6.33	132.83	122.70
5	T	138	SER	CA-C-N	-6.33	103.27	117.20
4	E	64	ARG	NE-CZ-NH2	6.33	123.47	120.30
6	P	248	GLU	CA-CB-CG	6.33	127.33	113.40
6	Q	471	LEU	CB-CG-CD1	-6.33	100.23	111.00
1	A	1021	ARG	NH1-CZ-NH2	-6.33	112.44	119.40
3	C	535	TRP	CD1-CG-CD2	-6.33	101.24	106.30
4	D	297	PRO	N-CA-CB	6.33	110.90	103.30
6	W	528	ALA	CA-C-N	6.33	131.13	117.20
5	G	33	THR	CA-CB-OG1	6.33	122.29	109.00
5	N	130	PHE	CB-CG-CD1	-6.33	116.37	120.80
6	U	577	VAL	CA-CB-CG1	6.33	120.39	110.90
5	R	110	PHE	O-C-N	6.33	132.82	122.70
1	A	530	GLU	CA-CB-CG	6.33	127.32	113.40
6	X	461	ASP	CB-CG-OD1	-6.33	112.61	118.30
4	E	64	ARG	NE-CZ-NH1	-6.32	117.14	120.30
6	U	91	MET	N-CA-CB	6.32	121.98	110.60
6	V	396	VAL	CA-CB-CG1	6.32	120.39	110.90
6	Q	96	PHE	CD1-CG-CD2	6.32	126.51	118.30
6	X	586	VAL	CA-C-N	6.32	128.84	116.20
3	C	1017	PHE	CD1-CE1-CZ	-6.32	112.52	120.10
6	K	161	LYS	N-CA-CB	-6.32	99.23	110.60
5	F	33	THR	CA-CB-OG1	6.32	122.26	109.00
5	L	183	ASP	CB-CG-OD2	-6.32	112.62	118.30

Continued on next page...

Continued from previous page...

Mol	Chain	Res	Type	Atoms	Z	Observed(°)	Ideal(°)
1	A	68	TRP	CE2-CD2-CE3	6.31	126.28	118.70
6	P	91	MET	N-CA-CB	6.31	121.97	110.60
2	B	1212	SER	CA-C-N	-6.31	103.31	117.20
1	A	215	ARG	NE-CZ-NH2	6.31	123.45	120.30
1	A	805	VAL	CA-CB-CG1	6.31	120.36	110.90
5	H	145	ARG	NH1-CZ-NH2	-6.31	112.46	119.40
6	K	457	PRO	N-CA-CB	6.31	110.87	103.30
6	W	79	ARG	N-CA-CB	6.31	121.95	110.60
6	K	542	ARG	CB-CG-CD	6.31	128.00	111.60
1	A	1293	VAL	CG1-CB-CG2	-6.30	100.81	110.90
4	D	132	LEU	CB-CG-CD2	-6.30	100.28	111.00
6	O	87	PHE	CB-CG-CD1	6.30	125.21	120.80
5	F	183	ASP	CB-CG-OD2	-6.30	112.63	118.30
5	L	261	ASP	CA-CB-CG	6.30	127.27	113.40
6	W	154	ARG	CG-CD-NE	6.30	125.04	111.80
2	B	1137	PHE	CB-CG-CD1	6.30	125.21	120.80
6	K	91	MET	N-CA-CB	6.30	121.94	110.60
6	W	118	TYR	CG-CD2-CE2	-6.30	116.26	121.30
4	D	79	PHE	CB-CG-CD1	-6.30	116.39	120.80
4	D	368	ARG	NE-CZ-NH1	6.30	123.45	120.30
4	E	274	TRP	CD1-CG-CD2	-6.30	101.26	106.30
4	E	411	PHE	CG-CD1-CE1	6.30	127.73	120.80
6	K	396	VAL	CA-CB-CG1	6.30	120.35	110.90
6	J	173	ASP	CB-CG-OD1	6.30	123.97	118.30
6	J	292	ARG	CD-NE-CZ	6.30	132.41	123.60
1	A	605	THR	N-CA-CB	6.29	122.26	110.30
6	I	585	GLN	CB-CA-C	6.29	122.99	110.40
6	O	80	GLU	OE1-CD-OE2	6.29	130.85	123.30
6	X	277	ASP	CB-CG-OD2	-6.29	112.64	118.30
3	C	304	PHE	CB-CG-CD1	-6.29	116.40	120.80
4	E	103	VAL	CA-CB-CG2	6.29	120.34	110.90
2	B	481	ARG	CD-NE-CZ	6.29	132.41	123.60
2	B	647	ARG	NE-CZ-NH2	-6.29	117.16	120.30
5	H	80	ARG	O-C-N	6.29	132.76	122.70
6	P	563	PRO	N-CD-CG	6.29	112.63	103.20
5	R	51	PHE	CB-CG-CD2	6.29	125.20	120.80
6	V	147	ARG	CA-CB-CG	6.29	127.23	113.40
6	Q	154	ARG	CG-CD-NE	6.29	125.00	111.80
6	U	28	SER	O-C-N	-6.29	112.64	122.70
6	K	64	VAL	CB-CA-C	6.29	123.34	111.40
6	K	476	TYR	CB-CG-CD1	6.29	124.77	121.00
6	U	121	ALA	CB-CA-C	-6.29	100.67	110.10

Continued on next page...

Continued from previous page...

Mol	Chain	Res	Type	Atoms	Z	Observed(°)	Ideal(°)
2	B	814	ASP	CB-CG-OD1	-6.28	112.64	118.30
6	I	542	ARG	CB-CG-CD	6.28	127.94	111.60
6	O	644	LEU	CB-CG-CD1	-6.28	100.32	111.00
2	B	280	ARG	C-N-CA	6.28	135.49	122.30
4	E	268	ARG	NE-CZ-NH2	6.28	123.44	120.30
5	H	4	HIS	CA-CB-CG	-6.28	102.92	113.60
6	K	248	GLU	CA-CB-CG	6.28	127.22	113.40
6	I	476	TYR	CB-CG-CD1	6.28	124.77	121.00
6	O	456	ASN	CB-CG-ND2	6.28	131.77	116.70
1	A	115	PRO	N-CA-CB	6.28	110.83	103.30
4	E	210	TRP	CD1-CG-CD2	-6.28	101.28	106.30
6	U	622	GLU	OE1-CD-OE2	6.28	130.83	123.30
6	U	585	GLN	CB-CA-C	6.28	122.95	110.40
1	A	532	VAL	CA-CB-CG1	6.27	120.31	110.90
5	G	241	ALA	N-CA-CB	-6.27	101.32	110.10
5	H	1	MET	CA-CB-CG	6.27	123.96	113.30
6	Q	294	TYR	CG-CD2-CE2	-6.27	116.28	121.30
6	U	480	VAL	CG1-CB-CG2	-6.27	100.86	110.90
1	A	782	THR	OG1-CB-CG2	6.27	124.42	110.00
3	C	686	ARG	NH1-CZ-NH2	-6.27	112.50	119.40
5	M	178	ASP	CA-CB-CG	6.27	127.19	113.40
6	O	577	VAL	CA-CB-CG1	6.27	120.30	110.90
2	B	305	THR	CA-CB-CG2	-6.27	103.63	112.40
5	F	92	ALA	N-CA-CB	-6.27	101.33	110.10
2	B	550	PHE	CD1-CE1-CZ	6.26	127.62	120.10
6	P	79	ARG	N-CA-CB	6.26	121.88	110.60
5	Y	5	MET	CA-CB-CG	6.26	123.95	113.30
5	Y	40	TYR	CB-CG-CD2	-6.26	117.24	121.00
5	L	138	SER	CA-C-N	-6.26	103.42	117.20
6	X	156	VAL	CB-CA-C	6.26	123.30	111.40
3	C	886	ASP	CB-CG-OD2	6.26	123.93	118.30
4	D	251	ASN	CB-CG-ND2	-6.26	101.68	116.70
4	E	192	PHE	O-C-N	6.26	132.72	122.70
5	M	138	SER	CA-C-N	-6.26	103.43	117.20
6	X	118	TYR	CG-CD2-CE2	-6.26	116.29	121.30
3	C	1169	TRP	CD2-CE2-CZ2	-6.26	114.79	122.30
6	K	147	ARG	NH1-CZ-NH2	6.26	126.28	119.40
6	Q	396	VAL	CA-CB-CG1	6.26	120.28	110.90
6	O	317	ARG	NE-CZ-NH1	6.25	123.43	120.30
4	D	337	ARG	CA-CB-CG	6.25	127.16	113.40
4	D	399	GLN	CA-CB-CG	6.25	127.16	113.40
6	J	147	ARG	CA-CB-CG	6.25	127.16	113.40

Continued on next page...

Continued from previous page...

Mol	Chain	Res	Type	Atoms	Z	Observed(°)	Ideal(°)
2	B	1116	PRO	N-CA-CB	6.25	110.80	103.30
5	G	261	ASP	CA-CB-CG	6.25	127.15	113.40
6	P	92	TRP	CG-CD2-CE3	-6.25	128.27	133.90
6	W	456	ASN	N-CA-CB	-6.25	99.35	110.60
6	X	49	ARG	NE-CZ-NH1	6.25	123.43	120.30
5	R	241	ALA	N-CA-CB	-6.25	101.35	110.10
5	Y	216	ILE	CA-CB-CG1	6.25	122.88	111.00
6	I	466	VAL	CB-CA-C	6.25	123.27	111.40
2	B	909	PHE	CB-CG-CD1	-6.25	116.43	120.80
6	K	466	VAL	CB-CA-C	6.25	123.27	111.40
5	N	92	ALA	N-CA-CB	-6.25	101.35	110.10
6	P	161	LYS	N-CA-CB	-6.25	99.36	110.60
6	V	454	PHE	CB-CG-CD2	-6.25	116.43	120.80
6	V	542	ARG	CB-CG-CD	6.25	127.84	111.60
6	W	577	VAL	CA-CB-CG1	6.24	120.26	110.90
2	B	913	PHE	CB-CG-CD1	6.24	125.17	120.80
6	K	471	LEU	CB-CG-CD1	-6.24	100.39	111.00
6	O	76	GLU	OE1-CD-OE2	6.24	130.79	123.30
2	B	444	TRP	CD1-CG-CD2	-6.24	101.31	106.30
6	W	100	LYS	CD-CE-NZ	6.24	126.05	111.70
2	B	389	GLU	OE1-CD-OE2	6.24	130.78	123.30
2	B	529	TRP	CD1-CG-CD2	-6.24	101.31	106.30
6	J	482	ASP	CB-CG-OD1	6.24	123.91	118.30
6	V	248	GLU	CA-CB-CG	6.24	127.12	113.40
6	X	20	PHE	O-C-N	6.24	132.68	122.70
6	X	79	ARG	N-CA-CB	6.24	121.82	110.60
6	X	91	MET	N-CA-CB	6.24	121.83	110.60
6	X	147	ARG	CA-CB-CG	6.24	127.12	113.40
6	X	466	VAL	CB-CA-C	6.24	123.25	111.40
5	N	145	ARG	NH1-CZ-NH2	-6.23	112.54	119.40
1	A	158	TRP	CD1-CG-CD2	6.23	111.29	106.30
2	B	1151	ALA	N-CA-C	6.23	127.83	111.00
6	P	340	ASP	CB-CG-OD1	-6.23	112.69	118.30
1	A	119	GLY	CA-C-N	-6.23	103.50	117.20
6	J	79	ARG	NH1-CZ-NH2	-6.23	112.55	119.40
6	J	528	ALA	N-CA-C	6.23	127.83	111.00
6	W	466	VAL	CB-CA-C	6.23	123.24	111.40
3	C	165	ASP	CA-CB-CG	6.23	127.10	113.40
5	H	110	PHE	O-C-N	6.23	132.67	122.70
5	G	92	ALA	N-CA-CB	-6.23	101.38	110.10
5	T	1	MET	CA-CB-CG	6.23	123.89	113.30
6	J	20	PHE	O-C-N	6.22	132.66	122.70

Continued on next page...

Continued from previous page...

Mol	Chain	Res	Type	Atoms	Z	Observed(°)	Ideal(°)
6	K	96	PHE	CD1-CG-CD2	6.22	126.39	118.30
6	K	417	PHE	CB-CG-CD2	6.22	125.16	120.80
6	P	648	LYS	CB-CG-CD	6.22	127.78	111.60
6	X	396	VAL	CA-CB-CG1	6.22	120.23	110.90
2	B	700	TRP	CE2-CD2-CG	-6.22	102.32	107.30
5	F	1	MET	CA-CB-CG	6.22	123.87	113.30
6	Q	454	PHE	CB-CG-CD2	-6.22	116.45	120.80
6	V	44	THR	N-CA-CB	6.22	122.12	110.30
5	Y	178	ASP	CA-CB-CG	6.22	127.08	113.40
5	N	178	ASP	CB-CG-OD1	-6.22	112.70	118.30
6	W	292	ARG	CD-NE-CZ	6.21	132.30	123.60
1	A	1108	PHE	CB-CG-CD2	6.21	125.15	120.80
2	B	392	ASP	CB-CG-OD1	-6.21	112.71	118.30
1	A	953	ASP	O-C-N	6.21	132.64	122.70
1	A	201	TYR	CB-CG-CD2	6.21	124.73	121.00
4	E	203	THR	CA-CB-CG2	6.21	121.09	112.40
6	X	183	TRP	CH2-CZ2-CE2	6.21	123.61	117.40
2	B	498	THR	N-CA-C	6.21	127.76	111.00
3	C	1178	ARG	NE-CZ-NH1	6.21	123.40	120.30
6	U	461	ASP	CB-CG-OD1	-6.21	112.71	118.30
6	O	47	LEU	CB-CG-CD2	6.21	121.55	111.00
5	T	33	THR	CA-CB-OG1	6.21	122.03	109.00
5	T	145	ARG	NH1-CZ-NH2	-6.21	112.58	119.40
2	B	650	TRP	CB-CG-CD1	6.20	135.06	127.00
3	C	821	ALA	CB-CA-C	-6.20	100.80	110.10
6	J	396	VAL	CA-CB-CG1	6.20	120.20	110.90
6	Q	161	LYS	N-CA-CB	-6.20	99.44	110.60
5	F	80	ARG	O-C-N	6.20	132.62	122.70
5	R	33	THR	CA-CB-OG1	6.20	122.02	109.00
2	B	1000	ALA	N-CA-C	6.20	127.74	111.00
6	J	247	SER	N-CA-C	6.20	127.73	111.00
6	P	466	VAL	CB-CA-C	6.20	123.18	111.40
6	Q	29	THR	N-CA-CB	6.20	122.08	110.30
6	V	472	ARG	CG-CD-NE	6.20	124.82	111.80
6	V	528	ALA	N-CA-C	6.20	127.73	111.00
6	W	542	ARG	CB-CG-CD	6.20	127.72	111.60
1	A	856	ASP	CB-CG-OD2	-6.20	112.72	118.30
6	O	147	ARG	CA-CB-CG	6.19	127.03	113.40
1	A	531	PRO	O-C-N	6.19	132.61	122.70
4	E	410	MET	N-CA-C	6.19	127.72	111.00
5	Y	21	ARG	NE-CZ-NH2	6.19	123.40	120.30
2	B	952	PRO	N-CA-C	6.19	128.20	112.10

Continued on next page...

Continued from previous page...

Mol	Chain	Res	Type	Atoms	Z	Observed(°)	Ideal(°)
6	I	282	VAL	CA-CB-CG1	6.19	120.19	110.90
6	V	548	LYS	CA-C-N	-6.19	103.58	117.20
6	W	64	VAL	CB-CA-C	6.19	123.16	111.40
5	R	40	TYR	CB-CG-CD2	-6.19	117.29	121.00
6	V	577	VAL	CA-CB-CG1	6.19	120.18	110.90
2	B	837	TYR	CB-CG-CD2	-6.19	117.29	121.00
4	D	388	PRO	CA-C-O	-6.19	105.35	120.20
6	W	412	ARG	N-CA-CB	6.19	121.74	110.60
6	X	327	TYR	CD1-CE1-CZ	6.19	125.37	119.80
1	A	171	THR	CA-C-N	-6.18	103.59	117.20
1	A	349	TRP	CD1-CG-CD2	-6.18	101.35	106.30
3	C	568	PHE	CZ-CE2-CD2	-6.18	112.68	120.10
6	K	463	LEU	CB-CG-CD2	6.18	121.51	111.00
2	B	993	TRP	CA-CB-CG	6.18	125.45	113.70
6	U	248	GLU	CA-CB-CG	6.18	127.00	113.40
5	S	138	SER	CA-C-N	-6.18	103.60	117.20
2	B	328	ARG	NE-CZ-NH1	6.18	123.39	120.30
2	B	344	TYR	CB-CG-CD1	-6.18	117.29	121.00
3	C	1074	VAL	CG1-CB-CG2	-6.18	101.01	110.90
5	G	132	THR	O-C-N	6.18	132.59	122.70
6	Q	472	ARG	NE-CZ-NH2	6.18	123.39	120.30
5	R	242	PHE	CB-CG-CD1	-6.18	116.47	120.80
3	C	126	PHE	CZ-CE2-CD2	6.18	127.51	120.10
5	S	92	ALA	N-CA-CB	-6.18	101.45	110.10
6	P	528	ALA	N-CA-C	6.17	127.67	111.00
6	O	121	ALA	CB-CA-C	-6.17	100.84	110.10
5	R	145	ARG	NH1-CZ-NH2	-6.17	112.61	119.40
6	W	156	VAL	CB-CA-C	6.17	123.12	111.40
6	W	471	LEU	CB-CG-CD1	-6.17	100.51	111.00
2	B	417	VAL	CA-CB-CG2	6.17	120.15	110.90
6	J	454	PHE	CB-CG-CD2	-6.17	116.48	120.80
5	N	138	SER	CA-C-N	-6.17	103.63	117.20
6	Q	571	ARG	NE-CZ-NH2	-6.17	117.22	120.30
6	V	96	PHE	CD1-CG-CD2	6.17	126.32	118.30
2	B	1025	ASN	N-CA-C	6.17	127.65	111.00
6	I	193	ILE	CA-C-N	6.17	130.77	117.20
6	J	472	ARG	CG-CD-NE	6.17	124.75	111.80
2	B	336	ARG	NE-CZ-NH2	6.16	123.38	120.30
5	H	138	SER	CA-C-N	-6.16	103.64	117.20
6	P	44	THR	N-CA-CB	6.16	122.00	110.30
1	A	1243	TYR	CG-CD1-CE1	6.16	126.23	121.30
3	C	833	PRO	N-CA-CB	6.16	110.69	103.30

Continued on next page...

Continued from previous page...

Mol	Chain	Res	Type	Atoms	Z	Observed(°)	Ideal(°)
5	S	40	TYR	CB-CG-CD2	-6.16	117.31	121.00
6	V	161	LYS	N-CA-CB	-6.16	99.51	110.60
6	O	91	MET	N-CA-CB	6.16	121.68	110.60
2	B	975	PHE	CB-CG-CD2	6.16	125.11	120.80
6	P	482	ASP	CB-CG-OD1	6.16	123.84	118.30
6	U	161	LYS	N-CA-CB	-6.16	99.52	110.60
6	W	638	PHE	CB-CG-CD1	6.16	125.11	120.80
1	A	967	TYR	CG-CD2-CE2	-6.15	116.38	121.30
3	C	1016	ARG	NE-CZ-NH2	-6.15	117.22	120.30
6	Q	79	ARG	N-CA-CB	6.15	121.68	110.60
6	W	528	ALA	N-CA-C	6.15	127.61	111.00
5	M	1	MET	CA-CB-CG	6.15	123.76	113.30
6	U	456	ASN	CB-CG-ND2	6.15	131.47	116.70
1	A	671	THR	CA-CB-OG1	6.15	121.92	109.00
1	A	776	ASP	CB-CG-OD1	6.15	123.84	118.30
4	D	213	ALA	N-CA-CB	6.15	118.71	110.10
6	I	456	ASN	CB-CG-ND2	6.15	131.46	116.70
5	Y	138	SER	CA-C-N	-6.15	103.67	117.20
1	A	1211	THR	N-CA-C	6.15	127.60	111.00
5	F	138	SER	CA-C-N	-6.15	103.67	117.20
5	G	110	PHE	O-C-N	6.15	132.54	122.70
6	I	206	GLU	OE1-CD-OE2	6.15	130.68	123.30
5	M	241	ALA	N-CA-CB	-6.15	101.49	110.10
1	A	2	ALA	CB-CA-C	6.14	119.32	110.10
2	B	320	ASP	OD1-CG-OD2	6.14	134.97	123.30
5	H	92	ALA	N-CA-CB	-6.14	101.50	110.10
5	H	132	THR	O-C-N	6.14	132.53	122.70
3	C	631	ILE	CA-C-O	6.14	133.00	120.10
6	Q	528	ALA	N-CA-C	6.14	127.59	111.00
6	W	457	PRO	N-CA-CB	6.14	110.67	103.30
6	U	396	VAL	CA-CB-CG1	6.14	120.11	110.90
6	X	92	TRP	CG-CD2-CE3	-6.14	128.38	133.90
6	W	412	ARG	CB-CG-CD	6.14	127.56	111.60
6	O	476	TYR	CB-CG-CD1	6.14	124.68	121.00
6	P	412	ARG	CB-CG-CD	6.14	127.55	111.60
6	P	418	ASN	CB-CG-OD1	-6.14	109.33	121.60
5	R	138	SER	CA-C-N	-6.14	103.70	117.20
1	A	578	VAL	CG1-CB-CG2	-6.13	101.09	110.90
4	E	157	TYR	CG-CD1-CE1	-6.13	116.39	121.30
5	H	33	THR	CA-CB-OG1	6.13	121.88	109.00
6	P	317	ARG	NE-CZ-NH1	6.13	123.37	120.30
4	E	111	VAL	CG1-CB-CG2	6.13	120.71	110.90

Continued on next page...

Continued from previous page...

Mol	Chain	Res	Type	Atoms	Z	Observed(°)	Ideal(°)
6	I	528	ALA	CA-C-N	6.13	130.69	117.20
6	K	528	ALA	N-CA-C	6.13	127.56	111.00
6	U	64	VAL	CB-CA-C	6.13	123.05	111.40
2	B	204	PHE	O-C-N	6.13	132.51	122.70
2	B	689	VAL	CA-CB-CG2	6.13	120.09	110.90
5	S	183	ASP	CB-CG-OD2	-6.13	112.78	118.30
6	X	587	GLY	N-CA-C	6.13	128.42	113.10
5	Y	33	THR	CA-CB-OG1	6.13	121.87	109.00
2	B	349	VAL	CA-CB-CG2	6.13	120.09	110.90
6	J	412	ARG	CB-CG-CD	6.13	127.53	111.60
5	M	21	ARG	NE-CZ-NH2	6.13	123.36	120.30
5	T	4	HIS	CA-CB-CG	-6.13	103.18	113.60
5	T	241	ALA	N-CA-CB	-6.13	101.52	110.10
6	X	562	TYR	CZ-CE2-CD2	-6.13	114.29	119.80
5	Y	51	PHE	CB-CG-CD2	6.12	125.09	120.80
6	K	622	GLU	OE1-CD-OE2	6.12	130.65	123.30
5	M	145	ARG	NH1-CZ-NH2	-6.12	112.67	119.40
6	O	49	ARG	NE-CZ-NH1	6.12	123.36	120.30
1	A	154	PHE	CG-CD2-CE2	-6.12	114.07	120.80
2	B	1103	TRP	CE3-CZ3-CH2	6.12	127.93	121.20
5	H	216	ILE	CA-CB-CG1	6.12	122.62	111.00
6	W	327	TYR	CB-CG-CD2	-6.12	117.33	121.00
6	X	272	ASP	CB-CG-OD2	-6.12	112.79	118.30
4	E	244	ASP	CB-CG-OD2	-6.12	112.80	118.30
6	P	561	ASP	O-C-N	6.12	132.48	122.70
6	I	91	MET	N-CA-CB	6.11	121.60	110.60
6	O	282	VAL	CA-CB-CG1	6.11	120.07	110.90
5	Y	134	ASP	OD1-CG-OD2	6.11	134.92	123.30
6	V	340	ASP	CB-CG-OD1	-6.11	112.80	118.30
3	C	23	PRO	O-C-N	6.11	132.47	122.70
5	G	137	ASP	CB-CG-OD2	-6.11	112.80	118.30
6	K	412	ARG	N-CA-CB	6.11	121.59	110.60
6	V	147	ARG	NH1-CZ-NH2	6.11	126.12	119.40
2	B	481	ARG	NE-CZ-NH1	-6.11	117.25	120.30
3	C	213	ALA	N-CA-C	6.11	127.48	111.00
6	I	338	VAL	CG1-CB-CG2	6.11	120.67	110.90
6	I	644	LEU	CB-CG-CD1	-6.11	100.62	111.00
6	U	20	PHE	O-C-N	6.11	132.47	122.70
1	A	204	VAL	N-CA-CB	6.10	124.93	111.50
1	A	1287	TYR	CG-CD2-CE2	-6.10	116.42	121.30
5	H	134	ASP	OD1-CG-OD2	6.10	134.89	123.30
2	B	547	GLU	OE1-CD-OE2	6.10	130.62	123.30

Continued on next page...

Continued from previous page...

Mol	Chain	Res	Type	Atoms	Z	Observed(°)	Ideal(°)
3	C	1120	PRO	O-C-N	6.10	132.46	122.70
4	D	255	ARG	CA-CB-CG	6.10	126.82	113.40
6	I	417	PHE	CB-CG-CD2	6.10	125.07	120.80
3	C	177	LYS	CA-C-N	-6.10	103.78	117.20
3	C	905	VAL	CA-CB-CG1	6.10	120.05	110.90
5	L	210	THR	N-CA-CB	6.10	121.89	110.30
6	O	87	PHE	CB-CG-CD2	-6.10	116.53	120.80
1	A	56	ALA	CB-CA-C	6.10	119.24	110.10
4	E	233	TYR	CD1-CE1-CZ	6.10	125.29	119.80
5	S	10	ALA	N-CA-CB	6.10	118.63	110.10
5	T	210	THR	N-CA-CB	6.10	121.88	110.30
3	C	1201	TYR	CD1-CE1-CZ	6.09	125.29	119.80
5	H	242	PHE	CB-CG-CD1	-6.09	116.53	120.80
5	S	210	THR	N-CA-CB	6.09	121.88	110.30
6	U	327	TYR	CB-CG-CD2	-6.09	117.34	121.00
6	K	80	GLU	OE1-CD-OE2	6.09	130.61	123.30
6	P	96	PHE	CD1-CG-CD2	6.09	126.22	118.30
6	P	548	LYS	CA-C-N	-6.09	103.80	117.20
5	S	216	ILE	CA-CB-CG1	6.09	122.58	111.00
6	V	412	ARG	CB-CG-CD	6.09	127.44	111.60
6	X	292	ARG	CD-NE-CZ	6.09	132.13	123.60
6	W	530	ARG	NE-CZ-NH2	-6.09	117.25	120.30
5	F	241	ALA	N-CA-CB	-6.09	101.58	110.10
1	A	139	PHE	O-C-N	6.09	132.44	122.70
6	J	466	VAL	CB-CA-C	6.09	122.96	111.40
6	J	542	ARG	CB-CG-CD	6.09	127.43	111.60
5	S	132	THR	O-C-N	6.09	132.44	122.70
3	C	22	VAL	CA-CB-CG1	6.08	120.03	110.90
5	N	80	ARG	O-C-N	6.08	132.44	122.70
1	A	1020	SER	CA-CB-OG	6.08	127.62	111.20
4	E	308	TRP	CZ3-CH2-CZ2	-6.08	114.30	121.60
5	M	242	PHE	CB-CG-CD1	-6.08	116.54	120.80
6	I	333	PRO	N-CD-CG	6.08	112.32	103.20
6	K	340	ASP	CB-CG-OD1	-6.08	112.83	118.30
6	W	454	PHE	CB-CG-CD2	-6.08	116.54	120.80
2	B	993	TRP	CZ3-CH2-CZ2	-6.08	114.31	121.60
4	E	394	PHE	CB-CG-CD1	6.08	125.05	120.80
6	K	482	ASP	CB-CG-OD1	6.08	123.77	118.30
5	R	21	ARG	NE-CZ-NH2	6.08	123.34	120.30
6	V	566	TRP	CH2-CZ2-CE2	6.08	123.48	117.40
6	P	76	GLU	OE1-CD-OE2	6.07	130.59	123.30
5	G	248	ALA	CB-CA-C	-6.07	101.00	110.10

Continued on next page...

Continued from previous page...

Mol	Chain	Res	Type	Atoms	Z	Observed(°)	Ideal(°)
5	H	211	ALA	CB-CA-C	6.07	119.21	110.10
6	U	295	ARG	NE-CZ-NH1	-6.07	117.26	120.30
1	A	188	PRO	N-CD-CG	6.07	112.30	103.20
1	A	286	ASP	CB-CG-OD1	-6.07	112.84	118.30
6	J	436	TYR	CD1-CE1-CZ	6.07	125.26	119.80
5	M	33	THR	CA-CB-OG1	6.07	121.74	109.00
6	O	533	ASP	OD1-CG-OD2	-6.07	111.77	123.30
6	O	542	ARG	CB-CG-CD	6.07	127.38	111.60
6	Q	206	GLU	OE1-CD-OE2	6.07	130.58	123.30
6	I	49	ARG	NE-CZ-NH2	-6.07	117.27	120.30
6	I	577	VAL	CA-CB-CG1	6.07	120.00	110.90
5	M	92	ALA	N-CA-CB	-6.07	101.61	110.10
6	Q	298	PHE	CZ-CE2-CD2	-6.07	112.82	120.10
6	U	333	PRO	N-CD-CG	6.07	112.30	103.20
6	X	147	ARG	NH1-CZ-NH2	6.07	126.07	119.40
6	P	20	PHE	CB-CG-CD2	-6.06	116.56	120.80
1	A	20	ARG	N-CA-CB	-6.06	99.69	110.60
1	A	776	ASP	CB-CG-OD2	-6.06	112.85	118.30
2	B	392	ASP	OD1-CG-OD2	6.06	134.81	123.30
5	F	12	ALA	N-CA-CB	-6.06	101.62	110.10
6	Q	412	ARG	N-CA-CB	6.06	121.51	110.60
1	A	297	PRO	N-CD-CG	6.06	112.29	103.20
6	K	154	ARG	CG-CD-NE	6.06	124.52	111.80
5	L	33	THR	CA-CB-OG1	6.06	121.72	109.00
5	N	215	ALA	CB-CA-C	-6.06	101.02	110.10
3	C	693	TYR	CB-CG-CD1	-6.06	117.37	121.00
5	R	97	ARG	N-CA-C	6.06	127.35	111.00
1	A	21	THR	CA-CB-CG2	-6.05	103.92	112.40
4	E	306	PRO	O-C-N	6.05	132.39	122.70
5	F	132	THR	O-C-N	6.05	132.39	122.70
6	J	459	LEU	CB-CG-CD1	6.05	121.29	111.00
6	Q	156	VAL	CB-CA-C	6.05	122.90	111.40
5	R	90	GLN	CG-CD-OE1	-6.05	109.49	121.60
6	U	417	PHE	CB-CG-CD2	6.05	125.04	120.80
6	O	294	TYR	CZ-CE2-CD2	6.05	125.25	119.80
6	U	542	ARG	CB-CG-CD	6.05	127.34	111.60
2	B	367	ARG	NH1-CZ-NH2	-6.05	112.74	119.40
3	C	983	TYR	CB-CG-CD2	-6.05	117.37	121.00
6	J	562	TYR	CZ-CE2-CD2	-6.05	114.35	119.80
6	O	530	ARG	NE-CZ-NH2	-6.05	117.27	120.30
4	D	5	GLN	N-CA-CB	-6.05	99.71	110.60
6	I	156	VAL	CB-CA-C	6.05	122.89	111.40

Continued on next page...

Continued from previous page...

Mol	Chain	Res	Type	Atoms	Z	Observed(°)	Ideal(°)
6	K	156	VAL	CB-CA-C	6.05	122.89	111.40
6	V	511	SER	N-CA-CB	6.05	119.57	110.50
1	A	1077	ASN	CB-CG-OD1	6.05	133.69	121.60
6	I	248	GLU	CA-CB-CG	6.05	126.70	113.40
6	O	340	ASP	CB-CG-OD1	-6.05	112.86	118.30
6	P	566	TRP	CH2-CZ2-CE2	6.05	123.45	117.40
6	P	156	VAL	CB-CA-C	6.04	122.89	111.40
6	Q	532	ASP	CB-CG-OD1	6.04	123.74	118.30
1	A	673	ALA	CB-CA-C	6.04	119.17	110.10
2	B	561	PRO	N-CA-CB	6.04	110.55	103.30
4	E	328	TYR	CB-CG-CD1	-6.04	117.38	121.00
5	M	10	ALA	N-CA-CB	6.04	118.56	110.10
5	R	12	ALA	N-CA-CB	-6.04	101.64	110.10
1	A	1211	THR	CA-CB-CG2	-6.04	103.94	112.40
2	B	644	GLU	OE1-CD-OE2	6.04	130.55	123.30
5	G	210	THR	N-CA-CB	6.04	121.78	110.30
6	J	563	PRO	N-CD-CG	6.04	112.26	103.20
5	S	1	MET	CA-CB-CG	6.04	123.57	113.30
1	A	230	PHE	CB-CG-CD1	6.04	125.03	120.80
1	A	467	ARG	CG-CD-NE	-6.04	99.12	111.80
1	A	573	GLY	O-C-N	6.04	132.36	122.70
6	P	454	PHE	CB-CG-CD2	-6.04	116.57	120.80
5	L	1	MET	CA-CB-CG	6.04	123.56	113.30
5	F	134	ASP	OD1-CG-OD2	6.04	134.77	123.30
6	I	396	VAL	CA-CB-CG1	6.04	119.95	110.90
6	W	272	ASP	CB-CG-OD2	-6.03	112.87	118.30
6	X	542	ARG	CB-CG-CD	6.03	127.29	111.60
1	A	622	PHE	CG-CD2-CE2	-6.03	114.17	120.80
3	C	106	MET	N-CA-CB	6.03	121.46	110.60
5	G	138	SER	CA-C-N	-6.03	103.93	117.20
5	L	80	ARG	O-C-N	6.03	132.35	122.70
6	O	461	ASP	CB-CG-OD1	-6.03	112.87	118.30
5	Y	132	THR	O-C-N	6.03	132.35	122.70
6	J	79	ARG	N-CA-CB	6.03	121.45	110.60
5	Y	97	ARG	N-CA-C	6.03	127.28	111.00
6	O	347	SER	CB-CA-C	-6.03	98.65	110.10
5	R	1	MET	CA-CB-CG	6.03	123.54	113.30
4	D	210	TRP	CG-CD1-NE1	6.02	116.12	110.10
4	E	128	TYR	CZ-CE2-CD2	6.02	125.22	119.80
6	W	96	PHE	CD1-CG-CD2	6.02	126.13	118.30
1	A	213	ARG	CA-CB-CG	6.02	126.64	113.40
1	A	181	TYR	CD1-CG-CD2	6.02	124.52	117.90

Continued on next page...

Continued from previous page...

Mol	Chain	Res	Type	Atoms	Z	Observed(°)	Ideal(°)
2	B	1083	TYR	CB-CG-CD2	-6.02	117.39	121.00
6	W	294	TYR	CB-CG-CD2	6.02	124.61	121.00
5	R	183	ASP	CB-CG-OD2	-6.02	112.89	118.30
3	C	215	LEU	CB-CG-CD2	6.01	121.22	111.00
4	E	301	ASP	CB-CG-OD2	-6.01	112.89	118.30
6	P	206	GLU	OE1-CD-OE2	6.01	130.52	123.30
6	W	294	TYR	CG-CD2-CE2	-6.01	116.49	121.30
6	Q	412	ARG	CB-CG-CD	6.01	127.23	111.60
1	A	170	ARG	NE-CZ-NH1	-6.01	117.29	120.30
5	G	216	ILE	CA-CB-CG1	6.01	122.42	111.00
6	O	272	ASP	CB-CG-OD2	-6.01	112.89	118.30
5	S	241	ALA	N-CA-CB	-6.01	101.68	110.10
6	U	156	VAL	CB-CA-C	6.01	122.82	111.40
1	A	956	TYR	CB-CG-CD2	-6.01	117.39	121.00
5	G	40	TYR	CB-CG-CD2	-6.01	117.39	121.00
5	N	210	THR	N-CA-CB	6.01	121.72	110.30
2	B	667	ASN	N-CA-C	6.01	127.22	111.00
4	D	229	CYS	CA-CB-SG	-6.01	103.19	114.00
5	T	170	GLU	OE1-CD-OE2	6.01	130.51	123.30
5	Y	12	ALA	N-CA-CB	-6.01	101.69	110.10
2	B	634	GLN	CA-CB-CG	6.01	126.62	113.40
4	D	301	ASP	CB-CG-OD2	6.01	123.70	118.30
6	K	561	ASP	O-C-N	6.01	132.31	122.70
6	Q	542	ARG	CB-CG-CD	6.01	127.22	111.60
5	R	210	THR	N-CA-CB	6.01	121.71	110.30
6	J	44	THR	N-CA-CB	6.00	121.71	110.30
6	Q	459	LEU	CA-CB-CG	6.00	129.11	115.30
1	A	349	TRP	CG-CD1-NE1	6.00	116.10	110.10
6	J	644	LEU	CB-CG-CD1	-6.00	100.79	111.00
5	M	12	ALA	N-CA-CB	-6.00	101.69	110.10
6	O	147	ARG	NH1-CZ-NH2	6.00	126.00	119.40
5	T	80	ARG	O-C-N	6.00	132.31	122.70
1	A	958	PHE	CD1-CG-CD2	-6.00	110.50	118.30
2	B	285	ASN	N-CA-C	6.00	127.20	111.00
6	K	563	PRO	N-CD-CG	6.00	112.20	103.20
6	Q	340	ASP	CB-CG-OD1	-6.00	112.90	118.30
6	Q	416	ARG	CA-C-N	-6.00	104.00	117.20
5	T	216	ILE	CA-CB-CG1	6.00	122.40	111.00
1	A	416	ASP	CB-CG-OD1	6.00	123.70	118.30
2	B	1164	VAL	CA-CB-CG1	6.00	119.90	110.90
5	G	45	ARG	NE-CZ-NH2	6.00	123.30	120.30
6	V	463	LEU	CB-CG-CD2	6.00	121.20	111.00

Continued on next page...

Continued from previous page...

Mol	Chain	Res	Type	Atoms	Z	Observed(°)	Ideal(°)
4	E	339	LEU	CB-CG-CD1	6.00	121.19	111.00
5	N	134	ASP	OD1-CG-OD2	6.00	134.69	123.30
6	U	92	TRP	CG-CD2-CE3	-6.00	128.50	133.90
1	A	942	SER	O-C-N	6.00	132.29	122.70
3	C	347	ARG	NE-CZ-NH1	-6.00	117.30	120.30
3	C	552	ASP	O-C-N	6.00	132.29	122.70
6	P	396	VAL	CA-CB-CG1	6.00	119.89	110.90
5	H	210	THR	N-CA-CB	5.99	121.69	110.30
5	N	97	ARG	N-CA-C	5.99	127.18	111.00
5	Y	92	ALA	N-CA-CB	-5.99	101.71	110.10
5	G	80	ARG	O-C-N	5.99	132.28	122.70
5	N	1	MET	CA-CB-CG	5.99	123.48	113.30
2	B	1050	ASP	CB-CG-OD1	5.99	123.69	118.30
6	U	147	ARG	CA-CB-CG	5.99	126.57	113.40
2	B	407	ARG	NE-CZ-NH2	5.98	123.29	120.30
3	C	126	PHE	CB-CG-CD1	-5.98	116.61	120.80
3	C	552	ASP	N-CA-CB	-5.98	99.83	110.60
3	C	677	TYR	CB-CG-CD1	-5.98	117.41	121.00
6	O	571	ARG	NE-CZ-NH2	-5.98	117.31	120.30
5	R	134	ASP	OD1-CG-OD2	5.98	134.67	123.30
6	W	566	TRP	CH2-CZ2-CE2	5.98	123.38	117.40
1	A	154	PHE	CB-CA-C	5.98	122.36	110.40
2	B	1047	TYR	CA-CB-CG	5.98	124.76	113.40
3	C	317	PHE	N-CA-CB	5.98	121.37	110.60
6	P	459	LEU	CB-CG-CD1	5.98	121.17	111.00
6	Q	20	PHE	O-C-N	5.98	132.27	122.70
5	Y	210	THR	N-CA-CB	5.98	121.66	110.30
3	C	315	SER	N-CA-C	-5.98	94.86	111.00
6	U	571	ARG	NE-CZ-NH2	-5.98	117.31	120.30
6	X	80	GLU	OE1-CD-OE2	5.98	130.47	123.30
2	B	1190	LEU	N-CA-CB	-5.98	98.45	110.40
5	M	51	PHE	CB-CG-CD2	5.98	124.98	120.80
6	O	20	PHE	O-C-N	5.98	132.26	122.70
1	A	33	ARG	NE-CZ-NH2	5.97	123.29	120.30
1	A	1252	SER	N-CA-CB	5.97	119.46	110.50
6	K	461	ASP	CB-CG-OD1	-5.97	112.92	118.30
6	U	561	ASP	O-C-N	5.97	132.26	122.70
5	F	178	ASP	CB-CG-OD1	-5.97	112.93	118.30
5	G	213	THR	CA-CB-CG2	-5.97	104.04	112.40
6	I	561	ASP	O-C-N	5.97	132.25	122.70
6	J	528	ALA	O-C-N	5.97	132.25	122.70
6	K	541	SER	N-CA-CB	-5.97	101.55	110.50

Continued on next page...

Continued from previous page...

Mol	Chain	Res	Type	Atoms	Z	Observed(°)	Ideal(°)
5	M	90	GLN	CG-CD-OE1	-5.97	109.66	121.60
6	X	333	PRO	N-CD-CG	5.97	112.15	103.20
6	I	454	PHE	CB-CG-CD2	-5.97	116.62	120.80
6	O	648	LYS	CB-CG-CD	5.97	127.12	111.60
6	W	92	TRP	CG-CD2-CE3	-5.97	128.53	133.90
3	C	1169	TRP	CE2-CD2-CE3	5.97	125.86	118.70
3	C	1187	ARG	NE-CZ-NH2	5.97	123.28	120.30
4	D	32	CYS	N-CA-C	-5.97	94.89	111.00
5	M	4	HIS	CA-CB-CG	-5.97	103.46	113.60
6	O	333	PRO	N-CD-CG	5.97	112.15	103.20
1	A	380	ASN	N-CA-CB	5.96	121.34	110.60
1	A	834	LEU	CA-CB-CG	5.96	129.02	115.30
4	D	299	LEU	N-CA-C	5.96	127.11	111.00
6	P	542	ARG	CB-CG-CD	5.96	127.11	111.60
4	E	13	PHE	CA-CB-CG	5.96	128.21	113.90
6	P	528	ALA	O-C-N	5.96	132.24	122.70
6	V	20	PHE	O-C-N	5.96	132.24	122.70
1	A	874	TYR	CG-CD1-CE1	-5.96	116.53	121.30
2	B	938	TYR	CG-CD1-CE1	-5.96	116.53	121.30
3	C	710	ARG	NE-CZ-NH2	5.96	123.28	120.30
6	O	156	VAL	CB-CA-C	5.96	122.73	111.40
6	W	463	LEU	CB-CG-CD2	5.96	121.14	111.00
1	A	44	TYR	CB-CG-CD2	-5.96	117.42	121.00
5	N	90	GLN	CG-CD-OE1	-5.96	109.68	121.60
1	A	82	ARG	NH1-CZ-NH2	-5.96	112.84	119.40
1	A	373	TYR	CG-CD2-CE2	-5.96	116.53	121.30
3	C	644	GLU	OE1-CD-OE2	5.96	130.45	123.30
4	E	192	PHE	CA-C-N	-5.96	104.10	117.20
6	J	463	LEU	CB-CG-CD2	5.96	121.12	111.00
6	K	20	PHE	O-C-N	5.96	132.23	122.70
6	O	528	ALA	CA-C-N	5.96	130.30	117.20
6	U	466	VAL	CB-CA-C	5.96	122.72	111.40
3	C	60	PRO	N-CA-CB	5.95	110.44	103.30
4	D	92	TRP	CB-CG-CD2	-5.95	118.86	126.60
6	Q	294	TYR	CZ-CE2-CD2	5.95	125.16	119.80
6	X	648	LYS	CB-CG-CD	5.95	127.08	111.60
6	V	347	SER	CB-CA-C	-5.95	98.79	110.10
6	Q	463	LEU	CB-CG-CD2	5.95	121.11	111.00
6	U	528	ALA	CA-C-N	5.95	130.29	117.20
6	X	48	TRP	CG-CD1-NE1	5.95	116.05	110.10
4	E	57	ARG	NE-CZ-NH1	5.95	123.27	120.30
6	U	253	VAL	CA-CB-CG2	5.95	119.82	110.90

Continued on next page...

Continued from previous page...

Mol	Chain	Res	Type	Atoms	Z	Observed(°)	Ideal(°)
2	B	210	ILE	CA-CB-CG1	5.94	122.29	111.00
3	C	757	VAL	CA-CB-CG1	5.94	119.81	110.90
6	V	282	VAL	CA-CB-CG1	5.94	119.82	110.90
3	C	502	GLU	N-CA-CB	5.94	121.30	110.60
5	F	216	ILE	CA-CB-CG1	5.94	122.29	111.00
5	F	90	GLN	CG-CD-OE1	-5.94	109.72	121.60
1	A	87	PHE	CD1-CG-CD2	5.94	126.02	118.30
1	A	480	ARG	NE-CZ-NH2	5.94	123.27	120.30
4	E	328	TYR	CA-CB-CG	5.94	124.68	113.40
6	Q	92	TRP	CG-CD2-CE3	-5.94	128.56	133.90
5	R	216	ILE	CA-CB-CG1	5.94	122.28	111.00
2	B	1117	PHE	CZ-CE2-CD2	-5.94	112.98	120.10
4	E	92	TRP	CD2-CE2-CZ2	-5.94	115.18	122.30
6	K	164	ASP	CA-CB-CG	5.93	126.45	113.40
6	P	272	ASP	CB-CG-OD2	-5.93	112.96	118.30
5	F	40	TYR	CB-CG-CD2	-5.93	117.44	121.00
4	D	35	ARG	CG-CD-NE	-5.93	99.35	111.80
6	P	333	PRO	N-CD-CG	5.93	112.09	103.20
6	V	118	TYR	CG-CD2-CE2	-5.93	116.56	121.30
1	A	868	ASP	CB-CG-OD1	-5.93	112.96	118.30
6	J	333	PRO	N-CD-CG	5.93	112.09	103.20
5	T	92	ALA	CB-CA-C	5.93	118.99	110.10
6	O	396	VAL	CA-CB-CG1	5.92	119.78	110.90
4	E	257	ALA	N-CA-CB	-5.92	101.81	110.10
5	L	132	THR	O-C-N	5.92	132.17	122.70
6	K	333	PRO	N-CD-CG	5.92	112.08	103.20
6	W	380	VAL	CG1-CB-CG2	-5.92	101.43	110.90
3	C	77	ASP	CB-CG-OD2	5.92	123.63	118.30
4	E	109	PRO	N-CD-CG	5.92	112.08	103.20
6	K	638	PHE	CB-CG-CD1	5.92	124.94	120.80
6	U	347	SER	CB-CA-C	-5.92	98.85	110.10
6	V	466	VAL	CB-CA-C	5.92	122.64	111.40
3	C	1030	GLN	CB-CG-CD	5.92	126.98	111.60
6	K	347	SER	CB-CA-C	-5.92	98.86	110.10
5	M	210	THR	N-CA-CB	5.92	121.54	110.30
6	W	91	MET	N-CA-CB	5.92	121.25	110.60
6	W	193	ILE	CA-C-N	5.92	130.22	117.20
4	D	39	SER	CB-CA-C	5.92	121.34	110.10
6	O	561	ASP	O-C-N	5.92	132.16	122.70
6	V	91	MET	N-CA-CB	5.91	121.24	110.60
2	B	303	GLN	N-CA-CB	-5.91	99.96	110.60
3	C	492	VAL	CG1-CB-CG2	-5.91	101.44	110.90

Continued on next page...

Continued from previous page...

Mol	Chain	Res	Type	Atoms	Z	Observed(°)	Ideal(°)
4	D	54	TRP	CE2-CD2-CG	5.91	112.03	107.30
6	J	121	ALA	N-CA-CB	5.91	118.38	110.10
6	V	461	ASP	CB-CG-OD1	-5.91	112.98	118.30
1	A	242	PRO	O-C-N	5.91	132.16	122.70
1	A	676	ARG	NE-CZ-NH2	-5.91	117.34	120.30
1	A	1184	VAL	CA-CB-CG2	5.91	119.76	110.90
4	D	275	GLN	N-CA-C	5.91	126.95	111.00
6	I	48	TRP	CD1-CG-CD2	-5.91	101.57	106.30
6	K	48	TRP	CG-CD1-NE1	5.91	116.01	110.10
4	E	190	TYR	CZ-CE2-CD2	5.91	125.11	119.80
5	T	51	PHE	CB-CG-CD2	5.90	124.93	120.80
2	B	1207	ILE	CA-CB-CG2	5.90	122.71	110.90
3	C	1059	PHE	O-C-N	5.90	132.14	122.70
6	I	648	LYS	CB-CG-CD	5.90	126.95	111.60
6	J	450	SER	N-CA-CB	5.90	119.35	110.50
5	L	130	PHE	CB-CG-CD1	-5.90	116.67	120.80
4	E	339	LEU	N-CA-C	5.90	126.93	111.00
6	Q	91	MET	N-CA-CB	5.90	121.22	110.60
6	Q	644	LEU	CB-CG-CD1	-5.90	100.97	111.00
3	C	373	ARG	NE-CZ-NH1	-5.90	117.35	120.30
2	B	1117	PHE	CA-CB-CG	5.90	128.05	113.90
4	D	54	TRP	CZ3-CH2-CZ2	-5.90	114.52	121.60
4	D	222	ARG	CD-NE-CZ	5.90	131.86	123.60
3	C	170	LEU	O-C-N	5.90	132.13	122.70
6	J	648	LYS	CB-CG-CD	5.90	126.93	111.60
6	Q	164	ASP	CA-CB-CG	5.90	126.37	113.40
5	F	211	ALA	CB-CA-C	5.89	118.94	110.10
6	U	566	TRP	CH2-CZ2-CE2	5.89	123.30	117.40
6	X	154	ARG	NE-CZ-NH1	-5.89	117.35	120.30
2	B	333	PHE	CA-CB-CG	5.89	128.04	113.90
3	C	205	MET	CA-CB-CG	5.89	123.32	113.30
5	M	178	ASP	CB-CG-OD1	-5.89	113.00	118.30
6	P	504	ASN	N-CA-CB	-5.89	99.99	110.60
1	A	1294	TYR	CD1-CE1-CZ	5.89	125.10	119.80
6	P	20	PHE	O-C-N	5.89	132.13	122.70
5	F	97	ARG	N-CA-C	5.89	126.90	111.00
5	T	132	THR	O-C-N	5.89	132.12	122.70
6	W	87	PHE	CB-CG-CD2	-5.89	116.68	120.80
2	B	355	LYS	CB-CG-CD	5.89	126.90	111.60
3	C	1045	TRP	CE2-CD2-CE3	5.89	125.76	118.70
5	H	12	ALA	N-CA-CB	-5.88	101.86	110.10
6	J	118	TYR	CG-CD2-CE2	-5.88	116.59	121.30

Continued on next page...

Continued from previous page...

Mol	Chain	Res	Type	Atoms	Z	Observed(°)	Ideal(°)
1	A	327	ILE	N-CA-CB	5.88	124.33	110.80
4	D	175	MET	CA-C-N	-5.88	104.26	117.20
6	U	79	ARG	N-CA-CB	5.88	121.19	110.60
6	U	482	ASP	CB-CG-OD2	-5.88	113.01	118.30
6	P	183	TRP	CH2-CZ2-CE2	5.88	123.28	117.40
6	V	648	LYS	CB-CG-CD	5.88	126.89	111.60
6	X	164	ASP	CA-CB-CG	5.88	126.34	113.40
4	D	191	ARG	NH1-CZ-NH2	-5.88	112.94	119.40
6	J	91	MET	N-CA-CB	5.88	121.17	110.60
1	A	373	TYR	CG-CD1-CE1	5.87	126.00	121.30
1	A	1028	ILE	CB-CG1-CD1	5.87	130.35	113.90
2	B	1081	TYR	CA-CB-CG	5.87	124.56	113.40
6	I	436	TYR	CG-CD1-CE1	-5.87	116.60	121.30
6	O	79	ARG	NH1-CZ-NH2	-5.87	112.94	119.40
6	P	380	VAL	CG1-CB-CG2	-5.87	101.50	110.90
5	R	185	VAL	CB-CA-C	5.87	122.56	111.40
1	A	38	ASN	N-CA-CB	-5.87	100.03	110.60
1	A	786	VAL	CA-CB-CG1	5.87	119.71	110.90
5	M	216	ILE	CA-CB-CG1	5.87	122.16	111.00
6	O	248	GLU	CA-CB-CG	5.87	126.32	113.40
5	Y	51	PHE	CG-CD2-CE2	5.87	127.26	120.80
4	E	344	ASP	CA-CB-CG	5.87	126.31	113.40
4	E	400	THR	CB-CA-C	5.87	127.45	111.60
5	G	10	ALA	N-CA-CB	5.87	118.32	110.10
6	K	459	LEU	CA-CB-CG	5.87	128.80	115.30
6	Q	458	THR	CA-C-N	-5.87	104.29	117.20
5	R	92	ALA	N-CA-CB	-5.87	101.88	110.10
5	M	97	ARG	N-CA-C	5.87	126.84	111.00
6	V	80	GLU	OE1-CD-OE2	5.87	130.34	123.30
6	V	317	ARG	NE-CZ-NH1	5.87	123.23	120.30
6	W	648	LYS	CB-CG-CD	5.87	126.86	111.60
3	C	491	THR	CA-CB-CG2	-5.87	104.19	112.40
4	D	156	ILE	O-C-N	5.87	132.09	122.70
4	E	4	ARG	CD-NE-CZ	5.87	131.81	123.60
1	A	669	ARG	NE-CZ-NH1	-5.87	117.37	120.30
6	I	66	ASP	CB-CG-OD1	5.87	123.58	118.30
6	J	96	PHE	CD1-CG-CD2	5.86	125.92	118.30
6	Q	648	LYS	CB-CG-CD	5.86	126.84	111.60
3	C	337	PRO	N-CD-CG	5.86	111.99	103.20
4	E	252	ASP	CB-CG-OD2	-5.86	113.03	118.30
5	L	92	ALA	N-CA-CB	-5.86	101.89	110.10
6	O	164	ASP	CA-CB-CG	5.86	126.29	113.40

Continued on next page...

Continued from previous page...

Mol	Chain	Res	Type	Atoms	Z	Observed(°)	Ideal(°)
6	P	253	VAL	CA-CB-CG2	5.86	119.69	110.90
6	P	644	LEU	CB-CG-CD1	-5.86	101.04	111.00
6	V	48	TRP	CD1-CG-CD2	-5.86	101.61	106.30
6	V	174	ILE	CA-CB-CG2	5.86	122.62	110.90
6	X	338	VAL	CG1-CB-CG2	5.86	120.28	110.90
6	W	121	ALA	N-CA-CB	5.86	118.30	110.10
1	A	532	VAL	CG1-CB-CG2	-5.86	101.53	110.90
4	E	157	TYR	CA-CB-CG	5.86	124.53	113.40
6	I	164	ASP	CA-CB-CG	5.86	126.29	113.40
6	O	294	TYR	CG-CD2-CE2	-5.86	116.61	121.30
6	U	292	ARG	CD-NE-CZ	5.86	131.80	123.60
2	B	431	THR	CA-C-N	-5.86	104.32	117.20
6	U	476	TYR	CB-CG-CD1	5.86	124.51	121.00
4	D	321	GLY	O-C-N	5.85	132.06	122.70
5	F	215	ALA	CB-CA-C	-5.85	101.32	110.10
5	S	33	THR	CA-CB-OG1	5.85	121.29	109.00
5	T	247	PHE	CD1-CE1-CZ	-5.85	113.08	120.10
6	V	47	LEU	CB-CG-CD2	5.85	120.95	111.00
6	W	534	SER	N-CA-CB	-5.85	101.72	110.50
5	H	183	ASP	CB-CG-OD2	-5.85	113.03	118.30
6	Q	47	LEU	CB-CG-CD2	5.85	120.95	111.00
1	A	538	ARG	NH1-CZ-NH2	-5.85	112.97	119.40
5	H	90	GLN	CG-CD-OE1	-5.85	109.90	121.60
6	I	504	ASN	N-CA-CB	-5.85	100.07	110.60
6	Q	76	GLU	OE1-CD-OE2	5.85	130.32	123.30
6	Q	561	ASP	O-C-N	5.85	132.06	122.70
5	S	51	PHE	CB-CG-CD2	5.85	124.89	120.80
6	X	566	TRP	CH2-CZ2-CE2	5.85	123.25	117.40
1	A	1079	ILE	CA-C-N	-5.85	104.34	117.20
5	S	215	ALA	CB-CA-C	-5.85	101.33	110.10
2	B	868	ARG	NE-CZ-NH2	-5.84	117.38	120.30
6	K	272	ASP	CB-CG-OD2	-5.84	113.04	118.30
1	A	169	VAL	CA-CB-CG2	5.84	119.66	110.90
3	C	1045	TRP	CD2-CE2-CZ2	-5.84	115.29	122.30
4	E	94	ASP	CB-CG-OD1	-5.84	113.04	118.30
5	F	210	THR	N-CA-CB	5.84	121.40	110.30
1	A	592	MET	CA-CB-CG	5.84	123.23	113.30
6	K	450	SER	N-CA-CB	5.84	119.26	110.50
5	Y	211	ALA	CB-CA-C	5.84	118.86	110.10
6	U	352	ASP	O-C-N	5.84	132.04	122.70
2	B	640	ARG	NH1-CZ-NH2	-5.84	112.98	119.40
6	I	566	TRP	CH2-CZ2-CE2	5.84	123.24	117.40

Continued on next page...

Continued from previous page...

Mol	Chain	Res	Type	Atoms	Z	Observed(°)	Ideal(°)
6	X	352	ASP	O-C-N	5.84	132.04	122.70
6	U	648	LYS	CB-CG-CD	5.83	126.77	111.60
5	L	51	PHE	CB-CG-CD2	5.83	124.88	120.80
5	N	216	ILE	CA-CB-CG1	5.83	122.08	111.00
6	O	586	VAL	CA-CB-CG1	5.83	119.65	110.90
6	K	147	ARG	CA-CB-CG	5.83	126.23	113.40
6	O	154	ARG	CG-CD-NE	5.83	124.04	111.80
6	X	316	ILE	O-C-N	5.83	132.03	122.70
6	Q	347	SER	CB-CA-C	-5.83	99.03	110.10
6	W	118	TYR	CZ-CE2-CD2	5.83	125.04	119.80
5	Y	110	PHE	O-C-N	5.83	132.02	122.70
1	A	349	TRP	CH2-CZ2-CE2	5.83	123.22	117.40
3	C	175	SER	O-C-N	5.83	132.02	122.70
5	S	145	ARG	NH1-CZ-NH2	-5.83	112.99	119.40
3	C	257	ARG	NE-CZ-NH1	-5.82	117.39	120.30
3	C	450	ASP	CB-CG-OD2	-5.82	113.06	118.30
4	E	373	MET	CA-CB-CG	5.82	123.20	113.30
5	H	248	ALA	CB-CA-C	-5.82	101.36	110.10
6	I	20	PHE	O-C-N	5.82	132.02	122.70
6	O	54	SER	N-CA-CB	-5.82	101.76	110.50
6	V	638	PHE	CB-CG-CD1	5.82	124.88	120.80
5	G	24	LEU	N-CA-CB	-5.82	98.76	110.40
5	G	130	PHE	CB-CG-CD1	-5.82	116.73	120.80
6	O	193	ILE	CA-C-N	5.82	130.01	117.20
6	U	121	ALA	N-CA-CB	5.82	118.25	110.10
2	B	1214	THR	N-CA-CB	-5.82	99.25	110.30
6	J	168	THR	CA-CB-CG2	5.82	120.55	112.40
6	I	54	SER	N-CA-CB	-5.82	101.78	110.50
6	K	338	VAL	CG1-CB-CG2	5.81	120.20	110.90
6	Q	58	ILE	CB-CG1-CD1	5.81	130.18	113.90
2	B	983	TYR	CB-CG-CD1	5.81	124.49	121.00
5	H	51	PHE	CG-CD2-CE2	5.81	127.19	120.80
6	O	511	SER	N-CA-CB	5.81	119.22	110.50
6	Q	282	VAL	CA-C-N	-5.81	104.41	117.20
6	U	504	ASN	N-CA-CB	-5.81	100.14	110.60
6	V	459	LEU	CB-CG-CD1	5.81	120.88	111.00
6	W	174	ILE	CA-C-N	-5.81	104.42	117.20
3	C	595	GLN	CA-CB-CG	5.81	126.18	113.40
6	I	294	TYR	CZ-CE2-CD2	5.81	125.03	119.80
5	T	134	ASP	OD1-CG-OD2	5.81	134.34	123.30
6	W	416	ARG	CA-C-N	-5.81	104.42	117.20
6	W	587	GLY	O-C-N	5.81	131.99	122.70

Continued on next page...

Continued from previous page...

Mol	Chain	Res	Type	Atoms	Z	Observed(°)	Ideal(°)
4	D	315	LEU	CB-CG-CD1	5.81	120.87	111.00
6	X	504	ASN	N-CA-CB	-5.81	100.15	110.60
1	A	581	ASP	CA-CB-CG	5.81	126.17	113.40
6	K	282	VAL	CA-C-N	-5.81	104.43	117.20
2	B	637	PRO	N-CA-CB	5.80	110.27	103.30
2	B	1182	ASN	CB-CG-ND2	-5.80	102.77	116.70
2	B	1213	ALA	CB-CA-C	5.80	118.81	110.10
6	O	463	LEU	CB-CG-CD2	5.80	120.87	111.00
6	O	566	TRP	CH2-CZ2-CE2	5.80	123.20	117.40
6	Q	48	TRP	CD1-CG-CD2	-5.80	101.66	106.30
5	Y	157	HIS	N-CA-C	5.80	126.67	111.00
5	H	215	ALA	CB-CA-C	-5.80	101.39	110.10
5	R	80	ARG	O-C-N	5.80	131.99	122.70
1	A	1021	ARG	CB-CA-C	5.80	122.00	110.40
2	B	880	LEU	CA-C-N	-5.80	104.44	117.20
6	J	154	ARG	N-CA-C	5.80	126.66	111.00
6	Q	638	PHE	CB-CG-CD1	5.80	124.86	120.80
5	N	51	PHE	CG-CD2-CE2	5.80	127.18	120.80
6	O	226	LYS	CA-C-N	-5.80	104.44	117.20
6	V	292	ARG	CD-NE-CZ	5.80	131.72	123.60
6	X	585	GLN	CB-CA-C	5.80	122.00	110.40
2	B	1067	VAL	CA-C-N	-5.80	104.44	117.20
4	E	362	TYR	CB-CG-CD2	5.80	124.48	121.00
6	K	416	ARG	CA-C-N	-5.80	104.45	117.20
6	Q	418	ASN	CB-CG-OD1	-5.80	110.01	121.60
6	V	174	ILE	CA-C-N	-5.80	104.45	117.20
6	P	80	GLU	OE1-CD-OE2	5.79	130.25	123.30
3	C	202	THR	O-C-N	5.79	131.97	122.70
6	P	164	ASP	CA-CB-CG	5.79	126.14	113.40
6	W	338	VAL	CG1-CB-CG2	5.79	120.17	110.90
5	L	97	ARG	N-CA-C	5.79	126.63	111.00
5	R	166	LYS	CA-CB-CG	5.79	126.14	113.40
2	B	1050	ASP	CB-CG-OD2	-5.79	113.09	118.30
6	Q	537	SER	N-CA-C	5.79	126.63	111.00
6	U	193	ILE	CA-C-N	5.79	129.93	117.20
6	V	298	PHE	CZ-CE2-CD2	-5.79	113.15	120.10
5	R	247	PHE	CD1-CE1-CZ	-5.79	113.16	120.10
2	B	352	THR	CA-CB-OG1	5.79	121.15	109.00
6	J	416	ARG	NE-CZ-NH1	-5.79	117.41	120.30
5	L	92	ALA	CB-CA-C	5.79	118.78	110.10
6	V	561	ASP	O-C-N	5.79	131.96	122.70
6	W	20	PHE	O-C-N	5.79	131.96	122.70

Continued on next page...

Continued from previous page...

Mol	Chain	Res	Type	Atoms	Z	Observed(°)	Ideal(°)
2	B	861	ARG	CG-CD-NE	5.78	123.95	111.80
6	I	79	ARG	NH1-CZ-NH2	-5.78	113.04	119.40
6	I	96	PHE	CD1-CG-CD2	5.78	125.82	118.30
5	T	12	ALA	N-CA-CB	-5.78	102.00	110.10
6	U	338	VAL	CG1-CB-CG2	5.78	120.15	110.90
6	X	622	GLU	OE1-CD-OE2	5.78	130.24	123.30
1	A	1168	PHE	CB-CG-CD2	-5.78	116.75	120.80
2	B	1192	ASN	CA-CB-CG	5.78	126.12	113.40
5	G	185	VAL	CB-CA-C	5.78	122.38	111.40
6	U	511	SER	N-CA-CB	5.78	119.17	110.50
6	W	183	TRP	CH2-CZ2-CE2	5.78	123.18	117.40
6	W	537	SER	N-CA-C	5.78	126.61	111.00
3	C	1040	ASP	CB-CG-OD1	-5.78	113.10	118.30
6	Q	338	VAL	CG1-CB-CG2	5.78	120.15	110.90
3	C	655	GLU	OE1-CD-OE2	5.78	130.23	123.30
3	C	975	PHE	CB-CG-CD2	-5.78	116.76	120.80
4	D	112	TRP	CB-CG-CD2	-5.78	119.09	126.60
5	T	178	ASP	CB-CG-OD1	-5.78	113.10	118.30
6	I	29	THR	N-CA-CB	5.78	121.27	110.30
6	K	648	LYS	CB-CG-CD	5.78	126.62	111.60
6	U	164	ASP	CA-CB-CG	5.78	126.11	113.40
6	W	461	ASP	CB-CG-OD1	-5.78	113.10	118.30
3	C	686	ARG	NE-CZ-NH1	-5.77	117.41	120.30
5	H	97	ARG	N-CA-C	5.77	126.59	111.00
4	D	251	ASN	OD1-CG-ND2	5.77	135.18	121.90
5	L	14	VAL	CG1-CB-CG2	5.77	120.14	110.90
5	M	130	PHE	CB-CG-CD1	-5.77	116.76	120.80
5	N	33	THR	CA-CB-OG1	5.77	121.12	109.00
6	U	380	VAL	CG1-CB-CG2	-5.77	101.66	110.90
6	V	427	GLU	OE1-CD-OE2	5.77	130.23	123.30
5	F	51	PHE	CB-CG-CD2	5.77	124.84	120.80
5	N	4	HIS	CA-CB-CG	-5.77	103.79	113.60
6	K	294	TYR	CZ-CE2-CD2	5.77	124.99	119.80
5	S	14	VAL	CG1-CB-CG2	5.77	120.13	110.90
6	U	80	GLU	OE1-CD-OE2	5.77	130.22	123.30
1	A	418	TYR	CB-CA-C	5.77	121.93	110.40
2	B	835	HIS	N-CA-CB	-5.77	100.22	110.60
5	F	145	ARG	NH1-CZ-NH2	-5.77	113.06	119.40
5	N	132	THR	O-C-N	5.77	131.93	122.70
6	X	463	LEU	CB-CG-CD2	5.77	120.81	111.00
6	J	458	THR	CA-C-N	-5.77	104.52	117.20
6	J	561	ASP	O-C-N	5.77	131.93	122.70

Continued on next page...

Continued from previous page...

Mol	Chain	Res	Type	Atoms	Z	Observed(°)	Ideal(°)
5	Y	10	ALA	N-CA-CB	5.77	118.17	110.10
1	A	576	GLY	N-CA-C	5.76	127.51	113.10
3	C	598	PRO	N-CA-CB	5.76	110.22	103.30
5	G	51	PHE	CB-CG-CD2	5.76	124.83	120.80
6	J	461	ASP	CB-CG-OD1	-5.76	113.11	118.30
5	M	248	ALA	CB-CA-C	-5.76	101.45	110.10
6	P	450	SER	N-CA-CB	5.76	119.15	110.50
5	S	185	VAL	CB-CA-C	5.76	122.35	111.40
6	U	154	ARG	CG-CD-NE	5.76	123.91	111.80
6	V	58	ILE	CB-CG1-CD1	5.76	130.04	113.90
6	J	82	PHE	CB-CG-CD1	5.76	124.83	120.80
2	B	229	TYR	CB-CG-CD1	-5.76	117.54	121.00
2	B	649	ASN	CA-CB-CG	5.76	126.07	113.40
3	C	315	SER	C-N-CA	5.76	136.10	121.70
6	O	528	ALA	N-CA-C	5.76	126.55	111.00
6	V	604	VAL	CA-CB-CG1	5.76	119.54	110.90
6	I	294	TYR	CG-CD2-CE2	-5.76	116.69	121.30
5	M	134	ASP	OD1-CG-OD2	5.76	134.24	123.30
5	M	213	THR	CA-CB-CG2	-5.76	104.34	112.40
6	Q	193	ILE	CA-C-N	5.76	129.86	117.20
6	J	429	GLU	OE1-CD-OE2	5.75	130.21	123.30
5	R	26	THR	CA-CB-CG2	5.75	120.46	112.40
6	U	29	THR	N-CA-CB	5.75	121.23	110.30
5	S	12	ALA	N-CA-CB	-5.75	102.05	110.10
6	V	420	LEU	CB-CG-CD2	-5.75	101.22	111.00
4	D	402	ALA	CB-CA-C	5.75	118.73	110.10
6	U	463	LEU	CB-CG-CD2	5.75	120.78	111.00
5	S	134	ASP	OD1-CG-OD2	5.75	134.22	123.30
6	V	458	THR	CA-C-N	-5.75	104.56	117.20
5	Y	130	PHE	CB-CG-CD1	-5.75	116.78	120.80
5	Y	185	VAL	CB-CA-C	5.75	122.32	111.40
3	C	1169	TRP	CE2-CD2-CG	-5.75	102.70	107.30
4	E	398	GLY	N-CA-C	5.75	127.47	113.10
1	A	170	ARG	NE-CZ-NH2	5.75	123.17	120.30
6	I	461	ASP	CB-CG-OD1	-5.75	113.13	118.30
5	Y	90	GLN	CG-CD-OE1	-5.75	110.11	121.60
6	K	412	ARG	CB-CG-CD	5.74	126.53	111.60
5	S	213	THR	CA-CB-CG2	-5.74	104.36	112.40
6	W	79	ARG	NH1-CZ-NH2	-5.74	113.08	119.40
5	Y	3	LEU	CB-CG-CD2	5.74	120.76	111.00
4	E	6	PHE	O-C-N	5.74	131.89	122.70
6	O	247	SER	N-CA-C	5.74	126.50	111.00

Continued on next page...

Continued from previous page...

Mol	Chain	Res	Type	Atoms	Z	Observed(°)	Ideal(°)
6	P	511	SER	N-CA-CB	5.74	119.11	110.50
6	Q	121	ALA	N-CA-CB	5.74	118.14	110.10
5	Y	166	LYS	CA-CB-CG	5.74	126.03	113.40
1	A	5	PHE	CB-CG-CD1	-5.74	116.78	120.80
5	N	248	ALA	CB-CA-C	-5.74	101.49	110.10
6	P	20	PHE	CB-CG-CD1	5.74	124.82	120.80
6	P	556	SER	N-CA-CB	5.74	119.11	110.50
6	Q	482	ASP	CB-CG-OD1	5.74	123.46	118.30
6	U	569	ALA	N-CA-CB	5.74	118.14	110.10
6	W	418	ASN	CB-CG-OD1	-5.74	110.12	121.60
2	B	564	TRP	CD2-CE3-CZ3	-5.74	111.34	118.80
5	F	10	ALA	N-CA-CB	5.74	118.13	110.10
5	N	211	ALA	CB-CA-C	5.74	118.70	110.10
6	I	173	ASP	CB-CG-OD2	-5.74	113.14	118.30
6	I	412	ARG	N-CA-CB	5.74	120.92	110.60
6	I	571	ARG	NE-CZ-NH2	-5.74	117.43	120.30
6	P	168	THR	CA-CB-CG2	5.74	120.43	112.40
6	J	156	VAL	CB-CA-C	5.73	122.29	111.40
5	L	90	GLN	CG-CD-OE1	-5.73	110.13	121.60
6	U	247	SER	N-CA-C	5.73	126.48	111.00
6	I	586	VAL	CA-CB-CG1	5.73	119.50	110.90
6	J	118	TYR	CZ-CE2-CD2	5.73	124.96	119.80
6	K	58	ILE	CB-CG1-CD1	5.73	129.94	113.90
5	L	10	ALA	N-CA-CB	5.73	118.12	110.10
6	X	380	VAL	CG1-CB-CG2	-5.73	101.73	110.90
6	I	247	SER	N-CA-C	5.73	126.47	111.00
5	L	247	PHE	CD1-CE1-CZ	-5.73	113.22	120.10
6	U	174	ILE	CA-C-N	-5.73	104.60	117.20
6	W	165	THR	CA-CB-CG2	5.73	120.42	112.40
1	A	895	ALA	O-C-N	5.73	131.86	122.70
6	U	47	LEU	CB-CG-CD2	5.73	120.73	111.00
1	A	1284	TYR	N-CA-CB	-5.72	100.30	110.60
2	B	514	ILE	CA-CB-CG1	5.72	121.88	111.00
5	G	4	HIS	CA-CB-CG	-5.72	103.87	113.60
5	G	97	ARG	N-CA-C	5.72	126.46	111.00
5	L	145	ARG	NH1-CZ-NH2	-5.72	113.10	119.40
6	O	173	ASP	CB-CG-OD2	-5.72	113.15	118.30
6	U	272	ASP	CB-CG-OD2	-5.72	113.15	118.30
6	I	528	ALA	N-CA-C	5.72	126.45	111.00
6	P	463	LEU	CB-CG-CD2	5.72	120.73	111.00
6	Q	118	TYR	CG-CD2-CE2	-5.72	116.72	121.30
5	M	14	VAL	CG1-CB-CG2	5.72	120.05	110.90

Continued on next page...

Continued from previous page...

Mol	Chain	Res	Type	Atoms	Z	Observed(°)	Ideal(°)
2	B	747	ILE	CB-CA-C	5.72	123.04	111.60
3	C	197	ASP	CB-CG-OD2	-5.72	113.15	118.30
6	W	298	PHE	CZ-CE2-CD2	-5.72	113.24	120.10
5	Y	213	THR	CA-CB-CG2	-5.72	104.39	112.40
2	B	985	VAL	O-C-N	5.72	131.85	122.70
4	E	124	ASN	N-CA-CB	-5.72	100.31	110.60
6	K	162	HIS	CA-CB-CG	-5.72	103.88	113.60
1	A	1243	TYR	CB-CG-CD1	-5.72	117.57	121.00
3	C	1110	ALA	N-CA-C	5.72	126.43	111.00
5	T	211	ALA	CB-CA-C	5.72	118.67	110.10
6	V	226	LYS	CA-C-N	-5.72	104.62	117.20
6	W	322	TYR	CD1-CE1-CZ	-5.72	114.66	119.80
5	L	12	ALA	N-CA-CB	-5.71	102.10	110.10
5	L	51	PHE	CG-CD2-CE2	5.71	127.08	120.80
5	L	216	ILE	CA-CB-CG1	5.71	121.86	111.00
6	X	588	ILE	N-CA-CB	5.71	123.94	110.80
5	F	92	ALA	CB-CA-C	5.71	118.67	110.10
1	A	748	ARG	CB-CA-C	5.71	121.82	110.40
2	B	1082	VAL	CA-CB-CG2	5.71	119.47	110.90
5	G	12	ALA	N-CA-CB	-5.71	102.10	110.10
6	P	604	VAL	CA-CB-CG1	5.71	119.47	110.90
5	S	97	ARG	N-CA-C	5.71	126.42	111.00
5	S	130	PHE	CB-CG-CD1	-5.71	116.80	120.80
6	W	164	ASP	CA-CB-CG	5.71	125.96	113.40
1	A	39	LEU	CA-CB-CG	5.71	128.43	115.30
5	L	274	PRO	N-CA-CB	5.71	110.15	103.30
3	C	1209	TYR	CB-CG-CD2	-5.71	117.58	121.00
6	O	58	ILE	CB-CG1-CD1	5.71	129.89	113.90
6	V	121	ALA	N-CA-CB	5.71	118.09	110.10
3	C	670	ILE	N-CA-CB	5.71	123.92	110.80
4	E	125	TYR	CG-CD2-CE2	5.71	125.87	121.30
5	S	185	VAL	CA-CB-CG1	5.71	119.46	110.90
6	X	242	PHE	CB-CG-CD1	5.71	124.80	120.80
2	B	1174	ASP	CB-CG-OD1	-5.71	113.17	118.30
1	A	181	TYR	O-C-N	5.70	132.90	123.20
5	M	157	HIS	N-CA-C	5.70	126.40	111.00
5	R	51	PHE	CG-CD2-CE2	5.70	127.07	120.80
5	T	3	LEU	CB-CG-CD2	5.70	120.70	111.00
3	C	160	PHE	CG-CD2-CE2	5.70	127.07	120.80
6	O	327	TYR	CD1-CE1-CZ	5.70	124.93	119.80
6	Q	49	ARG	NE-CZ-NH2	-5.70	117.45	120.30
2	B	1064	TRP	NE1-CE2-CZ2	5.70	136.67	130.40

Continued on next page...

Continued from previous page...

Mol	Chain	Res	Type	Atoms	Z	Observed(°)	Ideal(°)
5	F	52	CYS	CA-CB-SG	-5.70	103.74	114.00
5	M	80	ARG	O-C-N	5.70	131.82	122.70
6	O	504	ASN	N-CA-CB	-5.70	100.34	110.60
6	V	528	ALA	O-C-N	5.70	131.82	122.70
6	W	504	ASN	N-CA-CB	-5.70	100.34	110.60
2	B	377	ILE	N-CA-CB	5.70	123.90	110.80
5	F	185	VAL	CB-CA-C	5.70	122.22	111.40
3	C	95	LYS	N-CA-CB	5.70	120.85	110.60
6	Q	292	ARG	CD-NE-CZ	5.70	131.57	123.60
6	W	248	GLU	CA-CB-CG	5.70	125.93	113.40
6	X	347	SER	CB-CA-C	-5.70	99.28	110.10
5	G	134	ASP	OD1-CG-OD2	5.69	134.12	123.30
6	J	347	SER	CB-CA-C	-5.69	99.28	110.10
5	M	51	PHE	CG-CD2-CE2	5.69	127.06	120.80
1	A	583	ASP	CA-CB-CG	5.69	125.92	113.40
4	D	93	ARG	NE-CZ-NH1	-5.69	117.45	120.30
6	J	54	SER	N-CA-CB	-5.69	101.96	110.50
6	P	174	ILE	CA-C-N	-5.69	104.67	117.20
2	B	926	TYR	CG-CD1-CE1	5.69	125.85	121.30
6	I	347	SER	CB-CA-C	-5.69	99.29	110.10
5	M	132	THR	O-C-N	5.69	131.80	122.70
1	A	865	ALA	N-CA-C	5.69	126.36	111.00
5	S	101	TYR	CG-CD1-CE1	-5.69	116.75	121.30
6	V	644	LEU	CB-CG-CD1	-5.69	101.33	111.00
2	B	525	TYR	CA-CB-CG	5.69	124.21	113.40
3	C	987	THR	N-CA-CB	5.69	121.11	110.30
5	G	44	GLY	O-C-N	5.69	131.80	122.70
6	U	340	ASP	CB-CG-OD1	-5.69	113.18	118.30
6	U	365	ASP	CB-CG-OD2	-5.69	113.18	118.30
6	V	504	ASN	N-CA-CB	-5.69	100.36	110.60
5	L	214	ARG	CD-NE-CZ	5.69	131.56	123.60
1	A	258	ALA	N-CA-CB	-5.68	102.14	110.10
1	A	325	PRO	N-CD-CG	5.68	111.73	103.20
1	A	597	ARG	CB-CA-C	5.68	121.77	110.40
3	C	699	ASN	CA-CB-CG	5.68	125.91	113.40
5	H	10	ALA	N-CA-CB	5.68	118.06	110.10
6	I	533	ASP	OD1-CG-OD2	-5.68	112.50	123.30
5	N	185	VAL	CB-CA-C	5.68	122.20	111.40
6	Q	183	TRP	CH2-CZ2-CE2	5.68	123.08	117.40
6	V	457	PRO	CA-CB-CG	-5.68	93.20	104.00
1	A	549	ARG	NE-CZ-NH2	5.68	123.14	120.30
1	A	852	VAL	CG1-CB-CG2	-5.68	101.81	110.90

Continued on next page...

Continued from previous page...

Mol	Chain	Res	Type	Atoms	Z	Observed(°)	Ideal(°)
3	C	688	THR	CA-CB-CG2	-5.68	104.44	112.40
5	H	169	ASN	N-CA-C	5.68	126.34	111.00
6	Q	327	TYR	CB-CG-CD2	-5.68	117.59	121.00
5	N	166	LYS	CA-CB-CG	5.68	125.90	113.40
6	O	338	VAL	CG1-CB-CG2	5.68	119.99	110.90
2	B	677	TYR	CB-CG-CD1	5.68	124.41	121.00
3	C	127	SER	CA-CB-OG	5.68	126.53	111.20
6	I	20	PHE	CB-CG-CD2	-5.68	116.82	120.80
6	K	644	LEU	CB-CG-CD1	-5.68	101.34	111.00
6	P	79	ARG	NH1-CZ-NH2	-5.68	113.15	119.40
6	Q	420	LEU	CB-CG-CD2	-5.68	101.34	111.00
5	H	223	THR	CA-CB-CG2	5.68	120.35	112.40
2	B	224	TRP	CH2-CZ2-CE2	-5.68	111.72	117.40
3	C	740	LYS	CA-C-O	5.68	132.02	120.10
6	O	412	ARG	N-CA-CB	5.68	120.82	110.60
6	Q	79	ARG	NH1-CZ-NH2	-5.68	113.16	119.40
6	V	253	VAL	CA-CB-CG2	5.68	119.42	110.90
6	W	347	SER	CB-CA-C	-5.68	99.31	110.10
6	X	96	PHE	CD1-CG-CD2	5.68	125.68	118.30
1	A	1083	GLY	N-CA-C	5.67	127.29	113.10
3	C	386	GLU	CB-CG-CD	-5.67	98.88	114.20
6	I	92	TRP	CG-CD2-CE3	-5.67	128.79	133.90
5	N	24	LEU	N-CA-CB	-5.67	99.05	110.40
6	P	121	ALA	N-CA-CB	5.67	118.04	110.10
6	P	347	SER	CB-CA-C	-5.67	99.32	110.10
4	E	6	PHE	CD1-CE1-CZ	5.67	126.91	120.10
5	R	215	ALA	CB-CA-C	-5.67	101.59	110.10
3	C	754	GLU	OE1-CD-OE2	5.67	130.11	123.30
5	H	185	VAL	CB-CA-C	5.67	122.18	111.40
6	J	174	ILE	CA-CB-CG2	5.67	122.24	110.90
5	M	211	ALA	CB-CA-C	5.67	118.61	110.10
6	O	121	ALA	N-CA-CB	5.67	118.04	110.10
6	Q	174	ILE	CA-C-N	-5.67	104.72	117.20
6	Q	587	GLY	O-C-N	5.67	131.77	122.70
1	A	19	ARG	NH1-CZ-NH2	-5.67	113.16	119.40
1	A	1204	LEU	CB-CG-CD2	-5.67	101.36	111.00
6	U	96	PHE	CD1-CG-CD2	5.67	125.67	118.30
6	I	118	TYR	CG-CD2-CE2	-5.67	116.77	121.30
6	W	174	ILE	CA-CB-CG2	5.67	122.23	110.90
5	G	214	ARG	NE-CZ-NH2	5.66	123.13	120.30
6	J	380	VAL	CG1-CB-CG2	-5.66	101.84	110.90
6	P	569	ALA	N-CA-CB	5.66	118.03	110.10

Continued on next page...

Continued from previous page...

Mol	Chain	Res	Type	Atoms	Z	Observed(°)	Ideal(°)
2	B	544	VAL	CG1-CB-CG2	-5.66	101.84	110.90
5	L	248	ALA	CB-CA-C	-5.66	101.61	110.10
6	O	316	ILE	O-C-N	5.66	131.76	122.70
3	C	198	THR	CA-CB-CG2	-5.66	104.47	112.40
4	E	309	SER	N-CA-CB	5.66	118.99	110.50
5	R	24	LEU	N-CA-CB	-5.66	99.08	110.40
5	S	51	PHE	CG-CD2-CE2	5.66	127.03	120.80
2	B	650	TRP	CH2-CZ2-CE2	5.66	123.06	117.40
2	B	864	PHE	CB-CG-CD1	-5.66	116.84	120.80
6	J	164	ASP	CA-CB-CG	5.66	125.85	113.40
6	O	118	TYR	CZ-CE2-CD2	5.66	124.89	119.80
6	O	438	TYR	CD1-CE1-CZ	5.66	124.89	119.80
6	P	154	ARG	N-CA-C	5.66	126.28	111.00
6	X	58	ILE	CB-CG1-CD1	5.66	129.74	113.90
6	K	47	LEU	CB-CG-CD2	5.66	120.62	111.00
6	K	587	GLY	O-C-N	5.66	131.75	122.70
6	O	417	PHE	CB-CG-CD2	5.66	124.76	120.80
5	L	40	TYR	CB-CG-CD2	-5.66	117.61	121.00
6	O	168	THR	OG1-CB-CG2	-5.66	96.99	110.00
6	P	458	THR	CA-C-N	-5.66	104.76	117.20
4	D	26	LEU	N-CA-CB	-5.65	99.09	110.40
4	D	393	ASP	CB-CG-OD2	-5.65	113.21	118.30
5	N	214	ARG	NE-CZ-NH2	5.65	123.13	120.30
6	Q	54	SER	N-CA-CB	-5.65	102.02	110.50
6	W	58	ILE	CB-CG1-CD1	5.65	129.73	113.90
1	A	353	ARG	NE-CZ-NH2	5.65	123.13	120.30
3	C	1087	TYR	CG-CD2-CE2	5.65	125.82	121.30
6	O	420	LEU	CB-CG-CD2	-5.65	101.39	111.00
6	X	585	GLN	O-C-N	5.65	131.74	122.70
6	I	60	SER	O-C-N	5.65	131.74	122.70
2	B	1199	PHE	O-C-N	5.65	131.74	122.70
6	J	548	LYS	CA-C-N	-5.65	104.78	117.20
6	K	183	TRP	CH2-CZ2-CE2	5.65	123.05	117.40
6	O	277	ASP	CB-CG-OD2	-5.65	113.22	118.30
5	T	14	VAL	CG1-CB-CG2	5.65	119.94	110.90
5	T	214	ARG	CD-NE-CZ	5.65	131.51	123.60
5	Y	215	ALA	CB-CA-C	-5.65	101.63	110.10
5	F	24	LEU	N-CA-CB	-5.65	99.11	110.40
1	A	1231	PHE	CA-CB-CG	5.64	127.45	113.90
6	I	154	ARG	CG-CD-NE	5.64	123.65	111.80
6	O	474	THR	CA-CB-OG1	5.64	120.85	109.00
5	R	3	LEU	CB-CG-CD2	5.64	120.60	111.00

Continued on next page...

Continued from previous page...

Mol	Chain	Res	Type	Atoms	Z	Observed(°)	Ideal(°)
5	S	92	ALA	CB-CA-C	5.64	118.57	110.10
6	V	118	TYR	CZ-CE2-CD2	5.64	124.88	119.80
6	P	226	LYS	CA-C-N	-5.64	104.79	117.20
5	T	90	GLN	CG-CD-OE1	-5.64	110.32	121.60
2	B	1170	PRO	N-CA-CB	5.64	110.07	103.30
5	N	51	PHE	CB-CG-CD2	5.64	124.75	120.80
6	O	183	TRP	CH2-CZ2-CE2	5.64	123.04	117.40
6	X	226	LYS	CA-C-N	-5.64	104.79	117.20
5	L	52	CYS	CA-CB-SG	-5.64	103.85	114.00
5	Y	24	LEU	N-CA-CB	-5.64	99.12	110.40
6	P	338	VAL	CG1-CB-CG2	5.64	119.92	110.90
6	Q	576	PHE	CB-CG-CD1	-5.64	116.85	120.80
6	U	454	PHE	CB-CG-CD2	-5.64	116.85	120.80
2	B	578	ASP	CB-CG-OD1	-5.64	113.23	118.30
5	H	51	PHE	CB-CG-CD2	5.64	124.75	120.80
6	J	58	ILE	CB-CG1-CD1	5.64	129.68	113.90
6	J	174	ILE	CA-C-N	-5.64	104.80	117.20
5	N	169	ASN	CA-C-N	-5.64	104.80	117.20
1	A	690	ARG	NE-CZ-NH1	5.63	123.12	120.30
2	B	249	TRP	CG-CD1-NE1	5.63	115.73	110.10
2	B	399	ARG	NH1-CZ-NH2	-5.63	113.20	119.40
3	C	959	ARG	NE-CZ-NH1	5.63	123.12	120.30
4	E	157	TYR	CD1-CE1-CZ	5.63	124.87	119.80
6	I	638	PHE	CB-CG-CD1	5.63	124.74	120.80
6	V	338	VAL	CG1-CB-CG2	5.63	119.92	110.90
6	W	282	VAL	CA-C-N	-5.63	104.81	117.20
1	A	906	ALA	N-CA-C	5.63	126.21	111.00
4	D	282	ALA	N-CA-CB	5.63	117.99	110.10
6	O	298	PHE	CE1-CZ-CE2	5.63	130.14	120.00
6	W	294	TYR	CZ-CE2-CD2	5.63	124.87	119.80
1	A	88	ILE	CA-CB-CG1	5.63	121.70	111.00
6	K	511	SER	N-CA-CB	5.63	118.95	110.50
5	L	157	HIS	N-CA-C	5.63	126.20	111.00
6	W	173	ASP	CB-CG-OD1	5.63	123.37	118.30
2	B	938	TYR	CD1-CE1-CZ	5.63	124.87	119.80
4	E	352	GLU	OE1-CD-OE2	5.63	130.06	123.30
5	F	26	THR	CA-CB-CG2	5.63	120.28	112.40
5	G	14	VAL	CG1-CB-CG2	5.63	119.91	110.90
6	I	463	LEU	CB-CG-CD2	5.63	120.57	111.00
6	K	92	TRP	CG-CD2-CE3	-5.63	128.84	133.90
6	K	313	SER	CA-CB-OG	5.63	126.39	111.20
6	P	420	LEU	CB-CG-CD2	-5.63	101.43	111.00

Continued on next page...

Continued from previous page...

Mol	Chain	Res	Type	Atoms	Z	Observed(°)	Ideal(°)
6	W	333	PRO	N-CD-CG	5.63	111.64	103.20
2	B	402	TYR	CB-CG-CD2	5.63	124.38	121.00
2	B	564	TRP	CD2-CE2-CZ2	-5.63	115.55	122.30
6	K	532	ASP	CB-CG-OD1	5.63	123.36	118.30
5	S	80	ARG	O-C-N	5.63	131.70	122.70
5	T	214	ARG	NE-CZ-NH2	5.63	123.11	120.30
6	U	528	ALA	N-CA-C	5.63	126.19	111.00
1	A	22	PHE	CA-C-N	-5.62	104.83	117.20
1	A	891	ASP	CB-CG-OD1	-5.62	113.24	118.30
2	B	956	HIS	CG-CD2-NE2	-5.62	98.51	109.20
6	I	174	ILE	CA-CB-CG2	5.62	122.15	110.90
6	J	169	MET	CA-CB-CG	5.62	122.86	113.30
6	W	569	ALA	N-CA-CB	5.62	117.98	110.10
3	C	1005	VAL	CA-CB-CG1	5.62	119.33	110.90
6	I	556	SER	N-CA-CB	5.62	118.94	110.50
6	J	183	TRP	CH2-CZ2-CE2	5.62	123.02	117.40
6	K	174	ILE	CA-C-N	-5.62	104.83	117.20
6	O	242	PHE	N-CA-C	5.62	126.18	111.00
5	S	211	ALA	CB-CA-C	5.62	118.53	110.10
4	E	411	PHE	CG-CD2-CE2	-5.62	114.62	120.80
6	K	380	VAL	CG1-CB-CG2	-5.62	101.91	110.90
6	Q	247	SER	N-CA-C	5.62	126.18	111.00
5	R	130	PHE	CB-CG-CD1	-5.62	116.86	120.80
5	T	51	PHE	CG-CD2-CE2	5.62	126.98	120.80
6	X	604	VAL	CA-CB-CG1	5.62	119.33	110.90
1	A	140	TYR	CZ-CE2-CD2	5.62	124.86	119.80
1	A	158	TRP	CD2-CE2-CZ2	-5.62	115.56	122.30
6	J	338	VAL	CG1-CB-CG2	5.62	119.89	110.90
6	O	106	ILE	N-CA-C	5.62	126.17	111.00
6	Q	174	ILE	CA-CB-CG2	5.62	122.14	110.90
2	B	254	ASP	CB-CG-OD1	-5.62	113.24	118.30
2	B	667	ASN	CB-CA-C	5.62	121.64	110.40
3	C	1151	ALA	O-C-N	5.62	131.69	122.70
5	F	166	LYS	CA-CB-CG	5.62	125.76	113.40
6	O	29	THR	N-CA-CB	5.62	120.98	110.30
6	Q	438	TYR	CD1-CE1-CZ	5.62	124.86	119.80
5	Y	248	ALA	CB-CA-C	-5.62	101.67	110.10
1	A	66	ASN	N-CA-C	5.62	126.17	111.00
6	Q	504	ASN	N-CA-CB	-5.62	100.49	110.60
3	C	769	VAL	CA-CB-CG2	5.62	119.32	110.90
3	C	1134	HIS	CA-CB-CG	5.62	123.15	113.60
5	F	14	VAL	CG1-CB-CG2	5.62	119.89	110.90

Continued on next page...

Continued from previous page...

Mol	Chain	Res	Type	Atoms	Z	Observed(°)	Ideal(°)
6	I	47	LEU	CB-CG-CD2	5.62	120.55	111.00
6	O	193	ILE	CA-CB-CG2	5.62	122.13	110.90
5	R	92	ALA	CB-CA-C	5.62	118.52	110.10
6	V	164	ASP	CA-CB-CG	5.62	125.75	113.40
1	A	1096	PHE	CB-CG-CD1	-5.61	116.87	120.80
3	C	1034	ASP	CA-CB-CG	5.61	125.75	113.40
5	H	52	CYS	CA-CB-SG	-5.61	103.90	114.00
6	I	272	ASP	CB-CA-C	5.61	121.63	110.40
5	L	169	ASN	N-CA-C	5.61	126.16	111.00
6	Q	598	SER	N-CA-CB	-5.61	102.08	110.50
5	R	270	LEU	N-CA-C	5.61	126.16	111.00
5	T	97	ARG	N-CA-C	5.61	126.16	111.00
3	C	187	VAL	CG1-CB-CG2	-5.61	101.92	110.90
4	D	37	TRP	O-C-N	5.61	131.68	122.70
6	P	47	LEU	CB-CG-CD2	5.61	120.54	111.00
5	S	24	LEU	N-CA-CB	-5.61	99.17	110.40
6	U	294	TYR	CG-CD2-CE2	-5.61	116.81	121.30
1	A	1089	TYR	CB-CG-CD2	-5.61	117.63	121.00
3	C	743	THR	N-CA-CB	5.61	120.96	110.30
4	D	183	ALA	C-N-CA	-5.61	107.68	121.70
4	D	237	ALA	O-C-N	5.61	131.68	122.70
5	G	27	ARG	NH1-CZ-NH2	-5.61	113.23	119.40
4	E	266	TYR	CB-CG-CD2	-5.61	117.64	121.00
6	J	272	ASP	CB-CA-C	5.61	121.62	110.40
6	K	242	PHE	N-CA-C	5.61	126.14	111.00
6	V	571	ARG	NE-CZ-NH2	-5.61	117.50	120.30
1	A	1049	ALA	N-CA-CB	-5.61	102.25	110.10
2	B	377	ILE	CA-CB-CG1	-5.61	100.35	111.00
3	C	160	PHE	CG-CD1-CE1	5.61	126.97	120.80
6	J	511	SER	N-CA-CB	5.61	118.91	110.50
6	Q	606	THR	CA-CB-CG2	-5.61	104.55	112.40
1	A	622	PHE	CB-CG-CD2	-5.61	116.88	120.80
3	C	237	GLU	CA-C-N	-5.61	104.99	116.20
5	H	166	LYS	CA-CB-CG	5.61	125.73	113.40
6	I	420	LEU	CB-CG-CD2	-5.61	101.47	111.00
5	T	222	LEU	O-C-N	5.61	131.67	122.70
3	C	1194	LEU	O-C-N	5.60	131.67	122.70
6	W	416	ARG	NE-CZ-NH1	-5.60	117.50	120.30
5	Y	137	ASP	CB-CG-OD2	-5.60	113.26	118.30
6	I	193	ILE	CA-CB-CG2	5.60	122.10	110.90
6	W	541	SER	N-CA-CB	-5.60	102.10	110.50
2	B	1064	TRP	CD2-CE2-CZ2	-5.60	115.58	122.30

Continued on next page...

Continued from previous page...

Mol	Chain	Res	Type	Atoms	Z	Observed(°)	Ideal(°)
6	J	619	ASP	N-CA-CB	5.60	120.68	110.60
6	Q	313	SER	CA-CB-OG	5.60	126.32	111.20
6	U	226	LYS	CA-C-N	-5.60	104.88	117.20
5	F	223	THR	CA-CB-CG2	5.60	120.24	112.40
5	H	213	THR	CA-CB-CG2	-5.60	104.56	112.40
5	N	52	CYS	CA-CB-SG	-5.60	103.92	114.00
6	Q	414	GLN	CG-CD-OE1	5.60	132.80	121.60
6	U	193	ILE	CA-CB-CG2	5.60	122.09	110.90
1	A	125	PHE	CB-CG-CD1	-5.60	116.88	120.80
6	P	68	PHE	CG-CD2-CE2	5.60	126.95	120.80
6	U	458	THR	CA-C-N	-5.60	104.89	117.20
3	C	305	THR	CA-CB-OG1	5.59	120.75	109.00
6	I	450	SER	N-CA-CB	5.59	118.89	110.50
6	J	226	LYS	CA-C-N	-5.59	104.89	117.20
6	K	54	SER	N-CA-CB	-5.59	102.11	110.50
6	X	420	LEU	CB-CG-CD2	-5.59	101.49	111.00
3	C	335	GLY	O-C-N	5.59	131.65	122.70
5	R	52	CYS	CA-CB-SG	-5.59	103.94	114.00
6	W	147	ARG	NE-CZ-NH1	5.59	123.10	120.30
3	C	34	PRO	N-CD-CG	5.59	111.58	103.20
3	C	1031	LEU	CB-CG-CD1	-5.59	101.50	111.00
6	K	458	THR	CA-C-N	-5.59	104.90	117.20
6	V	482	ASP	CB-CG-OD1	5.59	123.33	118.30
6	W	20	PHE	CB-CG-CD2	-5.59	116.89	120.80
6	Q	380	VAL	CG1-CB-CG2	-5.59	101.96	110.90
6	P	352	ASP	O-C-N	5.59	131.64	122.70
6	U	79	ARG	NH1-CZ-NH2	-5.59	113.25	119.40
1	A	159	THR	N-CA-CB	5.58	120.91	110.30
2	B	1063	VAL	CG1-CB-CG2	5.58	119.84	110.90
4	E	328	TYR	CG-CD1-CE1	-5.58	116.83	121.30
5	G	52	CYS	CA-CB-SG	-5.58	103.95	114.00
6	K	165	THR	CA-CB-CG2	5.58	120.22	112.40
5	S	169	ASN	N-CA-C	5.58	126.08	111.00
6	V	106	ILE	N-CA-C	5.58	126.08	111.00
6	W	47	LEU	CB-CG-CD2	5.58	120.49	111.00
1	A	1199	ALA	CA-C-N	-5.58	104.92	117.20
4	E	201	ASP	CB-CG-OD2	5.58	123.32	118.30
5	L	215	ALA	CB-CA-C	-5.58	101.73	110.10
5	M	52	CYS	CA-CB-SG	-5.58	103.95	114.00
6	Q	20	PHE	CB-CG-CD2	-5.58	116.89	120.80
5	G	213	THR	CA-CB-OG1	5.58	120.72	109.00
6	K	504	ASN	N-CA-CB	-5.58	100.56	110.60

Continued on next page...

Continued from previous page...

Mol	Chain	Res	Type	Atoms	Z	Observed(°)	Ideal(°)
1	A	729	SER	CB-CA-C	5.58	120.70	110.10
3	C	891	PHE	CG-CD2-CE2	-5.58	114.66	120.80
4	D	375	VAL	CA-CB-CG1	5.58	119.27	110.90
5	R	27	ARG	NH1-CZ-NH2	-5.58	113.26	119.40
5	T	215	ALA	CB-CA-C	-5.58	101.73	110.10
6	U	420	LEU	CB-CG-CD2	-5.58	101.52	111.00
2	B	650	TRP	CE3-CZ3-CH2	-5.58	115.07	121.20
1	A	76	GLU	OE1-CD-OE2	5.58	129.99	123.30
6	I	68	PHE	CG-CD2-CE2	5.58	126.93	120.80
6	I	295	ARG	NE-CZ-NH1	-5.58	117.51	120.30
5	L	185	VAL	CB-CA-C	5.58	122.00	111.40
6	P	532	ASP	CB-CG-OD1	5.58	123.32	118.30
5	S	4	HIS	CA-CB-CG	-5.58	104.12	113.60
6	X	417	PHE	CB-CG-CD2	5.58	124.70	120.80
5	Y	185	VAL	CA-CB-CG1	5.58	119.26	110.90
2	B	656	PHE	CG-CD2-CE2	5.57	126.93	120.80
5	F	248	ALA	CB-CA-C	-5.57	101.74	110.10
5	F	262	CYS	CA-C-N	-5.57	105.06	116.20
5	G	185	VAL	CA-CB-CG1	5.57	119.26	110.90
6	O	174	ILE	CA-C-N	-5.57	104.94	117.20
5	T	166	LYS	CA-CB-CG	5.57	125.66	113.40
6	U	132	THR	O-C-N	5.57	131.62	122.70
6	U	346	ASP	CB-CG-OD1	-5.57	113.28	118.30
6	V	154	ARG	N-CA-C	5.57	126.05	111.00
6	V	380	VAL	CG1-CB-CG2	-5.57	101.98	110.90
3	C	461	ASN	N-CA-CB	5.57	120.63	110.60
5	G	169	ASN	N-CA-C	5.57	126.05	111.00
5	H	21	ARG	NE-CZ-NH2	5.57	123.09	120.30
5	M	247	PHE	CD1-CE1-CZ	-5.57	113.41	120.10
5	F	157	HIS	N-CA-C	5.57	126.04	111.00
6	K	292	ARG	CD-NE-CZ	5.57	131.40	123.60
6	W	48	TRP	CG-CD1-NE1	5.57	115.67	110.10
6	K	226	LYS	CA-C-N	-5.57	104.95	117.20
5	L	24	LEU	N-CA-CB	-5.57	99.26	110.40
5	M	101	TYR	CG-CD1-CE1	-5.57	116.84	121.30
6	Q	226	LYS	CA-C-N	-5.57	104.95	117.20
5	F	185	VAL	CA-CB-CG1	5.57	119.25	110.90
6	K	121	ALA	N-CA-CB	5.57	117.89	110.10
6	K	193	ILE	CA-C-N	5.57	129.45	117.20
5	N	213	THR	CA-CB-CG2	-5.57	104.61	112.40
6	X	450	SER	N-CA-CB	5.57	118.85	110.50
1	A	912	ALA	CB-CA-C	5.57	118.45	110.10

Continued on next page...

Continued from previous page...

Mol	Chain	Res	Type	Atoms	Z	Observed(°)	Ideal(°)
4	D	255	ARG	NH1-CZ-NH2	-5.57	113.28	119.40
6	K	297	ALA	CA-C-O	5.57	131.79	120.10
5	L	134	ASP	OD1-CG-OD2	5.57	133.87	123.30
6	O	458	THR	CA-C-N	-5.57	104.95	117.20
5	S	169	ASN	CA-C-N	-5.57	104.96	117.20
5	S	248	ALA	CB-CA-C	-5.57	101.75	110.10
6	V	352	ASP	CA-C-N	-5.57	104.95	117.20
2	B	761	VAL	CA-CB-CG1	5.56	119.25	110.90
6	Q	564	LEU	CB-CG-CD1	-5.56	101.54	111.00
5	G	90	GLN	CG-CD-OE1	-5.56	110.47	121.60
5	L	185	VAL	CA-CB-CG1	5.56	119.24	110.90
6	V	156	VAL	CB-CA-C	5.56	121.97	111.40
2	B	667	ASN	CA-C-N	-5.56	104.97	117.20
5	Y	52	CYS	CA-CB-SG	-5.56	103.99	114.00
1	A	825	ASN	CA-CB-CG	5.56	125.63	113.40
2	B	1081	TYR	CZ-CE2-CD2	-5.56	114.80	119.80
4	D	178	THR	CA-CB-OG1	5.56	120.67	109.00
5	R	233	ALA	N-CA-CB	-5.56	102.32	110.10
5	S	260	PHE	CB-CG-CD2	5.56	124.69	120.80
6	U	313	SER	CA-CB-OG	5.56	126.20	111.20
6	U	412	ARG	N-CA-CB	5.56	120.60	110.60
1	A	183	TYR	CZ-CE2-CD2	5.56	124.80	119.80
2	B	921	ASP	O-C-N	5.56	132.65	123.20
6	O	55	VAL	O-C-N	5.56	131.59	122.70
1	A	1196	LEU	CB-CG-CD1	-5.55	101.56	111.00
2	B	685	PRO	N-CA-CB	5.55	109.97	103.30
4	E	268	ARG	NE-CZ-NH1	5.55	123.08	120.30
5	F	169	ASN	N-CA-C	5.55	126.00	111.00
6	W	33	ALA	CB-CA-C	5.55	118.43	110.10
6	P	272	ASP	CB-CA-C	5.55	121.51	110.40
5	T	10	ALA	N-CA-CB	5.55	117.88	110.10
1	A	869	PRO	CA-N-CD	-5.55	103.73	111.50
5	G	118	THR	N-CA-C	5.55	125.99	111.00
6	I	569	ALA	N-CA-CB	5.55	117.87	110.10
6	Q	162	HIS	CA-CB-CG	-5.55	104.16	113.60
5	S	90	GLN	CG-CD-OE1	-5.55	110.50	121.60
5	T	169	ASN	N-CA-C	5.55	125.99	111.00
6	W	450	SER	N-CA-CB	5.55	118.83	110.50
2	B	294	ARG	NE-CZ-NH2	-5.55	117.53	120.30
2	B	921	ASP	CA-CB-CG	5.55	125.61	113.40
6	K	458	THR	N-CA-C	5.55	125.98	111.00
6	Q	327	TYR	CD1-CE1-CZ	5.55	124.79	119.80

Continued on next page...

Continued from previous page...

Mol	Chain	Res	Type	Atoms	Z	Observed(°)	Ideal(°)
5	Y	80	ARG	O-C-N	5.55	131.58	122.70
4	E	308	TRP	CB-CG-CD1	5.55	134.21	127.00
5	G	224	SER	CA-C-O	5.55	131.75	120.10
6	K	79	ARG	NH1-CZ-NH2	-5.55	113.30	119.40
6	W	644	LEU	CB-CG-CD1	-5.55	101.57	111.00
6	X	47	LEU	CB-CG-CD2	5.55	120.43	111.00
2	B	444	TRP	CG-CD2-CE3	-5.55	128.91	133.90
2	B	987	THR	O-C-N	5.55	131.57	122.70
6	I	121	ALA	N-CA-CB	5.55	117.86	110.10
5	T	130	PHE	CB-CG-CD1	-5.55	116.92	120.80
5	T	185	VAL	CA-CB-CG1	5.55	119.22	110.90
6	U	52	GLY	CA-C-O	5.55	130.58	120.60
1	A	990	THR	N-CA-C	5.54	125.97	111.00
6	I	33	ALA	CB-CA-C	5.54	118.42	110.10
6	O	458	THR	N-CA-C	5.54	125.97	111.00
5	R	169	ASN	N-CA-C	5.54	125.97	111.00
6	V	169	MET	CA-CB-CG	5.54	122.72	113.30
6	V	316	ILE	O-C-N	5.54	131.57	122.70
6	W	49	ARG	NE-CZ-NH2	-5.54	117.53	120.30
6	W	247	SER	N-CA-C	5.54	125.97	111.00
6	W	458	THR	N-CA-C	5.54	125.97	111.00
1	A	879	TYR	N-CA-C	5.54	125.96	111.00
6	J	253	VAL	CA-CB-CG2	5.54	119.21	110.90
6	K	438	TYR	CD1-CE1-CZ	5.54	124.79	119.80
6	Q	549	LEU	CB-CA-C	5.54	120.73	110.20
5	T	157	HIS	N-CA-C	5.54	125.96	111.00
6	U	427	GLU	OE1-CD-OE2	5.54	129.95	123.30
6	V	569	ALA	N-CA-CB	5.54	117.86	110.10
5	G	215	ALA	CB-CA-C	-5.54	101.79	110.10
6	K	420	LEU	CB-CG-CD2	-5.54	101.58	111.00
1	A	473	ARG	N-CA-CB	-5.54	100.63	110.60
2	B	583	VAL	CA-CB-CG1	5.54	119.21	110.90
4	D	94	ASP	CB-CG-OD2	-5.54	113.31	118.30
4	E	58	TYR	CB-CG-CD2	-5.54	117.68	121.00
6	K	396	VAL	CA-CB-CG2	5.54	119.21	110.90
5	M	24	LEU	N-CA-CB	-5.54	99.32	110.40
5	S	166	LYS	CA-CB-CG	5.54	125.58	113.40
5	T	213	THR	CA-CB-CG2	-5.54	104.64	112.40
1	A	689	ASP	CB-CG-OD2	-5.54	113.32	118.30
3	C	138	SER	N-CA-C	5.54	125.95	111.00
1	A	754	PRO	N-CA-CB	5.54	109.94	103.30
4	D	7	PHE	CB-CG-CD2	-5.54	116.92	120.80

Continued on next page...

Continued from previous page...

Mol	Chain	Res	Type	Atoms	Z	Observed(°)	Ideal(°)
4	D	44	LEU	O-C-N	5.54	131.56	122.70
6	U	162	HIS	CA-CB-CG	-5.54	104.19	113.60
1	A	352	TYR	CZ-CE2-CD2	-5.53	114.82	119.80
1	A	1105	PRO	N-CA-CB	5.53	109.94	103.30
3	C	1182	ASN	N-CA-CB	-5.53	100.64	110.60
4	D	338	HIS	CA-CB-CG	-5.53	104.19	113.60
6	Q	317	ARG	NE-CZ-NH1	5.53	123.07	120.30
5	R	30	THR	CA-CB-OG1	5.53	120.62	109.00
5	S	157	HIS	N-CA-C	5.53	125.94	111.00
6	U	48	TRP	CG-CD1-NE1	5.53	115.63	110.10
6	W	226	LYS	CA-C-N	-5.53	105.02	117.20
6	X	79	ARG	NH1-CZ-NH2	-5.53	113.31	119.40
1	A	26	ARG	CD-NE-CZ	5.53	131.34	123.60
2	B	947	ARG	NE-CZ-NH2	-5.53	117.53	120.30
5	H	130	PHE	CB-CG-CD1	-5.53	116.93	120.80
6	K	174	ILE	CA-CB-CG2	5.53	121.96	110.90
5	L	166	LYS	CA-CB-CG	5.53	125.57	113.40
5	N	169	ASN	N-CA-C	5.53	125.94	111.00
6	O	96	PHE	CD1-CG-CD2	5.53	125.49	118.30
6	W	527	VAL	CA-CB-CG1	5.53	119.20	110.90
6	W	561	ASP	O-C-N	5.53	131.55	122.70
6	X	588	ILE	CA-CB-CG2	5.53	121.96	110.90
3	C	1170	PRO	N-CD-CG	5.53	111.49	103.20
6	Q	534	SER	N-CA-CB	-5.53	102.21	110.50
5	T	185	VAL	CB-CA-C	5.53	121.91	111.40
6	U	556	SER	N-CA-CB	5.53	118.79	110.50
6	V	107	VAL	O-C-N	5.53	131.55	122.70
3	C	821	ALA	N-CA-CB	5.53	117.84	110.10
4	E	332	PRO	O-C-N	5.53	131.54	122.70
6	I	626	ALA	N-CA-CB	-5.53	102.36	110.10
2	B	393	ALA	N-CA-CB	5.53	117.83	110.10
5	F	101	TYR	CG-CD1-CE1	-5.53	116.88	121.30
5	H	157	HIS	N-CA-C	5.53	125.92	111.00
5	M	166	LYS	CA-CB-CG	5.53	125.56	113.40
6	Q	569	ALA	N-CA-CB	5.53	117.84	110.10
6	U	541	SER	N-CA-CB	-5.53	102.21	110.50
6	U	396	VAL	CA-CB-CG2	5.52	119.19	110.90
1	A	958	PHE	CD1-CE1-CZ	-5.52	113.47	120.10
3	C	717	MET	N-CA-C	5.52	125.91	111.00
5	H	185	VAL	CA-CB-CG1	5.52	119.18	110.90
6	K	609	ARG	NE-CZ-NH2	5.52	123.06	120.30
5	L	215	ALA	N-CA-CB	-5.52	102.37	110.10

Continued on next page...

Continued from previous page...

Mol	Chain	Res	Type	Atoms	Z	Observed(°)	Ideal(°)
5	S	44	GLY	O-C-N	5.52	131.54	122.70
6	X	24	SER	CA-C-N	-5.52	105.05	117.20
6	X	154	ARG	NE-CZ-NH2	5.52	123.06	120.30
6	J	420	LEU	CB-CG-CD2	-5.52	101.61	111.00
6	U	294	TYR	CZ-CE2-CD2	5.52	124.77	119.80
2	B	859	ILE	CA-CB-CG1	5.52	121.49	111.00
6	I	396	VAL	CA-CB-CG2	5.52	119.18	110.90
6	J	317	ARG	NE-CZ-NH1	5.52	123.06	120.30
6	P	316	ILE	O-C-N	5.52	131.53	122.70
6	P	374	VAL	CG1-CB-CG2	-5.52	102.07	110.90
5	Y	30	THR	CA-CB-OG1	5.52	120.59	109.00
1	A	684	ARG	CG-CD-NE	5.52	123.39	111.80
3	C	443	PRO	N-CA-C	5.52	126.45	112.10
5	G	92	ALA	CB-CA-C	5.52	118.38	110.10
6	I	313	SER	CA-CB-OG	5.52	126.10	111.20
6	I	458	THR	N-CA-C	5.52	125.89	111.00
6	I	58	ILE	CB-CG1-CD1	5.52	129.34	113.90
2	B	871	VAL	CA-CB-CG1	5.51	119.17	110.90
4	D	10	THR	CA-CB-OG1	5.51	120.58	109.00
5	N	157	HIS	N-CA-C	5.51	125.89	111.00
6	O	327	TYR	CB-CG-CD2	-5.51	117.69	121.00
6	P	461	ASP	CB-CG-OD1	-5.51	113.34	118.30
6	W	316	ILE	O-C-N	5.51	131.52	122.70
3	C	28	PRO	N-CD-CG	5.51	111.47	103.20
1	A	528	ALA	N-CA-C	5.51	125.88	111.00
1	A	1052	ILE	CA-CB-CG1	5.51	121.47	111.00
6	J	313	SER	CA-CB-OG	5.51	126.08	111.20
6	P	292	ARG	CD-NE-CZ	5.51	131.32	123.60
6	W	427	GLU	OE1-CD-OE2	5.51	129.91	123.30
3	C	960	ALA	N-CA-CB	-5.51	102.39	110.10
4	D	176	ALA	CA-C-N	-5.51	105.08	117.20
5	F	130	PHE	CB-CG-CD1	-5.51	116.94	120.80
5	L	137	ASP	CB-CG-OD2	-5.51	113.34	118.30
1	A	181	TYR	CA-C-N	-5.51	105.19	116.20
6	X	106	ILE	N-CA-C	5.51	125.87	111.00
6	J	365	ASP	CB-CG-OD2	-5.51	113.34	118.30
6	K	537	SER	N-CA-C	5.51	125.87	111.00
5	L	30	THR	CA-CB-OG1	5.51	120.56	109.00
5	R	213	THR	CA-CB-CG2	-5.51	104.69	112.40
5	R	248	ALA	CB-CA-C	-5.51	101.84	110.10
6	U	316	ILE	O-C-N	5.51	131.51	122.70
6	U	626	ALA	N-CA-CB	-5.51	102.39	110.10

Continued on next page...

Continued from previous page...

Mol	Chain	Res	Type	Atoms	Z	Observed(°)	Ideal(°)
6	V	458	THR	N-CA-C	5.51	125.87	111.00
6	W	537	SER	CB-CA-C	-5.51	99.64	110.10
6	I	131	VAL	CG1-CB-CG2	-5.50	102.09	110.90
6	J	504	ASN	N-CA-CB	-5.50	100.69	110.60
6	Q	352	ASP	O-C-N	5.50	131.51	122.70
6	V	132	THR	O-C-N	5.50	131.51	122.70
6	V	156	VAL	CA-CB-CG2	5.50	119.16	110.90
3	C	1191	TYR	C-N-CA	5.50	135.46	121.70
6	O	450	SER	N-CA-CB	5.50	118.75	110.50
6	Q	541	SER	N-CA-CB	-5.50	102.24	110.50
6	W	156	VAL	CA-CB-CG2	5.50	119.16	110.90
2	B	1071	ARG	NH1-CZ-NH2	-5.50	113.35	119.40
6	I	226	LYS	CA-C-N	-5.50	105.09	117.20
1	A	294	SER	N-CA-CB	5.50	118.75	110.50
3	C	498	THR	CA-CB-CG2	5.50	120.10	112.40
6	I	183	TRP	CH2-CZ2-CE2	5.50	122.90	117.40
5	L	4	HIS	CG-ND1-CE1	-5.50	98.55	105.70
5	S	26	THR	CA-CB-CG2	5.50	120.10	112.40
4	D	195	GLN	CA-CB-CG	5.50	125.50	113.40
5	M	214	ARG	CD-NE-CZ	5.50	131.30	123.60
5	N	223	THR	CA-CB-CG2	5.50	120.10	112.40
6	O	162	HIS	CA-CB-CG	-5.50	104.25	113.60
6	P	48	TRP	CG-CD1-NE1	5.50	115.60	110.10
6	Q	28	SER	O-C-N	-5.50	113.90	122.70
5	R	169	ASN	CA-C-N	-5.50	105.10	117.20
6	V	49	ARG	NE-CZ-NH2	-5.50	117.55	120.30
1	A	1109	ASP	CB-CG-OD1	-5.50	113.35	118.30
3	C	62	ALA	N-CA-CB	-5.50	102.41	110.10
5	F	113	PRO	O-C-N	5.50	131.50	122.70
6	Q	333	PRO	N-CD-CG	5.50	111.44	103.20
4	E	389	PHE	CB-CG-CD2	5.49	124.64	120.80
5	H	169	ASN	CA-C-N	-5.49	105.11	117.20
6	O	397	VAL	CA-CB-CG1	5.49	119.14	110.90
6	U	436	TYR	CD1-CE1-CZ	5.49	124.74	119.80
6	I	530	ARG	NE-CZ-NH2	-5.49	117.55	120.30
6	J	473	GLU	OE1-CD-OE2	5.49	129.89	123.30
6	P	169	MET	CA-CB-CG	5.49	122.64	113.30
3	C	337	PRO	N-CA-CB	5.49	109.89	103.30
4	E	344	ASP	CA-C-N	-5.49	105.22	116.20
5	N	12	ALA	N-CA-CB	-5.49	102.41	110.10
1	A	913	PHE	N-CA-C	5.49	125.82	111.00
2	B	237	GLU	OE1-CD-OE2	5.49	129.88	123.30

Continued on next page...

Continued from previous page...

Mol	Chain	Res	Type	Atoms	Z	Observed(°)	Ideal(°)
3	C	564	TRP	CG-CD1-NE1	5.49	115.59	110.10
5	G	157	HIS	N-CA-C	5.49	125.82	111.00
5	H	24	LEU	N-CA-CB	-5.49	99.42	110.40
6	I	292	ARG	CD-NE-CZ	5.49	131.28	123.60
6	I	299	ILE	CB-CA-C	5.49	122.58	111.60
6	Q	106	ILE	N-CA-C	5.49	125.82	111.00
6	I	365	ASP	CB-CG-OD2	-5.49	113.36	118.30
5	L	213	THR	CA-CB-CG2	-5.49	104.72	112.40
1	A	432	PHE	CB-CG-CD1	5.49	124.64	120.80
2	B	666	ALA	O-C-N	-5.49	113.92	122.70
5	H	262	CYS	CA-C-N	-5.49	105.23	116.20
6	U	533	ASP	OD1-CG-OD2	-5.49	112.88	123.30
6	U	537	SER	N-CA-C	5.49	125.81	111.00
6	W	556	SER	N-CA-CB	5.49	118.73	110.50
6	P	438	TYR	CD1-CE1-CZ	5.48	124.74	119.80
6	W	458	THR	CA-C-N	-5.48	105.14	117.20
5	Y	169	ASN	N-CA-C	5.48	125.81	111.00
3	C	32	SER	N-CA-C	5.48	125.80	111.00
3	C	192	GLU	OE1-CD-OE2	5.48	129.88	123.30
6	K	427	GLU	OE1-CD-OE2	5.48	129.88	123.30
6	O	436	TYR	CD1-CE1-CZ	5.48	124.73	119.80
6	P	156	VAL	CA-CB-CG2	5.48	119.12	110.90
5	R	14	VAL	CG1-CB-CG2	5.48	119.67	110.90
6	W	80	GLU	OE1-CD-OE2	5.48	129.88	123.30
6	W	297	ALA	CA-C-O	5.48	131.61	120.10
3	C	703	THR	OG1-CB-CG2	5.48	122.60	110.00
6	I	80	GLU	OE1-CD-OE2	5.48	129.88	123.30
6	I	253	VAL	CA-CB-CG2	5.48	119.12	110.90
6	W	242	PHE	N-CA-C	5.48	125.80	111.00
6	Q	242	PHE	N-CA-C	5.48	125.79	111.00
6	U	24	SER	CA-C-N	-5.48	105.15	117.20
1	A	137	ARG	NE-CZ-NH1	-5.48	117.56	120.30
2	B	651	PRO	CA-N-CD	-5.48	103.83	111.50
5	N	92	ALA	CB-CA-C	5.48	118.32	110.10
6	P	174	ILE	CA-CB-CG2	5.48	121.86	110.90
6	W	604	VAL	CA-CB-CG1	5.48	119.12	110.90
2	B	440	ILE	N-CA-C	5.48	125.78	111.00
5	N	102	HIS	CA-CB-CG	5.48	122.91	113.60
3	C	141	ARG	NH1-CZ-NH2	5.47	125.42	119.40
4	D	157	TYR	CZ-CE2-CD2	5.47	124.73	119.80
4	E	401	ALA	CA-C-N	-5.47	105.16	117.20
5	M	185	VAL	CA-CB-CG1	5.47	119.11	110.90

Continued on next page...

Continued from previous page...

Mol	Chain	Res	Type	Atoms	Z	Observed(°)	Ideal(°)
6	O	604	VAL	CA-CB-CG1	5.47	119.11	110.90
6	Q	331	LEU	CB-CG-CD2	5.47	120.31	111.00
5	R	234	ARG	NH1-CZ-NH2	-5.47	113.38	119.40
5	R	274	PRO	N-CA-CB	5.47	109.87	103.30
5	Y	214	ARG	NE-CZ-NH2	5.47	123.04	120.30
3	C	551	PRO	N-CD-CG	5.47	111.41	103.20
4	E	141	ASP	CB-CG-OD1	-5.47	113.38	118.30
5	M	169	ASN	N-CA-C	5.47	125.77	111.00
1	A	1151	ASN	N-CA-CB	-5.47	100.75	110.60
5	L	178	ASP	CB-CG-OD1	-5.47	113.38	118.30
6	Q	141	GLN	CA-CB-CG	5.47	125.44	113.40
6	U	317	ARG	NE-CZ-NH1	5.47	123.03	120.30
1	A	84	TRP	CH2-CZ2-CE2	5.47	122.87	117.40
5	G	51	PHE	CG-CD2-CE2	5.47	126.82	120.80
5	H	234	ARG	NH1-CZ-NH2	-5.47	113.38	119.40
6	I	106	ILE	N-CA-C	5.47	125.77	111.00
6	J	427	GLU	OE1-CD-OE2	5.47	129.86	123.30
6	O	541	SER	N-CA-CB	-5.47	102.30	110.50
6	P	131	VAL	CG1-CB-CG2	-5.47	102.15	110.90
6	Q	248	GLU	CA-CB-CG	5.47	125.43	113.40
5	R	10	ALA	N-CA-CB	5.47	117.76	110.10
6	V	352	ASP	O-C-N	5.47	131.45	122.70
6	W	54	SER	N-CA-CB	-5.47	102.30	110.50
5	F	270	LEU	N-CA-C	5.47	125.76	111.00
6	V	24	SER	CA-C-N	-5.47	105.17	117.20
6	K	44	THR	N-CA-CB	5.47	120.69	110.30
5	N	224	SER	CA-C-O	5.47	131.58	120.10
6	O	569	ALA	N-CA-CB	5.47	117.75	110.10
6	P	416	ARG	NE-CZ-NH1	-5.47	117.57	120.30
5	R	137	ASP	CB-CG-OD2	-5.47	113.38	118.30
6	X	511	SER	N-CA-CB	5.47	118.70	110.50
4	E	257	ALA	CB-CA-C	5.46	118.30	110.10
5	L	191	LYS	O-C-N	5.46	131.44	122.70
5	M	92	ALA	CB-CA-C	5.46	118.30	110.10
6	O	253	VAL	CA-CB-CG2	5.46	119.10	110.90
5	S	3	LEU	CB-CG-CD2	5.46	120.29	111.00
6	W	606	THR	CA-CB-CG2	-5.46	104.75	112.40
4	D	322	VAL	CA-CB-CG2	5.46	119.09	110.90
5	G	214	ARG	CD-NE-CZ	5.46	131.25	123.60
6	K	365	ASP	CB-CG-OD2	-5.46	113.38	118.30
6	U	586	VAL	CA-CB-CG1	5.46	119.09	110.90
5	Y	92	ALA	CB-CA-C	5.46	118.29	110.10

Continued on next page...

Continued from previous page...

Mol	Chain	Res	Type	Atoms	Z	Observed(°)	Ideal(°)
3	C	733	MET	CG-SD-CE	5.46	108.94	100.20
3	C	1191	TYR	CG-CD2-CE2	-5.46	116.93	121.30
6	J	272	ASP	CB-CG-OD2	-5.46	113.38	118.30
6	V	619	ASP	N-CA-CB	5.46	120.43	110.60
6	W	272	ASP	CB-CA-C	5.46	121.32	110.40
6	X	54	SER	N-CA-CB	-5.46	102.31	110.50
1	A	467	ARG	CD-NE-CZ	5.46	131.25	123.60
2	B	905	VAL	CG1-CB-CG2	-5.46	102.16	110.90
3	C	831	LEU	CA-C-N	-5.46	105.19	117.20
3	C	955	SER	CB-CA-C	5.46	120.47	110.10
6	P	58	ILE	CB-CG1-CD1	5.46	129.19	113.90
6	X	63	ILE	O-C-N	5.46	131.44	122.70
1	A	147	PRO	N-CD-CG	5.46	111.39	103.20
5	F	51	PHE	CG-CD2-CE2	5.46	126.80	120.80
6	I	174	ILE	CA-C-N	-5.46	105.19	117.20
6	I	537	SER	N-CA-C	5.46	125.74	111.00
6	K	253	VAL	CA-CB-CG2	5.46	119.09	110.90
6	W	426	PHE	CD1-CE1-CZ	-5.46	113.55	120.10
1	A	100	THR	CA-CB-OG1	5.46	120.46	109.00
1	A	455	ALA	CB-CA-C	-5.46	101.91	110.10
2	B	384	MET	CB-CG-SD	-5.46	96.03	112.40
3	C	615	PHE	CD1-CE1-CZ	5.46	126.65	120.10
3	C	1103	TRP	NE1-CE2-CD2	5.46	112.76	107.30
4	E	82	GLY	N-CA-C	5.46	126.74	113.10
6	Q	297	ALA	CA-C-O	5.46	131.56	120.10
2	B	1145	SER	N-CA-C	5.46	125.73	111.00
4	D	255	ARG	NE-CZ-NH2	5.45	123.03	120.30
5	G	166	LYS	CA-CB-CG	5.45	125.40	113.40
6	J	569	ALA	N-CA-CB	5.45	117.73	110.10
6	K	418	ASN	CB-CG-OD1	-5.45	110.69	121.60
5	S	222	LEU	O-C-N	5.45	131.43	122.70
6	W	489	VAL	CA-CB-CG1	5.45	119.08	110.90
6	X	294	TYR	CZ-CE2-CD2	5.45	124.71	119.80
2	B	621	TRP	CB-CA-C	5.45	121.30	110.40
5	R	185	VAL	CA-CB-CG1	5.45	119.08	110.90
6	X	374	VAL	CG1-CB-CG2	-5.45	102.18	110.90
1	A	451	ALA	N-CA-CB	-5.45	102.47	110.10
3	C	968	PHE	CB-CG-CD2	-5.45	116.99	120.80
6	K	352	ASP	CA-C-N	-5.45	105.21	117.20
5	N	115	ALA	CB-CA-C	5.45	118.27	110.10
5	N	185	VAL	CA-CB-CG1	5.45	119.07	110.90
6	X	174	ILE	CA-C-N	-5.45	105.22	117.20

Continued on next page...

Continued from previous page...

Mol	Chain	Res	Type	Atoms	Z	Observed(°)	Ideal(°)
6	J	162	HIS	CA-CB-CG	-5.45	104.34	113.60
1	A	69	SER	N-CA-CB	5.45	118.67	110.50
5	F	224	SER	CA-C-O	5.45	131.53	120.10
5	H	44	GLY	O-C-N	5.45	131.41	122.70
6	W	24	SER	CA-C-N	-5.45	105.22	117.20
6	W	253	VAL	CA-CB-CG2	5.45	119.07	110.90
6	W	549	LEU	CB-CA-C	5.45	120.55	110.20
5	N	262	CYS	CA-C-N	-5.44	105.31	116.20
6	K	49	ARG	NE-CZ-NH2	-5.44	117.58	120.30
6	O	292	ARG	CD-NE-CZ	5.44	131.22	123.60
6	U	598	SER	N-CA-CB	-5.44	102.33	110.50
1	A	1211	THR	OG1-CB-CG2	5.44	122.52	110.00
3	C	131	ALA	CB-CA-C	5.44	118.26	110.10
4	E	215	TRP	CG-CD1-NE1	5.44	115.54	110.10
4	E	362	TYR	CB-CG-CD1	-5.44	117.74	121.00
6	O	295	ARG	NE-CZ-NH1	-5.44	117.58	120.30
6	Q	121	ALA	CB-CA-C	-5.44	101.94	110.10
6	Q	272	ASP	CB-CG-OD2	-5.44	113.40	118.30
5	T	262	CYS	CA-C-N	-5.44	105.32	116.20
6	V	272	ASP	CB-CA-C	5.44	121.28	110.40
2	B	795	ASP	CB-CG-OD1	-5.44	113.41	118.30
1	A	87	PHE	CG-CD2-CE2	-5.44	114.82	120.80
1	A	132	ASP	CB-CG-OD1	5.44	123.19	118.30
3	C	880	LEU	CA-C-N	-5.44	105.24	117.20
3	C	1160	GLU	O-C-N	5.44	131.40	122.70
5	F	170	GLU	OE1-CD-OE2	5.44	129.82	123.30
6	U	107	VAL	O-C-N	5.44	131.40	122.70
6	U	183	TRP	CH2-CZ2-CE2	5.44	122.84	117.40
6	V	299	ILE	CB-CA-C	5.44	122.48	111.60
6	V	556	SER	N-CA-CB	5.44	118.66	110.50
6	X	174	ILE	CA-CB-CG2	5.44	121.77	110.90
2	B	1058	VAL	CA-CB-CG1	5.44	119.05	110.90
4	E	121	ASP	CB-CG-OD1	-5.44	113.41	118.30
6	I	586	VAL	O-C-N	5.44	132.44	123.20
6	J	152	ARG	NE-CZ-NH2	5.44	123.02	120.30
5	Y	270	LEU	N-CA-C	5.44	125.68	111.00
1	A	69	SER	CB-CA-C	-5.43	99.77	110.10
5	F	274	PRO	N-CA-CB	5.43	109.82	103.30
5	G	239	GLY	CA-C-O	-5.43	110.82	120.60
6	U	450	SER	N-CA-CB	5.43	118.65	110.50
1	A	922	VAL	CA-CB-CG2	-5.43	102.75	110.90
2	B	828	GLU	CG-CD-OE1	-5.43	107.43	118.30

Continued on next page...

Continued from previous page...

Mol	Chain	Res	Type	Atoms	Z	Observed(°)	Ideal(°)
6	I	397	VAL	CA-CB-CG1	5.43	119.05	110.90
6	W	206	GLU	CG-CD-OE1	-5.43	107.44	118.30
6	Q	253	VAL	CA-CB-CG2	5.43	119.05	110.90
1	A	1166	CYS	N-CA-CB	-5.43	100.83	110.60
2	B	275	LYS	CD-CE-NZ	-5.43	99.21	111.70
4	D	33	TYR	CD1-CE1-CZ	5.43	124.69	119.80
4	E	92	TRP	CH2-CZ2-CE2	5.43	122.83	117.40
6	P	457	PRO	CA-CB-CG	-5.43	93.68	104.00
6	Q	352	ASP	CA-C-N	-5.43	105.25	117.20
6	V	346	ASP	CB-CG-OD1	-5.43	113.41	118.30
4	E	408	GLN	O-C-N	5.43	131.38	122.70
6	U	58	ILE	CB-CG1-CD1	5.43	129.10	113.90
5	G	180	HIS	N-CA-CB	-5.43	100.83	110.60
6	O	206	GLU	CG-CD-OE1	-5.43	107.45	118.30
6	O	537	SER	N-CA-C	5.43	125.65	111.00
6	U	458	THR	N-CA-C	5.43	125.65	111.00
6	V	333	PRO	N-CD-CG	5.43	111.34	103.20
6	X	147	ARG	CG-CD-NE	-5.43	100.41	111.80
6	X	569	ALA	N-CA-CB	5.43	117.70	110.10
4	E	263	GLN	CA-CB-CG	5.42	125.33	113.40
6	I	527	VAL	CA-CB-CG1	5.42	119.04	110.90
6	P	397	VAL	CA-CB-CG1	5.42	119.04	110.90
6	Q	24	SER	CA-C-N	-5.42	105.27	117.20
6	Q	327	TYR	CA-CB-CG	5.42	123.71	113.40
6	X	121	ALA	N-CA-CB	5.42	117.69	110.10
6	X	132	THR	O-C-N	5.42	131.38	122.70
4	E	133	SER	N-CA-C	5.42	125.64	111.00
6	J	604	VAL	CA-CB-CG1	5.42	119.03	110.90
6	K	294	TYR	CG-CD2-CE2	-5.42	116.96	121.30
6	K	534	SER	N-CA-CB	-5.42	102.37	110.50
6	K	556	SER	N-CA-CB	5.42	118.63	110.50
5	M	272	VAL	N-CA-C	5.42	125.64	111.00
6	Q	67	ARG	NH1-CZ-NH2	-5.42	113.44	119.40
5	R	211	ALA	CB-CA-C	5.42	118.23	110.10
6	W	586	VAL	CA-CB-CG1	5.42	119.03	110.90
6	X	564	LEU	CB-CG-CD1	-5.42	101.78	111.00
6	J	49	ARG	NE-CZ-NH1	5.42	123.01	120.30
5	M	215	ALA	CB-CA-C	-5.42	101.97	110.10
1	A	659	PHE	CB-CG-CD1	-5.42	117.01	120.80
1	A	895	ALA	CA-C-N	-5.42	105.28	117.20
4	D	54	TRP	CE3-CZ3-CH2	5.42	127.16	121.20
5	G	101	TYR	CG-CD1-CE1	-5.42	116.97	121.30

Continued on next page...

Continued from previous page...

Mol	Chain	Res	Type	Atoms	Z	Observed(°)	Ideal(°)
6	J	457	PRO	CA-CB-CG	-5.42	93.70	104.00
5	S	247	PHE	CD1-CE1-CZ	-5.42	113.60	120.10
5	S	251	SER	CB-CA-C	5.42	120.39	110.10
2	B	972	MET	CA-CB-CG	5.42	122.51	113.30
3	C	946	VAL	CG1-CB-CG2	5.42	119.56	110.90
4	D	177	TYR	CA-CB-CG	5.42	123.69	113.40
6	O	131	VAL	CG1-CB-CG2	-5.42	102.23	110.90
5	T	44	GLY	O-C-N	5.42	131.37	122.70
5	T	52	CYS	CA-CB-SG	-5.42	104.25	114.00
6	V	131	VAL	CG1-CB-CG2	-5.42	102.23	110.90
5	N	26	THR	CA-CB-CG2	5.42	119.98	112.40
3	C	395	THR	CA-CB-CG2	-5.41	104.82	112.40
6	J	47	LEU	CB-CG-CD2	5.41	120.20	111.00
6	Q	556	SER	N-CA-CB	5.41	118.62	110.50
6	X	162	HIS	CA-CB-CG	-5.41	104.40	113.60
5	Y	224	SER	CA-C-O	5.41	131.46	120.10
3	C	610	THR	CA-CB-OG1	5.41	120.36	109.00
6	Q	417	PHE	CB-CG-CD2	5.41	124.59	120.80
6	V	79	ARG	NH1-CZ-NH2	-5.41	113.45	119.40
5	Y	192	THR	CA-CB-CG2	5.41	119.97	112.40
1	A	7	ILE	CA-CB-CG1	5.41	121.28	111.00
1	A	112	TYR	CB-CG-CD2	-5.41	117.75	121.00
3	C	865	VAL	CA-CB-CG1	5.41	119.01	110.90
6	K	536	THR	CA-CB-OG1	5.41	120.36	109.00
6	P	562	TYR	CZ-CE2-CD2	-5.41	114.93	119.80
6	J	645	TRP	CA-CB-CG	5.41	123.97	113.70
6	K	106	ILE	N-CA-C	5.41	125.60	111.00
6	Q	511	SER	N-CA-CB	5.41	118.61	110.50
5	R	138	SER	N-CA-C	5.41	125.60	111.00
3	C	945	VAL	CA-CB-CG2	5.41	119.01	110.90
6	I	92	TRP	CG-CD1-NE1	5.41	115.51	110.10
6	K	352	ASP	O-C-N	5.41	131.35	122.70
5	M	185	VAL	CB-CA-C	5.41	121.67	111.40
6	O	626	ALA	N-CA-CB	-5.41	102.53	110.10
6	P	327	TYR	CB-CG-CD2	-5.41	117.76	121.00
1	A	958	PHE	CB-CG-CD2	5.40	124.58	120.80
5	S	52	CYS	CA-CB-SG	-5.40	104.27	114.00
2	B	1143	ASN	O-C-N	-5.40	114.06	122.70
3	C	535	TRP	CD2-CE2-CZ2	-5.40	115.82	122.30
6	I	598	SER	N-CA-CB	-5.40	102.40	110.50
6	J	352	ASP	O-C-N	5.40	131.34	122.70
6	J	396	VAL	CA-CB-CG2	5.40	119.00	110.90

Continued on next page...

Continued from previous page...

Mol	Chain	Res	Type	Atoms	Z	Observed(°)	Ideal(°)
6	K	598	SER	N-CA-CB	-5.40	102.40	110.50
6	O	24	SER	CA-C-N	-5.40	105.31	117.20
6	P	154	ARG	N-CA-CB	-5.40	100.87	110.60
6	W	327	TYR	CD1-CE1-CZ	5.40	124.66	119.80
6	W	28	SER	O-C-N	-5.40	114.06	122.70
3	C	50	GLN	CB-CA-C	5.40	121.19	110.40
3	C	787	ARG	NE-CZ-NH2	-5.40	117.60	120.30
5	M	199	ASP	N-CA-CB	5.40	120.31	110.60
3	C	968	PHE	CD1-CE1-CZ	5.40	126.58	120.10
5	F	118	THR	N-CA-C	5.40	125.57	111.00
6	J	206	GLU	CG-CD-OE1	-5.40	107.51	118.30
6	J	580	PRO	N-CA-C	5.40	126.13	112.10
6	W	44	THR	N-CA-CB	5.40	120.55	110.30
1	A	775	ARG	CB-CA-C	-5.39	99.61	110.40
2	B	395	THR	CA-CB-OG1	5.39	120.33	109.00
3	C	1056	VAL	N-CA-C	5.39	125.57	111.00
4	E	23	LEU	CB-CG-CD2	-5.39	101.83	111.00
6	J	59	ASP	CB-CG-OD1	-5.39	113.44	118.30
6	K	216	PRO	N-CD-CG	5.39	111.29	103.20
6	X	206	GLU	CG-CD-OE1	-5.39	107.51	118.30
3	C	662	LEU	O-C-N	5.39	131.33	122.70
4	E	233	TYR	CD1-CG-CD2	5.39	123.83	117.90
5	F	222	LEU	O-C-N	5.39	131.33	122.70
5	N	30	THR	CA-CB-OG1	5.39	120.32	109.00
6	W	154	ARG	N-CA-C	5.39	125.56	111.00
6	X	416	ARG	CG-CD-NE	5.39	123.12	111.80
6	J	527	VAL	CA-CB-CG1	5.39	118.99	110.90
2	B	469	ALA	N-CA-CB	-5.39	102.56	110.10
3	C	792	GLN	CA-C-N	-5.39	105.34	117.20
5	G	223	THR	CA-CB-CG2	5.39	119.94	112.40
6	J	100	LYS	N-CA-C	5.39	125.55	111.00
6	K	121	ALA	CB-CA-C	-5.39	102.02	110.10
5	N	10	ALA	N-CA-CB	5.39	117.64	110.10
6	Q	586	VAL	CA-CB-CG1	5.39	118.98	110.90
6	W	581	SER	N-CA-C	5.39	125.55	111.00
3	C	851	PHE	CG-CD2-CE2	5.39	126.73	120.80
5	M	223	THR	CA-CB-CG2	5.39	119.94	112.40
2	B	194	ILE	N-CA-C	5.39	125.54	111.00
3	C	304	PHE	CG-CD2-CE2	-5.39	114.88	120.80
3	C	551	PRO	N-CA-CB	5.39	109.77	103.30
5	G	274	PRO	N-CA-CB	5.39	109.76	103.30
5	M	138	SER	N-CA-C	5.39	125.54	111.00

Continued on next page...

Continued from previous page...

Mol	Chain	Res	Type	Atoms	Z	Observed(°)	Ideal(°)
6	P	352	ASP	CA-C-N	-5.39	105.35	117.20
6	Q	55	VAL	O-C-N	5.39	131.32	122.70
6	V	313	SER	CA-CB-OG	5.39	125.74	111.20
5	F	27	ARG	NH1-CZ-NH2	-5.38	113.48	119.40
5	M	169	ASN	CA-C-N	-5.38	105.36	117.20
6	U	584	LEU	CB-CG-CD1	5.38	120.16	111.00
6	V	584	LEU	CB-CG-CD1	5.38	120.15	111.00
5	Y	198	HIS	CG-ND1-CE1	-5.38	98.70	105.70
2	B	1174	ASP	CB-CG-OD2	-5.38	113.45	118.30
3	C	278	LEU	CB-CG-CD1	-5.38	101.85	111.00
3	C	373	ARG	CA-CB-CG	5.38	125.24	113.40
5	H	170	GLU	OE1-CD-OE2	5.38	129.76	123.30
6	J	294	TYR	CG-CD2-CE2	-5.38	116.99	121.30
6	K	282	VAL	CA-C-O	5.38	131.41	120.10
1	A	682	TYR	CE1-CZ-CE2	-5.38	111.19	119.80
3	C	223	THR	CA-CB-CG2	-5.38	104.87	112.40
5	G	26	THR	CA-CB-CG2	5.38	119.93	112.40
6	J	548	LYS	CA-CB-CG	-5.38	101.56	113.40
6	K	24	SER	CA-C-N	-5.38	105.36	117.20
6	P	100	LYS	N-CA-C	5.38	125.53	111.00
6	P	313	SER	CA-CB-OG	5.38	125.73	111.20
5	R	262	CYS	CA-C-N	-5.38	105.44	116.20
6	X	438	TYR	CD1-CE1-CZ	5.38	124.64	119.80
4	E	157	TYR	CB-CG-CD1	5.38	124.23	121.00
6	I	380	VAL	CG1-CB-CG2	-5.38	102.29	110.90
5	Y	274	PRO	N-CA-CB	5.38	109.75	103.30
2	B	819	VAL	CA-CB-CG1	5.38	118.97	110.90
5	H	25	TYR	CG-CD1-CE1	-5.38	117.00	121.30
6	J	327	TYR	CA-CB-CG	5.38	123.62	113.40
5	M	26	THR	CA-CB-CG2	5.38	119.93	112.40
5	M	113	PRO	O-C-N	5.38	131.31	122.70
6	Q	530	ARG	CD-NE-CZ	5.38	131.13	123.60
5	T	248	ALA	CB-CA-C	-5.38	102.03	110.10
5	T	274	PRO	N-CA-CB	5.38	109.75	103.30
6	V	54	SER	N-CA-CB	-5.38	102.43	110.50
2	B	819	VAL	CA-CB-CG2	-5.38	102.84	110.90
5	G	272	VAL	N-CA-C	5.38	125.52	111.00
6	Q	272	ASP	CB-CA-C	5.38	121.15	110.40
6	W	132	THR	O-C-N	5.38	131.30	122.70
2	B	816	ALA	O-C-N	-5.38	114.10	122.70
5	H	26	THR	CA-CB-CG2	5.38	119.92	112.40
5	R	118	THR	N-CA-C	5.38	125.51	111.00

Continued on next page...

Continued from previous page...

Mol	Chain	Res	Type	Atoms	Z	Observed(°)	Ideal(°)
5	T	223	THR	CA-CB-CG2	5.38	119.92	112.40
6	X	310	PHE	CB-CG-CD2	-5.38	117.04	120.80
2	B	333	PHE	CB-CG-CD2	-5.37	117.04	120.80
4	E	295	GLY	O-C-N	5.37	131.30	122.70
6	J	156	VAL	CA-CB-CG2	5.37	118.96	110.90
6	K	33	ALA	CB-CA-C	5.37	118.16	110.10
6	O	48	TRP	CG-CD1-NE1	5.37	115.47	110.10
6	P	412	ARG	N-CA-CB	5.37	120.27	110.60
6	Q	44	THR	N-CA-CB	5.37	120.51	110.30
6	Q	416	ARG	CG-CD-NE	5.37	123.09	111.80
5	T	118	THR	N-CA-C	5.37	125.51	111.00
2	B	716	ASN	N-CA-C	5.37	125.50	111.00
6	J	242	PHE	N-CA-C	5.37	125.50	111.00
6	J	416	ARG	CG-CD-NE	5.37	123.08	111.80
5	M	262	CYS	CA-C-N	-5.37	105.46	116.20
6	P	619	ASP	N-CA-CB	5.37	120.27	110.60
6	Q	450	SER	N-CA-CB	5.37	118.56	110.50
5	S	118	THR	N-CA-C	5.37	125.50	111.00
5	S	192	THR	CA-CB-CG2	5.37	119.92	112.40
6	X	427	GLU	OE1-CD-OE2	5.37	129.75	123.30
3	C	539	GLY	O-C-N	5.37	131.29	122.70
5	F	233	ALA	N-CA-CB	-5.37	102.58	110.10
2	B	1087	TYR	CD1-CE1-CZ	5.37	124.63	119.80
5	M	270	LEU	N-CA-C	5.37	125.49	111.00
6	Q	165	THR	CA-CB-CG2	5.37	119.92	112.40
5	S	115	ALA	CB-CA-C	5.37	118.15	110.10
5	T	234	ARG	NH1-CZ-NH2	-5.37	113.50	119.40
1	A	513	SER	CB-CA-C	5.37	120.30	110.10
3	C	797	ALA	N-CA-CB	-5.37	102.59	110.10
5	G	233	ALA	N-CA-CB	-5.37	102.59	110.10
6	I	24	SER	CA-C-N	-5.37	105.39	117.20
2	B	726	ARG	CA-CB-CG	5.37	125.20	113.40
5	G	169	ASN	CA-C-N	-5.37	105.39	117.20
5	S	262	CYS	CA-C-N	-5.37	105.47	116.20
6	U	604	VAL	CA-CB-CG1	5.37	118.95	110.90
6	X	472	ARG	NH1-CZ-NH2	-5.37	113.50	119.40
1	A	289	TYR	CB-CG-CD2	-5.36	117.78	121.00
1	A	501	VAL	CA-CB-CG2	5.36	118.94	110.90
1	A	771	ARG	NE-CZ-NH2	5.36	122.98	120.30
2	B	738	GLN	N-CA-C	5.36	125.48	111.00
4	E	247	VAL	CA-CB-CG2	5.36	118.94	110.90
6	K	489	VAL	CA-CB-CG1	5.36	118.95	110.90

Continued on next page...

Continued from previous page...

Mol	Chain	Res	Type	Atoms	Z	Observed(°)	Ideal(°)
6	V	33	ALA	CB-CA-C	5.36	118.15	110.10
6	W	420	LEU	CB-CG-CD2	-5.36	101.88	111.00
1	A	348	GLN	N-CA-CB	5.36	120.25	110.60
2	B	320	ASP	CB-CG-OD2	-5.36	113.47	118.30
2	B	403	ILE	CA-CB-CG2	5.36	121.62	110.90
5	L	26	THR	CA-CB-CG2	5.36	119.91	112.40
6	Q	489	VAL	CA-CB-CG1	5.36	118.94	110.90
5	R	4	HIS	CG-ND1-CE1	-5.36	98.73	105.70
6	W	131	VAL	CG1-CB-CG2	-5.36	102.32	110.90
2	B	667	ASN	O-C-N	5.36	131.28	122.70
5	F	191	LYS	O-C-N	5.36	131.28	122.70
6	J	171	THR	N-CA-C	5.36	125.47	111.00
6	U	118	TYR	CZ-CE2-CD2	5.36	124.62	119.80
3	C	1067	VAL	CA-CB-CG1	5.36	118.94	110.90
6	J	294	TYR	CZ-CE2-CD2	5.36	124.62	119.80
4	E	226	SER	N-CA-CB	-5.36	102.46	110.50
6	W	511	SER	N-CA-CB	5.36	118.53	110.50
6	X	131	VAL	CG1-CB-CG2	-5.36	102.33	110.90
4	D	11	TYR	CG-CD2-CE2	-5.36	117.02	121.30
4	D	29	LEU	CB-CA-C	5.36	120.38	110.20
5	F	169	ASN	CA-C-N	-5.36	105.42	117.20
6	J	556	SER	N-CA-CB	5.36	118.53	110.50
6	Q	396	VAL	CA-CB-CG2	5.36	118.93	110.90
5	S	214	ARG	CD-NE-CZ	5.36	131.10	123.60
6	U	160	GLN	CB-CA-C	5.36	121.11	110.40
1	A	1271	VAL	CA-CB-CG2	5.35	118.93	110.90
5	H	222	LEU	O-C-N	5.35	131.27	122.70
5	L	245	LEU	N-CA-C	5.35	125.46	111.00
6	Q	566	TRP	CH2-CZ2-CE2	5.35	122.75	117.40
6	X	561	ASP	O-C-N	5.35	131.27	122.70
1	A	813	ALA	N-CA-C	5.35	125.45	111.00
2	B	1177	TYR	CB-CG-CD2	5.35	124.21	121.00
3	C	700	TRP	CD1-CG-CD2	-5.35	102.02	106.30
3	C	1039	ARG	NE-CZ-NH1	-5.35	117.62	120.30
5	L	224	SER	CA-C-O	5.35	131.34	120.10
6	O	536	THR	CA-CB-OG1	5.35	120.24	109.00
6	V	92	TRP	CG-CD2-CE3	-5.35	129.08	133.90
5	N	137	ASP	CB-CG-OD2	-5.35	113.48	118.30
6	O	92	TRP	CG-CD2-CE3	-5.35	129.08	133.90
6	Q	100	LYS	N-CA-C	5.35	125.45	111.00
5	S	137	ASP	CB-CG-OD2	-5.35	113.48	118.30
4	E	53	VAL	CA-CB-CG2	5.35	118.92	110.90

Continued on next page...

Continued from previous page...

Mol	Chain	Res	Type	Atoms	Z	Observed(°)	Ideal(°)
5	F	124	ASP	CB-CG-OD1	-5.35	113.49	118.30
6	J	63	ILE	O-C-N	5.35	131.26	122.70
6	K	131	VAL	CG1-CB-CG2	-5.35	102.34	110.90
6	W	193	ILE	CA-CB-CG2	5.35	121.60	110.90
1	A	432	PHE	CB-CG-CD2	-5.35	117.06	120.80
1	A	1048	CYS	CA-CB-SG	-5.35	104.38	114.00
4	E	344	ASP	OD1-CG-OD2	5.35	133.46	123.30
5	H	247	PHE	CD1-CE1-CZ	-5.35	113.68	120.10
5	L	211	ALA	CB-CA-C	5.35	118.12	110.10
6	Q	216	PRO	N-CD-CG	5.35	111.22	103.20
6	Q	537	SER	CB-CA-C	-5.35	99.94	110.10
6	V	100	LYS	N-CA-C	5.35	125.44	111.00
6	V	168	THR	CA-CB-CG2	5.35	119.89	112.40
6	W	60	SER	O-C-N	5.35	131.26	122.70
6	X	216	PRO	N-CD-CG	5.35	111.22	103.20
1	A	986	LEU	O-C-N	5.35	131.25	122.70
4	E	142	VAL	CG1-CB-CG2	-5.35	102.35	110.90
6	I	416	ARG	NE-CZ-NH1	-5.35	117.63	120.30
6	I	482	ASP	CB-CG-OD1	5.35	123.11	118.30
6	J	571	ARG	NE-CZ-NH2	-5.35	117.63	120.30
2	B	1044	ASP	CB-CG-OD1	-5.34	113.49	118.30
3	C	319	SER	N-CA-CB	-5.34	102.48	110.50
5	F	3	LEU	CB-CG-CD2	5.34	120.08	111.00
5	M	3	LEU	CB-CG-CD2	5.34	120.08	111.00
6	X	352	ASP	CA-C-N	-5.34	105.44	117.20
5	Y	247	PHE	CD1-CE1-CZ	-5.34	113.69	120.10
5	F	198	HIS	CG-ND1-CE1	-5.34	98.75	105.70
5	F	247	PHE	CD1-CE1-CZ	-5.34	113.69	120.10
6	J	412	ARG	N-CA-CB	5.34	120.22	110.60
6	K	378	THR	CA-CB-OG1	5.34	120.22	109.00
5	L	169	ASN	CA-C-N	-5.34	105.45	117.20
6	P	327	TYR	CA-CB-CG	5.34	123.55	113.40
2	B	433	PRO	N-CD-CG	5.34	111.21	103.20
4	D	97	LEU	N-CA-C	5.34	125.42	111.00
5	G	262	CYS	CA-C-N	-5.34	105.52	116.20
5	H	14	VAL	CG1-CB-CG2	5.34	119.45	110.90
5	H	92	ALA	CB-CA-C	5.34	118.11	110.10
5	L	223	THR	CA-CB-CG2	5.34	119.88	112.40
6	U	33	ALA	CB-CA-C	5.34	118.11	110.10
6	W	92	TRP	CG-CD1-NE1	5.34	115.44	110.10
5	Y	214	ARG	CD-NE-CZ	5.34	131.08	123.60
2	B	953	GLY	O-C-N	-5.34	110.95	121.10

Continued on next page...

Continued from previous page...

Mol	Chain	Res	Type	Atoms	Z	Observed(°)	Ideal(°)
4	E	404	VAL	CA-CB-CG1	5.34	118.91	110.90
6	K	438	TYR	CG-CD1-CE1	-5.34	117.03	121.30
6	K	530	ARG	CD-NE-CZ	5.34	131.07	123.60
6	U	174	ILE	CA-CB-CG2	5.34	121.58	110.90
6	U	533	ASP	CA-CB-CG	5.34	125.15	113.40
6	V	162	HIS	CA-CB-CG	-5.34	104.52	113.60
6	W	456	ASN	CA-CB-CG	-5.34	101.65	113.40
6	X	294	TYR	CG-CD2-CE2	-5.34	117.03	121.30
5	G	30	THR	CA-CB-OG1	5.34	120.21	109.00
6	U	352	ASP	CA-C-N	-5.34	105.46	117.20
6	I	564	LEU	CB-CG-CD1	-5.34	101.93	111.00
6	K	118	TYR	CG-CD2-CE2	-5.34	117.03	121.30
6	U	156	VAL	CA-CB-CG2	5.34	118.90	110.90
6	W	162	HIS	CA-CB-CG	-5.34	104.53	113.60
6	W	396	VAL	CA-CB-CG2	5.34	118.90	110.90
4	D	225	ARG	NH1-CZ-NH2	-5.33	113.53	119.40
6	I	352	ASP	O-C-N	5.33	131.24	122.70
6	J	55	VAL	O-C-N	5.33	131.24	122.70
6	V	598	SER	CB-CA-C	5.33	120.24	110.10
1	A	534	LEU	CB-CG-CD1	-5.33	101.94	111.00
2	B	249	TRP	CD1-NE1-CE2	-5.33	104.20	109.00
3	C	304	PHE	CB-CG-CD2	-5.33	117.07	120.80
3	C	397	HIS	N-CA-C	5.33	125.40	111.00
4	D	373	MET	CA-CB-CG	5.33	122.37	113.30
4	E	227	ARG	O-C-N	5.33	131.24	122.70
6	I	580	PRO	N-CA-C	5.33	125.97	112.10
6	P	132	THR	O-C-N	5.33	131.23	122.70
5	R	157	HIS	N-CA-C	5.33	125.40	111.00
5	Y	186	LEU	CB-CG-CD1	-5.33	101.93	111.00
2	B	928	ASP	CB-CG-OD2	-5.33	113.50	118.30
3	C	1153	SER	N-CA-CB	5.33	118.50	110.50
6	I	504	ASN	CA-CB-CG	5.33	125.13	113.40
5	N	118	THR	N-CA-C	5.33	125.39	111.00
6	P	63	ILE	O-C-N	5.33	131.23	122.70
1	A	274	ALA	N-CA-CB	-5.33	102.64	110.10
3	C	366	ASP	CB-CA-C	5.33	121.06	110.40
6	J	106	ILE	N-CA-C	5.33	125.39	111.00
5	M	214	ARG	NE-CZ-NH2	5.33	122.97	120.30
5	M	259	HIS	CA-CB-CG	5.33	122.66	113.60
6	V	272	ASP	CB-CG-OD2	-5.33	113.50	118.30
6	W	106	ILE	N-CA-C	5.33	125.39	111.00
1	A	575	PHE	CZ-CE2-CD2	5.33	126.49	120.10

Continued on next page...

Continued from previous page...

Mol	Chain	Res	Type	Atoms	Z	Observed(°)	Ideal(°)
6	U	331	LEU	CB-CG-CD2	5.33	120.06	111.00
6	V	378	THR	CA-CB-OG1	5.33	120.19	109.00
1	A	754	PRO	CA-N-CD	-5.33	104.04	111.50
6	J	284	VAL	CB-CA-C	5.33	121.52	111.40
6	P	598	SER	N-CA-CB	-5.33	102.51	110.50
1	A	1027	HIS	CA-C-N	-5.33	105.48	117.20
3	C	774	LEU	CB-CA-C	-5.33	100.08	110.20
6	I	154	ARG	N-CA-C	5.33	125.38	111.00
5	L	102	HIS	CA-CB-CG	5.33	122.66	113.60
5	R	198	HIS	CG-ND1-CE1	-5.33	98.78	105.70
6	U	242	PHE	N-CA-C	5.33	125.38	111.00
6	W	374	VAL	CG1-CB-CG2	-5.33	102.38	110.90
6	X	396	VAL	CA-CB-CG2	5.33	118.89	110.90
5	Y	115	ALA	CB-CA-C	5.33	118.09	110.10
1	A	464	TYR	CZ-CE2-CD2	5.32	124.59	119.80
3	C	726	ARG	NE-CZ-NH2	5.32	122.96	120.30
6	K	580	PRO	N-CA-C	5.32	125.94	112.10
5	M	30	THR	CA-CB-OG1	5.32	120.18	109.00
5	M	180	HIS	N-CA-CB	-5.32	101.02	110.60
6	O	60	SER	O-C-N	5.32	131.22	122.70
6	P	118	TYR	CG-CD2-CE2	-5.32	117.04	121.30
6	Q	374	VAL	CG1-CB-CG2	-5.32	102.38	110.90
2	B	666	ALA	N-CA-C	5.32	125.37	111.00
6	I	604	VAL	CA-CB-CG1	5.32	118.88	110.90
6	O	174	ILE	CA-CB-CG2	5.32	121.54	110.90
6	W	369	SER	N-CA-C	5.32	125.37	111.00
5	Y	118	THR	N-CA-C	5.32	125.37	111.00
1	A	637	THR	CA-CB-CG2	-5.32	104.95	112.40
1	A	1265	ALA	N-CA-CB	-5.32	102.65	110.10
6	P	33	ALA	CB-CA-C	5.32	118.08	110.10
6	Q	416	ARG	NE-CZ-NH1	-5.32	117.64	120.30
5	R	115	ALA	CB-CA-C	5.32	118.08	110.10
1	A	787	HIS	N-CA-C	5.32	125.36	111.00
6	O	396	VAL	CA-CB-CG2	5.32	118.88	110.90
6	P	242	PHE	N-CA-C	5.32	125.36	111.00
5	T	239	GLY	CA-C-O	-5.32	111.03	120.60
6	X	580	PRO	N-CA-C	5.32	125.93	112.10
1	A	198	ARG	CB-CA-C	-5.32	99.77	110.40
1	A	587	ASP	N-CA-C	5.32	125.36	111.00
6	I	55	VAL	O-C-N	5.32	131.21	122.70
6	K	248	GLU	CG-CD-OE2	5.32	128.94	118.30
6	K	604	VAL	CA-CB-CG1	5.32	118.88	110.90

Continued on next page...

Continued from previous page...

Mol	Chain	Res	Type	Atoms	Z	Observed(°)	Ideal(°)
6	Q	156	VAL	CA-CB-CG2	5.32	118.88	110.90
5	Y	14	VAL	CG1-CB-CG2	5.32	119.41	110.90
1	A	929	MET	CG-SD-CE	-5.32	91.70	100.20
6	I	416	ARG	CG-CD-NE	5.32	122.96	111.80
6	I	458	THR	CA-C-N	-5.32	105.51	117.20
6	K	569	ALA	N-CA-CB	5.32	117.54	110.10
5	S	270	LEU	N-CA-C	5.32	125.35	111.00
6	W	313	SER	CA-CB-OG	5.32	125.55	111.20
6	X	556	SER	N-CA-CB	5.32	118.47	110.50
6	Q	207	PHE	CB-CG-CD1	-5.31	117.08	120.80
2	B	444	TRP	CZ3-CH2-CZ2	-5.31	115.22	121.60
3	C	505	THR	C-N-CA	5.31	134.98	121.70
6	U	482	ASP	CB-CG-OD1	5.31	123.08	118.30
6	V	284	VAL	CB-CA-C	5.31	121.49	111.40
6	W	637	PHE	CB-CG-CD2	-5.31	117.08	120.80
5	Y	26	THR	CA-CB-CG2	5.31	119.84	112.40
6	J	316	ILE	O-C-N	5.31	131.20	122.70
5	M	102	HIS	CA-CB-CG	5.31	122.63	113.60
1	A	181	TYR	CZ-CE2-CD2	5.31	124.58	119.80
4	D	108	PRO	N-CA-C	5.31	125.90	112.10
5	H	4	HIS	CB-CG-ND1	-5.31	109.93	123.20
6	X	272	ASP	CB-CA-C	5.31	121.02	110.40
1	A	452	TYR	CG-CD1-CE1	-5.31	117.05	121.30
2	B	967	THR	CA-CB-OG1	5.31	120.14	109.00
5	M	274	PRO	N-CA-CB	5.31	109.67	103.30
5	R	192	THR	CA-CB-CG2	5.31	119.83	112.40
6	U	530	ARG	CD-NE-CZ	5.31	131.03	123.60
1	A	15	THR	CA-CB-OG1	5.31	120.14	109.00
6	K	619	ASP	CB-CG-OD2	-5.31	113.53	118.30
6	O	556	SER	N-CA-CB	5.31	118.46	110.50
6	P	396	VAL	CA-CB-CG2	5.31	118.86	110.90
6	U	154	ARG	N-CA-C	5.31	125.33	111.00
6	U	271	LEU	CB-CG-CD1	5.31	120.02	111.00
3	C	98	ALA	CB-CA-C	5.30	118.06	110.10
6	P	638	PHE	CB-CG-CD1	5.30	124.51	120.80
1	A	509	VAL	CA-CB-CG2	5.30	118.85	110.90
2	B	773	ARG	NE-CZ-NH1	-5.30	117.65	120.30
6	O	580	PRO	N-CA-C	5.30	125.89	112.10
6	P	124	GLY	O-C-N	5.30	131.18	122.70
6	V	396	VAL	CA-CB-CG2	5.30	118.85	110.90
3	C	115	SER	N-CA-C	5.30	125.31	111.00
5	F	115	ALA	CB-CA-C	5.30	118.05	110.10

Continued on next page...

Continued from previous page...

Mol	Chain	Res	Type	Atoms	Z	Observed(°)	Ideal(°)
5	R	101	TYR	CG-CD1-CE1	-5.30	117.06	121.30
6	W	417	PHE	CB-CG-CD2	5.30	124.51	120.80
5	Y	239	GLY	CA-C-O	-5.30	111.06	120.60
1	A	230	PHE	CZ-CE2-CD2	-5.30	113.75	120.10
1	A	418	TYR	N-CA-CB	-5.30	101.07	110.60
5	F	102	HIS	CA-CB-CG	5.30	122.60	113.60
6	O	537	SER	CB-CA-C	-5.30	100.04	110.10
6	W	92	TRP	CD1-NE1-CE2	-5.30	104.23	109.00
6	K	586	VAL	CA-CB-CG1	5.29	118.84	110.90
1	A	79	LEU	O-C-N	5.29	131.17	122.70
4	E	308	TRP	CG-CD1-NE1	5.29	115.39	110.10
5	N	239	GLY	CA-C-O	-5.29	111.07	120.60
6	P	106	ILE	N-CA-C	5.29	125.29	111.00
6	P	299	ILE	CB-CA-C	5.29	122.19	111.60
1	A	1051	ARG	NE-CZ-NH1	-5.29	117.65	120.30
2	B	1181	THR	CB-CA-C	-5.29	97.31	111.60
5	H	178	ASP	CB-CG-OD1	-5.29	113.54	118.30
6	I	317	ARG	NE-CZ-NH1	5.29	122.95	120.30
5	N	274	PRO	N-CA-CB	5.29	109.65	103.30
5	R	272	VAL	N-CA-C	5.29	125.29	111.00
4	E	295	GLY	CA-C-N	-5.29	105.56	117.20
6	I	242	PHE	N-CA-C	5.29	125.28	111.00
6	U	645	TRP	CA-CB-CG	5.29	123.75	113.70
5	R	239	GLY	CA-C-O	-5.29	111.08	120.60
6	U	416	ARG	CG-CD-NE	5.29	122.91	111.80
6	V	27	THR	CA-C-N	-5.29	105.56	117.20
6	Q	456	ASN	CA-CB-CG	-5.29	101.77	113.40
2	B	1131	ARG	O-C-N	5.29	131.16	122.70
6	I	346	ASP	CB-CG-OD1	-5.29	113.54	118.30
6	J	92	TRP	CG-CD1-NE1	5.29	115.39	110.10
6	K	193	ILE	CA-CB-CG2	5.29	121.47	110.90
1	A	140	TYR	CB-CG-CD1	-5.28	117.83	121.00
2	B	670	ILE	CA-CB-CG1	5.28	121.04	111.00
4	E	120	LEU	CB-CG-CD2	-5.28	102.02	111.00
5	H	125	ILE	N-CA-C	5.28	125.26	111.00
6	K	154	ARG	N-CA-C	5.28	125.27	111.00
5	M	118	THR	N-CA-C	5.28	125.27	111.00
6	O	586	VAL	O-C-N	5.28	132.18	123.20
5	S	138	SER	N-CA-C	5.28	125.27	111.00
6	U	168	THR	OG1-CB-CG2	-5.28	97.85	110.00
6	V	417	PHE	CB-CA-C	-5.28	99.83	110.40
1	A	1212	PRO	N-CA-C	5.28	125.83	112.10

Continued on next page...

Continued from previous page...

Mol	Chain	Res	Type	Atoms	Z	Observed(°)	Ideal(°)
3	C	884	PRO	N-CA-CB	5.28	109.64	103.30
5	L	118	THR	N-CA-C	5.28	125.26	111.00
5	R	178	ASP	CB-CG-OD1	-5.28	113.55	118.30
6	W	216	PRO	N-CD-CG	5.28	111.12	103.20
2	B	621	TRP	CD1-CG-CD2	-5.28	102.08	106.30
2	B	668	LEU	N-CA-C	5.28	125.25	111.00
2	B	775	VAL	CG1-CB-CG2	-5.28	102.45	110.90
2	B	874	CYS	CA-CB-SG	5.28	123.50	114.00
3	C	972	MET	CA-CB-CG	5.28	122.28	113.30
4	D	392	ALA	N-CA-C	5.28	125.26	111.00
6	J	352	ASP	CA-C-N	-5.28	105.58	117.20
6	J	581	SER	N-CA-C	5.28	125.26	111.00
6	P	141	GLN	CA-CB-CG	5.28	125.02	113.40
6	Q	87	PHE	CA-CB-CG	5.28	126.57	113.90
6	Q	461	ASP	CB-CG-OD1	-5.28	113.55	118.30
5	Y	116	ASP	OD1-CG-OD2	5.28	133.33	123.30
5	Y	223	THR	CA-CB-CG2	5.28	119.79	112.40
1	A	230	PHE	O-C-N	5.28	131.15	122.70
3	C	1086	HIS	CA-CB-CG	5.28	122.58	113.60
6	J	526	PRO	CA-C-N	-5.28	105.59	117.20
5	T	26	THR	CA-CB-CG2	5.28	119.79	112.40
1	A	1191	ASP	OD1-CG-OD2	5.28	133.33	123.30
2	B	368	ILE	O-C-N	5.28	132.17	123.20
2	B	707	PHE	CB-CG-CD1	-5.28	117.11	120.80
6	I	378	THR	CA-CB-OG1	5.28	120.08	109.00
6	J	27	THR	CA-C-N	-5.28	105.59	117.20
6	O	327	TYR	CA-CB-CG	5.28	123.43	113.40
6	Q	316	ILE	O-C-N	5.28	131.15	122.70
5	H	214	ARG	CD-NE-CZ	5.28	130.99	123.60
6	K	247	SER	N-CA-C	5.28	125.24	111.00
5	N	272	VAL	N-CA-C	5.28	125.25	111.00
6	Q	427	GLU	OE1-CD-OE2	5.28	129.63	123.30
6	V	438	TYR	CD1-CE1-CZ	5.28	124.55	119.80
6	W	147	ARG	CD-NE-CZ	-5.28	116.22	123.60
6	X	638	PHE	CB-CG-CD1	5.28	124.49	120.80
4	D	95	PRO	N-CA-CB	5.27	109.63	103.30
5	N	14	VAL	CG1-CB-CG2	5.27	119.34	110.90
6	O	313	SER	CA-CB-OG	5.27	125.44	111.20
6	W	273	LEU	N-CA-C	5.27	125.24	111.00
5	H	102	HIS	CA-CB-CG	5.27	122.56	113.60
5	H	272	VAL	N-CA-C	5.27	125.23	111.00
6	K	504	ASN	CA-CB-CG	5.27	125.00	113.40

Continued on next page...

Continued from previous page...

Mol	Chain	Res	Type	Atoms	Z	Observed(°)	Ideal(°)
5	T	45	ARG	NE-CZ-NH2	5.27	122.94	120.30
6	W	100	LYS	N-CA-C	5.27	125.24	111.00
5	Y	138	SER	N-CA-C	5.27	125.23	111.00
5	H	224	SER	CA-C-O	5.27	131.17	120.10
6	J	216	PRO	N-CD-CG	5.27	111.10	103.20
5	L	113	PRO	N-CD-CG	5.27	111.10	103.20
5	R	125	ILE	N-CA-C	5.27	125.23	111.00
6	X	536	THR	CA-CB-OG1	5.27	120.07	109.00
6	J	48	TRP	CG-CD1-NE1	5.27	115.37	110.10
6	U	586	VAL	O-C-N	5.27	132.15	123.20
6	V	365	ASP	CB-CG-OD2	-5.27	113.56	118.30
6	W	91	MET	CG-SD-CE	-5.27	91.77	100.20
6	X	537	SER	N-CA-C	5.27	125.22	111.00
1	A	656	PHE	CB-CG-CD1	-5.27	117.11	120.80
6	Q	282	VAL	CA-C-O	5.27	131.16	120.10
5	T	169	ASN	CA-C-N	-5.27	105.61	117.20
6	V	593	GLN	CB-CA-C	5.27	120.93	110.40
3	C	244	VAL	CA-CB-CG1	5.26	118.80	110.90
4	E	323	VAL	CG1-CB-CG2	-5.26	102.47	110.90
5	F	30	THR	CA-CB-OG1	5.26	120.06	109.00
5	F	272	VAL	N-CA-C	5.26	125.22	111.00
6	J	536	THR	CA-CB-OG1	5.26	120.05	109.00
6	J	576	PHE	CB-CG-CD1	-5.26	117.12	120.80
5	N	270	LEU	N-CA-C	5.26	125.21	111.00
6	P	162	HIS	CA-CB-CG	-5.26	104.65	113.60
5	T	113	PRO	N-CD-CG	5.26	111.10	103.20
6	V	226	LYS	CA-C-O	5.26	131.16	120.10
3	C	547	GLU	N-CA-C	5.26	125.21	111.00
3	C	739	VAL	CG1-CB-CG2	-5.26	102.48	110.90
6	I	345	ILE	CA-CB-CG1	5.26	121.00	111.00
6	Q	299	ILE	CB-CA-C	5.26	122.13	111.60
5	M	224	SER	CA-C-O	5.26	131.15	120.10
6	O	154	ARG	N-CA-C	5.26	125.21	111.00
2	B	667	ASN	N-CA-CB	-5.26	101.13	110.60
6	K	156	VAL	CA-CB-CG2	5.26	118.79	110.90
5	M	222	LEU	O-C-N	5.26	131.11	122.70
6	O	87	PHE	CA-CB-CG	5.26	126.53	113.90
6	P	24	SER	CA-C-N	-5.26	105.63	117.20
6	P	107	VAL	O-C-N	5.26	131.12	122.70
6	Q	576	PHE	CD1-CG-CD2	5.26	125.14	118.30
5	T	186	LEU	CB-CG-CD1	-5.26	102.06	111.00
6	V	606	THR	CA-CB-CG2	-5.26	105.04	112.40

Continued on next page...

Continued from previous page...

Mol	Chain	Res	Type	Atoms	Z	Observed(°)	Ideal(°)
3	C	273	ALA	O-C-N	5.26	131.11	122.70
4	D	294	THR	N-CA-CB	5.26	120.29	110.30
6	Q	33	ALA	CB-CA-C	5.26	117.99	110.10
5	S	272	VAL	N-CA-C	5.26	125.20	111.00
6	X	313	SER	CA-CB-OG	5.26	125.40	111.20
1	A	432	PHE	CG-CD2-CE2	5.26	126.58	120.80
2	B	1197	TYR	CB-CG-CD1	-5.26	117.85	121.00
4	E	226	SER	CB-CA-C	5.26	120.09	110.10
6	J	131	VAL	CG1-CB-CG2	-5.26	102.49	110.90
6	K	28	SER	O-C-N	-5.26	114.29	122.70
5	M	186	LEU	CB-CG-CD1	-5.26	102.06	111.00
5	T	138	SER	N-CA-C	5.26	125.19	111.00
5	Y	58	PRO	N-CD-CG	5.26	111.08	103.20
6	J	60	SER	O-C-N	5.25	131.11	122.70
6	U	216	PRO	N-CD-CG	5.25	111.08	103.20
5	Y	102	HIS	CA-CB-CG	5.25	122.53	113.60
1	A	659	PHE	CG-CD1-CE1	-5.25	115.02	120.80
6	I	489	VAL	CA-CB-CG1	5.25	118.78	110.90
5	M	44	GLY	O-C-N	5.25	131.11	122.70
6	Q	310	PHE	CB-CG-CD2	-5.25	117.12	120.80
6	Q	593	GLN	CB-CA-C	5.25	120.91	110.40
1	A	1047	GLN	N-CA-C	5.25	125.18	111.00
4	E	25	ASP	CB-CG-OD2	-5.25	113.57	118.30
5	G	163	GLY	O-C-N	5.25	131.10	122.70
6	K	141	GLN	CA-CB-CG	5.25	124.95	113.40
5	L	138	SER	N-CA-C	5.25	125.18	111.00
6	Q	118	TYR	CZ-CE2-CD2	5.25	124.53	119.80
6	Q	215	TYR	CG-CD2-CE2	5.25	125.50	121.30
5	S	170	GLU	OE1-CD-OE2	5.25	129.60	123.30
5	T	24	LEU	N-CA-CB	-5.25	99.90	110.40
5	T	116	ASP	OD1-CG-OD2	5.25	133.28	123.30
5	T	125	ILE	N-CA-C	5.25	125.18	111.00
6	W	397	VAL	CA-CB-CG1	5.25	118.78	110.90
6	X	598	SER	N-CA-CB	-5.25	102.62	110.50
4	D	27	GLN	CA-CB-CG	5.25	124.95	113.40
6	I	352	ASP	CA-C-N	-5.25	105.65	117.20
1	A	958	PHE	CB-CG-CD1	5.25	124.47	120.80
3	C	548	ASP	OD1-CG-OD2	5.25	133.27	123.30
6	P	365	ASP	CB-CG-OD2	-5.25	113.58	118.30
2	B	625	PHE	CZ-CE2-CD2	-5.25	113.80	120.10
3	C	110	PRO	N-CA-CB	5.25	109.59	103.30
5	H	233	ALA	N-CA-CB	-5.25	102.76	110.10

Continued on next page...

Continued from previous page...

Mol	Chain	Res	Type	Atoms	Z	Observed(°)	Ideal(°)
6	I	584	LEU	CB-CG-CD1	5.25	119.92	111.00
6	O	378	THR	CA-CB-OG1	5.25	120.02	109.00
4	E	88	GLN	CA-C-N	-5.25	105.71	116.20
1	A	682	TYR	CG-CD1-CE1	-5.24	117.11	121.30
4	E	11	TYR	CD1-CE1-CZ	5.24	124.52	119.80
6	P	144	ASN	O-C-N	-5.24	114.31	122.70
5	G	125	ILE	N-CA-C	5.24	125.15	111.00
6	P	55	VAL	CG1-CB-CG2	-5.24	102.51	110.90
4	D	209	ARG	CD-NE-CZ	5.24	130.94	123.60
5	G	211	ALA	CB-CA-C	5.24	117.96	110.10
6	I	55	VAL	CG1-CB-CG2	-5.24	102.52	110.90
6	I	156	VAL	CA-CB-CG2	5.24	118.76	110.90
6	K	68	PHE	CG-CD2-CE2	5.24	126.56	120.80
6	U	593	GLN	CB-CA-C	5.24	120.88	110.40
6	W	482	ASP	CB-CG-OD1	5.24	123.02	118.30
2	B	1073	ARG	NE-CZ-NH2	-5.24	117.68	120.30
3	C	321	VAL	N-CA-C	5.24	125.14	111.00
3	C	422	GLU	OE1-CD-OE2	5.24	129.59	123.30
3	C	494	THR	O-C-N	-5.24	114.32	122.70
3	C	977	VAL	CA-CB-CG1	5.24	118.76	110.90
6	I	206	GLU	CG-CD-OE1	-5.24	107.82	118.30
6	J	471	LEU	CB-CG-CD1	-5.24	102.09	111.00
6	K	316	ILE	O-C-N	5.24	131.08	122.70
5	T	270	LEU	N-CA-C	5.24	125.14	111.00
6	U	378	THR	CA-CB-OG1	5.24	120.00	109.00
1	A	35	GLN	CB-CA-C	-5.24	99.92	110.40
2	B	675	MET	CA-CB-CG	5.24	122.20	113.30
3	C	157	ILE	N-CA-C	5.24	125.14	111.00
6	U	23	THR	O-C-N	5.24	131.08	122.70
6	V	327	TYR	CA-CB-CG	5.24	123.35	113.40
1	A	350	PHE	CD1-CE1-CZ	-5.24	113.82	120.10
1	A	954	HIS	N-CA-CB	-5.24	101.18	110.60
5	F	199	ASP	N-CA-CB	5.24	120.02	110.60
5	H	138	SER	N-CA-C	5.24	125.13	111.00
6	J	338	VAL	O-C-N	5.24	131.07	122.70
6	K	414	GLN	CG-CD-OE1	5.24	132.07	121.60
6	O	33	ALA	CB-CA-C	5.24	117.95	110.10
6	P	284	VAL	CB-CA-C	5.24	121.35	111.40
6	W	116	SER	O-C-N	5.24	132.10	123.20
2	B	1131	ARG	NH1-CZ-NH2	-5.23	113.64	119.40
3	C	1103	TRP	CD2-CE2-CZ2	-5.23	116.02	122.30
6	J	24	SER	CA-C-N	-5.23	105.69	117.20

Continued on next page...

Continued from previous page...

Mol	Chain	Res	Type	Atoms	Z	Observed(°)	Ideal(°)
5	L	262	CYS	CA-C-N	-5.23	105.73	116.20
5	Y	178	ASP	CB-CG-OD1	-5.23	113.59	118.30
5	Y	180	HIS	N-CA-CB	-5.23	101.18	110.60
2	B	897	ALA	O-C-N	5.23	131.07	122.70
3	C	600	ALA	CB-CA-C	-5.23	102.25	110.10
5	F	239	GLY	CA-C-O	-5.23	111.18	120.60
5	G	21	ARG	NE-CZ-NH2	5.23	122.92	120.30
5	G	222	LEU	O-C-N	5.23	131.07	122.70
6	I	23	THR	O-C-N	5.23	131.07	122.70
6	K	118	TYR	CZ-CE2-CD2	5.23	124.51	119.80
5	N	247	PHE	CD1-CE1-CZ	-5.23	113.82	120.10
6	Q	14	THR	CA-CB-CG2	-5.23	105.08	112.40
6	Q	346	ASP	CB-CG-OD1	-5.23	113.59	118.30
6	U	374	VAL	CG1-CB-CG2	-5.23	102.53	110.90
6	V	581	SER	N-CA-C	5.23	125.13	111.00
3	C	528	PHE	N-CA-CB	5.23	120.02	110.60
4	E	328	TYR	CB-CG-CD2	-5.23	117.86	121.00
6	I	128	ASP	N-CA-C	5.23	125.12	111.00
5	L	180	HIS	N-CA-CB	-5.23	101.19	110.60
5	T	113	PRO	O-C-N	5.23	131.07	122.70
5	T	215	ALA	N-CA-CB	-5.23	102.78	110.10
6	X	327	TYR	CA-CB-CG	5.23	123.34	113.40
1	A	388	TYR	CB-CG-CD1	-5.23	117.86	121.00
1	A	1121	PRO	N-CD-CG	5.23	111.04	103.20
5	G	138	SER	N-CA-C	5.23	125.12	111.00
6	X	327	TYR	CB-CG-CD2	-5.23	117.86	121.00
5	H	270	LEU	N-CA-C	5.23	125.11	111.00
6	Q	458	THR	N-CA-C	5.23	125.11	111.00
5	S	224	SER	CA-C-O	5.23	131.08	120.10
5	F	213	THR	CA-CB-CG2	-5.23	105.08	112.40
5	F	213	THR	CA-CB-OG1	5.23	119.97	109.00
6	V	412	ARG	N-CA-CB	5.23	120.01	110.60
6	X	598	SER	CB-CA-C	5.23	120.03	110.10
1	A	1241	LEU	N-CA-C	5.22	125.10	111.00
2	B	1176	ASN	O-C-N	5.22	131.06	122.70
3	C	864	PHE	CB-CG-CD2	5.22	124.46	120.80
4	D	274	TRP	CD1-NE1-CE2	-5.22	104.30	109.00
6	O	380	VAL	CG1-CB-CG2	-5.22	102.54	110.90
6	P	458	THR	N-CA-C	5.22	125.11	111.00
6	Q	369	SER	N-CA-C	5.22	125.10	111.00
6	Q	378	THR	CA-CB-OG1	5.22	119.97	109.00
5	R	214	ARG	CD-NE-CZ	5.22	130.91	123.60

Continued on next page...

Continued from previous page...

Mol	Chain	Res	Type	Atoms	Z	Observed(°)	Ideal(°)
6	V	374	VAL	CG1-CB-CG2	-5.22	102.54	110.90
6	V	489	VAL	CA-CB-CG1	5.22	118.74	110.90
2	B	1011	VAL	CG1-CB-CG2	-5.22	102.54	110.90
3	C	193	LEU	N-CA-C	5.22	125.10	111.00
3	C	1045	TRP	CB-CG-CD1	-5.22	120.21	127.00
5	G	3	LEU	CB-CG-CD2	5.22	119.88	111.00
6	J	458	THR	N-CA-C	5.22	125.10	111.00
6	P	537	SER	N-CA-C	5.22	125.10	111.00
5	R	223	THR	CA-CB-CG2	5.22	119.71	112.40
6	J	537	SER	CA-CB-OG	5.22	125.30	111.20
6	X	118	TYR	CZ-CE2-CD2	5.22	124.50	119.80
6	X	378	THR	CA-CB-OG1	5.22	119.96	109.00
1	A	1207	LEU	CB-CG-CD2	-5.22	102.13	111.00
3	C	700	TRP	NE1-CE2-CZ2	-5.22	124.66	130.40
3	C	1117	PHE	CG-CD1-CE1	-5.22	115.06	120.80
4	E	63	SER	N-CA-CB	5.22	118.33	110.50
4	E	174	LEU	N-CA-CB	-5.22	99.96	110.40
6	I	162	HIS	CA-CB-CG	-5.22	104.73	113.60
5	L	25	TYR	CG-CD1-CE1	-5.22	117.12	121.30
5	M	115	ALA	CB-CA-C	5.22	117.93	110.10
6	O	141	GLN	CA-CB-CG	5.22	124.88	113.40
6	Q	160	GLN	CB-CA-C	5.22	120.84	110.40
5	T	4	HIS	CB-CG-ND1	-5.22	110.15	123.20
6	U	327	TYR	CA-CB-CG	5.22	123.32	113.40
2	B	1123	GLN	O-C-N	5.22	131.05	122.70
6	K	483	ALA	N-CA-CB	-5.22	102.80	110.10
5	N	233	ALA	N-CA-CB	-5.22	102.79	110.10
6	O	549	LEU	CB-CA-C	5.22	120.11	110.20
6	P	537	SER	CA-CB-OG	5.22	125.29	111.20
5	Y	262	CYS	CA-C-N	-5.22	105.77	116.20
1	A	514	PHE	CB-CA-C	5.22	120.83	110.40
1	A	795	PRO	N-CD-CG	5.22	111.03	103.20
2	B	487	VAL	CG1-CB-CG2	-5.22	102.56	110.90
6	I	581	SER	N-CA-C	5.22	125.09	111.00
6	O	416	ARG	CG-CD-NE	5.22	122.75	111.80
6	U	272	ASP	CB-CA-C	5.22	120.83	110.40
6	W	55	VAL	O-C-N	5.22	131.05	122.70
6	W	378	THR	CA-CB-OG1	5.22	119.95	109.00
6	X	526	PRO	CA-C-N	-5.22	105.72	117.20
4	D	207	THR	CA-CB-OG1	5.21	119.95	109.00
5	L	272	VAL	N-CA-C	5.21	125.08	111.00
5	R	242	PHE	O-C-N	5.21	131.04	122.70

Continued on next page...

Continued from previous page...

Mol	Chain	Res	Type	Atoms	Z	Observed(°)	Ideal(°)
6	U	106	ILE	N-CA-C	5.21	125.08	111.00
5	Y	169	ASN	CA-C-N	-5.21	105.73	117.20
6	O	171	THR	N-CA-C	5.21	125.07	111.00
6	V	382	ILE	CA-CB-CG2	5.21	121.33	110.90
2	B	1117	PHE	CG-CD2-CE2	5.21	126.53	120.80
3	C	1063	VAL	CA-CB-CG1	5.21	118.72	110.90
4	E	215	TRP	CD1-NE1-CE2	-5.21	104.31	109.00
4	E	350	ALA	N-CA-C	5.21	125.07	111.00
6	I	48	TRP	CG-CD1-NE1	5.21	115.31	110.10
6	P	71	TYR	CD1-CE1-CZ	5.21	124.49	119.80
6	Q	580	PRO	N-CA-C	5.21	125.65	112.10
6	V	338	VAL	CA-C-N	-5.21	105.73	117.20
5	F	260	PHE	CB-CG-CD2	5.21	124.45	120.80
5	S	27	ARG	NH1-CZ-NH2	-5.21	113.67	119.40
5	Y	125	ILE	N-CA-C	5.21	125.07	111.00
2	B	880	LEU	CB-CA-C	5.21	120.10	110.20
3	C	21	VAL	CG1-CB-CG2	-5.21	102.56	110.90
4	E	68	VAL	CA-CB-CG2	5.21	118.71	110.90
6	I	537	SER	CB-CA-C	-5.21	100.20	110.10
5	N	180	HIS	N-CA-CB	-5.21	101.22	110.60
6	U	100	LYS	N-CA-C	5.21	125.06	111.00
6	K	369	SER	N-CA-C	5.21	125.06	111.00
5	M	192	THR	CA-CB-CG2	5.21	119.69	112.40
5	N	245	LEU	N-CA-C	5.21	125.06	111.00
6	P	571	ARG	NE-CZ-NH2	-5.21	117.70	120.30
6	X	586	VAL	C-N-CA	5.21	133.23	122.30
1	A	432	PHE	N-CA-CB	-5.21	101.23	110.60
6	X	23	THR	O-C-N	5.21	131.03	122.70
4	D	300	ILE	O-C-N	5.20	131.02	122.70
6	K	606	THR	CA-CB-CG2	-5.20	105.11	112.40
5	L	58	PRO	N-CD-CG	5.20	111.00	103.20
6	P	369	SER	N-CA-C	5.20	125.05	111.00
6	Q	63	ILE	O-C-N	5.20	131.03	122.70
6	X	382	ILE	CA-CB-CG2	5.20	121.31	110.90
5	Y	222	LEU	O-C-N	5.20	131.02	122.70
2	B	801	ARG	NE-CZ-NH1	-5.20	117.70	120.30
3	C	45	ASP	CB-CG-OD2	-5.20	113.62	118.30
3	C	525	TYR	CB-CG-CD2	-5.20	117.88	121.00
6	Q	107	VAL	O-C-N	5.20	131.02	122.70
2	B	861	ARG	O-C-N	5.20	131.02	122.70
3	C	581	SER	N-CA-C	5.20	125.04	111.00
3	C	985	VAL	CA-CB-CG1	5.20	118.70	110.90

Continued on next page...

Continued from previous page...

Mol	Chain	Res	Type	Atoms	Z	Observed(°)	Ideal(°)
6	I	474	THR	CA-CB-OG1	5.20	119.92	109.00
6	J	327	TYR	CD1-CE1-CZ	5.20	124.48	119.80
5	L	132	THR	CA-CB-OG1	5.20	119.92	109.00
5	M	137	ASP	CB-CG-OD2	-5.20	113.62	118.30
6	V	216	PRO	N-CD-CG	5.20	111.00	103.20
6	V	282	VAL	CA-C-N	-5.20	105.76	117.20
6	I	374	VAL	CG1-CB-CG2	-5.20	102.58	110.90
6	Q	154	ARG	N-CA-C	5.20	125.04	111.00
5	R	180	HIS	N-CA-CB	-5.20	101.24	110.60
5	R	224	SER	CA-C-O	5.20	131.02	120.10
6	V	87	PHE	CA-CB-CG	5.20	126.37	113.90
6	X	20	PHE	CB-CG-CD2	-5.20	117.16	120.80
6	X	474	THR	CA-CB-OG1	5.20	119.92	109.00
1	A	1050	ILE	O-C-N	5.20	131.02	122.70
6	K	456	ASN	CA-CB-CG	-5.20	101.97	113.40
6	O	598	SER	N-CA-CB	-5.20	102.70	110.50
6	U	580	PRO	N-CA-C	5.20	125.61	112.10
6	X	581	SER	N-CA-C	5.20	125.03	111.00
5	H	180	HIS	N-CA-CB	-5.20	101.25	110.60
6	I	541	SER	N-CA-CB	-5.20	102.71	110.50
6	O	526	PRO	CA-C-N	-5.20	105.77	117.20
6	Q	206	GLU	CG-CD-OE1	-5.20	107.91	118.30
6	U	581	SER	N-CA-C	5.20	125.03	111.00
6	V	537	SER	CA-CB-OG	5.20	125.23	111.20
6	W	160	GLN	CB-CA-C	5.20	120.79	110.40
6	X	216	PRO	CA-N-CD	-5.20	104.23	111.50
6	X	322	TYR	CZ-CE2-CD2	5.20	124.48	119.80
1	A	188	PRO	N-CA-CB	5.19	109.53	103.30
1	A	556	TYR	CD1-CG-CD2	-5.19	112.19	117.90
5	F	4	HIS	CG-ND1-CE1	-5.19	98.95	105.70
5	S	102	HIS	CA-CB-CG	5.19	122.43	113.60
6	X	618	THR	CA-CB-CG2	5.19	119.67	112.40
1	A	1149	VAL	CA-CB-CG2	5.19	118.69	110.90
6	P	598	SER	CB-CA-C	5.19	119.97	110.10
2	B	1064	TRP	CA-CB-CG	5.19	123.56	113.70
2	B	1178	ARG	NE-CZ-NH2	5.19	122.89	120.30
5	H	113	PRO	O-C-N	5.19	131.01	122.70
6	I	282	VAL	CA-C-N	-5.19	105.78	117.20
6	K	474	THR	CA-CB-OG1	5.19	119.90	109.00
6	U	471	LEU	CB-CG-CD1	-5.19	102.18	111.00
6	V	294	TYR	CG-CD2-CE2	-5.19	117.15	121.30
2	B	1001	ALA	N-CA-CB	-5.19	102.83	110.10

Continued on next page...

Continued from previous page...

Mol	Chain	Res	Type	Atoms	Z	Observed(°)	Ideal(°)
6	I	645	TRP	CA-CB-CG	5.19	123.56	113.70
6	J	537	SER	N-CA-C	5.19	125.01	111.00
6	U	91	MET	CG-SD-CE	-5.19	91.90	100.20
3	C	1135	TYR	CB-CG-CD1	-5.19	117.89	121.00
4	D	389	PHE	CG-CD2-CE2	-5.19	115.09	120.80
6	I	132	THR	O-C-N	5.19	131.00	122.70
6	K	100	LYS	N-CA-C	5.19	125.01	111.00
6	K	107	VAL	O-C-N	5.19	131.00	122.70
5	S	239	GLY	CA-C-O	-5.19	111.26	120.60
6	X	55	VAL	O-C-N	5.19	131.00	122.70
5	G	247	PHE	CD1-CE1-CZ	-5.19	113.88	120.10
6	J	92	TRP	CG-CD2-CE3	-5.19	129.23	133.90
6	K	147	ARG	CG-CD-NE	-5.19	100.91	111.80
6	K	581	SER	N-CA-C	5.19	125.00	111.00
1	A	91	ARG	NE-CZ-NH2	-5.18	117.71	120.30
1	A	1037	VAL	CA-C-O	5.18	130.99	120.10
1	A	1152	ASP	N-CA-C	5.18	125.00	111.00
3	C	314	SER	CA-C-N	-5.18	105.79	117.20
6	Q	216	PRO	CA-N-CD	-5.18	104.24	111.50
5	S	274	PRO	N-CA-CB	5.18	109.52	103.30
6	V	327	TYR	CB-CG-CD2	-5.18	117.89	121.00
6	X	331	LEU	CB-CG-CD2	5.18	119.81	111.00
2	B	1163	ALA	O-C-N	5.18	130.99	122.70
2	B	1174	ASP	OD1-CG-OD2	5.18	133.15	123.30
6	Q	526	PRO	CA-C-N	-5.18	105.80	117.20
5	T	272	VAL	N-CA-C	5.18	124.99	111.00
6	U	206	GLU	CG-CD-OE1	-5.18	107.94	118.30
6	U	438	TYR	CD1-CE1-CZ	5.18	124.47	119.80
6	W	474	THR	CA-CB-OG1	5.18	119.88	109.00
6	X	116	SER	O-C-N	5.18	132.01	123.20
6	X	141	GLN	CA-CB-CG	5.18	124.80	113.40
6	X	317	ARG	NE-CZ-NH1	5.18	122.89	120.30
6	O	68	PHE	CG-CD2-CE2	5.18	126.50	120.80
6	U	560	PRO	N-CA-CB	5.18	109.52	103.30
6	X	397	VAL	CA-CB-CG1	5.18	118.67	110.90
1	A	184	ASP	CB-CG-OD2	5.18	122.96	118.30
6	J	33	ALA	CB-CA-C	5.18	117.87	110.10
5	M	25	TYR	CG-CD1-CE1	-5.18	117.16	121.30
6	O	374	VAL	CG1-CB-CG2	-5.18	102.61	110.90
5	R	259	HIS	CA-CB-CG	5.18	122.41	113.60
4	E	279	VAL	N-CA-C	5.18	124.98	111.00
6	O	352	ASP	CA-C-N	-5.18	105.81	117.20

Continued on next page...

Continued from previous page...

Mol	Chain	Res	Type	Atoms	Z	Observed(°)	Ideal(°)
6	V	271	LEU	CB-CG-CD1	5.18	119.80	111.00
1	A	51	PRO	N-CA-CB	5.18	109.51	103.30
2	B	483	VAL	CA-CB-CG2	5.18	118.67	110.90
3	C	440	ILE	O-C-N	5.18	130.98	122.70
4	E	21	PHE	CB-CG-CD1	5.18	124.42	120.80
4	E	215	TRP	CG-CD2-CE3	-5.18	129.24	133.90
6	I	598	SER	CB-CA-C	5.18	119.94	110.10
5	S	21	ARG	NE-CZ-NH2	5.18	122.89	120.30
6	U	147	ARG	CG-CD-NE	-5.18	100.93	111.80
6	V	23	THR	O-C-N	5.18	130.98	122.70
6	V	91	MET	CG-SD-CE	-5.18	91.92	100.20
6	V	338	VAL	O-C-N	5.18	130.98	122.70
5	N	3	LEU	CB-CG-CD2	5.17	119.80	111.00
6	W	352	ASP	CA-C-N	-5.17	105.82	117.20
1	A	95	PHE	CB-CG-CD2	5.17	124.42	120.80
6	I	637	PHE	CB-CG-CD2	-5.17	117.18	120.80
5	T	180	HIS	N-CA-CB	-5.17	101.29	110.60
2	B	347	ARG	NE-CZ-NH2	5.17	122.89	120.30
2	B	1131	ARG	NE-CZ-NH1	-5.17	117.71	120.30
6	K	272	ASP	CB-CA-C	5.17	120.74	110.40
5	L	246	THR	O-C-N	5.17	130.97	122.70
6	U	131	VAL	CG1-CB-CG2	-5.17	102.62	110.90
6	U	416	ARG	NE-CZ-NH1	-5.17	117.71	120.30
6	U	526	PRO	CA-C-N	-5.17	105.82	117.20
2	B	456	VAL	CA-CB-CG2	5.17	118.66	110.90
3	C	307	SER	N-CA-C	5.17	124.96	111.00
4	D	332	PRO	N-CA-CB	5.17	109.50	103.30
6	J	374	VAL	CG1-CB-CG2	-5.17	102.63	110.90
6	K	549	LEU	CB-CA-C	5.17	120.02	110.20
6	V	537	SER	N-CA-C	5.17	124.96	111.00
1	A	106	THR	O-C-N	5.17	130.97	122.70
1	A	702	ASP	OD1-CG-OD2	5.17	133.12	123.30
2	B	1073	ARG	CD-NE-CZ	5.17	130.84	123.60
3	C	1003	PRO	N-CA-CB	5.17	109.50	103.30
4	D	11	TYR	CB-CG-CD1	5.17	124.10	121.00
6	I	67	ARG	NH1-CZ-NH2	-5.17	113.72	119.40
6	I	168	THR	OG1-CB-CG2	-5.17	98.11	110.00
6	P	416	ARG	CG-CD-NE	5.17	122.66	111.80
6	X	365	ASP	CB-CG-OD2	-5.17	113.65	118.30
3	C	188	ALA	CB-CA-C	5.17	117.85	110.10
3	C	224	TRP	CD1-CG-CD2	-5.17	102.17	106.30
3	C	254	ASP	CB-CG-OD2	-5.17	113.65	118.30

Continued on next page...

Continued from previous page...

Mol	Chain	Res	Type	Atoms	Z	Observed(°)	Ideal(°)
6	P	489	VAL	CA-CB-CG1	5.17	118.65	110.90
6	Q	193	ILE	CA-CB-CG2	5.17	121.23	110.90
5	N	213	THR	CA-CB-OG1	5.17	119.85	109.00
6	P	580	PRO	N-CA-C	5.17	125.53	112.10
2	B	408	SER	N-CA-C	5.16	124.94	111.00
3	C	250	ALA	CB-CA-C	-5.16	102.36	110.10
4	D	30	ALA	CA-C-O	5.16	130.94	120.10
4	D	235	GLU	N-CA-CB	5.16	119.90	110.60
6	P	128	ASP	N-CA-C	5.16	124.94	111.00
6	P	526	PRO	CA-C-N	-5.16	105.84	117.20
5	T	135	LEU	N-CA-CB	-5.16	100.07	110.40
6	U	299	ILE	CB-CA-C	5.16	121.93	111.60
3	C	299	LEU	CB-CA-C	-5.16	100.39	110.20
5	G	131	ARG	CA-CB-CG	5.16	124.76	113.40
6	X	55	VAL	CG1-CB-CG2	-5.16	102.64	110.90
4	D	148	TRP	CB-CG-CD2	-5.16	119.89	126.60
5	H	3	LEU	CB-CG-CD2	5.16	119.77	111.00
5	H	101	TYR	CG-CD1-CE1	-5.16	117.17	121.30
6	J	598	SER	N-CA-CB	-5.16	102.76	110.50
6	Q	474	THR	CA-CB-OG1	5.16	119.84	109.00
6	U	88	ASP	CB-CG-OD2	-5.16	113.66	118.30
1	A	610	THR	OG1-CB-CG2	5.16	121.86	110.00
1	A	1242	PRO	C-N-CA	5.16	134.60	121.70
5	G	259	HIS	CA-CB-CG	5.16	122.37	113.60
5	H	186	LEU	CB-CG-CD1	-5.16	102.23	111.00
6	J	489	VAL	CA-CB-CG1	5.16	118.64	110.90
6	J	578	SER	N-CA-C	5.16	124.93	111.00
5	L	222	LEU	O-C-N	5.16	130.95	122.70
6	O	471	LEU	CB-CG-CD1	-5.16	102.23	111.00
6	O	564	LEU	CB-CG-CD1	-5.16	102.23	111.00
5	T	163	GLY	O-C-N	5.16	130.95	122.70
6	U	14	THR	CA-CB-CG2	-5.16	105.18	112.40
6	V	128	ASP	N-CA-C	5.16	124.93	111.00
6	V	471	LEU	CB-CG-CD1	-5.16	102.23	111.00
3	C	862	GLU	N-CA-CB	-5.16	101.32	110.60
1	A	289	TYR	CD1-CE1-CZ	5.16	124.44	119.80
1	A	1146	PHE	CB-CG-CD2	-5.16	117.19	120.80
1	A	1238	ARG	NE-CZ-NH2	5.16	122.88	120.30
6	I	160	GLN	CB-CA-C	5.16	120.71	110.40
6	K	216	PRO	CA-N-CD	-5.16	104.28	111.50
6	K	426	PHE	CD1-CE1-CZ	-5.16	113.91	120.10
3	C	1093	SER	N-CA-C	5.15	124.92	111.00

Continued on next page...

Continued from previous page...

Mol	Chain	Res	Type	Atoms	Z	Observed(°)	Ideal(°)
6	K	55	VAL	O-C-N	5.15	130.95	122.70
6	Q	566	TRP	CG-CD2-CE3	5.15	138.54	133.90
6	Q	598	SER	CB-CA-C	5.15	119.89	110.10
6	I	118	TYR	CZ-CE2-CD2	5.15	124.44	119.80
6	J	417	PHE	CB-CA-C	-5.15	100.09	110.40
6	P	27	THR	CA-C-N	-5.15	105.86	117.20
6	Q	429	GLU	OE1-CD-OE2	5.15	129.48	123.30
6	I	327	TYR	CB-CG-CD2	-5.15	117.91	121.00
5	L	182	HIS	CB-CA-C	5.15	120.70	110.40
5	N	27	ARG	NH1-CZ-NH2	-5.15	113.73	119.40
6	O	124	GLY	O-C-N	5.15	130.94	122.70
6	O	156	VAL	CA-CB-CG2	5.15	118.62	110.90
6	U	87	PHE	CA-CB-CG	5.15	126.26	113.90
4	E	112	TRP	CE2-CD2-CG	-5.15	103.18	107.30
6	I	438	TYR	CD1-CE1-CZ	5.15	124.43	119.80
6	K	564	LEU	CB-CG-CD1	-5.15	102.25	111.00
6	W	346	ASP	CB-CG-OD1	-5.15	113.67	118.30
6	W	609	ARG	NE-CZ-NH2	5.15	122.87	120.30
3	C	225	PHE	N-CA-C	5.15	124.90	111.00
4	D	158	HIS	N-CA-CB	-5.15	101.33	110.60
6	I	327	TYR	CD1-CE1-CZ	5.15	124.43	119.80
6	J	132	THR	O-C-N	5.15	130.94	122.70
5	M	234	ARG	NH1-CZ-NH2	-5.15	113.74	119.40
6	W	310	PHE	CB-CG-CD2	-5.15	117.20	120.80
6	J	564	LEU	CB-CG-CD1	-5.15	102.25	111.00
5	M	245	LEU	N-CA-C	5.15	124.89	111.00
6	P	436	TYR	CD1-CE1-CZ	5.15	124.43	119.80
6	P	581	SER	N-CA-C	5.15	124.89	111.00
6	W	530	ARG	CD-NE-CZ	5.15	130.80	123.60
1	A	876	GLN	CA-CB-CG	5.14	124.72	113.40
2	B	357	ALA	CA-C-N	-5.14	105.88	117.20
5	F	186	LEU	CB-CG-CD1	-5.14	102.25	111.00
6	I	527	VAL	CG1-CB-CG2	-5.14	102.67	110.90
5	N	135	LEU	N-CA-CB	-5.14	100.11	110.40
5	S	233	ALA	N-CA-CB	-5.14	102.90	110.10
2	B	669	PHE	CG-CD1-CE1	-5.14	115.14	120.80
2	B	926	TYR	CB-CG-CD2	-5.14	117.91	121.00
3	C	321	VAL	CG1-CB-CG2	-5.14	102.67	110.90
5	G	135	LEU	N-CA-CB	-5.14	100.11	110.40
6	J	128	ASP	N-CA-C	5.14	124.89	111.00
6	O	20	PHE	CB-CG-CD2	-5.14	117.20	120.80
6	O	598	SER	CB-CA-C	5.14	119.87	110.10

Continued on next page...

Continued from previous page...

Mol	Chain	Res	Type	Atoms	Z	Observed(°)	Ideal(°)
6	P	378	THR	CA-CB-OG1	5.14	119.80	109.00
6	Q	132	THR	O-C-N	5.14	130.93	122.70
6	V	14	THR	CA-CB-CG2	-5.14	105.20	112.40
6	W	141	GLN	CA-CB-CG	5.14	124.71	113.40
5	H	259	HIS	CA-CB-CG	5.14	122.34	113.60
6	V	369	SER	N-CA-C	5.14	124.88	111.00
1	A	253	SER	N-CA-CB	-5.14	102.79	110.50
3	C	237	GLU	OE1-CD-OE2	5.14	129.47	123.30
4	D	404	VAL	CA-CB-CG2	5.14	118.61	110.90
5	G	132	THR	CA-CB-OG1	5.14	119.80	109.00
5	H	118	THR	N-CA-C	5.14	124.88	111.00
6	J	438	TYR	CD1-CE1-CZ	5.14	124.42	119.80
6	O	566	TRP	CG-CD2-CE3	5.14	138.53	133.90
6	U	638	PHE	CB-CG-CD1	5.14	124.40	120.80
6	V	48	TRP	CG-CD1-NE1	5.14	115.24	110.10
6	J	331	LEU	O-C-N	5.14	131.93	123.20
6	W	564	LEU	CB-CG-CD1	-5.14	102.27	111.00
1	A	653	SER	O-C-N	-5.14	114.48	122.70
4	D	408	GLN	CG-CD-OE1	5.14	131.87	121.60
4	E	325	CYS	CB-CA-C	5.14	120.67	110.40
6	K	537	SER	CB-CA-C	-5.14	100.34	110.10
5	N	170	GLU	OE1-CD-OE2	5.14	129.46	123.30
6	U	169	MET	N-CA-C	5.14	124.87	111.00
6	V	548	LYS	CA-CB-CG	-5.14	102.10	113.40
6	X	562	TYR	CB-CG-CD1	-5.14	117.92	121.00
1	A	561	GLY	O-C-N	5.13	130.91	122.70
1	A	1064	GLN	N-CA-C	5.13	124.86	111.00
3	C	663	GLN	CA-CB-CG	5.13	124.69	113.40
5	G	198	HIS	CG-ND1-CE1	-5.13	99.03	105.70
6	J	87	PHE	CA-CB-CG	5.13	126.22	113.90
5	L	270	LEU	N-CA-C	5.13	124.86	111.00
6	P	593	GLN	CB-CA-C	5.13	120.67	110.40
6	W	593	GLN	CB-CA-C	5.13	120.67	110.40
6	I	87	PHE	CA-CB-CG	5.13	126.22	113.90
6	I	586	VAL	N-CA-CB	-5.13	100.21	111.50
6	K	29	THR	CA-CB-OG1	5.13	119.78	109.00
6	P	273	LEU	N-CA-C	5.13	124.86	111.00
6	U	641	ILE	CG1-CB-CG2	-5.13	100.11	111.40
1	A	39	LEU	N-CA-C	5.13	124.85	111.00
1	A	1232	PRO	N-CA-CB	5.13	109.46	103.30
3	C	1214	THR	N-CA-C	5.13	124.86	111.00
4	E	156	ILE	N-CA-CB	5.13	122.61	110.80

Continued on next page...

Continued from previous page...

Mol	Chain	Res	Type	Atoms	Z	Observed(°)	Ideal(°)
6	I	530	ARG	CD-NE-CZ	5.13	130.78	123.60
6	K	645	TRP	CA-CB-CG	5.13	123.45	113.70
6	O	160	GLN	CB-CA-C	5.13	120.66	110.40
6	O	595	GLY	O-C-N	5.13	130.91	122.70
6	P	71	TYR	CA-CB-CG	5.13	123.15	113.40
6	P	87	PHE	CA-CB-CG	5.13	126.21	113.90
6	W	171	THR	N-CA-C	5.13	124.86	111.00
2	B	453	LEU	CB-CA-C	5.13	119.95	110.20
2	B	492	VAL	CG1-CB-CG2	-5.13	102.69	110.90
2	B	1071	ARG	NE-CZ-NH2	5.13	122.86	120.30
5	N	259	HIS	CA-CB-CG	5.13	122.32	113.60
6	P	527	VAL	CA-CB-CG1	5.13	118.59	110.90
5	T	251	SER	CB-CA-C	5.13	119.85	110.10
6	W	598	SER	CB-CA-C	5.13	119.85	110.10
1	A	858	ARG	NE-CZ-NH1	5.13	122.86	120.30
2	B	974	LEU	CB-CG-CD1	5.13	119.72	111.00
6	O	352	ASP	O-C-N	5.13	130.91	122.70
6	U	60	SER	O-C-N	5.13	130.90	122.70
6	X	50	PRO	N-CD-CG	5.13	110.89	103.20
3	C	271	VAL	CA-CB-CG1	5.13	118.59	110.90
6	K	87	PHE	CA-CB-CG	5.13	126.20	113.90
6	O	282	VAL	CA-C-N	-5.13	105.92	117.20
6	U	282	VAL	CA-C-N	-5.13	105.92	117.20
6	V	207	PHE	CB-CG-CD1	-5.13	117.21	120.80
3	C	1160	GLU	N-CA-CB	-5.12	101.38	110.60
5	G	25	TYR	CG-CD1-CE1	-5.12	117.20	121.30
5	R	186	LEU	CB-CG-CD1	-5.12	102.29	111.00
6	J	549	LEU	CB-CA-C	5.12	119.94	110.20
6	O	100	LYS	N-CA-C	5.12	124.83	111.00
6	O	504	ASN	CA-CB-CG	5.12	124.67	113.40
6	P	578	SER	N-CA-C	5.12	124.83	111.00
5	S	125	ILE	N-CA-C	5.12	124.83	111.00
6	V	560	PRO	N-CA-CB	5.12	109.45	103.30
6	X	147	ARG	NE-CZ-NH2	5.12	122.86	120.30
1	A	358	LEU	O-C-N	5.12	130.89	122.70
2	B	550	PHE	CG-CD2-CE2	5.12	126.43	120.80
6	O	369	SER	N-CA-C	5.12	124.83	111.00
6	P	474	THR	CA-CB-OG1	5.12	119.76	109.00
5	R	245	LEU	N-CA-C	5.12	124.83	111.00
6	U	273	LEU	N-CA-C	5.12	124.83	111.00
6	W	107	VAL	O-C-N	5.12	130.89	122.70
6	W	121	ALA	CB-CA-C	-5.12	102.42	110.10

Continued on next page...

Continued from previous page...

Mol	Chain	Res	Type	Atoms	Z	Observed(°)	Ideal(°)
5	G	270	LEU	N-CA-C	5.12	124.82	111.00
5	H	251	SER	CB-CA-C	5.12	119.83	110.10
6	I	471	LEU	CB-CG-CD1	-5.12	102.30	111.00
6	O	310	PHE	CB-CG-CD2	-5.12	117.22	120.80
6	P	545	VAL	O-C-N	5.12	130.89	122.70
6	V	536	THR	CA-CB-OG1	5.12	119.75	109.00
1	A	852	VAL	C-N-CA	5.12	134.49	121.70
1	A	1004	VAL	CG1-CB-CG2	-5.12	102.71	110.90
4	D	237	ALA	N-CA-C	5.12	124.82	111.00
5	G	102	HIS	CA-CB-CG	5.12	122.30	113.60
6	K	327	TYR	CA-CB-CG	5.12	123.13	113.40
6	Q	382	ILE	CA-CB-CG2	5.12	121.14	110.90
5	S	131	ARG	CA-CB-CG	5.12	124.66	113.40
5	T	224	SER	CA-C-O	5.12	130.85	120.10
6	U	536	THR	CA-CB-OG1	5.12	119.75	109.00
6	V	397	VAL	CA-CB-CG1	5.12	118.58	110.90
6	W	504	ASN	CA-CB-CG	5.12	124.66	113.40
6	W	536	THR	CA-CB-OG1	5.12	119.75	109.00
5	H	239	GLY	CA-C-O	-5.12	111.39	120.60
5	M	251	SER	CB-CA-C	5.12	119.82	110.10
6	O	124	GLY	CA-C-N	-5.12	105.94	117.20
6	O	385	VAL	CA-CB-CG1	5.12	118.58	110.90
5	R	102	HIS	CA-CB-CG	5.12	122.30	113.60
6	W	189	PHE	CG-CD1-CE1	5.12	126.43	120.80
1	A	292	VAL	CA-CB-CG2	5.12	118.57	110.90
1	A	448	ASP	CB-CG-OD2	-5.12	113.69	118.30
6	I	216	PRO	N-CD-CG	5.12	110.87	103.20
6	I	473	GLU	CA-CB-CG	5.12	124.65	113.40
6	I	483	ALA	N-CA-CB	-5.12	102.94	110.10
5	M	211	ALA	N-CA-CB	-5.12	102.94	110.10
6	Q	71	TYR	CA-CB-CG	5.12	123.12	113.40
6	U	576	PHE	CD1-CG-CD2	5.12	124.95	118.30
1	A	1044	LEU	N-CA-C	5.11	124.81	111.00
4	D	362	TYR	CB-CG-CD2	-5.11	117.93	121.00
5	H	246	THR	O-C-N	5.11	130.88	122.70
6	K	179	ALA	N-CA-CB	5.11	117.26	110.10
6	O	530	ARG	CD-NE-CZ	5.11	130.76	123.60
5	R	191	LYS	O-C-N	5.11	130.88	122.70
6	U	564	LEU	CB-CG-CD1	-5.11	102.31	111.00
5	N	101	TYR	CG-CD1-CE1	-5.11	117.21	121.30
6	O	91	MET	CG-SD-CE	-5.11	92.02	100.20
3	C	1169	TRP	CB-CG-CD2	-5.11	119.96	126.60

Continued on next page...

Continued from previous page...

Mol	Chain	Res	Type	Atoms	Z	Observed(°)	Ideal(°)
4	E	213	ALA	CB-CA-C	5.11	117.77	110.10
5	G	245	LEU	N-CA-C	5.11	124.80	111.00
6	J	483	ALA	N-CA-CB	-5.11	102.95	110.10
5	N	125	ILE	N-CA-C	5.11	124.80	111.00
5	R	215	ALA	N-CA-CB	-5.11	102.94	110.10
6	V	474	THR	CA-CB-OG1	5.11	119.73	109.00
6	W	216	PRO	CA-N-CD	-5.11	104.34	111.50
6	X	60	SER	O-C-N	5.11	130.88	122.70
6	X	159	TRP	CB-CA-C	5.11	120.62	110.40
6	K	327	TYR	CD1-CE1-CZ	5.11	124.40	119.80
4	E	78	PRO	N-CA-CB	5.11	109.43	103.30
6	I	165	THR	CA-CB-CG2	5.11	119.55	112.40
6	J	369	SER	N-CA-C	5.11	124.79	111.00
6	P	171	THR	N-CA-C	5.11	124.79	111.00
6	P	637	PHE	CB-CG-CD2	-5.11	117.22	120.80
6	Q	273	LEU	N-CA-C	5.11	124.79	111.00
6	U	63	ILE	O-C-N	5.11	130.87	122.70
6	X	91	MET	CG-SD-CE	-5.11	92.03	100.20
6	X	100	LYS	N-CA-C	5.11	124.79	111.00
6	X	489	VAL	CA-CB-CG1	5.11	118.56	110.90
2	B	650	TRP	NE1-CE2-CZ2	5.11	136.02	130.40
3	C	767	PHE	CZ-CE2-CD2	-5.11	113.97	120.10
6	K	473	GLU	CA-CB-CG	5.11	124.63	113.40
6	V	416	ARG	CG-CD-NE	5.11	122.52	111.80
5	F	138	SER	N-CA-C	5.10	124.78	111.00
5	H	115	ALA	CB-CA-C	5.10	117.76	110.10
5	H	245	LEU	N-CA-C	5.10	124.78	111.00
6	J	378	THR	CA-CB-OG1	5.10	119.72	109.00
6	Q	189	PHE	CG-CD1-CE1	5.10	126.41	120.80
6	V	527	VAL	CA-CB-CG1	5.10	118.56	110.90
6	W	382	ILE	CA-CB-CG2	5.10	121.11	110.90
5	Y	272	VAL	N-CA-C	5.10	124.78	111.00
2	B	463	SER	O-C-N	5.10	130.86	122.70
2	B	858	VAL	CA-CB-CG1	5.10	118.56	110.90
5	R	58	PRO	N-CD-CG	5.10	110.85	103.20
5	R	269	ASP	CB-CG-OD1	-5.10	113.71	118.30
6	W	429	GLU	OE1-CD-OE2	5.10	129.42	123.30
6	X	203	TYR	CG-CD1-CE1	-5.10	117.22	121.30
6	I	171	THR	N-CA-C	5.10	124.77	111.00
6	I	624	LEU	N-CA-C	5.10	124.77	111.00
1	A	167	ASP	N-CA-C	5.10	124.77	111.00
1	A	250	TYR	CB-CG-CD2	-5.10	117.94	121.00

Continued on next page...

Continued from previous page...

Mol	Chain	Res	Type	Atoms	Z	Observed(°)	Ideal(°)
2	B	767	PHE	CE1-CZ-CE2	-5.10	110.82	120.00
5	H	191	LYS	O-C-N	5.10	130.86	122.70
6	Q	289	LEU	CB-CG-CD2	-5.10	102.33	111.00
5	S	198	HIS	CG-ND1-CE1	-5.10	99.07	105.70
6	V	526	PRO	CA-C-N	-5.10	105.98	117.20
2	B	587	MET	CA-CB-CG	5.10	121.97	113.30
5	F	214	ARG	CD-NE-CZ	5.10	130.74	123.60
6	I	369	SER	N-CA-C	5.10	124.77	111.00
5	L	245	LEU	CA-C-N	-5.10	105.99	117.20
6	O	382	ILE	CA-CB-CG2	5.10	121.09	110.90
6	P	346	ASP	CB-CG-OD1	-5.10	113.71	118.30
6	U	527	VAL	CA-CB-CG1	5.10	118.55	110.90
6	U	576	PHE	CB-CG-CD1	-5.10	117.23	120.80
1	A	187	ARG	NE-CZ-NH1	-5.10	117.75	120.30
2	B	650	TRP	CD2-CE2-CZ2	-5.10	116.19	122.30
3	C	791	ALA	N-CA-CB	5.10	117.23	110.10
6	O	641	ILE	CG1-CB-CG2	-5.10	100.19	111.40
6	P	504	ASN	CA-CB-CG	5.10	124.61	113.40
1	A	83	ASP	CB-CG-OD2	-5.09	113.71	118.30
5	T	30	THR	CA-CB-OG1	5.09	119.70	109.00
6	K	71	TYR	CA-CB-CG	5.09	123.08	113.40
6	O	586	VAL	N-CA-CB	-5.09	100.30	111.50
6	V	352	ASP	OD1-CG-OD2	5.09	132.98	123.30
6	I	316	ILE	O-C-N	5.09	130.84	122.70
6	J	474	THR	CA-CB-OG1	5.09	119.69	109.00
6	K	429	GLU	OE1-CD-OE2	5.09	129.41	123.30
5	M	11	HIS	CA-C-N	-5.09	106.00	117.20
5	T	233	ALA	N-CA-CB	-5.09	102.97	110.10
6	U	68	PHE	CG-CD2-CE2	5.09	126.40	120.80
1	A	815	TYR	CA-CB-CG	5.09	123.07	113.40
1	A	1147	THR	CA-CB-CG2	-5.09	105.27	112.40
2	B	714	SER	N-CA-CB	5.09	118.13	110.50
4	E	182	ILE	O-C-N	5.09	130.84	122.70
4	E	274	TRP	CE3-CZ3-CH2	-5.09	115.60	121.20
6	I	92	TRP	CD1-NE1-CE2	-5.09	104.42	109.00
6	I	549	LEU	CB-CA-C	5.09	119.87	110.20
6	K	289	LEU	CB-CG-CD2	-5.09	102.35	111.00
6	K	299	ILE	CB-CA-C	5.09	121.78	111.60
6	K	526	PRO	CA-C-N	-5.09	106.00	117.20
5	N	44	GLY	O-C-N	5.09	130.84	122.70
6	P	626	ALA	N-CA-CB	-5.09	102.97	110.10
6	Q	173	ASP	CB-CG-OD1	5.09	122.88	118.30

Continued on next page...

Continued from previous page...

Mol	Chain	Res	Type	Atoms	Z	Observed(°)	Ideal(°)
6	U	116	SER	O-C-N	5.09	131.85	123.20
6	V	273	LEU	N-CA-C	5.09	124.74	111.00
6	K	333	PRO	C-N-CA	5.09	132.99	122.30
6	Q	131	VAL	CG1-CB-CG2	-5.09	102.76	110.90
1	A	524	ALA	CB-CA-C	5.09	117.73	110.10
1	A	633	ASN	CA-CB-CG	5.09	124.59	113.40
3	C	793	ARG	O-C-N	5.09	131.85	123.20
5	F	251	SER	CB-CA-C	5.09	119.76	110.10
6	I	606	THR	CA-CB-CG2	-5.09	105.28	112.40
6	O	271	LEU	CB-CG-CD1	5.09	119.64	111.00
5	R	251	SER	CB-CA-C	5.09	119.77	110.10
5	T	101	TYR	CG-CD1-CE1	-5.09	117.23	121.30
1	A	68	TRP	CZ3-CH2-CZ2	5.08	127.70	121.60
6	P	331	LEU	CB-CG-CD2	5.08	119.64	111.00
6	U	489	VAL	CA-CB-CG1	5.08	118.53	110.90
6	V	242	PHE	N-CA-C	5.08	124.73	111.00
5	Y	132	THR	CA-CB-OG1	5.08	119.68	109.00
1	A	531	PRO	CA-C-N	-5.08	106.02	117.20
1	A	586	GLU	OE1-CD-OE2	5.08	129.40	123.30
2	B	844	LEU	O-C-N	5.08	130.83	122.70
2	B	1023	ARG	CG-CD-NE	5.08	122.47	111.80
2	B	1045	TRP	CG-CD1-NE1	5.08	115.18	110.10
3	C	220	ILE	CA-CB-CG2	5.08	121.07	110.90
5	L	116	ASP	OD1-CG-OD2	5.08	132.96	123.30
6	Q	128	ASP	N-CA-C	5.08	124.73	111.00
5	R	237	CYS	N-CA-C	5.08	124.73	111.00
5	S	116	ASP	OD1-CG-OD2	5.08	132.96	123.30
6	U	171	THR	N-CA-C	5.08	124.73	111.00
6	V	68	PHE	CG-CD2-CE2	5.08	126.39	120.80
6	V	222	ASN	N-CA-C	5.08	124.73	111.00
6	X	107	VAL	O-C-N	5.08	130.83	122.70
6	X	299	ILE	CB-CA-C	5.08	121.77	111.60
5	Y	251	SER	CB-CA-C	5.08	119.76	110.10
2	B	665	SER	CA-C-N	-5.08	106.02	117.20
2	B	739	VAL	CA-CB-CG1	5.08	118.52	110.90
3	C	202	THR	CA-C-N	-5.08	106.02	117.20
5	F	131	ARG	CA-CB-CG	5.08	124.58	113.40
6	K	171	THR	N-CA-C	5.08	124.72	111.00
6	O	272	ASP	CB-CA-C	5.08	120.56	110.40
5	S	4	HIS	CG-ND1-CE1	-5.08	99.09	105.70
6	U	474	THR	CA-CB-OG1	5.08	119.67	109.00
6	V	294	TYR	CZ-CE2-CD2	5.08	124.37	119.80

Continued on next page...

Continued from previous page...

Mol	Chain	Res	Type	Atoms	Z	Observed(°)	Ideal(°)
5	G	251	SER	CB-CA-C	5.08	119.75	110.10
6	X	273	LEU	N-CA-C	5.08	124.72	111.00
3	C	285	ASN	CB-CA-C	5.08	120.56	110.40
4	E	142	VAL	N-CA-CB	5.08	122.67	111.50
5	T	269	ASP	CB-CG-OD1	-5.08	113.73	118.30
2	B	723	ASP	CB-CG-OD2	-5.08	113.73	118.30
1	A	295	PHE	N-CA-C	5.08	124.70	111.00
3	C	262	ARG	NE-CZ-NH1	5.08	122.84	120.30
3	C	1137	PHE	CB-CG-CD2	-5.08	117.25	120.80
4	E	149	ALA	N-CA-CB	-5.08	103.00	110.10
5	F	125	ILE	N-CA-C	5.08	124.70	111.00
5	N	251	SER	CB-CA-C	5.08	119.74	110.10
6	Q	645	TRP	CA-CB-CG	5.08	123.34	113.70
6	U	504	ASN	CA-CB-CG	5.08	124.57	113.40
6	X	645	TRP	CA-CB-CG	5.08	123.34	113.70
1	A	415	ASP	CB-CG-OD1	-5.07	113.73	118.30
6	K	374	VAL	CG1-CB-CG2	-5.07	102.78	110.90
6	K	576	PHE	CB-CG-CD1	-5.07	117.25	120.80
5	L	27	ARG	NH1-CZ-NH2	-5.07	113.82	119.40
6	O	147	ARG	CG-CD-NE	-5.07	101.15	111.80
6	Q	203	TYR	CG-CD1-CE1	-5.07	117.24	121.30
6	U	128	ASP	N-CA-C	5.07	124.70	111.00
6	U	549	LEU	CB-CA-C	5.07	119.84	110.20
5	Y	245	LEU	N-CA-C	5.07	124.70	111.00
5	H	199	ASP	N-CA-CB	5.07	119.73	110.60
1	A	1164	ALA	CB-CA-C	5.07	117.70	110.10
3	C	855	GLN	O-C-N	5.07	130.81	122.70
5	S	213	THR	CA-CB-OG1	5.07	119.65	109.00
5	T	106	VAL	CA-CB-CG2	5.07	118.50	110.90
6	V	564	LEU	CB-CG-CD1	-5.07	102.38	111.00
6	W	169	MET	CA-CB-CG	5.07	121.92	113.30
1	A	158	TRP	CD1-NE1-CE2	-5.07	104.44	109.00
1	A	229	HIS	CB-CG-ND1	5.07	135.87	123.20
6	I	533	ASP	CA-CB-CG	5.07	124.55	113.40
6	P	471	LEU	CB-CG-CD1	-5.07	102.38	111.00
6	V	124	GLY	O-C-N	5.07	130.81	122.70
6	W	183	TRP	CD1-NE1-CE2	-5.07	104.44	109.00
6	W	598	SER	N-CA-CB	-5.07	102.90	110.50
6	X	156	VAL	CA-CB-CG2	5.07	118.50	110.90
1	A	689	ASP	CB-CG-OD1	5.07	122.86	118.30
3	C	737	ARG	O-C-N	5.07	130.81	122.70
3	C	1006	ARG	NE-CZ-NH2	5.07	122.83	120.30

Continued on next page...

Continued from previous page...

Mol	Chain	Res	Type	Atoms	Z	Observed(°)	Ideal(°)
6	I	641	ILE	CG1-CB-CG2	-5.07	100.25	111.40
6	K	298	PHE	CD1-CG-CD2	5.07	124.89	118.30
5	L	186	LEU	CB-CG-CD1	-5.07	102.38	111.00
6	V	549	LEU	CB-CA-C	5.07	119.83	110.20
1	A	496	PHE	CB-CG-CD2	-5.07	117.25	120.80
2	B	1062	TYR	N-CA-C	5.07	124.67	111.00
2	B	1088	TYR	CB-CG-CD2	-5.07	117.96	121.00
2	B	1160	GLU	O-C-N	5.07	130.80	122.70
6	I	331	LEU	O-C-N	5.07	131.81	123.20
6	J	638	PHE	CB-CG-CD1	5.07	124.35	120.80
6	Q	426	PHE	CD1-CE1-CZ	-5.07	114.02	120.10
5	R	170	GLU	OE1-CD-OE2	5.07	129.38	123.30
5	S	30	THR	CA-CB-OG1	5.07	119.64	109.00
6	V	580	PRO	N-CA-C	5.07	125.27	112.10
6	W	82	PHE	CB-CG-CD1	5.07	124.35	120.80
3	C	1081	TYR	CG-CD2-CE2	-5.06	117.25	121.30
6	Q	536	THR	CA-CB-OG1	5.06	119.64	109.00
6	X	49	ARG	NE-CZ-NH2	-5.06	117.77	120.30
1	A	110	GLN	N-CA-C	5.06	124.67	111.00
2	B	1039	ARG	NE-CZ-NH2	5.06	122.83	120.30
4	D	241	LEU	N-CA-CB	-5.06	100.28	110.40
5	F	116	ASP	OD1-CG-OD2	5.06	132.92	123.30
6	I	169	MET	N-CA-C	5.06	124.67	111.00
6	O	438	TYR	CG-CD1-CE1	-5.06	117.25	121.30
6	P	123	ALA	O-C-N	5.06	131.81	123.20
5	S	186	LEU	CB-CG-CD1	-5.06	102.39	111.00
6	V	436	TYR	CD1-CE1-CZ	5.06	124.36	119.80
2	B	494	THR	CA-CB-OG1	5.06	119.63	109.00
4	E	33	TYR	CG-CD2-CE2	5.06	125.35	121.30
6	P	545	VAL	CA-CB-CG2	5.06	118.49	110.90
6	V	379	SER	CB-CA-C	5.06	119.72	110.10
1	A	668	LEU	CB-CG-CD1	-5.06	102.40	111.00
1	A	739	VAL	O-C-N	5.06	130.80	122.70
4	D	266	TYR	CB-CG-CD1	5.06	124.03	121.00
6	I	71	TYR	CA-CB-CG	5.06	123.01	113.40
6	J	598	SER	CB-CA-C	5.06	119.71	110.10
6	K	473	GLU	OE1-CD-OE2	5.06	129.37	123.30
6	O	273	LEU	N-CA-C	5.06	124.66	111.00
5	T	137	ASP	CB-CG-OD2	-5.06	113.75	118.30
1	A	1056	ASP	CA-CB-CG	5.06	124.52	113.40
3	C	526	ALA	N-CA-CB	-5.06	103.02	110.10
5	F	113	PRO	N-CD-CG	5.06	110.78	103.20

Continued on next page...

Continued from previous page...

Mol	Chain	Res	Type	Atoms	Z	Observed(°)	Ideal(°)
6	K	60	SER	O-C-N	5.06	130.79	122.70
6	Q	26	MET	N-CA-CB	-5.06	101.50	110.60
5	T	242	PHE	O-C-N	5.06	130.79	122.70
6	J	273	LEU	N-CA-C	5.06	124.65	111.00
6	J	338	VAL	CA-C-N	-5.06	106.08	117.20
6	I	179	ALA	N-CA-CB	5.05	117.17	110.10
5	M	239	GLY	CA-C-O	-5.05	111.50	120.60
6	V	59	ASP	CB-CG-OD1	-5.05	113.75	118.30
5	R	222	LEU	O-C-N	5.05	130.78	122.70
5	S	58	PRO	N-CD-CG	5.05	110.78	103.20
6	V	147	ARG	CG-CD-NE	-5.05	101.19	111.80
6	V	483	ALA	N-CA-CB	-5.05	103.03	110.10
1	A	494	PHE	CB-CG-CD2	5.05	124.34	120.80
2	B	663	GLN	CG-CD-NE2	-5.05	104.58	116.70
2	B	878	GLY	N-CA-C	5.05	125.73	113.10
6	J	107	VAL	O-C-N	5.05	130.78	122.70
6	J	124	GLY	CA-C-N	-5.05	106.09	117.20
6	K	82	PHE	CB-CG-CD1	5.05	124.34	120.80
6	K	461	ASP	N-CA-C	5.05	124.64	111.00
6	Q	604	VAL	CA-CB-CG1	5.05	118.48	110.90
6	V	282	VAL	CA-C-O	5.05	130.71	120.10
6	W	416	ARG	CG-CD-NE	5.05	122.41	111.80
1	A	590	THR	N-CA-C	5.05	124.64	111.00
6	I	141	GLN	CA-CB-CG	5.05	124.51	113.40
5	L	233	ALA	N-CA-CB	-5.05	103.03	110.10
5	R	116	ASP	OD1-CG-OD2	5.05	132.89	123.30
6	U	167	MET	CG-SD-CE	-5.05	92.12	100.20
6	W	580	PRO	N-CA-C	5.05	125.23	112.10
6	X	530	ARG	CD-NE-CZ	5.05	130.67	123.60
1	A	213	ARG	CD-NE-CZ	5.05	130.67	123.60
2	B	799	ASP	N-CA-C	5.05	124.63	111.00
6	J	147	ARG	CG-CD-NE	-5.05	101.20	111.80
6	K	140	VAL	CA-C-O	5.05	130.70	120.10
2	B	554	SER	CB-CA-C	5.05	119.69	110.10
3	C	520	PRO	CA-N-CD	-5.05	104.44	111.50
6	X	222	ASN	N-CA-C	5.05	124.62	111.00
6	X	549	LEU	CB-CA-C	5.05	119.79	110.20
2	B	204	PHE	CB-CG-CD2	5.04	124.33	120.80
3	C	450	ASP	CB-CG-OD1	5.04	122.84	118.30
3	C	1097	ALA	N-CA-C	5.04	124.62	111.00
4	D	242	ASN	CA-CB-CG	5.04	124.50	113.40
6	Q	169	MET	CA-CB-CG	5.04	121.88	113.30

Continued on next page...

Continued from previous page...

Mol	Chain	Res	Type	Atoms	Z	Observed(°)	Ideal(°)
6	U	66	ASP	CA-CB-CG	5.04	124.50	113.40
6	V	171	THR	N-CA-C	5.04	124.62	111.00
6	W	226	LYS	CA-C-O	5.04	130.69	120.10
6	W	619	ASP	CB-CG-OD2	-5.04	113.76	118.30
2	B	1094	LEU	O-C-N	5.04	130.77	122.70
4	D	150	LEU	CB-CG-CD1	-5.04	102.43	111.00
6	K	169	MET	CA-CB-CG	5.04	121.87	113.30
5	M	233	ALA	N-CA-CB	-5.04	103.04	110.10
5	N	214	ARG	CD-NE-CZ	5.04	130.66	123.60
6	O	63	ILE	O-C-N	5.04	130.77	122.70
6	P	282	VAL	CA-C-N	-5.04	106.11	117.20
6	P	294	TYR	CZ-CE2-CD2	5.04	124.34	119.80
5	R	199	ASP	N-CA-CB	5.04	119.68	110.60
1	A	267	MET	CB-CG-SD	5.04	127.53	112.40
1	A	492	ALA	N-CA-C	5.04	124.61	111.00
3	C	977	VAL	CA-C-N	-5.04	106.11	117.20
6	I	536	THR	CA-CB-OG1	5.04	119.59	109.00
6	J	473	GLU	CA-CB-CG	5.04	124.49	113.40
6	P	189	PHE	CG-CD1-CE1	5.04	126.35	120.80
6	P	294	TYR	CG-CD2-CE2	-5.04	117.27	121.30
6	Q	23	THR	O-C-N	5.04	130.77	122.70
5	T	27	ARG	NH1-CZ-NH2	-5.04	113.86	119.40
6	V	141	GLN	CA-CB-CG	5.04	124.49	113.40
6	O	23	THR	O-C-N	5.04	130.76	122.70
6	V	598	SER	N-CA-CB	-5.04	102.94	110.50
6	X	314	SER	C-N-CA	5.04	134.30	121.70
1	A	3	ALA	O-C-N	5.04	130.76	122.70
1	A	135	LEU	O-C-N	5.04	130.76	122.70
6	J	189	PHE	CG-CD1-CE1	5.04	126.34	120.80
6	J	352	ASP	OD1-CG-OD2	5.04	132.87	123.30
5	R	132	THR	CA-CB-OG1	5.04	119.58	109.00
6	U	226	LYS	CA-C-O	5.04	130.68	120.10
3	C	158	ARG	NH1-CZ-NH2	-5.04	113.86	119.40
6	O	95	LEU	CA-C-O	-5.04	109.52	120.10
6	W	365	ASP	CB-CG-OD2	-5.04	113.77	118.30
6	X	92	TRP	CG-CD1-NE1	5.04	115.14	110.10
3	C	893	VAL	CG1-CB-CG2	-5.04	102.84	110.90
5	H	11	HIS	CB-CG-ND1	5.04	135.79	123.20
5	H	58	PRO	N-CD-CG	5.04	110.75	103.20
6	I	327	TYR	CA-CB-CG	5.04	122.97	113.40
5	L	251	SER	CB-CA-C	5.04	119.67	110.10
6	O	147	ARG	NE-CZ-NH2	5.04	122.82	120.30

Continued on next page...

Continued from previous page...

Mol	Chain	Res	Type	Atoms	Z	Observed(°)	Ideal(°)
6	O	427	GLU	OE1-CD-OE2	5.04	129.34	123.30
6	U	29	THR	CA-CB-OG1	5.04	119.58	109.00
6	V	450	SER	N-CA-CB	5.04	118.05	110.50
6	V	578	SER	N-CA-C	5.04	124.60	111.00
1	A	221	ALA	N-CA-CB	5.03	117.15	110.10
1	A	273	ASN	CA-CB-CG	5.03	124.47	113.40
6	K	203	TYR	CG-CD1-CE1	-5.03	117.27	121.30
5	N	11	HIS	CB-CG-ND1	5.03	135.78	123.20
5	N	138	SER	N-CA-C	5.03	124.59	111.00
6	X	171	THR	N-CA-C	5.03	124.59	111.00
5	Y	11	HIS	CB-CG-ND1	5.03	135.78	123.20
5	N	58	PRO	N-CD-CG	5.03	110.75	103.20
6	P	421	HIS	CA-C-O	-5.03	109.53	120.10
5	S	180	HIS	N-CA-CB	-5.03	101.54	110.60
5	Y	11	HIS	CA-C-N	-5.03	106.13	117.20
5	Y	113	PRO	O-C-N	5.03	130.75	122.70
5	F	132	THR	CA-CB-OG1	5.03	119.56	109.00
6	J	222	ASN	N-CA-C	5.03	124.58	111.00
6	V	159	TRP	CB-CA-C	5.03	120.46	110.40
2	B	770	PRO	N-CD-CG	5.03	110.74	103.20
6	P	279	PRO	N-CA-C	5.03	125.18	112.10
6	X	124	GLY	CA-C-N	-5.03	106.14	117.20
6	I	167	MET	CG-SD-CE	-5.03	92.16	100.20
6	K	55	VAL	CG1-CB-CG2	-5.03	102.86	110.90
3	C	945	VAL	O-C-N	5.03	130.74	122.70
3	C	1201	TYR	CG-CD1-CE1	-5.03	117.28	121.30
4	E	387	GLN	O-C-N	5.03	130.65	121.10
6	J	416	ARG	CA-C-N	-5.03	106.14	117.20
6	K	560	PRO	N-CA-CB	5.03	109.33	103.30
5	L	170	GLU	OE1-CD-OE2	5.03	129.33	123.30
6	O	27	THR	C-N-CA	-5.03	109.14	121.70
5	S	132	THR	CA-CB-OG1	5.03	119.56	109.00
6	U	327	TYR	CD1-CE1-CZ	5.03	124.32	119.80
6	V	82	PHE	CB-CG-CD1	5.03	124.32	120.80
6	V	179	ALA	N-CA-CB	5.03	117.14	110.10
6	X	247	SER	N-CA-CB	-5.03	102.96	110.50
6	X	483	ALA	N-CA-CB	-5.03	103.06	110.10
6	I	578	SER	N-CA-C	5.02	124.56	111.00
6	P	533	ASP	CA-CB-CG	5.02	124.45	113.40
3	C	905	VAL	CA-C-N	-5.02	106.15	117.20
3	C	1081	TYR	CZ-CE2-CD2	5.02	124.32	119.80
4	E	359	TYR	CB-CG-CD2	5.02	124.01	121.00

Continued on next page...

Continued from previous page...

Mol	Chain	Res	Type	Atoms	Z	Observed(°)	Ideal(°)
6	J	124	GLY	O-C-N	5.02	130.74	122.70
6	K	527	VAL	CA-CB-CG1	5.02	118.44	110.90
6	O	365	ASP	CB-CG-OD2	-5.02	113.78	118.30
6	O	527	VAL	CA-CB-CG1	5.02	118.43	110.90
6	O	581	SER	N-CA-C	5.02	124.56	111.00
6	O	638	PHE	CB-CG-CD1	5.02	124.32	120.80
6	W	29	THR	CA-CB-OG1	5.02	119.55	109.00
6	W	333	PRO	C-N-CA	5.02	132.85	122.30
5	H	45	ARG	NE-CZ-NH2	5.02	122.81	120.30
6	P	118	TYR	CZ-CE2-CD2	5.02	124.32	119.80
6	U	624	LEU	N-CA-C	5.02	124.56	111.00
6	X	527	VAL	CA-CB-CG1	5.02	118.43	110.90
1	A	276	ALA	O-C-N	5.02	130.73	122.70
5	H	132	THR	CA-CB-OG1	5.02	119.54	109.00
6	K	593	GLN	CB-CA-C	5.02	120.44	110.40
5	R	225	ALA	N-CA-C	5.02	124.55	111.00
1	A	812	ALA	N-CA-C	5.02	124.55	111.00
1	A	1185	THR	N-CA-C	5.02	124.55	111.00
2	B	625	PHE	CG-CD2-CE2	5.02	126.32	120.80
2	B	669	PHE	CD1-CG-CD2	5.02	124.82	118.30
3	C	117	TYR	CB-CG-CD2	5.02	124.01	121.00
6	Q	92	TRP	CG-CD1-NE1	5.02	115.12	110.10
6	V	60	SER	O-C-N	5.02	130.73	122.70
6	X	530	ARG	NE-CZ-NH2	-5.02	117.79	120.30
5	Y	269	ASP	CB-CG-OD2	-5.02	113.78	118.30
6	I	511	SER	N-CA-CB	5.02	118.02	110.50
6	V	322	TYR	CD1-CE1-CZ	-5.02	115.29	119.80
6	K	20	PHE	CB-CG-CD2	-5.01	117.29	120.80
6	U	166	ALA	CB-CA-C	5.01	117.62	110.10
6	U	586	VAL	N-CA-CB	-5.01	100.47	111.50
6	V	473	GLU	OE1-CD-OE2	5.01	129.32	123.30
1	A	511	ASP	CB-CG-OD2	5.01	122.81	118.30
5	L	106	VAL	CA-CB-CG2	5.01	118.42	110.90
5	S	245	LEU	N-CA-C	5.01	124.53	111.00
2	B	1004	PHE	CB-CG-CD2	5.01	124.31	120.80
3	C	19	THR	OG1-CB-CG2	5.01	121.53	110.00
3	C	431	THR	CA-CB-OG1	5.01	119.52	109.00
4	D	232	PHE	O-C-N	5.01	130.72	122.70
4	E	332	PRO	N-CA-CB	5.01	109.31	103.30
6	I	526	PRO	CA-C-N	-5.01	106.18	117.20
6	K	116	SER	O-C-N	5.01	131.72	123.20
5	L	135	LEU	N-CA-CB	-5.01	100.38	110.40

Continued on next page...

Continued from previous page...

Mol	Chain	Res	Type	Atoms	Z	Observed(°)	Ideal(°)
5	L	239	GLY	CA-C-O	-5.01	111.58	120.60
5	M	170	GLU	OE1-CD-OE2	5.01	129.31	123.30
6	O	483	ALA	N-CA-CB	-5.01	103.08	110.10
6	P	549	LEU	CB-CA-C	5.01	119.72	110.20
5	Y	199	ASP	N-CA-CB	5.01	119.62	110.60
1	A	638	HIS	O-C-N	5.01	130.72	122.70
4	D	375	VAL	CG1-CB-CG2	-5.01	102.89	110.90
6	K	206	GLU	CG-CD-OE1	-5.01	108.28	118.30
5	L	192	THR	CA-CB-CG2	5.01	119.41	112.40
5	N	113	PRO	O-C-N	5.01	130.72	122.70
6	P	159	TRP	CB-CA-C	5.01	120.42	110.40
6	P	548	LYS	CA-CB-CG	-5.01	102.38	113.40
6	U	338	VAL	CA-C-N	-5.01	106.18	117.20
6	U	397	VAL	CA-CB-CG1	5.01	118.42	110.90
6	V	576	PHE	CB-CG-CD1	-5.01	117.29	120.80
6	W	483	ALA	N-CA-CB	-5.01	103.09	110.10
1	A	359	TYR	CZ-CE2-CD2	5.01	124.31	119.80
4	E	57	ARG	NH1-CZ-NH2	-5.01	113.89	119.40
6	O	128	ASP	N-CA-C	5.01	124.52	111.00
6	O	297	ALA	CA-C-O	5.01	130.62	120.10
6	Q	48	TRP	CG-CD1-NE1	5.01	115.11	110.10
2	B	894	THR	O-C-N	5.01	130.71	122.70
4	E	155	PRO	O-C-N	5.01	130.71	122.70
5	H	137	ASP	CB-CG-OD2	-5.01	113.80	118.30
6	J	183	TRP	CD1-NE1-CE2	-5.01	104.50	109.00
6	J	382	ILE	CA-CB-CG2	5.01	120.91	110.90
6	O	362	THR	N-CA-CB	5.01	119.81	110.30
6	W	439	GLY	O-C-N	5.01	130.71	122.70
6	X	275	GLU	CA-C-N	-5.01	106.19	117.20
5	M	125	ILE	N-CA-C	5.00	124.51	111.00
1	A	26	ARG	NE-CZ-NH1	5.00	122.80	120.30
1	A	1060	VAL	CA-CB-CG2	5.00	118.41	110.90
3	C	314	SER	N-CA-CB	5.00	118.01	110.50
3	C	352	THR	CA-CB-CG2	5.00	119.41	112.40
3	C	1210	VAL	N-CA-C	5.00	124.51	111.00
6	I	427	GLU	OE1-CD-OE2	5.00	129.31	123.30
6	Q	581	SER	N-CA-C	5.00	124.51	111.00
5	S	234	ARG	NH1-CZ-NH2	-5.00	113.90	119.40
6	V	55	VAL	O-C-N	5.00	130.71	122.70
6	W	128	ASP	N-CA-C	5.00	124.51	111.00
6	J	593	GLN	CB-CA-C	5.00	120.40	110.40
6	X	624	LEU	N-CA-C	5.00	124.50	111.00

All (1) chirality outliers are listed below:

Mol	Chain	Res	Type	Atom
3	C	315	SER	CA

All (3076) planarity outliers are listed below:

Mol	Chain	Res	Type	Group
1	A	1000	TYR	Sidechain
1	A	1005	GLY	Mainchain
1	A	1006	SER	Mainchain
1	A	1017	ILE	Mainchain
1	A	1019	TYR	Sidechain,Mainchain
1	A	102	ARG	Sidechain
1	A	1022	LEU	Mainchain
1	A	103	TYR	Sidechain
1	A	1037	VAL	Mainchain
1	A	1049	ALA	Mainchain
1	A	105	LEU	Mainchain
1	A	1051	ARG	Sidechain
1	A	1066	ASN	Sidechain
1	A	107	GLN	Mainchain
1	A	1089	TYR	Sidechain
1	A	1096	PHE	Sidechain
1	A	11	PRO	Mainchain
1	A	1102	PRO	Mainchain
1	A	1104	LEU	Mainchain
1	A	111	ARG	Sidechain
1	A	1111	PHE	Sidechain,Mainchain
1	A	112	TYR	Sidechain
1	A	1121	PRO	Mainchain
1	A	1123	GLY	Mainchain
1	A	1135	ALA	Mainchain
1	A	1142	ARG	Sidechain
1	A	1146	PHE	Sidechain
1	A	1147	THR	Mainchain
1	A	1149	VAL	Mainchain
1	A	1151	ASN	Mainchain
1	A	1153	ALA	Mainchain
1	A	1155	ILE	Mainchain
1	A	1160	TYR	Sidechain
1	A	1161	TYR	Sidechain
1	A	1169	LYS	Mainchain
1	A	1173	TYR	Sidechain
1	A	1175	ARG	Mainchain

Continued on next page...

Continued from previous page...

Mol	Chain	Res	Type	Group
1	A	1177	ASN	Mainchain
1	A	1182	SER	Mainchain
1	A	1189	ASN	Mainchain
1	A	119	GLY	Mainchain
1	A	1191	ASP	Mainchain
1	A	1193	HIS	Sidechain
1	A	120	ALA	Mainchain
1	A	1202	HIS	Mainchain
1	A	1206	TYR	Sidechain
1	A	1207	LEU	Peptide
1	A	1209	ASP	Mainchain
1	A	122	PHE	Mainchain
1	A	1224	VAL	Mainchain
1	A	1231	PHE	Mainchain
1	A	1233	ARG	Sidechain
1	A	1243	TYR	Sidechain
1	A	1247	GLY	Mainchain
1	A	1257	PHE	Sidechain
1	A	1263	PRO	Peptide
1	A	1266	VAL	Mainchain
1	A	1272	ALA	Mainchain
1	A	1273	LEU	Mainchain
1	A	1274	ALA	Mainchain
1	A	1284	TYR	Sidechain
1	A	1287	TYR	Sidechain
1	A	1290	PRO	Mainchain
1	A	1294	TYR	Sidechain
1	A	1296	TYR	Sidechain
1	A	1297	VAL	Mainchain
1	A	13	LEU	Mainchain
1	A	133	ILE	Mainchain
1	A	135	LEU	Mainchain
1	A	137	ARG	Sidechain
1	A	139	PHE	Sidechain
1	A	140	TYR	Sidechain
1	A	149	THR	Mainchain
1	A	156	TYR	Sidechain
1	A	163	ASN	Sidechain
1	A	165	THR	Mainchain
1	A	171	THR	Mainchain
1	A	173	ALA	Mainchain
1	A	177	TYR	Sidechain

Continued on next page...

Continued from previous page...

Mol	Chain	Res	Type	Group
1	A	183	TYR	Sidechain
1	A	186	SER	Mainchain
1	A	19	ARG	Sidechain
1	A	194	TYR	Sidechain
1	A	195	GLY	Mainchain
1	A	198	ARG	Sidechain
1	A	20	ARG	Sidechain
1	A	206	TYR	Sidechain
1	A	207	TYR	Sidechain,Mainchain
1	A	211	PRO	Mainchain
1	A	215	ARG	Mainchain
1	A	22	PHE	Mainchain
1	A	223	GLY	Peptide
1	A	230	PHE	Mainchain
1	A	234	THR	Mainchain
1	A	235	TYR	Sidechain,Mainchain
1	A	240	LEU	Mainchain
1	A	246	ASP	Mainchain
1	A	250	TYR	Sidechain,Mainchain
1	A	251	SER	Mainchain
1	A	258	ALA	Mainchain
1	A	266	VAL	Mainchain
1	A	268	ASP	Mainchain
1	A	271	ARG	Sidechain
1	A	280	THR	Mainchain
1	A	287	GLN	Mainchain
1	A	289	TYR	Sidechain
1	A	295	PHE	Sidechain
1	A	300	PHE	Mainchain
1	A	301	ASN	Sidechain
1	A	305	GLN	Mainchain
1	A	309	ASN	Sidechain
1	A	31	LEU	Mainchain
1	A	316	GLN	Sidechain
1	A	318	VAL	Mainchain
1	A	325	PRO	Mainchain
1	A	33	ARG	Sidechain
1	A	330	MET	Mainchain
1	A	333	VAL	Mainchain
1	A	334	ARG	Mainchain
1	A	338	ALA	Mainchain
1	A	339	ARG	Sidechain

Continued on next page...

Continued from previous page...

Mol	Chain	Res	Type	Group
1	A	344	GLY	Mainchain
1	A	348	GLN	Mainchain
1	A	349	TRP	Mainchain
1	A	350	PHE	Sidechain
1	A	352	TYR	Sidechain
1	A	359	TYR	Sidechain
1	A	372	PHE	Sidechain
1	A	373	TYR	Sidechain,Mainchain
1	A	380	ASN	Mainchain
1	A	381	PHE	Sidechain,Mainchain
1	A	385	THR	Mainchain
1	A	388	TYR	Sidechain
1	A	390	VAL	Mainchain
1	A	394	ALA	Mainchain
1	A	395	SER	Mainchain
1	A	396	ARG	Mainchain
1	A	400	LEU	Mainchain
1	A	402	PRO	Mainchain
1	A	404	TYR	Sidechain,Mainchain
1	A	411	VAL	Mainchain
1	A	412	GLN	Mainchain
1	A	414	ALA	Mainchain
1	A	418	TYR	Sidechain
1	A	427	ILE	Mainchain
1	A	430	HIS	Mainchain
1	A	432	PHE	Sidechain,Mainchain
1	A	435	THR	Mainchain
1	A	437	GLY	Mainchain
1	A	438	VAL	Mainchain
1	A	44	TYR	Sidechain
1	A	440	THR	Mainchain
1	A	443	TYR	Sidechain
1	A	446	SER	Mainchain
1	A	45	ARG	Sidechain
1	A	452	TYR	Sidechain
1	A	458	VAL	Mainchain
1	A	462	ASN	Mainchain
1	A	464	TYR	Sidechain
1	A	471	ALA	Mainchain
1	A	472	ARG	Sidechain
1	A	476	PHE	Sidechain
1	A	477	ARG	Sidechain

Continued on next page...

Continued from previous page...

Mol	Chain	Res	Type	Group
1	A	484	ASP	Mainchain
1	A	485	ARG	Mainchain
1	A	487	ALA	Mainchain
1	A	488	ILE	Mainchain
1	A	493	VAL	Mainchain
1	A	495	ASP	Mainchain
1	A	496	PHE	Sidechain,Mainchain
1	A	497	LEU	Mainchain
1	A	499	SER	Mainchain
1	A	5	PHE	Sidechain
1	A	506	ALA	Mainchain
1	A	509	VAL	Mainchain
1	A	51	PRO	Mainchain
1	A	518	TYR	Sidechain
1	A	535	ALA	Mainchain
1	A	538	ARG	Sidechain,Mainchain
1	A	547	ILE	Peptide
1	A	551	ILE	Mainchain
1	A	554	PHE	Sidechain
1	A	555	GLY	Mainchain
1	A	56	ALA	Mainchain
1	A	567	SER	Mainchain
1	A	570	VAL	Mainchain
1	A	571	PRO	Mainchain
1	A	572	THR	Mainchain
1	A	58	VAL	Mainchain
1	A	585	VAL	Mainchain
1	A	591	ASP	Mainchain
1	A	594	ALA	Mainchain
1	A	599	ALA	Mainchain
1	A	621	ASN	Mainchain
1	A	630	GLN	Mainchain
1	A	635	TYR	Sidechain
1	A	644	LEU	Mainchain
1	A	652	SER	Mainchain
1	A	653	SER	Mainchain
1	A	656	PHE	Sidechain
1	A	659	PHE	Sidechain,Mainchain
1	A	663	GLN	Mainchain
1	A	668	LEU	Mainchain
1	A	669	ARG	Sidechain
1	A	675	GLN	Sidechain

Continued on next page...

Continued from previous page...

Mol	Chain	Res	Type	Group
1	A	676	ARG	Sidechain
1	A	677	ALA	Mainchain
1	A	678	LEU	Mainchain
1	A	679	LEU	Mainchain
1	A	680	SER	Mainchain
1	A	682	TYR	Sidechain
1	A	689	ASP	Mainchain
1	A	690	ARG	Sidechain
1	A	694	HIS	Sidechain
1	A	697	PHE	Sidechain
1	A	698	PHE	Sidechain
1	A	699	GLY	Mainchain
1	A	717	ASP	Peptide
1	A	72	HIS	Mainchain
1	A	735	LEU	Mainchain
1	A	746	PHE	Sidechain
1	A	750	PRO	Mainchain
1	A	760	TYR	Sidechain
1	A	769	ARG	Sidechain
1	A	770	ARG	Sidechain
1	A	773	ARG	Sidechain
1	A	787	HIS	Sidechain
1	A	790	ARG	Sidechain
1	A	791	PHE	Mainchain
1	A	792	THR	Mainchain
1	A	798	THR	Mainchain
1	A	80	ASP	Mainchain
1	A	803	GLU	Mainchain
1	A	81	TYR	Sidechain
1	A	813	ALA	Mainchain
1	A	820	SER	Mainchain
1	A	822	GLN	Mainchain
1	A	826	PRO	Mainchain
1	A	835	GLY	Mainchain
1	A	838	PRO	Mainchain
1	A	839	GLU	Sidechain,Mainchain
1	A	853	THR	Mainchain
1	A	863	LEU	Mainchain
1	A	867	PHE	Sidechain
1	A	87	PHE	Sidechain
1	A	870	ALA	Mainchain
1	A	877	GLY	Mainchain

Continued on next page...

Continued from previous page...

Mol	Chain	Res	Type	Group
1	A	879	TYR	Sidechain
1	A	889	ARG	Mainchain
1	A	89	HIS	Sidechain,Mainchain
1	A	891	ASP	Sidechain
1	A	897	PHE	Sidechain
1	A	901	ALA	Mainchain
1	A	904	ALA	Mainchain
1	A	910	LEU	Mainchain
1	A	911	ILE	Mainchain
1	A	913	PHE	Sidechain
1	A	925	GLY	Mainchain
1	A	928	ARG	Mainchain
1	A	930	TRP	Mainchain
1	A	932	GLN	Mainchain
1	A	938	TYR	Sidechain
1	A	94	ALA	Mainchain
1	A	956	TYR	Sidechain
1	A	957	ARG	Mainchain
1	A	963	ARG	Sidechain,Mainchain
1	A	967	TYR	Sidechain
1	A	97	GLY	Mainchain
1	A	970	PRO	Mainchain
1	A	975	GLN	Mainchain
2	B	1004	PHE	Sidechain
2	B	1006	ARG	Sidechain
2	B	1010	ASN	Mainchain
2	B	1014	VAL	Mainchain
2	B	1015	GLY	Mainchain
2	B	1017	PHE	Sidechain
2	B	1018	GLY	Mainchain
2	B	1020	ILE	Mainchain
2	B	1029	PRO	Mainchain
2	B	1040	ASP	Mainchain
2	B	1041	ILE	Mainchain
2	B	1045	TRP	Mainchain
2	B	1047	TYR	Sidechain
2	B	1062	TYR	Sidechain
2	B	1070	GLY	Mainchain
2	B	1071	ARG	Sidechain
2	B	1077	GLU	Mainchain
2	B	1083	TYR	Sidechain
2	B	1087	TYR	Sidechain

Continued on next page...

Continued from previous page...

Mol	Chain	Res	Type	Group
2	B	1088	TYR	Sidechain
2	B	1090	PRO	Mainchain
2	B	1099	ILE	Mainchain
2	B	1101	GLU	Sidechain,Mainchain
2	B	1104	LEU	Mainchain
2	B	1107	ILE	Mainchain
2	B	1111	GLY	Mainchain
2	B	1112	ILE	Mainchain
2	B	1117	PHE	Mainchain
2	B	1128	ILE	Mainchain
2	B	1131	ARG	Sidechain
2	B	1132	ARG	Mainchain
2	B	1135	TYR	Sidechain
2	B	1143	ASN	Sidechain
2	B	1148	SER	Mainchain
2	B	1150	ASN	Mainchain
2	B	1155	ASP	Mainchain
2	B	1156	THR	Mainchain
2	B	1157	ALA	Mainchain
2	B	1168	ARG	Sidechain
2	B	1177	TYR	Sidechain
2	B	1178	ARG	Sidechain
2	B	1181	THR	Mainchain
2	B	1182	ASN	Sidechain
2	B	1190	LEU	Mainchain
2	B	1191	TYR	Sidechain
2	B	1197	TYR	Sidechain
2	B	1198	ASN	Mainchain
2	B	1201	TYR	Sidechain
2	B	1211	ARG	Sidechain
2	B	194	ILE	Mainchain
2	B	209	ASN	Sidechain
2	B	225	PHE	Sidechain
2	B	229	TYR	Sidechain
2	B	241	ASN	Mainchain
2	B	243	ILE	Mainchain
2	B	271	VAL	Mainchain
2	B	272	HIS	Sidechain,Mainchain
2	B	282	TYR	Sidechain
2	B	288	PHE	Sidechain
2	B	289	ASN	Sidechain
2	B	290	PRO	Mainchain

Continued on next page...

Continued from previous page...

Mol	Chain	Res	Type	Group
2	B	293	LEU	Mainchain
2	B	298	LEU	Mainchain
2	B	307	SER	Mainchain
2	B	309	LEU	Peptide
2	B	325	THR	Mainchain
2	B	330	ILE	Mainchain
2	B	331	ARG	Sidechain
2	B	333	PHE	Mainchain
2	B	336	ARG	Mainchain
2	B	344	TYR	Sidechain
2	B	353	GLN	Mainchain
2	B	355	LYS	Mainchain
2	B	360	LEU	Mainchain
2	B	366	ASP	Mainchain
2	B	367	ARG	Sidechain
2	B	373	ARG	Sidechain,Mainchain
2	B	377	ILE	Mainchain
2	B	378	GLY	Mainchain
2	B	382	SER	Mainchain
2	B	388	MET	Mainchain
2	B	397	HIS	Sidechain
2	B	398	ILE	Mainchain
2	B	399	ARG	Mainchain
2	B	404	MET	Mainchain
2	B	416	ILE	Mainchain
2	B	418	GLN	Mainchain
2	B	419	ILE	Mainchain
2	B	421	ASN	Mainchain
2	B	426	ASN	Mainchain
2	B	431	THR	Mainchain
2	B	437	ARG	Sidechain,Mainchain
2	B	441	LEU	Mainchain
2	B	444	TRP	Mainchain
2	B	446	ALA	Mainchain
2	B	449	GLU	Sidechain
2	B	450	ASP	Sidechain
2	B	459	LEU	Mainchain
2	B	464	SER	Mainchain
2	B	472	LEU	Mainchain
2	B	473	VAL	Mainchain
2	B	475	ALA	Mainchain
2	B	476	LEU	Mainchain

Continued on next page...

Continued from previous page...

Mol	Chain	Res	Type	Group
2	B	481	ARG	Sidechain
2	B	489	ASP	Sidechain
2	B	491	THR	Mainchain
2	B	496	ALA	Mainchain
2	B	498	THR	Mainchain
2	B	500	ILE	Mainchain
2	B	508	ILE	Mainchain
2	B	510	PRO	Mainchain
2	B	522	GLY	Mainchain
2	B	525	TYR	Sidechain
2	B	527	ALA	Mainchain
2	B	528	PHE	Sidechain
2	B	533	ALA	Mainchain
2	B	537	TYR	Sidechain,Mainchain
2	B	542	THR	Mainchain
2	B	549	ALA	Mainchain
2	B	551	PRO	Mainchain
2	B	554	SER	Mainchain
2	B	558	THR	Mainchain
2	B	559	HIS	Sidechain
2	B	562	SER	Mainchain
2	B	567	LEU	Mainchain
2	B	568	PHE	Mainchain
2	B	577	SER	Mainchain
2	B	580	HIS	Sidechain
2	B	591	ASN	Mainchain
2	B	594	ALA	Mainchain
2	B	599	ILE	Mainchain
2	B	607	HIS	Sidechain
2	B	614	GLN	Sidechain,Mainchain
2	B	641	ALA	Mainchain
2	B	645	HIS	Mainchain
2	B	650	TRP	Mainchain
2	B	656	PHE	Sidechain
2	B	658	TYR	Sidechain
2	B	661	THR	Mainchain
2	B	666	ALA	Peptide,Mainchain
2	B	677	TYR	Sidechain
2	B	678	PRO	Mainchain
2	B	689	VAL	Mainchain
2	B	693	TYR	Sidechain
2	B	694	ASP	Mainchain

Continued on next page...

Continued from previous page...

Mol	Chain	Res	Type	Group
2	B	701	ILE	Mainchain
2	B	705	ILE	Mainchain
2	B	707	PHE	Sidechain
2	B	710	ARG	Sidechain
2	B	722	ASN	Sidechain
2	B	727	ARG	Mainchain
2	B	729	MET	Mainchain
2	B	730	THR	Mainchain
2	B	737	ARG	Sidechain
2	B	745	PHE	Sidechain
2	B	752	PRO	Mainchain
2	B	755	LEU	Mainchain
2	B	767	PHE	Sidechain
2	B	772	THR	Mainchain
2	B	787	ARG	Sidechain
2	B	793	ARG	Sidechain
2	B	800	ILE	Mainchain
2	B	804	HIS	Sidechain
2	B	807	PHE	Sidechain
2	B	819	VAL	Mainchain
2	B	828	GLU	Mainchain
2	B	837	TYR	Sidechain
2	B	842	ALA	Mainchain
2	B	851	PHE	Sidechain
2	B	852	THR	Mainchain
2	B	854	ASN	Mainchain
2	B	862	GLU	Sidechain
2	B	867	ALA	Mainchain
2	B	878	GLY	Peptide
2	B	879	PHE	Sidechain
2	B	880	LEU	Mainchain
2	B	884	PRO	Mainchain
2	B	885	LEU	Mainchain
2	B	889	ARG	Mainchain
2	B	903	HIS	Sidechain
2	B	905	VAL	Mainchain
2	B	911	THR	Mainchain
2	B	913	PHE	Sidechain
2	B	915	LEU	Mainchain
2	B	923	LEU	Mainchain
2	B	925	LEU	Mainchain
2	B	926	TYR	Sidechain

Continued on next page...

Continued from previous page...

Mol	Chain	Res	Type	Group
2	B	932	ALA	Mainchain
2	B	933	ASP	Mainchain
2	B	937	ALA	Mainchain
2	B	940	GLN	Mainchain
2	B	941	TYR	Sidechain
2	B	942	GLY	Mainchain
2	B	946	VAL	Mainchain
2	B	947	ARG	Sidechain
2	B	952	PRO	Mainchain
2	B	956	HIS	Sidechain,Mainchain
2	B	973	ASN	Mainchain
3	C	1000	ALA	Mainchain
3	C	1004	PHE	Sidechain,Mainchain
3	C	1010	ASN	Mainchain
3	C	1015	GLY	Mainchain
3	C	1018	GLY	Mainchain
3	C	1022	PRO	Mainchain
3	C	1034	ASP	Mainchain
3	C	1036	ASN	Sidechain
3	C	1047	TYR	Sidechain
3	C	1050	ASP	Mainchain
3	C	1052	LEU	Mainchain
3	C	1056	VAL	Mainchain
3	C	1059	PHE	Sidechain
3	C	1062	TYR	Sidechain
3	C	1065	PRO	Mainchain
3	C	1069	ALA	Mainchain
3	C	1073	ARG	Mainchain
3	C	1074	VAL	Mainchain
3	C	1076	VAL	Mainchain
3	C	1080	HIS	Sidechain
3	C	1081	TYR	Sidechain
3	C	1083	TYR	Sidechain
3	C	1084	THR	Mainchain
3	C	1086	HIS	Sidechain
3	C	1088	TYR	Mainchain
3	C	1090	PRO	Mainchain
3	C	1095	ASP	Mainchain
3	C	1097	ALA	Mainchain
3	C	1100	LEU	Mainchain
3	C	1103	TRP	Mainchain
3	C	1104	LEU	Mainchain

Continued on next page...

Continued from previous page...

Mol	Chain	Res	Type	Group
3	C	1110	ALA	Mainchain
3	C	1118	CYS	Mainchain
3	C	1125	TYR	Sidechain
3	C	1127	CYS	Mainchain
3	C	1129	THR	Mainchain
3	C	1131	ARG	Sidechain
3	C	1132	ARG	Mainchain
3	C	1135	TYR	Sidechain,Mainchain
3	C	1136	ALA	Mainchain
3	C	1137	PHE	Mainchain
3	C	1147	PHE	Sidechain
3	C	115	SER	Mainchain
3	C	1161	ASN	Mainchain
3	C	1163	ALA	Mainchain
3	C	117	TYR	Sidechain
3	C	1177	TYR	Sidechain
3	C	1178	ARG	Sidechain
3	C	118	VAL	Mainchain
3	C	1182	ASN	Mainchain
3	C	1183	ASP	Mainchain
3	C	1184	LEU	Mainchain
3	C	1190	LEU	Mainchain
3	C	1191	TYR	Sidechain,Mainchain
3	C	1192	ASN	Mainchain
3	C	1193	SER	Mainchain
3	C	1195	TYR	Sidechain
3	C	1196	ARG	Sidechain
3	C	1199	PHE	Sidechain
3	C	1201	TYR	Sidechain
3	C	1207	ILE	Mainchain
3	C	1208	MET	Mainchain
3	C	1209	TYR	Sidechain
3	C	121	VAL	Mainchain
3	C	124	ALA	Mainchain
3	C	126	PHE	Mainchain
3	C	129	MET	Mainchain
3	C	133	SER	Mainchain
3	C	137	ARG	Mainchain
3	C	138	SER	Mainchain
3	C	142	ASP	Mainchain
3	C	144	ALA	Mainchain
3	C	145	SER	Mainchain

Continued on next page...

Continued from previous page...

Mol	Chain	Res	Type	Group
3	C	149	ALA	Mainchain
3	C	152	MET	Mainchain
3	C	153	ILE	Mainchain
3	C	155	ASN	Sidechain
3	C	159	SER	Mainchain
3	C	165	ASP	Mainchain
3	C	168	ARG	Sidechain
3	C	179	LEU	Mainchain
3	C	181	ALA	Mainchain
3	C	185	SER	Mainchain
3	C	188	ALA	Mainchain
3	C	199	GLY	Mainchain
3	C	205	MET	Mainchain
3	C	214	HIS	Sidechain
3	C	221	GLY	Mainchain
3	C	225	PHE	Sidechain
3	C	229	TYR	Mainchain
3	C	230	GLN	Mainchain
3	C	231	MET	Mainchain
3	C	237	GLU	Mainchain
3	C	242	ARG	Sidechain
3	C	246	MET	Mainchain
3	C	248	ASN	Sidechain
3	C	249	TRP	Mainchain
3	C	25	LYS	Mainchain
3	C	255	GLU	Mainchain
3	C	256	GLY	Mainchain
3	C	257	ARG	Sidechain,Mainchain
3	C	259	LEU	Mainchain
3	C	262	ARG	Sidechain
3	C	270	SER	Mainchain
3	C	272	HIS	Sidechain
3	C	274	TYR	Sidechain
3	C	281	GLY	Mainchain
3	C	282	TYR	Sidechain
3	C	285	ASN	Mainchain
3	C	286	ALA	Mainchain
3	C	297	VAL	Mainchain
3	C	298	LEU	Mainchain
3	C	299	LEU	Mainchain
3	C	304	PHE	Sidechain
3	C	307	SER	Mainchain

Continued on next page...

Continued from previous page...

Mol	Chain	Res	Type	Group
3	C	31	ASN	Mainchain
3	C	314	SER	Mainchain
3	C	315	SER	Peptide,Mainchain
3	C	317	PHE	Sidechain
3	C	328	ARG	Sidechain
3	C	331	ARG	Sidechain
3	C	334	GLU	Sidechain
3	C	336	ARG	Sidechain
3	C	344	TYR	Sidechain
3	C	345	PRO	Mainchain
3	C	350	LEU	Mainchain
3	C	353	GLN	Mainchain
3	C	358	GLN	Mainchain
3	C	359	PHE	Sidechain
3	C	367	ARG	Mainchain
3	C	368	ILE	Mainchain
3	C	380	GLU	Mainchain
3	C	386	GLU	Sidechain
3	C	397	HIS	Sidechain
3	C	399	ARG	Sidechain
3	C	402	TYR	Sidechain
3	C	405	LEU	Mainchain
3	C	410	HIS	Sidechain
3	C	411	GLN	Mainchain
3	C	415	GLN	Mainchain
3	C	425	ASN	Mainchain
3	C	427	LEU	Mainchain
3	C	429	ASN	Sidechain
3	C	44	ALA	Mainchain
3	C	443	PRO	Mainchain
3	C	448	SER	Mainchain
3	C	45	ASP	Mainchain
3	C	451	LEU	Mainchain
3	C	453	LEU	Mainchain
3	C	457	MET	Mainchain
3	C	458	HIS	Mainchain
3	C	459	LEU	Mainchain
3	C	461	ASN	Sidechain
3	C	471	PRO	Mainchain
3	C	472	LEU	Mainchain
3	C	478	THR	Mainchain
3	C	481	ARG	Sidechain

Continued on next page...

Continued from previous page...

Mol	Chain	Res	Type	Group
3	C	482	SER	Mainchain
3	C	487	VAL	Mainchain
3	C	491	THR	Mainchain
3	C	504	THR	Mainchain
3	C	505	THR	Mainchain
3	C	506	GLN	Mainchain
3	C	510	PRO	Mainchain
3	C	511	ILE	Mainchain
3	C	512	SER	Mainchain
3	C	514	ILE	Mainchain
3	C	516	ARG	Sidechain
3	C	525	TYR	Sidechain
3	C	531	CYS	Mainchain
3	C	537	TYR	Sidechain
3	C	552	ASP	Sidechain
3	C	561	PRO	Mainchain
3	C	58	SER	Mainchain
3	C	580	HIS	Sidechain
3	C	581	SER	Mainchain
3	C	582	PRO	Mainchain
3	C	586	PHE	Sidechain,Mainchain
3	C	590	ALA	Mainchain
3	C	591	ASN	Mainchain
3	C	595	GLN	Sidechain
3	C	600	ALA	Mainchain
3	C	612	ALA	Mainchain
3	C	617	HIS	Sidechain
3	C	625	PHE	Sidechain
3	C	635	GLN	Sidechain
3	C	643	ALA	Mainchain
3	C	645	HIS	Sidechain
3	C	647	ARG	Sidechain
3	C	658	TYR	Sidechain,Mainchain
3	C	666	ALA	Mainchain
3	C	67	ALA	Mainchain
3	C	672	SER	Mainchain
3	C	675	MET	Mainchain
3	C	677	TYR	Sidechain
3	C	680	PRO	Mainchain
3	C	681	ASN	Mainchain
3	C	686	ARG	Mainchain
3	C	693	TYR	Sidechain

Continued on next page...

Continued from previous page...

Mol	Chain	Res	Type	Group
3	C	703	THR	Mainchain
3	C	708	PHE	Sidechain
3	C	713	ASN	Mainchain
3	C	714	SER	Mainchain
3	C	715	VAL	Mainchain
3	C	724	LEU	Mainchain
3	C	726	ARG	Sidechain,Mainchain
3	C	737	ARG	Sidechain
3	C	739	VAL	Mainchain
3	C	744	PRO	Mainchain
3	C	745	PHE	Sidechain,Mainchain
3	C	746	TYR	Sidechain,Mainchain
3	C	76	GLY	Mainchain
3	C	760	SER	Mainchain
3	C	767	PHE	Sidechain
3	C	768	GLN	Mainchain
3	C	771	PHE	Sidechain
3	C	775	VAL	Mainchain
3	C	776	GLN	Mainchain
3	C	786	ALA	Mainchain
3	C	787	ARG	Sidechain
3	C	790	PRO	Mainchain
3	C	792	GLN	Mainchain
3	C	797	ALA	Peptide
3	C	798	VAL	Peptide,Mainchain
3	C	806	THR	Mainchain
3	C	807	PHE	Sidechain,Mainchain
3	C	825	GLY	Mainchain
3	C	829	THR	Mainchain
3	C	837	TYR	Sidechain
3	C	851	PHE	Sidechain
3	C	853	ARG	Sidechain
3	C	854	ASN	Mainchain
3	C	861	ARG	Sidechain
3	C	868	ARG	Sidechain
3	C	87	ILE	Mainchain
3	C	881	VAL	Mainchain
3	C	883	ARG	Sidechain
3	C	885	LEU	Mainchain
3	C	896	ALA	Mainchain
3	C	900	GLU	Mainchain
3	C	910	LYS	Mainchain

Continued on next page...

Continued from previous page...

Mol	Chain	Res	Type	Group
3	C	915	LEU	Mainchain
3	C	926	TYR	Sidechain
3	C	929	PRO	Mainchain
3	C	930	ARG	Mainchain
3	C	935	SER	Mainchain
3	C	938	TYR	Sidechain
3	C	941	TYR	Sidechain
3	C	947	ARG	Sidechain
3	C	951	PRO	Mainchain
3	C	955	SER	Mainchain
3	C	964	VAL	Mainchain
3	C	966	SER	Mainchain
3	C	97	ALA	Mainchain
3	C	975	PHE	Mainchain
3	C	977	VAL	Mainchain
3	C	979	ARG	Sidechain
3	C	983	TYR	Sidechain
3	C	992	ASN	Mainchain
3	C	993	TRP	Mainchain
3	C	995	PRO	Mainchain
3	C	997	ALA	Mainchain
4	D	112	TRP	Mainchain
4	D	115	ALA	Mainchain
4	D	118	VAL	Peptide
4	D	125	TYR	Sidechain
4	D	126	PRO	Mainchain
4	D	128	TYR	Sidechain
4	D	14	TYR	Sidechain
4	D	150	LEU	Mainchain
4	D	157	TYR	Sidechain
4	D	160	GLU	Mainchain
4	D	164	ASP	Sidechain
4	D	167	PRO	Mainchain
4	D	177	TYR	Sidechain
4	D	182	ILE	Mainchain
4	D	183	ALA	Mainchain
4	D	184	HIS	Sidechain
4	D	185	LEU	Mainchain
4	D	190	TYR	Sidechain,Mainchain
4	D	191	ARG	Mainchain
4	D	198	GLN	Sidechain
4	D	2	ALA	Mainchain

Continued on next page...

Continued from previous page...

Mol	Chain	Res	Type	Group
4	D	209	ARG	Sidechain
4	D	212	SER	Mainchain
4	D	222	ARG	Sidechain
4	D	227	ARG	Sidechain
4	D	23	LEU	Mainchain
4	D	236	PHE	Sidechain
4	D	237	ALA	Mainchain
4	D	24	ASN	Sidechain
4	D	250	TRP	Mainchain
4	D	252	ASP	Sidechain
4	D	259	PRO	Mainchain
4	D	260	ALA	Mainchain
4	D	262	ALA	Mainchain
4	D	266	TYR	Sidechain
4	D	27	GLN	Mainchain
4	D	276	HIS	Sidechain
4	D	278	ILE	Mainchain
4	D	282	ALA	Mainchain
4	D	285	LEU	Mainchain
4	D	287	SER	Mainchain
4	D	292	ALA	Mainchain
4	D	298	ALA	Mainchain
4	D	299	LEU	Mainchain
4	D	309	SER	Mainchain
4	D	31	GLY	Mainchain
4	D	316	THR	Mainchain
4	D	320	GLN	Sidechain
4	D	327	ASP	Mainchain
4	D	33	TYR	Sidechain
4	D	330	PRO	Mainchain
4	D	331	VAL	Mainchain
4	D	337	ARG	Mainchain
4	D	338	HIS	Sidechain
4	D	349	ALA	Mainchain
4	D	350	ALA	Mainchain
4	D	351	GLN	Sidechain
4	D	358	ASP	Mainchain
4	D	360	THR	Mainchain
4	D	362	TYR	Sidechain
4	D	364	LEU	Mainchain
4	D	369	HIS	Sidechain,Mainchain
4	D	38	THR	Mainchain

Continued on next page...

Continued from previous page...

Mol	Chain	Res	Type	Group
4	D	385	PRO	Mainchain
4	D	389	PHE	Mainchain
4	D	39	SER	Mainchain
4	D	390	ASN	Sidechain,Mainchain
4	D	392	ALA	Mainchain
4	D	394	PHE	Sidechain
4	D	399	GLN	Mainchain
4	D	404	VAL	Mainchain
4	D	407	ALA	Mainchain
4	D	41	PHE	Sidechain
4	D	42	SER	Mainchain
4	D	47	SER	Mainchain
4	D	53	VAL	Mainchain
4	D	56	ALA	Mainchain
4	D	58	TYR	Sidechain
4	D	6	PHE	Sidechain
4	D	68	VAL	Mainchain
4	D	76	LEU	Mainchain
4	D	87	HIS	Sidechain
4	D	89	GLY	Mainchain
4	D	91	THR	Mainchain
4	E	1	MET	Mainchain
4	E	104	PRO	Mainchain
4	E	11	TYR	Sidechain
4	E	110	PRO	Mainchain
4	E	111	VAL	Mainchain
4	E	114	VAL	Mainchain
4	E	115	ALA	Mainchain
4	E	125	TYR	Sidechain
4	E	126	PRO	Mainchain
4	E	139	ASN	Mainchain
4	E	14	TYR	Sidechain
4	E	140	GLN	Sidechain
4	E	143	HIS	Sidechain
4	E	144	ILE	Mainchain
4	E	145	MET	Mainchain
4	E	150	LEU	Mainchain
4	E	154	GLY	Mainchain
4	E	157	TYR	Sidechain,Mainchain
4	E	159	LEU	Mainchain
4	E	162	PRO	Mainchain
4	E	166	MET	Mainchain

Continued on next page...

Continued from previous page...

Mol	Chain	Res	Type	Group
4	E	167	PRO	Mainchain
4	E	170	THR	Mainchain
4	E	171	THR	Mainchain
4	E	173	ALA	Mainchain
4	E	177	TYR	Sidechain
4	E	178	THR	Mainchain
4	E	183	ALA	Mainchain
4	E	186	ALA	Mainchain
4	E	187	GLN	Mainchain
4	E	191	ARG	Sidechain
4	E	192	PHE	Sidechain
4	E	195	GLN	Mainchain
4	E	200	PRO	Mainchain
4	E	205	VAL	Mainchain
4	E	210	TRP	Mainchain
4	E	212	SER	Mainchain
4	E	215	TRP	Mainchain
4	E	22	ASP	Mainchain
4	E	229	CYS	Mainchain
4	E	23	LEU	Mainchain
4	E	230	ASN	Mainchain
4	E	232	PHE	Sidechain
4	E	233	TYR	Sidechain
4	E	235	GLU	Sidechain
4	E	236	PHE	Mainchain
4	E	24	ASN	Mainchain
4	E	248	LEU	Mainchain
4	E	25	ASP	Mainchain
4	E	250	TRP	Mainchain
4	E	261	ALA	Mainchain
4	E	266	TYR	Sidechain
4	E	268	ARG	Mainchain
4	E	270	ILE	Mainchain
4	E	280	GLU	Mainchain
4	E	295	GLY	Mainchain
4	E	31	GLY	Mainchain
4	E	311	GLY	Mainchain
4	E	319	GLY	Mainchain
4	E	328	TYR	Sidechain
4	E	33	TYR	Sidechain
4	E	338	HIS	Sidechain
4	E	339	LEU	Mainchain

Continued on next page...

Continued from previous page...

Mol	Chain	Res	Type	Group
4	E	34	ALA	Mainchain
4	E	344	ASP	Mainchain
4	E	345	GLY	Mainchain
4	E	35	ARG	Sidechain
4	E	351	GLN	Mainchain
4	E	354	GLN	Mainchain
4	E	356	ASN	Mainchain
4	E	359	TYR	Sidechain
4	E	362	TYR	Sidechain
4	E	367	GLU	Mainchain
4	E	368	ARG	Mainchain
4	E	369	HIS	Mainchain
4	E	383	ARG	Sidechain
4	E	394	PHE	Sidechain
4	E	399	GLN	Mainchain
4	E	40	ARG	Mainchain
4	E	400	THR	Mainchain
4	E	402	ALA	Mainchain
4	E	404	VAL	Mainchain
4	E	43	HIS	Sidechain
4	E	44	LEU	Mainchain
4	E	5	GLN	Sidechain
4	E	57	ARG	Sidechain
4	E	58	TYR	Sidechain
4	E	6	PHE	Sidechain
4	E	63	SER	Mainchain
4	E	64	ARG	Mainchain
4	E	66	ILE	Mainchain
4	E	75	HIS	Sidechain
4	E	80	ALA	Mainchain
4	E	86	SER	Peptide
4	E	88	GLN	Peptide
4	E	89	GLY	Mainchain
4	E	94	ASP	Sidechain
5	F	1	MET	Peptide
5	F	101	TYR	Sidechain
5	F	102	HIS	Sidechain
5	F	107	LYS	Mainchain
5	F	112	ALA	Mainchain
5	F	113	PRO	Mainchain
5	F	118	THR	Mainchain
5	F	122	SER	Mainchain

Continued on next page...

Continued from previous page...

Mol	Chain	Res	Type	Group
5	F	127	GLU	Mainchain
5	F	130	PHE	Sidechain
5	F	138	SER	Mainchain
5	F	141	THR	Mainchain
5	F	144	VAL	Mainchain
5	F	148	CYS	Mainchain
5	F	154	GLY	Mainchain
5	F	157	HIS	Sidechain
5	F	164	ASP	Mainchain
5	F	165	PHE	Sidechain,Mainchain
5	F	167	LEU	Peptide
5	F	168	PRO	Mainchain
5	F	169	ASN	Sidechain
5	F	175	PRO	Mainchain
5	F	177	ASP	Mainchain
5	F	181	PRO	Mainchain
5	F	186	LEU	Mainchain
5	F	2	PRO	Mainchain
5	F	202	ALA	Mainchain
5	F	21	ARG	Mainchain
5	F	211	ALA	Mainchain
5	F	214	ARG	Sidechain
5	F	215	ALA	Mainchain
5	F	216	ILE	Mainchain
5	F	23	THR	Mainchain
5	F	234	ARG	Sidechain
5	F	238	TYR	Mainchain
5	F	241	ALA	Mainchain
5	F	245	LEU	Mainchain
5	F	247	PHE	Mainchain
5	F	25	TYR	Sidechain
5	F	26	THR	Mainchain
5	F	260	PHE	Sidechain
5	F	27	ARG	Sidechain
5	F	271	HIS	Mainchain
5	F	273	GLU	Mainchain
5	F	32	THR	Mainchain
5	F	34	ASN	Mainchain
5	F	35	PHE	Sidechain,Mainchain
5	F	36	ASP	Mainchain
5	F	39	GLU	Sidechain
5	F	4	HIS	Sidechain

Continued on next page...

Continued from previous page...

Mol	Chain	Res	Type	Group
5	F	40	TYR	Sidechain
5	F	45	ARG	Sidechain
5	F	46	TYR	Sidechain
5	F	47	THR	Mainchain
5	F	49	CYS	Mainchain
5	F	51	PHE	Sidechain
5	F	58	PRO	Mainchain
5	F	63	LYS	Mainchain
5	F	66	GLN	Mainchain
5	F	69	HIS	Sidechain
5	F	74	GLN	Sidechain
5	F	75	PRO	Mainchain
5	F	78	ALA	Mainchain
5	F	80	ARG	Sidechain
5	F	81	SER	Mainchain
5	F	90	GLN	Sidechain
5	G	1	MET	Peptide
5	G	10	ALA	Mainchain
5	G	101	TYR	Sidechain
5	G	102	HIS	Sidechain
5	G	107	LYS	Mainchain
5	G	112	ALA	Mainchain
5	G	113	PRO	Mainchain
5	G	118	THR	Mainchain
5	G	122	SER	Mainchain
5	G	127	GLU	Mainchain
5	G	130	PHE	Sidechain
5	G	138	SER	Mainchain
5	G	144	VAL	Mainchain
5	G	148	CYS	Mainchain
5	G	154	GLY	Mainchain
5	G	157	HIS	Sidechain
5	G	164	ASP	Mainchain
5	G	165	PHE	Sidechain,Mainchain
5	G	167	LEU	Peptide
5	G	168	PRO	Mainchain
5	G	169	ASN	Sidechain
5	G	175	PRO	Mainchain
5	G	177	ASP	Mainchain
5	G	181	PRO	Mainchain
5	G	186	LEU	Mainchain
5	G	2	PRO	Mainchain

Continued on next page...

Continued from previous page...

Mol	Chain	Res	Type	Group
5	G	202	ALA	Mainchain
5	G	21	ARG	Mainchain
5	G	211	ALA	Mainchain
5	G	214	ARG	Sidechain
5	G	216	ILE	Mainchain
5	G	23	THR	Mainchain
5	G	234	ARG	Sidechain
5	G	238	TYR	Mainchain
5	G	241	ALA	Mainchain
5	G	245	LEU	Mainchain
5	G	247	PHE	Mainchain
5	G	25	TYR	Sidechain
5	G	26	THR	Mainchain
5	G	260	PHE	Sidechain
5	G	271	HIS	Mainchain
5	G	273	GLU	Mainchain
5	G	32	THR	Mainchain
5	G	34	ASN	Mainchain
5	G	35	PHE	Sidechain
5	G	36	ASP	Mainchain
5	G	39	GLU	Sidechain
5	G	4	HIS	Sidechain
5	G	40	TYR	Sidechain
5	G	45	ARG	Sidechain,Mainchain
5	G	46	TYR	Sidechain
5	G	47	THR	Mainchain
5	G	49	CYS	Mainchain
5	G	51	PHE	Sidechain
5	G	52	CYS	Mainchain
5	G	58	PRO	Mainchain
5	G	63	LYS	Mainchain
5	G	66	GLN	Mainchain
5	G	69	HIS	Sidechain
5	G	74	GLN	Sidechain
5	G	75	PRO	Mainchain
5	G	78	ALA	Mainchain
5	G	80	ARG	Sidechain
5	G	81	SER	Mainchain
5	G	90	GLN	Sidechain
5	H	1	MET	Peptide
5	H	10	ALA	Mainchain
5	H	101	TYR	Sidechain

Continued on next page...

Continued from previous page...

Mol	Chain	Res	Type	Group
5	H	102	HIS	Sidechain
5	H	107	LYS	Mainchain
5	H	112	ALA	Mainchain
5	H	113	PRO	Mainchain
5	H	118	THR	Mainchain
5	H	122	SER	Mainchain
5	H	127	GLU	Mainchain
5	H	130	PHE	Sidechain
5	H	138	SER	Mainchain
5	H	144	VAL	Mainchain
5	H	148	CYS	Mainchain
5	H	154	GLY	Mainchain
5	H	157	HIS	Sidechain
5	H	164	ASP	Mainchain
5	H	165	PHE	Sidechain,Mainchain
5	H	167	LEU	Peptide
5	H	168	PRO	Mainchain
5	H	169	ASN	Sidechain
5	H	175	PRO	Mainchain
5	H	177	ASP	Mainchain
5	H	181	PRO	Mainchain
5	H	186	LEU	Mainchain
5	H	2	PRO	Mainchain
5	H	202	ALA	Mainchain
5	H	21	ARG	Mainchain
5	H	211	ALA	Mainchain
5	H	214	ARG	Sidechain
5	H	215	ALA	Mainchain
5	H	216	ILE	Mainchain
5	H	23	THR	Mainchain
5	H	234	ARG	Sidechain
5	H	238	TYR	Mainchain
5	H	241	ALA	Mainchain
5	H	245	LEU	Mainchain
5	H	247	PHE	Mainchain
5	H	25	TYR	Sidechain
5	H	26	THR	Mainchain
5	H	260	PHE	Sidechain
5	H	27	ARG	Sidechain
5	H	271	HIS	Mainchain
5	H	273	GLU	Mainchain
5	H	32	THR	Mainchain

Continued on next page...

Continued from previous page...

Mol	Chain	Res	Type	Group
5	H	34	ASN	Mainchain
5	H	35	PHE	Sidechain,Mainchain
5	H	36	ASP	Mainchain
5	H	39	GLU	Sidechain
5	H	4	HIS	Sidechain
5	H	40	TYR	Sidechain
5	H	45	ARG	Sidechain
5	H	46	TYR	Sidechain
5	H	47	THR	Mainchain
5	H	49	CYS	Mainchain
5	H	51	PHE	Sidechain
5	H	58	PRO	Mainchain
5	H	63	LYS	Mainchain
5	H	66	GLN	Mainchain
5	H	69	HIS	Sidechain
5	H	74	GLN	Sidechain
5	H	75	PRO	Mainchain
5	H	78	ALA	Mainchain
5	H	80	ARG	Sidechain
5	H	81	SER	Mainchain
5	H	90	GLN	Sidechain
6	I	11	TYR	Sidechain
6	I	111	PHE	Sidechain
6	I	118	TYR	Sidechain
6	I	119	VAL	Mainchain
6	I	13	ILE	Mainchain
6	I	143	MET	Mainchain
6	I	147	ARG	Sidechain
6	I	15	GLY	Mainchain
6	I	150	ALA	Mainchain
6	I	152	ARG	Sidechain
6	I	154	ARG	Sidechain,Mainchain
6	I	157	ALA	Mainchain
6	I	160	GLN	Sidechain
6	I	164	ASP	Sidechain
6	I	169	MET	Peptide,Mainchain
6	I	177	GLY	Mainchain
6	I	182	ASN	Sidechain
6	I	183	TRP	Mainchain
6	I	185	SER	Mainchain
6	I	187	LEU	Mainchain
6	I	189	PHE	Sidechain

Continued on next page...

Continued from previous page...

Mol	Chain	Res	Type	Group
6	I	191	LYS	Mainchain
6	I	198	ASN	Mainchain
6	I	20	PHE	Mainchain
6	I	200	CYS	Mainchain
6	I	203	TYR	Sidechain
6	I	204	PRO	Mainchain
6	I	206	GLU	Sidechain,Mainchain
6	I	208	TYR	Sidechain
6	I	211	ALA	Mainchain
6	I	212	ILE	Mainchain
6	I	215	TYR	Sidechain
6	I	223	PRO	Peptide
6	I	224	ASP	Mainchain
6	I	230	ALA	Mainchain
6	I	235	LEU	Mainchain
6	I	242	PHE	Sidechain
6	I	244	ALA	Mainchain
6	I	248	GLU	Sidechain
6	I	256	SER	Mainchain
6	I	26	MET	Mainchain
6	I	261	GLN	Sidechain
6	I	268	GLY	Mainchain
6	I	269	LYS	Mainchain
6	I	27	THR	Mainchain
6	I	28	SER	Mainchain
6	I	285	PHE	Sidechain
6	I	295	ARG	Sidechain
6	I	298	PHE	Sidechain
6	I	30	ALA	Mainchain
6	I	301	PRO	Mainchain
6	I	304	ALA	Mainchain
6	I	310	PHE	Sidechain
6	I	312	ASN	Mainchain
6	I	32	PRO	Mainchain
6	I	321	THR	Mainchain
6	I	322	TYR	Sidechain
6	I	327	TYR	Sidechain
6	I	333	PRO	Mainchain
6	I	340	ASP	Mainchain
6	I	342	ASN	Mainchain
6	I	345	ILE	Mainchain
6	I	349	LEU	Mainchain

Continued on next page...

Continued from previous page...

Mol	Chain	Res	Type	Group
6	I	350	THR	Mainchain
6	I	360	TYR	Sidechain
6	I	362	THR	Mainchain
6	I	364	PRO	Mainchain
6	I	366	LEU	Mainchain
6	I	369	SER	Mainchain
6	I	370	VAL	Mainchain
6	I	377	GLN	Mainchain
6	I	381	PRO	Mainchain
6	I	385	VAL	Mainchain
6	I	393	ALA	Mainchain
6	I	398	SER	Mainchain
6	I	401	GLY	Mainchain
6	I	411	VAL	Mainchain
6	I	412	ARG	Sidechain
6	I	416	ARG	Peptide,Mainchain
6	I	417	PHE	Mainchain
6	I	418	ASN	Sidechain
6	I	422	LEU	Mainchain
6	I	423	GLN	Mainchain
6	I	426	PHE	Sidechain
6	I	428	ARG	Mainchain
6	I	434	ILE	Mainchain
6	I	435	PRO	Mainchain
6	I	436	TYR	Sidechain
6	I	438	TYR	Sidechain,Mainchain
6	I	44	THR	Mainchain
6	I	445	ILE	Mainchain
6	I	457	PRO	Mainchain
6	I	458	THR	Mainchain
6	I	46	LYS	Mainchain
6	I	462	GLY	Mainchain
6	I	472	ARG	Sidechain
6	I	484	ILE	Mainchain
6	I	491	ALA	Mainchain
6	I	492	ASN	Mainchain
6	I	504	ASN	Mainchain
6	I	506	ALA	Mainchain
6	I	509	LEU	Mainchain
6	I	51	VAL	Mainchain
6	I	513	HIS	Sidechain
6	I	516	LYS	Mainchain

Continued on next page...

Continued from previous page...

Mol	Chain	Res	Type	Group
6	I	522	GLY	Mainchain
6	I	526	PRO	Mainchain
6	I	529	SER	Mainchain
6	I	533	ASP	Sidechain
6	I	537	SER	Mainchain
6	I	543	LEU	Mainchain
6	I	547	HIS	Sidechain
6	I	553	GLY	Mainchain
6	I	562	TYR	Sidechain
6	I	567	ARG	Mainchain
6	I	576	PHE	Sidechain
6	I	58	ILE	Mainchain
6	I	585	GLN	Sidechain
6	I	59	ASP	Mainchain
6	I	590	VAL	Mainchain
6	I	596	MET	Mainchain
6	I	597	LEU	Mainchain
6	I	609	ARG	Sidechain
6	I	610	THR	Mainchain
6	I	611	GLY	Mainchain
6	I	613	LEU	Mainchain
6	I	615	LYS	Mainchain
6	I	619	ASP	Sidechain,Mainchain
6	I	62	ALA	Mainchain
6	I	622	GLU	Mainchain
6	I	623	LYS	Mainchain
6	I	625	ARG	Sidechain
6	I	627	ARG	Sidechain,Mainchain
6	I	634	LYS	Mainchain
6	I	64	VAL	Mainchain
6	I	641	ILE	Mainchain
6	I	67	ARG	Sidechain
6	I	68	PHE	Sidechain
6	I	71	TYR	Sidechain
6	I	73	PHE	Sidechain
6	I	75	ASN	Mainchain
6	I	76	GLU	Mainchain
6	I	79	ARG	Sidechain
6	I	93	GLN	Sidechain,Mainchain
6	I	94	PRO	Mainchain
6	I	96	PHE	Mainchain
6	I	97	GLN	Mainchain

Continued on next page...

Continued from previous page...

Mol	Chain	Res	Type	Group
6	J	11	TYR	Sidechain
6	J	111	PHE	Sidechain
6	J	118	TYR	Sidechain
6	J	119	VAL	Mainchain
6	J	126	ALA	Mainchain
6	J	141	GLN	Mainchain
6	J	143	MET	Mainchain
6	J	15	GLY	Mainchain
6	J	150	ALA	Mainchain
6	J	152	ARG	Sidechain
6	J	154	ARG	Mainchain
6	J	157	ALA	Mainchain
6	J	160	GLN	Sidechain
6	J	164	ASP	Sidechain
6	J	169	MET	Peptide,Mainchain
6	J	182	ASN	Sidechain
6	J	183	TRP	Mainchain
6	J	185	SER	Mainchain
6	J	189	PHE	Sidechain
6	J	191	LYS	Mainchain
6	J	20	PHE	Mainchain
6	J	200	CYS	Mainchain
6	J	203	TYR	Sidechain
6	J	204	PRO	Mainchain
6	J	206	GLU	Mainchain
6	J	208	TYR	Sidechain
6	J	211	ALA	Mainchain
6	J	212	ILE	Mainchain
6	J	215	TYR	Sidechain
6	J	223	PRO	Peptide
6	J	224	ASP	Mainchain
6	J	230	ALA	Mainchain
6	J	235	LEU	Mainchain
6	J	242	PHE	Sidechain
6	J	244	ALA	Mainchain
6	J	248	GLU	Sidechain
6	J	256	SER	Mainchain
6	J	26	MET	Mainchain
6	J	261	GLN	Sidechain
6	J	268	GLY	Mainchain
6	J	269	LYS	Mainchain
6	J	27	THR	Mainchain

Continued on next page...

Continued from previous page...

Mol	Chain	Res	Type	Group
6	J	28	SER	Mainchain
6	J	285	PHE	Sidechain
6	J	295	ARG	Sidechain
6	J	298	PHE	Sidechain
6	J	301	PRO	Mainchain
6	J	304	ALA	Mainchain
6	J	310	PHE	Sidechain
6	J	312	ASN	Mainchain
6	J	32	PRO	Mainchain
6	J	322	TYR	Sidechain
6	J	327	TYR	Sidechain
6	J	330	GLN	Mainchain
6	J	333	PRO	Mainchain
6	J	340	ASP	Mainchain
6	J	342	ASN	Mainchain
6	J	345	ILE	Mainchain
6	J	349	LEU	Mainchain
6	J	350	THR	Mainchain
6	J	360	TYR	Sidechain
6	J	362	THR	Mainchain
6	J	364	PRO	Mainchain
6	J	369	SER	Mainchain
6	J	377	GLN	Mainchain
6	J	381	PRO	Mainchain
6	J	385	VAL	Mainchain
6	J	393	ALA	Mainchain
6	J	398	SER	Mainchain
6	J	401	GLY	Mainchain
6	J	412	ARG	Sidechain
6	J	414	GLN	Sidechain
6	J	416	ARG	Peptide,Mainchain
6	J	417	PHE	Mainchain
6	J	418	ASN	Sidechain
6	J	423	GLN	Mainchain
6	J	426	PHE	Sidechain
6	J	428	ARG	Mainchain
6	J	434	ILE	Mainchain
6	J	435	PRO	Mainchain
6	J	436	TYR	Sidechain
6	J	438	TYR	Sidechain,Mainchain
6	J	44	THR	Mainchain
6	J	445	ILE	Mainchain

Continued on next page...

Continued from previous page...

Mol	Chain	Res	Type	Group
6	J	457	PRO	Mainchain
6	J	458	THR	Mainchain
6	J	46	LYS	Mainchain
6	J	462	GLY	Mainchain
6	J	472	ARG	Sidechain
6	J	476	TYR	Sidechain
6	J	484	ILE	Mainchain
6	J	491	ALA	Mainchain
6	J	492	ASN	Mainchain
6	J	506	ALA	Mainchain
6	J	509	LEU	Mainchain
6	J	51	VAL	Mainchain
6	J	513	HIS	Sidechain
6	J	516	LYS	Mainchain
6	J	522	GLY	Mainchain
6	J	526	PRO	Mainchain
6	J	529	SER	Mainchain
6	J	533	ASP	Sidechain
6	J	537	SER	Mainchain
6	J	543	LEU	Mainchain
6	J	547	HIS	Sidechain
6	J	562	TYR	Sidechain
6	J	567	ARG	Mainchain
6	J	576	PHE	Sidechain
6	J	58	ILE	Mainchain
6	J	585	GLN	Sidechain
6	J	59	ASP	Mainchain
6	J	590	VAL	Mainchain
6	J	596	MET	Mainchain
6	J	597	LEU	Mainchain
6	J	609	ARG	Sidechain
6	J	610	THR	Mainchain
6	J	611	GLY	Mainchain
6	J	613	LEU	Mainchain
6	J	615	LYS	Mainchain
6	J	619	ASP	Mainchain
6	J	62	ALA	Mainchain
6	J	622	GLU	Mainchain
6	J	623	LYS	Mainchain
6	J	627	ARG	Sidechain,Mainchain
6	J	634	LYS	Mainchain
6	J	64	VAL	Mainchain

Continued on next page...

Continued from previous page...

Mol	Chain	Res	Type	Group
6	J	641	ILE	Mainchain
6	J	67	ARG	Sidechain
6	J	68	PHE	Sidechain
6	J	71	TYR	Sidechain
6	J	73	PHE	Sidechain
6	J	75	ASN	Mainchain
6	J	76	GLU	Mainchain
6	J	79	ARG	Sidechain
6	J	93	GLN	Sidechain,Mainchain
6	J	94	PRO	Mainchain
6	J	97	GLN	Mainchain
6	K	11	TYR	Sidechain
6	K	111	PHE	Sidechain
6	K	117	GLY	Mainchain
6	K	118	TYR	Sidechain
6	K	119	VAL	Mainchain
6	K	126	ALA	Mainchain
6	K	13	ILE	Mainchain
6	K	143	MET	Mainchain
6	K	15	GLY	Mainchain
6	K	150	ALA	Mainchain
6	K	152	ARG	Sidechain
6	K	154	ARG	Sidechain,Mainchain
6	K	157	ALA	Mainchain
6	K	160	GLN	Sidechain
6	K	164	ASP	Sidechain
6	K	169	MET	Peptide,Mainchain
6	K	177	GLY	Mainchain
6	K	182	ASN	Sidechain
6	K	183	TRP	Mainchain
6	K	185	SER	Mainchain
6	K	189	PHE	Sidechain
6	K	191	LYS	Mainchain
6	K	20	PHE	Mainchain
6	K	200	CYS	Mainchain
6	K	203	TYR	Sidechain
6	K	204	PRO	Mainchain
6	K	206	GLU	Sidechain,Mainchain
6	K	208	TYR	Sidechain
6	K	211	ALA	Mainchain
6	K	212	ILE	Mainchain
6	K	215	TYR	Sidechain

Continued on next page...

Continued from previous page...

Mol	Chain	Res	Type	Group
6	K	223	PRO	Peptide
6	K	224	ASP	Mainchain
6	K	230	ALA	Mainchain
6	K	235	LEU	Mainchain
6	K	242	PHE	Sidechain
6	K	244	ALA	Mainchain
6	K	248	GLU	Sidechain
6	K	256	SER	Mainchain
6	K	26	MET	Mainchain
6	K	261	GLN	Sidechain
6	K	268	GLY	Mainchain
6	K	269	LYS	Mainchain
6	K	27	THR	Mainchain
6	K	28	SER	Mainchain
6	K	285	PHE	Sidechain
6	K	295	ARG	Sidechain
6	K	298	PHE	Sidechain
6	K	30	ALA	Mainchain
6	K	301	PRO	Mainchain
6	K	304	ALA	Mainchain
6	K	310	PHE	Sidechain
6	K	312	ASN	Mainchain
6	K	32	PRO	Mainchain
6	K	321	THR	Mainchain
6	K	322	TYR	Sidechain
6	K	327	TYR	Sidechain
6	K	333	PRO	Mainchain
6	K	340	ASP	Mainchain
6	K	342	ASN	Mainchain
6	K	345	ILE	Mainchain
6	K	349	LEU	Mainchain
6	K	350	THR	Mainchain
6	K	360	TYR	Sidechain
6	K	362	THR	Mainchain
6	K	364	PRO	Mainchain
6	K	366	LEU	Mainchain
6	K	369	SER	Mainchain
6	K	370	VAL	Mainchain
6	K	377	GLN	Mainchain
6	K	381	PRO	Mainchain
6	K	385	VAL	Mainchain
6	K	393	ALA	Mainchain

Continued on next page...

Continued from previous page...

Mol	Chain	Res	Type	Group
6	K	398	SER	Mainchain
6	K	401	GLY	Mainchain
6	K	411	VAL	Mainchain
6	K	412	ARG	Sidechain
6	K	414	GLN	Sidechain
6	K	416	ARG	Peptide,Mainchain
6	K	417	PHE	Mainchain
6	K	418	ASN	Sidechain
6	K	422	LEU	Mainchain
6	K	423	GLN	Mainchain
6	K	426	PHE	Sidechain
6	K	428	ARG	Mainchain
6	K	434	ILE	Mainchain
6	K	435	PRO	Mainchain
6	K	436	TYR	Sidechain
6	K	438	TYR	Sidechain,Mainchain
6	K	44	THR	Mainchain
6	K	445	ILE	Mainchain
6	K	457	PRO	Mainchain
6	K	458	THR	Mainchain
6	K	46	LYS	Mainchain
6	K	462	GLY	Mainchain
6	K	472	ARG	Sidechain
6	K	476	TYR	Sidechain
6	K	484	ILE	Mainchain
6	K	491	ALA	Mainchain
6	K	492	ASN	Mainchain
6	K	506	ALA	Mainchain
6	K	509	LEU	Mainchain
6	K	51	VAL	Mainchain
6	K	513	HIS	Sidechain
6	K	516	LYS	Mainchain
6	K	522	GLY	Mainchain
6	K	526	PRO	Mainchain
6	K	529	SER	Mainchain
6	K	533	ASP	Sidechain
6	K	537	SER	Mainchain
6	K	547	HIS	Sidechain
6	K	562	TYR	Sidechain
6	K	567	ARG	Mainchain
6	K	576	PHE	Sidechain
6	K	58	ILE	Mainchain

Continued on next page...

Continued from previous page...

Mol	Chain	Res	Type	Group
6	K	59	ASP	Mainchain
6	K	590	VAL	Mainchain
6	K	596	MET	Mainchain
6	K	597	LEU	Mainchain
6	K	609	ARG	Sidechain
6	K	610	THR	Mainchain
6	K	613	LEU	Mainchain
6	K	615	LYS	Mainchain
6	K	619	ASP	Sidechain,Mainchain
6	K	62	ALA	Mainchain
6	K	622	GLU	Mainchain
6	K	623	LYS	Mainchain
6	K	625	ARG	Sidechain
6	K	627	ARG	Sidechain,Mainchain
6	K	634	LYS	Mainchain
6	K	641	ILE	Mainchain
6	K	67	ARG	Sidechain
6	K	68	PHE	Sidechain
6	K	71	TYR	Sidechain
6	K	73	PHE	Sidechain
6	K	75	ASN	Mainchain
6	K	76	GLU	Mainchain
6	K	79	ARG	Sidechain
6	K	93	GLN	Sidechain,Mainchain
6	K	94	PRO	Mainchain
6	K	97	GLN	Mainchain
5	L	1	MET	Peptide
5	L	101	TYR	Sidechain
5	L	102	HIS	Sidechain
5	L	107	LYS	Mainchain
5	L	112	ALA	Mainchain
5	L	113	PRO	Mainchain
5	L	118	THR	Mainchain
5	L	122	SER	Mainchain
5	L	127	GLU	Mainchain
5	L	130	PHE	Sidechain
5	L	138	SER	Mainchain
5	L	144	VAL	Mainchain
5	L	148	CYS	Mainchain
5	L	154	GLY	Mainchain
5	L	157	HIS	Sidechain
5	L	164	ASP	Mainchain

Continued on next page...

Continued from previous page...

Mol	Chain	Res	Type	Group
5	L	165	PHE	Sidechain,Mainchain
5	L	167	LEU	Peptide
5	L	168	PRO	Mainchain
5	L	169	ASN	Sidechain
5	L	177	ASP	Mainchain
5	L	181	PRO	Mainchain
5	L	186	LEU	Mainchain
5	L	2	PRO	Mainchain
5	L	202	ALA	Mainchain
5	L	21	ARG	Mainchain
5	L	211	ALA	Mainchain
5	L	214	ARG	Sidechain,Mainchain
5	L	216	ILE	Mainchain
5	L	23	THR	Mainchain
5	L	234	ARG	Sidechain
5	L	238	TYR	Mainchain
5	L	239	GLY	Mainchain
5	L	241	ALA	Mainchain
5	L	245	LEU	Mainchain
5	L	247	PHE	Mainchain
5	L	25	TYR	Sidechain
5	L	26	THR	Mainchain
5	L	260	PHE	Sidechain
5	L	271	HIS	Mainchain
5	L	273	GLU	Mainchain
5	L	32	THR	Mainchain
5	L	34	ASN	Mainchain
5	L	35	PHE	Sidechain
5	L	36	ASP	Mainchain
5	L	39	GLU	Sidechain
5	L	4	HIS	Sidechain
5	L	40	TYR	Sidechain
5	L	45	ARG	Sidechain
5	L	46	TYR	Sidechain
5	L	47	THR	Mainchain
5	L	49	CYS	Mainchain
5	L	51	PHE	Sidechain
5	L	52	CYS	Mainchain
5	L	58	PRO	Mainchain
5	L	63	LYS	Mainchain
5	L	66	GLN	Mainchain
5	L	69	HIS	Sidechain

Continued on next page...

Continued from previous page...

Mol	Chain	Res	Type	Group
5	L	74	GLN	Sidechain
5	L	75	PRO	Mainchain
5	L	78	ALA	Mainchain
5	L	80	ARG	Sidechain
5	L	81	SER	Mainchain
5	L	90	GLN	Sidechain
5	M	1	MET	Peptide
5	M	101	TYR	Sidechain
5	M	102	HIS	Sidechain
5	M	107	LYS	Mainchain
5	M	112	ALA	Mainchain
5	M	113	PRO	Mainchain
5	M	118	THR	Mainchain
5	M	122	SER	Mainchain
5	M	127	GLU	Mainchain
5	M	130	PHE	Sidechain
5	M	138	SER	Mainchain
5	M	144	VAL	Mainchain
5	M	148	CYS	Mainchain
5	M	154	GLY	Mainchain
5	M	157	HIS	Sidechain
5	M	164	ASP	Mainchain
5	M	165	PHE	Sidechain,Mainchain
5	M	167	LEU	Peptide
5	M	168	PRO	Mainchain
5	M	169	ASN	Sidechain
5	M	175	PRO	Mainchain
5	M	177	ASP	Mainchain
5	M	181	PRO	Mainchain
5	M	186	LEU	Mainchain
5	M	2	PRO	Mainchain
5	M	202	ALA	Mainchain
5	M	21	ARG	Mainchain
5	M	211	ALA	Mainchain
5	M	214	ARG	Sidechain,Mainchain
5	M	216	ILE	Mainchain
5	M	23	THR	Mainchain
5	M	234	ARG	Sidechain
5	M	238	TYR	Mainchain
5	M	241	ALA	Mainchain
5	M	245	LEU	Mainchain
5	M	247	PHE	Mainchain

Continued on next page...

Continued from previous page...

Mol	Chain	Res	Type	Group
5	M	25	TYR	Sidechain
5	M	26	THR	Mainchain
5	M	260	PHE	Sidechain
5	M	27	ARG	Sidechain
5	M	271	HIS	Mainchain
5	M	273	GLU	Mainchain
5	M	32	THR	Mainchain
5	M	34	ASN	Mainchain
5	M	35	PHE	Sidechain,Mainchain
5	M	36	ASP	Mainchain
5	M	39	GLU	Sidechain
5	M	4	HIS	Sidechain
5	M	40	TYR	Sidechain
5	M	45	ARG	Sidechain,Mainchain
5	M	46	TYR	Sidechain
5	M	47	THR	Mainchain
5	M	49	CYS	Mainchain
5	M	51	PHE	Sidechain
5	M	52	CYS	Mainchain
5	M	58	PRO	Mainchain
5	M	63	LYS	Mainchain
5	M	66	GLN	Mainchain
5	M	69	HIS	Sidechain
5	M	74	GLN	Sidechain
5	M	75	PRO	Mainchain
5	M	78	ALA	Mainchain
5	M	80	ARG	Sidechain
5	M	81	SER	Mainchain
5	M	90	GLN	Sidechain
5	N	1	MET	Peptide
5	N	101	TYR	Sidechain
5	N	102	HIS	Sidechain
5	N	107	LYS	Mainchain
5	N	112	ALA	Mainchain
5	N	113	PRO	Mainchain
5	N	118	THR	Mainchain
5	N	122	SER	Mainchain
5	N	127	GLU	Mainchain
5	N	130	PHE	Sidechain
5	N	138	SER	Mainchain
5	N	144	VAL	Mainchain
5	N	148	CYS	Mainchain

Continued on next page...

Continued from previous page...

Mol	Chain	Res	Type	Group
5	N	154	GLY	Mainchain
5	N	157	HIS	Sidechain
5	N	164	ASP	Mainchain
5	N	165	PHE	Sidechain,Mainchain
5	N	167	LEU	Peptide
5	N	168	PRO	Mainchain
5	N	169	ASN	Sidechain
5	N	177	ASP	Mainchain
5	N	181	PRO	Mainchain
5	N	186	LEU	Mainchain
5	N	2	PRO	Mainchain
5	N	202	ALA	Mainchain
5	N	21	ARG	Mainchain
5	N	211	ALA	Mainchain
5	N	214	ARG	Sidechain,Mainchain
5	N	215	ALA	Mainchain
5	N	216	ILE	Mainchain
5	N	23	THR	Mainchain
5	N	234	ARG	Sidechain
5	N	238	TYR	Mainchain
5	N	241	ALA	Mainchain
5	N	245	LEU	Mainchain
5	N	247	PHE	Mainchain
5	N	25	TYR	Sidechain
5	N	26	THR	Mainchain
5	N	260	PHE	Sidechain
5	N	271	HIS	Mainchain
5	N	273	GLU	Mainchain
5	N	32	THR	Mainchain
5	N	34	ASN	Mainchain
5	N	35	PHE	Sidechain,Mainchain
5	N	36	ASP	Mainchain
5	N	39	GLU	Sidechain
5	N	4	HIS	Sidechain
5	N	40	TYR	Sidechain
5	N	45	ARG	Sidechain,Mainchain
5	N	46	TYR	Sidechain
5	N	47	THR	Mainchain
5	N	49	CYS	Mainchain
5	N	51	PHE	Sidechain
5	N	58	PRO	Mainchain
5	N	63	LYS	Mainchain

Continued on next page...

Continued from previous page...

Mol	Chain	Res	Type	Group
5	N	66	GLN	Mainchain
5	N	69	HIS	Sidechain
5	N	74	GLN	Sidechain
5	N	75	PRO	Mainchain
5	N	78	ALA	Mainchain
5	N	80	ARG	Sidechain
5	N	81	SER	Mainchain
5	N	90	GLN	Sidechain
6	O	11	TYR	Sidechain
6	O	111	PHE	Sidechain
6	O	117	GLY	Mainchain
6	O	119	VAL	Mainchain
6	O	126	ALA	Mainchain
6	O	13	ILE	Mainchain
6	O	143	MET	Mainchain
6	O	15	GLY	Mainchain
6	O	150	ALA	Mainchain
6	O	152	ARG	Sidechain
6	O	154	ARG	Sidechain,Mainchain
6	O	157	ALA	Mainchain
6	O	160	GLN	Sidechain
6	O	164	ASP	Sidechain
6	O	169	MET	Peptide,Mainchain
6	O	177	GLY	Mainchain
6	O	182	ASN	Sidechain
6	O	183	TRP	Mainchain
6	O	185	SER	Mainchain
6	O	189	PHE	Sidechain
6	O	191	LYS	Mainchain
6	O	20	PHE	Mainchain
6	O	200	CYS	Mainchain
6	O	203	TYR	Sidechain
6	O	204	PRO	Mainchain
6	O	206	GLU	Mainchain
6	O	208	TYR	Sidechain
6	O	211	ALA	Mainchain
6	O	212	ILE	Mainchain
6	O	215	TYR	Sidechain
6	O	223	PRO	Peptide
6	O	224	ASP	Mainchain
6	O	230	ALA	Mainchain
6	O	235	LEU	Mainchain

Continued on next page...

Continued from previous page...

Mol	Chain	Res	Type	Group
6	O	242	PHE	Sidechain
6	O	244	ALA	Mainchain
6	O	248	GLU	Sidechain
6	O	256	SER	Mainchain
6	O	26	MET	Mainchain
6	O	261	GLN	Sidechain
6	O	268	GLY	Mainchain
6	O	269	LYS	Mainchain
6	O	27	THR	Mainchain
6	O	28	SER	Mainchain
6	O	285	PHE	Sidechain
6	O	295	ARG	Sidechain
6	O	298	PHE	Sidechain
6	O	30	ALA	Mainchain
6	O	301	PRO	Mainchain
6	O	304	ALA	Mainchain
6	O	310	PHE	Sidechain
6	O	312	ASN	Mainchain
6	O	32	PRO	Mainchain
6	O	321	THR	Mainchain
6	O	322	TYR	Sidechain
6	O	327	TYR	Sidechain
6	O	330	GLN	Mainchain
6	O	333	PRO	Mainchain
6	O	340	ASP	Mainchain
6	O	342	ASN	Mainchain
6	O	345	ILE	Mainchain
6	O	349	LEU	Mainchain
6	O	350	THR	Mainchain
6	O	362	THR	Mainchain
6	O	364	PRO	Mainchain
6	O	369	SER	Mainchain
6	O	370	VAL	Mainchain
6	O	377	GLN	Mainchain
6	O	381	PRO	Mainchain
6	O	385	VAL	Mainchain
6	O	393	ALA	Mainchain
6	O	398	SER	Mainchain
6	O	401	GLY	Mainchain
6	O	411	VAL	Mainchain
6	O	412	ARG	Sidechain
6	O	416	ARG	Peptide,Mainchain

Continued on next page...

Continued from previous page...

Mol	Chain	Res	Type	Group
6	O	417	PHE	Mainchain
6	O	418	ASN	Sidechain
6	O	423	GLN	Mainchain
6	O	426	PHE	Sidechain
6	O	428	ARG	Mainchain
6	O	434	ILE	Mainchain
6	O	435	PRO	Mainchain
6	O	436	TYR	Sidechain
6	O	438	TYR	Sidechain,Mainchain
6	O	44	THR	Mainchain
6	O	445	ILE	Mainchain
6	O	457	PRO	Mainchain
6	O	458	THR	Mainchain
6	O	46	LYS	Mainchain
6	O	462	GLY	Mainchain
6	O	472	ARG	Sidechain
6	O	484	ILE	Mainchain
6	O	491	ALA	Mainchain
6	O	492	ASN	Mainchain
6	O	506	ALA	Mainchain
6	O	509	LEU	Mainchain
6	O	513	HIS	Sidechain
6	O	516	LYS	Mainchain
6	O	522	GLY	Mainchain
6	O	526	PRO	Mainchain
6	O	529	SER	Mainchain
6	O	533	ASP	Sidechain
6	O	537	SER	Mainchain
6	O	547	HIS	Sidechain
6	O	562	TYR	Sidechain
6	O	567	ARG	Mainchain
6	O	576	PHE	Sidechain
6	O	58	ILE	Mainchain
6	O	585	GLN	Sidechain
6	O	59	ASP	Mainchain
6	O	590	VAL	Mainchain
6	O	596	MET	Mainchain
6	O	597	LEU	Mainchain
6	O	608	LEU	Mainchain
6	O	609	ARG	Sidechain
6	O	610	THR	Mainchain
6	O	613	LEU	Mainchain

Continued on next page...

Continued from previous page...

Mol	Chain	Res	Type	Group
6	O	615	LYS	Mainchain
6	O	619	ASP	Sidechain,Mainchain
6	O	62	ALA	Mainchain
6	O	622	GLU	Mainchain
6	O	623	LYS	Mainchain
6	O	625	ARG	Sidechain
6	O	627	ARG	Sidechain,Mainchain
6	O	634	LYS	Mainchain
6	O	64	VAL	Mainchain
6	O	641	ILE	Mainchain
6	O	67	ARG	Sidechain
6	O	68	PHE	Sidechain
6	O	71	TYR	Sidechain
6	O	73	PHE	Sidechain
6	O	75	ASN	Mainchain
6	O	76	GLU	Mainchain
6	O	79	ARG	Sidechain
6	O	93	GLN	Sidechain,Mainchain
6	O	94	PRO	Mainchain
6	O	97	GLN	Mainchain
6	P	11	TYR	Sidechain
6	P	111	PHE	Sidechain
6	P	118	TYR	Sidechain
6	P	119	VAL	Mainchain
6	P	126	ALA	Mainchain
6	P	13	ILE	Mainchain
6	P	143	MET	Mainchain
6	P	147	ARG	Sidechain
6	P	15	GLY	Mainchain
6	P	150	ALA	Mainchain
6	P	152	ARG	Sidechain
6	P	154	ARG	Mainchain
6	P	157	ALA	Mainchain
6	P	160	GLN	Sidechain
6	P	164	ASP	Sidechain
6	P	169	MET	Peptide,Mainchain
6	P	177	GLY	Mainchain
6	P	182	ASN	Sidechain
6	P	183	TRP	Mainchain
6	P	185	SER	Mainchain
6	P	189	PHE	Sidechain
6	P	191	LYS	Mainchain

Continued on next page...

Continued from previous page...

Mol	Chain	Res	Type	Group
6	P	20	PHE	Mainchain
6	P	200	CYS	Mainchain
6	P	203	TYR	Sidechain
6	P	204	PRO	Mainchain
6	P	206	GLU	Sidechain,Mainchain
6	P	208	TYR	Sidechain
6	P	211	ALA	Mainchain
6	P	212	ILE	Mainchain
6	P	215	TYR	Sidechain
6	P	223	PRO	Peptide
6	P	224	ASP	Mainchain
6	P	230	ALA	Mainchain
6	P	235	LEU	Mainchain
6	P	242	PHE	Sidechain
6	P	244	ALA	Mainchain
6	P	248	GLU	Sidechain
6	P	256	SER	Mainchain
6	P	26	MET	Mainchain
6	P	261	GLN	Sidechain
6	P	268	GLY	Mainchain
6	P	269	LYS	Mainchain
6	P	27	THR	Mainchain
6	P	28	SER	Mainchain
6	P	285	PHE	Sidechain
6	P	295	ARG	Sidechain
6	P	298	PHE	Sidechain
6	P	301	PRO	Mainchain
6	P	304	ALA	Mainchain
6	P	310	PHE	Sidechain
6	P	312	ASN	Mainchain
6	P	32	PRO	Mainchain
6	P	322	TYR	Sidechain
6	P	327	TYR	Sidechain
6	P	333	PRO	Mainchain
6	P	340	ASP	Mainchain
6	P	342	ASN	Mainchain
6	P	345	ILE	Mainchain
6	P	349	LEU	Mainchain
6	P	350	THR	Mainchain
6	P	360	TYR	Sidechain
6	P	362	THR	Mainchain
6	P	364	PRO	Mainchain

Continued on next page...

Continued from previous page...

Mol	Chain	Res	Type	Group
6	P	366	LEU	Mainchain
6	P	369	SER	Mainchain
6	P	370	VAL	Mainchain
6	P	377	GLN	Mainchain
6	P	381	PRO	Mainchain
6	P	385	VAL	Mainchain
6	P	398	SER	Mainchain
6	P	401	GLY	Mainchain
6	P	412	ARG	Sidechain
6	P	414	GLN	Sidechain
6	P	416	ARG	Peptide,Mainchain
6	P	417	PHE	Mainchain
6	P	418	ASN	Sidechain
6	P	422	LEU	Mainchain
6	P	423	GLN	Mainchain
6	P	426	PHE	Sidechain
6	P	428	ARG	Mainchain
6	P	434	ILE	Mainchain
6	P	435	PRO	Mainchain
6	P	436	TYR	Sidechain
6	P	438	TYR	Sidechain,Mainchain
6	P	44	THR	Mainchain
6	P	445	ILE	Mainchain
6	P	457	PRO	Mainchain
6	P	458	THR	Mainchain
6	P	46	LYS	Mainchain
6	P	462	GLY	Mainchain
6	P	472	ARG	Sidechain
6	P	484	ILE	Mainchain
6	P	49	ARG	Sidechain
6	P	491	ALA	Mainchain
6	P	492	ASN	Mainchain
6	P	506	ALA	Mainchain
6	P	509	LEU	Mainchain
6	P	51	VAL	Mainchain
6	P	513	HIS	Sidechain
6	P	516	LYS	Mainchain
6	P	522	GLY	Mainchain
6	P	526	PRO	Mainchain
6	P	529	SER	Mainchain
6	P	533	ASP	Sidechain
6	P	537	SER	Mainchain

Continued on next page...

Continued from previous page...

Mol	Chain	Res	Type	Group
6	P	54	SER	Mainchain
6	P	547	HIS	Sidechain
6	P	55	VAL	Peptide,Mainchain
6	P	562	TYR	Sidechain
6	P	567	ARG	Mainchain
6	P	576	PHE	Sidechain
6	P	58	ILE	Mainchain
6	P	59	ASP	Mainchain
6	P	590	VAL	Mainchain
6	P	596	MET	Mainchain
6	P	597	LEU	Mainchain
6	P	609	ARG	Sidechain
6	P	61	LEU	Mainchain
6	P	610	THR	Mainchain
6	P	613	LEU	Mainchain
6	P	615	LYS	Mainchain
6	P	619	ASP	Mainchain
6	P	62	ALA	Mainchain
6	P	622	GLU	Mainchain
6	P	623	LYS	Mainchain
6	P	627	ARG	Sidechain,Mainchain
6	P	634	LYS	Mainchain
6	P	641	ILE	Mainchain
6	P	67	ARG	Sidechain
6	P	68	PHE	Sidechain
6	P	71	TYR	Sidechain
6	P	73	PHE	Sidechain
6	P	75	ASN	Mainchain
6	P	76	GLU	Mainchain
6	P	79	ARG	Sidechain
6	P	93	GLN	Sidechain,Mainchain
6	P	94	PRO	Mainchain
6	P	96	PHE	Mainchain
6	P	97	GLN	Mainchain
6	Q	11	TYR	Sidechain
6	Q	111	PHE	Sidechain
6	Q	118	TYR	Sidechain
6	Q	119	VAL	Mainchain
6	Q	126	ALA	Mainchain
6	Q	13	ILE	Mainchain
6	Q	143	MET	Mainchain
6	Q	147	ARG	Sidechain

Continued on next page...

Continued from previous page...

Mol	Chain	Res	Type	Group
6	Q	15	GLY	Mainchain
6	Q	150	ALA	Mainchain
6	Q	152	ARG	Sidechain
6	Q	154	ARG	Sidechain,Mainchain
6	Q	157	ALA	Mainchain
6	Q	160	GLN	Sidechain
6	Q	164	ASP	Sidechain
6	Q	169	MET	Peptide,Mainchain
6	Q	182	ASN	Sidechain
6	Q	183	TRP	Mainchain
6	Q	185	SER	Mainchain
6	Q	189	PHE	Sidechain
6	Q	191	LYS	Mainchain
6	Q	20	PHE	Mainchain
6	Q	200	CYS	Mainchain
6	Q	203	TYR	Sidechain
6	Q	204	PRO	Mainchain
6	Q	206	GLU	Sidechain,Mainchain
6	Q	208	TYR	Sidechain
6	Q	211	ALA	Mainchain
6	Q	212	ILE	Mainchain
6	Q	215	TYR	Sidechain
6	Q	223	PRO	Peptide
6	Q	224	ASP	Mainchain
6	Q	230	ALA	Mainchain
6	Q	235	LEU	Mainchain
6	Q	242	PHE	Sidechain
6	Q	244	ALA	Mainchain
6	Q	248	GLU	Sidechain
6	Q	256	SER	Mainchain
6	Q	26	MET	Mainchain
6	Q	261	GLN	Sidechain
6	Q	268	GLY	Mainchain
6	Q	269	LYS	Mainchain
6	Q	27	THR	Mainchain
6	Q	28	SER	Mainchain
6	Q	285	PHE	Sidechain
6	Q	295	ARG	Sidechain
6	Q	298	PHE	Sidechain
6	Q	301	PRO	Mainchain
6	Q	304	ALA	Mainchain
6	Q	310	PHE	Sidechain

Continued on next page...

Continued from previous page...

Mol	Chain	Res	Type	Group
6	Q	312	ASN	Mainchain
6	Q	32	PRO	Mainchain
6	Q	322	TYR	Sidechain
6	Q	327	TYR	Sidechain
6	Q	330	GLN	Mainchain
6	Q	333	PRO	Mainchain
6	Q	340	ASP	Mainchain
6	Q	342	ASN	Mainchain
6	Q	345	ILE	Mainchain
6	Q	349	LEU	Mainchain
6	Q	350	THR	Mainchain
6	Q	360	TYR	Sidechain
6	Q	362	THR	Mainchain
6	Q	364	PRO	Mainchain
6	Q	366	LEU	Mainchain
6	Q	369	SER	Mainchain
6	Q	370	VAL	Mainchain
6	Q	377	GLN	Mainchain
6	Q	381	PRO	Mainchain
6	Q	385	VAL	Mainchain
6	Q	393	ALA	Mainchain
6	Q	398	SER	Mainchain
6	Q	401	GLY	Mainchain
6	Q	411	VAL	Mainchain
6	Q	412	ARG	Sidechain
6	Q	414	GLN	Sidechain
6	Q	416	ARG	Peptide,Mainchain
6	Q	417	PHE	Mainchain
6	Q	418	ASN	Sidechain
6	Q	422	LEU	Mainchain
6	Q	423	GLN	Mainchain
6	Q	426	PHE	Sidechain
6	Q	428	ARG	Mainchain
6	Q	434	ILE	Mainchain
6	Q	435	PRO	Mainchain
6	Q	436	TYR	Sidechain
6	Q	438	TYR	Sidechain,Mainchain
6	Q	44	THR	Mainchain
6	Q	445	ILE	Mainchain
6	Q	457	PRO	Mainchain
6	Q	458	THR	Mainchain
6	Q	46	LYS	Mainchain

Continued on next page...

Continued from previous page...

Mol	Chain	Res	Type	Group
6	Q	462	GLY	Mainchain
6	Q	472	ARG	Sidechain
6	Q	476	TYR	Sidechain
6	Q	484	ILE	Mainchain
6	Q	491	ALA	Mainchain
6	Q	492	ASN	Mainchain
6	Q	506	ALA	Mainchain
6	Q	509	LEU	Mainchain
6	Q	513	HIS	Sidechain
6	Q	516	LYS	Mainchain
6	Q	522	GLY	Mainchain
6	Q	526	PRO	Mainchain
6	Q	529	SER	Mainchain
6	Q	533	ASP	Sidechain
6	Q	537	SER	Mainchain
6	Q	547	HIS	Sidechain
6	Q	562	TYR	Sidechain
6	Q	567	ARG	Mainchain
6	Q	576	PHE	Sidechain
6	Q	58	ILE	Mainchain
6	Q	585	GLN	Sidechain
6	Q	59	ASP	Mainchain
6	Q	590	VAL	Mainchain
6	Q	596	MET	Mainchain
6	Q	597	LEU	Mainchain
6	Q	609	ARG	Sidechain
6	Q	610	THR	Mainchain
6	Q	613	LEU	Mainchain
6	Q	615	LYS	Mainchain
6	Q	619	ASP	Sidechain,Mainchain
6	Q	62	ALA	Mainchain
6	Q	622	GLU	Mainchain
6	Q	623	LYS	Mainchain
6	Q	625	ARG	Sidechain
6	Q	627	ARG	Sidechain,Mainchain
6	Q	634	LYS	Mainchain
6	Q	641	ILE	Mainchain
6	Q	67	ARG	Sidechain
6	Q	68	PHE	Sidechain
6	Q	71	TYR	Sidechain
6	Q	73	PHE	Sidechain
6	Q	75	ASN	Mainchain

Continued on next page...

Continued from previous page...

Mol	Chain	Res	Type	Group
6	Q	76	GLU	Mainchain
6	Q	79	ARG	Sidechain
6	Q	93	GLN	Sidechain
6	Q	94	PRO	Mainchain
6	Q	97	GLN	Mainchain
5	R	1	MET	Peptide
5	R	101	TYR	Sidechain
5	R	102	HIS	Sidechain
5	R	107	LYS	Mainchain
5	R	113	PRO	Mainchain
5	R	118	THR	Mainchain
5	R	122	SER	Mainchain
5	R	127	GLU	Mainchain
5	R	130	PHE	Sidechain
5	R	138	SER	Mainchain
5	R	144	VAL	Mainchain
5	R	148	CYS	Mainchain
5	R	154	GLY	Mainchain
5	R	157	HIS	Sidechain
5	R	164	ASP	Mainchain
5	R	165	PHE	Sidechain,Mainchain
5	R	167	LEU	Peptide
5	R	168	PRO	Mainchain
5	R	169	ASN	Sidechain
5	R	175	PRO	Mainchain
5	R	177	ASP	Mainchain
5	R	181	PRO	Mainchain
5	R	186	LEU	Mainchain
5	R	2	PRO	Mainchain
5	R	202	ALA	Mainchain
5	R	21	ARG	Mainchain
5	R	211	ALA	Mainchain
5	R	214	ARG	Sidechain,Mainchain
5	R	215	ALA	Mainchain
5	R	216	ILE	Mainchain
5	R	23	THR	Mainchain
5	R	234	ARG	Sidechain
5	R	238	TYR	Mainchain
5	R	239	GLY	Mainchain
5	R	241	ALA	Mainchain
5	R	245	LEU	Mainchain
5	R	247	PHE	Mainchain

Continued on next page...

Continued from previous page...

Mol	Chain	Res	Type	Group
5	R	25	TYR	Sidechain
5	R	26	THR	Mainchain
5	R	260	PHE	Sidechain
5	R	27	ARG	Sidechain
5	R	271	HIS	Mainchain
5	R	273	GLU	Mainchain
5	R	32	THR	Mainchain
5	R	34	ASN	Mainchain
5	R	35	PHE	Sidechain
5	R	36	ASP	Mainchain
5	R	39	GLU	Sidechain
5	R	4	HIS	Sidechain
5	R	40	TYR	Sidechain
5	R	45	ARG	Sidechain,Mainchain
5	R	46	TYR	Sidechain
5	R	47	THR	Mainchain
5	R	49	CYS	Mainchain
5	R	51	PHE	Sidechain
5	R	58	PRO	Mainchain
5	R	63	LYS	Mainchain
5	R	66	GLN	Mainchain
5	R	69	HIS	Sidechain
5	R	74	GLN	Sidechain
5	R	75	PRO	Mainchain
5	R	78	ALA	Mainchain
5	R	80	ARG	Sidechain
5	R	81	SER	Mainchain
5	R	90	GLN	Sidechain
5	S	1	MET	Peptide
5	S	10	ALA	Mainchain
5	S	101	TYR	Sidechain
5	S	102	HIS	Sidechain
5	S	107	LYS	Mainchain
5	S	112	ALA	Mainchain
5	S	113	PRO	Mainchain
5	S	118	THR	Mainchain
5	S	122	SER	Mainchain
5	S	127	GLU	Mainchain
5	S	130	PHE	Sidechain
5	S	138	SER	Mainchain
5	S	144	VAL	Mainchain
5	S	148	CYS	Mainchain

Continued on next page...

Continued from previous page...

Mol	Chain	Res	Type	Group
5	S	154	GLY	Mainchain
5	S	157	HIS	Sidechain
5	S	164	ASP	Mainchain
5	S	165	PHE	Sidechain,Mainchain
5	S	167	LEU	Peptide
5	S	168	PRO	Mainchain
5	S	169	ASN	Sidechain
5	S	175	PRO	Mainchain
5	S	177	ASP	Mainchain
5	S	181	PRO	Mainchain
5	S	186	LEU	Mainchain
5	S	2	PRO	Mainchain
5	S	202	ALA	Mainchain
5	S	21	ARG	Mainchain
5	S	211	ALA	Mainchain
5	S	214	ARG	Sidechain,Mainchain
5	S	216	ILE	Mainchain
5	S	23	THR	Mainchain
5	S	234	ARG	Sidechain
5	S	238	TYR	Mainchain
5	S	241	ALA	Mainchain
5	S	245	LEU	Mainchain
5	S	247	PHE	Mainchain
5	S	25	TYR	Sidechain
5	S	26	THR	Mainchain
5	S	260	PHE	Sidechain
5	S	271	HIS	Mainchain
5	S	273	GLU	Mainchain
5	S	32	THR	Mainchain
5	S	34	ASN	Mainchain
5	S	35	PHE	Sidechain
5	S	36	ASP	Mainchain
5	S	39	GLU	Sidechain
5	S	4	HIS	Sidechain
5	S	40	TYR	Sidechain
5	S	45	ARG	Sidechain
5	S	46	TYR	Sidechain
5	S	47	THR	Mainchain
5	S	49	CYS	Mainchain
5	S	51	PHE	Sidechain
5	S	52	CYS	Mainchain
5	S	58	PRO	Mainchain

Continued on next page...

Continued from previous page...

Mol	Chain	Res	Type	Group
5	S	63	LYS	Mainchain
5	S	66	GLN	Mainchain
5	S	69	HIS	Sidechain
5	S	74	GLN	Sidechain
5	S	75	PRO	Mainchain
5	S	78	ALA	Mainchain
5	S	80	ARG	Sidechain
5	S	81	SER	Mainchain
5	S	90	GLN	Sidechain
5	T	1	MET	Peptide
5	T	101	TYR	Sidechain
5	T	102	HIS	Sidechain
5	T	107	LYS	Mainchain
5	T	112	ALA	Mainchain
5	T	113	PRO	Mainchain
5	T	118	THR	Mainchain
5	T	122	SER	Mainchain
5	T	127	GLU	Mainchain
5	T	130	PHE	Sidechain
5	T	138	SER	Mainchain
5	T	144	VAL	Mainchain
5	T	148	CYS	Mainchain
5	T	154	GLY	Mainchain
5	T	157	HIS	Sidechain
5	T	164	ASP	Mainchain
5	T	165	PHE	Sidechain,Mainchain
5	T	167	LEU	Peptide
5	T	168	PRO	Mainchain
5	T	169	ASN	Sidechain
5	T	175	PRO	Mainchain
5	T	177	ASP	Mainchain
5	T	181	PRO	Mainchain
5	T	186	LEU	Mainchain
5	T	2	PRO	Mainchain
5	T	202	ALA	Mainchain
5	T	21	ARG	Mainchain
5	T	211	ALA	Mainchain
5	T	214	ARG	Sidechain,Mainchain
5	T	216	ILE	Mainchain
5	T	23	THR	Mainchain
5	T	234	ARG	Sidechain
5	T	238	TYR	Mainchain

Continued on next page...

Continued from previous page...

Mol	Chain	Res	Type	Group
5	T	241	ALA	Mainchain
5	T	245	LEU	Mainchain
5	T	247	PHE	Mainchain
5	T	25	TYR	Sidechain
5	T	26	THR	Mainchain
5	T	260	PHE	Sidechain
5	T	27	ARG	Sidechain
5	T	271	HIS	Mainchain
5	T	273	GLU	Mainchain
5	T	32	THR	Mainchain
5	T	34	ASN	Mainchain
5	T	35	PHE	Sidechain
5	T	36	ASP	Mainchain
5	T	39	GLU	Sidechain
5	T	4	HIS	Sidechain
5	T	40	TYR	Sidechain
5	T	45	ARG	Sidechain
5	T	46	TYR	Sidechain
5	T	47	THR	Mainchain
5	T	49	CYS	Mainchain
5	T	51	PHE	Sidechain
5	T	52	CYS	Mainchain
5	T	58	PRO	Mainchain
5	T	63	LYS	Mainchain
5	T	66	GLN	Mainchain
5	T	69	HIS	Sidechain
5	T	74	GLN	Sidechain
5	T	75	PRO	Mainchain
5	T	78	ALA	Mainchain
5	T	80	ARG	Sidechain
5	T	81	SER	Mainchain
5	T	90	GLN	Sidechain
6	U	11	TYR	Sidechain
6	U	111	PHE	Sidechain
6	U	117	GLY	Mainchain
6	U	118	TYR	Sidechain
6	U	119	VAL	Mainchain
6	U	126	ALA	Mainchain
6	U	13	ILE	Mainchain
6	U	143	MET	Mainchain
6	U	15	GLY	Mainchain
6	U	150	ALA	Mainchain

Continued on next page...

Continued from previous page...

Mol	Chain	Res	Type	Group
6	U	152	ARG	Sidechain
6	U	154	ARG	Sidechain,Mainchain
6	U	157	ALA	Mainchain
6	U	160	GLN	Sidechain
6	U	164	ASP	Sidechain
6	U	169	MET	Peptide,Mainchain
6	U	182	ASN	Sidechain
6	U	183	TRP	Mainchain
6	U	185	SER	Mainchain
6	U	189	PHE	Sidechain
6	U	191	LYS	Mainchain
6	U	20	PHE	Mainchain
6	U	200	CYS	Mainchain
6	U	203	TYR	Sidechain
6	U	204	PRO	Mainchain
6	U	206	GLU	Mainchain
6	U	208	TYR	Sidechain
6	U	211	ALA	Mainchain
6	U	212	ILE	Mainchain
6	U	215	TYR	Sidechain
6	U	223	PRO	Peptide
6	U	229	ASP	Mainchain
6	U	230	ALA	Mainchain
6	U	235	LEU	Mainchain
6	U	242	PHE	Sidechain
6	U	244	ALA	Mainchain
6	U	248	GLU	Sidechain
6	U	256	SER	Mainchain
6	U	26	MET	Mainchain
6	U	261	GLN	Sidechain
6	U	268	GLY	Mainchain
6	U	269	LYS	Mainchain
6	U	27	THR	Mainchain
6	U	28	SER	Mainchain
6	U	285	PHE	Sidechain
6	U	295	ARG	Sidechain
6	U	298	PHE	Sidechain
6	U	30	ALA	Mainchain
6	U	301	PRO	Mainchain
6	U	304	ALA	Mainchain
6	U	310	PHE	Sidechain
6	U	312	ASN	Mainchain

Continued on next page...

Continued from previous page...

Mol	Chain	Res	Type	Group
6	U	32	PRO	Mainchain
6	U	321	THR	Mainchain
6	U	322	TYR	Sidechain
6	U	327	TYR	Sidechain
6	U	333	PRO	Mainchain
6	U	340	ASP	Mainchain
6	U	342	ASN	Mainchain
6	U	345	ILE	Mainchain
6	U	349	LEU	Mainchain
6	U	350	THR	Mainchain
6	U	362	THR	Mainchain
6	U	364	PRO	Mainchain
6	U	366	LEU	Mainchain
6	U	369	SER	Mainchain
6	U	377	GLN	Mainchain
6	U	381	PRO	Mainchain
6	U	385	VAL	Mainchain
6	U	393	ALA	Mainchain
6	U	398	SER	Mainchain
6	U	401	GLY	Mainchain
6	U	411	VAL	Mainchain
6	U	412	ARG	Sidechain
6	U	416	ARG	Peptide,Mainchain
6	U	417	PHE	Mainchain
6	U	418	ASN	Sidechain
6	U	422	LEU	Mainchain
6	U	423	GLN	Mainchain
6	U	426	PHE	Sidechain
6	U	428	ARG	Mainchain
6	U	434	ILE	Mainchain
6	U	435	PRO	Mainchain
6	U	436	TYR	Sidechain
6	U	438	TYR	Sidechain,Mainchain
6	U	44	THR	Mainchain
6	U	457	PRO	Mainchain
6	U	458	THR	Mainchain
6	U	46	LYS	Mainchain
6	U	462	GLY	Mainchain
6	U	472	ARG	Sidechain
6	U	476	TYR	Sidechain
6	U	484	ILE	Mainchain
6	U	491	ALA	Mainchain

Continued on next page...

Continued from previous page...

Mol	Chain	Res	Type	Group
6	U	492	ASN	Mainchain
6	U	506	ALA	Mainchain
6	U	509	LEU	Mainchain
6	U	513	HIS	Sidechain
6	U	516	LYS	Mainchain
6	U	522	GLY	Mainchain
6	U	526	PRO	Mainchain
6	U	529	SER	Mainchain
6	U	533	ASP	Sidechain
6	U	537	SER	Mainchain
6	U	547	HIS	Sidechain
6	U	562	TYR	Sidechain
6	U	567	ARG	Mainchain
6	U	576	PHE	Sidechain
6	U	58	ILE	Mainchain
6	U	585	GLN	Sidechain
6	U	59	ASP	Mainchain
6	U	590	VAL	Mainchain
6	U	596	MET	Mainchain
6	U	597	LEU	Mainchain
6	U	609	ARG	Sidechain
6	U	610	THR	Mainchain
6	U	611	GLY	Mainchain
6	U	613	LEU	Mainchain
6	U	615	LYS	Mainchain
6	U	619	ASP	Sidechain,Mainchain
6	U	62	ALA	Mainchain
6	U	622	GLU	Mainchain
6	U	623	LYS	Mainchain
6	U	625	ARG	Sidechain
6	U	627	ARG	Sidechain,Mainchain
6	U	634	LYS	Mainchain
6	U	641	ILE	Mainchain
6	U	67	ARG	Sidechain
6	U	68	PHE	Sidechain
6	U	71	TYR	Sidechain
6	U	73	PHE	Sidechain
6	U	75	ASN	Mainchain
6	U	76	GLU	Mainchain
6	U	79	ARG	Sidechain
6	U	93	GLN	Sidechain,Mainchain
6	U	94	PRO	Mainchain

Continued on next page...

Continued from previous page...

Mol	Chain	Res	Type	Group
6	U	96	PHE	Mainchain
6	U	97	GLN	Mainchain
6	V	11	TYR	Sidechain
6	V	111	PHE	Sidechain
6	V	117	GLY	Mainchain
6	V	118	TYR	Sidechain
6	V	119	VAL	Mainchain
6	V	126	ALA	Mainchain
6	V	13	ILE	Mainchain
6	V	143	MET	Mainchain
6	V	15	GLY	Mainchain
6	V	150	ALA	Mainchain
6	V	152	ARG	Sidechain
6	V	154	ARG	Mainchain
6	V	157	ALA	Mainchain
6	V	160	GLN	Sidechain
6	V	164	ASP	Sidechain
6	V	169	MET	Peptide,Mainchain
6	V	177	GLY	Mainchain
6	V	182	ASN	Sidechain
6	V	183	TRP	Mainchain
6	V	185	SER	Mainchain
6	V	189	PHE	Sidechain
6	V	191	LYS	Mainchain
6	V	20	PHE	Mainchain
6	V	200	CYS	Mainchain
6	V	203	TYR	Sidechain
6	V	204	PRO	Mainchain
6	V	206	GLU	Mainchain
6	V	208	TYR	Sidechain
6	V	211	ALA	Mainchain
6	V	212	ILE	Mainchain
6	V	215	TYR	Sidechain
6	V	223	PRO	Peptide
6	V	224	ASP	Mainchain
6	V	229	ASP	Mainchain
6	V	230	ALA	Mainchain
6	V	235	LEU	Mainchain
6	V	242	PHE	Sidechain
6	V	244	ALA	Mainchain
6	V	248	GLU	Sidechain
6	V	256	SER	Mainchain

Continued on next page...

Continued from previous page...

Mol	Chain	Res	Type	Group
6	V	26	MET	Mainchain
6	V	261	GLN	Sidechain
6	V	268	GLY	Mainchain
6	V	27	THR	Mainchain
6	V	28	SER	Mainchain
6	V	285	PHE	Sidechain
6	V	295	ARG	Sidechain
6	V	298	PHE	Sidechain
6	V	30	ALA	Mainchain
6	V	301	PRO	Mainchain
6	V	304	ALA	Mainchain
6	V	310	PHE	Sidechain
6	V	312	ASN	Mainchain
6	V	32	PRO	Mainchain
6	V	322	TYR	Sidechain
6	V	327	TYR	Sidechain
6	V	330	GLN	Mainchain
6	V	333	PRO	Mainchain
6	V	340	ASP	Mainchain
6	V	342	ASN	Mainchain
6	V	345	ILE	Mainchain
6	V	349	LEU	Mainchain
6	V	350	THR	Mainchain
6	V	362	THR	Mainchain
6	V	364	PRO	Mainchain
6	V	366	LEU	Mainchain
6	V	369	SER	Mainchain
6	V	377	GLN	Mainchain
6	V	381	PRO	Mainchain
6	V	385	VAL	Mainchain
6	V	393	ALA	Mainchain
6	V	398	SER	Mainchain
6	V	401	GLY	Mainchain
6	V	412	ARG	Sidechain
6	V	414	GLN	Sidechain
6	V	416	ARG	Peptide,Mainchain
6	V	417	PHE	Mainchain
6	V	418	ASN	Sidechain
6	V	423	GLN	Mainchain
6	V	426	PHE	Sidechain
6	V	428	ARG	Mainchain
6	V	434	ILE	Mainchain

Continued on next page...

Continued from previous page...

Mol	Chain	Res	Type	Group
6	V	435	PRO	Mainchain
6	V	436	TYR	Sidechain
6	V	438	TYR	Sidechain,Mainchain
6	V	44	THR	Mainchain
6	V	445	ILE	Mainchain
6	V	457	PRO	Mainchain
6	V	458	THR	Mainchain
6	V	46	LYS	Mainchain
6	V	462	GLY	Mainchain
6	V	472	ARG	Sidechain
6	V	484	ILE	Mainchain
6	V	491	ALA	Mainchain
6	V	492	ASN	Mainchain
6	V	506	ALA	Mainchain
6	V	509	LEU	Mainchain
6	V	51	VAL	Mainchain
6	V	513	HIS	Sidechain
6	V	516	LYS	Mainchain
6	V	522	GLY	Mainchain
6	V	526	PRO	Mainchain
6	V	529	SER	Mainchain
6	V	533	ASP	Sidechain
6	V	537	SER	Mainchain
6	V	547	HIS	Sidechain
6	V	562	TYR	Sidechain
6	V	567	ARG	Mainchain
6	V	576	PHE	Sidechain
6	V	58	ILE	Mainchain
6	V	585	GLN	Sidechain
6	V	59	ASP	Mainchain
6	V	590	VAL	Mainchain
6	V	596	MET	Mainchain
6	V	597	LEU	Mainchain
6	V	609	ARG	Sidechain
6	V	610	THR	Mainchain
6	V	613	LEU	Mainchain
6	V	615	LYS	Mainchain
6	V	619	ASP	Mainchain
6	V	62	ALA	Mainchain
6	V	622	GLU	Mainchain
6	V	623	LYS	Mainchain
6	V	627	ARG	Sidechain,Mainchain

Continued on next page...

Continued from previous page...

Mol	Chain	Res	Type	Group
6	V	634	LYS	Mainchain
6	V	641	ILE	Mainchain
6	V	67	ARG	Sidechain
6	V	68	PHE	Sidechain
6	V	71	TYR	Sidechain
6	V	73	PHE	Sidechain
6	V	75	ASN	Mainchain
6	V	76	GLU	Mainchain
6	V	79	ARG	Sidechain
6	V	93	GLN	Sidechain,Mainchain
6	V	94	PRO	Mainchain
6	V	97	GLN	Mainchain
6	W	11	TYR	Sidechain
6	W	111	PHE	Sidechain
6	W	118	TYR	Sidechain
6	W	119	VAL	Mainchain
6	W	126	ALA	Mainchain
6	W	13	ILE	Mainchain
6	W	143	MET	Mainchain
6	W	147	ARG	Sidechain
6	W	15	GLY	Mainchain
6	W	150	ALA	Mainchain
6	W	152	ARG	Sidechain
6	W	154	ARG	Sidechain,Mainchain
6	W	157	ALA	Mainchain
6	W	160	GLN	Sidechain
6	W	164	ASP	Sidechain
6	W	169	MET	Peptide,Mainchain
6	W	182	ASN	Sidechain
6	W	183	TRP	Mainchain
6	W	185	SER	Mainchain
6	W	189	PHE	Sidechain
6	W	191	LYS	Mainchain
6	W	20	PHE	Mainchain
6	W	200	CYS	Mainchain
6	W	203	TYR	Sidechain
6	W	204	PRO	Mainchain
6	W	206	GLU	Mainchain
6	W	208	TYR	Sidechain
6	W	211	ALA	Mainchain
6	W	212	ILE	Mainchain
6	W	215	TYR	Sidechain

Continued on next page...

Continued from previous page...

Mol	Chain	Res	Type	Group
6	W	223	PRO	Peptide
6	W	230	ALA	Mainchain
6	W	235	LEU	Mainchain
6	W	242	PHE	Sidechain
6	W	244	ALA	Mainchain
6	W	248	GLU	Sidechain
6	W	256	SER	Mainchain
6	W	26	MET	Mainchain
6	W	261	GLN	Sidechain
6	W	268	GLY	Mainchain
6	W	269	LYS	Mainchain
6	W	27	THR	Mainchain
6	W	28	SER	Mainchain
6	W	285	PHE	Sidechain
6	W	295	ARG	Sidechain
6	W	298	PHE	Sidechain
6	W	30	ALA	Mainchain
6	W	301	PRO	Mainchain
6	W	304	ALA	Mainchain
6	W	310	PHE	Sidechain
6	W	312	ASN	Mainchain
6	W	32	PRO	Mainchain
6	W	321	THR	Mainchain
6	W	322	TYR	Sidechain
6	W	327	TYR	Sidechain
6	W	330	GLN	Mainchain
6	W	333	PRO	Mainchain
6	W	340	ASP	Mainchain
6	W	342	ASN	Mainchain
6	W	345	ILE	Mainchain
6	W	349	LEU	Mainchain
6	W	350	THR	Mainchain
6	W	360	TYR	Sidechain
6	W	362	THR	Mainchain
6	W	364	PRO	Mainchain
6	W	366	LEU	Mainchain
6	W	369	SER	Mainchain
6	W	377	GLN	Mainchain
6	W	381	PRO	Mainchain
6	W	385	VAL	Mainchain
6	W	393	ALA	Mainchain
6	W	398	SER	Mainchain

Continued on next page...

Continued from previous page...

Mol	Chain	Res	Type	Group
6	W	401	GLY	Mainchain
6	W	411	VAL	Mainchain
6	W	412	ARG	Sidechain
6	W	414	GLN	Sidechain
6	W	416	ARG	Peptide,Mainchain
6	W	417	PHE	Mainchain
6	W	418	ASN	Sidechain
6	W	422	LEU	Mainchain
6	W	423	GLN	Mainchain
6	W	426	PHE	Sidechain
6	W	428	ARG	Mainchain
6	W	434	ILE	Mainchain
6	W	435	PRO	Mainchain
6	W	436	TYR	Sidechain
6	W	438	TYR	Sidechain,Mainchain
6	W	44	THR	Mainchain
6	W	445	ILE	Mainchain
6	W	457	PRO	Mainchain
6	W	458	THR	Mainchain
6	W	46	LYS	Mainchain
6	W	462	GLY	Mainchain
6	W	472	ARG	Sidechain
6	W	484	ILE	Mainchain
6	W	491	ALA	Mainchain
6	W	492	ASN	Mainchain
6	W	506	ALA	Mainchain
6	W	509	LEU	Mainchain
6	W	513	HIS	Sidechain
6	W	516	LYS	Mainchain
6	W	522	GLY	Mainchain
6	W	523	ASP	Mainchain
6	W	526	PRO	Mainchain
6	W	529	SER	Mainchain
6	W	533	ASP	Sidechain
6	W	537	SER	Mainchain
6	W	547	HIS	Sidechain
6	W	562	TYR	Sidechain
6	W	567	ARG	Mainchain
6	W	576	PHE	Sidechain
6	W	58	ILE	Mainchain
6	W	585	GLN	Sidechain
6	W	59	ASP	Mainchain

Continued on next page...

Continued from previous page...

Mol	Chain	Res	Type	Group
6	W	590	VAL	Mainchain
6	W	596	MET	Mainchain
6	W	597	LEU	Mainchain
6	W	609	ARG	Sidechain
6	W	610	THR	Mainchain
6	W	613	LEU	Mainchain
6	W	615	LYS	Mainchain
6	W	619	ASP	Sidechain,Mainchain
6	W	62	ALA	Mainchain
6	W	622	GLU	Mainchain
6	W	623	LYS	Mainchain
6	W	625	ARG	Sidechain
6	W	627	ARG	Sidechain,Mainchain
6	W	634	LYS	Mainchain
6	W	641	ILE	Mainchain
6	W	67	ARG	Sidechain
6	W	68	PHE	Sidechain
6	W	71	TYR	Sidechain
6	W	73	PHE	Sidechain
6	W	75	ASN	Mainchain
6	W	76	GLU	Mainchain
6	W	79	ARG	Sidechain
6	W	93	GLN	Sidechain,Mainchain
6	W	94	PRO	Mainchain
6	W	97	GLN	Mainchain
6	X	11	TYR	Sidechain
6	X	111	PHE	Sidechain
6	X	117	GLY	Mainchain
6	X	118	TYR	Sidechain
6	X	119	VAL	Mainchain
6	X	126	ALA	Mainchain
6	X	13	ILE	Mainchain
6	X	141	GLN	Mainchain
6	X	143	MET	Mainchain
6	X	15	GLY	Mainchain
6	X	150	ALA	Mainchain
6	X	152	ARG	Sidechain
6	X	154	ARG	Sidechain
6	X	157	ALA	Mainchain
6	X	164	ASP	Sidechain
6	X	182	ASN	Sidechain
6	X	183	TRP	Mainchain

Continued on next page...

Continued from previous page...

Mol	Chain	Res	Type	Group
6	X	185	SER	Mainchain
6	X	189	PHE	Sidechain
6	X	191	LYS	Mainchain
6	X	198	ASN	Mainchain
6	X	20	PHE	Mainchain
6	X	200	CYS	Mainchain
6	X	203	TYR	Sidechain
6	X	204	PRO	Mainchain
6	X	206	GLU	Sidechain,Mainchain
6	X	208	TYR	Sidechain
6	X	211	ALA	Mainchain
6	X	212	ILE	Mainchain
6	X	215	TYR	Sidechain
6	X	223	PRO	Peptide
6	X	224	ASP	Mainchain
6	X	230	ALA	Mainchain
6	X	235	LEU	Mainchain
6	X	242	PHE	Sidechain
6	X	244	ALA	Mainchain
6	X	246	THR	Mainchain
6	X	256	SER	Mainchain
6	X	26	MET	Mainchain
6	X	261	GLN	Sidechain
6	X	268	GLY	Mainchain
6	X	285	PHE	Sidechain
6	X	30	ALA	Mainchain
6	X	301	PRO	Mainchain
6	X	304	ALA	Mainchain
6	X	310	PHE	Sidechain
6	X	312	ASN	Mainchain
6	X	322	TYR	Sidechain
6	X	327	TYR	Sidechain
6	X	330	GLN	Mainchain
6	X	333	PRO	Mainchain
6	X	340	ASP	Mainchain
6	X	342	ASN	Mainchain
6	X	345	ILE	Mainchain
6	X	349	LEU	Mainchain
6	X	350	THR	Mainchain
6	X	362	THR	Mainchain
6	X	364	PRO	Mainchain
6	X	366	LEU	Mainchain

Continued on next page...

Continued from previous page...

Mol	Chain	Res	Type	Group
6	X	369	SER	Mainchain
6	X	370	VAL	Mainchain
6	X	377	GLN	Mainchain
6	X	381	PRO	Mainchain
6	X	385	VAL	Mainchain
6	X	398	SER	Mainchain
6	X	401	GLY	Mainchain
6	X	417	PHE	Mainchain
6	X	422	LEU	Mainchain
6	X	423	GLN	Mainchain
6	X	426	PHE	Sidechain
6	X	428	ARG	Mainchain
6	X	434	ILE	Mainchain
6	X	435	PRO	Mainchain
6	X	436	TYR	Sidechain
6	X	438	TYR	Sidechain,Mainchain
6	X	44	THR	Mainchain
6	X	445	ILE	Mainchain
6	X	458	THR	Mainchain
6	X	46	LYS	Mainchain
6	X	462	GLY	Mainchain
6	X	472	ARG	Sidechain
6	X	476	TYR	Sidechain
6	X	484	ILE	Mainchain
6	X	491	ALA	Mainchain
6	X	492	ASN	Mainchain
6	X	504	ASN	Mainchain
6	X	506	ALA	Mainchain
6	X	509	LEU	Mainchain
6	X	51	VAL	Mainchain
6	X	513	HIS	Sidechain
6	X	516	LYS	Mainchain
6	X	522	GLY	Mainchain
6	X	526	PRO	Mainchain
6	X	537	SER	Mainchain
6	X	547	HIS	Sidechain
6	X	562	TYR	Sidechain
6	X	567	ARG	Mainchain
6	X	576	PHE	Sidechain
6	X	58	ILE	Mainchain
6	X	585	GLN	Sidechain
6	X	586	VAL	Peptide

Continued on next page...

Continued from previous page...

Mol	Chain	Res	Type	Group
6	X	587	GLY	Mainchain
6	X	59	ASP	Mainchain
6	X	590	VAL	Mainchain
6	X	596	MET	Mainchain
6	X	597	LEU	Mainchain
6	X	598	SER	Mainchain
6	X	609	ARG	Sidechain
6	X	61	LEU	Mainchain
6	X	610	THR	Mainchain
6	X	612	SER	Mainchain
6	X	613	LEU	Mainchain
6	X	615	LYS	Mainchain
6	X	619	ASP	Mainchain
6	X	62	ALA	Mainchain
6	X	622	GLU	Mainchain
6	X	623	LYS	Mainchain
6	X	627	ARG	Sidechain,Mainchain
6	X	634	LYS	Mainchain
6	X	64	VAL	Mainchain
6	X	641	ILE	Mainchain
6	X	67	ARG	Sidechain
6	X	68	PHE	Sidechain
6	X	71	TYR	Sidechain
6	X	73	PHE	Sidechain
6	X	75	ASN	Mainchain
6	X	76	GLU	Mainchain
6	X	79	ARG	Sidechain
6	X	93	GLN	Sidechain,Mainchain
6	X	94	PRO	Mainchain
6	X	97	GLN	Mainchain
5	Y	1	MET	Peptide
5	Y	10	ALA	Mainchain
5	Y	101	TYR	Sidechain
5	Y	102	HIS	Sidechain
5	Y	107	LYS	Mainchain
5	Y	113	PRO	Mainchain
5	Y	118	THR	Mainchain
5	Y	122	SER	Mainchain
5	Y	127	GLU	Mainchain
5	Y	130	PHE	Sidechain
5	Y	138	SER	Mainchain
5	Y	144	VAL	Mainchain

Continued on next page...

Continued from previous page...

Mol	Chain	Res	Type	Group
5	Y	148	CYS	Mainchain
5	Y	154	GLY	Mainchain
5	Y	157	HIS	Sidechain
5	Y	164	ASP	Mainchain
5	Y	165	PHE	Sidechain,Mainchain
5	Y	167	LEU	Peptide
5	Y	168	PRO	Mainchain
5	Y	169	ASN	Sidechain
5	Y	175	PRO	Mainchain
5	Y	177	ASP	Mainchain
5	Y	181	PRO	Mainchain
5	Y	186	LEU	Mainchain
5	Y	2	PRO	Mainchain
5	Y	202	ALA	Mainchain
5	Y	21	ARG	Mainchain
5	Y	211	ALA	Mainchain
5	Y	214	ARG	Sidechain,Mainchain
5	Y	215	ALA	Mainchain
5	Y	216	ILE	Mainchain
5	Y	23	THR	Mainchain
5	Y	234	ARG	Sidechain
5	Y	238	TYR	Mainchain
5	Y	241	ALA	Mainchain
5	Y	245	LEU	Mainchain
5	Y	247	PHE	Mainchain
5	Y	25	TYR	Sidechain
5	Y	26	THR	Mainchain
5	Y	260	PHE	Sidechain
5	Y	27	ARG	Sidechain
5	Y	271	HIS	Mainchain
5	Y	273	GLU	Mainchain
5	Y	32	THR	Mainchain
5	Y	34	ASN	Mainchain
5	Y	35	PHE	Sidechain
5	Y	36	ASP	Mainchain
5	Y	39	GLU	Sidechain
5	Y	4	HIS	Sidechain
5	Y	40	TYR	Sidechain
5	Y	45	ARG	Sidechain
5	Y	46	TYR	Sidechain
5	Y	47	THR	Mainchain
5	Y	49	CYS	Mainchain

Continued on next page...

Continued from previous page...

Mol	Chain	Res	Type	Group
5	Y	51	PHE	Sidechain
5	Y	52	CYS	Mainchain
5	Y	58	PRO	Mainchain
5	Y	63	LYS	Mainchain
5	Y	66	GLN	Mainchain
5	Y	69	HIS	Sidechain
5	Y	74	GLN	Sidechain
5	Y	75	PRO	Mainchain
5	Y	78	ALA	Mainchain
5	Y	80	ARG	Sidechain
5	Y	81	SER	Mainchain
5	Y	90	GLN	Sidechain

5.2 Too-close contacts [i](#)

In the following table, the Non-H and H(model) columns list the number of non-hydrogen atoms and hydrogen atoms in the chain respectively. The H(added) column lists the number of hydrogen atoms added and optimized by MolProbity. The Clashes column lists the number of clashes within the asymmetric unit, whereas Symm-Clashes lists symmetry-related clashes.

Mol	Chain	Non-H	H(model)	H(added)	Clashes	Symm-Clashes
1	A	9989	0	9916	381	0
2	B	7935	0	7904	765	0
3	C	9154	0	9092	604	0
4	D	3145	0	3071	587	0
4	E	3145	0	3071	274	0
5	F	2085	0	2019	225	0
5	G	2085	0	2019	232	0
5	H	2085	0	2019	238	0
5	L	2085	0	2019	221	0
5	M	2085	0	2019	226	0
5	N	2085	0	2019	241	0
5	R	2085	0	2019	221	0
5	S	2085	0	2019	235	0
5	T	2085	0	2019	244	0
5	Y	2085	0	2019	168	0
6	I	4758	0	4791	1941	0
6	J	4758	0	4792	1863	0
6	K	4758	0	4793	1854	0
6	O	4758	0	4792	1888	0
6	P	4758	0	4791	2017	0
6	Q	4758	0	4792	1844	0

Continued on next page...

Continued from previous page...

Mol	Chain	Non-H	H(model)	H(added)	Clashes	Symm-Clashes
6	U	4758	0	4792	2037	0
6	V	4758	0	4793	1877	0
6	W	4758	0	4790	1906	0
6	X	4758	0	4797	224	0
All	All	101798	0	101167	13378	0

The all-atom clashscore is defined as the number of clashes found per 1000 atoms (including hydrogen atoms). The all-atom clashscore for this structure is 66.

All (13378) close contacts within the same asymmetric unit are listed below, sorted by their clash magnitude.

Atom-1	Atom-2	Interatomic distance (Å)	Clash overlap (Å)
5:N:4:HIS:CG	6:O:586:VAL:HG22	1.19	1.72
6:U:66:ASP:HB2	6:V:232:ALA:CB	1.22	1.68
6:V:193:ILE:HG22	6:W:562:TYR:CE1	1.24	1.68
6:U:193:ILE:HG22	6:V:562:TYR:CE1	1.27	1.67
6:U:459:LEU:CB	6:V:414:GLN:HE22	1.05	1.67
6:O:534:SER:CB	6:Q:165:THR:HG23	1.20	1.67
6:O:545:VAL:CG1	6:Q:641:ILE:HG13	1.19	1.66
5:L:4:HIS:CD2	6:P:586:VAL:HG22	1.15	1.66
5:T:4:HIS:CG	6:U:586:VAL:HG22	1.19	1.66
6:O:417:PHE:HA	6:Q:298:PHE:CE2	1.29	1.65
6:O:562:TYR:CE1	6:Q:193:ILE:HG22	1.25	1.65
2:B:792:GLN:HE21	4:D:105:ALA:CB	1.08	1.65
6:V:165:THR:CG2	6:W:534:SER:CB	1.74	1.65
6:J:193:ILE:HG22	6:K:562:TYR:CZ	1.31	1.65
6:V:641:ILE:HG13	6:W:545:VAL:CG1	1.25	1.65
6:J:193:ILE:HG22	6:K:562:TYR:CE1	1.25	1.65
6:V:458:THR:CA	6:W:412:ARG:HD2	1.24	1.65
6:J:165:THR:CG2	6:K:534:SER:CB	1.74	1.64
6:I:534:SER:CB	6:K:165:THR:CG2	1.74	1.64
6:P:644:LEU:HD22	6:Q:548:LYS:CE	1.25	1.64
6:U:298:PHE:CZ	6:V:417:PHE:CA	1.80	1.64
6:I:562:TYR:CE1	6:K:193:ILE:HG22	1.27	1.64
6:U:298:PHE:CE2	6:V:417:PHE:HA	1.12	1.64
6:O:160:GLN:HE21	6:P:612:SER:CA	1.01	1.64
6:P:193:ILE:HG22	6:Q:562:TYR:CE1	1.23	1.63
6:V:193:ILE:CG2	6:W:562:TYR:CE1	1.80	1.63
6:V:457:PRO:CG	6:W:411:VAL:CG1	1.74	1.63
4:D:389:PHE:CA	6:P:54:SER:HB2	1.27	1.63
5:H:4:HIS:CG	6:I:586:VAL:HG22	1.19	1.63

Continued on next page...

Continued from previous page...

Atom-1	Atom-2	Interatomic distance (Å)	Clash overlap (Å)
6:I:66:ASP:HB2	6:J:232:ALA:CB	1.22	1.63
6:I:232:ALA:CB	6:K:66:ASP:HB2	1.25	1.63
6:U:275:GLU:CG	6:W:630:LEU:HD13	1.26	1.63
6:O:418:ASN:HA	6:Q:298:PHE:CB	1.29	1.63
2:B:1182:ASN:CA	4:D:52:PRO:CB	1.74	1.63
6:I:275:GLU:CG	6:K:630:LEU:HD13	1.27	1.63
6:J:160:GLN:HE21	6:K:612:SER:CA	1.01	1.63
6:O:298:PHE:CZ	6:P:417:PHE:CA	1.82	1.63
5:T:4:HIS:CD2	6:U:586:VAL:CG2	1.80	1.63
2:B:954:PRO:CG	4:D:39:SER:CB	1.77	1.63
6:I:121:ALA:CB	6:J:87:PHE:CG	1.82	1.62
6:I:160:GLN:HE21	6:J:612:SER:CA	1.02	1.62
6:I:411:VAL:CG1	6:K:457:PRO:CG	1.77	1.62
5:S:4:HIS:CG	6:W:586:VAL:HG22	1.18	1.63
6:O:534:SER:CB	6:Q:165:THR:CG2	1.74	1.62
5:T:44:GLY:CA	6:V:400:ALA:HA	1.29	1.62
6:U:562:TYR:CE1	6:W:193:ILE:HG22	1.27	1.62
5:H:4:HIS:CD2	6:I:586:VAL:CG2	1.81	1.62
6:P:299:ILE:HD12	6:Q:419:MET:CE	1.30	1.62
5:M:4:HIS:CG	6:Q:586:VAL:HG22	1.18	1.61
6:O:121:ALA:HB2	6:P:87:PHE:CD1	1.34	1.61
6:O:562:TYR:CE1	6:Q:193:ILE:CG2	1.83	1.61
6:U:121:ALA:CB	6:V:87:PHE:CG	1.82	1.61
6:O:545:VAL:HG11	6:Q:641:ILE:CG1	1.24	1.61
5:T:44:GLY:CA	6:V:400:ALA:CA	1.79	1.61
6:U:160:GLN:HE21	6:V:612:SER:CA	1.02	1.61
6:O:232:ALA:CB	6:Q:66:ASP:HB2	1.27	1.61
5:R:44:GLY:CA	6:W:400:ALA:HA	1.26	1.61
6:J:66:ASP:HB2	6:K:232:ALA:CB	1.31	1.61
6:J:193:ILE:CG2	6:K:562:TYR:CE1	1.80	1.61
6:O:121:ALA:CB	6:P:87:PHE:CG	1.83	1.61
6:O:193:ILE:HG22	6:P:562:TYR:CE1	1.28	1.61
6:O:630:LEU:HD13	6:P:275:GLU:CG	1.29	1.61
6:P:193:ILE:CG2	6:Q:562:TYR:CE1	1.79	1.61
6:U:165:THR:CG2	6:V:534:SER:CB	1.75	1.61
6:O:411:VAL:CG1	6:Q:457:PRO:CG	1.79	1.61
6:O:411:VAL:HG12	6:Q:457:PRO:CD	1.21	1.61
6:U:562:TYR:CE1	6:W:193:ILE:CG2	1.84	1.61
4:D:389:PHE:CA	6:P:54:SER:CB	1.79	1.60
5:G:4:HIS:CG	6:K:586:VAL:HG22	1.17	1.60
6:O:641:ILE:CG1	6:P:545:VAL:HG11	1.21	1.60

Continued on next page...

Continued from previous page...

Atom-1	Atom-2	Interatomic distance (Å)	Clash overlap (Å)
5:F:4:HIS:CD2	6:J:586:VAL:HG22	1.15	1.60
6:I:641:ILE:CG1	6:J:545:VAL:HG11	1.21	1.60
6:U:530:ARG:CA	6:V:472:ARG:HD3	1.28	1.60
6:I:36:LEU:HD21	6:J:242:PHE:CB	1.30	1.60
6:O:412:ARG:CD	6:Q:458:THR:CA	1.79	1.60
6:P:298:PHE:CE2	6:Q:417:PHE:CA	1.84	1.60
6:O:66:ASP:HB2	6:P:232:ALA:CB	1.22	1.60
5:R:4:HIS:CD2	6:V:586:VAL:HG22	1.16	1.60
6:U:87:PHE:CG	6:W:121:ALA:CB	1.85	1.60
6:V:193:ILE:HG22	6:W:562:TYR:CZ	1.32	1.60
6:V:160:GLN:HE21	6:W:612:SER:CA	1.01	1.60
2:B:379:GLY:CA	3:C:798:VAL:HG12	1.28	1.59
6:J:299:ILE:HD12	6:K:419:MET:CE	1.29	1.59
6:J:457:PRO:CG	6:K:411:VAL:CG1	1.74	1.59
6:U:417:PHE:HA	6:W:298:PHE:CE2	1.31	1.59
6:U:641:ILE:CG1	6:V:545:VAL:HG11	1.22	1.59
6:V:44:THR:CB	6:W:84:LYS:CE	1.80	1.59
6:J:644:LEU:HD22	6:K:548:LYS:CE	1.27	1.59
5:M:4:HIS:CD2	6:Q:586:VAL:HG22	1.07	1.59
6:O:36:LEU:CD2	6:P:242:PHE:HB3	1.30	1.59
6:O:612:SER:CA	6:Q:160:GLN:HE21	1.01	1.59
6:P:193:ILE:HG22	6:Q:562:TYR:CZ	1.32	1.59
6:U:412:ARG:CD	6:W:458:THR:CA	1.80	1.59
6:U:36:LEU:HD21	6:V:242:PHE:CB	1.30	1.59
6:U:418:ASN:HA	6:W:298:PHE:CB	1.30	1.59
5:G:4:HIS:CD2	6:K:586:VAL:CG2	1.81	1.59
6:I:193:ILE:HG22	6:J:562:TYR:CE1	1.28	1.59
6:I:545:VAL:HG11	6:K:641:ILE:CG1	1.23	1.59
6:O:298:PHE:CE2	6:P:417:PHE:HA	1.16	1.59
6:U:121:ALA:HB2	6:V:87:PHE:CD1	1.34	1.59
6:O:459:LEU:CB	6:P:414:GLN:HE22	1.04	1.58
6:U:630:LEU:HD13	6:V:275:GLU:CG	1.29	1.58
4:E:339:LEU:CG	6:U:55:VAL:HG11	1.18	1.58
6:U:411:VAL:HG12	6:W:457:PRO:CD	1.19	1.58
2:B:1182:ASN:HA	4:D:52:PRO:CG	1.18	1.58
5:F:44:GLY:CA	6:K:400:ALA:CA	1.77	1.58
6:J:644:LEU:CD2	6:K:548:LYS:CE	1.80	1.58
6:P:36:LEU:HD21	6:Q:242:PHE:CB	1.33	1.58
6:I:298:PHE:CE2	6:J:417:PHE:HA	1.16	1.58
6:I:417:PHE:HA	6:K:298:PHE:CE2	1.32	1.58
2:B:954:PRO:HG3	4:D:39:SER:CB	1.18	1.58

Continued on next page...

Continued from previous page...

Atom-1	Atom-2	Interatomic distance (Å)	Clash overlap (Å)
6:I:298:PHE:CZ	6:J:417:PHE:CA	1.82	1.58
6:I:411:VAL:HG12	6:K:457:PRO:CD	1.19	1.58
6:O:298:PHE:CB	6:P:418:ASN:HA	1.29	1.58
6:U:612:SER:CA	6:W:160:GLN:HE21	1.01	1.58
6:I:562:TYR:CE1	6:K:193:ILE:CG2	1.84	1.57
6:J:298:PHE:CE2	6:K:417:PHE:HA	1.33	1.57
6:U:232:ALA:CB	6:W:66:ASP:HB2	1.27	1.57
6:V:299:ILE:HD12	6:W:419:MET:CE	1.29	1.57
6:I:458:THR:CA	6:J:412:ARG:CD	1.74	1.57
6:P:458:THR:CA	6:Q:412:ARG:HD2	1.22	1.57
6:V:36:LEU:HD21	6:W:242:PHE:CB	1.33	1.57
6:V:298:PHE:CB	6:W:418:ASN:HA	1.29	1.57
6:V:458:THR:CA	6:W:412:ARG:CD	1.79	1.57
5:L:44:GLY:CA	6:Q:400:ALA:CA	1.78	1.57
5:N:4:HIS:CD2	6:O:586:VAL:CG2	1.81	1.57
6:O:193:ILE:HG22	6:P:562:TYR:CZ	1.39	1.57
6:O:530:ARG:CA	6:P:472:ARG:HD3	1.27	1.57
6:P:44:THR:CB	6:Q:84:LYS:CE	1.80	1.57
6:U:44:THR:CB	6:V:84:LYS:CE	1.82	1.57
6:U:298:PHE:CE2	6:V:417:PHE:CA	1.82	1.57
6:I:412:ARG:CD	6:K:458:THR:CA	1.80	1.57
6:I:530:ARG:CA	6:J:472:ARG:HD3	1.27	1.57
6:I:612:SER:CA	6:K:160:GLN:HE21	1.01	1.57
6:J:44:THR:CB	6:K:84:LYS:CE	1.79	1.57
6:J:298:PHE:CE2	6:K:417:PHE:CA	1.83	1.57
6:J:630:LEU:HD13	6:K:275:GLU:CG	1.34	1.57
6:J:641:ILE:HG13	6:K:545:VAL:CG1	1.24	1.57
6:O:87:PHE:CG	6:Q:121:ALA:CB	1.85	1.57
6:P:298:PHE:CB	6:Q:418:ASN:HA	1.29	1.57
6:P:458:THR:CA	6:Q:412:ARG:CD	1.78	1.57
6:P:644:LEU:CD2	6:Q:548:LYS:CE	1.80	1.57
5:T:4:HIS:CG	6:U:586:VAL:CG2	1.86	1.57
6:I:121:ALA:HB2	6:J:87:PHE:CD1	1.35	1.57
6:I:630:LEU:HD13	6:J:275:GLU:CG	1.29	1.57
6:O:641:ILE:HG13	6:P:545:VAL:CG1	1.11	1.57
6:P:160:GLN:HE21	6:Q:612:SER:CA	1.02	1.57
6:P:641:ILE:HG13	6:Q:545:VAL:CG1	1.25	1.57
6:U:87:PHE:CD1	6:W:121:ALA:HB2	1.37	1.57
5:F:4:HIS:CG	6:J:586:VAL:HG22	1.39	1.56
5:H:44:GLY:CA	6:J:400:ALA:CA	1.78	1.56
5:S:44:GLY:HA2	6:U:400:ALA:CA	1.35	1.56

Continued on next page...

Continued from previous page...

Atom-1	Atom-2	Interatomic distance (Å)	Clash overlap (Å)
6:U:641:ILE:HG13	6:V:545:VAL:CG1	1.11	1.56
6:I:87:PHE:CD1	6:K:121:ALA:HB2	1.38	1.56
6:U:545:VAL:HG11	6:W:641:ILE:CG1	1.23	1.56
6:V:165:THR:HG23	6:W:534:SER:CB	1.31	1.56
5:L:4:HIS:CG	6:P:586:VAL:HG22	1.39	1.56
6:O:562:TYR:CZ	6:Q:193:ILE:HG22	1.37	1.56
5:R:194:LEU:HD22	6:W:447:SER:CB	1.33	1.56
5:S:4:HIS:CD2	6:W:586:VAL:HG22	1.07	1.56
6:I:548:LYS:CE	6:K:644:LEU:HD22	1.34	1.56
6:I:641:ILE:HG13	6:J:545:VAL:CG1	1.12	1.56
6:P:66:ASP:HB2	6:Q:232:ALA:CB	1.31	1.56
6:U:562:TYR:CZ	6:W:193:ILE:HG22	1.37	1.56
6:V:298:PHE:CE2	6:W:417:PHE:CA	1.83	1.56
4:E:339:LEU:CB	6:U:55:VAL:HG11	1.11	1.56
5:G:4:HIS:CD2	6:K:586:VAL:HG22	1.06	1.56
6:I:36:LEU:CD2	6:J:242:PHE:HB3	1.29	1.56
6:I:87:PHE:CG	6:K:121:ALA:CB	1.86	1.56
6:I:545:VAL:CG1	6:K:641:ILE:HG13	1.20	1.56
6:I:562:TYR:CZ	6:K:193:ILE:HG22	1.36	1.56
6:U:458:THR:CA	6:V:412:ARG:CD	1.75	1.56
4:D:389:PHE:CB	6:P:54:SER:CB	1.76	1.55
6:I:66:ASP:CB	6:J:232:ALA:CB	1.81	1.55
6:I:193:ILE:CG2	6:J:562:TYR:CE1	1.84	1.55
6:I:298:PHE:CE2	6:J:417:PHE:CA	1.82	1.55
6:J:458:THR:CA	6:K:412:ARG:HD2	1.24	1.55
6:O:472:ARG:HD3	6:Q:530:ARG:CA	1.34	1.55
5:R:4:HIS:CG	6:V:586:VAL:HG22	1.40	1.55
6:U:242:PHE:HB3	6:W:36:LEU:CD2	1.32	1.55
6:V:165:THR:CG2	6:W:534:SER:HB2	1.29	1.55
2:B:1178:ARG:CD	4:D:241:LEU:CD2	1.79	1.55
6:J:458:THR:CA	6:K:412:ARG:CD	1.80	1.55
2:B:1182:ASN:CB	4:D:52:PRO:HB2	1.10	1.55
5:N:44:GLY:CA	6:P:400:ALA:HA	1.29	1.55
6:O:275:GLU:CG	6:Q:630:LEU:HD13	1.28	1.55
6:O:298:PHE:CE2	6:P:417:PHE:CA	1.80	1.55
6:O:456:ASN:CG	6:P:412:ARG:HA	1.25	1.55
6:O:458:THR:CA	6:P:412:ARG:CD	1.74	1.55
6:P:121:ALA:CB	6:Q:87:PHE:CG	1.89	1.55
6:U:165:THR:HG23	6:V:534:SER:CB	1.10	1.55
6:V:298:PHE:CE2	6:W:417:PHE:HA	1.34	1.55
6:I:298:PHE:CB	6:J:418:ASN:HA	1.30	1.55

Continued on next page...

Continued from previous page...

Atom-1	Atom-2	Interatomic distance (Å)	Clash overlap (Å)
5:N:44:GLY:CA	6:P:400:ALA:CA	1.79	1.55
6:O:87:PHE:CD1	6:Q:121:ALA:HB2	1.38	1.55
6:U:84:LYS:CE	6:W:44:THR:CB	1.81	1.55
6:U:412:ARG:HD2	6:W:458:THR:CA	1.11	1.55
6:V:121:ALA:HB2	6:W:87:PHE:CD1	1.39	1.55
6:I:44:THR:CB	6:J:84:LYS:CE	1.83	1.55
6:I:242:PHE:CB	6:K:36:LEU:HD21	1.32	1.55
6:I:412:ARG:CB	6:K:456:ASN:CG	1.74	1.55
5:N:4:HIS:CG	6:O:586:VAL:CG2	1.86	1.55
6:O:36:LEU:HD21	6:P:242:PHE:CB	1.31	1.55
6:O:66:ASP:CB	6:P:232:ALA:CB	1.81	1.55
6:U:412:ARG:CB	6:W:456:ASN:CG	1.75	1.55
6:J:121:ALA:HB2	6:K:87:PHE:CD1	1.38	1.54
6:J:298:PHE:CB	6:K:418:ASN:HA	1.29	1.54
5:L:44:GLY:CA	6:Q:400:ALA:HA	1.24	1.54
5:R:44:GLY:CA	6:W:400:ALA:CA	1.78	1.54
6:I:193:ILE:HG22	6:J:562:TYR:CZ	1.41	1.54
6:I:412:ARG:HD2	6:K:458:THR:CA	1.12	1.54
6:U:36:LEU:CD2	6:V:242:PHE:HB3	1.29	1.54
6:U:610:THR:HG22	6:W:30:ALA:CB	1.37	1.54
6:V:630:LEU:HD13	6:W:275:GLU:CG	1.34	1.54
6:I:534:SER:HB2	6:K:165:THR:CG2	1.34	1.54
6:O:418:ASN:CG	6:Q:300:LYS:HZ1	1.10	1.54
6:O:548:LYS:CE	6:Q:644:LEU:HD22	1.35	1.54
6:U:193:ILE:CG2	6:V:562:TYR:CE1	1.83	1.54
6:U:545:VAL:CG1	6:W:641:ILE:HG13	1.19	1.54
6:V:121:ALA:CB	6:W:87:PHE:CG	1.88	1.54
4:D:389:PHE:CB	6:P:54:SER:HB2	1.28	1.54
6:I:610:THR:HG22	6:K:30:ALA:CB	1.36	1.54
6:J:36:LEU:HD21	6:K:242:PHE:CB	1.32	1.54
6:J:121:ALA:CB	6:K:87:PHE:CG	1.88	1.54
6:J:457:PRO:CD	6:K:411:VAL:HG12	1.08	1.54
6:O:242:PHE:CB	6:Q:36:LEU:HD21	1.32	1.54
6:O:417:PHE:CA	6:Q:298:PHE:CE2	1.85	1.54
6:P:641:ILE:CG1	6:Q:545:VAL:HG11	1.38	1.54
6:U:411:VAL:CG1	6:W:457:PRO:CG	1.78	1.54
2:B:380:GLU:N	3:C:798:VAL:CG1	1.70	1.54
6:I:418:ASN:HA	6:K:298:PHE:CB	1.29	1.54
6:I:472:ARG:HD3	6:K:530:ARG:CA	1.35	1.54
6:O:193:ILE:CG2	6:P:562:TYR:CE1	1.84	1.54
6:O:242:PHE:HB3	6:Q:36:LEU:CD2	1.32	1.54

Continued on next page...

Continued from previous page...

Atom-1	Atom-2	Interatomic distance (Å)	Clash overlap (Å)
6:V:457:PRO:CD	6:W:411:VAL:HG12	1.07	1.54
6:J:36:LEU:CD2	6:K:242:PHE:HB3	1.34	1.53
5:F:194:LEU:HD22	6:K:447:SER:CB	1.33	1.53
5:M:194:LEU:HD22	6:O:447:SER:CB	1.37	1.53
6:U:193:ILE:HG22	6:V:562:TYR:CZ	1.40	1.53
2:B:379:GLY:CA	3:C:798:VAL:CG1	1.84	1.53
6:J:578:SER:HB3	6:K:471:LEU:CD1	1.36	1.53
5:N:4:HIS:CD2	6:O:586:VAL:HG22	1.03	1.53
6:U:30:ALA:CB	6:V:610:THR:HG22	1.37	1.53
6:V:459:LEU:CB	6:W:414:GLN:NE2	1.72	1.53
6:V:644:LEU:CD2	6:W:548:LYS:CE	1.80	1.53
2:B:376:LEU:HD13	4:D:249:LYS:CE	1.34	1.53
6:I:548:LYS:CE	6:K:644:LEU:CD2	1.86	1.53
6:J:193:ILE:C	6:K:562:TYR:CE1	1.81	1.53
6:P:298:PHE:CE2	6:Q:417:PHE:HA	1.37	1.53
6:U:66:ASP:CB	6:V:232:ALA:CB	1.82	1.53
6:U:165:THR:HG22	6:V:534:SER:CA	1.35	1.53
6:U:298:PHE:CB	6:V:418:ASN:HA	1.30	1.53
6:V:193:ILE:C	6:W:562:TYR:CE1	1.81	1.53
5:M:4:HIS:CD2	6:Q:586:VAL:CG2	1.82	1.52
6:O:412:ARG:HD2	6:Q:458:THR:CA	1.11	1.52
6:P:193:ILE:C	6:Q:562:TYR:CE1	1.81	1.52
6:U:419:MET:CE	6:W:299:ILE:HD12	1.39	1.52
2:B:404:MET:CG	4:D:46:ILE:HD13	1.37	1.52
5:G:4:HIS:CG	6:K:586:VAL:CG2	1.85	1.52
5:H:4:HIS:CD2	6:I:586:VAL:HG22	1.03	1.52
6:I:417:PHE:CA	6:K:298:PHE:CE2	1.86	1.52
6:I:530:ARG:N	6:J:472:ARG:HD3	1.23	1.52
5:M:44:GLY:CA	6:O:400:ALA:CA	1.85	1.52
6:O:610:THR:HG22	6:Q:30:ALA:CB	1.36	1.52
6:P:147:ARG:CD	6:W:100:LYS:NZ	1.71	1.52
5:S:4:HIS:CD2	6:W:586:VAL:CG2	1.82	1.52
6:U:193:ILE:C	6:V:562:TYR:CE1	1.82	1.52
6:U:417:PHE:CA	6:W:298:PHE:CE2	1.85	1.52
6:V:36:LEU:CD2	6:W:242:PHE:HB3	1.35	1.52
6:V:644:LEU:HD22	6:W:548:LYS:CE	1.26	1.52
2:B:1211:ARG:NH2	3:C:611:PRO:CG	1.71	1.52
6:I:414:GLN:NE2	6:K:459:LEU:CG	1.67	1.52
6:U:160:GLN:NE2	6:V:612:SER:CB	1.72	1.52
6:U:562:TYR:CE1	6:W:193:ILE:C	1.82	1.52
2:B:1178:ARG:HD2	4:D:241:LEU:CD2	1.33	1.52

Continued on next page...

Continued from previous page...

Atom-1	Atom-2	Interatomic distance (Å)	Clash overlap (Å)
6:I:534:SER:CB	6:K:165:THR:HG23	1.19	1.52
6:I:84:LYS:CE	6:K:44:THR:CB	1.81	1.52
6:I:160:GLN:NE2	6:J:612:SER:CB	1.73	1.52
6:I:232:ALA:CB	6:K:66:ASP:CB	1.85	1.52
5:L:194:LEU:HD22	6:Q:447:SER:CB	1.33	1.52
6:O:44:THR:CB	6:P:84:LYS:CE	1.83	1.52
6:O:472:ARG:CD	6:Q:530:ARG:HA	1.39	1.52
5:T:194:LEU:HD22	6:V:447:SER:CB	1.36	1.52
6:U:242:PHE:CB	6:W:36:LEU:HD21	1.32	1.52
6:U:548:LYS:CE	6:W:644:LEU:CD2	1.86	1.52
5:G:194:LEU:HD22	6:I:447:SER:CB	1.36	1.51
6:J:30:ALA:CB	6:K:610:THR:HG22	1.39	1.51
6:O:193:ILE:C	6:P:562:TYR:CE1	1.81	1.51
5:S:194:LEU:HD22	6:U:447:SER:CB	1.37	1.51
6:U:644:LEU:CB	6:V:548:LYS:HE3	1.40	1.51
6:V:66:ASP:HB2	6:W:232:ALA:CB	1.30	1.51
6:I:299:ILE:HD12	6:J:419:MET:CE	1.38	1.51
6:O:160:GLN:NE2	6:P:612:SER:CB	1.72	1.51
6:O:562:TYR:CE1	6:Q:193:ILE:C	1.83	1.51
5:T:4:HIS:CD2	6:U:586:VAL:HG22	1.01	1.51
6:U:414:GLN:NE2	6:W:459:LEU:CG	1.67	1.51
6:U:530:ARG:HA	6:V:472:ARG:CD	1.38	1.51
6:V:578:SER:HB3	6:W:471:LEU:CD1	1.36	1.51
5:F:44:GLY:CA	6:K:400:ALA:HA	1.23	1.51
5:G:44:GLY:HA2	6:I:400:ALA:CA	1.36	1.51
6:I:456:ASN:CG	6:J:412:ARG:CB	1.78	1.51
6:I:459:LEU:CG	6:J:414:GLN:NE2	1.72	1.51
6:P:147:ARG:NE	6:W:100:LYS:CE	1.74	1.51
6:U:548:LYS:CE	6:W:644:LEU:HD22	1.33	1.51
5:G:44:GLY:CA	6:I:400:ALA:CA	1.85	1.51
6:I:459:LEU:CB	6:J:414:GLN:NE2	1.72	1.51
5:M:44:GLY:HA2	6:O:400:ALA:CA	1.35	1.51
6:P:121:ALA:HB2	6:Q:87:PHE:CD1	1.40	1.51
6:U:412:ARG:HA	6:W:456:ASN:CG	1.22	1.51
4:E:401:ALA:CA	6:U:52:GLY:HA2	1.40	1.51
6:I:472:ARG:CD	6:K:530:ARG:N	1.74	1.51
6:I:534:SER:CA	6:K:165:THR:HG22	1.39	1.51
6:I:644:LEU:CB	6:J:548:LYS:HE3	1.39	1.51
6:J:619:ASP:CG	6:K:284:VAL:HG11	1.32	1.51
6:O:456:ASN:CG	6:P:412:ARG:CB	1.78	1.51
6:O:459:LEU:CG	6:P:414:GLN:NE2	1.72	1.51

Continued on next page...

Continued from previous page...

Atom-1	Atom-2	Interatomic distance (Å)	Clash overlap (Å)
6:O:548:LYS:CE	6:Q:644:LEU:CD2	1.86	1.51
6:O:612:SER:CB	6:Q:160:GLN:NE2	1.72	1.51
2:B:1213:ALA:CA	3:C:552:ASP:CG	1.78	1.50
4:D:389:PHE:CA	6:P:55:VAL:N	1.73	1.50
5:N:194:LEU:HD22	6:P:447:SER:CB	1.37	1.50
6:O:30:ALA:CB	6:P:610:THR:HG22	1.36	1.50
6:O:459:LEU:HB3	6:P:414:GLN:NE2	1.20	1.50
6:O:530:ARG:N	6:P:472:ARG:CD	1.74	1.50
6:U:232:ALA:CB	6:W:66:ASP:CB	1.86	1.50
6:V:298:PHE:CZ	6:W:417:PHE:N	1.78	1.50
4:E:339:LEU:CB	6:U:55:VAL:CG1	1.89	1.50
6:I:30:ALA:CB	6:J:610:THR:HG22	1.36	1.50
6:I:419:MET:CE	6:K:299:ILE:HD12	1.39	1.50
6:J:528:ALA:HB1	6:K:283:SER:CA	1.37	1.50
6:P:36:LEU:CD2	6:Q:242:PHE:HB3	1.35	1.50
6:P:456:ASN:CG	6:Q:412:ARG:CG	1.79	1.50
6:P:456:ASN:CG	6:Q:412:ARG:CB	1.78	1.50
4:D:389:PHE:CA	6:P:54:SER:CA	1.83	1.50
2:B:1178:ARG:CG	4:D:241:LEU:HD22	1.38	1.50
6:I:612:SER:CB	6:K:160:GLN:NE2	1.73	1.50
5:N:44:GLY:HA2	6:P:400:ALA:CA	1.38	1.50
6:O:619:ASP:CG	6:P:284:VAL:HG11	1.27	1.50
6:O:530:ARG:HA	6:P:472:ARG:CD	1.38	1.50
6:P:456:ASN:CG	6:Q:412:ARG:HA	1.14	1.50
6:V:456:ASN:CG	6:W:412:ARG:CG	1.79	1.50
6:V:456:ASN:CG	6:W:412:ARG:HA	1.14	1.50
4:D:392:ALA:CB	6:P:49:ARG:NE	1.72	1.50
6:I:459:LEU:HD23	6:J:412:ARG:NH2	1.22	1.50
6:J:456:ASN:CG	6:K:412:ARG:CB	1.79	1.50
6:J:641:ILE:CG1	6:K:545:VAL:HG11	1.38	1.50
6:O:84:LYS:CE	6:Q:44:THR:CB	1.81	1.50
6:P:630:LEU:HD13	6:Q:275:GLU:CG	1.35	1.50
6:U:619:ASP:CG	6:V:284:VAL:HG11	1.27	1.50
6:V:528:ALA:HB1	6:W:283:SER:CA	1.36	1.50
6:I:530:ARG:HA	6:J:472:ARG:CD	1.38	1.50
6:J:456:ASN:CG	6:K:412:ARG:CG	1.79	1.50
6:O:232:ALA:CB	6:Q:66:ASP:CB	1.86	1.50
6:O:295:ARG:NH1	6:P:419:MET:HB3	1.18	1.50
6:O:412:ARG:HA	6:Q:456:ASN:CG	1.23	1.50
6:O:418:ASN:ND2	6:Q:300:LYS:HZ1	1.07	1.50
6:P:528:ALA:HB1	6:Q:283:SER:CA	1.36	1.50

Continued on next page...

Continued from previous page...

Atom-1	Atom-2	Interatomic distance (Å)	Clash overlap (Å)
6:I:414:GLN:NE2	6:K:459:LEU:HB3	1.24	1.49
6:U:472:ARG:CD	6:W:530:ARG:HA	1.41	1.49
6:V:456:ASN:CG	6:W:412:ARG:CB	1.79	1.49
6:I:242:PHE:HB3	6:K:36:LEU:CD2	1.32	1.49
6:I:471:LEU:CD1	6:K:578:SER:HB3	1.42	1.49
6:J:459:LEU:CB	6:K:414:GLN:NE2	1.73	1.49
5:H:44:GLY:CA	6:J:400:ALA:HA	1.29	1.49
6:I:44:THR:CB	6:J:84:LYS:NZ	1.75	1.49
6:I:84:LYS:NZ	6:K:44:THR:CB	1.75	1.49
6:J:459:LEU:CG	6:K:414:GLN:NE2	1.72	1.49
6:O:419:MET:CE	6:Q:299:ILE:HD12	1.39	1.49
6:O:644:LEU:CB	6:P:548:LYS:HE3	1.39	1.49
6:P:459:LEU:CG	6:Q:414:GLN:NE2	1.72	1.49
5:S:44:GLY:CA	6:U:400:ALA:CA	1.85	1.49
6:U:44:THR:CB	6:V:84:LYS:NZ	1.74	1.49
6:U:284:VAL:HG11	6:W:619:ASP:CG	1.31	1.49
6:I:298:PHE:CZ	6:J:417:PHE:N	1.78	1.49
6:I:414:GLN:NE2	6:K:459:LEU:CB	1.74	1.49
6:J:298:PHE:CZ	6:K:417:PHE:N	1.79	1.49
6:O:534:SER:CA	6:Q:165:THR:HG22	1.39	1.49
6:P:147:ARG:CZ	6:W:100:LYS:HD2	1.42	1.49
6:P:530:ARG:N	6:Q:472:ARG:CD	1.73	1.49
5:S:44:GLY:CA	6:U:400:ALA:HA	1.40	1.49
6:U:612:SER:CB	6:W:160:GLN:NE2	1.72	1.49
2:B:952:PRO:C	4:D:35:ARG:HH21	1.15	1.49
2:B:1182:ASN:N	4:D:52:PRO:CG	1.75	1.49
3:C:314:SER:CA	3:C:1196:ARG:HG2	1.40	1.49
6:J:160:GLN:NE2	6:K:612:SER:CB	1.73	1.49
6:O:412:ARG:CB	6:Q:456:ASN:CG	1.75	1.49
6:O:419:MET:HB3	6:Q:295:ARG:NH1	1.21	1.49
6:P:459:LEU:CB	6:Q:414:GLN:NE2	1.73	1.49
6:U:299:ILE:HD12	6:V:419:MET:CE	1.38	1.49
6:U:472:ARG:HD3	6:W:530:ARG:CA	1.37	1.49
2:B:408:SER:CB	4:D:191:ARG:NH2	1.73	1.48
6:I:459:LEU:HB3	6:J:414:GLN:NE2	1.20	1.48
6:I:644:LEU:CD2	6:J:548:LYS:CE	1.87	1.48
5:M:44:GLY:CA	6:O:400:ALA:HA	1.40	1.48
6:O:456:ASN:CG	6:P:412:ARG:CG	1.82	1.48
6:O:528:ALA:HB1	6:P:283:SER:CA	1.43	1.48
6:O:644:LEU:CD2	6:P:548:LYS:CE	1.87	1.48
6:U:418:ASN:CG	6:W:300:LYS:HZ1	1.09	1.48

Continued on next page...

Continued from previous page...

Atom-1	Atom-2	Interatomic distance (Å)	Clash overlap (Å)
6:U:644:LEU:HD22	6:V:548:LYS:CE	1.43	1.48
6:U:644:LEU:CD2	6:V:548:LYS:CE	1.88	1.48
6:V:641:ILE:CG1	6:W:545:VAL:HG11	1.36	1.48
6:I:193:ILE:C	6:J:562:TYR:CE1	1.83	1.48
6:I:412:ARG:CG	6:K:456:ASN:CG	1.80	1.48
6:I:417:PHE:N	6:K:298:PHE:CZ	1.79	1.48
6:I:472:ARG:CD	6:K:530:ARG:HA	1.38	1.48
6:P:147:ARG:CZ	6:W:100:LYS:CD	1.88	1.48
6:U:298:PHE:CZ	6:V:417:PHE:N	1.78	1.48
6:U:417:PHE:N	6:W:298:PHE:CZ	1.79	1.48
6:U:472:ARG:CD	6:W:530:ARG:N	1.74	1.48
6:V:160:GLN:NE2	6:W:612:SER:CB	1.73	1.48
6:I:530:ARG:N	6:J:472:ARG:CD	1.73	1.48
6:J:298:PHE:CD2	6:K:418:ASN:N	1.82	1.48
6:O:578:SER:HB3	6:P:471:LEU:CD1	1.43	1.48
6:P:160:GLN:NE2	6:Q:612:SER:CB	1.73	1.48
6:P:298:PHE:CD2	6:Q:418:ASN:N	1.81	1.48
6:J:44:THR:CB	6:K:84:LYS:NZ	1.76	1.48
6:P:147:ARG:CZ	6:W:100:LYS:CE	1.90	1.48
6:U:414:GLN:NE2	6:W:459:LEU:HB3	1.23	1.48
6:V:459:LEU:CG	6:W:414:GLN:NE2	1.72	1.48
6:O:84:LYS:NZ	6:Q:44:THR:CB	1.75	1.48
6:O:299:ILE:HD12	6:P:419:MET:CE	1.39	1.48
6:P:30:ALA:CB	6:Q:610:THR:HG22	1.40	1.48
5:S:4:HIS:CG	6:W:586:VAL:CG2	1.86	1.48
6:V:165:THR:HG22	6:W:534:SER:CA	1.44	1.48
2:B:376:LEU:CD1	4:D:249:LYS:HE2	1.43	1.47
2:B:956:HIS:NE2	4:D:43:HIS:CE1	1.79	1.47
6:I:121:ALA:HB2	6:J:87:PHE:CG	1.40	1.47
6:I:562:TYR:CE1	6:K:193:ILE:C	1.82	1.47
5:N:4:HIS:CE1	6:O:587:GLY:N	1.82	1.47
6:O:44:THR:CB	6:P:84:LYS:NZ	1.75	1.47
6:P:578:SER:HB3	6:Q:471:LEU:CD1	1.37	1.47
6:U:456:ASN:CG	6:V:412:ARG:CB	1.78	1.47
6:U:530:ARG:N	6:V:472:ARG:CD	1.73	1.47
5:H:4:HIS:CE1	6:I:587:GLY:N	1.83	1.47
6:I:283:SER:CA	6:K:528:ALA:HB1	1.44	1.47
6:J:459:LEU:CD1	6:K:414:GLN:CD	1.83	1.47
6:J:644:LEU:CB	6:K:548:LYS:HE3	1.44	1.47
6:P:298:PHE:CZ	6:Q:417:PHE:N	1.78	1.47
6:U:528:ALA:HB1	6:V:283:SER:CA	1.43	1.47

Continued on next page...

Continued from previous page...

Atom-1	Atom-2	Interatomic distance (Å)	Clash overlap (Å)
3:C:715:VAL:CG2	3:C:726:ARG:NE	1.74	1.47
6:I:578:SER:HB3	6:J:471:LEU:CD1	1.44	1.47
6:O:472:ARG:CD	6:Q:530:ARG:N	1.74	1.47
6:U:44:THR:CB	6:V:84:LYS:HE3	1.41	1.47
6:U:414:GLN:NE2	6:W:459:LEU:CB	1.74	1.47
6:U:458:THR:CA	6:V:412:ARG:HD2	1.01	1.47
6:I:284:VAL:HG11	6:K:619:ASP:CG	1.31	1.47
6:I:562:TYR:CZ	6:K:193:ILE:CG2	1.95	1.47
6:J:457:PRO:CG	6:K:411:VAL:HG11	1.36	1.47
6:J:530:ARG:N	6:K:472:ARG:CD	1.74	1.47
6:P:619:ASP:CG	6:Q:284:VAL:HG11	1.32	1.47
6:U:84:LYS:NZ	6:W:44:THR:CB	1.75	1.47
6:U:283:SER:CA	6:W:528:ALA:HB1	1.43	1.47
6:V:44:THR:CB	6:W:84:LYS:HE3	1.36	1.47
2:B:404:MET:HG2	4:D:46:ILE:CD1	1.45	1.47
5:F:4:HIS:CD2	6:J:586:VAL:CG2	1.96	1.47
6:I:416:ARG:C	6:K:298:PHE:CZ	1.89	1.47
6:O:417:PHE:N	6:Q:298:PHE:CZ	1.79	1.47
6:O:471:LEU:CD1	6:Q:578:SER:HB3	1.41	1.47
6:V:44:THR:HB	6:W:84:LYS:NZ	1.28	1.47
6:I:147:ARG:CG	6:Q:100:LYS:HD3	1.40	1.46
6:J:298:PHE:CZ	6:K:416:ARG:C	1.88	1.46
6:J:298:PHE:CZ	6:K:417:PHE:CA	1.98	1.46
5:L:4:HIS:CD2	6:P:586:VAL:CG2	1.96	1.46
6:O:284:VAL:HG11	6:Q:619:ASP:CG	1.32	1.46
5:T:4:HIS:CE1	6:U:587:GLY:N	1.84	1.46
6:U:412:ARG:CG	6:W:456:ASN:CG	1.81	1.46
6:V:298:PHE:CD2	6:W:418:ASN:N	1.82	1.46
6:J:456:ASN:CG	6:K:412:ARG:HA	1.14	1.46
6:O:193:ILE:CG2	6:P:562:TYR:CZ	1.96	1.46
6:O:416:ARG:C	6:Q:298:PHE:CZ	1.89	1.46
6:P:298:PHE:HZ	6:Q:417:PHE:N	1.09	1.46
5:S:4:HIS:CE1	6:W:587:GLY:N	1.83	1.46
6:V:66:ASP:CB	6:W:232:ALA:CB	1.91	1.46
6:V:459:LEU:CD1	6:W:414:GLN:CD	1.83	1.46
6:V:619:ASP:HB2	6:W:284:VAL:CG2	1.45	1.46
2:B:952:PRO:C	4:D:35:ARG:CD	1.84	1.46
5:G:4:HIS:CE1	6:K:587:GLY:N	1.84	1.46
6:O:458:THR:CA	6:P:412:ARG:HD2	1.00	1.46
6:O:472:ARG:HD3	6:Q:530:ARG:N	1.29	1.46
6:U:548:LYS:HE3	6:W:644:LEU:CB	1.44	1.46

Continued on next page...

Continued from previous page...

Atom-1	Atom-2	Interatomic distance (Å)	Clash overlap (Å)
5:H:194:LEU:HD22	6:J:447:SER:CB	1.38	1.46
6:I:298:PHE:CZ	6:J:416:ARG:C	1.88	1.46
6:I:298:PHE:CD2	6:J:418:ASN:N	1.81	1.46
6:P:44:THR:HB	6:Q:84:LYS:NZ	1.29	1.46
6:U:298:PHE:CD2	6:V:418:ASN:N	1.81	1.46
4:D:389:PHE:HA	6:P:54:SER:C	1.24	1.46
6:J:456:ASN:CG	6:K:412:ARG:CA	1.82	1.46
6:V:30:ALA:CB	6:W:610:THR:HG22	1.39	1.46
2:B:954:PRO:CD	4:D:39:SER:CB	1.92	1.45
6:J:299:ILE:CD1	6:K:419:MET:HE2	1.40	1.45
6:O:298:PHE:HB3	6:P:418:ASN:CA	1.45	1.45
6:O:612:SER:CB	6:Q:160:GLN:CD	1.85	1.45
6:P:44:THR:CB	6:Q:84:LYS:NZ	1.76	1.45
6:P:298:PHE:CZ	6:Q:416:ARG:C	1.88	1.45
6:U:284:VAL:CG2	6:W:619:ASP:HB2	1.45	1.45
6:U:298:PHE:CZ	6:V:416:ARG:C	1.88	1.45
6:U:578:SER:HB3	6:V:471:LEU:CD1	1.43	1.45
6:V:298:PHE:CZ	6:W:417:PHE:CA	1.98	1.45
5:H:44:GLY:HA2	6:J:400:ALA:CA	1.36	1.45
6:I:147:ARG:CD	6:Q:100:LYS:NZ	1.75	1.45
6:I:619:ASP:CG	6:J:284:VAL:HG11	1.27	1.45
6:P:66:ASP:CB	6:Q:232:ALA:CB	1.92	1.45
6:V:530:ARG:N	6:W:472:ARG:CD	1.74	1.45
6:I:412:ARG:CA	6:K:456:ASN:CG	1.84	1.45
6:J:165:THR:HG22	6:K:534:SER:CA	1.44	1.45
6:O:298:PHE:CD2	6:P:418:ASN:N	1.82	1.45
6:U:412:ARG:CD	6:W:458:THR:N	1.78	1.45
5:G:44:GLY:CA	6:I:400:ALA:HA	1.38	1.45
6:I:458:THR:CA	6:J:412:ARG:HD2	0.99	1.45
6:O:548:LYS:HE3	6:Q:644:LEU:CB	1.43	1.45
6:O:644:LEU:CD2	6:P:548:LYS:NZ	1.80	1.45
6:U:418:ASN:N	6:W:298:PHE:CD2	1.82	1.45
6:U:419:MET:HB3	6:W:295:ARG:NH1	1.19	1.45
6:U:471:LEU:CD1	6:W:578:SER:HB3	1.43	1.45
6:J:44:THR:CB	6:K:84:LYS:HE3	1.35	1.45
6:J:66:ASP:CB	6:K:232:ALA:CB	1.91	1.45
6:P:459:LEU:CD1	6:Q:414:GLN:CD	1.84	1.45
6:U:121:ALA:HB2	6:V:87:PHE:CG	1.41	1.45
6:U:417:PHE:CA	6:W:298:PHE:CZ	2.00	1.45
6:U:612:SER:CB	6:W:160:GLN:CD	1.85	1.45
6:I:418:ASN:N	6:K:298:PHE:CD2	1.83	1.44

Continued on next page...

Continued from previous page...

Atom-1	Atom-2	Interatomic distance (Å)	Clash overlap (Å)
6:J:165:THR:HG23	6:K:534:SER:CB	1.29	1.44
6:J:459:LEU:HA	6:K:412:ARG:NH1	1.32	1.44
5:M:4:HIS:CE1	6:Q:587:GLY:N	1.83	1.44
6:P:456:ASN:CG	6:Q:412:ARG:CA	1.81	1.44
6:V:456:ASN:CG	6:W:412:ARG:CA	1.82	1.44
6:I:528:ALA:HB1	6:J:283:SER:CA	1.43	1.44
6:I:548:LYS:HE3	6:K:644:LEU:CB	1.43	1.44
6:O:283:SER:CA	6:Q:528:ALA:HB1	1.44	1.44
6:P:160:GLN:CG	6:Q:612:SER:CB	1.94	1.44
6:U:416:ARG:C	6:W:298:PHE:CZ	1.88	1.44
6:U:418:ASN:ND2	6:W:300:LYS:HZ1	1.05	1.44
6:V:457:PRO:CG	6:W:411:VAL:HG11	1.35	1.44
6:X:587:GLY:C	5:Y:2:PRO:HG2	1.34	1.44
2:B:376:LEU:HD13	4:D:249:LYS:CD	1.41	1.44
2:B:376:LEU:CD1	4:D:249:LYS:CE	1.94	1.44
2:B:954:PRO:CG	4:D:39:SER:HB2	1.38	1.44
4:D:392:ALA:H	6:P:49:ARG:NH2	1.07	1.44
6:I:417:PHE:CA	6:K:298:PHE:CZ	2.00	1.44
6:O:298:PHE:CZ	6:P:417:PHE:N	1.77	1.44
6:P:193:ILE:CG2	6:Q:562:TYR:CZ	1.90	1.44
6:U:459:LEU:CG	6:V:414:GLN:NE2	1.73	1.44
6:V:298:PHE:CZ	6:W:416:ARG:C	1.87	1.44
2:B:310:LYS:N	2:B:399:ARG:HH11	1.13	1.44
6:I:456:ASN:CG	6:J:412:ARG:HA	1.24	1.44
6:I:612:SER:CB	6:K:160:GLN:CD	1.86	1.44
6:O:412:ARG:CA	6:Q:456:ASN:CG	1.85	1.44
6:O:418:ASN:CA	6:Q:298:PHE:HB3	1.47	1.44
6:O:562:TYR:CZ	6:Q:193:ILE:CG2	1.94	1.44
6:I:418:ASN:CG	6:K:300:LYS:HZ1	1.12	1.44
6:O:417:PHE:CA	6:Q:298:PHE:CZ	1.99	1.44
6:P:160:GLN:CG	6:Q:612:SER:OG	1.66	1.44
6:U:300:LYS:HZ1	6:V:418:ASN:ND2	1.12	1.44
6:U:412:ARG:NH2	6:W:459:LEU:HD23	1.31	1.44
6:U:456:ASN:CG	6:V:412:ARG:HA	1.26	1.44
6:V:160:GLN:CG	6:W:612:SER:CB	1.95	1.44
6:J:193:ILE:CG2	6:K:562:TYR:CZ	1.90	1.43
6:O:193:ILE:CA	6:P:562:TYR:HE1	1.32	1.43
6:O:412:ARG:CG	6:Q:456:ASN:CG	1.81	1.43
6:O:418:ASN:N	6:Q:298:PHE:CD2	1.82	1.43
6:O:459:LEU:CD1	6:P:414:GLN:OE1	1.66	1.43
6:O:534:SER:HB2	6:Q:165:THR:CG2	1.34	1.43

Continued on next page...

Continued from previous page...

Atom-1	Atom-2	Interatomic distance (Å)	Clash overlap (Å)
6:O:619:ASP:HB2	6:P:284:VAL:CG2	1.47	1.43
6:P:459:LEU:CG	6:Q:414:GLN:CD	1.87	1.43
6:V:619:ASP:CG	6:W:284:VAL:HG11	1.32	1.43
2:B:1178:ARG:CD	4:D:241:LEU:HD22	1.39	1.43
6:I:412:ARG:NH2	6:K:459:LEU:HD23	1.30	1.43
6:O:459:LEU:CG	6:P:414:GLN:HE22	1.26	1.43
6:O:644:LEU:HD22	6:P:548:LYS:NZ	1.12	1.43
6:P:530:ARG:CA	6:Q:472:ARG:HD3	1.47	1.43
6:P:619:ASP:HB2	6:Q:284:VAL:CG2	1.46	1.43
5:R:4:HIS:CD2	6:V:586:VAL:CG2	1.96	1.43
6:U:160:GLN:CD	6:V:612:SER:CB	1.86	1.43
6:U:298:PHE:CE2	6:V:416:ARG:O	1.72	1.43
6:V:193:ILE:CA	6:W:562:TYR:HE1	1.30	1.43
6:V:644:LEU:CB	6:W:548:LYS:HE3	1.45	1.43
2:B:379:GLY:C	3:C:798:VAL:CG1	1.87	1.43
2:B:1211:ARG:NH2	3:C:611:PRO:CB	1.78	1.43
6:I:66:ASP:CG	6:J:232:ALA:CB	1.87	1.43
6:I:160:GLN:CD	6:J:612:SER:CB	1.86	1.43
6:I:456:ASN:CG	6:J:412:ARG:CG	1.82	1.43
5:M:4:HIS:CG	6:Q:586:VAL:CG2	1.86	1.43
6:O:66:ASP:CG	6:P:232:ALA:CB	1.86	1.43
6:O:612:SER:CB	6:Q:160:GLN:CG	1.95	1.43
6:P:298:PHE:CZ	6:Q:417:PHE:CA	1.99	1.43
6:U:412:ARG:CA	6:W:456:ASN:CG	1.84	1.43
6:U:456:ASN:CG	6:V:412:ARG:CG	1.82	1.43
5:H:4:HIS:CG	6:I:586:VAL:CG2	1.86	1.43
6:I:412:ARG:HA	6:K:456:ASN:CG	1.21	1.43
6:O:456:ASN:CG	6:P:412:ARG:CA	1.85	1.43
6:O:456:ASN:OD1	6:P:412:ARG:CB	1.66	1.43
6:U:299:ILE:CD1	6:V:419:MET:HE1	1.49	1.43
6:U:418:ASN:CA	6:W:298:PHE:HB3	1.47	1.43
6:U:456:ASN:CG	6:V:412:ARG:CA	1.85	1.43
6:V:160:GLN:CD	6:W:612:SER:CB	1.85	1.43
6:I:284:VAL:CG2	6:K:619:ASP:HB2	1.46	1.43
6:I:298:PHE:HB3	6:J:418:ASN:CA	1.45	1.43
6:I:418:ASN:CA	6:K:298:PHE:HB3	1.47	1.43
6:J:165:THR:CG2	6:K:534:SER:HB2	1.29	1.43
6:J:619:ASP:HB2	6:K:284:VAL:CG2	1.47	1.43
6:P:160:GLN:CD	6:Q:612:SER:CB	1.85	1.43
6:U:193:ILE:CG2	6:V:562:TYR:CZ	1.96	1.43
6:U:562:TYR:CZ	6:W:193:ILE:CG2	1.95	1.43

Continued on next page...

Continued from previous page...

Atom-1	Atom-2	Interatomic distance (Å)	Clash overlap (Å)
6:V:459:LEU:CG	6:W:414:GLN:CD	1.86	1.43
6:V:644:LEU:CD2	6:W:548:LYS:NZ	1.79	1.43
2:B:1213:ALA:CB	3:C:552:ASP:CG	1.87	1.42
4:D:392:ALA:HB2	6:P:49:ARG:NE	1.13	1.42
6:I:418:ASN:ND2	6:K:300:LYS:HZ1	1.13	1.42
6:O:459:LEU:CG	6:P:412:ARG:HB2	1.49	1.42
6:I:459:LEU:CD1	6:J:414:GLN:OE1	1.66	1.42
5:L:44:GLY:HA2	6:Q:400:ALA:CA	1.42	1.42
6:O:160:GLN:CD	6:P:612:SER:CB	1.86	1.42
6:O:284:VAL:CG2	6:Q:619:ASP:HB2	1.45	1.42
6:O:459:LEU:HA	6:P:412:ARG:NH1	1.23	1.42
6:P:644:LEU:CB	6:Q:548:LYS:HE3	1.46	1.42
6:U:459:LEU:HA	6:V:412:ARG:NH1	1.24	1.42
6:U:612:SER:CB	6:W:160:GLN:CG	1.96	1.42
6:I:298:PHE:CE2	6:J:416:ARG:O	1.73	1.42
6:J:456:ASN:OD1	6:K:412:ARG:CB	1.65	1.42
6:J:530:ARG:CA	6:K:472:ARG:HD3	1.47	1.42
6:P:456:ASN:OD1	6:Q:412:ARG:CB	1.65	1.42
6:P:459:LEU:CD1	6:Q:414:GLN:OE1	1.67	1.42
6:U:298:PHE:HB3	6:V:418:ASN:CA	1.47	1.42
6:V:295:ARG:NH1	6:W:419:MET:HB3	1.13	1.42
6:I:300:LYS:HZ1	6:J:418:ASN:ND2	1.12	1.42
6:I:456:ASN:CG	6:J:412:ARG:CA	1.84	1.42
6:I:612:SER:OG	6:K:160:GLN:CG	1.66	1.42
6:U:160:GLN:HE21	6:V:612:SER:CB	1.30	1.42
6:U:295:ARG:NH1	6:V:419:MET:HB3	1.18	1.42
6:U:300:LYS:HZ1	6:V:418:ASN:CG	1.20	1.42
6:U:414:GLN:OE1	6:W:459:LEU:CD1	1.68	1.42
2:B:1182:ASN:HA	4:D:52:PRO:CB	1.39	1.42
6:I:419:MET:HB3	6:K:295:ARG:NH1	1.21	1.42
6:O:459:LEU:HD23	6:P:412:ARG:NH2	1.21	1.42
6:U:414:GLN:CD	6:W:459:LEU:CD1	1.88	1.42
6:U:459:LEU:CD2	6:V:414:GLN:OE1	1.68	1.42
6:V:530:ARG:CA	6:W:472:ARG:HD3	1.50	1.42
6:J:456:ASN:ND2	6:K:412:ARG:CA	1.83	1.41
6:O:160:GLN:CG	6:P:612:SER:OG	1.66	1.41
6:U:412:ARG:CB	6:W:456:ASN:OD1	1.65	1.41
6:U:412:ARG:HB2	6:W:459:LEU:CG	1.50	1.41
6:U:459:LEU:HD23	6:V:412:ARG:NH2	1.22	1.41
6:U:612:SER:CB	6:W:160:GLN:HE21	1.30	1.41
6:V:459:LEU:CD1	6:W:414:GLN:OE1	1.67	1.41

Continued on next page...

Continued from previous page...

Atom-1	Atom-2	Interatomic distance (Å)	Clash overlap (Å)
1:A:379:VAL:CG1	6:I:60:SER:OG	1.68	1.41
6:I:619:ASP:HB2	6:J:284:VAL:CG2	1.47	1.41
6:J:160:GLN:CG	6:K:612:SER:CB	1.96	1.41
6:O:412:ARG:NH2	6:Q:459:LEU:HD23	1.31	1.41
6:O:612:SER:OG	6:Q:160:GLN:CG	1.66	1.41
6:P:530:ARG:N	6:Q:472:ARG:HD3	1.32	1.41
6:V:160:GLN:CG	6:W:612:SER:OG	1.66	1.41
6:V:459:LEU:CD2	6:W:414:GLN:CD	1.89	1.41
2:B:1182:ASN:CA	4:D:52:PRO:HG2	1.43	1.41
6:O:66:ASP:CG	6:P:232:ALA:HB3	1.40	1.41
6:O:412:ARG:CA	6:Q:456:ASN:ND2	1.82	1.41
6:P:459:LEU:CD2	6:Q:414:GLN:CD	1.89	1.41
6:U:84:LYS:HE3	6:W:44:THR:CB	1.40	1.41
6:U:417:PHE:N	6:W:298:PHE:HZ	1.13	1.41
6:I:87:PHE:CG	6:K:121:ALA:HB2	1.47	1.41
6:I:193:ILE:CG2	6:J:562:TYR:CZ	1.97	1.41
6:I:299:ILE:CD1	6:J:419:MET:HE1	1.48	1.41
6:I:300:LYS:HZ1	6:J:418:ASN:CG	1.21	1.41
6:I:412:ARG:CA	6:K:456:ASN:ND2	1.81	1.41
6:I:644:LEU:HD22	6:J:548:LYS:CE	1.41	1.41
6:J:160:GLN:CD	6:K:612:SER:CB	1.85	1.41
6:O:84:LYS:HE3	6:Q:44:THR:CB	1.39	1.41
6:O:298:PHE:CE2	6:P:416:ARG:O	1.72	1.41
6:P:44:THR:CB	6:Q:84:LYS:HE3	1.35	1.41
6:P:300:LYS:HZ3	6:Q:418:ASN:ND2	1.11	1.41
6:P:459:LEU:HA	6:Q:412:ARG:NH1	1.32	1.41
6:U:412:ARG:CA	6:W:456:ASN:ND2	1.82	1.41
6:U:530:ARG:N	6:V:472:ARG:HD3	1.23	1.41
6:I:32:PRO:O	6:J:613:LEU:CD2	1.69	1.41
6:J:295:ARG:NH1	6:K:419:MET:HB3	1.13	1.41
6:P:32:PRO:O	6:Q:613:LEU:CD2	1.69	1.41
6:V:298:PHE:CE2	6:W:416:ARG:O	1.72	1.41
6:V:458:THR:N	6:W:412:ARG:CD	1.73	1.41
6:I:84:LYS:HE3	6:K:44:THR:CB	1.39	1.40
6:I:459:LEU:CG	6:J:412:ARG:HB2	1.48	1.40
6:I:459:LEU:HA	6:J:412:ARG:NH1	1.23	1.40
6:O:459:LEU:CA	6:P:412:ARG:CZ	1.99	1.40
6:U:66:ASP:CG	6:V:232:ALA:CB	1.87	1.40
6:U:612:SER:OG	6:W:160:GLN:CG	1.67	1.40
6:U:613:LEU:CD2	6:W:32:PRO:O	1.69	1.40
6:V:459:LEU:CG	6:W:412:ARG:HB2	1.50	1.40

Continued on next page...

Continued from previous page...

Atom-1	Atom-2	Interatomic distance (Å)	Clash overlap (Å)
6:I:160:GLN:CG	6:J:612:SER:OG	1.66	1.40
6:I:459:LEU:CA	6:J:412:ARG:CZ	2.00	1.40
6:J:193:ILE:CA	6:K:562:TYR:HE1	1.30	1.40
6:O:284:VAL:CG1	6:Q:619:ASP:CG	1.88	1.40
6:P:295:ARG:NH1	6:Q:419:MET:HB3	1.12	1.40
6:U:160:GLN:CG	6:V:612:SER:OG	1.66	1.40
6:U:619:ASP:HB2	6:V:284:VAL:CG2	1.46	1.40
6:U:641:ILE:CG1	6:V:545:VAL:CG1	1.85	1.40
6:V:619:ASP:CG	6:W:284:VAL:CG1	1.90	1.40
4:D:389:PHE:O	6:P:55:VAL:CB	1.67	1.40
6:I:414:GLN:OE1	6:K:459:LEU:CD1	1.68	1.40
6:I:612:SER:CB	6:K:160:GLN:CG	1.97	1.40
6:J:530:ARG:HA	6:K:472:ARG:CD	1.50	1.40
6:U:66:ASP:CG	6:V:232:ALA:HB3	1.41	1.40
6:U:284:VAL:CG1	6:W:619:ASP:CG	1.89	1.40
6:V:32:PRO:O	6:W:613:LEU:CD2	1.68	1.40
6:V:193:ILE:CG2	6:W:562:TYR:CZ	1.90	1.40
6:I:193:ILE:CA	6:J:562:TYR:HE1	1.33	1.40
6:I:295:ARG:NH1	6:J:419:MET:HB3	1.17	1.40
6:J:459:LEU:CD2	6:K:414:GLN:CD	1.89	1.40
6:O:160:GLN:HE21	6:P:612:SER:CB	1.30	1.40
6:P:193:ILE:CA	6:Q:562:TYR:HE1	1.32	1.40
6:U:459:LEU:CD1	6:V:414:GLN:OE1	1.66	1.40
6:I:44:THR:CB	6:J:84:LYS:HE3	1.42	1.40
6:I:232:ALA:HB3	6:K:66:ASP:CG	1.40	1.40
6:I:412:ARG:NH1	6:K:459:LEU:HA	1.36	1.40
6:J:459:LEU:CG	6:K:414:GLN:CD	1.86	1.40
5:L:44:GLY:HA2	6:Q:400:ALA:C	1.42	1.40
6:O:232:ALA:HB3	6:Q:66:ASP:CG	1.40	1.40
6:O:412:ARG:NH1	6:Q:459:LEU:HA	1.37	1.40
6:V:456:ASN:OD1	6:W:412:ARG:CB	1.65	1.40
6:V:459:LEU:HA	6:W:412:ARG:NH1	1.31	1.40
2:B:882:PRO:CG	2:B:962:GLN:HE22	1.33	1.39
6:I:412:ARG:HB2	6:K:459:LEU:CG	1.50	1.39
6:I:644:LEU:HD22	6:J:548:LYS:NZ	1.10	1.39
6:J:459:LEU:CG	6:K:412:ARG:HB2	1.49	1.39
6:J:459:LEU:CD2	6:K:414:GLN:OE1	1.68	1.39
6:O:612:SER:CB	6:Q:160:GLN:HE21	1.30	1.39
6:P:66:ASP:CG	6:Q:232:ALA:HB3	1.43	1.39
6:P:459:LEU:CG	6:Q:412:ARG:HB2	1.50	1.39
5:T:44:GLY:HA3	6:V:400:ALA:CB	1.50	1.39

Continued on next page...

Continued from previous page...

Atom-1	Atom-2	Interatomic distance (Å)	Clash overlap (Å)
6:U:160:GLN:CD	6:V:612:SER:HB2	1.43	1.39
4:E:401:ALA:N	6:U:52:GLY:CA	1.86	1.39
6:I:414:GLN:CD	6:K:459:LEU:CD1	1.88	1.39
6:I:472:ARG:CD	6:K:530:ARG:CA	1.94	1.39
6:I:548:LYS:NZ	6:K:644:LEU:HD22	1.09	1.39
6:I:613:LEU:CD2	6:K:32:PRO:O	1.68	1.39
6:P:458:THR:N	6:Q:412:ARG:CD	1.73	1.39
6:U:456:ASN:OD1	6:V:412:ARG:CB	1.67	1.39
6:U:459:LEU:CG	6:V:412:ARG:HB2	1.48	1.39
6:V:298:PHE:HZ	6:W:417:PHE:N	1.09	1.39
6:V:459:LEU:CD2	6:W:414:GLN:OE1	1.68	1.39
6:I:160:GLN:HE21	6:J:612:SER:CB	1.30	1.39
6:I:412:ARG:CD	6:K:458:THR:N	1.78	1.39
6:I:456:ASN:CG	6:J:412:ARG:HG3	1.41	1.39
6:O:416:ARG:O	6:Q:298:PHE:CE2	1.73	1.39
6:P:298:PHE:CE2	6:Q:416:ARG:O	1.73	1.39
6:P:619:ASP:CG	6:Q:284:VAL:CG1	1.90	1.39
5:S:44:GLY:HA3	6:U:400:ALA:CB	1.50	1.39
6:U:193:ILE:CA	6:V:562:TYR:HE1	1.32	1.39
6:U:459:LEU:CD1	6:V:414:GLN:CD	1.90	1.39
6:U:644:LEU:HD22	6:V:548:LYS:NZ	1.12	1.39
2:B:1181:THR:C	4:D:52:PRO:CG	1.91	1.39
5:F:4:HIS:CE1	6:J:587:GLY:N	1.91	1.39
5:G:44:GLY:HA3	6:I:400:ALA:CB	1.50	1.39
6:I:459:LEU:CD2	6:J:414:GLN:OE1	1.68	1.39
6:J:32:PRO:O	6:K:613:LEU:CD2	1.69	1.39
6:J:154:ARG:NH1	6:K:247:SER:H	1.21	1.39
6:J:160:GLN:CD	6:K:612:SER:HB2	1.42	1.39
6:O:644:LEU:HD22	6:P:548:LYS:CE	1.41	1.39
6:P:459:LEU:CD2	6:Q:414:GLN:OE1	1.69	1.39
6:U:619:ASP:CG	6:V:284:VAL:CG1	1.88	1.39
6:V:298:PHE:HB3	6:W:418:ASN:CA	1.53	1.39
6:I:459:LEU:CD1	6:J:414:GLN:CD	1.91	1.39
6:O:44:THR:CB	6:P:84:LYS:HE3	1.41	1.39
6:O:121:ALA:HB2	6:P:87:PHE:CG	1.42	1.39
6:O:412:ARG:HG3	6:Q:456:ASN:CG	1.36	1.39
6:O:459:LEU:CD2	6:P:414:GLN:OE1	1.69	1.39
6:O:548:LYS:NZ	6:Q:644:LEU:HD22	1.09	1.39
6:O:613:LEU:CD2	6:Q:32:PRO:O	1.68	1.39
6:P:644:LEU:CD2	6:Q:548:LYS:NZ	1.79	1.39
6:U:32:PRO:O	6:V:613:LEU:CD2	1.69	1.39

Continued on next page...

Continued from previous page...

Atom-1	Atom-2	Interatomic distance (Å)	Clash overlap (Å)
6:U:459:LEU:CG	6:V:414:GLN:HE22	1.29	1.39
6:V:160:GLN:HE21	6:W:612:SER:CB	1.31	1.39
6:V:299:ILE:CD1	6:W:419:MET:HE2	1.50	1.39
6:V:530:ARG:HA	6:W:472:ARG:CD	1.53	1.39
6:X:497:GLU:OE1	5:Y:5:MET:CG	1.71	1.39
5:F:193:GLY:HA3	6:K:364:PRO:CG	1.53	1.38
5:H:44:GLY:HA3	6:J:400:ALA:CB	1.50	1.38
6:J:298:PHE:HB3	6:K:418:ASN:CA	1.53	1.38
6:U:299:ILE:CD1	6:V:419:MET:CE	2.01	1.38
6:V:299:ILE:CD1	6:W:419:MET:CE	2.01	1.38
6:J:644:LEU:CG	6:K:548:LYS:HE3	1.51	1.38
6:O:36:LEU:CB	6:P:253:VAL:HG12	1.54	1.38
6:V:298:PHE:CE2	6:W:417:PHE:C	1.94	1.38
6:J:458:THR:N	6:K:412:ARG:CD	1.74	1.38
5:L:4:HIS:CE1	6:P:587:GLY:N	1.92	1.38
6:O:412:ARG:HB2	6:Q:459:LEU:CG	1.52	1.38
6:O:459:LEU:CD1	6:P:414:GLN:CD	1.91	1.38
6:U:232:ALA:HB3	6:W:66:ASP:CG	1.41	1.38
6:U:416:ARG:O	6:W:298:PHE:CE2	1.74	1.38
6:U:459:LEU:CA	6:V:412:ARG:CZ	1.99	1.38
6:I:641:ILE:CG1	6:J:545:VAL:CG1	1.84	1.38
6:J:458:THR:HA	6:K:412:ARG:CD	1.45	1.38
6:J:619:ASP:CG	6:K:284:VAL:CG1	1.89	1.38
6:P:298:PHE:CG	6:Q:418:ASN:HA	1.57	1.38
6:P:644:LEU:CG	6:Q:548:LYS:HE3	1.52	1.38
6:U:161:LYS:CG	6:V:533:ASP:OD1	1.72	1.38
6:U:414:GLN:OE1	6:W:459:LEU:CD2	1.69	1.38
6:V:66:ASP:CG	6:W:232:ALA:HB3	1.43	1.38
6:V:298:PHE:CG	6:W:418:ASN:HA	1.57	1.38
3:C:314:SER:HA	3:C:1196:ARG:CG	1.52	1.38
3:C:384:MET:HB3	3:C:1197:TYR:CE2	1.58	1.38
6:I:644:LEU:CG	6:J:548:LYS:CE	1.97	1.38
6:J:160:GLN:CG	6:K:612:SER:OG	1.66	1.38
6:J:298:PHE:CE2	6:K:416:ARG:O	1.73	1.38
5:M:44:GLY:HA3	6:O:400:ALA:CB	1.50	1.38
6:P:193:ILE:O	6:Q:562:TYR:CD1	1.77	1.38
6:O:412:ARG:CD	6:Q:458:THR:N	1.78	1.37
6:O:644:LEU:CG	6:P:548:LYS:HE3	1.52	1.37
6:P:298:PHE:HB3	6:Q:418:ASN:CA	1.53	1.37
6:U:548:LYS:NZ	6:W:644:LEU:CD2	1.82	1.38
2:B:953:GLY:N	4:D:35:ARG:CD	1.84	1.37

Continued on next page...

Continued from previous page...

Atom-1	Atom-2	Interatomic distance (Å)	Clash overlap (Å)
4:D:392:ALA:N	6:P:49:ARG:NH2	1.71	1.37
6:I:193:ILE:O	6:J:562:TYR:CD1	1.77	1.37
6:I:416:ARG:O	6:K:298:PHE:CE2	1.74	1.37
6:J:298:PHE:HZ	6:K:417:PHE:N	1.10	1.37
5:L:193:GLY:HA3	6:Q:364:PRO:CG	1.53	1.37
6:O:32:PRO:O	6:P:613:LEU:CD2	1.69	1.37
6:O:36:LEU:HB3	6:P:253:VAL:CG1	1.55	1.37
6:P:42:ASN:ND2	6:Q:235:LEU:CD2	1.87	1.37
6:U:36:LEU:CB	6:V:253:VAL:HG12	1.53	1.37
6:U:154:ARG:HE	6:V:248:GLU:N	1.18	1.37
6:U:458:THR:N	6:V:412:ARG:CD	1.78	1.37
6:U:548:LYS:HE3	6:W:644:LEU:CG	1.54	1.37
6:V:193:ILE:CB	6:W:562:TYR:CE1	2.06	1.37
6:V:456:ASN:OD1	6:W:412:ARG:CG	1.72	1.37
3:C:386:GLU:OE2	3:C:1195:TYR:CE1	1.78	1.37
6:I:154:ARG:NH1	6:J:247:SER:N	1.73	1.37
6:I:644:LEU:CD2	6:J:548:LYS:NZ	1.81	1.37
6:J:42:ASN:ND2	6:K:235:LEU:CD2	1.87	1.37
6:J:193:ILE:CB	6:K:562:TYR:CE1	2.07	1.37
6:O:154:ARG:HE	6:P:248:GLU:N	1.19	1.37
6:O:641:ILE:CG1	6:P:545:VAL:CG1	1.84	1.37
6:P:456:ASN:ND2	6:Q:412:ARG:CA	1.83	1.37
5:R:4:HIS:CE1	6:V:587:GLY:N	1.91	1.37
6:U:612:SER:HB2	6:W:160:GLN:CD	1.42	1.37
6:I:284:VAL:CG1	6:K:619:ASP:CG	1.89	1.37
6:I:412:ARG:NH2	6:K:459:LEU:CD2	1.87	1.37
6:J:459:LEU:CD1	6:K:414:GLN:OE1	1.68	1.37
6:O:619:ASP:CG	6:P:284:VAL:CG1	1.89	1.37
6:P:154:ARG:NH1	6:Q:247:SER:N	1.73	1.37
6:P:530:ARG:HA	6:Q:472:ARG:CD	1.50	1.37
6:U:232:ALA:CB	6:W:66:ASP:CG	1.90	1.37
6:U:456:ASN:ND2	6:V:412:ARG:CA	1.88	1.37
6:V:456:ASN:ND2	6:W:412:ARG:CA	1.83	1.37
2:B:1213:ALA:CB	3:C:552:ASP:OD2	1.68	1.37
6:I:160:GLN:CG	6:J:612:SER:CB	2.03	1.37
6:I:414:GLN:OE1	6:K:459:LEU:CD2	1.70	1.37
6:I:456:ASN:OD1	6:J:412:ARG:CG	1.72	1.37
6:I:548:LYS:HE3	6:K:644:LEU:CG	1.53	1.37
5:N:44:GLY:HA3	6:P:400:ALA:CB	1.51	1.37
6:O:644:LEU:CG	6:P:548:LYS:CE	1.97	1.37
6:V:644:LEU:CG	6:W:548:LYS:HE3	1.52	1.37

Continued on next page...

Continued from previous page...

Atom-1	Atom-2	Interatomic distance (Å)	Clash overlap (Å)
2:B:952:PRO:C	4:D:35:ARG:NH2	1.74	1.36
2:B:959:ARG:CZ	4:D:40:ARG:HG2	1.55	1.36
5:F:44:GLY:HA2	6:K:400:ALA:CA	1.40	1.36
6:I:619:ASP:CG	6:J:284:VAL:CG1	1.89	1.36
6:J:66:ASP:CG	6:K:232:ALA:HB3	1.43	1.36
6:O:458:THR:N	6:P:412:ARG:CD	1.78	1.36
6:U:154:ARG:NH1	6:V:247:SER:N	1.73	1.36
6:U:193:ILE:O	6:V:562:TYR:CD1	1.78	1.36
6:U:562:TYR:CD1	6:W:193:ILE:O	1.78	1.36
6:V:644:LEU:HD22	6:W:548:LYS:NZ	1.05	1.36
2:B:882:PRO:CG	2:B:962:GLN:NE2	1.87	1.36
6:I:412:ARG:CB	6:K:456:ASN:OD1	1.64	1.36
6:J:644:LEU:CD2	6:K:548:LYS:NZ	1.80	1.36
6:P:299:ILE:CD1	6:Q:419:MET:HE2	1.52	1.36
5:R:193:GLY:HA3	6:W:364:PRO:CG	1.53	1.36
6:V:121:ALA:HB2	6:W:87:PHE:CG	1.54	1.36
2:B:1182:ASN:CA	4:D:52:PRO:HB2	1.36	1.36
6:I:193:ILE:CB	6:J:562:TYR:CE1	2.07	1.36
6:J:193:ILE:O	6:K:562:TYR:CD1	1.78	1.36
6:O:193:ILE:O	6:P:562:TYR:CD1	1.78	1.36
6:O:459:LEU:CD2	6:P:412:ARG:NH2	1.88	1.36
6:O:530:ARG:N	6:P:472:ARG:HD3	1.23	1.36
6:P:298:PHE:CE2	6:Q:417:PHE:C	1.94	1.36
6:V:42:ASN:ND2	6:W:235:LEU:CD2	1.87	1.36
6:I:458:THR:N	6:J:412:ARG:CD	1.78	1.36
6:O:161:LYS:CG	6:P:533:ASP:OD1	1.72	1.36
6:O:298:PHE:CZ	6:P:416:ARG:C	1.96	1.36
6:O:300:LYS:HZ1	6:P:418:ASN:ND2	1.20	1.36
6:P:161:LYS:CE	6:Q:533:ASP:OD1	1.73	1.36
6:P:299:ILE:CD1	6:Q:419:MET:CE	2.01	1.36
6:P:644:LEU:HD22	6:Q:548:LYS:NZ	1.05	1.36
6:U:411:VAL:HG11	6:W:457:PRO:CG	1.43	1.36
6:U:417:PHE:C	6:W:298:PHE:CE2	1.99	1.36
6:V:154:ARG:NH1	6:W:247:SER:N	1.73	1.36
6:V:457:PRO:CD	6:W:411:VAL:CG1	1.97	1.36
2:B:792:GLN:NE2	4:D:105:ALA:CB	1.87	1.36
6:I:36:LEU:CB	6:J:253:VAL:HG12	1.53	1.36
6:I:232:ALA:CB	6:K:66:ASP:CG	1.91	1.36
6:I:456:ASN:ND2	6:J:412:ARG:CA	1.87	1.36
6:J:298:PHE:CG	6:K:418:ASN:HA	1.59	1.36
6:J:644:LEU:HD22	6:K:548:LYS:NZ	1.06	1.36

Continued on next page...

Continued from previous page...

Atom-1	Atom-2	Interatomic distance (Å)	Clash overlap (Å)
6:O:160:GLN:CD	6:P:612:SER:HB2	1.43	1.36
6:O:295:ARG:NH1	6:P:419:MET:CB	1.89	1.36
6:P:456:ASN:OD1	6:Q:412:ARG:CG	1.72	1.36
5:R:44:GLY:HA2	6:W:400:ALA:C	1.42	1.36
6:U:459:LEU:CD2	6:V:412:ARG:NH2	1.89	1.36
6:V:160:GLN:HG2	6:W:612:SER:CB	1.55	1.36
6:V:456:ASN:CG	6:W:412:ARG:HG3	1.38	1.36
2:B:310:LYS:N	2:B:399:ARG:NH1	1.72	1.35
4:E:339:LEU:HB2	6:U:55:VAL:CG1	1.48	1.35
4:E:401:ALA:CB	6:U:52:GLY:HA2	1.53	1.35
6:I:154:ARG:HE	6:J:248:GLU:N	1.20	1.35
6:I:533:ASP:OD1	6:K:161:LYS:CE	1.74	1.35
6:J:300:LYS:NZ	6:K:418:ASN:ND2	1.74	1.35
6:O:29:THR:CA	6:P:609:ARG:CD	2.04	1.35
6:O:160:GLN:CG	6:P:612:SER:CB	2.04	1.35
6:O:247:SER:N	6:Q:154:ARG:NH1	1.73	1.35
6:O:248:GLU:N	6:Q:154:ARG:HE	1.24	1.35
6:O:456:ASN:ND2	6:P:412:ARG:CA	1.86	1.35
6:U:87:PHE:CG	6:W:121:ALA:HB2	1.47	1.35
6:U:169:MET:O	6:V:541:SER:CB	1.74	1.35
6:U:193:ILE:CB	6:V:562:TYR:CE1	2.06	1.35
6:U:295:ARG:NH1	6:V:419:MET:CB	1.89	1.35
6:J:298:PHE:CE2	6:K:417:PHE:C	1.95	1.35
6:O:412:ARG:CB	6:Q:456:ASN:OD1	1.65	1.35
6:O:562:TYR:CD1	6:Q:193:ILE:O	1.78	1.35
6:P:300:LYS:NZ	6:Q:418:ASN:ND2	1.74	1.35
6:U:36:LEU:HB3	6:V:253:VAL:CG1	1.55	1.35
6:U:548:LYS:NZ	6:W:644:LEU:HD22	1.08	1.35
6:U:562:TYR:HE1	6:W:193:ILE:CA	1.38	1.35
2:B:959:ARG:NH2	4:D:40:ARG:HG2	1.41	1.35
5:F:44:GLY:HA2	6:K:400:ALA:C	1.41	1.35
6:I:161:LYS:CG	6:J:533:ASP:OD1	1.72	1.35
6:I:161:LYS:CE	6:J:533:ASP:OD1	1.74	1.35
6:O:44:THR:CA	6:P:84:LYS:HE3	1.56	1.35
6:O:300:LYS:HZ1	6:P:418:ASN:CG	1.26	1.35
6:O:541:SER:CB	6:Q:169:MET:O	1.75	1.35
6:U:419:MET:HE1	6:W:299:ILE:CD1	1.56	1.35
6:U:458:THR:N	6:V:412:ARG:HD2	1.02	1.35
2:B:882:PRO:HG2	2:B:962:GLN:NE2	1.36	1.35
4:E:404:VAL:CG1	6:U:49:ARG:HH21	1.38	1.35
6:I:169:MET:CA	6:J:541:SER:OG	1.73	1.35

Continued on next page...

Continued from previous page...

Atom-1	Atom-2	Interatomic distance (Å)	Clash overlap (Å)
6:I:411:VAL:HG11	6:K:457:PRO:CG	1.42	1.35
6:J:44:THR:HB	6:K:84:LYS:NZ	1.29	1.35
6:J:161:LYS:CE	6:K:533:ASP:OD1	1.73	1.35
6:J:295:ARG:NH1	6:K:419:MET:CB	1.89	1.35
6:O:169:MET:CA	6:P:541:SER:OG	1.73	1.35
6:O:193:ILE:CB	6:P:562:TYR:CE1	2.07	1.35
6:O:235:LEU:CD2	6:Q:42:ASN:ND2	1.90	1.35
6:O:299:ILE:CD1	6:P:419:MET:CE	2.02	1.35
6:O:412:ARG:NH2	6:Q:459:LEU:CD2	1.88	1.35
6:O:562:TYR:HE1	6:Q:193:ILE:CA	1.40	1.35
6:P:295:ARG:NH1	6:Q:419:MET:CB	1.89	1.35
6:U:160:GLN:CG	6:V:612:SER:CB	2.03	1.35
6:U:161:LYS:CE	6:V:533:ASP:OD1	1.74	1.35
6:U:248:GLU:N	6:W:154:ARG:HE	1.23	1.35
6:U:612:SER:OG	6:W:160:GLN:CB	1.75	1.35
6:V:44:THR:CB	6:W:84:LYS:NZ	1.76	1.35
6:V:193:ILE:O	6:W:562:TYR:CD1	1.78	1.35
6:V:300:LYS:NZ	6:W:418:ASN:ND2	1.75	1.35
6:V:333:PRO:O	6:W:411:VAL:CG2	1.75	1.35
6:I:66:ASP:CB	6:J:232:ALA:HB1	1.47	1.35
6:I:295:ARG:NH1	6:J:419:MET:CB	1.89	1.35
6:I:456:ASN:OD1	6:J:412:ARG:CB	1.67	1.35
6:I:541:SER:OG	6:K:169:MET:CA	1.74	1.35
6:J:459:LEU:HD13	6:K:414:GLN:CD	1.43	1.35
6:O:411:VAL:CG2	6:Q:333:PRO:O	1.75	1.35
6:O:541:SER:OG	6:Q:169:MET:CA	1.74	1.35
6:P:121:ALA:HB2	6:Q:87:PHE:CG	1.55	1.35
6:P:160:GLN:HE21	6:Q:612:SER:CB	1.31	1.35
6:P:459:LEU:CA	6:Q:412:ARG:NH1	1.89	1.35
6:U:165:THR:CG2	6:V:534:SER:HB2	1.43	1.35
6:U:169:MET:CA	6:V:541:SER:OG	1.73	1.35
6:U:459:LEU:HD12	6:V:412:ARG:CB	1.55	1.35
6:U:541:SER:OG	6:W:169:MET:CA	1.74	1.35
3:C:715:VAL:N	3:C:726:ARG:NH2	1.75	1.34
3:C:938:TYR:OH	3:C:946:VAL:CG1	1.73	1.34
5:F:193:GLY:CA	6:K:364:PRO:CG	2.04	1.34
6:O:232:ALA:CB	6:Q:66:ASP:CG	1.90	1.34
6:P:193:ILE:CB	6:Q:562:TYR:CE1	2.07	1.34
6:P:333:PRO:O	6:Q:411:VAL:CG2	1.74	1.34
6:P:458:THR:HA	6:Q:412:ARG:CD	1.43	1.34
6:U:44:THR:CA	6:V:84:LYS:HE3	1.55	1.34

Continued on next page...

Continued from previous page...

Atom-1	Atom-2	Interatomic distance (Å)	Clash overlap (Å)
6:V:295:ARG:NH1	6:W:419:MET:CB	1.89	1.34
4:D:389:PHE:N	6:P:55:VAL:H	1.25	1.34
4:D:390:ASN:CG	6:P:50:PRO:HG2	1.46	1.34
6:I:247:SER:N	6:K:154:ARG:NH1	1.73	1.34
6:I:459:LEU:HD12	6:J:412:ARG:CB	1.55	1.34
6:I:612:SER:HB2	6:K:160:GLN:CD	1.43	1.34
6:O:169:MET:O	6:P:541:SER:CB	1.73	1.34
6:O:459:LEU:HD12	6:P:412:ARG:CB	1.54	1.34
6:P:160:GLN:CB	6:Q:612:SER:OG	1.75	1.34
6:U:232:ALA:HB3	6:W:66:ASP:OD1	1.17	1.34
6:U:411:VAL:CG2	6:W:333:PRO:O	1.74	1.34
3:C:714:SER:C	3:C:726:ARG:NH2	1.80	1.34
6:I:29:THR:CA	6:J:609:ARG:CD	2.03	1.34
6:I:36:LEU:HB3	6:J:253:VAL:CG1	1.55	1.34
6:I:299:ILE:CD1	6:J:419:MET:CE	2.01	1.34
6:I:333:PRO:O	6:J:411:VAL:CG2	1.75	1.34
6:I:541:SER:CB	6:K:169:MET:O	1.73	1.34
6:I:612:SER:OG	6:K:160:GLN:CB	1.74	1.34
6:J:154:ARG:NH1	6:K:247:SER:N	1.73	1.34
6:J:459:LEU:HD23	6:K:412:ARG:NH2	1.42	1.34
6:O:622:GLU:CB	6:P:280:LEU:HD12	1.57	1.34
6:P:169:MET:O	6:Q:541:SER:CB	1.74	1.34
5:R:193:GLY:CA	6:W:364:PRO:CG	2.03	1.34
6:U:416:ARG:O	6:W:298:PHE:CZ	1.81	1.34
6:U:533:ASP:OD1	6:W:161:LYS:CE	1.75	1.34
6:U:644:LEU:CD2	6:V:548:LYS:NZ	1.80	1.34
6:V:160:GLN:CB	6:W:612:SER:OG	1.74	1.34
2:B:954:PRO:CD	4:D:39:SER:OG	1.70	1.34
6:I:298:PHE:CZ	6:J:416:ARG:O	1.80	1.34
6:I:411:VAL:CG2	6:K:333:PRO:O	1.75	1.34
6:I:548:LYS:NZ	6:K:644:LEU:CD2	1.82	1.34
6:J:530:ARG:N	6:K:472:ARG:HD3	1.32	1.34
6:O:87:PHE:CG	6:Q:121:ALA:HB2	1.47	1.34
6:O:548:LYS:HE3	6:Q:644:LEU:CG	1.53	1.34
6:P:147:ARG:NH1	6:W:100:LYS:HE3	1.39	1.34
6:U:161:LYS:CD	6:V:533:ASP:OD1	1.76	1.34
6:U:284:VAL:CG1	6:W:619:ASP:OD1	1.74	1.34
2:B:407:ARG:CG	4:D:184:HIS:CE1	2.10	1.34
6:I:248:GLU:N	6:K:154:ARG:HE	1.23	1.34
6:I:562:TYR:CD1	6:K:193:ILE:O	1.79	1.34
6:J:160:GLN:CB	6:K:612:SER:OG	1.75	1.34

Continued on next page...

Continued from previous page...

Atom-1	Atom-2	Interatomic distance (Å)	Clash overlap (Å)
6:O:459:LEU:CG	6:P:414:GLN:CD	1.94	1.34
6:O:533:ASP:OD1	6:Q:161:LYS:CE	1.74	1.34
6:U:84:LYS:HE3	6:W:44:THR:CA	1.58	1.34
3:C:315:SER:N	3:C:1196:ARG:CD	1.75	1.33
6:I:280:LEU:HD12	6:K:622:GLU:CB	1.57	1.33
6:I:412:ARG:CG	6:K:456:ASN:OD1	1.73	1.33
6:I:458:THR:N	6:J:412:ARG:HD2	1.03	1.33
6:J:169:MET:O	6:K:541:SER:CB	1.74	1.33
6:J:333:PRO:O	6:K:411:VAL:CG2	1.75	1.33
6:O:161:LYS:CE	6:P:533:ASP:OD1	1.74	1.33
6:O:298:PHE:CZ	6:P:417:PHE:C	1.99	1.33
6:U:29:THR:CA	6:V:609:ARG:CD	2.05	1.33
6:V:300:LYS:HZ3	6:W:418:ASN:ND2	1.21	1.33
6:V:459:LEU:CA	6:W:412:ARG:NH1	1.89	1.33
6:I:298:PHE:CZ	6:J:417:PHE:C	2.01	1.33
6:I:459:LEU:CD2	6:J:412:ARG:NH2	1.89	1.33
5:L:193:GLY:CA	6:Q:364:PRO:CG	2.04	1.33
6:O:333:PRO:O	6:P:411:VAL:CG2	1.75	1.33
6:O:458:THR:N	6:P:412:ARG:HD2	1.03	1.33
6:O:458:THR:HA	6:P:412:ARG:CD	1.44	1.33
5:T:44:GLY:HA2	6:V:400:ALA:CA	1.38	1.33
6:U:333:PRO:O	6:V:411:VAL:CG2	1.75	1.33
6:U:412:ARG:NH2	6:W:459:LEU:CD2	1.88	1.33
6:U:459:LEU:HB3	6:V:414:GLN:NE2	1.21	1.33
6:U:541:SER:CB	6:W:169:MET:O	1.74	1.33
5:F:4:HIS:CG	6:J:586:VAL:CG2	2.04	1.33
6:I:66:ASP:OD1	6:J:232:ALA:HB3	1.15	1.33
6:I:169:MET:O	6:J:541:SER:CB	1.74	1.33
6:I:412:ARG:HG3	6:K:456:ASN:CG	1.36	1.33
6:I:417:PHE:C	6:K:298:PHE:CE2	2.01	1.33
6:O:298:PHE:CG	6:P:418:ASN:HA	1.62	1.33
6:O:456:ASN:OD1	6:P:412:ARG:CG	1.73	1.33
6:P:459:LEU:HD23	6:Q:412:ARG:NH2	1.41	1.33
6:U:280:LEU:HD12	6:W:622:GLU:CB	1.58	1.33
6:U:300:LYS:NZ	6:V:418:ASN:ND2	1.76	1.33
6:U:414:GLN:CD	6:W:459:LEU:CD2	1.96	1.33
6:U:472:ARG:CD	6:W:530:ARG:CA	1.96	1.33
6:U:619:ASP:OD1	6:V:284:VAL:CG1	1.74	1.33
6:I:195:PRO:CD	6:J:562:TYR:HB3	1.59	1.33
6:I:284:VAL:CG1	6:K:619:ASP:OD1	1.75	1.33
6:I:562:TYR:HE1	6:K:193:ILE:CA	1.38	1.33

Continued on next page...

Continued from previous page...

Atom-1	Atom-2	Interatomic distance (Å)	Clash overlap (Å)
6:I:644:LEU:CG	6:J:548:LYS:HE3	1.53	1.33
6:J:160:GLN:HE21	6:K:612:SER:CB	1.31	1.33
5:N:44:GLY:HA2	6:P:400:ALA:C	1.49	1.33
6:O:472:ARG:CD	6:Q:530:ARG:CA	1.94	1.33
6:O:612:SER:CB	6:Q:160:GLN:HG2	1.55	1.33
6:P:193:ILE:CB	6:Q:562:TYR:CZ	2.12	1.33
5:R:4:HIS:CG	6:V:586:VAL:CG2	2.04	1.33
6:U:247:SER:N	6:W:154:ARG:NH1	1.73	1.33
6:U:298:PHE:CZ	6:V:416:ARG:O	1.80	1.33
6:V:459:LEU:HD13	6:W:414:GLN:CD	1.44	1.33
6:V:530:ARG:CA	6:W:472:ARG:CD	2.04	1.33
6:I:44:THR:CA	6:J:84:LYS:HE3	1.57	1.33
6:I:622:GLU:CB	6:J:280:LEU:HD12	1.58	1.33
6:U:161:LYS:CE	6:V:533:ASP:HA	1.58	1.33
6:U:562:TYR:CE1	6:W:193:ILE:CB	2.11	1.33
6:V:169:MET:O	6:W:541:SER:CB	1.74	1.33
6:X:497:GLU:OE1	5:Y:5:MET:HG2	1.16	1.33
6:I:161:LYS:CD	6:J:533:ASP:OD1	1.76	1.32
6:I:414:GLN:CD	6:K:459:LEU:CD2	1.97	1.32
6:I:459:LEU:CG	6:J:414:GLN:CD	1.94	1.32
6:I:644:LEU:CB	6:J:548:LYS:CE	2.06	1.32
6:O:30:ALA:CA	6:P:610:THR:HG22	1.57	1.32
6:O:121:ALA:HB3	6:P:87:PHE:CD2	1.64	1.32
6:O:154:ARG:NH1	6:P:247:SER:N	1.73	1.32
6:O:300:LYS:NZ	6:P:418:ASN:ND2	1.76	1.32
6:O:412:ARG:HB2	6:Q:459:LEU:CD1	1.59	1.32
6:O:562:TYR:CZ	6:Q:193:ILE:CB	2.12	1.32
6:U:160:GLN:NE2	6:V:612:SER:C	1.81	1.32
6:U:161:LYS:HE2	6:V:533:ASP:CB	1.59	1.32
6:U:193:ILE:CB	6:V:562:TYR:CZ	2.12	1.32
6:U:459:LEU:CG	6:V:414:GLN:CD	1.92	1.32
6:U:459:LEU:HD12	6:V:412:ARG:CA	1.60	1.32
6:V:300:LYS:NZ	6:W:418:ASN:CG	1.83	1.32
2:B:1213:ALA:HB1	3:C:552:ASP:CG	1.42	1.32
4:D:152:ASP:OD2	6:P:53:THR:CG2	1.74	1.32
6:I:418:ASN:ND2	6:K:300:LYS:NZ	1.76	1.32
6:I:562:TYR:CE1	6:K:193:ILE:CB	2.11	1.32
6:O:417:PHE:C	6:Q:298:PHE:CE2	2.00	1.32
6:O:612:SER:OG	6:Q:160:GLN:CB	1.75	1.32
6:P:147:ARG:CZ	6:W:100:LYS:HE3	1.48	1.32
6:P:530:ARG:CA	6:Q:472:ARG:CD	2.03	1.32

Continued on next page...

Continued from previous page...

Atom-1	Atom-2	Interatomic distance (Å)	Clash overlap (Å)
6:U:298:PHE:CG	6:V:418:ASN:HA	1.61	1.32
6:U:562:TYR:CZ	6:W:193:ILE:CB	2.12	1.32
6:U:612:SER:C	6:W:160:GLN:NE2	1.82	1.32
6:V:160:GLN:CD	6:W:612:SER:HB2	1.43	1.32
6:V:161:LYS:CE	6:W:533:ASP:OD1	1.74	1.32
6:V:298:PHE:CZ	6:W:416:ARG:O	1.81	1.32
3:C:386:GLU:OE2	3:C:1195:TYR:CZ	1.82	1.32
6:I:160:GLN:NE2	6:J:612:SER:C	1.80	1.32
6:I:298:PHE:CG	6:J:418:ASN:HA	1.64	1.32
6:J:298:PHE:CZ	6:K:416:ARG:O	1.82	1.32
6:J:459:LEU:CA	6:K:412:ARG:NH1	1.89	1.32
6:O:84:LYS:HE3	6:Q:44:THR:CA	1.58	1.32
6:O:160:GLN:NE2	6:P:612:SER:C	1.80	1.32
6:O:161:LYS:HE2	6:P:533:ASP:CB	1.58	1.32
6:O:193:ILE:CB	6:P:562:TYR:CZ	2.12	1.32
6:O:280:LEU:HD12	6:Q:622:GLU:CB	1.58	1.32
6:O:545:VAL:CG1	6:Q:641:ILE:CG1	1.90	1.32
6:P:66:ASP:CG	6:Q:232:ALA:CB	1.95	1.32
6:V:160:GLN:NE2	6:W:612:SER:CA	1.86	1.32
6:I:612:SER:CB	6:K:160:GLN:HE21	1.30	1.32
6:I:612:SER:C	6:K:160:GLN:NE2	1.83	1.32
6:I:619:ASP:OD1	6:J:284:VAL:CG1	1.75	1.32
6:J:121:ALA:HB2	6:K:87:PHE:CE1	1.63	1.32
5:L:4:HIS:CG	6:P:586:VAL:CG2	2.04	1.32
5:M:4:HIS:HE1	6:Q:587:GLY:CA	1.43	1.32
6:O:300:LYS:NZ	6:P:418:ASN:CG	1.82	1.32
6:O:418:ASN:CG	6:Q:300:LYS:NZ	1.83	1.32
6:O:418:ASN:ND2	6:Q:300:LYS:NZ	1.76	1.32
6:U:612:SER:CA	6:W:160:GLN:NE2	1.85	1.32
6:V:173:ASP:OD2	6:W:606:THR:HG21	1.28	1.32
5:F:44:GLY:HA3	6:K:400:ALA:CB	1.60	1.32
6:I:84:LYS:HE3	6:K:44:THR:CA	1.58	1.32
6:I:235:LEU:CD2	6:K:42:ASN:ND2	1.91	1.32
6:I:459:LEU:HD12	6:J:412:ARG:CA	1.58	1.32
6:I:562:TYR:CZ	6:K:193:ILE:CB	2.11	1.32
6:J:169:MET:CA	6:K:541:SER:OG	1.76	1.32
6:O:562:TYR:CE1	6:Q:193:ILE:CB	2.12	1.32
6:O:612:SER:C	6:Q:160:GLN:NE2	1.83	1.32
6:P:121:ALA:HB2	6:Q:87:PHE:CE1	1.63	1.32
5:R:44:GLY:HA3	6:W:400:ALA:CB	1.60	1.32
6:U:300:LYS:NZ	6:V:418:ASN:CG	1.82	1.32

Continued on next page...

Continued from previous page...

Atom-1	Atom-2	Interatomic distance (Å)	Clash overlap (Å)
6:U:412:ARG:NH1	6:W:459:LEU:HA	1.41	1.32
6:V:459:LEU:CD1	6:W:414:GLN:NE2	1.90	1.32
6:I:122:THR:HG21	6:J:90:ASN:CB	1.60	1.31
6:J:193:ILE:CB	6:K:562:TYR:CZ	2.12	1.31
5:M:5:MET:HE3	6:Q:494:THR:CG2	1.58	1.31
6:U:195:PRO:CD	6:V:562:TYR:HB3	1.59	1.31
6:U:275:GLU:CG	6:W:630:LEU:CD1	2.08	1.31
6:U:412:ARG:HG3	6:W:456:ASN:CG	1.36	1.31
4:D:388:PRO:HB2	6:P:56:ALA:CB	1.60	1.31
5:H:4:HIS:HE1	6:I:587:GLY:CA	1.43	1.31
6:I:193:ILE:CB	6:J:562:TYR:CZ	2.12	1.31
6:I:232:ALA:HB3	6:K:66:ASP:OD1	1.18	1.31
6:I:298:PHE:CE2	6:J:417:PHE:C	2.03	1.31
6:I:412:ARG:HB2	6:K:459:LEU:CD1	1.60	1.31
6:O:160:GLN:CB	6:P:612:SER:OG	1.78	1.31
6:O:161:LYS:CE	6:P:533:ASP:HA	1.57	1.31
6:O:548:LYS:NZ	6:Q:644:LEU:CD2	1.83	1.31
6:U:122:THR:HG21	6:V:90:ASN:CB	1.59	1.31
6:U:298:PHE:CE2	6:V:417:PHE:C	2.02	1.31
6:U:412:ARG:HB2	6:W:459:LEU:CD1	1.59	1.31
6:U:472:ARG:HD3	6:W:530:ARG:N	1.30	1.31
6:V:44:THR:CA	6:W:84:LYS:HE3	1.59	1.31
4:D:389:PHE:CA	6:P:55:VAL:H	1.33	1.31
6:I:161:LYS:CE	6:J:533:ASP:HA	1.58	1.31
6:I:300:LYS:NZ	6:J:418:ASN:ND2	1.76	1.31
6:I:419:MET:CE	6:K:299:ILE:CD1	2.08	1.31
6:I:456:ASN:ND2	6:J:412:ARG:N	1.78	1.31
6:O:612:SER:HB2	6:Q:160:GLN:CD	1.41	1.31
6:P:300:LYS:NZ	6:Q:418:ASN:CG	1.82	1.31
6:P:456:ASN:CG	6:Q:412:ARG:HG3	1.38	1.31
6:U:644:LEU:CB	6:V:548:LYS:CE	2.06	1.31
6:I:459:LEU:CD2	6:J:414:GLN:CD	1.99	1.31
6:I:472:ARG:HD3	6:K:530:ARG:N	1.30	1.31
6:J:66:ASP:OD1	6:K:232:ALA:HB3	1.21	1.31
6:J:121:ALA:HB3	6:K:87:PHE:CD2	1.66	1.31
6:O:87:PHE:CD2	6:Q:121:ALA:HB3	1.66	1.31
6:O:284:VAL:CG1	6:Q:619:ASP:OD1	1.74	1.31
6:P:173:ASP:OD2	6:Q:606:THR:HG21	1.27	1.31
6:U:160:GLN:CB	6:V:612:SER:OG	1.79	1.31
6:U:235:LEU:CD2	6:W:42:ASN:ND2	1.90	1.31
6:U:253:VAL:CG1	6:W:36:LEU:HB3	1.59	1.31

Continued on next page...

Continued from previous page...

Atom-1	Atom-2	Interatomic distance (Å)	Clash overlap (Å)
6:U:412:ARG:CB	6:W:459:LEU:HD12	1.59	1.31
6:V:121:ALA:HB2	6:W:87:PHE:CE1	1.63	1.31
6:V:154:ARG:HE	6:W:248:GLU:N	1.28	1.31
6:V:619:ASP:OD1	6:W:284:VAL:CG1	1.77	1.31
2:B:404:MET:HE3	4:D:46:ILE:CD1	1.58	1.31
2:B:954:PRO:HD3	4:D:39:SER:CB	1.57	1.31
3:C:795:ASP:OD1	4:D:251:ASN:ND2	1.64	1.31
6:I:29:THR:HA	6:J:609:ARG:CD	1.59	1.31
6:I:66:ASP:CG	6:J:232:ALA:HB3	1.41	1.31
6:I:160:GLN:CD	6:J:612:SER:HB2	1.42	1.31
6:I:275:GLU:CG	6:K:630:LEU:CD1	2.09	1.31
6:I:412:ARG:CB	6:K:459:LEU:HD12	1.60	1.31
6:I:418:ASN:CG	6:K:300:LYS:NZ	1.82	1.31
6:J:160:GLN:HG2	6:K:612:SER:CB	1.55	1.31
6:O:195:PRO:CD	6:P:562:TYR:HB3	1.58	1.31
6:O:242:PHE:CZ	6:Q:82:PHE:HZ	1.49	1.31
6:O:412:ARG:CB	6:Q:459:LEU:HD12	1.60	1.31
6:O:412:ARG:N	6:Q:456:ASN:ND2	1.79	1.31
5:R:44:GLY:HA2	6:W:400:ALA:CA	1.42	1.31
6:U:459:LEU:CB	6:V:414:GLN:NE2	1.72	1.31
2:B:952:PRO:O	4:D:35:ARG:CG	1.79	1.30
6:I:30:ALA:CA	6:J:610:THR:HG22	1.59	1.30
6:I:84:LYS:NZ	6:K:44:THR:HB	1.38	1.30
6:J:44:THR:CA	6:K:84:LYS:HE3	1.59	1.30
6:J:640:GLN:HE22	6:K:545:VAL:CG1	1.44	1.30
6:O:253:VAL:CG1	6:Q:36:LEU:HB3	1.60	1.30
6:O:298:PHE:CE2	6:P:416:ARG:C	2.05	1.30
6:P:44:THR:CA	6:Q:84:LYS:HE3	1.60	1.30
5:T:44:GLY:HA2	6:V:400:ALA:C	1.50	1.30
6:U:30:ALA:CA	6:V:610:THR:HG22	1.58	1.30
6:U:456:ASN:OD1	6:V:412:ARG:CG	1.73	1.30
6:U:459:LEU:CD2	6:V:414:GLN:CD	1.99	1.30
6:V:459:LEU:HD23	6:W:412:ARG:NH2	1.40	1.30
6:V:640:GLN:HE22	6:W:545:VAL:CG1	1.44	1.30
4:D:152:ASP:OD2	6:P:53:THR:HG22	1.27	1.30
5:H:44:GLY:HA2	6:J:400:ALA:C	1.49	1.30
6:I:87:PHE:CE1	6:K:121:ALA:HB2	1.67	1.30
6:J:160:GLN:NE2	6:K:612:SER:CA	1.87	1.30
6:J:456:ASN:OD1	6:K:412:ARG:CG	1.71	1.30
5:L:44:GLY:HA3	6:Q:400:ALA:CB	1.59	1.30
6:O:160:GLN:NE2	6:P:612:SER:CA	1.84	1.30

Continued on next page...

Continued from previous page...

Atom-1	Atom-2	Interatomic distance (Å)	Clash overlap (Å)
6:O:161:LYS:CD	6:P:533:ASP:OD1	1.77	1.30
6:U:253:VAL:HG12	6:W:36:LEU:CB	1.61	1.30
6:V:66:ASP:OD1	6:W:232:ALA:HB3	1.22	1.30
6:J:459:LEU:CD2	6:K:412:ARG:NH2	1.94	1.30
6:O:29:THR:HA	6:P:609:ARG:CD	1.60	1.30
6:O:87:PHE:CE1	6:Q:121:ALA:HB2	1.66	1.30
6:O:459:LEU:CD2	6:P:414:GLN:CD	2.00	1.30
6:U:121:ALA:HB3	6:V:87:PHE:CD2	1.66	1.30
6:U:154:ARG:NE	6:V:248:GLU:N	1.78	1.30
6:U:298:PHE:CZ	6:V:417:PHE:C	2.00	1.30
6:U:412:ARG:CG	6:W:456:ASN:OD1	1.73	1.30
6:U:412:ARG:N	6:W:456:ASN:ND2	1.78	1.30
6:U:456:ASN:CG	6:V:412:ARG:HG3	1.42	1.30
6:U:622:GLU:CB	6:V:280:LEU:HD12	1.58	1.30
6:V:161:LYS:HE2	6:W:533:ASP:CG	1.49	1.30
6:I:44:THR:CG2	6:J:84:LYS:HZ2	1.43	1.30
6:I:122:THR:CG2	6:J:90:ASN:HB3	1.61	1.30
6:I:160:GLN:CB	6:J:612:SER:OG	1.79	1.30
6:J:66:ASP:CG	6:K:232:ALA:CB	1.95	1.30
6:J:622:GLU:CB	6:K:280:LEU:HD12	1.59	1.30
6:O:84:LYS:NZ	6:Q:44:THR:HB	1.37	1.30
6:O:459:LEU:HD12	6:P:412:ARG:CA	1.60	1.30
6:P:459:LEU:CD2	6:Q:412:ARG:NH2	1.94	1.30
6:U:533:ASP:OD1	6:W:161:LYS:CG	1.80	1.30
6:V:193:ILE:CB	6:W:562:TYR:CZ	2.11	1.30
6:V:459:LEU:CD2	6:W:412:ARG:NH2	1.93	1.30
6:V:622:GLU:CB	6:W:280:LEU:HD12	1.59	1.30
6:I:121:ALA:HB3	6:J:87:PHE:CD2	1.65	1.30
6:I:253:VAL:CG1	6:K:36:LEU:HB3	1.60	1.30
6:I:298:PHE:CE2	6:J:416:ARG:C	2.03	1.30
6:I:417:PHE:N	6:K:298:PHE:HZ	1.11	1.30
6:I:533:ASP:HA	6:K:161:LYS:NZ	1.46	1.30
6:J:154:ARG:HH11	6:K:247:SER:N	1.26	1.30
6:O:66:ASP:OD1	6:P:232:ALA:HB3	1.17	1.30
6:O:82:PHE:CZ	6:P:242:PHE:CZ	2.20	1.30
6:O:161:LYS:NZ	6:P:533:ASP:HA	1.46	1.30
6:O:419:MET:HE1	6:Q:299:ILE:CD1	1.57	1.30
6:O:533:ASP:OD1	6:Q:161:LYS:CG	1.78	1.30
6:P:622:GLU:CB	6:Q:280:LEU:HD12	1.59	1.30
2:B:309:LEU:C	2:B:399:ARG:NH1	1.85	1.29
6:I:147:ARG:CD	6:Q:100:LYS:HZ3	1.35	1.29

Continued on next page...

Continued from previous page...

Atom-1	Atom-2	Interatomic distance (Å)	Clash overlap (Å)
6:I:242:PHE:CZ	6:K:82:PHE:HZ	1.49	1.29
6:I:458:THR:HA	6:J:412:ARG:CD	1.44	1.29
6:I:612:SER:CB	6:K:160:GLN:HG2	1.56	1.29
6:J:154:ARG:HE	6:K:248:GLU:N	1.29	1.29
6:J:528:ALA:CB	6:K:283:SER:HB2	1.60	1.29
5:L:193:GLY:N	6:Q:364:PRO:HB2	1.47	1.29
6:O:298:PHE:CE2	6:P:417:PHE:C	2.00	1.29
6:P:121:ALA:HB3	6:Q:87:PHE:CD2	1.67	1.29
6:P:160:GLN:NE2	6:Q:612:SER:C	1.85	1.29
6:P:169:MET:CA	6:Q:541:SER:OG	1.77	1.29
6:P:640:GLN:HE22	6:Q:545:VAL:CG1	1.44	1.29
6:U:87:PHE:CD2	6:W:121:ALA:HB3	1.66	1.29
6:U:456:ASN:ND2	6:V:412:ARG:N	1.79	1.29
4:E:404:VAL:HG12	6:U:49:ARG:NH2	1.47	1.29
6:I:154:ARG:NE	6:J:248:GLU:N	1.79	1.29
6:I:161:LYS:NZ	6:J:533:ASP:HA	1.46	1.29
6:I:533:ASP:OD1	6:K:161:LYS:CD	1.79	1.29
6:J:161:LYS:HE2	6:K:533:ASP:CG	1.50	1.29
6:J:299:ILE:CD1	6:K:419:MET:CE	2.01	1.29
6:J:619:ASP:OD1	6:K:284:VAL:CG1	1.77	1.29
6:P:82:PHE:HZ	6:Q:242:PHE:CZ	1.49	1.29
6:P:459:LEU:HD12	6:Q:412:ARG:CB	1.62	1.29
6:P:528:ALA:CB	6:Q:283:SER:HB2	1.61	1.29
6:U:87:PHE:CD2	6:W:121:ALA:CB	2.15	1.29
6:V:44:THR:OG1	6:W:84:LYS:CE	1.80	1.29
6:V:160:GLN:NE2	6:W:612:SER:C	1.85	1.29
6:V:169:MET:CA	6:W:541:SER:OG	1.77	1.29
2:B:952:PRO:O	4:D:35:ARG:CD	1.76	1.29
4:D:389:PHE:HB3	6:P:54:SER:CB	1.41	1.29
6:I:84:LYS:CE	6:K:44:THR:OG1	1.81	1.29
6:J:160:GLN:NE2	6:K:612:SER:C	1.85	1.29
6:J:456:ASN:ND2	6:K:412:ARG:N	1.79	1.29
6:O:121:ALA:HB2	6:P:87:PHE:CE1	1.66	1.29
6:O:412:ARG:CG	6:Q:456:ASN:OD1	1.74	1.29
6:O:419:MET:CE	6:Q:299:ILE:CD1	2.08	1.29
6:P:154:ARG:HE	6:Q:248:GLU:N	1.29	1.29
6:P:456:ASN:ND2	6:Q:412:ARG:N	1.78	1.29
6:P:459:LEU:CD1	6:Q:414:GLN:NE2	1.91	1.29
6:U:161:LYS:NZ	6:V:533:ASP:HA	1.44	1.29
6:V:121:ALA:CB	6:W:87:PHE:CD2	2.14	1.29
6:I:121:ALA:HB2	6:J:87:PHE:CE1	1.68	1.29

Continued on next page...

Continued from previous page...

Atom-1	Atom-2	Interatomic distance (Å)	Clash overlap (Å)
6:J:459:LEU:CD1	6:K:414:GLN:NE2	1.90	1.29
6:O:275:GLU:CG	6:Q:630:LEU:CD1	2.09	1.29
6:P:66:ASP:OD1	6:Q:232:ALA:HB3	1.21	1.29
6:P:121:ALA:CB	6:Q:87:PHE:CD2	2.14	1.29
6:U:87:PHE:CE1	6:W:121:ALA:HB2	1.66	1.29
6:U:122:THR:CG2	6:V:90:ASN:HB3	1.61	1.29
6:U:242:PHE:CZ	6:W:82:PHE:HZ	1.49	1.29
6:U:418:ASN:HA	6:W:298:PHE:CG	1.67	1.29
6:U:418:ASN:CG	6:W:300:LYS:NZ	1.82	1.29
6:U:644:LEU:CG	6:V:548:LYS:HE3	1.54	1.29
6:V:459:LEU:HB3	6:W:414:GLN:NE2	1.33	1.29
6:I:66:ASP:OD1	6:J:232:ALA:CB	1.81	1.29
6:I:87:PHE:CD2	6:K:121:ALA:CB	2.16	1.29
6:I:253:VAL:HG12	6:K:36:LEU:CB	1.62	1.29
6:I:609:ARG:CD	6:K:29:THR:HA	1.63	1.29
6:O:122:THR:HG21	6:P:90:ASN:CB	1.59	1.29
6:O:533:ASP:CG	6:Q:161:LYS:HE2	1.52	1.29
6:P:169:MET:HA	6:Q:541:SER:OG	1.30	1.29
6:U:42:ASN:ND2	6:V:235:LEU:CD2	1.96	1.29
6:U:82:PHE:HZ	6:V:242:PHE:CZ	1.50	1.29
6:V:82:PHE:HZ	6:W:242:PHE:CZ	1.49	1.29
2:B:880:LEU:CD2	4:D:27:GLN:O	1.81	1.28
2:B:952:PRO:C	4:D:35:ARG:NE	1.86	1.28
4:D:390:ASN:N	6:P:54:SER:C	1.84	1.28
6:I:82:PHE:HZ	6:J:242:PHE:CZ	1.50	1.28
6:I:416:ARG:C	6:K:298:PHE:CE2	2.03	1.28
6:J:82:PHE:HZ	6:K:242:PHE:CZ	1.49	1.28
6:J:300:LYS:NZ	6:K:418:ASN:CG	1.82	1.28
6:O:253:VAL:HG12	6:Q:36:LEU:CB	1.61	1.28
6:O:456:ASN:ND2	6:P:412:ARG:N	1.79	1.28
6:O:619:ASP:OD1	6:P:284:VAL:CG1	1.75	1.28
6:O:644:LEU:CB	6:P:548:LYS:CE	2.06	1.28
6:P:458:THR:N	6:Q:412:ARG:HD2	0.97	1.28
5:R:44:GLY:CA	6:W:400:ALA:C	1.99	1.28
6:U:82:PHE:CZ	6:V:242:PHE:CZ	2.20	1.28
6:U:411:VAL:HG22	6:W:333:PRO:C	1.53	1.28
6:U:533:ASP:HA	6:W:161:LYS:NZ	1.46	1.28
6:I:333:PRO:C	6:J:411:VAL:HG22	1.53	1.28
6:J:121:ALA:CB	6:K:87:PHE:CD2	2.15	1.28
6:O:533:ASP:OD1	6:Q:161:LYS:CD	1.79	1.28
6:O:619:ASP:OD1	6:P:284:VAL:HG11	1.11	1.28

Continued on next page...

Continued from previous page...

Atom-1	Atom-2	Interatomic distance (Å)	Clash overlap (Å)
6:P:147:ARG:CG	6:W:100:LYS:NZ	1.96	1.28
6:U:161:LYS:HE2	6:V:533:ASP:CG	1.53	1.28
6:U:414:GLN:CD	6:W:459:LEU:HD13	1.45	1.28
6:U:419:MET:CB	6:W:295:ARG:NH1	1.96	1.28
6:V:66:ASP:CG	6:W:232:ALA:CB	1.96	1.28
6:V:121:ALA:HB3	6:W:87:PHE:CD2	1.66	1.28
6:V:154:ARG:NH1	6:W:247:SER:H	1.23	1.28
5:G:5:MET:CE	6:K:494:THR:HG21	1.64	1.28
6:I:161:LYS:CE	6:J:533:ASP:CG	2.02	1.28
6:O:42:ASN:ND2	6:P:235:LEU:CD2	1.96	1.28
6:O:169:MET:O	6:P:541:SER:CA	1.81	1.28
6:O:416:ARG:O	6:Q:298:PHE:CZ	1.80	1.28
6:O:533:ASP:HA	6:Q:161:LYS:NZ	1.46	1.28
6:P:161:LYS:HE2	6:Q:533:ASP:CG	1.50	1.28
6:P:619:ASP:OD1	6:Q:284:VAL:CG1	1.78	1.28
5:R:193:GLY:N	6:W:364:PRO:HB2	1.48	1.28
6:U:66:ASP:OD1	6:V:232:ALA:HB3	1.17	1.28
6:U:121:ALA:CB	6:V:87:PHE:CD2	2.16	1.28
6:U:418:ASN:ND2	6:W:300:LYS:NZ	1.75	1.28
6:U:419:MET:CE	6:W:299:ILE:CD1	2.08	1.28
6:V:528:ALA:CB	6:W:283:SER:HB2	1.62	1.28
6:I:82:PHE:CZ	6:J:242:PHE:CZ	2.20	1.28
6:I:533:ASP:CG	6:K:161:LYS:HE2	1.52	1.28
6:I:545:VAL:HG12	6:K:640:GLN:NE2	1.48	1.28
5:N:4:HIS:HE1	6:O:587:GLY:CA	1.44	1.28
6:O:412:ARG:HD2	6:Q:458:THR:N	0.97	1.28
6:O:417:PHE:N	6:Q:298:PHE:HZ	1.12	1.28
6:O:459:LEU:HD13	6:P:414:GLN:CD	1.52	1.28
6:P:154:ARG:HH11	6:Q:247:SER:N	1.28	1.28
6:U:160:GLN:NE2	6:V:612:SER:CA	1.85	1.28
6:U:612:SER:CB	6:W:160:GLN:HG2	1.56	1.28
2:B:952:PRO:C	4:D:35:ARG:HD3	1.41	1.28
3:C:713:ASN:CA	3:C:726:ARG:NH1	1.82	1.28
4:E:335:ALA:CB	6:U:56:ALA:HB2	1.62	1.28
5:G:4:HIS:HE1	6:K:587:GLY:CA	1.44	1.28
6:I:412:ARG:N	6:K:456:ASN:ND2	1.79	1.28
6:I:414:GLN:CD	6:K:459:LEU:HD13	1.46	1.28
6:I:418:ASN:HA	6:K:298:PHE:CG	1.67	1.28
6:I:459:LEU:CD1	6:J:412:ARG:CA	2.12	1.28
6:J:530:ARG:CA	6:K:472:ARG:CD	2.03	1.28
5:M:5:MET:CE	6:Q:494:THR:HG21	1.63	1.28

Continued on next page...

Continued from previous page...

Atom-1	Atom-2	Interatomic distance (Å)	Clash overlap (Å)
5:N:4:HIS:NE2	6:O:586:VAL:HG22	1.48	1.28
6:O:121:ALA:CB	6:P:87:PHE:CD2	2.15	1.28
6:O:299:ILE:CD1	6:P:419:MET:HE1	1.61	1.28
6:O:533:ASP:CG	6:Q:161:LYS:CE	2.02	1.28
6:O:541:SER:OG	6:Q:169:MET:HA	1.26	1.28
5:S:4:HIS:HE1	6:W:587:GLY:CA	1.44	1.28
6:U:161:LYS:CE	6:V:533:ASP:CG	2.02	1.28
6:U:533:ASP:CG	6:W:161:LYS:HE2	1.53	1.28
6:U:609:ARG:CD	6:W:29:THR:HA	1.63	1.28
6:V:161:LYS:NZ	6:W:533:ASP:HA	1.49	1.28
6:V:530:ARG:N	6:W:472:ARG:HD3	1.33	1.28
3:C:795:ASP:OD2	4:D:249:LYS:CD	1.81	1.27
6:I:87:PHE:CD2	6:K:121:ALA:HB3	1.67	1.27
6:O:44:THR:OG1	6:P:84:LYS:CE	1.80	1.27
6:O:459:LEU:CD1	6:P:412:ARG:CA	2.12	1.27
6:I:42:ASN:ND2	6:J:235:LEU:CD2	1.97	1.27
6:I:161:LYS:HE2	6:J:533:ASP:CB	1.60	1.27
6:J:640:GLN:NE2	6:K:545:VAL:HG12	1.47	1.27
5:M:44:GLY:HA2	6:O:400:ALA:C	1.52	1.27
6:O:122:THR:CG2	6:P:90:ASN:HB3	1.62	1.27
6:O:161:LYS:CE	6:P:533:ASP:CG	2.02	1.27
6:O:295:ARG:CZ	6:P:419:MET:HB3	1.63	1.27
6:O:418:ASN:HA	6:Q:298:PHE:CG	1.67	1.27
6:O:630:LEU:CD1	6:P:275:GLU:CG	2.12	1.27
6:P:459:LEU:HB3	6:Q:414:GLN:NE2	1.33	1.27
6:U:533:ASP:OD1	6:W:161:LYS:CD	1.79	1.27
2:B:431:THR:HG23	3:C:614:GLN:NE2	1.46	1.27
6:I:84:LYS:CD	6:K:44:THR:OG1	1.83	1.27
6:J:173:ASP:OD2	6:K:606:THR:HG21	1.27	1.27
6:J:333:PRO:C	6:K:411:VAL:HG22	1.55	1.27
5:L:4:HIS:NE2	6:P:586:VAL:HG22	1.49	1.27
6:O:44:THR:OG1	6:P:84:LYS:CD	1.83	1.27
6:O:87:PHE:CD2	6:Q:121:ALA:CB	2.15	1.27
6:O:459:LEU:CD1	6:P:412:ARG:HB2	1.64	1.27
6:P:298:PHE:CE2	6:Q:416:ARG:C	2.07	1.27
6:P:298:PHE:CZ	6:Q:416:ARG:O	1.82	1.27
5:S:194:LEU:CD2	6:U:447:SER:HB2	1.65	1.27
6:U:242:PHE:CZ	6:W:82:PHE:CZ	2.22	1.27
6:V:333:PRO:C	6:W:411:VAL:HG22	1.54	1.27
6:V:640:GLN:NE2	6:W:545:VAL:HG12	1.48	1.27
5:G:44:GLY:HA2	6:I:400:ALA:C	1.53	1.27

Continued on next page...

Continued from previous page...

Atom-1	Atom-2	Interatomic distance (Å)	Clash overlap (Å)
5:H:4:HIS:NE2	6:I:586:VAL:HG22	1.47	1.27
6:I:193:ILE:HB	6:J:562:TYR:CZ	1.68	1.27
6:I:419:MET:HE1	6:K:299:ILE:CD1	1.62	1.27
6:I:419:MET:CB	6:K:295:ARG:NH1	1.96	1.27
6:I:610:THR:HG22	6:K:30:ALA:CA	1.65	1.27
6:J:457:PRO:CD	6:K:411:VAL:CG1	1.99	1.27
6:J:641:ILE:CG1	6:K:545:VAL:CG1	2.01	1.27
6:O:195:PRO:CG	6:P:562:TYR:HB3	1.64	1.27
6:P:298:PHE:CG	6:Q:418:ASN:CA	2.18	1.27
6:P:640:GLN:NE2	6:Q:545:VAL:HG12	1.47	1.27
6:U:412:ARG:NE	6:W:459:LEU:HG	1.50	1.27
6:U:630:LEU:CD1	6:V:275:GLU:CG	2.11	1.27
2:B:409:MET:HE3	2:B:443:PRO:CB	1.64	1.27
5:F:193:GLY:N	6:K:364:PRO:HB2	1.47	1.27
6:I:300:LYS:NZ	6:J:418:ASN:CG	1.83	1.27
6:I:456:ASN:OD1	6:J:412:ARG:HG3	1.26	1.27
6:I:533:ASP:OD1	6:K:161:LYS:CG	1.80	1.27
6:I:609:ARG:CD	6:K:29:THR:CA	2.13	1.27
6:O:30:ALA:HB2	6:P:610:THR:CG2	1.63	1.27
6:O:412:ARG:NE	6:Q:459:LEU:HG	1.50	1.27
6:O:545:VAL:HG12	6:Q:640:GLN:NE2	1.48	1.27
6:P:459:LEU:CG	6:Q:412:ARG:CZ	2.13	1.27
6:U:66:ASP:CB	6:V:232:ALA:HB1	1.48	1.27
6:U:84:LYS:CD	6:W:44:THR:OG1	1.82	1.27
6:U:121:ALA:HB2	6:V:87:PHE:CE1	1.68	1.27
6:U:275:GLU:HG2	6:W:630:LEU:CD1	1.63	1.27
6:U:295:ARG:CZ	6:V:419:MET:HB3	1.64	1.27
6:V:458:THR:HA	6:W:412:ARG:CD	1.43	1.27
6:V:459:LEU:CG	6:W:412:ARG:CZ	2.13	1.27
2:B:376:LEU:HD22	3:C:795:ASP:OD1	1.32	1.26
2:B:880:LEU:HD21	4:D:27:GLN:O	1.26	1.26
4:D:390:ASN:CB	6:P:50:PRO:HG2	1.64	1.26
4:E:336:ALA:CA	6:U:55:VAL:H	1.47	1.26
6:I:195:PRO:CG	6:J:562:TYR:HB3	1.65	1.26
6:I:412:ARG:HD2	6:K:458:THR:N	0.96	1.26
6:I:416:ARG:O	6:K:298:PHE:CZ	1.80	1.26
6:I:533:ASP:CG	6:K:161:LYS:CE	2.02	1.26
6:J:121:ALA:HB2	6:K:87:PHE:CG	1.54	1.26
6:O:44:THR:CG2	6:P:84:LYS:NZ	1.96	1.26
6:O:333:PRO:C	6:P:411:VAL:HG22	1.53	1.26
6:O:548:LYS:CE	6:Q:644:LEU:CG	2.02	1.26

Continued on next page...

Continued from previous page...

Atom-1	Atom-2	Interatomic distance (Å)	Clash overlap (Å)
5:S:5:MET:CE	6:W:494:THR:HG21	1.63	1.26
6:U:412:ARG:HD2	6:W:458:THR:N	0.96	1.26
6:U:459:LEU:CD1	6:V:412:ARG:CA	2.12	1.26
6:U:609:ARG:CD	6:W:29:THR:CA	2.13	1.26
6:V:619:ASP:OD1	6:W:284:VAL:HG11	1.14	1.26
2:B:1213:ALA:CB	3:C:552:ASP:OD1	1.79	1.26
6:I:412:ARG:NE	6:K:459:LEU:HG	1.50	1.26
6:I:630:LEU:CD1	6:J:275:GLU:CG	2.12	1.26
6:J:298:PHE:CG	6:K:418:ASN:CA	2.18	1.26
6:J:619:ASP:OD1	6:K:284:VAL:HG11	1.14	1.26
5:M:194:LEU:CD2	6:O:447:SER:HB2	1.65	1.26
6:O:411:VAL:HG22	6:Q:333:PRO:C	1.53	1.26
6:P:160:GLN:HG2	6:Q:612:SER:CB	1.54	1.26
6:P:161:LYS:NZ	6:Q:533:ASP:HA	1.49	1.26
5:T:4:HIS:HE1	6:U:587:GLY:CA	1.44	1.26
6:U:29:THR:HB	6:V:609:ARG:CG	1.63	1.26
6:U:195:PRO:CG	6:V:562:TYR:HB3	1.64	1.26
6:U:456:ASN:OD1	6:V:412:ARG:HG3	1.28	1.26
6:V:458:THR:N	6:W:412:ARG:HD2	0.96	1.26
6:V:459:LEU:HD12	6:W:412:ARG:CB	1.63	1.26
2:B:1213:ALA:C	3:C:552:ASP:OD2	1.74	1.26
6:I:29:THR:HB	6:J:609:ARG:CG	1.65	1.26
6:I:411:VAL:HG22	6:K:333:PRO:C	1.54	1.26
6:O:154:ARG:NE	6:P:248:GLU:N	1.79	1.26
6:O:232:ALA:HB3	6:Q:66:ASP:OD1	1.16	1.26
6:O:545:VAL:CG1	6:Q:640:GLN:HE22	1.49	1.26
6:O:609:ARG:CD	6:Q:29:THR:CA	2.13	1.26
6:P:528:ALA:CB	6:Q:283:SER:CB	2.13	1.26
6:P:641:ILE:CG1	6:Q:545:VAL:CG1	2.01	1.26
5:R:4:HIS:NE2	6:V:586:VAL:HG22	1.49	1.26
5:T:4:HIS:NE2	6:U:586:VAL:HG22	1.48	1.26
6:U:416:ARG:C	6:W:298:PHE:CE2	2.03	1.26
6:U:533:ASP:CG	6:W:161:LYS:CE	2.03	1.26
6:V:456:ASN:ND2	6:W:412:ARG:N	1.79	1.26
2:B:1213:ALA:HB1	3:C:552:ASP:OD1	1.12	1.26
6:O:82:PHE:HZ	6:P:242:PHE:CZ	1.49	1.26
6:U:44:THR:CG2	6:V:84:LYS:NZ	1.97	1.26
6:U:333:PRO:C	6:V:411:VAL:HG22	1.53	1.26
6:U:412:ARG:CZ	6:W:459:LEU:HG	1.66	1.26
2:B:1181:THR:C	4:D:52:PRO:HG3	1.47	1.26
3:C:714:SER:CA	3:C:726:ARG:NH2	1.97	1.26

Continued on next page...

Continued from previous page...

Atom-1	Atom-2	Interatomic distance (Å)	Clash overlap (Å)
6:I:30:ALA:HB2	6:J:610:THR:CG2	1.64	1.26
6:I:121:ALA:CB	6:J:87:PHE:CD2	2.15	1.26
6:I:161:LYS:HE2	6:J:533:ASP:CG	1.54	1.26
6:I:284:VAL:HG11	6:K:619:ASP:OD1	1.12	1.26
6:I:459:LEU:CA	6:J:412:ARG:NH1	1.99	1.26
6:I:606:THR:HG21	6:K:173:ASP:OD2	1.31	1.26
6:J:41:LEU:HD21	6:K:242:PHE:CE2	1.71	1.26
6:J:459:LEU:CG	6:K:412:ARG:CZ	2.12	1.26
5:L:44:GLY:CA	6:Q:400:ALA:C	1.99	1.26
6:O:419:MET:CB	6:Q:295:ARG:NH1	1.97	1.26
6:P:160:GLN:CD	6:Q:612:SER:HB2	1.42	1.26
6:U:66:ASP:OD1	6:V:232:ALA:CB	1.82	1.26
6:U:169:MET:O	6:V:541:SER:CA	1.82	1.26
2:B:954:PRO:CG	4:D:39:SER:OG	1.75	1.25
2:B:956:HIS:NE2	4:D:43:HIS:ND1	1.84	1.25
6:I:169:MET:O	6:J:541:SER:CA	1.82	1.25
6:J:44:THR:OG1	6:K:84:LYS:CE	1.81	1.25
6:J:458:THR:N	6:K:412:ARG:HD2	0.96	1.25
5:L:5:MET:CE	6:P:494:THR:HG21	1.66	1.25
6:O:275:GLU:HG2	6:Q:630:LEU:CD1	1.66	1.25
6:P:160:GLN:NE2	6:Q:612:SER:OG	1.68	1.25
6:U:29:THR:HA	6:V:609:ARG:CD	1.61	1.25
6:U:30:ALA:HB2	6:V:610:THR:CG2	1.65	1.25
6:U:84:LYS:HZ2	6:W:44:THR:CG2	1.49	1.25
6:U:412:ARG:CD	6:W:458:THR:HA	1.53	1.25
2:B:309:LEU:CA	2:B:399:ARG:NH1	2.00	1.25
6:I:160:GLN:HG2	6:J:612:SER:CB	1.62	1.25
6:I:545:VAL:CG1	6:K:641:ILE:CG1	1.90	1.25
6:J:161:LYS:NZ	6:K:533:ASP:HA	1.48	1.25
6:J:459:LEU:HD12	6:K:412:ARG:CB	1.64	1.25
6:O:84:LYS:CD	6:Q:44:THR:OG1	1.83	1.25
6:O:298:PHE:CZ	6:P:416:ARG:O	1.83	1.25
6:P:459:LEU:CB	6:Q:414:GLN:HE22	1.36	1.25
6:P:459:LEU:CA	6:Q:412:ARG:CZ	2.15	1.25
5:S:44:GLY:HA2	6:U:400:ALA:C	1.52	1.25
6:U:459:LEU:CD1	6:V:412:ARG:HB2	1.64	1.25
6:V:44:THR:OG1	6:W:84:LYS:CD	1.84	1.25
6:V:298:PHE:CG	6:W:418:ASN:CA	2.17	1.25
6:V:630:LEU:CD1	6:W:275:GLU:HG2	1.65	1.25
6:V:644:LEU:CB	6:W:548:LYS:CE	2.14	1.25
2:B:952:PRO:O	4:D:35:ARG:HG3	1.32	1.25

Continued on next page...

Continued from previous page...

Atom-1	Atom-2	Interatomic distance (Å)	Clash overlap (Å)
6:I:44:THR:OG1	6:J:84:LYS:CD	1.83	1.25
6:I:295:ARG:CZ	6:J:419:MET:HB3	1.63	1.25
6:I:530:ARG:CA	6:J:472:ARG:CD	1.94	1.25
6:J:160:GLN:NE2	6:K:612:SER:OG	1.69	1.25
6:J:528:ALA:CB	6:K:283:SER:CB	2.13	1.25
6:J:630:LEU:CD1	6:K:275:GLU:HG2	1.66	1.25
6:P:44:THR:OG1	6:Q:84:LYS:CE	1.81	1.25
6:O:160:GLN:HG2	6:P:612:SER:CB	1.64	1.25
6:O:548:LYS:CE	6:Q:644:LEU:CB	2.12	1.25
6:O:606:THR:HG21	6:Q:173:ASP:OD2	1.32	1.25
6:P:630:LEU:CD1	6:Q:275:GLU:HG2	1.65	1.25
6:U:29:THR:HB	6:V:609:ARG:CD	1.66	1.25
6:U:44:THR:OG1	6:V:84:LYS:CD	1.82	1.25
6:U:278:THR:O	6:W:625:ARG:NH2	1.70	1.25
2:B:792:GLN:NE2	4:D:105:ALA:HB2	1.48	1.25
6:I:459:LEU:CD1	6:J:412:ARG:HB2	1.65	1.25
6:J:456:ASN:CG	6:K:412:ARG:HG3	1.38	1.25
6:J:459:LEU:CA	6:K:412:ARG:CZ	2.15	1.25
6:O:411:VAL:HG11	6:Q:457:PRO:CG	1.45	1.25
6:P:41:LEU:HD21	6:Q:242:PHE:CE2	1.71	1.25
6:P:42:ASN:OD1	6:Q:84:LYS:CD	1.85	1.25
6:P:459:LEU:CD1	6:Q:412:ARG:HB2	1.67	1.25
5:R:5:MET:CE	6:V:494:THR:HG21	1.66	1.25
6:U:459:LEU:CB	6:V:412:ARG:CZ	2.13	1.25
6:U:610:THR:CG2	6:W:30:ALA:HB2	1.67	1.25
6:U:625:ARG:NH2	6:V:278:THR:O	1.70	1.25
4:E:401:ALA:HB2	6:U:52:GLY:CA	1.65	1.25
6:I:173:ASP:OD2	6:J:606:THR:HG21	1.36	1.25
6:I:412:ARG:CZ	6:K:459:LEU:HG	1.67	1.25
6:I:459:LEU:HD13	6:J:414:GLN:CD	1.52	1.25
5:L:193:GLY:HA3	6:Q:364:PRO:CB	1.67	1.25
6:O:284:VAL:HG11	6:Q:619:ASP:OD1	1.12	1.25
6:O:562:TYR:HB3	6:Q:195:PRO:CG	1.67	1.25
6:O:610:THR:HG22	6:Q:30:ALA:CA	1.64	1.25
6:U:29:THR:CB	6:V:609:ARG:CG	2.15	1.25
6:U:90:ASN:HB3	6:W:122:THR:CG2	1.67	1.25
6:U:541:SER:OG	6:W:169:MET:HA	1.28	1.25
6:U:619:ASP:OD1	6:V:284:VAL:HG11	1.11	1.25
2:B:404:MET:SD	4:D:46:ILE:HD13	1.76	1.24
5:F:5:MET:CE	6:J:494:THR:HG21	1.66	1.24
5:F:44:GLY:CA	6:K:400:ALA:C	2.00	1.24

Continued on next page...

Continued from previous page...

Atom-1	Atom-2	Interatomic distance (Å)	Clash overlap (Å)
6:I:562:TYR:OH	6:K:193:ILE:CG2	1.85	1.24
6:J:42:ASN:OD1	6:K:84:LYS:CD	1.85	1.24
6:O:242:PHE:CZ	6:Q:82:PHE:CZ	2.23	1.24
6:O:278:THR:O	6:Q:625:ARG:NH2	1.70	1.24
6:O:412:ARG:CZ	6:Q:459:LEU:CG	2.15	1.24
6:P:154:ARG:NH1	6:Q:247:SER:H	1.23	1.24
6:P:619:ASP:OD1	6:Q:284:VAL:HG11	1.13	1.24
6:U:412:ARG:CZ	6:W:459:LEU:CG	2.15	1.24
2:B:1182:ASN:N	4:D:52:PRO:CB	1.86	1.24
5:F:44:GLY:C	6:K:400:ALA:HA	1.56	1.24
6:I:610:THR:CG2	6:K:30:ALA:HB2	1.66	1.24
6:O:416:ARG:C	6:Q:298:PHE:CE2	2.04	1.24
6:O:562:TYR:OH	6:Q:193:ILE:HB	1.36	1.24
6:O:610:THR:CG2	6:Q:30:ALA:HB2	1.66	1.24
6:O:625:ARG:NH2	6:P:278:THR:O	1.70	1.24
6:P:333:PRO:C	6:Q:411:VAL:HG22	1.54	1.24
6:V:42:ASN:OD1	6:W:84:LYS:CD	1.85	1.24
2:B:376:LEU:CD2	3:C:795:ASP:OD1	1.85	1.24
6:I:242:PHE:CZ	6:K:82:PHE:CZ	2.23	1.24
6:I:619:ASP:OD1	6:J:284:VAL:HG11	1.11	1.24
6:J:169:MET:HA	6:K:541:SER:OG	1.27	1.24
6:J:193:ILE:CG2	6:K:562:TYR:OH	1.81	1.24
6:O:29:THR:HB	6:P:609:ARG:CD	1.67	1.24
6:P:295:ARG:CZ	6:Q:419:MET:HB3	1.67	1.24
6:P:459:LEU:CG	6:Q:414:GLN:HE22	1.41	1.24
5:S:5:MET:CE	6:W:494:THR:OG1	1.85	1.24
6:U:412:ARG:HG3	6:W:456:ASN:OD1	1.31	1.24
6:U:414:GLN:CD	6:W:459:LEU:CG	2.04	1.24
6:U:548:LYS:CE	6:W:644:LEU:CB	2.13	1.24
6:V:161:LYS:CD	6:W:533:ASP:OD1	1.86	1.24
6:V:459:LEU:CD1	6:W:412:ARG:HB2	1.68	1.24
3:C:795:ASP:OD2	4:D:249:LYS:HD2	1.17	1.24
5:G:5:MET:CE	6:K:494:THR:OG1	1.84	1.24
6:I:29:THR:HB	6:J:609:ARG:CD	1.67	1.24
6:I:612:SER:OG	6:K:160:GLN:NE2	1.68	1.24
6:J:459:LEU:CG	6:K:414:GLN:HE22	1.41	1.24
5:M:4:HIS:NE2	6:Q:586:VAL:HG22	1.52	1.24
6:O:29:THR:HB	6:P:609:ARG:CG	1.65	1.24
6:O:412:ARG:CZ	6:Q:459:LEU:HG	1.66	1.24
6:O:609:ARG:CD	6:Q:29:THR:HA	1.64	1.24
6:P:300:LYS:NZ	6:Q:418:ASN:OD1	1.69	1.24

Continued on next page...

Continued from previous page...

Atom-1	Atom-2	Interatomic distance (Å)	Clash overlap (Å)
6:U:160:GLN:HG2	6:V:612:SER:CB	1.63	1.24
6:V:193:ILE:CG2	6:W:562:TYR:OH	1.81	1.24
6:V:528:ALA:CB	6:W:283:SER:CB	2.14	1.24
6:J:644:LEU:CG	6:K:548:LYS:CE	2.02	1.24
5:N:5:MET:CE	6:O:494:THR:OG1	1.86	1.24
6:O:66:ASP:CB	6:P:232:ALA:HB1	1.47	1.24
6:O:412:ARG:CG	6:Q:456:ASN:ND2	2.02	1.24
6:O:456:ASN:CG	6:P:412:ARG:HG3	1.42	1.24
5:R:193:GLY:HA3	6:W:364:PRO:CB	1.66	1.24
5:S:4:HIS:NE2	6:W:586:VAL:HG22	1.53	1.24
6:U:193:ILE:HB	6:V:562:TYR:CZ	1.68	1.24
6:U:232:ALA:HB1	6:W:66:ASP:CB	1.56	1.24
6:U:298:PHE:CE2	6:V:416:ARG:C	2.04	1.24
6:U:459:LEU:CA	6:V:412:ARG:NH1	2.00	1.24
6:U:562:TYR:HB3	6:W:195:PRO:CG	1.67	1.24
2:B:882:PRO:CB	2:B:962:GLN:NE2	2.00	1.23
5:G:193:GLY:N	6:I:364:PRO:HB2	1.53	1.23
6:I:44:THR:OG1	6:J:84:LYS:CE	1.80	1.23
6:I:90:ASN:HB3	6:K:122:THR:CG2	1.68	1.23
6:I:412:ARG:CZ	6:K:459:LEU:CG	2.15	1.23
6:I:459:LEU:CB	6:J:412:ARG:CZ	2.14	1.23
6:I:533:ASP:CB	6:K:161:LYS:HE2	1.67	1.23
5:M:5:MET:CE	6:Q:494:THR:OG1	1.85	1.23
5:M:44:GLY:CA	6:O:400:ALA:CB	2.12	1.23
6:O:84:LYS:CE	6:Q:44:THR:OG1	1.80	1.23
6:O:562:TYR:CE1	6:Q:193:ILE:O	1.88	1.23
6:O:562:TYR:OH	6:Q:193:ILE:CG2	1.85	1.23
5:R:44:GLY:C	6:W:400:ALA:HA	1.56	1.23
6:U:242:PHE:CE2	6:W:41:LEU:CD2	2.21	1.23
6:U:248:GLU:N	6:W:154:ARG:NE	1.86	1.23
6:U:644:LEU:CG	6:V:548:LYS:CE	1.97	1.23
6:V:300:LYS:NZ	6:W:418:ASN:OD1	1.69	1.23
6:V:459:LEU:CA	6:W:412:ARG:CZ	2.15	1.23
6:X:587:GLY:HA3	5:Y:2:PRO:C	1.58	1.23
3:C:377:ILE:CG2	3:C:381:VAL:N	2.00	1.23
4:D:389:PHE:O	6:P:55:VAL:CA	1.85	1.23
5:G:194:LEU:CD2	6:I:447:SER:HB2	1.65	1.23
6:I:29:THR:CB	6:J:609:ARG:CG	2.15	1.23
6:I:300:LYS:NZ	6:J:418:ASN:OD1	1.71	1.23
6:I:545:VAL:CG1	6:K:640:GLN:HE22	1.50	1.23
6:I:562:TYR:CZ	6:K:193:ILE:HB	1.72	1.23

Continued on next page...

Continued from previous page...

Atom-1	Atom-2	Interatomic distance (Å)	Clash overlap (Å)
6:I:562:TYR:HB3	6:K:195:PRO:CG	1.67	1.23
6:J:295:ARG:CZ	6:K:419:MET:HB3	1.67	1.23
5:N:193:GLY:N	6:P:364:PRO:HB2	1.53	1.23
6:O:90:ASN:HB3	6:Q:122:THR:CG2	1.68	1.23
6:O:161:LYS:HE2	6:P:533:ASP:CG	1.54	1.23
6:P:147:ARG:HB3	6:W:100:LYS:NZ	1.53	1.23
6:U:284:VAL:HG11	6:W:619:ASP:OD1	1.13	1.23
6:U:300:LYS:NZ	6:V:418:ASN:OD1	1.70	1.23
6:U:418:ASN:OD1	6:W:300:LYS:NZ	1.70	1.23
6:U:530:ARG:CZ	6:V:482:ASP:OD2	1.87	1.23
6:U:545:VAL:CG1	6:W:640:GLN:HE22	1.50	1.23
6:V:36:LEU:HB3	6:W:253:VAL:CG1	1.68	1.23
6:V:41:LEU:HD21	6:W:242:PHE:CE2	1.72	1.23
6:V:456:ASN:ND2	6:W:412:ARG:CB	1.97	1.23
2:B:397:HIS:O	2:B:400:GLU:HG2	1.33	1.23
4:E:335:ALA:HB1	6:U:55:VAL:C	1.57	1.23
5:F:4:HIS:NE2	6:J:586:VAL:HG22	1.49	1.23
6:I:84:LYS:NZ	6:K:44:THR:CG2	2.02	1.23
6:I:456:ASN:ND2	6:J:411:VAL:C	1.92	1.23
6:J:630:LEU:CD1	6:K:275:GLU:CG	2.15	1.23
5:S:5:MET:CE	6:W:494:THR:CG2	2.17	1.23
6:U:193:ILE:HB	6:V:562:TYR:OH	1.35	1.23
6:U:533:ASP:CB	6:W:161:LYS:HE2	1.68	1.23
6:V:41:LEU:CD2	6:W:242:PHE:CE2	2.22	1.23
2:B:376:LEU:O	3:C:797:ALA:HA	1.24	1.23
4:D:390:ASN:HA	6:P:55:VAL:CG2	1.68	1.23
6:I:232:ALA:HB1	6:K:66:ASP:CB	1.57	1.23
6:J:32:PRO:O	6:K:613:LEU:HD21	1.29	1.23
6:J:298:PHE:CE2	6:K:416:ARG:C	2.07	1.23
6:J:459:LEU:CB	6:K:412:ARG:CZ	2.17	1.23
5:M:193:GLY:N	6:O:364:PRO:HB2	1.53	1.23
6:O:29:THR:CB	6:P:609:ARG:CG	2.16	1.23
6:O:412:ARG:CZ	6:Q:459:LEU:CA	2.16	1.23
6:P:160:GLN:NE2	6:Q:612:SER:CA	1.87	1.23
6:P:161:LYS:CD	6:Q:533:ASP:OD1	1.85	1.23
6:U:169:MET:HA	6:V:541:SER:OG	1.30	1.23
6:U:412:ARG:CG	6:W:456:ASN:ND2	2.02	1.23
6:U:456:ASN:ND2	6:V:411:VAL:C	1.92	1.23
6:U:562:TYR:OH	6:W:193:ILE:CG2	1.85	1.23
6:V:82:PHE:CZ	6:W:242:PHE:CZ	2.26	1.23
6:V:630:LEU:CD1	6:W:275:GLU:CG	2.15	1.23

Continued on next page...

Continued from previous page...

Atom-1	Atom-2	Interatomic distance (Å)	Clash overlap (Å)
6:V:640:GLN:CD	6:W:545:VAL:HG12	1.59	1.23
6:V:644:LEU:CG	6:W:548:LYS:CE	2.04	1.23
4:D:343:GLN:NE2	6:V:54:SER:OG	1.72	1.23
6:J:161:LYS:CD	6:K:533:ASP:OD1	1.86	1.23
6:O:418:ASN:OD1	6:Q:300:LYS:NZ	1.70	1.23
6:O:459:LEU:CB	6:P:412:ARG:CZ	2.14	1.23
6:O:533:ASP:HA	6:Q:161:LYS:CE	1.67	1.23
6:P:193:ILE:CG2	6:Q:562:TYR:OH	1.83	1.23
6:U:545:VAL:HG12	6:W:640:GLN:NE2	1.50	1.23
5:G:5:MET:CE	6:K:494:THR:CG2	2.17	1.22
5:H:193:GLY:N	6:J:364:PRO:HB2	1.54	1.22
6:I:44:THR:CG2	6:J:84:LYS:NZ	1.96	1.22
6:I:242:PHE:CE2	6:K:41:LEU:CD2	2.22	1.22
6:I:459:LEU:CD1	6:J:412:ARG:C	2.07	1.22
6:J:44:THR:OG1	6:K:84:LYS:CD	1.85	1.22
6:J:82:PHE:CZ	6:K:242:PHE:CZ	2.26	1.22
6:J:300:LYS:NZ	6:K:418:ASN:OD1	1.69	1.22
6:J:644:LEU:CB	6:K:548:LYS:CE	2.13	1.22
5:L:44:GLY:C	6:Q:400:ALA:HA	1.56	1.22
6:O:412:ARG:CB	6:Q:456:ASN:ND2	2.00	1.22
6:U:411:VAL:HG12	6:W:457:PRO:CG	1.54	1.22
6:U:610:THR:HG22	6:W:30:ALA:CA	1.65	1.22
4:E:401:ALA:CA	6:U:52:GLY:CA	2.13	1.22
6:I:29:THR:CB	6:J:609:ARG:HD2	1.69	1.22
6:J:36:LEU:HB3	6:K:253:VAL:CG1	1.69	1.22
6:O:300:LYS:NZ	6:P:418:ASN:OD1	1.70	1.22
6:O:456:ASN:ND2	6:P:411:VAL:C	1.92	1.22
6:O:459:LEU:CD1	6:P:412:ARG:C	2.08	1.22
6:O:459:LEU:CA	6:P:412:ARG:NH1	2.00	1.22
6:P:36:LEU:HB3	6:Q:253:VAL:CG1	1.68	1.22
6:U:298:PHE:CG	6:V:418:ASN:CA	2.22	1.22
6:V:42:ASN:HD22	6:W:235:LEU:CD2	1.49	1.22
6:X:587:GLY:HA3	5:Y:2:PRO:O	1.34	1.22
2:B:397:HIS:HA	2:B:400:GLU:OE2	1.34	1.22
3:C:383:ALA:O	3:C:1197:TYR:CD2	1.92	1.22
4:E:339:LEU:CG	6:U:55:VAL:CG1	2.06	1.22
5:F:193:GLY:HA3	6:K:364:PRO:CB	1.67	1.22
5:H:5:MET:CE	6:I:494:THR:OG1	1.86	1.22
6:I:530:ARG:CZ	6:J:482:ASP:OD2	1.88	1.22
6:I:562:TYR:CE1	6:K:193:ILE:CA	2.18	1.22
6:J:41:LEU:CD2	6:K:242:PHE:CE2	2.21	1.22

Continued on next page...

Continued from previous page...

Atom-1	Atom-2	Interatomic distance (Å)	Clash overlap (Å)
6:J:459:LEU:CD1	6:K:412:ARG:HB2	1.69	1.22
5:M:5:MET:HE2	6:Q:494:THR:OG1	1.33	1.22
6:O:173:ASP:OD2	6:P:606:THR:HG21	1.35	1.22
6:O:459:LEU:CB	6:P:414:GLN:NE2	1.72	1.22
6:P:41:LEU:CD2	6:Q:242:PHE:CE2	2.22	1.22
6:P:630:LEU:CD1	6:Q:275:GLU:CG	2.16	1.22
5:T:5:MET:CE	6:U:494:THR:OG1	1.85	1.22
6:V:459:LEU:CG	6:W:414:GLN:HE22	1.42	1.22
2:B:437:ARG:NH1	4:D:173:ALA:CB	2.02	1.22
5:G:4:HIS:NE2	6:K:586:VAL:HG22	1.53	1.22
5:G:193:GLY:CA	6:I:364:PRO:HB2	1.69	1.22
6:I:248:GLU:N	6:K:154:ARG:NE	1.85	1.22
6:I:278:THR:O	6:K:625:ARG:NH2	1.71	1.22
6:I:548:LYS:CE	6:K:644:LEU:CB	2.13	1.22
6:I:612:SER:CA	6:K:160:GLN:NE2	1.85	1.22
6:J:30:ALA:CA	6:K:610:THR:HG22	1.70	1.22
6:J:161:LYS:CE	6:K:533:ASP:CG	2.07	1.22
5:N:193:GLY:CA	6:P:364:PRO:CG	2.18	1.22
6:O:160:GLN:NE2	6:P:612:SER:O	1.71	1.22
6:O:414:GLN:OE1	6:Q:459:LEU:CD1	1.68	1.22
6:P:82:PHE:CZ	6:Q:242:PHE:CZ	2.26	1.22
6:U:160:GLN:NE2	6:V:612:SER:OG	1.67	1.22
6:U:411:VAL:CG1	6:W:457:PRO:CD	2.08	1.22
6:U:412:ARG:CZ	6:W:459:LEU:CA	2.18	1.22
6:V:30:ALA:CA	6:W:610:THR:HG22	1.70	1.22
2:B:1213:ALA:CA	3:C:552:ASP:OD2	1.81	1.22
4:D:392:ALA:CB	6:P:49:ARG:CZ	2.18	1.22
6:I:160:GLN:NE2	6:J:612:SER:O	1.71	1.22
6:I:275:GLU:HG2	6:K:630:LEU:CD1	1.65	1.22
6:I:411:VAL:C	6:K:456:ASN:HD22	1.43	1.22
6:I:533:ASP:HA	6:K:161:LYS:CE	1.69	1.22
6:I:548:LYS:CE	6:K:644:LEU:CG	2.02	1.22
6:I:625:ARG:NH2	6:J:278:THR:O	1.70	1.22
6:O:29:THR:CB	6:P:609:ARG:HD2	1.69	1.22
6:O:193:ILE:HB	6:P:562:TYR:CZ	1.69	1.22
6:P:528:ALA:HB3	6:Q:283:SER:CB	1.70	1.22
6:U:161:LYS:HE2	6:V:533:ASP:CA	1.70	1.22
6:U:242:PHE:CE2	6:W:41:LEU:HD21	1.75	1.22
6:U:459:LEU:CD1	6:V:412:ARG:C	2.07	1.22
6:U:530:ARG:CA	6:V:472:ARG:CD	1.94	1.22
6:U:640:GLN:NE2	6:V:545:VAL:HG12	1.54	1.22

Continued on next page...

Continued from previous page...

Atom-1	Atom-2	Interatomic distance (Å)	Clash overlap (Å)
6:U:644:LEU:CA	6:V:548:LYS:HE3	1.70	1.22
6:V:295:ARG:CZ	6:W:419:MET:HB3	1.68	1.22
6:V:298:PHE:CE2	6:W:416:ARG:C	2.07	1.22
3:C:715:VAL:CG2	3:C:726:ARG:CZ	2.16	1.21
4:E:400:THR:HG21	6:U:53:THR:CG2	1.70	1.21
6:I:193:ILE:HB	6:J:562:TYR:OH	1.36	1.21
6:I:242:PHE:CE2	6:K:41:LEU:HD21	1.74	1.21
6:J:298:PHE:CB	6:K:418:ASN:CA	2.14	1.21
6:J:640:GLN:NE2	6:K:545:VAL:CG1	2.03	1.21
6:O:161:LYS:HE2	6:P:533:ASP:CA	1.70	1.21
6:O:242:PHE:CE2	6:Q:41:LEU:CD2	2.22	1.21
6:O:298:PHE:CG	6:P:418:ASN:CA	2.22	1.21
6:P:459:LEU:CB	6:Q:412:ARG:CZ	2.17	1.21
6:U:29:THR:CB	6:V:609:ARG:HD2	1.70	1.21
6:U:562:TYR:OH	6:W:193:ILE:HB	1.37	1.21
6:V:459:LEU:CB	6:W:412:ARG:CZ	2.17	1.21
1:A:377:ARG:CZ	6:I:57:THR:CG2	2.18	1.21
4:D:390:ASN:ND2	6:P:53:THR:O	1.72	1.21
5:H:193:GLY:CA	6:J:364:PRO:CG	2.19	1.21
6:I:412:ARG:CZ	6:K:459:LEU:CA	2.17	1.21
6:O:248:GLU:N	6:Q:154:ARG:NE	1.86	1.21
6:O:411:VAL:CG1	6:Q:457:PRO:CD	2.10	1.21
6:O:533:ASP:CB	6:Q:161:LYS:HE2	1.68	1.21
6:O:562:TYR:OH	6:Q:193:ILE:CB	1.87	1.21
6:P:44:THR:OG1	6:Q:84:LYS:CD	1.86	1.21
5:S:4:HIS:CB	6:W:586:VAL:HG21	1.69	1.21
6:U:41:LEU:CD2	6:V:242:PHE:CE2	2.24	1.21
6:U:411:VAL:C	6:W:456:ASN:HD22	1.42	1.21
6:U:458:THR:HA	6:V:412:ARG:CD	1.45	1.21
6:U:459:LEU:HD13	6:V:414:GLN:CD	1.51	1.21
6:U:533:ASP:HA	6:W:161:LYS:CE	1.71	1.21
6:U:545:VAL:CG1	6:W:641:ILE:CG1	1.90	1.21
6:V:193:ILE:CB	6:W:562:TYR:OH	1.88	1.21
2:B:380:GLU:N	3:C:798:VAL:HG13	1.38	1.21
2:B:952:PRO:O	4:D:35:ARG:NE	1.71	1.21
2:B:1182:ASN:CB	4:D:52:PRO:CB	2.06	1.21
4:D:392:ALA:HB2	6:P:49:ARG:CZ	1.70	1.21
6:I:528:ALA:HB3	6:J:283:SER:CB	1.70	1.21
6:I:562:TYR:OH	6:K:193:ILE:CB	1.88	1.21
6:I:562:TYR:HB3	6:K:195:PRO:CD	1.70	1.21
6:J:640:GLN:CD	6:K:545:VAL:HG12	1.59	1.21

Continued on next page...

Continued from previous page...

Atom-1	Atom-2	Interatomic distance (Å)	Clash overlap (Å)
5:M:5:MET:CE	6:Q:494:THR:CG2	2.16	1.21
6:O:562:TYR:CZ	6:Q:193:ILE:HB	1.72	1.21
5:S:44:GLY:CA	6:U:400:ALA:CB	2.12	1.21
5:S:193:GLY:CA	6:U:364:PRO:HB2	1.70	1.21
5:T:5:MET:CE	6:U:494:THR:HG21	1.69	1.21
5:T:193:GLY:CA	6:V:364:PRO:CG	2.19	1.21
6:U:562:TYR:CZ	6:W:193:ILE:HB	1.73	1.21
6:V:169:MET:HA	6:W:541:SER:OG	1.28	1.21
6:X:588:ILE:N	5:Y:2:PRO:HG2	1.53	1.21
3:C:404:MET:CE	4:E:175:MET:HB2	1.68	1.21
3:C:436:LEU:HD11	4:E:187:GLN:CD	1.58	1.21
4:D:389:PHE:C	6:P:55:VAL:N	1.91	1.21
6:I:412:ARG:CB	6:K:456:ASN:ND2	1.99	1.21
6:I:562:TYR:OH	6:K:193:ILE:HB	1.38	1.21
6:J:161:LYS:CG	6:K:533:ASP:OD1	1.89	1.21
6:P:122:THR:CG2	6:Q:90:ASN:HB3	1.71	1.21
6:V:528:ALA:CB	6:W:283:SER:CA	2.18	1.21
2:B:407:ARG:CG	4:D:184:HIS:HE1	1.49	1.21
2:B:1182:ASN:CA	4:D:52:PRO:CG	1.85	1.21
5:G:4:HIS:CB	6:K:586:VAL:HG21	1.70	1.21
6:J:66:ASP:CB	6:K:232:ALA:HB1	1.63	1.21
6:J:459:LEU:CB	6:K:414:GLN:HE22	1.38	1.21
5:M:193:GLY:CA	6:O:364:PRO:HB2	1.70	1.21
6:O:193:ILE:HB	6:P:562:TYR:OH	1.37	1.21
6:P:530:ARG:NH2	6:Q:482:ASP:OD2	1.74	1.21
5:S:193:GLY:N	6:U:364:PRO:HB2	1.53	1.21
6:U:528:ALA:CB	6:V:283:SER:CA	2.18	1.21
6:U:606:THR:HG21	6:W:173:ASP:OD2	1.31	1.21
4:D:389:PHE:O	6:P:55:VAL:N	1.73	1.20
6:I:562:TYR:CE1	6:K:193:ILE:O	1.88	1.20
6:P:30:ALA:CA	6:Q:610:THR:HG22	1.70	1.20
6:P:528:ALA:CB	6:Q:283:SER:CA	2.19	1.20
6:P:644:LEU:CB	6:Q:548:LYS:CE	2.15	1.20
5:F:194:LEU:HD22	6:K:447:SER:OG	1.39	1.20
5:H:5:MET:CE	6:I:494:THR:HG21	1.71	1.20
6:I:247:SER:H	6:K:154:ARG:NH1	1.33	1.20
5:N:5:MET:CE	6:O:494:THR:HG21	1.70	1.20
6:O:41:LEU:CD2	6:P:242:PHE:CE2	2.24	1.20
6:O:411:VAL:HG12	6:Q:457:PRO:CG	1.54	1.20
6:O:528:ALA:CB	6:P:283:SER:CA	2.18	1.20
5:T:193:GLY:N	6:V:364:PRO:HB2	1.54	1.20

Continued on next page...

Continued from previous page...

Atom-1	Atom-2	Interatomic distance (Å)	Clash overlap (Å)
6:U:173:ASP:OD2	6:V:606:THR:HG21	1.36	1.20
6:V:459:LEU:CD2	6:W:409:ILE:HG22	1.71	1.20
6:I:412:ARG:CD	6:K:458:THR:HA	1.52	1.20
6:I:414:GLN:CD	6:K:459:LEU:HD22	1.58	1.20
6:O:84:LYS:NZ	6:Q:44:THR:CG2	2.03	1.20
6:O:90:ASN:CB	6:Q:122:THR:HG21	1.69	1.20
6:O:242:PHE:CE2	6:Q:41:LEU:HD21	1.75	1.20
6:O:459:LEU:HG	6:P:412:ARG:NE	1.56	1.20
6:O:530:ARG:CZ	6:P:482:ASP:OD2	1.88	1.20
6:U:84:LYS:NZ	6:W:44:THR:CG2	2.02	1.20
6:U:562:TYR:CE1	6:W:193:ILE:CA	2.18	1.20
2:B:434:ILE:HD13	3:C:616:SER:OG	1.38	1.20
2:B:880:LEU:C	4:D:31:GLY:O	1.77	1.20
3:C:384:MET:HB3	3:C:1197:TYR:CZ	1.76	1.20
5:F:193:GLY:CA	6:K:364:PRO:HB2	1.72	1.20
6:I:90:ASN:CB	6:K:122:THR:HG21	1.70	1.20
6:I:412:ARG:CA	6:K:459:LEU:CD1	2.20	1.20
6:I:418:ASN:OD1	6:K:300:LYS:NZ	1.70	1.20
6:I:459:LEU:HG	6:J:412:ARG:NE	1.55	1.20
6:J:298:PHE:CZ	6:K:417:PHE:C	2.14	1.20
6:O:412:ARG:CD	6:Q:458:THR:HA	1.53	1.20
6:P:161:LYS:CE	6:Q:533:ASP:CG	2.07	1.20
6:P:161:LYS:CG	6:Q:533:ASP:OD1	1.90	1.20
6:P:193:ILE:CB	6:Q:562:TYR:OH	1.89	1.20
6:V:161:LYS:CG	6:W:533:ASP:OD1	1.89	1.20
6:X:587:GLY:O	5:Y:2:PRO:HD2	1.39	1.20
2:B:953:GLY:N	4:D:35:ARG:HD3	1.43	1.20
4:E:335:ALA:CA	6:U:55:VAL:O	1.89	1.20
5:H:5:MET:HE2	6:I:494:THR:OG1	1.36	1.20
5:H:194:LEU:CD2	6:J:447:SER:HB2	1.71	1.20
6:I:84:LYS:CD	6:K:42:ASN:OD1	1.89	1.20
6:I:456:ASN:HD22	6:J:411:VAL:C	1.43	1.20
6:J:193:ILE:O	6:K:562:TYR:CE1	1.88	1.20
6:O:562:TYR:HB3	6:Q:195:PRO:CD	1.70	1.20
6:P:298:PHE:CD1	6:Q:417:PHE:O	1.95	1.20
5:R:193:GLY:CA	6:W:364:PRO:HB2	1.72	1.20
6:U:84:LYS:CE	6:W:44:THR:OG1	1.81	1.20
6:U:90:ASN:CB	6:W:122:THR:HG21	1.70	1.20
6:U:412:ARG:CA	6:W:459:LEU:CD1	2.19	1.20
2:B:954:PRO:HG3	4:D:39:SER:CA	1.70	1.19
6:I:528:ALA:CB	6:J:283:SER:CA	2.18	1.19

Continued on next page...

Continued from previous page...

Atom-1	Atom-2	Interatomic distance (Å)	Clash overlap (Å)
6:J:459:LEU:CD2	6:K:409:ILE:HG22	1.70	1.19
6:J:459:LEU:HD22	6:K:414:GLN:CD	1.56	1.19
6:J:528:ALA:CB	6:K:283:SER:CA	2.20	1.19
5:L:193:GLY:CA	6:Q:364:PRO:CB	2.20	1.19
6:O:411:VAL:C	6:Q:456:ASN:HD22	1.42	1.19
6:P:193:ILE:HB	6:Q:562:TYR:OH	1.42	1.19
6:P:459:LEU:HD13	6:Q:414:GLN:CD	1.44	1.19
6:P:530:ARG:CZ	6:Q:482:ASP:OD2	1.90	1.19
6:P:640:GLN:CD	6:Q:545:VAL:HG12	1.60	1.19
6:U:562:TYR:CE1	6:W:193:ILE:O	1.89	1.19
6:V:459:LEU:CB	6:W:414:GLN:HE22	1.39	1.19
6:V:530:ARG:NH2	6:W:482:ASP:OD2	1.74	1.19
4:E:400:THR:HB	6:U:53:THR:CA	1.72	1.19
6:I:609:ARG:HD2	6:K:29:THR:CA	1.68	1.19
5:M:4:HIS:CB	6:Q:586:VAL:HG21	1.70	1.19
5:R:194:LEU:CD2	6:W:447:SER:HB2	1.72	1.19
6:V:122:THR:CG2	6:W:90:ASN:HB3	1.71	1.19
6:V:298:PHE:CD1	6:W:417:PHE:O	1.95	1.19
4:D:389:PHE:HA	6:P:54:SER:CA	1.49	1.19
4:E:332:PRO:C	6:U:54:SER:OG	1.80	1.19
5:G:44:GLY:CA	6:I:400:ALA:CB	2.13	1.19
6:I:41:LEU:CD2	6:J:242:PHE:CE2	2.24	1.19
6:I:640:GLN:NE2	6:J:545:VAL:HG12	1.56	1.19
6:O:298:PHE:CG	6:P:418:ASN:N	2.10	1.19
6:P:193:ILE:O	6:Q:562:TYR:CE1	1.89	1.19
6:P:298:PHE:CZ	6:Q:417:PHE:C	2.14	1.19
6:U:44:THR:OG1	6:V:84:LYS:CE	1.80	1.19
6:V:193:ILE:HB	6:W:562:TYR:OH	1.43	1.19
1:A:152:THR:OG1	3:C:598:PRO:HG2	1.41	1.19
5:F:193:GLY:CA	6:K:364:PRO:CB	2.20	1.19
6:I:459:LEU:HD12	6:J:412:ARG:C	1.61	1.19
6:I:644:LEU:CA	6:J:548:LYS:HE3	1.71	1.19
6:J:300:LYS:HZ1	6:K:418:ASN:CG	1.40	1.19
6:O:412:ARG:CA	6:Q:459:LEU:CD1	2.21	1.19
6:P:36:LEU:CB	6:Q:253:VAL:HG12	1.72	1.19
6:U:298:PHE:CD1	6:V:417:PHE:O	1.94	1.19
6:U:482:ASP:OD2	6:W:530:ARG:CZ	1.91	1.19
6:U:562:TYR:HB3	6:W:195:PRO:CD	1.70	1.19
6:U:612:SER:OG	6:W:160:GLN:NE2	1.67	1.19
6:V:36:LEU:CB	6:W:253:VAL:HG12	1.72	1.19
6:V:456:ASN:ND2	6:W:412:ARG:CG	2.05	1.19

Continued on next page...

Continued from previous page...

Atom-1	Atom-2	Interatomic distance (Å)	Clash overlap (Å)
6:V:640:GLN:NE2	6:W:545:VAL:CG1	2.03	1.19
6:I:232:ALA:CB	6:K:66:ASP:OD1	1.88	1.19
6:J:298:PHE:CD1	6:K:417:PHE:O	1.96	1.19
6:O:84:LYS:CD	6:Q:42:ASN:OD1	1.91	1.19
6:O:414:GLN:OE1	6:Q:459:LEU:CD2	1.70	1.19
6:O:528:ALA:HB3	6:P:283:SER:CB	1.71	1.19
6:O:609:ARG:CD	6:Q:29:THR:HB	1.72	1.19
6:P:333:PRO:C	6:Q:411:VAL:CG2	2.11	1.19
6:P:456:ASN:ND2	6:Q:412:ARG:CB	1.97	1.19
5:R:194:LEU:HD22	6:W:447:SER:OG	1.40	1.19
5:T:194:LEU:CD2	6:V:447:SER:HB2	1.70	1.19
6:U:609:ARG:CG	6:W:29:THR:HB	1.73	1.19
4:D:14:TYR:OH	6:P:55:VAL:N	1.75	1.18
6:I:298:PHE:CG	6:J:418:ASN:CA	2.23	1.18
6:J:625:ARG:NH2	6:K:278:THR:O	1.76	1.18
5:L:192:THR:C	6:Q:364:PRO:HB2	1.62	1.18
5:L:194:LEU:HD22	6:Q:447:SER:OG	1.39	1.18
5:M:2:PRO:HG2	6:Q:587:GLY:HA2	1.24	1.18
6:O:161:LYS:CE	6:P:533:ASP:CB	2.21	1.18
6:P:298:PHE:CD2	6:Q:418:ASN:CA	2.27	1.18
6:U:84:LYS:NZ	6:W:44:THR:HB	1.38	1.18
6:U:456:ASN:HD22	6:V:411:VAL:C	1.45	1.18
6:V:528:ALA:HB3	6:W:283:SER:CB	1.71	1.18
2:B:408:SER:HB3	4:D:191:ARG:NH2	1.38	1.18
2:B:882:PRO:HG2	2:B:962:GLN:CD	1.63	1.18
6:I:30:ALA:CB	6:J:610:THR:CG2	2.21	1.18
6:I:161:LYS:HE2	6:J:533:ASP:CA	1.72	1.18
6:I:298:PHE:CD1	6:J:417:PHE:O	1.95	1.18
6:I:609:ARG:CD	6:K:29:THR:HB	1.72	1.18
6:I:622:GLU:HG2	6:J:280:LEU:HA	1.22	1.18
6:I:641:ILE:HD11	6:J:545:VAL:HG21	1.21	1.18
5:L:193:GLY:CA	6:Q:364:PRO:HB2	1.72	1.18
6:O:640:GLN:HE22	6:P:545:VAL:CG1	1.56	1.18
5:T:5:MET:HE2	6:U:494:THR:OG1	1.37	1.18
6:U:459:LEU:HD12	6:V:412:ARG:C	1.62	1.18
2:B:792:GLN:HG3	4:D:105:ALA:HB3	1.21	1.18
6:I:160:GLN:NE2	6:J:612:SER:OG	1.68	1.18
6:I:609:ARG:CG	6:K:29:THR:HB	1.73	1.18
5:L:4:HIS:HE1	6:P:587:GLY:CA	1.57	1.18
6:O:193:ILE:CA	6:P:562:TYR:CE1	2.16	1.18
6:P:459:LEU:CD2	6:Q:409:ILE:HG22	1.71	1.18

Continued on next page...

Continued from previous page...

Atom-1	Atom-2	Interatomic distance (Å)	Clash overlap (Å)
6:P:644:LEU:CG	6:Q:548:LYS:CE	2.03	1.18
5:R:192:THR:C	6:W:364:PRO:HB2	1.62	1.18
6:V:154:ARG:HH11	6:W:247:SER:N	1.28	1.18
6:I:280:LEU:CD1	6:K:622:GLU:HB3	1.74	1.18
6:I:412:ARG:CG	6:K:456:ASN:ND2	2.02	1.18
6:I:459:LEU:CD1	6:J:412:ARG:CB	2.22	1.18
6:J:459:LEU:HD13	6:K:414:GLN:NE2	1.53	1.18
6:J:528:ALA:HB3	6:K:283:SER:CB	1.71	1.18
6:J:530:ARG:CZ	6:K:482:ASP:OD2	1.90	1.18
5:L:194:LEU:CD2	6:Q:447:SER:HB2	1.72	1.18
6:P:625:ARG:NH2	6:Q:278:THR:O	1.77	1.18
6:U:161:LYS:CE	6:V:533:ASP:CB	2.22	1.18
6:U:280:LEU:CD1	6:W:622:GLU:HB3	1.74	1.18
6:U:528:ALA:HB3	6:V:283:SER:CB	1.71	1.18
6:V:154:ARG:NE	6:W:248:GLU:N	1.92	1.18
1:A:377:ARG:NH1	6:I:57:THR:HG22	1.57	1.18
2:B:408:SER:OG	4:D:191:ARG:NH2	1.74	1.18
5:F:4:HIS:HE1	6:J:587:GLY:CA	1.56	1.18
6:I:168:THR:OG1	6:J:537:SER:CB	1.91	1.18
6:I:459:LEU:HD11	6:J:414:GLN:OE1	1.41	1.18
6:J:36:LEU:CB	6:K:253:VAL:HG12	1.73	1.18
6:J:530:ARG:NH2	6:K:482:ASP:OD2	1.75	1.18
5:N:194:LEU:CD2	6:P:447:SER:HB2	1.71	1.18
6:O:298:PHE:CE2	6:P:417:PHE:N	2.00	1.18
6:O:644:LEU:CA	6:P:548:LYS:HE3	1.71	1.18
6:U:82:PHE:CZ	6:V:242:PHE:CE1	2.32	1.18
6:U:168:THR:OG1	6:V:537:SER:CB	1.92	1.18
6:U:459:LEU:HD11	6:V:414:GLN:OE1	1.42	1.18
6:U:562:TYR:OH	6:W:193:ILE:CB	1.87	1.18
6:U:640:GLN:HE22	6:V:545:VAL:CG1	1.55	1.18
6:V:193:ILE:HB	6:W:562:TYR:CZ	1.75	1.18
6:V:622:GLU:HB3	6:W:280:LEU:CD1	1.72	1.18
6:V:641:ILE:CG1	6:W:545:VAL:CG1	2.00	1.18
4:D:389:PHE:CA	6:P:54:SER:C	1.85	1.17
4:E:400:THR:C	6:U:52:GLY:O	1.83	1.17
6:I:630:LEU:CD1	6:J:275:GLU:HG2	1.73	1.17
5:N:44:GLY:CA	6:P:400:ALA:C	2.09	1.17
6:O:66:ASP:OD1	6:P:232:ALA:CB	1.82	1.17
6:O:283:SER:CB	6:Q:528:ALA:HB3	1.74	1.17
6:P:622:GLU:HB3	6:Q:280:LEU:CD1	1.74	1.17
5:R:4:HIS:HE1	6:V:587:GLY:CA	1.57	1.17

Continued on next page...

Continued from previous page...

Atom-1	Atom-2	Interatomic distance (Å)	Clash overlap (Å)
6:U:298:PHE:CG	6:V:418:ASN:N	2.11	1.17
6:U:412:ARG:CB	6:W:456:ASN:ND2	1.99	1.17
6:V:30:ALA:HB2	6:W:610:THR:CG2	1.73	1.17
6:V:193:ILE:O	6:W:562:TYR:CE1	1.89	1.17
6:V:530:ARG:CZ	6:W:482:ASP:OD2	1.90	1.17
6:X:303:ASP:OD1	5:Y:5:MET:SD	2.01	1.17
2:B:956:HIS:CD2	4:D:43:HIS:CE1	2.31	1.17
6:I:298:PHE:HZ	6:J:417:PHE:N	1.25	1.17
6:I:619:ASP:CB	6:J:284:VAL:HG11	1.74	1.17
6:J:193:ILE:CA	6:K:562:TYR:CE1	2.14	1.17
6:J:300:LYS:HZ3	6:K:418:ASN:ND2	1.31	1.17
6:O:295:ARG:HH22	6:P:354:SER:CB	1.56	1.17
6:O:297:ALA:C	6:P:409:ILE:HD11	1.64	1.17
6:O:411:VAL:CG2	6:Q:333:PRO:C	2.10	1.17
6:O:418:ASN:CA	6:Q:298:PHE:CG	2.27	1.17
6:O:482:ASP:OD2	6:Q:530:ARG:CZ	1.91	1.17
6:P:41:LEU:CD2	6:Q:242:PHE:HE2	1.58	1.17
5:T:44:GLY:C	6:V:400:ALA:HA	1.65	1.17
6:U:283:SER:CA	6:W:528:ALA:CB	2.22	1.17
6:V:459:LEU:HD13	6:W:414:GLN:NE2	1.53	1.17
6:V:459:LEU:HD22	6:W:414:GLN:CD	1.55	1.17
6:V:625:ARG:NH2	6:W:278:THR:O	1.76	1.17
1:A:152:THR:CB	3:C:598:PRO:HB2	1.73	1.17
2:B:954:PRO:HB2	4:D:43:HIS:CD2	1.79	1.17
2:B:1178:ARG:CD	4:D:241:LEU:HD21	1.54	1.17
3:C:884:PRO:HG2	3:C:965:GLU:CD	1.62	1.17
6:I:82:PHE:CZ	6:J:242:PHE:CE1	2.33	1.17
6:I:195:PRO:HD3	6:J:562:TYR:CB	1.73	1.17
6:I:412:ARG:HG3	6:K:456:ASN:OD1	1.31	1.17
6:I:414:GLN:OE1	6:K:459:LEU:HD21	1.40	1.17
6:I:482:ASP:OD2	6:K:530:ARG:CZ	1.92	1.17
6:O:82:PHE:CZ	6:P:242:PHE:CE1	2.33	1.17
6:O:232:ALA:CB	6:Q:66:ASP:OD1	1.86	1.17
6:O:283:SER:CA	6:Q:528:ALA:CB	2.22	1.17
6:O:456:ASN:HD22	6:P:411:VAL:C	1.46	1.17
6:O:640:GLN:NE2	6:P:545:VAL:HG12	1.56	1.17
6:U:295:ARG:HH22	6:V:354:SER:CB	1.57	1.17
6:U:411:VAL:CG2	6:W:333:PRO:C	2.10	1.17
6:U:459:LEU:HG	6:V:412:ARG:NE	1.58	1.17
6:U:609:ARG:CD	6:W:29:THR:HB	1.74	1.17
6:V:32:PRO:O	6:W:613:LEU:HD21	1.31	1.17

Continued on next page...

Continued from previous page...

Atom-1	Atom-2	Interatomic distance (Å)	Clash overlap (Å)
6:I:161:LYS:CE	6:J:533:ASP:CB	2.22	1.17
6:I:298:PHE:CG	6:J:418:ASN:N	2.12	1.17
6:J:30:ALA:HB2	6:K:610:THR:CG2	1.73	1.17
5:N:5:MET:SD	6:O:303:ASP:OD1	2.03	1.17
6:O:30:ALA:CB	6:P:610:THR:CG2	2.20	1.17
6:O:160:GLN:NE2	6:P:612:SER:OG	1.68	1.17
6:O:412:ARG:HB3	6:Q:456:ASN:OD1	1.41	1.17
6:P:147:ARG:NE	6:W:100:LYS:NZ	1.78	1.17
6:P:147:ARG:CB	6:W:100:LYS:NZ	2.07	1.17
6:P:459:LEU:HG	6:Q:412:ARG:CZ	1.72	1.17
5:T:4:HIS:HB3	6:U:586:VAL:HG21	1.20	1.17
6:U:283:SER:CB	6:W:528:ALA:HB3	1.75	1.17
6:U:414:GLN:CD	6:W:459:LEU:HD22	1.57	1.17
6:U:419:MET:HB3	6:W:295:ARG:CZ	1.75	1.17
6:V:193:ILE:CA	6:W:562:TYR:CE1	2.14	1.17
6:V:298:PHE:CD2	6:W:418:ASN:CA	2.27	1.17
6:V:459:LEU:HG	6:W:412:ARG:CZ	1.71	1.17
6:I:147:ARG:CG	6:Q:100:LYS:CD	2.23	1.17
6:I:411:VAL:CG2	6:K:333:PRO:C	2.11	1.17
6:I:609:ARG:HD2	6:K:29:THR:CB	1.75	1.17
6:J:193:ILE:CB	6:K:562:TYR:OH	1.88	1.17
6:J:193:ILE:HB	6:K:562:TYR:OH	1.43	1.17
6:J:456:ASN:ND2	6:K:412:ARG:CB	1.97	1.17
6:J:622:GLU:HB3	6:K:280:LEU:CD1	1.72	1.17
5:N:4:HIS:CB	6:O:586:VAL:HG21	1.75	1.17
5:S:5:MET:HE2	6:W:494:THR:OG1	1.45	1.17
6:U:84:LYS:CD	6:W:42:ASN:OD1	1.91	1.17
6:U:619:ASP:CB	6:V:284:VAL:HG11	1.73	1.17
3:C:313:LYS:O	3:C:1196:ARG:HG3	1.44	1.16
5:F:192:THR:C	6:K:364:PRO:HB2	1.62	1.16
5:H:4:HIS:CE1	6:I:586:VAL:C	2.18	1.16
5:H:44:GLY:C	6:J:400:ALA:HA	1.64	1.16
6:I:283:SER:CA	6:K:528:ALA:CB	2.23	1.16
6:I:295:ARG:HH22	6:J:354:SER:CB	1.56	1.16
6:I:412:ARG:CA	6:K:459:LEU:HD12	1.75	1.16
6:I:412:ARG:NH1	6:K:459:LEU:CA	2.08	1.16
6:J:122:THR:CG2	6:K:90:ASN:HB3	1.73	1.16
6:J:459:LEU:CD1	6:K:412:ARG:CA	2.22	1.16
5:N:44:GLY:C	6:P:400:ALA:HA	1.64	1.16
6:O:195:PRO:HD3	6:P:562:TYR:CB	1.73	1.16
6:O:619:ASP:CB	6:P:284:VAL:HG11	1.74	1.16

Continued on next page...

Continued from previous page...

Atom-1	Atom-2	Interatomic distance (Å)	Clash overlap (Å)
6:P:29:THR:HA	6:Q:609:ARG:CD	1.74	1.16
6:P:30:ALA:HB2	6:Q:610:THR:CG2	1.74	1.16
6:P:32:PRO:O	6:Q:613:LEU:HD21	1.29	1.16
6:P:193:ILE:CA	6:Q:562:TYR:CE1	2.14	1.16
6:P:459:LEU:HD13	6:Q:414:GLN:NE2	1.54	1.16
6:U:195:PRO:HD3	6:V:562:TYR:CB	1.73	1.16
6:J:456:ASN:CB	6:K:412:ARG:HA	1.76	1.16
6:O:193:ILE:CB	6:P:562:TYR:OH	1.92	1.16
6:O:612:SER:OG	6:Q:160:GLN:NE2	1.67	1.16
6:P:44:THR:HB	6:Q:84:LYS:CE	1.60	1.16
6:P:456:ASN:OD1	6:Q:412:ARG:HG3	1.29	1.16
5:T:4:HIS:CB	6:U:586:VAL:HG21	1.75	1.16
6:U:418:ASN:CA	6:W:298:PHE:CG	2.27	1.16
6:U:459:LEU:CG	6:V:412:ARG:CZ	2.24	1.16
6:V:66:ASP:CB	6:W:232:ALA:HB1	1.62	1.16
6:V:161:LYS:CE	6:W:533:ASP:CG	2.07	1.16
2:B:379:GLY:N	3:C:798:VAL:HG12	1.05	1.16
6:I:297:ALA:C	6:J:409:ILE:HD11	1.64	1.16
6:I:418:ASN:CA	6:K:298:PHE:CG	2.27	1.16
6:I:612:SER:O	6:K:160:GLN:NE2	1.76	1.16
6:J:29:THR:HA	6:K:609:ARG:CD	1.76	1.16
6:P:459:LEU:CD1	6:Q:412:ARG:CA	2.22	1.16
6:V:29:THR:HA	6:W:609:ARG:CD	1.75	1.16
6:V:457:PRO:C	6:W:412:ARG:HD2	1.66	1.16
2:B:792:GLN:CG	4:D:105:ALA:HB3	1.75	1.16
4:D:390:ASN:CB	6:P:50:PRO:CG	2.22	1.16
5:F:194:LEU:CD2	6:K:447:SER:HB2	1.73	1.16
6:I:283:SER:CB	6:K:528:ALA:HB3	1.76	1.16
6:I:411:VAL:CG1	6:K:457:PRO:CD	2.08	1.16
6:I:411:VAL:HG12	6:K:457:PRO:CG	1.54	1.16
6:I:459:LEU:CG	6:J:412:ARG:CZ	2.23	1.16
6:J:44:THR:CG2	6:K:84:LYS:NZ	2.07	1.16
5:L:194:LEU:CD2	6:Q:447:SER:CB	2.23	1.16
6:O:280:LEU:CD1	6:Q:622:GLU:HB3	1.75	1.16
6:O:622:GLU:HB3	6:P:280:LEU:CD1	1.76	1.16
6:P:154:ARG:NE	6:Q:248:GLU:N	1.93	1.16
6:P:195:PRO:CG	6:Q:562:TYR:HB3	1.76	1.16
6:U:44:THR:CG2	6:V:84:LYS:HZ2	1.54	1.16
6:U:160:GLN:NE2	6:V:612:SER:O	1.72	1.16
6:I:44:THR:HG21	6:J:84:LYS:HZ2	1.03	1.16
6:I:297:ALA:O	6:J:409:ILE:HD11	1.46	1.16

Continued on next page...

Continued from previous page...

Atom-1	Atom-2	Interatomic distance (Å)	Clash overlap (Å)
6:O:609:ARG:CG	6:Q:29:THR:HB	1.74	1.16
6:O:609:ARG:HD2	6:Q:29:THR:CB	1.75	1.16
6:O:622:GLU:HG2	6:P:280:LEU:HA	1.20	1.16
6:P:42:ASN:HD22	6:Q:235:LEU:CD2	1.50	1.16
6:P:300:LYS:HZ3	6:Q:418:ASN:CG	1.40	1.16
5:T:4:HIS:CE1	6:U:586:VAL:C	2.19	1.16
6:V:298:PHE:CZ	6:W:417:PHE:C	2.15	1.16
5:H:5:MET:SD	6:I:303:ASP:OD1	2.03	1.15
5:H:193:GLY:HA3	6:J:364:PRO:CG	1.74	1.15
6:I:541:SER:OG	6:K:169:MET:HA	1.27	1.15
6:I:610:THR:CG2	6:K:30:ALA:CB	2.24	1.15
6:J:578:SER:CB	6:K:471:LEU:HD11	1.75	1.15
6:O:280:LEU:HA	6:Q:622:GLU:HG2	1.21	1.15
6:O:630:LEU:CD1	6:P:275:GLU:HG2	1.73	1.15
6:U:297:ALA:C	6:V:409:ILE:HD11	1.65	1.15
6:U:414:GLN:OE1	6:W:459:LEU:HD21	1.38	1.15
2:B:952:PRO:C	4:D:35:ARG:CZ	2.13	1.15
3:C:316:THR:N	3:C:1196:ARG:NH1	1.75	1.15
3:C:714:SER:C	3:C:726:ARG:HH21	1.39	1.15
4:D:389:PHE:HB3	6:P:54:SER:HB3	1.17	1.15
5:H:4:HIS:CB	6:I:586:VAL:HG21	1.74	1.15
6:J:44:THR:HB	6:K:84:LYS:CE	1.59	1.15
6:J:298:PHE:CD2	6:K:418:ASN:CA	2.26	1.15
6:J:459:LEU:HD21	6:K:414:GLN:OE1	1.41	1.15
6:J:644:LEU:HB3	6:K:548:LYS:CE	1.76	1.15
6:O:298:PHE:CD1	6:P:417:PHE:O	1.96	1.15
6:O:541:SER:CA	6:Q:169:MET:O	1.94	1.15
5:R:193:GLY:CA	6:W:364:PRO:CB	2.20	1.15
6:U:193:ILE:CB	6:V:562:TYR:OH	1.92	1.15
6:U:232:ALA:CB	6:W:66:ASP:OD1	1.87	1.15
6:U:409:ILE:HD11	6:W:297:ALA:C	1.66	1.15
6:U:630:LEU:HD13	6:V:275:GLU:HG3	1.23	1.15
6:V:459:LEU:CD1	6:W:412:ARG:CA	2.23	1.15
2:B:376:LEU:CB	4:D:249:LYS:HE3	1.77	1.15
4:D:390:ASN:H	6:P:54:SER:C	1.42	1.15
5:F:194:LEU:CD2	6:K:447:SER:CB	2.24	1.15
6:I:195:PRO:HD3	6:J:562:TYR:HB3	1.17	1.15
6:I:459:LEU:HD21	6:J:414:GLN:OE1	1.40	1.15
6:J:456:ASN:OD1	6:K:412:ARG:HG3	1.28	1.15
6:J:459:LEU:HB3	6:K:414:GLN:NE2	1.34	1.15
6:O:36:LEU:HD23	6:P:253:VAL:HG13	1.15	1.15

Continued on next page...

Continued from previous page...

Atom-1	Atom-2	Interatomic distance (Å)	Clash overlap (Å)
6:O:41:LEU:HD21	6:P:242:PHE:CE2	1.82	1.15
6:O:232:ALA:HB1	6:Q:66:ASP:CB	1.57	1.15
6:O:412:ARG:CA	6:Q:459:LEU:HD12	1.77	1.15
6:P:459:LEU:HD11	6:Q:414:GLN:OE1	1.44	1.15
5:T:5:MET:CE	6:U:494:THR:CG2	2.24	1.15
6:U:193:ILE:CA	6:V:562:TYR:CE1	2.16	1.15
6:U:195:PRO:HD3	6:V:562:TYR:HB3	1.17	1.15
6:U:283:SER:HB2	6:W:528:ALA:CB	1.77	1.15
6:U:412:ARG:CA	6:W:459:LEU:HD12	1.75	1.15
6:U:412:ARG:NH1	6:W:459:LEU:CA	2.10	1.15
6:V:195:PRO:CG	6:W:562:TYR:HB3	1.77	1.15
6:V:298:PHE:CE2	6:W:418:ASN:N	2.13	1.15
6:V:530:ARG:HA	6:W:472:ARG:HD2	1.24	1.15
6:V:578:SER:CB	6:W:471:LEU:HD11	1.76	1.15
4:E:401:ALA:N	6:U:52:GLY:C	1.99	1.15
6:I:298:PHE:CB	6:J:418:ASN:CA	2.10	1.15
6:I:419:MET:HB3	6:K:295:ARG:CZ	1.76	1.15
6:I:640:GLN:HE22	6:J:545:VAL:CG1	1.57	1.15
6:J:154:ARG:NE	6:K:248:GLU:N	1.93	1.15
5:N:4:HIS:CE1	6:O:586:VAL:C	2.18	1.15
6:O:528:ALA:CB	6:P:283:SER:CB	2.25	1.15
6:P:456:ASN:HD22	6:Q:411:VAL:C	1.48	1.15
6:U:41:LEU:HD21	6:V:242:PHE:CE2	1.81	1.15
6:U:165:THR:CG2	6:V:534:SER:CA	2.05	1.15
6:U:283:SER:CB	6:W:528:ALA:CB	2.24	1.15
2:B:404:MET:CG	4:D:46:ILE:CD1	2.08	1.15
6:I:160:GLN:HB3	6:J:612:SER:OG	1.39	1.15
6:I:545:VAL:HG12	6:K:640:GLN:CD	1.67	1.15
6:J:456:ASN:HD22	6:K:411:VAL:C	1.49	1.15
5:N:5:MET:CE	6:O:494:THR:CG2	2.25	1.15
6:O:168:THR:OG1	6:P:537:SER:CB	1.94	1.15
6:O:459:LEU:CG	6:P:412:ARG:CZ	2.23	1.15
6:P:44:THR:CG2	6:Q:84:LYS:NZ	2.09	1.15
6:P:122:THR:HG21	6:Q:90:ASN:CB	1.77	1.15
6:P:457:PRO:C	6:Q:412:ARG:HD2	1.67	1.15
6:P:530:ARG:HA	6:Q:472:ARG:HD2	1.25	1.15
6:P:640:GLN:NE2	6:Q:545:VAL:CG1	2.04	1.15
5:T:191:LYS:O	6:V:364:PRO:HB3	1.47	1.15
6:U:641:ILE:HD11	6:V:545:VAL:HG21	1.22	1.15
6:V:122:THR:HG21	6:W:90:ASN:CB	1.75	1.15
6:X:497:GLU:OE1	5:Y:5:MET:SD	2.02	1.15

Continued on next page...

Continued from previous page...

Atom-1	Atom-2	Interatomic distance (Å)	Clash overlap (Å)
2:B:1182:ASN:HB2	4:D:52:PRO:CB	1.68	1.14
6:I:612:SER:OG	6:K:160:GLN:HB3	1.38	1.14
6:J:193:ILE:HB	6:K:562:TYR:CZ	1.77	1.14
6:J:459:LEU:HD11	6:K:414:GLN:OE1	1.46	1.14
6:O:297:ALA:O	6:P:409:ILE:HD11	1.46	1.14
6:O:412:ARG:NH1	6:Q:459:LEU:CA	2.09	1.14
5:R:193:GLY:HA3	6:W:364:PRO:HG2	1.19	1.14
5:R:194:LEU:CD2	6:W:447:SER:CB	2.23	1.14
5:S:5:MET:HE3	6:W:494:THR:CG2	1.72	1.14
5:T:5:MET:SD	6:U:303:ASP:OD1	2.04	1.14
6:U:528:ALA:CB	6:V:283:SER:CB	2.26	1.14
6:V:44:THR:CG2	6:W:84:LYS:NZ	2.09	1.14
6:V:160:GLN:HB3	6:W:612:SER:OG	1.39	1.14
2:B:954:PRO:HA	4:D:35:ARG:NH1	1.59	1.14
5:H:44:GLY:CA	6:J:400:ALA:CB	2.16	1.14
5:H:192:THR:C	6:J:364:PRO:HB2	1.67	1.14
6:I:41:LEU:HD21	6:J:242:PHE:CE2	1.81	1.14
6:J:41:LEU:CD2	6:K:242:PHE:HE2	1.57	1.14
6:J:42:ASN:HD22	6:K:235:LEU:CD2	1.51	1.14
6:J:195:PRO:CG	6:K:562:TYR:HB3	1.76	1.14
6:J:457:PRO:C	6:K:412:ARG:HD2	1.67	1.14
6:O:28:SER:HB2	6:P:606:THR:HG22	1.17	1.14
6:O:283:SER:CB	6:Q:528:ALA:CB	2.24	1.14
6:O:545:VAL:HG12	6:Q:640:GLN:CD	1.66	1.14
6:O:612:SER:OG	6:Q:160:GLN:HB3	1.38	1.14
6:P:161:LYS:HE2	6:Q:533:ASP:CB	1.77	1.14
6:P:578:SER:CB	6:Q:471:LEU:HD11	1.77	1.14
5:R:44:GLY:HA3	6:W:400:ALA:HB1	1.17	1.14
6:U:32:PRO:O	6:V:613:LEU:HD21	1.44	1.14
6:U:606:THR:HG22	6:W:28:SER:HB2	1.25	1.14
2:B:1213:ALA:O	3:C:552:ASP:OD2	1.63	1.14
3:C:884:PRO:HG2	3:C:965:GLU:OE2	1.44	1.14
5:H:191:LYS:O	6:J:364:PRO:HB3	1.47	1.14
6:I:409:ILE:HD11	6:K:297:ALA:C	1.66	1.14
6:O:409:ILE:HD11	6:Q:297:ALA:C	1.67	1.14
6:O:419:MET:HB3	6:Q:295:ARG:CZ	1.77	1.14
6:U:530:ARG:NH1	6:V:482:ASP:OD2	1.80	1.14
6:U:545:VAL:HG12	6:W:640:GLN:CD	1.66	1.14
6:V:456:ASN:HD22	6:W:411:VAL:C	1.49	1.14
4:E:335:ALA:HB1	6:U:55:VAL:O	1.47	1.14
6:I:42:ASN:OD1	6:J:84:LYS:CD	1.95	1.14

Continued on next page...

Continued from previous page...

Atom-1	Atom-2	Interatomic distance (Å)	Clash overlap (Å)
6:I:417:PHE:C	6:K:298:PHE:CZ	2.17	1.14
6:J:298:PHE:CE2	6:K:418:ASN:N	2.14	1.14
6:J:641:ILE:HD11	6:K:545:VAL:HG21	1.30	1.14
5:N:44:GLY:CA	6:P:400:ALA:CB	2.17	1.14
5:N:193:GLY:HA3	6:P:364:PRO:HG2	1.26	1.14
6:O:530:ARG:CA	6:P:472:ARG:CD	1.95	1.14
6:P:36:LEU:HD23	6:Q:253:VAL:HG13	1.21	1.14
6:P:459:LEU:HD22	6:Q:414:GLN:CD	1.56	1.14
6:U:28:SER:HB2	6:V:606:THR:HG22	1.18	1.14
6:U:42:ASN:OD1	6:V:84:LYS:CD	1.95	1.14
6:U:609:ARG:HD2	6:W:29:THR:CB	1.75	1.14
6:U:612:SER:OG	6:W:160:GLN:HB3	1.38	1.14
6:U:612:SER:O	6:W:160:GLN:NE2	1.75	1.14
6:V:333:PRO:C	6:W:411:VAL:CG2	2.11	1.14
2:B:407:ARG:CD	4:D:184:HIS:CE1	2.29	1.14
4:D:389:PHE:O	6:P:55:VAL:HB	1.32	1.14
5:H:4:HIS:CE1	6:I:587:GLY:CA	2.27	1.14
6:I:169:MET:C	6:J:541:SER:OG	1.87	1.14
6:I:253:VAL:HG13	6:K:36:LEU:HD23	1.19	1.14
6:I:528:ALA:CB	6:J:283:SER:CB	2.25	1.14
6:I:541:SER:CA	6:K:169:MET:O	1.94	1.14
6:I:612:SER:OG	6:K:160:GLN:CD	1.82	1.14
6:I:622:GLU:CG	6:J:279:PRO:O	1.96	1.14
6:J:160:GLN:CD	6:K:612:SER:OG	1.81	1.14
6:O:530:ARG:NH1	6:P:482:ASP:OD2	1.80	1.14
6:P:456:ASN:ND2	6:Q:411:VAL:C	2.01	1.14
6:P:456:ASN:CB	6:Q:412:ARG:HA	1.76	1.14
6:U:541:SER:OG	6:W:169:MET:C	1.86	1.14
6:U:609:ARG:HD2	6:W:29:THR:CA	1.68	1.14
6:U:622:GLU:HB3	6:V:280:LEU:CD1	1.76	1.14
6:V:160:GLN:NE2	6:W:612:SER:OG	1.67	1.14
6:V:161:LYS:HE2	6:W:533:ASP:CB	1.77	1.14
6:V:456:ASN:CB	6:W:412:ARG:HA	1.76	1.14
6:V:619:ASP:CB	6:W:284:VAL:HG21	1.78	1.14
2:B:953:GLY:CA	4:D:35:ARG:CD	2.19	1.13
3:C:792:GLN:NE2	4:D:225:ARG:NH1	1.96	1.13
5:H:5:MET:CE	6:I:494:THR:CG2	2.26	1.13
5:H:44:GLY:CA	6:J:400:ALA:C	2.09	1.13
6:I:622:GLU:HB3	6:J:280:LEU:CD1	1.77	1.13
6:J:160:GLN:HE21	6:K:612:SER:C	1.48	1.13
6:O:409:ILE:HD11	6:Q:297:ALA:O	1.48	1.13

Continued on next page...

Continued from previous page...

Atom-1	Atom-2	Interatomic distance (Å)	Clash overlap (Å)
6:P:459:LEU:CD1	6:Q:412:ARG:CB	2.24	1.13
6:P:459:LEU:HD12	6:Q:412:ARG:CA	1.78	1.13
6:U:412:ARG:CB	6:W:459:LEU:CD1	2.22	1.13
6:V:44:THR:HA	6:W:84:LYS:HE3	1.25	1.13
6:V:169:MET:C	6:W:541:SER:OG	1.86	1.13
4:E:336:ALA:N	6:U:55:VAL:H	1.46	1.13
6:I:193:ILE:O	6:J:562:TYR:CE1	1.95	1.13
6:I:283:SER:CB	6:K:528:ALA:CB	2.25	1.13
6:I:548:LYS:CE	6:K:644:LEU:HB3	1.78	1.13
5:N:5:MET:HE2	6:O:494:THR:OG1	1.47	1.13
6:O:459:LEU:HD12	6:P:412:ARG:C	1.63	1.13
6:O:613:LEU:HD21	6:Q:32:PRO:O	1.37	1.13
6:O:641:ILE:CD1	6:P:545:VAL:HG21	1.79	1.13
5:T:4:HIS:CE1	6:U:587:GLY:CA	2.28	1.13
6:U:30:ALA:CB	6:V:610:THR:CG2	2.21	1.13
6:U:459:LEU:CG	6:V:414:GLN:OE1	1.93	1.13
6:U:630:LEU:CD1	6:V:275:GLU:HG3	1.74	1.13
4:E:404:VAL:CG1	6:U:49:ARG:NH2	2.04	1.13
6:I:44:THR:HA	6:J:84:LYS:HE3	1.30	1.13
6:J:122:THR:HG21	6:K:90:ASN:CB	1.76	1.13
5:N:193:GLY:CA	6:P:364:PRO:HG2	1.78	1.13
6:O:42:ASN:OD1	6:P:84:LYS:CD	1.94	1.13
6:O:417:PHE:C	6:Q:298:PHE:CZ	2.18	1.13
6:O:541:SER:OG	6:Q:169:MET:C	1.86	1.13
6:U:29:THR:CA	6:V:609:ARG:HD2	1.64	1.13
6:U:297:ALA:O	6:V:409:ILE:HD11	1.47	1.13
6:U:472:ARG:HD2	6:W:530:ARG:HA	1.22	1.13
6:U:541:SER:CA	6:W:169:MET:O	1.94	1.13
5:F:193:GLY:HA3	6:K:364:PRO:HG2	1.18	1.13
5:G:5:MET:HE3	6:K:494:THR:CG2	1.79	1.13
6:I:32:PRO:O	6:J:613:LEU:HD21	1.43	1.13
6:I:44:THR:HB	6:J:84:LYS:NZ	1.51	1.13
6:I:412:ARG:C	6:K:459:LEU:CD1	2.17	1.13
6:I:530:ARG:HA	6:J:472:ARG:HD2	1.31	1.13
6:J:161:LYS:HE2	6:K:533:ASP:CB	1.78	1.13
6:J:456:ASN:ND2	6:K:411:VAL:C	2.02	1.13
5:L:5:MET:HE3	6:P:494:THR:HG21	1.16	1.13
5:L:193:GLY:HA3	6:Q:364:PRO:HG2	1.17	1.13
5:N:193:GLY:HA3	6:P:364:PRO:CG	1.74	1.13
6:O:32:PRO:O	6:P:613:LEU:HD21	1.43	1.13
6:O:193:ILE:O	6:P:562:TYR:CE1	1.95	1.13

Continued on next page...

Continued from previous page...

Atom-1	Atom-2	Interatomic distance (Å)	Clash overlap (Å)
6:O:253:VAL:HG13	6:Q:36:LEU:HD23	1.17	1.13
6:O:609:ARG:CG	6:Q:29:THR:CB	2.27	1.13
6:O:612:SER:OG	6:Q:160:GLN:CD	1.82	1.13
6:P:160:GLN:NE2	6:Q:612:SER:O	1.80	1.13
5:R:5:MET:HE3	6:V:494:THR:HG21	1.20	1.13
6:U:160:GLN:HB3	6:V:612:SER:OG	1.40	1.13
6:U:459:LEU:HD22	6:V:414:GLN:CD	1.67	1.13
6:U:545:VAL:HG21	6:W:641:ILE:HD11	1.30	1.13
6:U:578:SER:HB3	6:V:471:LEU:HD11	1.16	1.13
6:V:66:ASP:OD1	6:W:232:ALA:CB	1.94	1.13
1:A:152:THR:HB	3:C:598:PRO:CB	1.80	1.12
2:B:661:THR:O	4:D:196:LEU:HD13	1.49	1.12
4:E:335:ALA:C	6:U:55:VAL:O	1.86	1.12
5:H:193:GLY:HA3	6:J:364:PRO:HG2	1.26	1.12
6:I:534:SER:HA	6:K:165:THR:HG22	1.28	1.12
6:J:160:GLN:NE2	6:K:612:SER:O	1.81	1.13
6:J:622:GLU:HG2	6:K:280:LEU:HA	1.30	1.13
5:N:191:LYS:O	6:P:364:PRO:HB3	1.45	1.12
5:N:192:THR:C	6:P:364:PRO:HB2	1.66	1.13
6:O:169:MET:C	6:P:541:SER:OG	1.86	1.12
6:O:169:MET:HA	6:P:541:SER:OG	1.32	1.12
6:O:242:PHE:HE2	6:Q:41:LEU:CD2	1.61	1.12
6:O:284:VAL:HG11	6:Q:619:ASP:CB	1.79	1.12
6:O:534:SER:HA	6:Q:165:THR:HG22	1.29	1.13
6:O:612:SER:O	6:Q:160:GLN:NE2	1.76	1.12
6:P:169:MET:C	6:Q:541:SER:OG	1.86	1.12
6:P:298:PHE:CE2	6:Q:418:ASN:N	2.13	1.12
5:T:193:GLY:CA	6:V:364:PRO:HG2	1.79	1.13
6:U:36:LEU:HD23	6:V:253:VAL:HG13	1.14	1.13
6:U:412:ARG:HB3	6:W:456:ASN:OD1	1.43	1.13
6:U:613:LEU:HD21	6:W:32:PRO:O	1.37	1.13
6:V:36:LEU:HD23	6:W:253:VAL:HG13	1.21	1.13
5:S:4:HIS:CE1	6:W:586:VAL:HG22	1.84	1.12
6:U:165:THR:HG23	6:V:534:SER:HB3	1.20	1.12
6:U:284:VAL:HG11	6:W:619:ASP:CB	1.80	1.12
6:U:622:GLU:CG	6:V:279:PRO:O	1.97	1.12
6:U:630:LEU:CD1	6:V:275:GLU:HG2	1.73	1.12
5:G:4:HIS:CE1	6:K:587:GLY:CA	2.28	1.12
6:I:283:SER:HB2	6:K:528:ALA:CB	1.78	1.12
6:I:562:TYR:CG	6:K:193:ILE:O	2.01	1.12
6:I:606:THR:HG22	6:K:28:SER:HB2	1.26	1.12

Continued on next page...

Continued from previous page...

Atom-1	Atom-2	Interatomic distance (Å)	Clash overlap (Å)
6:I:609:ARG:CG	6:K:29:THR:CB	2.27	1.12
6:J:165:THR:CG2	6:K:534:SER:HB3	1.74	1.12
6:J:193:ILE:O	6:K:562:TYR:CG	2.02	1.12
6:J:456:ASN:ND2	6:K:412:ARG:CG	2.06	1.12
6:O:29:THR:CA	6:P:609:ARG:HD2	1.61	1.12
6:O:412:ARG:C	6:Q:459:LEU:CD1	2.18	1.12
6:O:562:TYR:CG	6:Q:193:ILE:O	2.02	1.12
6:O:610:THR:CG2	6:Q:30:ALA:CB	2.23	1.12
6:O:641:ILE:HD11	6:P:545:VAL:HG21	1.21	1.12
5:T:192:THR:C	6:V:364:PRO:HB2	1.67	1.12
6:V:333:PRO:HG2	6:W:411:VAL:HG13	1.28	1.12
6:V:459:LEU:N	6:W:412:ARG:NE	1.76	1.12
3:C:377:ILE:HG23	3:C:381:VAL:O	1.50	1.12
5:G:193:GLY:CA	6:I:364:PRO:CG	2.28	1.12
6:I:168:THR:C	6:J:541:SER:HG	1.52	1.12
6:I:459:LEU:CG	6:J:414:GLN:OE1	1.94	1.12
6:I:562:TYR:HB3	6:K:195:PRO:HD3	1.29	1.12
6:I:619:ASP:HB2	6:J:284:VAL:HG21	1.12	1.12
5:N:5:MET:CE	6:O:494:THR:CB	2.28	1.12
6:O:160:GLN:CD	6:P:612:SER:OG	1.83	1.12
6:P:459:LEU:HD21	6:Q:414:GLN:OE1	1.40	1.12
6:P:641:ILE:HD11	6:Q:545:VAL:HG21	1.29	1.12
6:U:412:ARG:NE	6:W:459:LEU:N	1.75	1.12
2:B:380:GLU:N	3:C:798:VAL:HG11	1.39	1.12
3:C:1195:TYR:HB3	3:C:1197:TYR:HE1	1.03	1.12
4:E:339:LEU:HD22	6:U:55:VAL:CG1	1.79	1.12
4:E:401:ALA:CB	6:U:52:GLY:CA	2.20	1.12
5:G:2:PRO:HG2	6:K:587:GLY:HA2	1.23	1.12
5:G:4:HIS:CE1	6:K:586:VAL:HG22	1.84	1.12
6:I:28:SER:HB2	6:J:606:THR:HG22	1.18	1.12
6:I:147:ARG:HD2	6:Q:100:LYS:NZ	0.84	1.12
6:I:530:ARG:NH2	6:J:482:ASP:OD2	1.83	1.12
6:I:541:SER:OG	6:K:169:MET:C	1.85	1.12
6:I:612:SER:C	6:K:160:GLN:HE21	1.48	1.12
6:J:297:ALA:C	6:K:409:ILE:HD11	1.70	1.12
6:J:459:LEU:HG	6:K:412:ARG:CZ	1.73	1.12
5:M:5:MET:CE	6:Q:494:THR:CB	2.27	1.12
6:O:545:VAL:CG1	6:Q:640:GLN:NE2	2.08	1.12
6:P:66:ASP:CB	6:Q:232:ALA:HB1	1.63	1.12
6:P:144:ASN:HA	6:W:100:LYS:NZ	1.64	1.12
6:P:298:PHE:HB3	6:Q:418:ASN:C	1.70	1.12

Continued on next page...

Continued from previous page...

Atom-1	Atom-2	Interatomic distance (Å)	Clash overlap (Å)
6:P:459:LEU:CG	6:Q:414:GLN:OE1	1.93	1.12
6:P:644:LEU:HB3	6:Q:548:LYS:CE	1.78	1.12
6:U:193:ILE:O	6:V:562:TYR:CE1	1.95	1.12
6:U:459:LEU:HG	6:V:412:ARG:CB	1.79	1.12
6:U:482:ASP:OD2	6:W:530:ARG:NH2	1.83	1.12
6:U:609:ARG:CG	6:W:29:THR:CB	2.27	1.12
6:U:644:LEU:HB3	6:V:548:LYS:CE	1.76	1.12
6:V:42:ASN:OD1	6:W:84:LYS:HD2	1.45	1.12
6:V:193:ILE:O	6:W:562:TYR:CG	2.02	1.12
6:V:528:ALA:HB1	6:W:283:SER:HA	1.12	1.12
2:B:1211:ARG:NH2	3:C:611:PRO:HB3	1.47	1.12
3:C:885:LEU:HG	3:C:965:GLU:OE2	1.49	1.12
6:I:411:VAL:CG1	6:K:457:PRO:HG3	1.63	1.12
6:I:613:LEU:HD21	6:K:32:PRO:O	1.37	1.12
6:J:42:ASN:HD22	6:K:235:LEU:HD23	1.14	1.12
6:O:160:GLN:HB3	6:P:612:SER:OG	1.39	1.12
6:O:242:PHE:CE1	6:Q:82:PHE:CZ	2.38	1.12
6:O:482:ASP:OD2	6:Q:530:ARG:NH1	1.81	1.12
6:P:456:ASN:ND2	6:Q:412:ARG:CG	2.06	1.12
6:P:619:ASP:CB	6:Q:284:VAL:HG21	1.79	1.12
6:U:280:LEU:HA	6:W:622:GLU:HG2	1.24	1.12
2:B:404:MET:CE	4:D:46:ILE:HD13	1.78	1.11
2:B:1213:ALA:HA	3:C:552:ASP:CG	1.70	1.11
3:C:715:VAL:HG22	3:C:726:ARG:CZ	1.76	1.11
5:F:44:GLY:HA3	6:K:400:ALA:HB1	1.16	1.11
6:I:280:LEU:HA	6:K:622:GLU:HG2	1.24	1.11
6:I:417:PHE:O	6:K:298:PHE:CD1	2.03	1.11
6:I:545:VAL:CG1	6:K:640:GLN:NE2	2.09	1.11
6:J:459:LEU:HD12	6:K:412:ARG:CA	1.80	1.11
5:M:4:HIS:CE1	6:Q:586:VAL:HG22	1.85	1.11
6:O:414:GLN:OE1	6:Q:459:LEU:HD11	1.36	1.11
6:O:622:GLU:CG	6:P:279:PRO:O	1.97	1.11
6:P:160:GLN:HE21	6:Q:612:SER:C	1.48	1.11
6:P:333:PRO:HG2	6:Q:411:VAL:HG13	1.27	1.11
5:T:5:MET:HE3	6:U:494:THR:CG2	1.80	1.11
6:U:161:LYS:CE	6:V:533:ASP:CA	2.27	1.11
6:U:409:ILE:HD11	6:W:297:ALA:O	1.47	1.11
6:U:411:VAL:CG1	6:W:333:PRO:O	1.98	1.11
6:U:417:PHE:C	6:W:298:PHE:CZ	2.18	1.11
6:V:160:GLN:NE2	6:W:612:SER:O	1.80	1.11
6:V:456:ASN:ND2	6:W:411:VAL:C	2.02	1.11

Continued on next page...

Continued from previous page...

Atom-1	Atom-2	Interatomic distance (Å)	Clash overlap (Å)
2:B:404:MET:CE	4:D:46:ILE:CD1	2.27	1.11
3:C:713:ASN:HA	3:C:726:ARG:NH1	1.36	1.11
6:I:84:LYS:HE3	6:K:44:THR:HA	1.27	1.11
6:I:284:VAL:HG11	6:K:619:ASP:CB	1.79	1.11
6:I:482:ASP:OD2	6:K:530:ARG:NH2	1.83	1.11
6:J:36:LEU:HD23	6:K:253:VAL:HG13	1.22	1.11
6:O:283:SER:HB2	6:Q:528:ALA:CB	1.78	1.11
6:O:412:ARG:CB	6:Q:459:LEU:CD1	2.23	1.11
6:O:533:ASP:CA	6:Q:161:LYS:HE2	1.81	1.11
6:P:44:THR:HA	6:Q:84:LYS:HE3	1.29	1.11
6:P:193:ILE:HB	6:Q:562:TYR:CZ	1.76	1.11
5:S:5:MET:CE	6:W:494:THR:CB	2.28	1.11
5:T:193:GLY:HA3	6:V:364:PRO:CG	1.75	1.11
6:U:530:ARG:NH2	6:V:482:ASP:OD2	1.82	1.11
6:U:610:THR:CG2	6:W:30:ALA:CB	2.25	1.11
6:U:622:GLU:HG2	6:V:280:LEU:HA	1.22	1.11
6:V:297:ALA:C	6:W:409:ILE:HD11	1.70	1.11
1:A:377:ARG:HD2	6:I:51:VAL:HG11	1.29	1.11
4:E:336:ALA:HA	6:U:55:VAL:CB	1.80	1.11
5:H:5:MET:CE	6:I:494:THR:CB	2.28	1.11
6:I:298:PHE:CE2	6:J:418:ASN:N	2.18	1.11
6:I:411:VAL:CG1	6:K:333:PRO:O	1.98	1.11
6:I:530:ARG:NH1	6:J:482:ASP:OD2	1.80	1.11
5:N:4:HIS:ND1	6:O:586:VAL:HG13	1.65	1.11
6:O:459:LEU:CD1	6:P:414:GLN:NE2	2.10	1.11
6:P:193:ILE:O	6:Q:562:TYR:CG	2.02	1.11
6:U:44:THR:HG21	6:V:84:LYS:HZ2	1.10	1.11
6:U:242:PHE:CE1	6:W:82:PHE:CZ	2.37	1.11
6:U:298:PHE:HB3	6:V:418:ASN:C	1.71	1.11
6:V:528:ALA:HB1	6:W:283:SER:C	1.71	1.11
2:B:1211:ARG:NH2	3:C:611:PRO:HG3	1.60	1.11
4:E:335:ALA:HB2	6:U:56:ALA:HB2	1.13	1.11
4:E:401:ALA:H	6:U:52:GLY:HA3	0.98	1.11
5:H:5:MET:HE3	6:I:494:THR:CG2	1.79	1.11
6:I:84:LYS:HD2	6:K:42:ASN:OD1	1.49	1.11
6:I:242:PHE:HE2	6:K:41:LEU:CD2	1.60	1.11
6:I:641:ILE:CD1	6:J:545:VAL:HG21	1.79	1.11
6:J:298:PHE:HB3	6:K:418:ASN:C	1.70	1.11
6:J:619:ASP:CB	6:K:284:VAL:HG21	1.79	1.11
5:M:193:GLY:CA	6:O:364:PRO:CG	2.28	1.11
5:N:5:MET:HE3	6:O:494:THR:HG21	1.14	1.11

Continued on next page...

Continued from previous page...

Atom-1	Atom-2	Interatomic distance (Å)	Clash overlap (Å)
6:O:169:MET:O	6:P:541:SER:HA	1.47	1.11
6:O:411:VAL:CG1	6:Q:457:PRO:HG3	1.63	1.11
6:O:411:VAL:C	6:Q:456:ASN:ND2	2.02	1.11
6:O:609:ARG:HD2	6:Q:29:THR:CA	1.69	1.11
6:P:298:PHE:CB	6:Q:418:ASN:CA	2.14	1.11
6:U:482:ASP:OD2	6:W:530:ARG:NH1	1.82	1.11
6:U:548:LYS:CE	6:W:644:LEU:HB3	1.79	1.11
6:V:168:THR:OG1	6:W:537:SER:OG	1.69	1.11
6:V:456:ASN:OD1	6:W:412:ARG:HG3	1.28	1.11
6:V:459:LEU:HD21	6:W:414:GLN:OE1	1.41	1.11
2:B:376:LEU:HD12	4:D:249:LYS:HE2	1.12	1.11
4:E:339:LEU:CD2	6:U:55:VAL:CG1	2.29	1.11
5:G:193:GLY:HA3	6:I:364:PRO:CB	1.81	1.11
5:H:2:PRO:HG2	6:I:587:GLY:HA2	1.13	1.11
6:J:169:MET:C	6:K:541:SER:OG	1.86	1.11
6:J:333:PRO:O	6:K:411:VAL:HG21	1.46	1.11
6:O:82:PHE:HZ	6:P:242:PHE:CE1	1.68	1.11
5:T:5:MET:CE	6:U:494:THR:CB	2.28	1.11
6:U:412:ARG:C	6:W:459:LEU:CD1	2.18	1.11
6:U:418:ASN:N	6:W:298:PHE:CE2	2.16	1.11
6:V:41:LEU:CD2	6:W:242:PHE:HE2	1.58	1.11
6:V:622:GLU:HG2	6:W:280:LEU:HA	1.31	1.11
6:V:623:LYS:HE2	6:W:270:ASP:OD2	1.50	1.11
4:E:335:ALA:CB	6:U:55:VAL:O	1.97	1.10
5:F:5:MET:HE2	6:J:494:THR:OG1	1.47	1.10
6:I:82:PHE:HZ	6:J:242:PHE:CE1	1.69	1.10
6:I:247:SER:N	6:K:154:ARG:HH11	1.40	1.10
6:I:409:ILE:HD11	6:K:297:ALA:O	1.48	1.10
6:I:411:VAL:HG21	6:K:333:PRO:O	1.47	1.10
6:I:456:ASN:ND2	6:J:412:ARG:CB	2.11	1.10
6:J:528:ALA:HB1	6:K:283:SER:C	1.70	1.10
6:O:284:VAL:HG21	6:Q:619:ASP:CB	1.81	1.10
6:O:414:GLN:OE1	6:Q:459:LEU:HD21	1.39	1.10
6:O:417:PHE:O	6:Q:298:PHE:CD1	2.03	1.10
5:S:2:PRO:HG2	6:W:587:GLY:HA2	1.23	1.10
5:S:193:GLY:CA	6:U:364:PRO:CG	2.29	1.10
6:U:29:THR:HA	6:V:609:ARG:CG	1.80	1.10
6:U:169:MET:C	6:V:541:SER:OG	1.87	1.10
6:U:418:ASN:N	6:W:298:PHE:CG	2.19	1.10
4:D:388:PRO:O	6:P:54:SER:OG	1.68	1.10
5:G:5:MET:CE	6:K:494:THR:CB	2.28	1.10

Continued on next page...

Continued from previous page...

Atom-1	Atom-2	Interatomic distance (Å)	Clash overlap (Å)
5:G:193:GLY:CA	6:I:364:PRO:CB	2.29	1.10
6:I:545:VAL:HG21	6:K:641:ILE:HD11	1.32	1.10
6:J:297:ALA:O	6:K:409:ILE:HD11	1.50	1.10
6:J:333:PRO:C	6:K:411:VAL:CG2	2.12	1.10
6:O:29:THR:HA	6:P:609:ARG:CG	1.81	1.10
6:O:411:VAL:CG1	6:Q:333:PRO:O	1.97	1.10
6:O:640:GLN:CD	6:P:545:VAL:HG12	1.71	1.10
6:P:168:THR:OG1	6:Q:537:SER:OG	1.69	1.10
6:P:297:ALA:C	6:Q:409:ILE:HD11	1.71	1.10
6:U:417:PHE:O	6:W:298:PHE:CD1	2.04	1.10
6:V:298:PHE:HB3	6:W:418:ASN:C	1.70	1.10
6:V:644:LEU:HB3	6:W:548:LYS:CE	1.77	1.10
4:E:339:LEU:HD22	6:U:55:VAL:CG2	1.80	1.10
4:E:400:THR:HB	6:U:53:THR:N	1.64	1.10
5:H:4:HIS:ND1	6:I:586:VAL:HG13	1.64	1.10
6:I:161:LYS:CE	6:J:533:ASP:CA	2.28	1.10
6:I:193:ILE:CG2	6:J:562:TYR:OH	1.97	1.10
6:I:193:ILE:CB	6:J:562:TYR:OH	1.93	1.10
6:I:242:PHE:CE1	6:K:82:PHE:CZ	2.39	1.10
6:I:298:PHE:HB3	6:J:418:ASN:C	1.70	1.10
6:J:161:LYS:CE	6:K:533:ASP:HA	1.81	1.10
6:J:298:PHE:CG	6:K:417:PHE:O	2.04	1.10
5:M:193:GLY:HA3	6:O:364:PRO:CB	1.81	1.10
6:O:284:VAL:HG21	6:Q:619:ASP:HB2	1.12	1.10
6:O:456:ASN:ND2	6:P:412:ARG:CB	2.10	1.10
6:O:606:THR:HG22	6:Q:28:SER:HB2	1.25	1.10
6:O:630:LEU:HD13	6:P:275:GLU:HG3	1.24	1.10
6:P:42:ASN:OD1	6:Q:84:LYS:HD2	1.45	1.10
6:P:147:ARG:HG2	6:W:100:LYS:HD3	1.26	1.10
6:P:458:THR:CA	6:Q:412:ARG:NE	2.08	1.10
5:T:44:GLY:CA	6:V:400:ALA:C	2.09	1.10
6:U:193:ILE:CG2	6:V:562:TYR:OH	1.97	1.10
6:U:242:PHE:CE1	6:W:82:PHE:HZ	1.69	1.10
6:V:36:LEU:HD21	6:W:242:PHE:CG	1.86	1.10
2:B:376:LEU:HD13	4:D:249:LYS:HD2	1.15	1.10
2:B:404:MET:HE3	4:D:46:ILE:HD12	1.27	1.10
2:B:409:MET:HE3	2:B:443:PRO:CA	1.81	1.10
2:B:880:LEU:CG	4:D:31:GLY:O	1.70	1.10
2:B:1178:ARG:HG2	4:D:241:LEU:HD22	1.15	1.10
3:C:712:VAL:C	3:C:726:ARG:HH12	1.53	1.10
5:G:194:LEU:CD2	6:I:447:SER:CB	2.25	1.10

Continued on next page...

Continued from previous page...

Atom-1	Atom-2	Interatomic distance (Å)	Clash overlap (Å)
6:I:29:THR:HA	6:J:609:ARG:CG	1.80	1.10
6:I:284:VAL:HG21	6:K:619:ASP:CB	1.82	1.10
6:I:459:LEU:CD2	6:J:409:ILE:HG22	1.81	1.10
6:I:482:ASP:OD2	6:K:530:ARG:NH1	1.84	1.10
6:I:644:LEU:HB3	6:J:548:LYS:CE	1.75	1.10
5:N:4:HIS:HB3	6:O:586:VAL:HG21	1.20	1.10
6:O:533:ASP:CB	6:Q:161:LYS:CE	2.29	1.10
6:O:548:LYS:CE	6:Q:644:LEU:HB3	1.78	1.10
6:P:30:ALA:CB	6:Q:610:THR:CG2	2.29	1.10
5:S:4:HIS:CE1	6:W:587:GLY:CA	2.29	1.10
5:T:4:HIS:ND1	6:U:586:VAL:HG13	1.66	1.10
5:T:44:GLY:CA	6:V:400:ALA:CB	2.17	1.10
6:U:193:ILE:CB	6:V:562:TYR:HE1	1.53	1.10
6:U:533:ASP:CB	6:W:161:LYS:CE	2.29	1.10
6:U:562:TYR:CG	6:W:193:ILE:O	2.03	1.10
6:V:29:THR:CA	6:W:609:ARG:CD	2.29	1.10
3:C:381:VAL:HG12	3:C:439:THR:HG21	1.26	1.10
6:I:275:GLU:HG3	6:K:630:LEU:CD1	1.78	1.10
6:I:418:ASN:N	6:K:298:PHE:CE2	2.18	1.10
6:I:456:ASN:CB	6:J:412:ARG:HA	1.81	1.10
6:I:471:LEU:HD11	6:K:578:SER:HB3	1.11	1.10
6:I:472:ARG:HD2	6:K:530:ARG:HA	1.22	1.10
6:I:533:ASP:CA	6:K:161:LYS:HE2	1.81	1.10
6:J:41:LEU:HD13	6:K:239:ALA:HA	1.33	1.10
6:J:42:ASN:OD1	6:K:84:LYS:HD2	1.46	1.10
6:O:193:ILE:CG2	6:P:562:TYR:OH	1.95	1.10
6:O:235:LEU:HD23	6:Q:42:ASN:HD22	1.15	1.10
6:O:412:ARG:HG3	6:Q:456:ASN:OD1	1.31	1.10
6:O:418:ASN:N	6:Q:298:PHE:CE2	2.16	1.10
6:O:459:LEU:HD22	6:P:414:GLN:CD	1.68	1.10
6:O:471:LEU:HD11	6:Q:578:SER:HB3	1.10	1.10
6:O:545:VAL:HG21	6:Q:641:ILE:HD11	1.30	1.10
6:O:626:ALA:HB1	6:P:275:GLU:O	1.52	1.10
6:P:36:LEU:HD21	6:Q:242:PHE:CG	1.86	1.10
6:P:42:ASN:HD22	6:Q:235:LEU:HD23	1.14	1.10
5:T:193:GLY:HA3	6:V:364:PRO:HG2	1.27	1.10
6:U:42:ASN:HD22	6:V:235:LEU:HD23	1.16	1.10
6:U:84:LYS:HE3	6:W:44:THR:HA	1.27	1.10
6:U:165:THR:HG22	6:V:534:SER:HA	1.14	1.10
6:U:169:MET:O	6:V:541:SER:HA	1.49	1.10
6:U:193:ILE:O	6:V:562:TYR:CG	2.04	1.10

Continued on next page...

Continued from previous page...

Atom-1	Atom-2	Interatomic distance (Å)	Clash overlap (Å)
6:U:612:SER:OG	6:W:160:GLN:CD	1.82	1.10
6:V:44:THR:HB	6:W:84:LYS:CE	1.59	1.10
2:B:219:LEU:O	2:B:220:ILE:HG23	1.48	1.09
4:D:390:ASN:HA	6:P:55:VAL:HG22	1.11	1.09
5:H:4:HIS:HE1	6:I:587:GLY:HA3	1.16	1.09
6:I:160:GLN:CD	6:J:612:SER:OG	1.84	1.09
6:I:193:ILE:CB	6:J:562:TYR:HE1	1.54	1.09
6:I:459:LEU:HD22	6:J:414:GLN:CD	1.67	1.09
6:J:457:PRO:CG	6:K:411:VAL:HG12	1.53	1.09
6:J:459:LEU:HG	6:K:412:ARG:CB	1.80	1.09
5:M:4:HIS:HB3	6:Q:586:VAL:HG21	1.13	1.09
5:M:193:GLY:CA	6:O:364:PRO:CB	2.30	1.09
6:O:239:ALA:HA	6:Q:41:LEU:HD13	1.33	1.09
6:O:411:VAL:HG21	6:Q:333:PRO:O	1.46	1.09
6:O:412:ARG:CZ	6:Q:459:LEU:CB	2.30	1.09
6:O:459:LEU:HG	6:P:412:ARG:CB	1.81	1.09
6:O:530:ARG:NH2	6:P:482:ASP:OD2	1.83	1.09
6:P:66:ASP:OD1	6:Q:232:ALA:CB	1.93	1.09
5:S:194:LEU:CD2	6:U:447:SER:CB	2.25	1.09
6:U:333:PRO:C	6:V:411:VAL:CG2	2.17	1.09
6:U:456:ASN:CB	6:V:412:ARG:HA	1.81	1.09
6:U:459:LEU:CD2	6:V:409:ILE:HG22	1.81	1.09
6:U:640:GLN:NE2	6:V:545:VAL:CG1	2.14	1.09
6:U:641:ILE:CD1	6:V:545:VAL:HG21	1.80	1.09
6:V:161:LYS:HZ1	6:W:533:ASP:HA	0.95	1.09
6:V:333:PRO:O	6:W:411:VAL:HG21	1.45	1.09
6:V:459:LEU:HD12	6:W:412:ARG:CA	1.81	1.09
2:B:308:ASN:HA	2:B:399:ARG:NH2	1.37	1.09
5:H:193:GLY:CA	6:J:364:PRO:HG2	1.79	1.09
6:I:193:ILE:O	6:J:562:TYR:CG	2.05	1.09
6:I:459:LEU:HG	6:J:412:ARG:CB	1.80	1.09
6:O:84:LYS:HE3	6:Q:44:THR:HA	1.27	1.09
6:O:169:MET:C	6:P:541:SER:CB	2.21	1.09
6:O:459:LEU:HD11	6:P:414:GLN:OE1	1.41	1.09
6:O:482:ASP:OD2	6:Q:530:ARG:NH2	1.83	1.09
6:O:606:THR:CG2	6:Q:173:ASP:OD2	2.00	1.09
6:O:619:ASP:CB	6:P:284:VAL:HG21	1.82	1.09
6:O:640:GLN:NE2	6:P:545:VAL:CG1	2.14	1.09
6:P:160:GLN:HB3	6:Q:612:SER:OG	1.39	1.09
6:P:161:LYS:CE	6:Q:533:ASP:HA	1.80	1.09
6:U:41:LEU:HD13	6:V:239:ALA:HA	1.33	1.09

Continued on next page...

Continued from previous page...

Atom-1	Atom-2	Interatomic distance (Å)	Clash overlap (Å)
6:U:412:ARG:CZ	6:W:459:LEU:CB	2.30	1.09
6:V:457:PRO:CG	6:W:411:VAL:HG12	1.54	1.09
6:X:587:GLY:C	5:Y:2:PRO:CG	2.20	1.09
2:B:378:GLY:O	3:C:798:VAL:CG1	1.86	1.09
6:I:275:GLU:HG3	6:K:630:LEU:HD13	1.31	1.09
6:I:411:VAL:C	6:K:456:ASN:ND2	2.03	1.09
6:I:412:ARG:CB	6:K:459:LEU:CD1	2.22	1.09
6:I:534:SER:CA	6:K:165:THR:CG2	2.17	1.09
6:I:537:SER:OG	6:K:168:THR:OG1	1.69	1.09
6:J:32:PRO:HG3	6:K:609:ARG:O	1.53	1.09
6:J:644:LEU:CD2	6:K:548:LYS:HZ2	1.47	1.09
6:O:270:ASP:OD2	6:Q:623:LYS:HE2	1.52	1.09
6:O:459:LEU:CD1	6:P:412:ARG:CB	2.22	1.09
6:P:160:GLN:CD	6:Q:612:SER:OG	1.81	1.09
6:P:528:ALA:HB1	6:Q:283:SER:C	1.71	1.09
6:U:82:PHE:HZ	6:V:242:PHE:CE1	1.68	1.09
6:V:298:PHE:CG	6:W:417:PHE:O	2.04	1.09
2:B:376:LEU:HD21	3:C:795:ASP:C	1.73	1.09
2:B:407:ARG:HG2	4:D:184:HIS:HE1	1.18	1.09
3:C:377:ILE:HG21	3:C:380:GLU:C	1.71	1.09
3:C:1064:TRP:CH2	3:C:1100:LEU:HB3	1.88	1.09
4:D:183:ALA:O	4:D:187:GLN:OE1	1.70	1.09
4:E:339:LEU:HD22	6:U:55:VAL:HG22	1.29	1.09
6:I:235:LEU:HD23	6:K:42:ASN:HD22	1.13	1.09
6:I:412:ARG:HB3	6:K:456:ASN:OD1	1.42	1.09
6:I:414:GLN:OE1	6:K:459:LEU:HD11	1.37	1.09
6:I:418:ASN:N	6:K:298:PHE:CG	2.20	1.09
5:L:44:GLY:HA3	6:Q:400:ALA:HB1	1.16	1.09
6:O:459:LEU:CD2	6:P:409:ILE:HG22	1.81	1.09
6:O:471:LEU:HD11	6:Q:578:SER:CB	1.82	1.09
6:O:609:ARG:HD2	6:Q:29:THR:HB	1.27	1.09
6:P:459:LEU:HG	6:Q:412:ARG:CB	1.82	1.09
6:P:623:LYS:HE2	6:Q:270:ASP:OD2	1.51	1.09
6:U:195:PRO:HD3	6:V:562:TYR:CG	1.88	1.09
6:U:414:GLN:OE1	6:W:459:LEU:HD11	1.37	1.09
6:U:459:LEU:HD21	6:V:414:GLN:OE1	1.40	1.09
6:U:471:LEU:HD11	6:W:578:SER:CB	1.83	1.09
6:U:545:VAL:CG1	6:W:640:GLN:NE2	2.09	1.09
6:V:29:THR:HB	6:W:609:ARG:HD2	1.33	1.09
6:V:66:ASP:HB2	6:W:232:ALA:HB1	1.15	1.09
2:B:409:MET:HE1	2:B:443:PRO:O	1.52	1.09

Continued on next page...

Continued from previous page...

Atom-1	Atom-2	Interatomic distance (Å)	Clash overlap (Å)
5:F:4:HIS:HE1	6:J:587:GLY:HA3	1.16	1.09
5:G:4:HIS:HB3	6:K:586:VAL:HG21	1.14	1.09
6:I:606:THR:CG2	6:K:173:ASP:OD2	2.00	1.09
6:I:630:LEU:HD13	6:J:275:GLU:HG3	1.25	1.09
6:J:195:PRO:CD	6:K:562:TYR:HB3	1.82	1.09
6:J:333:PRO:HG2	6:K:411:VAL:HG13	1.30	1.09
6:J:459:LEU:CD1	6:K:412:ARG:CB	2.24	1.09
5:M:4:HIS:CE1	6:Q:587:GLY:CA	2.28	1.09
5:N:2:PRO:HG2	6:O:587:GLY:HA2	1.13	1.09
6:O:195:PRO:HD3	6:P:562:TYR:HB3	1.17	1.09
6:O:418:ASN:N	6:Q:298:PHE:CG	2.20	1.09
6:O:630:LEU:CD1	6:P:275:GLU:HG3	1.75	1.09
6:P:333:PRO:O	6:Q:411:VAL:HG21	1.44	1.09
6:U:253:VAL:HG13	6:W:36:LEU:HD23	1.18	1.09
6:U:284:VAL:HG21	6:W:619:ASP:CB	1.81	1.09
6:V:161:LYS:CE	6:W:533:ASP:HA	1.83	1.09
6:V:459:LEU:HG	6:W:412:ARG:CB	1.82	1.09
6:X:587:GLY:CA	5:Y:2:PRO:HG2	1.82	1.09
1:A:152:THR:CB	3:C:598:PRO:CB	2.30	1.08
2:B:375:ASN:HD21	3:C:798:VAL:CG2	1.65	1.08
5:G:5:MET:HE2	6:K:494:THR:CG2	1.81	1.08
5:H:5:MET:HE2	6:I:494:THR:CB	1.83	1.08
6:I:169:MET:HA	6:J:541:SER:OG	1.31	1.08
6:I:459:LEU:CD1	6:J:414:GLN:NE2	2.12	1.08
6:I:533:ASP:CB	6:K:161:LYS:CE	2.29	1.08
5:N:4:HIS:CE1	6:O:587:GLY:CA	2.27	1.08
5:N:5:MET:HE2	6:O:494:THR:CB	1.81	1.08
6:O:275:GLU:HG3	6:Q:630:LEU:CD1	1.78	1.08
6:O:298:PHE:HB3	6:P:418:ASN:C	1.71	1.08
6:O:333:PRO:O	6:P:411:VAL:HG21	1.51	1.08
6:V:29:THR:HB	6:W:609:ARG:CD	1.83	1.08
6:V:195:PRO:CD	6:W:562:TYR:HB3	1.82	1.08
6:V:459:LEU:CD1	6:W:412:ARG:CB	2.24	1.08
2:B:1182:ASN:N	4:D:52:PRO:HB3	1.65	1.08
6:I:36:LEU:HD23	6:J:253:VAL:HG13	1.14	1.08
6:I:298:PHE:CG	6:J:417:PHE:C	2.26	1.08
6:I:640:GLN:CD	6:J:545:VAL:HG12	1.71	1.08
6:I:644:LEU:HD23	6:J:548:LYS:HZ1	1.17	1.08
5:L:44:GLY:HA2	6:Q:400:ALA:O	1.53	1.08
5:L:194:LEU:CD2	6:Q:447:SER:OG	2.00	1.08
5:M:44:GLY:C	6:O:400:ALA:HA	1.73	1.08

Continued on next page...

Continued from previous page...

Atom-1	Atom-2	Interatomic distance (Å)	Clash overlap (Å)
6:O:456:ASN:CB	6:P:412:ARG:HA	1.82	1.08
6:O:459:LEU:HD21	6:P:414:GLN:OE1	1.41	1.08
6:P:29:THR:CA	6:Q:609:ARG:HD2	1.84	1.08
5:S:193:GLY:HA3	6:U:364:PRO:CB	1.82	1.08
6:U:30:ALA:HB2	6:V:610:THR:HG22	1.09	1.08
6:U:298:PHE:CE2	6:V:417:PHE:N	2.06	1.08
6:U:533:ASP:CA	6:W:161:LYS:HE2	1.82	1.08
6:U:606:THR:CG2	6:W:173:ASP:OD2	2.00	1.08
6:V:297:ALA:O	6:W:409:ILE:HD11	1.50	1.08
2:B:959:ARG:NH1	4:D:40:ARG:HG2	1.67	1.08
3:C:315:SER:N	3:C:1196:ARG:HD3	1.20	1.08
3:C:377:ILE:HG21	3:C:381:VAL:N	1.67	1.08
3:C:712:VAL:O	3:C:726:ARG:NH1	1.87	1.08
4:D:152:ASP:CG	6:P:53:THR:HG21	1.73	1.08
5:F:194:LEU:CD2	6:K:447:SER:OG	2.00	1.08
6:I:169:MET:O	6:J:541:SER:HA	1.48	1.08
6:I:275:GLU:O	6:K:626:ALA:HB1	1.53	1.08
6:I:528:ALA:CB	6:J:283:SER:HB2	1.83	1.08
6:J:29:THR:HB	6:K:609:ARG:CD	1.84	1.08
6:O:354:SER:CB	6:Q:295:ARG:HH22	1.67	1.08
6:O:562:TYR:CE1	6:Q:193:ILE:CA	2.19	1.08
6:P:195:PRO:CD	6:Q:562:TYR:HB3	1.83	1.08
6:P:298:PHE:CG	6:Q:417:PHE:O	2.04	1.08
5:R:194:LEU:CD2	6:W:447:SER:OG	2.00	1.08
6:U:235:LEU:CD2	6:W:42:ASN:HD22	1.57	1.08
6:U:459:LEU:N	6:V:412:ARG:NE	1.76	1.08
6:U:619:ASP:CB	6:V:284:VAL:HG21	1.82	1.08
6:V:41:LEU:HD13	6:W:239:ALA:HA	1.31	1.08
2:B:375:ASN:ND2	3:C:798:VAL:HG23	1.69	1.08
5:G:191:LYS:O	6:I:364:PRO:HB3	1.53	1.08
6:I:44:THR:HB	6:J:84:LYS:HZ1	1.04	1.08
6:I:195:PRO:HD3	6:J:562:TYR:CG	1.88	1.08
6:I:239:ALA:HA	6:K:41:LEU:HD13	1.33	1.08
6:I:459:LEU:N	6:J:412:ARG:NE	1.76	1.08
6:J:36:LEU:HD21	6:K:242:PHE:CG	1.87	1.08
6:J:160:GLN:HB3	6:K:612:SER:OG	1.39	1.08
6:J:173:ASP:OD2	6:K:606:THR:CG2	2.01	1.08
6:J:578:SER:CB	6:K:471:LEU:CD1	2.32	1.08
5:N:5:MET:HE2	6:O:494:THR:CG2	1.81	1.08
6:O:161:LYS:CE	6:P:533:ASP:CA	2.27	1.08
6:O:193:ILE:O	6:P:562:TYR:CG	2.05	1.08

Continued on next page...

Continued from previous page...

Atom-1	Atom-2	Interatomic distance (Å)	Clash overlap (Å)
6:O:298:PHE:CG	6:P:417:PHE:C	2.26	1.08
6:P:173:ASP:OD2	6:Q:606:THR:CG2	2.02	1.08
6:P:297:ALA:O	6:Q:409:ILE:HD11	1.52	1.08
6:U:30:ALA:HB3	6:V:610:THR:HA	1.35	1.08
6:U:242:PHE:HE2	6:W:41:LEU:CD2	1.59	1.08
6:U:275:GLU:O	6:W:626:ALA:HB1	1.53	1.08
6:U:284:VAL:HG21	6:W:619:ASP:HB2	1.11	1.08
6:U:562:TYR:HB3	6:W:195:PRO:HD3	1.28	1.08
6:V:30:ALA:HB2	6:W:610:THR:HG22	1.09	1.08
2:B:432:ILE:HD12	3:C:614:GLN:HG2	1.23	1.08
4:E:400:THR:CG2	6:U:53:THR:HG22	1.82	1.08
5:G:4:HIS:CE1	6:K:586:VAL:C	2.27	1.08
5:H:4:HIS:HB3	6:I:586:VAL:HG21	1.20	1.08
6:I:619:ASP:CB	6:J:284:VAL:HG21	1.82	1.08
6:J:29:THR:HB	6:K:609:ARG:CG	1.83	1.08
6:J:29:THR:HB	6:K:609:ARG:HD2	1.34	1.08
6:O:242:PHE:CE1	6:Q:82:PHE:HZ	1.71	1.08
6:O:333:PRO:C	6:P:411:VAL:CG2	2.16	1.08
6:O:456:ASN:OD1	6:P:412:ARG:HG3	1.28	1.08
6:O:459:LEU:CG	6:P:414:GLN:OE1	1.94	1.08
6:O:548:LYS:HE3	6:Q:644:LEU:CA	1.83	1.08
5:T:2:PRO:HG2	6:U:587:GLY:HA2	1.13	1.08
6:U:298:PHE:CE2	6:V:418:ASN:N	2.18	1.08
6:U:411:VAL:C	6:W:456:ASN:ND2	2.03	1.08
6:U:456:ASN:ND2	6:V:412:ARG:CB	2.11	1.08
6:U:528:ALA:CB	6:V:283:SER:HB2	1.84	1.08
6:U:640:GLN:CD	6:V:545:VAL:HG12	1.71	1.08
6:V:32:PRO:HG3	6:W:609:ARG:O	1.52	1.08
6:V:173:ASP:OD2	6:W:606:THR:CG2	2.02	1.08
2:B:774:LEU:HD12	2:B:774:LEU:O	1.53	1.07
3:C:938:TYR:CZ	3:C:946:VAL:HG11	1.75	1.07
4:E:339:LEU:HD13	6:U:55:VAL:CG1	1.84	1.07
5:F:44:GLY:HA2	6:K:400:ALA:O	1.53	1.07
5:G:44:GLY:C	6:I:400:ALA:HA	1.74	1.07
6:I:161:LYS:HG2	6:J:533:ASP:OD1	1.54	1.07
6:I:354:SER:CB	6:K:295:ARG:HH22	1.66	1.07
6:I:626:ALA:HB1	6:J:275:GLU:O	1.52	1.07
6:J:298:PHE:HB3	6:K:419:MET:N	1.69	1.07
6:J:623:LYS:HE2	6:K:270:ASP:OD2	1.51	1.07
6:O:44:THR:HG21	6:P:84:LYS:HZ2	1.12	1.07
6:O:168:THR:OG1	6:P:537:SER:OG	1.71	1.07

Continued on next page...

Continued from previous page...

Atom-1	Atom-2	Interatomic distance (Å)	Clash overlap (Å)
6:O:195:PRO:HD3	6:P:562:TYR:CG	1.88	1.07
6:O:562:TYR:CB	6:Q:195:PRO:HD3	1.83	1.07
6:P:28:SER:HB2	6:Q:606:THR:HG22	1.36	1.07
6:P:29:THR:HB	6:Q:609:ARG:CD	1.84	1.07
5:S:193:GLY:CA	6:U:364:PRO:CB	2.30	1.07
6:U:44:THR:HB	6:V:84:LYS:HZ1	0.98	1.07
6:U:84:LYS:HD2	6:W:42:ASN:OD1	1.51	1.07
6:U:298:PHE:CG	6:V:417:PHE:C	2.27	1.07
6:U:411:VAL:HG21	6:W:333:PRO:O	1.46	1.07
6:W:144:ASN:HA	6:W:147:ARG:HE	1.16	1.07
3:C:715:VAL:HG23	3:C:726:ARG:NE	1.47	1.07
4:E:339:LEU:CD1	6:U:55:VAL:CG1	2.30	1.07
6:I:235:LEU:CD2	6:K:42:ASN:HD22	1.57	1.07
6:I:298:PHE:CE2	6:J:417:PHE:N	2.07	1.07
6:I:411:VAL:HG13	6:K:333:PRO:HG2	1.33	1.07
6:I:471:LEU:HD11	6:K:578:SER:CB	1.83	1.07
6:I:548:LYS:HE3	6:K:644:LEU:CA	1.84	1.07
6:I:562:TYR:CB	6:K:195:PRO:HD3	1.84	1.07
6:I:578:SER:HB3	6:J:471:LEU:HD11	1.16	1.07
6:I:630:LEU:CD1	6:J:275:GLU:HG3	1.76	1.07
6:J:28:SER:HB2	6:K:606:THR:HG22	1.35	1.07
6:J:66:ASP:OD1	6:K:232:ALA:CB	1.93	1.07
6:O:84:LYS:HZ1	6:Q:44:THR:CG2	1.64	1.07
6:P:528:ALA:HB1	6:Q:283:SER:HA	1.13	1.07
6:U:44:THR:HA	6:V:84:LYS:HE3	1.28	1.07
6:U:459:LEU:CD1	6:V:412:ARG:CB	2.21	1.07
6:V:29:THR:HB	6:W:609:ARG:CG	1.84	1.07
2:B:376:LEU:HA	3:C:797:ALA:CB	1.82	1.07
3:C:404:MET:HE3	4:E:175:MET:HB2	1.07	1.07
6:I:169:MET:C	6:J:541:SER:CB	2.22	1.07
6:I:414:GLN:OE1	6:K:459:LEU:CG	2.02	1.07
6:I:641:ILE:CD1	6:J:545:VAL:HG11	1.84	1.07
6:J:168:THR:OG1	6:K:537:SER:OG	1.69	1.07
6:J:193:ILE:CB	6:K:562:TYR:HE1	1.56	1.07
5:M:4:HIS:CE1	6:Q:586:VAL:C	2.26	1.07
5:M:4:HIS:HE1	6:Q:587:GLY:HA3	1.20	1.07
5:M:194:LEU:CD2	6:O:447:SER:CB	2.25	1.07
6:O:30:ALA:N	6:P:610:THR:CG2	2.18	1.07
6:O:235:LEU:CD2	6:Q:42:ASN:HD22	1.56	1.07
6:P:29:THR:HB	6:Q:609:ARG:CG	1.83	1.07
5:T:5:MET:HE2	6:U:494:THR:CB	1.83	1.07

Continued on next page...

Continued from previous page...

Atom-1	Atom-2	Interatomic distance (Å)	Clash overlap (Å)
6:U:354:SER:CB	6:W:295:ARG:HH22	1.66	1.07
6:V:160:GLN:CD	6:W:612:SER:OG	1.80	1.07
2:B:951:PRO:HG3	4:D:98:SER:O	1.54	1.07
3:C:438:PRO:HG3	4:E:188:THR:CG2	1.85	1.07
3:C:938:TYR:CZ	3:C:946:VAL:CG1	2.13	1.07
3:C:1064:TRP:CH2	3:C:1100:LEU:CB	2.37	1.07
5:H:193:GLY:CA	6:J:364:PRO:HB2	1.84	1.07
6:I:30:ALA:N	6:J:610:THR:CG2	2.18	1.07
6:J:29:THR:CA	6:K:609:ARG:HD2	1.84	1.07
6:J:30:ALA:HB2	6:K:610:THR:HG22	1.09	1.07
6:J:459:LEU:N	6:K:412:ARG:NE	1.76	1.07
6:O:247:SER:N	6:Q:154:ARG:HH11	1.39	1.07
6:P:32:PRO:HG3	6:Q:609:ARG:O	1.52	1.07
6:P:41:LEU:HD13	6:Q:239:ALA:HA	1.34	1.07
6:P:147:ARG:HB3	6:W:100:LYS:HZ1	0.94	1.07
5:R:44:GLY:HA2	6:W:400:ALA:O	1.53	1.07
5:S:4:HIS:CE1	6:W:586:VAL:C	2.27	1.07
5:S:4:HIS:HB3	6:W:586:VAL:HG21	1.12	1.07
6:U:169:MET:C	6:V:541:SER:CB	2.22	1.07
6:U:562:TYR:CB	6:W:195:PRO:HD3	1.83	1.07
6:U:626:ALA:HB1	6:V:275:GLU:O	1.51	1.07
6:V:42:ASN:HD22	6:W:235:LEU:HD23	1.13	1.07
1:A:379:VAL:HG13	6:I:60:SER:OG	1.48	1.07
2:B:1181:THR:O	4:D:52:PRO:CG	2.01	1.07
3:C:792:GLN:NE2	4:D:225:ARG:HH12	1.52	1.07
6:J:29:THR:CA	6:K:609:ARG:CD	2.29	1.07
6:J:66:ASP:HB2	6:K:232:ALA:HB1	1.17	1.07
6:J:626:ALA:HB1	6:K:275:GLU:O	1.54	1.07
5:N:193:GLY:CA	6:P:364:PRO:HB2	1.85	1.07
6:O:44:THR:HA	6:P:84:LYS:HE3	1.30	1.07
6:O:412:ARG:CZ	6:Q:459:LEU:HD23	1.85	1.07
6:U:548:LYS:HE3	6:W:644:LEU:CA	1.83	1.07
2:B:397:HIS:CA	2:B:400:GLU:OE2	2.02	1.06
4:E:400:THR:HB	6:U:53:THR:HA	1.36	1.06
6:I:154:ARG:NH1	6:J:246:THR:HB	1.69	1.06
6:O:472:ARG:HD2	6:Q:530:ARG:HA	1.22	1.06
6:O:530:ARG:HA	6:P:472:ARG:HD2	1.33	1.06
6:P:121:ALA:HB1	6:Q:87:PHE:CG	1.87	1.06
6:U:418:ASN:CA	6:W:298:PHE:CD2	2.38	1.06
6:U:459:LEU:CD1	6:V:414:GLN:NE2	2.10	1.06
6:V:641:ILE:HD11	6:W:545:VAL:HG21	1.32	1.06

Continued on next page...

Continued from previous page...

Atom-1	Atom-2	Interatomic distance (Å)	Clash overlap (Å)
2:B:452:ARG:NH1	2:B:666:ALA:HB1	1.70	1.06
4:D:392:ALA:HB2	6:P:49:ARG:CD	1.84	1.06
5:H:4:HIS:CE1	6:I:586:VAL:HG22	1.89	1.06
6:I:29:THR:CA	6:J:609:ARG:HD2	1.61	1.06
6:I:173:ASP:OD2	6:J:606:THR:CG2	2.03	1.06
6:I:284:VAL:HG21	6:K:619:ASP:HB2	1.13	1.06
6:I:412:ARG:CZ	6:K:459:LEU:HD23	1.84	1.06
6:I:609:ARG:HD2	6:K:29:THR:HB	1.28	1.06
6:J:44:THR:HA	6:K:84:LYS:HE3	1.26	1.06
6:J:298:PHE:CG	6:K:417:PHE:C	2.29	1.06
6:J:530:ARG:HA	6:K:472:ARG:HD2	1.24	1.06
6:O:30:ALA:HB3	6:P:610:THR:HA	1.36	1.06
6:O:409:ILE:HG22	6:Q:459:LEU:CD2	1.86	1.06
6:O:528:ALA:CB	6:P:283:SER:HB2	1.83	1.06
6:O:562:TYR:HB3	6:Q:195:PRO:HD3	1.29	1.06
6:O:644:LEU:HB3	6:P:548:LYS:CE	1.76	1.06
6:P:29:THR:CA	6:Q:609:ARG:CD	2.29	1.06
6:P:29:THR:HB	6:Q:609:ARG:HD2	1.34	1.06
6:P:298:PHE:HB3	6:Q:419:MET:N	1.69	1.06
6:P:626:ALA:HB1	6:Q:275:GLU:O	1.54	1.06
6:U:239:ALA:HA	6:W:41:LEU:HD13	1.33	1.06
6:U:619:ASP:HB2	6:V:284:VAL:HG21	1.12	1.06
2:B:409:MET:CE	2:B:443:PRO:O	2.01	1.06
3:C:1064:TRP:HH2	3:C:1100:LEU:CB	1.67	1.06
4:E:339:LEU:CD2	6:U:55:VAL:CG2	2.33	1.06
4:E:401:ALA:H	6:U:52:GLY:CA	1.54	1.06
5:F:4:HIS:CE1	6:J:587:GLY:CA	2.35	1.06
6:I:270:ASP:OD2	6:K:623:LYS:CE	2.04	1.06
6:I:409:ILE:HG22	6:K:459:LEU:CD2	1.85	1.06
6:I:414:GLN:CD	6:K:459:LEU:CG	2.04	1.06
6:J:530:ARG:NH1	6:K:482:ASP:OD2	1.88	1.06
6:O:411:VAL:HG11	6:Q:457:PRO:HG2	1.14	1.06
6:O:418:ASN:CA	6:Q:298:PHE:CD2	2.39	1.06
6:O:534:SER:CA	6:Q:165:THR:CG2	2.16	1.06
6:P:147:ARG:NE	6:W:100:LYS:CD	2.07	1.06
5:R:4:HIS:CE1	6:V:587:GLY:CA	2.36	1.06
5:S:44:GLY:C	6:U:400:ALA:HA	1.73	1.06
5:S:193:GLY:HA3	6:U:364:PRO:HB2	1.37	1.06
6:U:154:ARG:NH1	6:V:246:THR:HB	1.70	1.06
6:U:541:SER:HB3	6:W:169:MET:O	1.56	1.06
6:V:298:PHE:HB3	6:W:419:MET:N	1.70	1.06

Continued on next page...

Continued from previous page...

Atom-1	Atom-2	Interatomic distance (Å)	Clash overlap (Å)
2:B:408:SER:OG	4:D:191:ARG:CZ	2.03	1.06
2:B:452:ARG:NH1	2:B:666:ALA:CB	2.01	1.06
2:B:954:PRO:HB3	4:D:40:ARG:N	1.71	1.06
6:I:29:THR:HA	6:J:609:ARG:NE	1.70	1.06
6:I:147:ARG:HG2	6:Q:100:LYS:CD	1.81	1.06
6:I:295:ARG:HH12	6:J:419:MET:CA	1.68	1.06
6:I:333:PRO:C	6:J:411:VAL:CG2	2.17	1.06
6:I:562:TYR:HB3	6:K:195:PRO:HG3	1.35	1.06
6:I:578:SER:CB	6:J:471:LEU:HD11	1.86	1.06
5:L:193:GLY:HA2	6:Q:364:PRO:CG	1.83	1.06
6:O:161:LYS:HG2	6:P:533:ASP:OD1	1.54	1.06
6:O:173:ASP:OD2	6:P:606:THR:CG2	2.03	1.06
6:O:247:SER:H	6:Q:154:ARG:NH1	1.34	1.06
6:O:459:LEU:N	6:P:412:ARG:NE	1.76	1.06
5:T:4:HIS:CE1	6:U:586:VAL:HG22	1.89	1.06
6:V:165:THR:CG2	6:W:534:SER:HB3	1.74	1.06
6:V:298:PHE:CG	6:W:418:ASN:N	2.24	1.06
6:V:459:LEU:CG	6:W:414:GLN:OE1	1.93	1.06
6:V:459:LEU:HD11	6:W:414:GLN:OE1	1.45	1.06
6:V:619:ASP:CB	6:W:284:VAL:HG11	1.86	1.06
6:V:626:ALA:HB1	6:W:275:GLU:O	1.55	1.06
4:D:390:ASN:ND2	6:P:50:PRO:HG2	1.68	1.06
4:D:392:ALA:H	6:P:49:ARG:CZ	1.68	1.06
4:E:332:PRO:O	6:U:54:SER:OG	1.71	1.06
6:I:30:ALA:HB2	6:J:610:THR:HG22	1.08	1.06
6:I:412:ARG:NE	6:K:459:LEU:N	1.76	1.06
6:J:82:PHE:CZ	6:K:242:PHE:HZ	1.70	1.06
6:J:457:PRO:HG2	6:K:411:VAL:HG11	1.09	1.06
6:O:82:PHE:CE2	6:P:242:PHE:HZ	1.74	1.06
6:O:275:GLU:O	6:Q:626:ALA:HB1	1.53	1.06
6:O:578:SER:HB3	6:P:471:LEU:HD11	1.16	1.06
6:P:299:ILE:CD1	6:Q:419:MET:HE1	1.83	1.06
5:T:4:HIS:HE1	6:U:587:GLY:HA3	1.16	1.06
6:U:270:ASP:OD2	6:W:623:LYS:CE	2.04	1.06
6:U:295:ARG:HH12	6:V:419:MET:CA	1.68	1.06
6:U:530:ARG:HA	6:V:472:ARG:HD2	1.31	1.06
6:U:578:SER:CB	6:V:471:LEU:HD11	1.86	1.06
6:U:644:LEU:CD2	6:V:548:LYS:HZ2	1.53	1.06
5:G:5:MET:HE1	6:K:494:THR:OG1	1.54	1.05
5:H:194:LEU:CD2	6:J:447:SER:CB	2.29	1.05
6:I:82:PHE:CE2	6:J:242:PHE:HZ	1.74	1.05

Continued on next page...

Continued from previous page...

Atom-1	Atom-2	Interatomic distance (Å)	Clash overlap (Å)
6:I:87:PHE:CG	6:K:121:ALA:HB1	1.91	1.05
6:I:193:ILE:CA	6:J:562:TYR:CE1	2.16	1.05
6:I:295:ARG:NH2	6:J:354:SER:CB	2.19	1.05
6:I:418:ASN:CA	6:K:298:PHE:CB	2.15	1.05
6:I:533:ASP:CA	6:K:161:LYS:CE	2.35	1.05
6:J:82:PHE:CZ	6:K:242:PHE:CE1	2.45	1.05
6:J:459:LEU:CD1	6:K:414:GLN:HE22	1.61	1.05
6:J:528:ALA:HB1	6:K:283:SER:HA	1.15	1.05
6:O:84:LYS:HD2	6:Q:42:ASN:OD1	1.50	1.05
6:O:411:VAL:HG13	6:Q:333:PRO:HG2	1.33	1.05
6:O:412:ARG:NE	6:Q:459:LEU:N	1.75	1.05
6:O:412:ARG:C	6:Q:459:LEU:HD12	1.76	1.05
6:O:609:ARG:CG	6:Q:29:THR:HA	1.85	1.05
6:P:195:PRO:HD3	6:Q:562:TYR:HB3	1.38	1.05
6:P:530:ARG:NH1	6:Q:482:ASP:OD2	1.88	1.05
6:U:29:THR:HA	6:V:609:ARG:NE	1.71	1.05
6:U:30:ALA:N	6:V:610:THR:CG2	2.18	1.05
6:U:247:SER:N	6:W:154:ARG:HH11	1.40	1.05
6:U:270:ASP:OD2	6:W:623:LYS:HE2	1.54	1.05
6:U:275:GLU:HG3	6:W:630:LEU:HD13	1.32	1.05
6:U:412:ARG:HA	6:W:456:ASN:CB	1.86	1.05
6:V:298:PHE:CG	6:W:417:PHE:C	2.29	1.05
4:D:14:TYR:CE1	6:P:57:THR:N	2.23	1.05
4:D:388:PRO:HB2	6:P:56:ALA:HB2	1.07	1.05
6:I:411:VAL:HG11	6:K:457:PRO:HG2	1.10	1.05
6:I:412:ARG:CZ	6:K:459:LEU:CB	2.32	1.05
6:J:30:ALA:CB	6:K:610:THR:CG2	2.29	1.05
6:J:44:THR:CB	6:K:84:LYS:HZ1	1.53	1.05
6:J:121:ALA:CB	6:K:87:PHE:CD1	2.23	1.05
5:N:4:HIS:CE1	6:O:586:VAL:HG22	1.90	1.05
6:O:44:THR:HB	6:P:84:LYS:HZ1	0.96	1.05
6:O:275:GLU:HG3	6:Q:630:LEU:HD13	1.32	1.05
6:O:533:ASP:CA	6:Q:161:LYS:CE	2.34	1.05
6:P:82:PHE:CZ	6:Q:242:PHE:CE1	2.44	1.05
5:R:191:LYS:O	6:W:364:PRO:HB3	1.56	1.05
6:U:168:THR:OG1	6:V:537:SER:OG	1.70	1.05
6:V:42:ASN:OD1	6:W:84:LYS:CE	2.04	1.05
2:B:376:LEU:O	3:C:797:ALA:CA	2.04	1.05
2:B:407:ARG:NE	4:D:184:HIS:CE1	2.02	1.05
2:B:437:ARG:NH1	4:D:173:ALA:HA	1.70	1.05
2:B:1178:ARG:CG	4:D:241:LEU:CD2	2.22	1.05

Continued on next page...

Continued from previous page...

Atom-1	Atom-2	Interatomic distance (Å)	Clash overlap (Å)
3:C:713:ASN:N	3:C:726:ARG:HH12	1.53	1.05
5:F:191:LYS:O	6:K:364:PRO:HB3	1.56	1.05
6:I:418:ASN:CA	6:K:298:PHE:CD2	2.38	1.05
5:L:193:GLY:N	6:Q:364:PRO:CB	2.19	1.05
5:M:191:LYS:O	6:O:364:PRO:HB3	1.54	1.05
5:N:4:HIS:HE1	6:O:587:GLY:HA3	1.16	1.05
6:O:154:ARG:NH1	6:P:246:THR:HB	1.70	1.05
6:O:270:ASP:OD2	6:Q:623:LYS:CE	2.04	1.05
6:O:641:ILE:CD1	6:P:545:VAL:HG11	1.85	1.05
6:U:42:ASN:OD1	6:V:84:LYS:HD2	1.57	1.05
6:U:411:VAL:HG11	6:W:457:PRO:HG2	1.11	1.05
6:U:456:ASN:ND2	6:V:412:ARG:CG	2.20	1.05
6:U:533:ASP:CA	6:W:161:LYS:CE	2.35	1.05
6:U:641:ILE:CG1	6:V:545:VAL:HG13	1.85	1.05
6:U:641:ILE:CD1	6:V:545:VAL:HG11	1.86	1.05
6:V:30:ALA:CB	6:W:610:THR:CG2	2.29	1.05
6:V:169:MET:O	6:W:541:SER:HB3	1.53	1.05
2:B:376:LEU:HA	3:C:797:ALA:HB2	1.06	1.05
2:B:426:ASN:ND2	3:C:609:THR:OG1	1.88	1.05
3:C:715:VAL:HG23	3:C:726:ARG:CZ	1.82	1.05
4:D:184:HIS:HA	4:D:187:GLN:OE1	1.54	1.05
4:D:393:ASP:OD2	6:P:54:SER:CA	2.05	1.05
6:I:42:ASN:OD1	6:J:84:LYS:HD2	1.56	1.05
6:I:270:ASP:OD2	6:K:623:LYS:HE2	1.53	1.05
6:I:333:PRO:O	6:J:411:VAL:HG21	1.51	1.05
6:I:412:ARG:HA	6:K:456:ASN:CB	1.87	1.05
5:L:4:HIS:HE1	6:P:587:GLY:HA3	1.17	1.05
5:N:194:LEU:CD2	6:P:447:SER:CB	2.29	1.05
6:O:298:PHE:CE2	6:P:418:ASN:N	2.18	1.05
6:O:333:PRO:O	6:P:411:VAL:HG22	1.45	1.05
6:P:161:LYS:HE3	6:Q:533:ASP:OD1	1.57	1.05
6:P:456:ASN:OD1	6:Q:412:ARG:HB3	1.57	1.05
6:P:459:LEU:CD1	6:Q:412:ARG:C	2.25	1.05
6:U:235:LEU:HD23	6:W:42:ASN:HD22	1.14	1.05
6:V:29:THR:CB	6:W:609:ARG:HD2	1.87	1.05
6:V:640:GLN:HE22	6:W:545:VAL:HG13	1.21	1.05
3:C:314:SER:C	3:C:1196:ARG:CD	2.25	1.05
5:F:193:GLY:N	6:K:364:PRO:CB	2.19	1.05
6:I:28:SER:HB2	6:J:606:THR:CG2	1.87	1.05
6:I:29:THR:CB	6:J:609:ARG:CD	2.26	1.05
6:I:42:ASN:HD22	6:J:235:LEU:HD23	1.18	1.05

Continued on next page...

Continued from previous page...

Atom-1	Atom-2	Interatomic distance (Å)	Clash overlap (Å)
6:I:44:THR:OG1	6:J:84:LYS:HD3	1.57	1.05
6:I:168:THR:OG1	6:J:537:SER:OG	1.69	1.05
6:I:456:ASN:ND2	6:J:412:ARG:CG	2.20	1.05
6:I:644:LEU:CD2	6:J:548:LYS:HZ1	1.51	1.05
6:J:298:PHE:CG	6:K:418:ASN:N	2.24	1.05
6:J:459:LEU:CD1	6:K:412:ARG:C	2.25	1.05
5:L:4:HIS:CE1	6:P:587:GLY:CA	2.36	1.05
6:O:28:SER:HB2	6:P:606:THR:CG2	1.87	1.05
6:O:29:THR:HA	6:P:609:ARG:NE	1.70	1.05
6:O:295:ARG:HH12	6:P:419:MET:CA	1.67	1.05
6:O:534:SER:HB3	6:Q:165:THR:HG23	1.27	1.05
6:P:30:ALA:HB2	6:Q:610:THR:HG22	1.10	1.05
6:P:298:PHE:CG	6:Q:417:PHE:C	2.29	1.05
5:T:194:LEU:CD2	6:V:447:SER:CB	2.28	1.05
6:U:82:PHE:CE2	6:V:242:PHE:HZ	1.74	1.05
6:U:173:ASP:OD2	6:V:606:THR:CG2	2.03	1.05
6:U:412:ARG:CZ	6:W:459:LEU:HD23	1.86	1.05
6:V:457:PRO:HG2	6:W:411:VAL:HG11	1.09	1.05
6:V:530:ARG:NH1	6:W:482:ASP:OD2	1.88	1.05
2:B:409:MET:CE	2:B:443:PRO:HB2	1.85	1.04
2:B:437:ARG:NH1	4:D:173:ALA:CA	2.19	1.04
4:D:389:PHE:CB	6:P:54:SER:CA	2.23	1.04
4:D:389:PHE:N	6:P:54:SER:HB2	1.71	1.04
4:D:389:PHE:C	6:P:54:SER:C	2.13	1.04
6:I:298:PHE:CG	6:J:417:PHE:O	2.09	1.04
6:I:412:ARG:HB2	6:K:459:LEU:HG	1.19	1.04
6:J:42:ASN:ND2	6:K:235:LEU:HD21	1.72	1.04
6:J:457:PRO:HD2	6:K:411:VAL:CG1	1.75	1.04
6:J:459:LEU:CG	6:K:414:GLN:OE1	1.93	1.04
6:J:459:LEU:HG	6:K:412:ARG:NE	1.72	1.04
5:L:5:MET:HE2	6:P:494:THR:OG1	1.56	1.04
6:O:30:ALA:HB2	6:P:610:THR:HG22	1.08	1.04
6:O:412:ARG:HA	6:Q:456:ASN:CB	1.88	1.04
6:P:42:ASN:OD1	6:Q:84:LYS:CE	2.04	1.04
6:P:459:LEU:HG	6:Q:412:ARG:NE	1.71	1.04
5:T:193:GLY:CA	6:V:364:PRO:HB2	1.86	1.04
6:U:84:LYS:HZ2	6:W:44:THR:HG21	1.11	1.04
6:U:298:PHE:CB	6:V:418:ASN:CA	2.11	1.04
6:U:409:ILE:HG22	6:W:459:LEU:CD2	1.85	1.04
6:U:411:VAL:CG1	6:W:457:PRO:HG3	1.63	1.04
6:U:411:VAL:HG13	6:W:333:PRO:HG2	1.33	1.04

Continued on next page...

Continued from previous page...

Atom-1	Atom-2	Interatomic distance (Å)	Clash overlap (Å)
6:U:641:ILE:HG13	6:V:545:VAL:HG13	1.35	1.04
4:E:336:ALA:H	6:U:54:SER:HB2	1.15	1.04
6:I:640:GLN:NE2	6:J:545:VAL:CG1	2.14	1.04
6:J:459:LEU:HD23	6:K:412:ARG:HH22	0.99	1.04
6:J:619:ASP:HB2	6:K:284:VAL:HG21	1.04	1.04
5:L:44:GLY:CA	6:Q:400:ALA:CB	2.25	1.04
6:O:459:LEU:HG	6:P:412:ARG:CZ	1.86	1.04
6:O:578:SER:CB	6:P:471:LEU:HD11	1.86	1.04
6:P:193:ILE:CB	6:Q:562:TYR:HE1	1.56	1.04
5:R:5:MET:HE2	6:V:494:THR:CG2	1.86	1.04
5:S:4:HIS:CB	6:W:586:VAL:CG2	2.32	1.04
5:S:191:LYS:O	6:U:364:PRO:HB3	1.55	1.04
6:U:298:PHE:HZ	6:V:417:PHE:N	1.29	1.04
6:U:562:TYR:HE1	6:W:193:ILE:CB	1.58	1.04
6:V:82:PHE:CZ	6:W:242:PHE:CE1	2.45	1.04
4:D:392:ALA:HB3	6:P:49:ARG:HE	1.20	1.04
6:I:36:LEU:CD2	6:J:253:VAL:HG13	1.88	1.04
6:I:279:PRO:O	6:K:622:GLU:CG	2.06	1.04
6:I:297:ALA:HA	6:J:409:ILE:CD1	1.87	1.04
6:I:534:SER:HB3	6:K:165:THR:HG23	1.28	1.04
6:J:169:MET:O	6:K:541:SER:HB3	1.54	1.04
6:J:619:ASP:CB	6:K:284:VAL:HG11	1.86	1.04
6:O:41:LEU:HD13	6:P:239:ALA:HA	1.36	1.04
6:O:298:PHE:CG	6:P:417:PHE:O	2.10	1.04
6:O:459:LEU:HG	6:P:412:ARG:HB2	1.05	1.04
6:O:641:ILE:HG13	6:P:545:VAL:HG13	1.36	1.04
6:P:82:PHE:HZ	6:Q:242:PHE:CE1	1.74	1.04
5:R:193:GLY:HA2	6:W:364:PRO:CG	1.82	1.04
6:U:242:PHE:CG	6:W:36:LEU:HD21	1.93	1.04
6:U:295:ARG:NH2	6:V:354:SER:CB	2.20	1.04
6:U:333:PRO:O	6:V:411:VAL:HG21	1.52	1.04
6:U:471:LEU:HD11	6:W:578:SER:HB3	1.10	1.04
6:U:609:ARG:O	6:W:32:PRO:HG3	1.55	1.04
6:V:121:ALA:HB1	6:W:87:PHE:CG	1.87	1.04
6:I:283:SER:HA	6:K:528:ALA:HB1	1.06	1.04
6:I:414:GLN:NE2	6:K:459:LEU:CD2	2.14	1.04
6:I:609:ARG:O	6:K:32:PRO:HG3	1.56	1.04
6:J:457:PRO:HG3	6:K:411:VAL:CG1	1.58	1.04
6:O:619:ASP:HB2	6:P:284:VAL:HG21	1.12	1.04
5:S:5:MET:HE2	6:W:494:THR:CG2	1.88	1.04
6:U:161:LYS:HE3	6:V:533:ASP:OD1	1.55	1.04

Continued on next page...

Continued from previous page...

Atom-1	Atom-2	Interatomic distance (Å)	Clash overlap (Å)
6:U:279:PRO:O	6:W:622:GLU:CG	2.06	1.04
6:V:457:PRO:HG3	6:W:411:VAL:CG1	1.59	1.04
6:V:459:LEU:CD1	6:W:412:ARG:C	2.25	1.04
1:A:152:THR:OG1	3:C:598:PRO:CG	2.06	1.04
2:B:407:ARG:HE	4:D:184:HIS:CE1	1.54	1.04
2:B:645:HIS:CE1	2:B:700:TRP:CE3	2.45	1.04
6:I:414:GLN:NE2	6:K:459:LEU:CD1	2.15	1.04
6:J:42:ASN:OD1	6:K:84:LYS:CE	2.04	1.04
5:M:193:GLY:HA3	6:O:364:PRO:CG	1.86	1.04
6:O:279:PRO:O	6:Q:622:GLU:CG	2.05	1.04
6:O:295:ARG:NH2	6:P:354:SER:CB	2.20	1.04
6:O:533:ASP:OD1	6:Q:161:LYS:HE3	1.56	1.04
6:O:609:ARG:O	6:Q:32:PRO:HG3	1.57	1.04
6:O:612:SER:HB3	6:Q:160:GLN:HG2	1.39	1.04
6:P:42:ASN:ND2	6:Q:235:LEU:HD21	1.71	1.04
6:P:619:ASP:CB	6:Q:284:VAL:HG11	1.87	1.04
5:R:193:GLY:N	6:W:364:PRO:CB	2.19	1.04
5:S:44:GLY:CA	6:U:400:ALA:HB1	1.80	1.04
6:U:247:SER:H	6:W:154:ARG:NH1	1.36	1.04
6:U:414:GLN:NE2	6:W:459:LEU:CD1	2.12	1.04
6:V:29:THR:CA	6:W:609:ARG:HD2	1.84	1.04
2:B:407:ARG:HG2	4:D:184:HIS:CE1	1.91	1.03
3:C:436:LEU:HD11	4:E:187:GLN:NE2	1.72	1.03
3:C:792:GLN:HE22	4:D:346:LEU:HA	1.23	1.03
5:G:5:MET:HE2	6:K:494:THR:OG1	1.51	1.03
6:I:242:PHE:CE1	6:K:82:PHE:HZ	1.72	1.03
6:I:456:ASN:OD1	6:J:412:ARG:HB3	1.55	1.03
5:M:44:GLY:CA	6:O:400:ALA:HB1	1.80	1.03
6:O:161:LYS:HE3	6:P:533:ASP:OD1	1.56	1.03
6:O:623:LYS:CE	6:P:270:ASP:OD2	2.06	1.03
6:U:161:LYS:HG2	6:V:533:ASP:OD1	1.54	1.03
6:U:298:PHE:CD2	6:V:418:ASN:CA	2.39	1.03
6:U:298:PHE:CG	6:V:417:PHE:O	2.10	1.03
6:U:623:LYS:CE	6:V:270:ASP:OD2	2.06	1.03
6:V:160:GLN:HG2	6:W:612:SER:HB3	1.39	1.03
6:W:144:ASN:CA	6:W:147:ARG:HE	1.71	1.03
2:B:375:ASN:HD21	3:C:798:VAL:HG23	0.88	1.03
2:B:1213:ALA:C	3:C:552:ASP:CG	2.14	1.03
3:C:1064:TRP:CZ3	3:C:1100:LEU:HB3	1.92	1.03
5:G:4:HIS:ND1	6:K:586:VAL:HG22	1.72	1.03
5:G:193:GLY:HA3	6:I:364:PRO:CG	1.88	1.03

Continued on next page...

Continued from previous page...

Atom-1	Atom-2	Interatomic distance (Å)	Clash overlap (Å)
6:I:84:LYS:HZ2	6:K:44:THR:HG21	1.20	1.03
6:I:562:TYR:CG	6:K:195:PRO:HD3	1.93	1.03
6:I:630:LEU:HD13	6:J:275:GLU:HG2	1.03	1.03
6:O:44:THR:OG1	6:P:84:LYS:HD3	1.57	1.03
6:O:121:ALA:HB1	6:P:87:PHE:CG	1.92	1.03
6:O:242:PHE:CG	6:Q:36:LEU:HD21	1.93	1.03
6:O:297:ALA:HA	6:P:409:ILE:HD11	1.41	1.03
6:O:299:ILE:CD1	6:P:419:MET:HE2	1.74	1.03
6:O:545:VAL:HG21	6:Q:641:ILE:CD1	1.87	1.03
6:O:562:TYR:HB3	6:Q:195:PRO:HG3	1.36	1.03
6:P:295:ARG:HH22	6:Q:354:SER:CB	1.71	1.03
6:P:578:SER:HB3	6:Q:471:LEU:HD11	1.03	1.03
5:R:5:MET:HE2	6:V:494:THR:OG1	1.59	1.03
5:R:44:GLY:CA	6:W:400:ALA:CB	2.26	1.03
6:U:297:ALA:HA	6:V:409:ILE:HD11	1.40	1.03
6:U:456:ASN:OD1	6:V:412:ARG:HB3	1.54	1.03
6:U:545:VAL:HG21	6:W:641:ILE:CD1	1.88	1.03
6:U:609:ARG:CG	6:W:29:THR:HA	1.86	1.03
6:V:195:PRO:HD3	6:W:562:TYR:HB3	1.37	1.03
6:V:578:SER:CB	6:W:471:LEU:CD1	2.32	1.03
2:B:353:GLN:HG2	3:C:1020:ILE:O	1.58	1.03
2:B:959:ARG:NH2	4:D:40:ARG:CG	2.22	1.03
3:C:404:MET:SD	4:E:175:MET:HB3	1.97	1.03
6:I:195:PRO:HG3	6:J:562:TYR:HB3	1.39	1.03
6:I:417:PHE:C	6:K:298:PHE:CG	2.32	1.03
6:J:82:PHE:HZ	6:K:242:PHE:CE1	1.75	1.03
6:J:630:LEU:CD1	6:K:275:GLU:HG3	1.87	1.03
6:O:33:ALA:CB	6:P:256:SER:HA	1.89	1.03
6:O:456:ASN:ND2	6:P:412:ARG:CG	2.19	1.03
6:O:528:ALA:CB	6:P:283:SER:HA	1.86	1.03
6:P:298:PHE:CD2	6:Q:417:PHE:C	2.25	1.03
6:P:459:LEU:N	6:Q:412:ARG:NE	1.75	1.03
6:P:619:ASP:HB2	6:Q:284:VAL:HG21	1.04	1.03
6:P:622:GLU:HG2	6:Q:280:LEU:HA	1.32	1.03
5:T:194:LEU:HD22	6:V:447:SER:OG	1.59	1.03
6:U:28:SER:HB2	6:V:606:THR:CG2	1.87	1.03
6:U:121:ALA:HB1	6:V:87:PHE:CG	1.92	1.03
6:U:246:THR:HB	6:W:154:ARG:NH1	1.72	1.03
6:U:275:GLU:HG3	6:W:630:LEU:CD1	1.78	1.03
6:U:283:SER:HA	6:W:528:ALA:HB1	1.05	1.03
6:U:537:SER:OG	6:W:168:THR:OG1	1.69	1.03

Continued on next page...

Continued from previous page...

Atom-1	Atom-2	Interatomic distance (Å)	Clash overlap (Å)
6:V:160:GLN:HE21	6:W:612:SER:C	1.48	1.03
6:V:295:ARG:HH22	6:W:354:SER:CB	1.72	1.03
2:B:409:MET:CE	2:B:443:PRO:CB	2.37	1.03
4:D:393:ASP:OD2	6:P:53:THR:C	1.97	1.03
4:E:339:LEU:CD2	6:U:55:VAL:HG11	1.87	1.03
6:I:84:LYS:HD3	6:K:44:THR:OG1	1.57	1.03
6:I:242:PHE:CG	6:K:36:LEU:HD21	1.92	1.03
6:I:541:SER:CB	6:K:169:MET:C	2.27	1.03
6:I:545:VAL:HG21	6:K:641:ILE:CD1	1.89	1.03
6:I:609:ARG:CG	6:K:29:THR:HA	1.86	1.03
6:J:121:ALA:HB1	6:K:87:PHE:CG	1.88	1.03
6:J:456:ASN:OD1	6:K:412:ARG:HB3	1.59	1.03
6:J:623:LYS:CE	6:K:270:ASP:OD2	2.07	1.03
6:P:44:THR:CG2	6:Q:84:LYS:HZ1	1.65	1.03
6:P:66:ASP:HB2	6:Q:232:ALA:HB2	1.05	1.03
6:P:578:SER:CB	6:Q:471:LEU:CD1	2.33	1.03
6:U:160:GLN:CD	6:V:612:SER:OG	1.83	1.03
6:U:165:THR:HA	6:V:537:SER:OG	1.58	1.03
6:U:412:ARG:C	6:W:459:LEU:HD12	1.77	1.03
6:U:610:THR:HG22	6:W:30:ALA:HB2	1.05	1.03
6:V:154:ARG:CB	6:W:248:GLU:OE1	1.75	1.03
5:F:193:GLY:HA2	6:K:364:PRO:CG	1.84	1.03
6:I:41:LEU:HD13	6:J:239:ALA:HA	1.37	1.03
6:I:160:GLN:HE21	6:J:612:SER:C	1.49	1.03
6:I:412:ARG:C	6:K:459:LEU:HD12	1.76	1.03
6:J:161:LYS:HZ1	6:K:533:ASP:HA	0.90	1.03
5:N:193:GLY:CA	6:P:364:PRO:CB	2.37	1.03
6:O:44:THR:CG2	6:P:84:LYS:HZ1	1.66	1.03
6:O:417:PHE:C	6:Q:298:PHE:CG	2.33	1.03
6:P:29:THR:CB	6:Q:609:ARG:HD2	1.87	1.03
6:P:121:ALA:CB	6:Q:87:PHE:CD1	2.24	1.03
6:P:298:PHE:CG	6:Q:418:ASN:N	2.24	1.03
5:R:5:MET:CE	6:V:494:THR:CG2	2.37	1.03
5:S:4:HIS:ND1	6:W:586:VAL:HG22	1.73	1.03
6:U:562:TYR:CG	6:W:195:PRO:HD3	1.93	1.03
6:V:623:LYS:CE	6:W:270:ASP:OD2	2.06	1.03
3:C:938:TYR:OH	3:C:946:VAL:CB	1.88	1.02
4:D:393:ASP:OD1	6:P:52:GLY:O	1.75	1.02
5:H:194:LEU:HD22	6:J:447:SER:OG	1.59	1.02
6:I:34:ILE:O	6:J:256:SER:OG	1.75	1.02
6:I:165:THR:HA	6:J:537:SER:OG	1.58	1.02

Continued on next page...

Continued from previous page...

Atom-1	Atom-2	Interatomic distance (Å)	Clash overlap (Å)
5:L:191:LYS:O	6:Q:364:PRO:HB3	1.57	1.02
5:L:193:GLY:CA	6:Q:364:PRO:HG2	1.76	1.02
6:O:29:THR:CB	6:P:609:ARG:HG2	1.89	1.02
6:O:193:ILE:CB	6:P:562:TYR:HE1	1.54	1.02
6:P:147:ARG:NE	6:W:100:LYS:HD2	1.72	1.02
6:U:36:LEU:CD2	6:V:253:VAL:HG13	1.88	1.02
6:U:412:ARG:HB2	6:W:459:LEU:HG	1.19	1.02
6:U:416:ARG:CA	6:W:298:PHE:CZ	2.41	1.02
6:U:533:ASP:OD1	6:W:161:LYS:HE3	1.55	1.02
6:U:562:TYR:HB3	6:W:195:PRO:HG3	1.35	1.02
6:V:121:ALA:CB	6:W:87:PHE:CD1	2.24	1.02
6:V:161:LYS:HE3	6:W:533:ASP:OD1	1.58	1.02
6:V:459:LEU:HG	6:W:412:ARG:NE	1.72	1.02
1:A:353:ARG:HD3	4:D:129:VAL:HG21	1.04	1.02
3:C:713:ASN:CA	3:C:726:ARG:HH12	1.47	1.02
5:H:193:GLY:CA	6:J:364:PRO:CB	2.37	1.02
5:H:193:GLY:HA3	6:J:364:PRO:CB	1.88	1.02
6:I:612:SER:HB3	6:K:160:GLN:HG2	1.41	1.02
6:J:161:LYS:HE3	6:K:533:ASP:OD1	1.56	1.02
6:J:195:PRO:HD3	6:K:562:TYR:HB3	1.37	1.02
5:N:194:LEU:HD22	6:P:447:SER:OG	1.58	1.02
6:O:34:ILE:O	6:P:256:SER:OG	1.76	1.02
6:O:165:THR:HA	6:P:537:SER:OG	1.58	1.02
6:O:418:ASN:C	6:Q:298:PHE:HB3	1.80	1.02
6:O:562:TYR:CG	6:Q:195:PRO:HD3	1.93	1.02
6:P:44:THR:OG1	6:Q:84:LYS:HD3	1.59	1.02
6:U:87:PHE:CG	6:W:121:ALA:HB1	1.90	1.02
6:U:417:PHE:C	6:W:298:PHE:CG	2.32	1.02
6:V:619:ASP:HB2	6:W:284:VAL:HG21	1.03	1.02
6:V:640:GLN:OE1	6:W:545:VAL:HG12	1.58	1.02
3:C:796:ALA:HB1	3:C:799:ASP:OD2	1.58	1.02
5:G:5:MET:SD	6:K:303:ASP:OD1	2.18	1.02
5:G:44:GLY:CA	6:I:400:ALA:HB1	1.81	1.02
6:I:541:SER:HB3	6:K:169:MET:O	1.55	1.02
6:I:610:THR:HG22	6:K:30:ALA:HB2	1.05	1.02
6:I:641:ILE:CG1	6:J:545:VAL:HG13	1.85	1.02
6:J:169:MET:O	6:K:541:SER:CA	2.07	1.02
6:J:333:PRO:CG	6:K:411:VAL:HG13	1.89	1.02
5:L:5:MET:CE	6:P:494:THR:CG2	2.37	1.02
5:N:193:GLY:HA3	6:P:364:PRO:CB	1.89	1.02
6:O:121:ALA:CB	6:P:87:PHE:CD1	2.23	1.02

Continued on next page...

Continued from previous page...

Atom-1	Atom-2	Interatomic distance (Å)	Clash overlap (Å)
6:O:160:GLN:HE21	6:P:612:SER:C	1.50	1.02
6:O:297:ALA:HA	6:P:409:ILE:CD1	1.88	1.02
6:U:29:THR:CB	6:V:609:ARG:HG2	1.90	1.02
6:U:44:THR:HB	6:V:84:LYS:NZ	1.51	1.02
6:U:297:ALA:HA	6:V:409:ILE:CD1	1.87	1.02
6:V:28:SER:HB2	6:W:606:THR:HG22	1.37	1.02
6:V:44:THR:OG1	6:W:84:LYS:HD3	1.57	1.02
6:V:82:PHE:HZ	6:W:242:PHE:CE1	1.77	1.02
6:V:165:THR:HG22	6:W:534:SER:CB	1.58	1.02
6:V:459:LEU:CD1	6:W:414:GLN:HE22	1.60	1.02
5:F:5:MET:CE	6:J:494:THR:CG2	2.36	1.02
5:H:4:HIS:HD1	6:I:586:VAL:HG13	1.22	1.02
6:I:298:PHE:CD2	6:J:418:ASN:CA	2.39	1.02
6:I:417:PHE:O	6:K:298:PHE:CG	2.12	1.02
6:J:154:ARG:CB	6:K:248:GLU:OE1	1.76	1.02
6:J:459:LEU:N	6:K:412:ARG:HE	1.55	1.02
5:M:4:HIS:ND1	6:Q:586:VAL:HG22	1.73	1.02
6:O:283:SER:HA	6:Q:528:ALA:HB1	1.05	1.02
6:O:412:ARG:HE	6:Q:459:LEU:N	1.58	1.02
6:O:562:TYR:HE1	6:Q:193:ILE:CB	1.58	1.02
6:O:623:LYS:HE2	6:P:270:ASP:OD2	1.59	1.02
6:P:169:MET:O	6:Q:541:SER:HB3	1.53	1.02
6:P:333:PRO:CG	6:Q:411:VAL:HG13	1.88	1.02
5:R:194:LEU:HD22	6:W:447:SER:HB2	1.03	1.02
6:U:84:LYS:HD3	6:W:44:THR:OG1	1.57	1.02
6:U:299:ILE:HD13	6:V:419:MET:HE1	1.41	1.02
6:V:195:PRO:HG3	6:W:562:TYR:HB3	1.41	1.02
6:V:333:PRO:CG	6:W:411:VAL:HG13	1.89	1.02
2:B:379:GLY:CA	3:C:798:VAL:HG11	1.81	1.02
4:E:400:THR:HG21	6:U:53:THR:HG22	1.06	1.02
6:I:232:ALA:HB1	6:K:66:ASP:HB2	1.14	1.02
6:I:412:ARG:CZ	6:K:459:LEU:CD2	2.36	1.02
6:I:623:LYS:CE	6:J:270:ASP:OD2	2.07	1.02
6:J:29:THR:CB	6:K:609:ARG:HD2	1.87	1.02
6:J:165:THR:HG22	6:K:534:SER:CB	1.59	1.02
6:O:42:ASN:OD1	6:P:84:LYS:HD2	1.56	1.02
6:O:246:THR:HB	6:Q:154:ARG:NH1	1.73	1.02
6:O:417:PHE:O	6:Q:298:PHE:CG	2.13	1.02
6:O:533:ASP:OD1	6:Q:161:LYS:HG2	1.57	1.02
6:O:610:THR:HG22	6:Q:30:ALA:HB2	1.05	1.02
5:S:193:GLY:HA3	6:U:364:PRO:CG	1.88	1.02

Continued on next page...

Continued from previous page...

Atom-1	Atom-2	Interatomic distance (Å)	Clash overlap (Å)
5:T:193:GLY:HA3	6:V:364:PRO:CB	1.90	1.02
6:V:154:ARG:NH1	6:W:246:THR:HB	1.75	1.02
2:B:437:ARG:NH1	4:D:173:ALA:HB1	1.71	1.01
4:E:336:ALA:HA	6:U:55:VAL:HB	1.38	1.01
6:I:161:LYS:HE3	6:J:533:ASP:OD1	1.55	1.01
6:J:295:ARG:HH22	6:K:354:SER:CB	1.72	1.01
5:M:5:MET:SD	6:Q:303:ASP:OD1	2.17	1.01
5:M:194:LEU:CG	6:O:447:SER:OG	2.07	1.01
6:O:44:THR:CG2	6:P:84:LYS:HZ2	1.60	1.01
6:O:284:VAL:HG13	6:Q:619:ASP:CG	1.78	1.01
6:O:578:SER:CB	6:P:471:LEU:CD1	2.37	1.01
5:S:5:MET:SD	6:W:303:ASP:OD1	2.18	1.01
6:V:298:PHE:CD2	6:W:417:PHE:C	2.26	1.01
6:V:578:SER:HB3	6:W:471:LEU:HD11	1.02	1.01
3:C:938:TYR:OH	3:C:946:VAL:HG11	1.41	1.01
4:D:390:ASN:N	6:P:54:SER:HA	1.75	1.01
4:D:392:ALA:HB3	6:P:49:ARG:NE	1.72	1.01
4:E:335:ALA:HB1	6:U:56:ALA:N	1.74	1.01
4:E:401:ALA:HA	6:U:52:GLY:HA2	1.35	1.01
6:I:417:PHE:N	6:K:298:PHE:CE2	2.11	1.01
6:J:160:GLN:HG2	6:K:612:SER:HB3	1.39	1.01
6:J:458:THR:CA	6:K:412:ARG:NE	2.08	1.01
6:O:84:LYS:HZ1	6:Q:44:THR:CB	1.49	1.01
6:O:87:PHE:CG	6:Q:121:ALA:HB1	1.90	1.01
6:O:195:PRO:HG3	6:P:562:TYR:HB3	1.39	1.01
6:O:298:PHE:CD2	6:P:418:ASN:CA	2.41	1.01
6:O:456:ASN:OD1	6:P:412:ARG:HB3	1.53	1.01
6:P:44:THR:CB	6:Q:84:LYS:HZ1	1.49	1.01
6:P:160:GLN:HG2	6:Q:612:SER:HB3	1.37	1.01
6:P:623:LYS:CE	6:Q:270:ASP:OD2	2.07	1.01
5:S:194:LEU:CG	6:U:447:SER:OG	2.08	1.01
5:T:194:LEU:CG	6:V:447:SER:OG	2.07	1.01
6:U:33:ALA:CB	6:V:256:SER:HA	1.88	1.01
6:U:87:PHE:CD1	6:W:121:ALA:CB	2.25	1.01
6:U:333:PRO:HG2	6:V:411:VAL:HG13	1.42	1.01
6:U:418:ASN:C	6:W:298:PHE:HB3	1.79	1.01
6:U:541:SER:CB	6:W:169:MET:C	2.28	1.01
6:U:612:SER:C	6:W:160:GLN:HE21	1.48	1.01
6:V:458:THR:CA	6:W:412:ARG:NE	2.07	1.01
2:B:407:ARG:HG3	4:D:184:HIS:CE1	1.95	1.01
2:B:437:ARG:NE	4:D:173:ALA:HA	1.75	1.01

Continued on next page...

Continued from previous page...

Atom-1	Atom-2	Interatomic distance (Å)	Clash overlap (Å)
3:C:714:SER:CA	3:C:726:ARG:HH22	1.66	1.01
4:D:389:PHE:HA	6:P:55:VAL:N	1.48	1.01
4:E:336:ALA:N	6:U:55:VAL:N	2.09	1.01
5:G:4:HIS:CB	6:K:586:VAL:CG2	2.33	1.01
6:I:30:ALA:HB3	6:J:610:THR:HA	1.34	1.01
6:I:121:ALA:HB1	6:J:87:PHE:CG	1.92	1.01
6:I:154:ARG:HH11	6:J:247:SER:N	1.52	1.01
6:I:299:ILE:HD13	6:J:419:MET:HE1	1.39	1.01
6:I:418:ASN:C	6:K:298:PHE:HB3	1.80	1.01
6:I:533:ASP:OD1	6:K:161:LYS:HE3	1.55	1.01
6:O:298:PHE:CZ	6:P:417:PHE:O	2.10	1.01
6:O:412:ARG:HB2	6:Q:459:LEU:HG	1.23	1.01
6:O:641:ILE:CG1	6:P:545:VAL:HG13	1.86	1.01
6:P:640:GLN:OE1	6:Q:545:VAL:HG12	1.59	1.01
6:U:34:ILE:O	6:V:256:SER:OG	1.76	1.01
6:U:414:GLN:HE21	6:W:459:LEU:HB3	1.24	1.01
6:U:623:LYS:HE2	6:V:270:ASP:OD2	1.59	1.01
6:V:29:THR:CB	6:W:609:ARG:CG	2.38	1.01
6:V:42:ASN:ND2	6:W:235:LEU:HD21	1.71	1.01
6:V:161:LYS:HD3	6:W:534:SER:OG	1.61	1.01
6:V:169:MET:O	6:W:541:SER:CA	2.09	1.01
2:B:959:ARG:HH22	4:D:40:ARG:HG2	1.24	1.01
3:C:436:LEU:HD22	4:E:43:HIS:CD2	1.94	1.01
5:F:5:MET:HE3	6:J:494:THR:HG21	1.03	1.01
5:F:194:LEU:HD22	6:K:447:SER:HB2	1.03	1.01
5:G:194:LEU:CG	6:I:447:SER:OG	2.08	1.01
5:H:194:LEU:CG	6:J:447:SER:OG	2.07	1.01
6:I:169:MET:O	6:J:541:SER:HB3	1.61	1.01
6:I:609:ARG:NE	6:K:29:THR:HA	1.75	1.01
6:J:29:THR:CB	6:K:609:ARG:CG	2.38	1.01
6:J:195:PRO:HG3	6:K:562:TYR:HB3	1.41	1.01
5:M:192:THR:C	6:O:364:PRO:HB2	1.81	1.01
5:N:194:LEU:CG	6:P:447:SER:OG	2.07	1.01
6:O:412:ARG:CZ	6:Q:459:LEU:CD2	2.37	1.01
5:R:4:HIS:HE1	6:V:587:GLY:HA3	1.17	1.01
5:R:193:GLY:CA	6:W:364:PRO:HG2	1.75	1.01
5:T:44:GLY:HA3	6:V:400:ALA:HB1	1.04	1.01
6:U:414:GLN:OE1	6:W:459:LEU:CG	2.02	1.01
2:B:380:GLU:O	3:C:798:VAL:HG21	1.58	1.01
2:B:1178:ARG:HD3	4:D:241:LEU:CD2	1.89	1.01
3:C:314:SER:C	3:C:1196:ARG:NE	2.00	1.01

Continued on next page...

Continued from previous page...

Atom-1	Atom-2	Interatomic distance (Å)	Clash overlap (Å)
4:E:339:LEU:CD1	6:U:55:VAL:HG11	1.90	1.01
5:G:4:HIS:HE1	6:K:587:GLY:HA3	1.20	1.01
5:G:5:MET:HE2	6:K:494:THR:CB	1.88	1.01
5:G:192:THR:C	6:I:364:PRO:HB2	1.80	1.01
6:I:32:PRO:HG3	6:J:609:ARG:O	1.61	1.01
6:I:42:ASN:HD22	6:J:235:LEU:CD2	1.66	1.01
6:I:232:ALA:HB2	6:K:66:ASP:CB	1.69	1.01
6:I:416:ARG:CA	6:K:298:PHE:CZ	2.43	1.01
6:I:534:SER:HB3	6:K:165:THR:CG2	1.76	1.01
6:I:610:THR:CG2	6:K:30:ALA:N	2.24	1.01
6:J:66:ASP:HB2	6:K:232:ALA:HB2	1.03	1.01
5:L:5:MET:HE2	6:P:494:THR:CG2	1.89	1.01
5:N:44:GLY:HA3	6:P:400:ALA:HB1	1.04	1.01
6:O:36:LEU:CD2	6:P:253:VAL:HG13	1.89	1.01
6:O:333:PRO:HG2	6:P:411:VAL:HG13	1.41	1.01
6:O:541:SER:HB3	6:Q:169:MET:O	1.58	1.01
6:O:610:THR:CG2	6:Q:30:ALA:N	2.24	1.01
6:P:640:GLN:HE22	6:Q:545:VAL:HG13	1.23	1.01
5:S:192:THR:C	6:U:364:PRO:HB2	1.81	1.01
5:T:193:GLY:CA	6:V:364:PRO:CB	2.38	1.01
6:U:609:ARG:NE	6:W:29:THR:HA	1.75	1.01
6:I:29:THR:HB	6:J:609:ARG:HD2	1.29	1.00
6:I:242:PHE:HZ	6:K:82:PHE:CZ	1.71	1.00
6:I:623:LYS:HE2	6:J:270:ASP:OD2	1.60	1.00
6:J:528:ALA:CB	6:K:283:SER:C	2.30	1.00
5:M:4:HIS:CB	6:Q:586:VAL:CG2	2.33	1.00
5:N:5:MET:HE1	6:O:494:THR:OG1	1.61	1.00
6:O:41:LEU:CD2	6:P:242:PHE:HE2	1.68	1.00
6:O:295:ARG:NH1	6:P:419:MET:CA	2.22	1.00
6:O:416:ARG:CA	6:Q:298:PHE:CZ	2.43	1.00
6:P:29:THR:CB	6:Q:609:ARG:CG	2.39	1.00
6:P:154:ARG:NH1	6:Q:246:THR:HB	1.76	1.00
6:P:169:MET:O	6:Q:541:SER:CA	2.08	1.00
6:U:168:THR:O	6:V:541:SER:OG	1.79	1.00
6:U:195:PRO:HG3	6:V:562:TYR:HB3	1.38	1.00
6:U:284:VAL:HG13	6:W:619:ASP:CG	1.79	1.00
6:U:630:LEU:HD13	6:V:275:GLU:HG2	1.05	1.00
6:X:587:GLY:O	5:Y:2:PRO:CD	2.08	1.00
2:B:954:PRO:HD3	4:D:39:SER:OG	1.40	1.00
3:C:715:VAL:CG2	3:C:726:ARG:CD	2.38	1.00
5:H:5:MET:HE3	6:I:494:THR:HG21	1.01	1.00

Continued on next page...

Continued from previous page...

Atom-1	Atom-2	Interatomic distance (Å)	Clash overlap (Å)
6:I:246:THR:HB	6:K:154:ARG:NH1	1.73	1.00
6:I:298:PHE:CZ	6:J:417:PHE:O	2.14	1.00
6:J:154:ARG:NH1	6:K:246:THR:HB	1.75	1.00
6:J:644:LEU:CD2	6:K:548:LYS:HE3	1.67	1.00
6:O:66:ASP:CB	6:P:232:ALA:HB2	1.68	1.00
6:O:530:ARG:N	6:P:472:ARG:NE	1.91	1.00
6:O:630:LEU:HD13	6:P:275:GLU:HG2	1.04	1.00
6:P:195:PRO:HG3	6:Q:562:TYR:HB3	1.39	1.00
5:S:194:LEU:HD22	6:U:447:SER:OG	1.61	1.00
6:U:84:LYS:CE	6:W:42:ASN:OD1	2.09	1.00
2:B:309:LEU:N	2:B:399:ARG:NH1	1.89	1.00
2:B:1211:ARG:NH2	3:C:611:PRO:HG2	1.76	1.00
3:C:1195:TYR:HB3	3:C:1197:TYR:CE1	1.95	1.00
6:J:640:GLN:OE1	6:K:545:VAL:HG12	1.58	1.00
6:J:644:LEU:CA	6:K:548:LYS:HE3	1.90	1.00
5:M:194:LEU:HD22	6:O:447:SER:OG	1.61	1.00
6:O:84:LYS:HD3	6:Q:44:THR:OG1	1.57	1.00
6:O:84:LYS:HZ2	6:Q:44:THR:HG21	1.26	1.00
6:O:534:SER:HB3	6:Q:165:THR:CG2	1.76	1.00
6:O:541:SER:CB	6:Q:169:MET:C	2.29	1.00
6:P:147:ARG:NH2	6:W:100:LYS:HD2	1.75	1.00
5:R:44:GLY:O	6:W:400:ALA:HB2	1.62	1.00
5:T:5:MET:HE3	6:U:494:THR:HG21	1.01	1.00
6:U:417:PHE:O	6:W:298:PHE:CG	2.13	1.00
6:V:299:ILE:CD1	6:W:419:MET:HE1	1.85	1.00
5:G:44:GLY:CA	6:I:400:ALA:C	2.20	1.00
6:I:33:ALA:CB	6:J:256:SER:HA	1.90	1.00
6:P:619:ASP:CG	6:Q:284:VAL:HG13	1.80	1.00
6:P:630:LEU:HD13	6:Q:275:GLU:HG3	1.44	1.00
5:T:4:HIS:CG	6:U:586:VAL:HG21	1.89	1.00
6:V:298:PHE:CE2	6:W:417:PHE:N	2.12	1.00
3:C:715:VAL:HG22	3:C:726:ARG:NE	1.59	1.00
5:G:4:HIS:ND1	6:K:586:VAL:HG13	1.77	1.00
6:J:29:THR:HA	6:K:609:ARG:CG	1.92	1.00
6:P:644:LEU:CA	6:Q:548:LYS:HE3	1.91	1.00
5:S:5:MET:HE2	6:W:494:THR:CB	1.89	1.00
6:U:412:ARG:CZ	6:W:459:LEU:CD2	2.37	1.00
6:V:298:PHE:HB3	6:W:418:ASN:HA	1.00	1.00
6:V:456:ASN:OD1	6:W:412:ARG:HB3	1.57	1.00
6:V:644:LEU:CA	6:W:548:LYS:HE3	1.90	1.00
3:C:384:MET:CB	3:C:1197:TYR:CZ	2.43	1.00

Continued on next page...

Continued from previous page...

Atom-1	Atom-2	Interatomic distance (Å)	Clash overlap (Å)
4:D:14:TYR:OH	6:P:54:SER:O	1.78	1.00
5:G:194:LEU:HD22	6:I:447:SER:OG	1.61	1.00
5:H:44:GLY:HA3	6:J:400:ALA:HB1	1.03	1.00
6:I:84:LYS:CE	6:K:42:ASN:OD1	2.09	1.00
6:O:42:ASN:HD22	6:P:235:LEU:HD23	1.17	1.00
6:U:32:PRO:HG3	6:V:609:ARG:O	1.61	1.00
6:U:295:ARG:NH1	6:V:419:MET:N	2.10	1.00
6:V:333:PRO:O	6:W:411:VAL:HG22	1.48	1.00
6:V:619:ASP:CG	6:W:284:VAL:HG13	1.80	1.00
4:D:389:PHE:O	6:P:55:VAL:CG2	2.08	1.00
6:I:295:ARG:NH1	6:J:419:MET:CA	2.23	1.00
6:I:537:SER:CB	6:K:168:THR:OG1	2.10	1.00
5:L:44:GLY:HA3	6:Q:400:ALA:CA	1.65	1.00
6:I:84:LYS:HZ2	6:K:44:THR:CG2	1.66	0.99
6:I:300:LYS:NZ	6:J:418:ASN:HD21	1.59	0.99
5:S:4:HIS:HE1	6:W:587:GLY:HA3	1.21	0.99
6:U:44:THR:OG1	6:V:84:LYS:HD3	1.57	0.99
6:U:471:LEU:CD1	6:W:578:SER:CB	2.38	0.99
6:V:29:THR:HA	6:W:609:ARG:CG	1.92	0.99
3:C:436:LEU:HD11	4:E:187:GLN:OE1	1.61	0.99
5:F:44:GLY:HA3	6:K:400:ALA:CA	1.65	0.99
6:J:640:GLN:HE22	6:K:545:VAL:HG13	1.22	0.99
6:O:300:LYS:HZ1	6:P:418:ASN:CB	1.74	0.99
6:O:472:ARG:NE	6:Q:530:ARG:H	1.60	0.99
6:P:459:LEU:HB2	6:Q:414:GLN:HE22	1.27	0.99
5:T:193:GLY:HA2	6:V:364:PRO:CG	1.92	0.99
6:U:42:ASN:HD22	6:V:235:LEU:CD2	1.65	0.99
6:U:644:LEU:CB	6:V:548:LYS:CD	2.30	0.99
6:V:30:ALA:N	6:W:610:THR:CG2	2.25	0.99
6:V:66:ASP:HB2	6:W:232:ALA:HB2	1.02	0.99
6:I:459:LEU:HD23	6:J:412:ARG:CZ	1.91	0.99
5:N:4:HIS:NE2	6:O:587:GLY:N	2.11	0.99
5:N:193:GLY:HA2	6:P:364:PRO:CG	1.91	0.99
6:O:235:LEU:HD21	6:Q:42:ASN:ND2	1.77	0.99
6:U:242:PHE:HZ	6:W:82:PHE:CE2	1.80	0.99
6:U:537:SER:OG	6:W:165:THR:HA	1.61	0.99
6:U:610:THR:CG2	6:W:30:ALA:N	2.24	0.99
1:A:353:ARG:CD	4:D:129:VAL:HG21	1.92	0.99
6:J:161:LYS:HD3	6:K:534:SER:OG	1.61	0.99
5:L:194:LEU:HD22	6:Q:447:SER:HB2	1.02	0.99
6:O:87:PHE:CD1	6:Q:121:ALA:CB	2.25	0.99

Continued on next page...

Continued from previous page...

Atom-1	Atom-2	Interatomic distance (Å)	Clash overlap (Å)
6:O:232:ALA:HB1	6:Q:66:ASP:HB2	1.15	0.99
6:O:295:ARG:NH1	6:P:419:MET:N	2.10	0.99
6:O:644:LEU:CB	6:P:548:LYS:CD	2.31	0.99
6:P:641:ILE:CD1	6:Q:545:VAL:HG21	1.93	0.99
6:U:232:ALA:HB2	6:W:66:ASP:CB	1.70	0.99
6:V:193:ILE:CB	6:W:562:TYR:HE1	1.55	0.99
2:B:408:SER:HB3	4:D:191:ARG:HH21	0.87	0.99
2:B:436:LEU:HD13	4:D:175:MET:HG2	1.42	0.99
2:B:880:LEU:HG	4:D:31:GLY:O	1.08	0.99
6:O:534:SER:OG	6:Q:161:LYS:HD3	1.62	0.99
6:O:610:THR:HA	6:Q:30:ALA:HB3	1.44	0.99
6:U:235:LEU:HD23	6:W:42:ASN:ND2	1.70	0.99
6:U:530:ARG:N	6:V:472:ARG:NE	1.91	0.99
6:V:459:LEU:HD13	6:W:414:GLN:CG	1.92	0.99
5:G:193:GLY:HA2	6:I:364:PRO:CG	1.92	0.99
6:I:84:LYS:HZ1	6:K:44:THR:CB	1.55	0.99
6:I:297:ALA:HA	6:J:409:ILE:HD11	1.39	0.99
6:I:412:ARG:CB	6:K:459:LEU:HG	1.92	0.99
6:O:32:PRO:HG3	6:P:609:ARG:O	1.61	0.99
6:O:471:LEU:CD1	6:Q:578:SER:CB	2.37	0.99
6:U:169:MET:O	6:V:541:SER:HB3	1.60	0.99
6:U:545:VAL:HG13	6:W:641:ILE:CG1	1.93	0.99
6:V:195:PRO:HD3	6:W:562:TYR:CB	1.93	0.99
6:V:528:ALA:CB	6:W:283:SER:C	2.30	0.99
6:X:494:THR:HG23	5:Y:5:MET:CB	1.87	0.99
2:B:308:ASN:CA	2:B:399:ARG:NH2	2.17	0.99
5:F:194:LEU:CG	6:K:447:SER:OG	2.11	0.99
6:I:412:ARG:HE	6:K:459:LEU:N	1.58	0.99
5:M:193:GLY:HA3	6:O:364:PRO:HB2	1.36	0.99
5:N:4:HIS:HD1	6:O:586:VAL:HG13	1.23	0.99
6:O:154:ARG:HH11	6:P:247:SER:N	1.52	0.99
6:P:29:THR:HA	6:Q:609:ARG:CG	1.91	0.99
6:P:459:LEU:N	6:Q:412:ARG:HE	1.56	0.99
6:U:459:LEU:HG	6:V:412:ARG:CZ	1.89	0.99
6:U:534:SER:H	6:W:161:LYS:HZ3	1.02	0.99
6:U:622:GLU:HG2	6:V:279:PRO:O	1.63	0.99
6:V:530:ARG:CA	6:W:472:ARG:HD2	1.83	0.99
1:A:353:ARG:HD3	4:D:129:VAL:CG2	1.91	0.99
3:C:438:PRO:HG3	4:E:188:THR:HG21	1.44	0.99
5:F:44:GLY:CA	6:K:400:ALA:CB	2.25	0.99
6:I:530:ARG:N	6:J:472:ARG:NE	1.92	0.99

Continued on next page...

Continued from previous page...

Atom-1	Atom-2	Interatomic distance (Å)	Clash overlap (Å)
5:M:44:GLY:CA	6:O:400:ALA:C	2.20	0.99
6:O:530:ARG:H	6:P:472:ARG:CD	1.72	0.99
6:P:530:ARG:H	6:Q:472:ARG:NE	1.55	0.99
6:U:414:GLN:NE2	6:W:459:LEU:CD2	2.17	0.99
6:V:165:THR:HG22	6:W:534:SER:HA	1.41	0.99
5:F:44:GLY:O	6:K:400:ALA:HB2	1.61	0.99
5:H:4:HIS:CG	6:I:586:VAL:HG21	1.89	0.99
5:H:4:HIS:CB	6:I:586:VAL:CG2	2.36	0.99
6:I:29:THR:CB	6:J:609:ARG:HG2	1.89	0.99
6:I:30:ALA:N	6:J:610:THR:HG22	1.76	0.99
6:I:284:VAL:CG2	6:K:619:ASP:CB	2.40	0.99
6:I:578:SER:CB	6:J:471:LEU:CD1	2.39	0.99
6:J:44:THR:OG1	6:K:84:LYS:HD3	1.58	0.99
6:O:42:ASN:HD22	6:P:235:LEU:CD2	1.66	0.99
6:O:84:LYS:HZ1	6:Q:44:THR:HB	0.83	0.99
6:O:612:SER:C	6:Q:160:GLN:HE21	1.48	0.99
6:P:161:LYS:HD3	6:Q:534:SER:OG	1.61	0.99
6:P:298:PHE:CE2	6:Q:417:PHE:N	2.13	0.99
6:X:494:THR:CG2	5:Y:5:MET:HB2	1.90	0.99
6:I:235:LEU:CD2	6:K:42:ASN:HD21	1.74	0.99
6:J:578:SER:HB3	6:K:471:LEU:HD11	1.02	0.99
6:O:42:ASN:HD21	6:P:235:LEU:CD2	1.75	0.99
6:O:459:LEU:HD23	6:P:412:ARG:CZ	1.91	0.99
6:P:66:ASP:HB2	6:Q:232:ALA:HB1	1.15	0.99
6:U:412:ARG:CB	6:W:459:LEU:HG	1.93	0.99
6:U:612:SER:HB3	6:W:160:GLN:HG2	1.40	0.99
3:C:376:LEU:N	4:E:195:GLN:OE1	1.92	0.98
6:I:411:VAL:HG13	6:K:333:PRO:CG	1.93	0.98
6:I:459:LEU:HG	6:J:412:ARG:CZ	1.86	0.98
6:J:195:PRO:HD3	6:K:562:TYR:CB	1.93	0.98
5:N:4:HIS:ND1	6:O:586:VAL:HG22	1.78	0.98
5:N:44:GLY:HA3	6:P:400:ALA:CA	1.68	0.98
6:P:161:LYS:HE2	6:Q:533:ASP:CA	1.93	0.98
6:U:121:ALA:CB	6:V:87:PHE:CD1	2.24	0.98
6:U:195:PRO:CD	6:V:562:TYR:CB	2.35	0.98
5:H:4:HIS:NE2	6:I:587:GLY:N	2.11	0.98
6:I:411:VAL:CG1	6:K:457:PRO:HD2	1.83	0.98
6:I:471:LEU:CD1	6:K:578:SER:CB	2.38	0.98
6:I:537:SER:OG	6:K:165:THR:HA	1.63	0.98
6:J:161:LYS:HE2	6:K:533:ASP:CA	1.93	0.98
6:J:619:ASP:CG	6:K:284:VAL:HG13	1.79	0.98

Continued on next page...

Continued from previous page...

Atom-1	Atom-2	Interatomic distance (Å)	Clash overlap (Å)
5:N:4:HIS:CG	6:O:586:VAL:HG21	1.90	0.98
6:O:30:ALA:N	6:P:610:THR:HG22	1.75	0.98
6:O:418:ASN:HD21	6:Q:300:LYS:NZ	1.56	0.98
6:O:459:LEU:HD13	6:P:414:GLN:NE2	1.76	0.98
6:P:459:LEU:HD23	6:Q:412:ARG:HH22	0.99	0.98
6:U:298:PHE:CD2	6:V:417:PHE:C	2.31	0.98
4:D:388:PRO:CB	6:P:56:ALA:HB2	1.93	0.98
6:I:195:PRO:CD	6:J:562:TYR:CB	2.36	0.98
6:I:562:TYR:CB	6:K:195:PRO:HG3	1.94	0.98
6:J:298:PHE:CE2	6:K:417:PHE:N	2.12	0.98
5:L:44:GLY:O	6:Q:400:ALA:HB2	1.61	0.98
6:O:161:LYS:HD3	6:P:534:SER:OG	1.64	0.98
6:V:458:THR:HA	6:W:412:ARG:CG	1.93	0.98
4:E:339:LEU:HB3	6:U:55:VAL:CB	1.93	0.98
6:I:144:ASN:CA	6:I:147:ARG:HE	1.75	0.98
6:I:242:PHE:HZ	6:K:82:PHE:CE2	1.80	0.98
6:J:30:ALA:N	6:K:610:THR:CG2	2.27	0.98
6:J:295:ARG:HH12	6:K:419:MET:CA	1.76	0.98
6:O:242:PHE:HZ	6:Q:82:PHE:CE2	1.80	0.98
6:O:534:SER:H	6:Q:161:LYS:HZ3	1.04	0.98
6:P:82:PHE:CZ	6:Q:242:PHE:HZ	1.71	0.98
6:U:232:ALA:HB2	6:W:66:ASP:HB2	1.00	0.98
6:U:533:ASP:OD1	6:W:161:LYS:HG2	1.60	0.98
6:U:619:ASP:OD2	6:V:284:VAL:HG13	1.64	0.98
6:V:161:LYS:HZ3	6:W:534:SER:H	1.07	0.98
6:V:459:LEU:N	6:W:412:ARG:HE	1.56	0.98
6:V:630:LEU:CD1	6:W:275:GLU:HG3	1.88	0.98
3:C:1064:TRP:HH2	3:C:1100:LEU:HB2	1.28	0.98
6:I:84:LYS:CE	6:K:44:THR:HB	1.70	0.98
6:I:333:PRO:HG2	6:J:411:VAL:HG13	1.42	0.98
6:I:418:ASN:HD21	6:K:300:LYS:CE	1.76	0.98
6:I:534:SER:OG	6:K:161:LYS:HD3	1.62	0.98
5:L:194:LEU:CG	6:Q:447:SER:OG	2.11	0.98
6:O:545:VAL:HG13	6:Q:641:ILE:CG1	1.93	0.98
6:P:30:ALA:N	6:Q:610:THR:CG2	2.25	0.98
6:U:29:THR:CB	6:V:609:ARG:CD	2.27	0.98
2:B:309:LEU:N	2:B:399:ARG:HH12	1.53	0.98
6:I:459:LEU:HG	6:J:412:ARG:HB2	1.03	0.98
6:I:622:GLU:HG2	6:J:279:PRO:O	1.61	0.98
6:I:641:ILE:HG13	6:J:545:VAL:HG13	1.37	0.98
6:O:537:SER:CB	6:Q:168:THR:OG1	2.10	0.98

Continued on next page...

Continued from previous page...

Atom-1	Atom-2	Interatomic distance (Å)	Clash overlap (Å)
6:U:545:VAL:CG1	6:W:641:ILE:HG12	1.94	0.98
5:G:5:MET:HE3	6:K:494:THR:HG21	0.99	0.98
6:I:84:LYS:HZ1	6:K:44:THR:HB	0.87	0.98
6:I:295:ARG:NH1	6:J:419:MET:N	2.11	0.98
6:I:619:ASP:OD2	6:J:284:VAL:HG13	1.64	0.98
6:J:161:LYS:CE	6:K:533:ASP:CB	2.42	0.98
6:J:530:ARG:H	6:K:472:ARG:NE	1.55	0.98
6:O:84:LYS:CE	6:Q:42:ASN:OD1	2.10	0.98
5:R:194:LEU:CG	6:W:447:SER:OG	2.11	0.98
6:X:494:THR:HG21	5:Y:5:MET:HB2	1.40	0.98
6:I:459:LEU:HB3	6:J:414:GLN:HE21	1.28	0.98
6:O:82:PHE:CZ	6:P:242:PHE:HZ	1.71	0.98
6:O:609:ARG:NE	6:Q:29:THR:HA	1.76	0.98
5:S:4:HIS:ND1	6:W:586:VAL:HG13	1.77	0.98
6:U:295:ARG:NH1	6:V:419:MET:CA	2.23	0.98
6:U:411:VAL:HG13	6:W:333:PRO:CG	1.93	0.98
6:U:578:SER:CB	6:V:471:LEU:CD1	2.38	0.98
6:U:619:ASP:CG	6:V:284:VAL:HG13	1.83	0.98
3:C:436:LEU:CD1	4:E:187:GLN:NE2	2.27	0.98
6:I:42:ASN:ND2	6:J:235:LEU:HD23	1.72	0.98
6:I:168:THR:O	6:J:541:SER:OG	1.80	0.98
6:I:528:ALA:HB1	6:J:283:SER:HA	0.98	0.98
6:J:641:ILE:CD1	6:K:545:VAL:HG21	1.93	0.98
6:O:417:PHE:N	6:Q:298:PHE:CE2	2.10	0.98
6:O:534:SER:H	6:Q:161:LYS:NZ	1.62	0.98
6:P:630:LEU:CD1	6:Q:275:GLU:HG3	1.90	0.98
6:P:641:ILE:HG13	6:Q:545:VAL:HG13	1.44	0.98
6:V:44:THR:CG2	6:W:84:LYS:HZ1	1.71	0.98
2:B:431:THR:HG23	3:C:614:GLN:HE22	1.29	0.98
5:N:4:HIS:CB	6:O:586:VAL:CG2	2.37	0.98
6:U:459:LEU:HD23	6:V:412:ARG:CZ	1.92	0.98
6:J:298:PHE:CZ	6:K:417:PHE:O	2.17	0.97
6:O:168:THR:O	6:P:541:SER:OG	1.80	0.97
6:O:537:SER:OG	6:Q:165:THR:HA	1.63	0.97
6:P:298:PHE:CZ	6:Q:417:PHE:O	2.17	0.97
2:B:1181:THR:O	4:D:52:PRO:HG2	1.63	0.97
6:I:42:ASN:OD1	6:J:84:LYS:CE	2.12	0.97
6:I:66:ASP:HB2	6:J:232:ALA:HB2	0.98	0.97
6:O:232:ALA:HB2	6:Q:66:ASP:HB2	0.99	0.97
6:O:411:VAL:HG13	6:Q:333:PRO:CG	1.93	0.97
6:O:606:THR:CG2	6:Q:28:SER:HB2	1.94	0.97

Continued on next page...

Continued from previous page...

Atom-1	Atom-2	Interatomic distance (Å)	Clash overlap (Å)
6:P:459:LEU:CD1	6:Q:414:GLN:HE22	1.62	0.97
6:P:459:LEU:HD13	6:Q:414:GLN:CG	1.94	0.97
6:U:419:MET:HE2	6:W:299:ILE:HD12	0.99	0.97
6:V:295:ARG:HH12	6:W:419:MET:CA	1.77	0.97
2:B:951:PRO:CG	4:D:98:SER:O	2.11	0.97
6:I:619:ASP:CB	6:J:284:VAL:CG2	2.41	0.97
6:I:641:ILE:HG12	6:J:545:VAL:CG1	1.92	0.97
6:O:644:LEU:CB	6:P:548:LYS:HD3	1.91	0.97
5:T:4:HIS:CB	6:U:586:VAL:CG2	2.37	0.97
6:U:66:ASP:CB	6:V:232:ALA:HB2	1.68	0.97
4:E:335:ALA:CB	6:U:56:ALA:CB	2.43	0.97
6:I:87:PHE:CD1	6:K:121:ALA:CB	2.25	0.97
5:M:4:HIS:ND1	6:Q:586:VAL:HG13	1.78	0.97
6:O:562:TYR:CB	6:Q:195:PRO:HG3	1.94	0.97
2:B:353:GLN:CG	3:C:1020:ILE:O	2.11	0.97
3:C:386:GLU:CD	3:C:1195:TYR:CZ	2.38	0.97
4:D:392:ALA:CB	6:P:49:ARG:HE	1.57	0.97
6:I:284:VAL:HG13	6:K:619:ASP:CG	1.80	0.97
6:I:533:ASP:OD1	6:K:161:LYS:HG2	1.60	0.97
6:I:545:VAL:HG11	6:K:641:ILE:CD1	1.94	0.97
6:J:300:LYS:NZ	6:K:418:ASN:HD21	1.48	0.97
6:O:36:LEU:HD21	6:P:242:PHE:CG	2.00	0.97
6:Q:283:SER:HB3	6:Q:472:ARG:NH2	1.79	0.97
5:S:5:MET:HE1	6:W:494:THR:OG1	1.61	0.97
5:T:4:HIS:NE2	6:U:587:GLY:N	2.11	0.97
6:U:644:LEU:CB	6:V:548:LYS:HD3	1.91	0.97
6:J:456:ASN:HD21	6:K:412:ARG:CB	1.71	0.97
6:J:457:PRO:HG3	6:K:411:VAL:HG11	1.18	0.97
5:M:193:GLY:HA2	6:O:364:PRO:CG	1.93	0.97
6:O:161:LYS:HZ3	6:P:534:SER:H	1.12	0.97
6:U:298:PHE:CZ	6:V:417:PHE:O	2.13	0.97
6:V:44:THR:CB	6:W:84:LYS:HZ1	1.54	0.97
6:I:283:SER:HB2	6:K:528:ALA:HB3	0.98	0.97
6:J:165:THR:HG22	6:K:534:SER:HA	1.39	0.97
5:M:193:GLY:CA	6:O:364:PRO:HG2	1.94	0.97
6:O:528:ALA:HB3	6:P:283:SER:HB2	0.98	0.97
6:O:609:ARG:CD	6:Q:29:THR:CB	2.35	0.97
6:P:295:ARG:HH12	6:Q:419:MET:CA	1.77	0.97
6:V:82:PHE:CZ	6:W:242:PHE:HZ	1.69	0.97
6:V:298:PHE:CZ	6:W:416:ARG:CA	2.47	0.97
1:A:377:ARG:NH1	6:I:57:THR:CG2	2.26	0.97

Continued on next page...

Continued from previous page...

Atom-1	Atom-2	Interatomic distance (Å)	Clash overlap (Å)
3:C:316:THR:H	3:C:1196:ARG:NH1	1.34	0.97
4:E:335:ALA:O	6:U:55:VAL:O	1.81	0.97
6:O:42:ASN:OD1	6:P:84:LYS:CE	2.12	0.97
6:O:169:MET:O	6:P:541:SER:HB3	1.61	0.97
6:O:418:ASN:HD21	6:Q:300:LYS:CE	1.77	0.97
6:P:298:PHE:CZ	6:Q:416:ARG:CA	2.48	0.97
6:P:528:ALA:CB	6:Q:283:SER:C	2.30	0.97
6:U:610:THR:HA	6:W:30:ALA:HB3	1.44	0.97
6:W:283:SER:HB3	6:W:472:ARG:NH2	1.79	0.97
1:A:377:ARG:CZ	6:I:57:THR:HG22	1.89	0.97
6:I:154:ARG:NH1	6:J:247:SER:H	1.50	0.97
6:I:161:LYS:HZ1	6:J:533:ASP:HA	1.06	0.97
6:I:545:VAL:HG13	6:K:641:ILE:CG1	1.93	0.97
5:N:5:MET:HE3	6:O:494:THR:CG2	1.92	0.97
6:P:195:PRO:HD3	6:Q:562:TYR:CB	1.94	0.97
6:P:458:THR:HA	6:Q:412:ARG:CG	1.94	0.97
6:U:30:ALA:N	6:V:610:THR:HG22	1.76	0.97
6:V:459:LEU:CG	6:W:412:ARG:NH2	2.26	0.97
6:O:84:LYS:CE	6:Q:44:THR:HB	1.71	0.97
6:U:42:ASN:OD1	6:V:84:LYS:CE	2.12	0.97
6:U:412:ARG:CA	6:W:459:LEU:HD11	1.95	0.97
6:U:562:TYR:CB	6:W:195:PRO:HG3	1.94	0.97
6:I:29:THR:CA	6:J:609:ARG:CG	2.38	0.96
6:I:619:ASP:CG	6:J:284:VAL:HG13	1.84	0.96
6:O:242:PHE:HZ	6:Q:82:PHE:CZ	1.72	0.96
6:U:284:VAL:CG1	6:W:619:ASP:CB	2.41	0.96
6:U:418:ASN:HD21	6:W:300:LYS:CE	1.76	0.96
6:U:419:MET:CB	6:W:295:ARG:HH12	1.68	0.96
6:U:534:SER:H	6:W:161:LYS:NZ	1.63	0.96
6:U:537:SER:CB	6:W:168:THR:OG1	2.12	0.96
6:U:545:VAL:HG13	6:W:641:ILE:HG13	1.47	0.96
6:U:619:ASP:CB	6:V:284:VAL:CG2	2.41	0.96
4:E:339:LEU:HD13	6:U:55:VAL:HG13	1.44	0.96
5:G:193:GLY:CA	6:I:364:PRO:HG2	1.94	0.96
5:G:193:GLY:HA3	6:I:364:PRO:HB2	1.36	0.96
6:J:459:LEU:HD13	6:K:414:GLN:CG	1.93	0.96
6:O:622:GLU:HG2	6:P:279:PRO:O	1.63	0.96
6:P:459:LEU:HD11	6:Q:412:ARG:CA	1.95	0.96
6:U:417:PHE:N	6:W:298:PHE:CE2	2.10	0.96
6:U:419:MET:CA	6:W:295:ARG:HH12	1.78	0.96
6:U:459:LEU:HB2	6:V:414:GLN:HE22	1.29	0.96

Continued on next page...

Continued from previous page...

Atom-1	Atom-2	Interatomic distance (Å)	Clash overlap (Å)
6:U:534:SER:OG	6:W:161:LYS:HD3	1.62	0.96
2:B:408:SER:CB	4:D:191:ARG:HH22	1.78	0.96
5:H:4:HIS:ND1	6:I:586:VAL:HG22	1.77	0.96
6:I:100:LYS:HE3	6:Q:144:ASN:HD22	1.30	0.96
6:I:256:SER:HA	6:K:33:ALA:CB	1.95	0.96
6:I:256:SER:OG	6:K:34:ILE:O	1.81	0.96
6:I:545:VAL:CG1	6:K:641:ILE:HG12	1.93	0.96
6:J:44:THR:CG2	6:K:84:LYS:HZ1	1.69	0.96
6:O:412:ARG:CB	6:Q:459:LEU:HG	1.94	0.96
5:T:4:HIS:ND1	6:U:586:VAL:HG22	1.79	0.96
6:U:548:LYS:CE	6:W:644:LEU:CG	2.03	0.96
6:V:161:LYS:HE2	6:W:533:ASP:CA	1.94	0.96
2:B:792:GLN:HE21	4:D:105:ALA:HB1	1.25	0.96
3:C:795:ASP:CG	4:D:249:LYS:HD2	1.84	0.96
6:I:284:VAL:HG13	6:K:619:ASP:OD2	1.65	0.96
6:J:161:LYS:HZ1	6:K:533:ASP:CA	1.76	0.96
6:O:256:SER:HA	6:Q:33:ALA:CB	1.95	0.96
6:U:412:ARG:CB	6:W:459:LEU:CG	2.43	0.96
4:D:259:PRO:HA	4:D:412:VAL:O	1.65	0.96
6:I:283:SER:C	6:K:528:ALA:HB1	1.86	0.96
6:I:354:SER:CB	6:K:295:ARG:NH2	2.29	0.96
6:I:412:ARG:HD2	6:K:457:PRO:C	1.85	0.96
6:J:641:ILE:HG13	6:K:545:VAL:HG13	1.44	0.96
6:O:29:THR:HB	6:P:609:ARG:HD2	1.28	0.96
6:O:412:ARG:HD2	6:Q:457:PRO:C	1.86	0.96
6:O:545:VAL:HG11	6:Q:641:ILE:CD1	1.94	0.96
6:P:36:LEU:HD11	6:Q:242:PHE:CD1	2.01	0.96
5:R:4:HIS:CE1	6:V:586:VAL:HG22	2.01	0.96
6:U:29:THR:HB	6:V:609:ARG:HD2	1.29	0.96
6:U:235:LEU:HD21	6:W:42:ASN:ND2	1.78	0.96
6:U:253:VAL:HG13	6:W:36:LEU:CD2	1.95	0.96
6:U:528:ALA:HB3	6:V:283:SER:HB2	0.98	0.96
6:V:459:LEU:HB3	6:W:414:GLN:HE21	1.28	0.96
3:C:384:MET:CB	3:C:1197:TYR:CE2	2.48	0.96
6:O:283:SER:C	6:Q:528:ALA:HB1	1.86	0.96
6:O:298:PHE:HZ	6:P:417:PHE:CA	1.42	0.96
6:O:419:MET:HB3	6:Q:295:ARG:HH12	1.14	0.96
6:O:619:ASP:CB	6:P:284:VAL:CG1	2.38	0.96
6:O:641:ILE:HG12	6:P:545:VAL:CG1	1.94	0.96
5:S:193:GLY:CA	6:U:364:PRO:HG2	1.94	0.96
6:U:545:VAL:HG11	6:W:641:ILE:CD1	1.94	0.96

Continued on next page...

Continued from previous page...

Atom-1	Atom-2	Interatomic distance (Å)	Clash overlap (Å)
6:V:32:PRO:CG	6:W:609:ARG:O	2.13	0.96
6:V:641:ILE:CD1	6:W:545:VAL:HG21	1.94	0.96
5:H:5:MET:HE2	6:I:494:THR:CG2	1.96	0.96
6:J:161:LYS:HG2	6:K:533:ASP:OD1	1.66	0.96
6:J:298:PHE:CZ	6:K:416:ARG:CA	2.49	0.96
6:J:333:PRO:O	6:K:411:VAL:CG1	2.13	0.96
6:K:283:SER:HB3	6:K:472:ARG:NH2	1.80	0.96
6:O:66:ASP:HB2	6:P:232:ALA:HB2	0.99	0.96
6:O:283:SER:HB2	6:Q:528:ALA:HB3	0.97	0.96
6:O:619:ASP:CB	6:P:284:VAL:CG2	2.41	0.96
6:P:161:LYS:CE	6:Q:533:ASP:CB	2.41	0.96
6:U:44:THR:HB	6:V:84:LYS:CE	1.82	0.96
6:U:300:LYS:NZ	6:V:418:ASN:HD21	1.60	0.96
6:V:457:PRO:HD2	6:W:411:VAL:CG1	1.72	0.96
6:V:459:LEU:HG	6:W:412:ARG:HB2	0.98	0.96
6:V:644:LEU:HD22	6:W:548:LYS:CD	1.87	0.96
1:A:379:VAL:HG11	6:I:60:SER:OG	1.63	0.96
2:B:376:LEU:CD1	4:D:249:LYS:HD2	1.94	0.96
2:B:954:PRO:CB	4:D:39:SER:OG	2.13	0.96
6:I:161:LYS:HD3	6:J:534:SER:OG	1.64	0.96
6:J:32:PRO:CG	6:K:609:ARG:O	2.13	0.96
6:O:195:PRO:HG3	6:P:562:TYR:CB	1.96	0.96
6:O:298:PHE:CB	6:P:418:ASN:CA	2.10	0.96
6:O:412:ARG:CB	6:Q:459:LEU:CG	2.44	0.96
6:U:459:LEU:HD13	6:V:414:GLN:NE2	1.76	0.96
2:B:404:MET:HG2	4:D:46:ILE:HD11	1.43	0.96
6:I:41:LEU:CD2	6:J:242:PHE:HE2	1.66	0.96
6:I:242:PHE:CG	6:K:36:LEU:HD11	2.01	0.96
6:J:459:LEU:HB2	6:K:414:GLN:HE22	1.27	0.96
5:M:193:GLY:HA3	6:O:364:PRO:HG2	1.47	0.96
6:O:29:THR:CB	6:P:609:ARG:CD	2.27	0.96
5:S:193:GLY:HA2	6:U:364:PRO:CG	1.93	0.96
6:U:195:PRO:HG3	6:V:562:TYR:CB	1.94	0.96
6:U:295:ARG:NH2	6:V:354:SER:OG	1.99	0.96
2:B:404:MET:CE	4:D:46:ILE:HB	1.95	0.96
5:H:193:GLY:HA2	6:J:364:PRO:CG	1.94	0.96
6:I:36:LEU:HD21	6:J:242:PHE:CG	2.00	0.96
6:I:195:PRO:HG3	6:J:562:TYR:CB	1.96	0.96
6:I:253:VAL:HG13	6:K:36:LEU:CD2	1.96	0.96
6:I:333:PRO:O	6:J:411:VAL:HG22	1.44	0.96
6:O:419:MET:CB	6:Q:295:ARG:HH12	1.70	0.96

Continued on next page...

Continued from previous page...

Atom-1	Atom-2	Interatomic distance (Å)	Clash overlap (Å)
6:U:36:LEU:HD21	6:V:242:PHE:CG	2.01	0.96
6:U:36:LEU:HD11	6:V:242:PHE:CG	2.01	0.96
6:U:66:ASP:HB2	6:V:232:ALA:HB2	0.98	0.96
6:U:154:ARG:NH1	6:V:247:SER:H	1.49	0.96
6:U:242:PHE:CG	6:W:36:LEU:HD11	2.01	0.96
6:V:298:PHE:CZ	6:W:417:PHE:O	2.17	0.96
6:I:36:LEU:HD11	6:J:242:PHE:CG	2.00	0.95
6:I:610:THR:HA	6:K:30:ALA:HB3	1.45	0.95
6:O:82:PHE:CE2	6:P:242:PHE:CZ	2.52	0.95
6:O:284:VAL:HG13	6:Q:619:ASP:OD2	1.63	0.95
6:O:619:ASP:OD2	6:P:284:VAL:HG13	1.63	0.95
5:T:194:LEU:CD2	6:V:447:SER:OG	2.14	0.95
6:U:235:LEU:CD2	6:W:42:ASN:HD21	1.73	0.95
6:U:256:SER:OG	6:W:34:ILE:O	1.82	0.95
2:B:436:LEU:CD1	4:D:175:MET:CG	2.44	0.95
5:N:44:GLY:CA	6:P:400:ALA:HB1	1.91	0.95
6:O:44:THR:HB	6:P:84:LYS:NZ	1.53	0.95
6:O:295:ARG:NH2	6:P:354:SER:OG	1.99	0.95
6:P:456:ASN:HD21	6:Q:412:ARG:CB	1.71	0.95
6:U:528:ALA:HB1	6:V:283:SER:HA	0.98	0.95
6:U:606:THR:CG2	6:W:28:SER:HB2	1.95	0.95
4:D:82:GLY:C	6:I:54:SER:HB3	1.86	0.95
6:I:235:LEU:HD23	6:K:42:ASN:ND2	1.69	0.95
6:I:548:LYS:HE3	6:K:644:LEU:CD2	1.74	0.95
6:J:165:THR:HG23	6:K:534:SER:HB3	1.33	0.95
6:O:298:PHE:HE1	6:P:416:ARG:HB3	1.31	0.95
6:O:411:VAL:HG11	6:Q:457:PRO:HG3	1.26	0.95
5:S:44:GLY:CA	6:U:400:ALA:C	2.20	0.95
6:U:161:LYS:HD3	6:V:534:SER:OG	1.64	0.95
6:U:545:VAL:HG12	6:W:640:GLN:OE1	1.66	0.95
6:V:44:THR:CG2	6:W:84:LYS:HZ2	1.79	0.95
1:A:1169:LYS:HB2	1:A:1174:VAL:HB	1.48	0.95
6:I:295:ARG:NH2	6:J:354:SER:OG	1.98	0.95
6:I:606:THR:CG2	6:K:28:SER:HB2	1.96	0.95
6:J:458:THR:HA	6:K:412:ARG:CG	1.95	0.95
5:N:193:GLY:N	6:P:364:PRO:CB	2.28	0.95
6:O:168:THR:C	6:P:541:SER:HG	1.68	0.95
6:O:284:VAL:CG1	6:Q:619:ASP:CB	2.40	0.95
6:O:419:MET:HE2	6:Q:299:ILE:HD12	0.97	0.95
6:U:42:ASN:HD21	6:V:235:LEU:CD2	1.76	0.95
6:V:457:PRO:HG2	6:W:411:VAL:CG1	1.70	0.95

Continued on next page...

Continued from previous page...

Atom-1	Atom-2	Interatomic distance (Å)	Clash overlap (Å)
2:B:376:LEU:HD21	3:C:795:ASP:CB	1.96	0.95
5:F:193:GLY:CA	6:K:364:PRO:HG2	1.77	0.95
6:I:459:LEU:HD13	6:J:414:GLN:NE2	1.79	0.95
6:I:528:ALA:HB3	6:J:283:SER:HB2	0.97	0.95
6:P:147:ARG:HD3	6:W:100:LYS:NZ	1.79	0.95
6:U:161:LYS:O	6:V:534:SER:OG	1.84	0.95
6:V:36:LEU:HD11	6:W:242:PHE:CD1	2.01	0.95
6:V:641:ILE:HG13	6:W:545:VAL:HG13	1.46	0.95
2:B:309:LEU:C	2:B:399:ARG:HH11	1.53	0.95
4:E:339:LEU:HB2	6:U:55:VAL:HG12	1.46	0.95
6:J:36:LEU:HD11	6:K:242:PHE:CG	2.02	0.95
6:O:161:LYS:HZ3	6:P:534:SER:N	1.64	0.95
6:P:147:ARG:NH1	6:W:100:LYS:CE	2.17	0.95
5:S:193:GLY:HA3	6:U:364:PRO:HG2	1.48	0.95
5:T:193:GLY:N	6:V:364:PRO:CB	2.29	0.95
6:U:256:SER:HA	6:W:33:ALA:CB	1.95	0.95
6:U:283:SER:C	6:W:528:ALA:HB1	1.85	0.95
6:U:284:VAL:HG13	6:W:619:ASP:OD2	1.65	0.95
6:U:459:LEU:HG	6:V:412:ARG:HB2	1.03	0.95
2:B:353:GLN:NE2	3:C:1020:ILE:CD1	2.29	0.95
2:B:397:HIS:O	2:B:400:GLU:CG	2.15	0.95
4:E:336:ALA:HA	6:U:55:VAL:H	1.27	0.95
6:I:418:ASN:ND2	6:K:300:LYS:CE	2.30	0.95
6:I:419:MET:CA	6:K:295:ARG:HH12	1.78	0.95
6:J:36:LEU:HD11	6:K:242:PHE:CD1	2.01	0.95
6:J:459:LEU:CG	6:K:412:ARG:NH2	2.26	0.95
6:O:170:LEU:HA	6:P:541:SER:HB3	1.49	0.95
6:P:36:LEU:HD11	6:Q:242:PHE:CG	2.02	0.95
6:P:295:ARG:HH12	6:Q:419:MET:CB	1.66	0.95
6:U:160:GLN:HE21	6:V:612:SER:C	1.50	0.95
6:U:412:ARG:HD2	6:W:457:PRO:C	1.86	0.95
6:U:472:ARG:HD2	6:W:530:ARG:CA	1.81	0.95
6:V:456:ASN:HD21	6:W:412:ARG:CB	1.71	0.95
6:I:412:ARG:CA	6:K:459:LEU:HD11	1.96	0.95
6:I:412:ARG:O	6:K:459:LEU:HD12	1.66	0.95
6:I:534:SER:H	6:K:161:LYS:NZ	1.63	0.95
6:I:545:VAL:HG12	6:K:640:GLN:OE1	1.66	0.95
6:J:299:ILE:CD1	6:K:419:MET:HE1	1.96	0.95
6:J:333:PRO:O	6:K:411:VAL:HG22	1.48	0.95
6:O:256:SER:OG	6:Q:34:ILE:O	1.82	0.95
6:O:619:ASP:CG	6:P:284:VAL:HG13	1.84	0.95

Continued on next page...

Continued from previous page...

Atom-1	Atom-2	Interatomic distance (Å)	Clash overlap (Å)
6:O:622:GLU:CG	6:P:280:LEU:HA	1.97	0.95
6:P:161:LYS:HG2	6:Q:533:ASP:OD1	1.66	0.95
6:U:333:PRO:O	6:V:411:VAL:CG1	2.15	0.95
6:V:195:PRO:HD3	6:W:562:TYR:CG	2.01	0.95
6:V:300:LYS:HZ3	6:W:418:ASN:CG	1.50	0.95
3:C:315:SER:H	3:C:1196:ARG:HD3	1.28	0.95
3:C:381:VAL:CG1	3:C:439:THR:HG21	1.95	0.95
6:I:161:LYS:O	6:J:534:SER:OG	1.84	0.95
6:O:253:VAL:HG13	6:Q:36:LEU:CD2	1.95	0.95
6:O:528:ALA:HB1	6:P:283:SER:HA	0.98	0.95
6:O:644:LEU:HB3	6:P:548:LYS:CD	1.96	0.95
6:P:32:PRO:CG	6:Q:609:ARG:O	2.13	0.95
6:U:84:LYS:CE	6:W:44:THR:HB	1.71	0.95
6:U:284:VAL:CG2	6:W:619:ASP:CB	2.39	0.95
6:U:459:LEU:CB	6:V:412:ARG:NE	2.29	0.95
6:U:472:ARG:NE	6:W:530:ARG:N	1.88	0.95
6:U:528:ALA:CB	6:V:283:SER:HA	1.87	0.95
6:V:459:LEU:HB2	6:W:414:GLN:HE22	1.27	0.95
6:O:459:LEU:CB	6:P:412:ARG:NE	2.30	0.95
6:P:530:ARG:N	6:Q:472:ARG:NE	1.90	0.95
6:U:411:VAL:CG1	6:W:457:PRO:HD2	1.83	0.95
6:U:609:ARG:O	6:W:32:PRO:CG	2.15	0.95
6:I:232:ALA:HB2	6:K:66:ASP:HB2	0.97	0.94
5:M:194:LEU:CD2	6:O:447:SER:OG	2.15	0.94
6:O:66:ASP:HB2	6:P:232:ALA:HB1	1.07	0.94
6:O:195:PRO:CD	6:P:562:TYR:CB	2.35	0.94
6:O:419:MET:CA	6:Q:295:ARG:HH12	1.80	0.94
6:U:619:ASP:CB	6:V:284:VAL:CG1	2.38	0.94
6:V:30:ALA:N	6:W:610:THR:HG22	1.82	0.94
6:V:456:ASN:ND2	6:W:412:ARG:CD	2.30	0.94
2:B:437:ARG:CZ	4:D:173:ALA:HA	1.97	0.94
4:D:390:ASN:H	6:P:54:SER:CA	1.78	0.94
6:I:298:PHE:HB3	6:J:419:MET:N	1.82	0.94
6:I:644:LEU:CB	6:J:548:LYS:HD3	1.91	0.94
5:M:5:MET:HE2	6:Q:494:THR:CB	1.90	0.94
6:O:161:LYS:O	6:P:534:SER:OG	1.83	0.94
6:P:161:LYS:NZ	6:Q:534:SER:H	1.65	0.94
5:T:44:GLY:O	6:V:400:ALA:HB2	1.67	0.94
6:U:41:LEU:CD2	6:V:242:PHE:HE2	1.67	0.94
6:V:161:LYS:HG2	6:W:533:ASP:OD1	1.65	0.94
2:B:645:HIS:CE1	2:B:700:TRP:CZ3	2.54	0.94

Continued on next page...

Continued from previous page...

Atom-1	Atom-2	Interatomic distance (Å)	Clash overlap (Å)
6:I:27:THR:O	6:I:28:SER:C	2.05	0.94
6:I:528:ALA:CB	6:J:283:SER:HA	1.88	0.94
6:I:644:LEU:HB3	6:J:548:LYS:CD	1.95	0.94
6:O:545:VAL:HG13	6:Q:640:GLN:HE22	1.32	0.94
6:U:300:LYS:HZ1	6:V:418:ASN:CB	1.79	0.94
6:V:168:THR:HB	6:W:538:ALA:N	1.82	0.94
6:V:333:PRO:O	6:W:411:VAL:CG1	2.15	0.94
4:E:339:LEU:CB	6:U:55:VAL:CB	2.45	0.94
5:G:194:LEU:HD13	6:I:447:SER:OG	1.66	0.94
6:I:29:THR:CA	6:J:609:ARG:HG2	1.96	0.94
6:I:644:LEU:CB	6:J:548:LYS:CD	2.31	0.94
6:J:456:ASN:ND2	6:K:412:ARG:CD	2.30	0.94
5:N:44:GLY:O	6:P:400:ALA:HB2	1.66	0.94
5:N:194:LEU:CD2	6:P:447:SER:OG	2.13	0.94
6:O:44:THR:CB	6:P:84:LYS:HZ1	1.53	0.94
6:P:195:PRO:HD3	6:Q:562:TYR:CG	2.02	0.94
6:V:295:ARG:HH12	6:W:419:MET:HB3	1.13	0.94
4:D:393:ASP:OD2	6:P:54:SER:HA	1.65	0.94
5:G:193:GLY:HA3	6:I:364:PRO:HG2	1.48	0.94
6:I:29:THR:HB	6:J:609:ARG:HG3	1.48	0.94
6:I:82:PHE:CE2	6:J:242:PHE:CZ	2.52	0.94
5:L:4:HIS:CE1	6:P:586:VAL:HG22	2.02	0.94
6:O:242:PHE:CD1	6:Q:36:LEU:HD11	2.02	0.94
6:O:412:ARG:HD2	6:Q:458:THR:HA	1.07	0.94
6:O:412:ARG:O	6:Q:459:LEU:HD12	1.67	0.94
6:O:417:PHE:C	6:Q:298:PHE:CD2	2.32	0.94
6:P:333:PRO:O	6:Q:411:VAL:CG1	2.15	0.94
6:P:459:LEU:CG	6:Q:412:ARG:NH2	2.26	0.94
6:U:283:SER:HB2	6:W:528:ALA:HB3	0.96	0.94
6:U:418:ASN:ND2	6:W:300:LYS:CE	2.30	0.94
2:B:954:PRO:HA	4:D:35:ARG:HH11	1.33	0.94
2:B:954:PRO:CA	4:D:35:ARG:NH1	2.20	0.94
4:E:336:ALA:CA	6:U:55:VAL:N	2.30	0.94
6:J:36:LEU:HB3	6:K:253:VAL:HG12	0.95	0.94
6:J:530:ARG:N	6:K:472:ARG:NE	1.91	0.94
6:J:627:ARG:HG2	6:K:272:ASP:OD1	1.67	0.94
6:O:235:LEU:CD2	6:Q:42:ASN:HD21	1.73	0.94
6:P:147:ARG:CB	6:W:100:LYS:HZ1	1.75	0.94
6:P:459:LEU:HG	6:Q:412:ARG:HB2	0.97	0.94
5:R:4:HIS:NE2	6:V:587:GLY:N	2.15	0.94
6:U:354:SER:CB	6:W:295:ARG:NH2	2.29	0.94

Continued on next page...

Continued from previous page...

Atom-1	Atom-2	Interatomic distance (Å)	Clash overlap (Å)
6:V:300:LYS:HZ1	6:W:418:ASN:CG	1.50	0.94
6:X:588:ILE:N	5:Y:2:PRO:CG	2.29	0.94
2:B:429:ASN:ND2	3:C:611:PRO:HG2	1.82	0.94
2:B:952:PRO:CB	4:D:35:ARG:HH21	1.80	0.94
6:I:472:ARG:HD2	6:K:530:ARG:CA	1.81	0.94
6:J:298:PHE:HB3	6:K:418:ASN:HA	1.00	0.94
5:L:193:GLY:HA3	6:Q:364:PRO:HB2	1.39	0.94
6:O:242:PHE:CG	6:Q:36:LEU:HD11	2.01	0.94
6:P:161:LYS:HZ3	6:Q:534:SER:N	1.64	0.94
6:P:300:LYS:NZ	6:Q:418:ASN:HD21	1.47	0.94
5:S:194:LEU:CD2	6:U:447:SER:OG	2.15	0.94
6:U:609:ARG:CD	6:W:29:THR:CB	2.36	0.94
6:V:295:ARG:NH1	6:W:419:MET:CA	2.31	0.94
3:C:386:GLU:CD	3:C:1195:TYR:CE1	2.41	0.94
4:D:183:ALA:O	4:D:187:GLN:CD	2.05	0.94
4:D:393:ASP:OD2	6:P:54:SER:N	2.01	0.94
5:H:194:LEU:CD2	6:J:447:SER:OG	2.15	0.94
6:I:66:ASP:CB	6:J:232:ALA:HB2	1.68	0.94
6:I:459:LEU:HD12	6:J:412:ARG:O	1.68	0.94
6:I:534:SER:H	6:K:161:LYS:HZ3	1.04	0.94
6:I:640:GLN:OE1	6:J:545:VAL:HG12	1.68	0.94
6:J:30:ALA:N	6:K:610:THR:HG22	1.82	0.94
6:J:295:ARG:NH1	6:K:419:MET:CA	2.31	0.94
6:J:459:LEU:HD11	6:K:412:ARG:CA	1.95	0.94
5:N:44:GLY:HA2	6:P:400:ALA:O	1.68	0.94
6:O:354:SER:CB	6:Q:295:ARG:NH2	2.30	0.94
6:O:459:LEU:CG	6:P:412:ARG:NH2	2.29	0.94
6:O:459:LEU:HD11	6:P:412:ARG:CA	1.98	0.94
6:O:545:VAL:CG1	6:Q:641:ILE:HG12	1.95	0.94
6:O:609:ARG:O	6:Q:32:PRO:CG	2.16	0.94
6:P:627:ARG:HG2	6:Q:272:ASP:OD1	1.67	0.94
6:U:27:THR:O	6:U:28:SER:C	2.05	0.94
6:U:298:PHE:HB3	6:V:418:ASN:HA	1.02	0.94
6:V:36:LEU:HB3	6:W:253:VAL:HG12	0.94	0.94
6:V:42:ASN:HD21	6:W:235:LEU:CD2	1.76	0.94
6:V:459:LEU:HD11	6:W:412:ARG:CA	1.96	0.94
6:V:627:ARG:HG2	6:W:272:ASP:OD1	1.68	0.94
5:H:193:GLY:N	6:J:364:PRO:CB	2.29	0.94
6:I:272:ASP:OD1	6:K:627:ARG:HG2	1.68	0.94
6:I:295:ARG:HH12	6:J:419:MET:CB	1.67	0.94
6:V:459:LEU:HD23	6:W:412:ARG:CZ	1.98	0.94

Continued on next page...

Continued from previous page...

Atom-1	Atom-2	Interatomic distance (Å)	Clash overlap (Å)
6:V:619:ASP:CB	6:W:284:VAL:CG2	2.40	0.94
4:E:339:LEU:HD22	6:U:55:VAL:HG13	1.46	0.94
6:I:84:LYS:HZ1	6:K:44:THR:CG2	1.71	0.94
6:I:154:ARG:CD	6:J:248:GLU:N	2.31	0.94
6:I:170:LEU:HA	6:J:541:SER:HB3	1.50	0.94
6:I:235:LEU:HD21	6:K:42:ASN:ND2	1.80	0.94
6:I:300:LYS:HZ1	6:J:418:ASN:CB	1.79	0.94
6:I:472:ARG:NE	6:K:530:ARG:N	1.88	0.94
6:J:295:ARG:NH2	6:K:354:SER:CB	2.30	0.94
6:J:459:LEU:HD12	6:K:412:ARG:C	1.86	0.94
6:O:161:LYS:NZ	6:P:534:SER:H	1.66	0.94
6:O:275:GLU:HG2	6:Q:630:LEU:HD13	0.95	0.94
6:O:298:PHE:HB3	6:P:419:MET:N	1.82	0.94
6:O:545:VAL:HG12	6:Q:640:GLN:OE1	1.67	0.94
6:P:161:LYS:CE	6:Q:533:ASP:CA	2.46	0.94
6:P:295:ARG:NH2	6:Q:354:SER:CB	2.30	0.94
6:P:333:PRO:O	6:Q:411:VAL:HG22	1.48	0.94
5:S:4:HIS:NE2	6:W:587:GLY:N	2.15	0.94
5:S:194:LEU:HD13	6:U:447:SER:OG	1.68	0.94
6:U:458:THR:HA	6:V:412:ARG:CG	1.97	0.94
6:U:459:LEU:HD11	6:V:412:ARG:CA	1.97	0.94
5:G:4:HIS:NE2	6:K:587:GLY:N	2.15	0.93
6:O:36:LEU:HD11	6:P:242:PHE:CG	2.02	0.93
6:U:29:THR:CA	6:V:609:ARG:HG2	1.96	0.93
6:U:29:THR:HB	6:V:609:ARG:HG3	1.47	0.93
6:U:298:PHE:HB3	6:V:419:MET:N	1.82	0.93
6:U:298:PHE:HE1	6:V:416:ARG:HB3	1.33	0.93
6:U:609:ARG:HD2	6:W:29:THR:HB	1.30	0.93
6:U:641:ILE:HG12	6:V:545:VAL:CG1	1.95	0.93
5:G:194:LEU:CD2	6:I:447:SER:OG	2.15	0.93
6:I:459:LEU:CD2	6:J:412:ARG:CZ	2.45	0.93
6:J:161:LYS:CE	6:K:533:ASP:CA	2.46	0.93
6:J:195:PRO:HD3	6:K:562:TYR:CG	2.03	0.93
6:J:459:LEU:HD23	6:K:412:ARG:CZ	1.98	0.93
5:L:4:HIS:NE2	6:P:587:GLY:N	2.16	0.93
5:M:4:HIS:NE2	6:Q:587:GLY:N	2.16	0.93
6:O:284:VAL:CG2	6:Q:619:ASP:CB	2.39	0.93
6:O:333:PRO:O	6:P:411:VAL:CG1	2.17	0.93
6:P:30:ALA:N	6:Q:610:THR:HG22	1.82	0.93
6:U:272:ASP:OD1	6:W:627:ARG:HG2	1.68	0.93
6:V:165:THR:HG23	6:W:534:SER:HB3	1.34	0.93

Continued on next page...

Continued from previous page...

Atom-1	Atom-2	Interatomic distance (Å)	Clash overlap (Å)
2:B:376:LEU:CD2	3:C:795:ASP:O	2.14	0.93
3:C:383:ALA:O	3:C:1197:TYR:HD2	1.33	0.93
6:I:419:MET:HE2	6:K:299:ILE:CD1	1.84	0.93
6:P:298:PHE:HB3	6:Q:418:ASN:HA	1.00	0.93
6:V:161:LYS:NZ	6:W:534:SER:H	1.66	0.93
6:V:165:THR:CG2	6:W:534:SER:CA	2.28	0.93
6:X:494:THR:CG2	5:Y:5:MET:CB	2.42	0.93
1:A:615:VAL:HG12	1:A:660:GLY:HA2	1.50	0.93
6:I:412:ARG:HD2	6:K:458:THR:HA	1.07	0.93
5:L:4:HIS:CG	6:P:586:VAL:HG21	2.01	0.93
6:O:411:VAL:CG1	6:Q:457:PRO:HD2	1.85	0.93
6:O:412:ARG:CG	6:Q:458:THR:HA	1.99	0.93
6:O:458:THR:HA	6:P:412:ARG:CG	1.97	0.93
6:P:36:LEU:HB3	6:Q:253:VAL:HG12	0.94	0.93
2:B:880:LEU:O	4:D:31:GLY:O	1.86	0.93
3:C:792:GLN:NE2	4:D:346:LEU:HA	1.82	0.93
6:J:298:PHE:CD2	6:K:418:ASN:HA	1.98	0.93
6:J:459:LEU:CD2	6:K:412:ARG:CZ	2.45	0.93
6:O:640:GLN:OE1	6:P:545:VAL:HG12	1.68	0.93
6:U:298:PHE:CD2	6:V:418:ASN:HA	2.03	0.93
6:V:36:LEU:HD11	6:W:242:PHE:CG	2.03	0.93
5:F:4:HIS:CE1	6:J:586:VAL:HG22	2.02	0.93
6:I:609:ARG:O	6:K:32:PRO:CG	2.15	0.93
6:O:29:THR:HB	6:P:609:ARG:HG3	1.49	0.93
6:O:32:PRO:O	6:P:613:LEU:HD22	1.68	0.93
6:O:610:THR:HG22	6:Q:30:ALA:N	1.82	0.93
6:P:147:ARG:CG	6:W:100:LYS:CE	2.46	0.93
6:U:300:LYS:CE	6:V:418:ASN:HD21	1.81	0.93
2:B:376:LEU:CD2	3:C:795:ASP:CG	2.37	0.93
5:F:193:GLY:HA2	6:K:364:PRO:HG3	1.50	0.93
6:J:161:LYS:NZ	6:K:534:SER:H	1.66	0.93
6:J:298:PHE:CD2	6:K:417:PHE:C	2.25	0.93
5:M:4:HIS:CD2	6:Q:586:VAL:HG23	2.04	0.93
6:O:154:ARG:NH1	6:P:247:SER:H	1.49	0.93
6:O:418:ASN:ND2	6:Q:300:LYS:CE	2.30	0.93
6:P:147:ARG:HG2	6:W:100:LYS:CD	1.98	0.93
6:P:169:MET:C	6:Q:541:SER:CB	2.37	0.93
6:P:300:LYS:CE	6:Q:418:ASN:HD21	1.81	0.93
6:V:644:LEU:CD2	6:W:548:LYS:HE3	1.66	0.93
2:B:951:PRO:CB	4:D:98:SER:O	2.16	0.93
6:J:459:LEU:HG	6:K:412:ARG:HB2	0.94	0.93

Continued on next page...

Continued from previous page...

Atom-1	Atom-2	Interatomic distance (Å)	Clash overlap (Å)
5:R:193:GLY:HA3	6:W:364:PRO:HB2	1.37	0.93
2:B:431:THR:HG23	3:C:614:GLN:HE21	1.26	0.93
6:I:533:ASP:HA	6:K:161:LYS:HZ1	1.01	0.93
6:J:630:LEU:HD13	6:K:275:GLU:HG3	1.41	0.93
6:O:41:LEU:HD22	6:P:242:PHE:CE2	2.03	0.93
6:O:644:LEU:HD23	6:P:548:LYS:NZ	1.84	0.93
6:P:300:LYS:CE	6:Q:418:ASN:ND2	2.32	0.93
6:P:606:THR:HG22	6:P:609:ARG:NH2	1.84	0.93
6:U:412:ARG:CG	6:W:458:THR:HA	1.98	0.93
6:V:459:LEU:CD2	6:W:412:ARG:CZ	2.45	0.93
6:I:472:ARG:NE	6:K:530:ARG:H	1.61	0.93
6:I:610:THR:HG22	6:K:30:ALA:N	1.82	0.93
6:O:30:ALA:HB2	6:P:610:THR:CB	1.99	0.93
6:O:32:PRO:CG	6:P:609:ARG:O	2.17	0.93
6:O:298:PHE:CD2	6:P:417:PHE:C	2.32	0.93
6:O:412:ARG:CG	6:Q:456:ASN:HD21	1.82	0.93
6:U:82:PHE:CE2	6:V:242:PHE:CZ	2.52	0.93
6:U:412:ARG:HE	6:W:459:LEU:N	1.57	0.93
6:U:644:LEU:HB3	6:V:548:LYS:CD	1.96	0.93
6:I:161:LYS:HZ1	6:J:533:ASP:CA	1.80	0.92
6:I:411:VAL:CG1	6:K:457:PRO:HG2	1.68	0.92
6:O:154:ARG:CD	6:P:248:GLU:N	2.32	0.92
5:R:193:GLY:HA2	6:W:364:PRO:HG3	1.50	0.92
6:U:154:ARG:NE	6:V:247:SER:C	2.21	0.92
6:V:622:GLU:CG	6:W:279:PRO:O	2.17	0.92
6:I:300:LYS:CE	6:J:418:ASN:HD21	1.82	0.92
6:I:541:SER:HA	6:K:169:MET:O	1.67	0.92
6:P:195:PRO:HG3	6:Q:562:TYR:CB	2.00	0.92
6:U:66:ASP:HB2	6:V:232:ALA:HB1	1.09	0.92
6:U:161:LYS:NZ	6:V:534:SER:H	1.67	0.92
6:I:458:THR:HA	6:J:412:ARG:CG	1.99	0.92
6:I:622:GLU:CG	6:J:280:LEU:HA	1.98	0.92
6:J:29:THR:HA	6:K:609:ARG:HG2	1.51	0.92
5:M:194:LEU:HD13	6:O:447:SER:OG	1.68	0.92
6:O:161:LYS:HZ1	6:P:533:ASP:HA	1.34	0.92
6:O:279:PRO:O	6:Q:622:GLU:HG2	1.69	0.92
6:O:459:LEU:CD2	6:P:412:ARG:CZ	2.45	0.92
6:O:541:SER:HA	6:Q:169:MET:O	1.66	0.92
6:O:644:LEU:CD2	6:P:548:LYS:HZ1	1.82	0.92
5:T:4:HIS:HD1	6:U:586:VAL:HG13	1.25	0.92
6:U:298:PHE:HE2	6:V:408:ALA:HA	1.32	0.92

Continued on next page...

Continued from previous page...

Atom-1	Atom-2	Interatomic distance (Å)	Clash overlap (Å)
6:U:412:ARG:O	6:W:459:LEU:HD12	1.68	0.92
6:U:622:GLU:CG	6:V:280:LEU:HA	1.98	0.92
6:V:530:ARG:CZ	6:W:482:ASP:CG	2.37	0.92
1:A:353:ARG:HH21	4:D:129:VAL:HG13	1.33	0.92
4:E:336:ALA:HB2	6:U:54:SER:HA	1.51	0.92
6:I:298:PHE:CD2	6:J:417:PHE:C	2.31	0.92
6:I:459:LEU:CG	6:J:412:ARG:NH2	2.30	0.92
6:J:530:ARG:CZ	6:K:482:ASP:CG	2.38	0.92
6:J:622:GLU:CG	6:K:279:PRO:O	2.17	0.92
6:O:472:ARG:HD2	6:Q:530:ARG:CA	1.80	0.92
6:P:300:LYS:HZ1	6:Q:418:ASN:CG	1.60	0.92
6:P:622:GLU:CG	6:Q:279:PRO:O	2.17	0.92
6:U:42:ASN:ND2	6:V:235:LEU:HD23	1.71	0.92
6:V:295:ARG:NH2	6:W:354:SER:CB	2.31	0.92
6:V:530:ARG:N	6:W:472:ARG:NE	1.91	0.92
2:B:686:ARG:O	3:C:595:GLN:OE1	1.86	0.92
6:I:32:PRO:CG	6:J:609:ARG:O	2.17	0.92
6:I:41:LEU:HD22	6:J:242:PHE:CE2	2.04	0.92
6:I:414:GLN:HE21	6:K:459:LEU:HB3	1.23	0.92
6:O:300:LYS:CE	6:P:418:ASN:HD21	1.82	0.92
6:O:411:VAL:HG22	6:Q:333:PRO:O	1.52	0.92
6:P:456:ASN:ND2	6:Q:412:ARG:CD	2.32	0.92
6:P:459:LEU:HD23	6:Q:412:ARG:CZ	1.98	0.92
5:R:4:HIS:CG	6:V:586:VAL:HG21	2.01	0.92
5:T:44:GLY:HA2	6:V:400:ALA:O	1.69	0.92
6:U:295:ARG:HH12	6:V:419:MET:CB	1.67	0.92
6:U:411:VAL:CG1	6:W:457:PRO:HG2	1.69	0.92
6:U:459:LEU:HD12	6:V:412:ARG:O	1.68	0.92
6:V:641:ILE:CG1	6:W:545:VAL:HG13	1.98	0.92
1:A:406:ASN:HD21	6:J:102:GLY:N	1.67	0.92
2:B:434:ILE:CD1	3:C:616:SER:OG	2.17	0.92
3:C:715:VAL:HG23	3:C:726:ARG:HE	1.29	0.92
5:G:194:LEU:CD1	6:I:447:SER:OG	2.18	0.92
6:I:299:ILE:HD12	6:J:419:MET:HE2	0.94	0.92
6:I:609:ARG:HG2	6:K:29:THR:CB	1.99	0.92
5:L:193:GLY:HA2	6:Q:364:PRO:HG3	1.50	0.92
6:P:295:ARG:NH1	6:Q:419:MET:CA	2.32	0.92
6:U:29:THR:HA	6:V:609:ARG:HG2	1.48	0.92
6:U:32:PRO:CG	6:V:609:ARG:O	2.17	0.92
6:U:82:PHE:CZ	6:V:242:PHE:HZ	1.73	0.92
3:C:210:ILE:HB	3:C:240:VAL:HB	1.51	0.92

Continued on next page...

Continued from previous page...

Atom-1	Atom-2	Interatomic distance (Å)	Clash overlap (Å)
5:H:44:GLY:O	6:J:400:ALA:HB2	1.68	0.92
6:J:529:SER:N	6:K:283:SER:HB3	1.85	0.92
6:O:29:THR:CA	6:P:609:ARG:HG2	1.96	0.92
6:O:42:ASN:ND2	6:P:235:LEU:HD23	1.71	0.92
6:P:161:LYS:HZ3	6:Q:534:SER:H	1.02	0.92
6:P:644:LEU:HD22	6:Q:548:LYS:CD	1.87	0.92
6:U:33:ALA:HB1	6:V:256:SER:HA	1.51	0.92
6:U:41:LEU:HD22	6:V:242:PHE:CE2	2.03	0.92
6:U:640:GLN:OE1	6:V:545:VAL:HG12	1.67	0.92
6:V:459:LEU:HD12	6:W:412:ARG:C	1.86	0.92
4:D:390:ASN:HB2	6:P:50:PRO:CG	2.00	0.92
6:I:161:LYS:NZ	6:J:534:SER:H	1.66	0.92
6:I:298:PHE:HZ	6:J:417:PHE:CA	1.42	0.92
6:I:419:MET:N	6:K:298:PHE:HB3	1.85	0.92
5:S:4:HIS:CD2	6:W:586:VAL:HG23	2.03	0.92
5:S:4:HIS:HD1	6:W:586:VAL:HG13	1.32	0.92
6:U:412:ARG:NE	6:W:458:THR:CA	2.24	0.92
6:U:530:ARG:H	6:V:472:ARG:CD	1.70	0.92
6:V:161:LYS:CE	6:W:533:ASP:CB	2.41	0.92
4:D:82:GLY:HA3	6:I:54:SER:HB3	1.51	0.92
5:G:44:GLY:HA3	6:I:400:ALA:HB1	0.93	0.92
6:I:644:LEU:HD22	6:J:548:LYS:HZ2	1.11	0.92
6:O:412:ARG:CA	6:Q:459:LEU:HD11	1.96	0.92
6:P:66:ASP:CB	6:Q:232:ALA:HB2	1.76	0.92
6:P:459:LEU:HD12	6:Q:412:ARG:C	1.86	0.92
6:U:154:ARG:CD	6:V:248:GLU:N	2.33	0.92
6:U:610:THR:HG22	6:W:30:ALA:N	1.82	0.92
6:U:622:GLU:HG3	6:V:279:PRO:O	1.70	0.92
6:V:300:LYS:CE	6:W:418:ASN:HD21	1.83	0.92
1:A:152:THR:OG1	3:C:598:PRO:CB	2.18	0.92
6:I:42:ASN:HD21	6:J:235:LEU:CD2	1.76	0.92
6:I:284:VAL:CG1	6:K:619:ASP:CB	2.41	0.92
6:I:545:VAL:HG13	6:K:640:GLN:HE22	1.33	0.92
6:J:41:LEU:HD22	6:K:242:PHE:HE2	1.34	0.92
6:O:609:ARG:HG2	6:Q:29:THR:CB	1.99	0.92
5:R:5:MET:CE	6:V:494:THR:OG1	2.18	0.92
5:R:44:GLY:HA3	6:W:400:ALA:CA	1.65	0.92
6:U:32:PRO:O	6:V:613:LEU:HD22	1.68	0.92
6:U:409:ILE:CD1	6:W:297:ALA:HA	2.00	0.92
4:D:393:ASP:OD2	6:P:53:THR:O	1.87	0.91
6:I:412:ARG:CG	6:K:458:THR:HA	1.99	0.91

Continued on next page...

Continued from previous page...

Atom-1	Atom-2	Interatomic distance (Å)	Clash overlap (Å)
6:I:530:ARG:CA	6:J:472:ARG:HD2	1.88	0.91
6:J:295:ARG:HH12	6:K:419:MET:CB	1.66	0.91
6:J:295:ARG:HH12	6:K:419:MET:HB3	1.11	0.91
6:O:272:ASP:OD1	6:Q:627:ARG:HG2	1.69	0.91
6:O:528:ALA:HB1	6:P:283:SER:C	1.89	0.91
6:P:41:LEU:HD22	6:Q:242:PHE:HE2	1.35	0.91
6:U:459:LEU:CG	6:V:412:ARG:NH2	2.30	0.91
2:B:409:MET:HE3	2:B:443:PRO:C	1.90	0.91
6:I:459:LEU:HD11	6:J:412:ARG:CA	1.98	0.91
6:J:41:LEU:HD22	6:K:242:PHE:CE2	2.06	0.91
6:O:298:PHE:HE2	6:P:408:ALA:HA	1.35	0.91
6:O:622:GLU:HG3	6:P:279:PRO:O	1.69	0.91
6:U:242:PHE:CD1	6:W:36:LEU:HD11	2.05	0.91
6:V:300:LYS:CE	6:W:418:ASN:ND2	2.33	0.91
5:H:44:GLY:CA	6:J:400:ALA:HB1	1.90	0.91
6:J:606:THR:HG22	6:J:609:ARG:NH2	1.84	0.91
5:M:44:GLY:C	6:O:400:ALA:CB	2.39	0.91
6:P:121:ALA:HB2	6:Q:87:PHE:CZ	2.06	0.91
6:P:193:ILE:HG21	6:Q:562:TYR:OH	1.71	0.91
6:P:530:ARG:CZ	6:Q:482:ASP:CG	2.39	0.91
6:U:528:ALA:HB1	6:V:283:SER:C	1.89	0.91
3:C:404:MET:SD	4:E:175:MET:CB	2.57	0.91
4:D:390:ASN:N	6:P:54:SER:CA	2.30	0.91
4:E:339:LEU:HB3	6:U:55:VAL:HG11	1.51	0.91
6:I:160:GLN:HG2	6:J:612:SER:HB3	1.52	0.91
6:I:333:PRO:O	6:J:411:VAL:CG1	2.17	0.91
6:O:33:ALA:HB1	6:P:256:SER:HA	1.52	0.91
6:O:283:SER:HA	6:Q:528:ALA:CB	1.96	0.91
6:O:416:ARG:HB3	6:Q:298:PHE:CE1	2.05	0.91
6:P:161:LYS:HZ1	6:Q:533:ASP:HA	1.16	0.91
6:P:298:PHE:CD2	6:Q:418:ASN:HA	1.98	0.91
5:S:44:GLY:C	6:U:400:ALA:CB	2.38	0.91
5:T:5:MET:HE2	6:U:494:THR:CG2	1.92	0.91
6:U:165:THR:CG2	6:V:534:SER:HB3	1.76	0.91
6:U:545:VAL:HG13	6:W:640:GLN:HE22	1.32	0.91
5:F:4:HIS:CG	6:J:586:VAL:HG21	2.02	0.91
5:F:44:GLY:O	6:K:400:ALA:CB	2.19	0.91
5:G:4:HIS:CD2	6:K:586:VAL:HG23	2.03	0.91
5:H:44:GLY:HA3	6:J:400:ALA:CA	1.68	0.91
6:I:275:GLU:HG2	6:K:630:LEU:HD13	0.94	0.91
6:O:44:THR:HB	6:P:84:LYS:CE	1.84	0.91

Continued on next page...

Continued from previous page...

Atom-1	Atom-2	Interatomic distance (Å)	Clash overlap (Å)
6:O:154:ARG:NE	6:P:247:SER:C	2.22	0.91
6:O:459:LEU:HD12	6:P:412:ARG:O	1.69	0.91
6:O:459:LEU:HB2	6:P:414:GLN:HE22	1.32	0.91
5:S:5:MET:HE3	6:W:494:THR:HG21	0.91	0.91
5:S:194:LEU:HD22	6:U:447:SER:HB2	0.91	0.91
6:U:36:LEU:CB	6:V:253:VAL:CG1	2.29	0.91
6:U:472:ARG:NE	6:W:530:ARG:H	1.60	0.91
6:U:541:SER:HA	6:W:169:MET:O	1.67	0.91
6:V:82:PHE:CE2	6:W:242:PHE:HZ	1.87	0.91
5:N:44:GLY:C	6:P:400:ALA:CB	2.39	0.91
6:O:548:LYS:CD	6:Q:644:LEU:HD22	1.91	0.91
6:U:30:ALA:HB2	6:V:610:THR:CB	2.00	0.91
2:B:952:PRO:CA	4:D:35:ARG:HD3	1.99	0.91
3:C:938:TYR:HH	3:C:946:VAL:HB	1.22	0.91
6:I:279:PRO:O	6:K:622:GLU:HG2	1.68	0.91
6:I:298:PHE:HE2	6:J:408:ALA:HA	1.32	0.91
6:I:417:PHE:O	6:K:298:PHE:CZ	2.23	0.91
6:I:562:TYR:HE1	6:K:193:ILE:CB	1.59	0.91
6:J:300:LYS:CE	6:K:418:ASN:ND2	2.33	0.91
5:L:5:MET:CE	6:P:494:THR:OG1	2.19	0.91
6:O:411:VAL:HG12	6:Q:457:PRO:HD2	0.92	0.91
6:O:530:ARG:CA	6:P:472:ARG:HD2	1.90	0.91
6:P:29:THR:HA	6:Q:609:ARG:HG2	1.52	0.91
6:U:195:PRO:CG	6:V:562:TYR:CB	2.48	0.91
6:U:414:GLN:NE2	6:W:459:LEU:HD13	1.81	0.91
6:V:528:ALA:CB	6:W:283:SER:O	2.18	0.91
5:G:193:GLY:N	6:I:364:PRO:CB	2.34	0.91
5:H:44:GLY:HA2	6:J:400:ALA:O	1.69	0.91
6:J:44:THR:HG21	6:K:84:LYS:HZ2	1.31	0.91
6:J:122:THR:HG21	6:K:90:ASN:HB3	0.91	0.91
6:O:417:PHE:O	6:Q:298:PHE:CZ	2.22	0.91
6:P:168:THR:HB	6:Q:538:ALA:N	1.85	0.91
6:U:168:THR:HG1	6:V:537:SER:CB	1.73	0.91
6:U:416:ARG:HB3	6:W:298:PHE:CE1	2.05	0.91
6:U:417:PHE:C	6:W:298:PHE:CD2	2.31	0.91
6:U:418:ASN:HD21	6:W:300:LYS:NZ	1.55	0.91
6:U:627:ARG:HG2	6:V:272:ASP:OD1	1.71	0.91
5:F:4:HIS:NE2	6:J:587:GLY:N	2.17	0.91
6:I:609:ARG:HG2	6:K:29:THR:HA	1.53	0.91
6:J:195:PRO:HG3	6:K:562:TYR:CB	2.00	0.91
6:O:195:PRO:CG	6:P:562:TYR:CB	2.49	0.91

Continued on next page...

Continued from previous page...

Atom-1	Atom-2	Interatomic distance (Å)	Clash overlap (Å)
6:O:644:LEU:HD22	6:P:548:LYS:CD	1.90	0.91
6:P:42:ASN:HD21	6:Q:235:LEU:CD2	1.75	0.91
6:U:170:LEU:HA	6:V:541:SER:HB3	1.50	0.91
6:U:619:ASP:HB2	6:V:284:VAL:CB	2.00	0.91
6:V:29:THR:HA	6:W:609:ARG:HG2	1.51	0.91
6:V:161:LYS:CE	6:W:533:ASP:CA	2.47	0.91
1:A:152:THR:HB	3:C:598:PRO:HB3	1.51	0.91
2:B:792:GLN:NE2	4:D:105:ALA:HB1	1.82	0.91
6:I:416:ARG:HB3	6:K:298:PHE:CE1	2.06	0.91
6:I:419:MET:HB3	6:K:295:ARG:HH12	1.13	0.91
6:J:165:THR:CG2	6:K:534:SER:CA	2.26	0.91
5:L:44:GLY:O	6:Q:400:ALA:CB	2.19	0.91
6:O:411:VAL:CG1	6:Q:457:PRO:HG2	1.71	0.91
6:O:459:LEU:HD22	6:P:409:ILE:HG22	1.52	0.91
6:O:609:ARG:HG2	6:Q:29:THR:HA	1.51	0.91
6:U:299:ILE:HD12	6:V:419:MET:HE2	0.93	0.91
6:U:530:ARG:H	6:V:472:ARG:NE	1.57	0.91
6:U:534:SER:N	6:W:161:LYS:HZ3	1.67	0.91
2:B:959:ARG:HH22	4:D:40:ARG:CG	1.81	0.90
4:E:339:LEU:CD2	6:U:55:VAL:HG22	1.95	0.90
6:I:154:ARG:NE	6:J:247:SER:C	2.22	0.90
6:I:528:ALA:HB1	6:J:283:SER:C	1.90	0.90
6:I:548:LYS:CD	6:K:644:LEU:CB	2.40	0.90
6:J:459:LEU:HD12	6:K:412:ARG:O	1.71	0.90
5:M:194:LEU:CD1	6:O:447:SER:OG	2.19	0.90
6:O:284:VAL:HG22	6:Q:619:ASP:HB2	1.53	0.90
6:O:578:SER:HB3	6:P:471:LEU:HD12	1.51	0.90
5:S:44:GLY:HA3	6:U:400:ALA:HB1	0.92	0.90
6:U:279:PRO:O	6:W:622:GLU:HG2	1.69	0.90
6:U:419:MET:HB3	6:W:295:ARG:HH12	1.13	0.90
6:U:459:LEU:CD1	6:V:412:ARG:O	2.19	0.90
6:U:548:LYS:CD	6:W:644:LEU:CB	2.40	0.90
6:U:609:ARG:CG	6:W:29:THR:CA	2.47	0.90
6:V:458:THR:HA	6:W:412:ARG:NE	1.79	0.90
3:C:404:MET:CE	4:E:175:MET:CB	2.49	0.90
6:I:36:LEU:HD11	6:J:242:PHE:CD1	2.06	0.90
6:I:459:LEU:HD22	6:J:409:ILE:HG22	1.53	0.90
6:I:619:ASP:CB	6:J:284:VAL:CG1	2.38	0.90
6:J:619:ASP:CB	6:K:284:VAL:CG2	2.42	0.90
6:O:29:THR:HA	6:P:609:ARG:HG2	1.51	0.90
6:P:456:ASN:OD1	6:Q:412:ARG:HA	1.65	0.90

Continued on next page...

Continued from previous page...

Atom-1	Atom-2	Interatomic distance (Å)	Clash overlap (Å)
6:P:644:LEU:CD2	6:Q:548:LYS:HE3	1.66	0.90
6:U:419:MET:N	6:W:298:PHE:HB3	1.86	0.90
6:U:562:TYR:CB	6:W:195:PRO:CD	2.45	0.90
6:V:44:THR:HG21	6:W:84:LYS:HZ2	1.32	0.90
6:I:82:PHE:CZ	6:J:242:PHE:HZ	1.72	0.90
6:I:242:PHE:HE2	6:K:41:LEU:HD22	1.37	0.90
6:I:418:ASN:HA	6:K:298:PHE:HB3	0.90	0.90
6:I:419:MET:HE2	6:K:299:ILE:HD12	0.94	0.90
6:J:42:ASN:HD21	6:K:235:LEU:CD2	1.74	0.90
6:O:280:LEU:HA	6:Q:622:GLU:CG	2.00	0.90
6:P:459:LEU:HA	6:Q:412:ARG:HH11	0.96	0.90
5:T:5:MET:HE1	6:U:494:THR:OG1	1.70	0.90
6:U:417:PHE:O	6:W:298:PHE:CZ	2.24	0.90
6:U:459:LEU:CD2	6:V:412:ARG:CZ	2.46	0.90
6:V:41:LEU:HD22	6:W:242:PHE:HE2	1.35	0.90
2:B:431:THR:CG2	3:C:614:GLN:NE2	2.33	0.90
2:B:437:ARG:HE	4:D:173:ALA:HA	1.28	0.90
5:F:5:MET:HE3	6:J:494:THR:CG2	1.95	0.90
6:I:30:ALA:HB2	6:J:610:THR:CB	2.00	0.90
6:I:242:PHE:CD1	6:K:36:LEU:HD11	2.04	0.90
6:I:248:GLU:H	6:K:154:ARG:NE	1.59	0.90
6:O:235:LEU:HD23	6:Q:42:ASN:ND2	1.71	0.90
6:O:458:THR:CA	6:P:412:ARG:NE	2.29	0.90
6:P:82:PHE:CE2	6:Q:242:PHE:HZ	1.88	0.90
5:S:193:GLY:N	6:U:364:PRO:CB	2.35	0.90
6:U:242:PHE:CE2	6:W:41:LEU:HD22	2.04	0.90
6:V:195:PRO:HG3	6:W:562:TYR:CB	2.01	0.90
6:V:295:ARG:HH12	6:W:419:MET:CB	1.67	0.90
6:V:644:LEU:CD2	6:W:548:LYS:HZ1	1.77	0.90
2:B:1181:THR:CA	4:D:52:PRO:HG3	2.01	0.90
4:D:152:ASP:OD2	6:P:53:THR:HG21	1.63	0.90
6:I:458:THR:N	6:J:412:ARG:HD3	1.86	0.90
6:O:27:THR:O	6:O:28:SER:C	2.06	0.90
6:O:412:ARG:CB	6:Q:456:ASN:HD21	1.80	0.90
2:B:376:LEU:C	3:C:797:ALA:CA	2.40	0.90
3:C:715:VAL:N	3:C:726:ARG:HH22	1.54	0.90
4:D:390:ASN:HB2	6:P:50:PRO:HG3	1.54	0.90
6:I:622:GLU:HB3	6:J:280:LEU:HD12	0.91	0.90
6:I:627:ARG:HG2	6:J:272:ASP:OD1	1.70	0.90
6:J:619:ASP:CB	6:K:284:VAL:CG1	2.48	0.90
6:O:619:ASP:HB2	6:P:284:VAL:CB	2.01	0.90

Continued on next page...

Continued from previous page...

Atom-1	Atom-2	Interatomic distance (Å)	Clash overlap (Å)
6:P:30:ALA:HB3	6:Q:610:THR:HA	1.54	0.90
6:P:528:ALA:CB	6:Q:283:SER:O	2.19	0.90
5:T:192:THR:O	6:V:364:PRO:O	1.88	0.90
6:U:609:ARG:HG2	6:W:29:THR:CB	1.99	0.90
2:B:1182:ASN:N	4:D:52:PRO:HG2	1.58	0.90
2:B:1182:ASN:H	4:D:52:PRO:HB3	1.35	0.90
5:F:193:GLY:HA3	6:K:364:PRO:HB2	1.38	0.90
6:J:82:PHE:CE2	6:K:242:PHE:HZ	1.89	0.90
6:J:528:ALA:CB	6:K:283:SER:O	2.19	0.90
6:O:412:ARG:O	6:Q:459:LEU:CD1	2.20	0.90
6:P:44:THR:HG21	6:Q:84:LYS:HZ2	1.37	0.90
6:U:333:PRO:O	6:V:411:VAL:HG22	1.45	0.90
6:U:458:THR:CA	6:V:412:ARG:NE	2.29	0.90
6:U:459:LEU:HD11	6:V:412:ARG:C	1.92	0.90
6:V:169:MET:C	6:W:541:SER:CB	2.38	0.90
6:W:27:THR:O	6:W:28:SER:C	2.09	0.90
2:B:309:LEU:C	2:B:399:ARG:HH12	1.70	0.90
2:B:376:LEU:HD21	3:C:795:ASP:CG	1.91	0.90
4:E:401:ALA:N	6:U:52:GLY:HA3	1.68	0.90
5:G:44:GLY:C	6:I:400:ALA:CB	2.39	0.90
6:O:283:SER:C	6:Q:528:ALA:CB	2.40	0.90
6:O:295:ARG:HH12	6:P:419:MET:CB	1.67	0.90
6:U:29:THR:C	6:V:610:THR:CG2	2.40	0.90
6:U:36:LEU:HD11	6:V:242:PHE:CD1	2.06	0.90
6:U:412:ARG:HD2	6:W:458:THR:HA	1.08	0.90
6:O:29:THR:C	6:P:610:THR:CG2	2.41	0.90
5:S:194:LEU:CD1	6:U:447:SER:OG	2.19	0.90
6:U:232:ALA:HB1	6:W:66:ASP:HB2	1.13	0.90
6:U:242:PHE:HZ	6:W:82:PHE:CZ	1.72	0.90
6:U:459:LEU:HD11	6:V:412:ARG:N	1.87	0.90
6:V:459:LEU:HD12	6:W:412:ARG:O	1.71	0.90
5:F:5:MET:HE2	6:J:494:THR:CG2	2.01	0.90
6:I:42:ASN:ND2	6:J:235:LEU:HD21	1.85	0.90
6:I:121:ALA:CB	6:J:87:PHE:CD1	2.24	0.90
6:I:613:LEU:HD22	6:K:32:PRO:O	1.70	0.90
6:J:168:THR:HB	6:K:538:ALA:N	1.84	0.90
6:O:84:LYS:HZ2	6:Q:44:THR:CG2	1.75	0.90
6:U:644:LEU:HD23	6:V:548:LYS:NZ	1.85	0.90
6:V:606:THR:HG22	6:V:609:ARG:NH2	1.84	0.90
4:D:82:GLY:CA	6:I:54:SER:HB3	2.01	0.89
5:G:194:LEU:HD22	6:I:447:SER:HB2	0.91	0.89

Continued on next page...

Continued from previous page...

Atom-1	Atom-2	Interatomic distance (Å)	Clash overlap (Å)
6:I:409:ILE:CD1	6:K:297:ALA:HA	2.01	0.89
6:I:412:ARG:O	6:K:459:LEU:CD1	2.19	0.89
6:J:300:LYS:HZ3	6:K:418:ASN:HD21	0.94	0.89
5:L:5:MET:SD	6:P:303:ASP:OD1	2.30	0.89
5:N:192:THR:O	6:P:364:PRO:O	1.89	0.89
6:O:411:VAL:HG11	6:Q:333:PRO:O	1.70	0.89
6:O:528:ALA:CB	6:P:283:SER:C	2.41	0.89
5:R:5:MET:SD	6:V:303:ASP:OD1	2.30	0.89
5:R:44:GLY:O	6:W:400:ALA:CB	2.19	0.89
5:T:44:GLY:C	6:V:400:ALA:CB	2.41	0.89
6:U:42:ASN:ND2	6:V:235:LEU:HD21	1.85	0.89
6:U:578:SER:HB3	6:V:471:LEU:HD12	1.52	0.89
6:V:298:PHE:CD2	6:W:418:ASN:HA	1.98	0.89
5:F:5:MET:CE	6:J:494:THR:OG1	2.19	0.89
6:I:29:THR:C	6:J:610:THR:CG2	2.40	0.89
6:J:42:ASN:ND2	6:K:235:LEU:HD23	1.73	0.89
6:J:300:LYS:CE	6:K:418:ASN:HD21	1.85	0.89
5:M:44:GLY:HA3	6:O:400:ALA:HB1	0.92	0.89
6:O:36:LEU:CB	6:P:253:VAL:CG1	2.29	0.89
6:O:613:LEU:HD22	6:Q:32:PRO:O	1.71	0.89
6:U:154:ARG:HH11	6:V:247:SER:N	1.52	0.89
6:U:275:GLU:HG2	6:W:630:LEU:HD13	0.92	0.89
6:U:459:LEU:HB3	6:V:414:GLN:HE21	1.29	0.89
6:V:619:ASP:HB2	6:W:284:VAL:HG22	1.54	0.89
3:C:795:ASP:CG	4:D:251:ASN:OD1	2.10	0.89
4:E:335:ALA:CB	6:U:55:VAL:C	2.36	0.89
6:I:32:PRO:O	6:J:613:LEU:HD22	1.68	0.89
6:I:242:PHE:CE2	6:K:41:LEU:HD22	2.05	0.89
6:J:619:ASP:OD2	6:K:284:VAL:HG13	1.72	0.89
6:O:242:PHE:CE2	6:Q:41:LEU:HD22	2.05	0.89
6:U:548:LYS:CD	6:W:644:LEU:HB3	2.02	0.89
2:B:353:GLN:NE2	3:C:1020:ILE:HD12	1.86	0.89
2:B:792:GLN:HE21	4:D:105:ALA:HB2	0.72	0.89
3:C:404:MET:HE3	4:E:175:MET:CB	1.99	0.89
5:H:192:THR:O	6:J:364:PRO:O	1.89	0.89
6:I:29:THR:C	6:J:610:THR:HG23	1.92	0.89
6:J:44:THR:CG2	6:K:84:LYS:HZ2	1.79	0.89
6:K:27:THR:O	6:K:28:SER:C	2.09	0.89
5:L:5:MET:HE2	6:P:494:THR:CB	2.02	0.89
5:M:4:HIS:HD1	6:Q:586:VAL:HG13	1.34	0.89
5:M:194:LEU:HD22	6:O:447:SER:HB2	0.91	0.89

Continued on next page...

Continued from previous page...

Atom-1	Atom-2	Interatomic distance (Å)	Clash overlap (Å)
6:O:122:THR:CG2	6:P:90:ASN:CB	2.34	0.89
5:R:4:HIS:HB3	6:V:586:VAL:HG21	1.55	0.89
5:T:4:HIS:CD2	6:U:586:VAL:HG23	2.05	0.89
6:U:121:ALA:HB2	6:V:87:PHE:CD2	1.97	0.89
2:B:376:LEU:HD11	3:C:795:ASP:HB3	1.55	0.89
4:D:389:PHE:H	6:P:55:VAL:H	1.14	0.89
5:G:4:HIS:HD1	6:K:586:VAL:HG13	1.32	0.89
6:I:29:THR:HA	6:J:609:ARG:HG2	1.50	0.89
6:O:42:ASN:ND2	6:P:235:LEU:HD21	1.85	0.89
6:O:459:LEU:HD11	6:P:412:ARG:N	1.88	0.89
6:P:36:LEU:CD2	6:Q:253:VAL:HG13	2.03	0.89
6:P:530:ARG:CA	6:Q:472:ARG:HD2	1.84	0.89
6:U:280:LEU:HA	6:W:622:GLU:CG	2.02	0.89
6:U:418:ASN:HA	6:W:298:PHE:CD2	2.06	0.89
2:B:880:LEU:CA	4:D:31:GLY:O	1.86	0.89
2:B:1182:ASN:HA	4:D:52:PRO:CD	2.02	0.89
4:E:336:ALA:HA	6:U:55:VAL:N	1.86	0.89
5:F:5:MET:SD	6:J:303:ASP:OD1	2.29	0.89
6:I:411:VAL:HG12	6:K:457:PRO:HD2	0.90	0.89
6:I:459:LEU:CB	6:J:412:ARG:NE	2.29	0.89
6:I:619:ASP:HB2	6:J:284:VAL:CB	2.01	0.89
6:I:625:ARG:CZ	6:J:278:THR:OG1	2.21	0.89
6:P:44:THR:HB	6:Q:84:LYS:HZ1	0.82	0.89
6:U:160:GLN:HG2	6:V:612:SER:HB3	1.52	0.89
6:U:625:ARG:CZ	6:V:278:THR:OG1	2.20	0.89
6:V:121:ALA:HB2	6:W:87:PHE:CZ	2.06	0.89
6:V:154:ARG:NE	6:W:248:GLU:H	1.63	0.89
1:A:152:THR:HB	3:C:598:PRO:HB2	1.45	0.89
3:C:715:VAL:HG22	3:C:726:ARG:CD	2.02	0.89
6:I:280:LEU:HA	6:K:622:GLU:CG	2.03	0.89
6:I:609:ARG:CD	6:K:29:THR:CB	2.36	0.89
5:M:5:MET:HE2	6:Q:494:THR:CG2	2.02	0.89
6:O:298:PHE:CE1	6:P:416:ARG:HB3	2.07	0.89
6:O:419:MET:N	6:Q:298:PHE:HB3	1.86	0.89
6:P:121:ALA:CB	6:Q:87:PHE:CE2	2.55	0.89
6:P:147:ARG:HH11	6:W:100:LYS:HE3	1.15	0.89
6:P:459:LEU:CD2	6:Q:412:ARG:CZ	2.45	0.89
6:P:641:ILE:CG1	6:Q:545:VAL:HG13	1.98	0.89
6:U:284:VAL:HG22	6:W:619:ASP:HB2	1.53	0.89
4:D:390:ASN:CA	6:P:55:VAL:CG2	2.50	0.89
6:I:528:ALA:CB	6:J:283:SER:C	2.41	0.89

Continued on next page...

Continued from previous page...

Atom-1	Atom-2	Interatomic distance (Å)	Clash overlap (Å)
6:J:300:LYS:HZ3	6:K:418:ASN:CG	1.59	0.89
6:J:641:ILE:CD1	6:K:545:VAL:HG11	2.03	0.89
6:O:36:LEU:HD11	6:P:242:PHE:CD1	2.07	0.89
6:O:248:GLU:N	6:Q:154:ARG:CD	2.36	0.89
6:O:409:ILE:CD1	6:Q:297:ALA:HA	2.01	0.89
6:P:147:ARG:CD	6:W:100:LYS:CE	2.37	0.89
6:U:44:THR:CG2	6:V:84:LYS:HZ1	1.73	0.89
6:U:411:VAL:HG12	6:W:457:PRO:HD2	0.89	0.89
6:U:622:GLU:HB3	6:V:280:LEU:HD12	0.89	0.89
6:V:300:LYS:NZ	6:W:418:ASN:HD21	1.47	0.89
3:C:438:PRO:CG	4:E:188:THR:HG21	2.03	0.89
6:I:412:ARG:CB	6:K:456:ASN:HD21	1.79	0.89
6:O:537:SER:CB	6:Q:168:THR:HG1	1.83	0.89
6:O:625:ARG:CZ	6:P:278:THR:OG1	2.20	0.89
6:P:529:SER:N	6:Q:283:SER:HB3	1.87	0.89
6:U:418:ASN:CA	6:W:298:PHE:CB	2.15	0.89
6:U:541:SER:OG	6:W:168:THR:O	1.89	0.89
6:V:121:ALA:CB	6:W:87:PHE:CE2	2.56	0.89
6:V:619:ASP:OD2	6:W:284:VAL:HG13	1.71	0.89
2:B:1211:ARG:CZ	3:C:611:PRO:HG3	2.03	0.89
5:G:29:ARG:CZ	5:G:34:ASN:HD21	1.86	0.89
5:H:44:GLY:C	6:J:400:ALA:CB	2.40	0.89
6:I:33:ALA:HB1	6:J:256:SER:HA	1.53	0.89
6:I:36:LEU:CB	6:J:253:VAL:CG1	2.29	0.89
6:I:458:THR:HA	6:J:412:ARG:HD2	0.92	0.89
6:J:457:PRO:HG2	6:K:411:VAL:CG1	1.70	0.89
6:O:29:THR:C	6:P:610:THR:HG23	1.93	0.89
6:U:300:LYS:CE	6:V:418:ASN:ND2	2.36	0.89
6:I:300:LYS:CE	6:J:418:ASN:ND2	2.36	0.88
6:I:622:GLU:HG3	6:J:279:PRO:O	1.70	0.88
6:I:644:LEU:CD2	6:J:548:LYS:HE3	1.81	0.88
6:O:537:SER:OG	6:Q:168:THR:OG1	1.69	0.88
6:U:528:ALA:CB	6:V:283:SER:C	2.40	0.88
6:V:193:ILE:HG21	6:W:562:TYR:OH	1.68	0.88
6:V:298:PHE:CB	6:W:418:ASN:CA	2.14	0.88
2:B:308:ASN:HA	2:B:399:ARG:HH22	1.32	0.88
2:B:376:LEU:HD21	3:C:795:ASP:OD1	1.71	0.88
3:C:795:ASP:OD1	4:D:251:ASN:CG	2.11	0.88
5:H:194:LEU:HD22	6:J:447:SER:HB2	0.89	0.88
6:I:562:TYR:CB	6:K:195:PRO:CD	2.45	0.88
5:N:29:ARG:CZ	5:N:34:ASN:HD21	1.86	0.88

Continued on next page...

Continued from previous page...

Atom-1	Atom-2	Interatomic distance (Å)	Clash overlap (Å)
6:O:90:ASN:HB3	6:Q:122:THR:HG21	0.89	0.88
6:O:419:MET:CA	6:Q:295:ARG:NH1	2.37	0.88
6:O:548:LYS:CD	6:Q:644:LEU:HB3	2.02	0.88
6:P:619:ASP:HB2	6:Q:284:VAL:HG22	1.55	0.88
6:U:412:ARG:O	6:W:459:LEU:CD1	2.21	0.88
6:U:459:LEU:HD22	6:V:409:ILE:HG22	1.53	0.88
1:A:399:ARG:HH11	1:A:745:MET:HG2	1.38	0.88
5:H:4:HIS:CD2	6:I:586:VAL:HG23	2.06	0.88
6:I:44:THR:HB	6:J:84:LYS:CE	1.83	0.88
6:I:298:PHE:CZ	6:J:416:ARG:CA	2.56	0.88
6:J:530:ARG:H	6:K:472:ARG:CD	1.71	0.88
5:M:5:MET:HE1	6:Q:494:THR:OG1	1.74	0.88
6:O:160:GLN:HG2	6:P:612:SER:HB3	1.54	0.88
6:O:298:PHE:HB3	6:P:418:ASN:HA	0.99	0.88
6:O:298:PHE:CD2	6:P:418:ASN:HA	2.06	0.88
6:P:459:LEU:HB3	6:Q:414:GLN:HE21	1.30	0.88
6:P:622:GLU:HG2	6:Q:279:PRO:O	1.72	0.88
6:U:254:GLY:HA2	6:V:267:ALA:HB1	1.55	0.88
6:U:298:PHE:CE1	6:V:416:ARG:HB3	2.07	0.88
2:B:956:HIS:CE1	4:D:43:HIS:ND1	2.42	0.88
6:I:281:PRO:HD3	6:K:622:GLU:CG	2.03	0.88
6:I:548:LYS:CD	6:K:644:LEU:HD22	1.91	0.88
6:J:30:ALA:HB3	6:K:610:THR:HA	1.55	0.88
6:O:419:MET:HE1	6:Q:299:ILE:HD13	1.55	0.88
6:O:562:TYR:CB	6:Q:195:PRO:CD	2.45	0.88
6:P:295:ARG:HH12	6:Q:419:MET:HB3	1.12	0.88
5:R:5:MET:HE2	6:V:494:THR:CB	2.03	0.88
6:V:66:ASP:CB	6:W:232:ALA:HB2	1.75	0.88
3:C:313:LYS:O	3:C:1196:ARG:CG	2.21	0.88
3:C:436:LEU:HB2	4:E:43:HIS:NE2	1.89	0.88
4:D:389:PHE:C	6:P:55:VAL:HG23	1.94	0.88
4:E:336:ALA:HB2	6:U:54:SER:CA	2.04	0.88
6:I:459:LEU:HD11	6:J:412:ARG:N	1.87	0.88
6:I:541:SER:OG	6:K:168:THR:O	1.91	0.88
6:J:459:LEU:HB3	6:K:414:GLN:HE21	1.30	0.88
5:M:193:GLY:N	6:O:364:PRO:CB	2.35	0.88
6:O:254:GLY:HA2	6:P:267:ALA:HB1	1.56	0.88
6:O:300:LYS:NZ	6:P:418:ASN:HD21	1.60	0.88
6:O:459:LEU:HD11	6:P:412:ARG:C	1.93	0.88
6:O:533:ASP:HA	6:Q:161:LYS:HZ1	1.02	0.88
6:P:28:SER:HB2	6:Q:606:THR:CG2	2.04	0.88

Continued on next page...

Continued from previous page...

Atom-1	Atom-2	Interatomic distance (Å)	Clash overlap (Å)
6:P:33:ALA:CB	6:Q:256:SER:HA	2.04	0.88
6:P:641:ILE:CD1	6:Q:545:VAL:HG11	2.02	0.88
6:U:411:VAL:HG11	6:W:457:PRO:HG3	1.26	0.88
6:U:412:ARG:CD	6:W:456:ASN:ND2	2.37	0.88
6:V:630:LEU:HD13	6:W:275:GLU:HG2	0.88	0.88
6:V:641:ILE:CD1	6:W:545:VAL:HG11	2.03	0.88
2:B:376:LEU:HD21	3:C:795:ASP:O	1.70	0.88
2:B:774:LEU:O	2:B:774:LEU:CD1	2.22	0.88
6:I:283:SER:HB3	6:I:472:ARG:NH2	1.89	0.88
6:I:419:MET:N	6:K:295:ARG:NH1	2.22	0.88
6:I:640:GLN:HE22	6:J:545:VAL:HG13	1.38	0.88
6:J:33:ALA:CB	6:K:256:SER:HA	2.04	0.88
6:J:530:ARG:CA	6:K:472:ARG:HD2	1.84	0.88
6:J:578:SER:HB3	6:K:471:LEU:HD12	1.56	0.88
6:J:644:LEU:HB3	6:K:548:LYS:CD	2.04	0.88
6:O:298:PHE:HZ	6:P:417:PHE:N	1.37	0.88
6:P:458:THR:HA	6:Q:412:ARG:HD2	1.08	0.88
6:P:459:LEU:HD12	6:Q:412:ARG:O	1.72	0.88
6:P:619:ASP:OD2	6:Q:284:VAL:HG13	1.72	0.88
6:U:29:THR:C	6:V:610:THR:HG23	1.92	0.88
6:U:298:PHE:CE2	6:V:408:ALA:HA	2.08	0.88
6:U:609:ARG:HG2	6:W:29:THR:HA	1.52	0.88
6:V:36:LEU:CD2	6:W:253:VAL:HG13	2.02	0.88
3:C:713:ASN:HA	3:C:726:ARG:HH11	1.11	0.88
3:C:938:TYR:OH	3:C:946:VAL:HB	1.42	0.88
4:E:400:THR:O	6:U:52:GLY:O	1.91	0.88
5:G:88:LYS:HA	5:G:126:VAL:HA	1.56	0.88
6:I:248:GLU:N	6:K:154:ARG:CD	2.36	0.88
6:I:411:VAL:HG11	6:K:333:PRO:O	1.73	0.88
6:J:193:ILE:HG21	6:K:562:TYR:OH	1.70	0.88
6:O:459:LEU:CB	6:P:412:ARG:HE	1.87	0.88
6:O:545:VAL:HG12	6:Q:640:GLN:HE22	1.18	0.88
6:O:640:GLN:HE22	6:P:545:VAL:HG13	1.36	0.88
6:P:34:ILE:O	6:Q:256:SER:OG	1.90	0.88
5:S:35:PHE:CE2	5:S:71:CYS:HA	2.09	0.88
6:U:530:ARG:CA	6:V:472:ARG:HD2	1.89	0.88
2:B:437:ARG:NE	4:D:173:ALA:O	2.07	0.88
3:C:316:THR:H	3:C:1196:ARG:HH12	1.21	0.88
6:I:168:THR:HG1	6:J:537:SER:HG	1.20	0.88
6:I:298:PHE:CE1	6:J:416:ARG:HB3	2.08	0.88
6:I:459:LEU:CD1	6:J:412:ARG:O	2.19	0.88

Continued on next page...

Continued from previous page...

Atom-1	Atom-2	Interatomic distance (Å)	Clash overlap (Å)
6:O:281:PRO:HD3	6:Q:622:GLU:CG	2.02	0.88
6:P:29:THR:HA	6:Q:609:ARG:NE	1.87	0.88
6:Q:27:THR:O	6:Q:28:SER:C	2.10	0.88
5:S:29:ARG:CZ	5:S:34:ASN:HD21	1.86	0.88
5:T:44:GLY:HA3	6:V:400:ALA:CA	1.67	0.88
6:U:248:GLU:N	6:W:154:ARG:CD	2.35	0.88
6:U:283:SER:HB3	6:U:472:ARG:NH2	1.89	0.88
6:U:609:ARG:HG3	6:W:29:THR:HB	1.56	0.88
6:V:34:ILE:O	6:W:256:SER:OG	1.90	0.88
2:B:437:ARG:HH11	4:D:173:ALA:HA	1.38	0.88
4:D:389:PHE:HB2	6:P:54:SER:HA	1.56	0.88
5:F:4:HIS:HB3	6:J:586:VAL:HG21	1.54	0.88
6:I:458:THR:CA	6:J:412:ARG:NE	2.30	0.88
6:J:29:THR:HA	6:K:609:ARG:NE	1.89	0.88
6:O:300:LYS:CE	6:P:418:ASN:ND2	2.36	0.88
6:P:300:LYS:HZ3	6:Q:418:ASN:HD21	0.88	0.88
6:U:41:LEU:HD21	6:V:242:PHE:CD2	2.09	0.88
6:U:161:LYS:HZ3	6:V:534:SER:N	1.71	0.88
5:H:5:MET:HE1	6:I:494:THR:OG1	1.72	0.88
6:I:412:ARG:CD	6:K:456:ASN:ND2	2.37	0.88
6:I:418:ASN:HD21	6:K:300:LYS:NZ	1.56	0.88
6:I:459:LEU:HD11	6:J:412:ARG:C	1.93	0.88
6:J:121:ALA:HB2	6:K:87:PHE:CZ	2.07	0.88
6:O:275:GLU:CB	6:Q:630:LEU:HD13	2.04	0.88
6:U:419:MET:HE1	6:W:299:ILE:HD13	1.53	0.88
6:U:459:LEU:CB	6:V:412:ARG:HE	1.87	0.88
6:U:613:LEU:HD22	6:W:32:PRO:O	1.71	0.88
2:B:1182:ASN:HB2	4:D:52:PRO:HB2	0.88	0.87
5:F:29:ARG:CZ	5:F:34:ASN:HD21	1.87	0.87
6:I:144:ASN:HA	6:I:147:ARG:HE	1.37	0.87
6:I:354:SER:OG	6:K:295:ARG:NH2	2.07	0.87
6:I:417:PHE:C	6:K:298:PHE:CD2	2.31	0.87
6:O:295:ARG:HH12	6:P:419:MET:HB3	1.21	0.87
6:O:459:LEU:HB3	6:P:414:GLN:HE21	1.28	0.87
6:O:530:ARG:HA	6:P:472:ARG:CG	2.03	0.87
6:U:295:ARG:HH12	6:V:419:MET:HB3	1.20	0.87
6:I:283:SER:C	6:K:528:ALA:CB	2.42	0.87
6:I:418:ASN:CB	6:K:300:LYS:HZ1	1.85	0.87
6:J:154:ARG:CD	6:K:248:GLU:N	2.37	0.87
6:J:169:MET:C	6:K:541:SER:CB	2.37	0.87
6:O:627:ARG:HG2	6:P:272:ASP:OD1	1.72	0.87

Continued on next page...

Continued from previous page...

Atom-1	Atom-2	Interatomic distance (Å)	Clash overlap (Å)
6:P:619:ASP:CB	6:Q:284:VAL:CG1	2.49	0.87
5:T:29:ARG:CZ	5:T:34:ASN:HD21	1.88	0.87
6:U:283:SER:C	6:W:528:ALA:CB	2.41	0.87
6:U:609:ARG:HG2	6:W:29:THR:CA	2.03	0.87
4:D:389:PHE:C	6:P:54:SER:CA	2.42	0.87
5:H:29:ARG:CZ	5:H:34:ASN:HD21	1.87	0.87
6:I:144:ASN:HA	6:I:147:ARG:NE	1.89	0.87
6:I:298:PHE:CD2	6:J:418:ASN:HA	2.04	0.87
6:I:459:LEU:CB	6:J:412:ARG:HE	1.86	0.87
6:I:534:SER:OG	6:K:161:LYS:O	1.91	0.87
6:J:44:THR:OG1	6:K:84:LYS:HE3	1.58	0.87
6:J:641:ILE:CG1	6:K:545:VAL:HG13	1.98	0.87
6:O:242:PHE:CD2	6:Q:41:LEU:HD21	2.10	0.87
6:O:541:SER:OG	6:Q:168:THR:O	1.91	0.87
6:P:42:ASN:ND2	6:Q:235:LEU:HD23	1.73	0.87
5:T:2:PRO:HG2	6:U:587:GLY:CA	2.03	0.87
6:U:411:VAL:HG11	6:W:333:PRO:O	1.72	0.87
6:V:122:THR:HG21	6:W:90:ASN:HB3	0.89	0.87
6:V:530:ARG:H	6:W:472:ARG:CD	1.71	0.87
6:I:284:VAL:HG22	6:K:619:ASP:HB2	1.54	0.87
6:I:578:SER:HB3	6:J:471:LEU:HD12	1.53	0.87
6:J:299:ILE:HD13	6:K:419:MET:HE2	1.52	0.87
6:J:622:GLU:HG2	6:K:279:PRO:O	1.73	0.87
5:T:88:LYS:HA	5:T:126:VAL:HA	1.55	0.87
6:U:168:THR:C	6:V:541:SER:HG	1.78	0.87
6:U:242:PHE:CD2	6:W:41:LEU:HD21	2.09	0.87
6:U:418:ASN:HA	6:W:298:PHE:HB3	0.92	0.87
6:U:644:LEU:HD22	6:V:548:LYS:CD	1.92	0.87
6:V:622:GLU:HG2	6:W:279:PRO:O	1.72	0.87
1:A:248:LEU:HD21	2:B:627:ASN:ND2	1.89	0.87
2:B:376:LEU:CD1	4:D:249:LYS:HE3	1.98	0.87
2:B:376:LEU:CG	4:D:249:LYS:HE3	2.05	0.87
2:B:959:ARG:NH2	4:D:40:ARG:HA	1.89	0.87
3:C:714:SER:N	3:C:726:ARG:HH22	1.67	0.87
4:E:400:THR:CB	6:U:53:THR:N	2.37	0.87
5:F:5:MET:HE2	6:J:494:THR:CB	2.03	0.87
6:I:419:MET:CA	6:K:295:ARG:NH1	2.36	0.87
6:I:458:THR:C	6:J:412:ARG:CD	2.28	0.87
6:I:530:ARG:HA	6:J:472:ARG:CG	2.04	0.87
6:I:530:ARG:H	6:J:472:ARG:NE	1.58	0.87
6:I:609:ARG:HG2	6:K:29:THR:CA	2.04	0.87

Continued on next page...

Continued from previous page...

Atom-1	Atom-2	Interatomic distance (Å)	Clash overlap (Å)
6:J:32:PRO:O	6:K:613:LEU:HD22	1.74	0.87
6:O:284:VAL:HG21	6:Q:619:ASP:CA	2.05	0.87
6:O:630:LEU:HD13	6:P:275:GLU:CB	2.05	0.87
6:V:29:THR:HA	6:W:609:ARG:NE	1.89	0.87
5:H:4:HIS:ND1	6:I:586:VAL:CG1	2.37	0.87
6:I:412:ARG:HH11	6:K:459:LEU:HA	1.01	0.87
6:J:165:THR:HA	6:K:537:SER:OG	1.74	0.87
6:J:630:LEU:HD13	6:K:275:GLU:HG2	0.89	0.87
5:L:29:ARG:CZ	5:L:34:ASN:HD21	1.87	0.87
5:M:101:TYR:HB2	5:M:118:THR:HA	1.57	0.87
6:P:144:ASN:O	6:W:100:LYS:HE2	1.75	0.87
6:U:122:THR:CG2	6:V:90:ASN:CB	2.34	0.87
6:U:298:PHE:HZ	6:V:417:PHE:CA	1.40	0.87
6:U:412:ARG:NH2	6:W:459:LEU:CG	2.32	0.87
6:U:459:LEU:N	6:V:412:ARG:HE	1.72	0.87
5:Y:29:ARG:CZ	5:Y:34:ASN:HD21	1.87	0.87
2:B:436:LEU:CD1	4:D:175:MET:HG2	2.05	0.87
6:I:242:PHE:CD2	6:K:41:LEU:HD21	2.09	0.87
6:I:275:GLU:CB	6:K:630:LEU:HD13	2.04	0.87
6:J:121:ALA:CB	6:K:87:PHE:CE2	2.57	0.87
6:U:242:PHE:CZ	6:W:82:PHE:CE2	2.60	0.87
6:V:33:ALA:CB	6:W:256:SER:HA	2.04	0.87
6:I:168:THR:HG1	6:J:537:SER:CB	1.76	0.87
6:I:412:ARG:C	6:K:459:LEU:HD11	1.93	0.87
6:I:530:ARG:H	6:J:472:ARG:CD	1.71	0.87
6:J:161:LYS:HZ3	6:K:534:SER:H	1.23	0.87
6:O:87:PHE:CD2	6:Q:121:ALA:HB2	1.97	0.87
6:O:299:ILE:HD13	6:P:419:MET:HE1	1.55	0.87
6:O:418:ASN:HA	6:Q:298:PHE:HB3	0.90	0.87
6:O:458:THR:N	6:P:412:ARG:HD3	1.86	0.87
6:O:548:LYS:HD3	6:Q:644:LEU:CB	2.01	0.87
6:U:281:PRO:HD3	6:W:622:GLU:CG	2.03	0.87
6:U:419:MET:CA	6:W:295:ARG:NH1	2.37	0.87
6:U:456:ASN:HD21	6:V:412:ARG:N	1.72	0.87
6:U:548:LYS:CD	6:W:644:LEU:HD22	1.91	0.87
6:V:161:LYS:HZ1	6:W:533:ASP:CA	1.87	0.87
3:C:795:ASP:CB	4:D:251:ASN:OD1	2.23	0.87
5:F:101:TYR:HB2	5:F:118:THR:HA	1.56	0.87
6:I:298:PHE:HE1	6:J:416:ARG:HB3	1.38	0.87
5:L:131:ARG:HE	6:Q:448:PRO:HG2	1.40	0.87
6:O:283:SER:HB3	6:O:472:ARG:NH2	1.90	0.87

Continued on next page...

Continued from previous page...

Atom-1	Atom-2	Interatomic distance (Å)	Clash overlap (Å)
6:O:419:MET:N	6:Q:295:ARG:NH1	2.23	0.87
6:O:609:ARG:HG2	6:Q:29:THR:CA	2.04	0.87
6:O:622:GLU:HB3	6:P:280:LEU:HD12	0.90	0.87
6:O:641:ILE:HD11	6:P:545:VAL:CG2	2.05	0.87
5:T:35:PHE:CE2	5:T:71:CYS:HA	2.10	0.87
6:U:154:ARG:NH1	6:V:247:SER:CA	2.33	0.87
6:U:354:SER:OG	6:W:295:ARG:NH2	2.08	0.87
6:V:28:SER:HB2	6:W:606:THR:CG2	2.04	0.87
2:B:437:ARG:CZ	4:D:173:ALA:CA	2.51	0.86
6:I:87:PHE:CD2	6:K:121:ALA:HB2	1.97	0.86
6:I:298:PHE:CE2	6:J:408:ALA:HA	2.08	0.86
6:J:456:ASN:OD1	6:K:412:ARG:HA	1.63	0.86
5:M:29:ARG:CZ	5:M:34:ASN:HD21	1.87	0.86
5:N:194:LEU:HD22	6:P:447:SER:HB2	0.88	0.86
6:P:154:ARG:NE	6:Q:248:GLU:H	1.64	0.86
6:P:333:PRO:HG2	6:Q:411:VAL:CG1	2.05	0.86
5:R:29:ARG:CZ	5:R:34:ASN:HD21	1.87	0.86
5:S:101:TYR:HB2	5:S:118:THR:HA	1.57	0.86
5:T:194:LEU:HD22	6:V:447:SER:HB2	0.87	0.86
6:V:121:ALA:HB2	6:W:87:PHE:CD2	1.97	0.86
2:B:959:ARG:NH1	4:D:40:ARG:CG	2.38	0.86
4:E:332:PRO:HB3	6:U:53:THR:HB	1.56	0.86
5:H:88:LYS:HA	5:H:126:VAL:HA	1.57	0.86
6:I:284:VAL:HG21	6:K:619:ASP:CA	2.05	0.86
6:J:34:ILE:O	6:K:256:SER:OG	1.90	0.86
6:O:459:LEU:N	6:P:412:ARG:HE	1.73	0.86
6:P:630:LEU:HD13	6:Q:275:GLU:HG2	0.88	0.86
6:U:248:GLU:H	6:W:154:ARG:NE	1.60	0.86
6:U:253:VAL:CG1	6:W:36:LEU:CB	2.36	0.86
6:U:530:ARG:HA	6:V:472:ARG:CG	2.04	0.86
6:V:459:LEU:HD22	6:W:409:ILE:HG22	1.57	0.86
6:W:144:ASN:HA	6:W:147:ARG:NE	1.89	0.86
6:I:412:ARG:NE	6:K:458:THR:CA	2.24	0.86
6:J:154:ARG:HB2	6:K:248:GLU:OE1	1.24	0.86
5:L:4:HIS:HB3	6:P:586:VAL:HG21	1.56	0.86
5:N:2:PRO:HG2	6:O:587:GLY:CA	2.04	0.86
5:N:101:TYR:HB2	5:N:118:THR:HA	1.57	0.86
6:O:154:ARG:NH1	6:P:247:SER:CA	2.32	0.86
6:O:232:ALA:HB2	6:Q:66:ASP:CB	1.70	0.86
6:O:409:ILE:HD11	6:Q:297:ALA:HA	1.56	0.86
6:O:418:ASN:CA	6:Q:298:PHE:CB	2.15	0.86

Continued on next page...

Continued from previous page...

Atom-1	Atom-2	Interatomic distance (Å)	Clash overlap (Å)
6:O:459:LEU:CD1	6:P:412:ARG:O	2.20	0.86
6:O:619:ASP:HB2	6:P:284:VAL:CG1	2.05	0.86
6:U:541:SER:HG	6:W:168:THR:C	1.77	0.86
6:V:529:SER:N	6:W:283:SER:HB3	1.88	0.86
5:F:35:PHE:CE2	5:F:71:CYS:HA	2.11	0.86
5:F:88:LYS:HA	5:F:126:VAL:HA	1.56	0.86
6:I:419:MET:CB	6:K:295:ARG:HH12	1.68	0.86
6:I:548:LYS:HZ1	6:K:644:LEU:CD2	1.86	0.86
5:L:101:TYR:HB2	5:L:118:THR:HA	1.57	0.86
6:O:354:SER:OG	6:Q:295:ARG:NH2	2.08	0.86
6:O:412:ARG:CD	6:Q:456:ASN:ND2	2.37	0.86
6:U:284:VAL:HG21	6:W:619:ASP:CA	2.05	0.86
6:U:534:SER:OG	6:W:161:LYS:O	1.92	0.86
6:U:640:GLN:HE22	6:V:545:VAL:HG13	1.38	0.86
6:V:457:PRO:HG3	6:W:411:VAL:HG11	1.17	0.86
6:I:41:LEU:HD21	6:J:242:PHE:CD2	2.09	0.86
6:I:283:SER:HA	6:K:528:ALA:CB	1.96	0.86
6:I:472:ARG:CD	6:K:530:ARG:H	1.80	0.86
5:N:4:HIS:ND1	6:O:586:VAL:CG1	2.38	0.86
6:O:41:LEU:HD21	6:P:242:PHE:CD2	2.09	0.86
6:O:471:LEU:HD12	6:Q:578:SER:HB3	1.56	0.86
6:O:482:ASP:CG	6:Q:530:ARG:CZ	2.44	0.86
6:O:530:ARG:H	6:P:472:ARG:NE	1.58	0.86
6:P:530:ARG:H	6:Q:472:ARG:CD	1.71	0.86
6:P:578:SER:HB3	6:Q:471:LEU:HD12	1.56	0.86
5:R:35:PHE:CE2	5:R:71:CYS:HA	2.10	0.86
6:U:298:PHE:CZ	6:V:416:ARG:CA	2.58	0.86
6:U:412:ARG:CG	6:W:456:ASN:HD21	1.82	0.86
6:U:482:ASP:CG	6:W:530:ARG:CZ	2.44	0.86
6:I:30:ALA:N	6:J:610:THR:HG23	1.89	0.86
6:I:90:ASN:HB3	6:K:122:THR:HG21	0.89	0.86
6:I:253:VAL:HG12	6:K:36:LEU:HB3	0.86	0.86
6:I:472:ARG:CG	6:K:530:ARG:HA	2.05	0.86
6:J:28:SER:HB2	6:K:606:THR:CG2	2.03	0.86
6:J:333:PRO:HG2	6:K:411:VAL:CG1	2.06	0.86
6:O:412:ARG:C	6:Q:459:LEU:HD11	1.93	0.86
6:O:418:ASN:HA	6:Q:298:PHE:CD2	2.08	0.86
6:P:27:THR:O	6:P:28:SER:C	2.14	0.86
6:P:122:THR:HG21	6:Q:90:ASN:HB3	0.90	0.86
5:R:101:TYR:HB2	5:R:118:THR:HA	1.57	0.86
6:U:30:ALA:N	6:V:610:THR:HG23	1.90	0.86

Continued on next page...

Continued from previous page...

Atom-1	Atom-2	Interatomic distance (Å)	Clash overlap (Å)
6:U:297:ALA:CA	6:V:409:ILE:HD11	2.05	0.86
6:U:458:THR:N	6:V:412:ARG:HD3	1.88	0.86
6:V:459:LEU:HD23	6:W:412:ARG:HH22	0.98	0.86
6:V:619:ASP:CB	6:W:284:VAL:CG1	2.48	0.86
2:B:959:ARG:CZ	4:D:40:ARG:CG	2.48	0.86
4:D:389:PHE:CA	6:P:54:SER:HA	2.05	0.86
6:I:409:ILE:HD11	6:K:297:ALA:HA	1.57	0.86
6:I:414:GLN:NE2	6:K:459:LEU:HD22	1.84	0.86
6:J:36:LEU:CD2	6:K:253:VAL:HG13	2.03	0.86
6:O:606:THR:HG22	6:O:609:ARG:NH2	1.91	0.86
6:O:644:LEU:HB3	6:P:548:LYS:HD3	1.55	0.86
5:T:4:HIS:ND1	6:U:586:VAL:CG1	2.38	0.86
6:V:644:LEU:HB3	6:W:548:LYS:CD	2.05	0.86
5:F:131:ARG:HE	6:K:448:PRO:HG2	1.41	0.86
6:I:459:LEU:HD11	6:J:412:ARG:H	1.41	0.86
6:O:41:LEU:HD22	6:P:242:PHE:HE2	1.39	0.86
6:O:295:ARG:HH11	6:P:419:MET:N	1.73	0.86
6:O:457:PRO:C	6:P:412:ARG:HD2	1.95	0.86
5:Y:88:LYS:HA	5:Y:126:VAL:HA	1.57	0.86
4:D:390:ASN:CB	6:P:50:PRO:HG3	2.01	0.86
5:F:192:THR:O	6:K:364:PRO:O	1.93	0.86
6:I:295:ARG:HH11	6:J:419:MET:N	1.74	0.86
6:I:533:ASP:CA	6:K:161:LYS:NZ	2.38	0.86
6:I:538:ALA:N	6:K:168:THR:HB	1.90	0.86
6:U:168:THR:C	6:V:541:SER:OG	2.13	0.86
6:U:409:ILE:HD11	6:W:297:ALA:HA	1.57	0.86
6:U:606:THR:HG22	6:U:609:ARG:NH2	1.91	0.86
4:D:389:PHE:HA	6:P:54:SER:CB	1.71	0.86
5:L:192:THR:O	6:Q:364:PRO:O	1.92	0.86
6:O:30:ALA:N	6:P:610:THR:HG23	1.90	0.86
6:O:458:THR:HA	6:P:412:ARG:HD2	0.93	0.86
6:U:275:GLU:CB	6:W:630:LEU:HD13	2.05	0.86
6:U:530:ARG:CZ	6:V:482:ASP:CG	2.43	0.86
2:B:376:LEU:CD2	3:C:795:ASP:C	2.44	0.85
2:B:792:GLN:HG3	4:D:105:ALA:CB	2.04	0.85
6:I:482:ASP:CG	6:K:530:ARG:CZ	2.44	0.85
6:J:619:ASP:HB2	6:K:284:VAL:HG22	1.56	0.85
5:L:88:LYS:HA	5:L:126:VAL:HA	1.57	0.85
6:O:530:ARG:CZ	6:P:482:ASP:CG	2.44	0.85
6:U:412:ARG:HH11	6:W:459:LEU:HA	1.02	0.85
6:V:121:ALA:HB3	6:W:87:PHE:CE2	2.11	0.85

Continued on next page...

Continued from previous page...

Atom-1	Atom-2	Interatomic distance (Å)	Clash overlap (Å)
6:V:300:LYS:HZ3	6:W:418:ASN:HD21	0.90	0.85
4:D:389:PHE:O	6:P:55:VAL:HG23	1.75	0.85
5:G:35:PHE:CE2	5:G:71:CYS:HA	2.10	0.85
6:I:297:ALA:CA	6:J:409:ILE:HD11	2.05	0.85
6:I:414:GLN:CG	6:K:459:LEU:HD13	2.05	0.85
6:I:457:PRO:C	6:J:412:ARG:HD2	1.96	0.85
6:I:630:LEU:HD13	6:J:275:GLU:CB	2.05	0.85
5:L:35:PHE:CE2	5:L:71:CYS:HA	2.11	0.85
5:N:88:LYS:HA	5:N:126:VAL:HA	1.57	0.85
5:N:193:GLY:HA3	6:P:364:PRO:HB2	1.53	0.85
6:O:32:PRO:HG3	6:P:609:ARG:C	1.96	0.85
6:O:412:ARG:NE	6:Q:458:THR:CA	2.24	0.85
6:O:625:ARG:NE	6:P:278:THR:OG1	2.10	0.85
6:P:121:ALA:HB3	6:Q:87:PHE:CE2	2.11	0.85
5:R:192:THR:O	6:W:364:PRO:O	1.94	0.85
5:T:101:TYR:HB2	5:T:118:THR:HA	1.57	0.85
6:U:619:ASP:HB2	6:V:284:VAL:CG1	2.04	0.85
6:U:641:ILE:HD11	6:V:545:VAL:CG2	2.06	0.85
6:V:578:SER:HB3	6:W:471:LEU:HD13	1.56	0.85
5:Y:101:TYR:HB2	5:Y:118:THR:HA	1.57	0.85
6:I:154:ARG:NE	6:J:248:GLU:H	1.58	0.85
6:I:254:GLY:HA2	6:J:267:ALA:HB1	1.56	0.85
6:I:471:LEU:HD12	6:K:578:SER:HB3	1.58	0.85
6:I:545:VAL:HG13	6:K:641:ILE:HG13	1.48	0.85
6:I:609:ARG:HG3	6:K:29:THR:HB	1.57	0.85
5:M:44:GLY:HA2	6:O:400:ALA:HA	0.88	0.85
6:O:472:ARG:CG	6:Q:530:ARG:HA	2.05	0.85
6:O:534:SER:OG	6:Q:161:LYS:O	1.92	0.85
6:O:609:ARG:HG3	6:Q:29:THR:HB	1.59	0.85
6:P:32:PRO:O	6:Q:613:LEU:HD22	1.76	0.85
6:P:165:THR:HA	6:Q:537:SER:OG	1.75	0.85
6:U:412:ARG:CB	6:W:456:ASN:HD21	1.79	0.85
6:U:471:LEU:HD12	6:W:578:SER:HB3	1.59	0.85
2:B:404:MET:CB	4:D:46:ILE:HD13	2.06	0.85
3:C:381:VAL:HG12	3:C:439:THR:CG2	2.05	0.85
4:D:389:PHE:C	4:D:389:PHE:CD1	2.50	0.85
6:J:459:LEU:HA	6:K:412:ARG:HH11	0.96	0.85
5:M:35:PHE:CE2	5:M:71:CYS:HA	2.10	0.85
6:O:622:GLU:CG	6:P:281:PRO:HD3	2.07	0.85
5:R:88:LYS:HA	5:R:126:VAL:HA	1.56	0.85
5:R:131:ARG:HE	6:W:448:PRO:HG2	1.41	0.85

Continued on next page...

Continued from previous page...

Atom-1	Atom-2	Interatomic distance (Å)	Clash overlap (Å)
6:U:87:PHE:CD2	6:W:121:ALA:HB2	1.97	0.85
6:U:414:GLN:CG	6:W:459:LEU:HD13	2.05	0.85
6:U:630:LEU:HD13	6:V:275:GLU:CB	2.04	0.85
6:V:333:PRO:HG2	6:W:411:VAL:CG1	2.06	0.85
5:Y:35:PHE:CE2	5:Y:71:CYS:HA	2.11	0.85
2:B:397:HIS:HA	2:B:400:GLU:CD	1.97	0.85
4:D:14:TYR:HE1	6:P:57:THR:N	1.71	0.85
6:I:609:ARG:C	6:K:32:PRO:HG3	1.96	0.85
6:J:32:PRO:C	6:K:613:LEU:HD21	1.96	0.85
6:O:253:VAL:HG12	6:Q:36:LEU:HB3	0.86	0.85
6:P:36:LEU:HD23	6:Q:242:PHE:HB3	1.57	0.85
6:P:41:LEU:HD22	6:Q:242:PHE:CE2	2.07	0.85
6:U:299:ILE:CD1	6:V:419:MET:HE2	1.85	0.85
6:U:419:MET:N	6:W:295:ARG:NH1	2.23	0.85
2:B:310:LYS:H	2:B:399:ARG:HH11	1.17	0.85
6:I:242:PHE:CZ	6:K:82:PHE:CE2	2.60	0.85
6:I:247:SER:CA	6:K:154:ARG:NH1	2.37	0.85
6:J:295:ARG:NH1	6:K:419:MET:N	2.25	0.85
6:P:41:LEU:HD21	6:Q:242:PHE:CD2	2.11	0.85
6:P:295:ARG:NH1	6:Q:419:MET:N	2.25	0.85
6:U:459:LEU:HA	6:V:412:ARG:HH11	1.02	0.85
6:U:472:ARG:CD	6:W:530:ARG:H	1.79	0.85
1:A:405:ARG:HH22	1:A:782:THR:HG23	1.42	0.85
6:I:530:ARG:CZ	6:J:482:ASP:CG	2.44	0.85
6:I:534:SER:N	6:K:161:LYS:HZ3	1.75	0.85
6:I:548:LYS:NZ	6:K:644:LEU:HD23	1.91	0.85
5:L:44:GLY:C	6:Q:400:ALA:CB	2.45	0.85
6:P:458:THR:HA	6:Q:412:ARG:NE	1.82	0.85
6:U:161:LYS:NZ	6:V:533:ASP:CA	2.36	0.85
6:V:528:ALA:HB3	6:W:283:SER:HB2	0.86	0.85
5:H:35:PHE:CE2	5:H:71:CYS:HA	2.11	0.85
6:I:459:LEU:N	6:J:412:ARG:HE	1.72	0.85
6:J:459:LEU:HD22	6:K:409:ILE:HG22	1.58	0.85
6:O:458:THR:C	6:P:412:ARG:CD	2.30	0.85
6:O:459:LEU:HA	6:P:412:ARG:HH11	1.02	0.85
6:O:534:SER:N	6:Q:161:LYS:HZ3	1.74	0.85
6:P:458:THR:N	6:Q:412:ARG:HD3	1.91	0.85
5:S:44:GLY:HA2	6:U:400:ALA:HA	0.87	0.85
6:U:32:PRO:HG3	6:V:609:ARG:C	1.96	0.85
6:U:538:ALA:N	6:W:168:THR:HB	1.91	0.85
2:B:880:LEU:HG	4:D:32:CYS:N	1.47	0.85

Continued on next page...

Continued from previous page...

Atom-1	Atom-2	Interatomic distance (Å)	Clash overlap (Å)
3:C:314:SER:CA	3:C:1196:ARG:CG	2.27	0.85
3:C:712:VAL:O	3:C:726:ARG:CZ	2.24	0.85
6:I:247:SER:C	6:K:154:ARG:NE	2.30	0.85
6:I:625:ARG:NE	6:J:278:THR:OG1	2.09	0.85
5:M:88:LYS:HA	5:M:126:VAL:HA	1.56	0.85
6:O:253:VAL:CG1	6:Q:36:LEU:CB	2.37	0.85
6:O:412:ARG:NH2	6:Q:459:LEU:CG	2.33	0.85
6:O:418:ASN:CB	6:Q:300:LYS:HZ1	1.90	0.85
6:O:472:ARG:CD	6:Q:530:ARG:H	1.79	0.85
5:S:192:THR:O	6:U:364:PRO:O	1.95	0.85
6:I:161:LYS:CE	6:J:534:SER:N	2.40	0.85
6:J:644:LEU:HD22	6:K:548:LYS:CD	1.87	0.85
6:O:548:LYS:HZ1	6:Q:644:LEU:CD2	1.87	0.85
6:O:622:GLU:HG2	6:P:280:LEU:CA	2.05	0.85
6:O:644:LEU:HD23	6:P:548:LYS:HZ1	1.38	0.85
6:P:154:ARG:CD	6:Q:248:GLU:N	2.40	0.85
6:P:459:LEU:HD22	6:Q:409:ILE:HG22	1.57	0.85
5:T:193:GLY:HA3	6:V:364:PRO:HB2	1.54	0.85
6:U:644:LEU:HB3	6:V:548:LYS:HD3	1.55	0.85
6:V:27:THR:O	6:V:28:SER:C	2.15	0.85
6:V:44:THR:HB	6:W:84:LYS:HZ1	0.84	0.85
2:B:407:ARG:CD	4:D:184:HIS:ND1	2.32	0.84
6:I:32:PRO:HG3	6:J:609:ARG:C	1.96	0.84
6:I:609:ARG:CG	6:K:29:THR:CA	2.48	0.84
6:O:248:GLU:H	6:Q:154:ARG:NE	1.60	0.84
6:U:90:ASN:HB3	6:W:122:THR:HG21	0.89	0.84
6:U:457:PRO:C	6:V:412:ARG:HD2	1.95	0.84
6:U:622:GLU:CG	6:V:281:PRO:HD3	2.07	0.84
6:V:36:LEU:HD23	6:W:242:PHE:HB3	1.57	0.84
4:D:183:ALA:C	4:D:187:GLN:OE1	2.16	0.84
6:I:548:LYS:CD	6:K:644:LEU:HB3	2.02	0.84
6:J:121:ALA:HB3	6:K:87:PHE:CE2	2.11	0.84
6:J:644:LEU:HD23	6:K:548:LYS:NZ	1.90	0.84
6:O:298:PHE:CE2	6:P:408:ALA:HA	2.11	0.84
6:O:459:LEU:HD11	6:P:412:ARG:H	1.41	0.84
6:O:562:TYR:OH	6:Q:193:ILE:HG21	1.76	0.84
6:P:644:LEU:HB3	6:Q:548:LYS:CD	2.05	0.84
6:U:418:ASN:CB	6:W:300:LYS:HZ1	1.90	0.84
6:U:548:LYS:HE3	6:W:644:LEU:CD2	1.74	0.84
6:U:562:TYR:OH	6:W:193:ILE:HG21	1.76	0.84
6:X:497:GLU:HG3	5:Y:5:MET:SD	2.18	0.84

Continued on next page...

Continued from previous page...

Atom-1	Atom-2	Interatomic distance (Å)	Clash overlap (Å)
6:I:533:ASP:CA	6:K:161:LYS:HZ1	1.89	0.84
6:J:29:THR:CB	6:K:609:ARG:HG2	2.05	0.84
6:O:284:VAL:CB	6:Q:619:ASP:HB2	2.07	0.84
6:O:297:ALA:CA	6:P:409:ILE:HD11	2.06	0.84
6:O:412:ARG:NH2	6:Q:459:LEU:HG	1.92	0.84
6:O:456:ASN:HD21	6:P:412:ARG:N	1.71	0.84
6:P:459:LEU:HD11	6:Q:412:ARG:C	1.97	0.84
6:P:528:ALA:HB3	6:Q:283:SER:HB2	0.85	0.84
6:P:644:LEU:CD2	6:Q:548:LYS:HZ2	1.61	0.84
6:U:295:ARG:HH22	6:V:354:SER:HB3	1.42	0.84
6:U:411:VAL:HG22	6:W:333:PRO:O	1.52	0.84
6:U:412:ARG:HB2	6:W:459:LEU:HD12	1.29	0.84
6:U:412:ARG:C	6:W:459:LEU:HD11	1.93	0.84
6:X:587:GLY:CA	5:Y:2:PRO:O	2.24	0.84
4:E:335:ALA:HB1	6:U:56:ALA:CA	2.07	0.84
6:I:154:ARG:NH1	6:J:247:SER:CA	2.32	0.84
6:J:457:PRO:HD2	6:K:411:VAL:HG12	0.85	0.84
5:M:192:THR:O	6:O:364:PRO:O	1.95	0.84
6:O:161:LYS:CE	6:P:534:SER:N	2.41	0.84
6:O:298:PHE:CZ	6:P:416:ARG:CA	2.60	0.84
6:O:412:ARG:HH11	6:Q:459:LEU:HA	1.03	0.84
6:O:538:ALA:N	6:Q:168:THR:HB	1.91	0.84
6:P:32:PRO:C	6:Q:613:LEU:HD21	1.97	0.84
6:U:458:THR:HA	6:V:412:ARG:HD2	0.94	0.84
6:U:548:LYS:HZ1	6:W:644:LEU:CD2	1.86	0.84
2:B:1213:ALA:HB3	3:C:552:ASP:OD2	1.76	0.84
5:G:192:THR:O	6:I:364:PRO:O	1.95	0.84
6:I:122:THR:CG2	6:J:90:ASN:CB	2.35	0.84
6:I:280:LEU:HD12	6:K:622:GLU:HB3	0.85	0.84
5:N:35:PHE:CE2	5:N:71:CYS:HA	2.11	0.84
6:O:242:PHE:CZ	6:Q:82:PHE:CE2	2.60	0.84
6:O:534:SER:H	6:Q:161:LYS:CE	1.89	0.84
5:S:88:LYS:HA	5:S:126:VAL:HA	1.56	0.84
6:U:253:VAL:HG12	6:W:36:LEU:HB3	0.86	0.84
4:E:400:THR:CG2	6:U:53:THR:CG2	2.48	0.84
5:F:4:HIS:CE1	6:J:587:GLY:HA3	2.08	0.84
5:F:44:GLY:C	6:K:400:ALA:CB	2.46	0.84
6:I:161:LYS:HG3	6:J:533:ASP:OD1	1.78	0.84
6:I:562:TYR:OH	6:K:193:ILE:HG21	1.76	0.84
6:J:458:THR:HA	6:K:412:ARG:HD2	1.11	0.84
5:T:44:GLY:CA	6:V:400:ALA:HB1	1.91	0.84

Continued on next page...

Continued from previous page...

Atom-1	Atom-2	Interatomic distance (Å)	Clash overlap (Å)
6:U:533:ASP:HA	6:W:161:LYS:HZ1	1.06	0.84
6:U:534:SER:N	6:W:161:LYS:CE	2.41	0.84
6:V:154:ARG:CD	6:W:248:GLU:N	2.40	0.84
6:V:193:ILE:HG22	6:W:562:TYR:CD1	2.11	0.84
2:B:645:HIS:CD2	2:B:703:THR:HG1	1.95	0.84
2:B:956:HIS:CD2	4:D:43:HIS:NE2	2.45	0.84
5:F:4:HIS:CE1	6:J:587:GLY:H	1.93	0.84
6:I:548:LYS:HD3	6:K:644:LEU:CB	2.02	0.84
6:J:27:THR:O	6:J:28:SER:C	2.15	0.84
6:J:528:ALA:C	6:K:283:SER:HB3	1.98	0.84
6:O:247:SER:C	6:Q:154:ARG:NE	2.30	0.84
6:O:411:VAL:HG13	6:Q:333:PRO:O	1.77	0.84
6:U:44:THR:CB	6:V:84:LYS:HZ1	1.59	0.84
6:U:161:LYS:CE	6:V:534:SER:H	1.91	0.84
6:V:32:PRO:O	6:W:613:LEU:HD22	1.74	0.84
2:B:954:PRO:HG3	4:D:39:SER:HB2	0.95	0.84
6:I:622:GLU:CG	6:J:281:PRO:HD3	2.07	0.84
6:J:42:ASN:HD21	6:K:235:LEU:HD22	1.42	0.84
6:J:168:THR:HG1	6:K:537:SER:CB	1.91	0.84
6:U:412:ARG:NH2	6:W:459:LEU:HG	1.92	0.84
6:V:165:THR:HA	6:W:537:SER:OG	1.76	0.84
3:C:377:ILE:HG22	3:C:381:VAL:N	1.92	0.84
4:E:336:ALA:N	6:U:54:SER:HB2	1.93	0.84
6:I:606:THR:HG22	6:I:609:ARG:NH2	1.92	0.84
6:O:533:ASP:CA	6:Q:161:LYS:HZ1	1.89	0.84
6:V:32:PRO:C	6:W:613:LEU:HD21	1.98	0.84
6:V:41:LEU:HD21	6:W:242:PHE:CD2	2.12	0.84
6:V:459:LEU:HD11	6:W:412:ARG:C	1.96	0.84
3:C:792:GLN:CD	4:D:225:ARG:HH12	1.80	0.84
4:D:152:ASP:CG	6:P:53:THR:CG2	2.39	0.84
6:I:147:ARG:HG2	6:Q:100:LYS:HD3	0.85	0.84
6:J:297:ALA:HA	6:K:409:ILE:CD1	2.08	0.84
6:O:280:LEU:HD12	6:Q:622:GLU:HB3	0.85	0.84
6:O:545:VAL:HG13	6:Q:641:ILE:HG13	1.46	0.84
6:P:29:THR:CB	6:Q:609:ARG:HG2	2.06	0.84
5:S:91:THR:HB	5:S:180:HIS:HE1	1.43	0.84
6:U:247:SER:C	6:W:154:ARG:NE	2.30	0.84
6:U:534:SER:H	6:W:161:LYS:CE	1.90	0.84
6:U:644:LEU:CD2	6:V:548:LYS:HE3	1.84	0.84
6:V:528:ALA:C	6:W:283:SER:HB3	1.98	0.84
5:G:44:GLY:HA2	6:I:400:ALA:HA	0.86	0.83

Continued on next page...

Continued from previous page...

Atom-1	Atom-2	Interatomic distance (Å)	Clash overlap (Å)
5:G:44:GLY:O	6:I:400:ALA:HB2	1.78	0.83
5:H:101:TYR:HB2	5:H:118:THR:HA	1.57	0.83
6:I:295:ARG:HH11	6:J:419:MET:H	1.26	0.83
6:J:44:THR:HB	6:K:84:LYS:HZ1	0.85	0.83
5:L:2:PRO:HG2	6:P:587:GLY:HA2	1.59	0.83
6:O:87:PHE:CE2	6:Q:121:ALA:CB	2.61	0.83
6:O:168:THR:C	6:P:541:SER:OG	2.14	0.83
6:O:299:ILE:HD12	6:P:419:MET:HE2	0.85	0.83
6:U:84:LYS:HZ1	6:W:44:THR:HB	0.96	0.83
6:U:459:LEU:HD11	6:V:412:ARG:H	1.41	0.83
6:V:459:LEU:CD1	6:W:412:ARG:O	2.25	0.83
2:B:397:HIS:C	2:B:400:GLU:HG2	1.98	0.83
2:B:1181:THR:C	4:D:52:PRO:HG2	1.69	0.83
6:I:161:LYS:CE	6:J:534:SER:H	1.90	0.83
6:I:412:ARG:HH22	6:K:459:LEU:HD23	1.02	0.83
5:M:91:THR:HB	5:M:180:HIS:HE1	1.43	0.83
5:N:91:THR:HB	5:N:180:HIS:HE1	1.43	0.83
6:V:644:LEU:HD23	6:W:548:LYS:NZ	1.89	0.83
6:X:587:GLY:CA	5:Y:2:PRO:CG	2.54	0.83
2:B:792:GLN:CG	4:D:105:ALA:CB	2.56	0.83
2:B:1181:THR:O	4:D:52:PRO:HG3	1.70	0.83
4:E:339:LEU:HD23	6:U:55:VAL:HG21	1.60	0.83
6:I:619:ASP:HB2	6:J:284:VAL:HG22	1.60	0.83
6:J:41:LEU:HD21	6:K:242:PHE:CD2	2.12	0.83
6:P:36:LEU:HD11	6:Q:242:PHE:CD2	2.13	0.83
6:P:528:ALA:C	6:Q:283:SER:HB3	1.98	0.83
6:U:295:ARG:HH11	6:V:419:MET:H	1.25	0.83
6:U:548:LYS:NZ	6:W:644:LEU:HD23	1.92	0.83
6:U:548:LYS:HD3	6:W:644:LEU:CB	2.02	0.83
6:U:625:ARG:NE	6:V:278:THR:OG1	2.10	0.83
3:C:792:GLN:HE22	4:D:346:LEU:CA	1.91	0.83
6:I:298:PHE:O	6:J:418:ASN:OD1	1.97	0.83
6:I:299:ILE:CD1	6:J:419:MET:HE2	1.86	0.83
6:I:309:GLU:HG2	6:I:337:ARG:HD3	1.61	0.83
6:I:622:GLU:HG2	6:J:280:LEU:CA	2.06	0.83
6:J:193:ILE:HG22	6:K:562:TYR:CD1	2.12	0.83
6:U:161:LYS:CE	6:V:534:SER:N	2.41	0.83
6:U:284:VAL:CB	6:W:619:ASP:HB2	2.07	0.83
6:U:411:VAL:HG13	6:W:333:PRO:O	1.78	0.83
6:V:295:ARG:NH1	6:W:419:MET:N	2.25	0.83
6:V:641:ILE:HG12	6:W:545:VAL:CG1	2.06	0.83

Continued on next page...

Continued from previous page...

Atom-1	Atom-2	Interatomic distance (Å)	Clash overlap (Å)
1:A:1063:VAL:HB	1:A:1071:ILE:HB	1.61	0.83
2:B:379:GLY:C	3:C:798:VAL:HG13	1.72	0.83
6:I:41:LEU:HD22	6:J:242:PHE:HE2	1.39	0.83
6:I:610:THR:CG2	6:K:29:THR:C	2.47	0.83
5:N:4:HIS:CD2	6:O:586:VAL:HG23	2.06	0.83
6:O:459:LEU:CB	6:P:412:ARG:HB2	2.08	0.83
6:O:609:ARG:C	6:Q:32:PRO:HG3	1.98	0.83
6:O:610:THR:CB	6:Q:30:ALA:HB2	2.08	0.83
6:P:121:ALA:HB2	6:Q:87:PHE:CD2	1.97	0.83
6:U:533:ASP:CA	6:W:161:LYS:NZ	2.37	0.83
3:C:1004:PHE:HB3	3:C:1073:ARG:HH21	1.43	0.83
6:I:641:ILE:HD11	6:J:545:VAL:CG2	2.05	0.83
6:J:121:ALA:HB2	6:K:87:PHE:CD2	1.99	0.83
6:O:295:ARG:HH11	6:P:419:MET:H	1.25	0.83
6:O:298:PHE:CE1	6:P:416:ARG:O	2.31	0.83
6:U:278:THR:OG1	6:W:625:ARG:CZ	2.27	0.83
6:U:458:THR:C	6:V:412:ARG:CD	2.30	0.83
1:A:353:ARG:HH21	4:D:129:VAL:CG1	1.91	0.83
5:F:2:PRO:HG2	6:J:587:GLY:HA2	1.61	0.83
5:G:91:THR:HB	5:G:180:HIS:HE1	1.43	0.83
6:I:284:VAL:CB	6:K:619:ASP:HB2	2.08	0.83
6:O:534:SER:N	6:Q:161:LYS:CE	2.41	0.83
6:P:42:ASN:HD21	6:Q:235:LEU:HD22	1.42	0.83
6:P:297:ALA:HA	6:Q:409:ILE:CD1	2.08	0.83
5:R:44:GLY:C	6:W:400:ALA:CB	2.45	0.83
6:U:472:ARG:CG	6:W:530:ARG:HA	2.07	0.83
2:B:380:GLU:HB3	3:C:798:VAL:HG22	1.60	0.83
2:B:432:ILE:CD1	3:C:614:GLN:HG2	2.07	0.83
6:I:295:ARG:HH22	6:J:354:SER:HB3	1.44	0.83
6:I:459:LEU:CB	6:J:412:ARG:HB2	2.08	0.83
6:I:622:GLU:HB2	6:J:281:PRO:HD3	1.59	0.83
6:O:165:THR:O	6:P:537:SER:CB	2.26	0.83
6:O:548:LYS:CD	6:Q:644:LEU:CB	2.39	0.83
6:U:87:PHE:CE2	6:W:121:ALA:CB	2.61	0.83
6:U:165:THR:O	6:V:537:SER:CB	2.27	0.83
6:U:194:LEU:HA	6:V:562:TYR:CG	2.13	0.83
6:U:562:TYR:CB	6:W:195:PRO:CG	2.52	0.83
3:C:795:ASP:OD2	4:D:249:LYS:HD3	1.78	0.83
4:D:392:ALA:CB	6:P:49:ARG:NH2	2.42	0.83
5:H:2:PRO:HG2	6:I:587:GLY:CA	2.03	0.83
6:I:562:TYR:CZ	6:K:193:ILE:C	2.53	0.83

Continued on next page...

Continued from previous page...

Atom-1	Atom-2	Interatomic distance (Å)	Clash overlap (Å)
6:I:613:LEU:HD21	6:K:32:PRO:C	1.99	0.83
5:N:44:GLY:O	6:P:400:ALA:CB	2.27	0.83
6:O:247:SER:CA	6:Q:154:ARG:NH1	2.36	0.83
6:O:619:ASP:CA	6:P:284:VAL:HG21	2.08	0.83
6:P:619:ASP:CB	6:Q:284:VAL:CG2	2.41	0.83
6:P:644:LEU:HD23	6:Q:548:LYS:NZ	1.90	0.83
5:T:91:THR:HB	5:T:180:HIS:HE1	1.43	0.83
6:U:456:ASN:ND2	6:V:412:ARG:CD	2.42	0.83
6:V:630:LEU:HD13	6:W:275:GLU:HG3	1.43	0.83
6:V:644:LEU:CB	6:W:548:LYS:HD3	2.07	0.83
5:H:91:THR:HB	5:H:180:HIS:HE1	1.43	0.83
6:I:194:LEU:HA	6:J:562:TYR:CG	2.14	0.83
6:I:411:VAL:HG13	6:K:333:PRO:O	1.77	0.83
6:J:459:LEU:HD12	6:K:412:ARG:HB3	1.61	0.83
6:O:278:THR:OG1	6:Q:625:ARG:CZ	2.27	0.83
6:O:472:ARG:NE	6:Q:530:ARG:N	1.88	0.83
5:S:44:GLY:O	6:U:400:ALA:HB2	1.78	0.83
6:U:154:ARG:NE	6:V:248:GLU:H	1.59	0.83
6:U:412:ARG:HH22	6:W:459:LEU:HD23	1.02	0.83
6:U:419:MET:HE2	6:W:299:ILE:CD1	1.91	0.83
6:U:562:TYR:CZ	6:W:193:ILE:C	2.52	0.83
3:C:884:PRO:CG	3:C:965:GLU:CD	2.45	0.82
4:E:400:THR:C	6:U:52:GLY:C	2.34	0.82
5:G:101:TYR:HB2	5:G:118:THR:HA	1.57	0.82
6:I:34:ILE:C	6:J:256:SER:HG	1.81	0.82
6:I:333:PRO:CG	6:J:411:VAL:HG13	2.09	0.82
6:I:610:THR:CB	6:K:30:ALA:HB2	2.09	0.82
6:I:644:LEU:HB3	6:J:548:LYS:HD3	1.55	0.82
6:J:528:ALA:HB3	6:K:283:SER:HB2	0.85	0.82
6:O:610:THR:CG2	6:Q:29:THR:C	2.47	0.82
6:V:29:THR:CB	6:W:609:ARG:HG2	2.07	0.82
6:V:458:THR:N	6:W:412:ARG:HD3	1.92	0.82
2:B:1178:ARG:HD3	4:D:241:LEU:HD22	1.51	0.82
6:I:165:THR:O	6:J:537:SER:CB	2.26	0.82
6:O:283:SER:O	6:Q:528:ALA:CB	2.28	0.82
6:O:309:GLU:HG2	6:O:337:ARG:HD3	1.61	0.82
6:O:412:ARG:HH22	6:Q:459:LEU:HD23	1.03	0.82
6:O:562:TYR:CZ	6:Q:193:ILE:C	2.53	0.82
6:P:44:THR:OG1	6:Q:84:LYS:HE3	1.57	0.82
6:U:90:ASN:CB	6:W:122:THR:CG2	2.44	0.82
6:U:609:ARG:C	6:W:32:PRO:HG3	1.98	0.82

Continued on next page...

Continued from previous page...

Atom-1	Atom-2	Interatomic distance (Å)	Clash overlap (Å)
6:V:42:ASN:ND2	6:W:235:LEU:HD23	1.74	0.82
2:B:1182:ASN:HA	4:D:52:PRO:HG2	1.09	0.82
6:I:161:LYS:HE3	6:J:533:ASP:CB	2.08	0.82
6:J:66:ASP:CB	6:K:232:ALA:HB2	1.75	0.82
6:J:459:LEU:HD11	6:K:412:ARG:C	1.97	0.82
5:R:2:PRO:HG2	6:V:587:GLY:HA2	1.60	0.82
6:U:416:ARG:HB3	6:W:298:PHE:HE1	1.45	0.82
6:V:530:ARG:H	6:W:472:ARG:NE	1.55	0.82
2:B:882:PRO:HB2	2:B:962:GLN:NE2	1.93	0.82
4:D:392:ALA:N	6:P:49:ARG:HH21	1.74	0.82
6:I:619:ASP:CA	6:J:284:VAL:HG21	2.08	0.82
6:O:161:LYS:CE	6:P:534:SER:H	1.91	0.82
6:O:548:LYS:NZ	6:Q:644:LEU:HD23	1.92	0.82
6:V:30:ALA:HB3	6:W:610:THR:HA	1.58	0.82
5:F:4:HIS:CB	6:J:586:VAL:HG21	2.10	0.82
6:I:267:ALA:HB1	6:K:254:GLY:HA2	1.60	0.82
6:I:414:GLN:NE2	6:K:459:LEU:HD13	1.84	0.82
6:O:161:LYS:HE3	6:P:533:ASP:CB	2.09	0.82
6:O:279:PRO:O	6:Q:622:GLU:HG3	1.77	0.82
6:O:456:ASN:ND2	6:P:412:ARG:CD	2.43	0.82
6:P:44:THR:CG2	6:Q:84:LYS:HZ2	1.85	0.82
6:P:622:GLU:HB3	6:Q:280:LEU:HD12	0.83	0.82
6:U:459:LEU:CB	6:V:412:ARG:HB2	2.09	0.82
5:F:146:ASN:HB3	5:F:168:PRO:HD3	1.62	0.82
6:I:84:LYS:HE3	6:K:44:THR:OG1	1.60	0.82
6:I:100:LYS:CE	6:Q:144:ASN:HD22	1.92	0.82
6:I:253:VAL:CG1	6:K:36:LEU:CB	2.37	0.82
6:I:622:GLU:CB	6:J:281:PRO:HD3	2.09	0.82
5:M:44:GLY:O	6:O:400:ALA:HB2	1.80	0.82
6:O:284:VAL:CG1	6:Q:619:ASP:HB2	2.08	0.82
5:R:4:HIS:CE1	6:V:586:VAL:C	2.53	0.82
6:V:44:THR:CB	6:W:84:LYS:HZ2	1.90	0.82
6:V:530:ARG:NH2	6:W:482:ASP:CG	2.32	0.82
5:H:146:ASN:HB3	5:H:168:PRO:HD3	1.62	0.82
6:I:295:ARG:HH22	6:J:354:SER:HB2	1.45	0.82
6:O:36:LEU:HB3	6:P:253:VAL:HG12	0.82	0.82
6:O:121:ALA:CB	6:P:87:PHE:CE2	2.62	0.82
6:O:169:MET:C	6:P:541:SER:HB3	1.97	0.82
6:P:309:GLU:HG2	6:P:337:ARG:HD3	1.60	0.82
6:U:283:SER:O	6:W:528:ALA:CB	2.27	0.82
6:V:42:ASN:HD21	6:W:235:LEU:HD22	1.42	0.82

Continued on next page...

Continued from previous page...

Atom-1	Atom-2	Interatomic distance (Å)	Clash overlap (Å)
6:X:309:GLU:HG2	6:X:337:ARG:HD3	1.60	0.82
1:A:929:MET:HB3	1:A:1028:ILE:HG13	1.62	0.82
2:B:404:MET:HG2	4:D:46:ILE:CG1	2.08	0.82
6:J:154:ARG:NE	6:K:248:GLU:H	1.65	0.82
6:J:530:ARG:NH2	6:K:482:ASP:CG	2.33	0.82
6:O:154:ARG:HH11	6:P:246:THR:HB	1.45	0.82
6:O:235:LEU:HD22	6:Q:42:ASN:HD21	1.43	0.82
6:U:247:SER:CA	6:W:154:ARG:NH1	2.37	0.82
6:U:610:THR:CG2	6:W:29:THR:C	2.48	0.82
2:B:954:PRO:HB2	4:D:43:HIS:HD2	1.43	0.82
3:C:377:ILE:HG23	3:C:381:VAL:C	2.00	0.82
6:I:300:LYS:NZ	6:J:418:ASN:CB	2.42	0.82
6:I:456:ASN:ND2	6:J:412:ARG:CD	2.43	0.82
6:J:44:THR:CB	6:K:84:LYS:HZ2	1.90	0.82
6:O:298:PHE:O	6:P:418:ASN:OD1	1.98	0.82
6:O:613:LEU:HD21	6:Q:32:PRO:C	1.99	0.82
6:U:256:SER:HA	6:W:33:ALA:HB1	1.62	0.82
2:B:376:LEU:HB3	4:D:249:LYS:HE3	1.62	0.82
6:I:534:SER:H	6:K:161:LYS:CE	1.92	0.82
6:J:459:LEU:HG	6:K:412:ARG:NH2	1.90	0.82
6:O:87:PHE:CZ	6:Q:121:ALA:HB2	2.15	0.82
6:O:267:ALA:HB1	6:Q:254:GLY:HA2	1.61	0.82
6:O:534:SER:N	6:Q:161:LYS:NZ	2.28	0.82
6:O:609:ARG:CG	6:Q:29:THR:CA	2.47	0.82
6:U:33:ALA:HB1	6:V:256:SER:CA	2.09	0.82
6:U:242:PHE:HE2	6:W:41:LEU:HD22	1.37	0.82
6:U:267:ALA:HB1	6:W:254:GLY:HA2	1.61	0.82
6:U:279:PRO:O	6:W:622:GLU:HG3	1.78	0.82
6:U:295:ARG:HH11	6:V:419:MET:N	1.74	0.82
6:U:622:GLU:HB2	6:V:281:PRO:HD3	1.61	0.82
1:A:152:THR:OG1	3:C:598:PRO:HB2	1.77	0.81
6:J:36:LEU:HD11	6:K:242:PHE:CD2	2.14	0.81
6:O:194:LEU:HA	6:P:562:TYR:CG	2.15	0.81
6:O:610:THR:HG23	6:Q:29:THR:C	2.00	0.81
6:O:610:THR:HG23	6:Q:30:ALA:N	1.94	0.81
6:P:147:ARG:NH1	6:W:100:LYS:CD	2.39	0.81
5:S:146:ASN:HB3	5:S:168:PRO:HD3	1.62	0.81
6:U:168:THR:HB	6:V:538:ALA:CA	2.10	0.81
6:U:309:GLU:HG2	6:U:337:ARG:HD3	1.60	0.81
1:A:359:TYR:CZ	1:A:378:PRO:HA	2.16	0.81
1:A:377:ARG:HD2	6:I:51:VAL:CG1	2.10	0.81

Continued on next page...

Continued from previous page...

Atom-1	Atom-2	Interatomic distance (Å)	Clash overlap (Å)
2:B:376:LEU:CD1	4:D:249:LYS:CD	2.37	0.81
2:B:687:LEU:HG	2:B:688:THR:H	1.44	0.81
6:I:87:PHE:CE2	6:K:121:ALA:CB	2.62	0.81
6:J:459:LEU:CD1	6:K:412:ARG:O	2.26	0.81
6:O:161:LYS:HG3	6:P:533:ASP:OD1	1.78	0.81
6:O:295:ARG:HH22	6:P:354:SER:HB3	1.43	0.81
6:P:42:ASN:ND2	6:Q:235:LEU:HD22	1.95	0.81
6:P:530:ARG:NH2	6:Q:482:ASP:CG	2.33	0.81
6:U:161:LYS:HG3	6:V:533:ASP:OD1	1.78	0.81
6:U:333:PRO:CG	6:V:411:VAL:HG13	2.09	0.81
6:U:412:ARG:CD	6:W:458:THR:H	1.91	0.81
6:V:29:THR:CB	6:W:609:ARG:CD	2.49	0.81
2:B:452:ARG:HH22	2:B:665:SER:C	1.83	0.81
3:C:436:LEU:HD13	4:E:187:GLN:HE22	1.45	0.81
3:C:715:VAL:HG23	3:C:726:ARG:NH2	1.95	0.81
5:G:4:HIS:NE2	6:K:586:VAL:CG2	2.26	0.81
6:I:30:ALA:HB3	6:J:610:THR:CA	2.11	0.81
6:I:235:LEU:HD22	6:K:42:ASN:HD21	1.43	0.81
6:I:242:PHE:HB3	6:K:36:LEU:HD23	1.60	0.81
6:I:283:SER:O	6:K:528:ALA:CB	2.27	0.81
6:I:412:ARG:N	6:K:459:LEU:HD11	1.96	0.81
6:J:32:PRO:HG3	6:K:609:ARG:C	2.00	0.81
6:J:121:ALA:CB	6:K:87:PHE:CE1	2.57	0.81
5:M:110:PHE:O	5:M:272:VAL:HA	1.80	0.81
6:O:33:ALA:HB1	6:P:256:SER:CA	2.10	0.81
6:P:283:SER:HB3	6:P:472:ARG:NH2	1.96	0.81
6:P:297:ALA:HA	6:Q:409:ILE:HD11	1.62	0.81
6:P:298:PHE:CE1	6:Q:417:PHE:O	2.33	0.81
6:U:412:ARG:N	6:W:459:LEU:HD11	1.95	0.81
6:V:29:THR:C	6:W:610:THR:CG2	2.49	0.81
6:V:41:LEU:HD22	6:W:242:PHE:CE2	2.06	0.81
6:V:168:THR:HG1	6:W:537:SER:CB	1.94	0.81
2:B:880:LEU:O	4:D:31:GLY:C	2.18	0.81
4:D:390:ASN:N	6:P:55:VAL:N	2.20	0.81
6:I:121:ALA:CB	6:J:87:PHE:CE2	2.62	0.81
6:I:168:THR:OG1	6:J:537:SER:CA	2.28	0.81
6:I:278:THR:OG1	6:K:625:ARG:CZ	2.28	0.81
6:I:279:PRO:O	6:K:622:GLU:HG3	1.78	0.81
6:I:456:ASN:HD21	6:J:412:ARG:N	1.74	0.81
6:I:534:SER:N	6:K:161:LYS:CE	2.43	0.81
6:O:32:PRO:C	6:P:613:LEU:HD21	2.01	0.81

Continued on next page...

Continued from previous page...

Atom-1	Atom-2	Interatomic distance (Å)	Clash overlap (Å)
6:O:168:THR:HB	6:P:538:ALA:CA	2.11	0.81
6:O:242:PHE:HE2	6:Q:41:LEU:HD22	1.38	0.81
6:O:458:THR:H	6:P:412:ARG:CD	1.91	0.81
6:P:32:PRO:HG3	6:Q:609:ARG:C	2.00	0.81
6:P:193:ILE:HG22	6:Q:562:TYR:CD1	2.11	0.81
6:Q:309:GLU:HG2	6:Q:337:ARG:HD3	1.61	0.81
6:U:41:LEU:HD13	6:V:239:ALA:CA	2.11	0.81
6:U:87:PHE:CE2	6:W:121:ALA:HB3	2.16	0.81
6:U:87:PHE:CZ	6:W:121:ALA:HB2	2.15	0.81
6:U:280:LEU:CA	6:W:622:GLU:HG2	2.10	0.81
6:V:297:ALA:HA	6:W:409:ILE:CD1	2.08	0.81
1:A:1057:PRO:HD3	1:A:1094:GLN:HE22	1.45	0.81
2:B:409:MET:CE	2:B:443:PRO:C	2.47	0.81
2:B:1211:ARG:HH21	3:C:611:PRO:CB	1.90	0.81
6:I:411:VAL:HG22	6:K:333:PRO:O	1.53	0.81
6:J:254:GLY:HA2	6:K:267:ALA:HB1	1.63	0.81
6:O:29:THR:OG1	6:P:609:ARG:HG2	1.81	0.81
6:O:533:ASP:CA	6:Q:161:LYS:NZ	2.38	0.81
5:T:146:ASN:HB3	5:T:168:PRO:HD3	1.62	0.81
6:U:168:THR:OG1	6:V:537:SER:CA	2.29	0.81
6:U:613:LEU:HD21	6:W:32:PRO:C	1.99	0.81
6:V:32:PRO:HG3	6:W:609:ARG:C	2.00	0.81
6:V:161:LYS:NZ	6:W:533:ASP:CA	2.40	0.81
6:V:459:LEU:HG	6:W:412:ARG:NH2	1.89	0.81
2:B:880:LEU:HD22	4:D:27:GLN:O	1.75	0.81
4:D:392:ALA:H	6:P:49:ARG:HH22	1.26	0.81
4:D:392:ALA:HB3	6:P:49:ARG:CZ	2.05	0.81
5:H:110:PHE:O	5:H:272:VAL:HA	1.80	0.81
6:J:309:GLU:HG2	6:J:337:ARG:HD3	1.61	0.81
5:M:4:HIS:NE2	6:Q:586:VAL:CG2	2.26	0.81
6:O:418:ASN:OD1	6:Q:298:PHE:O	1.99	0.81
6:P:459:LEU:CD1	6:Q:412:ARG:O	2.26	0.81
6:P:578:SER:HB3	6:Q:471:LEU:HD13	1.59	0.81
5:R:91:THR:HB	5:R:180:HIS:HE1	1.44	0.81
6:U:418:ASN:OD1	6:W:298:PHE:O	1.99	0.81
6:U:471:LEU:HD13	6:W:578:SER:HB3	1.62	0.81
6:U:610:THR:CB	6:W:30:ALA:HB2	2.09	0.81
6:V:161:LYS:HZ3	6:W:534:SER:N	1.79	0.81
6:W:309:GLU:HG2	6:W:337:ARG:HD3	1.61	0.81
2:B:310:LYS:O	2:B:399:ARG:HD2	1.81	0.81
2:B:429:ASN:ND2	3:C:611:PRO:CG	2.44	0.81

Continued on next page...

Continued from previous page...

Atom-1	Atom-2	Interatomic distance (Å)	Clash overlap (Å)
2:B:954:PRO:HD3	4:D:39:SER:HB3	1.60	0.81
5:H:44:GLY:HA2	6:J:400:ALA:HA	0.86	0.81
6:I:623:LYS:HE3	6:J:270:ASP:OD2	1.81	0.81
6:O:623:LYS:HE3	6:P:270:ASP:OD2	1.80	0.81
6:U:610:THR:HG23	6:W:29:THR:C	2.01	0.81
6:U:619:ASP:CA	6:V:284:VAL:HG21	2.09	0.81
6:V:578:SER:HB3	6:W:471:LEU:HD12	1.56	0.81
6:V:644:LEU:HD23	6:W:548:LYS:HZ1	1.40	0.81
5:Y:146:ASN:HB3	5:Y:168:PRO:HD3	1.62	0.81
4:D:389:PHE:CB	6:P:54:SER:HB3	1.84	0.81
5:F:91:THR:HB	5:F:180:HIS:HE1	1.44	0.81
6:I:534:SER:N	6:K:161:LYS:NZ	2.29	0.81
6:I:610:THR:HG23	6:K:29:THR:C	2.00	0.81
6:K:309:GLU:HG2	6:K:337:ARG:HD3	1.60	0.81
6:P:459:LEU:HD12	6:Q:412:ARG:HB3	1.61	0.81
5:S:44:GLY:HA2	6:U:400:ALA:O	1.81	0.81
6:V:36:LEU:HD11	6:W:242:PHE:CD2	2.15	0.81
6:V:283:SER:HB3	6:V:472:ARG:NH2	1.96	0.81
1:A:377:ARG:CD	6:I:51:VAL:HG11	2.09	0.81
1:A:379:VAL:HG12	6:I:60:SER:OG	1.81	0.81
3:C:381:VAL:HG11	3:C:439:THR:OG1	1.81	0.81
5:H:44:GLY:O	6:J:400:ALA:CB	2.28	0.81
6:I:87:PHE:CE1	6:K:121:ALA:CB	2.59	0.81
6:I:297:ALA:O	6:J:409:ILE:CD1	2.29	0.81
6:J:458:THR:HA	6:K:412:ARG:NE	1.83	0.81
5:L:91:THR:HB	5:L:180:HIS:HE1	1.45	0.81
6:O:90:ASN:CB	6:Q:122:THR:CG2	2.44	0.81
6:O:256:SER:HA	6:Q:33:ALA:HB1	1.61	0.81
6:O:295:ARG:HH22	6:P:354:SER:HB2	1.46	0.81
6:O:333:PRO:CG	6:P:411:VAL:HG13	2.09	0.81
6:O:541:SER:HG	6:Q:168:THR:C	1.84	0.81
6:O:622:GLU:HB2	6:P:281:PRO:HD3	1.62	0.81
5:T:44:GLY:O	6:V:400:ALA:CB	2.28	0.81
5:T:110:PHE:O	5:T:272:VAL:HA	1.81	0.81
6:U:121:ALA:CB	6:V:87:PHE:CE2	2.63	0.81
6:U:235:LEU:HD22	6:W:42:ASN:HD21	1.43	0.81
6:U:281:PRO:HD3	6:W:622:GLU:CB	2.10	0.81
6:U:283:SER:HA	6:W:528:ALA:CB	1.96	0.81
6:U:298:PHE:CE1	6:V:416:ARG:O	2.33	0.81
6:V:297:ALA:HA	6:W:409:ILE:HD11	1.63	0.81
6:V:298:PHE:CE1	6:W:417:PHE:O	2.34	0.81

Continued on next page...

Continued from previous page...

Atom-1	Atom-2	Interatomic distance (Å)	Clash overlap (Å)
4:D:390:ASN:H	6:P:54:SER:HA	1.40	0.81
5:F:110:PHE:O	5:F:272:VAL:HA	1.80	0.81
5:L:146:ASN:HB3	5:L:168:PRO:HD3	1.61	0.81
5:N:110:PHE:O	5:N:272:VAL:HA	1.80	0.81
6:O:41:LEU:CD2	6:P:242:PHE:CD2	2.64	0.81
6:O:87:PHE:CE1	6:Q:121:ALA:CB	2.59	0.81
6:P:29:THR:C	6:Q:610:THR:CG2	2.49	0.81
6:P:168:THR:OG1	6:Q:537:SER:CB	2.29	0.81
5:S:110:PHE:O	5:S:272:VAL:HA	1.79	0.81
6:U:161:LYS:HZ3	6:V:533:ASP:HA	1.43	0.81
6:U:168:THR:HB	6:V:538:ALA:N	1.96	0.81
6:V:29:THR:CA	6:W:609:ARG:HG2	2.11	0.81
6:V:154:ARG:NH1	6:W:247:SER:CA	2.41	0.81
1:A:406:ASN:HD21	6:J:101:THR:C	1.85	0.80
2:B:951:PRO:HB3	4:D:98:SER:O	1.79	0.80
5:G:110:PHE:O	5:G:272:VAL:HA	1.81	0.80
6:I:168:THR:HB	6:J:538:ALA:N	1.96	0.80
6:I:418:ASN:OD1	6:K:298:PHE:O	1.99	0.80
6:U:161:LYS:HE3	6:V:533:ASP:CB	2.09	0.80
6:U:409:ILE:HG22	6:W:459:LEU:HD22	1.63	0.80
6:U:528:ALA:CB	6:V:283:SER:O	2.29	0.80
6:U:610:THR:HG23	6:W:30:ALA:N	1.95	0.80
6:U:622:GLU:HG2	6:V:280:LEU:CA	2.06	0.80
6:V:169:MET:O	6:W:541:SER:OG	1.93	0.80
6:V:456:ASN:OD1	6:W:412:ARG:HA	1.65	0.80
6:V:457:PRO:HD2	6:W:411:VAL:HG12	0.82	0.80
2:B:383:ALA:C	2:B:384:MET:HG3	2.00	0.80
6:I:295:ARG:HH12	6:J:419:MET:HB3	1.19	0.80
6:I:459:LEU:HA	6:J:412:ARG:HH11	0.99	0.80
6:I:528:ALA:CB	6:J:283:SER:O	2.29	0.80
5:L:4:HIS:CE1	6:P:586:VAL:C	2.55	0.80
6:O:169:MET:N	6:P:537:SER:HB2	1.97	0.80
6:O:411:VAL:CG1	6:Q:333:PRO:HG2	2.11	0.80
6:P:459:LEU:HG	6:Q:412:ARG:NH2	1.89	0.80
6:U:193:ILE:HG22	6:V:562:TYR:CD1	2.13	0.80
6:U:541:SER:HB3	6:W:170:LEU:HA	1.64	0.80
6:V:42:ASN:ND2	6:W:235:LEU:HD22	1.94	0.80
6:V:309:GLU:HG2	6:V:337:ARG:HD3	1.60	0.80
6:V:530:ARG:N	6:W:472:ARG:HD2	1.86	0.80
6:I:33:ALA:HB1	6:J:256:SER:CA	2.10	0.80
6:I:298:PHE:HB3	6:J:418:ASN:HA	1.00	0.80

Continued on next page...

Continued from previous page...

Atom-1	Atom-2	Interatomic distance (Å)	Clash overlap (Å)
6:J:29:THR:C	6:K:610:THR:CG2	2.50	0.80
6:J:154:ARG:HE	6:K:248:GLU:H	0.81	0.80
5:L:44:GLY:CA	6:Q:400:ALA:HB1	2.01	0.80
5:N:4:HIS:CE1	6:O:587:GLY:HA3	2.08	0.80
6:O:472:ARG:HD3	6:Q:530:ARG:CB	2.12	0.80
6:O:528:ALA:CB	6:P:283:SER:O	2.29	0.80
5:R:110:PHE:O	5:R:272:VAL:HA	1.80	0.80
6:U:280:LEU:HD12	6:W:622:GLU:HB3	0.84	0.80
6:U:456:ASN:HD21	6:V:412:ARG:CB	1.92	0.80
6:V:168:THR:OG1	6:W:537:SER:CB	2.30	0.80
1:A:917:LEU:HA	1:A:920:ARG:HE	1.45	0.80
2:B:376:LEU:C	3:C:797:ALA:HA	2.01	0.80
4:E:404:VAL:HG11	6:U:49:ARG:NH2	1.95	0.80
5:G:44:GLY:HA2	6:I:400:ALA:O	1.81	0.80
6:I:29:THR:OG1	6:J:609:ARG:CG	2.30	0.80
6:I:472:ARG:HD3	6:K:529:SER:C	2.02	0.80
6:O:122:THR:HG21	6:P:90:ASN:HB3	0.83	0.80
5:R:146:ASN:HB3	5:R:168:PRO:HD3	1.61	0.80
6:U:41:LEU:CD2	6:V:242:PHE:CD2	2.64	0.80
6:U:169:MET:N	6:V:537:SER:HB2	1.95	0.80
6:U:298:PHE:O	6:V:418:ASN:OD1	1.98	0.80
6:U:619:ASP:HB2	6:V:284:VAL:HG22	1.61	0.80
2:B:954:PRO:HD3	4:D:39:SER:HG	1.45	0.80
3:C:315:SER:OG	3:C:331:ARG:NH2	2.15	0.80
3:C:669:PHE:CD1	3:C:938:TYR:HD2	1.99	0.80
4:D:14:TYR:OH	6:P:54:SER:C	2.20	0.80
6:I:32:PRO:C	6:J:613:LEU:HD21	2.01	0.80
6:I:36:LEU:HB3	6:J:253:VAL:HG12	0.82	0.80
6:I:169:MET:N	6:J:537:SER:HB2	1.96	0.80
6:J:36:LEU:HD23	6:K:242:PHE:HB3	1.57	0.80
6:J:459:LEU:HD23	6:K:409:ILE:HG22	1.64	0.80
5:L:4:HIS:CB	6:P:586:VAL:HG21	2.11	0.80
5:N:44:GLY:HA2	6:P:400:ALA:HA	0.87	0.80
6:O:168:THR:OG1	6:P:537:SER:CA	2.29	0.80
6:O:548:LYS:HE3	6:Q:644:LEU:CD2	1.75	0.80
6:U:165:THR:HG22	6:V:534:SER:C	2.01	0.80
6:U:622:GLU:CB	6:V:281:PRO:HD3	2.10	0.80
1:A:346:PRO:HD2	1:A:349:TRP:CH2	2.17	0.80
1:A:988:TRP:CZ3	1:A:1026:LEU:HB2	2.17	0.80
3:C:436:LEU:CD1	4:E:187:GLN:HE22	1.93	0.80
6:J:298:PHE:CE1	6:K:417:PHE:O	2.34	0.80

Continued on next page...

Continued from previous page...

Atom-1	Atom-2	Interatomic distance (Å)	Clash overlap (Å)
6:O:283:SER:HB3	6:Q:529:SER:N	1.96	0.80
6:O:622:GLU:CB	6:P:281:PRO:HD3	2.12	0.80
6:P:29:THR:CA	6:Q:609:ARG:HG2	2.12	0.80
6:U:34:ILE:C	6:V:256:SER:HG	1.83	0.80
6:V:168:THR:O	6:W:541:SER:OG	2.00	0.80
2:B:953:GLY:N	4:D:35:ARG:NH2	2.30	0.80
6:I:121:ALA:HB2	6:J:87:PHE:CD2	1.95	0.80
6:I:168:THR:HB	6:J:538:ALA:CA	2.10	0.80
6:I:280:LEU:CA	6:K:622:GLU:HG2	2.11	0.80
6:J:154:ARG:NE	6:K:247:SER:C	2.34	0.80
6:J:193:ILE:HG22	6:K:562:TYR:CE2	2.11	0.80
6:J:644:LEU:CB	6:K:548:LYS:HD3	2.04	0.80
6:O:412:ARG:HD3	6:Q:458:THR:N	1.94	0.80
6:O:472:ARG:HD3	6:Q:529:SER:C	2.01	0.80
6:P:644:LEU:CD2	6:Q:548:LYS:HZ1	1.89	0.80
6:U:283:SER:HB3	6:W:529:SER:N	1.95	0.80
6:V:29:THR:CA	6:W:609:ARG:CG	2.59	0.80
6:V:529:SER:C	6:W:472:ARG:HD3	2.01	0.80
2:B:376:LEU:CB	4:D:249:LYS:CE	2.58	0.80
3:C:436:LEU:HD22	4:E:43:HIS:HD2	1.47	0.80
5:F:4:HIS:CE1	6:J:586:VAL:C	2.54	0.80
5:F:4:HIS:ND1	6:J:586:VAL:HG13	1.97	0.80
6:I:41:LEU:CD2	6:J:242:PHE:CD2	2.64	0.80
6:I:154:ARG:HH11	6:J:246:THR:HB	1.46	0.80
6:I:411:VAL:HG11	6:K:457:PRO:HG3	1.26	0.80
6:J:42:ASN:ND2	6:K:235:LEU:HD22	1.95	0.80
6:J:168:THR:O	6:K:541:SER:OG	1.99	0.80
6:O:168:THR:HB	6:P:538:ALA:N	1.95	0.80
6:P:195:PRO:CD	6:Q:562:TYR:CB	2.56	0.80
5:R:4:HIS:CB	6:V:586:VAL:HG21	2.10	0.80
6:U:456:ASN:ND2	6:V:412:ARG:HA	1.75	0.80
6:V:528:ALA:HB1	6:W:283:SER:CB	1.94	0.80
6:V:578:SER:CA	6:W:471:LEU:HD11	2.12	0.80
5:Y:91:THR:HB	5:Y:180:HIS:HE1	1.44	0.80
6:I:256:SER:HA	6:K:33:ALA:HB1	1.61	0.80
6:I:411:VAL:CG1	6:K:333:PRO:HG2	2.11	0.80
6:J:456:ASN:ND2	6:K:412:ARG:HD3	1.97	0.80
5:M:44:GLY:HA2	6:O:400:ALA:O	1.81	0.80
6:O:29:THR:OG1	6:P:609:ARG:CG	2.30	0.80
6:O:154:ARG:NE	6:P:248:GLU:H	1.58	0.80
6:O:456:ASN:HD21	6:P:412:ARG:CB	1.89	0.80

Continued on next page...

Continued from previous page...

Atom-1	Atom-2	Interatomic distance (Å)	Clash overlap (Å)
6:P:254:GLY:HA2	6:Q:267:ALA:HB1	1.63	0.80
6:V:622:GLU:HB3	6:W:280:LEU:HD12	0.82	0.80
2:B:954:PRO:CD	4:D:39:SER:HB2	1.81	0.80
5:F:5:MET:CE	6:J:494:THR:CB	2.58	0.80
6:I:281:PRO:HD3	6:K:622:GLU:CB	2.11	0.80
6:J:41:LEU:HD13	6:K:239:ALA:CA	2.12	0.80
6:J:169:MET:HA	6:K:541:SER:HG	1.44	0.80
6:J:297:ALA:HA	6:K:409:ILE:HD11	1.63	0.80
6:J:458:THR:N	6:K:412:ARG:HD3	1.93	0.80
6:J:459:LEU:CD2	6:K:409:ILE:CG2	2.59	0.80
6:O:247:SER:H	6:Q:154:ARG:HH12	1.30	0.80
3:C:1064:TRP:CH2	3:C:1100:LEU:HB2	2.09	0.79
4:D:82:GLY:C	6:I:54:SER:CB	2.50	0.79
6:I:29:THR:OG1	6:J:609:ARG:HG2	1.80	0.79
6:I:147:ARG:CD	6:Q:100:LYS:HD3	2.09	0.79
6:I:419:MET:HE1	6:K:299:ILE:HD13	1.60	0.79
6:J:283:SER:HB3	6:J:472:ARG:NH2	1.96	0.79
6:J:529:SER:C	6:K:472:ARG:HD3	2.02	0.79
6:O:239:ALA:CA	6:Q:41:LEU:HD13	2.12	0.79
6:P:168:THR:O	6:Q:541:SER:OG	1.99	0.79
6:P:299:ILE:HD12	6:Q:419:MET:HE2	0.81	0.79
5:S:44:GLY:HA3	6:U:400:ALA:CA	1.82	0.79
6:U:36:LEU:HB3	6:V:253:VAL:HG12	0.82	0.79
6:U:472:ARG:HD3	6:W:529:SER:C	2.01	0.79
6:V:154:ARG:HH12	6:W:247:SER:H	1.30	0.79
6:I:41:LEU:HD13	6:J:239:ALA:CA	2.13	0.79
6:I:122:THR:HG21	6:J:90:ASN:HB3	0.83	0.79
6:I:256:SER:CB	6:K:33:ALA:HB1	2.12	0.79
6:I:412:ARG:CD	6:K:458:THR:H	1.91	0.79
6:I:610:THR:HG23	6:K:30:ALA:N	1.95	0.79
5:L:44:GLY:HA3	6:Q:400:ALA:C	1.88	0.79
6:V:254:GLY:HA2	6:W:267:ALA:HB1	1.63	0.79
3:C:377:ILE:CG2	3:C:381:VAL:H	1.94	0.79
3:C:983:TYR:O	3:C:1136:ALA:HA	1.82	0.79
6:I:610:THR:CG2	6:K:30:ALA:CA	2.54	0.79
6:J:168:THR:OG1	6:K:537:SER:CB	2.29	0.79
6:O:161:LYS:C	6:P:534:SER:OG	2.21	0.79
6:O:168:THR:HG1	6:P:537:SER:HG	1.26	0.79
6:O:281:PRO:HD3	6:Q:622:GLU:CB	2.11	0.79
6:V:154:ARG:NE	6:W:247:SER:C	2.35	0.79
5:Y:110:PHE:O	5:Y:272:VAL:HA	1.80	0.79

Continued on next page...

Continued from previous page...

Atom-1	Atom-2	Interatomic distance (Å)	Clash overlap (Å)
5:G:146:ASN:HB3	5:G:168:PRO:HD3	1.62	0.79
6:I:538:ALA:CA	6:K:168:THR:HB	2.12	0.79
6:O:121:ALA:HB2	6:P:87:PHE:CD2	1.97	0.79
6:P:644:LEU:CB	6:Q:548:LYS:CD	2.43	0.79
6:U:161:LYS:O	6:V:534:SER:CB	2.31	0.79
6:U:412:ARG:HD3	6:W:458:THR:N	1.96	0.79
6:V:193:ILE:HG22	6:W:562:TYR:CE2	2.15	0.79
6:V:459:LEU:CD2	6:W:412:ARG:HH22	1.75	0.79
6:V:459:LEU:HD12	6:W:412:ARG:HB3	1.62	0.79
2:B:376:LEU:CA	3:C:797:ALA:HB2	2.02	0.79
6:I:412:ARG:NH2	6:K:459:LEU:CG	2.32	0.79
6:J:36:LEU:CB	6:K:253:VAL:CG1	2.47	0.79
6:O:87:PHE:CE2	6:Q:121:ALA:HB3	2.17	0.79
6:O:412:ARG:CD	6:Q:458:THR:H	1.92	0.79
6:P:154:ARG:HE	6:Q:248:GLU:H	0.80	0.79
6:P:154:ARG:HH12	6:Q:247:SER:H	1.30	0.79
6:P:641:ILE:HG12	6:Q:545:VAL:CG1	2.09	0.79
6:U:411:VAL:CG1	6:W:333:PRO:HG2	2.11	0.79
6:U:548:LYS:HD3	6:W:644:LEU:HB3	1.61	0.79
6:V:459:LEU:HA	6:W:412:ARG:HH11	0.96	0.79
6:I:147:ARG:HD2	6:Q:100:LYS:HZ1	1.41	0.79
6:I:281:PRO:HD3	6:K:622:GLU:HB2	1.65	0.79
5:L:5:MET:CE	6:P:494:THR:CB	2.59	0.79
5:M:146:ASN:HB3	5:M:168:PRO:HD3	1.62	0.79
6:O:408:ALA:HA	6:Q:298:PHE:HE2	1.48	0.79
6:O:541:SER:HB3	6:Q:170:LEU:HA	1.63	0.79
6:O:562:TYR:CB	6:Q:195:PRO:CG	2.51	0.79
6:U:623:LYS:HE3	6:V:270:ASP:OD2	1.82	0.79
2:B:952:PRO:O	4:D:35:ARG:CZ	2.25	0.79
4:D:388:PRO:C	6:P:54:SER:OG	2.20	0.79
6:I:121:ALA:HB3	6:J:87:PHE:CE2	2.18	0.79
6:I:283:SER:HB3	6:K:529:SER:N	1.96	0.79
6:I:458:THR:H	6:J:412:ARG:CD	1.90	0.79
6:J:299:ILE:HD12	6:K:419:MET:HE3	1.59	0.79
5:L:44:GLY:HA2	6:Q:400:ALA:HA	0.93	0.79
6:O:36:LEU:CA	6:P:253:VAL:HG12	2.13	0.79
6:O:256:SER:CB	6:Q:33:ALA:HB1	2.13	0.79
6:P:195:PRO:CG	6:Q:562:TYR:CB	2.59	0.79
5:R:5:MET:CE	6:V:494:THR:CB	2.59	0.79
6:U:87:PHE:CE1	6:W:121:ALA:CB	2.58	0.79
6:U:239:ALA:CA	6:W:41:LEU:HD13	2.11	0.79

Continued on next page...

Continued from previous page...

Atom-1	Atom-2	Interatomic distance (Å)	Clash overlap (Å)
6:U:256:SER:CB	6:W:33:ALA:HB1	2.13	0.79
6:U:472:ARG:HD3	6:W:530:ARG:CB	2.13	0.79
6:U:619:ASP:OD2	6:V:284:VAL:CG1	2.27	0.79
4:D:46:ILE:CG2	4:D:187:GLN:HG2	2.13	0.79
6:I:165:THR:HA	6:J:534:SER:O	1.83	0.79
6:I:239:ALA:CA	6:K:41:LEU:HD13	2.11	0.79
6:I:412:ARG:NH2	6:K:459:LEU:HG	1.93	0.79
6:I:456:ASN:HD21	6:J:412:ARG:CB	1.92	0.79
6:I:472:ARG:HD3	6:K:530:ARG:CB	2.12	0.79
6:O:121:ALA:CB	6:P:87:PHE:CE1	2.58	0.79
6:O:121:ALA:HB3	6:P:87:PHE:CE2	2.18	0.79
6:O:161:LYS:O	6:P:534:SER:CB	2.30	0.79
6:O:281:PRO:HD3	6:Q:622:GLU:HB2	1.65	0.79
6:P:147:ARG:CD	6:W:100:LYS:CD	2.61	0.79
6:U:30:ALA:HB3	6:V:610:THR:CA	2.12	0.79
6:U:408:ALA:HA	6:W:298:PHE:HE2	1.48	0.79
6:V:41:LEU:HD13	6:W:239:ALA:CA	2.12	0.79
6:V:299:ILE:HD12	6:W:419:MET:HE2	0.80	0.79
4:D:389:PHE:C	6:P:54:SER:HA	2.02	0.79
6:I:161:LYS:NZ	6:J:534:SER:N	2.30	0.79
6:I:412:ARG:HD3	6:K:458:THR:N	1.95	0.79
6:J:161:LYS:CE	6:K:534:SER:H	1.96	0.79
6:J:298:PHE:HB3	6:K:419:MET:H	1.46	0.79
5:N:146:ASN:HB3	5:N:168:PRO:HD3	1.62	0.79
6:P:144:ASN:HA	6:W:100:LYS:HZ1	1.44	0.79
6:P:529:SER:C	6:Q:472:ARG:HD3	2.02	0.79
6:P:578:SER:CA	6:Q:471:LEU:HD11	2.12	0.79
6:P:644:LEU:CB	6:Q:548:LYS:HD3	2.06	0.79
6:U:122:THR:HG21	6:V:90:ASN:HB3	0.83	0.79
6:U:298:PHE:CA	6:V:418:ASN:HA	2.13	0.79
6:U:414:GLN:NE2	6:W:459:LEU:HD22	1.88	0.79
6:U:456:ASN:HD21	6:V:412:ARG:CA	1.95	0.79
6:U:458:THR:H	6:V:412:ARG:CD	1.91	0.79
6:U:538:ALA:CA	6:W:168:THR:HB	2.13	0.79
6:V:161:LYS:CE	6:W:534:SER:H	1.95	0.79
6:I:87:PHE:CZ	6:K:121:ALA:HB2	2.16	0.79
6:J:29:THR:CA	6:K:609:ARG:HG2	2.11	0.79
5:L:4:HIS:ND1	6:P:586:VAL:HG13	1.97	0.79
6:U:32:PRO:C	6:V:613:LEU:HD21	2.02	0.79
6:U:36:LEU:O	6:V:253:VAL:HG11	1.83	0.79
6:U:165:THR:HA	6:V:534:SER:O	1.83	0.79

Continued on next page...

Continued from previous page...

Atom-1	Atom-2	Interatomic distance (Å)	Clash overlap (Å)
6:J:641:ILE:HG12	6:K:545:VAL:CG1	2.10	0.78
6:O:30:ALA:HB3	6:P:610:THR:CA	2.12	0.78
6:O:300:LYS:NZ	6:P:418:ASN:CB	2.42	0.78
6:O:416:ARG:HB3	6:Q:298:PHE:HE1	1.44	0.78
6:P:161:LYS:O	6:Q:534:SER:OG	2.01	0.78
6:I:154:ARG:NE	6:J:247:SER:CA	2.44	0.78
6:I:354:SER:HB3	6:K:295:ARG:HH22	1.49	0.78
6:I:408:ALA:HA	6:K:298:PHE:HE2	1.46	0.78
6:O:32:PRO:HD3	6:P:609:ARG:O	1.83	0.78
6:O:193:ILE:HG22	6:P:562:TYR:CD1	2.14	0.78
6:O:538:ALA:CA	6:Q:168:THR:HB	2.12	0.78
6:P:298:PHE:HB3	6:Q:419:MET:H	1.46	0.78
6:P:459:LEU:CD2	6:Q:409:ILE:CG2	2.59	0.78
5:T:44:GLY:HA2	6:V:400:ALA:HA	0.86	0.78
6:U:33:ALA:HB1	6:V:256:SER:CB	2.12	0.78
6:I:418:ASN:HA	6:K:298:PHE:CD2	2.07	0.78
6:U:84:LYS:HE3	6:W:44:THR:OG1	1.61	0.78
6:U:300:LYS:NZ	6:V:418:ASN:CB	2.42	0.78
6:V:30:ALA:N	6:W:610:THR:HG23	1.99	0.78
6:V:619:ASP:CA	6:W:284:VAL:HG21	2.13	0.78
6:X:587:GLY:HA2	5:Y:2:PRO:HG2	1.64	0.78
3:C:799:ASP:HB2	3:C:801:ARG:CZ	2.13	0.78
6:I:161:LYS:C	6:J:534:SER:HG	1.86	0.78
6:I:161:LYS:C	6:J:534:SER:OG	2.21	0.78
6:I:193:ILE:HG22	6:J:562:TYR:CD1	2.14	0.78
6:J:619:ASP:CA	6:K:284:VAL:HG21	2.13	0.78
6:O:34:ILE:C	6:P:256:SER:HG	1.87	0.78
6:P:29:THR:CB	6:Q:609:ARG:CD	2.49	0.78
6:P:219:LYS:HG2	6:P:229:ASP:HA	1.66	0.78
5:R:4:HIS:ND1	6:V:586:VAL:HG13	1.98	0.78
6:V:42:ASN:OD1	6:W:84:LYS:HE2	1.82	0.78
2:B:611:PRO:HG2	2:B:614:GLN:HE22	1.48	0.78
6:I:121:ALA:HB2	6:J:87:PHE:CZ	2.19	0.78
5:L:110:PHE:O	5:L:272:VAL:HA	1.81	0.78
6:O:578:SER:CA	6:P:471:LEU:HD11	2.13	0.78
6:P:161:LYS:CE	6:Q:534:SER:H	1.96	0.78
6:P:458:THR:H	6:Q:412:ARG:CD	1.96	0.78
5:R:192:THR:C	6:W:364:PRO:CB	2.50	0.78
6:U:161:LYS:C	6:V:534:SER:OG	2.22	0.78
6:U:578:SER:CA	6:V:471:LEU:HD11	2.13	0.78
6:V:459:LEU:HD23	6:W:409:ILE:HG22	1.64	0.78

Continued on next page...

Continued from previous page...

Atom-1	Atom-2	Interatomic distance (Å)	Clash overlap (Å)
2:B:882:PRO:HG2	2:B:962:GLN:OE1	1.82	0.78
5:F:44:GLY:C	6:K:400:ALA:CA	2.33	0.78
6:I:219:LYS:HG2	6:I:229:ASP:HA	1.66	0.78
6:J:578:SER:CA	6:K:471:LEU:HD11	2.12	0.78
6:O:270:ASP:OD2	6:Q:623:LYS:HE3	1.84	0.78
6:U:29:THR:OG1	6:V:609:ARG:CG	2.31	0.78
6:U:295:ARG:HH2	6:V:354:SER:HB2	1.47	0.78
6:V:528:ALA:CB	6:W:283:SER:HA	2.01	0.78
6:W:606:THR:HG22	6:W:609:ARG:NH2	1.99	0.78
2:B:375:ASN:ND2	3:C:798:VAL:CG2	2.35	0.78
3:C:438:PRO:HG3	4:E:188:THR:HG22	1.65	0.78
3:C:438:PRO:CB	4:E:188:THR:HG21	2.14	0.78
6:I:33:ALA:HB1	6:J:256:SER:CB	2.13	0.78
6:I:36:LEU:O	6:J:253:VAL:HG11	1.84	0.78
6:I:90:ASN:CB	6:K:122:THR:CG2	2.44	0.78
6:I:541:SER:HB3	6:K:170:LEU:HA	1.64	0.78
6:J:36:LEU:HD11	6:K:242:PHE:CZ	2.19	0.78
6:J:295:ARG:NH2	6:K:354:SER:OG	2.17	0.78
6:O:412:ARG:N	6:Q:459:LEU:HD11	1.97	0.78
6:O:548:LYS:HD3	6:Q:644:LEU:HB3	1.62	0.78
6:P:459:LEU:HD11	6:Q:412:ARG:N	1.98	0.78
5:R:4:HIS:CE1	6:V:587:GLY:HA3	2.09	0.78
6:U:29:THR:OG1	6:V:609:ARG:HG2	1.83	0.78
6:U:562:TYR:CE2	6:W:193:ILE:HG22	2.17	0.78
6:W:219:LYS:HG2	6:W:229:ASP:HA	1.66	0.78
1:A:353:ARG:NH2	4:D:129:VAL:HG13	1.99	0.78
2:B:858:VAL:HG23	2:B:861:ARG:NH2	1.97	0.78
3:C:712:VAL:C	3:C:726:ARG:NH1	2.29	0.78
3:C:862:GLU:HA	3:C:865:VAL:HG12	1.64	0.78
4:D:184:HIS:CA	4:D:187:GLN:OE1	2.29	0.78
6:I:161:LYS:O	6:J:534:SER:CB	2.31	0.78
6:I:242:PHE:CD2	6:K:36:LEU:HD11	2.18	0.78
6:I:619:ASP:HB2	6:J:284:VAL:CG1	2.05	0.78
6:O:169:MET:N	6:P:541:SER:OG	2.16	0.78
6:P:528:ALA:HB1	6:Q:283:SER:CB	1.94	0.78
6:P:622:GLU:CG	6:Q:281:PRO:HD3	2.14	0.78
6:U:270:ASP:OD2	6:W:623:LYS:HE3	1.81	0.78
6:V:154:ARG:HE	6:W:248:GLU:H	0.78	0.78
6:I:36:LEU:CA	6:J:253:VAL:HG12	2.13	0.78
6:I:578:SER:CA	6:J:471:LEU:HD11	2.14	0.78
6:O:242:PHE:HB3	6:Q:36:LEU:HD23	1.60	0.78

Continued on next page...

Continued from previous page...

Atom-1	Atom-2	Interatomic distance (Å)	Clash overlap (Å)
6:O:578:SER:HB3	6:P:471:LEU:HD13	1.64	0.78
6:O:619:ASP:HB2	6:P:284:VAL:HG22	1.60	0.78
6:P:33:ALA:HB1	6:Q:256:SER:CB	2.14	0.78
6:P:644:LEU:HB3	6:Q:548:LYS:HD3	1.66	0.78
6:U:121:ALA:HB3	6:V:87:PHE:CE2	2.18	0.78
6:U:219:LYS:HG2	6:U:229:ASP:HA	1.66	0.78
6:U:354:SER:HB3	6:W:295:ARG:HH22	1.48	0.78
2:B:954:PRO:HB2	4:D:43:HIS:NE2	1.98	0.78
6:J:33:ALA:HB1	6:K:256:SER:CB	2.14	0.78
5:N:131:ARG:HE	6:P:448:PRO:HG2	1.49	0.78
6:P:154:ARG:NE	6:Q:247:SER:C	2.36	0.78
5:R:44:GLY:HA2	6:W:400:ALA:HA	0.94	0.78
6:U:169:MET:N	6:V:541:SER:OG	2.16	0.78
6:U:537:SER:CB	6:W:168:THR:HG1	1.93	0.78
6:V:456:ASN:ND2	6:W:412:ARG:HD3	1.98	0.78
6:V:622:GLU:CG	6:W:281:PRO:HD3	2.13	0.78
6:I:84:LYS:HZ2	6:K:44:THR:CB	1.86	0.77
6:I:87:PHE:CE2	6:K:121:ALA:HB3	2.18	0.77
6:I:147:ARG:CD	6:Q:100:LYS:CD	2.39	0.77
6:I:412:ARG:HB2	6:K:459:LEU:CB	2.15	0.77
6:J:193:ILE:HA	6:K:562:TYR:HE1	1.45	0.77
6:J:622:GLU:CG	6:K:281:PRO:HD3	2.13	0.77
6:O:278:THR:OG1	6:Q:625:ARG:NE	2.17	0.77
5:T:4:HIS:CE1	6:U:587:GLY:HA3	2.08	0.77
6:U:32:PRO:HD3	6:V:609:ARG:O	1.84	0.77
6:U:42:ASN:HD21	6:V:235:LEU:HD22	1.48	0.77
6:U:154:ARG:HH11	6:V:246:THR:HB	1.46	0.77
6:U:242:PHE:CD2	6:W:36:LEU:HD11	2.19	0.77
6:V:82:PHE:CE2	6:W:242:PHE:CZ	2.68	0.77
6:V:219:LYS:HG2	6:V:229:ASP:HA	1.66	0.77
6:X:219:LYS:HG2	6:X:229:ASP:HA	1.66	0.77
4:E:404:VAL:HG12	6:U:49:ARG:HH21	0.62	0.77
6:I:32:PRO:HD3	6:J:609:ARG:O	1.83	0.77
6:I:169:MET:N	6:J:541:SER:OG	2.16	0.77
6:I:409:ILE:HG22	6:K:459:LEU:HD22	1.64	0.77
6:J:169:MET:O	6:K:541:SER:HA	1.84	0.77
6:U:281:PRO:HD3	6:W:622:GLU:HB2	1.65	0.77
2:B:532:ILE:HA	2:B:535:TRP:CE3	2.19	0.77
6:I:298:PHE:CA	6:J:418:ASN:HA	2.13	0.77
6:O:33:ALA:HB1	6:P:256:SER:CB	2.14	0.77
6:O:41:LEU:HD13	6:P:239:ALA:CA	2.12	0.77

Continued on next page...

Continued from previous page...

Atom-1	Atom-2	Interatomic distance (Å)	Clash overlap (Å)
6:O:534:SER:CB	6:Q:165:THR:HG22	1.70	0.77
6:P:619:ASP:CA	6:Q:284:VAL:HG21	2.14	0.77
5:T:194:LEU:CD1	6:V:447:SER:OG	2.33	0.77
6:U:36:LEU:CA	6:V:253:VAL:HG12	2.13	0.77
6:U:168:THR:HG1	6:V:537:SER:HG	1.32	0.77
6:V:161:LYS:O	6:W:534:SER:OG	2.02	0.77
6:V:165:THR:HG23	6:W:534:SER:HB2	0.79	0.77
2:B:437:ARG:HH12	4:D:173:ALA:HB1	1.45	0.77
2:B:452:ARG:NH2	2:B:665:SER:O	2.17	0.77
5:F:44:GLY:CA	6:K:400:ALA:HB1	2.02	0.77
5:H:131:ARG:HE	6:J:448:PRO:HG2	1.48	0.77
6:O:242:PHE:CD2	6:Q:36:LEU:HD11	2.18	0.77
6:O:298:PHE:CA	6:P:418:ASN:HA	2.13	0.77
6:P:298:PHE:CB	6:Q:419:MET:N	2.47	0.77
6:Q:330:GLN:HB3	6:Q:457:PRO:HA	1.67	0.77
5:R:44:GLY:HA3	6:W:400:ALA:C	1.88	0.77
6:U:459:LEU:HD13	6:V:414:GLN:CG	2.15	0.77
6:U:530:ARG:CB	6:V:472:ARG:HD3	2.14	0.77
6:V:160:GLN:NE2	6:W:612:SER:HB2	1.70	0.77
4:E:339:LEU:HD23	6:U:55:VAL:CG2	2.12	0.77
6:I:459:LEU:HG	6:J:412:ARG:HE	1.48	0.77
6:O:165:THR:HA	6:P:534:SER:O	1.83	0.77
6:P:330:GLN:HB3	6:P:457:PRO:HA	1.66	0.77
6:U:154:ARG:NE	6:V:247:SER:CA	2.43	0.77
6:U:284:VAL:CG1	6:W:619:ASP:HB2	2.09	0.77
6:U:578:SER:HB3	6:V:471:LEU:HD13	1.63	0.77
2:B:309:LEU:CA	2:B:399:ARG:HH12	1.82	0.77
2:B:379:GLY:C	3:C:798:VAL:HG11	1.71	0.77
3:C:1033:ASP:HB2	3:C:1037:VAL:HB	1.66	0.77
4:D:389:PHE:N	6:P:54:SER:CB	2.39	0.77
6:I:295:ARG:CZ	6:J:354:SER:OG	2.33	0.77
6:J:154:ARG:NH1	6:K:247:SER:CA	2.40	0.77
6:J:161:LYS:O	6:K:534:SER:OG	2.01	0.77
6:J:195:PRO:CD	6:K:562:TYR:CB	2.56	0.77
5:M:4:HIS:ND1	6:Q:586:VAL:CG1	2.48	0.77
6:O:36:LEU:O	6:P:253:VAL:HG11	1.83	0.77
6:O:242:PHE:CD2	6:Q:41:LEU:CD2	2.67	0.77
6:P:36:LEU:HD11	6:Q:242:PHE:CZ	2.20	0.77
2:B:376:LEU:HB2	4:D:249:LYS:HE3	1.65	0.77
4:E:401:ALA:CB	6:U:52:GLY:HA3	2.15	0.77
6:I:412:ARG:H	6:K:459:LEU:HD11	1.50	0.77

Continued on next page...

Continued from previous page...

Atom-1	Atom-2	Interatomic distance (Å)	Clash overlap (Å)
6:I:562:TYR:CB	6:K:195:PRO:CG	2.51	0.77
6:J:169:MET:O	6:K:541:SER:OG	1.93	0.77
6:O:409:ILE:HG22	6:Q:459:LEU:HD22	1.63	0.77
6:O:641:ILE:HG12	6:P:545:VAL:CG2	2.14	0.77
6:P:36:LEU:HD11	6:Q:242:PHE:CE2	2.20	0.77
6:P:44:THR:CB	6:Q:84:LYS:HZ2	1.96	0.77
6:P:456:ASN:ND2	6:Q:412:ARG:HD3	2.00	0.77
5:R:194:LEU:CD1	6:W:447:SER:OG	2.33	0.77
6:U:278:THR:OG1	6:W:625:ARG:NE	2.18	0.77
6:U:330:GLN:HB3	6:U:457:PRO:HA	1.67	0.77
6:V:36:LEU:HD11	6:W:242:PHE:CZ	2.19	0.77
6:V:121:ALA:CB	6:W:87:PHE:CE1	2.57	0.77
6:V:644:LEU:HD22	6:W:548:LYS:HZ2	0.98	0.77
5:H:231:HIS:HA	5:H:234:ARG:HB2	1.67	0.77
6:I:242:PHE:CD2	6:K:41:LEU:CD2	2.67	0.77
6:J:459:LEU:HD11	6:K:412:ARG:N	1.98	0.77
6:O:459:LEU:HG	6:P:412:ARG:NH2	1.96	0.77
6:O:548:LYS:HZ2	6:Q:644:LEU:CD2	1.67	0.77
6:P:144:ASN:CA	6:W:100:LYS:NZ	2.48	0.77
6:V:459:LEU:CD2	6:W:409:ILE:CG2	2.60	0.77
2:B:954:PRO:HB3	4:D:39:SER:C	2.05	0.77
3:C:697:MET:SD	3:C:744:PRO:HA	2.25	0.77
4:D:390:ASN:HA	6:P:55:VAL:HG23	1.65	0.77
5:G:4:HIS:ND1	6:K:586:VAL:CG1	2.47	0.77
6:J:36:LEU:HD11	6:K:242:PHE:CE1	2.20	0.77
6:J:456:ASN:HD21	6:K:412:ARG:CA	1.91	0.77
5:N:194:LEU:CD1	6:P:447:SER:OG	2.33	0.77
6:O:537:SER:HB2	6:Q:169:MET:N	2.00	0.77
6:V:295:ARG:NH2	6:W:354:SER:OG	2.18	0.77
5:F:44:GLY:HA2	6:K:400:ALA:HA	0.91	0.77
5:H:193:GLY:HA3	6:J:364:PRO:HB2	1.51	0.77
6:I:270:ASP:OD2	6:K:623:LYS:HE3	1.83	0.77
6:I:412:ARG:NE	6:K:459:LEU:CB	2.46	0.77
6:P:30:ALA:N	6:Q:610:THR:HG23	1.99	0.77
5:T:194:LEU:CB	6:V:447:SER:OG	2.33	0.77
6:U:242:PHE:CD2	6:W:41:LEU:CD2	2.66	0.77
6:V:33:ALA:HB1	6:W:256:SER:CB	2.15	0.77
2:B:376:LEU:CG	4:D:249:LYS:CE	2.63	0.76
3:C:480:LEU:HD11	3:C:754:GLU:HG2	1.67	0.76
4:D:389:PHE:HB2	6:P:54:SER:CB	2.12	0.76
4:E:336:ALA:CA	6:U:55:VAL:HB	2.13	0.76

Continued on next page...

Continued from previous page...

Atom-1	Atom-2	Interatomic distance (Å)	Clash overlap (Å)
6:I:299:ILE:HD11	6:J:419:MET:HE1	1.65	0.76
6:J:43:PRO:HA	6:J:44:THR:HB	1.67	0.76
6:J:625:ARG:CZ	6:K:278:THR:OG1	2.33	0.76
6:O:280:LEU:CA	6:Q:622:GLU:HG2	2.09	0.76
6:Q:219:LYS:HG2	6:Q:229:ASP:HA	1.66	0.76
6:U:121:ALA:HB2	6:V:87:PHE:CZ	2.19	0.76
6:U:160:GLN:NE2	6:V:612:SER:HB2	1.67	0.76
6:V:330:GLN:HB3	6:V:457:PRO:HA	1.66	0.76
6:X:43:PRO:HA	6:X:44:THR:HB	1.67	0.76
2:B:309:LEU:CA	2:B:399:ARG:HH11	1.82	0.76
2:B:376:LEU:HD13	4:D:249:LYS:HE3	1.55	0.76
2:B:952:PRO:O	4:D:35:ARG:NH2	2.19	0.76
4:E:401:ALA:HB2	6:U:52:GLY:HA2	1.26	0.76
6:J:298:PHE:HE2	6:K:408:ALA:HA	1.50	0.76
5:L:231:HIS:HA	5:L:234:ARG:HB2	1.67	0.76
6:O:42:ASN:HD21	6:P:235:LEU:HD22	1.48	0.76
6:O:121:ALA:HB2	6:P:87:PHE:CZ	2.19	0.76
6:P:295:ARG:NH2	6:Q:354:SER:OG	2.18	0.76
6:U:412:ARG:HB2	6:W:459:LEU:CB	2.15	0.76
6:U:412:ARG:NE	6:W:459:LEU:CB	2.44	0.76
6:U:537:SER:HB2	6:W:169:MET:N	2.00	0.76
6:V:29:THR:C	6:W:610:THR:HG23	2.06	0.76
6:V:459:LEU:HD11	6:W:412:ARG:N	1.99	0.76
1:A:377:ARG:HH11	6:I:57:THR:HG22	1.48	0.76
3:C:792:GLN:HE22	4:D:225:ARG:HH12	1.29	0.76
6:I:44:THR:OG1	6:J:84:LYS:HE3	1.63	0.76
6:I:298:PHE:CE1	6:J:416:ARG:O	2.37	0.76
6:I:416:ARG:HB3	6:K:298:PHE:HE1	1.48	0.76
6:I:530:ARG:CB	6:J:472:ARG:HD3	2.13	0.76
6:J:42:ASN:OD1	6:K:84:LYS:HE2	1.83	0.76
6:J:71:TYR:CD2	6:J:138:SER:HA	2.21	0.76
6:J:193:ILE:C	6:K:562:TYR:CZ	2.58	0.76
6:O:44:THR:OG1	6:P:84:LYS:HE3	1.63	0.76
6:V:193:ILE:C	6:W:562:TYR:CZ	2.58	0.76
3:C:386:GLU:OE2	3:C:1195:TYR:OH	2.02	0.76
4:E:339:LEU:CD2	6:U:55:VAL:HG21	2.12	0.76
6:I:170:LEU:CA	6:J:541:SER:HB3	2.16	0.76
6:J:160:GLN:NE2	6:K:612:SER:HB2	1.68	0.76
6:K:606:THR:HG22	6:K:609:ARG:NH2	1.99	0.76
6:O:419:MET:HE2	6:Q:299:ILE:CD1	1.89	0.76
6:P:41:LEU:HD13	6:Q:239:ALA:CA	2.13	0.76

Continued on next page...

Continued from previous page...

Atom-1	Atom-2	Interatomic distance (Å)	Clash overlap (Å)
6:U:534:SER:N	6:W:161:LYS:HE2	2.00	0.76
6:V:161:LYS:NZ	6:W:534:SER:N	2.33	0.76
4:D:389:PHE:N	6:P:55:VAL:N	2.07	0.76
6:I:412:ARG:CG	6:K:456:ASN:HD21	1.83	0.76
6:Q:606:THR:HG22	6:Q:609:ARG:NH2	1.99	0.76
5:S:4:HIS:ND1	6:W:586:VAL:CG1	2.47	0.76
6:U:71:TYR:CD2	6:U:138:SER:HA	2.21	0.76
6:U:169:MET:C	6:V:541:SER:HB3	1.98	0.76
6:U:297:ALA:O	6:V:409:ILE:CD1	2.30	0.76
6:U:534:SER:N	6:W:161:LYS:NZ	2.28	0.76
6:U:548:LYS:HZ1	6:W:644:LEU:HD23	1.48	0.76
6:U:641:ILE:HG12	6:V:545:VAL:CG2	2.15	0.76
1:A:388:TYR:HA	1:A:789:ARG:NH2	2.00	0.76
2:B:310:LYS:HG3	2:B:399:ARG:NH1	2.01	0.76
5:F:192:THR:C	6:K:364:PRO:CB	2.51	0.76
6:K:219:LYS:HG2	6:K:229:ASP:HA	1.66	0.76
6:O:468:PRO:HG3	6:O:503:ALA:HB3	1.67	0.76
6:P:154:ARG:NH1	6:Q:247:SER:CA	2.41	0.76
5:T:4:HIS:NE2	6:U:586:VAL:CG2	2.23	0.76
6:U:165:THR:CA	6:V:537:SER:OG	2.34	0.76
6:U:625:ARG:HH12	6:V:277:ASP:H	1.33	0.76
1:A:25:LEU:HD23	1:A:113:THR:HB	1.67	0.76
2:B:409:MET:HG3	2:B:445:PHE:O	1.85	0.76
3:C:481:ARG:HH11	3:C:530:LYS:HB2	1.50	0.76
3:C:792:GLN:HE22	4:D:225:ARG:NH1	1.81	0.76
4:D:390:ASN:CA	6:P:55:VAL:HG23	2.15	0.76
5:G:231:HIS:HA	5:G:234:ARG:HB2	1.67	0.76
6:O:530:ARG:CB	6:P:472:ARG:HD3	2.14	0.76
6:P:29:THR:CA	6:Q:609:ARG:CG	2.59	0.76
6:P:298:PHE:HE2	6:Q:408:ALA:HA	1.50	0.76
6:U:41:LEU:HD22	6:V:242:PHE:HE2	1.39	0.76
6:U:468:PRO:HG3	6:U:503:ALA:HB3	1.67	0.76
6:I:42:ASN:HD21	6:J:235:LEU:HD22	1.49	0.76
6:I:533:ASP:CB	6:K:161:LYS:HE3	2.15	0.76
6:I:619:ASP:OD2	6:J:284:VAL:CG1	2.28	0.76
6:J:578:SER:HB3	6:K:471:LEU:HD13	1.57	0.76
6:O:625:ARG:HH12	6:P:277:ASP:H	1.34	0.76
6:P:121:ALA:CB	6:Q:87:PHE:CE1	2.57	0.76
6:P:459:LEU:CD2	6:Q:412:ARG:HH22	1.76	0.76
6:P:459:LEU:HD23	6:Q:409:ILE:HG22	1.64	0.76
6:U:246:THR:HB	6:W:154:ARG:HH11	1.47	0.76

Continued on next page...

Continued from previous page...

Atom-1	Atom-2	Interatomic distance (Å)	Clash overlap (Å)
6:V:169:MET:O	6:W:541:SER:HA	1.86	0.76
2:B:407:ARG:HG3	4:D:184:HIS:HE1	1.36	0.76
4:D:390:ASN:HB3	6:P:50:PRO:CG	2.12	0.76
4:E:400:THR:CB	6:U:52:GLY:C	2.53	0.76
6:J:219:LYS:HG2	6:J:229:ASP:HA	1.66	0.76
6:J:299:ILE:HD12	6:K:419:MET:HE2	0.78	0.76
6:P:42:ASN:OD1	6:Q:84:LYS:HE2	1.84	0.76
6:P:43:PRO:HA	6:P:44:THR:HB	1.68	0.76
6:P:193:ILE:HG22	6:Q:562:TYR:CE2	2.14	0.76
5:R:231:HIS:HA	5:R:234:ARG:HB2	1.66	0.76
6:U:36:LEU:CG	6:V:253:VAL:CG1	2.64	0.76
6:U:295:ARG:CZ	6:V:354:SER:OG	2.32	0.76
6:V:298:PHE:CE1	6:W:416:ARG:HB3	2.20	0.76
6:V:458:THR:HA	6:W:412:ARG:HG2	1.67	0.76
1:A:377:ARG:CZ	6:I:57:THR:HG23	2.16	0.76
2:B:645:HIS:CD2	2:B:703:THR:HB	2.21	0.76
4:E:401:ALA:HB2	6:U:51:VAL:O	1.85	0.76
5:F:194:LEU:CD1	6:K:447:SER:OG	2.33	0.76
6:I:284:VAL:CG1	6:K:619:ASP:HB2	2.10	0.76
6:I:330:GLN:HB3	6:I:457:PRO:HA	1.66	0.76
6:J:458:THR:HA	6:K:412:ARG:HG2	1.68	0.76
5:L:194:LEU:CD1	6:Q:447:SER:OG	2.33	0.76
6:O:297:ALA:O	6:P:409:ILE:CD1	2.29	0.76
6:O:459:LEU:HD13	6:P:414:GLN:CG	2.15	0.76
6:O:534:SER:CB	6:Q:161:LYS:HD3	2.16	0.76
6:O:562:TYR:CE2	6:Q:193:ILE:HG22	2.17	0.76
6:P:625:ARG:CZ	6:Q:278:THR:OG1	2.33	0.76
6:U:66:ASP:CG	6:V:232:ALA:HB1	1.80	0.76
6:X:468:PRO:HG3	6:X:503:ALA:HB3	1.68	0.76
1:A:377:ARG:NE	6:I:57:THR:CG2	2.48	0.75
1:A:428:THR:HG22	1:A:710:ILE:HD12	1.67	0.75
6:I:625:ARG:HH12	6:J:277:ASP:H	1.33	0.75
6:K:468:PRO:HG3	6:K:503:ALA:HB3	1.67	0.75
6:O:84:LYS:HE3	6:Q:44:THR:OG1	1.59	0.75
6:O:295:ARG:CZ	6:P:354:SER:OG	2.33	0.75
6:O:412:ARG:HB2	6:Q:459:LEU:CB	2.15	0.75
6:P:459:LEU:CA	6:Q:412:ARG:HH11	1.75	0.75
6:U:170:LEU:CA	6:V:541:SER:HB3	2.15	0.75
6:U:459:LEU:HD23	6:V:412:ARG:HH22	0.94	0.75
6:V:36:LEU:HD11	6:W:242:PHE:CE1	2.20	0.75
6:V:43:PRO:HA	6:V:44:THR:HB	1.67	0.75

Continued on next page...

Continued from previous page...

Atom-1	Atom-2	Interatomic distance (Å)	Clash overlap (Å)
6:X:71:TYR:CD2	6:X:138:SER:HA	2.22	0.75
6:I:278:THR:OG1	6:K:625:ARG:NE	2.19	0.75
6:J:298:PHE:CB	6:K:419:MET:N	2.48	0.75
5:N:4:HIS:ND1	6:O:586:VAL:CG2	2.45	0.75
6:P:193:ILE:C	6:Q:562:TYR:CZ	2.58	0.75
6:P:528:ALA:HB2	6:Q:283:SER:O	1.85	0.75
5:T:131:ARG:HE	6:V:448:PRO:HG2	1.49	0.75
6:U:529:SER:N	6:V:283:SER:HB3	2.02	0.75
6:V:71:TYR:CD2	6:V:138:SER:HA	2.21	0.75
6:V:529:SER:H	6:W:283:SER:CA	1.99	0.75
6:V:622:GLU:CG	6:W:280:LEU:HA	2.16	0.75
1:A:1046:GLN:HE22	1:A:1047:GLN:HG2	1.51	0.75
2:B:792:GLN:CD	4:D:105:ALA:CB	2.54	0.75
4:D:388:PRO:C	6:P:54:SER:CB	2.55	0.75
5:H:4:HIS:NE2	6:I:586:VAL:CG2	2.23	0.75
6:I:471:LEU:HD13	6:K:578:SER:HB3	1.61	0.75
6:I:537:SER:HB2	6:K:169:MET:N	2.00	0.75
6:J:36:LEU:HD11	6:K:242:PHE:CE2	2.21	0.75
6:J:529:SER:H	6:K:283:SER:CA	1.99	0.75
5:N:231:HIS:HA	5:N:234:ARG:HB2	1.68	0.75
6:P:161:LYS:CE	6:Q:534:SER:N	2.50	0.75
6:U:161:LYS:HD3	6:V:534:SER:CB	2.16	0.75
6:U:408:ALA:HA	6:W:298:PHE:CE2	2.22	0.75
6:U:644:LEU:HA	6:V:548:LYS:HE3	1.68	0.75
6:V:295:ARG:HH22	6:W:354:SER:HB3	1.50	0.75
6:V:528:ALA:HB2	6:W:283:SER:O	1.85	0.75
6:V:625:ARG:CZ	6:W:278:THR:OG1	2.34	0.75
3:C:156:ALA:HA	3:C:170:LEU:HA	1.69	0.75
6:I:165:THR:CA	6:J:537:SER:OG	2.33	0.75
6:I:408:ALA:HA	6:K:298:PHE:CE2	2.21	0.75
6:I:459:LEU:HD23	6:J:412:ARG:HH22	0.94	0.75
6:J:298:PHE:CA	6:K:418:ASN:HA	2.17	0.75
6:O:170:LEU:CA	6:P:541:SER:HB3	2.14	0.75
6:O:408:ALA:HA	6:Q:298:PHE:CE2	2.21	0.75
6:O:459:LEU:HG	6:P:412:ARG:HE	1.50	0.75
6:O:534:SER:N	6:Q:161:LYS:HE2	2.01	0.75
6:P:71:TYR:CD2	6:P:138:SER:HA	2.22	0.75
6:V:459:LEU:CA	6:W:412:ARG:HH11	1.76	0.75
6:V:644:LEU:HB3	6:W:548:LYS:HD3	1.67	0.75
6:W:330:GLN:HB3	6:W:457:PRO:HA	1.67	0.75
2:B:379:GLY:N	3:C:798:VAL:CG1	1.83	0.75

Continued on next page...

Continued from previous page...

Atom-1	Atom-2	Interatomic distance (Å)	Clash overlap (Å)
6:I:247:SER:H	6:K:154:ARG:HH12	1.30	0.75
6:I:459:LEU:HD12	6:J:412:ARG:HB3	1.67	0.75
6:I:468:PRO:HG3	6:I:503:ALA:HB3	1.67	0.75
6:J:154:ARG:NE	6:K:247:SER:CA	2.46	0.75
5:N:4:HIS:NE2	6:O:586:VAL:CG2	2.23	0.75
6:P:169:MET:O	6:Q:541:SER:OG	1.93	0.75
6:P:468:PRO:HG3	6:P:503:ALA:HB3	1.67	0.75
5:T:4:HIS:ND1	6:U:586:VAL:CG2	2.45	0.75
6:U:247:SER:CA	6:W:154:ARG:NE	2.47	0.75
6:U:459:LEU:HD12	6:V:412:ARG:HB3	1.67	0.75
6:V:169:MET:N	6:W:537:SER:HB2	2.02	0.75
6:V:195:PRO:CD	6:W:562:TYR:CB	2.56	0.75
6:W:318:LYS:HD2	6:W:326:THR:HB	1.69	0.75
6:W:468:PRO:HG3	6:W:503:ALA:HB3	1.69	0.75
5:F:231:HIS:HA	5:F:234:ARG:HB2	1.67	0.75
6:J:161:LYS:NZ	6:K:534:SER:N	2.33	0.75
6:O:71:TYR:CD2	6:O:138:SER:HA	2.21	0.75
6:O:644:LEU:CD2	6:P:548:LYS:HZ2	1.66	0.75
6:V:44:THR:OG1	6:W:84:LYS:HE3	1.58	0.75
2:B:404:MET:HE3	4:D:46:ILE:CB	2.17	0.75
2:B:858:VAL:HG23	2:B:861:ARG:HH21	1.52	0.75
6:J:298:PHE:CE1	6:K:416:ARG:HB3	2.21	0.75
6:J:630:LEU:HD13	6:K:275:GLU:CB	2.16	0.75
6:O:161:LYS:HD3	6:P:534:SER:CB	2.15	0.75
6:O:219:LYS:HG2	6:O:229:ASP:HA	1.67	0.75
6:O:471:LEU:HD11	6:Q:578:SER:CA	2.17	0.75
6:P:29:THR:C	6:Q:610:THR:HG23	2.07	0.75
6:P:36:LEU:HD11	6:Q:242:PHE:CE1	2.21	0.75
6:V:640:GLN:NE2	6:W:545:VAL:HG13	1.87	0.75
5:H:194:LEU:CB	6:J:447:SER:OG	2.35	0.75
6:I:66:ASP:HB2	6:J:232:ALA:HB1	1.08	0.75
6:I:71:TYR:CD2	6:I:138:SER:HA	2.21	0.75
6:I:297:ALA:HA	6:J:409:ILE:HD13	1.69	0.75
6:I:533:ASP:CG	6:K:161:LYS:HE3	1.94	0.75
6:I:534:SER:CB	6:K:161:LYS:HD3	2.16	0.75
6:O:354:SER:HB3	6:Q:295:ARG:HH22	1.49	0.75
6:P:147:ARG:CG	6:W:100:LYS:HD3	2.11	0.75
6:P:169:MET:O	6:Q:541:SER:HA	1.84	0.75
6:U:534:SER:CB	6:W:161:LYS:HD3	2.17	0.75
6:V:298:PHE:HB3	6:W:419:MET:H	1.47	0.75
1:A:377:ARG:NE	6:I:57:THR:HG21	2.02	0.75

Continued on next page...

Continued from previous page...

Atom-1	Atom-2	Interatomic distance (Å)	Clash overlap (Å)
3:C:715:VAL:HG21	3:C:726:ARG:CD	2.15	0.75
4:E:339:LEU:HB3	6:U:55:VAL:CG2	2.17	0.75
5:H:194:LEU:CD1	6:J:447:SER:OG	2.33	0.75
6:I:459:LEU:HD13	6:J:414:GLN:CG	2.16	0.75
6:J:29:THR:CA	6:K:609:ARG:CG	2.59	0.75
6:J:330:GLN:HB3	6:J:457:PRO:HA	1.68	0.75
6:J:528:ALA:HB2	6:K:283:SER:O	1.85	0.75
6:O:409:ILE:CD1	6:Q:297:ALA:O	2.34	0.75
6:Q:71:TYR:CD2	6:Q:138:SER:HA	2.22	0.75
5:S:231:HIS:HA	5:S:234:ARG:HB2	1.67	0.75
5:M:231:HIS:HA	5:M:234:ARG:HB2	1.67	0.74
6:O:161:LYS:HE2	6:P:534:SER:N	2.02	0.74
6:O:459:LEU:HD12	6:P:412:ARG:HB2	1.33	0.74
6:O:459:LEU:HD12	6:P:412:ARG:HB3	1.66	0.74
6:P:529:SER:H	6:Q:283:SER:CA	1.99	0.74
6:U:121:ALA:CB	6:V:87:PHE:CE1	2.59	0.74
6:U:161:LYS:HZ3	6:V:534:SER:H	1.28	0.74
6:W:71:TYR:CD2	6:W:138:SER:HA	2.21	0.74
2:B:353:GLN:HE22	3:C:1020:ILE:CD1	1.99	0.74
2:B:397:HIS:CB	2:B:400:GLU:OE2	2.35	0.74
3:C:313:LYS:C	3:C:1196:ARG:HG3	2.06	0.74
6:J:161:LYS:CE	6:K:534:SER:N	2.50	0.74
6:J:644:LEU:HB3	6:K:548:LYS:HD3	1.65	0.74
5:N:194:LEU:CB	6:P:447:SER:OG	2.35	0.74
6:O:622:GLU:OE1	6:P:281:PRO:HD3	1.87	0.74
6:Q:468:PRO:HG3	6:Q:503:ALA:HB3	1.69	0.74
6:U:123:ALA:O	6:U:127:LEU:HG	1.87	0.74
6:U:193:ILE:HG21	6:V:562:TYR:OH	1.87	0.74
6:V:468:PRO:HG3	6:V:503:ALA:HB3	1.67	0.74
6:V:619:ASP:HB2	6:W:284:VAL:CB	2.17	0.74
1:A:50:ASN:HA	1:A:82:ARG:HH12	1.53	0.74
5:G:44:GLY:O	6:I:400:ALA:CB	2.36	0.74
6:J:29:THR:HB	6:K:609:ARG:HG3	1.68	0.74
6:J:154:ARG:HH12	6:K:247:SER:H	1.29	0.74
6:J:169:MET:N	6:K:537:SER:HB2	2.02	0.74
6:O:32:PRO:CD	6:P:609:ARG:O	2.36	0.74
6:O:541:SER:OG	6:Q:168:THR:C	2.26	0.74
6:P:147:ARG:CG	6:W:100:LYS:CD	2.65	0.74
6:P:299:ILE:HD13	6:Q:419:MET:HE2	1.68	0.74
6:P:458:THR:HA	6:Q:412:ARG:HG2	1.68	0.74
6:U:299:ILE:HD11	6:V:419:MET:HE1	1.65	0.74

Continued on next page...

Continued from previous page...

Atom-1	Atom-2	Interatomic distance (Å)	Clash overlap (Å)
6:V:36:LEU:HD11	6:W:242:PHE:CE2	2.21	0.74
6:I:160:GLN:NE2	6:J:612:SER:HB2	1.67	0.74
6:I:161:LYS:HD3	6:J:534:SER:CB	2.16	0.74
6:I:545:VAL:HG12	6:K:640:GLN:HE22	1.18	0.74
6:I:641:ILE:HG12	6:J:545:VAL:CG2	2.16	0.74
6:J:640:GLN:NE2	6:K:545:VAL:HG13	1.87	0.74
6:K:71:TYR:CD2	6:K:138:SER:HA	2.22	0.74
6:O:36:LEU:CG	6:P:253:VAL:CG1	2.65	0.74
6:O:412:ARG:NE	6:Q:459:LEU:CB	2.45	0.74
6:O:534:SER:C	6:Q:165:THR:HG22	2.07	0.74
6:P:298:PHE:CA	6:Q:418:ASN:HA	2.17	0.74
5:T:231:HIS:HA	5:T:234:ARG:HB2	1.68	0.74
6:V:298:PHE:CA	6:W:418:ASN:HA	2.17	0.74
5:Y:231:HIS:HA	5:Y:234:ARG:HB2	1.68	0.74
1:A:516:MET:HB2	1:A:551:ILE:HG13	1.70	0.74
2:B:383:ALA:O	2:B:384:MET:HG3	1.86	0.74
4:D:388:PRO:C	6:P:54:SER:HB2	2.07	0.74
6:I:193:ILE:HG21	6:J:562:TYR:OH	1.87	0.74
6:I:283:SER:CA	6:K:529:SER:H	2.01	0.74
6:J:622:GLU:HB3	6:K:280:LEU:HD12	0.81	0.74
6:O:193:ILE:HG21	6:P:562:TYR:OH	1.85	0.74
6:O:412:ARG:HG2	6:Q:458:THR:HA	1.70	0.74
6:O:612:SER:C	6:Q:160:GLN:HE22	1.69	0.74
6:P:298:PHE:CE1	6:Q:416:ARG:HB3	2.22	0.74
5:T:194:LEU:HD13	6:V:447:SER:OG	1.87	0.74
6:U:283:SER:CA	6:W:529:SER:H	2.00	0.74
6:U:412:ARG:HG2	6:W:458:THR:HA	1.70	0.74
6:V:161:LYS:CE	6:W:534:SER:N	2.50	0.74
6:V:456:ASN:HD21	6:W:412:ARG:CG	1.93	0.74
2:B:956:HIS:CD2	4:D:43:HIS:ND1	2.46	0.74
6:I:36:LEU:CG	6:J:253:VAL:CG1	2.64	0.74
6:I:411:VAL:HG21	6:K:333:PRO:C	1.95	0.74
6:J:123:ALA:O	6:J:127:LEU:HG	1.87	0.74
6:O:283:SER:CA	6:Q:529:SER:H	2.00	0.74
6:O:529:SER:N	6:P:283:SER:HB3	2.02	0.74
6:P:161:LYS:NZ	6:Q:533:ASP:CA	2.41	0.74
6:U:281:PRO:HD3	6:W:622:GLU:OE1	1.87	0.74
6:V:333:PRO:O	6:W:411:VAL:HG11	1.88	0.74
6:X:587:GLY:CA	5:Y:2:PRO:C	2.50	0.74
2:B:404:MET:CB	4:D:46:ILE:CD1	2.64	0.74
3:C:381:VAL:HG11	3:C:439:THR:CB	2.16	0.74

Continued on next page...

Continued from previous page...

Atom-1	Atom-2	Interatomic distance (Å)	Clash overlap (Å)
3:C:383:ALA:O	3:C:1197:TYR:CE2	2.40	0.74
4:D:389:PHE:HB2	6:P:54:SER:CA	2.06	0.74
5:H:194:LEU:HD13	6:J:447:SER:OG	1.88	0.74
6:J:82:PHE:CE2	6:K:242:PHE:CZ	2.69	0.74
6:J:295:ARG:NH1	6:J:298:PHE:HB2	2.03	0.74
6:J:295:ARG:HH22	6:K:354:SER:HB3	1.50	0.74
6:J:468:PRO:HG3	6:J:503:ALA:HB3	1.69	0.74
5:L:4:HIS:CE1	6:P:587:GLY:HA3	2.09	0.74
6:O:412:ARG:HB2	6:Q:459:LEU:HD12	1.28	0.74
6:O:533:ASP:OD1	6:Q:161:LYS:HG3	1.85	0.74
5:S:44:GLY:O	6:U:400:ALA:CB	2.35	0.74
5:T:194:LEU:HB2	6:V:447:SER:OG	1.87	0.74
6:U:161:LYS:HZ1	6:V:533:ASP:HA	1.49	0.74
6:U:242:PHE:HB3	6:W:36:LEU:HD23	1.60	0.74
6:I:256:SER:CA	6:K:33:ALA:HB1	2.18	0.74
6:I:471:LEU:HD11	6:K:578:SER:CA	2.17	0.74
6:I:548:LYS:HZ1	6:K:644:LEU:HD23	1.48	0.74
6:J:619:ASP:HB2	6:K:284:VAL:CB	2.18	0.74
6:K:123:ALA:O	6:K:127:LEU:HG	1.88	0.74
6:K:330:GLN:HB3	6:K:457:PRO:HA	1.67	0.74
6:O:84:LYS:HZ1	6:Q:44:THR:HG22	1.53	0.74
6:O:165:THR:CA	6:P:537:SER:OG	2.33	0.74
6:P:295:ARG:NH1	6:P:298:PHE:HB2	2.02	0.74
6:P:459:LEU:HD11	6:Q:412:ARG:H	1.53	0.74
5:S:4:HIS:NE2	6:W:586:VAL:CG2	2.26	0.74
6:V:298:PHE:CB	6:W:419:MET:N	2.49	0.74
6:V:530:ARG:CB	6:W:472:ARG:HD3	2.18	0.74
4:E:335:ALA:O	6:U:55:VAL:HB	1.88	0.74
5:H:2:PRO:CG	6:I:587:GLY:HA2	2.08	0.74
6:I:30:ALA:CB	6:J:610:THR:CB	2.62	0.74
5:L:275:SER:O	5:L:276:ASP:O	2.06	0.74
6:O:161:LYS:NZ	6:P:533:ASP:CA	2.37	0.74
6:O:281:PRO:HD3	6:Q:622:GLU:OE1	1.87	0.74
6:O:545:VAL:CG2	6:Q:641:ILE:HG12	2.18	0.74
6:O:612:SER:CA	6:Q:160:GLN:NE2	1.86	0.74
6:P:36:LEU:CB	6:Q:253:VAL:CG1	2.47	0.74
6:P:169:MET:N	6:Q:537:SER:HB2	2.03	0.74
6:P:644:LEU:HD22	6:Q:548:LYS:HZ2	0.92	0.74
6:U:256:SER:HG	6:W:34:ILE:C	1.91	0.74
6:U:256:SER:CA	6:W:33:ALA:HB1	2.17	0.74
6:U:459:LEU:HG	6:V:412:ARG:HE	1.52	0.74

Continued on next page...

Continued from previous page...

Atom-1	Atom-2	Interatomic distance (Å)	Clash overlap (Å)
5:Y:158:LEU:HB2	5:Y:175:PRO:HD2	1.70	0.74
3:C:407:ARG:NH1	4:E:180:VAL:HG21	2.03	0.74
5:H:4:HIS:CB	6:I:586:VAL:HG11	2.18	0.74
6:I:32:PRO:O	6:J:613:LEU:HD23	1.82	0.74
6:I:644:LEU:HD22	6:J:548:LYS:CD	1.93	0.74
5:M:275:SER:O	5:M:276:ASP:O	2.06	0.74
6:O:412:ARG:HE	6:Q:459:LEU:CB	2.01	0.74
6:O:548:LYS:HZ1	6:Q:644:LEU:HD23	1.49	0.74
6:Q:123:ALA:O	6:Q:127:LEU:HG	1.88	0.74
6:U:154:ARG:HE	6:V:248:GLU:H	0.74	0.74
6:U:618:THR:C	6:V:281:PRO:HG3	2.08	0.74
6:V:298:PHE:HE2	6:W:408:ALA:HA	1.53	0.74
4:E:378:PRO:HG3	4:E:385:PRO:HD2	1.70	0.73
5:G:275:SER:O	5:G:276:ASP:O	2.06	0.73
6:I:36:LEU:HD11	6:J:242:PHE:CD2	2.22	0.73
6:I:123:ALA:O	6:I:127:LEU:HG	1.87	0.73
6:I:154:ARG:HD3	6:J:248:GLU:N	2.03	0.73
6:I:548:LYS:HZ2	6:K:644:LEU:CD2	1.67	0.73
6:J:30:ALA:N	6:K:610:THR:HG23	2.01	0.73
6:J:333:PRO:O	6:K:411:VAL:HG11	1.87	0.73
5:N:193:GLY:HA2	6:P:364:PRO:HG3	1.70	0.73
6:O:154:ARG:HE	6:P:248:GLU:H	0.74	0.73
6:O:297:ALA:HA	6:P:409:ILE:HD13	1.70	0.73
6:P:295:ARG:HH22	6:Q:354:SER:HB3	1.50	0.73
5:R:29:ARG:NH2	5:R:34:ASN:HD21	1.86	0.73
5:R:275:SER:O	5:R:276:ASP:O	2.06	0.73
5:S:275:SER:O	5:S:276:ASP:O	2.06	0.73
6:U:32:PRO:O	6:V:613:LEU:HD23	1.82	0.73
6:U:32:PRO:CD	6:V:609:ARG:O	2.36	0.73
6:U:84:LYS:CE	6:W:43:PRO:HA	2.18	0.73
6:U:248:GLU:H	6:W:154:ARG:HE	0.75	0.73
6:U:625:ARG:CD	6:V:278:THR:OG1	2.36	0.73
6:V:154:ARG:NE	6:W:247:SER:CA	2.47	0.73
6:V:529:SER:H	6:W:283:SER:HA	1.53	0.73
6:W:123:ALA:O	6:W:127:LEU:HG	1.88	0.73
6:X:123:ALA:O	6:X:127:LEU:HG	1.88	0.73
6:I:318:LYS:HD2	6:I:326:THR:HB	1.70	0.73
6:I:412:ARG:NE	6:K:459:LEU:CG	2.36	0.73
6:I:541:SER:HB3	6:K:169:MET:C	2.02	0.73
6:J:44:THR:HA	6:K:84:LYS:CE	2.14	0.73
5:M:2:PRO:HG2	6:Q:587:GLY:CA	2.14	0.73

Continued on next page...

Continued from previous page...

Atom-1	Atom-2	Interatomic distance (Å)	Clash overlap (Å)
5:N:194:LEU:HD13	6:P:447:SER:OG	1.87	0.73
6:O:318:LYS:HD2	6:O:326:THR:HB	1.69	0.73
6:P:33:ALA:HB1	6:Q:256:SER:HB2	1.68	0.73
6:U:459:LEU:CG	6:V:412:ARG:NE	2.36	0.73
6:V:123:ALA:O	6:V:127:LEU:HG	1.89	0.73
5:Y:29:ARG:NH2	5:Y:34:ASN:HD21	1.86	0.73
3:C:377:ILE:CG2	3:C:381:VAL:O	2.35	0.73
4:E:125:TYR:CE2	4:E:127:THR:HB	2.23	0.73
6:I:534:SER:N	6:K:161:LYS:HE2	2.02	0.73
6:I:537:SER:CB	6:K:165:THR:O	2.37	0.73
6:J:41:LEU:CD2	6:K:242:PHE:CD2	2.71	0.73
6:O:256:SER:CA	6:Q:33:ALA:HB1	2.17	0.73
6:O:471:LEU:HD13	6:Q:578:SER:HB3	1.61	0.73
6:U:541:SER:OG	6:W:168:THR:C	2.25	0.73
6:U:641:ILE:CD1	6:V:545:VAL:CG2	2.65	0.73
6:V:318:LYS:HD2	6:V:326:THR:HB	1.69	0.73
2:B:436:LEU:HD12	4:D:175:MET:CB	2.19	0.73
2:B:882:PRO:HG3	2:B:962:GLN:HE22	1.48	0.73
3:C:377:ILE:HG22	3:C:381:VAL:H	1.47	0.73
4:E:339:LEU:HD22	6:U:55:VAL:CB	2.19	0.73
6:I:32:PRO:CD	6:J:609:ARG:O	2.36	0.73
6:I:84:LYS:HE2	6:K:42:ASN:OD1	1.89	0.73
6:I:121:ALA:CB	6:J:87:PHE:CE1	2.59	0.73
6:I:281:PRO:HD3	6:K:622:GLU:OE1	1.88	0.73
6:I:622:GLU:OE1	6:J:281:PRO:HD3	1.87	0.73
5:N:48:ILE:HA	5:N:55:THR:HG22	1.70	0.73
6:O:28:SER:CB	6:P:606:THR:HG22	2.09	0.73
6:O:32:PRO:O	6:P:613:LEU:HD23	1.83	0.73
6:O:330:GLN:HB3	6:O:457:PRO:HA	1.68	0.73
6:O:412:ARG:H	6:Q:459:LEU:HD11	1.52	0.73
6:O:459:LEU:HD23	6:P:412:ARG:HH22	0.92	0.73
6:O:529:SER:C	6:P:472:ARG:HD3	2.07	0.73
6:U:154:ARG:HH11	6:V:246:THR:CB	2.01	0.73
6:U:318:LYS:HD2	6:U:326:THR:HB	1.69	0.73
6:U:412:ARG:CD	6:W:456:ASN:HD21	1.99	0.73
6:U:412:ARG:H	6:W:459:LEU:HD11	1.51	0.73
6:U:456:ASN:HB2	6:V:412:ARG:HA	1.70	0.73
6:V:295:ARG:NH1	6:V:298:PHE:HB2	2.04	0.73
2:B:376:LEU:HD11	3:C:795:ASP:CB	2.18	0.73
2:B:431:THR:CG2	3:C:614:GLN:HE21	1.97	0.73
2:B:959:ARG:HH12	4:D:40:ARG:HG2	1.53	0.73

Continued on next page...

Continued from previous page...

Atom-1	Atom-2	Interatomic distance (Å)	Clash overlap (Å)
5:H:275:SER:O	5:H:276:ASP:O	2.06	0.73
6:I:75:ASN:HB3	6:I:78:MET:HB3	1.71	0.73
6:I:548:LYS:HZ2	6:K:644:LEU:HD22	0.91	0.73
6:O:33:ALA:HB3	6:P:256:SER:HA	1.69	0.73
6:O:123:ALA:O	6:O:127:LEU:HG	1.88	0.73
6:O:299:ILE:HD11	6:P:419:MET:HE1	1.68	0.73
6:O:641:ILE:CD1	6:P:545:VAL:CG2	2.64	0.73
6:U:30:ALA:CA	6:V:610:THR:CG2	2.49	0.73
6:U:562:TYR:HE1	6:W:193:ILE:HA	1.52	0.73
6:X:330:GLN:HB3	6:X:457:PRO:HA	1.71	0.73
4:E:332:PRO:O	6:U:54:SER:CB	2.36	0.73
6:I:412:ARG:HA	6:K:456:ASN:ND2	1.70	0.73
6:I:417:PHE:HA	6:K:298:PHE:HE2	0.92	0.73
5:N:4:HIS:CB	6:O:586:VAL:HG11	2.19	0.73
5:N:275:SER:O	5:N:276:ASP:O	2.07	0.73
6:O:84:LYS:CE	6:Q:43:PRO:HA	2.18	0.73
6:P:123:ALA:O	6:P:127:LEU:HG	1.88	0.73
6:Q:43:PRO:HA	6:Q:44:THR:HB	1.70	0.73
5:T:158:LEU:HB2	5:T:175:PRO:HD2	1.71	0.73
6:U:33:ALA:HB3	6:V:256:SER:HA	1.70	0.73
6:U:154:ARG:HH12	6:V:247:SER:H	1.36	0.73
6:V:29:THR:HB	6:W:609:ARG:HG3	1.68	0.73
6:V:459:LEU:HD11	6:W:412:ARG:H	1.53	0.73
6:V:644:LEU:CB	6:W:548:LYS:CD	2.44	0.73
1:A:790:ARG:C	1:A:790:ARG:HE	1.92	0.73
2:B:437:ARG:HH12	4:D:173:ALA:CB	1.96	0.73
2:B:645:HIS:ND1	2:B:700:TRP:CZ3	2.56	0.73
2:B:959:ARG:HH12	4:D:40:ARG:CG	2.02	0.73
3:C:436:LEU:CD1	4:E:187:GLN:OE1	2.36	0.73
6:I:195:PRO:HD3	6:J:562:TYR:CD2	2.24	0.73
6:I:529:SER:N	6:J:283:SER:HB3	2.02	0.73
6:O:36:LEU:HD11	6:P:242:PHE:CD2	2.24	0.73
6:P:75:ASN:HB3	6:P:78:MET:HB3	1.71	0.73
6:U:161:LYS:HE2	6:V:534:SER:N	2.02	0.73
6:U:195:PRO:HD3	6:V:562:TYR:CD2	2.24	0.73
6:U:533:ASP:OD1	6:W:161:LYS:HG3	1.86	0.73
6:U:622:GLU:OE1	6:V:281:PRO:HD3	1.87	0.73
6:U:640:GLN:HE22	6:V:545:VAL:HG12	1.22	0.73
6:V:121:ALA:HB2	6:W:87:PHE:CE2	2.21	0.73
6:W:75:ASN:HB3	6:W:78:MET:HB3	1.70	0.73
3:C:792:GLN:CD	4:D:225:ARG:NH1	2.37	0.73

Continued on next page...

Continued from previous page...

Atom-1	Atom-2	Interatomic distance (Å)	Clash overlap (Å)
6:I:541:SER:OG	6:K:168:THR:C	2.27	0.73
6:J:29:THR:C	6:K:610:THR:HG23	2.07	0.73
6:J:154:ARG:HD3	6:K:248:GLU:N	2.03	0.73
5:M:158:LEU:HB2	5:M:175:PRO:HD2	1.70	0.73
6:O:283:SER:HA	6:Q:529:SER:H	1.54	0.73
6:Q:318:LYS:HD2	6:Q:326:THR:HB	1.69	0.73
5:T:275:SER:O	5:T:276:ASP:O	2.07	0.73
6:U:537:SER:CB	6:W:165:THR:O	2.37	0.73
6:U:644:LEU:CD2	6:V:548:LYS:HZ1	1.96	0.73
6:V:30:ALA:HB2	6:W:610:THR:CB	2.19	0.73
6:V:122:THR:CG2	6:W:90:ASN:CB	2.51	0.73
2:B:375:ASN:HB2	2:B:382:SER:HA	1.71	0.73
2:B:951:PRO:HG2	4:D:37:TRP:CZ3	2.24	0.73
6:I:154:ARG:HH11	6:J:246:THR:CB	2.02	0.73
6:I:161:LYS:HZ3	6:J:534:SER:H	1.35	0.73
6:I:169:MET:C	6:J:541:SER:HB3	1.99	0.73
6:I:625:ARG:CD	6:J:278:THR:OG1	2.36	0.73
6:O:640:GLN:NE2	6:P:545:VAL:HG13	1.98	0.73
6:P:29:THR:HB	6:Q:609:ARG:HG3	1.68	0.73
6:U:412:ARG:HE	6:W:459:LEU:CB	2.01	0.73
6:U:625:ARG:HD2	6:V:278:THR:OG1	1.89	0.73
6:V:299:ILE:HD13	6:W:419:MET:HE2	1.66	0.73
2:B:774:LEU:HD12	2:B:774:LEU:C	2.08	0.73
3:C:795:ASP:CG	4:D:251:ASN:CG	2.46	0.73
4:E:401:ALA:HB2	6:U:52:GLY:N	2.04	0.73
5:F:48:ILE:HA	5:F:55:THR:HG22	1.71	0.73
5:F:194:LEU:HD13	6:K:447:SER:OG	1.88	0.73
5:F:275:SER:O	5:F:276:ASP:O	2.06	0.73
5:H:194:LEU:HB2	6:J:447:SER:OG	1.89	0.73
6:I:641:ILE:CD1	6:J:545:VAL:CG2	2.64	0.73
6:O:618:THR:C	6:P:281:PRO:HG3	2.09	0.73
5:S:158:LEU:HB2	5:S:175:PRO:HD2	1.71	0.73
6:U:409:ILE:HD11	6:W:297:ALA:CA	2.18	0.73
6:U:529:SER:C	6:V:472:ARG:HD3	2.06	0.73
6:V:295:ARG:HH11	6:W:419:MET:N	1.86	0.73
2:B:954:PRO:CB	4:D:39:SER:C	2.56	0.72
6:K:75:ASN:HB3	6:K:78:MET:HB3	1.71	0.72
5:L:158:LEU:HB2	5:L:175:PRO:HD2	1.70	0.72
5:L:194:LEU:HD13	6:Q:447:SER:OG	1.88	0.72
6:O:253:VAL:CG1	6:Q:36:LEU:HD23	2.10	0.72
6:U:36:LEU:HD11	6:V:242:PHE:CD2	2.23	0.72

Continued on next page...

Continued from previous page...

Atom-1	Atom-2	Interatomic distance (Å)	Clash overlap (Å)
6:U:248:GLU:N	6:W:154:ARG:HD3	2.04	0.72
6:U:459:LEU:HG	6:V:412:ARG:NH2	1.99	0.72
6:U:471:LEU:HD11	6:W:578:SER:CA	2.18	0.72
6:U:545:VAL:CG2	6:W:641:ILE:HG12	2.19	0.72
3:C:795:ASP:CA	4:D:251:ASN:OD1	2.38	0.72
4:E:257:ALA:HB3	4:E:412:VAL:HA	1.72	0.72
6:I:154:ARG:HE	6:J:248:GLU:H	0.73	0.72
6:I:548:LYS:HD3	6:K:644:LEU:HB3	1.62	0.72
6:I:625:ARG:HD2	6:J:278:THR:OG1	1.89	0.72
6:J:318:LYS:HD2	6:J:326:THR:HB	1.70	0.72
5:M:44:GLY:O	6:O:400:ALA:CB	2.37	0.72
6:O:44:THR:HG22	6:P:84:LYS:HZ1	1.52	0.72
6:O:409:ILE:HD11	6:Q:297:ALA:CA	2.18	0.72
6:O:625:ARG:CD	6:P:278:THR:OG1	2.36	0.72
6:O:625:ARG:HD2	6:P:278:THR:OG1	1.88	0.72
6:P:562:TYR:CD1	6:P:562:TYR:N	2.57	0.72
6:P:623:LYS:HE3	6:Q:270:ASP:OD2	1.89	0.72
6:P:630:LEU:HD13	6:Q:275:GLU:CB	2.17	0.72
5:R:48:ILE:HA	5:R:55:THR:HG22	1.71	0.72
2:B:431:THR:HA	3:C:614:GLN:NE2	2.03	0.72
2:B:645:HIS:HE2	2:B:703:THR:CB	2.01	0.72
2:B:953:GLY:HA2	4:D:35:ARG:HD2	1.71	0.72
3:C:621:TRP:HB2	3:C:776:GLN:HE21	1.53	0.72
3:C:946:VAL:HG23	3:C:946:VAL:O	1.89	0.72
4:E:84:ILE:HG22	4:E:86:SER:HB2	1.70	0.72
5:H:4:HIS:CE1	6:I:587:GLY:HA3	2.08	0.72
6:I:246:THR:HB	6:K:154:ARG:HH11	1.47	0.72
6:J:30:ALA:HB2	6:K:610:THR:CB	2.18	0.72
6:J:195:PRO:CG	6:K:562:TYR:CB	2.59	0.72
6:J:458:THR:H	6:K:412:ARG:CD	1.96	0.72
6:J:529:SER:H	6:K:283:SER:HA	1.54	0.72
6:J:622:GLU:CG	6:K:280:LEU:HA	2.15	0.72
5:L:44:GLY:C	6:Q:400:ALA:CA	2.33	0.72
6:P:82:PHE:CE2	6:Q:242:PHE:CZ	2.69	0.72
6:U:161:LYS:HE3	6:V:533:ASP:CG	1.96	0.72
6:U:533:ASP:CB	6:W:161:LYS:HE3	2.13	0.72
6:V:562:TYR:CD1	6:V:562:TYR:N	2.57	0.72
3:C:313:LYS:HA	3:C:1197:TYR:O	1.89	0.72
5:G:51:PHE:HB3	5:G:58:PRO:HB3	1.71	0.72
6:I:247:SER:CA	6:K:154:ARG:NE	2.48	0.72
6:I:456:ASN:ND2	6:J:412:ARG:HA	1.74	0.72

Continued on next page...

Continued from previous page...

Atom-1	Atom-2	Interatomic distance (Å)	Clash overlap (Å)
6:I:534:SER:C	6:K:165:THR:HG22	2.09	0.72
6:O:43:PRO:HA	6:P:84:LYS:CE	2.19	0.72
6:O:248:GLU:H	6:Q:154:ARG:HE	0.75	0.72
6:P:43:PRO:HA	6:Q:84:LYS:CE	2.19	0.72
6:P:530:ARG:CB	6:Q:472:ARG:HD3	2.18	0.72
5:R:194:LEU:HD13	6:W:447:SER:OG	1.89	0.72
5:T:4:HIS:CB	6:U:586:VAL:HG11	2.19	0.72
6:U:298:PHE:HE2	6:V:417:PHE:HA	0.91	0.72
6:V:33:ALA:HB1	6:W:256:SER:HB2	1.72	0.72
5:Y:275:SER:O	5:Y:276:ASP:O	2.07	0.72
4:D:390:ASN:CG	6:P:53:THR:O	2.26	0.72
6:I:161:LYS:HE2	6:J:534:SER:N	2.01	0.72
6:I:545:VAL:CG2	6:K:641:ILE:HG12	2.18	0.72
6:O:529:SER:H	6:P:283:SER:CA	2.03	0.72
6:O:533:ASP:CB	6:Q:161:LYS:HE3	2.14	0.72
6:Q:75:ASN:HB3	6:Q:78:MET:HB3	1.70	0.72
6:U:545:VAL:CG2	6:W:641:ILE:HD11	2.17	0.72
2:B:436:LEU:HD12	4:D:175:MET:HB3	1.70	0.72
2:B:952:PRO:HB2	4:D:35:ARG:HH21	1.54	0.72
4:D:392:ALA:CA	6:P:49:ARG:NH2	2.52	0.72
4:E:336:ALA:CB	6:U:55:VAL:H	2.02	0.72
5:H:29:ARG:NH2	5:H:34:ASN:HD21	1.87	0.72
6:I:28:SER:CB	6:J:606:THR:HG22	2.09	0.72
6:I:30:ALA:CA	6:J:610:THR:CG2	2.49	0.72
6:I:154:ARG:HH12	6:J:247:SER:H	1.36	0.72
6:I:459:LEU:HG	6:J:412:ARG:NH2	1.98	0.72
6:J:165:THR:HG23	6:K:534:SER:HB2	0.77	0.72
6:J:333:PRO:O	6:K:411:VAL:HG13	1.88	0.72
6:K:318:LYS:HD2	6:K:326:THR:HB	1.70	0.72
5:M:29:ARG:NH2	5:M:34:ASN:HD21	1.87	0.72
5:M:103:GLU:HB3	5:M:113:PRO:HG2	1.71	0.72
6:O:42:ASN:OD1	6:P:84:LYS:HE2	1.90	0.72
6:O:154:ARG:HH11	6:P:246:THR:C	1.93	0.72
5:S:26:THR:HG23	5:S:27:ARG:HH11	1.54	0.72
5:T:29:ARG:NH2	5:T:34:ASN:HD21	1.86	0.72
6:U:43:PRO:HA	6:V:84:LYS:CE	2.19	0.72
6:U:247:SER:H	6:W:154:ARG:HH12	1.31	0.72
6:U:456:ASN:ND2	6:V:412:ARG:HD3	2.04	0.72
6:X:318:LYS:HD2	6:X:326:THR:HB	1.71	0.72
2:B:1178:ARG:HG2	4:D:241:LEU:CD2	2.03	0.72
5:G:48:ILE:HA	5:G:55:THR:HG22	1.72	0.72

Continued on next page...

Continued from previous page...

Atom-1	Atom-2	Interatomic distance (Å)	Clash overlap (Å)
6:I:298:PHE:HE2	6:J:417:PHE:HA	0.92	0.72
6:I:562:TYR:CD2	6:K:195:PRO:HD3	2.24	0.72
6:I:578:SER:HB3	6:J:471:LEU:HD13	1.65	0.72
6:J:75:ASN:HB3	6:J:78:MET:HB3	1.70	0.72
5:L:29:ARG:NH2	5:L:34:ASN:HD21	1.87	0.72
5:M:51:PHE:HB3	5:M:58:PRO:HB3	1.72	0.72
5:N:103:GLU:HB3	5:N:113:PRO:HG2	1.71	0.72
6:O:154:ARG:NE	6:P:247:SER:CA	2.45	0.72
6:O:529:SER:H	6:P:283:SER:HA	1.55	0.72
6:O:562:TYR:CD1	6:Q:193:ILE:HG22	2.17	0.72
6:P:36:LEU:CD1	6:Q:242:PHE:CD1	2.71	0.72
6:P:622:GLU:OE1	6:Q:281:PRO:HD3	1.90	0.72
6:U:30:ALA:CB	6:V:610:THR:CB	2.62	0.72
6:U:84:LYS:HE2	6:W:42:ASN:OD1	1.88	0.72
5:Y:26:THR:HG23	5:Y:27:ARG:HH11	1.55	0.72
4:D:89:GLY:O	4:D:102:PRO:HA	1.90	0.72
6:I:33:ALA:HB3	6:J:256:SER:HA	1.70	0.72
6:I:84:LYS:CE	6:K:43:PRO:HA	2.18	0.72
6:I:409:ILE:HD11	6:K:297:ALA:CA	2.19	0.72
6:P:619:ASP:HB2	6:Q:284:VAL:CB	2.17	0.72
5:T:103:GLU:HB3	5:T:113:PRO:HG2	1.72	0.72
6:U:562:TYR:CD1	6:W:193:ILE:HG22	2.18	0.72
6:U:613:LEU:HD23	6:W:32:PRO:O	1.86	0.72
6:V:36:LEU:CB	6:W:253:VAL:CG1	2.46	0.72
2:B:404:MET:SD	4:D:46:ILE:CD1	2.65	0.72
3:C:795:ASP:HA	4:D:251:ASN:OD1	1.89	0.72
5:H:51:PHE:HB3	5:H:58:PRO:HB3	1.72	0.72
6:I:409:ILE:CD1	6:K:297:ALA:O	2.34	0.72
6:J:43:PRO:HA	6:K:84:LYS:CE	2.19	0.72
6:J:459:LEU:HD11	6:K:412:ARG:H	1.52	0.72
6:J:530:ARG:HA	6:K:472:ARG:CG	2.19	0.72
6:O:30:ALA:CB	6:P:610:THR:CB	2.62	0.72
6:O:66:ASP:HB3	6:P:232:ALA:HB1	1.68	0.72
6:O:537:SER:CB	6:Q:165:THR:O	2.37	0.72
6:O:562:TYR:CD2	6:Q:195:PRO:HD3	2.24	0.72
5:R:158:LEU:HB2	5:R:175:PRO:HD2	1.71	0.72
6:U:548:LYS:HZ2	6:W:644:LEU:HD22	0.91	0.72
2:B:219:LEU:O	2:B:220:ILE:CG2	2.33	0.72
4:D:393:ASP:CG	6:P:53:THR:C	2.49	0.72
4:E:400:THR:HB	6:U:52:GLY:C	2.10	0.72
5:H:193:GLY:HA2	6:J:364:PRO:HG2	1.64	0.72

Continued on next page...

Continued from previous page...

Atom-1	Atom-2	Interatomic distance (Å)	Clash overlap (Å)
6:I:613:LEU:HD23	6:K:32:PRO:O	1.85	0.72
6:J:168:THR:HB	6:K:538:ALA:CA	2.20	0.72
5:M:26:THR:HG23	5:M:27:ARG:HH11	1.55	0.72
5:N:194:LEU:HB2	6:P:447:SER:OG	1.89	0.72
6:O:154:ARG:HH11	6:P:246:THR:CB	2.02	0.72
6:O:154:ARG:HH12	6:P:247:SER:H	1.36	0.72
6:O:154:ARG:HD3	6:P:248:GLU:N	2.04	0.72
6:O:548:LYS:HZ2	6:Q:644:LEU:HD22	0.91	0.72
6:P:41:LEU:CD2	6:Q:242:PHE:CD2	2.71	0.72
6:P:318:LYS:HD2	6:P:326:THR:HB	1.72	0.72
6:P:622:GLU:CG	6:Q:280:LEU:HA	2.16	0.72
6:Q:507:ILE:H	6:Q:507:ILE:HD13	1.55	0.72
6:U:297:ALA:HA	6:V:409:ILE:HD13	1.69	0.72
6:W:43:PRO:HA	6:W:44:THR:HB	1.70	0.72
6:X:587:GLY:O	5:Y:2:PRO:HG2	1.89	0.72
1:A:377:ARG:CZ	6:I:57:THR:HG21	2.17	0.71
2:B:404:MET:CE	4:D:46:ILE:CB	2.68	0.71
4:D:341:TRP:HA	4:D:346:LEU:HD12	1.71	0.71
5:G:29:ARG:NH2	5:G:34:ASN:HD21	1.87	0.71
6:I:283:SER:HA	6:K:529:SER:H	1.54	0.71
5:L:51:PHE:HB3	5:L:58:PRO:HB3	1.72	0.71
5:N:158:LEU:HB2	5:N:175:PRO:HD2	1.71	0.71
6:O:247:SER:CA	6:Q:154:ARG:NE	2.48	0.71
6:O:419:MET:H	6:Q:295:ARG:HH11	1.37	0.71
5:R:51:PHE:HB3	5:R:58:PRO:HB3	1.72	0.71
6:V:161:LYS:HE3	6:W:533:ASP:CG	2.00	0.71
1:A:406:ASN:OD1	6:J:101:THR:HA	1.90	0.71
2:B:436:LEU:CD1	4:D:175:MET:HG3	2.21	0.71
2:B:956:HIS:CD2	4:D:43:HIS:CG	2.78	0.71
4:D:91:THR:HB	4:D:104:PRO:HD2	1.70	0.71
5:F:158:LEU:HB2	5:F:175:PRO:HD2	1.71	0.71
6:I:412:ARG:HG2	6:K:458:THR:HA	1.70	0.71
6:I:618:THR:C	6:J:281:PRO:HG3	2.09	0.71
6:J:562:TYR:CD1	6:J:562:TYR:N	2.57	0.71
6:K:43:PRO:HA	6:K:44:THR:HB	1.70	0.71
5:L:192:THR:C	6:Q:364:PRO:CB	2.50	0.71
6:O:195:PRO:HD3	6:P:562:TYR:CD2	2.25	0.71
6:O:253:VAL:HG12	6:Q:36:LEU:CA	2.20	0.71
6:O:644:LEU:HA	6:P:548:LYS:HE3	1.72	0.71
6:P:147:ARG:HD2	6:W:98:ALA:O	1.91	0.71
6:U:283:SER:HA	6:W:529:SER:H	1.54	0.71

Continued on next page...

Continued from previous page...

Atom-1	Atom-2	Interatomic distance (Å)	Clash overlap (Å)
6:U:507:ILE:HD13	6:U:507:ILE:H	1.55	0.71
5:F:103:GLU:HB3	5:F:113:PRO:HG2	1.71	0.71
5:H:48:ILE:HA	5:H:55:THR:HG22	1.72	0.71
6:I:256:SER:HB2	6:K:33:ALA:HB1	1.71	0.71
6:I:412:ARG:HE	6:K:459:LEU:CB	2.02	0.71
6:P:333:PRO:O	6:Q:411:VAL:HG11	1.88	0.71
6:U:619:ASP:OD1	6:V:284:VAL:HG12	1.87	0.71
6:V:622:GLU:OE1	6:W:281:PRO:HD3	1.89	0.71
6:X:75:ASN:HB3	6:X:78:MET:HB3	1.71	0.71
5:Y:103:GLU:HB3	5:Y:113:PRO:HG2	1.72	0.71
1:A:1136:LEU:HD21	1:A:1153:ALA:HB1	1.72	0.71
4:E:336:ALA:HA	6:U:55:VAL:CA	2.20	0.71
5:F:94:VAL:HB	5:F:180:HIS:HB2	1.73	0.71
6:I:248:GLU:H	6:K:154:ARG:HE	0.74	0.71
6:I:419:MET:N	6:K:295:ARG:HH11	1.88	0.71
6:I:456:ASN:HB2	6:J:412:ARG:HA	1.72	0.71
6:I:534:SER:O	6:K:165:THR:HA	1.90	0.71
5:N:26:THR:HG23	5:N:27:ARG:HH11	1.54	0.71
6:P:530:ARG:N	6:Q:472:ARG:HD2	1.86	0.71
5:S:103:GLU:HB3	5:S:113:PRO:HG2	1.71	0.71
6:U:42:ASN:OD1	6:V:84:LYS:HE2	1.89	0.71
6:U:253:VAL:HG12	6:W:36:LEU:CA	2.21	0.71
6:U:472:ARG:CD	6:W:529:SER:C	2.57	0.71
6:V:43:PRO:HA	6:W:84:LYS:CE	2.20	0.71
6:V:154:ARG:HH11	6:W:246:THR:C	1.94	0.71
6:V:630:LEU:HD13	6:W:275:GLU:CB	2.17	0.71
3:C:208:ASP:HB2	3:C:236:PRO:HB3	1.72	0.71
5:H:103:GLU:HB3	5:H:113:PRO:HG2	1.71	0.71
5:H:158:LEU:HB2	5:H:175:PRO:HD2	1.70	0.71
6:I:412:ARG:CD	6:K:456:ASN:HD21	2.00	0.71
6:J:33:ALA:HB1	6:K:256:SER:HB2	1.71	0.71
6:J:161:LYS:HD3	6:K:534:SER:CB	2.21	0.71
6:J:622:GLU:OE1	6:K:281:PRO:HD3	1.90	0.71
5:N:2:PRO:CG	6:O:587:GLY:HA2	2.08	0.71
5:N:51:PHE:HB3	5:N:58:PRO:HB3	1.72	0.71
6:O:75:ASN:HB3	6:O:78:MET:HB3	1.71	0.71
6:O:534:SER:HB2	6:Q:165:THR:HG23	0.71	0.71
6:O:641:ILE:CG1	6:P:545:VAL:CG2	2.68	0.71
6:P:193:ILE:HA	6:Q:562:TYR:HE1	1.47	0.71
6:P:295:ARG:HH22	6:Q:354:SER:HB2	1.55	0.71
5:S:51:PHE:HB3	5:S:58:PRO:HB3	1.72	0.71

Continued on next page...

Continued from previous page...

Atom-1	Atom-2	Interatomic distance (Å)	Clash overlap (Å)
6:U:75:ASN:HB3	6:U:78:MET:HB3	1.70	0.71
6:U:416:ARG:HA	6:W:298:PHE:CZ	2.25	0.71
6:U:459:LEU:CA	6:V:412:ARG:NE	2.38	0.71
6:V:75:ASN:HB3	6:V:78:MET:HB3	1.71	0.71
2:B:645:HIS:HE1	2:B:700:TRP:CE3	2.02	0.71
5:F:29:ARG:NH2	5:F:34:ASN:HD21	1.87	0.71
5:G:158:LEU:HB2	5:G:175:PRO:HD2	1.70	0.71
5:H:4:HIS:CB	6:I:586:VAL:CG1	2.68	0.71
6:J:298:PHE:CE2	6:K:408:ALA:HA	2.26	0.71
5:L:26:THR:HG23	5:L:27:ARG:HH11	1.55	0.71
6:O:253:VAL:HG11	6:Q:36:LEU:O	1.90	0.71
6:P:121:ALA:HB2	6:Q:87:PHE:CE2	2.20	0.71
6:P:528:ALA:CB	6:Q:283:SER:HA	2.02	0.71
5:S:2:PRO:HG2	6:W:587:GLY:CA	2.14	0.71
5:T:193:GLY:HA2	6:V:364:PRO:HG3	1.71	0.71
6:U:42:ASN:OD1	6:V:84:LYS:CG	2.39	0.71
6:U:529:SER:H	6:V:283:SER:CA	2.04	0.71
6:X:497:GLU:CG	5:Y:5:MET:SD	2.78	0.71
4:D:85:THR:HB	4:D:111:VAL:O	1.88	0.71
6:I:43:PRO:HA	6:I:44:THR:HB	1.73	0.71
6:I:562:TYR:CE2	6:K:193:ILE:HG22	2.17	0.71
6:O:482:ASP:CG	6:Q:530:ARG:NH2	2.44	0.71
6:P:529:SER:H	6:Q:283:SER:HA	1.53	0.71
6:U:253:VAL:HG11	6:W:36:LEU:O	1.90	0.71
6:U:548:LYS:HZ2	6:W:644:LEU:CD2	1.66	0.71
1:A:400:LEU:HB2	1:A:746:PHE:CD1	2.26	0.71
3:C:1014:VAL:HA	3:C:1034:ASP:OD1	1.91	0.71
5:G:131:ARG:HE	6:I:448:PRO:HG2	1.56	0.71
6:I:545:VAL:CG2	6:K:641:ILE:HD11	2.18	0.71
6:J:298:PHE:HE2	6:K:417:PHE:HA	0.90	0.71
5:L:4:HIS:NE2	6:P:586:VAL:CG2	2.35	0.71
5:N:29:ARG:NH2	5:N:34:ASN:HD21	1.87	0.71
6:O:411:VAL:HG21	6:Q:333:PRO:C	1.96	0.71
6:O:412:ARG:CD	6:Q:456:ASN:HD21	2.01	0.71
6:O:412:ARG:N	6:Q:456:ASN:HD21	1.87	0.71
6:O:418:ASN:HD21	6:Q:300:LYS:HE2	1.55	0.71
2:B:376:LEU:CD1	3:C:795:ASP:CG	2.59	0.71
2:B:376:LEU:HB2	4:D:249:LYS:CE	2.19	0.71
5:G:103:GLU:HB3	5:G:113:PRO:HG2	1.71	0.71
6:I:456:ASN:ND2	6:J:412:ARG:HD3	2.06	0.71
5:L:103:GLU:HB3	5:L:113:PRO:HG2	1.71	0.71

Continued on next page...

Continued from previous page...

Atom-1	Atom-2	Interatomic distance (Å)	Clash overlap (Å)
5:M:131:ARG:HE	6:O:448:PRO:HG2	1.56	0.71
6:O:193:ILE:HG22	6:P:562:TYR:CE2	2.20	0.71
6:O:246:THR:C	6:Q:154:ARG:HH11	1.94	0.71
6:P:298:PHE:CE2	6:Q:408:ALA:HA	2.25	0.71
6:P:456:ASN:HD21	6:Q:412:ARG:N	1.87	0.71
6:U:409:ILE:CD1	6:W:297:ALA:O	2.33	0.71
6:U:641:ILE:CG1	6:V:545:VAL:CG2	2.68	0.71
2:B:215:LEU:HD12	2:B:216:THR:HG22	1.71	0.71
2:B:310:LYS:CA	2:B:399:ARG:NH1	2.54	0.71
4:E:339:LEU:HB3	6:U:55:VAL:HG21	1.72	0.71
6:I:42:ASN:OD1	6:J:84:LYS:CG	2.39	0.71
6:I:253:VAL:HG12	6:K:36:LEU:CA	2.21	0.71
6:I:459:LEU:CD1	6:J:412:ARG:N	2.52	0.71
6:O:256:SER:HG	6:Q:34:ILE:C	1.90	0.71
5:S:29:ARG:NH2	5:S:34:ASN:HD21	1.88	0.71
6:U:534:SER:O	6:W:165:THR:HA	1.91	0.71
6:V:41:LEU:CD2	6:W:242:PHE:CD2	2.71	0.71
2:B:376:LEU:HD21	3:C:795:ASP:CA	2.21	0.70
4:E:335:ALA:HB1	6:U:56:ALA:CB	2.15	0.70
5:H:44:GLY:C	6:J:400:ALA:CA	2.36	0.70
6:I:154:ARG:HH11	6:J:246:THR:C	1.92	0.70
6:I:253:VAL:HG11	6:K:36:LEU:O	1.90	0.70
6:J:530:ARG:CB	6:K:472:ARG:HD3	2.18	0.70
6:O:30:ALA:CA	6:P:610:THR:CG2	2.48	0.70
6:O:66:ASP:CG	6:P:232:ALA:HB1	1.80	0.70
6:O:256:SER:HA	6:Q:33:ALA:HB3	1.72	0.70
6:O:256:SER:HB2	6:Q:33:ALA:HB1	1.73	0.70
6:O:412:ARG:NE	6:Q:459:LEU:CG	2.36	0.70
6:O:609:ARG:O	6:Q:32:PRO:HD3	1.91	0.70
5:R:44:GLY:C	6:W:400:ALA:CA	2.32	0.70
5:S:48:ILE:HA	5:S:55:THR:HG22	1.73	0.70
6:U:66:ASP:OD1	6:V:232:ALA:HB1	1.86	0.70
6:U:529:SER:H	6:V:283:SER:HA	1.56	0.70
1:A:749:VAL:HG22	1:A:756:SER:O	1.91	0.70
1:A:822:GLN:HB2	1:A:826:PRO:HA	1.73	0.70
3:C:669:PHE:CD1	3:C:938:TYR:CD2	2.78	0.70
5:G:26:THR:HG23	5:G:27:ARG:HH11	1.56	0.70
5:H:193:GLY:HA2	6:J:364:PRO:HG3	1.72	0.70
6:I:42:ASN:OD1	6:J:84:LYS:HE2	1.90	0.70
6:I:43:PRO:HA	6:J:84:LYS:CE	2.20	0.70
6:I:82:PHE:CZ	6:J:242:PHE:HE1	2.07	0.70

Continued on next page...

Continued from previous page...

Atom-1	Atom-2	Interatomic distance (Å)	Clash overlap (Å)
6:I:418:ASN:HD21	6:K:300:LYS:HE2	1.54	0.70
6:J:121:ALA:HB2	6:K:87:PHE:CE2	2.23	0.70
5:N:191:LYS:C	6:P:364:PRO:HB3	2.11	0.70
6:O:84:LYS:HE2	6:Q:42:ASN:OD1	1.88	0.70
6:O:298:PHE:HE2	6:P:417:PHE:HA	0.89	0.70
5:T:94:VAL:HB	5:T:180:HIS:HB2	1.73	0.70
6:U:154:ARG:HD3	6:V:248:GLU:N	2.06	0.70
6:V:168:THR:HB	6:W:538:ALA:CA	2.20	0.70
4:D:390:ASN:CG	6:P:50:PRO:CG	2.42	0.70
6:J:295:ARG:HH11	6:K:419:MET:N	1.87	0.70
6:U:354:SER:OG	6:W:295:ARG:CZ	2.40	0.70
6:X:507:ILE:HD13	6:X:507:ILE:H	1.56	0.70
5:H:26:THR:HG23	5:H:27:ARG:HH11	1.54	0.70
6:I:193:ILE:C	6:J:562:TYR:CZ	2.62	0.70
6:I:529:SER:H	6:J:283:SER:CA	2.03	0.70
6:I:612:SER:C	6:K:160:GLN:HE22	1.69	0.70
6:I:619:ASP:OD1	6:J:284:VAL:HG12	1.88	0.70
6:J:623:LYS:HE3	6:K:270:ASP:OD2	1.89	0.70
5:L:48:ILE:HA	5:L:55:THR:HG22	1.72	0.70
6:O:644:LEU:HD22	6:P:548:LYS:HZ2	0.88	0.70
6:P:168:THR:HB	6:Q:538:ALA:CA	2.21	0.70
5:R:103:GLU:HB3	5:R:113:PRO:HG2	1.72	0.70
5:T:4:HIS:CB	6:U:586:VAL:CG1	2.69	0.70
6:U:28:SER:CB	6:V:606:THR:HG22	2.10	0.70
6:U:419:MET:N	6:W:295:ARG:HH11	1.89	0.70
6:V:333:PRO:O	6:W:411:VAL:HG13	1.92	0.70
2:B:951:PRO:HB3	4:D:99:SER:HB2	1.74	0.70
4:D:46:ILE:HG21	4:D:187:GLN:HG2	1.71	0.70
5:H:191:LYS:C	6:J:364:PRO:HB3	2.12	0.70
6:I:529:SER:C	6:J:472:ARG:HD3	2.07	0.70
6:I:612:SER:HB2	6:K:160:GLN:NE2	1.69	0.70
6:J:170:LEU:HA	6:K:541:SER:HB3	1.74	0.70
6:J:507:ILE:HD13	6:J:507:ILE:H	1.56	0.70
6:O:545:VAL:CG2	6:Q:641:ILE:HD11	2.16	0.70
6:P:357:ILE:HB	6:P:417:PHE:HB2	1.73	0.70
6:P:507:ILE:HD13	6:P:507:ILE:H	1.56	0.70
6:P:530:ARG:HA	6:Q:472:ARG:CG	2.19	0.70
5:T:48:ILE:HA	5:T:55:THR:HG22	1.73	0.70
6:U:36:LEU:HD23	6:V:253:VAL:CG1	2.09	0.70
6:U:256:SER:HA	6:W:33:ALA:HB3	1.73	0.70
6:U:354:SER:HB2	6:W:295:ARG:HH22	1.56	0.70

Continued on next page...

Continued from previous page...

Atom-1	Atom-2	Interatomic distance (Å)	Clash overlap (Å)
6:U:562:TYR:CD2	6:W:195:PRO:HD3	2.25	0.70
5:Y:48:ILE:HA	5:Y:55:THR:HG22	1.72	0.70
1:A:443:TYR:HB2	1:A:644:LEU:HB3	1.73	0.70
2:B:400:GLU:HG3	2:B:401:THR:N	2.06	0.70
4:D:392:ALA:CB	6:P:49:ARG:CD	2.57	0.70
4:E:339:LEU:CD2	6:U:55:VAL:HG13	2.12	0.70
6:I:419:MET:H	6:K:295:ARG:HH11	1.36	0.70
6:J:33:ALA:HB1	6:K:256:SER:HA	1.73	0.70
6:J:36:LEU:CD1	6:K:242:PHE:CD1	2.73	0.70
6:J:154:ARG:HH11	6:K:246:THR:C	1.94	0.70
6:K:295:ARG:NH1	6:K:298:PHE:HB2	2.07	0.70
6:O:161:LYS:HE2	6:P:533:ASP:C	2.11	0.70
6:P:33:ALA:HB1	6:Q:256:SER:HA	1.72	0.70
6:P:42:ASN:OD1	6:Q:84:LYS:CG	2.40	0.70
6:P:161:LYS:HD3	6:Q:534:SER:CB	2.21	0.70
6:P:168:THR:C	6:Q:541:SER:HG	1.95	0.70
2:B:404:MET:SD	4:D:46:ILE:HB	2.32	0.70
2:B:858:VAL:CB	2:B:861:ARG:NH2	2.55	0.70
3:C:436:LEU:HD13	4:E:187:GLN:NE2	2.05	0.70
3:C:715:VAL:HG21	3:C:726:ARG:HD2	1.72	0.70
3:C:1064:TRP:CH2	3:C:1100:LEU:CD1	2.74	0.70
6:I:298:PHE:CE1	6:J:417:PHE:O	2.44	0.70
6:O:456:ASN:ND2	6:P:412:ARG:HD3	2.06	0.70
6:O:534:SER:O	6:Q:165:THR:HA	1.91	0.70
6:U:562:TYR:CD1	6:U:562:TYR:N	2.60	0.70
6:U:640:GLN:NE2	6:V:545:VAL:HG13	2.00	0.70
6:V:36:LEU:CD1	6:W:242:PHE:CD1	2.72	0.70
6:I:412:ARG:NH1	6:K:459:LEU:HD23	2.06	0.70
6:I:529:SER:H	6:J:283:SER:HA	1.56	0.70
6:I:534:SER:HB2	6:K:165:THR:HG23	0.70	0.70
6:J:418:ASN:CG	6:J:419:MET:N	2.45	0.70
6:O:42:ASN:OD1	6:P:84:LYS:CG	2.39	0.70
6:O:168:THR:CB	6:P:538:ALA:N	2.54	0.70
6:O:246:THR:HB	6:Q:154:ARG:HH11	1.48	0.70
6:O:609:ARG:HG2	6:Q:29:THR:OG1	1.92	0.70
6:U:154:ARG:HH11	6:V:246:THR:C	1.94	0.70
3:C:856:ARG:HH11	3:C:920:LEU:HD21	1.57	0.70
6:I:256:SER:HA	6:K:33:ALA:HB3	1.73	0.70
6:I:609:ARG:O	6:K:32:PRO:HD3	1.92	0.70
6:I:609:ARG:HG2	6:K:29:THR:OG1	1.92	0.70
6:J:459:LEU:CD2	6:K:412:ARG:HH22	1.75	0.70

Continued on next page...

Continued from previous page...

Atom-1	Atom-2	Interatomic distance (Å)	Clash overlap (Å)
5:M:4:HIS:CE1	6:Q:587:GLY:HA3	2.12	0.70
6:P:30:ALA:HB2	6:Q:610:THR:CB	2.20	0.70
5:S:44:GLY:C	6:U:400:ALA:CA	2.41	0.70
6:U:161:LYS:HE2	6:V:533:ASP:C	2.12	0.70
6:V:33:ALA:HB1	6:W:256:SER:HA	1.73	0.70
5:G:4:HIS:ND1	6:K:586:VAL:CG2	2.42	0.70
5:H:176:LEU:HD22	5:H:185:VAL:HG22	1.74	0.70
6:J:42:ASN:OD1	6:K:84:LYS:CG	2.40	0.70
6:J:122:THR:CG2	6:K:90:ASN:CB	2.52	0.70
5:M:94:VAL:HB	5:M:180:HIS:HB2	1.73	0.70
6:O:507:ILE:HD13	6:O:507:ILE:H	1.57	0.70
6:P:44:THR:HG22	6:Q:84:LYS:HZ1	1.56	0.70
6:P:154:ARG:NE	6:Q:247:SER:CA	2.47	0.70
5:T:51:PHE:HB3	5:T:58:PRO:HB3	1.72	0.70
6:U:246:THR:C	6:W:154:ARG:HH11	1.94	0.70
6:U:411:VAL:HG13	6:W:457:PRO:HG3	1.73	0.70
6:U:541:SER:OG	6:W:169:MET:N	2.25	0.70
6:V:36:LEU:CD2	6:W:242:PHE:CG	2.70	0.70
6:V:298:PHE:CE2	6:W:408:ALA:HA	2.27	0.70
6:X:587:GLY:HA2	5:Y:2:PRO:HB2	1.74	0.70
1:A:1198:LEU:HD12	1:A:1239:ALA:HB2	1.73	0.69
5:G:94:VAL:HB	5:G:180:HIS:HB2	1.74	0.69
6:I:84:LYS:CG	6:K:42:ASN:OD1	2.40	0.69
6:I:160:GLN:NE2	6:J:612:SER:CA	1.85	0.69
6:I:507:ILE:HD13	6:I:507:ILE:H	1.56	0.69
6:I:562:TYR:HE1	6:K:193:ILE:HA	1.51	0.69
6:J:193:ILE:HG23	6:K:562:TYR:CE1	2.17	0.69
6:J:644:LEU:HD22	6:K:548:LYS:HZ2	0.87	0.69
5:R:192:THR:O	6:W:364:PRO:HB2	1.91	0.69
6:U:418:ASN:HD21	6:W:300:LYS:HE2	1.55	0.69
6:V:170:LEU:HA	6:W:541:SER:HB3	1.74	0.69
2:B:858:VAL:HB	2:B:861:ARG:NH2	2.06	0.69
2:B:910:LYS:NZ	2:B:919:LEU:H	1.89	0.69
3:C:377:ILE:CG2	3:C:381:VAL:C	2.59	0.69
3:C:796:ALA:CB	3:C:799:ASP:OD2	2.38	0.69
6:I:144:ASN:HA	6:I:147:ARG:CD	2.22	0.69
6:I:161:LYS:HE2	6:J:533:ASP:C	2.11	0.69
6:I:482:ASP:CG	6:K:530:ARG:NH2	2.44	0.69
6:I:537:SER:OG	6:K:165:THR:CA	2.40	0.69
6:I:562:TYR:CD1	6:I:562:TYR:N	2.59	0.69
5:M:44:GLY:HA3	6:O:400:ALA:CA	1.82	0.69

Continued on next page...

Continued from previous page...

Atom-1	Atom-2	Interatomic distance (Å)	Clash overlap (Å)
5:N:4:HIS:CB	6:O:586:VAL:CG1	2.69	0.69
6:O:456:ASN:HB2	6:P:412:ARG:HA	1.72	0.69
6:P:193:ILE:HG23	6:Q:562:TYR:CE1	2.17	0.69
5:R:4:HIS:NE2	6:V:586:VAL:CG2	2.35	0.69
6:U:168:THR:CB	6:V:538:ALA:N	2.54	0.69
6:U:333:PRO:O	6:V:411:VAL:HG11	1.92	0.69
6:U:459:LEU:CD1	6:V:414:GLN:HE22	1.91	0.69
6:V:161:LYS:HD3	6:W:534:SER:CB	2.21	0.69
6:V:295:ARG:HH11	6:W:419:MET:H	1.40	0.69
6:V:299:ILE:HD12	6:W:419:MET:HE3	1.64	0.69
1:A:406:ASN:HD21	6:J:102:GLY:CA	2.06	0.69
1:A:633:ASN:HD22	1:A:634:LEU:HG	1.56	0.69
2:B:353:GLN:HE22	3:C:1020:ILE:HD11	1.55	0.69
4:E:329:ASN:O	4:E:332:PRO:HD2	1.93	0.69
5:F:51:PHE:HB3	5:F:58:PRO:HB3	1.72	0.69
6:I:168:THR:CB	6:J:538:ALA:N	2.55	0.69
6:O:541:SER:HB3	6:Q:169:MET:C	2.05	0.69
5:S:4:HIS:CE1	6:W:587:GLY:HA3	2.13	0.69
6:U:283:SER:HB3	6:W:528:ALA:C	2.13	0.69
6:U:541:SER:HB3	6:W:169:MET:C	2.03	0.69
6:U:609:ARG:O	6:W:32:PRO:HD3	1.93	0.69
6:V:507:ILE:H	6:V:507:ILE:HD13	1.56	0.69
1:A:472:ARG:HG2	1:A:692:VAL:HB	1.75	0.69
1:A:582:LEU:HD23	1:A:621:ASN:HD21	1.58	0.69
5:G:91:THR:HB	5:G:180:HIS:CE1	2.27	0.69
6:I:533:ASP:OD1	6:K:161:LYS:HG3	1.87	0.69
6:I:622:GLU:HB2	6:J:281:PRO:CD	2.22	0.69
6:I:641:ILE:CG1	6:J:545:VAL:CG2	2.70	0.69
5:L:94:VAL:HB	5:L:180:HIS:HB2	1.74	0.69
5:N:44:GLY:C	6:P:400:ALA:CA	2.35	0.69
5:R:26:THR:HG23	5:R:27:ARG:HH11	1.55	0.69
5:T:26:THR:HG23	5:T:27:ARG:HH11	1.56	0.69
6:V:42:ASN:OD1	6:W:84:LYS:CG	2.40	0.69
6:V:459:LEU:CB	6:W:412:ARG:NE	2.56	0.69
1:A:248:LEU:HD21	2:B:627:ASN:HD22	1.55	0.69
6:I:412:ARG:HE	6:K:459:LEU:HG	1.55	0.69
6:I:541:SER:HG	6:K:168:THR:C	1.96	0.69
6:O:284:VAL:HG12	6:Q:619:ASP:OD1	1.88	0.69
6:O:562:TYR:CD1	6:O:562:TYR:N	2.59	0.69
6:P:295:ARG:HH11	6:Q:419:MET:N	1.87	0.69
6:P:619:ASP:HB2	6:Q:284:VAL:CG1	2.20	0.69

Continued on next page...

Continued from previous page...

Atom-1	Atom-2	Interatomic distance (Å)	Clash overlap (Å)
6:V:295:ARG:HH22	6:W:354:SER:HB2	1.57	0.69
6:W:507:ILE:HD13	6:W:507:ILE:H	1.56	0.69
5:Y:51:PHE:HB3	5:Y:58:PRO:HB3	1.72	0.69
3:C:754:GLU:O	3:C:757:VAL:HG12	1.91	0.69
5:H:91:THR:HB	5:H:180:HIS:CE1	2.28	0.69
6:J:295:ARG:HH22	6:K:354:SER:HB2	1.56	0.69
6:J:606:THR:HG22	6:J:609:ARG:CZ	2.22	0.69
5:M:48:ILE:HA	5:M:55:THR:HG22	1.73	0.69
6:O:354:SER:OG	6:Q:295:ARG:CZ	2.40	0.69
6:O:609:ARG:O	6:Q:32:PRO:CD	2.41	0.69
6:P:333:PRO:O	6:Q:411:VAL:HG13	1.92	0.69
6:U:165:THR:HG23	6:V:534:SER:HB2	0.70	0.69
6:U:418:ASN:CG	6:U:419:MET:N	2.45	0.69
6:V:458:THR:H	6:W:412:ARG:CD	1.96	0.69
6:W:295:ARG:NH1	6:W:298:PHE:HB2	2.07	0.69
2:B:437:ARG:NE	4:D:173:ALA:CA	2.53	0.69
2:B:953:GLY:CA	4:D:35:ARG:HD2	2.19	0.69
2:B:1211:ARG:NH1	3:C:611:PRO:HG3	2.07	0.69
3:C:715:VAL:CG2	3:C:726:ARG:NH2	2.52	0.69
6:K:507:ILE:H	6:K:507:ILE:HD13	1.56	0.69
6:O:168:THR:HG1	6:P:537:SER:CB	1.89	0.69
6:O:283:SER:HB3	6:Q:528:ALA:C	2.13	0.69
6:O:412:ARG:HE	6:Q:459:LEU:HG	1.54	0.69
6:O:619:ASP:OD2	6:P:284:VAL:CG1	2.27	0.69
6:O:644:LEU:HB3	6:P:548:LYS:HE2	1.74	0.69
5:S:4:HIS:ND1	6:W:586:VAL:CG2	2.42	0.69
6:U:298:PHE:CE1	6:V:417:PHE:O	2.46	0.69
6:U:412:ARG:HE	6:W:459:LEU:HG	1.55	0.69
6:U:482:ASP:CG	6:W:530:ARG:NH2	2.45	0.69
6:V:44:THR:HA	6:W:84:LYS:CE	2.13	0.69
2:B:645:HIS:NE2	2:B:703:THR:CB	2.55	0.69
3:C:380:GLU:O	3:C:380:GLU:HG2	1.92	0.69
4:D:104:PRO:O	4:D:107:GLN:HB2	1.93	0.69
5:F:26:THR:HG23	5:F:27:ARG:HH11	1.55	0.69
6:I:354:SER:OG	6:K:295:ARG:CZ	2.41	0.69
6:I:534:SER:HG	6:K:161:LYS:C	1.96	0.69
6:J:295:ARG:HH11	6:K:419:MET:H	1.40	0.69
6:J:295:ARG:HH11	6:J:298:PHE:HB2	1.58	0.69
5:L:176:LEU:HD22	5:L:185:VAL:HG22	1.74	0.69
6:P:299:ILE:HD13	6:Q:419:MET:CE	2.15	0.69
6:P:496:GLU:OE1	6:Q:419:MET:HE3	1.93	0.69

Continued on next page...

Continued from previous page...

Atom-1	Atom-2	Interatomic distance (Å)	Clash overlap (Å)
6:P:606:THR:HG22	6:P:609:ARG:CZ	2.23	0.69
6:U:545:VAL:HG13	6:W:640:GLN:NE2	1.96	0.69
6:U:609:ARG:CG	6:W:29:THR:OG1	2.41	0.69
6:V:418:ASN:CG	6:V:419:MET:N	2.46	0.69
6:V:606:THR:HG22	6:V:609:ARG:CZ	2.22	0.69
4:E:125:TYR:HE2	4:E:127:THR:HB	1.57	0.69
5:G:176:LEU:HD22	5:G:185:VAL:HG22	1.75	0.69
6:I:609:ARG:CG	6:K:29:THR:OG1	2.41	0.69
6:I:609:ARG:O	6:K:32:PRO:CD	2.41	0.69
6:O:43:PRO:HA	6:O:44:THR:HB	1.74	0.69
6:O:537:SER:OG	6:Q:165:THR:CA	2.40	0.69
6:P:459:LEU:CB	6:Q:412:ARG:HB2	2.23	0.69
5:T:91:THR:HB	5:T:180:HIS:CE1	2.28	0.69
6:U:43:PRO:HA	6:U:44:THR:HB	1.73	0.69
1:A:267:MET:HB3	1:A:271:ARG:HH21	1.58	0.69
2:B:452:ARG:NH2	2:B:667:ASN:CA	2.46	0.69
2:B:1071:ARG:NE	2:B:1071:ARG:HA	2.08	0.69
4:D:392:ALA:HB3	6:P:49:ARG:NH2	2.06	0.69
4:E:336:ALA:HA	6:U:55:VAL:CG2	2.23	0.69
5:H:94:VAL:HB	5:H:180:HIS:HB2	1.73	0.69
6:I:538:ALA:N	6:K:168:THR:CB	2.56	0.69
6:J:161:LYS:HE2	6:K:534:SER:N	2.08	0.69
6:O:456:ASN:OD1	6:P:412:ARG:HA	1.84	0.69
5:S:176:LEU:HD22	5:S:185:VAL:HG22	1.75	0.69
6:U:256:SER:HB2	6:W:33:ALA:HB1	1.74	0.69
6:U:412:ARG:HD3	6:W:456:ASN:ND2	2.08	0.69
6:V:459:LEU:CB	6:W:412:ARG:HB2	2.23	0.69
6:I:168:THR:C	6:J:541:SER:OG	2.13	0.68
6:J:456:ASN:HD21	6:K:412:ARG:CG	1.95	0.68
6:O:459:LEU:CD1	6:P:414:GLN:HE22	1.90	0.68
6:O:541:SER:OG	6:Q:169:MET:N	2.25	0.68
6:P:161:LYS:HE3	6:Q:533:ASP:CG	2.00	0.68
6:U:84:LYS:CG	6:W:42:ASN:OD1	2.40	0.68
6:U:538:ALA:N	6:W:168:THR:CB	2.56	0.68
6:V:32:PRO:O	6:W:613:LEU:HD23	1.87	0.68
1:A:669:ARG:HH21	1:A:669:ARG:HG3	1.57	0.68
3:C:436:LEU:HB2	4:E:43:HIS:CD2	2.28	0.68
3:C:799:ASP:HB2	3:C:801:ARG:NE	2.09	0.68
4:E:401:ALA:HB2	6:U:51:VAL:C	2.14	0.68
6:I:144:ASN:CB	6:I:147:ARG:HE	2.05	0.68
5:L:5:MET:HE3	6:P:494:THR:CG2	2.07	0.68

Continued on next page...

Continued from previous page...

Atom-1	Atom-2	Interatomic distance (Å)	Clash overlap (Å)
6:O:242:PHE:CD1	6:Q:36:LEU:CD1	2.76	0.68
6:O:298:PHE:CE1	6:P:416:ARG:CA	2.76	0.68
6:O:534:SER:HG	6:Q:161:LYS:C	1.96	0.68
6:O:562:TYR:CG	6:Q:194:LEU:HA	2.28	0.68
6:P:42:ASN:HD22	6:Q:235:LEU:HD21	1.39	0.68
6:P:170:LEU:HA	6:Q:541:SER:HB3	1.75	0.68
6:Q:295:ARG:NH1	6:Q:298:PHE:HB2	2.08	0.68
5:R:176:LEU:HD22	5:R:185:VAL:HG22	1.75	0.68
6:U:36:LEU:HD23	6:V:242:PHE:HB3	1.64	0.68
6:U:333:PRO:O	6:V:411:VAL:HG13	1.92	0.68
6:V:154:ARG:HB2	6:W:248:GLU:OE1	1.31	0.68
6:V:623:LYS:HE3	6:W:270:ASP:OD2	1.89	0.68
5:Y:91:THR:HB	5:Y:180:HIS:CE1	2.29	0.68
6:I:284:VAL:HG12	6:K:619:ASP:OD1	1.89	0.68
6:I:411:VAL:HG13	6:K:457:PRO:HG3	1.72	0.68
6:J:528:ALA:CB	6:K:283:SER:HA	2.05	0.68
6:K:196:LEU:HA	6:K:201:LEU:HD22	1.76	0.68
5:L:192:THR:O	6:Q:364:PRO:HB2	1.92	0.68
6:O:84:LYS:CG	6:Q:42:ASN:OD1	2.40	0.68
6:O:412:ARG:NH1	6:Q:459:LEU:HD23	2.08	0.68
6:O:416:ARG:HA	6:Q:298:PHE:CZ	2.27	0.68
6:P:154:ARG:HH11	6:Q:246:THR:C	1.95	0.68
6:P:418:ASN:CG	6:P:419:MET:N	2.47	0.68
5:S:94:VAL:HB	5:S:180:HIS:HB2	1.74	0.68
6:U:242:PHE:HE1	6:W:82:PHE:CZ	2.10	0.68
6:V:36:LEU:HD21	6:W:242:PHE:HB3	0.69	0.68
6:V:529:SER:C	6:W:472:ARG:CD	2.58	0.68
5:Y:94:VAL:HB	5:Y:180:HIS:HB2	1.74	0.68
2:B:429:ASN:HD21	3:C:611:PRO:HG2	1.59	0.68
4:E:335:ALA:HA	6:U:55:VAL:O	1.91	0.68
5:F:176:LEU:HD22	5:F:185:VAL:HG22	1.75	0.68
6:I:66:ASP:CG	6:J:232:ALA:HB1	1.80	0.68
6:I:248:GLU:N	6:K:154:ARG:HD3	2.06	0.68
5:M:194:LEU:CB	6:O:447:SER:OG	2.41	0.68
6:O:419:MET:N	6:Q:295:ARG:HH11	1.89	0.68
6:O:609:ARG:CG	6:Q:29:THR:OG1	2.41	0.68
6:P:154:ARG:HD3	6:Q:248:GLU:N	2.07	0.68
6:P:161:LYS:HE2	6:Q:534:SER:N	2.08	0.68
6:P:456:ASN:HD21	6:Q:412:ARG:CG	1.95	0.68
6:U:242:PHE:CE1	6:W:36:LEU:HD11	2.29	0.68
6:U:609:ARG:HG2	6:W:29:THR:OG1	1.92	0.68

Continued on next page...

Continued from previous page...

Atom-1	Atom-2	Interatomic distance (Å)	Clash overlap (Å)
6:V:193:ILE:HG23	6:W:562:TYR:CE1	2.19	0.68
3:C:1071:ARG:HA	3:C:1071:ARG:NE	2.08	0.68
6:I:144:ASN:HA	6:I:147:ARG:HD3	1.75	0.68
6:I:256:SER:HG	6:K:34:ILE:C	1.95	0.68
6:I:298:PHE:CE1	6:J:416:ARG:CA	2.77	0.68
5:N:94:VAL:HB	5:N:180:HIS:HB2	1.74	0.68
6:O:160:GLN:HE22	6:P:612:SER:C	1.64	0.68
6:O:248:GLU:N	6:Q:154:ARG:HD3	2.06	0.68
5:R:94:VAL:HB	5:R:180:HIS:HB2	1.74	0.68
6:U:157:ALA:HA	6:U:160:GLN:OE1	1.94	0.68
6:U:419:MET:H	6:W:295:ARG:HH11	1.40	0.68
6:U:545:VAL:HG12	6:W:640:GLN:HE22	1.19	0.68
6:V:530:ARG:HA	6:W:472:ARG:CG	2.21	0.68
2:B:1213:ALA:HB1	3:C:552:ASP:OD2	1.56	0.68
3:C:314:SER:CA	3:C:1196:ARG:CD	2.68	0.68
5:G:194:LEU:CB	6:I:447:SER:OG	2.41	0.68
6:I:193:ILE:HA	6:J:562:TYR:HE1	1.53	0.68
6:I:562:TYR:CG	6:K:194:LEU:HA	2.29	0.68
6:J:459:LEU:CB	6:K:412:ARG:NE	2.55	0.68
5:M:5:MET:HE3	6:Q:494:THR:HG21	0.77	0.68
6:P:122:THR:CG2	6:Q:90:ASN:CB	2.52	0.68
6:U:193:ILE:C	6:V:562:TYR:CZ	2.62	0.68
6:U:412:ARG:NH1	6:W:459:LEU:HD23	2.08	0.68
6:V:196:LEU:HA	6:V:201:LEU:HD22	1.76	0.68
6:V:644:LEU:HB3	6:W:548:LYS:HE2	1.73	0.68
2:B:954:PRO:HA	4:D:35:ARG:HH12	1.54	0.68
4:D:14:TYR:HE1	6:P:57:THR:H	1.34	0.68
4:D:390:ASN:ND2	6:P:50:PRO:CG	2.52	0.68
5:G:193:GLY:HA2	6:I:364:PRO:HG3	1.75	0.68
6:J:298:PHE:CB	6:K:418:ASN:C	2.53	0.68
6:J:300:LYS:HZ1	6:K:418:ASN:CB	2.05	0.68
6:J:530:ARG:N	6:K:472:ARG:HD2	1.88	0.68
6:O:418:ASN:CG	6:O:419:MET:N	2.47	0.68
6:O:610:THR:CA	6:Q:30:ALA:HB3	2.21	0.68
6:P:144:ASN:O	6:W:100:LYS:CE	2.41	0.68
6:P:644:LEU:HD23	6:Q:548:LYS:HZ1	1.53	0.68
6:U:84:LYS:CE	6:W:44:THR:HA	2.16	0.68
6:V:161:LYS:HE2	6:W:534:SER:N	2.08	0.68
6:V:431:ILE:HD13	6:V:437:ILE:HG12	1.76	0.68
6:W:357:ILE:HB	6:W:417:PHE:HB2	1.76	0.68
6:X:196:LEU:HA	6:X:201:LEU:HD22	1.75	0.68

Continued on next page...

Continued from previous page...

Atom-1	Atom-2	Interatomic distance (Å)	Clash overlap (Å)
1:A:167:ASP:O	1:A:212:ALA:HB1	1.93	0.68
6:I:66:ASP:HB3	6:J:232:ALA:HB1	1.68	0.68
6:I:534:SER:OG	6:K:161:LYS:C	2.32	0.68
6:I:644:LEU:HB3	6:J:548:LYS:HE2	1.73	0.68
6:J:459:LEU:CA	6:K:412:ARG:HH11	1.75	0.68
6:K:445:ILE:HG21	6:K:449:THR:HG23	1.76	0.68
6:O:242:PHE:CE1	6:Q:36:LEU:HD11	2.27	0.68
6:O:412:ARG:HB3	6:Q:459:LEU:HD12	1.73	0.68
6:O:640:GLN:HE22	6:P:545:VAL:HG12	1.24	0.68
6:P:147:ARG:NH2	6:W:98:ALA:HA	2.08	0.68
5:S:44:GLY:C	6:U:400:ALA:HB2	2.13	0.68
6:U:246:THR:CB	6:W:154:ARG:HH11	2.07	0.68
2:B:437:ARG:CZ	4:D:173:ALA:O	2.42	0.68
4:D:259:PRO:CA	4:D:412:VAL:O	2.41	0.68
5:F:4:HIS:NE2	6:J:586:VAL:CG2	2.35	0.68
6:I:333:PRO:O	6:J:411:VAL:HG11	1.93	0.68
6:I:412:ARG:HB3	6:K:459:LEU:HD12	1.72	0.68
6:J:459:LEU:HB2	6:K:414:GLN:NE2	1.93	0.68
6:J:619:ASP:HB2	6:K:284:VAL:CG1	2.19	0.68
5:N:193:GLY:HA2	6:P:364:PRO:HG2	1.62	0.68
6:O:36:LEU:HD23	6:P:253:VAL:CG1	2.10	0.68
6:O:298:PHE:CE1	6:P:417:PHE:O	2.47	0.68
6:O:417:PHE:O	6:Q:298:PHE:CE1	2.47	0.68
6:O:445:ILE:HG21	6:O:449:THR:HG23	1.75	0.68
6:P:147:ARG:NH1	6:W:100:LYS:CG	2.57	0.68
6:Q:196:LEU:HA	6:Q:201:LEU:HD22	1.75	0.68
6:U:417:PHE:CA	6:W:298:PHE:HZ	1.72	0.68
6:U:537:SER:OG	6:W:165:THR:CA	2.39	0.68
2:B:952:PRO:CA	4:D:35:ARG:HH21	2.05	0.68
5:G:191:LYS:O	6:I:364:PRO:CB	2.39	0.68
6:P:144:ASN:HD22	6:P:147:ARG:HE	1.40	0.68
6:U:298:PHE:CE1	6:V:416:ARG:CA	2.76	0.68
6:U:529:SER:HB3	6:V:473:GLU:HA	1.76	0.68
6:U:562:TYR:CG	6:W:194:LEU:HA	2.29	0.68
6:U:610:THR:CG2	6:W:30:ALA:CA	2.54	0.68
6:V:193:ILE:HA	6:W:562:TYR:HE1	1.48	0.68
1:A:644:LEU:HD21	1:A:655:VAL:HB	1.76	0.67
2:B:662:LEU:HA	4:D:196:LEU:HD22	1.75	0.67
3:C:388:MET:HA	3:C:1193:SER:HA	1.76	0.67
6:I:33:ALA:HB1	6:J:256:SER:HB2	1.75	0.67
6:I:610:THR:CA	6:K:30:ALA:HB3	2.22	0.67

Continued on next page...

Continued from previous page...

Atom-1	Atom-2	Interatomic distance (Å)	Clash overlap (Å)
6:J:333:PRO:CD	6:K:411:VAL:HG13	2.23	0.67
6:J:357:ILE:HB	6:J:417:PHE:HB2	1.75	0.67
6:O:545:VAL:HG13	6:Q:640:GLN:NE2	1.95	0.67
6:U:418:ASN:HA	6:W:298:PHE:CA	2.21	0.67
6:U:459:LEU:CD1	6:V:412:ARG:N	2.52	0.67
6:U:541:SER:OG	6:W:169:MET:O	2.04	0.67
1:A:740:VAL:HG12	1:A:841:ARG:HH12	1.59	0.67
2:B:409:MET:HE3	2:B:443:PRO:HB3	1.73	0.67
6:I:246:THR:C	6:K:154:ARG:HH11	1.95	0.67
6:I:283:SER:HB3	6:K:528:ALA:C	2.13	0.67
6:I:530:ARG:NH2	6:J:482:ASP:CG	2.47	0.67
6:I:548:LYS:HE2	6:K:644:LEU:HB3	1.76	0.67
6:J:618:THR:HB	6:K:281:PRO:HG3	1.76	0.67
5:N:91:THR:HB	5:N:180:HIS:CE1	2.28	0.67
6:O:196:LEU:HA	6:O:201:LEU:HD22	1.76	0.67
6:O:538:ALA:N	6:Q:168:THR:CB	2.56	0.67
6:O:619:ASP:OD1	6:P:284:VAL:HG12	1.88	0.67
6:P:121:ALA:CB	6:Q:87:PHE:CZ	2.73	0.67
6:P:297:ALA:CA	6:Q:409:ILE:HD11	2.24	0.67
5:T:191:LYS:C	6:V:364:PRO:HB3	2.12	0.67
6:U:277:ASP:H	6:W:625:ARG:HH12	1.43	0.67
6:V:154:ARG:HH11	6:W:246:THR:HB	1.50	0.67
6:V:641:ILE:HG12	6:W:545:VAL:CG2	2.24	0.67
2:B:400:GLU:HG3	2:B:401:THR:H	1.59	0.67
2:B:1178:ARG:HD2	4:D:241:LEU:HD21	0.71	0.67
3:C:434:ILE:O	4:E:48:THR:HB	1.95	0.67
6:I:44:THR:CG2	6:J:84:LYS:HZ1	1.85	0.67
6:I:418:ASN:HA	6:K:298:PHE:CA	2.20	0.67
6:J:331:LEU:HD12	6:J:335:PRO:HG2	1.76	0.67
5:L:91:THR:HB	5:L:180:HIS:CE1	2.29	0.67
6:O:242:PHE:HE1	6:Q:82:PHE:CZ	2.12	0.67
6:O:354:SER:HB2	6:Q:295:ARG:HH22	1.58	0.67
6:P:148:THR:HG23	6:W:100:LYS:HG2	1.76	0.67
6:P:160:GLN:NE2	6:Q:612:SER:HB2	1.68	0.67
6:P:295:ARG:HH11	6:Q:419:MET:H	1.41	0.67
6:P:644:LEU:HB3	6:Q:548:LYS:HE2	1.74	0.67
6:U:44:THR:OG1	6:V:84:LYS:HE3	1.63	0.67
6:U:242:PHE:CE2	6:W:36:LEU:HD11	2.29	0.67
5:Y:176:LEU:HD22	5:Y:185:VAL:HG22	1.75	0.67
4:E:401:ALA:HB2	6:U:52:GLY:HA3	1.73	0.67
5:F:192:THR:O	6:K:364:PRO:HB2	1.93	0.67

Continued on next page...

Continued from previous page...

Atom-1	Atom-2	Interatomic distance (Å)	Clash overlap (Å)
6:I:44:THR:CB	6:J:84:LYS:HZ2	1.69	0.67
6:I:196:LEU:HA	6:I:201:LEU:HD22	1.76	0.67
6:I:416:ARG:HA	6:K:298:PHE:CZ	2.29	0.67
6:J:161:LYS:HE3	6:K:533:ASP:CG	2.00	0.67
6:J:644:LEU:HB3	6:K:548:LYS:HE2	1.72	0.67
6:O:36:LEU:HD23	6:P:242:PHE:HB3	1.64	0.67
6:O:160:GLN:NE2	6:P:612:SER:HB2	1.67	0.67
6:O:610:THR:CG2	6:Q:30:ALA:CA	2.54	0.67
6:P:295:ARG:HH11	6:P:298:PHE:HB2	1.56	0.67
6:P:641:ILE:HG12	6:Q:545:VAL:CG2	2.25	0.67
5:S:91:THR:HB	5:S:180:HIS:CE1	2.27	0.67
5:T:2:PRO:CG	6:U:587:GLY:HA2	2.08	0.67
6:U:606:THR:HG22	6:W:28:SER:CB	2.16	0.67
6:V:458:THR:HA	6:W:412:ARG:HD2	1.10	0.67
6:V:496:GLU:OE1	6:W:419:MET:HE3	1.94	0.67
6:W:431:ILE:HD13	6:W:437:ILE:HG12	1.77	0.67
5:F:91:THR:HB	5:F:180:HIS:CE1	2.28	0.67
6:I:417:PHE:O	6:K:298:PHE:CE1	2.47	0.67
6:I:606:THR:HG22	6:K:28:SER:CB	2.16	0.67
6:K:431:ILE:HD13	6:K:437:ILE:HG12	1.77	0.67
6:P:618:THR:HB	6:Q:281:PRO:HG3	1.76	0.67
6:Q:445:ILE:HG21	6:Q:449:THR:HG23	1.76	0.67
6:U:459:LEU:HD23	6:V:409:ILE:HG22	1.76	0.67
6:V:333:PRO:CD	6:W:411:VAL:HG13	2.25	0.67
6:V:357:ILE:HB	6:V:417:PHE:HB2	1.75	0.67
1:A:388:TYR:HA	1:A:789:ARG:HH22	1.60	0.67
1:A:568:ARG:HA	1:A:568:ARG:HE	1.60	0.67
2:B:882:PRO:CB	2:B:962:GLN:HE21	2.01	0.67
2:B:953:GLY:HA2	4:D:35:ARG:CD	1.84	0.67
3:C:715:VAL:HG21	3:C:726:ARG:NE	2.00	0.67
6:I:300:LYS:HE2	6:J:418:ASN:HD21	1.58	0.67
6:P:431:ILE:HD13	6:P:437:ILE:HG12	1.77	0.67
6:P:529:SER:N	6:Q:283:SER:CB	2.58	0.67
6:Q:157:ALA:HA	6:Q:160:GLN:OE1	1.95	0.67
5:R:161:LEU:HD11	5:R:269:ASP:HB2	1.77	0.67
6:V:618:THR:HB	6:W:281:PRO:HG3	1.77	0.67
6:X:282:VAL:HG21	6:X:473:GLU:HA	1.76	0.67
2:B:426:ASN:ND2	3:C:609:THR:CB	2.58	0.67
4:D:217:GLY:HA3	4:D:223:LEU:HD12	1.75	0.67
4:E:401:ALA:N	6:U:52:GLY:O	2.11	0.67
5:H:161:LEU:HD11	5:H:269:ASP:HB2	1.77	0.67

Continued on next page...

Continued from previous page...

Atom-1	Atom-2	Interatomic distance (Å)	Clash overlap (Å)
6:I:412:ARG:HD3	6:K:456:ASN:ND2	2.09	0.67
6:I:418:ASN:CG	6:I:419:MET:N	2.47	0.67
5:N:130:PHE:CD1	6:P:446:PRO:HB2	2.30	0.67
6:O:333:PRO:O	6:P:411:VAL:HG11	1.93	0.67
6:U:409:ILE:HD13	6:W:297:ALA:HA	1.75	0.67
6:V:154:ARG:HD3	6:W:248:GLU:N	2.08	0.67
6:W:445:ILE:HG21	6:W:449:THR:HG23	1.76	0.67
2:B:858:VAL:CG2	2:B:861:ARG:NH2	2.58	0.67
2:B:1165:SER:H	2:B:1168:ARG:NH1	1.93	0.67
3:C:377:ILE:CG2	3:C:381:VAL:CA	2.72	0.67
3:C:442:CYS:HB3	3:C:444:TRP:CZ3	2.30	0.67
4:D:388:PRO:O	6:P:54:SER:CB	2.43	0.67
5:G:194:LEU:HB2	6:I:447:SER:OG	1.95	0.67
6:I:242:PHE:CE2	6:K:36:LEU:HD11	2.29	0.67
6:I:246:THR:CB	6:K:154:ARG:HH11	2.07	0.67
6:I:541:SER:OG	6:K:169:MET:N	2.26	0.67
6:J:445:ILE:HG21	6:J:449:THR:HG23	1.76	0.67
6:J:641:ILE:HG12	6:K:545:VAL:CG2	2.24	0.67
6:O:193:ILE:C	6:P:562:TYR:CZ	2.62	0.67
6:O:300:LYS:HE2	6:P:418:ASN:HD21	1.58	0.67
5:T:44:GLY:C	6:V:400:ALA:CA	2.36	0.67
6:U:33:ALA:HB1	6:V:256:SER:HB2	1.76	0.67
6:U:196:LEU:HA	6:U:201:LEU:HD22	1.75	0.67
6:U:609:ARG:O	6:W:32:PRO:CD	2.41	0.67
6:V:36:LEU:HD23	6:W:253:VAL:CG1	2.12	0.67
6:I:157:ALA:HA	6:I:160:GLN:OE1	1.95	0.67
6:I:333:PRO:O	6:J:411:VAL:HG13	1.95	0.67
6:I:354:SER:HB2	6:K:295:ARG:HH22	1.55	0.67
6:I:417:PHE:CA	6:K:298:PHE:HZ	1.72	0.67
6:I:529:SER:HB3	6:J:473:GLU:HA	1.77	0.67
6:J:298:PHE:O	6:K:418:ASN:OD1	2.13	0.67
6:J:299:ILE:HD13	6:K:419:MET:CE	2.16	0.67
5:M:176:LEU:HD22	5:M:185:VAL:HG22	1.77	0.67
5:M:193:GLY:HA2	6:O:364:PRO:HG3	1.75	0.67
5:N:176:LEU:HD22	5:N:185:VAL:HG22	1.75	0.67
6:O:298:PHE:CE1	6:P:416:ARG:CB	2.78	0.67
6:O:545:VAL:CG2	6:Q:641:ILE:CG1	2.73	0.67
5:T:4:HIS:CE1	6:U:586:VAL:CA	2.78	0.67
6:U:84:LYS:HZ1	6:W:44:THR:CB	1.71	0.67
6:U:298:PHE:CE1	6:V:416:ARG:CB	2.78	0.67
6:U:530:ARG:NH2	6:V:482:ASP:CG	2.47	0.67

Continued on next page...

Continued from previous page...

Atom-1	Atom-2	Interatomic distance (Å)	Clash overlap (Å)
6:V:295:ARG:CZ	6:W:354:SER:OG	2.43	0.67
6:X:357:ILE:HB	6:X:417:PHE:HB2	1.75	0.67
6:X:497:GLU:H	5:Y:5:MET:HE1	1.60	0.67
6:X:587:GLY:HA2	5:Y:2:PRO:CB	2.25	0.67
3:C:384:MET:HB2	3:C:1197:TYR:CZ	2.29	0.67
6:I:161:LYS:HE3	6:J:533:ASP:CG	1.95	0.67
6:I:331:LEU:HD12	6:I:335:PRO:HG2	1.77	0.67
6:J:431:ILE:HD13	6:J:437:ILE:HG12	1.77	0.67
6:O:610:THR:CB	6:Q:30:ALA:CB	2.70	0.67
6:P:44:THR:HA	6:Q:84:LYS:CE	2.16	0.67
6:P:196:LEU:HA	6:P:201:LEU:HD22	1.76	0.67
6:U:357:ILE:HB	6:U:417:PHE:HB2	1.77	0.67
6:V:459:LEU:HD23	6:W:412:ARG:NH1	2.10	0.67
6:V:529:SER:N	6:W:283:SER:CB	2.58	0.67
6:X:587:GLY:O	5:Y:2:PRO:CG	2.34	0.67
5:Y:161:LEU:HD11	5:Y:269:ASP:HB2	1.77	0.67
2:B:275:LYS:NZ	2:B:285:ASN:HA	2.09	0.66
2:B:380:GLU:O	3:C:798:VAL:CG2	2.39	0.66
2:B:1182:ASN:HB2	4:D:52:PRO:CA	2.24	0.66
3:C:386:GLU:CD	3:C:1195:TYR:CD1	2.68	0.66
5:G:161:LEU:HD11	5:G:269:ASP:HB2	1.77	0.66
6:I:84:LYS:HZ1	6:K:44:THR:HG22	1.57	0.66
6:I:277:ASP:H	6:K:625:ARG:HH12	1.43	0.66
6:J:36:LEU:HD23	6:K:253:VAL:CG1	2.13	0.66
6:J:196:LEU:HA	6:J:201:LEU:HD22	1.76	0.66
5:M:194:LEU:HB2	6:O:447:SER:OG	1.95	0.66
6:O:84:LYS:CE	6:Q:44:THR:HA	2.16	0.66
6:Q:357:ILE:HB	6:Q:417:PHE:HB2	1.76	0.66
5:T:161:LEU:HD11	5:T:269:ASP:HB2	1.77	0.66
6:U:533:ASP:C	6:W:161:LYS:HE2	2.16	0.66
6:V:295:ARG:HH11	6:V:298:PHE:HB2	1.60	0.66
6:V:297:ALA:CA	6:W:409:ILE:HD11	2.25	0.66
6:X:252:LEU:HD12	6:X:252:LEU:H	1.60	0.66
3:C:315:SER:OG	3:C:331:ARG:CZ	2.44	0.66
4:D:14:TYR:OH	6:P:55:VAL:CA	2.13	0.66
6:K:157:ALA:HA	6:K:160:GLN:OE1	1.96	0.66
5:M:91:THR:HB	5:M:180:HIS:CE1	2.28	0.66
6:O:418:ASN:HA	6:Q:298:PHE:CA	2.20	0.66
6:O:459:LEU:CA	6:P:412:ARG:NE	2.38	0.66
6:P:333:PRO:CD	6:Q:411:VAL:HG13	2.24	0.66
5:R:4:HIS:CB	6:V:586:VAL:CG2	2.71	0.66

Continued on next page...

Continued from previous page...

Atom-1	Atom-2	Interatomic distance (Å)	Clash overlap (Å)
6:V:331:LEU:HD12	6:V:335:PRO:HG2	1.76	0.66
1:A:397:PRO:HB2	1:A:399:ARG:HH12	1.60	0.66
2:B:380:GLU:CB	3:C:798:VAL:HG22	2.25	0.66
3:C:525:TYR:HA	3:C:528:PHE:CE1	2.31	0.66
3:C:714:SER:HA	3:C:726:ARG:NH2	2.07	0.66
6:I:431:ILE:HD13	6:I:437:ILE:HG12	1.77	0.66
6:O:157:ALA:HA	6:O:160:GLN:OE1	1.95	0.66
6:O:331:LEU:HD12	6:O:335:PRO:HG2	1.78	0.66
6:O:528:ALA:C	6:P:283:SER:HB3	2.16	0.66
6:P:36:LEU:HD21	6:Q:242:PHE:HB3	0.69	0.66
5:S:194:LEU:CB	6:U:447:SER:OG	2.42	0.66
6:U:409:ILE:HG22	6:W:459:LEU:HD23	1.76	0.66
6:V:121:ALA:CB	6:W:87:PHE:CZ	2.73	0.66
6:V:445:ILE:HG21	6:V:449:THR:HG23	1.76	0.66
6:W:331:LEU:HD12	6:W:335:PRO:HG2	1.78	0.66
1:A:482:PRO:HD2	1:A:485:ARG:NH1	2.11	0.66
2:B:954:PRO:HG3	4:D:39:SER:C	2.16	0.66
3:C:743:THR:HG23	3:C:825:GLY:HA3	1.76	0.66
5:H:4:HIS:CE1	6:I:586:VAL:CA	2.79	0.66
6:O:431:ILE:HD13	6:O:437:ILE:HG12	1.78	0.66
6:O:456:ASN:ND2	6:P:412:ARG:HA	1.73	0.66
6:P:445:ILE:HG21	6:P:449:THR:HG23	1.76	0.66
6:Q:331:LEU:HD12	6:Q:335:PRO:HG2	1.76	0.66
6:U:87:PHE:CE2	6:W:121:ALA:HB2	2.27	0.66
6:U:622:GLU:HB2	6:V:281:PRO:CD	2.24	0.66
2:B:880:LEU:O	4:D:32:CYS:CA	2.44	0.66
2:B:951:PRO:HG2	4:D:37:TRP:HZ3	1.58	0.66
3:C:377:ILE:CG2	3:C:380:GLU:HA	2.25	0.66
6:I:242:PHE:CD1	6:K:36:LEU:CD1	2.77	0.66
6:I:640:GLN:NE2	6:J:545:VAL:HG13	1.99	0.66
6:J:297:ALA:CA	6:K:409:ILE:HD11	2.24	0.66
6:K:331:LEU:HD12	6:K:335:PRO:HG2	1.77	0.66
6:O:33:ALA:HB1	6:P:256:SER:HB2	1.78	0.66
6:O:418:ASN:CB	6:Q:300:LYS:NZ	2.54	0.66
6:O:529:SER:HB3	6:P:473:GLU:HA	1.75	0.66
6:Q:431:ILE:HD13	6:Q:437:ILE:HG12	1.77	0.66
5:R:35:PHE:CZ	5:R:71:CYS:HA	2.31	0.66
5:R:105:ASP:HB2	5:R:111:VAL:HB	1.78	0.66
5:S:193:GLY:HA2	6:U:364:PRO:HG3	1.76	0.66
6:U:445:ILE:HG21	6:U:449:THR:HG23	1.76	0.66
6:V:252:LEU:H	6:V:252:LEU:HD12	1.61	0.66

Continued on next page...

Continued from previous page...

Atom-1	Atom-2	Interatomic distance (Å)	Clash overlap (Å)
1:A:1198:LEU:HB3	1:A:1296:TYR:CE1	2.30	0.66
2:B:952:PRO:CB	4:D:35:ARG:NH2	2.57	0.66
2:B:1019:THR:HB	2:B:1032:ILE:HD13	1.78	0.66
4:E:400:THR:HG21	6:U:53:THR:HG23	1.73	0.66
6:I:36:LEU:HD23	6:J:242:PHE:HB3	1.63	0.66
5:N:161:LEU:HD11	5:N:269:ASP:HB2	1.77	0.66
6:O:154:ARG:NH1	6:P:246:THR:CB	2.53	0.66
6:O:357:ILE:HB	6:O:417:PHE:HB2	1.77	0.66
6:P:160:GLN:CG	6:Q:612:SER:HB2	1.95	0.66
5:S:131:ARG:HE	6:U:448:PRO:HG2	1.58	0.66
5:T:53:LEU:HD12	5:T:222:LEU:HB2	1.78	0.66
5:Y:35:PHE:CZ	5:Y:71:CYS:HA	2.30	0.66
1:A:402:PRO:HB3	1:A:780:LEU:HD22	1.78	0.66
3:C:377:ILE:CG2	3:C:380:GLU:C	2.48	0.66
6:O:44:THR:CA	6:P:84:LYS:CE	2.46	0.66
6:O:458:THR:HA	6:P:412:ARG:HG2	1.78	0.66
5:S:35:PHE:CZ	5:S:71:CYS:HA	2.30	0.66
6:V:333:PRO:C	6:W:411:VAL:HG21	1.99	0.66
6:X:331:LEU:HD12	6:X:335:PRO:HG2	1.76	0.66
1:A:475:LEU:HD21	1:A:695:ILE:HB	1.77	0.66
1:A:618:LEU:HB2	1:A:657:LEU:HB2	1.78	0.66
2:B:858:VAL:HA	2:B:861:ARG:CZ	2.26	0.66
5:G:4:HIS:CE1	6:K:587:GLY:HA3	2.12	0.66
5:H:105:ASP:HB2	5:H:111:VAL:HB	1.78	0.66
6:I:409:ILE:HD13	6:K:297:ALA:HA	1.76	0.66
6:J:44:THR:HG22	6:K:84:LYS:HZ1	1.59	0.66
6:J:459:LEU:CB	6:K:412:ARG:HB2	2.23	0.66
6:O:72:SER:OG	6:P:235:LEU:CD1	2.44	0.66
6:O:150:ALA:O	6:O:154:ARG:HG3	1.95	0.66
6:O:433:GLY:O	6:O:435:PRO:HD2	1.95	0.66
6:O:534:SER:OG	6:Q:161:LYS:C	2.33	0.66
6:O:613:LEU:HD23	6:Q:32:PRO:O	1.85	0.66
6:W:157:ALA:HA	6:W:160:GLN:OE1	1.95	0.66
3:C:381:VAL:CG1	3:C:439:THR:CG2	2.68	0.66
4:E:291:THR:HG23	4:E:296:LEU:HD13	1.77	0.66
5:G:44:GLY:C	6:I:400:ALA:CA	2.42	0.66
6:I:409:ILE:HG22	6:K:459:LEU:HD23	1.77	0.66
6:I:445:ILE:HG21	6:I:449:THR:HG23	1.76	0.66
6:J:36:LEU:CD2	6:K:242:PHE:CG	2.71	0.66
6:J:121:ALA:CB	6:K:87:PHE:CZ	2.74	0.66
6:J:252:LEU:H	6:J:252:LEU:HD12	1.61	0.66

Continued on next page...

Continued from previous page...

Atom-1	Atom-2	Interatomic distance (Å)	Clash overlap (Å)
6:J:456:ASN:HB2	6:K:412:ARG:HA	1.76	0.66
6:J:622:GLU:HG3	6:K:279:PRO:O	1.95	0.66
6:O:242:PHE:CE2	6:Q:36:LEU:HD11	2.30	0.66
6:O:612:SER:HB2	6:Q:160:GLN:NE2	1.68	0.66
6:O:618:THR:HB	6:P:281:PRO:HG3	1.78	0.66
6:P:298:PHE:HE2	6:Q:417:PHE:HA	0.92	0.66
6:U:283:SER:O	6:W:528:ALA:HB2	1.96	0.66
6:U:417:PHE:HA	6:W:298:PHE:HE2	0.88	0.66
6:V:168:THR:C	6:W:541:SER:HG	1.99	0.66
6:V:298:PHE:O	6:W:418:ASN:OD1	2.14	0.66
6:V:619:ASP:HB2	6:W:284:VAL:CG1	2.18	0.66
6:W:196:LEU:HA	6:W:201:LEU:HD22	1.75	0.66
2:B:452:ARG:HD2	2:B:668:LEU:CD2	2.26	0.66
5:F:53:LEU:HD12	5:F:222:LEU:HB2	1.78	0.66
6:J:295:ARG:CZ	6:K:354:SER:OG	2.44	0.66
6:J:456:ASN:HD21	6:K:412:ARG:CD	2.09	0.66
6:J:529:SER:N	6:K:283:SER:CB	2.56	0.66
6:O:242:PHE:CZ	6:Q:36:LEU:HD11	2.31	0.66
5:T:130:PHE:CD1	6:V:446:PRO:HB2	2.30	0.66
6:U:300:LYS:HE2	6:V:418:ASN:HD21	1.58	0.66
6:U:534:SER:OG	6:W:161:LYS:C	2.33	0.66
6:U:610:THR:CA	6:W:30:ALA:HB3	2.22	0.66
6:V:299:ILE:HD13	6:W:419:MET:CE	2.16	0.66
6:V:456:ASN:HD21	6:W:412:ARG:N	1.88	0.66
2:B:404:MET:HE3	4:D:46:ILE:CG1	2.25	0.65
4:D:300:ILE:HG21	4:D:325:CYS:HB2	1.77	0.65
6:I:242:PHE:CE1	6:K:36:LEU:HD11	2.29	0.65
6:O:87:PHE:CE2	6:Q:121:ALA:HB2	2.27	0.65
6:O:419:MET:HE1	6:Q:299:ILE:HD11	1.72	0.65
6:U:84:LYS:HZ2	6:W:44:THR:CB	1.70	0.65
6:U:150:ALA:O	6:U:154:ARG:HG3	1.96	0.65
6:U:253:VAL:CG1	6:W:36:LEU:HD23	2.11	0.65
6:U:331:LEU:HD12	6:U:335:PRO:HG2	1.77	0.65
6:U:418:ASN:CB	6:W:300:LYS:NZ	2.53	0.65
1:A:55:SER:HB2	1:A:81:TYR:H	1.60	0.65
3:C:384:MET:SD	3:C:1197:TYR:OH	2.54	0.65
3:C:424:ALA:HA	3:C:757:VAL:HG23	1.79	0.65
6:I:72:SER:OG	6:J:235:LEU:CD1	2.44	0.65
6:I:150:ALA:O	6:I:154:ARG:HG3	1.96	0.65
6:I:357:ILE:HB	6:I:417:PHE:HB2	1.77	0.65
6:J:459:LEU:HD23	6:K:412:ARG:NH1	2.10	0.65

Continued on next page...

Continued from previous page...

Atom-1	Atom-2	Interatomic distance (Å)	Clash overlap (Å)
5:N:4:HIS:CE1	6:O:586:VAL:CA	2.78	0.65
5:N:192:THR:C	6:P:364:PRO:CB	2.57	0.65
6:O:530:ARG:NH2	6:P:482:ASP:CG	2.48	0.65
6:O:534:SER:CB	6:Q:161:LYS:O	2.44	0.65
6:O:548:LYS:HE2	6:Q:644:LEU:HB3	1.76	0.65
6:P:295:ARG:CZ	6:Q:354:SER:OG	2.45	0.65
6:P:640:GLN:NE2	6:Q:545:VAL:HG13	1.89	0.65
6:Q:433:GLY:O	6:Q:435:PRO:HD2	1.96	0.65
5:T:176:LEU:HD22	5:T:185:VAL:HG22	1.76	0.65
6:U:431:ILE:HD13	6:U:437:ILE:HG12	1.78	0.65
6:U:528:ALA:C	6:V:283:SER:HB3	2.16	0.65
6:U:533:ASP:CA	6:W:161:LYS:HZ1	1.97	0.65
6:V:298:PHE:HE2	6:W:417:PHE:HA	0.89	0.65
4:E:335:ALA:C	6:U:55:VAL:C	2.55	0.65
6:I:36:LEU:CG	6:J:253:VAL:HG13	2.26	0.65
6:I:419:MET:H	6:K:298:PHE:HB3	1.61	0.65
6:I:534:SER:CB	6:K:161:LYS:O	2.43	0.65
6:I:644:LEU:HA	6:J:548:LYS:HE3	1.70	0.65
6:J:36:LEU:HD21	6:K:242:PHE:HB3	0.68	0.65
6:O:278:THR:OG1	6:Q:625:ARG:HD2	1.96	0.65
6:O:577:VAL:HG12	6:P:471:LEU:CD2	2.25	0.65
6:P:298:PHE:O	6:Q:418:ASN:OD1	2.13	0.65
6:P:299:ILE:HD12	6:Q:419:MET:HE3	1.66	0.65
6:P:459:LEU:HD23	6:Q:412:ARG:NH1	2.11	0.65
5:S:194:LEU:HB2	6:U:447:SER:OG	1.96	0.65
6:U:577:VAL:HG12	6:V:471:LEU:CD2	2.26	0.65
6:X:431:ILE:HD13	6:X:437:ILE:HG12	1.77	0.65
6:X:445:ILE:HG21	6:X:449:THR:HG23	1.77	0.65
1:A:687:ALA:HA	1:A:690:ARG:HE	1.61	0.65
5:H:4:HIS:ND1	6:I:586:VAL:CG2	2.44	0.65
5:H:130:PHE:CD1	6:J:446:PRO:HB2	2.31	0.65
6:I:281:PRO:CD	6:K:622:GLU:HB2	2.27	0.65
6:K:357:ILE:HB	6:K:417:PHE:HB2	1.77	0.65
5:M:4:HIS:ND1	6:Q:586:VAL:CG2	2.42	0.65
6:O:459:LEU:CD1	6:P:412:ARG:N	2.52	0.65
6:O:622:GLU:HB2	6:P:281:PRO:CD	2.24	0.65
6:P:433:GLY:O	6:P:435:PRO:HD2	1.96	0.65
6:U:72:SER:OG	6:V:235:LEU:CD1	2.43	0.65
6:U:253:VAL:CG1	6:W:36:LEU:CG	2.74	0.65
6:U:284:VAL:HG12	6:W:619:ASP:OD1	1.89	0.65
6:X:433:GLY:O	6:X:435:PRO:HD2	1.97	0.65

Continued on next page...

Continued from previous page...

Atom-1	Atom-2	Interatomic distance (Å)	Clash overlap (Å)
2:B:414:THR:HG21	4:D:173:ALA:HB2	1.79	0.65
6:I:252:LEU:H	6:I:252:LEU:HD12	1.62	0.65
6:I:283:SER:O	6:K:528:ALA:HB2	1.97	0.65
6:I:528:ALA:HB2	6:J:283:SER:O	1.96	0.65
6:I:533:ASP:C	6:K:161:LYS:HE2	2.17	0.65
6:I:545:VAL:CG2	6:K:641:ILE:CG1	2.75	0.65
5:M:35:PHE:CZ	5:M:71:CYS:HA	2.32	0.65
6:O:87:PHE:CZ	6:Q:121:ALA:CB	2.80	0.65
6:O:246:THR:CB	6:Q:154:ARG:HH11	2.08	0.65
6:O:417:PHE:HA	6:Q:298:PHE:HE2	0.88	0.65
6:O:641:ILE:HG12	6:P:545:VAL:HG13	1.68	0.65
6:P:168:THR:CB	6:Q:538:ALA:N	2.59	0.65
6:U:275:GLU:CG	6:W:630:LEU:HD11	2.22	0.65
6:V:457:PRO:HG3	6:W:411:VAL:HG13	1.73	0.65
2:B:328:ARG:NE	2:B:328:ARG:HA	2.12	0.65
4:D:389:PHE:CB	6:P:54:SER:HA	2.08	0.65
6:O:412:ARG:HD3	6:Q:456:ASN:ND2	2.09	0.65
6:P:331:LEU:HD12	6:P:335:PRO:HG2	1.78	0.65
6:U:193:ILE:HA	6:V:562:TYR:HE1	1.53	0.65
6:U:644:LEU:HB3	6:V:548:LYS:HE2	1.75	0.65
5:F:161:LEU:HD11	5:F:269:ASP:HB2	1.78	0.65
5:H:44:GLY:HA3	6:J:400:ALA:C	2.00	0.65
5:L:161:LEU:HD11	5:L:269:ASP:HB2	1.77	0.65
6:P:33:ALA:HB1	6:Q:256:SER:CA	2.26	0.65
5:S:161:LEU:HD11	5:S:269:ASP:HB2	1.77	0.65
6:U:411:VAL:HG21	6:W:333:PRO:C	1.95	0.65
6:X:376:ILE:HB	6:X:438:TYR:HB2	1.79	0.65
2:B:1211:ARG:CZ	3:C:611:PRO:CG	2.62	0.65
6:I:87:PHE:CE2	6:K:121:ALA:HB2	2.27	0.65
6:I:412:ARG:NE	6:K:458:THR:HA	2.04	0.65
6:J:169:MET:C	6:K:541:SER:HB3	2.13	0.65
5:M:44:GLY:C	6:O:400:ALA:HB2	2.14	0.65
6:O:252:LEU:H	6:O:252:LEU:HD12	1.61	0.65
5:R:91:THR:HB	5:R:180:HIS:CE1	2.29	0.65
6:U:376:ILE:HB	6:U:438:TYR:HB2	1.79	0.65
6:U:412:ARG:N	6:W:456:ASN:HD21	1.88	0.65
6:U:534:SER:CB	6:W:161:LYS:O	2.44	0.65
6:V:433:GLY:O	6:V:435:PRO:HD2	1.97	0.65
1:A:16:SER:O	1:A:364:PRO:HG3	1.97	0.65
2:B:378:GLY:O	3:C:798:VAL:HG12	1.34	0.65
2:B:408:SER:HB2	4:D:191:ARG:NH2	2.00	0.65

Continued on next page...

Continued from previous page...

Atom-1	Atom-2	Interatomic distance (Å)	Clash overlap (Å)
2:B:429:ASN:HD22	3:C:611:PRO:HG2	1.58	0.65
3:C:715:VAL:CA	3:C:726:ARG:NH2	2.58	0.65
4:E:331:VAL:HG22	4:E:360:THR:HG22	1.77	0.65
5:G:35:PHE:CZ	5:G:71:CYS:HA	2.30	0.65
5:H:35:PHE:CZ	5:H:71:CYS:HA	2.31	0.65
6:I:278:THR:OG1	6:K:625:ARG:HD2	1.97	0.65
6:I:419:MET:HE1	6:K:299:ILE:HD11	1.73	0.65
6:J:168:THR:CB	6:K:538:ALA:N	2.59	0.65
6:O:44:THR:CB	6:P:84:LYS:HZ2	1.85	0.65
6:O:281:PRO:CD	6:Q:622:GLU:HB2	2.27	0.65
6:O:530:ARG:N	6:P:472:ARG:HD2	1.98	0.65
6:U:44:THR:CA	6:V:84:LYS:CE	2.45	0.65
1:A:248:LEU:CD2	2:B:627:ASN:ND2	2.60	0.65
1:A:1141:PRO:HA	1:A:1142:ARG:NH1	2.11	0.65
3:C:885:LEU:CG	3:C:965:GLU:OE2	2.38	0.65
6:I:232:ALA:HB1	6:K:66:ASP:HB3	1.74	0.65
6:J:433:GLY:O	6:J:435:PRO:HD2	1.97	0.65
6:P:252:LEU:HD12	6:P:252:LEU:H	1.62	0.65
6:P:459:LEU:HD21	6:Q:409:ILE:O	1.97	0.65
6:U:193:ILE:HG22	6:V:562:TYR:CE2	2.22	0.65
6:U:373:PHE:HB3	6:U:398:SER:HB2	1.78	0.65
6:U:562:TYR:CE1	6:W:193:ILE:HG23	2.22	0.65
6:U:618:THR:HB	6:V:281:PRO:HG3	1.79	0.65
6:V:33:ALA:HB3	6:W:256:SER:HA	1.78	0.65
2:B:580:HIS:NE2	2:B:618:PRO:HD3	2.11	0.64
4:D:174:LEU:HD11	4:D:211:LEU:HD21	1.79	0.64
6:I:295:ARG:NH1	6:I:298:PHE:HB2	2.12	0.64
6:I:376:ILE:HB	6:I:438:TYR:HB2	1.79	0.64
6:J:29:THR:OG1	6:K:609:ARG:HG2	1.98	0.64
6:J:33:ALA:HB1	6:K:256:SER:CA	2.27	0.64
5:M:161:LEU:HD11	5:M:269:ASP:HB2	1.78	0.64
6:O:253:VAL:CG1	6:Q:36:LEU:CG	2.74	0.64
6:O:533:ASP:C	6:Q:161:LYS:HE2	2.17	0.64
6:P:32:PRO:CD	6:Q:609:ARG:O	2.45	0.64
6:U:44:THR:HG22	6:V:84:LYS:HZ1	1.57	0.64
6:U:66:ASP:HB3	6:V:232:ALA:HB1	1.68	0.64
6:U:242:PHE:CD1	6:W:36:LEU:CD1	2.78	0.64
6:X:587:GLY:HA2	5:Y:2:PRO:CG	2.24	0.64
2:B:365:ALA:O	2:B:368:ILE:HG12	1.97	0.64
2:B:750:MET:O	2:B:754:GLU:HG3	1.97	0.64
6:I:433:GLY:O	6:I:435:PRO:HD2	1.96	0.64

Continued on next page...

Continued from previous page...

Atom-1	Atom-2	Interatomic distance (Å)	Clash overlap (Å)
6:I:622:GLU:CB	6:J:280:LEU:HA	2.27	0.64
5:L:53:LEU:HD12	5:L:222:LEU:HB2	1.80	0.64
6:O:165:THR:O	6:P:537:SER:OG	2.15	0.64
6:O:373:PHE:HB3	6:O:398:SER:HB2	1.79	0.64
6:P:333:PRO:CB	6:Q:411:VAL:HG22	2.27	0.64
6:U:154:ARG:NH1	6:V:246:THR:CB	2.52	0.64
6:U:295:ARG:HH12	6:V:419:MET:HA	1.62	0.64
6:U:533:ASP:CG	6:W:161:LYS:HE3	1.93	0.64
6:V:528:ALA:C	6:W:283:SER:CB	2.65	0.64
2:B:310:LYS:HG3	2:B:399:ARG:NH2	2.12	0.64
2:B:312:ASN:HD22	2:B:1196:ARG:NH1	1.96	0.64
2:B:437:ARG:NH1	4:D:173:ALA:HB2	2.08	0.64
2:B:868:ARG:HD2	2:B:879:PHE:CD1	2.32	0.64
3:C:303:GLN:HA	3:C:306:LEU:HD12	1.80	0.64
3:C:377:ILE:CG2	3:C:380:GLU:CA	2.76	0.64
3:C:1064:TRP:HB3	3:C:1065:PRO:HD3	1.78	0.64
4:E:238:LYS:HB3	4:E:241:LEU:HD12	1.78	0.64
5:G:105:ASP:HB2	5:G:111:VAL:HB	1.80	0.64
6:I:165:THR:O	6:J:537:SER:OG	2.14	0.64
6:I:242:PHE:CZ	6:K:36:LEU:HD11	2.32	0.64
6:I:528:ALA:C	6:J:283:SER:HB3	2.17	0.64
6:I:562:TYR:CD1	6:K:193:ILE:HG22	2.18	0.64
6:I:577:VAL:HG12	6:J:471:LEU:CD2	2.27	0.64
6:J:165:THR:HG22	6:K:534:SER:C	2.17	0.64
6:K:50:PRO:HD3	6:K:118:TYR:CE1	2.33	0.64
6:K:376:ILE:HB	6:K:438:TYR:HB2	1.79	0.64
6:K:433:GLY:O	6:K:435:PRO:HD2	1.97	0.64
5:N:6:ILE:HB	5:N:7:PRO:HD3	1.79	0.64
6:O:281:PRO:HG3	6:Q:618:THR:C	2.18	0.64
6:O:283:SER:O	6:Q:528:ALA:HB2	1.96	0.64
6:P:333:PRO:C	6:Q:411:VAL:HG21	1.99	0.64
6:U:412:ARG:HA	6:W:456:ASN:OD1	1.88	0.64
6:V:168:THR:CB	6:W:538:ALA:N	2.57	0.64
6:X:587:GLY:CA	5:Y:2:PRO:CB	2.75	0.64
5:Y:6:ILE:HB	5:Y:7:PRO:HD3	1.80	0.64
5:Y:53:LEU:HD12	5:Y:222:LEU:HB2	1.80	0.64
3:C:686:ARG:HH11	3:C:689:VAL:HG22	1.62	0.64
5:F:105:ASP:HB2	5:F:111:VAL:HB	1.80	0.64
5:G:53:LEU:HD12	5:G:222:LEU:HB2	1.79	0.64
6:I:253:VAL:CG1	6:K:36:LEU:CG	2.75	0.64
6:J:376:ILE:HB	6:J:438:TYR:HB2	1.80	0.64

Continued on next page...

Continued from previous page...

Atom-1	Atom-2	Interatomic distance (Å)	Clash overlap (Å)
6:K:252:LEU:H	6:K:252:LEU:HD12	1.63	0.64
6:O:409:ILE:HD13	6:Q:297:ALA:HA	1.77	0.64
5:R:4:HIS:ND1	6:V:586:VAL:HG22	2.08	0.64
6:U:252:LEU:HD12	6:U:252:LEU:H	1.62	0.64
6:U:458:THR:HA	6:V:412:ARG:HG2	1.77	0.64
6:U:528:ALA:HB2	6:V:283:SER:O	1.97	0.64
6:W:376:ILE:HB	6:W:438:TYR:HB2	1.79	0.64
1:A:1046:GLN:NE2	1:A:1047:GLN:HG2	2.13	0.64
6:I:298:PHE:CE1	6:J:416:ARG:CB	2.80	0.64
6:I:412:ARG:HH22	6:K:459:LEU:CD2	1.80	0.64
6:J:36:LEU:O	6:K:253:VAL:HG11	1.97	0.64
6:J:119:VAL:HG23	6:J:131:VAL:HB	1.80	0.64
5:L:130:PHE:CD1	6:Q:446:PRO:HB2	2.33	0.64
5:L:174:LYS:O	5:L:186:LEU:HA	1.98	0.64
6:P:528:ALA:C	6:Q:283:SER:CB	2.65	0.64
5:S:4:HIS:HB3	6:W:586:VAL:CG2	2.01	0.64
5:S:105:ASP:HB2	5:S:111:VAL:HB	1.79	0.64
5:T:5:MET:HG3	6:U:494:THR:CG2	2.28	0.64
5:T:192:THR:C	6:V:364:PRO:CB	2.58	0.64
6:W:433:GLY:O	6:W:435:PRO:HD2	1.97	0.64
2:B:266:PRO:HB2	2:B:1085:LEU:HD12	1.80	0.64
4:D:215:TRP:HZ2	4:D:279:VAL:HB	1.62	0.64
5:F:4:HIS:CB	6:J:586:VAL:CG2	2.70	0.64
5:F:6:ILE:HB	5:F:7:PRO:HD3	1.80	0.64
5:G:44:GLY:HA3	6:I:400:ALA:CA	1.81	0.64
6:I:30:ALA:CB	6:J:610:THR:HA	2.22	0.64
6:I:154:ARG:NH1	6:J:246:THR:CB	2.52	0.64
6:J:157:ALA:HA	6:J:160:GLN:OE1	1.97	0.64
5:L:35:PHE:CZ	5:L:71:CYS:HA	2.32	0.64
5:N:53:LEU:HD12	5:N:222:LEU:HB2	1.80	0.64
6:O:275:GLU:HG3	6:Q:630:LEU:HD11	1.78	0.64
6:O:295:ARG:HH12	6:P:419:MET:HA	1.61	0.64
6:O:333:PRO:O	6:P:411:VAL:HG13	1.94	0.64
6:O:459:LEU:HD21	6:P:409:ILE:O	1.98	0.64
6:P:147:ARG:CZ	6:W:100:LYS:CG	2.73	0.64
6:U:122:THR:CG2	6:V:90:ASN:HB2	2.28	0.64
6:U:242:PHE:CZ	6:W:36:LEU:HD11	2.33	0.64
6:U:622:GLU:CB	6:V:280:LEU:HA	2.27	0.64
4:D:392:ALA:N	6:P:49:ARG:HH22	1.86	0.64
5:F:35:PHE:CZ	5:F:71:CYS:HA	2.32	0.64
6:I:121:ALA:HB2	6:J:87:PHE:CE2	2.29	0.64

Continued on next page...

Continued from previous page...

Atom-1	Atom-2	Interatomic distance (Å)	Clash overlap (Å)
6:I:459:LEU:HD23	6:J:409:ILE:HG22	1.76	0.64
6:K:373:PHE:HB3	6:K:398:SER:HB2	1.80	0.64
5:L:45:ARG:N	6:Q:400:ALA:HA	2.12	0.64
6:P:622:GLU:HG3	6:Q:279:PRO:O	1.97	0.64
5:T:147:HIS:HB3	5:T:168:PRO:HG2	1.79	0.64
5:Y:147:HIS:HB3	5:Y:168:PRO:HG2	1.80	0.64
1:A:919:PRO:HA	1:A:922:VAL:HB	1.80	0.64
3:C:1056:VAL:HA	3:C:1059:PHE:CD2	2.32	0.64
4:E:332:PRO:C	6:U:54:SER:HG	1.75	0.64
5:H:5:MET:HG3	6:I:494:THR:CG2	2.28	0.64
5:H:26:THR:HB	5:H:38:ALA:HA	1.80	0.64
6:I:146:GLN:HE22	6:J:241:ALA:HB1	1.63	0.64
6:I:459:LEU:CA	6:J:412:ARG:NE	2.38	0.64
6:O:170:LEU:N	6:P:541:SER:HB3	2.12	0.64
6:O:278:THR:OG1	6:Q:625:ARG:CD	2.45	0.64
6:Q:252:LEU:H	6:Q:252:LEU:HD12	1.62	0.64
5:T:26:THR:HB	5:T:38:ALA:HA	1.79	0.64
5:T:44:GLY:HA3	6:V:400:ALA:C	1.99	0.64
6:U:194:LEU:HA	6:V:562:TYR:CD2	2.33	0.64
6:U:281:PRO:HG3	6:W:618:THR:C	2.17	0.64
6:U:644:LEU:HD22	6:V:548:LYS:HZ2	0.81	0.64
6:V:295:ARG:NH1	6:W:354:SER:OG	2.31	0.64
6:V:619:ASP:OD1	6:W:284:VAL:HG12	1.93	0.64
6:W:373:PHE:HB3	6:W:398:SER:HB2	1.80	0.64
6:W:562:TYR:CD1	6:W:562:TYR:N	2.66	0.64
6:X:440:LEU:HG	6:X:441:GLY:N	2.13	0.64
2:B:611:PRO:HG2	2:B:614:GLN:NE2	2.13	0.64
2:B:882:PRO:CB	2:B:962:GLN:HE22	1.87	0.64
3:C:1019:THR:O	3:C:1031:LEU:HG	1.96	0.64
6:J:32:PRO:CD	6:K:609:ARG:O	2.46	0.64
6:J:50:PRO:HD3	6:J:118:TYR:CE1	2.33	0.64
5:L:26:THR:HB	5:L:38:ALA:HA	1.80	0.64
5:L:105:ASP:HB2	5:L:111:VAL:HB	1.80	0.64
6:O:36:LEU:O	6:P:253:VAL:CG1	2.45	0.64
6:O:146:GLN:HE22	6:P:241:ALA:HB1	1.62	0.64
6:O:528:ALA:HB2	6:P:283:SER:O	1.97	0.64
6:O:622:GLU:CB	6:P:280:LEU:HA	2.28	0.64
6:O:641:ILE:CG1	6:P:545:VAL:HG21	2.28	0.64
6:P:157:ALA:HA	6:P:160:GLN:OE1	1.97	0.64
6:U:278:THR:OG1	6:W:625:ARG:HD2	1.97	0.64
6:V:33:ALA:HB1	6:W:256:SER:CA	2.27	0.64

Continued on next page...

Continued from previous page...

Atom-1	Atom-2	Interatomic distance (Å)	Clash overlap (Å)
3:C:381:VAL:CG1	3:C:439:THR:CB	2.75	0.64
3:C:436:LEU:CD2	4:E:43:HIS:CD2	2.76	0.64
5:H:44:GLY:C	6:J:400:ALA:HB2	2.15	0.64
6:I:281:PRO:HG3	6:K:618:THR:C	2.17	0.64
6:J:459:LEU:HD21	6:K:409:ILE:O	1.98	0.64
6:J:528:ALA:C	6:K:283:SER:CB	2.65	0.64
5:M:6:ILE:HB	5:M:7:PRO:HD3	1.80	0.64
5:N:5:MET:HG3	6:O:494:THR:CG2	2.28	0.64
5:N:35:PHE:CZ	5:N:71:CYS:HA	2.32	0.64
6:O:277:ASP:H	6:Q:625:ARG:HH12	1.43	0.64
6:Q:373:PHE:HB3	6:Q:398:SER:HB2	1.79	0.64
6:U:36:LEU:O	6:V:253:VAL:CG1	2.46	0.64
6:U:417:PHE:O	6:W:298:PHE:CE1	2.49	0.64
6:U:630:LEU:HD11	6:V:275:GLU:HG3	1.76	0.64
6:V:300:LYS:HZ1	6:W:418:ASN:CB	2.10	0.64
1:A:26:ARG:NH1	1:A:27:PHE:HB3	2.12	0.63
1:A:478:ARG:NE	1:A:478:ARG:HA	2.12	0.63
3:C:795:ASP:HA	4:D:251:ASN:CG	2.18	0.63
5:G:6:ILE:HB	5:G:7:PRO:HD3	1.80	0.63
5:H:147:HIS:HB3	5:H:168:PRO:HG2	1.80	0.63
6:I:154:ARG:HD3	6:J:247:SER:C	2.18	0.63
6:I:419:MET:HE3	6:K:496:GLU:OE1	1.98	0.63
5:N:105:ASP:HB2	5:N:111:VAL:HB	1.80	0.63
6:O:618:THR:HB	6:P:281:PRO:CG	2.27	0.63
6:P:147:ARG:HB3	6:W:100:LYS:CE	2.27	0.63
5:R:45:ARG:N	6:W:400:ALA:HA	2.11	0.63
5:S:147:HIS:HB3	5:S:168:PRO:HG2	1.80	0.63
5:S:191:LYS:O	6:U:364:PRO:CB	2.40	0.63
5:T:35:PHE:CZ	5:T:71:CYS:HA	2.32	0.63
6:U:36:LEU:CG	6:V:253:VAL:HG13	2.27	0.63
6:U:433:GLY:O	6:U:435:PRO:HD2	1.97	0.63
6:U:618:THR:HB	6:V:281:PRO:CG	2.28	0.63
6:V:50:PRO:HD3	6:V:118:TYR:CE1	2.33	0.63
6:X:497:GLU:CD	5:Y:5:MET:SD	2.76	0.63
2:B:294:ARG:NH2	2:B:886:ASP:HA	2.13	0.63
2:B:310:LYS:HG3	2:B:399:ARG:CZ	2.29	0.63
2:B:882:PRO:HB3	2:B:962:GLN:NE2	2.09	0.63
3:C:626:LEU:HA	3:C:647:ARG:NH2	2.14	0.63
6:I:606:THR:HG22	6:I:609:ARG:CZ	2.29	0.63
6:J:33:ALA:HB3	6:K:256:SER:HA	1.79	0.63
6:J:333:PRO:CB	6:K:411:VAL:HG22	2.28	0.63

Continued on next page...

Continued from previous page...

Atom-1	Atom-2	Interatomic distance (Å)	Clash overlap (Å)
6:J:456:ASN:HD21	6:K:412:ARG:N	1.86	0.63
6:J:459:LEU:HD23	6:K:409:ILE:CG2	2.27	0.63
6:O:577:VAL:HG12	6:P:471:LEU:HD22	1.80	0.63
6:P:622:GLU:CB	6:Q:281:PRO:HD3	2.28	0.63
6:P:641:ILE:HG13	6:Q:545:VAL:HG11	0.64	0.63
5:S:53:LEU:HD12	5:S:222:LEU:HB2	1.80	0.63
6:U:29:THR:CB	6:V:609:ARG:HG3	2.13	0.63
6:U:50:PRO:HD3	6:U:118:TYR:CE1	2.33	0.63
6:V:195:PRO:HD3	6:W:562:TYR:CD2	2.33	0.63
6:V:320:LEU:HD12	6:V:326:THR:HG23	1.81	0.63
6:X:50:PRO:HD3	6:X:118:TYR:CE1	2.33	0.63
1:A:404:TYR:CE1	1:A:863:LEU:HB2	2.33	0.63
3:C:373:ARG:O	3:C:375:ASN:N	2.32	0.63
6:I:298:PHE:CB	6:J:419:MET:N	2.60	0.63
6:I:618:THR:HB	6:J:281:PRO:HG3	1.80	0.63
6:J:297:ALA:O	6:K:409:ILE:CD1	2.39	0.63
6:J:440:LEU:HG	6:J:441:GLY:N	2.13	0.63
5:L:147:HIS:HB3	5:L:168:PRO:HG2	1.80	0.63
5:N:44:GLY:C	6:P:400:ALA:HB2	2.13	0.63
6:O:161:LYS:HE3	6:P:533:ASP:CG	1.96	0.63
6:O:320:LEU:HD12	6:O:326:THR:HG23	1.80	0.63
6:O:533:ASP:CG	6:Q:161:LYS:HE3	1.93	0.63
6:P:29:THR:OG1	6:Q:609:ARG:HG2	1.98	0.63
6:Q:150:ALA:O	6:Q:154:ARG:HG3	1.98	0.63
6:U:36:LEU:CD1	6:V:242:PHE:CD1	2.81	0.63
6:U:146:GLN:HE22	6:V:241:ALA:HB1	1.63	0.63
6:U:612:SER:HB2	6:W:160:GLN:NE2	1.67	0.63
6:U:630:LEU:HD11	6:V:275:GLU:CG	2.25	0.63
6:V:36:LEU:O	6:W:253:VAL:HG11	1.99	0.63
6:V:157:ALA:HA	6:V:160:GLN:OE1	1.98	0.63
5:Y:174:LYS:O	5:Y:186:LEU:HA	1.98	0.63
2:B:257:ARG:HH22	2:B:309:LEU:HB2	1.63	0.63
4:E:339:LEU:HD13	6:U:58:ILE:HD11	1.80	0.63
6:I:278:THR:OG1	6:K:625:ARG:CD	2.46	0.63
6:I:298:PHE:O	6:J:418:ASN:CG	2.36	0.63
6:O:36:LEU:CD1	6:P:242:PHE:CD1	2.82	0.63
6:O:472:ARG:HD2	6:Q:530:ARG:N	1.92	0.63
6:P:456:ASN:HD21	6:Q:412:ARG:CD	2.10	0.63
6:U:165:THR:O	6:V:537:SER:OG	2.16	0.63
6:U:281:PRO:CD	6:W:622:GLU:HB2	2.27	0.63
6:U:416:ARG:CB	6:W:298:PHE:CE1	2.80	0.63

Continued on next page...

Continued from previous page...

Atom-1	Atom-2	Interatomic distance (Å)	Clash overlap (Å)
6:U:459:LEU:HD21	6:V:409:ILE:O	1.98	0.63
6:V:373:PHE:HB3	6:V:398:SER:HB2	1.80	0.63
6:V:376:ILE:HB	6:V:438:TYR:HB2	1.79	0.63
6:V:459:LEU:HD13	6:W:414:GLN:HG3	1.79	0.63
6:V:459:LEU:HD21	6:W:409:ILE:O	1.98	0.63
2:B:376:LEU:CD2	4:D:251:ASN:HD21	2.12	0.63
2:B:437:ARG:CZ	4:D:173:ALA:HB1	2.28	0.63
2:B:959:ARG:NH2	4:D:40:ARG:CB	2.61	0.63
2:B:1014:VAL:HA	2:B:1034:ASP:OD2	1.99	0.63
6:I:170:LEU:N	6:J:541:SER:HB3	2.14	0.63
6:I:298:PHE:CB	6:J:418:ASN:C	2.55	0.63
6:J:320:LEU:HD12	6:J:326:THR:HG23	1.80	0.63
6:J:459:LEU:HD13	6:K:414:GLN:HG3	1.81	0.63
6:K:119:VAL:HG23	6:K:131:VAL:HB	1.80	0.63
5:N:191:LYS:O	6:P:364:PRO:CB	2.36	0.63
6:O:606:THR:HG22	6:Q:28:SER:CB	2.15	0.63
6:P:333:PRO:HB2	6:Q:411:VAL:HG22	1.81	0.63
5:R:174:LYS:O	5:R:186:LEU:HA	1.99	0.63
5:T:105:ASP:HB2	5:T:111:VAL:HB	1.80	0.63
6:U:278:THR:OG1	6:W:625:ARG:CD	2.47	0.63
6:U:298:PHE:O	6:V:418:ASN:CG	2.37	0.63
6:V:622:GLU:CB	6:W:281:PRO:HD3	2.28	0.63
5:Y:105:ASP:HB2	5:Y:111:VAL:HB	1.80	0.63
5:H:4:HIS:HB3	6:I:586:VAL:CG2	2.07	0.63
6:I:295:ARG:HH12	6:J:419:MET:HA	1.62	0.63
6:J:295:ARG:NH1	6:K:354:SER:OG	2.32	0.63
6:J:298:PHE:O	6:K:419:MET:HG2	1.99	0.63
6:J:459:LEU:HD21	6:K:409:ILE:HG22	1.75	0.63
6:J:622:GLU:CB	6:K:281:PRO:HD3	2.28	0.63
6:O:606:THR:HG22	6:O:609:ARG:CZ	2.29	0.63
6:P:440:LEU:HG	6:P:441:GLY:N	2.14	0.63
6:Q:282:VAL:HG21	6:Q:473:GLU:HA	1.81	0.63
5:T:144:VAL:HA	5:T:148:CYS:HB2	1.81	0.63
6:U:82:PHE:HE2	6:V:242:PHE:HZ	1.41	0.63
6:U:530:ARG:N	6:V:472:ARG:HD2	1.97	0.63
6:V:150:ALA:O	6:V:154:ARG:HG3	1.99	0.63
6:V:298:PHE:O	6:W:419:MET:HG2	1.98	0.63
6:V:440:LEU:HG	6:V:441:GLY:N	2.13	0.63
6:X:494:THR:CA	5:Y:5:MET:HE2	2.13	0.63
1:A:433:CYS:H	1:A:479:LEU:HB3	1.64	0.63
1:A:1142:ARG:H	1:A:1142:ARG:CZ	2.10	0.63

Continued on next page...

Continued from previous page...

Atom-1	Atom-2	Interatomic distance (Å)	Clash overlap (Å)
2:B:861:ARG:O	2:B:865:VAL:HG23	1.99	0.63
4:E:400:THR:CA	6:U:52:GLY:O	2.47	0.63
6:J:30:ALA:CA	6:K:610:THR:CG2	2.60	0.63
6:J:373:PHE:HB3	6:J:398:SER:HB2	1.80	0.63
6:J:619:ASP:OD1	6:K:284:VAL:HG12	1.92	0.63
5:M:44:GLY:C	6:O:400:ALA:CA	2.42	0.63
5:M:105:ASP:HB2	5:M:111:VAL:HB	1.79	0.63
6:O:44:THR:HB	6:P:84:LYS:HE3	1.57	0.63
6:O:545:VAL:HG21	6:Q:641:ILE:CG1	2.28	0.63
6:O:545:VAL:HG13	6:Q:641:ILE:HG12	1.70	0.63
6:Q:50:PRO:HD3	6:Q:118:TYR:CE1	2.33	0.63
5:R:130:PHE:CD1	6:W:446:PRO:HB2	2.33	0.63
5:S:6:ILE:HB	5:S:7:PRO:HD3	1.80	0.63
5:T:174:LYS:O	5:T:186:LEU:HA	1.99	0.63
6:U:282:VAL:HG21	6:U:473:GLU:HA	1.81	0.63
6:U:295:ARG:NH1	6:U:298:PHE:HB2	2.13	0.63
6:V:625:ARG:NE	6:W:278:THR:OG1	2.32	0.63
2:B:951:PRO:HG3	4:D:98:SER:C	2.18	0.63
2:B:954:PRO:N	4:D:39:SER:OG	2.31	0.63
3:C:231:MET:SD	3:C:349:VAL:HB	2.38	0.63
3:C:714:SER:C	3:C:726:ARG:HH22	1.74	0.63
6:I:459:LEU:CD2	6:J:414:GLN:NE2	2.44	0.63
6:I:459:LEU:HD21	6:J:409:ILE:O	1.99	0.63
6:I:533:ASP:OD2	6:K:161:LYS:HE2	1.99	0.63
6:J:333:PRO:HB2	6:K:411:VAL:HG22	1.81	0.63
6:J:641:ILE:CG1	6:K:545:VAL:CG2	2.77	0.63
5:N:44:GLY:HA3	6:P:400:ALA:C	1.98	0.63
6:O:419:MET:H	6:Q:298:PHE:HB3	1.61	0.63
6:O:440:LEU:HG	6:O:441:GLY:N	2.14	0.63
6:O:644:LEU:CD2	6:P:548:LYS:HE3	1.82	0.63
6:P:36:LEU:O	6:Q:253:VAL:HG11	1.98	0.63
6:P:376:ILE:HB	6:P:438:TYR:HB2	1.79	0.63
6:Q:376:ILE:HB	6:Q:438:TYR:HB2	1.80	0.63
6:Q:562:TYR:CD1	6:Q:562:TYR:N	2.66	0.63
5:R:44:GLY:CA	6:W:400:ALA:HB1	2.02	0.63
6:U:606:THR:HG22	6:U:609:ARG:CZ	2.28	0.63
6:U:612:SER:C	6:W:160:GLN:HE22	1.68	0.63
1:A:1266:VAL:O	1:A:1268:PRO:HD3	1.98	0.63
2:B:436:LEU:HD13	4:D:175:MET:CG	2.12	0.63
2:B:1052:LEU:HA	2:B:1059:PHE:CE2	2.34	0.63
3:C:609:THR:O	3:C:611:PRO:HD3	1.99	0.63

Continued on next page...

Continued from previous page...

Atom-1	Atom-2	Interatomic distance (Å)	Clash overlap (Å)
4:D:139:ASN:O	4:D:142:VAL:HB	1.98	0.63
5:F:147:HIS:HB3	5:F:168:PRO:HG2	1.80	0.63
5:G:2:PRO:HG2	6:K:587:GLY:CA	2.14	0.63
5:G:5:MET:HE1	6:K:494:THR:HG1	1.64	0.63
5:H:53:LEU:HD12	5:H:222:LEU:HB2	1.79	0.63
6:I:36:LEU:O	6:J:253:VAL:CG1	2.47	0.63
6:I:66:ASP:OD1	6:J:232:ALA:HB1	1.85	0.63
6:I:82:PHE:HE2	6:J:242:PHE:HZ	1.42	0.63
6:I:194:LEU:HA	6:J:562:TYR:CD2	2.33	0.63
6:I:419:MET:N	6:K:298:PHE:CB	2.61	0.63
6:I:456:ASN:HD21	6:J:412:ARG:CG	2.09	0.63
6:J:529:SER:C	6:K:472:ARG:CD	2.59	0.63
6:K:320:LEU:HD12	6:K:326:THR:HG23	1.80	0.63
6:K:562:TYR:CD1	6:K:562:TYR:N	2.66	0.63
6:P:32:PRO:HD3	6:Q:609:ARG:O	1.99	0.63
6:P:295:ARG:NH1	6:Q:354:SER:OG	2.32	0.63
5:T:23:THR:O	5:T:41:VAL:HA	1.99	0.63
6:V:119:VAL:HG23	6:V:131:VAL:HB	1.80	0.63
6:W:50:PRO:HD3	6:W:118:TYR:CE1	2.33	0.63
6:W:252:LEU:H	6:W:252:LEU:HD12	1.62	0.63
1:A:433:CYS:O	1:A:1008:LEU:HG	1.98	0.62
2:B:792:GLN:CB	4:D:105:ALA:HB3	2.29	0.62
5:F:130:PHE:CD1	6:K:446:PRO:HB2	2.33	0.62
5:G:23:THR:O	5:G:41:VAL:HA	1.99	0.62
6:I:242:PHE:HE1	6:K:82:PHE:CZ	2.13	0.62
6:I:610:THR:CB	6:K:30:ALA:CB	2.72	0.62
6:I:618:THR:HB	6:J:281:PRO:CG	2.28	0.62
6:P:459:LEU:H	6:Q:412:ARG:HE	1.44	0.62
5:S:174:LYS:O	5:S:186:LEU:HA	1.99	0.62
6:U:641:ILE:CG1	6:V:545:VAL:HG21	2.29	0.62
6:V:42:ASN:HD22	6:W:235:LEU:HD21	1.39	0.62
6:V:154:ARG:HH11	6:W:246:THR:CB	2.12	0.62
1:A:636:ALA:HB1	1:A:668:LEU:HB2	1.81	0.62
1:A:773:ARG:HH21	1:A:773:ARG:HG2	1.65	0.62
2:B:412:ASP:H	2:B:415:GLN:NE2	1.96	0.62
5:G:174:LYS:O	5:G:186:LEU:HA	1.99	0.62
6:I:459:LEU:HB2	6:J:412:ARG:HB2	1.81	0.62
6:I:577:VAL:HG12	6:J:471:LEU:HD22	1.81	0.62
5:N:147:HIS:HB3	5:N:168:PRO:HG2	1.81	0.62
6:O:298:PHE:HB3	6:P:419:MET:H	1.62	0.62
6:P:298:PHE:CB	6:Q:418:ASN:C	2.52	0.62

Continued on next page...

Continued from previous page...

Atom-1	Atom-2	Interatomic distance (Å)	Clash overlap (Å)
6:U:82:PHE:CZ	6:V:242:PHE:HE1	2.07	0.62
6:U:154:ARG:CD	6:V:247:SER:C	2.67	0.62
6:U:545:VAL:CG2	6:W:641:ILE:CG1	2.75	0.62
6:V:333:PRO:CB	6:W:411:VAL:HG22	2.28	0.62
6:V:333:PRO:HB2	6:W:411:VAL:HG22	1.81	0.62
6:W:320:LEU:HD12	6:W:326:THR:HG23	1.81	0.62
6:X:119:VAL:HG23	6:X:131:VAL:HB	1.81	0.62
1:A:805:VAL:HG12	1:A:807:VAL:HG22	1.82	0.62
6:I:28:SER:CB	6:J:606:THR:CG2	2.71	0.62
6:I:121:ALA:CB	6:J:87:PHE:CZ	2.82	0.62
6:I:473:GLU:HA	6:K:529:SER:HB3	1.80	0.62
6:K:408:ALA:HA	6:K:416:ARG:C	2.20	0.62
5:M:144:VAL:HA	5:M:148:CYS:HB2	1.81	0.62
5:N:144:VAL:HA	5:N:148:CYS:HB2	1.81	0.62
5:N:174:LYS:O	5:N:186:LEU:HA	1.99	0.62
6:P:333:PRO:CA	6:Q:411:VAL:HG22	2.29	0.62
6:P:641:ILE:CG1	6:Q:545:VAL:CG2	2.77	0.62
6:Q:440:LEU:HG	6:Q:441:GLY:N	2.13	0.62
6:U:28:SER:CB	6:V:606:THR:CG2	2.72	0.62
6:U:416:ARG:CA	6:W:298:PHE:CE1	2.82	0.62
6:U:610:THR:CB	6:W:30:ALA:CB	2.72	0.62
6:V:641:ILE:CG1	6:W:545:VAL:CG2	2.78	0.62
6:W:407:LEU:HB3	6:W:418:ASN:HB3	1.81	0.62
1:A:379:VAL:HG13	6:I:60:SER:CB	2.28	0.62
1:A:1088:GLN:HE21	1:A:1097:LEU:HD23	1.63	0.62
3:C:1071:ARG:CZ	3:C:1072:THR:H	2.12	0.62
5:G:147:HIS:HB3	5:G:168:PRO:HG2	1.81	0.62
6:I:121:ALA:HB1	6:J:87:PHE:CB	2.29	0.62
6:O:119:VAL:HG23	6:O:131:VAL:HB	1.82	0.62
6:O:408:ALA:HA	6:O:416:ARG:C	2.19	0.62
6:P:195:PRO:HD3	6:Q:562:TYR:CD2	2.34	0.62
6:U:637:PHE:CE1	6:V:545:VAL:HB	2.35	0.62
6:V:622:GLU:HG3	6:W:279:PRO:O	1.97	0.62
6:V:640:GLN:CD	6:W:545:VAL:CG1	2.51	0.62
1:A:229:HIS:HB2	1:A:289:TYR:CE2	2.34	0.62
2:B:410:HIS:HE1	4:D:184:HIS:NE2	1.95	0.62
2:B:959:ARG:NH2	4:D:40:ARG:CA	2.62	0.62
3:C:267:THR:HA	3:C:1085:LEU:O	2.00	0.62
3:C:313:LYS:C	3:C:1196:ARG:CG	2.66	0.62
3:C:386:GLU:OE1	3:C:1195:TYR:CZ	2.52	0.62
5:G:4:HIS:CB	6:K:586:VAL:HG11	2.29	0.62

Continued on next page...

Continued from previous page...

Atom-1	Atom-2	Interatomic distance (Å)	Clash overlap (Å)
5:G:26:THR:HB	5:G:38:ALA:HA	1.79	0.62
6:J:496:GLU:OE1	6:K:419:MET:HE3	1.98	0.62
6:K:150:ALA:O	6:K:154:ARG:HG3	1.99	0.62
6:K:440:LEU:HG	6:K:441:GLY:N	2.14	0.62
5:N:4:HIS:HB2	6:O:586:VAL:HG11	1.82	0.62
6:P:36:LEU:CD1	6:Q:242:PHE:CG	2.82	0.62
6:P:373:PHE:HB3	6:P:398:SER:HB2	1.80	0.62
5:R:53:LEU:HD12	5:R:222:LEU:HB2	1.79	0.62
6:U:440:LEU:HG	6:U:441:GLY:N	2.14	0.62
6:W:144:ASN:HD22	6:W:147:ARG:CZ	2.12	0.62
2:B:709:ILE:HG12	2:B:730:THR:HG22	1.80	0.62
4:E:336:ALA:CB	6:U:54:SER:CB	2.77	0.62
5:H:174:LYS:O	5:H:186:LEU:HA	1.99	0.62
5:H:192:THR:C	6:J:364:PRO:CB	2.57	0.62
6:I:160:GLN:HE22	6:J:612:SER:C	1.64	0.62
6:I:282:VAL:HG21	6:I:473:GLU:HA	1.80	0.62
6:O:154:ARG:HD3	6:P:247:SER:C	2.19	0.62
6:O:298:PHE:O	6:P:418:ASN:CG	2.36	0.62
6:O:412:ARG:CG	6:Q:459:LEU:HG	2.30	0.62
6:P:36:LEU:CD2	6:Q:242:PHE:CG	2.70	0.62
6:P:298:PHE:O	6:Q:419:MET:HG2	1.98	0.62
5:R:147:HIS:HB3	5:R:168:PRO:HG2	1.81	0.62
6:U:154:ARG:HD3	6:V:247:SER:C	2.19	0.62
6:U:170:LEU:N	6:V:541:SER:HB3	2.13	0.62
6:U:408:ALA:HA	6:U:416:ARG:C	2.20	0.62
6:V:32:PRO:CD	6:W:609:ARG:O	2.46	0.62
6:V:168:THR:C	6:W:541:SER:OG	2.38	0.62
6:V:333:PRO:CA	6:W:411:VAL:HG22	2.30	0.62
6:V:459:LEU:H	6:W:412:ARG:HE	1.44	0.62
2:B:453:LEU:HD23	2:B:861:ARG:HG2	1.81	0.62
2:B:549:ALA:HB3	2:B:815:PRO:HB2	1.81	0.62
2:B:783:VAL:HA	2:B:938:TYR:HA	1.81	0.62
2:B:954:PRO:HB3	4:D:39:SER:OG	1.98	0.62
3:C:39:PRO:HB2	3:C:43:ALA:HB3	1.81	0.62
5:H:4:HIS:HB2	6:I:586:VAL:HG11	1.80	0.62
6:I:298:PHE:HB3	6:J:419:MET:H	1.62	0.62
6:I:545:VAL:HG13	6:K:640:GLN:NE2	1.96	0.62
5:N:4:HIS:HB3	6:O:586:VAL:CG2	2.07	0.62
6:O:194:LEU:HA	6:P:562:TYR:CD2	2.34	0.62
6:O:416:ARG:CB	6:Q:298:PHE:CE1	2.80	0.62
6:P:168:THR:C	6:Q:541:SER:OG	2.38	0.62

Continued on next page...

Continued from previous page...

Atom-1	Atom-2	Interatomic distance (Å)	Clash overlap (Å)
5:R:23:THR:O	5:R:41:VAL:HA	1.99	0.62
6:U:87:PHE:CZ	6:W:121:ALA:CB	2.80	0.62
6:W:150:ALA:O	6:W:154:ARG:HG3	1.98	0.62
1:A:896:ILE:HA	1:A:932:GLN:HB3	1.81	0.62
3:C:314:SER:N	3:C:1196:ARG:HG2	2.11	0.62
3:C:377:ILE:HG21	3:C:380:GLU:CA	2.29	0.62
6:I:373:PHE:HB3	6:I:398:SER:HB2	1.81	0.62
6:J:195:PRO:HD3	6:K:562:TYR:CD2	2.34	0.62
6:J:282:VAL:HG21	6:J:473:GLU:HA	1.82	0.62
6:J:641:ILE:HG13	6:K:545:VAL:HG11	0.63	0.62
6:K:282:VAL:HG21	6:K:473:GLU:HA	1.82	0.62
5:L:6:ILE:HB	5:L:7:PRO:HD3	1.80	0.62
6:O:459:LEU:HD23	6:P:409:ILE:HG22	1.77	0.62
6:P:320:LEU:HD12	6:P:326:THR:HG23	1.81	0.62
6:P:625:ARG:NE	6:Q:278:THR:OG1	2.33	0.62
5:S:4:HIS:CB	6:W:586:VAL:CG1	2.78	0.62
5:T:6:ILE:HB	5:T:7:PRO:HD3	1.80	0.62
5:Y:23:THR:O	5:Y:41:VAL:HA	2.00	0.62
2:B:645:HIS:CD2	2:B:703:THR:CB	2.82	0.62
3:C:314:SER:C	3:C:1196:ARG:HE	1.99	0.62
5:L:23:THR:O	5:L:41:VAL:HA	1.99	0.62
5:M:147:HIS:HB3	5:M:168:PRO:HG2	1.80	0.62
5:M:191:LYS:O	6:O:364:PRO:CB	2.39	0.62
5:N:4:HIS:CG	6:O:586:VAL:CG1	2.83	0.62
6:O:50:PRO:HD3	6:O:118:TYR:CE1	2.34	0.62
6:O:376:ILE:HB	6:O:438:TYR:HB2	1.80	0.62
6:O:482:ASP:CG	6:Q:530:ARG:NH1	2.53	0.62
6:Q:119:VAL:HG23	6:Q:131:VAL:HB	1.80	0.62
6:U:188:ALA:HB3	6:U:647:GLY:HA3	1.82	0.62
6:U:473:GLU:HA	6:W:529:SER:HB3	1.81	0.62
6:V:459:LEU:HD23	6:W:409:ILE:CG2	2.27	0.62
6:X:373:PHE:HB3	6:X:398:SER:HB2	1.81	0.62
1:A:469:ARG:HB3	1:A:473:ARG:NH2	2.14	0.62
1:A:915:GLN:O	1:A:919:PRO:HD2	2.00	0.62
2:B:404:MET:HE3	4:D:46:ILE:HB	1.77	0.62
3:C:715:VAL:HG22	3:C:726:ARG:CG	2.29	0.62
5:F:174:LYS:O	5:F:186:LEU:HA	2.00	0.62
6:I:253:VAL:CG1	6:K:36:LEU:HD23	2.13	0.62
6:I:412:ARG:N	6:K:456:ASN:HD21	1.88	0.62
6:I:440:LEU:HG	6:I:441:GLY:N	2.14	0.62
6:J:32:PRO:O	6:K:613:LEU:HD23	1.89	0.62

Continued on next page...

Continued from previous page...

Atom-1	Atom-2	Interatomic distance (Å)	Clash overlap (Å)
5:N:4:HIS:CG	6:O:586:VAL:CB	2.80	0.62
6:O:84:LYS:CE	6:Q:44:THR:CA	2.47	0.62
6:O:295:ARG:NH1	6:O:298:PHE:HB2	2.14	0.62
6:O:409:ILE:HG22	6:Q:459:LEU:HD23	1.77	0.62
6:O:551:GLN:OE1	6:O:555:ALA:HA	2.00	0.62
6:U:44:THR:HG21	6:V:84:LYS:NZ	1.87	0.62
6:U:472:ARG:HD2	6:W:530:ARG:N	1.91	0.62
6:U:545:VAL:HG21	6:W:641:ILE:CG1	2.29	0.62
1:A:355:ASP:HB2	1:A:371:PRO:HG3	1.81	0.61
2:B:436:LEU:HD12	4:D:175:MET:CG	2.27	0.61
2:B:437:ARG:CZ	4:D:173:ALA:CB	2.78	0.61
2:B:445:PHE:HE2	4:D:195:GLN:HE21	1.48	0.61
5:G:193:GLY:HA2	6:I:364:PRO:HG2	1.67	0.61
6:K:295:ARG:HH11	6:K:298:PHE:HB2	1.65	0.61
6:K:476:TYR:O	6:K:479:GLU:HB2	2.00	0.61
6:O:295:ARG:NH1	6:P:354:SER:OG	2.33	0.61
6:O:412:ARG:NE	6:Q:459:LEU:CA	2.47	0.61
6:O:414:GLN:CG	6:Q:459:LEU:HD13	2.04	0.61
6:P:36:LEU:HD23	6:Q:253:VAL:CG1	2.13	0.61
5:S:4:HIS:CB	6:W:586:VAL:HG11	2.30	0.61
6:U:30:ALA:HB2	6:V:610:THR:HB	1.80	0.61
6:U:354:SER:OG	6:W:295:ARG:NH1	2.33	0.61
6:U:644:LEU:CA	6:V:548:LYS:CE	2.61	0.61
6:V:165:THR:CB	6:W:534:SER:HB2	2.25	0.61
6:V:641:ILE:CG1	6:W:545:VAL:HG21	2.30	0.61
5:Y:144:VAL:HA	5:Y:148:CYS:HB2	1.82	0.61
1:A:27:PHE:O	1:A:30:LEU:HG	2.00	0.61
2:B:415:GLN:O	2:B:419:ILE:HG12	2.00	0.61
2:B:951:PRO:HB2	4:D:35:ARG:HG2	1.80	0.61
3:C:376:LEU:HD22	4:E:191:ARG:C	2.20	0.61
3:C:786:ALA:HA	3:C:787:ARG:NH2	2.15	0.61
3:C:1123:GLN:HB3	3:C:1157:ALA:HB3	1.82	0.61
4:E:339:LEU:O	4:E:343:GLN:HG3	1.99	0.61
5:F:44:GLY:HA3	6:K:400:ALA:C	1.90	0.61
5:H:6:ILE:HB	5:H:7:PRO:HD3	1.80	0.61
6:I:154:ARG:CD	6:J:247:SER:C	2.66	0.61
6:I:545:VAL:HG21	6:K:641:ILE:CG1	2.30	0.61
6:J:161:LYS:NZ	6:K:533:ASP:CA	2.41	0.61
6:J:168:THR:C	6:K:541:SER:OG	2.37	0.61
5:M:53:LEU:HD12	5:M:222:LEU:HB2	1.80	0.61
6:O:30:ALA:HB2	6:P:610:THR:HB	1.80	0.61

Continued on next page...

Continued from previous page...

Atom-1	Atom-2	Interatomic distance (Å)	Clash overlap (Å)
6:O:121:ALA:HB1	6:P:87:PHE:CB	2.30	0.61
6:P:32:PRO:O	6:Q:613:LEU:HD23	1.89	0.61
6:P:459:LEU:CB	6:Q:412:ARG:NE	2.54	0.61
6:U:121:ALA:CB	6:V:87:PHE:CB	2.75	0.61
6:U:121:ALA:CB	6:V:87:PHE:CZ	2.82	0.61
6:U:644:LEU:HD23	6:V:548:LYS:HZ1	1.53	0.61
6:X:61:LEU:HD11	6:X:127:LEU:HA	1.82	0.61
2:B:310:LYS:HB2	2:B:399:ARG:CZ	2.29	0.61
2:B:952:PRO:HB2	4:D:35:ARG:NH2	2.14	0.61
3:C:413:PRO:HA	3:C:416:ILE:HD12	1.81	0.61
3:C:603:VAL:HB	3:C:606:MET:HB3	1.80	0.61
4:E:353:ALA:HA	4:E:356:ASN:OD1	2.00	0.61
5:F:26:THR:HB	5:F:38:ALA:HA	1.80	0.61
6:I:30:ALA:HB2	6:J:610:THR:HB	1.81	0.61
6:I:476:TYR:O	6:I:479:GLU:HB2	2.00	0.61
6:I:622:GLU:HB2	6:J:280:LEU:HD12	1.74	0.61
6:J:459:LEU:H	6:K:412:ARG:HE	1.44	0.61
6:K:61:LEU:HD11	6:K:127:LEU:HA	1.83	0.61
6:K:407:LEU:HB3	6:K:418:ASN:HB3	1.81	0.61
5:M:26:THR:HB	5:M:38:ALA:HA	1.81	0.61
6:O:298:PHE:CB	6:P:419:MET:N	2.61	0.61
6:O:562:TYR:CE1	6:Q:193:ILE:HG23	2.21	0.61
6:P:165:THR:HA	6:Q:534:SER:O	2.00	0.61
6:P:456:ASN:HB2	6:Q:412:ARG:HA	1.77	0.61
6:Q:320:LEU:HD12	6:Q:326:THR:HG23	1.81	0.61
6:U:541:SER:HB3	6:W:170:LEU:CA	2.30	0.61
6:V:29:THR:OG1	6:W:609:ARG:HG2	1.99	0.61
6:V:61:LEU:HD11	6:V:127:LEU:HA	1.82	0.61
6:V:165:THR:HG22	6:W:534:SER:C	2.18	0.61
1:A:399:ARG:HH11	1:A:745:MET:CG	2.13	0.61
2:B:214:HIS:NE2	2:B:217:LYS:HA	2.15	0.61
2:B:787:ARG:HG2	2:B:788:VAL:HG12	1.80	0.61
3:C:158:ARG:HH12	3:C:851:PHE:HB2	1.65	0.61
3:C:384:MET:HB3	3:C:1197:TYR:HE2	1.52	0.61
6:I:36:LEU:HD23	6:J:253:VAL:CG1	2.09	0.61
6:J:61:LEU:HD11	6:J:127:LEU:HA	1.83	0.61
6:J:297:ALA:HA	6:K:409:ILE:HD13	1.82	0.61
6:J:641:ILE:CG1	6:K:545:VAL:HG21	2.30	0.61
6:O:637:PHE:CE1	6:P:545:VAL:HB	2.36	0.61
5:S:23:THR:O	5:S:41:VAL:HA	2.00	0.61
6:U:61:LEU:HD11	6:U:127:LEU:HA	1.82	0.61

Continued on next page...

Continued from previous page...

Atom-1	Atom-2	Interatomic distance (Å)	Clash overlap (Å)
6:U:121:ALA:HB2	6:V:87:PHE:CE2	2.30	0.61
6:V:476:TYR:O	6:V:479:GLU:HB2	2.01	0.61
6:W:408:ALA:HA	6:W:416:ARG:C	2.21	0.61
2:B:429:ASN:HD21	3:C:611:PRO:CG	2.12	0.61
4:D:392:ALA:HB3	6:P:49:ARG:HH21	1.64	0.61
5:M:23:THR:O	5:M:41:VAL:HA	2.01	0.61
6:O:416:ARG:CA	6:Q:298:PHE:CE1	2.83	0.61
6:P:150:ALA:O	6:P:154:ARG:HG3	2.00	0.61
6:Q:61:LEU:HD11	6:Q:127:LEU:HA	1.83	0.61
5:R:6:ILE:HB	5:R:7:PRO:HD3	1.81	0.61
5:S:144:VAL:HA	5:S:148:CYS:HB2	1.82	0.61
5:T:44:GLY:C	6:V:400:ALA:HB2	2.15	0.61
6:U:121:ALA:HB1	6:V:87:PHE:CB	2.29	0.61
6:U:253:VAL:HG13	6:W:36:LEU:HB3	1.75	0.61
6:U:320:LEU:HD12	6:U:326:THR:HG23	1.81	0.61
6:V:298:PHE:CZ	6:W:416:ARG:HA	2.34	0.61
6:W:188:ALA:HB3	6:W:647:GLY:HA3	1.82	0.61
6:W:551:GLN:OE1	6:W:555:ALA:HA	2.01	0.61
5:Y:26:THR:HB	5:Y:38:ALA:HA	1.81	0.61
1:A:1248:ALA:HA	1:A:1259:SER:HB2	1.83	0.61
6:I:36:LEU:CD1	6:J:242:PHE:CD1	2.81	0.61
6:I:50:PRO:HD3	6:I:118:TYR:CE1	2.34	0.61
6:I:119:VAL:HG23	6:I:131:VAL:HB	1.81	0.61
6:I:408:ALA:HA	6:I:416:ARG:C	2.21	0.61
6:I:412:ARG:CG	6:K:459:LEU:HG	2.31	0.61
6:I:418:ASN:CB	6:K:300:LYS:NZ	2.54	0.61
6:I:458:THR:HA	6:J:412:ARG:HG2	1.80	0.61
6:J:165:THR:HA	6:K:534:SER:O	2.01	0.61
6:J:625:ARG:NE	6:K:278:THR:OG1	2.33	0.61
6:O:82:PHE:CZ	6:P:242:PHE:HE1	2.08	0.61
6:O:122:THR:CG2	6:P:90:ASN:HB2	2.28	0.61
6:O:411:VAL:HG13	6:Q:457:PRO:HG3	1.73	0.61
6:Q:407:LEU:HB3	6:Q:418:ASN:HB3	1.81	0.61
6:U:545:VAL:HG13	6:W:641:ILE:HG12	1.69	0.61
6:V:169:MET:HA	6:W:541:SER:HG	1.61	0.61
6:W:440:LEU:HG	6:W:441:GLY:N	2.13	0.61
1:A:638:HIS:HA	1:A:664:SER:O	2.00	0.61
2:B:865:VAL:HG13	2:B:868:ARG:HH22	1.66	0.61
3:C:792:GLN:OE1	4:D:346:LEU:O	2.18	0.61
4:D:46:ILE:HG22	4:D:187:GLN:HG2	1.80	0.61
4:E:400:THR:CB	6:U:53:THR:CG2	2.78	0.61

Continued on next page...

Continued from previous page...

Atom-1	Atom-2	Interatomic distance (Å)	Clash overlap (Å)
5:G:4:HIS:CB	6:K:586:VAL:CG1	2.78	0.61
6:I:44:THR:HG22	6:J:84:LYS:HZ1	1.66	0.61
6:I:122:THR:CG2	6:J:90:ASN:HB2	2.30	0.61
6:I:545:VAL:HG13	6:K:641:ILE:HG12	1.68	0.61
6:J:150:ALA:O	6:J:154:ARG:HG3	2.01	0.61
5:L:144:VAL:HA	5:L:148:CYS:HB2	1.82	0.61
5:M:4:HIS:CE1	6:Q:586:VAL:CA	2.83	0.61
6:O:28:SER:CB	6:P:606:THR:CG2	2.71	0.61
6:O:282:VAL:HG21	6:O:473:GLU:HA	1.81	0.61
6:P:147:ARG:HE	6:W:100:LYS:NZ	1.89	0.61
6:P:551:GLN:OE1	6:P:555:ALA:HA	2.01	0.61
5:S:26:THR:HB	5:S:38:ALA:HA	1.81	0.61
6:U:419:MET:N	6:W:298:PHE:CB	2.62	0.61
6:V:36:LEU:CA	6:W:253:VAL:HG12	2.30	0.61
6:V:298:PHE:HE1	6:W:416:ARG:HB3	1.65	0.61
6:V:641:ILE:HG13	6:W:545:VAL:HG11	0.63	0.61
6:X:257:SER:O	6:X:261:GLN:HG3	2.01	0.61
1:A:467:ARG:CZ	1:A:467:ARG:H	2.14	0.61
2:B:633:PRO:HG3	2:B:640:ARG:CZ	2.30	0.61
2:B:985:VAL:O	2:B:1135:TYR:HA	2.00	0.61
3:C:168:ARG:H	3:C:168:ARG:CZ	2.12	0.61
3:C:1064:TRP:CH2	3:C:1100:LEU:HD13	2.36	0.61
4:E:10:THR:HG22	4:E:73:GLY:HA2	1.83	0.61
6:I:320:LEU:HD12	6:I:326:THR:HG23	1.81	0.61
6:I:641:ILE:HG12	6:J:545:VAL:HG13	1.66	0.61
6:J:457:PRO:HG3	6:K:411:VAL:HG13	1.72	0.61
6:O:36:LEU:CD2	6:P:253:VAL:CG1	2.74	0.61
6:O:419:MET:N	6:Q:298:PHE:CB	2.62	0.61
6:P:118:TYR:HA	6:P:130:PRO:HA	1.83	0.61
6:P:459:LEU:HD23	6:Q:409:ILE:CG2	2.27	0.61
5:R:144:VAL:HA	5:R:148:CYS:HB2	1.83	0.61
6:U:476:TYR:O	6:U:479:GLU:HB2	2.00	0.61
6:W:119:VAL:HG23	6:W:131:VAL:HB	1.81	0.61
6:W:282:VAL:HG21	6:W:473:GLU:HA	1.81	0.61
6:X:551:GLN:OE1	6:X:555:ALA:HA	2.01	0.61
2:B:426:ASN:HD22	3:C:609:THR:HB	1.64	0.61
2:B:757:VAL:HG21	2:B:841:PHE:CZ	2.36	0.61
4:D:91:THR:O	4:D:101:ALA:HB3	1.99	0.61
4:E:400:THR:CA	6:U:52:GLY:C	2.69	0.61
4:E:400:THR:OG1	6:U:53:THR:N	2.33	0.61
5:G:4:HIS:CE1	6:K:586:VAL:CA	2.84	0.61

Continued on next page...

Continued from previous page...

Atom-1	Atom-2	Interatomic distance (Å)	Clash overlap (Å)
6:I:530:ARG:N	6:J:472:ARG:HD2	1.98	0.61
6:J:36:LEU:CD1	6:K:242:PHE:CG	2.81	0.61
6:J:154:ARG:HH11	6:K:246:THR:CB	2.14	0.61
5:M:4:HIS:CB	6:Q:586:VAL:HG11	2.31	0.61
6:O:281:PRO:HD3	6:Q:622:GLU:HG2	1.83	0.61
6:O:412:ARG:HA	6:Q:456:ASN:ND2	1.71	0.61
6:O:541:SER:HB3	6:Q:170:LEU:CA	2.31	0.61
6:O:641:ILE:CG1	6:P:545:VAL:CB	2.77	0.61
6:P:641:ILE:CG1	6:Q:545:VAL:HG21	2.30	0.61
6:U:419:MET:H	6:W:298:PHE:HB3	1.63	0.61
6:V:36:LEU:CD1	6:W:242:PHE:CG	2.82	0.61
6:V:165:THR:HA	6:W:534:SER:O	2.00	0.61
6:W:476:TYR:O	6:W:479:GLU:HB2	2.00	0.61
1:A:1167:ILE:HG23	1:A:1205:LEU:HA	1.83	0.61
3:C:384:MET:CB	3:C:1197:TYR:OH	2.48	0.61
4:E:332:PRO:CA	6:U:54:SER:OG	2.49	0.61
5:H:4:HIS:ND1	6:I:586:VAL:CB	2.63	0.61
6:I:44:THR:HA	6:J:84:LYS:CE	2.20	0.61
6:I:562:TYR:CE1	6:K:193:ILE:HG23	2.21	0.61
6:K:551:GLN:OE1	6:K:555:ALA:HA	2.01	0.61
5:N:23:THR:O	5:N:41:VAL:HA	2.00	0.61
6:O:188:ALA:HB3	6:O:647:GLY:HA3	1.83	0.61
6:P:36:LEU:CA	6:Q:253:VAL:HG12	2.30	0.61
6:P:61:LEU:HD11	6:P:127:LEU:HA	1.83	0.61
6:P:298:PHE:CZ	6:Q:416:ARG:HA	2.35	0.61
6:Q:370:VAL:HG13	6:Q:403:SER:O	2.01	0.61
5:R:2:PRO:HG2	6:V:587:GLY:CA	2.31	0.61
5:S:167:LEU:O	5:S:190:PRO:HD2	2.01	0.61
6:U:119:VAL:HG23	6:U:131:VAL:HB	1.82	0.61
6:U:456:ASN:OD1	6:V:412:ARG:HA	1.85	0.61
6:V:32:PRO:HD3	6:W:609:ARG:O	2.01	0.61
6:W:144:ASN:CB	6:W:147:ARG:HE	2.13	0.61
6:X:320:LEU:HD12	6:X:326:THR:HG23	1.81	0.61
2:B:400:GLU:CG	2:B:401:THR:H	2.14	0.60
2:B:956:HIS:CD2	4:D:43:HIS:CD2	2.89	0.60
5:F:23:THR:O	5:F:41:VAL:HA	2.01	0.60
5:H:23:THR:O	5:H:41:VAL:HA	2.00	0.60
5:H:194:LEU:HD13	6:J:448:PRO:HD2	1.83	0.60
6:I:416:ARG:CA	6:K:298:PHE:CE1	2.83	0.60
6:I:541:SER:HB3	6:K:170:LEU:CA	2.30	0.60
6:J:161:LYS:HE2	6:K:533:ASP:OD2	2.00	0.60

Continued on next page...

Continued from previous page...

Atom-1	Atom-2	Interatomic distance (Å)	Clash overlap (Å)
5:M:174:LYS:O	5:M:186:LEU:HA	2.00	0.60
5:N:26:THR:HB	5:N:38:ALA:HA	1.81	0.60
6:O:121:ALA:CB	6:P:87:PHE:CZ	2.82	0.60
6:O:281:PRO:CG	6:Q:618:THR:HB	2.31	0.60
6:O:473:GLU:HA	6:Q:529:SER:HB3	1.82	0.60
6:P:119:VAL:HG23	6:P:131:VAL:HB	1.82	0.60
6:Q:188:ALA:HB3	6:Q:647:GLY:HA3	1.82	0.60
5:R:26:THR:HB	5:R:38:ALA:HA	1.81	0.60
6:U:482:ASP:CG	6:W:530:ARG:NH1	2.53	0.60
2:B:707:PHE:N	2:B:710:ARG:HH11	1.99	0.60
5:F:144:VAL:HA	5:F:148:CYS:HB2	1.82	0.60
5:G:167:LEU:O	5:G:190:PRO:HD2	2.01	0.60
6:I:168:THR:HB	6:J:538:ALA:HA	1.83	0.60
6:J:517:LEU:O	6:J:521:VAL:HG23	2.01	0.60
5:M:4:HIS:CE1	6:Q:586:VAL:CG2	2.68	0.60
5:M:101:TYR:HB3	5:M:115:ALA:O	2.01	0.60
6:O:36:LEU:HD11	6:P:242:PHE:CE1	2.36	0.60
6:O:354:SER:OG	6:Q:295:ARG:NH1	2.34	0.60
6:P:476:TYR:O	6:P:479:GLU:HB2	2.01	0.60
6:Q:408:ALA:HA	6:Q:416:ARG:C	2.20	0.60
6:Q:551:GLN:OE1	6:Q:555:ALA:HA	2.01	0.60
6:U:517:LEU:O	6:U:521:VAL:HG23	2.01	0.60
1:A:368:PRO:HG2	1:A:371:PRO:HB2	1.81	0.60
2:B:407:ARG:NH2	4:D:180:VAL:HB	2.16	0.60
6:I:151:ALA:HA	6:J:248:GLU:OE2	2.02	0.60
6:K:370:VAL:HG13	6:K:403:SER:O	2.02	0.60
6:O:193:ILE:HA	6:P:562:TYR:HE1	1.53	0.60
6:O:548:LYS:HE3	6:Q:644:LEU:HA	1.81	0.60
6:P:188:ALA:HB3	6:P:647:GLY:HA3	1.82	0.60
6:X:587:GLY:HA3	5:Y:2:PRO:CA	2.30	0.60
1:A:489:LYS:O	1:A:493:VAL:HG23	2.01	0.60
1:A:1065:HIS:HB2	1:A:1108:PHE:CE1	2.37	0.60
1:A:1085:ALA:HA	1:A:1099:GLN:O	2.02	0.60
2:B:686:ARG:HB2	3:C:595:GLN:HG2	1.82	0.60
5:F:45:ARG:N	6:K:400:ALA:HA	2.12	0.60
5:G:162:SER:HB2	5:G:264:GLN:HB3	1.84	0.60
5:H:162:SER:HB2	5:H:264:GLN:HB3	1.83	0.60
6:I:295:ARG:NH1	6:J:354:SER:OG	2.33	0.60
6:I:416:ARG:CB	6:K:298:PHE:CE1	2.82	0.60
5:M:4:HIS:CB	6:Q:586:VAL:CG1	2.79	0.60
6:O:29:THR:HA	6:P:609:ARG:HE	1.64	0.60

Continued on next page...

Continued from previous page...

Atom-1	Atom-2	Interatomic distance (Å)	Clash overlap (Å)
6:O:476:TYR:O	6:O:479:GLU:HB2	2.01	0.60
6:U:412:ARG:CG	6:W:459:LEU:HG	2.31	0.60
6:V:161:LYS:HE2	6:W:533:ASP:OD2	1.99	0.60
2:B:353:GLN:NE2	3:C:1020:ILE:HD11	2.14	0.60
2:B:376:LEU:CA	3:C:797:ALA:CB	2.69	0.60
4:D:323:VAL:HB	4:D:324:PRO:HD3	1.83	0.60
4:E:337:ARG:HB3	4:E:341:TRP:CZ2	2.36	0.60
5:G:4:HIS:CE1	6:K:586:VAL:CG2	2.67	0.60
6:I:36:LEU:CD2	6:J:253:VAL:CG1	2.72	0.60
6:I:61:LEU:HD11	6:I:127:LEU:HA	1.82	0.60
6:I:147:ARG:CG	6:Q:100:LYS:CE	2.51	0.60
6:I:188:ALA:HB3	6:I:647:GLY:HA3	1.83	0.60
6:I:370:VAL:HG13	6:I:403:SER:O	2.01	0.60
6:I:537:SER:CB	6:K:168:THR:HG1	2.04	0.60
6:J:154:ARG:HD3	6:K:247:SER:C	2.21	0.60
6:J:551:GLN:OE1	6:J:555:ALA:HA	2.01	0.60
6:J:644:LEU:CD2	6:K:548:LYS:HZ1	2.07	0.60
5:L:44:GLY:HA3	6:Q:401:GLY:N	2.17	0.60
6:O:36:LEU:CG	6:P:253:VAL:HG13	2.27	0.60
6:O:622:GLU:HB2	6:P:280:LEU:HD12	1.73	0.60
6:P:529:SER:N	6:Q:283:SER:HA	2.17	0.60
6:P:529:SER:H	6:Q:283:SER:N	1.99	0.60
6:P:618:THR:HB	6:Q:281:PRO:CG	2.32	0.60
5:T:4:HIS:HB2	6:U:586:VAL:HG11	1.82	0.60
5:T:146:ASN:HD21	5:T:158:LEU:HD21	1.67	0.60
6:U:281:PRO:CG	6:W:618:THR:HB	2.31	0.60
6:X:188:ALA:HB3	6:X:647:GLY:HA3	1.83	0.60
6:I:257:SER:O	6:I:261:GLN:HG3	2.02	0.60
6:I:412:ARG:NH2	6:K:459:LEU:HD21	2.08	0.60
6:J:154:ARG:HH11	6:K:246:THR:HB	1.51	0.60
6:O:82:PHE:HE2	6:P:242:PHE:HZ	1.43	0.60
6:O:118:TYR:HA	6:O:130:PRO:HA	1.83	0.60
6:O:168:THR:HB	6:P:538:ALA:HA	1.84	0.60
6:O:370:VAL:HG13	6:O:403:SER:O	2.02	0.60
5:S:4:HIS:CG	6:W:586:VAL:HG21	1.90	0.60
6:U:161:LYS:NZ	6:V:534:SER:N	2.32	0.60
6:V:517:LEU:O	6:V:521:VAL:HG23	2.01	0.60
1:A:291:PRO:HG2	1:A:295:PHE:CE1	2.36	0.60
1:A:346:PRO:HD2	1:A:349:TRP:HH2	1.63	0.60
2:B:376:LEU:HD23	3:C:795:ASP:O	2.02	0.60
2:B:434:ILE:CD1	3:C:616:SER:HG	2.11	0.60

Continued on next page...

Continued from previous page...

Atom-1	Atom-2	Interatomic distance (Å)	Clash overlap (Å)
2:B:1213:ALA:C	3:C:552:ASP:CB	2.69	0.60
4:E:335:ALA:O	6:U:55:VAL:CB	2.49	0.60
5:H:4:HIS:CE1	6:I:586:VAL:CG2	2.70	0.60
5:H:167:LEU:O	5:H:190:PRO:HD2	2.02	0.60
6:I:44:THR:HG22	6:J:84:LYS:NZ	2.12	0.60
6:J:34:ILE:C	6:K:256:SER:HG	2.00	0.60
5:L:2:PRO:HG2	6:P:587:GLY:CA	2.31	0.60
5:L:159:PRO:HB3	5:L:258:ALA:HA	1.84	0.60
5:M:167:LEU:O	5:M:190:PRO:HD2	2.02	0.60
5:N:4:HIS:CE1	6:O:586:VAL:CG2	2.70	0.60
6:O:44:THR:HG21	6:P:84:LYS:NZ	1.85	0.60
6:O:333:PRO:HG2	6:P:411:VAL:CG1	2.25	0.60
6:P:154:ARG:HH11	6:Q:246:THR:HB	1.52	0.60
6:Q:257:SER:O	6:Q:261:GLN:HG3	2.02	0.60
6:U:29:THR:HA	6:V:609:ARG:HE	1.64	0.60
6:U:281:PRO:HD3	6:W:622:GLU:HG2	1.84	0.60
6:U:281:PRO:HG3	6:W:618:THR:HB	1.83	0.60
6:U:295:ARG:NH1	6:V:354:SER:OG	2.34	0.60
6:U:459:LEU:CD2	6:V:409:ILE:CG2	2.71	0.60
6:U:577:VAL:HG12	6:V:471:LEU:HD22	1.82	0.60
6:V:188:ALA:HB3	6:V:647:GLY:HA3	1.83	0.60
6:V:529:SER:N	6:W:283:SER:HA	2.16	0.60
6:X:494:THR:HG23	5:Y:5:MET:N	2.16	0.60
2:B:219:LEU:C	2:B:220:ILE:HG23	2.18	0.60
2:B:353:GLN:OE1	3:C:1022:PRO:HD3	2.02	0.60
3:C:1019:THR:HB	3:C:1032:ILE:HB	1.83	0.60
4:E:339:LEU:HB3	6:U:55:VAL:CG1	2.01	0.60
5:F:146:ASN:HD21	5:F:158:LEU:HD21	1.67	0.60
5:H:27:ARG:CZ	5:H:28:THR:H	2.14	0.60
6:I:87:PHE:CZ	6:K:121:ALA:CB	2.82	0.60
6:I:551:GLN:OE1	6:I:555:ALA:HA	2.01	0.60
6:I:637:PHE:CE1	6:J:545:VAL:HB	2.37	0.60
6:J:476:TYR:O	6:J:479:GLU:HB2	2.01	0.60
5:N:167:LEU:O	5:N:190:PRO:HD2	2.02	0.60
6:O:275:GLU:CG	6:Q:630:LEU:HD11	2.22	0.60
6:O:281:PRO:HG3	6:Q:618:THR:HB	1.82	0.60
6:P:30:ALA:HB3	6:Q:610:THR:CA	2.31	0.60
5:S:146:ASN:HD21	5:S:158:LEU:HD21	1.67	0.60
6:U:44:THR:HA	6:V:84:LYS:CE	2.17	0.60
6:U:298:PHE:CB	6:V:419:MET:N	2.61	0.60
6:U:551:GLN:OE1	6:U:555:ALA:HA	2.01	0.60

Continued on next page...

Continued from previous page...

Atom-1	Atom-2	Interatomic distance (Å)	Clash overlap (Å)
6:X:476:TYR:O	6:X:479:GLU:HB2	2.01	0.60
1:A:406:ASN:ND2	6:J:102:GLY:N	2.44	0.60
2:B:987:THR:O	2:B:1133:VAL:HA	2.02	0.60
4:D:236:PHE:HB3	4:D:244:ASP:HB3	1.83	0.60
6:I:354:SER:OG	6:K:295:ARG:NH1	2.34	0.60
6:I:619:ASP:HA	6:J:281:PRO:HG2	1.84	0.60
6:J:161:LYS:HE3	6:K:533:ASP:CB	2.30	0.60
6:K:517:LEU:O	6:K:521:VAL:HG23	2.02	0.60
5:N:194:LEU:HD13	6:P:448:PRO:HD2	1.82	0.60
6:O:411:VAL:HG13	6:Q:333:PRO:CD	2.32	0.60
6:P:33:ALA:HB3	6:Q:256:SER:HA	1.79	0.60
6:P:622:GLU:HB2	6:Q:281:PRO:HD3	1.83	0.60
6:P:641:ILE:HD11	6:Q:545:VAL:CG2	2.20	0.60
5:R:167:LEU:O	5:R:190:PRO:HD2	2.02	0.60
5:S:193:GLY:HA2	6:U:364:PRO:HG2	1.69	0.60
5:T:4:HIS:CG	6:U:586:VAL:CB	2.80	0.60
6:U:29:THR:OG1	6:V:609:ARG:HG3	2.02	0.60
6:U:370:VAL:HG13	6:U:403:SER:O	2.02	0.60
6:U:412:ARG:NH2	6:W:459:LEU:HD21	2.10	0.60
6:V:297:ALA:HA	6:W:409:ILE:HD13	1.83	0.60
6:V:298:PHE:CB	6:W:418:ASN:C	2.53	0.60
6:V:529:SER:N	6:W:283:SER:CA	2.64	0.60
6:V:618:THR:HB	6:W:281:PRO:CG	2.32	0.60
2:B:426:ASN:HD22	3:C:609:THR:CB	2.15	0.60
5:H:101:TYR:HB3	5:H:115:ALA:O	2.02	0.60
6:I:459:LEU:HG	6:J:412:ARG:CG	2.32	0.60
6:J:32:PRO:HD3	6:K:609:ARG:O	2.01	0.60
6:J:529:SER:H	6:K:283:SER:N	1.99	0.60
5:N:4:HIS:ND1	6:O:586:VAL:CB	2.64	0.60
5:N:159:PRO:HB3	5:N:258:ALA:HA	1.84	0.60
6:O:121:ALA:HB2	6:P:87:PHE:CE2	2.30	0.60
6:O:411:VAL:HG22	6:Q:333:PRO:HB2	1.84	0.60
6:P:517:LEU:O	6:P:521:VAL:HG23	2.02	0.60
6:Q:517:LEU:O	6:Q:521:VAL:HG23	2.02	0.60
6:U:459:LEU:HB2	6:V:412:ARG:HB2	1.83	0.60
6:V:297:ALA:O	6:W:409:ILE:CD1	2.39	0.60
6:V:370:VAL:HG13	6:V:403:SER:O	2.02	0.60
6:V:551:GLN:OE1	6:V:555:ALA:HA	2.02	0.60
2:B:408:SER:CB	4:D:191:ARG:CZ	2.68	0.59
2:B:954:PRO:CB	4:D:43:HIS:CD2	2.71	0.59
2:B:959:ARG:HH21	4:D:40:ARG:HA	1.66	0.59

Continued on next page...

Continued from previous page...

Atom-1	Atom-2	Interatomic distance (Å)	Clash overlap (Å)
5:G:27:ARG:CZ	5:G:28:THR:H	2.15	0.59
6:I:281:PRO:CG	6:K:618:THR:HB	2.32	0.59
6:I:456:ASN:HD21	6:J:412:ARG:CD	2.14	0.59
6:J:38:PRO:HA	6:J:41:LEU:HD12	1.84	0.59
6:J:298:PHE:HE1	6:K:416:ARG:HB3	1.66	0.59
6:J:529:SER:N	6:K:283:SER:CA	2.65	0.59
6:O:154:ARG:CD	6:P:247:SER:C	2.67	0.59
6:P:529:SER:N	6:Q:283:SER:CA	2.64	0.59
5:T:159:PRO:HB3	5:T:258:ALA:HA	1.85	0.59
6:U:411:VAL:HG22	6:W:333:PRO:HB2	1.82	0.59
6:U:411:VAL:HG13	6:W:333:PRO:CD	2.32	0.59
6:U:412:ARG:HA	6:W:456:ASN:HB2	1.81	0.59
6:V:622:GLU:HB2	6:W:281:PRO:HD3	1.84	0.59
6:W:118:TYR:HA	6:W:130:PRO:HA	1.84	0.59
5:Y:167:LEU:O	5:Y:190:PRO:HD2	2.02	0.59
3:C:137:ARG:HG2	3:C:142:ASP:O	2.01	0.59
4:D:389:PHE:HB3	6:P:54:SER:HB2	1.13	0.59
5:G:144:VAL:HA	5:G:148:CYS:HB2	1.82	0.59
6:I:281:PRO:HG3	6:K:618:THR:HB	1.82	0.59
6:I:363:ASN:O	6:I:366:LEU:HG	2.02	0.59
6:J:618:THR:HB	6:K:281:PRO:CG	2.32	0.59
6:O:257:SER:O	6:O:261:GLN:HG3	2.02	0.59
6:P:161:LYS:HE2	6:Q:533:ASP:OD2	1.99	0.59
6:U:161:LYS:O	6:V:534:SER:HB2	2.02	0.59
6:U:298:PHE:HB3	6:V:419:MET:H	1.62	0.59
6:U:412:ARG:HH22	6:W:459:LEU:CD2	1.81	0.59
6:W:363:ASN:O	6:W:366:LEU:HG	2.02	0.59
6:X:118:TYR:HA	6:X:130:PRO:HA	1.84	0.59
6:X:517:LEU:O	6:X:521:VAL:HG23	2.01	0.59
4:D:343:GLN:HE21	6:V:54:SER:CB	2.15	0.59
5:G:4:HIS:CG	6:K:586:VAL:HG21	1.89	0.59
5:H:4:HIS:CG	6:I:586:VAL:CG1	2.83	0.59
6:J:333:PRO:CA	6:K:411:VAL:HG22	2.31	0.59
5:L:146:ASN:HD21	5:L:158:LEU:HD21	1.67	0.59
5:L:167:LEU:O	5:L:190:PRO:HD2	2.01	0.59
6:O:61:LEU:HD11	6:O:127:LEU:HA	1.82	0.59
6:O:412:ARG:HA	6:Q:456:ASN:HB2	1.81	0.59
6:O:459:LEU:HB2	6:P:412:ARG:HB2	1.82	0.59
6:O:644:LEU:CA	6:P:548:LYS:CE	2.62	0.59
6:P:154:ARG:HH11	6:Q:246:THR:CB	2.14	0.59
5:R:130:PHE:HE1	6:W:368:THR:CG2	2.15	0.59

Continued on next page...

Continued from previous page...

Atom-1	Atom-2	Interatomic distance (Å)	Clash overlap (Å)
5:S:4:HIS:CE1	6:W:586:VAL:CA	2.84	0.59
5:T:4:HIS:ND1	6:U:586:VAL:CB	2.64	0.59
6:U:363:ASN:O	6:U:366:LEU:HG	2.02	0.59
6:U:459:LEU:HG	6:V:412:ARG:CG	2.33	0.59
6:V:257:SER:O	6:V:261:GLN:HG3	2.02	0.59
6:W:61:LEU:HD11	6:W:127:LEU:HA	1.83	0.59
5:Y:27:ARG:CZ	5:Y:28:THR:H	2.15	0.59
1:A:248:LEU:O	1:A:248:LEU:HG	2.01	0.59
2:B:373:ARG:HG3	2:B:385:VAL:HG12	1.84	0.59
2:B:445:PHE:HE2	4:D:195:GLN:NE2	2.01	0.59
4:E:9:LEU:HD11	4:E:117:ASN:ND2	2.17	0.59
5:F:167:LEU:O	5:F:190:PRO:HD2	2.02	0.59
5:G:44:GLY:C	6:I:400:ALA:HB2	2.14	0.59
6:J:333:PRO:C	6:K:411:VAL:HG21	2.00	0.59
6:K:257:SER:O	6:K:261:GLN:HG3	2.02	0.59
5:M:27:ARG:CZ	5:M:28:THR:H	2.15	0.59
5:N:27:ARG:CZ	5:N:28:THR:H	2.16	0.59
6:O:151:ALA:HA	6:P:248:GLU:OE2	2.03	0.59
6:O:253:VAL:CG1	6:Q:36:LEU:CD2	2.77	0.59
6:O:409:ILE:CG2	6:Q:459:LEU:CD2	2.74	0.59
6:O:529:SER:N	6:P:283:SER:HA	2.17	0.59
6:P:282:VAL:HG21	6:P:473:GLU:HA	1.82	0.59
6:P:363:ASN:O	6:P:366:LEU:HG	2.02	0.59
6:P:459:LEU:HD21	6:Q:409:ILE:HG22	1.76	0.59
5:R:101:TYR:HB3	5:R:115:ALA:O	2.02	0.59
6:U:151:ALA:HA	6:V:248:GLU:OE2	2.02	0.59
6:U:257:SER:O	6:U:261:GLN:HG3	2.02	0.59
6:W:257:SER:O	6:W:261:GLN:HG3	2.03	0.59
1:A:1225:ASP:HA	1:A:1228:ARG:NH1	2.18	0.59
5:F:27:ARG:CZ	5:F:28:THR:H	2.15	0.59
6:I:36:LEU:HD11	6:J:242:PHE:CE1	2.37	0.59
6:I:161:LYS:O	6:J:534:SER:HB2	2.03	0.59
6:I:194:LEU:N	6:J:562:TYR:CE1	2.67	0.59
5:L:162:SER:HB2	5:L:264:GLN:HB3	1.84	0.59
5:M:146:ASN:HD21	5:M:158:LEU:HD21	1.67	0.59
5:N:162:SER:HB2	5:N:264:GLN:HB3	1.84	0.59
6:O:619:ASP:HA	6:P:281:PRO:HG2	1.84	0.59
6:P:257:SER:O	6:P:261:GLN:HG3	2.01	0.59
5:S:4:HIS:CE1	6:W:586:VAL:CG2	2.67	0.59
6:U:333:PRO:HG2	6:V:411:VAL:CG1	2.25	0.59
6:W:485:VAL:O	6:W:489:VAL:HG23	2.03	0.59

Continued on next page...

Continued from previous page...

Atom-1	Atom-2	Interatomic distance (Å)	Clash overlap (Å)
5:Y:159:PRO:HB3	5:Y:258:ALA:HA	1.85	0.59
2:B:310:LYS:CB	2:B:399:ARG:CZ	2.80	0.59
2:B:376:LEU:HD11	3:C:795:ASP:CG	2.21	0.59
2:B:429:ASN:HD21	3:C:611:PRO:CD	2.15	0.59
3:C:791:ALA:O	4:D:226:SER:OG	2.20	0.59
4:E:305:LEU:HB2	4:E:310:GLN:NE2	2.17	0.59
6:I:280:LEU:HD12	6:K:622:GLU:HB2	1.76	0.59
6:I:459:LEU:CD2	6:J:409:ILE:CG2	2.71	0.59
6:I:622:GLU:HG2	6:J:279:PRO:C	2.21	0.59
6:P:38:PRO:HA	6:P:41:LEU:HD12	1.84	0.59
6:P:50:PRO:HD3	6:P:118:TYR:CE1	2.38	0.59
6:P:456:ASN:CB	6:Q:412:ARG:HG3	2.31	0.59
6:U:36:LEU:HD11	6:V:242:PHE:CE1	2.37	0.59
6:U:242:PHE:CG	6:W:36:LEU:CD2	2.76	0.59
6:V:44:THR:HG22	6:W:84:LYS:HZ1	1.61	0.59
6:V:282:VAL:HG21	6:V:473:GLU:HA	1.83	0.59
1:A:1111:PHE:CZ	1:A:1119:PRO:HA	2.37	0.59
2:B:353:GLN:CD	3:C:1020:ILE:O	2.40	0.59
3:C:1012:ARG:HB2	3:C:1012:ARG:NH2	2.18	0.59
5:H:4:HIS:CG	6:I:586:VAL:CB	2.81	0.59
6:I:275:GLU:HG3	6:K:630:LEU:HD11	1.79	0.59
6:I:482:ASP:CG	6:K:530:ARG:NH1	2.55	0.59
6:J:188:ALA:HB3	6:J:647:GLY:HA3	1.84	0.59
6:O:29:THR:OG1	6:P:609:ARG:HG3	2.03	0.59
6:O:419:MET:HE3	6:Q:496:GLU:OE1	2.03	0.59
5:R:146:ASN:HD21	5:R:158:LEU:HD21	1.68	0.59
5:S:159:PRO:HB3	5:S:258:ALA:HA	1.84	0.59
5:T:101:TYR:HB3	5:T:115:ALA:O	2.02	0.59
6:U:533:ASP:OD2	6:W:161:LYS:HE2	2.00	0.59
5:Y:101:TYR:HB3	5:Y:115:ALA:O	2.02	0.59
1:A:336:PHE:HA	1:A:339:ARG:HH11	1.67	0.59
2:B:310:LYS:HG3	2:B:399:ARG:HH12	1.66	0.59
3:C:1123:GLN:HG2	3:C:1158:PHE:HB3	1.83	0.59
6:I:193:ILE:HG22	6:J:562:TYR:CE2	2.23	0.59
6:I:275:GLU:CG	6:K:630:LEU:HD11	2.23	0.59
6:I:409:ILE:CG2	6:K:459:LEU:CD2	2.74	0.59
6:I:471:LEU:CD2	6:K:577:VAL:HG12	2.33	0.59
6:I:485:VAL:O	6:I:489:VAL:HG23	2.03	0.59
6:J:36:LEU:CD2	6:K:242:PHE:CB	2.22	0.59
6:J:257:SER:O	6:J:261:GLN:HG3	2.03	0.59
6:K:534:SER:O	6:K:537:SER:OG	2.21	0.59

Continued on next page...

Continued from previous page...

Atom-1	Atom-2	Interatomic distance (Å)	Clash overlap (Å)
5:L:101:TYR:HB3	5:L:115:ALA:O	2.02	0.59
6:O:235:LEU:HD21	6:Q:42:ASN:HD22	1.48	0.59
6:O:533:ASP:OD2	6:Q:161:LYS:HE2	2.00	0.59
6:O:622:GLU:HG2	6:P:279:PRO:C	2.22	0.59
6:P:29:THR:OG1	6:Q:609:ARG:CG	2.51	0.59
6:P:161:LYS:NZ	6:Q:534:SER:N	2.33	0.59
6:P:408:ALA:HA	6:P:416:ARG:C	2.23	0.59
6:P:459:LEU:HD13	6:Q:414:GLN:HG3	1.81	0.59
6:Q:476:TYR:O	6:Q:479:GLU:HB2	2.02	0.59
5:R:44:GLY:HA3	6:W:401:GLY:N	2.18	0.59
5:S:27:ARG:CZ	5:S:28:THR:H	2.16	0.59
5:T:194:LEU:HD13	6:V:448:PRO:HD2	1.83	0.59
6:U:121:ALA:HB1	6:V:87:PHE:HB3	1.84	0.59
6:U:456:ASN:HD21	6:V:412:ARG:CD	2.14	0.59
6:U:459:LEU:CD2	6:V:414:GLN:NE2	2.47	0.59
6:U:530:ARG:HA	6:V:472:ARG:HD3	1.09	0.59
6:V:363:ASN:O	6:V:366:LEU:HG	2.03	0.59
6:V:529:SER:H	6:W:283:SER:N	2.00	0.59
6:W:370:VAL:HG13	6:W:403:SER:O	2.02	0.59
1:A:490:ASP:HB2	1:A:533:ILE:HG13	1.85	0.59
2:B:437:ARG:HH11	4:D:173:ALA:CA	2.01	0.59
2:B:890:GLN:NE2	2:B:891:PHE:CE2	2.71	0.59
5:F:2:PRO:HG2	6:J:587:GLY:CA	2.31	0.59
6:K:188:ALA:HB3	6:K:647:GLY:HA3	1.85	0.59
5:N:146:ASN:HD21	5:N:158:LEU:HD21	1.67	0.59
6:Q:295:ARG:HH11	6:Q:298:PHE:HB2	1.68	0.59
6:Q:363:ASN:O	6:Q:366:LEU:HG	2.03	0.59
6:U:11:TYR:CD1	6:U:11:TYR:O	2.56	0.59
6:U:247:SER:C	6:W:154:ARG:HD3	2.23	0.59
6:W:295:ARG:HH11	6:W:298:PHE:HB2	1.65	0.59
2:B:434:ILE:HD13	3:C:616:SER:HG	1.58	0.59
3:C:344:TYR:HE2	3:C:369:GLY:HA2	1.68	0.59
4:D:136:TRP:CD1	4:D:198:GLN:OE1	2.41	0.59
5:F:44:GLY:HA3	6:K:401:GLY:N	2.18	0.59
5:F:162:SER:HB2	5:F:264:GLN:HB3	1.83	0.59
5:G:146:ASN:HD21	5:G:158:LEU:HD21	1.67	0.59
6:I:29:THR:CB	6:J:609:ARG:HG3	2.14	0.59
6:I:84:LYS:CE	6:K:44:THR:HA	2.16	0.59
6:I:418:ASN:C	6:K:298:PHE:CB	2.62	0.59
6:J:160:GLN:HE22	6:K:612:SER:C	1.73	0.59
6:J:363:ASN:O	6:J:366:LEU:HG	2.02	0.59

Continued on next page...

Continued from previous page...

Atom-1	Atom-2	Interatomic distance (Å)	Clash overlap (Å)
6:O:298:PHE:CB	6:P:418:ASN:C	2.56	0.59
6:P:147:ARG:HG2	6:W:100:LYS:CE	2.22	0.59
5:S:162:SER:HB2	5:S:264:GLN:HB3	1.84	0.59
5:Y:162:SER:HB2	5:Y:264:GLN:HB3	1.83	0.59
1:A:69:SER:N	1:A:70:PRO:HD2	2.18	0.58
1:A:111:ARG:HB3	1:A:139:PHE:CD1	2.37	0.58
1:A:377:ARG:NE	6:I:51:VAL:HG21	2.18	0.58
2:B:329:MET:HB3	2:B:370:ARG:HB3	1.85	0.58
2:B:383:ALA:O	2:B:384:MET:CG	2.51	0.58
2:B:431:THR:HB	2:B:1209:TYR:HB2	1.84	0.58
4:D:141:ASP:HA	4:D:144:ILE:HD12	1.85	0.58
5:F:101:TYR:HB3	5:F:115:ALA:O	2.03	0.58
5:H:144:VAL:HA	5:H:148:CYS:HB2	1.84	0.58
6:I:517:LEU:O	6:I:521:VAL:HG23	2.02	0.58
6:I:627:ARG:CG	6:J:272:ASP:OD1	2.50	0.58
6:J:165:THR:CB	6:K:534:SER:HB2	2.25	0.58
6:J:370:VAL:HG13	6:J:403:SER:O	2.02	0.58
6:K:293:SER:HB3	6:K:463:LEU:HD11	1.85	0.58
5:M:145:ARG:C	5:M:150:ALA:HA	2.24	0.58
5:N:202:ALA:HB1	5:N:250:HIS:HB2	1.85	0.58
6:O:29:THR:CB	6:P:609:ARG:HG3	2.15	0.58
6:O:87:PHE:HE1	6:Q:44:THR:HG1	1.51	0.58
5:R:162:SER:HB2	5:R:264:GLN:HB3	1.84	0.58
5:T:193:GLY:HA2	6:V:364:PRO:HG2	1.62	0.58
6:V:30:ALA:CA	6:W:610:THR:CG2	2.59	0.58
6:V:408:ALA:HA	6:V:416:ARG:C	2.23	0.58
6:V:456:ASN:OD1	6:W:412:ARG:CA	2.22	0.58
6:V:456:ASN:HD21	6:W:412:ARG:CD	2.09	0.58
6:W:517:LEU:O	6:W:521:VAL:HG23	2.02	0.58
5:Y:146:ASN:HD21	5:Y:158:LEU:HD21	1.67	0.58
5:Y:214:ARG:HA	5:Y:234:ARG:NH2	2.18	0.58
3:C:282:TYR:CD1	3:C:284:ASP:HB2	2.38	0.58
5:G:101:TYR:HB3	5:G:115:ALA:O	2.02	0.58
6:I:459:LEU:HB2	6:J:412:ARG:HE	1.68	0.58
6:K:292:ARG:NH2	6:K:293:SER:H	2.01	0.58
6:O:517:LEU:O	6:O:521:VAL:HG23	2.02	0.58
6:P:370:VAL:HG13	6:P:403:SER:O	2.03	0.58
5:S:4:HIS:ND1	6:W:586:VAL:CB	2.66	0.58
6:V:530:ARG:CZ	6:W:482:ASP:OD1	2.51	0.58
2:B:312:ASN:HD22	2:B:1196:ARG:CZ	2.16	0.58
2:B:665:SER:OG	2:B:672:SER:HA	2.02	0.58

Continued on next page...

Continued from previous page...

Atom-1	Atom-2	Interatomic distance (Å)	Clash overlap (Å)
2:B:1056:VAL:HG11	2:B:1107:ILE:O	2.03	0.58
5:F:130:PHE:HE1	6:K:368:THR:CG2	2.16	0.58
6:I:29:THR:OG1	6:J:609:ARG:HG3	2.02	0.58
6:J:36:LEU:CA	6:K:253:VAL:HG12	2.31	0.58
6:J:622:GLU:HB2	6:K:281:PRO:HD3	1.85	0.58
5:M:162:SER:HB2	5:M:264:GLN:HB3	1.84	0.58
5:N:101:TYR:HB3	5:N:115:ALA:O	2.02	0.58
5:N:192:THR:O	6:P:364:PRO:HB2	2.03	0.58
6:O:161:LYS:O	6:P:534:SER:HB2	2.01	0.58
6:P:297:ALA:O	6:Q:409:ILE:CD1	2.40	0.58
6:Q:418:ASN:CG	6:Q:419:MET:N	2.56	0.58
5:T:214:ARG:HA	5:T:234:ARG:NH2	2.18	0.58
6:V:82:PHE:CZ	6:W:242:PHE:HE1	2.18	0.58
6:V:118:TYR:HA	6:V:130:PRO:HA	1.85	0.58
2:B:955:SER:H	2:B:959:ARG:CZ	2.15	0.58
4:E:336:ALA:HB2	6:U:54:SER:CB	2.33	0.58
5:F:202:ALA:HB1	5:F:250:HIS:HB2	1.86	0.58
6:I:411:VAL:HG13	6:K:333:PRO:CD	2.32	0.58
6:I:472:ARG:HD2	6:K:530:ARG:N	1.91	0.58
6:I:612:SER:HB2	6:K:160:GLN:CG	1.97	0.58
6:J:485:VAL:O	6:J:489:VAL:HG23	2.03	0.58
6:J:530:ARG:CZ	6:K:482:ASP:OD1	2.51	0.58
6:K:118:TYR:HA	6:K:130:PRO:HA	1.84	0.58
6:O:485:VAL:O	6:O:489:VAL:HG23	2.03	0.58
6:P:562:TYR:HD1	6:P:562:TYR:H	1.51	0.58
6:P:641:ILE:HG12	6:Q:545:VAL:HG13	1.80	0.58
6:Q:409:ILE:O	6:Q:414:GLN:OE1	2.20	0.58
6:Q:514:LEU:HD21	6:Q:597:LEU:HD21	1.85	0.58
5:T:27:ARG:CZ	5:T:28:THR:H	2.15	0.58
5:T:45:ARG:N	6:V:400:ALA:HA	2.18	0.58
6:U:165:THR:CG2	6:V:534:SER:HA	2.02	0.58
6:U:548:LYS:HE2	6:W:644:LEU:HB3	1.78	0.58
6:U:641:ILE:HG12	6:V:545:VAL:HG13	1.68	0.58
6:V:514:LEU:HD21	6:V:597:LEU:HD21	1.85	0.58
6:V:644:LEU:CD2	6:W:548:LYS:HZ2	1.73	0.58
6:W:534:SER:O	6:W:537:SER:OG	2.22	0.58
6:I:641:ILE:CG1	6:J:545:VAL:HG21	2.29	0.58
6:J:118:TYR:HA	6:J:130:PRO:HA	1.84	0.58
6:K:363:ASN:O	6:K:366:LEU:HG	2.02	0.58
5:N:214:ARG:HA	5:N:234:ARG:NH2	2.19	0.58
6:O:44:THR:HA	6:P:84:LYS:CE	2.19	0.58

Continued on next page...

Continued from previous page...

Atom-1	Atom-2	Interatomic distance (Å)	Clash overlap (Å)
6:O:165:THR:O	6:P:537:SER:HB2	2.03	0.58
6:O:412:ARG:NH2	6:Q:459:LEU:HD21	2.10	0.58
6:O:459:LEU:HB2	6:P:412:ARG:HE	1.69	0.58
5:R:27:ARG:CZ	5:R:28:THR:H	2.16	0.58
6:U:253:VAL:CG1	6:W:36:LEU:CD2	2.78	0.58
6:V:456:ASN:HB2	6:W:412:ARG:HA	1.76	0.58
6:X:293:SER:HB3	6:X:463:LEU:HD11	1.85	0.58
1:A:406:ASN:HD21	6:J:102:GLY:HA3	1.69	0.58
2:B:380:GLU:CA	3:C:798:VAL:HG22	2.34	0.58
3:C:415:GLN:O	3:C:419:ILE:HG12	2.03	0.58
3:C:709:ILE:HG22	3:C:713:ASN:OD1	2.04	0.58
5:H:145:ARG:C	5:H:150:ALA:HA	2.24	0.58
5:H:202:ALA:HB1	5:H:250:HIS:HB2	1.85	0.58
5:H:214:ARG:HA	5:H:234:ARG:NH2	2.18	0.58
6:I:118:TYR:HA	6:I:130:PRO:HA	1.84	0.58
5:L:214:ARG:HA	5:L:234:ARG:NH2	2.18	0.58
6:P:30:ALA:CA	6:Q:610:THR:CG2	2.60	0.58
6:P:161:LYS:HE3	6:Q:533:ASP:CB	2.30	0.58
6:P:456:ASN:OD1	6:Q:412:ARG:CA	2.23	0.58
5:T:145:ARG:C	5:T:150:ALA:HA	2.24	0.58
6:U:36:LEU:HB3	6:V:253:VAL:HG13	1.73	0.58
6:U:168:THR:HB	6:V:538:ALA:HA	1.83	0.58
6:U:619:ASP:HA	6:V:281:PRO:HG2	1.85	0.58
6:V:165:THR:O	6:W:537:SER:CB	2.51	0.58
6:V:293:SER:HB3	6:V:463:LEU:HD11	1.86	0.58
1:A:316:GLN:HG2	1:A:358:LEU:H	1.68	0.58
1:A:830:HIS:HA	1:A:851:GLN:O	2.04	0.58
2:B:951:PRO:HD3	4:D:98:SER:HB2	1.85	0.58
4:E:224:ASN:HD21	4:E:227:ARG:HD2	1.67	0.58
6:J:169:MET:N	6:K:541:SER:OG	2.36	0.58
6:J:370:VAL:O	6:J:443:PHE:HA	2.04	0.58
6:O:363:ASN:O	6:O:366:LEU:HG	2.04	0.58
6:O:412:ARG:HA	6:Q:456:ASN:OD1	1.91	0.58
6:O:418:ASN:C	6:Q:298:PHE:CB	2.63	0.58
6:Q:118:TYR:HA	6:Q:130:PRO:HA	1.85	0.58
5:T:167:LEU:O	5:T:190:PRO:HD2	2.02	0.58
6:U:412:ARG:HB3	6:W:459:LEU:HD12	1.71	0.58
6:X:363:ASN:O	6:X:366:LEU:HG	2.03	0.58
6:X:370:VAL:HG13	6:X:403:SER:O	2.02	0.58
2:B:237:GLU:HB3	2:B:1152:ALA:HB2	1.86	0.58
2:B:858:VAL:CG2	2:B:861:ARG:HH21	2.17	0.58

Continued on next page...

Continued from previous page...

Atom-1	Atom-2	Interatomic distance (Å)	Clash overlap (Å)
2:B:956:HIS:HD2	4:D:43:HIS:NE2	1.97	0.58
3:C:671:PRO:HB2	3:C:673:ASN:OD1	2.04	0.58
3:C:1053:GLN:O	3:C:1109:PRO:HA	2.04	0.58
3:C:1195:TYR:CD1	3:C:1197:TYR:OH	2.54	0.58
4:D:270:ILE:HD11	4:D:329:ASN:HB2	1.85	0.58
4:E:339:LEU:HB3	6:U:55:VAL:HB	1.84	0.58
5:H:146:ASN:HD21	5:H:158:LEU:HD21	1.67	0.58
6:J:292:ARG:NH2	6:J:293:SER:H	2.02	0.58
6:K:409:ILE:O	6:K:414:GLN:OE1	2.20	0.58
5:M:214:ARG:HA	5:M:234:ARG:NH2	2.18	0.58
6:O:247:SER:C	6:Q:154:ARG:HD3	2.24	0.58
6:O:299:ILE:HD13	6:P:419:MET:CE	2.14	0.58
6:O:459:LEU:CD2	6:P:412:ARG:HH22	1.82	0.58
6:P:295:ARG:HH11	6:P:298:PHE:CB	2.16	0.58
5:S:101:TYR:HB3	5:S:115:ALA:O	2.03	0.58
6:U:530:ARG:NH1	6:V:482:ASP:CG	2.56	0.58
6:U:641:ILE:CG1	6:V:545:VAL:CB	2.77	0.58
6:V:29:THR:OG1	6:W:609:ARG:CG	2.51	0.58
6:V:154:ARG:NH1	6:W:246:THR:CB	2.61	0.58
6:W:11:TYR:O	6:W:11:TYR:CD1	2.57	0.58
6:W:38:PRO:HA	6:W:41:LEU:HD12	1.86	0.58
6:W:370:VAL:O	6:W:443:PHE:HA	2.04	0.58
5:Y:202:ALA:HB1	5:Y:250:HIS:HB2	1.86	0.58
2:B:746:TYR:HA	2:B:750:MET:SD	2.44	0.58
5:F:159:PRO:HB3	5:F:258:ALA:HA	1.86	0.58
6:I:333:PRO:HG2	6:J:411:VAL:CG1	2.26	0.58
6:I:411:VAL:HG22	6:K:333:PRO:HB2	1.84	0.58
6:I:412:ARG:HA	6:K:456:ASN:HB2	1.81	0.58
6:I:529:SER:N	6:J:283:SER:HA	2.19	0.58
6:J:82:PHE:CZ	6:K:242:PHE:HE1	2.17	0.58
6:J:165:THR:O	6:K:537:SER:CB	2.52	0.58
6:J:295:ARG:HH11	6:J:298:PHE:CB	2.17	0.58
6:O:292:ARG:NH2	6:O:293:SER:H	2.02	0.58
6:U:275:GLU:HG3	6:W:630:LEU:HD11	1.79	0.58
6:U:281:PRO:CD	6:W:622:GLU:OE1	2.52	0.58
6:U:529:SER:N	6:V:283:SER:HA	2.19	0.58
2:B:1178:ARG:H	2:B:1178:ARG:CZ	2.16	0.58
3:C:315:SER:N	3:C:1196:ARG:CG	2.63	0.58
4:E:209:ARG:HG3	4:E:290:VAL:HG11	1.84	0.58
6:I:537:SER:OG	6:K:165:THR:O	2.22	0.58
6:I:641:ILE:CG1	6:J:545:VAL:CB	2.78	0.58

Continued on next page...

Continued from previous page...

Atom-1	Atom-2	Interatomic distance (Å)	Clash overlap (Å)
6:J:293:SER:HB3	6:J:463:LEU:HD11	1.85	0.58
6:K:514:LEU:HD21	6:K:597:LEU:HD21	1.86	0.58
5:L:130:PHE:HE1	6:Q:368:THR:CG2	2.16	0.58
5:M:4:HIS:ND1	6:Q:586:VAL:CB	2.67	0.58
5:N:145:ARG:C	5:N:150:ALA:HA	2.24	0.58
6:P:378:THR:HB	6:P:391:ILE:O	2.04	0.58
6:U:471:LEU:CD2	6:W:577:VAL:HG12	2.34	0.58
6:W:409:ILE:O	6:W:414:GLN:OE1	2.21	0.58
2:B:830:ASN:HD21	2:B:832:ILE:HD11	1.69	0.57
4:E:72:LEU:HG	4:E:76:LEU:HD13	1.86	0.57
5:G:145:ARG:C	5:G:150:ALA:HA	2.24	0.57
6:I:84:LYS:CE	6:K:44:THR:CA	2.47	0.57
6:I:242:PHE:CG	6:K:36:LEU:CD2	2.76	0.57
6:I:292:ARG:NH2	6:I:293:SER:H	2.02	0.57
6:J:408:ALA:HA	6:J:416:ARG:C	2.24	0.57
6:O:253:VAL:HG13	6:Q:36:LEU:HB3	1.77	0.57
6:P:154:ARG:HD3	6:Q:247:SER:C	2.25	0.57
6:P:297:ALA:HA	6:Q:409:ILE:HD13	1.84	0.57
6:P:388:ALA:O	6:P:391:ILE:HG13	2.04	0.57
6:P:409:ILE:O	6:P:414:GLN:OE1	2.22	0.57
6:P:530:ARG:H	6:Q:472:ARG:HD2	1.59	0.57
5:R:214:ARG:HA	5:R:234:ARG:NH2	2.19	0.57
5:S:45:ARG:N	6:U:400:ALA:HA	2.19	0.57
5:T:162:SER:HB2	5:T:264:GLN:HB3	1.85	0.57
6:U:419:MET:HE3	6:W:496:GLU:OE1	2.03	0.57
6:U:485:VAL:O	6:U:489:VAL:HG23	2.04	0.57
6:V:38:PRO:HA	6:V:41:LEU:HD12	1.85	0.57
6:V:292:ARG:NH2	6:V:293:SER:H	2.01	0.57
6:X:485:VAL:O	6:X:489:VAL:HG23	2.04	0.57
1:A:161:ASP:HB2	1:A:165:THR:OG1	2.03	0.57
1:A:267:MET:CB	1:A:271:ARG:HH21	2.16	0.57
1:A:770:ARG:CZ	1:A:773:ARG:HH11	2.17	0.57
2:B:321:VAL:HG21	3:C:891:PHE:CE1	2.39	0.57
2:B:452:ARG:HD2	2:B:668:LEU:HD23	1.86	0.57
2:B:954:PRO:CA	4:D:35:ARG:HH12	2.11	0.57
2:B:1182:ASN:C	4:D:52:PRO:HG2	2.20	0.57
3:C:792:GLN:NE2	4:D:225:ARG:HH11	1.95	0.57
4:D:225:ARG:HA	4:D:233:TYR:CE2	2.39	0.57
4:E:339:LEU:CD1	6:U:55:VAL:HG13	2.13	0.57
5:G:45:ARG:N	6:I:400:ALA:HA	2.19	0.57
6:I:11:TYR:O	6:I:11:TYR:CD1	2.57	0.57

Continued on next page...

Continued from previous page...

Atom-1	Atom-2	Interatomic distance (Å)	Clash overlap (Å)
6:I:121:ALA:HB1	6:J:87:PHE:HB3	1.85	0.57
6:I:541:SER:HG	6:K:169:MET:HA	1.61	0.57
5:L:145:ARG:C	5:L:150:ALA:HA	2.25	0.57
5:M:194:LEU:HD21	6:O:447:SER:HB2	1.79	0.57
6:O:30:ALA:CB	6:P:610:THR:CA	2.81	0.57
6:O:456:ASN:HD21	6:P:412:ARG:CD	2.17	0.57
6:O:612:SER:HB2	6:Q:160:GLN:CG	1.96	0.57
6:Q:293:SER:HB3	6:Q:463:LEU:HD11	1.85	0.57
6:Q:388:ALA:O	6:Q:391:ILE:HG13	2.03	0.57
5:R:5:MET:HE3	6:V:494:THR:CG2	2.10	0.57
5:S:214:ARG:HA	5:S:234:ARG:NH2	2.19	0.57
6:W:293:SER:HB3	6:W:463:LEU:HD11	1.86	0.57
6:W:388:ALA:O	6:W:391:ILE:HG13	2.04	0.57
2:B:397:HIS:CG	2:B:400:GLU:OE2	2.56	0.57
3:C:402:TYR:O	3:C:406:LEU:HG	2.04	0.57
4:D:9:LEU:HB3	4:D:146:THR:HG23	1.86	0.57
5:F:214:ARG:HA	5:F:234:ARG:NH2	2.19	0.57
6:I:283:SER:CB	6:K:529:SER:N	2.67	0.57
6:J:381:PRO:HA	6:J:438:TYR:OH	2.04	0.57
6:J:644:LEU:HA	6:K:548:LYS:HE3	1.85	0.57
5:N:5:MET:HE1	6:O:494:THR:HG1	1.65	0.57
6:O:66:ASP:OD1	6:P:232:ALA:HB1	1.86	0.57
6:O:82:PHE:CE2	6:P:242:PHE:CE1	2.90	0.57
6:O:242:PHE:CG	6:Q:36:LEU:CD2	2.77	0.57
6:O:411:VAL:CB	6:Q:333:PRO:O	2.50	0.57
6:P:169:MET:N	6:Q:541:SER:OG	2.36	0.57
6:U:622:GLU:HG2	6:V:279:PRO:C	2.23	0.57
6:V:485:VAL:O	6:V:489:VAL:HG23	2.04	0.57
5:Y:158:LEU:HG	5:Y:160:ILE:HG12	1.86	0.57
3:C:373:ARG:NH2	3:C:373:ARG:H	2.02	0.57
4:D:230:ASN:HA	4:D:255:ARG:HG3	1.86	0.57
5:G:214:ARG:HA	5:G:234:ARG:NH2	2.19	0.57
5:H:191:LYS:O	6:J:364:PRO:CB	2.38	0.57
6:J:11:TYR:CD1	6:J:11:TYR:O	2.58	0.57
6:J:388:ALA:O	6:J:391:ILE:HG13	2.04	0.57
6:O:514:LEU:HD21	6:O:597:LEU:HD21	1.86	0.57
6:P:292:ARG:NH2	6:P:293:SER:H	2.01	0.57
6:Q:292:ARG:NH2	6:Q:293:SER:H	2.02	0.57
5:R:145:ARG:C	5:R:150:ALA:HA	2.25	0.57
6:U:118:TYR:HA	6:U:130:PRO:HA	1.86	0.57
6:V:370:VAL:O	6:V:443:PHE:HA	2.04	0.57

Continued on next page...

Continued from previous page...

Atom-1	Atom-2	Interatomic distance (Å)	Clash overlap (Å)
6:W:381:PRO:HA	6:W:438:TYR:OH	2.05	0.57
6:W:606:THR:HG22	6:W:609:ARG:CZ	2.34	0.57
6:X:381:PRO:HA	6:X:438:TYR:OH	2.04	0.57
1:A:477:ARG:HB3	1:A:478:ARG:NH2	2.18	0.57
1:A:906:ALA:O	1:A:908:THR:HG23	2.05	0.57
2:B:384:MET:CE	2:B:1197:TYR:CE1	2.58	0.57
3:C:673:ASN:ND2	3:C:674:ARG:HG2	2.20	0.57
4:D:13:PHE:CD1	4:D:19:PRO:HA	2.39	0.57
5:F:145:ARG:C	5:F:150:ALA:HA	2.25	0.57
5:G:4:HIS:ND1	6:K:586:VAL:CB	2.67	0.57
5:G:159:PRO:HB3	5:G:258:ALA:HA	1.86	0.57
6:I:144:ASN:HD22	6:I:147:ARG:CZ	2.17	0.57
6:I:232:ALA:HB1	6:K:66:ASP:CG	1.91	0.57
6:I:283:SER:HA	6:K:529:SER:N	2.18	0.57
6:J:622:GLU:HG2	6:K:281:PRO:HD3	1.87	0.57
6:K:381:PRO:HA	6:K:438:TYR:OH	2.04	0.57
6:O:459:LEU:CD2	6:P:409:ILE:CG2	2.71	0.57
6:P:300:LYS:HE2	6:Q:418:ASN:HD21	1.69	0.57
6:P:530:ARG:CZ	6:Q:482:ASP:OD1	2.52	0.57
6:U:298:PHE:CD2	6:V:407:LEU:O	2.57	0.57
6:U:322:TYR:HB3	6:U:325:ALA:HB3	1.86	0.57
6:V:577:VAL:HG12	6:W:471:LEU:CD2	2.35	0.57
6:W:514:LEU:HD21	6:W:597:LEU:HD21	1.86	0.57
1:A:377:ARG:HE	6:I:51:VAL:HG21	1.70	0.57
1:A:574:THR:HB	1:A:611:THR:CG2	2.33	0.57
6:I:247:SER:C	6:K:154:ARG:HD3	2.23	0.57
6:I:514:LEU:HD21	6:I:597:LEU:HD21	1.86	0.57
6:J:298:PHE:CZ	6:K:416:ARG:HA	2.35	0.57
5:L:27:ARG:CZ	5:L:28:THR:H	2.16	0.57
5:M:45:ARG:N	6:O:400:ALA:HA	2.19	0.57
5:M:202:ALA:HB1	5:M:250:HIS:HB2	1.85	0.57
6:O:281:PRO:CD	6:Q:622:GLU:OE1	2.52	0.57
6:O:293:SER:HB3	6:O:463:LEU:HD11	1.86	0.57
6:P:298:PHE:CB	6:Q:419:MET:H	2.13	0.57
6:Q:370:VAL:O	6:Q:443:PHE:HA	2.05	0.57
6:U:30:ALA:CB	6:V:610:THR:CA	2.81	0.57
6:U:283:SER:HA	6:W:529:SER:N	2.19	0.57
6:V:161:LYS:HG3	6:W:533:ASP:OD1	1.99	0.57
6:W:418:ASN:CG	6:W:419:MET:N	2.57	0.57
5:Y:145:ARG:C	5:Y:150:ALA:HA	2.24	0.57
6:I:253:VAL:HG13	6:K:36:LEU:HB3	1.76	0.57

Continued on next page...

Continued from previous page...

Atom-1	Atom-2	Interatomic distance (Å)	Clash overlap (Å)
6:I:298:PHE:CD2	6:J:407:LEU:O	2.57	0.57
6:J:298:PHE:CB	6:K:419:MET:H	2.13	0.57
6:J:577:VAL:HG12	6:K:471:LEU:CD2	2.35	0.57
6:K:11:TYR:O	6:K:11:TYR:CD1	2.58	0.57
6:K:38:PRO:HA	6:K:41:LEU:HD12	1.86	0.57
6:O:388:ALA:O	6:O:391:ILE:HG13	2.04	0.57
6:O:459:LEU:HG	6:P:412:ARG:CG	2.33	0.57
6:O:471:LEU:CD2	6:Q:577:VAL:HG12	2.33	0.57
6:P:11:TYR:CD1	6:P:11:TYR:O	2.57	0.57
6:P:293:SER:HB3	6:P:463:LEU:HD11	1.85	0.57
6:P:485:VAL:O	6:P:489:VAL:HG23	2.05	0.57
6:Q:322:TYR:HB3	6:Q:325:ALA:HB3	1.87	0.57
6:Q:606:THR:HG22	6:Q:609:ARG:CZ	2.35	0.57
5:S:145:ARG:C	5:S:150:ALA:HA	2.25	0.57
5:S:173:THR:HG22	5:S:188:ARG:HA	1.87	0.57
6:U:193:ILE:HG23	6:V:562:TYR:CE1	2.24	0.57
6:U:242:PHE:CB	6:W:36:LEU:CD2	2.22	0.57
6:U:292:ARG:NH2	6:U:293:SER:H	2.02	0.57
6:U:388:ALA:O	6:U:391:ILE:HG13	2.05	0.57
6:X:514:LEU:HD21	6:X:597:LEU:HD21	1.87	0.57
5:G:4:HIS:HB2	6:K:586:VAL:HG11	1.87	0.57
6:I:30:ALA:CB	6:J:610:THR:CA	2.81	0.57
6:J:456:ASN:CB	6:K:412:ARG:HG3	2.31	0.57
6:J:627:ARG:CG	6:K:272:ASP:OD1	2.49	0.57
6:K:388:ALA:O	6:K:391:ILE:HG13	2.05	0.57
6:K:606:THR:HG22	6:K:609:ARG:CZ	2.34	0.57
5:M:159:PRO:HB3	5:M:258:ALA:HA	1.85	0.57
6:O:242:PHE:HB3	6:Q:36:LEU:CG	2.27	0.57
6:O:253:VAL:CG1	6:Q:36:LEU:O	2.53	0.57
6:O:411:VAL:HG22	6:Q:333:PRO:CB	2.35	0.57
6:O:537:SER:OG	6:Q:165:THR:O	2.22	0.57
6:P:165:THR:O	6:Q:537:SER:CB	2.52	0.57
6:Q:11:TYR:O	6:Q:11:TYR:CD1	2.57	0.57
5:S:5:MET:HG3	6:W:494:THR:CG2	2.35	0.57
6:U:514:LEU:HD21	6:U:597:LEU:HD21	1.86	0.57
6:U:537:SER:OG	6:W:165:THR:O	2.22	0.57
6:V:11:TYR:O	6:V:11:TYR:CD1	2.57	0.57
6:X:292:ARG:NH2	6:X:293:SER:H	2.01	0.57
6:X:370:VAL:O	6:X:443:PHE:HA	2.04	0.57
3:C:737:ARG:HA	3:C:737:ARG:HE	1.69	0.57
6:J:44:THR:HG1	6:K:87:PHE:HE1	1.53	0.57

Continued on next page...

Continued from previous page...

Atom-1	Atom-2	Interatomic distance (Å)	Clash overlap (Å)
6:J:409:ILE:O	6:J:414:GLN:OE1	2.23	0.57
6:K:418:ASN:CG	6:K:419:MET:N	2.58	0.57
5:L:194:LEU:CB	6:Q:447:SER:OG	2.53	0.57
6:O:333:PRO:C	6:P:411:VAL:HG21	2.08	0.57
6:P:577:VAL:HG12	6:Q:471:LEU:CD2	2.35	0.57
5:R:202:ALA:HB1	5:R:250:HIS:HB2	1.85	0.57
6:U:529:SER:H	6:V:283:SER:N	2.03	0.57
6:U:622:GLU:HB2	6:V:280:LEU:HD12	1.74	0.57
6:V:381:PRO:HA	6:V:438:TYR:OH	2.04	0.57
6:W:378:THR:HB	6:W:391:ILE:O	2.05	0.57
1:A:934:ASN:HB3	1:A:956:TYR:CE1	2.40	0.57
1:A:1139:PRO:HA	1:A:1152:ASP:O	2.05	0.57
1:A:1258:MET:HA	1:A:1265:ALA:HB1	1.87	0.57
2:B:320:ASP:HB2	2:B:328:ARG:O	2.05	0.57
2:B:1213:ALA:CA	3:C:552:ASP:OD1	2.29	0.57
3:C:117:TYR:HB2	3:C:132:LEU:HD23	1.85	0.57
3:C:242:ARG:NH2	3:C:1146:LEU:HB2	2.20	0.57
3:C:1086:HIS:NE2	3:C:1116:PRO:HB3	2.20	0.57
4:E:26:LEU:HD22	4:E:71:LEU:HD13	1.86	0.57
4:E:271:SER:O	4:E:274:TRP:CD1	2.58	0.57
6:I:281:PRO:CD	6:K:622:GLU:OE1	2.53	0.57
6:I:548:LYS:HE3	6:K:644:LEU:HA	1.82	0.57
5:L:158:LEU:HG	5:L:160:ILE:HG12	1.87	0.57
5:M:4:HIS:HB2	6:Q:586:VAL:HG11	1.87	0.57
5:N:158:LEU:HG	5:N:160:ILE:HG12	1.87	0.57
6:Q:485:VAL:O	6:Q:489:VAL:HG23	2.04	0.57
6:Q:534:SER:O	6:Q:537:SER:OG	2.22	0.57
5:T:29:ARG:HH11	5:T:32:THR:HA	1.70	0.57
6:U:84:LYS:HZ1	6:W:44:THR:HG22	1.70	0.57
6:U:165:THR:CB	6:V:534:SER:HB2	2.30	0.57
6:U:235:LEU:CD1	6:W:72:SER:OG	2.53	0.57
6:U:242:PHE:HZ	6:W:82:PHE:HE2	1.50	0.57
6:U:295:ARG:NH2	6:V:354:SER:HB3	2.09	0.57
6:V:295:ARG:HH11	6:V:298:PHE:CB	2.18	0.57
6:X:11:TYR:CD1	6:X:11:TYR:O	2.57	0.57
6:X:322:TYR:HB3	6:X:325:ALA:HB3	1.87	0.57
5:Y:173:THR:HG22	5:Y:188:ARG:HA	1.87	0.57
1:A:40:HIS:HA	1:A:44:TYR:HE1	1.69	0.56
1:A:177:TYR:O	1:A:197:HIS:HB3	2.05	0.56
2:B:1207:ILE:HD12	2:B:1208:MET:HG3	1.86	0.56
5:F:29:ARG:HH11	5:F:32:THR:HA	1.70	0.56

Continued on next page...

Continued from previous page...

Atom-1	Atom-2	Interatomic distance (Å)	Clash overlap (Å)
5:G:202:ALA:HB1	5:G:250:HIS:HB2	1.86	0.56
6:I:36:LEU:HD11	6:J:242:PHE:CE2	2.39	0.56
6:I:298:PHE:HD2	6:J:407:LEU:O	1.87	0.56
6:I:388:ALA:O	6:I:391:ILE:HG13	2.04	0.56
6:J:29:THR:OG1	6:K:609:ARG:CG	2.51	0.56
5:L:173:THR:HG22	5:L:188:ARG:HA	1.87	0.56
6:P:144:ASN:CA	6:W:100:LYS:HZ1	2.15	0.56
6:P:169:MET:C	6:Q:541:SER:HB3	2.13	0.56
6:P:514:LEU:HD21	6:P:597:LEU:HD21	1.87	0.56
5:T:65:ILE:HA	5:T:68:SER:HB2	1.87	0.56
6:U:41:LEU:HD22	6:V:242:PHE:CD2	2.38	0.56
6:U:160:GLN:HE22	6:V:612:SER:C	1.66	0.56
6:U:412:ARG:NE	6:W:459:LEU:CA	2.48	0.56
6:U:459:LEU:CD2	6:V:412:ARG:HH22	1.83	0.56
6:X:388:ALA:O	6:X:391:ILE:HG13	2.05	0.56
1:A:496:PHE:O	1:A:499:SER:HB2	2.05	0.56
2:B:206:LEU:HA	2:B:243:ILE:HG22	1.87	0.56
2:B:436:LEU:O	2:B:438:PRO:HD3	2.05	0.56
3:C:1064:TRP:HZ3	3:C:1100:LEU:HB3	1.63	0.56
4:D:359:TYR:HA	4:D:362:TYR:CD1	2.40	0.56
6:I:38:PRO:HA	6:I:41:LEU:HD12	1.87	0.56
6:I:82:PHE:CE2	6:J:242:PHE:CE1	2.90	0.56
6:O:16:ASP:N	6:O:222:ASN:HB3	2.20	0.56
6:Q:38:PRO:HA	6:Q:41:LEU:HD12	1.86	0.56
5:R:159:PRO:HB3	5:R:258:ALA:HA	1.86	0.56
5:T:158:LEU:HG	5:T:160:ILE:HG12	1.88	0.56
6:U:370:VAL:O	6:U:443:PHE:HA	2.04	0.56
6:U:381:PRO:HA	6:U:438:TYR:OH	2.04	0.56
6:U:419:MET:HE1	6:W:299:ILE:HD11	1.72	0.56
6:U:482:ASP:OD1	6:W:530:ARG:CZ	2.53	0.56
2:B:881:VAL:N	4:D:31:GLY:O	2.37	0.56
2:B:1213:ALA:O	3:C:552:ASP:CB	2.53	0.56
3:C:123:ASN:HD22	3:C:123:ASN:C	2.08	0.56
3:C:1064:TRP:CZ3	3:C:1100:LEU:HD13	2.40	0.56
4:E:241:LEU:HA	4:E:360:THR:OG1	2.04	0.56
6:I:232:ALA:HB1	6:K:66:ASP:OD1	1.94	0.56
6:J:295:ARG:NH2	6:K:354:SER:HB3	2.13	0.56
6:J:568:ARG:O	6:J:571:ARG:HB2	2.06	0.56
6:K:485:VAL:O	6:K:489:VAL:HG23	2.05	0.56
5:L:65:ILE:HA	5:L:68:SER:HB2	1.88	0.56
6:O:11:TYR:CD1	6:O:11:TYR:O	2.58	0.56

Continued on next page...

Continued from previous page...

Atom-1	Atom-2	Interatomic distance (Å)	Clash overlap (Å)
6:O:36:LEU:HD11	6:P:242:PHE:CE2	2.40	0.56
6:O:169:MET:H	6:P:537:SER:HB2	1.69	0.56
6:O:322:TYR:HB3	6:O:325:ALA:HB3	1.87	0.56
6:O:370:VAL:O	6:O:443:PHE:HA	2.05	0.56
6:O:381:PRO:HA	6:O:438:TYR:OH	2.05	0.56
6:P:298:PHE:HE1	6:Q:416:ARG:HB3	1.68	0.56
5:S:158:LEU:HG	5:S:160:ILE:HG12	1.87	0.56
5:T:4:HIS:HB3	6:U:586:VAL:CG2	2.08	0.56
6:U:36:LEU:HD11	6:V:242:PHE:CE2	2.40	0.56
6:U:641:ILE:HG12	6:V:545:VAL:HG22	1.87	0.56
6:V:388:ALA:O	6:V:391:ILE:HG13	2.04	0.56
6:V:456:ASN:CB	6:W:412:ARG:HG3	2.31	0.56
6:X:408:ALA:HA	6:X:416:ARG:O	2.05	0.56
6:X:587:GLY:C	5:Y:2:PRO:CD	2.67	0.56
1:A:221:ALA:HB1	2:B:671:PRO:HG2	1.86	0.56
2:B:450:ASP:CA	2:B:861:ARG:HD3	2.34	0.56
2:B:707:PHE:CA	2:B:710:ARG:HH11	2.19	0.56
2:B:880:LEU:HD21	4:D:28:GLU:O	2.06	0.56
2:B:1182:ASN:HB2	4:D:52:PRO:C	2.26	0.56
3:C:815:PRO:O	3:C:819:VAL:HG23	2.05	0.56
5:H:45:ARG:N	6:J:400:ALA:HA	2.17	0.56
6:I:322:TYR:HB3	6:I:325:ALA:HB3	1.87	0.56
6:I:630:LEU:HD11	6:J:275:GLU:HG3	1.78	0.56
6:I:641:ILE:HG13	6:J:545:VAL:HG11	0.57	0.56
5:M:173:THR:HB	5:M:186:LEU:HB3	1.88	0.56
6:O:121:ALA:HB1	6:P:87:PHE:HB3	1.86	0.56
6:O:283:SER:CB	6:Q:529:SER:N	2.66	0.56
6:O:627:ARG:CG	6:P:272:ASP:OD1	2.51	0.56
6:P:30:ALA:CB	6:Q:610:THR:CB	2.80	0.56
6:P:568:ARG:O	6:P:571:ARG:HB2	2.06	0.56
6:P:622:GLU:HG2	6:Q:280:LEU:CA	2.22	0.56
6:P:625:ARG:HH12	6:Q:277:ASP:H	1.53	0.56
6:U:293:SER:HB3	6:U:463:LEU:HD11	1.86	0.56
6:V:322:TYR:HB3	6:V:325:ALA:HB3	1.87	0.56
6:V:530:ARG:NH1	6:W:482:ASP:CG	2.55	0.56
1:A:1093:ASN:O	1:A:1095:GLU:HG3	2.05	0.56
2:B:882:PRO:HG2	2:B:962:GLN:HE22	1.07	0.56
2:B:910:LYS:HZ1	2:B:919:LEU:H	1.52	0.56
3:C:404:MET:SD	4:E:175:MET:C	2.84	0.56
6:I:36:LEU:C	6:J:253:VAL:HG12	2.26	0.56
6:I:194:LEU:CA	6:J:562:TYR:CG	2.88	0.56

Continued on next page...

Continued from previous page...

Atom-1	Atom-2	Interatomic distance (Å)	Clash overlap (Å)
6:I:253:VAL:CG1	6:K:36:LEU:O	2.53	0.56
6:J:630:LEU:HD11	6:K:275:GLU:CG	2.29	0.56
5:L:176:LEU:HB3	5:L:178:ASP:OD1	2.06	0.56
5:M:65:ILE:HA	5:M:68:SER:HB2	1.88	0.56
6:O:194:LEU:CA	6:P:562:TYR:CG	2.88	0.56
6:O:280:LEU:HA	6:Q:622:GLU:CB	2.36	0.56
6:U:298:PHE:HD2	6:V:407:LEU:O	1.88	0.56
6:U:411:VAL:HG22	6:W:333:PRO:CB	2.34	0.56
6:V:154:ARG:HD3	6:W:247:SER:C	2.25	0.56
6:X:585:GLN:C	6:X:586:VAL:O	2.44	0.56
1:A:329:THR:O	1:A:333:VAL:HG23	2.05	0.56
3:C:367:ARG:NH1	3:C:1175:PRO:HA	2.21	0.56
4:E:129:VAL:O	4:E:132:LEU:HG	2.06	0.56
5:F:44:GLY:CA	6:K:401:GLY:N	2.68	0.56
6:I:165:THR:O	6:J:537:SER:HB2	2.04	0.56
6:I:568:ARG:O	6:I:571:ARG:HB2	2.06	0.56
6:J:529:SER:N	6:K:283:SER:HA	2.18	0.56
6:K:568:ARG:O	6:K:571:ARG:HB2	2.06	0.56
6:O:36:LEU:C	6:P:253:VAL:HG12	2.25	0.56
6:O:496:GLU:OE1	6:P:419:MET:HE3	2.06	0.56
6:P:622:GLU:HG2	6:Q:281:PRO:HD3	1.88	0.56
6:Q:378:THR:HB	6:Q:391:ILE:O	2.05	0.56
5:R:5:MET:HE1	6:V:494:THR:OG1	2.05	0.56
5:R:191:LYS:C	6:W:364:PRO:HB3	2.26	0.56
6:U:538:ALA:HA	6:W:168:THR:HB	1.88	0.56
6:X:568:ARG:O	6:X:571:ARG:HB2	2.05	0.56
5:Y:65:ILE:HA	5:Y:68:SER:HB2	1.88	0.56
1:A:472:ARG:CZ	1:A:651:ASN:HD22	2.19	0.56
1:A:688:ILE:O	1:A:692:VAL:HG23	2.06	0.56
2:B:378:GLY:O	3:C:798:VAL:HG13	1.97	0.56
2:B:445:PHE:CE2	4:D:195:GLN:NE2	2.74	0.56
2:B:874:CYS:HB3	2:B:893:VAL:HG21	1.88	0.56
3:C:377:ILE:HG23	3:C:381:VAL:CA	2.34	0.56
5:G:65:ILE:HA	5:G:68:SER:HB2	1.86	0.56
5:G:173:THR:HG22	5:G:188:ARG:HA	1.88	0.56
6:I:87:PHE:CB	6:K:121:ALA:HB1	2.36	0.56
6:I:529:SER:H	6:J:283:SER:N	2.03	0.56
6:I:630:LEU:HD11	6:J:598:SER:HB3	1.86	0.56
6:K:322:TYR:HB3	6:K:325:ALA:HB3	1.87	0.56
6:O:38:PRO:HA	6:O:41:LEU:HD12	1.88	0.56
6:O:235:LEU:CD1	6:Q:72:SER:OG	2.53	0.56

Continued on next page...

Continued from previous page...

Atom-1	Atom-2	Interatomic distance (Å)	Clash overlap (Å)
6:O:298:PHE:CD2	6:P:407:LEU:O	2.58	0.56
6:O:458:THR:H	6:P:412:ARG:HD3	1.63	0.56
6:O:529:SER:H	6:P:283:SER:N	2.04	0.56
6:O:630:LEU:HD11	6:P:275:GLU:HG3	1.77	0.56
6:P:300:LYS:HZ1	6:Q:418:ASN:CB	2.18	0.56
6:P:530:ARG:NH1	6:Q:482:ASP:CG	2.57	0.56
5:R:29:ARG:HH11	5:R:32:THR:HA	1.71	0.56
5:R:158:LEU:HG	5:R:160:ILE:HG12	1.87	0.56
5:R:176:LEU:HB3	5:R:178:ASP:OD1	2.06	0.56
5:T:202:ALA:HB1	5:T:250:HIS:HB2	1.87	0.56
6:V:409:ILE:O	6:V:414:GLN:OE1	2.23	0.56
6:W:411:VAL:HB	6:W:412:ARG:HH21	1.71	0.56
1:A:259:ALA:O	1:A:263:VAL:HG12	2.06	0.56
1:A:574:THR:HB	1:A:611:THR:HG23	1.88	0.56
2:B:437:ARG:CZ	4:D:173:ALA:C	2.73	0.56
2:B:568:PHE:HA	2:B:819:VAL:HG11	1.87	0.56
2:B:959:ARG:HH22	4:D:40:ARG:HA	1.69	0.56
5:G:173:THR:HB	5:G:186:LEU:HB3	1.88	0.56
5:G:194:LEU:HD21	6:I:447:SER:HB2	1.80	0.56
5:H:65:ILE:HA	5:H:68:SER:HB2	1.88	0.56
5:H:159:PRO:HB3	5:H:258:ALA:HA	1.87	0.56
6:I:370:VAL:O	6:I:443:PHE:HA	2.05	0.56
5:M:29:ARG:HH11	5:M:32:THR:HA	1.70	0.56
6:O:641:ILE:HG13	6:P:545:VAL:HG11	0.56	0.56
6:P:370:VAL:O	6:P:443:PHE:HA	2.05	0.56
5:S:29:ARG:HH11	5:S:32:THR:HA	1.71	0.56
5:T:4:HIS:CG	6:U:586:VAL:CG1	2.84	0.56
6:U:283:SER:CB	6:W:529:SER:N	2.65	0.56
6:U:618:THR:HB	6:V:281:PRO:CB	2.36	0.56
6:W:292:ARG:NH2	6:W:293:SER:H	2.02	0.56
6:X:378:THR:HB	6:X:391:ILE:O	2.06	0.56
1:A:48:ASP:HA	1:A:56:ALA:H	1.70	0.56
2:B:400:GLU:CG	2:B:401:THR:N	2.69	0.56
2:B:865:VAL:HG13	2:B:868:ARG:NH2	2.20	0.56
3:C:375:ASN:C	4:E:195:GLN:OE1	2.43	0.56
3:C:715:VAL:CG2	3:C:726:ARG:HE	1.87	0.56
4:E:400:THR:CB	6:U:53:THR:HG23	2.35	0.56
5:F:130:PHE:CE1	6:K:368:THR:HG21	2.41	0.56
5:F:173:THR:HG22	5:F:188:ARG:HA	1.88	0.56
6:I:272:ASP:OD1	6:K:627:ARG:CG	2.50	0.56
6:I:293:SER:HB3	6:I:463:LEU:HD11	1.87	0.56

Continued on next page...

Continued from previous page...

Atom-1	Atom-2	Interatomic distance (Å)	Clash overlap (Å)
6:J:16:ASP:N	6:J:222:ASN:HB3	2.21	0.56
6:J:36:LEU:CD1	6:K:242:PHE:CE1	2.88	0.56
5:M:158:LEU:HG	5:M:160:ILE:HG12	1.87	0.56
6:P:147:ARG:HH21	6:W:98:ALA:HA	1.71	0.56
6:P:322:TYR:HB3	6:P:325:ALA:HB3	1.87	0.56
5:T:103:GLU:O	5:T:112:ALA:HA	2.06	0.56
6:U:161:LYS:HZ3	6:V:533:ASP:C	2.08	0.56
6:U:568:ARG:O	6:U:571:ARG:HB2	2.06	0.56
6:V:144:ASN:HD22	6:V:147:ARG:CZ	2.19	0.56
6:V:160:GLN:CG	6:W:612:SER:HB2	1.96	0.56
6:V:169:MET:C	6:W:541:SER:HB3	2.13	0.56
6:V:169:MET:N	6:W:541:SER:OG	2.36	0.56
6:W:568:ARG:O	6:W:571:ARG:HB2	2.05	0.56
1:A:422:ALA:HA	1:A:713:VAL:HA	1.88	0.56
1:A:1137:ASN:HD22	1:A:1154:ARG:HB3	1.71	0.56
3:C:601:ILE:HD12	3:C:607:HIS:HA	1.86	0.56
3:C:1064:TRP:HH2	3:C:1100:LEU:CD1	2.18	0.56
3:C:1167:LEU:O	3:C:1170:PRO:HD3	2.05	0.56
4:D:183:ALA:O	4:D:187:GLN:NE2	2.39	0.56
5:F:173:THR:HB	5:F:186:LEU:HB3	1.88	0.56
5:H:158:LEU:HG	5:H:160:ILE:HG12	1.87	0.56
6:I:412:ARG:NE	6:K:459:LEU:CA	2.48	0.56
5:M:5:MET:HG3	6:Q:494:THR:CG2	2.36	0.56
5:N:173:THR:HG22	5:N:188:ARG:HA	1.88	0.56
6:O:482:ASP:OD1	6:Q:530:ARG:CZ	2.53	0.56
6:O:630:LEU:HD11	6:P:598:SER:HB3	1.87	0.56
6:Q:16:ASP:N	6:Q:222:ASN:HB3	2.21	0.56
5:R:173:THR:HG22	5:R:188:ARG:HA	1.87	0.56
6:U:36:LEU:CG	6:V:242:PHE:HB3	2.26	0.56
6:U:36:LEU:C	6:V:253:VAL:HG12	2.26	0.56
6:U:168:THR:O	6:V:538:ALA:HA	2.06	0.56
6:V:16:ASP:N	6:V:222:ASN:HB3	2.21	0.56
5:Y:29:ARG:HH11	5:Y:32:THR:HA	1.71	0.56
1:A:406:ASN:ND2	6:J:102:GLY:HA3	2.21	0.55
1:A:740:VAL:HG21	1:A:770:ARG:HB3	1.87	0.55
2:B:234:PRO:HG3	2:B:341:ALA:HB1	1.87	0.55
3:C:1016:ARG:HH21	3:C:1016:ARG:HG2	1.71	0.55
4:D:389:PHE:C	6:P:55:VAL:CG2	2.65	0.55
4:D:399:GLN:HG2	4:D:402:ALA:HB3	1.88	0.55
5:F:103:GLU:O	5:F:112:ALA:HA	2.07	0.55
6:I:618:THR:HB	6:J:281:PRO:CB	2.36	0.55

Continued on next page...

Continued from previous page...

Atom-1	Atom-2	Interatomic distance (Å)	Clash overlap (Å)
5:M:173:THR:HG22	5:M:188:ARG:HA	1.88	0.55
6:O:36:LEU:HD11	6:P:242:PHE:CZ	2.41	0.55
6:O:202:THR:C	6:O:204:PRO:HD3	2.27	0.55
6:O:618:THR:HB	6:P:281:PRO:CB	2.36	0.55
6:P:529:SER:C	6:Q:472:ARG:CD	2.59	0.55
5:S:4:HIS:HB2	6:W:586:VAL:HG11	1.86	0.55
5:T:5:MET:HG3	6:U:494:THR:HG23	1.88	0.55
6:U:66:ASP:C	6:V:232:ALA:HB2	2.26	0.55
6:U:84:LYS:HD3	6:W:44:THR:HG1	1.70	0.55
6:V:80:GLU:O	6:V:84:LYS:HG2	2.06	0.55
6:W:219:LYS:HG3	6:W:220:PRO:HD2	1.88	0.55
1:A:542:ILE:HB	1:A:545:LEU:O	2.07	0.55
1:A:1224:VAL:HB	1:A:1228:ARG:NH2	2.20	0.55
3:C:291:LEU:O	3:C:890:GLN:HA	2.06	0.55
3:C:455:GLN:HG3	3:C:666:ALA:HB1	1.88	0.55
4:E:161:VAL:HB	4:E:263:GLN:HB2	1.87	0.55
5:F:194:LEU:CB	6:K:447:SER:OG	2.53	0.55
6:I:235:LEU:CD1	6:K:72:SER:OG	2.54	0.55
6:I:351:LEU:HD12	6:I:463:LEU:O	2.06	0.55
6:I:378:THR:HB	6:I:391:ILE:O	2.05	0.55
6:I:411:VAL:HG22	6:K:333:PRO:CB	2.36	0.55
6:I:482:ASP:OD1	6:K:530:ARG:CZ	2.53	0.55
6:J:644:LEU:HD23	6:K:548:LYS:CE	2.20	0.55
6:K:411:VAL:HB	6:K:412:ARG:HH21	1.72	0.55
5:L:130:PHE:CE1	6:Q:368:THR:HG21	2.41	0.55
5:M:176:LEU:HB3	5:M:178:ASP:OD1	2.07	0.55
6:O:66:ASP:C	6:P:232:ALA:HB2	2.27	0.55
6:O:144:ASN:HD22	6:O:147:ARG:CZ	2.19	0.55
6:O:284:VAL:HG21	6:Q:619:ASP:N	2.22	0.55
6:O:622:GLU:OE1	6:P:281:PRO:CD	2.54	0.55
5:T:37:HIS:HD2	5:T:66:GLN:HB3	1.70	0.55
5:T:173:THR:HG22	5:T:188:ARG:HA	1.87	0.55
6:U:161:LYS:HZ3	6:V:533:ASP:CA	2.10	0.55
6:U:253:VAL:CG1	6:W:36:LEU:O	2.53	0.55
6:U:630:LEU:HD11	6:V:598:SER:HB3	1.87	0.55
6:V:378:THR:HB	6:V:391:ILE:O	2.06	0.55
6:W:322:TYR:HB3	6:W:325:ALA:HB3	1.87	0.55
4:D:390:ASN:N	6:P:55:VAL:HG23	2.21	0.55
4:D:391:ALA:N	6:P:49:ARG:HH22	2.03	0.55
5:F:155:VAL:O	5:F:259:HIS:HA	2.07	0.55
5:G:155:VAL:O	5:G:259:HIS:HA	2.06	0.55

Continued on next page...

Continued from previous page...

Atom-1	Atom-2	Interatomic distance (Å)	Clash overlap (Å)
6:I:247:SER:C	6:K:154:ARG:CD	2.74	0.55
6:I:381:PRO:HA	6:I:438:TYR:OH	2.05	0.55
6:K:370:VAL:O	6:K:443:PHE:HA	2.06	0.55
6:K:378:THR:HB	6:K:391:ILE:O	2.06	0.55
5:N:173:THR:HB	5:N:186:LEU:HB3	1.88	0.55
6:O:87:PHE:CB	6:Q:121:ALA:HB1	2.35	0.55
6:O:283:SER:HA	6:Q:529:SER:N	2.18	0.55
6:O:283:SER:N	6:Q:529:SER:H	2.04	0.55
6:O:530:ARG:NH1	6:P:482:ASP:CG	2.55	0.55
6:P:82:PHE:CZ	6:Q:242:PHE:HE1	2.17	0.55
6:U:194:LEU:N	6:V:562:TYR:CE1	2.66	0.55
6:V:459:LEU:HD21	6:W:409:ILE:HG22	1.77	0.55
2:B:954:PRO:CA	4:D:39:SER:OG	2.54	0.55
3:C:1103:TRP:CH2	3:C:1115:VAL:HG22	2.42	0.55
4:E:1:MET:O	4:E:132:LEU:HD13	2.06	0.55
5:F:158:LEU:HG	5:F:160:ILE:HG12	1.87	0.55
6:I:29:THR:HA	6:J:609:ARG:HE	1.64	0.55
6:I:534:SER:HB2	6:K:165:THR:CB	2.27	0.55
6:K:16:ASP:N	6:K:222:ASN:HB3	2.22	0.55
5:L:202:ALA:HB1	5:L:250:HIS:HB2	1.87	0.55
6:Q:381:PRO:HA	6:Q:438:TYR:OH	2.06	0.55
5:R:194:LEU:CB	6:W:447:SER:OG	2.53	0.55
5:S:202:ALA:HB1	5:S:250:HIS:HB2	1.86	0.55
6:U:378:THR:HB	6:U:391:ILE:O	2.05	0.55
6:U:637:PHE:HE1	6:V:545:VAL:HB	1.72	0.55
2:B:201:CYS:SG	2:B:395:THR:HG22	2.47	0.55
2:B:427:LEU:HA	2:B:686:ARG:HH12	1.72	0.55
4:E:288:GLN:HA	4:E:291:THR:OG1	2.07	0.55
5:G:29:ARG:HH11	5:G:32:THR:HA	1.72	0.55
5:H:29:ARG:HH11	5:H:32:THR:HA	1.71	0.55
6:I:242:PHE:HB3	6:K:36:LEU:CG	2.27	0.55
6:I:630:LEU:HD11	6:J:275:GLU:CG	2.27	0.55
6:K:144:ASN:HD22	6:K:147:ARG:CZ	2.20	0.55
5:N:29:ARG:HH11	5:N:32:THR:HA	1.70	0.55
6:O:36:LEU:CD1	6:P:242:PHE:CG	2.86	0.55
6:O:194:LEU:N	6:P:562:TYR:CE1	2.66	0.55
6:O:219:LYS:HG3	6:O:220:PRO:HD2	1.89	0.55
6:O:232:ALA:HB1	6:Q:66:ASP:HB3	1.75	0.55
6:O:378:THR:HB	6:O:391:ILE:O	2.06	0.55
6:O:407:LEU:HB3	6:O:418:ASN:HB3	1.87	0.55
6:O:411:VAL:HG22	6:Q:333:PRO:CA	2.34	0.55

Continued on next page...

Continued from previous page...

Atom-1	Atom-2	Interatomic distance (Å)	Clash overlap (Å)
6:O:562:TYR:HE1	6:Q:193:ILE:HA	1.54	0.55
5:T:155:VAL:O	5:T:259:HIS:HA	2.06	0.55
5:T:176:LEU:HB3	5:T:178:ASP:OD1	2.06	0.55
6:U:284:VAL:HG21	6:W:619:ASP:N	2.22	0.55
6:U:409:ILE:CG2	6:W:459:LEU:CD2	2.74	0.55
6:V:578:SER:O	6:W:289:LEU:O	2.25	0.55
5:Y:155:VAL:O	5:Y:259:HIS:HA	2.07	0.55
2:B:404:MET:CE	4:D:46:ILE:HD12	2.11	0.55
2:B:1043:GLY:N	2:B:1072:THR:HG23	2.22	0.55
3:C:384:MET:HB3	3:C:1197:TYR:OH	2.04	0.55
3:C:715:VAL:H	3:C:726:ARG:HH22	1.48	0.55
5:G:5:MET:HG3	6:K:494:THR:CG2	2.36	0.55
5:G:176:LEU:HB3	5:G:178:ASP:OD1	2.06	0.55
6:I:283:SER:CA	6:K:529:SER:N	2.69	0.55
6:I:545:VAL:HB	6:K:637:PHE:CE1	2.42	0.55
6:J:530:ARG:NH1	6:K:482:ASP:CG	2.56	0.55
5:L:37:HIS:HD2	5:L:66:GLN:HB3	1.70	0.55
6:O:568:ARG:O	6:O:571:ARG:HB2	2.06	0.55
6:O:641:ILE:HG12	6:P:545:VAL:HG22	1.87	0.55
6:P:644:LEU:HA	6:Q:548:LYS:HE3	1.86	0.55
5:T:4:HIS:HB2	6:U:586:VAL:CG1	2.37	0.55
6:U:641:ILE:HG13	6:V:545:VAL:HG11	0.57	0.55
6:V:568:ARG:O	6:V:571:ARG:HB2	2.06	0.55
1:A:152:THR:CG2	3:C:598:PRO:HB2	2.34	0.55
1:A:928:ARG:HD2	1:A:930:TRP:HE1	1.70	0.55
3:C:689:VAL:O	3:C:692:THR:HG23	2.07	0.55
4:D:79:PHE:CE1	4:D:95:PRO:HA	2.41	0.55
5:F:130:PHE:CG	6:K:446:PRO:HB2	2.42	0.55
5:G:148:CYS:SG	5:G:271:HIS:HB2	2.47	0.55
6:I:280:LEU:HA	6:K:622:GLU:CB	2.36	0.55
6:J:378:THR:HB	6:J:391:ILE:O	2.06	0.55
5:L:52:CYS:C	5:L:54:THR:H	2.10	0.55
5:N:4:HIS:HB2	6:O:586:VAL:CG1	2.36	0.55
5:N:45:ARG:N	6:P:400:ALA:HA	2.18	0.55
6:P:43:PRO:HA	6:Q:84:LYS:HE2	1.89	0.55
6:P:381:PRO:HA	6:P:438:TYR:OH	2.06	0.55
6:Q:568:ARG:O	6:Q:571:ARG:HB2	2.06	0.55
5:S:6:ILE:H	5:S:6:ILE:HD12	1.72	0.55
5:T:173:THR:HB	5:T:186:LEU:HB3	1.89	0.55
6:U:38:PRO:HA	6:U:41:LEU:HD12	1.88	0.55
6:U:144:ASN:HD22	6:U:147:ARG:CZ	2.19	0.55

Continued on next page...

Continued from previous page...

Atom-1	Atom-2	Interatomic distance (Å)	Clash overlap (Å)
6:X:202:THR:C	6:X:204:PRO:HD3	2.27	0.55
6:X:586:VAL:O	6:X:586:VAL:HG13	2.06	0.55
1:A:829:ALA:H	1:A:850:LEU:HG	1.72	0.55
1:A:1155:ILE:HB	1:A:1190:ARG:HB2	1.89	0.55
2:B:413:PRO:O	2:B:417:VAL:HG23	2.06	0.55
2:B:434:ILE:CG1	3:C:616:SER:OG	2.55	0.55
2:B:448:SER:O	2:B:452:ARG:HG2	2.05	0.55
2:B:868:ARG:HG3	2:B:879:PHE:CE1	2.41	0.55
3:C:794:GLY:O	3:C:796:ALA:N	2.39	0.55
6:I:16:ASP:N	6:I:222:ASN:HB3	2.21	0.55
6:I:246:THR:CB	6:K:154:ARG:NH1	2.58	0.55
6:I:281:PRO:HD3	6:K:622:GLU:HG2	1.85	0.55
6:J:456:ASN:OD1	6:K:412:ARG:CA	2.22	0.55
6:J:514:LEU:HD21	6:J:597:LEU:HD21	1.87	0.55
6:J:625:ARG:HH12	6:K:277:ASP:H	1.55	0.55
6:K:351:LEU:HD12	6:K:463:LEU:O	2.07	0.55
5:L:130:PHE:CG	6:Q:446:PRO:HB2	2.41	0.55
6:O:43:PRO:HA	6:P:84:LYS:HE2	1.88	0.55
5:R:173:THR:HB	5:R:186:LEU:HB3	1.89	0.55
5:S:128:LEU:HA	5:S:196:LEU:HD22	1.89	0.55
6:U:154:ARG:HH12	6:V:246:THR:HB	1.67	0.55
6:U:169:MET:H	6:V:537:SER:HB2	1.69	0.55
6:V:30:ALA:CB	6:W:610:THR:CB	2.80	0.55
1:A:347:GLN:HE22	1:A:381:PHE:HB3	1.71	0.55
1:A:1159:PRO:HA	1:A:1190:ARG:HH12	1.72	0.55
2:B:201:CYS:HB2	2:B:312:ASN:HD21	1.71	0.55
2:B:580:HIS:HD2	2:B:621:TRP:HE1	1.54	0.55
5:F:65:ILE:HA	5:F:68:SER:HB2	1.88	0.55
5:G:5:MET:HE2	6:K:494:THR:HG23	1.84	0.55
5:H:37:HIS:HD2	5:H:66:GLN:HB3	1.72	0.55
5:H:192:THR:O	6:J:364:PRO:HB2	2.02	0.55
5:N:65:ILE:HA	5:N:68:SER:HB2	1.87	0.55
6:Q:219:LYS:HG3	6:Q:220:PRO:HD2	1.89	0.55
5:R:130:PHE:CE1	6:W:368:THR:HG21	2.42	0.55
5:T:128:LEU:HA	5:T:196:LEU:HD22	1.89	0.55
6:U:43:PRO:HA	6:V:84:LYS:HE2	1.89	0.55
6:U:84:LYS:NZ	6:W:44:THR:HG21	1.92	0.55
6:U:219:LYS:HG3	6:U:220:PRO:HD2	1.89	0.55
6:V:622:GLU:HG2	6:W:280:LEU:CA	2.22	0.55
6:X:494:THR:HG23	5:Y:5:MET:CA	2.36	0.55
5:H:155:VAL:O	5:H:259:HIS:HA	2.07	0.55

Continued on next page...

Continued from previous page...

Atom-1	Atom-2	Interatomic distance (Å)	Clash overlap (Å)
6:I:326:THR:O	6:I:448:PRO:HA	2.07	0.55
6:I:409:ILE:O	6:I:414:GLN:OE1	2.25	0.55
6:J:161:LYS:C	6:K:534:SER:OG	2.45	0.55
6:J:202:THR:C	6:J:204:PRO:HD3	2.28	0.55
6:K:202:THR:C	6:K:204:PRO:HD3	2.27	0.55
5:M:37:HIS:HD2	5:M:66:GLN:HB3	1.72	0.55
5:N:155:VAL:O	5:N:259:HIS:HA	2.07	0.55
6:O:161:LYS:CD	6:P:533:ASP:CG	2.59	0.55
6:O:247:SER:C	6:Q:154:ARG:CD	2.74	0.55
6:O:637:PHE:HE1	6:P:545:VAL:HB	1.73	0.55
6:P:640:GLN:CD	6:Q:545:VAL:CG1	2.52	0.55
6:U:87:PHE:CB	6:W:121:ALA:HB1	2.36	0.55
6:U:280:LEU:HA	6:W:622:GLU:CB	2.35	0.55
6:U:283:SER:CA	6:W:529:SER:N	2.69	0.55
6:V:36:LEU:CD1	6:W:242:PHE:CE1	2.88	0.55
3:C:373:ARG:H	3:C:373:ARG:CZ	2.21	0.54
4:D:166:MET:HG2	4:D:210:TRP:CZ2	2.41	0.54
4:E:342:ARG:HD2	4:E:349:ALA:O	2.07	0.54
5:G:52:CYS:C	5:G:54:THR:H	2.11	0.54
5:H:103:GLU:O	5:H:112:ALA:HA	2.07	0.54
6:I:202:THR:C	6:I:204:PRO:HD3	2.27	0.54
6:I:284:VAL:HG21	6:K:619:ASP:N	2.22	0.54
6:I:407:LEU:HB3	6:I:418:ASN:HB3	1.89	0.54
6:I:644:LEU:CA	6:J:548:LYS:CE	2.61	0.54
6:J:322:TYR:HB3	6:J:325:ALA:HB3	1.88	0.54
6:J:622:GLU:HG2	6:K:280:LEU:CA	2.21	0.54
6:K:219:LYS:HG3	6:K:220:PRO:HD2	1.88	0.54
5:L:128:LEU:HA	5:L:196:LEU:HD22	1.89	0.54
5:N:5:MET:HG3	6:O:494:THR:HG23	1.88	0.54
6:O:84:LYS:HE2	6:Q:43:PRO:HA	1.89	0.54
6:O:298:PHE:C	6:P:418:ASN:OD1	2.45	0.54
6:O:458:THR:HA	6:P:412:ARG:NE	2.10	0.54
6:O:530:ARG:HA	6:P:472:ARG:HG3	1.88	0.54
6:O:545:VAL:HG11	6:Q:641:ILE:HG13	0.55	0.54
6:P:16:ASP:N	6:P:222:ASN:HB3	2.22	0.54
6:V:641:ILE:HD11	6:W:545:VAL:CG2	2.22	0.54
1:A:536:ASP:HB3	1:A:541:SER:HB3	1.88	0.54
1:A:927:THR:HA	1:A:1030:THR:OG1	2.07	0.54
2:B:308:ASN:HA	2:B:399:ARG:HH21	1.59	0.54
2:B:960:ALA:O	2:B:964:VAL:HG23	2.07	0.54
3:C:715:VAL:HG23	3:C:726:ARG:HH21	1.68	0.54

Continued on next page...

Continued from previous page...

Atom-1	Atom-2	Interatomic distance (Å)	Clash overlap (Å)
5:F:176:LEU:HB3	5:F:178:ASP:OD1	2.07	0.54
5:G:4:HIS:CG	6:K:586:VAL:CB	2.84	0.54
5:H:173:THR:HB	5:H:186:LEU:HB3	1.88	0.54
6:I:471:LEU:HD22	6:K:577:VAL:HG12	1.89	0.54
6:I:622:GLU:OE1	6:J:281:PRO:CD	2.53	0.54
6:J:43:PRO:HA	6:K:84:LYS:HE2	1.89	0.54
5:N:176:LEU:HB3	5:N:178:ASP:OD1	2.07	0.54
6:O:161:LYS:NZ	6:P:534:SER:N	2.30	0.54
6:O:242:PHE:HB3	6:Q:36:LEU:HD21	0.62	0.54
5:R:103:GLU:O	5:R:112:ALA:HA	2.07	0.54
5:R:128:LEU:HA	5:R:196:LEU:HD22	1.89	0.54
5:S:103:GLU:O	5:S:112:ALA:HA	2.07	0.54
5:S:173:THR:HB	5:S:186:LEU:HB3	1.88	0.54
5:T:67:ASP:O	5:T:70:ALA:HB3	2.08	0.54
6:U:16:ASP:N	6:U:222:ASN:HB3	2.22	0.54
6:U:84:LYS:HZ1	6:W:44:THR:CG2	1.89	0.54
6:U:246:THR:CB	6:W:154:ARG:NH1	2.57	0.54
6:U:407:LEU:HB3	6:U:418:ASN:HB3	1.88	0.54
6:W:16:ASP:N	6:W:222:ASN:HB3	2.22	0.54
1:A:155:PRO:HG2	1:A:159:THR:HG22	1.90	0.54
2:B:437:ARG:HE	4:D:173:ALA:CA	2.12	0.54
4:D:215:TRP:CZ2	4:D:279:VAL:HB	2.43	0.54
5:G:158:LEU:HG	5:G:160:ILE:HG12	1.88	0.54
5:H:67:ASP:O	5:H:70:ALA:HB3	2.08	0.54
6:J:363:ASN:C	6:J:365:ASP:H	2.11	0.54
6:J:530:ARG:H	6:K:472:ARG:HD2	1.60	0.54
6:J:562:TYR:HD1	6:J:562:TYR:H	1.52	0.54
6:J:578:SER:O	6:K:289:LEU:O	2.26	0.54
5:L:4:HIS:CD2	6:P:586:VAL:HG23	2.28	0.54
6:O:283:SER:CA	6:Q:529:SER:N	2.69	0.54
6:O:529:SER:N	6:P:283:SER:CA	2.71	0.54
6:P:80:GLU:O	6:P:84:LYS:HG2	2.07	0.54
5:T:148:CYS:SG	5:T:271:HIS:HB2	2.48	0.54
6:U:298:PHE:CB	6:V:418:ASN:C	2.56	0.54
6:U:598:SER:HB3	6:W:630:LEU:HD11	1.89	0.54
6:X:351:LEU:HD12	6:X:463:LEU:O	2.07	0.54
5:Y:52:CYS:C	5:Y:54:THR:H	2.11	0.54
1:A:720:PHE:HD1	1:A:786:VAL:HG22	1.72	0.54
1:A:998:LEU:HA	1:A:1001:ILE:HD12	1.89	0.54
1:A:1233:ARG:CZ	1:A:1293:VAL:H	2.20	0.54
2:B:954:PRO:CG	4:D:39:SER:C	2.76	0.54

Continued on next page...

Continued from previous page...

Atom-1	Atom-2	Interatomic distance (Å)	Clash overlap (Å)
2:B:959:ARG:NH1	4:D:40:ARG:CD	2.70	0.54
4:D:58:TYR:CE1	4:D:64:ARG:HD2	2.42	0.54
5:F:37:HIS:HD2	5:F:66:GLN:HB3	1.71	0.54
5:F:202:ALA:HA	5:F:248:ALA:O	2.07	0.54
5:G:44:GLY:HA3	6:I:400:ALA:C	2.16	0.54
6:I:66:ASP:C	6:J:232:ALA:HB2	2.26	0.54
6:J:30:ALA:HB3	6:K:610:THR:CA	2.31	0.54
6:O:412:ARG:HH22	6:Q:459:LEU:CD2	1.82	0.54
5:S:202:ALA:HA	5:S:248:ALA:O	2.08	0.54
6:U:80:GLU:O	6:U:84:LYS:HG2	2.07	0.54
6:U:165:THR:HA	6:V:537:SER:HG	1.72	0.54
6:U:409:ILE:O	6:U:414:GLN:OE1	2.26	0.54
6:U:412:ARG:NE	6:W:458:THR:HA	2.05	0.54
6:U:459:LEU:HB2	6:V:412:ARG:HE	1.70	0.54
6:V:219:LYS:HG3	6:V:220:PRO:HD2	1.89	0.54
6:W:351:LEU:HD12	6:W:463:LEU:O	2.07	0.54
5:Y:173:THR:HB	5:Y:186:LEU:HB3	1.88	0.54
1:A:455:ALA:HA	1:A:625:ARG:NH2	2.23	0.54
2:B:740:LYS:HD2	2:B:740:LYS:N	2.23	0.54
3:C:684:LEU:HD21	3:C:750:MET:HG3	1.89	0.54
4:D:46:ILE:CG2	4:D:187:GLN:CG	2.84	0.54
4:D:86:SER:OG	4:D:91:THR:HA	2.08	0.54
4:D:388:PRO:HB2	6:P:56:ALA:HB1	1.76	0.54
4:D:393:ASP:CG	6:P:53:THR:O	2.43	0.54
5:H:128:LEU:HA	5:H:196:LEU:HD22	1.89	0.54
6:J:528:ALA:CA	6:K:283:SER:CB	2.86	0.54
5:M:155:VAL:O	5:M:259:HIS:HA	2.07	0.54
5:N:148:CYS:SG	5:N:271:HIS:HB2	2.47	0.54
6:O:41:LEU:HD22	6:P:242:PHE:CD2	2.38	0.54
6:O:298:PHE:HD2	6:P:407:LEU:O	1.88	0.54
6:P:161:LYS:C	6:Q:534:SER:OG	2.45	0.54
6:Q:351:LEU:HD12	6:Q:463:LEU:O	2.07	0.54
5:S:148:CYS:SG	5:S:271:HIS:HB2	2.47	0.54
6:V:161:LYS:HE3	6:W:533:ASP:CB	2.30	0.54
6:V:622:GLU:HG2	6:W:281:PRO:HD3	1.87	0.54
6:X:16:ASP:N	6:X:222:ASN:HB3	2.22	0.54
6:X:355:GLY:O	6:X:416:ARG:HA	2.07	0.54
5:Y:103:GLU:O	5:Y:112:ALA:HA	2.08	0.54
5:Y:176:LEU:HB3	5:Y:178:ASP:OD1	2.07	0.54
1:A:359:TYR:CE2	1:A:378:PRO:HA	2.42	0.54
1:A:397:PRO:HA	1:A:747:THR:HG21	1.89	0.54

Continued on next page...

Continued from previous page...

Atom-1	Atom-2	Interatomic distance (Å)	Clash overlap (Å)
1:A:814:GLY:HA2	1:A:1025:ILE:HD11	1.90	0.54
1:A:917:LEU:O	1:A:920:ARG:HB2	2.08	0.54
1:A:1207:LEU:HB3	1:A:1221:PHE:HB3	1.89	0.54
2:B:868:ARG:CG	2:B:879:PHE:CD1	2.91	0.54
6:I:168:THR:O	6:J:538:ALA:HA	2.07	0.54
6:J:637:PHE:CE1	6:K:545:VAL:HB	2.43	0.54
5:L:44:GLY:CA	6:Q:400:ALA:O	2.35	0.54
5:M:128:LEU:HA	5:M:196:LEU:HD22	1.89	0.54
5:M:202:ALA:HA	5:M:248:ALA:O	2.08	0.54
6:Q:80:GLU:O	6:Q:84:LYS:HG2	2.08	0.54
6:U:298:PHE:C	6:V:418:ASN:OD1	2.45	0.54
6:U:622:GLU:OE1	6:V:281:PRO:CD	2.54	0.54
6:U:627:ARG:CG	6:V:272:ASP:OD1	2.50	0.54
6:V:36:LEU:CG	6:W:253:VAL:CG1	2.86	0.54
6:V:625:ARG:HH12	6:W:277:ASP:H	1.55	0.54
6:W:363:ASN:C	6:W:365:ASP:H	2.11	0.54
1:A:480:ARG:HH11	1:A:482:PRO:HB3	1.72	0.54
1:A:1045:ASN:ND2	1:A:1103:THR:HG22	2.22	0.54
2:B:291:LEU:O	2:B:890:GLN:HA	2.07	0.54
5:F:148:CYS:SG	5:F:271:HIS:HB2	2.47	0.54
5:H:5:MET:HG3	6:I:494:THR:HG23	1.88	0.54
6:I:36:LEU:HD11	6:J:242:PHE:CZ	2.43	0.54
6:I:363:ASN:C	6:I:365:ASP:H	2.11	0.54
6:J:30:ALA:CB	6:K:610:THR:CB	2.79	0.54
6:J:73:PHE:HE1	6:J:135:VAL:H	1.56	0.54
6:O:168:THR:O	6:P:538:ALA:HA	2.08	0.54
6:O:529:SER:N	6:P:283:SER:CB	2.71	0.54
6:O:545:VAL:HB	6:Q:637:PHE:CE1	2.42	0.54
6:O:619:ASP:N	6:P:284:VAL:HG21	2.23	0.54
6:P:36:LEU:CD1	6:Q:242:PHE:CE1	2.89	0.54
6:P:194:LEU:HA	6:Q:562:TYR:CG	2.43	0.54
6:P:219:LYS:HG3	6:P:220:PRO:HD2	1.89	0.54
6:P:363:ASN:C	6:P:365:ASP:H	2.11	0.54
6:P:528:ALA:CA	6:Q:283:SER:CB	2.86	0.54
5:R:148:CYS:SG	5:R:271:HIS:HB2	2.48	0.54
5:S:5:MET:HG3	6:W:494:THR:HG23	1.90	0.54
5:S:65:ILE:HA	5:S:68:SER:HB2	1.89	0.54
5:T:52:CYS:C	5:T:54:THR:H	2.11	0.54
6:U:351:LEU:HD12	6:U:463:LEU:O	2.06	0.54
6:V:161:LYS:C	6:W:534:SER:OG	2.46	0.54
6:V:456:ASN:HD21	6:V:459:LEU:HG	1.73	0.54

Continued on next page...

Continued from previous page...

Atom-1	Atom-2	Interatomic distance (Å)	Clash overlap (Å)
6:V:562:TYR:HD1	6:V:562:TYR:H	1.52	0.54
6:W:80:GLU:O	6:W:84:LYS:HG2	2.07	0.54
6:X:219:LYS:HG3	6:X:220:PRO:HD2	1.89	0.54
5:Y:148:CYS:SG	5:Y:271:HIS:HB2	2.48	0.54
1:A:503:PRO:HB2	1:A:1163:LEU:HD23	1.90	0.54
2:B:1184:LEU:HD12	4:D:51:LEU:HD11	1.90	0.54
3:C:377:ILE:O	3:C:379:GLY:N	2.41	0.54
4:E:147:MET:SD	4:E:156:ILE:HB	2.48	0.54
5:F:4:HIS:ND1	6:J:586:VAL:HG22	2.08	0.54
5:G:207:VAL:HA	5:G:240:PRO:O	2.08	0.54
5:H:176:LEU:HB3	5:H:178:ASP:OD1	2.07	0.54
6:I:80:GLU:O	6:I:84:LYS:HG2	2.08	0.54
6:I:619:ASP:N	6:J:284:VAL:HG21	2.23	0.54
6:J:144:ASN:HD22	6:J:147:ARG:CZ	2.21	0.54
5:M:4:HIS:CG	6:Q:586:VAL:CB	2.84	0.54
5:N:52:CYS:C	5:N:54:THR:H	2.11	0.54
6:O:80:GLU:O	6:O:84:LYS:HG2	2.08	0.54
6:P:351:LEU:HD12	6:P:463:LEU:O	2.07	0.54
6:Q:73:PHE:HE1	6:Q:135:VAL:H	1.56	0.54
5:R:130:PHE:CG	6:W:446:PRO:HB2	2.42	0.54
5:R:155:VAL:O	5:R:259:HIS:HA	2.07	0.54
5:S:194:LEU:HD21	6:U:447:SER:HB2	1.79	0.54
6:U:283:SER:N	6:W:529:SER:H	2.05	0.54
6:W:202:THR:C	6:W:204:PRO:HD3	2.29	0.54
6:X:326:THR:O	6:X:448:PRO:HA	2.07	0.54
2:B:294:ARG:HA	2:B:888:LEU:HD23	1.90	0.54
2:B:928:ASP:OD2	2:B:930:ARG:HG2	2.08	0.54
3:C:438:PRO:CG	4:E:188:THR:CG2	2.68	0.54
4:D:46:ILE:HG22	4:D:187:GLN:CG	2.38	0.54
4:D:342:ARG:CZ	4:D:349:ALA:H	2.21	0.54
4:D:390:ASN:OD1	6:P:50:PRO:HG2	1.98	0.54
5:G:37:HIS:HD2	5:G:66:GLN:HB3	1.73	0.54
5:H:173:THR:HG22	5:H:188:ARG:HA	1.88	0.54
5:L:155:VAL:O	5:L:259:HIS:HA	2.07	0.54
5:L:173:THR:HB	5:L:186:LEU:HB3	1.90	0.54
5:M:103:GLU:O	5:M:112:ALA:HA	2.07	0.54
5:N:202:ALA:HA	5:N:248:ALA:O	2.08	0.54
6:P:644:LEU:HD23	6:Q:548:LYS:HE3	1.81	0.54
5:R:207:VAL:HA	5:R:240:PRO:O	2.07	0.54
5:S:37:HIS:HD2	5:S:66:GLN:HB3	1.73	0.54
5:S:207:VAL:HA	5:S:240:PRO:O	2.08	0.54

Continued on next page...

Continued from previous page...

Atom-1	Atom-2	Interatomic distance (Å)	Clash overlap (Å)
5:T:130:PHE:CG	6:V:446:PRO:HB2	2.42	0.54
6:U:202:THR:C	6:U:204:PRO:HD3	2.28	0.54
6:U:241:ALA:HB1	6:W:146:GLN:HE22	1.72	0.54
6:U:363:ASN:C	6:U:365:ASP:H	2.12	0.54
6:U:458:THR:HA	6:V:412:ARG:NE	2.10	0.54
6:U:545:VAL:HG11	6:W:641:ILE:HG13	0.56	0.54
6:V:194:LEU:HA	6:W:562:TYR:CG	2.42	0.54
6:V:637:PHE:CE1	6:W:545:VAL:HB	2.43	0.54
6:W:326:THR:O	6:W:448:PRO:HA	2.08	0.54
6:X:363:ASN:C	6:X:365:ASP:H	2.11	0.54
5:Y:37:HIS:HD2	5:Y:66:GLN:HB3	1.73	0.54
1:A:379:VAL:CG1	6:I:60:SER:HG	2.12	0.54
1:A:686:ALA:O	1:A:690:ARG:HG3	2.08	0.54
2:B:858:VAL:HB	2:B:861:ARG:HH22	1.70	0.54
3:C:313:LYS:O	3:C:1196:ARG:CD	2.55	0.54
4:D:198:GLN:OE1	4:D:198:GLN:N	2.31	0.54
5:G:103:GLU:O	5:G:112:ALA:HA	2.07	0.54
6:I:84:LYS:HE2	6:K:43:PRO:HA	1.89	0.54
6:I:241:ALA:HB1	6:K:146:GLN:HE22	1.72	0.54
6:I:562:TYR:CD2	6:K:194:LEU:HA	2.43	0.54
6:K:326:THR:O	6:K:448:PRO:HA	2.08	0.54
5:L:29:ARG:HH11	5:L:32:THR:HA	1.72	0.54
5:N:6:ILE:H	5:N:6:ILE:HD12	1.73	0.54
5:N:67:ASP:O	5:N:70:ALA:HB3	2.08	0.54
5:N:142:ALA:HA	5:N:145:ARG:HB2	1.90	0.54
6:O:241:ALA:HB1	6:Q:146:GLN:HE22	1.73	0.54
6:P:627:ARG:CG	6:Q:272:ASP:OD1	2.50	0.54
5:T:191:LYS:O	6:V:364:PRO:CB	2.38	0.54
6:U:548:LYS:HE3	6:W:644:LEU:HA	1.81	0.54
6:V:295:ARG:HH12	6:W:419:MET:HA	1.70	0.54
5:Y:207:VAL:HA	5:Y:240:PRO:O	2.08	0.54
1:A:405:ARG:HD3	1:A:781:ILE:HD12	1.89	0.53
4:D:393:ASP:OD1	6:P:53:THR:CA	2.57	0.53
5:G:128:LEU:HA	5:G:196:LEU:HD22	1.90	0.53
5:G:202:ALA:HA	5:G:248:ALA:O	2.08	0.53
6:I:193:ILE:CG2	6:J:561:ASP:HB2	2.39	0.53
6:I:606:THR:CG2	6:K:28:SER:CB	2.79	0.53
6:J:66:ASP:OD1	6:K:232:ALA:HB1	1.99	0.53
6:J:161:LYS:O	6:K:534:SER:CB	2.57	0.53
6:J:456:ASN:HD21	6:J:459:LEU:HG	1.72	0.53
6:K:80:GLU:O	6:K:84:LYS:HG2	2.08	0.53

Continued on next page...

Continued from previous page...

Atom-1	Atom-2	Interatomic distance (Å)	Clash overlap (Å)
5:L:184:LYS:O	5:L:199:ASP:HA	2.08	0.53
5:M:52:CYS:C	5:M:54:THR:H	2.11	0.53
5:N:128:LEU:HA	5:N:196:LEU:HD22	1.90	0.53
6:O:161:LYS:HZ3	6:P:533:ASP:HA	1.61	0.53
6:O:326:THR:O	6:O:448:PRO:HA	2.08	0.53
6:O:625:ARG:CZ	6:P:278:THR:H	2.21	0.53
6:P:326:THR:O	6:P:448:PRO:HA	2.07	0.53
6:P:456:ASN:HD21	6:P:459:LEU:HG	1.73	0.53
5:R:142:ALA:HA	5:R:145:ARG:HB2	1.90	0.53
5:T:202:ALA:HA	5:T:248:ALA:O	2.08	0.53
6:U:36:LEU:HD11	6:V:242:PHE:CZ	2.43	0.53
6:U:562:TYR:CD2	6:W:194:LEU:HA	2.43	0.53
6:U:619:ASP:N	6:V:284:VAL:HG21	2.23	0.53
6:V:30:ALA:HB3	6:W:610:THR:CA	2.32	0.53
6:V:351:LEU:HD12	6:V:463:LEU:O	2.08	0.53
5:Y:202:ALA:HA	5:Y:248:ALA:O	2.08	0.53
1:A:228:GLU:HG2	1:A:239:LEU:HB3	1.90	0.53
2:B:215:LEU:CD1	2:B:216:THR:HG22	2.38	0.53
2:B:222:PHE:CE1	2:B:1154:ILE:HG12	2.43	0.53
3:C:792:GLN:HE22	4:D:346:LEU:C	2.12	0.53
4:D:158:HIS:HB3	4:D:287:SER:HB2	1.91	0.53
6:I:161:LYS:HE2	6:J:533:ASP:OD2	2.05	0.53
6:J:326:THR:O	6:J:448:PRO:HA	2.08	0.53
6:J:351:LEU:HD12	6:J:463:LEU:O	2.07	0.53
6:O:272:ASP:OD1	6:Q:627:ARG:CG	2.51	0.53
6:O:351:LEU:HD12	6:O:463:LEU:O	2.07	0.53
6:O:409:ILE:O	6:O:414:GLN:OE1	2.25	0.53
6:O:538:ALA:HA	6:Q:168:THR:HB	1.88	0.53
6:P:36:LEU:HD21	6:Q:242:PHE:CD1	2.40	0.53
6:Q:411:VAL:HB	6:Q:412:ARG:HH21	1.72	0.53
5:R:65:ILE:HA	5:R:68:SER:HB2	1.88	0.53
5:R:202:ALA:HA	5:R:248:ALA:O	2.08	0.53
5:S:67:ASP:O	5:S:70:ALA:HB3	2.08	0.53
6:U:153:MET:HA	6:U:156:VAL:HG12	1.90	0.53
4:D:24:ASN:O	4:D:27:GLN:HB3	2.09	0.53
4:E:8:GLY:HA3	4:E:142:VAL:HB	1.89	0.53
6:I:298:PHE:C	6:J:418:ASN:OD1	2.45	0.53
5:L:37:HIS:CD2	5:L:66:GLN:HB3	2.43	0.53
5:M:67:ASP:O	5:M:70:ALA:HB3	2.08	0.53
5:N:37:HIS:HD2	5:N:66:GLN:HB3	1.72	0.53
6:O:363:ASN:C	6:O:365:ASP:H	2.12	0.53

Continued on next page...

Continued from previous page...

Atom-1	Atom-2	Interatomic distance (Å)	Clash overlap (Å)
6:O:411:VAL:HB	6:O:412:ARG:HH21	1.73	0.53
6:O:412:ARG:HB2	6:Q:459:LEU:HB2	1.91	0.53
6:O:445:ILE:HG12	6:O:447:SER:N	2.24	0.53
6:O:562:TYR:CD2	6:Q:194:LEU:HA	2.43	0.53
6:P:161:LYS:O	6:Q:534:SER:CB	2.56	0.53
6:P:295:ARG:HH12	6:Q:419:MET:HA	1.71	0.53
6:P:351:LEU:HD13	6:P:464:LEU:HD13	1.91	0.53
5:S:176:LEU:HB3	5:S:178:ASP:OD1	2.08	0.53
5:T:37:HIS:CD2	5:T:66:GLN:HB3	2.43	0.53
5:T:146:ASN:ND2	5:T:158:LEU:HD21	2.24	0.53
6:U:534:SER:O	6:U:537:SER:OG	2.27	0.53
6:V:28:SER:CB	6:W:606:THR:HG22	2.26	0.53
6:W:111:PHE:CE2	6:W:145:LEU:HB2	2.43	0.53
6:X:144:ASN:HD22	6:X:147:ARG:CZ	2.19	0.53
2:B:317:PHE:HE1	2:B:385:VAL:HG21	1.73	0.53
2:B:428:LEU:HD21	2:B:842:ALA:HA	1.90	0.53
2:B:455:GLU:O	2:B:458:HIS:HB2	2.08	0.53
3:C:474:GLU:O	3:C:478:THR:HG23	2.08	0.53
3:C:599:ILE:HB	3:C:608:GLN:HG2	1.89	0.53
3:C:714:SER:C	3:C:716:ASN:H	2.11	0.53
4:D:366:ILE:HA	4:D:369:HIS:NE2	2.22	0.53
6:J:44:THR:CA	6:K:84:LYS:CE	2.48	0.53
6:J:80:GLU:O	6:J:84:LYS:HG2	2.07	0.53
6:J:160:GLN:CG	6:K:612:SER:HB2	1.97	0.53
5:L:148:CYS:SG	5:L:271:HIS:HB2	2.48	0.53
5:N:130:PHE:CG	6:P:446:PRO:HB2	2.43	0.53
6:O:534:SER:HB2	6:Q:165:THR:CB	2.28	0.53
6:O:545:VAL:CB	6:Q:641:ILE:CG1	2.83	0.53
6:P:169:MET:HA	6:Q:541:SER:HG	1.64	0.53
6:P:578:SER:O	6:Q:289:LEU:O	2.26	0.53
5:S:52:CYS:C	5:S:54:THR:H	2.11	0.53
5:T:192:THR:O	6:V:364:PRO:HB2	2.03	0.53
6:U:84:LYS:HE2	6:W:43:PRO:HA	1.90	0.53
6:V:363:ASN:C	6:V:365:ASP:H	2.11	0.53
1:A:962:GLU:OE2	1:A:964:VAL:HG13	2.09	0.53
1:A:1175:ARG:HH11	1:A:1215:LEU:HD22	1.74	0.53
2:B:353:GLN:CD	3:C:1022:PRO:HD3	2.29	0.53
2:B:951:PRO:CG	4:D:37:TRP:HZ3	2.20	0.53
3:C:100:VAL:HG12	3:C:102:ASP:OD2	2.09	0.53
4:D:152:ASP:OD1	4:D:306:PRO:HG3	2.08	0.53
4:E:267:ILE:HA	4:E:324:PRO:O	2.09	0.53

Continued on next page...

Continued from previous page...

Atom-1	Atom-2	Interatomic distance (Å)	Clash overlap (Å)
5:F:142:ALA:HA	5:F:145:ARG:HB2	1.91	0.53
5:G:67:ASP:O	5:G:70:ALA:HB3	2.08	0.53
5:H:6:ILE:H	5:H:6:ILE:HD12	1.73	0.53
6:I:153:MET:HA	6:I:156:VAL:HG12	1.91	0.53
6:I:219:LYS:HG3	6:I:220:PRO:HD2	1.89	0.53
6:I:283:SER:N	6:K:529:SER:H	2.05	0.53
6:I:295:ARG:HH11	6:I:298:PHE:HB2	1.73	0.53
6:I:328:THR:HG21	6:I:451:SER:HB2	1.91	0.53
6:I:445:ILE:HG12	6:I:447:SER:N	2.24	0.53
6:I:598:SER:HB3	6:K:630:LEU:HD11	1.91	0.53
5:N:4:HIS:CE1	6:O:586:VAL:CB	2.92	0.53
6:O:472:ARG:HG3	6:Q:530:ARG:HA	1.90	0.53
6:P:36:LEU:CG	6:Q:253:VAL:CG1	2.86	0.53
6:P:161:LYS:C	6:Q:534:SER:HG	2.12	0.53
6:Q:445:ILE:HG12	6:Q:447:SER:N	2.23	0.53
5:S:155:VAL:O	5:S:259:HIS:HA	2.07	0.53
6:U:562:TYR:HD1	6:U:562:TYR:H	1.57	0.53
2:B:242:ARG:HH11	2:B:266:PRO:HD2	1.73	0.53
5:F:128:LEU:HA	5:F:196:LEU:HD22	1.90	0.53
5:G:6:ILE:H	5:G:6:ILE:HD12	1.73	0.53
6:I:169:MET:H	6:J:537:SER:HB2	1.69	0.53
6:I:637:PHE:HE1	6:J:545:VAL:HB	1.73	0.53
6:J:161:LYS:HE2	6:K:533:ASP:C	2.29	0.53
5:L:6:ILE:H	5:L:6:ILE:HD12	1.72	0.53
5:L:103:GLU:O	5:L:112:ALA:HA	2.08	0.53
5:L:202:ALA:HA	5:L:248:ALA:O	2.09	0.53
5:N:207:VAL:HA	5:N:240:PRO:O	2.08	0.53
6:O:530:ARG:CZ	6:P:482:ASP:OD1	2.56	0.53
6:P:202:THR:C	6:P:204:PRO:HD3	2.28	0.53
6:P:637:PHE:CE1	6:Q:545:VAL:HB	2.43	0.53
5:R:4:HIS:ND1	6:V:586:VAL:CG1	2.71	0.53
5:T:142:ALA:HA	5:T:145:ARG:HB2	1.90	0.53
5:T:162:SER:O	5:T:261:ASP:HB3	2.09	0.53
6:V:187:LEU:O	6:V:190:ALA:HB3	2.08	0.53
6:X:457:PRO:O	6:X:458:THR:HB	2.08	0.53
6:X:497:GLU:N	5:Y:5:MET:HE1	2.24	0.53
2:B:404:MET:HE3	4:D:46:ILE:C	2.29	0.53
2:B:437:ARG:NE	4:D:173:ALA:C	2.61	0.53
2:B:873:GLN:OE1	2:B:884:PRO:HD2	2.08	0.53
2:B:880:LEU:O	4:D:32:CYS:HA	2.08	0.53
3:C:438:PRO:HB3	4:E:188:THR:HG21	1.87	0.53

Continued on next page...

Continued from previous page...

Atom-1	Atom-2	Interatomic distance (Å)	Clash overlap (Å)
4:D:392:ALA:CA	6:P:49:ARG:CZ	2.85	0.53
5:G:162:SER:O	5:G:261:ASP:HB3	2.08	0.53
5:H:162:SER:O	5:H:261:ASP:HB3	2.09	0.53
6:I:36:LEU:CG	6:J:242:PHE:HB3	2.27	0.53
6:J:194:LEU:HA	6:K:562:TYR:CG	2.44	0.53
5:M:5:MET:HG3	6:Q:494:THR:HG23	1.91	0.53
6:P:577:VAL:HG12	6:Q:471:LEU:HD22	1.91	0.53
6:Q:119:VAL:CG2	6:Q:131:VAL:HB	2.39	0.53
5:T:6:ILE:H	5:T:6:ILE:HD12	1.73	0.53
6:U:161:LYS:CD	6:V:533:ASP:CG	2.59	0.53
6:U:161:LYS:HE2	6:V:533:ASP:OD2	2.05	0.53
6:U:418:ASN:OD1	6:W:298:PHE:C	2.46	0.53
6:U:530:ARG:CZ	6:V:482:ASP:OD1	2.56	0.53
6:V:161:LYS:HE2	6:W:533:ASP:C	2.29	0.53
6:W:317:ARG:HA	6:W:330:GLN:HA	1.91	0.53
6:X:282:VAL:HG23	6:X:472:ARG:HH22	1.74	0.53
5:Y:142:ALA:HA	5:Y:145:ARG:HB2	1.90	0.53
1:A:490:ASP:HB3	1:A:494:PHE:CE1	2.43	0.53
2:B:572:ALA:O	2:B:575:MET:HB2	2.08	0.53
3:C:313:LYS:HG3	3:C:1198:ASN:HB2	1.91	0.53
3:C:436:LEU:CB	4:E:43:HIS:CD2	2.92	0.53
5:F:67:ASP:O	5:F:70:ALA:HB3	2.09	0.53
5:F:146:ASN:ND2	5:F:158:LEU:HD21	2.23	0.53
5:H:207:VAL:HA	5:H:240:PRO:O	2.08	0.53
6:O:153:MET:HA	6:O:156:VAL:HG12	1.91	0.53
6:P:161:LYS:HE2	6:Q:533:ASP:C	2.28	0.53
6:Q:567:ARG:NH2	6:Q:571:ARG:HH22	2.07	0.53
5:R:67:ASP:O	5:R:70:ALA:HB3	2.09	0.53
5:S:162:SER:O	5:S:261:ASP:HB3	2.08	0.53
6:U:165:THR:O	6:V:537:SER:HB2	2.06	0.53
6:U:194:LEU:CA	6:V:562:TYR:CG	2.89	0.53
6:U:272:ASP:OD1	6:W:627:ARG:CG	2.50	0.53
6:V:202:THR:C	6:V:204:PRO:HD3	2.28	0.53
6:V:457:PRO:O	6:V:458:THR:HB	2.08	0.53
6:V:528:ALA:CA	6:W:283:SER:CB	2.86	0.53
6:W:73:PHE:HE1	6:W:135:VAL:H	1.57	0.53
6:X:445:ILE:HG12	6:X:447:SER:N	2.24	0.53
1:A:553:GLN:HB3	1:A:560:HIS:O	2.09	0.53
2:B:601:ILE:HB	2:B:606:MET:O	2.08	0.53
5:F:4:HIS:CG	6:J:586:VAL:CG1	2.92	0.53
5:F:80:ARG:NH1	5:F:81:SER:HA	2.24	0.53

Continued on next page...

Continued from previous page...

Atom-1	Atom-2	Interatomic distance (Å)	Clash overlap (Å)
6:I:195:PRO:CD	6:J:562:TYR:CG	2.77	0.53
6:I:253:VAL:HG13	6:K:36:LEU:CG	2.37	0.53
6:I:281:PRO:HG2	6:K:619:ASP:HA	1.91	0.53
6:I:317:ARG:HA	6:I:330:GLN:HA	1.91	0.53
6:I:641:ILE:HG12	6:J:545:VAL:HG22	1.90	0.53
6:J:219:LYS:HG3	6:J:220:PRO:HD2	1.89	0.53
6:J:625:ARG:HD2	6:K:278:THR:OG1	2.09	0.53
6:Q:71:TYR:CE2	6:Q:138:SER:HA	2.44	0.53
6:Q:202:THR:C	6:Q:204:PRO:HD3	2.28	0.53
5:T:207:VAL:HA	5:T:240:PRO:O	2.09	0.53
6:U:281:PRO:HG2	6:W:619:ASP:HA	1.91	0.53
6:U:545:VAL:HB	6:W:637:PHE:CE1	2.44	0.53
6:V:36:LEU:HD21	6:W:242:PHE:CD1	2.39	0.53
6:V:567:ARG:NH2	6:V:571:ARG:HH22	2.07	0.53
5:Y:214:ARG:HA	5:Y:234:ARG:HH21	1.74	0.53
2:B:597:GLU:HA	2:B:597:GLU:OE2	2.09	0.53
5:F:52:CYS:C	5:F:54:THR:H	2.12	0.53
5:H:52:CYS:C	5:H:54:THR:H	2.12	0.53
6:I:111:PHE:CE2	6:I:145:LEU:HB2	2.44	0.53
6:I:418:ASN:OD1	6:K:298:PHE:C	2.47	0.53
6:I:562:TYR:HD1	6:I:562:TYR:H	1.55	0.53
6:I:625:ARG:CZ	6:J:278:THR:H	2.21	0.53
6:J:445:ILE:HG12	6:J:447:SER:N	2.23	0.53
6:K:368:THR:H	6:K:404:ALA:HB3	1.74	0.53
5:L:5:MET:HE1	6:P:494:THR:OG1	2.08	0.53
5:L:67:ASP:O	5:L:70:ALA:HB3	2.09	0.53
5:L:120:ALA:HB3	5:L:177:ASP:O	2.09	0.53
6:O:456:ASN:HD22	6:O:457:PRO:HD2	1.75	0.53
6:O:534:SER:O	6:O:537:SER:OG	2.27	0.53
6:Q:326:THR:O	6:Q:448:PRO:HA	2.09	0.53
5:R:6:ILE:H	5:R:6:ILE:HD12	1.73	0.53
5:R:120:ALA:HB3	5:R:177:ASP:O	2.09	0.53
5:S:80:ARG:NH1	5:S:81:SER:HA	2.24	0.53
6:U:326:THR:O	6:U:448:PRO:HA	2.09	0.53
6:V:111:PHE:CE2	6:V:145:LEU:HB2	2.43	0.53
6:V:298:PHE:CB	6:W:419:MET:H	2.14	0.53
6:W:187:LEU:O	6:W:190:ALA:HB3	2.09	0.53
6:X:119:VAL:CG2	6:X:131:VAL:HB	2.40	0.53
3:C:1060:ARG:HH11	3:C:1064:TRP:HB3	1.74	0.52
4:E:336:ALA:HA	6:U:55:VAL:HG23	1.91	0.52
5:H:184:LYS:O	5:H:199:ASP:HA	2.09	0.52

Continued on next page...

Continued from previous page...

Atom-1	Atom-2	Interatomic distance (Å)	Clash overlap (Å)
6:I:411:VAL:HG22	6:K:333:PRO:CA	2.35	0.52
6:J:36:LEU:CG	6:K:253:VAL:CG1	2.86	0.52
5:N:103:GLU:O	5:N:112:ALA:HA	2.07	0.52
5:N:184:LYS:O	5:N:199:ASP:HA	2.09	0.52
6:O:606:THR:CG2	6:Q:28:SER:CB	2.78	0.52
6:O:619:ASP:HA	6:P:281:PRO:CG	2.39	0.52
6:P:317:ARG:HA	6:P:330:GLN:HA	1.90	0.52
6:Q:153:MET:HA	6:Q:156:VAL:HG12	1.91	0.52
5:R:37:HIS:HD2	5:R:66:GLN:HB3	1.74	0.52
5:R:52:CYS:C	5:R:54:THR:H	2.12	0.52
5:S:184:LYS:O	5:S:199:ASP:HA	2.09	0.52
6:U:71:TYR:CE2	6:U:138:SER:HA	2.44	0.52
6:U:165:THR:HG21	6:V:534:SER:HB3	1.83	0.52
6:U:368:THR:H	6:U:404:ALA:HB3	1.74	0.52
6:U:606:THR:CG2	6:W:28:SER:CB	2.79	0.52
6:V:326:THR:O	6:V:448:PRO:HA	2.08	0.52
1:A:233:PRO:HB2	1:A:236:GLY:O	2.09	0.52
1:A:400:LEU:O	1:A:402:PRO:HD3	2.10	0.52
1:A:568:ARG:HA	1:A:568:ARG:NE	2.23	0.52
1:A:1048:CYS:O	1:A:1048:CYS:SG	2.66	0.52
2:B:328:ARG:HA	2:B:328:ARG:CZ	2.39	0.52
3:C:1008:GLY:O	3:C:1011:VAL:HG22	2.09	0.52
5:G:142:ALA:HA	5:G:145:ARG:HB2	1.90	0.52
5:H:4:HIS:HB2	6:I:586:VAL:CG1	2.35	0.52
6:I:456:ASN:OD1	6:J:412:ARG:HA	1.84	0.52
6:I:534:SER:O	6:I:537:SER:OG	2.27	0.52
5:L:207:VAL:HA	5:L:240:PRO:O	2.09	0.52
5:N:146:ASN:ND2	5:N:158:LEU:HD21	2.24	0.52
6:O:161:LYS:HE2	6:P:533:ASP:OD2	2.05	0.52
6:P:407:LEU:HB3	6:P:418:ASN:HB3	1.92	0.52
5:T:184:LYS:O	5:T:199:ASP:HA	2.08	0.52
6:U:253:VAL:HG13	6:W:36:LEU:CG	2.36	0.52
6:U:625:ARG:CZ	6:V:278:THR:H	2.22	0.52
6:V:368:THR:O	6:V:445:ILE:HG13	2.09	0.52
6:V:445:ILE:HG12	6:V:447:SER:N	2.23	0.52
6:W:567:ARG:NH2	6:W:571:ARG:HH22	2.06	0.52
6:X:111:PHE:CE2	6:X:145:LEU:HB2	2.44	0.52
6:X:187:LEU:O	6:X:190:ALA:HB3	2.10	0.52
6:X:634:LYS:O	6:X:637:PHE:HB3	2.09	0.52
5:Y:37:HIS:CD2	5:Y:66:GLN:HB3	2.45	0.52
1:A:510:LEU:HD13	1:A:514:PHE:CE1	2.45	0.52

Continued on next page...

Continued from previous page...

Atom-1	Atom-2	Interatomic distance (Å)	Clash overlap (Å)
1:A:814:GLY:O	1:A:817:SER:HB3	2.10	0.52
1:A:1036:ARG:H	1:A:1036:ARG:CZ	2.22	0.52
2:B:353:GLN:HE21	3:C:1020:ILE:HG13	1.75	0.52
3:C:153:ILE:HD11	3:C:194:ILE:HB	1.92	0.52
3:C:864:PHE:O	3:C:868:ARG:HG3	2.09	0.52
4:E:339:LEU:HD12	4:E:342:ARG:HH11	1.75	0.52
5:G:146:ASN:ND2	5:G:158:LEU:HD21	2.25	0.52
5:H:37:HIS:CD2	5:H:66:GLN:HB3	2.45	0.52
6:I:530:ARG:CZ	6:J:482:ASP:OD1	2.57	0.52
6:I:545:VAL:CB	6:K:641:ILE:CG1	2.84	0.52
6:O:154:ARG:HH12	6:P:246:THR:HB	1.67	0.52
6:P:625:ARG:HD2	6:Q:278:THR:OG1	2.09	0.52
5:R:146:ASN:ND2	5:R:158:LEU:HD21	2.24	0.52
5:S:37:HIS:CD2	5:S:66:GLN:HB3	2.44	0.52
5:T:4:HIS:CE1	6:U:586:VAL:CB	2.92	0.52
6:U:193:ILE:C	6:V:562:TYR:CD1	2.42	0.52
6:U:619:ASP:HA	6:V:281:PRO:CG	2.39	0.52
6:V:625:ARG:HD2	6:W:278:THR:OG1	2.09	0.52
5:Y:6:ILE:H	5:Y:6:ILE:HD12	1.74	0.52
5:Y:120:ALA:HB3	5:Y:177:ASP:O	2.10	0.52
1:A:517:ALA:HB3	1:A:578:VAL:HA	1.90	0.52
2:B:689:VAL:HG22	2:B:831:LEU:HB3	1.91	0.52
2:B:832:ILE:O	2:B:835:HIS:HB3	2.09	0.52
2:B:954:PRO:HB3	4:D:40:ARG:CA	2.39	0.52
5:F:37:HIS:CD2	5:F:66:GLN:HB3	2.44	0.52
5:G:184:LYS:O	5:G:199:ASP:HA	2.09	0.52
5:H:202:ALA:HA	5:H:248:ALA:O	2.08	0.52
6:I:41:LEU:HD22	6:J:242:PHE:CD2	2.38	0.52
6:I:530:ARG:HA	6:J:472:ARG:HG3	1.90	0.52
6:I:538:ALA:HA	6:K:168:THR:HB	1.88	0.52
6:J:644:LEU:HD23	6:K:548:LYS:HE3	1.82	0.52
6:K:111:PHE:CE2	6:K:145:LEU:HB2	2.45	0.52
6:K:363:ASN:C	6:K:365:ASP:H	2.12	0.52
5:L:80:ARG:NH1	5:L:81:SER:HA	2.24	0.52
5:M:146:ASN:ND2	5:M:158:LEU:HD21	2.24	0.52
5:N:37:HIS:CD2	5:N:66:GLN:HB3	2.44	0.52
6:O:111:PHE:CE2	6:O:145:LEU:HB2	2.44	0.52
6:O:418:ASN:OD1	6:Q:298:PHE:C	2.46	0.52
6:O:529:SER:CB	6:P:473:GLU:HA	2.39	0.52
6:Q:111:PHE:CE2	6:Q:145:LEU:HB2	2.43	0.52
6:Q:317:ARG:HA	6:Q:330:GLN:HA	1.91	0.52

Continued on next page...

Continued from previous page...

Atom-1	Atom-2	Interatomic distance (Å)	Clash overlap (Å)
6:U:119:VAL:CG2	6:U:131:VAL:HB	2.40	0.52
2:B:264:PRO:HG2	2:B:270:SER:HB3	1.92	0.52
5:F:131:ARG:NE	6:K:448:PRO:HG2	2.19	0.52
5:H:146:ASN:ND2	5:H:158:LEU:HD21	2.24	0.52
6:I:119:VAL:CG2	6:I:131:VAL:HB	2.39	0.52
6:I:235:LEU:HD21	6:K:42:ASN:HD22	1.52	0.52
6:I:411:VAL:HB	6:I:412:ARG:HH21	1.74	0.52
6:I:567:ARG:NH2	6:I:571:ARG:HH22	2.08	0.52
6:I:619:ASP:HA	6:J:281:PRO:CG	2.39	0.52
6:K:317:ARG:HA	6:K:330:GLN:HA	1.91	0.52
5:L:142:ALA:HA	5:L:145:ARG:HB2	1.90	0.52
5:M:142:ALA:HA	5:M:145:ARG:HB2	1.90	0.52
6:O:537:SER:CA	6:Q:168:THR:OG1	2.57	0.52
6:P:111:PHE:CE2	6:P:145:LEU:HB2	2.44	0.52
5:T:180:HIS:CG	5:T:181:PRO:HD2	2.44	0.52
6:U:247:SER:C	6:W:154:ARG:CD	2.73	0.52
6:U:567:ARG:NH2	6:U:571:ARG:HH22	2.07	0.52
6:V:641:ILE:HG12	6:W:545:VAL:HG13	1.79	0.52
1:A:810:LEU:HD21	1:A:1016:ALA:O	2.10	0.52
2:B:851:PHE:HA	2:B:854:ASN:ND2	2.25	0.52
3:C:1024:PRO:O	3:C:1027:LEU:HD12	2.10	0.52
3:C:1133:VAL:HG12	3:C:1135:TYR:CE2	2.45	0.52
4:E:336:ALA:CB	6:U:54:SER:HB2	2.40	0.52
5:H:24:LEU:HA	5:H:41:VAL:HG22	1.92	0.52
5:H:148:CYS:SG	5:H:271:HIS:HB2	2.49	0.52
6:I:43:PRO:HA	6:J:84:LYS:HE2	1.90	0.52
6:I:72:SER:OG	6:J:235:LEU:HD12	2.09	0.52
6:I:606:THR:HG23	6:K:173:ASP:OD2	2.05	0.52
6:I:640:GLN:HE22	6:J:545:VAL:HG12	1.24	0.52
6:J:577:VAL:HG12	6:K:471:LEU:HD22	1.91	0.52
6:K:153:MET:HA	6:K:156:VAL:HG12	1.91	0.52
5:L:162:SER:O	5:L:261:ASP:HB3	2.09	0.52
5:N:80:ARG:NH1	5:N:81:SER:HA	2.24	0.52
6:O:253:VAL:HG13	6:Q:36:LEU:CG	2.38	0.52
6:O:567:ARG:NH2	6:O:571:ARG:HH22	2.07	0.52
6:P:445:ILE:HG12	6:P:447:SER:N	2.25	0.52
5:R:133:CYS:SG	5:R:197:VAL:HB	2.50	0.52
5:R:194:LEU:HD21	6:W:447:SER:HB2	1.83	0.52
5:S:142:ALA:HA	5:S:145:ARG:HB2	1.91	0.52
5:S:176:LEU:HD22	5:S:185:VAL:CG2	2.39	0.52
6:U:317:ARG:HA	6:U:330:GLN:HA	1.92	0.52

Continued on next page...

Continued from previous page...

Atom-1	Atom-2	Interatomic distance (Å)	Clash overlap (Å)
6:U:411:VAL:HB	6:U:412:ARG:HH21	1.74	0.52
6:U:412:ARG:HA	6:W:456:ASN:ND2	1.72	0.52
6:V:317:ARG:HA	6:V:330:GLN:HA	1.92	0.52
6:W:71:TYR:CE2	6:W:138:SER:HA	2.44	0.52
6:W:445:ILE:HG12	6:W:447:SER:N	2.24	0.52
1:A:1057:PRO:HD3	1:A:1094:GLN:NE2	2.21	0.52
2:B:380:GLU:N	3:C:798:VAL:HG22	2.24	0.52
3:C:560:LEU:HD11	3:C:564:TRP:CZ2	2.44	0.52
3:C:1006:ARG:HG3	3:C:1013:VAL:HG11	1.91	0.52
4:D:237:ALA:O	4:D:244:ASP:HA	2.10	0.52
4:E:225:ARG:HD2	4:E:346:LEU:HD21	1.92	0.52
5:H:5:MET:HG3	6:I:494:THR:HG21	1.92	0.52
5:H:214:ARG:HA	5:H:234:ARG:HH21	1.75	0.52
6:I:47:LEU:HA	6:I:118:TYR:O	2.10	0.52
6:I:147:ARG:NH1	6:Q:100:LYS:CG	2.61	0.52
6:I:351:LEU:HD13	6:I:464:LEU:HD13	1.91	0.52
6:K:567:ARG:NH2	6:K:571:ARG:HH22	2.07	0.52
5:L:4:HIS:CG	6:P:586:VAL:CG1	2.93	0.52
5:M:184:LYS:O	5:M:199:ASP:HA	2.10	0.52
6:O:119:VAL:CG2	6:O:131:VAL:HB	2.39	0.52
6:P:36:LEU:HB3	6:Q:253:VAL:HG13	1.82	0.52
5:R:184:LYS:O	5:R:199:ASP:HA	2.09	0.52
6:U:187:LEU:O	6:U:190:ALA:HB3	2.09	0.52
6:U:529:SER:N	6:V:283:SER:CB	2.71	0.52
6:U:634:LYS:O	6:U:637:PHE:HB3	2.10	0.52
6:V:36:LEU:HB3	6:W:253:VAL:HG13	1.81	0.52
6:V:161:LYS:O	6:W:534:SER:CB	2.57	0.52
6:V:530:ARG:NH2	6:W:482:ASP:OD1	2.43	0.52
6:X:412:ARG:CZ	6:X:414:GLN:HE22	2.22	0.52
5:Y:128:LEU:HA	5:Y:196:LEU:HD22	1.90	0.52
5:Y:180:HIS:CG	5:Y:181:PRO:HD2	2.45	0.52
1:A:816:ASN:HA	1:A:819:ILE:HD12	1.90	0.52
2:B:209:ASN:HD21	2:B:267:THR:HG21	1.74	0.52
2:B:404:MET:HE1	4:D:46:ILE:HB	1.88	0.52
2:B:864:PHE:O	2:B:867:ALA:HB3	2.10	0.52
2:B:954:PRO:CB	4:D:43:HIS:NE2	2.72	0.52
3:C:407:ARG:HG2	4:E:176:ALA:O	2.10	0.52
4:E:383:ARG:HE	4:E:385:PRO:HB3	1.74	0.52
5:F:188:ARG:HD2	5:F:196:LEU:H	1.75	0.52
5:G:80:ARG:NH1	5:G:81:SER:HA	2.24	0.52
6:I:187:LEU:O	6:I:190:ALA:HB3	2.10	0.52

Continued on next page...

Continued from previous page...

Atom-1	Atom-2	Interatomic distance (Å)	Clash overlap (Å)
6:J:119:VAL:CG2	6:J:131:VAL:HB	2.39	0.52
6:J:641:ILE:HD11	6:K:545:VAL:CG2	2.20	0.52
6:J:644:LEU:HD23	6:K:548:LYS:HZ1	1.72	0.52
5:N:133:CYS:SG	5:N:197:VAL:HB	2.50	0.52
5:N:176:LEU:HD22	5:N:185:VAL:CG2	2.39	0.52
6:O:71:TYR:CE2	6:O:138:SER:HA	2.45	0.52
6:O:647:GLY:O	6:O:648:LYS:O	2.28	0.52
6:U:411:VAL:HG22	6:W:333:PRO:CA	2.35	0.52
6:V:165:THR:CA	6:W:537:SER:OG	2.56	0.52
6:W:312:ASN:HB2	6:W:333:PRO:HA	1.92	0.52
6:X:38:PRO:HA	6:X:41:LEU:HD12	1.92	0.52
1:A:443:TYR:CE1	1:A:644:LEU:HD22	2.45	0.52
2:B:226:MET:HG2	2:B:233:PRO:HG2	1.92	0.52
3:C:435:SER:C	4:E:48:THR:HG21	2.30	0.52
4:D:392:ALA:HB2	6:P:49:ARG:HD3	1.85	0.52
4:E:1:MET:HG3	4:E:3:GLN:H	1.74	0.52
5:G:120:ALA:HB3	5:G:177:ASP:O	2.10	0.52
6:J:187:LEU:O	6:J:190:ALA:HB3	2.09	0.52
6:J:300:LYS:HE2	6:K:418:ASN:HD21	1.72	0.52
6:K:634:LYS:O	6:K:637:PHE:HB3	2.10	0.52
5:M:188:ARG:HD2	5:M:196:LEU:H	1.75	0.52
5:N:24:LEU:HA	5:N:41:VAL:HG22	1.92	0.52
6:O:36:LEU:HB3	6:P:253:VAL:HG13	1.72	0.52
6:O:72:SER:OG	6:P:235:LEU:HD12	2.10	0.52
6:O:170:LEU:N	6:P:541:SER:CB	2.70	0.52
6:O:195:PRO:CD	6:P:562:TYR:CG	2.76	0.52
6:O:459:LEU:CD2	6:P:414:GLN:NE2	2.46	0.52
6:O:625:ARG:HH12	6:P:277:ASP:N	2.06	0.52
6:Q:351:LEU:HD13	6:Q:464:LEU:HD13	1.92	0.52
5:R:162:SER:O	5:R:261:ASP:HB3	2.10	0.52
5:R:180:HIS:CG	5:R:181:PRO:HD2	2.45	0.52
5:S:214:ARG:HA	5:S:234:ARG:HH21	1.75	0.52
6:U:193:ILE:CG2	6:V:561:ASP:HB2	2.40	0.52
6:U:242:PHE:CG	6:W:36:LEU:CD1	2.83	0.52
6:U:416:ARG:C	6:W:298:PHE:HE2	1.88	0.52
1:A:226:VAL:O	1:A:291:PRO:HA	2.10	0.52
1:A:596:ASN:O	1:A:600:ILE:HG13	2.09	0.52
1:A:644:LEU:HG	1:A:656:PHE:O	2.10	0.52
2:B:309:LEU:HA	2:B:399:ARG:NH1	2.14	0.52
2:B:376:LEU:C	3:C:797:ALA:CB	2.77	0.52
3:C:417:VAL:HG22	3:C:432:ILE:HD12	1.92	0.52

Continued on next page...

Continued from previous page...

Atom-1	Atom-2	Interatomic distance (Å)	Clash overlap (Å)
5:F:184:LYS:O	5:F:199:ASP:HA	2.10	0.52
5:H:120:ALA:HB3	5:H:177:ASP:O	2.09	0.52
6:I:36:LEU:HB3	6:J:253:VAL:HG13	1.75	0.52
6:I:456:ASN:HD22	6:I:457:PRO:HD2	1.75	0.52
6:J:36:LEU:CG	6:K:242:PHE:HB3	2.30	0.52
6:J:71:TYR:CE2	6:J:138:SER:HA	2.44	0.52
6:J:161:LYS:HG3	6:K:533:ASP:OD1	1.99	0.52
6:J:634:LYS:O	6:J:637:PHE:HB3	2.10	0.52
5:L:124:ASP:HA	5:L:134:ASP:OD2	2.10	0.52
5:L:176:LEU:HD22	5:L:185:VAL:CG2	2.39	0.52
5:L:191:LYS:C	6:Q:364:PRO:HB3	2.27	0.52
6:O:161:LYS:CA	6:P:534:SER:OG	2.58	0.52
6:O:187:LEU:O	6:O:190:ALA:HB3	2.09	0.52
6:O:317:ARG:HA	6:O:330:GLN:HA	1.91	0.52
6:O:598:SER:HB3	6:Q:630:LEU:HD11	1.91	0.52
6:P:299:ILE:HD11	6:Q:419:MET:HE1	1.85	0.52
6:Q:368:THR:O	6:Q:445:ILE:HG13	2.10	0.52
5:S:120:ALA:HB3	5:S:177:ASP:O	2.10	0.52
5:T:120:ALA:HB3	5:T:177:ASP:O	2.10	0.52
6:U:232:ALA:HB1	6:W:66:ASP:HB3	1.75	0.52
6:U:412:ARG:N	6:W:459:LEU:CD1	2.65	0.52
6:U:445:ILE:HG12	6:U:447:SER:N	2.25	0.52
6:U:456:ASN:HD22	6:U:457:PRO:HD2	1.74	0.52
6:U:471:LEU:HD22	6:W:577:VAL:HG12	1.90	0.52
6:U:625:ARG:HH12	6:V:277:ASP:N	2.05	0.52
6:V:577:VAL:HG12	6:W:471:LEU:HD22	1.92	0.52
6:X:497:GLU:H	5:Y:5:MET:CE	2.23	0.52
5:Y:146:ASN:ND2	5:Y:158:LEU:HD21	2.24	0.52
1:A:170:ARG:HB2	1:A:205:PHE:CE2	2.45	0.51
2:B:383:ALA:C	2:B:384:MET:CG	2.76	0.51
4:D:343:GLN:NE2	6:V:54:SER:HG	2.04	0.51
5:G:214:ARG:HA	5:G:234:ARG:HH21	1.75	0.51
5:H:4:HIS:CE1	6:I:586:VAL:CB	2.93	0.51
6:I:333:PRO:C	6:J:411:VAL:HG21	2.09	0.51
5:M:80:ARG:NH1	5:M:81:SER:HA	2.24	0.51
5:M:148:CYS:SG	5:M:271:HIS:HB2	2.49	0.51
6:O:36:LEU:CD2	6:P:242:PHE:CG	2.83	0.51
6:O:368:THR:H	6:O:404:ALA:HB3	1.74	0.51
6:O:457:PRO:C	6:P:412:ARG:CD	2.68	0.51
6:P:119:VAL:CG2	6:P:131:VAL:HB	2.40	0.51
6:Q:328:THR:HG21	6:Q:451:SER:HB2	1.91	0.51

Continued on next page...

Continued from previous page...

Atom-1	Atom-2	Interatomic distance (Å)	Clash overlap (Å)
5:T:24:LEU:HA	5:T:41:VAL:HG22	1.91	0.51
6:V:119:VAL:CG2	6:V:131:VAL:HB	2.39	0.51
6:V:630:LEU:HD11	6:W:275:GLU:CG	2.29	0.51
6:W:368:THR:O	6:W:445:ILE:HG13	2.10	0.51
1:A:134:PHE:CE1	1:A:158:TRP:NE1	2.78	0.51
1:A:855:SER:HA	1:A:875:VAL:O	2.09	0.51
2:B:380:GLU:N	3:C:798:VAL:CG2	2.73	0.51
2:B:480:LEU:HA	2:B:483:VAL:HG22	1.91	0.51
2:B:1178:ARG:HD3	4:D:241:LEU:CD1	2.40	0.51
3:C:324:ILE:CG1	3:C:325:THR:H	2.22	0.51
3:C:372:ASP:O	3:C:386:GLU:HB2	2.10	0.51
3:C:424:ALA:O	3:C:427:LEU:HG	2.10	0.51
3:C:429:ASN:HB2	3:C:1211:ARG:HD3	1.92	0.51
3:C:682:GLN:HB2	3:C:749:HIS:CE1	2.44	0.51
4:D:267:ILE:HA	4:D:326:LEU:O	2.10	0.51
5:F:120:ALA:HB3	5:F:177:ASP:O	2.11	0.51
5:H:80:ARG:NH1	5:H:81:SER:HA	2.25	0.51
6:I:44:THR:CA	6:J:84:LYS:CE	2.47	0.51
6:I:242:PHE:CG	6:K:36:LEU:CD1	2.84	0.51
6:I:529:SER:C	6:J:472:ARG:CD	2.64	0.51
6:J:42:ASN:HD22	6:K:235:LEU:HD21	1.41	0.51
6:J:368:THR:O	6:J:445:ILE:HG13	2.11	0.51
6:J:457:PRO:O	6:J:458:THR:HB	2.08	0.51
6:J:567:ARG:NH2	6:J:571:ARG:HH22	2.08	0.51
5:M:180:HIS:CG	5:M:181:PRO:HD2	2.45	0.51
5:N:162:SER:O	5:N:261:ASP:HB3	2.09	0.51
6:O:73:PHE:HE1	6:O:135:VAL:H	1.58	0.51
6:P:47:LEU:HA	6:P:118:TYR:O	2.10	0.51
6:P:100:LYS:NZ	6:W:144:ASN:HD22	2.08	0.51
6:P:637:PHE:HE1	6:Q:545:VAL:HB	1.75	0.51
6:Q:363:ASN:C	6:Q:365:ASP:H	2.12	0.51
5:T:5:MET:HG3	6:U:494:THR:HG21	1.91	0.51
6:U:610:THR:HB	6:W:30:ALA:HB2	1.92	0.51
6:V:647:GLY:O	6:V:648:LYS:O	2.28	0.51
5:Y:80:ARG:NH1	5:Y:81:SER:HA	2.25	0.51
1:A:66:ASN:O	1:A:174:GLY:HA2	2.10	0.51
2:B:816:ALA:O	2:B:820:VAL:HG23	2.11	0.51
4:D:183:ALA:C	4:D:187:GLN:CD	2.64	0.51
4:D:317:GLY:N	4:D:320:GLN:HE22	2.08	0.51
4:E:79:PHE:CZ	4:E:125:TYR:CD2	2.98	0.51
4:E:332:PRO:C	6:U:54:SER:CB	2.76	0.51

Continued on next page...

Continued from previous page...

Atom-1	Atom-2	Interatomic distance (Å)	Clash overlap (Å)
5:F:6:ILE:H	5:F:6:ILE:HD12	1.75	0.51
6:I:36:LEU:CD1	6:J:242:PHE:CG	2.85	0.51
6:I:71:TYR:CE2	6:I:138:SER:HA	2.44	0.51
6:I:161:LYS:CD	6:J:533:ASP:CG	2.59	0.51
6:K:368:THR:O	6:K:445:ILE:HG13	2.10	0.51
6:K:647:GLY:O	6:K:648:LYS:O	2.28	0.51
6:O:471:LEU:HD22	6:Q:577:VAL:HG12	1.91	0.51
6:O:640:GLN:NE2	6:P:545:VAL:O	2.44	0.51
5:R:4:HIS:CG	6:V:586:VAL:CG1	2.93	0.51
5:T:80:ARG:NH1	5:T:81:SER:HA	2.25	0.51
6:U:72:SER:OG	6:V:235:LEU:HD12	2.09	0.51
6:U:73:PHE:HE1	6:U:135:VAL:H	1.59	0.51
6:V:644:LEU:HA	6:W:548:LYS:HE3	1.85	0.51
6:X:494:THR:N	5:Y:5:MET:HE2	2.26	0.51
5:Y:67:ASP:O	5:Y:70:ALA:HB3	2.10	0.51
1:A:831:LEU:HB3	1:A:892:SER:HB3	1.91	0.51
1:A:1159:PRO:HA	1:A:1190:ARG:NH1	2.25	0.51
2:B:235:LEU:HD13	2:B:360:LEU:HD11	1.91	0.51
3:C:262:ARG:HG2	3:C:262:ARG:HH11	1.76	0.51
4:E:195:GLN:HB3	4:E:196:LEU:HD23	1.92	0.51
5:F:133:CYS:SG	5:F:197:VAL:HB	2.51	0.51
5:G:133:CYS:SG	5:G:197:VAL:HB	2.50	0.51
5:G:180:HIS:CG	5:G:181:PRO:HD2	2.45	0.51
6:I:545:VAL:HB	6:K:637:PHE:HE1	1.76	0.51
6:K:445:ILE:HG12	6:K:447:SER:N	2.24	0.51
5:L:146:ASN:ND2	5:L:158:LEU:HD21	2.24	0.51
5:L:188:ARG:HD2	5:L:196:LEU:H	1.76	0.51
5:N:180:HIS:CG	5:N:181:PRO:HD2	2.45	0.51
6:O:295:ARG:HH11	6:O:298:PHE:HB2	1.74	0.51
6:P:368:THR:H	6:P:404:ALA:HB3	1.75	0.51
6:P:368:THR:O	6:P:445:ILE:HG13	2.10	0.51
6:Q:647:GLY:O	6:Q:648:LYS:O	2.29	0.51
5:S:24:LEU:HA	5:S:41:VAL:HG22	1.92	0.51
5:S:167:LEU:O	5:S:189:CYS:SG	2.67	0.51
6:U:368:THR:O	6:U:445:ILE:HG13	2.11	0.51
6:V:36:LEU:CD2	6:W:242:PHE:CB	2.23	0.51
6:W:119:VAL:CG2	6:W:131:VAL:HB	2.41	0.51
6:X:586:VAL:O	6:X:586:VAL:CG1	2.56	0.51
1:A:478:ARG:HA	1:A:478:ARG:HE	1.73	0.51
2:B:195:ILE:HG22	2:B:310:LYS:HG2	1.93	0.51
2:B:704:THR:O	2:B:707:PHE:HB3	2.10	0.51

Continued on next page...

Continued from previous page...

Atom-1	Atom-2	Interatomic distance (Å)	Clash overlap (Å)
2:B:1213:ALA:HA	3:C:552:ASP:OD1	2.04	0.51
3:C:333:PHE:CE2	3:C:338:GLU:HB3	2.46	0.51
3:C:1017:PHE:CD1	3:C:1047:TYR:CD2	2.99	0.51
5:G:37:HIS:CD2	5:G:66:GLN:HB3	2.45	0.51
5:H:142:ALA:HA	5:H:145:ARG:HB2	1.91	0.51
6:I:161:LYS:CA	6:J:534:SER:OG	2.59	0.51
6:I:275:GLU:HB3	6:K:630:LEU:HD13	1.92	0.51
6:I:300:LYS:HE2	6:J:418:ASN:ND2	2.20	0.51
6:J:317:ARG:HA	6:J:330:GLN:HA	1.92	0.51
5:M:37:HIS:CD2	5:M:66:GLN:HB3	2.45	0.51
6:O:351:LEU:HD13	6:O:464:LEU:HD13	1.92	0.51
6:P:153:MET:HA	6:P:156:VAL:HG12	1.92	0.51
6:P:298:PHE:HZ	6:Q:416:ARG:C	1.61	0.51
6:P:634:LYS:O	6:P:637:PHE:HB3	2.11	0.51
5:R:80:ARG:NH1	5:R:81:SER:HA	2.25	0.51
6:U:640:GLN:NE2	6:V:545:VAL:O	2.43	0.51
6:V:298:PHE:CE1	6:W:416:ARG:CA	2.93	0.51
6:V:368:THR:H	6:V:404:ALA:HB3	1.76	0.51
6:V:634:LYS:O	6:V:637:PHE:HB3	2.10	0.51
5:Y:184:LYS:O	5:Y:199:ASP:HA	2.10	0.51
1:A:173:ALA:HB1	1:A:201:TYR:HB3	1.92	0.51
1:A:452:TYR:HB2	1:A:670:SER:O	2.11	0.51
1:A:1089:TYR:CD2	1:A:1096:PHE:CD2	2.99	0.51
2:B:277:VAL:HG12	2:B:296:ASN:OD1	2.11	0.51
2:B:577:SER:O	2:B:579:PRO:HD3	2.11	0.51
2:B:1213:ALA:C	3:C:552:ASP:HB3	2.30	0.51
5:F:180:HIS:CG	5:F:181:PRO:HD2	2.45	0.51
5:G:131:ARG:NE	6:I:448:PRO:HG2	2.26	0.51
5:H:133:CYS:SG	5:H:197:VAL:HB	2.51	0.51
6:I:50:PRO:HD3	6:I:118:TYR:HE1	1.76	0.51
6:I:248:GLU:OE2	6:K:151:ALA:HA	2.11	0.51
6:I:625:ARG:HH12	6:J:277:ASP:N	2.05	0.51
6:I:640:GLN:NE2	6:J:545:VAL:O	2.44	0.51
6:J:111:PHE:CE2	6:J:145:LEU:HB2	2.46	0.51
6:K:187:LEU:O	6:K:190:ALA:HB3	2.11	0.51
6:O:242:PHE:CB	6:Q:36:LEU:CD2	2.23	0.51
6:O:242:PHE:CG	6:Q:36:LEU:CD1	2.83	0.51
6:O:275:GLU:HB3	6:Q:630:LEU:HD13	1.91	0.51
6:O:295:ARG:CZ	6:P:419:MET:CB	2.59	0.51
6:P:619:ASP:OD1	6:Q:284:VAL:HG12	1.94	0.51
6:P:625:ARG:CD	6:Q:278:THR:OG1	2.59	0.51

Continued on next page...

Continued from previous page...

Atom-1	Atom-2	Interatomic distance (Å)	Clash overlap (Å)
6:P:647:GLY:O	6:P:648:LYS:O	2.29	0.51
5:S:138:SER:C	5:S:195:LEU:HD22	2.31	0.51
6:U:351:LEU:HD13	6:U:464:LEU:HD13	1.92	0.51
6:U:622:GLU:HG2	6:V:281:PRO:HD3	1.91	0.51
6:V:36:LEU:CD2	6:W:253:VAL:CG1	2.83	0.51
6:V:459:LEU:HD23	6:W:412:ARG:HH12	1.75	0.51
6:V:530:ARG:H	6:W:472:ARG:HD2	1.59	0.51
6:W:634:LYS:O	6:W:637:PHE:HB3	2.09	0.51
6:X:368:THR:H	6:X:404:ALA:HB3	1.75	0.51
5:Y:133:CYS:SG	5:Y:197:VAL:HB	2.51	0.51
5:Y:162:SER:O	5:Y:261:ASP:HB3	2.10	0.51
1:A:934:ASN:O	1:A:967:TYR:HA	2.10	0.51
4:D:35:ARG:HB3	4:D:37:TRP:HE3	1.76	0.51
4:D:317:GLY:HA3	4:D:320:GLN:OE1	2.11	0.51
4:E:39:SER:HB3	4:E:191:ARG:CZ	2.41	0.51
6:I:32:PRO:C	6:J:613:LEU:CD2	2.65	0.51
6:I:193:ILE:O	6:I:194:LEU:C	2.46	0.51
6:I:368:THR:O	6:I:445:ILE:HG13	2.11	0.51
6:K:351:LEU:HD13	6:K:464:LEU:HD13	1.92	0.51
5:L:180:HIS:CG	5:L:181:PRO:HD2	2.44	0.51
5:N:131:ARG:NE	6:P:448:PRO:HG2	2.23	0.51
6:O:161:LYS:HG2	6:P:533:ASP:CG	2.30	0.51
6:O:281:PRO:HG2	6:Q:619:ASP:HA	1.92	0.51
6:O:412:ARG:NE	6:Q:458:THR:HA	2.05	0.51
6:O:610:THR:HB	6:Q:30:ALA:HB2	1.90	0.51
6:P:457:PRO:C	6:Q:412:ARG:CD	2.49	0.51
6:Q:187:LEU:O	6:Q:190:ALA:HB3	2.11	0.51
5:R:124:ASP:HA	5:R:134:ASP:OD2	2.11	0.51
5:S:180:HIS:CG	5:S:181:PRO:HD2	2.45	0.51
6:U:111:PHE:CE2	6:U:145:LEU:HB2	2.45	0.51
6:U:530:ARG:H	6:V:472:ARG:HD2	1.67	0.51
6:U:647:GLY:O	6:U:648:LYS:O	2.29	0.51
6:X:47:LEU:HA	6:X:118:TYR:O	2.10	0.51
5:Y:188:ARG:HD2	5:Y:196:LEU:H	1.76	0.51
1:A:214:SER:HA	1:A:217:LEU:HD12	1.93	0.51
2:B:275:LYS:HZ3	2:B:285:ASN:HA	1.73	0.51
3:C:211:PRO:HA	3:C:238:GLY:HA2	1.92	0.51
3:C:292:ALA:O	3:C:295:SER:HB2	2.11	0.51
3:C:883:ARG:HB3	3:C:886:ASP:OD2	2.10	0.51
5:F:162:SER:O	5:F:261:ASP:HB3	2.10	0.51
5:F:176:LEU:HD22	5:F:185:VAL:CG2	2.40	0.51

Continued on next page...

Continued from previous page...

Atom-1	Atom-2	Interatomic distance (Å)	Clash overlap (Å)
5:F:191:LYS:C	6:K:364:PRO:HB3	2.28	0.51
6:I:44:THR:HG21	6:J:84:LYS:NZ	1.86	0.51
6:I:281:PRO:HG3	6:K:622:GLU:OE1	2.11	0.51
6:I:295:ARG:NH2	6:J:354:SER:HB3	2.09	0.51
6:I:458:THR:H	6:J:412:ARG:HD3	1.62	0.51
6:I:622:GLU:HG2	6:J:281:PRO:HD3	1.93	0.51
6:J:328:THR:HG21	6:J:451:SER:HB2	1.91	0.51
6:J:625:ARG:CD	6:K:278:THR:OG1	2.59	0.51
6:J:647:GLY:O	6:J:648:LYS:O	2.29	0.51
5:M:120:ALA:HB3	5:M:177:ASP:O	2.11	0.51
5:N:124:ASP:HA	5:N:134:ASP:OD2	2.11	0.51
6:Q:114:THR:HA	6:Q:134:GLY:O	2.11	0.51
5:T:176:LEU:HD22	5:T:185:VAL:CG2	2.40	0.51
5:T:188:ARG:HD2	5:T:196:LEU:H	1.76	0.51
5:T:214:ARG:HA	5:T:234:ARG:HH21	1.75	0.51
6:V:298:PHE:C	6:W:418:ASN:OD1	2.49	0.51
6:W:114:THR:HA	6:W:134:GLY:O	2.11	0.51
6:X:71:TYR:CE2	6:X:138:SER:HA	2.45	0.51
6:X:80:GLU:O	6:X:84:LYS:HG2	2.10	0.51
2:B:868:ARG:HG3	2:B:879:PHE:CD1	2.46	0.51
4:D:152:ASP:OD1	6:P:53:THR:HG21	2.09	0.51
4:E:54:TRP:CD1	4:E:59:PRO:HB3	2.45	0.51
4:E:271:SER:HB2	4:E:328:TYR:HD1	1.75	0.51
5:F:24:LEU:HA	5:F:41:VAL:HG22	1.92	0.51
6:I:368:THR:H	6:I:404:ALA:HB3	1.76	0.51
6:J:28:SER:CB	6:K:606:THR:HG22	2.25	0.51
6:K:119:VAL:CG2	6:K:131:VAL:HB	2.39	0.51
6:K:312:ASN:HB2	6:K:333:PRO:HA	1.93	0.51
5:L:24:LEU:HA	5:L:41:VAL:HG22	1.93	0.51
5:L:133:CYS:SG	5:L:197:VAL:HB	2.50	0.51
5:M:24:LEU:HA	5:M:41:VAL:HG22	1.93	0.51
5:M:93:LEU:HD12	5:M:178:ASP:HB3	1.93	0.51
5:N:188:ARG:HD2	5:N:196:LEU:H	1.75	0.51
6:O:193:ILE:CG2	6:P:561:ASP:HB2	2.40	0.51
6:O:242:PHE:HZ	6:Q:82:PHE:HE2	1.51	0.51
6:O:634:LYS:O	6:O:637:PHE:HB3	2.10	0.51
6:P:36:LEU:O	6:Q:253:VAL:CG1	2.59	0.51
6:P:71:TYR:CE2	6:P:138:SER:HA	2.46	0.51
6:Q:368:THR:H	6:Q:404:ALA:HB3	1.76	0.51
5:S:146:ASN:ND2	5:S:158:LEU:HD21	2.25	0.51
6:U:269:LYS:HE2	6:U:513:HIS:HB3	1.93	0.51

Continued on next page...

Continued from previous page...

Atom-1	Atom-2	Interatomic distance (Å)	Clash overlap (Å)
6:W:351:LEU:HD13	6:W:464:LEU:HD13	1.92	0.51
6:W:647:GLY:O	6:W:648:LYS:O	2.28	0.51
6:X:153:MET:HA	6:X:156:VAL:HG12	1.92	0.51
6:X:368:THR:O	6:X:445:ILE:HG13	2.10	0.51
6:X:494:THR:HG22	5:Y:4:HIS:C	2.30	0.51
4:D:187:GLN:HA	4:D:190:TYR:CD2	2.46	0.51
4:D:363:ALA:O	4:D:366:ILE:HG13	2.11	0.51
4:D:392:ALA:CB	6:P:49:ARG:HH21	2.17	0.51
4:E:174:LEU:HA	4:E:177:TYR:CD1	2.46	0.51
4:E:240:ALA:HB1	4:E:334:ALA:CB	2.41	0.51
5:H:93:LEU:HD12	5:H:178:ASP:HB3	1.93	0.51
6:I:170:LEU:N	6:J:541:SER:CB	2.72	0.51
6:I:253:VAL:HG12	6:K:36:LEU:C	2.31	0.51
6:I:545:VAL:HG11	6:K:641:ILE:HG13	0.55	0.51
6:I:622:GLU:HB3	6:J:280:LEU:HA	1.93	0.51
6:I:634:LYS:O	6:I:637:PHE:HB3	2.10	0.51
6:I:647:GLY:O	6:I:648:LYS:O	2.28	0.51
6:J:165:THR:CA	6:K:537:SER:OG	2.54	0.51
6:J:407:LEU:HB3	6:J:418:ASN:HB3	1.92	0.51
6:J:411:VAL:HB	6:J:412:ARG:HH21	1.76	0.51
6:K:328:THR:HG21	6:K:451:SER:HB2	1.92	0.51
5:N:138:SER:C	5:N:195:LEU:HD22	2.32	0.51
6:O:165:THR:C	6:P:537:SER:OG	2.49	0.51
6:P:530:ARG:NH2	6:Q:482:ASP:OD1	2.43	0.51
6:Q:634:LYS:O	6:Q:637:PHE:HB3	2.10	0.51
5:T:133:CYS:SG	5:T:197:VAL:HB	2.51	0.51
6:U:281:PRO:HG3	6:W:622:GLU:OE1	2.10	0.51
6:U:281:PRO:CB	6:W:618:THR:HB	2.41	0.51
6:U:295:ARG:HH11	6:U:298:PHE:HB2	1.75	0.51
6:U:529:SER:CB	6:V:473:GLU:HA	2.40	0.51
6:U:530:ARG:HA	6:V:472:ARG:HG3	1.90	0.51
6:V:269:LYS:HE2	6:V:513:HIS:HB3	1.93	0.51
6:V:312:ASN:HB2	6:V:333:PRO:HA	1.93	0.51
6:W:328:THR:HG21	6:W:451:SER:HB2	1.93	0.51
6:X:317:ARG:HA	6:X:330:GLN:HA	1.92	0.51
1:A:188:PRO:HA	1:A:330:MET:SD	2.51	0.50
2:B:1213:ALA:O	3:C:552:ASP:HB3	2.11	0.50
3:C:318:THR:O	3:C:329:MET:HA	2.11	0.50
4:D:175:MET:SD	4:D:250:TRP:CD2	3.05	0.50
5:F:4:HIS:ND1	6:J:586:VAL:CG1	2.71	0.50
5:H:138:SER:C	5:H:195:LEU:HD22	2.32	0.50

Continued on next page...

Continued from previous page...

Atom-1	Atom-2	Interatomic distance (Å)	Clash overlap (Å)
6:I:412:ARG:HB2	6:K:459:LEU:HD12	1.30	0.50
6:I:537:SER:CA	6:K:168:THR:OG1	2.57	0.50
6:K:114:THR:HA	6:K:134:GLY:O	2.11	0.50
5:L:4:HIS:ND1	6:P:586:VAL:CG1	2.71	0.50
5:L:131:ARG:NE	6:Q:448:PRO:HG2	2.19	0.50
5:N:120:ALA:HB3	5:N:177:ASP:O	2.09	0.50
6:O:34:ILE:C	6:P:256:SER:OG	2.42	0.50
6:O:312:ASN:HB2	6:O:333:PRO:HA	1.93	0.50
6:O:606:THR:HG23	6:Q:173:ASP:OD2	2.06	0.50
6:O:622:GLU:C	6:P:280:LEU:CD1	2.79	0.50
6:P:298:PHE:C	6:Q:418:ASN:OD1	2.49	0.50
6:P:350:THR:HB	6:P:465:THR:O	2.12	0.50
6:P:457:PRO:O	6:P:458:THR:HB	2.11	0.50
6:Q:457:PRO:O	6:Q:458:THR:HB	2.11	0.50
5:R:37:HIS:CD2	5:R:66:GLN:HB3	2.45	0.50
6:U:328:THR:HG21	6:U:451:SER:HB2	1.92	0.50
6:V:47:LEU:HA	6:V:118:TYR:O	2.11	0.50
6:V:50:PRO:HD3	6:V:118:TYR:HE1	1.76	0.50
6:V:328:THR:HG21	6:V:451:SER:HB2	1.91	0.50
6:V:627:ARG:CG	6:W:272:ASP:OD1	2.50	0.50
6:X:114:THR:HA	6:X:134:GLY:O	2.11	0.50
6:X:269:LYS:HE2	6:X:513:HIS:HB3	1.93	0.50
1:A:406:ASN:ND2	6:J:101:THR:C	2.59	0.50
2:B:409:MET:HG2	2:B:409:MET:O	2.11	0.50
2:B:582:PRO:HD3	2:B:650:TRP:CZ2	2.46	0.50
3:C:324:ILE:HG13	3:C:325:THR:H	1.77	0.50
5:F:122:SER:O	5:F:176:LEU:HD11	2.11	0.50
5:G:4:HIS:CG	6:K:586:VAL:CG1	2.94	0.50
5:G:4:HIS:HB3	6:K:586:VAL:CG2	2.03	0.50
5:G:24:LEU:HA	5:G:41:VAL:HG22	1.93	0.50
5:H:180:HIS:CG	5:H:181:PRO:HD2	2.45	0.50
6:I:36:LEU:CD2	6:J:242:PHE:CG	2.84	0.50
6:J:312:ASN:HB2	6:J:333:PRO:HA	1.93	0.50
6:K:47:LEU:HA	6:K:118:TYR:O	2.11	0.50
5:M:6:ILE:HD12	5:M:6:ILE:H	1.75	0.50
5:M:138:SER:C	5:M:195:LEU:HD22	2.32	0.50
5:M:162:SER:O	5:M:261:ASP:HB3	2.10	0.50
5:M:207:VAL:HA	5:M:240:PRO:O	2.10	0.50
6:O:36:LEU:CG	6:P:242:PHE:HB3	2.26	0.50
6:O:161:LYS:C	6:P:534:SER:HG	2.05	0.50
6:O:368:THR:O	6:O:445:ILE:HG13	2.11	0.50

Continued on next page...

Continued from previous page...

Atom-1	Atom-2	Interatomic distance (Å)	Clash overlap (Å)
6:P:630:LEU:HD11	6:Q:275:GLU:CG	2.30	0.50
5:R:188:ARG:HD2	5:R:196:LEU:H	1.76	0.50
5:S:147:HIS:HA	5:S:269:ASP:OD2	2.11	0.50
6:U:36:LEU:CD2	6:V:242:PHE:CG	2.84	0.50
6:U:47:LEU:HA	6:U:118:TYR:O	2.12	0.50
6:U:242:PHE:HB3	6:W:36:LEU:CG	2.27	0.50
6:U:253:VAL:HG12	6:W:36:LEU:C	2.31	0.50
6:U:300:LYS:HE2	6:V:418:ASN:ND2	2.20	0.50
6:V:407:LEU:HB3	6:V:418:ASN:HB3	1.92	0.50
3:C:491:THR:O	3:C:494:THR:HB	2.11	0.50
4:D:8:GLY:O	4:D:119:LEU:HD22	2.11	0.50
4:E:183:ALA:HB2	4:E:245:GLN:HE22	1.77	0.50
5:G:4:HIS:HB2	6:K:586:VAL:CG1	2.42	0.50
5:H:130:PHE:CG	6:J:446:PRO:HB2	2.45	0.50
6:I:279:PRO:C	6:K:622:GLU:HG2	2.32	0.50
6:K:295:ARG:HH11	6:K:298:PHE:CB	2.25	0.50
5:M:167:LEU:O	5:M:189:CYS:SG	2.67	0.50
5:M:176:LEU:HD22	5:M:185:VAL:CG2	2.41	0.50
5:N:167:LEU:O	5:N:189:CYS:SG	2.67	0.50
6:O:630:LEU:HD11	6:P:275:GLU:CG	2.26	0.50
6:P:187:LEU:O	6:P:190:ALA:HB3	2.11	0.50
6:P:295:ARG:NH2	6:Q:354:SER:HB3	2.13	0.50
6:P:567:ARG:NH2	6:P:571:ARG:HH22	2.08	0.50
5:T:167:LEU:O	5:T:189:CYS:SG	2.66	0.50
6:X:315:LEU:HA	6:X:331:LEU:O	2.12	0.50
6:X:350:THR:HB	6:X:465:THR:O	2.11	0.50
1:A:1153:ALA:O	1:A:1192:LEU:HB3	2.10	0.50
2:B:310:LYS:CG	2:B:399:ARG:NH1	2.74	0.50
2:B:414:THR:O	2:B:418:GLN:HG3	2.12	0.50
3:C:344:TYR:HB3	3:C:368:ILE:HD13	1.92	0.50
6:I:165:THR:C	6:J:537:SER:OG	2.50	0.50
6:J:315:LEU:HA	6:J:331:LEU:O	2.12	0.50
6:J:368:THR:H	6:J:404:ALA:HB3	1.76	0.50
6:J:456:ASN:HD22	6:J:457:PRO:HD2	1.76	0.50
6:K:71:TYR:CE2	6:K:138:SER:HA	2.45	0.50
6:O:281:PRO:HG3	6:Q:622:GLU:OE1	2.12	0.50
6:O:357:ILE:HG21	6:O:408:ALA:HB2	1.94	0.50
6:P:73:PHE:HE1	6:P:135:VAL:H	1.57	0.50
6:P:312:ASN:HB2	6:P:333:PRO:HA	1.93	0.50
6:P:328:THR:HG21	6:P:451:SER:HB2	1.93	0.50
5:R:176:LEU:HD22	5:R:185:VAL:CG2	2.40	0.50

Continued on next page...

Continued from previous page...

Atom-1	Atom-2	Interatomic distance (Å)	Clash overlap (Å)
5:S:122:SER:O	5:S:176:LEU:HD11	2.11	0.50
5:T:138:SER:C	5:T:195:LEU:HD22	2.31	0.50
6:U:333:PRO:C	6:V:411:VAL:HG21	2.09	0.50
6:V:43:PRO:HA	6:W:84:LYS:HE2	1.91	0.50
6:X:647:GLY:O	6:X:648:LYS:O	2.28	0.50
2:B:199:GLY:H	2:B:331:ARG:NH1	2.10	0.50
3:C:898:ALA:HA	3:C:901:ILE:HD12	1.94	0.50
6:I:350:THR:HB	6:I:465:THR:O	2.11	0.50
6:I:457:PRO:C	6:J:412:ARG:CD	2.69	0.50
5:L:194:LEU:HD21	6:Q:447:SER:HB2	1.84	0.50
5:M:191:LYS:C	6:O:364:PRO:HB3	2.29	0.50
5:N:207:VAL:HB	5:N:245:LEU:HD11	1.93	0.50
5:N:214:ARG:HA	5:N:234:ARG:HH21	1.75	0.50
6:O:248:GLU:OE2	6:Q:151:ALA:HA	2.11	0.50
6:O:253:VAL:HG12	6:Q:36:LEU:C	2.31	0.50
6:O:269:LYS:HE2	6:O:513:HIS:HB3	1.93	0.50
6:P:618:THR:C	6:Q:281:PRO:HG3	2.32	0.50
5:R:93:LEU:HD12	5:R:178:ASP:HB3	1.94	0.50
5:R:138:SER:C	5:R:195:LEU:HD22	2.31	0.50
5:S:133:CYS:SG	5:S:197:VAL:HB	2.51	0.50
6:U:165:THR:C	6:V:537:SER:OG	2.50	0.50
6:U:622:GLU:C	6:V:280:LEU:CD1	2.80	0.50
6:V:71:TYR:CE2	6:V:138:SER:HA	2.45	0.50
6:V:295:ARG:NH2	6:W:354:SER:HB3	2.14	0.50
6:W:47:LEU:HA	6:W:118:TYR:O	2.11	0.50
6:X:567:ARG:NH2	6:X:571:ARG:HH22	2.08	0.50
1:A:60:GLN:HA	1:A:176:LYS:O	2.12	0.50
2:B:223:THR:HA	2:B:1152:ALA:CB	2.41	0.50
2:B:353:GLN:NE2	3:C:1020:ILE:O	2.45	0.50
2:B:441:LEU:O	2:B:1202:PRO:HD2	2.12	0.50
2:B:851:PHE:HA	2:B:854:ASN:HD22	1.76	0.50
2:B:910:LYS:HZ3	2:B:919:LEU:H	1.60	0.50
3:C:535:TRP:CH2	3:C:677:TYR:CD2	3.00	0.50
3:C:1170:PRO:HD2	3:C:1189:THR:HG23	1.93	0.50
5:H:176:LEU:HD22	5:H:185:VAL:CG2	2.40	0.50
6:I:269:LYS:HE2	6:I:513:HIS:HB3	1.94	0.50
6:O:350:THR:HB	6:O:465:THR:O	2.12	0.50
6:P:36:LEU:CD2	6:Q:253:VAL:CG1	2.83	0.50
6:P:315:LEU:HA	6:P:331:LEU:O	2.11	0.50
5:R:249:CYS:SG	5:R:250:HIS:N	2.85	0.50
5:T:4:HIS:CE1	6:U:586:VAL:CG2	2.70	0.50

Continued on next page...

Continued from previous page...

Atom-1	Atom-2	Interatomic distance (Å)	Clash overlap (Å)
6:V:44:THR:HG1	6:W:87:PHE:HE1	1.58	0.50
6:V:315:LEU:HA	6:V:331:LEU:O	2.11	0.50
6:V:622:GLU:OE1	6:W:281:PRO:CD	2.59	0.50
6:V:625:ARG:CD	6:W:278:THR:OG1	2.59	0.50
6:X:328:THR:HG21	6:X:451:SER:HB2	1.92	0.50
1:A:377:ARG:CD	6:I:51:VAL:HG21	2.42	0.50
1:A:644:LEU:HD23	1:A:645:VAL:N	2.27	0.50
3:C:294:ARG:HB2	3:C:890:GLN:HB2	1.94	0.50
5:F:207:VAL:HA	5:F:240:PRO:O	2.11	0.50
5:F:249:CYS:SG	5:F:250:HIS:N	2.85	0.50
6:I:281:PRO:CB	6:K:618:THR:HB	2.42	0.50
6:J:153:MET:HA	6:J:156:VAL:HG12	1.92	0.50
6:J:530:ARG:NH2	6:K:482:ASP:OD1	2.43	0.50
6:J:640:GLN:CD	6:K:545:VAL:CG1	2.50	0.50
5:L:138:SER:C	5:L:195:LEU:HD22	2.32	0.50
5:N:122:SER:O	5:N:176:LEU:HD11	2.12	0.50
6:O:47:LEU:HA	6:O:118:TYR:O	2.11	0.50
6:O:328:THR:HG21	6:O:451:SER:HB2	1.93	0.50
6:O:459:LEU:HD23	6:P:412:ARG:NH1	2.27	0.50
6:Q:269:LYS:HE2	6:Q:513:HIS:HB3	1.93	0.50
5:R:122:SER:O	5:R:176:LEU:HD11	2.12	0.50
6:U:242:PHE:HB3	6:W:36:LEU:HD21	0.62	0.50
6:V:153:MET:HA	6:V:156:VAL:HG12	1.93	0.50
6:V:351:LEU:HD13	6:V:464:LEU:HD13	1.93	0.50
6:W:269:LYS:HE2	6:W:513:HIS:HB3	1.94	0.50
1:A:207:TYR:CD1	1:A:213:ARG:HB2	2.46	0.50
2:B:408:SER:HB2	4:D:191:ARG:HH22	1.66	0.50
2:B:979:ARG:HH11	2:B:979:ARG:HB2	1.77	0.50
2:B:1003:PRO:HB2	2:B:1011:VAL:HG21	1.94	0.50
2:B:1103:TRP:O	2:B:1107:ILE:HG13	2.12	0.50
3:C:1011:VAL:HB	3:C:1044:ASP:CG	2.32	0.50
3:C:1039:ARG:HA	3:C:1039:ARG:NE	2.26	0.50
3:C:1085:LEU:HD22	3:C:1119:ILE:HD11	1.94	0.50
5:F:44:GLY:CA	6:K:400:ALA:O	2.35	0.50
5:H:249:CYS:SG	5:H:250:HIS:N	2.85	0.50
6:I:114:THR:HA	6:I:134:GLY:O	2.11	0.50
6:I:357:ILE:HG21	6:I:408:ALA:HB2	1.94	0.50
6:I:529:SER:CB	6:J:473:GLU:HA	2.40	0.50
6:J:114:THR:HA	6:J:134:GLY:O	2.11	0.50
6:J:351:LEU:HD13	6:J:464:LEU:HD13	1.92	0.50
6:J:357:ILE:HG21	6:J:408:ALA:HB2	1.94	0.50

Continued on next page...

Continued from previous page...

Atom-1	Atom-2	Interatomic distance (Å)	Clash overlap (Å)
6:J:472:ARG:HH11	6:J:472:ARG:HA	1.77	0.50
6:O:562:TYR:H	6:O:562:TYR:HD1	1.56	0.50
6:Q:50:PRO:HD3	6:Q:118:TYR:HE1	1.77	0.50
5:S:249:CYS:SG	5:S:250:HIS:N	2.85	0.50
5:T:93:LEU:HD12	5:T:178:ASP:HB3	1.94	0.50
6:U:350:THR:HB	6:U:465:THR:O	2.12	0.50
6:U:412:ARG:HB2	6:W:459:LEU:HB2	1.91	0.50
6:U:459:LEU:CD1	6:V:414:GLN:H	2.24	0.50
6:U:537:SER:CA	6:W:168:THR:OG1	2.59	0.50
6:X:494:THR:C	5:Y:5:MET:HE2	2.32	0.50
1:A:785:LEU:O	1:A:788:GLN:HG2	2.11	0.50
1:A:1143:GLN:HA	1:A:1143:GLN:NE2	2.27	0.50
2:B:784:LEU:HD21	2:B:806:THR:HG22	1.94	0.50
4:E:163:VAL:HG12	4:E:259:PRO:HG2	1.94	0.50
5:F:147:HIS:HA	5:F:269:ASP:OD2	2.12	0.50
5:G:130:PHE:CD1	6:I:446:PRO:HB2	2.47	0.50
5:G:167:LEU:O	5:G:189:CYS:SG	2.68	0.50
6:I:87:PHE:HE1	6:K:44:THR:HG1	1.58	0.50
6:J:269:LYS:HE2	6:J:513:HIS:HB3	1.94	0.50
6:K:315:LEU:HA	6:K:331:LEU:O	2.12	0.50
5:L:122:SER:O	5:L:176:LEU:HD11	2.12	0.50
5:R:24:LEU:HA	5:R:41:VAL:HG22	1.92	0.50
6:U:248:GLU:OE2	6:W:151:ALA:HA	2.11	0.50
6:U:529:SER:N	6:V:283:SER:CA	2.71	0.50
6:W:623:LYS:O	6:W:627:ARG:HG3	2.12	0.50
5:Y:122:SER:O	5:Y:176:LEU:HD11	2.12	0.50
5:Y:176:LEU:HD22	5:Y:185:VAL:CG2	2.40	0.50
2:B:1013:VAL:HG12	2:B:1046:VAL:HB	1.93	0.49
4:D:393:ASP:OD1	6:P:53:THR:HA	2.11	0.49
5:H:131:ARG:NE	6:J:448:PRO:HG2	2.23	0.49
6:J:36:LEU:O	6:K:253:VAL:CG1	2.59	0.49
6:J:47:LEU:HA	6:J:118:TYR:O	2.11	0.49
6:J:154:ARG:CD	6:K:247:SER:C	2.75	0.49
5:M:214:ARG:HA	5:M:234:ARG:HH21	1.76	0.49
5:N:4:HIS:HB3	6:O:586:VAL:HG11	1.94	0.49
6:O:623:LYS:O	6:O:627:ARG:HG3	2.12	0.49
6:P:114:THR:HA	6:P:134:GLY:O	2.12	0.49
6:P:298:PHE:CE1	6:Q:416:ARG:CA	2.94	0.49
6:P:623:LYS:O	6:P:627:ARG:HG3	2.12	0.49
5:R:51:PHE:O	5:R:66:GLN:HG3	2.12	0.49
5:S:93:LEU:HD12	5:S:178:ASP:HB3	1.94	0.49

Continued on next page...

Continued from previous page...

Atom-1	Atom-2	Interatomic distance (Å)	Clash overlap (Å)
5:S:188:ARG:HD2	5:S:196:LEU:H	1.75	0.49
5:T:5:MET:HE1	6:U:494:THR:HG1	1.77	0.49
6:V:70:GLN:HA	6:V:136:PHE:CG	2.47	0.49
6:V:73:PHE:HE1	6:V:135:VAL:H	1.59	0.49
6:V:350:THR:HB	6:V:465:THR:O	2.12	0.49
6:V:623:LYS:O	6:V:627:ARG:HG3	2.12	0.49
6:W:50:PRO:HD3	6:W:118:TYR:HE1	1.77	0.49
6:X:270:ASP:O	6:X:272:ASP:N	2.45	0.49
5:Y:124:ASP:HA	5:Y:134:ASP:OD2	2.12	0.49
1:A:1184:VAL:HG22	1:A:1185:THR:HG23	1.95	0.49
1:A:1252:SER:HB2	1:A:1294:TYR:CE2	2.48	0.49
2:B:954:PRO:CB	2:B:959:ARG:HH22	2.25	0.49
3:C:980:GLY:O	3:C:1078:LEU:HB2	2.13	0.49
5:F:214:ARG:HA	5:F:234:ARG:HH21	1.76	0.49
5:G:122:SER:O	5:G:176:LEU:HD11	2.12	0.49
5:H:188:ARG:HD2	5:H:196:LEU:H	1.75	0.49
6:I:418:ASN:ND2	6:K:300:LYS:HE2	2.16	0.49
6:I:472:ARG:HG3	6:K:530:ARG:HA	1.90	0.49
6:I:530:ARG:NH1	6:J:482:ASP:CG	2.56	0.49
6:I:610:THR:HB	6:K:30:ALA:HB2	1.93	0.49
6:J:298:PHE:CE1	6:K:416:ARG:CA	2.94	0.49
6:J:298:PHE:C	6:K:418:ASN:OD1	2.49	0.49
6:J:622:GLU:OE1	6:K:281:PRO:CD	2.59	0.49
6:K:357:ILE:HG21	6:K:408:ALA:HB2	1.94	0.49
5:L:93:LEU:HD12	5:L:178:ASP:HB3	1.94	0.49
5:L:207:VAL:HB	5:L:245:LEU:HD11	1.94	0.49
5:L:214:ARG:HA	5:L:234:ARG:HH21	1.75	0.49
5:M:4:HIS:CG	6:Q:586:VAL:HG21	1.89	0.49
5:N:5:MET:HG3	6:O:494:THR:HG21	1.92	0.49
5:S:124:ASP:HA	5:S:134:ASP:OD2	2.12	0.49
6:U:34:ILE:C	6:V:256:SER:OG	2.42	0.49
6:U:409:ILE:O	6:W:459:LEU:HD21	2.12	0.49
6:U:416:ARG:HA	6:W:298:PHE:CE1	2.46	0.49
6:V:637:PHE:HE1	6:W:545:VAL:HB	1.77	0.49
6:X:50:PRO:HD3	6:X:118:TYR:HE1	1.76	0.49
1:A:306:ARG:HD2	1:A:341:MET:SD	2.52	0.49
2:B:355:LYS:HG3	2:B:1153:SER:O	2.12	0.49
2:B:510:PRO:O	2:B:514:ILE:HG13	2.12	0.49
4:D:161:VAL:HG23	4:D:263:GLN:HB2	1.93	0.49
5:G:138:SER:C	5:G:195:LEU:HD22	2.33	0.49
5:G:147:HIS:HA	5:G:269:ASP:OD2	2.12	0.49

Continued on next page...

Continued from previous page...

Atom-1	Atom-2	Interatomic distance (Å)	Clash overlap (Å)
5:G:188:ARG:HD2	5:G:196:LEU:H	1.76	0.49
5:H:4:HIS:HB3	6:I:586:VAL:HG11	1.94	0.49
5:H:207:VAL:HB	5:H:245:LEU:HD11	1.94	0.49
6:I:73:PHE:HE1	6:I:135:VAL:H	1.58	0.49
6:I:270:ASP:O	6:I:272:ASP:N	2.45	0.49
6:I:459:LEU:CD1	6:J:414:GLN:H	2.25	0.49
6:I:622:GLU:C	6:J:280:LEU:CD1	2.81	0.49
6:J:70:GLN:HA	6:J:136:PHE:CG	2.47	0.49
6:J:270:ASP:O	6:J:272:ASP:N	2.45	0.49
6:J:350:THR:HB	6:J:465:THR:O	2.12	0.49
5:M:130:PHE:CD1	6:O:446:PRO:HB2	2.47	0.49
5:M:133:CYS:SG	5:M:197:VAL:HB	2.51	0.49
6:O:84:LYS:NZ	6:Q:44:THR:OG1	2.26	0.49
6:O:193:ILE:O	6:O:194:LEU:C	2.45	0.49
6:O:416:ARG:HA	6:Q:298:PHE:CE1	2.47	0.49
5:R:214:ARG:HA	5:R:234:ARG:HH21	1.77	0.49
5:S:4:HIS:CG	6:W:586:VAL:CG1	2.94	0.49
6:U:246:THR:HB	6:W:154:ARG:HH12	1.73	0.49
6:U:281:PRO:CG	6:W:622:GLU:OE1	2.60	0.49
6:U:622:GLU:HB3	6:V:280:LEU:HA	1.95	0.49
6:V:357:ILE:HG21	6:V:408:ALA:HB2	1.94	0.49
6:W:153:MET:HA	6:W:156:VAL:HG12	1.93	0.49
6:W:357:ILE:HG21	6:W:408:ALA:HB2	1.94	0.49
6:X:351:LEU:HD13	6:X:464:LEU:HD13	1.93	0.49
5:Y:24:LEU:HA	5:Y:41:VAL:HG22	1.93	0.49
1:A:69:SER:H	1:A:70:PRO:HD2	1.76	0.49
1:A:242:PRO:HB3	1:A:257:GLN:HB2	1.93	0.49
1:A:1180:LYS:O	1:A:1194:PHE:HA	2.12	0.49
2:B:436:LEU:HD11	4:D:175:MET:HG3	1.93	0.49
3:C:1015:GLY:O	3:C:1016:ARG:HB2	2.12	0.49
4:D:74:ALA:O	4:D:78:PRO:HD2	2.12	0.49
5:H:167:LEU:O	5:H:189:CYS:SG	2.68	0.49
6:I:16:ASP:H	6:I:222:ASN:HB3	1.78	0.49
6:I:82:PHE:HE2	6:J:242:PHE:CZ	2.21	0.49
6:J:637:PHE:HE1	6:K:545:VAL:HB	1.76	0.49
6:K:350:THR:HB	6:K:465:THR:O	2.12	0.49
6:K:457:PRO:O	6:K:458:THR:HB	2.12	0.49
5:M:4:HIS:CG	6:Q:586:VAL:CG1	2.94	0.49
5:M:207:VAL:HB	5:M:245:LEU:HD11	1.94	0.49
5:N:93:LEU:HD12	5:N:178:ASP:HB3	1.94	0.49
6:O:232:ALA:HB1	6:Q:66:ASP:OD1	1.93	0.49

Continued on next page...

Continued from previous page...

Atom-1	Atom-2	Interatomic distance (Å)	Clash overlap (Å)
6:O:281:PRO:CB	6:Q:618:THR:HB	2.42	0.49
6:O:472:ARG:CD	6:Q:529:SER:C	2.57	0.49
6:P:154:ARG:CD	6:Q:247:SER:C	2.78	0.49
6:P:472:ARG:HA	6:P:472:ARG:HH11	1.77	0.49
6:P:622:GLU:OE1	6:Q:281:PRO:CD	2.59	0.49
6:Q:47:LEU:HA	6:Q:118:TYR:O	2.11	0.49
6:Q:315:LEU:HA	6:Q:331:LEU:O	2.11	0.49
6:Q:357:ILE:HG21	6:Q:408:ALA:HB2	1.94	0.49
5:S:4:HIS:HB2	6:W:586:VAL:CG1	2.41	0.49
6:U:29:THR:CA	6:V:610:THR:HG23	2.41	0.49
6:U:357:ILE:HG21	6:U:408:ALA:HB2	1.94	0.49
5:Y:167:LEU:O	5:Y:189:CYS:SG	2.66	0.49
2:B:411:GLN:OE1	4:D:192:PHE:CE1	2.65	0.49
2:B:1011:VAL:HA	2:B:1044:ASP:HB2	1.94	0.49
4:E:222:ARG:HG2	4:E:407:ALA:O	2.13	0.49
5:G:5:MET:HG3	6:K:494:THR:HG23	1.92	0.49
5:H:147:HIS:HA	5:H:269:ASP:OD2	2.12	0.49
6:J:50:PRO:HD3	6:J:118:TYR:HE1	1.76	0.49
6:J:459:LEU:HD23	6:K:412:ARG:HH12	1.76	0.49
6:K:269:LYS:HE2	6:K:513:HIS:HB3	1.94	0.49
6:O:354:SER:HB3	6:Q:295:ARG:NH2	2.16	0.49
6:O:459:LEU:CA	6:P:412:ARG:HH11	1.93	0.49
6:P:269:LYS:HE2	6:P:513:HIS:HB3	1.94	0.49
6:P:411:VAL:HB	6:P:412:ARG:HH21	1.76	0.49
6:P:459:LEU:HD23	6:Q:412:ARG:HH12	1.76	0.49
5:R:167:LEU:O	5:R:189:CYS:SG	2.68	0.49
5:S:130:PHE:CD1	6:U:446:PRO:HB2	2.48	0.49
6:U:70:GLN:HA	6:U:136:PHE:CG	2.48	0.49
6:U:161:LYS:CA	6:V:534:SER:OG	2.59	0.49
6:U:193:ILE:O	6:U:194:LEU:C	2.45	0.49
6:V:193:ILE:C	6:W:562:TYR:CD1	2.47	0.49
6:V:270:ASP:O	6:V:272:ASP:N	2.46	0.49
6:V:622:GLU:HB2	6:W:280:LEU:HD12	1.77	0.49
6:W:368:THR:H	6:W:404:ALA:HB3	1.77	0.49
5:Y:49:CYS:SG	5:Y:51:PHE:HB2	2.53	0.49
1:A:518:TYR:HB3	1:A:552:VAL:O	2.12	0.49
2:B:788:VAL:HG23	2:B:931:ILE:HB	1.94	0.49
2:B:993:TRP:CH2	2:B:1134:HIS:CG	3.01	0.49
5:F:4:HIS:CD2	6:J:586:VAL:HG23	2.28	0.49
6:I:295:ARG:HH11	6:I:298:PHE:CB	2.26	0.49
6:I:529:SER:N	6:J:283:SER:CB	2.72	0.49

Continued on next page...

Continued from previous page...

Atom-1	Atom-2	Interatomic distance (Å)	Clash overlap (Å)
6:J:459:LEU:CB	6:K:412:ARG:NH1	2.53	0.49
5:N:249:CYS:SG	5:N:250:HIS:N	2.86	0.49
6:O:315:LEU:HA	6:O:331:LEU:O	2.13	0.49
6:O:412:ARG:CD	6:Q:457:PRO:C	2.64	0.49
6:P:357:ILE:HG21	6:P:408:ALA:HB2	1.93	0.49
6:U:416:ARG:O	6:W:298:PHE:CE1	2.57	0.49
6:U:458:THR:H	6:V:412:ARG:HD3	1.64	0.49
6:V:457:PRO:C	6:W:412:ARG:CD	2.49	0.49
6:V:618:THR:C	6:W:281:PRO:HG3	2.32	0.49
1:A:92:ALA:O	1:A:95:PHE:HB3	2.13	0.49
2:B:404:MET:HG2	4:D:46:ILE:HG12	1.90	0.49
2:B:986:GLN:H	2:B:1071:ARG:CZ	2.26	0.49
2:B:1178:ARG:CB	4:D:241:LEU:CD2	2.88	0.49
4:D:182:ILE:HG23	4:D:234:PHE:CE2	2.48	0.49
4:E:336:ALA:HB2	6:U:55:VAL:N	2.28	0.49
4:E:399:GLN:O	4:E:400:THR:C	2.51	0.49
6:I:29:THR:CA	6:J:610:THR:HG23	2.42	0.49
6:I:242:PHE:CB	6:K:36:LEU:CD2	2.23	0.49
6:I:564:LEU:HB3	6:I:568:ARG:NH2	2.28	0.49
6:I:609:ARG:HG3	6:K:29:THR:OG1	2.13	0.49
6:J:36:LEU:HD21	6:K:242:PHE:CD1	2.41	0.49
6:K:270:ASP:O	6:K:272:ASP:N	2.46	0.49
5:M:49:CYS:SG	5:M:51:PHE:HB2	2.53	0.49
6:O:84:LYS:NZ	6:Q:44:THR:HG21	1.93	0.49
6:P:144:ASN:HD22	6:P:147:ARG:CZ	2.24	0.49
6:Q:312:ASN:HB2	6:Q:333:PRO:HA	1.94	0.49
5:R:27:ARG:NH1	5:R:29:ARG:H	2.11	0.49
6:U:609:ARG:HG3	6:W:29:THR:OG1	2.12	0.49
6:V:299:ILE:HD11	6:W:419:MET:HE1	1.86	0.49
5:Y:138:SER:C	5:Y:195:LEU:HD22	2.32	0.49
5:Y:147:HIS:HA	5:Y:269:ASP:OD2	2.13	0.49
3:C:209:ASN:O	3:C:210:ILE:HD13	2.13	0.49
5:G:25:TYR:CD2	5:G:40:TYR:CZ	3.01	0.49
5:G:124:ASP:HA	5:G:134:ASP:OD2	2.13	0.49
5:G:142:ALA:HB2	5:G:145:ARG:HH11	1.78	0.49
6:I:354:SER:HB3	6:K:295:ARG:NH2	2.15	0.49
6:K:623:LYS:O	6:K:627:ARG:HG3	2.13	0.49
5:L:244:ASN:ND2	5:L:246:THR:HB	2.28	0.49
5:N:194:LEU:CD1	6:P:448:PRO:HD2	2.43	0.49
5:T:4:HIS:HB3	6:U:586:VAL:HG11	1.95	0.49
5:T:207:VAL:HB	5:T:245:LEU:HD11	1.95	0.49

Continued on next page...

Continued from previous page...

Atom-1	Atom-2	Interatomic distance (Å)	Clash overlap (Å)
6:U:82:PHE:CE2	6:V:242:PHE:CE1	2.89	0.49
6:U:472:ARG:HH11	6:U:472:ARG:HA	1.77	0.49
6:V:16:ASP:H	6:V:222:ASN:HB3	1.78	0.49
6:V:36:LEU:O	6:W:253:VAL:CG1	2.60	0.49
6:V:114:THR:HA	6:V:134:GLY:O	2.13	0.49
6:V:411:VAL:HB	6:V:412:ARG:HH21	1.77	0.49
6:W:270:ASP:O	6:W:272:ASP:N	2.46	0.49
6:W:315:LEU:HA	6:W:331:LEU:O	2.13	0.49
1:A:644:LEU:HA	1:A:656:PHE:O	2.13	0.49
2:B:310:LYS:HG3	2:B:399:ARG:HH22	1.78	0.49
2:B:454:GLN:O	2:B:458:HIS:CD2	2.66	0.49
2:B:831:LEU:HA	2:B:836:HIS:NE2	2.27	0.49
4:D:222:ARG:HH21	4:D:408:GLN:HB3	1.78	0.49
4:E:78:PRO:HB3	4:E:85:THR:C	2.33	0.49
5:F:142:ALA:HB2	5:F:145:ARG:HH11	1.78	0.49
5:F:167:LEU:O	5:F:189:CYS:SG	2.67	0.49
5:F:207:VAL:HB	5:F:245:LEU:HD11	1.95	0.49
5:G:93:LEU:HD12	5:G:178:ASP:HB3	1.93	0.49
5:G:249:CYS:SG	5:G:250:HIS:N	2.86	0.49
5:H:25:TYR:CD2	5:H:40:TYR:CZ	3.01	0.49
5:L:51:PHE:O	5:L:66:GLN:HG3	2.13	0.49
5:L:249:CYS:SG	5:L:250:HIS:N	2.86	0.49
5:N:49:CYS:SG	5:N:51:PHE:HB2	2.53	0.49
6:O:29:THR:CA	6:P:610:THR:HG23	2.42	0.49
6:O:295:ARG:NH2	6:P:354:SER:HB3	2.09	0.49
6:O:300:LYS:HZ3	6:P:418:ASN:ND2	1.87	0.49
6:O:609:ARG:HG3	6:Q:29:THR:CB	2.24	0.49
6:O:609:ARG:HG3	6:Q:29:THR:OG1	2.13	0.49
5:T:124:ASP:HA	5:T:134:ASP:OD2	2.12	0.49
6:W:350:THR:HB	6:W:465:THR:O	2.13	0.49
5:Y:93:LEU:HD12	5:Y:178:ASP:HB3	1.94	0.49
1:A:448:ASP:N	1:A:449:PRO:HD2	2.28	0.49
1:A:708:LEU:HA	1:A:763:ARG:O	2.13	0.49
1:A:832:LEU:HA	1:A:853:THR:O	2.12	0.49
2:B:1088:TYR:CZ	2:B:1094:LEU:HD22	2.48	0.49
2:B:1090:PRO:HB3	2:B:1120:PRO:HB2	1.95	0.49
3:C:873:GLN:OE1	3:C:884:PRO:HD2	2.12	0.49
5:H:27:ARG:NH1	5:H:29:ARG:H	2.11	0.49
6:I:154:ARG:HH12	6:J:246:THR:HB	1.66	0.49
6:I:195:PRO:CG	6:J:562:TYR:CB	2.49	0.49
6:I:315:LEU:HA	6:I:331:LEU:O	2.13	0.49

Continued on next page...

Continued from previous page...

Atom-1	Atom-2	Interatomic distance (Å)	Clash overlap (Å)
6:I:459:LEU:CD2	6:J:412:ARG:HH22	1.83	0.49
6:I:472:ARG:HA	6:I:472:ARG:HH11	1.78	0.49
6:I:529:SER:N	6:J:283:SER:CA	2.71	0.49
6:J:66:ASP:CG	6:K:232:ALA:HB1	1.97	0.49
6:J:630:LEU:HD11	6:K:275:GLU:HG3	1.89	0.49
6:K:50:PRO:HD3	6:K:118:TYR:HE1	1.76	0.49
5:L:147:HIS:HA	5:L:269:ASP:OD2	2.12	0.49
6:O:70:GLN:HA	6:O:136:PHE:CG	2.48	0.49
6:O:114:THR:HA	6:O:134:GLY:O	2.12	0.49
6:O:171:THR:HA	6:O:172:PRO:HD2	1.76	0.49
6:P:622:GLU:HB2	6:Q:280:LEU:HD12	1.77	0.49
6:Q:623:LYS:O	6:Q:627:ARG:HG3	2.12	0.49
6:U:114:THR:HA	6:U:134:GLY:O	2.12	0.49
6:U:312:ASN:HB2	6:U:333:PRO:HA	1.94	0.49
6:V:630:LEU:HD11	6:W:598:SER:HB3	1.95	0.49
6:X:327:TYR:HB2	6:X:445:ILE:HG22	1.95	0.49
5:Y:49:CYS:O	5:Y:52:CYS:SG	2.68	0.49
1:A:928:ARG:HB3	1:A:930:TRP:CD1	2.47	0.48
1:A:957:ARG:HG2	1:A:962:GLU:OE1	2.12	0.48
2:B:376:LEU:HD22	4:D:251:ASN:HD21	1.78	0.48
2:B:621:TRP:HB3	2:B:626:LEU:HD11	1.95	0.48
2:B:652:GLN:HE21	2:B:773:ARG:CZ	2.26	0.48
3:C:442:CYS:HB3	3:C:444:TRP:CE3	2.48	0.48
4:E:214:ILE:HG23	4:E:233:TYR:HA	1.95	0.48
5:G:207:VAL:HB	5:G:245:LEU:HD11	1.94	0.48
5:H:5:MET:CE	6:I:303:ASP:OD1	2.60	0.48
5:H:124:ASP:HA	5:H:134:ASP:OD2	2.12	0.48
6:I:409:ILE:O	6:K:459:LEU:HD21	2.13	0.48
6:K:11:TYR:HB3	6:K:223:PRO:HB3	1.95	0.48
5:L:194:LEU:HB2	6:Q:447:SER:OG	2.13	0.48
5:M:124:ASP:HA	5:M:134:ASP:OD2	2.12	0.48
5:N:5:MET:CE	6:O:303:ASP:OD1	2.61	0.48
5:N:147:HIS:HA	5:N:269:ASP:OD2	2.12	0.48
6:O:409:ILE:O	6:Q:459:LEU:HD21	2.12	0.48
6:P:161:LYS:HG3	6:Q:533:ASP:OD1	2.00	0.48
6:P:459:LEU:HB2	6:Q:414:GLN:NE2	1.94	0.48
5:R:130:PHE:HE1	6:W:368:THR:HG21	1.78	0.48
5:T:194:LEU:CD1	6:V:448:PRO:HD2	2.43	0.48
5:T:249:CYS:SG	5:T:250:HIS:N	2.86	0.48
6:U:161:LYS:HG2	6:V:533:ASP:CG	2.30	0.48
6:U:407:LEU:O	6:W:298:PHE:CD2	2.66	0.48

Continued on next page...

Continued from previous page...

Atom-1	Atom-2	Interatomic distance (Å)	Clash overlap (Å)
6:U:418:ASN:ND2	6:W:300:LYS:HE2	2.16	0.48
6:V:36:LEU:CG	6:W:242:PHE:HB3	2.31	0.48
6:W:295:ARG:HH11	6:W:298:PHE:CB	2.25	0.48
6:X:73:PHE:HE1	6:X:135:VAL:H	1.59	0.48
3:C:656:PHE:CD2	3:C:756:SER:HB2	2.48	0.48
4:D:198:GLN:O	4:D:198:GLN:HG2	2.12	0.48
5:H:194:LEU:CD1	6:J:448:PRO:HD2	2.43	0.48
6:I:70:GLN:HA	6:I:136:PHE:CG	2.47	0.48
6:I:87:PHE:HB3	6:K:121:ALA:HB1	1.96	0.48
6:I:254:GLY:CA	6:J:267:ALA:HB1	2.36	0.48
6:I:327:TYR:HB2	6:I:445:ILE:HG22	1.95	0.48
6:K:537:SER:HB3	6:K:566:TRP:CH2	2.48	0.48
5:L:130:PHE:HE1	6:Q:368:THR:HG21	1.78	0.48
6:O:345:ILE:HA	6:O:428:ARG:CZ	2.43	0.48
6:O:537:SER:HB2	6:Q:169:MET:H	1.77	0.48
6:O:562:TYR:CZ	6:Q:193:ILE:CA	2.75	0.48
6:P:327:TYR:HB2	6:P:445:ILE:HG22	1.96	0.48
5:T:147:HIS:HA	5:T:269:ASP:OD2	2.12	0.48
6:U:168:THR:OG1	6:V:537:SER:C	2.51	0.48
6:U:300:LYS:HZ3	6:V:418:ASN:ND2	1.98	0.48
6:U:623:LYS:O	6:U:627:ARG:HG3	2.13	0.48
6:W:408:ALA:HA	6:W:416:ARG:O	2.13	0.48
6:W:457:PRO:O	6:W:458:THR:HB	2.13	0.48
5:Y:51:PHE:O	5:Y:66:GLN:HG3	2.13	0.48
1:A:154:PHE:HB3	1:A:155:PRO:CD	2.43	0.48
1:A:1142:ARG:H	1:A:1142:ARG:NE	2.09	0.48
2:B:317:PHE:HB3	2:B:329:MET:SD	2.53	0.48
2:B:872:ALA:HA	2:B:875:GLN:O	2.14	0.48
3:C:454:GLN:HG3	3:C:857:ALA:HA	1.95	0.48
3:C:992:ASN:H	3:C:1132:ARG:NH2	2.12	0.48
4:D:85:THR:O	4:D:86:SER:HB2	2.13	0.48
6:I:609:ARG:HE	6:K:29:THR:HA	1.72	0.48
6:J:170:LEU:CA	6:K:541:SER:HB3	2.43	0.48
6:J:564:LEU:HB3	6:J:568:ARG:NH2	2.29	0.48
6:J:618:THR:C	6:K:281:PRO:HG3	2.34	0.48
6:J:630:LEU:HD11	6:K:598:SER:HB3	1.94	0.48
5:L:25:TYR:CD2	5:L:40:TYR:CZ	3.01	0.48
5:M:147:HIS:HA	5:M:269:ASP:OD2	2.12	0.48
5:M:249:CYS:SG	5:M:250:HIS:N	2.86	0.48
6:O:42:ASN:OD1	6:P:84:LYS:HG3	2.13	0.48
6:Q:295:ARG:HH11	6:Q:298:PHE:CB	2.26	0.48

Continued on next page...

Continued from previous page...

Atom-1	Atom-2	Interatomic distance (Å)	Clash overlap (Å)
6:Q:537:SER:HB3	6:Q:566:TRP:CH2	2.48	0.48
5:R:49:CYS:O	5:R:52:CYS:SG	2.67	0.48
5:T:27:ARG:NH1	5:T:29:ARG:H	2.11	0.48
6:U:418:ASN:C	6:W:298:PHE:CB	2.62	0.48
6:W:75:ASN:HB3	6:W:78:MET:CB	2.41	0.48
5:Y:249:CYS:SG	5:Y:250:HIS:N	2.86	0.48
1:A:45:ARG:HB2	1:A:62:TYR:OH	2.12	0.48
1:A:613:GLY:O	1:A:661:GLY:HA2	2.13	0.48
1:A:633:ASN:ND2	1:A:634:LEU:HG	2.27	0.48
1:A:936:PRO:HB3	1:A:1021:ARG:NH1	2.28	0.48
2:B:571:LEU:HD22	2:B:701:ILE:HG12	1.95	0.48
2:B:645:HIS:NE2	2:B:703:THR:OG1	1.71	0.48
2:B:959:ARG:HH22	4:D:40:ARG:CA	2.24	0.48
3:C:663:GLN:HE22	3:C:853:ARG:NH1	2.10	0.48
5:F:124:ASP:HA	5:F:134:ASP:OD2	2.12	0.48
5:G:176:LEU:HD22	5:G:185:VAL:CG2	2.40	0.48
5:H:122:SER:O	5:H:176:LEU:HD11	2.12	0.48
6:I:161:LYS:HG2	6:J:533:ASP:CG	2.31	0.48
6:I:610:THR:CA	6:K:30:ALA:CB	2.90	0.48
6:I:623:LYS:C	6:I:627:ARG:HE	2.17	0.48
5:L:167:LEU:O	5:L:189:CYS:SG	2.68	0.48
5:M:142:ALA:HB2	5:M:145:ARG:HH11	1.78	0.48
6:P:459:LEU:CB	6:Q:412:ARG:HE	2.22	0.48
6:Q:408:ALA:HA	6:Q:416:ARG:O	2.12	0.48
6:U:50:PRO:HD3	6:U:118:TYR:HE1	1.75	0.48
6:U:315:LEU:HA	6:U:331:LEU:O	2.13	0.48
6:U:412:ARG:HG3	6:W:456:ASN:CB	2.35	0.48
6:U:541:SER:HB3	6:W:170:LEU:N	2.28	0.48
2:B:429:ASN:HD22	3:C:611:PRO:CG	2.18	0.48
2:B:431:THR:CA	3:C:614:GLN:NE2	2.74	0.48
2:B:951:PRO:CG	4:D:37:TRP:CZ3	2.96	0.48
3:C:681:ASN:HD22	3:C:681:ASN:C	2.16	0.48
4:D:227:ARG:NH2	4:D:340:GLN:HE22	2.11	0.48
4:D:390:ASN:HB3	6:P:50:PRO:HG3	1.86	0.48
4:E:112:TRP:CZ3	4:E:114:VAL:HA	2.48	0.48
5:F:138:SER:C	5:F:195:LEU:HD22	2.33	0.48
5:G:27:ARG:NH2	5:G:27:ARG:HG2	2.28	0.48
5:G:49:CYS:SG	5:G:51:PHE:HB2	2.54	0.48
6:I:312:ASN:HB2	6:I:333:PRO:HA	1.94	0.48
6:J:459:LEU:HG	6:K:412:ARG:CG	2.43	0.48
6:J:528:ALA:HB1	6:K:283:SER:O	1.93	0.48

Continued on next page...

Continued from previous page...

Atom-1	Atom-2	Interatomic distance (Å)	Clash overlap (Å)
5:M:25:TYR:CD2	5:M:40:TYR:CZ	3.02	0.48
5:M:27:ARG:NH2	5:M:27:ARG:HG2	2.28	0.48
5:N:27:ARG:NH2	5:N:27:ARG:HG2	2.28	0.48
6:O:34:ILE:O	6:P:256:SER:CB	2.62	0.48
6:O:254:GLY:CA	6:P:267:ALA:HB1	2.36	0.48
6:O:280:LEU:HD12	6:Q:622:GLU:HB2	1.79	0.48
6:Q:270:ASP:O	6:Q:272:ASP:N	2.45	0.48
5:R:207:VAL:HB	5:R:245:LEU:HD11	1.94	0.48
5:S:131:ARG:NE	6:U:448:PRO:HG2	2.27	0.48
5:T:49:CYS:SG	5:T:51:PHE:HB2	2.54	0.48
6:U:32:PRO:HG3	6:V:608:LEU:O	2.13	0.48
6:U:295:ARG:HH11	6:U:298:PHE:CB	2.27	0.48
6:W:70:GLN:HA	6:W:136:PHE:CG	2.48	0.48
5:Y:27:ARG:NH1	5:Y:29:ARG:H	2.12	0.48
1:A:1107:ILE:HG22	1:A:1124:SER:HB2	1.95	0.48
3:C:436:LEU:HD22	4:E:43:HIS:CG	2.44	0.48
4:D:215:TRP:CH2	4:D:219:LEU:HD22	2.48	0.48
6:I:419:MET:CE	6:K:299:ILE:HD13	2.23	0.48
5:L:44:GLY:CA	6:Q:401:GLY:N	2.68	0.48
5:M:122:SER:O	5:M:176:LEU:HD11	2.13	0.48
5:N:44:GLY:HA3	6:P:401:GLY:N	2.29	0.48
5:N:51:PHE:O	5:N:66:GLN:HG3	2.14	0.48
6:O:193:ILE:HG23	6:P:562:TYR:CE1	2.25	0.48
6:O:472:ARG:HH11	6:O:472:ARG:HA	1.78	0.48
6:P:534:SER:O	6:P:537:SER:OG	2.31	0.48
6:Q:564:LEU:HB3	6:Q:568:ARG:NH2	2.28	0.48
5:R:193:GLY:HA2	6:W:364:PRO:HG2	1.68	0.48
5:S:27:ARG:NH1	5:S:29:ARG:H	2.12	0.48
5:S:244:ASN:ND2	5:S:246:THR:HB	2.29	0.48
6:U:46:LYS:HA	6:U:72:SER:HA	1.95	0.48
6:U:548:LYS:CE	6:W:644:LEU:CA	2.74	0.48
6:V:564:LEU:HB3	6:V:568:ARG:NH2	2.29	0.48
6:X:564:LEU:HB3	6:X:568:ARG:NH2	2.29	0.48
5:Y:207:VAL:HB	5:Y:245:LEU:HD11	1.94	0.48
2:B:1071:ARG:HA	2:B:1071:ARG:HE	1.79	0.48
4:E:325:CYS:O	4:E:326:LEU:HB2	2.12	0.48
5:F:93:LEU:HD12	5:F:178:ASP:HB3	1.94	0.48
5:F:194:LEU:HD21	6:K:447:SER:HB2	1.84	0.48
5:H:49:CYS:SG	5:H:51:PHE:HB2	2.54	0.48
6:I:75:ASN:HB3	6:I:78:MET:CB	2.42	0.48
6:I:345:ILE:HA	6:I:428:ARG:CZ	2.43	0.48

Continued on next page...

Continued from previous page...

Atom-1	Atom-2	Interatomic distance (Å)	Clash overlap (Å)
6:I:416:ARG:HA	6:K:298:PHE:CE1	2.49	0.48
6:I:623:LYS:O	6:I:627:ARG:HG3	2.14	0.48
6:J:345:ILE:HA	6:J:428:ARG:CZ	2.43	0.48
6:K:73:PHE:HE1	6:K:135:VAL:H	1.60	0.48
5:M:131:ARG:NE	6:O:448:PRO:HG2	2.25	0.48
6:P:148:THR:HG23	6:W:100:LYS:HB3	1.96	0.48
6:P:630:LEU:HD11	6:Q:598:SER:HB3	1.96	0.48
5:S:51:PHE:O	5:S:66:GLN:HG3	2.14	0.48
5:S:82:LEU:O	5:S:85:VAL:HB	2.14	0.48
6:U:170:LEU:N	6:V:541:SER:CB	2.71	0.48
6:U:537:SER:HB2	6:W:165:THR:O	2.13	0.48
6:U:612:SER:HB2	6:W:160:GLN:CG	1.97	0.48
2:B:310:LYS:CG	2:B:399:ARG:CZ	2.91	0.48
2:B:388:MET:SD	2:B:1179:VAL:HG21	2.54	0.48
3:C:315:SER:HB2	3:C:1196:ARG:HD2	1.09	0.48
4:E:35:ARG:HH22	4:E:138:ILE:HG13	1.79	0.48
6:I:281:PRO:CG	6:K:622:GLU:OE1	2.61	0.48
6:J:195:PRO:HG3	6:K:562:TYR:HB2	1.92	0.48
5:L:159:PRO:HG2	5:L:164:ASP:OD2	2.14	0.48
6:O:32:PRO:HG3	6:P:608:LEU:O	2.14	0.48
6:O:270:ASP:O	6:O:272:ASP:N	2.45	0.48
6:O:530:ARG:H	6:P:472:ARG:HD2	1.69	0.48
6:O:534:SER:HB3	6:Q:165:THR:HG21	1.84	0.48
6:O:545:VAL:HB	6:Q:637:PHE:HE1	1.77	0.48
6:O:623:LYS:C	6:O:627:ARG:HE	2.17	0.48
6:P:160:GLN:HE22	6:Q:612:SER:C	1.74	0.48
6:P:345:ILE:HA	6:P:428:ARG:CZ	2.43	0.48
5:R:27:ARG:NH2	5:R:27:ARG:HG2	2.28	0.48
5:R:147:HIS:HA	5:R:269:ASP:OD2	2.13	0.48
5:T:122:SER:O	5:T:176:LEU:HD11	2.13	0.48
6:U:34:ILE:O	6:V:256:SER:CB	2.62	0.48
6:U:170:LEU:CD2	6:V:545:VAL:CG2	2.92	0.48
6:V:472:ARG:HA	6:V:472:ARG:HH11	1.77	0.48
6:W:564:LEU:HB3	6:W:568:ARG:NH2	2.28	0.48
2:B:643:ALA:HA	2:B:646:ILE:HD12	1.96	0.48
2:B:712:VAL:HA	2:B:717:MET:SD	2.54	0.48
3:C:1016:ARG:HG2	3:C:1016:ARG:NH2	2.29	0.48
5:F:159:PRO:HG2	5:F:164:ASP:OD2	2.13	0.48
6:I:44:THR:HG1	6:J:87:PHE:HE1	1.62	0.48
6:K:408:ALA:HA	6:K:416:ARG:O	2.13	0.48
6:O:11:TYR:HB3	6:O:223:PRO:HB3	1.95	0.48

Continued on next page...

Continued from previous page...

Atom-1	Atom-2	Interatomic distance (Å)	Clash overlap (Å)
6:O:327:TYR:HB2	6:O:445:ILE:HG22	1.95	0.48
6:O:407:LEU:O	6:Q:298:PHE:CD2	2.67	0.48
6:O:459:LEU:CD1	6:P:414:GLN:H	2.26	0.48
6:P:195:PRO:HG3	6:Q:562:TYR:HB2	1.94	0.48
5:R:194:LEU:HB2	6:W:447:SER:OG	2.13	0.48
5:S:49:CYS:SG	5:S:51:PHE:HB2	2.53	0.48
5:T:244:ASN:ND2	5:T:246:THR:HB	2.29	0.48
6:U:11:TYR:HB3	6:U:223:PRO:HB3	1.96	0.48
6:U:122:THR:HG23	6:V:90:ASN:CB	2.35	0.48
6:U:407:LEU:O	6:W:298:PHE:HD2	1.97	0.48
6:U:564:LEU:HB3	6:U:568:ARG:NH2	2.28	0.48
6:X:312:ASN:HB2	6:X:333:PRO:HA	1.96	0.48
6:X:357:ILE:HG21	6:X:408:ALA:HB2	1.96	0.48
3:C:370:ARG:CZ	3:C:373:ARG:HE	2.26	0.48
4:D:187:GLN:HA	4:D:190:TYR:CE2	2.49	0.48
4:D:205:VAL:HG22	4:D:293:VAL:HG21	1.95	0.48
5:F:81:SER:O	5:F:84:GLU:HB2	2.14	0.48
5:F:82:LEU:O	5:F:85:VAL:HB	2.14	0.48
5:G:27:ARG:NH1	5:G:29:ARG:H	2.12	0.48
6:I:407:LEU:O	6:K:298:PHE:CD2	2.67	0.48
6:J:459:LEU:CB	6:K:412:ARG:HE	2.23	0.48
6:K:46:LYS:HA	6:K:72:SER:HA	1.96	0.48
5:L:82:LEU:O	5:L:85:VAL:HB	2.14	0.48
5:L:142:ALA:HB2	5:L:145:ARG:HH11	1.78	0.48
5:M:49:CYS:O	5:M:52:CYS:SG	2.67	0.48
6:O:168:THR:OG1	6:P:537:SER:C	2.53	0.48
6:O:281:PRO:HD3	6:Q:622:GLU:CD	2.34	0.48
6:Q:345:ILE:HA	6:Q:428:ARG:CZ	2.44	0.48
6:Q:623:LYS:C	6:Q:627:ARG:HE	2.16	0.48
5:T:139:SER:HA	5:T:195:LEU:HD22	1.96	0.48
6:U:279:PRO:C	6:W:622:GLU:HG2	2.32	0.48
6:U:281:PRO:HD3	6:W:622:GLU:CD	2.33	0.48
6:V:146:GLN:HE22	6:W:241:ALA:HB1	1.79	0.48
6:V:160:GLN:HE22	6:W:612:SER:C	1.73	0.48
6:V:295:ARG:HH12	6:W:354:SER:HB2	1.78	0.48
6:V:606:THR:CG2	6:V:609:ARG:NH2	2.68	0.48
6:X:70:GLN:HA	6:X:136:PHE:CG	2.48	0.48
5:Y:142:ALA:HB2	5:Y:145:ARG:HH11	1.79	0.48
2:B:239:ALA:HA	2:B:1150:ASN:HA	1.96	0.47
2:B:550:PHE:CZ	2:B:611:PRO:HB3	2.49	0.47
2:B:741:THR:O	2:B:744:PRO:HD2	2.14	0.47

Continued on next page...

Continued from previous page...

Atom-1	Atom-2	Interatomic distance (Å)	Clash overlap (Å)
3:C:884:PRO:CG	3:C:965:GLU:OE2	2.37	0.47
5:F:194:LEU:HB2	6:K:447:SER:OG	2.13	0.47
5:H:244:ASN:ND2	5:H:246:THR:HB	2.29	0.47
6:I:36:LEU:CD2	6:J:242:PHE:CB	2.23	0.47
6:I:36:LEU:C	6:J:253:VAL:CG1	2.82	0.47
6:I:412:ARG:CD	6:K:457:PRO:C	2.64	0.47
6:I:412:ARG:HB2	6:K:459:LEU:HB2	1.91	0.47
6:I:419:MET:H	6:K:298:PHE:CB	2.25	0.47
6:J:623:LYS:O	6:J:627:ARG:HG3	2.13	0.47
6:K:70:GLN:HA	6:K:136:PHE:CG	2.47	0.47
6:K:345:ILE:HA	6:K:428:ARG:CZ	2.44	0.47
5:L:27:ARG:NH1	5:L:29:ARG:H	2.11	0.47
5:M:51:PHE:O	5:M:66:GLN:HG3	2.14	0.47
5:N:4:HIS:NE2	6:O:586:VAL:CA	2.77	0.47
6:O:232:ALA:HB2	6:Q:66:ASP:C	2.35	0.47
6:O:300:LYS:HE2	6:P:418:ASN:ND2	2.21	0.47
6:P:121:ALA:HB1	6:Q:87:PHE:CB	2.42	0.47
5:S:207:VAL:HB	5:S:245:LEU:HD11	1.94	0.47
5:T:25:TYR:CD2	5:T:40:TYR:CZ	3.02	0.47
6:U:42:ASN:OD1	6:V:84:LYS:HG3	2.12	0.47
6:U:327:TYR:HB2	6:U:445:ILE:HG22	1.96	0.47
6:U:472:ARG:HG3	6:W:530:ARG:HA	1.91	0.47
6:W:623:LYS:C	6:W:627:ARG:HE	2.16	0.47
5:Y:159:PRO:HG2	5:Y:164:ASP:OD2	2.14	0.47
1:A:596:ASN:HD21	1:A:627:PHE:HA	1.79	0.47
2:B:490:PRO:HA	2:B:824:CYS:SG	2.55	0.47
2:B:688:THR:HG22	2:B:832:ILE:HG12	1.96	0.47
4:D:153:GLN:HE22	6:P:53:THR:HG22	1.79	0.47
5:F:27:ARG:NH1	5:F:29:ARG:H	2.12	0.47
5:H:51:PHE:O	5:H:66:GLN:HG3	2.13	0.47
5:H:142:ALA:HB2	5:H:145:ARG:HH11	1.78	0.47
6:I:281:PRO:HD3	6:K:622:GLU:CD	2.34	0.47
6:I:541:SER:HB3	6:K:170:LEU:N	2.28	0.47
6:J:11:TYR:HB3	6:J:223:PRO:HB3	1.97	0.47
6:J:457:PRO:C	6:K:412:ARG:CD	2.49	0.47
6:K:564:LEU:HB3	6:K:568:ARG:NH2	2.28	0.47
5:N:142:ALA:HB2	5:N:145:ARG:HH11	1.80	0.47
6:O:170:LEU:CD2	6:P:545:VAL:CG2	2.92	0.47
6:O:295:ARG:HH11	6:O:298:PHE:CB	2.26	0.47
6:O:416:ARG:C	6:Q:298:PHE:HE2	1.88	0.47
6:P:456:ASN:HD22	6:P:457:PRO:HD2	1.79	0.47

Continued on next page...

Continued from previous page...

Atom-1	Atom-2	Interatomic distance (Å)	Clash overlap (Å)
6:P:623:LYS:C	6:P:627:ARG:HE	2.17	0.47
6:U:90:ASN:HB2	6:W:122:THR:CG2	2.41	0.47
6:U:606:THR:HG23	6:W:173:ASP:OD2	2.05	0.47
6:U:609:ARG:HE	6:W:29:THR:HA	1.71	0.47
6:V:11:TYR:HB3	6:V:223:PRO:HB3	1.96	0.47
6:V:170:LEU:CA	6:W:541:SER:HB3	2.44	0.47
6:V:345:ILE:HA	6:V:428:ARG:CZ	2.44	0.47
6:V:623:LYS:C	6:V:627:ARG:HE	2.18	0.47
1:A:26:ARG:HH12	1:A:27:PHE:HB3	1.78	0.47
2:B:707:PHE:HA	2:B:710:ARG:HE	1.78	0.47
2:B:1172:LEU:HD13	2:B:1191:TYR:CE2	2.49	0.47
3:C:385:VAL:O	3:C:1195:TYR:HA	2.14	0.47
4:D:35:ARG:H	4:D:40:ARG:HH12	1.60	0.47
4:D:136:TRP:HB3	4:D:137:PRO:HD3	1.95	0.47
6:J:623:LYS:C	6:J:627:ARG:HE	2.18	0.47
5:L:194:LEU:HD13	6:Q:448:PRO:HD2	1.96	0.47
5:M:27:ARG:NH1	5:M:29:ARG:H	2.11	0.47
5:M:81:SER:O	5:M:84:GLU:HB2	2.13	0.47
6:O:36:LEU:C	6:P:253:VAL:CG1	2.82	0.47
6:P:70:GLN:HA	6:P:136:PHE:CG	2.48	0.47
6:Q:350:THR:HB	6:Q:465:THR:O	2.13	0.47
5:R:194:LEU:HD13	6:W:448:PRO:HD2	1.97	0.47
5:R:204:ALA:HA	5:R:254:ALA:HB2	1.97	0.47
5:S:4:HIS:CE1	6:W:586:VAL:CB	2.97	0.47
5:S:25:TYR:CD2	5:S:40:TYR:CZ	3.03	0.47
5:T:204:ALA:HA	5:T:254:ALA:HB2	1.96	0.47
6:U:168:THR:OG1	6:V:537:SER:HB2	2.04	0.47
6:U:545:VAL:CB	6:W:641:ILE:CG1	2.84	0.47
6:X:46:LYS:HA	6:X:72:SER:HA	1.96	0.47
6:X:407:LEU:HB3	6:X:418:ASN:HB3	1.96	0.47
6:X:623:LYS:O	6:X:627:ARG:HG3	2.15	0.47
5:Y:25:TYR:CD2	5:Y:40:TYR:CZ	3.02	0.47
5:Y:244:ASN:ND2	5:Y:246:THR:HB	2.29	0.47
1:A:1162:GLN:HE22	1:A:1190:ARG:NE	2.12	0.47
2:B:437:ARG:CD	4:D:173:ALA:O	2.61	0.47
2:B:487:VAL:HG23	2:B:828:GLU:OE2	2.14	0.47
2:B:682:GLN:HE21	2:B:749:HIS:CD2	2.32	0.47
3:C:239:ALA:HA	3:C:1150:ASN:HA	1.97	0.47
4:D:187:GLN:CD	4:D:187:GLN:H	2.18	0.47
4:E:339:LEU:CD1	6:U:58:ILE:HD11	2.44	0.47
4:E:400:THR:OG1	6:U:53:THR:HG23	2.15	0.47

Continued on next page...

Continued from previous page...

Atom-1	Atom-2	Interatomic distance (Å)	Clash overlap (Å)
5:G:159:PRO:HG2	5:G:164:ASP:OD2	2.15	0.47
6:I:34:ILE:O	6:J:256:SER:CB	2.62	0.47
6:I:160:GLN:CG	6:J:612:SER:HB2	2.04	0.47
6:I:170:LEU:CD2	6:J:545:VAL:CG2	2.92	0.47
6:I:246:THR:HB	6:K:154:ARG:HH12	1.74	0.47
5:N:25:TYR:CD2	5:N:40:TYR:CZ	3.02	0.47
5:N:27:ARG:NH1	5:N:29:ARG:H	2.12	0.47
5:N:194:LEU:HB2	6:P:447:SER:HG	1.77	0.47
5:N:244:ASN:ND2	5:N:246:THR:HB	2.30	0.47
6:O:281:PRO:CG	6:Q:622:GLU:OE1	2.61	0.47
6:O:622:GLU:CD	6:P:281:PRO:HD3	2.35	0.47
6:Q:171:THR:HA	6:Q:172:PRO:HD2	1.77	0.47
5:R:25:TYR:CD2	5:R:40:TYR:CZ	3.02	0.47
6:U:32:PRO:CG	6:V:608:LEU:O	2.62	0.47
6:U:270:ASP:O	6:U:272:ASP:N	2.46	0.47
6:V:34:ILE:C	6:W:256:SER:HG	2.06	0.47
6:W:171:THR:HA	6:W:172:PRO:HD2	1.76	0.47
6:X:47:LEU:HD21	6:X:117:GLY:N	2.30	0.47
5:Y:204:ALA:HA	5:Y:254:ALA:HB2	1.96	0.47
1:A:184:ASP:H	1:A:185:PRO:HD3	1.79	0.47
1:A:198:ARG:NH2	1:A:257:GLN:HE21	2.11	0.47
1:A:248:LEU:HD21	2:B:627:ASN:HD21	1.74	0.47
1:A:1168:PHE:HA	1:A:1173:TYR:HA	1.95	0.47
2:B:376:LEU:HD13	3:C:795:ASP:CG	2.34	0.47
2:B:661:THR:C	4:D:196:LEU:HD13	2.29	0.47
3:C:705:ILE:O	3:C:709:ILE:HG13	2.15	0.47
4:D:21:PHE:CE1	4:D:26:LEU:HD13	2.50	0.47
4:D:54:TRP:CZ2	4:D:370:LEU:HD13	2.49	0.47
4:D:157:TYR:CE2	4:D:283:GLY:HA3	2.49	0.47
4:E:331:VAL:HB	4:E:332:PRO:HD3	1.95	0.47
5:G:154:GLY:H	5:G:157:HIS:HB2	1.79	0.47
6:I:147:ARG:NH2	6:Q:100:LYS:CG	2.66	0.47
6:I:168:THR:OG1	6:J:537:SER:C	2.52	0.47
6:I:168:THR:O	6:J:541:SER:CB	2.63	0.47
6:J:327:TYR:HB2	6:J:445:ILE:HG22	1.97	0.47
6:Q:70:GLN:HA	6:Q:136:PHE:CG	2.49	0.47
6:U:16:ASP:H	6:U:222:ASN:HB3	1.80	0.47
6:U:47:LEU:HD21	6:U:117:GLY:N	2.29	0.47
6:U:87:PHE:HB3	6:W:121:ALA:HB1	1.97	0.47
6:U:459:LEU:HD23	6:V:412:ARG:NH1	2.27	0.47
6:U:630:LEU:CG	6:V:275:GLU:HG2	2.41	0.47

Continued on next page...

Continued from previous page...

Atom-1	Atom-2	Interatomic distance (Å)	Clash overlap (Å)
6:V:300:LYS:HE2	6:W:418:ASN:HD21	1.71	0.47
6:W:46:LYS:HA	6:W:72:SER:HA	1.97	0.47
1:A:1268:PRO:HD2	1:A:1271:VAL:HG21	1.97	0.47
2:B:437:ARG:HD2	4:D:173:ALA:O	2.15	0.47
3:C:697:MET:O	3:C:701:ILE:HG13	2.14	0.47
3:C:799:ASP:CB	3:C:801:ARG:NE	2.77	0.47
4:D:29:LEU:HD22	4:D:71:LEU:HD22	1.95	0.47
5:F:49:CYS:SG	5:F:51:PHE:HB2	2.54	0.47
5:F:51:PHE:O	5:F:66:GLN:HG3	2.14	0.47
5:G:130:PHE:CG	6:I:446:PRO:HB2	2.50	0.47
5:H:81:SER:O	5:H:84:GLU:HB2	2.15	0.47
5:H:159:PRO:HG2	5:H:164:ASP:OD2	2.14	0.47
6:I:484:ILE:HG22	6:I:486:PRO:HD3	1.97	0.47
5:N:159:PRO:HG2	5:N:164:ASP:OD2	2.14	0.47
5:R:81:SER:O	5:R:84:GLU:HB2	2.14	0.47
5:R:159:PRO:HG2	5:R:164:ASP:OD2	2.14	0.47
5:T:81:SER:O	5:T:84:GLU:HB2	2.15	0.47
5:T:142:ALA:HB2	5:T:145:ARG:HH11	1.79	0.47
6:U:456:ASN:HD21	6:V:412:ARG:CG	2.09	0.47
6:U:623:LYS:C	6:U:627:ARG:HE	2.18	0.47
5:Y:27:ARG:NH2	5:Y:27:ARG:HG2	2.29	0.47
1:A:223:GLY:O	1:A:294:SER:HB3	2.15	0.47
1:A:251:SER:HA	1:A:252:SER:HA	1.60	0.47
1:A:377:ARG:NH1	6:I:57:THR:HG23	2.25	0.47
2:B:287:GLN:OE1	2:B:1111:GLY:HA3	2.15	0.47
2:B:317:PHE:CE1	2:B:385:VAL:HG21	2.50	0.47
2:B:437:ARG:H	4:D:176:ALA:HA	1.80	0.47
2:B:1060:ARG:O	2:B:1064:TRP:HB3	2.14	0.47
3:C:751:CYS:HA	3:C:754:GLU:HB3	1.97	0.47
3:C:795:ASP:O	3:C:797:ALA:N	2.44	0.47
4:D:329:ASN:HD21	4:D:396:GLN:NE2	2.13	0.47
4:E:140:GLN:NE2	4:E:193:ALA:HB3	2.30	0.47
4:E:191:ARG:HA	4:E:191:ARG:HH21	1.79	0.47
4:E:383:ARG:HG3	4:E:385:PRO:HD3	1.95	0.47
6:I:32:PRO:HG3	6:J:608:LEU:O	2.14	0.47
6:I:42:ASN:OD1	6:J:84:LYS:HG3	2.13	0.47
5:M:244:ASN:ND2	5:M:246:THR:HB	2.30	0.47
5:N:8:GLN:HA	5:N:11:HIS:HB2	1.97	0.47
6:O:82:PHE:HE2	6:P:242:PHE:CZ	2.22	0.47
6:O:161:LYS:HE3	6:P:533:ASP:HB2	1.95	0.47
6:O:564:LEU:HB3	6:O:568:ARG:NH2	2.29	0.47

Continued on next page...

Continued from previous page...

Atom-1	Atom-2	Interatomic distance (Å)	Clash overlap (Å)
6:O:565:LEU:HA	6:O:568:ARG:HD2	1.97	0.47
6:O:630:LEU:HD13	6:P:275:GLU:HB3	1.92	0.47
6:P:61:LEU:HG	6:P:127:LEU:HD23	1.97	0.47
6:P:147:ARG:HH11	6:W:100:LYS:CE	1.99	0.47
6:P:334:GLY:N	6:P:335:PRO:HD3	2.29	0.47
6:Q:16:ASP:H	6:Q:222:ASN:HB3	1.79	0.47
6:Q:47:LEU:HD21	6:Q:117:GLY:N	2.30	0.47
5:R:130:PHE:HE1	6:W:368:THR:HG22	1.78	0.47
5:S:27:ARG:HG2	5:S:27:ARG:NH2	2.29	0.47
5:S:44:GLY:HA3	6:U:400:ALA:C	2.16	0.47
5:S:130:PHE:HE1	6:U:368:THR:HG22	1.80	0.47
5:T:5:MET:CE	6:U:303:ASP:OD1	2.62	0.47
5:T:51:PHE:O	5:T:66:GLN:HG3	2.14	0.47
5:T:159:PRO:HG2	5:T:164:ASP:OD2	2.15	0.47
6:U:36:LEU:CD2	6:V:242:PHE:CB	2.23	0.47
6:U:36:LEU:C	6:V:253:VAL:CG1	2.82	0.47
6:U:168:THR:HA	6:U:171:THR:HB	1.97	0.47
6:U:173:ASP:OD2	6:V:606:THR:HG23	2.09	0.47
6:U:232:ALA:HB2	6:W:66:ASP:C	2.35	0.47
6:U:354:SER:HB3	6:W:295:ARG:NH2	2.15	0.47
6:V:29:THR:CA	6:W:610:THR:HG23	2.45	0.47
6:V:295:ARG:CZ	6:W:419:MET:CB	2.63	0.47
6:V:456:ASN:HD22	6:V:457:PRO:HD2	1.79	0.47
6:V:630:LEU:HD11	6:W:275:GLU:HG3	1.90	0.47
6:W:16:ASP:H	6:W:222:ASN:HB3	1.80	0.47
6:X:11:TYR:HB3	6:X:223:PRO:HB3	1.97	0.47
6:X:16:ASP:H	6:X:222:ASN:HB3	1.80	0.47
6:X:345:ILE:HA	6:X:428:ARG:CZ	2.44	0.47
5:Y:213:THR:O	5:Y:216:ILE:HG13	2.15	0.47
1:A:1070:VAL:HG12	1:A:1071:ILE:HG13	1.96	0.47
1:A:1242:PRO:HD3	1:A:1260:LEU:HD22	1.97	0.47
3:C:125:ARG:NH2	3:C:166:ASP:H	2.13	0.47
3:C:641:ALA:HA	3:C:644:GLU:OE1	2.15	0.47
4:E:152:ASP:H	4:E:306:PRO:HG3	1.79	0.47
4:E:222:ARG:NE	4:E:408:GLN:HA	2.29	0.47
4:E:271:SER:O	4:E:274:TRP:HD1	1.97	0.47
4:E:300:ILE:HD12	4:E:315:LEU:HD11	1.96	0.47
4:E:373:MET:O	4:E:376:ALA:HB3	2.15	0.47
5:H:213:THR:O	5:H:216:ILE:HG13	2.15	0.47
6:I:46:LYS:HA	6:I:72:SER:HA	1.96	0.47
6:I:283:SER:CB	6:K:528:ALA:C	2.82	0.47

Continued on next page...

Continued from previous page...

Atom-1	Atom-2	Interatomic distance (Å)	Clash overlap (Å)
6:J:534:SER:O	6:J:537:SER:OG	2.32	0.47
5:L:213:THR:O	5:L:216:ILE:HG13	2.15	0.47
5:M:4:HIS:CE1	6:Q:586:VAL:CB	2.97	0.47
5:M:4:HIS:HB2	6:Q:586:VAL:CG1	2.43	0.47
5:N:154:GLY:H	5:N:157:HIS:HB2	1.80	0.47
6:O:84:LYS:NZ	6:Q:43:PRO:HA	2.30	0.47
6:O:87:PHE:HB3	6:Q:121:ALA:HB1	1.95	0.47
6:O:541:SER:HB3	6:Q:170:LEU:N	2.30	0.47
6:P:168:THR:HG1	6:Q:537:SER:CB	2.18	0.47
5:S:66:GLN:O	5:S:69:HIS:HB2	2.15	0.47
5:S:213:THR:O	5:S:216:ILE:HG13	2.15	0.47
5:T:38:ALA:N	5:T:50:ALA:HB3	2.30	0.47
5:T:82:LEU:O	5:T:85:VAL:HB	2.14	0.47
6:U:283:SER:CB	6:W:528:ALA:C	2.81	0.47
6:U:459:LEU:CA	6:V:412:ARG:HH11	1.94	0.47
6:V:534:SER:O	6:V:537:SER:OG	2.32	0.47
2:B:1103:TRP:CD1	2:B:1116:PRO:HD3	2.50	0.47
2:B:1171:GLY:HA3	2:B:1179:VAL:HG13	1.97	0.47
3:C:183:LEU:HB2	3:C:471:PRO:HG3	1.97	0.47
3:C:1125:TYR:HD1	3:C:1127:CYS:HG	1.59	0.47
4:D:393:ASP:OD1	6:P:52:GLY:C	2.51	0.47
5:F:244:ASN:ND2	5:F:246:THR:HB	2.30	0.47
6:I:11:TYR:HB3	6:I:223:PRO:HB3	1.96	0.47
6:I:147:ARG:CG	6:Q:100:LYS:HZ3	2.17	0.47
6:I:242:PHE:CD1	6:K:36:LEU:HD21	2.47	0.47
6:I:622:GLU:CA	6:J:280:LEU:HD12	2.39	0.47
6:J:36:LEU:CD2	6:K:253:VAL:CG1	2.84	0.47
6:J:146:GLN:HE22	6:K:241:ALA:HB1	1.80	0.47
5:L:27:ARG:NH2	5:L:27:ARG:HG2	2.29	0.47
5:N:49:CYS:O	5:N:52:CYS:SG	2.68	0.47
6:O:16:ASP:H	6:O:222:ASN:HB3	1.79	0.47
6:O:47:LEU:HD21	6:O:117:GLY:N	2.29	0.47
6:O:84:LYS:HZ2	6:Q:44:THR:CB	1.92	0.47
6:O:409:ILE:CG2	6:Q:459:LEU:HD23	2.41	0.47
6:O:418:ASN:CG	6:Q:298:PHE:O	2.53	0.47
6:O:538:ALA:HA	6:Q:168:THR:O	2.15	0.47
6:P:11:TYR:HB3	6:P:223:PRO:HB3	1.96	0.47
6:P:270:ASP:O	6:P:272:ASP:N	2.46	0.47
6:Q:359:PRO:HB3	6:Q:366:LEU:HD22	1.97	0.47
6:U:278:THR:HG1	6:W:625:ARG:CZ	2.26	0.47
6:U:409:ILE:CG2	6:W:459:LEU:HD23	2.40	0.47

Continued on next page...

Continued from previous page...

Atom-1	Atom-2	Interatomic distance (Å)	Clash overlap (Å)
6:U:534:SER:HB2	6:W:161:LYS:O	2.15	0.47
6:V:161:LYS:C	6:W:534:SER:HG	2.12	0.47
6:V:565:LEU:HA	6:V:568:ARG:HD2	1.97	0.47
1:A:432:PHE:O	1:A:1007:PRO:HG3	2.15	0.47
1:A:472:ARG:NH2	1:A:473:ARG:HG3	2.29	0.47
1:A:914:VAL:O	1:A:917:LEU:HB3	2.15	0.47
2:B:249:TRP:HA	2:B:262:ARG:HH22	1.80	0.47
2:B:310:LYS:CB	2:B:399:ARG:NH1	2.77	0.47
2:B:310:LYS:CG	2:B:399:ARG:NH2	2.77	0.47
2:B:1099:ILE:O	2:B:1102:GLU:HB2	2.15	0.47
3:C:344:TYR:CE2	3:C:369:GLY:HA2	2.50	0.47
3:C:565:LYS:HA	3:C:568:PHE:CD2	2.50	0.47
3:C:673:ASN:HD22	3:C:674:ARG:HG2	1.80	0.47
4:D:266:TYR:OH	4:D:296:LEU:HB3	2.15	0.47
4:D:327:ASP:HB3	4:D:398:GLY:O	2.14	0.47
5:F:8:GLN:HA	5:F:11:HIS:HB2	1.96	0.47
5:F:204:ALA:HA	5:F:254:ALA:HB2	1.96	0.47
5:G:4:HIS:CE1	6:K:586:VAL:CB	2.98	0.47
5:G:51:PHE:O	5:G:66:GLN:HG3	2.15	0.47
5:G:81:SER:O	5:G:84:GLU:HB2	2.15	0.47
5:G:244:ASN:ND2	5:G:246:THR:HB	2.30	0.47
6:I:418:ASN:CG	6:K:298:PHE:O	2.53	0.47
6:I:537:SER:HB2	6:K:165:THR:O	2.14	0.47
6:J:641:ILE:HG12	6:K:545:VAL:HG13	1.82	0.47
6:K:359:PRO:HB3	6:K:366:LEU:HD22	1.97	0.47
5:L:130:PHE:CE1	6:Q:368:THR:CG2	2.97	0.47
6:O:50:PRO:HD3	6:O:118:TYR:HE1	1.77	0.47
6:O:534:SER:HB2	6:Q:161:LYS:O	2.15	0.47
6:P:16:ASP:H	6:P:222:ASN:HB3	1.80	0.47
6:P:46:LYS:HA	6:P:72:SER:HA	1.97	0.47
6:P:165:THR:CA	6:Q:537:SER:OG	2.56	0.47
1:A:406:ASN:ND2	6:J:102:GLY:CA	2.75	0.46
3:C:282:TYR:HD1	3:C:284:ASP:HB2	1.78	0.46
3:C:634:GLN:HB3	3:C:635:GLN:NE2	2.30	0.46
5:F:49:CYS:O	5:F:52:CYS:SG	2.68	0.46
5:F:130:PHE:CE1	6:K:368:THR:CG2	2.97	0.46
5:G:204:ALA:HA	5:G:254:ALA:HB2	1.97	0.46
5:H:27:ARG:NH2	5:H:27:ARG:HG2	2.29	0.46
5:H:82:LEU:O	5:H:85:VAL:HB	2.15	0.46
6:I:147:ARG:NH2	6:Q:100:LYS:HG3	2.29	0.46
6:I:412:ARG:N	6:K:459:LEU:CD1	2.65	0.46

Continued on next page...

Continued from previous page...

Atom-1	Atom-2	Interatomic distance (Å)	Clash overlap (Å)
6:I:419:MET:HG2	6:K:298:PHE:O	2.14	0.46
6:K:47:LEU:HD21	6:K:117:GLY:N	2.30	0.46
5:L:8:GLN:HA	5:L:11:HIS:HB2	1.97	0.46
5:L:49:CYS:SG	5:L:51:PHE:HB2	2.54	0.46
6:O:122:THR:HG23	6:P:90:ASN:CB	2.35	0.46
6:P:36:LEU:CD2	6:Q:242:PHE:CB	2.23	0.46
6:P:44:THR:HG1	6:Q:87:PHE:HE1	1.63	0.46
6:P:564:LEU:HB3	6:P:568:ARG:NH2	2.29	0.46
5:R:49:CYS:SG	5:R:51:PHE:HB2	2.55	0.46
6:U:47:LEU:HD13	6:U:115:THR:HG23	1.98	0.46
6:U:280:LEU:CD1	6:W:622:GLU:C	2.84	0.46
6:U:638:PHE:O	6:U:641:ILE:HB	2.15	0.46
6:W:537:SER:HB3	6:W:566:TRP:CH2	2.49	0.46
6:X:411:VAL:HB	6:X:412:ARG:HH21	1.80	0.46
1:A:134:PHE:CE1	1:A:158:TRP:CD1	3.04	0.46
4:E:33:TYR:HB3	4:E:40:ARG:HE	1.81	0.46
4:E:238:LYS:HB3	4:E:241:LEU:CD1	2.45	0.46
4:E:407:ALA:O	4:E:410:MET:HB2	2.15	0.46
5:G:213:THR:O	5:G:216:ILE:HG13	2.15	0.46
5:H:66:GLN:O	5:H:69:HIS:HB2	2.15	0.46
6:I:170:LEU:N	6:J:541:SER:OG	2.46	0.46
6:I:280:LEU:CD1	6:K:622:GLU:C	2.83	0.46
6:I:538:ALA:HA	6:K:168:THR:O	2.15	0.46
6:I:630:LEU:HD13	6:J:275:GLU:HB3	1.92	0.46
6:I:638:PHE:O	6:I:641:ILE:HB	2.15	0.46
6:K:327:TYR:HB2	6:K:445:ILE:HG22	1.96	0.46
5:L:81:SER:O	5:L:84:GLU:HB2	2.16	0.46
5:L:153:ASP:HB3	5:L:158:LEU:HB3	1.97	0.46
5:N:82:LEU:O	5:N:85:VAL:HB	2.16	0.46
6:O:506:ALA:HA	6:O:509:LEU:HD12	1.97	0.46
6:P:66:ASP:HB3	6:Q:232:ALA:HB1	1.82	0.46
6:Q:46:LYS:HA	6:Q:72:SER:HA	1.96	0.46
5:R:186:LEU:HB2	5:R:198:HIS:O	2.15	0.46
5:T:4:HIS:NE2	6:U:586:VAL:CA	2.78	0.46
5:T:132:THR:OG1	5:T:136:ASP:HA	2.15	0.46
6:U:72:SER:OG	6:V:235:LEU:HD13	2.15	0.46
6:U:345:ILE:HA	6:U:428:ARG:CZ	2.44	0.46
6:U:418:ASN:CG	6:W:298:PHE:O	2.52	0.46
6:U:496:GLU:OE1	6:V:419:MET:HE3	2.16	0.46
6:W:345:ILE:HA	6:W:428:ARG:CZ	2.45	0.46
6:W:601:THR:O	6:W:604:VAL:HG12	2.16	0.46

Continued on next page...

Continued from previous page...

Atom-1	Atom-2	Interatomic distance (Å)	Clash overlap (Å)
6:X:61:LEU:HG	6:X:127:LEU:HD23	1.98	0.46
6:X:494:THR:O	6:X:498:VAL:HG23	2.15	0.46
1:A:19:ARG:HB3	1:A:285:LEU:HG	1.97	0.46
2:B:223:THR:HA	2:B:1152:ALA:HB3	1.96	0.46
2:B:1147:PHE:HA	2:B:1168:ARG:NH2	2.31	0.46
3:C:560:LEU:HA	3:C:563:MET:SD	2.56	0.46
3:C:643:ALA:HA	3:C:646:ILE:HD12	1.97	0.46
3:C:946:VAL:O	3:C:946:VAL:CG2	2.60	0.46
5:F:25:TYR:CD2	5:F:40:TYR:CZ	3.03	0.46
5:F:213:THR:O	5:F:216:ILE:HG13	2.15	0.46
5:G:153:ASP:HB3	5:G:158:LEU:HB3	1.97	0.46
6:I:168:THR:HA	6:I:171:THR:HB	1.97	0.46
6:I:412:ARG:HA	6:K:456:ASN:OD1	1.88	0.46
6:I:459:LEU:HD23	6:J:409:ILE:CG2	2.43	0.46
6:I:545:VAL:HG22	6:K:641:ILE:HG12	1.96	0.46
6:I:562:TYR:CD1	6:K:193:ILE:C	2.48	0.46
5:L:139:SER:HA	5:L:195:LEU:HD22	1.97	0.46
5:M:213:THR:O	5:M:216:ILE:HG13	2.15	0.46
5:N:38:ALA:N	5:N:50:ALA:HB3	2.31	0.46
5:N:153:ASP:HB3	5:N:158:LEU:HB3	1.98	0.46
6:P:146:GLN:HE22	6:Q:241:ALA:HB1	1.81	0.46
5:R:154:GLY:H	5:R:157:HIS:HB2	1.81	0.46
5:S:162:SER:CB	5:S:264:GLN:HB3	2.46	0.46
5:T:213:THR:O	5:T:216:ILE:HG13	2.15	0.46
6:U:545:VAL:HB	6:W:637:PHE:HE1	1.79	0.46
6:V:484:ILE:HG22	6:V:486:PRO:HD3	1.97	0.46
5:Y:132:THR:OG1	5:Y:136:ASP:HA	2.15	0.46
1:A:459:ASP:OD2	1:A:625:ARG:HB2	2.15	0.46
1:A:713:VAL:HG22	1:A:735:LEU:HD13	1.98	0.46
1:A:1152:ASP:HA	1:A:1192:LEU:O	2.16	0.46
2:B:249:TRP:CA	2:B:262:ARG:HH22	2.29	0.46
2:B:725:THR:O	2:B:729:MET:HG3	2.15	0.46
4:D:58:TYR:CD1	4:D:64:ARG:HD2	2.51	0.46
4:D:83:GLN:N	6:I:54:SER:HB3	2.30	0.46
4:E:214:ILE:HG22	4:E:234:PHE:CD1	2.51	0.46
5:G:8:GLN:HA	5:G:11:HIS:HB2	1.96	0.46
5:G:132:THR:OG1	5:G:136:ASP:HA	2.16	0.46
5:H:18:ALA:O	5:H:83:VAL:HG11	2.15	0.46
6:I:18:ASN:HB3	6:I:221:GLY:CA	2.46	0.46
6:I:630:LEU:CG	6:J:275:GLU:HG2	2.42	0.46
6:K:75:ASN:HB3	6:K:78:MET:CB	2.43	0.46

Continued on next page...

Continued from previous page...

Atom-1	Atom-2	Interatomic distance (Å)	Clash overlap (Å)
6:K:334:GLY:N	6:K:335:PRO:HD3	2.31	0.46
5:M:8:GLN:HA	5:M:11:HIS:HB2	1.98	0.46
6:O:407:LEU:O	6:Q:298:PHE:HD2	1.98	0.46
6:O:484:ILE:HG22	6:O:486:PRO:HD3	1.97	0.46
6:Q:189:PHE:CD1	6:Q:645:TRP:HB3	2.51	0.46
5:R:38:ALA:N	5:R:50:ALA:HB3	2.31	0.46
5:S:142:ALA:HB2	5:S:145:ARG:HH11	1.79	0.46
5:S:204:ALA:HA	5:S:254:ALA:HB2	1.97	0.46
5:T:186:LEU:HB2	5:T:198:HIS:O	2.16	0.46
6:U:419:MET:HG2	6:W:298:PHE:O	2.15	0.46
6:V:189:PHE:CD1	6:V:645:TRP:HB3	2.51	0.46
6:W:11:TYR:HB3	6:W:223:PRO:HB3	1.97	0.46
5:Y:81:SER:O	5:Y:84:GLU:HB2	2.16	0.46
1:A:111:ARG:HB3	1:A:139:PHE:CE1	2.51	0.46
1:A:359:TYR:O	1:A:361:PRO:HD3	2.15	0.46
1:A:469:ARG:HB3	1:A:473:ARG:HH22	1.81	0.46
2:B:309:LEU:HA	2:B:399:ARG:HH11	1.72	0.46
2:B:311:ILE:HG13	2:B:402:TYR:HE2	1.80	0.46
2:B:511:ILE:O	2:B:515:LEU:HG	2.15	0.46
2:B:815:PRO:HA	2:B:818:ILE:HD12	1.96	0.46
3:C:377:ILE:HG22	3:C:380:GLU:CA	2.44	0.46
3:C:831:LEU:HA	3:C:836:HIS:NE2	2.30	0.46
4:E:112:TRP:HZ3	4:E:114:VAL:HA	1.80	0.46
4:E:233:TYR:CE2	4:E:249:LYS:HB3	2.51	0.46
4:E:400:THR:CB	6:U:53:THR:HA	2.26	0.46
5:F:66:GLN:O	5:F:69:HIS:HB2	2.15	0.46
5:H:4:HIS:NE2	6:I:586:VAL:CA	2.78	0.46
6:I:32:PRO:CG	6:J:608:LEU:O	2.63	0.46
6:I:242:PHE:HZ	6:K:82:PHE:HE2	1.51	0.46
6:J:47:LEU:HD21	6:J:117:GLY:N	2.30	0.46
6:J:189:PHE:CD1	6:J:645:TRP:HB3	2.51	0.46
6:J:195:PRO:HB2	6:J:198:ASN:OD1	2.15	0.46
6:J:484:ILE:HG22	6:J:486:PRO:HD3	1.98	0.46
5:L:21:ARG:HA	5:L:21:ARG:CZ	2.46	0.46
5:L:49:CYS:O	5:L:52:CYS:SG	2.68	0.46
5:M:66:GLN:O	5:M:69:HIS:HB2	2.16	0.46
5:M:82:LEU:O	5:M:85:VAL:HB	2.16	0.46
5:M:193:GLY:HA2	6:O:364:PRO:HG2	1.70	0.46
6:O:75:ASN:HB3	6:O:78:MET:CB	2.43	0.46
6:O:90:ASN:HB2	6:Q:122:THR:CG2	2.41	0.46
6:O:168:THR:O	6:P:541:SER:CB	2.62	0.46

Continued on next page...

Continued from previous page...

Atom-1	Atom-2	Interatomic distance (Å)	Clash overlap (Å)
6:O:622:GLU:HB3	6:P:280:LEU:HA	1.96	0.46
6:P:189:PHE:CD1	6:P:645:TRP:HB3	2.50	0.46
5:R:44:GLY:CA	6:W:401:GLY:N	2.69	0.46
5:S:18:ALA:O	5:S:83:VAL:HG11	2.16	0.46
5:S:38:ALA:N	5:S:50:ALA:HB3	2.31	0.46
5:S:49:CYS:O	5:S:52:CYS:SG	2.68	0.46
6:U:168:THR:O	6:V:541:SER:CB	2.63	0.46
6:U:443:PHE:CE1	6:U:454:PHE:HZ	2.34	0.46
6:U:459:LEU:HD23	6:V:409:ILE:CG2	2.42	0.46
6:V:359:PRO:HB3	6:V:366:LEU:HD22	1.98	0.46
6:V:622:GLU:HB2	6:W:281:PRO:CD	2.46	0.46
6:X:484:ILE:HG22	6:X:486:PRO:HD3	1.98	0.46
6:X:638:PHE:HA	6:X:641:ILE:HD12	1.96	0.46
5:Y:8:GLN:HA	5:Y:11:HIS:HB2	1.96	0.46
2:B:985:VAL:HB	2:B:1073:ARG:HG3	1.98	0.46
3:C:594:ALA:C	3:C:596:PRO:HD2	2.36	0.46
3:C:938:TYR:OH	3:C:946:VAL:HG12	1.97	0.46
3:C:1178:ARG:H	3:C:1178:ARG:CZ	2.29	0.46
4:D:379:ILE:HG13	6:P:55:VAL:HG12	1.97	0.46
5:F:130:PHE:HE1	6:K:368:THR:HG22	1.79	0.46
5:H:132:THR:OG1	5:H:136:ASP:HA	2.15	0.46
6:I:562:TYR:CG	6:K:195:PRO:CD	2.81	0.46
6:I:622:GLU:CD	6:J:281:PRO:HD3	2.36	0.46
6:K:623:LYS:C	6:K:627:ARG:HE	2.19	0.46
5:N:213:THR:O	5:N:216:ILE:HG13	2.15	0.46
6:O:46:LYS:HA	6:O:72:SER:HA	1.96	0.46
6:P:359:PRO:HB3	6:P:366:LEU:HD22	1.97	0.46
6:P:443:PHE:CE1	6:P:454:PHE:HZ	2.34	0.46
5:R:18:ALA:O	5:R:83:VAL:HG11	2.15	0.46
5:R:82:LEU:O	5:R:85:VAL:HB	2.15	0.46
5:R:132:THR:OG1	5:R:136:ASP:HA	2.16	0.46
5:R:142:ALA:HB2	5:R:145:ARG:HH11	1.80	0.46
5:S:8:GLN:HA	5:S:11:HIS:HB2	1.98	0.46
5:S:159:PRO:HG2	5:S:164:ASP:OD2	2.14	0.46
6:U:359:PRO:HB3	6:U:366:LEU:HD22	1.97	0.46
6:U:622:GLU:CD	6:V:281:PRO:HD3	2.36	0.46
6:V:529:SER:HB3	6:W:473:GLU:HA	1.98	0.46
6:W:456:ASN:HD22	6:W:457:PRO:HD2	1.81	0.46
6:W:484:ILE:HG22	6:W:486:PRO:HD3	1.97	0.46
6:X:184:LYS:HA	6:X:648:LYS:HZ2	1.79	0.46
6:X:443:PHE:CE1	6:X:454:PHE:HZ	2.33	0.46

Continued on next page...

Continued from previous page...

Atom-1	Atom-2	Interatomic distance (Å)	Clash overlap (Å)
6:X:623:LYS:C	6:X:627:ARG:HE	2.18	0.46
5:Y:82:LEU:O	5:Y:85:VAL:HB	2.15	0.46
5:Y:204:ALA:HB2	5:Y:251:SER:O	2.16	0.46
1:A:63:PRO:HD3	1:A:66:ASN:OD1	2.16	0.46
1:A:472:ARG:HD3	1:A:689:ASP:HA	1.98	0.46
1:A:1233:ARG:CZ	1:A:1292:GLY:HA2	2.44	0.46
2:B:875:GLN:HA	2:B:875:GLN:HE21	1.81	0.46
2:B:906:ASN:OD1	2:B:920:LEU:HB2	2.16	0.46
3:C:498:THR:HA	3:C:505:THR:HG21	1.97	0.46
4:D:7:PHE:HZ	4:D:314:ASN:HB2	1.80	0.46
4:D:228:THR:HG21	4:D:251:ASN:O	2.16	0.46
4:E:266:TYR:HB2	4:E:323:VAL:HA	1.98	0.46
4:E:335:ALA:C	6:U:55:VAL:CA	2.84	0.46
5:F:162:SER:CB	5:F:264:GLN:HB3	2.46	0.46
5:G:18:ALA:O	5:G:83:VAL:HG11	2.16	0.46
5:H:38:ALA:N	5:H:50:ALA:HB3	2.30	0.46
5:H:44:GLY:HA3	6:J:401:GLY:N	2.30	0.46
6:I:47:LEU:HD21	6:I:117:GLY:N	2.31	0.46
6:I:61:LEU:HG	6:I:127:LEU:HD23	1.97	0.46
6:I:138:SER:HB3	6:I:141:GLN:OE1	2.16	0.46
6:I:407:LEU:O	6:K:298:PHE:HD2	1.98	0.46
6:I:409:ILE:O	6:I:414:GLN:HB2	2.16	0.46
6:K:565:LEU:HA	6:K:568:ARG:HD2	1.98	0.46
5:L:38:ALA:N	5:L:50:ALA:HB3	2.30	0.46
5:M:130:PHE:HE1	6:O:368:THR:HG22	1.80	0.46
5:N:21:ARG:CZ	5:N:21:ARG:HA	2.46	0.46
5:N:139:SER:HA	5:N:195:LEU:HD22	1.97	0.46
6:O:189:PHE:CD1	6:O:645:TRP:HB3	2.51	0.46
6:O:280:LEU:CD1	6:Q:622:GLU:C	2.84	0.46
6:O:333:PRO:CD	6:P:411:VAL:HG13	2.46	0.46
6:Q:11:TYR:HB3	6:Q:223:PRO:HB3	1.96	0.46
6:Q:61:LEU:HG	6:Q:127:LEU:HD23	1.98	0.46
6:Q:456:ASN:HD22	6:Q:457:PRO:HD2	1.81	0.46
6:Q:601:THR:O	6:Q:604:VAL:HG12	2.16	0.46
5:S:81:SER:O	5:S:84:GLU:HB2	2.15	0.46
5:T:272:VAL:HG23	5:T:273:GLU:OE1	2.16	0.46
6:V:46:LYS:HA	6:V:72:SER:HA	1.97	0.46
6:V:47:LEU:HD13	6:V:115:THR:HG23	1.98	0.46
6:V:184:LYS:HA	6:V:648:LYS:HZ2	1.79	0.46
6:V:644:LEU:HD23	6:W:548:LYS:HE3	1.81	0.46
6:X:494:THR:C	5:Y:5:MET:CE	2.84	0.46

Continued on next page...

Continued from previous page...

Atom-1	Atom-2	Interatomic distance (Å)	Clash overlap (Å)
5:Y:21:ARG:HA	5:Y:21:ARG:CZ	2.46	0.46
1:A:255:ILE:H	1:A:255:ILE:HD12	1.81	0.46
1:A:377:ARG:CG	6:I:51:VAL:HG11	2.45	0.46
1:A:805:VAL:HB	1:A:808:THR:OG1	2.16	0.46
4:D:389:PHE:H	6:P:55:VAL:N	1.95	0.46
6:I:184:LYS:HA	6:I:648:LYS:HZ2	1.81	0.46
6:I:195:PRO:HB2	6:I:198:ASN:OD1	2.15	0.46
6:I:443:PHE:CE1	6:I:454:PHE:HZ	2.34	0.46
6:I:534:SER:HB2	6:K:161:LYS:O	2.14	0.46
6:J:184:LYS:HA	6:J:648:LYS:HZ2	1.80	0.46
6:J:298:PHE:HZ	6:K:416:ARG:CA	2.09	0.46
6:J:622:GLU:OE1	6:K:281:PRO:HG3	2.15	0.46
6:K:16:ASP:H	6:K:222:ASN:HB3	1.80	0.46
5:M:38:ALA:N	5:M:50:ALA:HB3	2.30	0.46
5:M:153:ASP:HB3	5:M:158:LEU:HB3	1.98	0.46
6:O:47:LEU:HD13	6:O:115:THR:HG23	1.98	0.46
6:O:279:PRO:C	6:Q:622:GLU:HG2	2.33	0.46
6:O:359:PRO:HB3	6:O:366:LEU:HD22	1.98	0.46
6:P:216:PRO:HB3	6:P:233:HIS:CG	2.51	0.46
6:P:295:ARG:HH12	6:Q:354:SER:HB2	1.79	0.46
6:Q:327:TYR:HB2	6:Q:445:ILE:HG22	1.97	0.46
6:Q:484:ILE:HG22	6:Q:486:PRO:HD3	1.97	0.46
5:R:21:ARG:CZ	5:R:21:ARG:HA	2.46	0.46
5:T:66:GLN:O	5:T:69:HIS:HB2	2.15	0.46
5:T:194:LEU:HB2	6:V:447:SER:HG	1.77	0.46
6:U:18:ASN:HB3	6:U:221:GLY:CA	2.46	0.46
6:U:538:ALA:HA	6:W:168:THR:O	2.16	0.46
6:X:75:ASN:HB3	6:X:78:MET:CB	2.42	0.46
5:Y:162:SER:CB	5:Y:264:GLN:HB3	2.46	0.46
1:A:720:PHE:CD1	1:A:786:VAL:HG22	2.51	0.46
2:B:205:MET:O	2:B:243:ILE:HG22	2.16	0.46
2:B:222:PHE:HB3	2:B:1152:ALA:O	2.16	0.46
2:B:1171:GLY:HA3	2:B:1179:VAL:CG1	2.46	0.46
3:C:619:GLY:HA3	4:D:168:ALA:HB2	1.98	0.46
3:C:1085:LEU:HD23	3:C:1117:PHE:HB2	1.98	0.46
5:F:27:ARG:NH2	5:F:27:ARG:HG2	2.29	0.46
5:F:38:ALA:N	5:F:50:ALA:HB3	2.30	0.46
5:F:194:LEU:HD13	6:K:448:PRO:HD2	1.97	0.46
5:H:139:SER:HA	5:H:195:LEU:HD22	1.97	0.46
6:I:84:LYS:NZ	6:K:43:PRO:HA	2.31	0.46
6:I:333:PRO:HB2	6:J:411:VAL:HG22	1.98	0.46

Continued on next page...

Continued from previous page...

Atom-1	Atom-2	Interatomic distance (Å)	Clash overlap (Å)
6:I:534:SER:CB	6:K:165:THR:HG22	1.70	0.46
6:J:18:ASN:HB3	6:J:221:GLY:CA	2.46	0.46
6:J:46:LYS:HA	6:J:72:SER:HA	1.98	0.46
6:J:193:ILE:CA	6:K:562:TYR:CZ	2.77	0.46
6:J:295:ARG:HH12	6:K:354:SER:HB2	1.80	0.46
6:J:622:GLU:HB2	6:K:280:LEU:HD12	1.79	0.46
6:J:641:ILE:HG12	6:K:545:VAL:HG22	1.98	0.46
6:K:280:LEU:HG	6:K:281:PRO:HD2	1.98	0.46
6:K:293:SER:HB3	6:K:463:LEU:HD21	1.98	0.46
5:L:132:THR:OG1	5:L:136:ASP:HA	2.15	0.46
5:M:204:ALA:HA	5:M:254:ALA:HB2	1.97	0.46
5:N:81:SER:O	5:N:84:GLU:HB2	2.14	0.46
6:O:90:ASN:CB	6:Q:122:THR:HG23	2.43	0.46
6:O:414:GLN:HG3	6:Q:459:LEU:HD13	1.94	0.46
6:P:638:PHE:HA	6:P:641:ILE:HD12	1.98	0.46
6:Q:18:ASN:HB3	6:Q:221:GLY:CA	2.46	0.46
5:R:213:THR:O	5:R:216:ILE:HG13	2.15	0.46
6:U:242:PHE:CD2	6:W:41:LEU:HD22	2.42	0.46
6:U:447:SER:HA	6:U:448:PRO:HD3	1.71	0.46
6:V:47:LEU:HD21	6:V:117:GLY:N	2.30	0.46
6:V:459:LEU:HB2	6:W:414:GLN:NE2	1.92	0.46
6:W:565:LEU:HA	6:W:568:ARG:HD2	1.98	0.46
6:X:195:PRO:HB2	6:X:198:ASN:OD1	2.15	0.46
6:X:359:PRO:HB3	6:X:366:LEU:HD22	1.98	0.46
6:X:565:LEU:HA	6:X:568:ARG:HD2	1.97	0.46
1:A:184:ASP:H	1:A:185:PRO:CD	2.29	0.46
1:A:1157:CYS:HB3	1:A:1190:ARG:HD2	1.98	0.46
1:A:1287:TYR:CD2	1:A:1287:TYR:N	2.84	0.46
2:B:772:THR:HG21	2:B:778:ASP:O	2.15	0.46
3:C:314:SER:N	3:C:1196:ARG:CG	2.77	0.46
3:C:424:ALA:HA	3:C:757:VAL:CG2	2.45	0.46
4:E:62:ALA:HA	4:E:65:ASN:OD1	2.16	0.46
6:I:298:PHE:CB	6:J:419:MET:H	2.28	0.46
6:K:189:PHE:CD1	6:K:645:TRP:HB3	2.51	0.46
5:M:18:ALA:O	5:M:83:VAL:HG11	2.16	0.46
5:N:66:GLN:O	5:N:69:HIS:HB2	2.16	0.46
6:O:195:PRO:HB2	6:O:198:ASN:OD1	2.15	0.46
6:O:418:ASN:ND2	6:Q:300:LYS:HE2	2.16	0.46
6:O:419:MET:HG2	6:Q:298:PHE:O	2.15	0.46
6:O:459:LEU:HD13	6:P:412:ARG:O	2.13	0.46
6:P:48:TRP:O	6:P:49:ARG:HD2	2.16	0.46

Continued on next page...

Continued from previous page...

Atom-1	Atom-2	Interatomic distance (Å)	Clash overlap (Å)
6:Q:138:SER:HB3	6:Q:141:GLN:OE1	2.16	0.46
6:Q:562:TYR:H	6:Q:562:TYR:HD1	1.64	0.46
5:R:153:ASP:HB3	5:R:158:LEU:HB3	1.98	0.46
5:S:153:ASP:HB3	5:S:158:LEU:HB3	1.98	0.46
6:U:61:LEU:HG	6:U:127:LEU:HD23	1.98	0.46
6:U:506:ALA:HA	6:U:509:LEU:HD12	1.98	0.46
6:W:47:LEU:HD21	6:W:117:GLY:N	2.30	0.46
6:X:138:SER:HB3	6:X:141:GLN:OE1	2.17	0.46
2:B:371:LEU:H	2:B:371:LEU:HD22	1.81	0.45
3:C:381:VAL:HG11	3:C:439:THR:HG1	1.77	0.45
3:C:450:ASP:HA	3:C:861:ARG:HD3	1.98	0.45
4:E:401:ALA:CB	6:U:51:VAL:O	2.62	0.45
5:G:162:SER:CB	5:G:264:GLN:HB3	2.46	0.45
5:G:272:VAL:HG23	5:G:273:GLU:OE1	2.16	0.45
6:J:506:ALA:HA	6:J:509:LEU:HD12	1.98	0.45
5:L:162:SER:CB	5:L:264:GLN:HB3	2.46	0.45
6:O:138:SER:HB3	6:O:141:GLN:OE1	2.16	0.45
6:O:601:THR:O	6:O:604:VAL:HG12	2.16	0.45
6:O:638:PHE:O	6:O:641:ILE:HB	2.16	0.45
6:P:28:SER:CB	6:Q:606:THR:HG22	2.26	0.45
6:P:29:THR:CA	6:Q:610:THR:HG23	2.45	0.45
6:P:195:PRO:HB2	6:P:198:ASN:OD1	2.16	0.45
6:P:484:ILE:HG22	6:P:486:PRO:HD3	1.98	0.45
6:P:529:SER:HB3	6:Q:473:GLU:HA	1.97	0.45
6:Q:565:LEU:HA	6:Q:568:ARG:HD2	1.97	0.45
5:T:18:ALA:O	5:T:83:VAL:HG11	2.16	0.45
5:T:21:ARG:HA	5:T:21:ARG:CZ	2.46	0.45
6:U:138:SER:HB3	6:U:141:GLN:OE1	2.16	0.45
6:U:195:PRO:HB2	6:U:198:ASN:OD1	2.16	0.45
6:U:457:PRO:C	6:V:412:ARG:CD	2.68	0.45
6:U:537:SER:HB3	6:U:566:TRP:CH2	2.51	0.45
6:V:154:ARG:CD	6:W:247:SER:C	2.78	0.45
6:V:327:TYR:HB2	6:V:445:ILE:HG22	1.97	0.45
6:V:506:ALA:HA	6:V:509:LEU:HD12	1.98	0.45
6:X:189:PHE:CD1	6:X:645:TRP:HB3	2.51	0.45
6:X:293:SER:HB3	6:X:463:LEU:HD21	1.98	0.45
5:Y:139:SER:HA	5:Y:195:LEU:HD22	1.98	0.45
2:B:194:ILE:HD13	2:B:194:ILE:H	1.80	0.45
2:B:257:ARG:NH2	2:B:309:LEU:HB2	2.27	0.45
2:B:440:ILE:HG22	2:B:1202:PRO:HG3	1.99	0.45
3:C:206:LEU:HD11	3:C:1190:LEU:HD13	1.98	0.45

Continued on next page...

Continued from previous page...

Atom-1	Atom-2	Interatomic distance (Å)	Clash overlap (Å)
3:C:679:TRP:CZ3	3:C:697:MET:HG3	2.51	0.45
4:D:373:MET:SD	4:D:374:LEU:HD22	2.56	0.45
4:E:90:ILE:HD11	4:E:100:LEU:HD13	1.98	0.45
4:E:112:TRP:CH2	4:E:115:ALA:HB3	2.51	0.45
4:E:336:ALA:N	6:U:55:VAL:CA	2.79	0.45
5:G:66:GLN:O	5:G:69:HIS:HB2	2.15	0.45
5:G:82:LEU:O	5:G:85:VAL:HB	2.15	0.45
5:H:153:ASP:HB3	5:H:158:LEU:HB3	1.98	0.45
5:H:204:ALA:HA	5:H:254:ALA:HB2	1.98	0.45
6:I:232:ALA:HB2	6:K:66:ASP:C	2.35	0.45
6:I:459:LEU:HD23	6:J:412:ARG:NH1	2.28	0.45
6:I:601:THR:O	6:I:604:VAL:HG12	2.16	0.45
6:J:72:SER:OG	6:K:235:LEU:CD1	2.64	0.45
6:J:165:THR:HG21	6:K:534:SER:HB3	1.84	0.45
6:J:216:PRO:HB3	6:J:233:HIS:CG	2.52	0.45
5:N:132:THR:OG1	5:N:136:ASP:HA	2.16	0.45
6:O:32:PRO:CG	6:P:608:LEU:O	2.64	0.45
6:O:61:LEU:HG	6:O:127:LEU:HD23	1.97	0.45
6:O:281:PRO:CD	6:Q:622:GLU:CB	2.87	0.45
6:O:474:THR:HG22	6:O:504:ASN:O	2.17	0.45
6:O:610:THR:HG23	6:Q:29:THR:CA	2.46	0.45
6:O:622:GLU:HG2	6:P:281:PRO:HD3	1.91	0.45
6:P:44:THR:CA	6:Q:84:LYS:CE	2.49	0.45
6:P:100:LYS:N	6:P:100:LYS:HD2	2.31	0.45
6:Q:69:GLY:O	6:Q:71:TYR:CD2	2.70	0.45
5:S:8:GLN:O	5:S:11:HIS:HB2	2.15	0.45
5:S:191:LYS:C	6:U:364:PRO:HB3	2.30	0.45
5:T:162:SER:CB	5:T:264:GLN:HB3	2.46	0.45
6:U:298:PHE:CD2	6:V:416:ARG:O	2.56	0.45
6:U:601:THR:O	6:U:604:VAL:HG12	2.16	0.45
6:V:43:PRO:HA	6:W:84:LYS:NZ	2.30	0.45
6:V:72:SER:OG	6:W:235:LEU:CD1	2.64	0.45
6:V:121:ALA:HB1	6:W:87:PHE:CB	2.41	0.45
6:W:195:PRO:HB2	6:W:198:ASN:OD1	2.16	0.45
1:A:26:ARG:HA	1:A:26:ARG:NH2	2.31	0.45
1:A:295:PHE:CD2	1:A:352:TYR:CE2	3.05	0.45
2:B:404:MET:CB	4:D:46:ILE:HD11	2.44	0.45
2:B:959:ARG:NH1	4:D:40:ARG:NE	2.64	0.45
3:C:411:GLN:HG3	3:C:445:PHE:HB2	1.97	0.45
3:C:1177:TYR:HA	3:C:1178:ARG:NH1	2.32	0.45
5:F:18:ALA:O	5:F:83:VAL:HG11	2.16	0.45

Continued on next page...

Continued from previous page...

Atom-1	Atom-2	Interatomic distance (Å)	Clash overlap (Å)
5:G:139:SER:HA	5:G:195:LEU:HD22	1.99	0.45
5:H:204:ALA:HB2	5:H:251:SER:O	2.17	0.45
6:I:161:LYS:HZ1	6:J:533:ASP:C	2.19	0.45
6:J:29:THR:CA	6:K:610:THR:HG23	2.45	0.45
6:J:293:SER:HB3	6:J:463:LEU:HD21	1.98	0.45
6:J:565:LEU:HA	6:J:568:ARG:HD2	1.98	0.45
5:L:204:ALA:HA	5:L:254:ALA:HB2	1.97	0.45
5:N:18:ALA:O	5:N:83:VAL:HG11	2.16	0.45
5:N:204:ALA:HA	5:N:254:ALA:HB2	1.97	0.45
6:O:168:THR:HA	6:O:171:THR:HB	1.98	0.45
6:P:170:LEU:CA	6:Q:541:SER:HB3	2.44	0.45
5:T:27:ARG:NH2	5:T:27:ARG:HG2	2.30	0.45
6:V:601:THR:O	6:V:604:VAL:HG12	2.17	0.45
6:V:622:GLU:OE1	6:W:281:PRO:HG3	2.16	0.45
6:W:506:ALA:HA	6:W:509:LEU:HD12	1.98	0.45
6:X:216:PRO:HB3	6:X:233:HIS:CG	2.52	0.45
6:X:506:ALA:HA	6:X:509:LEU:HD12	1.98	0.45
5:Y:18:ALA:O	5:Y:83:VAL:HG11	2.16	0.45
5:Y:153:ASP:HB3	5:Y:158:LEU:HB3	1.98	0.45
1:A:377:ARG:NE	6:I:57:THR:HG22	2.23	0.45
1:A:828:LEU:HA	1:A:850:LEU:HD11	1.97	0.45
1:A:1249:HIS:HB2	1:A:1297:VAL:O	2.15	0.45
2:B:1147:PHE:CE1	2:B:1164:VAL:HG12	2.52	0.45
3:C:480:LEU:CD1	3:C:754:GLU:HG2	2.43	0.45
5:F:139:SER:HA	5:F:195:LEU:HD22	1.98	0.45
5:F:204:ALA:HB2	5:F:251:SER:O	2.17	0.45
6:I:298:PHE:CZ	6:J:416:ARG:HA	2.49	0.45
6:J:36:LEU:HB3	6:K:253:VAL:HG13	1.83	0.45
6:J:280:LEU:HG	6:J:281:PRO:HD2	1.99	0.45
5:L:4:HIS:ND1	6:P:586:VAL:HG22	2.09	0.45
5:L:66:GLN:O	5:L:69:HIS:HB2	2.16	0.45
5:L:204:ALA:HB2	5:L:251:SER:O	2.17	0.45
5:M:159:PRO:HG2	5:M:164:ASP:OD2	2.15	0.45
6:O:283:SER:CB	6:Q:528:ALA:C	2.81	0.45
6:P:43:PRO:HA	6:Q:84:LYS:NZ	2.31	0.45
6:P:475:THR:O	6:P:505:ASP:HA	2.17	0.45
6:P:506:ALA:HA	6:P:509:LEU:HD12	1.98	0.45
6:P:644:LEU:HD23	6:Q:548:LYS:CE	2.20	0.45
5:R:8:GLN:HA	5:R:11:HIS:HB2	1.99	0.45
5:R:8:GLN:O	5:R:11:HIS:HB2	2.17	0.45
5:S:4:HIS:CG	6:W:586:VAL:CB	2.84	0.45

Continued on next page...

Continued from previous page...

Atom-1	Atom-2	Interatomic distance (Å)	Clash overlap (Å)
5:S:186:LEU:HB2	5:S:198:HIS:O	2.16	0.45
6:U:275:GLU:HG2	6:W:630:LEU:CG	2.41	0.45
6:W:61:LEU:HG	6:W:127:LEU:HD23	1.98	0.45
6:X:69:GLY:O	6:X:71:TYR:CD2	2.70	0.45
5:Y:38:ALA:N	5:Y:50:ALA:HB3	2.30	0.45
1:A:614:GLY:O	1:A:662:ARG:HB2	2.16	0.45
1:A:928:ARG:HB3	1:A:930:TRP:NE1	2.31	0.45
1:A:936:PRO:HG2	1:A:940:VAL:HG12	1.99	0.45
1:A:986:LEU:O	1:A:1035:LEU:HD22	2.15	0.45
1:A:1043:PRO:HA	1:A:1102:PRO:HG2	1.99	0.45
2:B:275:LYS:HZ1	2:B:285:ASN:HA	1.80	0.45
2:B:454:GLN:HG3	2:B:458:HIS:NE2	2.31	0.45
3:C:544:VAL:O	3:C:813:VAL:HG22	2.17	0.45
3:C:594:ALA:O	3:C:596:PRO:HD2	2.15	0.45
3:C:626:LEU:HA	3:C:647:ARG:CZ	2.47	0.45
4:D:343:GLN:NE2	6:V:54:SER:CB	2.72	0.45
4:D:393:ASP:OD1	6:P:53:THR:C	2.54	0.45
4:D:406:LEU:O	4:D:410:MET:HG3	2.17	0.45
4:E:277:GLN:OE1	4:E:280:GLU:HG3	2.16	0.45
4:E:335:ALA:O	6:U:55:VAL:C	2.54	0.45
5:H:8:GLN:O	5:H:11:HIS:HB2	2.16	0.45
5:H:186:LEU:HB2	5:H:198:HIS:O	2.16	0.45
6:I:242:PHE:CE1	6:K:36:LEU:CD1	2.98	0.45
6:I:473:GLU:HA	6:K:529:SER:CB	2.46	0.45
6:J:193:ILE:CG2	6:K:562:TYR:CD1	2.79	0.45
6:J:334:GLY:N	6:J:335:PRO:HD3	2.31	0.45
6:J:443:PHE:CE1	6:J:454:PHE:HZ	2.35	0.45
6:K:506:ALA:HA	6:K:509:LEU:HD12	1.98	0.45
6:K:638:PHE:HA	6:K:641:ILE:HD12	1.97	0.45
5:M:4:HIS:CE1	6:Q:587:GLY:HA2	2.44	0.45
5:M:130:PHE:CG	6:O:446:PRO:HB2	2.51	0.45
6:O:188:ALA:HB3	6:O:647:GLY:CA	2.47	0.45
6:O:280:LEU:HG	6:O:281:PRO:HD2	1.99	0.45
6:P:33:ALA:CB	6:Q:256:SER:CA	2.84	0.45
6:P:97:GLN:HG3	6:P:103:CYS:SG	2.57	0.45
6:P:154:ARG:NH1	6:Q:246:THR:CB	2.62	0.45
6:P:619:ASP:N	6:Q:284:VAL:HG21	2.32	0.45
6:Q:245:ALA:HB1	6:Q:627:ARG:HH22	1.82	0.45
6:Q:472:ARG:HA	6:Q:472:ARG:HH11	1.82	0.45
5:R:244:ASN:ND2	5:R:246:THR:HB	2.31	0.45
5:T:44:GLY:HA3	6:V:401:GLY:N	2.30	0.45

Continued on next page...

Continued from previous page...

Atom-1	Atom-2	Interatomic distance (Å)	Clash overlap (Å)
6:U:622:GLU:CA	6:V:280:LEU:HD12	2.39	0.45
6:V:138:SER:HB3	6:V:141:GLN:OE1	2.16	0.45
6:V:355:GLY:O	6:V:416:ARG:HA	2.15	0.45
6:V:456:ASN:HD21	6:W:412:ARG:NE	2.15	0.45
6:V:459:LEU:CB	6:W:412:ARG:HE	2.25	0.45
6:W:47:LEU:HD13	6:W:115:THR:HG23	1.99	0.45
6:W:440:LEU:HG	6:W:441:GLY:H	1.82	0.45
6:W:474:THR:HG22	6:W:504:ASN:O	2.17	0.45
1:A:313:LEU:C	1:A:318:VAL:HG22	2.37	0.45
1:A:313:LEU:HA	1:A:316:GLN:HB2	1.97	0.45
1:A:445:ILE:HG13	1:A:446:SER:N	2.32	0.45
1:A:1195:VAL:CG1	1:A:1238:ARG:HH12	2.29	0.45
2:B:409:MET:HE2	2:B:443:PRO:HB2	1.89	0.45
2:B:410:HIS:CE1	4:D:184:HIS:NE2	2.82	0.45
3:C:324:ILE:HG13	3:C:325:THR:N	2.32	0.45
3:C:1004:PHE:CE1	3:C:1044:ASP:HB3	2.51	0.45
3:C:1046:VAL:HG13	3:C:1075:LEU:HB3	1.99	0.45
4:D:86:SER:N	4:D:110:PRO:HB2	2.31	0.45
5:G:8:GLN:O	5:G:11:HIS:HB2	2.16	0.45
5:G:130:PHE:HE1	6:I:368:THR:HG22	1.82	0.45
5:G:186:LEU:HB2	5:G:198:HIS:O	2.17	0.45
6:I:165:THR:O	6:J:537:SER:HB3	2.14	0.45
6:I:333:PRO:CD	6:J:411:VAL:HG13	2.46	0.45
6:I:359:PRO:HB3	6:I:366:LEU:HD22	1.98	0.45
6:I:458:THR:HA	6:J:412:ARG:NE	2.11	0.45
6:I:506:ALA:HA	6:I:509:LEU:HD12	1.97	0.45
6:J:138:SER:HB3	6:J:141:GLN:OE1	2.17	0.45
6:K:195:PRO:HB2	6:K:198:ASN:OD1	2.17	0.45
6:K:456:ASN:HD22	6:K:457:PRO:HD2	1.81	0.45
5:M:132:THR:OG1	5:M:136:ASP:HA	2.16	0.45
5:M:154:GLY:H	5:M:157:HIS:HB2	1.82	0.45
6:O:36:LEU:O	6:O:36:LEU:HG	2.17	0.45
6:O:72:SER:OG	6:P:235:LEU:HD13	2.16	0.45
6:O:408:ALA:HA	6:O:416:ARG:O	2.17	0.45
6:O:482:ASP:OD1	6:Q:530:ARG:NH2	2.50	0.45
6:P:47:LEU:HD21	6:P:117:GLY:N	2.31	0.45
6:P:72:SER:OG	6:Q:235:LEU:CD1	2.64	0.45
6:P:75:ASN:HB3	6:P:78:MET:CB	2.43	0.45
6:P:640:GLN:OE1	6:Q:545:VAL:CG1	2.49	0.45
5:S:204:ALA:HB2	5:S:251:SER:O	2.17	0.45
6:U:154:ARG:NH1	6:V:246:THR:C	2.55	0.45

Continued on next page...

Continued from previous page...

Atom-1	Atom-2	Interatomic distance (Å)	Clash overlap (Å)
6:U:484:ILE:HG22	6:U:486:PRO:HD3	1.98	0.45
6:U:565:LEU:HA	6:U:568:ARG:HD2	1.97	0.45
6:W:443:PHE:CE1	6:W:454:PHE:HZ	2.35	0.45
6:W:638:PHE:HA	6:W:641:ILE:HD12	1.98	0.45
5:Y:154:GLY:H	5:Y:157:HIS:HB2	1.81	0.45
5:Y:186:LEU:HB2	5:Y:198:HIS:O	2.16	0.45
2:B:404:MET:SD	4:D:46:ILE:CB	3.04	0.45
2:B:784:LEU:HG	2:B:806:THR:HA	1.98	0.45
2:B:868:ARG:CD	2:B:879:PHE:CD1	2.99	0.45
3:C:995:PRO:HD2	3:C:1118:CYS:O	2.17	0.45
4:D:390:ASN:N	6:P:55:VAL:CG2	2.80	0.45
6:I:161:LYS:CD	6:J:534:SER:H	2.30	0.45
6:J:18:ASN:HB3	6:J:221:GLY:HA2	1.97	0.45
6:K:138:SER:HB3	6:K:141:GLN:OE1	2.16	0.45
6:K:474:THR:HG22	6:K:504:ASN:O	2.16	0.45
5:M:8:GLN:O	5:M:11:HIS:HB2	2.16	0.45
6:O:242:PHE:CE1	6:Q:36:LEU:CD1	2.96	0.45
6:O:245:ALA:HB1	6:O:627:ARG:HH22	1.82	0.45
6:O:333:PRO:CB	6:P:411:VAL:HG22	2.47	0.45
6:P:447:SER:HA	6:P:448:PRO:HD3	1.71	0.45
6:P:622:GLU:CB	6:Q:280:LEU:CD1	2.56	0.45
6:P:622:GLU:OE1	6:Q:281:PRO:HG3	2.16	0.45
6:P:622:GLU:HB2	6:Q:281:PRO:CD	2.45	0.45
6:Q:334:GLY:N	6:Q:335:PRO:HD3	2.31	0.45
5:S:132:THR:OG1	5:S:136:ASP:HA	2.17	0.45
5:S:139:SER:HA	5:S:195:LEU:HD22	1.99	0.45
6:U:160:GLN:CG	6:V:612:SER:HB2	2.04	0.45
6:U:562:TYR:CG	6:W:195:PRO:CD	2.81	0.45
6:V:18:ASN:HB3	6:V:221:GLY:CA	2.47	0.45
6:V:69:GLY:O	6:V:71:TYR:CD2	2.70	0.45
6:V:165:THR:O	6:W:537:SER:OG	2.35	0.45
6:V:195:PRO:HB2	6:V:198:ASN:OD1	2.16	0.45
6:V:409:ILE:O	6:V:414:GLN:HB2	2.17	0.45
6:V:640:GLN:HE21	6:V:644:LEU:HD12	1.82	0.45
6:W:18:ASN:HB3	6:W:221:GLY:CA	2.46	0.45
6:W:18:ASN:HB3	6:W:221:GLY:HA2	1.99	0.45
6:W:359:PRO:HB3	6:W:366:LEU:HD22	1.97	0.45
6:X:97:GLN:HG3	6:X:103:CYS:SG	2.57	0.45
5:Y:272:VAL:HG23	5:Y:273:GLU:OE1	2.17	0.45
1:A:1089:TYR:HA	1:A:1096:PHE:CE2	2.52	0.45
2:B:796:ALA:O	2:B:800:ILE:HB	2.17	0.45

Continued on next page...

Continued from previous page...

Atom-1	Atom-2	Interatomic distance (Å)	Clash overlap (Å)
2:B:858:VAL:HA	2:B:861:ARG:NH1	2.32	0.45
3:C:617:HIS:CD2	3:C:619:GLY:H	2.35	0.45
4:D:7:PHE:CZ	4:D:314:ASN:HB2	2.52	0.45
4:D:206:SER:HA	4:D:209:ARG:NE	2.31	0.45
5:F:8:GLN:O	5:F:11:HIS:HB2	2.17	0.45
6:I:18:ASN:HB3	6:I:221:GLY:HA2	1.98	0.45
6:I:188:ALA:HB3	6:I:647:GLY:CA	2.47	0.45
6:I:334:GLY:N	6:I:335:PRO:HD3	2.32	0.45
6:I:610:THR:HG23	6:K:29:THR:CA	2.47	0.45
6:J:409:ILE:O	6:J:414:GLN:HB2	2.17	0.45
6:K:61:LEU:HG	6:K:127:LEU:HD23	1.98	0.45
5:L:186:LEU:HB2	5:L:198:HIS:O	2.17	0.45
5:M:21:ARG:CZ	5:M:21:ARG:HA	2.47	0.45
5:M:272:VAL:HG23	5:M:273:GLU:OE1	2.17	0.45
6:O:84:LYS:HG3	6:Q:42:ASN:OD1	2.16	0.45
6:O:275:GLU:HG2	6:Q:630:LEU:CG	2.41	0.45
6:O:447:SER:HA	6:O:448:PRO:HD3	1.71	0.45
6:O:457:PRO:O	6:O:458:THR:HB	2.17	0.45
6:O:562:TYR:CD1	6:Q:193:ILE:C	2.48	0.45
6:P:147:ARG:NH1	6:W:100:LYS:HG3	2.31	0.45
6:Q:97:GLN:HG3	6:Q:103:CYS:SG	2.57	0.45
6:U:36:LEU:CD1	6:V:242:PHE:CG	2.86	0.45
6:U:333:PRO:CD	6:V:411:VAL:HG13	2.46	0.45
6:U:610:THR:HG23	6:W:29:THR:CA	2.47	0.45
6:V:293:SER:HB3	6:V:463:LEU:HD21	1.99	0.45
6:W:138:SER:HB3	6:W:141:GLN:OE1	2.17	0.45
6:X:494:THR:HG23	5:Y:5:MET:HG3	1.32	0.45
1:A:501:VAL:HA	1:A:508:PRO:HA	1.99	0.45
2:B:291:LEU:HB3	2:B:891:PHE:N	2.32	0.45
2:B:1201:TYR:HA	2:B:1202:PRO:HD2	1.89	0.45
3:C:1045:TRP:O	3:C:1074:VAL:HA	2.17	0.45
3:C:1063:VAL:O	3:C:1067:VAL:HG23	2.17	0.45
4:E:37:TRP:HB2	4:E:68:VAL:HG21	1.98	0.45
4:E:253:GLY:H	4:E:255:ARG:CZ	2.30	0.45
4:E:338:HIS:HA	4:E:341:TRP:CE3	2.51	0.45
5:H:8:GLN:HA	5:H:11:HIS:HB2	1.98	0.45
6:I:147:ARG:NH1	6:Q:100:LYS:HG2	2.29	0.45
6:J:121:ALA:HB1	6:K:87:PHE:CB	2.43	0.45
6:J:359:PRO:HB3	6:J:366:LEU:HD22	1.98	0.45
6:J:494:THR:O	6:J:498:VAL:HG23	2.17	0.45
6:K:69:GLY:O	6:K:71:TYR:CD2	2.70	0.45

Continued on next page...

Continued from previous page...

Atom-1	Atom-2	Interatomic distance (Å)	Clash overlap (Å)
6:K:484:ILE:HG22	6:K:486:PRO:HD3	1.99	0.45
5:N:8:GLN:O	5:N:11:HIS:HB2	2.16	0.45
5:N:186:LEU:HB2	5:N:198:HIS:O	2.16	0.45
6:O:69:GLY:O	6:O:71:TYR:CD2	2.70	0.45
6:O:293:SER:HB3	6:O:463:LEU:HD21	1.99	0.45
6:O:377:GLN:HB2	6:O:393:ALA:HB3	1.99	0.45
6:O:416:ARG:O	6:Q:298:PHE:CE1	2.58	0.45
6:O:443:PHE:CE1	6:O:454:PHE:HZ	2.35	0.45
6:P:564:LEU:HA	6:P:567:ARG:NH1	2.32	0.45
6:P:565:LEU:HA	6:P:568:ARG:HD2	1.98	0.45
6:Q:18:ASN:HB3	6:Q:221:GLY:HA2	1.98	0.45
6:Q:195:PRO:HB2	6:Q:198:ASN:OD1	2.17	0.45
5:R:66:GLN:O	5:R:69:HIS:HB2	2.16	0.45
5:R:272:VAL:HG23	5:R:273:GLU:OE1	2.17	0.45
5:T:8:GLN:HA	5:T:11:HIS:HB2	1.98	0.45
5:T:154:GLY:H	5:T:157:HIS:HB2	1.81	0.45
6:U:170:LEU:N	6:V:541:SER:OG	2.46	0.45
6:U:195:PRO:HG3	6:V:562:TYR:HB2	1.92	0.45
6:U:216:PRO:HB3	6:U:233:HIS:CG	2.52	0.45
6:U:529:SER:HB3	6:V:473:GLU:CA	2.46	0.45
6:W:189:PHE:CD1	6:W:645:TRP:HB3	2.51	0.45
5:Y:66:GLN:O	5:Y:69:HIS:HB2	2.16	0.45
1:A:553:GLN:O	1:A:561:GLY:HA3	2.17	0.45
1:A:610:THR:HG21	1:A:662:ARG:HD2	1.98	0.45
1:A:927:THR:O	1:A:1029:ASP:HA	2.16	0.45
2:B:880:LEU:HG	4:D:32:CYS:CA	2.39	0.45
5:F:132:THR:OG1	5:F:136:ASP:HA	2.16	0.45
5:G:191:LYS:C	6:I:364:PRO:HB3	2.28	0.45
5:H:21:ARG:CZ	5:H:21:ARG:HA	2.47	0.45
6:I:97:GLN:HG3	6:I:103:CYS:SG	2.57	0.45
6:J:61:LEU:HG	6:J:127:LEU:HD23	1.98	0.45
6:J:298:PHE:CE1	6:K:416:ARG:CB	2.96	0.45
6:J:529:SER:HB3	6:K:473:GLU:HA	1.98	0.45
6:K:18:ASN:HB3	6:K:221:GLY:CA	2.47	0.45
6:K:216:PRO:HB3	6:K:233:HIS:CG	2.52	0.45
5:M:139:SER:HA	5:M:195:LEU:HD22	1.98	0.45
6:O:47:LEU:HD21	6:O:116:SER:C	2.38	0.45
6:O:195:PRO:HG3	6:P:562:TYR:HB2	1.94	0.45
6:P:422:LEU:HD23	6:P:422:LEU:HA	1.84	0.45
6:Q:47:LEU:HD13	6:Q:115:THR:HG23	1.98	0.45
6:Q:447:SER:HA	6:Q:448:PRO:HD3	1.72	0.45

Continued on next page...

Continued from previous page...

Atom-1	Atom-2	Interatomic distance (Å)	Clash overlap (Å)
5:T:8:GLN:O	5:T:11:HIS:HB2	2.16	0.45
5:T:153:ASP:HB3	5:T:158:LEU:HB3	1.98	0.45
6:U:18:ASN:HB3	6:U:221:GLY:HA2	1.99	0.45
6:U:28:SER:HB2	6:V:606:THR:HG21	1.91	0.45
6:U:188:ALA:HB3	6:U:647:GLY:CA	2.47	0.45
6:U:189:PHE:CD1	6:U:645:TRP:HB3	2.51	0.45
6:U:409:ILE:O	6:U:414:GLN:HB2	2.17	0.45
6:U:459:LEU:HD22	6:V:414:GLN:NE2	2.25	0.45
6:U:562:TYR:HB2	6:W:195:PRO:HG3	1.91	0.45
6:V:280:LEU:HG	6:V:281:PRO:HD2	1.99	0.45
6:V:443:PHE:CE1	6:V:454:PHE:HZ	2.35	0.45
6:W:69:GLY:O	6:W:71:TYR:CD2	2.70	0.45
6:W:293:SER:HB3	6:W:463:LEU:HD21	1.98	0.45
5:Y:8:GLN:O	5:Y:11:HIS:HB2	2.17	0.45
1:A:150:ALA:O	1:A:154:PHE:CE1	2.70	0.44
1:A:1002:ILE:HG12	1:A:1008:LEU:HD21	1.98	0.44
1:A:1251:THR:HA	1:A:1255:ASN:O	2.17	0.44
2:B:687:LEU:HG	2:B:688:THR:N	2.23	0.44
3:C:899:ALA:HB2	3:C:929:PRO:HG3	1.98	0.44
3:C:989:THR:HG23	3:C:992:ASN:HB2	1.99	0.44
3:C:1208:MET:SD	3:C:1208:MET:N	2.90	0.44
4:D:375:VAL:HG22	4:D:379:ILE:HG12	1.98	0.44
4:E:242:ASN:OD1	4:E:360:THR:HG23	2.17	0.44
6:I:216:PRO:HB3	6:I:233:HIS:CG	2.52	0.44
6:I:412:ARG:HH12	6:K:459:LEU:HD23	1.80	0.44
6:I:565:LEU:HA	6:I:568:ARG:HD2	1.97	0.44
6:I:625:ARG:NH1	6:J:277:ASP:H	2.09	0.44
6:J:36:LEU:C	6:K:253:VAL:HG12	2.37	0.44
6:J:601:THR:O	6:J:604:VAL:HG12	2.16	0.44
6:K:443:PHE:CE1	6:K:454:PHE:HZ	2.35	0.44
6:K:601:THR:O	6:K:604:VAL:HG12	2.17	0.44
5:L:34:ASN:ND2	5:L:34:ASN:H	2.16	0.44
5:N:204:ALA:HB2	5:N:251:SER:O	2.17	0.44
6:O:161:LYS:HZ3	6:P:533:ASP:C	2.18	0.44
6:P:18:ASN:HB3	6:P:221:GLY:CA	2.46	0.44
6:P:138:SER:HB3	6:P:141:GLN:OE1	2.16	0.44
6:Q:638:PHE:HA	6:Q:641:ILE:HD12	1.98	0.44
5:T:49:CYS:O	5:T:52:CYS:SG	2.68	0.44
5:T:130:PHE:HE1	6:V:368:THR:CG2	2.30	0.44
5:T:204:ALA:HB2	5:T:251:SER:O	2.17	0.44
6:U:165:THR:O	6:V:537:SER:HB3	2.14	0.44

Continued on next page...

Continued from previous page...

Atom-1	Atom-2	Interatomic distance (Å)	Clash overlap (Å)
6:U:254:GLY:CA	6:V:267:ALA:HB1	2.36	0.44
6:U:457:PRO:O	6:U:458:THR:HB	2.18	0.44
6:U:537:SER:HB2	6:W:169:MET:H	1.77	0.44
6:U:622:GLU:OE1	6:V:281:PRO:CG	2.66	0.44
6:V:36:LEU:C	6:W:253:VAL:HG12	2.37	0.44
6:V:334:GLY:N	6:V:335:PRO:HD3	2.31	0.44
6:V:555:ALA:O	6:V:557:PRO:HD3	2.17	0.44
6:W:36:LEU:O	6:W:36:LEU:HG	2.18	0.44
1:A:46:ALA:HB2	1:A:59:ILE:HG23	1.99	0.44
1:A:404:TYR:HA	1:A:780:LEU:HA	1.99	0.44
1:A:548:PRO:HB2	1:A:551:ILE:HD11	1.99	0.44
1:A:998:LEU:O	1:A:1002:ILE:HG13	2.17	0.44
1:A:1268:PRO:HD2	1:A:1271:VAL:CG2	2.48	0.44
2:B:321:VAL:HG11	3:C:891:PHE:CD1	2.52	0.44
2:B:514:ILE:O	2:B:518:LEU:HG	2.17	0.44
2:B:646:ILE:O	2:B:650:TRP:HB2	2.17	0.44
2:B:1211:ARG:HH12	3:C:611:PRO:HG3	1.82	0.44
4:E:152:ASP:N	4:E:306:PRO:HG3	2.32	0.44
5:F:154:GLY:H	5:F:157:HIS:HB2	1.82	0.44
5:G:204:ALA:HB2	5:G:251:SER:O	2.17	0.44
6:I:189:PHE:CD1	6:I:645:TRP:HB3	2.51	0.44
6:I:409:ILE:CG2	6:K:459:LEU:HD23	2.41	0.44
6:I:414:GLN:HG3	6:K:459:LEU:HD13	1.96	0.44
6:I:496:GLU:OE1	6:J:419:MET:HE3	2.17	0.44
6:I:537:SER:HB3	6:I:566:TRP:CH2	2.52	0.44
6:J:28:SER:CB	6:K:606:THR:CG2	2.88	0.44
6:J:245:ALA:HB1	6:J:627:ARG:HH22	1.81	0.44
6:J:447:SER:HA	6:J:448:PRO:HD3	1.71	0.44
6:J:640:GLN:HE21	6:J:644:LEU:HD12	1.83	0.44
6:K:18:ASN:HB3	6:K:221:GLY:HA2	1.99	0.44
6:K:475:THR:O	6:K:505:ASP:HA	2.17	0.44
6:K:555:ALA:O	6:K:557:PRO:HD3	2.17	0.44
5:M:204:ALA:HB2	5:M:251:SER:O	2.17	0.44
5:N:272:VAL:HG23	5:N:273:GLU:OE1	2.17	0.44
6:O:456:ASN:HD21	6:P:412:ARG:CA	1.92	0.44
6:P:69:GLY:O	6:P:71:TYR:CD2	2.71	0.44
6:Q:443:PHE:CE1	6:Q:454:PHE:HZ	2.35	0.44
6:Q:506:ALA:HA	6:Q:509:LEU:HD12	1.98	0.44
6:Q:555:ALA:O	6:Q:557:PRO:HD3	2.17	0.44
5:R:131:ARG:NE	6:W:448:PRO:HG2	2.20	0.44
6:U:36:LEU:O	6:U:36:LEU:HG	2.17	0.44

Continued on next page...

Continued from previous page...

Atom-1	Atom-2	Interatomic distance (Å)	Clash overlap (Å)
6:V:195:PRO:CG	6:W:562:TYR:CB	2.60	0.44
6:W:327:TYR:HB2	6:W:445:ILE:HG22	1.98	0.44
6:W:334:GLY:N	6:W:335:PRO:HD3	2.33	0.44
5:Y:41:VAL:HB	5:Y:48:ILE:HB	1.99	0.44
1:A:48:ASP:HA	1:A:56:ALA:N	2.32	0.44
1:A:582:LEU:HD23	1:A:621:ASN:ND2	2.30	0.44
1:A:1242:PRO:HG3	1:A:1296:TYR:HE2	1.82	0.44
2:B:454:GLN:HG3	2:B:458:HIS:CD2	2.52	0.44
2:B:959:ARG:HH22	4:D:40:ARG:CB	2.29	0.44
2:B:1050:ASP:HA	2:B:1053:GLN:HB2	1.98	0.44
3:C:170:LEU:HD12	3:C:171:SER:O	2.17	0.44
3:C:578:ASP:HA	3:C:579:PRO:HD2	1.85	0.44
4:D:11:TYR:HB2	4:D:69:ASN:HD21	1.83	0.44
4:D:60:SER:H	4:D:63:SER:HB2	1.82	0.44
5:G:38:ALA:N	5:G:50:ALA:HB3	2.31	0.44
6:I:69:GLY:O	6:I:71:TYR:CD2	2.70	0.44
6:I:622:GLU:OE1	6:J:281:PRO:CG	2.65	0.44
6:J:295:ARG:HH12	6:K:419:MET:HA	1.69	0.44
5:L:8:GLN:O	5:L:11:HIS:HB2	2.17	0.44
5:L:18:ALA:O	5:L:83:VAL:HG11	2.16	0.44
5:L:154:GLY:H	5:L:157:HIS:HB2	1.82	0.44
6:O:216:PRO:HB3	6:O:233:HIS:CG	2.52	0.44
6:O:419:MET:H	6:Q:298:PHE:CB	2.27	0.44
6:O:537:SER:HB3	6:O:566:TRP:CH2	2.52	0.44
6:P:100:LYS:HD3	6:W:147:ARG:HG2	1.66	0.44
6:U:75:ASN:HB3	6:U:78:MET:CB	2.42	0.44
6:U:184:LYS:HA	6:U:648:LYS:HZ2	1.82	0.44
6:U:275:GLU:HB3	6:W:630:LEU:HD13	1.93	0.44
6:U:412:ARG:CD	6:W:457:PRO:C	2.65	0.44
6:U:472:ARG:HD2	6:W:530:ARG:H	1.69	0.44
6:V:75:ASN:HB3	6:V:78:MET:CB	2.43	0.44
6:V:638:PHE:HA	6:V:641:ILE:HD12	1.98	0.44
6:X:47:LEU:HD13	6:X:115:THR:HG23	1.99	0.44
6:X:189:PHE:CG	6:X:645:TRP:HB3	2.53	0.44
1:A:192:ALA:HB1	1:A:194:TYR:CE1	2.52	0.44
1:A:522:SER:HA	1:A:557:ASP:O	2.18	0.44
1:A:747:THR:O	1:A:757:THR:HA	2.18	0.44
1:A:1162:GLN:HE22	1:A:1190:ARG:CZ	2.31	0.44
2:B:581:SER:N	2:B:582:PRO:HD2	2.33	0.44
2:B:1064:TRP:CZ3	2:B:1100:LEU:HD23	2.52	0.44
3:C:407:ARG:NH1	4:E:180:VAL:CG2	2.75	0.44

Continued on next page...

Continued from previous page...

Atom-1	Atom-2	Interatomic distance (Å)	Clash overlap (Å)
4:D:205:VAL:HG21	4:D:293:VAL:HG11	2.00	0.44
5:F:21:ARG:HA	5:F:21:ARG:CZ	2.48	0.44
5:H:130:PHE:HE1	6:J:368:THR:CG2	2.30	0.44
6:I:193:ILE:HG23	6:J:562:TYR:CE1	2.25	0.44
6:I:537:SER:HB2	6:K:169:MET:H	1.78	0.44
6:O:18:ASN:HB3	6:O:221:GLY:CA	2.46	0.44
6:O:18:ASN:HB3	6:O:221:GLY:HA2	2.00	0.44
6:O:66:ASP:CA	6:P:232:ALA:HB2	2.43	0.44
6:O:334:GLY:N	6:O:335:PRO:HD3	2.32	0.44
6:P:245:ALA:HB1	6:P:627:ARG:HH22	1.82	0.44
6:P:474:THR:HG22	6:P:504:ASN:O	2.18	0.44
6:P:542:ARG:HG3	6:P:546:GLN:NE2	2.33	0.44
6:Q:422:LEU:HD23	6:Q:422:LEU:HA	1.83	0.44
5:R:162:SER:CB	5:R:264:GLN:HB3	2.46	0.44
5:S:21:ARG:CZ	5:S:21:ARG:HA	2.47	0.44
5:T:131:ARG:NE	6:V:448:PRO:HG2	2.23	0.44
6:U:97:GLN:HG3	6:U:103:CYS:SG	2.57	0.44
6:U:242:PHE:CE1	6:W:36:LEU:CD1	2.98	0.44
6:V:47:LEU:HD21	6:V:116:SER:C	2.38	0.44
6:V:61:LEU:HG	6:V:127:LEU:HD23	1.97	0.44
6:V:216:PRO:HB3	6:V:233:HIS:CG	2.52	0.44
6:V:447:SER:HA	6:V:448:PRO:HD3	1.71	0.44
6:W:168:THR:HA	6:W:171:THR:HB	2.00	0.44
6:W:193:ILE:O	6:W:194:LEU:C	2.50	0.44
6:W:216:PRO:HB3	6:W:233:HIS:CG	2.52	0.44
6:X:601:THR:O	6:X:604:VAL:HG12	2.17	0.44
5:Y:31:GLU:HB3	5:Y:33:THR:HG23	1.99	0.44
1:A:8:GLN:HB3	1:A:321:GLU:OE2	2.18	0.44
1:A:1101:THR:HG22	1:A:1103:THR:HG23	1.98	0.44
2:B:409:MET:O	2:B:409:MET:CG	2.65	0.44
2:B:707:PHE:HA	2:B:710:ARG:HH11	1.82	0.44
4:E:1:MET:SD	4:E:293:VAL:HA	2.57	0.44
5:F:272:VAL:HG23	5:F:273:GLU:OE1	2.18	0.44
5:G:21:ARG:CZ	5:G:21:ARG:HA	2.47	0.44
5:G:31:GLU:HB3	5:G:33:THR:HG23	2.00	0.44
5:H:162:SER:CB	5:H:264:GLN:HB3	2.46	0.44
5:H:272:VAL:HG23	5:H:273:GLU:OE1	2.17	0.44
6:I:122:THR:HG23	6:J:90:ASN:CB	2.36	0.44
6:I:293:SER:HB3	6:I:463:LEU:HD21	1.99	0.44
6:I:622:GLU:CB	6:J:281:PRO:CD	2.86	0.44
6:J:474:THR:HG22	6:J:504:ASN:O	2.18	0.44

Continued on next page...

Continued from previous page...

Atom-1	Atom-2	Interatomic distance (Å)	Clash overlap (Å)
6:K:291:PRO:HA	6:K:468:PRO:HD2	2.00	0.44
6:K:564:LEU:HA	6:K:567:ARG:NH1	2.33	0.44
5:M:31:GLU:HB3	5:M:33:THR:HG23	1.99	0.44
6:O:232:ALA:HB1	6:Q:66:ASP:CG	1.91	0.44
6:Q:216:PRO:HB3	6:Q:233:HIS:CG	2.52	0.44
6:Q:280:LEU:HG	6:Q:281:PRO:HD2	1.98	0.44
5:R:139:SER:HA	5:R:195:LEU:HD22	1.99	0.44
5:T:130:PHE:CG	6:V:446:PRO:CB	3.00	0.44
6:U:36:LEU:CD2	6:V:253:VAL:CG1	2.73	0.44
6:U:69:GLY:O	6:U:71:TYR:CD2	2.70	0.44
6:U:174:ILE:HD11	6:U:634:LYS:HD2	1.99	0.44
6:U:242:PHE:CD1	6:W:36:LEU:HD21	2.49	0.44
6:U:291:PRO:HA	6:U:468:PRO:HD2	2.00	0.44
6:U:638:PHE:HA	6:U:641:ILE:HD12	1.99	0.44
6:V:58:ILE:H	6:V:58:ILE:HG13	1.62	0.44
6:V:168:THR:HB	6:W:538:ALA:HA	2.00	0.44
6:W:245:ALA:HB1	6:W:627:ARG:HH22	1.82	0.44
6:X:84:LYS:O	6:X:87:PHE:HB2	2.18	0.44
6:X:188:ALA:HB3	6:X:647:GLY:CA	2.47	0.44
1:A:5:PHE:CE2	1:A:306:ARG:NH1	2.84	0.44
1:A:358:LEU:HD21	1:A:383:PHE:CE2	2.52	0.44
1:A:932:GLN:HG2	1:A:1024:PRO:O	2.17	0.44
2:B:376:LEU:HD23	3:C:797:ALA:N	2.33	0.44
2:B:571:LEU:HD12	2:B:819:VAL:HG13	1.99	0.44
4:E:242:ASN:HB2	4:E:243:PRO:HD3	1.98	0.44
6:I:36:LEU:O	6:I:36:LEU:HG	2.17	0.44
6:I:161:LYS:NZ	6:J:533:ASP:CA	2.37	0.44
6:I:193:ILE:C	6:J:562:TYR:CD1	2.42	0.44
6:I:245:ALA:HB1	6:I:627:ARG:HH22	1.82	0.44
6:I:534:SER:HB3	6:K:165:THR:HG21	1.84	0.44
5:L:272:VAL:HG23	5:L:273:GLU:OE1	2.16	0.44
6:O:456:ASN:CB	6:P:412:ARG:HG3	2.39	0.44
6:P:42:ASN:OD1	6:Q:84:LYS:HG3	2.17	0.44
6:P:494:THR:O	6:P:498:VAL:HG23	2.17	0.44
6:Q:64:VAL:HG23	6:Q:70:GLN:O	2.18	0.44
5:R:31:GLU:HB3	5:R:33:THR:HG23	2.00	0.44
5:S:130:PHE:HE1	6:U:368:THR:CG2	2.30	0.44
5:S:130:PHE:CG	6:U:446:PRO:HB2	2.52	0.44
6:V:542:ARG:HG3	6:V:546:GLN:NE2	2.33	0.44
6:W:216:PRO:HB3	6:W:233:HIS:CD2	2.52	0.44
6:X:585:GLN:O	6:X:588:ILE:HG12	2.17	0.44

Continued on next page...

Continued from previous page...

Atom-1	Atom-2	Interatomic distance (Å)	Clash overlap (Å)
1:A:33:ARG:HB3	1:A:43:LEU:HD21	1.99	0.44
1:A:205:PHE:HB2	1:A:239:LEU:CD1	2.48	0.44
1:A:816:ASN:HD22	1:A:1000:TYR:HB2	1.82	0.44
1:A:1241:LEU:HD23	1:A:1281:ALA:HB3	1.99	0.44
2:B:882:PRO:CG	2:B:962:GLN:CD	2.51	0.44
3:C:677:TYR:CD1	3:C:681:ASN:HB3	2.53	0.44
4:D:69:ASN:OD1	4:D:145:MET:HG3	2.17	0.44
4:D:196:LEU:HA	4:D:197:PRO:HD2	1.88	0.44
4:D:235:GLU:HB2	4:D:249:LYS:HG3	2.00	0.44
5:G:34:ASN:OD1	5:G:36:ASP:HB3	2.18	0.44
6:I:28:SER:HB2	6:J:606:THR:HG21	1.90	0.44
6:I:297:ALA:O	6:J:409:ILE:CG1	2.66	0.44
6:I:555:ALA:O	6:I:557:PRO:HD3	2.18	0.44
6:I:564:LEU:HA	6:I:567:ARG:NH1	2.32	0.44
6:J:456:ASN:CG	6:K:412:ARG:CD	2.69	0.44
5:L:34:ASN:OD1	5:L:36:ASP:HB3	2.18	0.44
5:L:130:PHE:HE1	6:Q:368:THR:HG22	1.80	0.44
6:O:475:THR:O	6:O:505:ASP:HA	2.18	0.44
6:P:188:ALA:HB3	6:P:647:GLY:CA	2.48	0.44
6:P:298:PHE:CE1	6:Q:416:ARG:CB	2.97	0.44
6:P:355:GLY:O	6:P:416:ARG:HA	2.17	0.44
6:P:456:ASN:HD21	6:Q:412:ARG:NE	2.16	0.44
6:P:459:LEU:CB	6:Q:412:ARG:NH1	2.54	0.44
6:P:601:THR:O	6:P:604:VAL:HG12	2.18	0.44
6:Q:189:PHE:CG	6:Q:645:TRP:HB3	2.52	0.44
6:U:281:PRO:CD	6:W:622:GLU:CB	2.87	0.44
6:U:494:THR:O	6:U:498:VAL:HG23	2.18	0.44
6:U:622:GLU:OE1	6:V:281:PRO:HG3	2.18	0.44
6:W:409:ILE:O	6:W:414:GLN:HB2	2.17	0.44
6:W:422:LEU:HD23	6:W:422:LEU:HA	1.83	0.44
1:A:834:LEU:HB2	1:A:894:THR:O	2.17	0.44
2:B:414:THR:CG2	4:D:173:ALA:HB2	2.47	0.44
3:C:83:THR:O	3:C:87:ILE:HG23	2.18	0.44
3:C:411:GLN:HB2	3:C:444:TRP:HE3	1.83	0.44
3:C:448:SER:O	3:C:452:ARG:HG3	2.18	0.44
3:C:792:GLN:NE2	4:D:346:LEU:CA	2.62	0.44
3:C:885:LEU:HD21	3:C:965:GLU:HG3	2.00	0.44
4:E:78:PRO:HB3	4:E:85:THR:O	2.18	0.44
4:E:338:HIS:O	4:E:342:ARG:HG3	2.18	0.44
6:I:174:ILE:HD11	6:I:634:LYS:HD2	2.00	0.44
6:I:216:PRO:HB3	6:I:233:HIS:CD2	2.53	0.44

Continued on next page...

Continued from previous page...

Atom-1	Atom-2	Interatomic distance (Å)	Clash overlap (Å)
6:I:253:VAL:CG1	6:K:36:LEU:C	2.87	0.44
6:I:317:ARG:HB3	6:I:330:GLN:OE1	2.17	0.44
6:I:440:LEU:HG	6:I:441:GLY:H	1.83	0.44
6:I:474:THR:HG22	6:I:504:ASN:O	2.17	0.44
6:J:43:PRO:HA	6:K:84:LYS:NZ	2.31	0.44
6:J:47:LEU:HD13	6:J:115:THR:HG23	1.99	0.44
6:J:64:VAL:HG23	6:J:70:GLN:O	2.18	0.44
6:J:151:ALA:HA	6:K:248:GLU:OE2	2.16	0.44
6:K:89:ILE:HG21	6:K:152:ARG:HD3	1.98	0.44
6:K:368:THR:N	6:K:404:ALA:HB3	2.33	0.44
5:M:34:ASN:ND2	5:M:34:ASN:H	2.16	0.44
5:N:162:SER:CB	5:N:264:GLN:HB3	2.46	0.44
6:O:168:THR:CB	6:P:537:SER:C	2.87	0.44
6:O:216:PRO:HB3	6:O:233:HIS:CD2	2.53	0.44
6:O:333:PRO:HB2	6:P:411:VAL:HG22	1.99	0.44
6:O:344:MET:O	6:O:345:ILE:HG13	2.18	0.44
6:O:545:VAL:HG22	6:Q:641:ILE:HG12	1.95	0.44
6:O:609:ARG:HE	6:Q:29:THR:HA	1.72	0.44
6:P:36:LEU:CD2	6:Q:242:PHE:CD1	3.01	0.44
6:P:36:LEU:O	6:P:36:LEU:HG	2.18	0.44
6:P:165:THR:O	6:Q:537:SER:OG	2.35	0.44
6:P:293:SER:HB3	6:P:463:LEU:HD21	1.99	0.44
6:Q:89:ILE:HG21	6:Q:152:ARG:HD3	2.00	0.44
6:Q:168:THR:HA	6:Q:171:THR:HB	2.00	0.44
6:Q:377:GLN:HB2	6:Q:393:ALA:HB3	1.99	0.44
6:Q:474:THR:HG22	6:Q:504:ASN:O	2.17	0.44
5:S:31:GLU:HB3	5:S:33:THR:HG23	1.99	0.44
5:S:192:THR:C	6:U:364:PRO:CB	2.71	0.44
5:S:272:VAL:HG23	5:S:273:GLU:OE1	2.18	0.44
5:T:34:ASN:H	5:T:34:ASN:ND2	2.16	0.44
6:U:47:LEU:HD21	6:U:116:SER:C	2.38	0.44
6:U:64:VAL:HG23	6:U:70:GLN:O	2.18	0.44
6:U:90:ASN:CB	6:W:122:THR:HG23	2.42	0.44
6:U:242:PHE:CE1	6:W:82:PHE:CE2	2.99	0.44
6:U:333:PRO:HB2	6:V:411:VAL:HG22	1.99	0.44
6:U:412:ARG:HH12	6:W:459:LEU:HD23	1.82	0.44
6:U:475:THR:O	6:U:505:ASP:HA	2.18	0.44
6:V:216:PRO:HB3	6:V:233:HIS:CD2	2.53	0.44
6:W:97:GLN:HG3	6:W:103:CYS:SG	2.57	0.44
6:W:472:ARG:HH11	6:W:472:ARG:HA	1.83	0.44
6:X:18:ASN:HB3	6:X:221:GLY:CA	2.47	0.44

Continued on next page...

Continued from previous page...

Atom-1	Atom-2	Interatomic distance (Å)	Clash overlap (Å)
1:A:14:ASN:HB2	1:A:319:GLN:NE2	2.33	0.44
1:A:377:ARG:HD2	6:I:51:VAL:HG21	2.00	0.44
1:A:1252:SER:H	1:A:1257:PHE:HE1	1.60	0.44
2:B:247:THR:OG1	2:B:261:VAL:HB	2.18	0.44
2:B:299:LEU:O	2:B:302:LEU:HB3	2.18	0.44
2:B:578:ASP:HB3	2:B:581:SER:OG	2.18	0.44
2:B:814:ASP:HA	2:B:815:PRO:HD3	1.85	0.44
2:B:1086:HIS:HB2	2:B:1118:CYS:SG	2.58	0.44
5:H:203:HIS:N	5:H:250:HIS:HB3	2.33	0.44
6:J:16:ASP:H	6:J:222:ASN:HB3	1.81	0.44
6:J:456:ASN:HD21	6:K:412:ARG:NE	2.16	0.44
6:K:36:LEU:O	6:K:36:LEU:HG	2.17	0.44
6:K:409:ILE:O	6:K:414:GLN:HB2	2.17	0.44
6:O:298:PHE:CZ	6:P:416:ARG:HA	2.52	0.44
6:O:409:ILE:O	6:O:414:GLN:HB2	2.17	0.44
6:O:564:LEU:HA	6:O:567:ARG:NH1	2.33	0.44
6:P:216:PRO:HB3	6:P:233:HIS:CD2	2.52	0.44
6:P:640:GLN:HE21	6:P:644:LEU:HD12	1.82	0.44
6:Q:47:LEU:HD21	6:Q:116:SER:C	2.38	0.44
6:U:377:GLN:HB2	6:U:393:ALA:HB3	2.00	0.44
6:V:97:GLN:HG3	6:V:103:CYS:SG	2.58	0.44
6:V:193:ILE:O	6:V:194:LEU:C	2.54	0.44
6:V:474:THR:HG22	6:V:504:ASN:O	2.18	0.44
6:W:184:LYS:HA	6:W:648:LYS:HZ2	1.82	0.44
6:W:562:TYR:H	6:W:562:TYR:HD1	1.64	0.44
6:W:638:PHE:O	6:W:641:ILE:HB	2.18	0.44
1:A:815:TYR:O	1:A:819:ILE:HG13	2.18	0.43
2:B:338:GLU:CD	2:B:338:GLU:H	2.21	0.43
2:B:448:SER:HA	2:B:451:LEU:HD12	2.00	0.43
2:B:679:TRP:CH2	2:B:697:MET:SD	3.10	0.43
3:C:370:ARG:HA	3:C:387:CYS:HA	2.00	0.43
3:C:457:MET:O	3:C:460:VAL:HB	2.18	0.43
5:G:34:ASN:ND2	5:G:34:ASN:H	2.16	0.43
5:H:31:GLU:HB3	5:H:33:THR:HG23	2.00	0.43
6:I:47:LEU:HD13	6:I:115:THR:HG23	1.99	0.43
6:I:144:ASN:HB3	6:I:147:ARG:HE	1.81	0.43
6:I:377:GLN:HB2	6:I:393:ALA:HB3	2.00	0.43
6:J:171:THR:HA	6:J:172:PRO:HD2	1.74	0.43
6:J:346:ASP:OD2	6:J:427:GLU:HA	2.18	0.43
6:K:47:LEU:HD21	6:K:116:SER:C	2.39	0.43
6:K:47:LEU:HD13	6:K:115:THR:HG23	1.99	0.43

Continued on next page...

Continued from previous page...

Atom-1	Atom-2	Interatomic distance (Å)	Clash overlap (Å)
5:N:203:HIS:N	5:N:250:HIS:HB3	2.33	0.43
6:O:281:PRO:CG	6:Q:619:ASP:HA	2.48	0.43
6:O:622:GLU:CB	6:P:281:PRO:CD	2.88	0.43
6:P:36:LEU:C	6:Q:253:VAL:HG12	2.37	0.43
6:P:144:ASN:HD22	6:P:147:ARG:NE	2.11	0.43
6:P:147:ARG:NH2	6:W:97:GLN:O	2.51	0.43
6:P:168:THR:HB	6:Q:538:ALA:HA	1.99	0.43
6:P:189:PHE:CG	6:P:645:TRP:HB3	2.53	0.43
6:P:377:GLN:HB2	6:P:393:ALA:HB3	2.00	0.43
6:P:409:ILE:O	6:P:414:GLN:HB2	2.17	0.43
6:Q:71:TYR:HB3	6:Q:72:SER:H	1.69	0.43
6:Q:293:SER:HB3	6:Q:463:LEU:HD21	1.99	0.43
6:Q:317:ARG:HB3	6:Q:330:GLN:OE1	2.18	0.43
6:Q:346:ASP:OD2	6:Q:427:GLU:HA	2.18	0.43
5:R:4:HIS:CD2	6:V:586:VAL:HG23	2.29	0.43
5:S:203:HIS:N	5:S:250:HIS:HB3	2.33	0.43
6:U:84:LYS:HG3	6:W:42:ASN:OD1	2.16	0.43
6:U:161:LYS:CD	6:V:534:SER:H	2.30	0.43
6:U:231:GLN:NE2	6:U:231:GLN:HA	2.33	0.43
6:U:317:ARG:HB3	6:U:330:GLN:OE1	2.18	0.43
6:V:42:ASN:OD1	6:W:84:LYS:HG3	2.18	0.43
6:V:282:VAL:HG13	6:V:482:ASP:C	2.38	0.43
6:V:346:ASP:OD2	6:V:427:GLU:HA	2.18	0.43
6:W:188:ALA:HB3	6:W:647:GLY:CA	2.47	0.43
6:W:189:PHE:CG	6:W:645:TRP:HB3	2.52	0.43
6:X:245:ALA:HB1	6:X:627:ARG:HH22	1.83	0.43
6:X:318:LYS:HD2	6:X:326:THR:CB	2.46	0.43
6:X:368:THR:N	6:X:404:ALA:HB3	2.33	0.43
6:X:474:THR:HG22	6:X:504:ASN:O	2.17	0.43
1:A:377:ARG:NH2	6:I:57:THR:HG23	2.32	0.43
1:A:1072:GLY:O	1:A:1075:PRO:HD2	2.17	0.43
2:B:567:LEU:O	2:B:571:LEU:HG	2.18	0.43
3:C:824:CYS:SG	3:C:824:CYS:O	2.76	0.43
3:C:901:ILE:O	3:C:905:VAL:HG23	2.17	0.43
4:D:57:ARG:O	4:D:59:PRO:HD3	2.18	0.43
4:D:267:ILE:HB	4:D:328:TYR:HE2	1.83	0.43
4:D:392:ALA:N	6:P:49:ARG:CZ	2.43	0.43
4:D:400:THR:O	4:D:404:VAL:HG23	2.19	0.43
4:E:163:VAL:HG23	4:E:165:PRO:HD2	1.98	0.43
4:E:339:LEU:HB2	6:U:55:VAL:CB	2.23	0.43
5:H:49:CYS:O	5:H:52:CYS:SG	2.68	0.43

Continued on next page...

Continued from previous page...

Atom-1	Atom-2	Interatomic distance (Å)	Clash overlap (Å)
6:I:494:THR:O	6:I:498:VAL:HG23	2.17	0.43
6:J:216:PRO:HB3	6:J:233:HIS:CD2	2.53	0.43
6:J:459:LEU:CD1	6:K:414:GLN:H	2.30	0.43
6:J:638:PHE:HA	6:J:641:ILE:HD12	1.99	0.43
5:N:31:GLU:HB3	5:N:33:THR:HG23	2.00	0.43
5:N:130:PHE:HE1	6:P:368:THR:CG2	2.31	0.43
6:P:44:THR:OG1	6:Q:84:LYS:NZ	2.28	0.43
6:P:298:PHE:HE2	6:Q:416:ARG:C	1.93	0.43
6:P:368:THR:N	6:P:404:ALA:HB3	2.33	0.43
6:P:555:ALA:O	6:P:557:PRO:HD3	2.17	0.43
6:Q:58:ILE:H	6:Q:58:ILE:HG13	1.61	0.43
6:Q:409:ILE:O	6:Q:414:GLN:HB2	2.18	0.43
6:Q:494:THR:O	6:Q:498:VAL:HG23	2.18	0.43
5:R:156:ILE:HG22	5:R:259:HIS:CD2	2.53	0.43
5:R:204:ALA:HB2	5:R:251:SER:O	2.18	0.43
6:U:84:LYS:NZ	6:W:43:PRO:HA	2.33	0.43
6:V:36:LEU:CD2	6:W:242:PHE:CD1	3.01	0.43
6:V:64:VAL:HG23	6:V:70:GLN:O	2.18	0.43
6:V:188:ALA:HB3	6:V:647:GLY:CA	2.48	0.43
6:V:377:GLN:HB2	6:V:393:ALA:HB3	2.00	0.43
5:Y:34:ASN:OD1	5:Y:36:ASP:HB3	2.18	0.43
1:A:63:PRO:HA	1:A:64:PRO:HA	1.75	0.43
1:A:467:ARG:H	1:A:467:ARG:NE	2.16	0.43
1:A:1108:PHE:O	1:A:1124:SER:HA	2.17	0.43
2:B:586:PHE:HA	2:B:642:PHE:CE2	2.53	0.43
2:B:621:TRP:HA	2:B:622:PRO:HD3	1.69	0.43
3:C:501:SER:HB2	3:C:511:ILE:HG13	2.00	0.43
3:C:732:VAL:O	3:C:735:ALA:HB3	2.18	0.43
3:C:788:VAL:HG12	3:C:789:ASP:N	2.34	0.43
4:E:44:LEU:O	4:E:47:SER:HB2	2.17	0.43
4:E:354:GLN:OE1	4:E:355:LEU:HG	2.18	0.43
5:F:153:ASP:HB3	5:F:158:LEU:HB3	1.99	0.43
6:I:47:LEU:HD21	6:I:116:SER:C	2.39	0.43
6:I:90:ASN:HB2	6:K:122:THR:CG2	2.42	0.43
6:I:333:PRO:CB	6:J:411:VAL:HG22	2.47	0.43
6:I:456:ASN:CB	6:J:412:ARG:HG3	2.38	0.43
6:J:71:TYR:HB3	6:J:72:SER:H	1.68	0.43
6:J:97:GLN:HG3	6:J:103:CYS:SG	2.58	0.43
6:K:64:VAL:HG23	6:K:70:GLN:O	2.18	0.43
6:K:245:ALA:HB1	6:K:627:ARG:HH22	1.83	0.43
6:K:472:ARG:HA	6:K:472:ARG:HH11	1.83	0.43

Continued on next page...

Continued from previous page...

Atom-1	Atom-2	Interatomic distance (Å)	Clash overlap (Å)
5:L:31:GLU:HB3	5:L:33:THR:HG23	2.00	0.43
5:L:258:ALA:O	5:L:262:CYS:HB2	2.18	0.43
5:M:130:PHE:HE1	6:O:368:THR:CG2	2.31	0.43
6:O:64:VAL:HG23	6:O:70:GLN:O	2.18	0.43
6:O:278:THR:H	6:Q:625:ARG:CZ	2.31	0.43
6:O:282:VAL:HG13	6:O:482:ASP:C	2.39	0.43
6:O:298:PHE:CB	6:P:419:MET:H	2.29	0.43
6:O:548:LYS:CE	6:Q:644:LEU:CA	2.74	0.43
6:O:555:ALA:O	6:O:557:PRO:HD3	2.18	0.43
6:O:622:GLU:OE1	6:P:281:PRO:HG3	2.19	0.43
6:O:622:GLU:CA	6:P:280:LEU:HD12	2.38	0.43
6:P:66:ASP:OD1	6:Q:232:ALA:HB1	2.00	0.43
5:T:132:THR:HB	5:T:138:SER:HB2	2.00	0.43
5:T:203:HIS:N	5:T:250:HIS:HB3	2.34	0.43
6:U:89:ILE:HG21	6:U:152:ARG:HD3	2.00	0.43
6:U:242:PHE:CA	6:W:36:LEU:HD21	2.32	0.43
6:U:473:GLU:HA	6:W:529:SER:CB	2.47	0.43
6:U:474:THR:HG22	6:U:504:ASN:O	2.18	0.43
6:V:18:ASN:HB3	6:V:221:GLY:HA2	2.00	0.43
6:V:189:PHE:CG	6:V:645:TRP:HB3	2.53	0.43
6:V:298:PHE:HZ	6:W:416:ARG:CA	2.08	0.43
6:V:494:THR:O	6:V:498:VAL:HG23	2.18	0.43
6:W:84:LYS:O	6:W:87:PHE:HB2	2.19	0.43
6:W:494:THR:O	6:W:498:VAL:HG23	2.18	0.43
6:X:18:ASN:HB3	6:X:221:GLY:HA2	2.01	0.43
6:X:47:LEU:HD21	6:X:116:SER:C	2.39	0.43
5:Y:203:HIS:N	5:Y:250:HIS:HB3	2.34	0.43
1:A:642:LEU:HD23	1:A:668:LEU:HD13	2.01	0.43
4:E:9:LEU:HD11	4:E:117:ASN:HD21	1.81	0.43
4:E:333:MET:HG2	4:E:337:ARG:CZ	2.49	0.43
5:F:186:LEU:HB2	5:F:198:HIS:O	2.17	0.43
5:H:34:ASN:ND2	5:H:34:ASN:H	2.16	0.43
5:H:154:GLY:H	5:H:157:HIS:HB2	1.83	0.43
6:I:34:ILE:C	6:J:256:SER:OG	2.42	0.43
6:I:412:ARG:HG3	6:K:456:ASN:CB	2.36	0.43
6:I:457:PRO:O	6:I:458:THR:HB	2.18	0.43
6:I:622:GLU:OE1	6:J:281:PRO:HG3	2.18	0.43
6:J:165:THR:O	6:K:537:SER:OG	2.35	0.43
6:J:291:PRO:HA	6:J:468:PRO:HD2	2.00	0.43
6:J:475:THR:O	6:J:505:ASP:HA	2.18	0.43
6:K:168:THR:HA	6:K:171:THR:HB	1.99	0.43

Continued on next page...

Continued from previous page...

Atom-1	Atom-2	Interatomic distance (Å)	Clash overlap (Å)
6:K:189:PHE:CG	6:K:645:TRP:HB3	2.54	0.43
6:K:525:ILE:HG22	6:K:527:VAL:HG13	2.01	0.43
5:M:162:SER:CB	5:M:264:GLN:HB3	2.46	0.43
5:M:186:LEU:HB2	5:M:198:HIS:O	2.18	0.43
6:O:494:THR:O	6:O:498:VAL:HG23	2.18	0.43
6:P:147:ARG:CB	6:W:100:LYS:CE	2.82	0.43
6:Q:174:ILE:HD11	6:Q:634:LYS:HD2	2.01	0.43
5:R:34:ASN:OD1	5:R:36:ASP:HB3	2.18	0.43
6:U:235:LEU:HD12	6:W:72:SER:OG	2.19	0.43
6:U:245:ALA:HB1	6:U:627:ARG:HH22	1.82	0.43
6:U:459:LEU:CA	6:V:412:ARG:HE	2.21	0.43
6:U:555:ALA:O	6:U:557:PRO:HD3	2.18	0.43
6:V:36:LEU:O	6:V:36:LEU:HG	2.19	0.43
6:V:245:ALA:HB1	6:V:627:ARG:HH22	1.82	0.43
6:V:357:ILE:HG22	6:V:417:PHE:H	1.82	0.43
6:W:282:VAL:HG13	6:W:482:ASP:C	2.38	0.43
6:X:216:PRO:HB3	6:X:233:HIS:CD2	2.53	0.43
6:X:334:GLY:N	6:X:335:PRO:HD3	2.34	0.43
6:X:564:LEU:HA	6:X:567:ARG:NH1	2.33	0.43
1:A:57:THR:HG21	1:A:191:PRO:HD2	2.01	0.43
2:B:364:ILE:HG21	2:B:1175:PRO:HA	2.00	0.43
2:B:375:ASN:ND2	3:C:798:VAL:HG21	2.30	0.43
2:B:1168:ARG:HB3	2:B:1190:LEU:HD12	2.00	0.43
3:C:528:PHE:HB3	3:C:821:ALA:HB2	2.00	0.43
3:C:1178:ARG:H	3:C:1178:ARG:NE	2.16	0.43
4:D:107:GLN:N	4:D:108:PRO:HD3	2.33	0.43
4:D:269:CYS:SG	4:D:330:PRO:HD3	2.58	0.43
4:D:363:ALA:HA	4:D:366:ILE:CG1	2.49	0.43
4:E:227:ARG:CZ	4:E:340:GLN:HE22	2.32	0.43
4:E:400:THR:OG1	6:U:52:GLY:C	2.57	0.43
5:G:162:SER:HB3	5:G:261:ASP:HA	2.00	0.43
6:I:267:ALA:HB1	6:K:254:GLY:CA	2.40	0.43
6:I:281:PRO:CG	6:K:619:ASP:HA	2.48	0.43
6:I:459:LEU:HD13	6:J:412:ARG:O	2.12	0.43
6:J:36:LEU:CD2	6:K:242:PHE:CD1	3.01	0.43
6:J:75:ASN:HB3	6:J:78:MET:CB	2.43	0.43
6:J:555:ALA:O	6:J:557:PRO:HD3	2.18	0.43
6:O:242:PHE:CD1	6:Q:36:LEU:HD21	2.48	0.43
6:O:253:VAL:CG1	6:Q:36:LEU:C	2.87	0.43
6:O:368:THR:N	6:O:404:ALA:HB3	2.33	0.43
6:P:459:LEU:CD1	6:Q:414:GLN:H	2.31	0.43

Continued on next page...

Continued from previous page...

Atom-1	Atom-2	Interatomic distance (Å)	Clash overlap (Å)
6:Q:282:VAL:HG13	6:Q:482:ASP:C	2.39	0.43
6:Q:542:ARG:C	6:Q:546:GLN:HE21	2.22	0.43
6:Q:564:LEU:HA	6:Q:567:ARG:NH1	2.33	0.43
6:Q:638:PHE:O	6:Q:641:ILE:HB	2.18	0.43
5:S:154:GLY:H	5:S:157:HIS:HB2	1.82	0.43
5:T:162:SER:HB3	5:T:261:ASP:HA	2.00	0.43
6:U:216:PRO:HB3	6:U:233:HIS:CD2	2.54	0.43
6:U:232:ALA:HB1	6:W:66:ASP:OD1	1.92	0.43
6:U:346:ASP:OD2	6:U:427:GLU:HA	2.18	0.43
6:U:412:ARG:HE	6:W:459:LEU:CA	2.22	0.43
6:U:414:GLN:HG3	6:W:459:LEU:HD13	1.96	0.43
6:V:374:VAL:HG22	6:V:396:VAL:HA	2.00	0.43
6:V:422:LEU:HD23	6:V:422:LEU:HA	1.84	0.43
6:V:641:ILE:HG12	6:W:545:VAL:HG22	1.99	0.43
6:W:377:GLN:HB2	6:W:393:ALA:HB3	2.00	0.43
6:W:555:ALA:O	6:W:557:PRO:HD3	2.18	0.43
6:X:555:ALA:O	6:X:557:PRO:HD3	2.18	0.43
5:Y:132:THR:HB	5:Y:138:SER:HB2	2.00	0.43
1:A:15:THR:HG21	1:A:363:SER:HA	2.00	0.43
2:B:297:VAL:O	2:B:301:LEU:HG	2.19	0.43
3:C:285:ASN:H	3:C:285:ASN:ND2	2.17	0.43
3:C:428:LEU:HG	3:C:429:ASN:N	2.34	0.43
3:C:489:ASP:O	3:C:824:CYS:HB2	2.19	0.43
3:C:973:ASN:HB2	3:C:1144:ASP:OD1	2.18	0.43
3:C:1012:ARG:HB2	3:C:1012:ARG:CZ	2.49	0.43
4:E:146:THR:HG22	4:E:150:LEU:HD11	2.00	0.43
4:E:230:ASN:HA	4:E:255:ARG:CD	2.49	0.43
5:G:13:MET:SD	5:G:48:ILE:HG21	2.59	0.43
6:I:330:GLN:O	6:I:457:PRO:HB3	2.19	0.43
6:I:422:LEU:HD23	6:I:422:LEU:HA	1.83	0.43
6:I:525:ILE:HG22	6:I:527:VAL:HG13	2.01	0.43
6:J:36:LEU:O	6:J:36:LEU:HG	2.19	0.43
6:J:69:GLY:O	6:J:71:TYR:CD2	2.71	0.43
6:J:89:ILE:HG21	6:J:152:ARG:HD3	2.00	0.43
6:O:97:GLN:HG3	6:O:103:CYS:SG	2.58	0.43
6:O:146:GLN:NE2	6:P:241:ALA:HB1	2.33	0.43
6:O:161:LYS:CE	6:P:533:ASP:C	2.79	0.43
6:O:412:ARG:NE	6:Q:456:ASN:HD21	2.17	0.43
6:O:622:GLU:OE1	6:P:281:PRO:CG	2.66	0.43
6:O:630:LEU:CG	6:P:275:GLU:HG2	2.41	0.43
6:Q:36:LEU:O	6:Q:36:LEU:HG	2.19	0.43

Continued on next page...

Continued from previous page...

Atom-1	Atom-2	Interatomic distance (Å)	Clash overlap (Å)
5:R:11:HIS:HE1	5:R:234:ARG:HD3	1.84	0.43
5:T:31:GLU:HB3	5:T:33:THR:HG23	2.00	0.43
5:T:34:ASN:OD1	5:T:36:ASP:HB3	2.18	0.43
6:U:253:VAL:CG1	6:W:36:LEU:C	2.87	0.43
6:U:297:ALA:O	6:V:409:ILE:CG1	2.66	0.43
6:U:528:ALA:C	6:V:283:SER:CB	2.86	0.43
6:U:545:VAL:HG22	6:W:641:ILE:HG12	1.97	0.43
6:U:622:GLU:CB	6:V:281:PRO:CD	2.87	0.43
6:V:44:THR:HG21	6:W:84:LYS:NZ	1.98	0.43
6:V:298:PHE:HZ	6:W:416:ARG:HA	1.79	0.43
6:V:619:ASP:N	6:W:284:VAL:HG21	2.33	0.43
6:W:64:VAL:HG23	6:W:70:GLN:O	2.18	0.43
6:W:344:MET:O	6:W:345:ILE:HG13	2.18	0.43
6:X:494:THR:CG2	5:Y:4:HIS:C	2.87	0.43
1:A:624:THR:O	1:A:627:PHE:HB3	2.18	0.43
1:A:1129:PRO:HA	1:A:1130:PRO:HD3	1.88	0.43
2:B:376:LEU:HD21	3:C:795:ASP:HB3	1.94	0.43
2:B:1184:LEU:CD1	4:D:51:LEU:HD11	2.47	0.43
3:C:618:PRO:HA	3:C:621:TRP:CD1	2.53	0.43
3:C:1088:TYR:HH	3:C:1134:HIS:CE1	2.36	0.43
4:E:150:LEU:O	4:E:305:LEU:HD22	2.18	0.43
4:E:183:ALA:HB2	4:E:245:GLN:NE2	2.34	0.43
5:F:258:ALA:O	5:F:262:CYS:HB2	2.19	0.43
5:H:34:ASN:OD1	5:H:36:ASP:HB3	2.19	0.43
6:I:346:ASP:OD2	6:I:427:GLU:HA	2.18	0.43
6:J:174:ILE:HD11	6:J:634:LYS:HD2	2.01	0.43
6:J:344:MET:O	6:J:345:ILE:HG13	2.18	0.43
6:K:84:LYS:O	6:K:87:PHE:HB2	2.19	0.43
6:K:97:GLN:HG3	6:K:103:CYS:SG	2.58	0.43
5:L:203:HIS:N	5:L:250:HIS:HB3	2.34	0.43
6:O:165:THR:HA	6:P:537:SER:HG	1.72	0.43
6:O:170:LEU:N	6:P:541:SER:OG	2.45	0.43
6:O:456:ASN:HD21	6:P:412:ARG:CG	2.09	0.43
6:O:459:LEU:HD23	6:P:409:ILE:CG2	2.43	0.43
6:O:541:SER:HG	6:Q:169:MET:HA	1.67	0.43
6:P:193:ILE:O	6:P:194:LEU:C	2.53	0.43
6:Q:291:PRO:HA	6:Q:468:PRO:HD2	2.01	0.43
5:S:13:MET:SD	5:S:48:ILE:HG21	2.59	0.43
5:S:41:VAL:HB	5:S:48:ILE:HB	2.01	0.43
5:S:258:ALA:O	5:S:262:CYS:HB2	2.19	0.43
6:U:30:ALA:CB	6:V:610:THR:HA	2.23	0.43

Continued on next page...

Continued from previous page...

Atom-1	Atom-2	Interatomic distance (Å)	Clash overlap (Å)
6:U:161:LYS:CE	6:V:533:ASP:C	2.80	0.43
6:U:281:PRO:CG	6:W:619:ASP:HA	2.48	0.43
6:U:293:SER:HB3	6:U:463:LEU:HD21	1.99	0.43
6:X:280:LEU:HG	6:X:281:PRO:HD2	2.00	0.43
1:A:230:PHE:CE2	1:A:369:ILE:HB	2.54	0.43
2:B:722:ASN:O	2:B:725:THR:HB	2.18	0.43
2:B:993:TRP:CZ2	2:B:1134:HIS:HB2	2.54	0.43
3:C:1095:ASP:HA	3:C:1133:VAL:HB	2.00	0.43
4:D:329:ASN:OD1	4:D:332:PRO:HD2	2.19	0.43
5:H:130:PHE:HE1	6:J:368:THR:HG22	1.84	0.43
5:H:162:SER:HB3	5:H:261:ASP:HA	2.01	0.43
5:H:258:ALA:O	5:H:262:CYS:HB2	2.19	0.43
6:I:64:VAL:HG23	6:I:70:GLN:O	2.18	0.43
6:J:542:ARG:HG3	6:J:546:GLN:NE2	2.34	0.43
6:J:622:GLU:HB2	6:K:281:PRO:CD	2.47	0.43
5:L:132:THR:HB	5:L:138:SER:HB2	2.01	0.43
5:N:114:THR:HB	5:N:269:ASP:HB3	2.01	0.43
6:O:89:ILE:HG21	6:O:152:ARG:HD3	2.01	0.43
6:P:47:LEU:HD13	6:P:115:THR:HG23	1.99	0.43
6:P:64:VAL:HG23	6:P:70:GLN:O	2.19	0.43
6:P:542:ARG:C	6:P:546:GLN:HE21	2.22	0.43
6:Q:188:ALA:HB3	6:Q:647:GLY:CA	2.47	0.43
5:R:5:MET:HG3	6:V:494:THR:HG21	2.00	0.43
6:U:91:MET:HB2	6:U:214:ARG:HH11	1.84	0.43
6:U:278:THR:H	6:W:625:ARG:CZ	2.31	0.43
6:U:280:LEU:HG	6:U:281:PRO:HD2	2.00	0.43
6:U:318:LYS:HD2	6:U:326:THR:CB	2.46	0.43
6:U:564:LEU:HA	6:U:567:ARG:NH1	2.34	0.43
6:V:20:PHE:HB3	6:V:181:CYS:O	2.19	0.43
6:V:459:LEU:CD1	6:W:414:GLN:H	2.32	0.43
6:X:64:VAL:HG23	6:X:70:GLN:O	2.18	0.43
6:X:157:ALA:HA	6:X:160:GLN:OE1	2.18	0.43
6:X:475:THR:O	6:X:505:ASP:HA	2.19	0.43
3:C:164:TRP:HH2	3:C:1209:TYR:HA	1.84	0.43
3:C:452:ARG:O	3:C:456:VAL:HG23	2.19	0.43
3:C:535:TRP:HH2	3:C:677:TYR:CD2	2.36	0.43
3:C:654:SER:O	3:C:676:VAL:HG13	2.19	0.43
4:D:140:GLN:O	4:D:144:ILE:HG13	2.19	0.43
4:D:206:SER:HA	4:D:209:ARG:HE	1.83	0.43
4:E:174:LEU:HA	4:E:177:TYR:CE1	2.54	0.43
4:E:400:THR:HB	6:U:53:THR:CG2	2.47	0.43

Continued on next page...

Continued from previous page...

Atom-1	Atom-2	Interatomic distance (Å)	Clash overlap (Å)
4:E:401:ALA:HA	6:U:52:GLY:CA	2.15	0.43
5:F:31:GLU:HB3	5:F:33:THR:HG23	2.01	0.43
5:G:258:ALA:O	5:G:262:CYS:HB2	2.19	0.43
6:I:58:ILE:H	6:I:58:ILE:HG13	1.62	0.43
6:I:189:PHE:CG	6:I:645:TRP:HB3	2.53	0.43
6:I:475:THR:O	6:I:505:ASP:HA	2.19	0.43
6:J:377:GLN:HB2	6:J:393:ALA:HB3	2.01	0.43
5:N:34:ASN:OD1	5:N:36:ASP:HB3	2.19	0.43
5:N:130:PHE:CG	6:P:446:PRO:CB	3.01	0.43
6:O:419:MET:CE	6:Q:299:ILE:HD13	2.24	0.43
6:O:638:PHE:HA	6:O:641:ILE:HD12	2.00	0.43
6:P:47:LEU:HD21	6:P:116:SER:C	2.39	0.43
6:P:346:ASP:OD2	6:P:427:GLU:HA	2.18	0.43
6:Q:368:THR:N	6:Q:404:ALA:HB3	2.34	0.43
5:R:203:HIS:N	5:R:250:HIS:HB3	2.34	0.43
6:U:334:GLY:N	6:U:335:PRO:HD3	2.33	0.43
6:U:459:LEU:CD1	6:V:412:ARG:H	2.19	0.43
6:U:610:THR:CA	6:W:30:ALA:CB	2.90	0.43
6:V:298:PHE:CE1	6:W:416:ARG:CB	2.95	0.43
6:V:356:THR:HG21	6:V:461:ASP:H	1.84	0.43
6:W:280:LEU:HG	6:W:281:PRO:HD2	2.00	0.43
6:W:318:LYS:CD	6:W:326:THR:HB	2.45	0.43
6:W:475:THR:O	6:W:505:ASP:HA	2.18	0.43
5:Y:156:ILE:HG22	5:Y:259:HIS:CD2	2.54	0.43
1:A:211:PRO:O	1:A:215:ARG:HG3	2.19	0.43
2:B:640:ARG:O	2:B:644:GLU:HG2	2.18	0.43
2:B:1021:VAL:HB	2:B:1030:GLN:O	2.19	0.43
3:C:53:ILE:HB	3:C:54:VAL:H	1.60	0.43
3:C:73:ASN:HB3	3:C:79:ILE:HD11	2.01	0.43
3:C:242:ARG:HD2	3:C:266:PRO:HG2	2.01	0.43
3:C:1179:VAL:HB	3:C:1193:SER:HB3	2.00	0.43
4:D:14:TYR:CD2	4:D:388:PRO:HB2	2.49	0.43
6:I:168:THR:CB	6:J:537:SER:C	2.88	0.43
6:I:416:ARG:O	6:K:298:PHE:CE1	2.59	0.43
6:J:295:ARG:HD2	6:J:297:ALA:HB3	2.01	0.43
6:J:357:ILE:HG22	6:J:417:PHE:H	1.84	0.43
6:J:645:TRP:HA	6:J:646:PRO:HD2	1.89	0.43
5:M:34:ASN:OD1	5:M:36:ASP:HB3	2.19	0.43
5:N:258:ALA:O	5:N:262:CYS:HB2	2.19	0.43
6:O:43:PRO:HA	6:P:84:LYS:NZ	2.34	0.43
6:O:412:ARG:HD3	6:Q:458:THR:H	1.72	0.43

Continued on next page...

Continued from previous page...

Atom-1	Atom-2	Interatomic distance (Å)	Clash overlap (Å)
6:P:18:ASN:HB3	6:P:221:GLY:HA2	2.00	0.43
6:P:171:THR:HA	6:P:172:PRO:HD2	1.75	0.43
6:P:357:ILE:HG22	6:P:417:PHE:H	1.84	0.43
6:P:641:ILE:HG12	6:Q:545:VAL:HG22	1.99	0.43
6:Q:184:LYS:HA	6:Q:648:LYS:HZ2	1.83	0.43
6:U:630:LEU:HD13	6:V:275:GLU:HB3	1.92	0.43
6:V:317:ARG:HB3	6:V:330:GLN:OE1	2.19	0.43
6:V:330:GLN:O	6:V:457:PRO:HB3	2.19	0.43
6:W:564:LEU:HA	6:W:567:ARG:NH1	2.33	0.43
5:Y:34:ASN:H	5:Y:34:ASN:ND2	2.17	0.43
1:A:91:ARG:HA	1:A:91:ARG:HH11	1.84	0.42
2:B:282:TYR:CD2	2:B:1110:ALA:HB1	2.54	0.42
2:B:429:ASN:ND2	3:C:611:PRO:CD	2.78	0.42
3:C:601:ILE:HG23	3:C:606:MET:O	2.19	0.42
4:D:85:THR:HA	4:D:110:PRO:HB2	2.00	0.42
4:D:175:MET:SD	4:D:250:TRP:CE3	3.12	0.42
4:D:363:ALA:O	4:D:367:GLU:HG3	2.19	0.42
4:E:100:LEU:H	4:E:100:LEU:HG	1.77	0.42
5:H:66:GLN:HA	5:H:69:HIS:HD2	1.84	0.42
5:H:132:THR:HB	5:H:138:SER:HB2	1.99	0.42
6:I:146:GLN:NE2	6:J:241:ALA:HB1	2.33	0.42
6:I:356:THR:HG21	6:I:461:ASP:H	1.83	0.42
6:I:368:THR:N	6:I:404:ALA:HB3	2.34	0.42
6:I:447:SER:HA	6:I:448:PRO:HD3	1.71	0.42
6:I:482:ASP:OD1	6:K:530:ARG:NH2	2.51	0.42
6:I:638:PHE:HA	6:I:641:ILE:HD12	1.99	0.42
6:J:47:LEU:HD21	6:J:116:SER:C	2.39	0.42
6:J:161:LYS:HZ3	6:K:534:SER:N	2.01	0.42
6:J:181:CYS:HB3	6:J:186:LEU:HD11	2.01	0.42
6:J:189:PHE:CG	6:J:645:TRP:HB3	2.54	0.42
6:J:282:VAL:HG13	6:J:482:ASP:C	2.39	0.42
6:K:346:ASP:OD2	6:K:427:GLU:HA	2.19	0.42
6:K:494:THR:O	6:K:498:VAL:HG23	2.18	0.42
5:L:41:VAL:HB	5:L:48:ILE:HB	2.00	0.42
5:M:132:THR:HB	5:M:138:SER:HB2	2.01	0.42
5:N:13:MET:SD	5:N:48:ILE:HG21	2.59	0.42
6:O:58:ILE:H	6:O:58:ILE:HG13	1.61	0.42
6:O:184:LYS:HA	6:O:648:LYS:HZ2	1.83	0.42
6:O:528:ALA:C	6:P:283:SER:CB	2.85	0.42
6:P:74:VAL:HG23	6:P:135:VAL:O	2.19	0.42
6:P:638:PHE:O	6:P:641:ILE:HB	2.19	0.42

Continued on next page...

Continued from previous page...

Atom-1	Atom-2	Interatomic distance (Å)	Clash overlap (Å)
6:Q:216:PRO:HB3	6:Q:233:HIS:CD2	2.54	0.42
6:U:43:PRO:HA	6:V:84:LYS:NZ	2.34	0.42
6:U:412:ARG:NE	6:W:456:ASN:HD21	2.17	0.42
6:V:368:THR:N	6:V:404:ALA:HB3	2.34	0.42
6:V:475:THR:O	6:V:505:ASP:HA	2.19	0.42
6:W:167:MET:O	6:W:172:PRO:HD2	2.19	0.42
5:Y:159:PRO:HA	5:Y:261:ASP:C	2.40	0.42
2:B:581:SER:O	2:B:585:VAL:HG23	2.20	0.42
2:B:881:VAL:HA	4:D:32:CYS:HA	2.02	0.42
3:C:81:ARG:NH1	3:C:86:SER:HA	2.34	0.42
3:C:513:GLU:OE1	3:C:560:LEU:HG	2.19	0.42
3:C:882:PRO:O	3:C:884:PRO:HD3	2.19	0.42
3:C:927:GLY:O	3:C:928:ASP:C	2.57	0.42
3:C:1064:TRP:O	3:C:1068:LYS:HG2	2.19	0.42
4:D:69:ASN:O	4:D:72:LEU:HB2	2.19	0.42
5:F:159:PRO:HA	5:F:261:ASP:C	2.40	0.42
5:G:105:ASP:HB2	5:G:111:VAL:O	2.19	0.42
6:J:564:LEU:HA	6:J:567:ARG:NH1	2.34	0.42
6:K:167:MET:O	6:K:172:PRO:HD2	2.19	0.42
6:K:181:CYS:HB3	6:K:186:LEU:HD11	2.01	0.42
6:K:282:VAL:HG13	6:K:482:ASP:C	2.39	0.42
5:L:154:GLY:HA3	5:L:177:ASP:OD1	2.19	0.42
5:M:66:GLN:HA	5:M:69:HIS:HD2	1.83	0.42
6:O:297:ALA:O	6:P:409:ILE:CG1	2.66	0.42
6:O:346:ASP:OD2	6:O:427:GLU:HA	2.19	0.42
6:O:472:ARG:HD2	6:Q:530:ARG:H	1.70	0.42
6:P:167:MET:O	6:P:172:PRO:HD2	2.20	0.42
6:P:317:ARG:HB3	6:P:330:GLN:OE1	2.18	0.42
6:Q:100:LYS:HD2	6:Q:100:LYS:N	2.34	0.42
5:S:4:HIS:CE1	6:W:587:GLY:HA2	2.44	0.42
5:S:26:THR:CB	5:S:38:ALA:HA	2.49	0.42
5:T:159:PRO:HA	5:T:261:ASP:C	2.39	0.42
6:U:189:PHE:CG	6:U:645:TRP:HB3	2.53	0.42
6:U:344:MET:O	6:U:345:ILE:HG13	2.19	0.42
6:U:368:THR:N	6:U:404:ALA:HB3	2.34	0.42
6:U:408:ALA:HA	6:U:416:ARG:O	2.18	0.42
6:U:440:LEU:HG	6:U:441:GLY:H	1.84	0.42
6:U:529:SER:C	6:V:472:ARG:CD	2.63	0.42
6:V:11:TYR:OH	6:V:209:ASN:HA	2.19	0.42
6:W:640:GLN:HE21	6:W:644:LEU:HD12	1.84	0.42
5:Y:66:GLN:HA	5:Y:69:HIS:HD2	1.84	0.42

Continued on next page...

Continued from previous page...

Atom-1	Atom-2	Interatomic distance (Å)	Clash overlap (Å)
1:A:1162:GLN:OE1	1:A:1162:GLN:HA	2.19	0.42
3:C:373:ARG:O	3:C:374:ALA:C	2.54	0.42
3:C:1156:THR:HB	3:C:1157:ALA:H	1.64	0.42
5:F:194:LEU:CD1	6:K:448:PRO:HD2	2.50	0.42
6:I:20:PHE:HB3	6:I:181:CYS:O	2.19	0.42
6:I:459:LEU:CA	6:J:412:ARG:HH11	1.91	0.42
6:I:618:THR:C	6:J:281:PRO:CG	2.85	0.42
6:J:355:GLY:O	6:J:416:ARG:HA	2.18	0.42
6:J:619:ASP:N	6:K:284:VAL:HG21	2.32	0.42
5:L:191:LYS:O	6:Q:364:PRO:CB	2.48	0.42
5:M:156:ILE:HG22	5:M:259:HIS:CD2	2.54	0.42
5:M:203:HIS:N	5:M:250:HIS:HB3	2.34	0.42
5:M:258:ALA:O	5:M:262:CYS:HB2	2.19	0.42
5:N:34:ASN:H	5:N:34:ASN:ND2	2.17	0.42
6:O:287:PRO:HB2	6:O:288:SER:H	1.66	0.42
6:O:317:ARG:HB3	6:O:330:GLN:OE1	2.19	0.42
6:P:298:PHE:HZ	6:Q:416:ARG:CA	2.08	0.42
5:R:124:ASP:OD1	5:R:133:CYS:HB2	2.19	0.42
5:S:162:SER:HB3	5:S:261:ASP:HA	2.02	0.42
6:U:267:ALA:HB1	6:W:254:GLY:CA	2.40	0.42
6:U:277:ASP:N	6:W:625:ARG:HH12	2.15	0.42
6:U:542:ARG:C	6:U:546:GLN:HE21	2.23	0.42
6:V:151:ALA:HA	6:W:248:GLU:OE2	2.19	0.42
6:W:89:ILE:HG21	6:W:152:ARG:HD3	2.00	0.42
6:X:36:LEU:HG	6:X:36:LEU:O	2.18	0.42
1:A:26:ARG:CZ	1:A:27:PHE:H	2.33	0.42
1:A:40:HIS:HA	1:A:44:TYR:CE1	2.52	0.42
1:A:230:PHE:HE2	1:A:369:ILE:HB	1.85	0.42
1:A:951:LEU:HB2	1:A:952:ARG:NH2	2.34	0.42
1:A:1052:ILE:O	1:A:1095:GLU:HA	2.20	0.42
2:B:409:MET:CG	2:B:445:PHE:H	2.33	0.42
2:B:532:ILE:HA	2:B:535:TRP:CZ3	2.55	0.42
3:C:655:GLU:HB2	3:C:674:ARG:HD2	2.01	0.42
3:C:781:THR:HG21	3:C:941:TYR:HB2	2.01	0.42
3:C:1064:TRP:CH2	3:C:1100:LEU:HD12	2.55	0.42
4:D:284:ALA:O	4:D:288:GLN:HG2	2.19	0.42
4:D:336:ALA:O	4:D:339:LEU:HB3	2.19	0.42
4:D:377:ASN:HB2	4:D:378:PRO:HD3	2.01	0.42
4:E:364:LEU:O	4:E:368:ARG:HB2	2.19	0.42
5:F:41:VAL:HB	5:F:48:ILE:HB	2.02	0.42
5:F:66:GLN:HA	5:F:69:HIS:HD2	1.84	0.42

Continued on next page...

Continued from previous page...

Atom-1	Atom-2	Interatomic distance (Å)	Clash overlap (Å)
5:F:156:ILE:HG22	5:F:259:HIS:CD2	2.54	0.42
5:F:162:SER:HB3	5:F:261:ASP:HA	2.01	0.42
5:F:203:HIS:N	5:F:250:HIS:HB3	2.35	0.42
5:H:5:MET:HE3	6:I:494:THR:CB	2.24	0.42
5:H:11:HIS:HE1	5:H:234:ARG:HD3	1.85	0.42
6:I:45:GLY:HA3	6:I:119:VAL:HG12	2.01	0.42
6:I:256:SER:OG	6:K:34:ILE:C	2.51	0.42
6:J:119:VAL:HB	6:J:129:ASN:ND2	2.35	0.42
6:K:48:TRP:HB2	6:K:118:TYR:HB2	2.02	0.42
6:K:377:GLN:HB2	6:K:393:ALA:HB3	2.00	0.42
5:L:159:PRO:HA	5:L:261:ASP:C	2.40	0.42
6:O:542:ARG:C	6:O:546:GLN:HE21	2.23	0.42
6:P:174:ILE:HD11	6:P:634:LYS:HD2	2.00	0.42
6:P:282:VAL:HG13	6:P:482:ASP:C	2.39	0.42
6:P:456:ASN:HD21	6:Q:412:ARG:CA	1.92	0.42
6:Q:238:VAL:HG13	6:Q:239:ALA:H	1.84	0.42
6:Q:349:LEU:HB2	6:Q:424:ALA:HB3	2.01	0.42
6:Q:525:ILE:HG22	6:Q:527:VAL:HG13	2.00	0.42
5:R:34:ASN:ND2	5:R:34:ASN:H	2.17	0.42
5:R:258:ALA:O	5:R:262:CYS:HB2	2.19	0.42
5:S:34:ASN:ND2	5:S:34:ASN:H	2.17	0.42
6:U:84:LYS:O	6:U:87:PHE:HB2	2.19	0.42
6:U:333:PRO:CB	6:V:411:VAL:HG22	2.48	0.42
6:U:561:ASP:HB2	6:W:193:ILE:CG2	2.49	0.42
6:V:459:LEU:CB	6:W:412:ARG:NH1	2.54	0.42
6:V:564:LEU:HA	6:V:567:ARG:NH1	2.33	0.42
6:W:20:PHE:HB3	6:W:181:CYS:O	2.20	0.42
6:W:47:LEU:HD21	6:W:116:SER:C	2.39	0.42
6:W:346:ASP:OD2	6:W:427:GLU:HA	2.19	0.42
6:X:494:THR:CG2	5:Y:5:MET:N	2.81	0.42
1:A:580:ALA:HB3	1:A:618:LEU:HD13	2.01	0.42
2:B:602:GLY:HA3	2:B:606:MET:SD	2.59	0.42
2:B:1050:ASP:O	2:B:1054:VAL:HG22	2.19	0.42
3:C:795:ASP:CA	4:D:251:ASN:CG	2.84	0.42
5:G:41:VAL:HB	5:G:48:ILE:HB	2.01	0.42
6:I:71:TYR:HB3	6:I:72:SER:H	1.69	0.42
6:I:282:VAL:HG13	6:I:482:ASP:C	2.40	0.42
6:I:412:ARG:NE	6:K:456:ASN:HD21	2.16	0.42
6:K:20:PHE:HB3	6:K:181:CYS:O	2.20	0.42
6:K:216:PRO:HB3	6:K:233:HIS:CD2	2.54	0.42
6:K:638:PHE:O	6:K:641:ILE:HB	2.19	0.42

Continued on next page...

Continued from previous page...

Atom-1	Atom-2	Interatomic distance (Å)	Clash overlap (Å)
5:L:4:HIS:CG	6:P:586:VAL:CB	2.93	0.42
5:L:13:MET:SD	5:L:48:ILE:HG21	2.59	0.42
5:N:5:MET:HE3	6:O:494:THR:CB	2.29	0.42
6:O:529:SER:HB3	6:P:473:GLU:CA	2.46	0.42
6:Q:11:TYR:OH	6:Q:209:ASN:HA	2.20	0.42
6:Q:119:VAL:HB	6:Q:129:ASN:ND2	2.35	0.42
6:Q:564:LEU:HA	6:Q:567:ARG:HH11	1.84	0.42
5:S:154:GLY:HA3	5:S:177:ASP:OD1	2.19	0.42
5:T:156:ILE:HG22	5:T:259:HIS:CD2	2.54	0.42
6:U:298:PHE:O	6:V:419:MET:HG2	2.19	0.42
6:U:330:GLN:NE2	6:U:455:SER:HA	2.35	0.42
6:U:374:VAL:HG22	6:U:396:VAL:HA	2.01	0.42
6:U:459:LEU:HD11	6:V:414:GLN:H	1.84	0.42
6:U:542:ARG:HG3	6:U:546:GLN:NE2	2.35	0.42
6:V:456:ASN:CG	6:W:412:ARG:CD	2.70	0.42
6:V:542:ARG:C	6:V:546:GLN:HE21	2.23	0.42
6:W:291:PRO:HA	6:W:468:PRO:HD2	2.01	0.42
6:X:174:ILE:HD11	6:X:634:LYS:HD2	2.01	0.42
6:X:181:CYS:HB3	6:X:186:LEU:HD11	2.01	0.42
6:X:346:ASP:OD2	6:X:427:GLU:HA	2.18	0.42
3:C:344:TYR:HD2	3:C:368:ILE:HB	1.85	0.42
3:C:421:ASN:ND2	3:C:429:ASN:HA	2.35	0.42
3:C:1064:TRP:HB3	3:C:1065:PRO:CD	2.46	0.42
4:D:323:VAL:HB	4:D:324:PRO:CD	2.50	0.42
5:F:34:ASN:OD1	5:F:36:ASP:HB3	2.18	0.42
6:I:72:SER:OG	6:J:235:LEU:HD13	2.15	0.42
6:I:119:VAL:HB	6:I:129:ASN:ND2	2.33	0.42
6:I:278:THR:H	6:K:625:ARG:CZ	2.32	0.42
6:I:295:ARG:CZ	6:J:419:MET:CB	2.59	0.42
6:I:517:LEU:O	6:I:520:VAL:HB	2.20	0.42
6:J:36:LEU:CD1	6:K:242:PHE:CZ	2.99	0.42
6:J:48:TRP:HB2	6:J:118:TYR:HB2	2.02	0.42
6:J:154:ARG:HE	6:K:247:SER:CA	2.24	0.42
6:J:168:THR:HA	6:J:171:THR:HB	2.00	0.42
6:J:231:GLN:NE2	6:J:231:GLN:HA	2.34	0.42
6:J:356:THR:HG21	6:J:461:ASP:H	1.84	0.42
6:K:276:ALA:HB3	6:K:486:PRO:HD2	2.01	0.42
6:K:542:ARG:C	6:K:546:GLN:HE21	2.22	0.42
6:O:119:VAL:HB	6:O:129:ASN:ND2	2.34	0.42
6:O:161:LYS:CD	6:P:534:SER:H	2.32	0.42
6:O:189:PHE:CG	6:O:645:TRP:HB3	2.53	0.42

Continued on next page...

Continued from previous page...

Atom-1	Atom-2	Interatomic distance (Å)	Clash overlap (Å)
6:O:291:PRO:HA	6:O:468:PRO:HD2	2.02	0.42
6:O:459:LEU:HD11	6:P:414:GLN:H	1.85	0.42
6:P:382:ILE:HA	6:P:385:VAL:HG23	2.02	0.42
5:R:13:MET:SD	5:R:48:ILE:HG21	2.60	0.42
5:T:130:PHE:HE1	6:V:368:THR:HG22	1.84	0.42
6:U:181:CYS:HB3	6:U:186:LEU:HD11	2.02	0.42
6:U:280:LEU:HD12	6:W:622:GLU:HB2	1.79	0.42
6:V:254:GLY:CA	6:W:267:ALA:HB1	2.43	0.42
6:V:295:ARG:HD2	6:V:297:ALA:HB3	2.01	0.42
6:V:344:MET:O	6:V:345:ILE:HG13	2.19	0.42
6:V:525:ILE:HG22	6:V:527:VAL:HG13	2.00	0.42
6:W:119:VAL:HB	6:W:129:ASN:ND2	2.35	0.42
6:W:374:VAL:HG22	6:W:396:VAL:HA	2.02	0.42
6:W:542:ARG:HG3	6:W:546:GLN:NE2	2.34	0.42
6:X:309:GLU:OE2	6:X:337:ARG:HA	2.20	0.42
1:A:13:LEU:O	1:A:385:THR:HA	2.18	0.42
1:A:616:SER:HB3	1:A:662:ARG:NE	2.34	0.42
1:A:1038:ASN:OD1	1:A:1041:PRO:HD3	2.20	0.42
1:A:1233:ARG:NE	1:A:1292:GLY:HA2	2.34	0.42
2:B:242:ARG:NH1	2:B:266:PRO:HD2	2.35	0.42
2:B:1184:LEU:HA	2:B:1185:PRO:HA	1.76	0.42
3:C:294:ARG:HG3	3:C:888:LEU:HD23	2.01	0.42
3:C:1095:ASP:OD1	3:C:1133:VAL:HG21	2.20	0.42
5:F:124:ASP:OD1	5:F:133:CYS:HB2	2.19	0.42
5:G:130:PHE:HE1	6:I:368:THR:CG2	2.32	0.42
5:H:13:MET:SD	5:H:48:ILE:HG21	2.59	0.42
5:H:156:ILE:HG22	5:H:259:HIS:CD2	2.54	0.42
6:I:84:LYS:HG3	6:K:42:ASN:OD1	2.16	0.42
6:K:317:ARG:HB3	6:K:330:GLN:OE1	2.19	0.42
6:O:174:ILE:HD11	6:O:634:LYS:HD2	2.01	0.42
6:O:610:THR:HA	6:Q:30:ALA:CB	2.31	0.42
6:P:45:GLY:HA3	6:P:119:VAL:HG12	2.01	0.42
6:P:181:CYS:HB3	6:P:186:LEU:HD11	2.02	0.42
6:P:231:GLN:NE2	6:P:231:GLN:HA	2.35	0.42
6:P:440:LEU:HG	6:P:441:GLY:H	1.83	0.42
6:Q:181:CYS:HB3	6:Q:186:LEU:HD11	2.01	0.42
6:Q:382:ILE:HA	6:Q:385:VAL:HG23	2.02	0.42
5:R:11:HIS:CE1	5:R:234:ARG:HD3	2.55	0.42
5:S:34:ASN:OD1	5:S:36:ASP:HB3	2.19	0.42
5:S:159:PRO:HA	5:S:261:ASP:C	2.40	0.42
5:T:41:VAL:HB	5:T:48:ILE:HB	2.02	0.42

Continued on next page...

Continued from previous page...

Atom-1	Atom-2	Interatomic distance (Å)	Clash overlap (Å)
6:U:330:GLN:O	6:U:457:PRO:HB3	2.19	0.42
6:U:346:ASP:HB2	6:U:470:LEU:HB2	2.02	0.42
6:V:36:LEU:CD1	6:W:242:PHE:CZ	2.99	0.42
6:V:318:LYS:HD2	6:V:326:THR:CB	2.46	0.42
6:V:330:GLN:NE2	6:V:455:SER:HA	2.34	0.42
6:X:20:PHE:HB3	6:X:181:CYS:O	2.20	0.42
6:X:542:ARG:C	6:X:546:GLN:HE21	2.22	0.42
5:Y:114:THR:HB	5:Y:269:ASP:HB3	2.02	0.42
1:A:555:GLY:O	1:A:563:LEU:HA	2.19	0.42
2:B:1178:ARG:H	2:B:1178:ARG:NE	2.18	0.42
2:B:1182:ASN:N	4:D:52:PRO:HG3	1.83	0.42
3:C:931:ILE:O	3:C:931:ILE:HG13	2.20	0.42
4:E:86:SER:O	4:E:110:PRO:HB2	2.19	0.42
5:G:192:THR:C	6:I:364:PRO:CB	2.70	0.42
5:G:203:HIS:N	5:G:250:HIS:HB3	2.34	0.42
5:H:152:HIS:HD2	5:H:176:LEU:HD12	1.85	0.42
6:I:291:PRO:HA	6:I:468:PRO:HD2	2.01	0.42
6:I:564:LEU:HA	6:I:567:ARG:HH11	1.84	0.42
6:J:42:ASN:OD1	6:K:84:LYS:HG3	2.17	0.42
6:J:542:ARG:C	6:J:546:GLN:HE21	2.23	0.42
6:K:355:GLY:O	6:K:416:ARG:HA	2.20	0.42
5:M:162:SER:HB3	5:M:261:ASP:HA	2.01	0.42
5:N:41:VAL:HB	5:N:48:ILE:HB	2.01	0.42
5:N:105:ASP:HB2	5:N:111:VAL:O	2.20	0.42
5:N:154:GLY:HA3	5:N:177:ASP:OD1	2.20	0.42
6:O:74:VAL:HG23	6:O:135:VAL:O	2.20	0.42
6:O:298:PHE:O	6:P:419:MET:HG2	2.19	0.42
6:O:564:LEU:HA	6:O:567:ARG:HH11	1.85	0.42
6:P:119:VAL:HB	6:P:129:ASN:ND2	2.34	0.42
6:P:356:THR:HG21	6:P:461:ASP:H	1.85	0.42
6:P:537:SER:HB3	6:P:566:TRP:CH2	2.55	0.42
6:Q:167:MET:O	6:Q:172:PRO:HD2	2.19	0.42
6:Q:374:VAL:HG22	6:Q:396:VAL:HA	2.01	0.42
5:T:154:GLY:HA3	5:T:177:ASP:OD1	2.20	0.42
6:U:58:ILE:H	6:U:58:ILE:HG13	1.61	0.42
6:U:232:ALA:HB1	6:W:66:ASP:CG	1.90	0.42
6:U:252:LEU:H	6:U:252:LEU:CD1	2.32	0.42
6:U:282:VAL:HG13	6:U:482:ASP:C	2.40	0.42
6:U:482:ASP:OD1	6:W:530:ARG:NH2	2.50	0.42
6:U:622:GLU:C	6:V:280:LEU:HD12	2.40	0.42
6:W:542:ARG:C	6:W:546:GLN:HE21	2.22	0.42

Continued on next page...

Continued from previous page...

Atom-1	Atom-2	Interatomic distance (Å)	Clash overlap (Å)
1:A:248:LEU:HD23	2:B:629:GLN:OE1	2.20	0.42
1:A:452:TYR:HD2	1:A:456:GLN:HG3	1.85	0.42
1:A:860:CYS:HB3	1:A:864:MET:SD	2.60	0.42
2:B:272:HIS:H	2:B:272:HIS:CD2	2.38	0.42
2:B:321:VAL:HG11	3:C:891:PHE:CE1	2.55	0.42
2:B:576:THR:C	2:B:578:ASP:H	2.23	0.42
2:B:1194:LEU:HD22	2:B:1196:ARG:HG3	2.01	0.42
2:B:1195:TYR:HB3	2:B:1197:TYR:CE1	2.55	0.42
3:C:314:SER:O	3:C:1196:ARG:NH2	2.53	0.42
3:C:968:PHE:CE2	3:C:972:MET:HG2	2.54	0.42
3:C:1199:PHE:HB2	3:C:1201:TYR:CZ	2.55	0.42
4:D:342:ARG:HG3	4:D:349:ALA:HB2	2.02	0.42
5:F:34:ASN:H	5:F:34:ASN:ND2	2.16	0.42
5:G:66:GLN:HA	5:G:69:HIS:HD2	1.85	0.42
6:I:44:THR:OG1	6:J:84:LYS:NZ	2.22	0.42
6:I:74:VAL:HG23	6:I:135:VAL:O	2.20	0.42
6:I:89:ILE:HG21	6:I:152:ARG:HD3	2.01	0.42
6:I:562:TYR:CG	6:K:194:LEU:CA	3.02	0.42
6:J:30:ALA:HB2	6:K:610:THR:HB	2.00	0.42
6:J:66:ASP:C	6:K:232:ALA:HB2	2.40	0.42
6:J:167:MET:O	6:J:172:PRO:HD2	2.19	0.42
6:J:168:THR:HG1	6:K:537:SER:HB2	1.79	0.42
6:J:530:ARG:HA	6:K:472:ARG:HG3	2.01	0.42
6:K:92:TRP:CD1	6:K:210:VAL:HG21	2.55	0.42
6:K:174:ILE:HD11	6:K:634:LYS:HD2	2.01	0.42
6:K:356:THR:HG21	6:K:461:ASP:H	1.84	0.42
5:L:156:ILE:HG22	5:L:259:HIS:CD2	2.54	0.42
6:O:242:PHE:CD2	6:Q:41:LEU:HD22	2.43	0.42
6:O:330:GLN:NE2	6:O:455:SER:HA	2.35	0.42
6:O:382:ILE:HA	6:O:385:VAL:HG23	2.02	0.42
6:P:89:ILE:HG21	6:P:152:ARG:HD3	2.02	0.42
6:P:168:THR:HA	6:P:171:THR:HB	2.02	0.42
6:Q:356:THR:HG21	6:Q:461:ASP:H	1.85	0.42
6:Q:640:GLN:HE21	6:Q:644:LEU:HD12	1.85	0.42
5:T:125:ILE:HA	5:T:197:VAL:HG11	2.02	0.42
6:U:45:GLY:HA3	6:U:119:VAL:HG12	2.02	0.42
6:U:167:MET:O	6:U:172:PRO:HD2	2.20	0.42
6:V:174:ILE:HD11	6:V:634:LYS:HD2	2.02	0.42
6:W:330:GLN:NE2	6:W:455:SER:HA	2.35	0.42
6:X:231:GLN:NE2	6:X:231:GLN:HA	2.35	0.42
6:X:295:ARG:HD2	6:X:297:ALA:HB3	2.01	0.42

Continued on next page...

Continued from previous page...

Atom-1	Atom-2	Interatomic distance (Å)	Clash overlap (Å)
6:X:330:GLN:NE2	6:X:455:SER:HA	2.35	0.42
6:X:377:GLN:HB2	6:X:393:ALA:HB3	2.01	0.42
6:X:382:ILE:HA	6:X:385:VAL:HG23	2.01	0.42
6:X:440:LEU:HG	6:X:441:GLY:H	1.84	0.42
1:A:231:ASP:OD2	1:A:286:ASP:HB3	2.19	0.42
1:A:531:PRO:HB2	1:A:534:LEU:HG	2.02	0.42
1:A:1065:HIS:HB2	1:A:1108:PHE:CD1	2.55	0.42
2:B:404:MET:CE	4:D:46:ILE:C	2.88	0.42
3:C:621:TRP:HB2	3:C:776:GLN:NE2	2.28	0.42
3:C:1004:PHE:CZ	3:C:1075:LEU:HB2	2.55	0.42
4:D:392:ALA:CA	6:P:49:ARG:HH21	2.23	0.42
5:F:13:MET:SD	5:F:48:ILE:HG21	2.60	0.42
6:I:181:CYS:HB3	6:I:186:LEU:HD11	2.02	0.42
6:I:318:LYS:HD2	6:I:326:THR:CB	2.46	0.42
6:J:74:VAL:HG23	6:J:135:VAL:O	2.19	0.42
6:J:193:ILE:O	6:J:194:LEU:C	2.54	0.42
6:J:317:ARG:HB3	6:J:330:GLN:OE1	2.19	0.42
6:J:318:LYS:CD	6:J:326:THR:HB	2.46	0.42
6:K:640:GLN:HE21	6:K:644:LEU:HD12	1.85	0.42
5:L:5:MET:HG3	6:P:494:THR:HG21	2.01	0.42
5:L:194:LEU:CD1	6:Q:448:PRO:HD2	2.50	0.42
5:M:5:MET:CE	6:Q:303:ASP:OD1	2.68	0.42
5:M:13:MET:SD	5:M:48:ILE:HG21	2.60	0.42
5:N:132:THR:HB	5:N:138:SER:HB2	2.01	0.42
6:O:231:GLN:HA	6:O:231:GLN:NE2	2.35	0.42
6:O:412:ARG:HH12	6:Q:459:LEU:HD23	1.81	0.42
6:O:542:ARG:HG3	6:O:546:GLN:NE2	2.35	0.42
6:P:330:GLN:NE2	6:P:455:SER:HA	2.35	0.42
6:Q:344:MET:O	6:Q:345:ILE:HG13	2.19	0.42
5:S:156:ILE:HG22	5:S:259:HIS:CD2	2.54	0.42
5:T:13:MET:SD	5:T:48:ILE:HG21	2.59	0.42
6:U:295:ARG:CZ	6:V:354:SER:CB	2.93	0.42
6:U:525:ILE:HG22	6:U:527:VAL:HG13	2.01	0.42
6:V:181:CYS:HB3	6:V:186:LEU:HD11	2.02	0.42
6:V:349:LEU:HB2	6:V:424:ALA:HB3	2.02	0.42
6:V:638:PHE:O	6:V:641:ILE:HB	2.19	0.42
6:W:92:TRP:CD1	6:W:210:VAL:HG21	2.55	0.42
6:W:231:GLN:HA	6:W:231:GLN:NE2	2.35	0.42
6:W:238:VAL:HG13	6:W:239:ALA:H	1.85	0.42
6:W:368:THR:N	6:W:404:ALA:HB3	2.35	0.42
6:X:189:PHE:CD1	6:X:641:ILE:HG23	2.55	0.42

Continued on next page...

Continued from previous page...

Atom-1	Atom-2	Interatomic distance (Å)	Clash overlap (Å)
6:X:542:ARG:HG3	6:X:546:GLN:NE2	2.34	0.42
2:B:551:PRO:HA	2:B:565:LYS:HD2	2.02	0.41
2:B:774:LEU:CD1	2:B:774:LEU:C	2.79	0.41
2:B:811:LEU:HA	2:B:812:PRO:HD3	1.74	0.41
2:B:1172:LEU:HG	2:B:1172:LEU:O	2.19	0.41
3:C:331:ARG:HD3	3:C:333:PHE:HA	2.02	0.41
3:C:374:ALA:O	3:C:377:ILE:HD11	2.20	0.41
3:C:395:THR:O	3:C:398:ILE:HB	2.19	0.41
3:C:984:LEU:HB2	3:C:1074:VAL:HB	2.02	0.41
4:D:222:ARG:CD	4:D:227:ARG:HH22	2.33	0.41
4:E:336:ALA:HB2	6:U:55:VAL:H	1.81	0.41
5:F:154:GLY:HA3	5:F:177:ASP:OD1	2.20	0.41
5:G:156:ILE:HG22	5:G:259:HIS:CD2	2.54	0.41
5:H:154:GLY:HA3	5:H:177:ASP:OD1	2.20	0.41
6:I:161:LYS:CE	6:J:533:ASP:C	2.79	0.41
6:I:542:ARG:HG3	6:I:546:GLN:NE2	2.34	0.41
6:I:640:GLN:HE21	6:I:644:LEU:HD12	1.85	0.41
6:J:330:GLN:NE2	6:J:455:SER:HA	2.35	0.41
6:J:346:ASP:HB2	6:J:470:LEU:HB2	2.02	0.41
6:J:459:LEU:HD22	6:K:409:ILE:CG2	2.40	0.41
6:J:564:LEU:HA	6:J:567:ARG:HH11	1.85	0.41
6:K:74:VAL:HG23	6:K:135:VAL:O	2.20	0.41
6:K:447:SER:HA	6:K:448:PRO:HD3	1.71	0.41
5:N:130:PHE:HE1	6:P:368:THR:HG22	1.85	0.41
6:O:122:THR:HG23	6:P:90:ASN:HB2	2.01	0.41
6:O:167:MET:O	6:O:172:PRO:HD2	2.20	0.41
6:O:252:LEU:H	6:O:252:LEU:CD1	2.31	0.41
6:O:289:LEU:O	6:Q:578:SER:O	2.38	0.41
6:O:349:LEU:HB2	6:O:424:ALA:HB3	2.02	0.41
6:O:356:THR:HG21	6:O:461:ASP:H	1.85	0.41
6:O:537:SER:HB2	6:Q:165:THR:O	2.15	0.41
6:P:44:THR:HG1	6:Q:84:LYS:HD3	1.75	0.41
6:P:182:ASN:O	6:P:186:LEU:HD12	2.20	0.41
6:P:287:PRO:HB2	6:P:288:SER:H	1.65	0.41
6:Q:45:GLY:HA3	6:Q:119:VAL:HG12	2.02	0.41
6:Q:84:LYS:O	6:Q:87:PHE:HB2	2.20	0.41
6:Q:475:THR:O	6:Q:505:ASP:HA	2.20	0.41
5:R:114:THR:HB	5:R:269:ASP:HB3	2.02	0.41
5:T:26:THR:CB	5:T:38:ALA:HA	2.49	0.41
5:T:66:GLN:HA	5:T:69:HIS:HD2	1.85	0.41
6:U:119:VAL:HB	6:U:129:ASN:ND2	2.34	0.41

Continued on next page...

Continued from previous page...

Atom-1	Atom-2	Interatomic distance (Å)	Clash overlap (Å)
6:U:171:THR:HA	6:U:172:PRO:HD2	1.76	0.41
6:U:459:LEU:CD2	6:V:409:ILE:O	2.68	0.41
6:V:66:ASP:C	6:W:232:ALA:HB2	2.40	0.41
6:V:89:ILE:HG21	6:V:152:ARG:HD3	2.02	0.41
6:V:276:ALA:HB3	6:V:486:PRO:HD2	2.01	0.41
5:Y:13:MET:SD	5:Y:48:ILE:HG21	2.60	0.41
1:A:397:PRO:HA	1:A:747:THR:CG2	2.50	0.41
1:A:681:LEU:HA	1:A:684:ARG:HE	1.84	0.41
1:A:841:ARG:O	1:A:845:LEU:HG	2.20	0.41
2:B:652:GLN:NE2	2:B:773:ARG:NH1	2.67	0.41
3:C:525:TYR:HA	3:C:528:PHE:CD1	2.55	0.41
3:C:647:ARG:HG2	3:C:774:LEU:HD13	2.02	0.41
3:C:714:SER:C	3:C:716:ASN:N	2.73	0.41
3:C:799:ASP:HB3	3:C:801:ARG:HG3	2.02	0.41
3:C:891:PHE:CZ	3:C:893:VAL:HG12	2.55	0.41
4:D:7:PHE:HB2	4:D:119:LEU:HD21	2.02	0.41
4:D:35:ARG:HB2	4:D:40:ARG:HH22	1.86	0.41
4:D:35:ARG:HA	4:D:36:PRO:HD2	1.96	0.41
4:D:390:ASN:HB3	6:P:50:PRO:HG2	1.76	0.41
5:F:4:HIS:CG	6:J:586:VAL:CB	2.94	0.41
5:F:132:THR:HB	5:F:138:SER:HB2	2.02	0.41
5:H:41:VAL:HB	5:H:48:ILE:HB	2.01	0.41
6:I:167:MET:O	6:I:172:PRO:HD2	2.20	0.41
6:I:170:LEU:HD21	6:J:545:VAL:CG2	2.50	0.41
6:I:330:GLN:NE2	6:I:455:SER:HA	2.35	0.41
6:J:295:ARG:CZ	6:K:419:MET:CB	2.62	0.41
6:J:304:ALA:HB3	6:J:307:ILE:O	2.20	0.41
6:J:374:VAL:HG22	6:J:396:VAL:HA	2.02	0.41
6:J:457:PRO:HD2	6:K:411:VAL:CB	2.44	0.41
6:J:525:ILE:HG22	6:J:527:VAL:HG13	2.02	0.41
6:K:184:LYS:HA	6:K:648:LYS:HZ2	1.83	0.41
6:O:20:PHE:HB3	6:O:181:CYS:O	2.20	0.41
6:O:235:LEU:HD12	6:Q:72:SER:OG	2.19	0.41
6:P:151:ALA:HA	6:Q:248:GLU:OE2	2.19	0.41
6:P:184:LYS:HA	6:P:648:LYS:HZ2	1.85	0.41
6:P:346:ASP:HB2	6:P:470:LEU:HB2	2.02	0.41
6:P:564:LEU:HA	6:P:567:ARG:HH11	1.84	0.41
6:P:630:LEU:HD11	6:Q:275:GLU:HG3	1.91	0.41
6:Q:75:ASN:HB3	6:Q:78:MET:CB	2.42	0.41
6:Q:542:ARG:HG3	6:Q:546:GLN:NE2	2.35	0.41
5:T:105:ASP:HB2	5:T:111:VAL:O	2.20	0.41

Continued on next page...

Continued from previous page...

Atom-1	Atom-2	Interatomic distance (Å)	Clash overlap (Å)
5:T:258:ALA:O	5:T:262:CYS:HB2	2.20	0.41
6:U:195:PRO:CD	6:V:562:TYR:CG	2.77	0.41
6:U:280:LEU:HA	6:W:622:GLU:HB3	2.01	0.41
6:U:517:LEU:O	6:U:520:VAL:HB	2.20	0.41
6:V:644:LEU:HD23	6:W:548:LYS:CE	2.19	0.41
6:X:45:GLY:HA3	6:X:119:VAL:HG12	2.02	0.41
6:X:74:VAL:HG23	6:X:135:VAL:O	2.20	0.41
6:X:349:LEU:HB2	6:X:424:ALA:HB3	2.02	0.41
5:Y:88:LYS:O	5:Y:125:ILE:HD12	2.20	0.41
1:A:19:ARG:HA	1:A:282:VAL:O	2.20	0.41
1:A:1225:ASP:HA	1:A:1228:ARG:HH11	1.85	0.41
2:B:417:VAL:HG13	2:B:1208:MET:SD	2.60	0.41
2:B:937:ALA:HA	2:B:946:VAL:O	2.20	0.41
2:B:1015:GLY:HA2	2:B:1051:VAL:HG11	2.02	0.41
5:F:26:THR:CB	5:F:38:ALA:HA	2.50	0.41
5:G:114:THR:HB	5:G:269:ASP:HB3	2.03	0.41
5:H:125:ILE:HA	5:H:197:VAL:HG11	2.02	0.41
6:I:344:MET:O	6:I:345:ILE:HG13	2.20	0.41
6:I:382:ILE:HA	6:I:385:VAL:HG23	2.03	0.41
6:I:459:LEU:HD11	6:J:414:GLN:H	1.84	0.41
6:I:459:LEU:HD22	6:J:414:GLN:NE2	2.22	0.41
6:J:45:GLY:HA3	6:J:119:VAL:HG12	2.02	0.41
6:J:92:TRP:CD1	6:J:210:VAL:HG21	2.56	0.41
6:K:564:LEU:HA	6:K:567:ARG:HH11	1.85	0.41
5:L:124:ASP:OD1	5:L:133:CYS:HB2	2.20	0.41
5:N:124:ASP:OD1	5:N:133:CYS:HB2	2.20	0.41
5:N:156:ILE:HG22	5:N:259:HIS:CD2	2.54	0.41
6:O:256:SER:CA	6:Q:33:ALA:CB	2.77	0.41
6:O:267:ALA:HB1	6:Q:254:GLY:CA	2.40	0.41
6:P:48:TRP:HB2	6:P:118:TYR:HB2	2.02	0.41
6:Q:540:VAL:HG21	6:Q:566:TRP:CE2	2.56	0.41
5:R:60:ALA:H	5:R:66:GLN:NE2	2.19	0.41
6:U:92:TRP:CD1	6:U:210:VAL:HG21	2.55	0.41
6:U:168:THR:CB	6:V:537:SER:C	2.88	0.41
6:V:66:ASP:OD1	6:W:232:ALA:HB1	2.00	0.41
6:V:537:SER:HB3	6:V:566:TRP:CH2	2.56	0.41
6:V:564:LEU:HA	6:V:567:ARG:HH11	1.85	0.41
6:W:11:TYR:OH	6:W:209:ASN:HA	2.20	0.41
6:W:355:GLY:O	6:W:416:ARG:HA	2.20	0.41
6:X:91:MET:HB2	6:X:214:ARG:HH11	1.86	0.41
1:A:482:PRO:HD2	1:A:485:ARG:HH11	1.82	0.41

Continued on next page...

Continued from previous page...

Atom-1	Atom-2	Interatomic distance (Å)	Clash overlap (Å)
2:B:353:GLN:HE21	3:C:1020:ILE:CG1	2.33	0.41
2:B:749:HIS:HB2	2:B:750:MET:SD	2.61	0.41
2:B:1157:ALA:O	2:B:1160:GLU:HB2	2.20	0.41
3:C:679:TRP:CH2	3:C:697:MET:HG3	2.55	0.41
3:C:792:GLN:NE2	4:D:346:LEU:O	2.52	0.41
3:C:955:SER:HB2	3:C:958:HIS:HB3	2.02	0.41
3:C:1056:VAL:HA	3:C:1059:PHE:CE2	2.55	0.41
4:E:326:LEU:HG	4:E:328:TYR:H	1.84	0.41
5:F:5:MET:HG3	6:J:494:THR:HG21	2.01	0.41
5:G:159:PRO:HA	5:G:261:ASP:C	2.40	0.41
5:H:3:LEU:C	5:H:4:HIS:CG	2.94	0.41
5:H:130:PHE:CG	6:J:446:PRO:CB	3.03	0.41
5:H:159:PRO:HA	5:H:261:ASP:C	2.40	0.41
5:H:182:HIS:HA	5:H:184:LYS:HZ2	1.85	0.41
6:I:298:PHE:O	6:J:419:MET:HG2	2.21	0.41
6:I:333:PRO:CA	6:J:411:VAL:HG22	2.42	0.41
6:I:418:ASN:CG	6:K:298:PHE:HB3	2.41	0.41
6:I:530:ARG:H	6:J:472:ARG:HD2	1.68	0.41
6:I:562:TYR:CZ	6:K:193:ILE:CA	2.74	0.41
6:J:27:THR:HG22	6:K:609:ARG:NH2	2.35	0.41
6:J:91:MET:HB2	6:J:214:ARG:HH11	1.86	0.41
6:J:188:ALA:HB3	6:J:647:GLY:CA	2.47	0.41
6:J:330:GLN:O	6:J:457:PRO:HB3	2.20	0.41
6:O:45:GLY:HA3	6:O:119:VAL:HG12	2.03	0.41
6:O:165:THR:O	6:P:537:SER:HB3	2.16	0.41
6:O:181:CYS:HB3	6:O:186:LEU:HD11	2.02	0.41
6:O:295:ARG:HD2	6:O:297:ALA:HB3	2.03	0.41
6:O:525:ILE:HG22	6:O:527:VAL:HG13	2.01	0.41
6:P:20:PHE:HB3	6:P:181:CYS:O	2.20	0.41
6:P:50:PRO:HD3	6:P:118:TYR:HE1	1.82	0.41
6:P:100:LYS:CG	6:W:147:ARG:NH1	2.83	0.41
6:P:193:ILE:CG2	6:Q:562:TYR:CD1	2.80	0.41
6:P:276:ALA:HB3	6:P:486:PRO:HD2	2.02	0.41
6:P:280:LEU:HG	6:P:281:PRO:HD2	2.01	0.41
6:Q:309:GLU:OE2	6:Q:337:ARG:HA	2.21	0.41
5:R:162:SER:HB3	5:R:261:ASP:HA	2.01	0.41
5:S:5:MET:CE	6:W:303:ASP:OD1	2.67	0.41
6:U:641:ILE:HG12	6:V:545:VAL:CB	2.49	0.41
6:V:74:VAL:HG23	6:V:135:VAL:O	2.20	0.41
6:V:167:MET:O	6:V:172:PRO:HD2	2.20	0.41
6:V:231:GLN:HA	6:V:231:GLN:NE2	2.36	0.41

Continued on next page...

Continued from previous page...

Atom-1	Atom-2	Interatomic distance (Å)	Clash overlap (Å)
6:V:440:LEU:HG	6:V:441:GLY:H	1.83	0.41
6:W:45:GLY:HA3	6:W:119:VAL:HG12	2.02	0.41
6:W:515:ASN:ND2	6:W:580:PRO:HG2	2.36	0.41
6:W:525:ILE:HG22	6:W:527:VAL:HG13	2.02	0.41
6:X:48:TRP:HB2	6:X:118:TYR:HB2	2.03	0.41
6:X:119:VAL:HB	6:X:129:ASN:ND2	2.35	0.41
1:A:206:TYR:CD2	1:A:238:HIS:HB3	2.56	0.41
2:B:984:LEU:HD12	2:B:1074:VAL:HG23	2.02	0.41
2:B:1021:VAL:HA	2:B:1022:PRO:HD2	1.90	0.41
2:B:1031:LEU:O	2:B:1038:PRO:HA	2.21	0.41
3:C:436:LEU:N	4:E:48:THR:HG21	2.35	0.41
3:C:441:LEU:HG	3:C:443:PRO:HD3	2.02	0.41
3:C:712:VAL:O	3:C:726:ARG:NH2	2.52	0.41
4:D:5:GLN:C	4:D:7:PHE:H	2.23	0.41
4:E:132:LEU:HD23	4:E:132:LEU:HA	1.84	0.41
4:E:138:ILE:H	4:E:138:ILE:HD12	1.85	0.41
4:E:400:THR:CG2	6:U:53:THR:HG23	2.37	0.41
5:G:5:MET:HG3	6:K:494:THR:HG21	2.02	0.41
5:G:132:THR:HB	5:G:138:SER:HB2	2.02	0.41
5:G:154:GLY:HA3	5:G:177:ASP:OD1	2.20	0.41
5:H:124:ASP:OD1	5:H:133:CYS:HB2	2.21	0.41
6:I:43:PRO:HA	6:J:84:LYS:NZ	2.35	0.41
6:I:349:LEU:HB2	6:I:424:ALA:HB3	2.02	0.41
6:I:515:ASN:ND2	6:I:580:PRO:HG2	2.36	0.41
6:I:622:GLU:C	6:J:280:LEU:HD12	2.41	0.41
6:J:638:PHE:O	6:J:641:ILE:HB	2.20	0.41
6:K:428:ARG:HH22	6:K:480:VAL:HG11	1.85	0.41
6:K:562:TYR:H	6:K:562:TYR:HD1	1.63	0.41
6:O:91:MET:HB2	6:O:214:ARG:HH11	1.85	0.41
6:O:330:GLN:O	6:O:457:PRO:HB3	2.21	0.41
6:O:346:ASP:HB2	6:O:470:LEU:HB2	2.02	0.41
6:O:562:TYR:CG	6:Q:195:PRO:CD	2.81	0.41
6:P:11:TYR:OH	6:P:209:ASN:HA	2.21	0.41
6:P:36:LEU:CD1	6:Q:242:PHE:CZ	2.99	0.41
6:Q:346:ASP:HB2	6:Q:470:LEU:HB2	2.03	0.41
5:R:159:PRO:HA	5:R:261:ASP:C	2.39	0.41
5:R:182:HIS:HA	5:R:184:LYS:HZ2	1.85	0.41
5:R:194:LEU:CD1	6:W:448:PRO:HD2	2.50	0.41
5:T:124:ASP:OD1	5:T:133:CYS:HB2	2.21	0.41
6:U:276:ALA:HB3	6:U:486:PRO:HD2	2.03	0.41
6:U:382:ILE:HA	6:U:385:VAL:HG23	2.03	0.41

Continued on next page...

Continued from previous page...

Atom-1	Atom-2	Interatomic distance (Å)	Clash overlap (Å)
6:V:46:LYS:NZ	6:V:63:ILE:HB	2.36	0.41
6:W:317:ARG:HB3	6:W:330:GLN:OE1	2.19	0.41
6:X:58:ILE:H	6:X:58:ILE:HG13	1.62	0.41
6:X:344:MET:O	6:X:345:ILE:HG13	2.21	0.41
6:X:515:ASN:ND2	6:X:580:PRO:HG2	2.36	0.41
5:Y:162:SER:HB3	5:Y:261:ASP:HA	2.02	0.41
1:A:396:ARG:HA	1:A:397:PRO:HD2	1.73	0.41
2:B:450:ASP:HB3	2:B:861:ARG:HH11	0.91	0.41
3:C:290:PRO:HB2	3:C:889:ARG:HH21	1.85	0.41
3:C:377:ILE:HG22	3:C:380:GLU:HA	2.00	0.41
4:D:66:ILE:HG12	4:D:148:TRP:CZ3	2.56	0.41
4:D:301:ASP:OD2	4:D:323:VAL:HG13	2.21	0.41
4:D:342:ARG:HH11	4:D:348:THR:HA	1.86	0.41
6:I:242:PHE:CD2	6:K:41:LEU:HD22	2.44	0.41
6:I:408:ALA:HA	6:I:416:ARG:O	2.19	0.41
6:I:542:ARG:C	6:I:546:GLN:HE21	2.22	0.41
6:J:295:ARG:NH1	6:K:354:SER:CB	2.84	0.41
6:J:349:LEU:HB2	6:J:424:ALA:HB3	2.02	0.41
6:K:188:ALA:HB3	6:K:647:GLY:CA	2.49	0.41
6:K:349:LEU:HB2	6:K:424:ALA:HB3	2.02	0.41
5:L:11:HIS:HE1	5:L:234:ARG:HD3	1.85	0.41
5:M:4:HIS:NE2	6:Q:586:VAL:CA	2.83	0.41
5:M:41:VAL:HB	5:M:48:ILE:HB	2.02	0.41
5:M:130:PHE:CD1	6:O:368:THR:HG21	2.56	0.41
5:N:11:HIS:HE1	5:N:234:ARG:HD3	1.86	0.41
6:O:36:LEU:CD2	6:P:242:PHE:CB	2.23	0.41
6:O:280:LEU:HA	6:Q:622:GLU:HB3	2.03	0.41
6:O:515:ASN:ND2	6:O:580:PRO:HG2	2.35	0.41
6:O:562:TYR:CG	6:Q:194:LEU:CA	3.02	0.41
6:P:295:ARG:HD2	6:P:297:ALA:HB3	2.02	0.41
6:Q:74:VAL:HG23	6:Q:135:VAL:O	2.21	0.41
6:Q:193:ILE:O	6:Q:194:LEU:C	2.51	0.41
6:Q:295:ARG:HD2	6:Q:297:ALA:HB3	2.02	0.41
5:R:41:VAL:HB	5:R:48:ILE:HB	2.03	0.41
5:R:154:GLY:HA3	5:R:177:ASP:OD1	2.20	0.41
5:S:114:THR:HB	5:S:269:ASP:HB3	2.01	0.41
5:S:145:ARG:HA	5:S:150:ALA:HA	2.03	0.41
5:T:114:THR:HB	5:T:269:ASP:HB3	2.03	0.41
6:U:44:THR:HG22	6:V:84:LYS:NZ	2.12	0.41
6:U:304:ALA:HB3	6:U:307:ILE:O	2.21	0.41
6:U:533:ASP:C	6:W:161:LYS:NZ	2.74	0.41

Continued on next page...

Continued from previous page...

Atom-1	Atom-2	Interatomic distance (Å)	Clash overlap (Å)
6:V:182:ASN:O	6:V:186:LEU:HD12	2.21	0.41
5:Y:258:ALA:O	5:Y:262:CYS:HB2	2.20	0.41
2:B:511:ILE:HA	2:B:514:ILE:HD12	2.02	0.41
2:B:858:VAL:HG23	2:B:861:ARG:CZ	2.50	0.41
2:B:951:PRO:HG3	4:D:98:SER:CA	2.51	0.41
3:C:411:GLN:HE21	3:C:445:PHE:CA	2.34	0.41
3:C:419:ILE:HG21	3:C:662:LEU:HB2	2.02	0.41
3:C:436:LEU:CD2	4:E:43:HIS:HD2	2.26	0.41
4:D:71:LEU:HG	4:D:75:HIS:CD2	2.56	0.41
4:D:127:THR:HA	4:D:130:LEU:HD12	2.02	0.41
4:E:127:THR:O	4:E:130:LEU:HB3	2.20	0.41
5:G:124:ASP:OD1	5:G:133:CYS:HB2	2.20	0.41
6:K:119:VAL:HB	6:K:129:ASN:ND2	2.36	0.41
6:K:231:GLN:HA	6:K:231:GLN:NE2	2.35	0.41
6:K:374:VAL:HG22	6:K:396:VAL:HA	2.02	0.41
6:O:256:SER:OG	6:Q:34:ILE:C	2.51	0.41
6:P:291:PRO:HA	6:P:468:PRO:HD2	2.02	0.41
6:P:330:GLN:O	6:P:457:PRO:HB3	2.20	0.41
5:S:105:ASP:HB2	5:S:111:VAL:O	2.21	0.41
5:T:3:LEU:C	5:T:4:HIS:CG	2.94	0.41
5:T:60:ALA:H	5:T:66:GLN:NE2	2.18	0.41
6:U:295:ARG:HH12	6:V:354:SER:HB2	1.86	0.41
6:U:298:PHE:CE1	6:V:416:ARG:HA	2.56	0.41
6:V:66:ASP:HB3	6:W:232:ALA:HB1	1.81	0.41
6:V:291:PRO:HA	6:V:468:PRO:HD2	2.02	0.41
6:V:528:ALA:HB1	6:W:283:SER:O	1.94	0.41
6:W:181:CYS:HB3	6:W:186:LEU:HD11	2.02	0.41
6:X:89:ILE:HG21	6:X:152:ARG:HD3	2.02	0.41
5:Y:11:HIS:CE1	5:Y:234:ARG:HD3	2.56	0.41
5:Y:125:ILE:HA	5:Y:197:VAL:HG11	2.03	0.41
1:A:14:ASN:HD22	1:A:276:ALA:HB3	1.85	0.41
3:C:191:PRO:HG3	3:C:859:ILE:HG13	2.03	0.41
3:C:238:GLY:O	3:C:1150:ASN:HA	2.20	0.41
3:C:238:GLY:HA3	3:C:241:ASN:OD1	2.21	0.41
3:C:404:MET:CE	4:E:172:ALA:O	2.69	0.41
3:C:918:ALA:C	3:C:920:LEU:H	2.24	0.41
4:D:91:THR:OG1	4:D:103:VAL:HG12	2.21	0.41
5:F:104:LEU:HB2	5:F:149:GLN:OE1	2.21	0.41
5:F:125:ILE:HA	5:F:197:VAL:HG11	2.03	0.41
5:F:152:HIS:HD2	5:F:176:LEU:HD12	1.86	0.41
6:I:238:VAL:HG13	6:I:239:ALA:H	1.86	0.41

Continued on next page...

Continued from previous page...

Atom-1	Atom-2	Interatomic distance (Å)	Clash overlap (Å)
6:I:298:PHE:HE2	6:J:416:ARG:C	1.91	0.41
5:L:11:HIS:CE1	5:L:234:ARG:HD3	2.55	0.41
5:L:114:THR:HB	5:L:269:ASP:HB3	2.03	0.41
5:M:159:PRO:HA	5:M:261:ASP:C	2.41	0.41
6:O:276:ALA:HB3	6:O:486:PRO:HD2	2.02	0.41
6:O:286:THR:HG22	6:O:287:PRO:O	2.21	0.41
6:O:304:ALA:HB3	6:O:307:ILE:O	2.21	0.41
6:O:422:LEU:HD23	6:O:422:LEU:HA	1.84	0.41
6:O:459:LEU:HD22	6:P:409:ILE:CG2	2.38	0.41
6:O:517:LEU:O	6:O:520:VAL:HB	2.20	0.41
6:O:561:ASP:HB2	6:Q:193:ILE:CG2	2.51	0.41
6:P:252:LEU:H	6:P:252:LEU:CD1	2.32	0.41
6:Q:330:GLN:NE2	6:Q:455:SER:HA	2.35	0.41
5:R:66:GLN:HA	5:R:69:HIS:HD2	1.85	0.41
6:U:418:ASN:CG	6:W:298:PHE:HB3	2.41	0.41
6:V:48:TRP:HB2	6:V:118:TYR:HB2	2.03	0.41
6:W:49:ARG:HG2	6:W:64:VAL:HG12	2.03	0.41
6:W:517:LEU:O	6:W:520:VAL:HB	2.20	0.41
6:X:150:ALA:O	6:X:154:ARG:HG3	2.21	0.41
6:X:167:MET:O	6:X:172:PRO:HD2	2.20	0.41
6:X:317:ARG:HB3	6:X:330:GLN:OE1	2.20	0.41
6:X:356:THR:HG21	6:X:461:ASP:H	1.84	0.41
6:X:374:VAL:HG22	6:X:396:VAL:HA	2.03	0.41
6:X:525:ILE:HG22	6:X:527:VAL:HG13	2.02	0.41
1:A:26:ARG:HG3	1:A:29:LEU:H	1.86	0.41
1:A:347:GLN:NE2	1:A:381:PHE:HB3	2.36	0.41
1:A:894:THR:HA	1:A:930:TRP:HB2	2.01	0.41
1:A:1240:SER:HB3	1:A:1286:THR:OG1	2.20	0.41
2:B:434:ILE:HD12	2:B:434:ILE:N	2.36	0.41
2:B:618:PRO:HG3	2:B:779:VAL:HB	2.02	0.41
2:B:652:GLN:HE21	2:B:773:ARG:NH1	2.19	0.41
2:B:897:ALA:O	2:B:900:GLU:HB2	2.21	0.41
3:C:314:SER:HA	3:C:1196:ARG:HG2	0.55	0.41
3:C:333:PHE:CD2	3:C:336:ARG:O	2.74	0.41
3:C:786:ALA:HA	3:C:787:ARG:HH22	1.85	0.41
3:C:788:VAL:HG12	3:C:789:ASP:H	1.86	0.41
3:C:1039:ARG:NH2	3:C:1040:ASP:HB2	2.36	0.41
4:E:71:LEU:O	4:E:75:HIS:HD2	2.03	0.41
4:E:224:ASN:HA	4:E:233:TYR:CD1	2.56	0.41
5:F:11:HIS:CE1	5:F:234:ARG:HD3	2.56	0.41
5:F:114:THR:HB	5:F:269:ASP:HB3	2.02	0.41

Continued on next page...

Continued from previous page...

Atom-1	Atom-2	Interatomic distance (Å)	Clash overlap (Å)
5:F:147:HIS:HA	5:F:269:ASP:CG	2.42	0.41
5:G:5:MET:CE	6:K:303:ASP:OD1	2.68	0.41
5:G:11:HIS:CE1	5:G:234:ARG:HD3	2.56	0.41
5:G:48:ILE:HG12	5:G:55:THR:CG2	2.51	0.41
6:I:11:TYR:OH	6:I:209:ASN:HA	2.20	0.41
6:I:46:LYS:NZ	6:I:63:ILE:HB	2.36	0.41
6:I:66:ASP:CA	6:J:232:ALA:HB2	2.44	0.41
6:I:231:GLN:HA	6:I:231:GLN:NE2	2.36	0.41
6:I:235:LEU:HD12	6:K:72:SER:OG	2.20	0.41
6:I:280:LEU:HG	6:I:281:PRO:HD2	2.01	0.41
6:I:295:ARG:HH12	6:J:354:SER:HB2	1.85	0.41
6:I:298:PHE:CE1	6:J:416:ARG:HA	2.52	0.41
6:I:346:ASP:HB2	6:I:470:LEU:HB2	2.02	0.41
6:I:355:GLY:O	6:I:416:ARG:HA	2.21	0.41
6:J:11:TYR:OH	6:J:209:ASN:HA	2.21	0.41
6:J:286:THR:HG22	6:J:287:PRO:O	2.21	0.41
6:J:368:THR:N	6:J:404:ALA:HB3	2.35	0.41
6:J:540:VAL:HG21	6:J:566:TRP:CE2	2.56	0.41
6:K:266:MET:HG3	6:K:271:LEU:HD11	2.03	0.41
6:K:330:GLN:NE2	6:K:455:SER:HA	2.35	0.41
6:K:346:ASP:HB2	6:K:470:LEU:HB2	2.03	0.41
6:K:542:ARG:HG3	6:K:546:GLN:NE2	2.35	0.41
5:L:4:HIS:CE1	6:P:586:VAL:CG2	2.87	0.41
5:M:60:ALA:H	5:M:66:GLN:NE2	2.19	0.41
5:N:162:SER:HB3	5:N:261:ASP:HA	2.03	0.41
6:O:41:LEU:HD13	6:P:239:ALA:CB	2.51	0.41
6:O:44:THR:HG1	6:P:87:PHE:HE1	1.68	0.41
6:O:92:TRP:CD1	6:O:210:VAL:HG21	2.56	0.41
6:O:473:GLU:HA	6:Q:529:SER:CB	2.48	0.41
6:O:540:VAL:HG21	6:O:566:TRP:CE2	2.56	0.41
6:O:641:ILE:HG12	6:P:545:VAL:CB	2.48	0.41
6:P:27:THR:HG22	6:Q:609:ARG:NH2	2.36	0.41
6:P:30:ALA:HB2	6:Q:610:THR:HB	2.00	0.41
6:P:66:ASP:C	6:Q:232:ALA:HB2	2.41	0.41
6:P:84:LYS:O	6:P:87:PHE:HB2	2.20	0.41
6:P:92:TRP:CD1	6:P:210:VAL:HG21	2.56	0.41
6:P:344:MET:O	6:P:345:ILE:HG13	2.20	0.41
6:Q:48:TRP:HB2	6:Q:118:TYR:HB2	2.02	0.41
6:Q:355:GLY:O	6:Q:416:ARG:HA	2.20	0.41
6:Q:440:LEU:HG	6:Q:441:GLY:H	1.82	0.41
5:R:105:ASP:HB2	5:R:111:VAL:O	2.21	0.41

Continued on next page...

Continued from previous page...

Atom-1	Atom-2	Interatomic distance (Å)	Clash overlap (Å)
5:S:130:PHE:CD1	6:U:368:THR:HG21	2.56	0.41
5:S:132:THR:HB	5:S:138:SER:HB2	2.02	0.41
5:T:11:HIS:CE1	5:T:234:ARG:HD3	2.56	0.41
5:T:11:HIS:HE1	5:T:234:ARG:HD3	1.85	0.41
6:U:20:PHE:HB3	6:U:181:CYS:O	2.20	0.41
6:U:48:TRP:HB2	6:U:118:TYR:HB2	2.03	0.41
6:U:309:GLU:OE2	6:U:337:ARG:HA	2.21	0.41
6:V:27:THR:HG22	6:W:609:ARG:NH2	2.35	0.41
6:V:168:THR:HA	6:V:171:THR:HB	2.02	0.41
6:V:266:MET:HG3	6:V:271:LEU:HD11	2.03	0.41
6:V:318:LYS:CD	6:V:326:THR:HB	2.46	0.41
6:W:174:ILE:HD11	6:W:634:LYS:HD2	2.02	0.41
6:W:349:LEU:HB2	6:W:424:ALA:HB3	2.02	0.41
6:W:356:THR:HG21	6:W:461:ASP:H	1.86	0.41
6:X:92:TRP:CD1	6:X:210:VAL:HG21	2.56	0.41
6:X:422:LEU:HA	6:X:422:LEU:HD23	1.82	0.41
1:A:765:PHE:CG	1:A:766:LEU:N	2.89	0.41
2:B:378:GLY:N	3:C:797:ALA:O	1.98	0.41
3:C:262:ARG:HG2	3:C:262:ARG:NH1	2.36	0.41
4:D:231:GLY:HA2	4:D:251:ASN:O	2.21	0.41
5:F:182:HIS:HA	5:F:184:LYS:HZ2	1.87	0.41
5:G:4:HIS:NE2	6:K:586:VAL:CA	2.84	0.41
5:G:182:HIS:HA	5:G:184:LYS:HZ2	1.86	0.41
6:I:91:MET:HB2	6:I:214:ARG:HH11	1.85	0.41
6:I:280:LEU:HA	6:K:622:GLU:HB3	2.02	0.41
6:I:281:PRO:CD	6:K:622:GLU:CB	2.88	0.41
6:I:534:SER:OG	6:K:161:LYS:CA	2.69	0.41
6:I:626:ALA:CB	6:J:275:GLU:O	2.44	0.41
6:J:459:LEU:HD21	6:K:412:ARG:NH2	2.17	0.41
6:J:622:GLU:CB	6:K:280:LEU:CD1	2.56	0.41
6:K:45:GLY:HA3	6:K:119:VAL:HG12	2.02	0.41
6:K:344:MET:O	6:K:345:ILE:HG13	2.20	0.41
6:O:379:SER:O	6:O:381:PRO:HD3	2.21	0.41
6:P:298:PHE:HZ	6:Q:416:ARG:HA	1.80	0.41
6:Q:20:PHE:HB3	6:Q:181:CYS:O	2.21	0.41
5:S:5:MET:HE1	6:W:494:THR:HG1	1.80	0.41
5:S:66:GLN:HA	5:S:69:HIS:HD2	1.85	0.41
5:S:124:ASP:OD1	5:S:133:CYS:HB2	2.21	0.41
5:T:147:HIS:HA	5:T:269:ASP:CG	2.42	0.41
6:U:36:LEU:HD21	6:V:242:PHE:HB3	0.53	0.41
6:U:46:LYS:NZ	6:U:63:ILE:HB	2.36	0.41

Continued on next page...

Continued from previous page...

Atom-1	Atom-2	Interatomic distance (Å)	Clash overlap (Å)
6:U:349:LEU:HB2	6:U:424:ALA:HB3	2.02	0.41
6:U:356:THR:HG21	6:U:461:ASP:H	1.86	0.41
6:U:419:MET:H	6:W:298:PHE:CB	2.28	0.41
6:U:533:ASP:CG	6:W:161:LYS:CD	2.65	0.41
6:V:92:TRP:CD1	6:V:210:VAL:HG21	2.56	0.41
6:V:295:ARG:NH1	6:W:354:SER:CB	2.83	0.41
6:W:91:MET:HB2	6:W:214:ARG:HH11	1.86	0.41
6:W:309:GLU:OE2	6:W:337:ARG:HA	2.21	0.41
6:W:382:ILE:HA	6:W:385:VAL:HG23	2.02	0.41
5:Y:145:ARG:HA	5:Y:150:ALA:HA	2.03	0.41
1:A:87:PHE:O	1:A:90:ASP:HB2	2.21	0.40
1:A:605:THR:O	1:A:609:MET:HG2	2.21	0.40
1:A:899:ILE:O	1:A:902:ALA:HB3	2.21	0.40
1:A:1194:PHE:CD2	1:A:1194:PHE:C	2.94	0.40
2:B:384:MET:HE2	2:B:1197:TYR:CE1	2.54	0.40
2:B:952:PRO:CA	4:D:35:ARG:CD	2.77	0.40
2:B:1103:TRP:CZ3	2:B:1107:ILE:HD11	2.56	0.40
3:C:20:ASN:C	3:C:23:PRO:HD2	2.41	0.40
4:D:219:LEU:HD12	4:D:337:ARG:NH1	2.37	0.40
6:I:276:ALA:HB3	6:I:486:PRO:HD2	2.02	0.40
6:I:289:LEU:O	6:K:578:SER:O	2.39	0.40
6:I:374:VAL:HG22	6:I:396:VAL:HA	2.02	0.40
6:J:20:PHE:HB3	6:J:181:CYS:O	2.20	0.40
6:J:276:ALA:HB3	6:J:486:PRO:HD2	2.02	0.40
6:J:515:ASN:ND2	6:J:580:PRO:HG2	2.36	0.40
6:K:182:ASN:O	6:K:186:LEU:HD12	2.21	0.40
6:K:185:SER:HA	6:K:647:GLY:CA	2.51	0.40
5:L:218:MET:SD	5:L:218:MET:N	2.91	0.40
5:M:124:ASP:OD1	5:M:133:CYS:HB2	2.21	0.40
5:N:104:LEU:HB2	5:N:149:GLN:OE1	2.21	0.40
6:O:170:LEU:HD21	6:P:545:VAL:CG2	2.51	0.40
6:O:318:LYS:HD2	6:O:326:THR:CB	2.46	0.40
6:O:541:SER:OG	6:Q:169:MET:O	2.04	0.40
6:P:28:SER:CB	6:Q:606:THR:CG2	2.88	0.40
6:P:530:ARG:HA	6:Q:472:ARG:HG3	2.00	0.40
6:Q:276:ALA:HB3	6:Q:486:PRO:HD2	2.02	0.40
6:U:618:THR:C	6:V:281:PRO:CG	2.85	0.40
6:V:45:GLY:HA3	6:V:119:VAL:HG12	2.03	0.40
6:V:119:VAL:HB	6:V:129:ASN:ND2	2.35	0.40
6:V:286:THR:HG22	6:V:287:PRO:O	2.21	0.40
6:V:506:ALA:O	6:V:510:VAL:HG23	2.21	0.40

Continued on next page...

Continued from previous page...

Atom-1	Atom-2	Interatomic distance (Å)	Clash overlap (Å)
6:V:645:TRP:HA	6:V:646:PRO:HD2	1.90	0.40
6:W:286:THR:HG22	6:W:287:PRO:O	2.22	0.40
6:W:304:ALA:HB3	6:W:307:ILE:O	2.22	0.40
6:X:46:LYS:NZ	6:X:63:ILE:HB	2.36	0.40
6:X:291:PRO:HA	6:X:468:PRO:HD2	2.02	0.40
6:X:447:SER:HA	6:X:448:PRO:HD3	1.76	0.40
6:X:645:TRP:HA	6:X:646:PRO:HD2	1.90	0.40
5:Y:26:THR:CB	5:Y:38:ALA:HA	2.49	0.40
5:Y:182:HIS:HA	5:Y:184:LYS:HZ2	1.85	0.40
1:A:81:TYR:HB2	1:A:180:LEU:HD13	2.02	0.40
1:A:391:VAL:HB	1:A:790:ARG:HG2	2.02	0.40
1:A:502:ASN:HA	1:A:503:PRO:HD2	1.89	0.40
1:A:750:PRO:HD2	1:A:793:THR:HA	2.03	0.40
2:B:204:PHE:CE2	2:B:974:LEU:HB3	2.57	0.40
2:B:411:GLN:OE1	4:D:192:PHE:CZ	2.75	0.40
2:B:728:THR:O	2:B:732:VAL:HG23	2.21	0.40
3:C:436:LEU:CG	4:E:43:HIS:CD2	3.03	0.40
3:C:792:GLN:NE2	4:D:346:LEU:C	2.75	0.40
3:C:800:ILE:HG13	3:C:801:ARG:N	2.36	0.40
3:C:1032:ILE:HG23	3:C:1036:ASN:HA	2.03	0.40
4:D:13:PHE:CD1	4:D:13:PHE:N	2.89	0.40
6:I:459:LEU:CA	6:J:412:ARG:HE	2.21	0.40
6:J:517:LEU:O	6:J:520:VAL:HB	2.21	0.40
6:K:91:MET:HB2	6:K:214:ARG:HH11	1.85	0.40
6:K:193:ILE:O	6:K:194:LEU:C	2.49	0.40
6:K:295:ARG:HD2	6:K:297:ALA:HB3	2.03	0.40
6:K:318:LYS:CD	6:K:326:THR:HB	2.46	0.40
6:K:515:ASN:ND2	6:K:580:PRO:HG2	2.37	0.40
6:K:517:LEU:O	6:K:520:VAL:HB	2.21	0.40
5:L:26:THR:CB	5:L:38:ALA:HA	2.49	0.40
5:N:125:ILE:HA	5:N:197:VAL:HG11	2.03	0.40
6:O:618:THR:C	6:P:281:PRO:CG	2.85	0.40
6:O:635:GLN:HA	6:O:638:PHE:CD2	2.57	0.40
6:P:91:MET:HB2	6:P:214:ARG:HH11	1.85	0.40
6:Q:92:TRP:CD1	6:Q:210:VAL:HG21	2.55	0.40
5:S:4:HIS:NE2	6:W:586:VAL:CA	2.84	0.40
5:S:125:ILE:HA	5:S:197:VAL:HG11	2.02	0.40
6:U:289:LEU:O	6:W:578:SER:O	2.38	0.40
6:U:548:LYS:HE3	6:W:644:LEU:HD23	1.89	0.40
6:V:238:VAL:HG13	6:V:239:ALA:H	1.86	0.40
6:W:48:TRP:HB2	6:W:118:TYR:HB2	2.03	0.40

Continued on next page...

Continued from previous page...

Atom-1	Atom-2	Interatomic distance (Å)	Clash overlap (Å)
6:W:74:VAL:HG23	6:W:135:VAL:O	2.21	0.40
6:W:276:ALA:HB3	6:W:486:PRO:HD2	2.02	0.40
6:W:564:LEU:HA	6:W:567:ARG:HH11	1.86	0.40
6:X:409:ILE:O	6:X:414:GLN:HB2	2.21	0.40
5:Y:154:GLY:HA3	5:Y:177:ASP:OD1	2.21	0.40
1:A:377:ARG:HD2	6:I:51:VAL:CB	2.51	0.40
1:A:684:ARG:HG2	1:A:995:CYS:SG	2.62	0.40
1:A:1061:LEU:O	1:A:1071:ILE:O	2.39	0.40
2:B:450:ASP:HA	2:B:861:ARG:HD3	2.02	0.40
3:C:453:LEU:O	3:C:456:VAL:HB	2.21	0.40
3:C:634:GLN:O	3:C:637:PRO:HD3	2.21	0.40
3:C:682:GLN:HE22	3:C:748:GLN:HB3	1.85	0.40
4:D:83:GLN:N	6:I:54:SER:CB	2.83	0.40
4:E:155:PRO:O	4:E:268:ARG:HA	2.21	0.40
4:E:335:ALA:CB	6:U:56:ALA:N	2.63	0.40
5:F:60:ALA:H	5:F:66:GLN:NE2	2.19	0.40
5:G:145:ARG:HA	5:G:150:ALA:HA	2.04	0.40
5:H:11:HIS:CE1	5:H:234:ARG:HD3	2.55	0.40
6:I:182:ASN:O	6:I:186:LEU:HD12	2.22	0.40
6:J:287:PRO:HB2	6:J:288:SER:H	1.66	0.40
6:J:379:SER:O	6:J:381:PRO:HD3	2.21	0.40
6:K:309:GLU:OE2	6:K:337:ARG:HA	2.21	0.40
5:L:66:GLN:HA	5:L:69:HIS:HD2	1.85	0.40
5:N:60:ALA:H	5:N:66:GLN:NE2	2.19	0.40
6:O:11:TYR:OH	6:O:209:ASN:HA	2.21	0.40
6:P:34:ILE:C	6:Q:256:SER:HG	2.10	0.40
6:P:295:ARG:NH1	6:Q:354:SER:CB	2.83	0.40
6:Q:506:ALA:O	6:Q:510:VAL:HG23	2.22	0.40
6:Q:517:LEU:O	6:Q:520:VAL:HB	2.20	0.40
5:T:104:LEU:HB2	5:T:149:GLN:OE1	2.21	0.40
5:T:182:HIS:HA	5:T:184:LYS:HZ2	1.86	0.40
6:U:122:THR:HG23	6:V:90:ASN:HB2	2.01	0.40
6:U:235:LEU:HD22	6:W:42:ASN:ND2	2.00	0.40
6:V:28:SER:CB	6:W:606:THR:CG2	2.89	0.40
6:V:195:PRO:HG3	6:W:562:TYR:HB2	1.93	0.40
6:V:459:LEU:HD21	6:W:412:ARG:NH2	2.16	0.40
6:W:540:VAL:HG21	6:W:566:TRP:CE2	2.56	0.40
6:X:564:LEU:HA	6:X:567:ARG:HH11	1.86	0.40
5:Y:60:ALA:H	5:Y:66:GLN:NE2	2.19	0.40
1:A:238:HIS:HE2	1:A:289:TYR:HE2	1.69	0.40
1:A:430:HIS:O	1:A:800:PHE:HB2	2.21	0.40

Continued on next page...

Continued from previous page...

Atom-1	Atom-2	Interatomic distance (Å)	Clash overlap (Å)
2:B:429:ASN:HD21	3:C:611:PRO:HD2	1.87	0.40
2:B:883:ARG:HB3	2:B:886:ASP:OD2	2.22	0.40
2:B:940:GLN:HB3	2:B:944:ASN:HB3	2.03	0.40
3:C:617:HIS:HD2	4:D:168:ALA:HB1	1.86	0.40
3:C:938:TYR:O	3:C:946:VAL:HG22	2.20	0.40
4:D:274:TRP:CD2	4:D:275:GLN:N	2.90	0.40
4:E:277:GLN:OE1	4:E:279:VAL:HB	2.21	0.40
6:I:379:SER:O	6:I:381:PRO:HD3	2.22	0.40
6:J:66:ASP:HB3	6:K:232:ALA:HB1	1.80	0.40
6:K:382:ILE:HA	6:K:385:VAL:HG23	2.03	0.40
5:M:26:THR:CB	5:M:38:ALA:HA	2.49	0.40
5:N:11:HIS:CE1	5:N:234:ARG:HD3	2.57	0.40
6:O:295:ARG:HH12	6:P:354:SER:HB2	1.86	0.40
6:P:374:VAL:HG22	6:P:396:VAL:HA	2.03	0.40
6:P:428:ARG:HH22	6:P:480:VAL:HG11	1.86	0.40
6:P:515:ASN:ND2	6:P:580:PRO:HG2	2.37	0.40
5:S:48:ILE:HG12	5:S:55:THR:HG22	2.04	0.40
6:U:74:VAL:HG23	6:U:135:VAL:O	2.20	0.40
6:U:170:LEU:HD21	6:V:545:VAL:CG2	2.51	0.40
6:U:545:VAL:CG2	6:W:641:ILE:CD1	2.75	0.40
6:V:622:GLU:CD	6:W:281:PRO:HD3	2.41	0.40
6:X:276:ALA:HB3	6:X:486:PRO:HD2	2.02	0.40
6:X:304:ALA:HB3	6:X:307:ILE:O	2.22	0.40
5:Y:104:LEU:HB2	5:Y:149:GLN:OE1	2.22	0.40
1:A:1011:SER:HA	1:A:1014:ASN:OD1	2.22	0.40
1:A:1238:ARG:HG2	1:A:1288:THR:HA	2.02	0.40
2:B:366:ASP:OD2	2:B:367:ARG:HG3	2.21	0.40
2:B:497:ILE:HD13	2:B:511:ILE:HG23	2.03	0.40
3:C:540:LEU:HD11	3:C:804:HIS:NE2	2.36	0.40
4:D:372:ALA:HA	4:D:375:VAL:HG12	2.03	0.40
4:D:392:ALA:HB1	6:P:49:ARG:HG3	2.04	0.40
5:F:105:ASP:HB2	5:F:111:VAL:O	2.21	0.40
6:I:84:LYS:O	6:I:87:PHE:HB2	2.21	0.40
6:J:295:ARG:NH1	6:K:419:MET:CG	2.77	0.40
6:J:440:LEU:HG	6:J:441:GLY:H	1.82	0.40
6:J:537:SER:HB3	6:J:566:TRP:CH2	2.56	0.40
6:J:635:GLN:HA	6:J:638:PHE:CD2	2.57	0.40
6:J:641:ILE:CG1	6:K:545:VAL:CB	2.93	0.40
6:K:46:LYS:NZ	6:K:63:ILE:HB	2.37	0.40
6:K:286:THR:HG22	6:K:287:PRO:O	2.22	0.40
5:M:11:HIS:CE1	5:M:234:ARG:HD3	2.56	0.40

Continued on next page...

Continued from previous page...

Atom-1	Atom-2	Interatomic distance (Å)	Clash overlap (Å)
5:M:152:HIS:HD2	5:M:176:LEU:HD12	1.86	0.40
5:N:26:THR:CB	5:N:38:ALA:HA	2.50	0.40
5:N:66:GLN:HA	5:N:69:HIS:HD2	1.86	0.40
6:O:49:ARG:HG2	6:O:64:VAL:HG12	2.04	0.40
6:O:412:ARG:HE	6:Q:459:LEU:CA	2.22	0.40
6:O:578:SER:HA	6:P:471:LEU:HD11	2.00	0.40
6:O:622:GLU:C	6:P:280:LEU:HD12	2.40	0.40
6:P:517:LEU:O	6:P:520:VAL:HB	2.20	0.40
6:Q:91:MET:HB2	6:Q:214:ARG:HH11	1.85	0.40
6:Q:231:GLN:NE2	6:Q:231:GLN:HA	2.36	0.40
6:Q:286:THR:HG22	6:Q:287:PRO:O	2.21	0.40
6:Q:365:ASP:HB3	6:Q:445:ILE:HD13	2.04	0.40
5:R:104:LEU:HB2	5:R:149:GLN:OE1	2.22	0.40
5:R:125:ILE:HA	5:R:197:VAL:HG11	2.03	0.40
5:S:11:HIS:CE1	5:S:234:ARG:HD3	2.57	0.40
5:S:180:HIS:CD2	5:S:181:PRO:HD2	2.56	0.40
6:U:182:ASN:O	6:U:186:LEU:HD12	2.21	0.40
6:U:295:ARG:HD2	6:U:297:ALA:HB3	2.03	0.40
6:V:459:LEU:HD22	6:W:409:ILE:CG2	2.39	0.40
6:W:635:GLN:HA	6:W:638:PHE:CD2	2.56	0.40
6:W:645:TRP:HA	6:W:646:PRO:HD2	1.88	0.40
6:X:11:TYR:OH	6:X:209:ASN:HA	2.21	0.40
6:X:494:THR:HA	6:X:586:VAL:HG12	2.02	0.40
6:X:506:ALA:O	6:X:510:VAL:HG23	2.22	0.40

There are no symmetry-related clashes.

5.3 Torsion angles [i](#)

5.3.1 Protein backbone [i](#)

In the following table, the Percentiles column shows the percent Ramachandran outliers of the chain as a percentile score with respect to all PDB entries followed by that with respect to all EM entries.

The Analysed column shows the number of residues for which the backbone conformation was analysed, and the total number of residues.

Mol	Chain	Analysed	Favoured	Allowed	Outliers	Percentiles
1	A	1297/1299 (100%)	974 (75%)	214 (16%)	109 (8%)	1 13

Continued on next page...

Continued from previous page...

Mol	Chain	Analysed	Favoured	Allowed	Outliers	Percentiles	
2	B	1025/1027 (100%)	842 (82%)	136 (13%)	47 (5%)	2	24
3	C	1194/1196 (100%)	904 (76%)	201 (17%)	89 (8%)	1	15
4	D	410/412 (100%)	317 (77%)	54 (13%)	39 (10%)	0	11
4	E	410/412 (100%)	307 (75%)	75 (18%)	28 (7%)	1	17
5	F	274/276 (99%)	167 (61%)	66 (24%)	41 (15%)	0	4
5	G	274/276 (99%)	170 (62%)	61 (22%)	43 (16%)	0	4
5	H	274/276 (99%)	170 (62%)	62 (23%)	42 (15%)	0	4
5	L	274/276 (99%)	168 (61%)	62 (23%)	44 (16%)	0	3
5	M	274/276 (99%)	170 (62%)	62 (23%)	42 (15%)	0	4
5	N	274/276 (99%)	170 (62%)	62 (23%)	42 (15%)	0	4
5	R	274/276 (99%)	170 (62%)	61 (22%)	43 (16%)	0	4
5	S	274/276 (99%)	170 (62%)	61 (22%)	43 (16%)	0	4
5	T	274/276 (99%)	169 (62%)	62 (23%)	43 (16%)	0	4
5	Y	274/276 (99%)	169 (62%)	62 (23%)	43 (16%)	0	4
6	I	637/639 (100%)	477 (75%)	105 (16%)	55 (9%)	1	13
6	J	637/639 (100%)	476 (75%)	106 (17%)	55 (9%)	1	13
6	K	637/639 (100%)	479 (75%)	102 (16%)	56 (9%)	1	12
6	O	637/639 (100%)	478 (75%)	102 (16%)	57 (9%)	1	12
6	P	637/639 (100%)	476 (75%)	103 (16%)	58 (9%)	1	12
6	Q	637/639 (100%)	481 (76%)	102 (16%)	54 (8%)	1	13
6	U	637/639 (100%)	477 (75%)	105 (16%)	55 (9%)	1	13
6	V	637/639 (100%)	479 (75%)	100 (16%)	58 (9%)	1	12
6	W	637/639 (100%)	482 (76%)	99 (16%)	56 (9%)	1	12
6	X	637/639 (100%)	482 (76%)	99 (16%)	56 (9%)	1	12
All	All	13446/13496 (100%)	9824 (73%)	2324 (17%)	1298 (10%)	1	11

All (1298) Ramachandran outliers are listed below:

Mol	Chain	Res	Type
1	A	39	LEU
1	A	40	HIS
1	A	69	SER
1	A	76	GLU
1	A	153	LYS

Continued on next page...

Continued from previous page...

Mol	Chain	Res	Type
1	A	154	PHE
1	A	174	GLY
1	A	181	TYR
1	A	231	ASP
1	A	234	THR
1	A	295	PHE
1	A	321	GLU
1	A	358	LEU
1	A	366	VAL
1	A	374	ALA
1	A	406	ASN
1	A	524	ALA
1	A	741	PRO
1	A	826	PRO
1	A	869	PRO
1	A	879	TYR
1	A	883	ALA
1	A	886	ASN
1	A	934	ASN
1	A	954	HIS
1	A	990	THR
1	A	1030	THR
1	A	1044	LEU
1	A	1170	ASP
1	A	1219	ILE
1	A	1264	PRO
2	B	189	ASN
2	B	220	ILE
2	B	334	GLU
2	B	595	GLN
2	B	796	ALA
2	B	1000	ALA
2	B	1040	ASP
2	B	1179	VAL
3	C	62	ALA
3	C	98	ALA
3	C	113	ASN
3	C	120	ASN
3	C	148	LEU
3	C	213	ALA
3	C	218	GLU
3	C	287	GLN

Continued on next page...

Continued from previous page...

Mol	Chain	Res	Type
3	C	349	VAL
3	C	351	PRO
3	C	378	GLY
3	C	509	SER
3	C	522	GLY
3	C	595	GLN
3	C	795	ASP
3	C	796	ALA
3	C	797	ALA
3	C	798	VAL
3	C	993	TRP
3	C	1016	ARG
3	C	1022	PRO
3	C	1149	THR
4	D	48	THR
4	D	78	PRO
4	D	105	ALA
4	D	164	ASP
4	D	242	ASN
4	D	300	ILE
4	D	302	GLU
4	D	350	ALA
4	E	4	ARG
4	E	36	PRO
4	E	83	GLN
4	E	88	GLN
4	E	97	LEU
4	E	98	SER
4	E	155	PRO
4	E	237	ALA
4	E	313	ALA
4	E	378	PRO
4	E	379	ILE
4	E	398	GLY
5	F	118	THR
5	F	124	ASP
5	F	207	VAL
5	F	244	ASN
5	F	247	PHE
5	F	249	CYS
5	F	264	GLN
5	G	118	THR

Continued on next page...

Continued from previous page...

Mol	Chain	Res	Type
5	G	207	VAL
5	G	244	ASN
5	G	247	PHE
5	G	249	CYS
5	G	264	GLN
5	H	118	THR
5	H	124	ASP
5	H	207	VAL
5	H	244	ASN
5	H	247	PHE
5	H	249	CYS
5	H	264	GLN
6	I	28	SER
6	I	43	PRO
6	I	221	GLY
6	I	236	GLY
6	I	237	GLU
6	I	271	LEU
6	I	273	LEU
6	I	296	PRO
6	I	345	ILE
6	I	361	ASP
6	I	382	ILE
6	I	425	THR
6	I	434	ILE
6	I	530	ARG
6	J	28	SER
6	J	43	PRO
6	J	221	GLY
6	J	236	GLY
6	J	237	GLU
6	J	271	LEU
6	J	273	LEU
6	J	296	PRO
6	J	345	ILE
6	J	361	ASP
6	J	382	ILE
6	J	425	THR
6	J	434	ILE
6	J	529	SER
6	J	530	ARG
6	K	28	SER

Continued on next page...

Continued from previous page...

Mol	Chain	Res	Type
6	K	43	PRO
6	K	221	GLY
6	K	233	HIS
6	K	236	GLY
6	K	237	GLU
6	K	271	LEU
6	K	273	LEU
6	K	296	PRO
6	K	345	ILE
6	K	361	ASP
6	K	382	ILE
6	K	415	PRO
6	K	425	THR
6	K	434	ILE
6	K	529	SER
6	K	530	ARG
5	L	118	THR
5	L	207	VAL
5	L	244	ASN
5	L	247	PHE
5	L	249	CYS
5	L	264	GLN
5	M	118	THR
5	M	124	ASP
5	M	207	VAL
5	M	244	ASN
5	M	247	PHE
5	M	249	CYS
5	M	264	GLN
5	N	118	THR
5	N	124	ASP
5	N	207	VAL
5	N	244	ASN
5	N	247	PHE
5	N	249	CYS
5	N	264	GLN
6	O	28	SER
6	O	43	PRO
6	O	221	GLY
6	O	236	GLY
6	O	237	GLU
6	O	271	LEU

Continued on next page...

Continued from previous page...

Mol	Chain	Res	Type
6	O	273	LEU
6	O	296	PRO
6	O	345	ILE
6	O	361	ASP
6	O	382	ILE
6	O	425	THR
6	O	434	ILE
6	O	530	ARG
6	P	28	SER
6	P	43	PRO
6	P	54	SER
6	P	221	GLY
6	P	236	GLY
6	P	237	GLU
6	P	271	LEU
6	P	273	LEU
6	P	296	PRO
6	P	345	ILE
6	P	361	ASP
6	P	382	ILE
6	P	415	PRO
6	P	425	THR
6	P	434	ILE
6	P	529	SER
6	P	530	ARG
6	Q	28	SER
6	Q	43	PRO
6	Q	221	GLY
6	Q	236	GLY
6	Q	237	GLU
6	Q	271	LEU
6	Q	273	LEU
6	Q	296	PRO
6	Q	345	ILE
6	Q	361	ASP
6	Q	382	ILE
6	Q	425	THR
6	Q	434	ILE
6	Q	529	SER
6	Q	530	ARG
5	R	118	THR
5	R	124	ASP

Continued on next page...

Continued from previous page...

Mol	Chain	Res	Type
5	R	207	VAL
5	R	244	ASN
5	R	247	PHE
5	R	249	CYS
5	R	264	GLN
5	S	118	THR
5	S	124	ASP
5	S	207	VAL
5	S	244	ASN
5	S	247	PHE
5	S	249	CYS
5	S	264	GLN
5	T	118	THR
5	T	124	ASP
5	T	207	VAL
5	T	244	ASN
5	T	247	PHE
5	T	249	CYS
5	T	264	GLN
6	U	28	SER
6	U	43	PRO
6	U	221	GLY
6	U	236	GLY
6	U	237	GLU
6	U	271	LEU
6	U	273	LEU
6	U	296	PRO
6	U	345	ILE
6	U	361	ASP
6	U	382	ILE
6	U	425	THR
6	U	434	ILE
6	U	530	ARG
6	V	28	SER
6	V	43	PRO
6	V	221	GLY
6	V	233	HIS
6	V	236	GLY
6	V	237	GLU
6	V	271	LEU
6	V	273	LEU
6	V	296	PRO

Continued on next page...

Continued from previous page...

Mol	Chain	Res	Type
6	V	345	ILE
6	V	361	ASP
6	V	382	ILE
6	V	425	THR
6	V	434	ILE
6	V	529	SER
6	V	530	ARG
6	W	28	SER
6	W	43	PRO
6	W	221	GLY
6	W	236	GLY
6	W	237	GLU
6	W	271	LEU
6	W	273	LEU
6	W	296	PRO
6	W	345	ILE
6	W	361	ASP
6	W	382	ILE
6	W	425	THR
6	W	434	ILE
6	W	529	SER
6	W	530	ARG
6	X	43	PRO
6	X	221	GLY
6	X	236	GLY
6	X	237	GLU
6	X	271	LEU
6	X	273	LEU
6	X	296	PRO
6	X	345	ILE
6	X	361	ASP
6	X	382	ILE
6	X	425	THR
6	X	434	ILE
5	Y	118	THR
5	Y	124	ASP
5	Y	207	VAL
5	Y	244	ASN
5	Y	247	PHE
5	Y	249	CYS
5	Y	264	GLN
1	A	65	LEU

Continued on next page...

Continued from previous page...

Mol	Chain	Res	Type
1	A	66	ASN
1	A	163	ASN
1	A	173	ALA
1	A	365	PHE
1	A	379	VAL
1	A	460	ALA
1	A	787	HIS
1	A	825	ASN
1	A	828	LEU
1	A	871	LEU
1	A	884	PHE
1	A	983	ALA
1	A	1043	PRO
1	A	1062	SER
1	A	1068	VAL
1	A	1079	ILE
1	A	1142	ARG
1	A	1276	LEU
1	A	1298	ILE
2	B	214	HIS
2	B	285	ASN
2	B	426	ASN
2	B	464	SER
2	B	491	THR
2	B	524	ASP
2	B	554	SER
2	B	667	ASN
2	B	732	VAL
2	B	986	GLN
2	B	1022	PRO
2	B	1041	ILE
2	B	1128	ILE
2	B	1151	ALA
3	C	122	CYS
3	C	182	TYR
3	C	189	ASN
3	C	201	CYS
3	C	255	GLU
3	C	269	SER
3	C	374	ALA
3	C	505	THR
3	C	506	GLN

Continued on next page...

Continued from previous page...

Mol	Chain	Res	Type
3	C	510	PRO
3	C	619	GLY
3	C	715	VAL
3	C	850	MET
3	C	922	GLY
3	C	923	LEU
3	C	1034	ASP
3	C	1056	VAL
3	C	1159	GLY
3	C	1164	VAL
4	D	47	SER
4	D	114	VAL
4	D	238	LYS
4	D	273	HIS
4	D	299	LEU
4	D	380	ALA
4	D	396	GLN
4	E	82	GLY
4	E	106	ILE
4	E	120	LEU
4	E	168	ALA
5	F	27	ARG
5	F	37	HIS
5	F	42	THR
5	F	53	LEU
5	F	54	THR
5	F	99	VAL
5	F	125	ILE
5	F	150	ALA
5	F	155	VAL
5	F	158	LEU
5	F	160	ILE
5	F	165	PHE
5	F	184	LYS
5	F	229	ASP
5	F	239	GLY
5	F	250	HIS
5	F	265	ILE
5	G	27	ARG
5	G	37	HIS
5	G	42	THR
5	G	47	THR

Continued on next page...

Continued from previous page...

Mol	Chain	Res	Type
5	G	53	LEU
5	G	54	THR
5	G	93	LEU
5	G	99	VAL
5	G	124	ASP
5	G	125	ILE
5	G	150	ALA
5	G	158	LEU
5	G	160	ILE
5	G	165	PHE
5	G	184	LYS
5	G	229	ASP
5	G	239	GLY
5	G	250	HIS
5	G	265	ILE
5	H	27	ARG
5	H	37	HIS
5	H	42	THR
5	H	47	THR
5	H	54	THR
5	H	93	LEU
5	H	99	VAL
5	H	125	ILE
5	H	150	ALA
5	H	158	LEU
5	H	160	ILE
5	H	165	PHE
5	H	184	LYS
5	H	229	ASP
5	H	239	GLY
5	H	250	HIS
5	H	265	ILE
6	I	70	GLN
6	I	104	GLY
6	I	124	GLY
6	I	233	HIS
6	I	250	GLY
6	I	287	PRO
6	I	415	PRO
6	I	443	PHE
6	I	506	ALA
6	I	534	SER

Continued on next page...

Continued from previous page...

Mol	Chain	Res	Type
6	I	561	ASP
6	I	613	LEU
6	J	70	GLN
6	J	104	GLY
6	J	124	GLY
6	J	233	HIS
6	J	250	GLY
6	J	287	PRO
6	J	406	ASN
6	J	415	PRO
6	J	443	PHE
6	J	506	ALA
6	J	534	SER
6	J	561	ASP
6	J	613	LEU
6	K	70	GLN
6	K	104	GLY
6	K	124	GLY
6	K	250	GLY
6	K	287	PRO
6	K	443	PHE
6	K	506	ALA
6	K	534	SER
6	K	561	ASP
6	K	613	LEU
5	L	27	ARG
5	L	37	HIS
5	L	42	THR
5	L	47	THR
5	L	53	LEU
5	L	54	THR
5	L	93	LEU
5	L	99	VAL
5	L	124	ASP
5	L	125	ILE
5	L	150	ALA
5	L	158	LEU
5	L	160	ILE
5	L	165	PHE
5	L	184	LYS
5	L	229	ASP
5	L	239	GLY

Continued on next page...

Continued from previous page...

Mol	Chain	Res	Type
5	L	250	HIS
5	L	265	ILE
5	M	27	ARG
5	M	37	HIS
5	M	42	THR
5	M	47	THR
5	M	53	LEU
5	M	54	THR
5	M	93	LEU
5	M	99	VAL
5	M	125	ILE
5	M	150	ALA
5	M	158	LEU
5	M	160	ILE
5	M	165	PHE
5	M	184	LYS
5	M	229	ASP
5	M	239	GLY
5	M	250	HIS
5	M	265	ILE
5	N	27	ARG
5	N	37	HIS
5	N	42	THR
5	N	47	THR
5	N	54	THR
5	N	93	LEU
5	N	99	VAL
5	N	125	ILE
5	N	150	ALA
5	N	155	VAL
5	N	158	LEU
5	N	160	ILE
5	N	165	PHE
5	N	184	LYS
5	N	229	ASP
5	N	239	GLY
5	N	250	HIS
5	N	265	ILE
6	O	70	GLN
6	O	104	GLY
6	O	124	GLY
6	O	233	HIS

Continued on next page...

Continued from previous page...

Mol	Chain	Res	Type
6	O	250	GLY
6	O	287	PRO
6	O	314	SER
6	O	406	ASN
6	O	415	PRO
6	O	443	PHE
6	O	506	ALA
6	O	529	SER
6	O	534	SER
6	O	561	ASP
6	O	613	LEU
6	P	56	ALA
6	P	70	GLN
6	P	104	GLY
6	P	124	GLY
6	P	233	HIS
6	P	250	GLY
6	P	287	PRO
6	P	314	SER
6	P	406	ASN
6	P	443	PHE
6	P	506	ALA
6	P	534	SER
6	P	561	ASP
6	P	613	LEU
6	Q	70	GLN
6	Q	104	GLY
6	Q	124	GLY
6	Q	233	HIS
6	Q	250	GLY
6	Q	287	PRO
6	Q	415	PRO
6	Q	443	PHE
6	Q	506	ALA
6	Q	534	SER
6	Q	561	ASP
6	Q	613	LEU
5	R	27	ARG
5	R	37	HIS
5	R	42	THR
5	R	47	THR
5	R	53	LEU

Continued on next page...

Continued from previous page...

Mol	Chain	Res	Type
5	R	54	THR
5	R	93	LEU
5	R	99	VAL
5	R	125	ILE
5	R	150	ALA
5	R	158	LEU
5	R	160	ILE
5	R	165	PHE
5	R	184	LYS
5	R	229	ASP
5	R	239	GLY
5	R	250	HIS
5	R	265	ILE
5	S	27	ARG
5	S	37	HIS
5	S	42	THR
5	S	47	THR
5	S	53	LEU
5	S	54	THR
5	S	93	LEU
5	S	99	VAL
5	S	125	ILE
5	S	150	ALA
5	S	158	LEU
5	S	160	ILE
5	S	165	PHE
5	S	184	LYS
5	S	229	ASP
5	S	239	GLY
5	S	250	HIS
5	S	265	ILE
5	T	27	ARG
5	T	37	HIS
5	T	42	THR
5	T	47	THR
5	T	53	LEU
5	T	54	THR
5	T	93	LEU
5	T	99	VAL
5	T	125	ILE
5	T	150	ALA
5	T	155	VAL

Continued on next page...

Continued from previous page...

Mol	Chain	Res	Type
5	T	158	LEU
5	T	160	ILE
5	T	165	PHE
5	T	184	LYS
5	T	229	ASP
5	T	239	GLY
5	T	250	HIS
5	T	265	ILE
6	U	70	GLN
6	U	104	GLY
6	U	124	GLY
6	U	233	HIS
6	U	250	GLY
6	U	287	PRO
6	U	406	ASN
6	U	415	PRO
6	U	443	PHE
6	U	506	ALA
6	U	529	SER
6	U	534	SER
6	U	561	ASP
6	U	613	LEU
6	V	70	GLN
6	V	104	GLY
6	V	124	GLY
6	V	250	GLY
6	V	287	PRO
6	V	415	PRO
6	V	443	PHE
6	V	506	ALA
6	V	534	SER
6	V	561	ASP
6	V	613	LEU
6	W	70	GLN
6	W	104	GLY
6	W	124	GLY
6	W	233	HIS
6	W	250	GLY
6	W	287	PRO
6	W	406	ASN
6	W	415	PRO
6	W	443	PHE

Continued on next page...

Continued from previous page...

Mol	Chain	Res	Type
6	W	506	ALA
6	W	534	SER
6	W	561	ASP
6	W	613	LEU
6	X	44	THR
6	X	70	GLN
6	X	104	GLY
6	X	124	GLY
6	X	233	HIS
6	X	250	GLY
6	X	287	PRO
6	X	297	ALA
6	X	415	PRO
6	X	418	ASN
6	X	443	PHE
6	X	506	ALA
6	X	534	SER
6	X	561	ASP
6	X	587	GLY
6	X	613	LEU
5	Y	27	ARG
5	Y	37	HIS
5	Y	47	THR
5	Y	53	LEU
5	Y	54	THR
5	Y	93	LEU
5	Y	99	VAL
5	Y	125	ILE
5	Y	150	ALA
5	Y	155	VAL
5	Y	158	LEU
5	Y	160	ILE
5	Y	165	PHE
5	Y	184	LYS
5	Y	229	ASP
5	Y	239	GLY
5	Y	250	HIS
5	Y	265	ILE
1	A	2	ALA
1	A	200	THR
1	A	262	MET
1	A	293	THR

Continued on next page...

Continued from previous page...

Mol	Chain	Res	Type
1	A	462	ASN
1	A	482	PRO
1	A	483	ALA
1	A	569	ALA
1	A	612	ALA
1	A	637	THR
1	A	726	ASN
1	A	864	MET
1	A	960	GLY
1	A	1039	PRO
1	A	1115	LEU
1	A	1152	ASP
2	B	219	LEU
2	B	230	GLN
2	B	577	SER
2	B	668	LEU
2	B	791	ALA
2	B	884	PRO
3	C	33	PRO
3	C	144	ALA
3	C	283	ILE
3	C	284	ASP
3	C	463	SER
3	C	600	ALA
3	C	683	PRO
3	C	717	MET
3	C	724	LEU
3	C	773	ARG
3	C	895	SER
3	C	1025	ASN
3	C	1033	ASP
4	D	14	TYR
4	D	29	LEU
4	D	38	THR
4	D	86	SER
4	D	88	GLN
4	D	100	LEU
4	D	113	ALA
4	D	298	ALA
4	D	313	ALA
4	D	382	GLY
4	D	389	PHE

Continued on next page...

Continued from previous page...

Mol	Chain	Res	Type
4	D	392	ALA
4	E	114	VAL
4	E	307	ALA
5	F	47	THR
5	F	88	LYS
5	F	93	LEU
5	F	106	VAL
5	F	138	SER
5	F	153	ASP
5	F	204	ALA
5	G	88	LYS
5	G	91	THR
5	G	106	VAL
5	G	119	ILE
5	G	138	SER
5	G	153	ASP
5	G	155	VAL
5	G	204	ALA
5	H	53	LEU
5	H	88	LYS
5	H	91	THR
5	H	106	VAL
5	H	138	SER
5	H	153	ASP
5	H	155	VAL
5	H	204	ALA
6	I	44	THR
6	I	279	PRO
6	I	314	SER
6	I	315	LEU
6	I	392	THR
6	I	406	ASN
6	I	426	PHE
6	I	473	GLU
6	I	529	SER
6	I	563	PRO
6	J	44	THR
6	J	112	THR
6	J	234	PRO
6	J	247	SER
6	J	279	PRO
6	J	297	ALA

Continued on next page...

Continued from previous page...

Mol	Chain	Res	Type
6	J	314	SER
6	J	315	LEU
6	J	392	THR
6	J	426	PHE
6	J	457	PRO
6	J	473	GLU
6	J	563	PRO
6	K	44	THR
6	K	112	THR
6	K	234	PRO
6	K	279	PRO
6	K	314	SER
6	K	315	LEU
6	K	406	ASN
6	K	426	PHE
6	K	457	PRO
6	K	473	GLU
6	K	563	PRO
5	L	88	LYS
5	L	91	THR
5	L	106	VAL
5	L	138	SER
5	L	153	ASP
5	L	155	VAL
5	L	204	ALA
5	M	88	LYS
5	M	91	THR
5	M	106	VAL
5	M	119	ILE
5	M	138	SER
5	M	153	ASP
5	M	155	VAL
5	M	204	ALA
5	N	53	LEU
5	N	88	LYS
5	N	91	THR
5	N	106	VAL
5	N	119	ILE
5	N	138	SER
5	N	153	ASP
5	N	204	ALA
5	N	230	GLY

Continued on next page...

Continued from previous page...

Mol	Chain	Res	Type
6	O	44	THR
6	O	234	PRO
6	O	279	PRO
6	O	315	LEU
6	O	473	GLU
6	O	563	PRO
6	P	44	THR
6	P	234	PRO
6	P	282	VAL
6	P	297	ALA
6	P	315	LEU
6	P	426	PHE
6	P	457	PRO
6	P	473	GLU
6	P	563	PRO
6	Q	44	THR
6	Q	112	THR
6	Q	234	PRO
6	Q	279	PRO
6	Q	282	VAL
6	Q	297	ALA
6	Q	314	SER
6	Q	315	LEU
6	Q	392	THR
6	Q	406	ASN
6	Q	457	PRO
6	Q	473	GLU
6	Q	563	PRO
5	R	88	LYS
5	R	91	THR
5	R	106	VAL
5	R	119	ILE
5	R	138	SER
5	R	153	ASP
5	R	155	VAL
5	R	204	ALA
5	S	88	LYS
5	S	91	THR
5	S	106	VAL
5	S	138	SER
5	S	153	ASP
5	S	155	VAL

Continued on next page...

Continued from previous page...

Mol	Chain	Res	Type
5	S	204	ALA
5	T	88	LYS
5	T	91	THR
5	T	106	VAL
5	T	138	SER
5	T	153	ASP
5	T	204	ALA
6	U	44	THR
6	U	234	PRO
6	U	279	PRO
6	U	314	SER
6	U	315	LEU
6	U	473	GLU
6	U	563	PRO
6	V	44	THR
6	V	234	PRO
6	V	297	ALA
6	V	314	SER
6	V	315	LEU
6	V	406	ASN
6	V	426	PHE
6	V	457	PRO
6	V	473	GLU
6	V	563	PRO
6	W	44	THR
6	W	234	PRO
6	W	279	PRO
6	W	314	SER
6	W	315	LEU
6	W	392	THR
6	W	457	PRO
6	W	473	GLU
6	W	563	PRO
6	X	28	SER
6	X	279	PRO
6	X	314	SER
6	X	315	LEU
6	X	392	THR
6	X	406	ASN
6	X	409	ILE
6	X	473	GLU
6	X	528	ALA

Continued on next page...

Continued from previous page...

Mol	Chain	Res	Type
6	X	560	PRO
6	X	563	PRO
5	Y	42	THR
5	Y	88	LYS
5	Y	106	VAL
5	Y	119	ILE
5	Y	138	SER
5	Y	153	ASP
5	Y	204	ALA
1	A	44	TYR
1	A	326	ALA
1	A	373	TYR
1	A	467	ARG
1	A	523	SER
1	A	525	HIS
1	A	527	ASN
1	A	572	THR
1	A	717	ASP
1	A	740	VAL
1	A	744	ILE
1	A	961	GLY
1	A	1091	LEU
1	A	1258	MET
1	A	1261	THR
1	A	1291	ALA
2	B	379	GLY
2	B	390	LEU
2	B	551	PRO
2	B	632	ASN
2	B	921	ASP
2	B	1049	SER
2	B	1093	SER
3	C	39	PRO
3	C	128	THR
3	C	152	MET
3	C	339	LEU
3	C	376	LEU
3	C	419	ILE
3	C	538	ASN
3	C	672	SER
3	C	685	PRO
3	C	739	VAL

Continued on next page...

Continued from previous page...

Mol	Chain	Res	Type
3	C	809	ALA
3	C	986	GLN
3	C	1049	SER
3	C	1090	PRO
3	C	1093	SER
3	C	1160	GLU
4	E	54	TRP
4	E	74	ALA
5	F	85	VAL
5	F	91	THR
5	F	116	ASP
5	F	119	ILE
5	F	230	GLY
5	G	85	VAL
5	G	116	ASP
5	H	116	ASP
5	H	119	ILE
5	H	230	GLY
6	I	57	THR
6	I	112	THR
6	I	130	PRO
6	I	234	PRO
6	I	282	VAL
6	I	297	ALA
6	I	409	ILE
6	I	457	PRO
6	I	560	PRO
6	J	57	THR
6	J	130	PRO
6	J	409	ILE
6	J	560	PRO
6	J	586	VAL
6	K	57	THR
6	K	130	PRO
6	K	282	VAL
6	K	297	ALA
6	K	392	THR
6	K	409	ILE
6	K	560	PRO
5	L	116	ASP
5	L	119	ILE
5	L	230	GLY

Continued on next page...

Continued from previous page...

Mol	Chain	Res	Type
5	M	85	VAL
5	M	116	ASP
5	N	85	VAL
5	N	116	ASP
6	O	57	THR
6	O	112	THR
6	O	130	PRO
6	O	282	VAL
6	O	297	ALA
6	O	392	THR
6	O	426	PHE
6	O	457	PRO
6	O	480	VAL
6	O	560	PRO
6	P	112	THR
6	P	130	PRO
6	P	247	SER
6	P	279	PRO
6	P	392	THR
6	P	417	PHE
6	P	560	PRO
6	Q	57	THR
6	Q	130	PRO
6	Q	409	ILE
6	Q	426	PHE
6	Q	560	PRO
5	R	85	VAL
5	R	116	ASP
5	R	230	GLY
5	S	116	ASP
5	S	119	ILE
5	S	230	GLY
5	T	85	VAL
5	T	116	ASP
5	T	119	ILE
6	U	57	THR
6	U	112	THR
6	U	130	PRO
6	U	282	VAL
6	U	297	ALA
6	U	392	THR
6	U	409	ILE

Continued on next page...

Continued from previous page...

Mol	Chain	Res	Type
6	U	457	PRO
6	U	560	PRO
6	V	57	THR
6	V	112	THR
6	V	130	PRO
6	V	247	SER
6	V	279	PRO
6	V	282	VAL
6	V	392	THR
6	V	409	ILE
6	V	560	PRO
6	W	57	THR
6	W	130	PRO
6	W	282	VAL
6	W	297	ALA
6	W	560	PRO
6	W	592	THR
6	X	57	THR
6	X	112	THR
6	X	130	PRO
6	X	234	PRO
6	X	282	VAL
6	X	426	PHE
5	Y	85	VAL
5	Y	91	THR
5	Y	116	ASP
1	A	285	LEU
1	A	395	SER
1	A	547	ILE
1	A	549	ARG
1	A	571	PRO
1	A	797	PHE
1	A	823	THR
1	A	982	PRO
1	A	1007	PRO
1	A	1047	GLN
1	A	1199	ALA
2	B	540	LEU
2	B	1025	ASN
2	B	1126	PRO
3	C	82	PRO
3	C	141	ARG

Continued on next page...

Continued from previous page...

Mol	Chain	Res	Type
3	C	323	THR
4	D	84	ILE
4	D	93	ARG
4	D	96	VAL
4	D	104	PRO
4	D	145	MET
4	D	275	GLN
4	D	385	PRO
4	E	164	ASP
4	E	165	PRO
4	E	325	CYS
5	F	275	SER
5	G	230	GLY
5	G	275	SER
5	H	85	VAL
5	H	275	SER
6	I	64	VAL
6	I	404	ALA
6	I	467	THR
6	I	528	ALA
6	I	589	PRO
6	J	64	VAL
6	J	282	VAL
6	J	404	ALA
6	J	480	VAL
6	K	404	ALA
6	K	467	THR
6	K	528	ALA
6	K	589	PRO
5	L	85	VAL
5	L	275	SER
5	M	230	GLY
5	M	275	SER
5	N	275	SER
6	O	54	SER
6	O	64	VAL
6	O	409	ILE
6	O	467	THR
6	O	589	PRO
6	O	592	THR
6	P	57	THR
6	P	64	VAL

Continued on next page...

Continued from previous page...

Mol	Chain	Res	Type
6	P	404	ALA
6	P	409	ILE
6	P	467	THR
6	P	586	VAL
6	P	589	PRO
6	Q	404	ALA
6	Q	467	THR
6	Q	480	VAL
6	Q	528	ALA
6	Q	589	PRO
5	R	243	ASN
5	R	275	SER
5	S	85	VAL
5	S	243	ASN
5	S	275	SER
5	T	230	GLY
5	T	275	SER
6	U	54	SER
6	U	404	ALA
6	U	426	PHE
6	U	467	THR
6	U	480	VAL
6	U	589	PRO
6	V	54	SER
6	V	64	VAL
6	V	106	ILE
6	V	404	ALA
6	V	417	PHE
6	V	467	THR
6	V	586	VAL
6	V	589	PRO
6	W	112	THR
6	W	404	ALA
6	W	409	ILE
6	W	426	PHE
6	W	467	THR
6	W	528	ALA
6	W	589	PRO
6	X	404	ALA
6	X	467	THR
6	X	480	VAL
6	X	589	PRO

Continued on next page...

Continued from previous page...

Mol	Chain	Res	Type
6	X	592	THR
5	Y	35	PHE
5	Y	230	GLY
5	Y	275	SER
1	A	184	ASP
1	A	367	PRO
1	A	939	GLU
1	A	993	PRO
1	A	1188	PRO
1	A	1241	LEU
2	B	312	ASN
2	B	1089	ASP
3	C	34	PRO
3	C	102	ASP
3	C	121	VAL
3	C	1109	PRO
4	D	94	ASP
4	E	84	ILE
5	G	35	PHE
5	H	23	THR
6	I	54	SER
6	I	106	ILE
6	I	480	VAL
6	J	106	ILE
6	J	467	THR
6	J	528	ALA
6	J	589	PRO
6	K	54	SER
6	K	64	VAL
6	K	106	ILE
6	K	480	VAL
5	L	219	HIS
5	L	243	ASN
5	M	243	ASN
5	N	243	ASN
6	O	404	ALA
6	O	504	ASN
6	O	528	ALA
6	P	106	ILE
6	P	480	VAL
6	Q	64	VAL
6	Q	106	ILE

Continued on next page...

Continued from previous page...

Mol	Chain	Res	Type
5	R	35	PHE
5	S	23	THR
5	T	35	PHE
5	T	243	ASN
6	U	64	VAL
6	U	528	ALA
6	V	480	VAL
6	V	592	THR
6	X	54	SER
6	X	64	VAL
6	X	106	ILE
6	X	529	SER
5	Y	243	ASN
1	A	63	PRO
1	A	390	VAL
1	A	1050	ILE
2	B	271	VAL
2	B	520	PRO
2	B	1180	GLY
3	C	151	PRO
3	C	763	VAL
4	D	379	ILE
4	E	163	VAL
6	I	105	PRO
5	L	274	PRO
6	O	106	ILE
5	S	167	LEU
5	T	274	PRO
6	W	64	VAL
6	W	480	VAL
2	B	922	GLY
3	C	277	VAL
3	C	324	ILE
3	C	417	VAL
3	C	1054	VAL
3	C	1122	PRO
4	E	270	ILE
5	F	181	PRO
5	F	274	PRO
5	H	181	PRO
6	J	105	PRO
5	L	172	PRO

Continued on next page...

Continued from previous page...

Mol	Chain	Res	Type
5	M	167	LEU
5	N	274	PRO
6	O	105	PRO
6	P	105	PRO
5	R	181	PRO
5	R	274	PRO
5	T	172	PRO
6	U	106	ILE
6	W	106	ILE
5	Y	167	LEU
5	Y	181	PRO
1	A	964	VAL
1	A	1119	PRO
3	C	169	ILE
3	C	1210	VAL
5	F	167	LEU
5	G	181	PRO
5	H	167	LEU
5	H	172	PRO
6	K	105	PRO
5	L	167	LEU
5	M	172	PRO
5	M	181	PRO
5	M	274	PRO
5	N	172	PRO
5	N	181	PRO
6	Q	105	PRO
5	R	167	LEU
5	S	181	PRO
5	S	274	PRO
5	T	167	LEU
5	T	181	PRO
6	V	105	PRO
6	W	435	PRO
6	X	105	PRO
5	Y	274	PRO
1	A	62	TYR
1	A	1159	PRO
1	A	1203	VAL
2	B	336	ARG
2	B	770	PRO
2	B	954	PRO

Continued on next page...

Continued from previous page...

Mol	Chain	Res	Type
3	C	690	ALA
4	D	103	VAL
4	D	107	GLN
4	E	110	PRO
4	E	279	VAL
5	F	172	PRO
5	G	129	PRO
5	G	167	LEU
5	G	172	PRO
5	H	274	PRO
5	L	181	PRO
5	N	167	LEU
6	O	107	VAL
6	Q	107	VAL
5	R	172	PRO
5	S	172	PRO
6	U	105	PRO
6	U	107	VAL
6	W	105	PRO
6	X	107	VAL
5	Y	172	PRO
1	A	900	GLY
3	C	800	ILE
3	C	928	ASP
4	D	322	VAL
5	G	274	PRO
6	I	107	VAL
6	K	107	VAL
6	K	222	ASN
5	L	129	PRO
6	P	107	VAL
6	V	107	VAL
6	W	107	VAL

5.3.2 Protein sidechains [i](#)

In the following table, the Percentiles column shows the percent sidechain outliers of the chain as a percentile score with respect to all PDB entries followed by that with respect to all EM entries.

The Analysed column shows the number of residues for which the sidechain conformation was analysed, and the total number of residues.

Mol	Chain	Analysed	Rotameric	Outliers	Percentiles	
1	A	1092/1092 (100%)	987 (90%)	105 (10%)	8	29
2	B	875/875 (100%)	788 (90%)	87 (10%)	8	28
3	C	1017/1017 (100%)	926 (91%)	91 (9%)	9	33
4	D	326/326 (100%)	283 (87%)	43 (13%)	4	20
4	E	326/326 (100%)	286 (88%)	40 (12%)	4	22
5	F	228/228 (100%)	199 (87%)	29 (13%)	4	21
5	G	228/228 (100%)	200 (88%)	28 (12%)	4	22
5	H	228/228 (100%)	199 (87%)	29 (13%)	4	21
5	L	228/228 (100%)	200 (88%)	28 (12%)	4	22
5	M	228/228 (100%)	200 (88%)	28 (12%)	4	22
5	N	228/228 (100%)	200 (88%)	28 (12%)	4	22
5	R	228/228 (100%)	199 (87%)	29 (13%)	4	21
5	S	228/228 (100%)	200 (88%)	28 (12%)	4	22
5	T	228/228 (100%)	199 (87%)	29 (13%)	4	21
5	Y	228/228 (100%)	200 (88%)	28 (12%)	4	22
6	I	528/528 (100%)	483 (92%)	45 (8%)	10	36
6	J	528/528 (100%)	486 (92%)	42 (8%)	12	38
6	K	528/528 (100%)	486 (92%)	42 (8%)	12	38
6	O	528/528 (100%)	485 (92%)	43 (8%)	11	37
6	P	528/528 (100%)	488 (92%)	40 (8%)	13	40
6	Q	528/528 (100%)	485 (92%)	43 (8%)	11	37
6	U	528/528 (100%)	485 (92%)	43 (8%)	11	37
6	V	528/528 (100%)	487 (92%)	41 (8%)	12	38
6	W	528/528 (100%)	485 (92%)	43 (8%)	11	37
6	X	528/528 (100%)	484 (92%)	44 (8%)	11	36
All	All	11196/11196 (100%)	10120 (90%)	1076 (10%)	12	29

All (1076) residues with a non-rotameric sidechain are listed below:

Mol	Chain	Res	Type
1	A	12	LYS
1	A	25	LEU
1	A	26	ARG
1	A	40	HIS

Continued on next page...

Continued from previous page...

Mol	Chain	Res	Type
1	A	45	ARG
1	A	68	TRP
1	A	74	PHE
1	A	77	ASN
1	A	78	PRO
1	A	85	THR
1	A	86	GLU
1	A	91	ARG
1	A	113	THR
1	A	127	ASN
1	A	145	ASP
1	A	166	THR
1	A	167	ASP
1	A	204	VAL
1	A	225	THR
1	A	244	THR
1	A	255	ILE
1	A	330	MET
1	A	332	ASP
1	A	348	GLN
1	A	350	PHE
1	A	353	ARG
1	A	363	SER
1	A	372	PHE
1	A	380	ASN
1	A	384	THR
1	A	396	ARG
1	A	399	ARG
1	A	403	GLN
1	A	412	GLN
1	A	418	TYR
1	A	463	ASP
1	A	467	ARG
1	A	480	ARG
1	A	509	VAL
1	A	530	GLU
1	A	547	ILE
1	A	562	SER
1	A	571	PRO
1	A	586	GLU
1	A	593	PRO
1	A	596	ASN

Continued on next page...

Continued from previous page...

Mol	Chain	Res	Type
1	A	597	ARG
1	A	603	LEU
1	A	625	ARG
1	A	633	ASN
1	A	648	THR
1	A	669	ARG
1	A	675	GLN
1	A	676	ARG
1	A	697	PHE
1	A	722	ASP
1	A	741	PRO
1	A	746	PHE
1	A	760	TYR
1	A	777	VAL
1	A	781	ILE
1	A	790	ARG
1	A	792	THR
1	A	821	GLU
1	A	831	LEU
1	A	839	GLU
1	A	851	GLN
1	A	853	THR
1	A	858	ARG
1	A	876	GLN
1	A	891	ASP
1	A	916	GLN
1	A	929	MET
1	A	931	LEU
1	A	936	PRO
1	A	948	GLU
1	A	952	ARG
1	A	954	HIS
1	A	957	ARG
1	A	967	TYR
1	A	973	LEU
1	A	986	LEU
1	A	992	SER
1	A	1008	LEU
1	A	1021	ARG
1	A	1029	ASP
1	A	1035	LEU
1	A	1036	ARG

Continued on next page...

Continued from previous page...

Mol	Chain	Res	Type
1	A	1046	GLN
1	A	1074	THR
1	A	1136	LEU
1	A	1142	ARG
1	A	1146	PHE
1	A	1151	ASN
1	A	1182	SER
1	A	1193	HIS
1	A	1211	THR
1	A	1223	ILE
1	A	1224	VAL
1	A	1228	ARG
1	A	1233	ARG
1	A	1258	MET
1	A	1287	TYR
1	A	1296	TYR
1	A	1299	GLU
2	B	189	ASN
2	B	192	GLU
2	B	194	ILE
2	B	196	GLU
2	B	241	ASN
2	B	266	PRO
2	B	267	THR
2	B	278	LEU
2	B	287	GLN
2	B	295	SER
2	B	296	ASN
2	B	298	LEU
2	B	316	THR
2	B	329	MET
2	B	334	GLU
2	B	370	ARG
2	B	376	LEU
2	B	397	HIS
2	B	410	HIS
2	B	421	ASN
2	B	428	LEU
2	B	438	PRO
2	B	440	ILE
2	B	461	ASN
2	B	463	SER

Continued on next page...

Continued from previous page...

Mol	Chain	Res	Type
2	B	478	THR
2	B	486	LEU
2	B	514	ILE
2	B	540	LEU
2	B	575	MET
2	B	597	GLU
2	B	598	PRO
2	B	614	GLN
2	B	649	ASN
2	B	655	GLU
2	B	658	TYR
2	B	670	ILE
2	B	682	GLN
2	B	689	VAL
2	B	726	ARG
2	B	743	THR
2	B	747	ILE
2	B	748	GLN
2	B	765	PRO
2	B	770	PRO
2	B	782	ASN
2	B	784	LEU
2	B	787	ARG
2	B	800	ILE
2	B	826	GLN
2	B	830	ASN
2	B	848	ASN
2	B	850	MET
2	B	873	GLN
2	B	875	GLN
2	B	884	PRO
2	B	902	MET
2	B	903	HIS
2	B	916	ASP
2	B	931	ILE
2	B	935	SER
2	B	938	TYR
2	B	939	LEU
2	B	940	GLN
2	B	941	TYR
2	B	958	HIS
2	B	959	ARG

Continued on next page...

Continued from previous page...

Mol	Chain	Res	Type
2	B	976	ASN
2	B	979	ARG
2	B	983	TYR
2	B	993	TRP
2	B	999	VAL
2	B	1002	PRO
2	B	1010	ASN
2	B	1023	ARG
2	B	1033	ASP
2	B	1037	VAL
2	B	1071	ARG
2	B	1072	THR
2	B	1084	THR
2	B	1126	PRO
2	B	1147	PHE
2	B	1169	TRP
2	B	1178	ARG
2	B	1183	ASP
2	B	1189	THR
2	B	1194	LEU
3	C	48	GLN
3	C	95	LYS
3	C	123	ASN
3	C	125	ARG
3	C	134	GLU
3	C	155	ASN
3	C	168	ARG
3	C	189	ASN
3	C	195	ILE
3	C	197	ASP
3	C	209	ASN
3	C	215	LEU
3	C	217	LYS
3	C	226	MET
3	C	227	GLN
3	C	228	MET
3	C	241	ASN
3	C	257	ARG
3	C	260	GLU
3	C	279	SER
3	C	280	ARG
3	C	312	ASN

Continued on next page...

Continued from previous page...

Mol	Chain	Res	Type
3	C	315	SER
3	C	334	GLU
3	C	345	PRO
3	C	368	ILE
3	C	373	ARG
3	C	431	THR
3	C	452	ARG
3	C	472	LEU
3	C	482	SER
3	C	491	THR
3	C	506	GLN
3	C	513	GLU
3	C	514	ILE
3	C	521	MET
3	C	528	PHE
3	C	535	TRP
3	C	554	SER
3	C	559	HIS
3	C	580	HIS
3	C	610	THR
3	C	618	PRO
3	C	620	VAL
3	C	629	GLN
3	C	630	LEU
3	C	633	PRO
3	C	658	TYR
3	C	677	TYR
3	C	681	ASN
3	C	682	GLN
3	C	715	VAL
3	C	726	ARG
3	C	737	ARG
3	C	743	THR
3	C	744	PRO
3	C	753	THR
3	C	757	VAL
3	C	763	VAL
3	C	773	ARG
3	C	781	THR
3	C	783	VAL
3	C	787	ARG
3	C	871	VAL

Continued on next page...

Continued from previous page...

Mol	Chain	Res	Type
3	C	883	ARG
3	C	902	MET
3	C	909	PHE
3	C	925	LEU
3	C	929	PRO
3	C	941	TYR
3	C	947	ARG
3	C	949	HIS
3	C	958	HIS
3	C	979	ARG
3	C	993	TRP
3	C	1006	ARG
3	C	1016	ARG
3	C	1034	ASP
3	C	1039	ARG
3	C	1045	TRP
3	C	1051	VAL
3	C	1060	ARG
3	C	1062	TYR
3	C	1071	ARG
3	C	1094	LEU
3	C	1131	ARG
3	C	1161	ASN
3	C	1170	PRO
3	C	1178	ARG
3	C	1181	THR
3	C	1208	MET
4	D	5	GLN
4	D	7	PHE
4	D	13	PHE
4	D	16	GLN
4	D	28	GLU
4	D	38	THR
4	D	65	ASN
4	D	75	HIS
4	D	83	GLN
4	D	87	HIS
4	D	88	GLN
4	D	95	PRO
4	D	108	PRO
4	D	131	ASN
4	D	132	LEU

Continued on next page...

Continued from previous page...

Mol	Chain	Res	Type
4	D	136	TRP
4	D	139	ASN
4	D	157	TYR
4	D	161	VAL
4	D	166	MET
4	D	177	TYR
4	D	185	LEU
4	D	190	TYR
4	D	218	SER
4	D	225	ARG
4	D	238	LYS
4	D	242	ASN
4	D	249	LYS
4	D	255	ARG
4	D	279	VAL
4	D	312	VAL
4	D	324	PRO
4	D	327	ASP
4	D	342	ARG
4	D	351	GLN
4	D	366	ILE
4	D	369	HIS
4	D	373	MET
4	D	374	LEU
4	D	375	VAL
4	D	377	ASN
4	D	388	PRO
4	D	399	GLN
4	E	6	PHE
4	E	13	PHE
4	E	35	ARG
4	E	36	PRO
4	E	70	THR
4	E	76	LEU
4	E	77	ASN
4	E	83	GLN
4	E	104	PRO
4	E	108	PRO
4	E	114	VAL
4	E	118	VAL
4	E	124	ASN
4	E	127	THR

Continued on next page...

Continued from previous page...

Mol	Chain	Res	Type
4	E	139	ASN
4	E	143	HIS
4	E	145	MET
4	E	157	TYR
4	E	171	THR
4	E	174	LEU
4	E	191	ARG
4	E	196	LEU
4	E	212	SER
4	E	218	SER
4	E	223	LEU
4	E	225	ARG
4	E	235	GLU
4	E	251	ASN
4	E	277	GLN
4	E	291	THR
4	E	304	THR
4	E	328	TYR
4	E	339	LEU
4	E	346	LEU
4	E	354	GLN
4	E	356	ASN
4	E	373	MET
4	E	374	LEU
4	E	378	PRO
4	E	384	MET
5	F	25	TYR
5	F	27	ARG
5	F	35	PHE
5	F	37	HIS
5	F	40	TYR
5	F	45	ARG
5	F	54	THR
5	F	63	LYS
5	F	74	GLN
5	F	98	THR
5	F	102	HIS
5	F	121	PRO
5	F	124	ASP
5	F	126	VAL
5	F	147	HIS
5	F	160	ILE

Continued on next page...

Continued from previous page...

Mol	Chain	Res	Type
5	F	171	HIS
5	F	176	LEU
5	F	178	ASP
5	F	179	THR
5	F	185	VAL
5	F	197	VAL
5	F	210	THR
5	F	216	ILE
5	F	226	ASN
5	F	243	ASN
5	F	259	HIS
5	F	270	LEU
5	F	276	ASP
5	G	25	TYR
5	G	27	ARG
5	G	35	PHE
5	G	37	HIS
5	G	40	TYR
5	G	45	ARG
5	G	54	THR
5	G	63	LYS
5	G	98	THR
5	G	102	HIS
5	G	121	PRO
5	G	124	ASP
5	G	126	VAL
5	G	147	HIS
5	G	160	ILE
5	G	171	HIS
5	G	176	LEU
5	G	178	ASP
5	G	179	THR
5	G	185	VAL
5	G	197	VAL
5	G	210	THR
5	G	216	ILE
5	G	226	ASN
5	G	243	ASN
5	G	259	HIS
5	G	270	LEU
5	G	276	ASP
5	H	25	TYR

Continued on next page...

Continued from previous page...

Mol	Chain	Res	Type
5	H	27	ARG
5	H	35	PHE
5	H	37	HIS
5	H	40	TYR
5	H	45	ARG
5	H	54	THR
5	H	63	LYS
5	H	98	THR
5	H	102	HIS
5	H	119	ILE
5	H	121	PRO
5	H	124	ASP
5	H	126	VAL
5	H	147	HIS
5	H	160	ILE
5	H	171	HIS
5	H	176	LEU
5	H	178	ASP
5	H	179	THR
5	H	185	VAL
5	H	197	VAL
5	H	210	THR
5	H	216	ILE
5	H	226	ASN
5	H	243	ASN
5	H	259	HIS
5	H	270	LEU
5	H	276	ASP
6	I	12	ASN
6	I	38	PRO
6	I	91	MET
6	I	93	GLN
6	I	113	THR
6	I	133	ASN
6	I	143	MET
6	I	147	ARG
6	I	148	THR
6	I	154	ARG
6	I	180	SER
6	I	183	TRP
6	I	189	PHE
6	I	205	ASN

Continued on next page...

Continued from previous page...

Mol	Chain	Res	Type
6	I	219	LYS
6	I	249	VAL
6	I	266	MET
6	I	270	ASP
6	I	296	PRO
6	I	309	GLU
6	I	311	ASN
6	I	313	SER
6	I	317	ARG
6	I	359	PRO
6	I	369	SER
6	I	394	ILE
6	I	412	ARG
6	I	418	ASN
6	I	436	TYR
6	I	443	PHE
6	I	474	THR
6	I	505	ASP
6	I	507	ILE
6	I	523	ASP
6	I	537	SER
6	I	554	GLN
6	I	558	THR
6	I	575	MET
6	I	586	VAL
6	I	593	GLN
6	I	613	LEU
6	I	625	ARG
6	I	640	GLN
6	I	645	TRP
6	I	648	LYS
6	J	12	ASN
6	J	38	PRO
6	J	91	MET
6	J	93	GLN
6	J	113	THR
6	J	133	ASN
6	J	143	MET
6	J	148	THR
6	J	180	SER
6	J	183	TRP
6	J	189	PHE

Continued on next page...

Continued from previous page...

Mol	Chain	Res	Type
6	J	205	ASN
6	J	219	LYS
6	J	249	VAL
6	J	266	MET
6	J	270	ASP
6	J	296	PRO
6	J	309	GLU
6	J	311	ASN
6	J	313	SER
6	J	317	ARG
6	J	359	PRO
6	J	369	SER
6	J	394	ILE
6	J	412	ARG
6	J	418	ASN
6	J	431	ILE
6	J	436	TYR
6	J	443	PHE
6	J	505	ASP
6	J	507	ILE
6	J	523	ASP
6	J	537	SER
6	J	554	GLN
6	J	558	THR
6	J	575	MET
6	J	593	GLN
6	J	613	LEU
6	J	625	ARG
6	J	640	GLN
6	J	645	TRP
6	J	648	LYS
6	K	12	ASN
6	K	38	PRO
6	K	91	MET
6	K	93	GLN
6	K	113	THR
6	K	133	ASN
6	K	143	MET
6	K	148	THR
6	K	154	ARG
6	K	180	SER
6	K	183	TRP

Continued on next page...

Continued from previous page...

Mol	Chain	Res	Type
6	K	189	PHE
6	K	205	ASN
6	K	219	LYS
6	K	249	VAL
6	K	266	MET
6	K	270	ASP
6	K	296	PRO
6	K	311	ASN
6	K	313	SER
6	K	317	ARG
6	K	359	PRO
6	K	369	SER
6	K	394	ILE
6	K	412	ARG
6	K	418	ASN
6	K	436	TYR
6	K	443	PHE
6	K	505	ASP
6	K	507	ILE
6	K	523	ASP
6	K	537	SER
6	K	554	GLN
6	K	558	THR
6	K	575	MET
6	K	586	VAL
6	K	593	GLN
6	K	613	LEU
6	K	625	ARG
6	K	640	GLN
6	K	645	TRP
6	K	648	LYS
5	L	25	TYR
5	L	27	ARG
5	L	35	PHE
5	L	37	HIS
5	L	40	TYR
5	L	45	ARG
5	L	54	THR
5	L	63	LYS
5	L	98	THR
5	L	102	HIS
5	L	121	PRO

Continued on next page...

Continued from previous page...

Mol	Chain	Res	Type
5	L	124	ASP
5	L	126	VAL
5	L	147	HIS
5	L	160	ILE
5	L	171	HIS
5	L	176	LEU
5	L	178	ASP
5	L	179	THR
5	L	185	VAL
5	L	197	VAL
5	L	210	THR
5	L	216	ILE
5	L	226	ASN
5	L	243	ASN
5	L	259	HIS
5	L	270	LEU
5	L	276	ASP
5	M	25	TYR
5	M	27	ARG
5	M	35	PHE
5	M	37	HIS
5	M	40	TYR
5	M	45	ARG
5	M	54	THR
5	M	63	LYS
5	M	98	THR
5	M	102	HIS
5	M	121	PRO
5	M	124	ASP
5	M	126	VAL
5	M	147	HIS
5	M	160	ILE
5	M	171	HIS
5	M	176	LEU
5	M	178	ASP
5	M	179	THR
5	M	185	VAL
5	M	197	VAL
5	M	210	THR
5	M	216	ILE
5	M	226	ASN
5	M	243	ASN

Continued on next page...

Continued from previous page...

Mol	Chain	Res	Type
5	M	259	HIS
5	M	270	LEU
5	M	276	ASP
5	N	25	TYR
5	N	27	ARG
5	N	35	PHE
5	N	37	HIS
5	N	40	TYR
5	N	45	ARG
5	N	54	THR
5	N	63	LYS
5	N	98	THR
5	N	102	HIS
5	N	121	PRO
5	N	124	ASP
5	N	126	VAL
5	N	147	HIS
5	N	160	ILE
5	N	171	HIS
5	N	176	LEU
5	N	178	ASP
5	N	179	THR
5	N	185	VAL
5	N	197	VAL
5	N	210	THR
5	N	216	ILE
5	N	226	ASN
5	N	243	ASN
5	N	259	HIS
5	N	270	LEU
5	N	276	ASP
6	O	12	ASN
6	O	38	PRO
6	O	91	MET
6	O	93	GLN
6	O	113	THR
6	O	133	ASN
6	O	143	MET
6	O	148	THR
6	O	154	ARG
6	O	180	SER
6	O	183	TRP

Continued on next page...

Continued from previous page...

Mol	Chain	Res	Type
6	O	189	PHE
6	O	205	ASN
6	O	219	LYS
6	O	249	VAL
6	O	266	MET
6	O	270	ASP
6	O	296	PRO
6	O	309	GLU
6	O	311	ASN
6	O	313	SER
6	O	317	ARG
6	O	359	PRO
6	O	369	SER
6	O	394	ILE
6	O	412	ARG
6	O	418	ASN
6	O	436	TYR
6	O	443	PHE
6	O	505	ASP
6	O	507	ILE
6	O	523	ASP
6	O	537	SER
6	O	554	GLN
6	O	558	THR
6	O	575	MET
6	O	586	VAL
6	O	593	GLN
6	O	613	LEU
6	O	625	ARG
6	O	640	GLN
6	O	645	TRP
6	O	648	LYS
6	P	12	ASN
6	P	38	PRO
6	P	91	MET
6	P	93	GLN
6	P	113	THR
6	P	133	ASN
6	P	143	MET
6	P	148	THR
6	P	180	SER
6	P	183	TRP

Continued on next page...

Continued from previous page...

Mol	Chain	Res	Type
6	P	189	PHE
6	P	205	ASN
6	P	219	LYS
6	P	249	VAL
6	P	266	MET
6	P	270	ASP
6	P	296	PRO
6	P	311	ASN
6	P	313	SER
6	P	317	ARG
6	P	359	PRO
6	P	369	SER
6	P	394	ILE
6	P	412	ARG
6	P	418	ASN
6	P	436	TYR
6	P	443	PHE
6	P	505	ASP
6	P	507	ILE
6	P	523	ASP
6	P	537	SER
6	P	554	GLN
6	P	558	THR
6	P	575	MET
6	P	593	GLN
6	P	613	LEU
6	P	625	ARG
6	P	640	GLN
6	P	645	TRP
6	P	648	LYS
6	Q	12	ASN
6	Q	38	PRO
6	Q	91	MET
6	Q	93	GLN
6	Q	113	THR
6	Q	133	ASN
6	Q	143	MET
6	Q	148	THR
6	Q	154	ARG
6	Q	180	SER
6	Q	183	TRP
6	Q	189	PHE

Continued on next page...

Continued from previous page...

Mol	Chain	Res	Type
6	Q	205	ASN
6	Q	219	LYS
6	Q	249	VAL
6	Q	266	MET
6	Q	270	ASP
6	Q	296	PRO
6	Q	309	GLU
6	Q	311	ASN
6	Q	313	SER
6	Q	317	ARG
6	Q	359	PRO
6	Q	369	SER
6	Q	394	ILE
6	Q	412	ARG
6	Q	418	ASN
6	Q	436	TYR
6	Q	443	PHE
6	Q	505	ASP
6	Q	507	ILE
6	Q	523	ASP
6	Q	537	SER
6	Q	554	GLN
6	Q	558	THR
6	Q	575	MET
6	Q	586	VAL
6	Q	593	GLN
6	Q	613	LEU
6	Q	625	ARG
6	Q	640	GLN
6	Q	645	TRP
6	Q	648	LYS
5	R	25	TYR
5	R	27	ARG
5	R	35	PHE
5	R	37	HIS
5	R	40	TYR
5	R	45	ARG
5	R	54	THR
5	R	63	LYS
5	R	74	GLN
5	R	98	THR
5	R	102	HIS

Continued on next page...

Continued from previous page...

Mol	Chain	Res	Type
5	R	121	PRO
5	R	124	ASP
5	R	126	VAL
5	R	147	HIS
5	R	160	ILE
5	R	171	HIS
5	R	176	LEU
5	R	178	ASP
5	R	179	THR
5	R	185	VAL
5	R	197	VAL
5	R	210	THR
5	R	216	ILE
5	R	226	ASN
5	R	243	ASN
5	R	259	HIS
5	R	270	LEU
5	R	276	ASP
5	S	25	TYR
5	S	27	ARG
5	S	35	PHE
5	S	37	HIS
5	S	40	TYR
5	S	45	ARG
5	S	54	THR
5	S	63	LYS
5	S	98	THR
5	S	102	HIS
5	S	121	PRO
5	S	124	ASP
5	S	126	VAL
5	S	147	HIS
5	S	160	ILE
5	S	171	HIS
5	S	176	LEU
5	S	178	ASP
5	S	179	THR
5	S	185	VAL
5	S	197	VAL
5	S	210	THR
5	S	216	ILE
5	S	226	ASN

Continued on next page...

Continued from previous page...

Mol	Chain	Res	Type
5	S	243	ASN
5	S	259	HIS
5	S	270	LEU
5	S	276	ASP
5	T	25	TYR
5	T	27	ARG
5	T	35	PHE
5	T	37	HIS
5	T	40	TYR
5	T	45	ARG
5	T	54	THR
5	T	63	LYS
5	T	74	GLN
5	T	98	THR
5	T	102	HIS
5	T	121	PRO
5	T	124	ASP
5	T	126	VAL
5	T	147	HIS
5	T	160	ILE
5	T	171	HIS
5	T	176	LEU
5	T	178	ASP
5	T	179	THR
5	T	185	VAL
5	T	197	VAL
5	T	210	THR
5	T	216	ILE
5	T	226	ASN
5	T	243	ASN
5	T	259	HIS
5	T	270	LEU
5	T	276	ASP
6	U	12	ASN
6	U	38	PRO
6	U	91	MET
6	U	93	GLN
6	U	113	THR
6	U	133	ASN
6	U	143	MET
6	U	148	THR
6	U	154	ARG

Continued on next page...

Continued from previous page...

Mol	Chain	Res	Type
6	U	180	SER
6	U	183	TRP
6	U	189	PHE
6	U	205	ASN
6	U	219	LYS
6	U	249	VAL
6	U	266	MET
6	U	270	ASP
6	U	296	PRO
6	U	309	GLU
6	U	311	ASN
6	U	313	SER
6	U	317	ARG
6	U	359	PRO
6	U	369	SER
6	U	394	ILE
6	U	412	ARG
6	U	418	ASN
6	U	436	TYR
6	U	443	PHE
6	U	505	ASP
6	U	507	ILE
6	U	523	ASP
6	U	537	SER
6	U	554	GLN
6	U	558	THR
6	U	575	MET
6	U	586	VAL
6	U	593	GLN
6	U	613	LEU
6	U	625	ARG
6	U	640	GLN
6	U	645	TRP
6	U	648	LYS
6	V	12	ASN
6	V	38	PRO
6	V	91	MET
6	V	93	GLN
6	V	113	THR
6	V	133	ASN
6	V	143	MET
6	V	148	THR

Continued on next page...

Continued from previous page...

Mol	Chain	Res	Type
6	V	180	SER
6	V	183	TRP
6	V	189	PHE
6	V	205	ASN
6	V	219	LYS
6	V	249	VAL
6	V	266	MET
6	V	270	ASP
6	V	296	PRO
6	V	309	GLU
6	V	311	ASN
6	V	313	SER
6	V	317	ARG
6	V	359	PRO
6	V	369	SER
6	V	394	ILE
6	V	412	ARG
6	V	418	ASN
6	V	436	TYR
6	V	443	PHE
6	V	505	ASP
6	V	507	ILE
6	V	523	ASP
6	V	537	SER
6	V	554	GLN
6	V	558	THR
6	V	575	MET
6	V	593	GLN
6	V	613	LEU
6	V	625	ARG
6	V	640	GLN
6	V	645	TRP
6	V	648	LYS
6	W	12	ASN
6	W	38	PRO
6	W	91	MET
6	W	93	GLN
6	W	113	THR
6	W	133	ASN
6	W	143	MET
6	W	148	THR
6	W	154	ARG

Continued on next page...

Continued from previous page...

Mol	Chain	Res	Type
6	W	180	SER
6	W	183	TRP
6	W	189	PHE
6	W	205	ASN
6	W	219	LYS
6	W	249	VAL
6	W	266	MET
6	W	270	ASP
6	W	296	PRO
6	W	309	GLU
6	W	311	ASN
6	W	313	SER
6	W	317	ARG
6	W	359	PRO
6	W	369	SER
6	W	394	ILE
6	W	412	ARG
6	W	418	ASN
6	W	436	TYR
6	W	443	PHE
6	W	505	ASP
6	W	507	ILE
6	W	523	ASP
6	W	537	SER
6	W	554	GLN
6	W	558	THR
6	W	575	MET
6	W	586	VAL
6	W	593	GLN
6	W	613	LEU
6	W	625	ARG
6	W	640	GLN
6	W	645	TRP
6	W	648	LYS
6	X	12	ASN
6	X	38	PRO
6	X	91	MET
6	X	93	GLN
6	X	113	THR
6	X	133	ASN
6	X	143	MET
6	X	148	THR

Continued on next page...

Continued from previous page...

Mol	Chain	Res	Type
6	X	180	SER
6	X	183	TRP
6	X	189	PHE
6	X	205	ASN
6	X	219	LYS
6	X	248	GLU
6	X	249	VAL
6	X	266	MET
6	X	270	ASP
6	X	296	PRO
6	X	309	GLU
6	X	311	ASN
6	X	313	SER
6	X	317	ARG
6	X	359	PRO
6	X	369	SER
6	X	394	ILE
6	X	412	ARG
6	X	431	ILE
6	X	436	TYR
6	X	443	PHE
6	X	474	THR
6	X	494	THR
6	X	505	ASP
6	X	507	ILE
6	X	523	ASP
6	X	554	GLN
6	X	558	THR
6	X	575	MET
6	X	593	GLN
6	X	613	LEU
6	X	625	ARG
6	X	630	LEU
6	X	640	GLN
6	X	645	TRP
6	X	648	LYS
5	Y	25	TYR
5	Y	27	ARG
5	Y	35	PHE
5	Y	37	HIS
5	Y	40	TYR
5	Y	45	ARG

Continued on next page...

Continued from previous page...

Mol	Chain	Res	Type
5	Y	54	THR
5	Y	63	LYS
5	Y	98	THR
5	Y	102	HIS
5	Y	121	PRO
5	Y	124	ASP
5	Y	126	VAL
5	Y	147	HIS
5	Y	160	ILE
5	Y	171	HIS
5	Y	176	LEU
5	Y	178	ASP
5	Y	179	THR
5	Y	185	VAL
5	Y	197	VAL
5	Y	210	THR
5	Y	216	ILE
5	Y	226	ASN
5	Y	243	ASN
5	Y	259	HIS
5	Y	270	LEU
5	Y	276	ASP

Sometimes sidechains can be flipped to improve hydrogen bonding and reduce clashes. All (252) such sidechains are listed below:

Mol	Chain	Res	Type
1	A	50	ASN
1	A	110	GLN
1	A	163	ASN
1	A	309	ASN
1	A	316	GLN
1	A	347	GLN
1	A	406	ASN
1	A	584	GLN
1	A	621	ASN
1	A	630	GLN
1	A	633	ASN
1	A	651	ASN
1	A	752	ASN
1	A	816	ASN
1	A	915	GLN
1	A	916	GLN

Continued on next page...

Continued from previous page...

Mol	Chain	Res	Type
1	A	1137	ASN
1	A	1143	GLN
1	A	1162	GLN
2	B	272	HIS
2	B	312	ASN
2	B	353	GLN
2	B	375	ASN
2	B	410	HIS
2	B	418	GLN
2	B	426	ASN
2	B	429	ASN
2	B	458	HIS
2	B	652	GLN
2	B	682	GLN
2	B	699	ASN
2	B	792	GLN
2	B	804	HIS
2	B	830	ASN
2	B	854	ASN
2	B	875	GLN
2	B	956	HIS
2	B	958	HIS
2	B	962	GLN
2	B	1150	ASN
2	B	1192	ASN
3	C	123	ASN
3	C	285	ASN
3	C	411	GLN
3	C	595	GLN
3	C	614	GLN
3	C	663	GLN
3	C	792	GLN
3	C	854	ASN
3	C	956	HIS
3	C	986	GLN
4	D	87	HIS
4	D	117	ASN
4	D	153	GLN
4	D	195	GLN
4	D	273	HIS
4	D	343	GLN
4	D	396	GLN

Continued on next page...

Continued from previous page...

Mol	Chain	Res	Type
4	E	12	ASN
4	E	75	HIS
4	E	83	GLN
4	E	139	ASN
4	E	140	GLN
4	E	340	GLN
4	E	377	ASN
5	F	4	HIS
5	F	34	ASN
5	F	69	HIS
5	F	76	ASN
5	F	90	GLN
5	F	180	HIS
5	F	231	HIS
5	G	4	HIS
5	G	11	HIS
5	G	34	ASN
5	G	69	HIS
5	G	76	ASN
5	G	90	GLN
5	G	180	HIS
5	G	231	HIS
5	H	4	HIS
5	H	34	ASN
5	H	69	HIS
5	H	76	ASN
5	H	90	GLN
5	H	180	HIS
5	H	231	HIS
6	I	129	ASN
6	I	144	ASN
6	I	146	GLN
6	I	160	GLN
6	I	209	ASN
6	I	231	GLN
6	I	233	HIS
6	I	456	ASN
6	I	546	GLN
6	I	593	GLN
6	I	640	GLN
6	J	129	ASN
6	J	133	ASN

Continued on next page...

Continued from previous page...

Mol	Chain	Res	Type
6	J	144	ASN
6	J	160	GLN
6	J	209	ASN
6	J	231	GLN
6	J	233	HIS
6	J	456	ASN
6	J	546	GLN
6	J	593	GLN
6	J	640	GLN
6	K	129	ASN
6	K	133	ASN
6	K	144	ASN
6	K	160	GLN
6	K	209	ASN
6	K	231	GLN
6	K	233	HIS
6	K	456	ASN
6	K	546	GLN
6	K	593	GLN
6	K	640	GLN
5	L	4	HIS
5	L	11	HIS
5	L	34	ASN
5	L	69	HIS
5	L	76	ASN
5	L	90	GLN
5	L	180	HIS
5	L	231	HIS
5	L	232	GLN
5	M	4	HIS
5	M	34	ASN
5	M	69	HIS
5	M	76	ASN
5	M	90	GLN
5	M	180	HIS
5	M	231	HIS
5	N	4	HIS
5	N	11	HIS
5	N	34	ASN
5	N	69	HIS
5	N	76	ASN
5	N	90	GLN

Continued on next page...

Continued from previous page...

Mol	Chain	Res	Type
5	N	180	HIS
5	N	231	HIS
5	N	232	GLN
6	O	129	ASN
6	O	144	ASN
6	O	146	GLN
6	O	160	GLN
6	O	209	ASN
6	O	231	GLN
6	O	233	HIS
6	O	363	ASN
6	O	456	ASN
6	O	546	GLN
6	O	593	GLN
6	O	640	GLN
6	P	129	ASN
6	P	144	ASN
6	P	160	GLN
6	P	209	ASN
6	P	231	GLN
6	P	233	HIS
6	P	456	ASN
6	P	546	GLN
6	P	593	GLN
6	P	640	GLN
6	Q	129	ASN
6	Q	144	ASN
6	Q	160	GLN
6	Q	209	ASN
6	Q	231	GLN
6	Q	233	HIS
6	Q	414	GLN
6	Q	456	ASN
6	Q	546	GLN
6	Q	593	GLN
6	Q	640	GLN
5	R	4	HIS
5	R	34	ASN
5	R	69	HIS
5	R	76	ASN
5	R	90	GLN
5	R	180	HIS

Continued on next page...

Continued from previous page...

Mol	Chain	Res	Type
5	R	231	HIS
5	R	232	GLN
5	S	4	HIS
5	S	11	HIS
5	S	34	ASN
5	S	69	HIS
5	S	76	ASN
5	S	90	GLN
5	S	180	HIS
5	S	231	HIS
5	T	4	HIS
5	T	34	ASN
5	T	69	HIS
5	T	76	ASN
5	T	90	GLN
5	T	180	HIS
5	T	231	HIS
5	T	232	GLN
6	U	129	ASN
6	U	144	ASN
6	U	146	GLN
6	U	160	GLN
6	U	209	ASN
6	U	231	GLN
6	U	233	HIS
6	U	456	ASN
6	U	546	GLN
6	U	593	GLN
6	U	640	GLN
6	V	129	ASN
6	V	144	ASN
6	V	160	GLN
6	V	209	ASN
6	V	231	GLN
6	V	233	HIS
6	V	456	ASN
6	V	546	GLN
6	V	593	GLN
6	V	640	GLN
6	W	129	ASN
6	W	144	ASN
6	W	160	GLN

Continued on next page...

Continued from previous page...

Mol	Chain	Res	Type
6	W	209	ASN
6	W	231	GLN
6	W	233	HIS
6	W	414	GLN
6	W	456	ASN
6	W	546	GLN
6	W	593	GLN
6	W	640	GLN
6	X	129	ASN
6	X	144	ASN
6	X	146	GLN
6	X	209	ASN
6	X	231	GLN
6	X	233	HIS
6	X	456	ASN
6	X	546	GLN
6	X	593	GLN
6	X	640	GLN
5	Y	4	HIS
5	Y	11	HIS
5	Y	34	ASN
5	Y	69	HIS
5	Y	76	ASN
5	Y	90	GLN
5	Y	180	HIS
5	Y	231	HIS

5.3.3 RNA [i](#)

There are no RNA molecules in this entry.

5.4 Non-standard residues in protein, DNA, RNA chains [i](#)

There are no non-standard protein/DNA/RNA residues in this entry.

5.5 Carbohydrates [i](#)

There are no monosaccharides in this entry.

5.6 Ligand geometry [i](#)

There are no ligands in this entry.

5.7 Other polymers [i](#)

There are no such residues in this entry.

5.8 Polymer linkage issues [i](#)

There are no chain breaks in this entry.


6 Map visualisation [i](#)

This section contains visualisations of the EMDB entry EMD-1653. These allow visual inspection of the internal detail of the map and identification of artifacts.

No raw map or half-maps were deposited for this entry and therefore no images, graphs, etc. pertaining to the raw map can be shown.

6.1 Orthogonal projections [i](#)


6.1.1 Primary map



The images above show the map projected in three orthogonal directions.

6.2 Central slices [i](#)

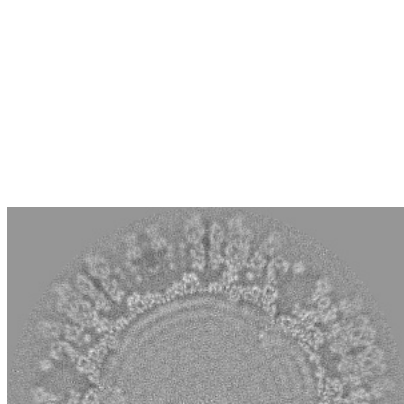
6.2.1 Primary map




The images above show central slices of the map in three orthogonal directions.

6.3 Largest variance slices [i](#)

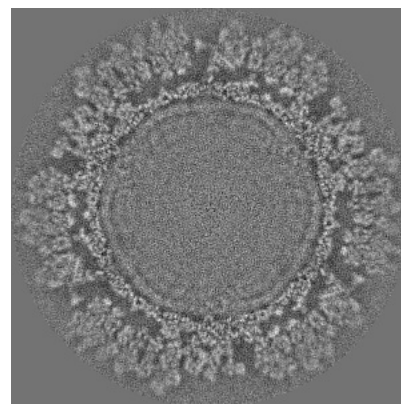
6.3.1 Primary map



X Index: 464



Y Index: 501




Z Index: 18


The images above show the largest variance slices of the map in three orthogonal directions.

6.4 Orthogonal standard-deviation projections (False-color) [i](#)


6.4.1 Primary map



X



Y




Z

The images above show the map standard deviation projections with false color in three orthogonal directions. Minimum values are shown in green, max in blue, and dark to light orange shades represent small to large values respectively.

6.5 Orthogonal surface views [i](#)

6.5.1 Primary map



The images above show the 3D surface view of the map at the recommended contour level 1.4. These images, in conjunction with the slice images, may facilitate assessment of whether an appropriate contour level has been provided.

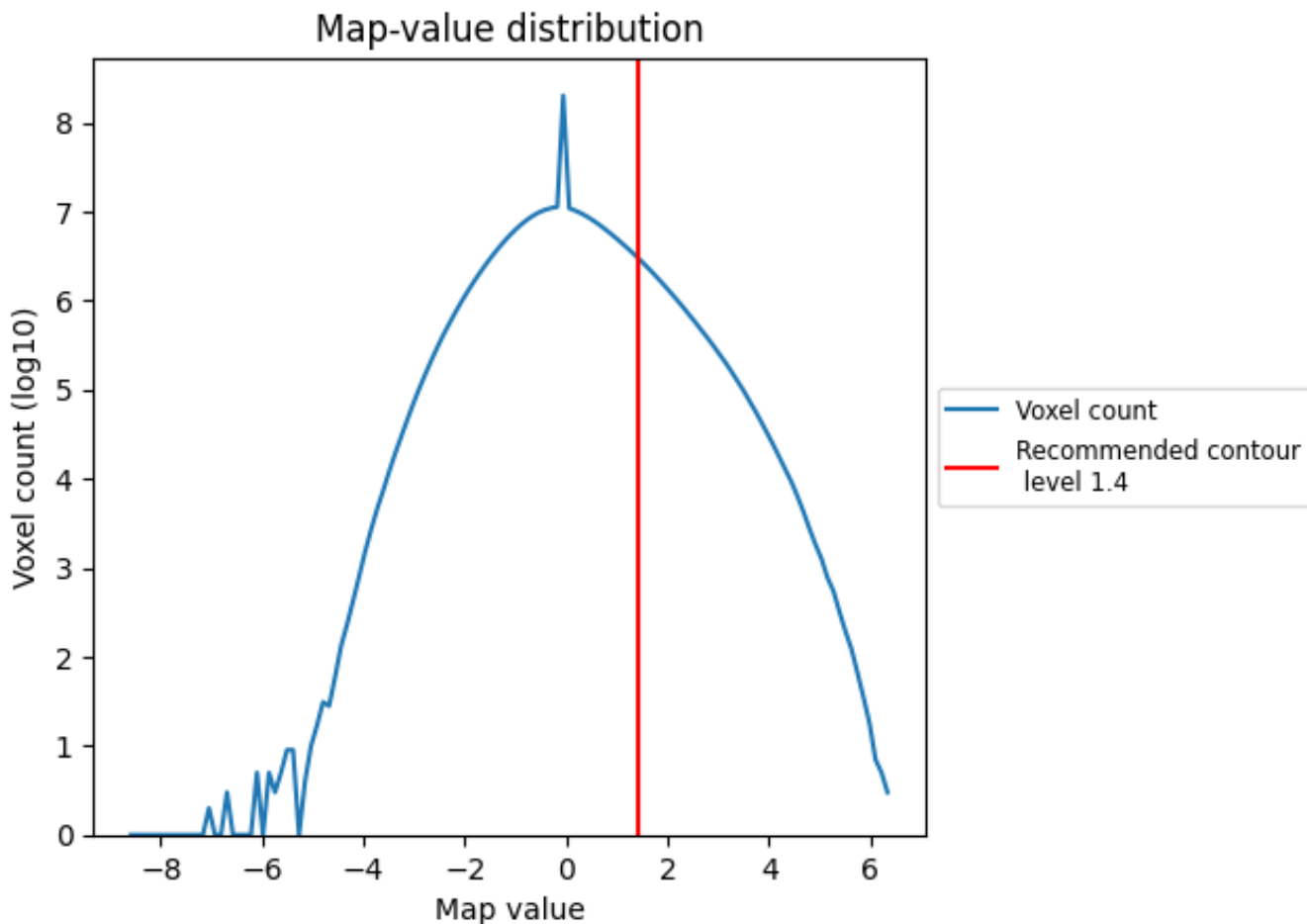
6.6 Mask visualisation [i](#)

This section was not generated. No masks/segmentation were deposited.

7 Map analysis [i](#)

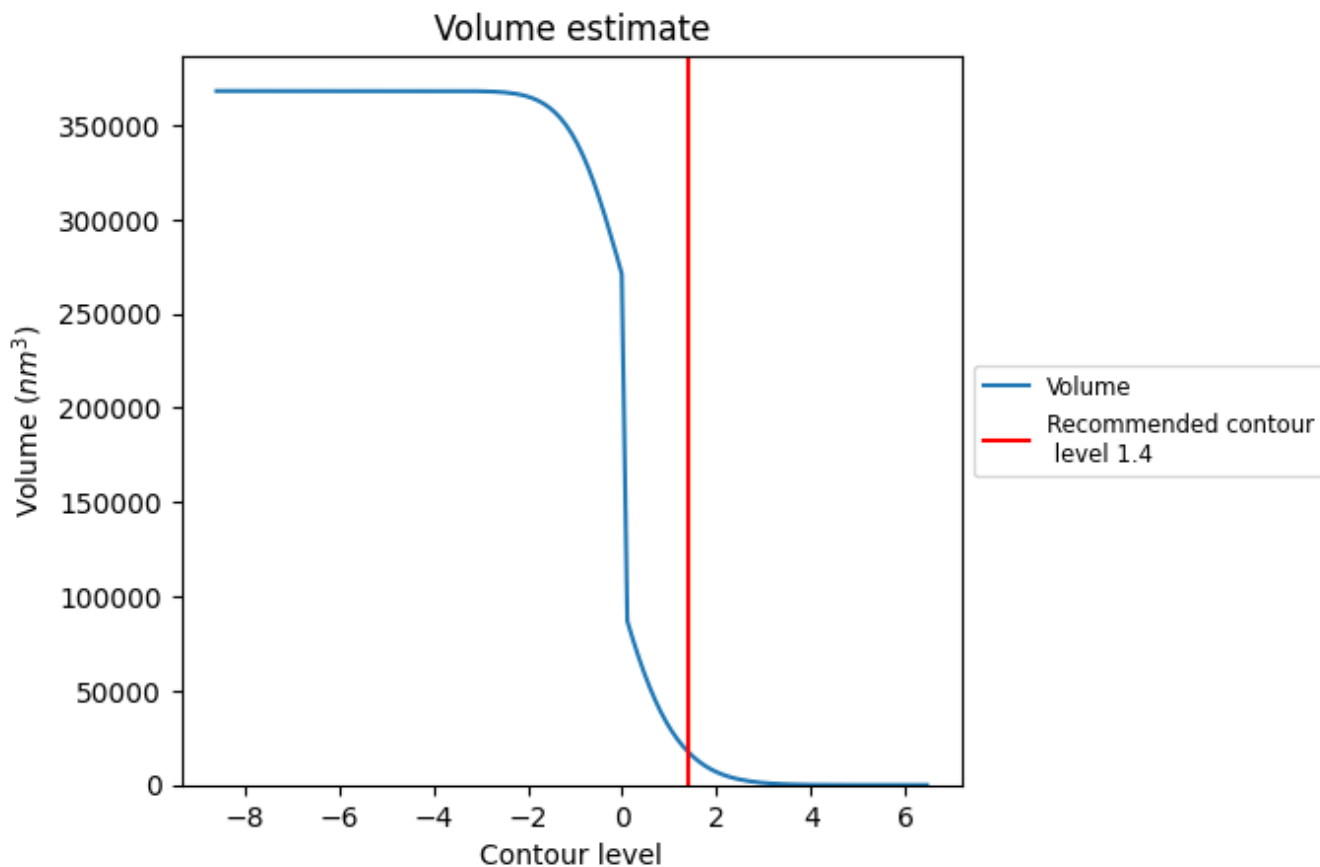
This section contains the results of statistical analysis of the map.

7.1 Map-value distribution [i](#)



The map-value distribution is plotted in 128 intervals along the x-axis. The y-axis is logarithmic. A spike in this graph at zero usually indicates that the volume has been masked.

7.2 Volume estimate [\(i\)](#)



The volume at the recommended contour level is 17524 nm³; this corresponds to an approximate mass of 15830 kDa.

The volume estimate graph shows how the enclosed volume varies with the contour level. The recommended contour level is shown as a vertical line and the intersection between the line and the curve gives the volume of the enclosed surface at the given level.

7.3 Rotationally averaged power spectrum [\(i\)](#)

This section was not generated. The rotationally averaged power spectrum is only generated for cubic maps.

8 Fourier-Shell correlation


This section was not generated. No FSC curve or half-maps provided.

9 Map-model fit [i](#)


This section contains information regarding the fit between EMDB map EMD-1653 and PDB model 3K1Q. Per-residue inclusion information can be found in section 3 on page 6.

9.1 Map-model overlays

9.1.1 Map-model overlay [i](#)

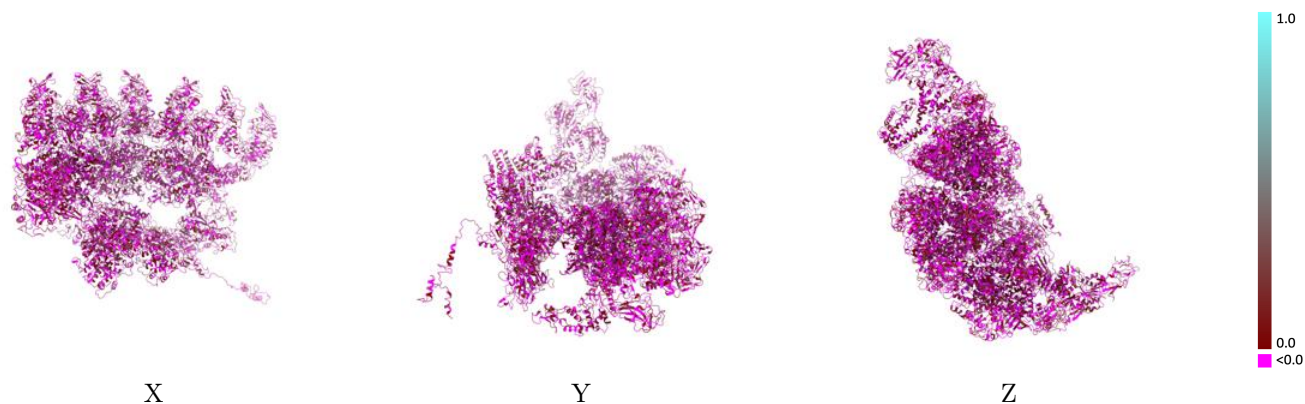


9.1.2 Map-model assembly overlay [i](#)



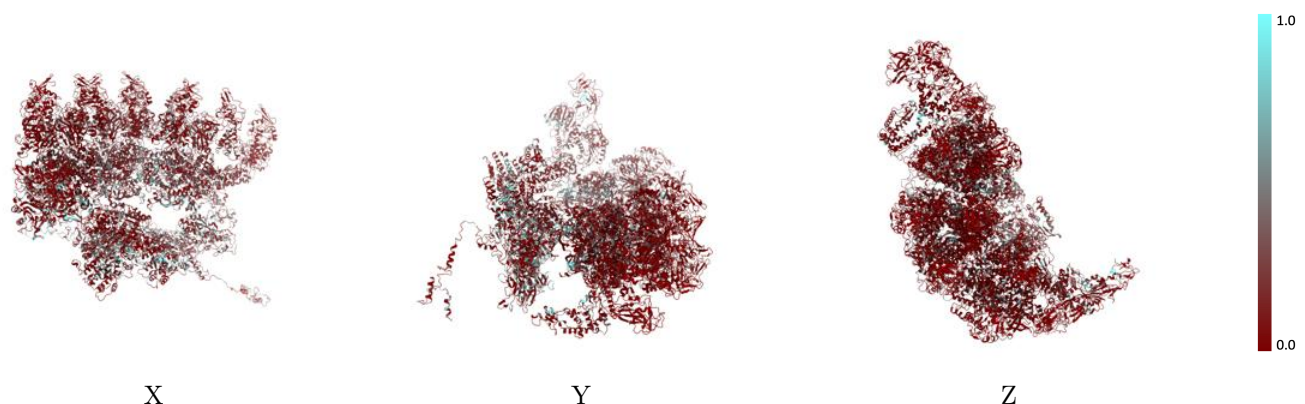
The images above show the 3D surface view of the map at the recommended contour level 1.4 at 50% transparency in yellow overlaid with a ribbon representation of the model coloured in blue. These images allow for the visual assessment of the quality of fit between the atomic model and the map.

9.2 Q-score mapped to coordinate model [i](#)



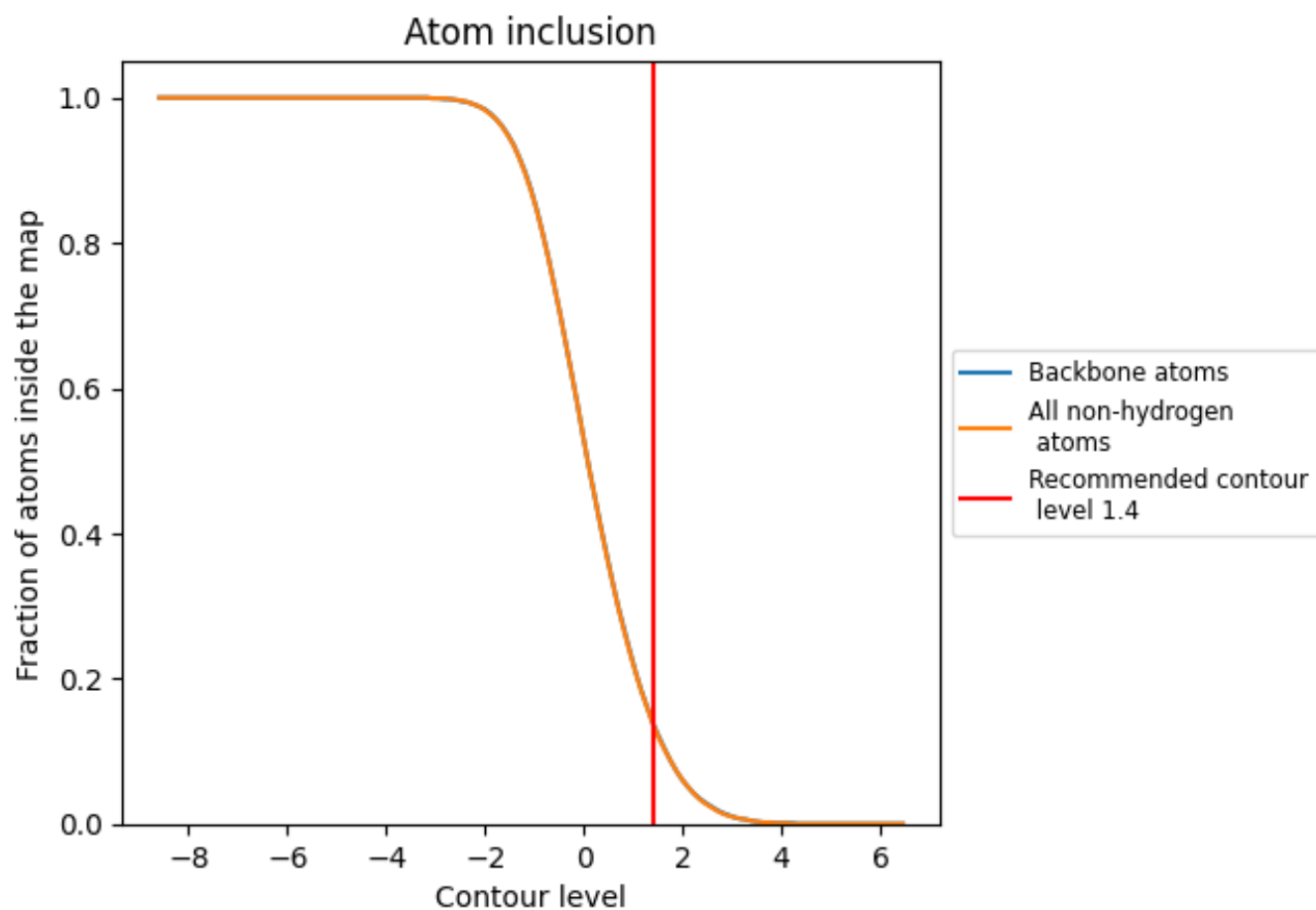
The images above show the model with each residue coloured according to its Q-score. This shows their resolvability in the map with higher Q-score values reflecting better resolvability. Please note: Q-score is calculating the resolvability of atoms, and thus high values are only expected at resolutions at which atoms can be resolved. Low Q-score values may therefore be expected for many entries.

9.3 Atom inclusion mapped to coordinate model [i](#)



The images above show the model with each residue coloured according to its atom inclusion. This shows to what extent they are inside the map at the recommended contour level (1.4).





















































9.4 Atom inclusion [i](#)



At the recommended contour level, 14% of all backbone atoms, 14% of all non-hydrogen atoms, are inside the map.

9.5 Map-model fit summary

The table lists the average atom inclusion at the recommended contour level (1.4) and Q-score for the entire model and for each chain.

Chain	Atom inclusion	Q-score
All	 0.1370	 -0.0000
A	 0.1560	 0.0070
B	 0.2250	 0.0040
C	 0.2280	 0.0010
D	 0.1740	 -0.0070
E	 0.2600	 0.0160
F	 0.0820	 0.0040
G	 0.0690	 0.0000
H	 0.0710	 0.0180
I	 0.1230	 -0.0100
J	 0.1500	 -0.0010
K	 0.1500	 0.0060
L	 0.0590	 0.0070
M	 0.0640	 -0.0050
N	 0.0020	 0.0050
O	 0.1100	 0.0000
P	 0.1070	 0.0080
Q	 0.1170	 -0.0080
R	 0.0750	 -0.0150
S	 0.0820	 0.0050
T	 0.0920	 0.0000
U	 0.1260	 -0.0060
V	 0.1260	 -0.0130
W	 0.1470	 -0.0100
X	 0.0970	 -0.0090
Y	 0.0040	 -0.0050

