



Full wwPDB EM Validation Report ⓘ

Nov 26, 2023 – 12:54 AM JST

PDB ID : 8JCE
EMDB ID : EMD-36159
Title : Cryo-EM Structure of Chikungunya Virus Nonstructural Protein 1 with m7GpppAmU
Authors : Zhang, K.; Law, M.C.Y.; Nguyen, T.M.; Tan, Y.B.; Wirawan, M.; Law, Y.S.; Luo, D.H.
Deposited on : 2023-05-11
Resolution : 2.41 Å(reported)

This is a Full wwPDB EM Validation Report for a publicly released PDB entry.

We welcome your comments at validation@mail.wwpdb.org

A user guide is available at

<https://www.wwpdb.org/validation/2017/EMValidationReportHelp>

with specific help available everywhere you see the ⓘ symbol.

The types of validation reports are described at

<http://www.wwpdb.org/validation/2017/FAQs#types>.

The following versions of software and data (see [references ⓘ](#)) were used in the production of this report:

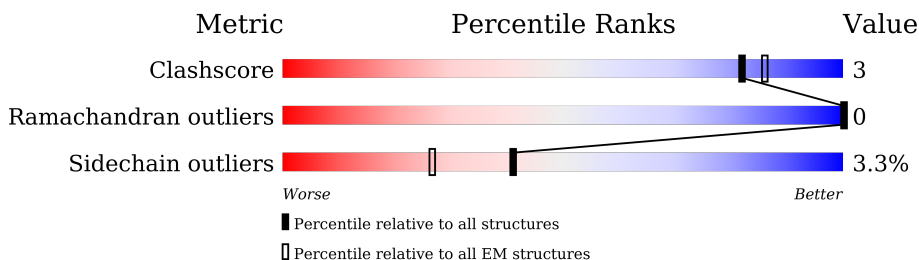
EMDB validation analysis : 0.0.1.dev70
Mogul : 1.8.5 (274361), CSD as541be (2020)
MolProbity : 4.02b-467
buster-report : 1.1.7 (2018)
Percentile statistics : 20191225.v01 (using entries in the PDB archive December 25th 2019)
MapQ : 1.9.9
Ideal geometry (proteins) : Engh & Huber (2001)
Ideal geometry (DNA, RNA) : Parkinson et al. (1996)
Validation Pipeline (wwPDB-VP) : 2.36

1 Overall quality at a glance i

The following experimental techniques were used to determine the structure:
ELECTRON MICROSCOPY

The reported resolution of this entry is 2.41 Å.

Percentile scores (ranging between 0-100) for global validation metrics of the entry are shown in the following graphic. The table shows the number of entries on which the scores are based.







Metric	Whole archive (#Entries)	EM structures (#Entries)
Clashscore	158937	4297
Ramachandran outliers	154571	4023
Sidechain outliers	154315	3826

The table below summarises the geometric issues observed across the polymeric chains and their fit to the map. The red, orange, yellow and green segments of the bar indicate the fraction of residues that contain outliers for ≥ 3 , 2, 1 and 0 types of geometric quality criteria respectively. A grey segment represents the fraction of residues that are not modelled. The numeric value for each fraction is indicated below the corresponding segment, with a dot representing fractions $\leq 5\%$. The upper red bar (where present) indicates the fraction of residues that have poor fit to the EM map (all-atom inclusion $< 40\%$). The numeric value is given above the bar.

Mol	Chain	Length	Quality of chain
1	A	552	75% 6% • 18%
1	B	552	75% 6% • 18%
1	C	552	75% 6% • 18%
1	D	552	75% 7% • 18%
1	E	552	76% 6% • 18%
1	F	552	75% 6% • 18%
1	G	552	76% 6% • 18%
1	H	552	76% 6% • 18%

Continued on next page...

Continued from previous page...

Mol	Chain	Length	Quality of chain
1	I	552	 76% 5% 18%
1	J	552	 75% 6% 18%
1	K	552	 76% 6% 18%
1	L	552	 76% 6% 18%

2 Entry composition [i](#)

There are 6 unique types of molecules in this entry. The entry contains 44304 atoms, of which 0 are hydrogens and 0 are deuteriums.

In the tables below, the AltConf column contains the number of residues with at least one atom in alternate conformation and the Trace column contains the number of residues modelled with at most 2 atoms.

- Molecule 1 is a protein called mRNA-capping enzyme nsP1.

Mol	Chain	Residues	Atoms					AltConf	Trace
			Total	C	N	O	S		
1	A	453	3543	2240	614	661	28	1	0
1	B	453	3543	2240	614	661	28	1	0
1	C	453	3543	2240	614	661	28	1	0
1	D	453	3543	2240	614	661	28	1	0
1	E	453	3543	2240	614	661	28	1	0
1	F	453	3543	2240	614	661	28	1	0
1	G	453	3543	2240	614	661	28	1	0
1	H	453	3543	2240	614	661	28	1	0
1	I	453	3543	2240	614	661	28	1	0
1	J	453	3543	2240	614	661	28	1	0
1	K	453	3543	2240	614	661	28	1	0
1	L	453	3543	2240	614	661	28	1	0

There are 444 discrepancies between the modelled and reference sequences:

Chain	Residue	Modelled	Actual	Comment	Reference
A	37	ALA	HIS	engineered mutation	UNP Q8JUX6
A	517	GLY	-	expression tag	UNP Q8JUX6
A	518	GLY	-	expression tag	UNP Q8JUX6
A	519	GLY	-	expression tag	UNP Q8JUX6
A	520	GLY	-	expression tag	UNP Q8JUX6
A	521	SER	-	expression tag	UNP Q8JUX6

Continued on next page...

Continued from previous page...

Chain	Residue	Modelled	Actual	Comment	Reference
A	522	TRP	-	expression tag	UNP Q8JUX6
A	523	SER	-	expression tag	UNP Q8JUX6
A	524	HIS	-	expression tag	UNP Q8JUX6
A	525	PRO	-	expression tag	UNP Q8JUX6
A	526	GLN	-	expression tag	UNP Q8JUX6
A	527	PHE	-	expression tag	UNP Q8JUX6
A	528	GLU	-	expression tag	UNP Q8JUX6
A	529	LYS	-	expression tag	UNP Q8JUX6
A	530	MET	-	expression tag	UNP Q8JUX6
A	531	ASP	-	expression tag	UNP Q8JUX6
A	532	TYR	-	expression tag	UNP Q8JUX6
A	533	LYS	-	expression tag	UNP Q8JUX6
A	534	ASP	-	expression tag	UNP Q8JUX6
A	535	HIS	-	expression tag	UNP Q8JUX6
A	536	ASP	-	expression tag	UNP Q8JUX6
A	537	GLY	-	expression tag	UNP Q8JUX6
A	538	ASP	-	expression tag	UNP Q8JUX6
A	539	TYR	-	expression tag	UNP Q8JUX6
A	540	LYS	-	expression tag	UNP Q8JUX6
A	541	ASP	-	expression tag	UNP Q8JUX6
A	542	HIS	-	expression tag	UNP Q8JUX6
A	543	ASP	-	expression tag	UNP Q8JUX6
A	544	ILE	-	expression tag	UNP Q8JUX6
A	545	ASP	-	expression tag	UNP Q8JUX6
A	546	TYR	-	expression tag	UNP Q8JUX6
A	547	LYS	-	expression tag	UNP Q8JUX6
A	548	ASP	-	expression tag	UNP Q8JUX6
A	549	ASP	-	expression tag	UNP Q8JUX6
A	550	ASP	-	expression tag	UNP Q8JUX6
A	551	ASP	-	expression tag	UNP Q8JUX6
A	552	LYS	-	expression tag	UNP Q8JUX6
B	37	ALA	HIS	engineered mutation	UNP Q8JUX6
B	517	GLY	-	expression tag	UNP Q8JUX6
B	518	GLY	-	expression tag	UNP Q8JUX6
B	519	GLY	-	expression tag	UNP Q8JUX6
B	520	GLY	-	expression tag	UNP Q8JUX6
B	521	SER	-	expression tag	UNP Q8JUX6
B	522	TRP	-	expression tag	UNP Q8JUX6
B	523	SER	-	expression tag	UNP Q8JUX6
B	524	HIS	-	expression tag	UNP Q8JUX6
B	525	PRO	-	expression tag	UNP Q8JUX6
B	526	GLN	-	expression tag	UNP Q8JUX6

Continued on next page...

Continued from previous page...

Chain	Residue	Modelled	Actual	Comment	Reference
B	527	PHE	-	expression tag	UNP Q8JUX6
B	528	GLU	-	expression tag	UNP Q8JUX6
B	529	LYS	-	expression tag	UNP Q8JUX6
B	530	MET	-	expression tag	UNP Q8JUX6
B	531	ASP	-	expression tag	UNP Q8JUX6
B	532	TYR	-	expression tag	UNP Q8JUX6
B	533	LYS	-	expression tag	UNP Q8JUX6
B	534	ASP	-	expression tag	UNP Q8JUX6
B	535	HIS	-	expression tag	UNP Q8JUX6
B	536	ASP	-	expression tag	UNP Q8JUX6
B	537	GLY	-	expression tag	UNP Q8JUX6
B	538	ASP	-	expression tag	UNP Q8JUX6
B	539	TYR	-	expression tag	UNP Q8JUX6
B	540	LYS	-	expression tag	UNP Q8JUX6
B	541	ASP	-	expression tag	UNP Q8JUX6
B	542	HIS	-	expression tag	UNP Q8JUX6
B	543	ASP	-	expression tag	UNP Q8JUX6
B	544	ILE	-	expression tag	UNP Q8JUX6
B	545	ASP	-	expression tag	UNP Q8JUX6
B	546	TYR	-	expression tag	UNP Q8JUX6
B	547	LYS	-	expression tag	UNP Q8JUX6
B	548	ASP	-	expression tag	UNP Q8JUX6
B	549	ASP	-	expression tag	UNP Q8JUX6
B	550	ASP	-	expression tag	UNP Q8JUX6
B	551	ASP	-	expression tag	UNP Q8JUX6
B	552	LYS	-	expression tag	UNP Q8JUX6
C	37	ALA	HIS	engineered mutation	UNP Q8JUX6
C	517	GLY	-	expression tag	UNP Q8JUX6
C	518	GLY	-	expression tag	UNP Q8JUX6
C	519	GLY	-	expression tag	UNP Q8JUX6
C	520	GLY	-	expression tag	UNP Q8JUX6
C	521	SER	-	expression tag	UNP Q8JUX6
C	522	TRP	-	expression tag	UNP Q8JUX6
C	523	SER	-	expression tag	UNP Q8JUX6
C	524	HIS	-	expression tag	UNP Q8JUX6
C	525	PRO	-	expression tag	UNP Q8JUX6
C	526	GLN	-	expression tag	UNP Q8JUX6
C	527	PHE	-	expression tag	UNP Q8JUX6
C	528	GLU	-	expression tag	UNP Q8JUX6
C	529	LYS	-	expression tag	UNP Q8JUX6
C	530	MET	-	expression tag	UNP Q8JUX6
C	531	ASP	-	expression tag	UNP Q8JUX6

Continued on next page...

Continued from previous page...

Chain	Residue	Modelled	Actual	Comment	Reference
C	532	TYR	-	expression tag	UNP Q8JUX6
C	533	LYS	-	expression tag	UNP Q8JUX6
C	534	ASP	-	expression tag	UNP Q8JUX6
C	535	HIS	-	expression tag	UNP Q8JUX6
C	536	ASP	-	expression tag	UNP Q8JUX6
C	537	GLY	-	expression tag	UNP Q8JUX6
C	538	ASP	-	expression tag	UNP Q8JUX6
C	539	TYR	-	expression tag	UNP Q8JUX6
C	540	LYS	-	expression tag	UNP Q8JUX6
C	541	ASP	-	expression tag	UNP Q8JUX6
C	542	HIS	-	expression tag	UNP Q8JUX6
C	543	ASP	-	expression tag	UNP Q8JUX6
C	544	ILE	-	expression tag	UNP Q8JUX6
C	545	ASP	-	expression tag	UNP Q8JUX6
C	546	TYR	-	expression tag	UNP Q8JUX6
C	547	LYS	-	expression tag	UNP Q8JUX6
C	548	ASP	-	expression tag	UNP Q8JUX6
C	549	ASP	-	expression tag	UNP Q8JUX6
C	550	ASP	-	expression tag	UNP Q8JUX6
C	551	ASP	-	expression tag	UNP Q8JUX6
C	552	LYS	-	expression tag	UNP Q8JUX6
D	37	ALA	HIS	engineered mutation	UNP Q8JUX6
D	517	GLY	-	expression tag	UNP Q8JUX6
D	518	GLY	-	expression tag	UNP Q8JUX6
D	519	GLY	-	expression tag	UNP Q8JUX6
D	520	GLY	-	expression tag	UNP Q8JUX6
D	521	SER	-	expression tag	UNP Q8JUX6
D	522	TRP	-	expression tag	UNP Q8JUX6
D	523	SER	-	expression tag	UNP Q8JUX6
D	524	HIS	-	expression tag	UNP Q8JUX6
D	525	PRO	-	expression tag	UNP Q8JUX6
D	526	GLN	-	expression tag	UNP Q8JUX6
D	527	PHE	-	expression tag	UNP Q8JUX6
D	528	GLU	-	expression tag	UNP Q8JUX6
D	529	LYS	-	expression tag	UNP Q8JUX6
D	530	MET	-	expression tag	UNP Q8JUX6
D	531	ASP	-	expression tag	UNP Q8JUX6
D	532	TYR	-	expression tag	UNP Q8JUX6
D	533	LYS	-	expression tag	UNP Q8JUX6
D	534	ASP	-	expression tag	UNP Q8JUX6
D	535	HIS	-	expression tag	UNP Q8JUX6
D	536	ASP	-	expression tag	UNP Q8JUX6

Continued on next page...

Continued from previous page...

Chain	Residue	Modelled	Actual	Comment	Reference
D	537	GLY	-	expression tag	UNP Q8JUX6
D	538	ASP	-	expression tag	UNP Q8JUX6
D	539	TYR	-	expression tag	UNP Q8JUX6
D	540	LYS	-	expression tag	UNP Q8JUX6
D	541	ASP	-	expression tag	UNP Q8JUX6
D	542	HIS	-	expression tag	UNP Q8JUX6
D	543	ASP	-	expression tag	UNP Q8JUX6
D	544	ILE	-	expression tag	UNP Q8JUX6
D	545	ASP	-	expression tag	UNP Q8JUX6
D	546	TYR	-	expression tag	UNP Q8JUX6
D	547	LYS	-	expression tag	UNP Q8JUX6
D	548	ASP	-	expression tag	UNP Q8JUX6
D	549	ASP	-	expression tag	UNP Q8JUX6
D	550	ASP	-	expression tag	UNP Q8JUX6
D	551	ASP	-	expression tag	UNP Q8JUX6
D	552	LYS	-	expression tag	UNP Q8JUX6
E	37	ALA	HIS	engineered mutation	UNP Q8JUX6
E	517	GLY	-	expression tag	UNP Q8JUX6
E	518	GLY	-	expression tag	UNP Q8JUX6
E	519	GLY	-	expression tag	UNP Q8JUX6
E	520	GLY	-	expression tag	UNP Q8JUX6
E	521	SER	-	expression tag	UNP Q8JUX6
E	522	TRP	-	expression tag	UNP Q8JUX6
E	523	SER	-	expression tag	UNP Q8JUX6
E	524	HIS	-	expression tag	UNP Q8JUX6
E	525	PRO	-	expression tag	UNP Q8JUX6
E	526	GLN	-	expression tag	UNP Q8JUX6
E	527	PHE	-	expression tag	UNP Q8JUX6
E	528	GLU	-	expression tag	UNP Q8JUX6
E	529	LYS	-	expression tag	UNP Q8JUX6
E	530	MET	-	expression tag	UNP Q8JUX6
E	531	ASP	-	expression tag	UNP Q8JUX6
E	532	TYR	-	expression tag	UNP Q8JUX6
E	533	LYS	-	expression tag	UNP Q8JUX6
E	534	ASP	-	expression tag	UNP Q8JUX6
E	535	HIS	-	expression tag	UNP Q8JUX6
E	536	ASP	-	expression tag	UNP Q8JUX6
E	537	GLY	-	expression tag	UNP Q8JUX6
E	538	ASP	-	expression tag	UNP Q8JUX6
E	539	TYR	-	expression tag	UNP Q8JUX6
E	540	LYS	-	expression tag	UNP Q8JUX6
E	541	ASP	-	expression tag	UNP Q8JUX6

Continued on next page...

Continued from previous page...

Chain	Residue	Modelled	Actual	Comment	Reference
E	542	HIS	-	expression tag	UNP Q8JUX6
E	543	ASP	-	expression tag	UNP Q8JUX6
E	544	ILE	-	expression tag	UNP Q8JUX6
E	545	ASP	-	expression tag	UNP Q8JUX6
E	546	TYR	-	expression tag	UNP Q8JUX6
E	547	LYS	-	expression tag	UNP Q8JUX6
E	548	ASP	-	expression tag	UNP Q8JUX6
E	549	ASP	-	expression tag	UNP Q8JUX6
E	550	ASP	-	expression tag	UNP Q8JUX6
E	551	ASP	-	expression tag	UNP Q8JUX6
E	552	LYS	-	expression tag	UNP Q8JUX6
F	37	ALA	HIS	engineered mutation	UNP Q8JUX6
F	517	GLY	-	expression tag	UNP Q8JUX6
F	518	GLY	-	expression tag	UNP Q8JUX6
F	519	GLY	-	expression tag	UNP Q8JUX6
F	520	GLY	-	expression tag	UNP Q8JUX6
F	521	SER	-	expression tag	UNP Q8JUX6
F	522	TRP	-	expression tag	UNP Q8JUX6
F	523	SER	-	expression tag	UNP Q8JUX6
F	524	HIS	-	expression tag	UNP Q8JUX6
F	525	PRO	-	expression tag	UNP Q8JUX6
F	526	GLN	-	expression tag	UNP Q8JUX6
F	527	PHE	-	expression tag	UNP Q8JUX6
F	528	GLU	-	expression tag	UNP Q8JUX6
F	529	LYS	-	expression tag	UNP Q8JUX6
F	530	MET	-	expression tag	UNP Q8JUX6
F	531	ASP	-	expression tag	UNP Q8JUX6
F	532	TYR	-	expression tag	UNP Q8JUX6
F	533	LYS	-	expression tag	UNP Q8JUX6
F	534	ASP	-	expression tag	UNP Q8JUX6
F	535	HIS	-	expression tag	UNP Q8JUX6
F	536	ASP	-	expression tag	UNP Q8JUX6
F	537	GLY	-	expression tag	UNP Q8JUX6
F	538	ASP	-	expression tag	UNP Q8JUX6
F	539	TYR	-	expression tag	UNP Q8JUX6
F	540	LYS	-	expression tag	UNP Q8JUX6
F	541	ASP	-	expression tag	UNP Q8JUX6
F	542	HIS	-	expression tag	UNP Q8JUX6
F	543	ASP	-	expression tag	UNP Q8JUX6
F	544	ILE	-	expression tag	UNP Q8JUX6
F	545	ASP	-	expression tag	UNP Q8JUX6
F	546	TYR	-	expression tag	UNP Q8JUX6

Continued on next page...

Continued from previous page...

Chain	Residue	Modelled	Actual	Comment	Reference
F	547	LYS	-	expression tag	UNP Q8JUX6
F	548	ASP	-	expression tag	UNP Q8JUX6
F	549	ASP	-	expression tag	UNP Q8JUX6
F	550	ASP	-	expression tag	UNP Q8JUX6
F	551	ASP	-	expression tag	UNP Q8JUX6
F	552	LYS	-	expression tag	UNP Q8JUX6
G	37	ALA	HIS	engineered mutation	UNP Q8JUX6
G	517	GLY	-	expression tag	UNP Q8JUX6
G	518	GLY	-	expression tag	UNP Q8JUX6
G	519	GLY	-	expression tag	UNP Q8JUX6
G	520	GLY	-	expression tag	UNP Q8JUX6
G	521	SER	-	expression tag	UNP Q8JUX6
G	522	TRP	-	expression tag	UNP Q8JUX6
G	523	SER	-	expression tag	UNP Q8JUX6
G	524	HIS	-	expression tag	UNP Q8JUX6
G	525	PRO	-	expression tag	UNP Q8JUX6
G	526	GLN	-	expression tag	UNP Q8JUX6
G	527	PHE	-	expression tag	UNP Q8JUX6
G	528	GLU	-	expression tag	UNP Q8JUX6
G	529	LYS	-	expression tag	UNP Q8JUX6
G	530	MET	-	expression tag	UNP Q8JUX6
G	531	ASP	-	expression tag	UNP Q8JUX6
G	532	TYR	-	expression tag	UNP Q8JUX6
G	533	LYS	-	expression tag	UNP Q8JUX6
G	534	ASP	-	expression tag	UNP Q8JUX6
G	535	HIS	-	expression tag	UNP Q8JUX6
G	536	ASP	-	expression tag	UNP Q8JUX6
G	537	GLY	-	expression tag	UNP Q8JUX6
G	538	ASP	-	expression tag	UNP Q8JUX6
G	539	TYR	-	expression tag	UNP Q8JUX6
G	540	LYS	-	expression tag	UNP Q8JUX6
G	541	ASP	-	expression tag	UNP Q8JUX6
G	542	HIS	-	expression tag	UNP Q8JUX6
G	543	ASP	-	expression tag	UNP Q8JUX6
G	544	ILE	-	expression tag	UNP Q8JUX6
G	545	ASP	-	expression tag	UNP Q8JUX6
G	546	TYR	-	expression tag	UNP Q8JUX6
G	547	LYS	-	expression tag	UNP Q8JUX6
G	548	ASP	-	expression tag	UNP Q8JUX6
G	549	ASP	-	expression tag	UNP Q8JUX6
G	550	ASP	-	expression tag	UNP Q8JUX6
G	551	ASP	-	expression tag	UNP Q8JUX6

Continued on next page...

Continued from previous page...

Chain	Residue	Modelled	Actual	Comment	Reference
G	552	LYS	-	expression tag	UNP Q8JUX6
H	37	ALA	HIS	engineered mutation	UNP Q8JUX6
H	517	GLY	-	expression tag	UNP Q8JUX6
H	518	GLY	-	expression tag	UNP Q8JUX6
H	519	GLY	-	expression tag	UNP Q8JUX6
H	520	GLY	-	expression tag	UNP Q8JUX6
H	521	SER	-	expression tag	UNP Q8JUX6
H	522	TRP	-	expression tag	UNP Q8JUX6
H	523	SER	-	expression tag	UNP Q8JUX6
H	524	HIS	-	expression tag	UNP Q8JUX6
H	525	PRO	-	expression tag	UNP Q8JUX6
H	526	GLN	-	expression tag	UNP Q8JUX6
H	527	PHE	-	expression tag	UNP Q8JUX6
H	528	GLU	-	expression tag	UNP Q8JUX6
H	529	LYS	-	expression tag	UNP Q8JUX6
H	530	MET	-	expression tag	UNP Q8JUX6
H	531	ASP	-	expression tag	UNP Q8JUX6
H	532	TYR	-	expression tag	UNP Q8JUX6
H	533	LYS	-	expression tag	UNP Q8JUX6
H	534	ASP	-	expression tag	UNP Q8JUX6
H	535	HIS	-	expression tag	UNP Q8JUX6
H	536	ASP	-	expression tag	UNP Q8JUX6
H	537	GLY	-	expression tag	UNP Q8JUX6
H	538	ASP	-	expression tag	UNP Q8JUX6
H	539	TYR	-	expression tag	UNP Q8JUX6
H	540	LYS	-	expression tag	UNP Q8JUX6
H	541	ASP	-	expression tag	UNP Q8JUX6
H	542	HIS	-	expression tag	UNP Q8JUX6
H	543	ASP	-	expression tag	UNP Q8JUX6
H	544	ILE	-	expression tag	UNP Q8JUX6
H	545	ASP	-	expression tag	UNP Q8JUX6
H	546	TYR	-	expression tag	UNP Q8JUX6
H	547	LYS	-	expression tag	UNP Q8JUX6
H	548	ASP	-	expression tag	UNP Q8JUX6
H	549	ASP	-	expression tag	UNP Q8JUX6
H	550	ASP	-	expression tag	UNP Q8JUX6
H	551	ASP	-	expression tag	UNP Q8JUX6
H	552	LYS	-	expression tag	UNP Q8JUX6
I	37	ALA	HIS	engineered mutation	UNP Q8JUX6
I	517	GLY	-	expression tag	UNP Q8JUX6
I	518	GLY	-	expression tag	UNP Q8JUX6
I	519	GLY	-	expression tag	UNP Q8JUX6

Continued on next page...

Continued from previous page...

Chain	Residue	Modelled	Actual	Comment	Reference
I	520	GLY	-	expression tag	UNP Q8JUX6
I	521	SER	-	expression tag	UNP Q8JUX6
I	522	TRP	-	expression tag	UNP Q8JUX6
I	523	SER	-	expression tag	UNP Q8JUX6
I	524	HIS	-	expression tag	UNP Q8JUX6
I	525	PRO	-	expression tag	UNP Q8JUX6
I	526	GLN	-	expression tag	UNP Q8JUX6
I	527	PHE	-	expression tag	UNP Q8JUX6
I	528	GLU	-	expression tag	UNP Q8JUX6
I	529	LYS	-	expression tag	UNP Q8JUX6
I	530	MET	-	expression tag	UNP Q8JUX6
I	531	ASP	-	expression tag	UNP Q8JUX6
I	532	TYR	-	expression tag	UNP Q8JUX6
I	533	LYS	-	expression tag	UNP Q8JUX6
I	534	ASP	-	expression tag	UNP Q8JUX6
I	535	HIS	-	expression tag	UNP Q8JUX6
I	536	ASP	-	expression tag	UNP Q8JUX6
I	537	GLY	-	expression tag	UNP Q8JUX6
I	538	ASP	-	expression tag	UNP Q8JUX6
I	539	TYR	-	expression tag	UNP Q8JUX6
I	540	LYS	-	expression tag	UNP Q8JUX6
I	541	ASP	-	expression tag	UNP Q8JUX6
I	542	HIS	-	expression tag	UNP Q8JUX6
I	543	ASP	-	expression tag	UNP Q8JUX6
I	544	ILE	-	expression tag	UNP Q8JUX6
I	545	ASP	-	expression tag	UNP Q8JUX6
I	546	TYR	-	expression tag	UNP Q8JUX6
I	547	LYS	-	expression tag	UNP Q8JUX6
I	548	ASP	-	expression tag	UNP Q8JUX6
I	549	ASP	-	expression tag	UNP Q8JUX6
I	550	ASP	-	expression tag	UNP Q8JUX6
I	551	ASP	-	expression tag	UNP Q8JUX6
I	552	LYS	-	expression tag	UNP Q8JUX6
J	37	ALA	HIS	engineered mutation	UNP Q8JUX6
J	517	GLY	-	expression tag	UNP Q8JUX6
J	518	GLY	-	expression tag	UNP Q8JUX6
J	519	GLY	-	expression tag	UNP Q8JUX6
J	520	GLY	-	expression tag	UNP Q8JUX6
J	521	SER	-	expression tag	UNP Q8JUX6
J	522	TRP	-	expression tag	UNP Q8JUX6
J	523	SER	-	expression tag	UNP Q8JUX6
J	524	HIS	-	expression tag	UNP Q8JUX6

Continued on next page...

Continued from previous page...

Chain	Residue	Modelled	Actual	Comment	Reference
J	525	PRO	-	expression tag	UNP Q8JUX6
J	526	GLN	-	expression tag	UNP Q8JUX6
J	527	PHE	-	expression tag	UNP Q8JUX6
J	528	GLU	-	expression tag	UNP Q8JUX6
J	529	LYS	-	expression tag	UNP Q8JUX6
J	530	MET	-	expression tag	UNP Q8JUX6
J	531	ASP	-	expression tag	UNP Q8JUX6
J	532	TYR	-	expression tag	UNP Q8JUX6
J	533	LYS	-	expression tag	UNP Q8JUX6
J	534	ASP	-	expression tag	UNP Q8JUX6
J	535	HIS	-	expression tag	UNP Q8JUX6
J	536	ASP	-	expression tag	UNP Q8JUX6
J	537	GLY	-	expression tag	UNP Q8JUX6
J	538	ASP	-	expression tag	UNP Q8JUX6
J	539	TYR	-	expression tag	UNP Q8JUX6
J	540	LYS	-	expression tag	UNP Q8JUX6
J	541	ASP	-	expression tag	UNP Q8JUX6
J	542	HIS	-	expression tag	UNP Q8JUX6
J	543	ASP	-	expression tag	UNP Q8JUX6
J	544	ILE	-	expression tag	UNP Q8JUX6
J	545	ASP	-	expression tag	UNP Q8JUX6
J	546	TYR	-	expression tag	UNP Q8JUX6
J	547	LYS	-	expression tag	UNP Q8JUX6
J	548	ASP	-	expression tag	UNP Q8JUX6
J	549	ASP	-	expression tag	UNP Q8JUX6
J	550	ASP	-	expression tag	UNP Q8JUX6
J	551	ASP	-	expression tag	UNP Q8JUX6
J	552	LYS	-	expression tag	UNP Q8JUX6
K	37	ALA	HIS	engineered mutation	UNP Q8JUX6
K	517	GLY	-	expression tag	UNP Q8JUX6
K	518	GLY	-	expression tag	UNP Q8JUX6
K	519	GLY	-	expression tag	UNP Q8JUX6
K	520	GLY	-	expression tag	UNP Q8JUX6
K	521	SER	-	expression tag	UNP Q8JUX6
K	522	TRP	-	expression tag	UNP Q8JUX6
K	523	SER	-	expression tag	UNP Q8JUX6
K	524	HIS	-	expression tag	UNP Q8JUX6
K	525	PRO	-	expression tag	UNP Q8JUX6
K	526	GLN	-	expression tag	UNP Q8JUX6
K	527	PHE	-	expression tag	UNP Q8JUX6
K	528	GLU	-	expression tag	UNP Q8JUX6
K	529	LYS	-	expression tag	UNP Q8JUX6

Continued on next page...

Continued from previous page...

Chain	Residue	Modelled	Actual	Comment	Reference
K	530	MET	-	expression tag	UNP Q8JUX6
K	531	ASP	-	expression tag	UNP Q8JUX6
K	532	TYR	-	expression tag	UNP Q8JUX6
K	533	LYS	-	expression tag	UNP Q8JUX6
K	534	ASP	-	expression tag	UNP Q8JUX6
K	535	HIS	-	expression tag	UNP Q8JUX6
K	536	ASP	-	expression tag	UNP Q8JUX6
K	537	GLY	-	expression tag	UNP Q8JUX6
K	538	ASP	-	expression tag	UNP Q8JUX6
K	539	TYR	-	expression tag	UNP Q8JUX6
K	540	LYS	-	expression tag	UNP Q8JUX6
K	541	ASP	-	expression tag	UNP Q8JUX6
K	542	HIS	-	expression tag	UNP Q8JUX6
K	543	ASP	-	expression tag	UNP Q8JUX6
K	544	ILE	-	expression tag	UNP Q8JUX6
K	545	ASP	-	expression tag	UNP Q8JUX6
K	546	TYR	-	expression tag	UNP Q8JUX6
K	547	LYS	-	expression tag	UNP Q8JUX6
K	548	ASP	-	expression tag	UNP Q8JUX6
K	549	ASP	-	expression tag	UNP Q8JUX6
K	550	ASP	-	expression tag	UNP Q8JUX6
K	551	ASP	-	expression tag	UNP Q8JUX6
K	552	LYS	-	expression tag	UNP Q8JUX6
L	37	ALA	HIS	engineered mutation	UNP Q8JUX6
L	517	GLY	-	expression tag	UNP Q8JUX6
L	518	GLY	-	expression tag	UNP Q8JUX6
L	519	GLY	-	expression tag	UNP Q8JUX6
L	520	GLY	-	expression tag	UNP Q8JUX6
L	521	SER	-	expression tag	UNP Q8JUX6
L	522	TRP	-	expression tag	UNP Q8JUX6
L	523	SER	-	expression tag	UNP Q8JUX6
L	524	HIS	-	expression tag	UNP Q8JUX6
L	525	PRO	-	expression tag	UNP Q8JUX6
L	526	GLN	-	expression tag	UNP Q8JUX6
L	527	PHE	-	expression tag	UNP Q8JUX6
L	528	GLU	-	expression tag	UNP Q8JUX6
L	529	LYS	-	expression tag	UNP Q8JUX6
L	530	MET	-	expression tag	UNP Q8JUX6
L	531	ASP	-	expression tag	UNP Q8JUX6
L	532	TYR	-	expression tag	UNP Q8JUX6
L	533	LYS	-	expression tag	UNP Q8JUX6
L	534	ASP	-	expression tag	UNP Q8JUX6

Continued on next page...

Continued from previous page...

Chain	Residue	Modelled	Actual	Comment	Reference
L	535	HIS	-	expression tag	UNP Q8JUX6
L	536	ASP	-	expression tag	UNP Q8JUX6
L	537	GLY	-	expression tag	UNP Q8JUX6
L	538	ASP	-	expression tag	UNP Q8JUX6
L	539	TYR	-	expression tag	UNP Q8JUX6
L	540	LYS	-	expression tag	UNP Q8JUX6
L	541	ASP	-	expression tag	UNP Q8JUX6
L	542	HIS	-	expression tag	UNP Q8JUX6
L	543	ASP	-	expression tag	UNP Q8JUX6
L	544	ILE	-	expression tag	UNP Q8JUX6
L	545	ASP	-	expression tag	UNP Q8JUX6
L	546	TYR	-	expression tag	UNP Q8JUX6
L	547	LYS	-	expression tag	UNP Q8JUX6
L	548	ASP	-	expression tag	UNP Q8JUX6
L	549	ASP	-	expression tag	UNP Q8JUX6
L	550	ASP	-	expression tag	UNP Q8JUX6
L	551	ASP	-	expression tag	UNP Q8JUX6
L	552	LYS	-	expression tag	UNP Q8JUX6

- Molecule 2 is ZINC ION (three-letter code: ZN) (formula: Zn).

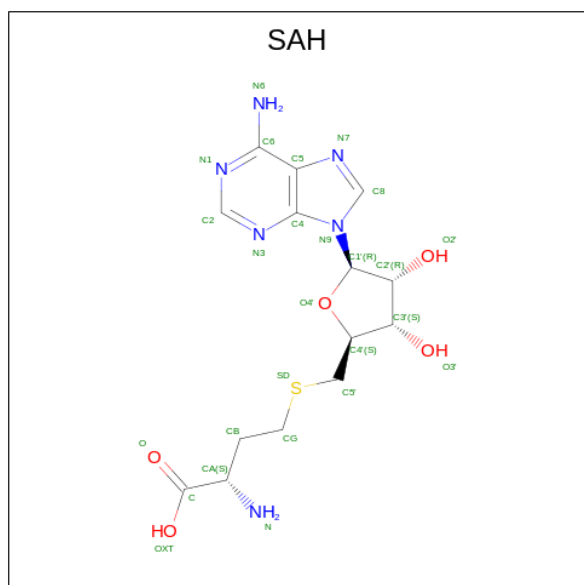
Mol	Chain	Residues	Atoms	AltConf
2	A	1	Total Zn 1 1	0
2	B	1	Total Zn 1 1	0
2	C	1	Total Zn 1 1	0
2	D	1	Total Zn 1 1	0
2	E	1	Total Zn 1 1	0
2	F	1	Total Zn 1 1	0
2	G	1	Total Zn 1 1	0
2	H	1	Total Zn 1 1	0
2	I	1	Total Zn 1 1	0
2	J	1	Total Zn 1 1	0

Continued on next page...

Continued from previous page...

Mol	Chain	Residues	Atoms		AltConf
2	K	1	Total	Zn	0
			1	1	
2	L	1	Total	Zn	0
			1	1	

- Molecule 3 is S-ADENOSYL-L-HOMOCYSTEINE (three-letter code: SAH) (formula: $C_{14}H_{20}N_6O_5S$).



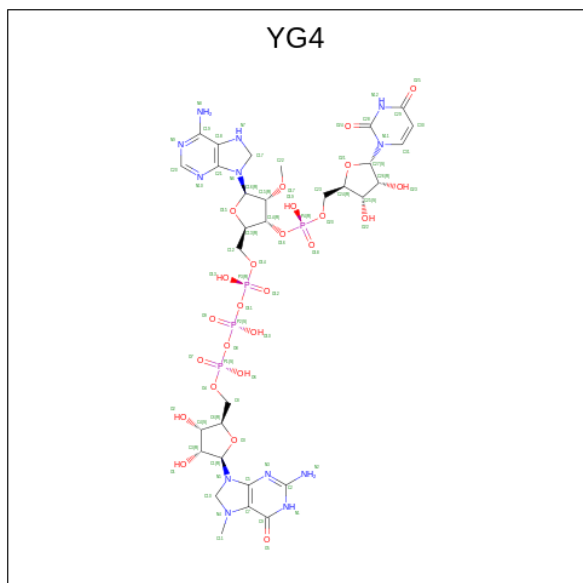
Mol	Chain	Residues	Atoms					AltConf
3	A	1	Total	C	N	O	S	0
			26	14	6	5	1	
3	B	1	Total	C	N	O	S	0
			26	14	6	5	1	
3	C	1	Total	C	N	O	S	0
			26	14	6	5	1	
3	D	1	Total	C	N	O	S	0
			26	14	6	5	1	
3	E	1	Total	C	N	O	S	0
			26	14	6	5	1	
3	F	1	Total	C	N	O	S	0
			26	14	6	5	1	
3	G	1	Total	C	N	O	S	0
			26	14	6	5	1	
3	H	1	Total	C	N	O	S	0
			26	14	6	5	1	
3	I	1	Total	C	N	O	S	0
			26	14	6	5	1	

Continued on next page...

Continued from previous page...

Mol	Chain	Residues	Atoms					AltConf
			Total	C	N	O	S	
3	J	1	Total	C	N	O	S	0
			26	14	6	5	1	
3	K	1	Total	C	N	O	S	0
			26	14	6	5	1	
3	L	1	Total	C	N	O	S	0
			26	14	6	5	1	

- Molecule 4 is [(2 {R},3 {R},4 {R},5 {R})-5-(6-azanyl-7,8-dihydropurin-9-yl)-2-[[[[[(2 {R},3 {S},4 {R},5 {R})-5-(2-azanyl-7-methyl-6-oxidanylidene-1,8-dihydropurin-9-yl)-3,4-bis(oxidanyl)oxolan-2-yl]methoxy-oxidanyl-phosphoryl]oxy-oxidanyl-phosphoryl]oxy-oxidanyl-phosphoryl]oxymethyl]-4-methoxy-oxolan-3-yl] [(2 {R},3 {S},4 {R},5 {S})-5-[2,4-bis(oxidanylidene)pyrimidin-1-yl]-3,4-bis(oxidanyl)oxolan-2-yl]methyl hydrogen phosphate (three-letter code: YG4) (formula: C₃₁H₄₆N₁₂O₂₅P₄) (labeled as "Ligand of Interest" by depositor).



Mol	Chain	Residues	Atoms					AltConf
			Total	C	N	O	P	
4	A	1	Total	C	N	O	P	0
			72	31	12	25	4	
4	B	1	Total	C	N	O	P	0
			72	31	12	25	4	
4	C	1	Total	C	N	O	P	0
			72	31	12	25	4	
4	D	1	Total	C	N	O	P	0
			72	31	12	25	4	
4	E	1	Total	C	N	O	P	0
			72	31	12	25	4	
4	F	1	Total	C	N	O	P	0
			72	31	12	25	4	

Continued on next page...

Continued from previous page...

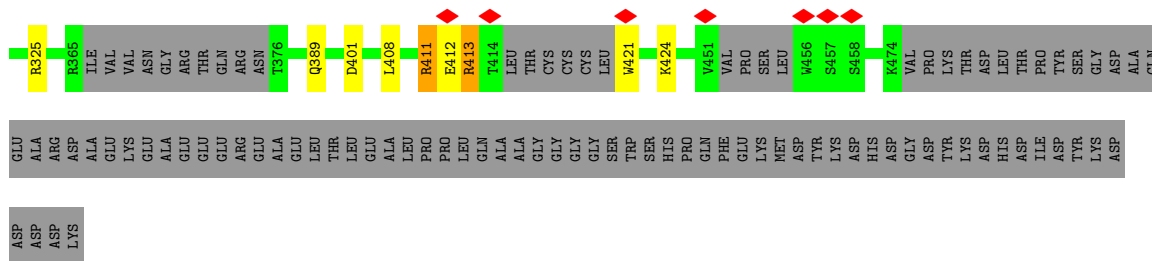
Mol	Chain	Residues	Atoms					AltConf
			Total	C	N	O	P	
4	G	1	72	31	12	25	4	0
4	H	1	72	31	12	25	4	0
4	I	1	72	31	12	25	4	0
4	J	1	72	31	12	25	4	0
4	K	1	72	31	12	25	4	0
4	L	1	72	31	12	25	4	0

- Molecule 5 is MAGNESIUM ION (three-letter code: MG) (formula: Mg).

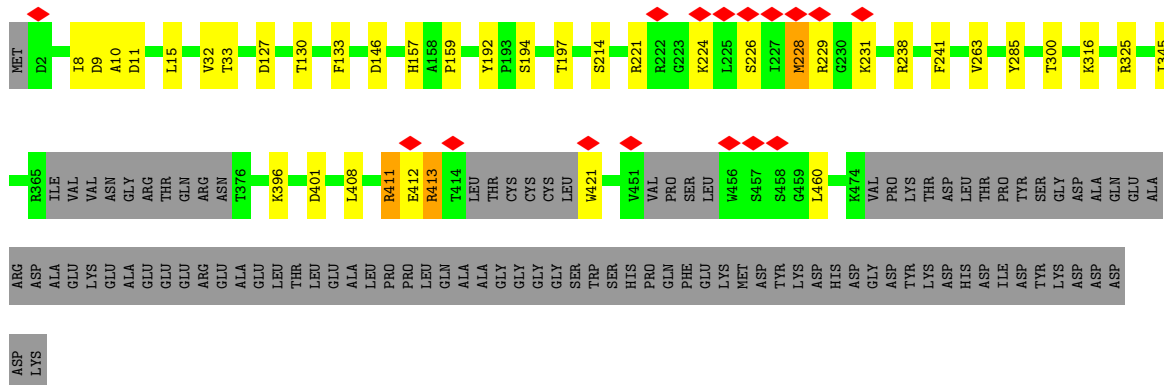
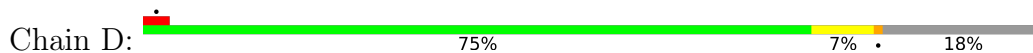
Mol	Chain	Residues	Atoms		AltConf
			Total	Mg	
5	A	1	1	1	0
5	B	1	1	1	0
5	C	1	1	1	0
5	D	1	1	1	0
5	E	1	1	1	0
5	F	1	1	1	0
5	G	1	1	1	0
5	H	1	1	1	0
5	I	1	1	1	0
5	J	1	1	1	0
5	K	1	1	1	0
5	L	1	1	1	0

- Molecule 6 is water.

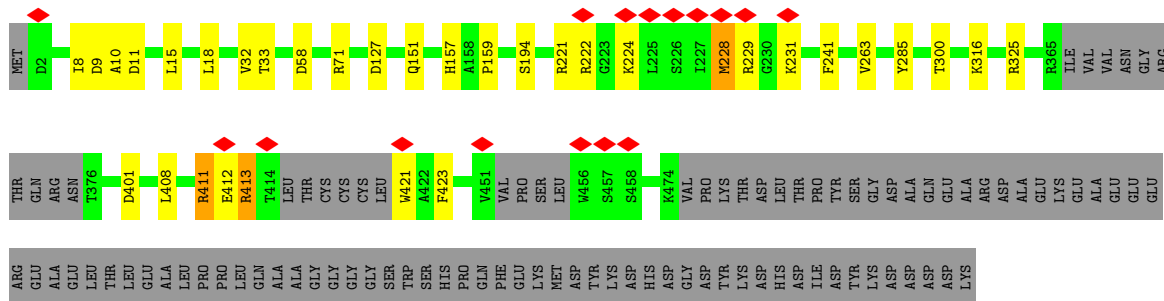
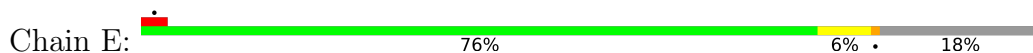
Mol	Chain	Residues	Atoms		AltConf
6	A	50	Total 50	O 50	0
6	B	48	Total 48	O 48	0
6	C	49	Total 49	O 49	0
6	D	50	Total 50	O 50	0
6	E	48	Total 48	O 48	0
6	F	49	Total 49	O 49	0
6	G	50	Total 50	O 50	0
6	H	48	Total 48	O 48	0
6	I	49	Total 49	O 49	0
6	J	50	Total 50	O 50	0
6	K	48	Total 48	O 48	0
6	L	49	Total 49	O 49	0



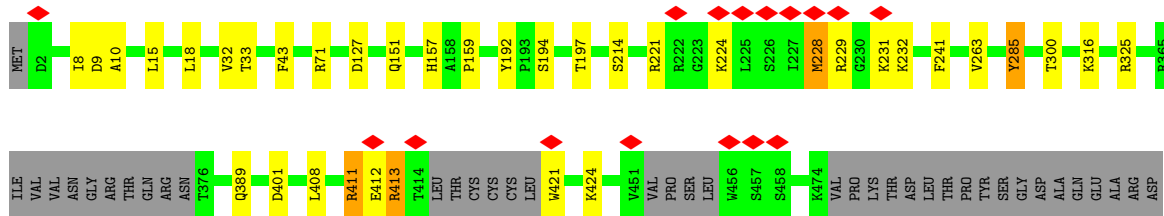
• Molecule 1: mRNA-capping enzyme nsP1

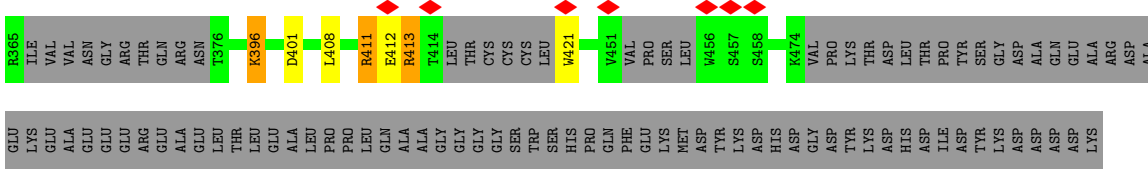


• Molecule 1: mRNA-capping enzyme nsP1

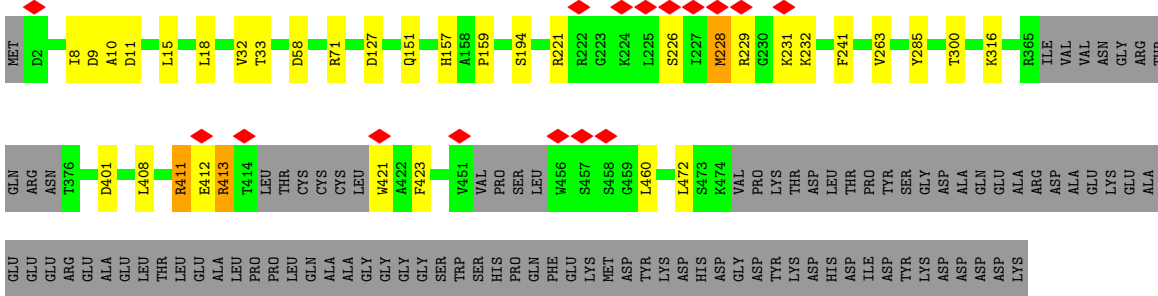


• Molecule 1: mRNA-capping enzyme nsP1

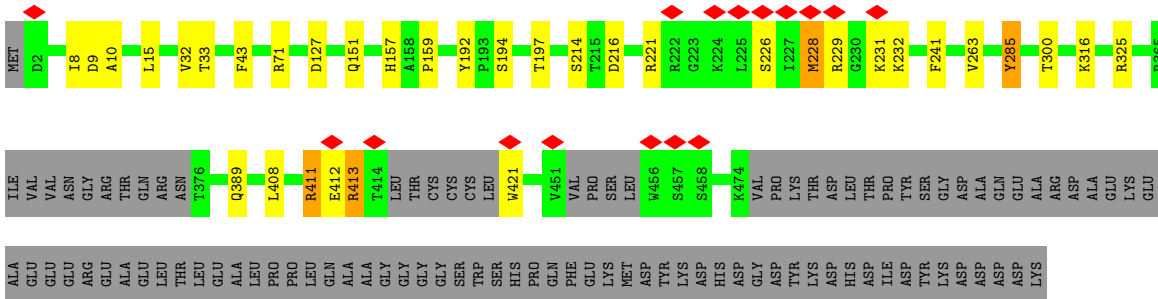




• Molecule 1: mRNA-capping enzyme nsP1



• Molecule 1: mRNA-capping enzyme nsP1



4 Experimental information

Property	Value	Source
EM reconstruction method	SINGLE PARTICLE	Depositor
Imposed symmetry	POINT, Not provided	
Number of particles used	70128	Depositor
Resolution determination method	FSC 0.143 CUT-OFF	Depositor
CTF correction method	NONE	Depositor
Microscope	FEI TITAN KRIOS	Depositor
Voltage (kV)	300	Depositor
Electron dose ($e^-/\text{\AA}^2$)	70	Depositor
Minimum defocus (nm)	600	Depositor
Maximum defocus (nm)	3500	Depositor
Magnification	Not provided	
Image detector	GATAN K2 SUMMIT (4k x 4k)	Depositor
Maximum map value	0.839	Depositor
Minimum map value	-0.309	Depositor
Average map value	0.001	Depositor
Map value standard deviation	0.026	Depositor
Recommended contour level	0.15	Depositor
Map size (\AA)	408.0, 408.0, 408.0	wwPDB
Map dimensions	480, 480, 480	wwPDB
Map angles ($^\circ$)	90.0, 90.0, 90.0	wwPDB
Pixel spacing (\AA)	0.85, 0.85, 0.85	Depositor

5 Model quality [i](#)

5.1 Standard geometry [i](#)

Bond lengths and bond angles in the following residue types are not validated in this section: ZN, YG4, SAH, MG

The Z score for a bond length (or angle) is the number of standard deviations the observed value is removed from the expected value. A bond length (or angle) with $|Z| > 5$ is considered an outlier worth inspection. RMSZ is the root-mean-square of all Z scores of the bond lengths (or angles).

Mol	Chain	Bond lengths		Bond angles	
		RMSZ	# Z >5	RMSZ	# Z >5
1	A	0.24	0/3618	0.49	0/4902
1	B	0.24	0/3618	0.49	0/4902
1	C	0.24	0/3618	0.49	0/4902
1	D	0.24	0/3618	0.49	0/4902
1	E	0.24	0/3618	0.49	0/4902
1	F	0.24	0/3618	0.49	0/4902
1	G	0.24	0/3618	0.49	0/4902
1	H	0.24	0/3618	0.49	0/4902
1	I	0.24	0/3618	0.49	0/4902
1	J	0.24	0/3618	0.49	0/4902
1	K	0.24	0/3618	0.49	0/4902
1	L	0.24	0/3618	0.49	0/4902
All	All	0.24	0/43416	0.49	0/58824

There are no bond length outliers.

There are no bond angle outliers.

There are no chirality outliers.

There are no planarity outliers.

5.2 Too-close contacts [i](#)

In the following table, the Non-H and H(model) columns list the number of non-hydrogen atoms and hydrogen atoms in the chain respectively. The H(added) column lists the number of hydrogen atoms added and optimized by MolProbity. The Clashes column lists the number of clashes within the asymmetric unit, whereas Symm-Clashes lists symmetry-related clashes.

Mol	Chain	Non-H	H(model)	H(added)	Clashes	Symm-Clashes
1	A	3543	0	3507	22	0

Continued on next page...

Continued from previous page...

Mol	Chain	Non-H	H(model)	H(added)	Clashes	Symm-Clashes
1	B	3543	0	3507	25	0
1	C	3543	0	3507	23	0
1	D	3543	0	3507	23	0
1	E	3543	0	3507	23	0
1	F	3543	0	3507	23	0
1	G	3543	0	3507	20	0
1	H	3543	0	3507	22	0
1	I	3543	0	3507	19	0
1	J	3543	0	3507	22	0
1	K	3543	0	3507	23	0
1	L	3543	0	3507	21	0
2	A	1	0	0	0	0
2	B	1	0	0	0	0
2	C	1	0	0	0	0
2	D	1	0	0	0	0
2	E	1	0	0	0	0
2	F	1	0	0	0	0
2	G	1	0	0	0	0
2	H	1	0	0	0	0
2	I	1	0	0	0	0
2	J	1	0	0	0	0
2	K	1	0	0	0	0
2	L	1	0	0	0	0
3	A	26	0	19	0	0
3	B	26	0	19	0	0
3	C	26	0	19	0	0
3	D	26	0	19	0	0
3	E	26	0	19	0	0
3	F	26	0	19	0	0
3	G	26	0	19	0	0
3	H	26	0	19	0	0
3	I	26	0	19	0	0
3	J	26	0	19	0	0
3	K	26	0	19	0	0
3	L	26	0	19	0	0
4	A	72	0	0	0	0
4	B	72	0	0	0	0
4	C	72	0	0	0	0
4	D	72	0	0	0	0
4	E	72	0	0	0	0
4	F	72	0	0	0	0
4	G	72	0	0	0	0

Continued on next page...

Continued from previous page...

Mol	Chain	Non-H	H(model)	H(added)	Clashes	Symm-Clashes
4	H	72	0	0	0	0
4	I	72	0	0	0	0
4	J	72	0	0	0	0
4	K	72	0	0	0	0
4	L	72	0	0	0	0
5	A	1	0	0	0	0
5	B	1	0	0	0	0
5	C	1	0	0	0	0
5	D	1	0	0	0	0
5	E	1	0	0	0	0
5	F	1	0	0	0	0
5	G	1	0	0	0	0
5	H	1	0	0	0	0
5	I	1	0	0	0	0
5	J	1	0	0	0	0
5	K	1	0	0	0	0
5	L	1	0	0	0	0
6	A	50	0	0	0	0
6	B	48	0	0	0	0
6	C	49	0	0	0	0
6	D	50	0	0	0	0
6	E	48	0	0	0	0
6	F	49	0	0	0	0
6	G	50	0	0	0	0
6	H	48	0	0	0	0
6	I	49	0	0	0	0
6	J	50	0	0	0	0
6	K	48	0	0	0	0
6	L	49	0	0	0	0
All	All	44304	0	42312	218	0

The all-atom clashscore is defined as the number of clashes found per 1000 atoms (including hydrogen atoms). The all-atom clashscore for this structure is 3.

All (218) close contacts within the same asymmetric unit are listed below, sorted by their clash magnitude.

Atom-1	Atom-2	Interatomic distance (Å)	Clash overlap (Å)
1:G:263:VAL:HG12	1:G:300:THR:HG22	1.79	0.65
1:J:228:MET:HE3	1:J:228:MET:H	1.61	0.65
1:D:263:VAL:HG12	1:D:300:THR:HG22	1.79	0.65
1:G:228:MET:HE3	1:G:228:MET:H	1.60	0.65

Continued on next page...

Continued from previous page...

Atom-1	Atom-2	Interatomic distance (Å)	Clash overlap (Å)
1:F:263:VAL:HG12	1:F:300:THR:HG22	1.79	0.64
1:E:263:VAL:HG12	1:E:300:THR:HG22	1.79	0.64
1:A:263:VAL:HG12	1:A:300:THR:HG22	1.79	0.64
1:J:263:VAL:HG12	1:J:300:THR:HG22	1.79	0.64
1:C:263:VAL:HG12	1:C:300:THR:HG22	1.79	0.64
1:K:228:MET:HE3	1:K:228:MET:H	1.62	0.64
1:H:263:VAL:HG12	1:H:300:THR:HG22	1.79	0.63
1:I:263:VAL:HG12	1:I:300:THR:HG22	1.79	0.63
1:L:263:VAL:HG12	1:L:300:THR:HG22	1.79	0.63
1:B:263:VAL:HG12	1:B:300:THR:HG22	1.80	0.62
1:H:228:MET:HE3	1:H:228:MET:H	1.63	0.62
1:K:263:VAL:HG12	1:K:300:THR:HG22	1.80	0.62
1:J:9:ASP:OD2	1:J:10:ALA:N	2.36	0.59
1:A:9:ASP:OD2	1:A:10:ALA:N	2.36	0.58
1:G:9:ASP:OD2	1:G:10:ALA:N	2.36	0.58
1:D:9:ASP:OD2	1:D:10:ALA:N	2.36	0.58
1:G:228:MET:H	1:G:228:MET:CE	2.17	0.58
1:C:229:ARG:HH21	1:C:231:LYS:HA	1.69	0.58
1:H:229:ARG:HH21	1:H:231:LYS:HA	1.69	0.58
1:J:228:MET:H	1:J:228:MET:CE	2.17	0.58
1:K:229:ARG:HH21	1:K:231:LYS:HA	1.69	0.58
1:H:316:LYS:HD2	1:I:408:LEU:HG	1.85	0.57
1:F:229:ARG:HH21	1:F:231:LYS:HA	1.69	0.57
1:L:229:ARG:HH21	1:L:231:LYS:HA	1.69	0.57
1:A:228:MET:H	1:A:228:MET:CE	2.17	0.57
1:D:228:MET:H	1:D:228:MET:CE	2.17	0.57
1:D:228:MET:H	1:D:228:MET:HE3	1.68	0.57
1:E:229:ARG:HH21	1:E:231:LYS:HA	1.69	0.57
1:C:316:LYS:HD2	1:D:408:LEU:HG	1.87	0.57
1:B:229:ARG:HH21	1:B:231:LYS:HA	1.70	0.56
1:I:229:ARG:HH21	1:I:231:LYS:HA	1.69	0.56
1:I:316:LYS:HD2	1:J:408:LEU:HG	1.87	0.56
1:A:408:LEU:HG	1:L:316:LYS:HD2	1.87	0.55
1:G:32:VAL:HG23	1:G:33:THR:HG23	1.88	0.55
1:F:316:LYS:HD2	1:G:408:LEU:HG	1.88	0.55
1:H:228:MET:H	1:H:228:MET:CE	2.20	0.55
1:J:32:VAL:HG23	1:J:33:THR:HG23	1.89	0.55
1:K:228:MET:H	1:K:228:MET:CE	2.20	0.55
1:D:229:ARG:HH21	1:D:231:LYS:HA	1.72	0.54
1:J:229:ARG:HH21	1:J:231:LYS:HA	1.73	0.54
1:B:228:MET:H	1:B:228:MET:CE	2.20	0.54

Continued on next page...

Continued from previous page...

Atom-1	Atom-2	Interatomic distance (Å)	Clash overlap (Å)
1:I:228:MET:HE3	1:I:228:MET:H	1.73	0.54
1:G:229:ARG:HH21	1:G:231:LYS:HA	1.72	0.54
1:D:32:VAL:HG23	1:D:33:THR:HG23	1.88	0.54
1:I:32:VAL:HG23	1:I:33:THR:HG23	1.90	0.54
1:C:228:MET:HE3	1:C:228:MET:H	1.72	0.53
1:I:192:TYR:HB2	1:I:197:THR:HB	1.91	0.53
1:A:32:VAL:HG23	1:A:33:THR:HG23	1.89	0.53
1:H:32:VAL:HG23	1:H:33:THR:HG23	1.91	0.53
1:A:229:ARG:HH21	1:A:231:LYS:HA	1.73	0.53
1:F:192:TYR:HB2	1:F:197:THR:HB	1.91	0.53
1:B:228:MET:H	1:B:228:MET:HE3	1.71	0.52
1:C:32:VAL:HG23	1:C:33:THR:HG23	1.90	0.52
1:E:228:MET:CE	1:E:228:MET:H	2.22	0.52
1:L:192:TYR:HB2	1:L:197:THR:HB	1.91	0.52
1:F:32:VAL:HG23	1:F:33:THR:HG23	1.90	0.52
1:K:32:VAL:HG23	1:K:33:THR:HG23	1.91	0.52
1:C:192:TYR:HB2	1:C:197:THR:HB	1.91	0.52
1:F:229:ARG:NH2	1:G:411:ARG:O	2.43	0.52
1:C:229:ARG:NH2	1:D:411:ARG:O	2.43	0.52
1:E:9:ASP:OD2	1:E:10:ALA:N	2.44	0.51
1:H:9:ASP:OD2	1:H:10:ALA:N	2.44	0.51
1:K:9:ASP:OD1	1:K:10:ALA:N	2.43	0.51
1:L:32:VAL:HG23	1:L:33:THR:HG23	1.90	0.51
1:C:9:ASP:OD1	1:C:10:ALA:N	2.43	0.51
1:I:229:ARG:NH2	1:J:411:ARG:O	2.43	0.51
1:A:411:ARG:O	1:L:229:ARG:NH2	2.43	0.51
1:A:228:MET:H	1:A:228:MET:HE3	1.74	0.51
1:B:32:VAL:HG23	1:B:33:THR:HG23	1.91	0.51
1:L:9:ASP:OD1	1:L:10:ALA:N	2.43	0.51
1:B:9:ASP:OD2	1:B:10:ALA:N	2.44	0.51
1:K:413:ARG:HD3	1:K:423:PHE:HB3	1.93	0.50
1:B:229:ARG:NH2	1:C:411:ARG:O	2.44	0.50
1:E:32:VAL:HG23	1:E:33:THR:HG23	1.91	0.50
1:I:9:ASP:OD1	1:I:10:ALA:N	2.44	0.50
1:H:229:ARG:NH2	1:I:411:ARG:O	2.45	0.50
1:E:229:ARG:NH2	1:F:411:ARG:O	2.44	0.50
1:B:316:LYS:HD2	1:C:408:LEU:HG	1.94	0.50
1:L:228:MET:H	1:L:228:MET:CE	2.25	0.50
1:F:9:ASP:OD1	1:F:10:ALA:N	2.44	0.50
1:K:229:ARG:NH2	1:L:411:ARG:O	2.45	0.50
1:D:229:ARG:NH2	1:E:411:ARG:O	2.45	0.49

Continued on next page...

Continued from previous page...

Atom-1	Atom-2	Interatomic distance (Å)	Clash overlap (Å)
1:A:316:LYS:HD2	1:B:408:LEU:HG	1.95	0.49
1:G:229:ARG:NH2	1:H:411:ARG:O	2.45	0.49
1:G:316:LYS:HD2	1:H:408:LEU:HG	1.95	0.49
1:E:316:LYS:HD2	1:F:408:LEU:HG	1.95	0.49
1:I:228:MET:H	1:I:228:MET:CE	2.25	0.49
1:J:316:LYS:HD2	1:K:408:LEU:HG	1.94	0.49
1:C:228:MET:H	1:C:228:MET:CE	2.25	0.49
1:B:226:SER:OG	1:B:228:MET:SD	2.67	0.49
1:D:316:LYS:HD2	1:E:408:LEU:HG	1.95	0.49
1:E:413:ARG:HD3	1:E:423:PHE:HB3	1.95	0.49
1:F:228:MET:H	1:F:228:MET:CE	2.25	0.49
1:J:229:ARG:NH2	1:K:411:ARG:O	2.46	0.49
1:H:413:ARG:HD3	1:H:423:PHE:HB3	1.95	0.49
1:A:229:ARG:NH2	1:B:411:ARG:O	2.46	0.48
1:B:413:ARG:HD3	1:B:423:PHE:HB3	1.95	0.48
1:K:316:LYS:HD2	1:L:408:LEU:HG	1.95	0.48
1:C:8:ILE:HD11	1:C:15:LEU:HD13	1.95	0.48
1:D:8:ILE:HD11	1:D:15:LEU:HD13	1.96	0.48
1:G:8:ILE:HD11	1:G:15:LEU:HD13	1.95	0.47
1:K:232:LYS:HE3	1:K:232:LYS:HB2	1.63	0.47
1:E:228:MET:H	1:E:228:MET:HE3	1.78	0.47
1:A:8:ILE:HD11	1:A:15:LEU:HD13	1.96	0.47
1:I:8:ILE:HD11	1:I:15:LEU:HD13	1.95	0.47
1:F:8:ILE:HD11	1:F:15:LEU:HD13	1.96	0.47
1:H:71:ARG:NH2	1:H:151:GLN:OE1	2.48	0.47
1:J:8:ILE:HD11	1:J:15:LEU:HD13	1.96	0.47
1:L:8:ILE:HD11	1:L:15:LEU:HD13	1.95	0.47
1:B:71:ARG:NH2	1:B:151:GLN:OE1	2.48	0.47
1:F:325:ARG:NE	1:G:401:ASP:OD1	2.48	0.47
1:E:71:ARG:NH2	1:E:151:GLN:OE1	2.48	0.46
1:C:325:ARG:NE	1:D:401:ASP:OD1	2.49	0.46
1:K:411:ARG:HD2	1:K:413:ARG:HH22	1.81	0.46
1:B:411:ARG:HD2	1:B:413:ARG:HH22	1.81	0.46
1:H:232:LYS:HE3	1:H:232:LYS:HB2	1.65	0.45
1:K:71:ARG:NH2	1:K:151:GLN:OE1	2.49	0.45
1:A:401:ASP:OD1	1:L:325:ARG:NE	2.49	0.45
1:I:325:ARG:NE	1:J:401:ASP:OD1	2.49	0.45
1:L:228:MET:H	1:L:228:MET:HE3	1.82	0.45
1:F:228:MET:H	1:F:228:MET:HE3	1.81	0.45
1:B:8:ILE:HD11	1:B:15:LEU:HD13	1.98	0.44
1:G:226:SER:OG	1:G:228:MET:SD	2.67	0.44

Continued on next page...

Continued from previous page...

Atom-1	Atom-2	Interatomic distance (Å)	Clash overlap (Å)
1:I:411:ARG:HD2	1:I:413:ARG:HH22	1.83	0.44
1:C:224:LYS:HD2	1:C:224:LYS:HA	1.85	0.44
1:E:8:ILE:HD11	1:E:15:LEU:HD13	1.99	0.44
1:E:411:ARG:HD2	1:E:413:ARG:HH22	1.82	0.44
1:H:411:ARG:HD2	1:H:413:ARG:HH22	1.82	0.44
1:C:130:THR:OG1	1:C:133:PHE:O	2.30	0.44
1:C:43:PHE:CE2	1:C:285:TYR:HB3	2.53	0.44
1:D:224:LYS:HD2	1:D:224:LYS:HA	1.84	0.44
1:H:8:ILE:HD11	1:H:15:LEU:HD13	1.99	0.44
1:C:411:ARG:HD2	1:C:413:ARG:HH22	1.83	0.43
1:F:43:PHE:CE2	1:F:285:TYR:HB3	2.53	0.43
1:F:411:ARG:HD2	1:F:413:ARG:HH22	1.83	0.43
1:K:8:ILE:HD11	1:K:15:LEU:HD13	1.99	0.43
1:D:325:ARG:NE	1:E:401:ASP:OD1	2.51	0.43
1:G:192:TYR:HB2	1:G:197:THR:HB	2.01	0.43
1:A:325:ARG:NE	1:B:401:ASP:OD1	2.52	0.43
1:E:228:MET:SD	1:E:228:MET:N	2.90	0.43
1:G:413:ARG:HG2	1:G:421:TRP:HB3	2.00	0.43
1:B:224:LYS:HD2	1:B:224:LYS:HA	1.85	0.43
1:D:226:SER:OG	1:D:228:MET:SD	2.67	0.43
1:D:413:ARG:HG2	1:D:421:TRP:HB3	2.00	0.43
1:H:325:ARG:NE	1:I:401:ASP:OD1	2.52	0.43
1:J:192:TYR:HB2	1:J:197:THR:HB	2.01	0.43
1:I:157:HIS:CE1	1:I:159:PRO:HG2	2.54	0.42
1:J:224:LYS:HD2	1:J:224:LYS:HA	1.84	0.42
1:K:226:SER:OG	1:K:228:MET:SD	2.67	0.42
1:A:413:ARG:HG2	1:A:421:TRP:HB3	2.00	0.42
1:F:224:LYS:HD2	1:F:224:LYS:HA	1.85	0.42
1:G:325:ARG:NE	1:H:401:ASP:OD1	2.51	0.42
1:J:157:HIS:CE1	1:J:159:PRO:HG2	2.55	0.42
1:J:325:ARG:NE	1:K:401:ASP:OD1	2.52	0.42
1:J:413:ARG:HG2	1:J:421:TRP:HB3	2.00	0.42
1:A:157:HIS:CE1	1:A:159:PRO:HG2	2.55	0.42
1:I:71:ARG:NH2	1:I:151:GLN:OE1	2.53	0.42
1:K:18:LEU:HD23	1:K:18:LEU:HA	1.90	0.42
1:L:226:SER:OG	1:L:228:MET:SD	2.70	0.42
1:D:157:HIS:CE1	1:D:159:PRO:HG2	2.55	0.42
1:E:157:HIS:CE1	1:E:159:PRO:HG2	2.54	0.42
1:H:157:HIS:CE1	1:H:159:PRO:HG2	2.55	0.42
1:F:229:ARG:HD2	1:G:421:TRP:CE3	2.55	0.42
1:C:229:ARG:HD2	1:D:421:TRP:CE3	2.55	0.42

Continued on next page...

Continued from previous page...

Atom-1	Atom-2	Interatomic distance (Å)	Clash overlap (Å)
1:G:157:HIS:CE1	1:G:159:PRO:HG2	2.55	0.42
1:I:43:PHE:CE2	1:I:285:TYR:HB3	2.55	0.42
1:L:157:HIS:CE1	1:L:159:PRO:HG2	2.54	0.42
1:C:157:HIS:CE1	1:C:159:PRO:HG2	2.54	0.42
1:E:325:ARG:NE	1:F:401:ASP:OD1	2.53	0.42
1:E:18:LEU:HD23	1:E:18:LEU:HA	1.90	0.42
1:L:43:PHE:CE2	1:L:285:TYR:HB3	2.55	0.42
1:L:411:ARG:HD2	1:L:413:ARG:HH22	1.84	0.42
1:A:421:TRP:CE3	1:L:229:ARG:HD2	2.54	0.42
1:F:157:HIS:CE1	1:F:159:PRO:HG2	2.55	0.42
1:K:157:HIS:CE1	1:K:159:PRO:HG2	2.55	0.42
1:A:192:TYR:HB2	1:A:197:THR:HB	2.01	0.41
1:A:224:LYS:HD2	1:A:224:LYS:HA	1.84	0.41
1:D:192:TYR:HB2	1:D:197:THR:HB	2.01	0.41
1:J:345:ILE:H	1:J:345:ILE:HD12	1.85	0.41
1:L:71:ARG:NH2	1:L:151:GLN:OE1	2.53	0.41
1:B:157:HIS:CE1	1:B:159:PRO:HG2	2.55	0.41
1:B:325:ARG:NE	1:C:401:ASP:OD1	2.52	0.41
1:E:229:ARG:HD2	1:F:421:TRP:CE3	2.56	0.41
1:K:472:LEU:HD23	1:K:472:LEU:HA	1.89	0.41
1:A:229:ARG:HD2	1:B:421:TRP:CE3	2.55	0.41
1:D:130:THR:OG1	1:D:133:PHE:O	2.31	0.41
1:E:224:LYS:HD2	1:E:224:LYS:HA	1.85	0.41
1:F:71:ARG:NH2	1:F:151:GLN:OE1	2.53	0.41
1:K:460:LEU:HD23	1:K:460:LEU:HA	1.89	0.41
1:B:460:LEU:HD23	1:B:460:LEU:HA	1.89	0.41
1:D:229:ARG:HD2	1:E:421:TRP:CE3	2.55	0.41
1:J:229:ARG:HD2	1:K:421:TRP:CE3	2.55	0.41
1:C:71:ARG:NH2	1:C:151:GLN:OE1	2.53	0.41
1:I:229:ARG:HD2	1:J:421:TRP:CE3	2.54	0.41
1:A:130:THR:OG1	1:A:133:PHE:O	2.31	0.41
1:B:229:ARG:HD2	1:C:421:TRP:CE3	2.56	0.41
1:G:345:ILE:HD12	1:G:345:ILE:H	1.86	0.41
1:H:226:SER:OG	1:H:228:MET:SD	2.67	0.41
1:H:400:LYS:HE2	1:H:400:LYS:HB2	1.76	0.41
1:B:232:LYS:HB2	1:B:232:LYS:HE3	1.77	0.40
1:D:460:LEU:HD23	1:D:460:LEU:HA	1.89	0.40
1:J:28:GLU:HA	1:J:29:PRO:HD3	1.97	0.40
1:J:396:LYS:HB3	1:J:396:LYS:HE2	1.86	0.40
1:A:460:LEU:HD23	1:A:460:LEU:HA	1.89	0.40
1:B:348:THR:OG1	1:B:349:GLU:N	2.55	0.40

Continued on next page...

Continued from previous page...

Atom-1	Atom-2	Interatomic distance (Å)	Clash overlap (Å)
1:H:227:ILE:HD13	1:H:227:ILE:HA	1.85	0.40
1:A:345:ILE:HD12	1:A:345:ILE:H	1.86	0.40
1:K:229:ARG:HD2	1:L:421:TRP:CE3	2.56	0.40
1:B:222:ARG:NE	1:C:424:LYS:HG3	2.36	0.40
1:D:345:ILE:HD12	1:D:345:ILE:H	1.86	0.40
1:F:18:LEU:HD23	1:F:18:LEU:HA	1.91	0.40
1:G:229:ARG:HD2	1:H:421:TRP:CE3	2.55	0.40
1:L:413:ARG:HG2	1:L:421:TRP:HB3	2.03	0.40
1:E:222:ARG:NE	1:F:424:LYS:HG3	2.35	0.40

There are no symmetry-related clashes.

5.3 Torsion angles [i](#)

5.3.1 Protein backbone [i](#)

In the following table, the Percentiles column shows the percent Ramachandran outliers of the chain as a percentile score with respect to all PDB entries followed by that with respect to all EM entries.

The Analysed column shows the number of residues for which the backbone conformation was analysed, and the total number of residues.

Mol	Chain	Analysed	Favoured	Allowed	Outliers	Percentiles	
1	A	446/552 (81%)	439 (98%)	7 (2%)	0	100	100
1	B	446/552 (81%)	437 (98%)	9 (2%)	0	100	100
1	C	446/552 (81%)	437 (98%)	9 (2%)	0	100	100
1	D	446/552 (81%)	439 (98%)	7 (2%)	0	100	100
1	E	446/552 (81%)	437 (98%)	9 (2%)	0	100	100
1	F	446/552 (81%)	437 (98%)	9 (2%)	0	100	100
1	G	446/552 (81%)	439 (98%)	7 (2%)	0	100	100
1	H	446/552 (81%)	437 (98%)	9 (2%)	0	100	100
1	I	446/552 (81%)	437 (98%)	9 (2%)	0	100	100
1	J	446/552 (81%)	438 (98%)	8 (2%)	0	100	100
1	K	446/552 (81%)	437 (98%)	9 (2%)	0	100	100
1	L	446/552 (81%)	437 (98%)	9 (2%)	0	100	100
All	All	5352/6624 (81%)	5251 (98%)	101 (2%)	0	100	100

There are no Ramachandran outliers to report.

5.3.2 Protein sidechains [i](#)

In the following table, the Percentiles column shows the percent sidechain outliers of the chain as a percentile score with respect to all PDB entries followed by that with respect to all EM entries.

The Analysed column shows the number of residues for which the sidechain conformation was analysed, and the total number of residues.

Mol	Chain	Analysed	Rotameric	Outliers	Percentiles	
1	A	383/474 (81%)	369 (96%)	14 (4%)	34	51
1	B	383/474 (81%)	372 (97%)	11 (3%)	42	61
1	C	383/474 (81%)	370 (97%)	13 (3%)	37	54
1	D	383/474 (81%)	369 (96%)	14 (4%)	34	51
1	E	383/474 (81%)	372 (97%)	11 (3%)	42	61
1	F	383/474 (81%)	371 (97%)	12 (3%)	40	58
1	G	383/474 (81%)	369 (96%)	14 (4%)	34	51
1	H	383/474 (81%)	372 (97%)	11 (3%)	42	61
1	I	383/474 (81%)	371 (97%)	12 (3%)	40	58
1	J	383/474 (81%)	369 (96%)	14 (4%)	34	51
1	K	383/474 (81%)	372 (97%)	11 (3%)	42	61
1	L	383/474 (81%)	370 (97%)	13 (3%)	37	54
All	All	4596/5688 (81%)	4446 (97%)	150 (3%)	41	56

All (150) residues with a non-rotameric sidechain are listed below:

Mol	Chain	Res	Type
1	A	11	ASP
1	A	127	ASP
1	A	146	ASP
1	A	194	SER
1	A	214	SER
1	A	221	ARG
1	A	228	MET
1	A	238	ARG
1	A	241	PHE
1	A	285	TYR
1	A	396	LYS

Continued on next page...

Continued from previous page...

Mol	Chain	Res	Type
1	A	411	ARG
1	A	412	GLU
1	A	413	ARG
1	B	11	ASP
1	B	58	ASP
1	B	127	ASP
1	B	194	SER
1	B	221	ARG
1	B	228	MET
1	B	241	PHE
1	B	285	TYR
1	B	411	ARG
1	B	412	GLU
1	B	413	ARG
1	C	127	ASP
1	C	194	SER
1	C	214	SER
1	C	216	ASP
1	C	221	ARG
1	C	228	MET
1	C	232	LYS
1	C	241	PHE
1	C	285	TYR
1	C	389	GLN
1	C	411	ARG
1	C	412	GLU
1	C	413	ARG
1	D	11	ASP
1	D	127	ASP
1	D	146	ASP
1	D	194	SER
1	D	214	SER
1	D	221	ARG
1	D	228	MET
1	D	238	ARG
1	D	241	PHE
1	D	285	TYR
1	D	396	LYS
1	D	411	ARG
1	D	412	GLU
1	D	413	ARG
1	E	11	ASP

Continued on next page...

Continued from previous page...

Mol	Chain	Res	Type
1	E	58	ASP
1	E	127	ASP
1	E	194	SER
1	E	221	ARG
1	E	228	MET
1	E	241	PHE
1	E	285	TYR
1	E	411	ARG
1	E	412	GLU
1	E	413	ARG
1	F	127	ASP
1	F	194	SER
1	F	214	SER
1	F	221	ARG
1	F	228	MET
1	F	232	LYS
1	F	241	PHE
1	F	285	TYR
1	F	389	GLN
1	F	411	ARG
1	F	412	GLU
1	F	413	ARG
1	G	127	ASP
1	G	146	ASP
1	G	194	SER
1	G	214	SER
1	G	221	ARG
1	G	228	MET
1	G	232	LYS
1	G	238	ARG
1	G	241	PHE
1	G	285	TYR
1	G	396	LYS
1	G	411	ARG
1	G	412	GLU
1	G	413	ARG
1	H	11	ASP
1	H	58	ASP
1	H	127	ASP
1	H	194	SER
1	H	221	ARG
1	H	228	MET

Continued on next page...

Continued from previous page...

Mol	Chain	Res	Type
1	H	241	PHE
1	H	285	TYR
1	H	411	ARG
1	H	412	GLU
1	H	413	ARG
1	I	127	ASP
1	I	194	SER
1	I	214	SER
1	I	221	ARG
1	I	228	MET
1	I	232	LYS
1	I	241	PHE
1	I	285	TYR
1	I	389	GLN
1	I	411	ARG
1	I	412	GLU
1	I	413	ARG
1	J	127	ASP
1	J	146	ASP
1	J	194	SER
1	J	214	SER
1	J	221	ARG
1	J	228	MET
1	J	232	LYS
1	J	238	ARG
1	J	241	PHE
1	J	285	TYR
1	J	396	LYS
1	J	411	ARG
1	J	412	GLU
1	J	413	ARG
1	K	11	ASP
1	K	58	ASP
1	K	127	ASP
1	K	194	SER
1	K	221	ARG
1	K	228	MET
1	K	241	PHE
1	K	285	TYR
1	K	411	ARG
1	K	412	GLU
1	K	413	ARG

Continued on next page...

Continued from previous page...

Mol	Chain	Res	Type
1	L	127	ASP
1	L	194	SER
1	L	214	SER
1	L	216	ASP
1	L	221	ARG
1	L	228	MET
1	L	232	LYS
1	L	241	PHE
1	L	285	TYR
1	L	389	GLN
1	L	411	ARG
1	L	412	GLU
1	L	413	ARG

Sometimes sidechains can be flipped to improve hydrogen bonding and reduce clashes. There are no such sidechains identified.

5.3.3 RNA [i](#)

There are no RNA molecules in this entry.

5.4 Non-standard residues in protein, DNA, RNA chains [i](#)

There are no non-standard protein/DNA/RNA residues in this entry.

5.5 Carbohydrates [i](#)

There are no monosaccharides in this entry.

5.6 Ligand geometry [i](#)

Of 48 ligands modelled in this entry, 24 are monoatomic - leaving 24 for Mogul analysis.

In the following table, the Counts columns list the number of bonds (or angles) for which Mogul statistics could be retrieved, the number of bonds (or angles) that are observed in the model and the number of bonds (or angles) that are defined in the Chemical Component Dictionary. The Link column lists molecule types, if any, to which the group is linked. The Z score for a bond length (or angle) is the number of standard deviations the observed value is removed from the expected value. A bond length (or angle) with $|Z| > 2$ is considered an outlier worth inspection. RMSZ is the root-mean-square of all Z scores of the bond lengths (or angles).

Mol	Type	Chain	Res	Link	Bond lengths			Bond angles		
					Counts	RMSZ	# Z > 2	Counts	RMSZ	# Z > 2
3	SAH	F	603	-	24,28,28	1.18	3 (12%)	25,40,40	1.71	5 (20%)
3	SAH	C	603	-	24,28,28	1.18	3 (12%)	25,40,40	1.71	5 (20%)
4	YG4	F	604	5	72,79,79	0.49	0	97,123,123	0.61	1 (1%)
3	SAH	A	1002	-	24,28,28	1.18	3 (12%)	25,40,40	1.71	5 (20%)
3	SAH	J	603	-	24,28,28	1.19	3 (12%)	25,40,40	1.71	5 (20%)
3	SAH	L	603	-	24,28,28	1.19	3 (12%)	25,40,40	1.71	5 (20%)
4	YG4	A	1003	5	72,79,79	0.48	0	97,123,123	0.61	1 (1%)
3	SAH	D	603	-	24,28,28	1.19	3 (12%)	25,40,40	1.70	5 (20%)
4	YG4	J	604	5	72,79,79	0.48	0	97,123,123	0.61	1 (1%)
4	YG4	K	604	5	72,79,79	0.49	0	97,123,123	0.61	1 (1%)
3	SAH	B	603	-	24,28,28	1.19	3 (12%)	25,40,40	1.71	5 (20%)
3	SAH	G	603	-	24,28,28	1.19	3 (12%)	25,40,40	1.70	5 (20%)
3	SAH	K	603	-	24,28,28	1.19	3 (12%)	25,40,40	1.71	5 (20%)
4	YG4	I	604	5	72,79,79	0.49	0	97,123,123	0.61	1 (1%)
4	YG4	G	604	5	72,79,79	0.48	0	97,123,123	0.61	1 (1%)
3	SAH	E	603	-	24,28,28	1.19	3 (12%)	25,40,40	1.71	5 (20%)
4	YG4	C	604	5	72,79,79	0.49	0	97,123,123	0.61	1 (1%)
3	SAH	I	603	-	24,28,28	1.18	3 (12%)	25,40,40	1.70	5 (20%)
4	YG4	E	604	5	72,79,79	0.49	0	97,123,123	0.61	1 (1%)
4	YG4	D	604	5	72,79,79	0.48	0	97,123,123	0.61	1 (1%)
4	YG4	H	604	5	72,79,79	0.48	0	97,123,123	0.61	1 (1%)
3	SAH	H	603	-	24,28,28	1.19	3 (12%)	25,40,40	1.70	5 (20%)
4	YG4	L	604	5	72,79,79	0.49	0	97,123,123	0.61	1 (1%)
4	YG4	B	604	5	72,79,79	0.49	0	97,123,123	0.61	1 (1%)

In the following table, the Chirals column lists the number of chiral outliers, the number of chiral centers analysed, the number of these observed in the model and the number defined in the Chemical Component Dictionary. Similar counts are reported in the Torsion and Rings columns. '-' means no outliers of that kind were identified.

Mol	Type	Chain	Res	Link	Chirals	Torsions	Rings
3	SAH	F	603	-	-	3/11/31/31	0/3/3/3
3	SAH	C	603	-	-	3/11/31/31	0/3/3/3
4	YG4	F	604	5	-	15/49/118/118	0/8/8/8
3	SAH	A	1002	-	-	3/11/31/31	0/3/3/3
3	SAH	J	603	-	-	3/11/31/31	0/3/3/3

Continued on next page...

Continued from previous page...

Mol	Type	Chain	Res	Link	Chirals	Torsions	Rings
3	SAH	L	603	-	-	3/11/31/31	0/3/3/3
4	YG4	A	1003	5	-	17/49/118/118	0/8/8/8
3	SAH	D	603	-	-	3/11/31/31	0/3/3/3
4	YG4	J	604	5	-	17/49/118/118	0/8/8/8
4	YG4	K	604	5	-	16/49/118/118	0/8/8/8
3	SAH	B	603	-	-	3/11/31/31	0/3/3/3
3	SAH	G	603	-	-	3/11/31/31	0/3/3/3
3	SAH	K	603	-	-	3/11/31/31	0/3/3/3
4	YG4	I	604	5	-	14/49/118/118	0/8/8/8
4	YG4	G	604	5	-	16/49/118/118	0/8/8/8
3	SAH	E	603	-	-	3/11/31/31	0/3/3/3
4	YG4	C	604	5	-	15/49/118/118	0/8/8/8
3	SAH	I	603	-	-	3/11/31/31	0/3/3/3
4	YG4	E	604	5	-	16/49/118/118	0/8/8/8
4	YG4	D	604	5	-	17/49/118/118	0/8/8/8
4	YG4	H	604	5	-	16/49/118/118	0/8/8/8
3	SAH	H	603	-	-	3/11/31/31	0/3/3/3
4	YG4	L	604	5	-	14/49/118/118	0/8/8/8
4	YG4	B	604	5	-	16/49/118/118	0/8/8/8

All (36) bond length outliers are listed below:

Mol	Chain	Res	Type	Atoms	Z	Observed(Å)	Ideal(Å)
3	L	603	SAH	C2-N3	3.82	1.38	1.32
3	D	603	SAH	C2-N3	3.82	1.38	1.32
3	E	603	SAH	C2-N3	3.81	1.38	1.32
3	B	603	SAH	C2-N3	3.80	1.38	1.32
3	H	603	SAH	C2-N3	3.80	1.38	1.32
3	K	603	SAH	C2-N3	3.80	1.38	1.32
3	A	1002	SAH	C2-N3	3.79	1.38	1.32
3	G	603	SAH	C2-N3	3.79	1.38	1.32
3	J	603	SAH	C2-N3	3.79	1.38	1.32
3	C	603	SAH	C2-N3	3.76	1.38	1.32
3	F	603	SAH	C2-N3	3.76	1.38	1.32
3	I	603	SAH	C2-N3	3.76	1.38	1.32
3	E	603	SAH	C2-N1	2.39	1.38	1.33
3	B	603	SAH	C2-N1	2.38	1.38	1.33
3	F	603	SAH	C2-N1	2.38	1.38	1.33

Continued on next page...

Continued from previous page...

Mol	Chain	Res	Type	Atoms	Z	Observed(Å)	Ideal(Å)
3	K	603	SAH	C2-N1	2.37	1.38	1.33
3	G	603	SAH	C2-N1	2.37	1.38	1.33
3	H	603	SAH	C2-N1	2.36	1.38	1.33
3	A	1002	SAH	C2-N1	2.35	1.38	1.33
3	D	603	SAH	C2-N1	2.35	1.38	1.33
3	I	603	SAH	C2-N1	2.34	1.38	1.33
3	C	603	SAH	C2-N1	2.34	1.38	1.33
3	J	603	SAH	C2-N1	2.33	1.38	1.33
3	L	603	SAH	C2-N1	2.31	1.38	1.33
3	J	603	SAH	OXT-C	-2.20	1.23	1.30
3	H	603	SAH	OXT-C	-2.18	1.23	1.30
3	F	603	SAH	OXT-C	-2.18	1.23	1.30
3	I	603	SAH	OXT-C	-2.18	1.23	1.30
3	L	603	SAH	OXT-C	-2.18	1.23	1.30
3	E	603	SAH	OXT-C	-2.17	1.23	1.30
3	G	603	SAH	OXT-C	-2.17	1.23	1.30
3	D	603	SAH	OXT-C	-2.16	1.23	1.30
3	C	603	SAH	OXT-C	-2.16	1.23	1.30
3	B	603	SAH	OXT-C	-2.16	1.23	1.30
3	K	603	SAH	OXT-C	-2.16	1.23	1.30
3	A	1002	SAH	OXT-C	-2.16	1.23	1.30

All (72) bond angle outliers are listed below:

Mol	Chain	Res	Type	Atoms	Z	Observed(°)	Ideal(°)
3	K	603	SAH	N3-C2-N1	-5.48	120.12	128.68
3	C	603	SAH	N3-C2-N1	-5.47	120.12	128.68
3	L	603	SAH	N3-C2-N1	-5.47	120.13	128.68
3	E	603	SAH	N3-C2-N1	-5.47	120.13	128.68
3	J	603	SAH	N3-C2-N1	-5.47	120.13	128.68
3	A	1002	SAH	N3-C2-N1	-5.46	120.14	128.68
3	F	603	SAH	N3-C2-N1	-5.46	120.14	128.68
3	B	603	SAH	N3-C2-N1	-5.46	120.14	128.68
3	G	603	SAH	N3-C2-N1	-5.46	120.15	128.68
3	D	603	SAH	N3-C2-N1	-5.46	120.15	128.68
3	I	603	SAH	N3-C2-N1	-5.45	120.16	128.68
3	H	603	SAH	N3-C2-N1	-5.45	120.17	128.68
3	B	603	SAH	C5'-SD-CG	-3.91	90.53	102.27
3	E	603	SAH	C5'-SD-CG	-3.91	90.55	102.27
3	H	603	SAH	C5'-SD-CG	-3.90	90.55	102.27
3	K	603	SAH	C5'-SD-CG	-3.90	90.56	102.27
3	F	603	SAH	C5'-SD-CG	-3.90	90.56	102.27

Continued on next page...

Continued from previous page...

Mol	Chain	Res	Type	Atoms	Z	Observed(°)	Ideal(°)
3	C	603	SAH	C5'-SD-CG	-3.90	90.56	102.27
3	L	603	SAH	C5'-SD-CG	-3.90	90.57	102.27
3	I	603	SAH	C5'-SD-CG	-3.90	90.57	102.27
3	J	603	SAH	C5'-SD-CG	-3.87	90.64	102.27
3	A	1002	SAH	C5'-SD-CG	-3.87	90.65	102.27
3	G	603	SAH	C5'-SD-CG	-3.87	90.65	102.27
3	D	603	SAH	C5'-SD-CG	-3.86	90.67	102.27
4	E	604	YG4	C15-C16-N6	3.12	120.49	114.14
4	A	1003	YG4	C15-C16-N6	3.12	120.48	114.14
4	K	604	YG4	C15-C16-N6	3.12	120.48	114.14
4	G	604	YG4	C15-C16-N6	3.12	120.48	114.14
4	H	604	YG4	C15-C16-N6	3.11	120.46	114.14
4	D	604	YG4	C15-C16-N6	3.11	120.46	114.14
4	J	604	YG4	C15-C16-N6	3.10	120.43	114.14
4	B	604	YG4	C15-C16-N6	3.09	120.41	114.14
3	C	603	SAH	OXT-C-O	-2.76	117.83	124.09
3	E	603	SAH	OXT-C-O	-2.75	117.85	124.09
3	K	603	SAH	OXT-C-O	-2.73	117.88	124.09
3	J	603	SAH	OXT-C-O	-2.73	117.90	124.09
3	F	603	SAH	OXT-C-O	-2.73	117.90	124.09
3	I	603	SAH	OXT-C-O	-2.73	117.90	124.09
3	L	603	SAH	OXT-C-O	-2.73	117.90	124.09
3	B	603	SAH	OXT-C-O	-2.72	117.91	124.09
3	A	1002	SAH	OXT-C-O	-2.72	117.91	124.09
3	D	603	SAH	OXT-C-O	-2.71	117.93	124.09
3	G	603	SAH	OXT-C-O	-2.71	117.93	124.09
3	H	603	SAH	OXT-C-O	-2.71	117.93	124.09
4	I	604	YG4	C15-C16-N6	2.63	119.48	114.14
4	F	604	YG4	C15-C16-N6	2.62	119.46	114.14
4	L	604	YG4	C15-C16-N6	2.61	119.45	114.14
4	C	604	YG4	C15-C16-N6	2.61	119.44	114.14
3	L	603	SAH	C3'-C2'-C1'	2.42	104.61	100.98
3	C	603	SAH	C3'-C2'-C1'	2.41	104.61	100.98
3	B	603	SAH	C3'-C2'-C1'	2.40	104.60	100.98
3	F	603	SAH	C3'-C2'-C1'	2.40	104.60	100.98
3	H	603	SAH	C3'-C2'-C1'	2.40	104.59	100.98
3	A	1002	SAH	C3'-C2'-C1'	2.40	104.59	100.98
3	K	603	SAH	C3'-C2'-C1'	2.39	104.57	100.98
3	I	603	SAH	C3'-C2'-C1'	2.38	104.56	100.98
3	J	603	SAH	C3'-C2'-C1'	2.38	104.56	100.98
3	G	603	SAH	C3'-C2'-C1'	2.38	104.56	100.98
3	D	603	SAH	C3'-C2'-C1'	2.38	104.56	100.98

Continued on next page...

Continued from previous page...

Mol	Chain	Res	Type	Atoms	Z	Observed(°)	Ideal(°)
3	E	603	SAH	C3'-C2'-C1'	2.37	104.55	100.98
3	E	603	SAH	OXT-C-CA	2.24	121.03	113.38
3	J	603	SAH	OXT-C-CA	2.24	121.00	113.38
3	G	603	SAH	OXT-C-CA	2.24	121.00	113.38
3	C	603	SAH	OXT-C-CA	2.24	121.00	113.38
3	D	603	SAH	OXT-C-CA	2.24	121.00	113.38
3	L	603	SAH	OXT-C-CA	2.23	121.00	113.38
3	A	1002	SAH	OXT-C-CA	2.23	120.99	113.38
3	B	603	SAH	OXT-C-CA	2.23	120.99	113.38
3	K	603	SAH	OXT-C-CA	2.23	120.98	113.38
3	I	603	SAH	OXT-C-CA	2.22	120.96	113.38
3	F	603	SAH	OXT-C-CA	2.22	120.96	113.38
3	H	603	SAH	OXT-C-CA	2.22	120.95	113.38

There are no chirality outliers.

All (225) torsion outliers are listed below:

Mol	Chain	Res	Type	Atoms
4	A	1003	YG4	O20-C23-C24-C25
4	A	1003	YG4	O20-C23-C24-O21
4	A	1003	YG4	C12-O14-P3-O12
4	A	1003	YG4	C23-O20-P4-O19
4	B	604	YG4	O20-C23-C24-C25
4	B	604	YG4	O20-C23-C24-O21
4	B	604	YG4	C12-O14-P3-O12
4	B	604	YG4	C23-O20-P4-O19
4	C	604	YG4	C13-C14-O16-P4
4	C	604	YG4	O20-C23-C24-C25
4	C	604	YG4	O20-C23-C24-O21
4	C	604	YG4	C12-O14-P3-O12
4	C	604	YG4	C23-O20-P4-O16
4	D	604	YG4	O20-C23-C24-C25
4	D	604	YG4	O20-C23-C24-O21
4	D	604	YG4	C12-O14-P3-O12
4	D	604	YG4	C23-O20-P4-O19
4	E	604	YG4	O20-C23-C24-C25
4	E	604	YG4	O20-C23-C24-O21
4	E	604	YG4	C12-O14-P3-O12
4	E	604	YG4	C23-O20-P4-O19
4	F	604	YG4	C13-C14-O16-P4
4	F	604	YG4	O20-C23-C24-C25
4	F	604	YG4	O20-C23-C24-O21

Continued on next page...

Continued from previous page...

Mol	Chain	Res	Type	Atoms
4	F	604	YG4	C12-O14-P3-O12
4	F	604	YG4	C23-O20-P4-O16
4	G	604	YG4	O20-C23-C24-C25
4	G	604	YG4	O20-C23-C24-O21
4	G	604	YG4	C12-O14-P3-O12
4	G	604	YG4	C23-O20-P4-O19
4	H	604	YG4	O20-C23-C24-C25
4	H	604	YG4	O20-C23-C24-O21
4	H	604	YG4	C12-O14-P3-O12
4	H	604	YG4	C23-O20-P4-O19
4	I	604	YG4	C13-C14-O16-P4
4	I	604	YG4	O20-C23-C24-C25
4	I	604	YG4	O20-C23-C24-O21
4	I	604	YG4	C12-O14-P3-O12
4	I	604	YG4	C23-O20-P4-O16
4	J	604	YG4	O20-C23-C24-C25
4	J	604	YG4	O20-C23-C24-O21
4	J	604	YG4	C12-O14-P3-O12
4	J	604	YG4	C23-O20-P4-O19
4	K	604	YG4	O20-C23-C24-C25
4	K	604	YG4	O20-C23-C24-O21
4	K	604	YG4	C12-O14-P3-O12
4	K	604	YG4	C23-O20-P4-O19
4	L	604	YG4	C13-C14-O16-P4
4	L	604	YG4	O20-C23-C24-C25
4	L	604	YG4	O20-C23-C24-O21
4	L	604	YG4	C12-O14-P3-O12
4	L	604	YG4	C23-O20-P4-O16
4	A	1003	YG4	O21-C27-N11-C28
4	B	604	YG4	O21-C27-N11-C28
4	C	604	YG4	O21-C27-N11-C28
4	D	604	YG4	O21-C27-N11-C28
4	E	604	YG4	O21-C27-N11-C28
4	F	604	YG4	O21-C27-N11-C28
4	G	604	YG4	O21-C27-N11-C28
4	H	604	YG4	O21-C27-N11-C28
4	I	604	YG4	O21-C27-N11-C28
4	J	604	YG4	O21-C27-N11-C28
4	K	604	YG4	O21-C27-N11-C28
4	L	604	YG4	O21-C27-N11-C28
4	C	604	YG4	O14-C12-C13-O15
4	F	604	YG4	O14-C12-C13-O15

Continued on next page...

Continued from previous page...

Mol	Chain	Res	Type	Atoms
4	I	604	YG4	O14-C12-C13-O15
4	L	604	YG4	O14-C12-C13-O15
4	B	604	YG4	C14-O16-P4-O20
4	E	604	YG4	C14-O16-P4-O20
4	H	604	YG4	C14-O16-P4-O20
4	K	604	YG4	C14-O16-P4-O20
4	A	1003	YG4	C13-C14-O16-P4
4	B	604	YG4	C13-C14-O16-P4
4	D	604	YG4	C13-C14-O16-P4
4	E	604	YG4	C13-C14-O16-P4
4	G	604	YG4	C13-C14-O16-P4
4	H	604	YG4	C13-C14-O16-P4
4	J	604	YG4	C13-C14-O16-P4
4	K	604	YG4	C13-C14-O16-P4
4	A	1003	YG4	C23-O20-P4-O16
4	B	604	YG4	C23-O20-P4-O16
4	D	604	YG4	C23-O20-P4-O16
4	E	604	YG4	C23-O20-P4-O16
4	G	604	YG4	C23-O20-P4-O16
4	H	604	YG4	C23-O20-P4-O16
4	J	604	YG4	C23-O20-P4-O16
4	K	604	YG4	C23-O20-P4-O16
4	C	604	YG4	C14-O16-P4-O20
4	F	604	YG4	C14-O16-P4-O20
4	I	604	YG4	C14-O16-P4-O20
4	L	604	YG4	C14-O16-P4-O20
4	A	1003	YG4	C15-C14-O16-P4
4	B	604	YG4	C15-C14-O16-P4
4	D	604	YG4	C15-C14-O16-P4
4	E	604	YG4	C15-C14-O16-P4
4	G	604	YG4	C15-C14-O16-P4
4	H	604	YG4	C15-C14-O16-P4
4	J	604	YG4	C15-C14-O16-P4
4	K	604	YG4	C15-C14-O16-P4
4	H	604	YG4	O21-C27-N11-C31
4	J	604	YG4	O21-C27-N11-C31
4	K	604	YG4	O21-C27-N11-C31
4	A	1003	YG4	O21-C27-N11-C31
4	B	604	YG4	O21-C27-N11-C31
4	C	604	YG4	O21-C27-N11-C31
4	D	604	YG4	O21-C27-N11-C31
4	E	604	YG4	O21-C27-N11-C31

Continued on next page...

Continued from previous page...

Mol	Chain	Res	Type	Atoms
4	F	604	YG4	O21-C27-N11-C31
4	G	604	YG4	O21-C27-N11-C31
4	I	604	YG4	O21-C27-N11-C31
4	L	604	YG4	O21-C27-N11-C31
3	C	603	SAH	C-CA-CB-CG
4	B	604	YG4	C14-O16-P4-O19
4	E	604	YG4	C14-O16-P4-O19
4	H	604	YG4	C14-O16-P4-O19
4	K	604	YG4	C14-O16-P4-O19
4	A	1003	YG4	C24-C23-O20-P4
4	B	604	YG4	C24-C23-O20-P4
4	D	604	YG4	C24-C23-O20-P4
4	E	604	YG4	C24-C23-O20-P4
4	G	604	YG4	C24-C23-O20-P4
4	H	604	YG4	C24-C23-O20-P4
4	J	604	YG4	C24-C23-O20-P4
4	K	604	YG4	C24-C23-O20-P4
4	I	604	YG4	C15-C14-O16-P4
4	A	1003	YG4	C14-O16-P4-O20
4	D	604	YG4	C14-O16-P4-O20
4	G	604	YG4	C14-O16-P4-O20
4	J	604	YG4	C14-O16-P4-O20
4	C	604	YG4	C15-C14-O16-P4
4	F	604	YG4	C15-C14-O16-P4
4	L	604	YG4	C15-C14-O16-P4
4	A	1003	YG4	P1-O8-P2-O10
4	A	1003	YG4	P3-O11-P2-O9
4	B	604	YG4	P1-O8-P2-O10
4	D	604	YG4	P1-O8-P2-O10
4	D	604	YG4	P3-O11-P2-O9
4	E	604	YG4	P1-O8-P2-O10
4	G	604	YG4	P1-O8-P2-O10
4	H	604	YG4	P1-O8-P2-O10
4	J	604	YG4	P1-O8-P2-O10
4	J	604	YG4	P3-O11-P2-O9
4	K	604	YG4	P1-O8-P2-O10
3	A	1002	SAH	CB-CG-SD-C5'
3	D	603	SAH	CB-CG-SD-C5'
3	E	603	SAH	CB-CG-SD-C5'
3	H	603	SAH	CB-CG-SD-C5'
3	J	603	SAH	CB-CG-SD-C5'
4	C	604	YG4	C24-C23-O20-P4

Continued on next page...

Continued from previous page...

Mol	Chain	Res	Type	Atoms
4	F	604	YG4	C24-C23-O20-P4
4	I	604	YG4	C24-C23-O20-P4
4	L	604	YG4	C24-C23-O20-P4
4	C	604	YG4	C23-O20-P4-O19
4	F	604	YG4	C23-O20-P4-O19
4	I	604	YG4	C23-O20-P4-O19
4	L	604	YG4	C23-O20-P4-O19
3	A	1002	SAH	C-CA-CB-CG
3	B	603	SAH	C-CA-CB-CG
3	D	603	SAH	C-CA-CB-CG
3	E	603	SAH	C-CA-CB-CG
3	F	603	SAH	C-CA-CB-CG
3	G	603	SAH	C-CA-CB-CG
3	H	603	SAH	C-CA-CB-CG
3	I	603	SAH	C-CA-CB-CG
3	J	603	SAH	C-CA-CB-CG
3	K	603	SAH	C-CA-CB-CG
3	L	603	SAH	C-CA-CB-CG
3	B	603	SAH	CB-CG-SD-C5'
3	C	603	SAH	CB-CG-SD-C5'
3	F	603	SAH	CB-CG-SD-C5'
3	G	603	SAH	CB-CG-SD-C5'
3	I	603	SAH	CB-CG-SD-C5'
3	K	603	SAH	CB-CG-SD-C5'
3	L	603	SAH	CB-CG-SD-C5'
4	G	604	YG4	P3-O11-P2-O9
4	A	1003	YG4	C14-O16-P4-O19
4	D	604	YG4	C14-O16-P4-O19
4	G	604	YG4	C14-O16-P4-O19
4	J	604	YG4	C14-O16-P4-O19
4	A	1003	YG4	P1-O8-P2-O9
4	A	1003	YG4	P3-O11-P2-O10
4	B	604	YG4	P3-O11-P2-O9
4	D	604	YG4	P3-O11-P2-O10
4	E	604	YG4	P3-O11-P2-O9
4	G	604	YG4	P3-O11-P2-O10
4	H	604	YG4	P3-O11-P2-O9
4	J	604	YG4	P3-O11-P2-O10
4	K	604	YG4	P3-O11-P2-O9
3	A	1002	SAH	N-CA-CB-CG
3	B	603	SAH	N-CA-CB-CG
3	C	603	SAH	N-CA-CB-CG

Continued on next page...

Continued from previous page...

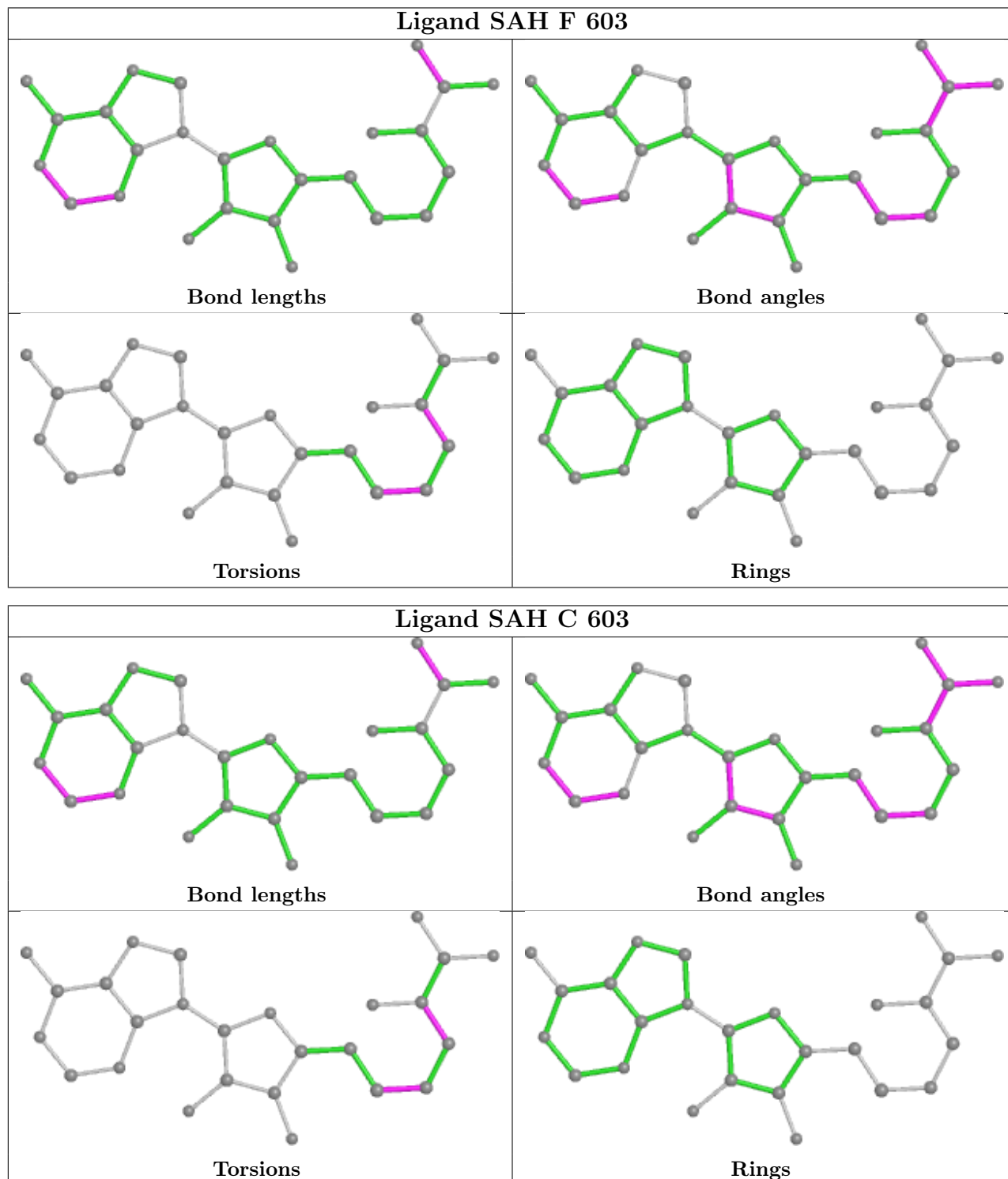
Mol	Chain	Res	Type	Atoms
3	D	603	SAH	N-CA-CB-CG
3	E	603	SAH	N-CA-CB-CG
3	F	603	SAH	N-CA-CB-CG
3	G	603	SAH	N-CA-CB-CG
3	H	603	SAH	N-CA-CB-CG
3	I	603	SAH	N-CA-CB-CG
3	J	603	SAH	N-CA-CB-CG
3	K	603	SAH	N-CA-CB-CG
3	L	603	SAH	N-CA-CB-CG
4	A	1003	YG4	C12-O14-P3-O11
4	B	604	YG4	C12-O14-P3-O11
4	C	604	YG4	C12-O14-P3-O11
4	D	604	YG4	C12-O14-P3-O11
4	E	604	YG4	C12-O14-P3-O11
4	F	604	YG4	C12-O14-P3-O11
4	G	604	YG4	C12-O14-P3-O11
4	H	604	YG4	C12-O14-P3-O11
4	I	604	YG4	C12-O14-P3-O11
4	J	604	YG4	C12-O14-P3-O11
4	K	604	YG4	C12-O14-P3-O11
4	L	604	YG4	C12-O14-P3-O11
4	B	604	YG4	P3-O11-P2-O10
4	C	604	YG4	P2-O8-P1-O6
4	C	604	YG4	P1-O8-P2-O10
4	D	604	YG4	P1-O8-P2-O9
4	E	604	YG4	P3-O11-P2-O10
4	F	604	YG4	P2-O8-P1-O6
4	F	604	YG4	P1-O8-P2-O10
4	H	604	YG4	P3-O11-P2-O10
4	I	604	YG4	P1-O8-P2-O10
4	J	604	YG4	P1-O8-P2-O9
4	K	604	YG4	P3-O11-P2-O10
4	L	604	YG4	P1-O8-P2-O10

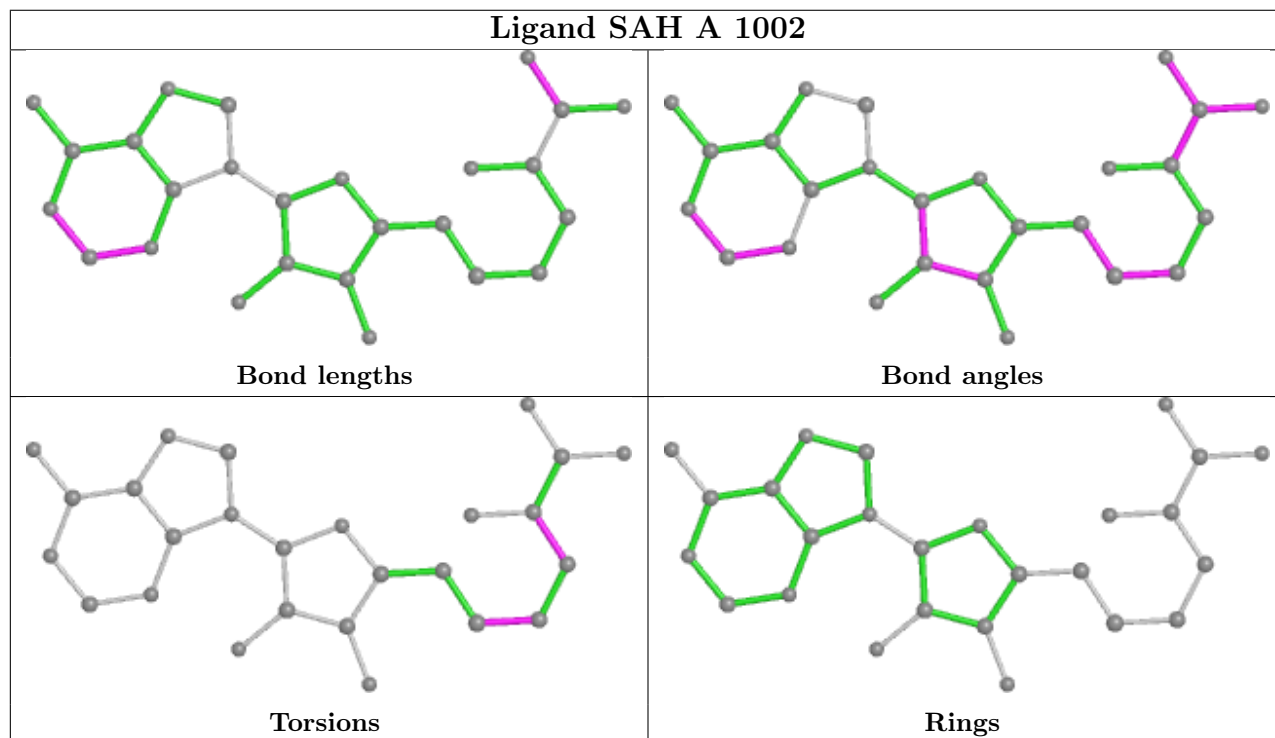
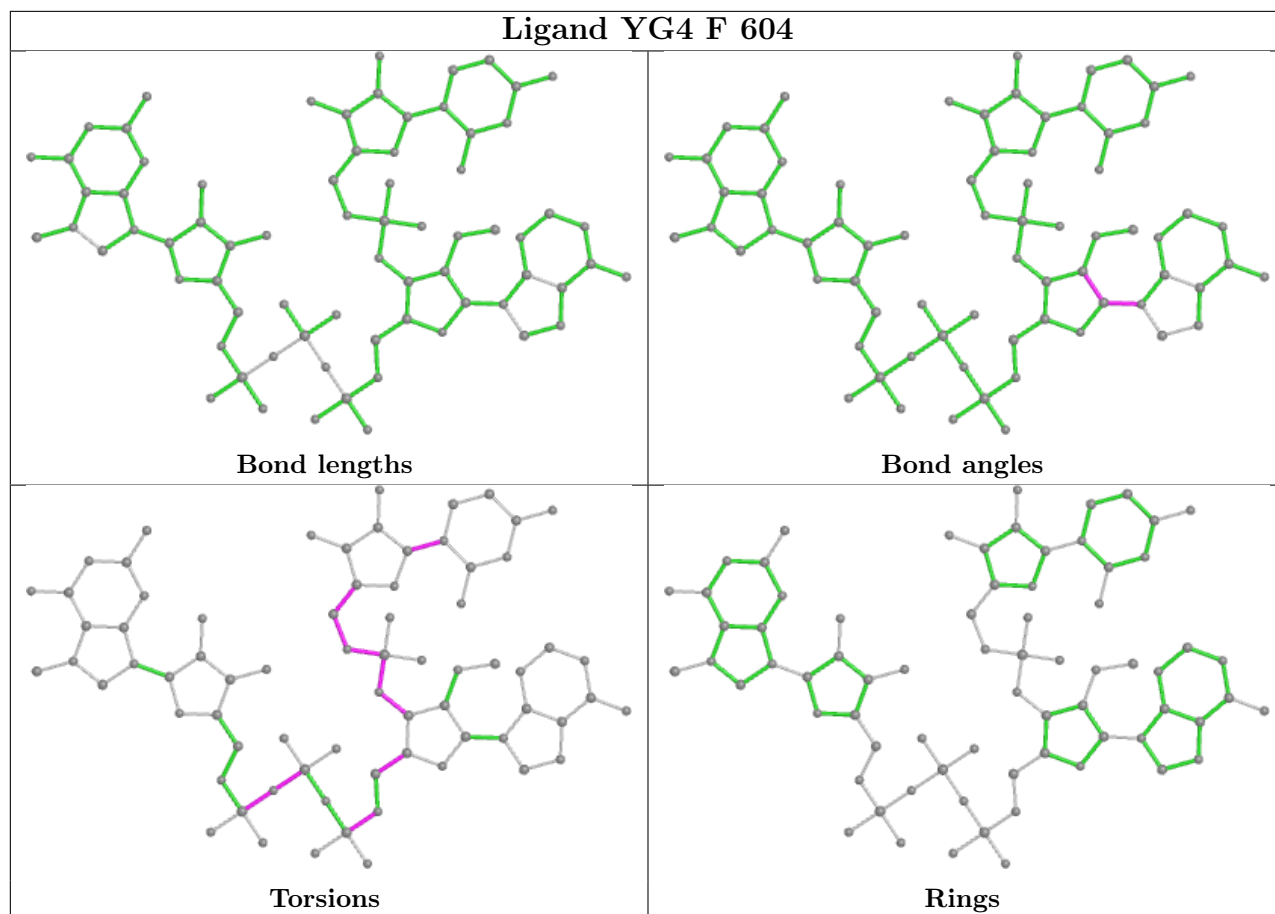
There are no ring outliers.

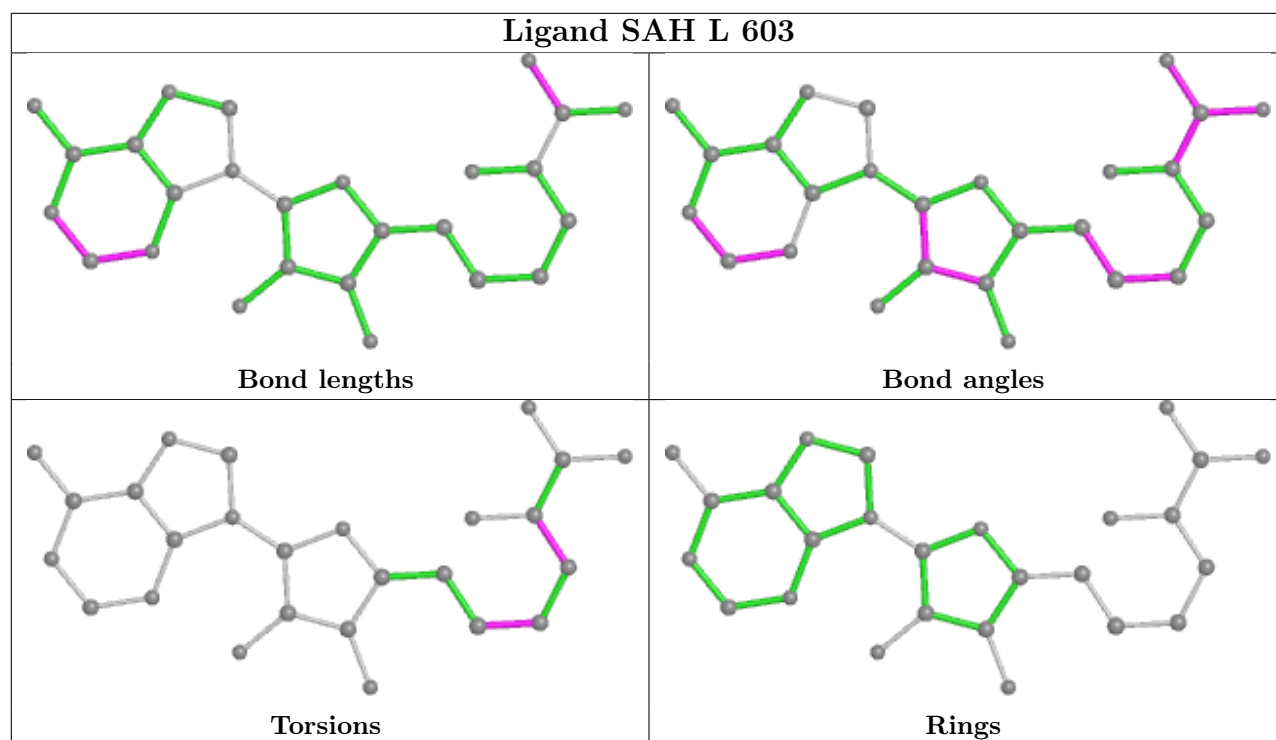
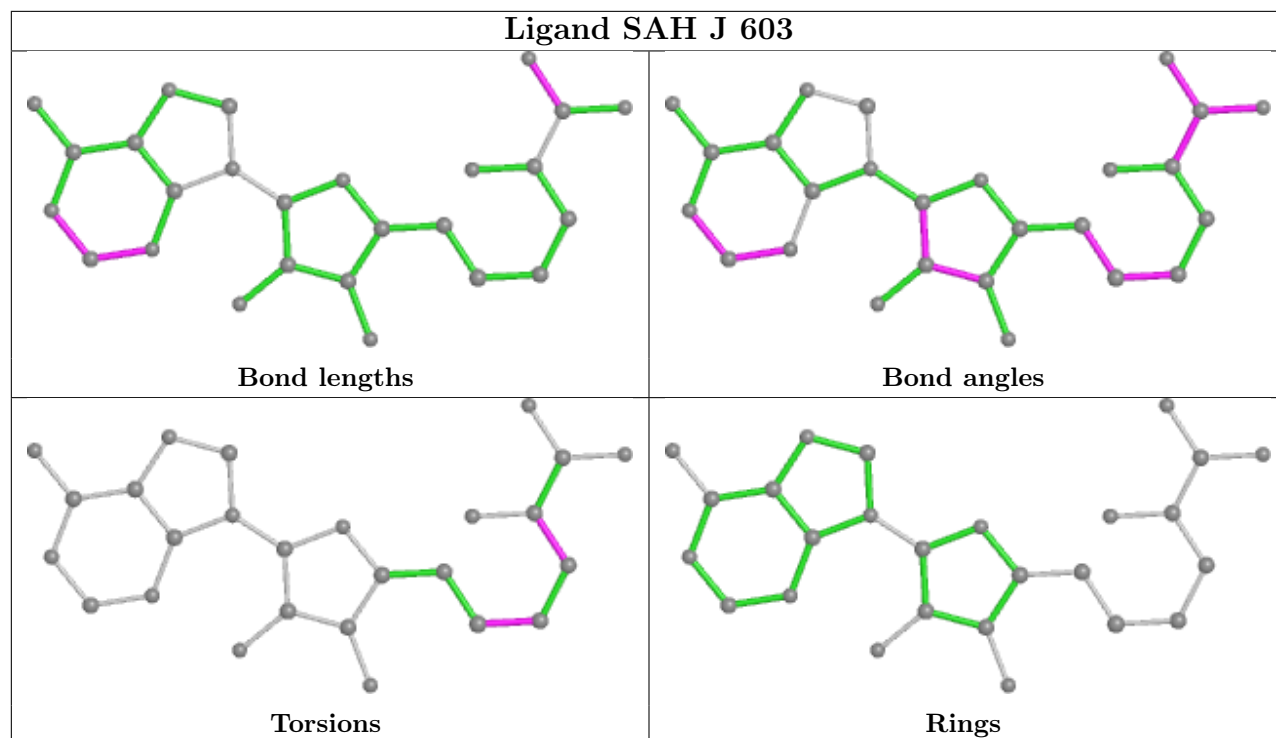
No monomer is involved in short contacts.

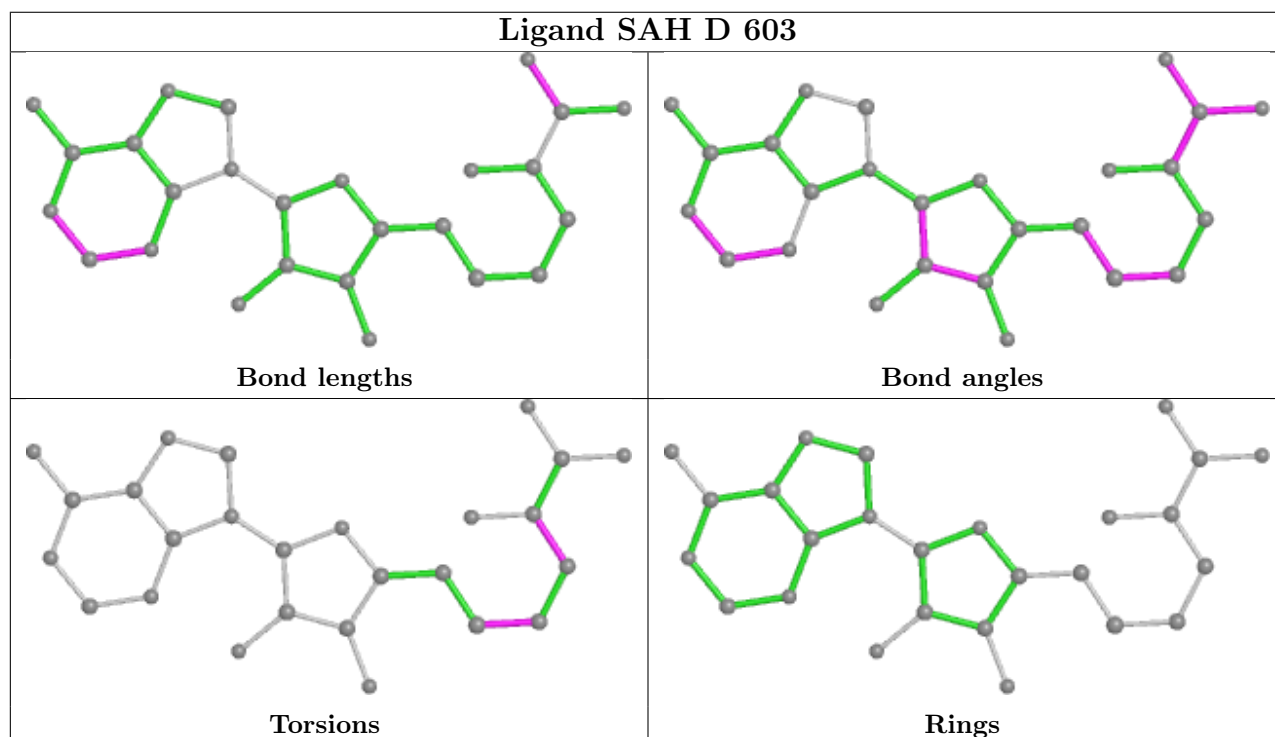
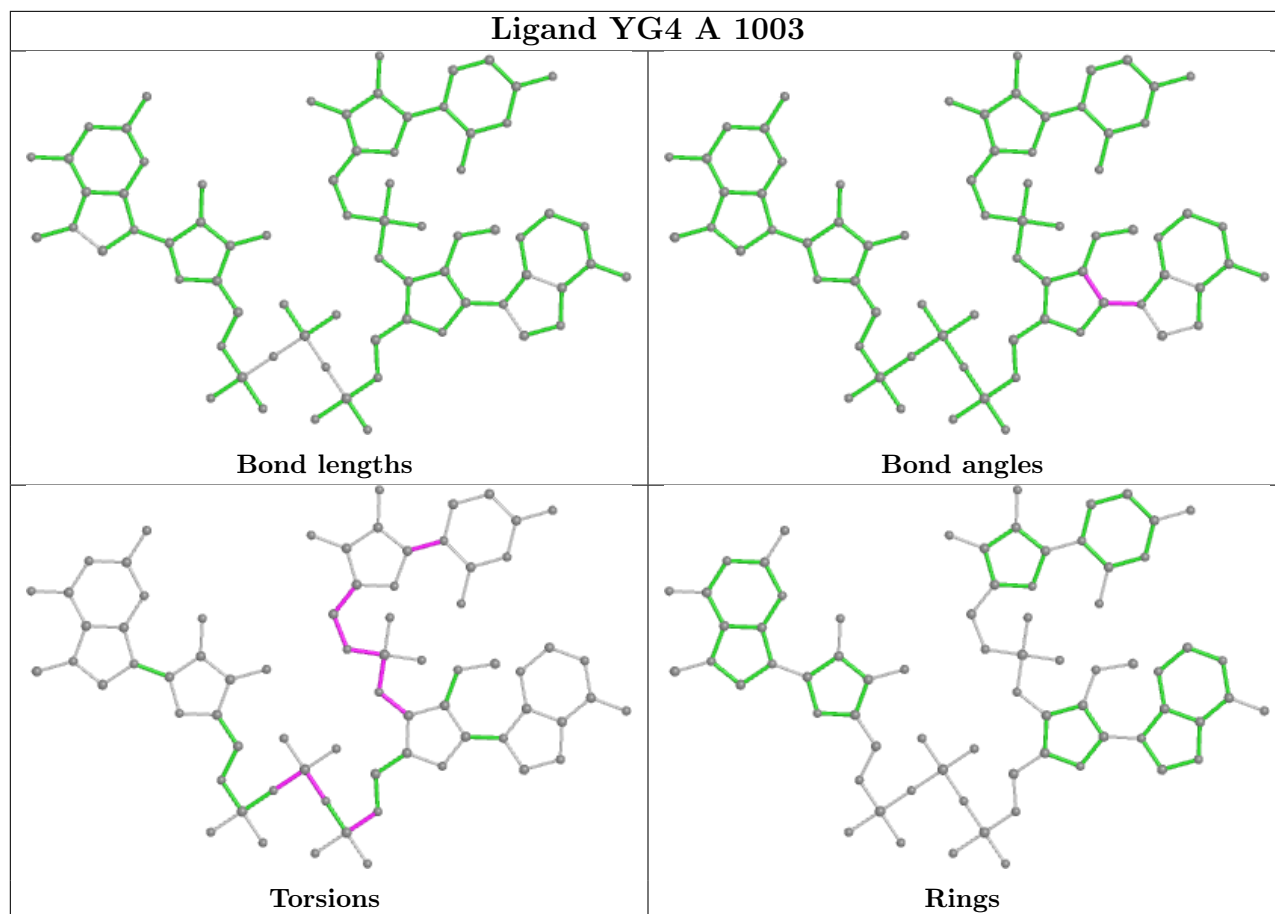
The following is a two-dimensional graphical depiction of Mogul quality analysis of bond lengths, bond angles, torsion angles, and ring geometry for all instances of the Ligand of Interest. In addition, ligands with molecular weight > 250 and outliers as shown on the validation Tables will also be included. For torsion angles, if less than 5% of the Mogul distribution of torsion angles is within 10 degrees of the torsion angle in question, then that torsion angle is considered an outlier. Any bond that is central to one or more torsion angles identified as an outlier by Mogul will be

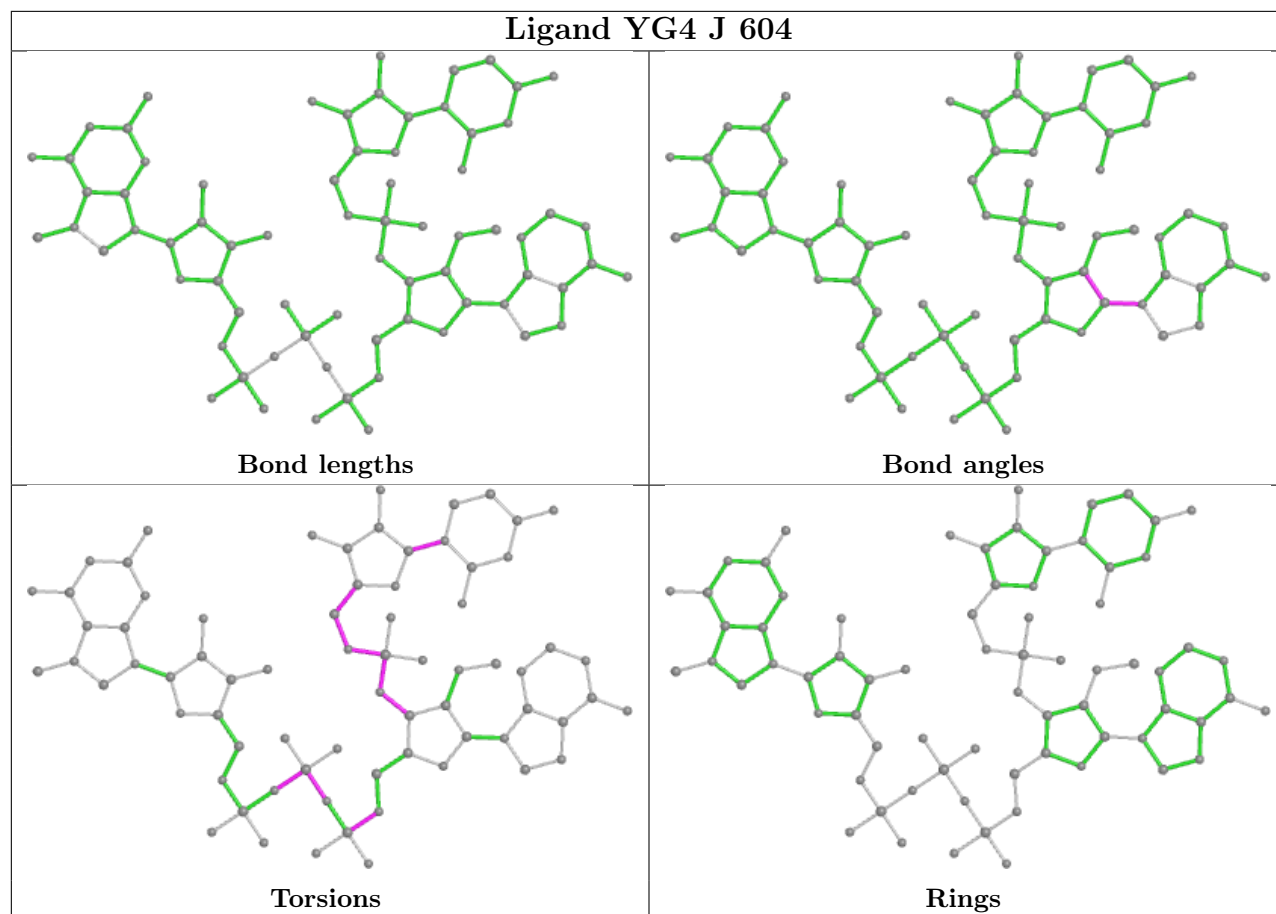
highlighted in the graph. For rings, the root-mean-square deviation (RMSD) between the ring in question and similar rings identified by Mogul is calculated over all ring torsion angles. If the average RMSD is greater than 60 degrees and the minimal RMSD between the ring in question and any Mogul-identified rings is also greater than 60 degrees, then that ring is considered an outlier. The outliers are highlighted in purple. The color gray indicates Mogul did not find sufficient equivalents in the CSD to analyse the geometry.

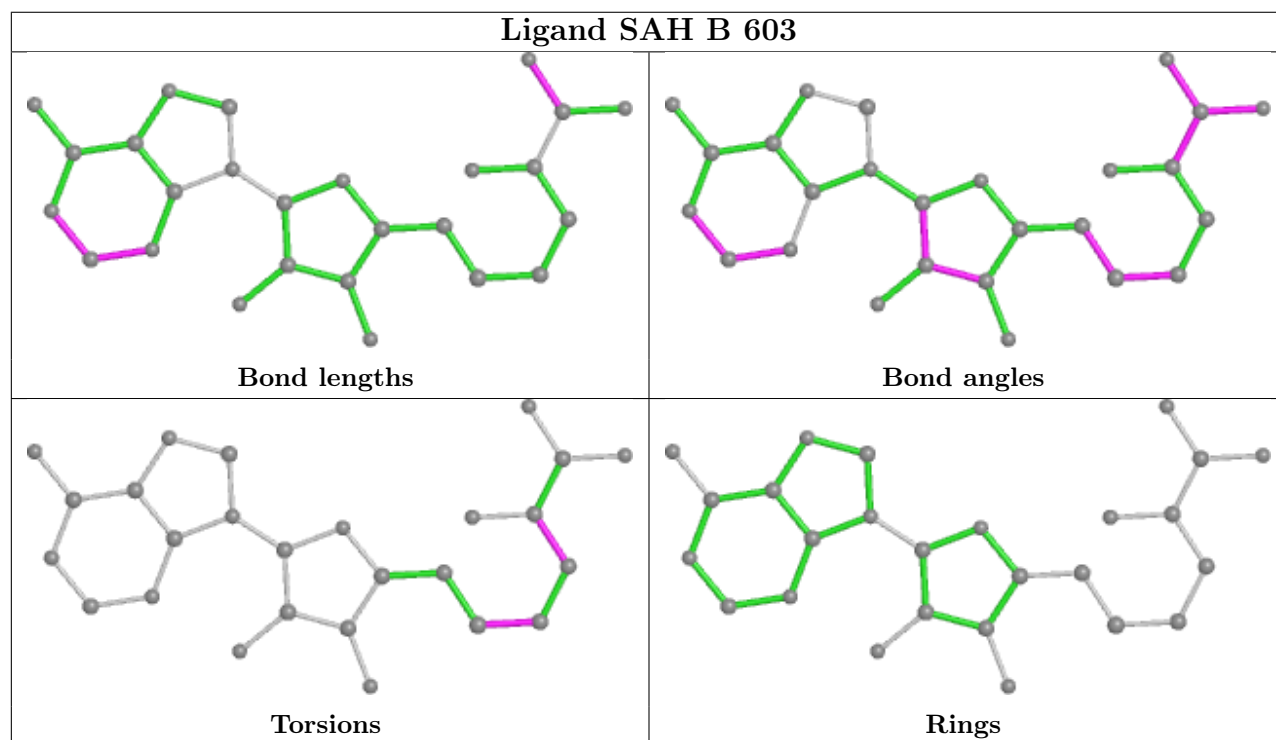
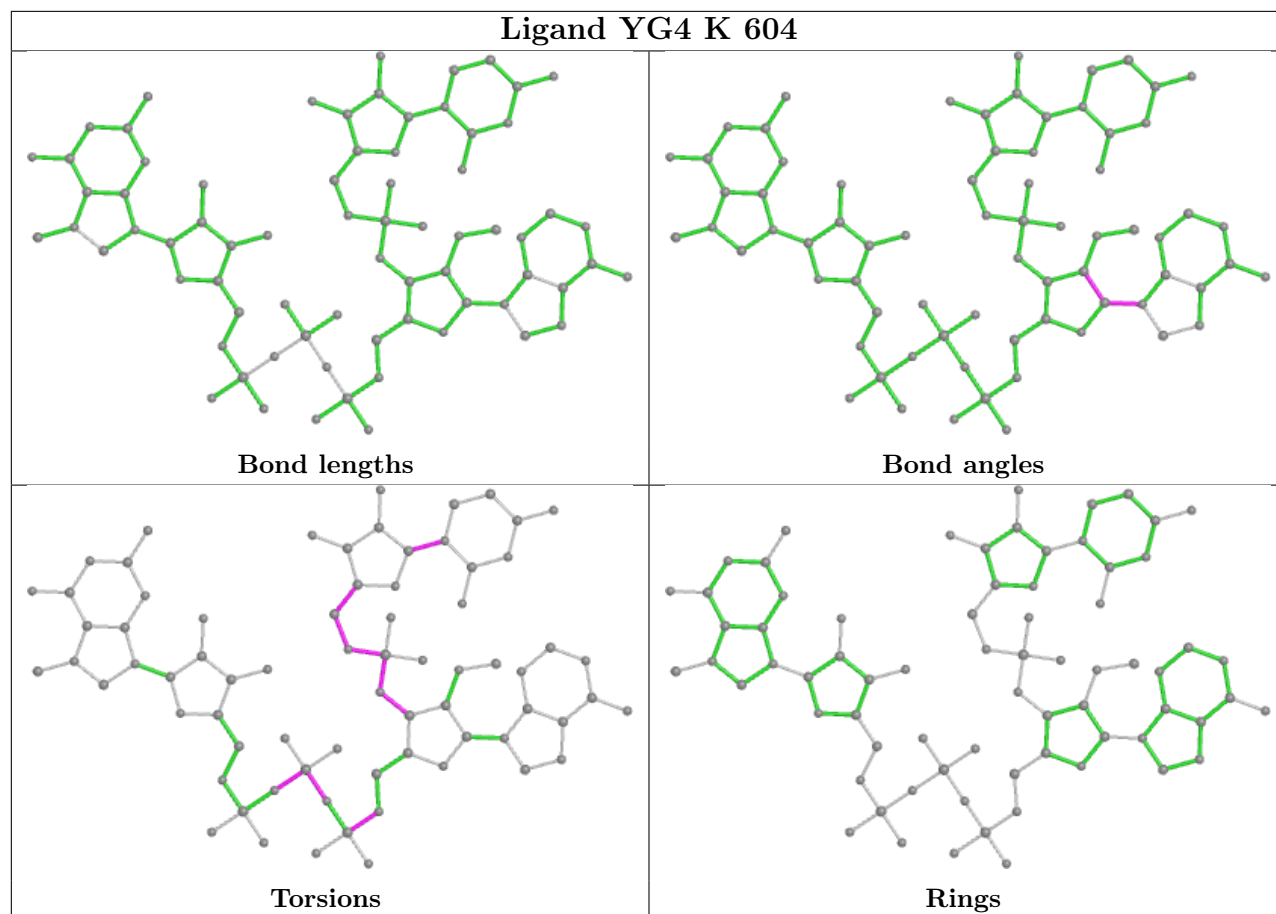


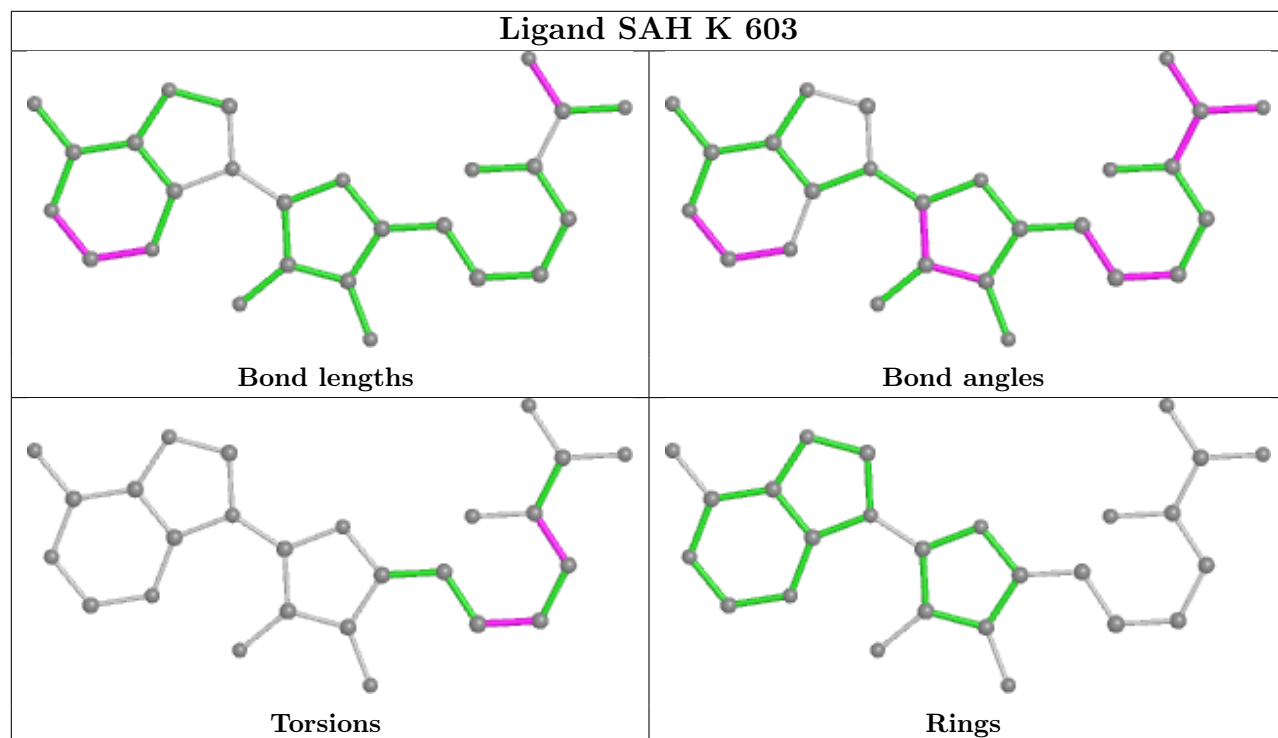
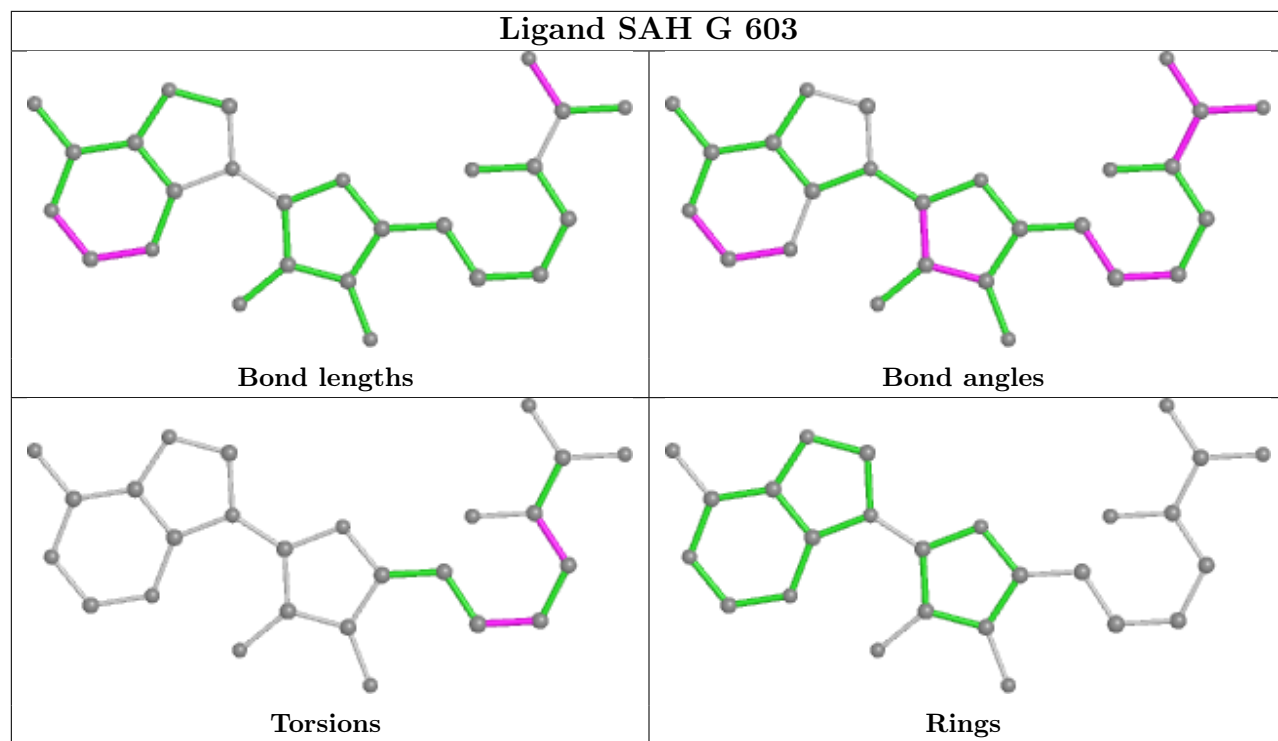


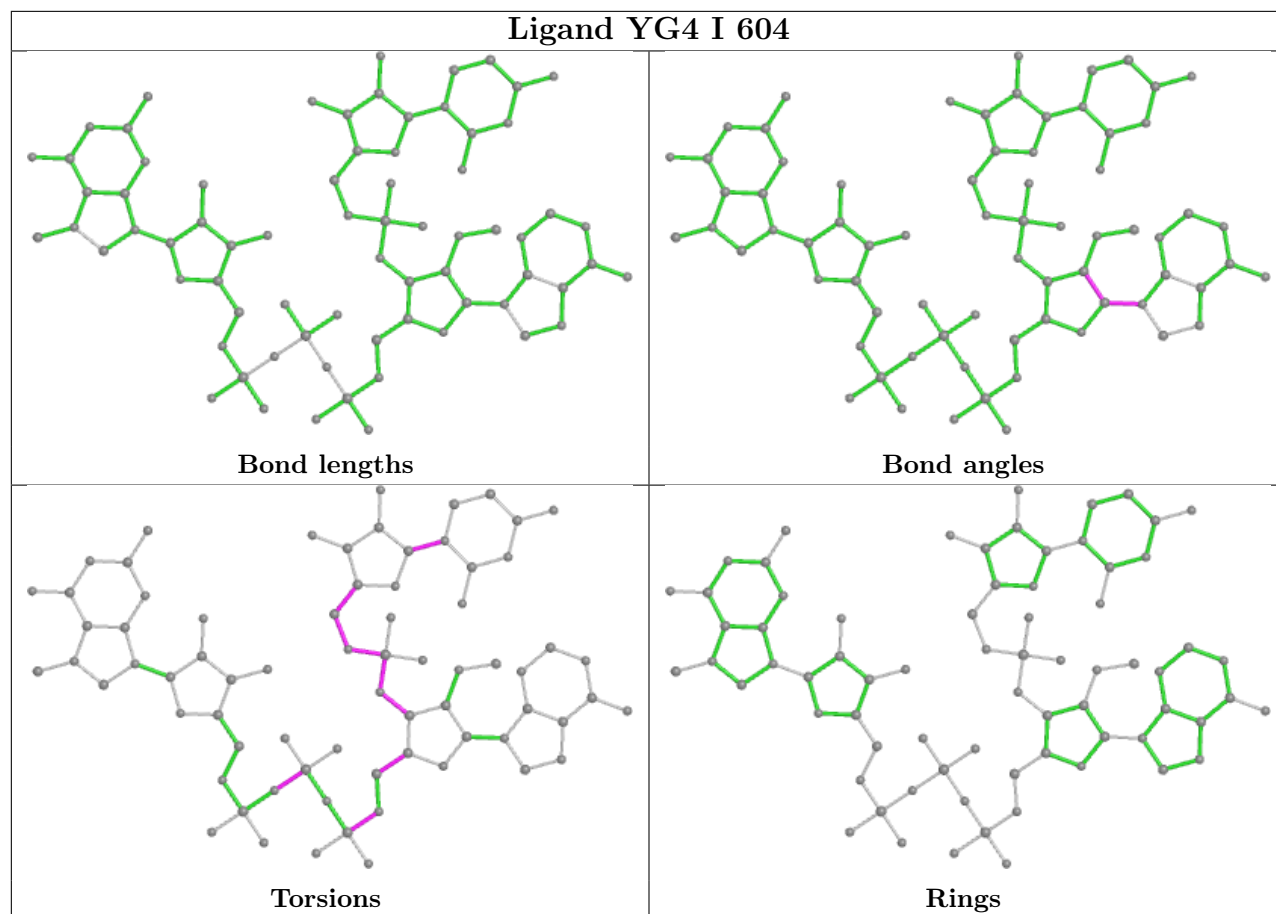


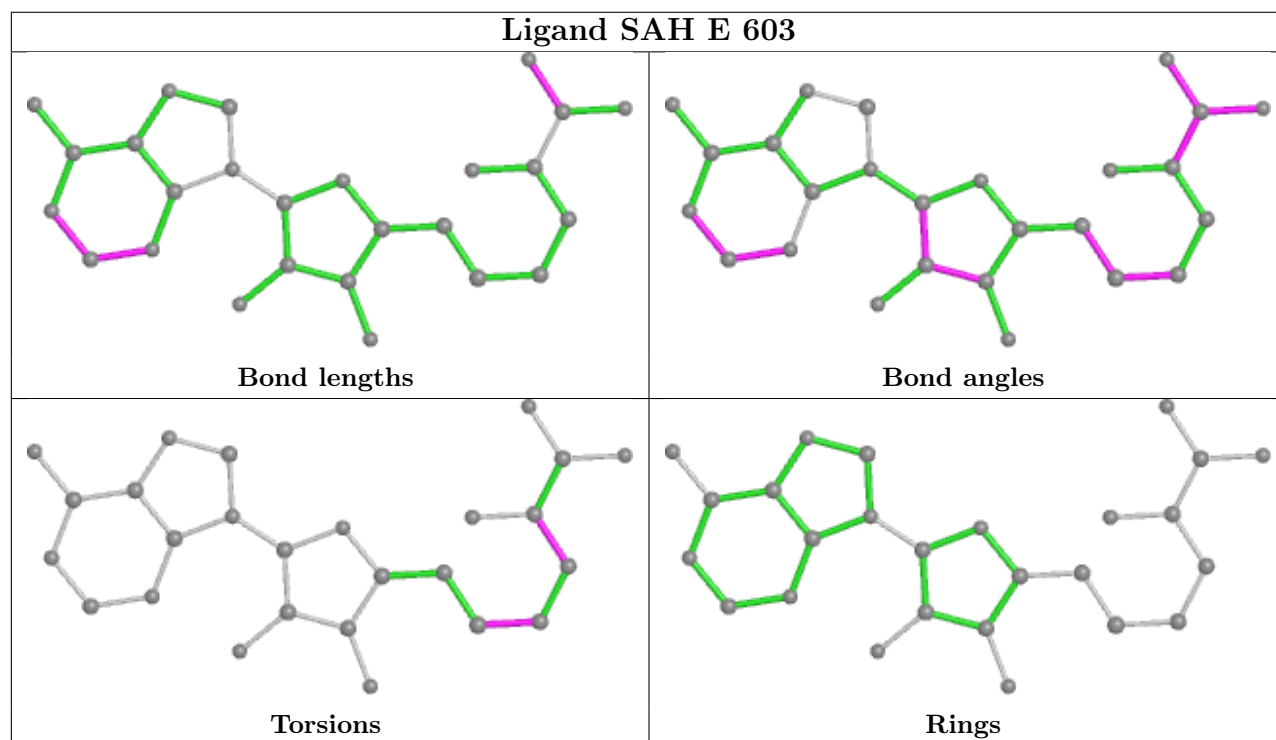
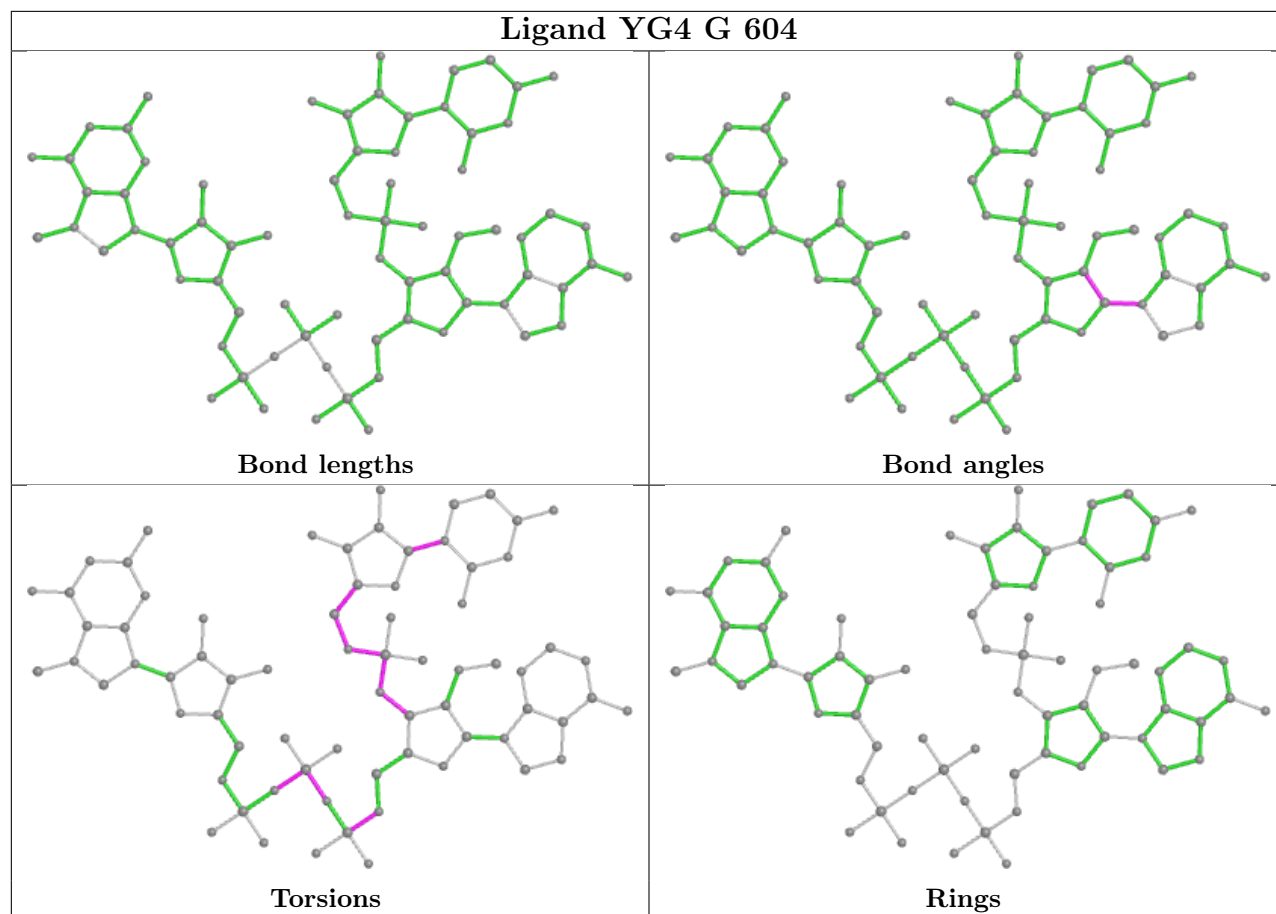


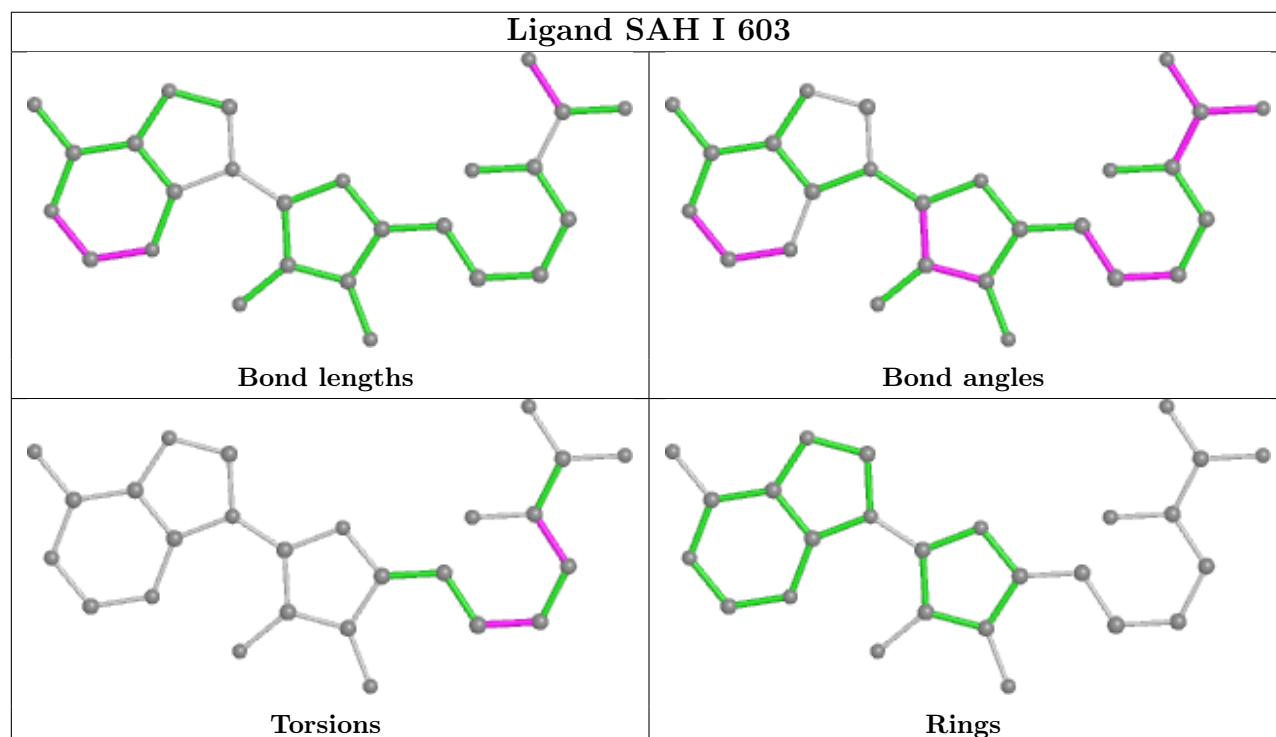
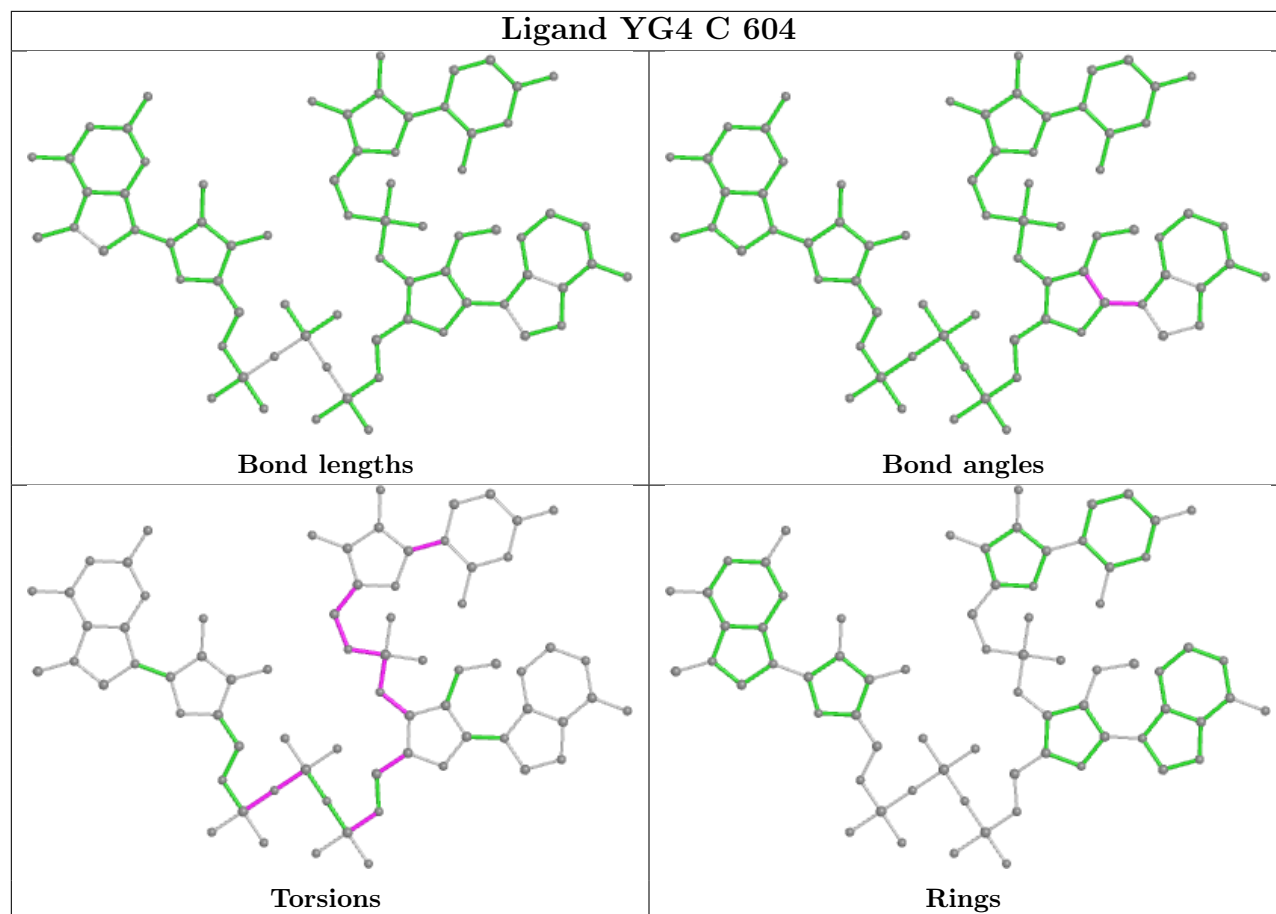


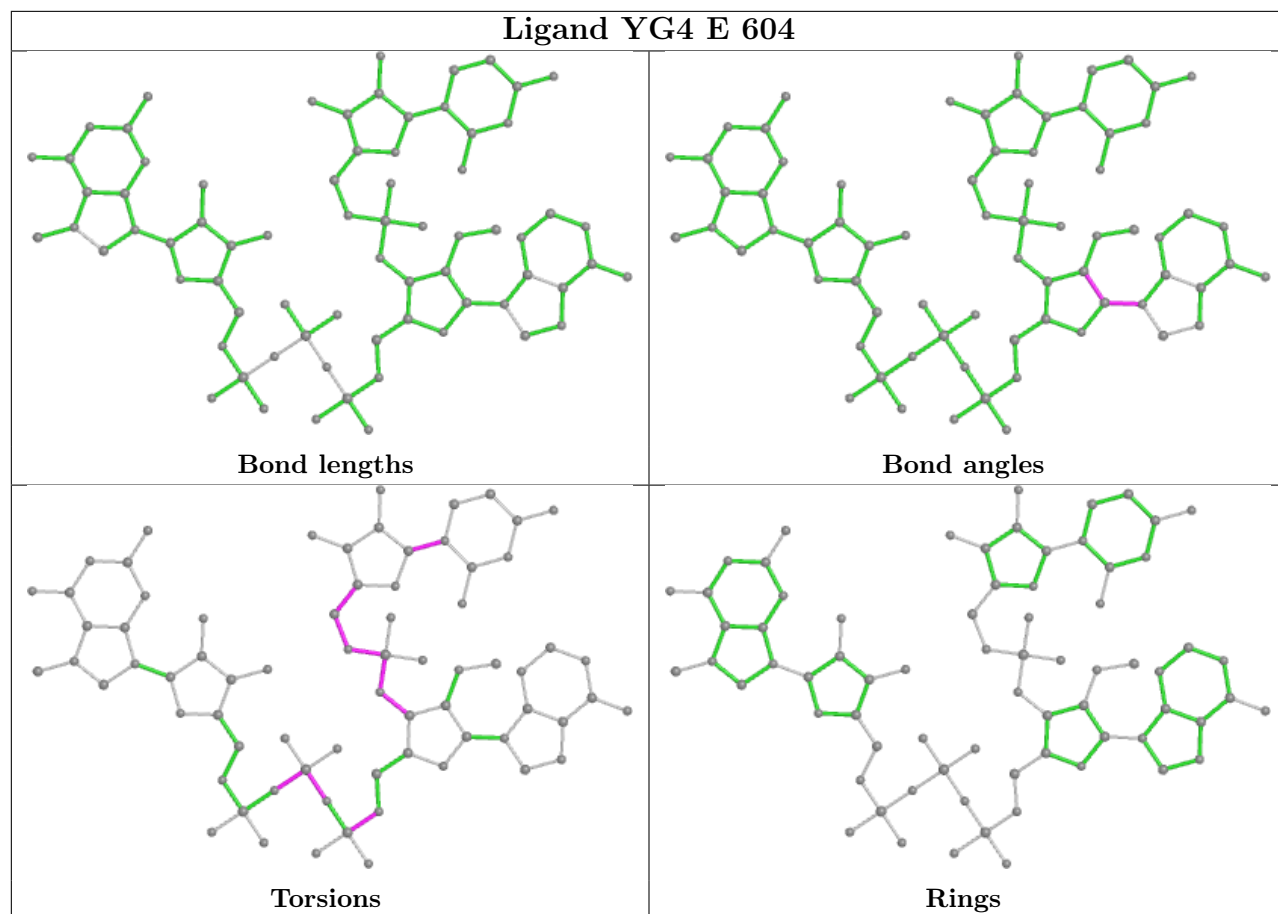


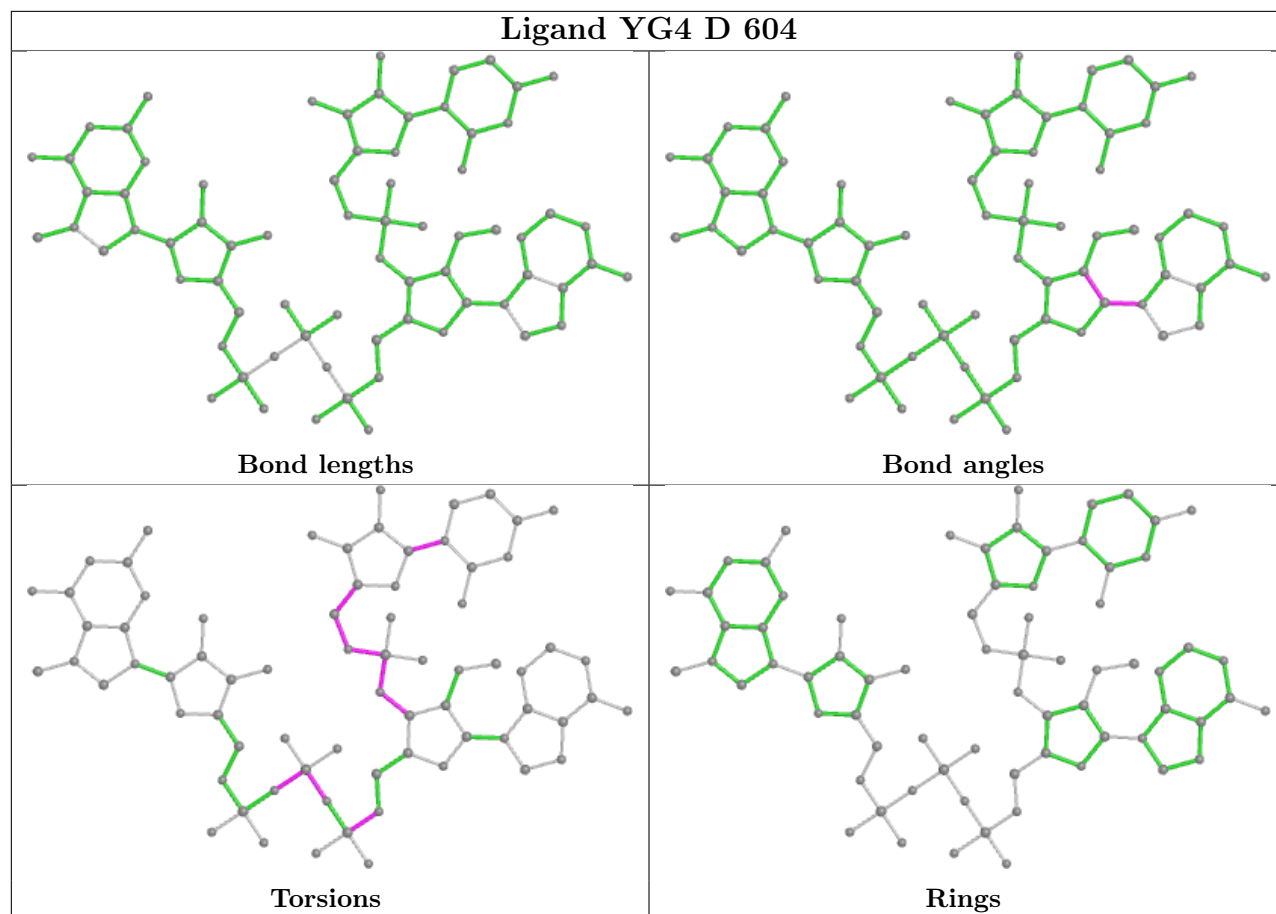


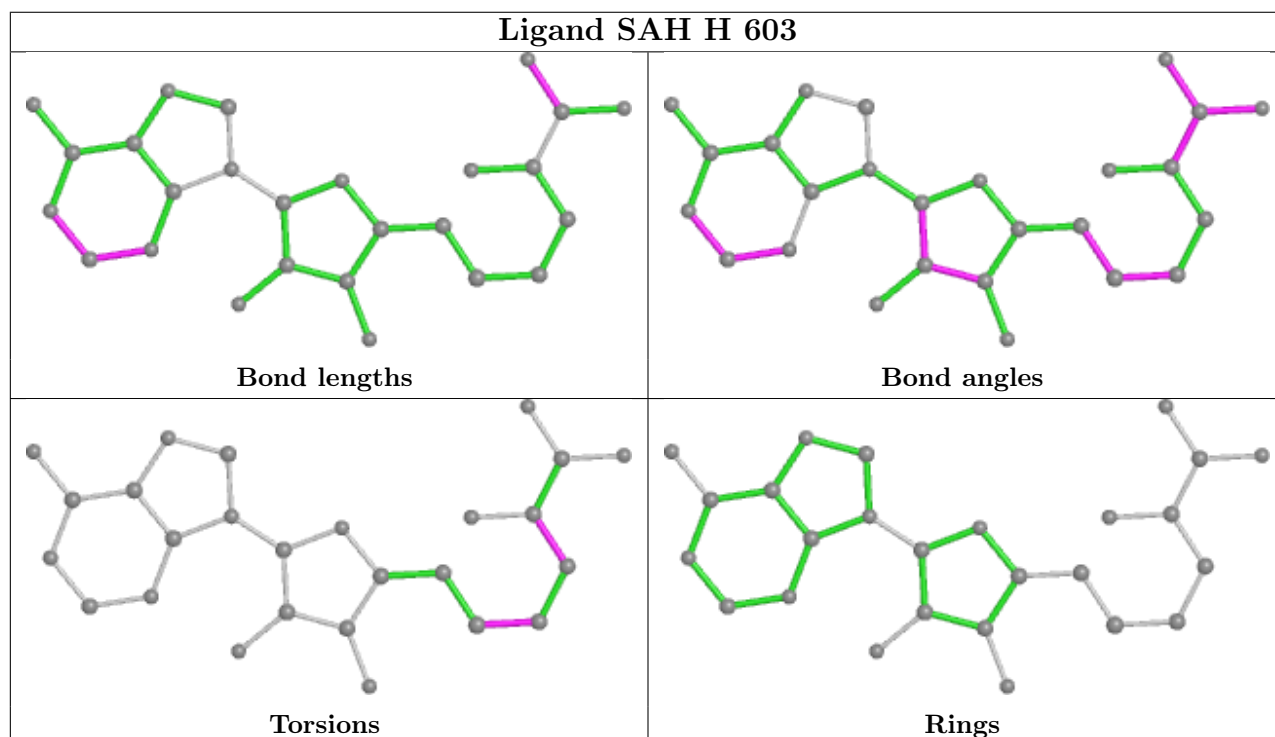
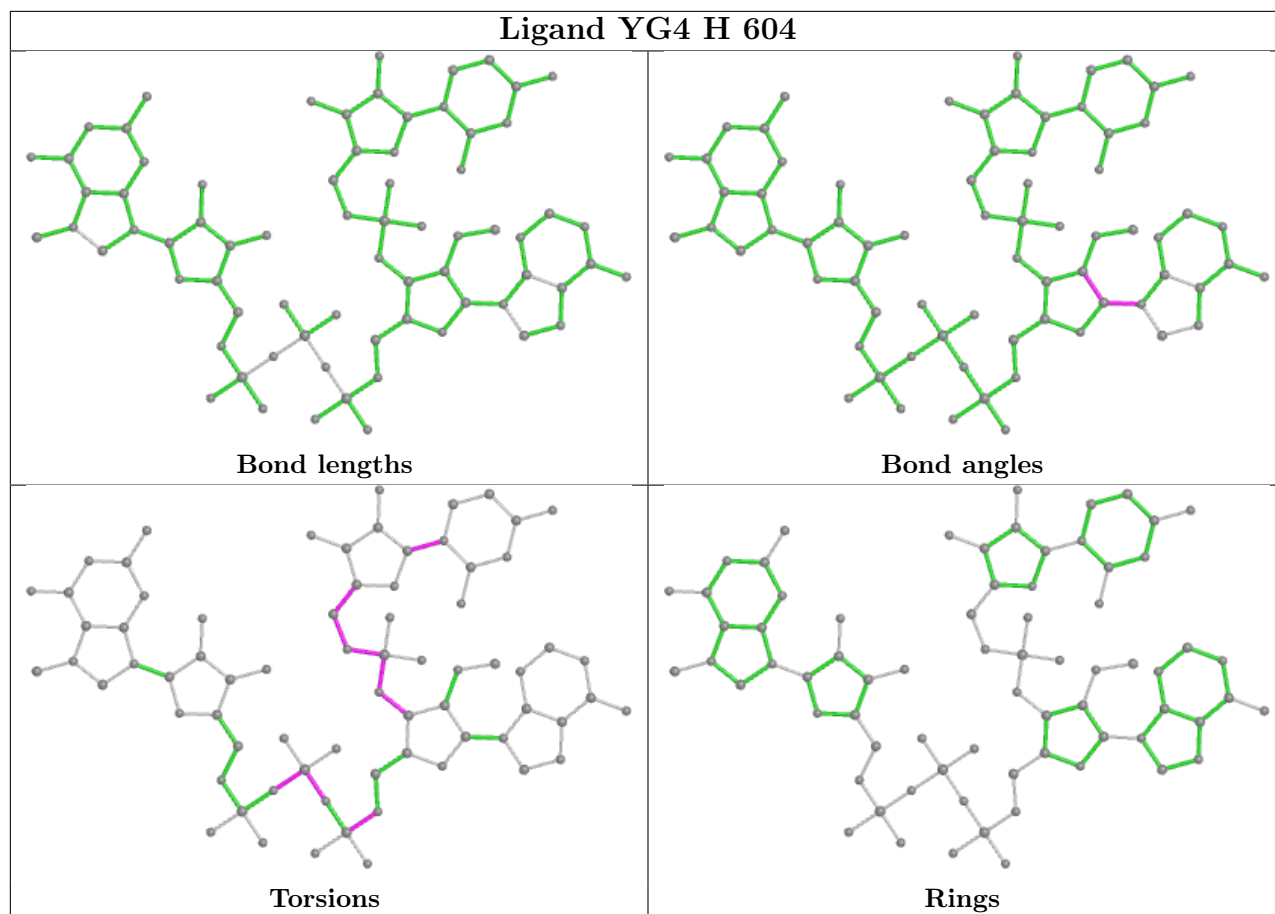


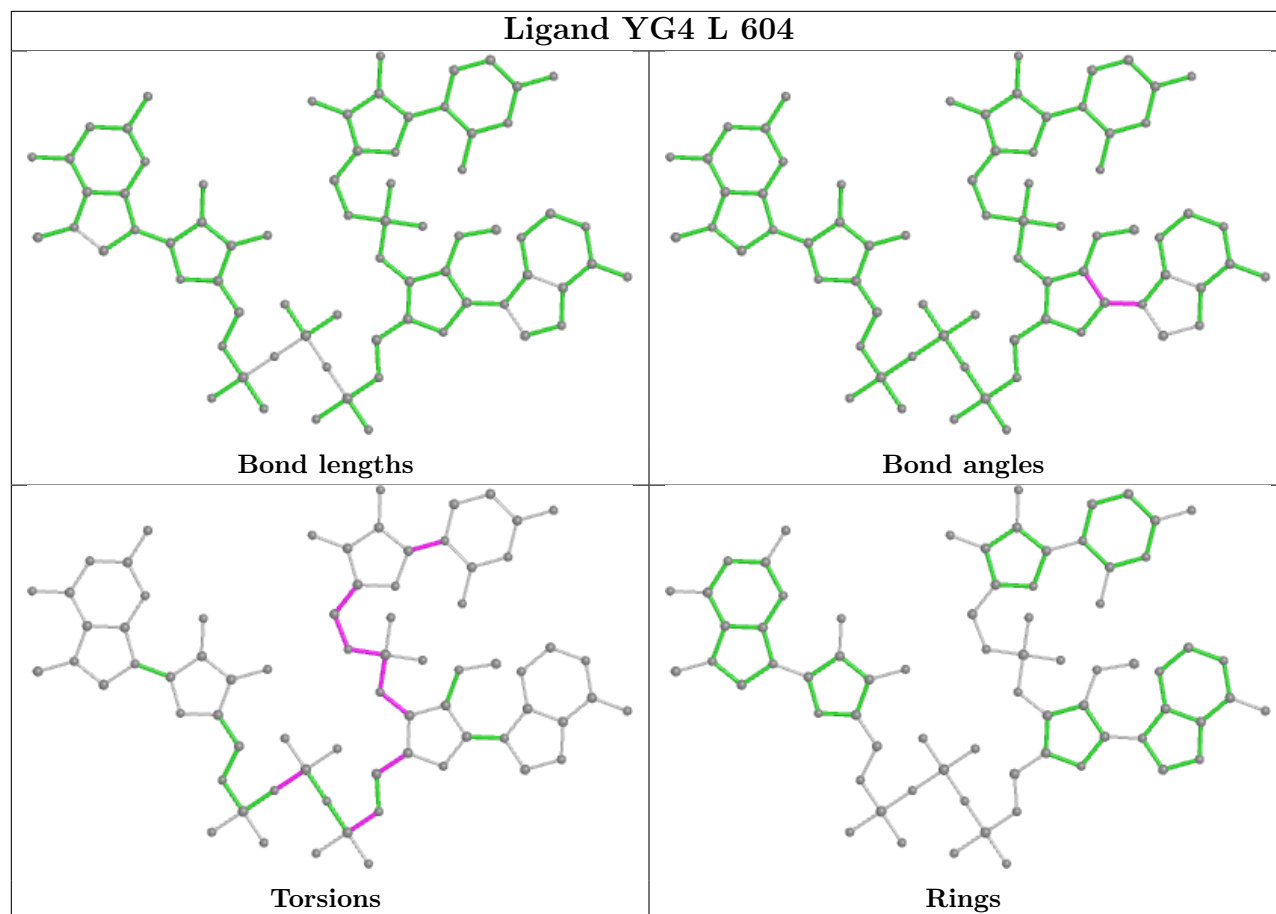


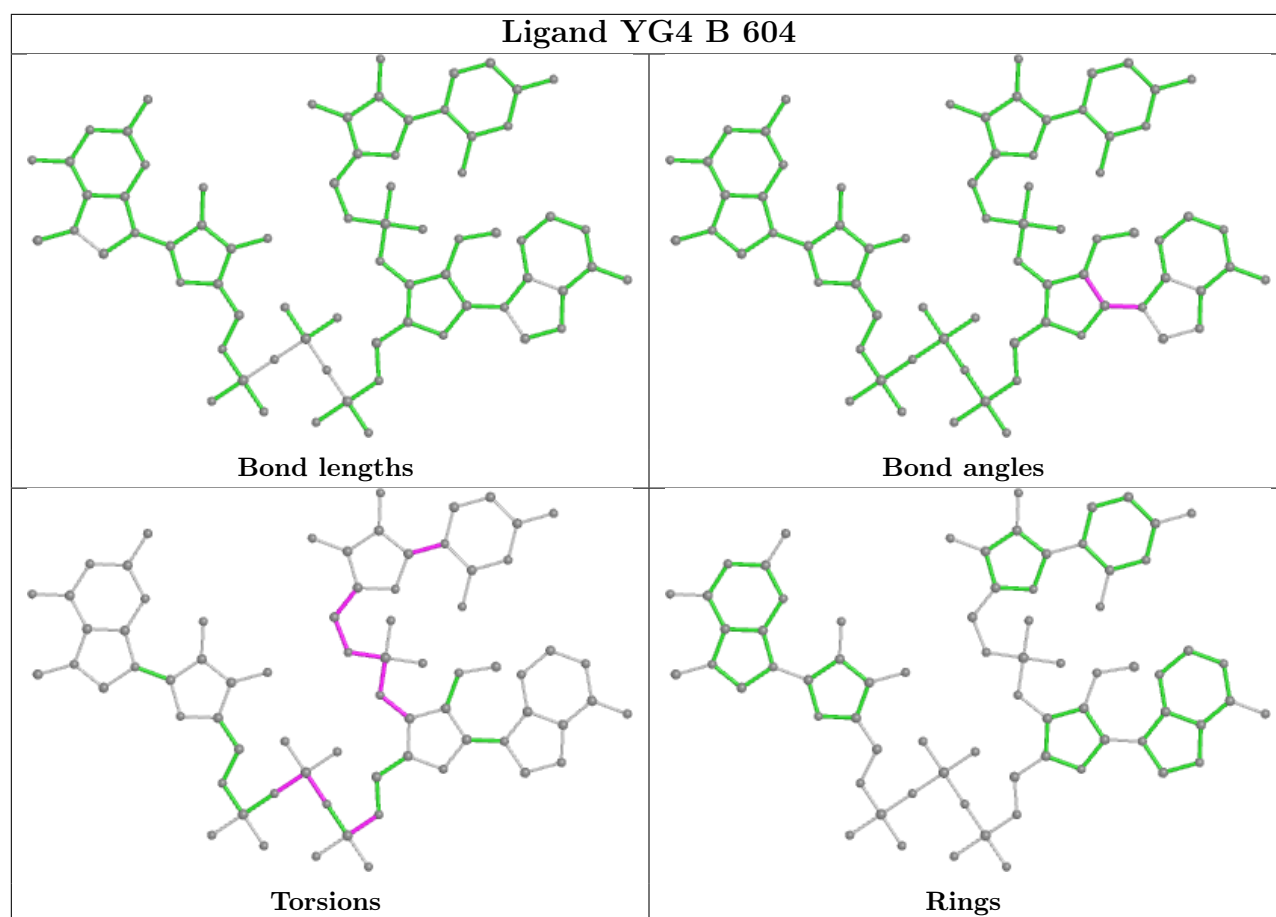












5.7 Other polymers [i](#)

There are no such residues in this entry.

5.8 Polymer linkage issues [i](#)

There are no chain breaks in this entry.


6 Map visualisation [i](#)

This section contains visualisations of the EMDB entry EMD-36159. These allow visual inspection of the internal detail of the map and identification of artifacts.


Images derived from a raw map, generated by summing the deposited half-maps, are presented below the corresponding image components of the primary map to allow further visual inspection and comparison with those of the primary map.

6.1 Orthogonal projections [i](#)

6.1.1 Primary map



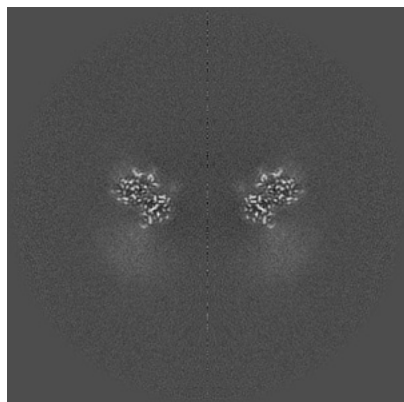
6.1.2 Raw map



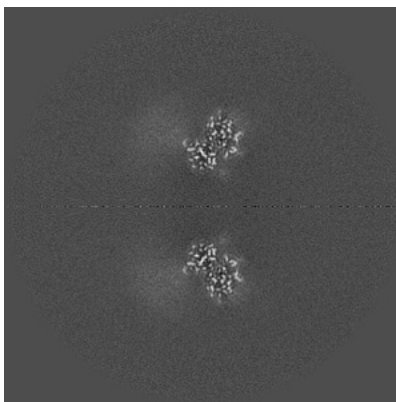
The images above show the map projected in three orthogonal directions.

6.2 Central slices [i](#)

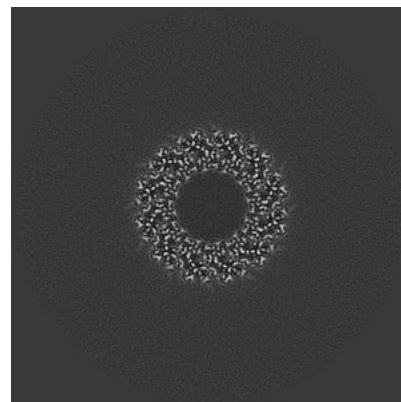
6.2.1 Primary map



X Index: 240

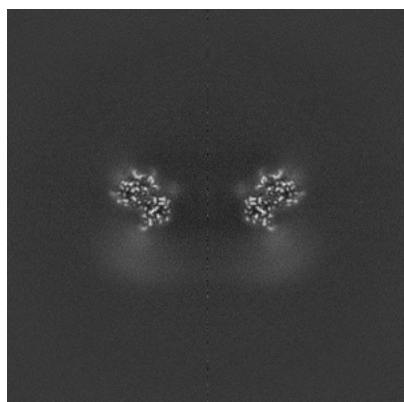


Y Index: 240

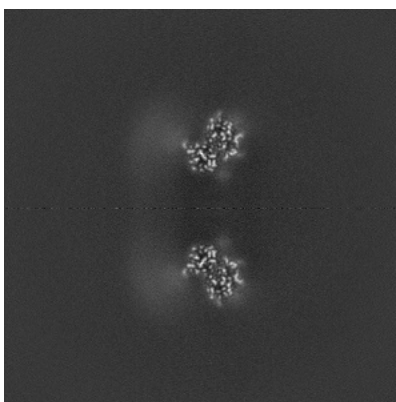


Z Index: 240

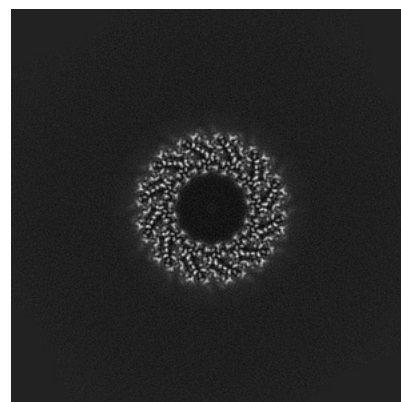
6.2.2 Raw map



X Index: 240



Y Index: 240

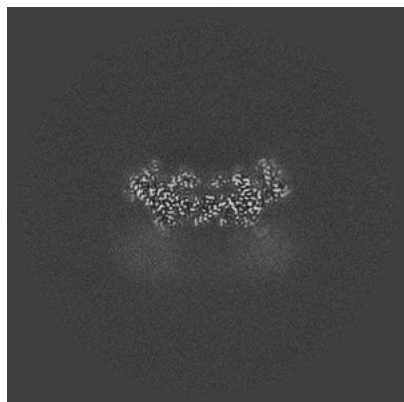


Z Index: 240

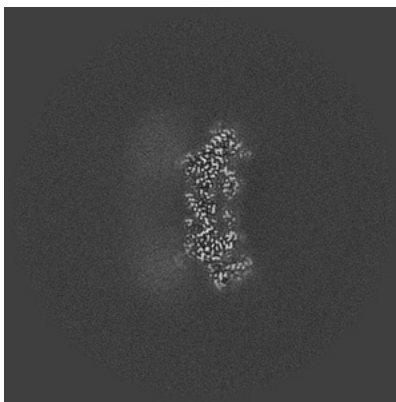
The images above show central slices of the map in three orthogonal directions.

6.3 Largest variance slices [i](#)

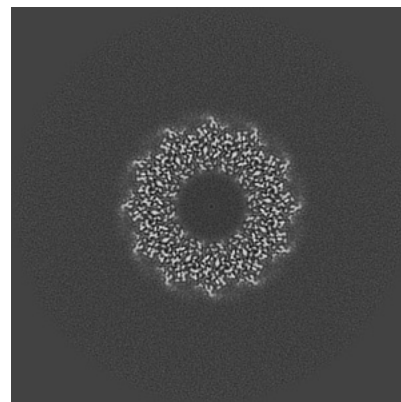
6.3.1 Primary map



X Index: 297

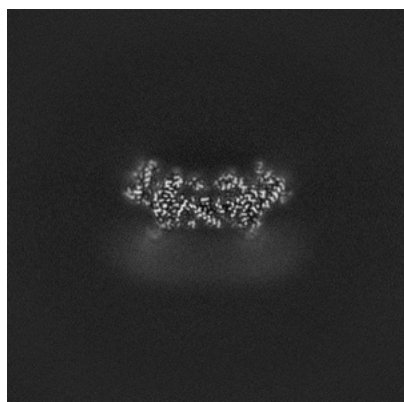


Y Index: 297

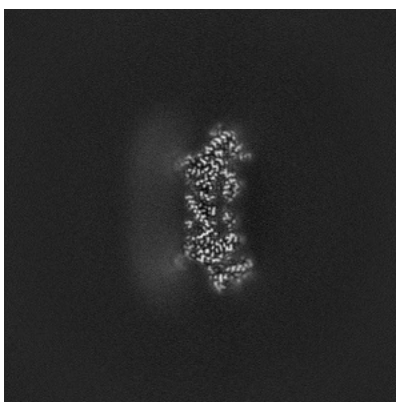


Z Index: 249

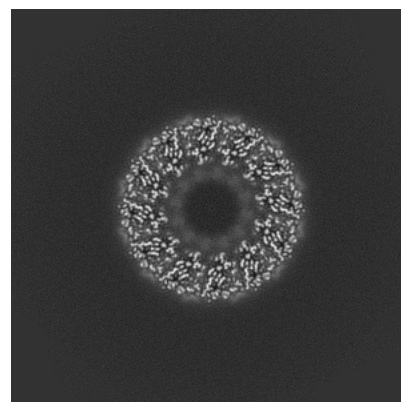
6.3.2 Raw map



X Index: 183



Y Index: 297




Z Index: 264

The images above show the largest variance slices of the map in three orthogonal directions.

6.4 Orthogonal standard-deviation projections (False-color) [i](#)

6.4.1 Primary map




X

Y

Z

6.4.2 Raw map



X


Y

Z

The images above show the map standard deviation projections with false color in three orthogonal directions. Minimum values are shown in green, max in blue, and dark to light orange shades represent small to large values respectively.


6.5 Orthogonal surface views [i](#)

6.5.1 Primary map



The images above show the 3D surface view of the map at the recommended contour level 0.15. These images, in conjunction with the slice images, may facilitate assessment of whether an appropriate contour level has been provided.

6.5.2 Raw map



These images show the 3D surface of the raw map. The raw map's contour level was selected so that its surface encloses the same volume as the primary map does at its recommended contour level.

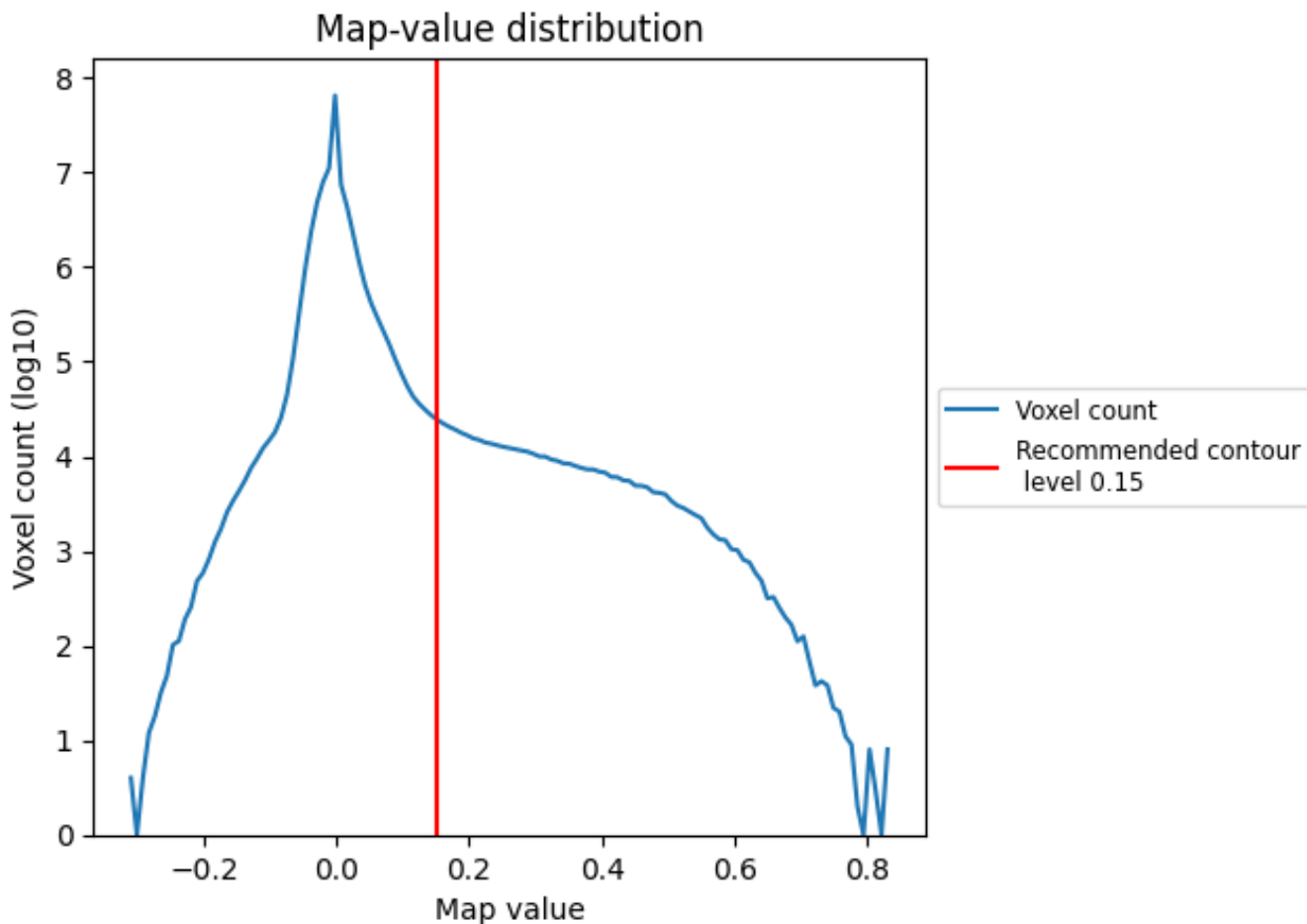
6.6 Mask visualisation [i](#)

This section was not generated. No masks/segmentation were deposited.

7 Map analysis [i](#)

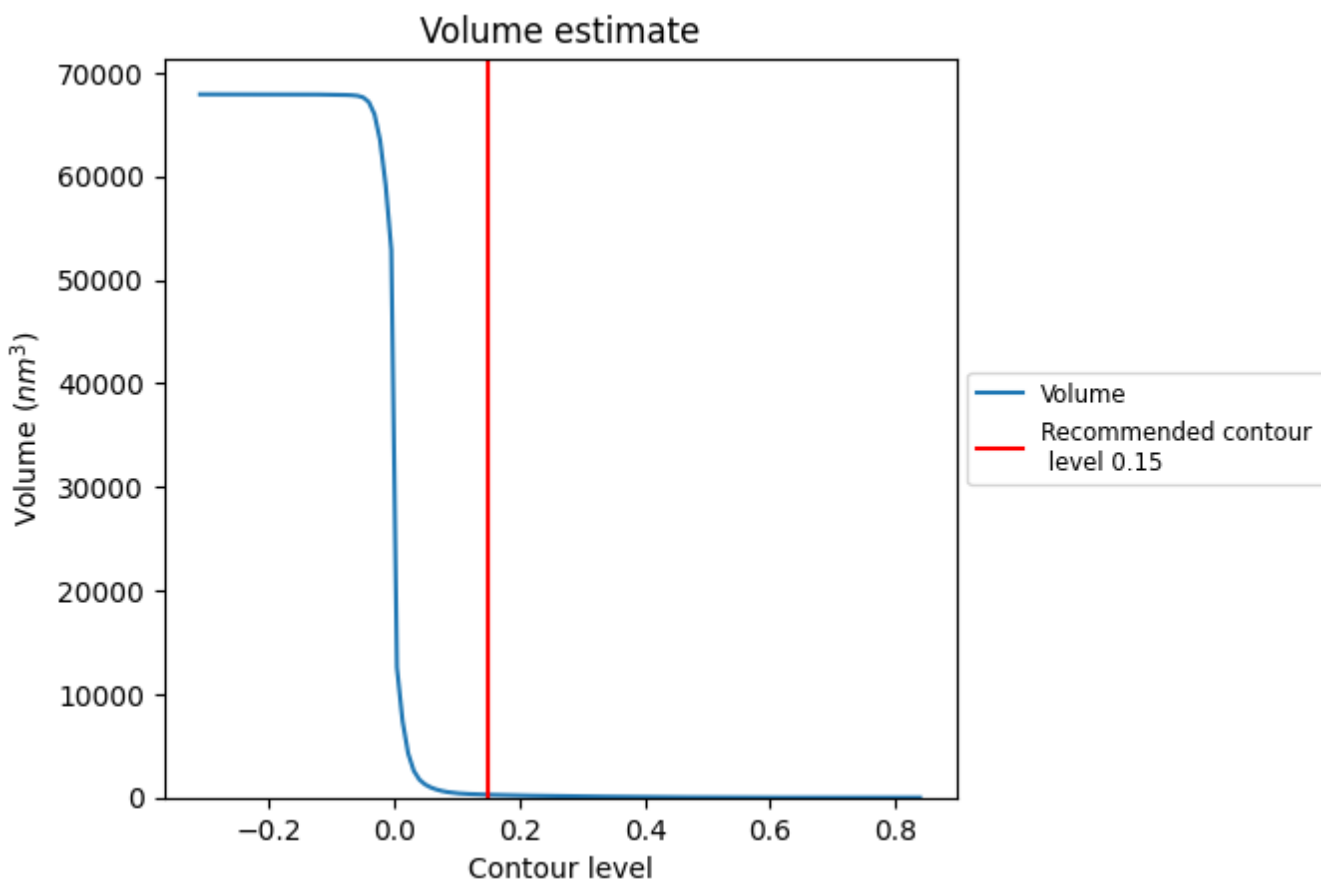
This section contains the results of statistical analysis of the map.

7.1 Map-value distribution [i](#)



The map-value distribution is plotted in 128 intervals along the x-axis. The y-axis is logarithmic. A spike in this graph at zero usually indicates that the volume has been masked.

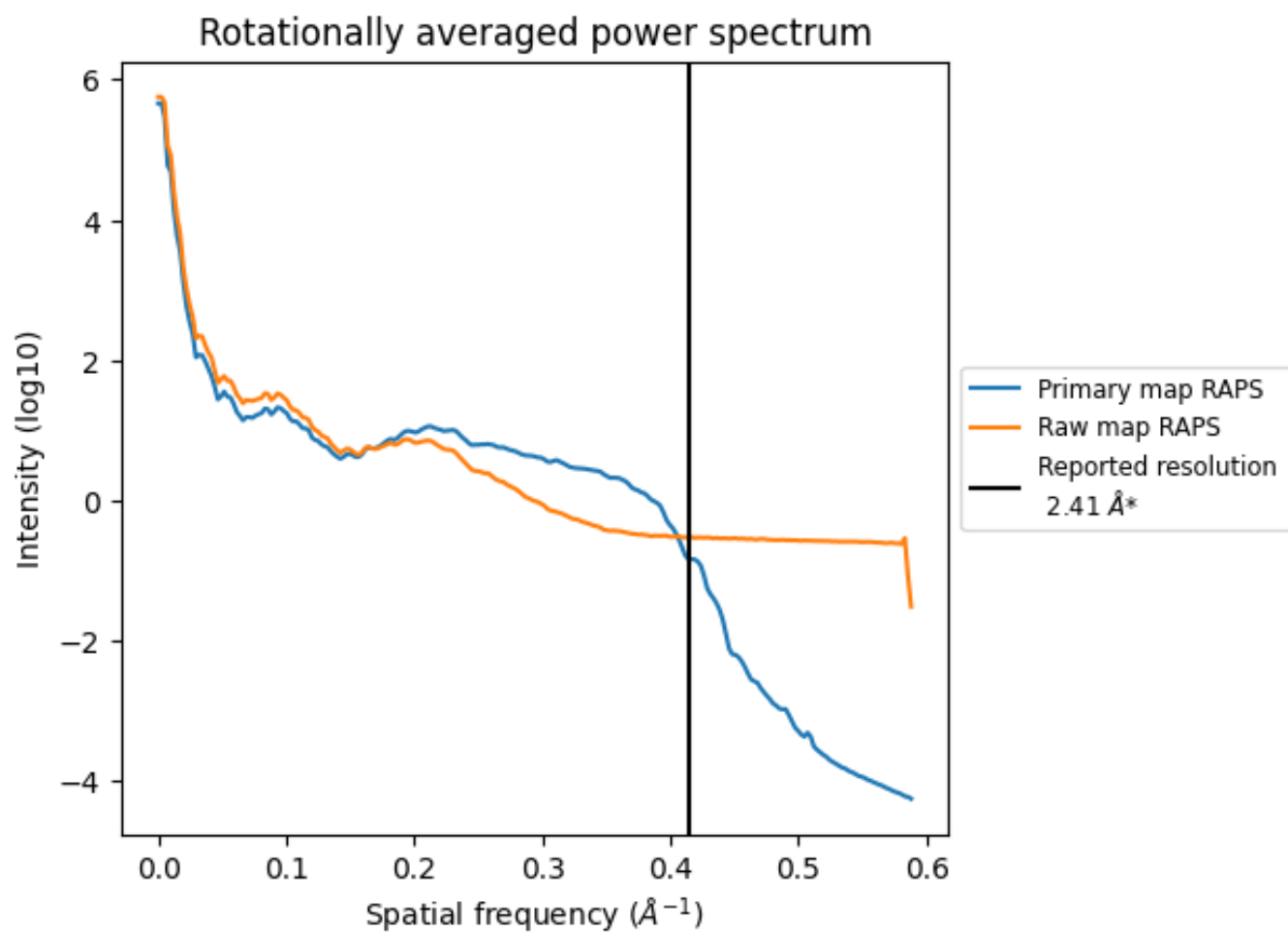
7.2 Volume estimate [i](#)



The volume at the recommended contour level is 273 nm³; this corresponds to an approximate mass of 247 kDa.

The volume estimate graph shows how the enclosed volume varies with the contour level. The recommended contour level is shown as a vertical line and the intersection between the line and the curve gives the volume of the enclosed surface at the given level.

7.3 Rotationally averaged power spectrum [i](#)

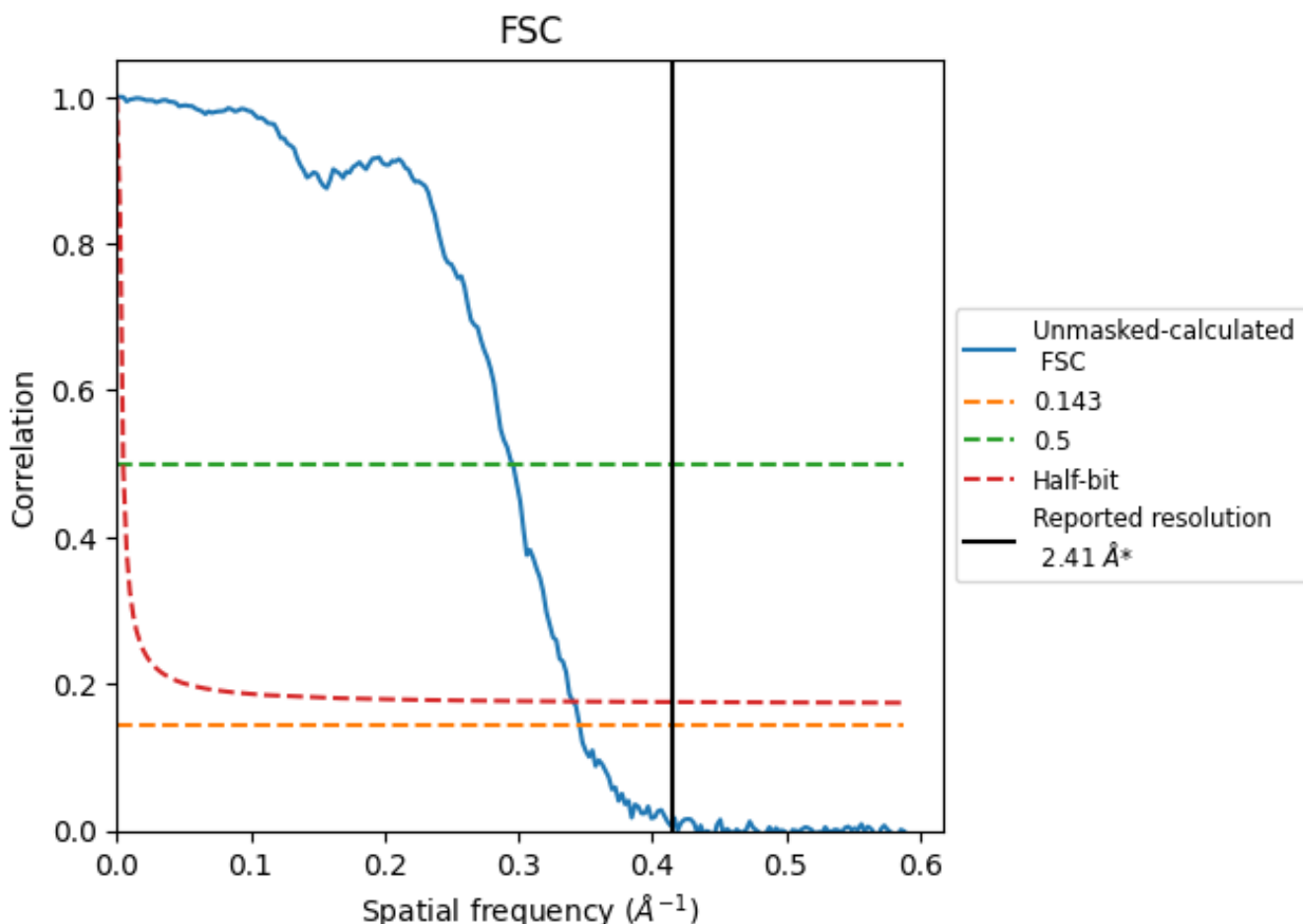


*Reported resolution corresponds to spatial frequency of 0.415 Å⁻¹

8 Fourier-Shell correlation [i](#)

Fourier-Shell Correlation (FSC) is the most commonly used method to estimate the resolution of single-particle and subtomogram-averaged maps. The shape of the curve depends on the imposed symmetry, mask and whether or not the two 3D reconstructions used were processed from a common reference. The reported resolution is shown as a black line. A curve is displayed for the half-bit criterion in addition to lines showing the 0.143 gold standard cut-off and 0.5 cut-off.

8.1 FSC [i](#)



*Reported resolution corresponds to spatial frequency of 0.415 Å⁻¹

8.2 Resolution estimates [i](#)

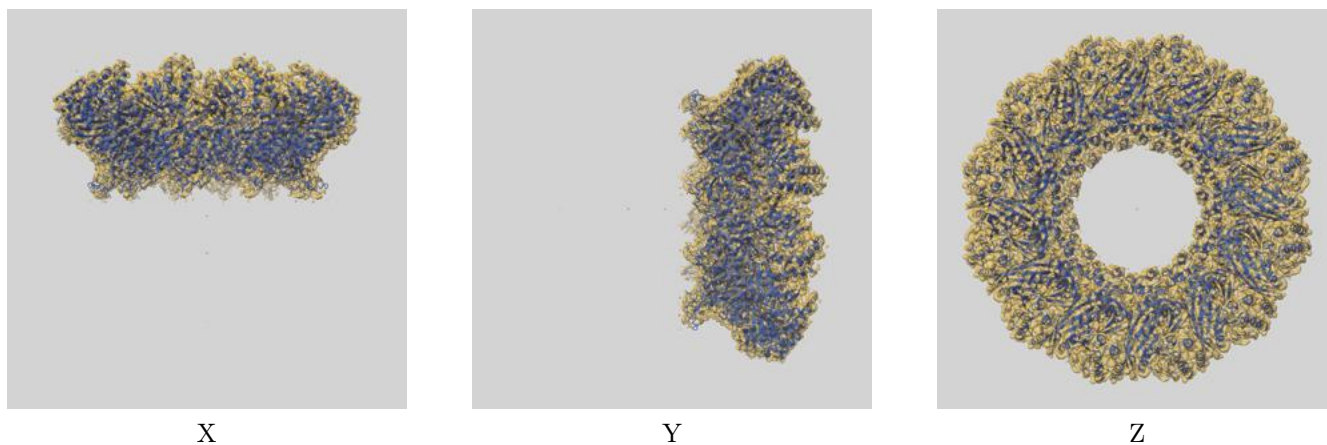
Resolution estimate (Å)	Estimation criterion (FSC cut-off)		
	0.143	0.5	Half-bit
Reported by author	2.41	-	-
Author-provided FSC curve	-	-	-
Unmasked-calculated*	2.89	3.39	2.93

*Resolution estimate based on FSC curve calculated by comparison of deposited half-maps. The value from deposited half-maps intersecting FSC 0.143 CUT-OFF 2.89 differs from the reported value 2.41 by more than 10 %

9 Map-model fit [i](#)


This section contains information regarding the fit between EMDB map EMD-36159 and PDB model 8JCE. Per-residue inclusion information can be found in section 3 on page 20.

9.1 Map-model overlay [i](#)



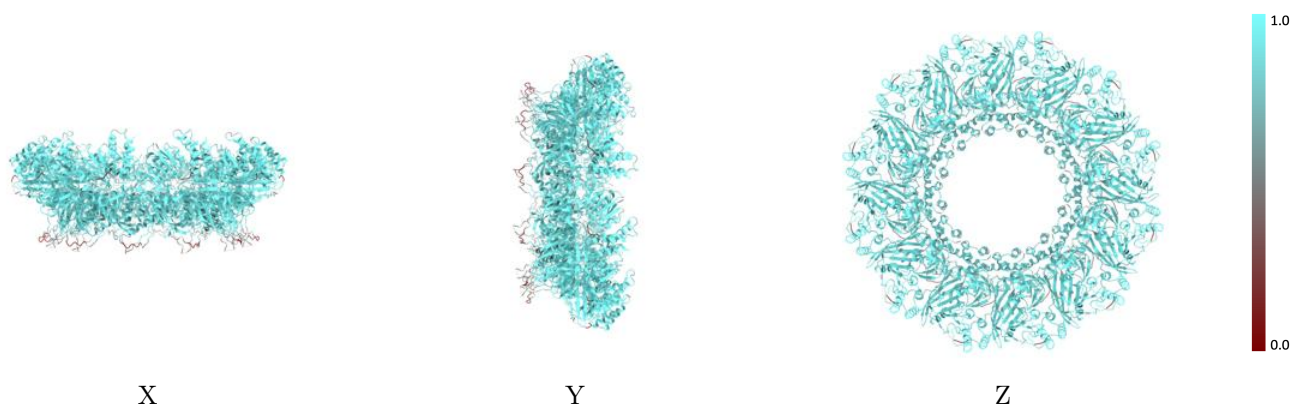
The images above show the 3D surface view of the map at the recommended contour level 0.15 at 50% transparency in yellow overlaid with a ribbon representation of the model coloured in blue. These images allow for the visual assessment of the quality of fit between the atomic model and the map.

9.2 Q-score mapped to coordinate model [i](#)



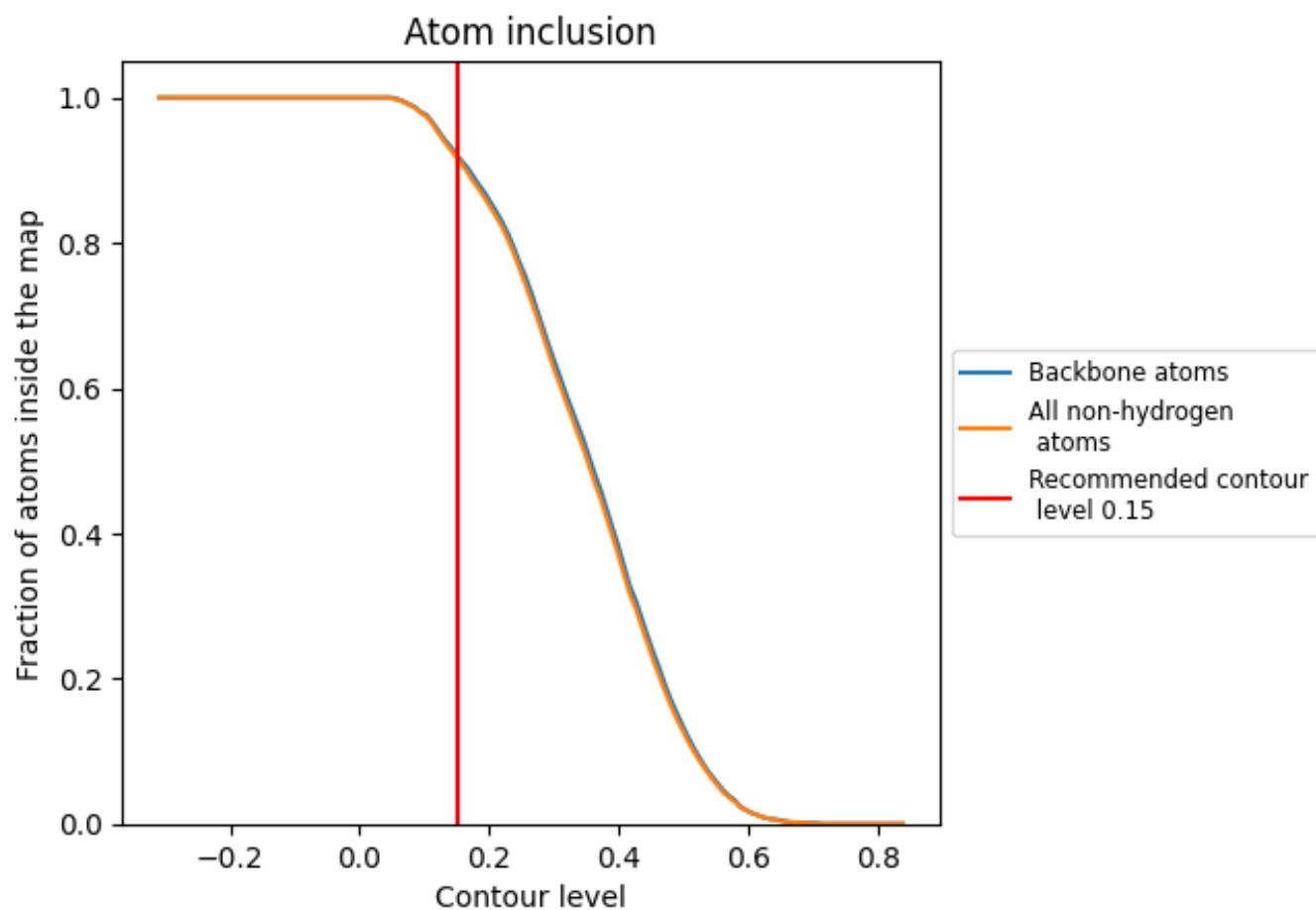
The images above show the model with each residue coloured according to its Q-score. This shows their resolvability in the map with higher Q-score values reflecting better resolvability. Please note: Q-score is calculating the resolvability of atoms, and thus high values are only expected at resolutions at which atoms can be resolved. Low Q-score values may therefore be expected for many entries.

9.3 Atom inclusion mapped to coordinate model [i](#)



The images above show the model with each residue coloured according to its atom inclusion. This shows to what extent they are inside the map at the recommended contour level (0.15).



























9.4 Atom inclusion [i](#)



At the recommended contour level, 92% of all backbone atoms, 92% of all non-hydrogen atoms, are inside the map.

9.5 Map-model fit summary

The table lists the average atom inclusion at the recommended contour level (0.15) and Q-score for the entire model and for each chain.

Chain	Atom inclusion	Q-score
All	 0.9170	 0.6430
A	 0.9180	 0.6420
B	 0.9200	 0.6440
C	 0.9210	 0.6440
D	 0.9180	 0.6430
E	 0.9200	 0.6430
F	 0.9200	 0.6430
G	 0.9180	 0.6430
H	 0.9190	 0.6440
I	 0.9200	 0.6430
J	 0.9180	 0.6430
K	 0.9190	 0.6440
L	 0.9210	 0.6430

