



## Full wwPDB EM Validation Report ⓘ

Feb 13, 2024 – 11:41 AM EST

PDB ID : 3JA7  
EMDB ID : EMD-6324  
Title : Cryo-EM structure of the bacteriophage T4 portal protein assembly at near-atomic resolution  
Authors : Sun, L.; Zhang, X.; Gao, S.; Rao, P.A.; Padilla-Sanchez, V.; Chen, Z.; Sun, S.; Xiang, Y.; Subramaniam, S.; Rao, V.B.; Rossmann, M.G.  
Deposited on : 2015-04-21  
Resolution : 3.60 Å(reported)

This is a Full wwPDB EM Validation Report for a publicly released PDB entry.

We welcome your comments at [validation@mail.wwpdb.org](mailto:validation@mail.wwpdb.org)

A user guide is available at

<https://www.wwpdb.org/validation/2017/EMValidationReportHelp>

with specific help available everywhere you see the ⓘ symbol.

The types of validation reports are described at

<http://www.wwpdb.org/validation/2017/FAQs#types>.

---

The following versions of software and data (see [references ⓘ](#)) were used in the production of this report:

EMDB validation analysis : 0.0.1.dev70  
MolProbity : 4.02b-467  
Percentile statistics : 20191225.v01 (using entries in the PDB archive December 25th 2019)  
MapQ : 1.9.9  
Ideal geometry (proteins) : Engh & Huber (2001)  
Ideal geometry (DNA, RNA) : Parkinson et al. (1996)  
Validation Pipeline (wwPDB-VP) : 2.36

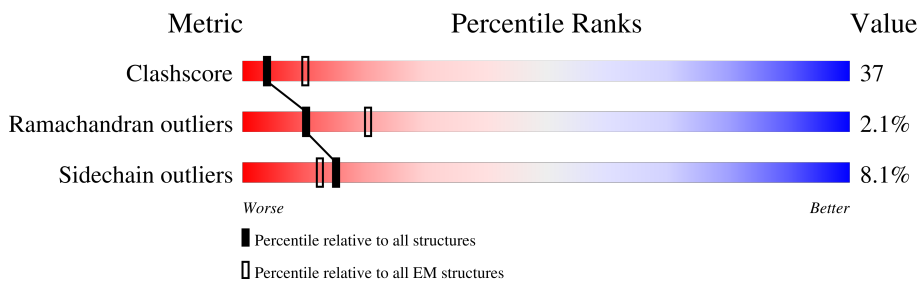
# 1 Overall quality at a glance

The following experimental techniques were used to determine the structure:

*ELECTRON MICROSCOPY*

The reported resolution of this entry is 3.60 Å.

Percentile scores (ranging between 0-100) for global validation metrics of the entry are shown in the following graphic. The table shows the number of entries on which the scores are based.




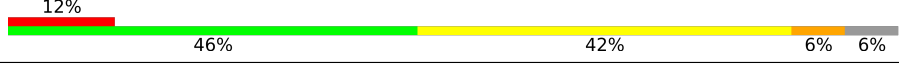
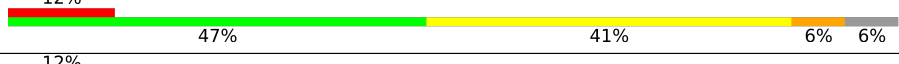
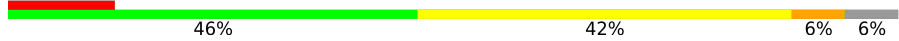
Metric	Whole archive (#Entries)	EM structures (#Entries)
Clashscore	158937	4297
Ramachandran outliers	154571	4023
Sidechain outliers	154315	3826

The table below summarises the geometric issues observed across the polymeric chains and their fit to the map. The red, orange, yellow and green segments of the bar indicate the fraction of residues that contain outliers for  $\geq 3$ , 2, 1 and 0 types of geometric quality criteria respectively. A grey segment represents the fraction of residues that are not modelled. The numeric value for each fraction is indicated below the corresponding segment, with a dot representing fractions  $\leq 5\%$ . The upper red bar (where present) indicates the fraction of residues that have poor fit to the EM map (all-atom inclusion  $< 40\%$ ). The numeric value is given above the bar.

Mol	Chain	Length	Quality of chain
1	A	455	
1	B	455	
1	C	455	
1	D	455	
1	E	455	
1	F	455	
1	G	455	
1	H	455	

Continued on next page...

*Continued from previous page...*

Mol	Chain	Length	Quality of chain					
1	I	455		12%	46%	42%	6%	6%
1	J	455		12%	46%	42%	6%	6%
1	K	455		12%	47%	41%	6%	6%
1	L	455		12%	46%	42%	6%	6%

## 2 Entry composition i

There is only 1 type of molecule in this entry. The entry contains 41280 atoms, of which 0 are hydrogens and 0 are deuteriums.

In the tables below, the AltConf column contains the number of residues with at least one atom in alternate conformation and the Trace column contains the number of residues modelled with at most 2 atoms.

- Molecule 1 is a protein called Portal protein gp20.

Mol	Chain	Residues	Atoms					AltConf	Trace
			Total	C	N	O	S		
1	A	428	3440	2164	608	649	19	0	0
1	B	428	3440	2164	608	649	19	0	0
1	C	428	3440	2164	608	649	19	0	0
1	D	428	3440	2164	608	649	19	0	0
1	E	428	3440	2164	608	649	19	0	0
1	F	428	3440	2164	608	649	19	0	0
1	G	428	3440	2164	608	649	19	0	0
1	H	428	3440	2164	608	649	19	0	0
1	I	428	3440	2164	608	649	19	0	0
1	J	428	3440	2164	608	649	19	0	0
1	K	428	3440	2164	608	649	19	0	0
1	L	428	3440	2164	608	649	19	0	0

There are 48 discrepancies between the modelled and reference sequences:

Chain	Residue	Modelled	Actual	Comment	Reference
A	70	ASN	-	expression tag	UNP P13334
A	71	TRP	-	expression tag	UNP P13334
A	72	ILE	-	expression tag	UNP P13334
A	73	SER	-	expression tag	UNP P13334
B	70	ASN	-	expression tag	UNP P13334
B	71	TRP	-	expression tag	UNP P13334

*Continued on next page...*

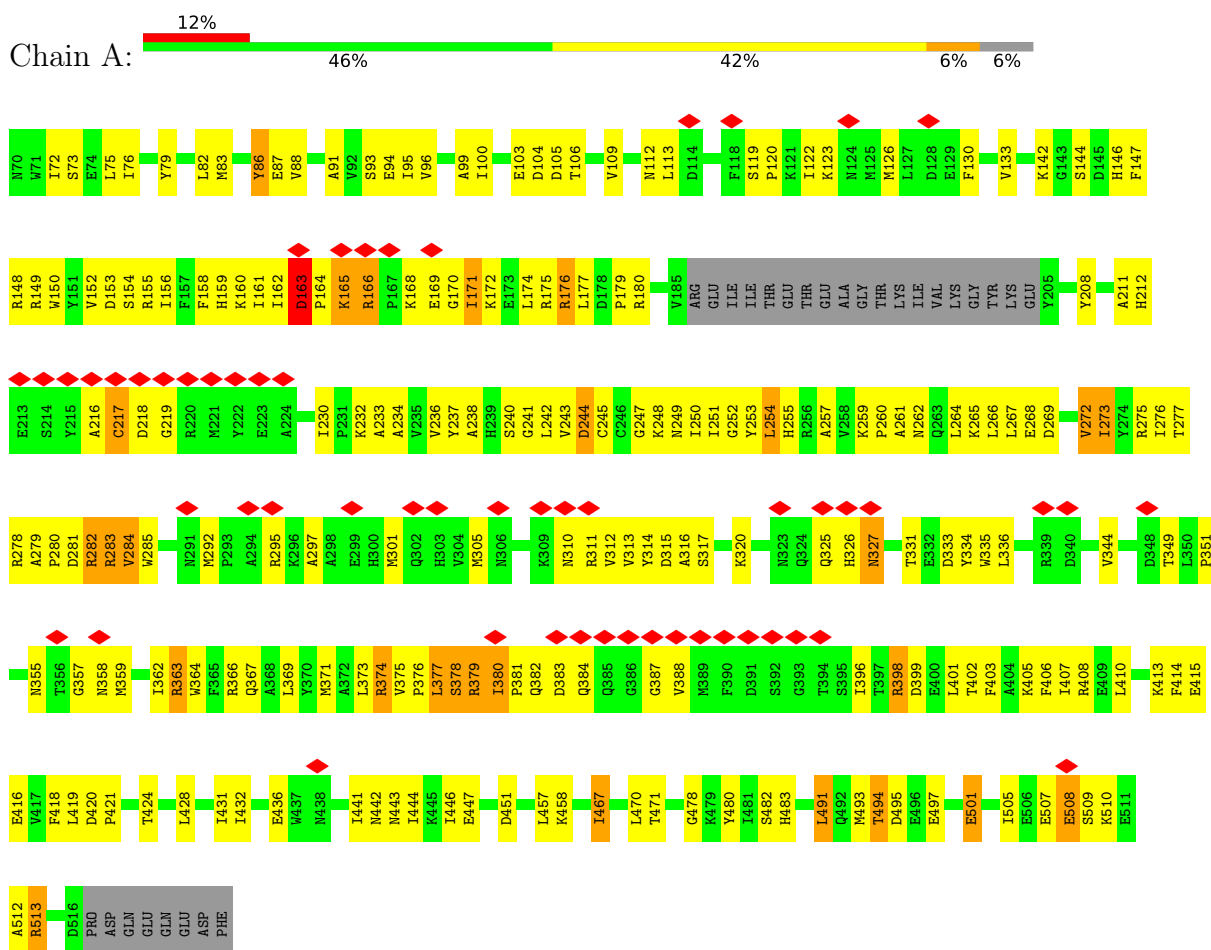
*Continued from previous page...*

Chain	Residue	Modelled	Actual	Comment	Reference
B	72	ILE	-	expression tag	UNP P13334
B	73	SER	-	expression tag	UNP P13334
C	70	ASN	-	expression tag	UNP P13334
C	71	TRP	-	expression tag	UNP P13334
C	72	ILE	-	expression tag	UNP P13334
C	73	SER	-	expression tag	UNP P13334
D	70	ASN	-	expression tag	UNP P13334
D	71	TRP	-	expression tag	UNP P13334
D	72	ILE	-	expression tag	UNP P13334
D	73	SER	-	expression tag	UNP P13334
E	70	ASN	-	expression tag	UNP P13334
E	71	TRP	-	expression tag	UNP P13334
E	72	ILE	-	expression tag	UNP P13334
E	73	SER	-	expression tag	UNP P13334
F	70	ASN	-	expression tag	UNP P13334
F	71	TRP	-	expression tag	UNP P13334
F	72	ILE	-	expression tag	UNP P13334
F	73	SER	-	expression tag	UNP P13334
G	70	ASN	-	expression tag	UNP P13334
G	71	TRP	-	expression tag	UNP P13334
G	72	ILE	-	expression tag	UNP P13334
G	73	SER	-	expression tag	UNP P13334
H	70	ASN	-	expression tag	UNP P13334
H	71	TRP	-	expression tag	UNP P13334
H	72	ILE	-	expression tag	UNP P13334
H	73	SER	-	expression tag	UNP P13334
I	70	ASN	-	expression tag	UNP P13334
I	71	TRP	-	expression tag	UNP P13334
I	72	ILE	-	expression tag	UNP P13334
I	73	SER	-	expression tag	UNP P13334
J	70	ASN	-	expression tag	UNP P13334
J	71	TRP	-	expression tag	UNP P13334
J	72	ILE	-	expression tag	UNP P13334
J	73	SER	-	expression tag	UNP P13334
K	70	ASN	-	expression tag	UNP P13334
K	71	TRP	-	expression tag	UNP P13334
K	72	ILE	-	expression tag	UNP P13334
K	73	SER	-	expression tag	UNP P13334
L	70	ASN	-	expression tag	UNP P13334
L	71	TRP	-	expression tag	UNP P13334
L	72	ILE	-	expression tag	UNP P13334
L	73	SER	-	expression tag	UNP P13334

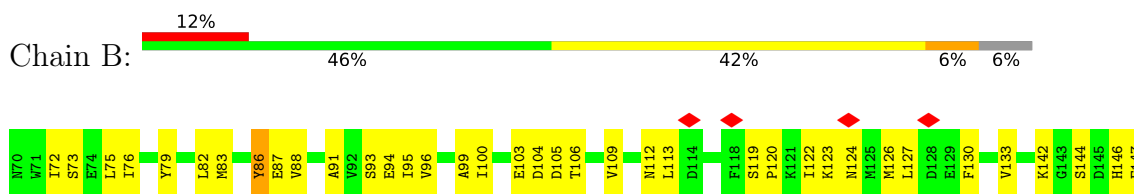
### 3 Residue-property plots

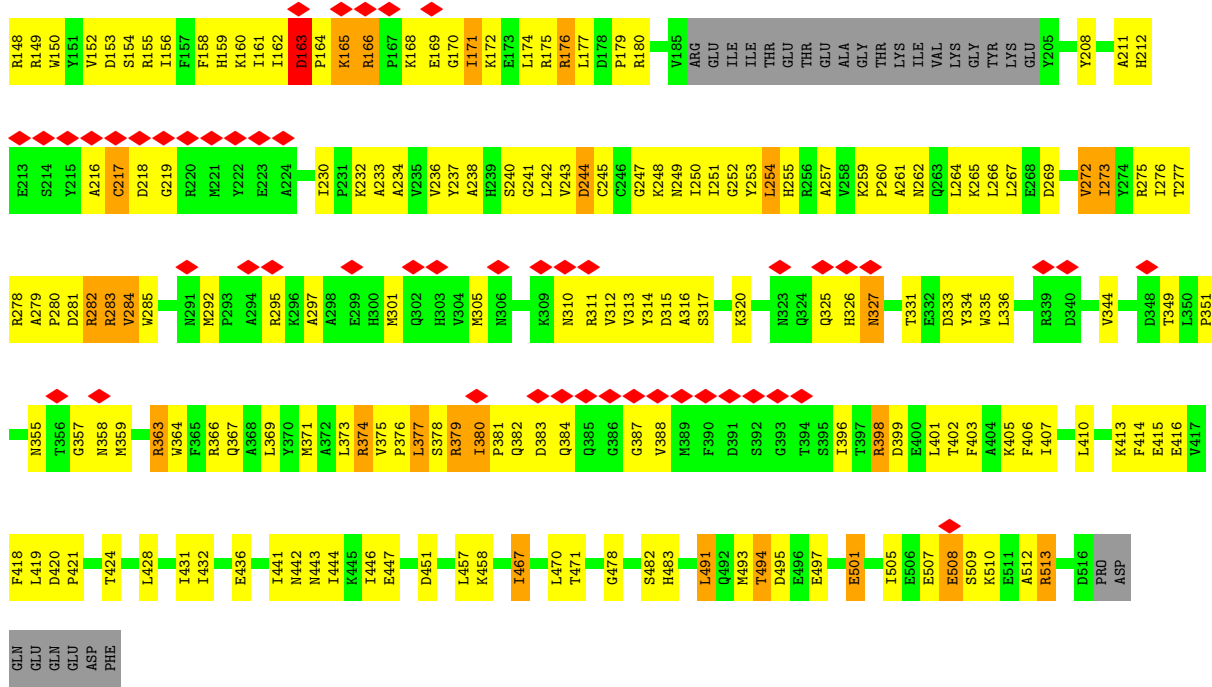
These plots are drawn for all protein, RNA, DNA and oligosaccharide chains in the entry. The first graphic for a chain summarises the proportions of the various outlier classes displayed in the second graphic. The second graphic shows the sequence view annotated by issues in geometry and atom inclusion in map density. Residues are color-coded according to the number of geometric quality criteria for which they contain at least one outlier: green = 0, yellow = 1, orange = 2 and red = 3 or more. A red diamond above a residue indicates a poor fit to the EM map for this residue (all-atom inclusion < 40%). Stretches of 2 or more consecutive residues without any outlier are shown as a green connector. Residues present in the sample, but not in the model, are shown in grey.

#### • Molecule 1: Portal protein gp20

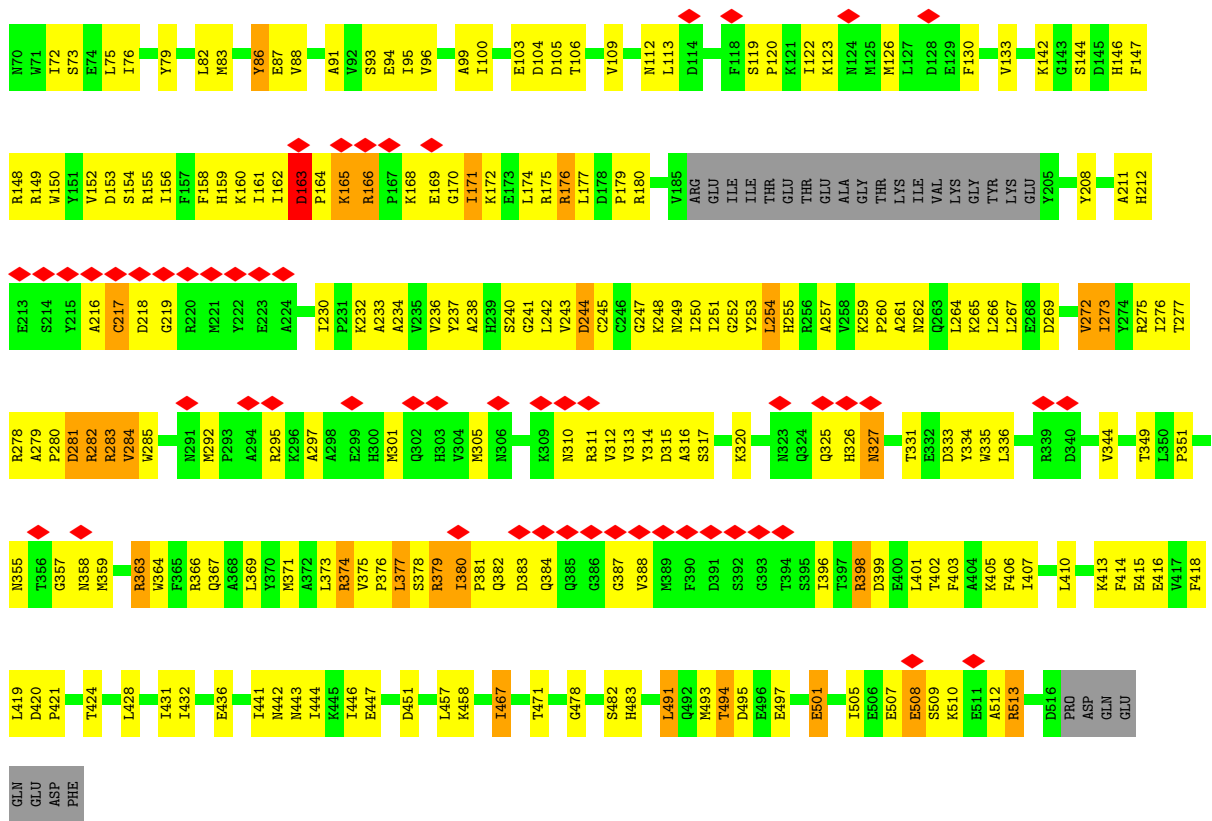


#### • Molecule 1: Portal protein gp20

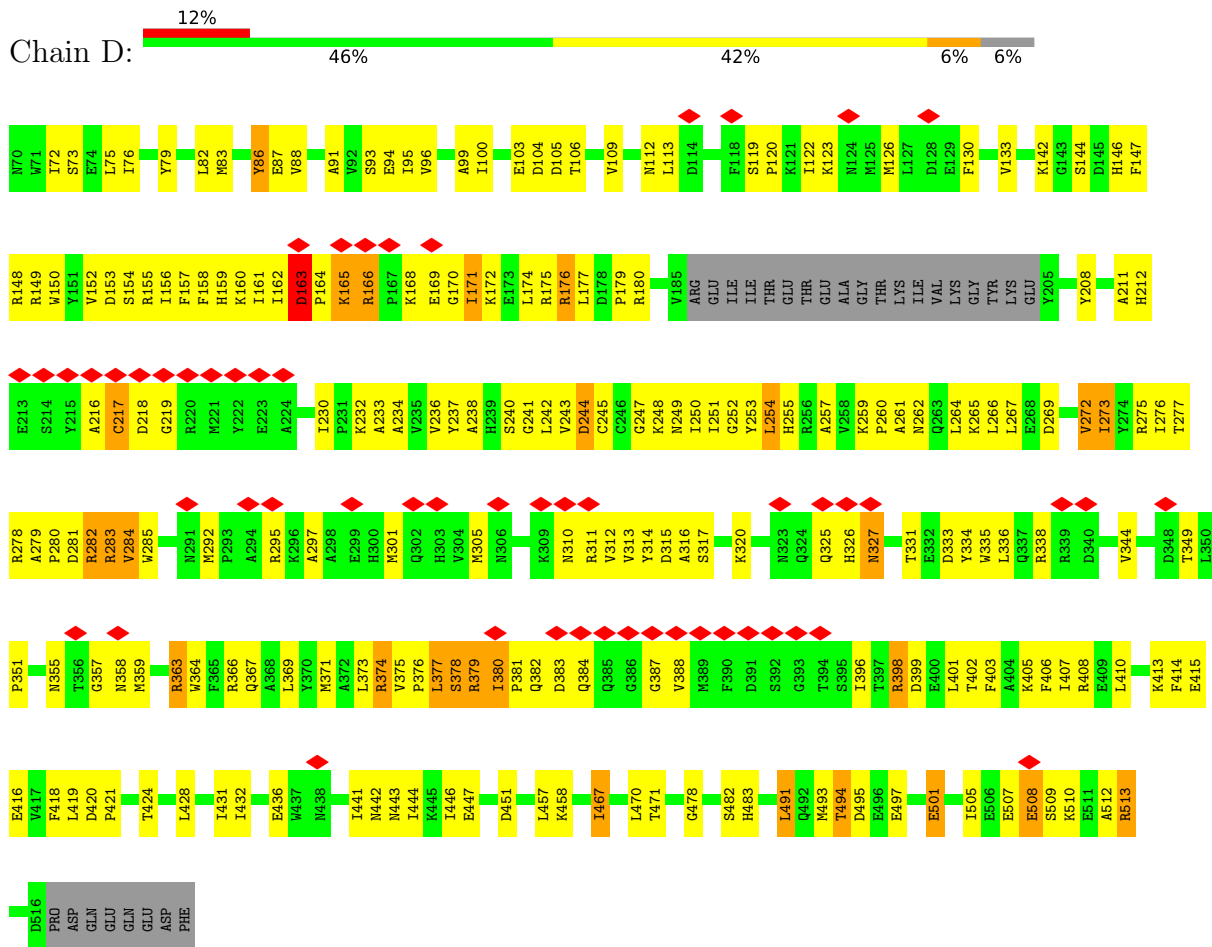




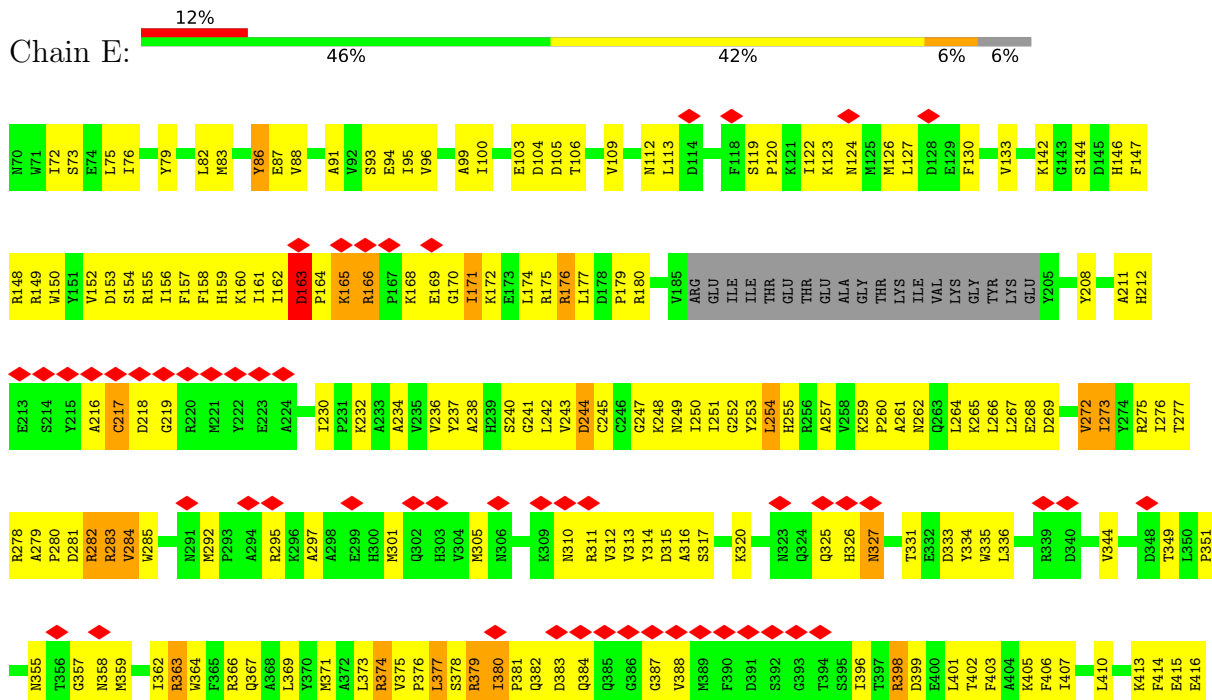
• Molecule 1: Portal protein gp20



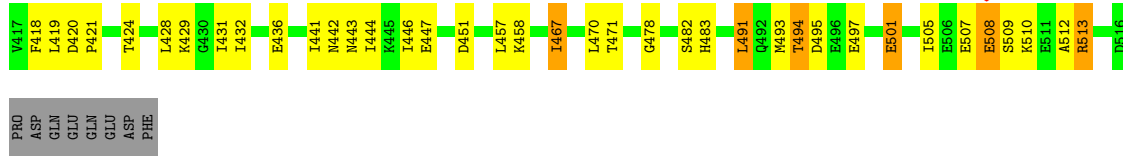
• Molecule 1: Portal protein gp20



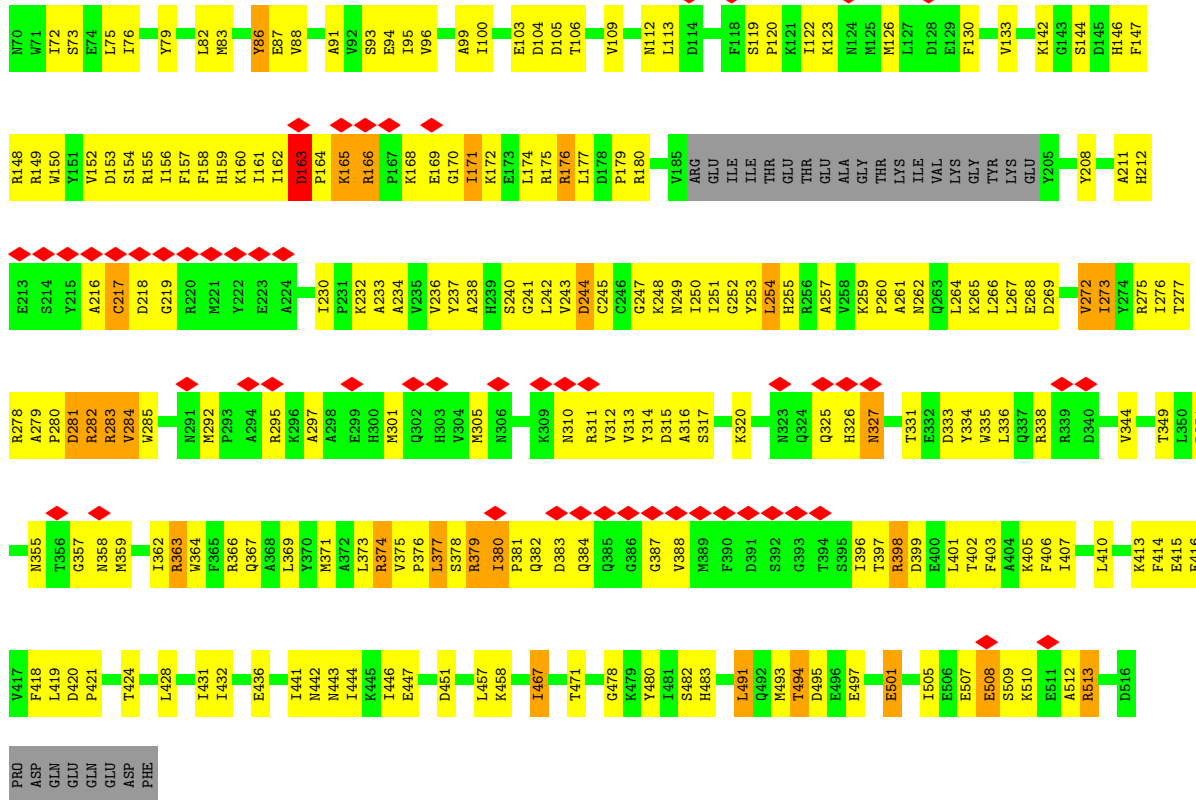
• Molecule 1: Portal protein gp20





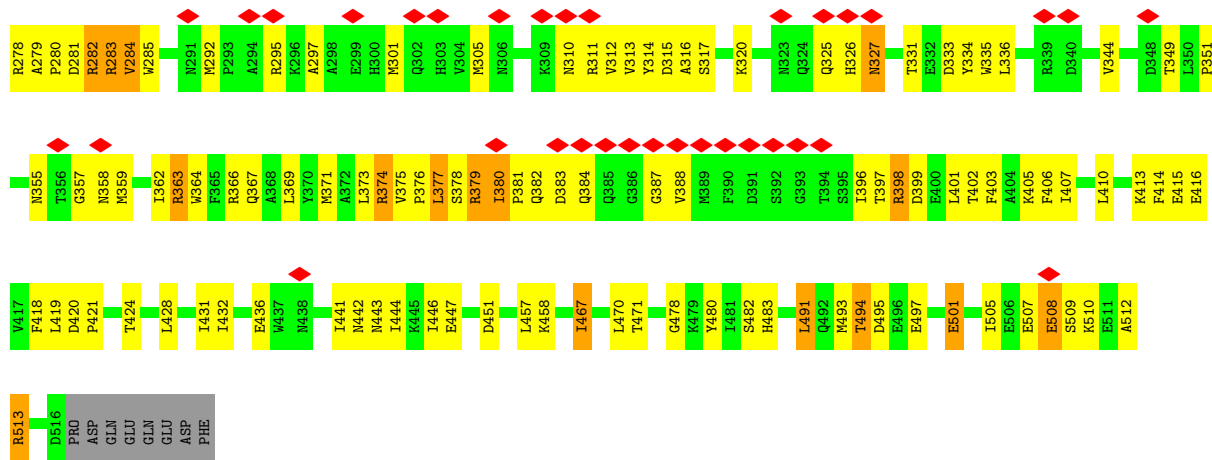


• Molecule 1: Portal protein gp20

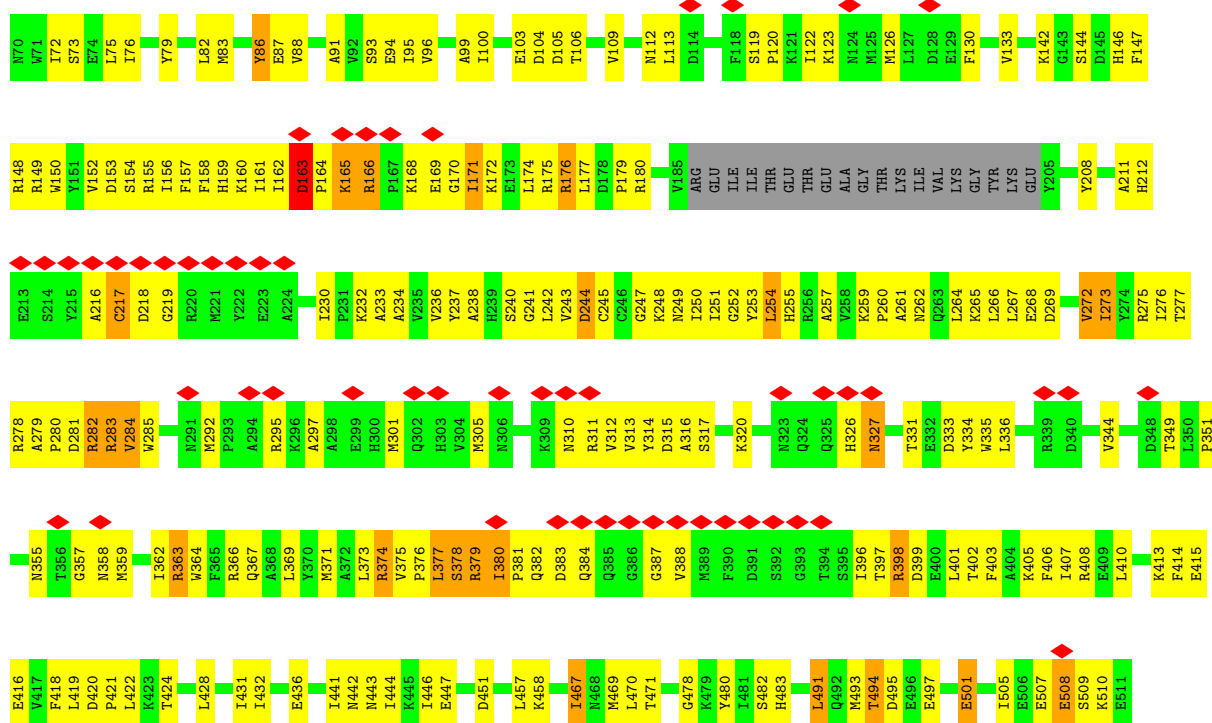


• Molecule 1: Portal protein gp20

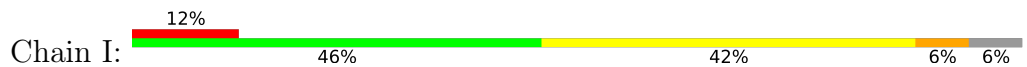


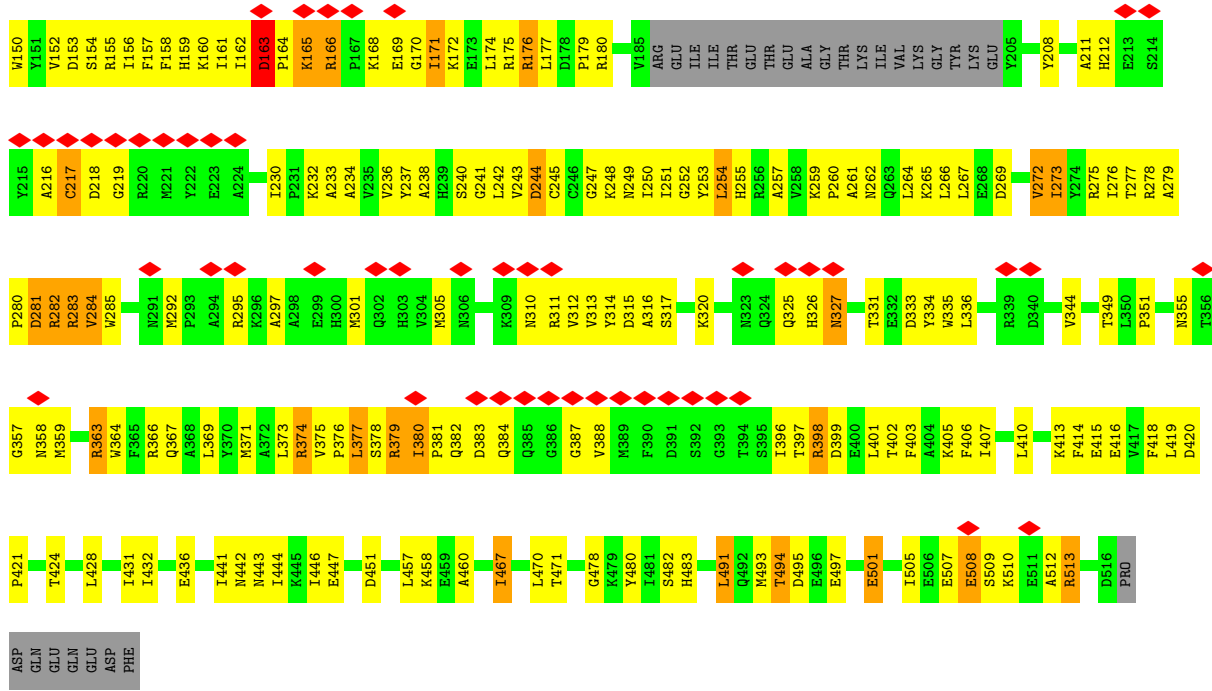


• Molecule 1: Portal protein gp20

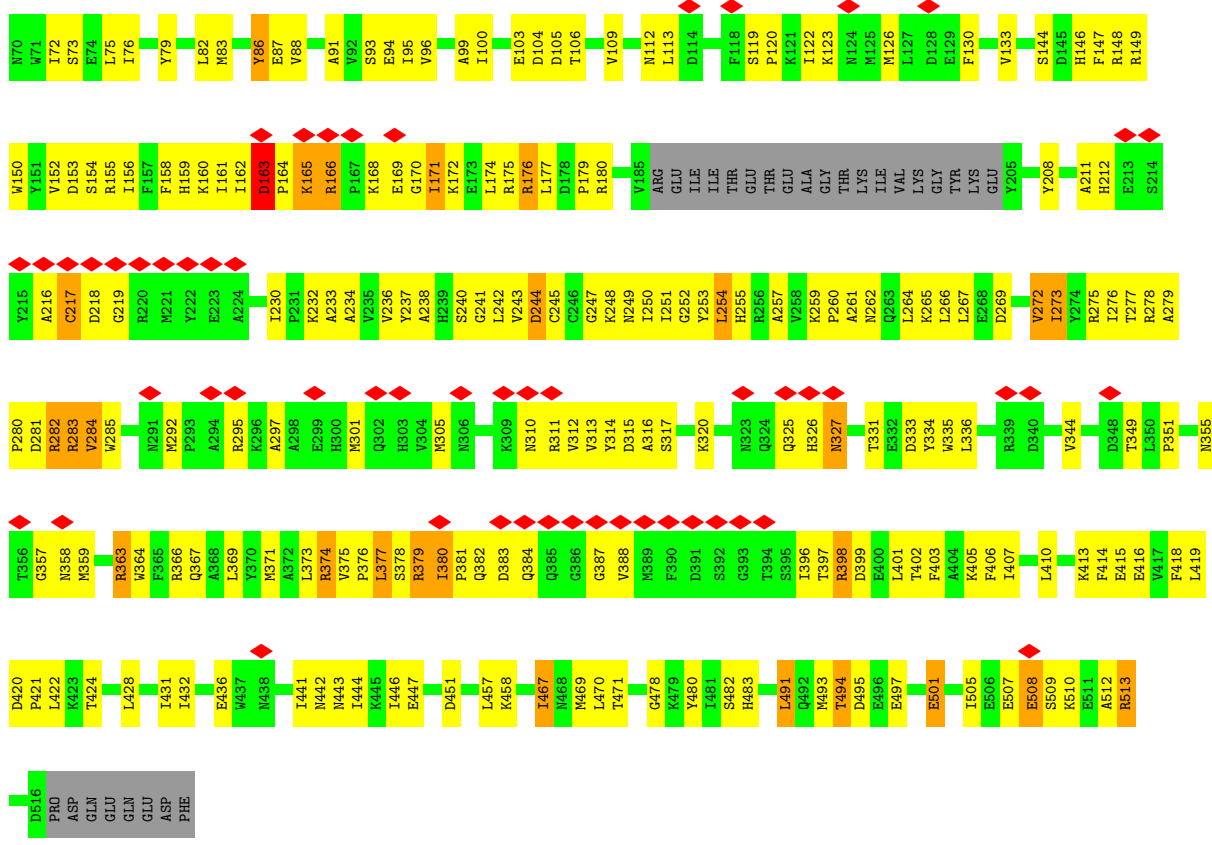
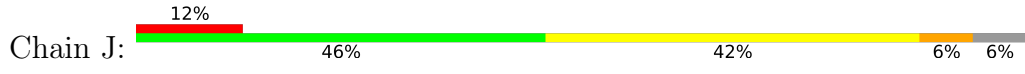


• Molecule 1: Portal protein gp20

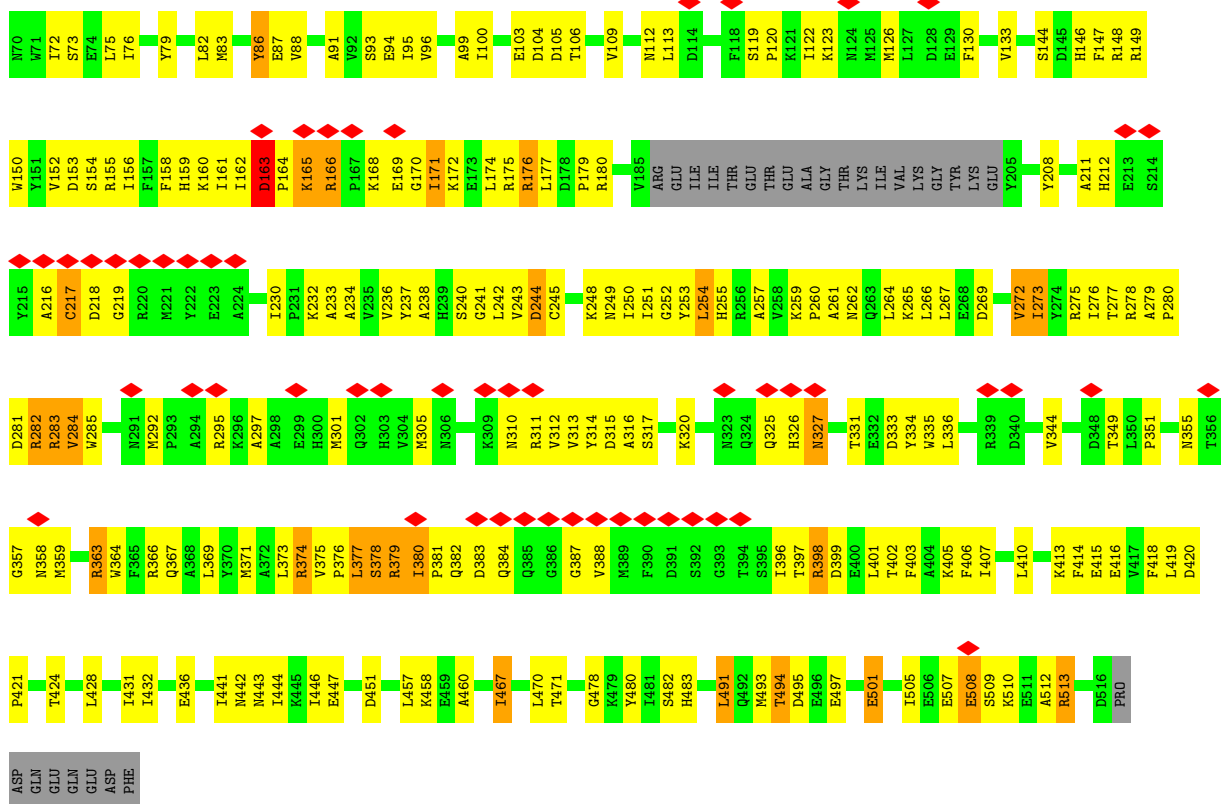




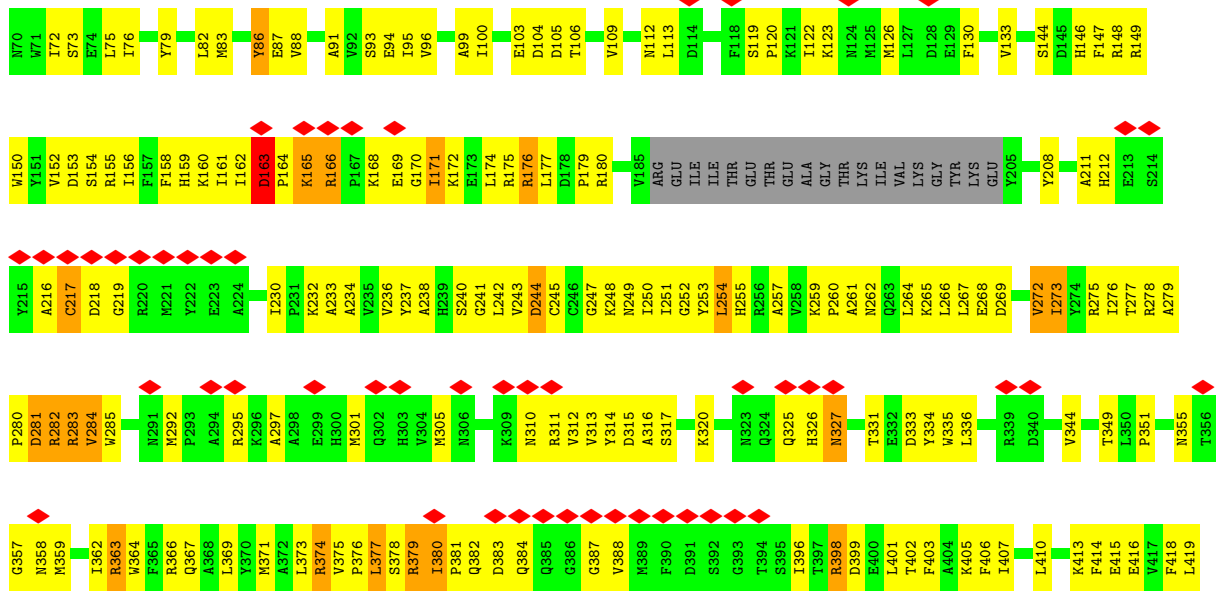
• Molecule 1: Portal protein gp20

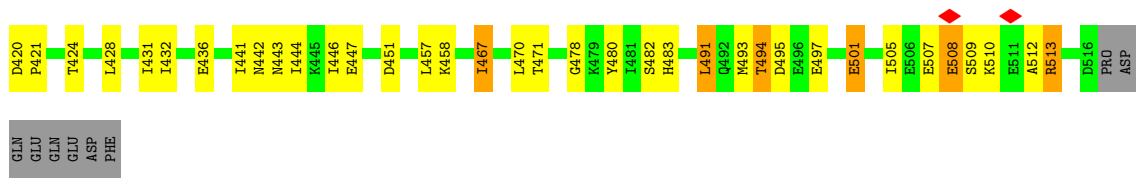


• Molecule 1: Portal protein gp20



• Molecule 1: Portal protein gp20





## 4 Experimental information

Property	Value	Source
EM reconstruction method	SINGLE PARTICLE	Depositor
Imposed symmetry	POINT, C12	Depositor
Number of particles used	98000	Depositor
Resolution determination method	FSC 0.143 CUT-OFF	Depositor
CTF correction method	each particle	Depositor
Microscope	FEI TITAN KRIOS	Depositor
Voltage (kV)	300	Depositor
Electron dose ( $e^-/\text{\AA}^2$ )	2	Depositor
Minimum defocus (nm)	1500	Depositor
Maximum defocus (nm)	2500	Depositor
Magnification	50000	Depositor
Image detector	GATAN K2 (4k x 4k)	Depositor
Maximum map value	0.139	Depositor
Minimum map value	-0.092	Depositor
Average map value	0.001	Depositor
Map value standard deviation	0.005	Depositor
Recommended contour level	0.016	Depositor
Map size ( $\text{\AA}$ )	272.0, 272.0, 272.0	wwPDB
Map dimensions	272, 272, 272	wwPDB
Map angles ( $^\circ$ )	90.0, 90.0, 90.0	wwPDB
Pixel spacing ( $\text{\AA}$ )	1.0, 1.0, 1.0	Depositor

## 5 Model quality i

### 5.1 Standard geometry i

The Z score for a bond length (or angle) is the number of standard deviations the observed value is removed from the expected value. A bond length (or angle) with  $|Z| > 5$  is considered an outlier worth inspection. RMSZ is the root-mean-square of all Z scores of the bond lengths (or angles).

Mol	Chain	Bond lengths		Bond angles	
		RMSZ	# Z  >5	RMSZ	# Z  >5
1	A	0.46	0/3504	0.64	2/4730 (0.0%)
1	B	0.46	0/3504	0.64	2/4730 (0.0%)
1	C	0.46	0/3504	0.64	2/4730 (0.0%)
1	D	0.46	0/3504	0.64	2/4730 (0.0%)
1	E	0.46	0/3504	0.64	2/4730 (0.0%)
1	F	0.46	0/3504	0.64	2/4730 (0.0%)
1	G	0.46	0/3504	0.64	2/4730 (0.0%)
1	H	0.46	0/3504	0.64	2/4730 (0.0%)
1	I	0.46	0/3504	0.64	2/4730 (0.0%)
1	J	0.46	0/3504	0.64	2/4730 (0.0%)
1	K	0.46	0/3504	0.64	2/4730 (0.0%)
1	L	0.46	0/3504	0.64	2/4730 (0.0%)
All	All	0.46	0/42048	0.64	24/56760 (0.0%)

There are no bond length outliers.

All (24) bond angle outliers are listed below:

Mol	Chain	Res	Type	Atoms	Z	Observed(°)	Ideal(°)
1	A	379	ARG	N-CA-C	-7.33	91.21	111.00
1	D	379	ARG	N-CA-C	-7.33	91.21	111.00
1	G	379	ARG	N-CA-C	-7.33	91.21	111.00
1	J	379	ARG	N-CA-C	-7.33	91.21	111.00
1	C	379	ARG	N-CA-C	-7.33	91.21	111.00
1	F	379	ARG	N-CA-C	-7.33	91.21	111.00
1	L	379	ARG	N-CA-C	-7.33	91.21	111.00
1	B	379	ARG	N-CA-C	-7.32	91.23	111.00
1	H	379	ARG	N-CA-C	-7.32	91.23	111.00
1	K	379	ARG	N-CA-C	-7.32	91.23	111.00
1	E	379	ARG	N-CA-C	-7.32	91.23	111.00
1	I	379	ARG	N-CA-C	-7.31	91.26	111.00
1	B	163	ASP	CB-CG-OD2	5.22	123.00	118.30
1	A	163	ASP	CB-CG-OD2	5.20	122.98	118.30
1	D	163	ASP	CB-CG-OD2	5.20	122.98	118.30

*Continued on next page...*

Continued from previous page...

Mol	Chain	Res	Type	Atoms	Z	Observed(°)	Ideal(°)
1	G	163	ASP	CB-CG-OD2	5.20	122.98	118.30
1	J	163	ASP	CB-CG-OD2	5.20	122.98	118.30
1	E	163	ASP	CB-CG-OD2	5.15	122.94	118.30
1	H	163	ASP	CB-CG-OD2	5.15	122.94	118.30
1	K	163	ASP	CB-CG-OD2	5.15	122.94	118.30
1	C	163	ASP	CB-CG-OD2	5.14	122.93	118.30
1	F	163	ASP	CB-CG-OD2	5.14	122.93	118.30
1	I	163	ASP	CB-CG-OD2	5.14	122.93	118.30
1	L	163	ASP	CB-CG-OD2	5.14	122.93	118.30

There are no chirality outliers.

There are no planarity outliers.

## 5.2 Too-close contacts

In the following table, the Non-H and H(model) columns list the number of non-hydrogen atoms and hydrogen atoms in the chain respectively. The H(added) column lists the number of hydrogen atoms added and optimized by MolProbity. The Clashes column lists the number of clashes within the asymmetric unit, whereas Symm-Clashes lists symmetry-related clashes.

Mol	Chain	Non-H	H(model)	H(added)	Clashes	Symm-Clashes
1	A	3440	0	3344	285	0
1	B	3440	0	3344	282	0
1	C	3440	0	3344	272	0
1	D	3440	0	3344	280	0
1	E	3440	0	3344	278	0
1	F	3440	0	3344	281	0
1	G	3440	0	3344	276	0
1	H	3440	0	3344	285	0
1	I	3440	0	3344	285	0
1	J	3440	0	3344	278	0
1	K	3440	0	3344	285	0
1	L	3440	0	3344	278	0
All	All	41280	0	40128	3003	0

The all-atom clashscore is defined as the number of clashes found per 1000 atoms (including hydrogen atoms). The all-atom clashscore for this structure is 37.

All (3003) close contacts within the same asymmetric unit are listed below, sorted by their clash magnitude.



Atom-1	Atom-2	Interatomic distance (Å)	Clash overlap (Å)
1:G:162:ILE:CG2	1:G:171:ILE:HG13	1.39	1.52
1:F:162:ILE:CG2	1:F:171:ILE:HG13	1.39	1.52
1:A:162:ILE:CG2	1:A:171:ILE:HG13	1.39	1.51
1:H:162:ILE:CG2	1:H:171:ILE:HG13	1.39	1.51
1:E:162:ILE:CG2	1:E:171:ILE:HG13	1.39	1.51
1:B:162:ILE:CG2	1:B:171:ILE:HG13	1.39	1.50
1:L:162:ILE:CG2	1:L:171:ILE:HG13	1.39	1.49
1:D:162:ILE:CG2	1:D:171:ILE:HG13	1.39	1.49
1:C:162:ILE:CG2	1:C:171:ILE:HG13	1.39	1.49
1:I:162:ILE:CG2	1:I:171:ILE:HG13	1.39	1.48
1:J:162:ILE:CG2	1:J:171:ILE:HG13	1.39	1.48
1:K:162:ILE:CG2	1:K:171:ILE:HG13	1.39	1.47
1:A:162:ILE:HB	1:A:163:ASP:OD1	1.29	1.33
1:L:162:ILE:HB	1:L:163:ASP:OD1	1.29	1.32
1:B:316:ALA:C	1:L:259:LYS:HZ3	1.32	1.32
1:A:259:LYS:HZ3	1:C:316:ALA:C	1.32	1.32
1:K:162:ILE:HB	1:K:163:ASP:OD1	1.29	1.31
1:G:86:TYR:O	1:G:87:GLU:CG	1.79	1.31
1:C:86:TYR:O	1:C:87:GLU:CG	1.79	1.31
1:H:86:TYR:O	1:H:87:GLU:CG	1.79	1.31
1:D:86:TYR:O	1:D:87:GLU:CG	1.79	1.30
1:F:86:TYR:O	1:F:87:GLU:CG	1.79	1.30
1:C:259:LYS:HZ3	1:E:316:ALA:C	1.33	1.30
1:D:259:LYS:HZ3	1:F:316:ALA:C	1.35	1.30
1:J:162:ILE:HB	1:J:163:ASP:OD1	1.29	1.30
1:B:86:TYR:O	1:B:87:GLU:CG	1.79	1.30
1:A:316:ALA:C	1:K:259:LYS:HZ3	1.33	1.29
1:K:86:TYR:O	1:K:87:GLU:CG	1.79	1.29
1:J:86:TYR:O	1:J:87:GLU:CG	1.79	1.29
1:I:86:TYR:O	1:I:87:GLU:CG	1.79	1.29
1:E:86:TYR:O	1:E:87:GLU:CG	1.79	1.29
1:L:86:TYR:O	1:L:87:GLU:CG	1.79	1.29
1:E:259:LYS:HZ3	1:G:316:ALA:C	1.34	1.28
1:F:162:ILE:HB	1:F:163:ASP:OD1	1.29	1.28
1:A:86:TYR:O	1:A:87:GLU:CG	1.79	1.27
1:G:162:ILE:HB	1:G:163:ASP:OD1	1.29	1.27
1:D:162:ILE:CG2	1:D:171:ILE:CG1	2.13	1.27
1:I:162:ILE:HB	1:I:163:ASP:OD1	1.29	1.27
1:C:162:ILE:CG2	1:C:171:ILE:CG1	2.13	1.26
1:E:162:ILE:HB	1:E:163:ASP:OD1	1.29	1.26
1:G:162:ILE:CG2	1:G:171:ILE:CG1	2.13	1.26
1:A:162:ILE:CG2	1:A:171:ILE:CG1	2.14	1.26

*Continued on next page...*

*Continued from previous page...*

Atom-1	Atom-2	Interatomic distance (Å)	Clash overlap (Å)
1:C:162:ILE:HB	1:C:163:ASP:OD1	1.29	1.26
1:E:162:ILE:CG2	1:E:171:ILE:CG1	2.13	1.26
1:L:162:ILE:CG2	1:L:171:ILE:CG1	2.13	1.25
1:B:162:ILE:CG2	1:B:171:ILE:CG1	2.13	1.25
1:B:162:ILE:HB	1:B:163:ASP:OD1	1.32	1.25
1:F:162:ILE:CG2	1:F:171:ILE:CG1	2.13	1.25
1:H:162:ILE:HB	1:H:163:ASP:OD1	1.29	1.25
1:I:162:ILE:CG2	1:I:171:ILE:CG1	2.13	1.25
1:J:162:ILE:CG2	1:J:171:ILE:CG1	2.13	1.25
1:K:162:ILE:CG2	1:K:171:ILE:CG1	2.13	1.24
1:H:162:ILE:CG2	1:H:171:ILE:CG1	2.13	1.24
1:D:162:ILE:HB	1:D:163:ASP:OD1	1.29	1.23
1:J:259:LYS:HZ3	1:L:316:ALA:C	1.48	1.17
1:G:259:LYS:HZ3	1:I:316:ALA:C	1.49	1.15
1:L:162:ILE:HG22	1:L:171:ILE:HA	1.18	1.14
1:A:162:ILE:HG22	1:A:171:ILE:HA	1.21	1.14
1:B:149:ARG:HD2	1:B:153:ASP:OD2	1.48	1.14
1:K:162:ILE:HG22	1:K:171:ILE:HA	1.18	1.14
1:A:149:ARG:HD2	1:A:153:ASP:OD2	1.48	1.13
1:C:149:ARG:HD2	1:C:153:ASP:OD2	1.48	1.13
1:E:162:ILE:HG22	1:E:171:ILE:HA	1.18	1.13
1:D:149:ARG:HD2	1:D:153:ASP:OD2	1.48	1.12
1:F:149:ARG:HD2	1:F:153:ASP:OD2	1.48	1.12
1:J:162:ILE:HG22	1:J:171:ILE:HA	1.18	1.12
1:E:149:ARG:HD2	1:E:153:ASP:OD2	1.48	1.12
1:K:149:ARG:HD2	1:K:153:ASP:OD2	1.48	1.12
1:B:162:ILE:HG22	1:B:171:ILE:HA	1.18	1.11
1:F:162:ILE:HG22	1:F:171:ILE:HA	1.18	1.11
1:D:162:ILE:HG22	1:D:171:ILE:HA	1.18	1.10
1:H:149:ARG:HD2	1:H:153:ASP:OD2	1.48	1.10
1:L:149:ARG:HD2	1:L:153:ASP:OD2	1.48	1.10
1:J:149:ARG:HD2	1:J:153:ASP:OD2	1.48	1.10
1:I:162:ILE:HG22	1:I:171:ILE:HA	1.18	1.09
1:H:162:ILE:HG22	1:H:171:ILE:HA	1.18	1.09
1:I:149:ARG:HD2	1:I:153:ASP:OD2	1.48	1.09
1:F:259:LYS:HZ3	1:H:316:ALA:C	1.57	1.08
1:G:149:ARG:HD2	1:G:153:ASP:OD2	1.48	1.08
1:C:162:ILE:HG22	1:C:171:ILE:HA	1.18	1.08
1:I:259:LYS:HZ3	1:K:316:ALA:C	1.57	1.08
1:G:162:ILE:HG22	1:G:171:ILE:HA	1.18	1.07
1:J:86:TYR:O	1:J:87:GLU:HG2	0.89	1.07

*Continued on next page...*

*Continued from previous page...*

Atom-1	Atom-2	Interatomic distance (Å)	Clash overlap (Å)
1:L:86:TYR:O	1:L:87:GLU:HG2	0.89	1.07
1:A:86:TYR:O	1:A:87:GLU:HG2	0.89	1.07
1:B:259:LYS:HZ3	1:D:316:ALA:C	1.58	1.06
1:H:259:LYS:HZ3	1:J:316:ALA:C	1.57	1.06
1:C:86:TYR:O	1:C:87:GLU:HG2	0.89	1.06
1:K:86:TYR:O	1:K:87:GLU:HG2	0.89	1.06
1:H:86:TYR:O	1:H:87:GLU:HG2	0.89	1.06
1:B:86:TYR:O	1:B:87:GLU:HG2	0.89	1.06
1:E:86:TYR:O	1:E:87:GLU:HG2	0.89	1.06
1:B:374:ARG:HD3	1:B:406:PHE:CZ	1.92	1.05
1:F:86:TYR:O	1:F:87:GLU:HG2	0.89	1.05
1:G:86:TYR:O	1:G:87:GLU:HG2	0.89	1.05
1:I:86:TYR:O	1:I:87:GLU:HG2	0.89	1.05
1:D:374:ARG:HD3	1:D:406:PHE:CZ	1.92	1.05
1:E:374:ARG:HD3	1:E:406:PHE:CZ	1.92	1.05
1:B:278:ARG:HG2	1:B:282:ARG:NH2	1.72	1.04
1:H:374:ARG:HD3	1:H:406:PHE:CZ	1.92	1.04
1:I:278:ARG:HG2	1:I:282:ARG:NH2	1.72	1.04
1:J:374:ARG:HD3	1:J:406:PHE:CZ	1.92	1.04
1:F:259:LYS:CE	1:H:316:ALA:O	2.05	1.04
1:F:374:ARG:HD3	1:F:406:PHE:CZ	1.92	1.04
1:H:259:LYS:CE	1:J:316:ALA:O	2.06	1.04
1:J:259:LYS:CE	1:L:316:ALA:O	2.05	1.04
1:A:316:ALA:O	1:K:259:LYS:CE	2.06	1.04
1:C:374:ARG:HD3	1:C:406:PHE:CZ	1.92	1.04
1:D:86:TYR:O	1:D:87:GLU:HG2	0.89	1.04
1:K:374:ARG:HD3	1:K:406:PHE:CZ	1.92	1.04
1:L:278:ARG:HG2	1:L:282:ARG:NH2	1.72	1.04
1:I:374:ARG:HD3	1:I:406:PHE:CZ	1.92	1.04
1:K:278:ARG:HG2	1:K:282:ARG:NH2	1.72	1.04
1:L:374:ARG:HD3	1:L:406:PHE:CZ	1.92	1.04
1:A:278:ARG:HG2	1:A:282:ARG:NH2	1.72	1.04
1:I:259:LYS:CE	1:K:316:ALA:O	2.05	1.04
1:A:374:ARG:HD3	1:A:406:PHE:CZ	1.92	1.03
1:E:259:LYS:CE	1:G:316:ALA:O	2.06	1.03
1:G:259:LYS:CE	1:I:316:ALA:O	2.05	1.03
1:G:278:ARG:HG2	1:G:282:ARG:NH2	1.72	1.03
1:E:278:ARG:HG2	1:E:282:ARG:NH2	1.72	1.03
1:J:278:ARG:HG2	1:J:282:ARG:NH2	1.72	1.03
1:B:259:LYS:CE	1:D:316:ALA:O	2.06	1.03
1:C:259:LYS:CE	1:E:316:ALA:O	2.05	1.03

*Continued on next page...*

*Continued from previous page...*

Atom-1	Atom-2	Interatomic distance (Å)	Clash overlap (Å)
1:G:374:ARG:HD3	1:G:406:PHE:CZ	1.92	1.03
1:A:259:LYS:CE	1:C:316:ALA:O	2.05	1.03
1:D:259:LYS:CE	1:F:316:ALA:O	2.05	1.03
1:D:278:ARG:HG2	1:D:282:ARG:NH2	1.72	1.03
1:A:259:LYS:HE2	1:C:316:ALA:O	1.60	1.02
1:B:316:ALA:O	1:L:259:LYS:CE	2.05	1.02
1:C:259:LYS:HE2	1:E:316:ALA:O	1.60	1.02
1:C:278:ARG:HG2	1:C:282:ARG:NH2	1.72	1.02
1:E:149:ARG:HD2	1:E:153:ASP:CG	1.80	1.02
1:E:259:LYS:HE2	1:G:316:ALA:O	1.60	1.02
1:H:149:ARG:HD2	1:H:153:ASP:CG	1.80	1.02
1:I:149:ARG:HD2	1:I:153:ASP:CG	1.80	1.02
1:F:149:ARG:HD2	1:F:153:ASP:CG	1.80	1.02
1:F:278:ARG:HG2	1:F:282:ARG:NH2	1.72	1.02
1:G:259:LYS:HE2	1:I:316:ALA:O	1.60	1.02
1:H:278:ARG:HG2	1:H:282:ARG:NH2	1.72	1.02
1:C:259:LYS:NZ	1:E:316:ALA:O	1.92	1.02
1:G:259:LYS:NZ	1:I:316:ALA:O	1.92	1.02
1:J:259:LYS:HE2	1:L:316:ALA:O	1.60	1.02
1:B:259:LYS:NZ	1:D:316:ALA:O	1.92	1.01
1:D:259:LYS:NZ	1:F:316:ALA:O	1.92	1.01
1:H:259:LYS:NZ	1:J:316:ALA:O	1.92	1.01
1:K:149:ARG:HD2	1:K:153:ASP:CG	1.80	1.01
1:B:316:ALA:O	1:L:259:LYS:NZ	1.92	1.01
1:F:259:LYS:NZ	1:H:316:ALA:O	1.92	1.01
1:I:259:LYS:NZ	1:K:316:ALA:O	1.92	1.01
1:L:149:ARG:HD2	1:L:153:ASP:CG	1.80	1.01
1:A:316:ALA:O	1:K:259:LYS:NZ	1.92	1.01
1:B:149:ARG:HD2	1:B:153:ASP:CG	1.80	1.01
1:C:149:ARG:HD2	1:C:153:ASP:CG	1.80	1.01
1:J:259:LYS:NZ	1:L:316:ALA:O	1.92	1.01
1:B:259:LYS:HE2	1:D:316:ALA:O	1.60	1.01
1:A:259:LYS:NZ	1:C:316:ALA:O	1.92	1.01
1:D:149:ARG:HD2	1:D:153:ASP:CG	1.80	1.01
1:D:259:LYS:HE2	1:F:316:ALA:O	1.60	1.01
1:G:149:ARG:HD2	1:G:153:ASP:CG	1.80	1.01
1:B:316:ALA:O	1:L:259:LYS:HE2	1.60	1.00
1:E:259:LYS:NZ	1:G:316:ALA:O	1.92	1.00
1:J:149:ARG:HD2	1:J:153:ASP:CG	1.80	1.00
1:A:316:ALA:O	1:K:259:LYS:HE2	1.60	1.00
1:I:259:LYS:HE2	1:K:316:ALA:O	1.60	0.99

*Continued on next page...*

*Continued from previous page...*

Atom-1	Atom-2	Interatomic distance (Å)	Clash overlap (Å)
1:A:149:ARG:HD2	1:A:153:ASP:CG	1.80	0.99
1:C:162:ILE:HG21	1:C:171:ILE:CG1	1.88	0.99
1:F:259:LYS:HE2	1:H:316:ALA:O	1.60	0.99
1:E:357:GLY:HA2	1:E:358:ASN:HB2	1.46	0.97
1:F:357:GLY:HA2	1:F:358:ASN:HB2	1.46	0.97
1:D:162:ILE:HG21	1:D:171:ILE:CG1	1.88	0.97
1:H:162:ILE:HG22	1:H:171:ILE:CA	1.95	0.96
1:H:259:LYS:HE2	1:J:316:ALA:O	1.60	0.96
1:K:357:GLY:HA2	1:K:358:ASN:HB2	1.46	0.96
1:E:162:ILE:HG22	1:E:171:ILE:CA	1.95	0.96
1:G:357:GLY:HA2	1:G:358:ASN:HB2	1.46	0.96
1:G:162:ILE:HG22	1:G:171:ILE:CA	1.95	0.96
1:L:162:ILE:HG22	1:L:171:ILE:CA	1.95	0.96
1:B:162:ILE:HG22	1:B:171:ILE:CA	1.95	0.96
1:D:357:GLY:HA2	1:D:358:ASN:HB2	1.46	0.96
1:F:162:ILE:HG22	1:F:171:ILE:CA	1.95	0.95
1:K:162:ILE:HG22	1:K:171:ILE:CA	1.95	0.95
1:C:162:ILE:HG22	1:C:171:ILE:CA	1.95	0.95
1:J:162:ILE:HG22	1:J:171:ILE:CA	1.95	0.95
1:H:357:GLY:HA2	1:H:358:ASN:HB2	1.46	0.95
1:I:162:ILE:HG22	1:I:171:ILE:CA	1.95	0.95
1:B:357:GLY:HA2	1:B:358:ASN:HB2	1.46	0.95
1:E:162:ILE:HG21	1:E:171:ILE:CG1	1.88	0.95
1:D:162:ILE:HG22	1:D:171:ILE:CA	1.95	0.95
1:L:357:GLY:HA2	1:L:358:ASN:HB2	1.46	0.95
1:J:357:GLY:HA2	1:J:358:ASN:HB2	1.46	0.95
1:B:259:LYS:NZ	1:D:316:ALA:C	2.21	0.94
1:C:357:GLY:HA2	1:C:358:ASN:HB2	1.46	0.94
1:I:357:GLY:HA2	1:I:358:ASN:HB2	1.46	0.94
1:J:162:ILE:CB	1:J:163:ASP:OD1	2.16	0.94
1:K:162:ILE:CB	1:K:163:ASP:OD1	2.16	0.94
1:A:162:ILE:CB	1:A:163:ASP:OD1	2.16	0.94
1:A:357:GLY:HA2	1:A:358:ASN:HB2	1.46	0.94
1:C:259:LYS:NZ	1:E:316:ALA:C	2.21	0.94
1:I:162:ILE:CB	1:I:163:ASP:OD1	2.16	0.94
1:L:162:ILE:CB	1:L:163:ASP:OD1	2.16	0.94
1:H:162:ILE:CB	1:H:163:ASP:OD1	2.16	0.94
1:A:259:LYS:NZ	1:C:316:ALA:C	2.21	0.94
1:A:162:ILE:HG22	1:A:171:ILE:CA	1.97	0.94
1:A:316:ALA:C	1:K:259:LYS:NZ	2.21	0.94
1:A:162:ILE:HG22	1:A:171:ILE:CG1	1.98	0.93

*Continued on next page...*

*Continued from previous page...*

Atom-1	Atom-2	Interatomic distance (Å)	Clash overlap (Å)
1:C:162:ILE:CB	1:C:163:ASP:OD1	2.16	0.93
1:G:162:ILE:CB	1:G:163:ASP:OD1	2.16	0.93
1:H:162:ILE:HG21	1:H:171:ILE:CG1	1.88	0.93
1:B:316:ALA:C	1:L:259:LYS:NZ	2.21	0.93
1:K:75:LEU:HD21	1:K:251:ILE:HD13	1.50	0.93
1:B:75:LEU:HD21	1:B:251:ILE:HD13	1.50	0.93
1:L:75:LEU:HD21	1:L:251:ILE:HD13	1.50	0.93
1:F:162:ILE:HG21	1:F:171:ILE:CG1	1.88	0.93
1:I:259:LYS:NZ	1:K:316:ALA:C	2.21	0.93
1:C:75:LEU:HD21	1:C:251:ILE:HD13	1.50	0.93
1:B:162:ILE:CB	1:B:163:ASP:OD1	2.17	0.93
1:D:162:ILE:CB	1:D:163:ASP:OD1	2.16	0.93
1:D:259:LYS:NZ	1:F:316:ALA:C	2.21	0.93
1:B:162:ILE:HG22	1:B:171:ILE:CG1	2.00	0.93
1:H:259:LYS:NZ	1:J:316:ALA:C	2.21	0.93
1:F:279:ALA:HB3	1:F:280:PRO:HD3	1.51	0.92
1:G:279:ALA:HB3	1:G:280:PRO:HD3	1.51	0.92
1:J:259:LYS:NZ	1:L:316:ALA:C	2.21	0.92
1:E:162:ILE:CB	1:E:163:ASP:OD1	2.16	0.92
1:F:162:ILE:HG22	1:F:171:ILE:CG1	1.99	0.92
1:F:162:ILE:CB	1:F:163:ASP:OD1	2.16	0.92
1:I:162:ILE:HG21	1:I:171:ILE:HG13	0.92	0.92
1:E:279:ALA:HB3	1:E:280:PRO:HD3	1.51	0.92
1:E:162:ILE:HG22	1:E:171:ILE:CG1	2.00	0.92
1:C:162:ILE:HG22	1:C:171:ILE:CG1	1.99	0.92
1:F:162:ILE:HG21	1:F:171:ILE:HG13	0.92	0.92
1:G:259:LYS:NZ	1:I:316:ALA:C	2.21	0.92
1:H:279:ALA:HB3	1:H:280:PRO:HD3	1.51	0.92
1:L:162:ILE:HG21	1:L:171:ILE:HG13	0.92	0.92
1:I:162:ILE:HG22	1:I:171:ILE:CG1	1.99	0.91
1:F:259:LYS:NZ	1:H:316:ALA:C	2.21	0.91
1:H:162:ILE:HG21	1:H:171:ILE:HG13	0.92	0.91
1:A:279:ALA:HB3	1:A:280:PRO:HD3	1.51	0.91
1:J:162:ILE:HG22	1:J:171:ILE:CG1	1.99	0.91
1:J:162:ILE:HG21	1:J:171:ILE:HG13	0.92	0.91
1:D:279:ALA:HB3	1:D:280:PRO:HD3	1.51	0.91
1:F:75:LEU:HD21	1:F:251:ILE:HD13	1.50	0.91
1:H:162:ILE:HG22	1:H:171:ILE:CG1	2.00	0.91
1:L:279:ALA:HB3	1:L:280:PRO:HD3	1.51	0.91
1:G:162:ILE:HG21	1:G:171:ILE:CG1	1.88	0.91
1:E:259:LYS:NZ	1:G:316:ALA:C	2.21	0.91

*Continued on next page...*

*Continued from previous page...*

Atom-1	Atom-2	Interatomic distance (Å)	Clash overlap (Å)
1:K:162:ILE:HG21	1:K:171:ILE:HG13	0.92	0.91
1:C:162:ILE:HG21	1:C:171:ILE:HG13	0.92	0.91
1:E:162:ILE:HG21	1:E:171:ILE:HG13	0.92	0.91
1:I:75:LEU:HD21	1:I:251:ILE:HD13	1.50	0.91
1:I:279:ALA:HB3	1:I:280:PRO:HD3	1.51	0.91
1:A:75:LEU:HD21	1:A:251:ILE:HD13	1.50	0.90
1:G:162:ILE:HG22	1:G:171:ILE:CG1	1.99	0.90
1:G:162:ILE:HG21	1:G:171:ILE:HG13	0.92	0.90
1:J:75:LEU:HD21	1:J:251:ILE:HD13	1.50	0.90
1:B:279:ALA:HB3	1:B:280:PRO:HD3	1.51	0.90
1:E:75:LEU:HD21	1:E:251:ILE:HD13	1.50	0.90
1:G:75:LEU:HD21	1:G:251:ILE:HD13	1.50	0.90
1:H:75:LEU:HD21	1:H:251:ILE:HD13	1.50	0.90
1:B:162:ILE:HG21	1:B:171:ILE:CG1	1.88	0.90
1:K:162:ILE:HG22	1:K:171:ILE:CG1	2.00	0.90
1:C:279:ALA:HB3	1:C:280:PRO:HD3	1.51	0.90
1:K:279:ALA:HB3	1:K:280:PRO:HD3	1.51	0.90
1:B:162:ILE:HG21	1:B:171:ILE:HG13	0.92	0.90
1:A:162:ILE:HG21	1:A:171:ILE:HG13	0.92	0.90
1:D:162:ILE:HG22	1:D:171:ILE:CG1	1.99	0.90
1:D:75:LEU:HD21	1:D:251:ILE:HD13	1.50	0.89
1:D:162:ILE:HG21	1:D:171:ILE:HG13	0.92	0.89
1:J:279:ALA:HB3	1:J:280:PRO:HD3	1.51	0.89
1:A:162:ILE:HG21	1:A:171:ILE:CG1	1.88	0.89
1:L:162:ILE:HG21	1:L:171:ILE:CG1	1.88	0.89
1:L:162:ILE:HG22	1:L:171:ILE:CG1	1.99	0.89
1:L:326:HIS:ND1	1:L:327:ASN:OD1	2.06	0.89
1:J:326:HIS:ND1	1:J:327:ASN:OD1	2.06	0.88
1:I:162:ILE:HG21	1:I:171:ILE:CG1	1.88	0.88
1:I:326:HIS:ND1	1:I:327:ASN:OD1	2.06	0.88
1:G:154:SER:O	1:G:155:ARG:HG3	1.74	0.88
1:H:154:SER:O	1:H:155:ARG:HG3	1.74	0.88
1:L:154:SER:O	1:L:155:ARG:HG3	1.74	0.88
1:A:154:SER:O	1:A:155:ARG:HG3	1.74	0.88
1:F:154:SER:O	1:F:155:ARG:HG3	1.74	0.88
1:J:162:ILE:HG21	1:J:171:ILE:CG1	1.88	0.88
1:K:162:ILE:HG21	1:K:171:ILE:CG1	1.88	0.88
1:A:326:HIS:ND1	1:A:327:ASN:OD1	2.06	0.88
1:G:326:HIS:ND1	1:G:327:ASN:OD1	2.06	0.88
1:B:326:HIS:ND1	1:B:327:ASN:OD1	2.06	0.88
1:K:154:SER:O	1:K:155:ARG:HG3	1.74	0.87

*Continued on next page...*

*Continued from previous page...*

Atom-1	Atom-2	Interatomic distance (Å)	Clash overlap (Å)
1:K:326:HIS:ND1	1:K:327:ASN:OD1	2.06	0.87
1:E:154:SER:O	1:E:155:ARG:HG3	1.74	0.87
1:I:154:SER:O	1:I:155:ARG:HG3	1.74	0.87
1:C:326:HIS:ND1	1:C:327:ASN:OD1	2.06	0.87
1:B:154:SER:O	1:B:155:ARG:HG3	1.74	0.87
1:H:326:HIS:ND1	1:H:327:ASN:OD1	2.06	0.87
1:D:154:SER:O	1:D:155:ARG:HG3	1.74	0.87
1:E:326:HIS:ND1	1:E:327:ASN:OD1	2.06	0.87
1:C:153:ASP:O	1:C:154:SER:OG	1.93	0.86
1:F:326:HIS:ND1	1:F:327:ASN:OD1	2.06	0.86
1:C:154:SER:O	1:C:155:ARG:HG3	1.74	0.86
1:D:326:HIS:ND1	1:D:327:ASN:OD1	2.06	0.86
1:B:153:ASP:O	1:B:154:SER:OG	1.93	0.86
1:K:153:ASP:O	1:K:154:SER:OG	1.93	0.86
1:A:396:ILE:HD11	1:A:458:LYS:HA	1.58	0.86
1:J:154:SER:O	1:J:155:ARG:HG3	1.74	0.86
1:L:153:ASP:O	1:L:154:SER:OG	1.93	0.86
1:B:396:ILE:HD11	1:B:458:LYS:HA	1.58	0.85
1:G:396:ILE:HD11	1:G:458:LYS:HA	1.58	0.85
1:J:153:ASP:O	1:J:154:SER:OG	1.93	0.85
1:G:153:ASP:O	1:G:154:SER:OG	1.93	0.85
1:H:153:ASP:O	1:H:154:SER:OG	1.93	0.85
1:D:153:ASP:O	1:D:154:SER:OG	1.93	0.85
1:A:153:ASP:O	1:A:154:SER:OG	1.93	0.85
1:L:396:ILE:HD11	1:L:458:LYS:HA	1.58	0.85
1:F:396:ILE:HD11	1:F:458:LYS:HA	1.58	0.85
1:H:396:ILE:HD11	1:H:458:LYS:HA	1.58	0.85
1:H:405:LYS:NZ	1:I:451:ASP:OD2	2.10	0.85
1:C:405:LYS:NZ	1:D:451:ASP:OD2	2.10	0.84
1:C:396:ILE:HD11	1:C:458:LYS:HA	1.58	0.84
1:E:405:LYS:NZ	1:F:451:ASP:OD2	2.10	0.84
1:I:153:ASP:O	1:I:154:SER:OG	1.93	0.84
1:K:396:ILE:HD11	1:K:458:LYS:HA	1.58	0.84
1:F:153:ASP:O	1:F:154:SER:OG	1.93	0.84
1:F:405:LYS:NZ	1:G:451:ASP:OD2	2.10	0.84
1:G:149:ARG:HD2	1:G:153:ASP:OD1	1.78	0.84
1:J:405:LYS:NZ	1:K:451:ASP:OD2	2.10	0.84
1:F:149:ARG:HD2	1:F:153:ASP:OD1	1.78	0.84
1:H:149:ARG:HD2	1:H:153:ASP:OD1	1.78	0.84
1:I:396:ILE:HD11	1:I:458:LYS:HA	1.58	0.84
1:E:149:ARG:HD2	1:E:153:ASP:OD1	1.78	0.84

*Continued on next page...*



*Continued from previous page...*

Atom-1	Atom-2	Interatomic distance (Å)	Clash overlap (Å)
1:H:244:ASP:OD1	1:H:245:CYS:N	2.11	0.84
1:I:149:ARG:HD2	1:I:153:ASP:OD1	1.78	0.84
1:I:244:ASP:OD1	1:I:245:CYS:N	2.11	0.84
1:A:405:LYS:NZ	1:B:451:ASP:OD2	2.10	0.84
1:D:149:ARG:HD2	1:D:153:ASP:OD1	1.78	0.84
1:E:244:ASP:OD1	1:E:245:CYS:N	2.11	0.84
1:E:396:ILE:HD11	1:E:458:LYS:HA	1.58	0.84
1:G:405:LYS:NZ	1:H:451:ASP:OD2	2.10	0.84
1:D:405:LYS:NZ	1:E:451:ASP:OD2	2.10	0.83
1:J:396:ILE:HD11	1:J:458:LYS:HA	1.58	0.83
1:L:86:TYR:C	1:L:87:GLU:HG2	1.98	0.83
1:A:86:TYR:C	1:A:87:GLU:HG2	1.98	0.83
1:D:244:ASP:OD1	1:D:245:CYS:N	2.11	0.83
1:K:86:TYR:C	1:K:87:GLU:HG2	1.98	0.83
1:B:155:ARG:NH1	1:B:250:ILE:HB	1.94	0.83
1:J:149:ARG:HD2	1:J:153:ASP:OD1	1.78	0.83
1:K:155:ARG:NH1	1:K:250:ILE:HB	1.94	0.83
1:L:155:ARG:NH1	1:L:250:ILE:HB	1.94	0.83
1:A:451:ASP:OD2	1:L:405:LYS:NZ	2.10	0.83
1:B:405:LYS:NZ	1:C:451:ASP:OD2	2.10	0.83
1:C:149:ARG:HD2	1:C:153:ASP:OD1	1.78	0.83
1:I:155:ARG:NH1	1:I:250:ILE:HB	1.94	0.83
1:I:405:LYS:NZ	1:J:451:ASP:OD2	2.10	0.83
1:E:153:ASP:O	1:E:154:SER:OG	1.93	0.83
1:G:244:ASP:OD1	1:G:245:CYS:N	2.11	0.83
1:K:405:LYS:NZ	1:L:451:ASP:OD2	2.10	0.83
1:A:155:ARG:NH1	1:A:250:ILE:HB	1.94	0.83
1:B:86:TYR:C	1:B:87:GLU:HG2	1.98	0.83
1:C:155:ARG:NH1	1:C:250:ILE:HB	1.94	0.83
1:F:244:ASP:OD1	1:F:245:CYS:N	2.11	0.83
1:G:155:ARG:NH1	1:G:250:ILE:HB	1.94	0.83
1:J:244:ASP:OD1	1:J:245:CYS:N	2.11	0.83
1:J:86:TYR:C	1:J:87:GLU:HG2	1.98	0.82
1:K:149:ARG:HD2	1:K:153:ASP:OD1	1.78	0.82
1:C:237:TYR:OH	1:C:250:ILE:HD11	1.80	0.82
1:D:396:ILE:HD11	1:D:458:LYS:HA	1.58	0.82
1:E:75:LEU:HD21	1:E:251:ILE:CD1	2.09	0.82
1:L:75:LEU:HD21	1:L:251:ILE:CD1	2.09	0.82
1:A:237:TYR:OH	1:A:250:ILE:HD11	1.80	0.82
1:E:155:ARG:NH1	1:E:250:ILE:HB	1.94	0.82
1:B:149:ARG:HD2	1:B:153:ASP:OD1	1.78	0.82

*Continued on next page...*

*Continued from previous page...*

Atom-1	Atom-2	Interatomic distance (Å)	Clash overlap (Å)
1:B:237:TYR:OH	1:B:250:ILE:HD11	1.80	0.82
1:E:237:TYR:OH	1:E:250:ILE:HD11	1.80	0.82
1:G:75:LEU:HD21	1:G:251:ILE:CD1	2.09	0.82
1:C:244:ASP:OD1	1:C:245:CYS:N	2.11	0.82
1:D:155:ARG:NH1	1:D:250:ILE:HB	1.94	0.82
1:L:237:TYR:OH	1:L:250:ILE:HD11	1.80	0.82
1:L:244:ASP:OD1	1:L:245:CYS:N	2.11	0.82
1:A:244:ASP:OD1	1:A:245:CYS:N	2.11	0.82
1:G:237:TYR:OH	1:G:250:ILE:HD11	1.80	0.82
1:H:75:LEU:HD21	1:H:251:ILE:CD1	2.09	0.82
1:H:155:ARG:NH1	1:H:250:ILE:HB	1.94	0.82
1:C:86:TYR:C	1:C:87:GLU:HG2	1.98	0.82
1:J:155:ARG:NH1	1:J:250:ILE:HB	1.94	0.82
1:L:149:ARG:HD2	1:L:153:ASP:OD1	1.78	0.82
1:B:75:LEU:HD21	1:B:251:ILE:CD1	2.09	0.82
1:F:75:LEU:HD21	1:F:251:ILE:CD1	2.09	0.82
1:J:75:LEU:HD21	1:J:251:ILE:CD1	2.09	0.82
1:A:75:LEU:HD21	1:A:251:ILE:CD1	2.09	0.81
1:K:237:TYR:OH	1:K:250:ILE:HD11	1.80	0.81
1:K:244:ASP:OD1	1:K:245:CYS:N	2.11	0.81
1:C:75:LEU:HD21	1:C:251:ILE:CD1	2.09	0.81
1:H:237:TYR:OH	1:H:250:ILE:HD11	1.80	0.81
1:I:86:TYR:C	1:I:87:GLU:HG2	1.98	0.81
1:B:244:ASP:OD1	1:B:245:CYS:N	2.11	0.81
1:F:155:ARG:NH1	1:F:250:ILE:HB	1.94	0.81
1:A:149:ARG:HD2	1:A:153:ASP:OD1	1.78	0.81
1:D:237:TYR:OH	1:D:250:ILE:HD11	1.80	0.81
1:F:237:TYR:OH	1:F:250:ILE:HD11	1.80	0.81
1:J:237:TYR:OH	1:J:250:ILE:HD11	1.80	0.81
1:I:75:LEU:HD21	1:I:251:ILE:CD1	2.09	0.81
1:I:237:TYR:OH	1:I:250:ILE:HD11	1.80	0.81
1:K:75:LEU:HD21	1:K:251:ILE:CD1	2.09	0.81
1:D:86:TYR:C	1:D:87:GLU:HG2	1.98	0.81
1:D:75:LEU:HD21	1:D:251:ILE:CD1	2.09	0.80
1:H:86:TYR:C	1:H:87:GLU:HG2	1.98	0.80
1:D:259:LYS:HD2	1:F:317:SER:O	1.82	0.80
1:E:86:TYR:C	1:E:87:GLU:HG2	1.98	0.80
1:F:278:ARG:HG2	1:F:282:ARG:CZ	2.12	0.80
1:B:317:SER:O	1:L:259:LYS:HD2	1.82	0.79
1:A:259:LYS:HD2	1:C:317:SER:O	1.82	0.79
1:A:278:ARG:HG2	1:A:282:ARG:CZ	2.13	0.79

*Continued on next page...*

*Continued from previous page...*

Atom-1	Atom-2	Interatomic distance (Å)	Clash overlap (Å)
1:A:317:SER:O	1:K:259:LYS:HD2	1.82	0.79
1:C:278:ARG:HG2	1:C:282:ARG:CZ	2.12	0.79
1:D:278:ARG:HG2	1:D:282:ARG:CZ	2.13	0.79
1:G:86:TYR:C	1:G:87:GLU:HG2	1.98	0.79
1:G:259:LYS:HD2	1:I:317:SER:O	1.82	0.79
1:C:259:LYS:HD2	1:E:317:SER:O	1.82	0.79
1:L:278:ARG:HG2	1:L:282:ARG:CZ	2.12	0.79
1:B:259:LYS:HD2	1:D:317:SER:O	1.82	0.79
1:E:259:LYS:HD2	1:G:317:SER:O	1.82	0.79
1:J:259:LYS:HD2	1:L:317:SER:O	1.82	0.79
1:J:278:ARG:HG2	1:J:282:ARG:CZ	2.13	0.79
1:H:278:ARG:HG2	1:H:282:ARG:CZ	2.12	0.79
1:I:259:LYS:HD2	1:K:317:SER:O	1.82	0.79
1:F:86:TYR:C	1:F:87:GLU:HG2	1.98	0.79
1:F:259:LYS:HD2	1:H:317:SER:O	1.82	0.79
1:K:278:ARG:HG2	1:K:282:ARG:CZ	2.12	0.79
1:H:259:LYS:HD2	1:J:317:SER:O	1.82	0.78
1:A:369:LEU:O	1:A:373:LEU:HG	1.83	0.78
1:A:376:PRO:HD3	1:A:403:PHE:CD1	2.19	0.78
1:C:376:PRO:HD3	1:C:403:PHE:CD2	2.19	0.78
1:E:376:PRO:HD3	1:E:403:PHE:CD2	2.19	0.78
1:L:369:LEU:O	1:L:373:LEU:HG	1.84	0.78
1:F:243:VAL:HG21	1:G:149:ARG:NH2	1.99	0.78
1:G:278:ARG:HG2	1:G:282:ARG:CZ	2.13	0.78
1:K:369:LEU:O	1:K:373:LEU:HG	1.84	0.78
1:E:278:ARG:HG2	1:E:282:ARG:CZ	2.12	0.78
1:F:91:ALA:CB	1:F:373:LEU:HD13	2.14	0.78
1:I:278:ARG:HG2	1:I:282:ARG:CZ	2.12	0.78
1:J:369:LEU:O	1:J:373:LEU:HG	1.83	0.78
1:A:91:ALA:CB	1:A:373:LEU:HD13	2.14	0.78
1:B:149:ARG:CD	1:B:153:ASP:OD1	2.32	0.78
1:F:369:LEU:O	1:F:373:LEU:HG	1.84	0.78
1:K:149:ARG:CD	1:K:153:ASP:OD1	2.32	0.78
1:B:369:LEU:O	1:B:373:LEU:HG	1.84	0.78
1:B:376:PRO:HD3	1:B:403:PHE:CD2	2.19	0.78
1:E:369:LEU:O	1:E:373:LEU:HG	1.84	0.78
1:G:149:ARG:CD	1:G:153:ASP:OD1	2.32	0.78
1:K:91:ALA:CB	1:K:373:LEU:HD13	2.14	0.78
1:A:149:ARG:CD	1:A:153:ASP:OD1	2.32	0.78
1:A:316:ALA:CA	1:K:259:LYS:HZ3	1.97	0.78
1:B:278:ARG:HG2	1:B:282:ARG:CZ	2.12	0.78

*Continued on next page...*

*Continued from previous page...*

Atom-1	Atom-2	Interatomic distance (Å)	Clash overlap (Å)
1:D:376:PRO:HD3	1:D:403:PHE:CD1	2.19	0.78
1:E:243:VAL:HG21	1:F:149:ARG:NH2	1.99	0.78
1:F:376:PRO:HD3	1:F:403:PHE:CD2	2.19	0.78
1:G:91:ALA:CB	1:G:373:LEU:HD13	2.14	0.78
1:L:149:ARG:CD	1:L:153:ASP:OD1	2.32	0.78
1:C:149:ARG:CD	1:C:153:ASP:OD1	2.32	0.78
1:H:149:ARG:CD	1:H:153:ASP:OD1	2.32	0.78
1:I:369:LEU:O	1:I:373:LEU:HG	1.84	0.78
1:C:91:ALA:CB	1:C:373:LEU:HD13	2.14	0.78
1:G:243:VAL:HG21	1:H:149:ARG:NH2	1.99	0.78
1:G:369:LEU:O	1:G:373:LEU:HG	1.83	0.78
1:K:243:VAL:HG21	1:L:149:ARG:NH2	1.99	0.78
1:L:376:PRO:HD3	1:L:403:PHE:CD2	2.19	0.78
1:H:376:PRO:HD3	1:H:403:PHE:CD2	2.19	0.77
1:J:243:VAL:HG21	1:K:149:ARG:NH2	1.99	0.77
1:G:376:PRO:HD3	1:G:403:PHE:CD1	2.19	0.77
1:D:369:LEU:O	1:D:373:LEU:HG	1.83	0.77
1:E:91:ALA:CB	1:E:373:LEU:HD13	2.14	0.77
1:I:243:VAL:HG21	1:J:149:ARG:NH2	1.99	0.77
1:I:149:ARG:CD	1:I:153:ASP:OD1	2.32	0.77
1:J:149:ARG:CD	1:J:153:ASP:OD1	2.32	0.77
1:K:376:PRO:HD3	1:K:403:PHE:CD2	2.19	0.77
1:D:257:ALA:C	1:D:260:PRO:HD2	2.05	0.77
1:I:91:ALA:CB	1:I:373:LEU:HD13	2.14	0.77
1:A:149:ARG:NH2	1:L:243:VAL:HG21	1.99	0.77
1:C:257:ALA:C	1:C:260:PRO:HD2	2.05	0.77
1:B:257:ALA:C	1:B:260:PRO:HD2	2.05	0.77
1:C:243:VAL:HG21	1:D:149:ARG:NH2	1.99	0.77
1:H:257:ALA:C	1:H:260:PRO:HD2	2.05	0.77
1:I:376:PRO:HD3	1:I:403:PHE:CD2	2.19	0.77
1:J:376:PRO:HD3	1:J:403:PHE:CD1	2.19	0.77
1:B:243:VAL:HG21	1:C:149:ARG:NH2	1.99	0.77
1:C:369:LEU:O	1:C:373:LEU:HG	1.84	0.77
1:G:257:ALA:C	1:G:260:PRO:HD2	2.05	0.77
1:H:369:LEU:O	1:H:373:LEU:HG	1.84	0.77
1:G:441:ILE:HD12	1:G:442:ASN:O	1.85	0.77
1:H:91:ALA:CB	1:H:373:LEU:HD13	2.14	0.77
1:H:243:VAL:HG21	1:I:149:ARG:NH2	1.99	0.77
1:I:257:ALA:C	1:I:260:PRO:HD2	2.05	0.77
1:J:91:ALA:CB	1:J:373:LEU:HD13	2.14	0.77
1:A:257:ALA:C	1:A:260:PRO:HD2	2.05	0.77

*Continued on next page...*

*Continued from previous page...*

Atom-1	Atom-2	Interatomic distance (Å)	Clash overlap (Å)
1:C:259:LYS:HZ3	1:E:316:ALA:CA	1.98	0.77
1:D:149:ARG:CD	1:D:153:ASP:OD1	2.32	0.77
1:E:257:ALA:C	1:E:260:PRO:HD2	2.05	0.77
1:D:243:VAL:HG21	1:E:149:ARG:NH2	1.99	0.76
1:F:149:ARG:CD	1:F:153:ASP:OD1	2.32	0.76
1:F:257:ALA:C	1:F:260:PRO:HD2	2.05	0.76
1:F:441:ILE:HD12	1:F:442:ASN:O	1.85	0.76
1:B:91:ALA:CB	1:B:373:LEU:HD13	2.14	0.76
1:D:91:ALA:CB	1:D:373:LEU:HD13	2.14	0.76
1:J:257:ALA:C	1:J:260:PRO:HD2	2.05	0.76
1:L:91:ALA:CB	1:L:373:LEU:HD13	2.14	0.76
1:E:149:ARG:CD	1:E:153:ASP:OD1	2.32	0.76
1:A:243:VAL:HG21	1:B:149:ARG:NH2	1.99	0.76
1:E:441:ILE:HD12	1:E:442:ASN:O	1.85	0.76
1:L:257:ALA:C	1:L:260:PRO:HD2	2.05	0.76
1:L:441:ILE:HD12	1:L:442:ASN:O	1.85	0.76
1:B:441:ILE:HD12	1:B:442:ASN:O	1.85	0.76
1:K:257:ALA:C	1:K:260:PRO:HD2	2.05	0.76
1:B:316:ALA:CA	1:L:259:LYS:HZ3	1.99	0.76
1:H:441:ILE:HD12	1:H:442:ASN:O	1.85	0.76
1:K:441:ILE:HD12	1:K:442:ASN:O	1.85	0.76
1:A:259:LYS:HZ3	1:C:316:ALA:CA	1.99	0.75
1:D:441:ILE:HD12	1:D:442:ASN:O	1.85	0.75
1:K:154:SER:O	1:K:155:ARG:CG	2.34	0.75
1:C:441:ILE:HD12	1:C:442:ASN:O	1.85	0.75
1:E:154:SER:O	1:E:155:ARG:CG	2.34	0.75
1:H:154:SER:O	1:H:155:ARG:CG	2.34	0.75
1:L:154:SER:O	1:L:155:ARG:CG	2.34	0.75
1:A:441:ILE:HD12	1:A:442:ASN:O	1.85	0.75
1:B:259:LYS:HZ1	1:D:316:ALA:HA	1.51	0.75
1:J:441:ILE:HD12	1:J:442:ASN:O	1.85	0.75
1:C:154:SER:O	1:C:155:ARG:CG	2.34	0.74
1:I:441:ILE:HD12	1:I:442:ASN:O	1.85	0.74
1:J:154:SER:O	1:J:155:ARG:CG	2.34	0.74
1:B:154:SER:O	1:B:155:ARG:CG	2.34	0.74
1:D:154:SER:O	1:D:155:ARG:CG	2.34	0.74
1:F:162:ILE:CG2	1:F:171:ILE:HA	2.11	0.74
1:I:154:SER:O	1:I:155:ARG:CG	2.34	0.74
1:F:374:ARG:HD3	1:F:406:PHE:CE1	2.23	0.74
1:H:374:ARG:HD3	1:H:406:PHE:CE1	2.23	0.74
1:J:374:ARG:HD3	1:J:406:PHE:CE1	2.23	0.74

*Continued on next page...*

*Continued from previous page...*

Atom-1	Atom-2	Interatomic distance (Å)	Clash overlap (Å)
1:K:279:ALA:HB3	1:K:280:PRO:CD	2.18	0.74
1:A:279:ALA:HB3	1:A:280:PRO:CD	2.18	0.74
1:F:279:ALA:HB3	1:F:280:PRO:CD	2.18	0.74
1:G:154:SER:O	1:G:155:ARG:CG	2.34	0.74
1:G:162:ILE:CG2	1:G:171:ILE:HA	2.11	0.74
1:I:259:LYS:HZ1	1:K:316:ALA:HA	1.52	0.74
1:E:162:ILE:CG2	1:E:171:ILE:HA	2.11	0.74
1:F:154:SER:O	1:F:155:ARG:CG	2.34	0.74
1:K:374:ARG:HD3	1:K:406:PHE:CE1	2.23	0.74
1:D:374:ARG:HD3	1:D:406:PHE:CE1	2.23	0.74
1:I:279:ALA:HB3	1:I:280:PRO:CD	2.18	0.74
1:I:374:ARG:HD3	1:I:406:PHE:CE1	2.23	0.74
1:A:374:ARG:HD3	1:A:406:PHE:CE1	2.23	0.74
1:C:279:ALA:HB3	1:C:280:PRO:CD	2.18	0.74
1:D:279:ALA:HB3	1:D:280:PRO:CD	2.18	0.74
1:G:374:ARG:HD3	1:G:406:PHE:CE1	2.23	0.74
1:C:311:ARG:O	1:C:313:VAL:HG23	1.88	0.74
1:F:311:ARG:O	1:F:313:VAL:HG23	1.88	0.74
1:I:311:ARG:O	1:I:313:VAL:HG23	1.88	0.74
1:H:259:LYS:HZ1	1:J:316:ALA:HA	1.52	0.73
1:H:162:ILE:CG2	1:H:171:ILE:HA	2.11	0.73
1:H:279:ALA:HB3	1:H:280:PRO:CD	2.18	0.73
1:E:279:ALA:HB3	1:E:280:PRO:CD	2.18	0.73
1:G:236:VAL:HG11	1:G:421:PRO:HG3	1.71	0.73
1:H:236:VAL:HG11	1:H:421:PRO:HG3	1.71	0.73
1:E:236:VAL:HG11	1:E:421:PRO:HG3	1.71	0.73
1:G:279:ALA:HB3	1:G:280:PRO:CD	2.18	0.73
1:H:311:ARG:O	1:H:313:VAL:HG23	1.88	0.73
1:K:311:ARG:O	1:K:313:VAL:HG23	1.88	0.73
1:L:311:ARG:O	1:L:313:VAL:HG23	1.88	0.73
1:L:374:ARG:HD3	1:L:406:PHE:CE1	2.23	0.73
1:A:154:SER:O	1:A:155:ARG:CG	2.34	0.73
1:B:279:ALA:HB3	1:B:280:PRO:CD	2.18	0.73
1:D:162:ILE:CG2	1:D:171:ILE:HA	2.11	0.73
1:D:236:VAL:HG11	1:D:421:PRO:HG3	1.71	0.73
1:G:311:ARG:O	1:G:313:VAL:HG23	1.88	0.73
1:J:236:VAL:HG11	1:J:421:PRO:HG3	1.71	0.73
1:B:311:ARG:O	1:B:313:VAL:HG23	1.88	0.73
1:C:374:ARG:HD3	1:C:406:PHE:CE1	2.23	0.73
1:E:311:ARG:O	1:E:313:VAL:HG23	1.88	0.73
1:I:236:VAL:HG11	1:I:421:PRO:HG3	1.71	0.73

*Continued on next page...*

*Continued from previous page...*

Atom-1	Atom-2	Interatomic distance (Å)	Clash overlap (Å)
1:A:311:ARG:O	1:A:313:VAL:HG23	1.88	0.73
1:F:236:VAL:HG11	1:F:421:PRO:HG3	1.71	0.73
1:K:236:VAL:HG11	1:K:421:PRO:HG3	1.71	0.73
1:E:374:ARG:HD3	1:E:406:PHE:CE1	2.23	0.73
1:F:259:LYS:HZ1	1:H:316:ALA:HA	1.52	0.73
1:J:311:ARG:O	1:J:313:VAL:HG23	1.88	0.73
1:C:170:GLY:O	1:C:171:ILE:HG22	1.89	0.73
1:C:236:VAL:HG11	1:C:421:PRO:HG3	1.71	0.73
1:I:170:GLY:O	1:I:171:ILE:HG22	1.89	0.73
1:L:236:VAL:HG11	1:L:421:PRO:HG3	1.71	0.73
1:B:374:ARG:HD3	1:B:406:PHE:CE1	2.23	0.73
1:E:170:GLY:O	1:E:171:ILE:HG22	1.89	0.73
1:J:279:ALA:HB3	1:J:280:PRO:CD	2.18	0.73
1:L:279:ALA:HB3	1:L:280:PRO:CD	2.18	0.73
1:C:162:ILE:CG2	1:C:171:ILE:HA	2.11	0.72
1:J:170:GLY:O	1:J:171:ILE:HG22	1.89	0.72
1:D:311:ARG:O	1:D:313:VAL:HG23	1.88	0.72
1:H:170:GLY:O	1:H:171:ILE:HG22	1.89	0.72
1:K:170:GLY:O	1:K:171:ILE:HG22	1.89	0.72
1:A:170:GLY:O	1:A:171:ILE:HG22	1.89	0.72
1:A:236:VAL:HG11	1:A:421:PRO:HG3	1.71	0.72
1:B:236:VAL:HG11	1:B:421:PRO:HG3	1.71	0.72
1:G:170:GLY:O	1:G:171:ILE:HG22	1.89	0.72
1:I:162:ILE:CG2	1:I:171:ILE:HG12	2.19	0.72
1:I:162:ILE:CG2	1:I:171:ILE:HA	2.11	0.72
1:L:170:GLY:O	1:L:171:ILE:HG22	1.89	0.72
1:B:162:ILE:CG2	1:B:171:ILE:HA	2.11	0.72
1:C:237:TYR:OH	1:C:250:ILE:CD1	2.38	0.71
1:F:126:MET:O	1:F:130:PHE:N	2.21	0.71
1:I:126:MET:O	1:I:130:PHE:N	2.21	0.71
1:E:237:TYR:OH	1:E:250:ILE:CD1	2.38	0.71
1:H:126:MET:O	1:H:130:PHE:N	2.21	0.71
1:H:383:ASP:OD1	1:H:384:GLN:N	2.24	0.71
1:F:170:GLY:O	1:F:171:ILE:HG22	1.89	0.71
1:A:383:ASP:OD1	1:A:384:GLN:N	2.24	0.71
1:E:126:MET:O	1:E:130:PHE:N	2.21	0.71
1:F:237:TYR:OH	1:F:250:ILE:CD1	2.38	0.71
1:J:383:ASP:OD1	1:J:384:GLN:N	2.24	0.71
1:A:237:TYR:OH	1:A:250:ILE:CD1	2.38	0.71
1:B:374:ARG:CD	1:B:406:PHE:CZ	2.73	0.71
1:G:237:TYR:OH	1:G:250:ILE:CD1	2.38	0.71

*Continued on next page...*

*Continued from previous page...*

Atom-1	Atom-2	Interatomic distance (Å)	Clash overlap (Å)
1:J:126:MET:O	1:J:130:PHE:N	2.21	0.71
1:K:383:ASP:OD1	1:K:384:GLN:N	2.24	0.71
1:B:170:GLY:O	1:B:171:ILE:HG22	1.89	0.71
1:D:237:TYR:OH	1:D:250:ILE:CD1	2.38	0.71
1:F:162:ILE:CG2	1:F:171:ILE:HG12	2.19	0.71
1:F:283:ARG:HH12	1:F:310:ASN:ND2	1.89	0.71
1:F:383:ASP:OD1	1:F:384:GLN:N	2.24	0.71
1:H:162:ILE:CG2	1:H:171:ILE:HG12	2.19	0.71
1:H:237:TYR:OH	1:H:250:ILE:CD1	2.38	0.71
1:E:283:ARG:HH12	1:E:310:ASN:ND2	1.89	0.71
1:E:383:ASP:OD1	1:E:384:GLN:N	2.24	0.71
1:G:126:MET:O	1:G:130:PHE:N	2.21	0.71
1:J:374:ARG:CD	1:J:406:PHE:CZ	2.73	0.71
1:L:162:ILE:CG2	1:L:171:ILE:HG12	2.19	0.71
1:L:383:ASP:OD1	1:L:384:GLN:N	2.24	0.71
1:C:374:ARG:CD	1:C:406:PHE:CZ	2.73	0.70
1:D:170:GLY:O	1:D:171:ILE:HG22	1.89	0.70
1:B:237:TYR:OH	1:B:250:ILE:CD1	2.38	0.70
1:C:383:ASP:OD1	1:C:384:GLN:N	2.24	0.70
1:D:383:ASP:OD1	1:D:384:GLN:N	2.24	0.70
1:B:383:ASP:OD1	1:B:384:GLN:N	2.24	0.70
1:I:383:ASP:OD1	1:I:384:GLN:N	2.24	0.70
1:J:237:TYR:OH	1:J:250:ILE:CD1	2.38	0.70
1:D:126:MET:O	1:D:130:PHE:N	2.21	0.70
1:G:283:ARG:HH12	1:G:310:ASN:ND2	1.89	0.70
1:I:248:LYS:O	1:I:249:ASN:ND2	2.25	0.70
1:H:283:ARG:HH12	1:H:310:ASN:ND2	1.89	0.70
1:K:126:MET:O	1:K:130:PHE:N	2.21	0.70
1:K:248:LYS:O	1:K:249:ASN:ND2	2.25	0.70
1:J:162:ILE:CG2	1:J:171:ILE:HA	2.11	0.70
1:K:237:TYR:OH	1:K:250:ILE:CD1	2.38	0.70
1:L:374:ARG:CD	1:L:406:PHE:CZ	2.73	0.70
1:G:383:ASP:OD1	1:G:384:GLN:N	2.24	0.70
1:H:248:LYS:O	1:H:249:ASN:ND2	2.25	0.70
1:I:237:TYR:OH	1:I:250:ILE:CD1	2.38	0.70
1:L:237:TYR:OH	1:L:250:ILE:CD1	2.38	0.70
1:D:374:ARG:CD	1:D:406:PHE:CZ	2.73	0.70
1:F:248:LYS:O	1:F:249:ASN:ND2	2.25	0.70
1:I:283:ARG:HH12	1:I:310:ASN:ND2	1.89	0.70
1:K:162:ILE:CG2	1:K:171:ILE:HG12	2.19	0.70
1:D:283:ARG:HH12	1:D:310:ASN:ND2	1.89	0.69

*Continued on next page...*



*Continued from previous page...*

Atom-1	Atom-2	Interatomic distance (Å)	Clash overlap (Å)
1:G:248:LYS:O	1:G:249:ASN:ND2	2.25	0.69
1:H:374:ARG:CD	1:H:406:PHE:CZ	2.73	0.69
1:F:387:GLY:N	1:F:388:VAL:HA	2.08	0.69
1:C:283:ARG:HH12	1:C:310:ASN:ND2	1.89	0.69
1:D:387:GLY:N	1:D:388:VAL:HA	2.08	0.69
1:G:374:ARG:CD	1:G:406:PHE:CZ	2.73	0.69
1:J:283:ARG:HH12	1:J:310:ASN:ND2	1.89	0.69
1:L:253:TYR:OH	1:L:413:LYS:NZ	2.24	0.69
1:A:248:LYS:O	1:A:249:ASN:ND2	2.25	0.69
1:I:162:ILE:HG23	1:I:171:ILE:HG13	1.67	0.69
1:K:283:ARG:HH12	1:K:310:ASN:ND2	1.89	0.69
1:B:283:ARG:HH12	1:B:310:ASN:ND2	1.89	0.69
1:F:253:TYR:OH	1:F:413:LYS:NZ	2.24	0.69
1:I:387:GLY:N	1:I:388:VAL:HA	2.08	0.69
1:A:162:ILE:CG2	1:A:171:ILE:HG12	2.19	0.69
1:C:126:MET:O	1:C:130:PHE:N	2.21	0.69
1:J:248:LYS:O	1:J:249:ASN:ND2	2.25	0.69
1:A:283:ARG:HH12	1:A:310:ASN:ND2	1.89	0.69
1:C:248:LYS:O	1:C:249:ASN:ND2	2.25	0.69
1:E:374:ARG:CD	1:E:406:PHE:CZ	2.73	0.69
1:H:162:ILE:HG23	1:H:171:ILE:CG1	2.22	0.69
1:H:387:GLY:N	1:H:388:VAL:HA	2.08	0.69
1:L:126:MET:O	1:L:130:PHE:N	2.21	0.69
1:B:162:ILE:CG2	1:B:171:ILE:HG12	2.19	0.69
1:E:248:LYS:O	1:E:249:ASN:ND2	2.25	0.69
1:K:374:ARG:CD	1:K:406:PHE:CZ	2.73	0.69
1:D:248:LYS:O	1:D:249:ASN:ND2	2.25	0.69
1:E:162:ILE:CG2	1:E:171:ILE:HG12	2.19	0.69
1:B:387:GLY:N	1:B:388:VAL:HA	2.08	0.68
1:G:387:GLY:N	1:G:388:VAL:HA	2.08	0.68
1:A:387:GLY:N	1:A:388:VAL:HA	2.08	0.68
1:L:283:ARG:HH12	1:L:310:ASN:ND2	1.89	0.68
1:B:248:LYS:O	1:B:249:ASN:ND2	2.25	0.68
1:D:162:ILE:CG2	1:D:171:ILE:HG12	2.19	0.68
1:F:374:ARG:CD	1:F:406:PHE:CZ	2.73	0.68
1:J:387:GLY:N	1:J:388:VAL:HA	2.08	0.68
1:K:162:ILE:HG23	1:K:171:ILE:CG1	2.22	0.68
1:E:387:GLY:N	1:E:388:VAL:HA	2.08	0.68
1:K:387:GLY:N	1:K:388:VAL:HA	2.08	0.68
1:L:248:LYS:O	1:L:249:ASN:ND2	2.25	0.68
1:C:162:ILE:CG2	1:C:171:ILE:HG12	2.19	0.68

*Continued on next page...*

*Continued from previous page...*

Atom-1	Atom-2	Interatomic distance (Å)	Clash overlap (Å)
1:I:374:ARG:CD	1:I:406:PHE:CZ	2.73	0.68
1:B:126:MET:O	1:B:130:PHE:N	2.21	0.68
1:K:162:ILE:CG2	1:K:171:ILE:HA	2.11	0.68
1:L:387:GLY:N	1:L:388:VAL:HA	2.08	0.68
1:A:126:MET:O	1:A:130:PHE:N	2.21	0.68
1:D:162:ILE:HG23	1:D:171:ILE:HG13	1.68	0.68
1:H:441:ILE:HA	1:H:442:ASN:C	2.15	0.68
1:J:259:LYS:HZ1	1:L:316:ALA:HA	1.59	0.68
1:H:253:TYR:OH	1:H:413:LYS:NZ	2.24	0.68
1:J:162:ILE:HG23	1:J:171:ILE:CG1	2.22	0.68
1:L:441:ILE:HA	1:L:442:ASN:C	2.15	0.68
1:A:441:ILE:HA	1:A:442:ASN:C	2.15	0.67
1:C:387:GLY:N	1:C:388:VAL:HA	2.08	0.67
1:G:162:ILE:CG2	1:G:171:ILE:HG12	2.19	0.67
1:A:250:ILE:O	1:A:251:ILE:HD13	1.95	0.67
1:G:250:ILE:O	1:G:251:ILE:HD13	1.95	0.67
1:G:259:LYS:HZ1	1:I:316:ALA:HA	1.58	0.67
1:F:250:ILE:O	1:F:251:ILE:HD13	1.95	0.67
1:J:250:ILE:O	1:J:251:ILE:HD13	1.95	0.67
1:K:441:ILE:HA	1:K:442:ASN:C	2.15	0.67
1:A:374:ARG:CD	1:A:406:PHE:CZ	2.73	0.67
1:B:162:ILE:HG23	1:B:171:ILE:CG1	2.22	0.67
1:F:162:ILE:HG23	1:F:171:ILE:HG13	1.67	0.67
1:I:441:ILE:HA	1:I:442:ASN:C	2.15	0.67
1:G:441:ILE:HA	1:G:442:ASN:C	2.15	0.67
1:B:250:ILE:O	1:B:251:ILE:HD13	1.95	0.67
1:A:103:GLU:HB2	1:A:106:THR:OG1	1.95	0.67
1:D:103:GLU:HB2	1:D:106:THR:OG1	1.95	0.67
1:D:441:ILE:HA	1:D:442:ASN:C	2.15	0.67
1:G:162:ILE:HG23	1:G:171:ILE:CG1	2.22	0.67
1:G:103:GLU:HB2	1:G:106:THR:OG1	1.95	0.67
1:K:250:ILE:O	1:K:251:ILE:HD13	1.95	0.67
1:L:103:GLU:HB2	1:L:106:THR:OG1	1.95	0.67
1:B:155:ARG:HH11	1:B:250:ILE:HB	1.60	0.67
1:C:441:ILE:HA	1:C:442:ASN:C	2.15	0.67
1:I:103:GLU:HB2	1:I:106:THR:OG1	1.95	0.67
1:I:162:ILE:HG23	1:I:171:ILE:CG1	2.21	0.67
1:I:250:ILE:O	1:I:251:ILE:HD13	1.95	0.67
1:J:103:GLU:HB2	1:J:106:THR:OG1	1.95	0.67
1:J:162:ILE:CG2	1:J:171:ILE:HG12	2.19	0.67
1:L:250:ILE:O	1:L:251:ILE:HD13	1.95	0.67

*Continued on next page...*

*Continued from previous page...*

Atom-1	Atom-2	Interatomic distance (Å)	Clash overlap (Å)
1:F:155:ARG:HH11	1:F:250:ILE:HB	1.60	0.66
1:K:93:SER:HA	1:K:96:VAL:HG22	1.77	0.66
1:B:103:GLU:HB2	1:B:106:THR:OG1	1.95	0.66
1:I:253:TYR:OH	1:I:413:LYS:NZ	2.24	0.66
1:K:103:GLU:HB2	1:K:106:THR:OG1	1.95	0.66
1:L:93:SER:HA	1:L:96:VAL:HG22	1.77	0.66
1:D:155:ARG:HH11	1:D:250:ILE:HB	1.60	0.66
1:E:441:ILE:HA	1:E:442:ASN:C	2.15	0.66
1:F:103:GLU:HB2	1:F:106:THR:OG1	1.95	0.66
1:H:155:ARG:HH11	1:H:250:ILE:HB	1.60	0.66
1:B:441:ILE:HA	1:B:442:ASN:C	2.15	0.66
1:C:253:TYR:OH	1:C:413:LYS:NZ	2.24	0.66
1:E:103:GLU:HB2	1:E:106:THR:OG1	1.95	0.66
1:E:250:ILE:O	1:E:251:ILE:HD13	1.95	0.66
1:J:93:SER:HA	1:J:96:VAL:HG22	1.77	0.66
1:C:103:GLU:HB2	1:C:106:THR:OG1	1.95	0.66
1:H:250:ILE:O	1:H:251:ILE:HD13	1.95	0.66
1:K:155:ARG:HH11	1:K:250:ILE:HB	1.60	0.66
1:C:250:ILE:O	1:C:251:ILE:HD13	1.95	0.66
1:J:441:ILE:HA	1:J:442:ASN:C	2.15	0.66
1:L:162:ILE:CG2	1:L:171:ILE:HA	2.11	0.66
1:L:162:ILE:HG23	1:L:171:ILE:CG1	2.21	0.66
1:A:93:SER:HA	1:A:96:VAL:HG22	1.77	0.66
1:I:155:ARG:HH11	1:I:250:ILE:HB	1.60	0.66
1:H:103:GLU:HB2	1:H:106:THR:OG1	1.95	0.66
1:J:72:ILE:HG23	1:J:155:ARG:NH2	2.11	0.66
1:L:155:ARG:HH11	1:L:250:ILE:HB	1.60	0.66
1:D:250:ILE:O	1:D:251:ILE:HD13	1.95	0.65
1:F:441:ILE:HA	1:F:442:ASN:C	2.15	0.65
1:I:93:SER:HA	1:I:96:VAL:HG22	1.77	0.65
1:B:100:ILE:HD11	1:B:144:SER:HA	1.78	0.65
1:D:93:SER:HA	1:D:96:VAL:HG22	1.77	0.65
1:I:72:ILE:HG23	1:I:155:ARG:NH2	2.11	0.65
1:K:72:ILE:HG23	1:K:155:ARG:NH2	2.11	0.65
1:E:93:SER:HA	1:E:96:VAL:HG22	1.77	0.65
1:B:158:PHE:HB2	1:B:236:VAL:HG22	1.79	0.65
1:C:93:SER:HA	1:C:96:VAL:HG22	1.77	0.65
1:I:100:ILE:HD11	1:I:144:SER:HA	1.78	0.65
1:J:91:ALA:HB3	1:J:373:LEU:HD13	1.79	0.65
1:A:100:ILE:HD11	1:A:144:SER:HA	1.78	0.65
1:A:158:PHE:HB2	1:A:236:VAL:HG22	1.79	0.65

*Continued on next page...*

*Continued from previous page...*

Atom-1	Atom-2	Interatomic distance (Å)	Clash overlap (Å)
1:C:100:ILE:HD11	1:C:144:SER:HA	1.78	0.65
1:D:72:ILE:HG23	1:D:155:ARG:NH2	2.11	0.65
1:I:91:ALA:HB3	1:I:373:LEU:HD13	1.79	0.65
1:C:158:PHE:HB2	1:C:236:VAL:HG22	1.79	0.65
1:D:100:ILE:HD11	1:D:144:SER:HA	1.78	0.65
1:F:93:SER:HA	1:F:96:VAL:HG22	1.77	0.65
1:G:93:SER:HA	1:G:96:VAL:HG22	1.77	0.65
1:H:72:ILE:HG23	1:H:155:ARG:NH2	2.11	0.65
1:H:100:ILE:HD11	1:H:144:SER:HA	1.78	0.65
1:K:91:ALA:HB3	1:K:373:LEU:HD13	1.79	0.65
1:A:155:ARG:HH11	1:A:250:ILE:HB	1.60	0.65
1:G:155:ARG:HH11	1:G:250:ILE:HB	1.60	0.65
1:J:100:ILE:HD11	1:J:144:SER:HA	1.78	0.65
1:B:162:ILE:HG23	1:B:171:ILE:HG13	1.68	0.65
1:B:93:SER:HA	1:B:96:VAL:HG22	1.77	0.64
1:E:72:ILE:HG23	1:E:155:ARG:NH2	2.11	0.64
1:K:158:PHE:HB2	1:K:236:VAL:HG22	1.79	0.64
1:L:100:ILE:HD11	1:L:144:SER:HA	1.78	0.64
1:L:158:PHE:HB2	1:L:236:VAL:HG22	1.79	0.64
1:D:158:PHE:HB2	1:D:236:VAL:HG22	1.79	0.64
1:A:72:ILE:HG23	1:A:155:ARG:NH2	2.11	0.64
1:B:72:ILE:HG23	1:B:155:ARG:NH2	2.11	0.64
1:E:100:ILE:HD11	1:E:144:SER:HA	1.78	0.64
1:G:100:ILE:HD11	1:G:144:SER:HA	1.78	0.64
1:H:91:ALA:HB3	1:H:373:LEU:HD13	1.79	0.64
1:H:93:SER:HA	1:H:96:VAL:HG22	1.77	0.64
1:C:91:ALA:HB3	1:C:373:LEU:HD13	1.79	0.64
1:F:72:ILE:HG23	1:F:155:ARG:NH2	2.11	0.64
1:G:72:ILE:HG23	1:G:155:ARG:NH2	2.11	0.64
1:G:171:ILE:HG12	1:G:172:LYS:H	1.62	0.64
1:J:158:PHE:HB2	1:J:236:VAL:HG22	1.79	0.64
1:L:72:ILE:HG23	1:L:155:ARG:NH2	2.11	0.64
1:B:91:ALA:HB3	1:B:373:LEU:HD13	1.79	0.64
1:C:72:ILE:HG23	1:C:155:ARG:NH2	2.11	0.64
1:C:155:ARG:HH11	1:C:250:ILE:HB	1.60	0.64
1:G:253:TYR:OH	1:G:413:LYS:NZ	2.24	0.64
1:I:171:ILE:HG12	1:I:172:LYS:H	1.62	0.64
1:E:155:ARG:HH11	1:E:250:ILE:HB	1.60	0.64
1:K:100:ILE:HD11	1:K:144:SER:HA	1.78	0.64
1:L:91:ALA:HB3	1:L:373:LEU:HD13	1.79	0.64
1:D:91:ALA:HB3	1:D:373:LEU:HD13	1.79	0.64

*Continued on next page...*

*Continued from previous page...*

Atom-1	Atom-2	Interatomic distance (Å)	Clash overlap (Å)
1:G:91:ALA:HB3	1:G:373:LEU:HD13	1.79	0.64
1:F:171:ILE:HG12	1:F:172:LYS:H	1.62	0.64
1:D:171:ILE:HG12	1:D:172:LYS:H	1.62	0.64
1:I:158:PHE:HB2	1:I:236:VAL:HG22	1.79	0.64
1:J:155:ARG:HH11	1:J:250:ILE:HB	1.60	0.64
1:A:91:ALA:HB3	1:A:373:LEU:HD13	1.79	0.63
1:E:91:ALA:HB3	1:E:373:LEU:HD13	1.79	0.63
1:F:91:ALA:HB3	1:F:373:LEU:HD13	1.79	0.63
1:F:100:ILE:HD11	1:F:144:SER:HA	1.78	0.63
1:H:162:ILE:HG23	1:H:171:ILE:HG13	1.68	0.63
1:H:171:ILE:HG12	1:H:172:LYS:H	1.62	0.63
1:E:158:PHE:HB2	1:E:236:VAL:HG22	1.79	0.63
1:J:171:ILE:HG12	1:J:172:LYS:H	1.62	0.63
1:E:279:ALA:N	1:E:280:PRO:HD2	2.14	0.63
1:I:359:MET:O	1:I:363:ARG:NH2	2.32	0.63
1:J:279:ALA:N	1:J:280:PRO:HD2	2.14	0.63
1:K:279:ALA:N	1:K:280:PRO:HD2	2.14	0.63
1:B:359:MET:O	1:B:363:ARG:NH2	2.32	0.63
1:D:359:MET:O	1:D:363:ARG:NH2	2.32	0.63
1:F:279:ALA:N	1:F:280:PRO:HD2	2.14	0.63
1:F:359:MET:O	1:F:363:ARG:NH2	2.32	0.63
1:K:359:MET:O	1:K:363:ARG:NH2	2.32	0.63
1:A:169:GLU:HB3	1:A:170:GLY:HA2	1.81	0.63
1:D:279:ALA:N	1:D:280:PRO:HD2	2.14	0.63
1:E:171:ILE:HG12	1:E:172:LYS:H	1.62	0.63
1:F:158:PHE:HB2	1:F:236:VAL:HG22	1.79	0.63
1:H:158:PHE:HB2	1:H:236:VAL:HG22	1.79	0.63
1:L:169:GLU:HB3	1:L:170:GLY:HA2	1.81	0.63
1:G:279:ALA:N	1:G:280:PRO:HD2	2.14	0.63
1:J:169:GLU:HB3	1:J:170:GLY:HA2	1.81	0.63
1:K:171:ILE:HG12	1:K:172:LYS:H	1.62	0.63
1:A:171:ILE:HG12	1:A:172:LYS:H	1.62	0.63
1:A:359:MET:O	1:A:363:ARG:NH2	2.32	0.63
1:B:169:GLU:HB3	1:B:170:GLY:HA2	1.81	0.63
1:C:162:ILE:HG23	1:C:171:ILE:CG1	2.21	0.63
1:D:162:ILE:HG23	1:D:171:ILE:CG1	2.22	0.63
1:G:82:LEU:HG	1:G:88:VAL:HG11	1.81	0.63
1:G:158:PHE:HB2	1:G:236:VAL:HG22	1.79	0.63
1:G:359:MET:O	1:G:363:ARG:NH2	2.32	0.63
1:B:279:ALA:N	1:B:280:PRO:HD2	2.14	0.63
1:K:169:GLU:HB3	1:K:170:GLY:HA2	1.81	0.63

*Continued on next page...*

*Continued from previous page...*

Atom-1	Atom-2	Interatomic distance (Å)	Clash overlap (Å)
1:L:171:ILE:HG12	1:L:172:LYS:H	1.62	0.63
1:C:279:ALA:N	1:C:280:PRO:HD2	2.14	0.62
1:H:82:LEU:HG	1:H:88:VAL:HG11	1.81	0.62
1:H:359:MET:O	1:H:363:ARG:NH2	2.32	0.62
1:L:359:MET:O	1:L:363:ARG:NH2	2.32	0.62
1:B:171:ILE:HG12	1:B:172:LYS:H	1.62	0.62
1:J:82:LEU:HG	1:J:88:VAL:HG11	1.81	0.62
1:C:171:ILE:HG12	1:C:172:LYS:H	1.62	0.62
1:F:82:LEU:HG	1:F:88:VAL:HG11	1.81	0.62
1:I:82:LEU:HG	1:I:88:VAL:HG11	1.81	0.62
1:I:169:GLU:HB3	1:I:170:GLY:HA2	1.81	0.62
1:I:279:ALA:N	1:I:280:PRO:HD2	2.14	0.62
1:L:279:ALA:N	1:L:280:PRO:HD2	2.14	0.62
1:E:82:LEU:HG	1:E:88:VAL:HG11	1.81	0.62
1:E:359:MET:O	1:E:363:ARG:NH2	2.32	0.62
1:H:279:ALA:N	1:H:280:PRO:HD2	2.14	0.62
1:C:169:GLU:HB3	1:C:170:GLY:HA2	1.81	0.62
1:F:441:ILE:HG23	1:F:441:ILE:O	2.00	0.62
1:J:359:MET:O	1:J:363:ARG:NH2	2.32	0.62
1:K:82:LEU:HG	1:K:88:VAL:HG11	1.81	0.62
1:D:82:LEU:HG	1:D:88:VAL:HG11	1.81	0.62
1:E:169:GLU:HB3	1:E:170:GLY:HA2	1.81	0.62
1:L:119:SER:HB3	1:L:122:ILE:HG12	1.82	0.62
1:A:279:ALA:N	1:A:280:PRO:HD2	2.14	0.62
1:C:359:MET:O	1:C:363:ARG:NH2	2.32	0.62
1:G:441:ILE:HG23	1:G:441:ILE:O	2.00	0.62
1:J:119:SER:HB3	1:J:122:ILE:HG12	1.82	0.62
1:K:119:SER:HB3	1:K:122:ILE:HG12	1.82	0.62
1:H:169:GLU:HB3	1:H:170:GLY:HA2	1.81	0.62
1:I:119:SER:HB3	1:I:122:ILE:HG12	1.82	0.62
1:A:119:SER:HB3	1:A:122:ILE:HG12	1.82	0.61
1:C:82:LEU:HG	1:C:88:VAL:HG11	1.81	0.61
1:A:162:ILE:CG2	1:A:171:ILE:HA	2.13	0.61
1:E:162:ILE:HG23	1:E:171:ILE:CG1	2.22	0.61
1:E:441:ILE:O	1:E:441:ILE:HG23	2.00	0.61
1:G:169:GLU:HB3	1:G:170:GLY:HA2	1.81	0.61
1:H:217:CYS:SG	1:H:218:ASP:N	2.74	0.61
1:H:441:ILE:O	1:H:441:ILE:HG23	2.00	0.61
1:L:82:LEU:HG	1:L:88:VAL:HG11	1.81	0.61
1:L:441:ILE:HG23	1:L:441:ILE:O	2.00	0.61
1:L:162:ILE:HG23	1:L:171:ILE:HG13	1.67	0.61

*Continued on next page...*

*Continued from previous page...*

Atom-1	Atom-2	Interatomic distance (Å)	Clash overlap (Å)
1:A:82:LEU:HG	1:A:88:VAL:HG11	1.81	0.61
1:B:82:LEU:HG	1:B:88:VAL:HG11	1.81	0.61
1:D:169:GLU:HB3	1:D:170:GLY:HA2	1.81	0.61
1:H:119:SER:HB3	1:H:122:ILE:HG12	1.82	0.61
1:B:441:ILE:HG23	1:B:441:ILE:O	2.00	0.61
1:C:217:CYS:SG	1:C:218:ASP:N	2.74	0.61
1:E:217:CYS:SG	1:E:218:ASP:N	2.74	0.61
1:B:119:SER:HB3	1:B:122:ILE:HG12	1.82	0.61
1:J:162:ILE:HG23	1:J:171:ILE:HG13	1.68	0.61
1:A:315:ASP:HA	1:B:327:ASN:HB3	1.83	0.61
1:D:109:VAL:O	1:D:109:VAL:HG12	2.01	0.61
1:E:109:VAL:O	1:E:109:VAL:HG12	2.01	0.61
1:F:169:GLU:HB3	1:F:170:GLY:HA2	1.81	0.61
1:G:217:CYS:SG	1:G:218:ASP:N	2.74	0.61
1:J:217:CYS:SG	1:J:218:ASP:N	2.74	0.61
1:J:441:ILE:HG23	1:J:441:ILE:O	2.00	0.61
1:C:441:ILE:HG23	1:C:441:ILE:O	2.00	0.61
1:F:109:VAL:O	1:F:109:VAL:HG12	2.01	0.61
1:J:253:TYR:OH	1:J:413:LYS:NZ	2.24	0.61
1:K:441:ILE:HG23	1:K:441:ILE:O	2.00	0.61
1:A:327:ASN:HB3	1:L:315:ASP:HA	1.83	0.60
1:C:109:VAL:O	1:C:109:VAL:HG12	2.01	0.60
1:C:315:ASP:HA	1:D:327:ASN:HB3	1.83	0.60
1:D:315:ASP:HA	1:E:327:ASN:HB3	1.83	0.60
1:E:315:ASP:HA	1:F:327:ASN:HB3	1.83	0.60
1:F:315:ASP:HA	1:G:327:ASN:HB3	1.83	0.60
1:G:315:ASP:HA	1:H:327:ASN:HB3	1.83	0.60
1:K:253:TYR:OH	1:K:413:LYS:NZ	2.24	0.60
1:E:119:SER:HB3	1:E:122:ILE:HG12	1.82	0.60
1:G:109:VAL:O	1:G:109:VAL:HG12	2.01	0.60
1:I:441:ILE:HG23	1:I:441:ILE:O	2.00	0.60
1:B:315:ASP:HA	1:C:327:ASN:HB3	1.83	0.60
1:D:119:SER:HB3	1:D:122:ILE:HG12	1.82	0.60
1:K:315:ASP:HA	1:L:327:ASN:HB3	1.83	0.60
1:A:217:CYS:SG	1:A:218:ASP:N	2.74	0.60
1:C:82:LEU:HD23	1:C:254:LEU:HG	1.84	0.60
1:C:119:SER:HB3	1:C:122:ILE:HG12	1.82	0.60
1:D:82:LEU:HD23	1:D:254:LEU:HG	1.84	0.60
1:J:315:ASP:HA	1:K:327:ASN:HB3	1.83	0.60
1:B:82:LEU:HD23	1:B:254:LEU:HG	1.84	0.60
1:E:82:LEU:HD23	1:E:254:LEU:HG	1.84	0.60

*Continued on next page...*

*Continued from previous page...*

Atom-1	Atom-2	Interatomic distance (Å)	Clash overlap (Å)
1:H:109:VAL:O	1:H:109:VAL:HG12	2.01	0.60
1:I:217:CYS:SG	1:I:218:ASP:N	2.74	0.60
1:B:109:VAL:HG12	1:B:109:VAL:O	2.01	0.60
1:F:119:SER:HB3	1:F:122:ILE:HG12	1.82	0.60
1:G:119:SER:HB3	1:G:122:ILE:HG12	1.82	0.60
1:H:315:ASP:HA	1:I:327:ASN:HB3	1.83	0.60
1:A:82:LEU:HD23	1:A:254:LEU:HG	1.84	0.60
1:B:160:LYS:NZ	1:B:424:THR:HG21	2.17	0.60
1:D:441:ILE:HG23	1:D:441:ILE:O	2.00	0.60
1:G:160:LYS:NZ	1:G:424:THR:HG21	2.17	0.60
1:H:218:ASP:OD1	1:H:219:GLY:N	2.35	0.60
1:I:160:LYS:NZ	1:I:424:THR:HG21	2.17	0.60
1:K:160:LYS:NZ	1:K:424:THR:HG21	2.17	0.60
1:B:217:CYS:SG	1:B:218:ASP:N	2.74	0.60
1:C:160:LYS:NZ	1:C:424:THR:HG21	2.17	0.60
1:F:82:LEU:HD23	1:F:254:LEU:HG	1.84	0.60
1:K:217:CYS:SG	1:K:218:ASP:N	2.74	0.60
1:L:218:ASP:OD1	1:L:219:GLY:N	2.35	0.60
1:A:160:LYS:NZ	1:A:424:THR:HG21	2.17	0.60
1:A:441:ILE:HG23	1:A:441:ILE:O	2.00	0.60
1:E:218:ASP:OD1	1:E:219:GLY:N	2.35	0.60
1:K:218:ASP:OD1	1:K:219:GLY:N	2.35	0.60
1:D:218:ASP:OD1	1:D:219:GLY:N	2.35	0.59
1:I:109:VAL:O	1:I:109:VAL:HG12	2.01	0.59
1:L:82:LEU:HD23	1:L:254:LEU:HG	1.84	0.59
1:A:109:VAL:O	1:A:109:VAL:HG12	2.01	0.59
1:C:218:ASP:OD1	1:C:219:GLY:N	2.35	0.59
1:F:218:ASP:OD1	1:F:219:GLY:N	2.35	0.59
1:G:82:LEU:HD23	1:G:254:LEU:HG	1.84	0.59
1:H:160:LYS:NZ	1:H:424:THR:HG21	2.17	0.59
1:L:217:CYS:SG	1:L:218:ASP:N	2.74	0.59
1:D:160:LYS:NZ	1:D:424:THR:HG21	2.17	0.59
1:K:82:LEU:HD23	1:K:254:LEU:HG	1.84	0.59
1:E:160:LYS:HZ3	1:E:424:THR:HG21	1.66	0.59
1:F:162:ILE:HG23	1:F:171:ILE:CG1	2.21	0.59
1:I:315:ASP:HA	1:J:327:ASN:HB3	1.83	0.59
1:J:218:ASP:OD1	1:J:219:GLY:N	2.35	0.59
1:H:82:LEU:HD23	1:H:254:LEU:HG	1.84	0.59
1:L:160:LYS:NZ	1:L:424:THR:HG21	2.17	0.59
1:A:218:ASP:OD1	1:A:219:GLY:N	2.35	0.59
1:E:160:LYS:NZ	1:E:424:THR:HG21	2.17	0.59

*Continued on next page...*



*Continued from previous page...*

Atom-1	Atom-2	Interatomic distance (Å)	Clash overlap (Å)
1:J:82:LEU:HD23	1:J:254:LEU:HG	1.84	0.59
1:J:109:VAL:HG12	1:J:109:VAL:O	2.01	0.59
1:J:160:LYS:NZ	1:J:424:THR:HG21	2.17	0.59
1:G:218:ASP:OD1	1:G:219:GLY:N	2.35	0.59
1:I:82:LEU:HD23	1:I:254:LEU:HG	1.84	0.59
1:I:218:ASP:OD1	1:I:219:GLY:N	2.35	0.59
1:K:109:VAL:O	1:K:109:VAL:HG12	2.01	0.59
1:L:109:VAL:O	1:L:109:VAL:HG12	2.01	0.59
1:D:217:CYS:SG	1:D:218:ASP:N	2.74	0.59
1:D:373:LEU:O	1:D:374:ARG:HB2	2.03	0.58
1:E:373:LEU:O	1:E:374:ARG:HB2	2.03	0.58
1:F:160:LYS:NZ	1:F:424:THR:HG21	2.17	0.58
1:A:420:ASP:OD1	1:A:421:PRO:HD3	2.03	0.58
1:B:420:ASP:OD1	1:B:421:PRO:HD3	2.03	0.58
1:F:373:LEU:O	1:F:374:ARG:HB2	2.03	0.58
1:I:278:ARG:CG	1:I:282:ARG:NH2	2.59	0.58
1:K:295:ARG:NH1	1:K:295:ARG:O	2.36	0.58
1:B:253:TYR:OH	1:B:413:LYS:NZ	2.24	0.58
1:C:373:LEU:O	1:C:374:ARG:HB2	2.03	0.58
1:E:162:ILE:HG23	1:E:171:ILE:HG13	1.68	0.58
1:J:295:ARG:NH1	1:J:295:ARG:O	2.36	0.58
1:B:218:ASP:OD1	1:B:219:GLY:N	2.35	0.58
1:F:279:ALA:N	1:F:280:PRO:CD	2.66	0.58
1:G:373:LEU:O	1:G:374:ARG:HB2	2.03	0.58
1:A:160:LYS:HZ3	1:A:424:THR:HG21	1.67	0.58
1:L:295:ARG:NH1	1:L:295:ARG:O	2.37	0.58
1:I:295:ARG:O	1:I:295:ARG:NH1	2.37	0.58
1:K:420:ASP:OD1	1:K:421:PRO:HD3	2.03	0.58
1:A:379:ARG:HH11	1:L:398:ARG:HD2	1.69	0.58
1:B:373:LEU:O	1:B:374:ARG:HB2	2.03	0.58
1:I:398:ARG:HD2	1:J:379:ARG:HH11	1.69	0.58
1:J:420:ASP:OD1	1:J:421:PRO:HD3	2.03	0.58
1:K:398:ARG:HD2	1:L:379:ARG:HH11	1.69	0.58
1:A:162:ILE:HG23	1:A:171:ILE:CG1	2.24	0.58
1:D:251:ILE:HG22	1:D:252:GLY:N	2.19	0.58
1:E:295:ARG:NH1	1:E:295:ARG:O	2.36	0.58
1:E:420:ASP:OD1	1:E:421:PRO:HD3	2.03	0.58
1:F:217:CYS:SG	1:F:218:ASP:N	2.74	0.58
1:F:357:GLY:HA2	1:G:355:ASN:HB2	1.86	0.58
1:F:420:ASP:OD1	1:F:421:PRO:HD3	2.03	0.58
1:G:279:ALA:N	1:G:280:PRO:CD	2.66	0.58

*Continued on next page...*

*Continued from previous page...*

Atom-1	Atom-2	Interatomic distance (Å)	Clash overlap (Å)
1:G:398:ARG:HD2	1:H:379:ARG:HH11	1.69	0.58
1:I:165:LYS:HG2	1:I:166:ARG:HA	1.86	0.58
1:J:162:ILE:HG22	1:J:171:ILE:CB	2.34	0.58
1:J:357:GLY:HA2	1:K:355:ASN:HB2	1.86	0.58
1:A:398:ARG:HD2	1:B:379:ARG:HH11	1.69	0.58
1:B:398:ARG:HD2	1:C:379:ARG:HH11	1.69	0.58
1:D:420:ASP:OD1	1:D:421:PRO:HD3	2.03	0.58
1:G:420:ASP:OD1	1:G:421:PRO:HD3	2.03	0.58
1:H:251:ILE:HG22	1:H:252:GLY:N	2.19	0.58
1:H:373:LEU:O	1:H:374:ARG:HB2	2.03	0.58
1:A:253:TYR:OH	1:A:413:LYS:NZ	2.24	0.58
1:A:373:LEU:O	1:A:374:ARG:HB2	2.03	0.58
1:B:72:ILE:HD12	1:B:155:ARG:NH1	2.19	0.58
1:D:398:ARG:HD2	1:E:379:ARG:HH11	1.69	0.58
1:E:357:GLY:HA2	1:F:355:ASN:HB2	1.86	0.58
1:E:398:ARG:HD2	1:F:379:ARG:HH11	1.69	0.58
1:G:72:ILE:HD12	1:G:155:ARG:NH1	2.19	0.58
1:G:251:ILE:HG22	1:G:252:GLY:N	2.19	0.58
1:J:165:LYS:HG2	1:J:166:ARG:HA	1.86	0.58
1:J:398:ARG:HD2	1:K:379:ARG:HH11	1.69	0.58
1:J:512:ALA:HB1	1:J:513:ARG:HA	1.86	0.58
1:K:357:GLY:HA2	1:L:355:ASN:HB2	1.86	0.58
1:K:512:ALA:HB1	1:K:513:ARG:HA	1.86	0.58
1:L:512:ALA:HB1	1:L:513:ARG:HA	1.86	0.58
1:B:251:ILE:HG22	1:B:252:GLY:N	2.19	0.57
1:C:251:ILE:HG22	1:C:252:GLY:N	2.19	0.57
1:C:398:ARG:HD2	1:D:379:ARG:HH11	1.69	0.57
1:C:420:ASP:OD1	1:C:421:PRO:HD3	2.03	0.57
1:D:295:ARG:NH1	1:D:295:ARG:O	2.36	0.57
1:E:253:TYR:HH	1:E:413:LYS:HZ3	1.46	0.57
1:H:295:ARG:NH1	1:H:295:ARG:O	2.36	0.57
1:H:420:ASP:OD1	1:H:421:PRO:HD3	2.03	0.57
1:A:262:ASN:HD22	1:C:320:LYS:HG3	1.69	0.57
1:A:295:ARG:NH1	1:A:295:ARG:O	2.36	0.57
1:A:512:ALA:HB1	1:A:513:ARG:HA	1.86	0.57
1:C:75:LEU:HG	1:C:79:TYR:CE2	2.39	0.57
1:E:75:LEU:HG	1:E:79:TYR:CE2	2.39	0.57
1:F:295:ARG:NH1	1:F:295:ARG:O	2.37	0.57
1:I:357:GLY:HA2	1:J:355:ASN:HB2	1.86	0.57
1:K:162:ILE:HG22	1:K:171:ILE:CB	2.34	0.57
1:A:75:LEU:HG	1:A:79:TYR:CE2	2.39	0.57

*Continued on next page...*

*Continued from previous page...*

Atom-1	Atom-2	Interatomic distance (Å)	Clash overlap (Å)
1:E:72:ILE:HD12	1:E:155:ARG:NH1	2.19	0.57
1:F:251:ILE:HG22	1:F:252:GLY:N	2.19	0.57
1:H:75:LEU:HG	1:H:79:TYR:CE2	2.39	0.57
1:I:75:LEU:HG	1:I:79:TYR:CE2	2.39	0.57
1:K:373:LEU:O	1:K:374:ARG:CB	2.53	0.57
1:A:281:ASP:O	1:B:331:THR:OG1	2.23	0.57
1:B:320:LYS:HG3	1:L:262:ASN:HD22	1.69	0.57
1:C:165:LYS:HG2	1:C:166:ARG:HA	1.86	0.57
1:C:402:THR:O	1:C:405:LYS:HB2	2.05	0.57
1:D:72:ILE:HD12	1:D:155:ARG:NH1	2.19	0.57
1:G:162:ILE:HG22	1:G:171:ILE:CB	2.34	0.57
1:G:357:GLY:HA2	1:H:355:ASN:HB2	1.86	0.57
1:H:162:ILE:HG22	1:H:171:ILE:CB	2.34	0.57
1:I:420:ASP:OD1	1:I:421:PRO:HD3	2.03	0.57
1:J:373:LEU:O	1:J:374:ARG:CB	2.53	0.57
1:L:72:ILE:HD12	1:L:155:ARG:NH1	2.19	0.57
1:B:165:LYS:HG2	1:B:166:ARG:HA	1.86	0.57
1:C:373:LEU:O	1:C:374:ARG:CB	2.53	0.57
1:D:165:LYS:HG2	1:D:166:ARG:HA	1.86	0.57
1:D:373:LEU:O	1:D:374:ARG:CB	2.53	0.57
1:E:262:ASN:HD22	1:G:320:LYS:HG3	1.69	0.57
1:I:373:LEU:O	1:I:374:ARG:HB2	2.03	0.57
1:I:402:THR:O	1:I:405:LYS:HB2	2.05	0.57
1:I:512:ALA:HB1	1:I:513:ARG:HA	1.86	0.57
1:K:251:ILE:HG22	1:K:252:GLY:N	2.19	0.57
1:C:162:ILE:HG22	1:C:171:ILE:CB	2.34	0.57
1:C:262:ASN:HD22	1:E:320:LYS:HG3	1.69	0.57
1:D:262:ASN:HD22	1:F:320:LYS:HG3	1.69	0.57
1:F:72:ILE:HD12	1:F:155:ARG:NH1	2.19	0.57
1:G:295:ARG:NH1	1:G:295:ARG:O	2.36	0.57
1:H:279:ALA:N	1:H:280:PRO:CD	2.66	0.57
1:L:278:ARG:CG	1:L:282:ARG:NH2	2.59	0.57
1:A:278:ARG:CG	1:A:282:ARG:NH2	2.59	0.57
1:B:75:LEU:HG	1:B:79:TYR:CE2	2.39	0.57
1:D:75:LEU:HG	1:D:79:TYR:CE2	2.39	0.57
1:D:162:ILE:HG22	1:D:171:ILE:CB	2.34	0.57
1:D:357:GLY:HA2	1:E:355:ASN:HB2	1.86	0.57
1:E:373:LEU:O	1:E:374:ARG:CB	2.53	0.57
1:G:75:LEU:HG	1:G:79:TYR:CE2	2.39	0.57
1:H:165:LYS:HG2	1:H:166:ARG:HA	1.86	0.57
1:I:162:ILE:HG22	1:I:171:ILE:CB	2.34	0.57

*Continued on next page...*

*Continued from previous page...*

Atom-1	Atom-2	Interatomic distance (Å)	Clash overlap (Å)
1:I:373:LEU:O	1:I:374:ARG:CB	2.53	0.57
1:L:373:LEU:O	1:L:374:ARG:CB	2.53	0.57
1:A:355:ASN:HB2	1:L:357:GLY:HA2	1.86	0.57
1:H:398:ARG:HD2	1:I:379:ARG:HH11	1.69	0.57
1:I:72:ILE:HD12	1:I:155:ARG:NH1	2.19	0.57
1:J:262:ASN:HD22	1:L:320:LYS:HG3	1.69	0.57
1:K:75:LEU:HG	1:K:79:TYR:CE2	2.39	0.57
1:L:75:LEU:HG	1:L:79:TYR:CE2	2.39	0.57
1:L:420:ASP:OD1	1:L:421:PRO:HD3	2.03	0.57
1:B:373:LEU:O	1:B:374:ARG:CB	2.53	0.57
1:C:72:ILE:HD12	1:C:155:ARG:NH1	2.19	0.57
1:C:162:ILE:HG23	1:C:171:ILE:HG13	1.67	0.57
1:E:251:ILE:HG22	1:E:252:GLY:N	2.19	0.57
1:F:262:ASN:HD22	1:H:320:LYS:HG3	1.69	0.57
1:J:251:ILE:HG22	1:J:252:GLY:N	2.19	0.57
1:L:162:ILE:HG22	1:L:171:ILE:CB	2.34	0.57
1:C:295:ARG:NH1	1:C:295:ARG:O	2.37	0.57
1:D:402:THR:O	1:D:405:LYS:HB2	2.05	0.57
1:E:165:LYS:HG2	1:E:166:ARG:HA	1.86	0.57
1:F:398:ARG:HD2	1:G:379:ARG:HH11	1.69	0.57
1:F:402:THR:O	1:F:405:LYS:HB2	2.05	0.57
1:H:373:LEU:O	1:H:374:ARG:CB	2.53	0.57
1:H:402:THR:O	1:H:405:LYS:HB2	2.05	0.57
1:I:251:ILE:HG22	1:I:252:GLY:N	2.19	0.57
1:J:75:LEU:HG	1:J:79:TYR:CE2	2.39	0.57
1:K:72:ILE:HD12	1:K:155:ARG:NH1	2.19	0.57
1:L:402:THR:O	1:L:405:LYS:HB2	2.05	0.57
1:A:165:LYS:HG2	1:A:166:ARG:HA	1.86	0.56
1:B:162:ILE:HG22	1:B:171:ILE:CB	2.34	0.56
1:B:295:ARG:NH1	1:B:295:ARG:O	2.36	0.56
1:B:512:ALA:HB1	1:B:513:ARG:HA	1.86	0.56
1:E:162:ILE:HG22	1:E:171:ILE:CB	2.34	0.56
1:E:512:ALA:HB1	1:E:513:ARG:HA	1.86	0.56
1:F:164:PRO:HB3	1:F:218:ASP:HB2	1.87	0.56
1:F:373:LEU:O	1:F:374:ARG:CB	2.53	0.56
1:G:240:SER:O	1:G:242:LEU:N	2.37	0.56
1:H:164:PRO:HB3	1:H:218:ASP:HB2	1.87	0.56
1:H:262:ASN:HD22	1:J:320:LYS:HG3	1.69	0.56
1:I:262:ASN:HD22	1:K:320:LYS:HG3	1.69	0.56
1:J:373:LEU:O	1:J:374:ARG:HB2	2.03	0.56
1:K:165:LYS:HG2	1:K:166:ARG:HA	1.86	0.56

*Continued on next page...*

*Continued from previous page...*

Atom-1	Atom-2	Interatomic distance (Å)	Clash overlap (Å)
1:A:251:ILE:HG22	1:A:252:GLY:N	2.19	0.56
1:A:320:LYS:HG3	1:K:262:ASN:HD22	1.69	0.56
1:F:240:SER:O	1:F:242:LEU:N	2.37	0.56
1:G:94:GLU:HG2	1:G:375:VAL:HG23	1.87	0.56
1:G:164:PRO:HB3	1:G:218:ASP:HB2	1.88	0.56
1:G:373:LEU:O	1:G:374:ARG:CB	2.53	0.56
1:I:164:PRO:HB3	1:I:218:ASP:HB2	1.87	0.56
1:J:164:PRO:HB3	1:J:218:ASP:HB2	1.88	0.56
1:K:373:LEU:O	1:K:374:ARG:HB2	2.03	0.56
1:K:402:THR:O	1:K:405:LYS:HB2	2.05	0.56
1:A:162:ILE:HG22	1:A:171:ILE:CB	2.35	0.56
1:A:373:LEU:O	1:A:374:ARG:CB	2.53	0.56
1:B:259:LYS:HZ1	1:D:316:ALA:CA	2.17	0.56
1:B:402:THR:O	1:B:405:LYS:HB2	2.05	0.56
1:D:161:ILE:O	1:D:162:ILE:HG23	2.06	0.56
1:D:512:ALA:HB1	1:D:513:ARG:HA	1.86	0.56
1:E:164:PRO:HB3	1:E:218:ASP:HB2	1.87	0.56
1:E:259:LYS:HZ3	1:G:316:ALA:CA	2.15	0.56
1:F:75:LEU:HG	1:F:79:TYR:CE2	2.39	0.56
1:F:165:LYS:HG2	1:F:166:ARG:HA	1.86	0.56
1:F:259:LYS:HZ1	1:H:316:ALA:CA	2.19	0.56
1:F:278:ARG:CG	1:F:282:ARG:NH2	2.59	0.56
1:F:512:ALA:HB1	1:F:513:ARG:HA	1.86	0.56
1:I:156:ILE:HD11	1:I:158:PHE:CZ	2.41	0.56
1:I:259:LYS:HZ1	1:K:316:ALA:CA	2.19	0.56
1:J:72:ILE:HD12	1:J:155:ARG:NH1	2.19	0.56
1:K:164:PRO:HB3	1:K:218:ASP:HB2	1.87	0.56
1:K:278:ARG:CG	1:K:282:ARG:NH2	2.59	0.56
1:L:251:ILE:HG22	1:L:252:GLY:N	2.19	0.56
1:L:279:ALA:N	1:L:280:PRO:CD	2.66	0.56
1:A:402:THR:O	1:A:405:LYS:HB2	2.05	0.56
1:B:156:ILE:HD11	1:B:158:PHE:CZ	2.41	0.56
1:C:156:ILE:HD11	1:C:158:PHE:CZ	2.41	0.56
1:C:357:GLY:HA2	1:D:355:ASN:HB2	1.86	0.56
1:E:156:ILE:HD11	1:E:158:PHE:CZ	2.41	0.56
1:F:94:GLU:HG2	1:F:375:VAL:HG23	1.87	0.56
1:G:161:ILE:O	1:G:162:ILE:HG23	2.06	0.56
1:G:402:THR:O	1:G:405:LYS:HB2	2.05	0.56
1:H:72:ILE:HD12	1:H:155:ARG:NH1	2.19	0.56
1:H:512:ALA:HB1	1:H:513:ARG:HA	1.86	0.56
1:I:161:ILE:O	1:I:162:ILE:HG23	2.06	0.56

*Continued on next page...*

*Continued from previous page...*

Atom-1	Atom-2	Interatomic distance (Å)	Clash overlap (Å)
1:J:161:ILE:O	1:J:162:ILE:HG23	2.06	0.56
1:L:161:ILE:O	1:L:162:ILE:HG23	2.06	0.56
1:B:262:ASN:HD22	1:D:320:LYS:HG3	1.69	0.56
1:D:156:ILE:HD11	1:D:158:PHE:CZ	2.41	0.56
1:F:156:ILE:HD11	1:F:158:PHE:CZ	2.41	0.56
1:G:262:ASN:HD22	1:I:320:LYS:HG3	1.69	0.56
1:H:357:GLY:HA2	1:I:355:ASN:HB2	1.86	0.56
1:J:240:SER:O	1:J:242:LEU:N	2.37	0.56
1:A:357:GLY:HA2	1:B:355:ASN:HB2	1.86	0.56
1:E:158:PHE:HD1	1:E:176:ARG:HA	1.71	0.56
1:F:162:ILE:HG22	1:F:171:ILE:CB	2.34	0.56
1:G:86:TYR:CD1	1:G:87:GLU:N	2.74	0.56
1:G:165:LYS:HG2	1:G:166:ARG:HA	1.86	0.56
1:I:158:PHE:HD1	1:I:176:ARG:HA	1.71	0.56
1:J:86:TYR:CD1	1:J:87:GLU:N	2.74	0.56
1:K:86:TYR:CD1	1:K:87:GLU:N	2.74	0.56
1:L:164:PRO:HB3	1:L:218:ASP:HB2	1.87	0.56
1:L:165:LYS:HG2	1:L:166:ARG:HA	1.86	0.56
1:L:373:LEU:O	1:L:374:ARG:HB2	2.03	0.56
1:A:72:ILE:HD12	1:A:155:ARG:NH1	2.19	0.56
1:A:94:GLU:HG2	1:A:375:VAL:HG23	1.87	0.56
1:B:164:PRO:HB3	1:B:218:ASP:HB2	1.87	0.56
1:B:278:ARG:CG	1:B:282:ARG:NH2	2.59	0.56
1:E:86:TYR:CD1	1:E:87:GLU:N	2.74	0.56
1:E:161:ILE:O	1:E:162:ILE:HG23	2.06	0.56
1:F:161:ILE:O	1:F:162:ILE:HG23	2.06	0.56
1:G:156:ILE:HD11	1:G:158:PHE:CZ	2.41	0.56
1:H:86:TYR:CD1	1:H:87:GLU:N	2.74	0.56
1:H:156:ILE:HD11	1:H:158:PHE:CZ	2.41	0.56
1:H:240:SER:O	1:H:242:LEU:N	2.37	0.56
1:I:86:TYR:CD1	1:I:87:GLU:N	2.74	0.56
1:I:120:PRO:HA	1:I:123:LYS:HE2	1.88	0.56
1:J:120:PRO:HA	1:J:123:LYS:HE2	1.88	0.56
1:K:94:GLU:HG2	1:K:375:VAL:HG23	1.87	0.56
1:K:374:ARG:NH1	1:K:406:PHE:HE1	2.04	0.56
1:L:94:GLU:HG2	1:L:375:VAL:HG23	1.87	0.56
1:L:158:PHE:HD1	1:L:176:ARG:HA	1.71	0.56
1:A:164:PRO:HB3	1:A:218:ASP:HB2	1.88	0.56
1:A:374:ARG:NH1	1:A:406:PHE:HE1	2.04	0.56
1:B:94:GLU:HG2	1:B:375:VAL:HG23	1.87	0.56
1:B:158:PHE:HD1	1:B:176:ARG:HA	1.71	0.56

*Continued on next page...*

*Continued from previous page...*

Atom-1	Atom-2	Interatomic distance (Å)	Clash overlap (Å)
1:C:158:PHE:HD1	1:C:176:ARG:HA	1.71	0.56
1:D:160:LYS:HZ3	1:D:424:THR:HG21	1.70	0.56
1:G:158:PHE:HD1	1:G:176:ARG:HA	1.71	0.56
1:G:512:ALA:HB1	1:G:513:ARG:HA	1.86	0.56
1:I:279:ALA:N	1:I:280:PRO:CD	2.66	0.56
1:K:120:PRO:HA	1:K:123:LYS:HE2	1.88	0.56
1:K:281:ASP:O	1:L:331:THR:OG1	2.23	0.56
1:A:86:TYR:CD1	1:A:87:GLU:N	2.74	0.56
1:C:161:ILE:O	1:C:162:ILE:HG23	2.06	0.56
1:C:164:PRO:HB3	1:C:218:ASP:HB2	1.87	0.56
1:C:279:ALA:N	1:C:280:PRO:CD	2.66	0.56
1:D:113:LEU:CD1	1:D:123:LYS:O	2.54	0.56
1:D:164:PRO:HB3	1:D:218:ASP:HB2	1.88	0.56
1:E:240:SER:O	1:E:242:LEU:N	2.37	0.56
1:F:86:TYR:CD1	1:F:87:GLU:N	2.74	0.56
1:G:160:LYS:HZ3	1:G:424:THR:HG21	1.70	0.56
1:I:113:LEU:CD1	1:I:123:LYS:O	2.54	0.56
1:J:402:THR:O	1:J:405:LYS:HB2	2.05	0.56
1:K:158:PHE:HD1	1:K:176:ARG:HA	1.71	0.56
1:L:120:PRO:HA	1:L:123:LYS:HE2	1.88	0.56
1:A:109:VAL:HG11	1:A:418:PHE:CE2	2.41	0.56
1:A:279:ALA:N	1:A:280:PRO:CD	2.66	0.56
1:F:113:LEU:CD1	1:F:123:LYS:O	2.54	0.56
1:F:158:PHE:HD1	1:F:176:ARG:HA	1.71	0.56
1:G:113:LEU:CD1	1:G:123:LYS:O	2.54	0.56
1:H:120:PRO:HA	1:H:123:LYS:HE2	1.88	0.56
1:H:154:SER:C	1:H:155:ARG:HG3	2.26	0.56
1:H:161:ILE:O	1:H:162:ILE:HG23	2.06	0.56
1:I:154:SER:C	1:I:155:ARG:HG3	2.26	0.56
1:B:109:VAL:HG11	1:B:418:PHE:CE2	2.41	0.55
1:B:113:LEU:CD1	1:B:123:LYS:O	2.54	0.55
1:B:357:GLY:HA2	1:C:355:ASN:HB2	1.86	0.55
1:C:512:ALA:HB1	1:C:513:ARG:HA	1.86	0.55
1:D:94:GLU:HG2	1:D:375:VAL:HG23	1.87	0.55
1:E:402:THR:O	1:E:405:LYS:HB2	2.05	0.55
1:G:154:SER:C	1:G:155:ARG:HG3	2.26	0.55
1:H:158:PHE:HD1	1:H:176:ARG:HA	1.71	0.55
1:J:154:SER:C	1:J:155:ARG:HG3	2.26	0.55
1:L:86:TYR:CD1	1:L:87:GLU:N	2.74	0.55
1:L:156:ILE:HD11	1:L:158:PHE:CZ	2.41	0.55
1:A:357:GLY:HA2	1:A:358:ASN:CB	2.29	0.55

*Continued on next page...*

*Continued from previous page...*

Atom-1	Atom-2	Interatomic distance (Å)	Clash overlap (Å)
1:B:374:ARG:NH1	1:B:406:PHE:HE1	2.04	0.55
1:C:109:VAL:HG11	1:C:418:PHE:CE2	2.41	0.55
1:C:278:ARG:CG	1:C:282:ARG:NH2	2.59	0.55
1:E:113:LEU:CD1	1:E:123:LYS:O	2.54	0.55
1:H:113:LEU:CD1	1:H:123:LYS:O	2.54	0.55
1:K:109:VAL:HG11	1:K:418:PHE:CE2	2.41	0.55
1:L:374:ARG:NH1	1:L:406:PHE:HE1	2.04	0.55
1:C:86:TYR:CD1	1:C:87:GLU:N	2.74	0.55
1:F:154:SER:C	1:F:155:ARG:HG3	2.26	0.55
1:G:120:PRO:HA	1:G:123:LYS:HE2	1.88	0.55
1:I:374:ARG:NH1	1:I:406:PHE:HE1	2.04	0.55
1:J:147:PHE:HD2	1:J:414:PHE:CD2	2.24	0.55
1:A:113:LEU:CD1	1:A:123:LYS:O	2.54	0.55
1:A:120:PRO:HA	1:A:123:LYS:HE2	1.88	0.55
1:A:156:ILE:HD11	1:A:158:PHE:CZ	2.41	0.55
1:B:161:ILE:O	1:B:162:ILE:HG23	2.06	0.55
1:C:94:GLU:HG2	1:C:375:VAL:HG23	1.87	0.55
1:G:278:ARG:CG	1:G:282:ARG:NH2	2.59	0.55
1:J:94:GLU:HG2	1:J:375:VAL:HG23	1.87	0.55
1:K:154:SER:C	1:K:155:ARG:HG3	2.26	0.55
1:K:161:ILE:O	1:K:162:ILE:HG23	2.06	0.55
1:C:113:LEU:CD1	1:C:123:LYS:O	2.54	0.55
1:C:374:ARG:NH1	1:C:406:PHE:HE1	2.04	0.55
1:E:281:ASP:O	1:F:331:THR:OG1	2.23	0.55
1:F:120:PRO:HA	1:F:123:LYS:HE2	1.88	0.55
1:H:94:GLU:HG2	1:H:375:VAL:HG23	1.87	0.55
1:I:94:GLU:HG2	1:I:375:VAL:HG23	1.87	0.55
1:J:156:ILE:HD11	1:J:158:PHE:CZ	2.41	0.55
1:K:113:LEU:CD1	1:K:123:LYS:O	2.54	0.55
1:K:156:ILE:HD11	1:K:158:PHE:CZ	2.41	0.55
1:B:120:PRO:HA	1:B:123:LYS:HE2	1.88	0.55
1:C:147:PHE:HD2	1:C:414:PHE:CD2	2.24	0.55
1:D:109:VAL:HG11	1:D:418:PHE:CE2	2.41	0.55
1:G:109:VAL:HG11	1:G:418:PHE:CE2	2.41	0.55
1:H:160:LYS:HZ3	1:H:424:THR:HG21	1.71	0.55
1:J:158:PHE:HD1	1:J:176:ARG:HA	1.71	0.55
1:J:374:ARG:NH1	1:J:406:PHE:HE1	2.04	0.55
1:K:279:ALA:N	1:K:280:PRO:CD	2.66	0.55
1:B:279:ALA:N	1:B:280:PRO:CD	2.66	0.55
1:C:154:SER:C	1:C:155:ARG:HG3	2.26	0.55
1:D:158:PHE:HD1	1:D:176:ARG:HA	1.71	0.55

*Continued on next page...*



*Continued from previous page...*

Atom-1	Atom-2	Interatomic distance (Å)	Clash overlap (Å)
1:E:120:PRO:HA	1:E:123:LYS:HE2	1.88	0.55
1:I:160:LYS:HZ3	1:I:424:THR:HG21	1.71	0.55
1:K:240:SER:O	1:K:242:LEU:N	2.37	0.55
1:L:109:VAL:HG11	1:L:418:PHE:CE2	2.41	0.55
1:L:113:LEU:CD1	1:L:123:LYS:O	2.54	0.55
1:L:147:PHE:HD2	1:L:414:PHE:CD2	2.24	0.55
1:A:161:ILE:O	1:A:162:ILE:HG23	2.07	0.55
1:C:120:PRO:HA	1:C:123:LYS:HE2	1.88	0.55
1:D:86:TYR:CD1	1:D:87:GLU:N	2.74	0.55
1:D:120:PRO:HA	1:D:123:LYS:HE2	1.88	0.55
1:E:154:SER:C	1:E:155:ARG:HG3	2.26	0.55
1:E:264:LEU:HD23	1:E:265:LYS:HE2	1.89	0.55
1:E:364:TRP:HH2	1:F:366:ARG:HE	1.55	0.55
1:G:281:ASP:O	1:H:331:THR:OG1	2.23	0.55
1:J:279:ALA:N	1:J:280:PRO:CD	2.66	0.55
1:K:147:PHE:HD2	1:K:414:PHE:CD2	2.24	0.55
1:A:366:ARG:HE	1:L:364:TRP:HH2	1.55	0.55
1:C:364:TRP:HH2	1:D:366:ARG:HE	1.55	0.55
1:D:154:SER:C	1:D:155:ARG:HG3	2.26	0.55
1:D:374:ARG:NH1	1:D:406:PHE:HE1	2.04	0.55
1:F:264:LEU:HD23	1:F:265:LYS:HE2	1.89	0.55
1:I:147:PHE:HD2	1:I:414:PHE:CD2	2.24	0.55
1:I:376:PRO:HG3	1:I:403:PHE:HB2	1.89	0.55
1:J:278:ARG:CG	1:J:282:ARG:NH2	2.59	0.55
1:L:154:SER:C	1:L:155:ARG:HG3	2.26	0.55
1:A:147:PHE:HD2	1:A:414:PHE:CD2	2.24	0.55
1:A:331:THR:OG1	1:L:281:ASP:O	2.23	0.55
1:A:364:TRP:HH2	1:B:366:ARG:HE	1.55	0.55
1:D:264:LEU:HD23	1:D:265:LYS:HE2	1.89	0.55
1:E:94:GLU:HG2	1:E:375:VAL:HG23	1.87	0.55
1:G:364:TRP:HH2	1:H:366:ARG:HE	1.55	0.55
1:H:278:ARG:CG	1:H:282:ARG:NH2	2.59	0.55
1:H:374:ARG:NH1	1:H:406:PHE:HE1	2.04	0.55
1:J:113:LEU:CD1	1:J:123:LYS:O	2.54	0.55
1:A:158:PHE:HD1	1:A:176:ARG:HA	1.71	0.54
1:E:109:VAL:HG11	1:E:418:PHE:CE2	2.41	0.54
1:G:264:LEU:HD23	1:G:265:LYS:HE2	1.89	0.54
1:H:147:PHE:HD2	1:H:414:PHE:CD2	2.24	0.54
1:I:240:SER:O	1:I:242:LEU:N	2.37	0.54
1:J:364:TRP:HH2	1:K:366:ARG:HE	1.55	0.54
1:J:376:PRO:HG3	1:J:403:PHE:HB2	1.89	0.54

*Continued on next page...*

*Continued from previous page...*

Atom-1	Atom-2	Interatomic distance (Å)	Clash overlap (Å)
1:K:364:TRP:HH2	1:L:366:ARG:HE	1.55	0.54
1:B:86:TYR:CD1	1:B:87:GLU:N	2.74	0.54
1:B:154:SER:C	1:B:155:ARG:HG3	2.26	0.54
1:B:364:TRP:HH2	1:C:366:ARG:HE	1.55	0.54
1:C:264:LEU:HD23	1:C:265:LYS:HE2	1.89	0.54
1:F:364:TRP:HH2	1:G:366:ARG:HE	1.55	0.54
1:G:374:ARG:NH1	1:G:406:PHE:HE1	2.04	0.54
1:H:109:VAL:HG11	1:H:418:PHE:CE2	2.41	0.54
1:I:211:ALA:O	1:I:212:HIS:HB2	2.08	0.54
1:A:351:PRO:HD2	1:B:349:THR:HG21	1.90	0.54
1:D:240:SER:O	1:D:242:LEU:N	2.37	0.54
1:E:351:PRO:HD2	1:F:349:THR:HG21	1.90	0.54
1:F:109:VAL:HG11	1:F:418:PHE:CE2	2.41	0.54
1:G:211:ALA:O	1:G:212:HIS:HB2	2.08	0.54
1:H:376:PRO:HG3	1:H:403:PHE:HB2	1.89	0.54
1:I:364:TRP:HH2	1:J:366:ARG:HE	1.55	0.54
1:J:211:ALA:O	1:J:212:HIS:HB2	2.08	0.54
1:K:264:LEU:HD23	1:K:265:LYS:HE2	1.89	0.54
1:A:349:THR:HG21	1:L:351:PRO:HD2	1.90	0.54
1:B:147:PHE:HD2	1:B:414:PHE:CD2	2.24	0.54
1:B:351:PRO:HD2	1:C:349:THR:HG21	1.90	0.54
1:D:211:ALA:O	1:D:212:HIS:HB2	2.08	0.54
1:E:374:ARG:NH1	1:E:406:PHE:HE1	2.04	0.54
1:F:351:PRO:HD2	1:G:349:THR:HG21	1.90	0.54
1:G:147:PHE:HD2	1:G:414:PHE:CD2	2.24	0.54
1:C:211:ALA:O	1:C:212:HIS:HB2	2.08	0.54
1:D:253:TYR:OH	1:D:413:LYS:NZ	2.24	0.54
1:D:351:PRO:HD2	1:E:349:THR:HG21	1.90	0.54
1:D:364:TRP:HH2	1:E:366:ARG:HE	1.55	0.54
1:F:147:PHE:HD2	1:F:414:PHE:CD2	2.24	0.54
1:H:211:ALA:O	1:H:212:HIS:HB2	2.08	0.54
1:H:264:LEU:HD23	1:H:265:LYS:HE2	1.89	0.54
1:I:357:GLY:HA2	1:I:358:ASN:CB	2.29	0.54
1:L:264:LEU:HD23	1:L:265:LYS:HE2	1.89	0.54
1:D:147:PHE:HD2	1:D:414:PHE:CD2	2.24	0.54
1:D:281:ASP:O	1:E:331:THR:OG1	2.23	0.54
1:E:147:PHE:HD2	1:E:414:PHE:CD2	2.24	0.54
1:E:211:ALA:O	1:E:212:HIS:HB2	2.08	0.54
1:I:109:VAL:HG11	1:I:418:PHE:CE2	2.41	0.54
1:J:109:VAL:HG11	1:J:418:PHE:CE2	2.41	0.54
1:B:211:ALA:O	1:B:212:HIS:HB2	2.08	0.54

*Continued on next page...*

*Continued from previous page...*

Atom-1	Atom-2	Interatomic distance (Å)	Clash overlap (Å)
1:B:253:TYR:HH	1:B:413:LYS:HZ3	1.54	0.54
1:E:277:THR:O	1:E:278:ARG:HB2	2.08	0.54
1:F:374:ARG:NH1	1:F:406:PHE:HE1	2.04	0.54
1:J:281:ASP:O	1:K:331:THR:OG1	2.23	0.54
1:K:211:ALA:O	1:K:212:HIS:HB2	2.08	0.54
1:K:376:PRO:HG3	1:K:403:PHE:HB2	1.89	0.54
1:A:154:SER:C	1:A:155:ARG:HG3	2.26	0.54
1:C:86:TYR:O	1:C:87:GLU:CB	2.54	0.54
1:C:351:PRO:HD2	1:D:349:THR:HG21	1.90	0.54
1:D:86:TYR:O	1:D:87:GLU:CB	2.54	0.54
1:D:277:THR:O	1:D:278:ARG:HB2	2.08	0.54
1:E:86:TYR:O	1:E:87:GLU:CB	2.54	0.54
1:F:86:TYR:O	1:F:87:GLU:CB	2.54	0.54
1:F:211:ALA:O	1:F:212:HIS:HB2	2.08	0.54
1:G:351:PRO:HD2	1:H:349:THR:HG21	1.90	0.54
1:H:364:TRP:HH2	1:I:366:ARG:HE	1.55	0.54
1:J:277:THR:O	1:J:278:ARG:HB2	2.08	0.54
1:K:351:PRO:HD2	1:L:349:THR:HG21	1.90	0.54
1:L:277:THR:O	1:L:278:ARG:HB2	2.08	0.54
1:B:264:LEU:HD23	1:B:265:LYS:HE2	1.89	0.54
1:B:478:GLY:O	1:C:505:ILE:HD11	2.08	0.54
1:E:478:GLY:O	1:F:505:ILE:HD11	2.08	0.54
1:G:376:PRO:HG3	1:G:403:PHE:HB2	1.89	0.54
1:J:264:LEU:HD23	1:J:265:LYS:HE2	1.89	0.54
1:K:160:LYS:HZ3	1:K:424:THR:HG21	1.71	0.54
1:L:376:PRO:HG3	1:L:403:PHE:HB2	1.89	0.54
1:C:240:SER:O	1:C:242:LEU:N	2.37	0.54
1:D:478:GLY:O	1:E:505:ILE:HD11	2.08	0.54
1:F:478:GLY:O	1:G:505:ILE:HD11	2.08	0.53
1:G:86:TYR:O	1:G:87:GLU:CB	2.54	0.53
1:G:478:GLY:O	1:H:505:ILE:HD11	2.08	0.53
1:I:277:THR:O	1:I:278:ARG:HB2	2.08	0.53
1:J:351:PRO:HD2	1:K:349:THR:HG21	1.90	0.53
1:L:211:ALA:O	1:L:212:HIS:HB2	2.08	0.53
1:L:240:SER:O	1:L:242:LEU:N	2.37	0.53
1:D:376:PRO:HG3	1:D:403:PHE:HB2	1.89	0.53
1:F:376:PRO:HG3	1:F:403:PHE:HB2	1.89	0.53
1:H:351:PRO:HD2	1:I:349:THR:HG21	1.90	0.53
1:I:351:PRO:HD2	1:J:349:THR:HG21	1.90	0.53
1:A:264:LEU:HD23	1:A:265:LYS:HE2	1.89	0.53
1:B:277:THR:O	1:B:278:ARG:HB2	2.08	0.53

*Continued on next page...*

*Continued from previous page...*

Atom-1	Atom-2	Interatomic distance (Å)	Clash overlap (Å)
1:A:376:PRO:HG3	1:A:403:PHE:HB2	1.89	0.53
1:A:478:GLY:O	1:B:505:ILE:HD11	2.08	0.53
1:E:104:ASP:O	1:E:105:ASP:HB3	2.09	0.53
1:E:278:ARG:CG	1:E:282:ARG:NH2	2.59	0.53
1:F:104:ASP:O	1:F:105:ASP:HB3	2.09	0.53
1:H:441:ILE:HB	1:H:444:ILE:HG12	1.91	0.53
1:A:505:ILE:HD11	1:L:478:GLY:O	2.08	0.53
1:B:240:SER:O	1:B:242:LEU:N	2.37	0.53
1:B:357:GLY:HA2	1:B:358:ASN:CB	2.29	0.53
1:C:376:PRO:HG3	1:C:403:PHE:HB2	1.89	0.53
1:H:104:ASP:O	1:H:105:ASP:HB3	2.09	0.53
1:I:478:GLY:O	1:J:505:ILE:HD11	2.08	0.53
1:D:104:ASP:O	1:D:105:ASP:HB3	2.09	0.53
1:F:281:ASP:O	1:G:331:THR:OG1	2.23	0.53
1:G:104:ASP:O	1:G:105:ASP:HB3	2.09	0.53
1:G:277:THR:O	1:G:278:ARG:HB2	2.08	0.53
1:G:441:ILE:HB	1:G:444:ILE:HG12	1.91	0.53
1:I:104:ASP:O	1:I:105:ASP:HB3	2.09	0.53
1:K:478:GLY:O	1:L:505:ILE:HD11	2.08	0.53
1:L:87:GLU:HG3	1:L:88:VAL:N	2.24	0.53
1:A:161:ILE:O	1:A:162:ILE:CG2	2.57	0.53
1:A:277:THR:O	1:A:278:ARG:HB2	2.08	0.53
1:E:376:PRO:HG3	1:E:403:PHE:HB2	1.89	0.53
1:F:277:THR:O	1:F:278:ARG:HB2	2.08	0.53
1:J:104:ASP:O	1:J:105:ASP:HB3	2.09	0.53
1:K:87:GLU:HG3	1:K:88:VAL:N	2.24	0.53
1:A:87:GLU:HG3	1:A:88:VAL:N	2.24	0.53
1:A:211:ALA:O	1:A:212:HIS:HB2	2.08	0.53
1:C:104:ASP:O	1:C:105:ASP:HB3	2.09	0.53
1:I:264:LEU:HD23	1:I:265:LYS:HE2	1.89	0.53
1:J:149:ARG:O	1:J:153:ASP:CG	2.48	0.53
1:K:104:ASP:O	1:K:105:ASP:HB3	2.09	0.53
1:K:441:ILE:HB	1:K:444:ILE:HG12	1.91	0.53
1:A:240:SER:O	1:A:242:LEU:N	2.37	0.53
1:D:315:ASP:HA	1:E:327:ASN:CB	2.39	0.53
1:E:279:ALA:N	1:E:280:PRO:CD	2.66	0.53
1:E:441:ILE:HB	1:E:444:ILE:HG12	1.91	0.53
1:F:149:ARG:O	1:F:153:ASP:CG	2.48	0.53
1:H:149:ARG:O	1:H:153:ASP:CG	2.48	0.53
1:J:87:GLU:HG3	1:J:88:VAL:N	2.24	0.53
1:K:149:ARG:O	1:K:153:ASP:CG	2.48	0.53

*Continued on next page...*

*Continued from previous page...*

Atom-1	Atom-2	Interatomic distance (Å)	Clash overlap (Å)
1:B:376:PRO:HG3	1:B:403:PHE:HB2	1.89	0.53
1:C:277:THR:O	1:C:278:ARG:HB2	2.08	0.53
1:I:149:ARG:O	1:I:153:ASP:CG	2.48	0.53
1:K:277:THR:O	1:K:278:ARG:HB2	2.08	0.53
1:L:104:ASP:O	1:L:105:ASP:HB3	2.09	0.53
1:A:104:ASP:O	1:A:105:ASP:HB3	2.09	0.52
1:A:501:GLU:OE1	1:L:482:SER:HB2	2.10	0.52
1:B:104:ASP:O	1:B:105:ASP:HB3	2.09	0.52
1:B:482:SER:HB2	1:C:501:GLU:OE1	2.10	0.52
1:C:242:LEU:HB2	1:C:251:ILE:O	2.10	0.52
1:D:87:GLU:HG3	1:D:88:VAL:N	2.24	0.52
1:E:149:ARG:O	1:E:153:ASP:CG	2.48	0.52
1:I:242:LEU:HB2	1:I:251:ILE:O	2.10	0.52
1:J:261:ALA:HA	1:J:369:LEU:HD12	1.91	0.52
1:J:441:ILE:HB	1:J:444:ILE:HG12	1.91	0.52
1:J:482:SER:HB2	1:K:501:GLU:OE1	2.09	0.52
1:C:149:ARG:O	1:C:153:ASP:CG	2.48	0.52
1:C:161:ILE:O	1:C:162:ILE:CG2	2.58	0.52
1:C:478:GLY:O	1:D:505:ILE:HD11	2.08	0.52
1:C:482:SER:HB2	1:D:501:GLU:OE1	2.10	0.52
1:D:279:ALA:N	1:D:280:PRO:CD	2.66	0.52
1:L:75:LEU:CD2	1:L:251:ILE:CD1	2.86	0.52
1:A:242:LEU:HB2	1:A:251:ILE:O	2.10	0.52
1:B:149:ARG:O	1:B:153:ASP:CG	2.48	0.52
1:D:149:ARG:O	1:D:153:ASP:CG	2.48	0.52
1:D:278:ARG:CG	1:D:282:ARG:NH2	2.59	0.52
1:D:441:ILE:HB	1:D:444:ILE:HG12	1.91	0.52
1:D:482:SER:HB2	1:E:501:GLU:OE1	2.09	0.52
1:G:261:ALA:HA	1:G:369:LEU:HD12	1.91	0.52
1:H:261:ALA:HA	1:H:369:LEU:HD12	1.91	0.52
1:H:277:THR:O	1:H:278:ARG:HB2	2.08	0.52
1:I:380:ILE:O	1:I:380:ILE:HG22	2.09	0.52
1:J:242:LEU:HB2	1:J:251:ILE:O	2.10	0.52
1:K:242:LEU:HB2	1:K:251:ILE:O	2.10	0.52
1:L:380:ILE:O	1:L:380:ILE:HG22	2.09	0.52
1:A:162:ILE:HG23	1:A:171:ILE:HG13	1.70	0.52
1:F:87:GLU:HG3	1:F:88:VAL:N	2.24	0.52
1:H:259:LYS:NZ	1:J:316:ALA:CA	2.73	0.52
1:I:441:ILE:HB	1:I:444:ILE:HG12	1.91	0.52
1:J:380:ILE:HG22	1:J:380:ILE:O	2.09	0.52
1:B:87:GLU:HG3	1:B:88:VAL:N	2.24	0.52

*Continued on next page...*

*Continued from previous page...*

Atom-1	Atom-2	Interatomic distance (Å)	Clash overlap (Å)
1:E:161:ILE:O	1:E:162:ILE:CG2	2.57	0.52
1:E:242:LEU:HB2	1:E:251:ILE:O	2.10	0.52
1:G:269:ASP:O	1:G:273:ILE:HB	2.10	0.52
1:H:242:LEU:HB2	1:H:251:ILE:O	2.10	0.52
1:H:242:LEU:HD12	1:H:251:ILE:O	2.10	0.52
1:H:259:LYS:HZ1	1:J:316:ALA:CA	2.19	0.52
1:I:87:GLU:HG3	1:I:88:VAL:N	2.24	0.52
1:I:259:LYS:NZ	1:K:316:ALA:CA	2.73	0.52
1:I:482:SER:HB2	1:J:501:GLU:OE1	2.10	0.52
1:K:161:ILE:O	1:K:162:ILE:CG2	2.57	0.52
1:K:380:ILE:O	1:K:380:ILE:HG22	2.09	0.52
1:K:482:SER:HB2	1:L:501:GLU:OE1	2.10	0.52
1:A:242:LEU:HD12	1:A:251:ILE:O	2.10	0.52
1:A:279:ALA:CB	1:A:280:PRO:CD	2.85	0.52
1:C:100:ILE:HD11	1:C:144:SER:CA	2.40	0.52
1:C:281:ASP:O	1:D:331:THR:OG1	2.23	0.52
1:D:161:ILE:O	1:D:162:ILE:CG2	2.58	0.52
1:E:253:TYR:OH	1:E:413:LYS:NZ	2.24	0.52
1:F:269:ASP:O	1:F:273:ILE:HB	2.10	0.52
1:H:269:ASP:O	1:H:273:ILE:HB	2.10	0.52
1:I:269:ASP:O	1:I:273:ILE:HB	2.10	0.52
1:J:478:GLY:O	1:K:505:ILE:HD11	2.08	0.52
1:L:149:ARG:O	1:L:153:ASP:CG	2.48	0.52
1:L:261:ALA:HA	1:L:369:LEU:HD12	1.91	0.52
1:D:100:ILE:HD11	1:D:144:SER:CA	2.40	0.52
1:G:259:LYS:NZ	1:I:316:ALA:CA	2.73	0.52
1:G:315:ASP:HA	1:H:327:ASN:CB	2.39	0.52
1:G:380:ILE:HG22	1:G:380:ILE:O	2.09	0.52
1:H:87:GLU:HG3	1:H:88:VAL:N	2.24	0.52
1:H:478:GLY:O	1:I:505:ILE:HD11	2.08	0.52
1:J:100:ILE:HD11	1:J:144:SER:CA	2.40	0.52
1:K:100:ILE:HD11	1:K:144:SER:CA	2.40	0.52
1:B:168:LYS:HG2	1:B:428:LEU:O	2.10	0.52
1:B:441:ILE:HB	1:B:444:ILE:HG12	1.91	0.52
1:D:380:ILE:O	1:D:380:ILE:HG22	2.09	0.52
1:E:261:ALA:HA	1:E:369:LEU:HD12	1.91	0.52
1:E:269:ASP:O	1:E:273:ILE:HB	2.10	0.52
1:G:242:LEU:HD12	1:G:251:ILE:O	2.10	0.52
1:L:242:LEU:HD12	1:L:251:ILE:O	2.10	0.52
1:A:315:ASP:HA	1:B:327:ASN:CB	2.39	0.52
1:D:168:LYS:HG2	1:D:428:LEU:O	2.10	0.52

*Continued on next page...*

*Continued from previous page...*

Atom-1	Atom-2	Interatomic distance (Å)	Clash overlap (Å)
1:D:259:LYS:NZ	1:F:316:ALA:CA	2.73	0.52
1:E:315:ASP:HA	1:F:327:ASN:CB	2.39	0.52
1:F:161:ILE:O	1:F:162:ILE:CG2	2.58	0.52
1:F:242:LEU:HB2	1:F:251:ILE:O	2.10	0.52
1:G:87:GLU:HG3	1:G:88:VAL:N	2.24	0.52
1:H:380:ILE:HG22	1:H:380:ILE:O	2.09	0.52
1:I:261:ALA:HA	1:I:369:LEU:HD12	1.91	0.52
1:J:269:ASP:O	1:J:273:ILE:HB	2.10	0.52
1:A:149:ARG:O	1:A:153:ASP:CG	2.48	0.52
1:B:380:ILE:HG22	1:B:380:ILE:O	2.09	0.52
1:E:87:GLU:HG3	1:E:88:VAL:N	2.24	0.52
1:F:441:ILE:HB	1:F:444:ILE:HG12	1.91	0.52
1:G:149:ARG:O	1:G:153:ASP:CG	2.48	0.52
1:G:242:LEU:HB2	1:G:251:ILE:O	2.10	0.52
1:H:168:LYS:HG2	1:H:428:LEU:O	2.10	0.52
1:I:160:LYS:HG2	1:I:174:LEU:HD22	1.92	0.52
1:I:168:LYS:HG2	1:I:428:LEU:O	2.10	0.52
1:I:242:LEU:HD12	1:I:251:ILE:O	2.10	0.52
1:J:169:GLU:N	1:J:170:GLY:CA	2.73	0.52
1:J:259:LYS:NZ	1:L:316:ALA:CA	2.73	0.52
1:K:168:LYS:HG2	1:K:428:LEU:O	2.10	0.52
1:L:100:ILE:HD11	1:L:144:SER:CA	2.40	0.52
1:L:161:ILE:O	1:L:162:ILE:CG2	2.58	0.52
1:L:441:ILE:HB	1:L:444:ILE:HG12	1.91	0.52
1:A:327:ASN:CB	1:L:315:ASP:HA	2.39	0.51
1:A:441:ILE:HB	1:A:444:ILE:HG12	1.91	0.51
1:B:161:ILE:O	1:B:162:ILE:CG2	2.57	0.51
1:B:242:LEU:HD12	1:B:251:ILE:O	2.10	0.51
1:B:281:ASP:O	1:C:331:THR:OG1	2.23	0.51
1:D:269:ASP:O	1:D:273:ILE:HB	2.10	0.51
1:E:168:LYS:HG2	1:E:428:LEU:O	2.10	0.51
1:E:259:LYS:NZ	1:G:316:ALA:CA	2.73	0.51
1:E:482:SER:HB2	1:F:501:GLU:OE1	2.10	0.51
1:F:261:ALA:HA	1:F:369:LEU:HD12	1.91	0.51
1:F:315:ASP:HA	1:G:327:ASN:CB	2.39	0.51
1:G:482:SER:HB2	1:H:501:GLU:OE1	2.09	0.51
1:H:161:ILE:O	1:H:162:ILE:CG2	2.57	0.51
1:I:100:ILE:HD11	1:I:144:SER:CA	2.40	0.51
1:I:169:GLU:N	1:I:170:GLY:CA	2.74	0.51
1:J:160:LYS:HG2	1:J:174:LEU:HD22	1.92	0.51
1:J:161:ILE:O	1:J:162:ILE:CG2	2.58	0.51

*Continued on next page...*

*Continued from previous page...*

Atom-1	Atom-2	Interatomic distance (Å)	Clash overlap (Å)
1:L:242:LEU:HB2	1:L:251:ILE:O	2.10	0.51
1:B:100:ILE:HD11	1:B:144:SER:CA	2.40	0.51
1:F:168:LYS:HG2	1:F:428:LEU:O	2.10	0.51
1:G:160:LYS:HG2	1:G:174:LEU:HD22	1.92	0.51
1:H:160:LYS:HG2	1:H:174:LEU:HD22	1.92	0.51
1:J:242:LEU:HD12	1:J:251:ILE:O	2.10	0.51
1:A:155:ARG:HE	1:A:250:ILE:HD12	1.76	0.51
1:A:380:ILE:O	1:A:380:ILE:HG22	2.09	0.51
1:A:482:SER:HB2	1:B:501:GLU:OE1	2.09	0.51
1:E:100:ILE:HD11	1:E:144:SER:CA	2.40	0.51
1:E:160:LYS:HG2	1:E:174:LEU:HD22	1.92	0.51
1:F:160:LYS:HG2	1:F:174:LEU:HD22	1.92	0.51
1:G:168:LYS:HG2	1:G:428:LEU:O	2.10	0.51
1:H:169:GLU:N	1:H:170:GLY:CA	2.73	0.51
1:K:169:GLU:N	1:K:170:GLY:CA	2.73	0.51
1:K:261:ALA:HA	1:K:369:LEU:HD12	1.91	0.51
1:K:269:ASP:O	1:K:273:ILE:HB	2.10	0.51
1:L:168:LYS:HG2	1:L:428:LEU:O	2.10	0.51
1:A:168:LYS:HG2	1:A:428:LEU:O	2.10	0.51
1:B:155:ARG:HE	1:B:250:ILE:HD12	1.76	0.51
1:C:168:LYS:HG2	1:C:428:LEU:O	2.10	0.51
1:C:269:ASP:O	1:C:273:ILE:HB	2.10	0.51
1:D:242:LEU:HB2	1:D:251:ILE:O	2.10	0.51
1:F:155:ARG:HE	1:F:250:ILE:HD12	1.76	0.51
1:F:242:LEU:HD12	1:F:251:ILE:O	2.10	0.51
1:F:259:LYS:NZ	1:H:316:ALA:CA	2.73	0.51
1:I:161:ILE:O	1:I:162:ILE:CG2	2.58	0.51
1:K:242:LEU:HD12	1:K:251:ILE:O	2.10	0.51
1:B:269:ASP:O	1:B:273:ILE:HB	2.10	0.51
1:D:242:LEU:HD12	1:D:251:ILE:O	2.10	0.51
1:E:380:ILE:HG22	1:E:380:ILE:O	2.09	0.51
1:F:75:LEU:CD2	1:F:251:ILE:CD1	2.86	0.51
1:G:75:LEU:CD2	1:G:251:ILE:CD1	2.86	0.51
1:G:161:ILE:O	1:G:162:ILE:CG2	2.58	0.51
1:H:482:SER:HB2	1:I:501:GLU:OE1	2.10	0.51
1:L:269:ASP:O	1:L:273:ILE:HB	2.10	0.51
1:A:269:ASP:O	1:A:273:ILE:HB	2.10	0.51
1:B:259:LYS:NZ	1:D:316:ALA:CA	2.73	0.51
1:B:261:ALA:HA	1:B:369:LEU:HD12	1.91	0.51
1:C:251:ILE:CG2	1:C:255:HIS:CG	2.94	0.51
1:D:160:LYS:HG2	1:D:174:LEU:HD22	1.92	0.51

*Continued on next page...*



*Continued from previous page...*

Atom-1	Atom-2	Interatomic distance (Å)	Clash overlap (Å)
1:D:251:ILE:CG2	1:D:255:HIS:CG	2.94	0.51
1:E:155:ARG:HE	1:E:250:ILE:HD12	1.76	0.51
1:E:242:LEU:HD12	1:E:251:ILE:O	2.10	0.51
1:H:251:ILE:CG2	1:H:255:HIS:CG	2.94	0.51
1:I:146:HIS:HD2	1:I:176:ARG:NH2	2.09	0.51
1:I:251:ILE:CG2	1:I:255:HIS:CG	2.94	0.51
1:J:153:ASP:C	1:J:154:SER:HG	2.04	0.51
1:L:279:ALA:CB	1:L:280:PRO:CD	2.85	0.51
1:L:326:HIS:O	1:L:327:ASN:HB2	2.11	0.51
1:B:242:LEU:HB2	1:B:251:ILE:O	2.10	0.51
1:C:87:GLU:HG3	1:C:88:VAL:N	2.24	0.51
1:C:357:GLY:HA2	1:C:358:ASN:CB	2.29	0.51
1:G:155:ARG:HE	1:G:250:ILE:HD12	1.76	0.51
1:H:100:ILE:HD11	1:H:144:SER:CA	2.40	0.51
1:J:146:HIS:HD2	1:J:176:ARG:NH2	2.09	0.51
1:K:251:ILE:CG2	1:K:255:HIS:CG	2.94	0.51
1:A:261:ALA:HA	1:A:369:LEU:HD12	1.91	0.51
1:B:238:ALA:HA	1:B:416:GLU:OE1	2.11	0.51
1:C:242:LEU:HD12	1:C:251:ILE:O	2.10	0.51
1:H:146:HIS:HD2	1:H:176:ARG:NH2	2.09	0.51
1:J:155:ARG:HE	1:J:250:ILE:HD12	1.76	0.51
1:J:251:ILE:CG2	1:J:255:HIS:CG	2.94	0.51
1:K:75:LEU:CD2	1:K:251:ILE:CD1	2.86	0.51
1:K:160:LYS:HG2	1:K:174:LEU:HD22	1.92	0.51
1:L:251:ILE:CG2	1:L:255:HIS:CG	2.94	0.51
1:B:251:ILE:CG2	1:B:255:HIS:CG	2.94	0.51
1:C:238:ALA:HA	1:C:416:GLU:OE1	2.11	0.51
1:C:261:ALA:HA	1:C:369:LEU:HD12	1.91	0.51
1:C:380:ILE:O	1:C:380:ILE:HG22	2.09	0.51
1:C:441:ILE:HB	1:C:444:ILE:HG12	1.91	0.51
1:D:261:ALA:HA	1:D:369:LEU:HD12	1.91	0.51
1:F:100:ILE:HD11	1:F:144:SER:CA	2.40	0.51
1:F:482:SER:HB2	1:G:501:GLU:OE1	2.10	0.51
1:G:169:GLU:N	1:G:170:GLY:CA	2.73	0.51
1:G:251:ILE:CG2	1:G:255:HIS:CG	2.94	0.51
1:I:326:HIS:O	1:I:327:ASN:HB2	2.11	0.51
1:K:146:HIS:HD2	1:K:176:ARG:NH2	2.09	0.51
1:K:326:HIS:O	1:K:327:ASN:HB2	2.11	0.51
1:L:169:GLU:N	1:L:170:GLY:CA	2.74	0.51
1:A:100:ILE:HD11	1:A:144:SER:CA	2.40	0.51
1:A:238:ALA:HA	1:A:416:GLU:OE1	2.11	0.51

*Continued on next page...*

*Continued from previous page...*

Atom-1	Atom-2	Interatomic distance (Å)	Clash overlap (Å)
1:D:155:ARG:HE	1:D:250:ILE:HD12	1.76	0.51
1:D:259:LYS:HZ3	1:F:316:ALA:CA	2.18	0.51
1:G:100:ILE:HD11	1:G:144:SER:CA	2.40	0.51
1:K:155:ARG:HE	1:K:250:ILE:HD12	1.76	0.51
1:K:160:LYS:NZ	1:K:234:ALA:HB1	2.26	0.51
1:L:95:ILE:HG23	1:L:407:ILE:HD11	1.93	0.51
1:B:160:LYS:HZ3	1:B:424:THR:HG21	1.75	0.50
1:D:238:ALA:HA	1:D:416:GLU:OE1	2.11	0.50
1:D:326:HIS:O	1:D:327:ASN:HB2	2.11	0.50
1:E:251:ILE:CG2	1:E:255:HIS:CG	2.94	0.50
1:G:238:ALA:HA	1:G:416:GLU:OE1	2.11	0.50
1:I:160:LYS:NZ	1:I:234:ALA:HB1	2.26	0.50
1:J:326:HIS:O	1:J:327:ASN:HB2	2.11	0.50
1:B:75:LEU:CD2	1:B:251:ILE:CD1	2.86	0.50
1:B:146:HIS:HD2	1:B:176:ARG:NH2	2.09	0.50
1:B:326:HIS:O	1:B:327:ASN:HB2	2.11	0.50
1:C:160:LYS:HG2	1:C:174:LEU:HD22	1.92	0.50
1:F:380:ILE:O	1:F:380:ILE:HG22	2.09	0.50
1:G:146:HIS:HD2	1:G:176:ARG:NH2	2.09	0.50
1:H:155:ARG:HE	1:H:250:ILE:HD12	1.76	0.50
1:I:238:ALA:HA	1:I:416:GLU:OE1	2.11	0.50
1:A:251:ILE:CG2	1:A:255:HIS:CG	2.94	0.50
1:D:292:MET:HG3	1:D:297:ALA:HB2	1.94	0.50
1:E:292:MET:HG3	1:E:297:ALA:HB2	1.94	0.50
1:F:251:ILE:CG2	1:F:255:HIS:CG	2.94	0.50
1:G:326:HIS:O	1:G:327:ASN:HB2	2.11	0.50
1:L:146:HIS:HD2	1:L:176:ARG:NH2	2.09	0.50
1:L:160:LYS:HG2	1:L:174:LEU:HD22	1.92	0.50
1:A:95:ILE:HG23	1:A:407:ILE:HD11	1.93	0.50
1:B:100:ILE:O	1:B:100:ILE:HG13	2.12	0.50
1:C:146:HIS:HD2	1:C:176:ARG:NH2	2.09	0.50
1:C:326:HIS:O	1:C:327:ASN:HB2	2.11	0.50
1:F:146:HIS:HD2	1:F:176:ARG:NH2	2.09	0.50
1:I:155:ARG:HE	1:I:250:ILE:HD12	1.76	0.50
1:J:168:LYS:HG2	1:J:428:LEU:O	2.10	0.50
1:J:315:ASP:HA	1:K:327:ASN:CB	2.39	0.50
1:K:95:ILE:HG23	1:K:407:ILE:HD11	1.93	0.50
1:K:279:ALA:CB	1:K:280:PRO:CD	2.85	0.50
1:B:169:GLU:N	1:B:170:GLY:CA	2.73	0.50
1:B:315:ASP:HA	1:C:327:ASN:CB	2.39	0.50
1:C:292:MET:HG3	1:C:297:ALA:HB2	1.94	0.50

*Continued on next page...*

*Continued from previous page...*

Atom-1	Atom-2	Interatomic distance (Å)	Clash overlap (Å)
1:D:100:ILE:O	1:D:100:ILE:HG13	2.12	0.50
1:D:259:LYS:HZ1	1:F:316:ALA:HA	1.77	0.50
1:E:160:LYS:NZ	1:E:234:ALA:HB1	2.26	0.50
1:E:259:LYS:NZ	1:G:316:ALA:HA	2.27	0.50
1:F:100:ILE:HG13	1:F:100:ILE:O	2.12	0.50
1:F:292:MET:HG3	1:F:297:ALA:HB2	1.94	0.50
1:F:326:HIS:O	1:F:327:ASN:HB2	2.11	0.50
1:H:315:ASP:HA	1:I:327:ASN:CB	2.39	0.50
1:L:238:ALA:HA	1:L:416:GLU:OE1	2.11	0.50
1:A:160:LYS:NZ	1:A:234:ALA:HB1	2.26	0.50
1:A:259:LYS:NZ	1:C:316:ALA:HA	2.27	0.50
1:B:160:LYS:HG2	1:B:174:LEU:HD22	1.92	0.50
1:C:169:GLU:N	1:C:170:GLY:CA	2.74	0.50
1:D:169:GLU:N	1:D:170:GLY:CA	2.73	0.50
1:E:146:HIS:HD2	1:E:176:ARG:NH2	2.09	0.50
1:E:169:GLU:N	1:E:170:GLY:CA	2.73	0.50
1:E:238:ALA:HA	1:E:416:GLU:OE1	2.11	0.50
1:G:292:MET:HG3	1:G:297:ALA:HB2	1.94	0.50
1:I:315:ASP:HA	1:J:327:ASN:CB	2.39	0.50
1:L:155:ARG:HE	1:L:250:ILE:HD12	1.76	0.50
1:A:160:LYS:HG2	1:A:174:LEU:HD22	1.92	0.50
1:B:292:MET:HG3	1:B:297:ALA:HB2	1.94	0.50
1:E:326:HIS:O	1:E:327:ASN:HB2	2.11	0.50
1:F:160:LYS:NZ	1:F:234:ALA:HB1	2.26	0.50
1:G:243:VAL:O	1:G:244:ASP:HB3	2.12	0.50
1:I:243:VAL:O	1:I:244:ASP:HB3	2.12	0.50
1:I:279:ALA:CB	1:I:280:PRO:CD	2.85	0.50
1:L:100:ILE:O	1:L:100:ILE:HG13	2.12	0.50
1:A:146:HIS:HD2	1:A:176:ARG:NH2	2.09	0.50
1:A:169:GLU:N	1:A:170:GLY:CA	2.73	0.50
1:D:75:LEU:CD2	1:D:251:ILE:CD1	2.86	0.50
1:D:160:LYS:NZ	1:D:234:ALA:HB1	2.26	0.50
1:E:75:LEU:CD2	1:E:251:ILE:CD1	2.86	0.50
1:H:75:LEU:CD2	1:H:251:ILE:CD1	2.86	0.50
1:H:326:HIS:O	1:H:327:ASN:HB2	2.11	0.50
1:J:279:ALA:CB	1:J:280:PRO:CD	2.85	0.50
1:E:243:VAL:O	1:E:244:ASP:HB3	2.12	0.50
1:H:100:ILE:HG13	1:H:100:ILE:O	2.12	0.50
1:K:243:VAL:O	1:K:244:ASP:HB3	2.12	0.50
1:A:177:LEU:HB3	1:A:208:TYR:HE2	1.78	0.49
1:B:316:ALA:HA	1:L:259:LYS:NZ	2.27	0.49

*Continued on next page...*

*Continued from previous page...*

Atom-1	Atom-2	Interatomic distance (Å)	Clash overlap (Å)
1:C:155:ARG:HE	1:C:250:ILE:HD12	1.76	0.49
1:D:259:LYS:NZ	1:F:316:ALA:HA	2.27	0.49
1:F:238:ALA:HA	1:F:416:GLU:OE1	2.11	0.49
1:G:160:LYS:NZ	1:G:234:ALA:HB1	2.26	0.49
1:G:259:LYS:NZ	1:I:316:ALA:HA	2.27	0.49
1:H:160:LYS:NZ	1:H:234:ALA:HB1	2.26	0.49
1:I:100:ILE:HG13	1:I:100:ILE:O	2.12	0.49
1:I:281:ASP:O	1:J:331:THR:OG1	2.23	0.49
1:J:160:LYS:NZ	1:J:234:ALA:HB1	2.26	0.49
1:J:238:ALA:HA	1:J:416:GLU:OE1	2.11	0.49
1:A:243:VAL:O	1:A:244:ASP:HB3	2.12	0.49
1:A:292:MET:HG3	1:A:297:ALA:HB2	1.94	0.49
1:F:169:GLU:N	1:F:170:GLY:CA	2.74	0.49
1:I:177:LEU:HB3	1:I:208:TYR:HE2	1.78	0.49
1:J:160:LYS:HZ3	1:J:234:ALA:HB1	1.77	0.49
1:K:162:ILE:HG23	1:K:171:ILE:HG13	1.68	0.49
1:K:238:ALA:HA	1:K:416:GLU:OE1	2.11	0.49
1:A:316:ALA:HA	1:K:259:LYS:NZ	2.27	0.49
1:A:326:HIS:O	1:A:327:ASN:HB2	2.11	0.49
1:C:333:ASP:OD2	1:C:335:TRP:NE1	2.46	0.49
1:E:95:ILE:HG23	1:E:407:ILE:HD11	1.93	0.49
1:E:149:ARG:O	1:E:153:ASP:CB	2.61	0.49
1:F:95:ILE:HG23	1:F:407:ILE:HD11	1.93	0.49
1:G:149:ARG:O	1:G:153:ASP:CB	2.61	0.49
1:H:177:LEU:HB3	1:H:208:TYR:HE2	1.77	0.49
1:H:292:MET:HG3	1:H:297:ALA:HB2	1.94	0.49
1:I:95:ILE:HG23	1:I:407:ILE:HD11	1.93	0.49
1:K:315:ASP:HA	1:L:327:ASN:CB	2.39	0.49
1:L:149:ARG:O	1:L:153:ASP:CB	2.61	0.49
1:B:243:VAL:O	1:B:244:ASP:HB3	2.12	0.49
1:C:160:LYS:NZ	1:C:234:ALA:HB1	2.26	0.49
1:D:333:ASP:OD2	1:D:335:TRP:NE1	2.46	0.49
1:H:95:ILE:HG23	1:H:407:ILE:HD11	1.93	0.49
1:H:238:ALA:HA	1:H:416:GLU:OE1	2.11	0.49
1:K:100:ILE:HG13	1:K:100:ILE:O	2.12	0.49
1:K:113:LEU:HD12	1:K:123:LYS:O	2.13	0.49
1:L:160:LYS:NZ	1:L:234:ALA:HB1	2.26	0.49
1:B:149:ARG:O	1:B:153:ASP:CB	2.61	0.49
1:B:177:LEU:HB3	1:B:208:TYR:HE2	1.77	0.49
1:B:333:ASP:OD2	1:B:335:TRP:NE1	2.46	0.49
1:C:259:LYS:NZ	1:E:316:ALA:HA	2.27	0.49

*Continued on next page...*

*Continued from previous page...*

Atom-1	Atom-2	Interatomic distance (Å)	Clash overlap (Å)
1:D:146:HIS:HD2	1:D:176:ARG:NH2	2.09	0.49
1:D:357:GLY:HA2	1:D:358:ASN:CB	2.29	0.49
1:E:113:LEU:HD12	1:E:123:LYS:O	2.13	0.49
1:G:95:ILE:HG23	1:G:407:ILE:HD11	1.93	0.49
1:G:100:ILE:O	1:G:100:ILE:HG13	2.12	0.49
1:I:251:ILE:HG21	1:I:255:HIS:CG	2.48	0.49
1:L:243:VAL:O	1:L:244:ASP:HB3	2.12	0.49
1:L:292:MET:HG3	1:L:297:ALA:HB2	1.94	0.49
1:D:251:ILE:HG21	1:D:255:HIS:CG	2.48	0.49
1:E:100:ILE:O	1:E:100:ILE:HG13	2.12	0.49
1:E:177:LEU:HB3	1:E:208:TYR:HE2	1.77	0.49
1:F:432:ILE:HG23	1:F:436:GLU:HB2	1.95	0.49
1:H:243:VAL:O	1:H:244:ASP:HB3	2.12	0.49
1:J:113:LEU:HD12	1:J:123:LYS:O	2.13	0.49
1:J:243:VAL:O	1:J:244:ASP:HB3	2.12	0.49
1:L:177:LEU:HB3	1:L:208:TYR:HE2	1.78	0.49
1:L:251:ILE:HG21	1:L:255:HIS:CG	2.48	0.49
1:C:149:ARG:O	1:C:153:ASP:CB	2.61	0.49
1:D:441:ILE:HD12	1:D:442:ASN:C	2.32	0.49
1:E:333:ASP:OD2	1:E:335:TRP:NE1	2.46	0.49
1:F:251:ILE:HG21	1:F:255:HIS:CG	2.48	0.49
1:G:251:ILE:HG21	1:G:255:HIS:CG	2.48	0.49
1:G:432:ILE:HG23	1:G:436:GLU:HB2	1.95	0.49
1:I:149:ARG:O	1:I:153:ASP:CB	2.61	0.49
1:J:259:LYS:NZ	1:L:316:ALA:HA	2.27	0.49
1:K:292:MET:HG3	1:K:297:ALA:HB2	1.94	0.49
1:A:316:ALA:HA	1:K:259:LYS:HZ3	1.77	0.49
1:A:441:ILE:HD12	1:A:442:ASN:C	2.32	0.49
1:B:95:ILE:HG23	1:B:407:ILE:HD11	1.93	0.49
1:B:441:ILE:HD12	1:B:442:ASN:C	2.32	0.49
1:C:441:ILE:HD12	1:C:442:ASN:C	2.32	0.49
1:D:243:VAL:O	1:D:244:ASP:HB3	2.12	0.49
1:F:160:LYS:HZ3	1:F:424:THR:HG21	1.77	0.49
1:G:177:LEU:HB3	1:G:208:TYR:HE2	1.78	0.49
1:H:262:ASN:HD22	1:J:320:LYS:CG	2.26	0.49
1:J:100:ILE:O	1:J:100:ILE:HG13	2.12	0.49
1:A:149:ARG:O	1:A:153:ASP:CB	2.61	0.49
1:A:333:ASP:OD2	1:A:335:TRP:NE1	2.46	0.49
1:C:100:ILE:HG13	1:C:100:ILE:O	2.12	0.49
1:F:149:ARG:O	1:F:153:ASP:CB	2.61	0.49
1:F:179:PRO:O	1:F:180:ARG:HB2	2.13	0.49

*Continued on next page...*

*Continued from previous page...*

Atom-1	Atom-2	Interatomic distance (Å)	Clash overlap (Å)
1:G:262:ASN:HD22	1:I:320:LYS:CG	2.26	0.49
1:J:95:ILE:HG23	1:J:407:ILE:HD11	1.93	0.49
1:J:177:LEU:HB3	1:J:208:TYR:HE2	1.78	0.49
1:J:251:ILE:HG21	1:J:255:HIS:CG	2.48	0.49
1:J:292:MET:HG3	1:J:297:ALA:HB2	1.94	0.49
1:A:251:ILE:HG21	1:A:255:HIS:CG	2.48	0.49
1:C:75:LEU:CD2	1:C:251:ILE:CD1	2.86	0.49
1:C:95:ILE:HG23	1:C:407:ILE:HD11	1.93	0.49
1:D:95:ILE:HG23	1:D:407:ILE:HD11	1.93	0.49
1:D:177:LEU:HB3	1:D:208:TYR:HE2	1.78	0.49
1:D:179:PRO:O	1:D:180:ARG:HB2	2.13	0.49
1:E:441:ILE:HD12	1:E:442:ASN:C	2.32	0.49
1:G:377:LEU:HA	1:G:377:LEU:HD13	1.62	0.49
1:H:432:ILE:HG23	1:H:436:GLU:HB2	1.95	0.49
1:I:262:ASN:HD22	1:K:320:LYS:CG	2.26	0.49
1:I:432:ILE:HG23	1:I:436:GLU:HB2	1.95	0.49
1:K:149:ARG:O	1:K:153:ASP:CB	2.61	0.49
1:A:100:ILE:HG13	1:A:100:ILE:O	2.12	0.48
1:B:251:ILE:HG21	1:B:255:HIS:CG	2.48	0.48
1:C:251:ILE:HG21	1:C:255:HIS:CG	2.48	0.48
1:E:432:ILE:HG23	1:E:436:GLU:HB2	1.95	0.48
1:F:243:VAL:O	1:F:244:ASP:HB3	2.12	0.48
1:F:262:ASN:HD22	1:H:320:LYS:CG	2.26	0.48
1:H:179:PRO:O	1:H:180:ARG:HB2	2.13	0.48
1:I:292:MET:HG3	1:I:297:ALA:HB2	1.94	0.48
1:J:432:ILE:HG23	1:J:436:GLU:HB2	1.95	0.48
1:K:251:ILE:HG21	1:K:255:HIS:CG	2.48	0.48
1:L:113:LEU:HD12	1:L:123:LYS:O	2.12	0.48
1:L:441:ILE:HD12	1:L:442:ASN:C	2.32	0.48
1:A:113:LEU:HD12	1:A:123:LYS:O	2.13	0.48
1:C:113:LEU:HD12	1:C:123:LYS:O	2.12	0.48
1:D:149:ARG:O	1:D:153:ASP:CB	2.61	0.48
1:F:177:LEU:HB3	1:F:208:TYR:HE2	1.78	0.48
1:F:333:ASP:OD2	1:F:335:TRP:NE1	2.46	0.48
1:F:441:ILE:HD12	1:F:442:ASN:C	2.32	0.48
1:J:149:ARG:O	1:J:153:ASP:CB	2.61	0.48
1:J:262:ASN:HD22	1:L:320:LYS:CG	2.26	0.48
1:K:333:ASP:OD2	1:K:335:TRP:NE1	2.46	0.48
1:C:76:ILE:HG23	1:C:153:ASP:O	2.14	0.48
1:C:177:LEU:HB3	1:C:208:TYR:HE2	1.78	0.48
1:G:441:ILE:HD12	1:G:442:ASN:C	2.32	0.48

*Continued on next page...*

*Continued from previous page...*

Atom-1	Atom-2	Interatomic distance (Å)	Clash overlap (Å)
1:J:75:LEU:CD2	1:J:251:ILE:CD1	2.86	0.48
1:J:76:ILE:HG23	1:J:153:ASP:O	2.14	0.48
1:A:179:PRO:O	1:A:180:ARG:HB2	2.13	0.48
1:A:508:GLU:CD	1:L:483:HIS:HD2	2.17	0.48
1:B:76:ILE:HG23	1:B:153:ASP:O	2.14	0.48
1:B:160:LYS:NZ	1:B:234:ALA:HB1	2.26	0.48
1:C:179:PRO:O	1:C:180:ARG:HB2	2.13	0.48
1:C:243:VAL:O	1:C:244:ASP:HB3	2.12	0.48
1:C:483:HIS:HD2	1:D:508:GLU:CD	2.17	0.48
1:D:113:LEU:HD12	1:D:123:LYS:O	2.13	0.48
1:E:262:ASN:HD22	1:G:320:LYS:CG	2.26	0.48
1:H:113:LEU:HD12	1:H:123:LYS:O	2.13	0.48
1:H:251:ILE:HG21	1:H:255:HIS:CG	2.48	0.48
1:H:333:ASP:OD2	1:H:335:TRP:NE1	2.46	0.48
1:I:75:LEU:CD2	1:I:251:ILE:CD1	2.86	0.48
1:J:333:ASP:OD2	1:J:335:TRP:NE1	2.46	0.48
1:J:441:ILE:HD12	1:J:442:ASN:C	2.32	0.48
1:K:432:ILE:HG23	1:K:436:GLU:HB2	1.95	0.48
1:K:483:HIS:HD2	1:L:508:GLU:CD	2.17	0.48
1:A:163:ASP:H	1:A:164:PRO:HA	1.78	0.48
1:A:320:LYS:CG	1:K:262:ASN:HD22	2.26	0.48
1:B:113:LEU:HD12	1:B:123:LYS:O	2.13	0.48
1:B:179:PRO:O	1:B:180:ARG:HB2	2.13	0.48
1:D:483:HIS:HD2	1:E:508:GLU:CD	2.17	0.48
1:F:113:LEU:HD12	1:F:123:LYS:O	2.12	0.48
1:G:79:TYR:OH	1:G:251:ILE:HG23	2.13	0.48
1:H:79:TYR:OH	1:H:251:ILE:HG23	2.13	0.48
1:H:441:ILE:HD12	1:H:442:ASN:C	2.32	0.48
1:I:441:ILE:HD12	1:I:442:ASN:C	2.32	0.48
1:K:86:TYR:O	1:K:87:GLU:CB	2.54	0.48
1:K:441:ILE:HD12	1:K:442:ASN:C	2.32	0.48
1:L:333:ASP:OD2	1:L:335:TRP:NE1	2.46	0.48
1:D:432:ILE:HG23	1:D:436:GLU:HB2	1.95	0.48
1:E:79:TYR:OH	1:E:251:ILE:HG23	2.13	0.48
1:G:179:PRO:O	1:G:180:ARG:HB2	2.13	0.48
1:L:163:ASP:H	1:L:164:PRO:HA	1.78	0.48
1:A:325:GLN:HA	1:A:326:HIS:HA	1.52	0.48
1:A:374:ARG:NH1	1:A:406:PHE:CE1	2.82	0.48
1:B:163:ASP:H	1:B:164:PRO:HA	1.78	0.48
1:D:262:ASN:HD22	1:F:320:LYS:CG	2.26	0.48
1:G:113:LEU:HD12	1:G:123:LYS:O	2.13	0.48

*Continued on next page...*

*Continued from previous page...*

Atom-1	Atom-2	Interatomic distance (Å)	Clash overlap (Å)
1:G:333:ASP:OD2	1:G:335:TRP:NE1	2.46	0.48
1:H:149:ARG:O	1:H:153:ASP:CB	2.61	0.48
1:J:179:PRO:O	1:J:180:ARG:HB2	2.13	0.48
1:J:325:GLN:HA	1:J:326:HIS:HA	1.52	0.48
1:L:432:ILE:HG23	1:L:436:GLU:HB2	1.95	0.48
1:C:160:LYS:HZ3	1:C:424:THR:HG21	1.78	0.48
1:D:76:ILE:HG23	1:D:153:ASP:O	2.14	0.48
1:E:251:ILE:HG21	1:E:255:HIS:CG	2.48	0.48
1:E:483:HIS:HD2	1:F:508:GLU:CD	2.17	0.48
1:F:79:TYR:OH	1:F:251:ILE:HG23	2.13	0.48
1:F:374:ARG:NH1	1:F:406:PHE:CE1	2.82	0.48
1:G:265:LYS:C	1:G:267:LEU:H	2.17	0.48
1:G:483:HIS:HD2	1:H:508:GLU:CD	2.17	0.48
1:H:483:HIS:HD2	1:I:508:GLU:CD	2.17	0.48
1:I:76:ILE:HG23	1:I:153:ASP:O	2.14	0.48
1:I:79:TYR:OH	1:I:251:ILE:HG23	2.13	0.48
1:I:113:LEU:HD12	1:I:123:LYS:O	2.12	0.48
1:I:259:LYS:NZ	1:K:316:ALA:HA	2.27	0.48
1:J:382:GLN:HA	1:J:382:GLN:NE2	2.29	0.48
1:K:76:ILE:HG23	1:K:153:ASP:O	2.14	0.48
1:K:163:ASP:H	1:K:164:PRO:HA	1.78	0.48
1:K:382:GLN:HA	1:K:382:GLN:NE2	2.29	0.48
1:B:265:LYS:C	1:B:267:LEU:H	2.17	0.48
1:B:320:LYS:CG	1:L:262:ASN:HD22	2.26	0.48
1:C:262:ASN:HD22	1:E:320:LYS:CG	2.26	0.48
1:C:315:ASP:HA	1:D:327:ASN:CB	2.39	0.48
1:E:247:GLY:HA2	1:E:248:LYS:HA	1.65	0.48
1:G:374:ARG:NH1	1:G:406:PHE:CE1	2.82	0.48
1:I:179:PRO:O	1:I:180:ARG:HB2	2.13	0.48
1:K:177:LEU:HB3	1:K:208:TYR:HE2	1.77	0.48
1:L:179:PRO:O	1:L:180:ARG:HB2	2.13	0.48
1:L:382:GLN:NE2	1:L:382:GLN:HA	2.29	0.48
1:A:76:ILE:HG23	1:A:153:ASP:O	2.14	0.48
1:A:262:ASN:HD22	1:C:320:LYS:CG	2.26	0.48
1:B:96:VAL:HG11	1:B:148:ARG:HB2	1.96	0.48
1:B:262:ASN:HD22	1:D:320:LYS:CG	2.26	0.48
1:B:491:LEU:HA	1:B:491:LEU:HD12	1.68	0.48
1:C:149:ARG:HD3	1:C:149:ARG:HA	1.54	0.48
1:C:265:LYS:C	1:C:267:LEU:H	2.18	0.48
1:D:265:LYS:C	1:D:267:LEU:H	2.17	0.48
1:F:76:ILE:HG23	1:F:153:ASP:O	2.14	0.48

*Continued on next page...*



*Continued from previous page...*

Atom-1	Atom-2	Interatomic distance (Å)	Clash overlap (Å)
1:G:163:ASP:H	1:G:164:PRO:HA	1.78	0.48
1:H:76:ILE:HG23	1:H:153:ASP:O	2.14	0.48
1:J:79:TYR:OH	1:J:251:ILE:HG23	2.13	0.48
1:J:163:ASP:H	1:J:164:PRO:HA	1.78	0.48
1:A:483:HIS:HD2	1:B:508:GLU:CD	2.17	0.47
1:A:491:LEU:HD12	1:A:491:LEU:HA	1.68	0.47
1:B:483:HIS:HD2	1:C:508:GLU:CD	2.17	0.47
1:C:163:ASP:H	1:C:164:PRO:HA	1.78	0.47
1:C:432:ILE:HG23	1:C:436:GLU:HB2	1.95	0.47
1:D:79:TYR:OH	1:D:251:ILE:HG23	2.13	0.47
1:E:265:LYS:C	1:E:267:LEU:H	2.17	0.47
1:F:301:MET:O	1:F:305:MET:HG2	2.14	0.47
1:F:483:HIS:HD2	1:G:508:GLU:CD	2.17	0.47
1:G:76:ILE:HG23	1:G:153:ASP:O	2.14	0.47
1:L:79:TYR:OH	1:L:251:ILE:HG23	2.13	0.47
1:L:160:LYS:HZ3	1:L:424:THR:HG21	1.77	0.47
1:L:273:ILE:HD12	1:L:273:ILE:HA	1.57	0.47
1:A:79:TYR:OH	1:A:251:ILE:HG23	2.13	0.47
1:A:251:ILE:CG2	1:A:252:GLY:N	2.77	0.47
1:A:382:GLN:NE2	1:A:382:GLN:HA	2.29	0.47
1:A:432:ILE:HG23	1:A:436:GLU:HB2	1.95	0.47
1:C:160:LYS:HZ3	1:C:234:ALA:HB1	1.78	0.47
1:E:284:VAL:HG13	1:F:334:TYR:HB2	1.96	0.47
1:E:301:MET:O	1:E:305:MET:HG2	2.15	0.47
1:E:357:GLY:HA2	1:E:358:ASN:CB	2.29	0.47
1:F:160:LYS:HZ3	1:F:234:ALA:HB1	1.79	0.47
1:G:284:VAL:HG13	1:H:334:TYR:HB2	1.96	0.47
1:G:301:MET:O	1:G:305:MET:HG2	2.14	0.47
1:H:96:VAL:HG11	1:H:148:ARG:HB2	1.96	0.47
1:H:265:LYS:C	1:H:267:LEU:H	2.17	0.47
1:I:382:GLN:NE2	1:I:382:GLN:HA	2.29	0.47
1:I:483:HIS:HD2	1:J:508:GLU:CD	2.17	0.47
1:K:96:VAL:HG11	1:K:148:ARG:HB2	1.96	0.47
1:L:149:ARG:HD3	1:L:149:ARG:HA	1.54	0.47
1:A:159:HIS:CE1	1:A:230:ILE:HD13	2.49	0.47
1:B:382:GLN:HA	1:B:382:GLN:NE2	2.29	0.47
1:D:284:VAL:HG13	1:E:334:TYR:HB2	1.96	0.47
1:E:76:ILE:HG23	1:E:153:ASP:O	2.14	0.47
1:E:96:VAL:HG11	1:E:148:ARG:HB2	1.96	0.47
1:E:179:PRO:O	1:E:180:ARG:HB2	2.13	0.47
1:F:163:ASP:H	1:F:164:PRO:HA	1.78	0.47

*Continued on next page...*

*Continued from previous page...*

Atom-1	Atom-2	Interatomic distance (Å)	Clash overlap (Å)
1:H:163:ASP:H	1:H:164:PRO:HA	1.78	0.47
1:H:374:ARG:NH1	1:H:406:PHE:CE1	2.82	0.47
1:I:163:ASP:H	1:I:164:PRO:HA	1.78	0.47
1:K:357:GLY:CA	1:K:358:ASN:HB2	2.33	0.47
1:A:75:LEU:CD2	1:A:251:ILE:CD1	2.86	0.47
1:A:273:ILE:HD12	1:A:273:ILE:HA	1.57	0.47
1:B:432:ILE:HG23	1:B:436:GLU:HB2	1.95	0.47
1:C:79:TYR:OH	1:C:251:ILE:HG23	2.13	0.47
1:C:279:ALA:H	1:C:280:PRO:HD2	1.80	0.47
1:D:247:GLY:HA2	1:D:248:LYS:HA	1.65	0.47
1:E:251:ILE:CG2	1:E:252:GLY:N	2.77	0.47
1:E:491:LEU:HD12	1:E:491:LEU:HA	1.68	0.47
1:H:251:ILE:CG2	1:H:252:GLY:N	2.77	0.47
1:H:301:MET:O	1:H:305:MET:HG2	2.15	0.47
1:I:333:ASP:OD2	1:I:335:TRP:NE1	2.46	0.47
1:K:251:ILE:CG2	1:K:252:GLY:N	2.77	0.47
1:K:284:VAL:HG13	1:L:334:TYR:HB2	1.96	0.47
1:L:160:LYS:HZ3	1:L:234:ALA:HB1	1.79	0.47
1:B:149:ARG:CD	1:B:153:ASP:CG	2.68	0.47
1:B:279:ALA:H	1:B:280:PRO:HD2	1.80	0.47
1:D:301:MET:O	1:D:305:MET:HG2	2.14	0.47
1:E:159:HIS:CE1	1:E:230:ILE:HD13	2.49	0.47
1:F:159:HIS:CE1	1:F:230:ILE:HD13	2.49	0.47
1:F:265:LYS:C	1:F:267:LEU:H	2.18	0.47
1:G:482:SER:OG	1:G:483:HIS:N	2.48	0.47
1:H:281:ASP:O	1:I:331:THR:OG1	2.23	0.47
1:H:284:VAL:HG13	1:I:334:TYR:HB2	1.96	0.47
1:I:83:MET:HG3	1:I:152:VAL:HG11	1.97	0.47
1:I:251:ILE:CG2	1:I:252:GLY:N	2.77	0.47
1:J:83:MET:HG3	1:J:152:VAL:HG11	1.97	0.47
1:J:96:VAL:HG11	1:J:148:ARG:HB2	1.96	0.47
1:K:179:PRO:O	1:K:180:ARG:HB2	2.13	0.47
1:K:265:LYS:C	1:K:267:LEU:H	2.17	0.47
1:K:482:SER:OG	1:K:483:HIS:N	2.48	0.47
1:L:159:HIS:CE1	1:L:230:ILE:HD13	2.49	0.47
1:C:382:GLN:HA	1:C:382:GLN:NE2	2.29	0.47
1:D:163:ASP:H	1:D:164:PRO:HA	1.78	0.47
1:D:254:LEU:HD12	1:D:254:LEU:HA	1.81	0.47
1:D:279:ALA:H	1:D:280:PRO:HD2	1.80	0.47
1:E:382:GLN:HA	1:E:382:GLN:NE2	2.29	0.47
1:G:159:HIS:CE1	1:G:230:ILE:HD13	2.49	0.47

*Continued on next page...*

*Continued from previous page...*

Atom-1	Atom-2	Interatomic distance (Å)	Clash overlap (Å)
1:H:83:MET:HG3	1:H:152:VAL:HG11	1.97	0.47
1:I:374:ARG:NH1	1:I:406:PHE:CE1	2.82	0.47
1:J:94:GLU:HG2	1:J:375:VAL:CG2	2.45	0.47
1:J:483:HIS:HD2	1:K:508:GLU:CD	2.17	0.47
1:K:159:HIS:CE1	1:K:230:ILE:HD13	2.49	0.47
1:A:279:ALA:H	1:A:280:PRO:HD2	1.80	0.47
1:A:284:VAL:HG13	1:B:334:TYR:HB2	1.96	0.47
1:A:334:TYR:HB2	1:L:284:VAL:HG13	1.96	0.47
1:B:79:TYR:OH	1:B:251:ILE:HG23	2.13	0.47
1:B:159:HIS:CE1	1:B:230:ILE:HD13	2.49	0.47
1:B:251:ILE:CG2	1:B:252:GLY:N	2.77	0.47
1:C:73:SER:HA	1:C:180:ARG:HG2	1.97	0.47
1:C:96:VAL:HG11	1:C:148:ARG:HB2	1.96	0.47
1:D:251:ILE:CG2	1:D:252:GLY:N	2.77	0.47
1:D:377:LEU:HD13	1:D:377:LEU:HA	1.62	0.47
1:D:382:GLN:NE2	1:D:382:GLN:HA	2.29	0.47
1:E:273:ILE:HA	1:E:273:ILE:HD12	1.57	0.47
1:F:251:ILE:CG2	1:F:252:GLY:N	2.77	0.47
1:F:254:LEU:HD12	1:F:254:LEU:HA	1.80	0.47
1:G:83:MET:HG3	1:G:152:VAL:HG11	1.97	0.47
1:G:96:VAL:HG11	1:G:148:ARG:HB2	1.96	0.47
1:G:149:ARG:O	1:G:153:ASP:HB2	2.15	0.47
1:G:325:GLN:HA	1:G:326:HIS:HA	1.52	0.47
1:H:149:ARG:O	1:H:153:ASP:HB2	2.15	0.47
1:I:301:MET:O	1:I:305:MET:HG2	2.14	0.47
1:J:284:VAL:HG13	1:K:334:TYR:HB2	1.96	0.47
1:K:79:TYR:OH	1:K:251:ILE:HG23	2.13	0.47
1:K:94:GLU:HG2	1:K:375:VAL:CG2	2.45	0.47
1:L:279:ALA:H	1:L:280:PRO:HD2	1.80	0.47
1:L:482:SER:OG	1:L:483:HIS:N	2.48	0.47
1:A:96:VAL:HG11	1:A:148:ARG:HB2	1.96	0.47
1:B:284:VAL:HG13	1:C:334:TYR:HB2	1.96	0.47
1:B:285:TRP:CZ3	1:B:336:LEU:HD21	2.50	0.47
1:C:285:TRP:CZ3	1:C:336:LEU:HD21	2.50	0.47
1:C:301:MET:O	1:C:305:MET:HG2	2.14	0.47
1:D:159:HIS:CE1	1:D:230:ILE:HD13	2.49	0.47
1:D:216:ALA:O	1:D:217:CYS:O	2.33	0.47
1:F:382:GLN:NE2	1:F:382:GLN:HA	2.29	0.47
1:G:251:ILE:CG2	1:G:252:GLY:N	2.77	0.47
1:H:377:LEU:HD13	1:H:377:LEU:HA	1.62	0.47
1:H:382:GLN:HA	1:H:382:GLN:NE2	2.29	0.47

*Continued on next page...*

*Continued from previous page...*

Atom-1	Atom-2	Interatomic distance (Å)	Clash overlap (Å)
1:J:374:ARG:NH1	1:J:406:PHE:CE1	2.82	0.47
1:A:301:MET:O	1:A:305:MET:HG2	2.14	0.47
1:D:96:VAL:HG11	1:D:148:ARG:HB2	1.96	0.47
1:D:285:TRP:CZ3	1:D:336:LEU:HD21	2.50	0.47
1:D:357:GLY:CA	1:D:358:ASN:HB2	2.33	0.47
1:E:163:ASP:H	1:E:164:PRO:HA	1.78	0.47
1:E:279:ALA:H	1:E:280:PRO:HD2	1.80	0.47
1:F:216:ALA:O	1:F:217:CYS:O	2.33	0.47
1:I:285:TRP:CZ3	1:I:336:LEU:HD21	2.50	0.47
1:J:73:SER:HA	1:J:180:ARG:HG2	1.97	0.47
1:J:159:HIS:CE1	1:J:230:ILE:HD13	2.49	0.47
1:J:265:LYS:C	1:J:267:LEU:H	2.17	0.47
1:J:285:TRP:CZ3	1:J:336:LEU:HD21	2.50	0.47
1:K:149:ARG:O	1:K:153:ASP:HB2	2.15	0.47
1:K:216:ALA:O	1:K:217:CYS:O	2.33	0.47
1:K:301:MET:O	1:K:305:MET:HG2	2.15	0.47
1:L:73:SER:HA	1:L:180:ARG:HG2	1.97	0.47
1:L:94:GLU:HG2	1:L:375:VAL:CG2	2.45	0.47
1:L:149:ARG:O	1:L:153:ASP:HB2	2.15	0.47
1:A:73:SER:HA	1:A:180:ARG:HG2	1.97	0.47
1:A:285:TRP:CZ3	1:A:336:LEU:HD21	2.50	0.47
1:A:482:SER:OG	1:A:483:HIS:N	2.48	0.47
1:B:216:ALA:O	1:B:217:CYS:O	2.33	0.47
1:C:251:ILE:CG2	1:C:252:GLY:N	2.77	0.47
1:E:482:SER:OG	1:E:483:HIS:N	2.48	0.47
1:I:94:GLU:HG2	1:I:375:VAL:CG2	2.45	0.47
1:J:251:ILE:CG2	1:J:252:GLY:N	2.77	0.47
1:K:83:MET:HG3	1:K:152:VAL:HG11	1.97	0.47
1:L:76:ILE:HG23	1:L:153:ASP:O	2.14	0.47
1:L:265:LYS:C	1:L:267:LEU:H	2.18	0.47
1:F:73:SER:HA	1:F:180:ARG:HG2	1.97	0.46
1:I:216:ALA:O	1:I:217:CYS:O	2.33	0.46
1:J:301:MET:O	1:J:305:MET:HG2	2.14	0.46
1:L:96:VAL:HG11	1:L:148:ARG:HB2	1.96	0.46
1:B:301:MET:O	1:B:305:MET:HG2	2.15	0.46
1:D:73:SER:HA	1:D:180:ARG:HG2	1.97	0.46
1:D:482:SER:OG	1:D:483:HIS:N	2.48	0.46
1:E:285:TRP:CZ3	1:E:336:LEU:HD21	2.50	0.46
1:F:83:MET:HG3	1:F:152:VAL:HG11	1.97	0.46
1:F:284:VAL:HG13	1:G:334:TYR:HB2	1.96	0.46
1:H:159:HIS:CE1	1:H:230:ILE:HD13	2.49	0.46

*Continued on next page...*

*Continued from previous page...*

Atom-1	Atom-2	Interatomic distance (Å)	Clash overlap (Å)
1:H:216:ALA:O	1:H:217:CYS:O	2.33	0.46
1:H:482:SER:OG	1:H:483:HIS:N	2.48	0.46
1:I:73:SER:HA	1:I:180:ARG:HG2	1.97	0.46
1:J:160:LYS:HZ3	1:J:424:THR:HG21	1.79	0.46
1:K:285:TRP:CZ3	1:K:336:LEU:HD21	2.50	0.46
1:L:251:ILE:CG2	1:L:252:GLY:N	2.77	0.46
1:A:94:GLU:HG2	1:A:375:VAL:CG2	2.45	0.46
1:A:265:LYS:C	1:A:267:LEU:H	2.17	0.46
1:B:160:LYS:HZ3	1:B:234:ALA:HB1	1.81	0.46
1:C:159:HIS:CE1	1:C:230:ILE:HD13	2.49	0.46
1:C:491:LEU:HD12	1:C:491:LEU:HA	1.68	0.46
1:F:96:VAL:HG11	1:F:148:ARG:HB2	1.96	0.46
1:F:325:GLN:HA	1:F:326:HIS:HA	1.52	0.46
1:H:162:ILE:HA	1:H:163:ASP:HA	1.41	0.46
1:H:285:TRP:CZ3	1:H:336:LEU:HD21	2.50	0.46
1:I:96:VAL:HG11	1:I:148:ARG:HB2	1.96	0.46
1:I:284:VAL:HG13	1:J:334:TYR:HB2	1.96	0.46
1:L:216:ALA:O	1:L:217:CYS:O	2.33	0.46
1:L:285:TRP:CZ3	1:L:336:LEU:HD21	2.50	0.46
1:L:491:LEU:HD12	1:L:491:LEU:HA	1.68	0.46
1:A:149:ARG:O	1:A:153:ASP:HB2	2.15	0.46
1:B:482:SER:OG	1:B:483:HIS:N	2.48	0.46
1:C:247:GLY:HA2	1:C:248:LYS:HA	1.65	0.46
1:F:149:ARG:O	1:F:153:ASP:HB2	2.15	0.46
1:G:382:GLN:HA	1:G:382:GLN:NE2	2.29	0.46
1:I:149:ARG:O	1:I:153:ASP:HB2	2.15	0.46
1:J:216:ALA:O	1:J:217:CYS:O	2.33	0.46
1:K:374:ARG:NH1	1:K:406:PHE:CE1	2.82	0.46
1:C:149:ARG:O	1:C:153:ASP:HB2	2.15	0.46
1:C:284:VAL:HG13	1:D:334:TYR:HB2	1.96	0.46
1:C:374:ARG:NH1	1:C:406:PHE:CE1	2.82	0.46
1:C:482:SER:OG	1:C:483:HIS:N	2.48	0.46
1:F:285:TRP:CZ3	1:F:336:LEU:HD21	2.50	0.46
1:G:73:SER:HA	1:G:180:ARG:HG2	1.97	0.46
1:G:161:ILE:HD11	1:G:175:ARG:HH12	1.80	0.46
1:I:159:HIS:CE1	1:I:230:ILE:HD13	2.49	0.46
1:J:86:TYR:O	1:J:87:GLU:CB	2.54	0.46
1:K:233:ALA:HA	1:K:234:ALA:HA	1.65	0.46
1:K:254:LEU:HD12	1:K:254:LEU:HA	1.80	0.46
1:L:83:MET:HG3	1:L:152:VAL:HG11	1.97	0.46
1:A:216:ALA:O	1:A:217:CYS:O	2.33	0.46

*Continued on next page...*

*Continued from previous page...*

Atom-1	Atom-2	Interatomic distance (Å)	Clash overlap (Å)
1:A:357:GLY:CA	1:A:358:ASN:HB2	2.33	0.46
1:B:149:ARG:O	1:B:153:ASP:HB2	2.15	0.46
1:C:94:GLU:HG2	1:C:375:VAL:CG2	2.45	0.46
1:D:94:GLU:HG2	1:D:375:VAL:CG2	2.45	0.46
1:D:149:ARG:O	1:D:153:ASP:HB2	2.15	0.46
1:E:83:MET:HG3	1:E:152:VAL:HG11	1.97	0.46
1:E:149:ARG:O	1:E:153:ASP:HB2	2.15	0.46
1:E:259:LYS:HZ1	1:G:316:ALA:HA	1.81	0.46
1:F:161:ILE:HD11	1:F:175:ARG:HH12	1.80	0.46
1:F:279:ALA:H	1:F:280:PRO:HD2	1.80	0.46
1:H:161:ILE:HD11	1:H:175:ARG:HH12	1.80	0.46
1:I:169:GLU:N	1:I:170:GLY:HA2	2.31	0.46
1:J:149:ARG:O	1:J:153:ASP:HB2	2.15	0.46
1:L:301:MET:O	1:L:305:MET:HG2	2.14	0.46
1:A:149:ARG:HD3	1:A:149:ARG:HA	1.54	0.46
1:B:112:ASN:ND2	1:B:447:GLU:OE2	2.49	0.46
1:C:216:ALA:O	1:C:217:CYS:O	2.33	0.46
1:C:259:LYS:NZ	1:E:316:ALA:CA	2.73	0.46
1:F:130:PHE:O	1:F:133:VAL:HG12	2.16	0.46
1:H:247:GLY:HA2	1:H:248:LYS:HA	1.65	0.46
1:I:325:GLN:HA	1:I:326:HIS:HA	1.52	0.46
1:A:83:MET:HG3	1:A:152:VAL:HG11	1.97	0.46
1:B:160:LYS:HD2	1:B:236:VAL:HG13	1.98	0.46
1:C:112:ASN:ND2	1:C:447:GLU:OE2	2.49	0.46
1:C:160:LYS:HD2	1:C:236:VAL:HG13	1.98	0.46
1:D:160:LYS:HD2	1:D:236:VAL:HG13	1.98	0.46
1:E:73:SER:HA	1:E:180:ARG:HG2	1.97	0.46
1:E:112:ASN:ND2	1:E:447:GLU:OE2	2.49	0.46
1:F:357:GLY:HA2	1:F:358:ASN:CB	2.29	0.46
1:G:130:PHE:O	1:G:133:VAL:HG12	2.16	0.46
1:G:285:TRP:CZ3	1:G:336:LEU:HD21	2.50	0.46
1:B:73:SER:HA	1:B:180:ARG:HG2	1.97	0.46
1:B:94:GLU:HG2	1:B:375:VAL:CG2	2.45	0.46
1:B:161:ILE:HD11	1:B:175:ARG:HH12	1.80	0.46
1:D:83:MET:HG3	1:D:152:VAL:HG11	1.97	0.46
1:D:266:LEU:HD12	1:D:266:LEU:HA	1.80	0.46
1:E:75:LEU:CD2	1:E:251:ILE:HD13	2.36	0.46
1:E:160:LYS:HD2	1:E:236:VAL:HG13	1.98	0.46
1:H:94:GLU:HG2	1:H:375:VAL:CG2	2.45	0.46
1:H:233:ALA:HA	1:H:234:ALA:HA	1.65	0.46
1:I:265:LYS:C	1:I:267:LEU:H	2.18	0.46

*Continued on next page...*

*Continued from previous page...*

Atom-1	Atom-2	Interatomic distance (Å)	Clash overlap (Å)
1:A:112:ASN:ND2	1:A:447:GLU:OE2	2.49	0.46
1:A:161:ILE:HD11	1:A:175:ARG:HH12	1.80	0.46
1:B:233:ALA:HA	1:B:234:ALA:HA	1.65	0.46
1:C:83:MET:HG3	1:C:152:VAL:HG11	1.97	0.46
1:D:112:ASN:ND2	1:D:447:GLU:OE2	2.49	0.46
1:E:130:PHE:O	1:E:133:VAL:HG12	2.16	0.46
1:E:216:ALA:O	1:E:217:CYS:O	2.33	0.46
1:F:112:ASN:ND2	1:F:447:GLU:OE2	2.49	0.46
1:G:160:LYS:HD2	1:G:236:VAL:HG13	1.98	0.46
1:H:160:LYS:HD2	1:H:236:VAL:HG13	1.98	0.46
1:I:160:LYS:HD2	1:I:236:VAL:HG13	1.98	0.46
1:A:160:LYS:HD2	1:A:236:VAL:HG13	1.98	0.45
1:A:233:ALA:HA	1:A:234:ALA:HA	1.65	0.45
1:B:75:LEU:CD2	1:B:251:ILE:HD13	2.36	0.45
1:B:83:MET:HG3	1:B:152:VAL:HG11	1.97	0.45
1:B:130:PHE:O	1:B:133:VAL:HG12	2.16	0.45
1:B:163:ASP:OD2	1:B:428:LEU:HD21	2.16	0.45
1:B:374:ARG:NH1	1:B:406:PHE:CE1	2.82	0.45
1:C:161:ILE:HD11	1:C:175:ARG:HH12	1.80	0.45
1:E:94:GLU:HG2	1:E:375:VAL:CG2	2.45	0.45
1:F:160:LYS:HD2	1:F:236:VAL:HG13	1.98	0.45
1:G:216:ALA:O	1:G:217:CYS:O	2.33	0.45
1:H:142:LYS:HE3	1:H:142:LYS:HB3	1.80	0.45
1:J:160:LYS:HD2	1:J:236:VAL:HG13	1.98	0.45
1:J:169:GLU:N	1:J:170:GLY:HA2	2.31	0.45
1:J:285:TRP:HZ3	1:J:336:LEU:HD21	1.81	0.45
1:K:73:SER:HA	1:K:180:ARG:HG2	1.97	0.45
1:L:161:ILE:HD11	1:L:175:ARG:HH12	1.80	0.45
1:A:142:LYS:HE3	1:A:142:LYS:HB3	1.80	0.45
1:B:95:ILE:O	1:B:99:ALA:N	2.50	0.45
1:B:316:ALA:CA	1:L:259:LYS:NZ	2.73	0.45
1:D:95:ILE:O	1:D:99:ALA:N	2.50	0.45
1:G:94:GLU:HG2	1:G:375:VAL:CG2	2.45	0.45
1:K:149:ARG:HD3	1:K:149:ARG:HA	1.54	0.45
1:K:285:TRP:HZ3	1:K:336:LEU:HD21	1.81	0.45
1:L:169:GLU:N	1:L:170:GLY:HA2	2.31	0.45
1:D:130:PHE:O	1:D:133:VAL:HG12	2.16	0.45
1:E:161:ILE:HD11	1:E:175:ARG:HH12	1.80	0.45
1:F:94:GLU:HG2	1:F:375:VAL:CG2	2.45	0.45
1:G:272:VAL:HG11	1:H:314:TYR:CE2	2.52	0.45
1:H:130:PHE:O	1:H:133:VAL:HG12	2.16	0.45

*Continued on next page...*

*Continued from previous page...*

Atom-1	Atom-2	Interatomic distance (Å)	Clash overlap (Å)
1:I:285:TRP:HZ3	1:I:336:LEU:HD21	1.81	0.45
1:K:130:PHE:O	1:K:133:VAL:HG12	2.16	0.45
1:K:160:LYS:HD2	1:K:236:VAL:HG13	1.98	0.45
1:L:160:LYS:HD2	1:L:236:VAL:HG13	1.98	0.45
1:A:103:GLU:HB2	1:A:106:THR:HG1	1.80	0.45
1:A:272:VAL:HG11	1:B:314:TYR:CE2	2.52	0.45
1:B:357:GLY:CA	1:B:358:ASN:HB2	2.33	0.45
1:D:272:VAL:HG11	1:E:314:TYR:CE2	2.52	0.45
1:G:279:ALA:H	1:G:280:PRO:HD2	1.80	0.45
1:I:161:ILE:HD11	1:I:175:ARG:HH12	1.80	0.45
1:J:150:TRP:HZ3	1:J:410:LEU:HD13	1.81	0.45
1:L:285:TRP:HZ3	1:L:336:LEU:HD21	1.81	0.45
1:A:130:PHE:O	1:A:133:VAL:HG12	2.16	0.45
1:B:247:GLY:HA2	1:B:248:LYS:HA	1.65	0.45
1:D:161:ILE:HD11	1:D:175:ARG:HH12	1.80	0.45
1:F:95:ILE:O	1:F:99:ALA:N	2.50	0.45
1:I:150:TRP:HZ3	1:I:410:LEU:HD13	1.81	0.45
1:I:253:TYR:HH	1:I:413:LYS:HZ3	1.55	0.45
1:I:482:SER:OG	1:I:483:HIS:N	2.48	0.45
1:J:272:VAL:HG11	1:K:314:TYR:CE2	2.52	0.45
1:K:161:ILE:HD11	1:K:175:ARG:HH12	1.80	0.45
1:L:112:ASN:ND2	1:L:447:GLU:OE2	2.49	0.45
1:L:130:PHE:O	1:L:133:VAL:HG12	2.16	0.45
1:B:272:VAL:HG11	1:C:314:TYR:CE2	2.52	0.45
1:C:130:PHE:O	1:C:133:VAL:HG12	2.16	0.45
1:D:169:GLU:N	1:D:170:GLY:HA2	2.31	0.45
1:F:162:ILE:HD12	1:F:428:LEU:HD12	1.99	0.45
1:F:233:ALA:HA	1:F:234:ALA:HA	1.65	0.45
1:G:357:GLY:CA	1:G:358:ASN:HB2	2.33	0.45
1:H:73:SER:HA	1:H:180:ARG:HG2	1.97	0.45
1:H:162:ILE:HD12	1:H:428:LEU:HD12	1.99	0.45
1:J:112:ASN:ND2	1:J:447:GLU:OE2	2.49	0.45
1:J:130:PHE:O	1:J:133:VAL:HG12	2.16	0.45
1:D:233:ALA:HA	1:D:234:ALA:HA	1.65	0.45
1:E:95:ILE:O	1:E:99:ALA:N	2.50	0.45
1:E:162:ILE:HA	1:E:163:ASP:HA	1.41	0.45
1:F:272:VAL:HG11	1:G:314:TYR:CE2	2.52	0.45
1:H:169:GLU:N	1:H:170:GLY:HA2	2.31	0.45
1:H:285:TRP:HZ3	1:H:336:LEU:HD21	1.81	0.45
1:K:112:ASN:ND2	1:K:447:GLU:OE2	2.49	0.45
1:K:150:TRP:HZ3	1:K:410:LEU:HD13	1.81	0.45

*Continued on next page...*



*Continued from previous page...*

Atom-1	Atom-2	Interatomic distance (Å)	Clash overlap (Å)
1:L:95:ILE:O	1:L:99:ALA:N	2.50	0.45
1:A:95:ILE:O	1:A:99:ALA:N	2.50	0.45
1:A:169:GLU:N	1:A:170:GLY:HA2	2.31	0.45
1:B:149:ARG:HD3	1:B:149:ARG:HA	1.54	0.45
1:B:244:ASP:CG	1:B:245:CYS:H	2.15	0.45
1:F:482:SER:OG	1:F:483:HIS:N	2.48	0.45
1:H:150:TRP:HZ3	1:H:410:LEU:HD13	1.81	0.45
1:I:112:ASN:ND2	1:I:447:GLU:OE2	2.49	0.45
1:K:169:GLU:N	1:K:170:GLY:HA2	2.31	0.45
1:A:75:LEU:CD2	1:A:251:ILE:HD13	2.36	0.45
1:D:162:ILE:HD12	1:D:428:LEU:HD12	1.99	0.45
1:F:150:TRP:HZ3	1:F:410:LEU:HD13	1.81	0.45
1:F:169:GLU:N	1:F:170:GLY:HA2	2.31	0.45
1:F:357:GLY:CA	1:F:358:ASN:HB2	2.33	0.45
1:G:169:GLU:N	1:G:170:GLY:HA2	2.31	0.45
1:I:272:VAL:HG11	1:J:314:TYR:CE2	2.52	0.45
1:J:357:GLY:CA	1:J:358:ASN:HB2	2.33	0.45
1:L:325:GLN:HA	1:L:326:HIS:HA	1.52	0.45
1:A:512:ALA:CB	1:A:513:ARG:HA	2.47	0.45
1:B:169:GLU:N	1:B:170:GLY:HA2	2.31	0.45
1:D:150:TRP:HZ3	1:D:410:LEU:HD13	1.81	0.45
1:E:272:VAL:HG11	1:F:314:TYR:CE2	2.52	0.45
1:F:75:LEU:CD2	1:F:251:ILE:HD13	2.36	0.45
1:G:273:ILE:HD12	1:G:273:ILE:HA	1.57	0.45
1:H:95:ILE:O	1:H:99:ALA:N	2.50	0.45
1:J:161:ILE:HD11	1:J:175:ARG:HH12	1.80	0.45
1:L:150:TRP:HZ3	1:L:410:LEU:HD13	1.81	0.45
1:A:357:GLY:CA	1:B:355:ASN:HB2	2.48	0.44
1:B:162:ILE:HD12	1:B:428:LEU:HD12	1.99	0.44
1:C:169:GLU:N	1:C:170:GLY:HA2	2.31	0.44
1:C:377:LEU:HA	1:C:377:LEU:HD13	1.62	0.44
1:E:266:LEU:HD12	1:E:266:LEU:HA	1.80	0.44
1:F:491:LEU:HD12	1:F:491:LEU:HA	1.68	0.44
1:G:112:ASN:ND2	1:G:447:GLU:OE2	2.49	0.44
1:G:285:TRP:HZ3	1:G:336:LEU:HD21	1.81	0.44
1:H:252:GLY:HA3	1:H:253:TYR:HA	1.85	0.44
1:H:254:LEU:HD12	1:H:254:LEU:HA	1.80	0.44
1:H:272:VAL:HG11	1:I:314:TYR:CE2	2.52	0.44
1:H:279:ALA:H	1:H:280:PRO:HD2	1.80	0.44
1:I:95:ILE:O	1:I:99:ALA:N	2.50	0.44
1:J:95:ILE:O	1:J:99:ALA:N	2.50	0.44

*Continued on next page...*

*Continued from previous page...*

Atom-1	Atom-2	Interatomic distance (Å)	Clash overlap (Å)
1:K:272:VAL:HG11	1:L:314:TYR:CE2	2.52	0.44
1:L:374:ARG:NH1	1:L:406:PHE:CE1	2.82	0.44
1:C:162:ILE:HD12	1:C:428:LEU:HD12	1.99	0.44
1:C:272:VAL:HG11	1:D:314:TYR:CE2	2.52	0.44
1:D:491:LEU:HA	1:D:491:LEU:HD12	1.68	0.44
1:H:112:ASN:ND2	1:H:447:GLU:OE2	2.49	0.44
1:A:285:TRP:HZ3	1:A:336:LEU:HD21	1.81	0.44
1:A:314:TYR:CE2	1:L:272:VAL:HG11	2.52	0.44
1:A:355:ASN:HB2	1:L:357:GLY:CA	2.48	0.44
1:B:357:GLY:CA	1:C:355:ASN:HB2	2.48	0.44
1:C:150:TRP:HZ3	1:C:410:LEU:HD13	1.81	0.44
1:E:169:GLU:N	1:E:170:GLY:HA2	2.31	0.44
1:E:326:HIS:CE1	1:E:327:ASN:OD1	2.70	0.44
1:G:150:TRP:HZ3	1:G:410:LEU:HD13	1.81	0.44
1:G:494:THR:OG1	1:G:495:ASP:N	2.51	0.44
1:I:130:PHE:O	1:I:133:VAL:HG12	2.16	0.44
1:I:252:GLY:HA3	1:I:253:TYR:HA	1.85	0.44
1:J:419:LEU:HD21	1:J:446:ILE:HD11	1.99	0.44
1:K:491:LEU:HD12	1:K:491:LEU:HA	1.68	0.44
1:B:494:THR:OG1	1:B:495:ASP:N	2.51	0.44
1:C:95:ILE:O	1:C:99:ALA:N	2.50	0.44
1:C:285:TRP:HZ3	1:C:336:LEU:HD21	1.81	0.44
1:E:162:ILE:HD12	1:E:428:LEU:HD12	1.99	0.44
1:F:326:HIS:CE1	1:F:327:ASN:OD1	2.70	0.44
1:G:419:LEU:HD21	1:G:446:ILE:HD11	1.99	0.44
1:I:377:LEU:HD13	1:I:377:LEU:HA	1.62	0.44
1:A:86:TYR:O	1:A:87:GLU:CB	2.54	0.44
1:B:419:LEU:HD21	1:B:446:ILE:HD11	1.99	0.44
1:C:419:LEU:HD21	1:C:446:ILE:HD11	1.99	0.44
1:D:162:ILE:HA	1:D:163:ASP:HA	1.41	0.44
1:D:325:GLN:HA	1:D:326:HIS:HA	1.52	0.44
1:D:407:ILE:HD13	1:D:407:ILE:HA	1.84	0.44
1:E:325:GLN:HA	1:E:326:HIS:HA	1.52	0.44
1:E:494:THR:OG1	1:E:495:ASP:N	2.51	0.44
1:F:285:TRP:HZ3	1:F:336:LEU:HD21	1.81	0.44
1:I:494:THR:OG1	1:I:495:ASP:N	2.51	0.44
1:J:482:SER:OG	1:J:483:HIS:N	2.48	0.44
1:L:75:LEU:CD2	1:L:251:ILE:HD13	2.36	0.44
1:A:150:TRP:HZ3	1:A:410:LEU:HD13	1.81	0.44
1:D:253:TYR:HH	1:D:413:LYS:HZ3	1.52	0.44
1:D:509:SER:O	1:D:510:LYS:HD3	2.18	0.44

*Continued on next page...*

*Continued from previous page...*

Atom-1	Atom-2	Interatomic distance (Å)	Clash overlap (Å)
1:G:326:HIS:CE1	1:G:327:ASN:OD1	2.70	0.44
1:H:419:LEU:HD21	1:H:446:ILE:HD11	1.99	0.44
1:J:162:ILE:HD12	1:J:428:LEU:HD12	1.99	0.44
1:J:233:ALA:HA	1:J:234:ALA:HA	1.65	0.44
1:K:95:ILE:O	1:K:99:ALA:N	2.50	0.44
1:A:244:ASP:CG	1:A:245:CYS:H	2.15	0.44
1:C:509:SER:O	1:C:510:LYS:HD3	2.18	0.44
1:E:285:TRP:HZ3	1:E:336:LEU:HD21	1.81	0.44
1:G:441:ILE:HD13	1:G:444:ILE:H	1.83	0.44
1:K:162:ILE:HA	1:K:163:ASP:HA	1.41	0.44
1:L:162:ILE:HD12	1:L:428:LEU:HD12	1.99	0.44
1:L:279:ALA:CB	1:L:280:PRO:HD3	2.35	0.44
1:A:177:LEU:HD13	1:A:208:TYR:CD2	2.53	0.44
1:A:252:GLY:HA3	1:A:253:TYR:HA	1.85	0.44
1:D:177:LEU:HD13	1:D:208:TYR:CD2	2.53	0.44
1:D:494:THR:OG1	1:D:495:ASP:N	2.51	0.44
1:E:177:LEU:HD13	1:E:208:TYR:CD2	2.53	0.44
1:F:441:ILE:HD13	1:F:444:ILE:H	1.83	0.44
1:G:357:GLY:HA2	1:G:358:ASN:CB	2.29	0.44
1:H:326:HIS:CE1	1:H:327:ASN:OD1	2.70	0.44
1:I:491:LEU:HB3	1:I:493:MET:HG3	2.00	0.44
1:J:252:GLY:HA3	1:J:253:TYR:HA	1.85	0.44
1:J:509:SER:O	1:J:510:LYS:HD3	2.18	0.44
1:K:357:GLY:CA	1:L:355:ASN:HB2	2.48	0.44
1:L:177:LEU:HD13	1:L:208:TYR:CD2	2.53	0.44
1:A:247:GLY:HA2	1:A:248:LYS:HA	1.65	0.44
1:A:419:LEU:HD21	1:A:446:ILE:HD11	1.99	0.44
1:B:177:LEU:HD13	1:B:208:TYR:CD2	2.53	0.44
1:D:285:TRP:HZ3	1:D:336:LEU:HD21	1.81	0.44
1:E:512:ALA:CB	1:E:513:ARG:HA	2.47	0.44
1:G:142:LYS:HB3	1:G:142:LYS:HE3	1.80	0.44
1:H:441:ILE:HD13	1:H:444:ILE:H	1.83	0.44
1:I:279:ALA:H	1:I:280:PRO:HD2	1.80	0.44
1:I:509:SER:O	1:I:510:LYS:HD3	2.18	0.44
1:K:494:THR:OG1	1:K:495:ASP:N	2.51	0.44
1:K:509:SER:O	1:K:510:LYS:HD3	2.18	0.44
1:L:491:LEU:HB3	1:L:493:MET:HG3	2.00	0.44
1:L:494:THR:OG1	1:L:495:ASP:N	2.51	0.44
1:L:509:SER:O	1:L:510:LYS:HD3	2.18	0.44
1:A:149:ARG:CD	1:A:153:ASP:CG	2.68	0.43
1:A:509:SER:O	1:A:510:LYS:HD3	2.18	0.43

*Continued on next page...*

*Continued from previous page...*

Atom-1	Atom-2	Interatomic distance (Å)	Clash overlap (Å)
1:B:285:TRP:HZ3	1:B:336:LEU:HD21	1.81	0.43
1:C:441:ILE:HD13	1:C:444:ILE:H	1.83	0.43
1:D:419:LEU:HD21	1:D:446:ILE:HD11	1.99	0.43
1:G:162:ILE:HD12	1:G:428:LEU:HD12	1.99	0.43
1:H:509:SER:O	1:H:510:LYS:HD3	2.18	0.43
1:I:419:LEU:HD21	1:I:446:ILE:HD11	1.99	0.43
1:K:75:LEU:CD2	1:K:251:ILE:HD13	2.36	0.43
1:L:326:HIS:CE1	1:L:327:ASN:OD1	2.70	0.43
1:L:377:LEU:HA	1:L:377:LEU:HD13	1.62	0.43
1:B:150:TRP:HZ3	1:B:410:LEU:HD13	1.81	0.43
1:C:311:ARG:O	1:C:313:VAL:CG2	2.64	0.43
1:C:494:THR:OG1	1:C:495:ASP:N	2.51	0.43
1:E:149:ARG:HD3	1:E:149:ARG:HA	1.54	0.43
1:J:273:ILE:HA	1:J:273:ILE:HD12	1.57	0.43
1:K:325:GLN:HA	1:K:326:HIS:HA	1.52	0.43
1:L:233:ALA:HA	1:L:234:ALA:HA	1.65	0.43
1:A:326:HIS:CE1	1:A:327:ASN:OD1	2.70	0.43
1:C:177:LEU:HD13	1:C:208:TYR:CD2	2.53	0.43
1:C:325:GLN:HA	1:C:326:HIS:HA	1.52	0.43
1:E:82:LEU:HD12	1:E:82:LEU:HA	1.86	0.43
1:E:441:ILE:HD13	1:E:444:ILE:H	1.83	0.43
1:F:95:ILE:HG23	1:F:407:ILE:CD1	2.49	0.43
1:F:149:ARG:HD3	1:F:149:ARG:HA	1.54	0.43
1:F:177:LEU:HD13	1:F:208:TYR:CD2	2.53	0.43
1:G:149:ARG:HD3	1:G:149:ARG:HA	1.54	0.43
1:G:279:ALA:CB	1:G:280:PRO:CD	2.85	0.43
1:H:95:ILE:HG23	1:H:407:ILE:CD1	2.49	0.43
1:I:86:TYR:O	1:I:87:GLU:CB	2.54	0.43
1:J:95:ILE:HG23	1:J:407:ILE:CD1	2.49	0.43
1:J:149:ARG:HD3	1:J:149:ARG:HA	1.54	0.43
1:K:177:LEU:HD13	1:K:208:TYR:CD2	2.53	0.43
1:L:311:ARG:O	1:L:313:VAL:CG2	2.64	0.43
1:D:95:ILE:HG23	1:D:407:ILE:CD1	2.49	0.43
1:E:509:SER:O	1:E:510:LYS:HD3	2.18	0.43
1:H:357:GLY:CA	1:I:355:ASN:HB2	2.48	0.43
1:J:357:GLY:CA	1:K:355:ASN:HB2	2.48	0.43
1:J:491:LEU:HB3	1:J:493:MET:HG3	2.00	0.43
1:B:509:SER:O	1:B:510:LYS:HD3	2.18	0.43
1:E:171:ILE:O	1:E:172:LYS:HG3	2.19	0.43
1:E:419:LEU:HD21	1:E:446:ILE:HD11	1.99	0.43
1:G:509:SER:O	1:G:510:LYS:HD3	2.18	0.43

*Continued on next page...*

*Continued from previous page...*

Atom-1	Atom-2	Interatomic distance (Å)	Clash overlap (Å)
1:K:378:SER:C	1:K:379:ARG:O	2.53	0.43
1:K:419:LEU:HD21	1:K:446:ILE:HD11	1.99	0.43
1:K:512:ALA:CB	1:K:513:ARG:HA	2.47	0.43
1:A:380:ILE:HG22	1:A:382:GLN:O	2.19	0.43
1:A:494:THR:OG1	1:A:495:ASP:N	2.51	0.43
1:B:86:TYR:O	1:B:87:GLU:CB	2.54	0.43
1:E:150:TRP:HZ3	1:E:410:LEU:HD13	1.81	0.43
1:F:494:THR:OG1	1:F:495:ASP:N	2.51	0.43
1:I:380:ILE:HG22	1:I:382:GLN:O	2.19	0.43
1:I:441:ILE:HD13	1:I:444:ILE:H	1.83	0.43
1:K:252:GLY:HA3	1:K:253:TYR:HA	1.85	0.43
1:K:380:ILE:HG22	1:K:382:GLN:O	2.19	0.43
1:L:380:ILE:HG22	1:L:382:GLN:O	2.19	0.43
1:A:171:ILE:O	1:A:172:LYS:HG3	2.19	0.43
1:A:441:ILE:HD13	1:A:444:ILE:H	1.83	0.43
1:B:142:LYS:HE3	1:B:142:LYS:HB3	1.80	0.43
1:C:171:ILE:O	1:C:172:LYS:HG3	2.19	0.43
1:D:380:ILE:HG22	1:D:382:GLN:O	2.19	0.43
1:E:93:SER:HB2	1:E:148:ARG:NH1	2.34	0.43
1:G:95:ILE:HG23	1:G:407:ILE:CD1	2.49	0.43
1:G:491:LEU:HB3	1:G:493:MET:HG3	2.00	0.43
1:H:171:ILE:O	1:H:172:LYS:HG3	2.19	0.43
1:H:380:ILE:HG22	1:H:382:GLN:O	2.19	0.43
1:I:233:ALA:HA	1:I:234:ALA:HA	1.65	0.43
1:I:357:GLY:CA	1:I:358:ASN:HB2	2.33	0.43
1:J:75:LEU:CD2	1:J:251:ILE:HD13	2.36	0.43
1:J:171:ILE:O	1:J:172:LYS:HG3	2.19	0.43
1:J:177:LEU:HD13	1:J:208:TYR:CD2	2.53	0.43
1:J:380:ILE:HG22	1:J:382:GLN:O	2.19	0.43
1:J:494:THR:OG1	1:J:495:ASP:N	2.51	0.43
1:K:491:LEU:HB3	1:K:493:MET:HG3	2.00	0.43
1:L:171:ILE:O	1:L:172:LYS:HG3	2.19	0.43
1:L:419:LEU:HD21	1:L:446:ILE:HD11	1.99	0.43
1:A:95:ILE:HG23	1:A:407:ILE:CD1	2.49	0.43
1:A:398:ARG:CD	1:B:379:ARG:HH11	2.32	0.43
1:B:380:ILE:HG22	1:B:382:GLN:O	2.19	0.43
1:B:424:THR:O	1:B:428:LEU:HB2	2.19	0.43
1:C:95:ILE:HG23	1:C:407:ILE:CD1	2.49	0.43
1:C:419:LEU:HD23	1:C:419:LEU:HA	1.82	0.43
1:D:93:SER:HB2	1:D:148:ARG:NH1	2.34	0.43
1:D:273:ILE:HD12	1:D:273:ILE:HA	1.57	0.43

*Continued on next page...*

*Continued from previous page...*

Atom-1	Atom-2	Interatomic distance (Å)	Clash overlap (Å)
1:F:93:SER:HB2	1:F:148:ARG:NH1	2.34	0.43
1:G:171:ILE:O	1:G:172:LYS:HG3	2.19	0.43
1:G:467:ILE:O	1:G:471:THR:HG23	2.19	0.43
1:J:93:SER:HB2	1:J:148:ARG:NH1	2.34	0.43
1:J:279:ALA:H	1:J:280:PRO:HD2	1.80	0.43
1:K:467:ILE:O	1:K:471:THR:HG23	2.19	0.43
1:L:467:ILE:O	1:L:471:THR:HG23	2.19	0.43
1:A:93:SER:HB2	1:A:148:ARG:NH1	2.34	0.43
1:A:379:ARG:HH11	1:L:398:ARG:CD	2.32	0.43
1:A:491:LEU:HB3	1:A:493:MET:HG3	2.00	0.43
1:B:266:LEU:HD23	1:C:276:ILE:HD11	2.01	0.43
1:B:279:ALA:CB	1:B:280:PRO:CD	2.85	0.43
1:B:441:ILE:HD13	1:B:444:ILE:H	1.83	0.43
1:C:380:ILE:HG22	1:C:382:GLN:O	2.19	0.43
1:D:441:ILE:HD13	1:D:444:ILE:H	1.83	0.43
1:F:247:GLY:HA2	1:F:248:LYS:HA	1.65	0.43
1:F:266:LEU:HD12	1:F:266:LEU:HA	1.80	0.43
1:F:467:ILE:O	1:F:471:THR:HG23	2.19	0.43
1:F:491:LEU:HB3	1:F:493:MET:HG3	2.00	0.43
1:G:75:LEU:CD2	1:G:251:ILE:HD13	2.36	0.43
1:G:357:GLY:CA	1:H:355:ASN:HB2	2.48	0.43
1:G:424:THR:O	1:G:428:LEU:HB2	2.19	0.43
1:H:424:THR:O	1:H:428:LEU:HB2	2.19	0.43
1:J:247:GLY:HA2	1:J:248:LYS:HA	1.65	0.43
1:L:357:GLY:HA2	1:L:358:ASN:CB	2.29	0.43
1:B:326:HIS:CE1	1:B:327:ASN:OD1	2.70	0.43
1:C:491:LEU:HB3	1:C:493:MET:HG3	2.00	0.43
1:D:357:GLY:CA	1:E:355:ASN:HB2	2.48	0.43
1:E:95:ILE:HG23	1:E:407:ILE:CD1	2.49	0.43
1:F:509:SER:O	1:F:510:LYS:HD3	2.18	0.43
1:G:177:LEU:HD13	1:G:208:TYR:CD2	2.53	0.43
1:G:266:LEU:HD23	1:H:276:ILE:HD11	2.01	0.43
1:H:160:LYS:HZ3	1:H:234:ALA:HB1	1.84	0.43
1:I:93:SER:HB2	1:I:148:ARG:NH1	2.34	0.43
1:I:162:ILE:HD12	1:I:428:LEU:HD12	1.99	0.43
1:I:177:LEU:HD13	1:I:208:TYR:CD2	2.53	0.43
1:I:357:GLY:CA	1:J:355:ASN:HB2	2.48	0.43
1:J:216:ALA:O	1:J:217:CYS:C	2.58	0.43
1:J:266:LEU:HD12	1:J:266:LEU:HA	1.80	0.43
1:K:162:ILE:HD12	1:K:428:LEU:HD12	1.99	0.43
1:K:216:ALA:O	1:K:217:CYS:C	2.58	0.43

*Continued on next page...*

*Continued from previous page...*

Atom-1	Atom-2	Interatomic distance (Å)	Clash overlap (Å)
1:L:244:ASP:CG	1:L:245:CYS:H	2.15	0.43
1:A:266:LEU:HA	1:A:266:LEU:HD12	1.80	0.42
1:A:424:THR:O	1:A:428:LEU:HB2	2.19	0.42
1:B:398:ARG:CD	1:C:379:ARG:HH11	2.32	0.42
1:C:93:SER:HB2	1:C:148:ARG:NH1	2.34	0.42
1:E:374:ARG:NH1	1:E:406:PHE:CE1	2.82	0.42
1:F:266:LEU:HD23	1:G:276:ILE:HD11	2.01	0.42
1:F:419:LEU:HD21	1:F:446:ILE:HD11	1.99	0.42
1:G:380:ILE:HG22	1:G:382:GLN:O	2.19	0.42
1:H:494:THR:OG1	1:H:495:ASP:N	2.51	0.42
1:I:171:ILE:O	1:I:172:LYS:HG3	2.19	0.42
1:I:424:THR:O	1:I:428:LEU:HB2	2.19	0.42
1:L:216:ALA:O	1:L:217:CYS:C	2.58	0.42
1:L:357:GLY:CA	1:L:358:ASN:HB2	2.33	0.42
1:L:424:THR:O	1:L:428:LEU:HB2	2.19	0.42
1:A:266:LEU:HD23	1:B:276:ILE:HD11	2.01	0.42
1:A:378:SER:C	1:A:379:ARG:O	2.53	0.42
1:C:266:LEU:HD23	1:D:276:ILE:HD11	2.01	0.42
1:C:424:THR:O	1:C:428:LEU:HB2	2.19	0.42
1:E:380:ILE:HG22	1:E:382:GLN:O	2.19	0.42
1:H:467:ILE:O	1:H:471:THR:HG23	2.19	0.42
1:I:95:ILE:HG23	1:I:407:ILE:CD1	2.49	0.42
1:I:216:ALA:O	1:I:217:CYS:C	2.58	0.42
1:J:441:ILE:HD13	1:J:444:ILE:H	1.83	0.42
1:K:253:TYR:HH	1:K:413:LYS:HZ3	1.55	0.42
1:L:93:SER:HB2	1:L:148:ARG:NH1	2.34	0.42
1:L:441:ILE:HD13	1:L:444:ILE:H	1.83	0.42
1:A:216:ALA:O	1:A:217:CYS:C	2.58	0.42
1:A:467:ILE:O	1:A:471:THR:HG23	2.19	0.42
1:B:248:LYS:C	1:B:249:ASN:HD22	2.22	0.42
1:B:491:LEU:HB3	1:B:493:MET:HG3	2.00	0.42
1:C:467:ILE:O	1:C:471:THR:HG23	2.19	0.42
1:E:357:GLY:CA	1:F:355:ASN:HB2	2.48	0.42
1:E:424:THR:O	1:E:428:LEU:HB2	2.19	0.42
1:F:142:LYS:HE3	1:F:142:LYS:HB3	1.80	0.42
1:F:424:THR:O	1:F:428:LEU:HB2	2.19	0.42
1:H:491:LEU:HB3	1:H:493:MET:HG3	2.00	0.42
1:I:266:LEU:HD12	1:I:266:LEU:HA	1.80	0.42
1:J:248:LYS:C	1:J:249:ASN:ND2	2.73	0.42
1:L:95:ILE:HG23	1:L:407:ILE:CD1	2.49	0.42
1:A:407:ILE:HD13	1:A:407:ILE:HA	1.84	0.42

*Continued on next page...*

*Continued from previous page...*

Atom-1	Atom-2	Interatomic distance (Å)	Clash overlap (Å)
1:B:95:ILE:HG23	1:B:407:ILE:CD1	2.49	0.42
1:B:467:ILE:O	1:B:471:THR:HG23	2.19	0.42
1:C:248:LYS:C	1:C:249:ASN:ND2	2.73	0.42
1:C:441:ILE:HA	1:C:443:ASN:N	2.35	0.42
1:D:149:ARG:HD3	1:D:149:ARG:HA	1.54	0.42
1:D:424:THR:O	1:D:428:LEU:HB2	2.19	0.42
1:D:467:ILE:O	1:D:471:THR:HG23	2.19	0.42
1:E:248:LYS:C	1:E:249:ASN:ND2	2.73	0.42
1:F:171:ILE:O	1:F:172:LYS:HG3	2.19	0.42
1:G:93:SER:HB2	1:G:148:ARG:NH1	2.34	0.42
1:G:95:ILE:O	1:G:99:ALA:N	2.50	0.42
1:H:177:LEU:HD13	1:H:208:TYR:CD2	2.53	0.42
1:I:82:LEU:HA	1:I:82:LEU:HD12	1.86	0.42
1:J:424:THR:O	1:J:428:LEU:HB2	2.19	0.42
1:J:467:ILE:O	1:J:471:THR:HG23	2.19	0.42
1:J:491:LEU:HD12	1:J:491:LEU:HA	1.68	0.42
1:K:95:ILE:HG23	1:K:407:ILE:CD1	2.49	0.42
1:K:160:LYS:HZ3	1:K:234:ALA:HB1	1.84	0.42
1:K:266:LEU:HD12	1:K:266:LEU:HA	1.80	0.42
1:K:470:LEU:HD12	1:K:470:LEU:HA	1.88	0.42
1:A:242:LEU:HD12	1:A:252:GLY:HA3	2.02	0.42
1:B:311:ARG:O	1:B:313:VAL:CG2	2.64	0.42
1:B:441:ILE:HA	1:B:443:ASN:N	2.35	0.42
1:C:242:LEU:HD12	1:C:252:GLY:HA3	2.02	0.42
1:C:273:ILE:HA	1:C:273:ILE:HD12	1.57	0.42
1:D:374:ARG:NH1	1:D:406:PHE:CE1	2.82	0.42
1:E:467:ILE:O	1:E:471:THR:HG23	2.19	0.42
1:F:357:GLY:CA	1:G:355:ASN:HB2	2.48	0.42
1:G:247:GLY:HA2	1:G:248:LYS:HA	1.65	0.42
1:H:216:ALA:O	1:H:217:CYS:C	2.58	0.42
1:H:266:LEU:HD23	1:I:276:ILE:HD11	2.01	0.42
1:I:470:LEU:HD12	1:I:470:LEU:HA	1.88	0.42
1:J:244:ASP:CG	1:J:245:CYS:N	2.73	0.42
1:K:93:SER:HB2	1:K:148:ARG:NH1	2.34	0.42
1:K:244:ASP:CG	1:K:245:CYS:N	2.73	0.42
1:K:279:ALA:H	1:K:280:PRO:HD2	1.80	0.42
1:K:441:ILE:HD13	1:K:444:ILE:H	1.83	0.42
1:L:248:LYS:C	1:L:249:ASN:ND2	2.73	0.42
1:B:93:SER:HB2	1:B:148:ARG:NH1	2.34	0.42
1:B:216:ALA:O	1:B:217:CYS:C	2.58	0.42
1:B:242:LEU:HD12	1:B:252:GLY:HA3	2.02	0.42

*Continued on next page...*



*Continued from previous page...*

Atom-1	Atom-2	Interatomic distance (Å)	Clash overlap (Å)
1:B:371:MET:HG3	1:B:377:LEU:CD2	2.50	0.42
1:B:377:LEU:HA	1:B:377:LEU:HD13	1.62	0.42
1:D:242:LEU:HD12	1:D:252:GLY:HA3	2.02	0.42
1:H:248:LYS:C	1:H:249:ASN:ND2	2.73	0.42
1:I:244:ASP:CG	1:I:245:CYS:N	2.73	0.42
1:I:371:MET:HG3	1:I:377:LEU:CD2	2.50	0.42
1:J:371:MET:HG3	1:J:377:LEU:CD2	2.50	0.42
1:K:171:ILE:O	1:K:172:LYS:HG3	2.19	0.42
1:L:242:LEU:HD12	1:L:252:GLY:HA3	2.02	0.42
1:L:371:MET:HG3	1:L:377:LEU:CD2	2.50	0.42
1:A:161:ILE:C	1:A:162:ILE:HG23	2.40	0.42
1:A:276:ILE:HD11	1:L:266:LEU:HD23	2.01	0.42
1:A:408:ARG:HE	1:A:408:ARG:HB3	1.71	0.42
1:D:161:ILE:C	1:D:162:ILE:HG23	2.40	0.42
1:D:441:ILE:HA	1:D:443:ASN:N	2.35	0.42
1:E:149:ARG:CD	1:E:153:ASP:CG	2.68	0.42
1:E:266:LEU:HD23	1:F:276:ILE:HD11	2.01	0.42
1:E:371:MET:HG3	1:E:377:LEU:CD2	2.50	0.42
1:F:371:MET:HG3	1:F:377:LEU:CD2	2.50	0.42
1:H:408:ARG:HE	1:H:408:ARG:HB3	1.71	0.42
1:I:75:LEU:CD2	1:I:251:ILE:HD13	2.36	0.42
1:I:160:LYS:HZ3	1:I:234:ALA:HB1	1.84	0.42
1:I:160:LYS:HD3	1:I:234:ALA:C	2.40	0.42
1:I:311:ARG:O	1:I:313:VAL:CG2	2.64	0.42
1:J:311:ARG:O	1:J:313:VAL:CG2	2.64	0.42
1:K:162:ILE:HG23	1:K:171:ILE:HG12	1.96	0.42
1:K:248:LYS:C	1:K:249:ASN:HD22	2.22	0.42
1:K:424:THR:O	1:K:428:LEU:HB2	2.19	0.42
1:A:441:ILE:HA	1:A:443:ASN:N	2.35	0.42
1:B:161:ILE:C	1:B:162:ILE:HG23	2.40	0.42
1:B:254:LEU:HD12	1:B:254:LEU:HA	1.80	0.42
1:C:233:ALA:HA	1:C:234:ALA:HA	1.65	0.42
1:D:142:LYS:HE3	1:D:142:LYS:HB3	1.80	0.42
1:D:171:ILE:O	1:D:172:LYS:HG3	2.19	0.42
1:D:491:LEU:HB3	1:D:493:MET:HG3	2.00	0.42
1:E:163:ASP:OD2	1:E:428:LEU:HD21	2.20	0.42
1:E:398:ARG:CD	1:F:379:ARG:HH11	2.32	0.42
1:H:160:LYS:HD3	1:H:234:ALA:C	2.40	0.42
1:H:378:SER:C	1:H:379:ARG:O	2.53	0.42
1:I:161:ILE:C	1:I:162:ILE:HG23	2.40	0.42
1:I:163:ASP:OD2	1:I:428:LEU:HD21	2.20	0.42

*Continued on next page...*

*Continued from previous page...*

Atom-1	Atom-2	Interatomic distance (Å)	Clash overlap (Å)
1:K:161:ILE:C	1:K:162:ILE:HG23	2.40	0.42
1:L:247:GLY:HA2	1:L:248:LYS:HA	1.65	0.42
1:B:248:LYS:C	1:B:249:ASN:ND2	2.73	0.42
1:D:378:SER:C	1:D:379:ARG:O	2.53	0.42
1:D:398:ARG:CD	1:E:379:ARG:HH11	2.32	0.42
1:E:142:LYS:HE3	1:E:142:LYS:HB3	1.80	0.42
1:F:248:LYS:C	1:F:249:ASN:ND2	2.73	0.42
1:F:380:ILE:HG22	1:F:382:GLN:O	2.19	0.42
1:G:93:SER:HB2	1:G:148:ARG:HH12	1.85	0.42
1:H:163:ASP:OD2	1:H:428:LEU:HD21	2.20	0.42
1:I:441:ILE:HA	1:I:443:ASN:N	2.35	0.42
1:I:467:ILE:O	1:I:471:THR:HG23	2.19	0.42
1:J:161:ILE:C	1:J:162:ILE:HG23	2.40	0.42
1:J:163:ASP:OD2	1:J:428:LEU:HD21	2.20	0.42
1:K:119:SER:HB3	1:K:122:ILE:HG23	2.02	0.42
1:K:311:ARG:O	1:K:313:VAL:CG2	2.64	0.42
1:K:398:ARG:CD	1:L:379:ARG:HH11	2.32	0.42
1:L:82:LEU:HD12	1:L:82:LEU:HA	1.86	0.42
1:B:171:ILE:O	1:B:172:LYS:HG3	2.19	0.42
1:B:273:ILE:HD12	1:B:273:ILE:HA	1.57	0.42
1:C:161:ILE:C	1:C:162:ILE:HG23	2.40	0.42
1:C:371:MET:HG3	1:C:377:LEU:CD2	2.50	0.42
1:D:216:ALA:O	1:D:217:CYS:C	2.58	0.42
1:E:441:ILE:HA	1:E:443:ASN:N	2.35	0.42
1:E:491:LEU:HB3	1:E:493:MET:HG3	2.00	0.42
1:G:162:ILE:HA	1:G:163:ASP:HA	1.41	0.42
1:G:163:ASP:OD2	1:G:428:LEU:HD21	2.20	0.42
1:H:93:SER:HB2	1:H:148:ARG:HH12	1.85	0.42
1:H:244:ASP:CG	1:H:245:CYS:N	2.73	0.42
1:H:469:MET:HE1	1:I:460:ALA:HA	2.02	0.42
1:I:398:ARG:CD	1:J:379:ARG:HH11	2.32	0.42
1:J:377:LEU:HD13	1:J:377:LEU:HA	1.62	0.42
1:K:266:LEU:HD23	1:L:276:ILE:HD11	2.01	0.42
1:K:273:ILE:HD11	1:L:314:TYR:HB3	2.02	0.42
1:K:371:MET:HG3	1:K:377:LEU:CD2	2.50	0.42
1:C:163:ASP:OD2	1:C:428:LEU:HD21	2.20	0.41
1:C:494:THR:HG23	1:C:497:GLU:HG3	2.03	0.41
1:D:248:LYS:C	1:D:249:ASN:ND2	2.73	0.41
1:E:242:LEU:HD12	1:E:252:GLY:HA3	2.02	0.41
1:F:93:SER:HB2	1:F:148:ARG:HH12	1.85	0.41
1:F:273:ILE:HA	1:F:273:ILE:HD12	1.57	0.41

*Continued on next page...*

*Continued from previous page...*

Atom-1	Atom-2	Interatomic distance (Å)	Clash overlap (Å)
1:G:233:ALA:HA	1:G:234:ALA:HA	1.65	0.41
1:G:248:LYS:C	1:G:249:ASN:ND2	2.73	0.41
1:H:93:SER:HB2	1:H:148:ARG:NH1	2.34	0.41
1:H:311:ARG:O	1:H:313:VAL:CG2	2.64	0.41
1:H:441:ILE:HA	1:H:443:ASN:N	2.35	0.41
1:I:407:ILE:HD13	1:I:407:ILE:HA	1.84	0.41
1:J:160:LYS:HD3	1:J:234:ALA:C	2.40	0.41
1:J:162:ILE:HA	1:J:163:ASP:HA	1.41	0.41
1:K:242:LEU:HD12	1:K:252:GLY:HA3	2.02	0.41
1:L:119:SER:HB3	1:L:122:ILE:HG23	2.02	0.41
1:A:149:ARG:HD3	1:A:153:ASP:OD1	2.19	0.41
1:A:162:ILE:HA	1:A:163:ASP:HA	1.41	0.41
1:A:248:LYS:C	1:A:249:ASN:ND2	2.73	0.41
1:B:162:ILE:HG23	1:B:171:ILE:HG12	1.96	0.41
1:C:216:ALA:O	1:C:217:CYS:C	2.58	0.41
1:D:162:ILE:HG23	1:D:171:ILE:HG12	1.96	0.41
1:D:266:LEU:HD23	1:E:276:ILE:HD11	2.01	0.41
1:D:371:MET:HG3	1:D:377:LEU:CD2	2.50	0.41
1:E:160:LYS:HD3	1:E:234:ALA:C	2.40	0.41
1:E:429:LYS:HE3	1:E:429:LYS:HB2	1.87	0.41
1:F:512:ALA:CB	1:F:513:ARG:HA	2.47	0.41
1:G:371:MET:HG3	1:G:377:LEU:CD2	2.50	0.41
1:G:491:LEU:HD12	1:G:491:LEU:HA	1.68	0.41
1:H:371:MET:HG3	1:H:377:LEU:CD2	2.50	0.41
1:L:160:LYS:HD3	1:L:234:ALA:C	2.40	0.41
1:L:252:GLY:HA3	1:L:253:TYR:HA	1.85	0.41
1:L:266:LEU:HD12	1:L:266:LEU:HA	1.80	0.41
1:A:163:ASP:OD2	1:A:428:LEU:HD21	2.20	0.41
1:A:253:TYR:HH	1:A:413:LYS:HZ3	1.57	0.41
1:A:494:THR:HG23	1:A:497:GLU:HG3	2.03	0.41
1:B:149:ARG:HD3	1:B:153:ASP:OD1	2.19	0.41
1:B:273:ILE:HD11	1:C:314:TYR:HB3	2.02	0.41
1:B:494:THR:HG23	1:B:497:GLU:HG3	2.03	0.41
1:C:252:GLY:HA3	1:C:253:TYR:HA	1.85	0.41
1:C:326:HIS:CE1	1:C:327:ASN:OD1	2.70	0.41
1:C:398:ARG:CD	1:D:379:ARG:HH11	2.32	0.41
1:D:149:ARG:HD3	1:D:153:ASP:OD1	2.19	0.41
1:D:248:LYS:C	1:D:249:ASN:HD22	2.22	0.41
1:E:149:ARG:HD3	1:E:153:ASP:OD1	2.19	0.41
1:F:149:ARG:HD3	1:F:153:ASP:OD1	2.19	0.41
1:G:160:LYS:HD3	1:G:234:ALA:C	2.40	0.41

*Continued on next page...*

*Continued from previous page...*

Atom-1	Atom-2	Interatomic distance (Å)	Clash overlap (Å)
1:I:93:SER:HB2	1:I:148:ARG:HH12	1.85	0.41
1:K:244:ASP:CG	1:K:245:CYS:H	2.15	0.41
1:L:494:THR:HG23	1:L:497:GLU:HG3	2.03	0.41
1:A:254:LEU:HD12	1:A:254:LEU:HA	1.81	0.41
1:B:160:LYS:HD3	1:B:234:ALA:C	2.40	0.41
1:C:149:ARG:HD3	1:C:153:ASP:OD1	2.19	0.41
1:C:357:GLY:CA	1:D:355:ASN:HB2	2.48	0.41
1:D:470:LEU:HD12	1:D:470:LEU:HA	1.88	0.41
1:D:491:LEU:HD23	1:D:493:MET:CE	2.51	0.41
1:D:494:THR:HG23	1:D:497:GLU:HG3	2.03	0.41
1:F:160:LYS:HD3	1:F:234:ALA:C	2.40	0.41
1:F:377:LEU:HA	1:F:377:LEU:HD13	1.62	0.41
1:G:441:ILE:HA	1:G:443:ASN:N	2.35	0.41
1:H:273:ILE:HD11	1:I:314:TYR:HB3	2.02	0.41
1:H:407:ILE:HA	1:H:407:ILE:HD13	1.84	0.41
1:I:248:LYS:C	1:I:249:ASN:ND2	2.73	0.41
1:J:266:LEU:HD23	1:K:276:ILE:HD11	2.01	0.41
1:J:273:ILE:HD11	1:K:314:TYR:HB3	2.02	0.41
1:J:441:ILE:HA	1:J:443:ASN:N	2.35	0.41
1:J:494:THR:HG23	1:J:497:GLU:HG3	2.03	0.41
1:K:248:LYS:C	1:K:249:ASN:ND2	2.73	0.41
1:K:326:HIS:CE1	1:K:327:ASN:OD1	2.70	0.41
1:F:161:ILE:C	1:F:162:ILE:HG23	2.40	0.41
1:F:162:ILE:HG23	1:F:171:ILE:HG12	1.96	0.41
1:F:441:ILE:HA	1:F:443:ASN:N	2.35	0.41
1:G:367:GLN:NE2	1:G:382:GLN:OE1	2.54	0.41
1:H:161:ILE:C	1:H:162:ILE:HG23	2.40	0.41
1:H:259:LYS:NZ	1:J:316:ALA:HA	2.27	0.41
1:H:266:LEU:HD12	1:H:266:LEU:HA	1.80	0.41
1:H:398:ARG:CD	1:I:379:ARG:HH11	2.32	0.41
1:I:266:LEU:HD23	1:J:276:ILE:HD11	2.01	0.41
1:I:367:GLN:NE2	1:I:382:GLN:OE1	2.54	0.41
1:J:119:SER:HB3	1:J:122:ILE:HG23	2.02	0.41
1:J:398:ARG:CD	1:K:379:ARG:HH11	2.32	0.41
1:K:160:LYS:HD3	1:K:234:ALA:C	2.40	0.41
1:K:367:GLN:NE2	1:K:382:GLN:OE1	2.54	0.41
1:K:491:LEU:HD23	1:K:493:MET:CE	2.51	0.41
1:L:149:ARG:HD3	1:L:153:ASP:OD1	2.19	0.41
1:L:161:ILE:C	1:L:162:ILE:HG23	2.40	0.41
1:A:371:MET:HG3	1:A:377:LEU:CD2	2.50	0.41
1:C:119:SER:HB3	1:C:122:ILE:HG23	2.02	0.41

*Continued on next page...*

*Continued from previous page...*

Atom-1	Atom-2	Interatomic distance (Å)	Clash overlap (Å)
1:D:160:LYS:HZ3	1:D:234:ALA:HB1	1.86	0.41
1:E:93:SER:HB2	1:E:148:ARG:HH12	1.85	0.41
1:G:244:ASP:CG	1:G:245:CYS:N	2.73	0.41
1:I:494:THR:HG23	1:I:497:GLU:HG3	2.03	0.41
1:K:163:ASP:OD2	1:K:428:LEU:HD21	2.20	0.41
1:L:441:ILE:HA	1:L:443:ASN:N	2.35	0.41
1:A:169:GLU:CB	1:A:170:GLY:HA2	2.46	0.41
1:C:162:ILE:HA	1:C:163:ASP:HA	1.41	0.41
1:D:160:LYS:HD3	1:D:234:ALA:C	2.40	0.41
1:E:158:PHE:HE1	1:E:176:ARG:HG3	1.85	0.41
1:F:242:LEU:HD12	1:F:252:GLY:HA3	2.02	0.41
1:F:398:ARG:CD	1:G:379:ARG:HH11	2.32	0.41
1:F:491:LEU:HD23	1:F:493:MET:CE	2.51	0.41
1:G:161:ILE:C	1:G:162:ILE:HG23	2.40	0.41
1:G:253:TYR:HH	1:G:413:LYS:HZ3	1.58	0.41
1:H:82:LEU:HD12	1:H:82:LEU:HA	1.86	0.41
1:H:149:ARG:HA	1:H:149:ARG:HD3	1.54	0.41
1:I:491:LEU:HD23	1:I:493:MET:CE	2.51	0.41
1:J:242:LEU:HD12	1:J:252:GLY:HA3	2.02	0.41
1:J:326:HIS:CE1	1:J:327:ASN:OD1	2.70	0.41
1:K:494:THR:HG23	1:K:497:GLU:HG3	2.03	0.41
1:A:273:ILE:HD11	1:B:314:TYR:HB3	2.02	0.41
1:A:314:TYR:HB3	1:L:273:ILE:HD11	2.02	0.41
1:A:367:GLN:NE2	1:A:382:GLN:OE1	2.54	0.41
1:B:237:TYR:HH	1:B:250:ILE:HD11	1.83	0.41
1:C:379:ARG:O	1:C:381:PRO:CD	2.69	0.41
1:D:158:PHE:HE1	1:D:176:ARG:HG3	1.85	0.41
1:D:279:ALA:CB	1:D:280:PRO:HD3	2.35	0.41
1:D:379:ARG:O	1:D:381:PRO:CD	2.69	0.41
1:D:419:LEU:HD23	1:D:419:LEU:HA	1.82	0.41
1:E:150:TRP:HH2	1:E:410:LEU:HD22	1.86	0.41
1:E:494:THR:HG23	1:E:497:GLU:HG3	2.03	0.41
1:F:279:ALA:CB	1:F:280:PRO:HD3	2.35	0.41
1:G:216:ALA:O	1:G:217:CYS:C	2.58	0.41
1:G:491:LEU:HD23	1:G:493:MET:CE	2.51	0.41
1:I:242:LEU:HD12	1:I:252:GLY:HA3	2.02	0.41
1:L:491:LEU:HD23	1:L:493:MET:CE	2.51	0.41
1:A:377:LEU:HD13	1:A:377:LEU:HA	1.62	0.41
1:A:407:ILE:O	1:A:410:LEU:N	2.54	0.41
1:A:470:LEU:HD21	1:L:480:TYR:CE2	2.56	0.41
1:B:119:SER:HB3	1:B:122:ILE:HG23	2.02	0.41

*Continued on next page...*

*Continued from previous page...*

Atom-1	Atom-2	Interatomic distance (Å)	Clash overlap (Å)
1:B:379:ARG:O	1:B:381:PRO:CD	2.69	0.41
1:B:491:LEU:HD23	1:B:493:MET:CE	2.51	0.41
1:C:266:LEU:HD12	1:C:266:LEU:HA	1.80	0.41
1:C:367:GLN:NE2	1:C:382:GLN:OE1	2.54	0.41
1:C:512:ALA:CB	1:C:513:ARG:HA	2.47	0.41
1:D:119:SER:HB3	1:D:122:ILE:HG23	2.02	0.41
1:D:163:ASP:OD2	1:D:428:LEU:HD21	2.20	0.41
1:D:407:ILE:O	1:D:410:LEU:N	2.54	0.41
1:E:161:ILE:C	1:E:162:ILE:HG23	2.40	0.41
1:E:357:GLY:CA	1:E:358:ASN:HB2	2.33	0.41
1:E:379:ARG:O	1:E:381:PRO:CD	2.69	0.41
1:E:407:ILE:O	1:E:410:LEU:N	2.54	0.41
1:F:248:LYS:C	1:F:249:ASN:HD22	2.22	0.41
1:F:494:THR:HG23	1:F:497:GLU:HG3	2.03	0.41
1:G:242:LEU:HD12	1:G:252:GLY:HA3	2.02	0.41
1:G:273:ILE:HD11	1:H:314:TYR:HB3	2.02	0.41
1:G:311:ARG:O	1:G:313:VAL:CG2	2.64	0.41
1:G:379:ARG:O	1:G:381:PRO:CD	2.69	0.41
1:G:494:THR:HG23	1:G:497:GLU:HG3	2.03	0.41
1:H:158:PHE:HE1	1:H:176:ARG:HG3	1.85	0.41
1:H:162:ILE:O	1:H:162:ILE:HG13	2.21	0.41
1:H:242:LEU:HD12	1:H:252:GLY:HA3	2.02	0.41
1:H:357:GLY:HA2	1:H:358:ASN:CB	2.29	0.41
1:H:367:GLN:NE2	1:H:382:GLN:OE1	2.54	0.41
1:H:379:ARG:O	1:H:381:PRO:CD	2.69	0.41
1:H:407:ILE:O	1:H:410:LEU:N	2.54	0.41
1:H:494:THR:HG23	1:H:497:GLU:HG3	2.03	0.41
1:I:326:HIS:CE1	1:I:327:ASN:OD1	2.70	0.41
1:I:379:ARG:O	1:I:381:PRO:CD	2.69	0.41
1:I:407:ILE:O	1:I:410:LEU:N	2.54	0.41
1:I:491:LEU:HD12	1:I:491:LEU:HA	1.68	0.41
1:J:93:SER:HB2	1:J:148:ARG:HH12	1.85	0.41
1:J:407:ILE:O	1:J:410:LEU:N	2.54	0.41
1:K:93:SER:HB2	1:K:148:ARG:HH12	1.85	0.41
1:K:441:ILE:HA	1:K:443:ASN:N	2.35	0.41
1:K:480:TYR:CE2	1:L:470:LEU:HD21	2.56	0.41
1:L:93:SER:HB2	1:L:148:ARG:HH12	1.85	0.41
1:L:158:PHE:HE1	1:L:176:ARG:HG3	1.85	0.41
1:A:119:SER:HB3	1:A:122:ILE:HG23	2.02	0.41
1:A:158:PHE:HE1	1:A:176:ARG:HG3	1.85	0.41
1:A:379:ARG:O	1:A:381:PRO:CD	2.69	0.41

*Continued on next page...*

*Continued from previous page...*

Atom-1	Atom-2	Interatomic distance (Å)	Clash overlap (Å)
1:C:162:ILE:O	1:C:162:ILE:HG13	2.21	0.41
1:D:367:GLN:NE2	1:D:382:GLN:OE1	2.54	0.41
1:D:408:ARG:HE	1:D:408:ARG:HB3	1.71	0.41
1:E:268:GLU:OE2	1:E:362:ILE:HG12	2.21	0.41
1:F:158:PHE:HE1	1:F:176:ARG:HG3	1.85	0.41
1:F:163:ASP:OD2	1:F:428:LEU:HD21	2.20	0.41
1:F:367:GLN:NE2	1:F:382:GLN:OE1	2.54	0.41
1:F:379:ARG:O	1:F:381:PRO:CD	2.69	0.41
1:G:150:TRP:HH2	1:G:410:LEU:HD22	1.86	0.41
1:G:157:PHE:CE2	1:G:237:TYR:HD1	2.39	0.41
1:G:513:ARG:H	1:G:513:ARG:HG3	1.75	0.41
1:H:248:LYS:C	1:H:249:ASN:HD22	2.22	0.41
1:I:158:PHE:HE1	1:I:176:ARG:HG3	1.85	0.41
1:I:162:ILE:O	1:I:162:ILE:HG13	2.21	0.41
1:I:480:TYR:CE2	1:J:470:LEU:HD21	2.56	0.41
1:J:162:ILE:HG13	1:J:162:ILE:O	2.21	0.41
1:J:379:ARG:O	1:J:381:PRO:CD	2.69	0.41
1:J:469:MET:HE1	1:K:460:ALA:HA	2.03	0.41
1:J:512:ALA:CB	1:J:513:ARG:HA	2.47	0.41
1:L:163:ASP:OD2	1:L:428:LEU:HD21	2.20	0.41
1:A:93:SER:HB2	1:A:148:ARG:HH12	1.85	0.40
1:A:160:LYS:HD3	1:A:234:ALA:C	2.40	0.40
1:A:480:TYR:CE2	1:B:470:LEU:HD21	2.56	0.40
1:B:325:GLN:HA	1:B:326:HIS:HA	1.52	0.40
1:B:367:GLN:NE2	1:B:382:GLN:OE1	2.54	0.40
1:C:93:SER:HB2	1:C:148:ARG:HH12	1.85	0.40
1:E:157:PHE:CE2	1:E:237:TYR:HD1	2.39	0.40
1:E:273:ILE:HD11	1:F:314:TYR:HB3	2.02	0.40
1:F:157:PHE:CE2	1:F:237:TYR:HD1	2.39	0.40
1:G:162:ILE:HG13	1:G:162:ILE:O	2.21	0.40
1:G:397:THR:HG22	1:G:398:ARG:H	1.86	0.40
1:H:397:THR:HG22	1:H:398:ARG:H	1.86	0.40
1:H:491:LEU:HD23	1:H:493:MET:CE	2.51	0.40
1:I:419:LEU:HD23	1:I:419:LEU:HA	1.82	0.40
1:J:480:TYR:CE2	1:K:470:LEU:HD21	2.56	0.40
1:K:149:ARG:HD3	1:K:153:ASP:OD1	2.19	0.40
1:K:162:ILE:O	1:K:162:ILE:HG13	2.21	0.40
1:L:162:ILE:HG23	1:L:171:ILE:HG12	1.96	0.40
1:B:162:ILE:HG13	1:B:162:ILE:O	2.21	0.40
1:B:266:LEU:HD12	1:B:266:LEU:HA	1.80	0.40
1:B:407:ILE:O	1:B:410:LEU:N	2.54	0.40

*Continued on next page...*

*Continued from previous page...*

Atom-1	Atom-2	Interatomic distance (Å)	Clash overlap (Å)
1:C:158:PHE:HE1	1:C:176:ARG:HG3	1.85	0.40
1:C:160:LYS:HD3	1:C:234:ALA:C	2.40	0.40
1:C:273:ILE:HD11	1:D:314:TYR:HB3	2.02	0.40
1:C:407:ILE:O	1:C:410:LEU:N	2.54	0.40
1:E:119:SER:HB3	1:E:122:ILE:HG23	2.02	0.40
1:E:216:ALA:O	1:E:217:CYS:C	2.58	0.40
1:E:367:GLN:NE2	1:E:382:GLN:OE1	2.54	0.40
1:E:491:LEU:HD23	1:E:493:MET:CE	2.51	0.40
1:G:268:GLU:OE2	1:G:362:ILE:HG12	2.21	0.40
1:K:379:ARG:O	1:K:381:PRO:CD	2.69	0.40
1:K:397:THR:HG22	1:K:398:ARG:H	1.86	0.40
1:L:367:GLN:NE2	1:L:382:GLN:OE1	2.54	0.40
1:A:311:ARG:O	1:A:313:VAL:CG2	2.64	0.40
1:B:162:ILE:HA	1:B:163:ASP:HA	1.41	0.40
1:B:382:GLN:HA	1:B:382:GLN:HE21	1.86	0.40
1:C:142:LYS:HE3	1:C:142:LYS:HB3	1.80	0.40
1:D:93:SER:HB2	1:D:148:ARG:HH12	1.85	0.40
1:D:338:ARG:H	1:D:338:ARG:HG3	1.65	0.40
1:E:470:LEU:HD12	1:E:470:LEU:HA	1.88	0.40
1:F:91:ALA:O	1:F:94:GLU:HB3	2.22	0.40
1:F:407:ILE:O	1:F:410:LEU:N	2.54	0.40
1:G:470:LEU:HD12	1:G:470:LEU:HA	1.88	0.40
1:H:75:LEU:CD2	1:H:251:ILE:HD13	2.36	0.40
1:H:86:TYR:O	1:H:87:GLU:CB	2.54	0.40
1:H:157:PHE:CE2	1:H:237:TYR:HD1	2.39	0.40
1:I:149:ARG:HD3	1:I:149:ARG:HA	1.54	0.40
1:I:273:ILE:HD11	1:J:314:TYR:HB3	2.02	0.40
1:I:397:THR:HG22	1:I:398:ARG:H	1.86	0.40
1:K:158:PHE:HE1	1:K:176:ARG:HG3	1.85	0.40
1:K:419:LEU:HD23	1:K:419:LEU:HA	1.82	0.40
1:K:491:LEU:HD23	1:K:493:MET:HE3	2.03	0.40
1:L:162:ILE:HG13	1:L:162:ILE:O	2.21	0.40
1:L:268:GLU:OE2	1:L:362:ILE:HG12	2.21	0.40
1:L:379:ARG:O	1:L:381:PRO:CD	2.69	0.40
1:L:407:ILE:O	1:L:410:LEU:N	2.54	0.40
1:A:91:ALA:O	1:A:94:GLU:HB3	2.22	0.40
1:A:273:ILE:HD11	1:B:314:TYR:CB	2.52	0.40
1:A:279:ALA:CB	1:A:280:PRO:HD3	2.35	0.40
1:A:382:GLN:HA	1:A:382:GLN:HE21	1.86	0.40
1:A:491:LEU:HD23	1:A:493:MET:CE	2.51	0.40
1:B:93:SER:HB2	1:B:148:ARG:HH12	1.85	0.40

*Continued on next page...*



*Continued from previous page...*

Atom-1	Atom-2	Interatomic distance (Å)	Clash overlap (Å)
1:C:150:TRP:HH2	1:C:410:LEU:HD22	1.86	0.40
1:D:150:TRP:HH2	1:D:410:LEU:HD22	1.86	0.40
1:D:157:PHE:CE2	1:D:237:TYR:HD1	2.39	0.40
1:E:124:ASN:O	1:E:127:LEU:HG	2.22	0.40
1:E:153:ASP:O	1:E:154:SER:CB	2.70	0.40
1:F:177:LEU:O	1:F:179:PRO:HD3	2.22	0.40
1:F:268:GLU:OE2	1:F:362:ILE:HG12	2.21	0.40
1:F:273:ILE:HD11	1:G:314:TYR:CB	2.52	0.40
1:F:338:ARG:H	1:F:338:ARG:HG3	1.65	0.40
1:F:397:THR:HG22	1:F:398:ARG:H	1.86	0.40
1:F:513:ARG:H	1:F:513:ARG:HG3	1.75	0.40
1:G:119:SER:HB3	1:G:122:ILE:HG23	2.02	0.40
1:H:119:SER:HB3	1:H:122:ILE:HG23	2.02	0.40
1:H:273:ILE:HD11	1:I:314:TYR:CB	2.52	0.40
1:H:382:GLN:HA	1:H:382:GLN:HE21	1.86	0.40
1:H:513:ARG:H	1:H:513:ARG:HG3	1.75	0.40
1:I:247:GLY:HA2	1:I:248:LYS:HA	1.65	0.40
1:I:273:ILE:HD12	1:I:273:ILE:HA	1.57	0.40
1:J:130:PHE:HD1	1:J:422:LEU:HD12	1.87	0.40
1:J:397:THR:HG22	1:J:398:ARG:H	1.86	0.40
1:J:407:ILE:HA	1:J:407:ILE:HD13	1.84	0.40
1:K:377:LEU:HD13	1:K:377:LEU:HA	1.62	0.40
1:A:268:GLU:OE2	1:A:362:ILE:HG12	2.21	0.40
1:B:124:ASN:O	1:B:127:LEU:HG	2.22	0.40
1:B:150:TRP:HH2	1:B:410:LEU:HD22	1.86	0.40
1:C:382:GLN:HA	1:C:382:GLN:HE21	1.86	0.40
1:C:491:LEU:HD23	1:C:493:MET:CE	2.51	0.40
1:D:273:ILE:HD11	1:E:314:TYR:HB3	2.02	0.40
1:E:377:LEU:HD13	1:E:377:LEU:HA	1.62	0.40
1:F:119:SER:HB3	1:F:122:ILE:HG23	2.02	0.40
1:F:153:ASP:O	1:F:154:SER:CB	2.70	0.40
1:F:480:TYR:CE2	1:G:470:LEU:HD21	2.56	0.40
1:G:407:ILE:O	1:G:410:LEU:N	2.54	0.40
1:G:480:TYR:CE2	1:H:470:LEU:HD21	2.56	0.40
1:H:130:PHE:HD1	1:H:422:LEU:HD12	1.87	0.40
1:H:149:ARG:CD	1:H:153:ASP:CG	2.68	0.40
1:H:268:GLU:OE2	1:H:362:ILE:HG12	2.21	0.40
1:H:279:ALA:CB	1:H:280:PRO:HD3	2.35	0.40
1:H:480:TYR:CE2	1:I:470:LEU:HD21	2.56	0.40
1:I:91:ALA:O	1:I:94:GLU:HB3	2.22	0.40
1:I:157:PHE:CE2	1:I:237:TYR:HD1	2.39	0.40

*Continued on next page...*

Continued from previous page...

Atom-1	Atom-2	Interatomic distance (Å)	Clash overlap (Å)
1:I:243:VAL:O	1:I:244:ASP:CB	2.70	0.40
1:I:326:HIS:O	1:I:327:ASN:CB	2.70	0.40
1:I:382:GLN:HA	1:I:382:GLN:HE21	1.86	0.40
1:J:244:ASP:CG	1:J:245:CYS:H	2.15	0.40
1:J:367:GLN:NE2	1:J:382:GLN:OE1	2.54	0.40
1:K:382:GLN:HA	1:K:382:GLN:HE21	1.86	0.40
1:K:407:ILE:O	1:K:410:LEU:N	2.54	0.40
1:L:162:ILE:CG2	1:L:171:ILE:CB	2.92	0.40
1:L:162:ILE:HA	1:L:163:ASP:HA	1.41	0.40

There are no symmetry-related clashes.

## 5.3 Torsion angles [i](#)

### 5.3.1 Protein backbone [i](#)

In the following table, the Percentiles column shows the percent Ramachandran outliers of the chain as a percentile score with respect to all PDB entries followed by that with respect to all EM entries.

The Analysed column shows the number of residues for which the backbone conformation was analysed, and the total number of residues.

Mol	Chain	Analysed	Favoured	Allowed	Outliers	Percentiles	
1	A	424/455 (93%)	368 (87%)	47 (11%)	9 (2%)	7	40
1	B	424/455 (93%)	369 (87%)	46 (11%)	9 (2%)	7	40
1	C	424/455 (93%)	368 (87%)	47 (11%)	9 (2%)	7	40
1	D	424/455 (93%)	368 (87%)	47 (11%)	9 (2%)	7	40
1	E	424/455 (93%)	368 (87%)	47 (11%)	9 (2%)	7	40
1	F	424/455 (93%)	368 (87%)	47 (11%)	9 (2%)	7	40
1	G	424/455 (93%)	368 (87%)	47 (11%)	9 (2%)	7	40
1	H	424/455 (93%)	369 (87%)	46 (11%)	9 (2%)	7	40
1	I	424/455 (93%)	368 (87%)	47 (11%)	9 (2%)	7	40
1	J	424/455 (93%)	368 (87%)	47 (11%)	9 (2%)	7	40
1	K	424/455 (93%)	368 (87%)	47 (11%)	9 (2%)	7	40
1	L	424/455 (93%)	368 (87%)	47 (11%)	9 (2%)	7	40
All	All	5088/5460 (93%)	4418 (87%)	562 (11%)	108 (2%)	10	40

All (108) Ramachandran outliers are listed below:

Mol	Chain	Res	Type
1	A	171	ILE
1	A	380	ILE
1	B	171	ILE
1	B	380	ILE
1	C	171	ILE
1	C	380	ILE
1	D	171	ILE
1	D	380	ILE
1	E	171	ILE
1	E	380	ILE
1	F	171	ILE
1	F	380	ILE
1	G	171	ILE
1	G	380	ILE
1	H	171	ILE
1	H	380	ILE
1	I	171	ILE
1	I	380	ILE
1	J	171	ILE
1	J	380	ILE
1	K	171	ILE
1	K	380	ILE
1	L	171	ILE
1	L	380	ILE
1	A	217	CYS
1	A	241	GLY
1	B	217	CYS
1	B	241	GLY
1	C	217	CYS
1	C	241	GLY
1	D	217	CYS
1	D	241	GLY
1	E	217	CYS
1	E	241	GLY
1	F	217	CYS
1	F	241	GLY
1	G	217	CYS
1	G	241	GLY
1	H	217	CYS
1	H	241	GLY
1	I	217	CYS
1	I	241	GLY

*Continued on next page...*

*Continued from previous page...*

<b>Mol</b>	<b>Chain</b>	<b>Res</b>	<b>Type</b>
1	J	217	CYS
1	J	241	GLY
1	K	217	CYS
1	K	241	GLY
1	L	217	CYS
1	L	241	GLY
1	A	244	ASP
1	A	374	ARG
1	B	244	ASP
1	B	374	ARG
1	C	244	ASP
1	C	374	ARG
1	D	244	ASP
1	D	374	ARG
1	E	244	ASP
1	E	374	ARG
1	F	244	ASP
1	F	374	ARG
1	G	244	ASP
1	G	374	ARG
1	H	244	ASP
1	H	374	ARG
1	I	244	ASP
1	I	374	ARG
1	J	244	ASP
1	J	374	ARG
1	K	244	ASP
1	K	374	ARG
1	L	244	ASP
1	L	374	ARG
1	A	327	ASN
1	A	431	ILE
1	B	327	ASN
1	B	431	ILE
1	C	327	ASN
1	C	431	ILE
1	D	327	ASN
1	D	431	ILE
1	E	327	ASN
1	E	431	ILE
1	F	327	ASN
1	F	431	ILE

*Continued on next page...*

*Continued from previous page...*

Mol	Chain	Res	Type
1	G	327	ASN
1	G	431	ILE
1	H	327	ASN
1	H	431	ILE
1	I	327	ASN
1	I	431	ILE
1	J	327	ASN
1	J	431	ILE
1	K	327	ASN
1	K	431	ILE
1	L	327	ASN
1	L	431	ILE
1	A	163	ASP
1	B	163	ASP
1	C	163	ASP
1	D	163	ASP
1	E	163	ASP
1	F	163	ASP
1	G	163	ASP
1	H	163	ASP
1	I	163	ASP
1	J	163	ASP
1	K	163	ASP
1	L	163	ASP

### 5.3.2 Protein sidechains [i](#)

In the following table, the Percentiles column shows the percent sidechain outliers of the chain as a percentile score with respect to all PDB entries followed by that with respect to all EM entries.

The Analysed column shows the number of residues for which the sidechain conformation was analysed, and the total number of residues.

Mol	Chain	Analysed	Rotameric	Outliers	Percentiles	
1	A	364/407 (89%)	335 (92%)	29 (8%)	12	43
1	B	364/407 (89%)	335 (92%)	29 (8%)	12	43
1	C	364/407 (89%)	334 (92%)	30 (8%)	11	42
1	D	364/407 (89%)	335 (92%)	29 (8%)	12	43
1	E	364/407 (89%)	335 (92%)	29 (8%)	12	43

*Continued on next page...*

*Continued from previous page...*

Mol	Chain	Analysed	Rotameric	Outliers	Percentiles	
1	F	364/407 (89%)	334 (92%)	30 (8%)	11	42
1	G	364/407 (89%)	335 (92%)	29 (8%)	12	43
1	H	364/407 (89%)	335 (92%)	29 (8%)	12	43
1	I	364/407 (89%)	334 (92%)	30 (8%)	11	42
1	J	364/407 (89%)	335 (92%)	29 (8%)	12	43
1	K	364/407 (89%)	335 (92%)	29 (8%)	12	43
1	L	364/407 (89%)	334 (92%)	30 (8%)	11	42
All	All	4368/4884 (89%)	4016 (92%)	352 (8%)	15	43

All (352) residues with a non-rotameric sidechain are listed below:

Mol	Chain	Res	Type
1	A	86	TYR
1	A	165	LYS
1	A	166	ARG
1	A	176	ARG
1	A	232	LYS
1	A	254	LEU
1	A	272	VAL
1	A	273	ILE
1	A	275	ARG
1	A	282	ARG
1	A	283	ARG
1	A	284	VAL
1	A	312	VAL
1	A	344	VAL
1	A	363	ARG
1	A	377	LEU
1	A	378	SER
1	A	398	ARG
1	A	399	ASP
1	A	401	LEU
1	A	415	GLU
1	A	457	LEU
1	A	467	ILE
1	A	491	LEU
1	A	494	THR
1	A	501	GLU
1	A	507	GLU
1	A	508	GLU

*Continued on next page...*

*Continued from previous page...*

<b>Mol</b>	<b>Chain</b>	<b>Res</b>	<b>Type</b>
1	A	513	ARG
1	B	86	TYR
1	B	165	LYS
1	B	166	ARG
1	B	176	ARG
1	B	232	LYS
1	B	254	LEU
1	B	272	VAL
1	B	273	ILE
1	B	275	ARG
1	B	282	ARG
1	B	283	ARG
1	B	284	VAL
1	B	312	VAL
1	B	344	VAL
1	B	363	ARG
1	B	377	LEU
1	B	378	SER
1	B	398	ARG
1	B	399	ASP
1	B	401	LEU
1	B	415	GLU
1	B	457	LEU
1	B	467	ILE
1	B	491	LEU
1	B	494	THR
1	B	501	GLU
1	B	507	GLU
1	B	508	GLU
1	B	513	ARG
1	C	86	TYR
1	C	165	LYS
1	C	166	ARG
1	C	176	ARG
1	C	232	LYS
1	C	254	LEU
1	C	272	VAL
1	C	273	ILE
1	C	275	ARG
1	C	281	ASP
1	C	282	ARG
1	C	283	ARG

*Continued on next page...*

*Continued from previous page...*

<b>Mol</b>	<b>Chain</b>	<b>Res</b>	<b>Type</b>
1	C	284	VAL
1	C	312	VAL
1	C	344	VAL
1	C	363	ARG
1	C	377	LEU
1	C	378	SER
1	C	398	ARG
1	C	399	ASP
1	C	401	LEU
1	C	415	GLU
1	C	457	LEU
1	C	467	ILE
1	C	491	LEU
1	C	494	THR
1	C	501	GLU
1	C	507	GLU
1	C	508	GLU
1	C	513	ARG
1	D	86	TYR
1	D	165	LYS
1	D	166	ARG
1	D	176	ARG
1	D	232	LYS
1	D	254	LEU
1	D	272	VAL
1	D	273	ILE
1	D	275	ARG
1	D	282	ARG
1	D	283	ARG
1	D	284	VAL
1	D	312	VAL
1	D	344	VAL
1	D	363	ARG
1	D	377	LEU
1	D	378	SER
1	D	398	ARG
1	D	399	ASP
1	D	401	LEU
1	D	415	GLU
1	D	457	LEU
1	D	467	ILE
1	D	491	LEU

*Continued on next page...*



*Continued from previous page...*

<b>Mol</b>	<b>Chain</b>	<b>Res</b>	<b>Type</b>
1	D	494	THR
1	D	501	GLU
1	D	507	GLU
1	D	508	GLU
1	D	513	ARG
1	E	86	TYR
1	E	165	LYS
1	E	166	ARG
1	E	176	ARG
1	E	232	LYS
1	E	254	LEU
1	E	272	VAL
1	E	273	ILE
1	E	275	ARG
1	E	282	ARG
1	E	283	ARG
1	E	284	VAL
1	E	312	VAL
1	E	344	VAL
1	E	363	ARG
1	E	377	LEU
1	E	378	SER
1	E	398	ARG
1	E	399	ASP
1	E	401	LEU
1	E	415	GLU
1	E	457	LEU
1	E	467	ILE
1	E	491	LEU
1	E	494	THR
1	E	501	GLU
1	E	507	GLU
1	E	508	GLU
1	E	513	ARG
1	F	86	TYR
1	F	165	LYS
1	F	166	ARG
1	F	176	ARG
1	F	232	LYS
1	F	254	LEU
1	F	272	VAL
1	F	273	ILE

*Continued on next page...*

*Continued from previous page...*

<b>Mol</b>	<b>Chain</b>	<b>Res</b>	<b>Type</b>
1	F	275	ARG
1	F	281	ASP
1	F	282	ARG
1	F	283	ARG
1	F	284	VAL
1	F	312	VAL
1	F	344	VAL
1	F	363	ARG
1	F	377	LEU
1	F	378	SER
1	F	398	ARG
1	F	399	ASP
1	F	401	LEU
1	F	415	GLU
1	F	457	LEU
1	F	467	ILE
1	F	491	LEU
1	F	494	THR
1	F	501	GLU
1	F	507	GLU
1	F	508	GLU
1	F	513	ARG
1	G	86	TYR
1	G	165	LYS
1	G	166	ARG
1	G	176	ARG
1	G	232	LYS
1	G	254	LEU
1	G	272	VAL
1	G	273	ILE
1	G	275	ARG
1	G	282	ARG
1	G	283	ARG
1	G	284	VAL
1	G	312	VAL
1	G	344	VAL
1	G	363	ARG
1	G	377	LEU
1	G	378	SER
1	G	398	ARG
1	G	399	ASP
1	G	401	LEU

*Continued on next page...*

*Continued from previous page...*

<b>Mol</b>	<b>Chain</b>	<b>Res</b>	<b>Type</b>
1	G	415	GLU
1	G	457	LEU
1	G	467	ILE
1	G	491	LEU
1	G	494	THR
1	G	501	GLU
1	G	507	GLU
1	G	508	GLU
1	G	513	ARG
1	H	86	TYR
1	H	165	LYS
1	H	166	ARG
1	H	176	ARG
1	H	232	LYS
1	H	254	LEU
1	H	272	VAL
1	H	273	ILE
1	H	275	ARG
1	H	282	ARG
1	H	283	ARG
1	H	284	VAL
1	H	312	VAL
1	H	344	VAL
1	H	363	ARG
1	H	377	LEU
1	H	378	SER
1	H	398	ARG
1	H	399	ASP
1	H	401	LEU
1	H	415	GLU
1	H	457	LEU
1	H	467	ILE
1	H	491	LEU
1	H	494	THR
1	H	501	GLU
1	H	507	GLU
1	H	508	GLU
1	H	513	ARG
1	I	86	TYR
1	I	165	LYS
1	I	166	ARG
1	I	176	ARG

*Continued on next page...*

*Continued from previous page...*

<b>Mol</b>	<b>Chain</b>	<b>Res</b>	<b>Type</b>
1	I	232	LYS
1	I	254	LEU
1	I	272	VAL
1	I	273	ILE
1	I	275	ARG
1	I	281	ASP
1	I	282	ARG
1	I	283	ARG
1	I	284	VAL
1	I	312	VAL
1	I	344	VAL
1	I	363	ARG
1	I	377	LEU
1	I	378	SER
1	I	398	ARG
1	I	399	ASP
1	I	401	LEU
1	I	415	GLU
1	I	457	LEU
1	I	467	ILE
1	I	491	LEU
1	I	494	THR
1	I	501	GLU
1	I	507	GLU
1	I	508	GLU
1	I	513	ARG
1	J	86	TYR
1	J	165	LYS
1	J	166	ARG
1	J	176	ARG
1	J	232	LYS
1	J	254	LEU
1	J	272	VAL
1	J	273	ILE
1	J	275	ARG
1	J	282	ARG
1	J	283	ARG
1	J	284	VAL
1	J	312	VAL
1	J	344	VAL
1	J	363	ARG
1	J	377	LEU

*Continued on next page...*

*Continued from previous page...*

<b>Mol</b>	<b>Chain</b>	<b>Res</b>	<b>Type</b>
1	J	378	SER
1	J	398	ARG
1	J	399	ASP
1	J	401	LEU
1	J	415	GLU
1	J	457	LEU
1	J	467	ILE
1	J	491	LEU
1	J	494	THR
1	J	501	GLU
1	J	507	GLU
1	J	508	GLU
1	J	513	ARG
1	K	86	TYR
1	K	165	LYS
1	K	166	ARG
1	K	176	ARG
1	K	232	LYS
1	K	254	LEU
1	K	272	VAL
1	K	273	ILE
1	K	275	ARG
1	K	282	ARG
1	K	283	ARG
1	K	284	VAL
1	K	312	VAL
1	K	344	VAL
1	K	363	ARG
1	K	377	LEU
1	K	378	SER
1	K	398	ARG
1	K	399	ASP
1	K	401	LEU
1	K	415	GLU
1	K	457	LEU
1	K	467	ILE
1	K	491	LEU
1	K	494	THR
1	K	501	GLU
1	K	507	GLU
1	K	508	GLU
1	K	513	ARG

*Continued on next page...*

*Continued from previous page...*

<b>Mol</b>	<b>Chain</b>	<b>Res</b>	<b>Type</b>
1	L	86	TYR
1	L	165	LYS
1	L	166	ARG
1	L	176	ARG
1	L	232	LYS
1	L	254	LEU
1	L	272	VAL
1	L	273	ILE
1	L	275	ARG
1	L	281	ASP
1	L	282	ARG
1	L	283	ARG
1	L	284	VAL
1	L	312	VAL
1	L	344	VAL
1	L	363	ARG
1	L	377	LEU
1	L	378	SER
1	L	398	ARG
1	L	399	ASP
1	L	401	LEU
1	L	415	GLU
1	L	457	LEU
1	L	467	ILE
1	L	491	LEU
1	L	494	THR
1	L	501	GLU
1	L	507	GLU
1	L	508	GLU
1	L	513	ARG

Sometimes sidechains can be flipped to improve hydrogen bonding and reduce clashes. All (132) such sidechains are listed below:

<b>Mol</b>	<b>Chain</b>	<b>Res</b>	<b>Type</b>
1	A	90	ASN
1	A	146	HIS
1	A	183	GLN
1	A	249	ASN
1	A	262	ASN
1	A	310	ASN
1	A	355	ASN
1	A	358	ASN

*Continued on next page...*

*Continued from previous page...*

<b>Mol</b>	<b>Chain</b>	<b>Res</b>	<b>Type</b>
1	A	367	GLN
1	A	382	GLN
1	A	412	HIS
1	B	90	ASN
1	B	146	HIS
1	B	183	GLN
1	B	249	ASN
1	B	262	ASN
1	B	310	ASN
1	B	355	ASN
1	B	358	ASN
1	B	367	GLN
1	B	382	GLN
1	B	412	HIS
1	C	90	ASN
1	C	146	HIS
1	C	183	GLN
1	C	249	ASN
1	C	262	ASN
1	C	310	ASN
1	C	355	ASN
1	C	358	ASN
1	C	367	GLN
1	C	382	GLN
1	C	412	HIS
1	D	90	ASN
1	D	146	HIS
1	D	183	GLN
1	D	249	ASN
1	D	262	ASN
1	D	310	ASN
1	D	355	ASN
1	D	358	ASN
1	D	367	GLN
1	D	382	GLN
1	D	412	HIS
1	E	90	ASN
1	E	146	HIS
1	E	183	GLN
1	E	249	ASN
1	E	262	ASN
1	E	310	ASN

*Continued on next page...*

*Continued from previous page...*

<b>Mol</b>	<b>Chain</b>	<b>Res</b>	<b>Type</b>
1	E	355	ASN
1	E	358	ASN
1	E	367	GLN
1	E	382	GLN
1	E	412	HIS
1	F	90	ASN
1	F	146	HIS
1	F	183	GLN
1	F	249	ASN
1	F	262	ASN
1	F	310	ASN
1	F	355	ASN
1	F	358	ASN
1	F	367	GLN
1	F	382	GLN
1	F	412	HIS
1	G	90	ASN
1	G	146	HIS
1	G	183	GLN
1	G	249	ASN
1	G	262	ASN
1	G	310	ASN
1	G	355	ASN
1	G	358	ASN
1	G	367	GLN
1	G	382	GLN
1	G	412	HIS
1	H	90	ASN
1	H	146	HIS
1	H	183	GLN
1	H	249	ASN
1	H	262	ASN
1	H	310	ASN
1	H	355	ASN
1	H	358	ASN
1	H	367	GLN
1	H	382	GLN
1	H	412	HIS
1	I	90	ASN
1	I	146	HIS
1	I	183	GLN
1	I	249	ASN

*Continued on next page...*



*Continued from previous page...*

<b>Mol</b>	<b>Chain</b>	<b>Res</b>	<b>Type</b>
1	I	262	ASN
1	I	310	ASN
1	I	355	ASN
1	I	358	ASN
1	I	367	GLN
1	I	382	GLN
1	I	412	HIS
1	J	90	ASN
1	J	146	HIS
1	J	183	GLN
1	J	249	ASN
1	J	262	ASN
1	J	310	ASN
1	J	355	ASN
1	J	358	ASN
1	J	367	GLN
1	J	382	GLN
1	J	412	HIS
1	K	90	ASN
1	K	146	HIS
1	K	183	GLN
1	K	249	ASN
1	K	262	ASN
1	K	310	ASN
1	K	355	ASN
1	K	358	ASN
1	K	367	GLN
1	K	382	GLN
1	K	412	HIS
1	L	90	ASN
1	L	146	HIS
1	L	183	GLN
1	L	249	ASN
1	L	262	ASN
1	L	310	ASN
1	L	355	ASN
1	L	358	ASN
1	L	367	GLN
1	L	382	GLN
1	L	412	HIS

### 5.3.3 RNA [i](#)

There are no RNA molecules in this entry.

### 5.4 Non-standard residues in protein, DNA, RNA chains [i](#)

There are no non-standard protein/DNA/RNA residues in this entry.

### 5.5 Carbohydrates [i](#)

There are no monosaccharides in this entry.

### 5.6 Ligand geometry [i](#)

There are no ligands in this entry.

### 5.7 Other polymers [i](#)

There are no such residues in this entry.

### 5.8 Polymer linkage issues [i](#)

There are no chain breaks in this entry.


## 6 Map visualisation [i](#)

This section contains visualisations of the EMDB entry EMD-6324. These allow visual inspection of the internal detail of the map and identification of artifacts.

No raw map or half-maps were deposited for this entry and therefore no images, graphs, etc. pertaining to the raw map can be shown.

### 6.1 Orthogonal projections [i](#)


#### 6.1.1 Primary map



The images above show the map projected in three orthogonal directions.

### 6.2 Central slices [i](#)

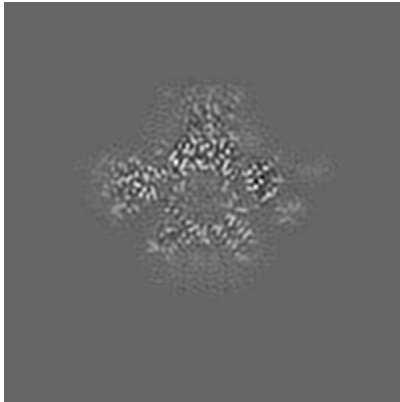
#### 6.2.1 Primary map



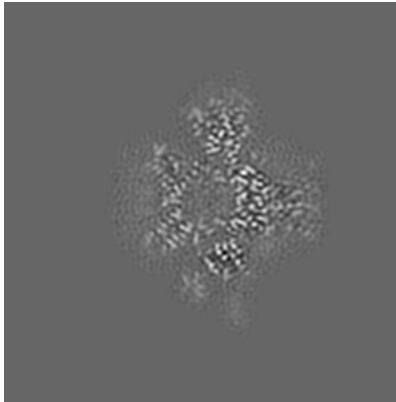
The images above show central slices of the map in three orthogonal directions.

## 6.3 Largest variance slices [i](#)


### 6.3.1 Primary map



X Index: 161



Y Index: 161




Z Index: 150

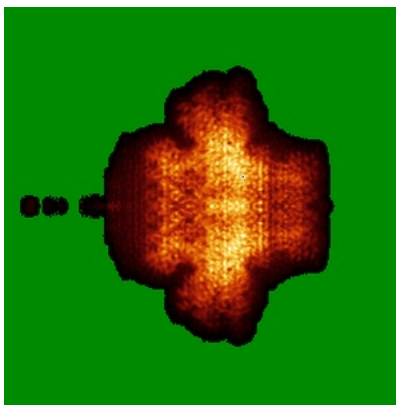
The images above show the largest variance slices of the map in three orthogonal directions.

## 6.4 Orthogonal standard-deviation projections (False-color) [i](#)


### 6.4.1 Primary map



X



Y




Z

The images above show the map standard deviation projections with false color in three orthogonal directions. Minimum values are shown in green, max in blue, and dark to light orange shades represent small to large values respectively.

## 6.5 Orthogonal surface views [i](#)

### 6.5.1 Primary map



The images above show the 3D surface view of the map at the recommended contour level 0.016. These images, in conjunction with the slice images, may facilitate assessment of whether an appropriate contour level has been provided.

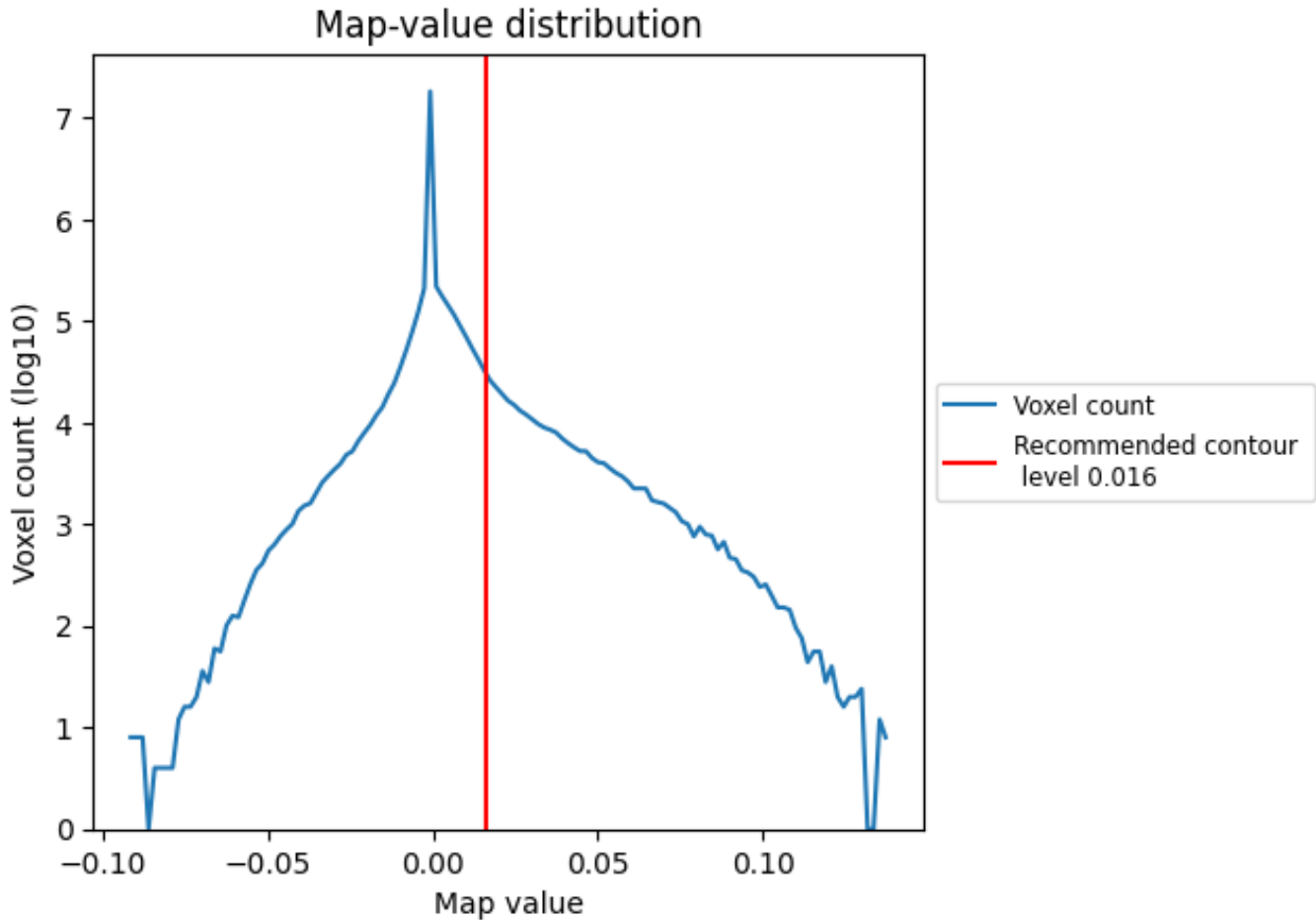
## 6.6 Mask visualisation [i](#)

This section was not generated. No masks/segmentation were deposited.

## 7 Map analysis [i](#)

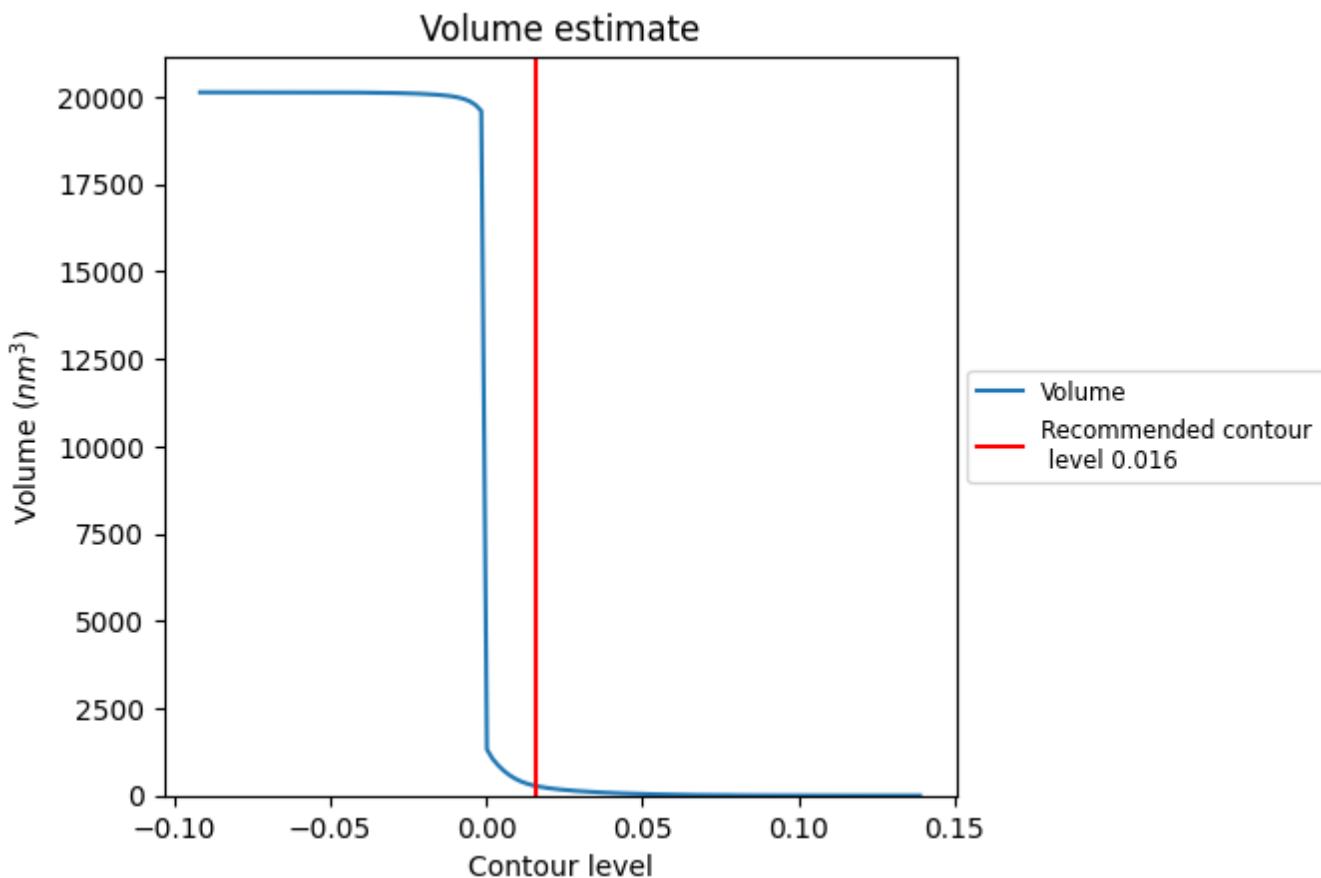
This section contains the results of statistical analysis of the map.

### 7.1 Map-value distribution [i](#)



The map-value distribution is plotted in 128 intervals along the x-axis. The y-axis is logarithmic. A spike in this graph at zero usually indicates that the volume has been masked.

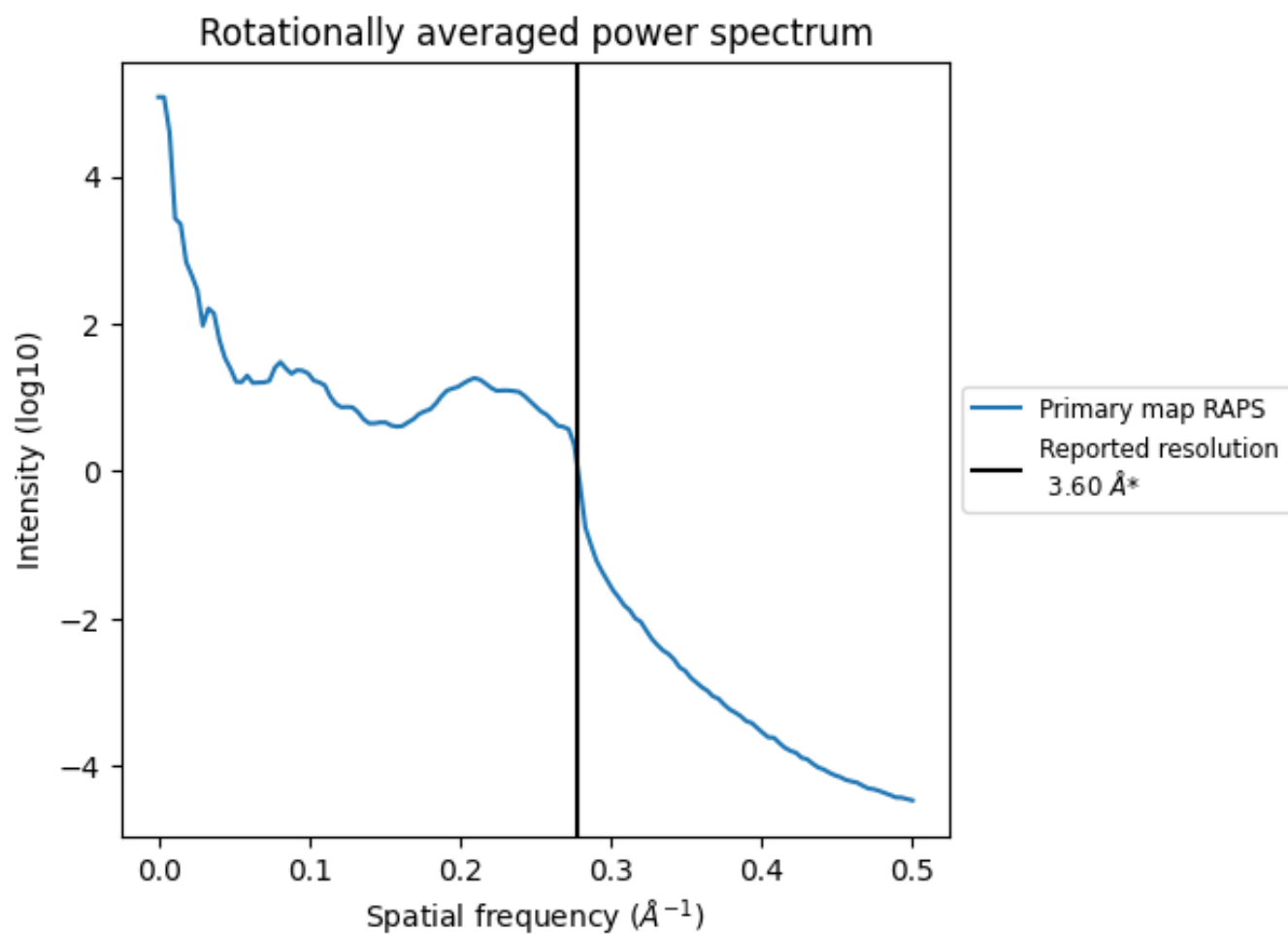
## 7.2 Volume estimate [i](#)



The volume at the recommended contour level is 273 nm<sup>3</sup>; this corresponds to an approximate mass of 247 kDa.

The volume estimate graph shows how the enclosed volume varies with the contour level. The recommended contour level is shown as a vertical line and the intersection between the line and the curve gives the volume of the enclosed surface at the given level.

### 7.3 Rotationally averaged power spectrum i



\*Reported resolution corresponds to spatial frequency of 0.278 Å<sup>-1</sup>




## 8 Fourier-Shell correlation

This section was not generated. No FSC curve or half-maps provided.

## 9 Map-model fit [i](#)

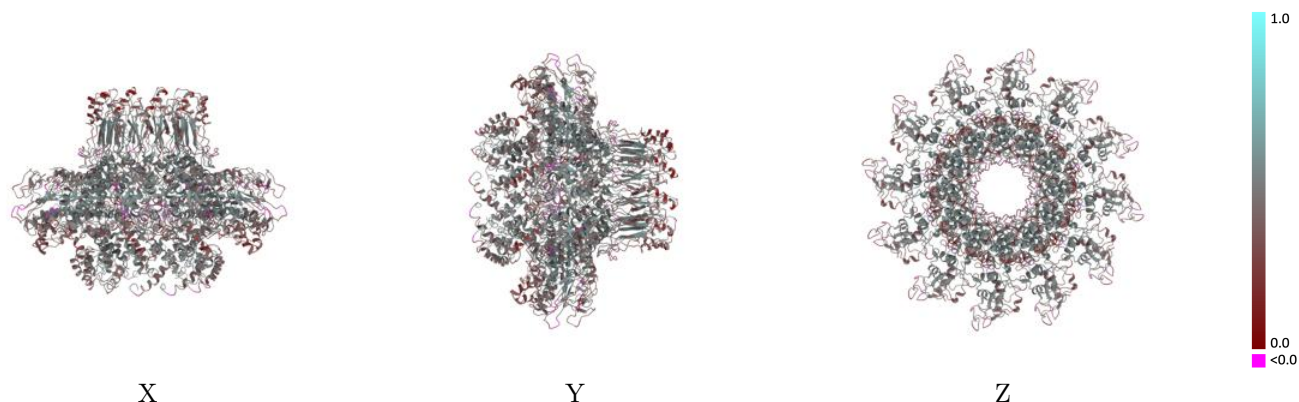
This section contains information regarding the fit between EMDB map EMD-6324 and PDB model 3JA7. Per-residue inclusion information can be found in section 3 on page 6.

### 9.1 Map-model overlay [i](#)



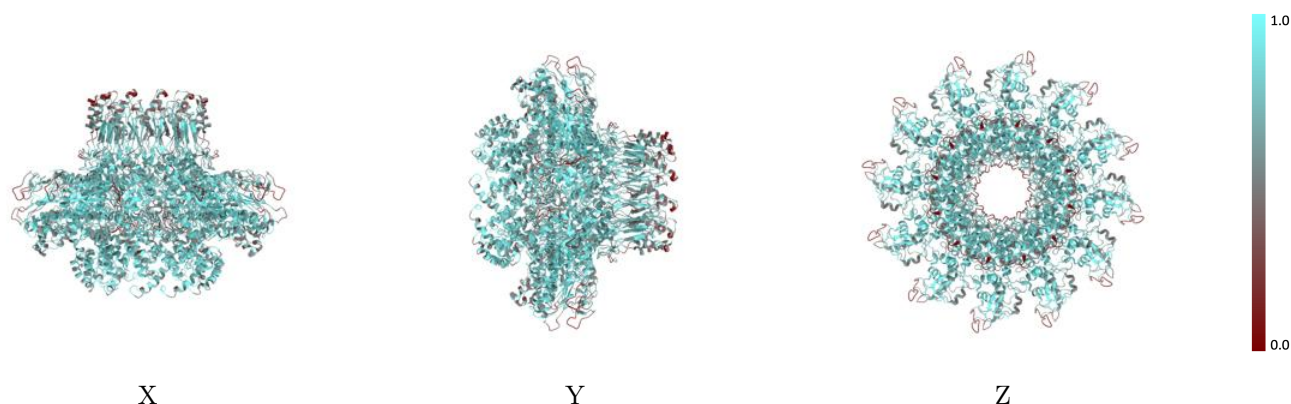
The images above show the 3D surface view of the map at the recommended contour level 0.016 at 50% transparency in yellow overlaid with a ribbon representation of the model coloured in blue. These images allow for the visual assessment of the quality of fit between the atomic model and the map.

## 9.2 Q-score mapped to coordinate model [i](#)



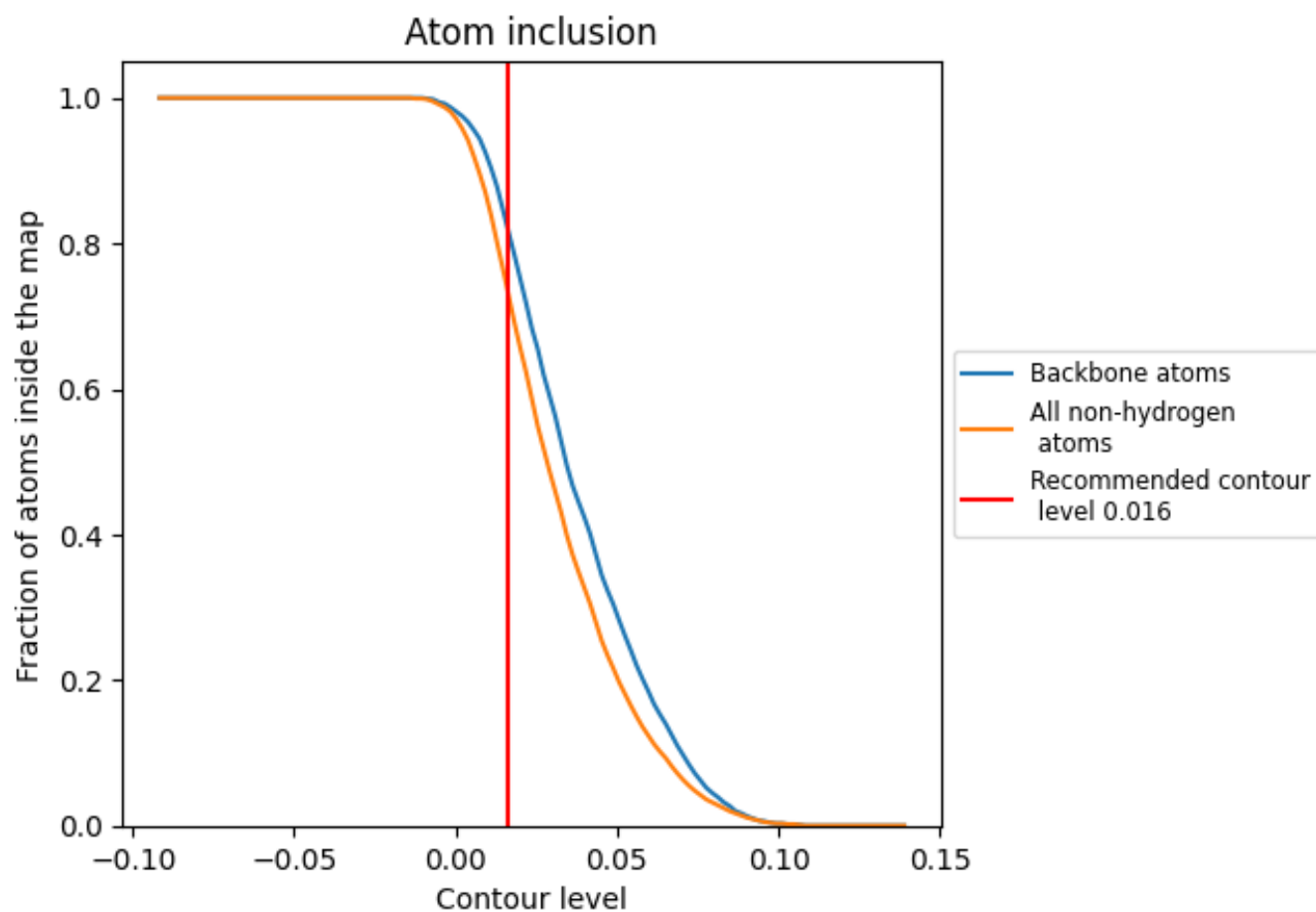
The images above show the model with each residue coloured according to its Q-score. This shows their resolvability in the map with higher Q-score values reflecting better resolvability. Please note: Q-score is calculating the resolvability of atoms, and thus high values are only expected at resolutions at which atoms can be resolved. Low Q-score values may therefore be expected for many entries.

## 9.3 Atom inclusion mapped to coordinate model [i](#)



The images above show the model with each residue coloured according to its atom inclusion. This shows to what extent they are inside the map at the recommended contour level (0.016).



























## 9.4 Atom inclusion [i](#)



At the recommended contour level, 82% of all backbone atoms, 74% of all non-hydrogen atoms, are inside the map.

## 9.5 Map-model fit summary

The table lists the average atom inclusion at the recommended contour level (0.016) and Q-score for the entire model and for each chain.

Chain	Atom inclusion	Q-score
All	 0.7380	 0.4270
A	 0.7360	 0.4270
B	 0.7390	 0.4270
C	 0.7380	 0.4270
D	 0.7360	 0.4270
E	 0.7390	 0.4260
F	 0.7380	 0.4270
G	 0.7360	 0.4270
H	 0.7390	 0.4270
I	 0.7380	 0.4260
J	 0.7360	 0.4270
K	 0.7390	 0.4260
L	 0.7380	 0.4260

