



wwPDB EM Validation Summary Report ⓘ

Nov 14, 2022 – 01:59 PM JST

PDB ID : 6J40
EMDB ID : EMD-9777
Title : Structure of C2S2M2-type PSII-FCPII supercomplex from diatom
Authors : Nagao, R.; Kato, K.; Shen, J.R.; Miyazaki, N.; Akita, F.
Deposited on : 2019-01-07
Resolution : 3.80 Å(reported)
Based on initial models : 3WU2, 3JCU

This is a wwPDB EM Validation Summary Report for a publicly released PDB entry.

We welcome your comments at validation@mail.wwpdb.org

A user guide is available at

<https://www.wwpdb.org/validation/2017/EMValidationReportHelp>

with specific help available everywhere you see the ⓘ symbol.

The types of validation reports are described at

<http://www.wwpdb.org/validation/2017/FAQs#types>.

The following versions of software and data (see [references ⓘ](#)) were used in the production of this report:

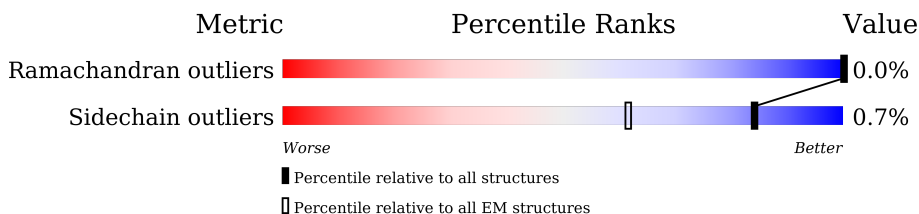
EMDB validation analysis : 0.0.1.dev43
Mogul : 1.8.5 (274361), CSD as541be (2020)
MolProbity : 4.02b-467
buster-report : 1.1.7 (2018)
Percentile statistics : 20191225.v01 (using entries in the PDB archive December 25th 2019)
MapQ : 1.9.9
Ideal geometry (proteins) : Engh & Huber (2001)
Ideal geometry (DNA, RNA) : Parkinson et al. (1996)
Validation Pipeline (wwPDB-VP) : 2.31.2

1 Overall quality at a glance

The following experimental techniques were used to determine the structure:
ELECTRON MICROSCOPY

The reported resolution of this entry is 3.80 Å.

Percentile scores (ranging between 0-100) for global validation metrics of the entry are shown in the following graphic. The table shows the number of entries on which the scores are based.



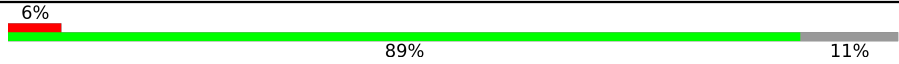
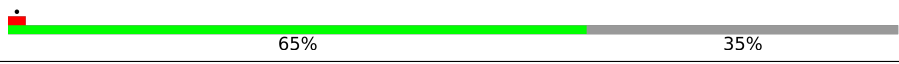
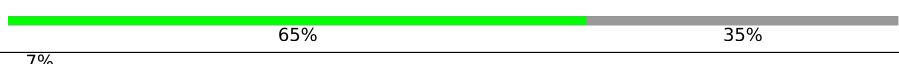
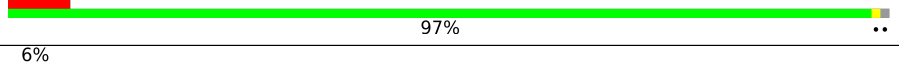
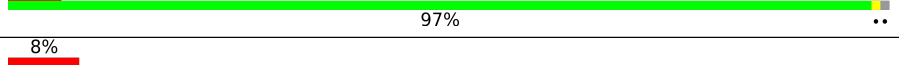

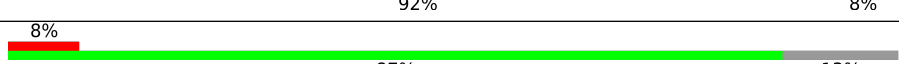
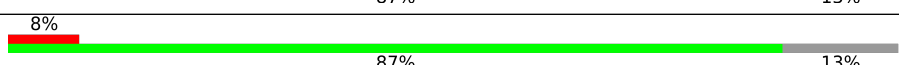
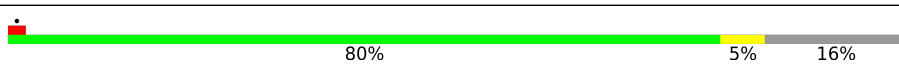

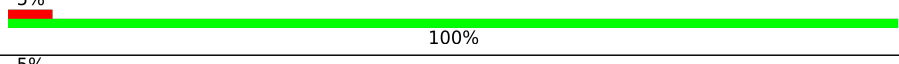
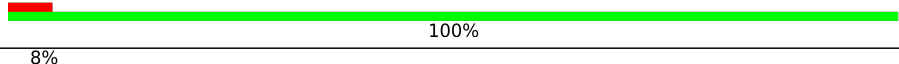


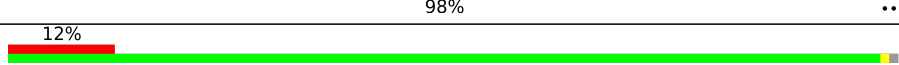
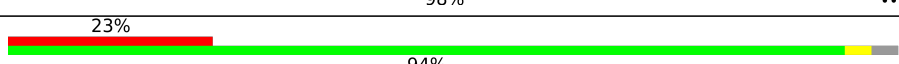
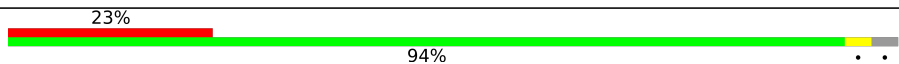
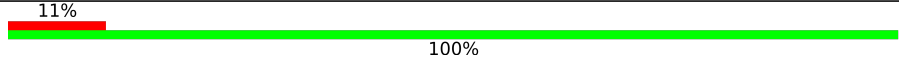
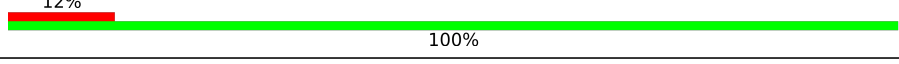
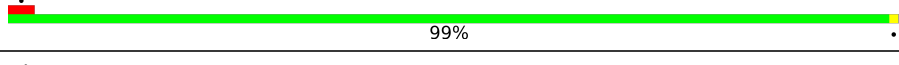
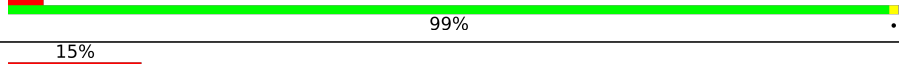
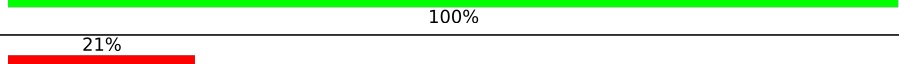
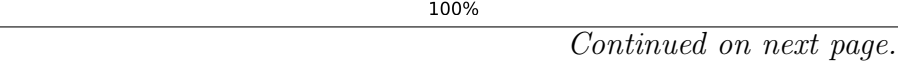


Metric	Whole archive (#Entries)	EM structures (#Entries)
Ramachandran outliers	154571	4023
Sidechain outliers	154315	3826

The table below summarises the geometric issues observed across the polymeric chains and their fit to the map. The red, orange, yellow and green segments of the bar indicate the fraction of residues that contain outliers for ≥ 3 , 2, 1 and 0 types of geometric quality criteria respectively. A grey segment represents the fraction of residues that are not modelled. The numeric value for each fraction is indicated below the corresponding segment, with a dot representing fractions $\leq 5\%$. The upper red bar (where present) indicates the fraction of residues that have poor fit to the EM map (all-atom inclusion $< 40\%$). The numeric value is given above the bar.

Mol	Chain	Length	Quality of chain
1	A	344	 97%
1	a	344	 97%
2	B	509	 94% . 5%
2	b	509	 94% . 5%
3	C	471	 95% . .
3	c	471	 95% . .
4	D	351	 95% . .
4	d	351	 96% . .
5	E	84	 7% 89% 11%

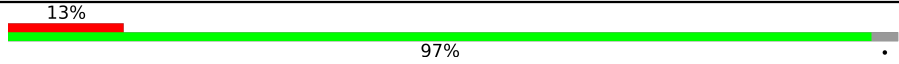
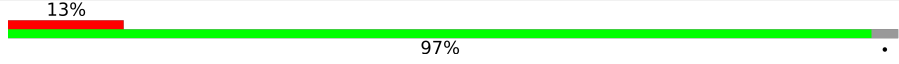
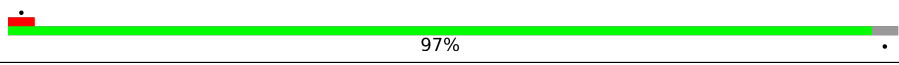
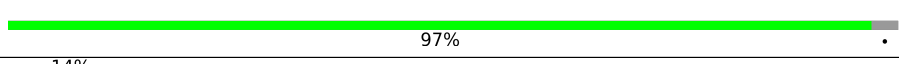
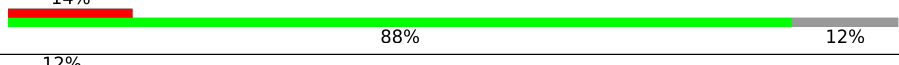
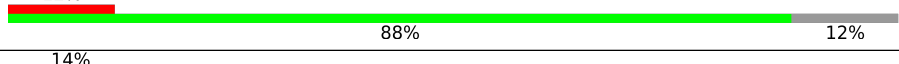
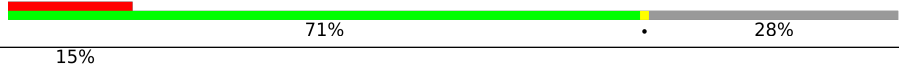

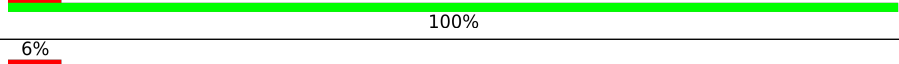
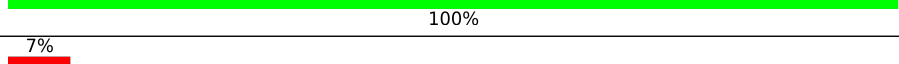

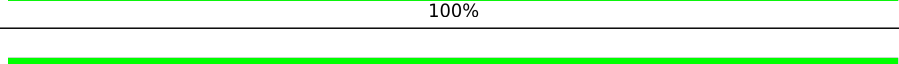
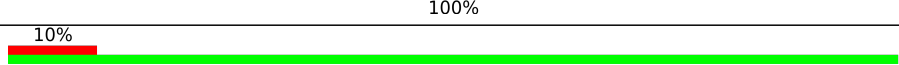


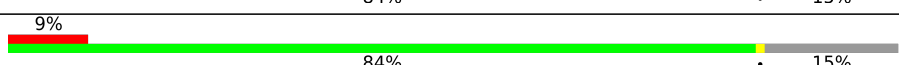
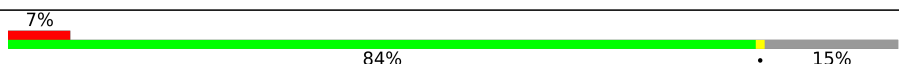
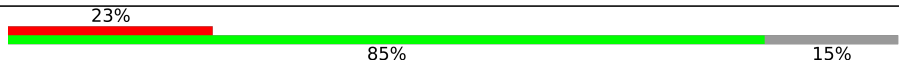
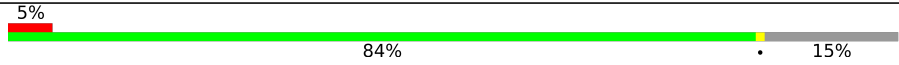


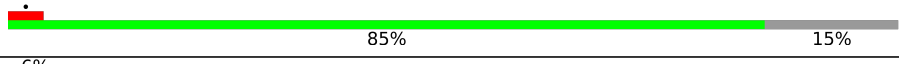
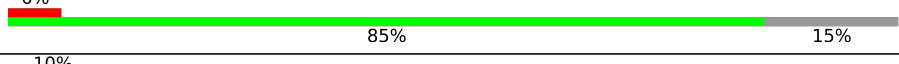


Continued on next page...

Continued from previous page...

Mol	Chain	Length	Quality of chain
5	e	84	
6	F	43	
6	f	43	
7	H	67	
7	h	67	
8	I	38	
8	i	38	
9	J	39	
9	j	39	
10	K	44	
10	k	44	
11	L	38	
11	l	38	
12	M	131	
12	m	131	
13	O	248	
13	o	248	
14	T	31	
14	t	31	
15	U	93	
15	u	93	
16	V	137	
16	v	137	
17	Y	34	
17	y	34	

Continued on next page...

Continued from previous page...

Mol	Chain	Length	Quality of chain
18	X	38	 13% 97%
18	x	38	 13% 97%
19	Z	61	 97%
19	z	61	 97%
20	Q	155	 14% 88% 12%
20	q	155	 12% 88% 12%
21	W	72	 14% 71% 28%
21	w	72	 15% 71% 28%
22	0	31	 6% 100%
22	5	31	 6% 100%
23	1	30	 7% 100%
23	6	30	 7% 100%
24	2	10	 100%
24	7	10	 10% 100%
25	11	207	 84% 15%
25	12	207	 6% 84% 15%
25	13	207	 9% 84% 15%
25	14	207	 7% 84% 15%
25	15	207	 23% 85% 15%
25	16	207	 5% 84% 15%
25	17	207	 10% 84% 15%
25	18	207	 24% 84% 15%
25	31	207	 85% 15%
25	32	207	 6% 85% 15%
25	33	207	 10% 85% 15%

Continued on next page...

Continued from previous page...

Mol	Chain	Length	Quality of chain
25	34	207	
25	35	207	
25	36	207	
25	37	207	
25	38	207	
26	19	215	
26	39	215	
27	20	143	
27	40	143	
28	21	155	
28	41	155	

The following table lists non-polymeric compounds, carbohydrate monomers and non-standard residues in protein, DNA, RNA chains that are outliers for geometric or electron-density-fit criteria:

Mol	Type	Chain	Res	Chirality	Geometry	Clashes	Electron density
30	CLA	11	301	X	-	-	-
30	CLA	11	302	X	-	-	-
30	CLA	11	303	X	-	-	-
30	CLA	11	304	X	-	-	-
30	CLA	11	305	X	-	-	-
30	CLA	11	306	X	-	-	-
30	CLA	11	307	X	-	-	-
30	CLA	11	309	X	-	-	-
30	CLA	11	315	X	-	-	-
30	CLA	12	303	X	-	-	-
30	CLA	12	305	X	-	-	-
30	CLA	12	306	X	-	-	-
30	CLA	12	307	X	-	-	-
30	CLA	12	308	X	-	-	-
30	CLA	12	309	X	-	-	-
30	CLA	12	310	X	-	-	-
30	CLA	12	311	X	-	-	-
30	CLA	12	312	X	-	-	-

Continued on next page...

Continued from previous page...

Mol	Type	Chain	Res	Chirality	Geometry	Clashes	Electron density
30	CLA	12	314	X	-	-	-
30	CLA	13	302	X	-	-	-
30	CLA	13	303	X	-	-	-
30	CLA	13	304	X	-	-	-
30	CLA	13	305	X	-	-	-
30	CLA	13	306	X	-	-	-
30	CLA	13	307	X	-	-	-
30	CLA	13	308	X	-	-	-
30	CLA	13	310	X	-	-	-
30	CLA	14	301	X	-	-	-
30	CLA	14	302	X	-	-	-
30	CLA	14	303	X	-	-	-
30	CLA	14	304	X	-	-	-
30	CLA	14	305	X	-	-	-
30	CLA	14	306	X	-	-	-
30	CLA	14	307	X	-	-	-
30	CLA	14	308	X	-	-	-
30	CLA	14	310	X	-	-	-
30	CLA	15	301	X	-	-	-
30	CLA	15	302	X	-	-	-
30	CLA	15	303	X	-	-	-
30	CLA	15	305	X	-	-	-
30	CLA	15	306	X	-	-	-
30	CLA	15	307	X	-	-	-
30	CLA	15	308	X	-	-	-
30	CLA	15	309	X	-	-	-
30	CLA	16	301	X	-	-	-
30	CLA	16	302	X	-	-	-
30	CLA	16	303	X	-	-	-
30	CLA	16	304	X	-	-	-
30	CLA	16	306	X	-	-	-
30	CLA	16	307	X	-	-	-
30	CLA	16	309	X	-	-	-
30	CLA	17	301	X	-	-	-
30	CLA	17	303	X	-	-	-
30	CLA	17	305	X	-	-	-
30	CLA	17	307	X	-	-	-
30	CLA	17	308	X	-	-	-
30	CLA	17	309	X	-	-	-
30	CLA	17	310	X	-	-	-
30	CLA	18	301	X	-	-	-
30	CLA	18	303	X	-	-	-

Continued on next page...

Continued from previous page...

Mol	Type	Chain	Res	Chirality	Geometry	Clashes	Electron density
30	CLA	18	304	X	-	-	-
30	CLA	18	305	X	-	-	-
30	CLA	18	307	X	-	-	-
30	CLA	18	308	X	-	-	-
30	CLA	18	309	X	-	-	-
30	CLA	18	310	X	-	-	-
30	CLA	18	311	X	-	-	-
30	CLA	18	312	X	-	-	-
30	CLA	19	302	X	-	-	-
30	CLA	19	303	X	-	-	-
30	CLA	19	304	X	-	-	-
30	CLA	19	305	X	-	-	-
30	CLA	19	306	X	-	-	-
30	CLA	19	307	X	-	-	-
30	CLA	19	308	X	-	-	-
30	CLA	20	203	X	-	-	-
30	CLA	20	204	X	-	-	-
30	CLA	20	206	X	-	-	-
30	CLA	20	207	X	-	-	-
30	CLA	20	209	X	-	-	-
30	CLA	21	303	X	-	-	-
30	CLA	21	304	X	-	-	-
30	CLA	21	305	X	-	-	-
30	CLA	21	306	X	-	-	-
30	CLA	21	307	X	-	-	-
30	CLA	21	308	X	-	-	-
30	CLA	21	309	X	-	-	-
30	CLA	31	301	X	-	-	-
30	CLA	31	302	X	-	-	-
30	CLA	31	303	X	-	-	-
30	CLA	31	304	X	-	-	-
30	CLA	31	305	X	-	-	-
30	CLA	31	306	X	-	-	-
30	CLA	31	307	X	-	-	-
30	CLA	31	309	X	-	-	-
30	CLA	31	315	X	-	-	-
30	CLA	32	303	X	-	-	-
30	CLA	32	305	X	-	-	-
30	CLA	32	306	X	-	-	-
30	CLA	32	307	X	-	-	-
30	CLA	32	308	X	-	-	-
30	CLA	32	309	X	-	-	-

Continued on next page...

Continued from previous page...

Mol	Type	Chain	Res	Chirality	Geometry	Clashes	Electron density
30	CLA	32	310	X	-	-	-
30	CLA	32	311	X	-	-	-
30	CLA	32	313	X	-	-	-
30	CLA	33	301	X	-	-	-
30	CLA	33	303	X	-	-	-
30	CLA	33	304	X	-	-	-
30	CLA	33	305	X	-	-	-
30	CLA	33	306	X	-	-	-
30	CLA	33	307	X	-	-	-
30	CLA	33	308	X	-	-	-
30	CLA	33	309	X	-	-	-
30	CLA	33	311	X	-	-	-
30	CLA	34	301	X	-	-	-
30	CLA	34	302	X	-	-	-
30	CLA	34	303	X	-	-	-
30	CLA	34	304	X	-	-	-
30	CLA	34	305	X	-	-	-
30	CLA	34	306	X	-	-	-
30	CLA	34	307	X	-	-	-
30	CLA	34	308	X	-	-	-
30	CLA	34	310	X	-	-	-
30	CLA	35	301	X	-	-	-
30	CLA	35	302	X	-	-	-
30	CLA	35	303	X	-	-	-
30	CLA	35	305	X	-	-	-
30	CLA	35	306	X	-	-	-
30	CLA	35	307	X	-	-	-
30	CLA	35	308	X	-	-	-
30	CLA	35	309	X	-	-	-
30	CLA	36	301	X	-	-	-
30	CLA	36	302	X	-	-	-
30	CLA	36	303	X	-	-	-
30	CLA	36	304	X	-	-	-
30	CLA	36	306	X	-	-	-
30	CLA	36	307	X	-	-	-
30	CLA	36	309	X	-	-	-
30	CLA	37	301	X	-	-	-
30	CLA	37	303	X	-	-	-
30	CLA	37	305	X	-	-	-
30	CLA	37	307	X	-	-	-
30	CLA	37	308	X	-	-	-
30	CLA	37	309	X	-	-	-

Continued on next page...

Continued from previous page...

Mol	Type	Chain	Res	Chirality	Geometry	Clashes	Electron density
30	CLA	37	310	X	-	-	-
30	CLA	38	301	X	-	-	-
30	CLA	38	303	X	-	-	-
30	CLA	38	304	X	-	-	-
30	CLA	38	305	X	-	-	-
30	CLA	38	307	X	-	-	-
30	CLA	38	308	X	-	-	-
30	CLA	38	309	X	-	-	-
30	CLA	38	310	X	-	-	-
30	CLA	38	311	X	-	-	-
30	CLA	38	312	X	-	-	-
30	CLA	39	302	X	-	-	-
30	CLA	39	303	X	-	-	-
30	CLA	39	304	X	-	-	-
30	CLA	39	305	X	-	-	-
30	CLA	39	306	X	-	-	-
30	CLA	39	307	X	-	-	-
30	CLA	39	308	X	-	-	-
30	CLA	40	203	X	-	-	-
30	CLA	40	204	X	-	-	-
30	CLA	40	206	X	-	-	-
30	CLA	40	207	X	-	-	-
30	CLA	40	209	X	-	-	-
30	CLA	41	303	X	-	-	-
30	CLA	41	304	X	-	-	-
30	CLA	41	305	X	-	-	-
30	CLA	41	306	X	-	-	-
30	CLA	41	307	X	-	-	-
30	CLA	41	308	X	-	-	-
30	CLA	41	309	X	-	-	-
30	CLA	A	402	X	-	-	-
30	CLA	A	404	X	-	-	-
30	CLA	B	601	X	-	-	-
30	CLA	B	602	X	-	-	-
30	CLA	B	603	X	-	-	-
30	CLA	B	604	X	-	-	-
30	CLA	B	605	X	-	-	-
30	CLA	B	606	X	-	-	-
30	CLA	B	607	X	-	-	-
30	CLA	B	608	X	-	-	-
30	CLA	B	609	X	-	-	-
30	CLA	B	610	X	-	-	-

Continued on next page...

Continued from previous page...

Mol	Type	Chain	Res	Chirality	Geometry	Clashes	Electron density
30	CLA	B	611	X	-	-	-
30	CLA	B	612	X	-	-	-
30	CLA	B	613	X	-	-	-
30	CLA	B	614	X	-	-	-
30	CLA	B	615	X	-	-	-
30	CLA	B	623	X	-	-	-
30	CLA	C	502	X	-	-	-
30	CLA	C	503	X	-	-	-
30	CLA	C	504	X	-	-	-
30	CLA	C	505	X	-	-	-
30	CLA	C	506	X	-	-	-
30	CLA	C	507	X	-	-	-
30	CLA	C	508	X	-	-	-
30	CLA	C	509	X	-	-	-
30	CLA	C	510	X	-	-	-
30	CLA	C	511	X	-	-	-
30	CLA	C	512	X	-	-	-
30	CLA	C	513	X	-	-	-
30	CLA	C	514	X	-	-	-
30	CLA	C	520	X	-	-	-
30	CLA	C	521	X	-	-	-
30	CLA	D	401	X	-	-	-
30	CLA	D	402	X	-	-	-
30	CLA	D	405	X	-	-	-
30	CLA	D	406	X	-	-	-
30	CLA	M	101	X	-	-	-
30	CLA	W	102	X	-	-	-
30	CLA	Z	102	X	-	-	-
30	CLA	a	402	X	-	-	-
30	CLA	a	403	X	-	-	-
30	CLA	b	601	X	-	-	-
30	CLA	b	602	X	-	-	-
30	CLA	b	603	X	-	-	-
30	CLA	b	604	X	-	-	-
30	CLA	b	605	X	-	-	-
30	CLA	b	606	X	-	-	-
30	CLA	b	607	X	-	-	-
30	CLA	b	608	X	-	-	-
30	CLA	b	609	X	-	-	-
30	CLA	b	610	X	-	-	-
30	CLA	b	611	X	-	-	-
30	CLA	b	612	X	-	-	-

Continued on next page...

Continued from previous page...

Mol	Type	Chain	Res	Chirality	Geometry	Clashes	Electron density
30	CLA	b	613	X	-	-	-
30	CLA	b	614	X	-	-	-
30	CLA	b	615	X	-	-	-
30	CLA	b	622	X	-	-	-
30	CLA	c	502	X	-	-	-
30	CLA	c	503	X	-	-	-
30	CLA	c	504	X	-	-	-
30	CLA	c	505	X	-	-	-
30	CLA	c	506	X	-	-	-
30	CLA	c	507	X	-	-	-
30	CLA	c	508	X	-	-	-
30	CLA	c	509	X	-	-	-
30	CLA	c	510	X	-	-	-
30	CLA	c	511	X	-	-	-
30	CLA	c	512	X	-	-	-
30	CLA	c	513	X	-	-	-
30	CLA	c	514	X	-	-	-
30	CLA	c	522	X	-	-	-
30	CLA	c	523	X	-	-	-
30	CLA	c	524	X	-	-	-
30	CLA	d	401	X	-	-	-
30	CLA	d	402	X	-	-	-
30	CLA	d	406	X	-	-	-
30	CLA	d	407	X	-	-	-
30	CLA	m	101	X	-	-	-
30	CLA	w	102	X	-	-	-

2 Entry composition [i](#)

There are 42 unique types of molecules in this entry. The entry contains 96390 atoms, of which 0 are hydrogens and 0 are deuteriums.

In the tables below, the AltConf column contains the number of residues with at least one atom in alternate conformation and the Trace column contains the number of residues modelled with at most 2 atoms.

- Molecule 1 is a protein called Photosystem II reaction center protein D1.

Mol	Chain	Residues	Atoms					AltConf	Trace
			Total	C	N	O	S		
1	A	334	Total	C	N	O	S	0	0
			2618	1712	429	462	15		
1	a	334	Total	C	N	O	S	0	0
			2618	1712	429	462	15		

- Molecule 2 is a protein called Photosystem II chlorophyll protein CP47.

Mol	Chain	Residues	Atoms					AltConf	Trace
			Total	C	N	O	S		
2	B	484	Total	C	N	O	S	0	0
			3812	2494	645	660	13		
2	b	484	Total	C	N	O	S	0	0
			3812	2494	645	660	13		

- Molecule 3 is a protein called Photosystem II chlorophyll protein CP43.

Mol	Chain	Residues	Atoms					AltConf	Trace
			Total	C	N	O	S		
3	C	451	Total	C	N	O	S	0	0
			3504	2289	589	612	14		
3	c	451	Total	C	N	O	S	0	0
			3504	2289	589	612	14		

- Molecule 4 is a protein called Photosystem II reaction center protein D2.

Mol	Chain	Residues	Atoms					AltConf	Trace
			Total	C	N	O	S		
4	D	341	Total	C	N	O	S	0	0
			2697	1781	441	465	10		
4	d	341	Total	C	N	O	S	0	0
			2697	1781	441	465	10		

- Molecule 5 is a protein called Cytochrome b559 subunit alpha.

Mol	Chain	Residues	Atoms				AltConf	Trace
5	E	75	Total	C	N	O	0	0
			616	401	102	113		
5	e	75	Total	C	N	O	0	0
			616	401	102	113		

- Molecule 6 is a protein called Cytochrome b559 subunit beta.

Mol	Chain	Residues	Atoms					AltConf	Trace
6	F	28	Total	C	N	O	S	0	0
			228	155	39	33	1		
6	f	28	Total	C	N	O	S	0	0
			228	155	39	33	1		

- Molecule 7 is a protein called Photosystem II reaction center protein H.

Mol	Chain	Residues	Atoms					AltConf	Trace
7	H	66	Total	C	N	O	S	0	0
			513	340	83	88	2		
7	h	66	Total	C	N	O	S	0	0
			513	340	83	88	2		

- Molecule 8 is a protein called Photosystem II reaction center protein I.

Mol	Chain	Residues	Atoms					AltConf	Trace
8	I	35	Total	C	N	O	S	0	0
			287	194	45	47	1		
8	i	35	Total	C	N	O	S	0	0
			287	194	45	47	1		

- Molecule 9 is a protein called Photosystem II reaction center protein J.

Mol	Chain	Residues	Atoms					AltConf	Trace
9	J	34	Total	C	N	O	S	0	0
			254	172	38	43	1		
9	j	34	Total	C	N	O	S	0	0
			254	172	38	43	1		

- Molecule 10 is a protein called Photosystem II reaction center protein K.

Mol	Chain	Residues	Atoms				AltConf	Trace
10	K	37	Total	C	N	O	0	0
			302	212	45	45		

Continued on next page...

Continued from previous page...

Mol	Chain	Residues	Atoms				AltConf	Trace
			Total	C	N	O		
10	k	37	302	212	45	45	0	0

- Molecule 11 is a protein called Photosystem II reaction center protein L.

Mol	Chain	Residues	Atoms					AltConf	Trace
			Total	C	N	O	S		
11	L	38	310	208	48	53	1	0	0
11	l	38	310	208	48	53	1	0	0

- Molecule 12 is a protein called Photosystem II reaction center protein M.

Mol	Chain	Residues	Atoms				AltConf	Trace
			Total	C	N	O		
12	M	42	316	207	51	58	0	0
12	m	42	316	207	51	58	0	0

- Molecule 13 is a protein called Extrinsic protein in photosystem II.

Mol	Chain	Residues	Atoms					AltConf	Trace
			Total	C	N	O	S		
13	O	245	1845	1166	306	365	8	0	0
13	o	245	1845	1166	306	365	8	0	0

- Molecule 14 is a protein called Photosystem II reaction center protein T.

Mol	Chain	Residues	Atoms					AltConf	Trace
			Total	C	N	O	S		
14	T	30	250	174	36	38	2	0	0
14	t	30	250	174	36	38	2	0	0

- Molecule 15 is a protein called Extrinsic protein in photosystem II.

Mol	Chain	Residues	Atoms					AltConf	Trace
			Total	C	N	O	S		
15	U	93	713	455	119	137	2	0	0
15	u	93	713	455	119	137	2	0	0

- Molecule 16 is a protein called Cytochrome c-550.

Mol	Chain	Residues	Atoms					AltConf	Trace
16	V	136	Total	C	N	O	S	0	0
			1037	647	180	206	4		
16	v	136	Total	C	N	O	S	0	0
			1037	647	180	206	4		

- Molecule 17 is a protein called Photosystem II reaction center protein Ycf12.

Mol	Chain	Residues	Atoms					AltConf	Trace
17	Y	34	Total	C	N	O	S	0	0
			250	166	41	40	3		
17	y	34	Total	C	N	O	S	0	0
			250	166	41	40	3		

- Molecule 18 is a protein called Photosystem II reaction center X protein.

Mol	Chain	Residues	Atoms					AltConf	Trace
18	X	37	Total	C	N	O	S	0	0
			263	171	45	46	1		
18	x	37	Total	C	N	O	S	0	0
			263	171	45	46	1		

- Molecule 19 is a protein called Photosystem II reaction center protein Z.

Mol	Chain	Residues	Atoms					AltConf	Trace
19	Z	59	Total	C	N	O	S	0	0
			447	305	68	73	1		
19	z	59	Total	C	N	O	S	0	0
			447	305	68	73	1		

- Molecule 20 is a protein called Extrinsic protein in photosystem II.

Mol	Chain	Residues	Atoms					AltConf	Trace
20	Q	137	Total	C	N	O	S	0	0
			1079	684	179	215	1		
20	q	137	Total	C	N	O	S	0	0
			1079	684	179	215	1		

- Molecule 21 is a protein called Photosystem II reaction center protein W.

Mol	Chain	Residues	Atoms				AltConf	Trace
21	W	52	Total	C	N	O	0	0
			422	273	65	84		
21	w	52	Total	C	N	O	0	0
			422	273	65	84		

- Molecule 22 is a protein called Unknown protein 0.

Mol	Chain	Residues	Atoms				AltConf	Trace
22	0	31	Total	C	N	O	0	0
			155	93	31	31		
22	5	31	Total	C	N	O	0	0
			155	93	31	31		

- Molecule 23 is a protein called Unknown protein 1.

Mol	Chain	Residues	Atoms				AltConf	Trace
23	1	30	Total	C	N	O	0	0
			150	90	30	30		
23	6	30	Total	C	N	O	0	0
			150	90	30	30		

- Molecule 24 is a protein called Unknown protein 2.

Mol	Chain	Residues	Atoms				AltConf	Trace
24	2	10	Total	C	N	O	0	0
			50	30	10	10		
24	7	10	Total	C	N	O	0	0
			50	30	10	10		

- Molecule 25 is a protein called Fucoxanthin chlorophyll a/c-binding protein Lhcf1, FCP1.

Mol	Chain	Residues	Atoms					AltConf	Trace
25	11	176	Total	C	N	O	S	0	0
			1343	852	228	256	7		
25	12	176	Total	C	N	O	S	0	0
			1343	852	228	256	7		
25	13	176	Total	C	N	O	S	0	0
			1343	852	228	256	7		
25	14	176	Total	C	N	O	S	0	0
			1343	852	228	256	7		
25	15	176	Total	C	N	O	S	0	0
			1343	852	228	256	7		

Continued on next page...

Continued from previous page...

Mol	Chain	Residues	Atoms				AltConf	Trace	
25	16	176	Total	C	N	O	S	0	0
			1343	852	228	256	7		
25	17	176	Total	C	N	O	S	0	0
			1343	852	228	256	7		
25	18	176	Total	C	N	O	S	0	0
			1343	852	228	256	7		
25	31	176	Total	C	N	O	S	0	0
			1343	852	228	256	7		
25	32	176	Total	C	N	O	S	0	0
			1343	852	228	256	7		
25	33	176	Total	C	N	O	S	0	0
			1343	852	228	256	7		
25	34	176	Total	C	N	O	S	0	0
			1343	852	228	256	7		
25	35	176	Total	C	N	O	S	0	0
			1343	852	228	256	7		
25	36	176	Total	C	N	O	S	0	0
			1343	852	228	256	7		
25	37	176	Total	C	N	O	S	0	0
			1343	852	228	256	7		
25	38	176	Total	C	N	O	S	0	0
			1343	852	228	256	7		

- Molecule 26 is a protein called Fucoxanthin chlorophyll a/c-binding protein monomer 1.

Mol	Chain	Residues	Atoms				AltConf	Trace
26	19	215	Total	C	N	O	0	0
			1075	645	215	215		
26	39	215	Total	C	N	O	0	0
			1075	645	215	215		

- Molecule 27 is a protein called Fucoxanthin chlorophyll a/c-binding protein monomer 2.

Mol	Chain	Residues	Atoms				AltConf	Trace
27	20	143	Total	C	N	O	0	0
			715	429	143	143		
27	40	143	Total	C	N	O	0	0
			715	429	143	143		

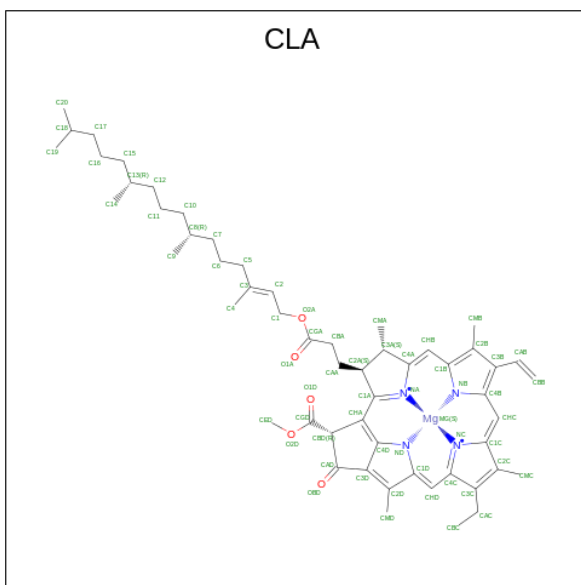
- Molecule 28 is a protein called Fucoxanthin chlorophyll a/c-binding protein monomer 3.

Mol	Chain	Residues	Atoms				AltConf	Trace
28	21	155	Total	C	N	O	0	0
			775	465	155	155		
28	41	155	Total	C	N	O	0	0
			775	465	155	155		

- Molecule 29 is FE (II) ION (three-letter code: FE2) (formula: Fe).

Mol	Chain	Residues	Atoms		AltConf
29	A	1	Total	Fe	0
			1	1	
29	a	1	Total	Fe	0
			1	1	

- Molecule 30 is CHLOROPHYLL A (three-letter code: CLA) (formula: C₅₅H₇₂MgN₄O₅).



Mol	Chain	Residues	Atoms					AltConf
30	A	1	Total	C	Mg	N	O	0
			130	110	2	8	10	
30	A	1	Total	C	Mg	N	O	0
			130	110	2	8	10	
30	B	1	Total	C	Mg	N	O	0
			1040	880	16	64	80	
30	B	1	Total	C	Mg	N	O	0
			1040	880	16	64	80	
30	B	1	Total	C	Mg	N	O	0
			1040	880	16	64	80	
30	B	1	Total	C	Mg	N	O	0
			1040	880	16	64	80	

Continued on next page...

Continued from previous page...

Mol	Chain	Residues	Atoms					AltConf
			Total	C	Mg	N	O	
30	B	1	Total 1040	C 880	Mg 16	N 64	O 80	0
30	B	1	Total 1040	C 880	Mg 16	N 64	O 80	0
30	B	1	Total 1040	C 880	Mg 16	N 64	O 80	0
30	B	1	Total 1040	C 880	Mg 16	N 64	O 80	0
30	B	1	Total 1040	C 880	Mg 16	N 64	O 80	0
30	B	1	Total 1040	C 880	Mg 16	N 64	O 80	0
30	B	1	Total 1040	C 880	Mg 16	N 64	O 80	0
30	B	1	Total 1040	C 880	Mg 16	N 64	O 80	0
30	B	1	Total 1040	C 880	Mg 16	N 64	O 80	0
30	B	1	Total 1040	C 880	Mg 16	N 64	O 80	0
30	B	1	Total 1040	C 880	Mg 16	N 64	O 80	0
30	B	1	Total 1040	C 880	Mg 16	N 64	O 80	0
30	B	1	Total 1040	C 880	Mg 16	N 64	O 80	0
30	B	1	Total 1040	C 880	Mg 16	N 64	O 80	0
30	C	1	Total 1040	C 880	Mg 16	N 64	O 80	0
30	C	1	Total 1040	C 880	Mg 16	N 64	O 80	0
30	C	1	Total 1040	C 880	Mg 16	N 64	O 80	0
30	C	1	Total 1040	C 880	Mg 16	N 64	O 80	0
30	C	1	Total 1040	C 880	Mg 16	N 64	O 80	0
30	C	1	Total 1040	C 880	Mg 16	N 64	O 80	0
30	C	1	Total 1040	C 880	Mg 16	N 64	O 80	0
30	C	1	Total 1040	C 880	Mg 16	N 64	O 80	0
30	C	1	Total 1040	C 880	Mg 16	N 64	O 80	0

Continued on next page...

Continued from previous page...

Mol	Chain	Residues	Atoms					AltConf
			Total	C	Mg	N	O	
30	C	1	Total 1040	C 880	Mg 16	N 64	O 80	0
30	C	1	Total 1040	C 880	Mg 16	N 64	O 80	0
30	C	1	Total 1040	C 880	Mg 16	N 64	O 80	0
30	C	1	Total 1040	C 880	Mg 16	N 64	O 80	0
30	C	1	Total 1040	C 880	Mg 16	N 64	O 80	0
30	C	1	Total 1040	C 880	Mg 16	N 64	O 80	0
30	C	1	Total 1040	C 880	Mg 16	N 64	O 80	0
30	D	1	Total 260	C 220	Mg 4	N 16	O 20	0
30	D	1	Total 260	C 220	Mg 4	N 16	O 20	0
30	D	1	Total 260	C 220	Mg 4	N 16	O 20	0
30	D	1	Total 260	C 220	Mg 4	N 16	O 20	0
30	M	1	Total 65	C 55	Mg 1	N 4	O 5	0
30	Z	1	Total 65	C 55	Mg 1	N 4	O 5	0
30	W	1	Total 130	C 110	Mg 2	N 8	O 10	0
30	W	1	Total 130	C 110	Mg 2	N 8	O 10	0
30	a	1	Total 130	C 110	Mg 2	N 8	O 10	0
30	a	1	Total 130	C 110	Mg 2	N 8	O 10	0
30	b	1	Total 1040	C 880	Mg 16	N 64	O 80	0
30	b	1	Total 1040	C 880	Mg 16	N 64	O 80	0
30	b	1	Total 1040	C 880	Mg 16	N 64	O 80	0
30	b	1	Total 1040	C 880	Mg 16	N 64	O 80	0

Continued on next page...

Continued from previous page...

Mol	Chain	Residues	Atoms					AltConf
			Total	C	Mg	N	O	
30	b	1	Total 1040	C 880	Mg 16	N 64	O 80	0
30	b	1	Total 1040	C 880	Mg 16	N 64	O 80	0
30	b	1	Total 1040	C 880	Mg 16	N 64	O 80	0
30	b	1	Total 1040	C 880	Mg 16	N 64	O 80	0
30	b	1	Total 1040	C 880	Mg 16	N 64	O 80	0
30	b	1	Total 1040	C 880	Mg 16	N 64	O 80	0
30	b	1	Total 1040	C 880	Mg 16	N 64	O 80	0
30	b	1	Total 1040	C 880	Mg 16	N 64	O 80	0
30	b	1	Total 1040	C 880	Mg 16	N 64	O 80	0
30	b	1	Total 1040	C 880	Mg 16	N 64	O 80	0
30	b	1	Total 1040	C 880	Mg 16	N 64	O 80	0
30	b	1	Total 1040	C 880	Mg 16	N 64	O 80	0
30	b	1	Total 1040	C 880	Mg 16	N 64	O 80	0
30	b	1	Total 1040	C 880	Mg 16	N 64	O 80	0
30	c	1	Total 1040	C 880	Mg 16	N 64	O 80	0
30	c	1	Total 1040	C 880	Mg 16	N 64	O 80	0
30	c	1	Total 1040	C 880	Mg 16	N 64	O 80	0
30	c	1	Total 1040	C 880	Mg 16	N 64	O 80	0
30	c	1	Total 1040	C 880	Mg 16	N 64	O 80	0
30	c	1	Total 1040	C 880	Mg 16	N 64	O 80	0
30	c	1	Total 1040	C 880	Mg 16	N 64	O 80	0
30	c	1	Total 1040	C 880	Mg 16	N 64	O 80	0
30	c	1	Total 1040	C 880	Mg 16	N 64	O 80	0

Continued on next page...

Continued from previous page...

Mol	Chain	Residues	Atoms					AltConf
			Total	C	Mg	N	O	
30	c	1	Total 1040	C 880	Mg 16	N 64	O 80	0
30	c	1	Total 1040	C 880	Mg 16	N 64	O 80	0
30	c	1	Total 1040	C 880	Mg 16	N 64	O 80	0
30	c	1	Total 1040	C 880	Mg 16	N 64	O 80	0
30	c	1	Total 1040	C 880	Mg 16	N 64	O 80	0
30	c	1	Total 1040	C 880	Mg 16	N 64	O 80	0
30	c	1	Total 1040	C 880	Mg 16	N 64	O 80	0
30	d	1	Total 260	C 220	Mg 4	N 16	O 20	0
30	d	1	Total 260	C 220	Mg 4	N 16	O 20	0
30	d	1	Total 260	C 220	Mg 4	N 16	O 20	0
30	d	1	Total 260	C 220	Mg 4	N 16	O 20	0
30	m	1	Total 65	C 55	Mg 1	N 4	O 5	0
30	z	1	Total 65	C 55	Mg 1	N 4	O 5	0
30	w	1	Total 130	C 110	Mg 2	N 8	O 10	0
30	w	1	Total 130	C 110	Mg 2	N 8	O 10	0
30	11	1	Total 530	C 430	Mg 10	N 40	O 50	0
30	11	1	Total 530	C 430	Mg 10	N 40	O 50	0
30	11	1	Total 530	C 430	Mg 10	N 40	O 50	0
30	11	1	Total 530	C 430	Mg 10	N 40	O 50	0
30	11	1	Total 530	C 430	Mg 10	N 40	O 50	0
30	11	1	Total 530	C 430	Mg 10	N 40	O 50	0

Continued on next page...

Continued from previous page...

Mol	Chain	Residues	Atoms					AltConf
			Total	C	Mg	N	O	
30	11	1	Total 530	C 430	Mg 10	N 40	O 50	0
30	11	1	Total 530	C 430	Mg 10	N 40	O 50	0
30	11	1	Total 530	C 430	Mg 10	N 40	O 50	0
30	11	1	Total 530	C 430	Mg 10	N 40	O 50	0
30	12	1	Total 595	C 485	Mg 11	N 44	O 55	0
30	12	1	Total 595	C 485	Mg 11	N 44	O 55	0
30	12	1	Total 595	C 485	Mg 11	N 44	O 55	0
30	12	1	Total 595	C 485	Mg 11	N 44	O 55	0
30	12	1	Total 595	C 485	Mg 11	N 44	O 55	0
30	12	1	Total 595	C 485	Mg 11	N 44	O 55	0
30	12	1	Total 595	C 485	Mg 11	N 44	O 55	0
30	12	1	Total 595	C 485	Mg 11	N 44	O 55	0
30	12	1	Total 595	C 485	Mg 11	N 44	O 55	0
30	12	1	Total 595	C 485	Mg 11	N 44	O 55	0
30	12	1	Total 595	C 485	Mg 11	N 44	O 55	0
30	12	1	Total 595	C 485	Mg 11	N 44	O 55	0
30	12	1	Total 595	C 485	Mg 11	N 44	O 55	0
30	13	1	Total 465	C 375	Mg 9	N 36	O 45	0
30	13	1	Total 465	C 375	Mg 9	N 36	O 45	0
30	13	1	Total 465	C 375	Mg 9	N 36	O 45	0
30	13	1	Total 465	C 375	Mg 9	N 36	O 45	0
30	13	1	Total 465	C 375	Mg 9	N 36	O 45	0
30	13	1	Total 465	C 375	Mg 9	N 36	O 45	0

Continued on next page...

Continued from previous page...

Mol	Chain	Residues	Atoms					AltConf
			Total	C	Mg	N	O	
30	13	1	Total 465	C 375	Mg 9	N 36	O 45	0
30	13	1	Total 465	C 375	Mg 9	N 36	O 45	0
30	13	1	Total 465	C 375	Mg 9	N 36	O 45	0
30	14	1	Total 530	C 430	Mg 10	N 40	O 50	0
30	14	1	Total 530	C 430	Mg 10	N 40	O 50	0
30	14	1	Total 530	C 430	Mg 10	N 40	O 50	0
30	14	1	Total 530	C 430	Mg 10	N 40	O 50	0
30	14	1	Total 530	C 430	Mg 10	N 40	O 50	0
30	14	1	Total 530	C 430	Mg 10	N 40	O 50	0
30	14	1	Total 530	C 430	Mg 10	N 40	O 50	0
30	14	1	Total 530	C 430	Mg 10	N 40	O 50	0
30	14	1	Total 530	C 430	Mg 10	N 40	O 50	0
30	14	1	Total 530	C 430	Mg 10	N 40	O 50	0
30	14	1	Total 530	C 430	Mg 10	N 40	O 50	0
30	14	1	Total 530	C 430	Mg 10	N 40	O 50	0
30	15	1	Total 465	C 375	Mg 9	N 36	O 45	0
30	15	1	Total 465	C 375	Mg 9	N 36	O 45	0
30	15	1	Total 465	C 375	Mg 9	N 36	O 45	0
30	15	1	Total 465	C 375	Mg 9	N 36	O 45	0
30	15	1	Total 465	C 375	Mg 9	N 36	O 45	0
30	15	1	Total 465	C 375	Mg 9	N 36	O 45	0
30	15	1	Total 465	C 375	Mg 9	N 36	O 45	0
30	15	1	Total 465	C 375	Mg 9	N 36	O 45	0

Continued on next page...

Continued from previous page...

Mol	Chain	Residues	Atoms					AltConf
			Total	C	Mg	N	O	
30	15	1	465	375	9	36	45	0
30	16	1	465	375	9	36	45	0
30	16	1	465	375	9	36	45	0
30	16	1	465	375	9	36	45	0
30	16	1	465	375	9	36	45	0
30	16	1	465	375	9	36	45	0
30	16	1	465	375	9	36	45	0
30	16	1	465	375	9	36	45	0
30	16	1	465	375	9	36	45	0
30	16	1	465	375	9	36	45	0
30	16	1	465	375	9	36	45	0
30	17	1	485	395	9	36	45	0
30	17	1	485	395	9	36	45	0
30	17	1	485	395	9	36	45	0
30	17	1	485	395	9	36	45	0
30	17	1	485	395	9	36	45	0
30	17	1	485	395	9	36	45	0
30	17	1	485	395	9	36	45	0
30	17	1	485	395	9	36	45	0
30	17	1	485	395	9	36	45	0
30	17	1	485	395	9	36	45	0
30	18	1	595	485	11	44	55	0
30	18	1	595	485	11	44	55	0

Continued on next page...

Continued from previous page...

Mol	Chain	Residues	Atoms					AltConf
			Total	C	Mg	N	O	
30	18	1	Total 595	C 485	Mg 11	N 44	O 55	0
30	18	1	Total 595	C 485	Mg 11	N 44	O 55	0
30	18	1	Total 595	C 485	Mg 11	N 44	O 55	0
30	18	1	Total 595	C 485	Mg 11	N 44	O 55	0
30	18	1	Total 595	C 485	Mg 11	N 44	O 55	0
30	18	1	Total 595	C 485	Mg 11	N 44	O 55	0
30	18	1	Total 595	C 485	Mg 11	N 44	O 55	0
30	18	1	Total 595	C 485	Mg 11	N 44	O 55	0
30	18	1	Total 595	C 485	Mg 11	N 44	O 55	0
30	19	1	Total 400	C 320	Mg 8	N 32	O 40	0
30	19	1	Total 400	C 320	Mg 8	N 32	O 40	0
30	19	1	Total 400	C 320	Mg 8	N 32	O 40	0
30	19	1	Total 400	C 320	Mg 8	N 32	O 40	0
30	19	1	Total 400	C 320	Mg 8	N 32	O 40	0
30	19	1	Total 400	C 320	Mg 8	N 32	O 40	0
30	19	1	Total 400	C 320	Mg 8	N 32	O 40	0
30	19	1	Total 400	C 320	Mg 8	N 32	O 40	0
30	20	1	Total 420	C 340	Mg 8	N 32	O 40	0
30	20	1	Total 420	C 340	Mg 8	N 32	O 40	0
30	20	1	Total 420	C 340	Mg 8	N 32	O 40	0
30	20	1	Total 420	C 340	Mg 8	N 32	O 40	0

Continued on next page...

Continued from previous page...

Mol	Chain	Residues	Atoms					AltConf
			Total	C	Mg	N	O	
30	20	1	Total 420	C 340	Mg 8	N 32	O 40	0
30	20	1	Total 420	C 340	Mg 8	N 32	O 40	0
30	20	1	Total 420	C 340	Mg 8	N 32	O 40	0
30	20	1	Total 420	C 340	Mg 8	N 32	O 40	0
30	21	1	Total 485	C 395	Mg 9	N 36	O 45	0
30	21	1	Total 485	C 395	Mg 9	N 36	O 45	0
30	21	1	Total 485	C 395	Mg 9	N 36	O 45	0
30	21	1	Total 485	C 395	Mg 9	N 36	O 45	0
30	21	1	Total 485	C 395	Mg 9	N 36	O 45	0
30	21	1	Total 485	C 395	Mg 9	N 36	O 45	0
30	21	1	Total 485	C 395	Mg 9	N 36	O 45	0
30	21	1	Total 485	C 395	Mg 9	N 36	O 45	0
30	21	1	Total 485	C 395	Mg 9	N 36	O 45	0
30	21	1	Total 485	C 395	Mg 9	N 36	O 45	0
30	21	1	Total 485	C 395	Mg 9	N 36	O 45	0
30	31	1	Total 530	C 430	Mg 10	N 40	O 50	0
30	31	1	Total 530	C 430	Mg 10	N 40	O 50	0
30	31	1	Total 530	C 430	Mg 10	N 40	O 50	0
30	31	1	Total 530	C 430	Mg 10	N 40	O 50	0
30	31	1	Total 530	C 430	Mg 10	N 40	O 50	0
30	31	1	Total 530	C 430	Mg 10	N 40	O 50	0
30	31	1	Total 530	C 430	Mg 10	N 40	O 50	0
30	31	1	Total 530	C 430	Mg 10	N 40	O 50	0

Continued on next page...

Continued from previous page...

Mol	Chain	Residues	Atoms					AltConf
			Total	C	Mg	N	O	
30	31	1	Total 530	C 430	Mg 10	N 40	O 50	0
30	31	1	Total 530	C 430	Mg 10	N 40	O 50	0
30	32	1	Total 530	C 430	Mg 10	N 40	O 50	0
30	32	1	Total 530	C 430	Mg 10	N 40	O 50	0
30	32	1	Total 530	C 430	Mg 10	N 40	O 50	0
30	32	1	Total 530	C 430	Mg 10	N 40	O 50	0
30	32	1	Total 530	C 430	Mg 10	N 40	O 50	0
30	32	1	Total 530	C 430	Mg 10	N 40	O 50	0
30	32	1	Total 530	C 430	Mg 10	N 40	O 50	0
30	32	1	Total 530	C 430	Mg 10	N 40	O 50	0
30	32	1	Total 530	C 430	Mg 10	N 40	O 50	0
30	32	1	Total 530	C 430	Mg 10	N 40	O 50	0
30	32	1	Total 530	C 430	Mg 10	N 40	O 50	0
30	32	1	Total 530	C 430	Mg 10	N 40	O 50	0
30	32	1	Total 530	C 430	Mg 10	N 40	O 50	0
30	33	1	Total 530	C 430	Mg 10	N 40	O 50	0
30	33	1	Total 530	C 430	Mg 10	N 40	O 50	0
30	33	1	Total 530	C 430	Mg 10	N 40	O 50	0
30	33	1	Total 530	C 430	Mg 10	N 40	O 50	0
30	33	1	Total 530	C 430	Mg 10	N 40	O 50	0
30	33	1	Total 530	C 430	Mg 10	N 40	O 50	0
30	33	1	Total 530	C 430	Mg 10	N 40	O 50	0
30	33	1	Total 530	C 430	Mg 10	N 40	O 50	0
30	33	1	Total 530	C 430	Mg 10	N 40	O 50	0

Continued on next page...

Continued from previous page...

Mol	Chain	Residues	Atoms					AltConf
			Total	C	Mg	N	O	
30	33	1	Total 530	C 430	Mg 10	N 40	O 50	0
30	34	1	Total 530	C 430	Mg 10	N 40	O 50	0
30	34	1	Total 530	C 430	Mg 10	N 40	O 50	0
30	34	1	Total 530	C 430	Mg 10	N 40	O 50	0
30	34	1	Total 530	C 430	Mg 10	N 40	O 50	0
30	34	1	Total 530	C 430	Mg 10	N 40	O 50	0
30	34	1	Total 530	C 430	Mg 10	N 40	O 50	0
30	34	1	Total 530	C 430	Mg 10	N 40	O 50	0
30	34	1	Total 530	C 430	Mg 10	N 40	O 50	0
30	34	1	Total 530	C 430	Mg 10	N 40	O 50	0
30	34	1	Total 530	C 430	Mg 10	N 40	O 50	0
30	34	1	Total 530	C 430	Mg 10	N 40	O 50	0
30	34	1	Total 530	C 430	Mg 10	N 40	O 50	0
30	35	1	Total 465	C 375	Mg 9	N 36	O 45	0
30	35	1	Total 465	C 375	Mg 9	N 36	O 45	0
30	35	1	Total 465	C 375	Mg 9	N 36	O 45	0
30	35	1	Total 465	C 375	Mg 9	N 36	O 45	0
30	35	1	Total 465	C 375	Mg 9	N 36	O 45	0
30	35	1	Total 465	C 375	Mg 9	N 36	O 45	0
30	35	1	Total 465	C 375	Mg 9	N 36	O 45	0
30	35	1	Total 465	C 375	Mg 9	N 36	O 45	0
30	35	1	Total 465	C 375	Mg 9	N 36	O 45	0
30	35	1	Total 465	C 375	Mg 9	N 36	O 45	0
30	35	1	Total 465	C 375	Mg 9	N 36	O 45	0
30	36	1	Total 465	C 375	Mg 9	N 36	O 45	0

Continued on next page...

Continued from previous page...

Mol	Chain	Residues	Atoms					AltConf
			Total	C	Mg	N	O	
30	36	1	Total 465	C 375	Mg 9	N 36	O 45	0
30	36	1	Total 465	C 375	Mg 9	N 36	O 45	0
30	36	1	Total 465	C 375	Mg 9	N 36	O 45	0
30	36	1	Total 465	C 375	Mg 9	N 36	O 45	0
30	36	1	Total 465	C 375	Mg 9	N 36	O 45	0
30	36	1	Total 465	C 375	Mg 9	N 36	O 45	0
30	36	1	Total 465	C 375	Mg 9	N 36	O 45	0
30	36	1	Total 465	C 375	Mg 9	N 36	O 45	0
30	37	1	Total 485	C 395	Mg 9	N 36	O 45	0
30	37	1	Total 485	C 395	Mg 9	N 36	O 45	0
30	37	1	Total 485	C 395	Mg 9	N 36	O 45	0
30	37	1	Total 485	C 395	Mg 9	N 36	O 45	0
30	37	1	Total 485	C 395	Mg 9	N 36	O 45	0
30	37	1	Total 485	C 395	Mg 9	N 36	O 45	0
30	37	1	Total 485	C 395	Mg 9	N 36	O 45	0
30	37	1	Total 485	C 395	Mg 9	N 36	O 45	0
30	37	1	Total 485	C 395	Mg 9	N 36	O 45	0
30	37	1	Total 485	C 395	Mg 9	N 36	O 45	0
30	38	1	Total 595	C 485	Mg 11	N 44	O 55	0
30	38	1	Total 595	C 485	Mg 11	N 44	O 55	0
30	38	1	Total 595	C 485	Mg 11	N 44	O 55	0
30	38	1	Total 595	C 485	Mg 11	N 44	O 55	0

Continued on next page...

Continued from previous page...

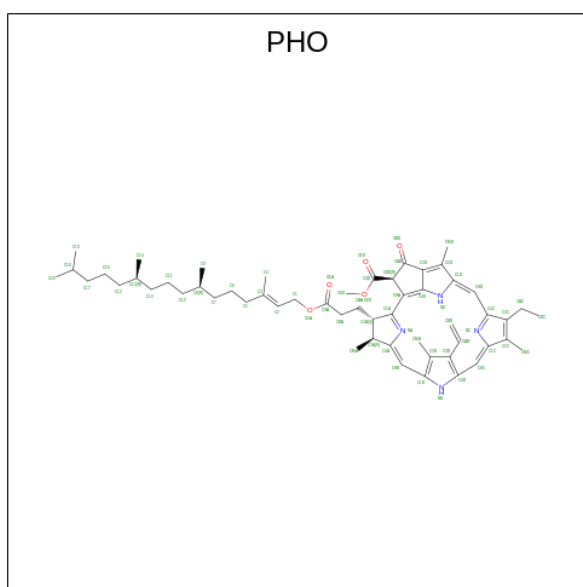
Mol	Chain	Residues	Atoms					AltConf
			Total	C	Mg	N	O	
30	38	1	Total 595	C 485	Mg 11	N 44	O 55	0
30	38	1	Total 595	C 485	Mg 11	N 44	O 55	0
30	38	1	Total 595	C 485	Mg 11	N 44	O 55	0
30	38	1	Total 595	C 485	Mg 11	N 44	O 55	0
30	38	1	Total 595	C 485	Mg 11	N 44	O 55	0
30	38	1	Total 595	C 485	Mg 11	N 44	O 55	0
30	38	1	Total 595	C 485	Mg 11	N 44	O 55	0
30	39	1	Total 400	C 320	Mg 8	N 32	O 40	0
30	39	1	Total 400	C 320	Mg 8	N 32	O 40	0
30	39	1	Total 400	C 320	Mg 8	N 32	O 40	0
30	39	1	Total 400	C 320	Mg 8	N 32	O 40	0
30	39	1	Total 400	C 320	Mg 8	N 32	O 40	0
30	39	1	Total 400	C 320	Mg 8	N 32	O 40	0
30	39	1	Total 400	C 320	Mg 8	N 32	O 40	0
30	39	1	Total 400	C 320	Mg 8	N 32	O 40	0
30	40	1	Total 420	C 340	Mg 8	N 32	O 40	0
30	40	1	Total 420	C 340	Mg 8	N 32	O 40	0
30	40	1	Total 420	C 340	Mg 8	N 32	O 40	0
30	40	1	Total 420	C 340	Mg 8	N 32	O 40	0
30	40	1	Total 420	C 340	Mg 8	N 32	O 40	0
30	40	1	Total 420	C 340	Mg 8	N 32	O 40	0

Continued on next page...

Continued from previous page...

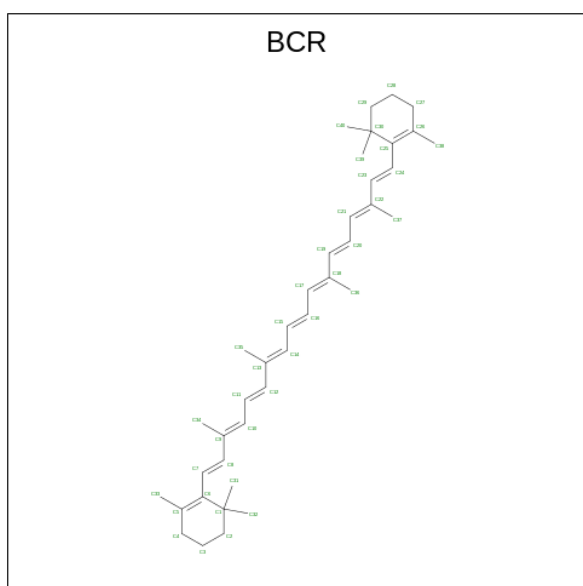
Mol	Chain	Residues	Atoms					AltConf
			Total	C	Mg	N	O	
30	40	1	Total 420	C 340	Mg 8	N 32	O 40	0
30	40	1	Total 420	C 340	Mg 8	N 32	O 40	0
30	41	1	Total 485	C 395	Mg 9	N 36	O 45	0
30	41	1	Total 485	C 395	Mg 9	N 36	O 45	0
30	41	1	Total 485	C 395	Mg 9	N 36	O 45	0
30	41	1	Total 485	C 395	Mg 9	N 36	O 45	0
30	41	1	Total 485	C 395	Mg 9	N 36	O 45	0
30	41	1	Total 485	C 395	Mg 9	N 36	O 45	0
30	41	1	Total 485	C 395	Mg 9	N 36	O 45	0
30	41	1	Total 485	C 395	Mg 9	N 36	O 45	0
30	41	1	Total 485	C 395	Mg 9	N 36	O 45	0
30	41	1	Total 485	C 395	Mg 9	N 36	O 45	0
30	41	1	Total 485	C 395	Mg 9	N 36	O 45	0
30	41	1	Total 485	C 395	Mg 9	N 36	O 45	0

- Molecule 31 is PHEOPHYTIN A (three-letter code: PHO) (formula: $C_{55}H_{74}N_4O_5$).



Mol	Chain	Residues	Atoms				AltConf
			Total	C	N	O	
31	A	1	Total 64	C 55	N 4	O 5	0
31	D	1	Total 64	C 55	N 4	O 5	0
31	d	1	Total 128	C 110	N 8	O 10	0
31	d	1	Total 128	C 110	N 8	O 10	0

- Molecule 32 is BETA-CAROTENE (three-letter code: BCR) (formula: C₄₀H₅₆).



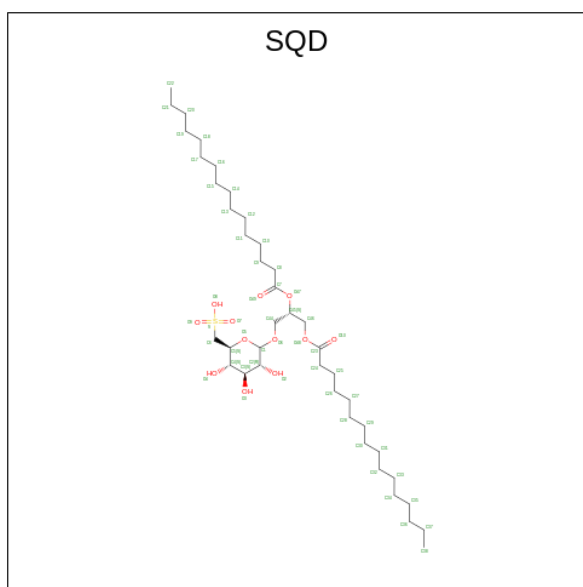
Mol	Chain	Residues	Atoms		AltConf
			Total	C	
32	A	1	Total 80	C 80	0
32	A	1	Total 80	C 80	0
32	B	1	Total 160	C 160	0
32	B	1	Total 160	C 160	0
32	B	1	Total 160	C 160	0
32	B	1	Total 160	C 160	0
32	C	1	Total 80	C 80	0
32	C	1	Total 80	C 80	0

Continued on next page...

Continued from previous page...

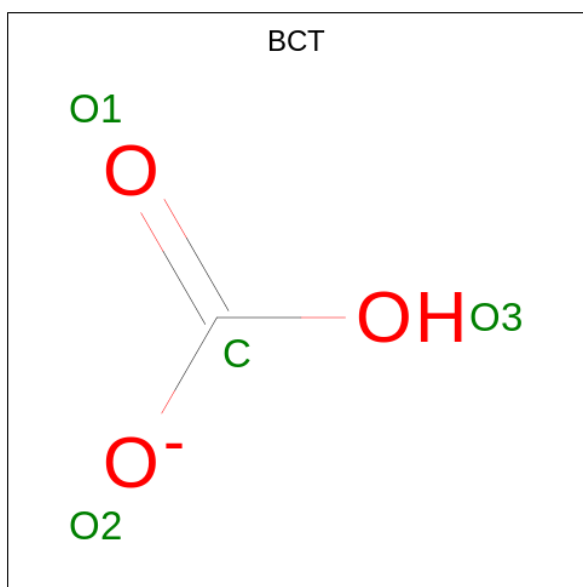
Mol	Chain	Residues	Atoms	AltConf
32	F	1	Total C 40 40	0
32	H	1	Total C 40 40	0
32	Y	1	Total C 40 40	0
32	Z	1	Total C 40 40	0
32	a	1	Total C 80 80	0
32	a	1	Total C 80 80	0
32	b	1	Total C 120 120	0
32	b	1	Total C 120 120	0
32	b	1	Total C 120 120	0
32	c	1	Total C 160 160	0
32	c	1	Total C 160 160	0
32	c	1	Total C 160 160	0
32	c	1	Total C 160 160	0
32	f	1	Total C 40 40	0
32	h	1	Total C 40 40	0
32	m	1	Total C 40 40	0

- Molecule 33 is 1,2-DI-O-ACYL-3-O-[6-DEOXY-6-SULFO-ALPHA-D-GLUCOPYRANOSYL]-SN-GLYCEROL (three-letter code: SQD) (formula: C₄₁H₇₈O₁₂S).



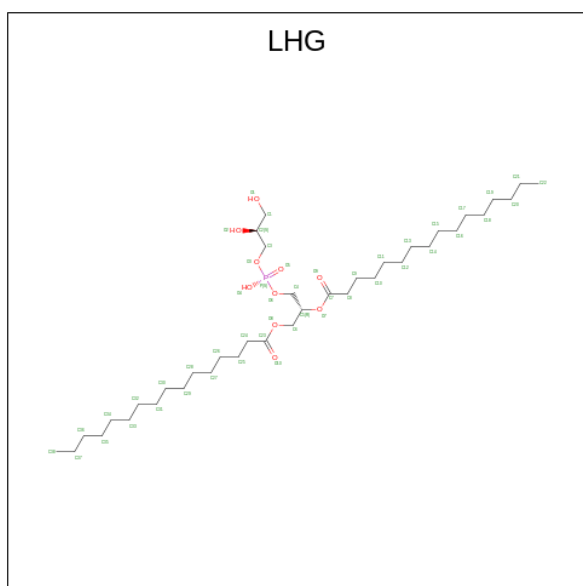
Mol	Chain	Residues	Atoms				AltConf
			Total	C	O	S	
33	A	1	54	41	12	1	0
33	B	1	37	24	12	1	0
33	L	1	54	41	12	1	0
33	a	1	54	41	12	1	0
33	b	1	37	24	12	1	0
33	l	1	54	41	12	1	0

- Molecule 34 is BICARBONATE ION (three-letter code: BCT) (formula: CHO_3).



Mol	Chain	Residues	Atoms			AltConf
34	A	1	Total	C	O	0
			4	1	3	
34	a	1	Total	C	O	0
			4	1	3	

- Molecule 35 is 1,2-DIPALMITOYL-PHOSPHATIDYL-GLYCEROLE (three-letter code: LHG) (formula: C₃₈H₇₅O₁₀P).



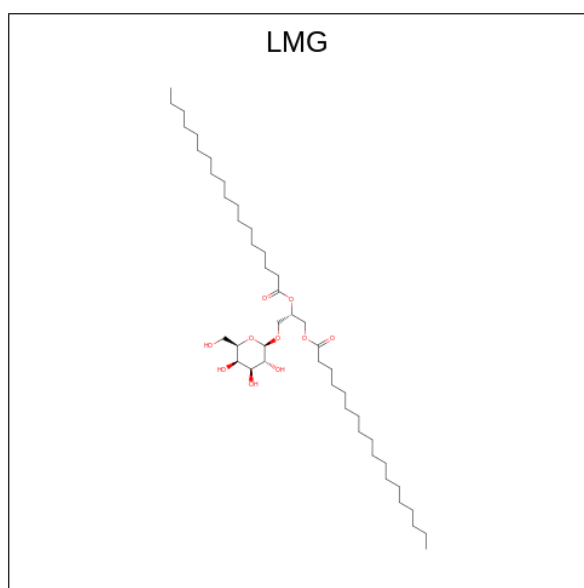
Mol	Chain	Residues	Atoms				AltConf
35	A	1	Total	C	O	P	0
			46	35	10	1	

Continued on next page...

Continued from previous page...

Mol	Chain	Residues	Atoms				AltConf
			Total	C	O	P	
35	B	1	Total 49	C 38	O 10	P 1	0
35	L	1	Total 98	C 76	O 20	P 2	0
35	L	1	Total 98	C 76	O 20	P 2	0
35	a	1	Total 46	C 35	O 10	P 1	0
35	b	1	Total 49	C 38	O 10	P 1	0
35	d	1	Total 49	C 38	O 10	P 1	0
35	l	1	Total 49	C 38	O 10	P 1	0

- Molecule 36 is 1,2-DISTEAROYL-MONOGALACTOSYL-DIGLYCERIDE (three-letter code: LMG) (formula: $C_{45}H_{86}O_{10}$).



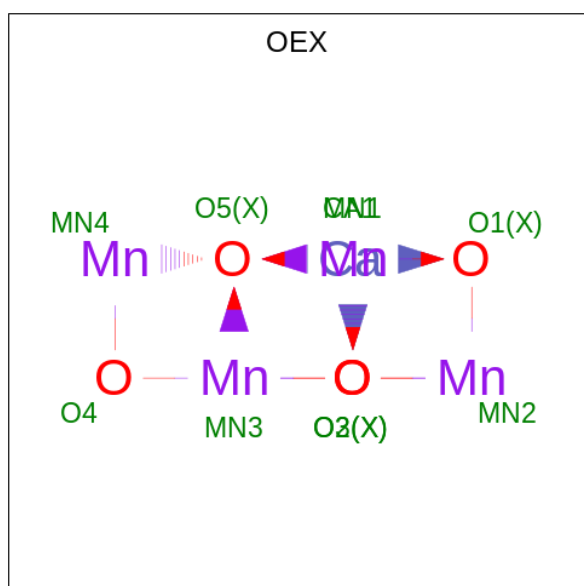
Mol	Chain	Residues	Atoms			AltConf
			Total	C	O	
36	B	1	Total 102	C 82	O 20	0
36	B	1	Total 102	C 82	O 20	0
36	D	1	Total 51	C 41	O 10	0
36	M	1	Total 40	C 30	O 10	0

Continued on next page...

Continued from previous page...

Mol	Chain	Residues	Atoms			AltConf
			Total	C	O	
36	Q	1	51	41	10	0
36	W	1	51	41	10	0
36	b	1	102	82	20	0
36	b	1	102	82	20	0
36	c	1	51	41	10	0
36	d	1	51	41	10	0
36	m	1	40	30	10	0
36	w	1	51	41	10	0
36	12	1	39	29	10	0
36	32	1	39	29	10	0

- Molecule 37 is CA-MN4-O5 CLUSTER (three-letter code: OEX) (formula: CaMn_4O_5).



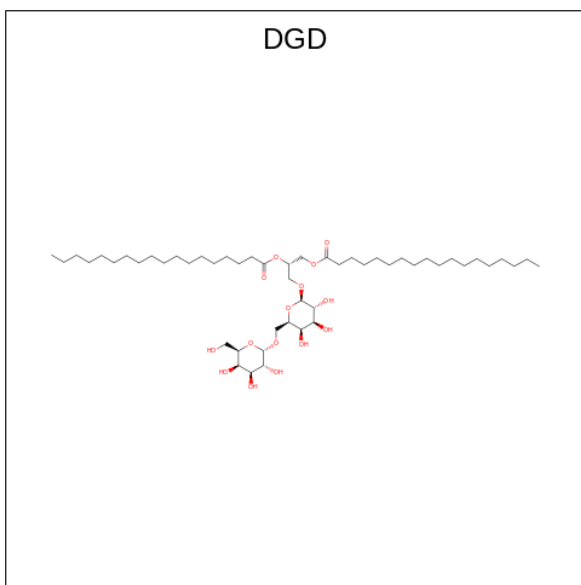
Mol	Chain	Residues	Atoms				AltConf
			Total	Ca	Mn	O	
37	C	1	10	1	4	5	0

Continued on next page...

Continued from previous page...

Mol	Chain	Residues	Atoms				AltConf
			Total	Ca	Mn	O	
37	c	1	10	1	4	5	0

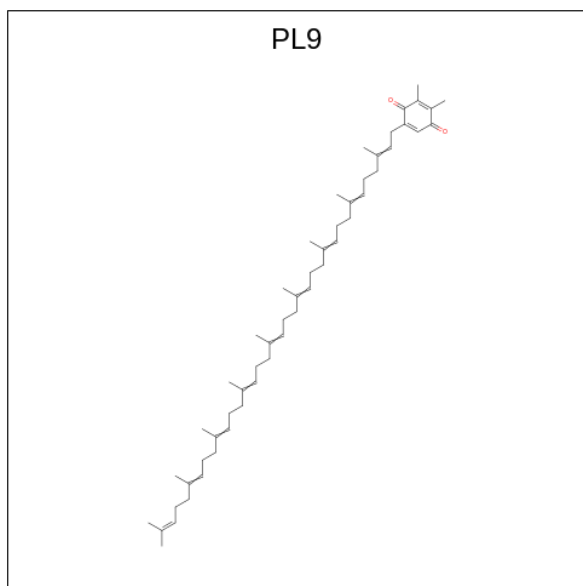
- Molecule 38 is DIGALACTOSYL DIACYL GLYCEROL (DGD) (three-letter code: DGD) (formula: $C_{51}H_{96}O_{15}$).



Mol	Chain	Residues	Atoms			AltConf
			Total	C	O	
38	C	1	124	94	30	0
38	C	1	124	94	30	0
38	H	1	62	47	15	0
38	J	1	62	47	15	0
38	c	1	124	94	30	0
38	c	1	124	94	30	0
38	h	1	62	47	15	0
38	j	1	62	47	15	0

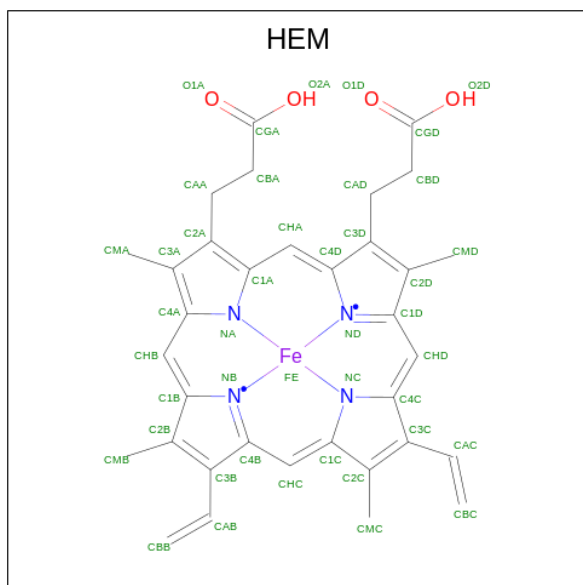
- Molecule 39 is 2,3-DIMETHYL-5-(3,7,11,15,19,23,27,31,35-NONAMETHYL-2,6,10,14,18,22,26,30,34-HEXATRIACONTANONAENYL-2,5-CYCLOHEXADIENE-1,4-DIONE-2,3-DIMETHYL-5-SOLANESYL-1,4-BENZOQUINONE (three-letter code: PL9) (formula:

C₅₃H₈₀O₂).



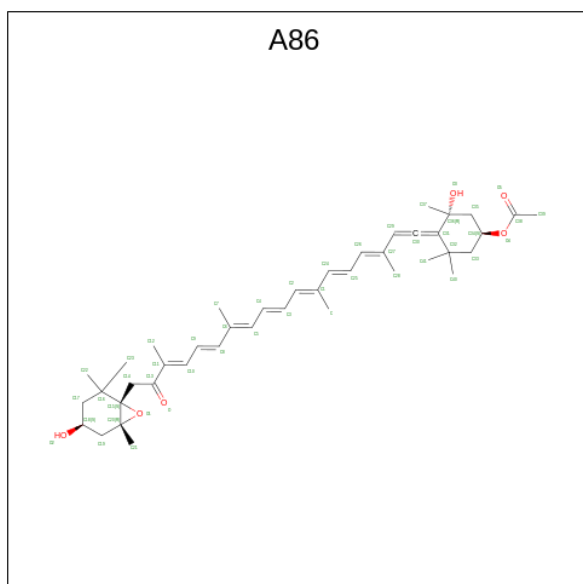
Mol	Chain	Residues	Atoms			AltConf
			Total	C	O	
39	D	1	110	106	4	0
39	D	1	110	106	4	0
39	d	1	110	106	4	0
39	d	1	110	106	4	0

- Molecule 40 is PROTOPORPHYRIN IX CONTAINING FE (three-letter code: HEM) (formula: C₃₄H₃₂FeN₄O₄).



Mol	Chain	Residues	Atoms				AltConf		
			Total	C	Fe	N		O	
40	E	1	Total	43	34	1	4	4	0
40	V	1	Total	43	34	1	4	4	0
40	e	1	Total	43	34	1	4	4	0
40	v	1	Total	43	34	1	4	4	0

- Molecule 41 is (3S,3'S,5R,5'R,6S,6'R,8'R)-3,5'-dihydroxy-8-oxo-6',7'-didehydro-5,5',6,6',7,8-hexahydro-5,6-epoxy-beta,beta-caroten-3'-yl acetate (three-letter code: A86) (formula: C₄₂H₅₈O₆).



Mol	Chain	Residues	Atoms			AltConf
41	11	1	Total	C	O	0
			288	252	36	
41	11	1	Total	C	O	0
			288	252	36	
41	11	1	Total	C	O	0
			288	252	36	
41	11	1	Total	C	O	0
			288	252	36	
41	11	1	Total	C	O	0
			288	252	36	
41	12	1	Total	C	O	0
			288	252	36	
41	12	1	Total	C	O	0
			288	252	36	
41	12	1	Total	C	O	0
			288	252	36	
41	12	1	Total	C	O	0
			288	252	36	
41	12	1	Total	C	O	0
			288	252	36	
41	13	1	Total	C	O	0
			384	336	48	
41	13	1	Total	C	O	0
			384	336	48	
41	13	1	Total	C	O	0
			384	336	48	
41	13	1	Total	C	O	0
			384	336	48	
41	13	1	Total	C	O	0
			384	336	48	
41	13	1	Total	C	O	0
			384	336	48	
41	13	1	Total	C	O	0
			384	336	48	
41	14	1	Total	C	O	0
			192	168	24	
41	14	1	Total	C	O	0
			192	168	24	

Continued on next page...

Continued from previous page...

Mol	Chain	Residues	Atoms			AltConf
			Total	C	O	
41	14	1	192	168	24	0
41	14	1	192	168	24	0
41	15	1	336	294	42	0
41	15	1	336	294	42	0
41	15	1	336	294	42	0
41	15	1	336	294	42	0
41	15	1	336	294	42	0
41	15	1	336	294	42	0
41	15	1	336	294	42	0
41	15	1	336	294	42	0
41	16	1	192	168	24	0
41	16	1	192	168	24	0
41	16	1	192	168	24	0
41	16	1	192	168	24	0
41	17	1	336	294	42	0
41	17	1	336	294	42	0
41	17	1	336	294	42	0
41	17	1	336	294	42	0
41	17	1	336	294	42	0
41	17	1	336	294	42	0
41	17	1	336	294	42	0
41	17	1	336	294	42	0
41	18	1	192	168	24	0

Continued on next page...

Continued from previous page...

Mol	Chain	Residues	Atoms			AltConf
			Total	C	O	
41	18	1	192	168	24	0
41	18	1	192	168	24	0
41	18	1	192	168	24	0
41	19	1	144	126	18	0
41	19	1	144	126	18	0
41	19	1	144	126	18	0
41	20	1	240	210	30	0
41	20	1	240	210	30	0
41	20	1	240	210	30	0
41	20	1	240	210	30	0
41	20	1	240	210	30	0
41	20	1	240	210	30	0
41	21	1	240	210	30	0
41	21	1	240	210	30	0
41	21	1	240	210	30	0
41	21	1	240	210	30	0
41	21	1	240	210	30	0
41	21	1	240	210	30	0
41	31	1	288	252	36	0
41	31	1	288	252	36	0
41	31	1	288	252	36	0
41	31	1	288	252	36	0
41	31	1	288	252	36	0

Continued on next page...

Continued from previous page...

Mol	Chain	Residues	Atoms			AltConf
			Total	C	O	
41	31	1	288	252	36	0
41	32	1	336	294	42	0
41	32	1	336	294	42	0
41	32	1	336	294	42	0
41	32	1	336	294	42	0
41	32	1	336	294	42	0
41	32	1	336	294	42	0
41	32	1	336	294	42	0
41	32	1	336	294	42	0
41	33	1	336	294	42	0
41	33	1	336	294	42	0
41	33	1	336	294	42	0
41	33	1	336	294	42	0
41	33	1	336	294	42	0
41	33	1	336	294	42	0
41	33	1	336	294	42	0
41	33	1	336	294	42	0
41	34	1	192	168	24	0
41	34	1	192	168	24	0
41	34	1	192	168	24	0
41	34	1	192	168	24	0
41	35	1	336	294	42	0
41	35	1	336	294	42	0

Continued on next page...

Continued from previous page...

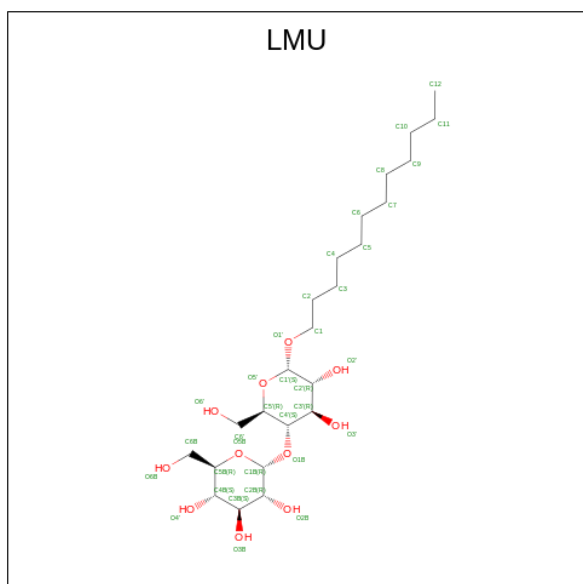
Mol	Chain	Residues	Atoms			AltConf
			Total	C	O	
41	35	1	336	294	42	0
41	35	1	336	294	42	0
41	35	1	336	294	42	0
41	35	1	336	294	42	0
41	35	1	336	294	42	0
41	36	1	192	168	24	0
41	36	1	192	168	24	0
41	36	1	192	168	24	0
41	36	1	192	168	24	0
41	36	1	192	168	24	0
41	37	1	336	294	42	0
41	37	1	336	294	42	0
41	37	1	336	294	42	0
41	37	1	336	294	42	0
41	37	1	336	294	42	0
41	37	1	336	294	42	0
41	37	1	336	294	42	0
41	37	1	336	294	42	0
41	38	1	192	168	24	0
41	38	1	192	168	24	0
41	38	1	192	168	24	0
41	38	1	192	168	24	0
41	38	1	192	168	24	0
41	39	1	144	126	18	0

Continued on next page...

Continued from previous page...

Mol	Chain	Residues	Atoms			AltConf
			Total	C	O	
41	39	1	Total 144	C 126	O 18	0
41	39	1	Total 144	C 126	O 18	0
41	40	1	Total 240	C 210	O 30	0
41	40	1	Total 240	C 210	O 30	0
41	40	1	Total 240	C 210	O 30	0
41	40	1	Total 240	C 210	O 30	0
41	40	1	Total 240	C 210	O 30	0
41	40	1	Total 240	C 210	O 30	0
41	41	1	Total 240	C 210	O 30	0
41	41	1	Total 240	C 210	O 30	0
41	41	1	Total 240	C 210	O 30	0
41	41	1	Total 240	C 210	O 30	0
41	41	1	Total 240	C 210	O 30	0
41	41	1	Total 240	C 210	O 30	0

- Molecule 42 is DODECYL-ALPHA-D-MALTOSE (three-letter code: LMU) (formula: $C_{24}H_{46}O_{11}$).

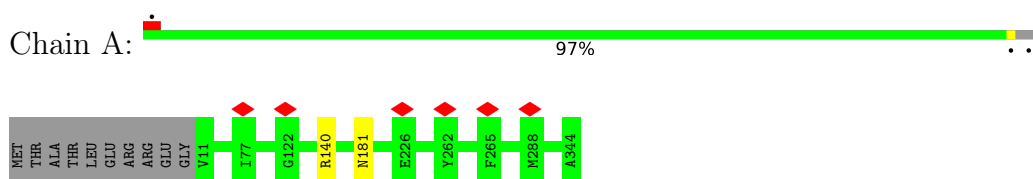


Mol	Chain	Residues	Atoms			AltConf
42	12	1	Total	C	O	0
			32	21	11	
42	32	1	Total	C	O	0
			32	21	11	

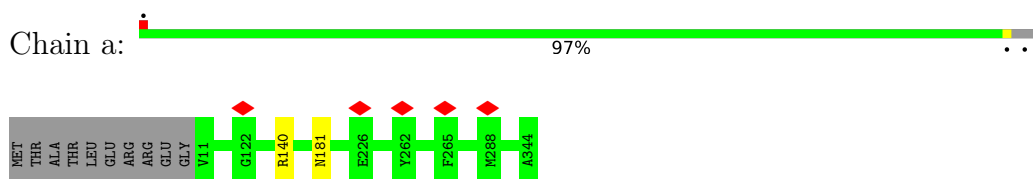
3 Residue-property plots [i](#)

These plots are drawn for all protein, RNA, DNA and oligosaccharide chains in the entry. The first graphic for a chain summarises the proportions of the various outlier classes displayed in the second graphic. The second graphic shows the sequence view annotated by issues in geometry and atom inclusion in map density. Residues are color-coded according to the number of geometric quality criteria for which they contain at least one outlier: green = 0, yellow = 1, orange = 2 and red = 3 or more. A red diamond above a residue indicates a poor fit to the EM map for this residue (all-atom inclusion < 40%). Stretches of 2 or more consecutive residues without any outlier are shown as a green connector. Residues present in the sample, but not in the model, are shown in grey.

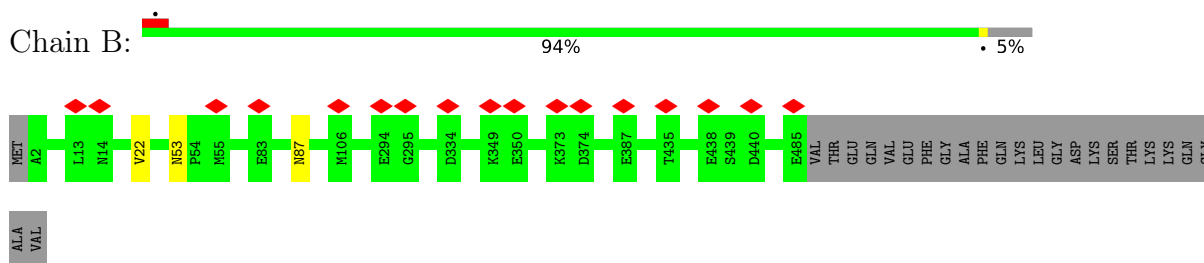
- Molecule 1: Photosystem II reaction center protein D1



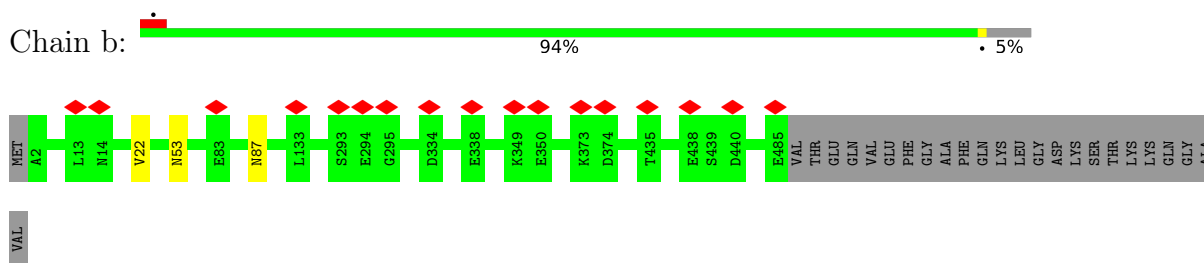
- Molecule 1: Photosystem II reaction center protein D1



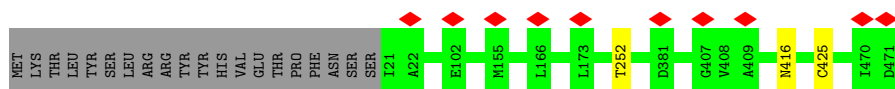
- Molecule 2: Photosystem II chlorophyll protein CP47



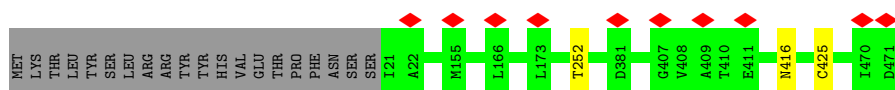
- Molecule 2: Photosystem II chlorophyll protein CP47



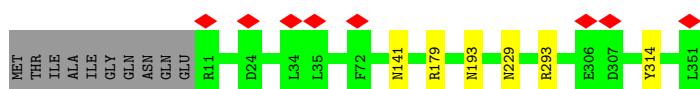
- Molecule 3: Photosystem II chlorophyll protein CP43



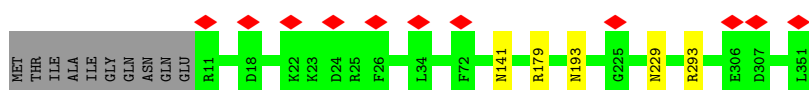
• Molecule 3: Photosystem II chlorophyll protein CP43



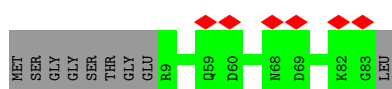
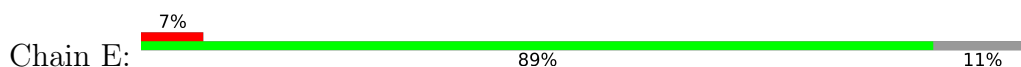
• Molecule 4: Photosystem II reaction center protein D2



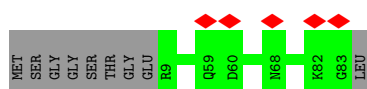
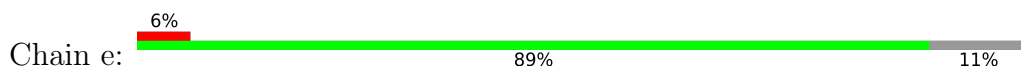
• Molecule 4: Photosystem II reaction center protein D2




• Molecule 5: Cytochrome b559 subunit alpha



• Molecule 5: Cytochrome b559 subunit alpha




• Molecule 6: Cytochrome b559 subunit beta



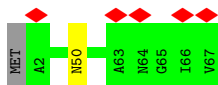
- Molecule 6: Cytochrome b559 subunit beta

Chain f:  65% 35%



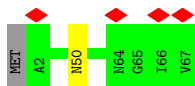
- Molecule 7: Photosystem II reaction center protein H

Chain H:  7% 97% ..




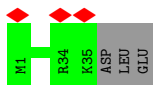
- Molecule 7: Photosystem II reaction center protein H

Chain h:  6% 97% ..

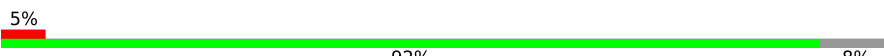


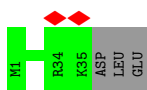
- Molecule 8: Photosystem II reaction center protein I

Chain I:  8% 92% 8%




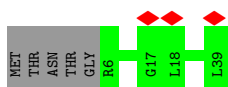
- Molecule 8: Photosystem II reaction center protein I

Chain i:  5% 92% 8%




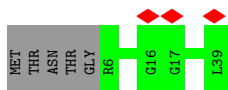
- Molecule 9: Photosystem II reaction center protein J

Chain J:  8% 87% 13%

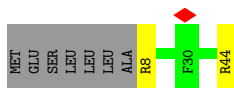
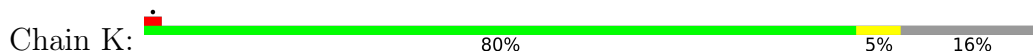


- Molecule 9: Photosystem II reaction center protein J

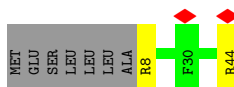
Chain j:  8% 87% 13%



- Molecule 10: Photosystem II reaction center protein K



- Molecule 10: Photosystem II reaction center protein K



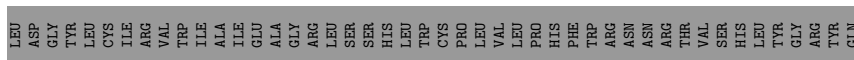
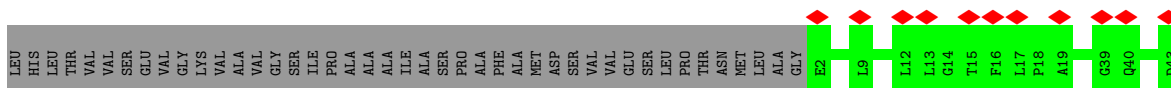
- Molecule 11: Photosystem II reaction center protein L



- Molecule 11: Photosystem II reaction center protein L




- Molecule 12: Photosystem II reaction center protein M

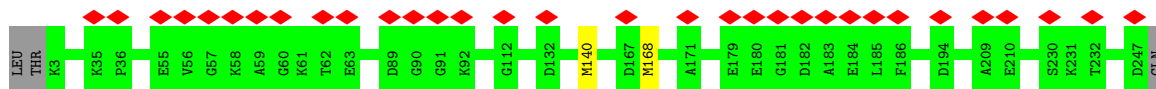


- Molecule 12: Photosystem II reaction center protein M

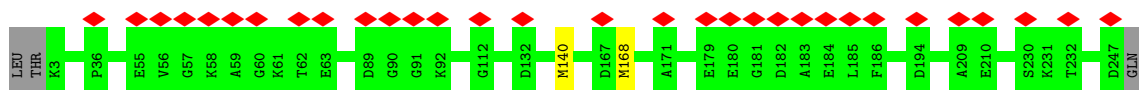




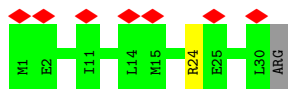
• Molecule 13: Extrinsic protein in photosystem II



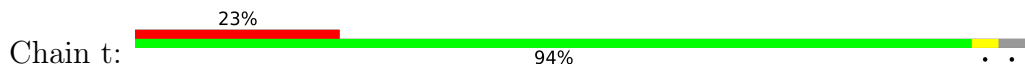
• Molecule 13: Extrinsic protein in photosystem II



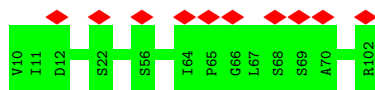
• Molecule 14: Photosystem II reaction center protein T



• Molecule 14: Photosystem II reaction center protein T

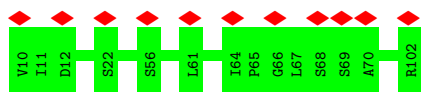


• Molecule 15: Extrinsic protein in photosystem II

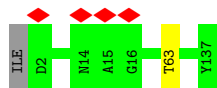


• Molecule 15: Extrinsic protein in photosystem II

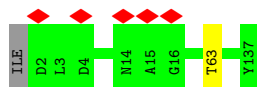




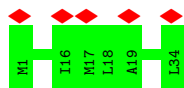
- Molecule 16: Cytochrome c-550



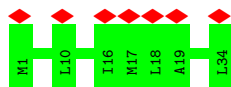
- Molecule 16: Cytochrome c-550



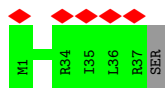
- Molecule 17: Photosystem II reaction center protein Ycf12



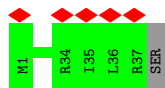
- Molecule 17: Photosystem II reaction center protein Ycf12



- Molecule 18: Photosystem II reaction center X protein

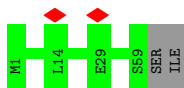


- Molecule 18: Photosystem II reaction center X protein



- Molecule 19: Photosystem II reaction center protein Z

Chain Z:  97%

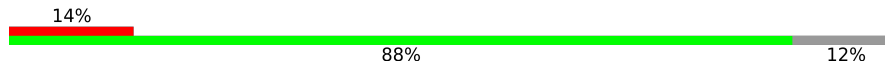


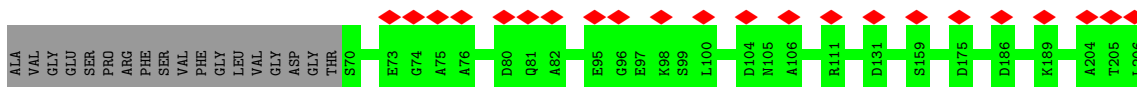
- Molecule 19: Photosystem II reaction center protein Z

Chain z:  97%




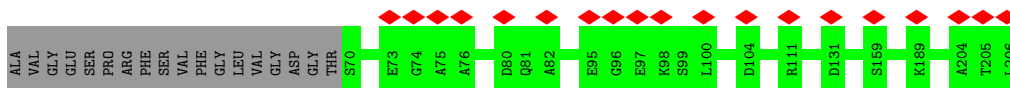
- Molecule 20: Extrinsic protein in photosystem II

Chain Q:  14% 88% 12%




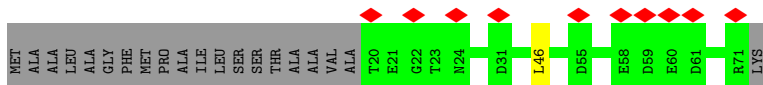
- Molecule 20: Extrinsic protein in photosystem II

Chain q:  12% 88% 12%



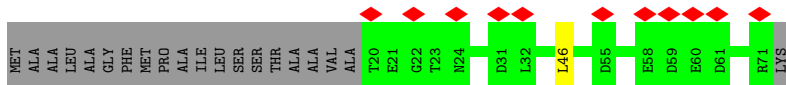
- Molecule 21: Photosystem II reaction center protein W

Chain W:  14% 71% 28%



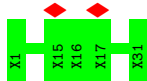
- Molecule 21: Photosystem II reaction center protein W

Chain w:  15% 71% 28%

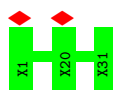


- Molecule 22: Unknown protein 0

Chain 0:  6% 100%



- Molecule 22: Unknown protein 0



- Molecule 23: Unknown protein 1



- Molecule 23: Unknown protein 1



- Molecule 24: Unknown protein 2

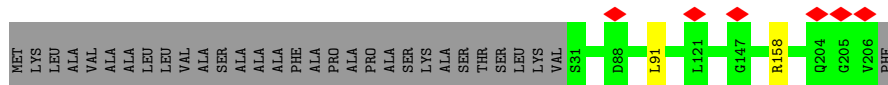
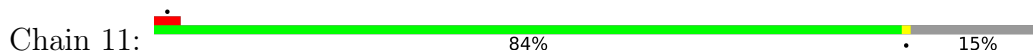


There are no outlier residues recorded for this chain.

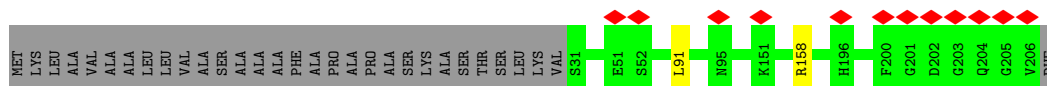
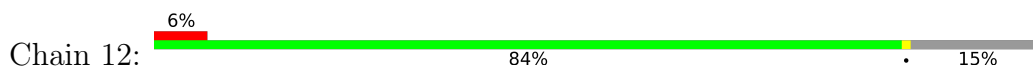
- Molecule 24: Unknown protein 2




- Molecule 25: Fucoxanthin chlorophyll a/c-binding protein Lhcf1, FCP1

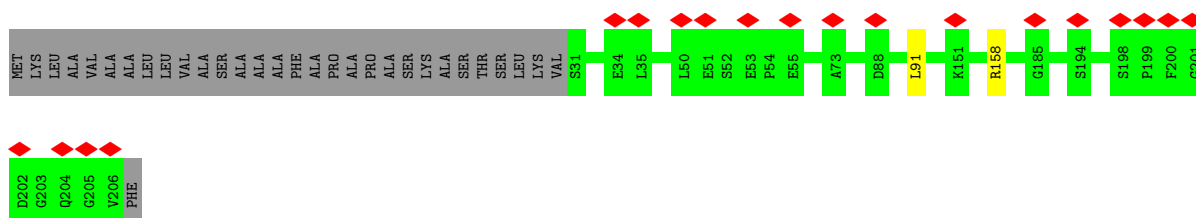


- Molecule 25: Fucoxanthin chlorophyll a/c-binding protein Lhcf1, FCP1




- Molecule 25: Fucoxanthin chlorophyll a/c-binding protein Lhcf1, FCP1

Chain 13: 




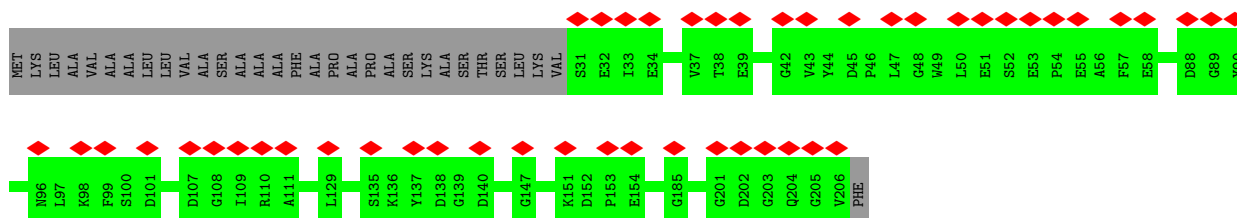
- Molecule 25: Fucoxanthin chlorophyll a/c-binding protein Lhcf1, FCP1

Chain 14: 




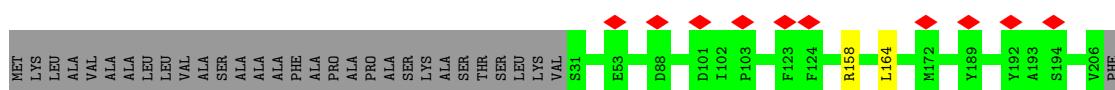
- Molecule 25: Fucoxanthin chlorophyll a/c-binding protein Lhcf1, FCP1

Chain 15: 




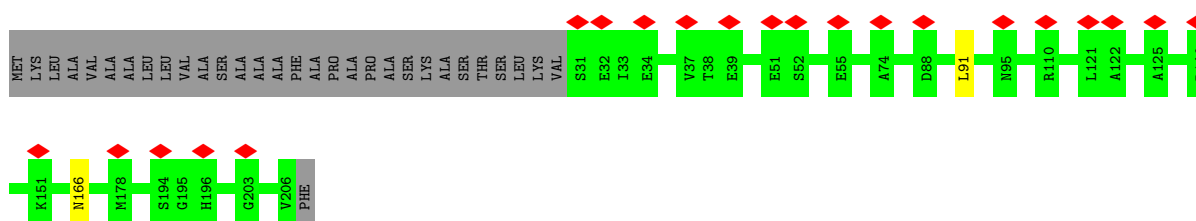
- Molecule 25: Fucoxanthin chlorophyll a/c-binding protein Lhcf1, FCP1

Chain 16: 

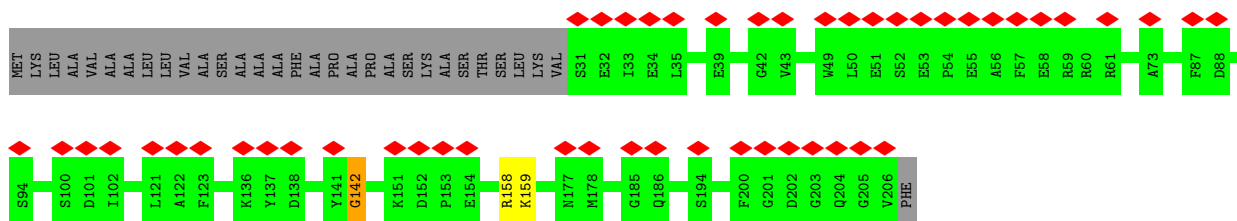
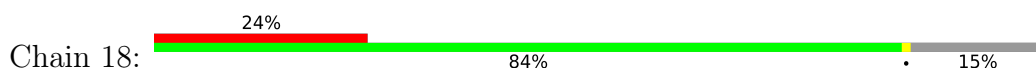


- Molecule 25: Fucoxanthin chlorophyll a/c-binding protein Lhcf1, FCP1


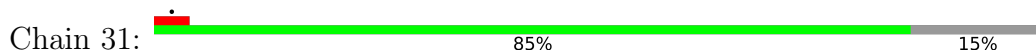
Chain 17: 




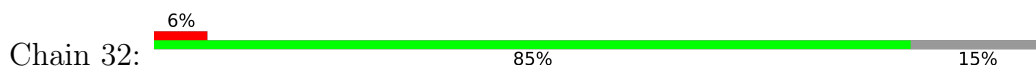
- Molecule 25: Fucoxanthin chlorophyll a/c-binding protein Lhcf1, FCP1



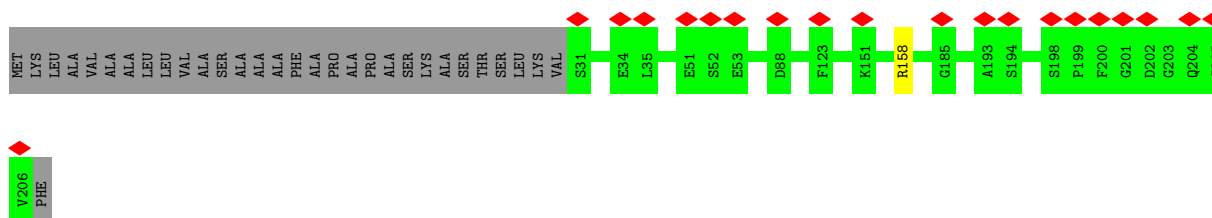
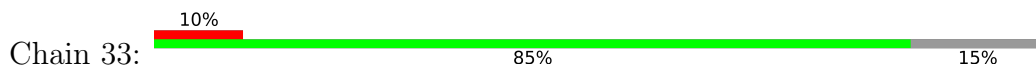
- Molecule 25: Fucoxanthin chlorophyll a/c-binding protein Lhcf1, FCP1



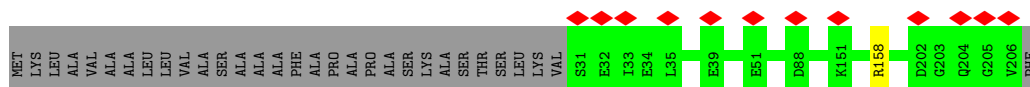
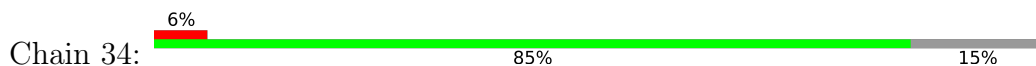
- Molecule 25: Fucoxanthin chlorophyll a/c-binding protein Lhcf1, FCP1



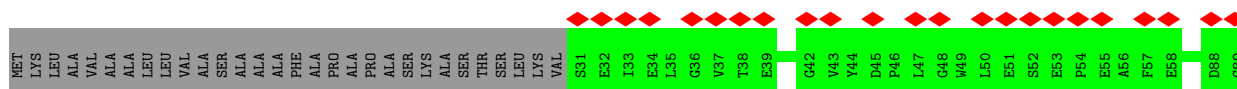
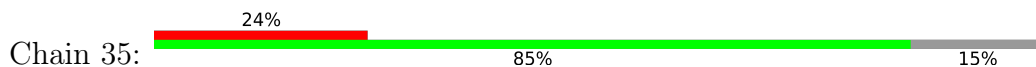
- Molecule 25: Fucoxanthin chlorophyll a/c-binding protein Lhcf1, FCP1

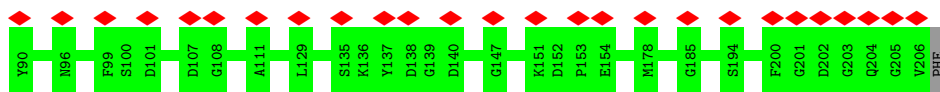


- Molecule 25: Fucoxanthin chlorophyll a/c-binding protein Lhcf1, FCP1

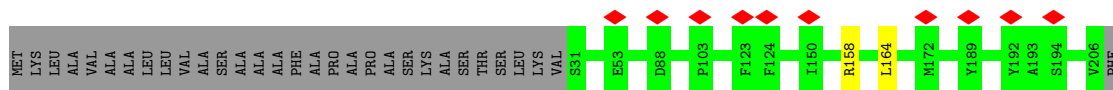
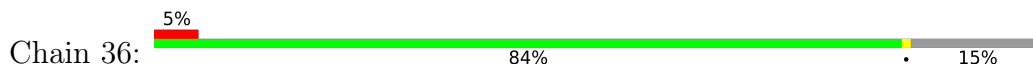


- Molecule 25: Fucoxanthin chlorophyll a/c-binding protein Lhcf1, FCP1

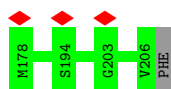
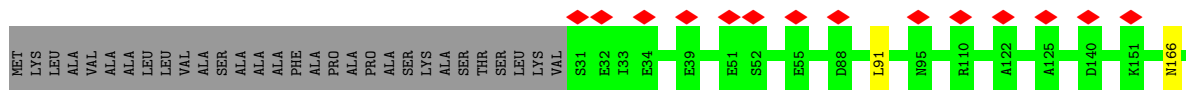
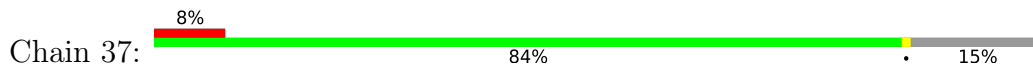




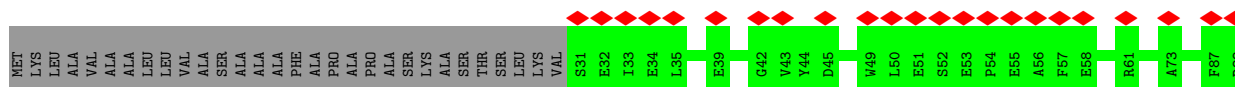
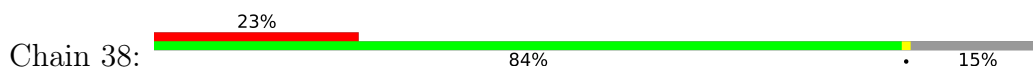
- Molecule 25: Fucoxanthin chlorophyll a/c-binding protein Lhcf1, FCP1



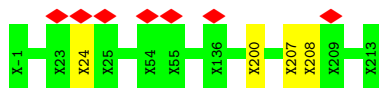
- Molecule 25: Fucoxanthin chlorophyll a/c-binding protein Lhcf1, FCP1



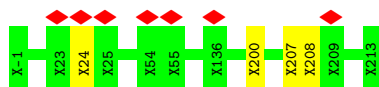
- Molecule 25: Fucoxanthin chlorophyll a/c-binding protein Lhcf1, FCP1



- Molecule 26: Fucoxanthin chlorophyll a/c-binding protein monomer 1



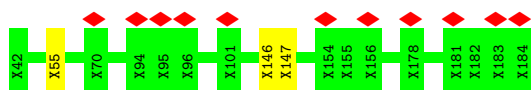
- Molecule 26: Fucoxanthin chlorophyll a/c-binding protein monomer 1



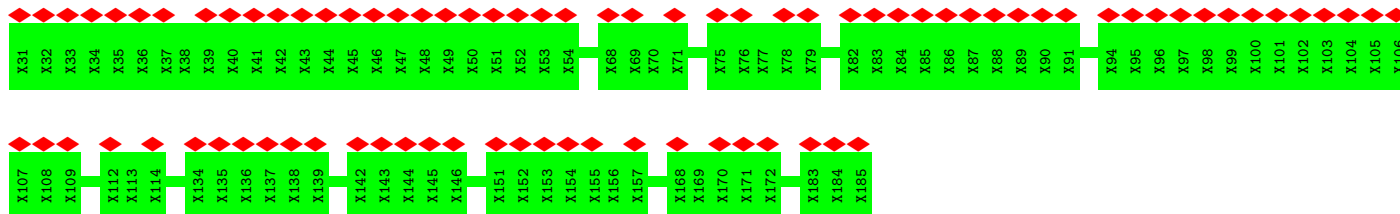
- Molecule 27: Fucoxanthin chlorophyll a/c-binding protein monomer 2



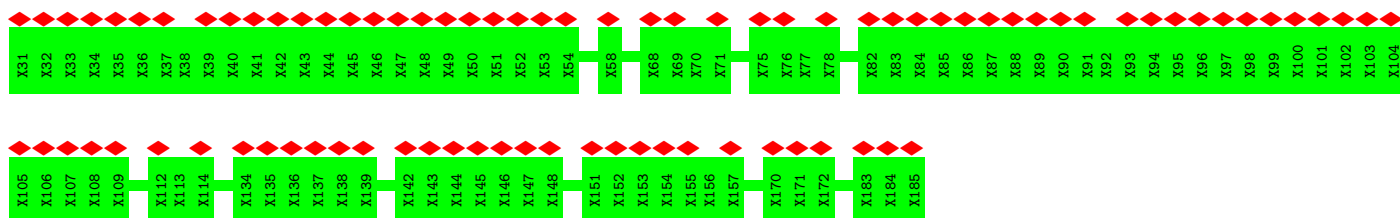
- Molecule 27: Fucoxanthin chlorophyll a/c-binding protein monomer 2



- Molecule 28: Fucoxanthin chlorophyll a/c-binding protein monomer 3



- Molecule 28: Fucoxanthin chlorophyll a/c-binding protein monomer 3



4 Experimental information

Property	Value	Source
EM reconstruction method	SINGLE PARTICLE	Depositor
Imposed symmetry	POINT, C2	Depositor
Number of particles used	98936	Depositor
Resolution determination method	FSC 0.143 CUT-OFF	Depositor
CTF correction method	PHASE FLIPPING AND AMPLITUDE CORRECTION	Depositor
Microscope	FEI TITAN KRIOS	Depositor
Voltage (kV)	300	Depositor
Electron dose ($e^-/\text{\AA}^2$)	20	Depositor
Minimum defocus (nm)	Not provided	
Maximum defocus (nm)	Not provided	
Magnification	Not provided	
Image detector	FEI FALCON III (4k x 4k)	Depositor
Maximum map value	0.218	Depositor
Minimum map value	-0.061	Depositor
Average map value	0.001	Depositor
Map value standard deviation	0.006	Depositor
Recommended contour level	0.055	Depositor
Map size (Å)	573.44, 573.44, 573.44	wwPDB
Map dimensions	512, 512, 512	wwPDB
Map angles (°)	90.0, 90.0, 90.0	wwPDB
Pixel spacing (Å)	1.12, 1.12, 1.12	Depositor

5 Model quality

5.1 Standard geometry

Bond lengths and bond angles in the following residue types are not validated in this section: CLA, FE2, BCT, LMG, HEM, A86, SQD, DGD, PHO, PL9, BCR, LHG, OEX, LMU

The Z score for a bond length (or angle) is the number of standard deviations the observed value is removed from the expected value. A bond length (or angle) with $|Z| > 5$ is considered an outlier worth inspection. RMSZ is the root-mean-square of all Z scores of the bond lengths (or angles).

Mol	Chain	Bond lengths		Bond angles	
		RMSZ	# Z >5	RMSZ	# Z >5
1	A	0.58	0/2701	0.60	0/3682
1	a	0.58	0/2701	0.60	0/3682
2	B	0.58	1/3942 (0.0%)	0.57	0/5362
2	b	0.58	1/3942 (0.0%)	0.57	0/5362
3	C	0.58	1/3620 (0.0%)	0.60	1/4933 (0.0%)
3	c	0.58	1/3620 (0.0%)	0.60	1/4933 (0.0%)
4	D	0.58	1/2789 (0.0%)	0.60	0/3803
4	d	0.58	0/2789	0.60	0/3803
5	E	0.44	0/634	0.53	0/864
5	e	0.44	0/634	0.53	0/864
6	F	0.46	0/235	0.70	0/316
6	f	0.45	0/235	0.70	0/316
7	H	0.49	0/523	0.61	0/714
7	h	0.49	0/523	0.61	0/714
8	I	0.62	0/294	0.70	0/397
8	i	0.63	0/294	0.70	0/397
9	J	0.43	0/260	0.59	0/351
9	j	0.43	0/260	0.59	0/351
10	K	0.57	0/313	0.69	0/429
10	k	0.57	0/313	0.68	0/429
11	L	0.61	0/319	0.55	0/433
11	l	0.61	0/319	0.55	0/433
12	M	0.47	0/321	0.61	0/433
12	m	0.47	0/321	0.61	0/433
13	O	0.42	0/1875	0.58	0/2528
13	o	0.41	0/1875	0.58	0/2528
14	T	0.45	0/256	0.52	0/346
14	t	0.45	0/256	0.52	0/346
15	U	0.40	0/728	0.58	0/989
15	u	0.41	0/728	0.58	0/989
16	V	0.42	0/1056	0.56	0/1435
16	v	0.42	0/1056	0.56	0/1435

Mol	Chain	Bond lengths		Bond angles	
		RMSZ	# Z >5	RMSZ	# Z >5
17	Y	0.32	0/252	0.52	0/341
17	y	0.32	0/252	0.52	0/341
18	X	0.31	0/263	0.54	0/355
18	x	0.31	0/263	0.54	0/355
19	Z	0.41	0/456	0.58	0/624
19	z	0.41	0/456	0.58	0/624
20	Q	0.39	0/1099	0.56	0/1482
20	q	0.39	0/1099	0.56	0/1482
21	W	0.53	0/434	0.67	1/590 (0.2%)
21	w	0.53	0/434	0.67	1/590 (0.2%)
25	11	0.43	0/1373	0.55	1/1861 (0.1%)
25	12	0.43	0/1373	0.55	1/1861 (0.1%)
25	13	0.43	0/1373	0.55	1/1861 (0.1%)
25	14	0.43	0/1373	0.55	1/1861 (0.1%)
25	15	0.33	0/1373	0.52	0/1861
25	16	0.42	0/1373	0.64	1/1861 (0.1%)
25	17	0.41	0/1373	0.58	1/1861 (0.1%)
25	18	0.35	0/1373	0.54	0/1861
25	31	0.46	0/1373	0.56	0/1861
25	32	0.46	0/1373	0.56	0/1861
25	33	0.46	0/1373	0.56	0/1861
25	34	0.46	0/1373	0.56	0/1861
25	35	0.33	0/1373	0.52	0/1861
25	36	0.42	0/1373	0.64	1/1861 (0.1%)
25	37	0.41	0/1373	0.58	1/1861 (0.1%)
25	38	0.35	0/1373	0.54	0/1861
All	All	0.49	5/66708 (0.0%)	0.58	12/90590 (0.0%)

Chiral center outliers are detected by calculating the chiral volume of a chiral center and verifying if the center is modelled as a planar moiety or with the opposite hand. A planarity outlier is detected by checking planarity of atoms in a peptide group, atoms in a mainchain group or atoms of a sidechain that are expected to be planar.

Mol	Chain	#Chirality outliers	#Planarity outliers
1	A	0	1
1	a	0	1
16	V	0	1
16	v	0	1
25	18	0	1
25	38	0	1
26	19	0	4
26	39	0	4

Continued on next page...

Continued from previous page...

Mol	Chain	#Chirality outliers	#Planarity outliers
27	20	0	3
27	40	0	3
All	All	0	20

All (5) bond length outliers are listed below:

Mol	Chain	Res	Type	Atoms	Z	Observed(Å)	Ideal(Å)
2	b	22	VAL	CB-CG1	-7.25	1.37	1.52
2	B	22	VAL	CB-CG1	-7.19	1.37	1.52
3	c	425	CYS	CB-SG	-5.08	1.73	1.81
4	D	314	TYR	CD1-CE1	-5.05	1.31	1.39
3	C	425	CYS	CB-SG	-5.01	1.73	1.81

The worst 5 of 12 bond angle outliers are listed below:

Mol	Chain	Res	Type	Atoms	Z	Observed(°)	Ideal(°)
3	C	252	THR	C-N-CA	6.18	137.15	121.70
3	c	252	THR	C-N-CA	6.15	137.08	121.70
21	W	46	LEU	CB-CG-CD1	-5.34	101.92	111.00
21	w	46	LEU	CB-CG-CD1	-5.34	101.93	111.00
25	16	164	LEU	CA-CB-CG	5.16	127.17	115.30

There are no chirality outliers.

5 of 20 planarity outliers are listed below:

Mol	Chain	Res	Type	Group
25	18	142	GLY	Peptide
1	A	140	ARG	Peptide
16	V	63	THR	Peptide
1	a	140	ARG	Peptide
16	v	63	THR	Peptide

5.2 Too-close contacts [i](#)

Due to software issues we are unable to calculate clashes - this section is therefore empty.

5.3 Torsion angles [i](#)

5.3.1 Protein backbone [i](#)

In the following table, the Percentiles column shows the percent Ramachandran outliers of the chain as a percentile score with respect to all PDB entries followed by that with respect to all EM entries.

The Analysed column shows the number of residues for which the backbone conformation was analysed, and the total number of residues.

Mol	Chain	Analysed	Favoured	Allowed	Outliers	Percentiles	
1	A	332/344 (96%)	321 (97%)	11 (3%)	0	100	100
1	a	332/344 (96%)	322 (97%)	10 (3%)	0	100	100
2	B	482/509 (95%)	467 (97%)	15 (3%)	0	100	100
2	b	482/509 (95%)	466 (97%)	16 (3%)	0	100	100
3	C	449/471 (95%)	429 (96%)	20 (4%)	0	100	100
3	c	449/471 (95%)	429 (96%)	20 (4%)	0	100	100
4	D	339/351 (97%)	324 (96%)	15 (4%)	0	100	100
4	d	339/351 (97%)	324 (96%)	15 (4%)	0	100	100
5	E	73/84 (87%)	72 (99%)	1 (1%)	0	100	100
5	e	73/84 (87%)	72 (99%)	1 (1%)	0	100	100
6	F	26/43 (60%)	26 (100%)	0	0	100	100
6	f	26/43 (60%)	26 (100%)	0	0	100	100
7	H	64/67 (96%)	62 (97%)	2 (3%)	0	100	100
7	h	64/67 (96%)	62 (97%)	2 (3%)	0	100	100
8	I	33/38 (87%)	32 (97%)	1 (3%)	0	100	100
8	i	33/38 (87%)	32 (97%)	1 (3%)	0	100	100
9	J	32/39 (82%)	32 (100%)	0	0	100	100
9	j	32/39 (82%)	32 (100%)	0	0	100	100
10	K	35/44 (80%)	35 (100%)	0	0	100	100
10	k	35/44 (80%)	35 (100%)	0	0	100	100
11	L	36/38 (95%)	35 (97%)	1 (3%)	0	100	100
11	l	36/38 (95%)	35 (97%)	1 (3%)	0	100	100
12	M	40/131 (30%)	37 (92%)	3 (8%)	0	100	100
12	m	40/131 (30%)	37 (92%)	3 (8%)	0	100	100
13	O	243/248 (98%)	231 (95%)	12 (5%)	0	100	100

Continued on next page...

Continued from previous page...

Mol	Chain	Analysed	Favoured	Allowed	Outliers	Percentiles	
13	o	243/248 (98%)	231 (95%)	12 (5%)	0	100	100
14	T	28/31 (90%)	27 (96%)	1 (4%)	0	100	100
14	t	28/31 (90%)	27 (96%)	1 (4%)	0	100	100
15	U	91/93 (98%)	85 (93%)	6 (7%)	0	100	100
15	u	91/93 (98%)	85 (93%)	6 (7%)	0	100	100
16	V	134/137 (98%)	126 (94%)	8 (6%)	0	100	100
16	v	134/137 (98%)	126 (94%)	8 (6%)	0	100	100
17	Y	32/34 (94%)	30 (94%)	2 (6%)	0	100	100
17	y	32/34 (94%)	30 (94%)	2 (6%)	0	100	100
18	X	35/38 (92%)	34 (97%)	1 (3%)	0	100	100
18	x	35/38 (92%)	34 (97%)	1 (3%)	0	100	100
19	Z	57/61 (93%)	56 (98%)	1 (2%)	0	100	100
19	z	57/61 (93%)	56 (98%)	1 (2%)	0	100	100
20	Q	135/155 (87%)	126 (93%)	9 (7%)	0	100	100
20	q	135/155 (87%)	126 (93%)	9 (7%)	0	100	100
21	W	50/72 (69%)	46 (92%)	4 (8%)	0	100	100
21	w	50/72 (69%)	46 (92%)	4 (8%)	0	100	100
25	11	174/207 (84%)	167 (96%)	7 (4%)	0	100	100
25	12	174/207 (84%)	167 (96%)	7 (4%)	0	100	100
25	13	174/207 (84%)	168 (97%)	6 (3%)	0	100	100
25	14	174/207 (84%)	168 (97%)	6 (3%)	0	100	100
25	15	174/207 (84%)	163 (94%)	11 (6%)	0	100	100
25	16	174/207 (84%)	159 (91%)	15 (9%)	0	100	100
25	17	174/207 (84%)	162 (93%)	12 (7%)	0	100	100
25	18	174/207 (84%)	165 (95%)	8 (5%)	1 (1%)	25	62
25	31	174/207 (84%)	167 (96%)	7 (4%)	0	100	100
25	32	174/207 (84%)	168 (97%)	6 (3%)	0	100	100
25	33	174/207 (84%)	167 (96%)	7 (4%)	0	100	100
25	34	174/207 (84%)	167 (96%)	7 (4%)	0	100	100
25	35	174/207 (84%)	163 (94%)	11 (6%)	0	100	100
25	36	174/207 (84%)	159 (91%)	15 (9%)	0	100	100

Continued on next page...

Continued from previous page...

Mol	Chain	Analysed	Favoured	Allowed	Outliers	Percentiles	
25	37	174/207 (84%)	162 (93%)	12 (7%)	0	100	100
25	38	174/207 (84%)	165 (95%)	8 (5%)	1 (1%)	25	62
All	All	8276/9368 (88%)	7903 (96%)	371 (4%)	2 (0%)	100	100

All (2) Ramachandran outliers are listed below:

Mol	Chain	Res	Type
25	18	142	GLY
25	38	142	GLY

5.3.2 Protein sidechains [i](#)

In the following table, the Percentiles column shows the percent sidechain outliers of the chain as a percentile score with respect to all PDB entries followed by that with respect to all EM entries.

The Analysed column shows the number of residues for which the sidechain conformation was analysed, and the total number of residues.

Mol	Chain	Analysed	Rotameric	Outliers	Percentiles	
1	A	272/280 (97%)	271 (100%)	1 (0%)	91	95
1	a	272/280 (97%)	271 (100%)	1 (0%)	91	95
2	B	385/405 (95%)	383 (100%)	2 (0%)	88	94
2	b	385/405 (95%)	383 (100%)	2 (0%)	88	94
3	C	356/376 (95%)	355 (100%)	1 (0%)	92	96
3	c	356/376 (95%)	355 (100%)	1 (0%)	92	96
4	D	273/281 (97%)	268 (98%)	5 (2%)	59	77
4	d	273/281 (97%)	268 (98%)	5 (2%)	59	77
5	E	69/75 (92%)	69 (100%)	0	100	100
5	e	69/75 (92%)	69 (100%)	0	100	100
6	F	22/36 (61%)	22 (100%)	0	100	100
6	f	22/36 (61%)	22 (100%)	0	100	100
7	H	55/56 (98%)	54 (98%)	1 (2%)	59	77
7	h	55/56 (98%)	54 (98%)	1 (2%)	59	77
8	I	34/37 (92%)	34 (100%)	0	100	100
8	i	34/37 (92%)	34 (100%)	0	100	100

Continued on next page...

Continued from previous page...

Mol	Chain	Analysed	Rotameric	Outliers	Percentiles	
9	J	27/31 (87%)	27 (100%)	0	100	100
9	j	27/31 (87%)	27 (100%)	0	100	100
10	K	32/38 (84%)	30 (94%)	2 (6%)	18	49
10	k	32/38 (84%)	30 (94%)	2 (6%)	18	49
11	L	34/34 (100%)	34 (100%)	0	100	100
11	l	34/34 (100%)	34 (100%)	0	100	100
12	M	31/104 (30%)	31 (100%)	0	100	100
12	m	31/104 (30%)	31 (100%)	0	100	100
13	O	196/201 (98%)	194 (99%)	2 (1%)	76	86
13	o	196/201 (98%)	194 (99%)	2 (1%)	76	86
14	T	27/28 (96%)	26 (96%)	1 (4%)	34	62
14	t	27/28 (96%)	26 (96%)	1 (4%)	34	62
15	U	77/77 (100%)	77 (100%)	0	100	100
15	u	77/77 (100%)	77 (100%)	0	100	100
16	V	114/115 (99%)	114 (100%)	0	100	100
16	v	114/115 (99%)	114 (100%)	0	100	100
17	Y	27/27 (100%)	27 (100%)	0	100	100
17	y	27/27 (100%)	27 (100%)	0	100	100
18	X	29/30 (97%)	29 (100%)	0	100	100
18	x	29/30 (97%)	29 (100%)	0	100	100
19	Z	48/50 (96%)	48 (100%)	0	100	100
19	z	48/50 (96%)	48 (100%)	0	100	100
20	Q	111/124 (90%)	111 (100%)	0	100	100
20	q	111/124 (90%)	111 (100%)	0	100	100
21	W	43/55 (78%)	43 (100%)	0	100	100
21	w	43/55 (78%)	43 (100%)	0	100	100
25	11	138/158 (87%)	137 (99%)	1 (1%)	84	91
25	12	138/158 (87%)	137 (99%)	1 (1%)	84	91
25	13	138/158 (87%)	137 (99%)	1 (1%)	84	91
25	14	138/158 (87%)	137 (99%)	1 (1%)	84	91
25	15	138/158 (87%)	138 (100%)	0	100	100

Continued on next page...

Continued from previous page...

Mol	Chain	Analysed	Rotameric	Outliers	Percentiles	
25	16	138/158 (87%)	137 (99%)	1 (1%)	84	91
25	17	138/158 (87%)	137 (99%)	1 (1%)	84	91
25	18	138/158 (87%)	136 (99%)	2 (1%)	67	81
25	31	138/158 (87%)	137 (99%)	1 (1%)	84	91
25	32	138/158 (87%)	137 (99%)	1 (1%)	84	91
25	33	138/158 (87%)	137 (99%)	1 (1%)	84	91
25	34	138/158 (87%)	137 (99%)	1 (1%)	84	91
25	35	138/158 (87%)	138 (100%)	0	100	100
25	36	138/158 (87%)	137 (99%)	1 (1%)	84	91
25	37	138/158 (87%)	137 (99%)	1 (1%)	84	91
25	38	138/158 (87%)	136 (99%)	2 (1%)	67	81
All	All	6732/7448 (90%)	6686 (99%)	46 (1%)	84	91

5 of 46 residues with a non-rotameric sidechain are listed below:

Mol	Chain	Res	Type
13	o	168	MET
25	17	166	ASN
14	t	24	ARG
25	13	158	ARG
25	18	159	LYS

Sometimes sidechains can be flipped to improve hydrogen bonding and reduce clashes. 5 of 78 such sidechains are listed below:

Mol	Chain	Res	Type
25	18	96	ASN
25	36	96	ASN
25	31	161	ASN
25	33	177	ASN
25	37	161	ASN

5.3.3 RNA ⓘ

There are no RNA molecules in this entry.

5.4 Non-standard residues in protein, DNA, RNA chains [i](#)

There are no non-standard protein/DNA/RNA residues in this entry.

5.5 Carbohydrates [i](#)

There are no monosaccharides in this entry.

5.6 Ligand geometry [i](#)

Of 488 ligands modelled in this entry, 2 are monoatomic - leaving 486 for Mogul analysis.

In the following table, the Counts columns list the number of bonds (or angles) for which Mogul statistics could be retrieved, the number of bonds (or angles) that are observed in the model and the number of bonds (or angles) that are defined in the Chemical Component Dictionary. The Link column lists molecule types, if any, to which the group is linked. The Z score for a bond length (or angle) is the number of standard deviations the observed value is removed from the expected value. A bond length (or angle) with $|Z| > 2$ is considered an outlier worth inspection. RMSZ is the root-mean-square of all Z scores of the bond lengths (or angles).

Mol	Type	Chain	Res	Link	Bond lengths			Bond angles		
					Counts	RMSZ	# Z > 2	Counts	RMSZ	# Z > 2
30	CLA	b	608	-	65,73,73	1.50	10 (15%)	76,113,113	1.47	8 (10%)
30	CLA	32	303	-	65,73,73	1.45	9 (13%)	76,113,113	1.49	8 (10%)
41	A86	11	311	-	44,50,50	3.97	23 (52%)	51,76,76	7.94	18 (35%)
30	CLA	34	307	25	45,53,73	1.77	9 (20%)	52,89,113	1.84	9 (17%)
30	CLA	34	309	25	45,53,73	1.75	11 (24%)	52,89,113	1.77	9 (17%)
30	CLA	32	309	-	45,53,73	1.70	8 (17%)	52,89,113	1.69	7 (13%)
30	CLA	35	302	-	45,53,73	1.72	8 (17%)	52,89,113	1.88	9 (17%)
30	CLA	32	307	-	65,73,73	1.41	11 (16%)	76,113,113	1.60	10 (13%)
41	A86	40	210	-	44,50,50	4.07	23 (52%)	51,76,76	8.32	17 (33%)
30	CLA	a	402	-	65,73,73	1.45	8 (12%)	76,113,113	1.60	8 (10%)
41	A86	16	313	-	44,50,50	3.94	23 (52%)	51,76,76	7.96	18 (35%)
30	CLA	A	404	-	65,73,73	1.48	10 (15%)	76,113,113	1.52	10 (13%)
30	CLA	b	609	-	65,73,73	1.46	10 (15%)	76,113,113	1.51	9 (11%)
41	A86	21	314	-	44,50,50	4.01	23 (52%)	51,76,76	7.82	18 (35%)
35	LHG	a	407	-	45,45,48	0.78	2 (4%)	48,51,54	1.35	8 (16%)
35	LHG	l	102	-	48,48,48	0.76	1 (2%)	51,54,54	1.31	6 (11%)
41	A86	38	315	-	44,50,50	4.03	23 (52%)	51,76,76	8.23	20 (39%)
30	CLA	36	307	25	45,53,73	1.76	10 (22%)	52,89,113	1.95	7 (13%)

Mol	Type	Chain	Res	Link	Bond lengths			Bond angles		
					Counts	RMSZ	# Z > 2	Counts	RMSZ	# Z > 2
30	CLA	12	310	25	45,53,73	1.76	8 (17%)	52,89,113	1.82	9 (17%)
41	A86	35	311	-	44,50,50	3.97	23 (52%)	51,76,76	7.93	18 (35%)
41	A86	37	311	-	44,50,50	4.02	22 (50%)	51,76,76	8.33	19 (37%)
30	CLA	19	305	-	45,53,73	1.72	10 (22%)	52,89,113	1.69	6 (11%)
32	BCR	a	408	-	41,41,41	1.16	2 (4%)	56,56,56	1.29	5 (8%)
41	A86	21	310	-	44,50,50	3.88	22 (50%)	51,76,76	7.41	21 (41%)
30	CLA	B	601	-	65,73,73	1.44	11 (16%)	76,113,113	1.49	8 (10%)
33	SQD	B	621	-	36,37,54	1.20	6 (16%)	45,48,65	1.64	9 (20%)
30	CLA	B	615	-	65,73,73	1.53	12 (18%)	76,113,113	1.44	11 (14%)
30	CLA	38	303	25	65,73,73	1.47	10 (15%)	76,113,113	1.47	8 (10%)
30	CLA	40	204	-	65,73,73	1.41	10 (15%)	76,113,113	1.52	9 (11%)
30	CLA	20	208	-	45,53,73	1.70	8 (17%)	52,89,113	1.78	9 (17%)
30	CLA	b	606	-	65,73,73	1.58	12 (18%)	76,113,113	1.61	13 (17%)
30	CLA	c	523	-	65,73,73	1.42	9 (13%)	76,113,113	1.68	11 (14%)
30	CLA	39	301	-	65,73,73	1.49	10 (15%)	76,113,113	1.50	11 (14%)
41	A86	13	311	-	44,50,50	3.92	23 (52%)	51,76,76	8.32	17 (33%)
30	CLA	14	303	-	45,53,73	1.69	10 (22%)	52,89,113	1.81	9 (17%)
30	CLA	39	305	-	45,53,73	1.72	10 (22%)	52,89,113	1.69	6 (11%)
41	A86	35	316	-	44,50,50	3.99	23 (52%)	51,76,76	7.59	20 (39%)
30	CLA	17	301	-	65,73,73	1.44	9 (13%)	76,113,113	1.48	10 (13%)
30	CLA	d	406	-	65,73,73	1.48	9 (13%)	76,113,113	1.61	10 (13%)
32	BCR	B	617	-	41,41,41	1.20	2 (4%)	56,56,56	1.36	9 (16%)
32	BCR	H	101	-	41,41,41	1.27	3 (7%)	56,56,56	1.31	7 (12%)
41	A86	33	302	-	44,50,50	4.00	23 (52%)	51,76,76	7.60	20 (39%)
35	LHG	L	102	-	48,48,48	0.76	1 (2%)	51,54,54	1.31	6 (11%)
30	CLA	35	305	-	45,53,73	1.76	6 (13%)	52,89,113	1.67	6 (11%)
30	CLA	37	310	-	45,53,73	1.74	9 (20%)	52,89,113	1.68	8 (15%)
41	A86	20	211	-	44,50,50	3.89	23 (52%)	51,76,76	7.49	15 (29%)
41	A86	14	314	-	44,50,50	4.01	23 (52%)	51,76,76	8.23	20 (39%)
36	LMG	m	102	30	40,40,55	0.95	3 (7%)	48,48,63	1.34	7 (14%)
32	BCR	c	516	-	41,41,41	1.31	5 (12%)	56,56,56	1.40	7 (12%)
30	CLA	15	308	25	45,53,73	1.75	10 (22%)	52,89,113	1.74	10 (19%)
30	CLA	13	310	-	45,53,73	1.75	9 (20%)	52,89,113	1.66	7 (13%)
41	A86	15	316	-	44,50,50	3.99	23 (52%)	51,76,76	7.60	20 (39%)
30	CLA	B	611	-	65,73,73	1.51	12 (18%)	76,113,113	1.58	11 (14%)

Mol	Type	Chain	Res	Link	Bond lengths			Bond angles		
					Counts	RMSZ	# Z > 2	Counts	RMSZ	# Z > 2
30	CLA	13	309	25	45,53,73	1.75	11 (24%)	52,89,113	1.75	9 (17%)
40	HEM	v	201	16	41,50,50	1.60	5 (12%)	45,82,82	1.27	2 (4%)
30	CLA	c	507	-	65,73,73	1.52	11 (16%)	76,113,113	1.55	11 (14%)
41	A86	32	318	-	44,50,50	3.93	23 (52%)	51,76,76	7.98	19 (37%)
36	LMG	w	101	-	51,51,55	0.89	3 (5%)	59,59,63	1.40	7 (11%)
30	CLA	31	309	-	45,53,73	1.72	8 (17%)	52,89,113	1.67	7 (13%)
38	DGD	c	518	-	63,63,67	1.25	10 (15%)	77,77,81	1.52	16 (20%)
36	LMG	B	619	-	51,51,55	0.89	4 (7%)	59,59,63	1.43	9 (15%)
34	BCT	A	407	29,1	2,3,3	1.26	0	2,3,3	3.93	2 (100%)
41	A86	33	313	-	44,50,50	3.97	23 (52%)	51,76,76	7.94	18 (35%)
30	CLA	c	502	-	65,73,73	1.40	11 (16%)	76,113,113	1.65	11 (14%)
38	DGD	H	102	-	63,63,67	0.94	3 (4%)	77,77,81	1.41	8 (10%)
30	CLA	32	311	25	65,73,73	1.49	10 (15%)	76,113,113	1.56	10 (13%)
39	PL9	d	405	4	55,55,55	1.36	6 (10%)	68,69,69	1.50	14 (20%)
30	CLA	19	303	-	65,73,73	1.45	8 (12%)	76,113,113	1.55	9 (11%)
30	CLA	16	305	25	45,53,73	1.69	8 (17%)	52,89,113	1.92	10 (19%)
36	LMG	12	301	30	39,39,55	1.00	4 (10%)	47,47,63	1.21	4 (8%)
30	CLA	C	514	30	65,73,73	1.39	8 (12%)	76,113,113	1.63	9 (11%)
30	CLA	B	608	-	65,73,73	1.50	10 (15%)	76,113,113	1.46	8 (10%)
36	LMG	b	619	-	51,51,55	0.99	5 (9%)	59,59,63	1.44	8 (13%)
30	CLA	16	306	25	45,53,73	1.73	9 (20%)	52,89,113	1.77	8 (15%)
41	A86	13	316	-	44,50,50	4.00	23 (52%)	51,76,76	7.60	20 (39%)
30	CLA	41	302	-	45,53,73	1.73	7 (15%)	52,89,113	1.72	10 (19%)
30	CLA	14	306	-	45,53,73	1.72	8 (17%)	52,89,113	1.69	7 (13%)
41	A86	17	311	-	44,50,50	4.03	22 (50%)	51,76,76	8.33	19 (37%)
30	CLA	21	304	-	45,53,73	1.69	8 (17%)	52,89,113	1.64	6 (11%)
30	CLA	B	602	-	65,73,73	1.48	10 (15%)	76,113,113	1.55	11 (14%)
36	LMG	M	102	30	40,40,55	0.96	3 (7%)	48,48,63	1.34	7 (14%)
41	A86	31	313	-	44,50,50	4.02	23 (52%)	51,76,76	8.23	20 (39%)
41	A86	33	312	-	44,50,50	3.93	23 (52%)	51,76,76	8.33	17 (33%)
30	CLA	17	305	-	65,73,73	1.42	10 (15%)	76,113,113	1.53	9 (11%)
41	A86	13	315	-	44,50,50	3.94	23 (52%)	51,76,76	7.96	18 (35%)
33	SQD	L	103	-	53,54,54	0.93	5 (9%)	62,65,65	1.84	12 (19%)
41	A86	40	201	-	44,50,50	3.93	22 (50%)	51,76,76	7.88	19 (37%)
30	CLA	16	304	-	65,73,73	1.42	10 (15%)	76,113,113	1.48	8 (10%)

Mol	Type	Chain	Res	Link	Bond lengths			Bond angles		
					Counts	RMSZ	# Z > 2	Counts	RMSZ	# Z > 2
41	A86	11	316	-	44,50,50	4.00	23 (52%)	51,76,76	7.61	20 (39%)
30	CLA	B	606	-	65,73,73	1.59	12 (18%)	76,113,113	1.61	13 (17%)
30	CLA	14	304	-	65,73,73	1.41	10 (15%)	76,113,113	1.60	10 (13%)
30	CLA	B	614	-	65,73,73	1.39	10 (15%)	76,113,113	1.58	10 (13%)
30	CLA	37	305	-	65,73,73	1.41	10 (15%)	76,113,113	1.53	9 (11%)
40	HEM	V	201	16	41,50,50	1.61	5 (12%)	45,82,82	1.28	4 (8%)
30	CLA	B	604	-	65,73,73	1.44	12 (18%)	76,113,113	1.67	15 (19%)
32	BCR	c	521	-	41,41,41	1.27	2 (4%)	56,56,56	1.37	6 (10%)
30	CLA	21	303	-	65,73,73	1.43	8 (12%)	76,113,113	1.41	7 (9%)
31	PHO	d	404	-	51,69,69	1.13	8 (15%)	47,99,99	1.28	6 (12%)
30	CLA	38	310	25	65,73,73	1.47	8 (12%)	76,113,113	1.37	8 (10%)
30	CLA	41	305	28	45,53,73	1.76	6 (13%)	52,89,113	1.79	8 (15%)
30	CLA	19	306	-	45,53,73	1.72	11 (24%)	52,89,113	1.63	7 (13%)
30	CLA	37	306	25	45,53,73	1.71	7 (15%)	52,89,113	1.97	10 (19%)
41	A86	38	313	-	44,50,50	3.93	23 (52%)	51,76,76	8.33	17 (33%)
33	SQD	A	406	-	53,54,54	0.97	6 (11%)	62,65,65	1.58	11 (17%)
41	A86	14	313	-	44,50,50	4.05	22 (50%)	51,76,76	7.81	19 (37%)
30	CLA	16	303	-	45,53,73	1.69	8 (17%)	52,89,113	2.02	11 (21%)
30	CLA	12	312	-	65,73,73	1.47	9 (13%)	76,113,113	1.48	8 (10%)
30	CLA	b	614	-	65,73,73	1.39	10 (15%)	76,113,113	1.59	10 (13%)
30	CLA	38	304	-	45,53,73	1.72	8 (17%)	52,89,113	1.84	8 (15%)
32	BCR	a	404	-	41,41,41	1.29	2 (4%)	56,56,56	1.40	6 (10%)
30	CLA	17	309	25	45,53,73	1.79	10 (22%)	52,89,113	2.10	13 (25%)
30	CLA	15	302	-	45,53,73	1.72	8 (17%)	52,89,113	1.88	8 (15%)
30	CLA	35	309	-	45,53,73	1.75	8 (17%)	52,89,113	1.61	7 (13%)
41	A86	19	310	-	44,50,50	4.09	21 (47%)	51,76,76	7.18	19 (37%)
42	LMU	12	302	30	33,33,36	1.30	3 (9%)	44,44,47	1.54	7 (15%)
39	PL9	D	404	4	55,55,55	1.36	6 (10%)	68,69,69	1.49	14 (20%)
30	CLA	b	605	-	65,73,73	1.48	10 (15%)	76,113,113	1.50	9 (11%)
30	CLA	33	306	25	45,53,73	1.72	9 (20%)	52,89,113	2.09	12 (23%)
41	A86	18	315	-	44,50,50	4.02	23 (52%)	51,76,76	8.22	20 (39%)
30	CLA	C	504	-	65,73,73	1.48	11 (16%)	76,113,113	1.53	10 (13%)
30	CLA	12	311	25	65,73,73	1.48	10 (15%)	76,113,113	1.53	10 (13%)
41	A86	33	317	-	44,50,50	3.93	23 (52%)	51,76,76	7.97	18 (35%)
42	LMU	32	302	-	33,33,36	1.28	3 (9%)	44,44,47	1.57	8 (18%)

Mol	Type	Chain	Res	Link	Bond lengths			Bond angles		
					Counts	RMSZ	# Z > 2	Counts	RMSZ	# Z > 2
30	CLA	32	306	-	45,53,73	1.68	11 (24%)	52,89,113	1.81	9 (17%)
30	CLA	38	301	-	65,73,73	1.47	11 (16%)	76,113,113	1.44	11 (14%)
38	DGD	J	101	-	63,63,67	1.10	10 (15%)	77,77,81	1.55	15 (19%)
39	PL9	D	407	-	55,55,55	2.32	15 (27%)	68,69,69	1.48	14 (20%)
30	CLA	D	402	-	65,73,73	1.43	10 (15%)	76,113,113	1.49	8 (10%)
30	CLA	36	302	25	65,73,73	1.49	10 (15%)	76,113,113	1.87	16 (21%)
32	BCR	B	618	-	41,41,41	1.24	2 (4%)	56,56,56	1.41	9 (16%)
41	A86	20	201	-	44,50,50	3.93	22 (50%)	51,76,76	7.88	19 (37%)
32	BCR	Z	101	-	41,41,41	1.31	3 (7%)	56,56,56	1.41	8 (14%)
33	SQD	l	101	-	53,54,54	0.93	5 (9%)	62,65,65	1.84	12 (19%)
30	CLA	b	601	-	65,73,73	1.44	11 (16%)	76,113,113	1.50	8 (10%)
31	PHO	D	403	-	51,69,69	1.13	8 (15%)	47,99,99	1.29	6 (12%)
30	CLA	13	308	25	65,73,73	1.46	10 (15%)	76,113,113	1.55	10 (13%)
30	CLA	37	309	25	45,53,73	1.79	10 (22%)	52,89,113	2.10	13 (25%)
30	CLA	12	308	36,25	45,53,73	1.71	8 (17%)	52,89,113	2.04	12 (23%)
30	CLA	38	312	-	45,53,73	1.74	9 (20%)	52,89,113	1.61	7 (13%)
30	CLA	B	607	-	65,73,73	1.42	11 (16%)	76,113,113	1.57	7 (9%)
30	CLA	34	308	25	65,73,73	1.48	10 (15%)	76,113,113	1.57	10 (13%)
30	CLA	21	309	-	45,53,73	1.82	7 (15%)	52,89,113	1.72	11 (21%)
30	CLA	33	308	25	45,53,73	1.76	8 (17%)	52,89,113	1.84	8 (15%)
36	LMG	c	519	-	51,51,55	0.97	5 (9%)	59,59,63	1.46	9 (15%)
30	CLA	C	505	-	65,73,73	1.44	12 (18%)	76,113,113	1.67	11 (14%)
30	CLA	C	506	-	65,73,73	1.46	11 (16%)	76,113,113	1.56	12 (15%)
41	A86	20	212	-	44,50,50	4.18	23 (52%)	51,76,76	8.23	15 (29%)
30	CLA	b	607	-	65,73,73	1.41	11 (16%)	76,113,113	1.55	7 (9%)
30	CLA	C	512	3	65,73,73	1.50	10 (15%)	76,113,113	1.62	12 (15%)
41	A86	37	315	-	44,50,50	4.06	23 (52%)	51,76,76	8.44	16 (31%)
30	CLA	31	304	25	45,53,73	1.72	7 (15%)	52,89,113	2.08	13 (25%)
30	CLA	33	307	-	45,53,73	1.70	9 (20%)	52,89,113	1.73	7 (13%)
41	A86	40	211	-	44,50,50	3.89	23 (52%)	51,76,76	7.50	15 (29%)
30	CLA	33	311	-	45,53,73	1.74	9 (20%)	52,89,113	1.68	7 (13%)
30	CLA	19	308	-	45,53,73	1.70	7 (15%)	52,89,113	1.80	9 (17%)
30	CLA	37	308	25	65,73,73	1.47	10 (15%)	76,113,113	1.52	11 (14%)
30	CLA	11	308	25	45,53,73	1.75	11 (24%)	52,89,113	1.76	10 (19%)
30	CLA	b	611	-	65,73,73	1.51	12 (18%)	76,113,113	1.58	11 (14%)

Mol	Type	Chain	Res	Link	Bond lengths			Bond angles		
					Counts	RMSZ	# Z > 2	Counts	RMSZ	# Z > 2
30	CLA	36	301	-	65,73,73	1.46	9 (13%)	76,113,113	1.43	8 (10%)
30	CLA	41	308	-	45,53,73	1.75	6 (13%)	52,89,113	1.64	7 (13%)
30	CLA	C	521	-	65,73,73	1.42	9 (13%)	76,113,113	1.69	11 (14%)
41	A86	40	212	-	44,50,50	4.18	23 (52%)	51,76,76	8.23	15 (29%)
30	CLA	19	301	-	65,73,73	1.49	10 (15%)	76,113,113	1.49	11 (14%)
30	CLA	35	301	25	65,73,73	1.48	9 (13%)	76,113,113	1.56	10 (13%)
40	HEM	E	101	6,5	41,50,50	1.51	4 (9%)	45,82,82	1.24	5 (11%)
41	A86	33	314	-	44,50,50	4.05	22 (50%)	51,76,76	7.80	19 (37%)
30	CLA	38	306	25	45,53,73	1.74	7 (15%)	52,89,113	1.85	8 (15%)
32	BCR	B	616	-	41,41,41	1.31	2 (4%)	56,56,56	1.39	7 (12%)
30	CLA	c	506	-	65,73,73	1.46	11 (16%)	76,113,113	1.56	12 (15%)
30	CLA	31	301	25	65,73,73	1.46	10 (15%)	76,113,113	1.67	8 (10%)
30	CLA	40	208	-	45,53,73	1.70	7 (15%)	52,89,113	1.78	9 (17%)
41	A86	32	314	-	44,50,50	3.92	23 (52%)	51,76,76	8.32	17 (33%)
41	A86	15	315	-	44,50,50	4.01	23 (52%)	51,76,76	7.60	20 (39%)
30	CLA	18	309	25	65,73,73	1.52	8 (12%)	76,113,113	1.60	10 (13%)
30	CLA	31	303	-	65,73,73	1.40	11 (16%)	76,113,113	1.58	10 (13%)
30	CLA	11	306	25	45,53,73	1.76	8 (17%)	52,89,113	1.82	7 (13%)
32	BCR	c	515	-	41,41,41	1.34	3 (7%)	56,56,56	1.41	8 (14%)
41	A86	41	312	-	44,50,50	3.82	21 (47%)	51,76,76	7.17	21 (41%)
30	CLA	15	303	-	65,73,73	1.42	7 (10%)	76,113,113	1.54	10 (13%)
41	A86	36	311	-	44,50,50	3.97	23 (52%)	51,76,76	7.95	18 (35%)
30	CLA	41	309	-	45,53,73	1.81	6 (13%)	52,89,113	1.72	11 (21%)
30	CLA	31	307	25	65,73,73	1.47	10 (15%)	76,113,113	1.56	10 (13%)
30	CLA	32	313	-	45,53,73	1.72	9 (20%)	52,89,113	1.67	7 (13%)
32	BCR	b	616	-	41,41,41	1.21	2 (4%)	56,56,56	1.37	9 (16%)
41	A86	31	314	-	44,50,50	3.93	23 (52%)	51,76,76	7.97	18 (35%)
41	A86	19	311	-	44,50,50	4.00	21 (47%)	51,76,76	8.15	18 (35%)
30	CLA	40	205	-	45,53,73	1.73	10 (22%)	52,89,113	1.79	9 (17%)
41	A86	41	310	-	44,50,50	3.88	22 (50%)	51,76,76	7.41	21 (41%)
30	CLA	B	605	-	65,73,73	1.49	10 (15%)	76,113,113	1.50	9 (11%)
30	CLA	20	203	30	45,53,73	1.78	9 (20%)	52,89,113	1.72	8 (15%)
30	CLA	14	308	25	65,73,73	1.47	10 (15%)	76,113,113	1.55	10 (13%)
36	LMG	d	410	-	51,51,55	0.89	3 (5%)	59,59,63	1.43	7 (11%)
30	CLA	D	406	-	65,73,73	1.41	11 (16%)	76,113,113	1.61	7 (9%)

Mol	Type	Chain	Res	Link	Bond lengths			Bond angles		
					Counts	RMSZ	# Z > 2	Counts	RMSZ	# Z > 2
30	CLA	11	304	25	45,53,73	1.72	8 (17%)	52,89,113	2.03	11 (21%)
41	A86	17	313	-	44,50,50	4.06	23 (52%)	51,76,76	7.82	19 (37%)
30	CLA	11	305	-	45,53,73	1.72	8 (17%)	52,89,113	1.72	7 (13%)
30	CLA	20	202	-	65,73,73	1.43	7 (10%)	76,113,113	1.44	8 (10%)
41	A86	37	313	-	44,50,50	4.05	23 (52%)	51,76,76	7.81	19 (37%)
32	BCR	B	624	-	41,41,41	1.13	3 (7%)	56,56,56	1.31	7 (12%)
30	CLA	13	303	-	45,53,73	1.69	10 (22%)	52,89,113	1.80	9 (17%)
41	A86	41	313	-	44,50,50	3.90	23 (52%)	51,76,76	7.52	22 (43%)
30	CLA	21	301	28	65,73,73	1.48	8 (12%)	76,113,113	1.43	7 (9%)
30	CLA	13	304	-	65,73,73	1.41	10 (15%)	76,113,113	1.58	10 (13%)
30	CLA	d	407	-	65,73,73	1.40	11 (16%)	76,113,113	1.60	7 (9%)
41	A86	35	312	-	44,50,50	4.04	24 (54%)	51,76,76	7.81	20 (39%)
30	CLA	C	511	-	65,73,73	1.45	12 (18%)	76,113,113	1.57	11 (14%)
30	CLA	38	311	25	45,53,73	1.82	9 (20%)	52,89,113	1.80	11 (21%)
30	CLA	15	305	-	45,53,73	1.76	6 (13%)	52,89,113	1.67	6 (11%)
41	A86	11	313	-	44,50,50	4.02	23 (52%)	51,76,76	8.22	20 (39%)
30	CLA	32	312	25	45,53,73	1.76	11 (24%)	52,89,113	1.75	9 (17%)
30	CLA	37	307	25	45,53,73	1.80	9 (20%)	52,89,113	1.77	13 (25%)
30	CLA	m	101	12,36	65,73,73	1.42	11 (16%)	76,113,113	1.41	6 (7%)
41	A86	17	316	-	44,50,50	3.94	23 (52%)	51,76,76	7.98	18 (35%)
30	CLA	16	301	-	65,73,73	1.46	9 (13%)	76,113,113	1.43	8 (10%)
30	CLA	34	302	25	65,73,73	1.46	10 (15%)	76,113,113	1.68	8 (10%)
30	CLA	20	204	-	65,73,73	1.41	10 (15%)	76,113,113	1.53	10 (13%)
30	CLA	35	304	25	45,53,73	1.79	7 (15%)	52,89,113	1.78	9 (17%)
30	CLA	18	304	-	45,53,73	1.71	8 (17%)	52,89,113	1.82	8 (15%)
30	CLA	C	503	-	65,73,73	1.52	12 (18%)	76,113,113	1.53	12 (15%)
30	CLA	18	305	-	65,73,73	1.44	8 (12%)	76,113,113	1.47	7 (9%)
38	DGD	C	517	-	63,63,67	1.25	10 (15%)	77,77,81	1.52	16 (20%)
35	LHG	A	408	-	45,45,48	0.78	2 (4%)	48,51,54	1.35	7 (14%)
41	A86	15	312	-	44,50,50	4.05	24 (54%)	51,76,76	7.82	19 (37%)
33	SQD	b	620	-	36,37,54	1.20	7 (19%)	45,48,65	1.64	9 (20%)
41	A86	17	312	-	44,50,50	3.98	23 (52%)	51,76,76	7.96	18 (35%)
41	A86	37	312	-	44,50,50	3.98	23 (52%)	51,76,76	7.96	18 (35%)
41	A86	11	314	-	44,50,50	3.92	23 (52%)	51,76,76	7.97	19 (37%)
30	CLA	14	310	-	45,53,73	1.75	9 (20%)	52,89,113	1.67	8 (15%)

Mol	Type	Chain	Res	Link	Bond lengths			Bond angles		
					Counts	RMSZ	# Z > 2	Counts	RMSZ	# Z > 2
35	LHG	d	409	-	48,48,48	0.81	1 (2%)	51,54,54	1.26	5 (9%)
30	CLA	12	307	-	65,73,73	1.43	10 (15%)	76,113,113	1.59	10 (13%)
41	A86	18	313	-	44,50,50	3.93	23 (52%)	51,76,76	8.34	17 (33%)
35	LHG	b	621	-	48,48,48	0.74	1 (2%)	51,54,54	1.29	6 (11%)
41	A86	15	310	-	44,50,50	3.92	23 (52%)	51,76,76	8.33	17 (33%)
30	CLA	c	513	-	65,73,73	1.45	9 (13%)	76,113,113	1.47	8 (10%)
30	CLA	16	308	25	45,53,73	1.78	9 (20%)	52,89,113	1.72	11 (21%)
30	CLA	b	610	-	65,73,73	1.51	11 (16%)	76,113,113	1.50	8 (10%)
41	A86	34	311	-	44,50,50	3.93	23 (52%)	51,76,76	8.32	17 (33%)
32	BCR	Y	101	-	41,41,41	1.27	4 (9%)	56,56,56	1.47	9 (16%)
41	A86	38	302	-	44,50,50	4.00	23 (52%)	51,76,76	7.61	20 (39%)
38	DGD	j	101	-	63,63,67	1.10	10 (15%)	77,77,81	1.55	15 (19%)
30	CLA	13	306	-	45,53,73	1.70	8 (17%)	52,89,113	1.70	7 (13%)
41	A86	14	312	-	44,50,50	3.97	23 (52%)	51,76,76	7.96	18 (35%)
32	BCR	c	520	-	41,41,41	1.28	3 (7%)	56,56,56	1.46	10 (17%)
30	CLA	c	522	-	65,73,73	1.42	11 (16%)	76,113,113	1.48	8 (10%)
36	LMG	32	301	30	39,39,55	1.00	4 (10%)	47,47,63	1.18	4 (8%)
41	A86	12	316	-	44,50,50	3.97	23 (52%)	51,76,76	7.95	18 (35%)
30	CLA	18	307	-	45,53,73	1.75	6 (13%)	52,89,113	1.63	8 (15%)
32	BCR	A	409	-	41,41,41	1.16	2 (4%)	56,56,56	1.29	4 (7%)
41	A86	14	311	-	44,50,50	3.93	23 (52%)	51,76,76	8.32	17 (33%)
41	A86	15	313	-	44,50,50	4.02	23 (52%)	51,76,76	8.22	20 (39%)
41	A86	39	310	-	44,50,50	4.09	22 (50%)	51,76,76	7.17	19 (37%)
30	CLA	17	307	25	45,53,73	1.80	9 (20%)	52,89,113	1.76	13 (25%)
30	CLA	31	302	-	45,53,73	1.67	11 (24%)	52,89,113	1.81	9 (17%)
33	SQD	a	405	-	53,54,54	0.96	5 (9%)	62,65,65	1.58	11 (17%)
35	LHG	B	622	-	48,48,48	0.74	1 (2%)	51,54,54	1.29	6 (11%)
30	CLA	C	502	-	65,73,73	1.39	11 (16%)	76,113,113	1.65	12 (15%)
30	CLA	c	508	-	65,73,73	1.43	12 (18%)	76,113,113	1.66	12 (15%)
30	CLA	12	305	25	65,73,73	1.46	9 (13%)	76,113,113	1.68	8 (10%)
30	CLA	41	307	-	65,73,73	1.44	6 (9%)	76,113,113	1.40	7 (9%)
30	CLA	B	613	-	65,73,73	1.43	11 (16%)	76,113,113	1.61	10 (13%)
40	HEM	e	101	6,5	41,50,50	1.49	5 (12%)	45,82,82	1.26	5 (11%)
30	CLA	12	309	-	45,53,73	1.69	7 (15%)	52,89,113	1.70	7 (13%)
41	A86	21	311	-	44,50,50	3.90	23 (52%)	51,76,76	7.51	15 (29%)

Mol	Type	Chain	Res	Link	Bond lengths			Bond angles		
					Counts	RMSZ	# Z > 2	Counts	RMSZ	# Z > 2
41	A86	32	317	-	44,50,50	4.02	23 (52%)	51,76,76	8.23	20 (39%)
30	CLA	c	524	30	65,73,73	1.45	6 (9%)	76,113,113	1.41	8 (10%)
30	CLA	36	308	25	45,53,73	1.78	9 (20%)	52,89,113	1.72	11 (21%)
30	CLA	20	209	30	65,73,73	1.47	8 (12%)	76,113,113	1.44	9 (11%)
30	CLA	w	102	-	65,73,73	1.44	9 (13%)	76,113,113	1.47	10 (13%)
30	CLA	C	509	-	65,73,73	1.48	11 (16%)	76,113,113	1.65	9 (11%)
30	CLA	34	304	-	65,73,73	1.42	11 (16%)	76,113,113	1.59	10 (13%)
32	BCR	A	405	-	41,41,41	1.28	2 (4%)	56,56,56	1.40	6 (10%)
30	CLA	c	503	-	65,73,73	1.52	12 (18%)	76,113,113	1.53	12 (15%)
30	CLA	15	304	25	45,53,73	1.79	7 (15%)	52,89,113	1.80	9 (17%)
30	CLA	35	303	-	65,73,73	1.42	7 (10%)	76,113,113	1.54	10 (13%)
30	CLA	W	103	-	65,73,73	1.49	6 (9%)	76,113,113	1.40	7 (9%)
32	BCR	C	518	-	41,41,41	1.28	2 (4%)	56,56,56	1.36	6 (10%)
41	A86	21	313	-	44,50,50	3.90	23 (52%)	51,76,76	7.51	22 (43%)
36	LMG	D	408	-	51,51,55	0.90	3 (5%)	59,59,63	1.42	7 (11%)
30	CLA	20	206	27	45,53,73	1.71	9 (20%)	52,89,113	1.80	10 (19%)
30	CLA	35	307	25	65,73,73	1.47	10 (15%)	76,113,113	1.63	11 (14%)
30	CLA	19	304	26	45,53,73	1.71	8 (17%)	52,89,113	1.82	11 (21%)
30	CLA	37	304	-	45,53,73	1.70	11 (24%)	52,89,113	1.82	9 (17%)
30	CLA	39	308	-	45,53,73	1.69	7 (15%)	52,89,113	1.79	9 (17%)
41	A86	31	312	-	44,50,50	4.04	23 (52%)	51,76,76	7.82	20 (39%)
30	CLA	34	303	-	45,53,73	1.66	11 (24%)	52,89,113	1.81	9 (17%)
30	CLA	17	308	25	65,73,73	1.48	10 (15%)	76,113,113	1.53	11 (14%)
41	A86	16	310	-	44,50,50	3.97	23 (52%)	51,76,76	8.08	20 (39%)
32	BCR	m	103	-	41,41,41	1.30	2 (4%)	56,56,56	1.39	8 (14%)
41	A86	12	318	-	44,50,50	4.02	23 (52%)	51,76,76	8.22	20 (39%)
30	CLA	15	301	25	65,73,73	1.48	9 (13%)	76,113,113	1.57	10 (13%)
30	CLA	41	304	-	45,53,73	1.68	8 (17%)	52,89,113	1.65	6 (11%)
41	A86	20	213	-	44,50,50	4.01	23 (52%)	51,76,76	7.82	18 (35%)
41	A86	35	310	-	44,50,50	3.92	23 (52%)	51,76,76	8.33	17 (33%)
41	A86	13	301	-	44,50,50	4.00	23 (52%)	51,76,76	7.60	20 (39%)
41	A86	39	309	-	44,50,50	3.88	23 (52%)	51,76,76	7.69	16 (31%)
38	DGD	c	517	-	63,63,67	1.06	8 (12%)	77,77,81	1.60	15 (19%)
30	CLA	b	603	-	65,73,73	1.44	11 (16%)	76,113,113	1.64	12 (15%)
30	CLA	19	302	-	45,53,73	1.65	9 (20%)	52,89,113	1.89	10 (19%)

Mol	Type	Chain	Res	Link	Bond lengths			Bond angles		
					Counts	RMSZ	# Z > 2	Counts	RMSZ	# Z > 2
41	A86	41	311	-	44,50,50	3.89	23 (52%)	51,76,76	7.51	15 (29%)
30	CLA	15	307	25	65,73,73	1.47	10 (15%)	76,113,113	1.63	11 (14%)
41	A86	12	315	-	44,50,50	3.92	23 (52%)	51,76,76	8.32	17 (33%)
30	CLA	D	401	-	65,73,73	1.50	12 (18%)	76,113,113	1.53	10 (13%)
30	CLA	15	309	-	45,53,73	1.75	9 (20%)	52,89,113	1.60	7 (13%)
30	CLA	37	303	25	65,73,73	1.49	10 (15%)	76,113,113	1.58	8 (10%)
32	BCR	h	101	-	41,41,41	1.27	4 (9%)	56,56,56	1.32	7 (12%)
30	CLA	11	303	-	65,73,73	1.41	10 (15%)	76,113,113	1.59	10 (13%)
37	OEX	C	501	3,1	0,15,15	-	-	-	-	-
30	CLA	20	205	-	45,53,73	1.74	10 (22%)	52,89,113	1.80	9 (17%)
30	CLA	12	313	25	45,53,73	1.75	11 (24%)	52,89,113	1.76	9 (17%)
30	CLA	18	310	25	65,73,73	1.46	10 (15%)	76,113,113	1.38	8 (10%)
30	CLA	39	302	-	45,53,73	1.67	9 (20%)	52,89,113	1.89	10 (19%)
32	BCR	F	101	-	41,41,41	1.16	3 (7%)	56,56,56	1.32	8 (14%)
30	CLA	13	302	25	65,73,73	1.46	10 (15%)	76,113,113	1.68	8 (10%)
41	A86	32	315	-	44,50,50	3.98	23 (52%)	51,76,76	7.96	18 (35%)
41	A86	21	312	-	44,50,50	3.82	22 (50%)	51,76,76	7.17	21 (41%)
38	DGD	h	102	-	63,63,67	0.94	3 (4%)	77,77,81	1.42	7 (9%)
31	PHO	A	403	-	51,69,69	1.24	9 (17%)	47,99,99	1.31	8 (17%)
30	CLA	14	309	25	45,53,73	1.76	11 (24%)	52,89,113	1.75	9 (17%)
41	A86	17	314	-	44,50,50	4.02	23 (52%)	51,76,76	8.23	20 (39%)
41	A86	37	314	-	44,50,50	4.01	23 (52%)	51,76,76	8.22	20 (39%)
30	CLA	b	615	-	65,73,73	1.52	12 (18%)	76,113,113	1.44	11 (14%)
30	CLA	z	101	-	65,73,73	1.45	9 (13%)	76,113,113	1.49	8 (10%)
30	CLA	35	306	25	45,53,73	1.77	7 (15%)	52,89,113	1.79	9 (17%)
30	CLA	40	202	-	65,73,73	1.43	7 (10%)	76,113,113	1.45	8 (10%)
30	CLA	C	520	-	65,73,73	1.41	11 (16%)	76,113,113	1.49	8 (10%)
30	CLA	c	511	-	65,73,73	1.45	12 (18%)	76,113,113	1.58	12 (15%)
30	CLA	14	307	25	45,53,73	1.75	8 (17%)	52,89,113	1.81	8 (15%)
41	A86	13	317	-	44,50,50	3.94	23 (52%)	51,76,76	7.97	18 (35%)
41	A86	17	315	-	44,50,50	4.06	23 (52%)	51,76,76	8.44	16 (31%)
41	A86	13	314	-	44,50,50	4.01	23 (52%)	51,76,76	8.22	20 (39%)
30	CLA	12	303	-	65,73,73	1.45	9 (13%)	76,113,113	1.49	8 (10%)
41	A86	12	317	-	44,50,50	4.04	22 (50%)	51,76,76	7.80	19 (37%)
32	BCR	b	617	-	41,41,41	1.23	2 (4%)	56,56,56	1.41	10 (17%)

Mol	Type	Chain	Res	Link	Bond lengths			Bond angles		
					Counts	RMSZ	# Z > 2	Counts	RMSZ	# Z > 2
30	CLA	11	309	-	45,53,73	1.74	8 (17%)	52,89,113	1.65	7 (13%)
41	A86	34	314	-	44,50,50	4.01	23 (52%)	51,76,76	8.23	20 (39%)
30	CLA	31	306	25	45,53,73	1.74	10 (22%)	52,89,113	1.84	9 (17%)
30	CLA	18	303	25	65,73,73	1.47	10 (15%)	76,113,113	1.47	8 (10%)
32	BCR	b	623	-	41,41,41	1.13	3 (7%)	56,56,56	1.28	7 (12%)
30	CLA	W	102	-	65,73,73	1.45	9 (13%)	76,113,113	1.48	10 (13%)
30	CLA	C	508	-	65,73,73	1.43	12 (18%)	76,113,113	1.68	12 (15%)
30	CLA	Z	102	30,19	65,73,73	1.45	6 (9%)	76,113,113	1.41	8 (10%)
41	A86	15	311	-	44,50,50	3.97	23 (52%)	51,76,76	7.93	18 (35%)
30	CLA	17	306	25	45,53,73	1.71	7 (15%)	52,89,113	1.96	10 (19%)
34	BCT	a	406	29,1	2,3,3	1.26	0	2,3,3	3.95	2 (100%)
30	CLA	16	302	25	65,73,73	1.48	9 (13%)	76,113,113	1.86	16 (21%)
30	CLA	b	613	-	65,73,73	1.42	11 (16%)	76,113,113	1.64	9 (11%)
30	CLA	41	303	-	65,73,73	1.43	7 (10%)	76,113,113	1.42	7 (9%)
30	CLA	21	306	-	65,73,73	1.45	7 (10%)	76,113,113	1.44	9 (11%)
41	A86	18	314	-	44,50,50	3.98	23 (52%)	51,76,76	7.95	18 (35%)
30	CLA	40	203	30	45,53,73	1.78	9 (20%)	52,89,113	1.71	9 (17%)
30	CLA	C	519	-	65,73,73	1.46	11 (16%)	76,113,113	1.47	7 (9%)
30	CLA	C	513	-	65,73,73	1.45	9 (13%)	76,113,113	1.47	8 (10%)
41	A86	11	312	-	44,50,50	4.04	23 (52%)	51,76,76	7.83	20 (39%)
41	A86	35	314	-	44,50,50	3.94	23 (52%)	51,76,76	7.96	19 (37%)
30	CLA	33	305	-	65,73,73	1.41	11 (16%)	76,113,113	1.61	10 (13%)
30	CLA	15	306	25	45,53,73	1.77	8 (17%)	52,89,113	1.79	9 (17%)
41	A86	13	313	-	44,50,50	4.05	24 (54%)	51,76,76	7.81	19 (37%)
30	CLA	16	307	25	45,53,73	1.76	10 (22%)	52,89,113	1.96	7 (13%)
41	A86	12	304	-	44,50,50	4.00	23 (52%)	51,76,76	7.61	20 (39%)
41	A86	41	314	-	44,50,50	4.00	23 (52%)	51,76,76	7.82	18 (35%)
41	A86	13	312	-	44,50,50	3.97	23 (52%)	51,76,76	7.95	18 (35%)
30	CLA	40	207	-	45,53,73	1.73	9 (20%)	52,89,113	1.74	10 (19%)
30	CLA	c	505	-	65,73,73	1.44	12 (18%)	76,113,113	1.68	11 (14%)
41	A86	39	311	-	44,50,50	4.00	21 (47%)	51,76,76	8.15	18 (35%)
30	CLA	C	510	-	65,73,73	1.48	12 (18%)	76,113,113	1.72	10 (13%)
41	A86	32	304	-	44,50,50	4.00	23 (52%)	51,76,76	7.61	21 (41%)
30	CLA	32	308	36,25	45,53,73	1.72	8 (17%)	52,89,113	2.06	14 (26%)
30	CLA	M	101	12,36	65,73,73	1.42	10 (15%)	76,113,113	1.41	6 (7%)

Mol	Type	Chain	Res	Link	Bond lengths			Bond angles		
					Counts	RMSZ	# Z > 2	Counts	RMSZ	# Z > 2
30	CLA	c	512	3	65,73,73	1.51	10 (15%)	76,113,113	1.60	12 (15%)
30	CLA	14	305	25	45,53,73	1.70	8 (17%)	52,89,113	2.06	11 (21%)
30	CLA	36	306	25	45,53,73	1.74	9 (20%)	52,89,113	1.78	8 (15%)
30	CLA	21	308	-	45,53,73	1.75	6 (13%)	52,89,113	1.64	7 (13%)
30	CLA	21	302	-	45,53,73	1.74	7 (15%)	52,89,113	1.73	10 (19%)
30	CLA	d	402	-	65,73,73	1.45	11 (16%)	76,113,113	1.50	8 (10%)
31	PHO	d	403	-	51,69,69	1.23	8 (15%)	47,99,99	1.31	8 (17%)
41	A86	18	302	-	44,50,50	4.00	23 (52%)	51,76,76	7.60	20 (39%)
37	OEX	c	501	3,1	0,15,15	-	-	-	-	-
41	A86	38	314	-	44,50,50	3.97	23 (52%)	51,76,76	7.94	18 (35%)
30	CLA	40	209	30	65,73,73	1.47	10 (15%)	76,113,113	1.44	9 (11%)
30	CLA	21	307	-	65,73,73	1.44	6 (9%)	76,113,113	1.41	7 (9%)
35	LHG	L	101	-	48,48,48	0.81	1 (2%)	51,54,54	1.26	5 (9%)
30	CLA	33	303	25	65,73,73	1.47	10 (15%)	76,113,113	1.69	8 (10%)
30	CLA	41	306	-	65,73,73	1.45	7 (10%)	76,113,113	1.44	9 (11%)
30	CLA	39	304	26	45,53,73	1.70	8 (17%)	52,89,113	1.82	11 (21%)
30	CLA	14	302	25	65,73,73	1.44	8 (12%)	76,113,113	1.68	9 (11%)
30	CLA	36	304	-	65,73,73	1.43	10 (15%)	76,113,113	1.48	8 (10%)
30	CLA	c	504	-	65,73,73	1.47	11 (16%)	76,113,113	1.51	10 (13%)
30	CLA	36	305	25	45,53,73	1.69	9 (20%)	52,89,113	1.91	10 (19%)
30	CLA	38	308	25	45,53,73	1.78	7 (15%)	52,89,113	1.72	8 (15%)
41	A86	31	310	-	44,50,50	3.92	23 (52%)	51,76,76	8.33	17 (33%)
30	CLA	B	610	-	65,73,73	1.50	11 (16%)	76,113,113	1.51	8 (10%)
41	A86	37	316	-	44,50,50	3.94	23 (52%)	51,76,76	7.98	18 (35%)
30	CLA	34	301	-	65,73,73	1.46	9 (13%)	76,113,113	1.48	8 (10%)
30	CLA	11	315	-	65,73,73	1.45	9 (13%)	76,113,113	1.49	8 (10%)
30	CLA	B	609	-	65,73,73	1.47	10 (15%)	76,113,113	1.49	10 (13%)
41	A86	16	311	-	44,50,50	3.96	23 (52%)	51,76,76	7.93	18 (35%)
41	A86	34	312	-	44,50,50	3.96	23 (52%)	51,76,76	7.96	18 (35%)
41	A86	11	310	-	44,50,50	3.92	23 (52%)	51,76,76	8.33	17 (33%)
41	A86	34	313	-	44,50,50	4.05	22 (50%)	51,76,76	7.80	19 (37%)
30	CLA	18	301	-	65,73,73	1.47	11 (16%)	76,113,113	1.45	11 (14%)
30	CLA	38	305	-	65,73,73	1.45	9 (13%)	76,113,113	1.49	7 (9%)
41	A86	15	314	-	44,50,50	3.93	23 (52%)	51,76,76	7.97	19 (37%)
30	CLA	33	310	25	45,53,73	1.74	11 (24%)	52,89,113	1.77	9 (17%)

Mol	Type	Chain	Res	Link	Bond lengths			Bond angles		
					Counts	RMSZ	# Z > 2	Counts	RMSZ	# Z > 2
32	BCR	C	515	-	41,41,41	1.30	4 (9%)	56,56,56	1.40	9 (16%)
30	CLA	39	307	-	45,53,73	1.68	9 (20%)	52,89,113	1.79	7 (13%)
30	CLA	36	303	-	45,53,73	1.68	8 (17%)	52,89,113	2.02	11 (21%)
38	DGD	C	516	-	63,63,67	1.06	7 (11%)	77,77,81	1.60	15 (19%)
30	CLA	17	304	-	45,53,73	1.70	11 (24%)	52,89,113	1.83	9 (17%)
30	CLA	37	301	-	65,73,73	1.44	10 (15%)	76,113,113	1.48	10 (13%)
41	A86	33	316	-	44,50,50	4.01	23 (52%)	51,76,76	7.60	20 (39%)
30	CLA	11	301	25	65,73,73	1.45	8 (12%)	76,113,113	1.67	9 (11%)
30	CLA	33	304	-	45,53,73	1.67	11 (24%)	52,89,113	1.81	9 (17%)
30	CLA	18	311	25	45,53,73	1.83	9 (20%)	52,89,113	1.81	11 (21%)
41	A86	37	302	-	44,50,50	3.95	23 (52%)	51,76,76	8.11	21 (41%)
30	CLA	41	301	28	65,73,73	1.48	8 (12%)	76,113,113	1.43	7 (9%)
41	A86	32	319	-	44,50,50	3.93	23 (52%)	51,76,76	7.95	18 (35%)
30	CLA	B	612	-	65,73,73	1.50	9 (13%)	76,113,113	1.78	10 (13%)
30	CLA	d	401	-	65,73,73	1.49	12 (18%)	76,113,113	1.52	9 (11%)
39	PL9	d	408	-	55,55,55	2.33	14 (25%)	68,69,69	1.49	15 (22%)
30	CLA	12	314	-	45,53,73	1.74	9 (20%)	52,89,113	1.66	8 (15%)
30	CLA	19	307	-	45,53,73	1.69	8 (17%)	52,89,113	1.79	7 (13%)
41	A86	35	313	-	44,50,50	4.03	23 (52%)	51,76,76	8.22	20 (39%)
30	CLA	11	307	25	65,73,73	1.47	10 (15%)	76,113,113	1.55	10 (13%)
30	CLA	b	604	-	65,73,73	1.45	12 (18%)	76,113,113	1.69	15 (19%)
30	CLA	34	306	-	45,53,73	1.70	9 (20%)	52,89,113	1.69	7 (13%)
30	CLA	31	315	-	65,73,73	1.47	9 (13%)	76,113,113	1.50	8 (10%)
36	LMG	W	101	-	51,51,55	0.88	2 (3%)	59,59,63	1.40	7 (11%)
30	CLA	39	303	-	65,73,73	1.45	10 (15%)	76,113,113	1.55	9 (11%)
30	CLA	13	307	25	45,53,73	1.75	7 (15%)	52,89,113	1.82	7 (13%)
30	CLA	b	612	-	65,73,73	1.50	10 (15%)	76,113,113	1.77	10 (13%)
30	CLA	21	305	28	45,53,73	1.75	6 (13%)	52,89,113	1.79	8 (15%)
30	CLA	33	309	25	65,73,73	1.48	10 (15%)	76,113,113	1.54	10 (13%)
30	CLA	35	308	25	45,53,73	1.77	10 (22%)	52,89,113	1.75	10 (19%)
36	LMG	B	620	-	51,51,55	0.99	5 (9%)	59,59,63	1.44	8 (13%)
30	CLA	31	308	25	45,53,73	1.75	11 (24%)	52,89,113	1.77	9 (17%)
41	A86	31	316	-	44,50,50	3.99	23 (52%)	51,76,76	7.60	20 (39%)
41	A86	40	213	-	44,50,50	4.02	23 (52%)	51,76,76	7.83	18 (35%)
30	CLA	c	514	30	65,73,73	1.40	9 (13%)	76,113,113	1.62	8 (10%)

Mol	Type	Chain	Res	Link	Bond lengths			Bond angles		
					Counts	RMSZ	# Z > 2	Counts	RMSZ	# Z > 2
30	CLA	39	306	-	45,53,73	1.71	11 (24%)	52,89,113	1.61	7 (13%)
30	CLA	14	301	-	65,73,73	1.46	9 (13%)	76,113,113	1.47	8 (10%)
30	CLA	34	305	25	45,53,73	1.72	9 (20%)	52,89,113	2.07	14 (26%)
30	CLA	17	310	-	45,53,73	1.75	8 (17%)	52,89,113	1.68	9 (17%)
36	LMG	Q	301	-	51,51,55	0.97	4 (7%)	59,59,63	1.46	9 (15%)
41	A86	33	315	-	44,50,50	4.02	23 (52%)	51,76,76	8.22	20 (39%)
30	CLA	c	510	-	65,73,73	1.49	12 (18%)	76,113,113	1.73	10 (13%)
41	A86	17	302	-	44,50,50	3.94	23 (52%)	51,76,76	8.11	21 (41%)
30	CLA	B	603	-	65,73,73	1.41	11 (16%)	76,113,113	1.64	12 (15%)
30	CLA	18	306	25	45,53,73	1.75	7 (15%)	52,89,113	1.85	8 (15%)
41	A86	32	316	-	44,50,50	4.05	22 (50%)	51,76,76	7.81	19 (37%)
30	CLA	36	309	-	45,53,73	1.76	10 (22%)	52,89,113	1.61	9 (17%)
30	CLA	c	509	-	65,73,73	1.48	11 (16%)	76,113,113	1.64	9 (11%)
41	A86	16	312	-	44,50,50	4.05	22 (50%)	51,76,76	7.81	19 (37%)
30	CLA	16	309	-	45,53,73	1.75	10 (22%)	52,89,113	1.61	9 (17%)
41	A86	36	310	-	44,50,50	3.97	23 (52%)	51,76,76	8.08	20 (39%)
30	CLA	32	305	25	65,73,73	1.47	10 (15%)	76,113,113	1.68	8 (10%)
30	CLA	12	306	42	45,53,73	1.69	11 (24%)	52,89,113	1.79	9 (17%)
30	CLA	18	312	-	45,53,73	1.75	8 (17%)	52,89,113	1.61	7 (13%)
30	CLA	D	405	-	65,73,73	1.48	10 (15%)	76,113,113	1.61	11 (14%)
30	CLA	34	310	-	45,53,73	1.74	8 (17%)	52,89,113	1.67	7 (13%)
32	BCR	f	101	-	41,41,41	1.17	3 (7%)	56,56,56	1.32	9 (16%)
41	A86	35	315	-	44,50,50	4.00	23 (52%)	51,76,76	7.59	20 (39%)
30	CLA	17	303	25	65,73,73	1.48	10 (15%)	76,113,113	1.58	8 (10%)
41	A86	20	210	-	44,50,50	4.07	23 (52%)	51,76,76	8.31	17 (33%)
30	CLA	31	305	-	45,53,73	1.69	8 (17%)	52,89,113	1.70	7 (13%)
30	CLA	A	402	-	65,73,73	1.45	8 (12%)	76,113,113	1.62	9 (11%)
41	A86	36	313	-	44,50,50	3.94	23 (52%)	51,76,76	7.95	17 (33%)
30	CLA	w	103	-	65,73,73	1.49	6 (9%)	76,113,113	1.41	7 (9%)
30	CLA	38	307	-	45,53,73	1.76	7 (15%)	52,89,113	1.63	8 (15%)
30	CLA	38	309	25	65,73,73	1.52	8 (12%)	76,113,113	1.61	10 (13%)
30	CLA	C	507	-	65,73,73	1.52	11 (16%)	76,113,113	1.55	11 (14%)
30	CLA	b	602	-	65,73,73	1.47	10 (15%)	76,113,113	1.54	12 (15%)
30	CLA	b	622	-	65,73,73	1.47	9 (13%)	76,113,113	1.59	14 (18%)
30	CLA	20	207	-	45,53,73	1.73	9 (20%)	52,89,113	1.73	10 (19%)

Mol	Type	Chain	Res	Link	Bond lengths			Bond angles		
					Counts	RMSZ	# Z > 2	Counts	RMSZ	# Z > 2
30	CLA	40	206	27	45,53,73	1.71	9 (20%)	52,89,113	1.78	10 (19%)
41	A86	12	319	-	44,50,50	3.93	23 (52%)	51,76,76	7.98	19 (37%)
30	CLA	11	302	-	45,53,73	1.69	11 (24%)	52,89,113	1.80	9 (17%)
30	CLA	32	310	25	45,53,73	1.75	9 (20%)	52,89,113	1.84	9 (17%)
30	CLA	33	301	-	65,73,73	1.46	9 (13%)	76,113,113	1.50	8 (10%)
41	A86	19	309	-	44,50,50	3.89	23 (52%)	51,76,76	7.70	16 (31%)
30	CLA	B	623	-	65,73,73	1.46	10 (15%)	76,113,113	1.58	14 (18%)
41	A86	31	311	-	44,50,50	3.97	23 (52%)	51,76,76	7.94	18 (35%)
30	CLA	18	308	25	45,53,73	1.78	7 (15%)	52,89,113	1.72	8 (15%)
36	LMG	b	618	-	51,51,55	0.89	4 (7%)	59,59,63	1.43	9 (15%)
30	CLA	13	305	25	45,53,73	1.72	8 (17%)	52,89,113	2.02	11 (21%)
41	A86	36	312	-	44,50,50	4.05	22 (50%)	51,76,76	7.81	19 (37%)
30	CLA	a	403	-	65,73,73	1.48	11 (16%)	76,113,113	1.52	10 (13%)

In the following table, the Chirals column lists the number of chiral outliers, the number of chiral centers analysed, the number of these observed in the model and the number defined in the Chemical Component Dictionary. Similar counts are reported in the Torsion and Rings columns. '-' means no outliers of that kind were identified.

Mol	Type	Chain	Res	Link	Chirals	Torsions	Rings
30	CLA	b	608	-	1/1/15/20	8/37/115/115	-
30	CLA	32	303	-	1/1/15/20	10/37/115/115	-
41	A86	11	311	-	-	3/34/90/90	0/3/3/3
30	CLA	34	307	25	1/1/11/20	8/13/91/115	-
30	CLA	34	309	25	-	6/13/91/115	-
30	CLA	32	309	-	1/1/11/20	8/13/91/115	-
30	CLA	35	302	-	1/1/11/20	8/13/91/115	-
30	CLA	32	307	-	1/1/15/20	13/37/115/115	-
41	A86	40	210	-	-	14/34/90/90	0/3/3/3
30	CLA	a	402	-	1/1/15/20	7/37/115/115	-
41	A86	16	313	-	-	7/34/90/90	0/3/3/3
30	CLA	A	404	-	1/1/15/20	10/37/115/115	-
30	CLA	b	609	-	1/1/15/20	8/37/115/115	-
41	A86	21	314	-	-	12/34/90/90	0/3/3/3
35	LHG	a	407	-	-	23/50/50/53	-
35	LHG	l	102	-	-	22/53/53/53	-

Continued on next page...

Continued from previous page...

Mol	Type	Chain	Res	Link	Chirals	Torsions	Rings
41	A86	38	315	-	-	10/34/90/90	0/3/3/3
30	CLA	36	307	25	1/1/11/20	9/13/91/115	-
30	CLA	12	310	25	1/1/11/20	8/13/91/115	-
41	A86	35	311	-	-	3/34/90/90	0/3/3/3
41	A86	37	311	-	-	13/34/90/90	0/3/3/3
30	CLA	19	305	-	1/1/11/20	7/13/91/115	-
32	BCR	a	408	-	-	9/29/63/63	0/2/2/2
41	A86	21	310	-	-	9/34/90/90	0/3/3/3
30	CLA	B	601	-	1/1/15/20	18/37/115/115	-
33	SQD	B	621	-	-	9/32/52/69	0/1/1/1
30	CLA	B	615	-	1/1/15/20	13/37/115/115	-
30	CLA	38	303	25	1/1/15/20	14/37/115/115	-
30	CLA	40	204	-	1/1/15/20	13/37/115/115	-
30	CLA	20	208	-	-	8/13/91/115	-
30	CLA	b	606	-	1/1/15/20	7/37/115/115	-
30	CLA	c	523	-	1/1/15/20	14/37/115/115	-
30	CLA	39	301	-	-	12/37/115/115	-
41	A86	13	311	-	-	8/34/90/90	0/3/3/3
30	CLA	14	303	-	1/1/11/20	5/13/91/115	-
30	CLA	39	305	-	1/1/11/20	7/13/91/115	-
41	A86	35	316	-	-	16/34/90/90	0/3/3/3
30	CLA	17	301	-	1/1/15/20	14/37/115/115	-
30	CLA	d	406	-	1/1/15/20	8/37/115/115	-
32	BCR	B	617	-	-	9/29/63/63	0/2/2/2
32	BCR	H	101	-	-	7/29/63/63	0/2/2/2
41	A86	33	302	-	-	15/34/90/90	0/3/3/3
35	LHG	L	102	-	-	22/53/53/53	-
30	CLA	35	305	-	1/1/11/20	8/13/91/115	-
30	CLA	37	310	-	1/1/11/20	7/13/91/115	-
41	A86	20	211	-	-	8/34/90/90	0/3/3/3
41	A86	14	314	-	-	10/34/90/90	0/3/3/3
36	LMG	m	102	30	-	10/35/55/70	0/1/1/1
32	BCR	c	516	-	-	10/29/63/63	0/2/2/2
30	CLA	15	308	25	1/1/11/20	6/13/91/115	-

Continued on next page...

Continued from previous page...

Mol	Type	Chain	Res	Link	Chirals	Torsions	Rings
30	CLA	13	310	-	1/1/11/20	6/13/91/115	-
41	A86	15	316	-	-	16/34/90/90	0/3/3/3
30	CLA	B	611	-	1/1/15/20	12/37/115/115	-
30	CLA	13	309	25	-	6/13/91/115	-
40	HEM	v	201	16	-	0/12/54/54	-
30	CLA	c	507	-	1/1/15/20	17/37/115/115	-
41	A86	32	318	-	-	7/34/90/90	0/3/3/3
36	LMG	w	101	-	-	28/46/66/70	0/1/1/1
30	CLA	31	309	-	1/1/11/20	5/13/91/115	-
38	DGD	c	518	-	-	22/51/91/95	0/2/2/2
36	LMG	B	619	-	-	18/46/66/70	0/1/1/1
41	A86	33	313	-	-	3/34/90/90	0/3/3/3
30	CLA	c	502	-	1/1/15/20	14/37/115/115	-
38	DGD	H	102	-	-	24/51/91/95	0/2/2/2
30	CLA	32	311	25	1/1/15/20	14/37/115/115	-
39	PL9	d	405	4	-	17/53/73/73	0/1/1/1
30	CLA	19	303	-	1/1/15/20	15/37/115/115	-
30	CLA	16	305	25	-	8/13/91/115	-
36	LMG	12	301	30	-	17/34/54/70	0/1/1/1
30	CLA	C	514	30	1/1/15/20	13/37/115/115	-
30	CLA	B	608	-	1/1/15/20	8/37/115/115	-
36	LMG	b	619	-	-	20/46/66/70	0/1/1/1
30	CLA	16	306	25	1/1/11/20	7/13/91/115	-
41	A86	13	316	-	-	16/34/90/90	0/3/3/3
30	CLA	41	302	-	-	7/13/91/115	-
30	CLA	14	306	-	1/1/11/20	8/13/91/115	-
41	A86	17	311	-	-	13/34/90/90	0/3/3/3
30	CLA	21	304	-	1/1/11/20	8/13/91/115	-
30	CLA	B	602	-	1/1/15/20	13/37/115/115	-
36	LMG	M	102	30	-	10/35/55/70	0/1/1/1
41	A86	31	313	-	-	10/34/90/90	0/3/3/3
41	A86	33	312	-	-	8/34/90/90	0/3/3/3
30	CLA	17	305	-	1/1/15/20	19/37/115/115	-
41	A86	13	315	-	-	7/34/90/90	0/3/3/3

Continued on next page...

Continued from previous page...

Mol	Type	Chain	Res	Link	Chirals	Torsions	Rings
33	SQD	L	103	-	-	21/49/69/69	0/1/1/1
41	A86	40	201	-	-	12/34/90/90	0/3/3/3
30	CLA	16	304	-	1/1/15/20	15/37/115/115	-
41	A86	11	316	-	-	15/34/90/90	0/3/3/3
30	CLA	B	606	-	1/1/15/20	7/37/115/115	-
30	CLA	14	304	-	1/1/15/20	13/37/115/115	-
30	CLA	B	614	-	1/1/15/20	8/37/115/115	-
30	CLA	37	305	-	1/1/15/20	19/37/115/115	-
40	HEM	V	201	16	-	0/12/54/54	-
30	CLA	B	604	-	1/1/15/20	14/37/115/115	-
32	BCR	c	521	-	-	8/29/63/63	0/2/2/2
30	CLA	21	303	-	1/1/15/20	17/37/115/115	-
31	PHO	d	404	-	-	8/37/103/103	0/5/6/6
30	CLA	38	310	25	1/1/15/20	10/37/115/115	-
30	CLA	41	305	28	1/1/11/20	9/13/91/115	-
30	CLA	19	306	-	1/1/11/20	8/13/91/115	-
30	CLA	37	306	25	-	8/13/91/115	-
41	A86	38	313	-	-	8/34/90/90	0/3/3/3
33	SQD	A	406	-	-	14/49/69/69	0/1/1/1
41	A86	14	313	-	-	8/34/90/90	0/3/3/3
30	CLA	16	303	-	1/1/11/20	6/13/91/115	-
30	CLA	12	312	-	1/1/15/20	11/37/115/115	-
30	CLA	b	614	-	1/1/15/20	8/37/115/115	-
30	CLA	38	304	-	1/1/11/20	5/13/91/115	-
32	BCR	a	404	-	-	12/29/63/63	0/2/2/2
30	CLA	17	309	25	1/1/11/20	4/13/91/115	-
30	CLA	15	302	-	1/1/11/20	8/13/91/115	-
30	CLA	35	309	-	1/1/11/20	4/13/91/115	-
41	A86	19	310	-	-	17/34/90/90	0/3/3/3
42	LMU	12	302	30	-	7/18/58/61	0/2/2/2
39	PL9	D	404	4	-	17/53/73/73	0/1/1/1
30	CLA	b	605	-	1/1/15/20	17/37/115/115	-
30	CLA	33	306	25	1/1/11/20	10/13/91/115	-
41	A86	18	315	-	-	10/34/90/90	0/3/3/3

Continued on next page...

Continued from previous page...

Mol	Type	Chain	Res	Link	Chirals	Torsions	Rings
30	CLA	C	504	-	1/1/15/20	17/37/115/115	-
30	CLA	12	311	25	1/1/15/20	14/37/115/115	-
41	A86	33	317	-	-	7/34/90/90	0/3/3/3
42	LMU	32	302	-	-	7/18/58/61	0/2/2/2
30	CLA	32	306	-	1/1/11/20	4/13/91/115	-
30	CLA	38	301	-	1/1/15/20	11/37/115/115	-
38	DGD	J	101	-	-	15/51/91/95	0/2/2/2
39	PL9	D	407	-	-	13/53/73/73	0/1/1/1
30	CLA	D	402	-	1/1/15/20	13/37/115/115	-
30	CLA	36	302	25	1/1/15/20	15/37/115/115	-
32	BCR	B	618	-	-	9/29/63/63	0/2/2/2
41	A86	20	201	-	-	12/34/90/90	0/3/3/3
32	BCR	Z	101	-	-	15/29/63/63	0/2/2/2
33	SQD	l	101	-	-	21/49/69/69	0/1/1/1
30	CLA	b	601	-	1/1/15/20	18/37/115/115	-
31	PHO	D	403	-	-	8/37/103/103	0/5/6/6
30	CLA	13	308	25	1/1/15/20	14/37/115/115	-
30	CLA	37	309	25	1/1/11/20	4/13/91/115	-
30	CLA	12	308	36,25	1/1/11/20	9/13/91/115	-
30	CLA	38	312	-	1/1/11/20	4/13/91/115	-
30	CLA	B	607	-	1/1/15/20	12/37/115/115	-
30	CLA	34	308	25	1/1/15/20	14/37/115/115	-
30	CLA	21	309	-	1/1/11/20	6/13/91/115	-
30	CLA	33	308	25	1/1/11/20	8/13/91/115	-
36	LMG	c	519	-	-	22/46/66/70	0/1/1/1
30	CLA	C	505	-	1/1/15/20	17/37/115/115	-
30	CLA	C	506	-	1/1/15/20	16/37/115/115	-
41	A86	20	212	-	-	11/34/90/90	0/3/3/3
30	CLA	b	607	-	1/1/15/20	12/37/115/115	-
30	CLA	C	512	3	1/1/15/20	8/37/115/115	-
41	A86	37	315	-	-	13/34/90/90	0/3/3/3
30	CLA	31	304	25	1/1/11/20	10/13/91/115	-
30	CLA	33	307	-	1/1/11/20	8/13/91/115	-
41	A86	40	211	-	-	8/34/90/90	0/3/3/3

Continued on next page...

Continued from previous page...

Mol	Type	Chain	Res	Link	Chirals	Torsions	Rings
30	CLA	33	311	-	1/1/11/20	5/13/91/115	-
30	CLA	19	308	-	1/1/11/20	8/13/91/115	-
30	CLA	37	308	25	1/1/15/20	17/37/115/115	-
30	CLA	11	308	25	-	6/13/91/115	-
30	CLA	b	611	-	1/1/15/20	12/37/115/115	-
30	CLA	36	301	-	1/1/15/20	10/37/115/115	-
30	CLA	41	308	-	1/1/11/20	8/13/91/115	-
30	CLA	C	521	-	1/1/15/20	14/37/115/115	-
41	A86	40	212	-	-	11/34/90/90	0/3/3/3
30	CLA	35	301	25	1/1/15/20	10/37/115/115	-
30	CLA	19	301	-	-	12/37/115/115	-
40	HEM	E	101	6,5	-	7/12/54/54	-
41	A86	33	314	-	-	9/34/90/90	0/3/3/3
30	CLA	38	306	25	-	9/13/91/115	-
32	BCR	B	616	-	-	8/29/63/63	0/2/2/2
30	CLA	c	506	-	1/1/15/20	16/37/115/115	-
30	CLA	31	301	25	1/1/15/20	12/37/115/115	-
30	CLA	40	208	-	-	8/13/91/115	-
41	A86	32	314	-	-	8/34/90/90	0/3/3/3
41	A86	15	315	-	-	15/34/90/90	0/3/3/3
30	CLA	18	309	25	1/1/15/20	16/37/115/115	-
30	CLA	31	303	-	1/1/15/20	13/37/115/115	-
30	CLA	11	306	25	1/1/11/20	8/13/91/115	-
32	BCR	c	515	-	-	15/29/63/63	0/2/2/2
41	A86	41	312	-	-	7/34/90/90	0/3/3/3
30	CLA	15	303	-	1/1/15/20	15/37/115/115	-
41	A86	36	311	-	-	3/34/90/90	0/3/3/3
30	CLA	41	309	-	1/1/11/20	6/13/91/115	-
30	CLA	31	307	25	1/1/15/20	14/37/115/115	-
30	CLA	32	313	-	1/1/11/20	5/13/91/115	-
32	BCR	b	616	-	-	9/29/63/63	0/2/2/2
41	A86	31	314	-	-	7/34/90/90	0/3/3/3
41	A86	19	311	-	-	8/34/90/90	0/3/3/3
30	CLA	40	205	-	-	9/13/91/115	-

Continued on next page...

Continued from previous page...

Mol	Type	Chain	Res	Link	Chirals	Torsions	Rings
41	A86	41	310	-	-	9/34/90/90	0/3/3/3
30	CLA	B	605	-	1/1/15/20	17/37/115/115	-
30	CLA	20	203	30	1/1/11/20	5/13/91/115	-
30	CLA	14	308	25	1/1/15/20	14/37/115/115	-
36	LMG	d	410	-	-	14/46/66/70	0/1/1/1
30	CLA	D	406	-	1/1/15/20	4/37/115/115	-
30	CLA	11	304	25	1/1/11/20	9/13/91/115	-
41	A86	17	313	-	-	8/34/90/90	0/3/3/3
30	CLA	11	305	-	1/1/11/20	8/13/91/115	-
30	CLA	20	202	-	-	19/37/115/115	-
41	A86	37	313	-	-	9/34/90/90	0/3/3/3
32	BCR	B	624	-	-	18/29/63/63	0/2/2/2
30	CLA	13	303	-	1/1/11/20	5/13/91/115	-
41	A86	41	313	-	-	16/34/90/90	0/3/3/3
30	CLA	21	301	28	-	14/37/115/115	-
30	CLA	13	304	-	1/1/15/20	13/37/115/115	-
30	CLA	d	407	-	1/1/15/20	4/37/115/115	-
41	A86	35	312	-	-	9/34/90/90	0/3/3/3
30	CLA	C	511	-	1/1/15/20	12/37/115/115	-
30	CLA	38	311	25	1/1/11/20	8/13/91/115	-
30	CLA	15	305	-	1/1/11/20	8/13/91/115	-
41	A86	11	313	-	-	10/34/90/90	0/3/3/3
30	CLA	32	312	25	-	6/13/91/115	-
30	CLA	37	307	25	1/1/11/20	7/13/91/115	-
30	CLA	m	101	12,36	1/1/15/20	19/37/115/115	-
41	A86	17	316	-	-	7/34/90/90	0/3/3/3
30	CLA	16	301	-	1/1/15/20	10/37/115/115	-
30	CLA	34	302	25	1/1/15/20	12/37/115/115	-
30	CLA	20	204	-	1/1/15/20	13/37/115/115	-
30	CLA	35	304	25	-	7/13/91/115	-
30	CLA	18	304	-	1/1/11/20	5/13/91/115	-
30	CLA	C	503	-	1/1/15/20	11/37/115/115	-
30	CLA	18	305	-	1/1/15/20	19/37/115/115	-
38	DGD	C	517	-	-	22/51/91/95	0/2/2/2

Continued on next page...

Continued from previous page...

Mol	Type	Chain	Res	Link	Chirals	Torsions	Rings
35	LHG	A	408	-	-	23/50/50/53	-
41	A86	15	312	-	-	8/34/90/90	0/3/3/3
33	SQD	b	620	-	-	9/32/52/69	0/1/1/1
41	A86	17	312	-	-	3/34/90/90	0/3/3/3
41	A86	37	312	-	-	3/34/90/90	0/3/3/3
41	A86	11	314	-	-	7/34/90/90	0/3/3/3
30	CLA	14	310	-	1/1/11/20	6/13/91/115	-
35	LHG	d	409	-	-	29/53/53/53	-
30	CLA	12	307	-	1/1/15/20	13/37/115/115	-
41	A86	18	313	-	-	8/34/90/90	0/3/3/3
35	LHG	b	621	-	-	20/53/53/53	-
41	A86	15	310	-	-	8/34/90/90	0/3/3/3
30	CLA	c	513	-	1/1/15/20	16/37/115/115	-
30	CLA	16	308	25	-	7/13/91/115	-
30	CLA	b	610	-	1/1/15/20	14/37/115/115	-
41	A86	34	311	-	-	8/34/90/90	0/3/3/3
32	BCR	Y	101	-	-	16/29/63/63	0/2/2/2
41	A86	38	302	-	-	15/34/90/90	0/3/3/3
38	DGD	j	101	-	-	15/51/91/95	0/2/2/2
30	CLA	13	306	-	1/1/11/20	8/13/91/115	-
41	A86	14	312	-	-	3/34/90/90	0/3/3/3
32	BCR	c	520	-	-	16/29/63/63	0/2/2/2
30	CLA	c	522	-	1/1/15/20	15/37/115/115	-
36	LMG	32	301	30	-	14/34/54/70	0/1/1/1
41	A86	12	316	-	-	3/34/90/90	0/3/3/3
30	CLA	18	307	-	1/1/11/20	6/13/91/115	-
32	BCR	A	409	-	-	9/29/63/63	0/2/2/2
41	A86	14	311	-	-	8/34/90/90	0/3/3/3
41	A86	15	313	-	-	10/34/90/90	0/3/3/3
41	A86	39	310	-	-	17/34/90/90	0/3/3/3
30	CLA	17	307	25	1/1/11/20	8/13/91/115	-
30	CLA	31	302	-	1/1/11/20	4/13/91/115	-
33	SQD	a	405	-	-	14/49/69/69	0/1/1/1
35	LHG	B	622	-	-	20/53/53/53	-

Continued on next page...

Continued from previous page...

Mol	Type	Chain	Res	Link	Chirals	Torsions	Rings
30	CLA	C	502	-	1/1/15/20	14/37/115/115	-
30	CLA	c	508	-	1/1/15/20	18/37/115/115	-
30	CLA	12	305	25	1/1/15/20	11/37/115/115	-
30	CLA	41	307	-	1/1/15/20	11/37/115/115	-
30	CLA	B	613	-	1/1/15/20	8/37/115/115	-
40	HEM	e	101	6,5	-	7/12/54/54	-
30	CLA	12	309	-	1/1/11/20	8/13/91/115	-
41	A86	21	311	-	-	8/34/90/90	0/3/3/3
41	A86	32	317	-	-	10/34/90/90	0/3/3/3
30	CLA	c	524	30	1/1/15/20	15/37/115/115	-
30	CLA	36	308	25	-	7/13/91/115	-
30	CLA	20	209	30	1/1/15/20	11/37/115/115	-
30	CLA	w	102	-	1/1/15/20	14/37/115/115	-
30	CLA	C	509	-	1/1/15/20	12/37/115/115	-
30	CLA	34	304	-	1/1/15/20	13/37/115/115	-
32	BCR	A	405	-	-	12/29/63/63	0/2/2/2
30	CLA	c	503	-	1/1/15/20	11/37/115/115	-
30	CLA	15	304	25	-	7/13/91/115	-
30	CLA	35	303	-	1/1/15/20	15/37/115/115	-
30	CLA	W	103	-	-	19/37/115/115	-
32	BCR	C	518	-	-	8/29/63/63	0/2/2/2
41	A86	21	313	-	-	16/34/90/90	0/3/3/3
36	LMG	D	408	-	-	14/46/66/70	0/1/1/1
30	CLA	20	206	27	1/1/11/20	7/13/91/115	-
30	CLA	35	307	25	1/1/15/20	11/37/115/115	-
30	CLA	19	304	26	1/1/11/20	9/13/91/115	-
30	CLA	37	304	-	-	6/13/91/115	-
30	CLA	39	308	-	1/1/11/20	8/13/91/115	-
41	A86	31	312	-	-	8/34/90/90	0/3/3/3
30	CLA	34	303	-	1/1/11/20	4/13/91/115	-
30	CLA	17	308	25	1/1/15/20	17/37/115/115	-
41	A86	16	310	-	-	12/34/90/90	0/3/3/3
32	BCR	m	103	-	-	8/29/63/63	0/2/2/2
41	A86	12	318	-	-	10/34/90/90	0/3/3/3

Continued on next page...

Continued from previous page...

Mol	Type	Chain	Res	Link	Chirals	Torsions	Rings
30	CLA	15	301	25	1/1/15/20	10/37/115/115	-
30	CLA	41	304	-	1/1/11/20	8/13/91/115	-
41	A86	20	213	-	-	12/34/90/90	0/3/3/3
41	A86	35	310	-	-	8/34/90/90	0/3/3/3
41	A86	13	301	-	-	15/34/90/90	0/3/3/3
41	A86	39	309	-	-	11/34/90/90	0/3/3/3
38	DGD	c	517	-	-	19/51/91/95	0/2/2/2
30	CLA	b	603	-	1/1/15/20	10/37/115/115	-
30	CLA	19	302	-	1/1/11/20	4/13/91/115	-
41	A86	41	311	-	-	8/34/90/90	0/3/3/3
30	CLA	15	307	25	1/1/15/20	11/37/115/115	-
41	A86	12	315	-	-	8/34/90/90	0/3/3/3
30	CLA	D	401	-	1/1/15/20	12/37/115/115	-
30	CLA	15	309	-	1/1/11/20	4/13/91/115	-
30	CLA	37	303	25	1/1/15/20	13/37/115/115	-
32	BCR	h	101	-	-	7/29/63/63	0/2/2/2
30	CLA	11	303	-	1/1/15/20	13/37/115/115	-
30	CLA	20	205	-	-	9/13/91/115	-
30	CLA	12	313	25	-	6/13/91/115	-
30	CLA	18	310	25	1/1/15/20	10/37/115/115	-
30	CLA	39	302	-	1/1/11/20	4/13/91/115	-
32	BCR	F	101	-	-	15/29/63/63	0/2/2/2
30	CLA	13	302	25	1/1/15/20	11/37/115/115	-
41	A86	32	315	-	-	3/34/90/90	0/3/3/3
41	A86	21	312	-	-	7/34/90/90	0/3/3/3
38	DGD	h	102	-	-	24/51/91/95	0/2/2/2
31	PHO	A	403	-	-	12/37/103/103	0/5/6/6
30	CLA	14	309	25	-	6/13/91/115	-
41	A86	17	314	-	-	10/34/90/90	0/3/3/3
41	A86	37	314	-	-	10/34/90/90	0/3/3/3
30	CLA	b	615	-	1/1/15/20	13/37/115/115	-
30	CLA	z	101	-	-	21/37/115/115	-
30	CLA	35	306	25	1/1/11/20	8/13/91/115	-
30	CLA	40	202	-	-	19/37/115/115	-

Continued on next page...

Continued from previous page...

Mol	Type	Chain	Res	Link	Chirals	Torsions	Rings
30	CLA	C	520	-	1/1/15/20	15/37/115/115	-
30	CLA	c	511	-	1/1/15/20	12/37/115/115	-
30	CLA	14	307	25	1/1/11/20	8/13/91/115	-
41	A86	13	317	-	-	7/34/90/90	0/3/3/3
41	A86	17	315	-	-	13/34/90/90	0/3/3/3
41	A86	13	314	-	-	10/34/90/90	0/3/3/3
30	CLA	12	303	-	1/1/15/20	11/37/115/115	-
41	A86	12	317	-	-	9/34/90/90	0/3/3/3
32	BCR	b	617	-	-	9/29/63/63	0/2/2/2
30	CLA	11	309	-	1/1/11/20	6/13/91/115	-
41	A86	34	314	-	-	10/34/90/90	0/3/3/3
30	CLA	31	306	25	1/1/11/20	8/13/91/115	-
30	CLA	18	303	25	1/1/15/20	14/37/115/115	-
32	BCR	b	623	-	-	18/29/63/63	0/2/2/2
30	CLA	W	102	-	1/1/15/20	14/37/115/115	-
30	CLA	C	508	-	1/1/15/20	18/37/115/115	-
30	CLA	Z	102	30,19	1/1/15/20	16/37/115/115	-
41	A86	15	311	-	-	3/34/90/90	0/3/3/3
30	CLA	17	306	25	-	8/13/91/115	-
30	CLA	16	302	25	1/1/15/20	15/37/115/115	-
30	CLA	b	613	-	1/1/15/20	8/37/115/115	-
30	CLA	41	303	-	1/1/15/20	17/37/115/115	-
30	CLA	21	306	-	1/1/15/20	14/37/115/115	-
41	A86	18	314	-	-	3/34/90/90	0/3/3/3
30	CLA	40	203	30	1/1/11/20	5/13/91/115	-
30	CLA	C	519	-	-	21/37/115/115	-
30	CLA	C	513	-	1/1/15/20	16/37/115/115	-
41	A86	11	312	-	-	8/34/90/90	0/3/3/3
41	A86	35	314	-	-	7/34/90/90	0/3/3/3
30	CLA	33	305	-	1/1/15/20	13/37/115/115	-
30	CLA	15	306	25	1/1/11/20	8/13/91/115	-
41	A86	13	313	-	-	8/34/90/90	0/3/3/3
30	CLA	16	307	25	1/1/11/20	9/13/91/115	-
41	A86	12	304	-	-	16/34/90/90	0/3/3/3

Continued on next page...

Continued from previous page...

Mol	Type	Chain	Res	Link	Chirals	Torsions	Rings
41	A86	41	314	-	-	12/34/90/90	0/3/3/3
41	A86	13	312	-	-	3/34/90/90	0/3/3/3
30	CLA	40	207	-	1/1/11/20	7/13/91/115	-
30	CLA	c	505	-	1/1/15/20	17/37/115/115	-
41	A86	39	311	-	-	8/34/90/90	0/3/3/3
30	CLA	C	510	-	1/1/15/20	12/37/115/115	-
41	A86	32	304	-	-	16/34/90/90	0/3/3/3
30	CLA	32	308	36,25	1/1/11/20	10/13/91/115	-
30	CLA	M	101	12,36	1/1/15/20	19/37/115/115	-
30	CLA	c	512	3	1/1/15/20	8/37/115/115	-
30	CLA	14	305	25	1/1/11/20	9/13/91/115	-
30	CLA	36	306	25	1/1/11/20	7/13/91/115	-
30	CLA	21	308	-	1/1/11/20	8/13/91/115	-
30	CLA	21	302	-	-	7/13/91/115	-
30	CLA	d	402	-	1/1/15/20	13/37/115/115	-
31	PHO	d	403	-	-	12/37/103/103	0/5/6/6
41	A86	18	302	-	-	15/34/90/90	0/3/3/3
41	A86	38	314	-	-	3/34/90/90	0/3/3/3
30	CLA	40	209	30	1/1/15/20	11/37/115/115	-
30	CLA	21	307	-	1/1/15/20	11/37/115/115	-
35	LHG	L	101	-	-	29/53/53/53	-
30	CLA	33	303	25	1/1/15/20	12/37/115/115	-
30	CLA	41	306	-	1/1/15/20	14/37/115/115	-
30	CLA	39	304	26	1/1/11/20	9/13/91/115	-
30	CLA	14	302	25	1/1/15/20	11/37/115/115	-
30	CLA	36	304	-	1/1/15/20	15/37/115/115	-
30	CLA	c	504	-	1/1/15/20	17/37/115/115	-
30	CLA	36	305	25	-	8/13/91/115	-
30	CLA	38	308	25	1/1/11/20	8/13/91/115	-
41	A86	31	310	-	-	8/34/90/90	0/3/3/3
30	CLA	B	610	-	1/1/15/20	14/37/115/115	-
41	A86	37	316	-	-	7/34/90/90	0/3/3/3
30	CLA	34	301	-	1/1/15/20	10/37/115/115	-
30	CLA	11	315	-	1/1/15/20	11/37/115/115	-

Continued on next page...

Continued from previous page...

Mol	Type	Chain	Res	Link	Chirals	Torsions	Rings
30	CLA	B	609	-	1/1/15/20	8/37/115/115	-
41	A86	16	311	-	-	3/34/90/90	0/3/3/3
41	A86	34	312	-	-	3/34/90/90	0/3/3/3
41	A86	11	310	-	-	8/34/90/90	0/3/3/3
41	A86	34	313	-	-	9/34/90/90	0/3/3/3
30	CLA	18	301	-	1/1/15/20	11/37/115/115	-
30	CLA	38	305	-	1/1/15/20	19/37/115/115	-
41	A86	15	314	-	-	7/34/90/90	0/3/3/3
30	CLA	33	310	25	-	6/13/91/115	-
32	BCR	C	515	-	-	10/29/63/63	0/2/2/2
30	CLA	39	307	-	1/1/11/20	3/13/91/115	-
30	CLA	36	303	-	1/1/11/20	6/13/91/115	-
38	DGD	C	516	-	-	19/51/91/95	0/2/2/2
30	CLA	37	301	-	1/1/15/20	14/37/115/115	-
30	CLA	17	304	-	-	6/13/91/115	-
41	A86	33	316	-	-	16/34/90/90	0/3/3/3
30	CLA	11	301	25	1/1/15/20	11/37/115/115	-
30	CLA	33	304	-	1/1/11/20	4/13/91/115	-
30	CLA	18	311	25	1/1/11/20	8/13/91/115	-
41	A86	37	302	-	-	16/34/90/90	1/3/3/3
30	CLA	41	301	28	-	14/37/115/115	-
41	A86	32	319	-	-	7/34/90/90	0/3/3/3
30	CLA	B	612	-	1/1/15/20	13/37/115/115	-
30	CLA	d	401	-	1/1/15/20	12/37/115/115	-
39	PL9	d	408	-	-	13/53/73/73	0/1/1/1
30	CLA	12	314	-	1/1/11/20	6/13/91/115	-
30	CLA	19	307	-	1/1/11/20	3/13/91/115	-
41	A86	35	313	-	-	10/34/90/90	0/3/3/3
30	CLA	11	307	25	1/1/15/20	14/37/115/115	-
30	CLA	b	604	-	1/1/15/20	14/37/115/115	-
30	CLA	34	306	-	1/1/11/20	8/13/91/115	-
30	CLA	31	315	-	1/1/15/20	10/37/115/115	-
36	LMG	W	101	-	-	28/46/66/70	0/1/1/1
30	CLA	39	303	-	1/1/15/20	15/37/115/115	-

Continued on next page...

Continued from previous page...

Mol	Type	Chain	Res	Link	Chirals	Torsions	Rings
30	CLA	13	307	25	1/1/11/20	8/13/91/115	-
30	CLA	b	612	-	1/1/15/20	13/37/115/115	-
30	CLA	21	305	28	1/1/11/20	9/13/91/115	-
30	CLA	33	309	25	1/1/15/20	14/37/115/115	-
30	CLA	35	308	25	1/1/11/20	6/13/91/115	-
36	LMG	B	620	-	-	20/46/66/70	0/1/1/1
30	CLA	31	308	25	-	6/13/91/115	-
41	A86	31	316	-	-	16/34/90/90	0/3/3/3
41	A86	40	213	-	-	12/34/90/90	0/3/3/3
30	CLA	c	514	30	1/1/15/20	13/37/115/115	-
30	CLA	39	306	-	1/1/11/20	8/13/91/115	-
30	CLA	14	301	-	1/1/15/20	11/37/115/115	-
30	CLA	34	305	25	1/1/11/20	9/13/91/115	-
30	CLA	17	310	-	1/1/11/20	7/13/91/115	-
36	LMG	Q	301	-	-	22/46/66/70	0/1/1/1
41	A86	33	315	-	-	10/34/90/90	0/3/3/3
30	CLA	c	510	-	1/1/15/20	12/37/115/115	-
41	A86	17	302	-	-	16/34/90/90	1/3/3/3
30	CLA	B	603	-	1/1/15/20	10/37/115/115	-
30	CLA	18	306	25	-	9/13/91/115	-
41	A86	32	316	-	-	9/34/90/90	0/3/3/3
30	CLA	36	309	-	1/1/11/20	5/13/91/115	-
30	CLA	c	509	-	1/1/15/20	12/37/115/115	-
41	A86	16	312	-	-	8/34/90/90	0/3/3/3
30	CLA	16	309	-	1/1/11/20	5/13/91/115	-
41	A86	36	310	-	-	12/34/90/90	0/3/3/3
30	CLA	32	305	25	1/1/15/20	12/37/115/115	-
30	CLA	12	306	42	1/1/11/20	4/13/91/115	-
30	CLA	18	312	-	1/1/11/20	4/13/91/115	-
30	CLA	D	405	-	1/1/15/20	8/37/115/115	-
30	CLA	34	310	-	1/1/11/20	5/13/91/115	-
32	BCR	f	101	-	-	15/29/63/63	0/2/2/2
41	A86	35	315	-	-	15/34/90/90	0/3/3/3
30	CLA	17	303	25	1/1/15/20	13/37/115/115	-

Continued on next page...

Continued from previous page...

Mol	Type	Chain	Res	Link	Chirals	Torsions	Rings
41	A86	20	210	-	-	14/34/90/90	0/3/3/3
30	CLA	31	305	-	1/1/11/20	8/13/91/115	-
30	CLA	A	402	-	1/1/15/20	7/37/115/115	-
41	A86	36	313	-	-	7/34/90/90	0/3/3/3
30	CLA	w	103	-	-	19/37/115/115	-
30	CLA	38	307	-	1/1/11/20	6/13/91/115	-
30	CLA	38	309	25	1/1/15/20	16/37/115/115	-
30	CLA	C	507	-	1/1/15/20	17/37/115/115	-
30	CLA	b	602	-	1/1/15/20	13/37/115/115	-
30	CLA	b	622	-	1/1/15/20	15/37/115/115	-
30	CLA	20	207	-	1/1/11/20	7/13/91/115	-
30	CLA	40	206	27	1/1/11/20	7/13/91/115	-
41	A86	12	319	-	-	7/34/90/90	0/3/3/3
30	CLA	11	302	-	1/1/11/20	5/13/91/115	-
30	CLA	32	310	25	1/1/11/20	8/13/91/115	-
30	CLA	33	301	-	1/1/15/20	10/37/115/115	-
41	A86	19	309	-	-	11/34/90/90	0/3/3/3
30	CLA	B	623	-	1/1/15/20	15/37/115/115	-
41	A86	31	311	-	-	3/34/90/90	0/3/3/3
30	CLA	18	308	25	1/1/11/20	8/13/91/115	-
36	LMG	b	618	-	-	18/46/66/70	0/1/1/1
30	CLA	13	305	25	1/1/11/20	9/13/91/115	-
41	A86	36	312	-	-	8/34/90/90	0/3/3/3
30	CLA	a	403	-	1/1/15/20	10/37/115/115	-

The worst 5 of 5718 bond length outliers are listed below:

Mol	Chain	Res	Type	Atoms	Z	Observed(Å)	Ideal(Å)
41	39	310	A86	C14-C13	14.36	1.68	1.51
41	19	310	A86	C14-C13	14.29	1.68	1.51
41	11	313	A86	C14-C13	14.11	1.68	1.51
41	12	318	A86	C14-C13	14.10	1.68	1.51
41	33	315	A86	C14-C13	14.10	1.68	1.51

The worst 5 of 5504 bond angle outliers are listed below:

Mol	Chain	Res	Type	Atoms	Z	Observed(°)	Ideal(°)
41	37	315	A86	O1-C20-C19	55.34	154.96	113.38
41	17	311	A86	O1-C20-C19	55.33	154.95	113.38
41	17	315	A86	O1-C20-C19	55.33	154.95	113.38
41	37	311	A86	O1-C20-C19	55.30	154.93	113.38
41	18	313	A86	O1-C20-C19	55.09	154.76	113.38

5 of 254 chirality outliers are listed below:

Mol	Chain	Res	Type	Atom
30	A	402	CLA	ND
30	A	404	CLA	ND
30	B	601	CLA	ND
30	B	602	CLA	ND
30	B	603	CLA	ND

5 of 5224 torsion outliers are listed below:

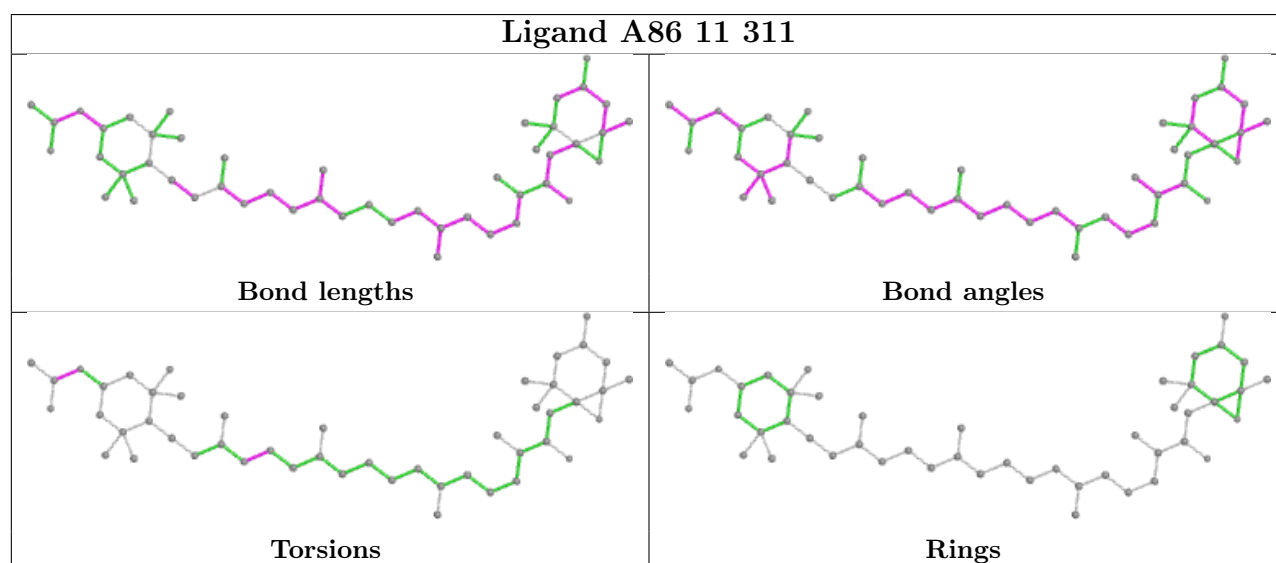
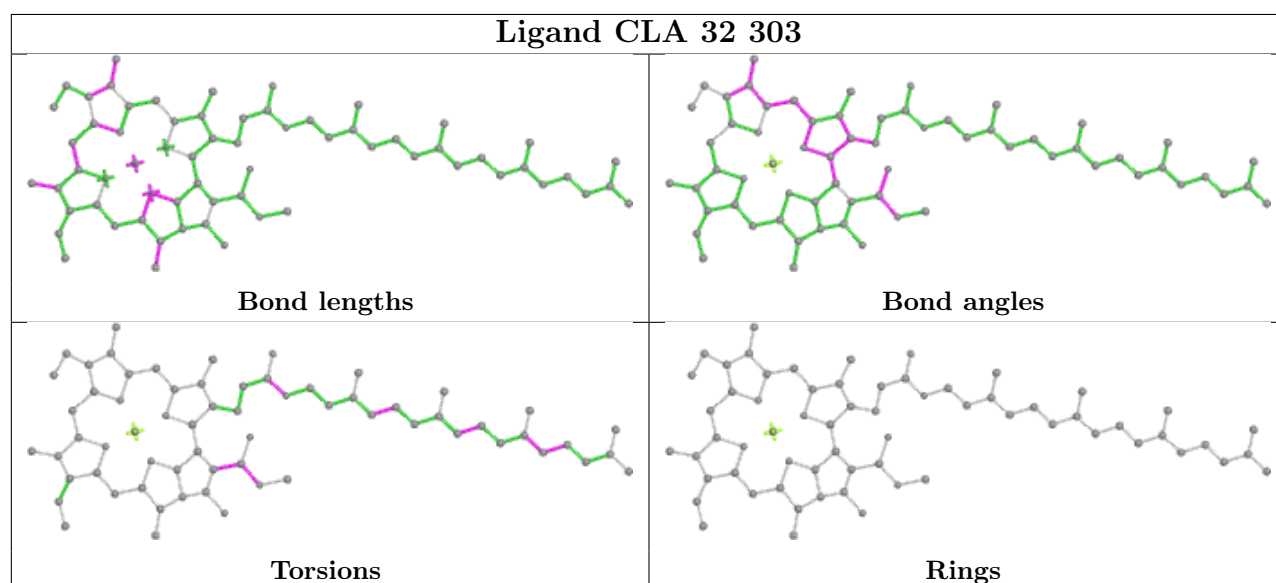
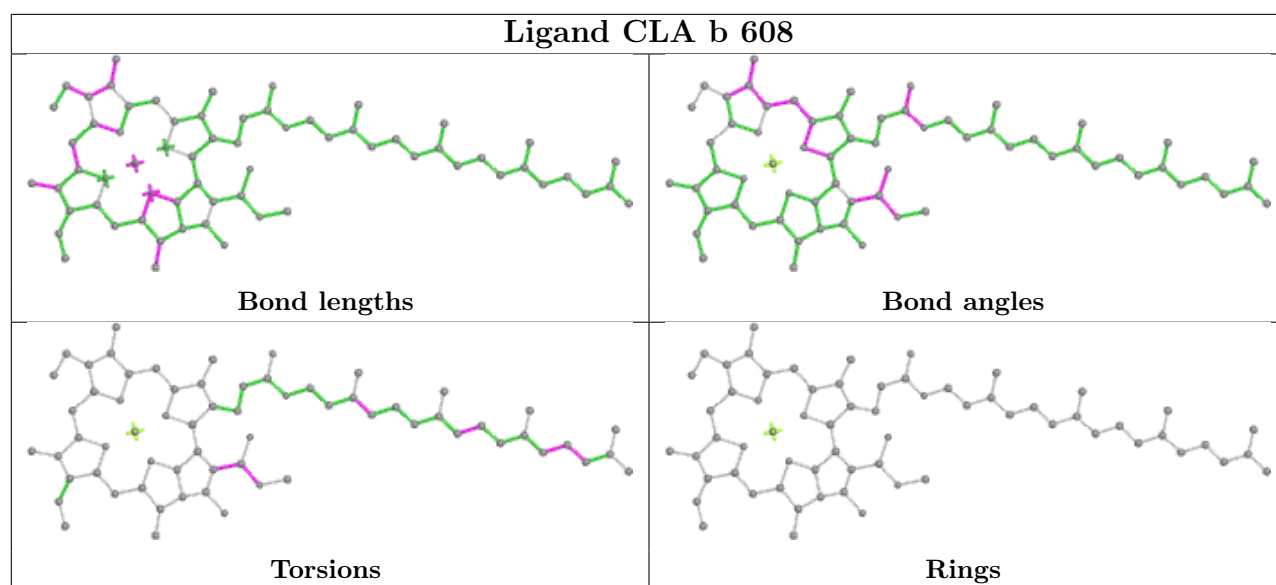
Mol	Chain	Res	Type	Atoms
30	A	402	CLA	CBD-CGD-O2D-CED
30	B	601	CLA	C1A-C2A-CAA-CBA
30	B	601	CLA	CHA-CBD-CGD-O1D
30	B	601	CLA	CHA-CBD-CGD-O2D
30	B	601	CLA	CAD-CBD-CGD-O1D

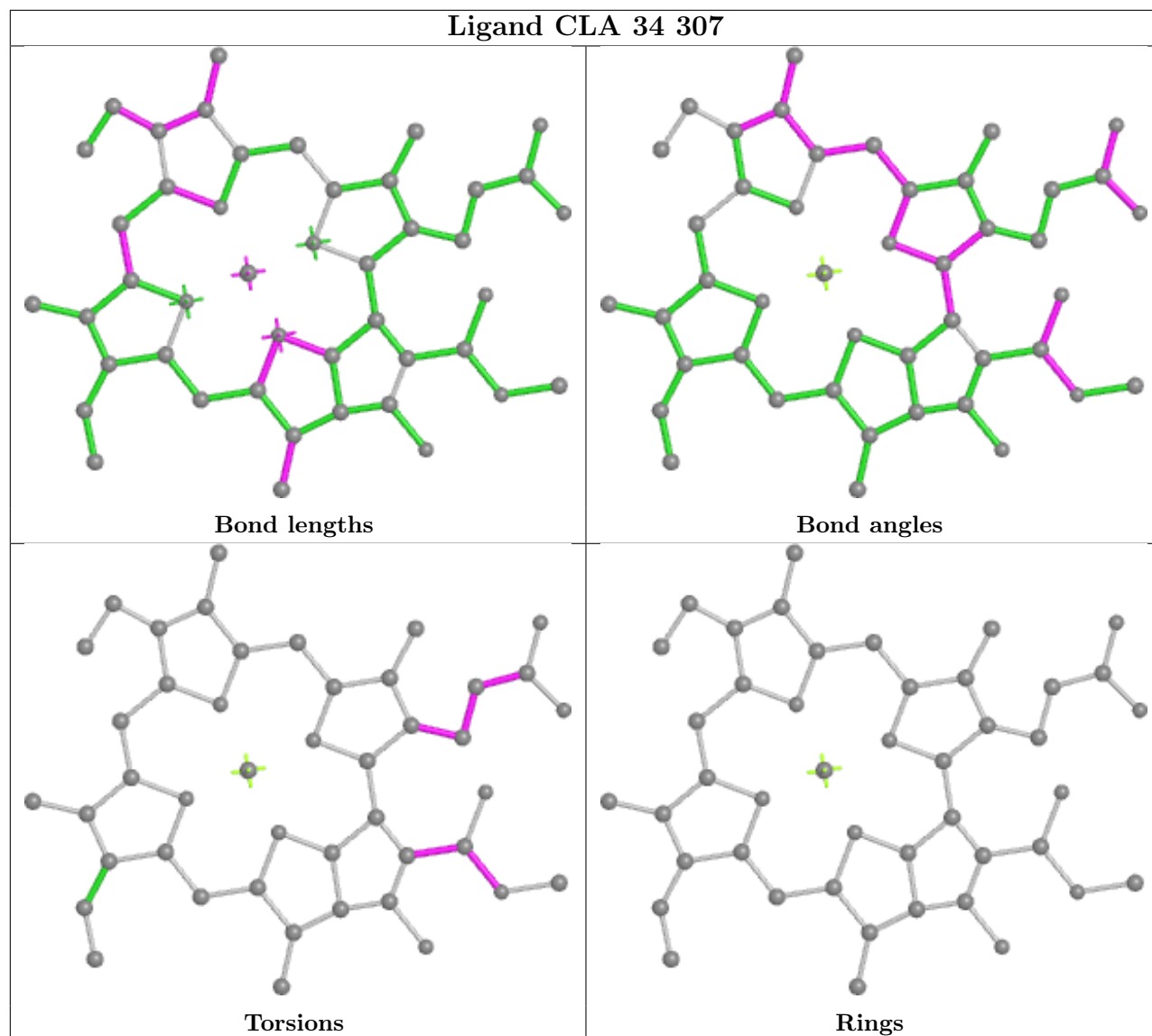
All (2) ring outliers are listed below:

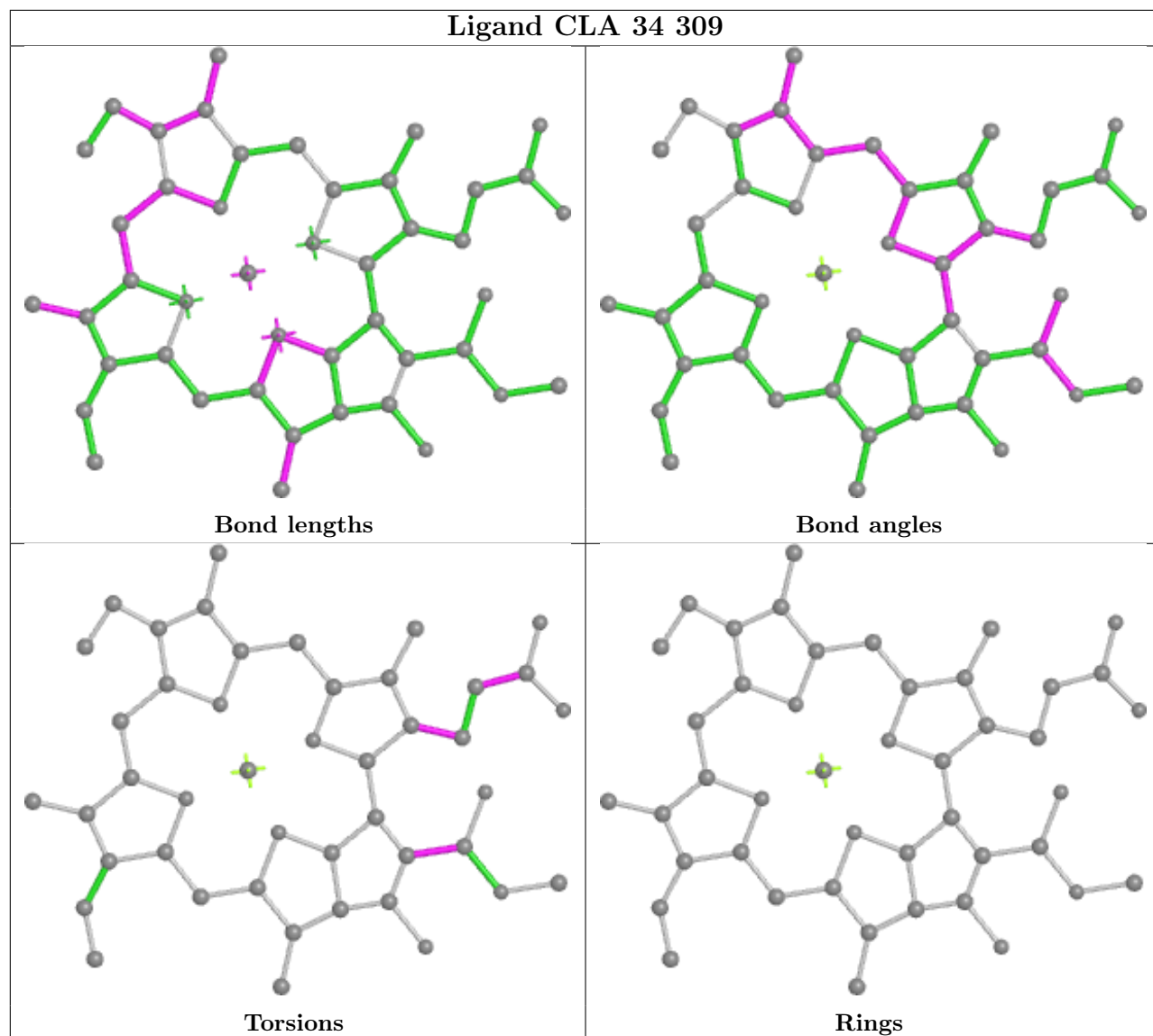
Mol	Chain	Res	Type	Atoms
41	17	302	A86	C31-C32-C33-C34-C35-C36
41	37	302	A86	C31-C32-C33-C34-C35-C36

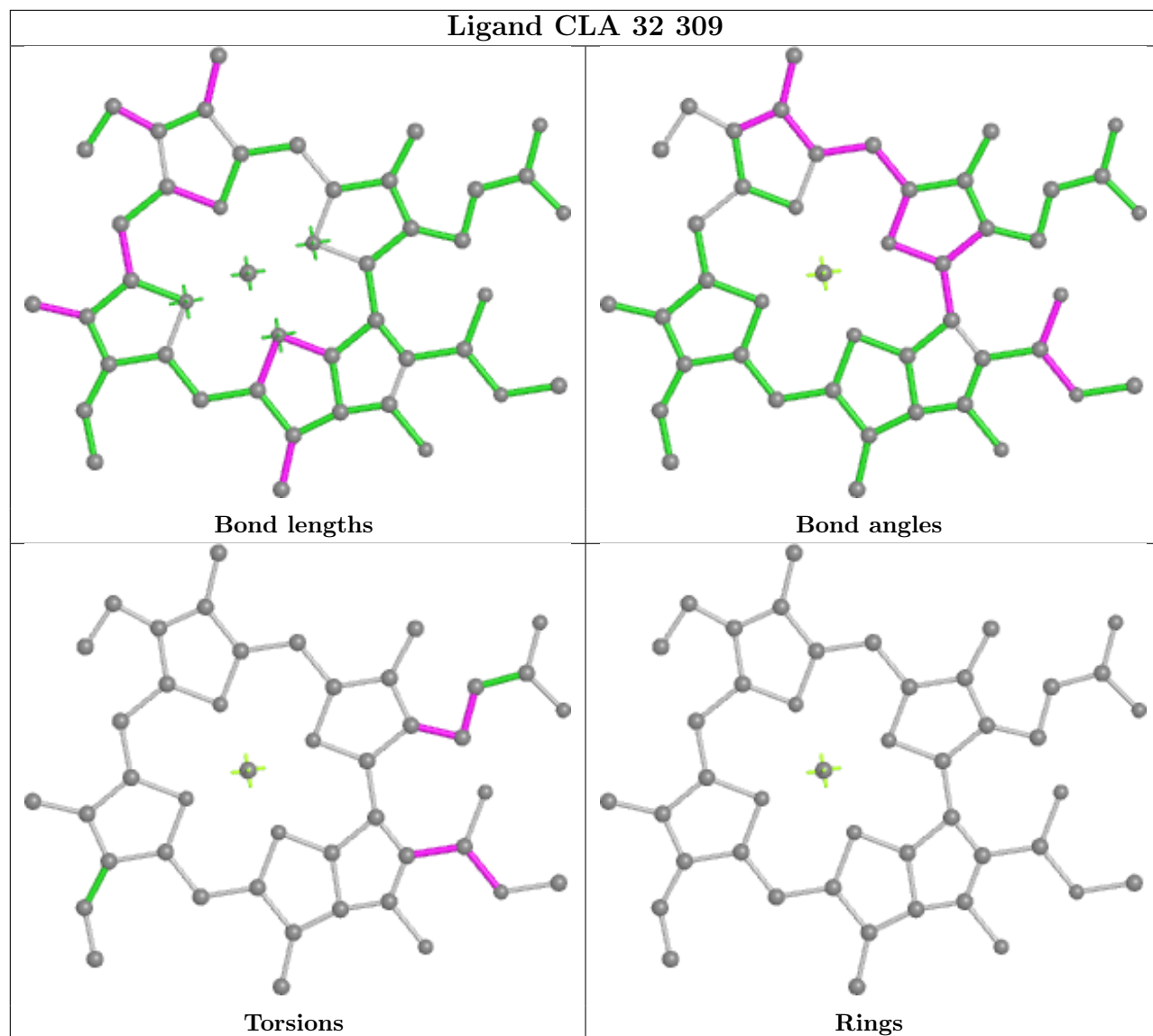
No monomer is involved in short contacts.

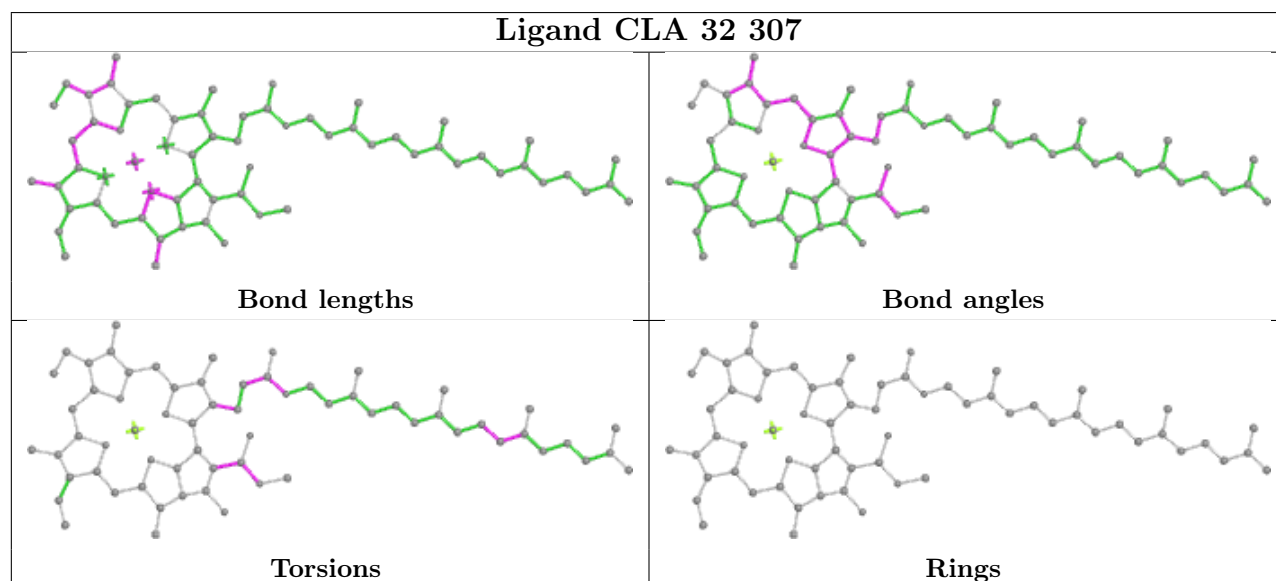
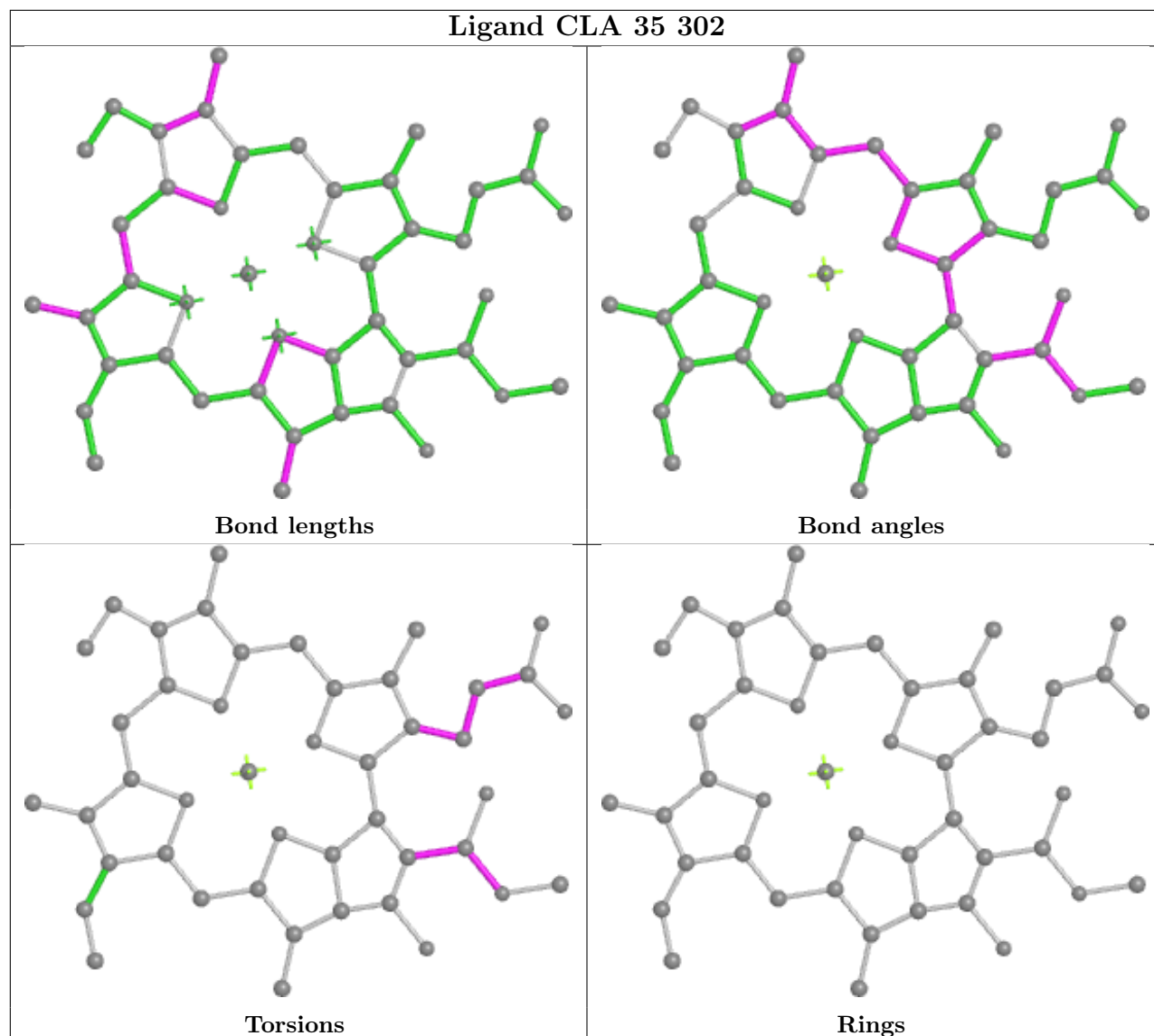
The following is a two-dimensional graphical depiction of Mogul quality analysis of bond lengths, bond angles, torsion angles, and ring geometry for all instances of the Ligand of Interest. In addition, ligands with molecular weight > 250 and outliers as shown on the validation Tables will also be included. For torsion angles, if less than 5% of the Mogul distribution of torsion angles is within 10 degrees of the torsion angle in question, then that torsion angle is considered an outlier. Any bond that is central to one or more torsion angles identified as an outlier by Mogul will be highlighted in the graph. For rings, the root-mean-square deviation (RMSD) between the ring in question and similar rings identified by Mogul is calculated over all ring torsion angles. If the average RMSD is greater than 60 degrees and the minimal RMSD between the ring in question and any Mogul-identified rings is also greater than 60 degrees, then that ring is considered an outlier. The outliers are highlighted in purple. The color gray indicates Mogul did not find sufficient equivalents in the CSD to analyse the geometry.

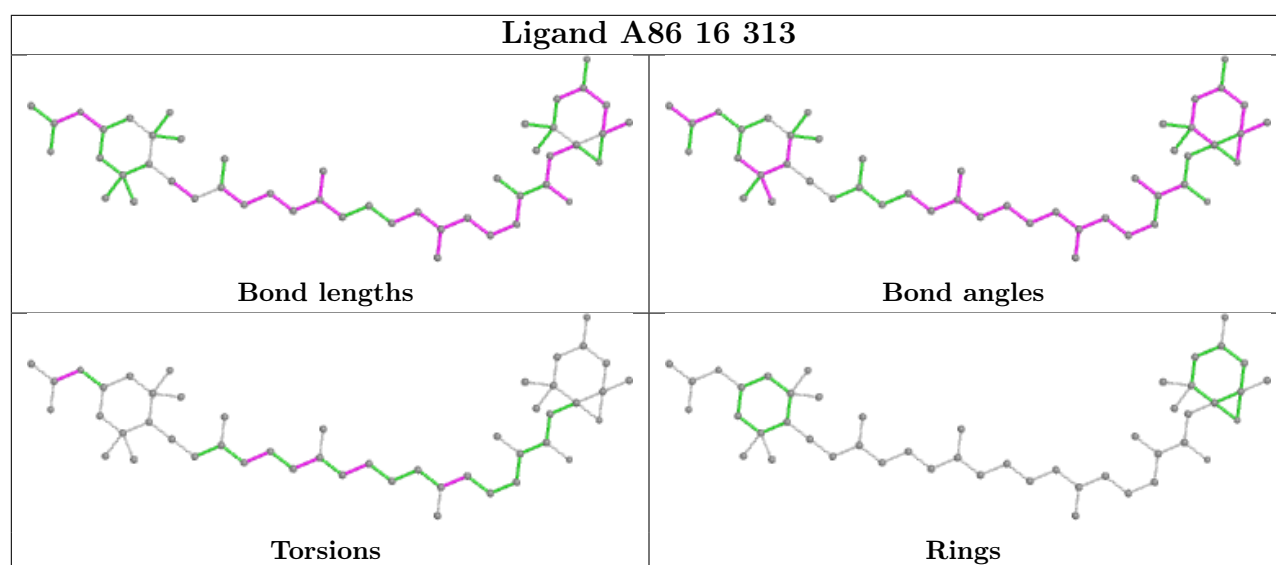
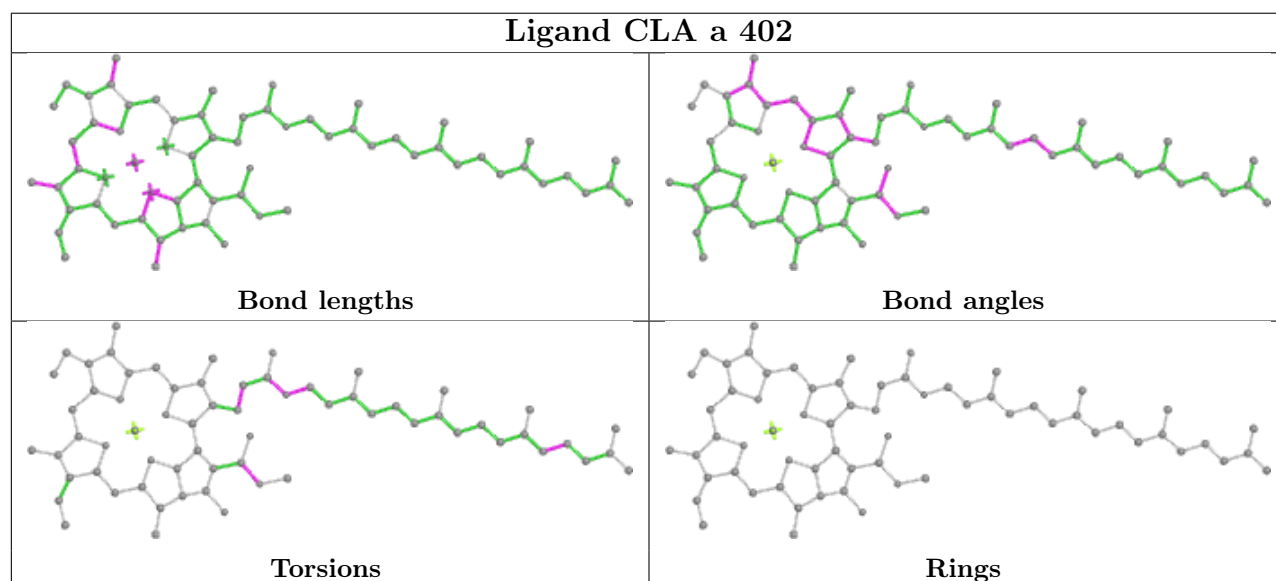
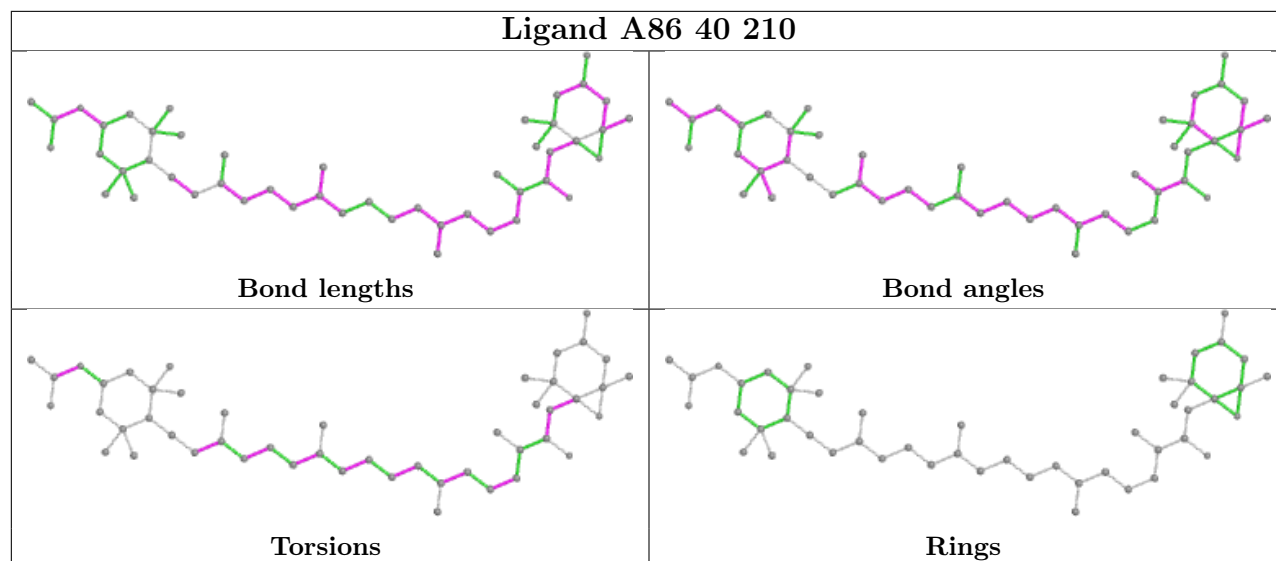


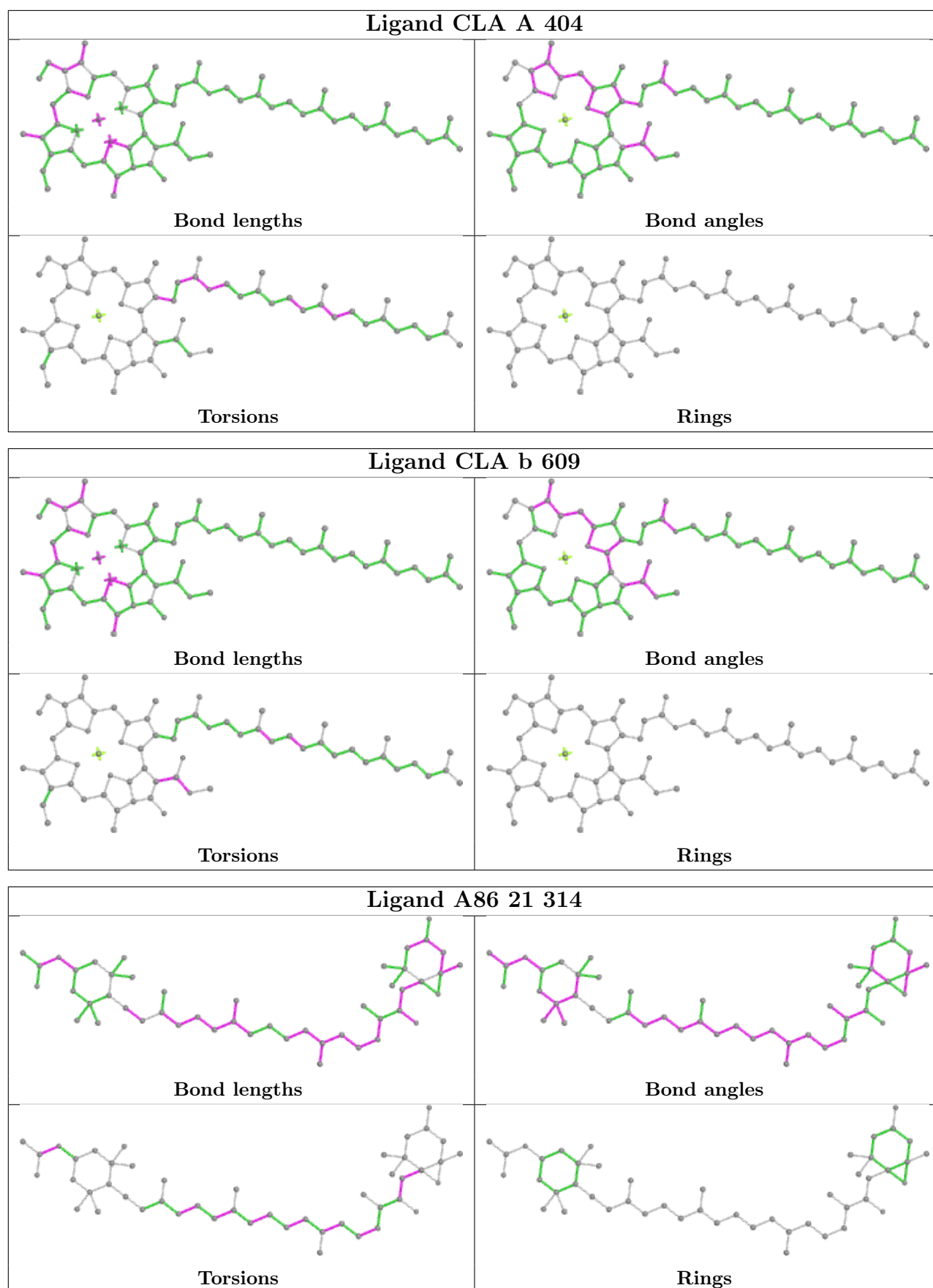


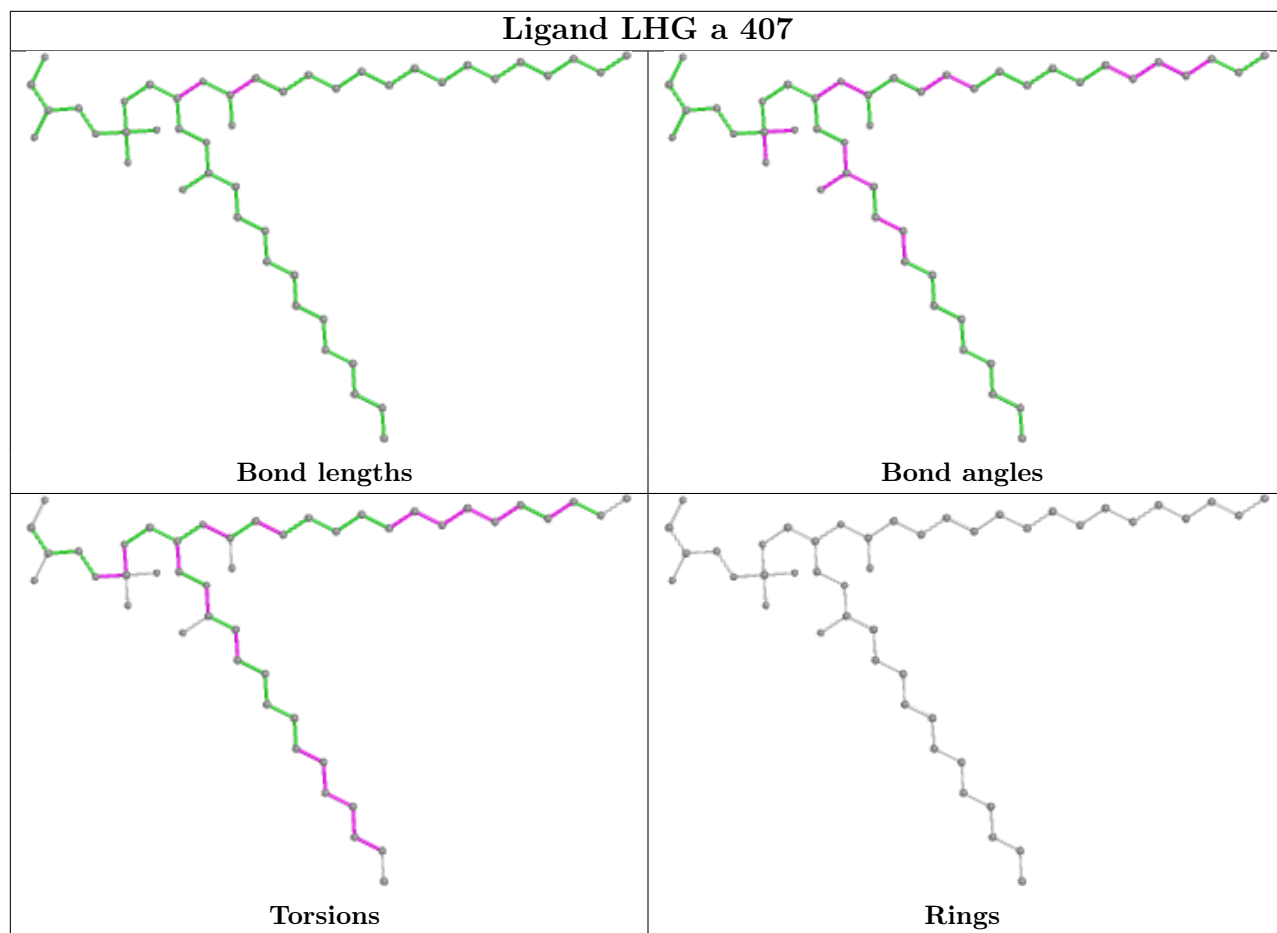


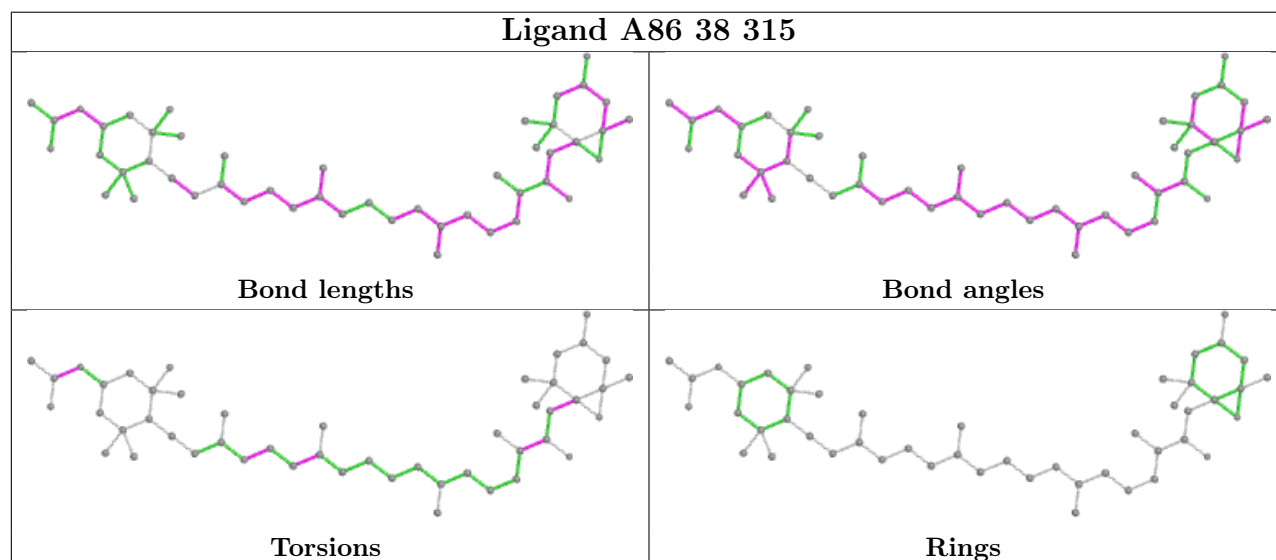
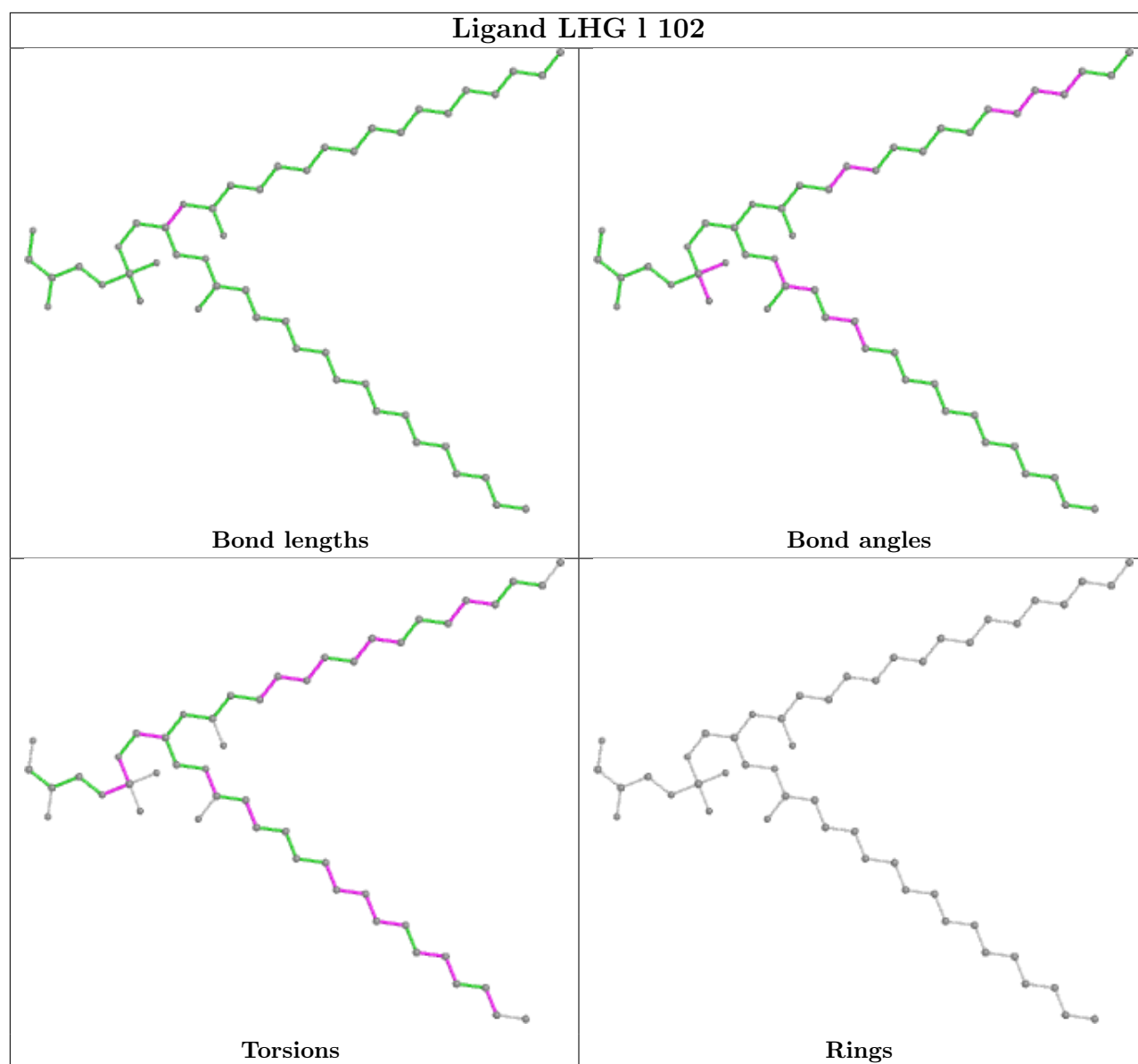


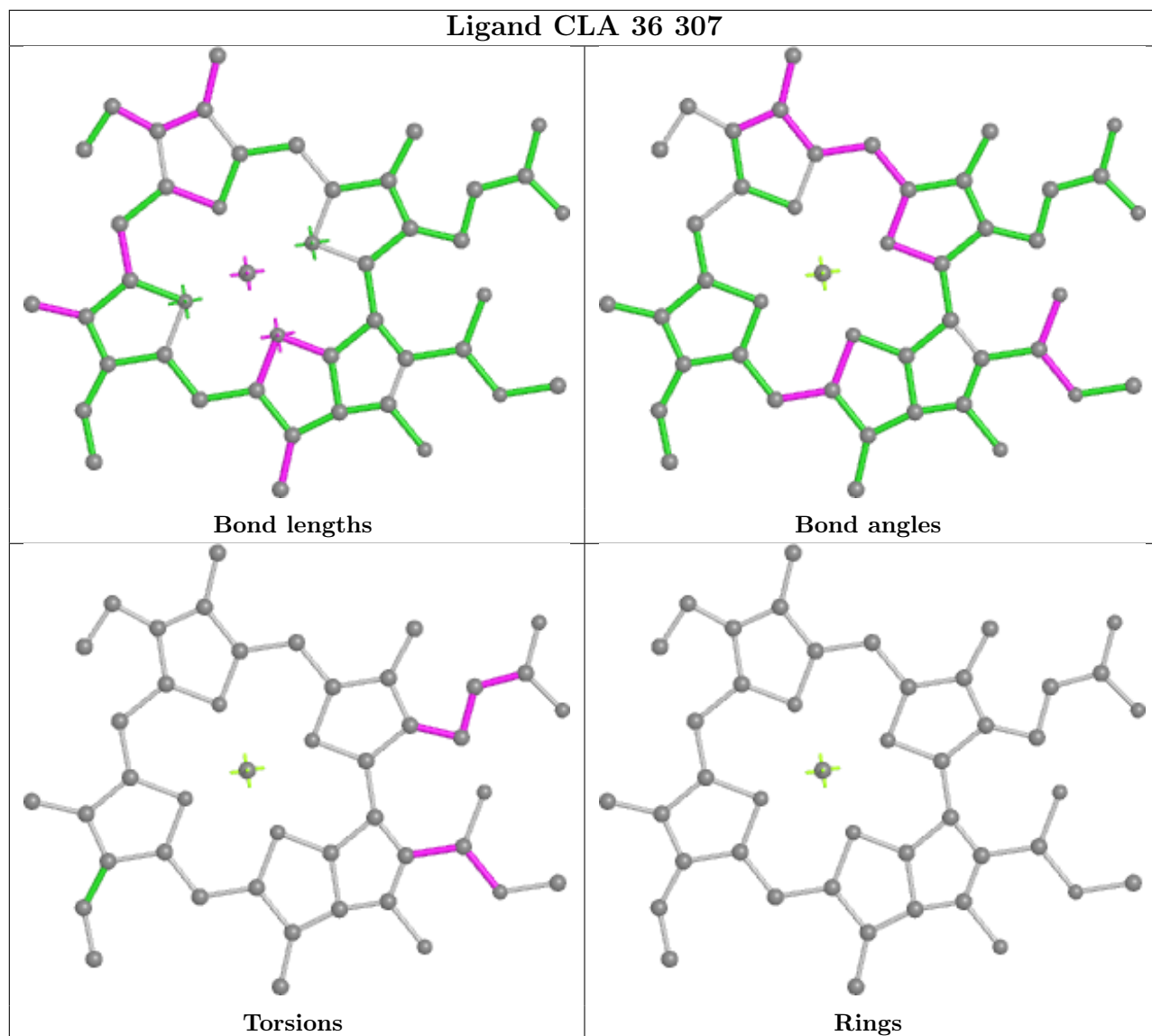


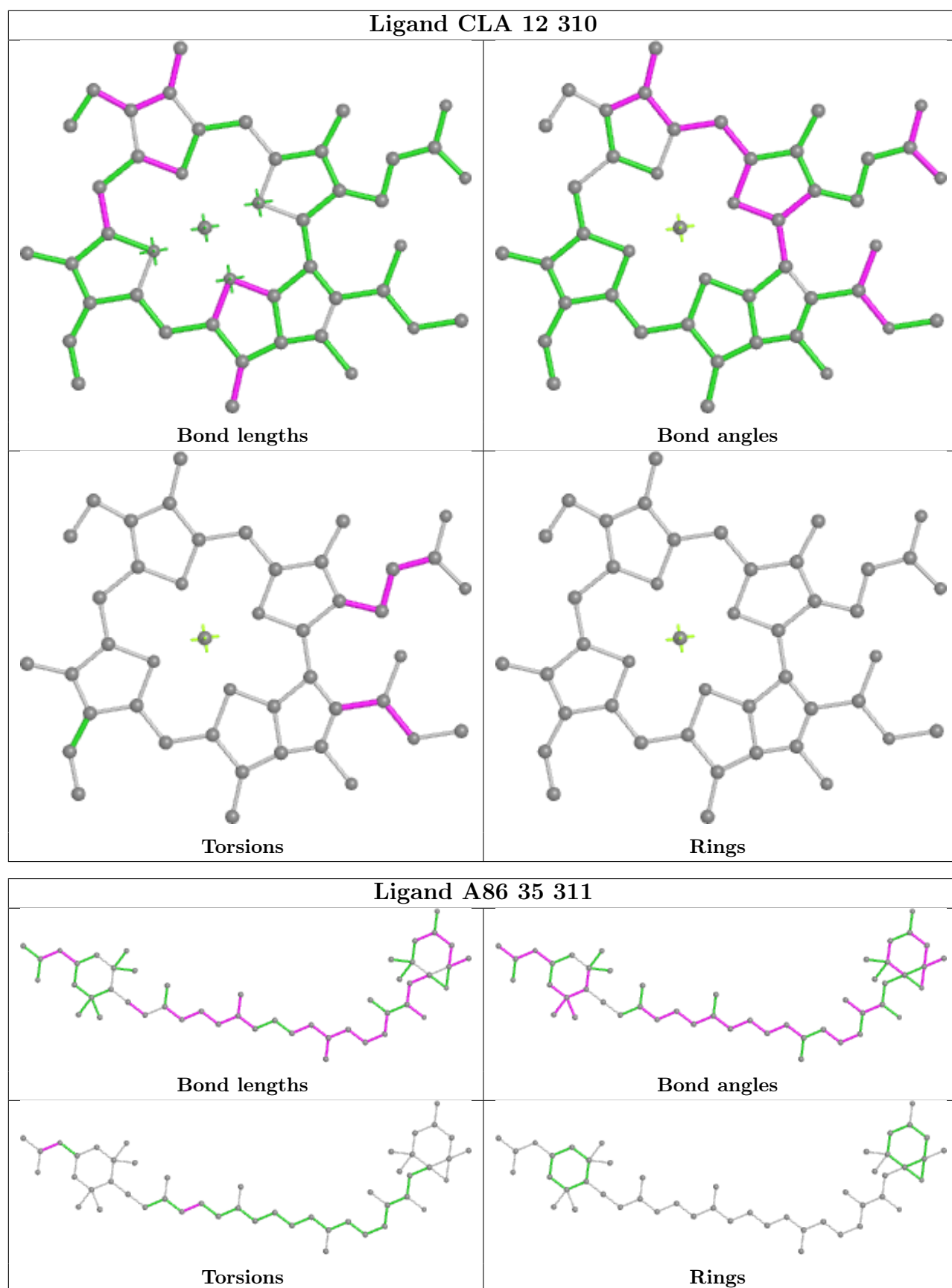


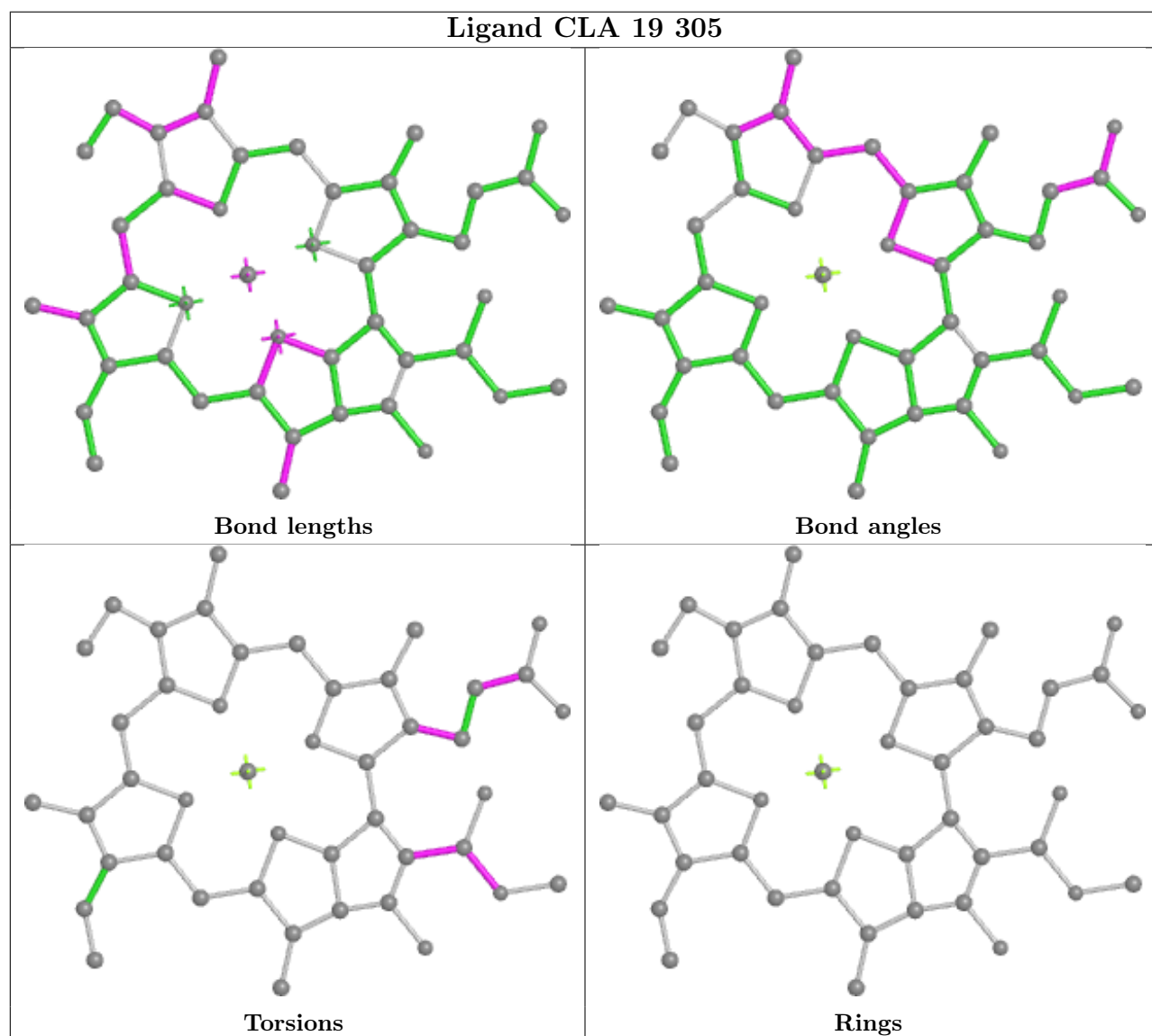
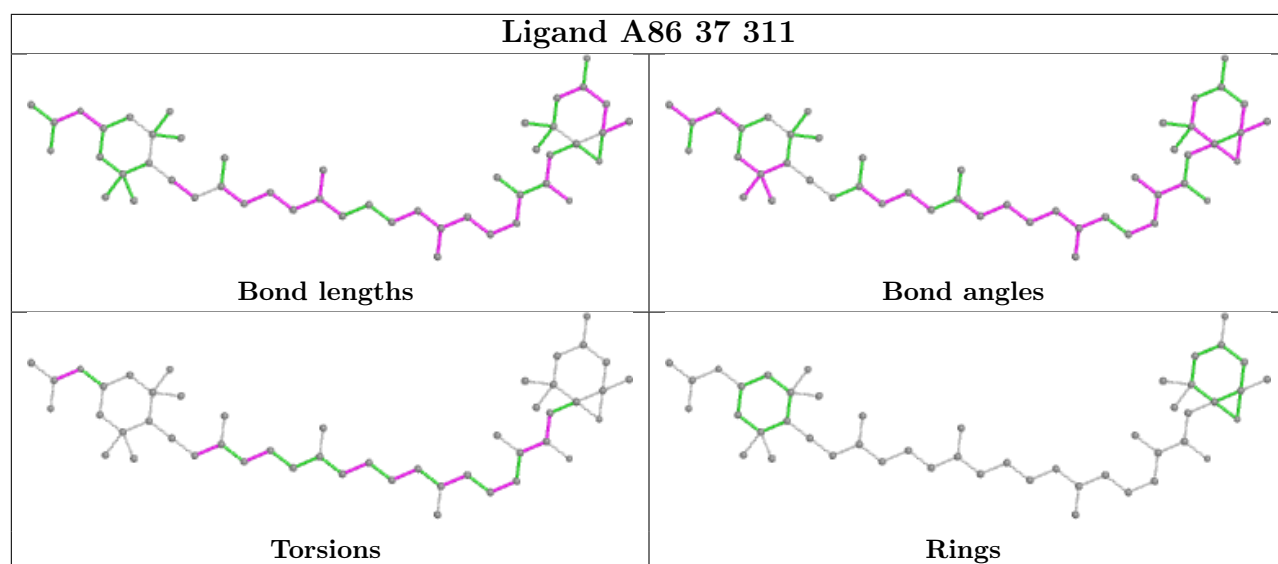


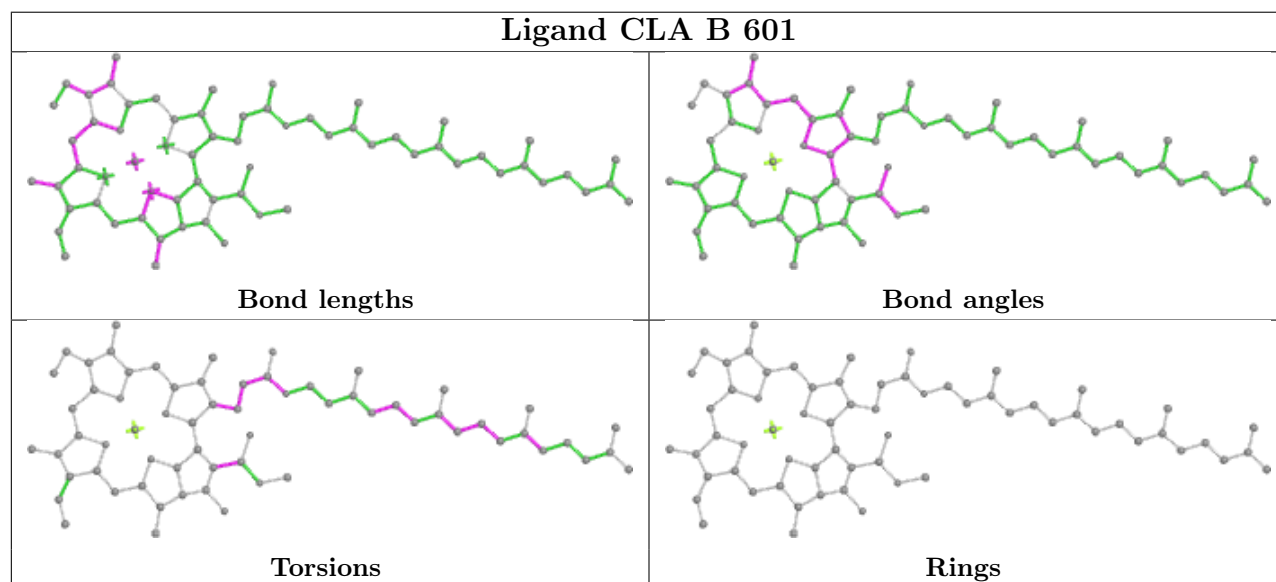
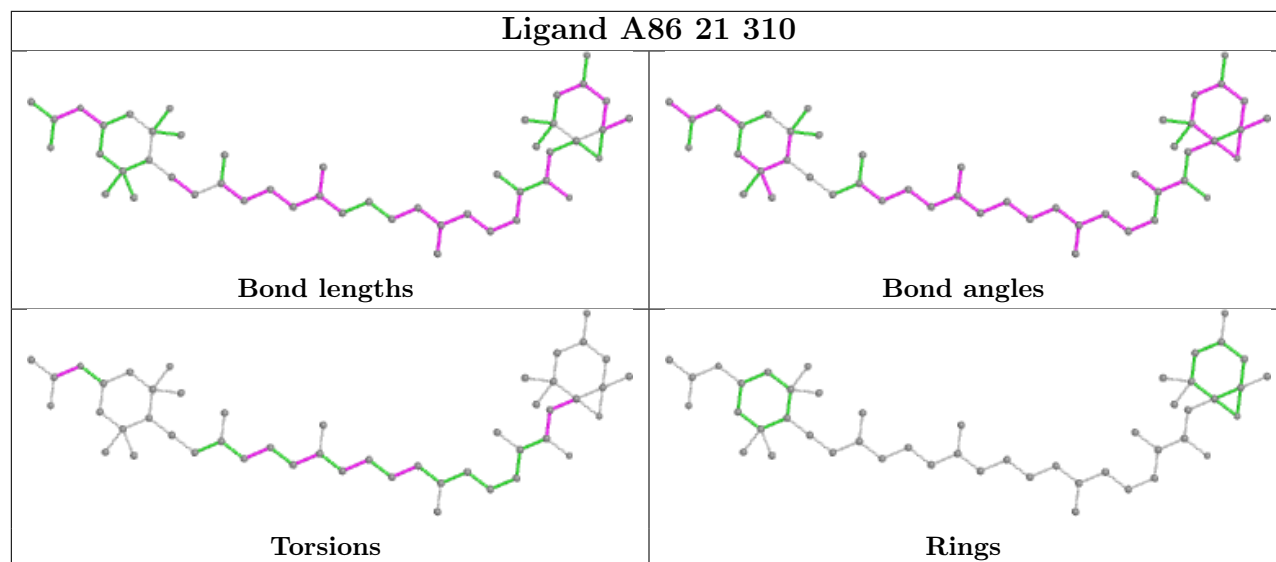
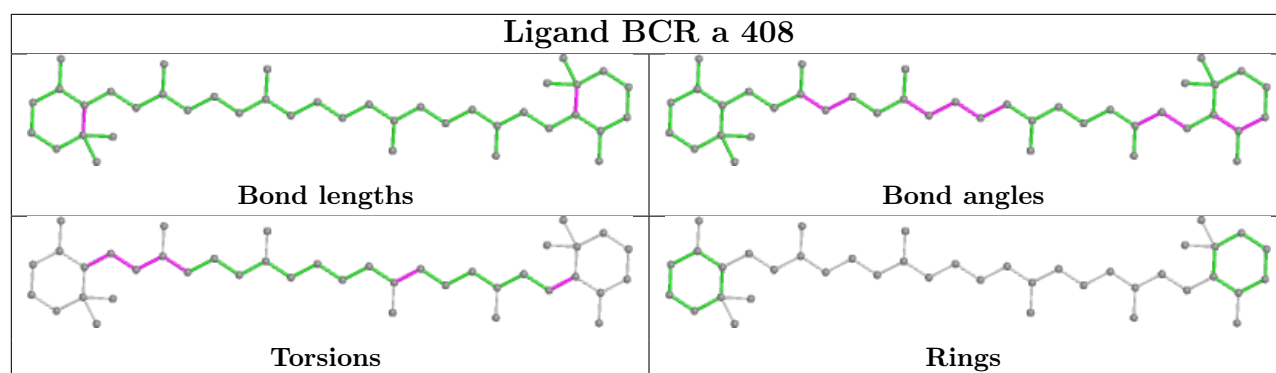


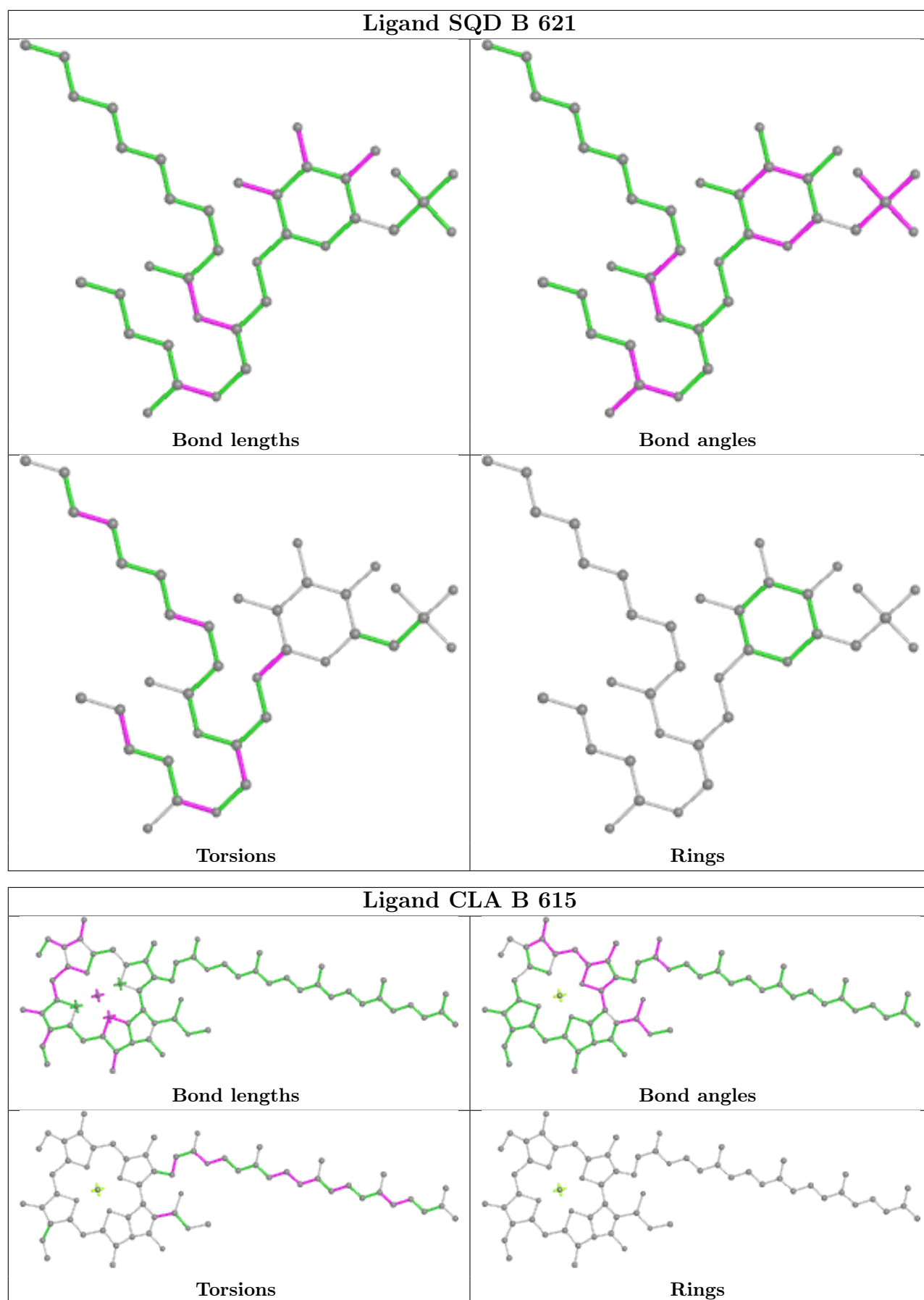


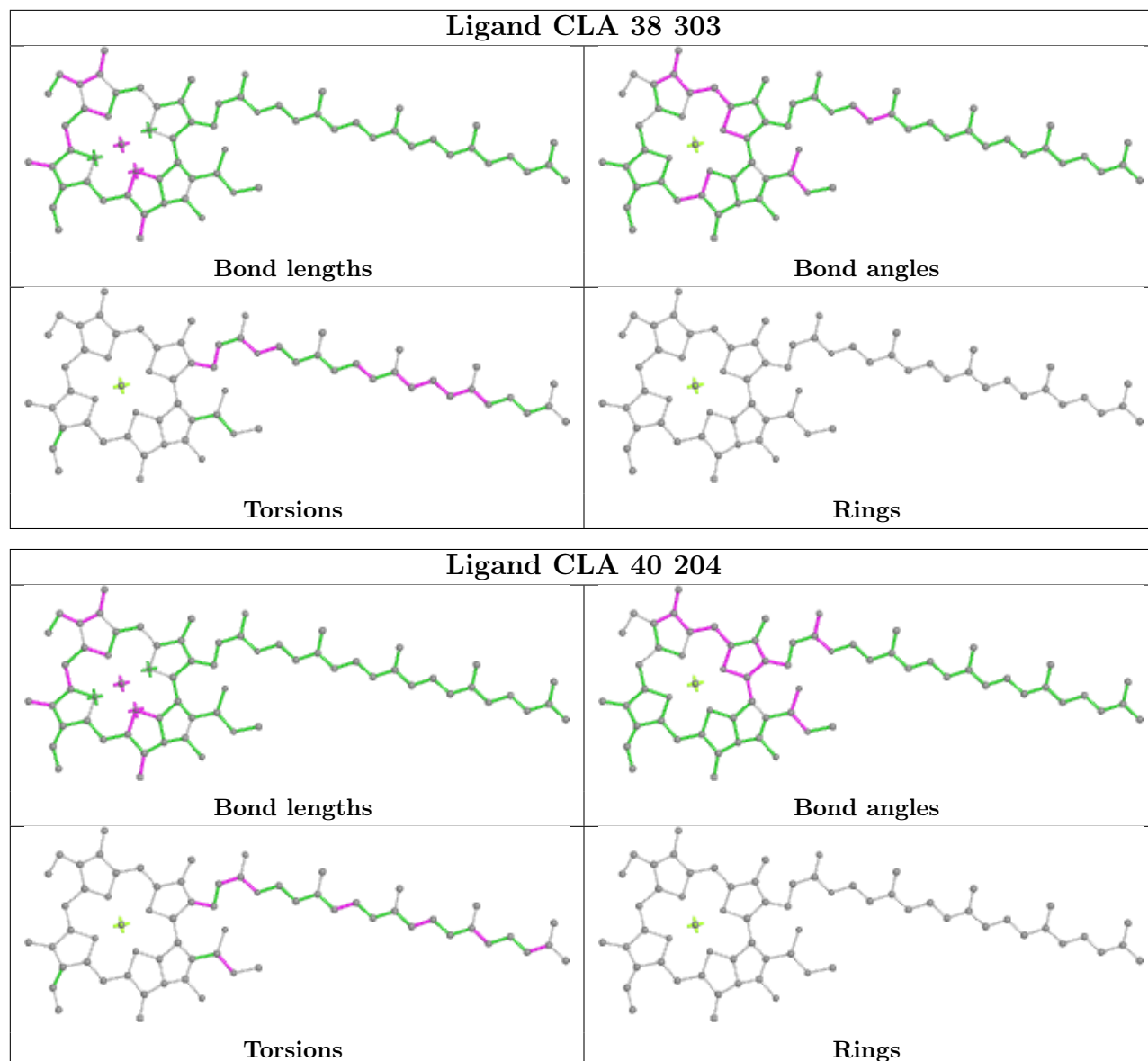


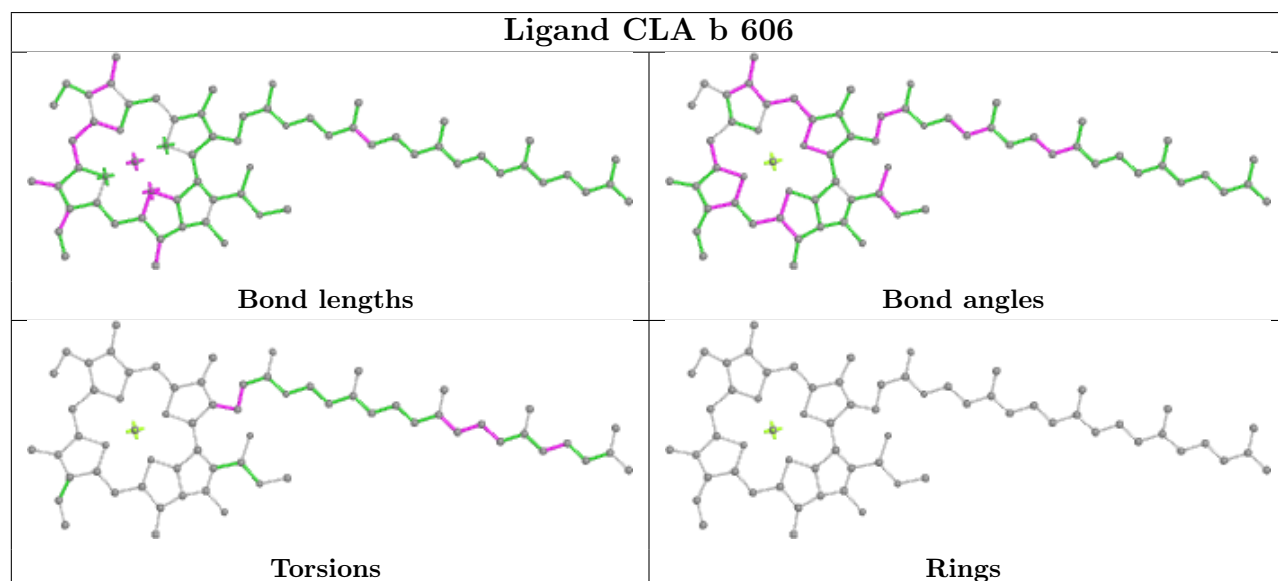
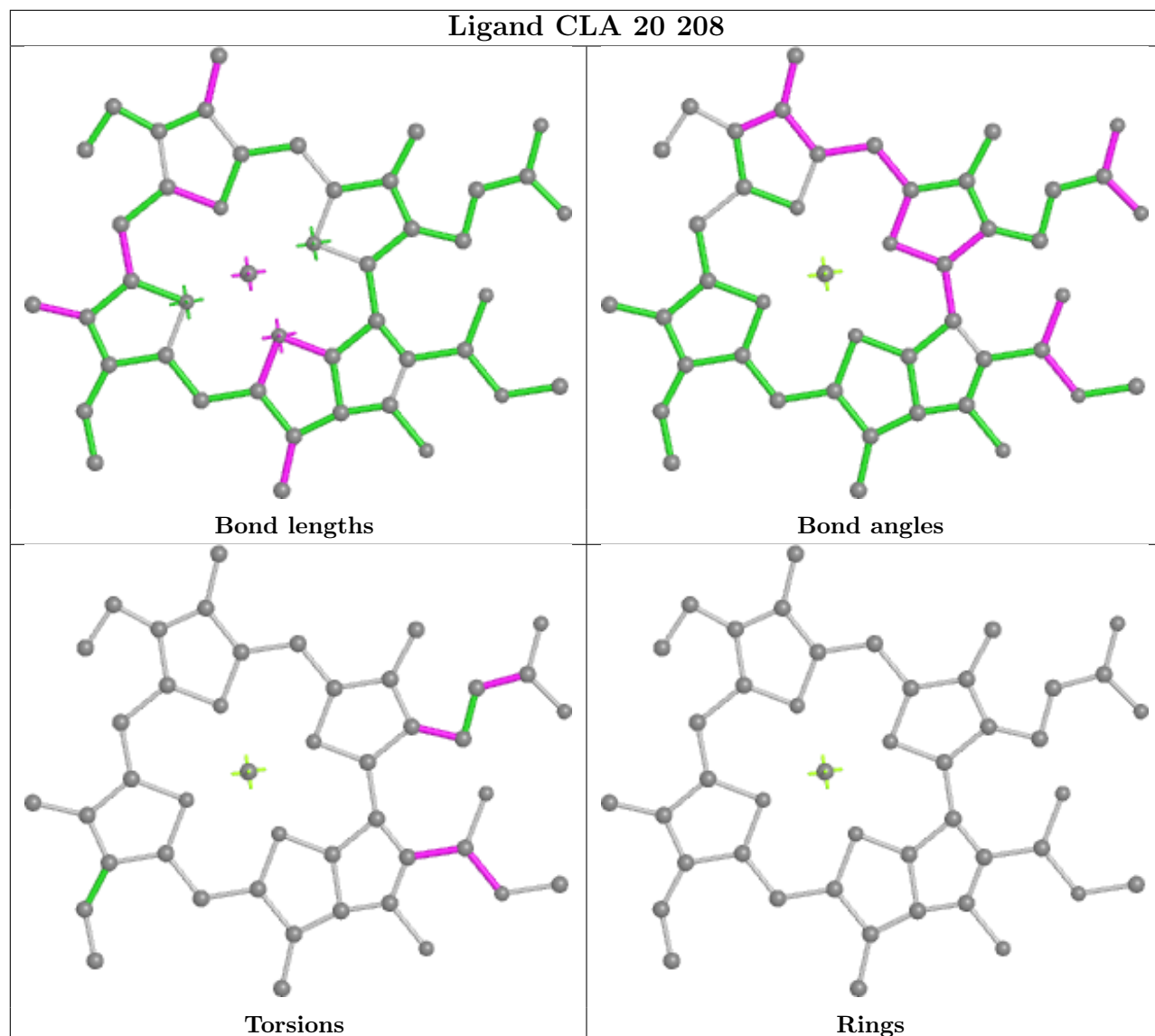


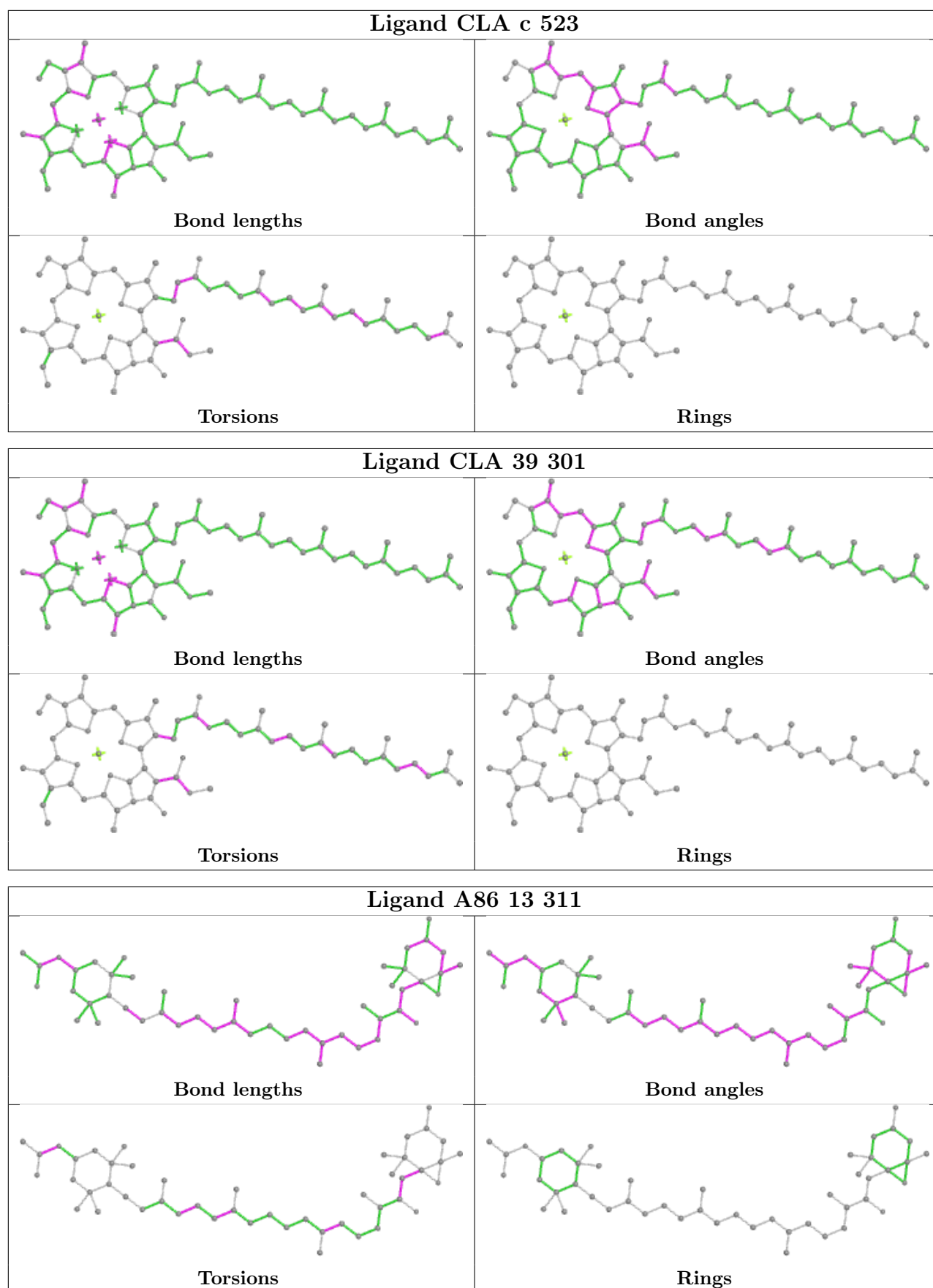


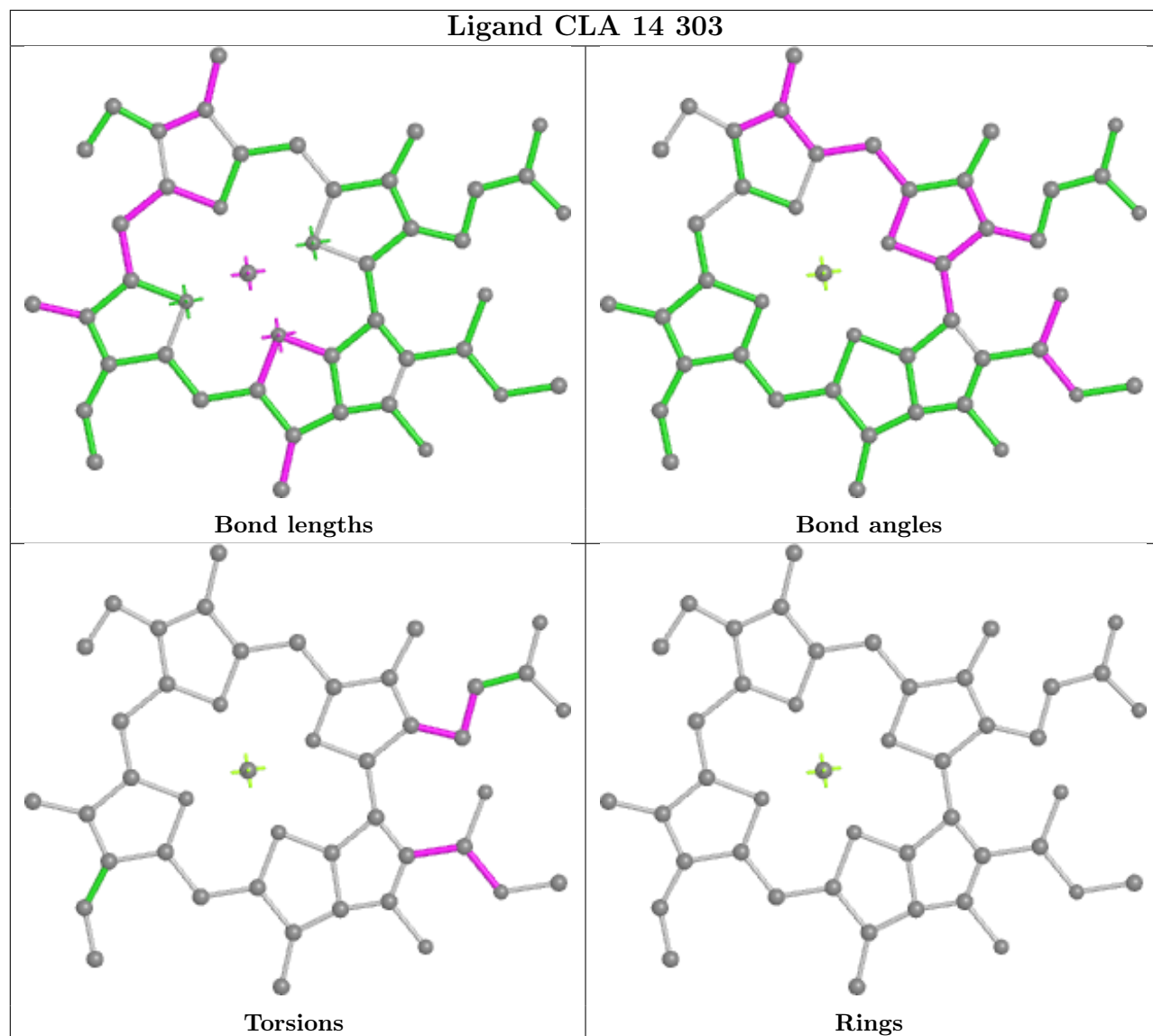


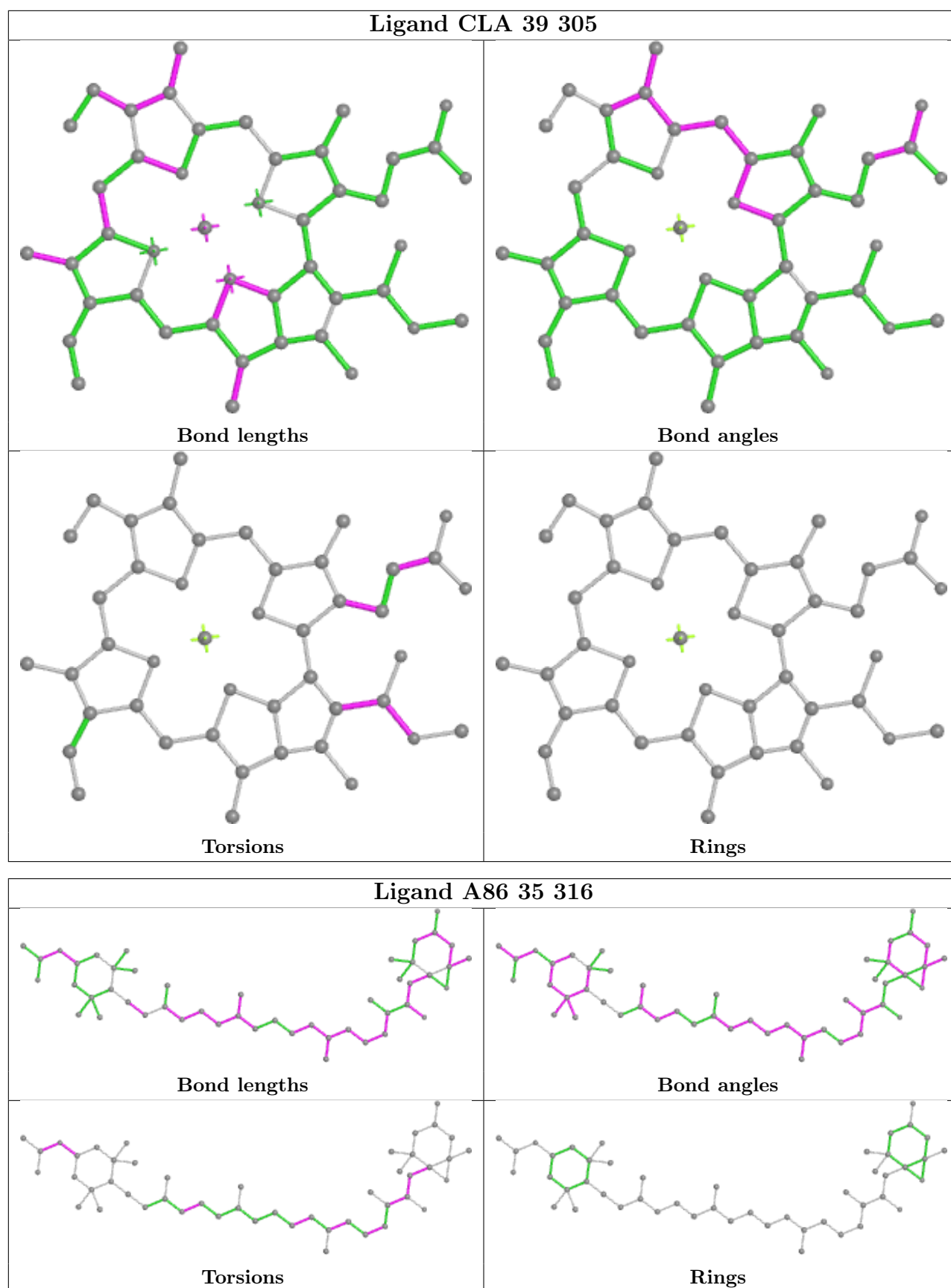


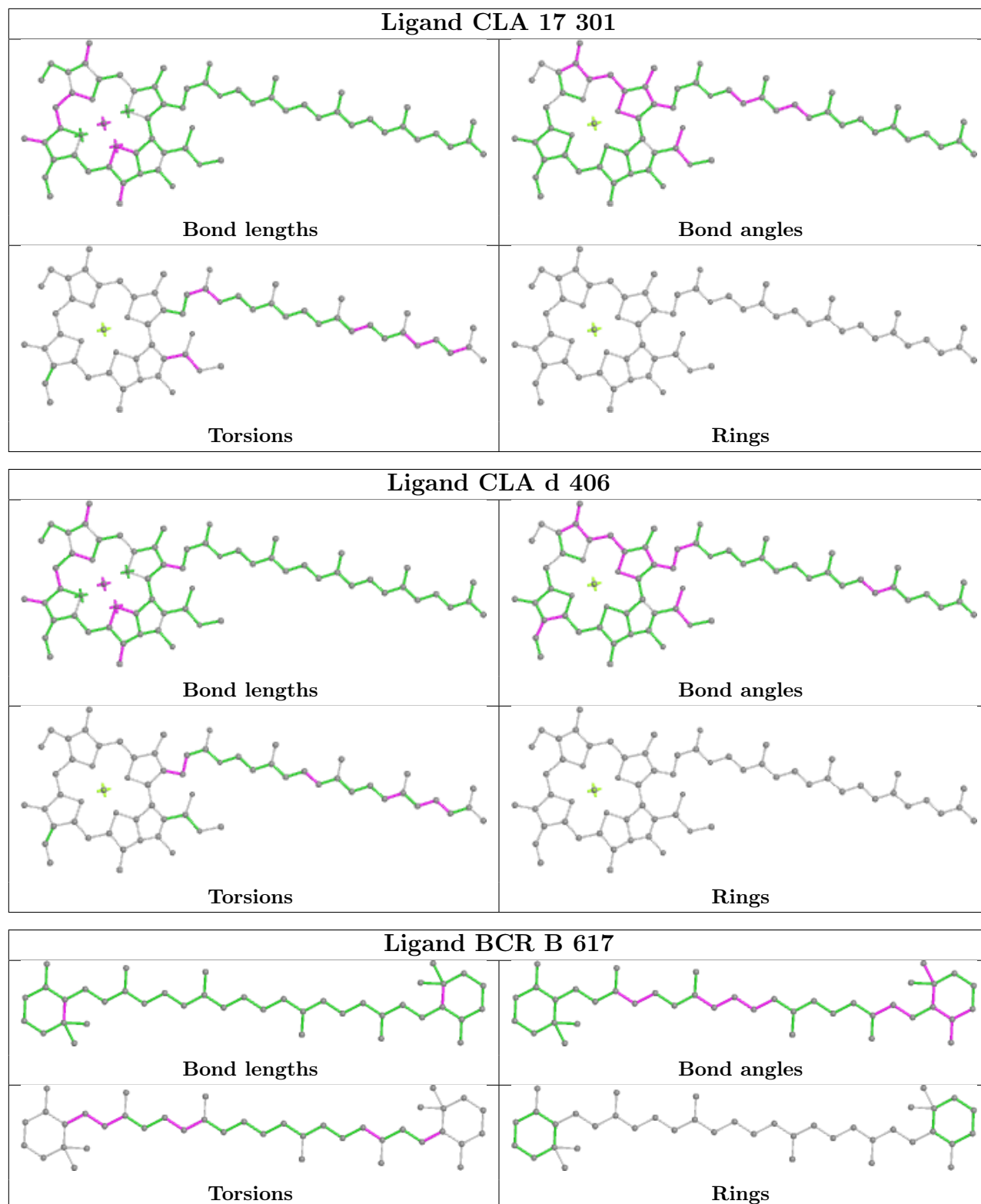


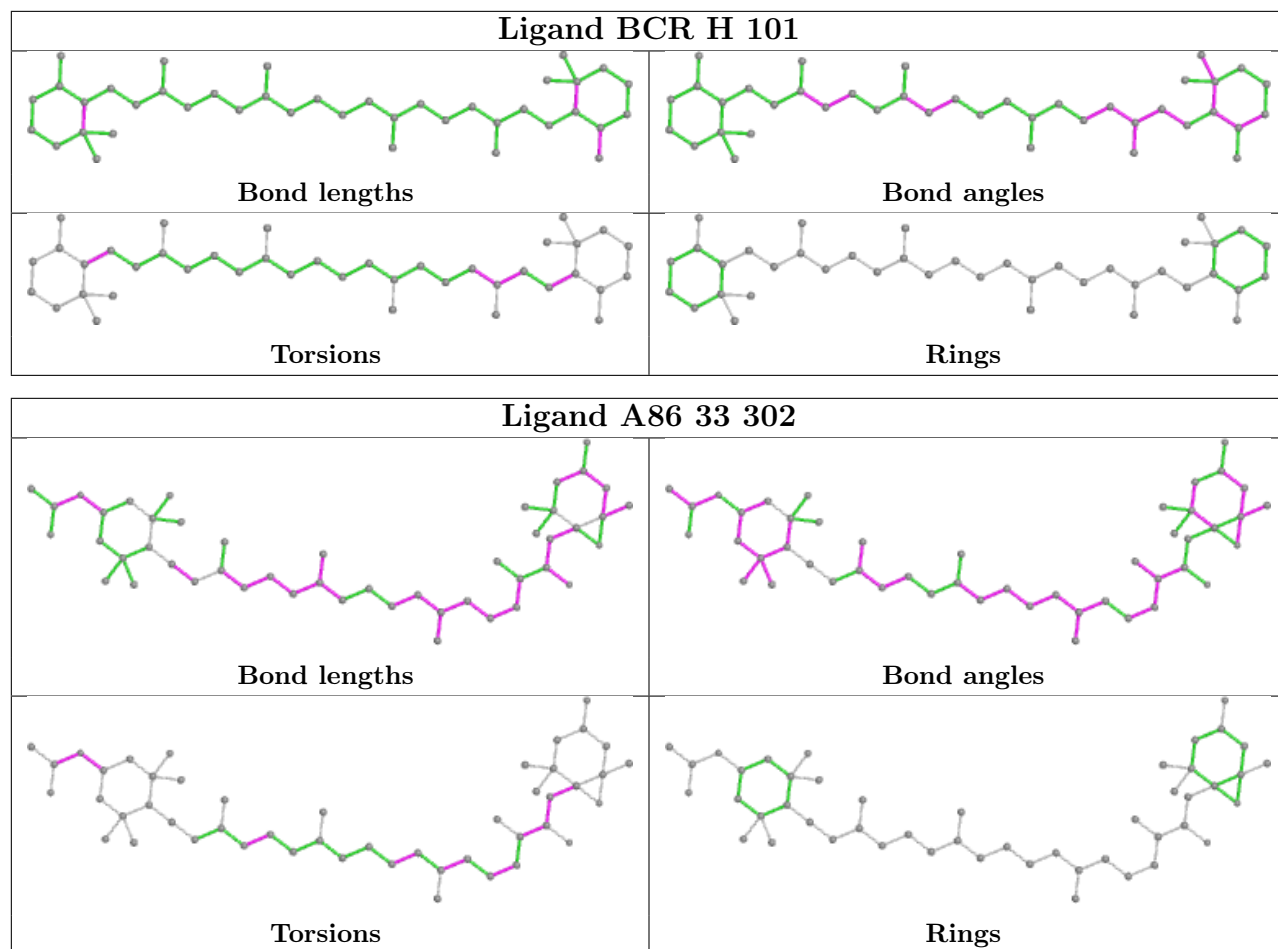


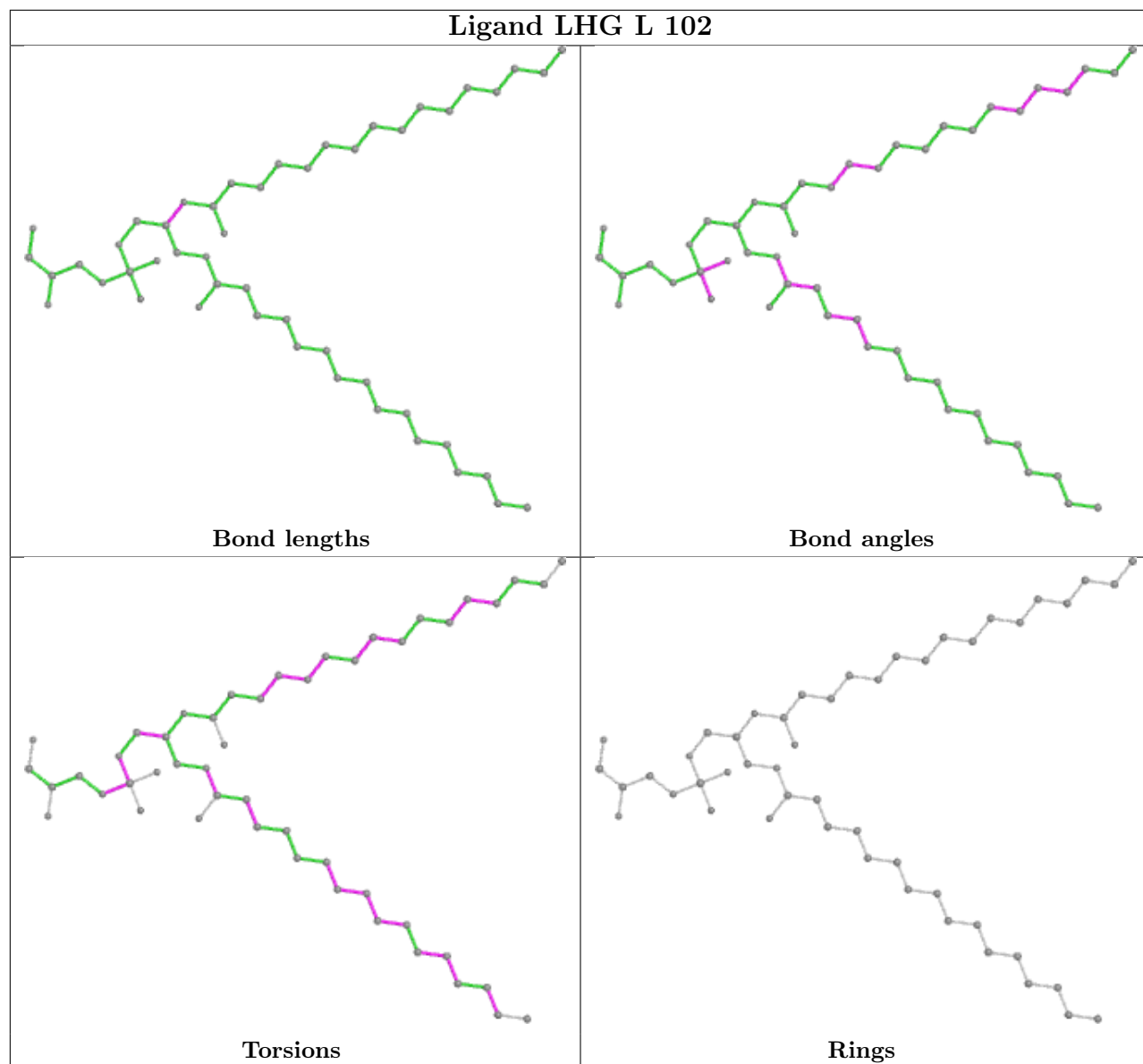


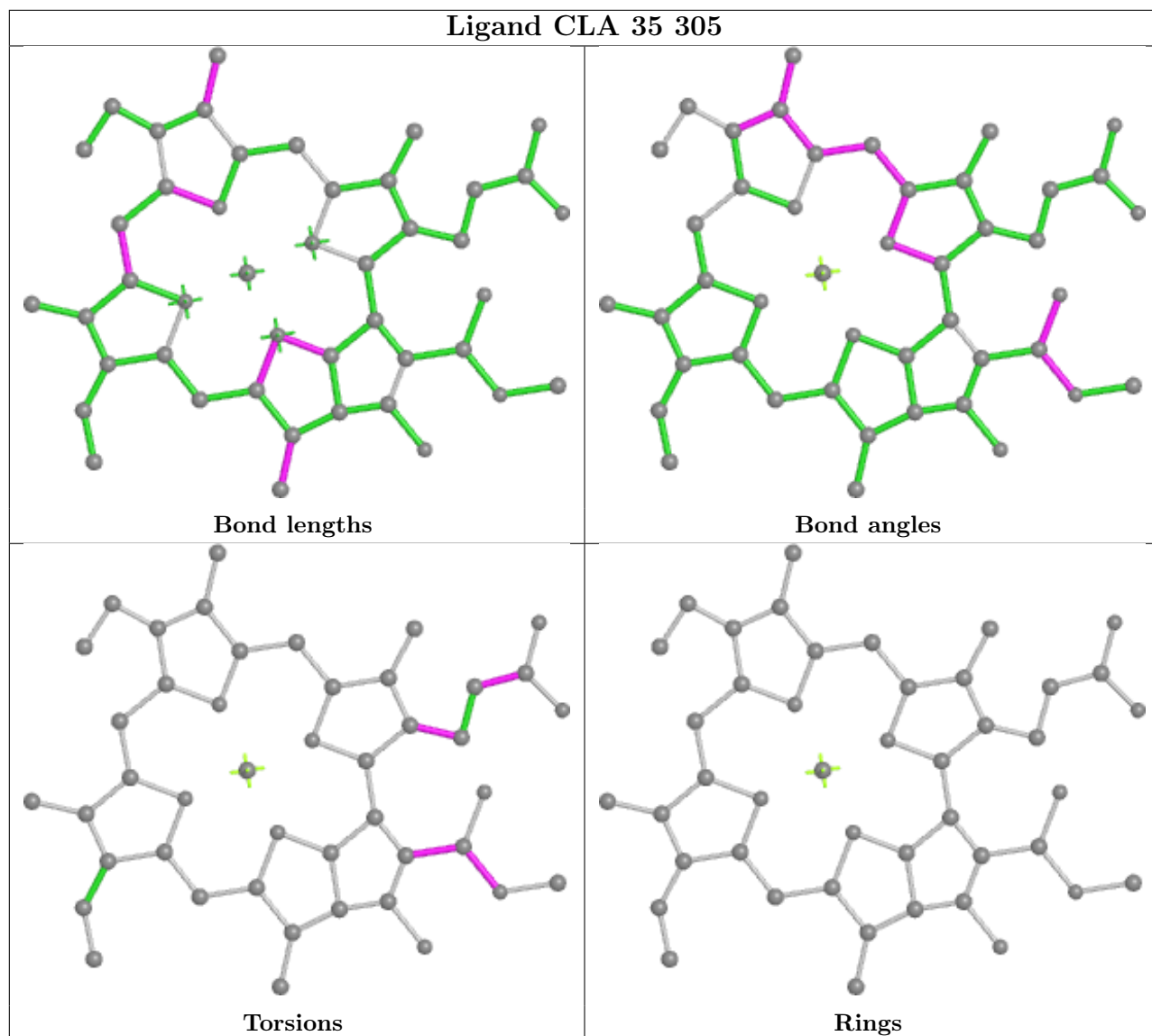


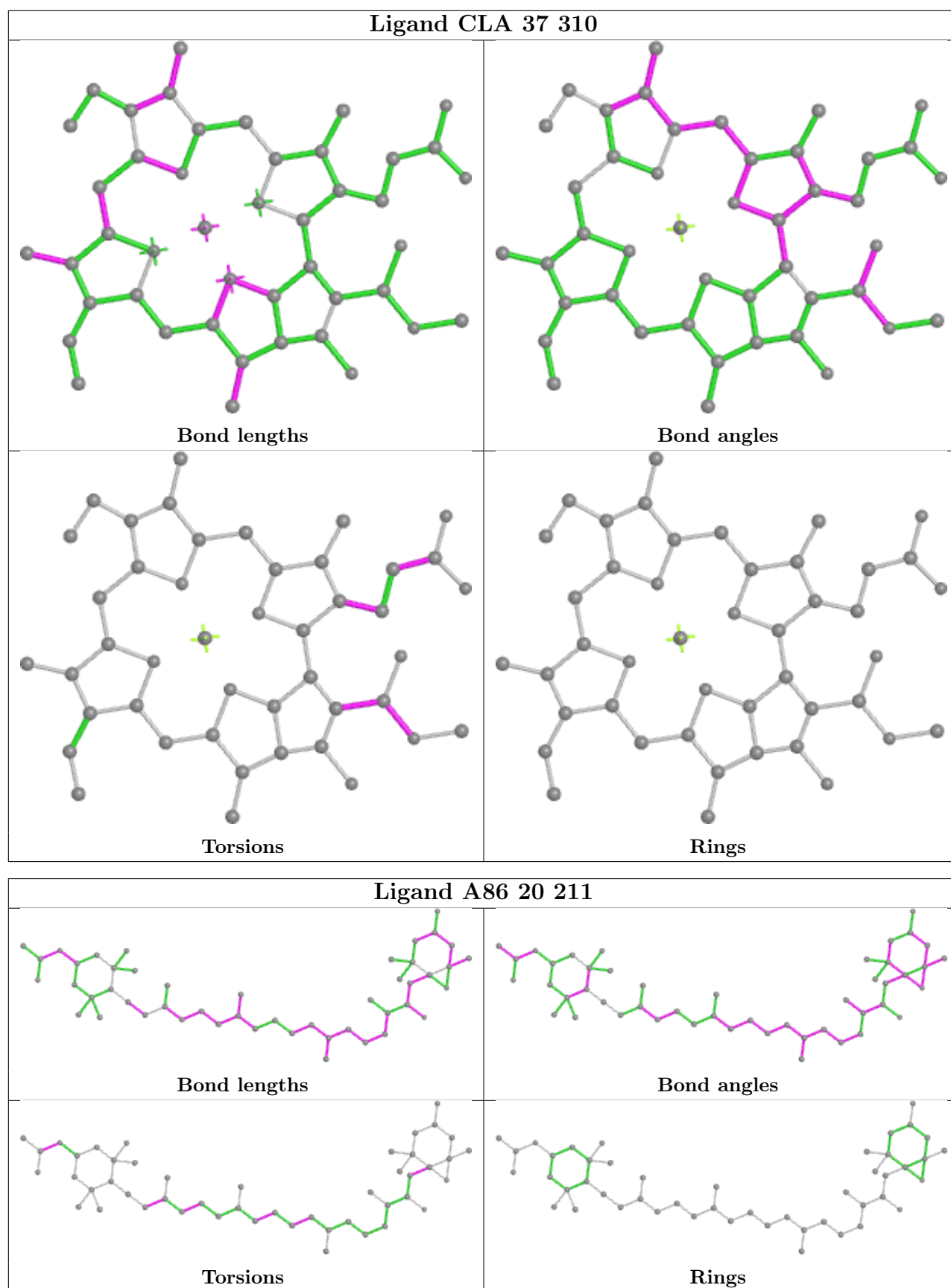


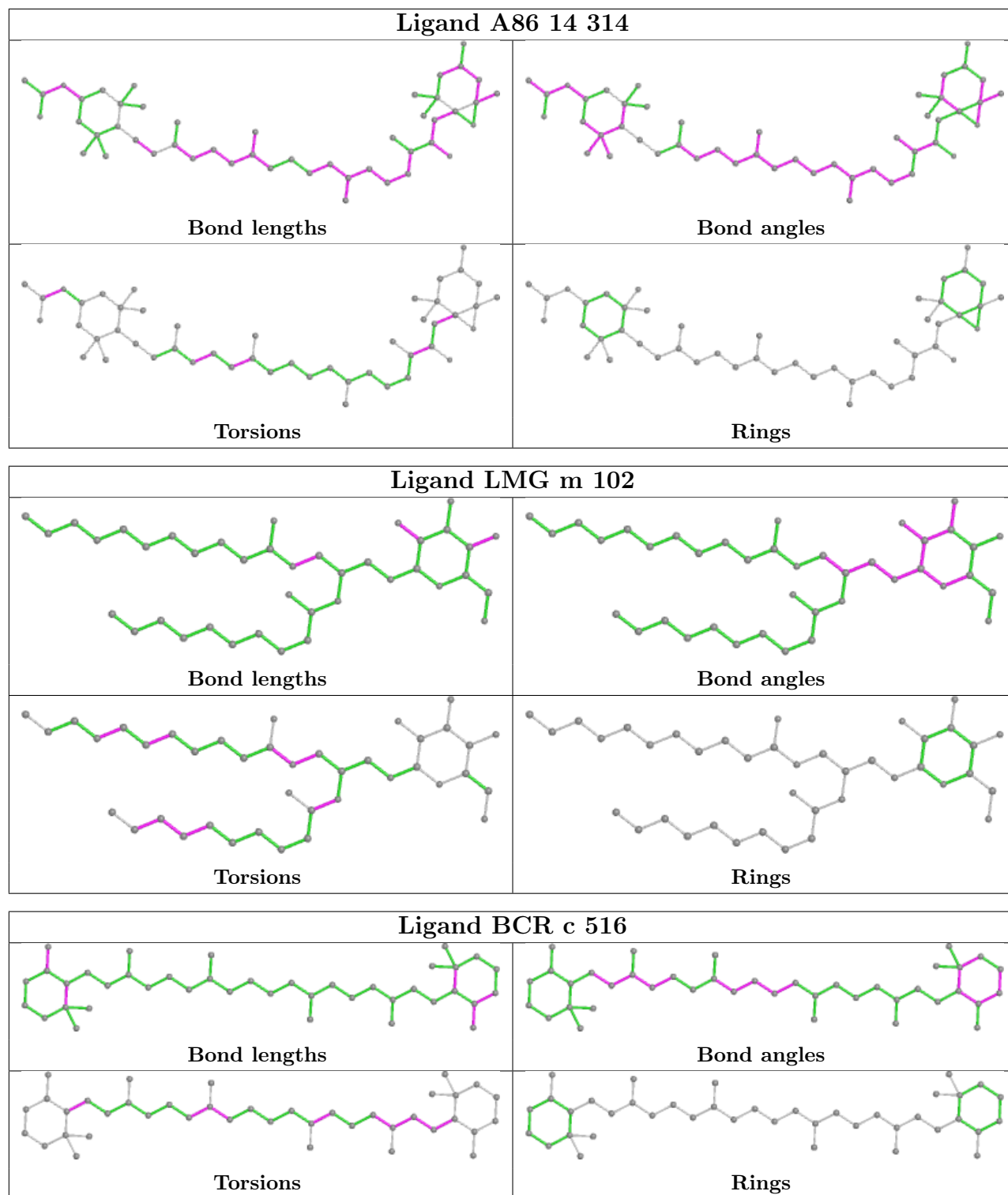


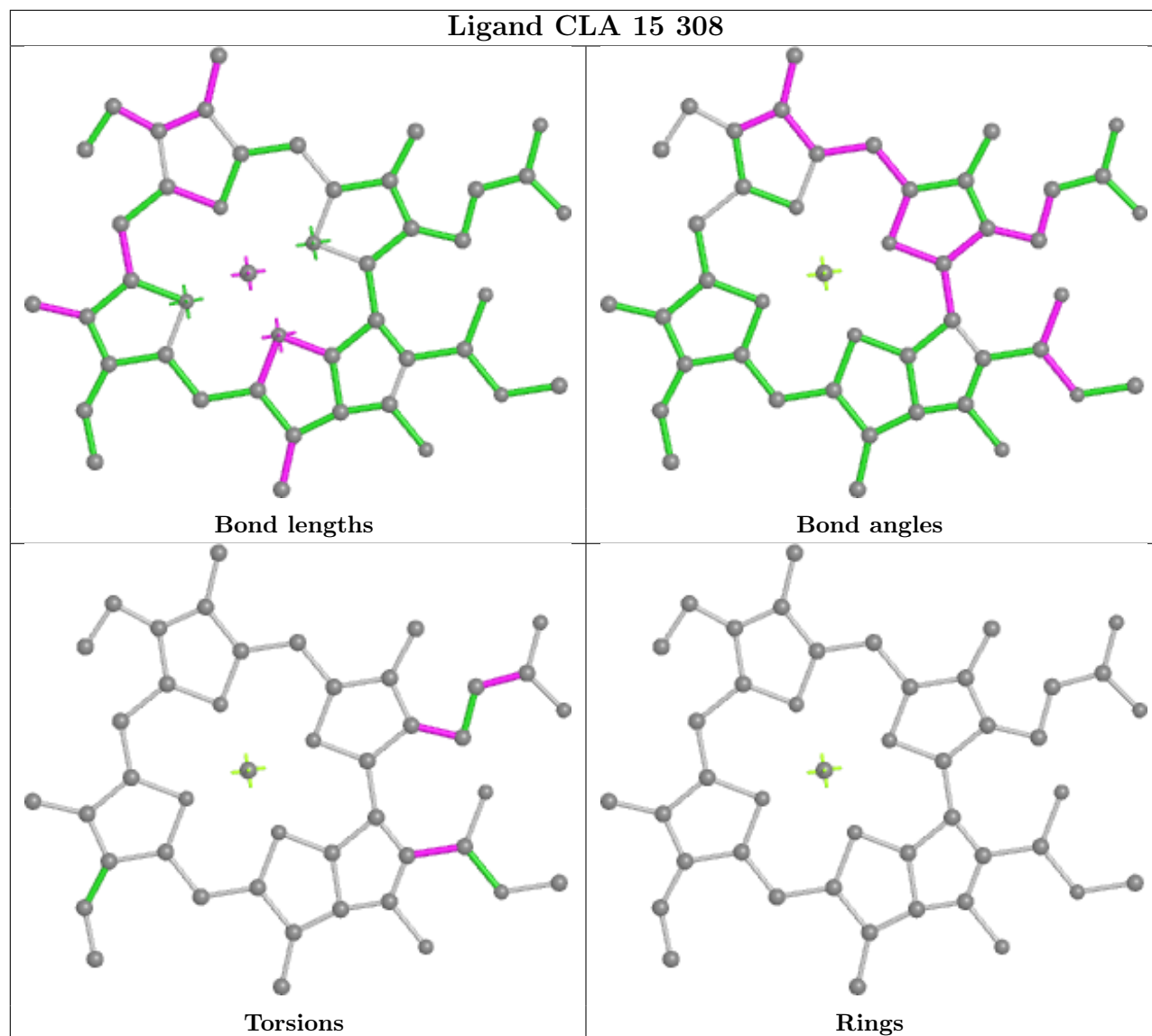


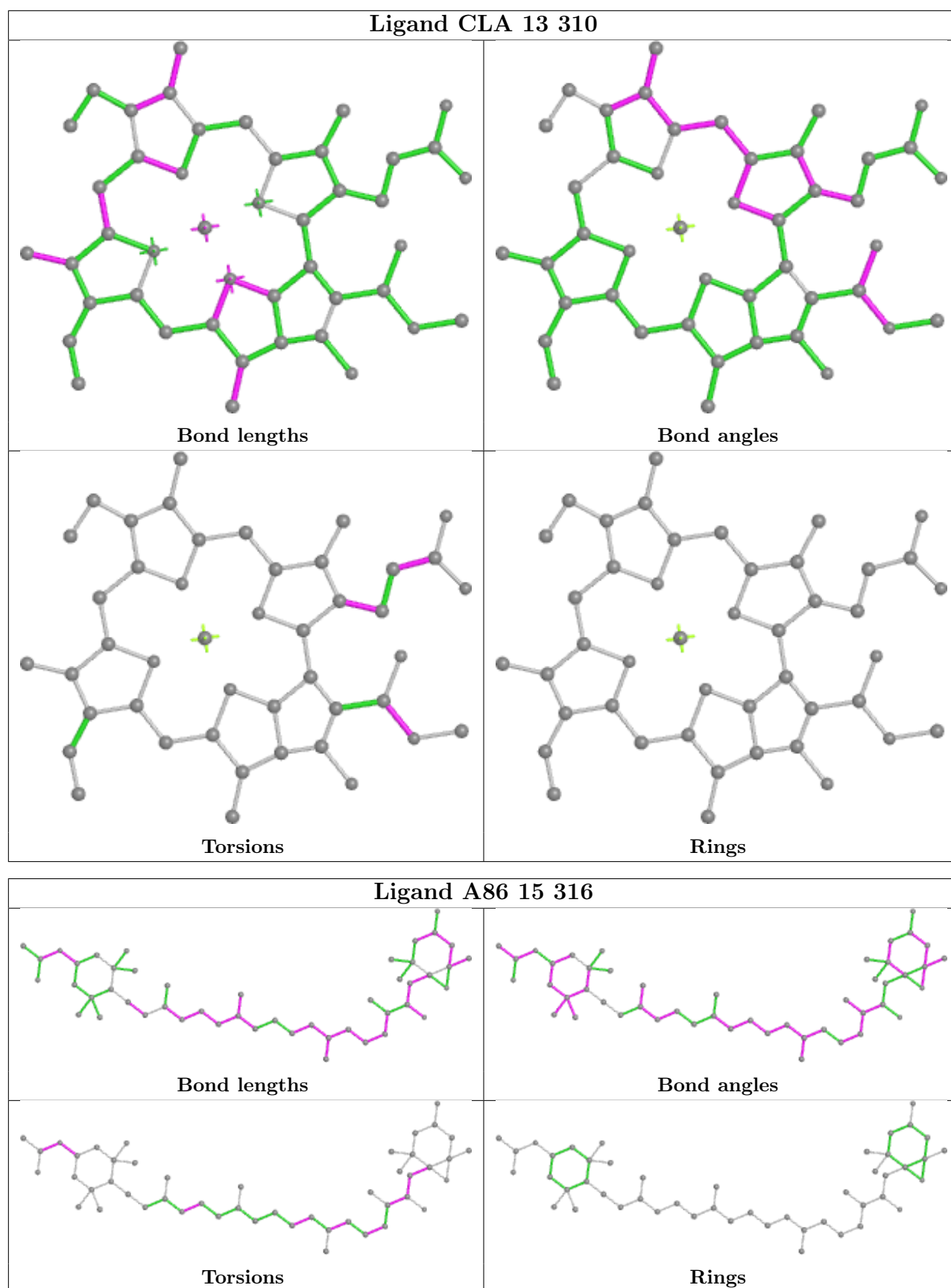


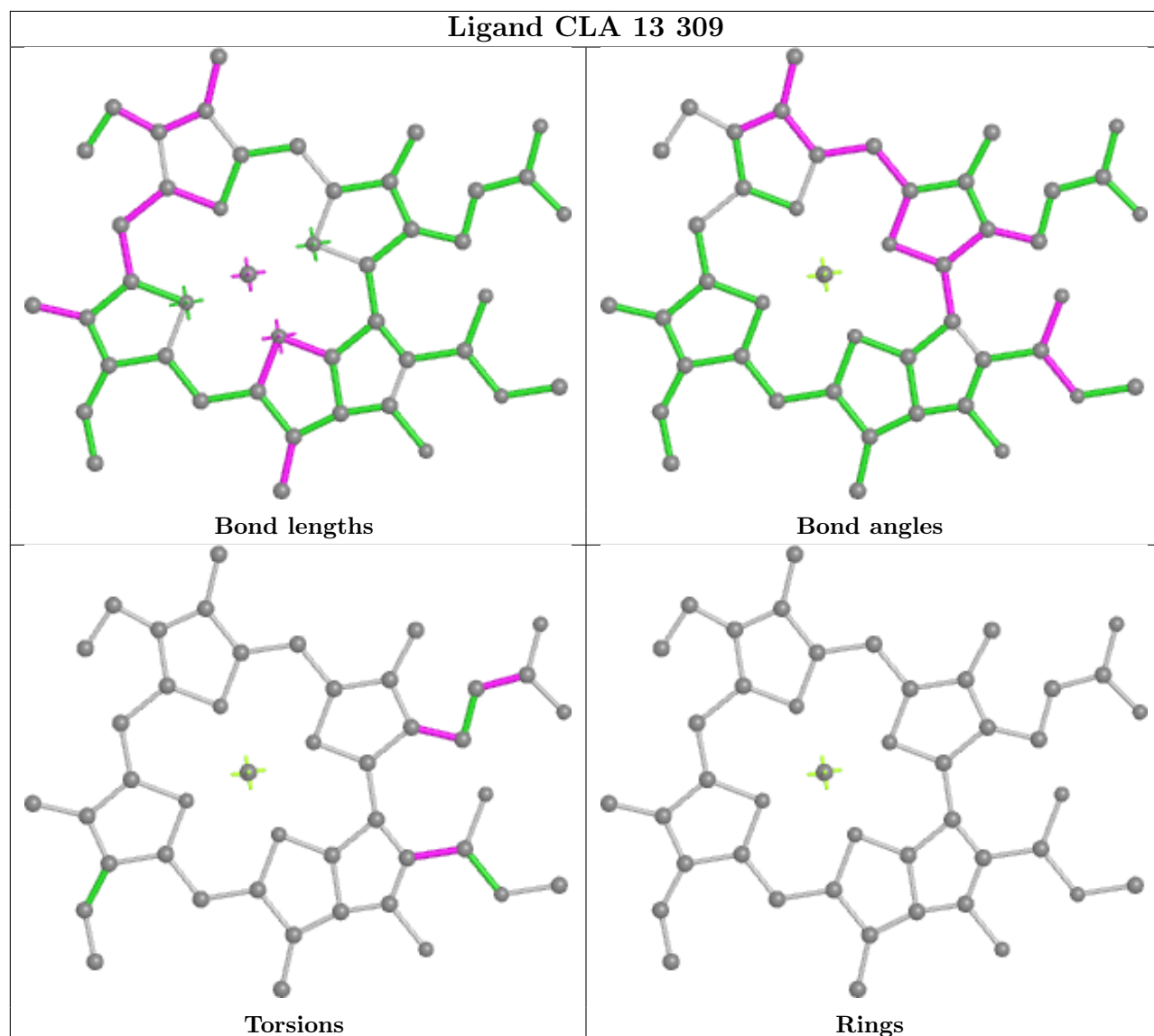
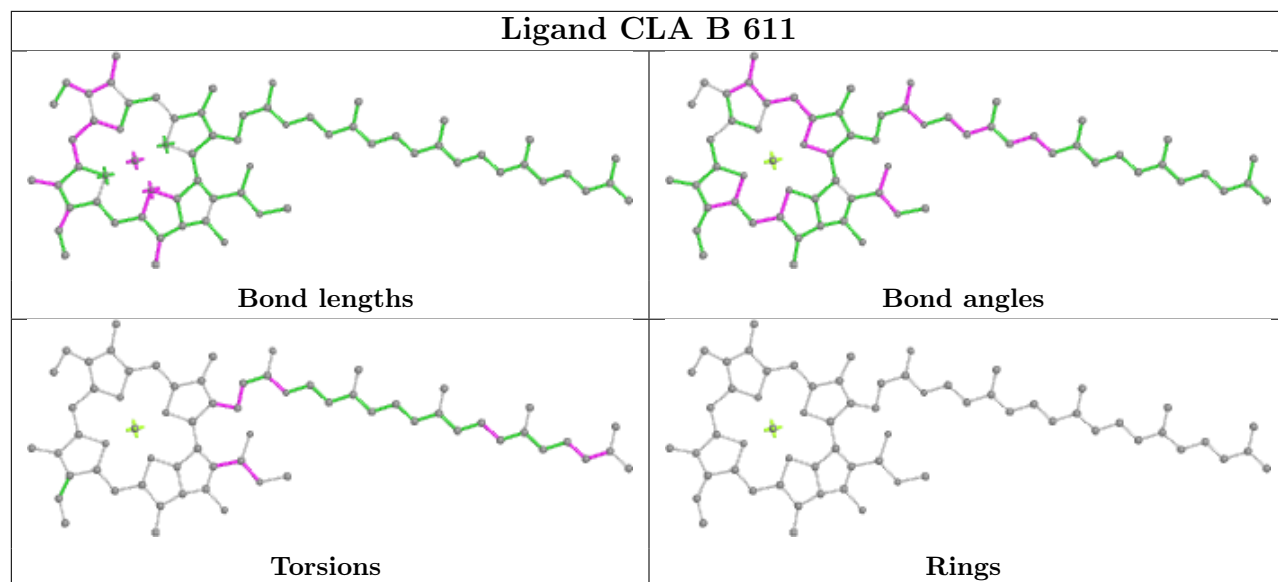


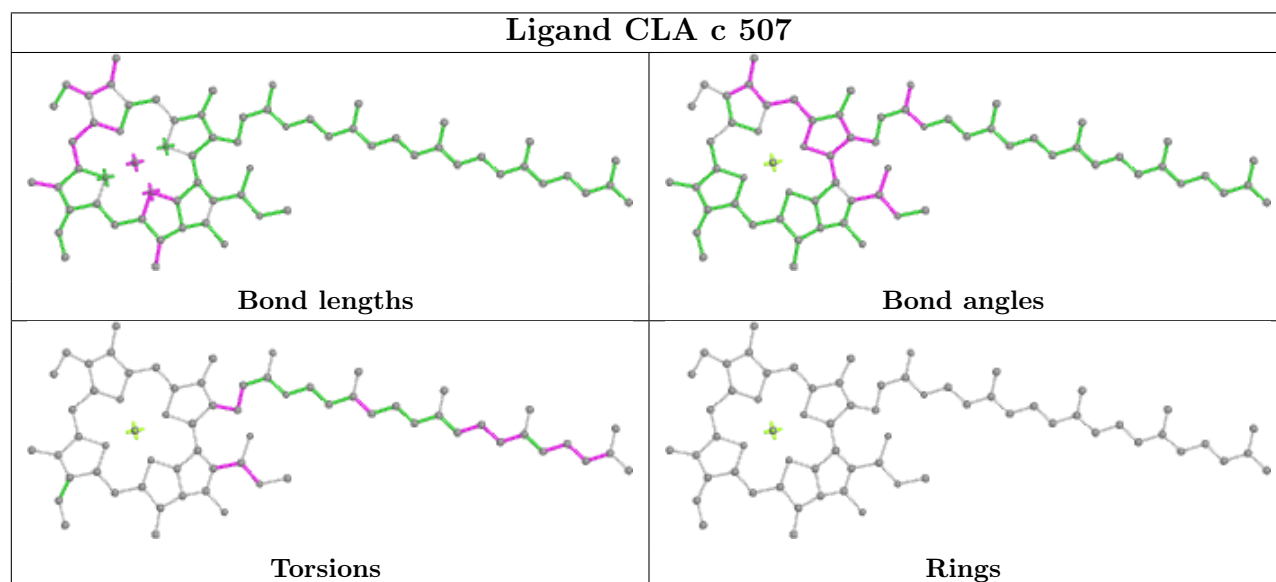
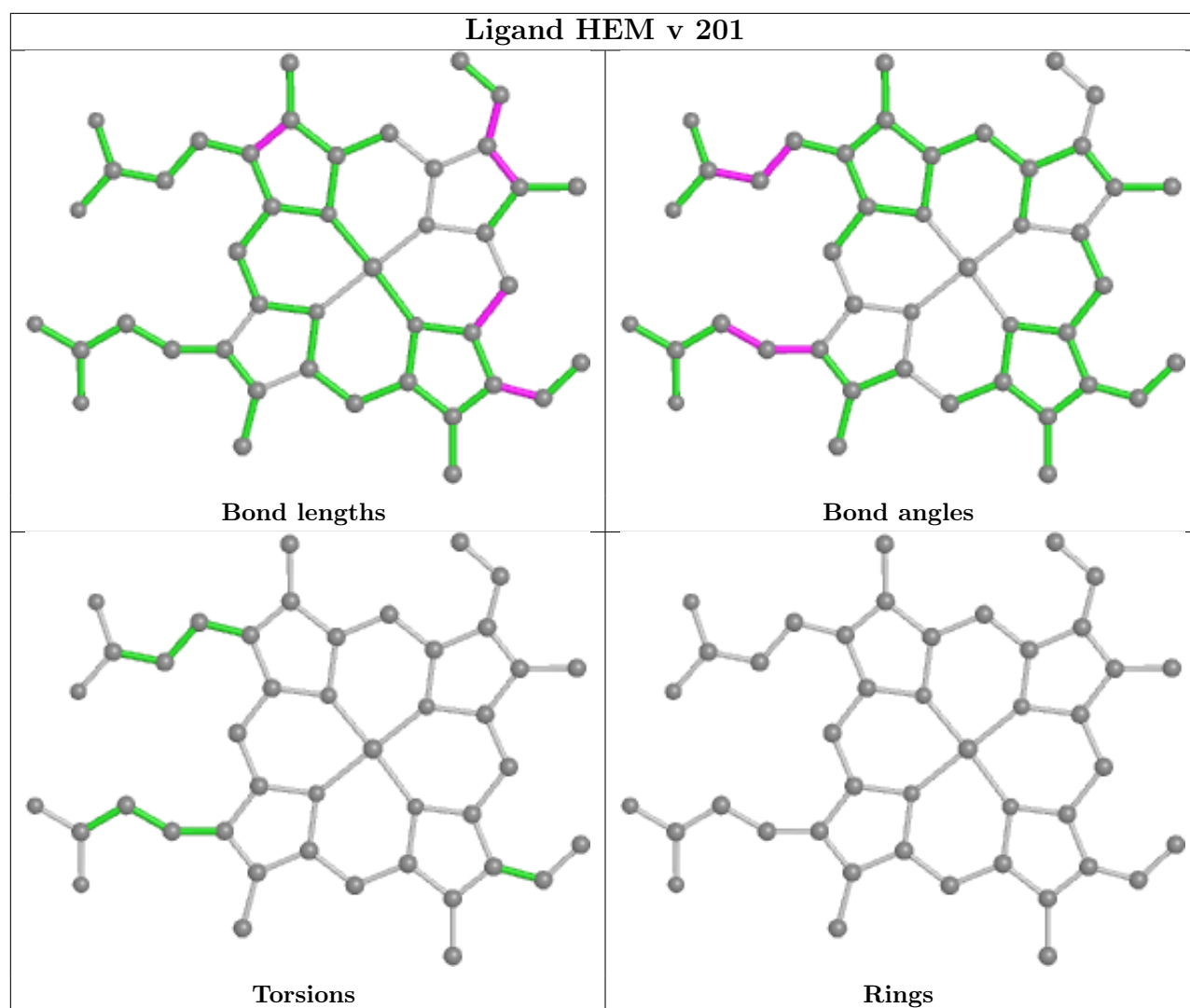


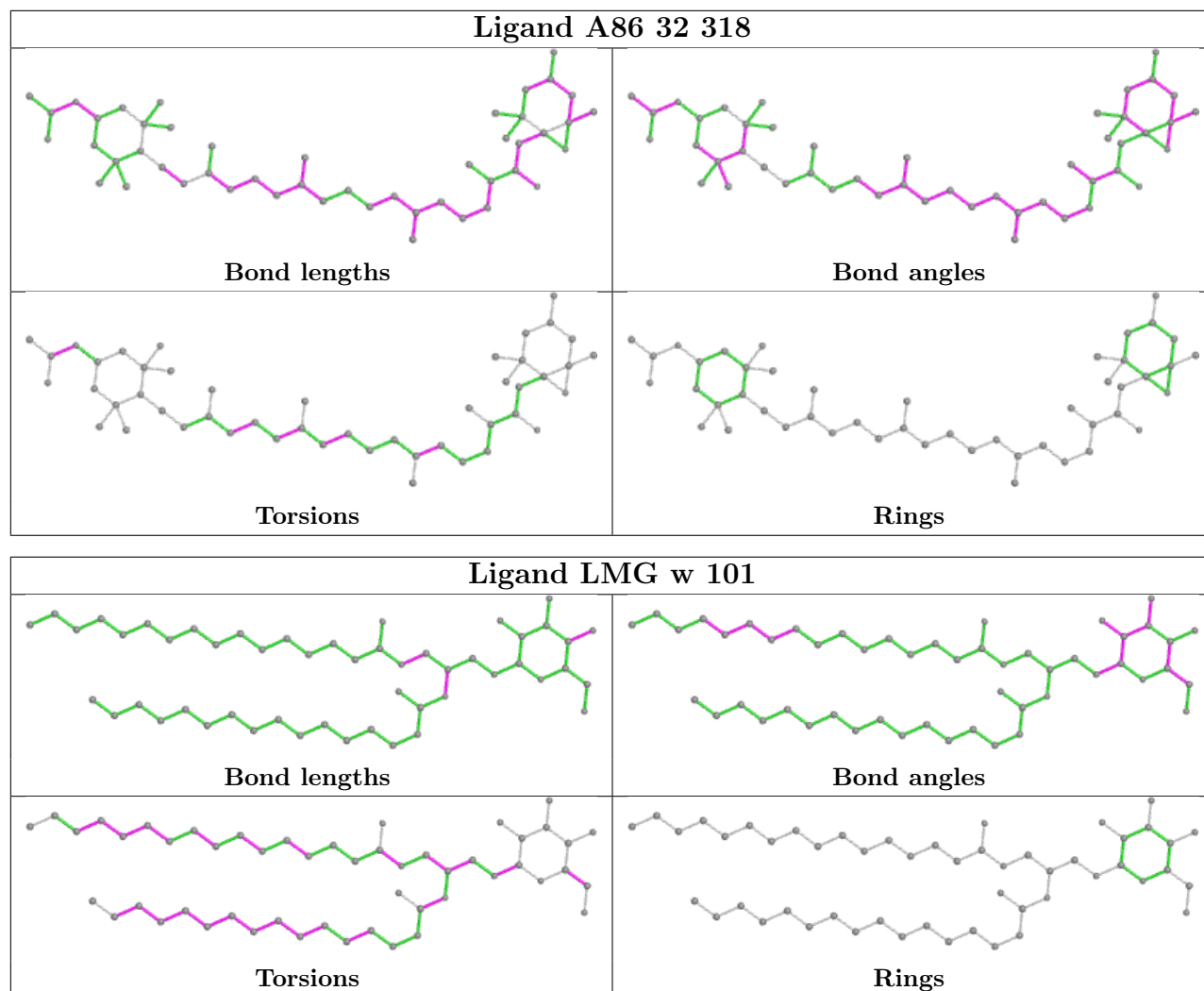


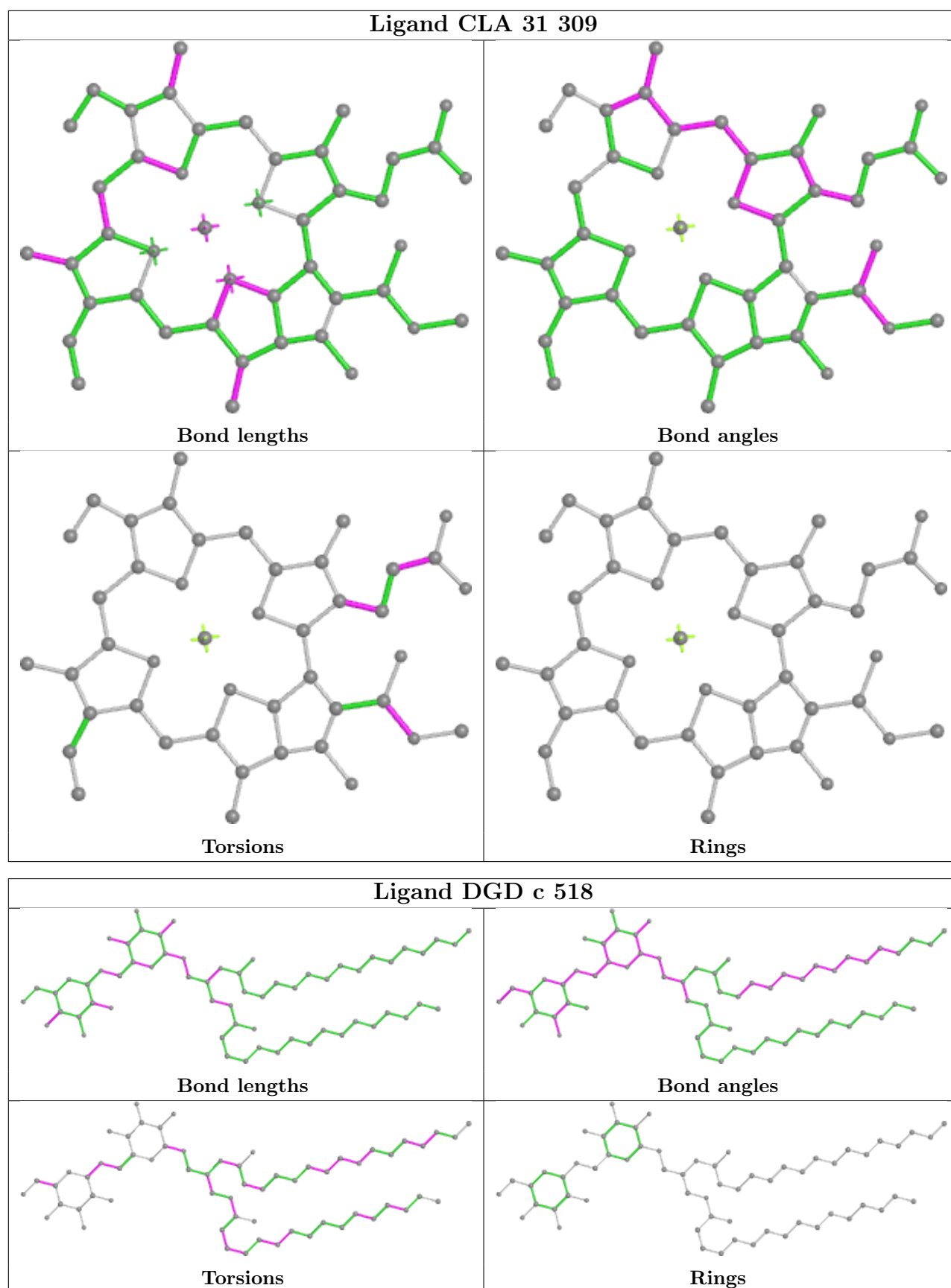


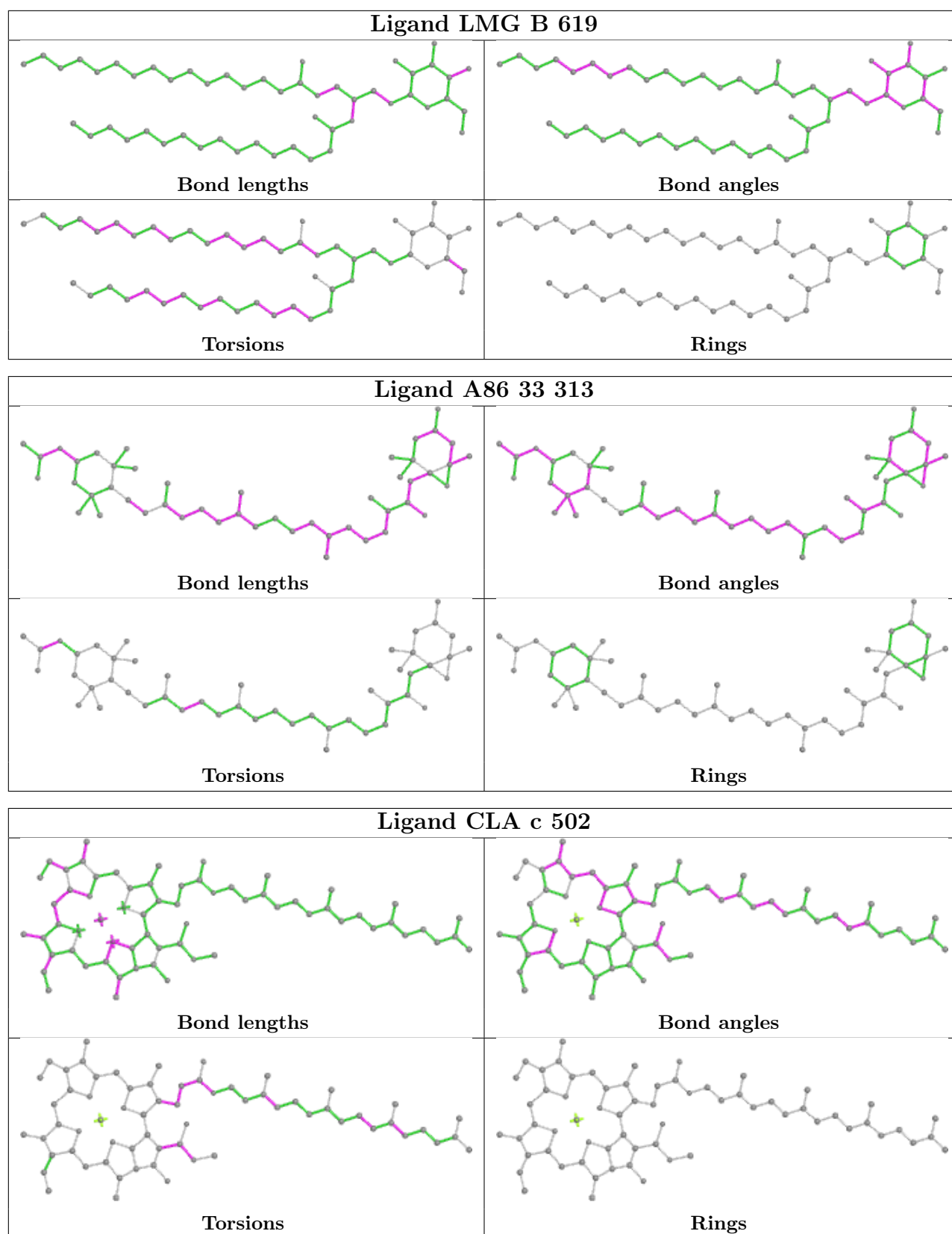


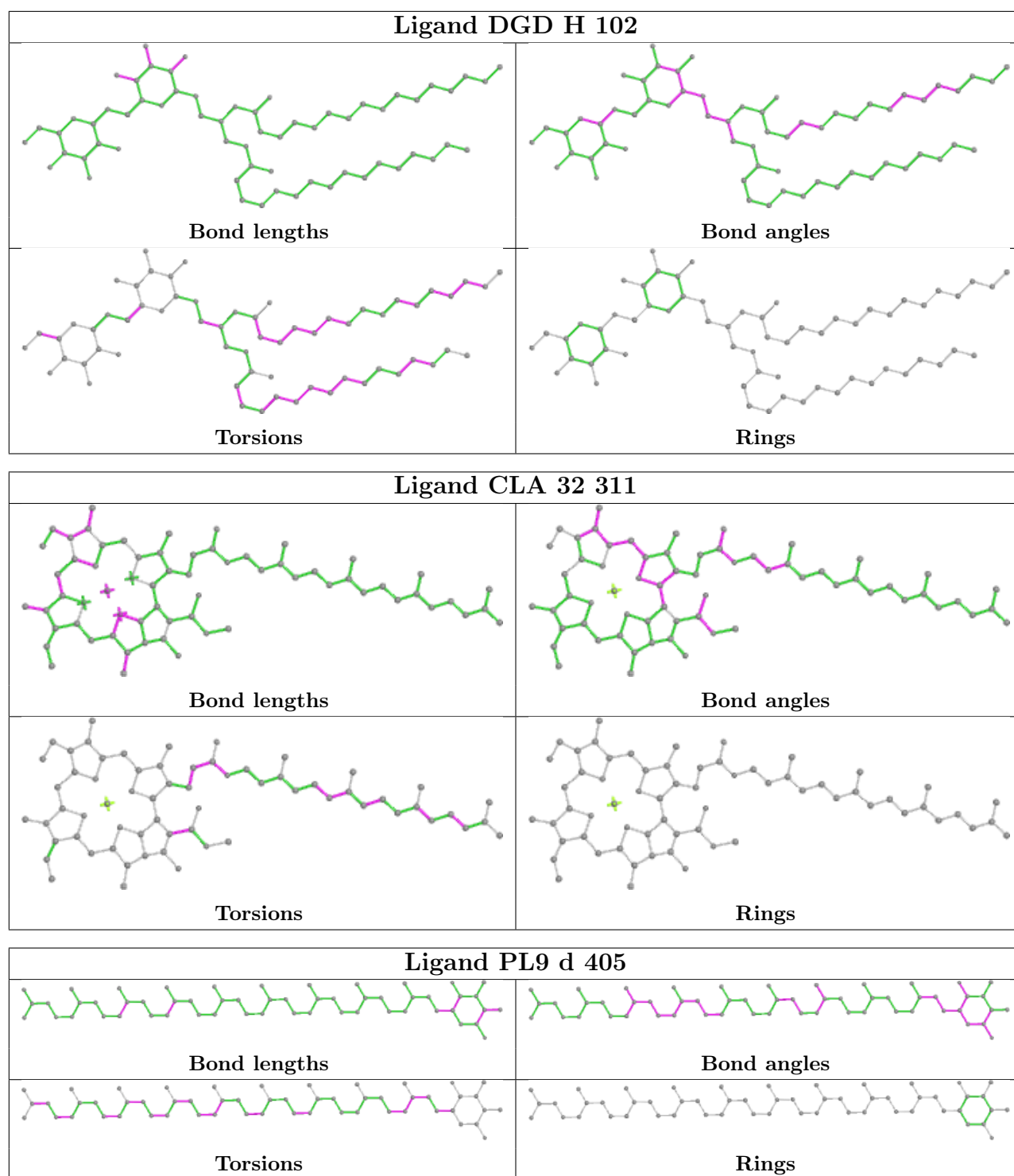


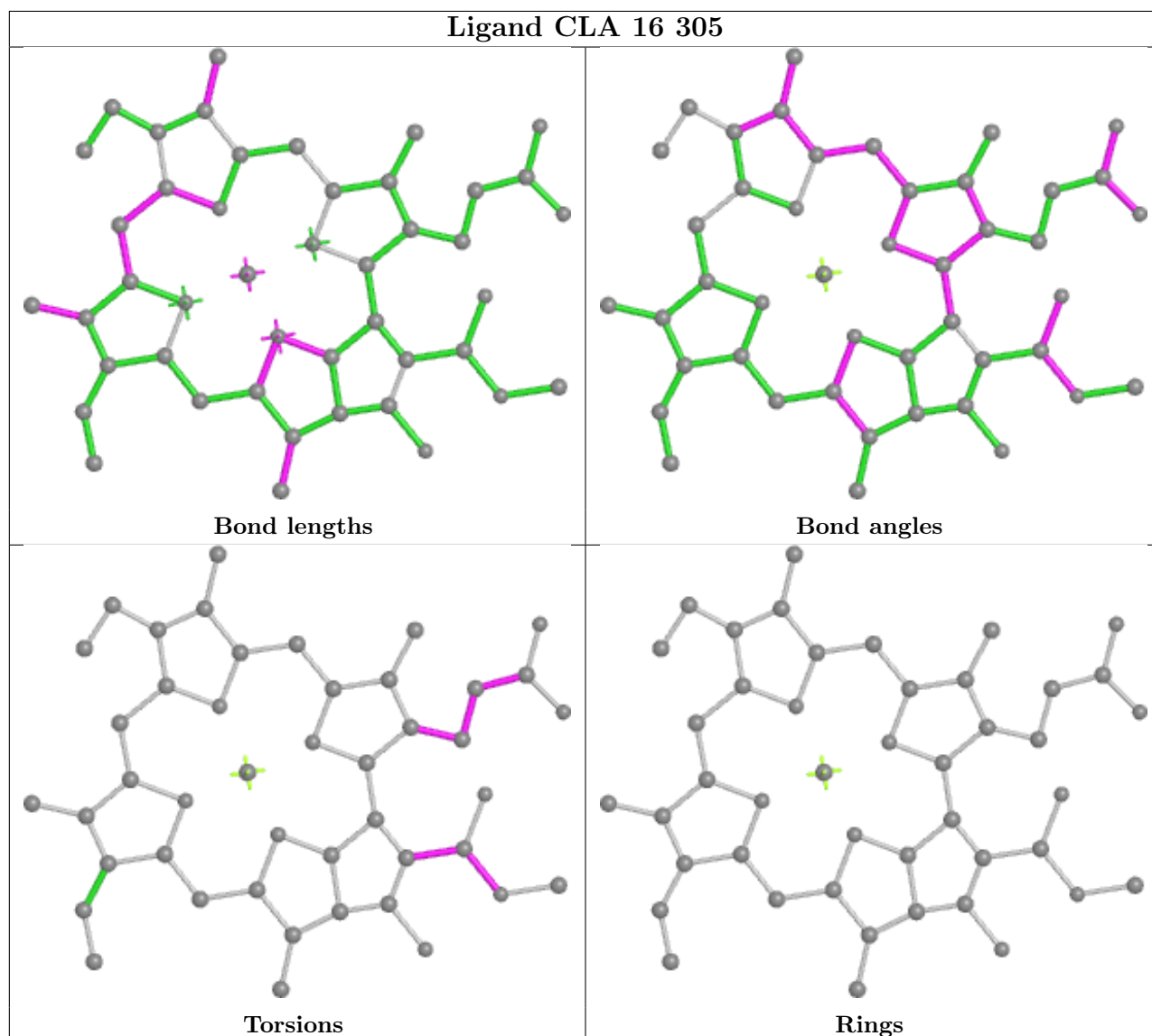
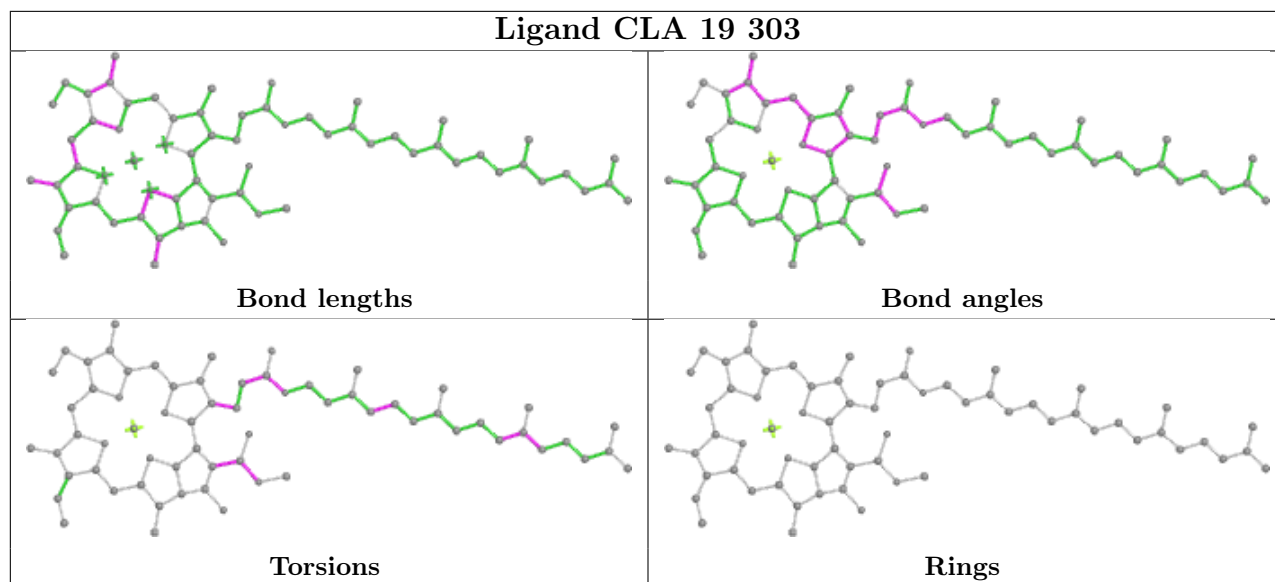


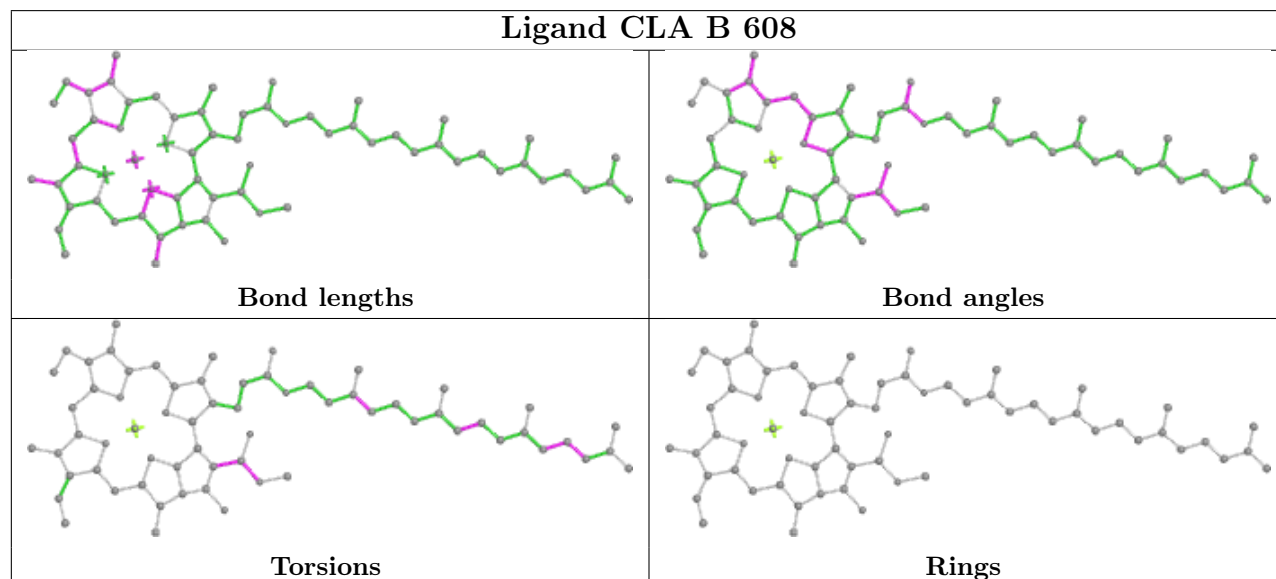
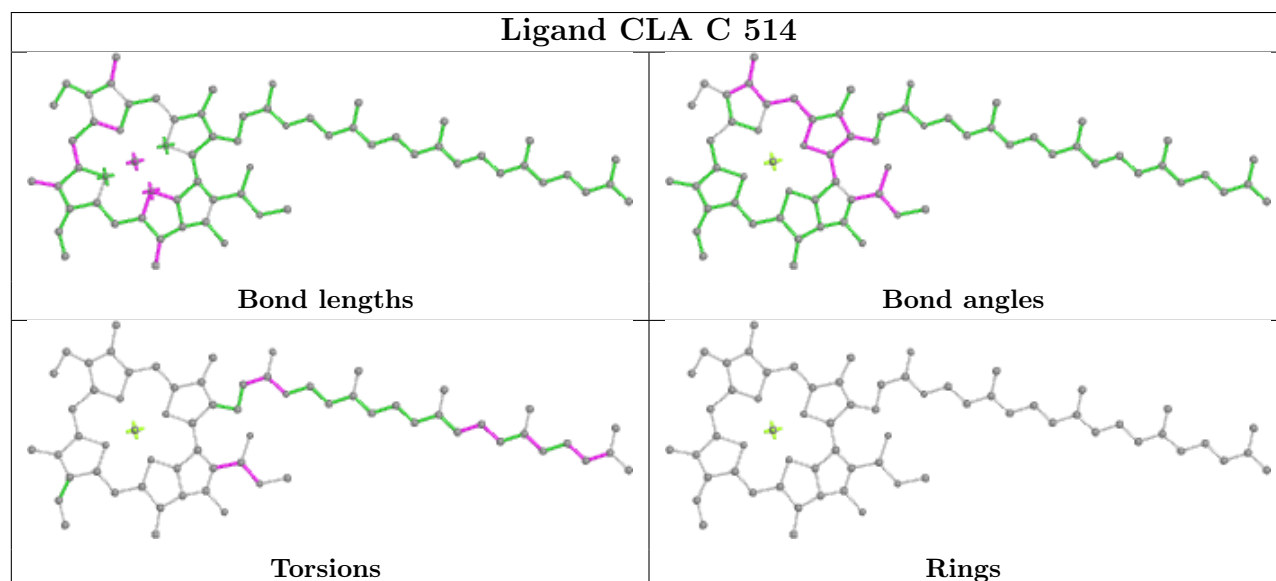
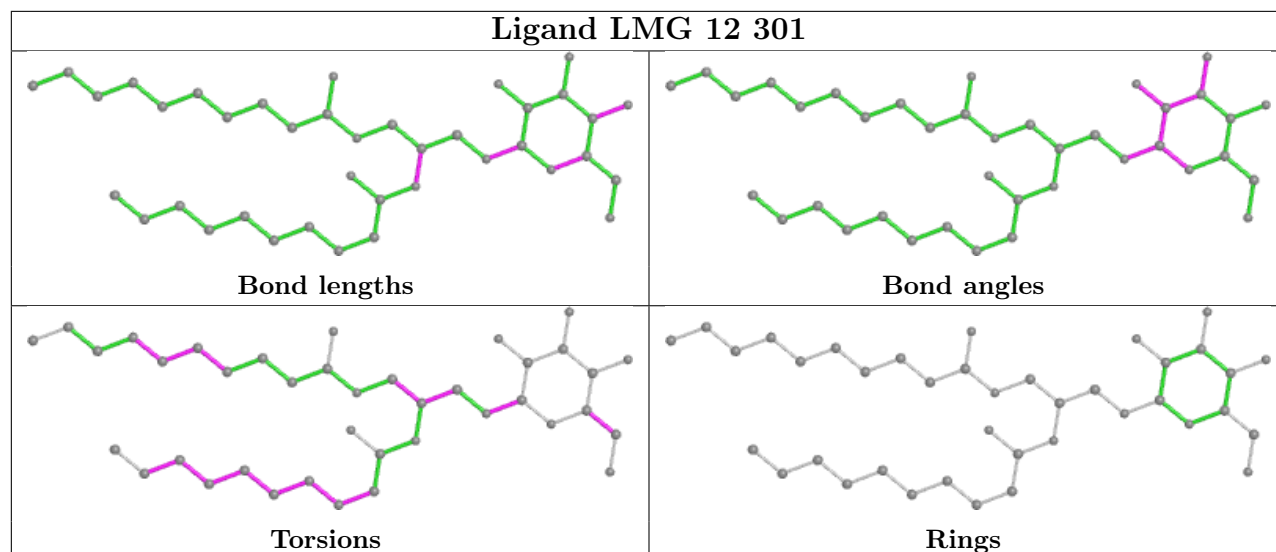


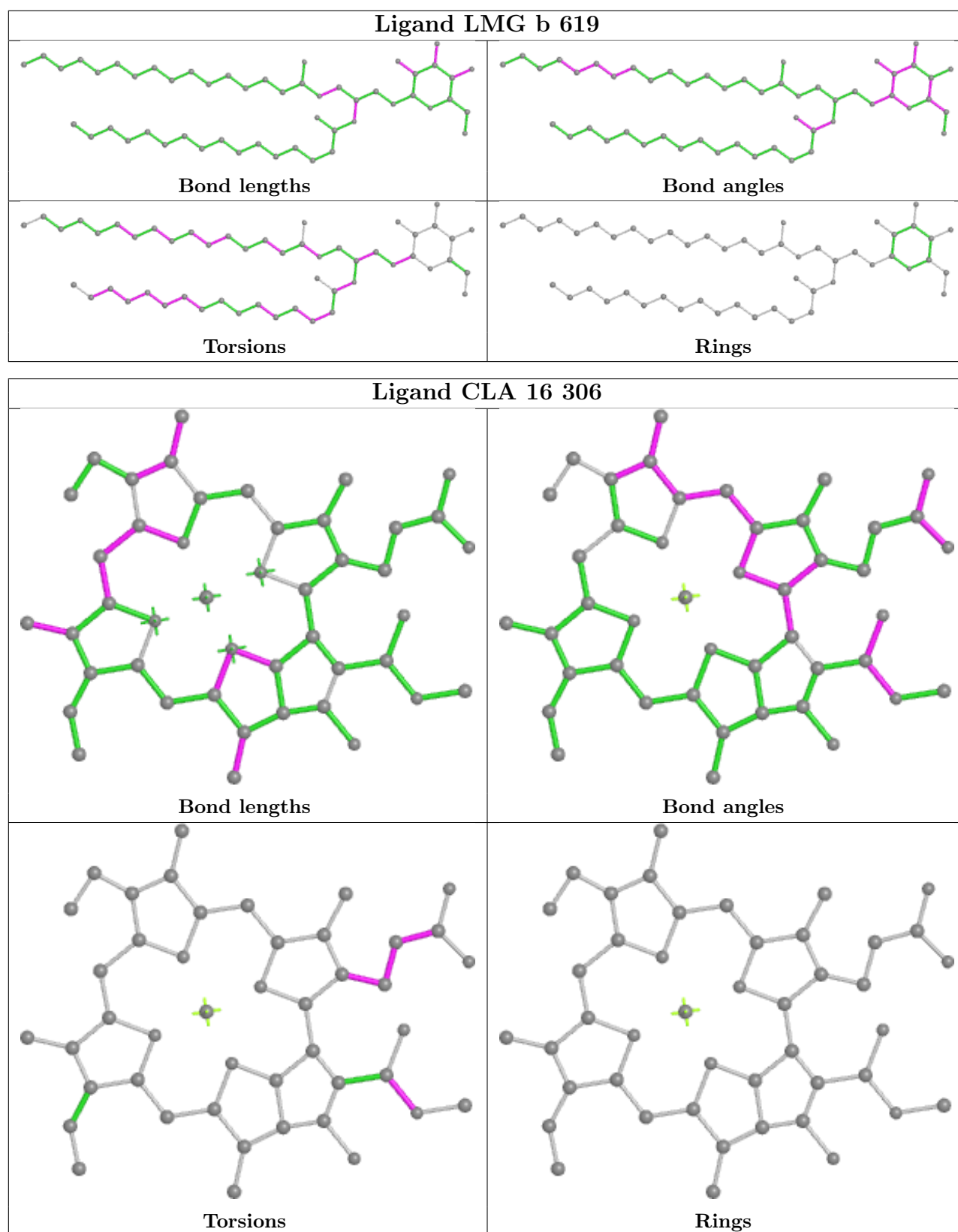


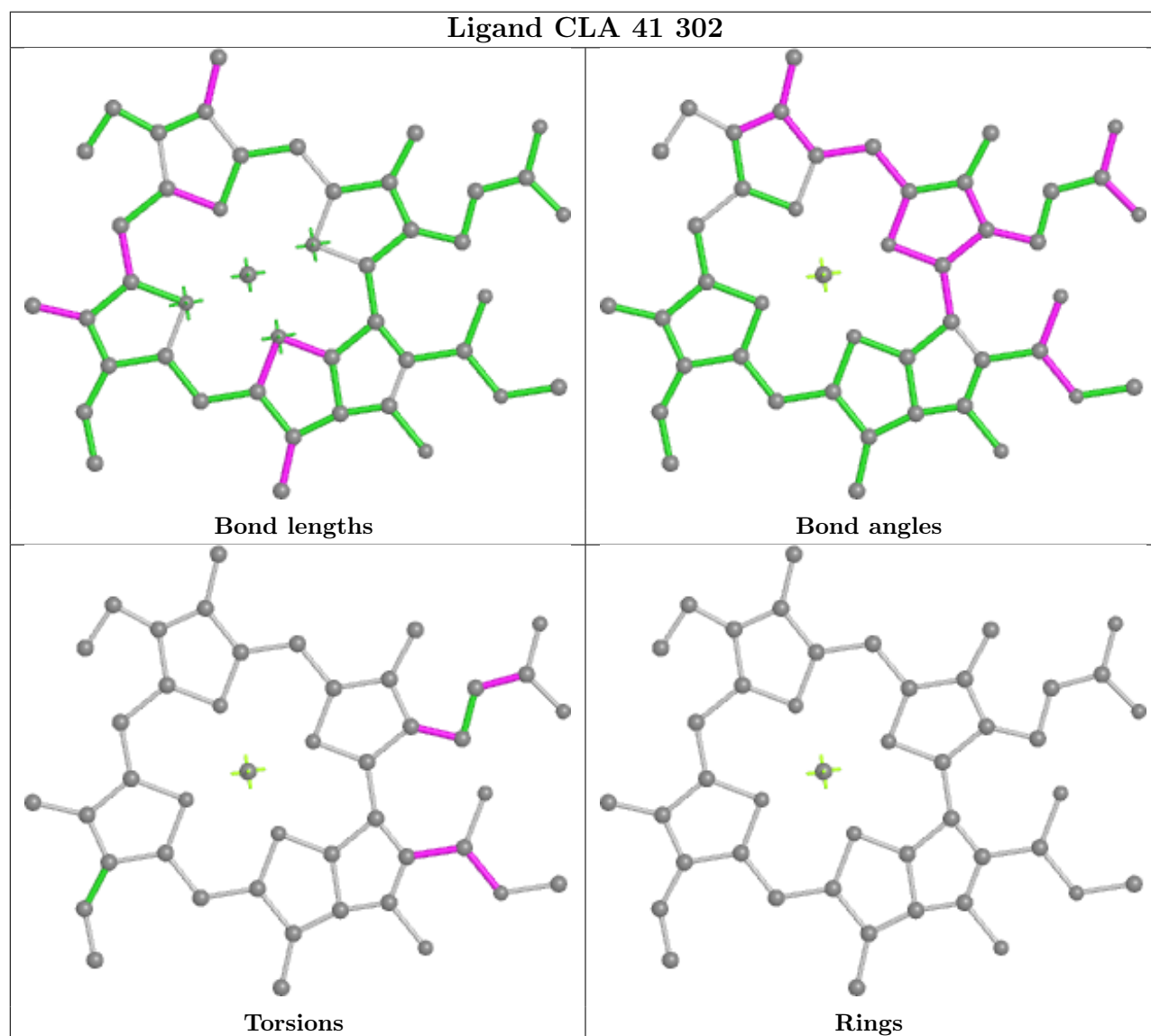
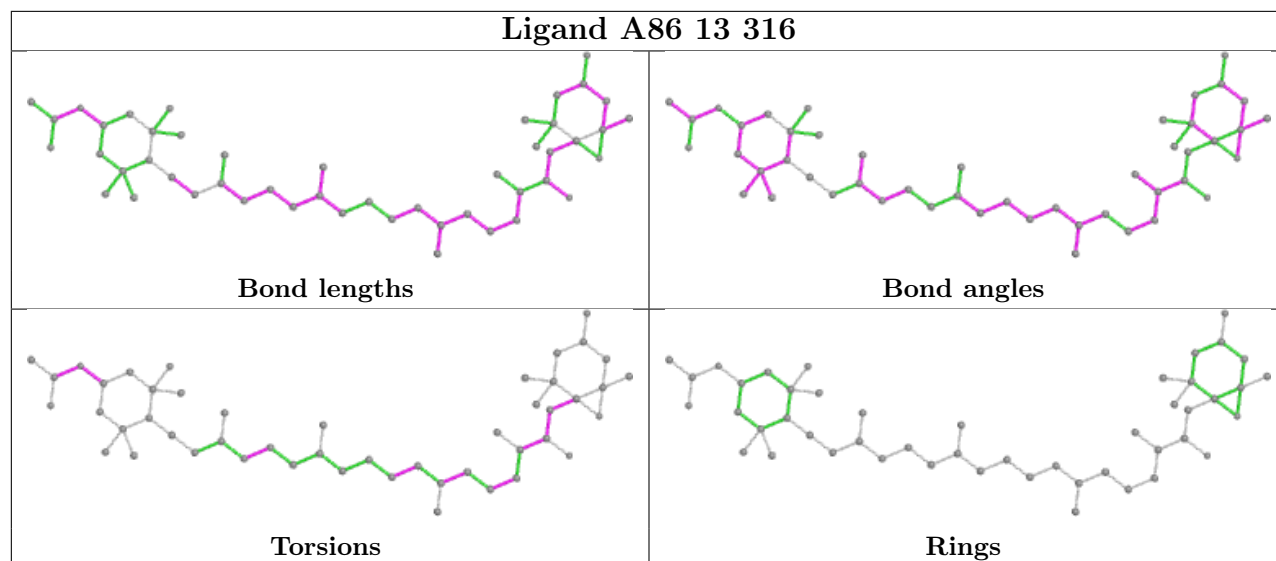


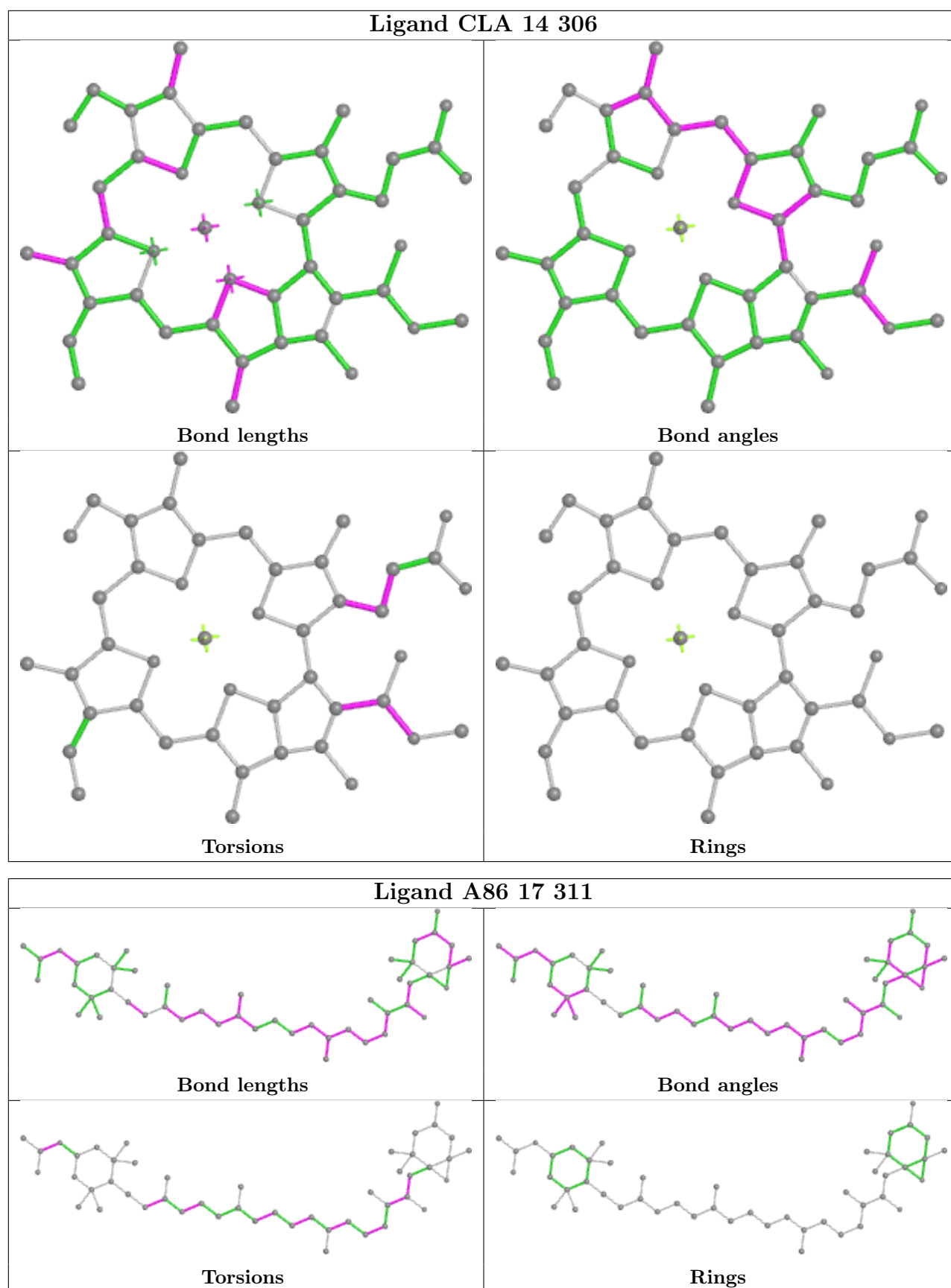


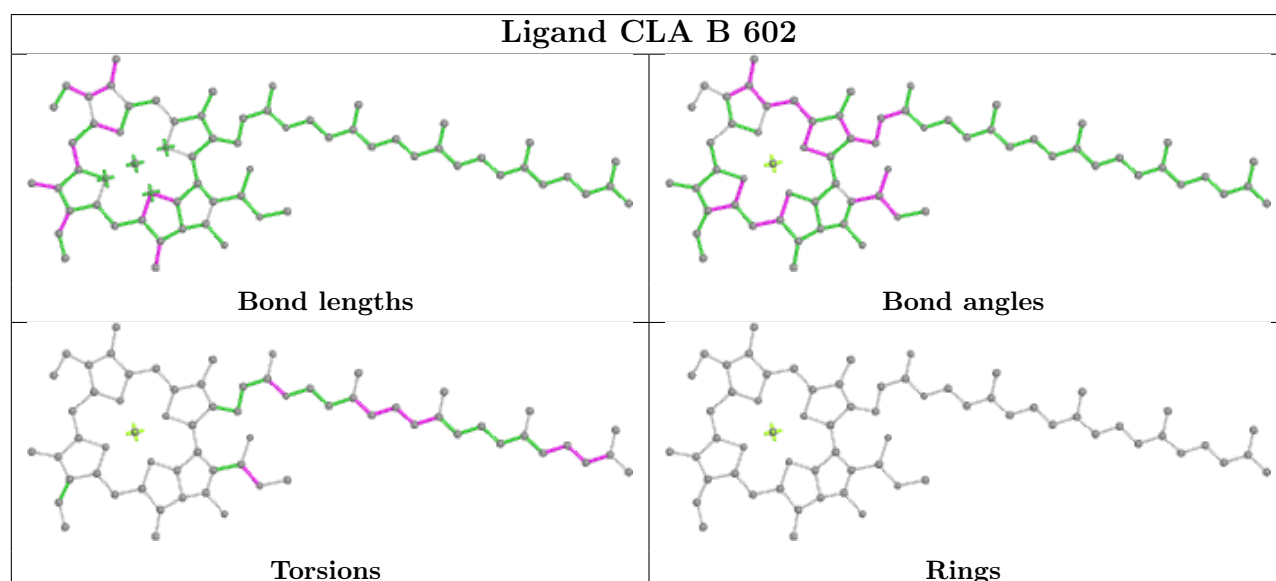
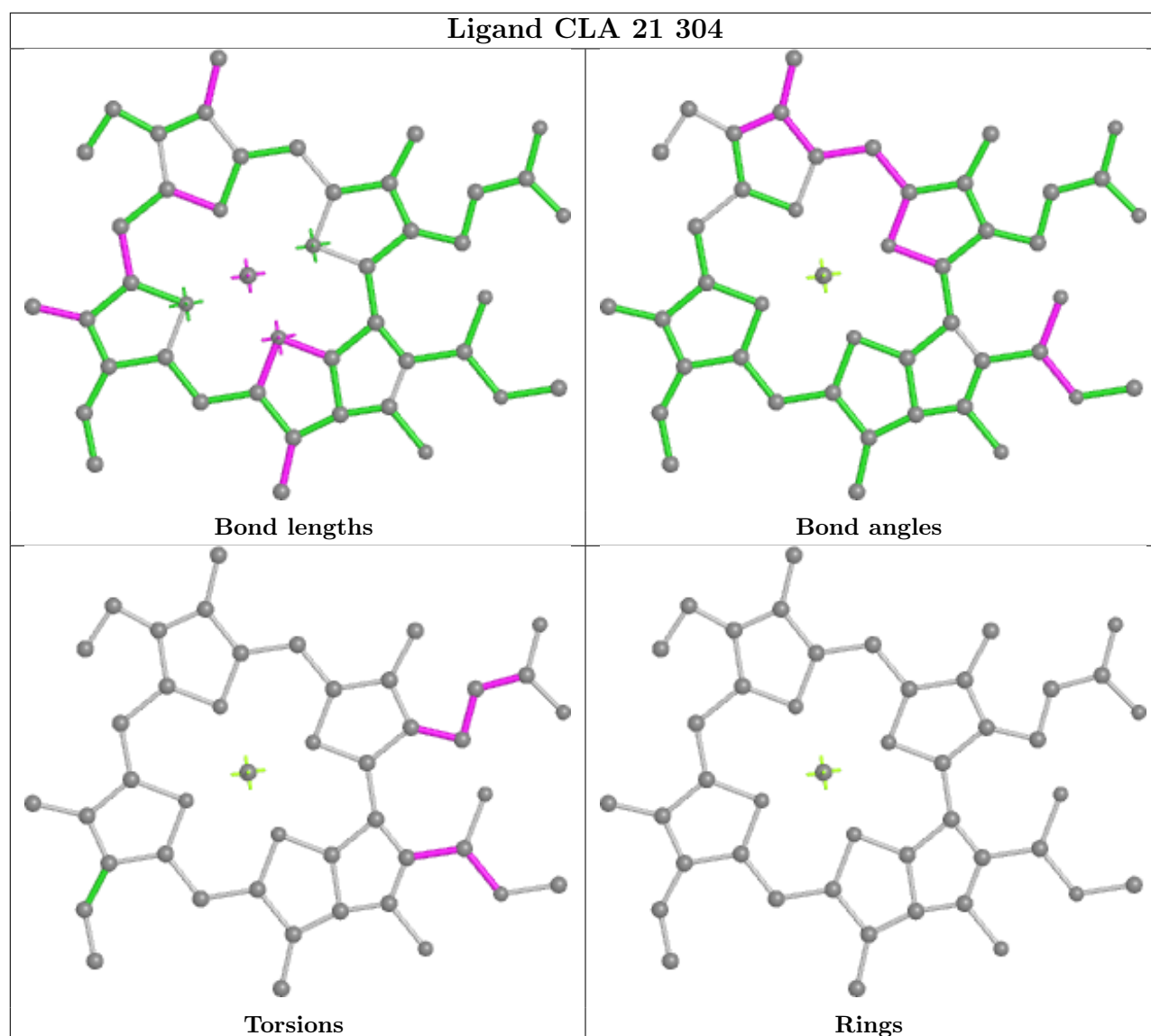


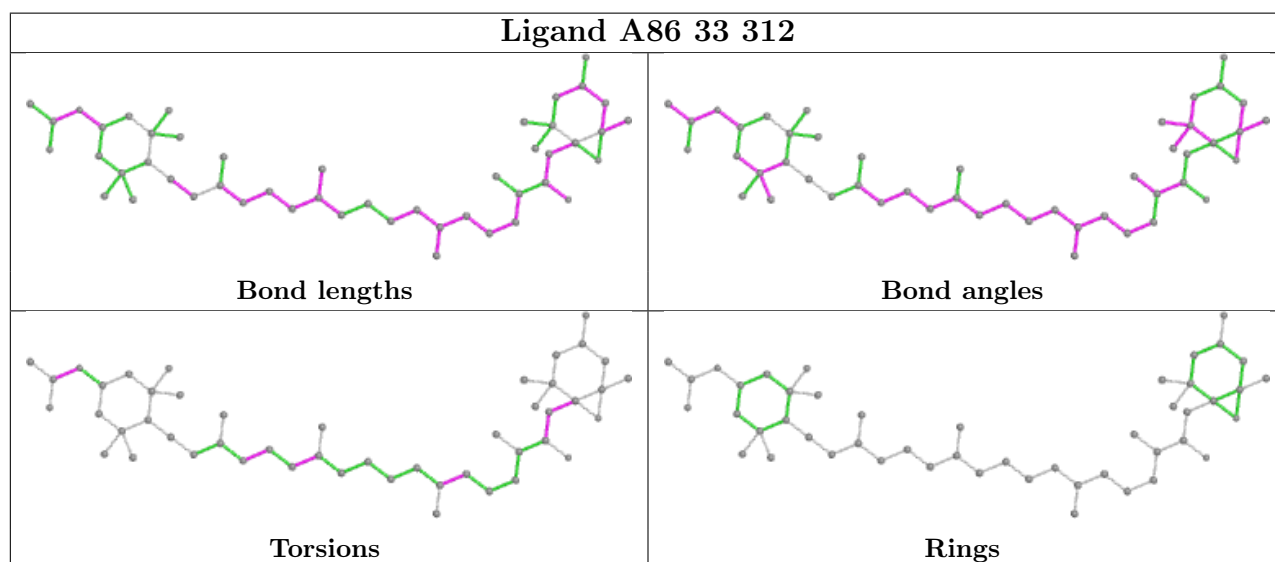
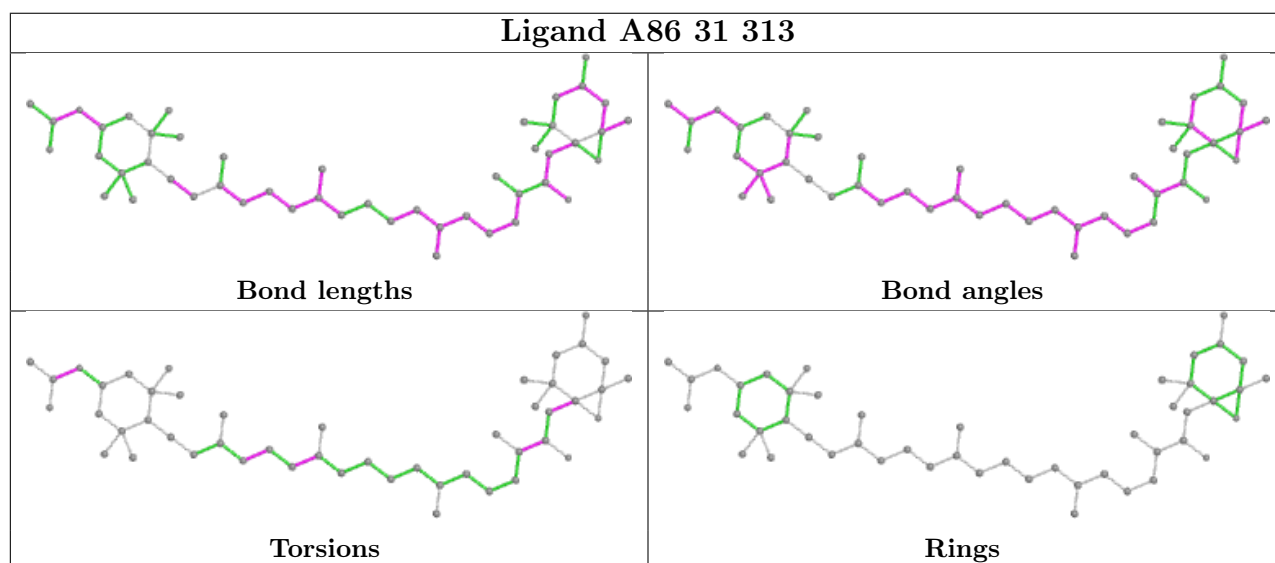
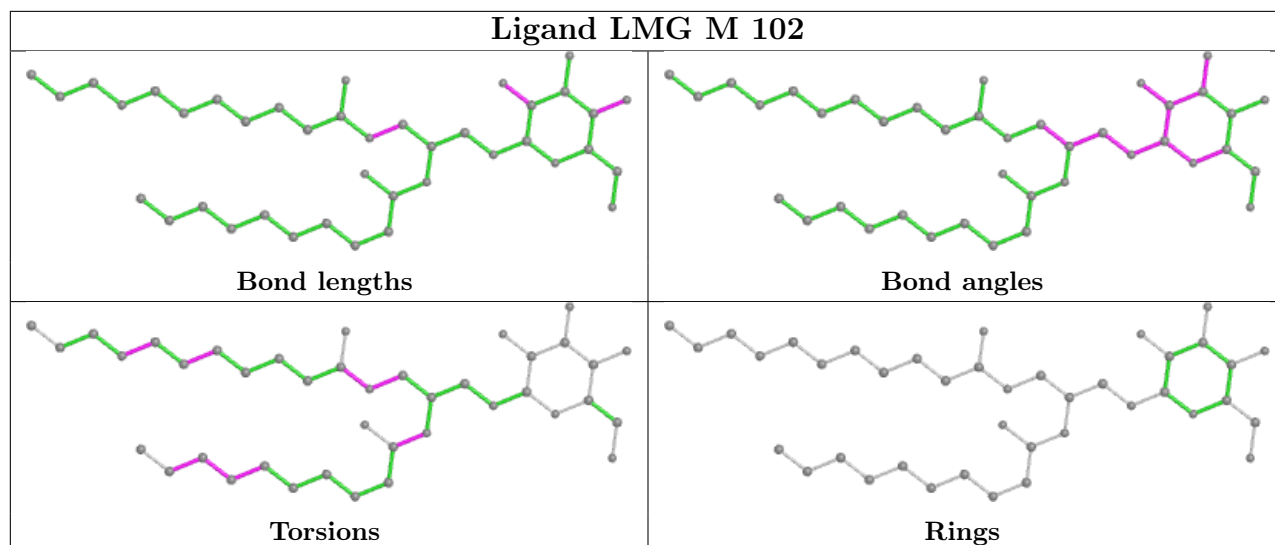


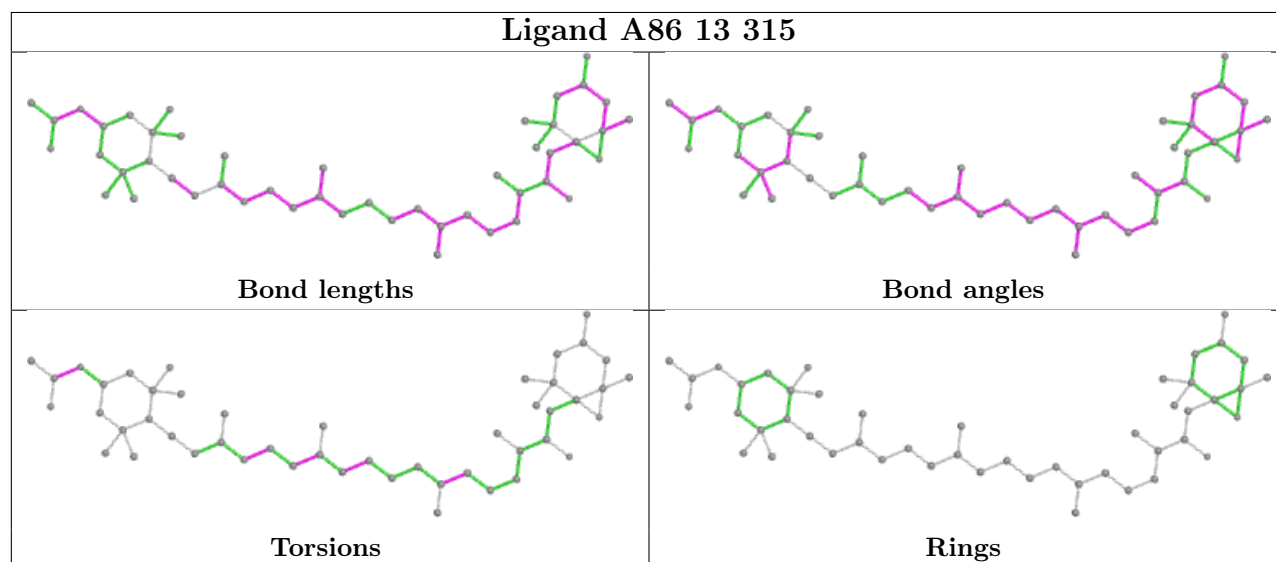
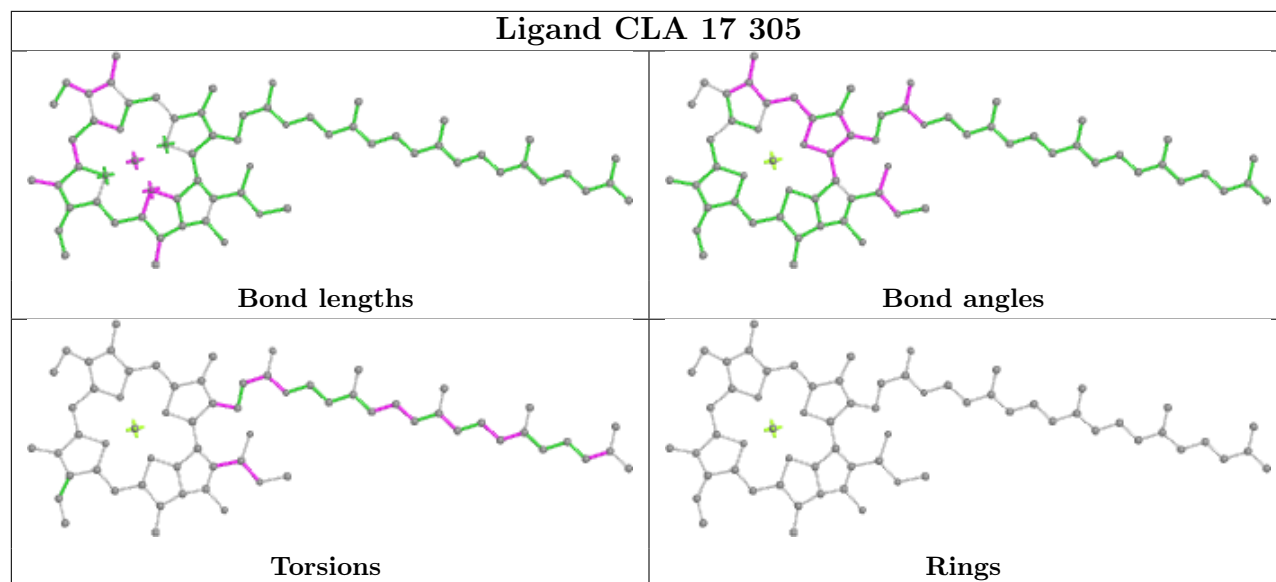


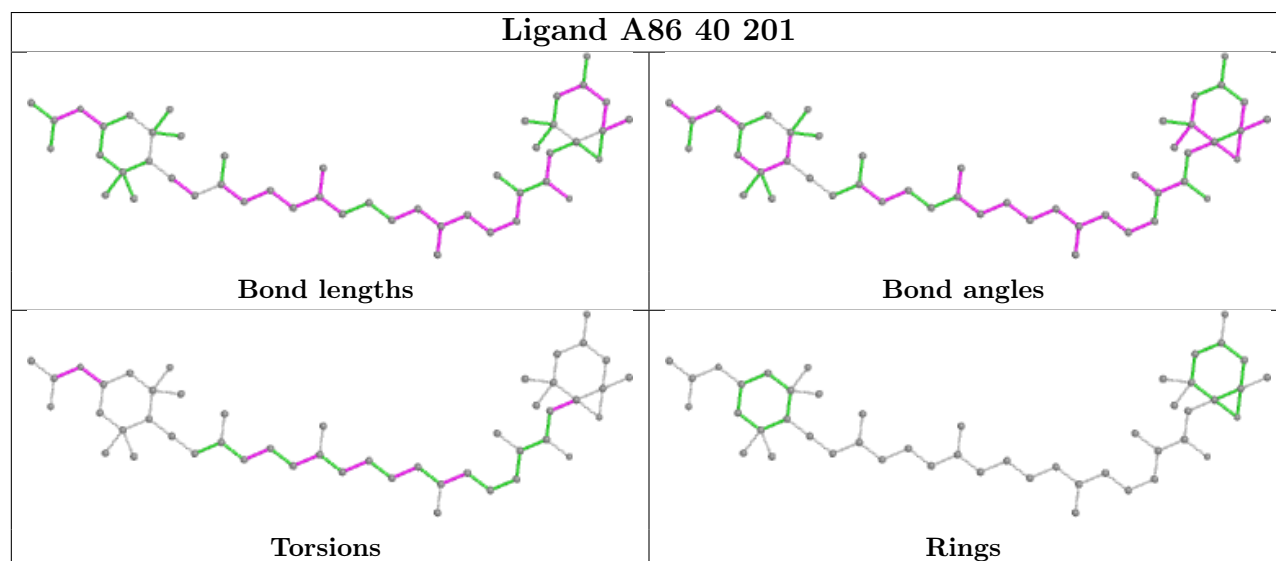
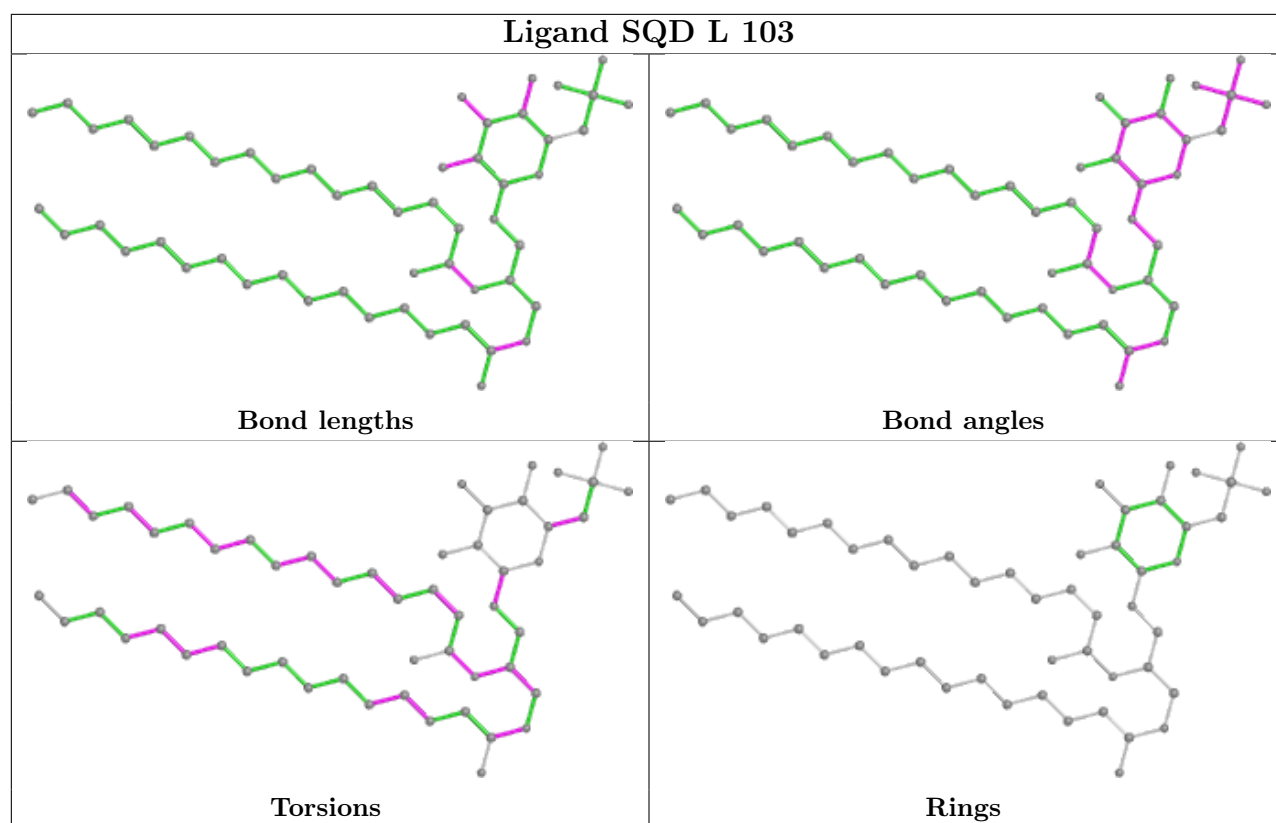


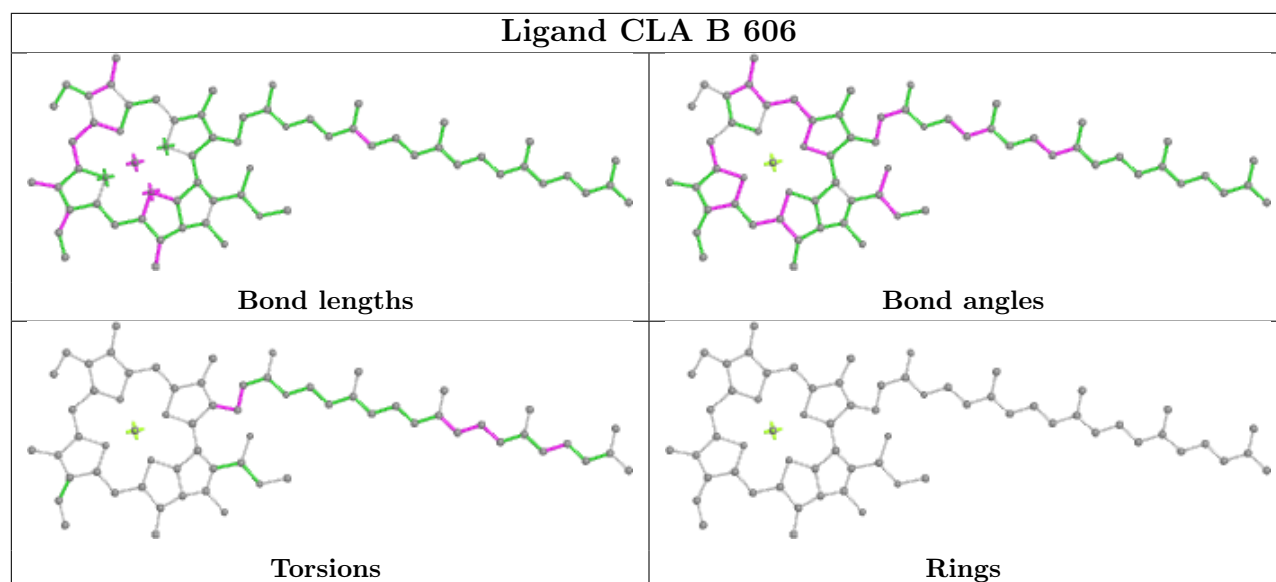
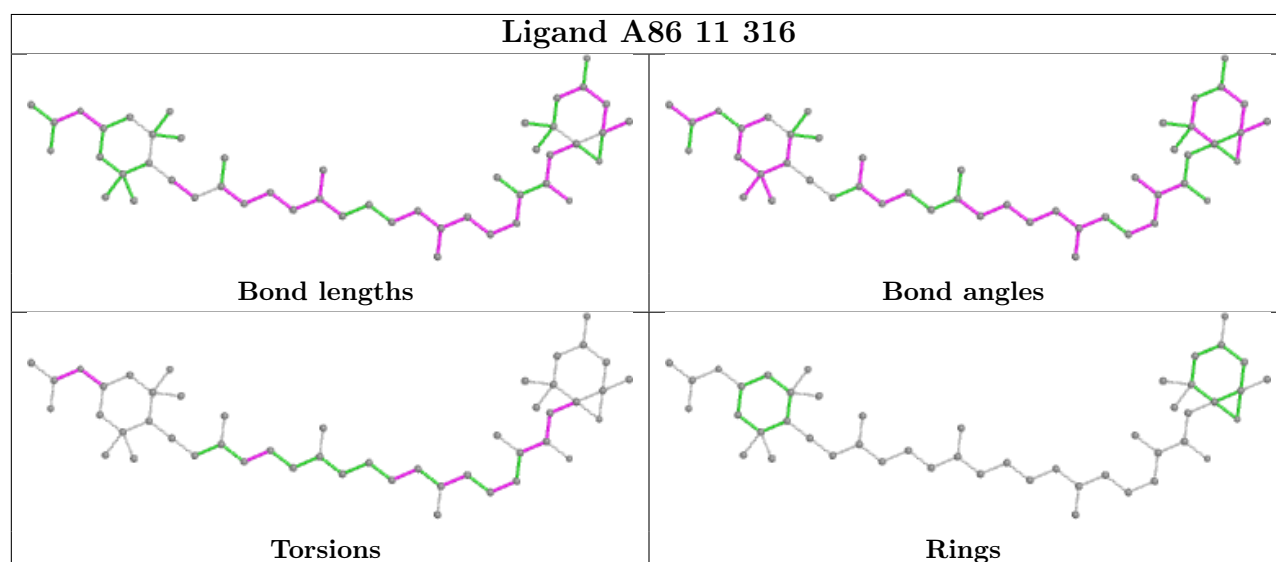
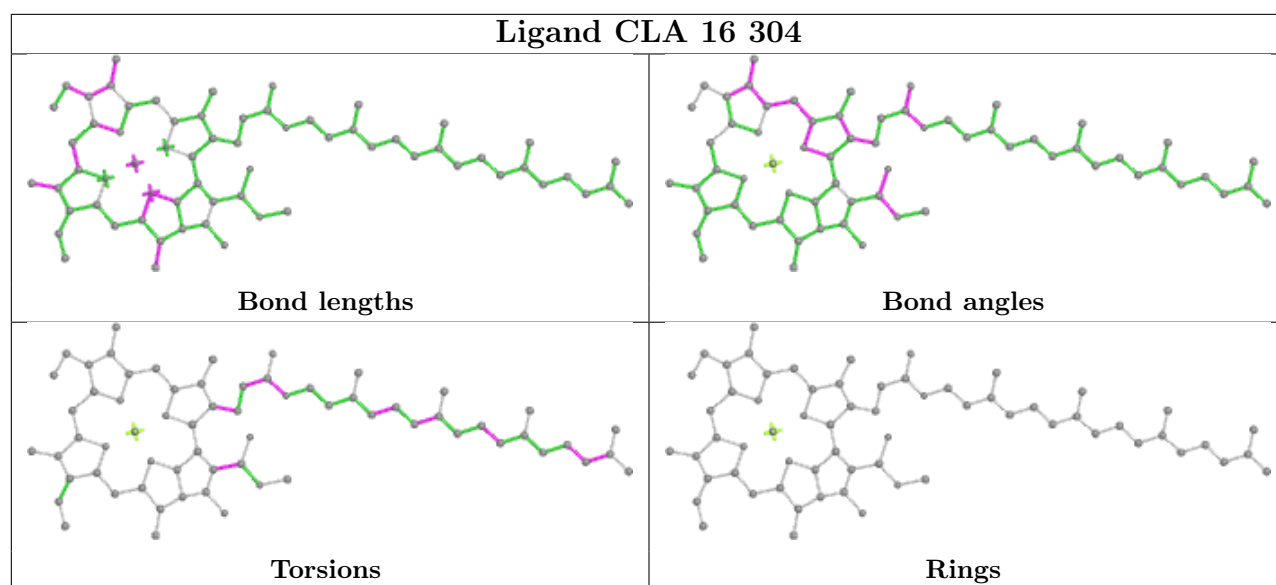


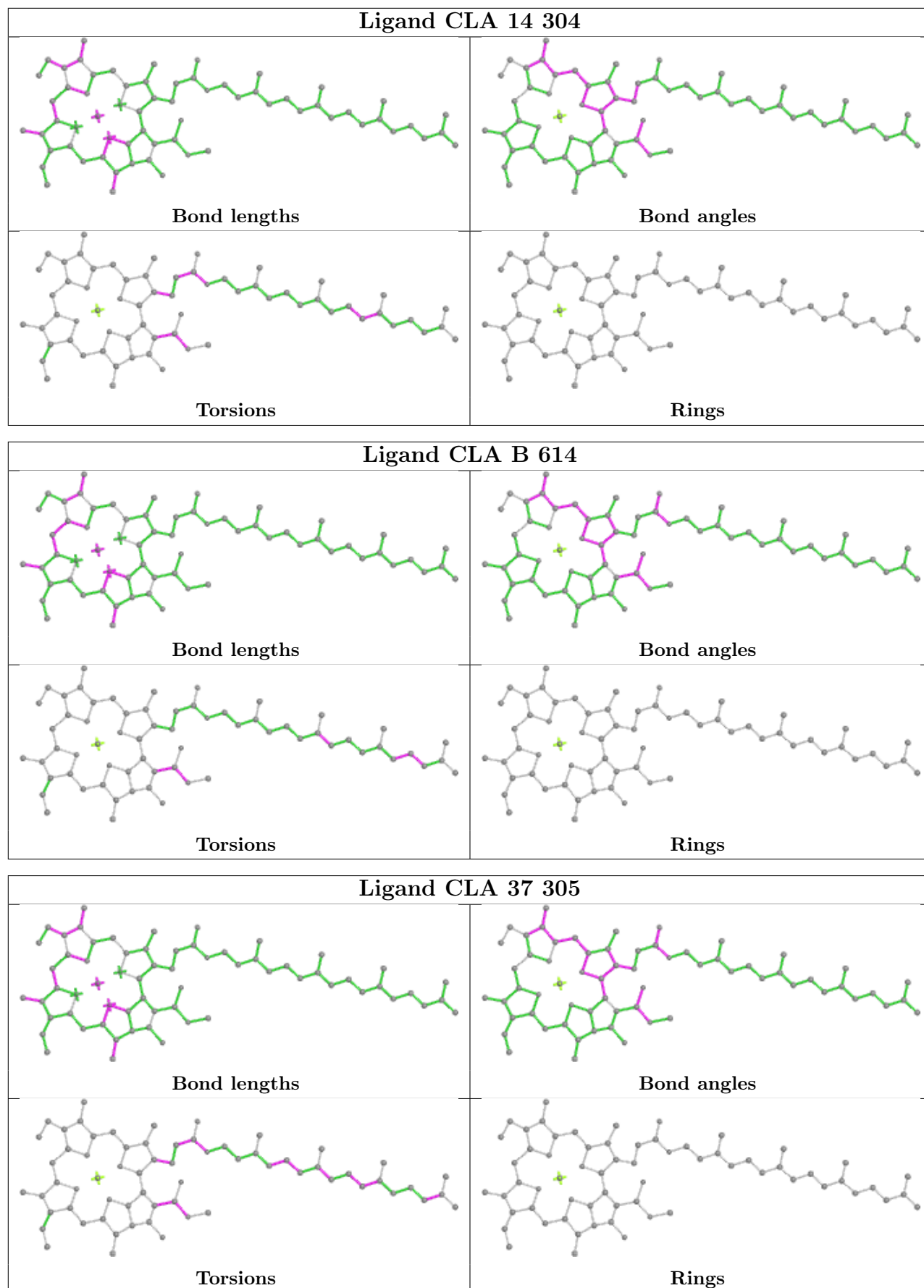


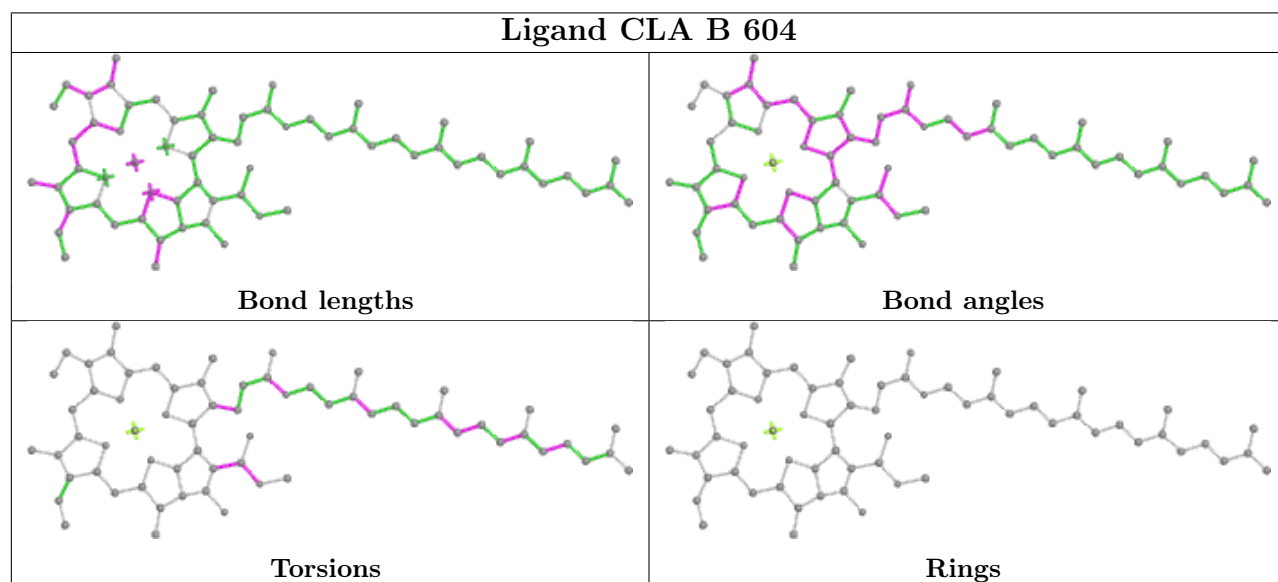
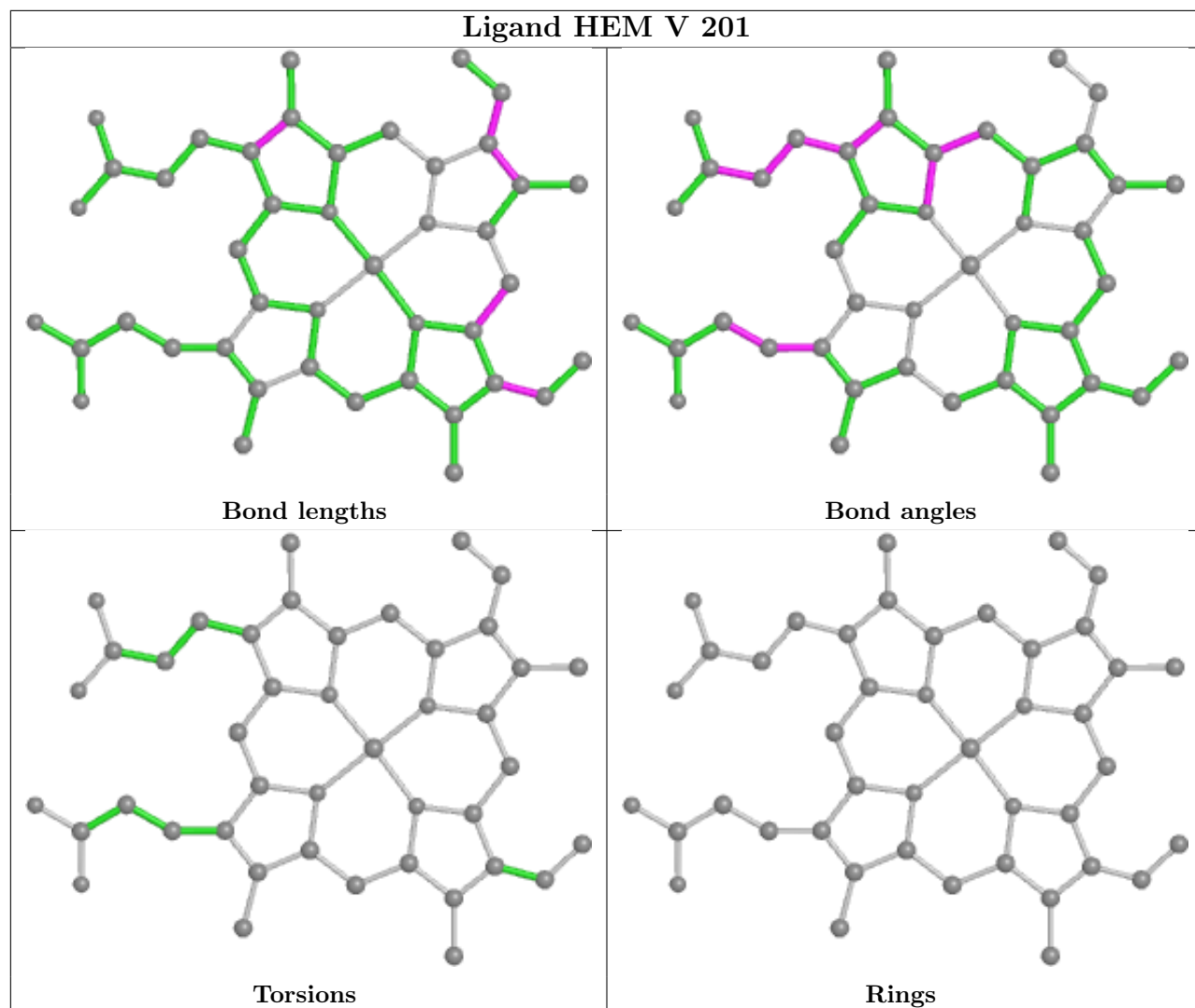


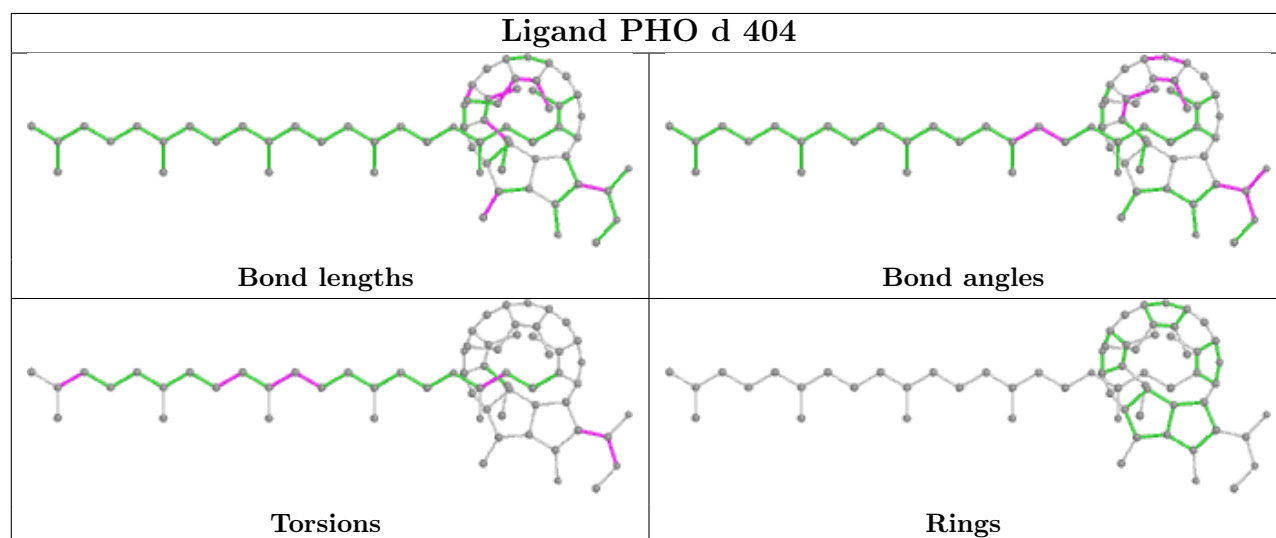
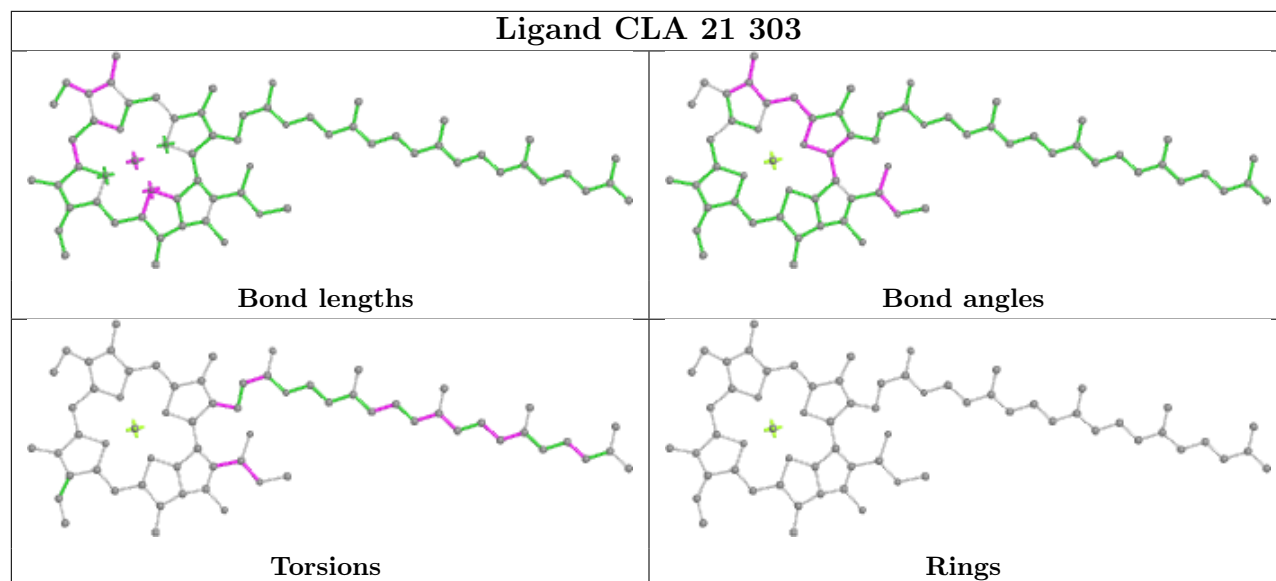
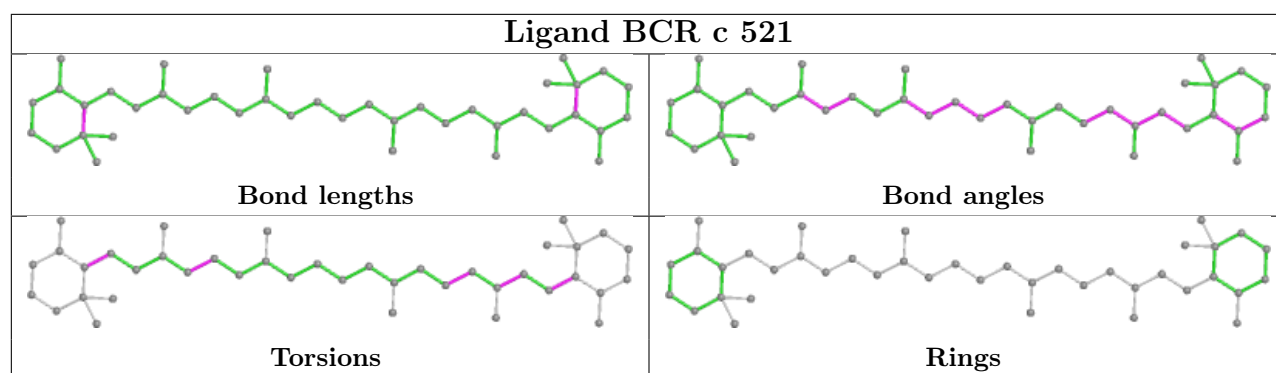


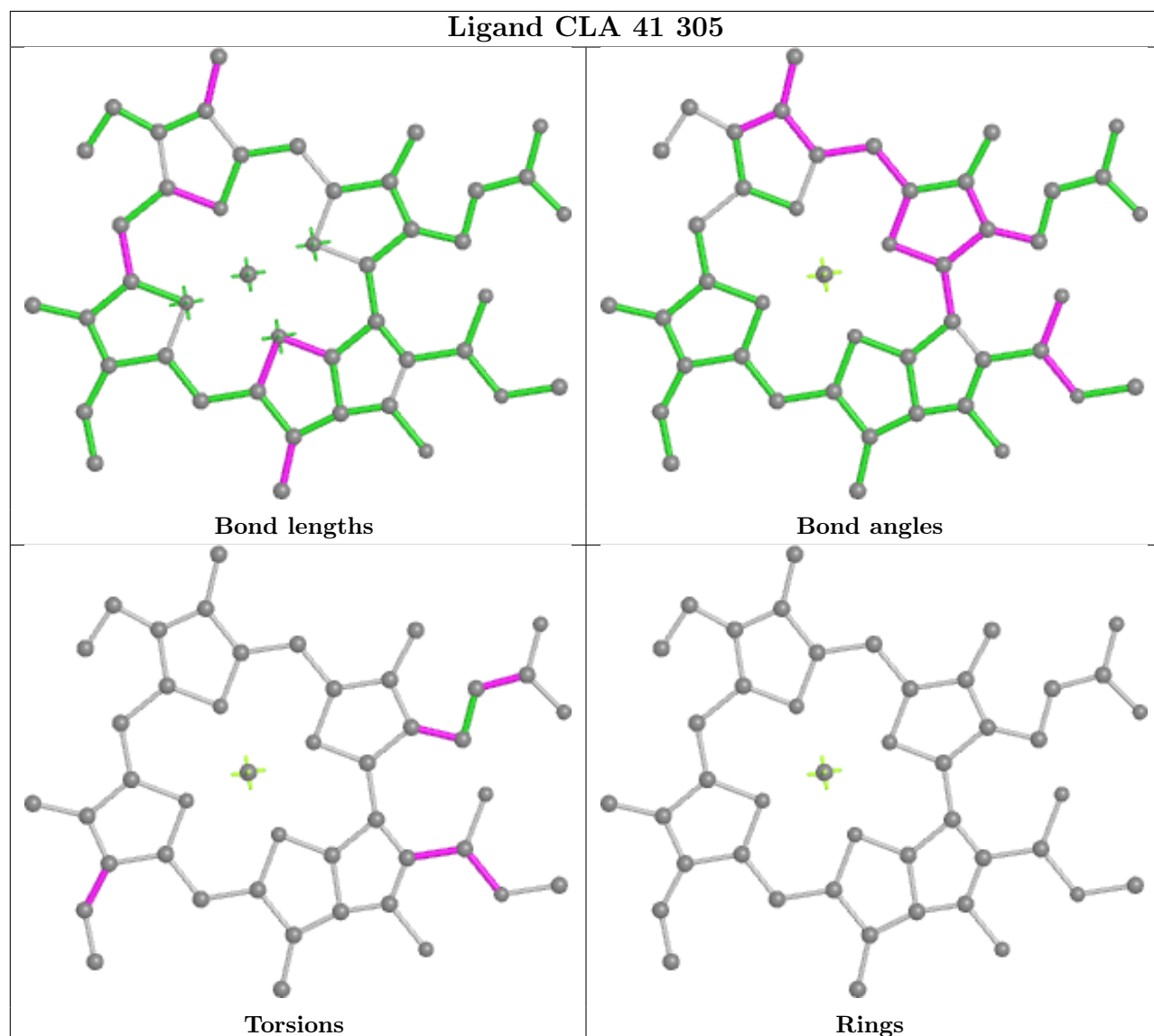
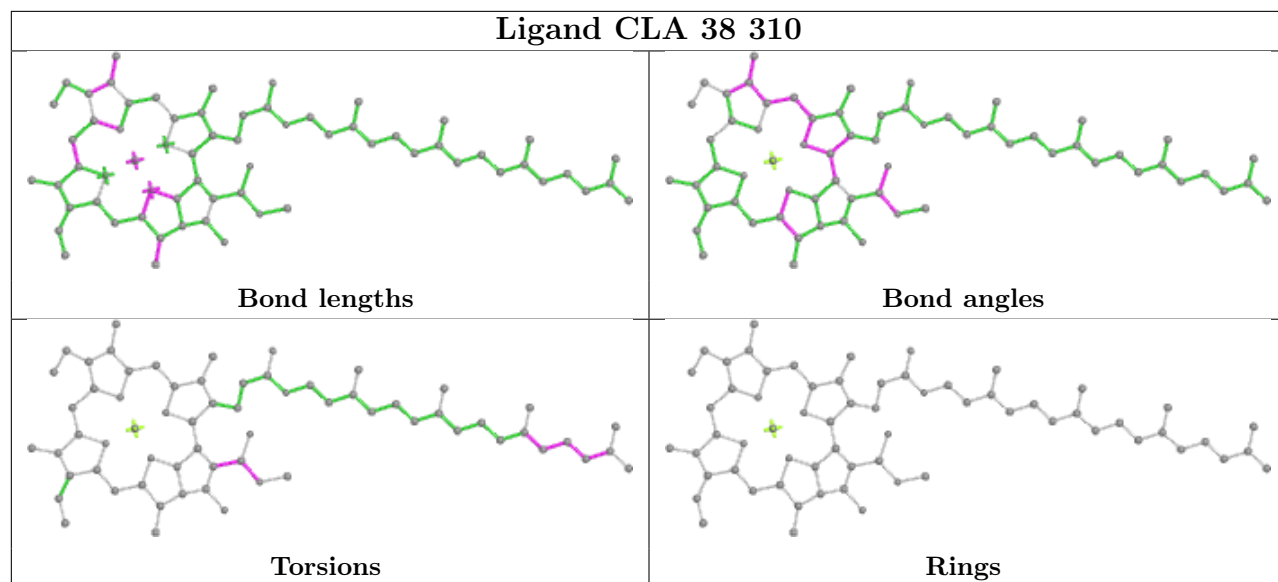


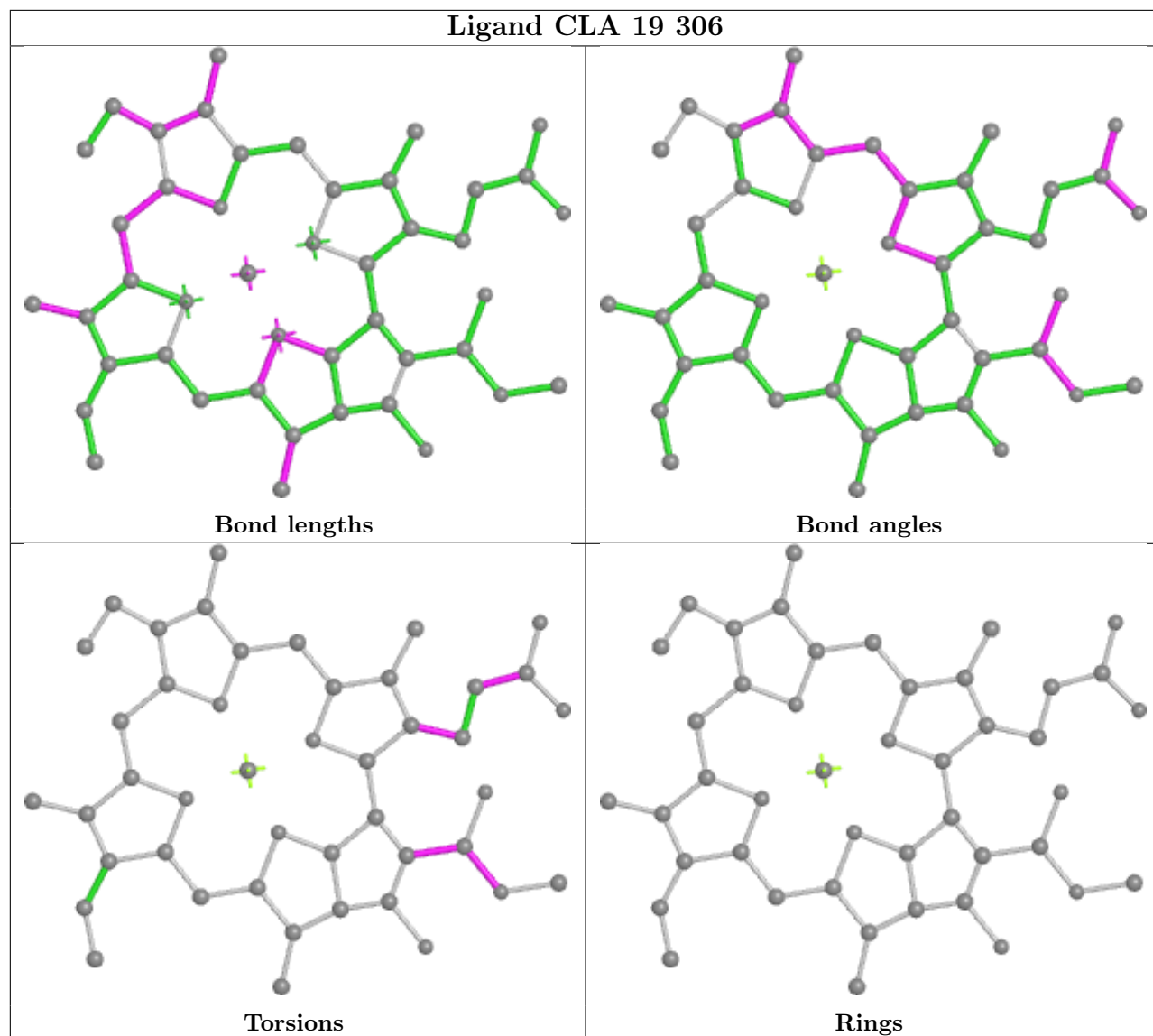


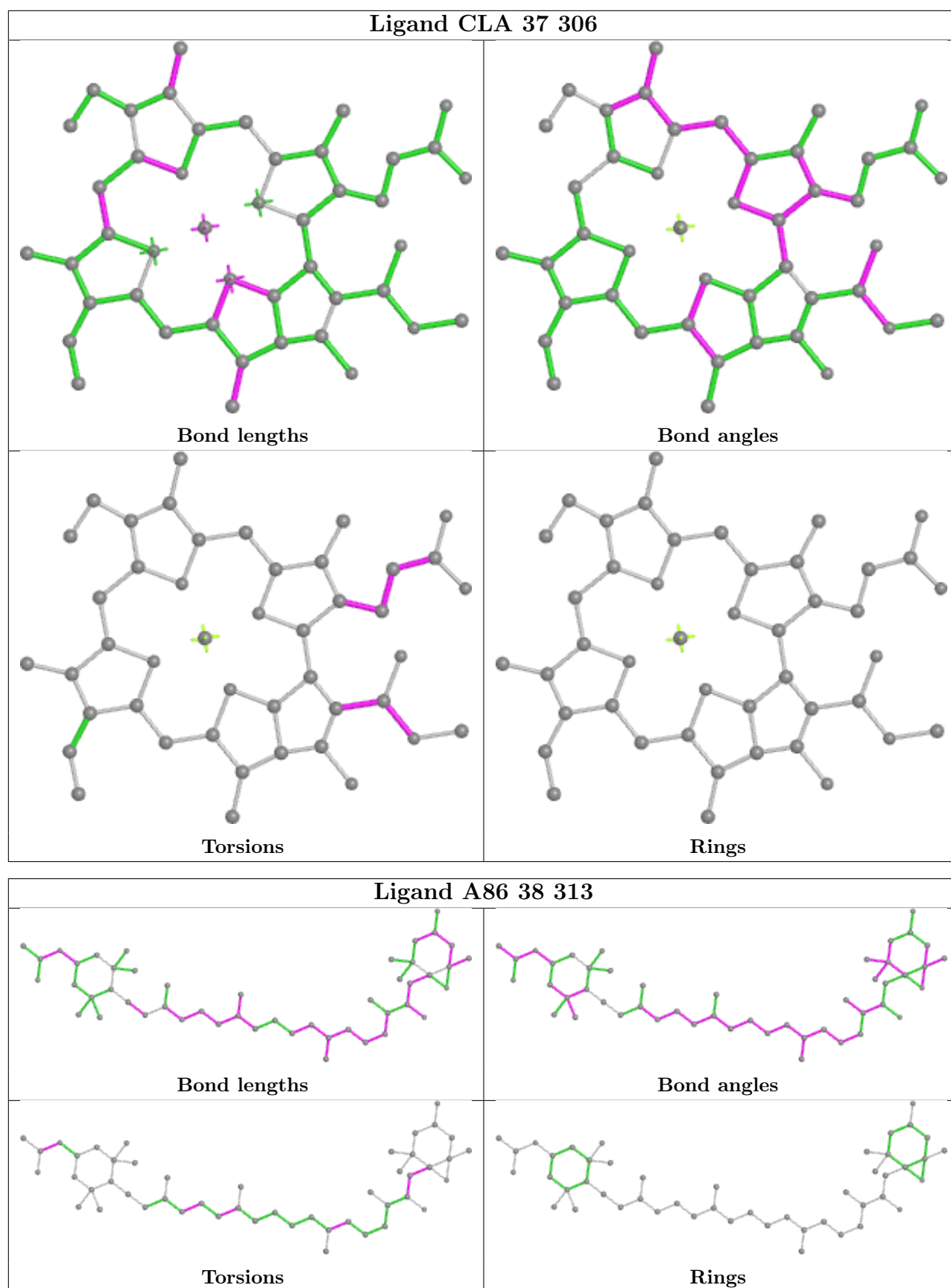


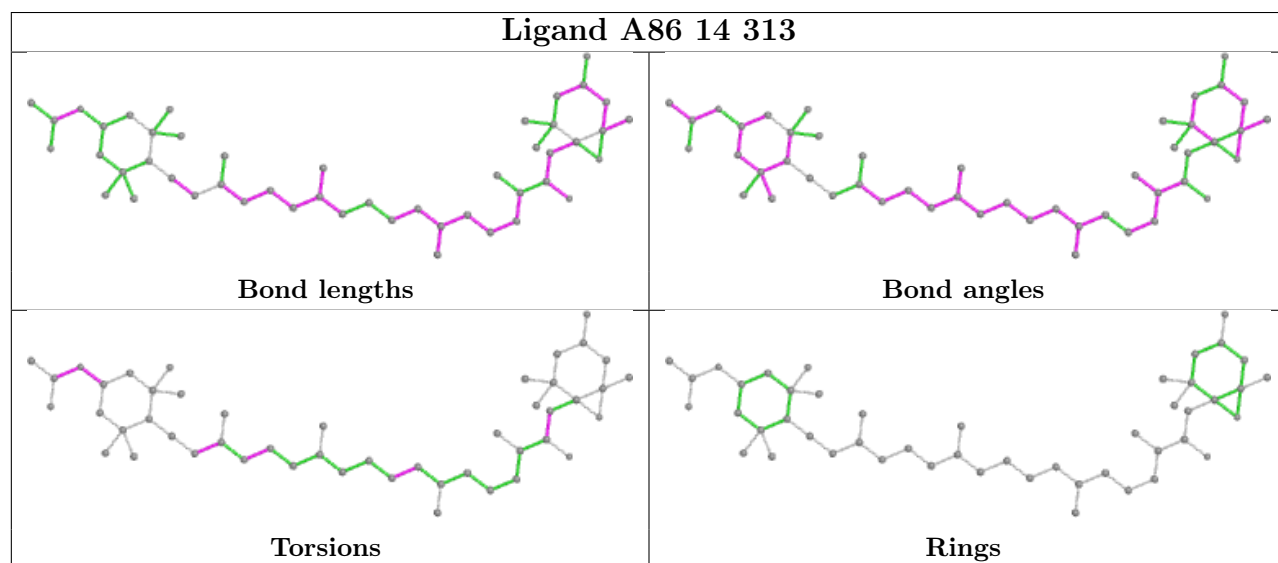
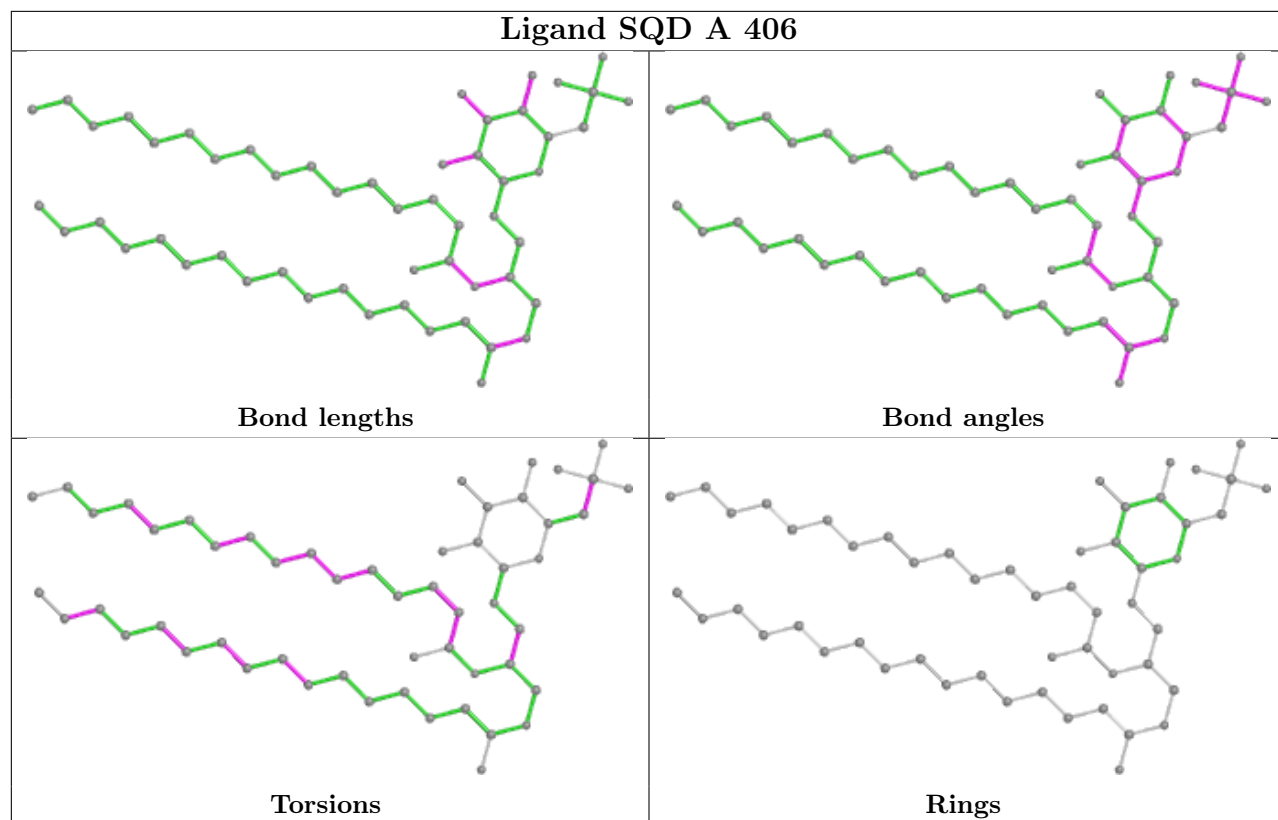


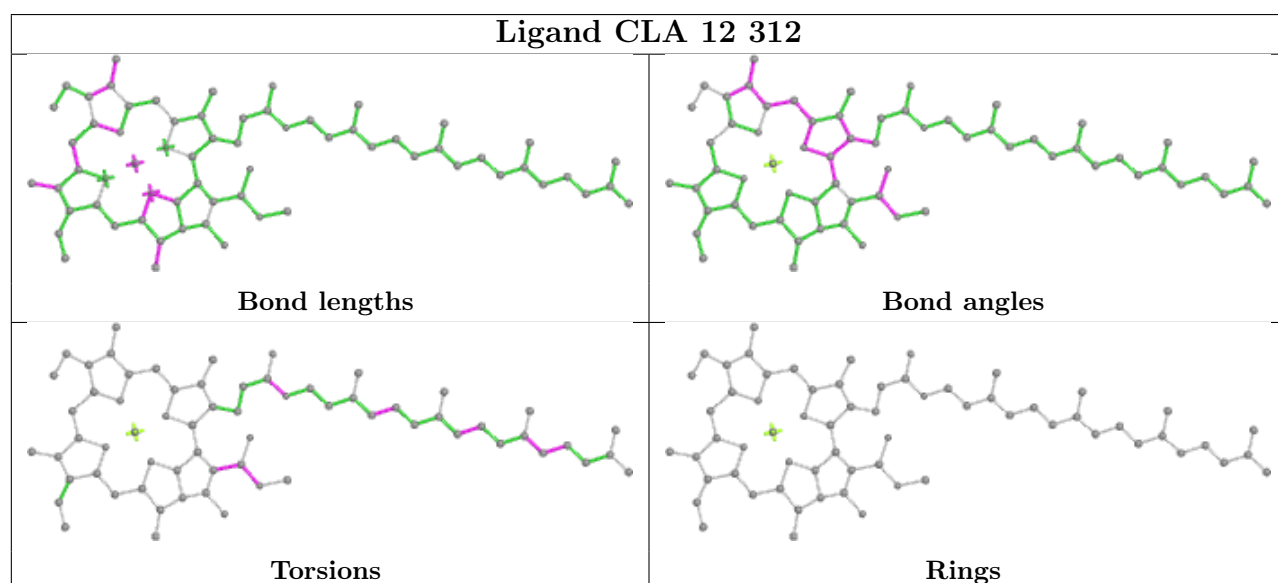
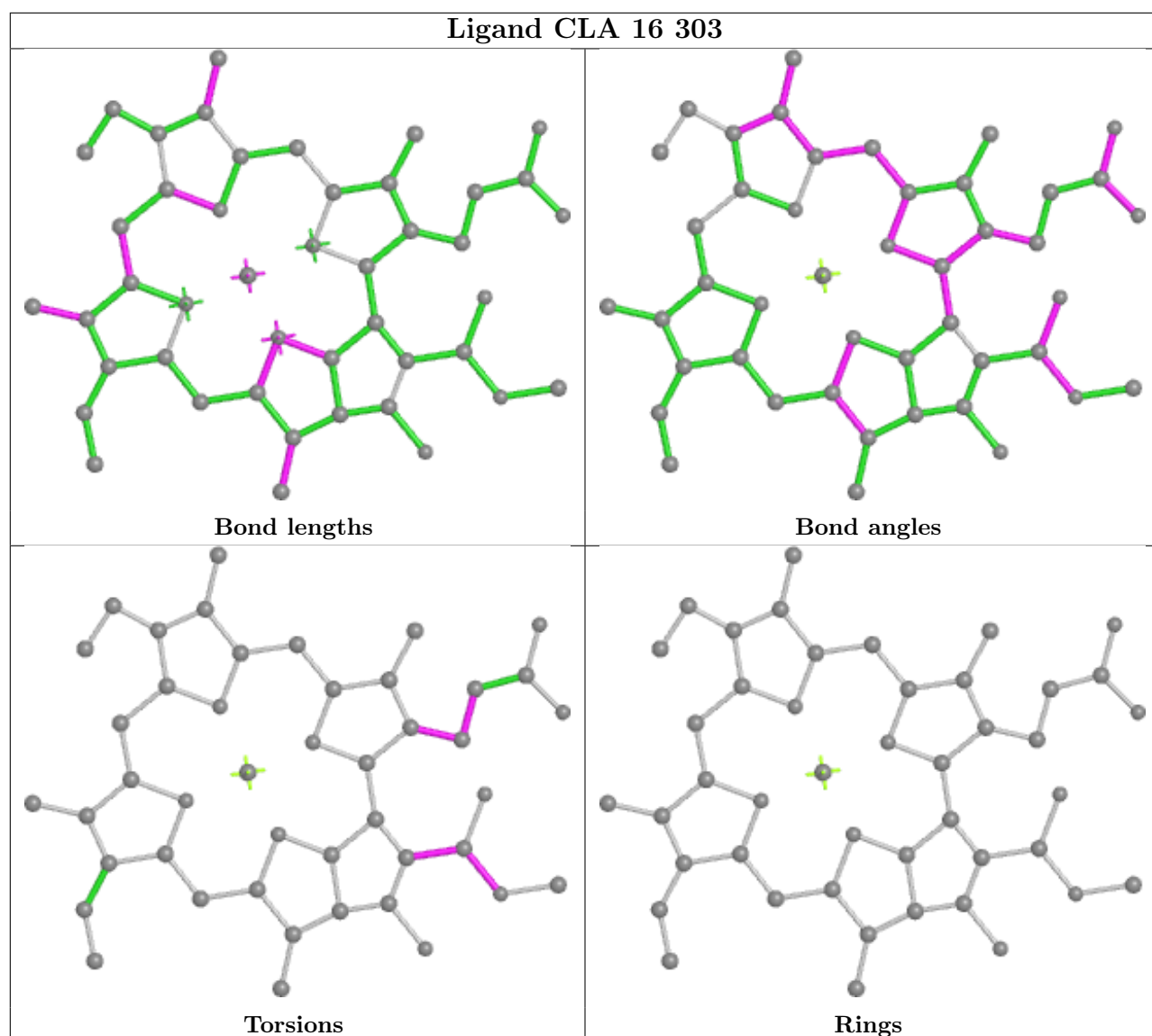


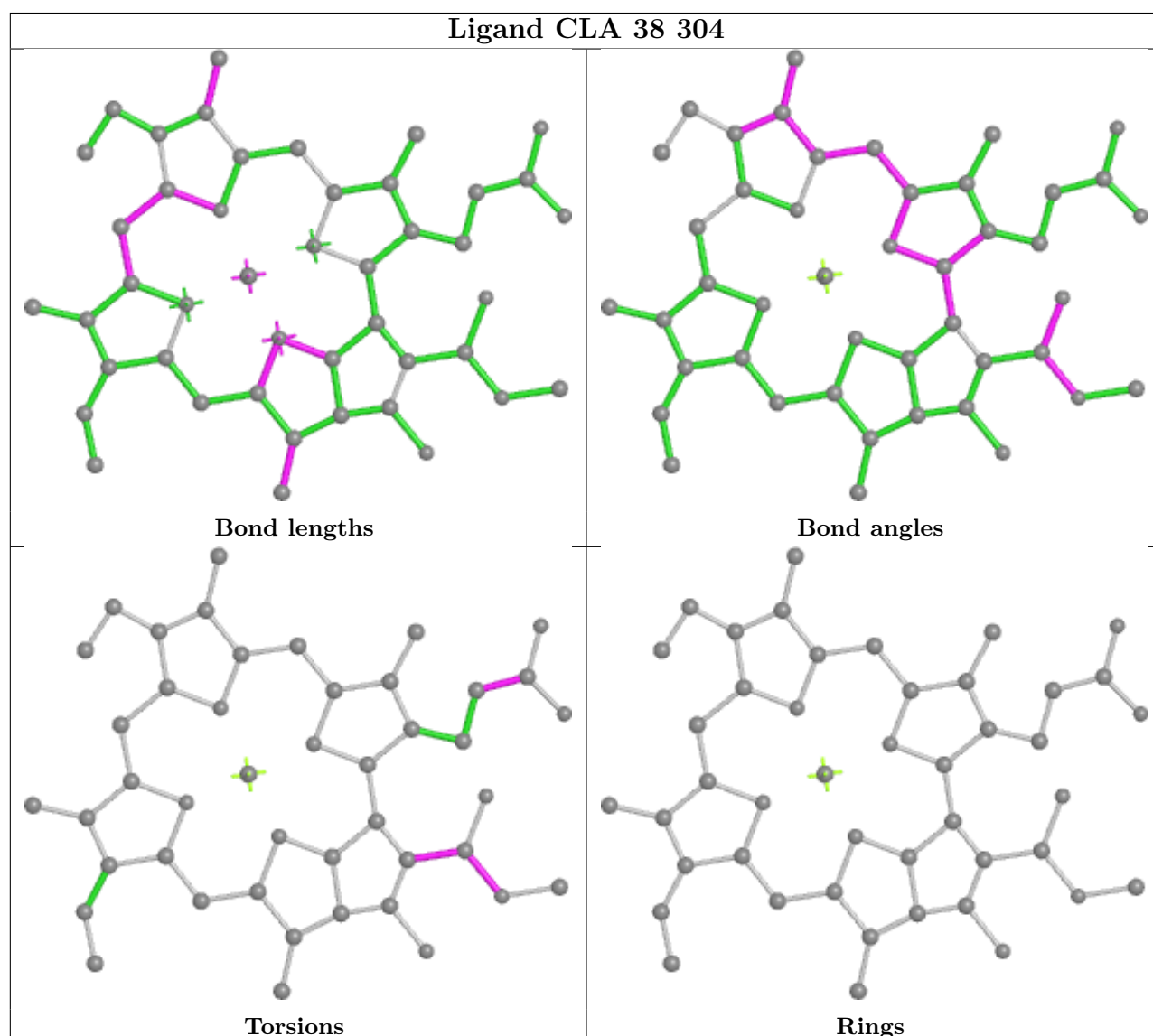
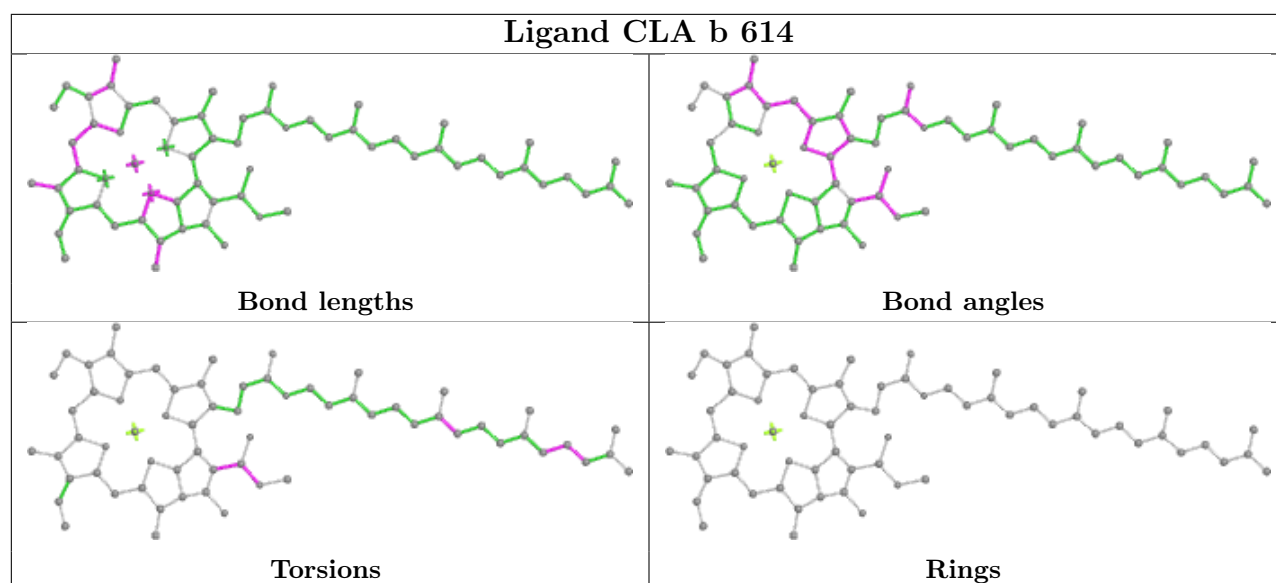


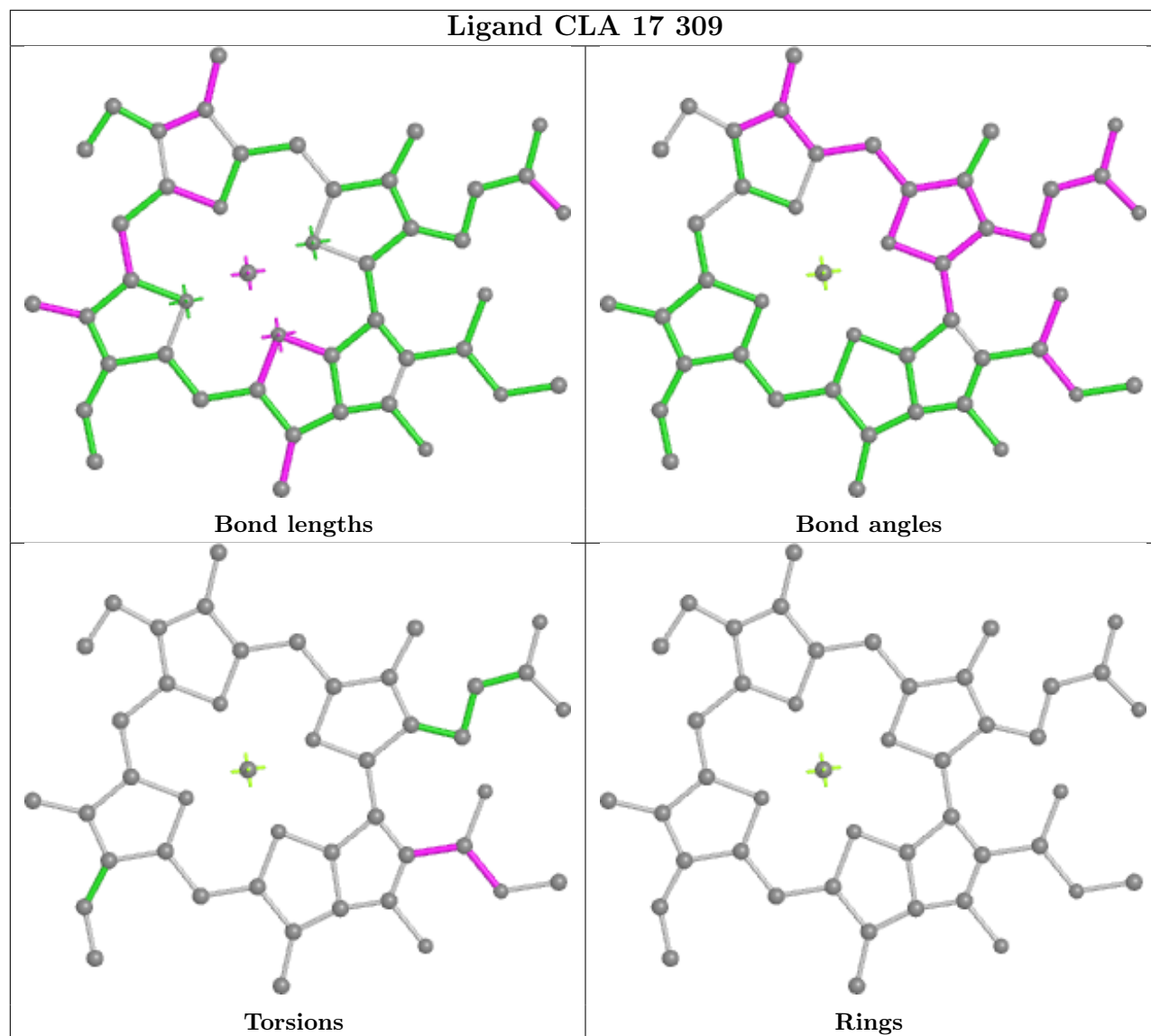
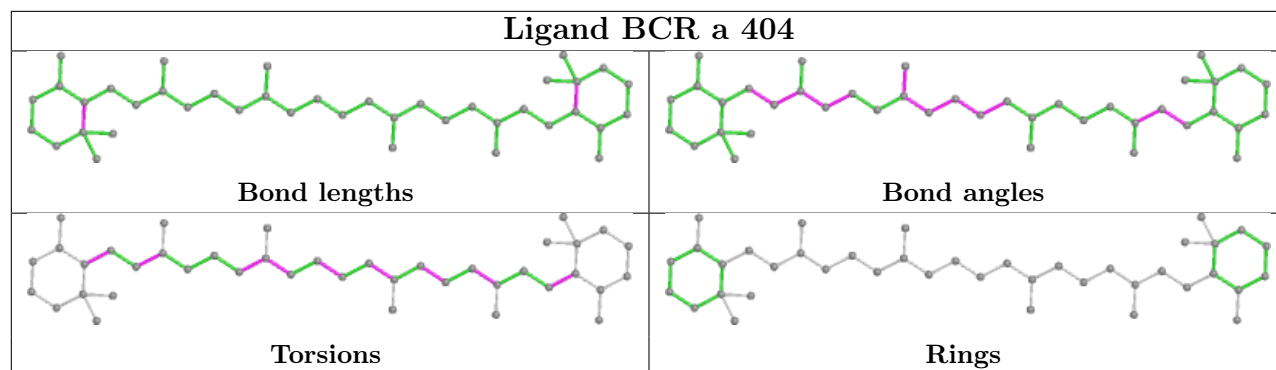


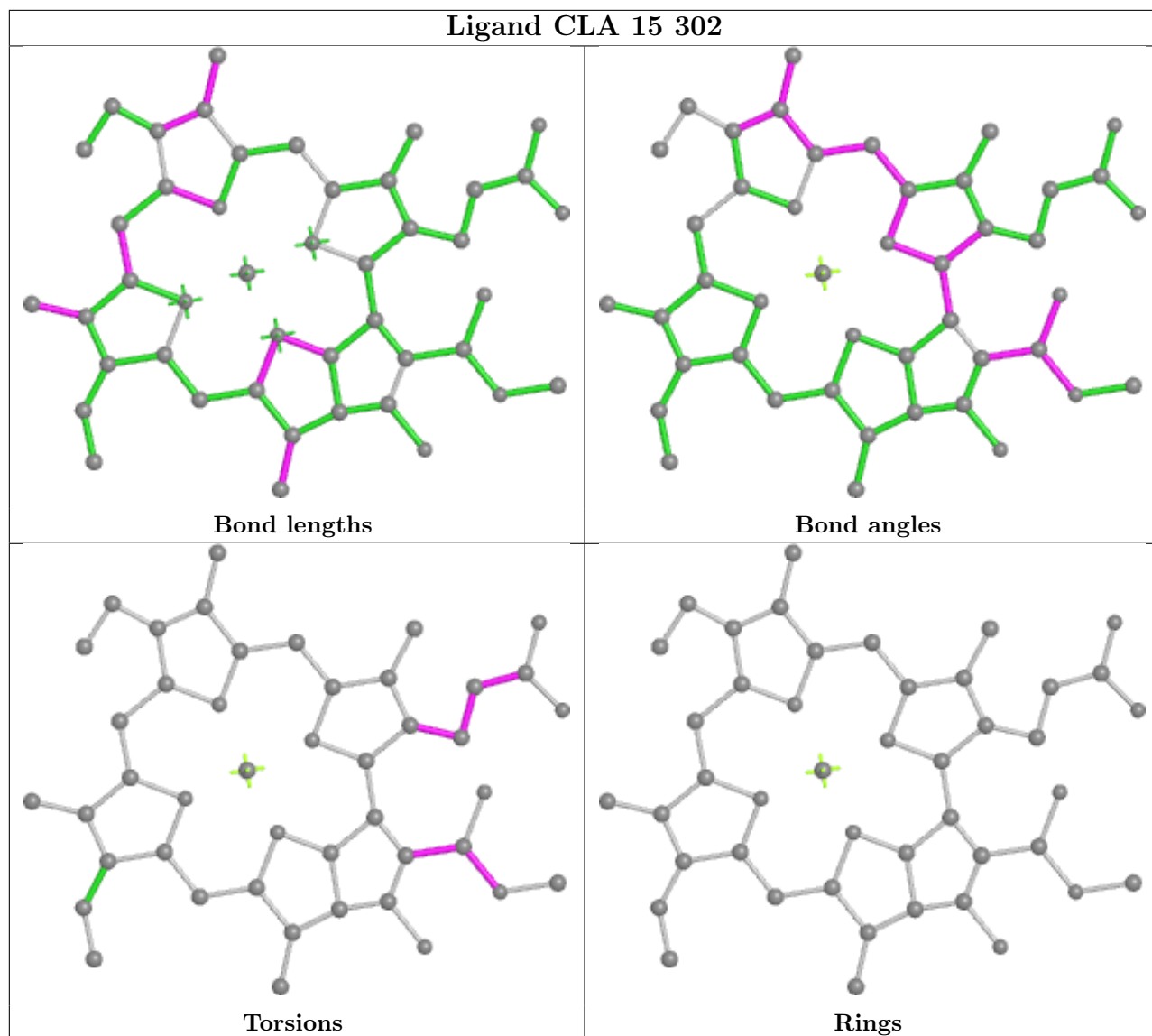


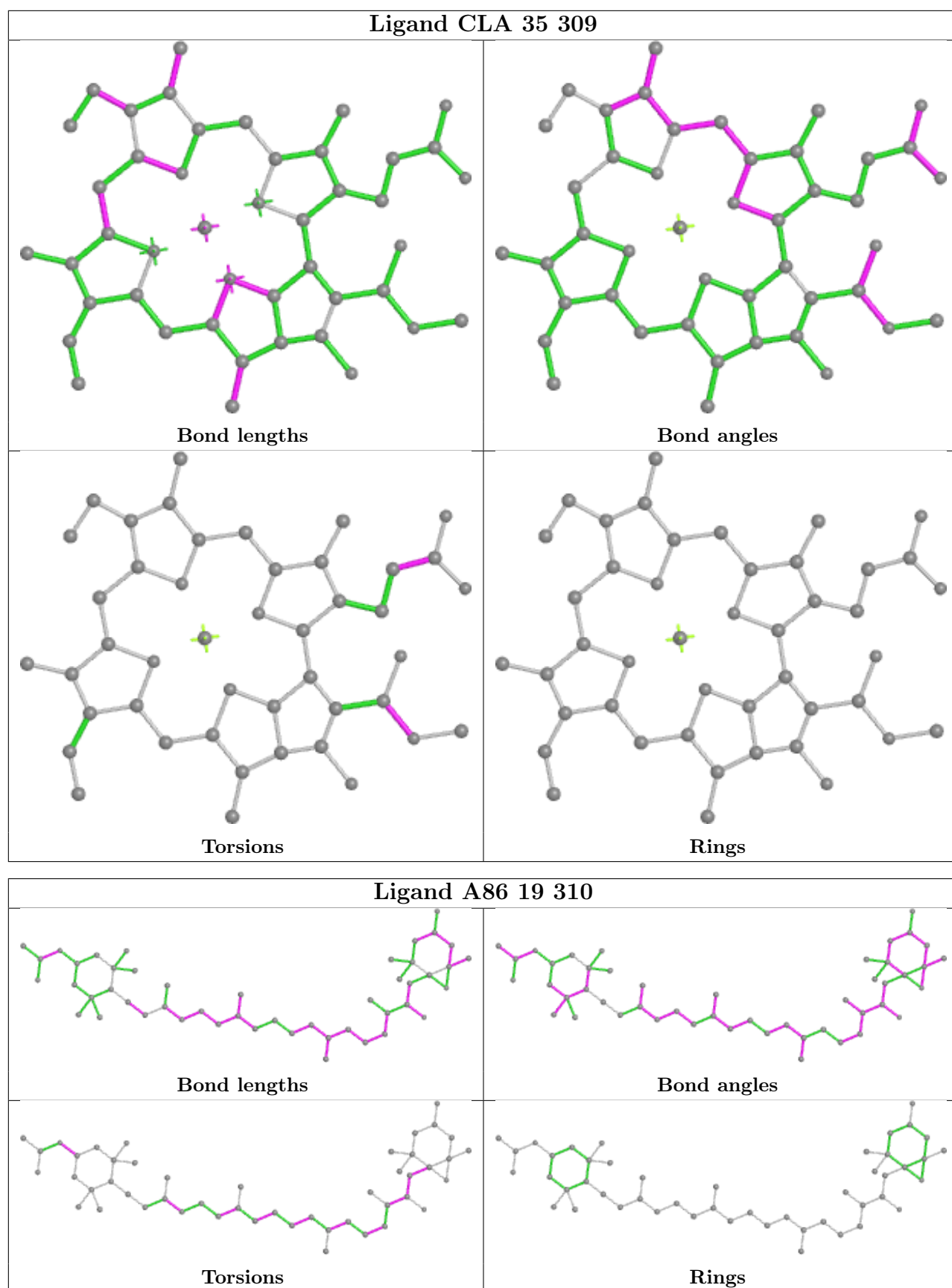


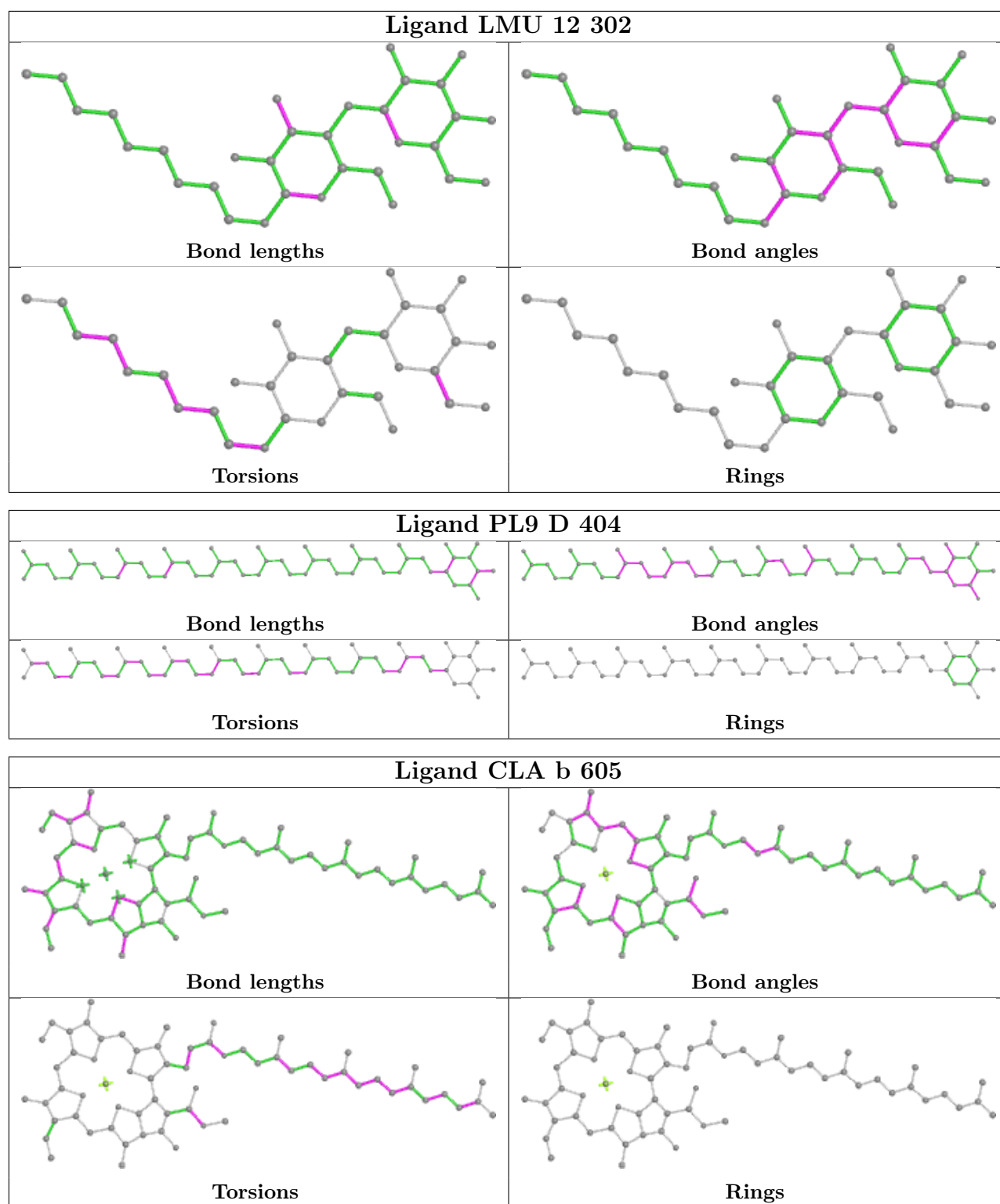


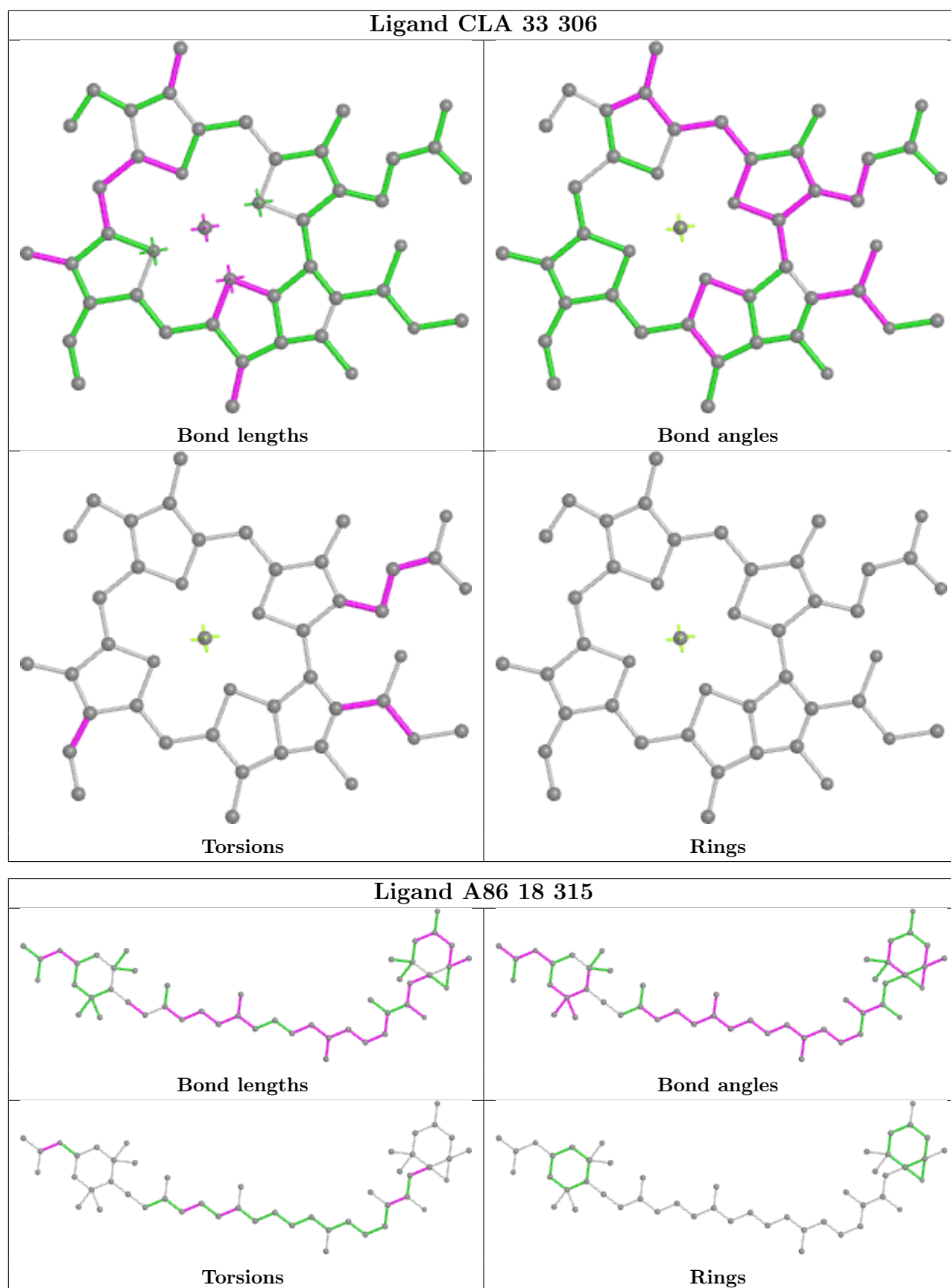


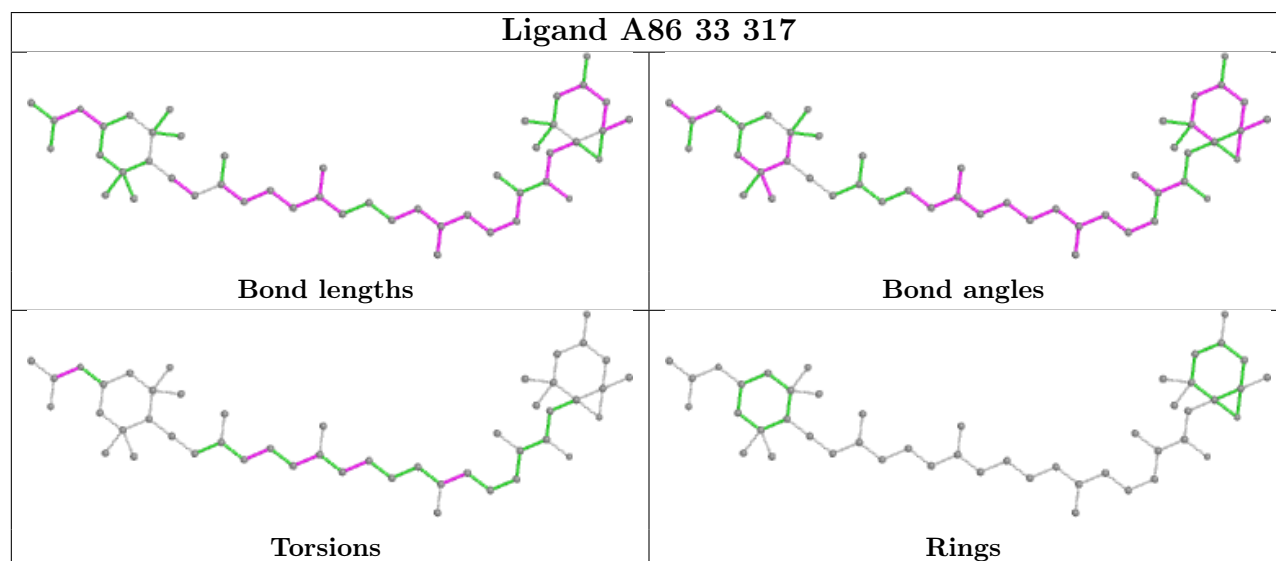
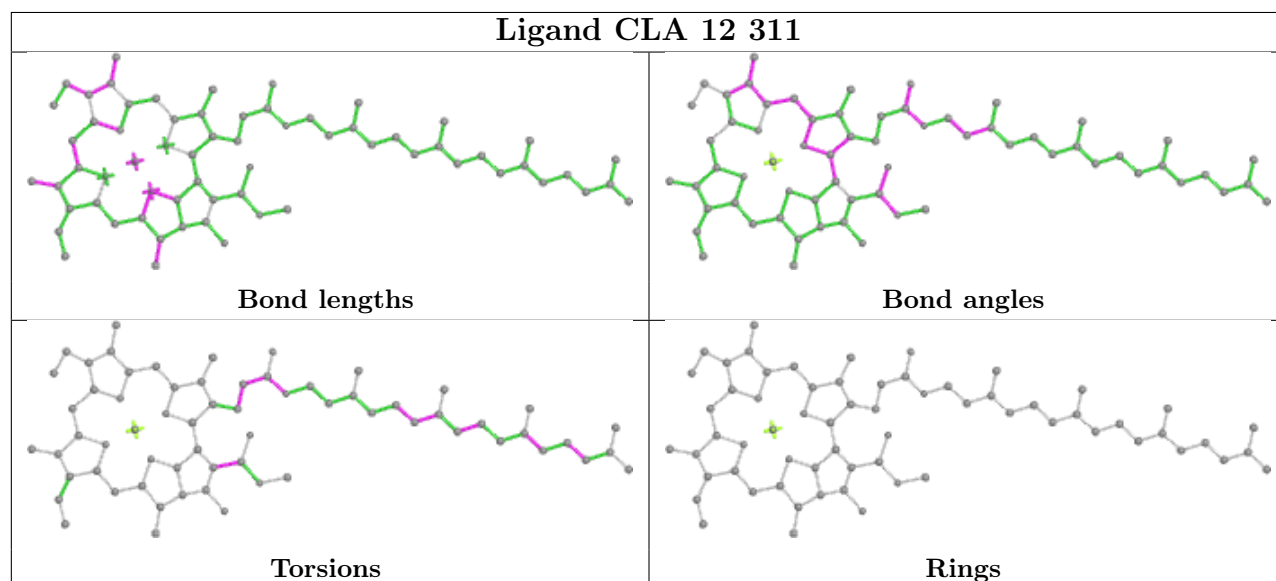
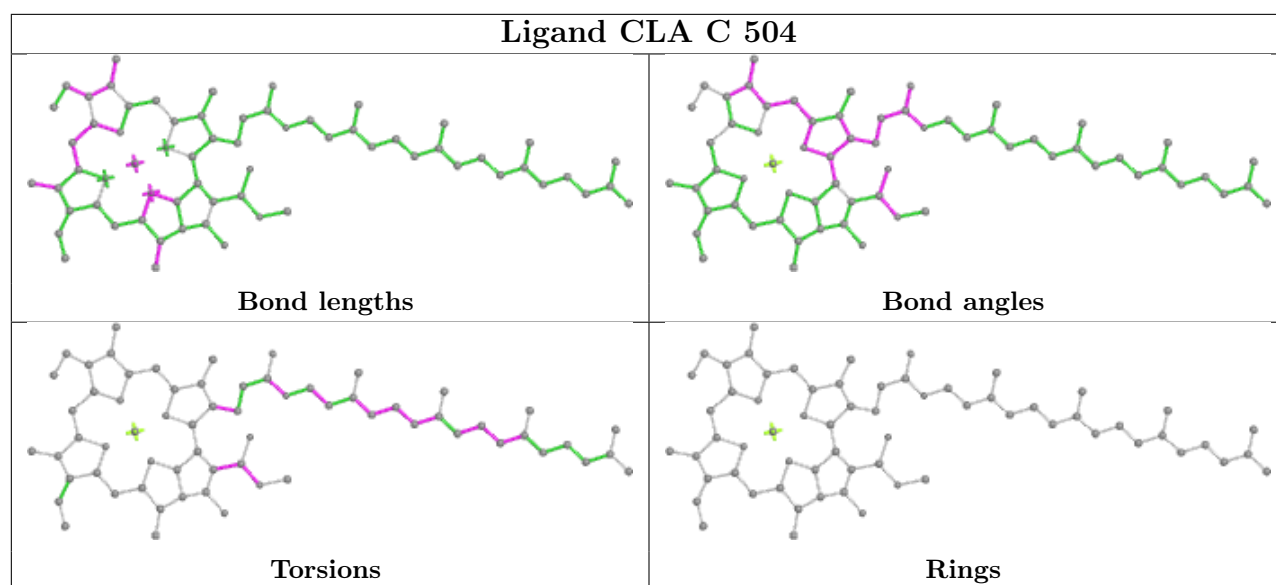


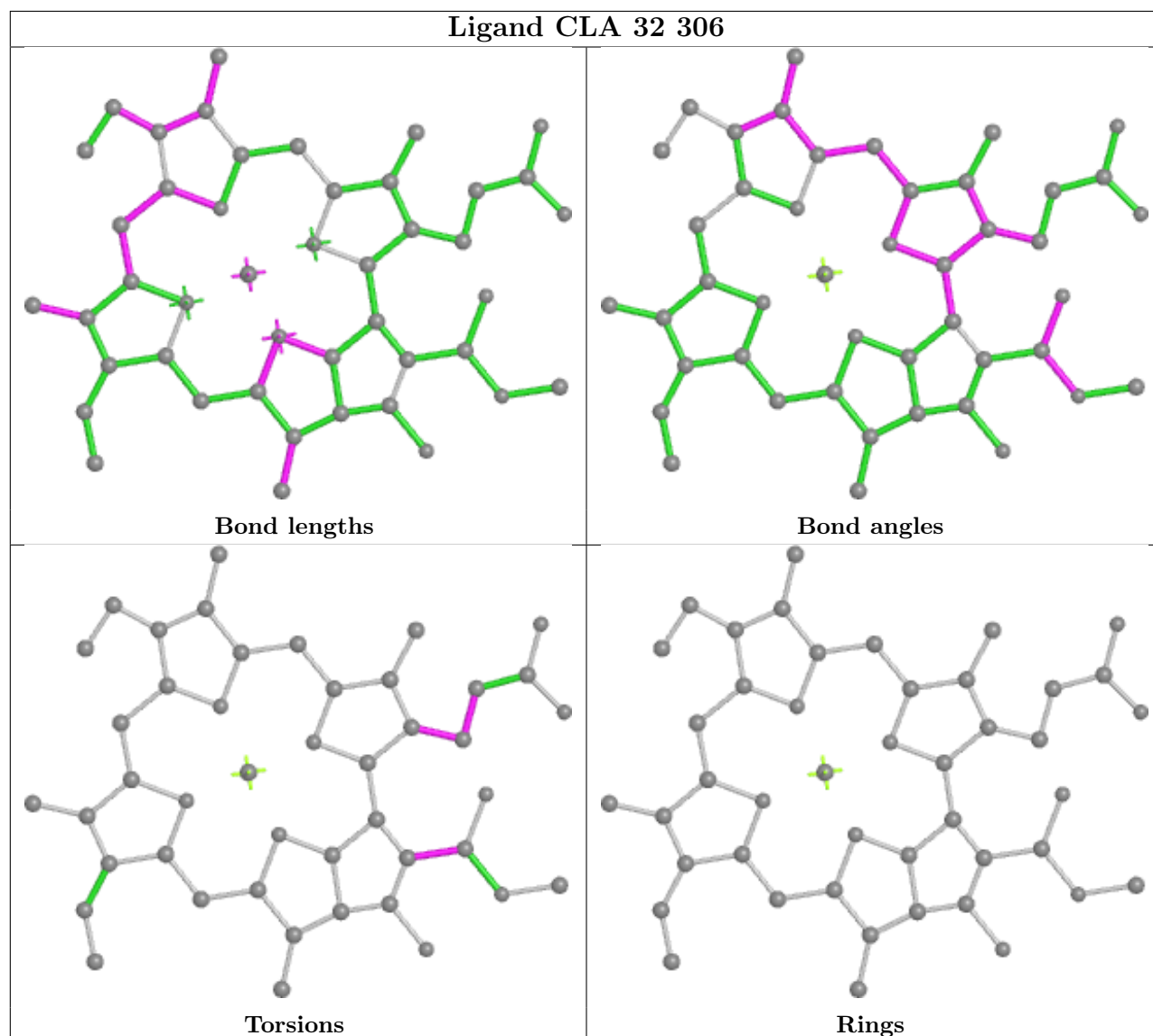
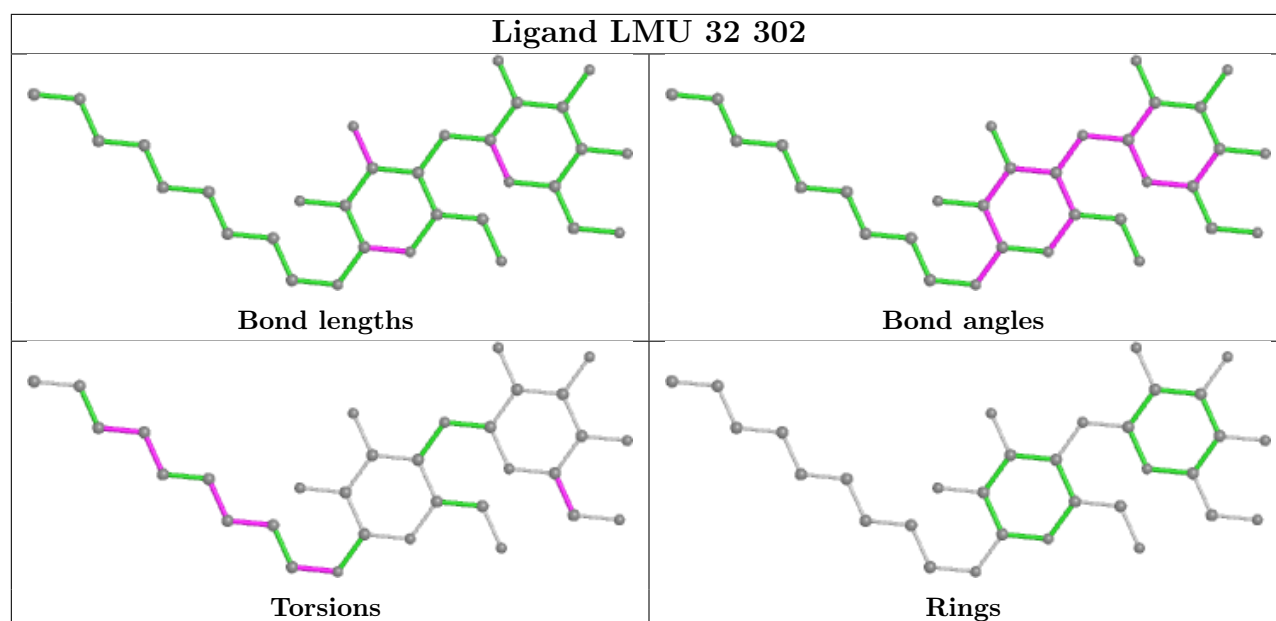


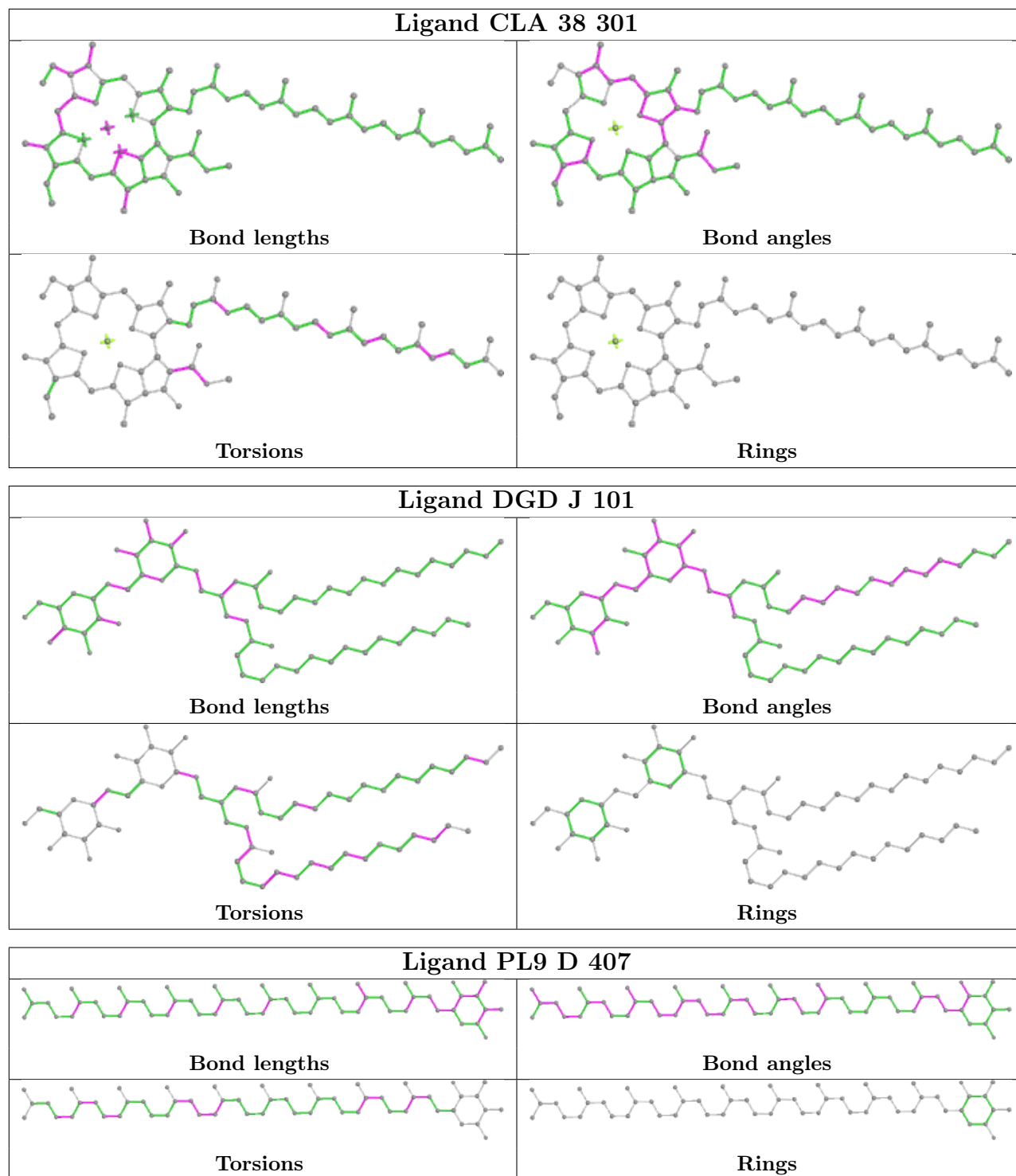


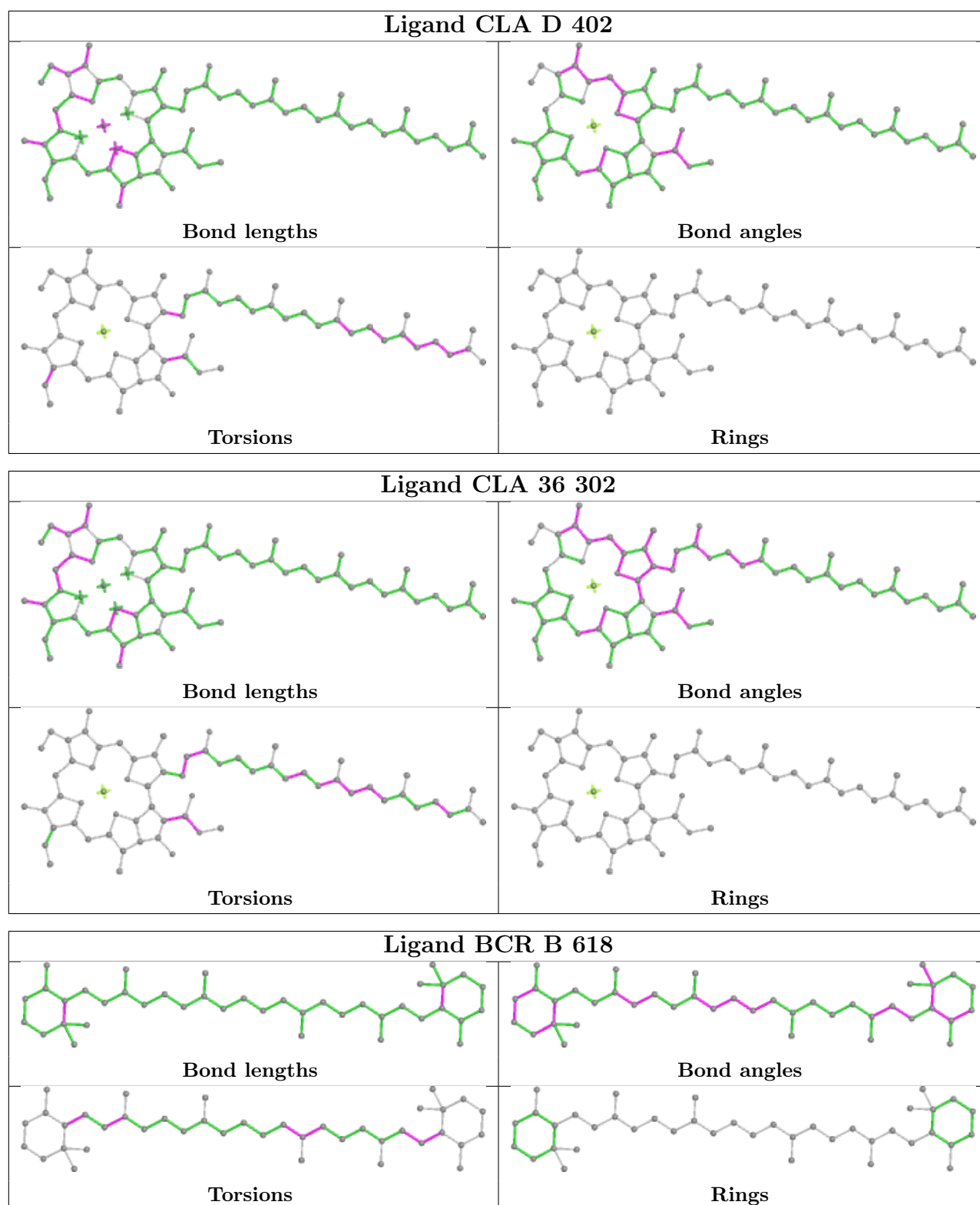


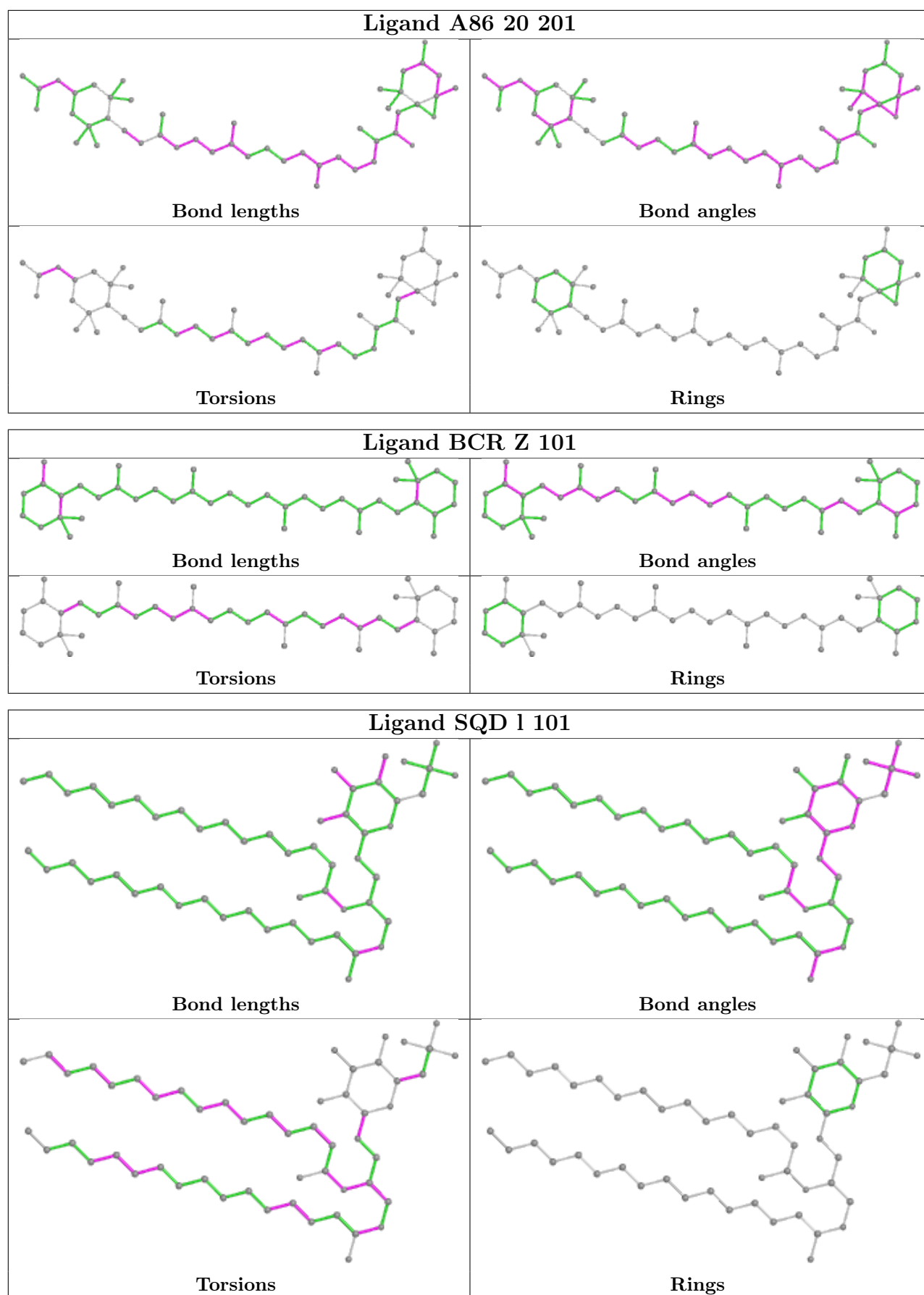


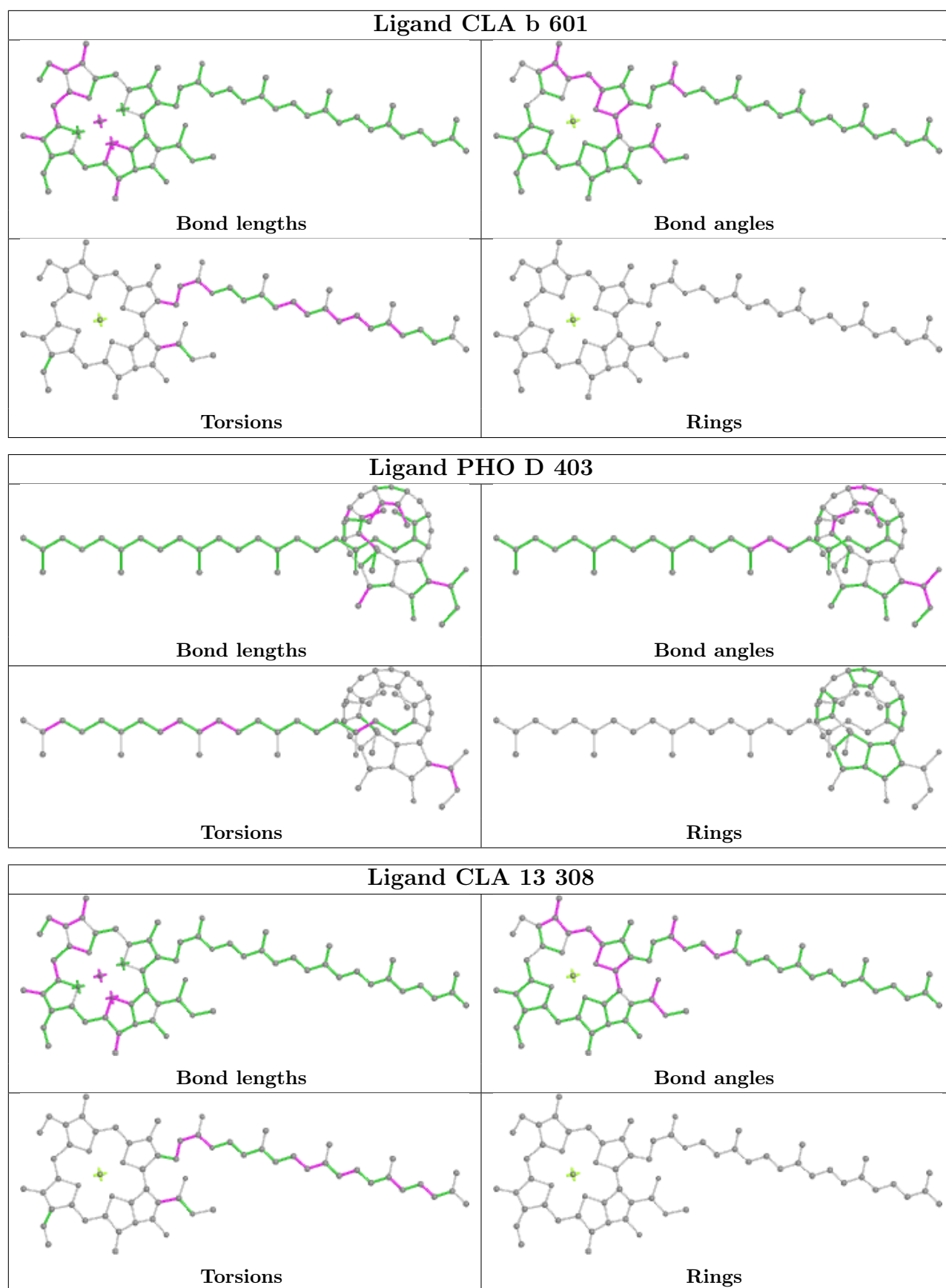


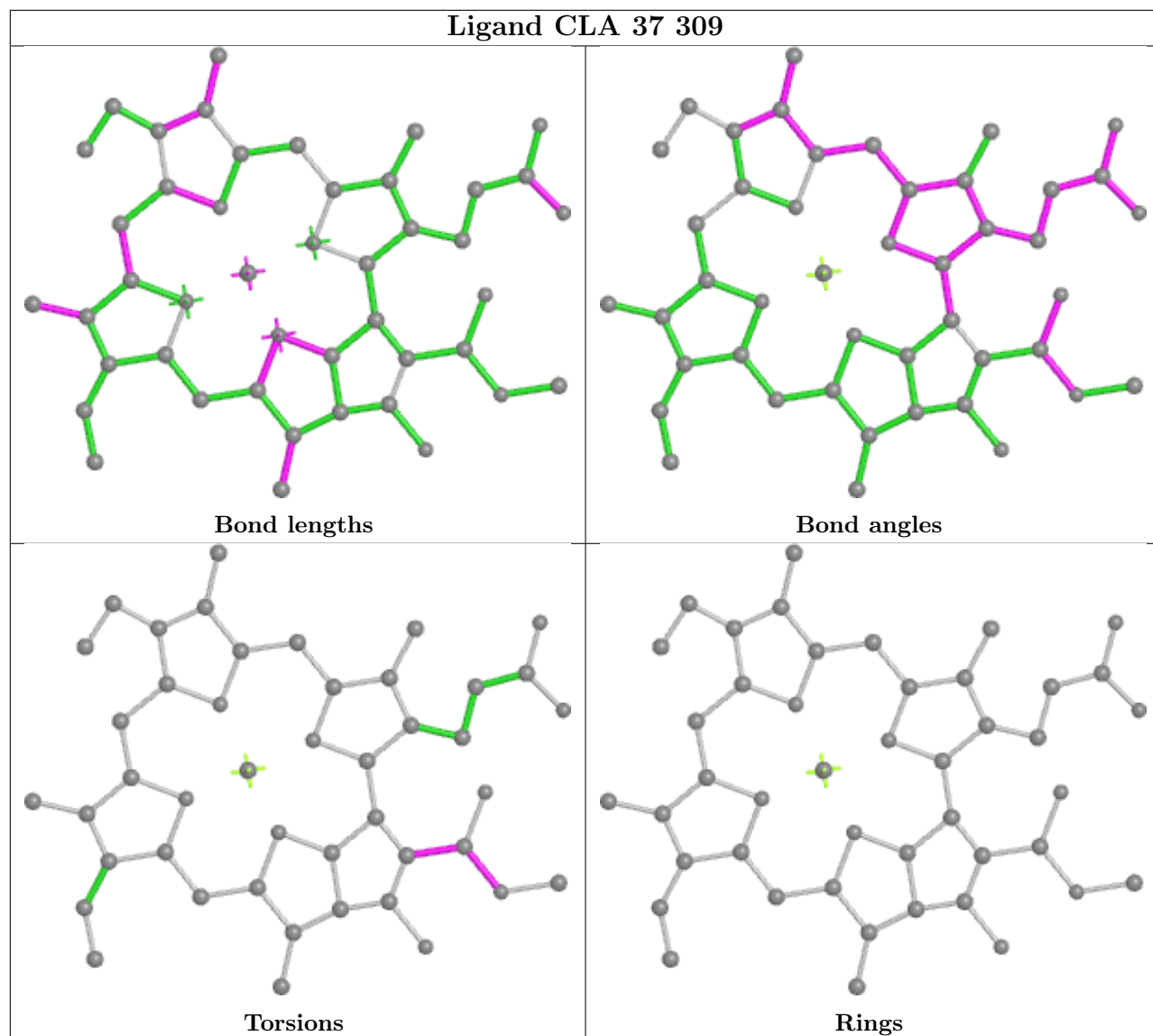


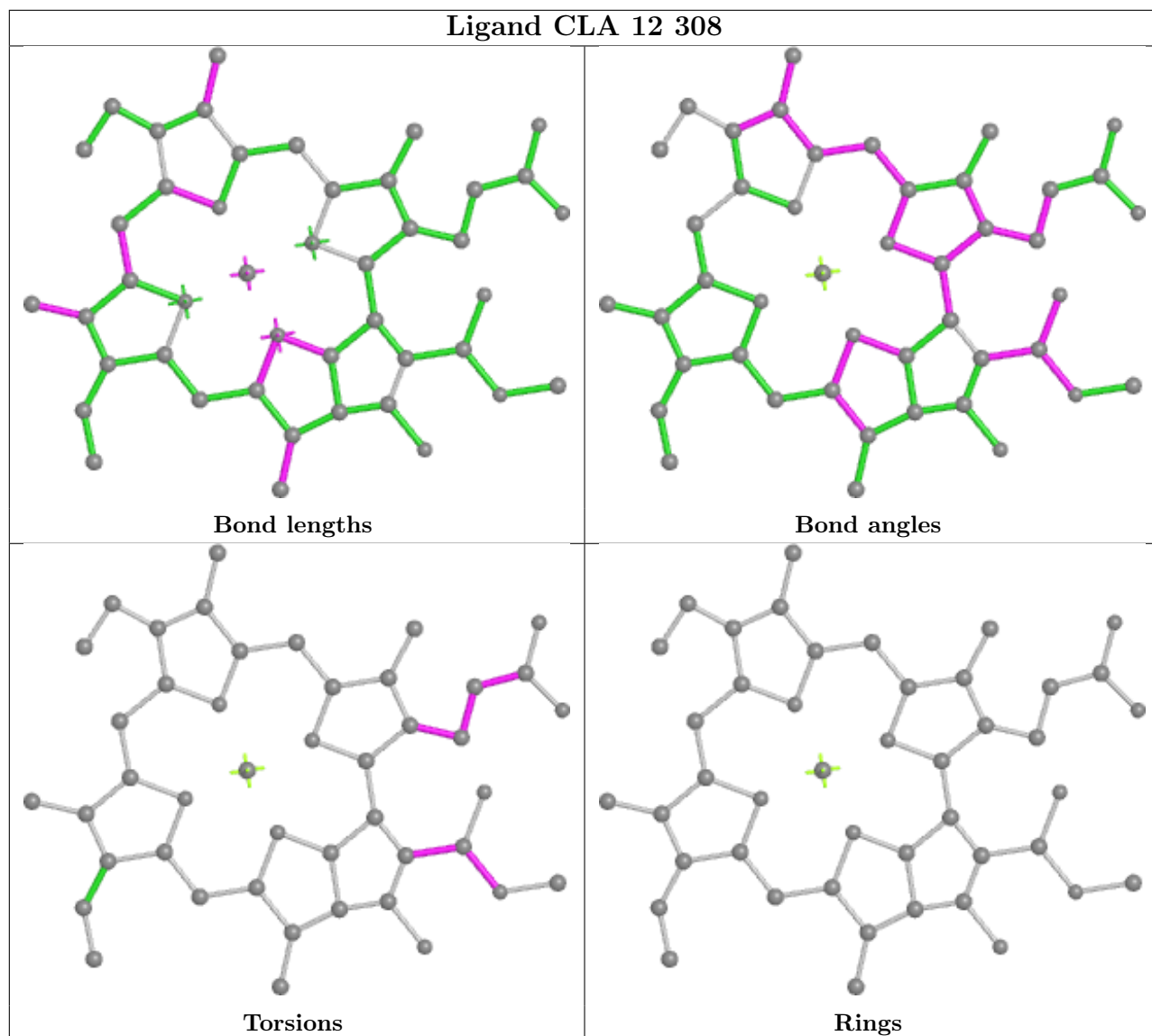


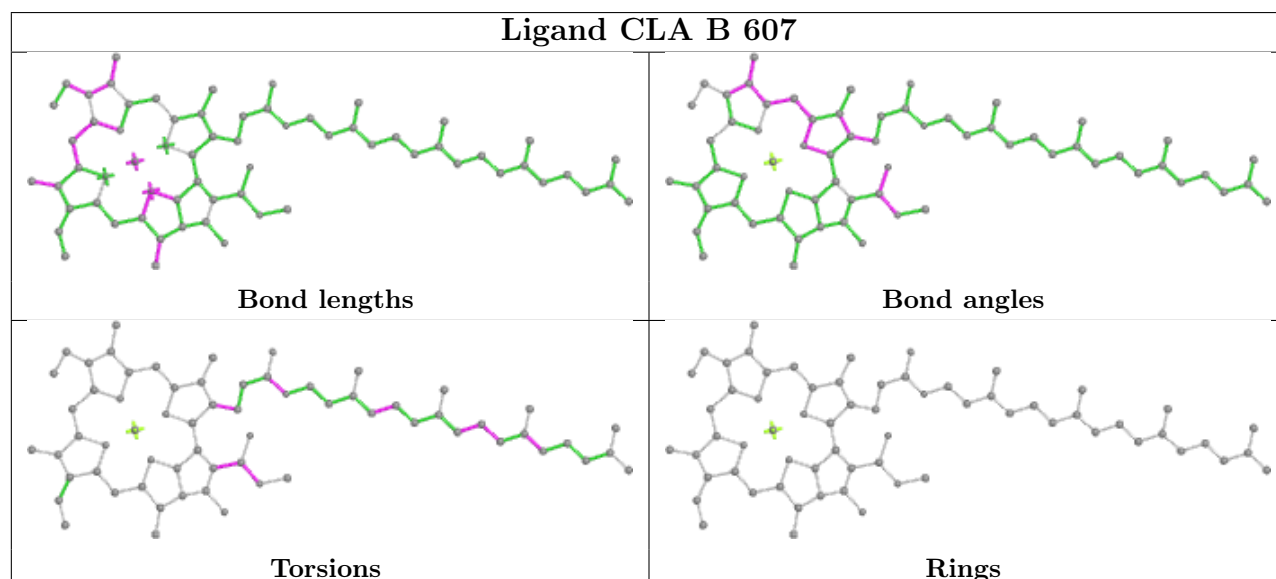
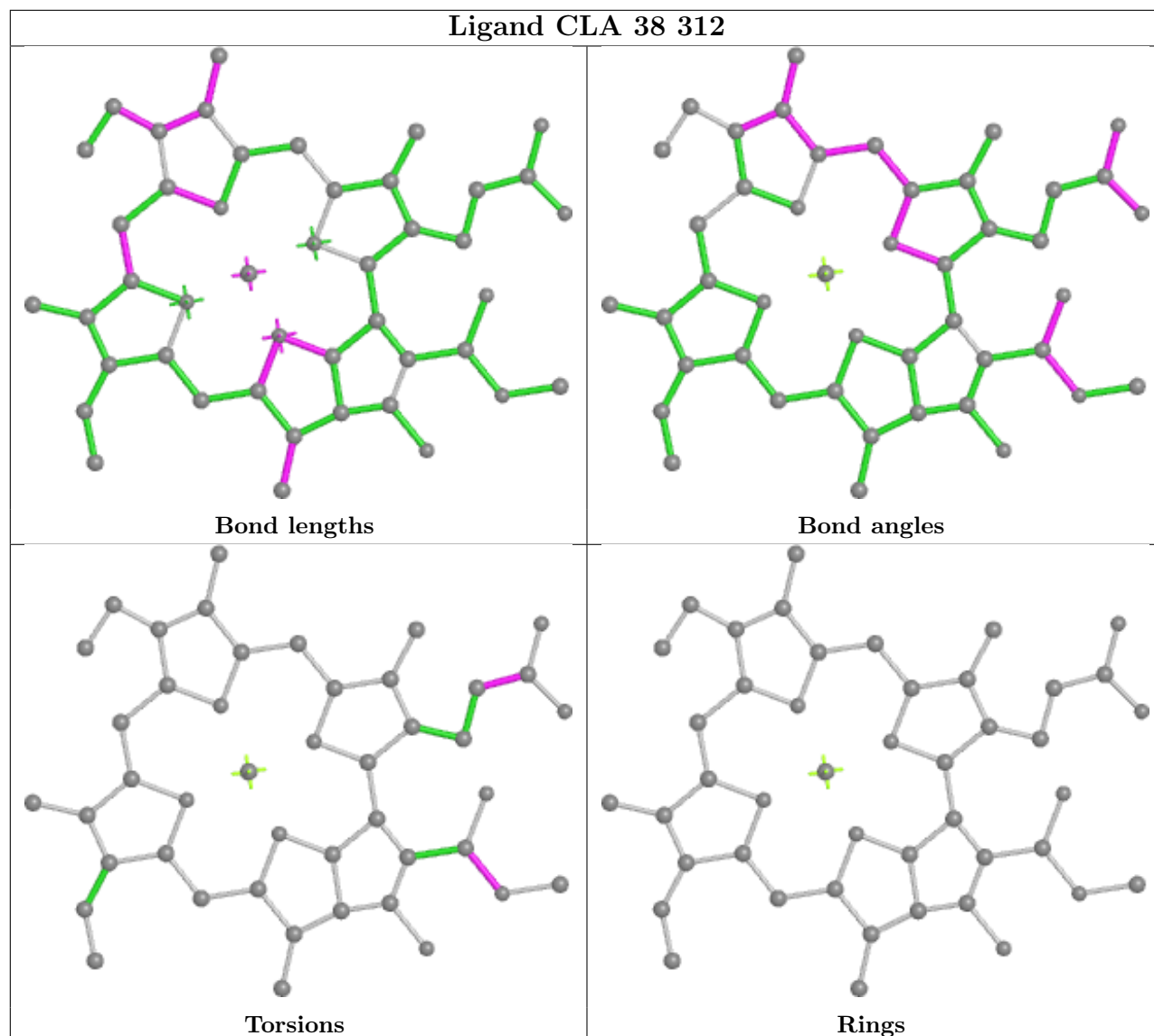


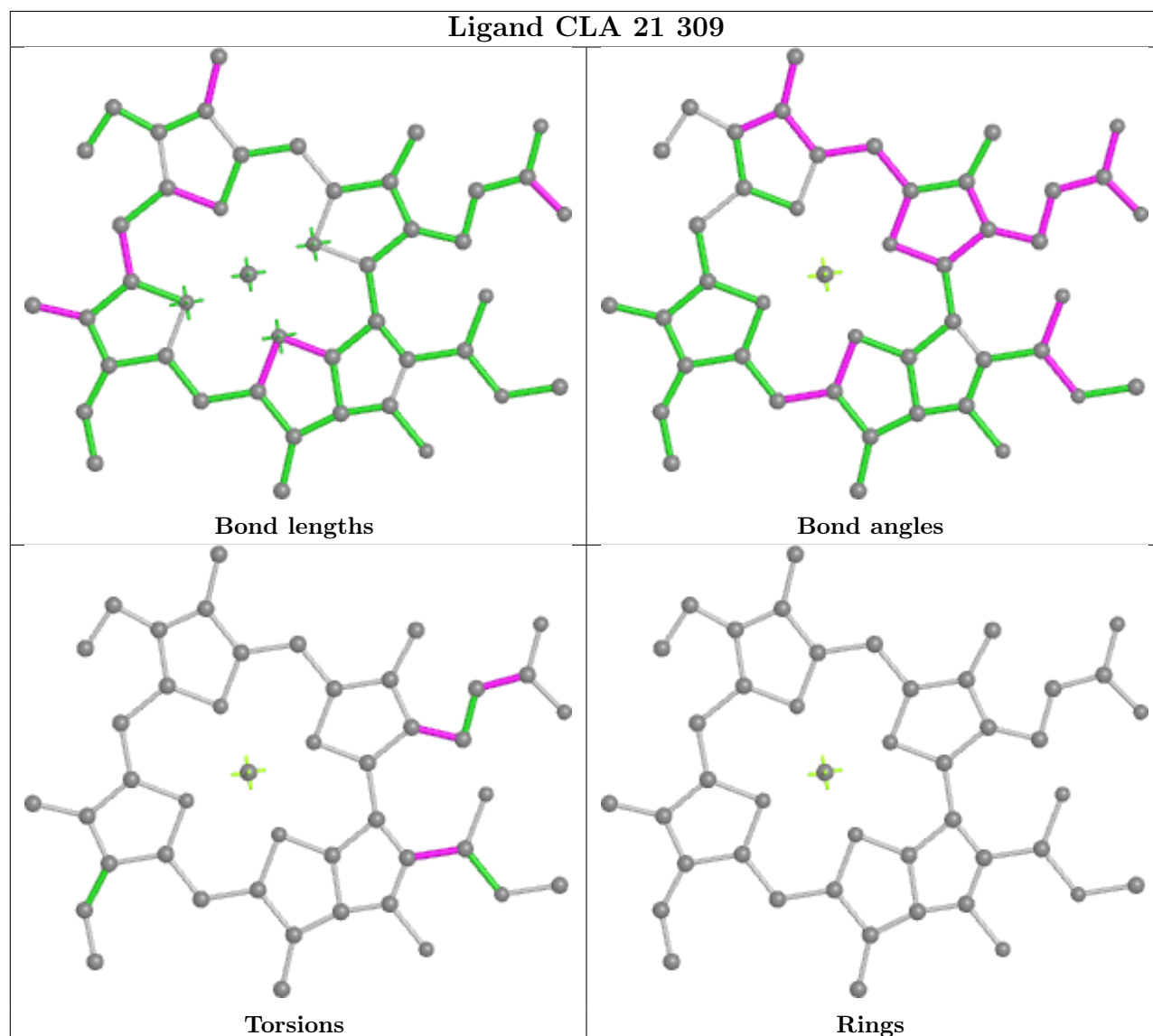
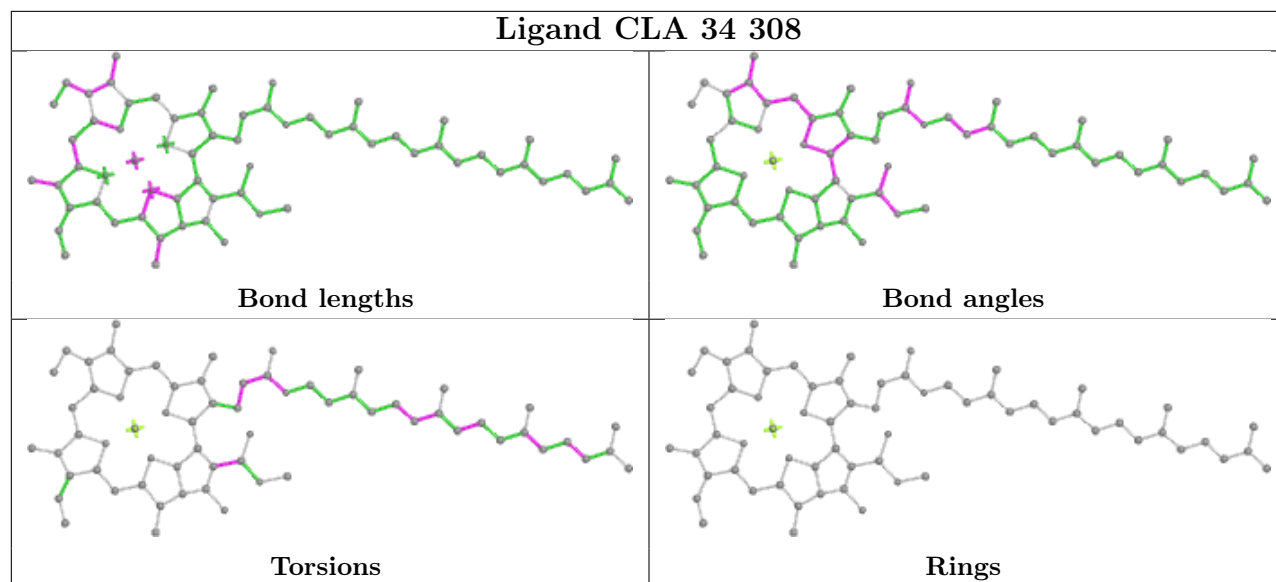


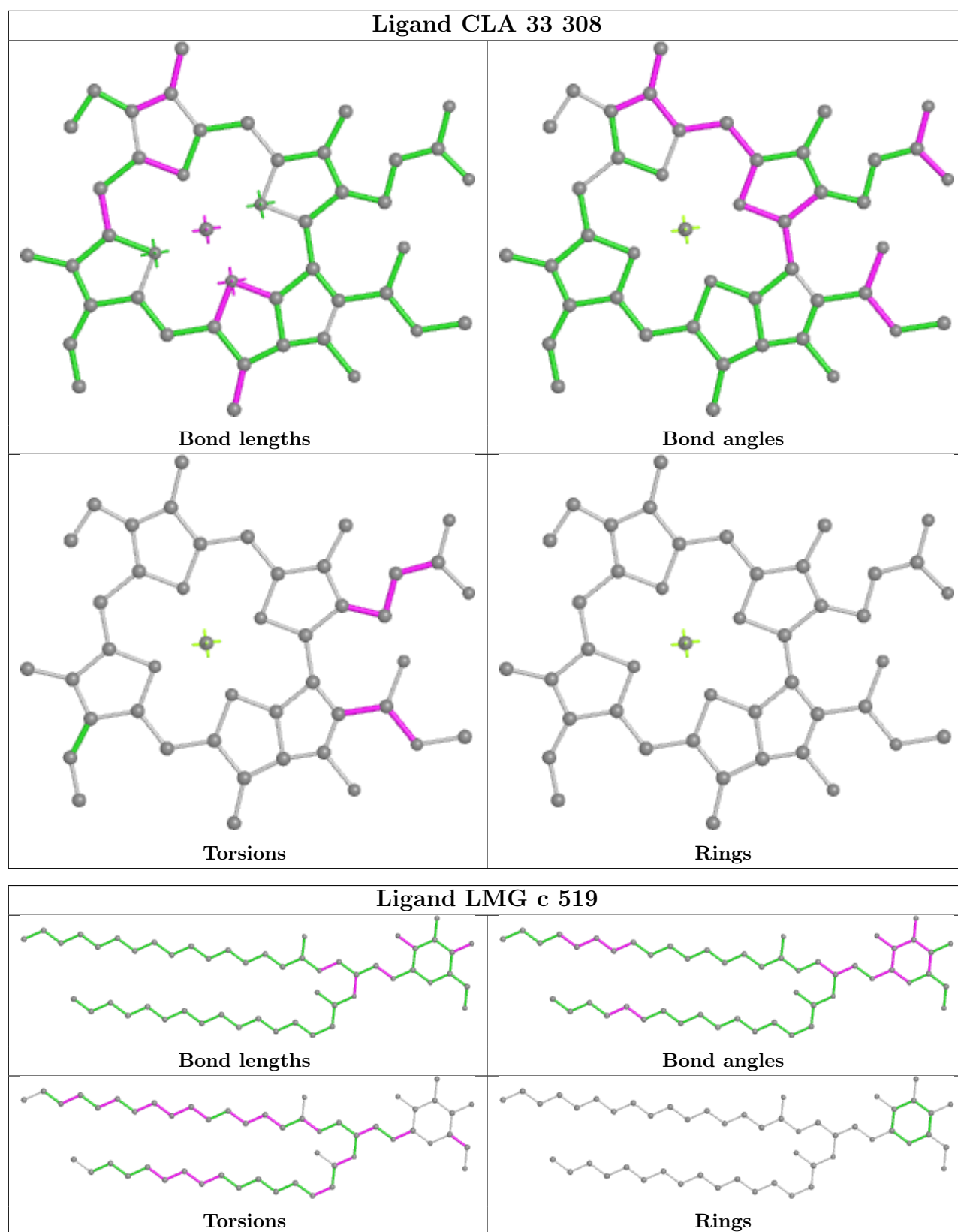


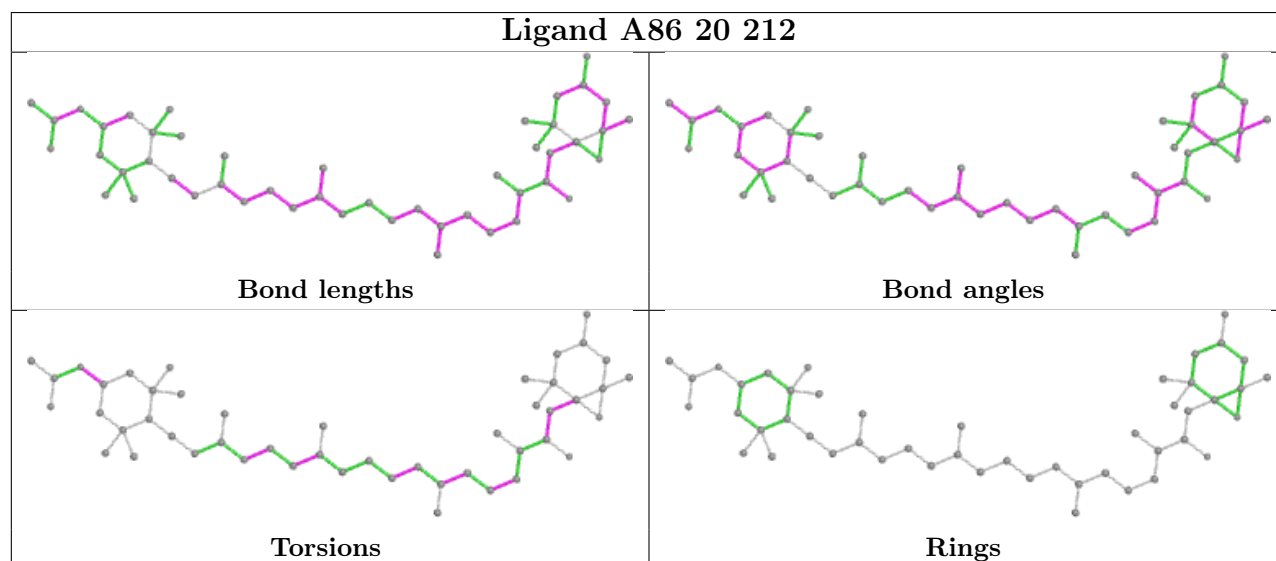
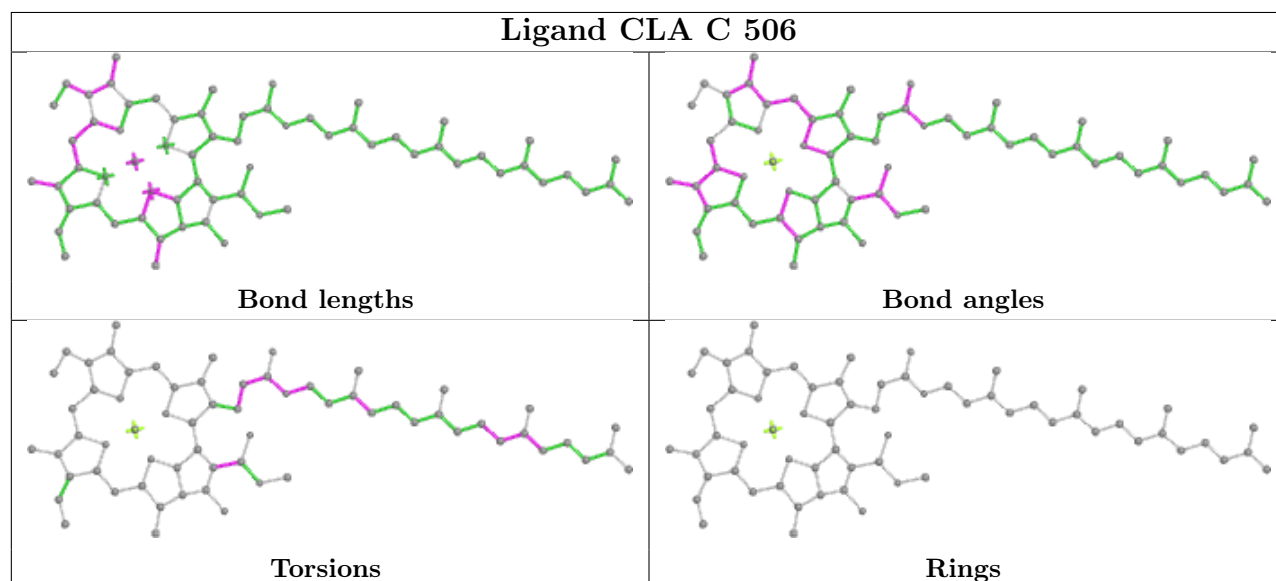
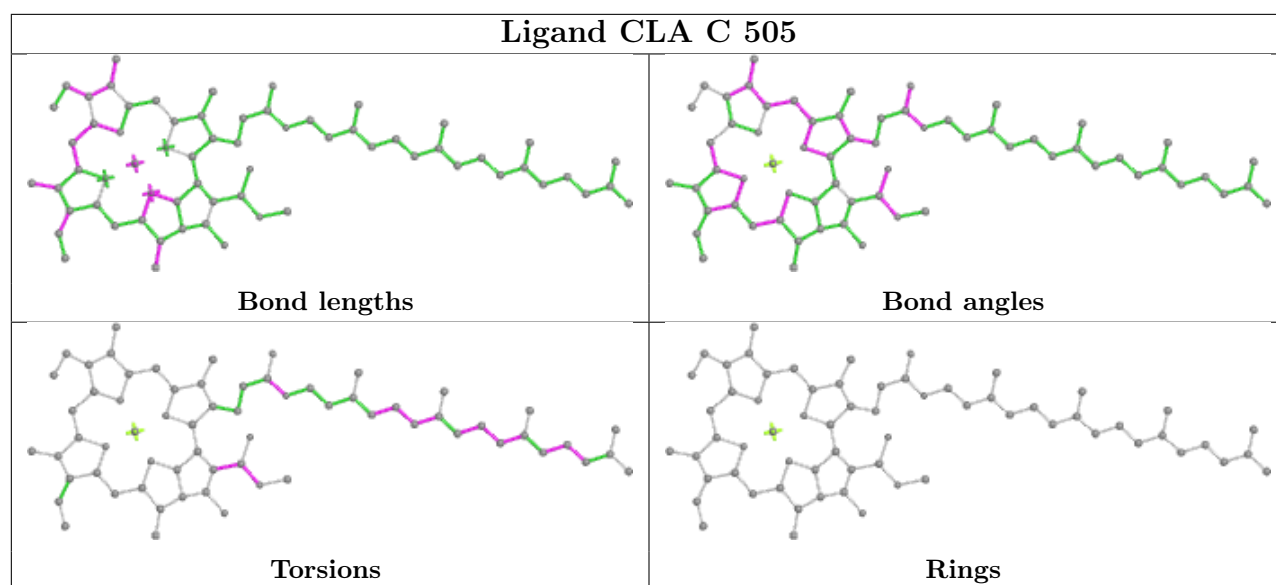


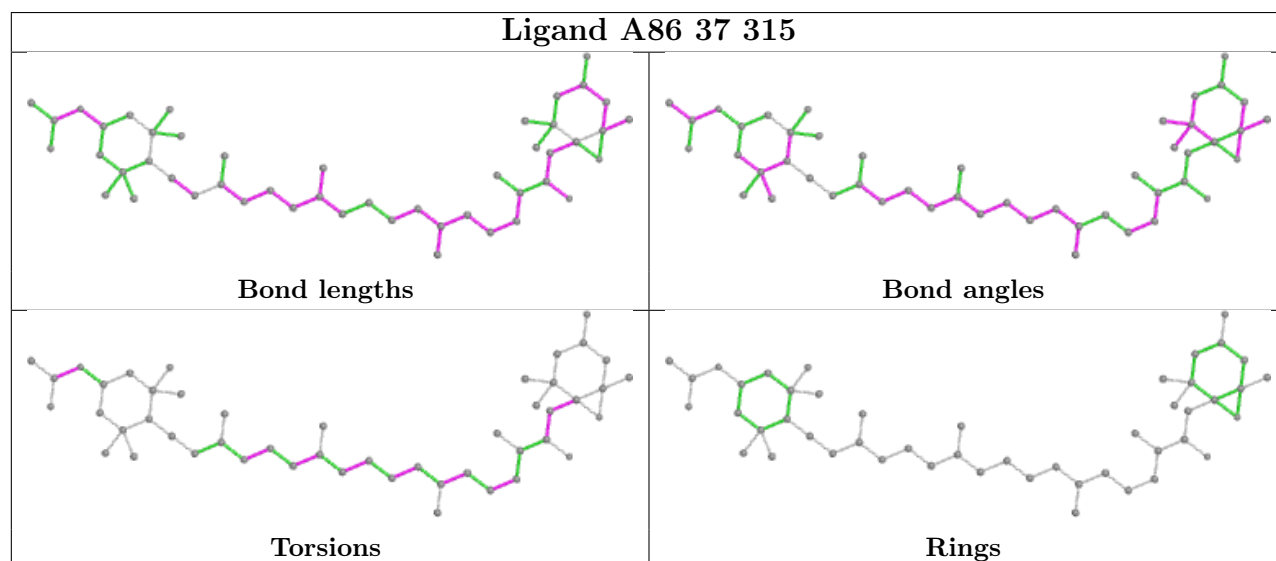
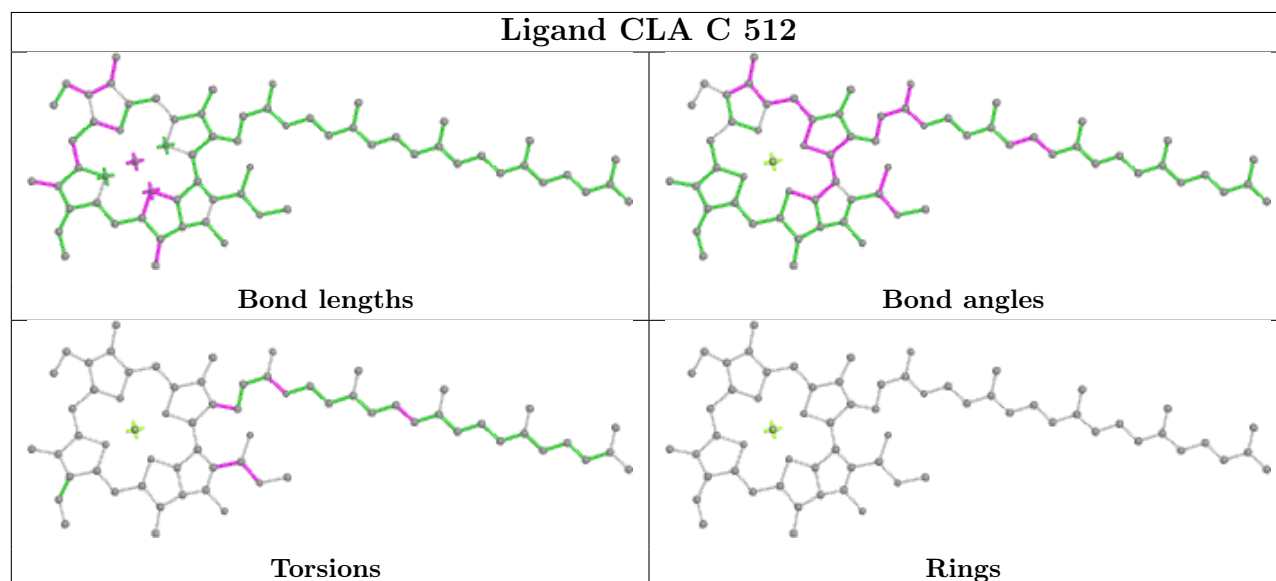
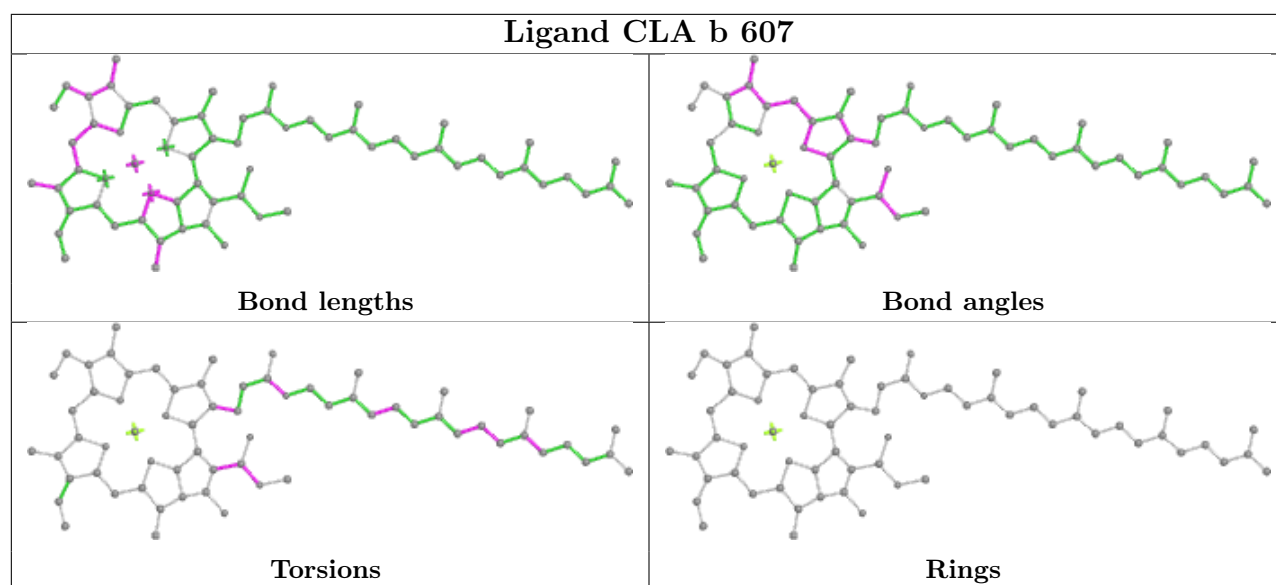


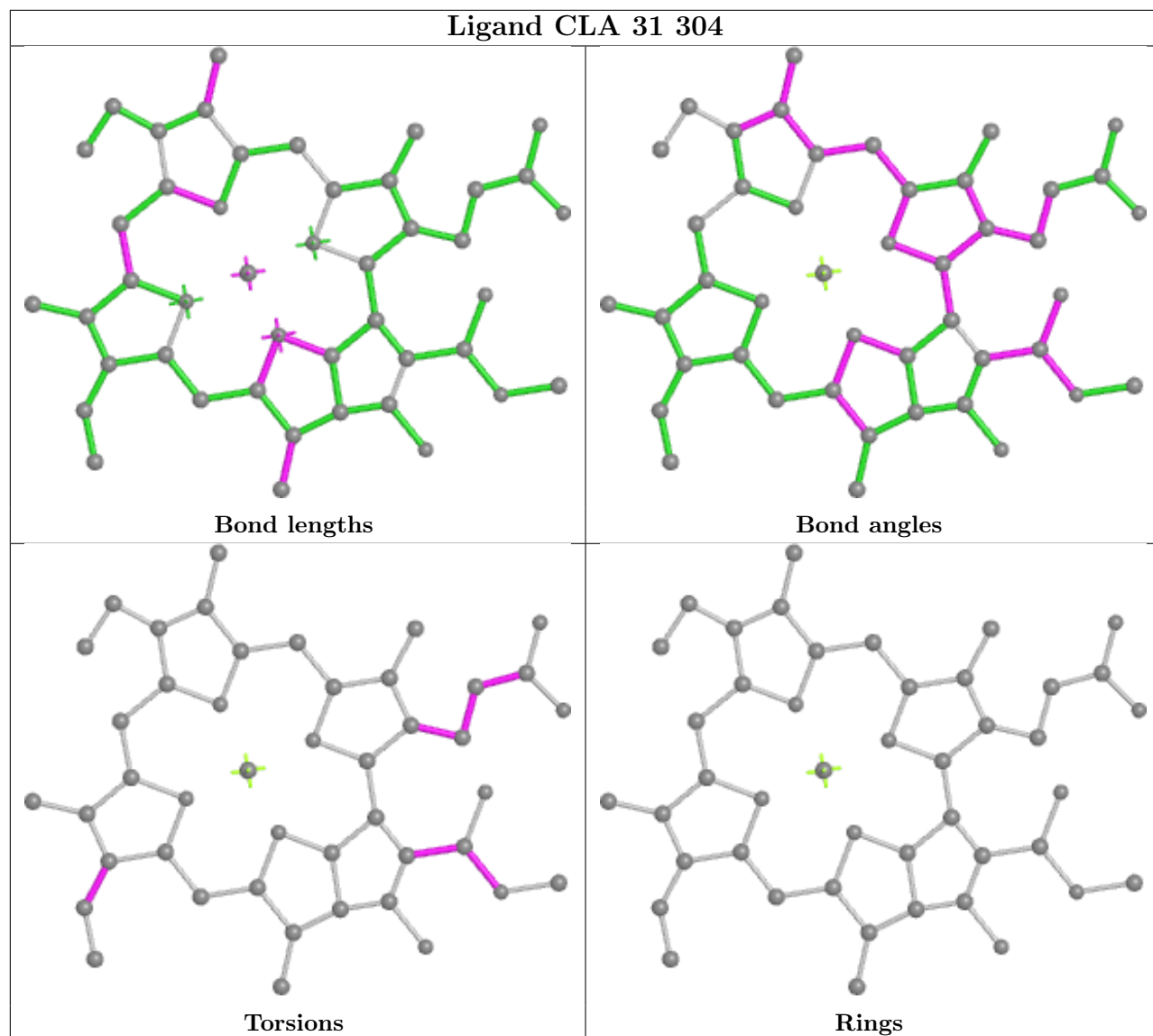


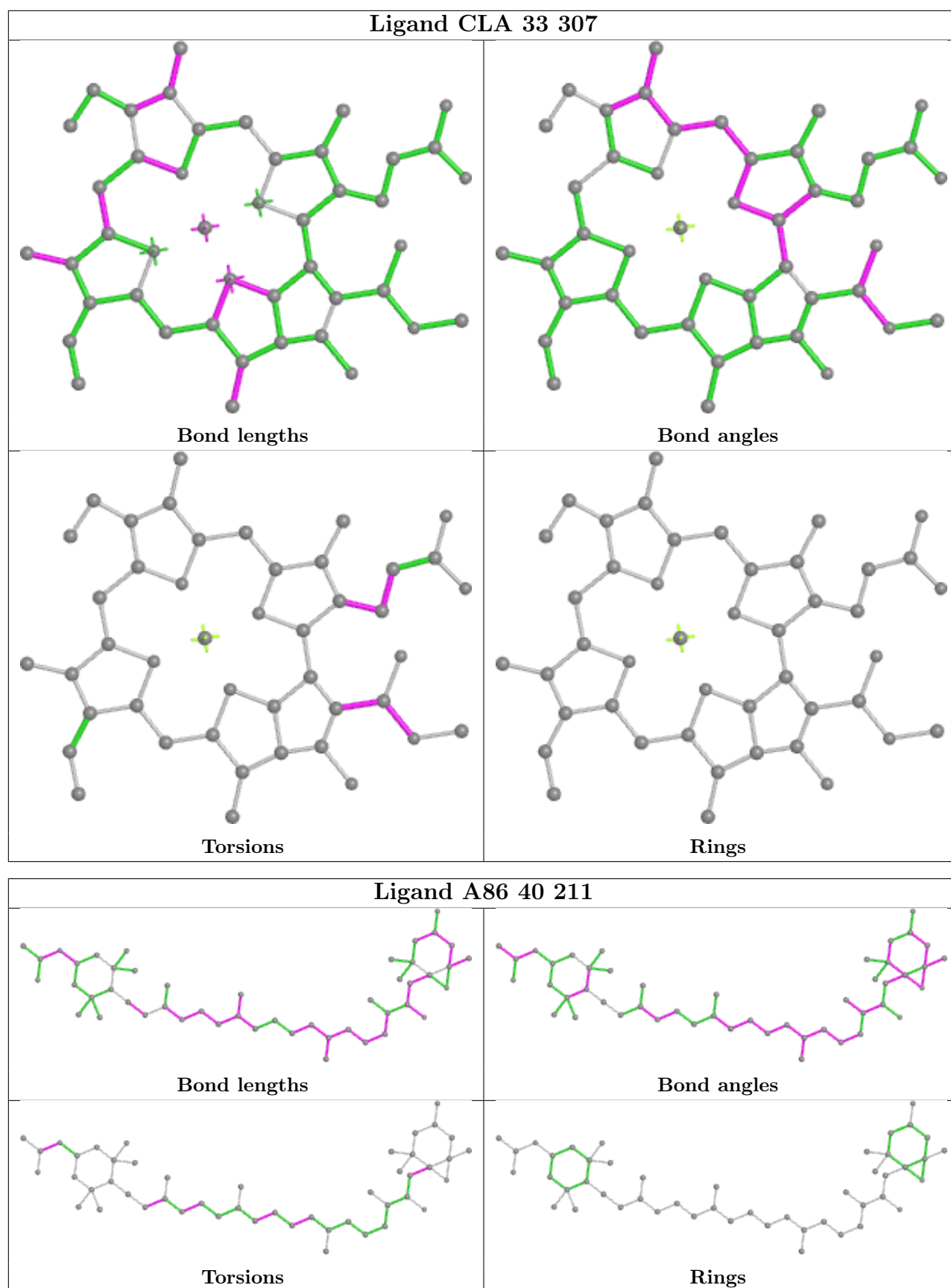


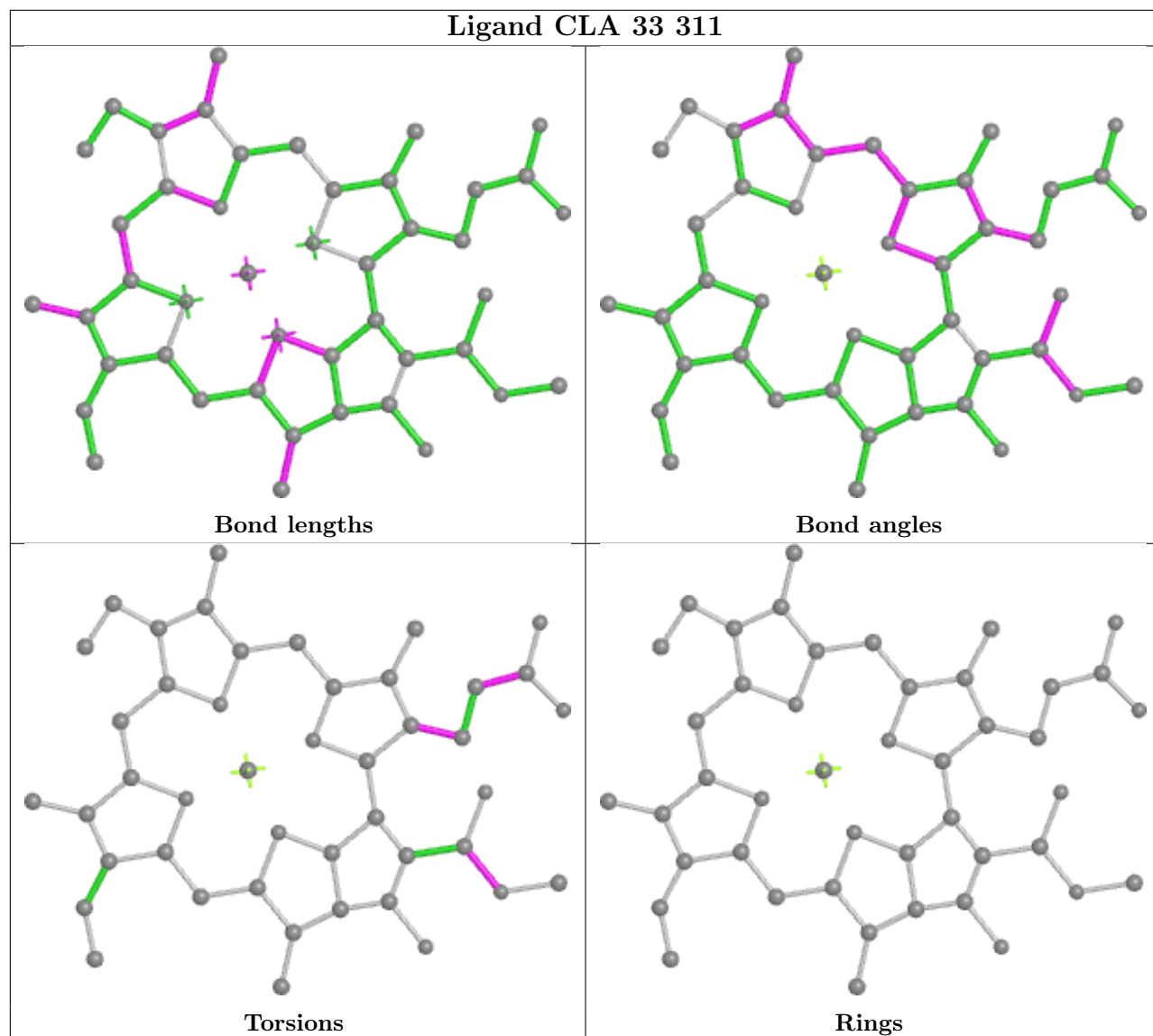


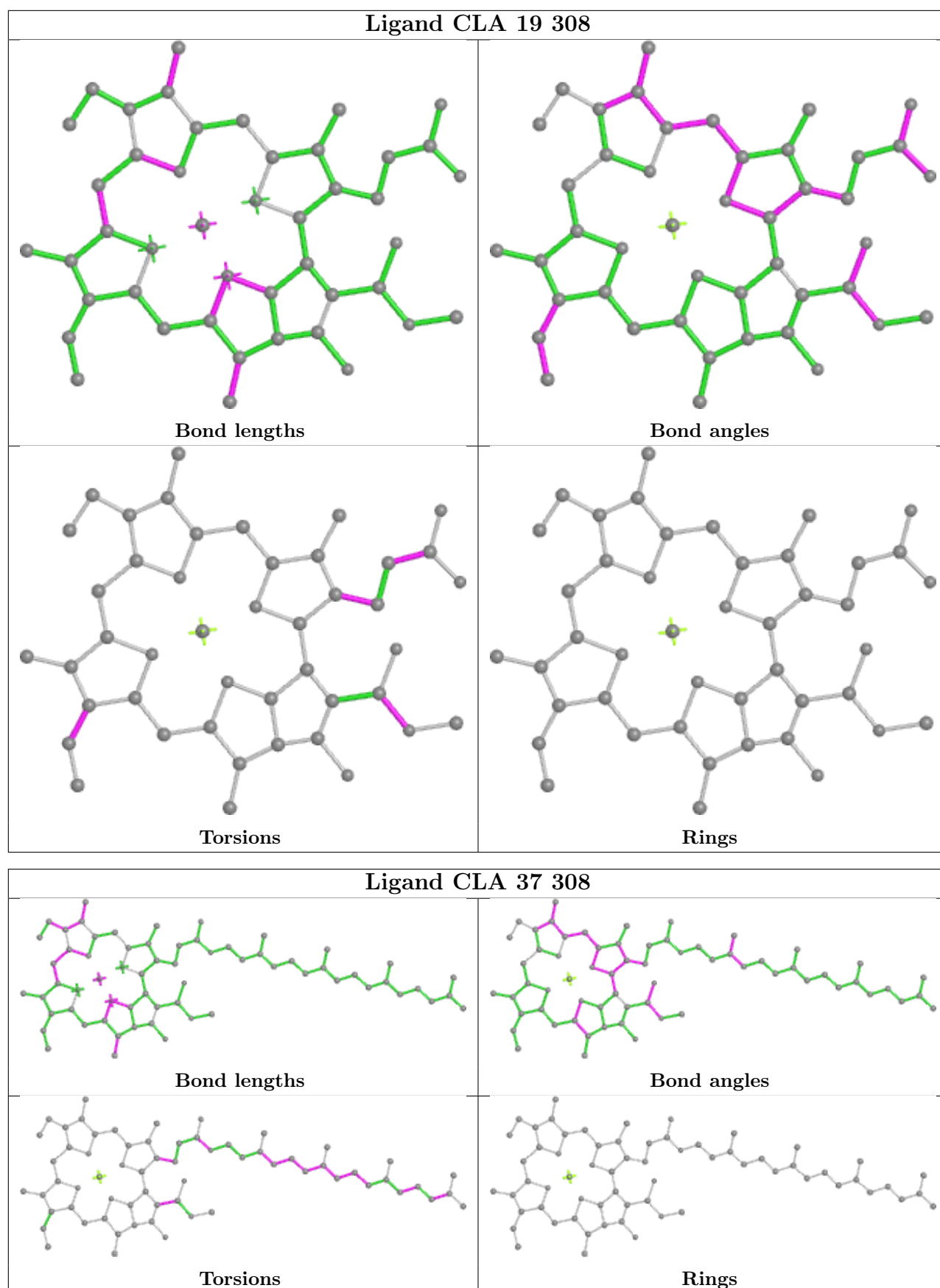


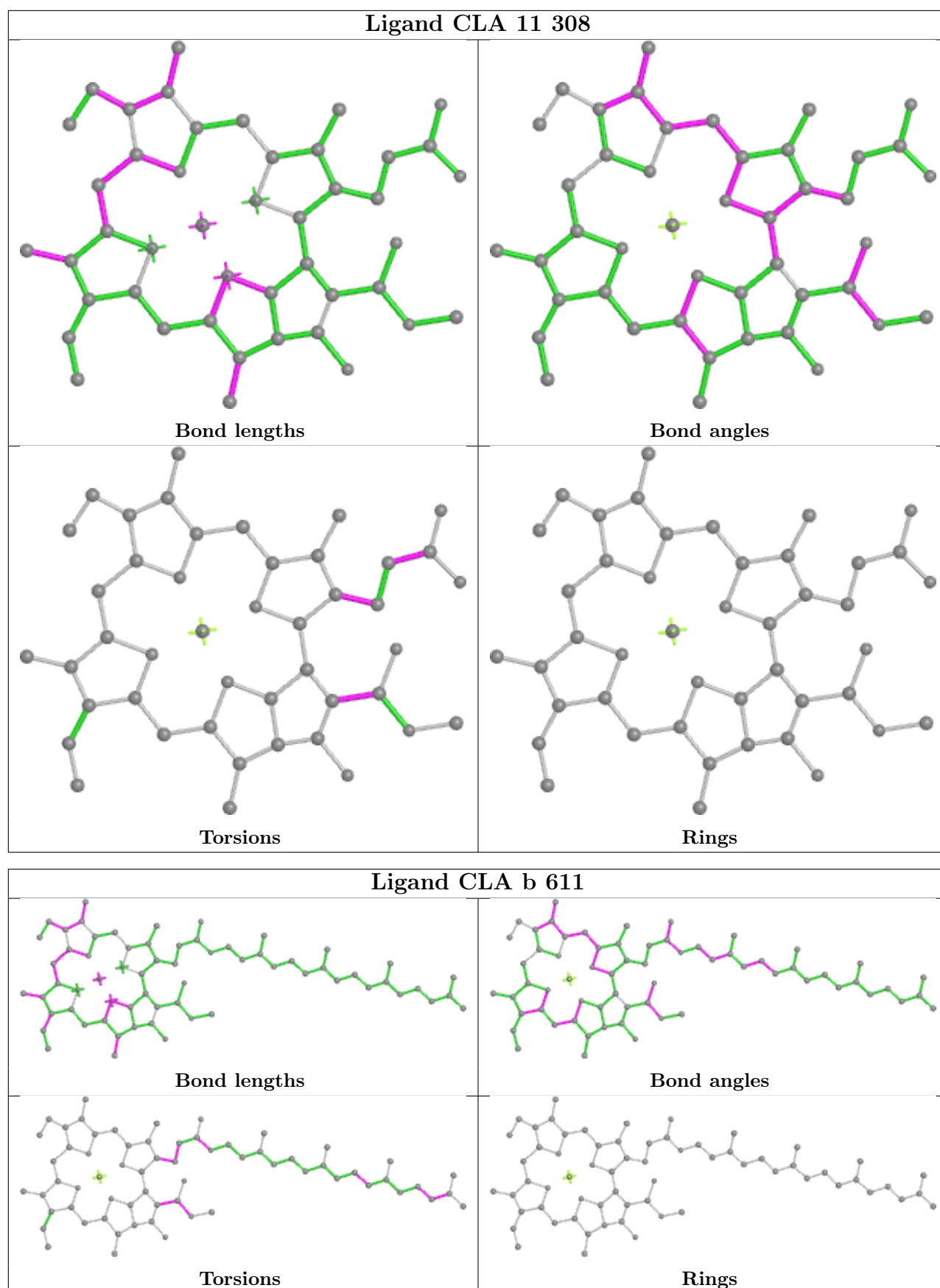


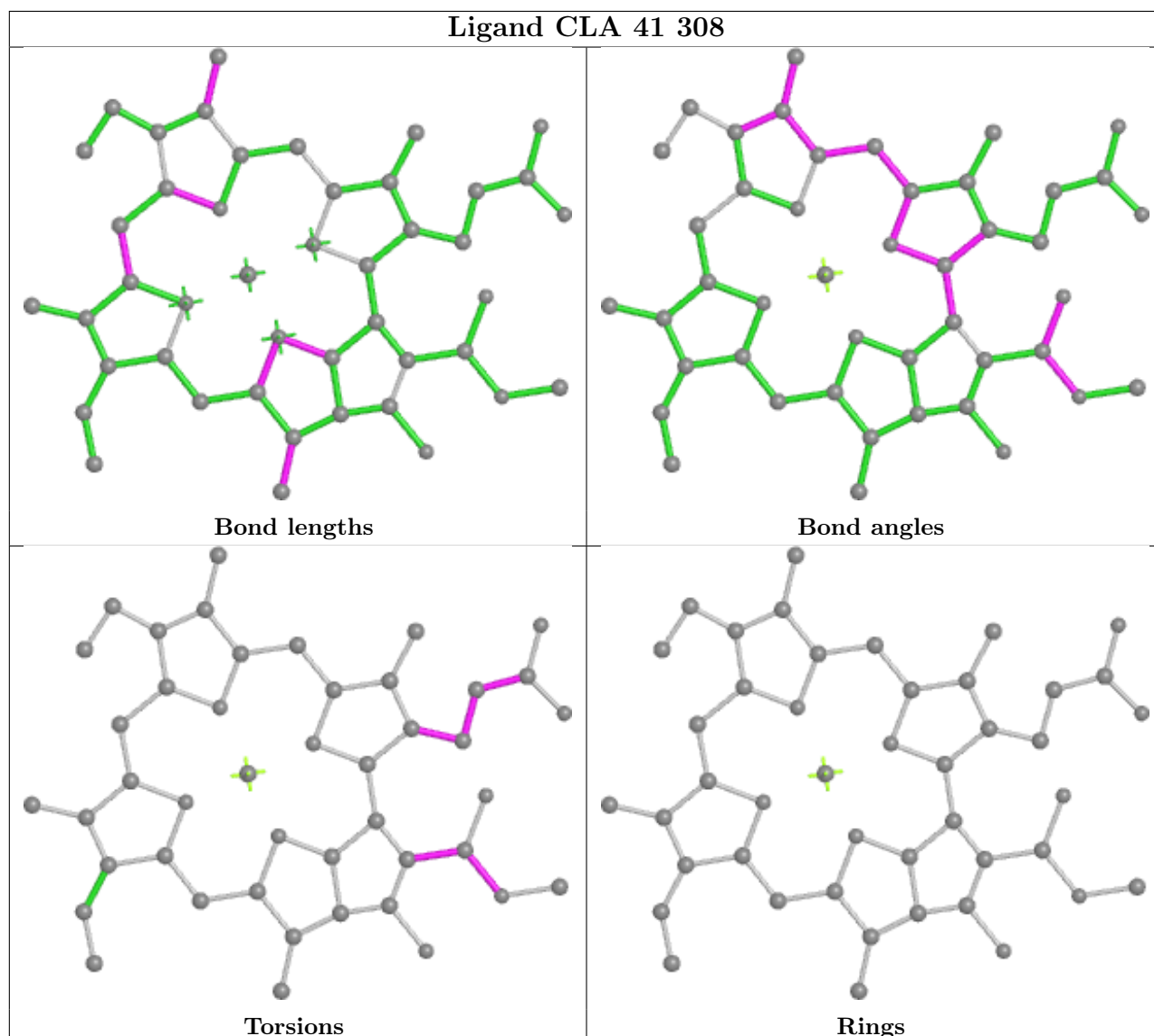
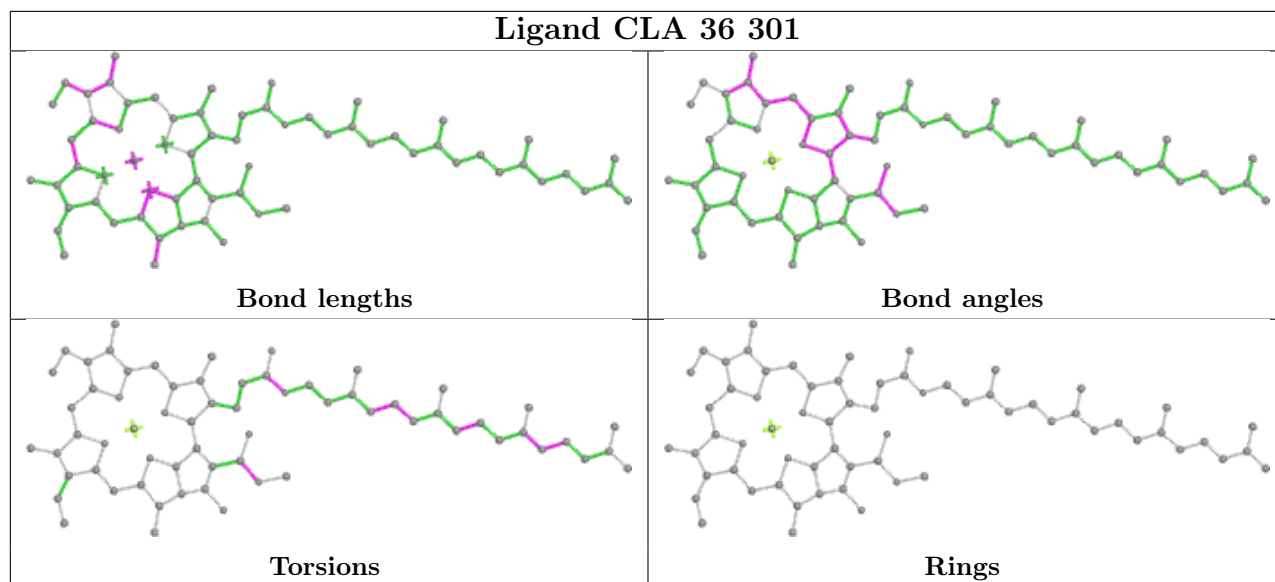


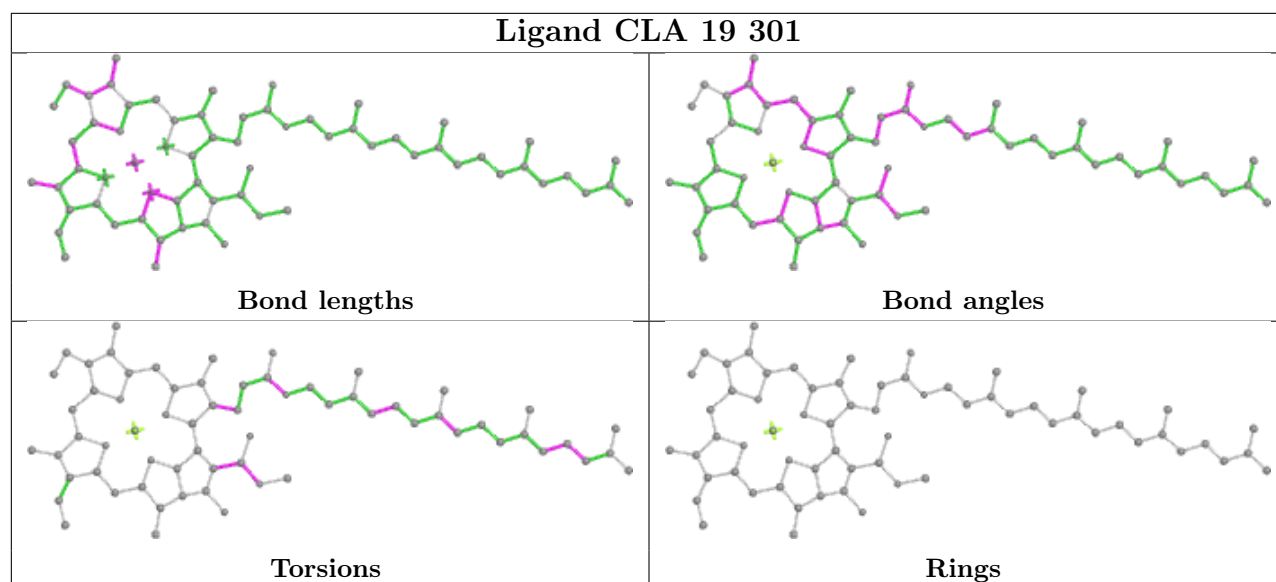
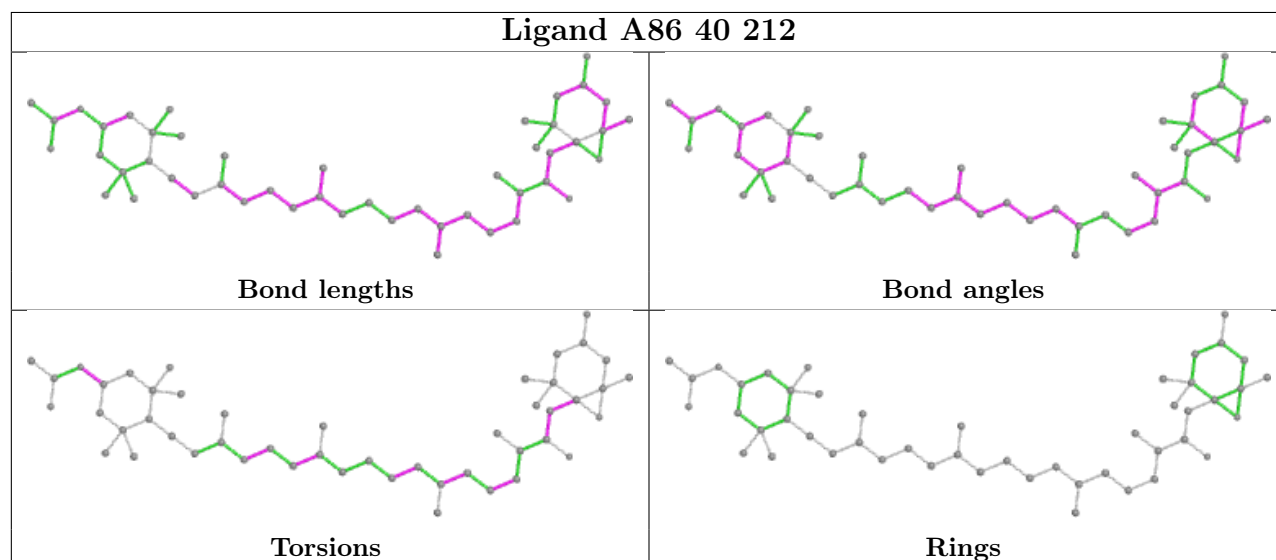
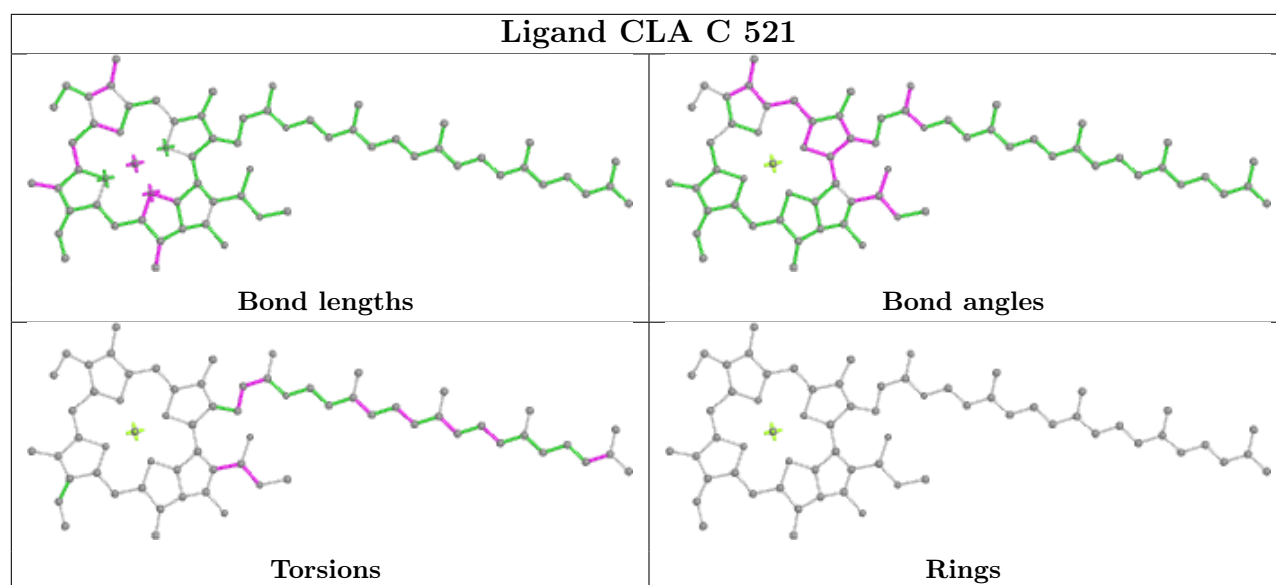


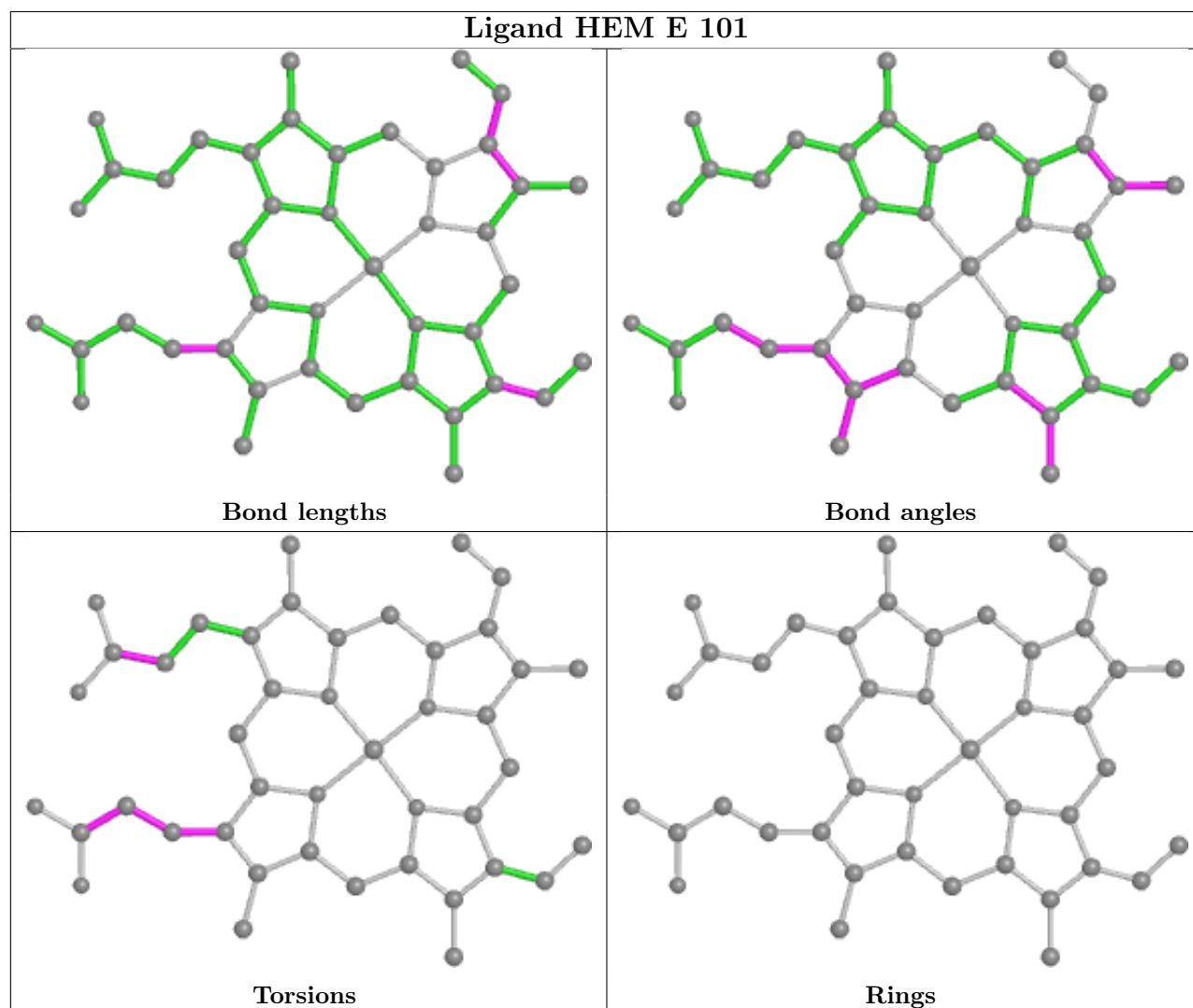
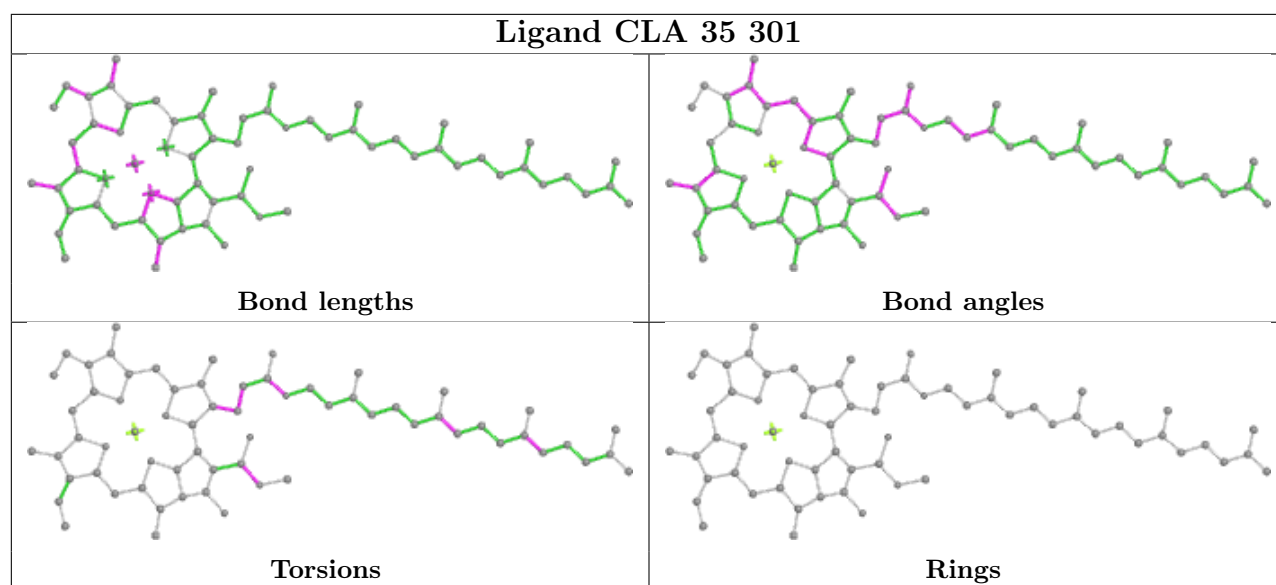


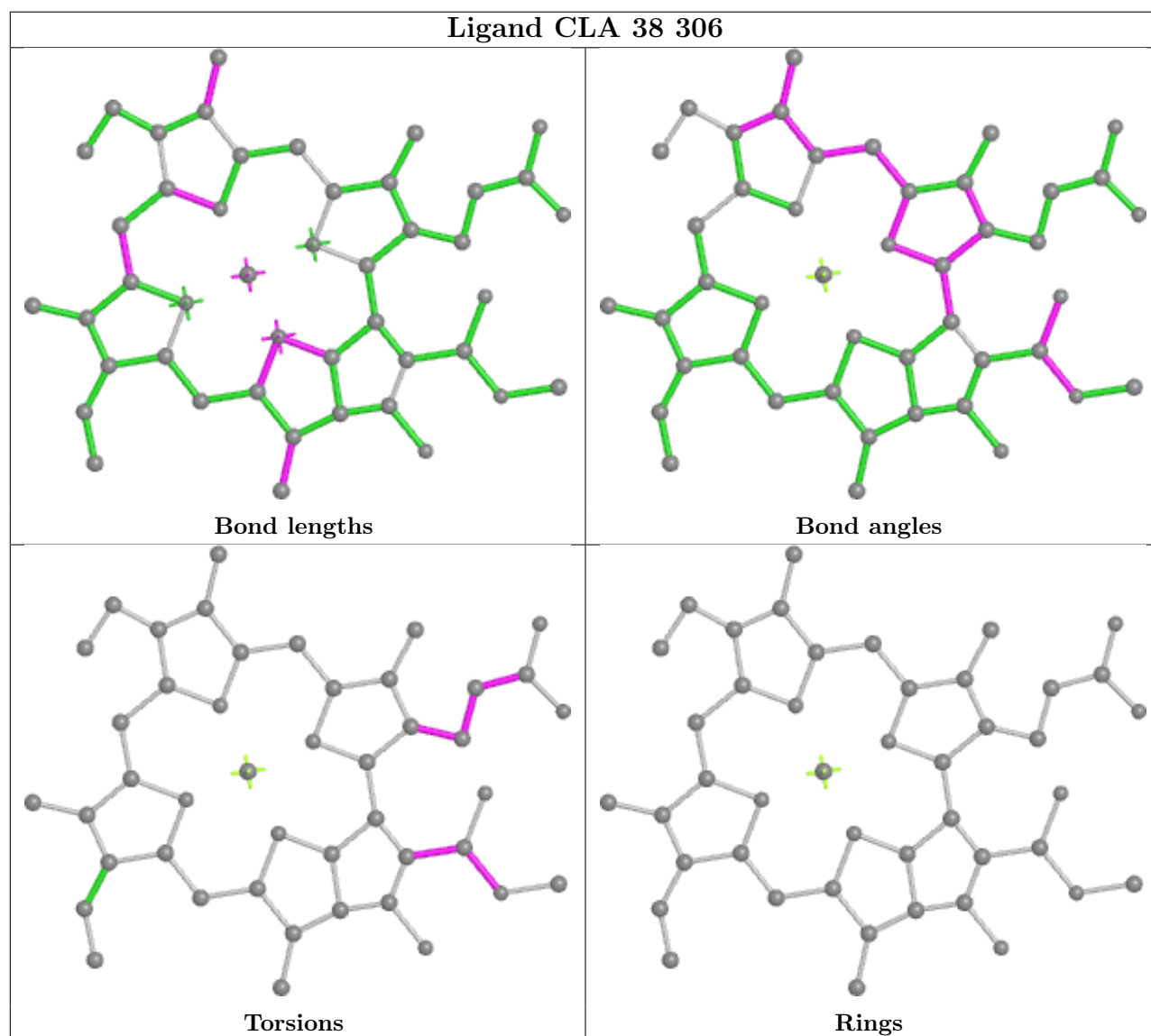
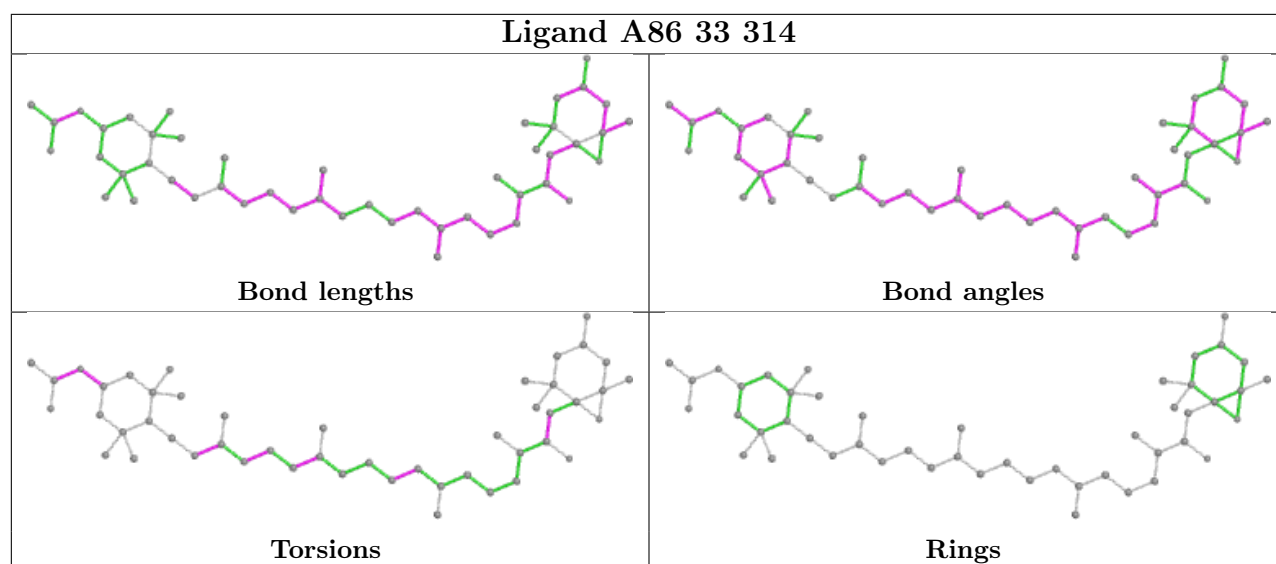


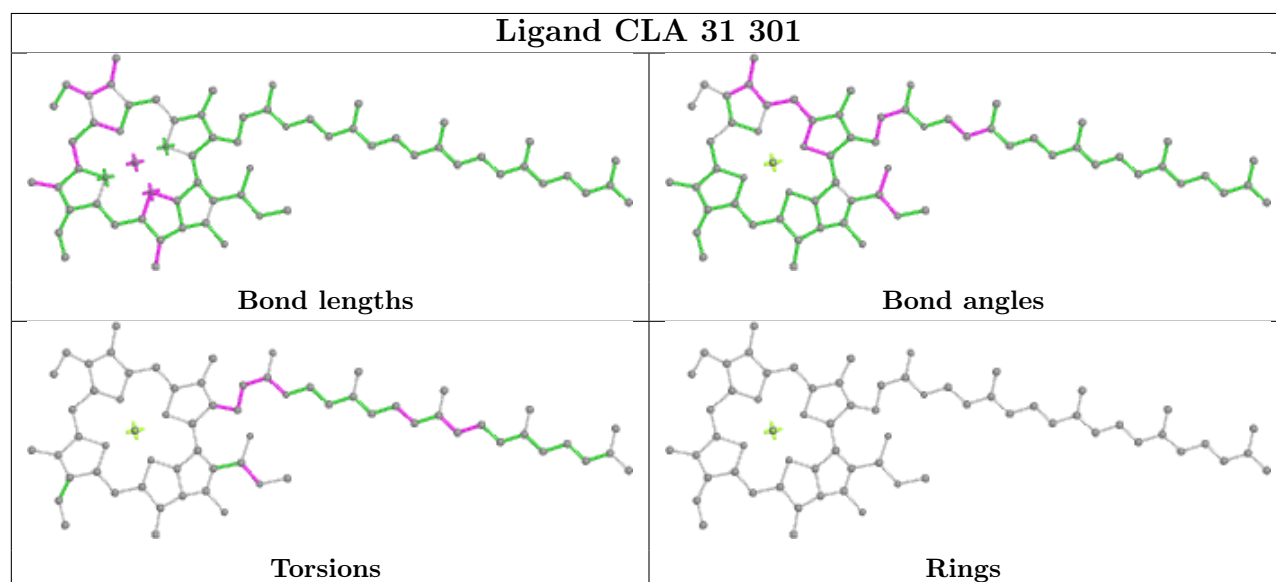
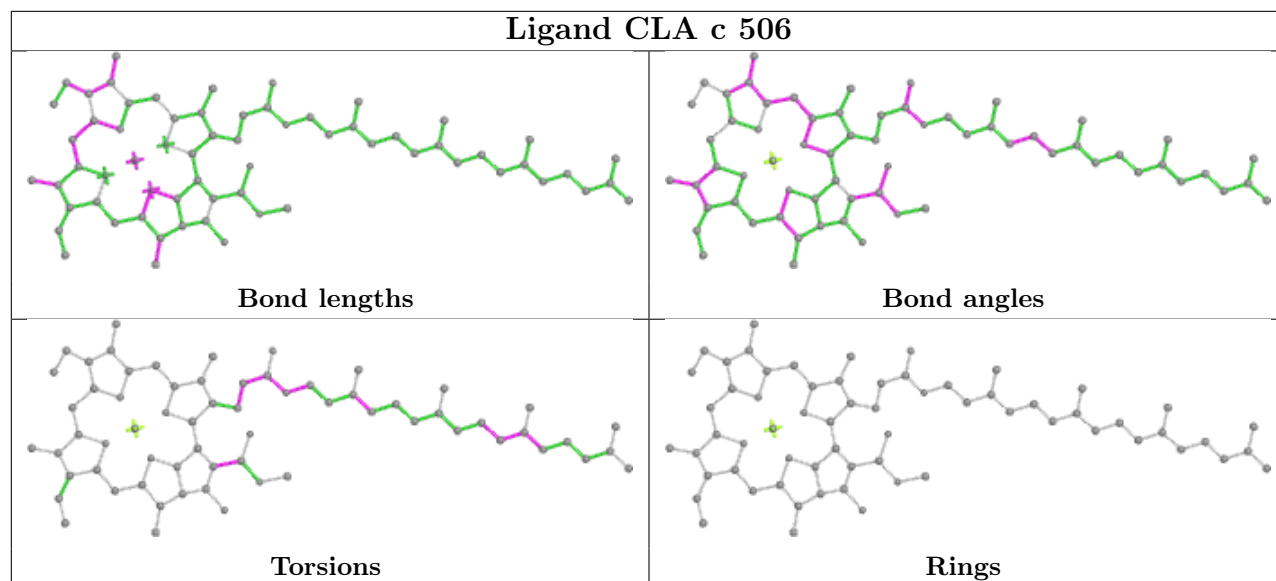
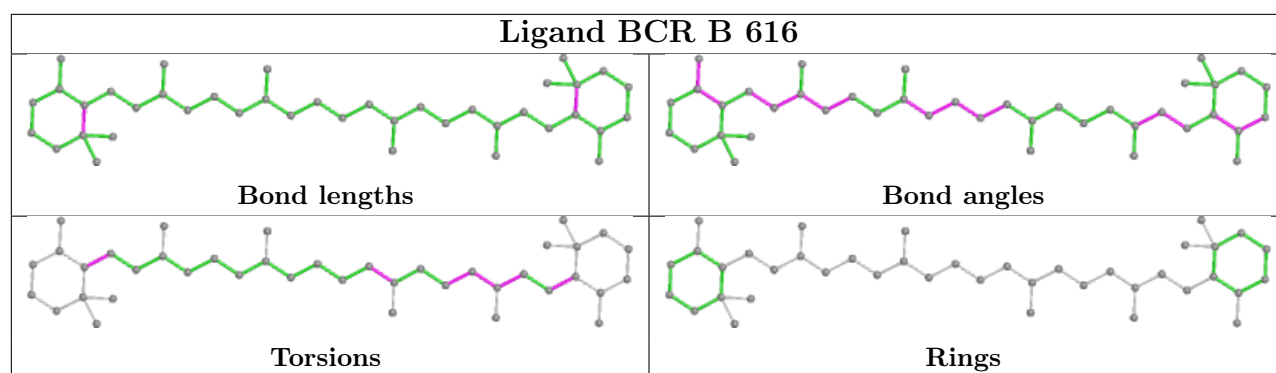


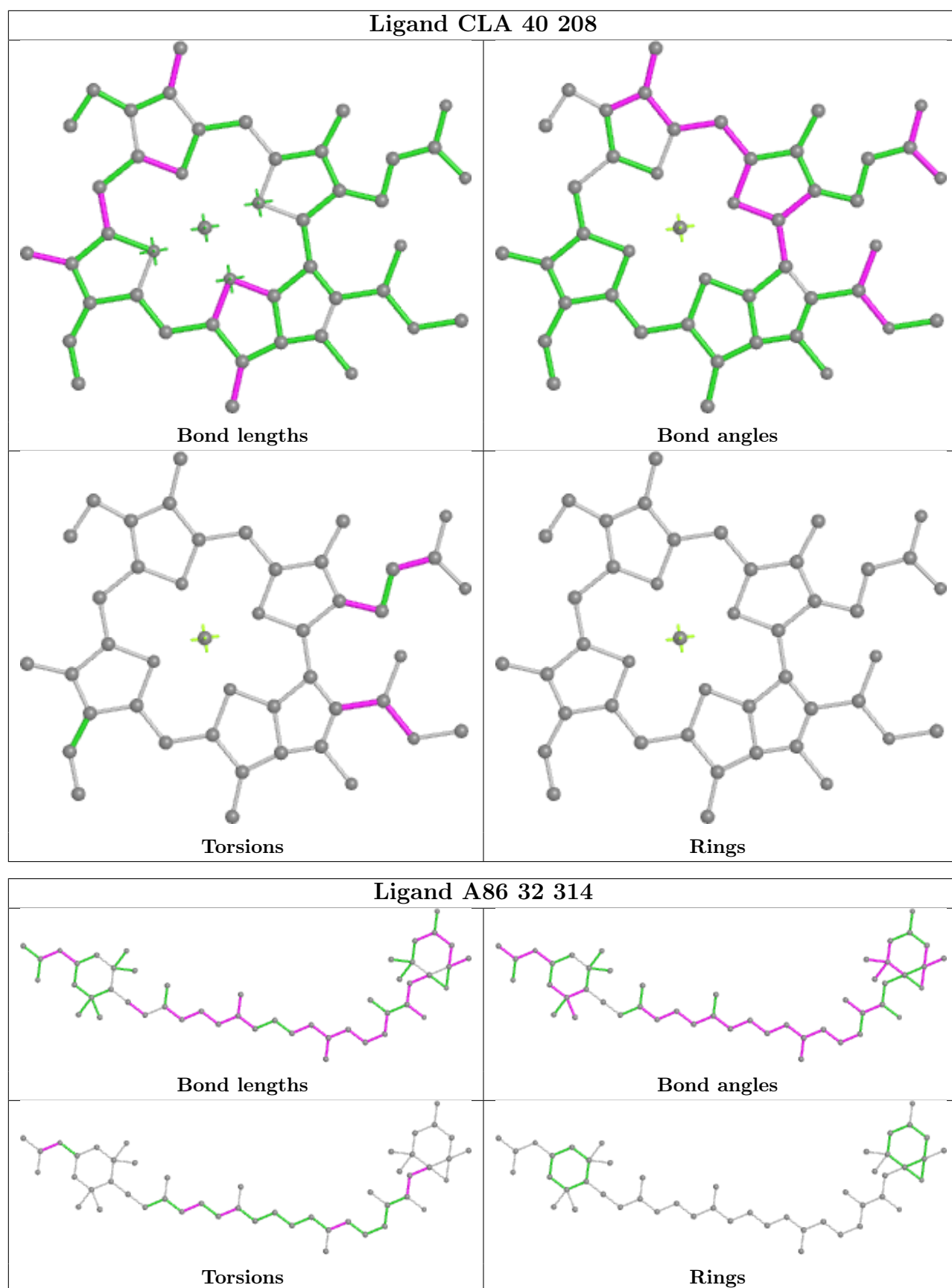


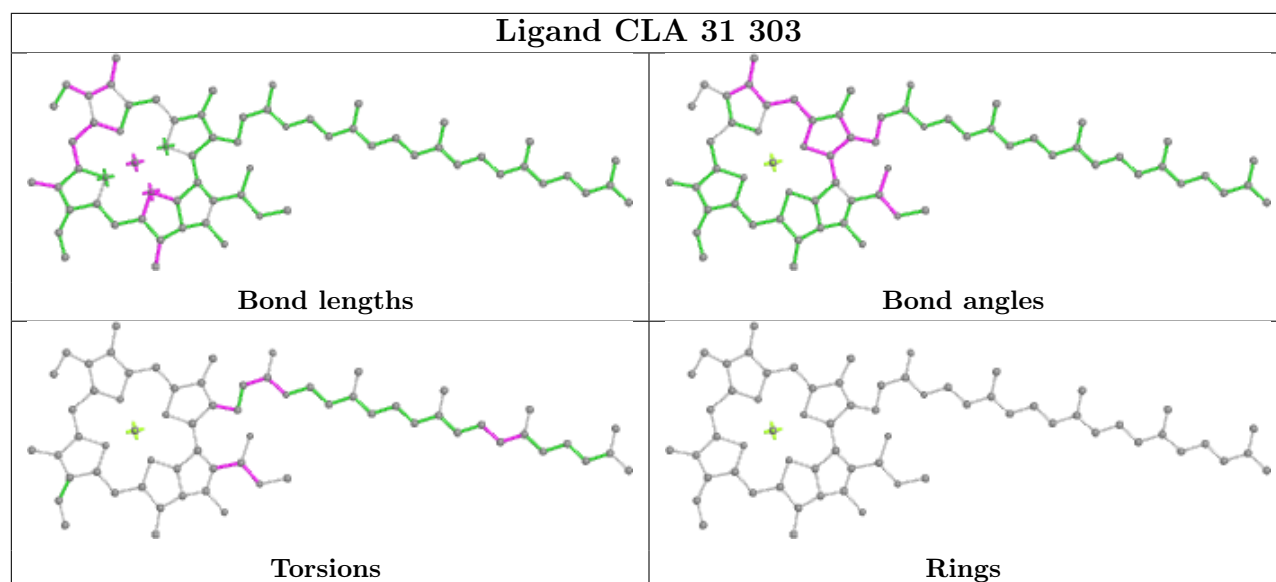
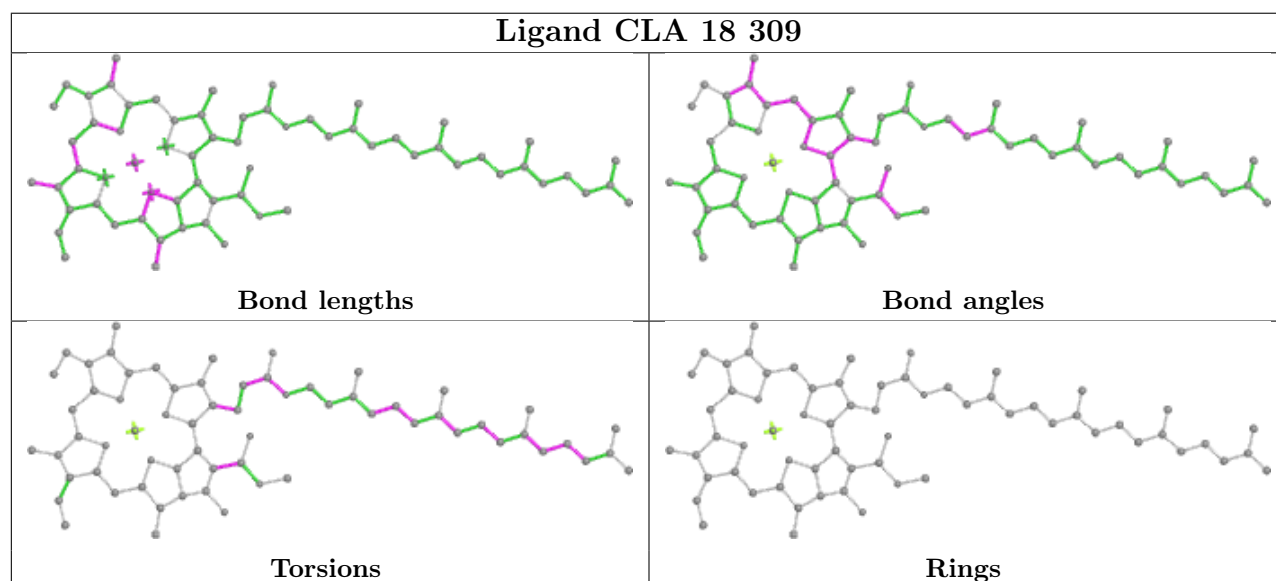
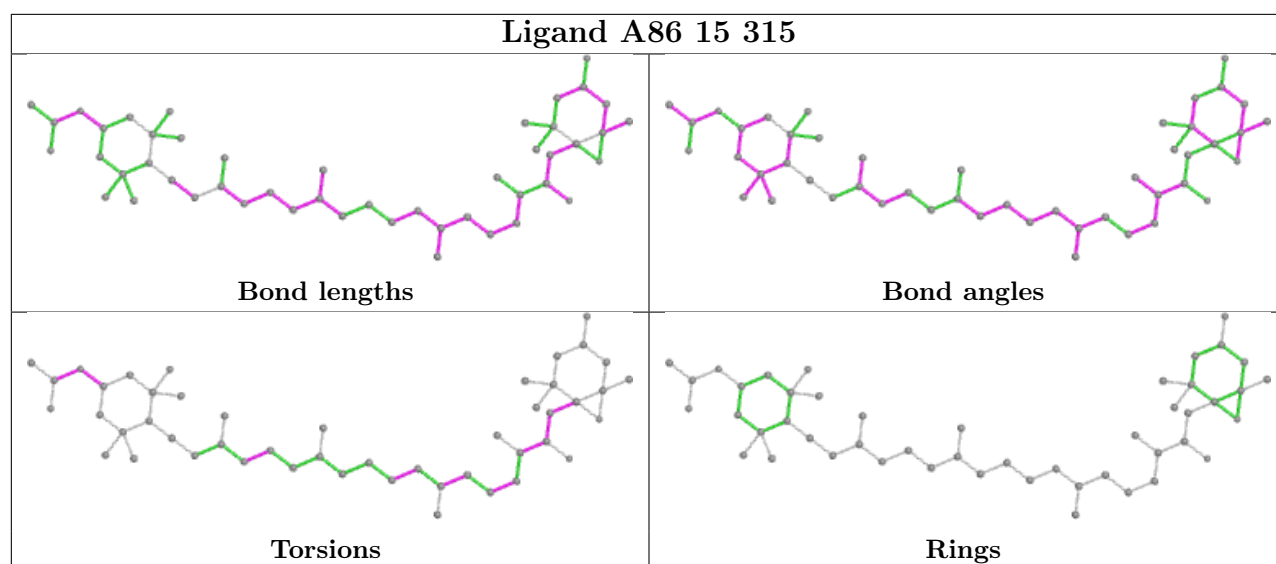


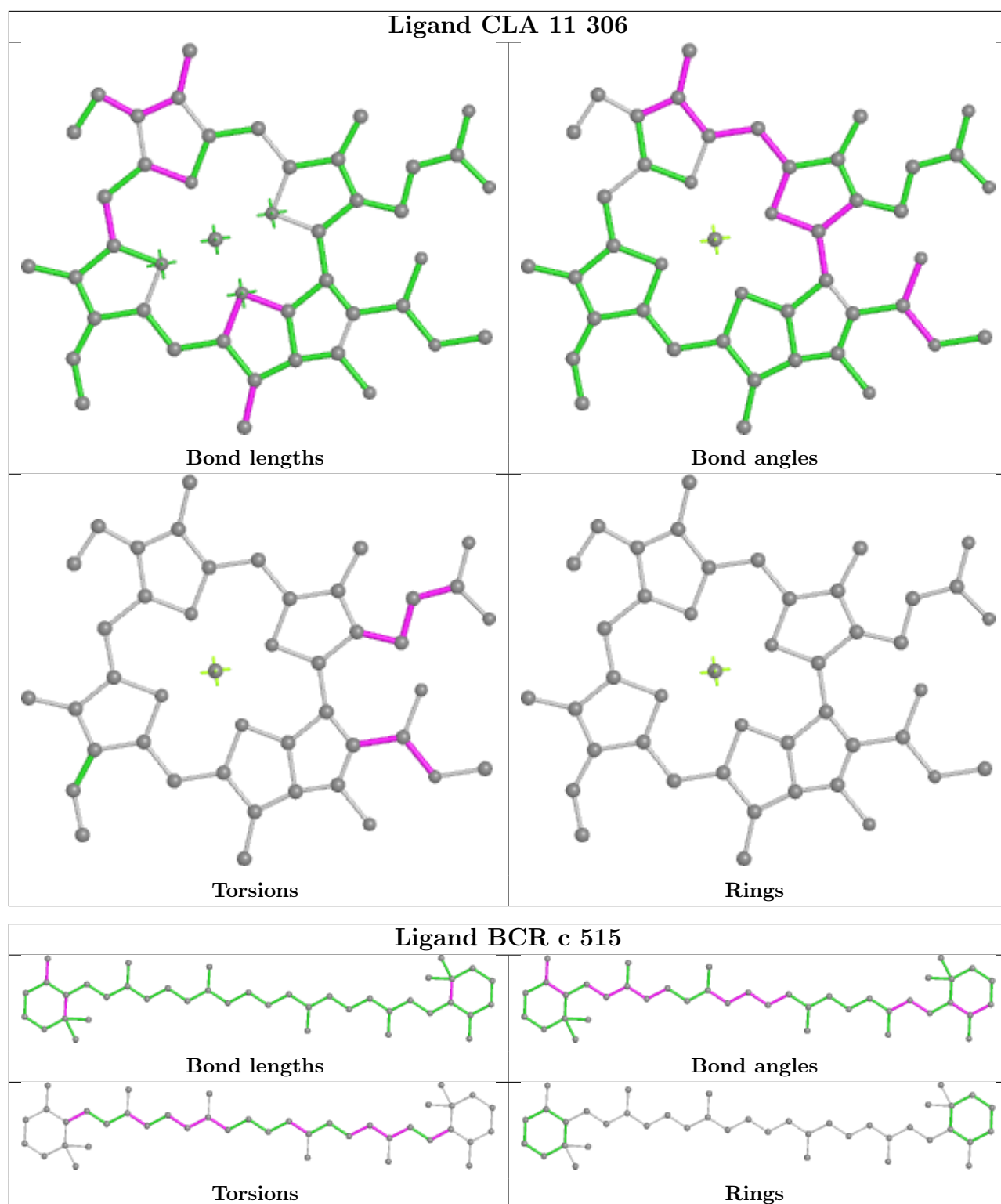


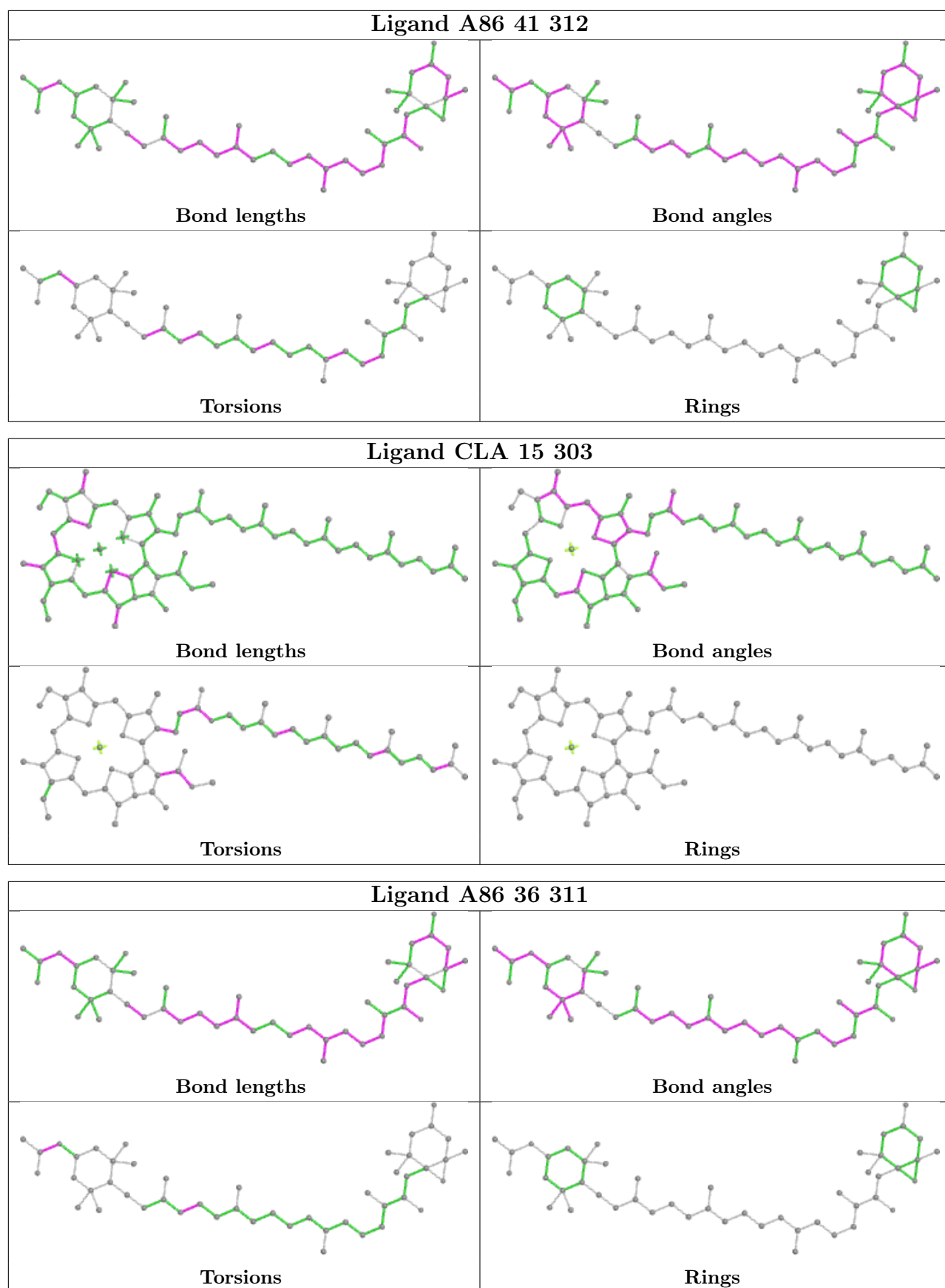


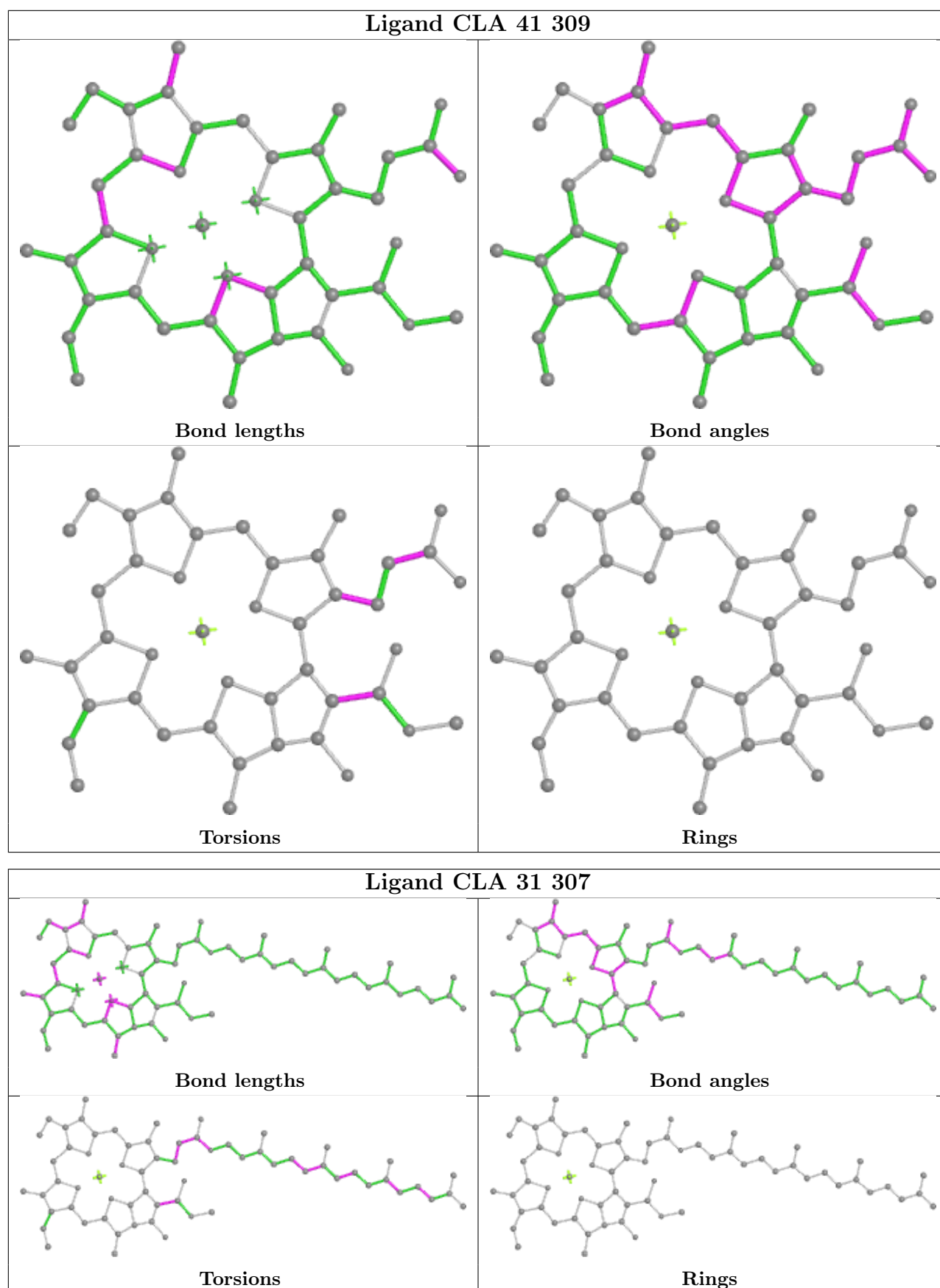


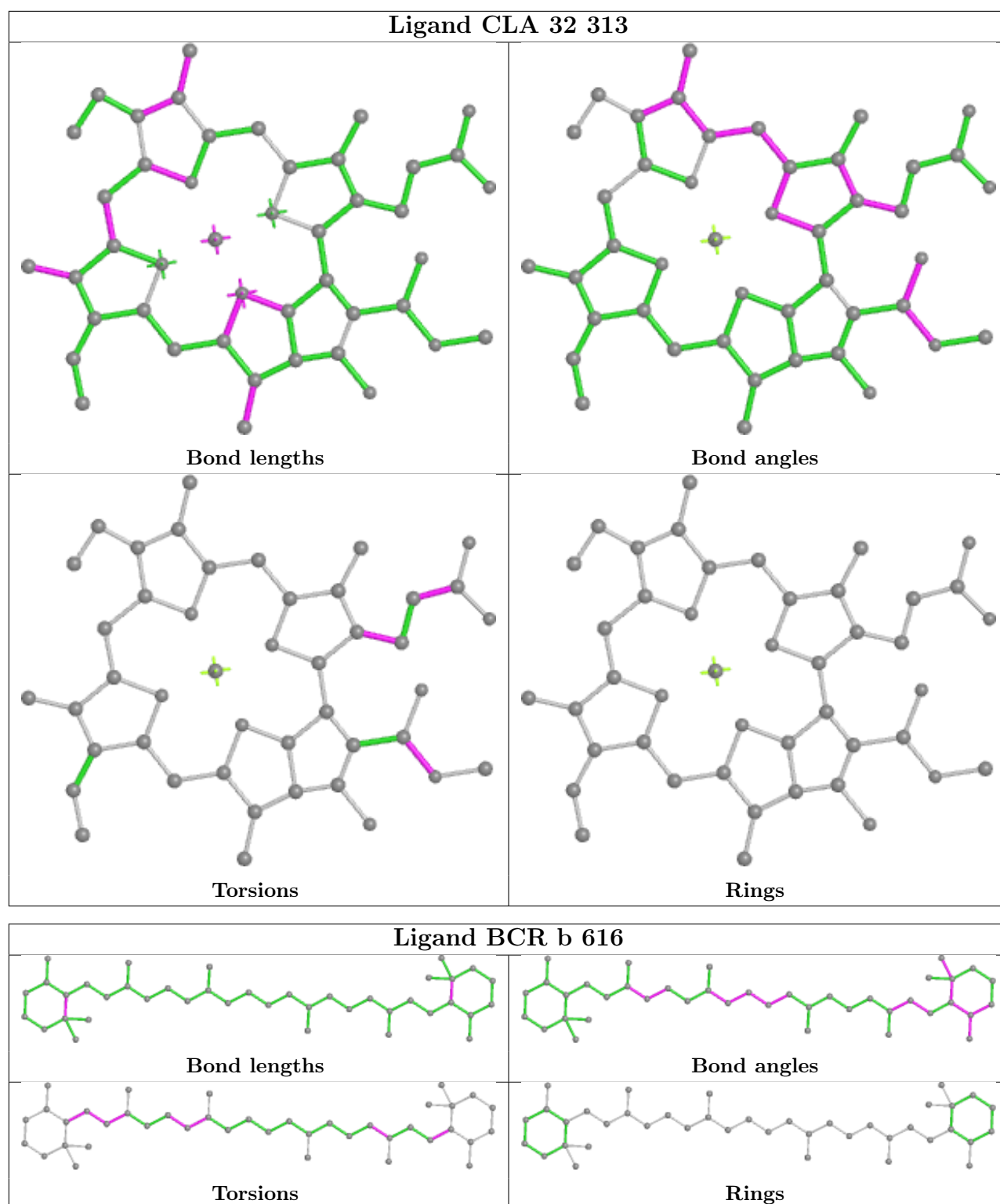


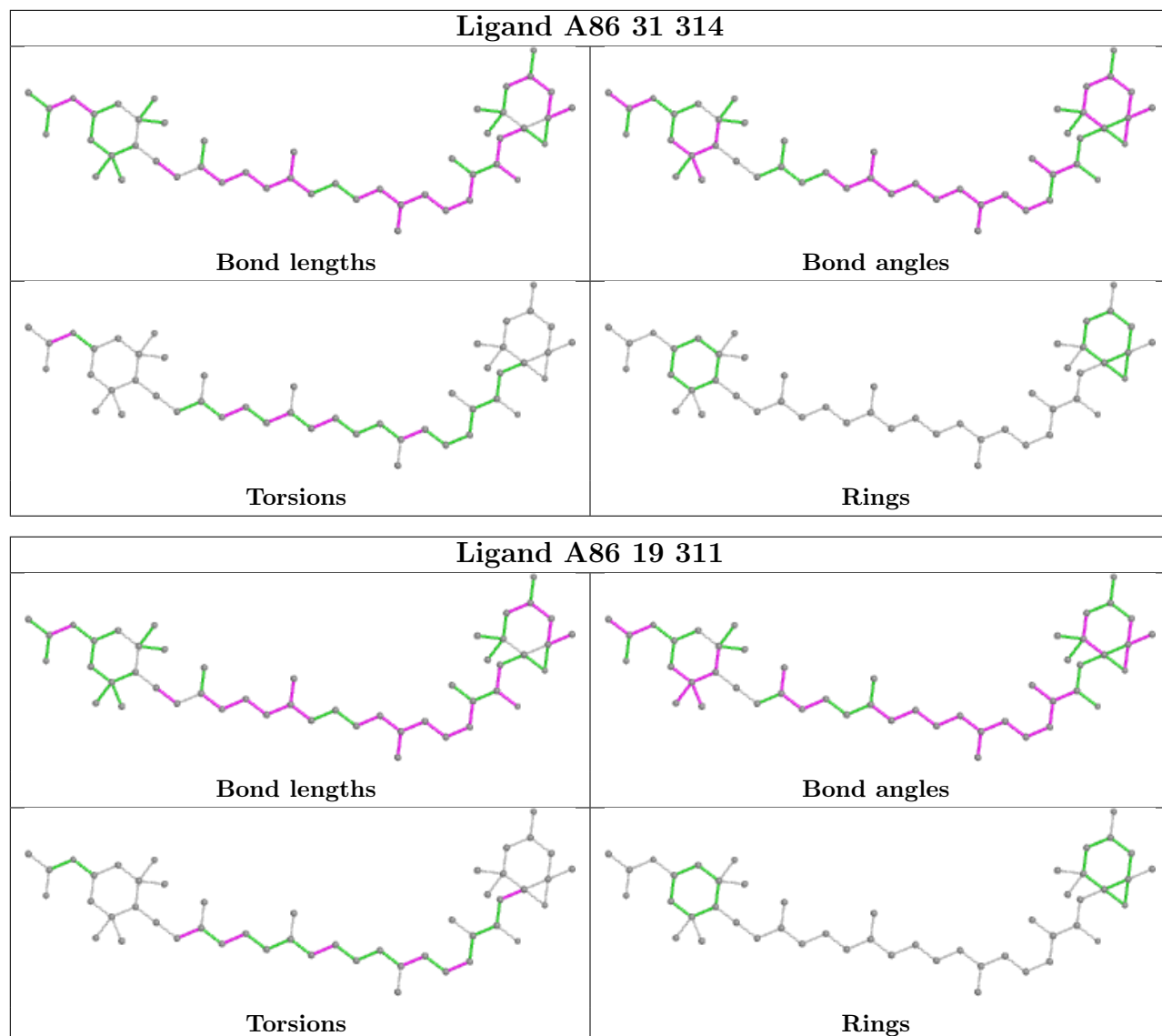


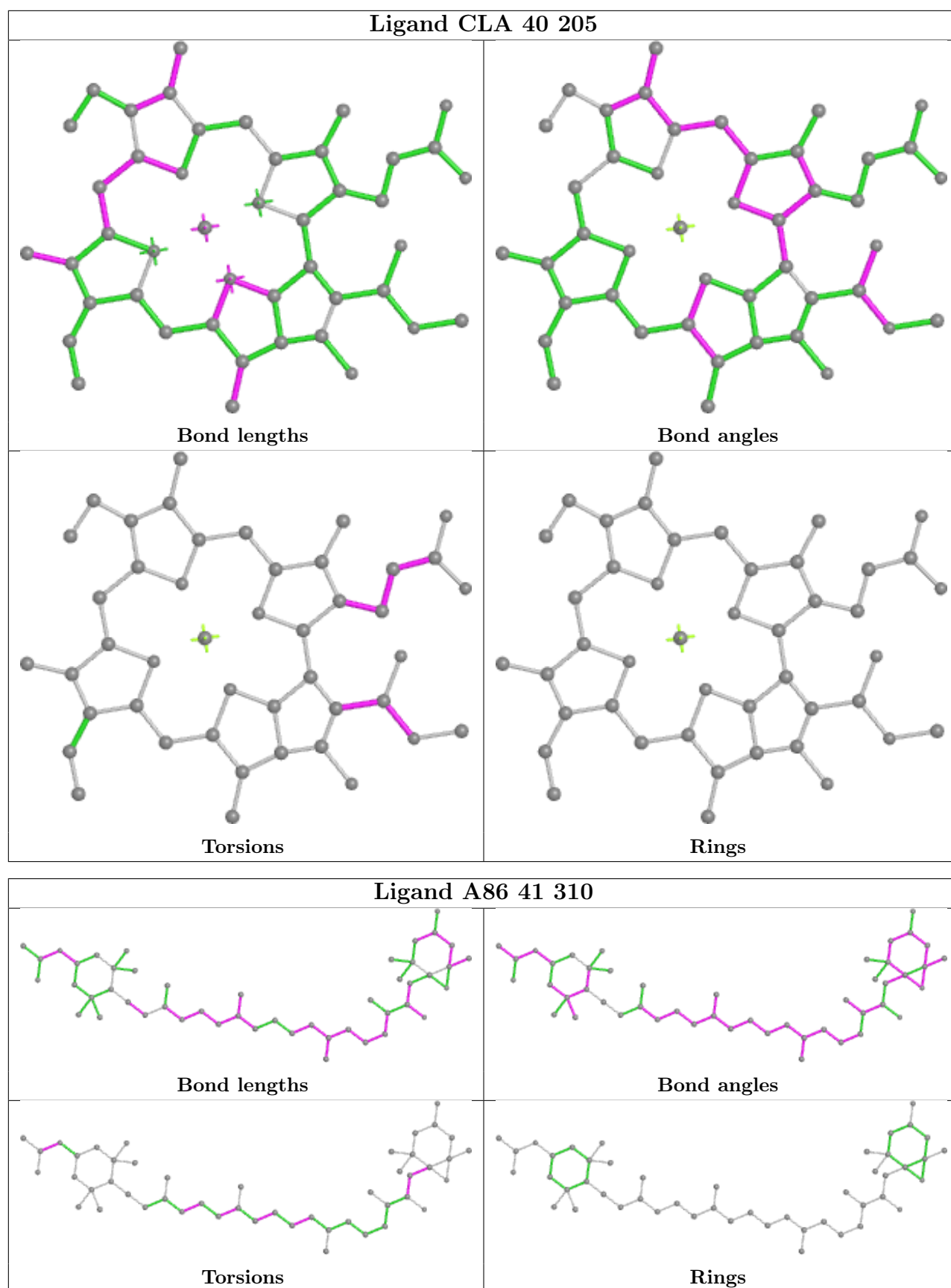


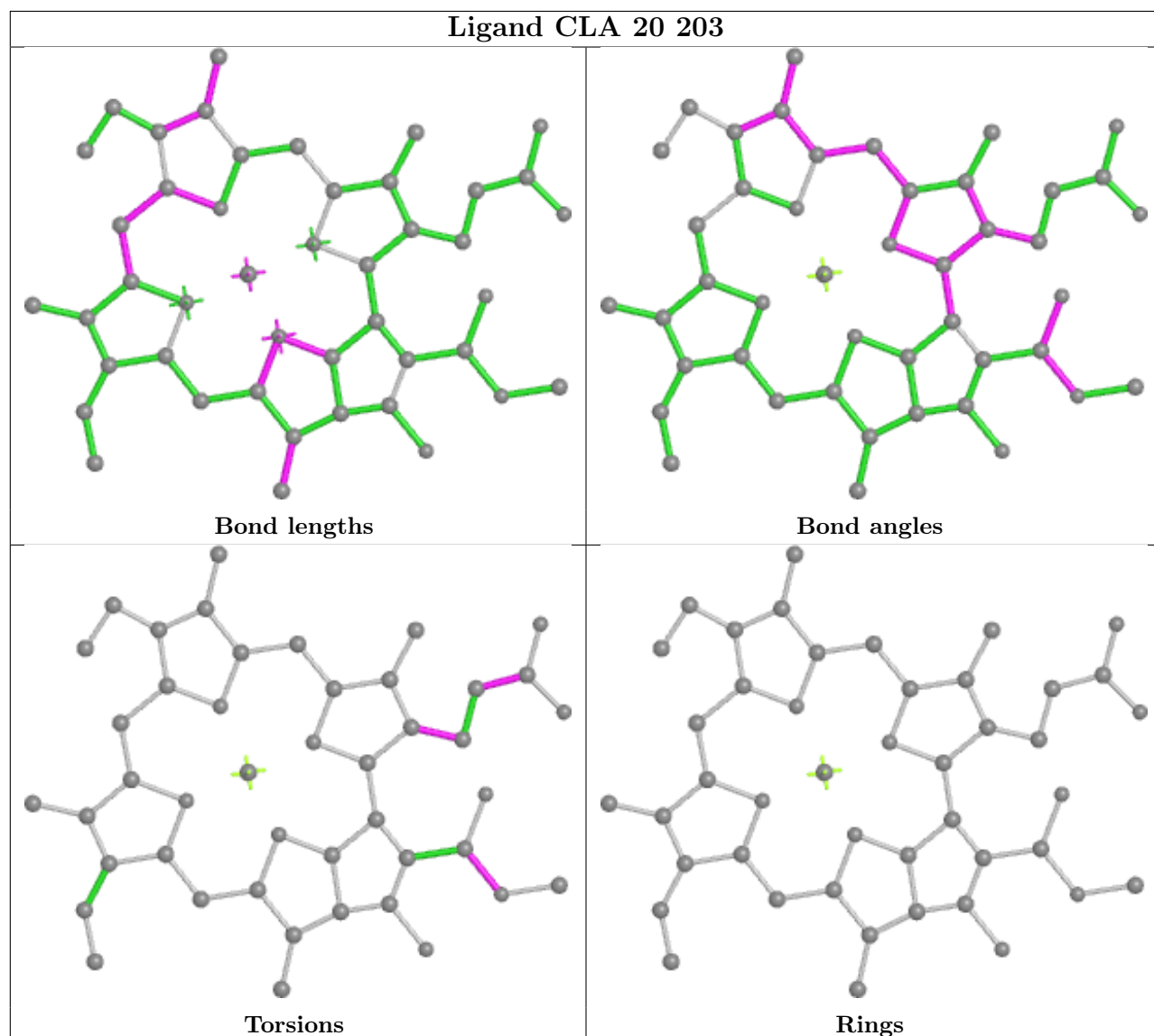
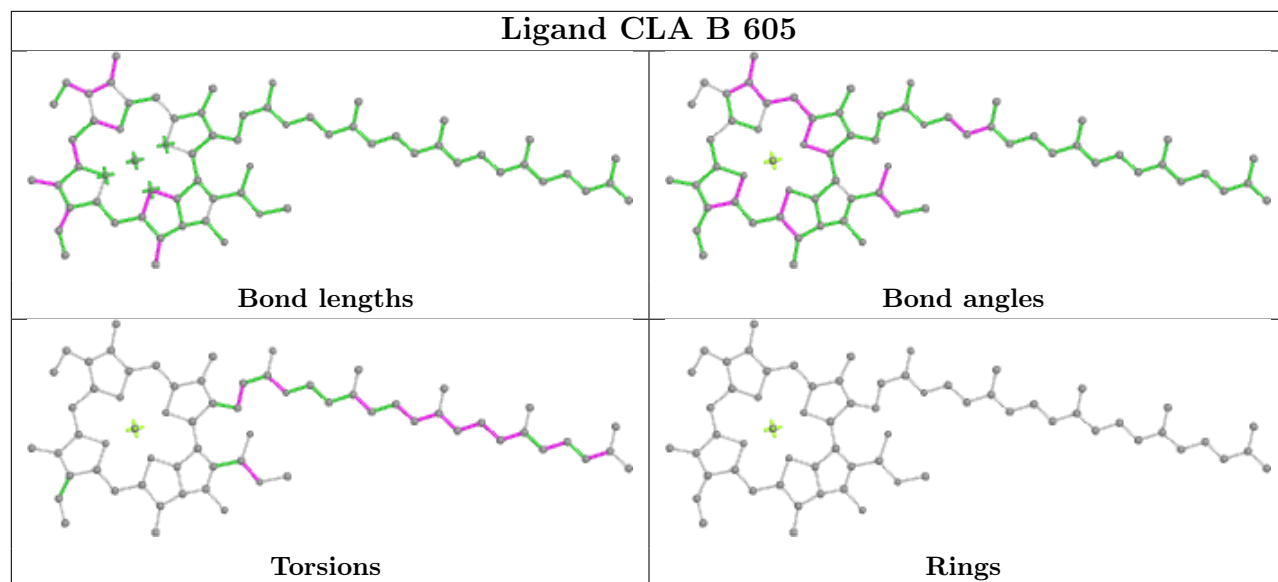


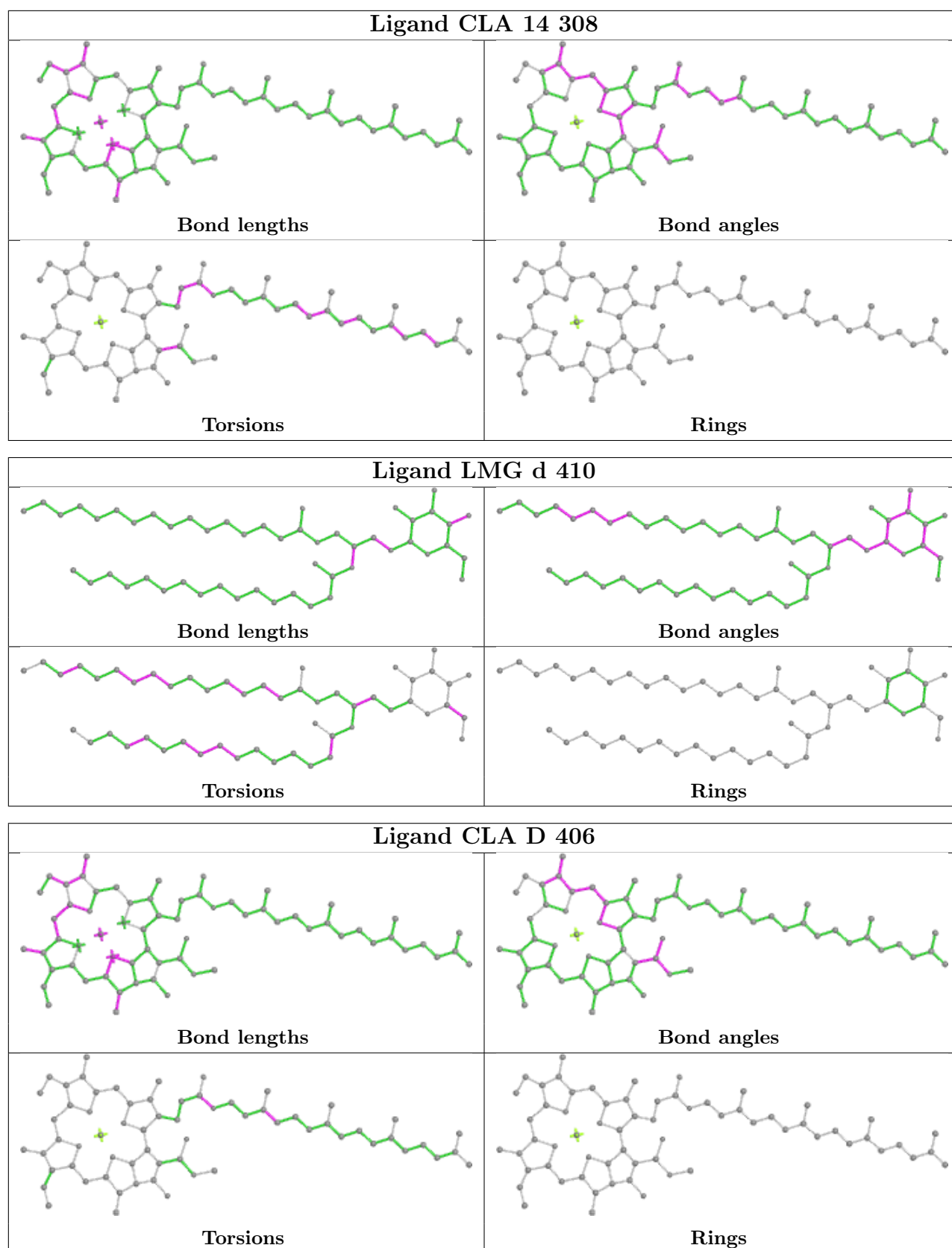


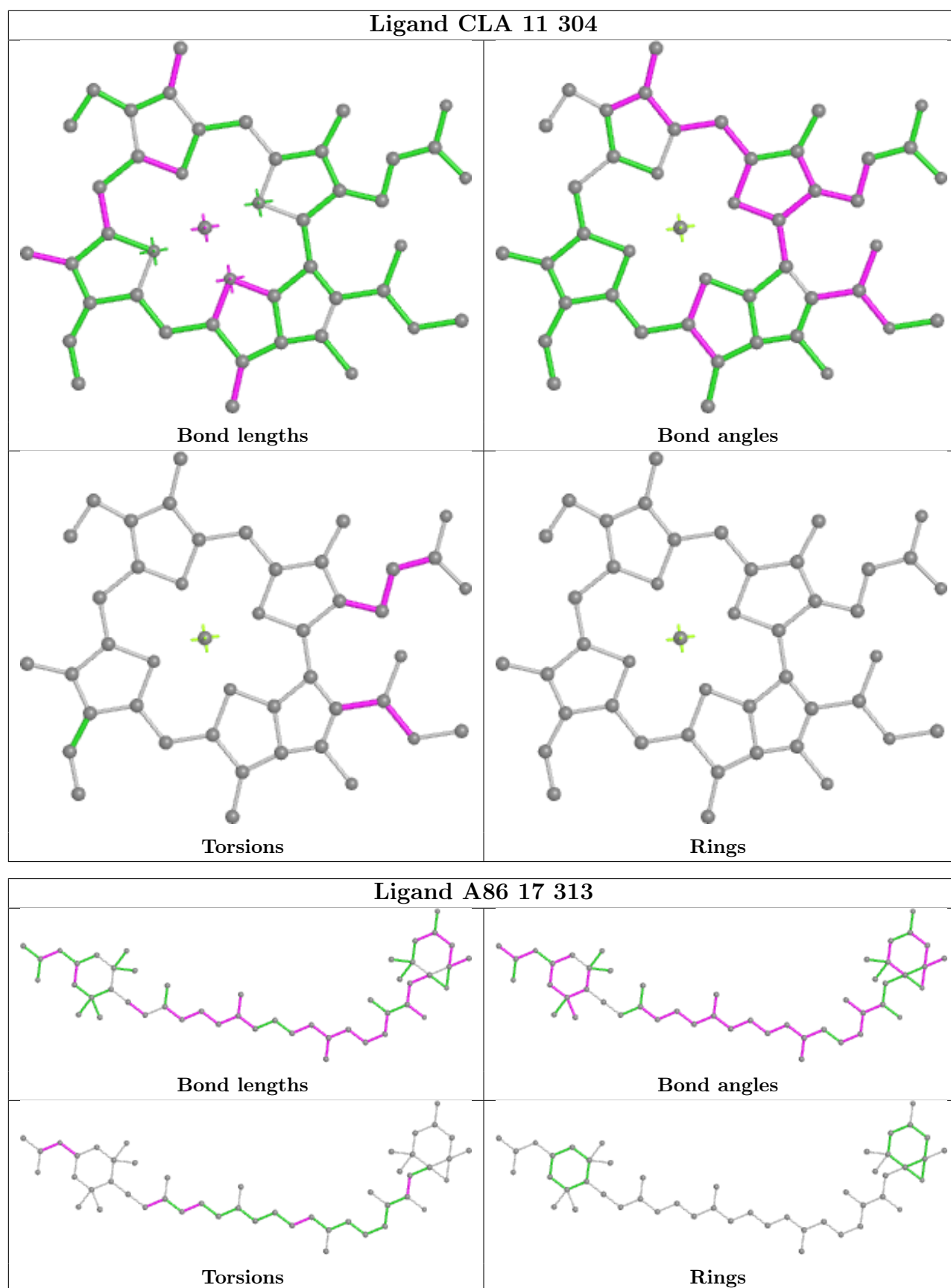


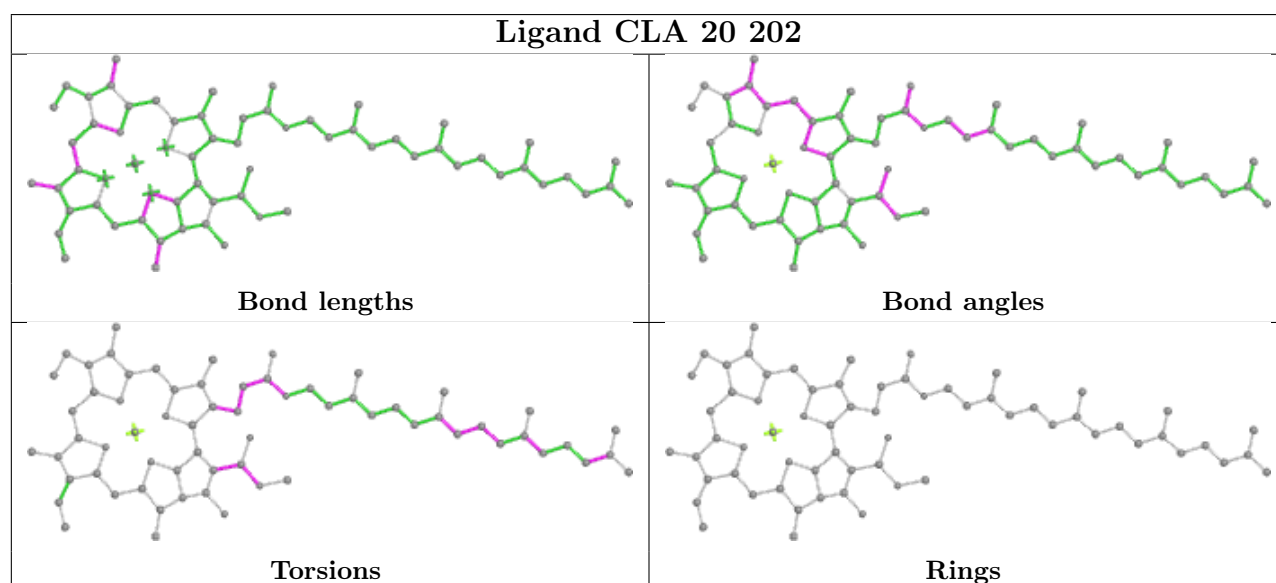
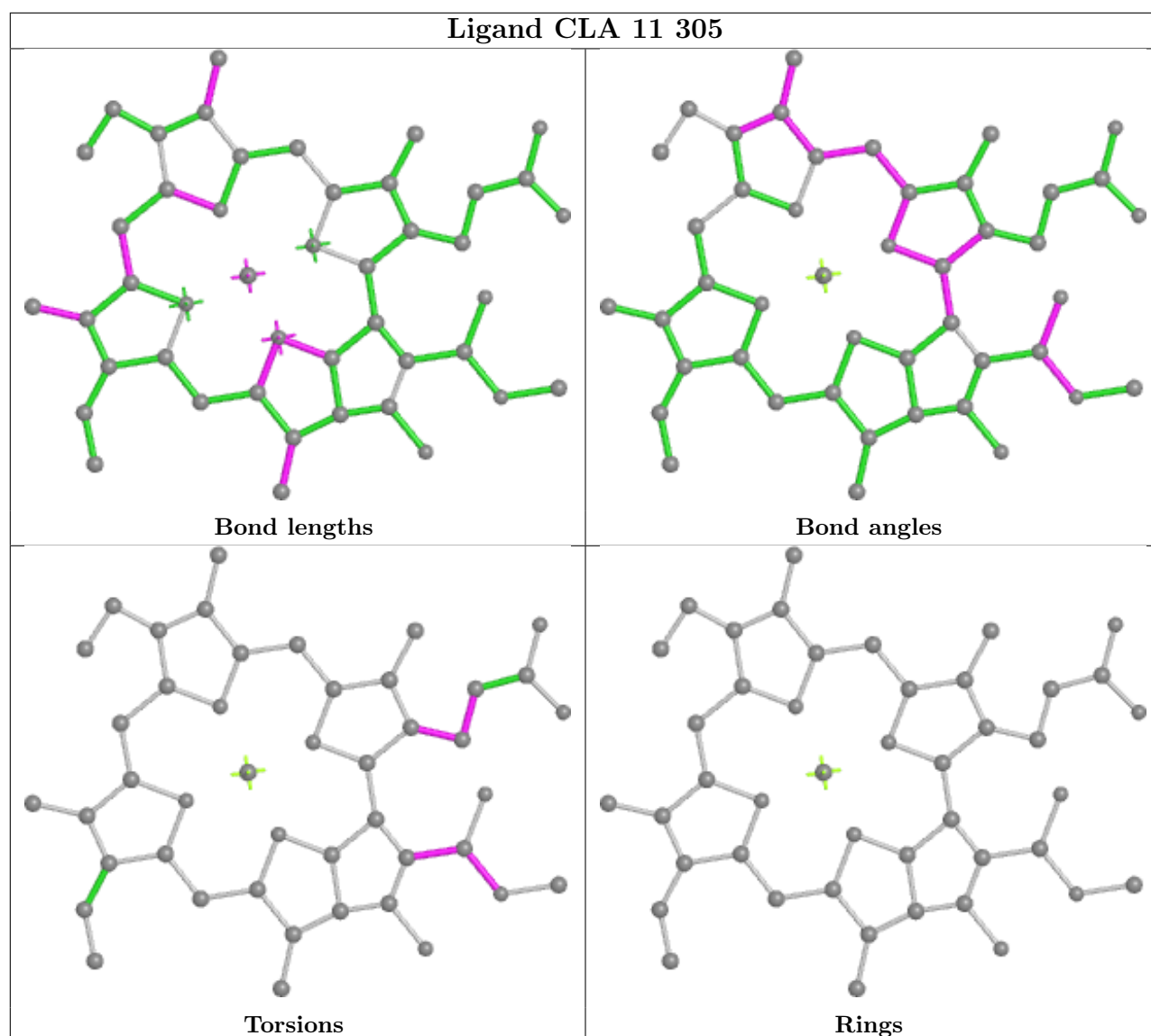


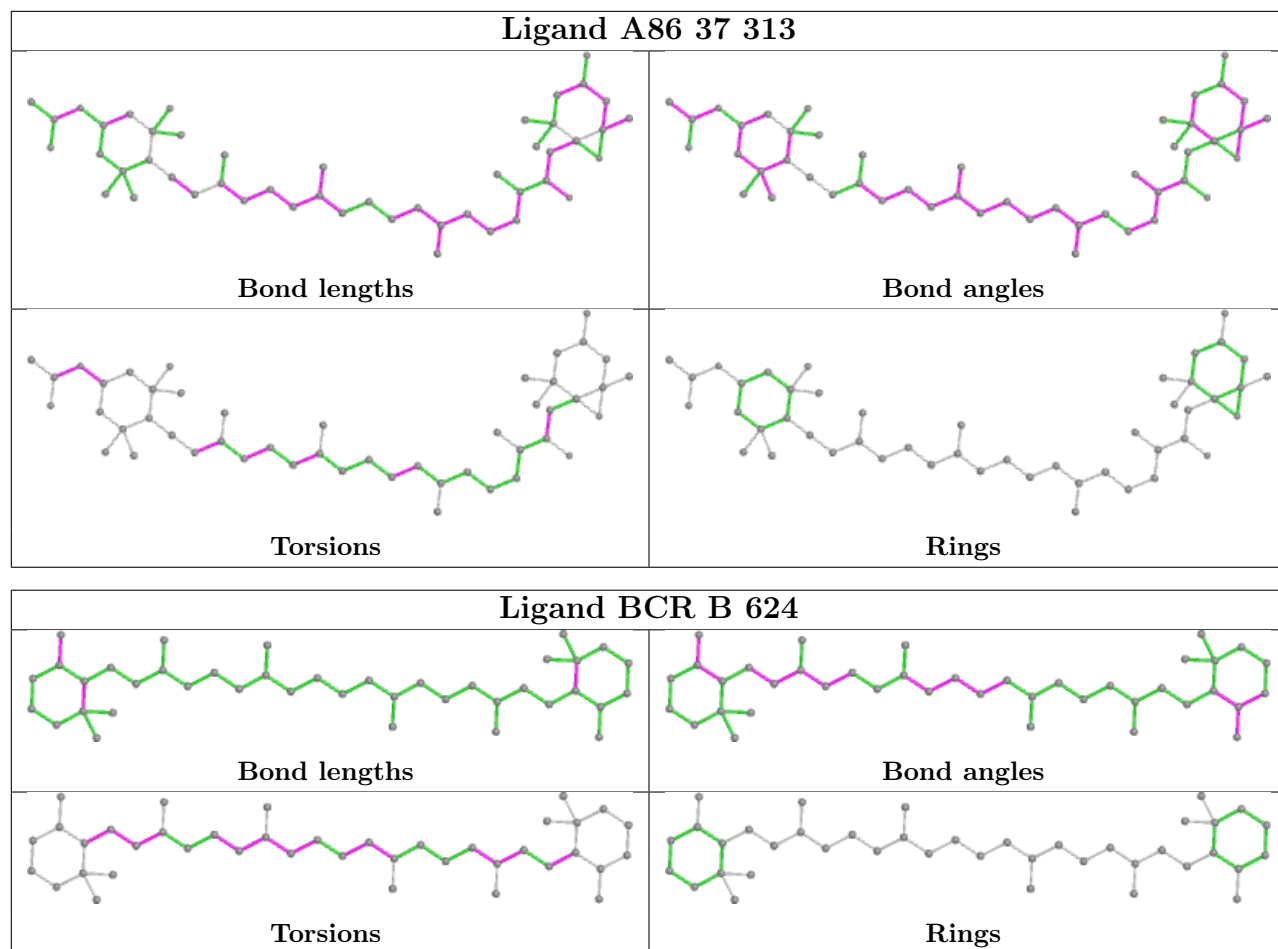


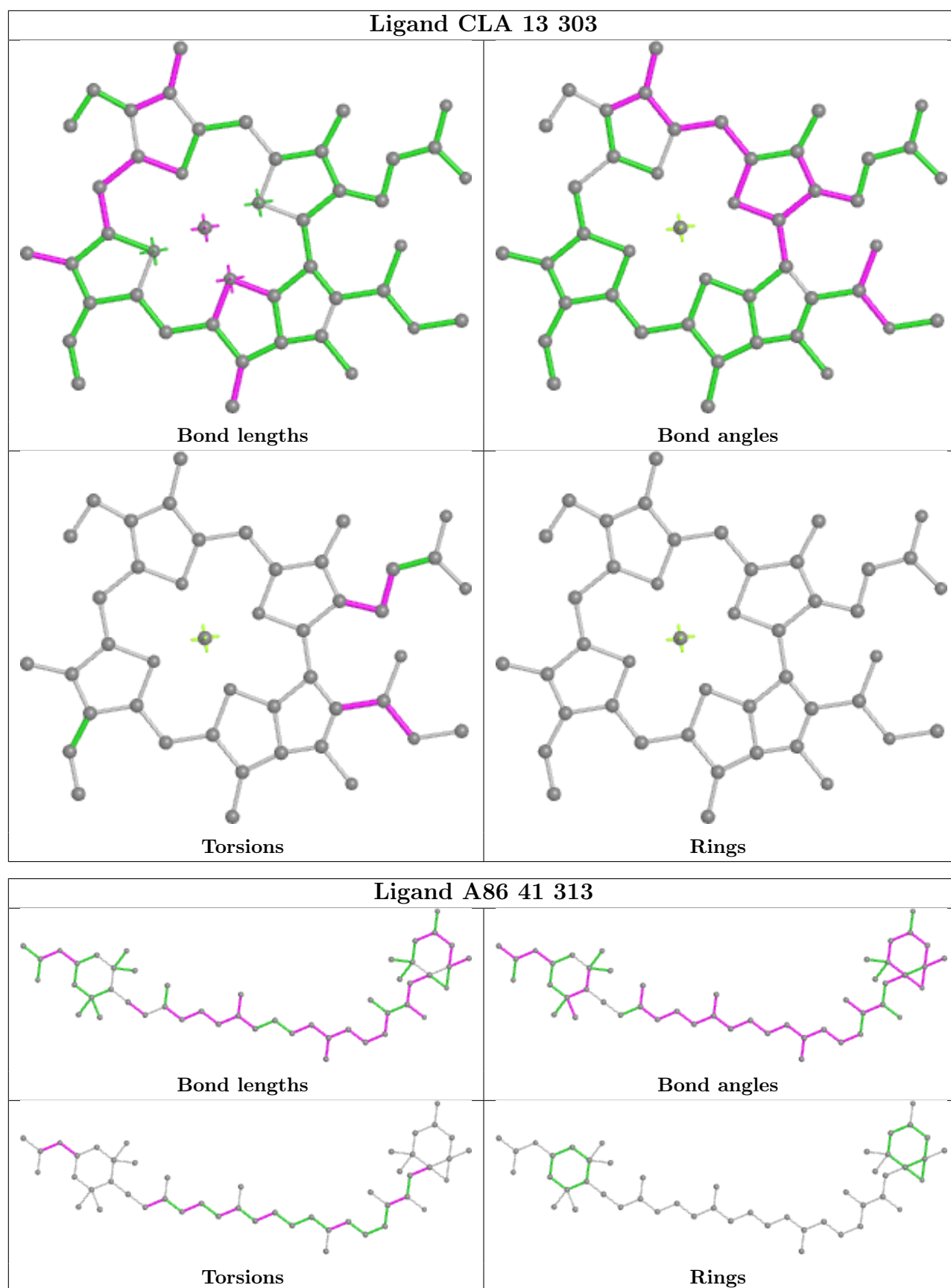


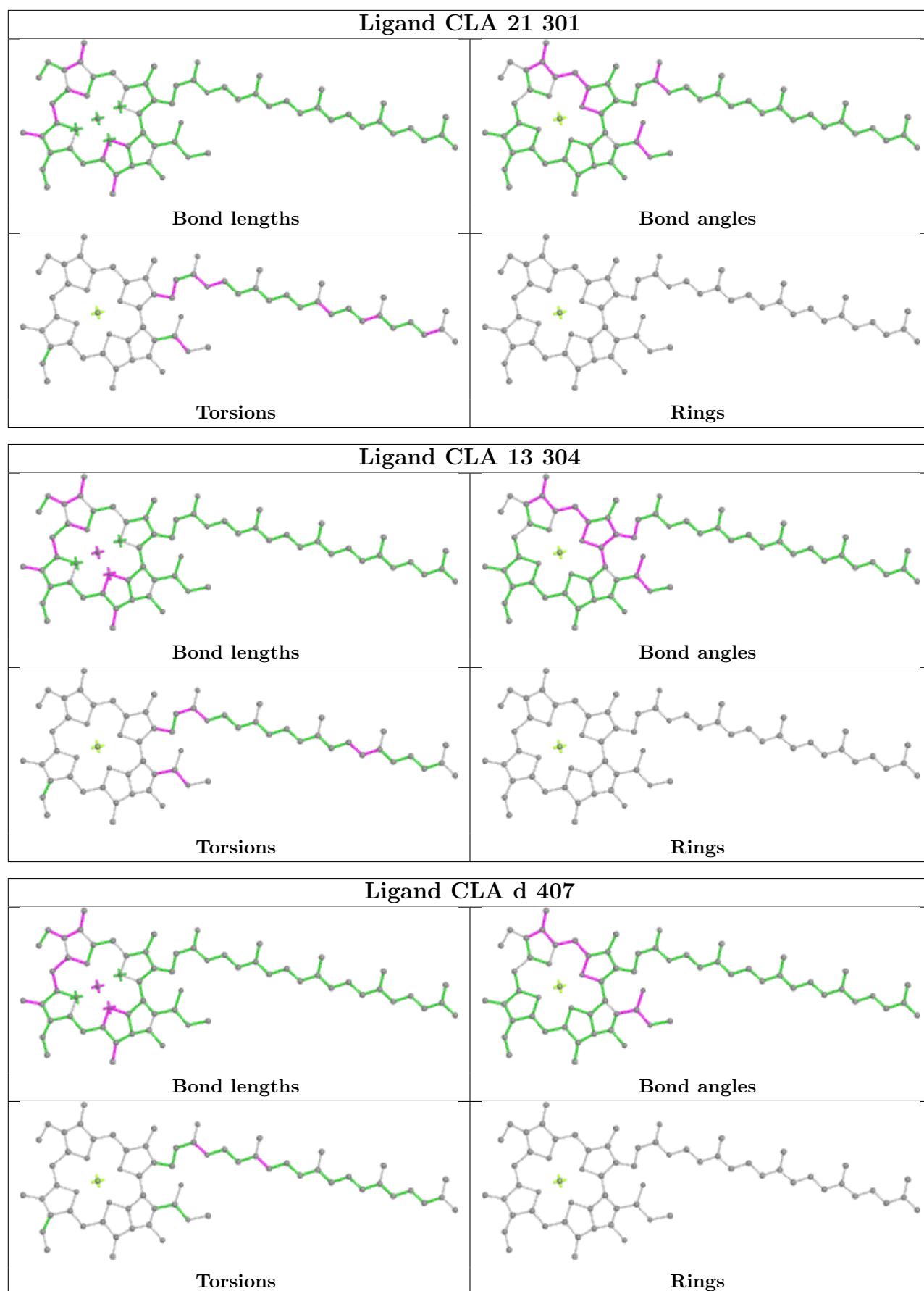


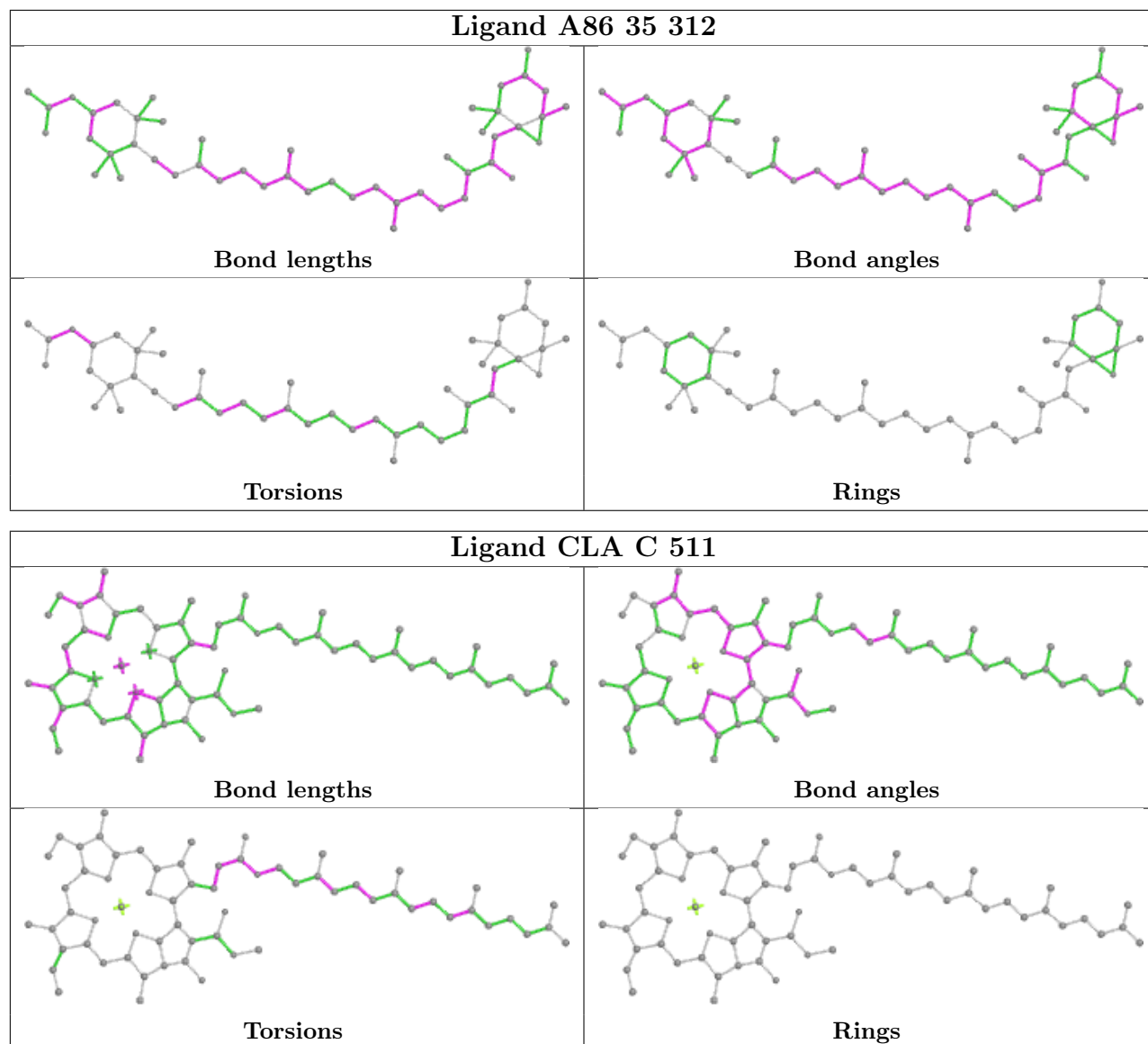


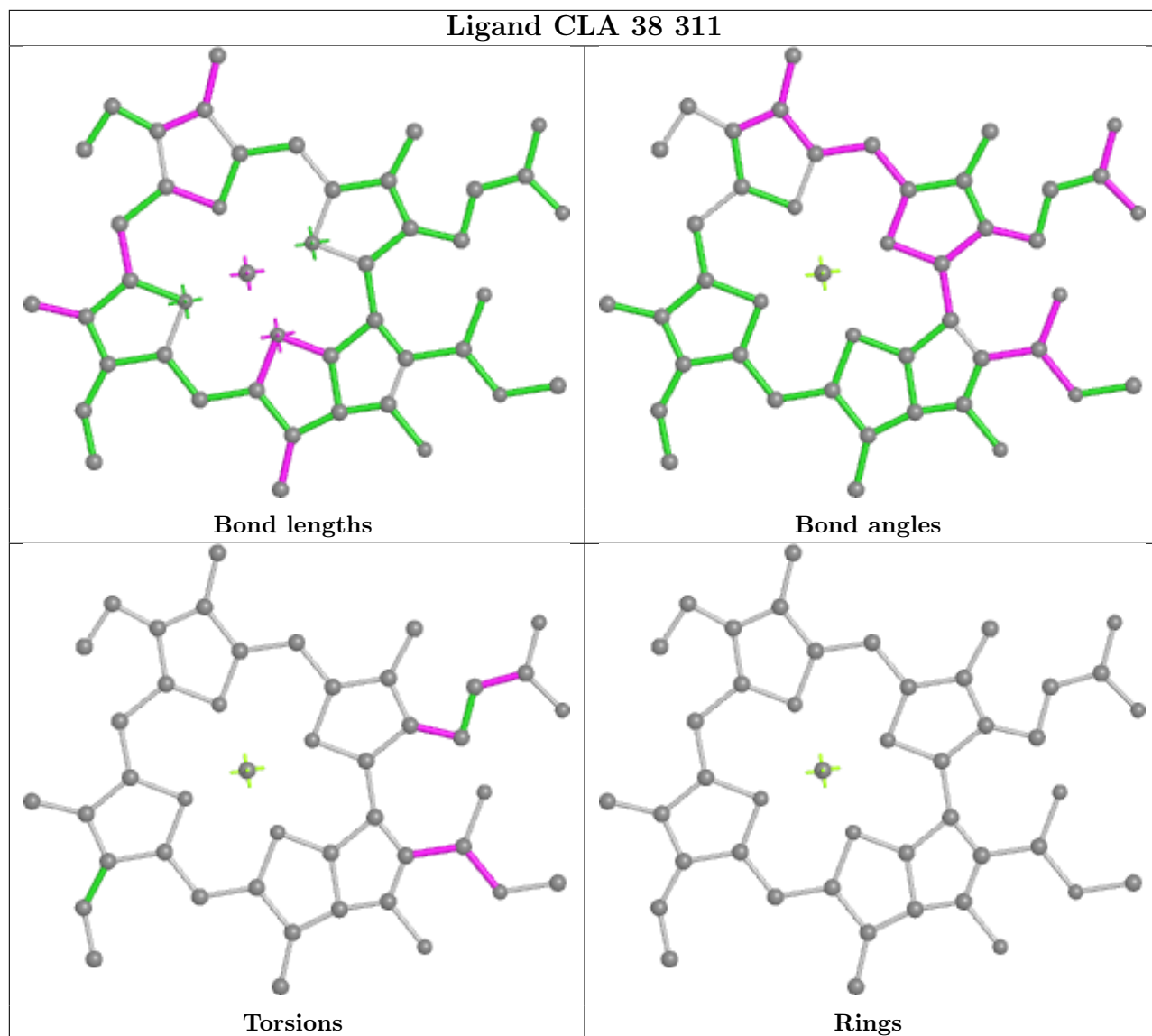


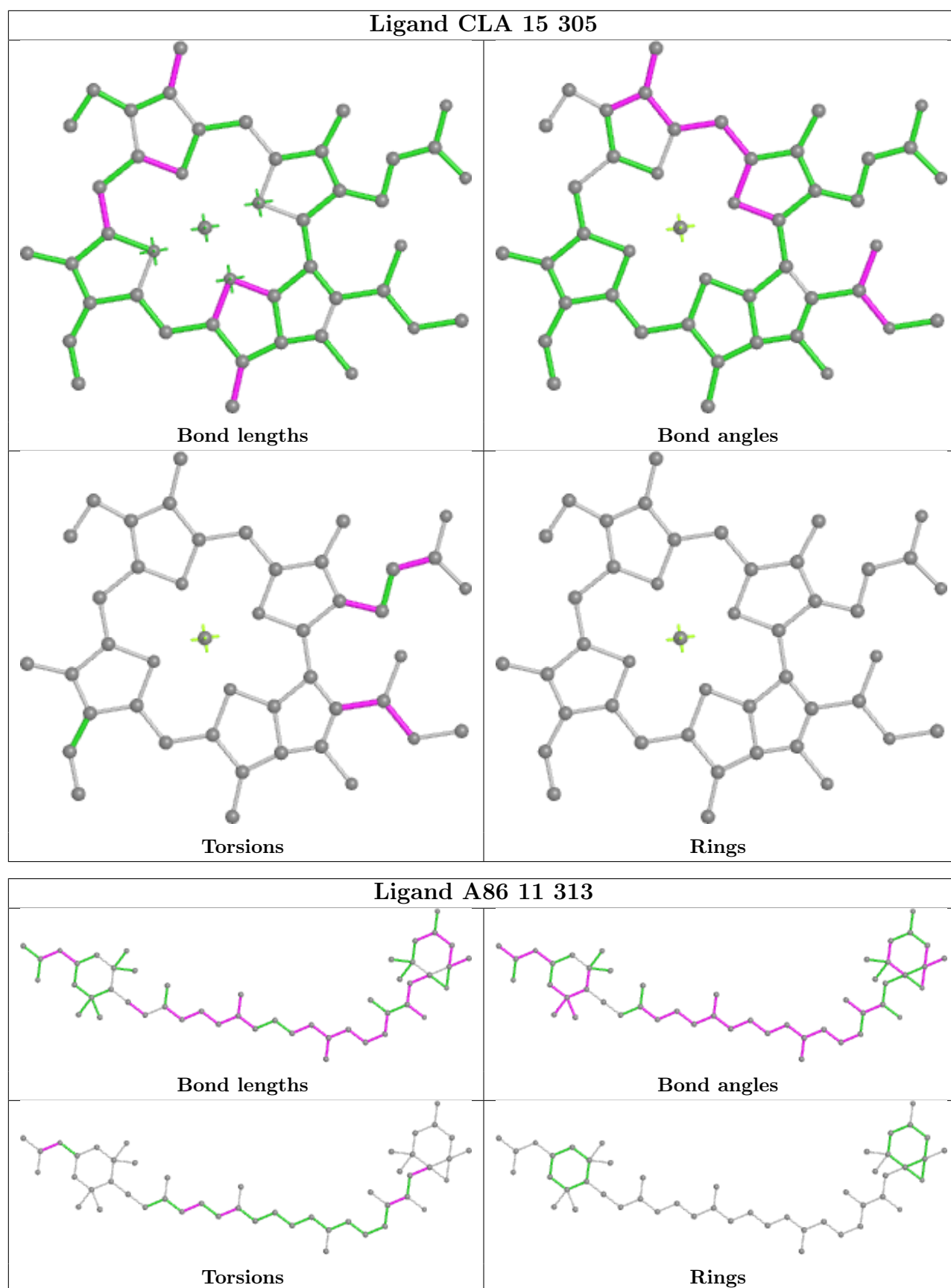


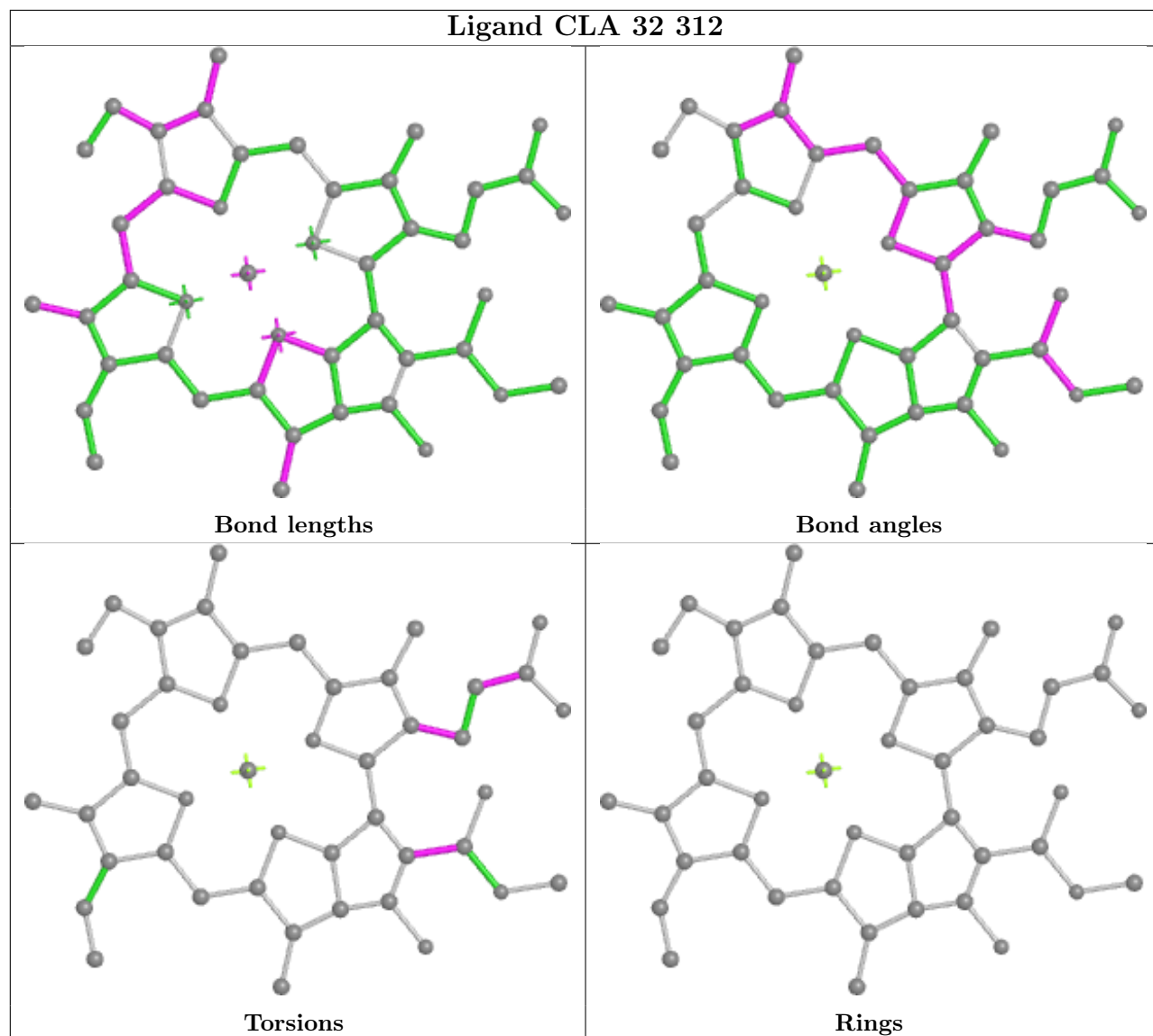


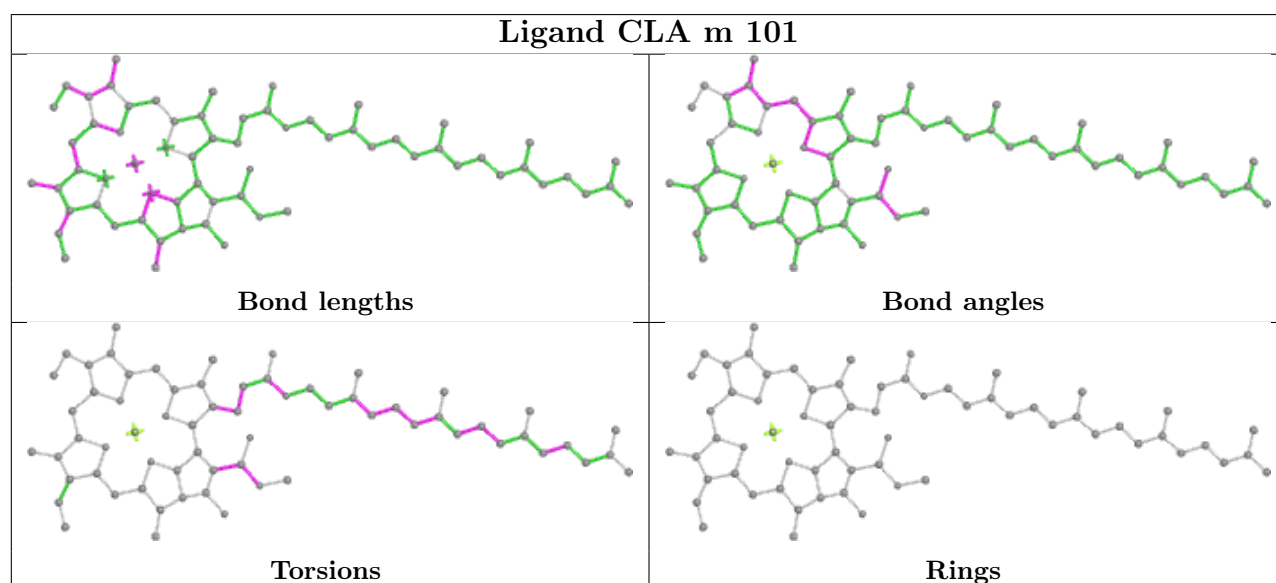
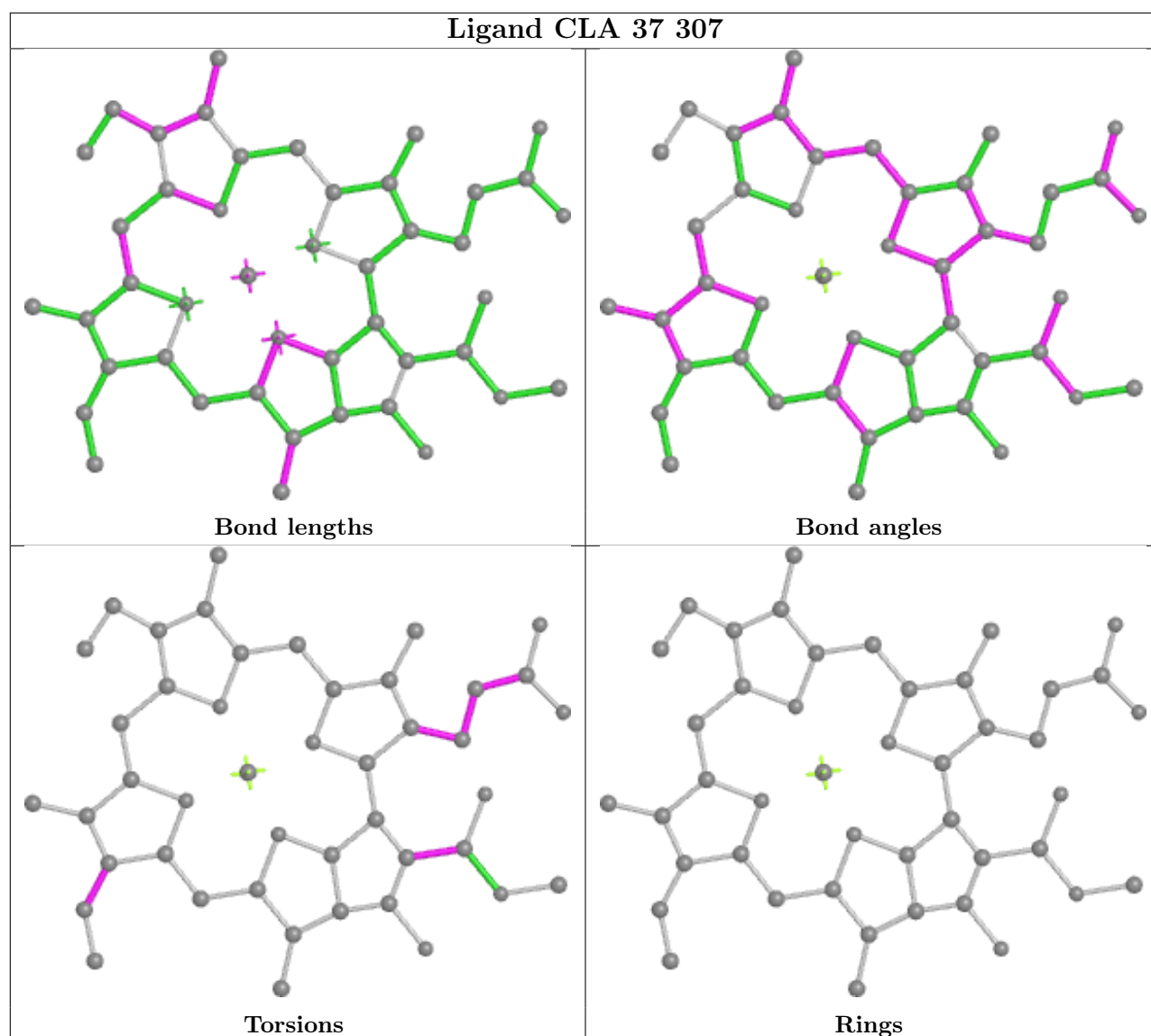


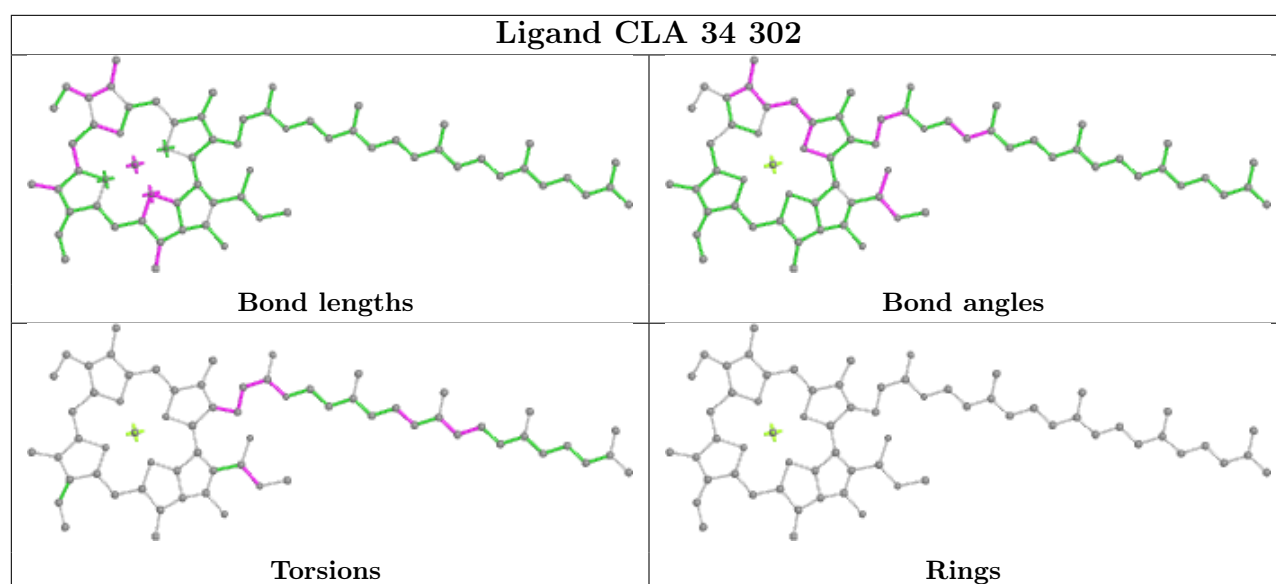
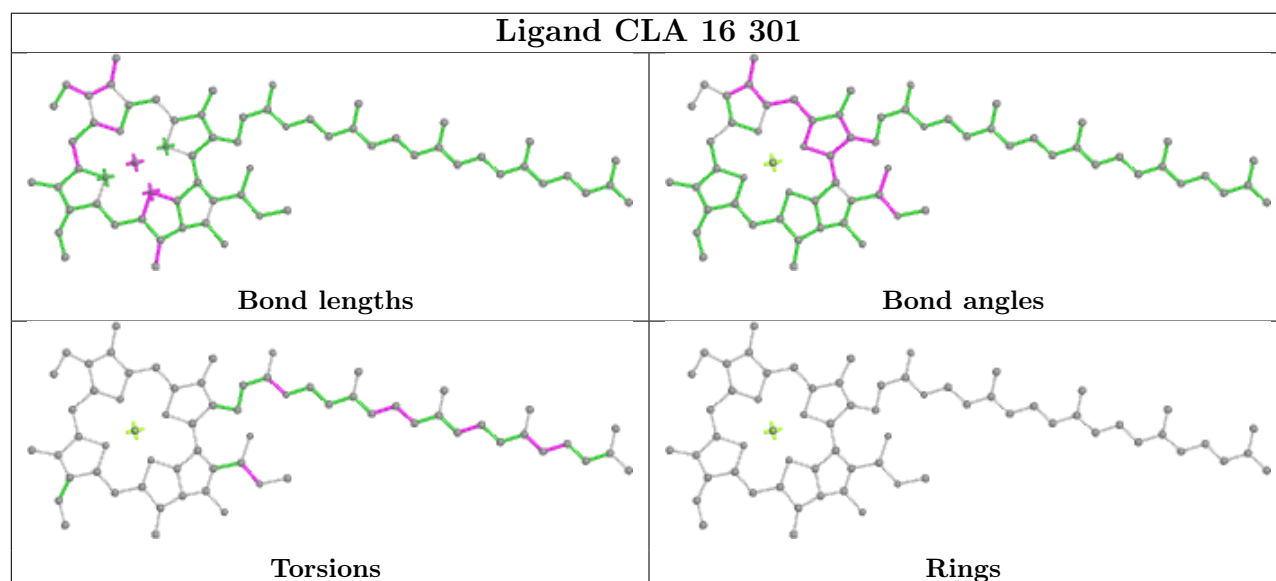
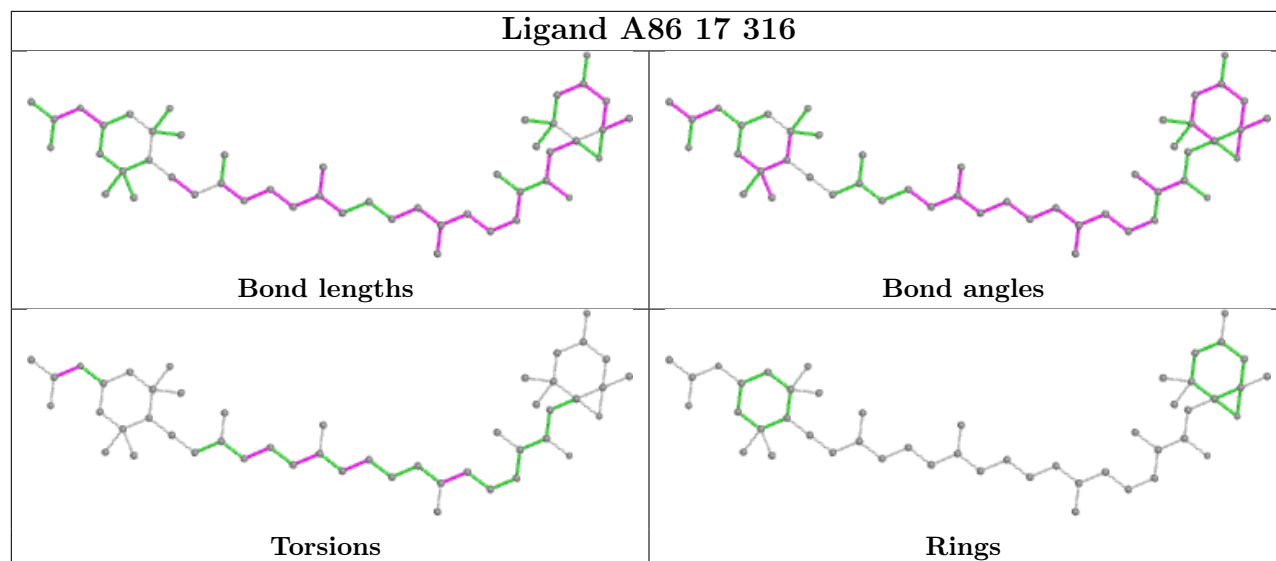


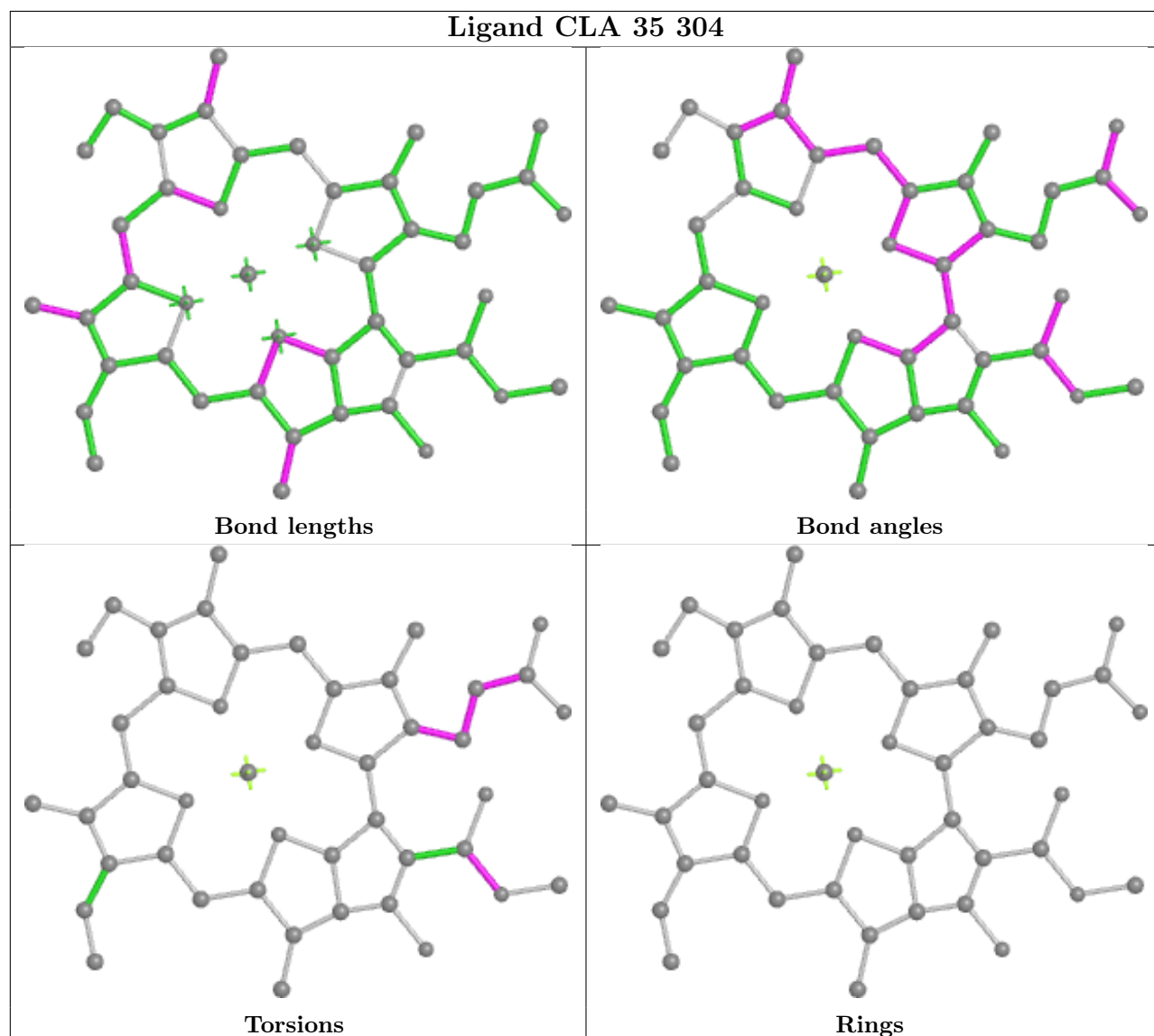
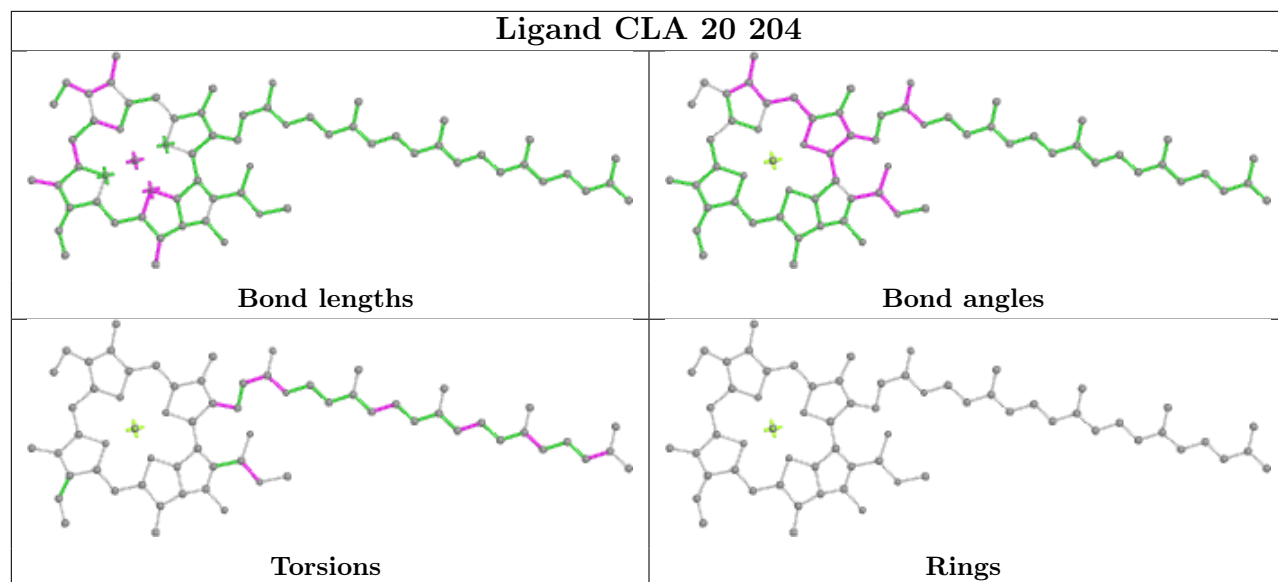


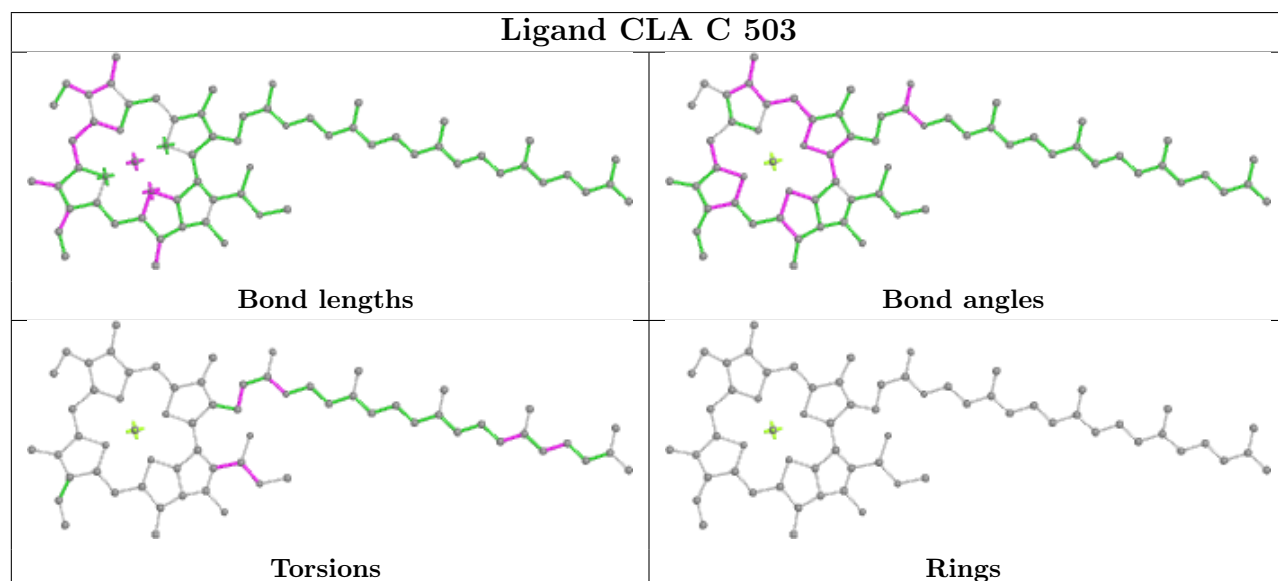
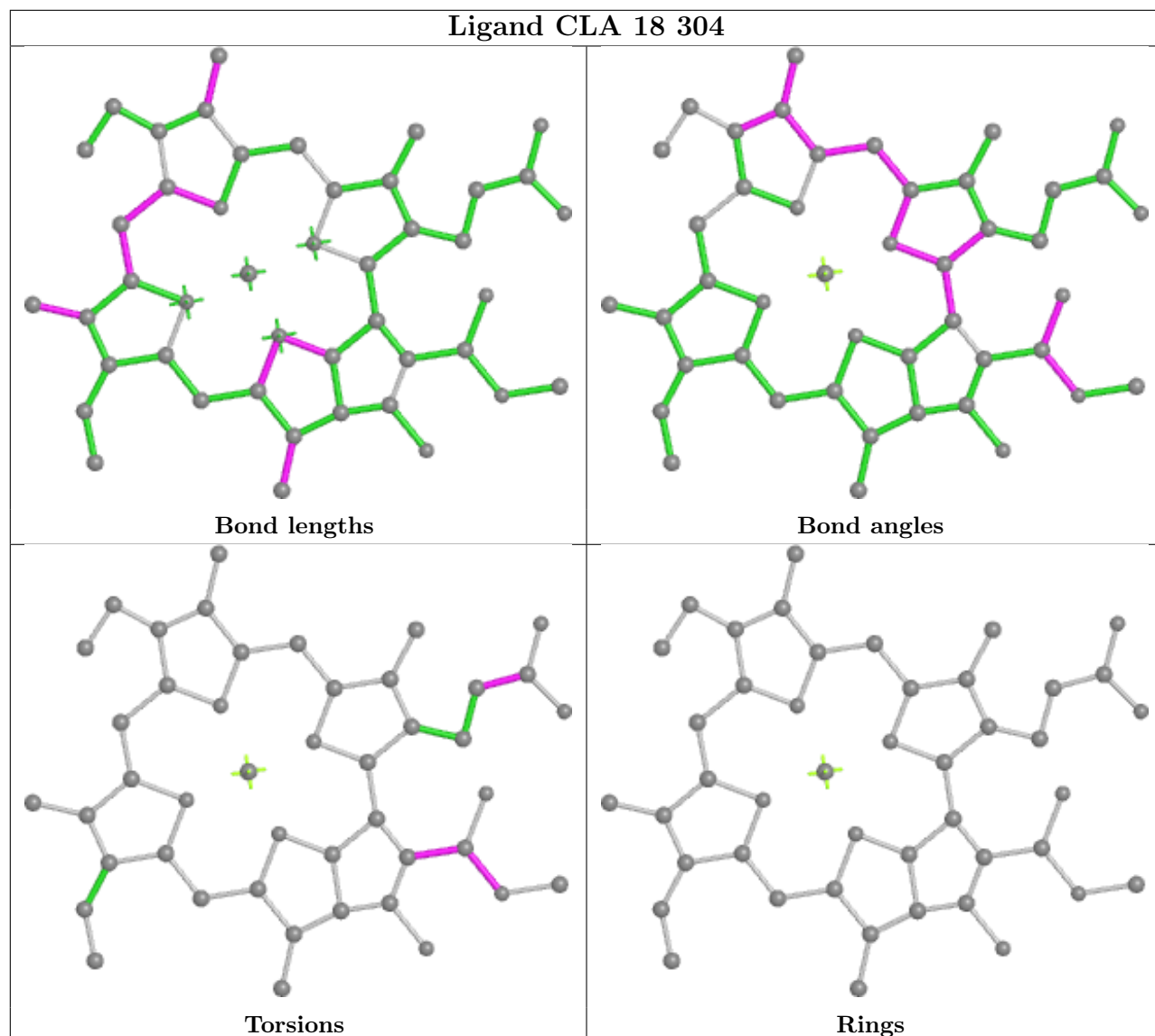


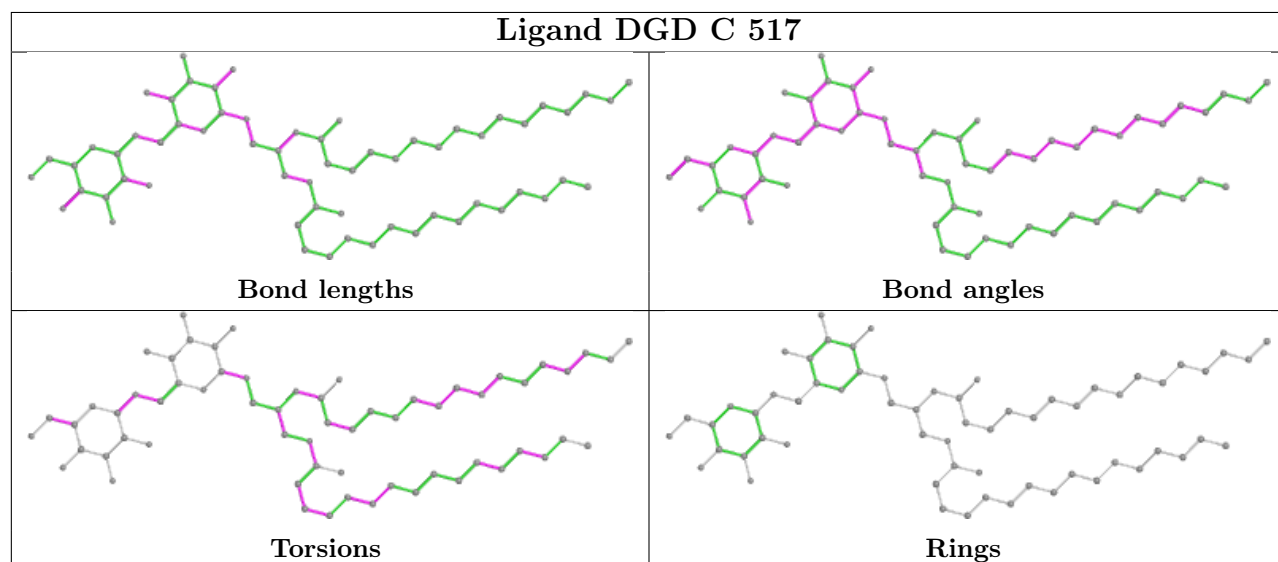
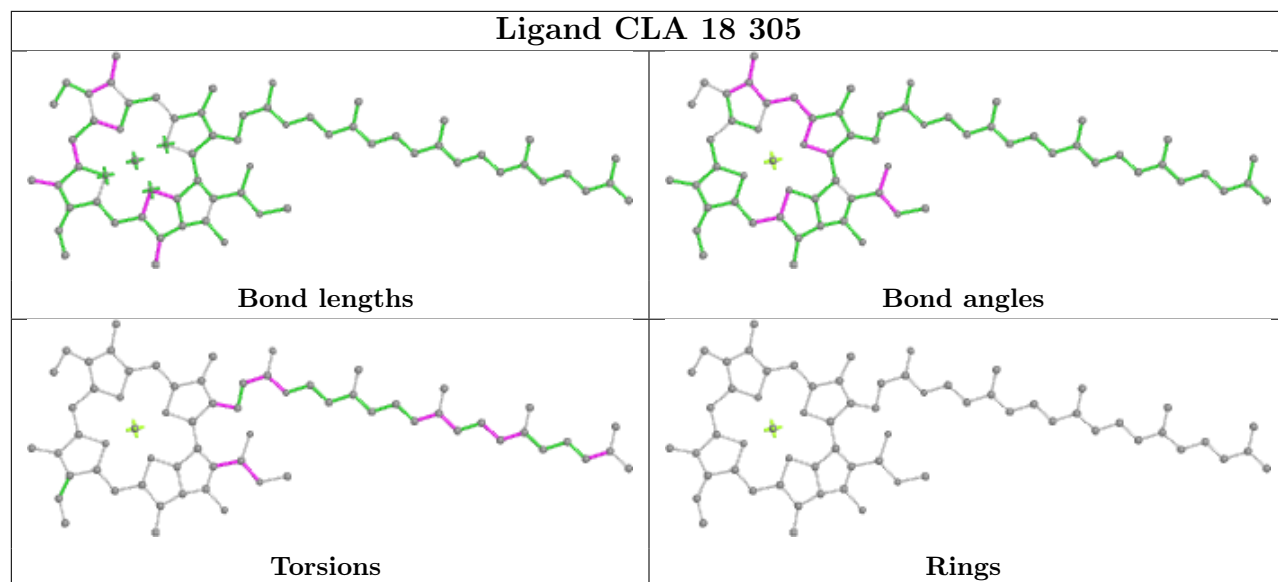


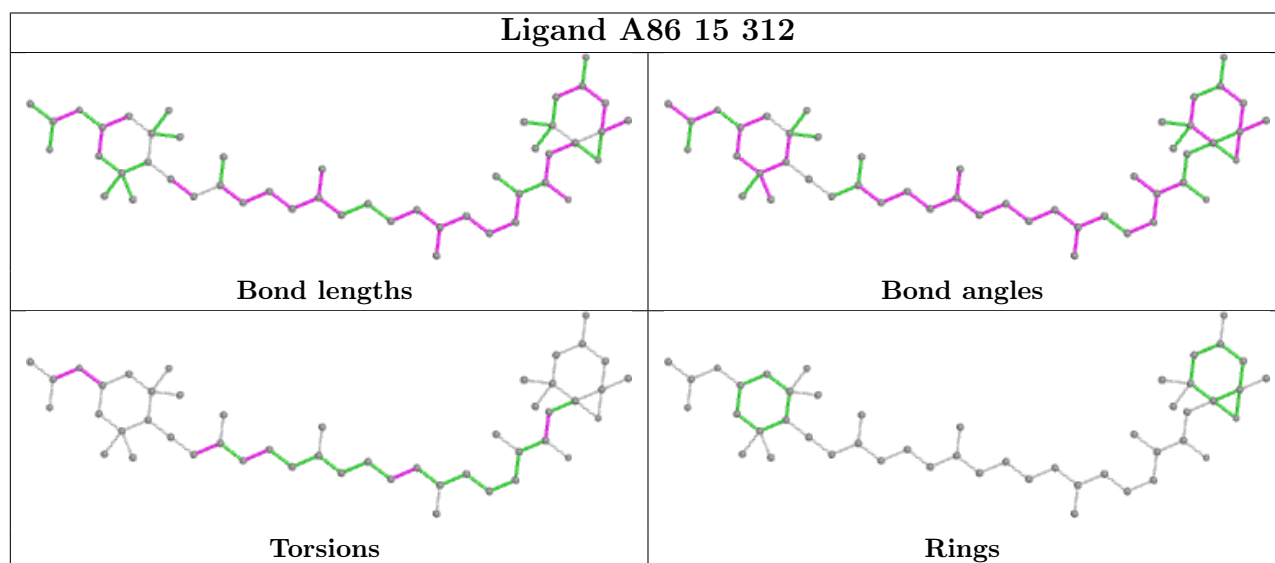
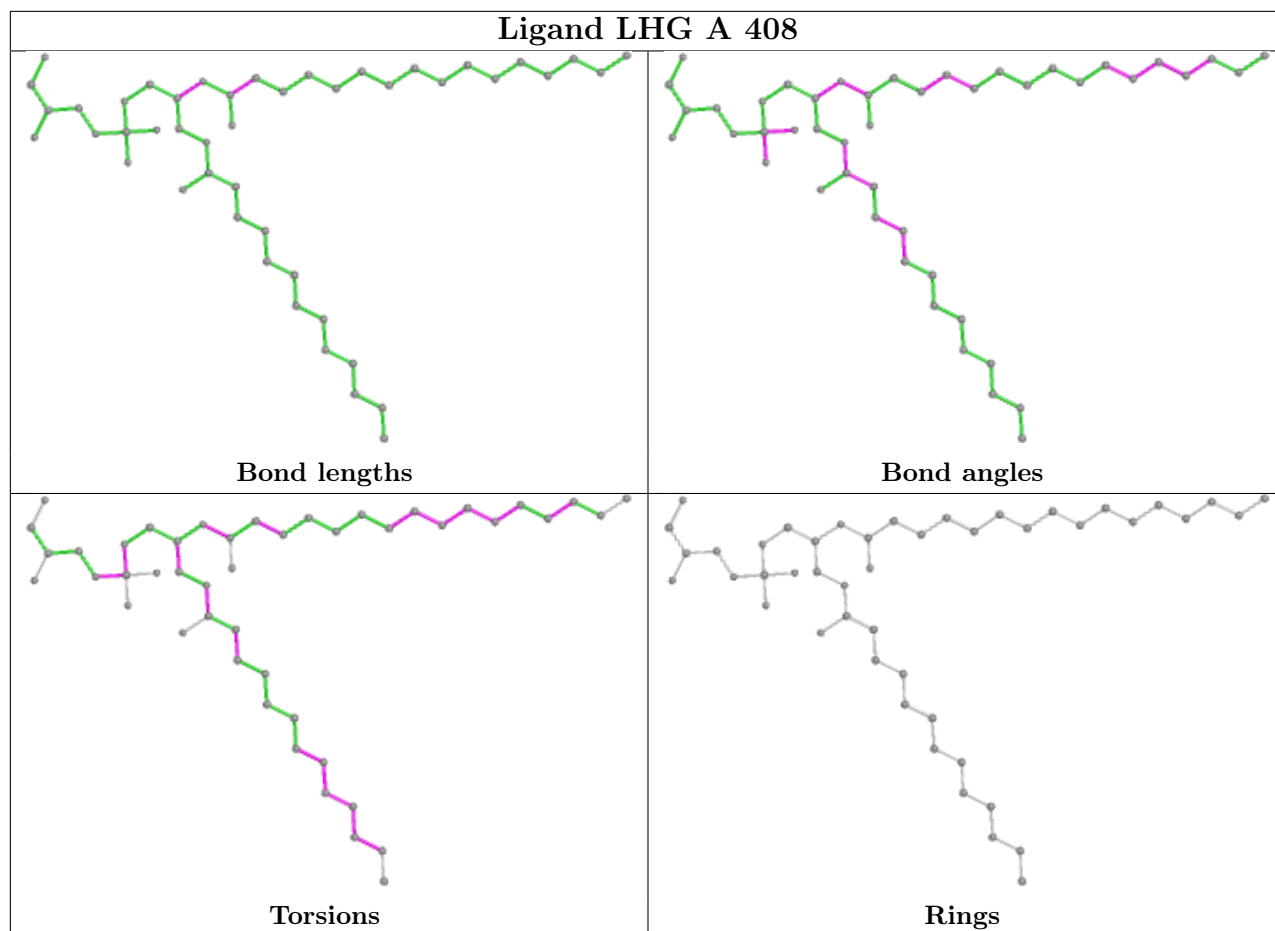


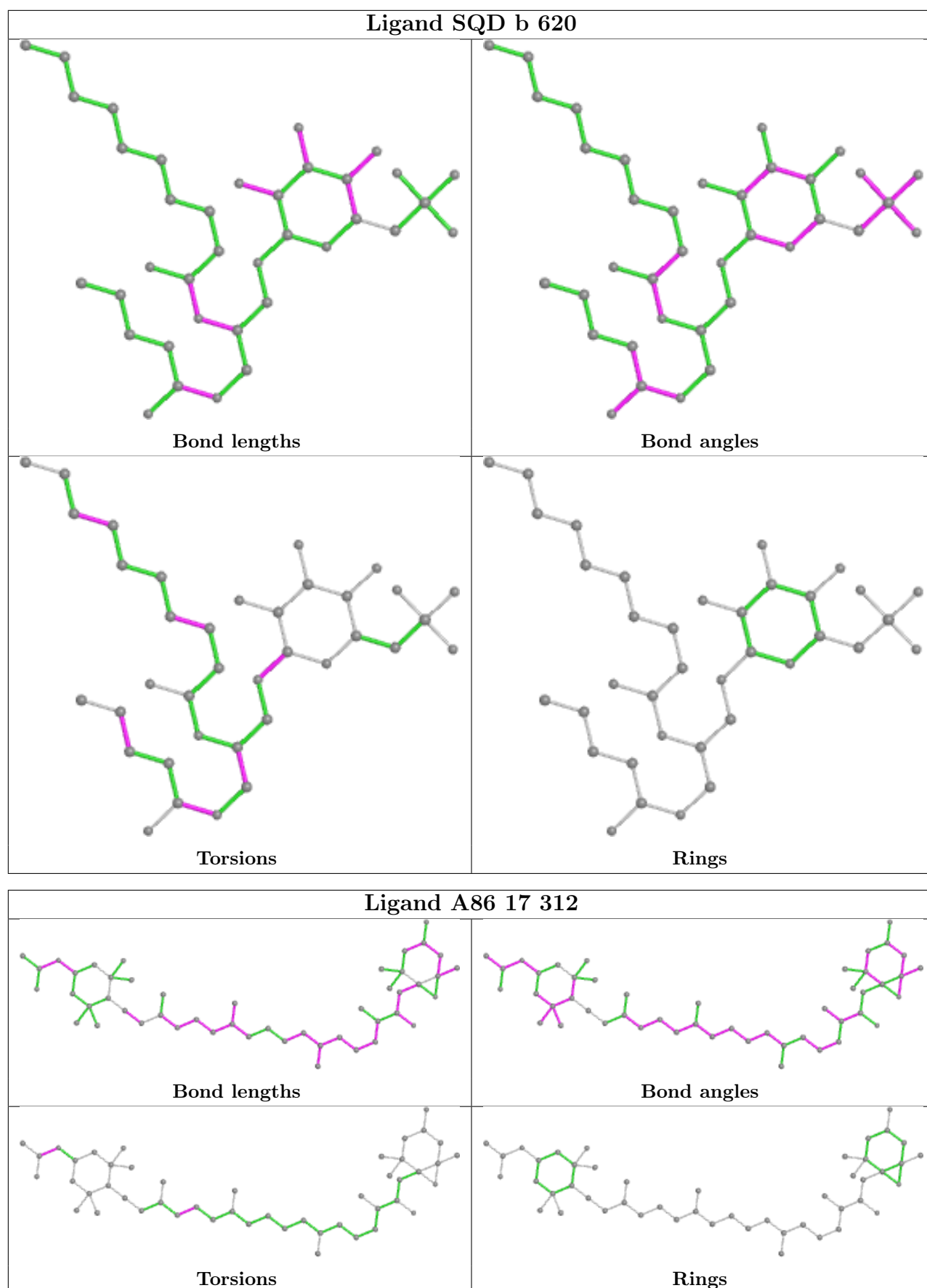


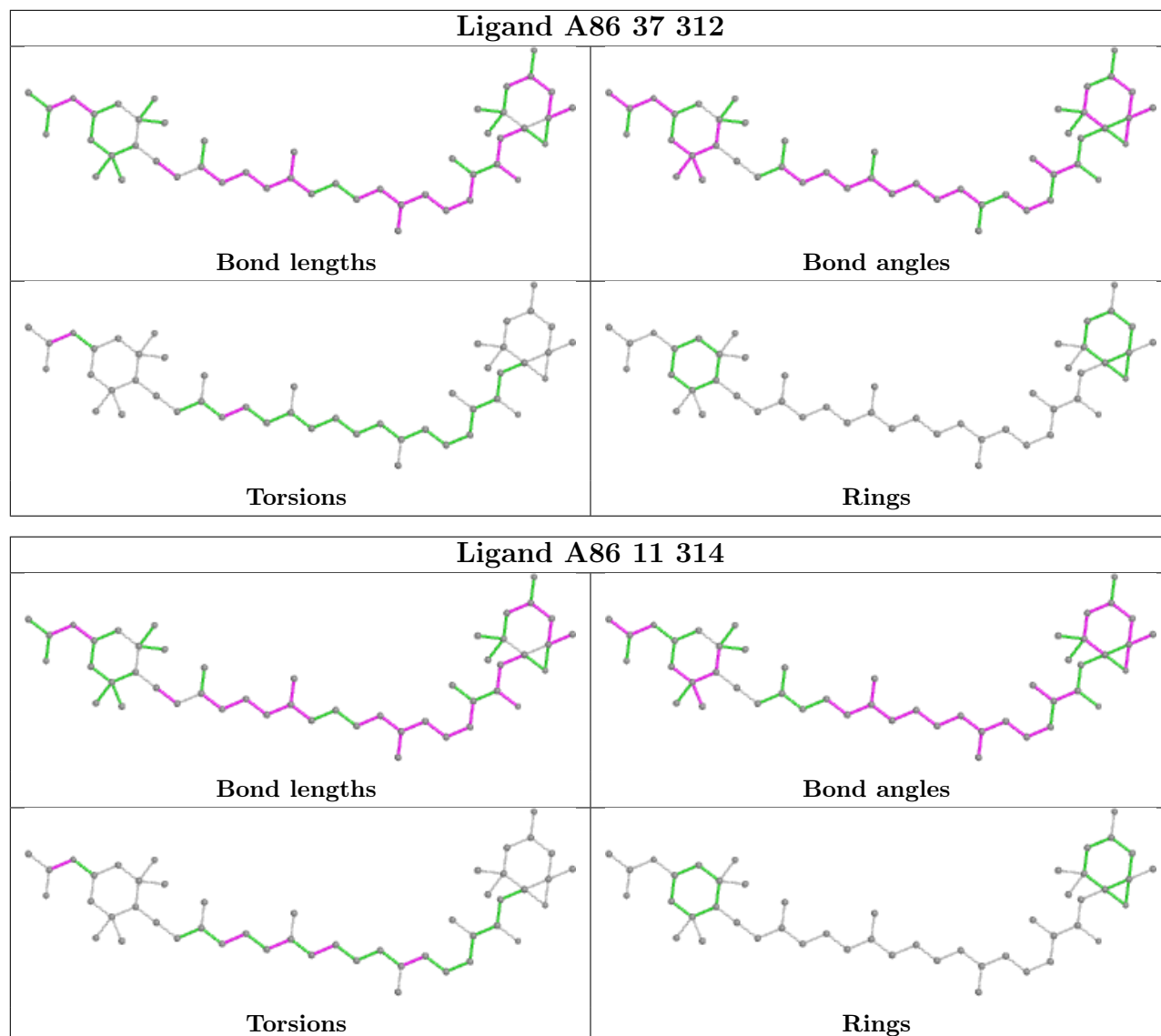


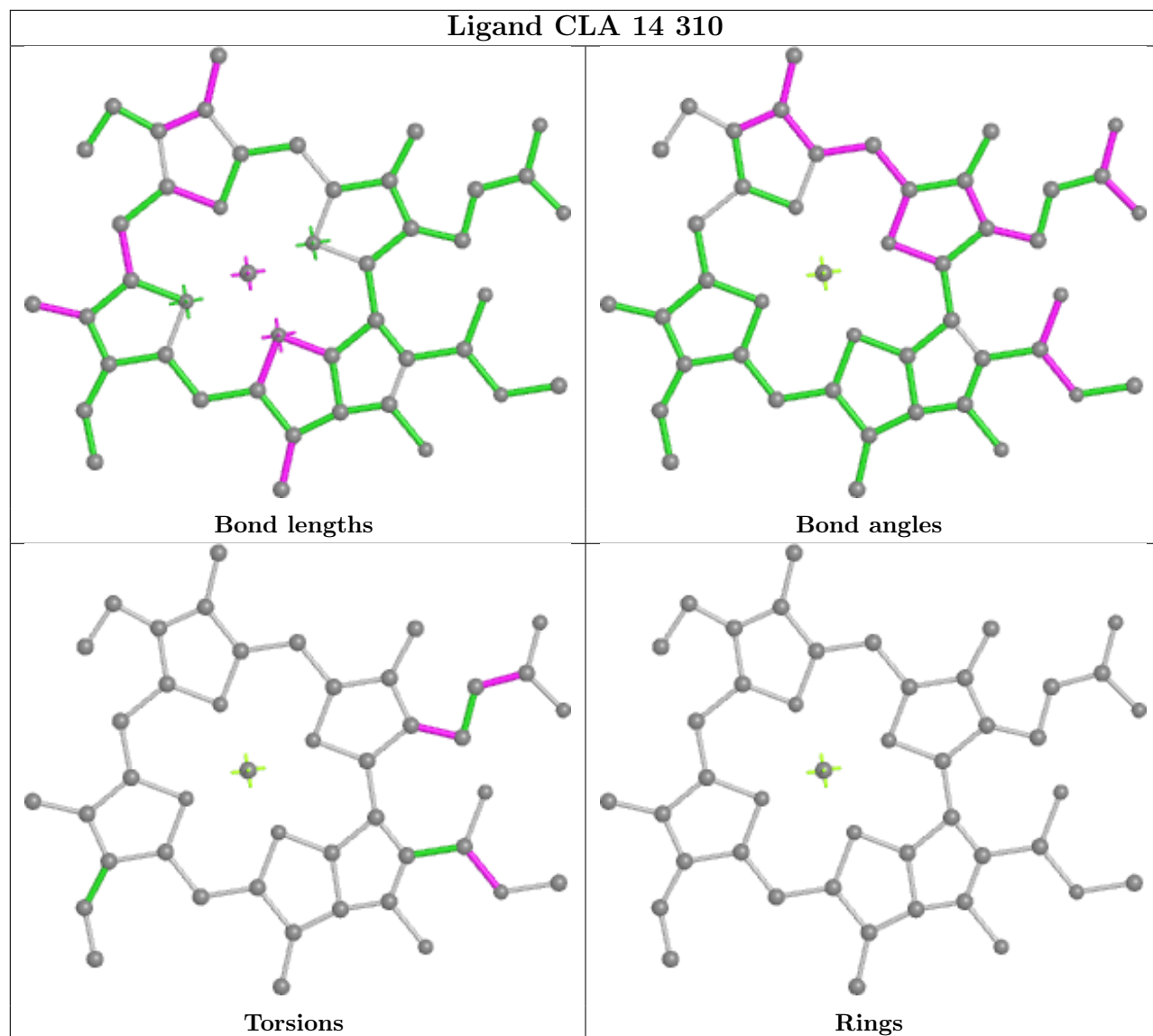


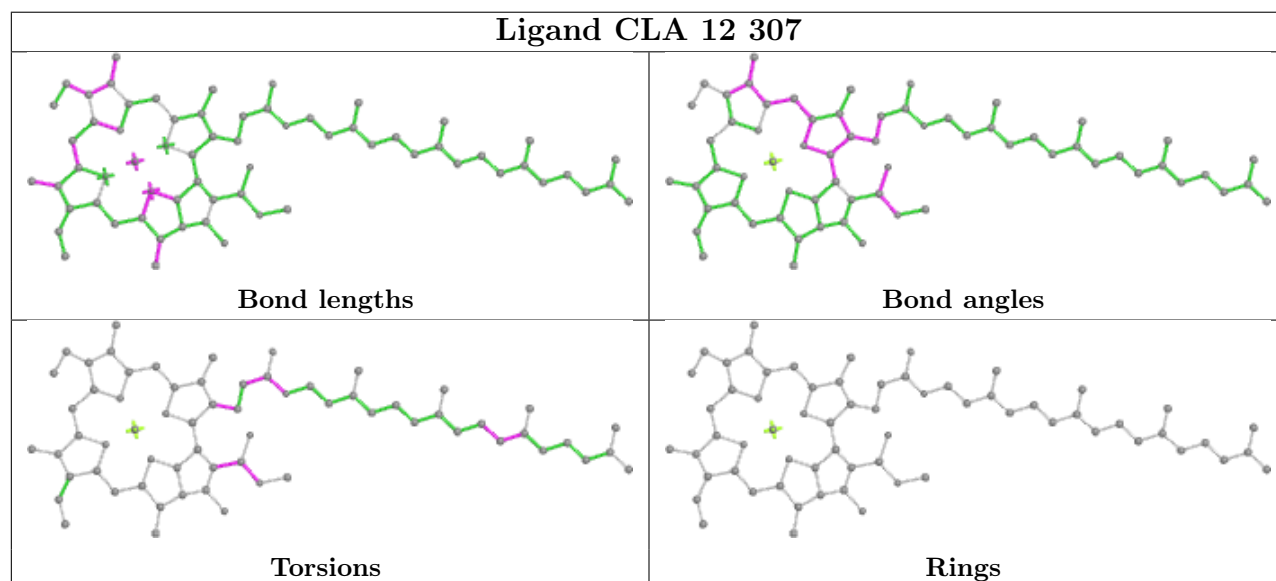
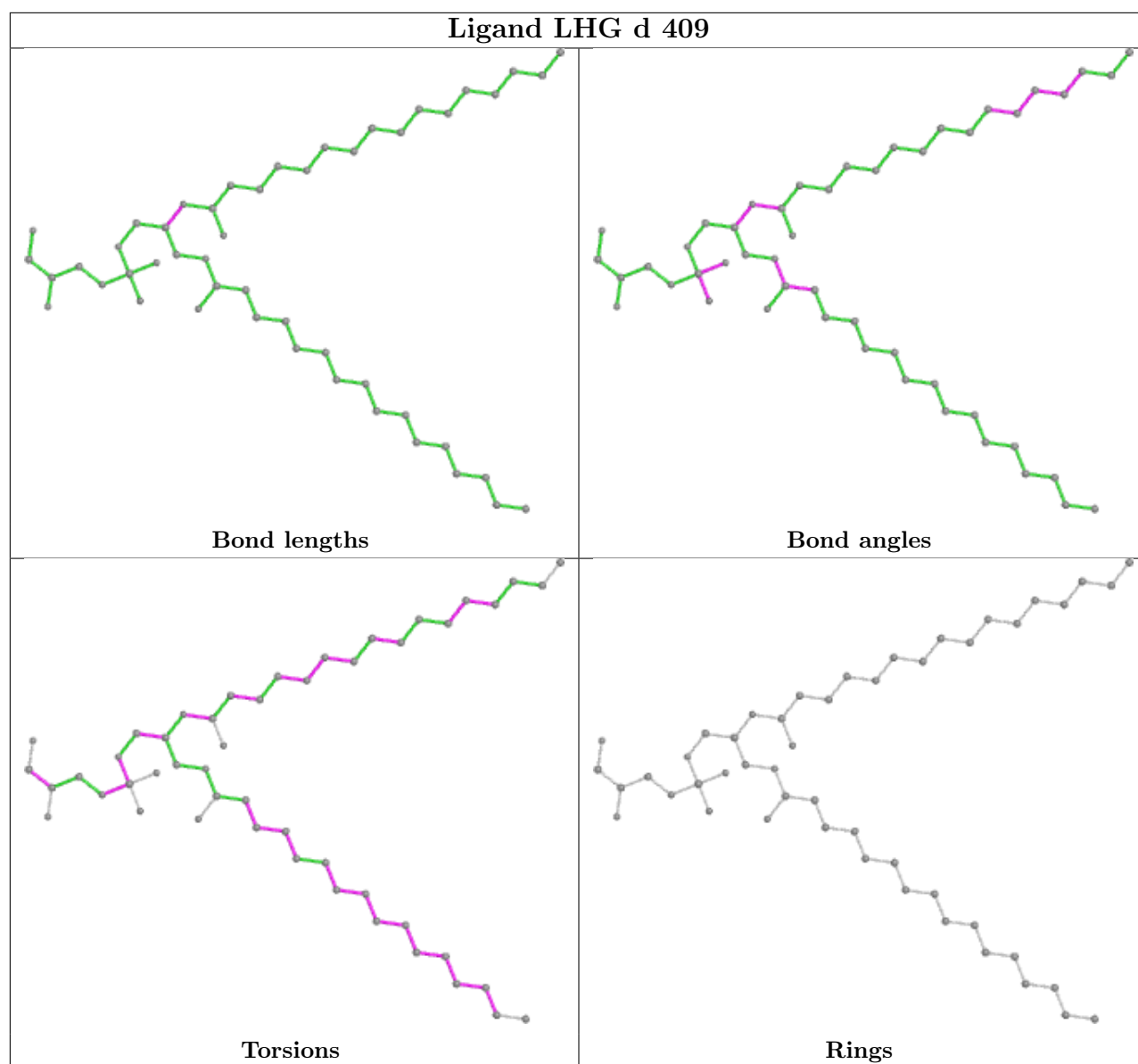


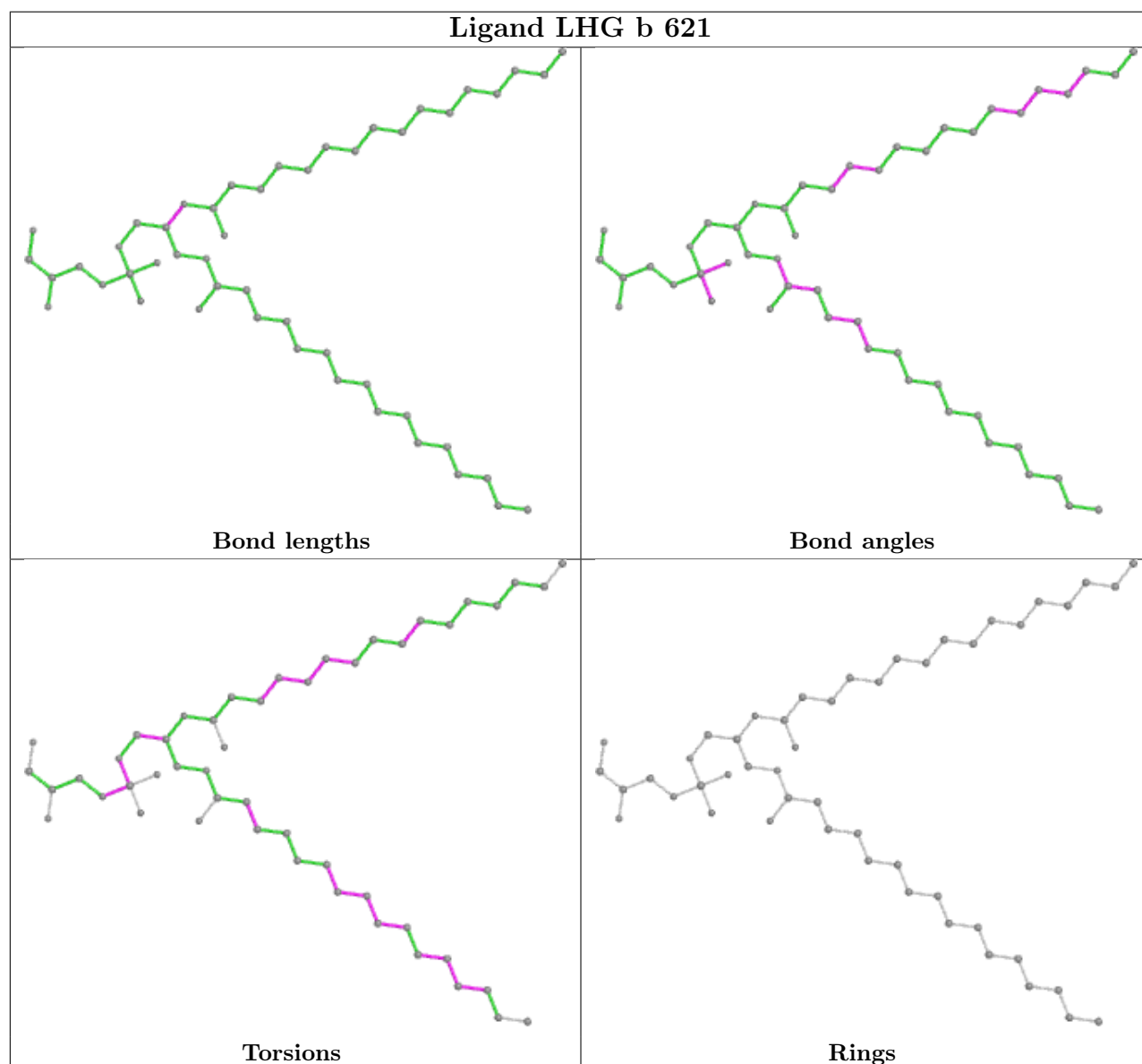
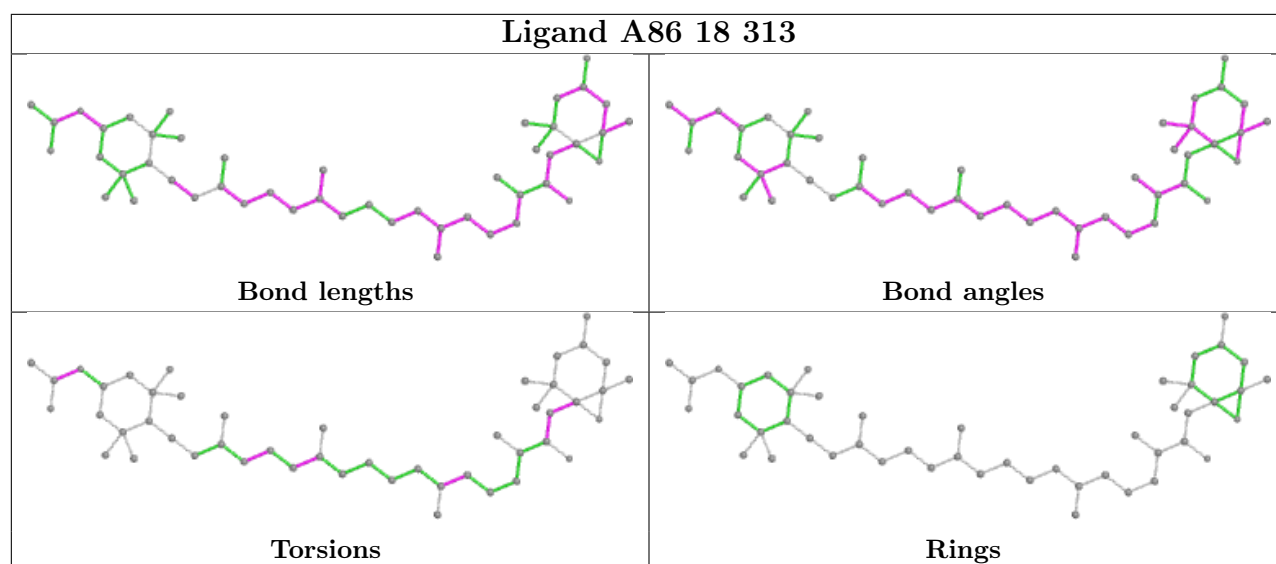


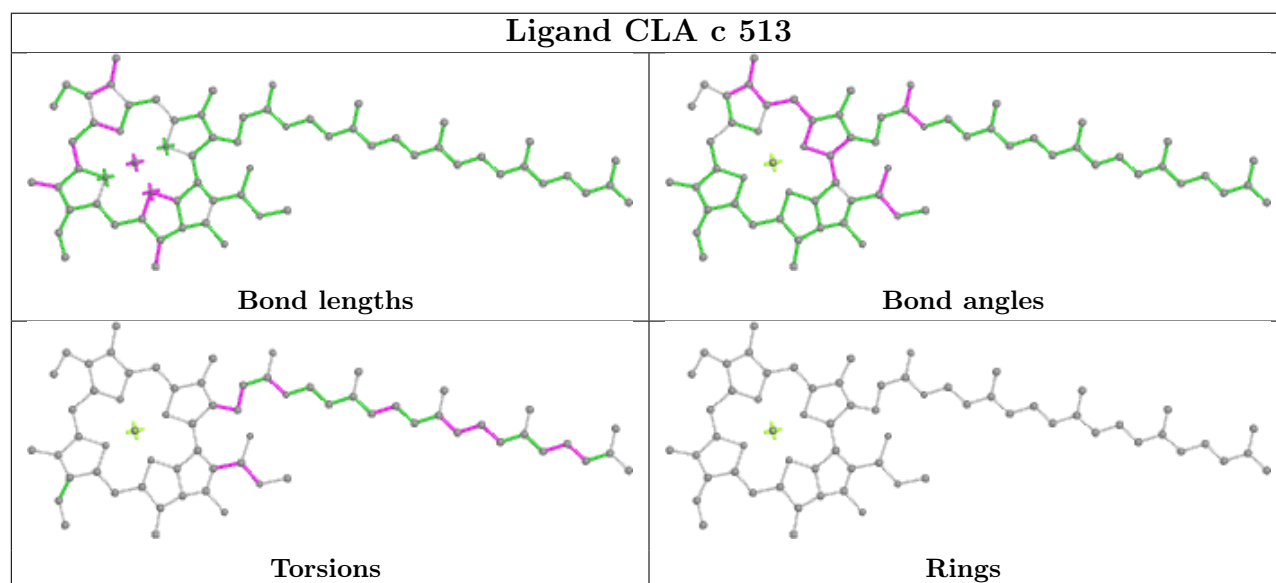
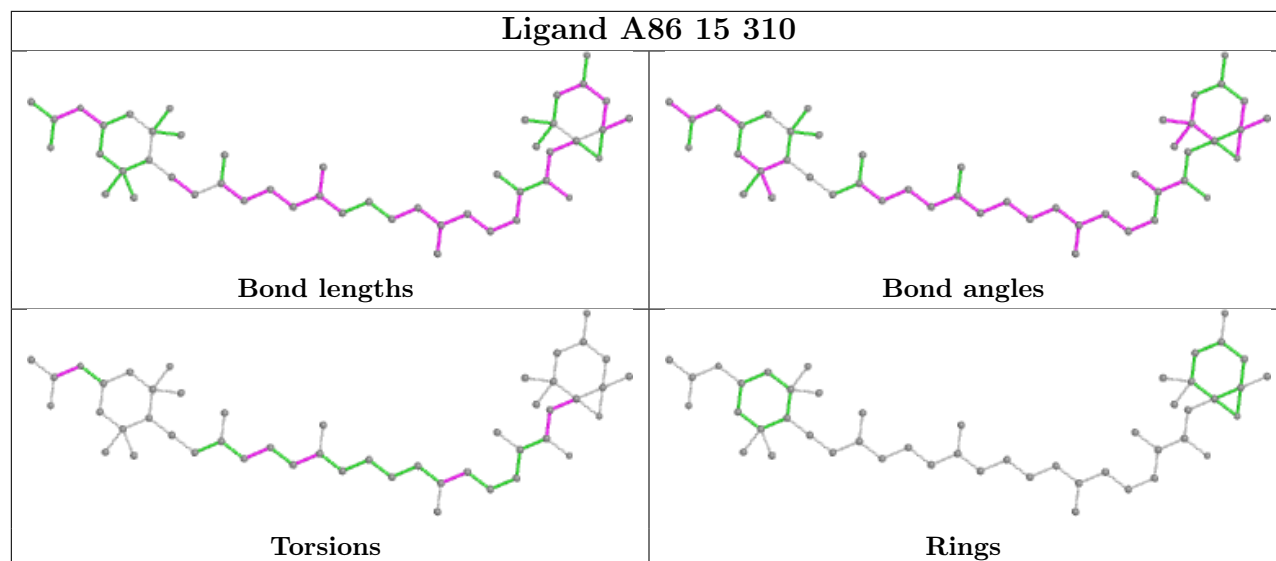


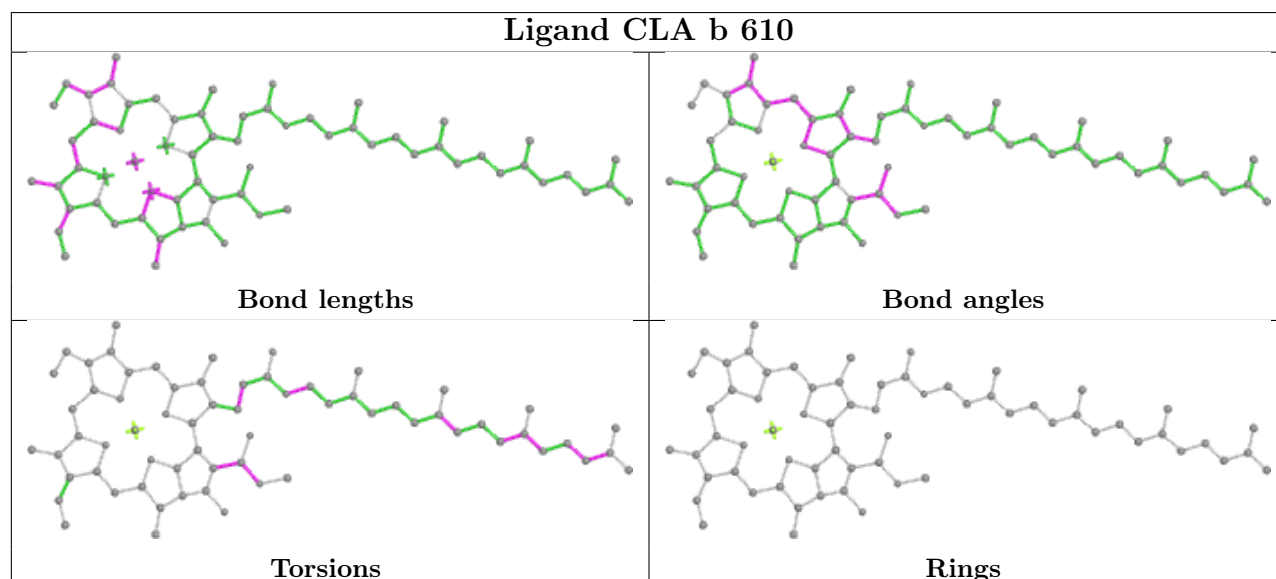
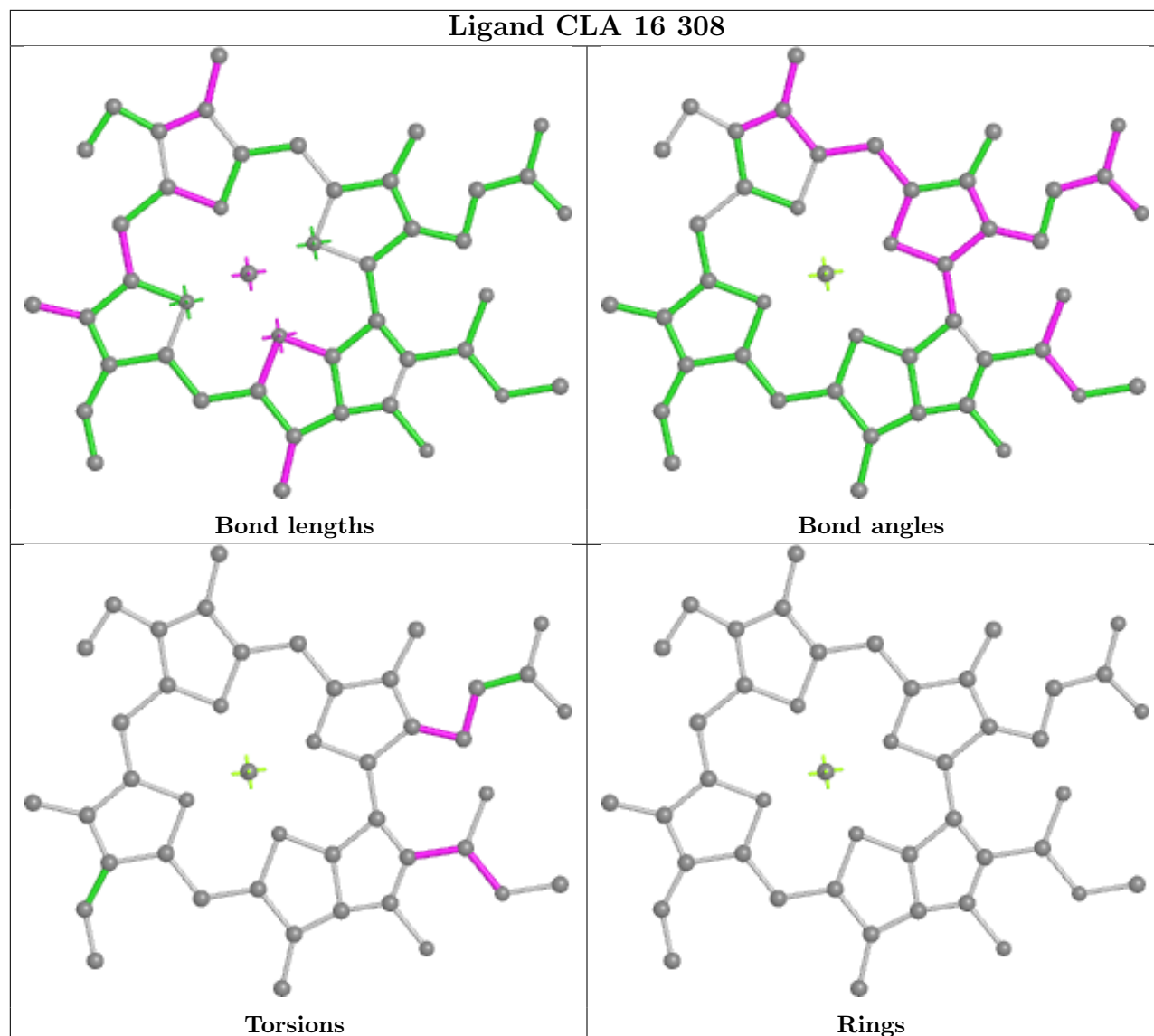


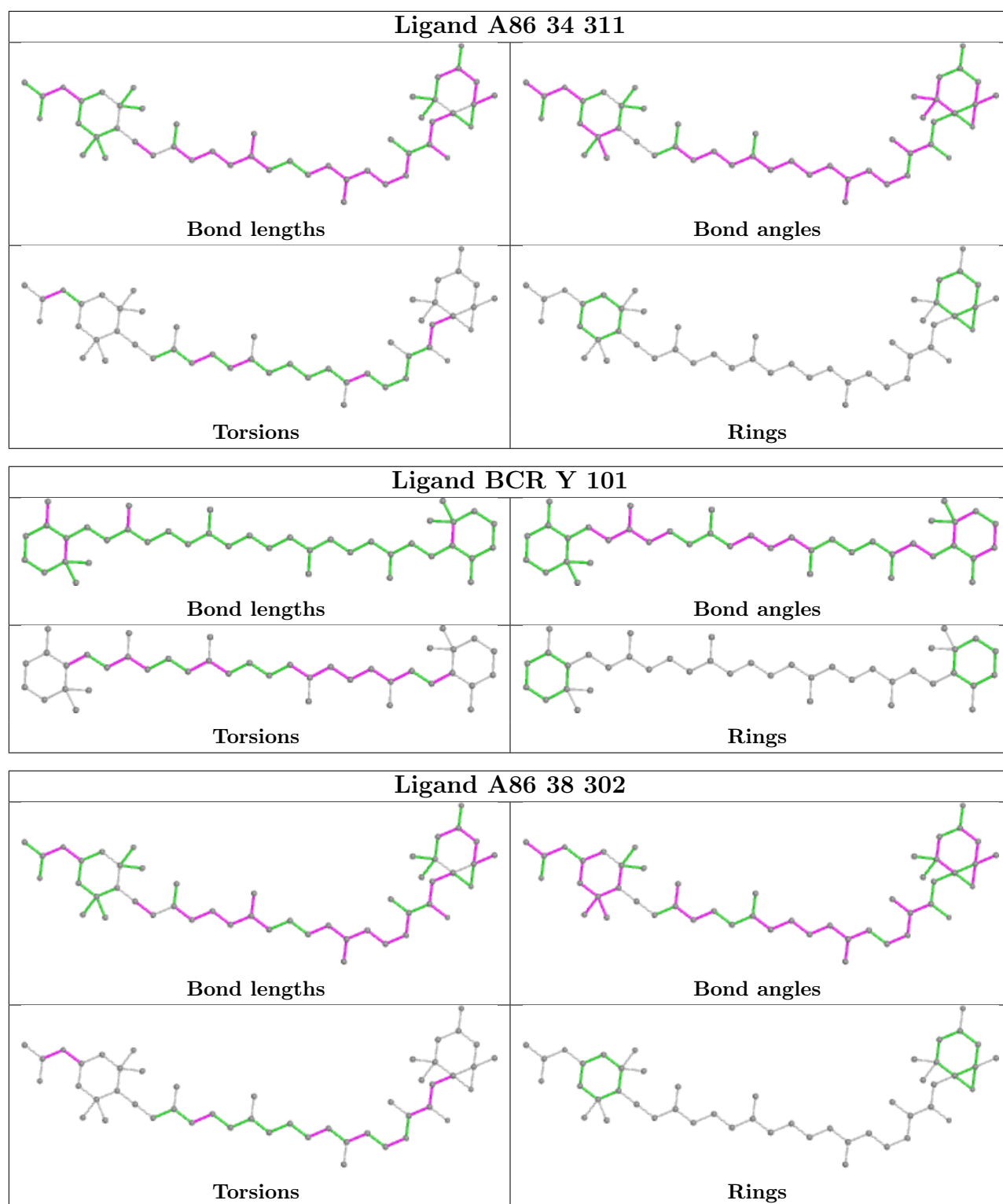


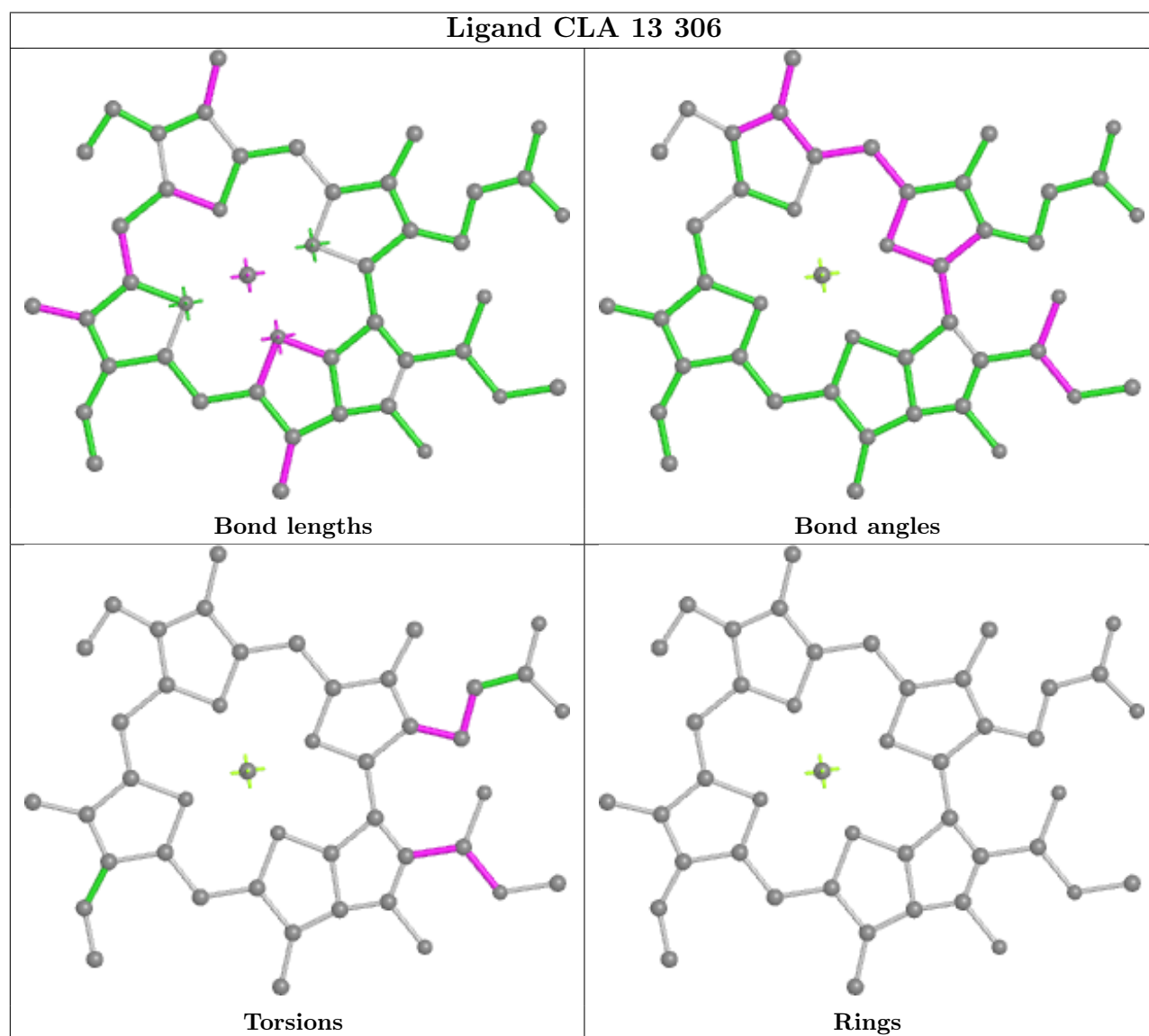
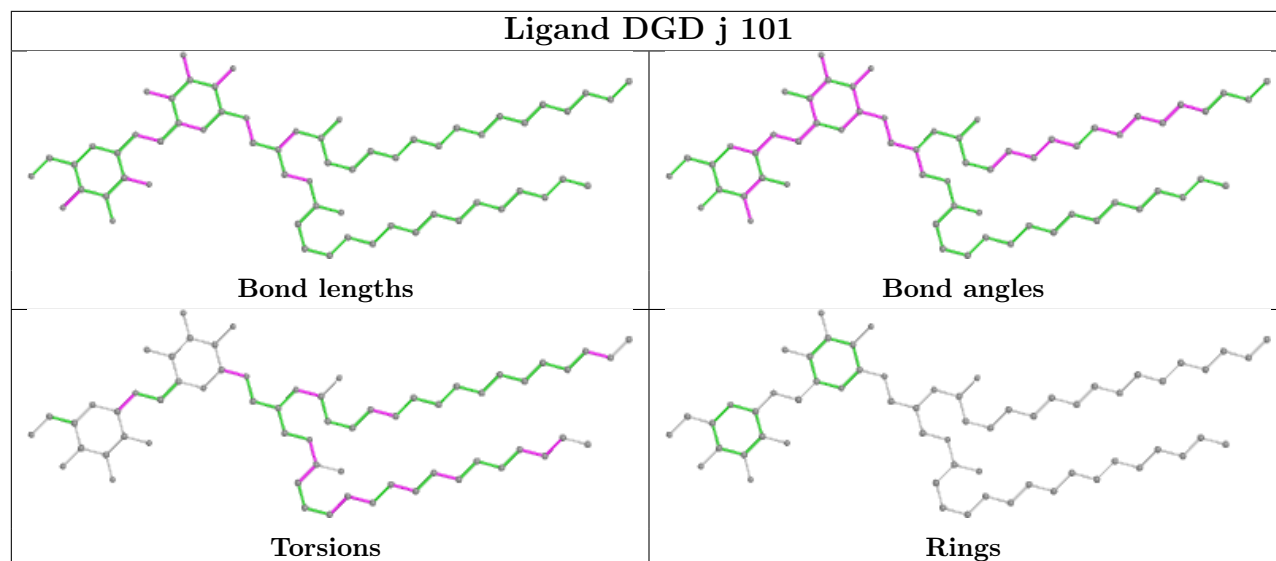


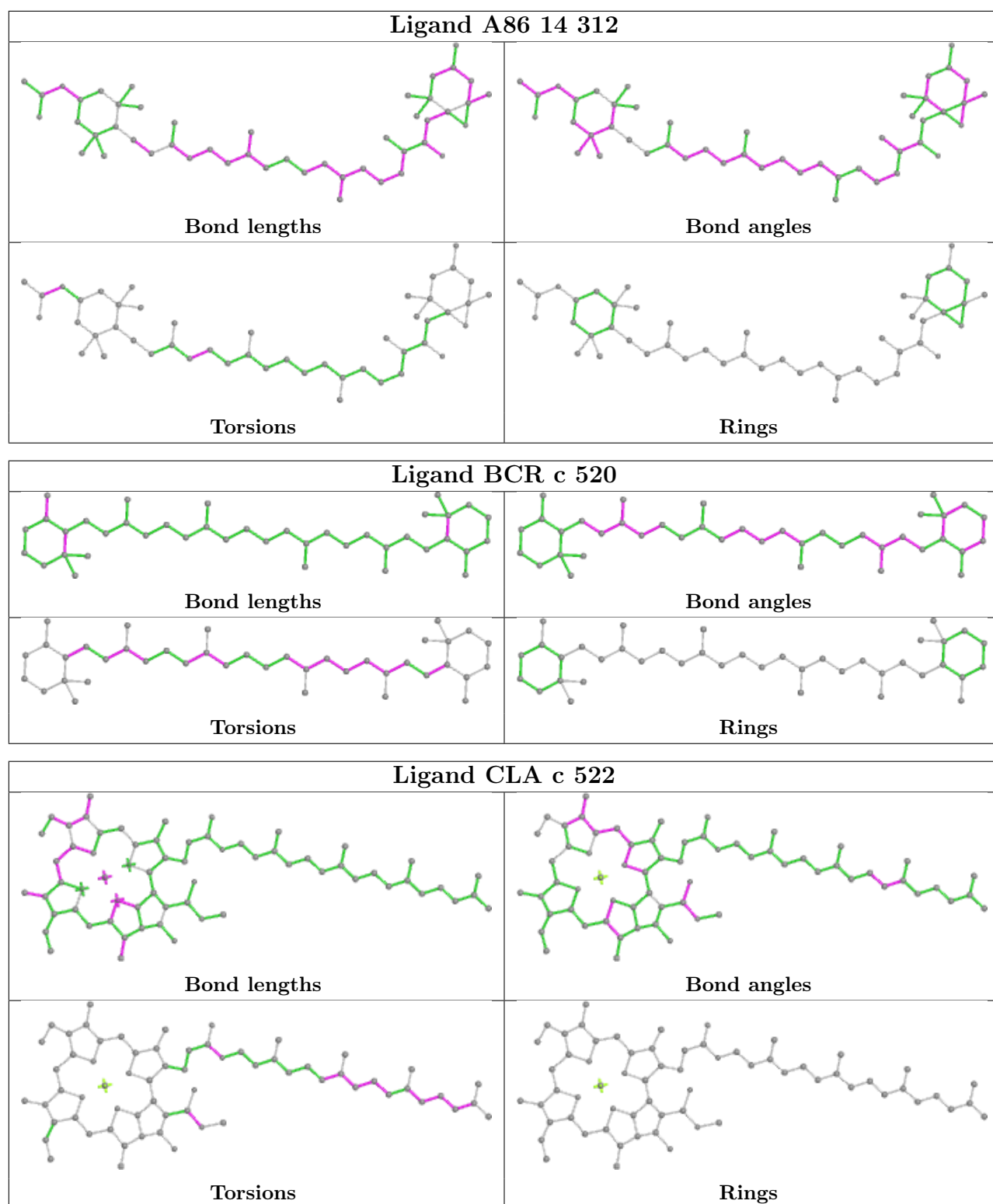


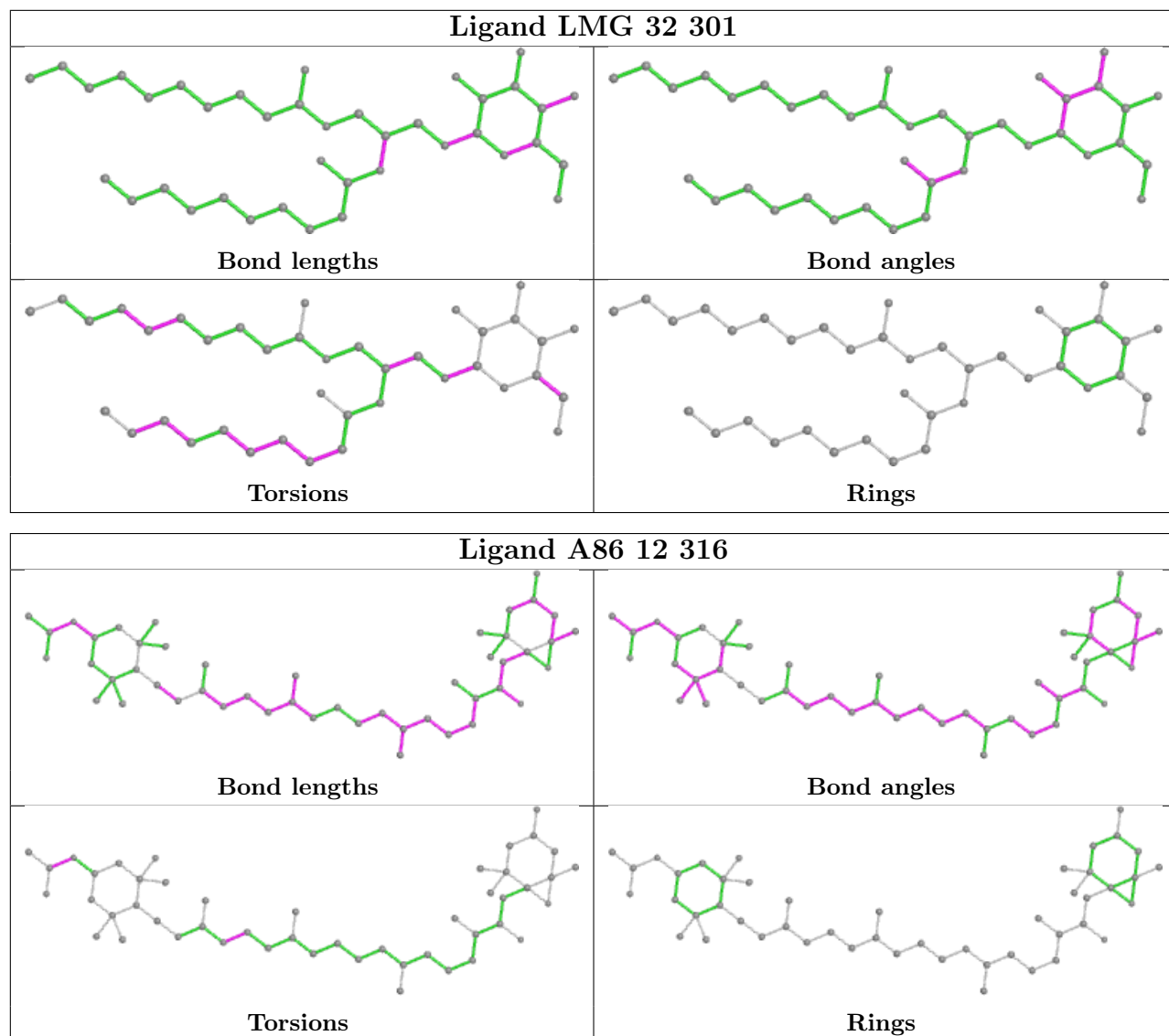


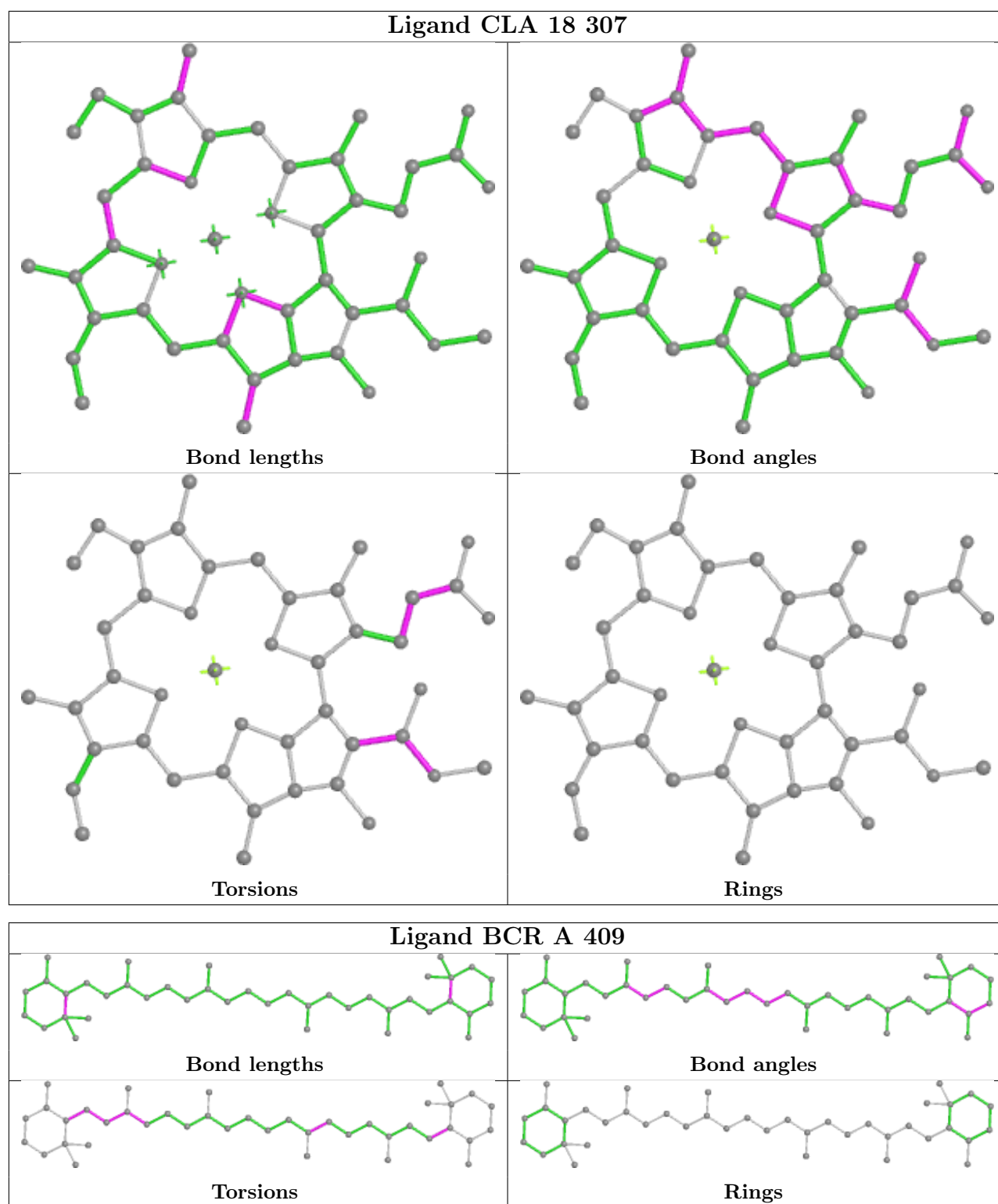


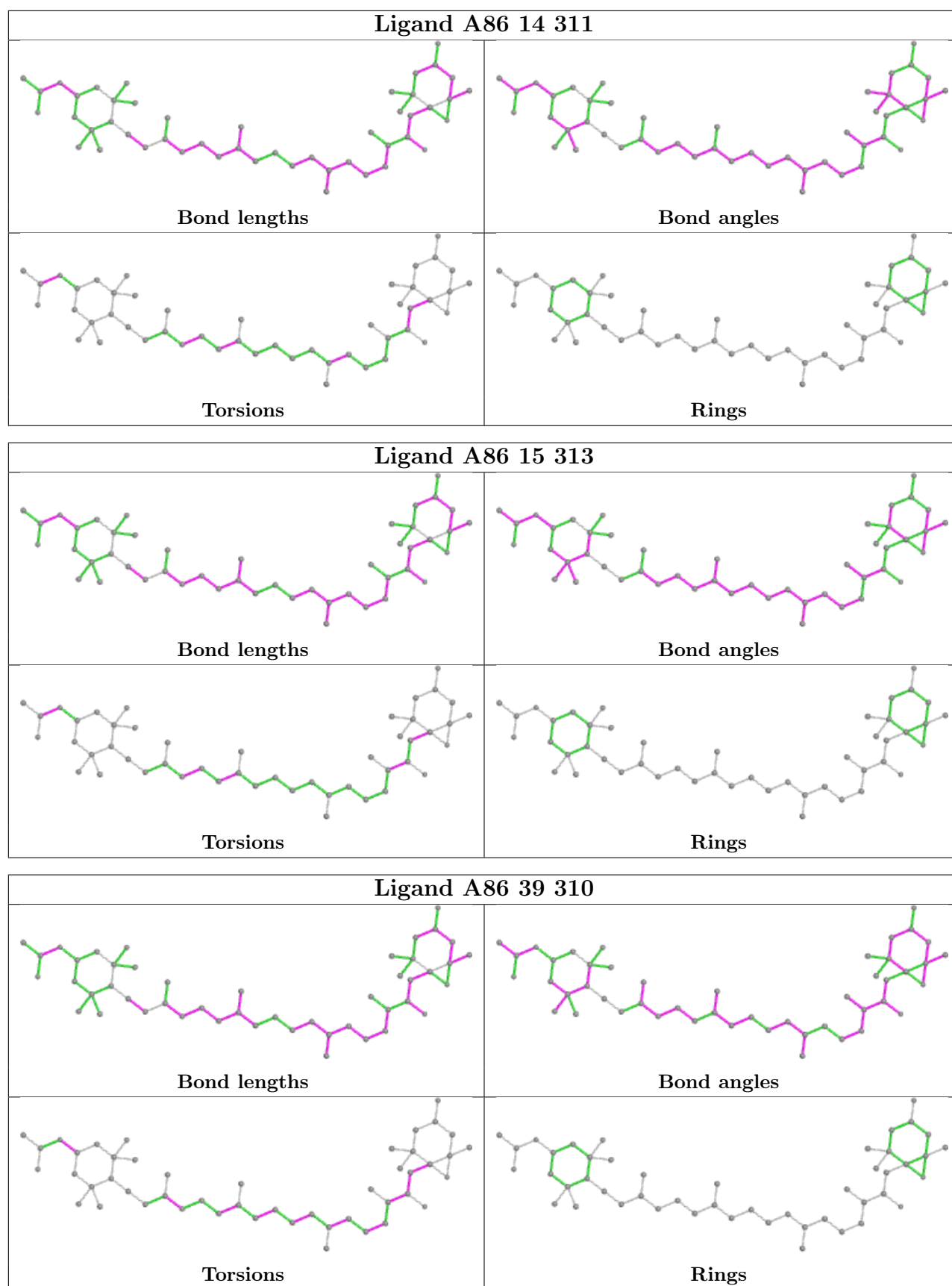


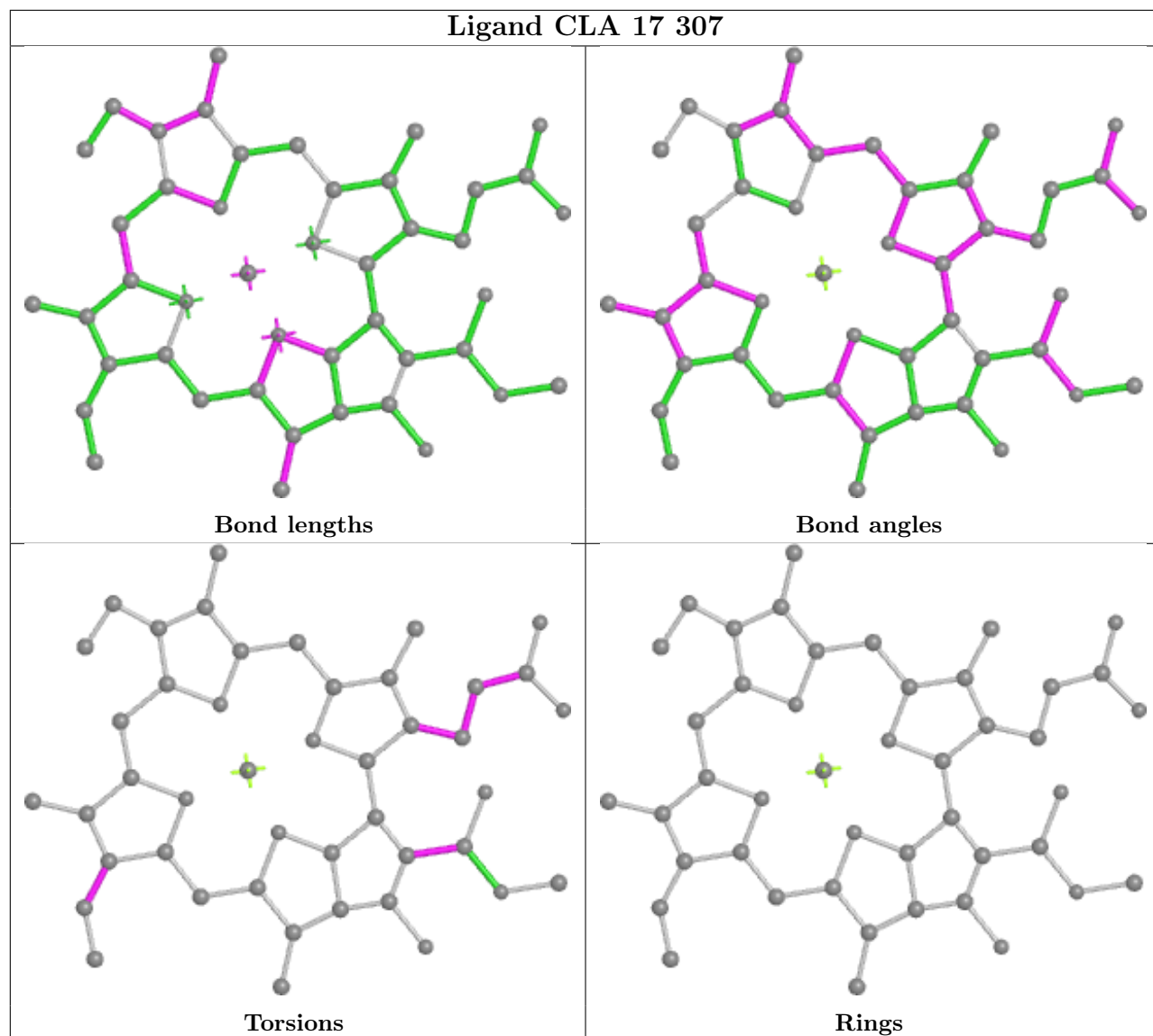


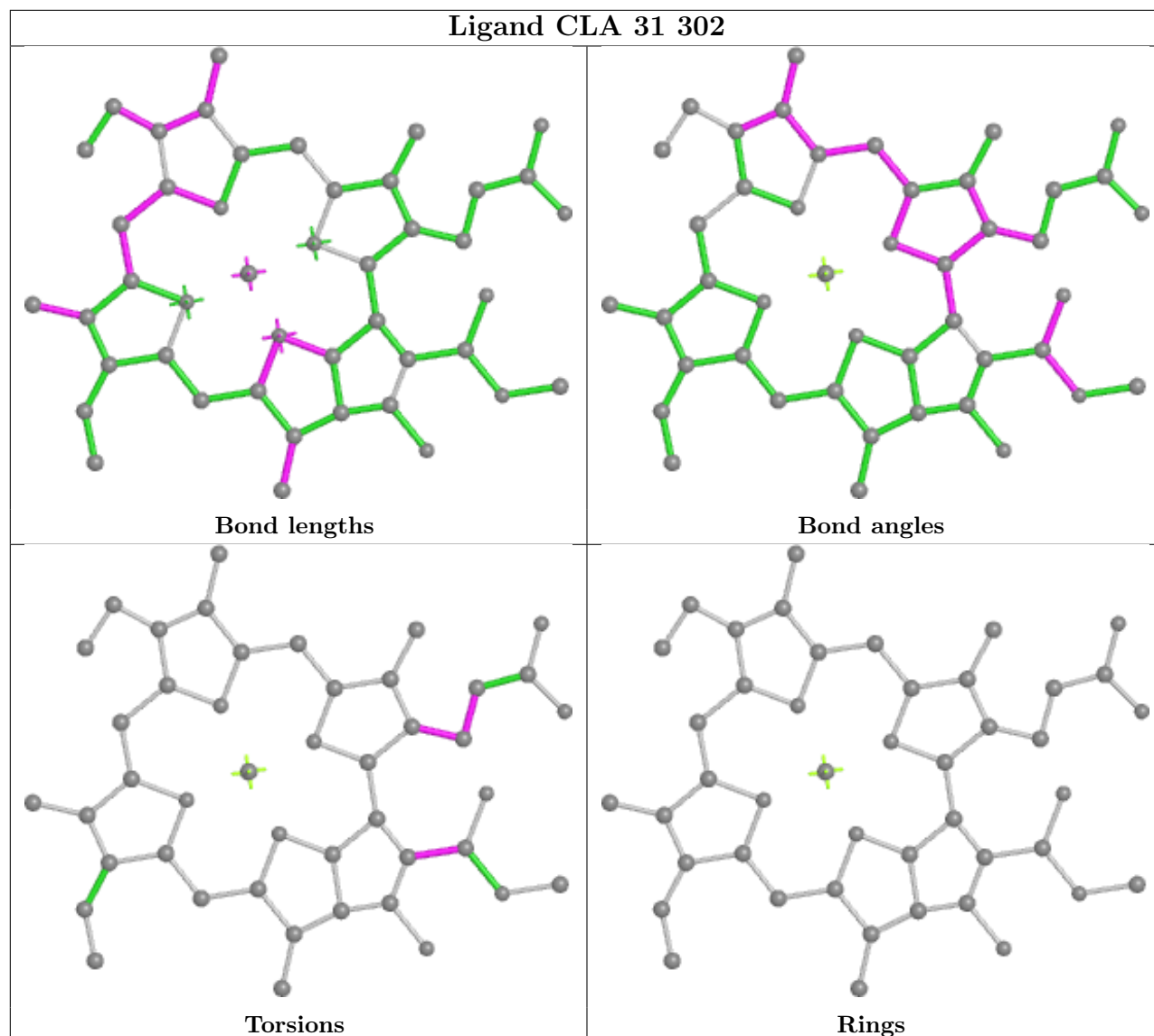


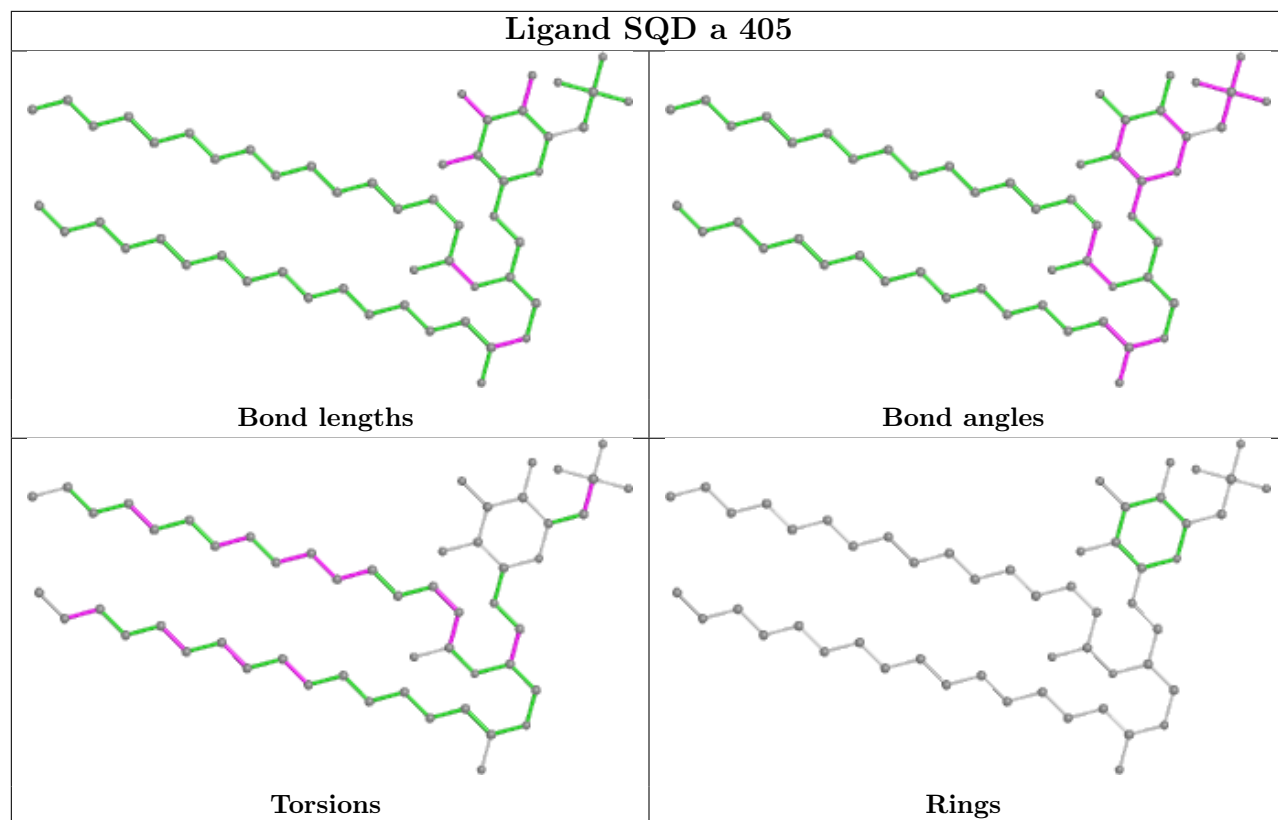


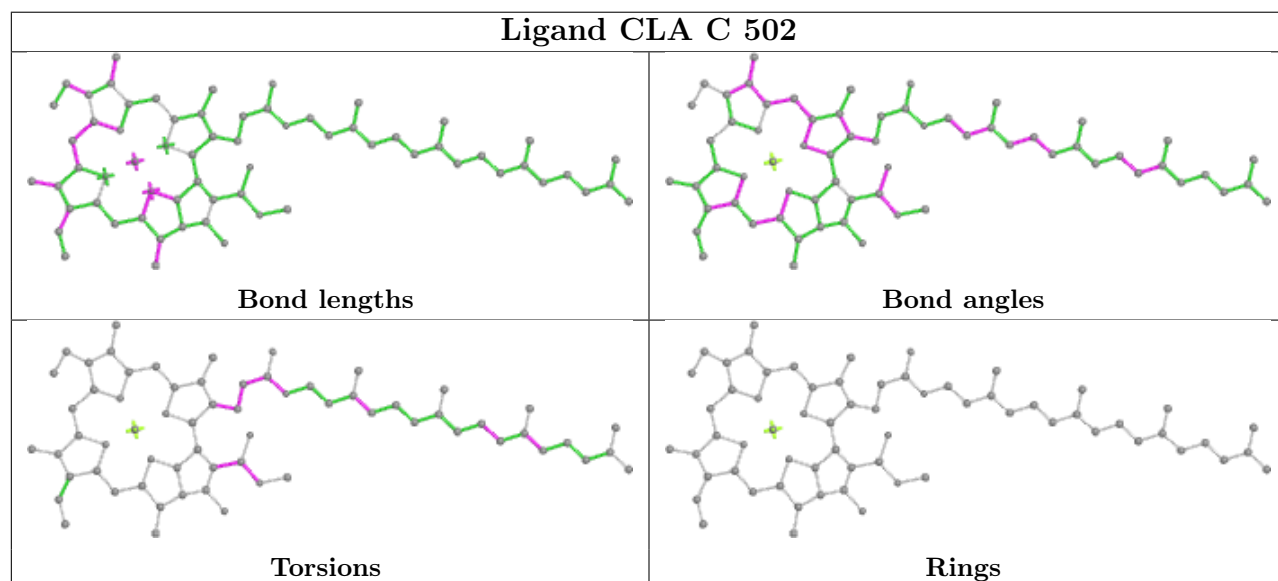
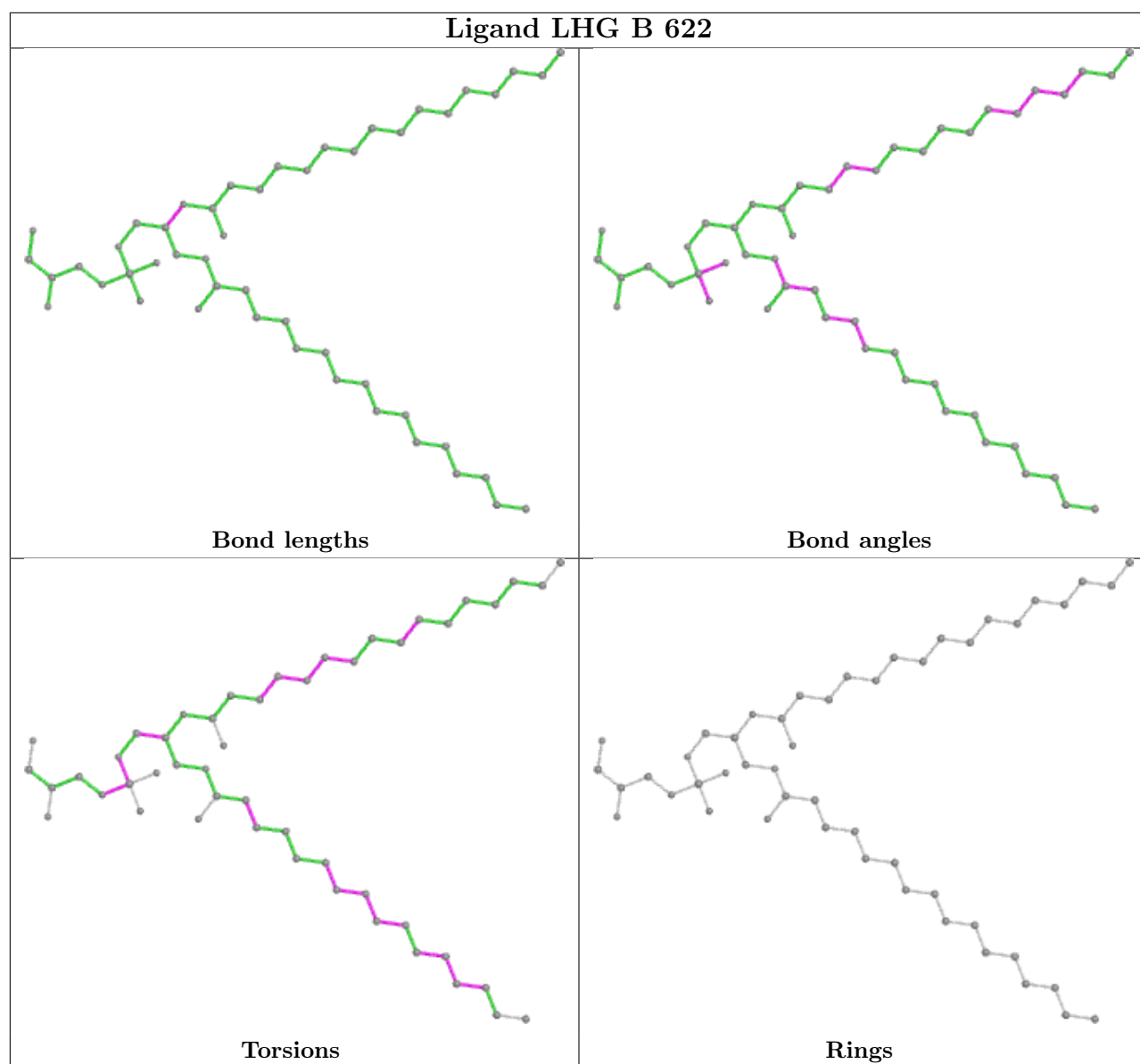


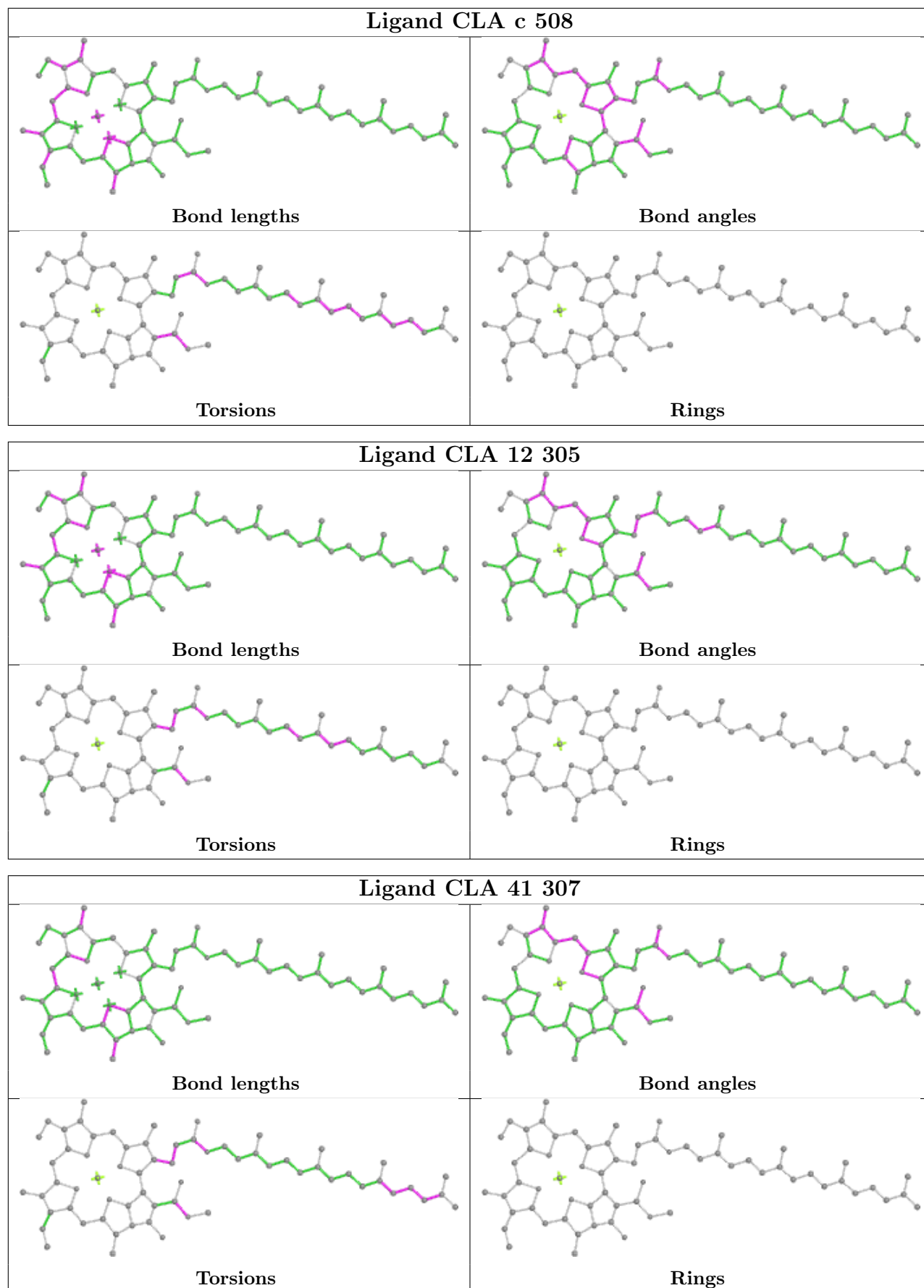


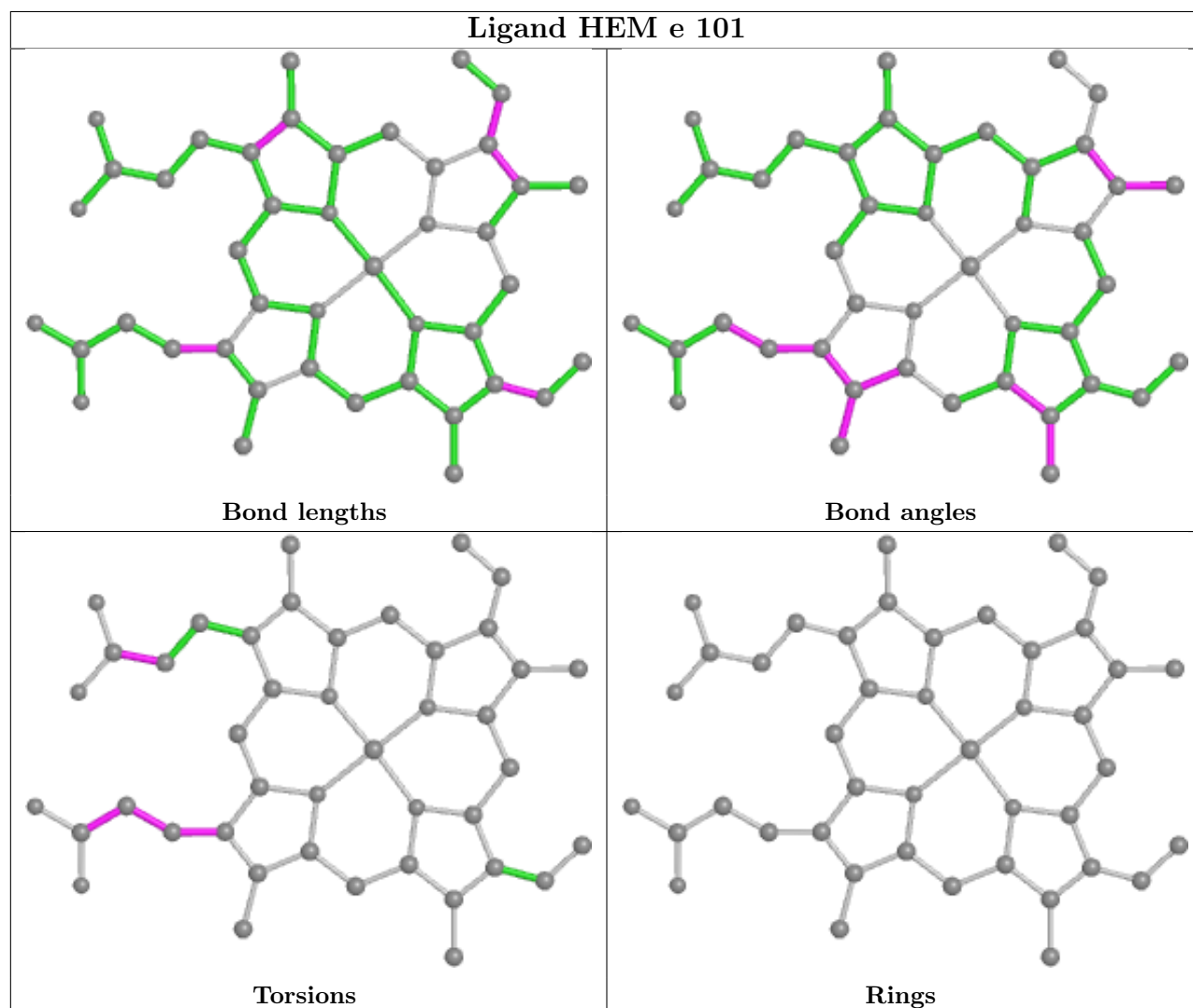
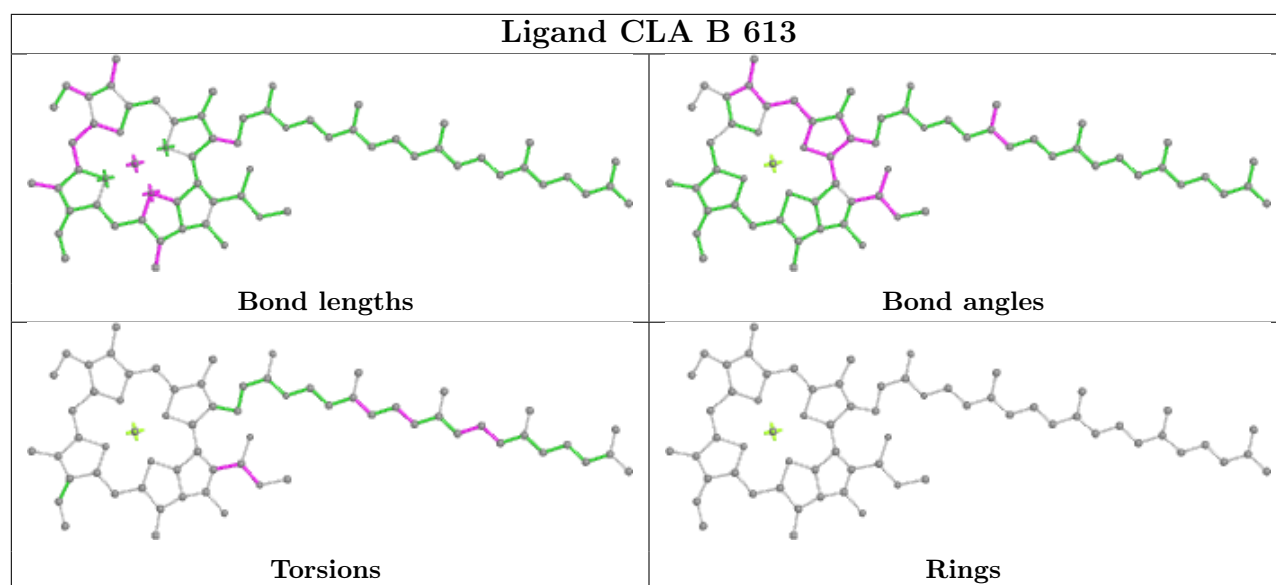


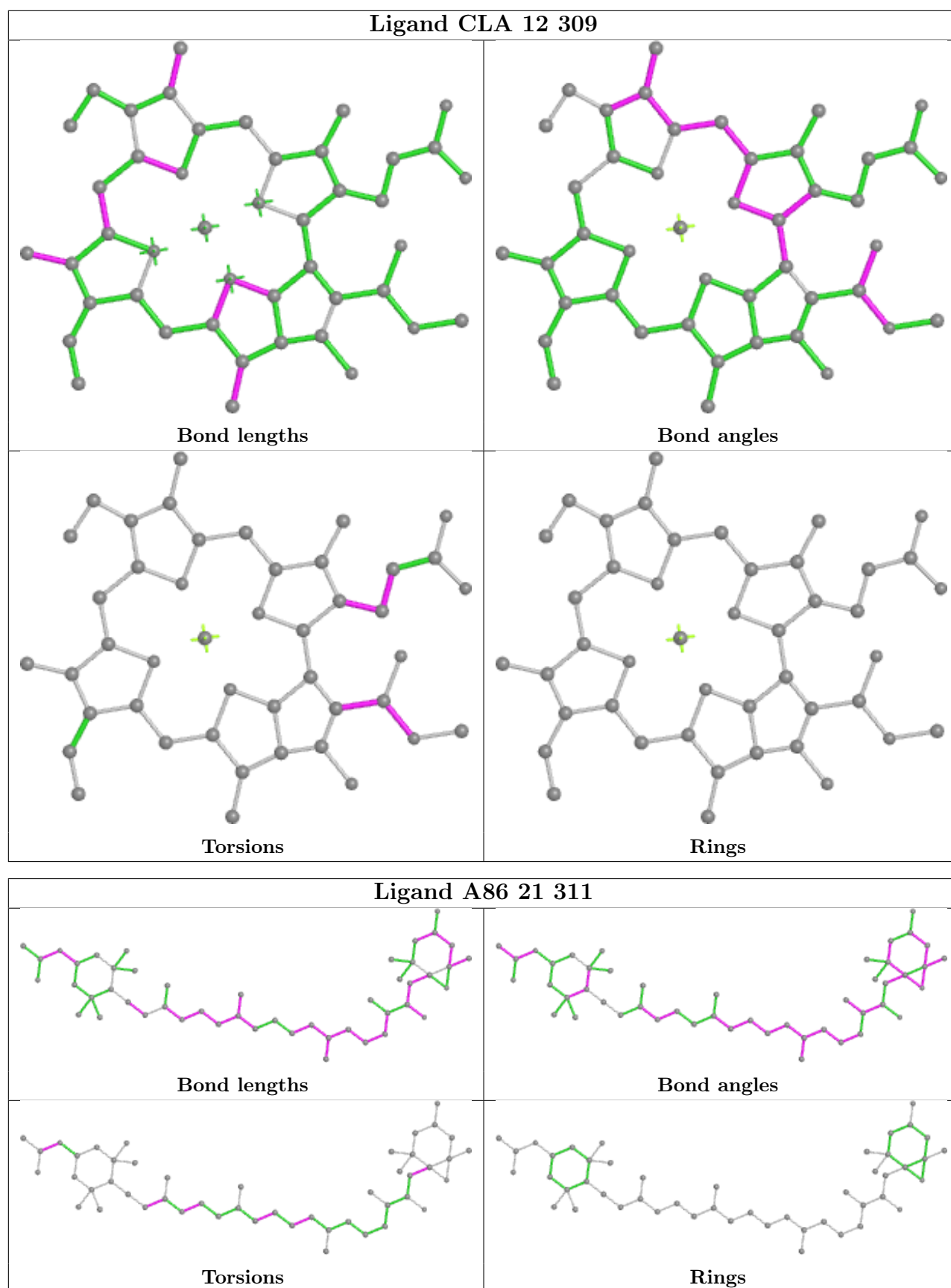


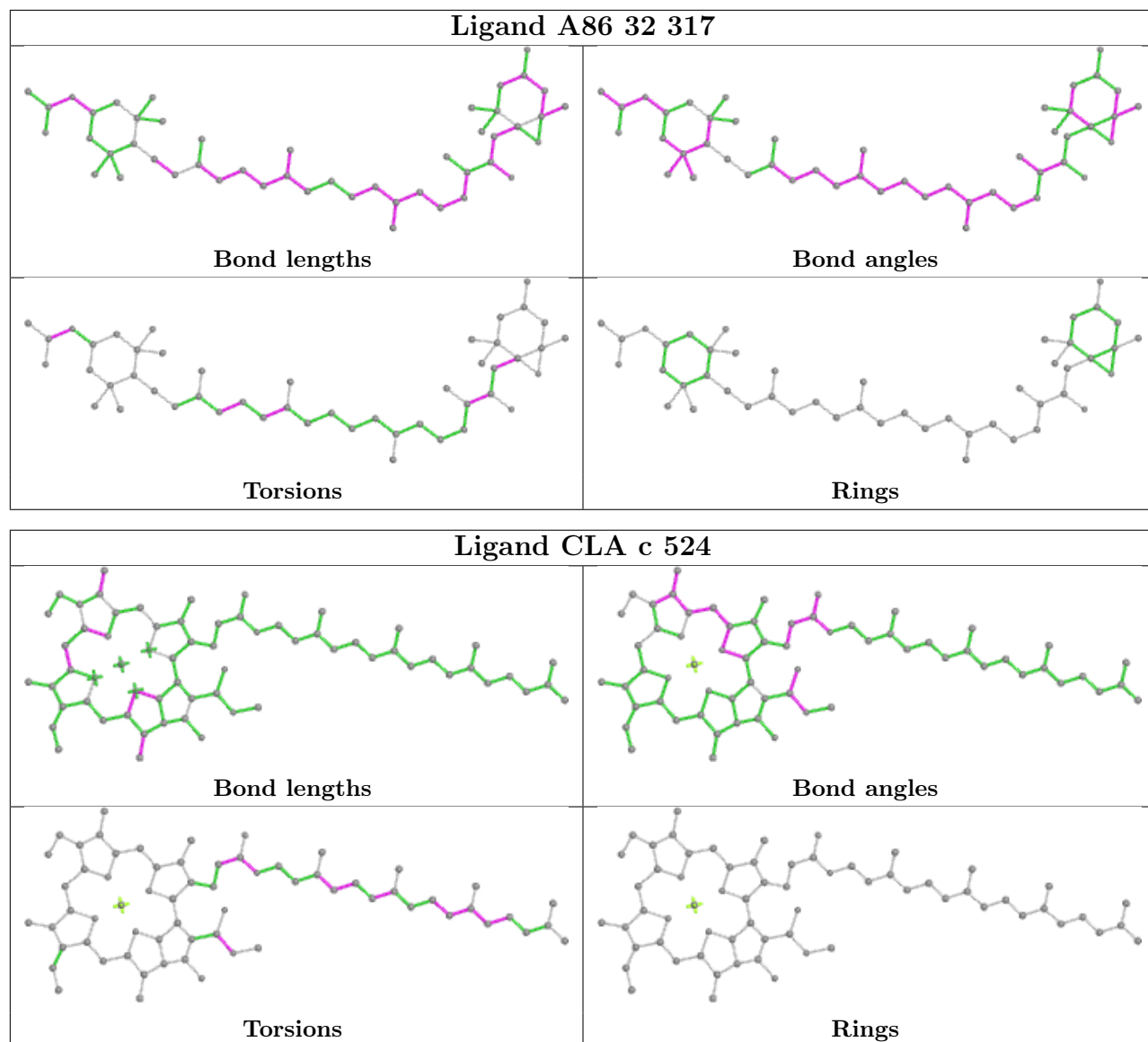


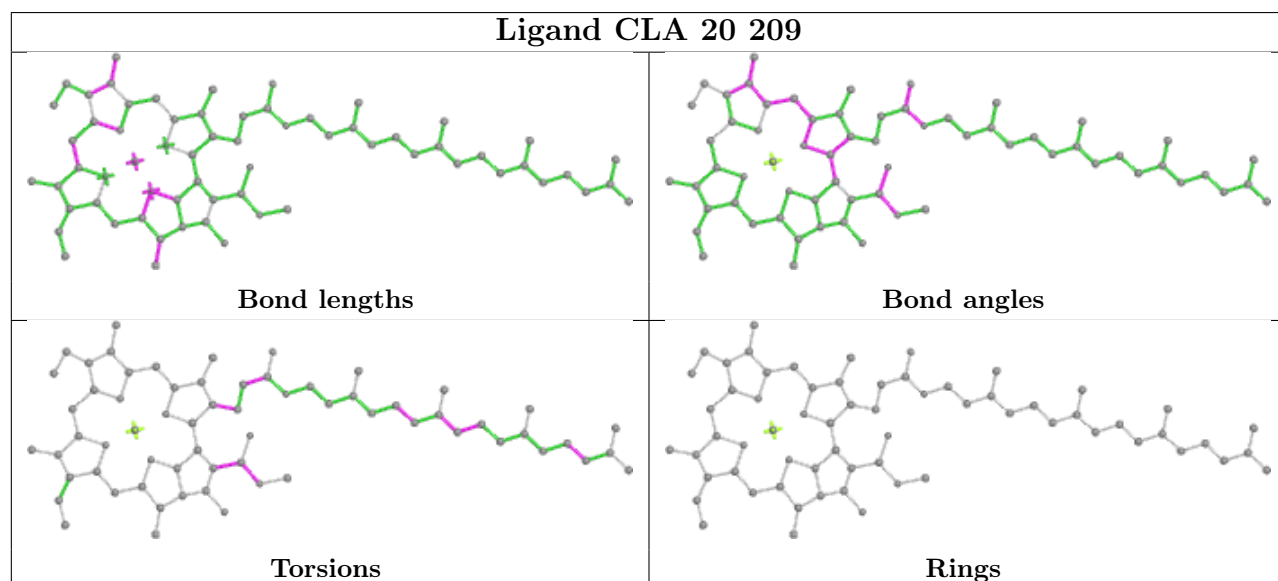
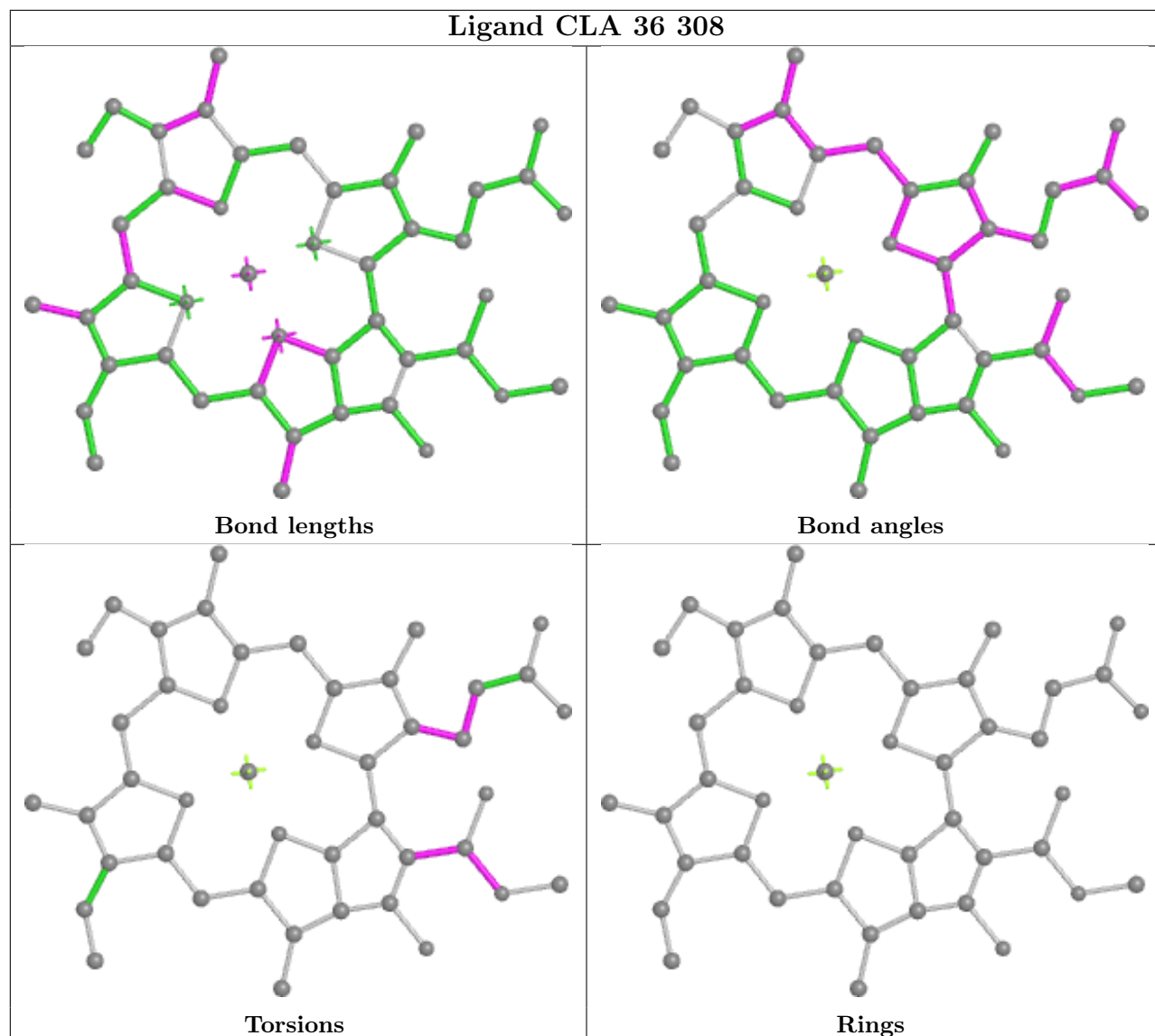


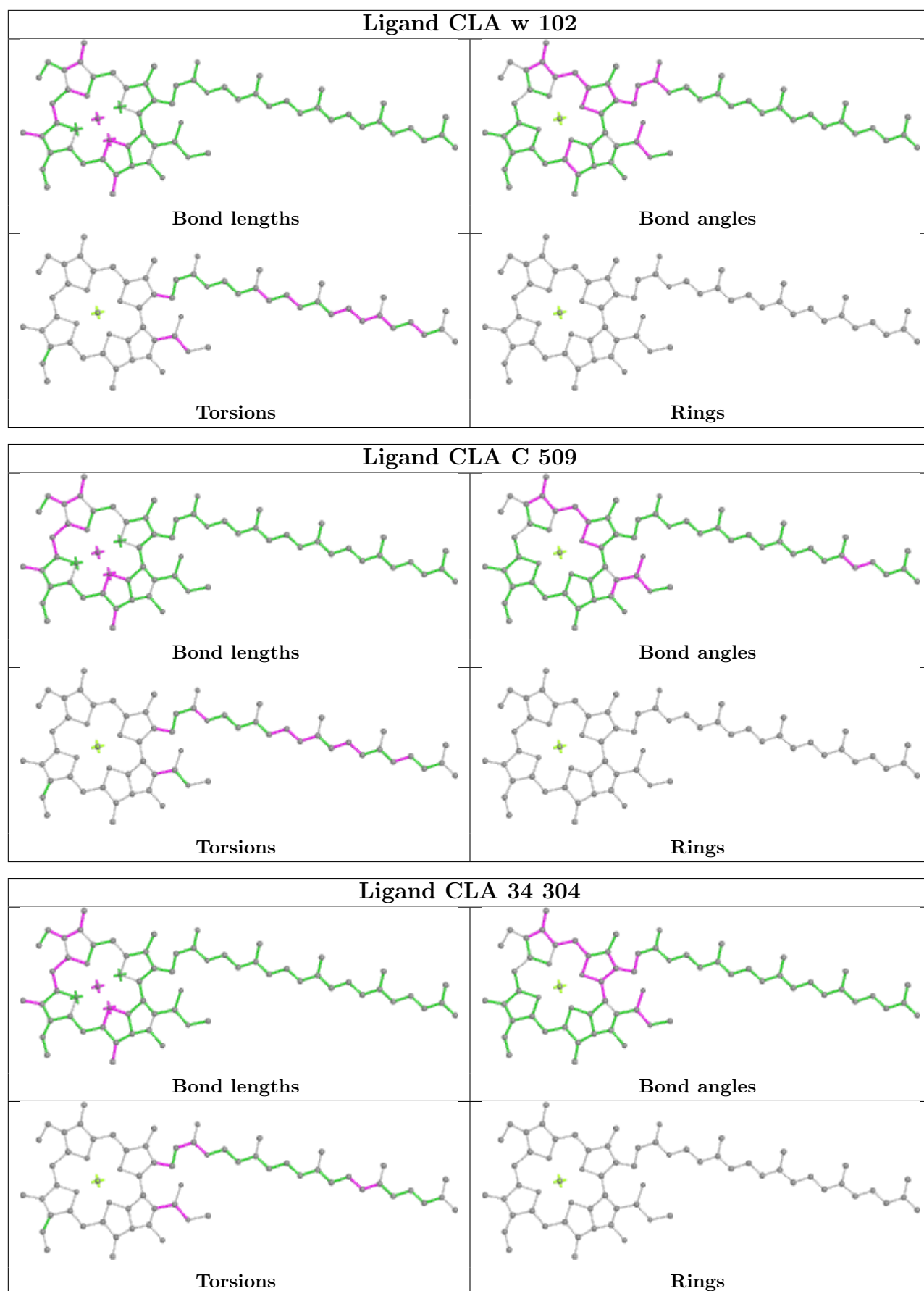


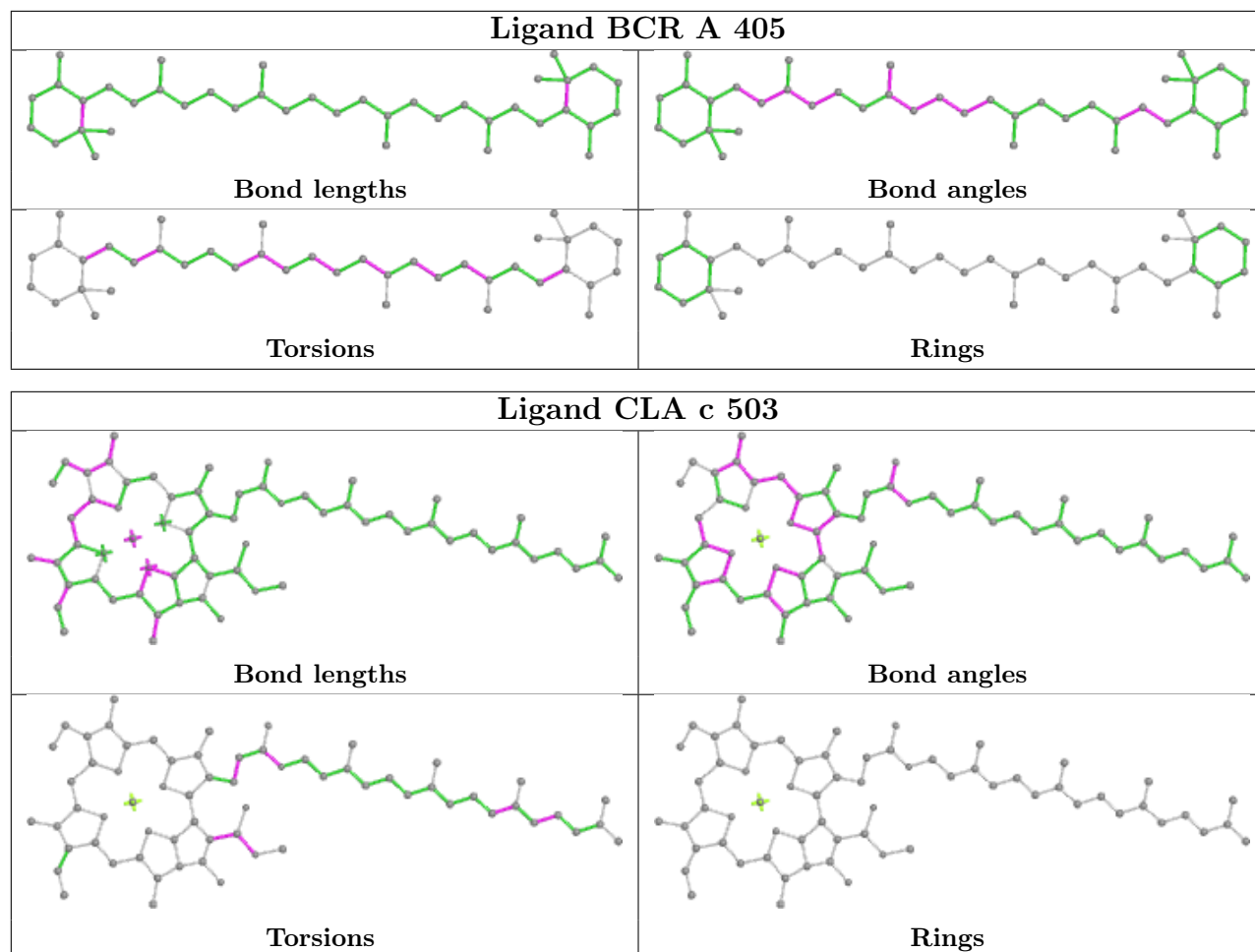


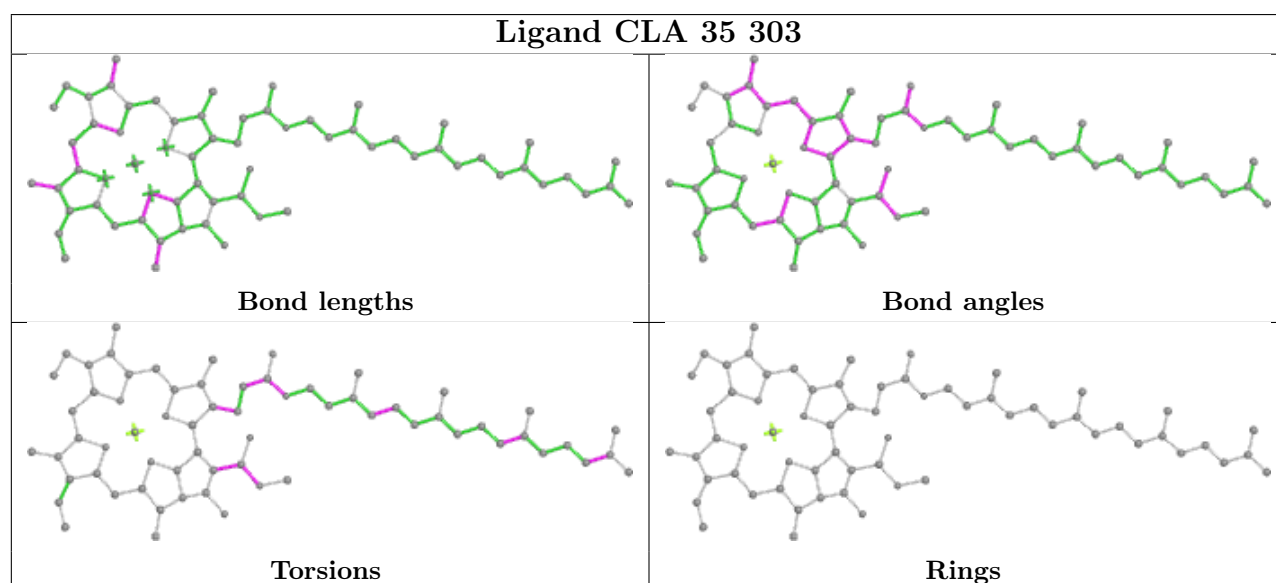
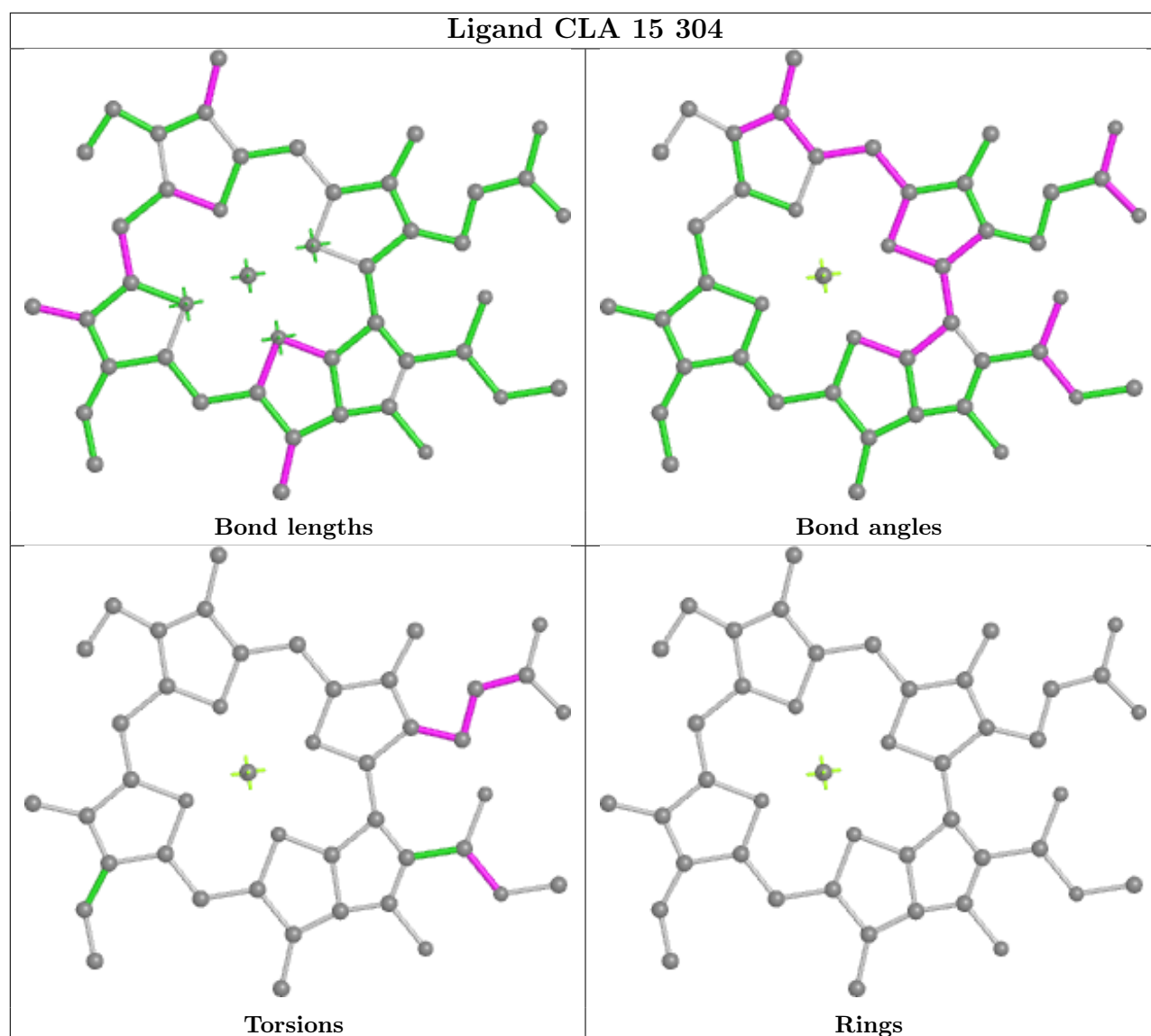


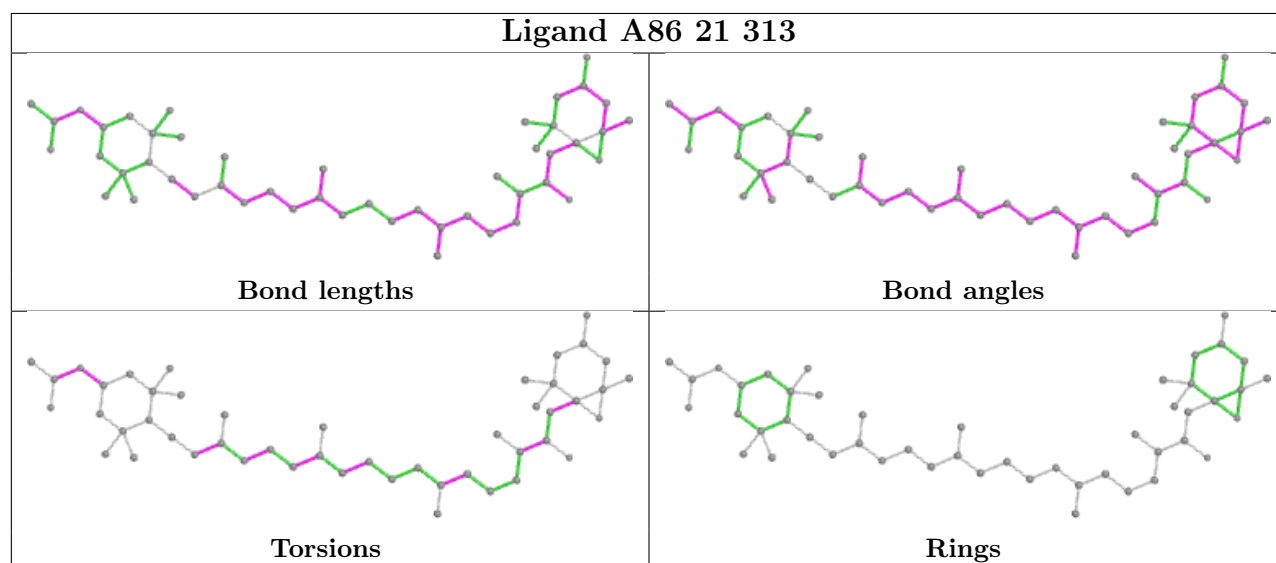
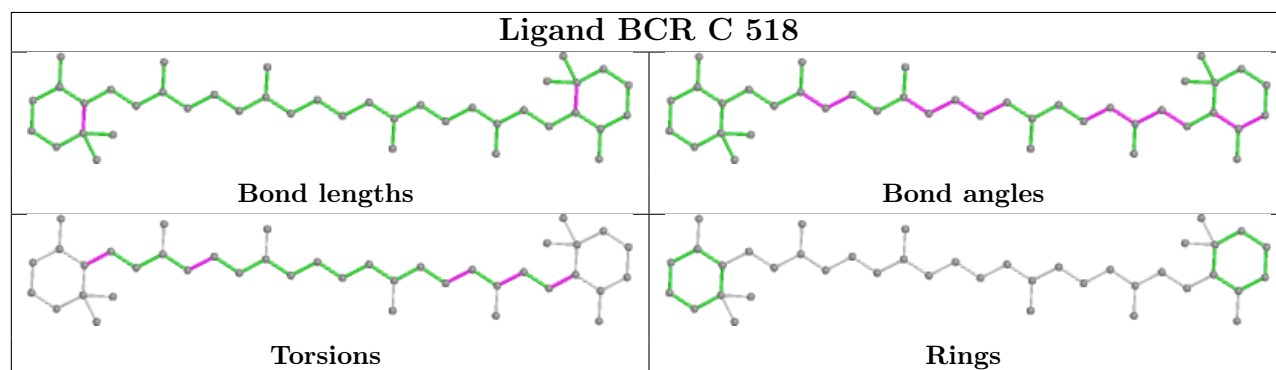
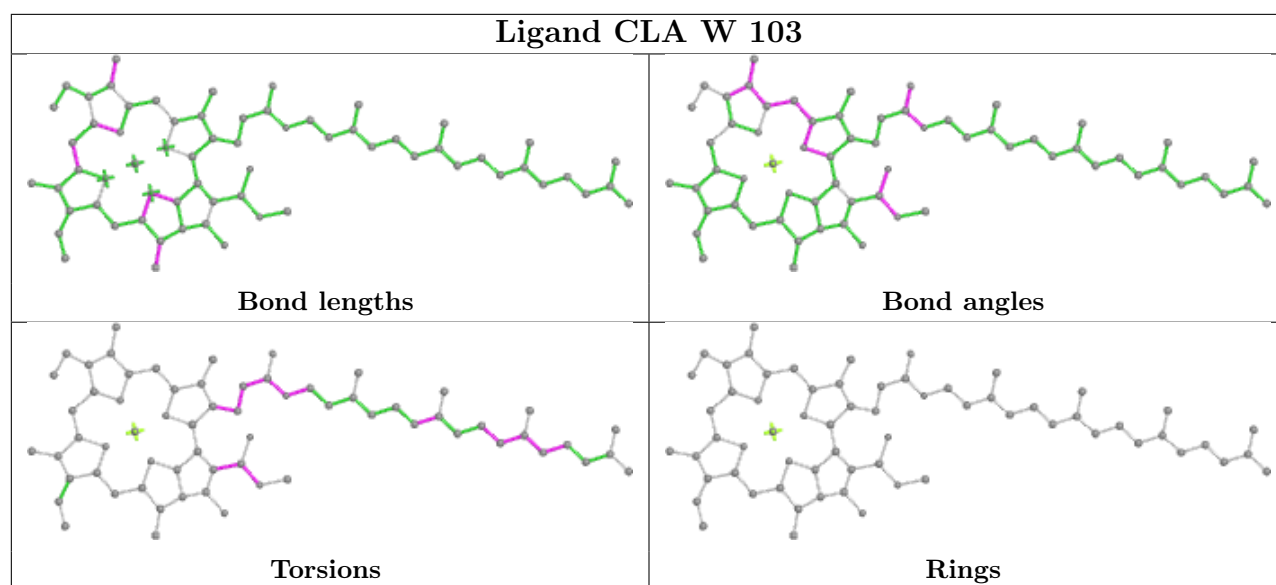


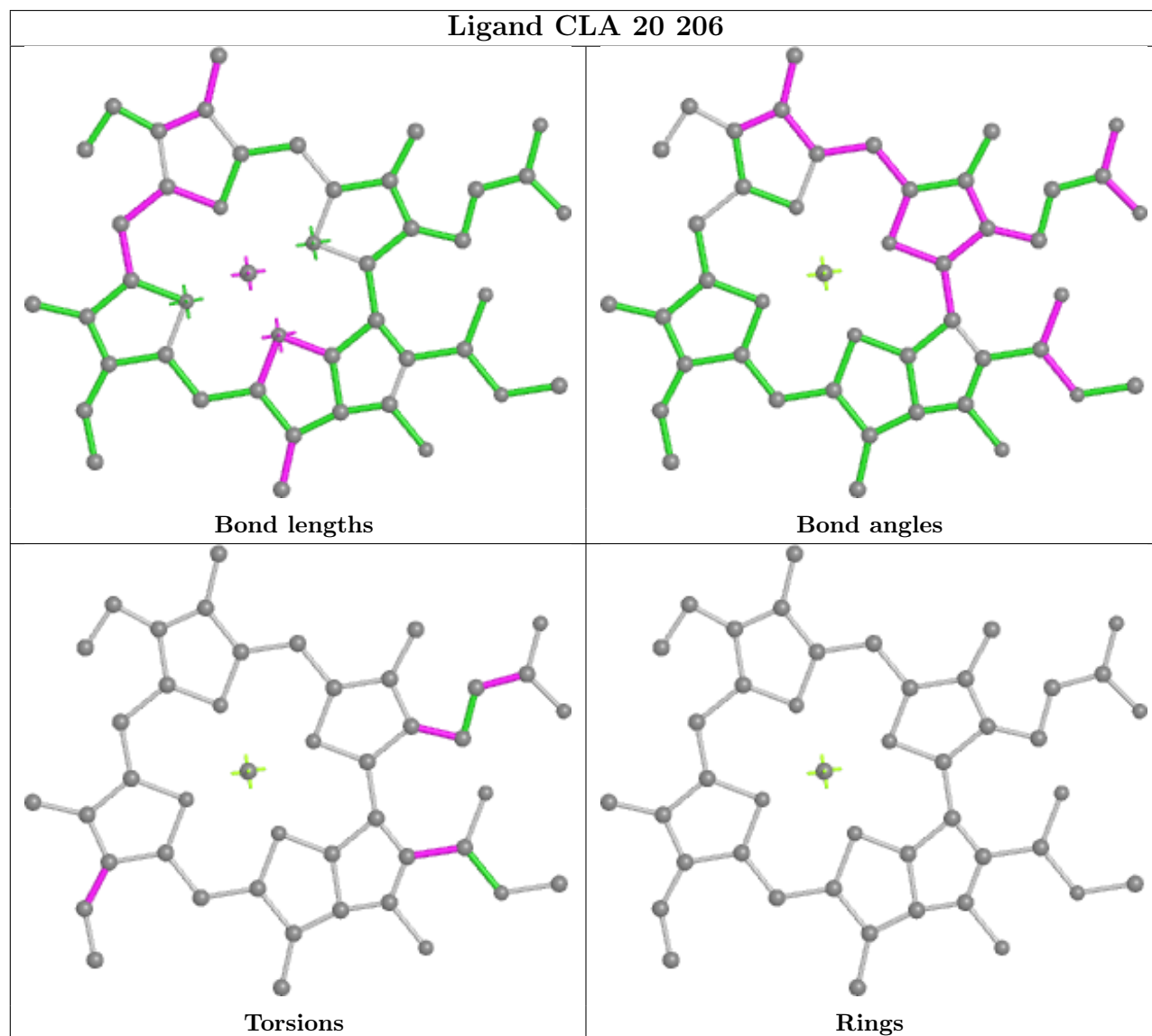
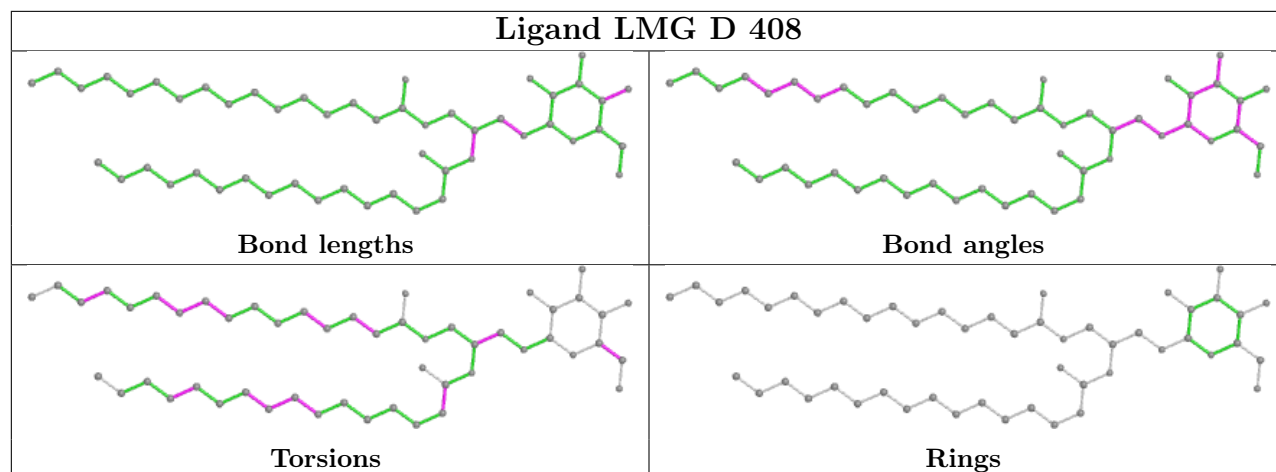


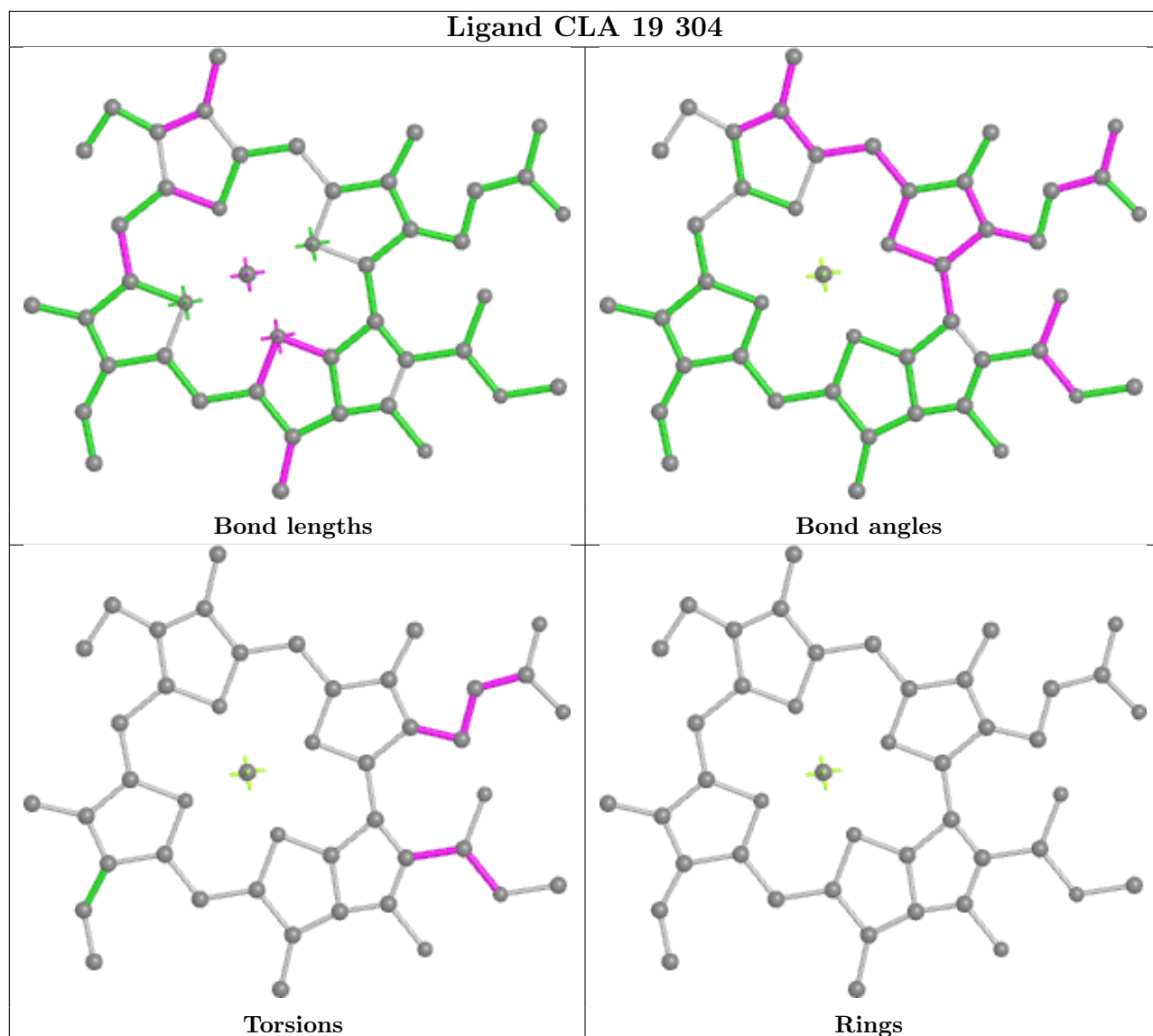
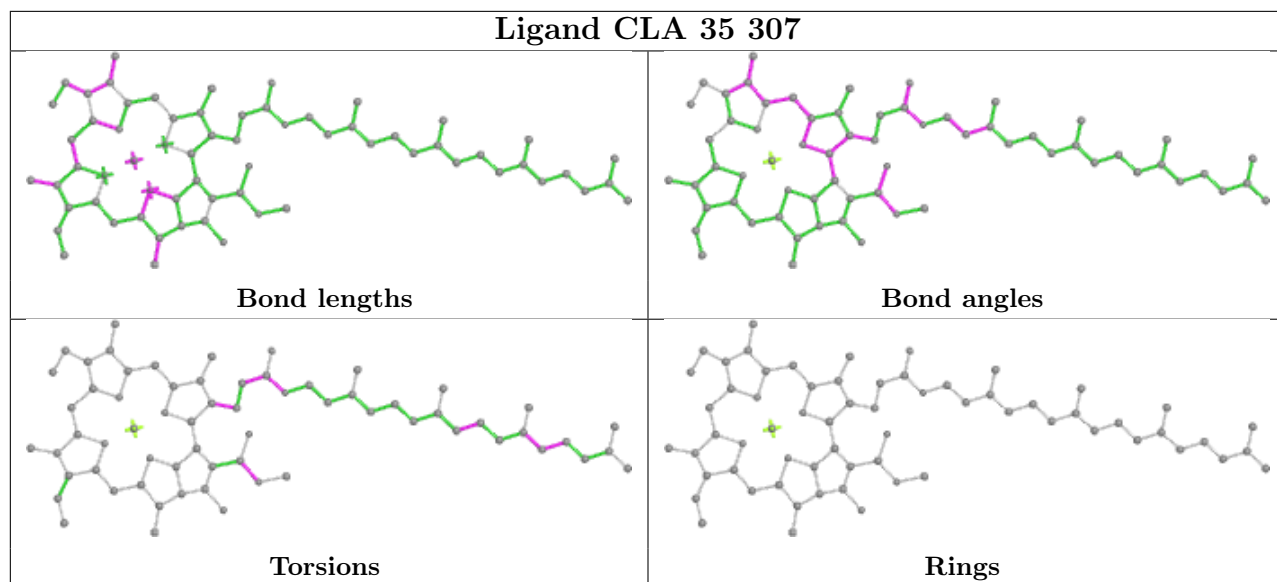


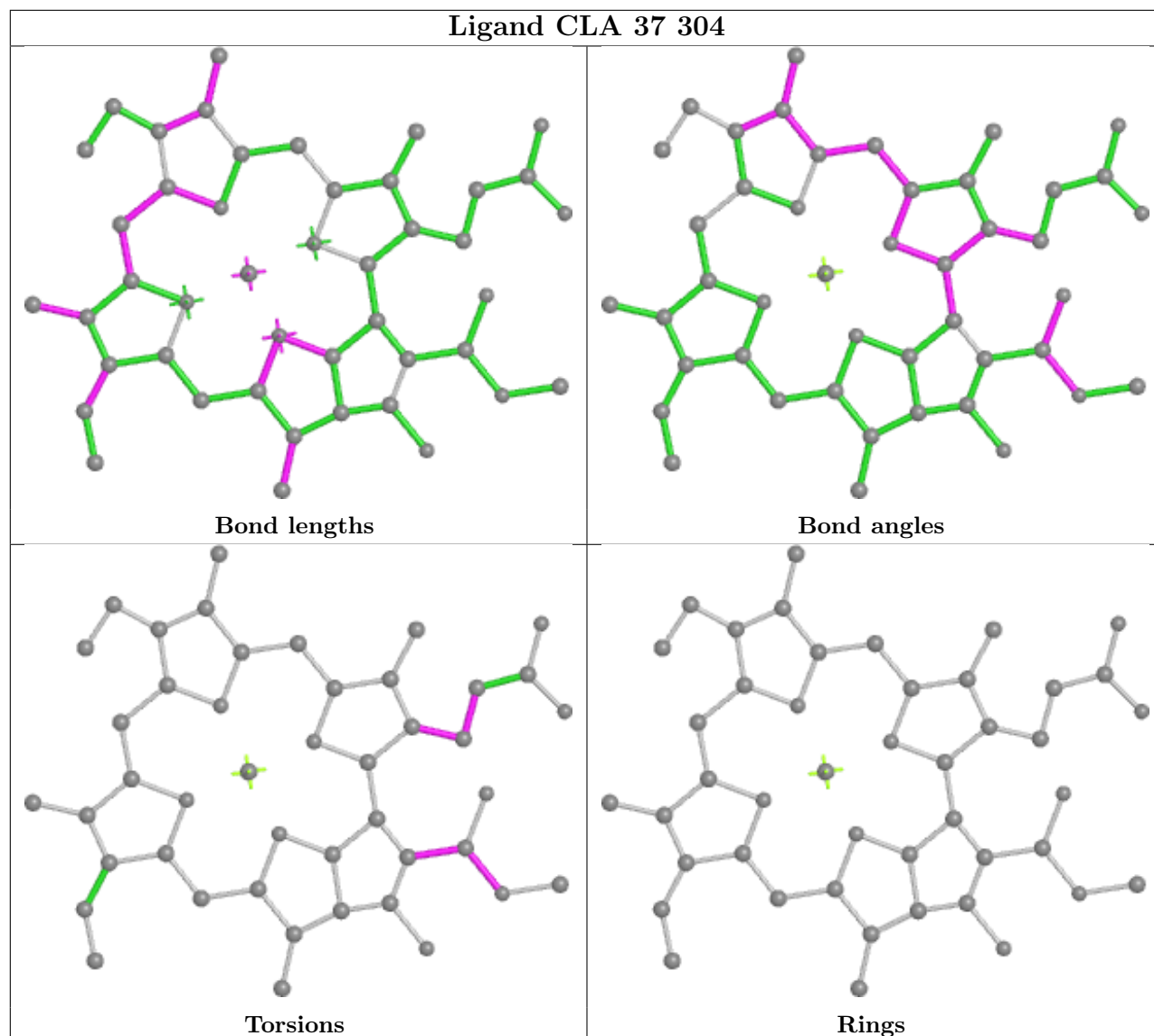


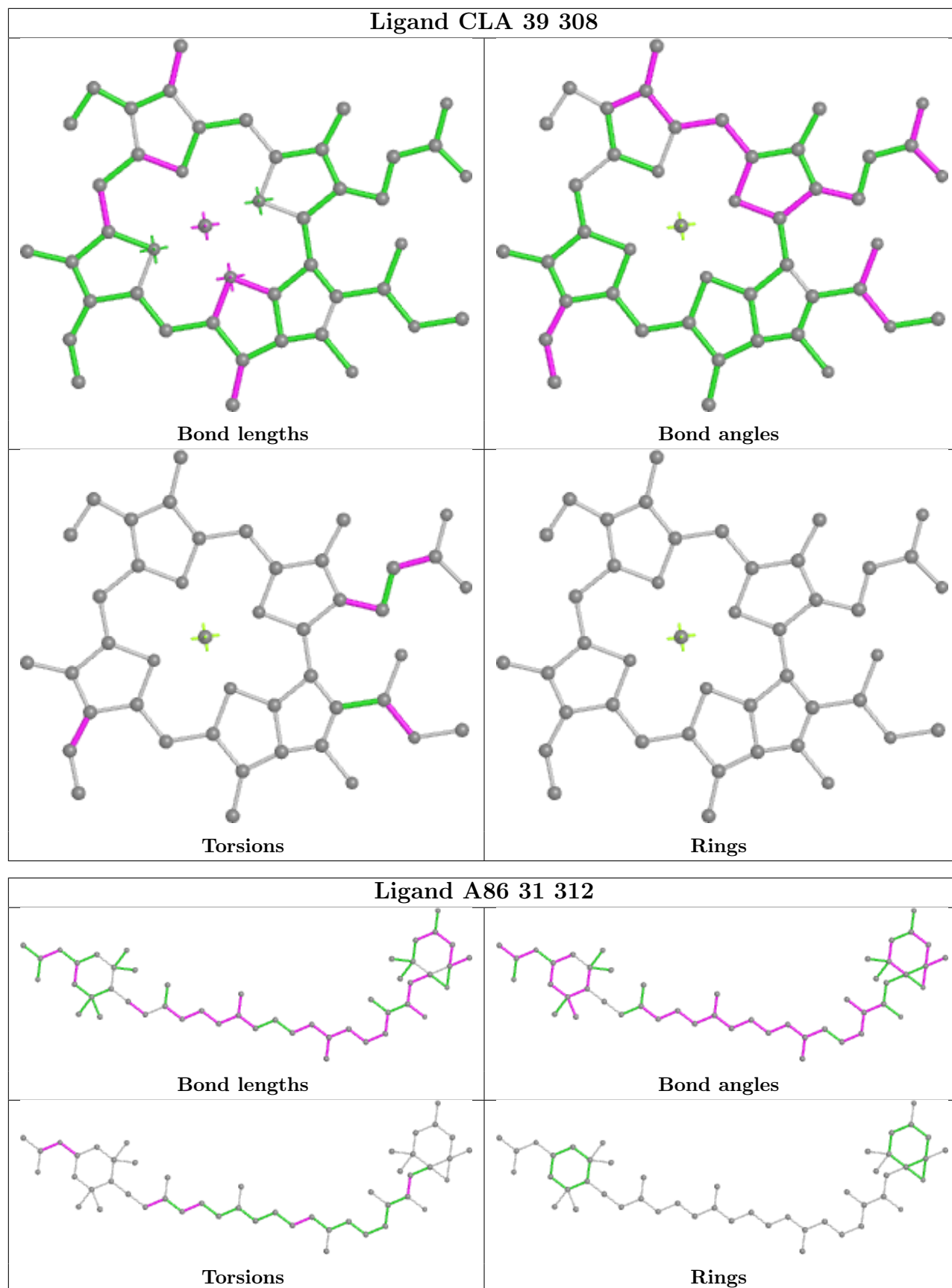


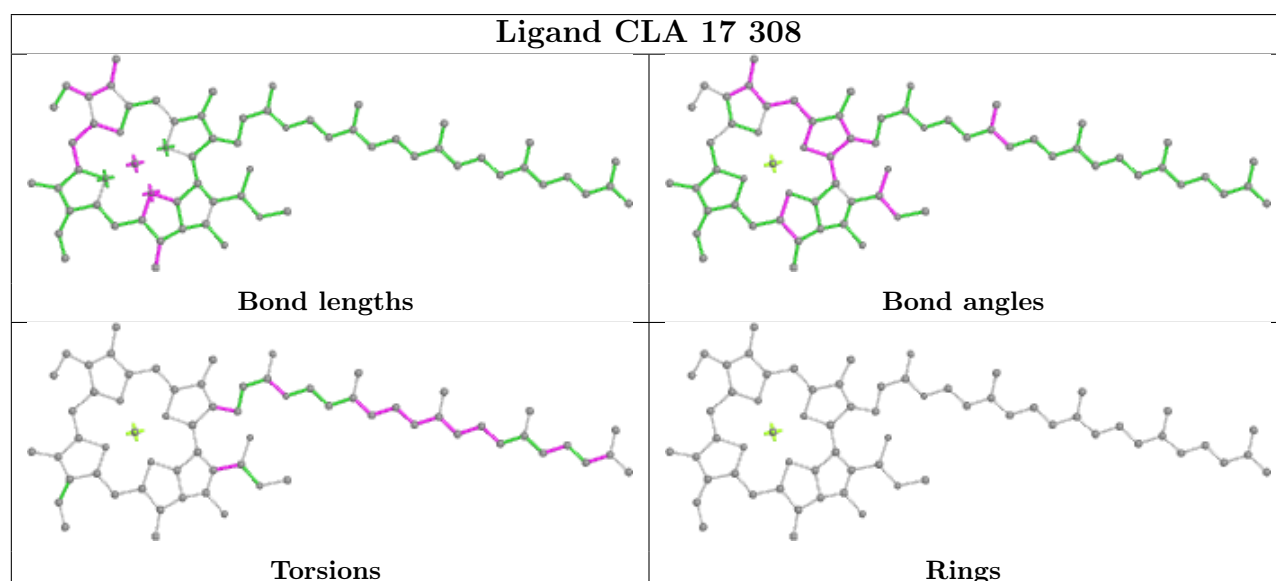
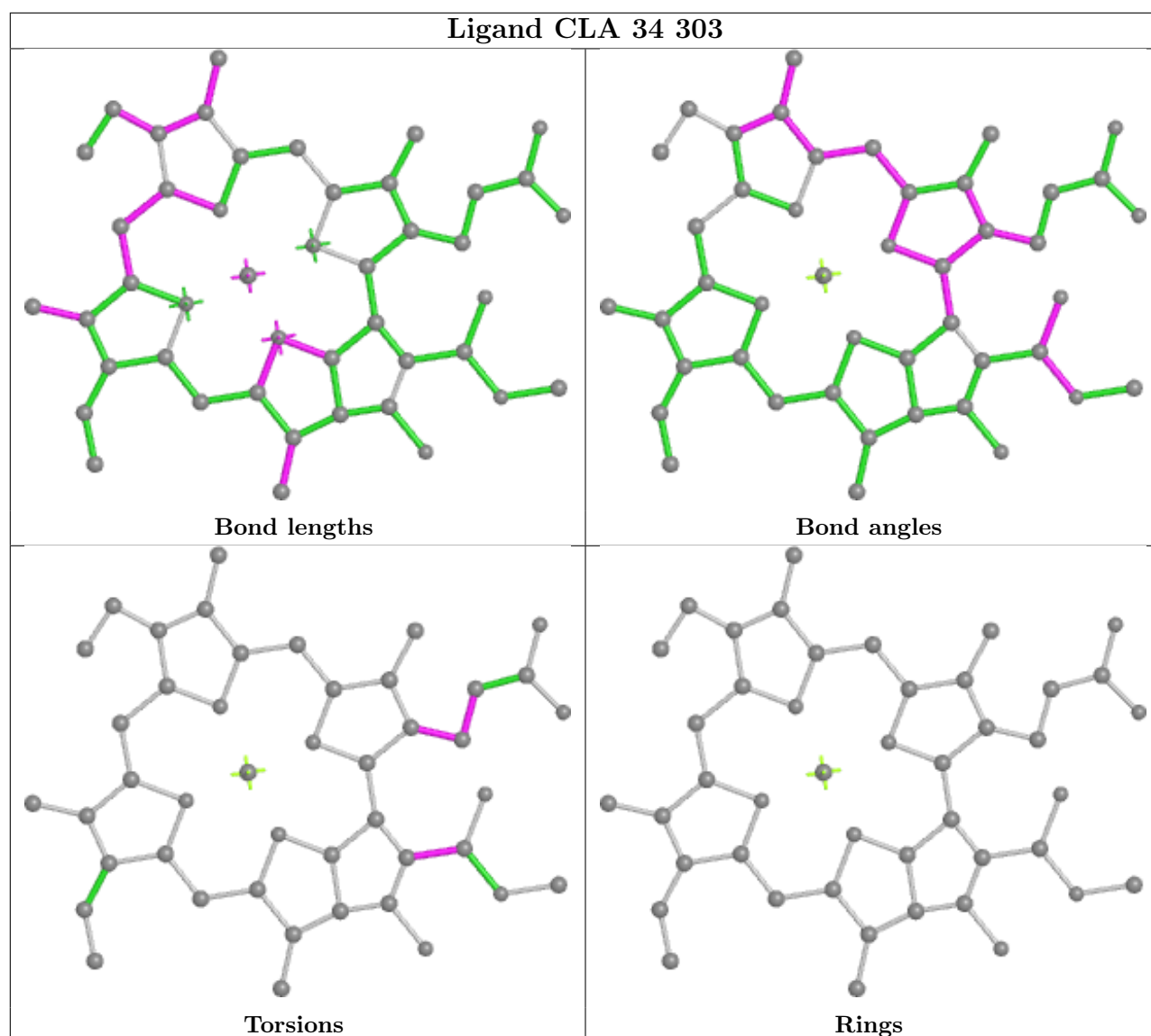


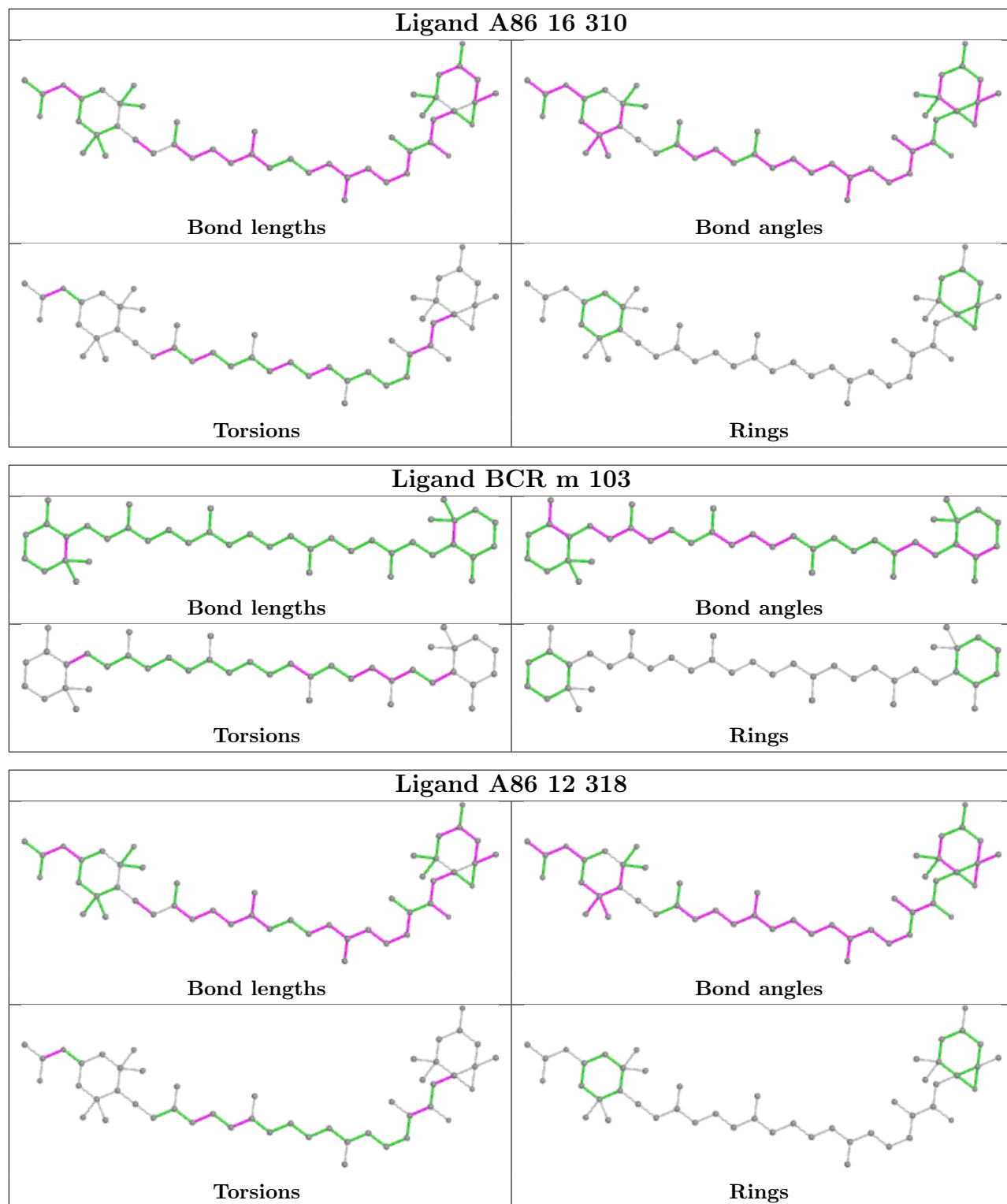


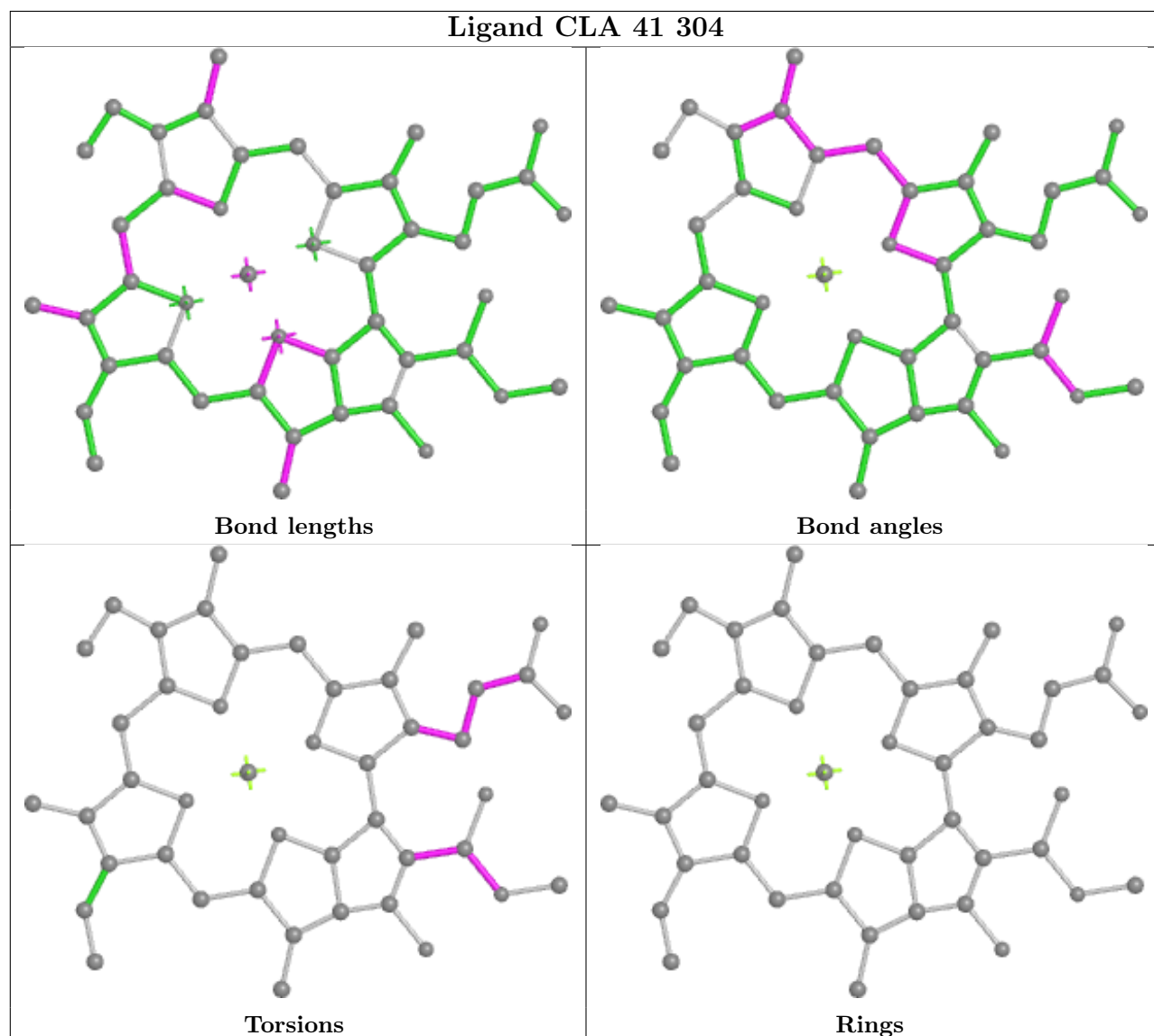
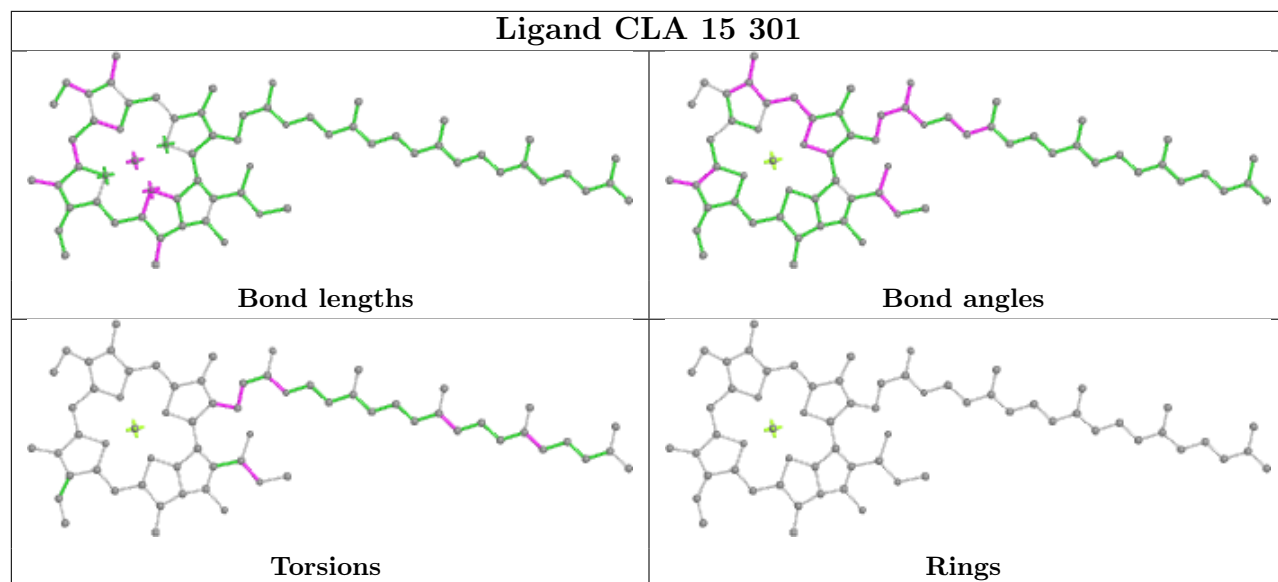


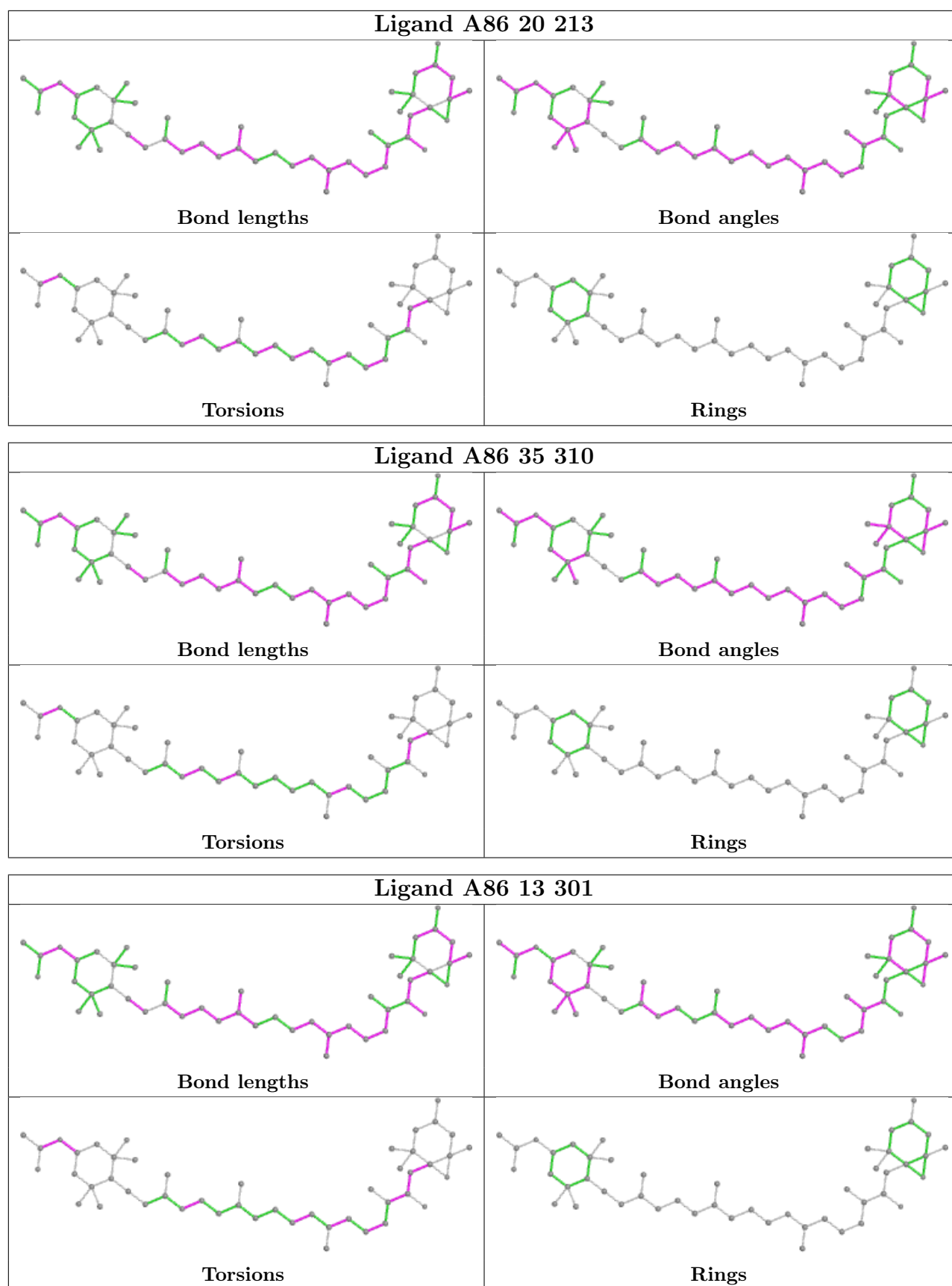


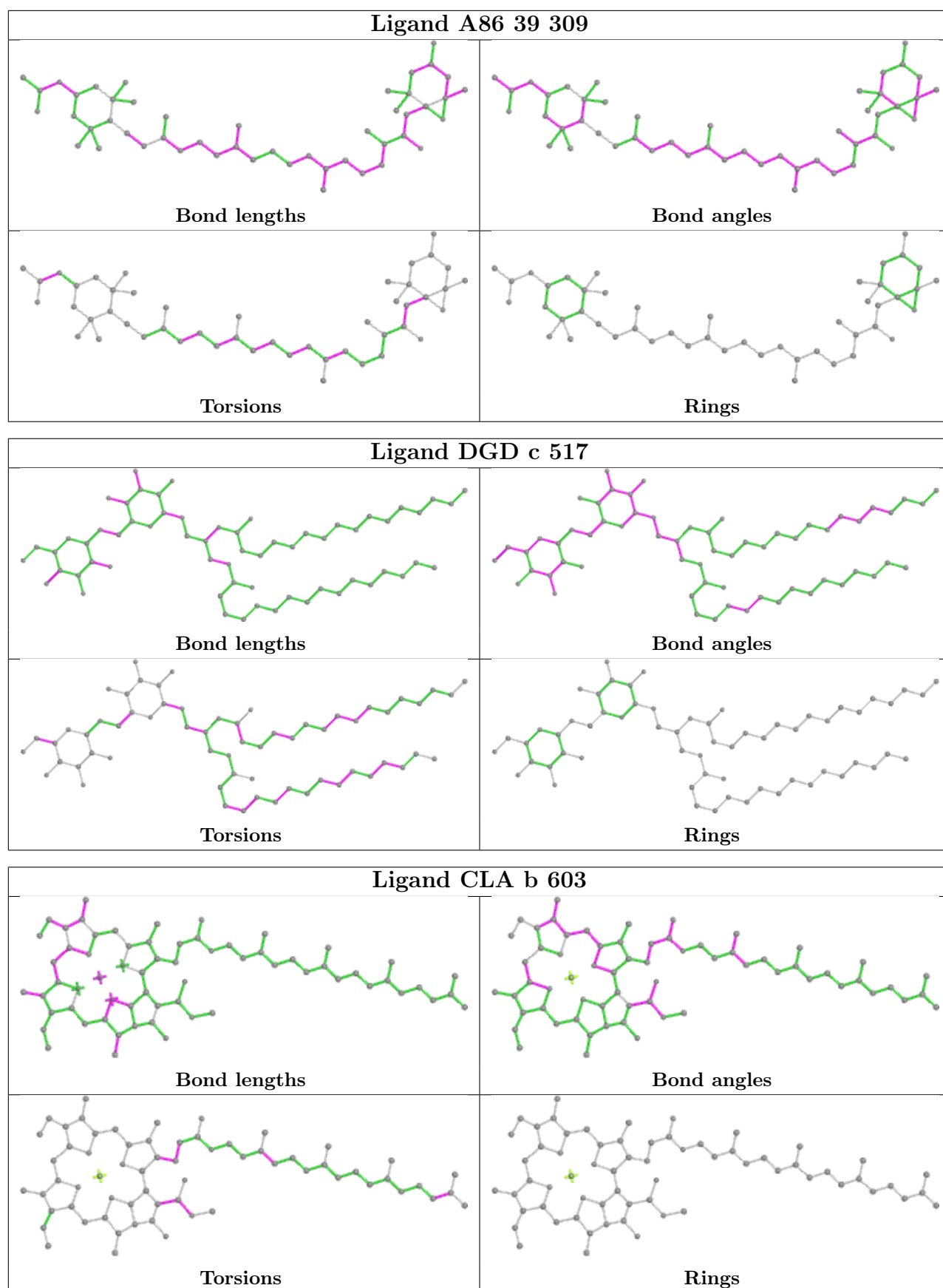


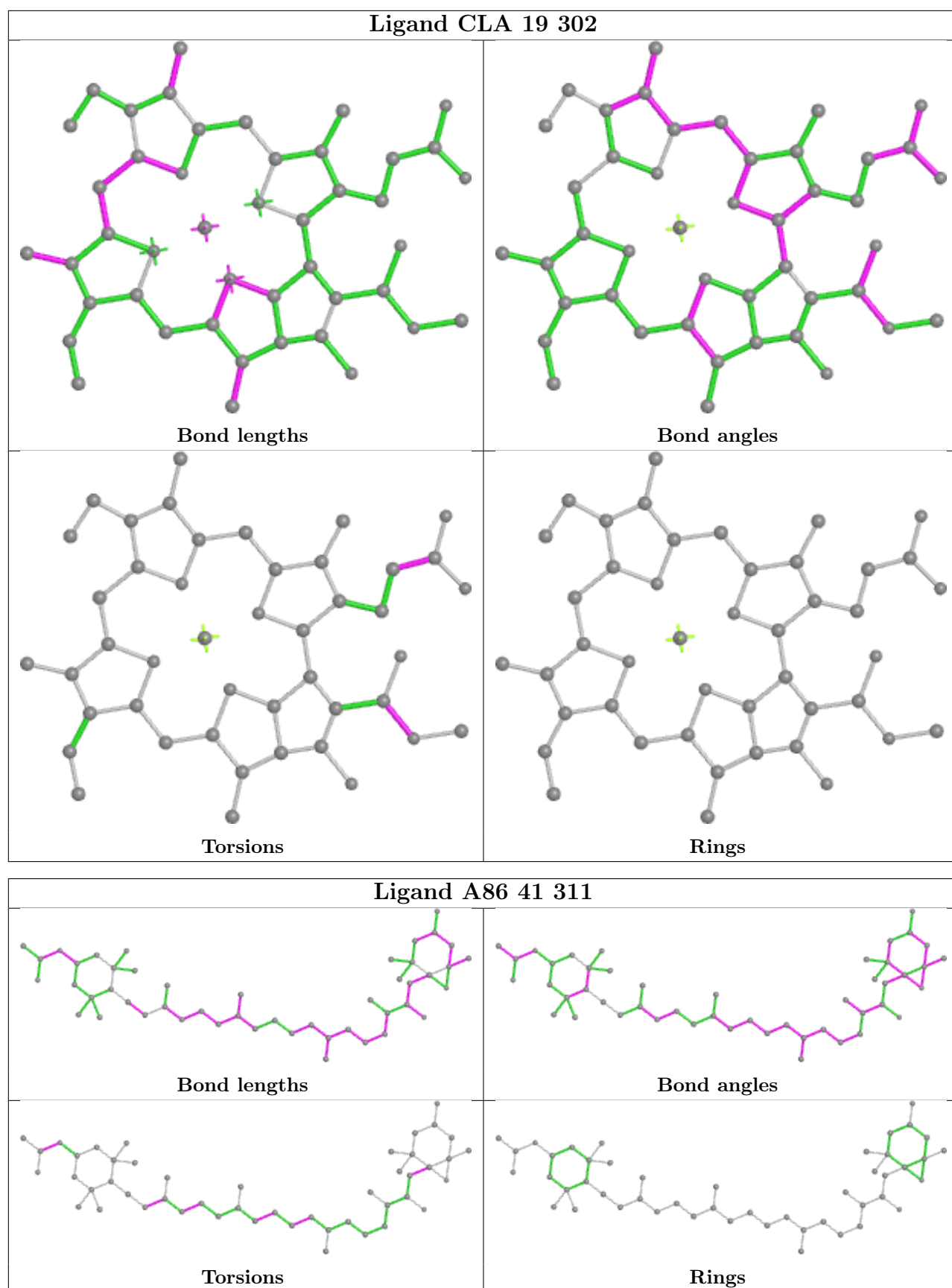


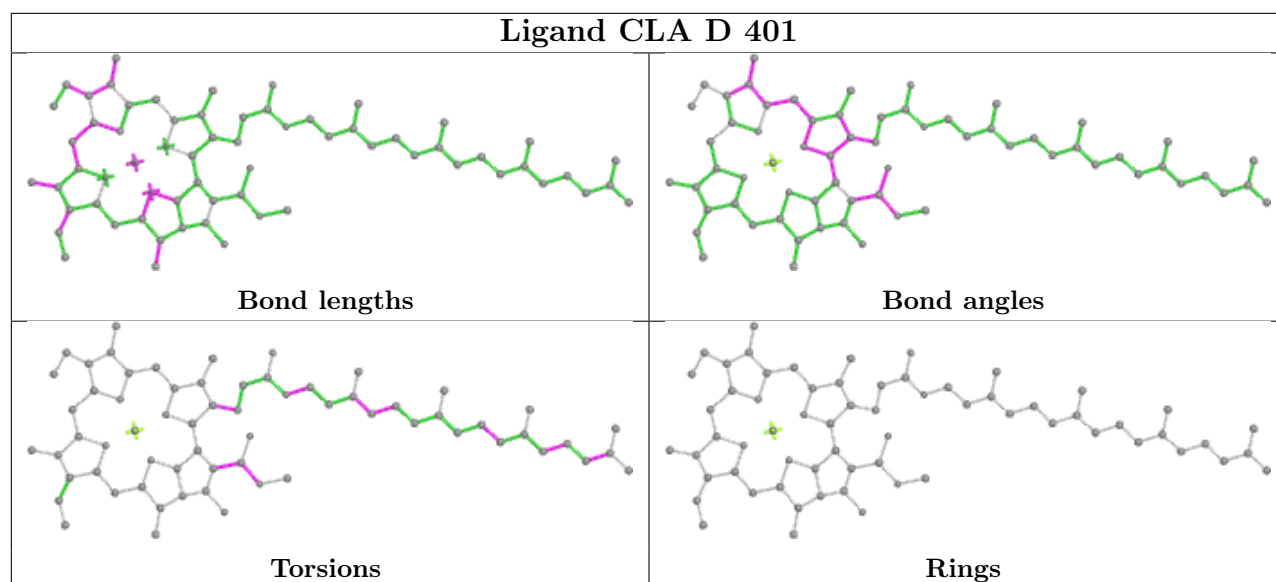
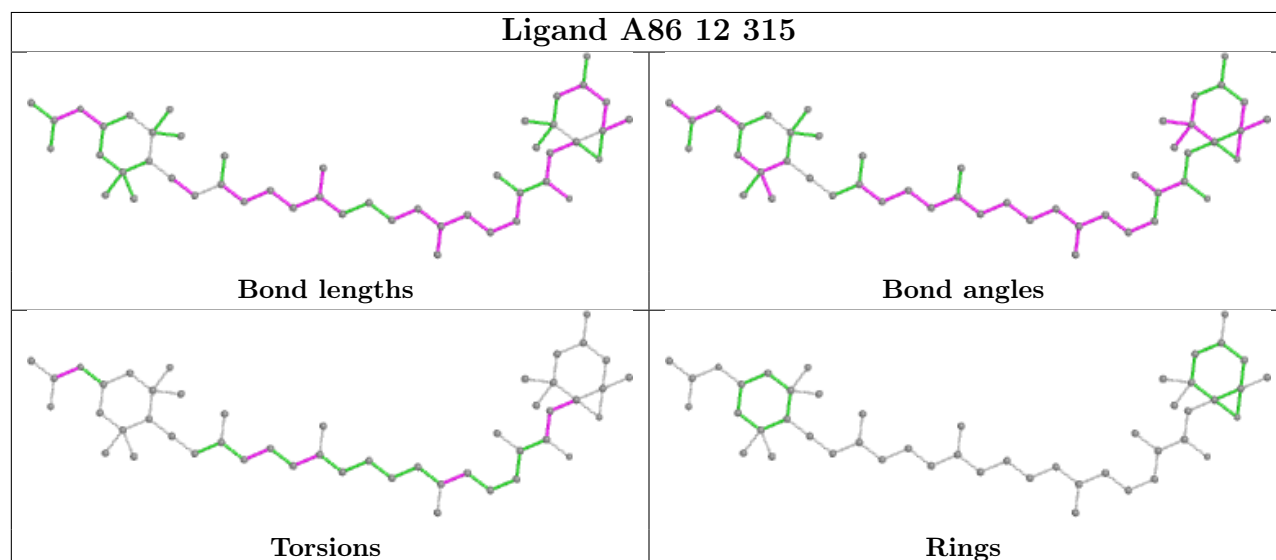
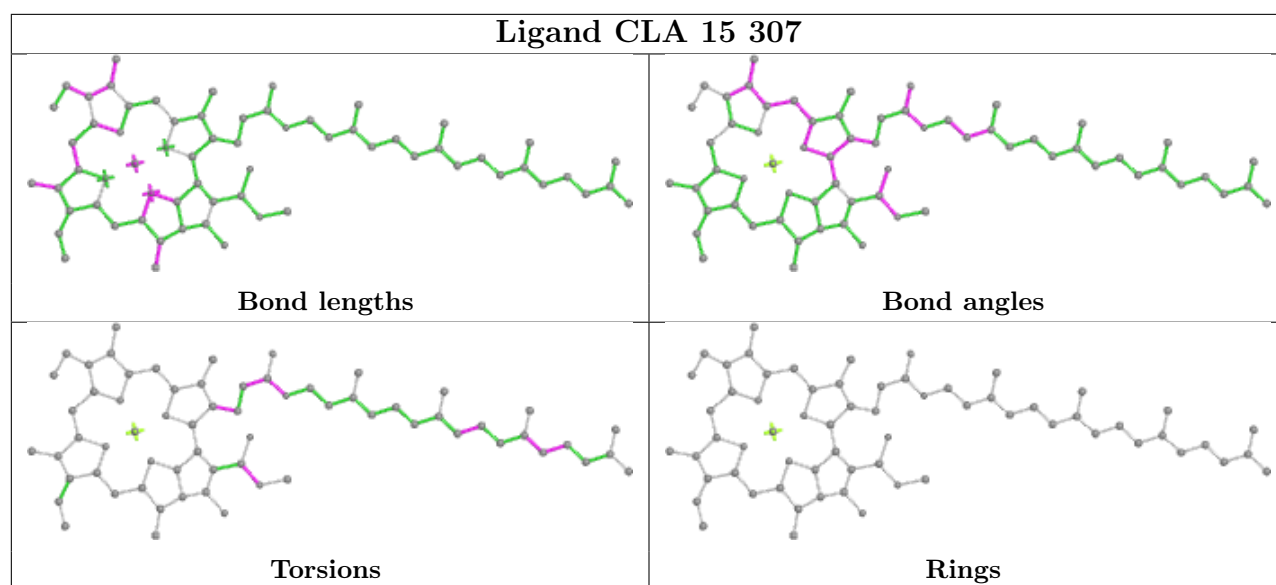


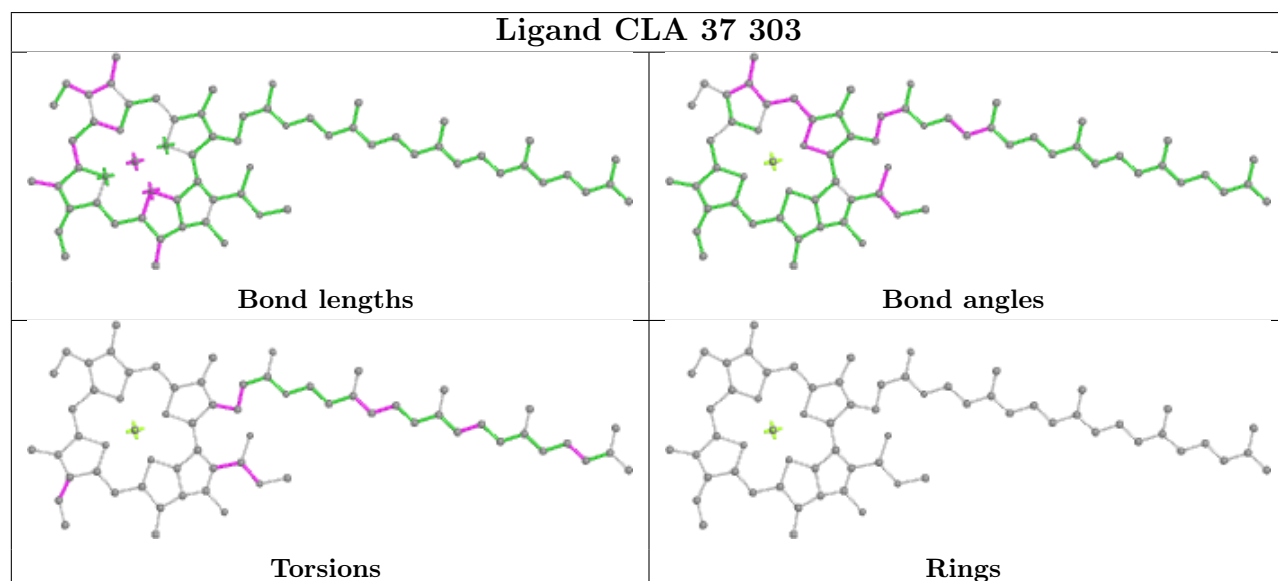
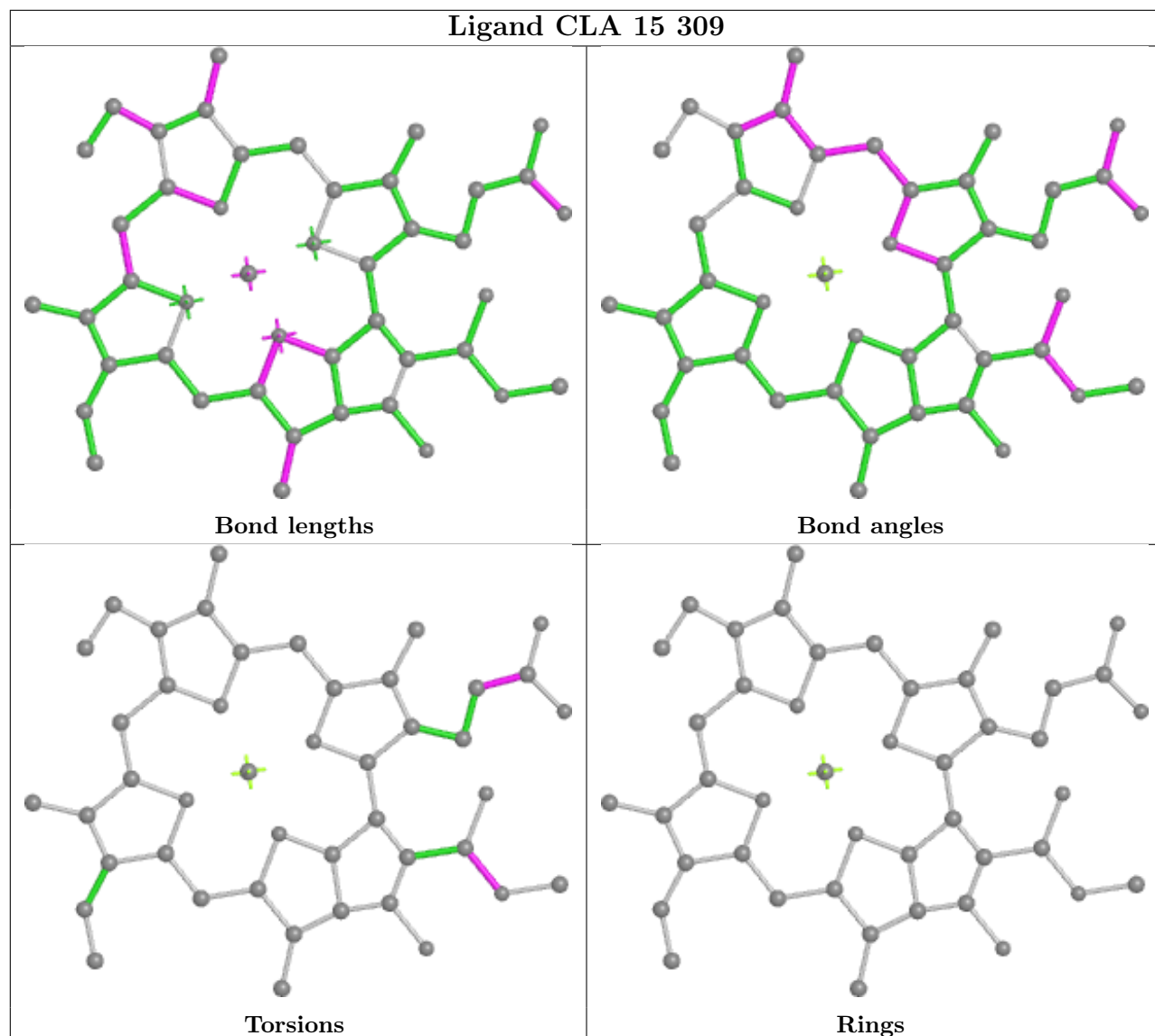


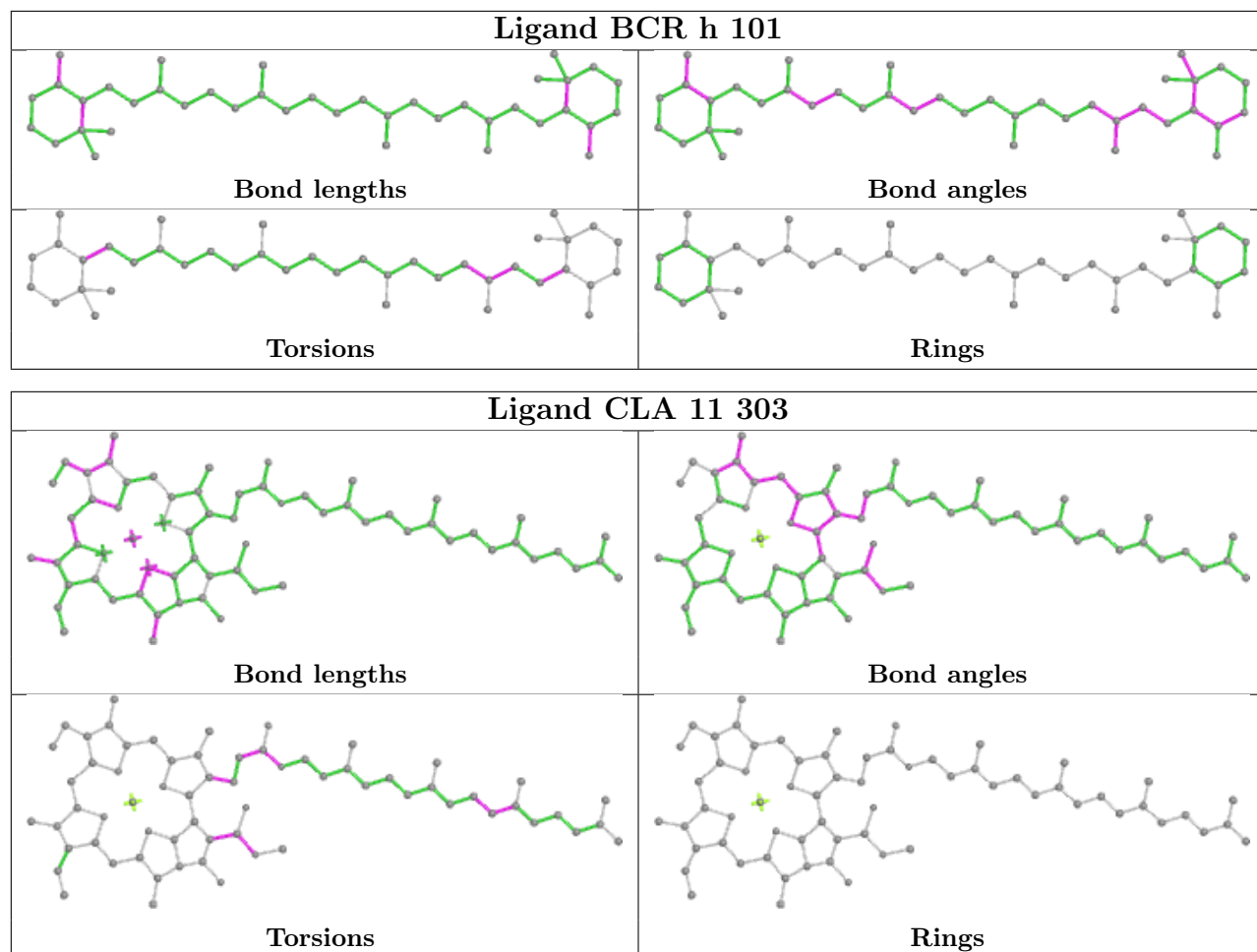


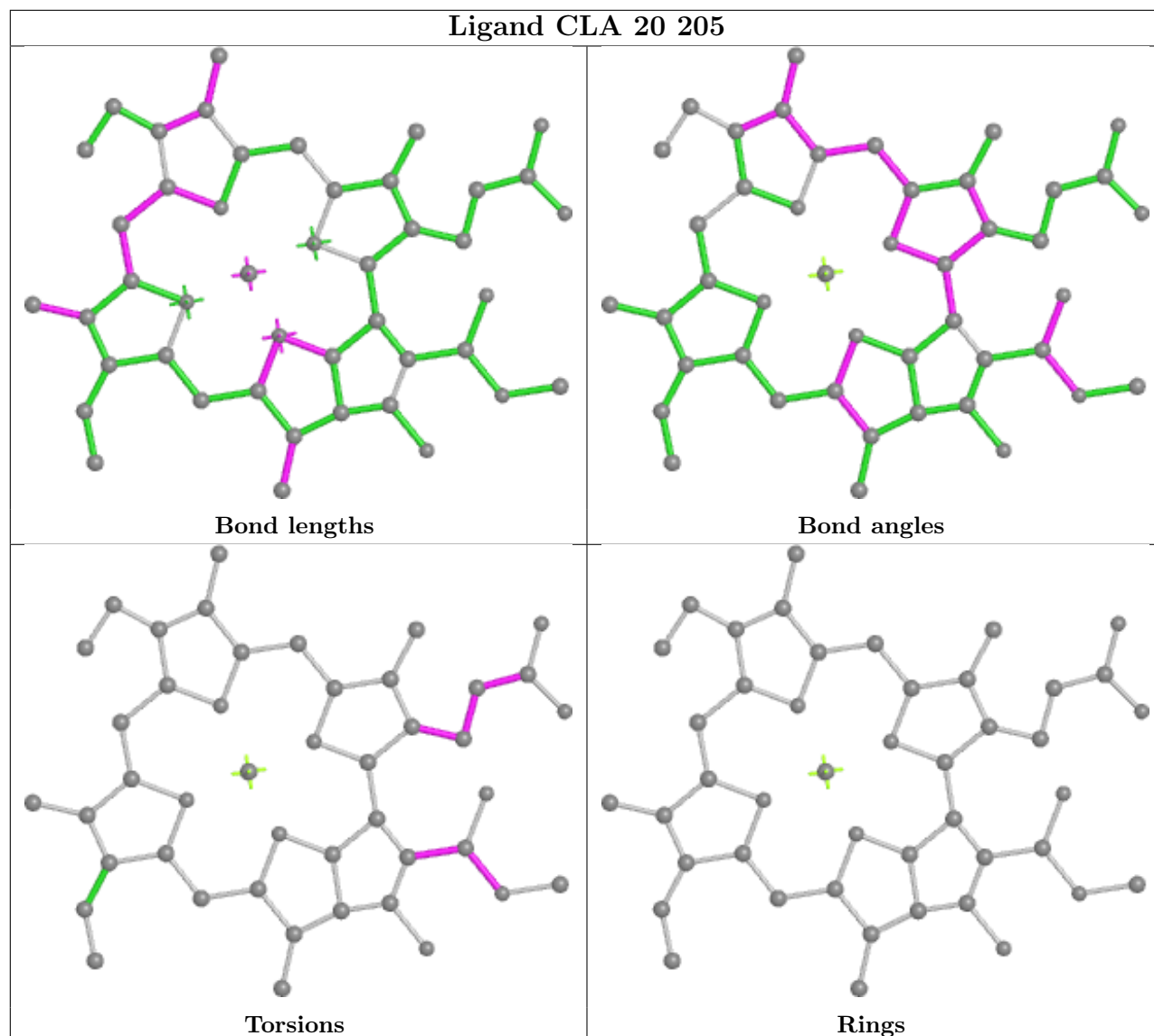


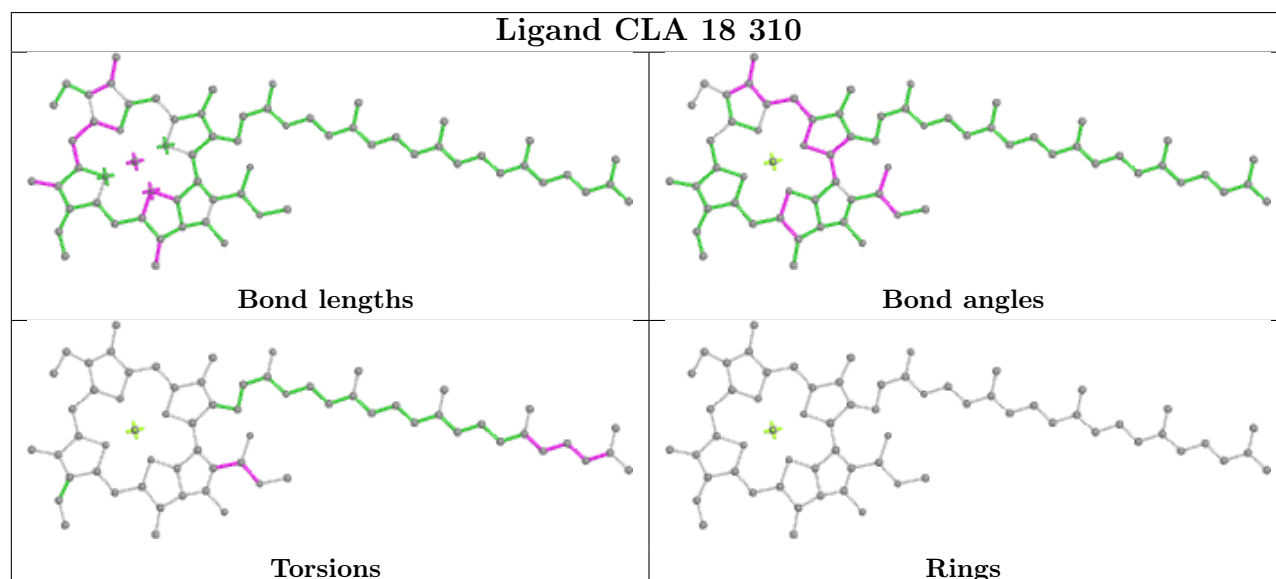
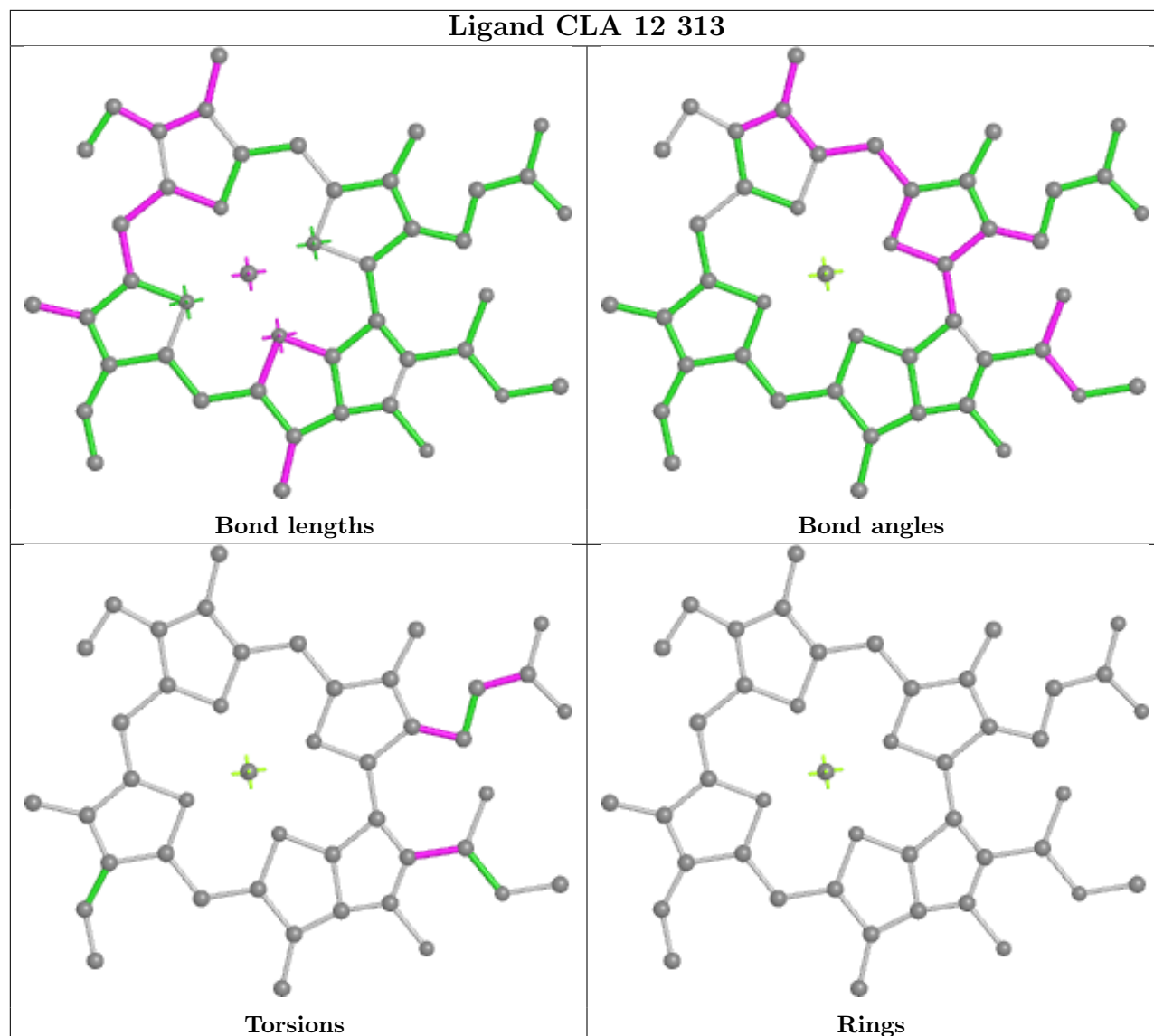


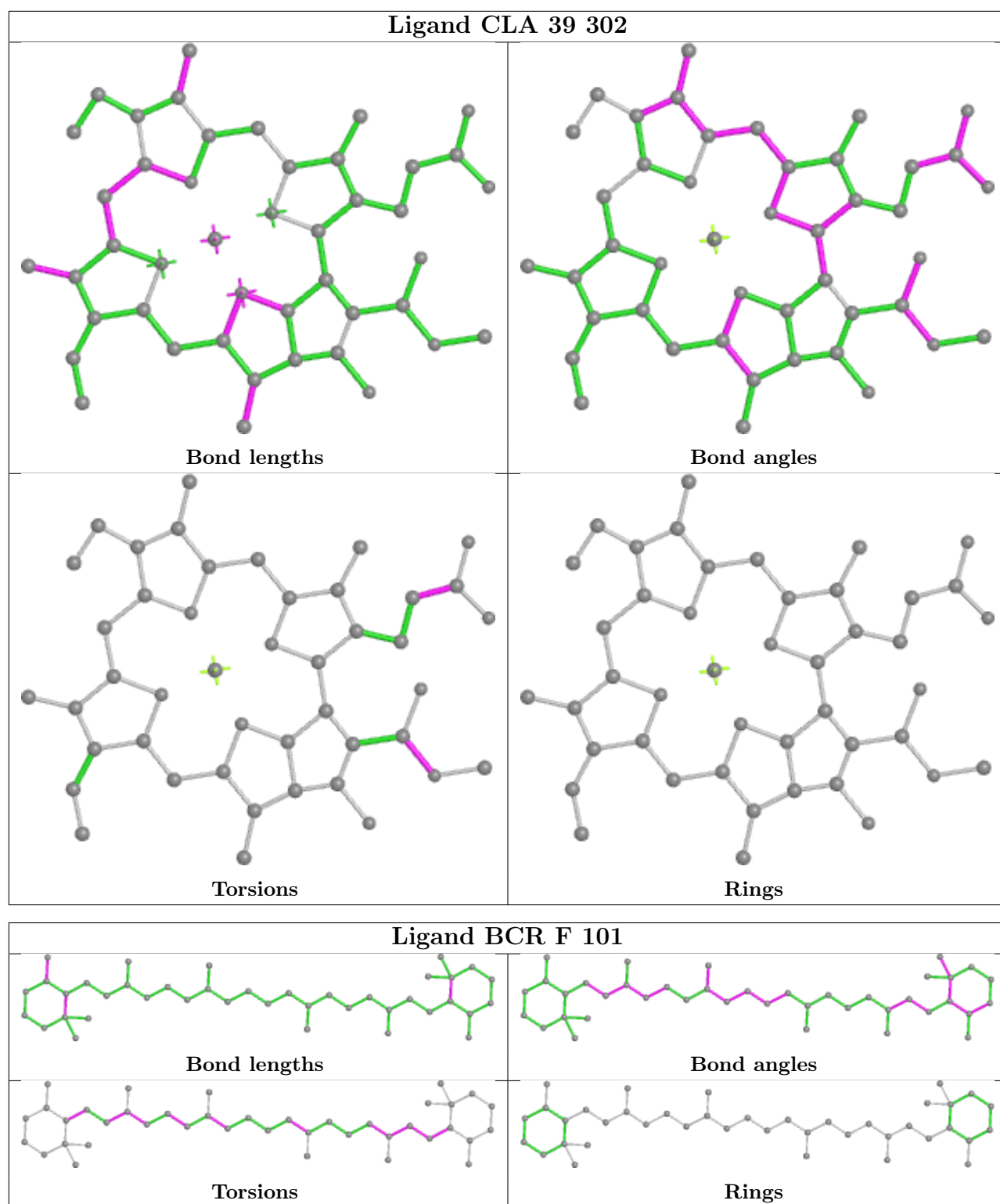


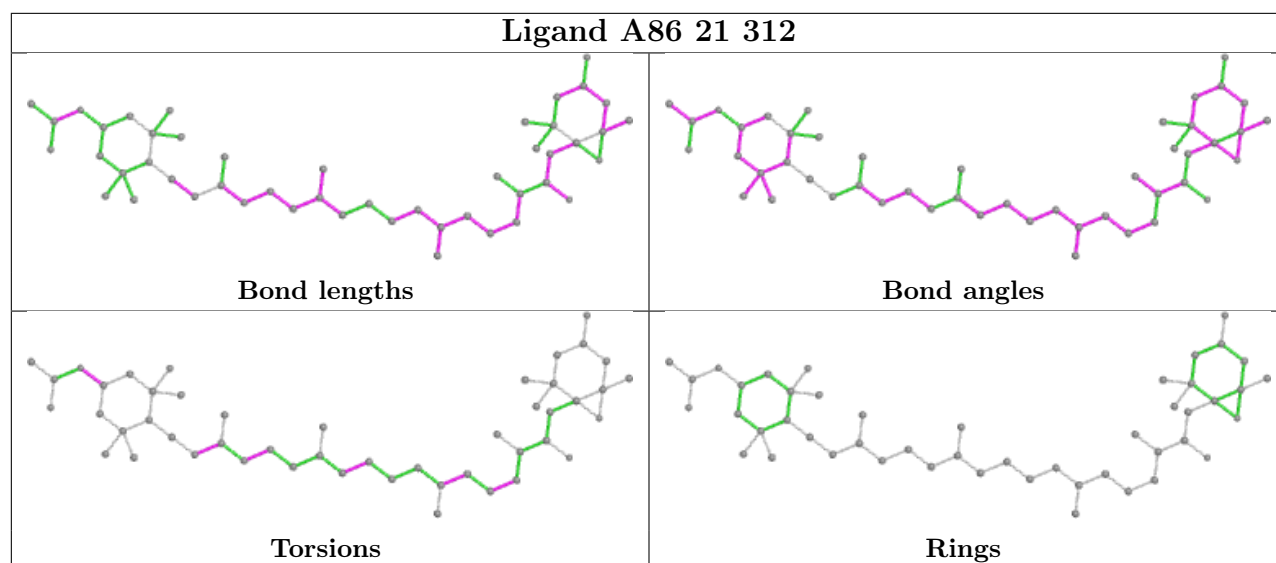
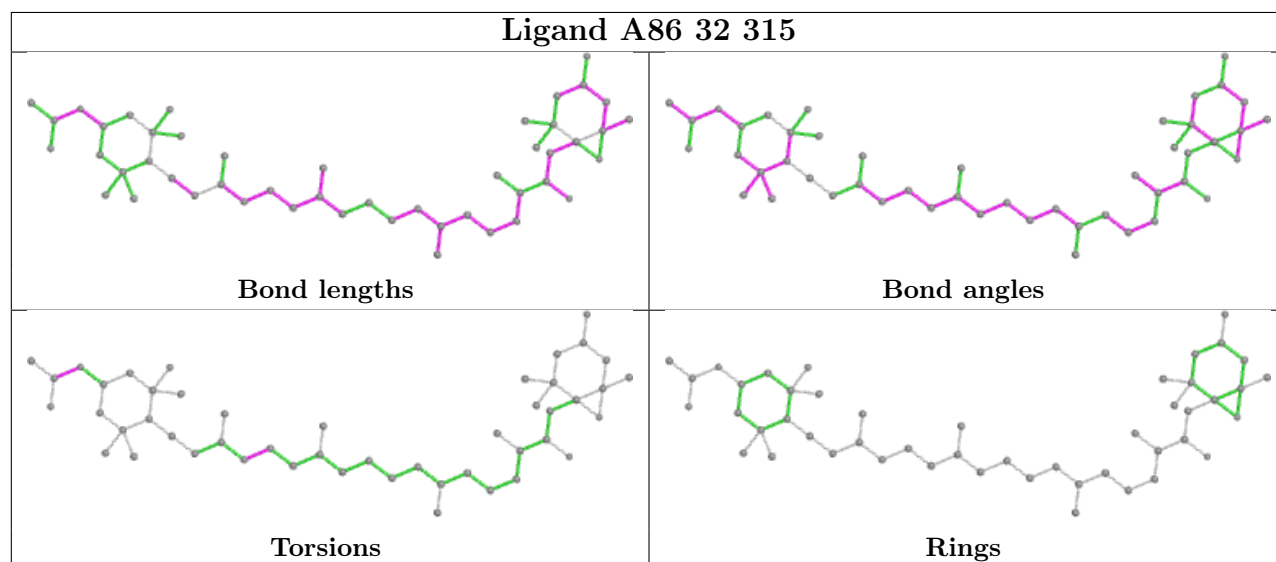
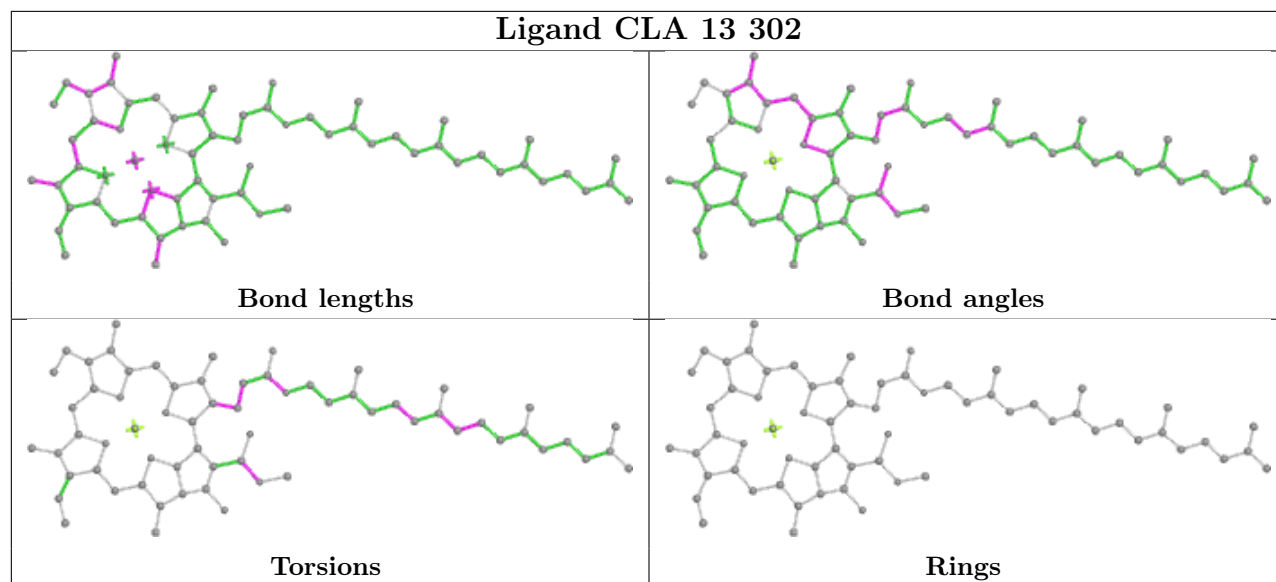


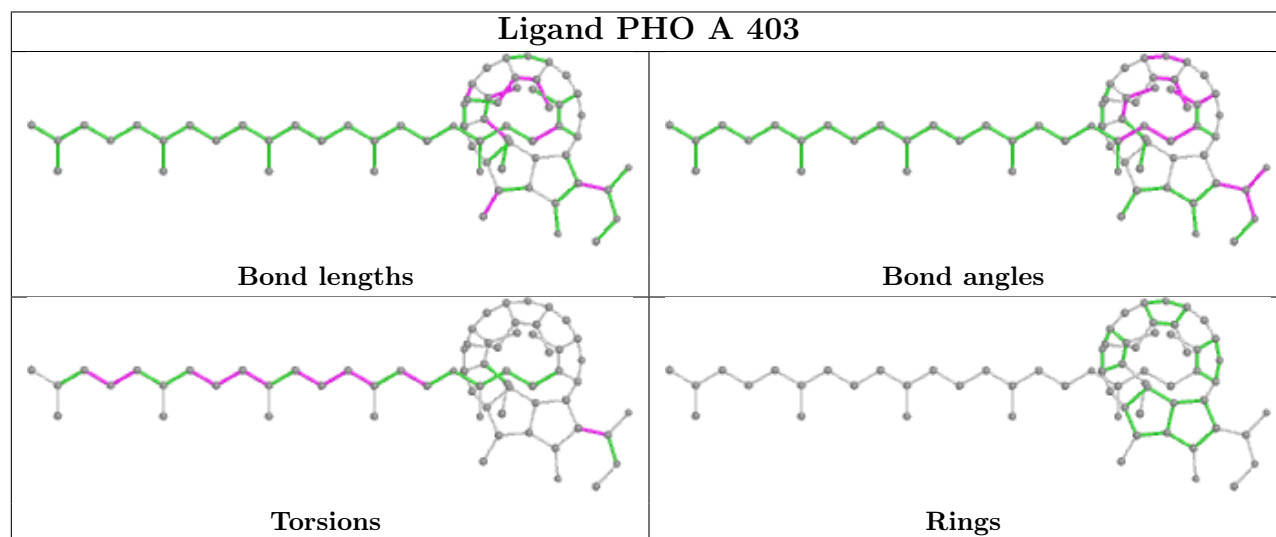
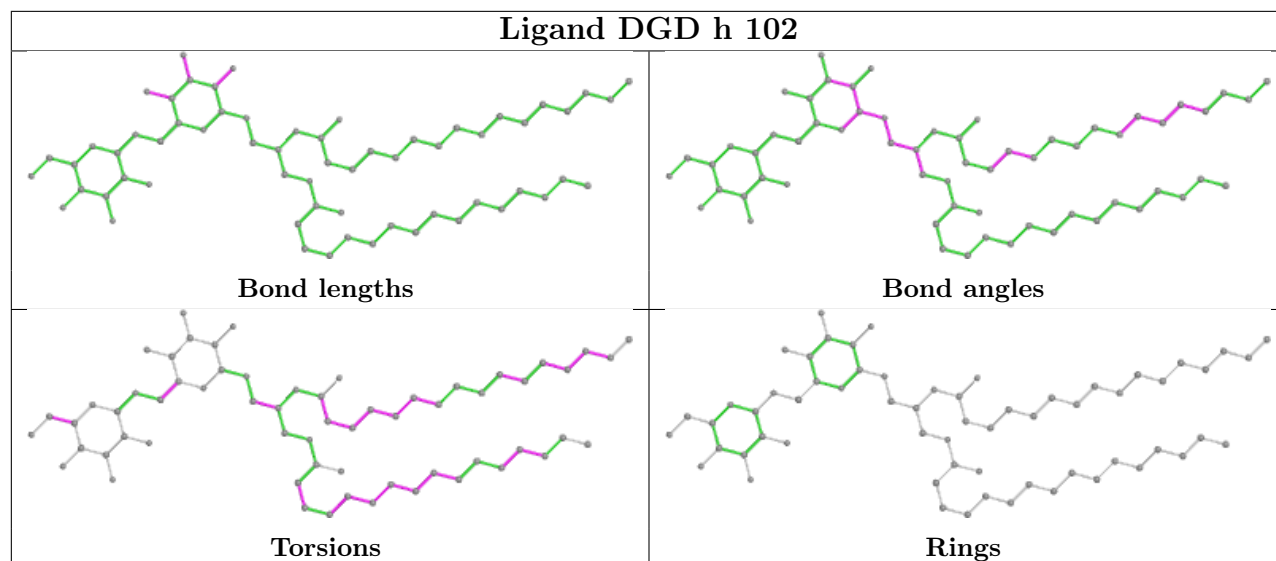


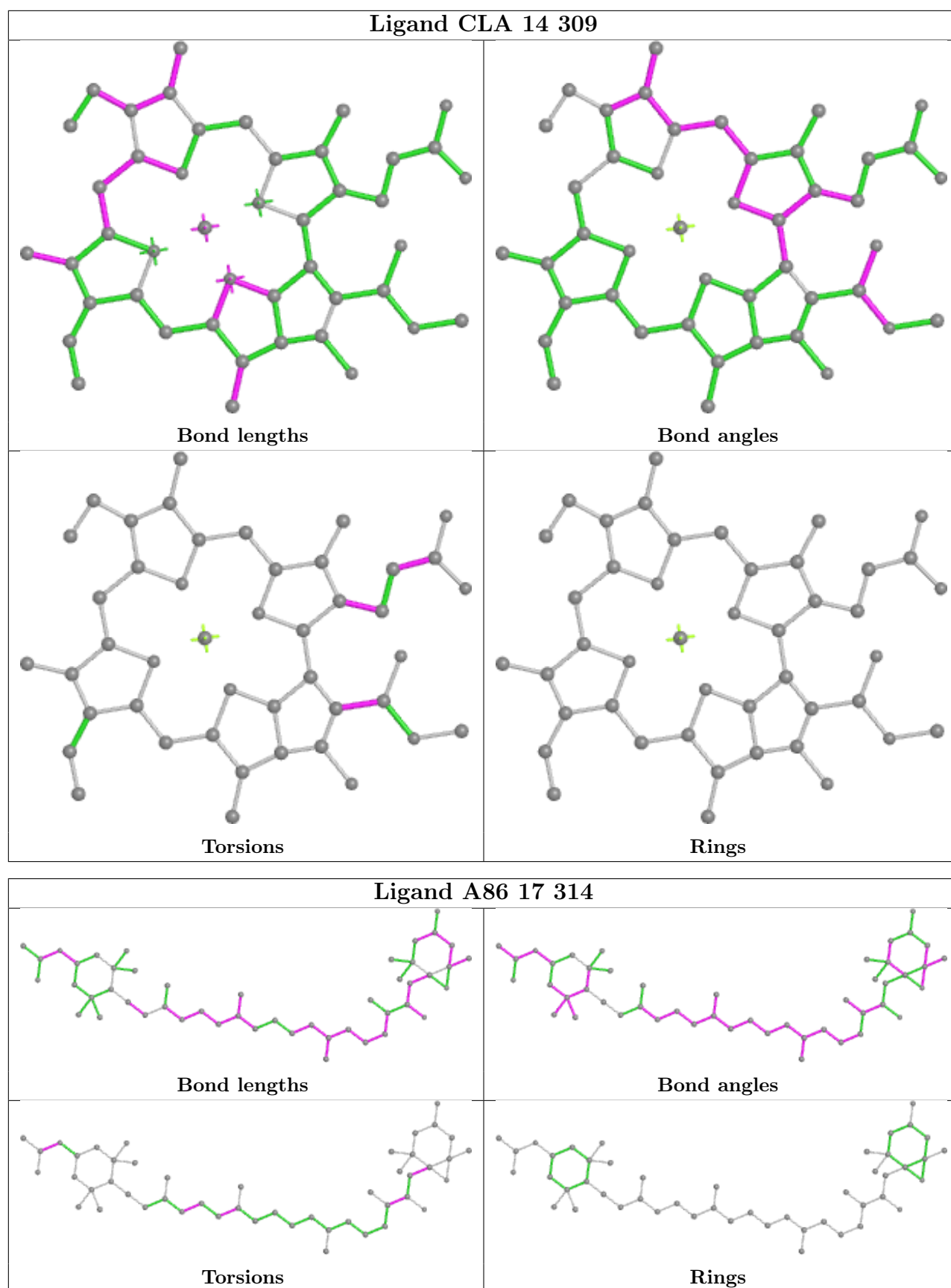


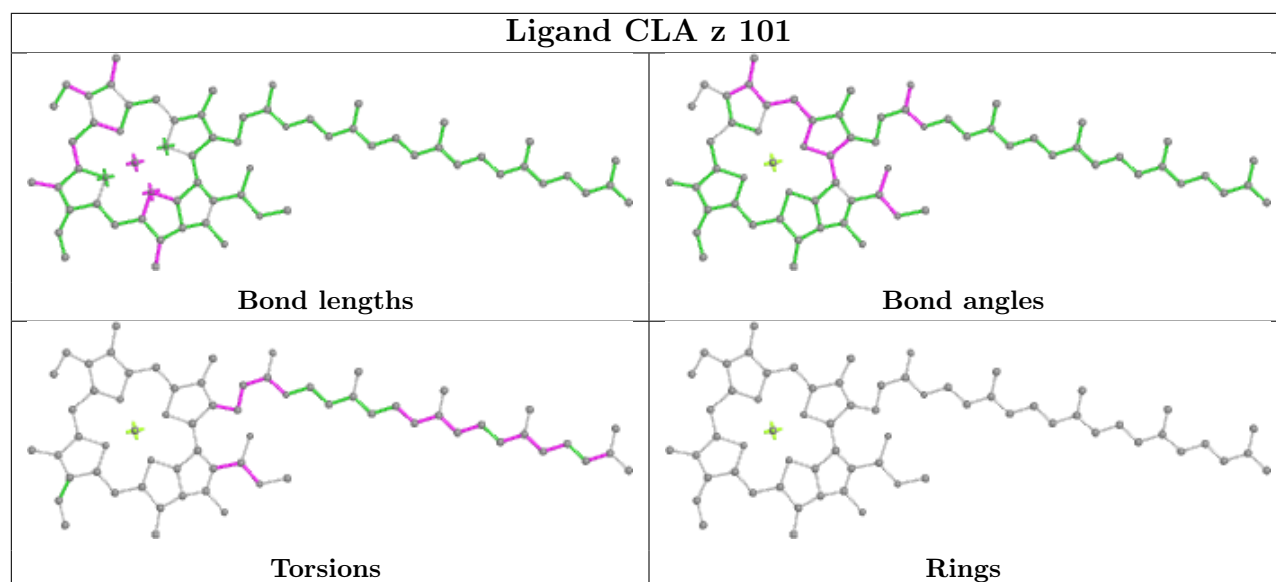
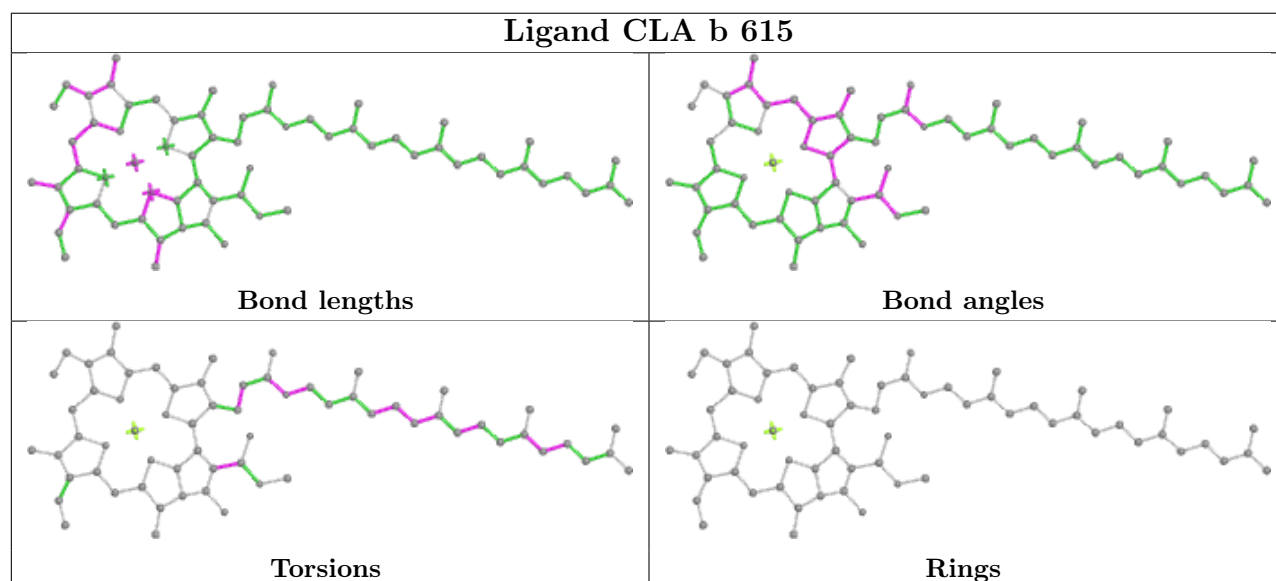
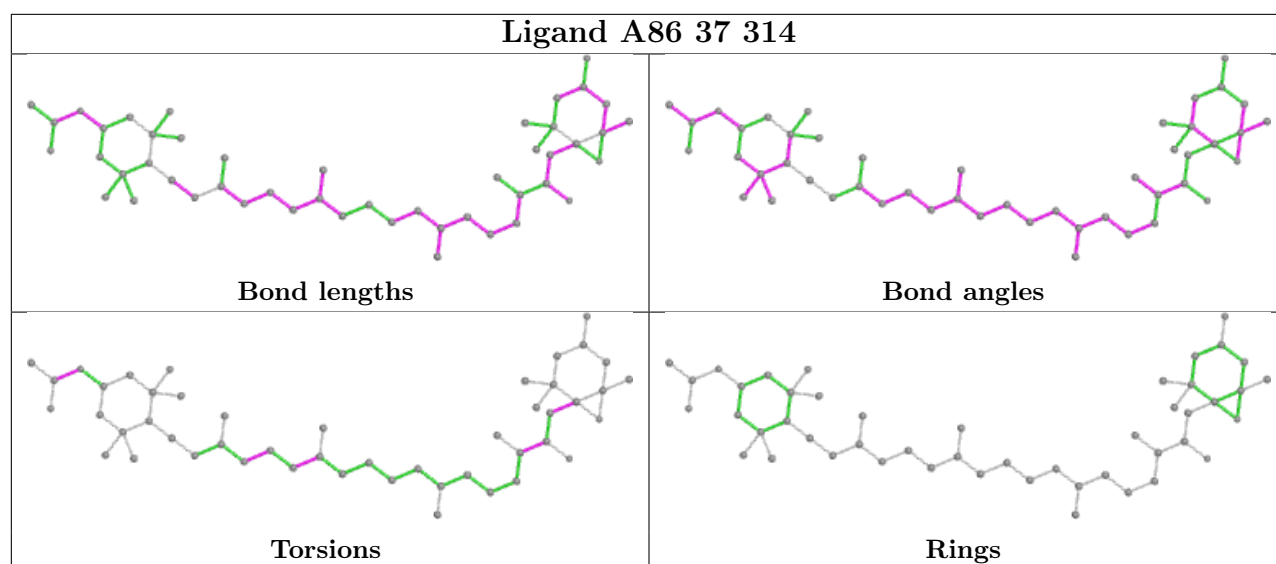


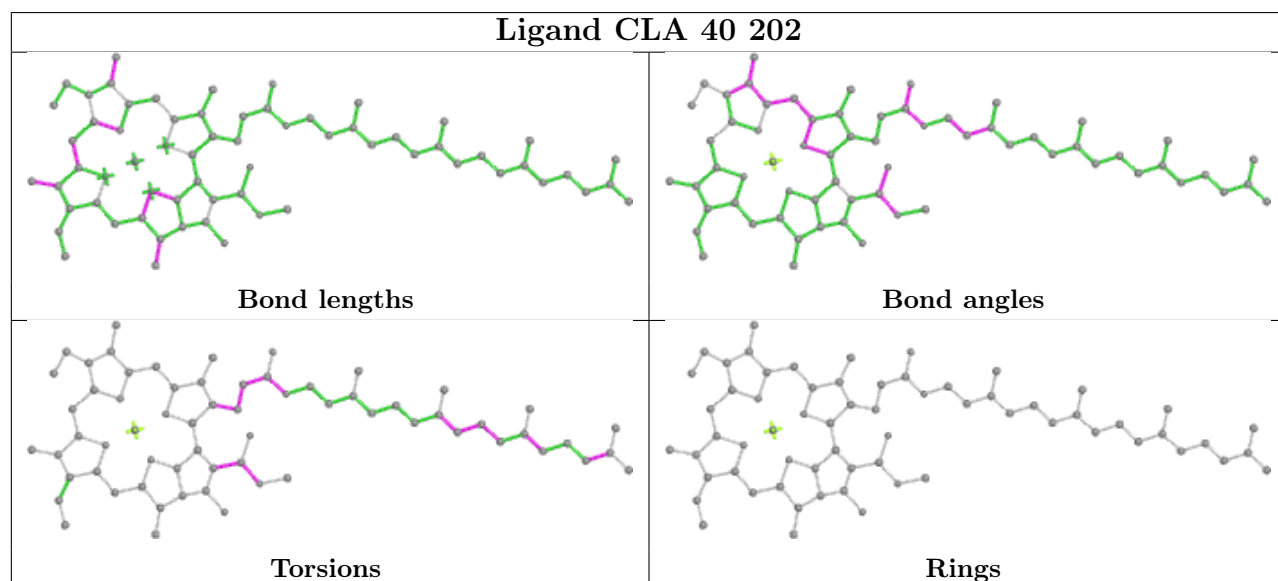
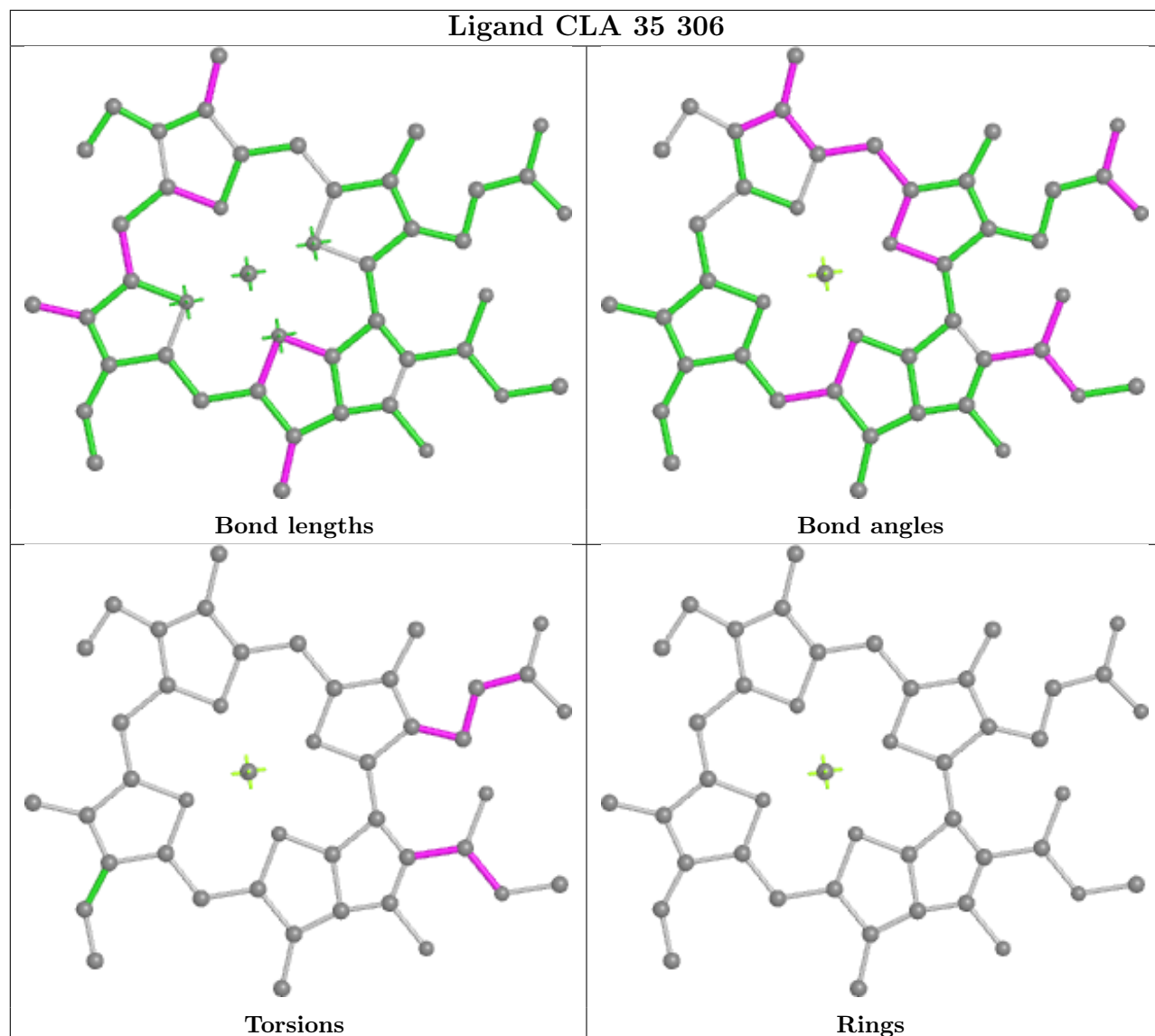


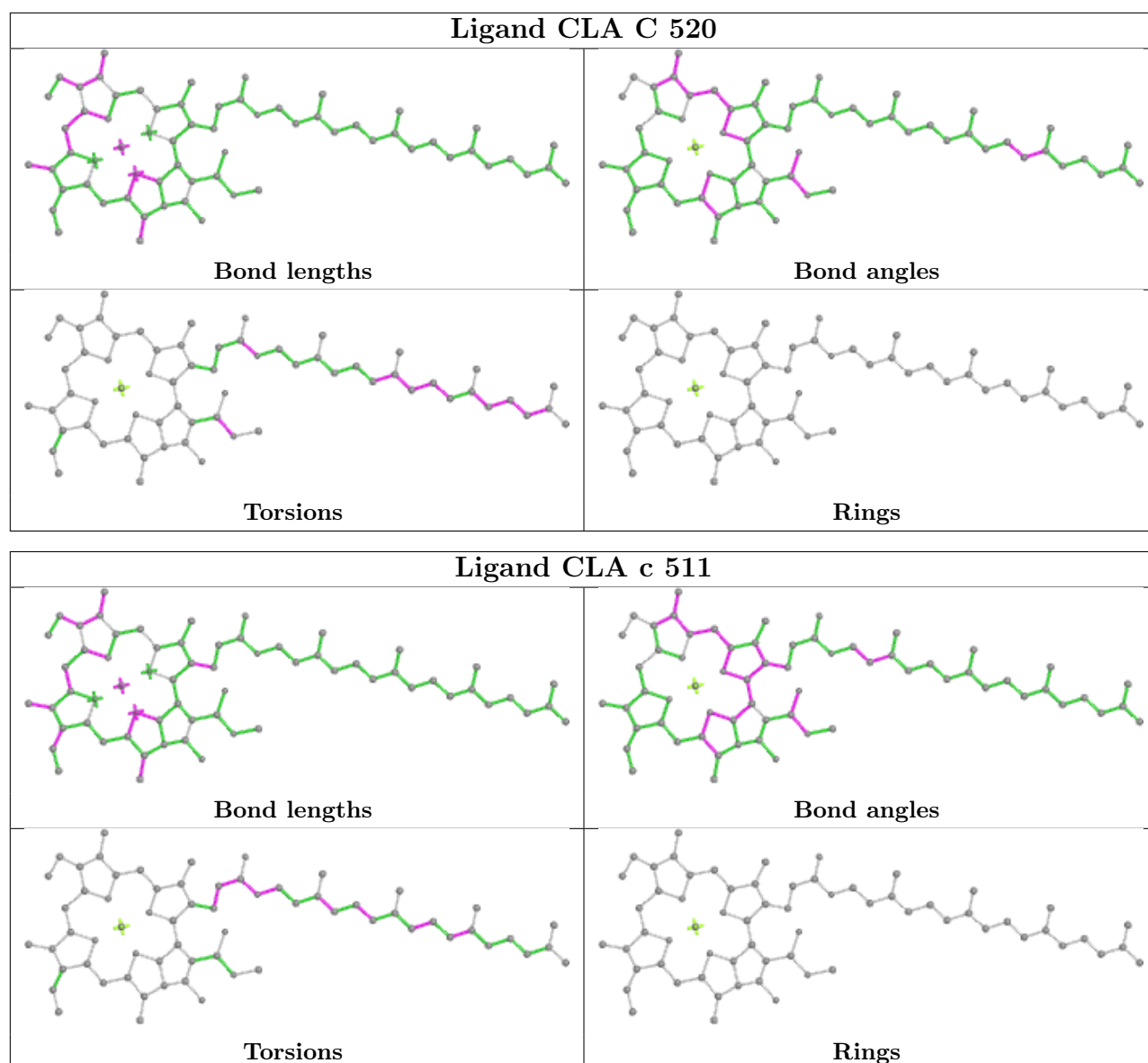


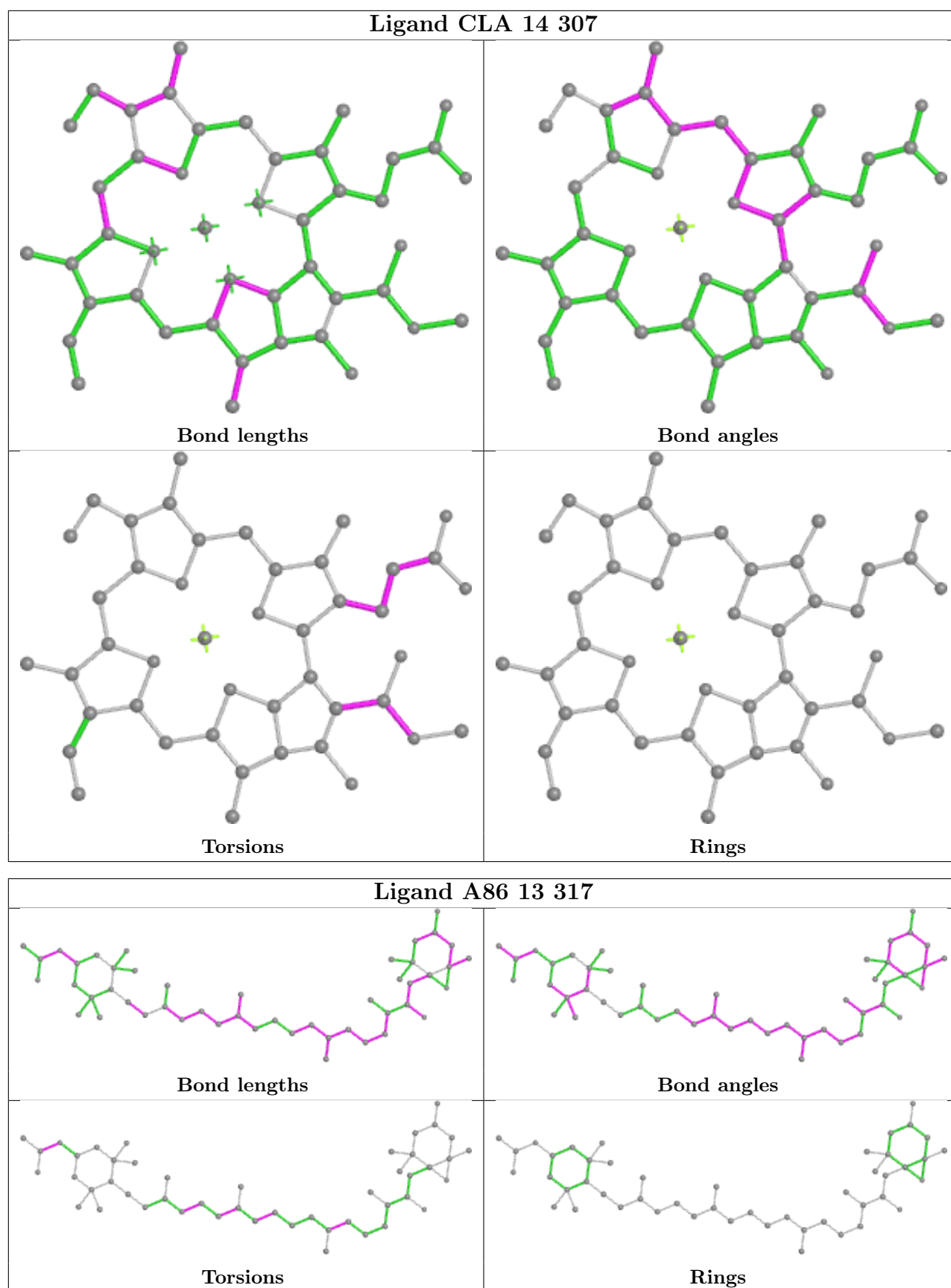


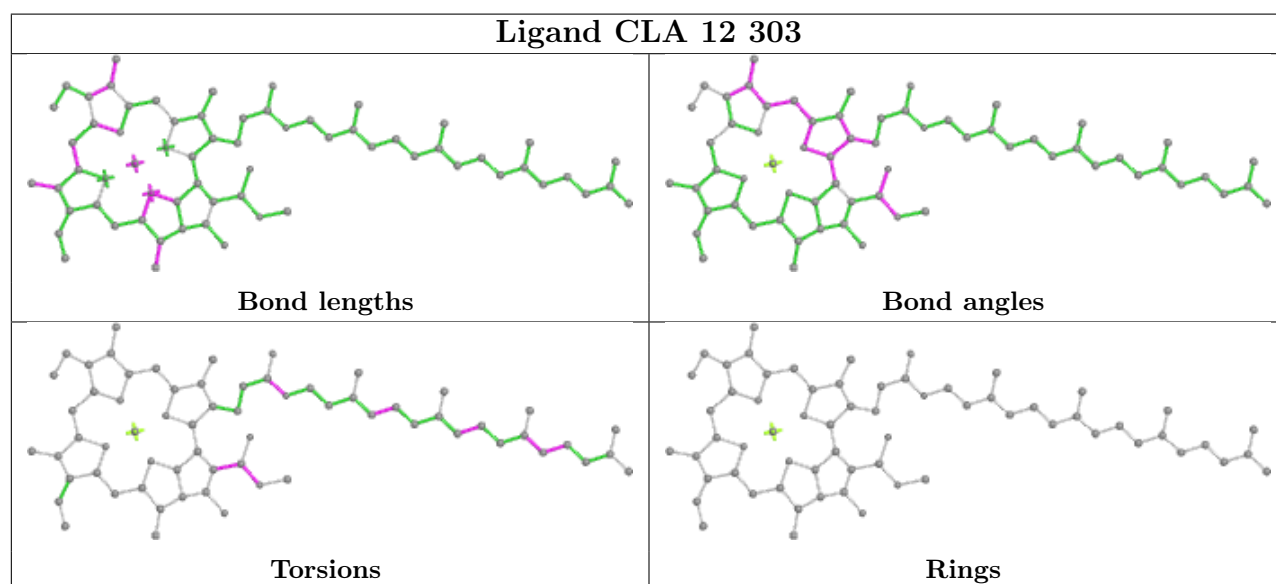
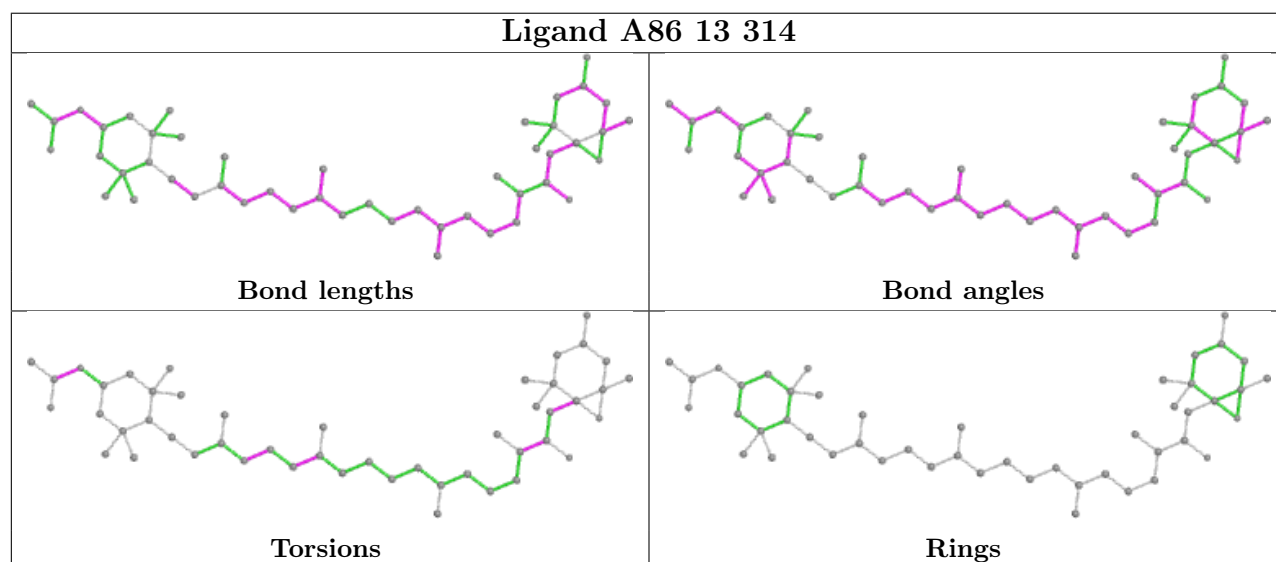
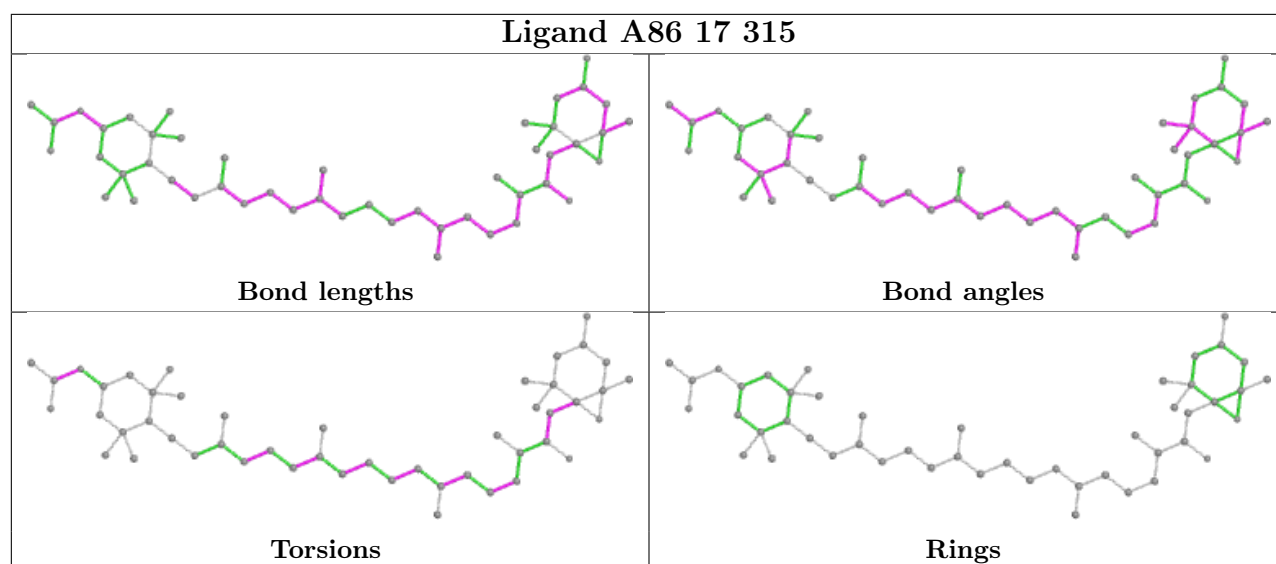


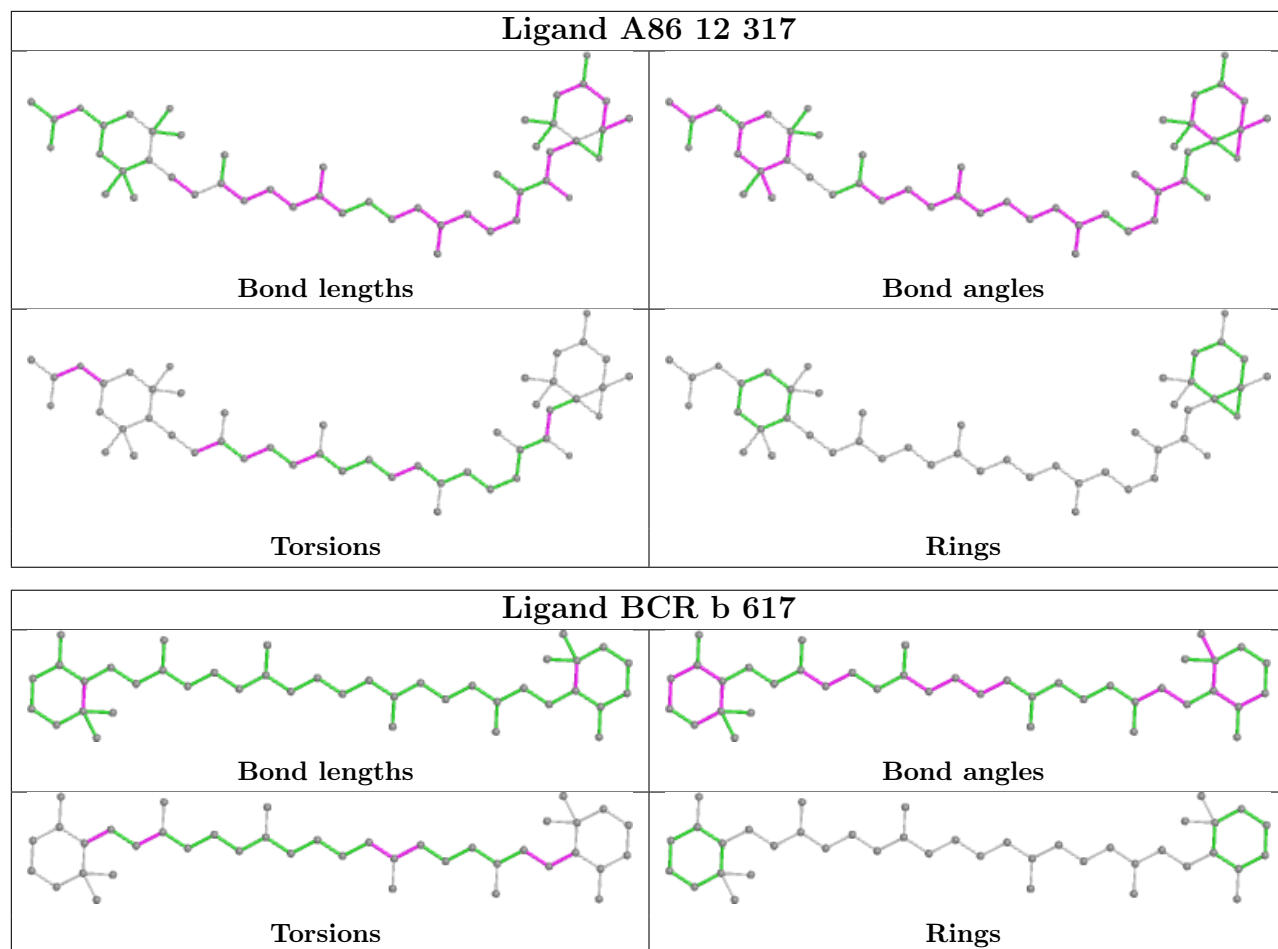


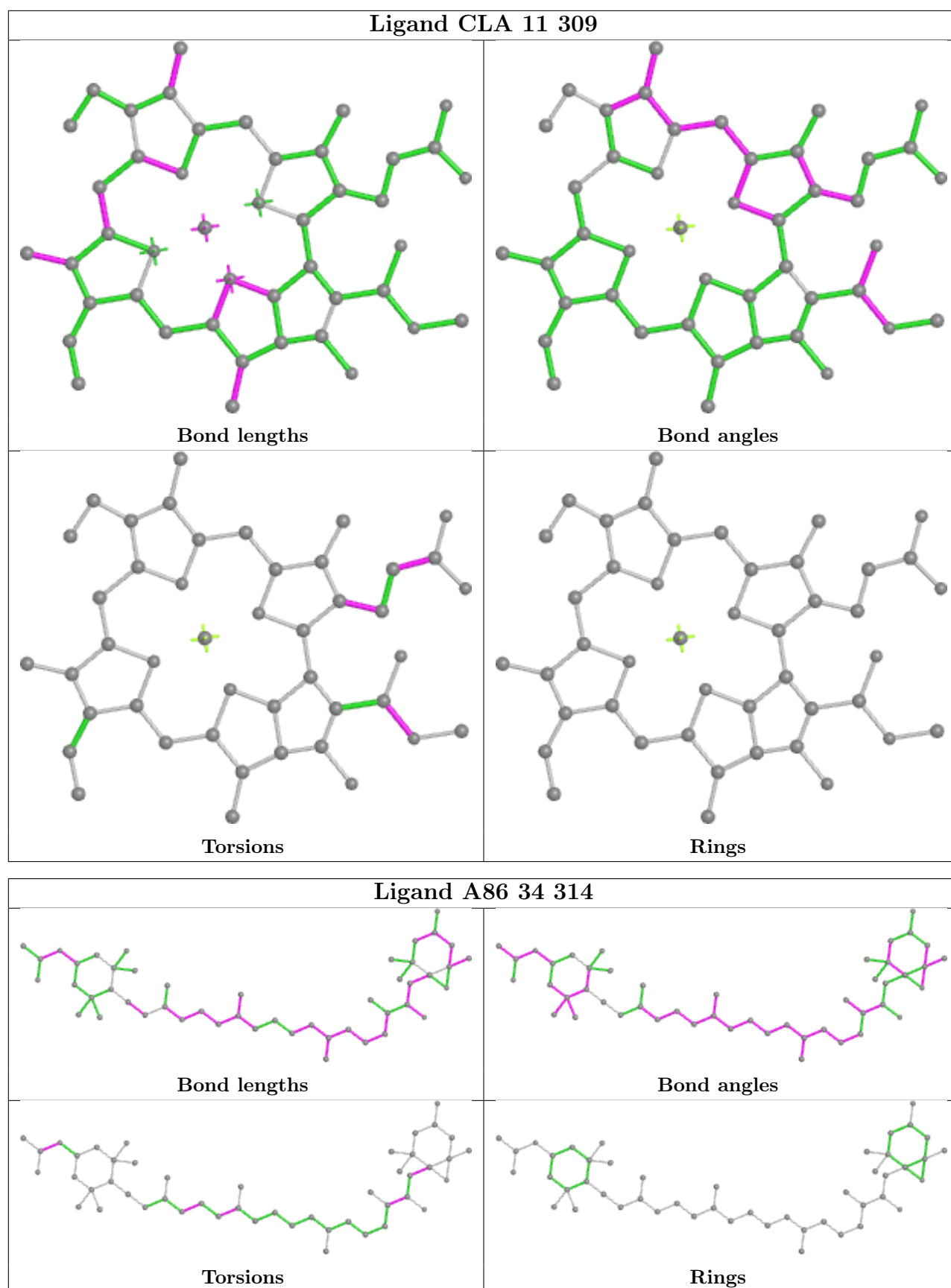


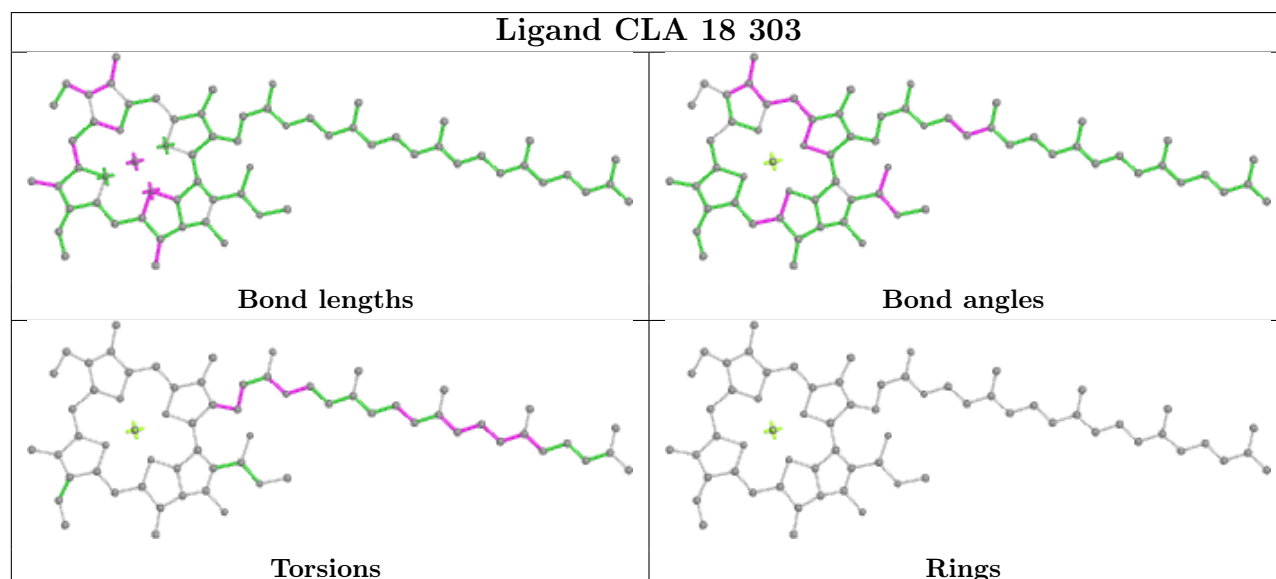
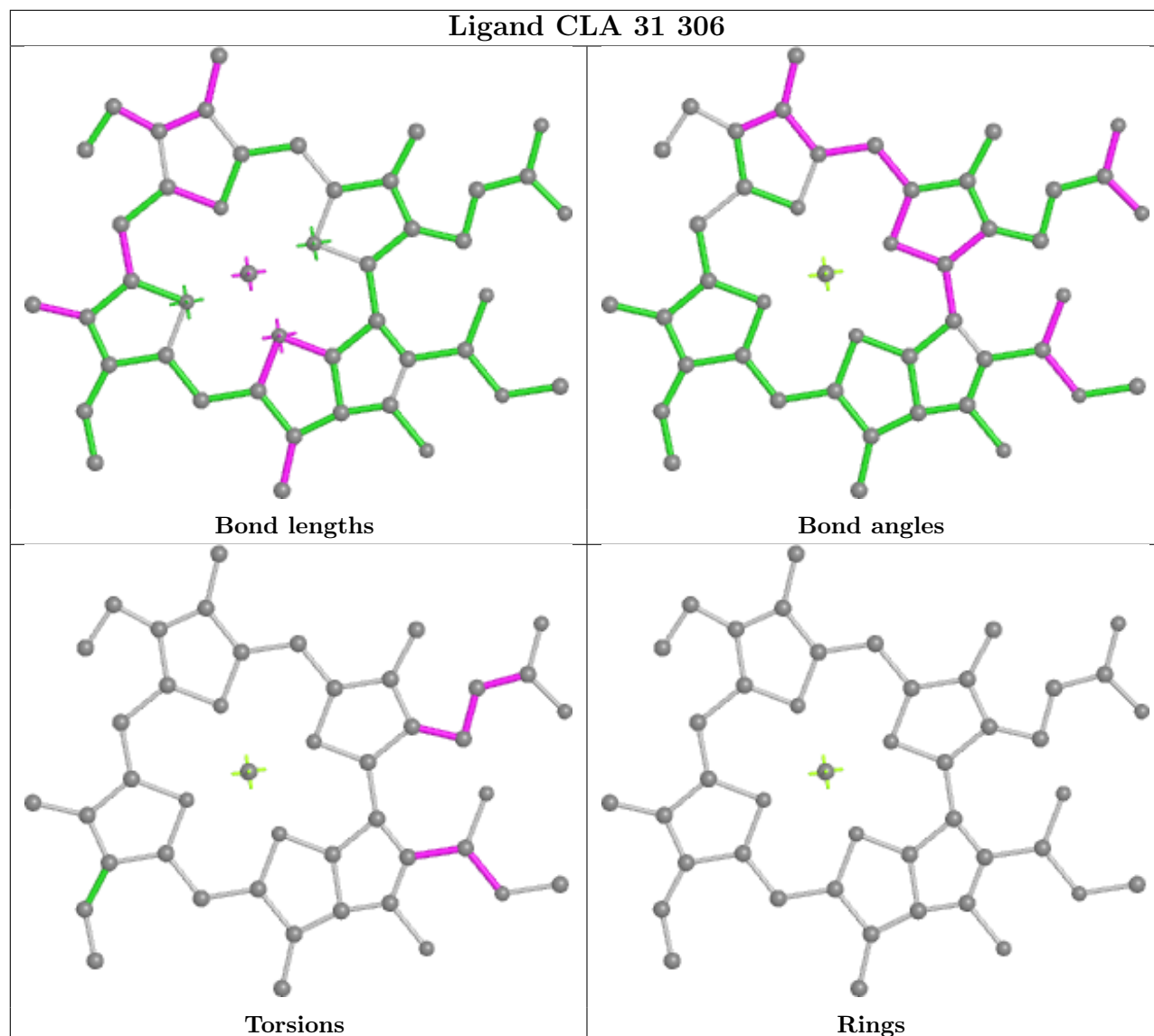


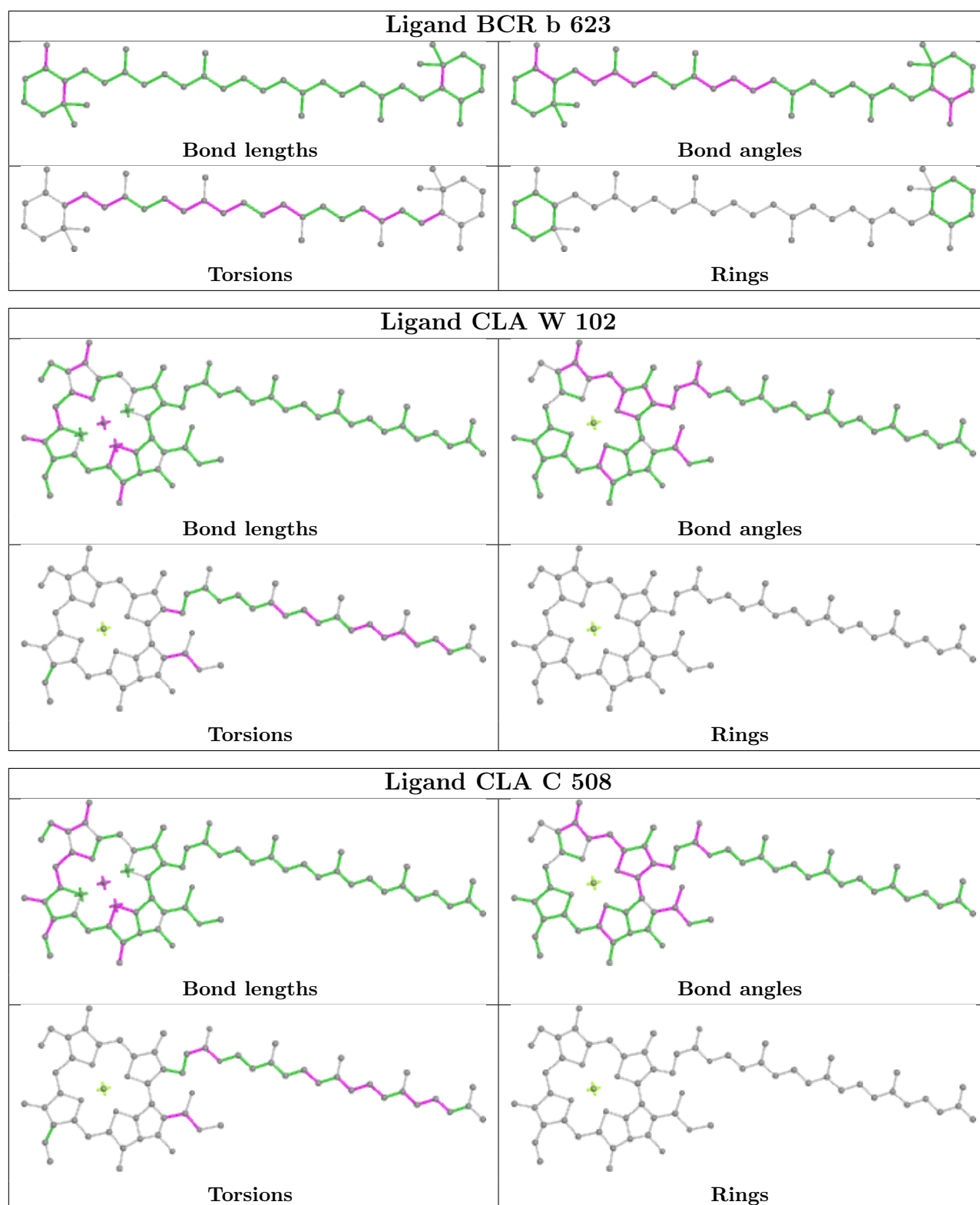


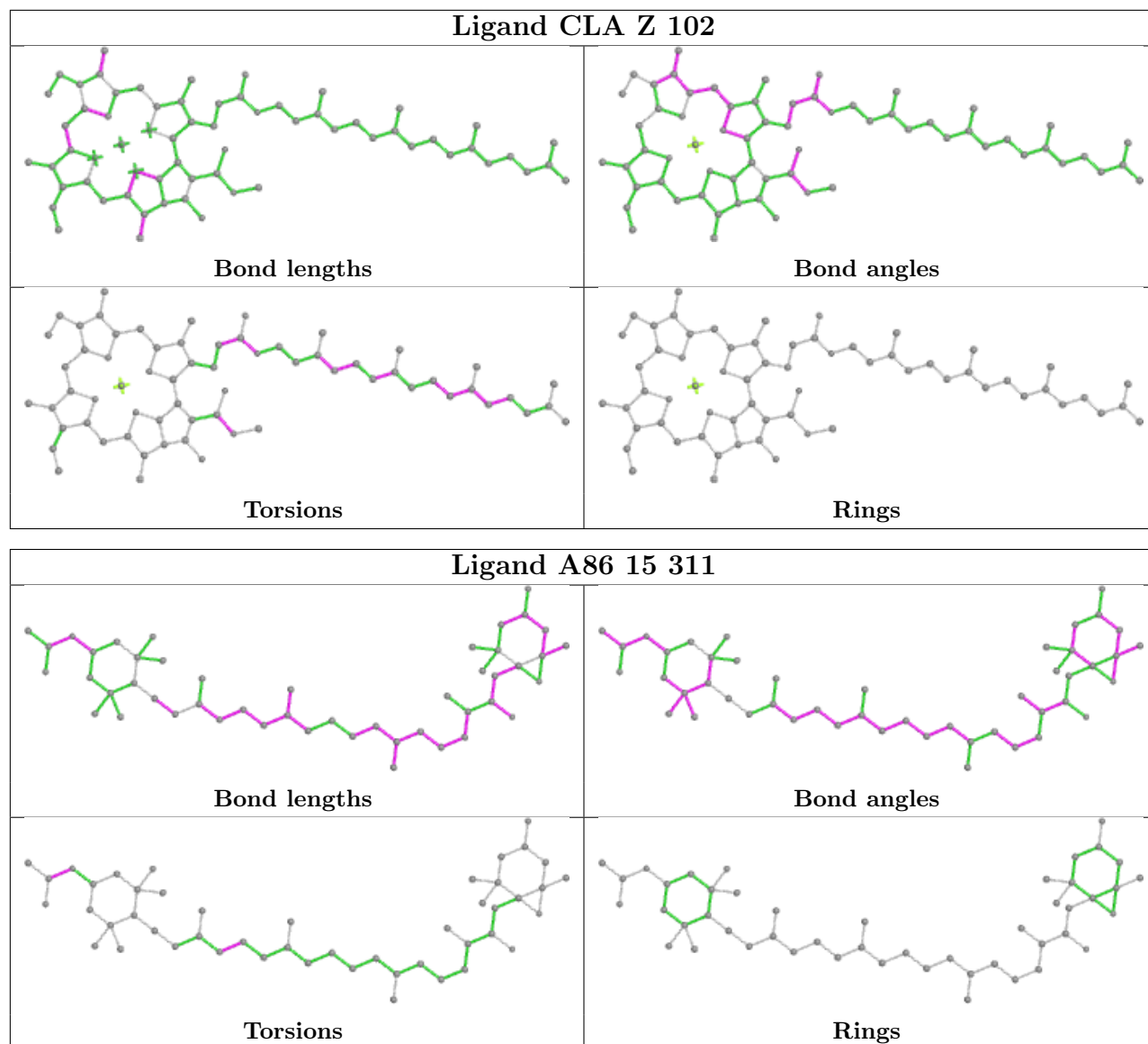


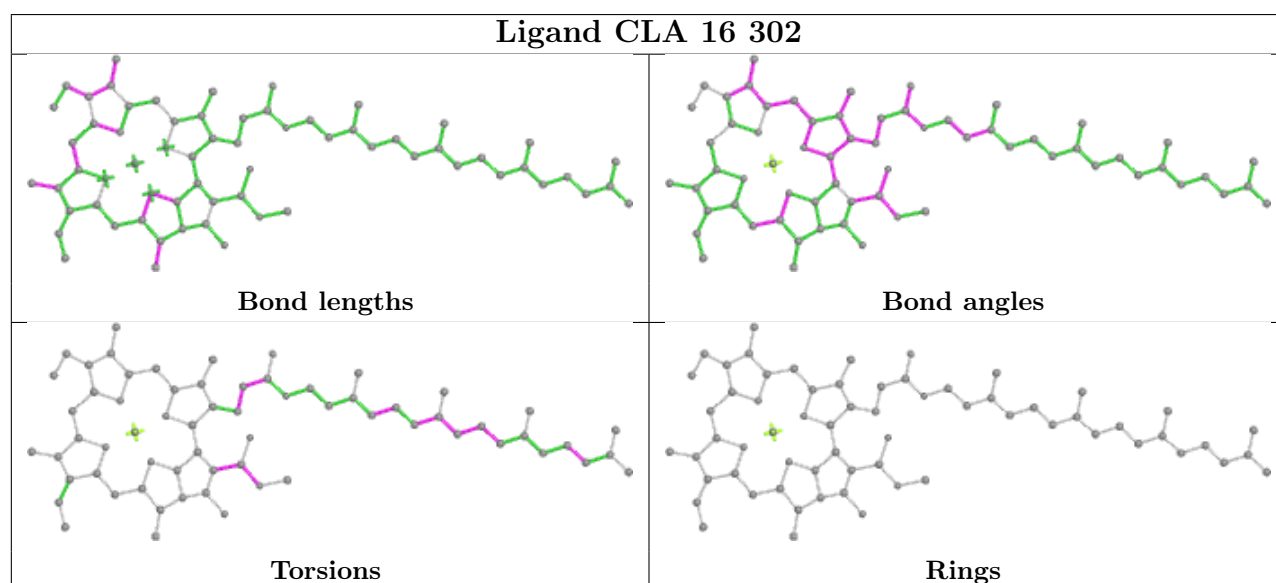
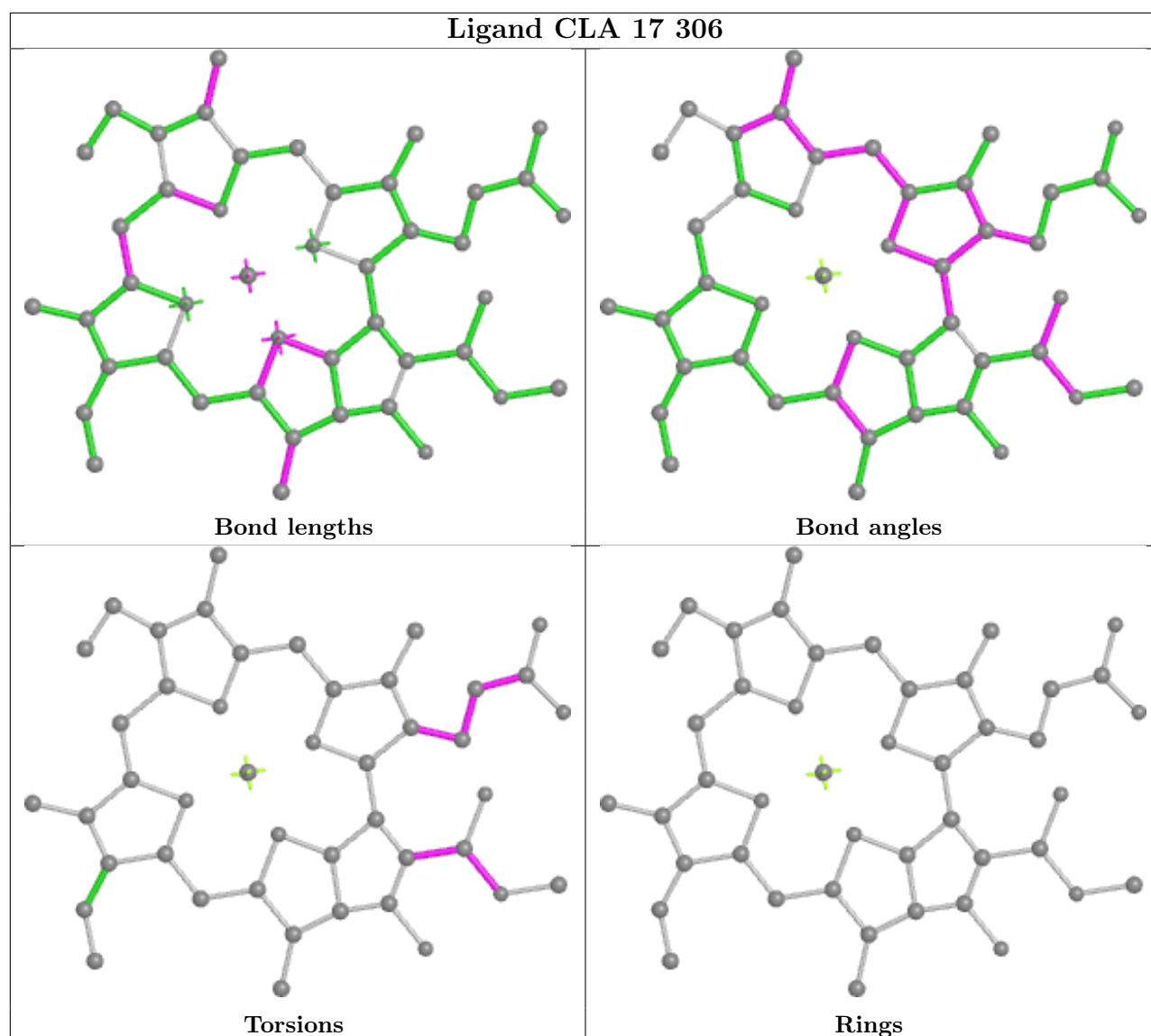


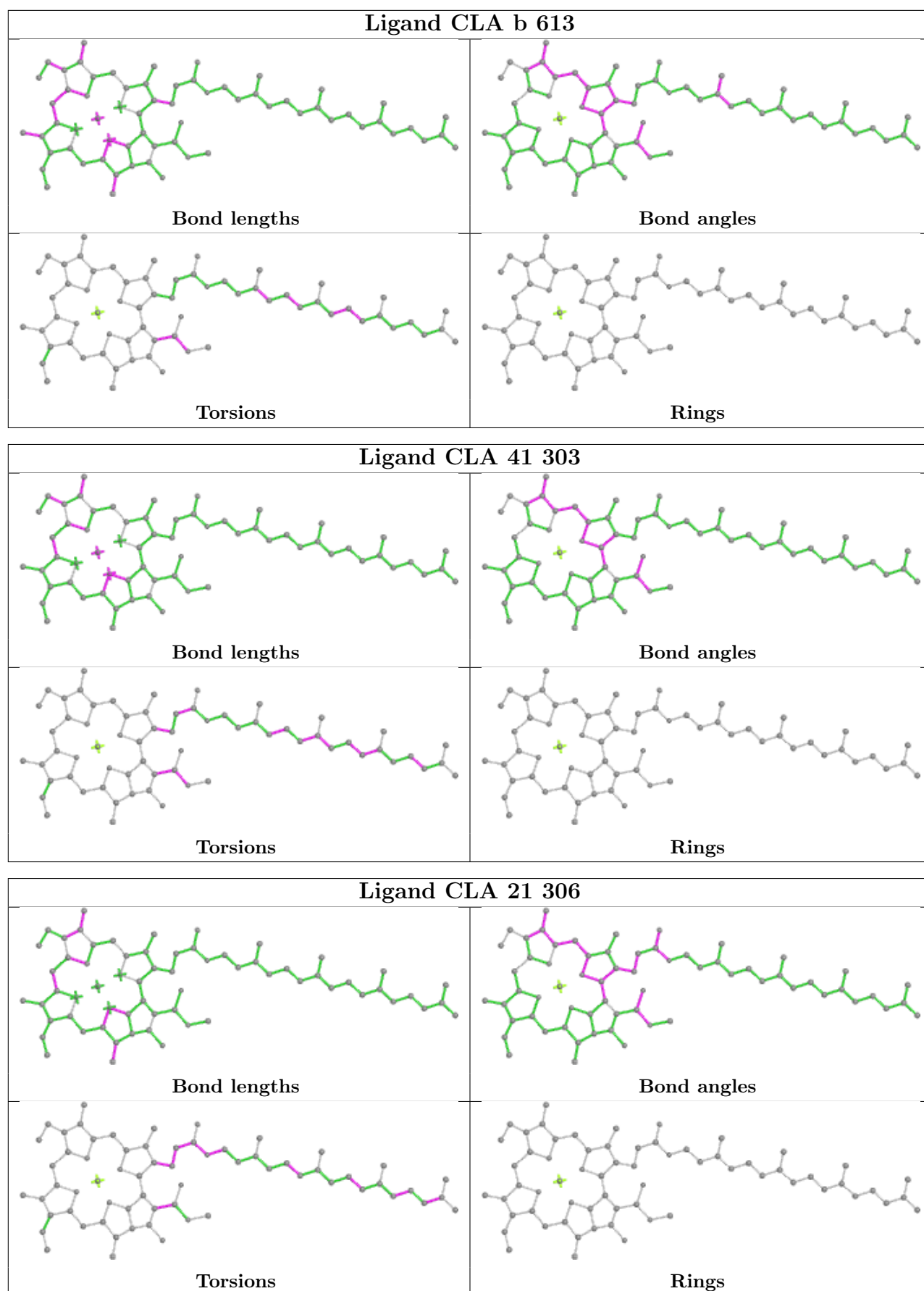


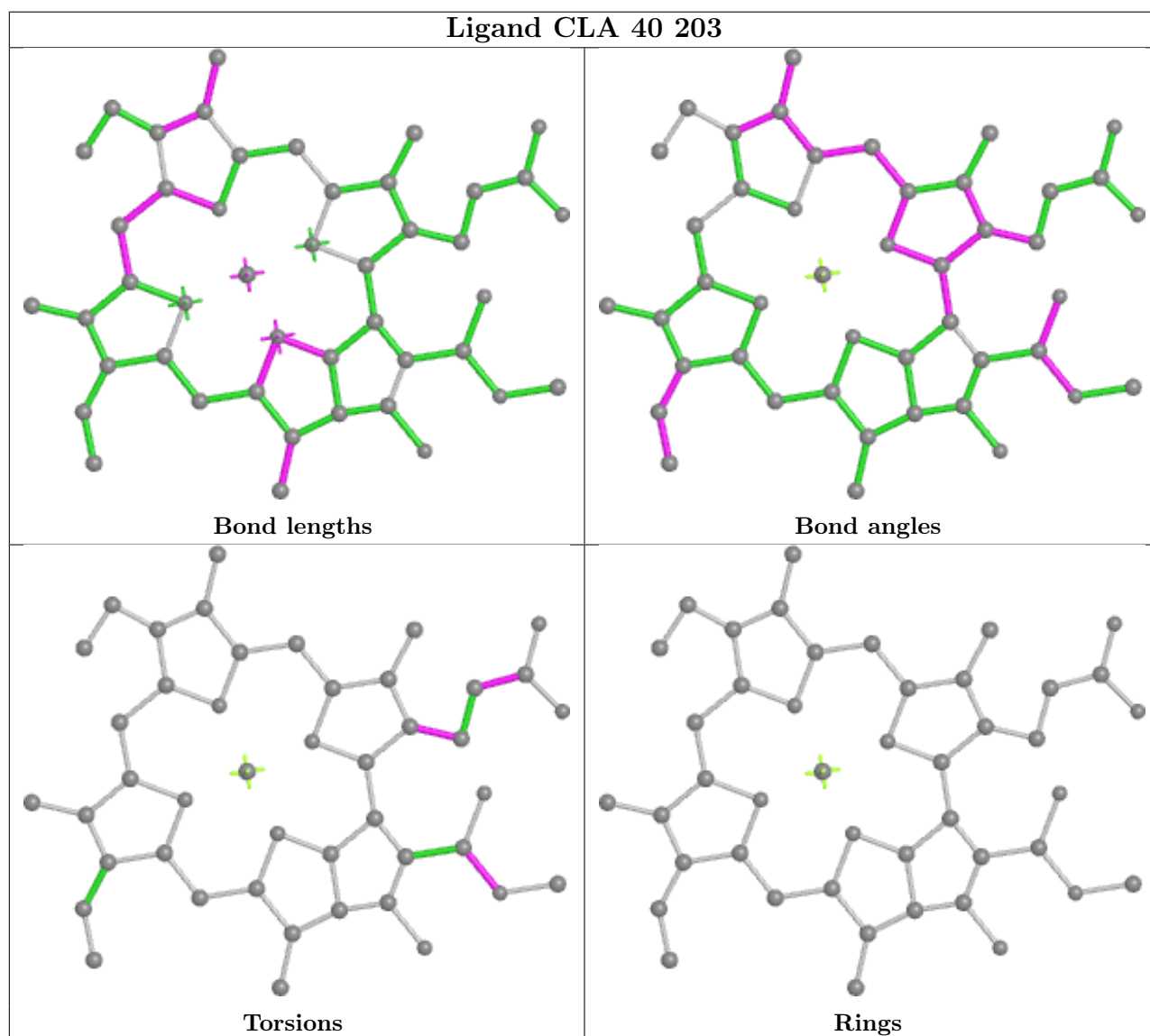
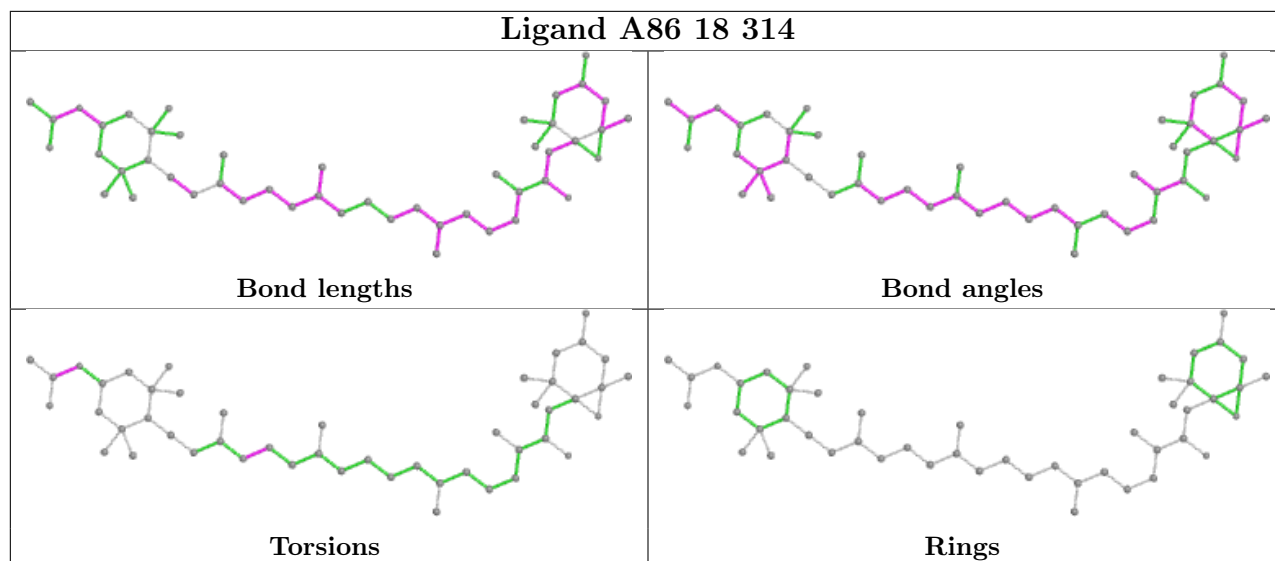


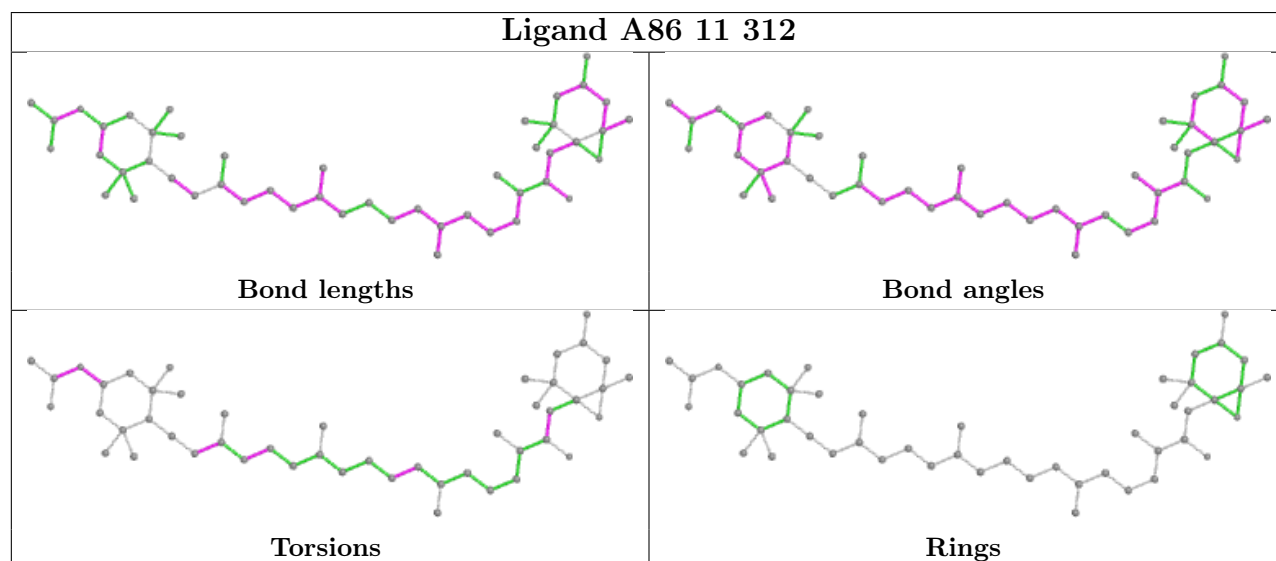
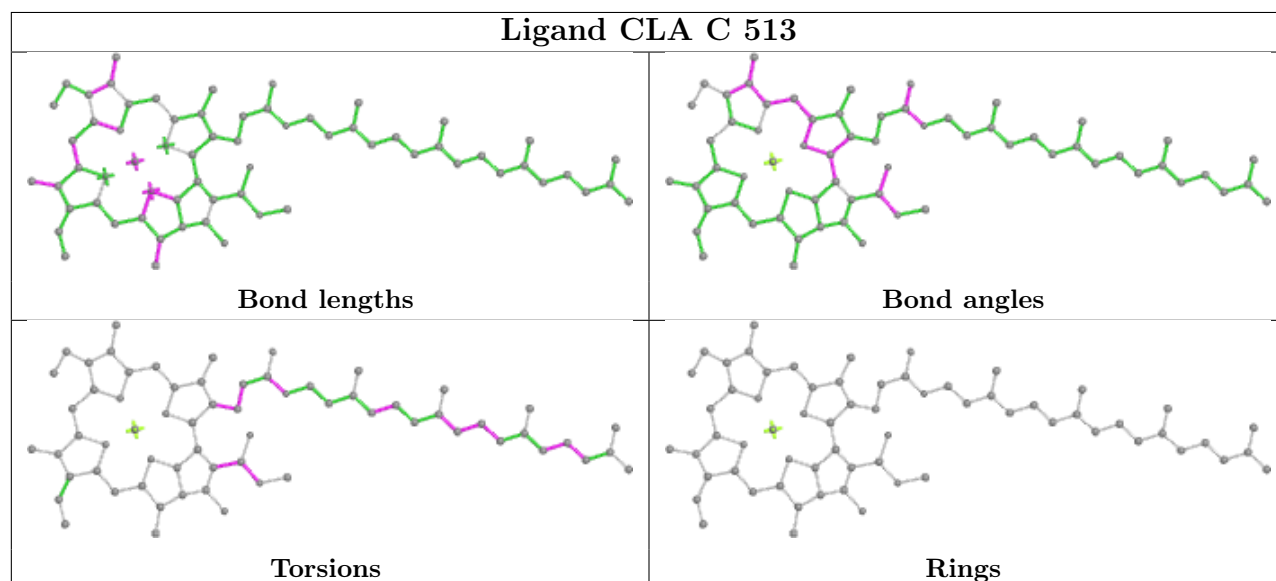
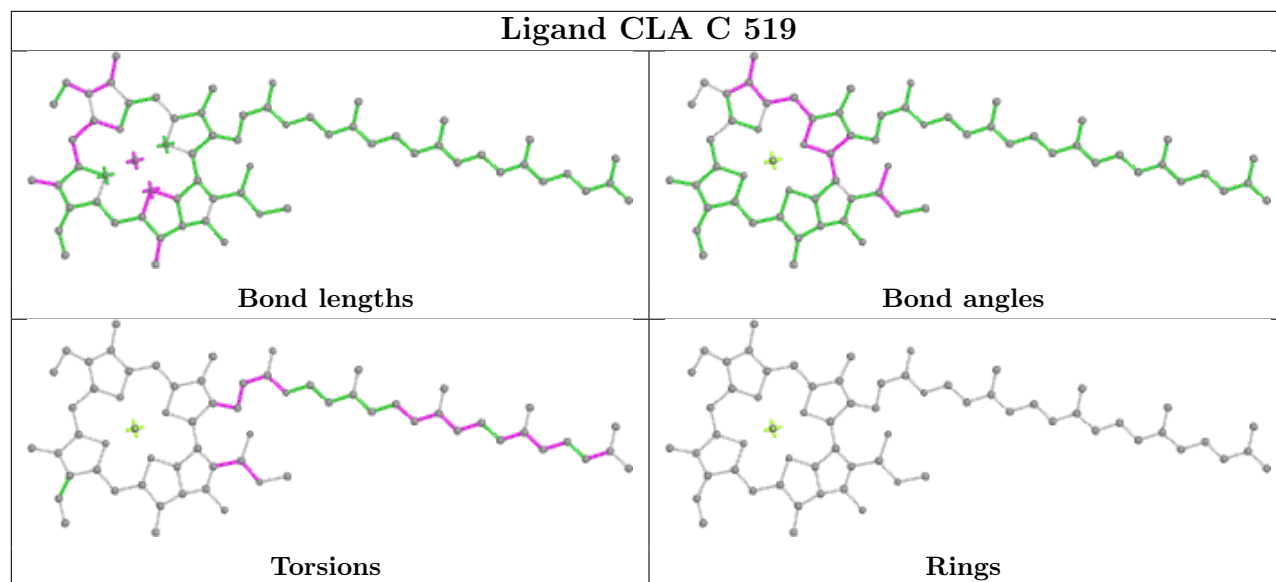


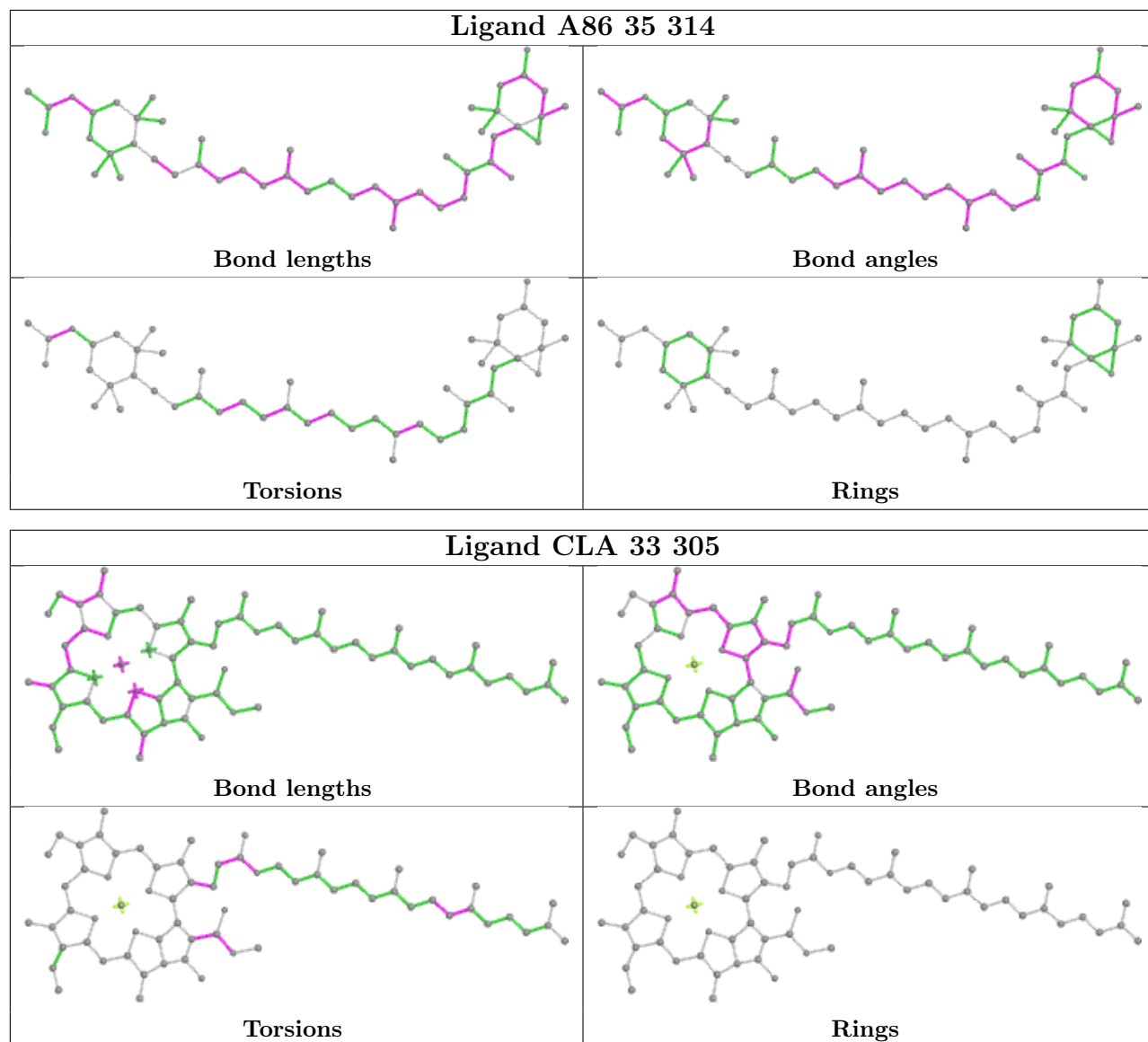


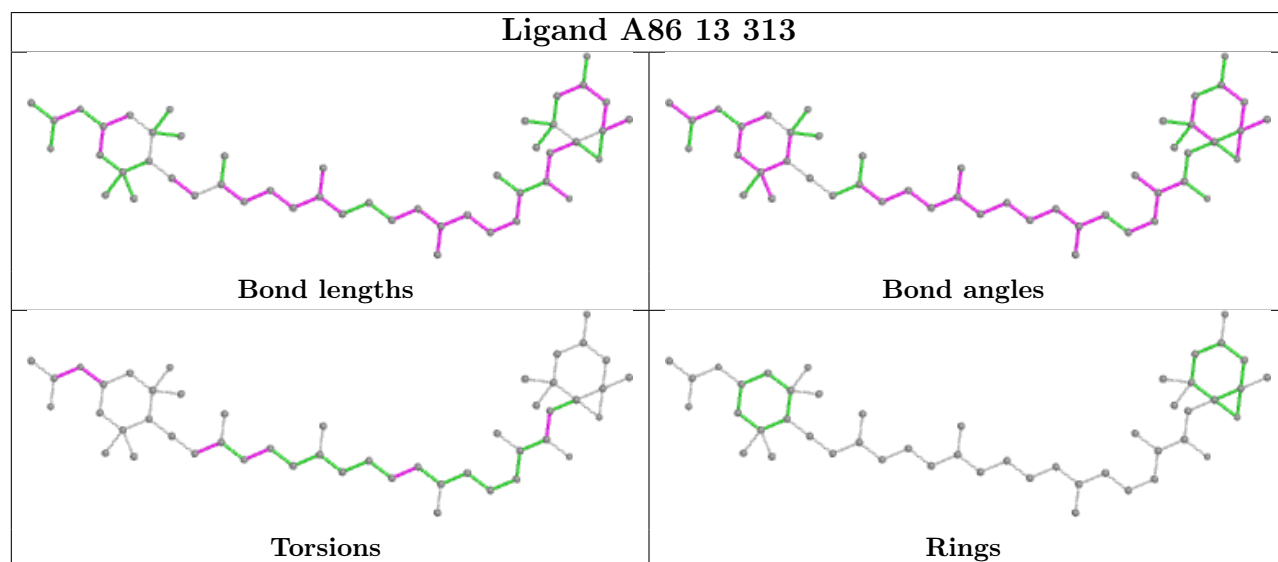
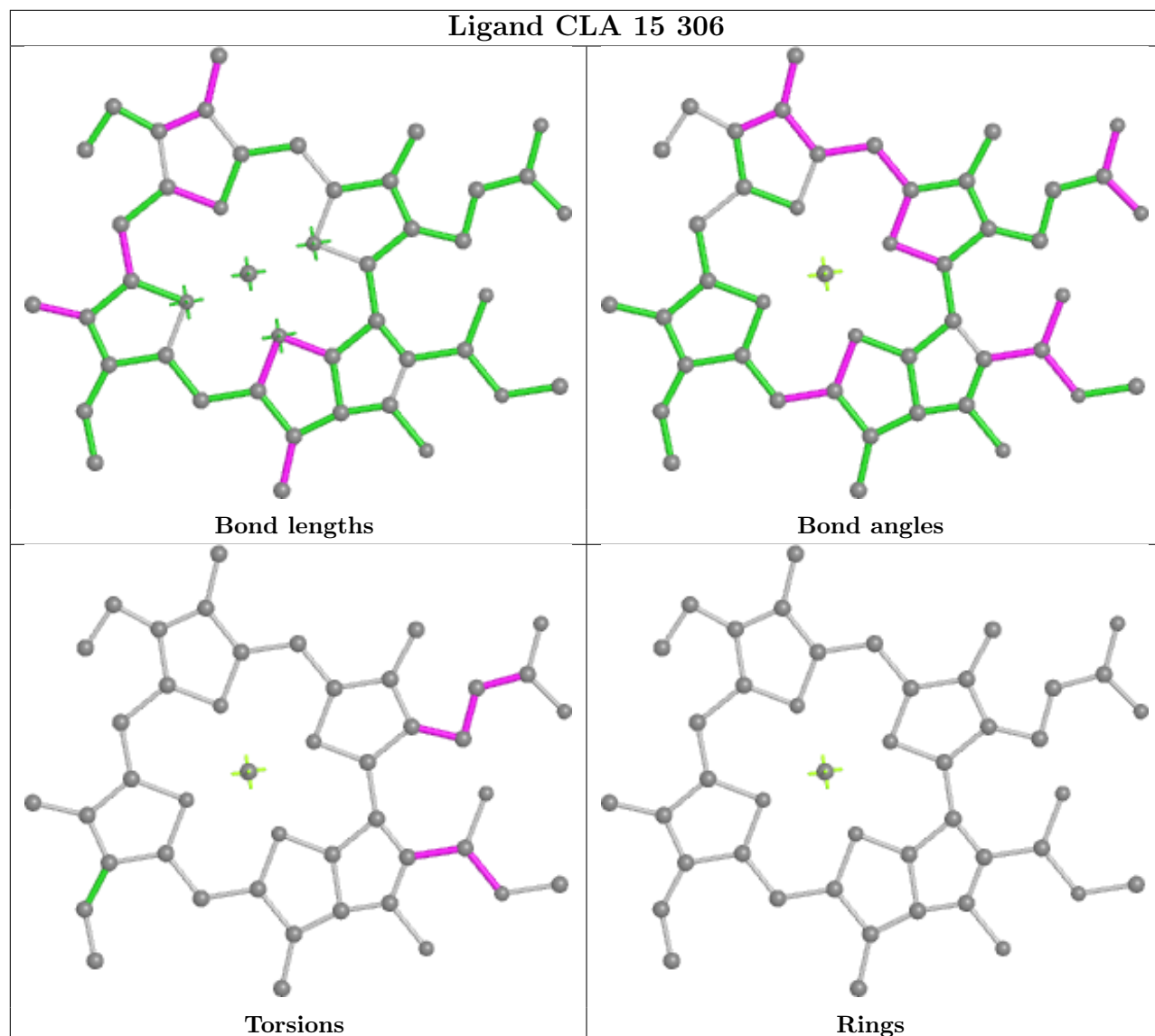


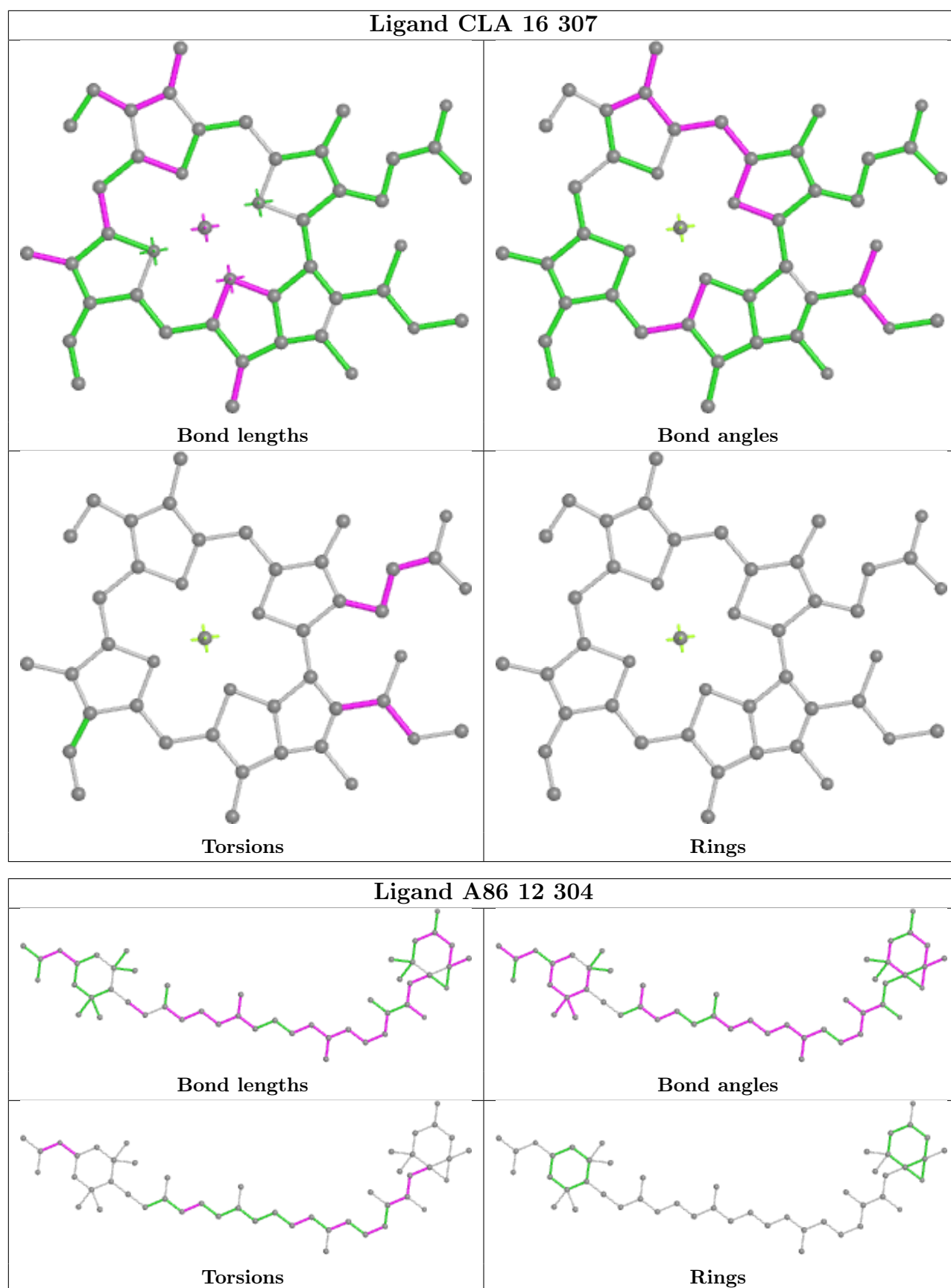


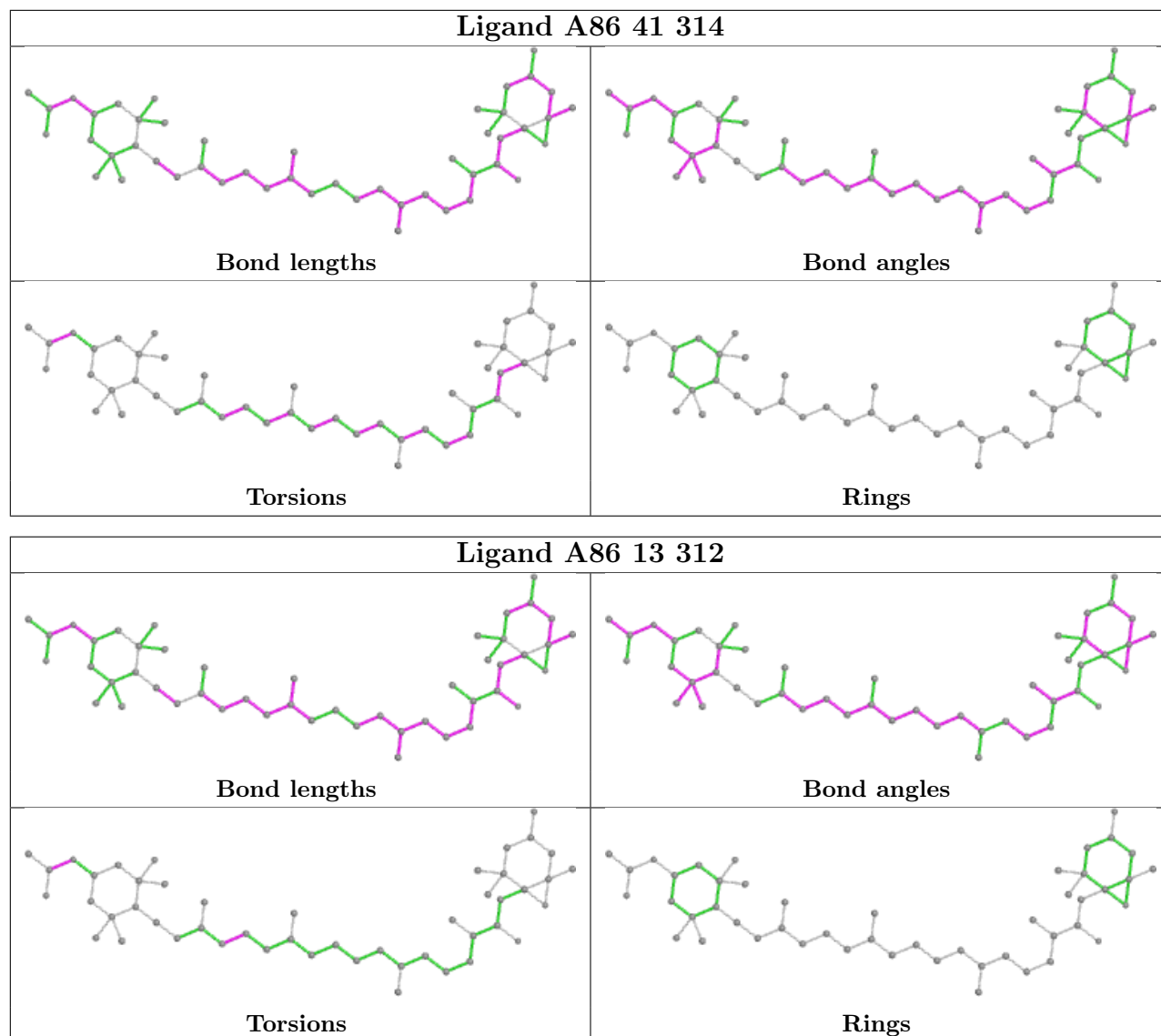


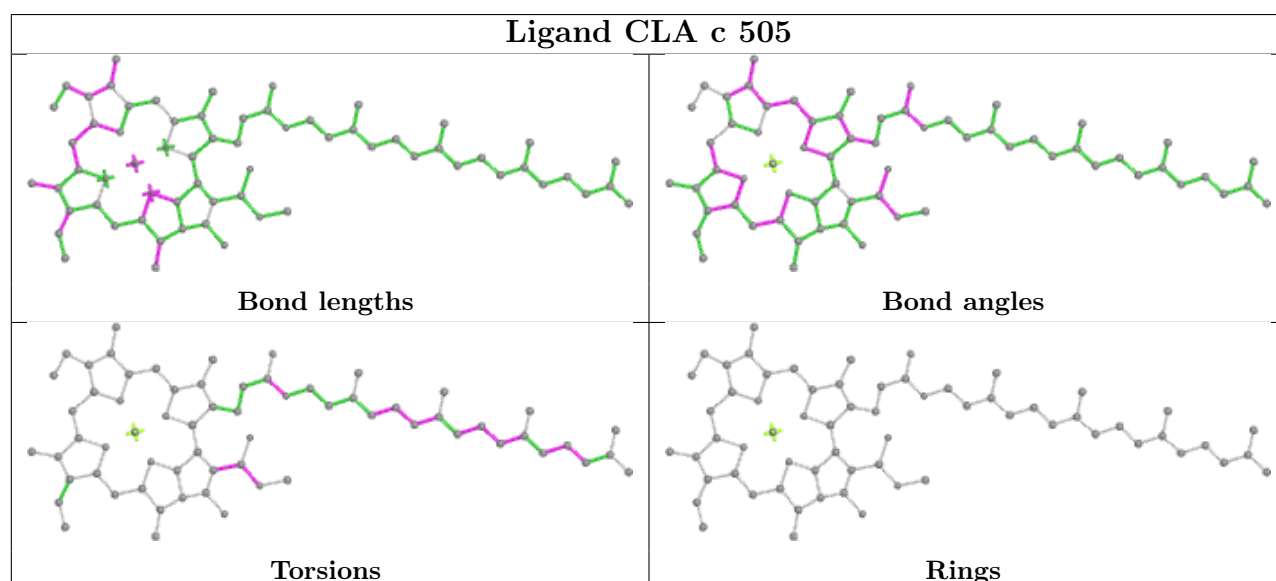
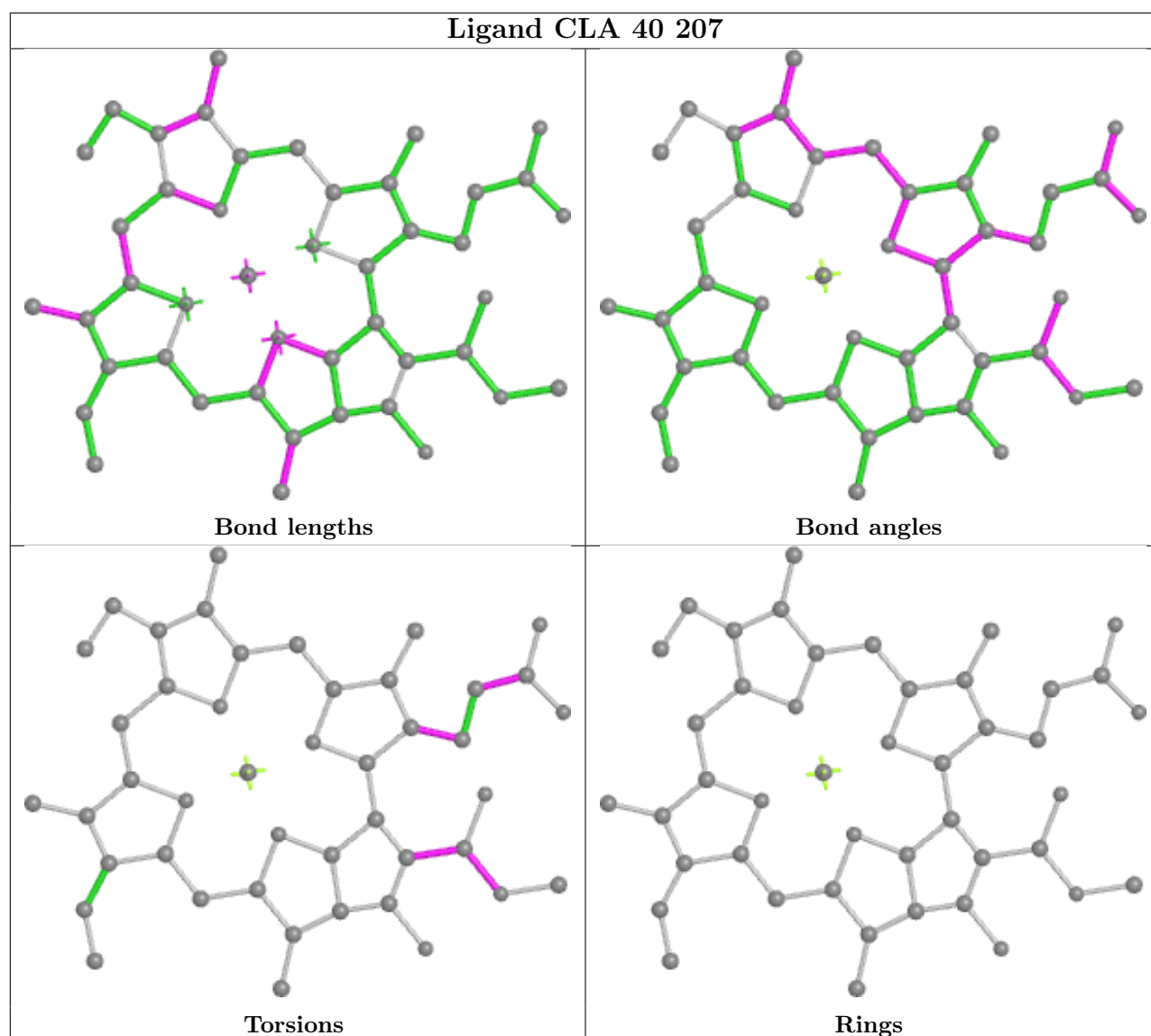


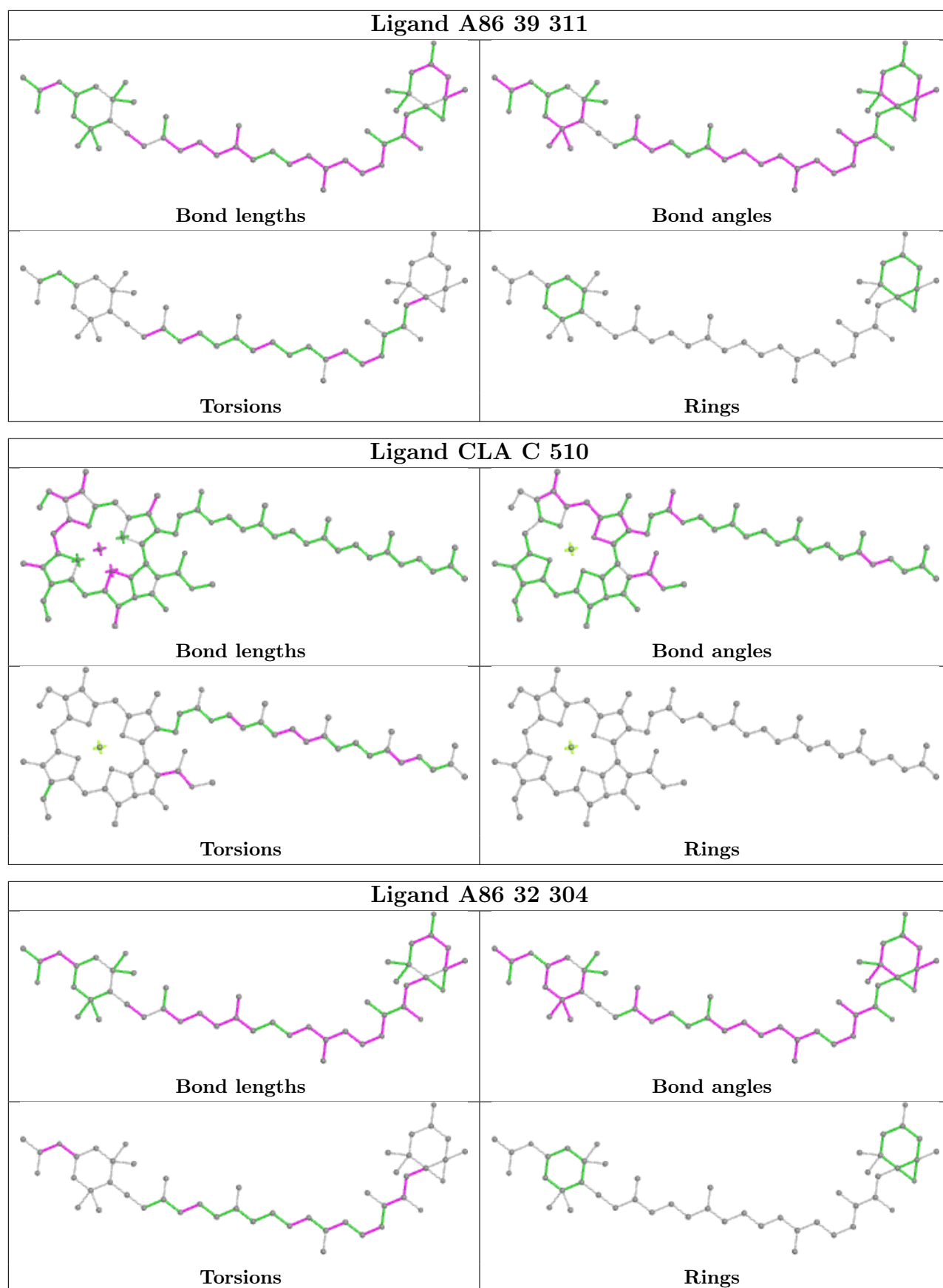


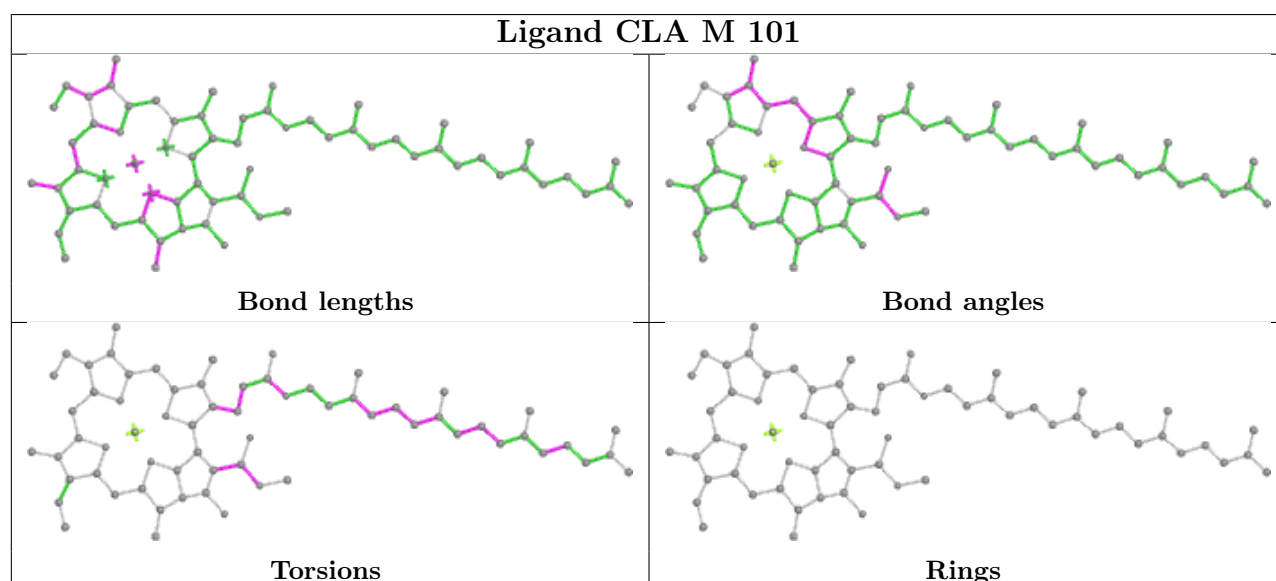
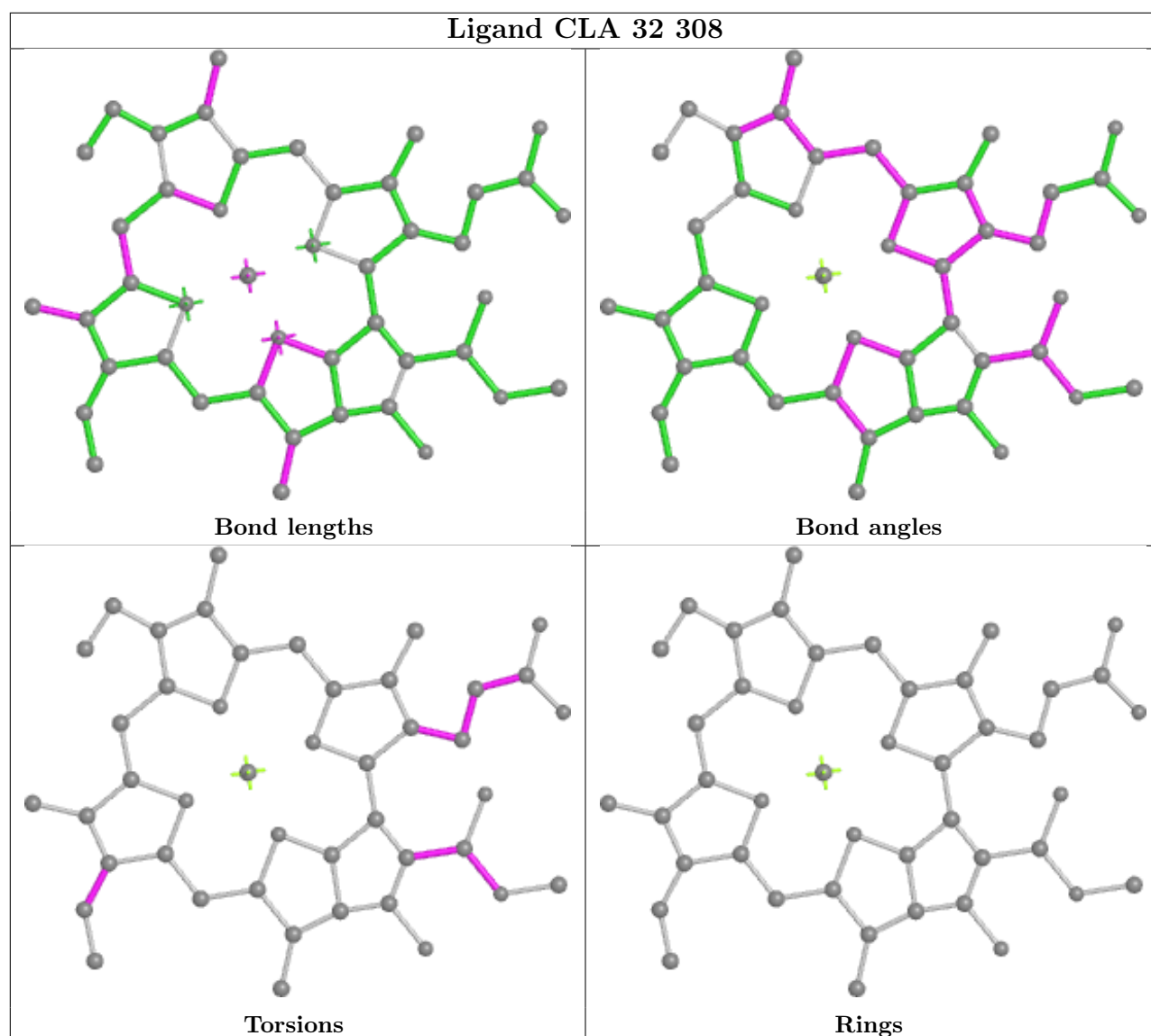


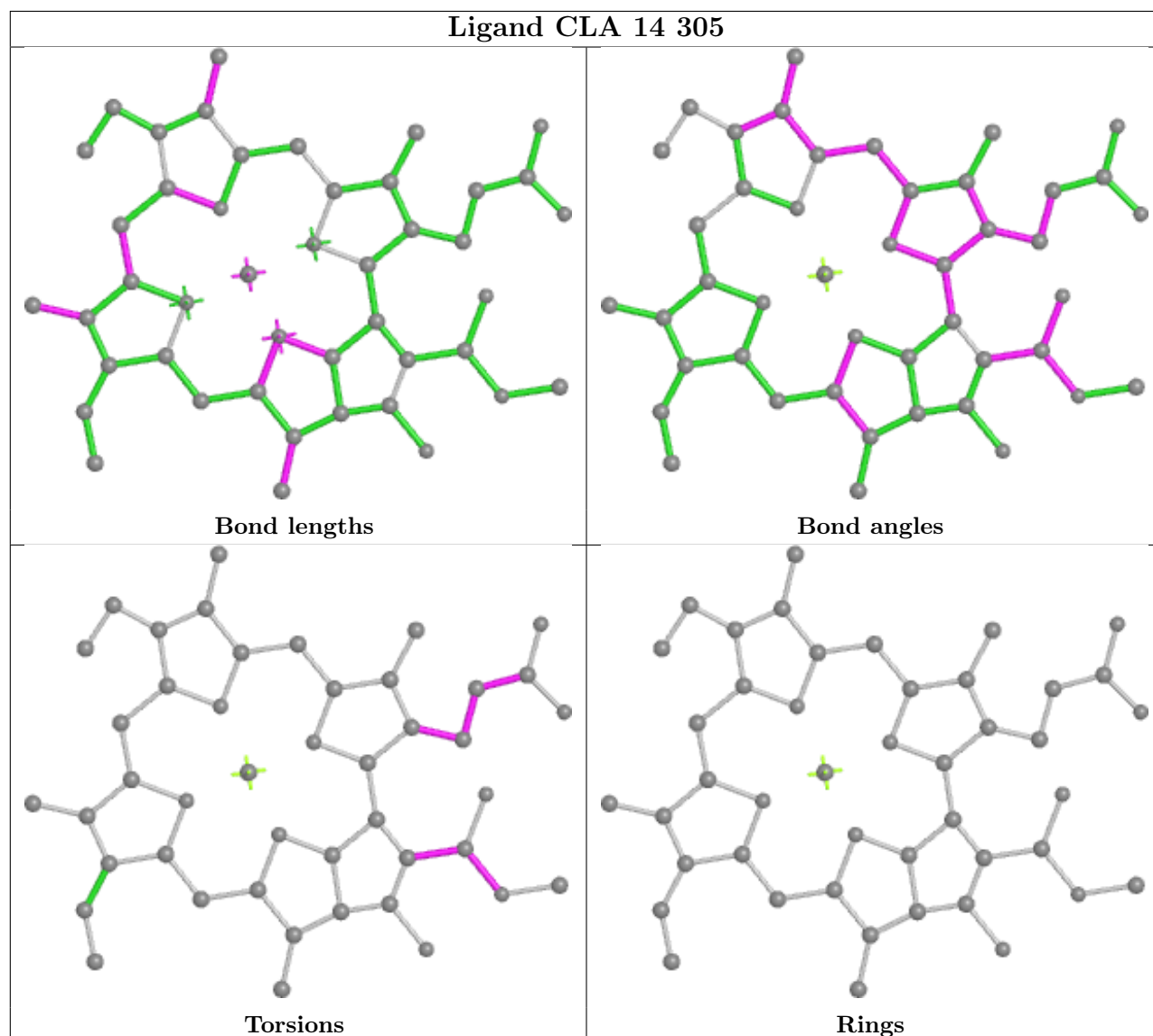
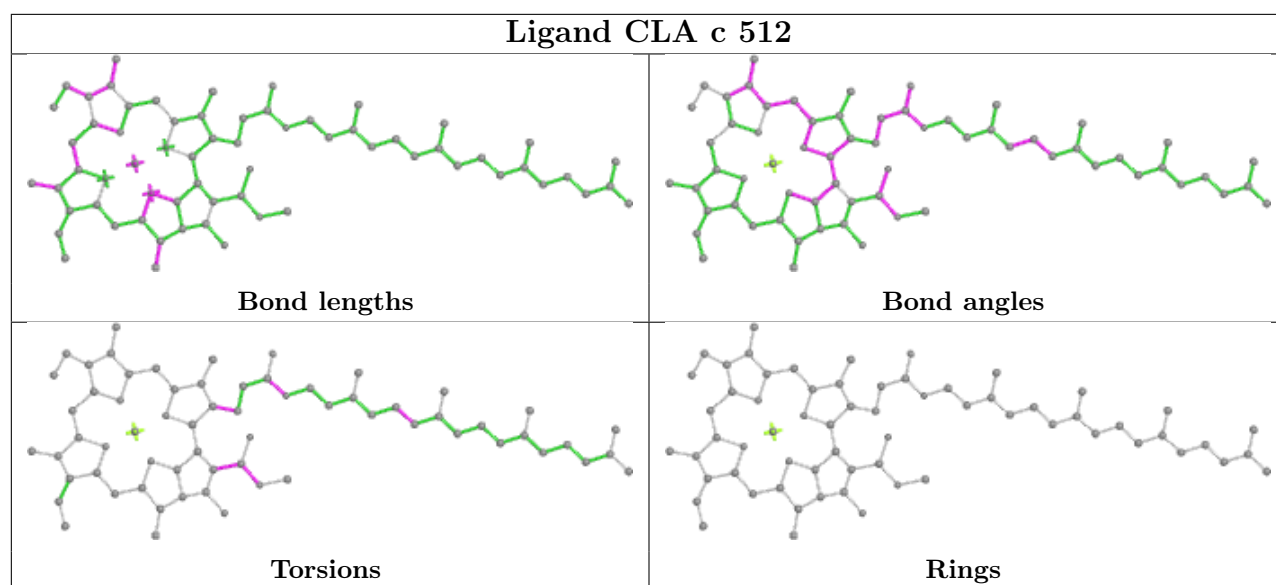


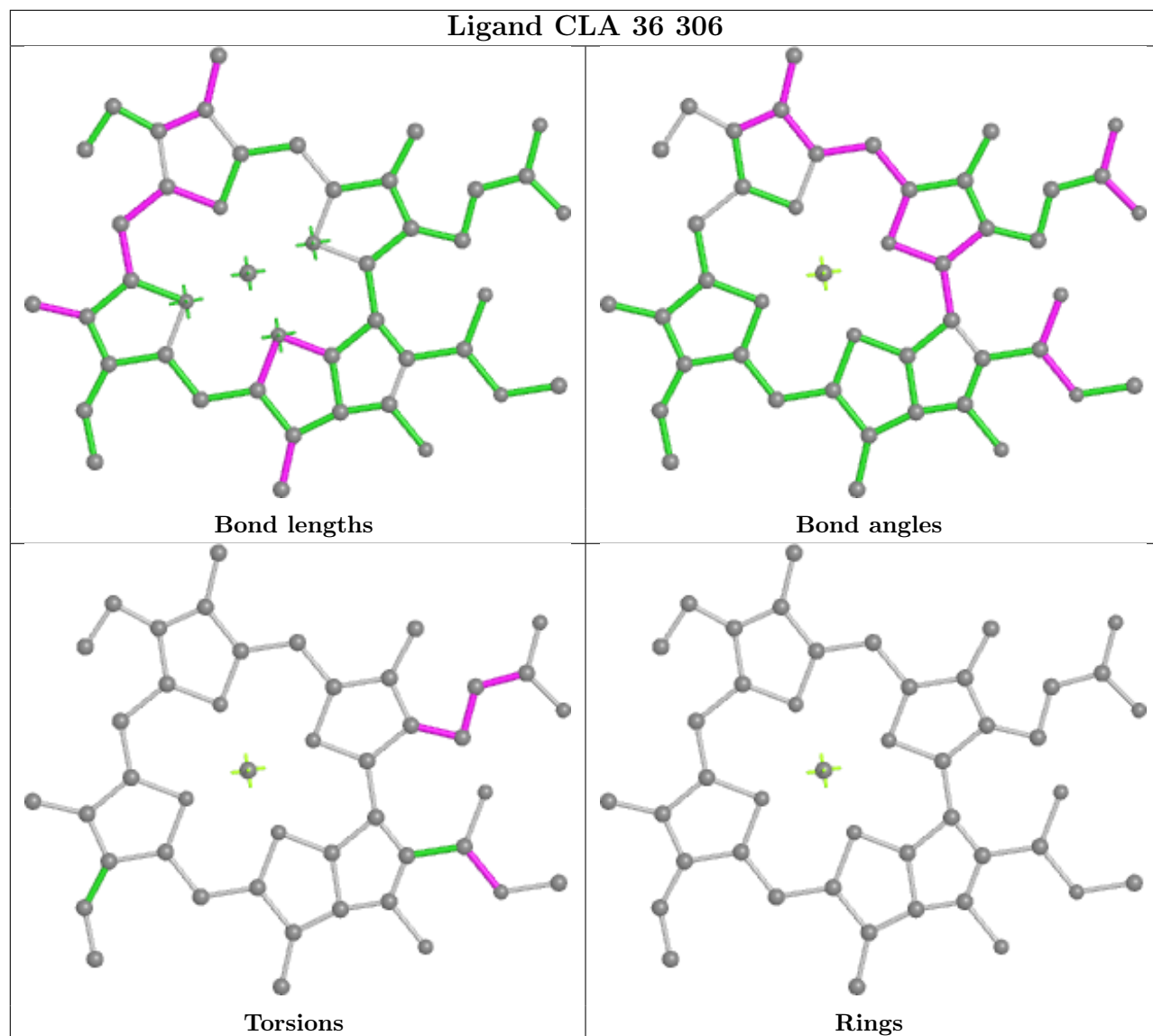


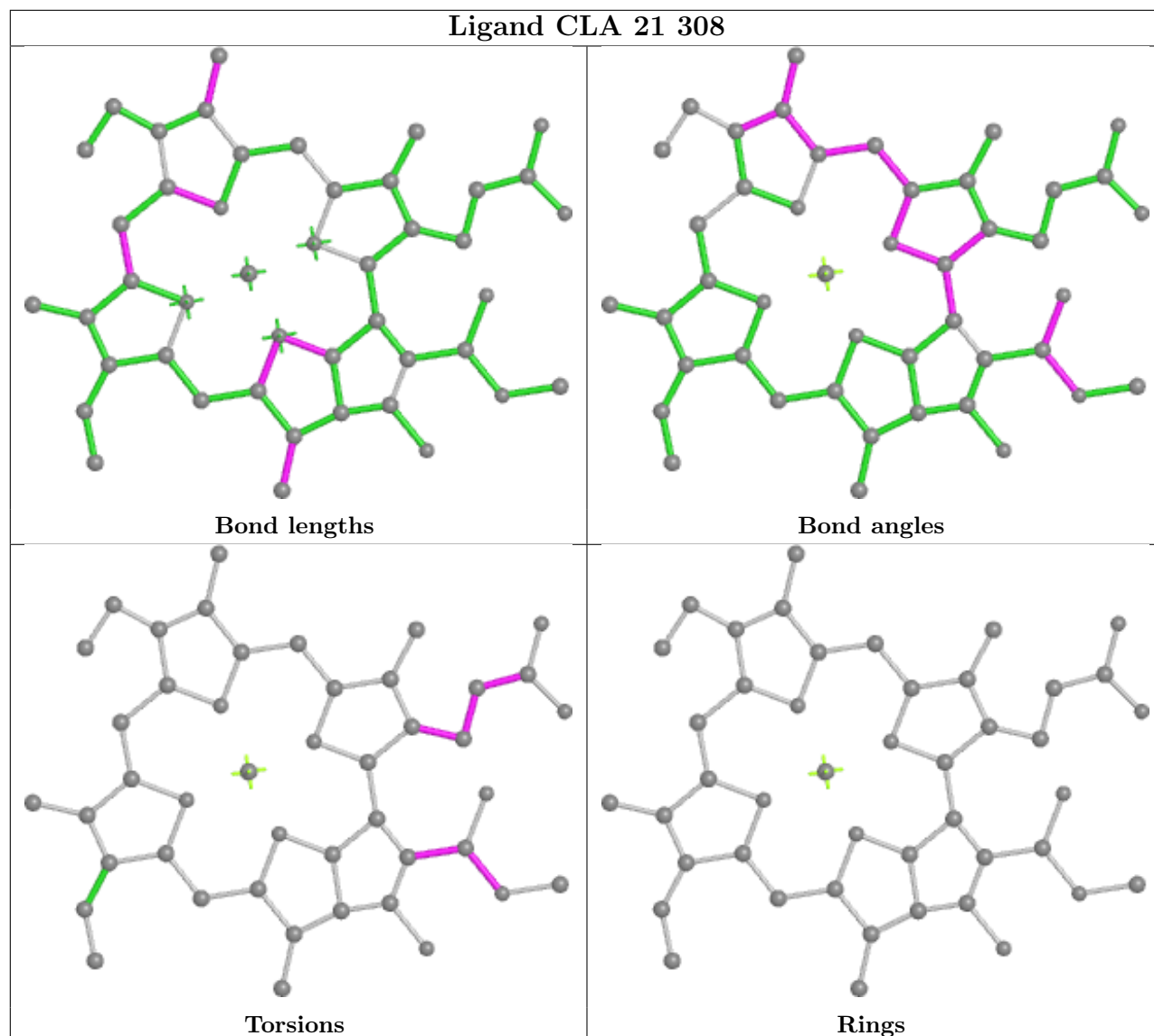


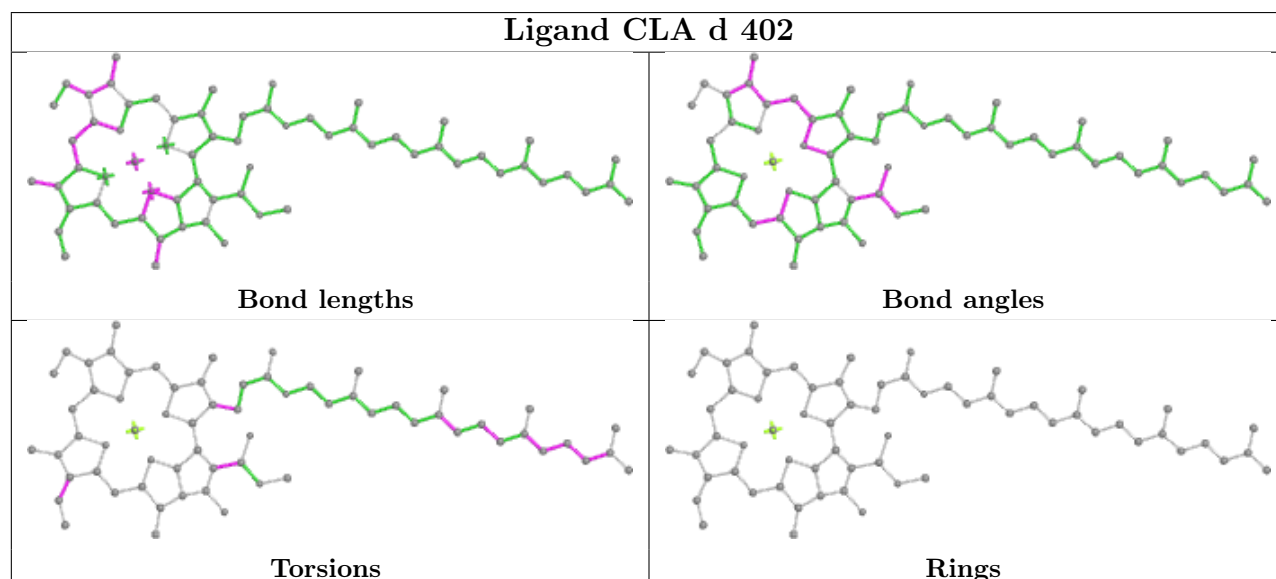
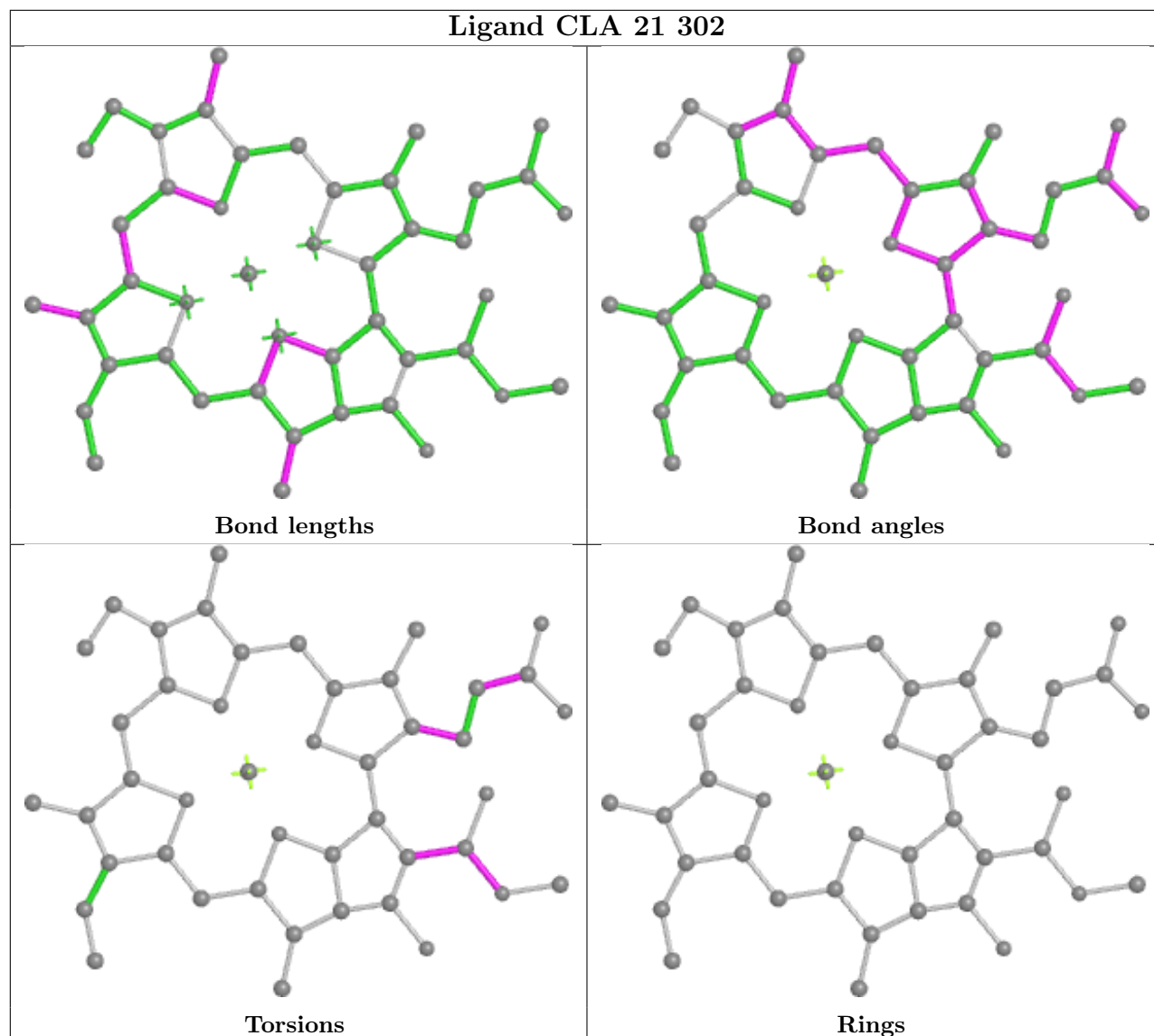


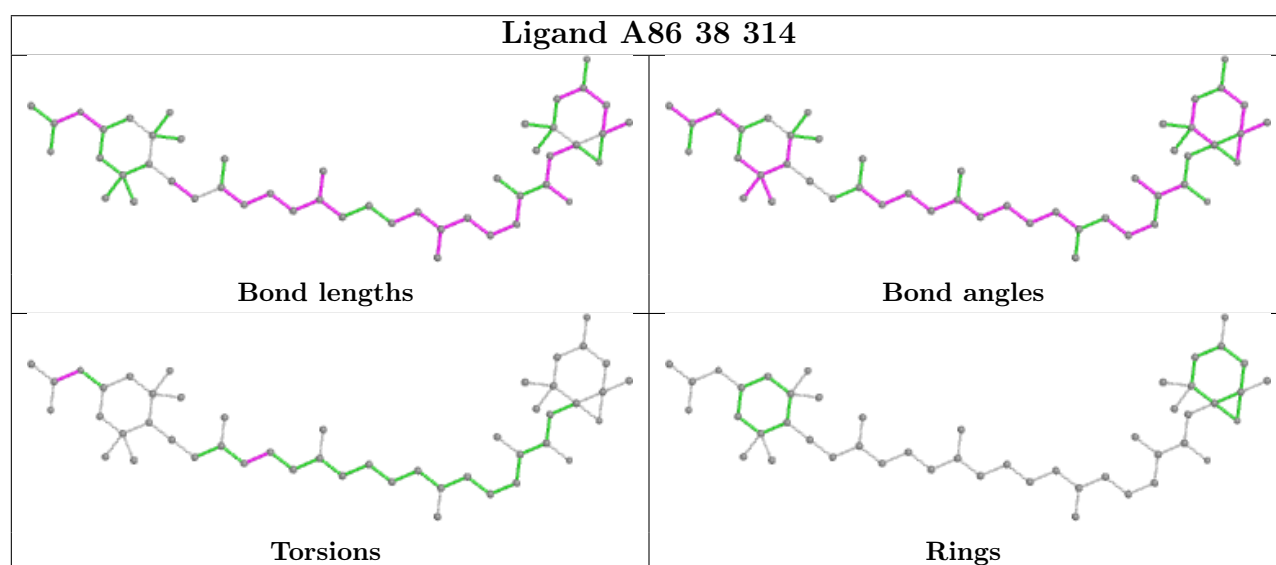
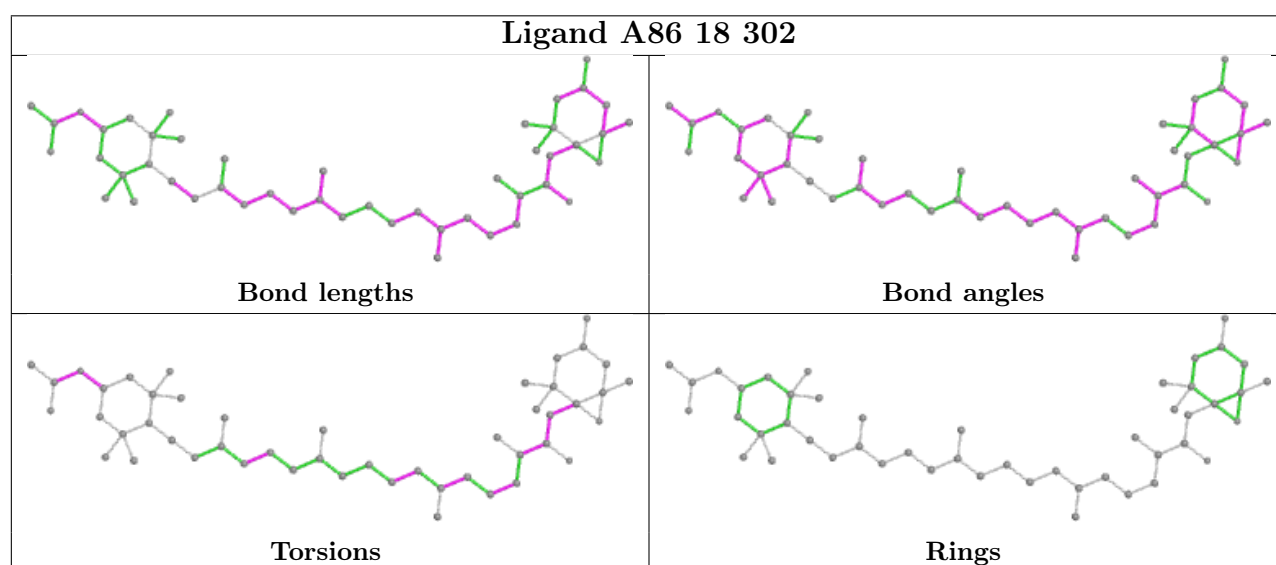
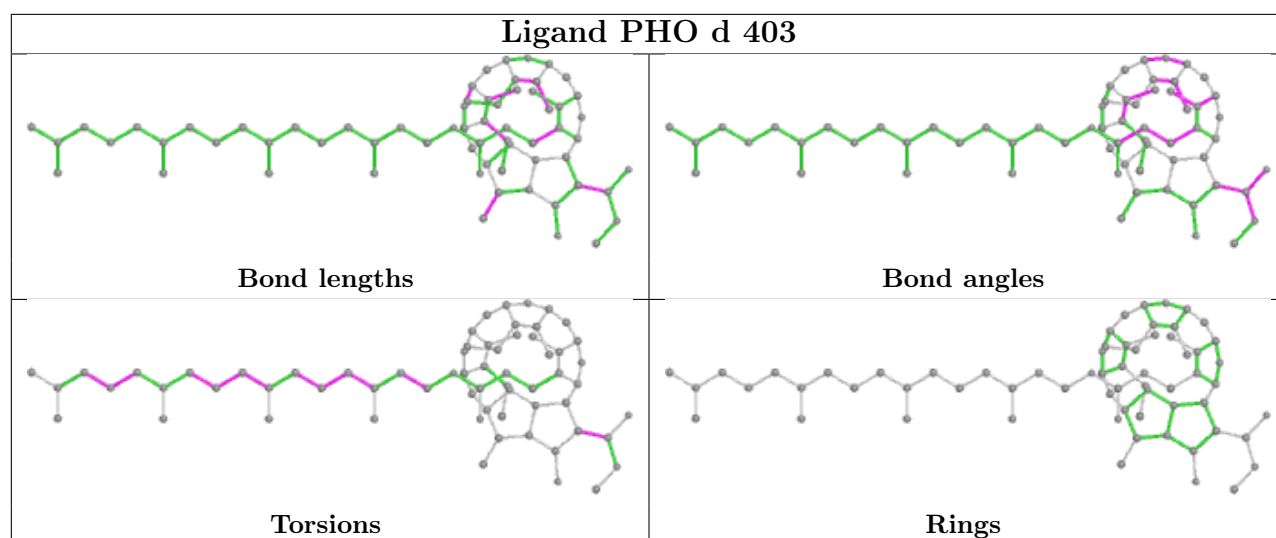





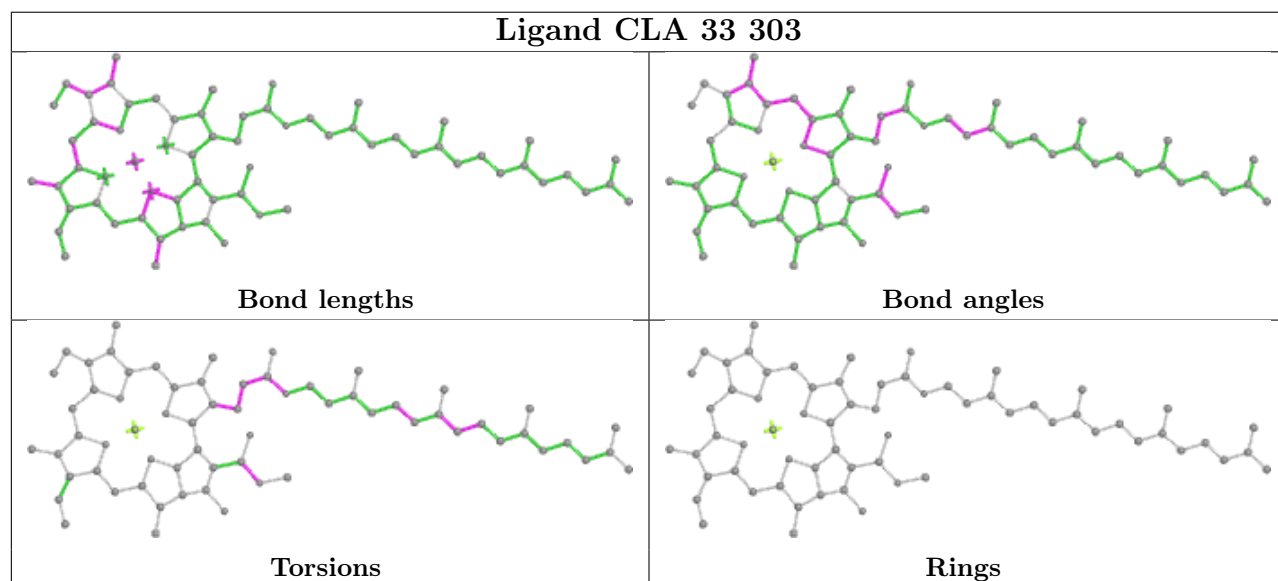
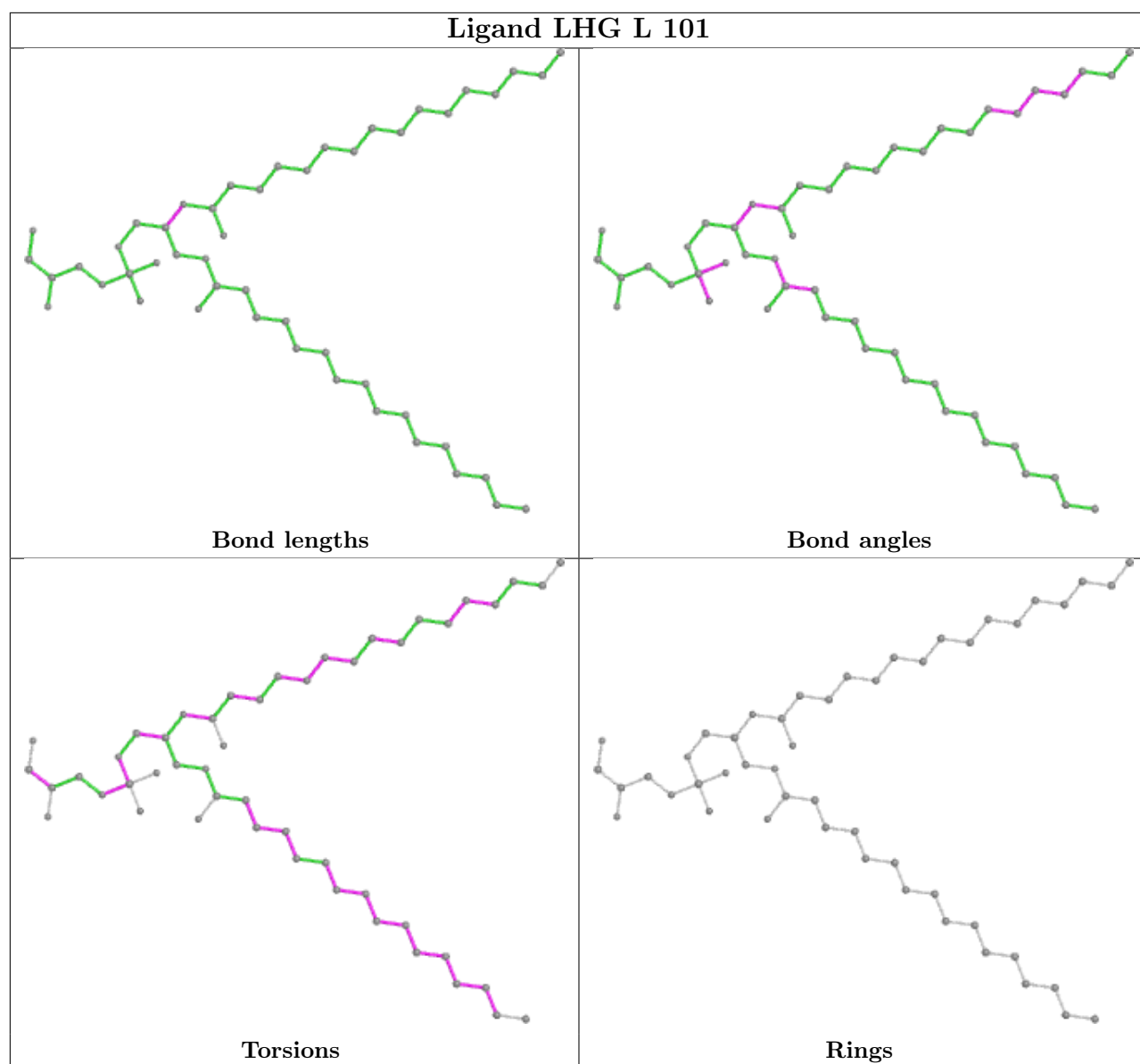


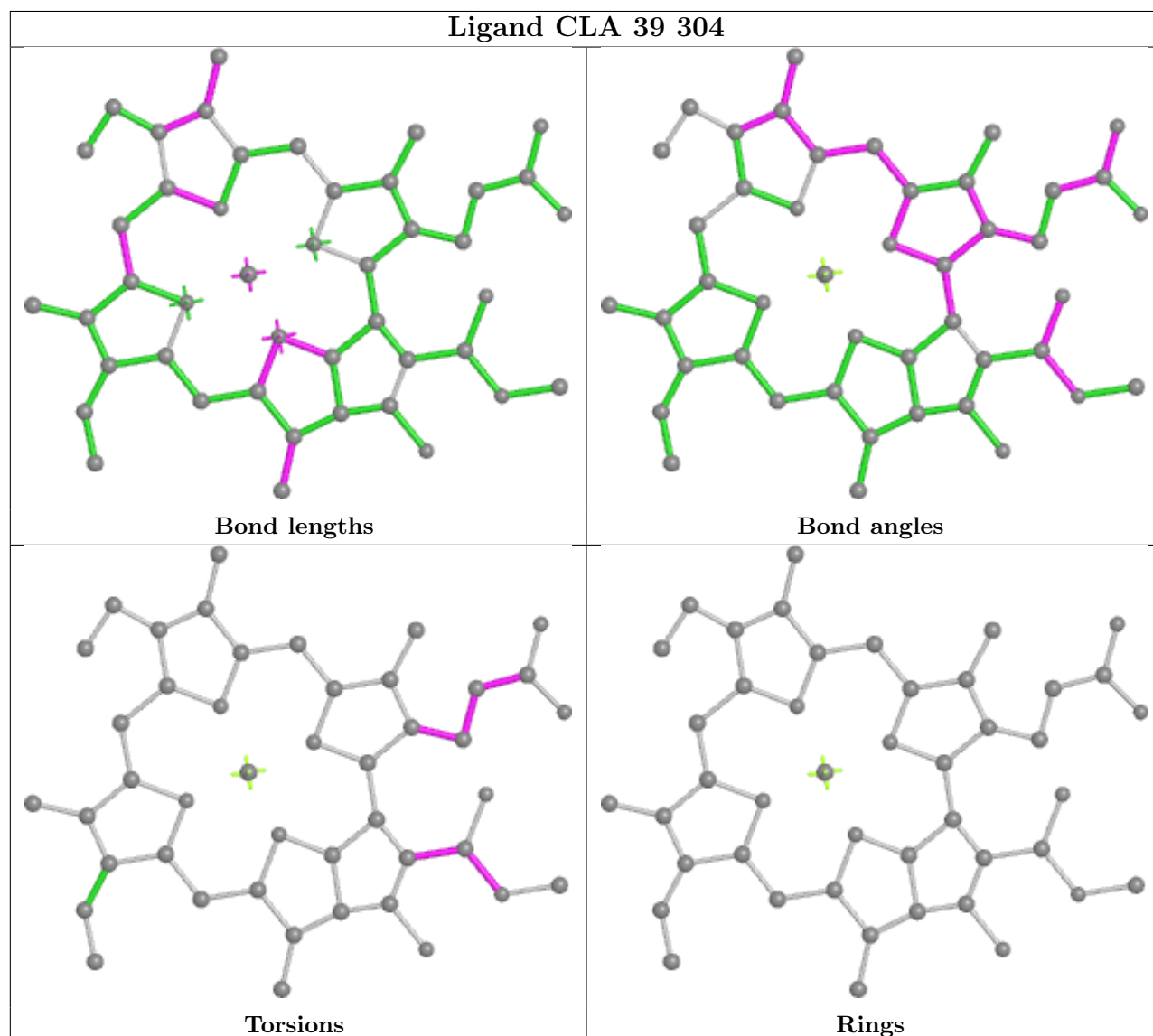
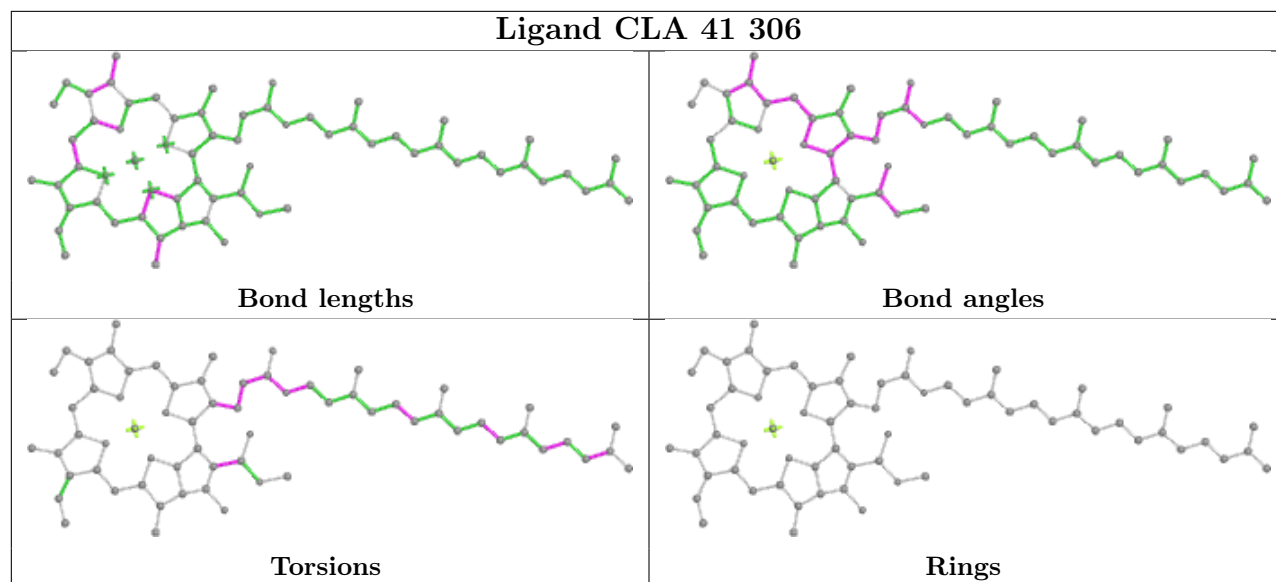


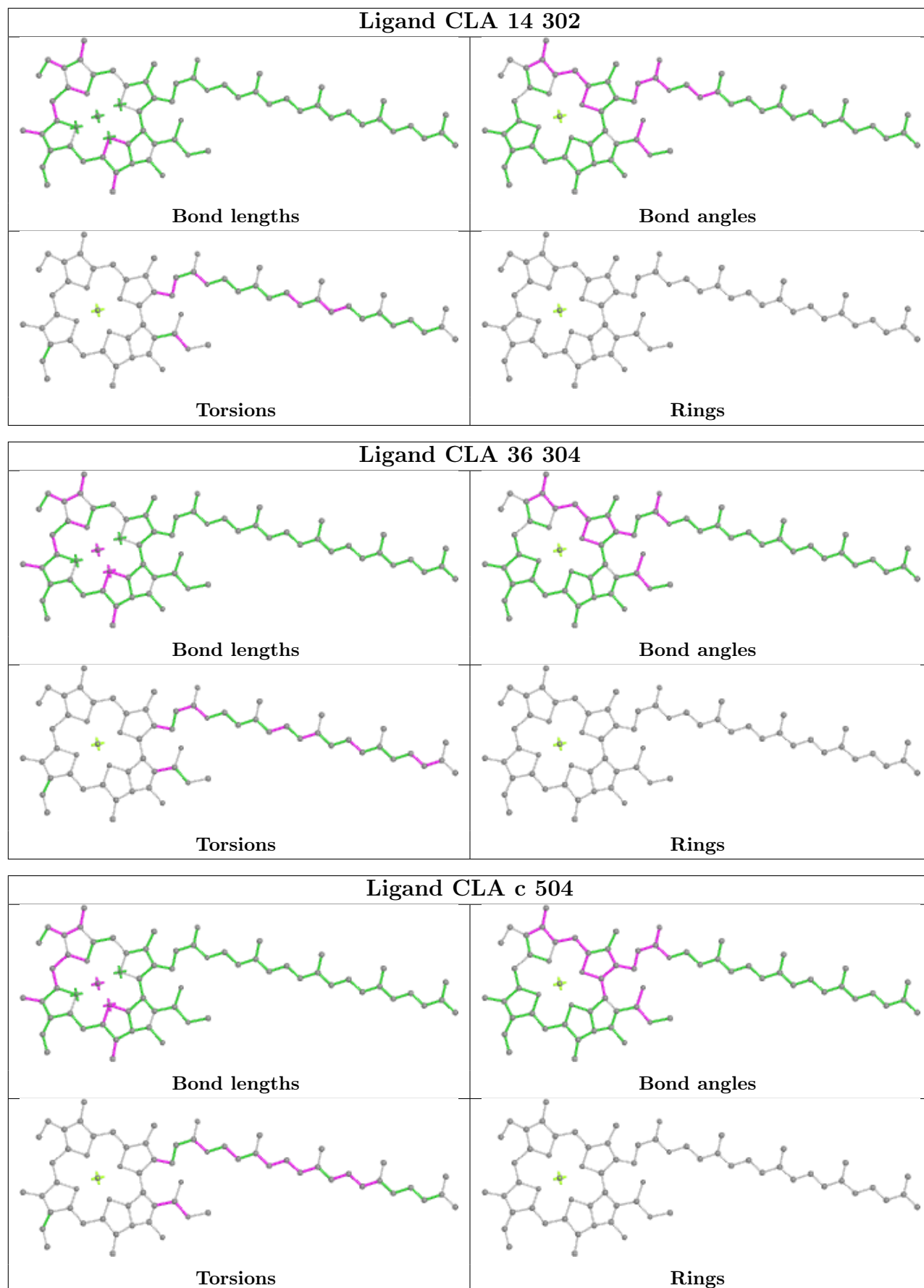


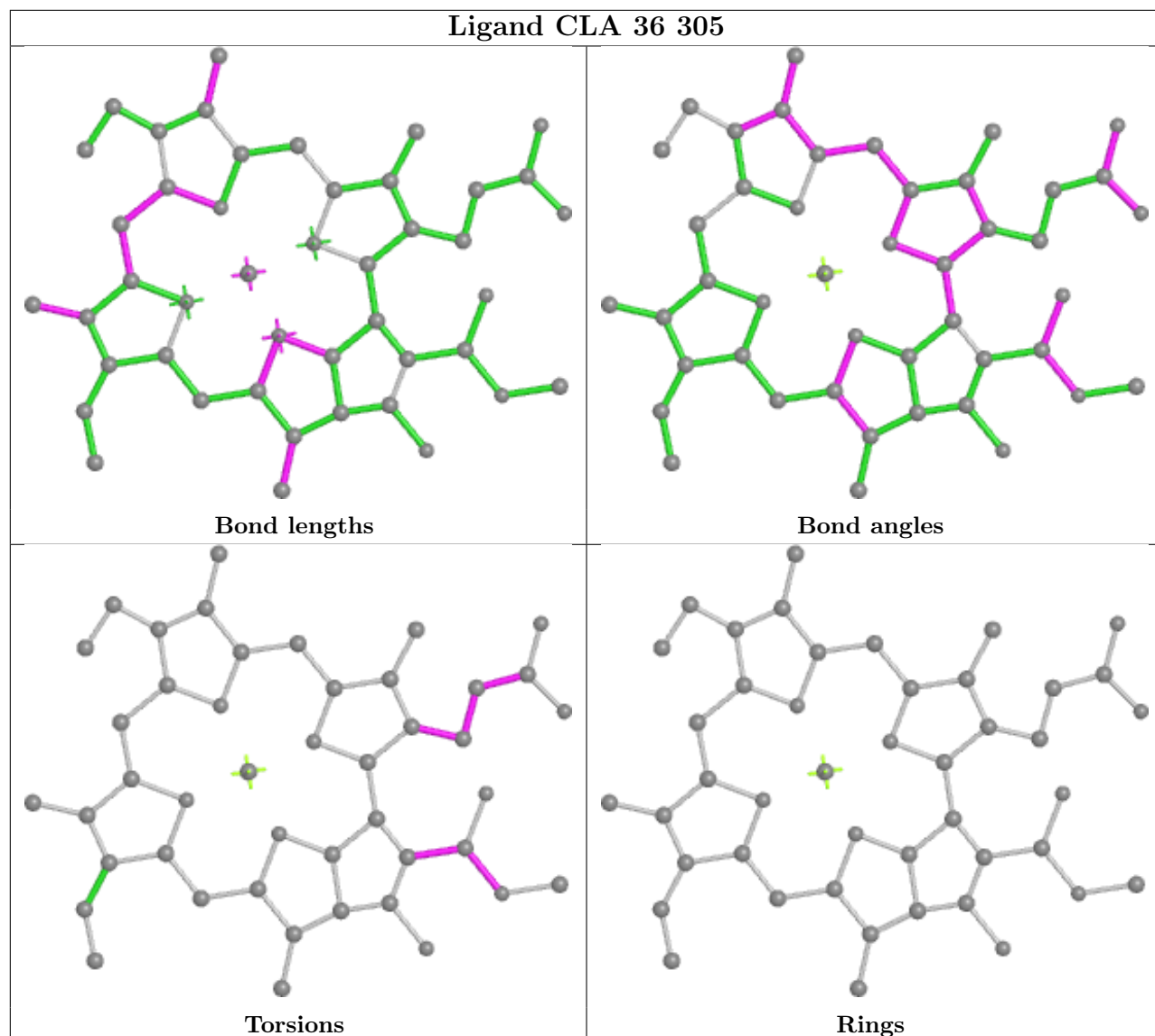


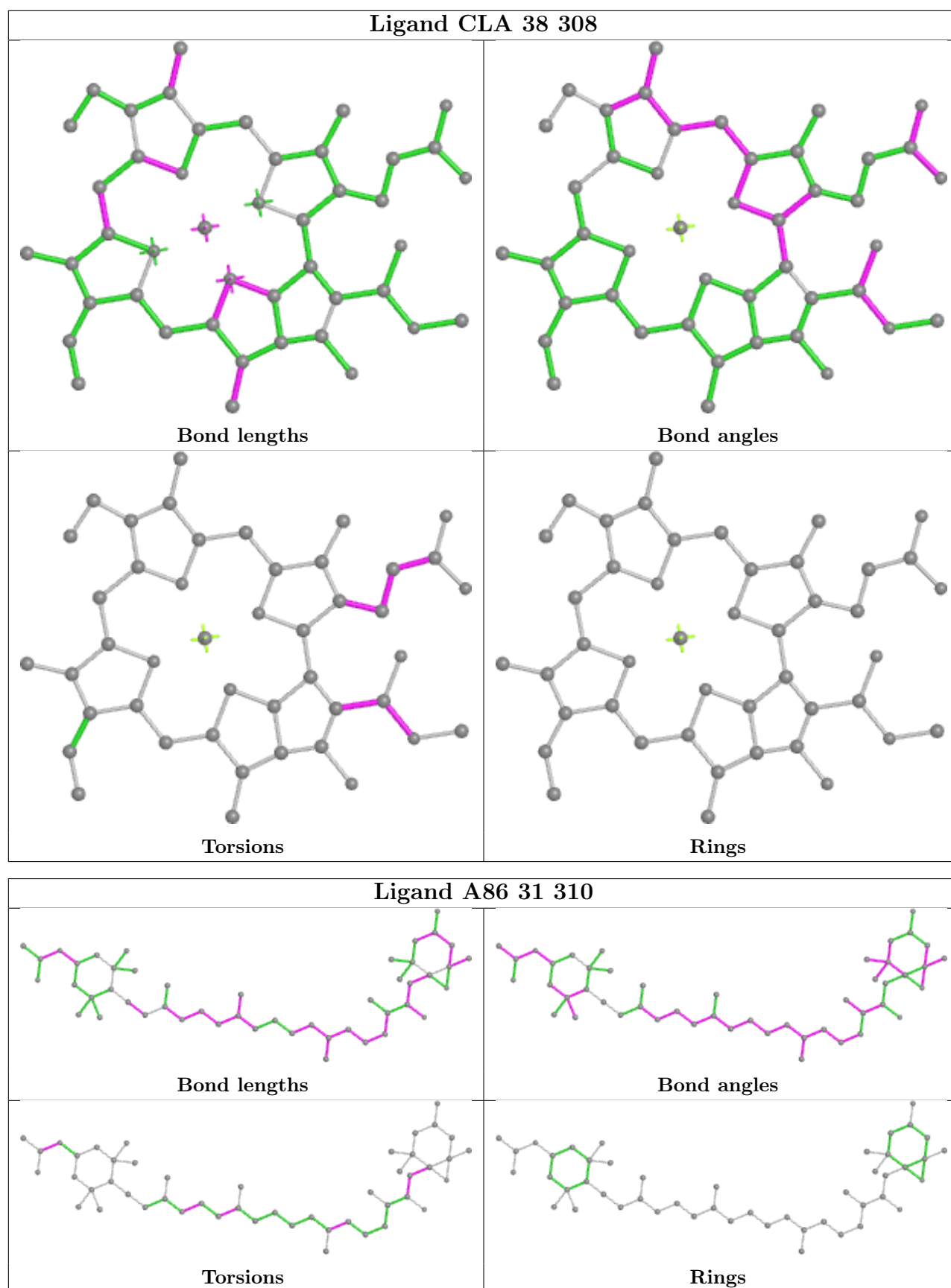


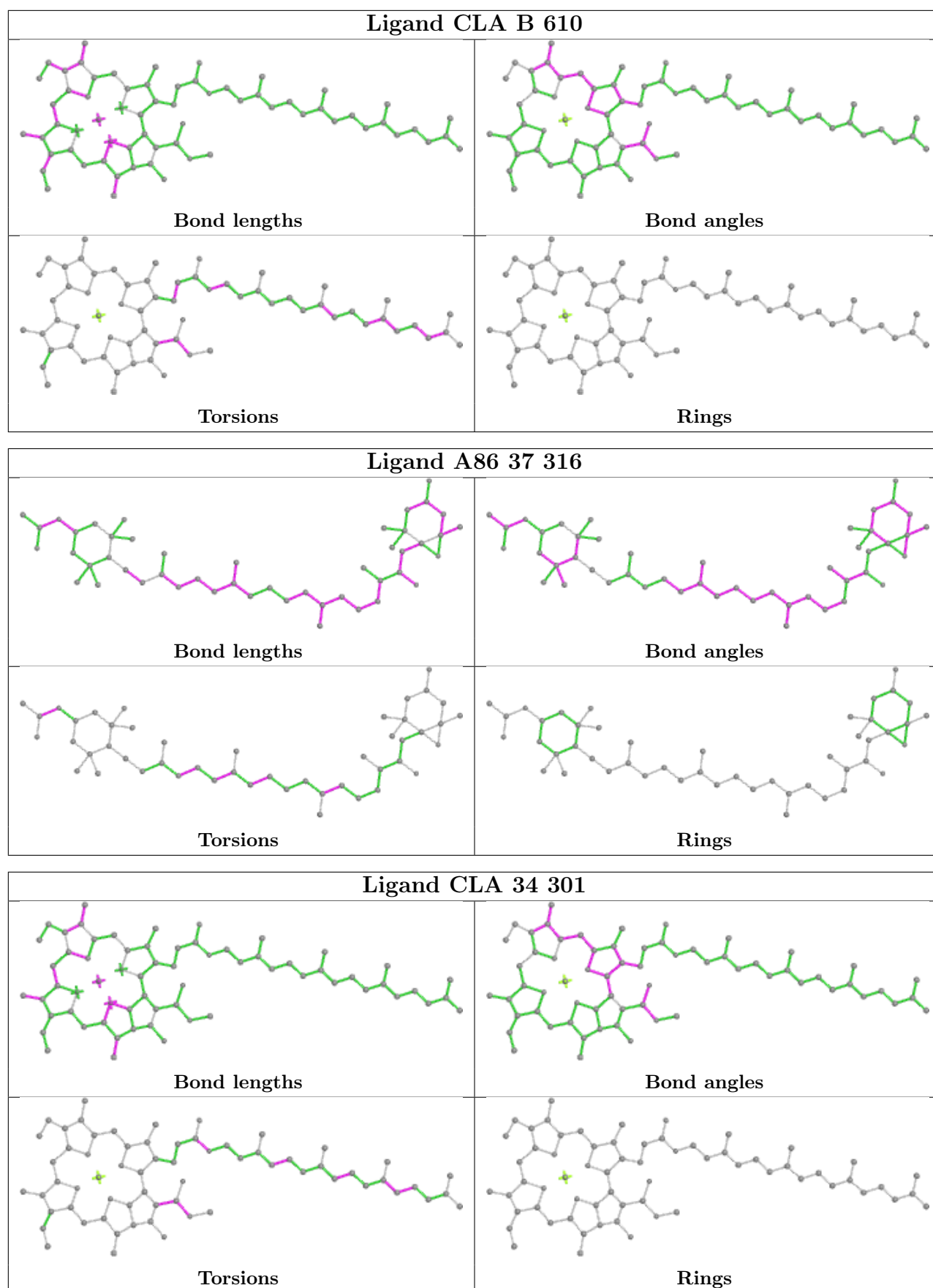


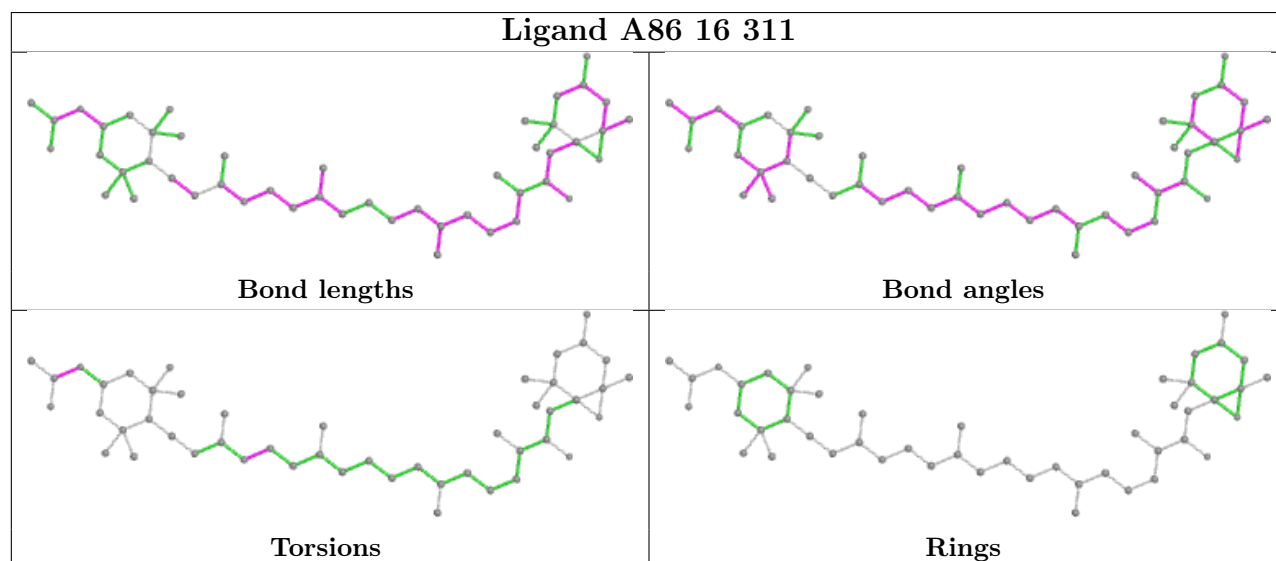
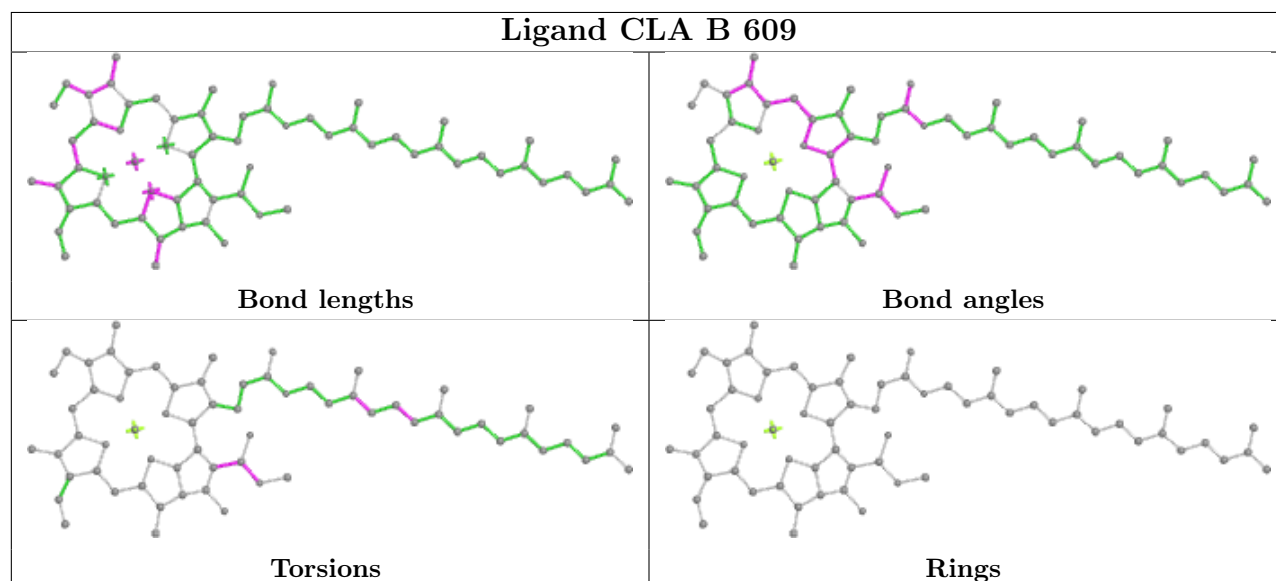
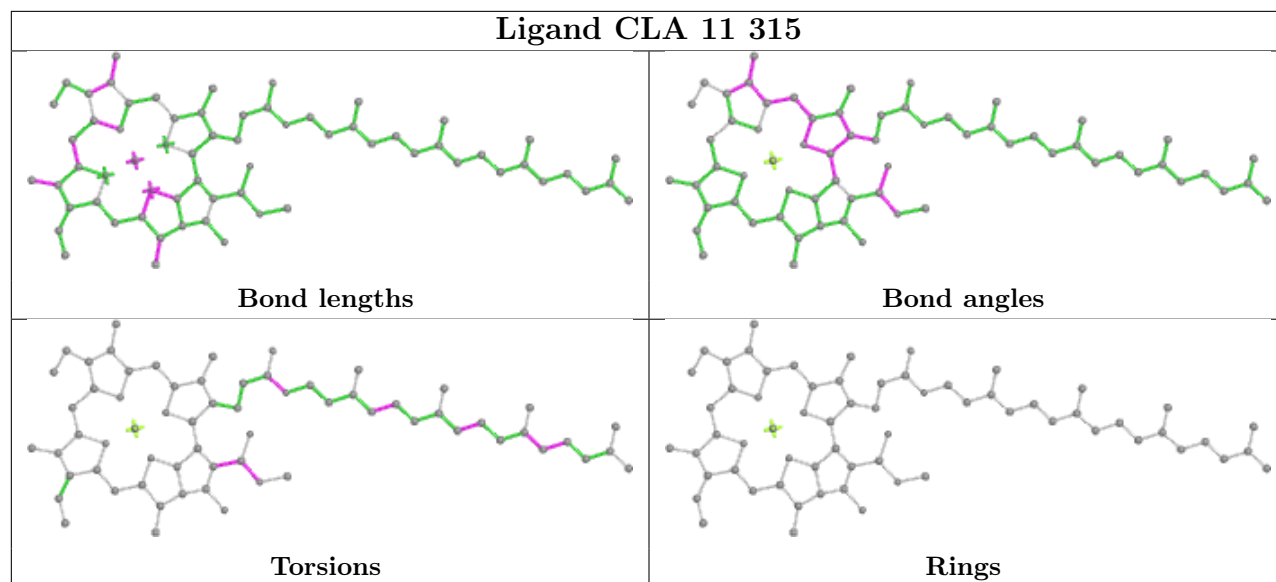


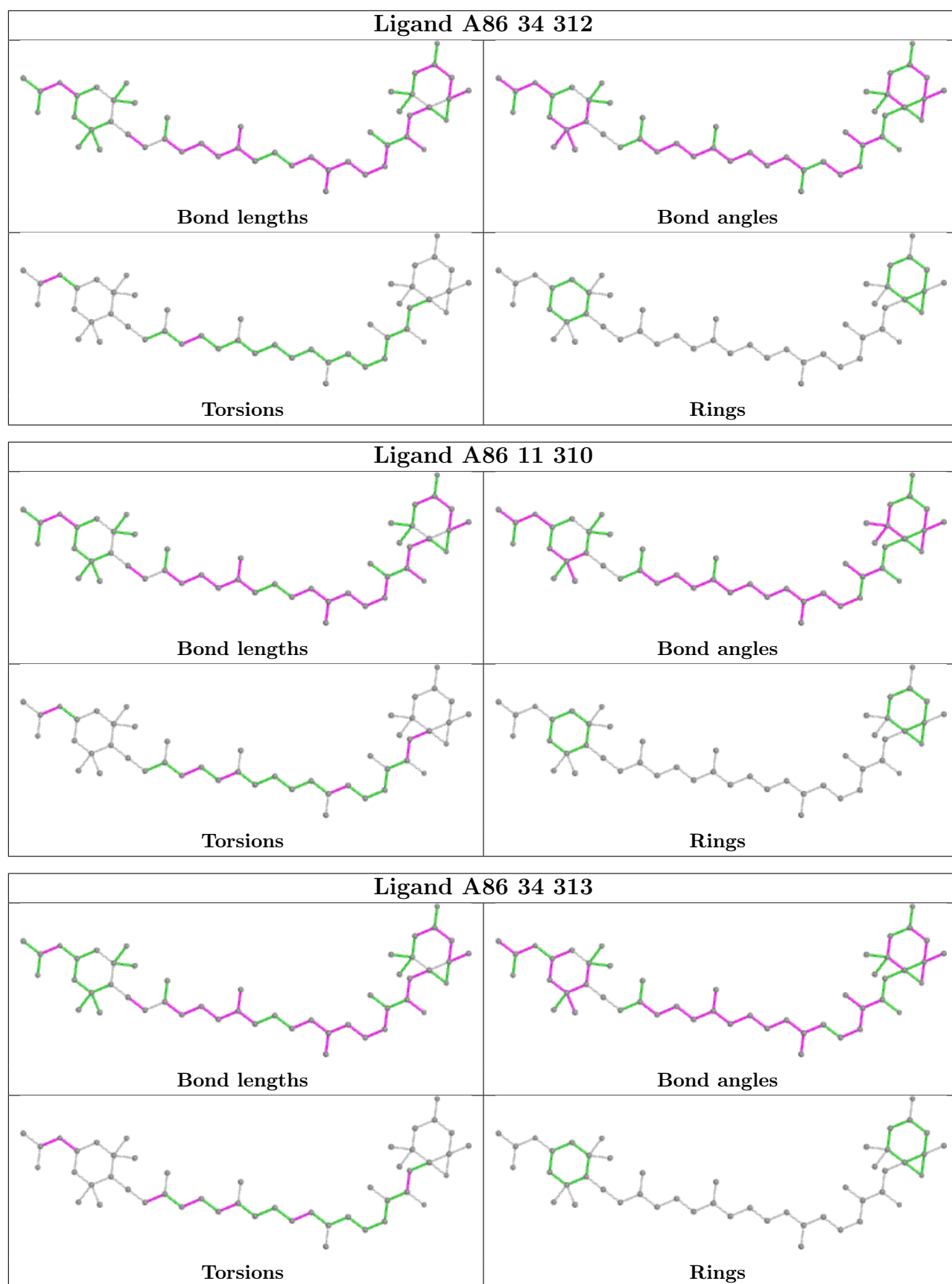


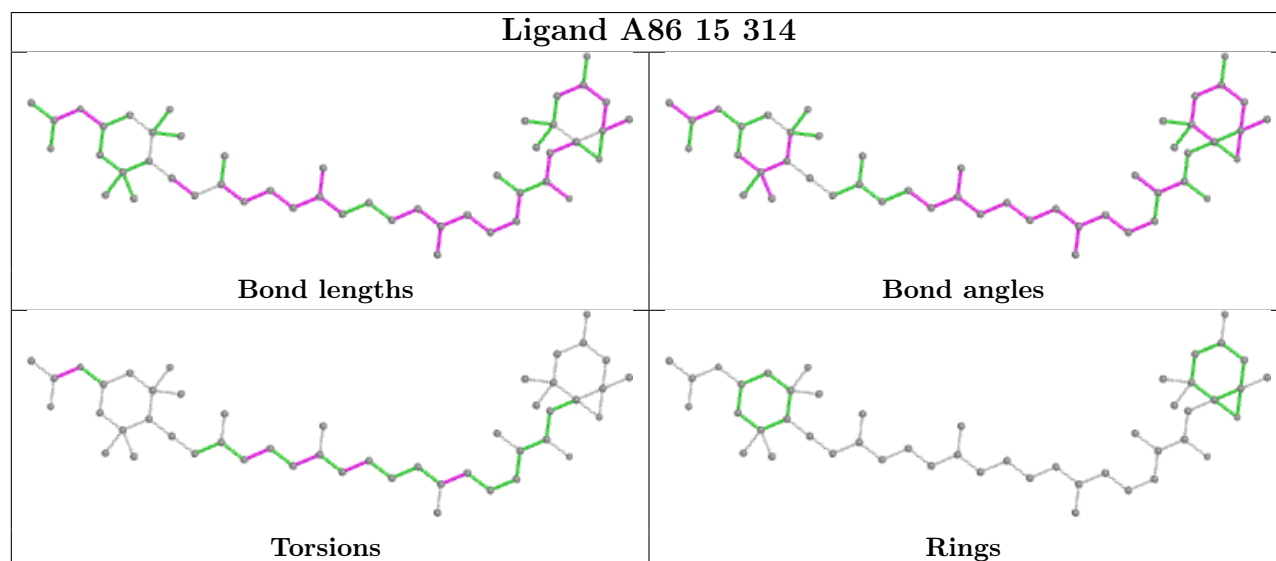
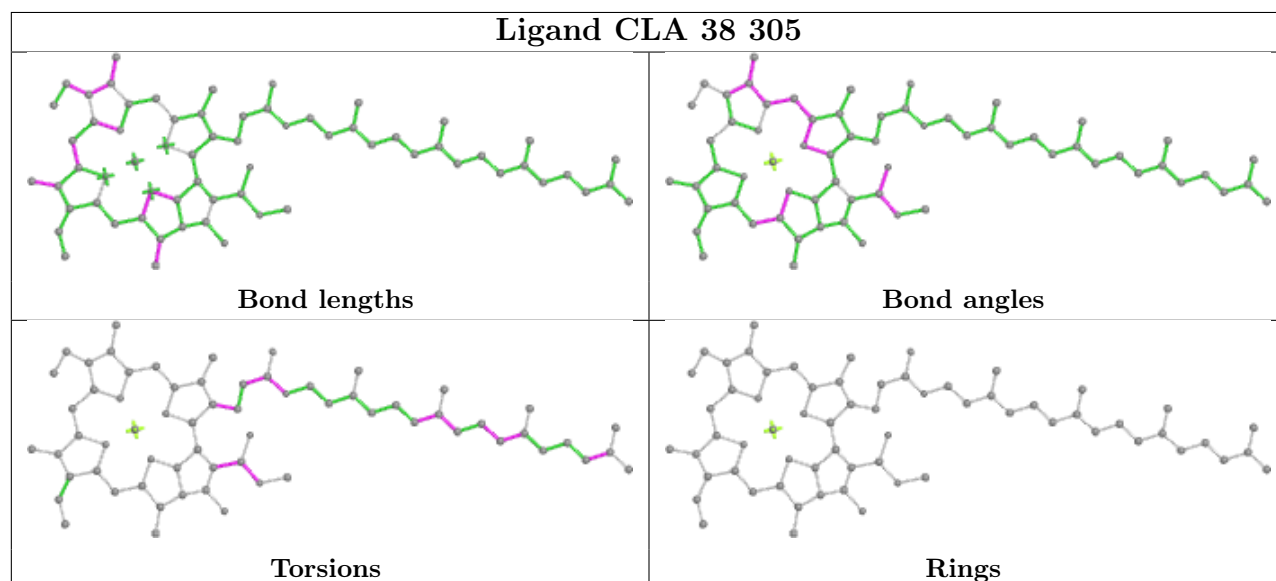
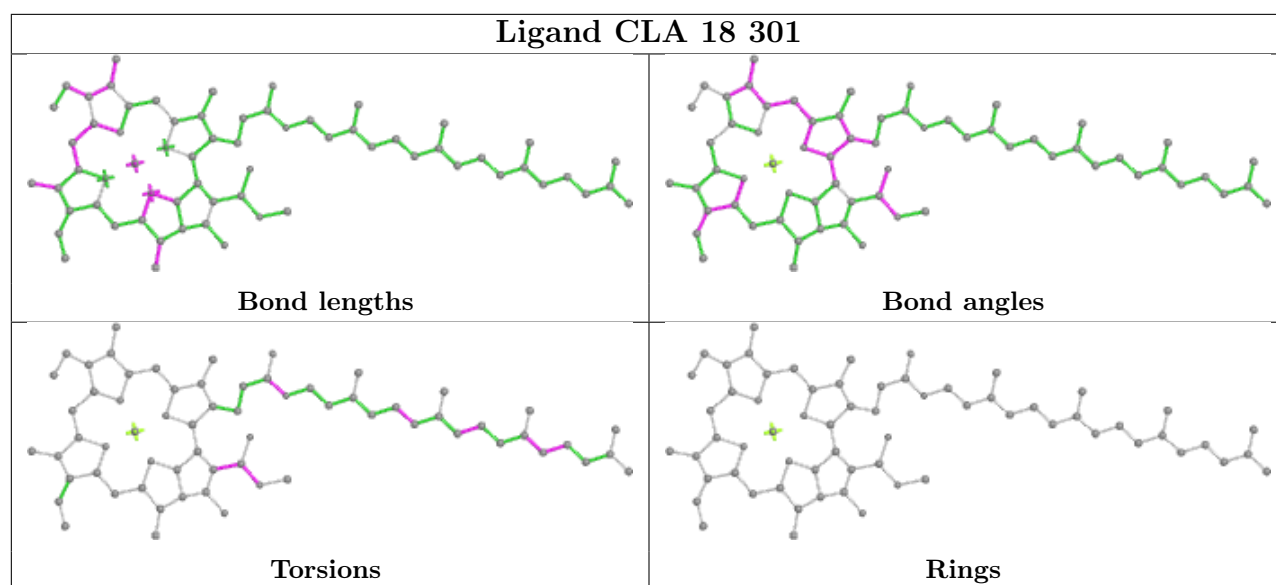


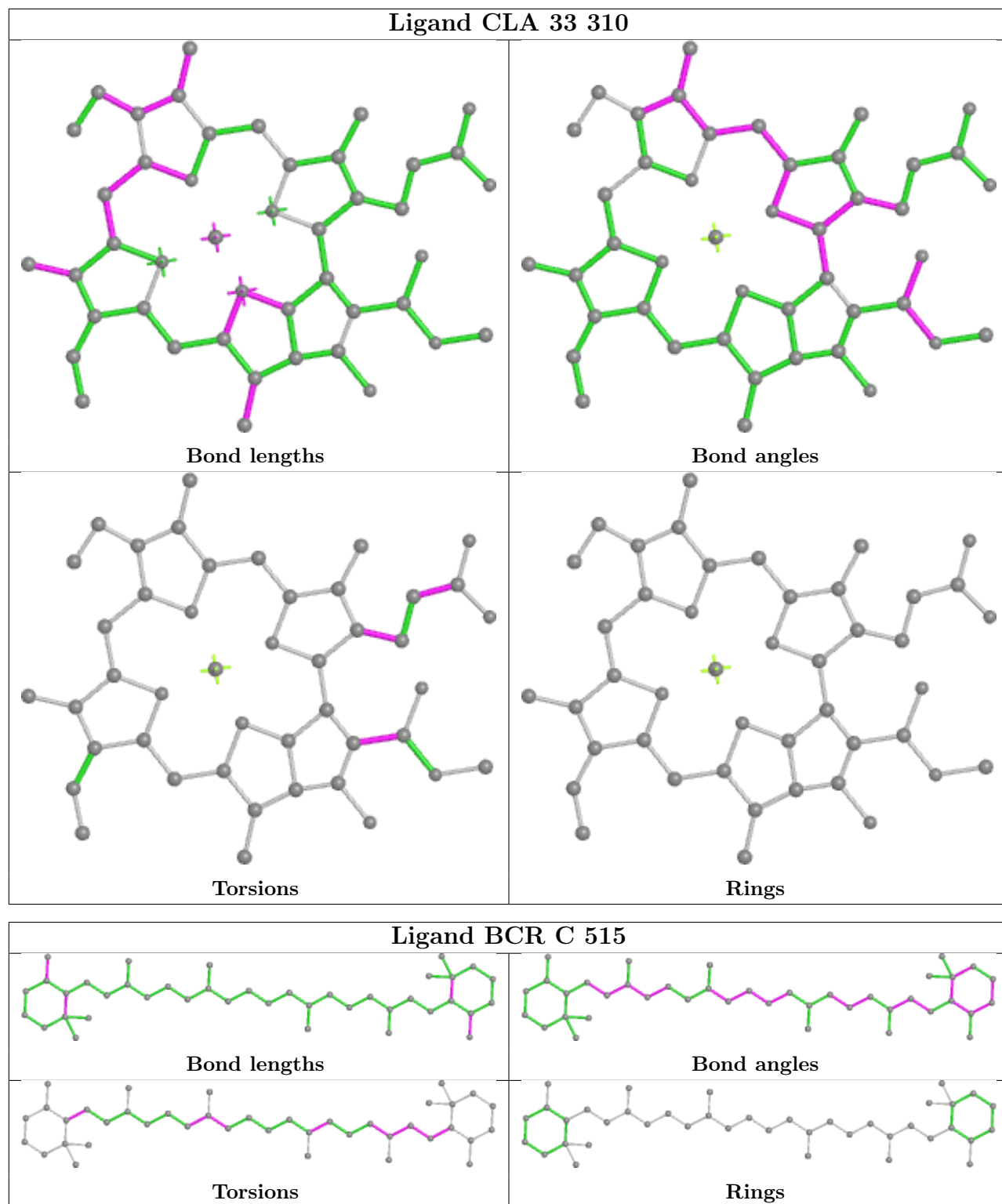


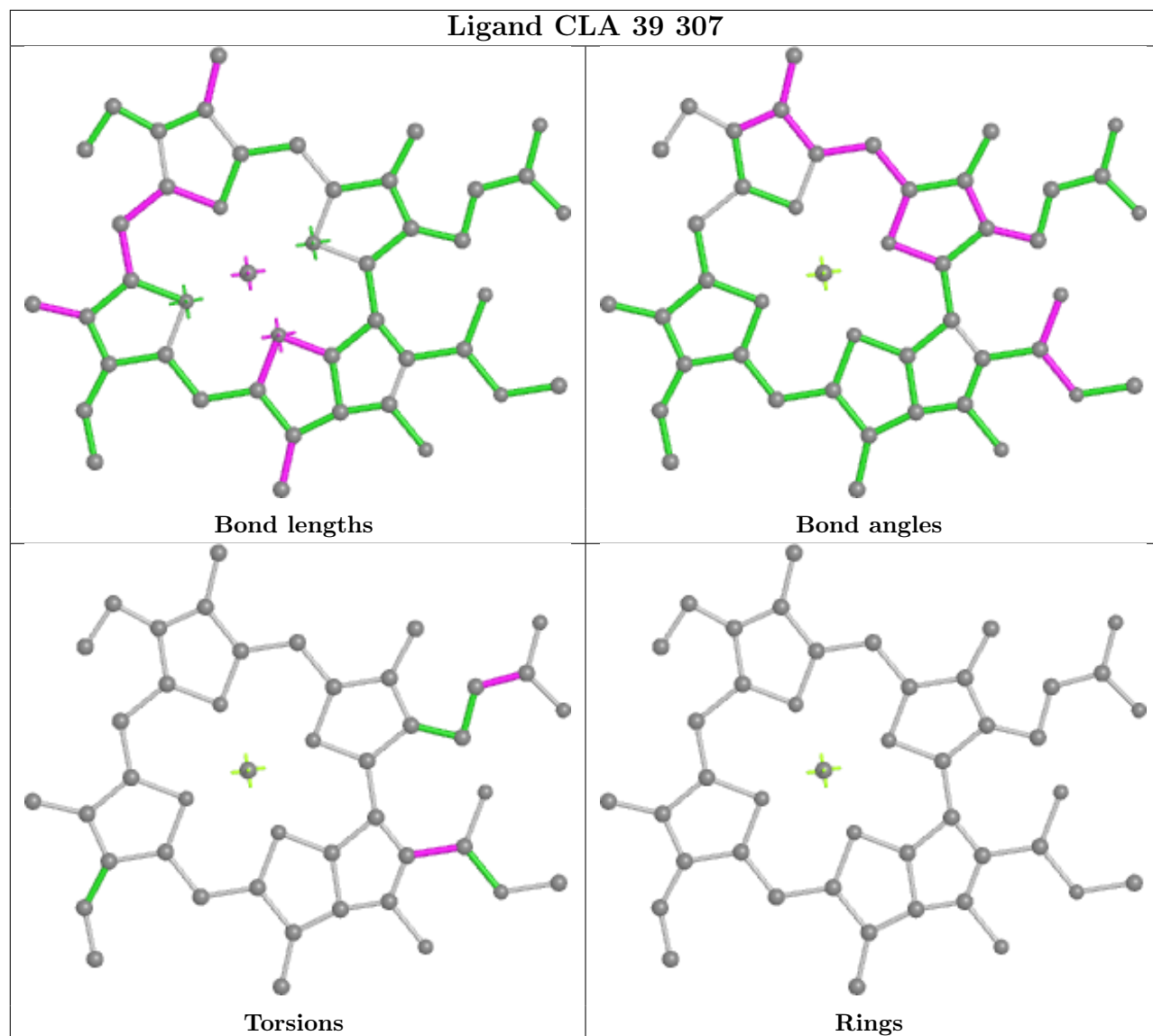


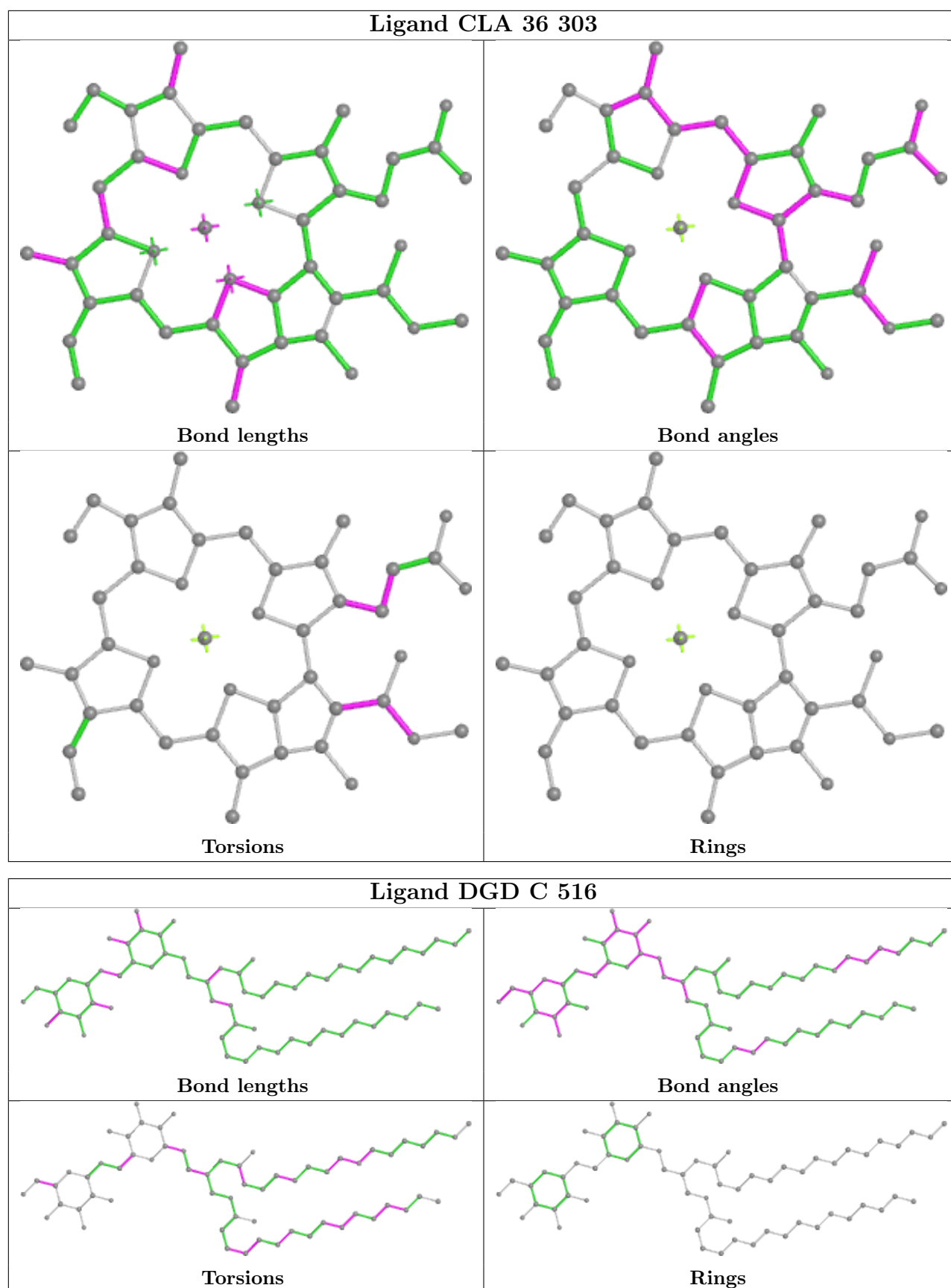


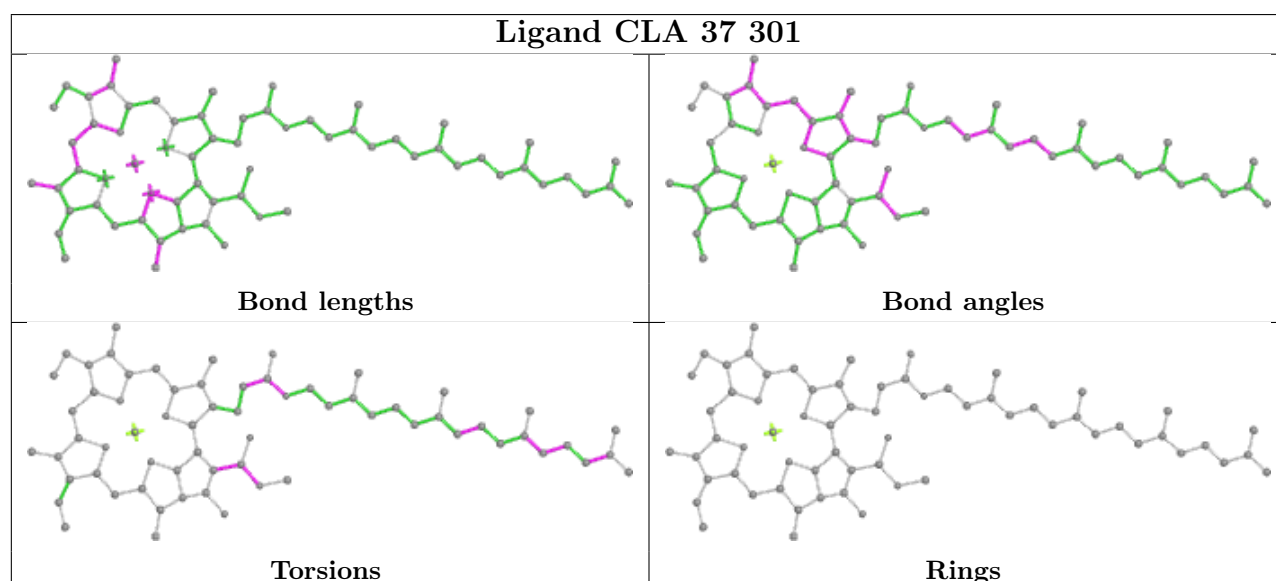
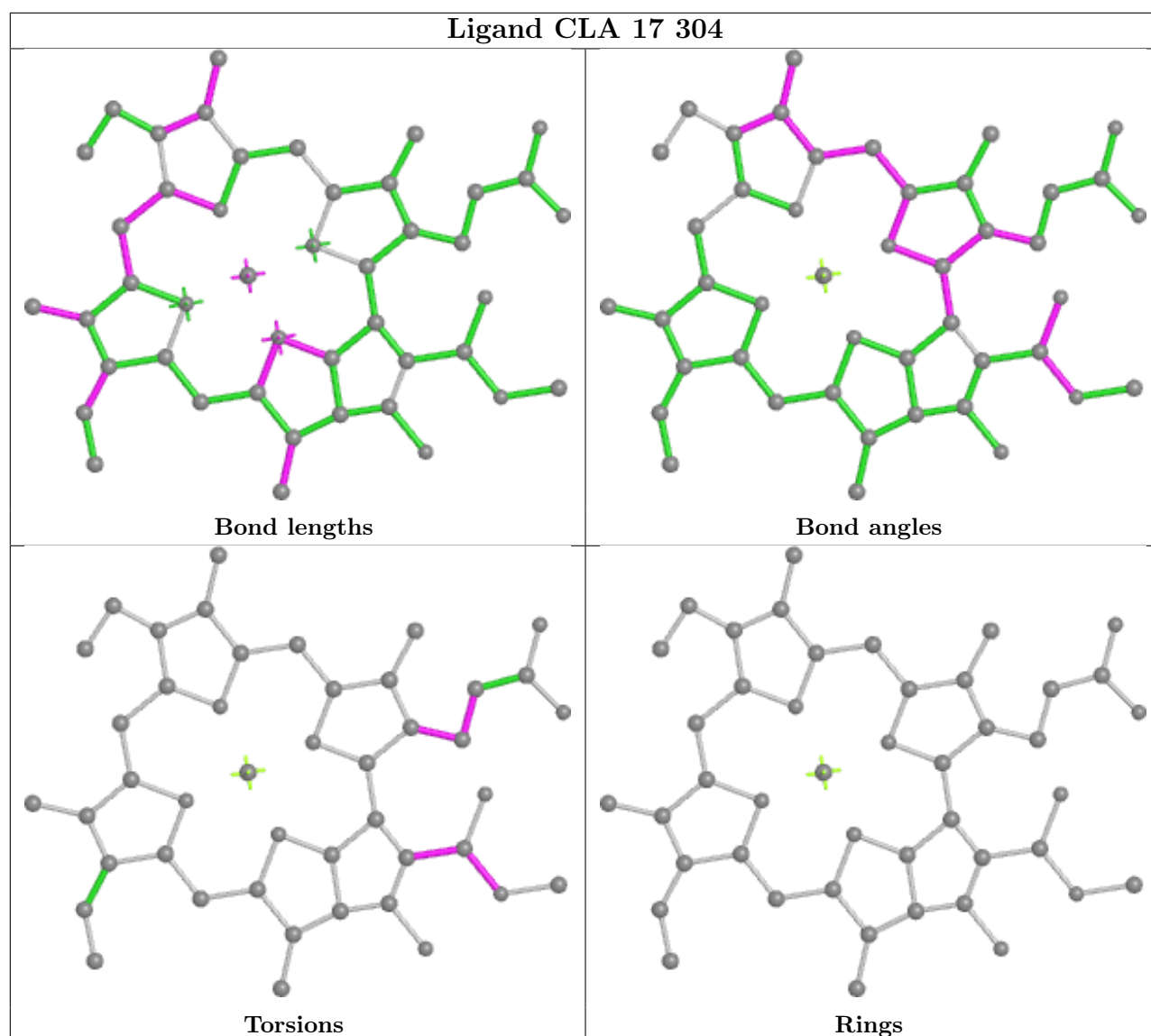


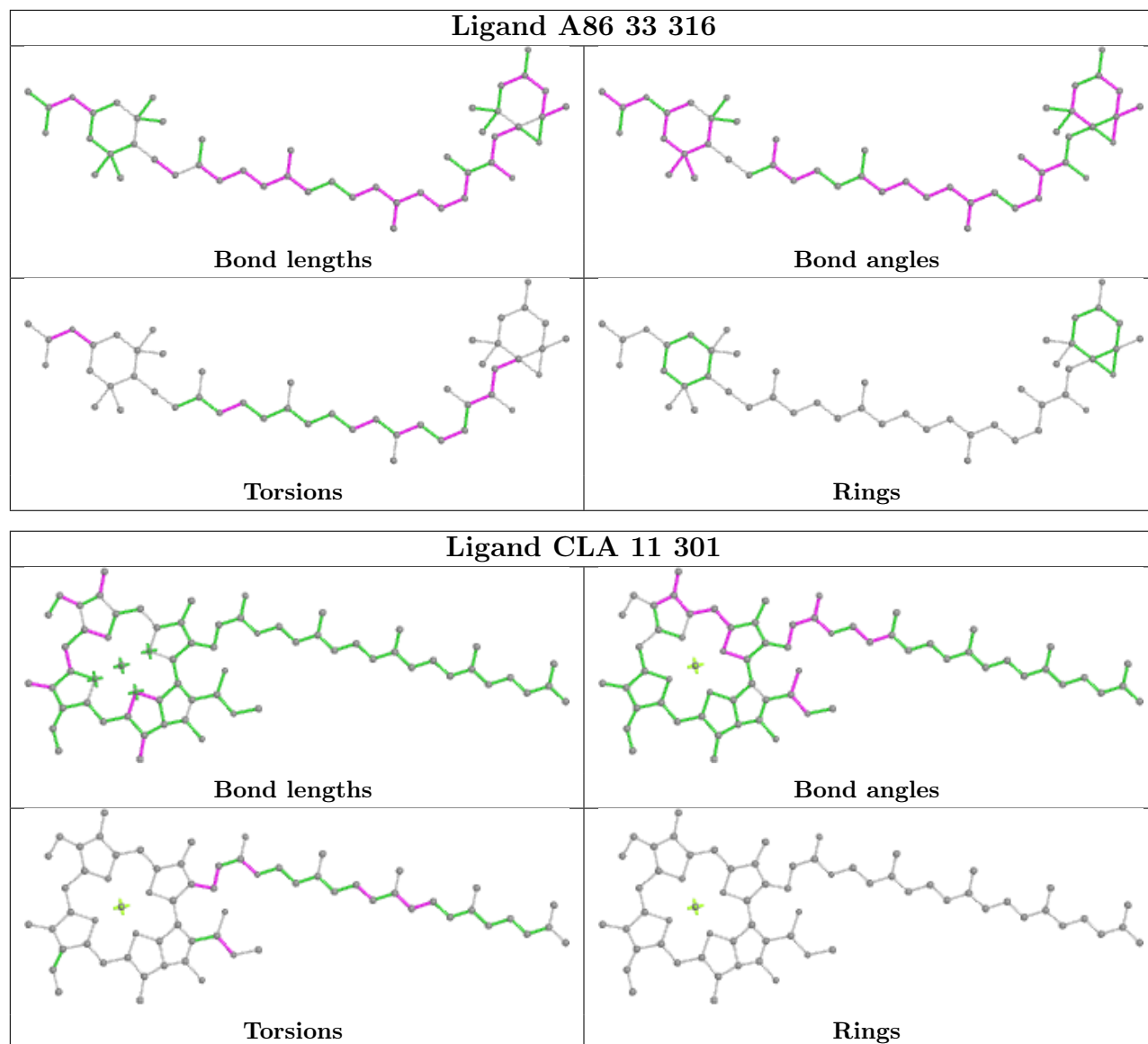


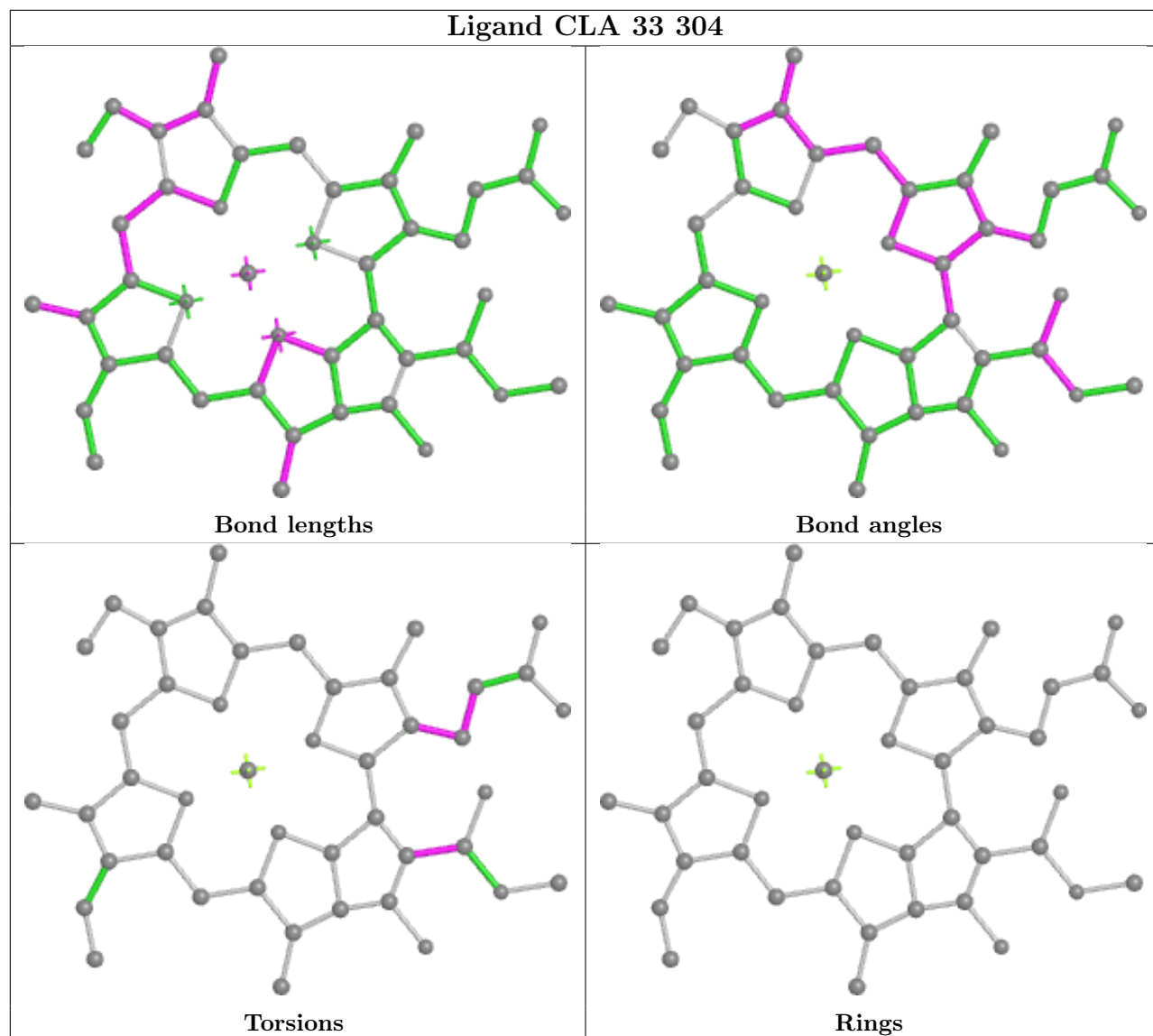


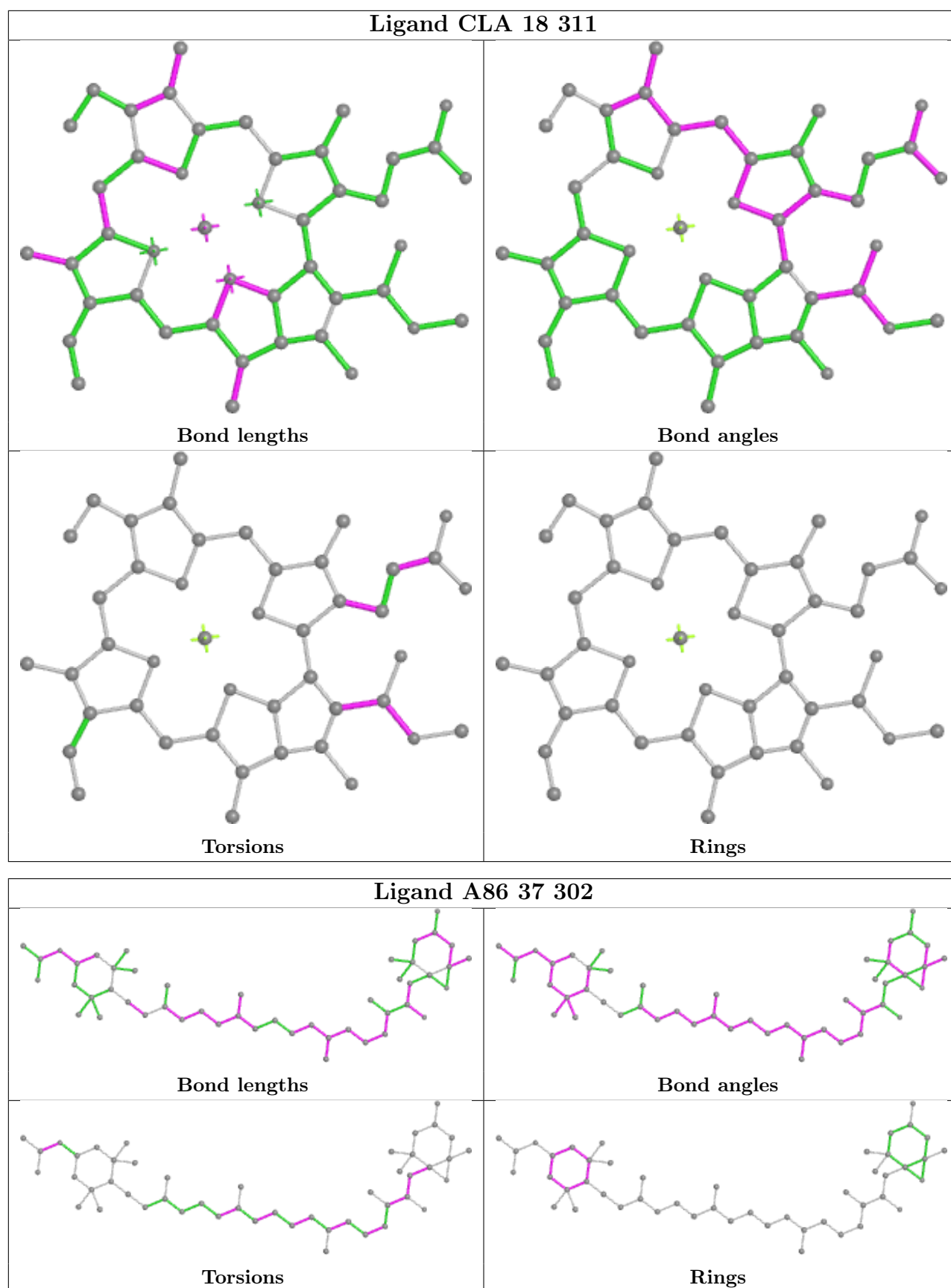


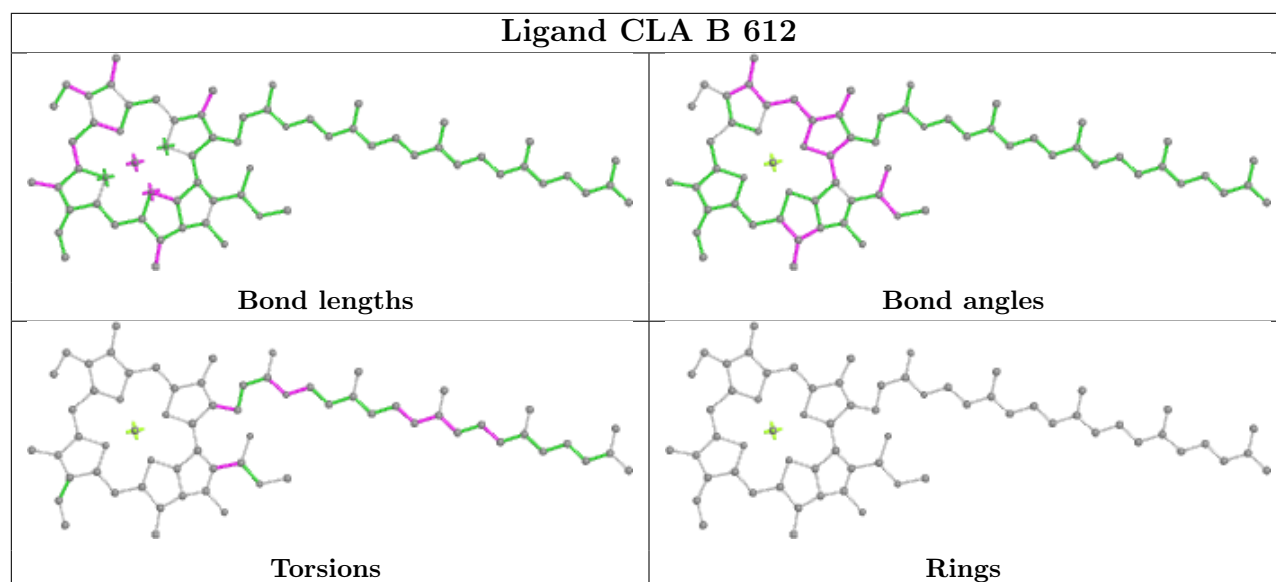
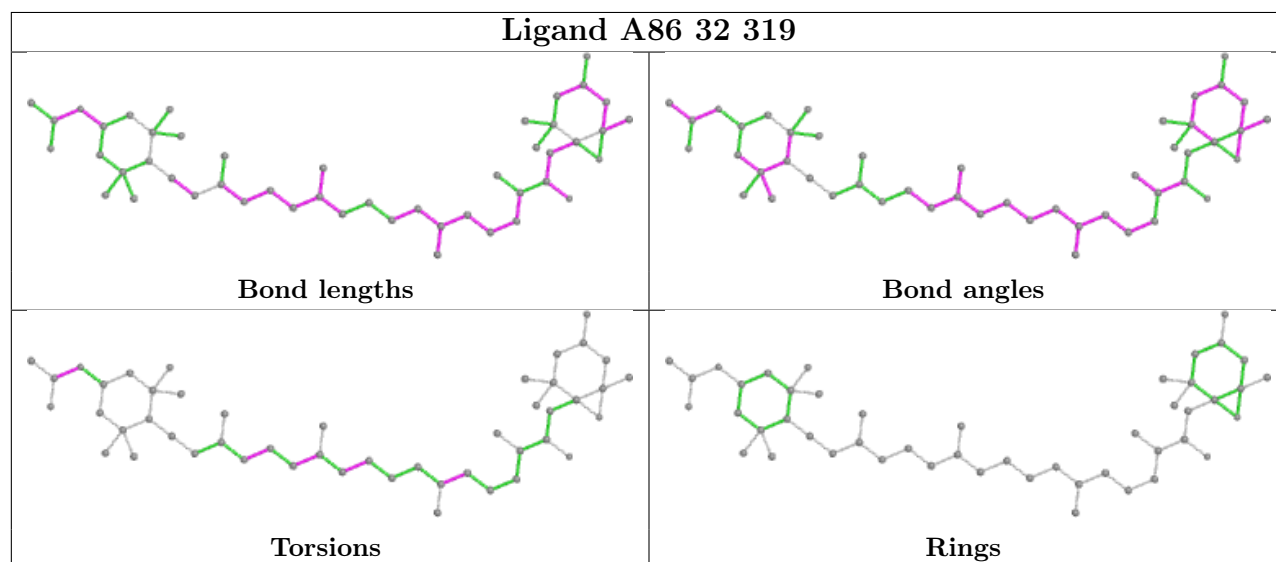
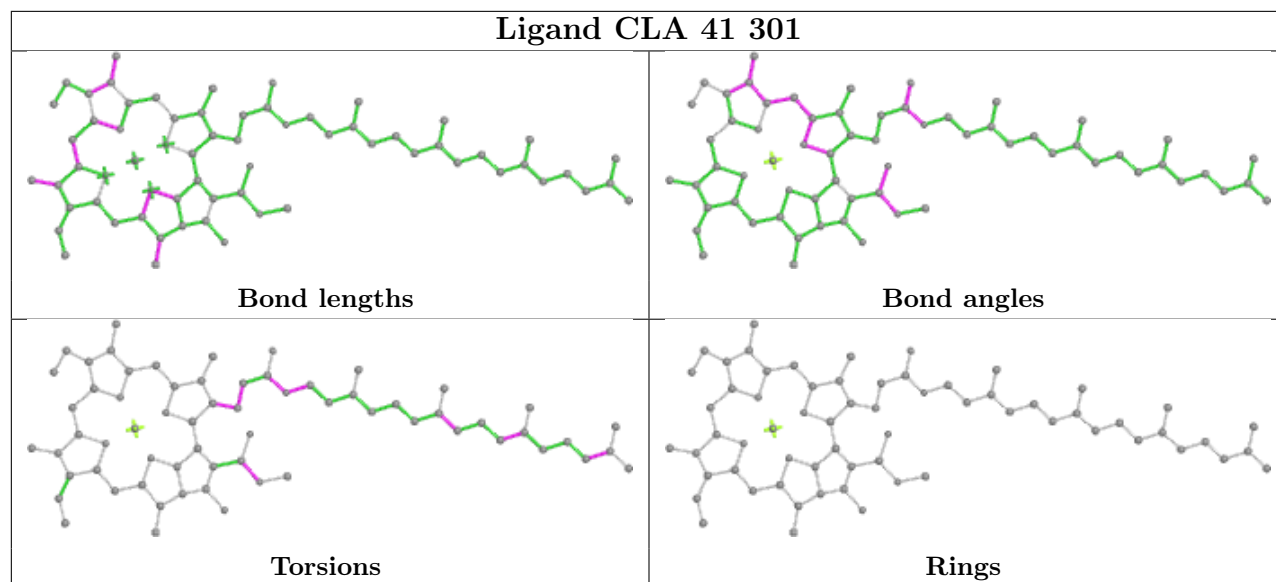


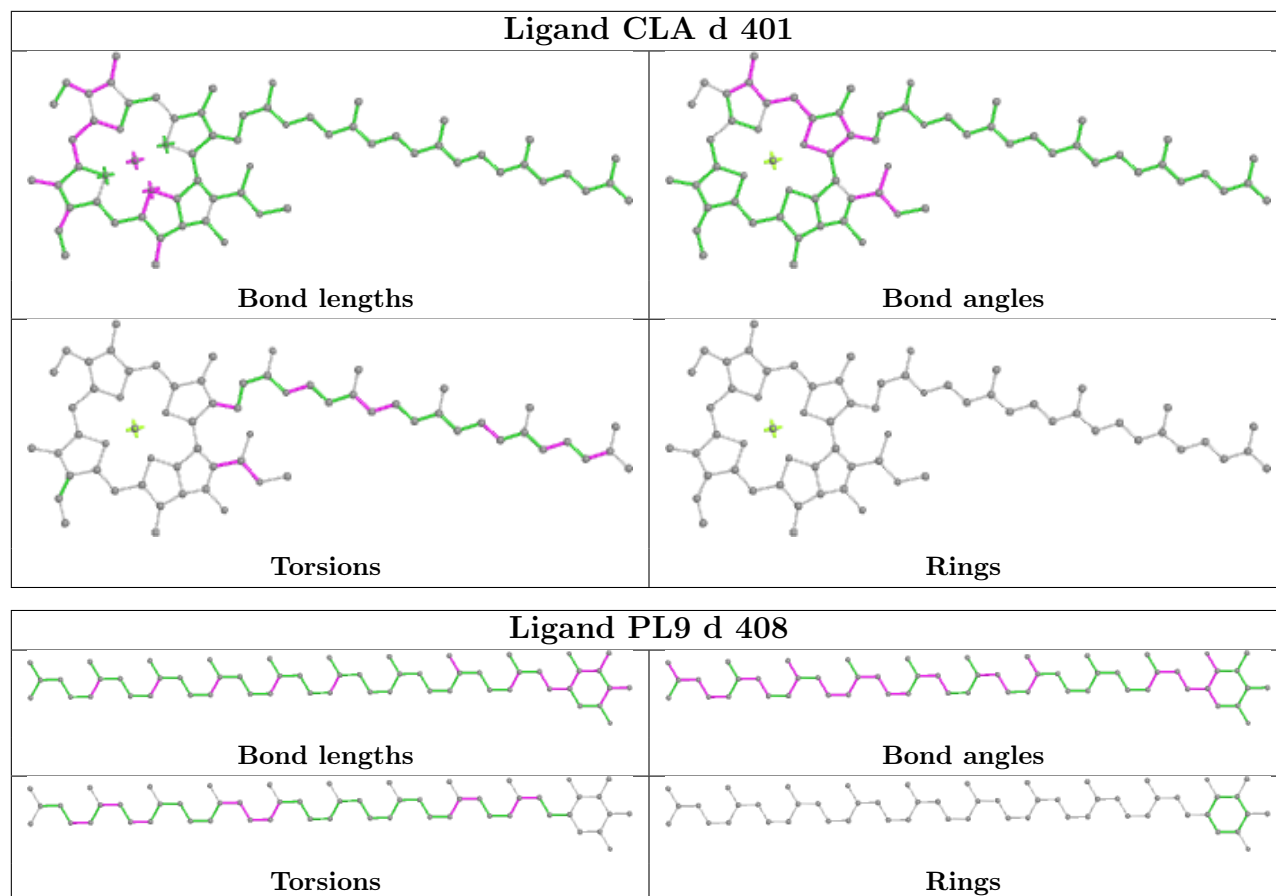


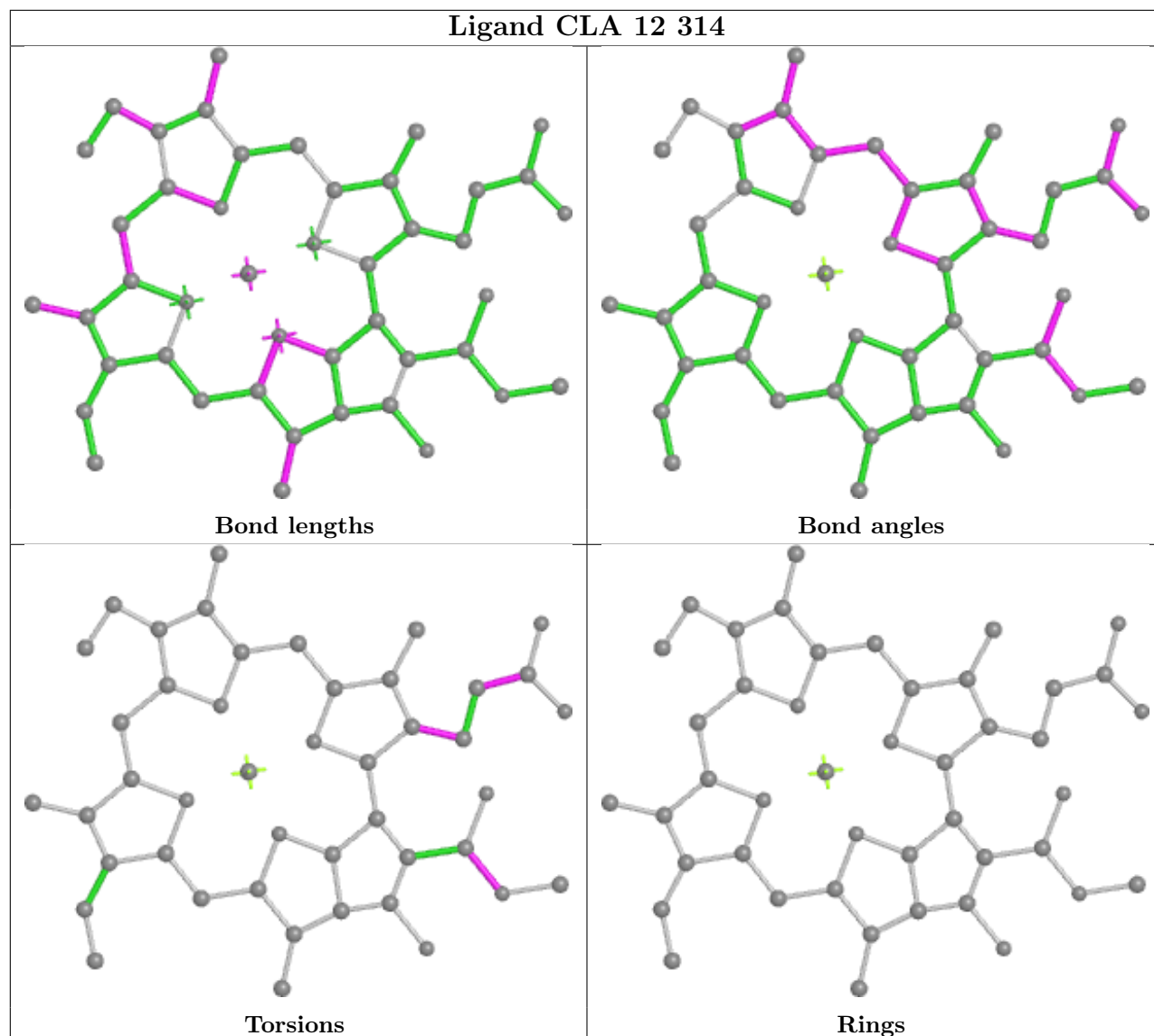


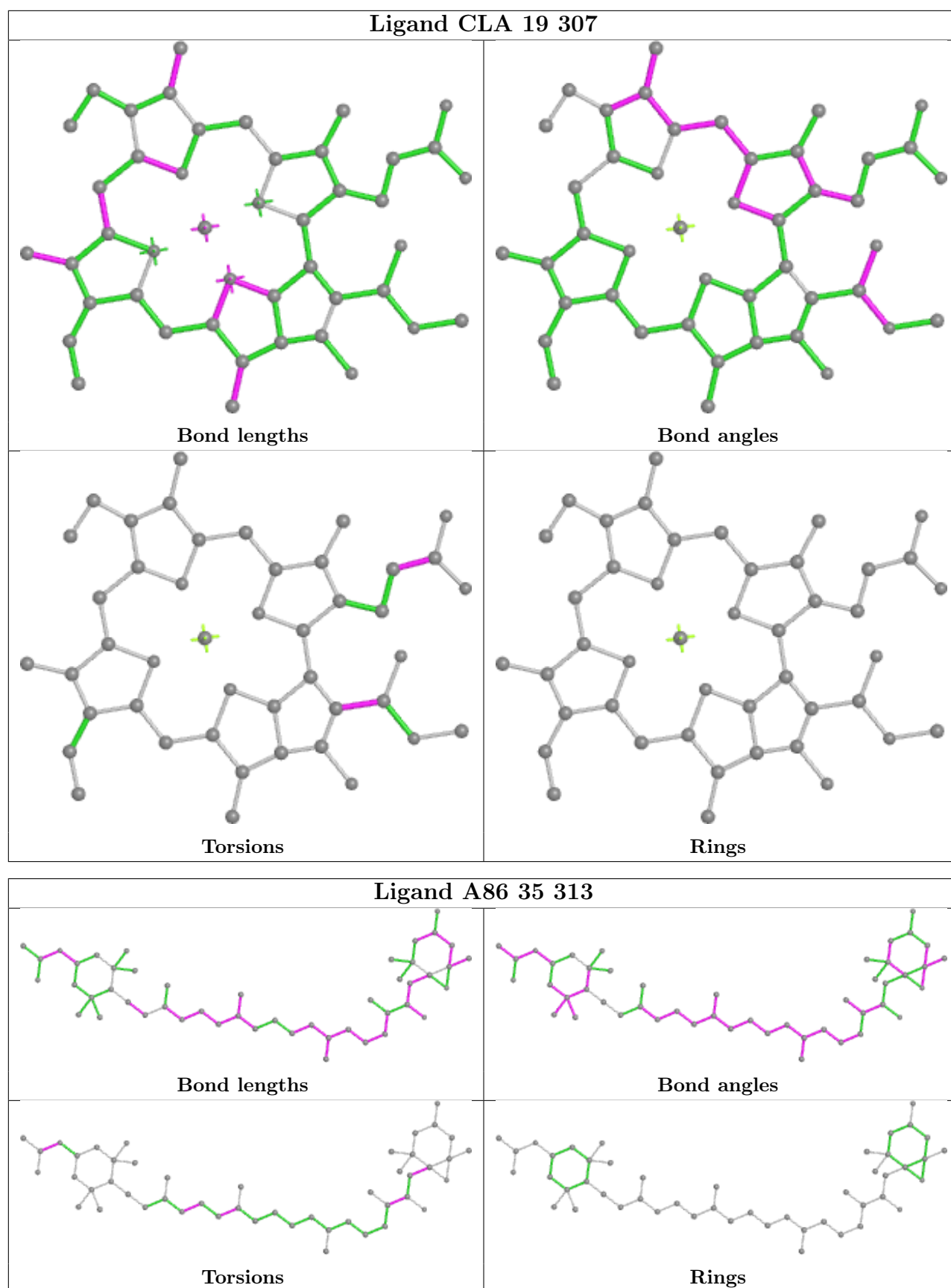


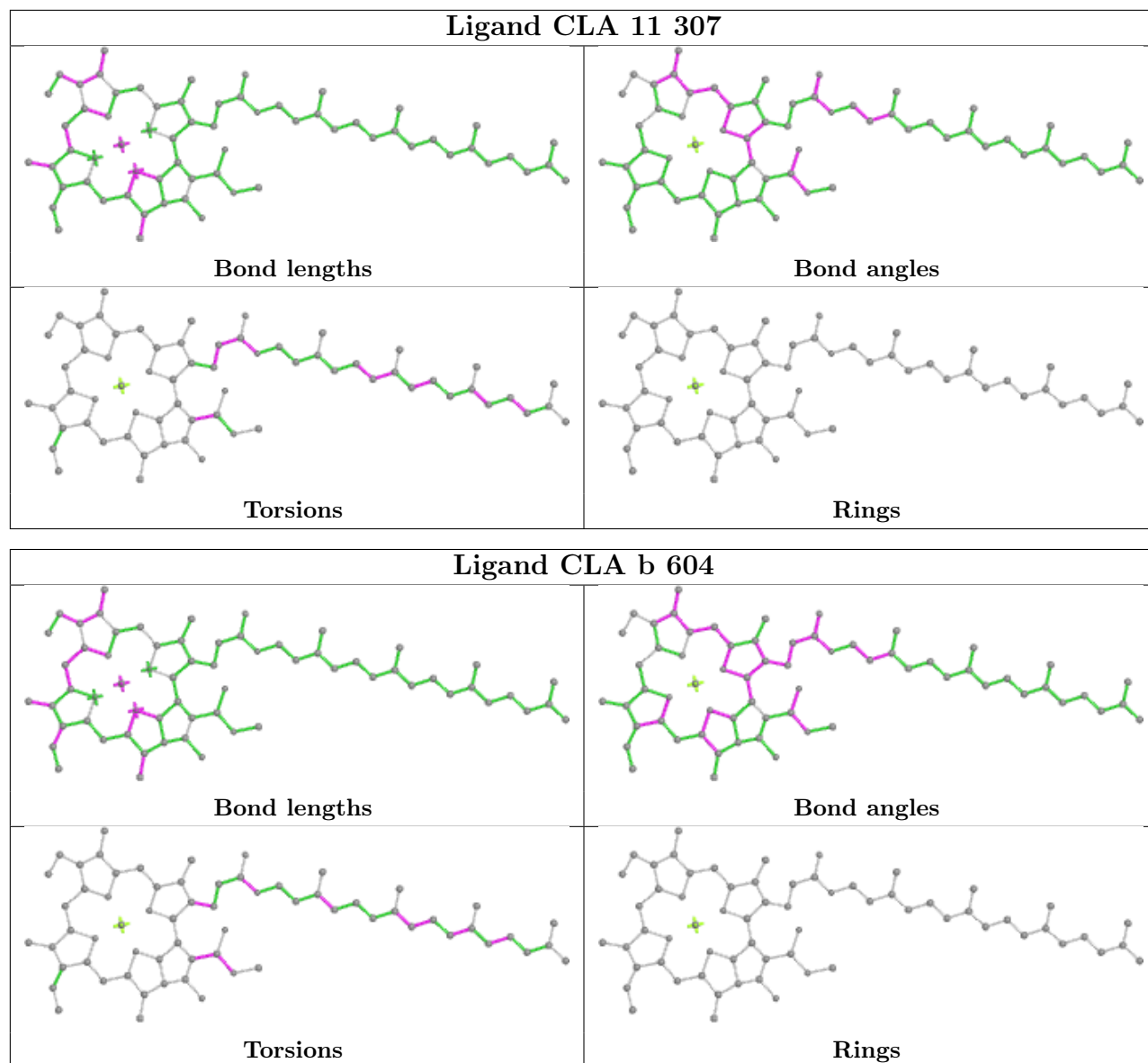


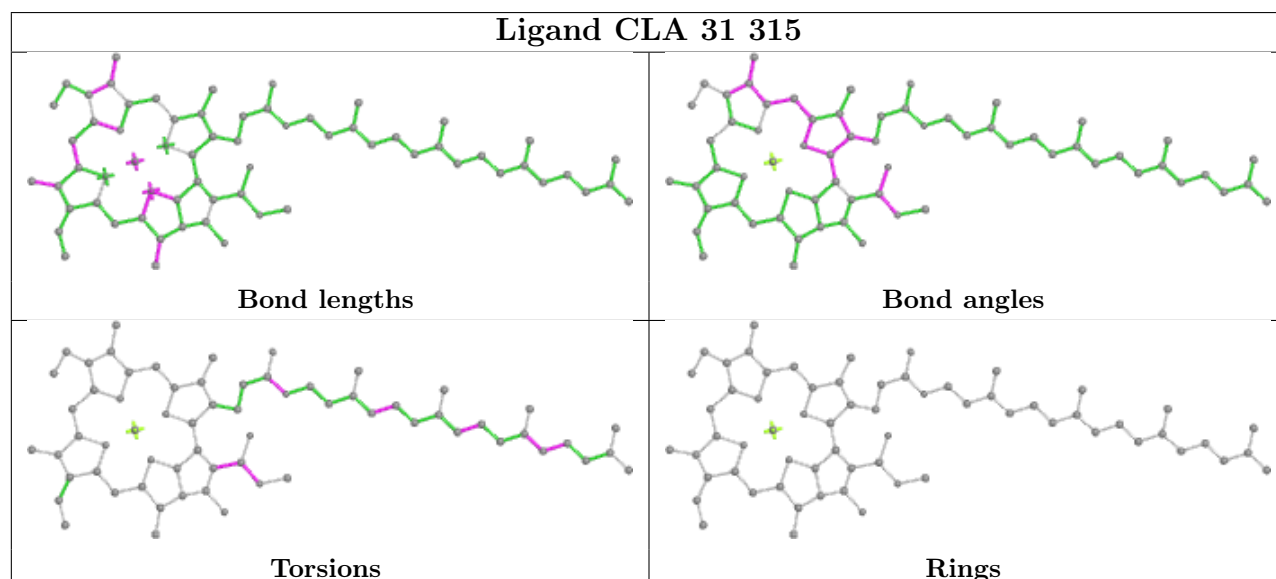
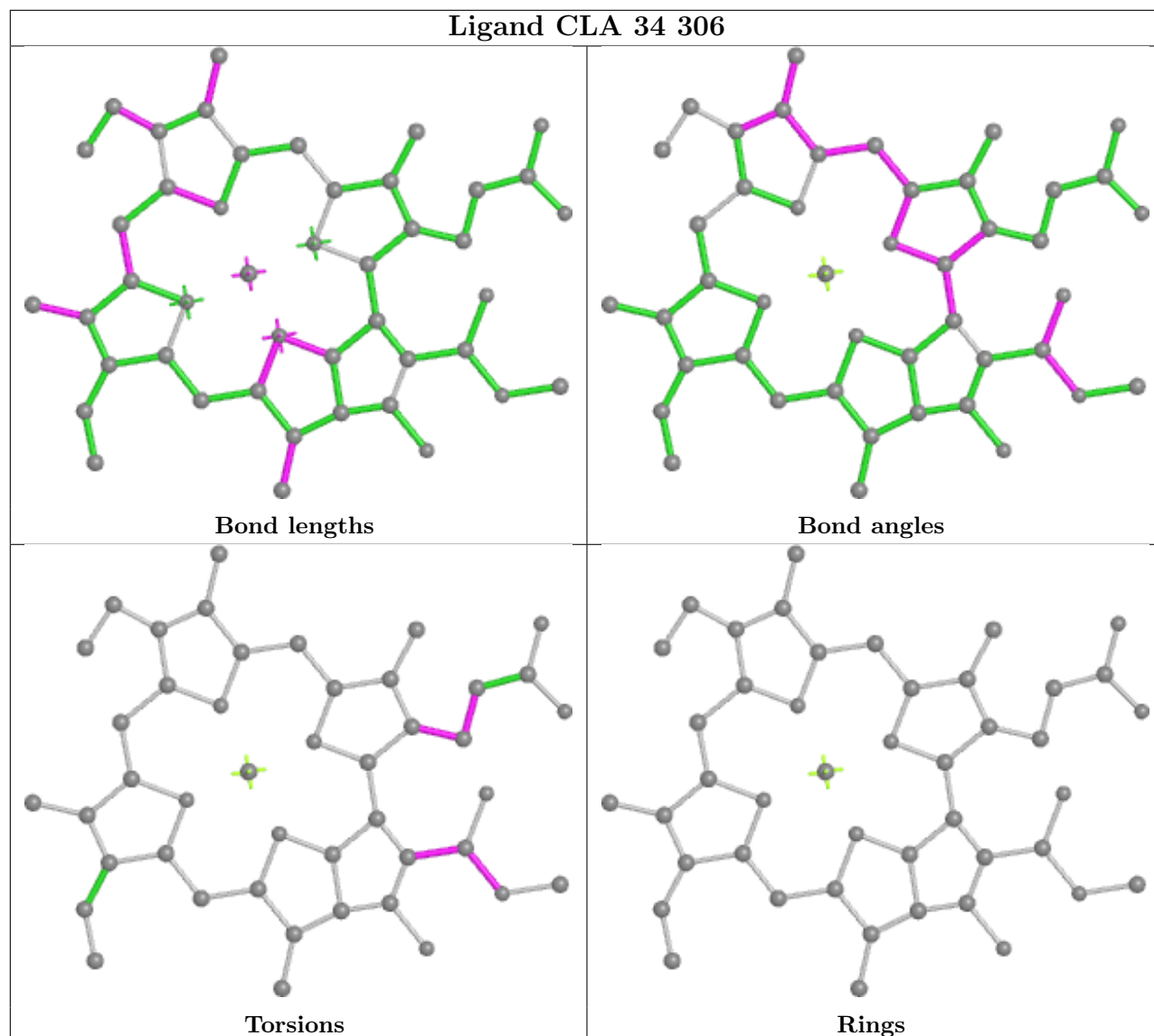


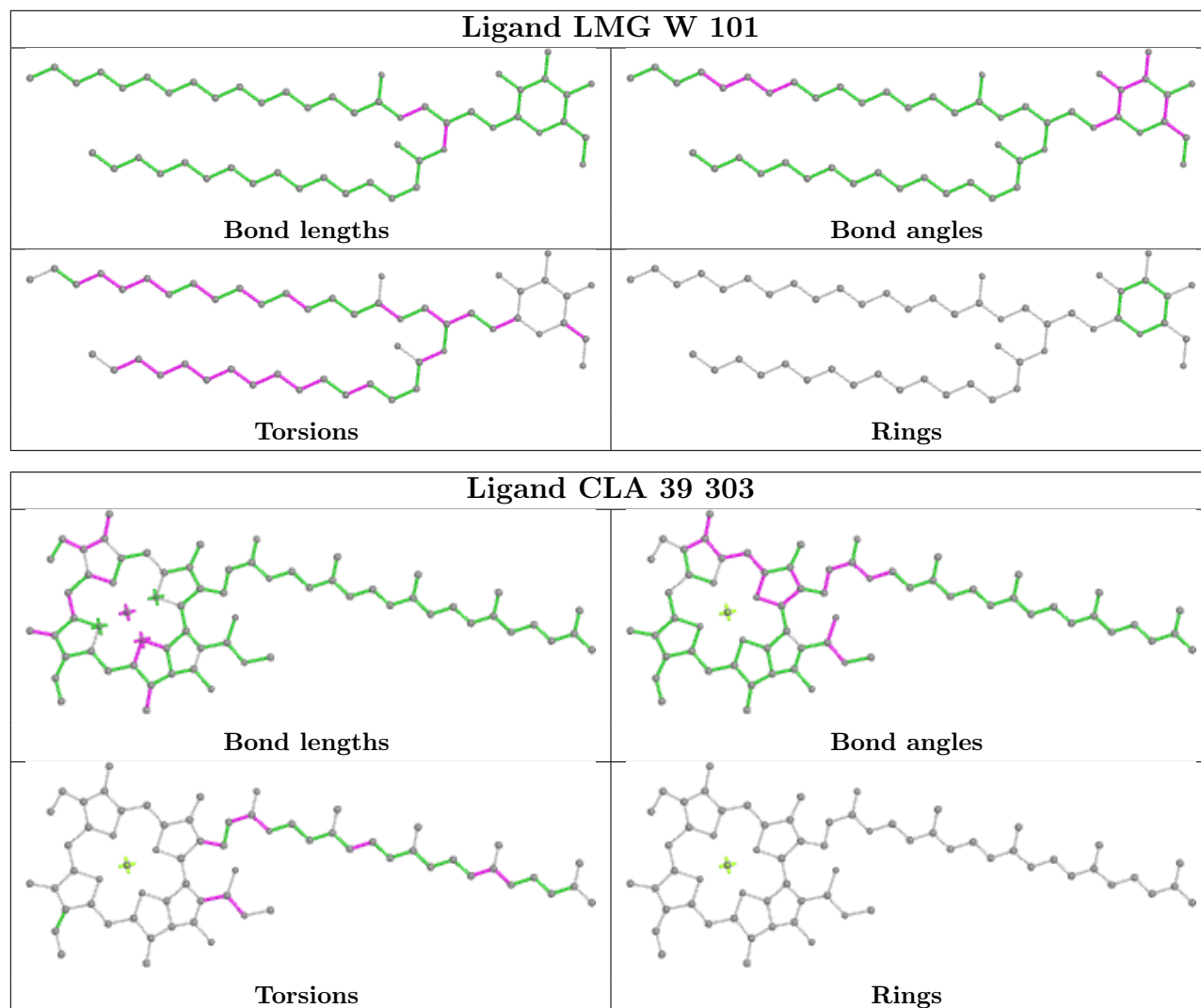


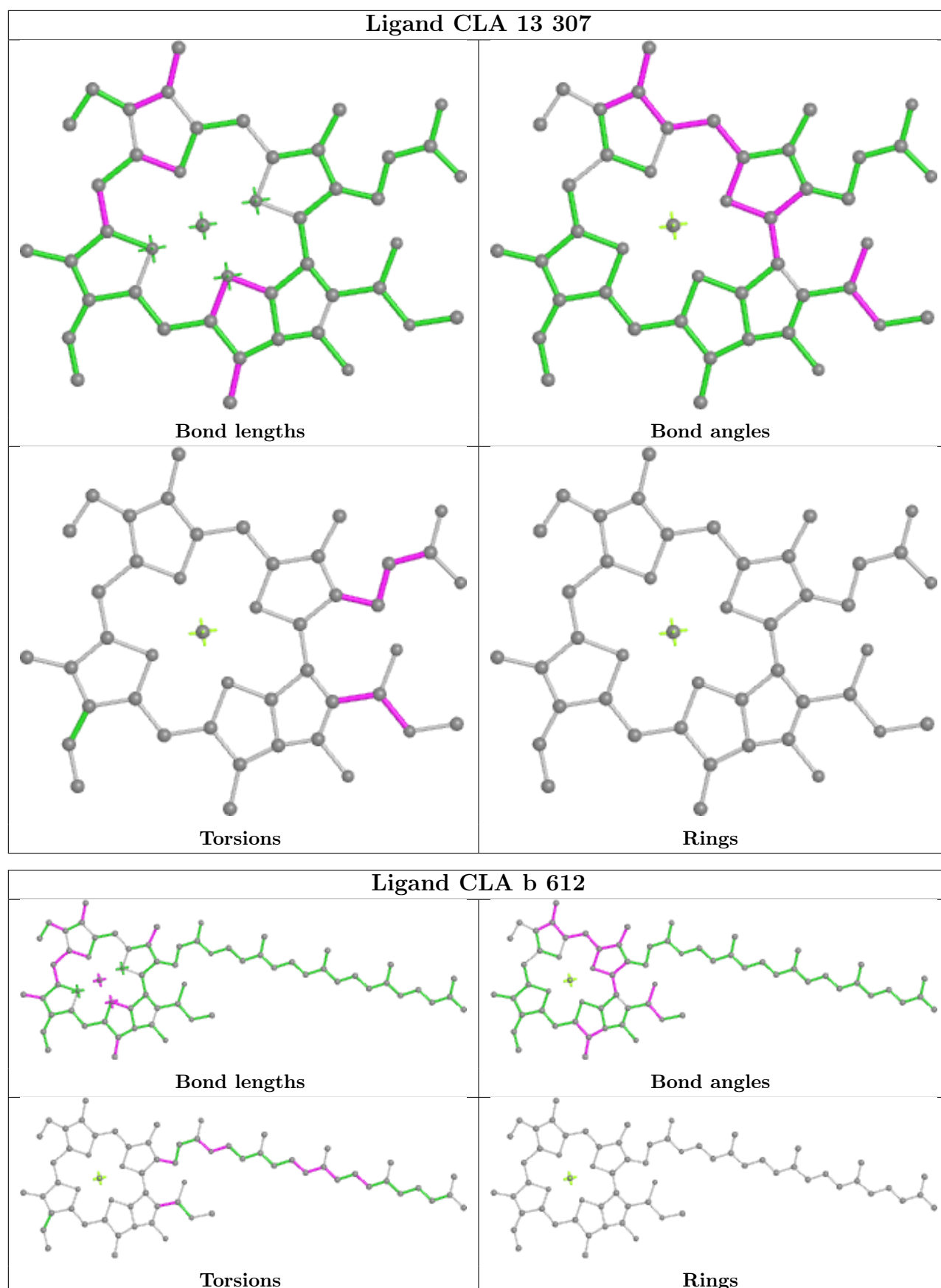


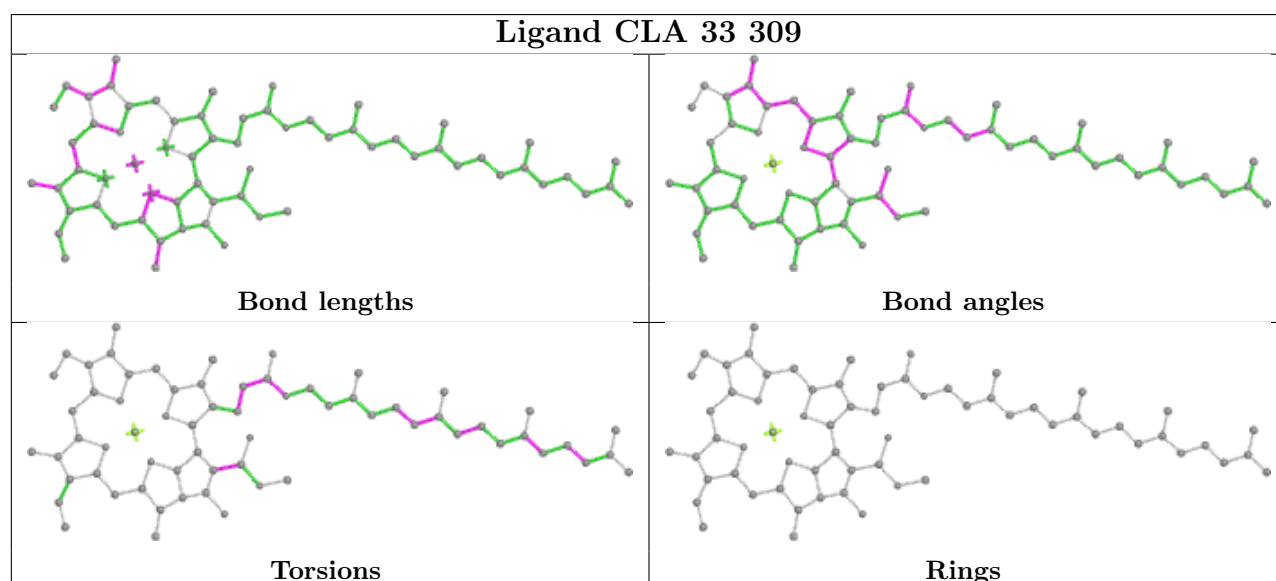
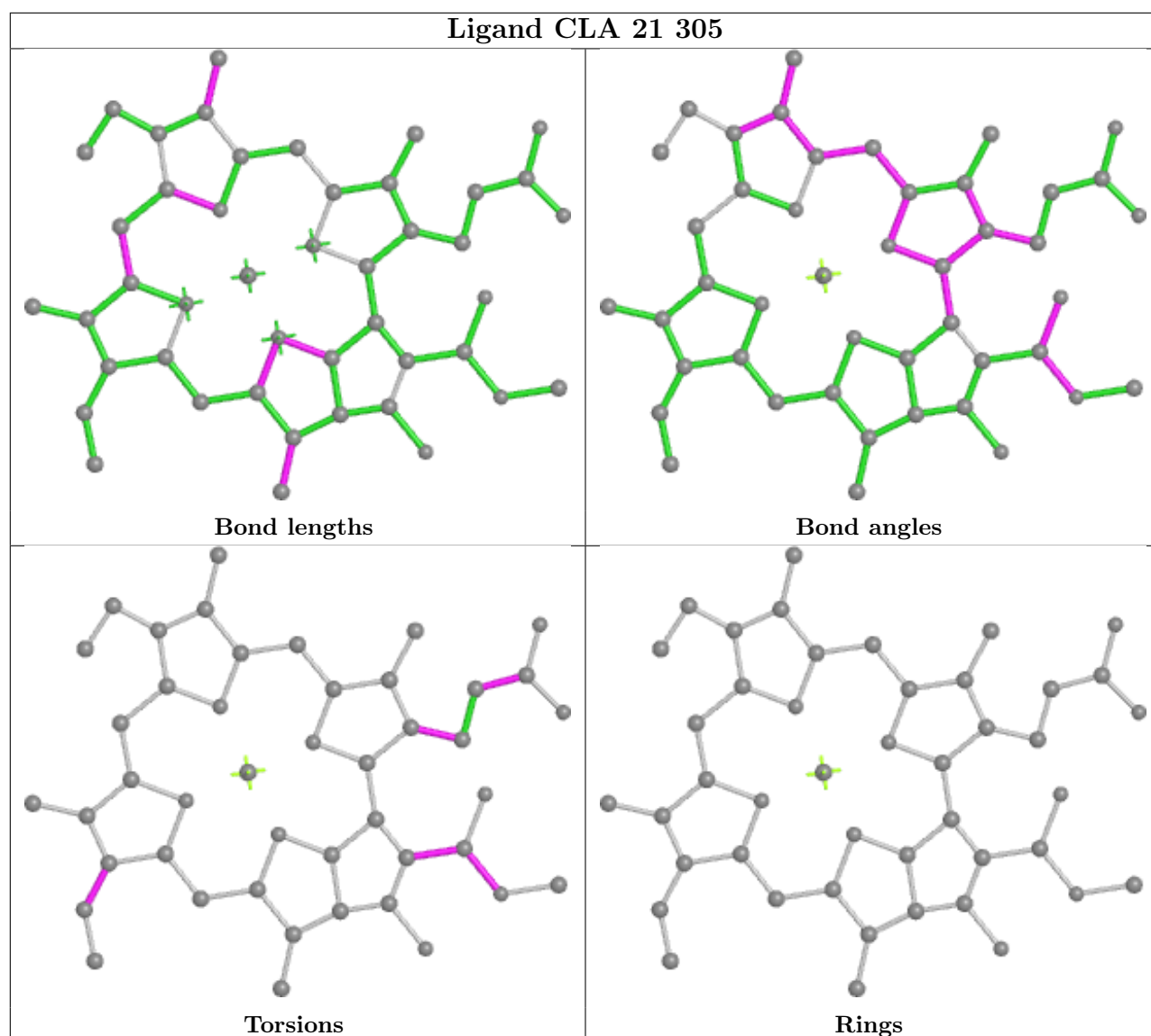


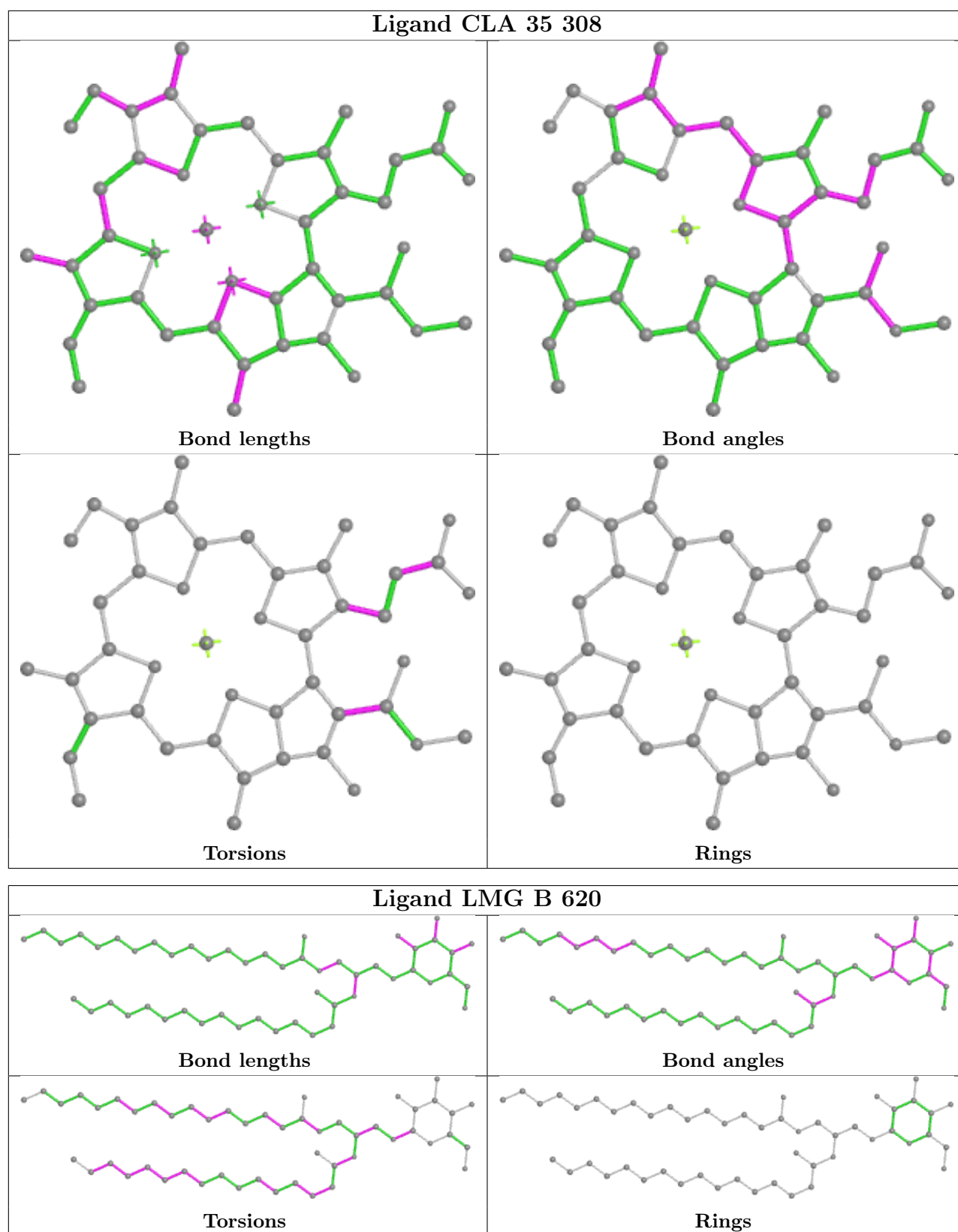


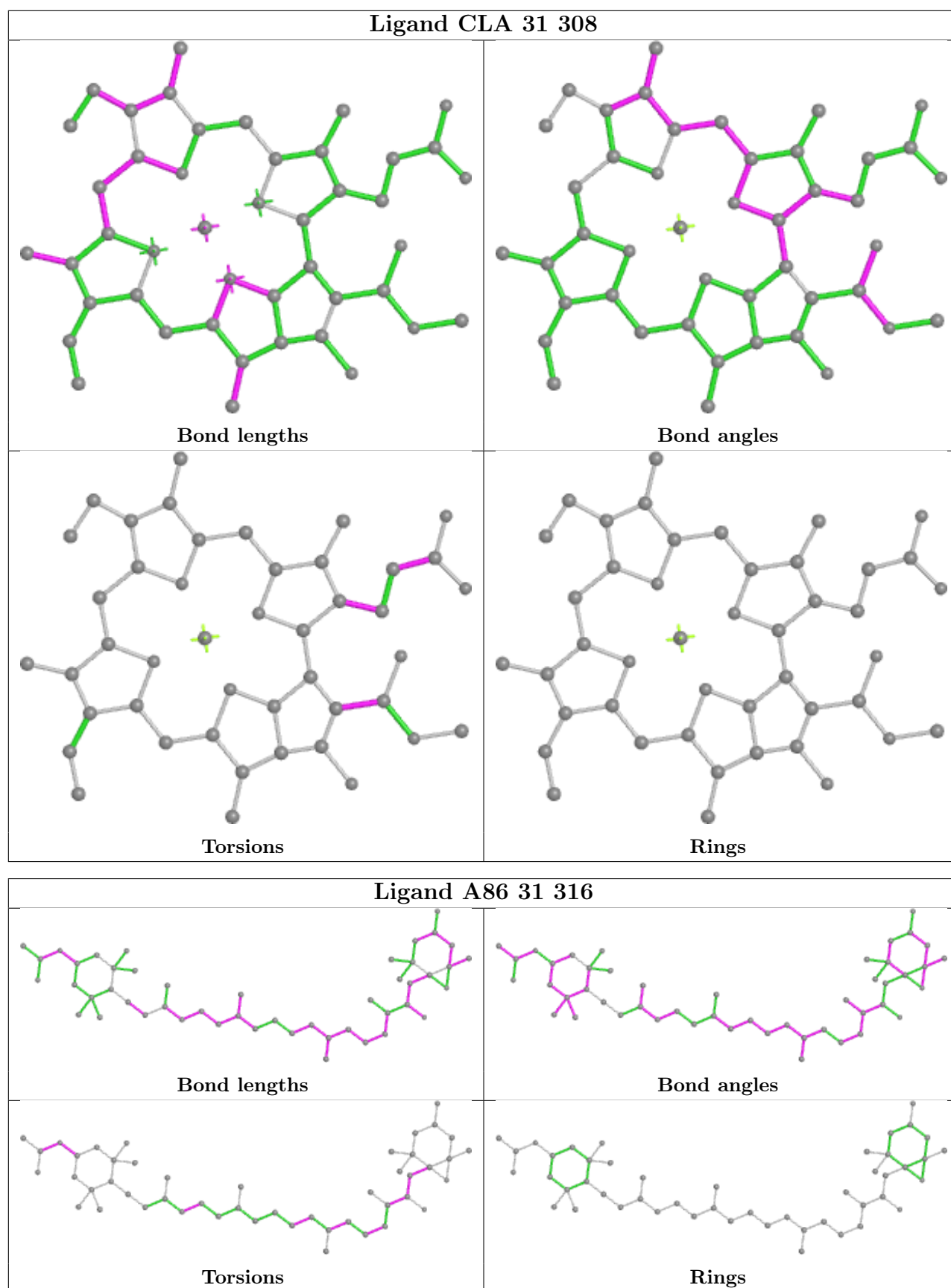


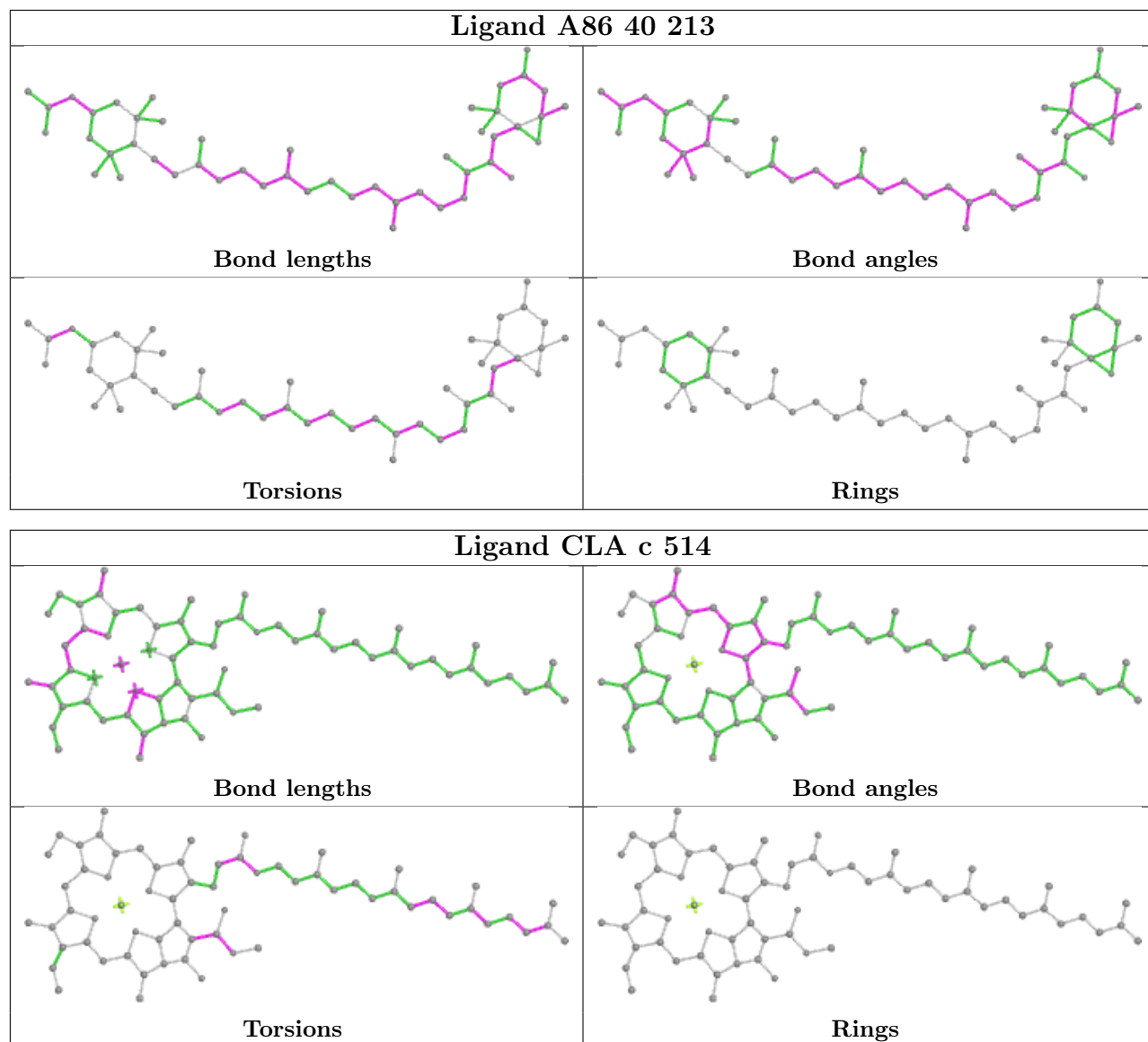


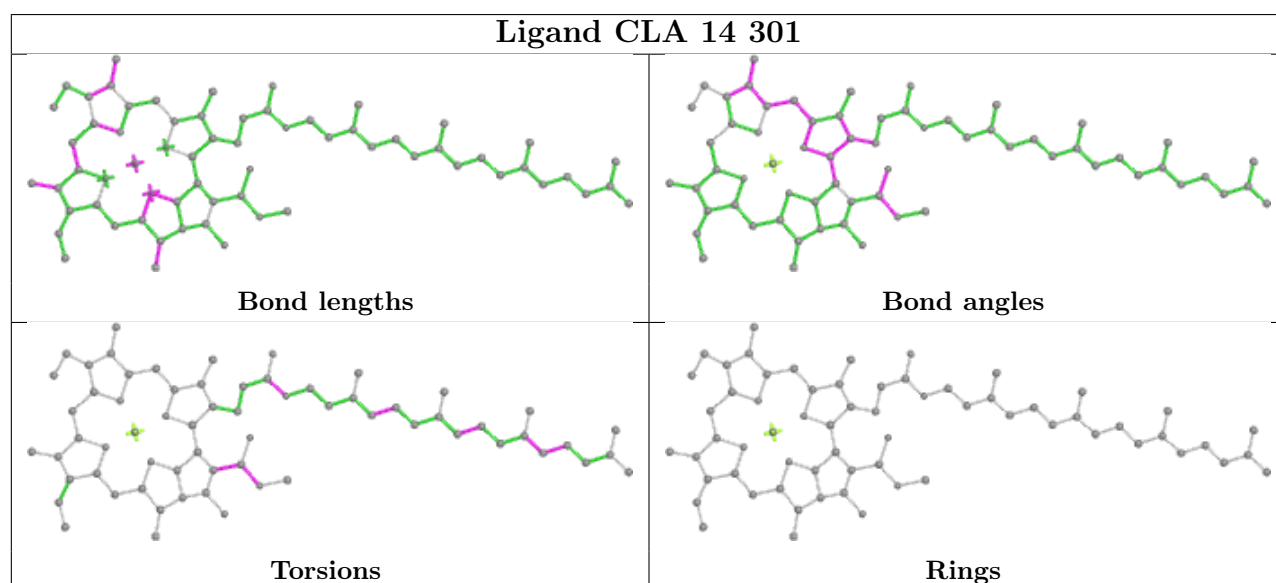
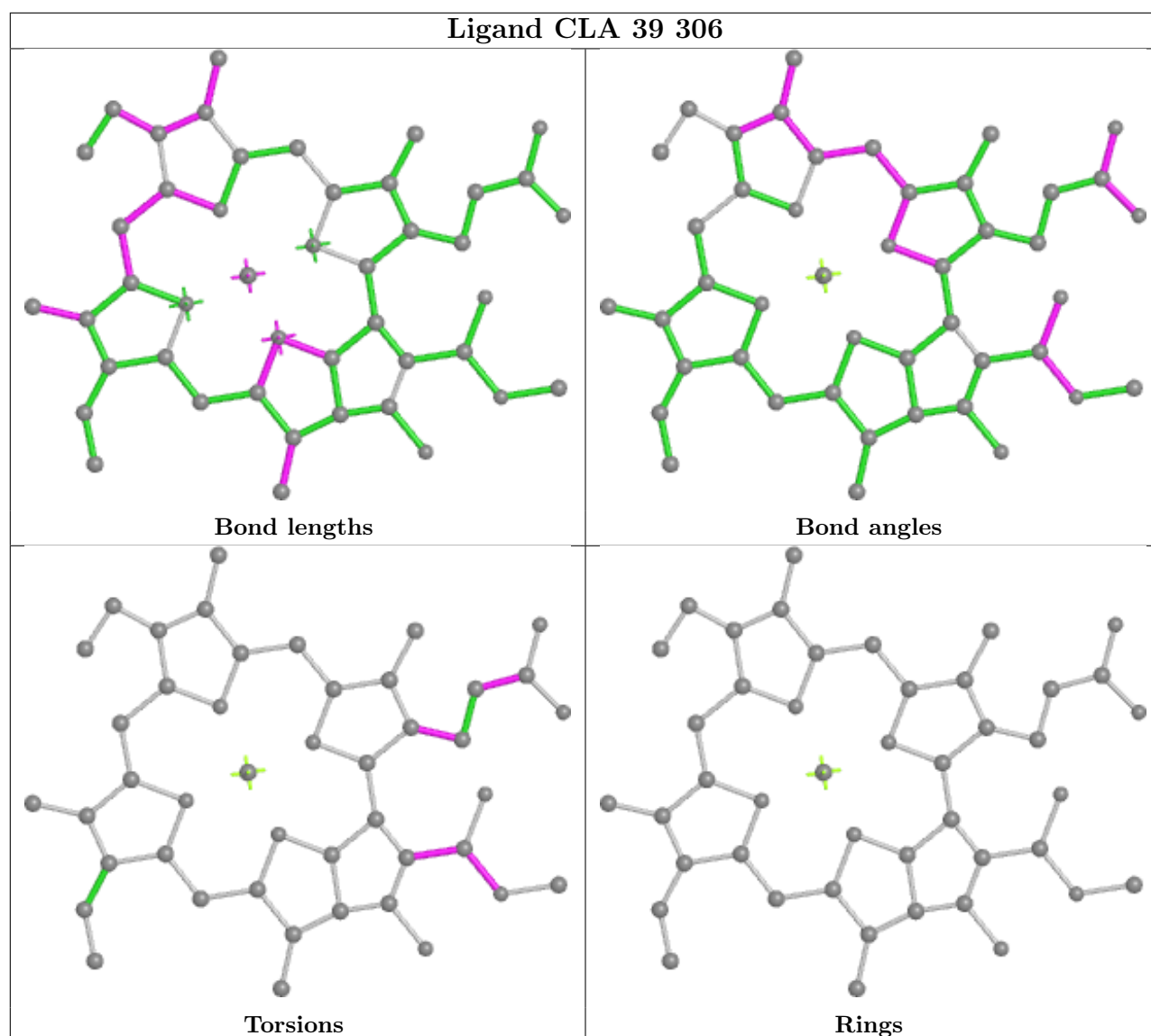


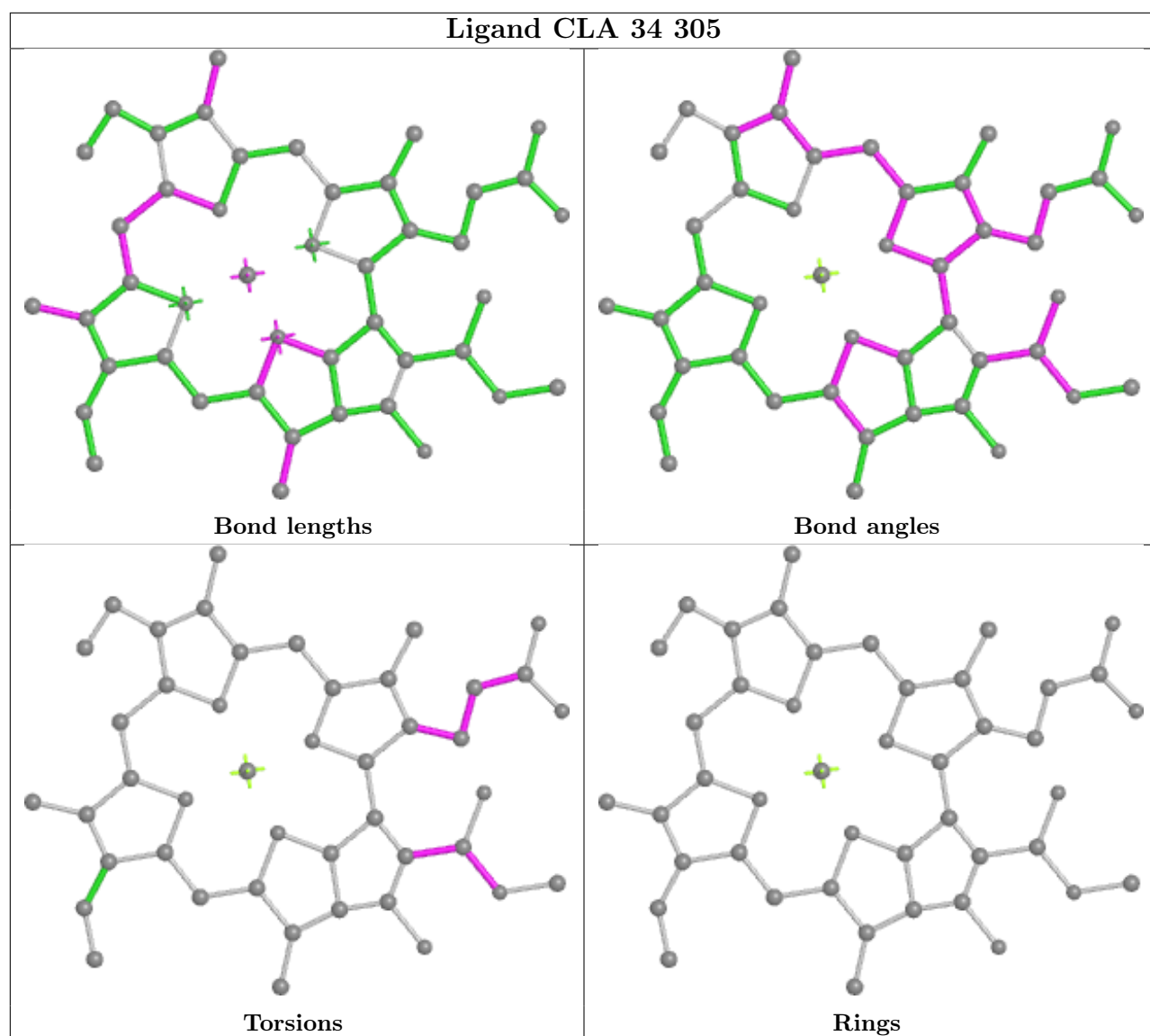


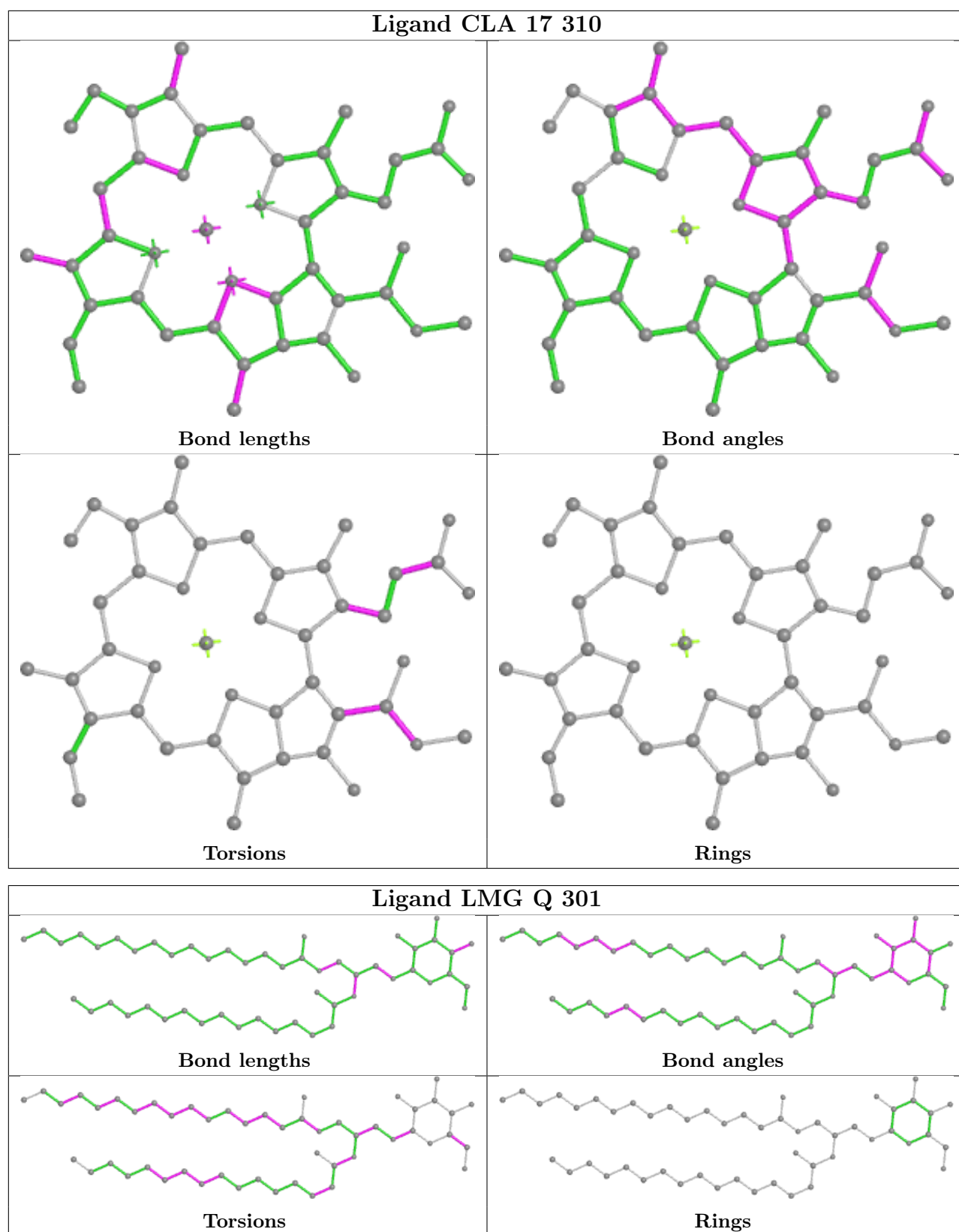


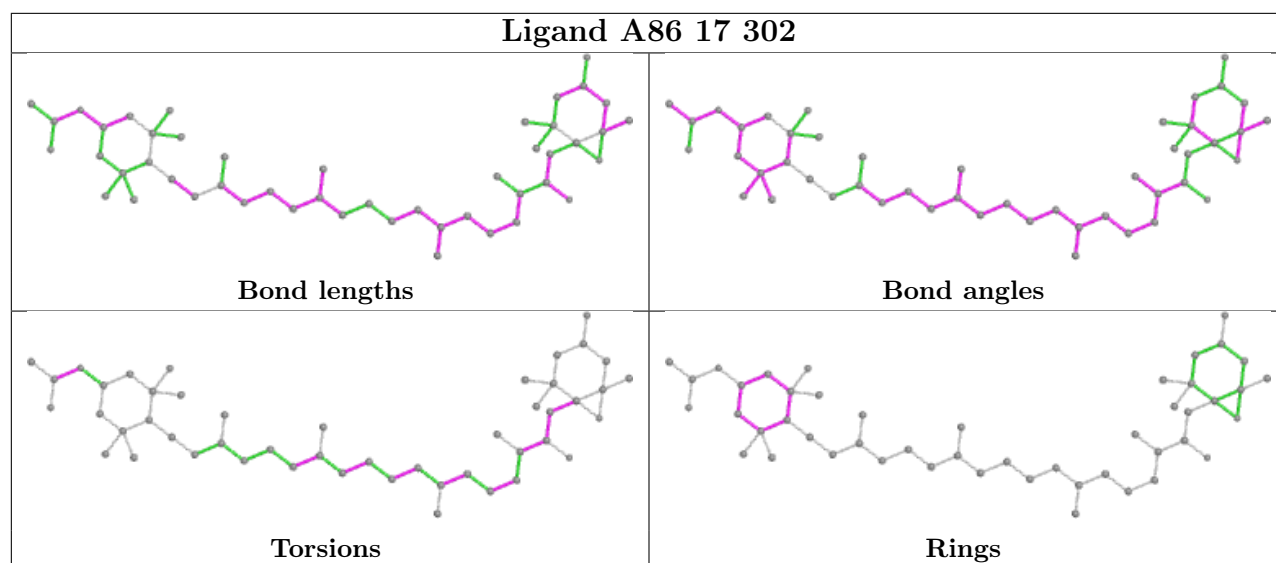
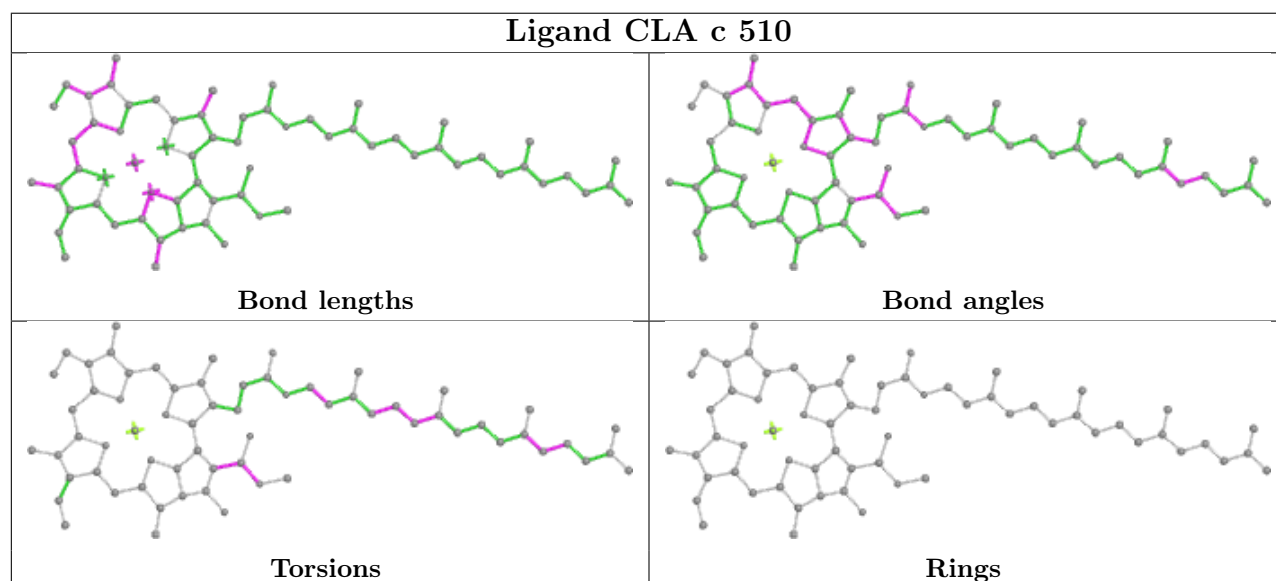
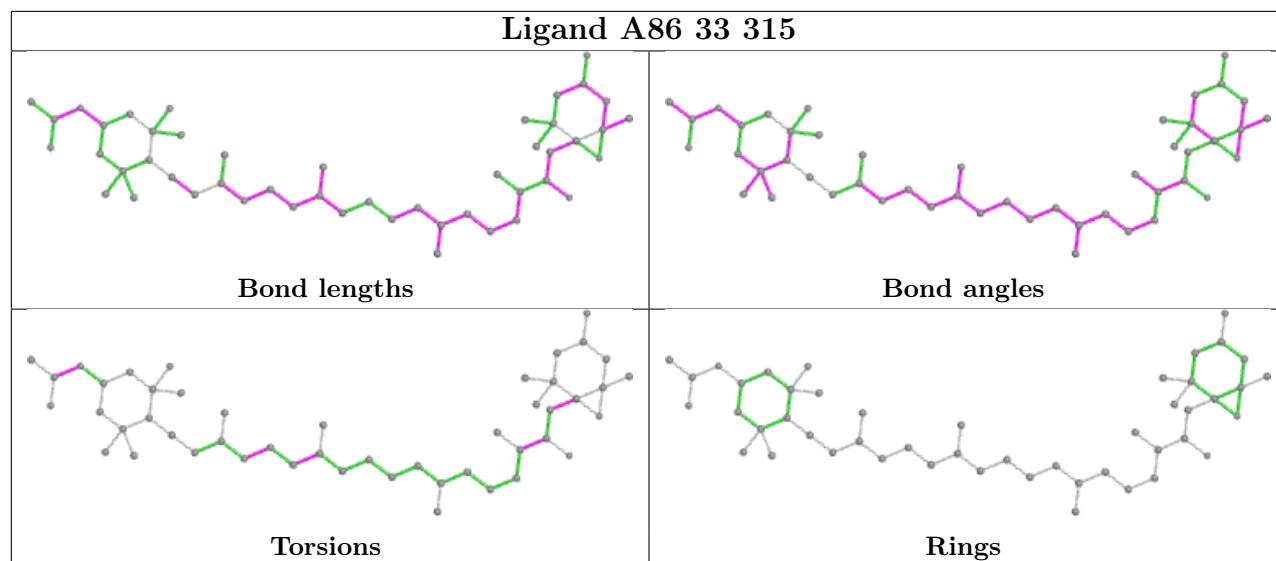


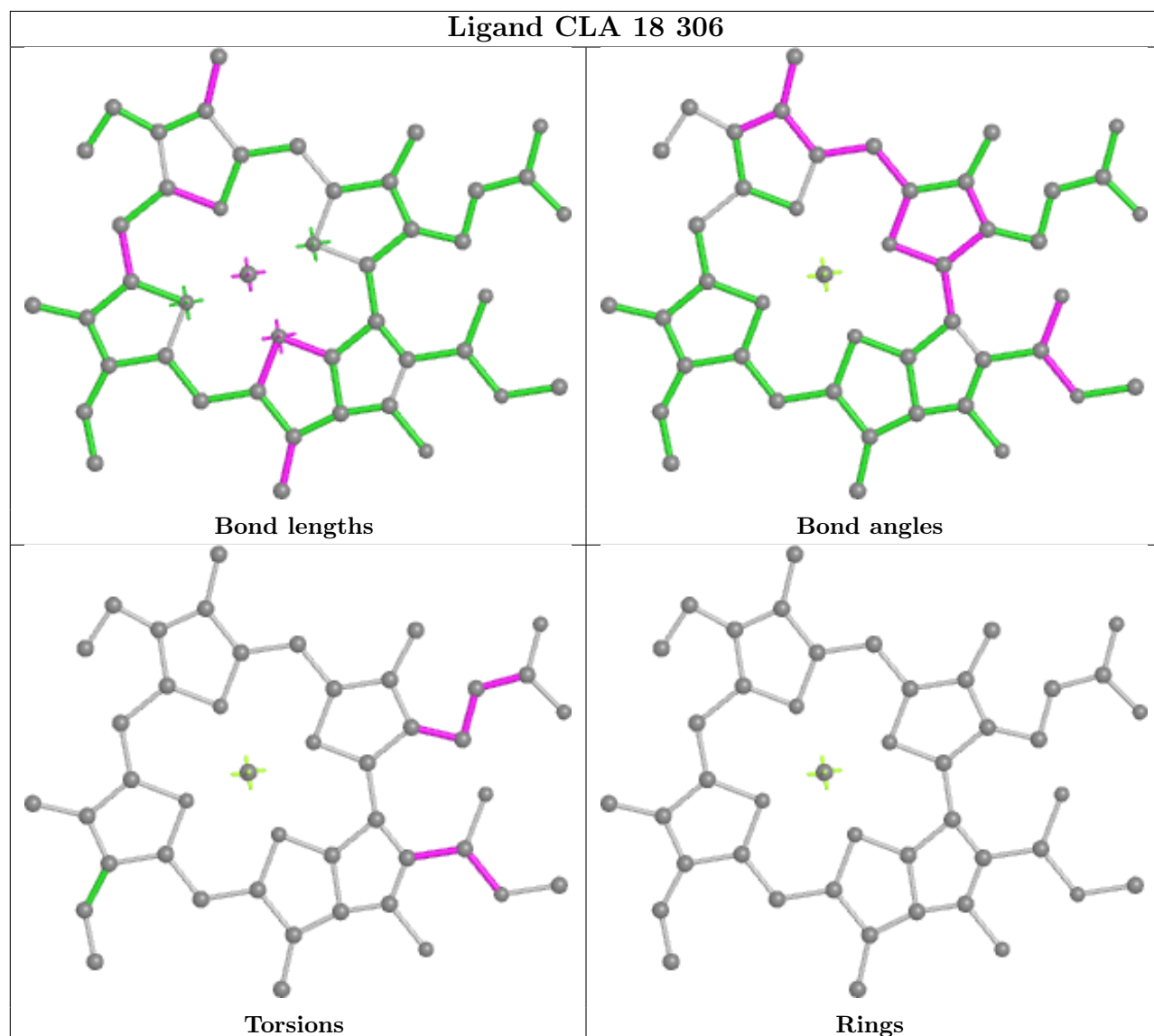
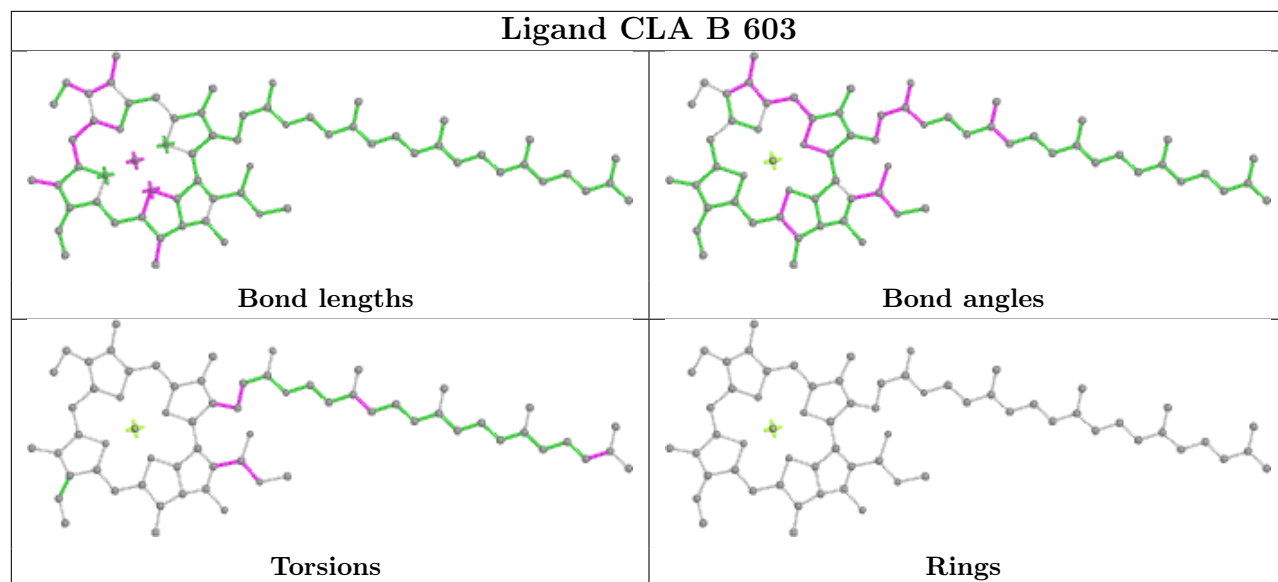


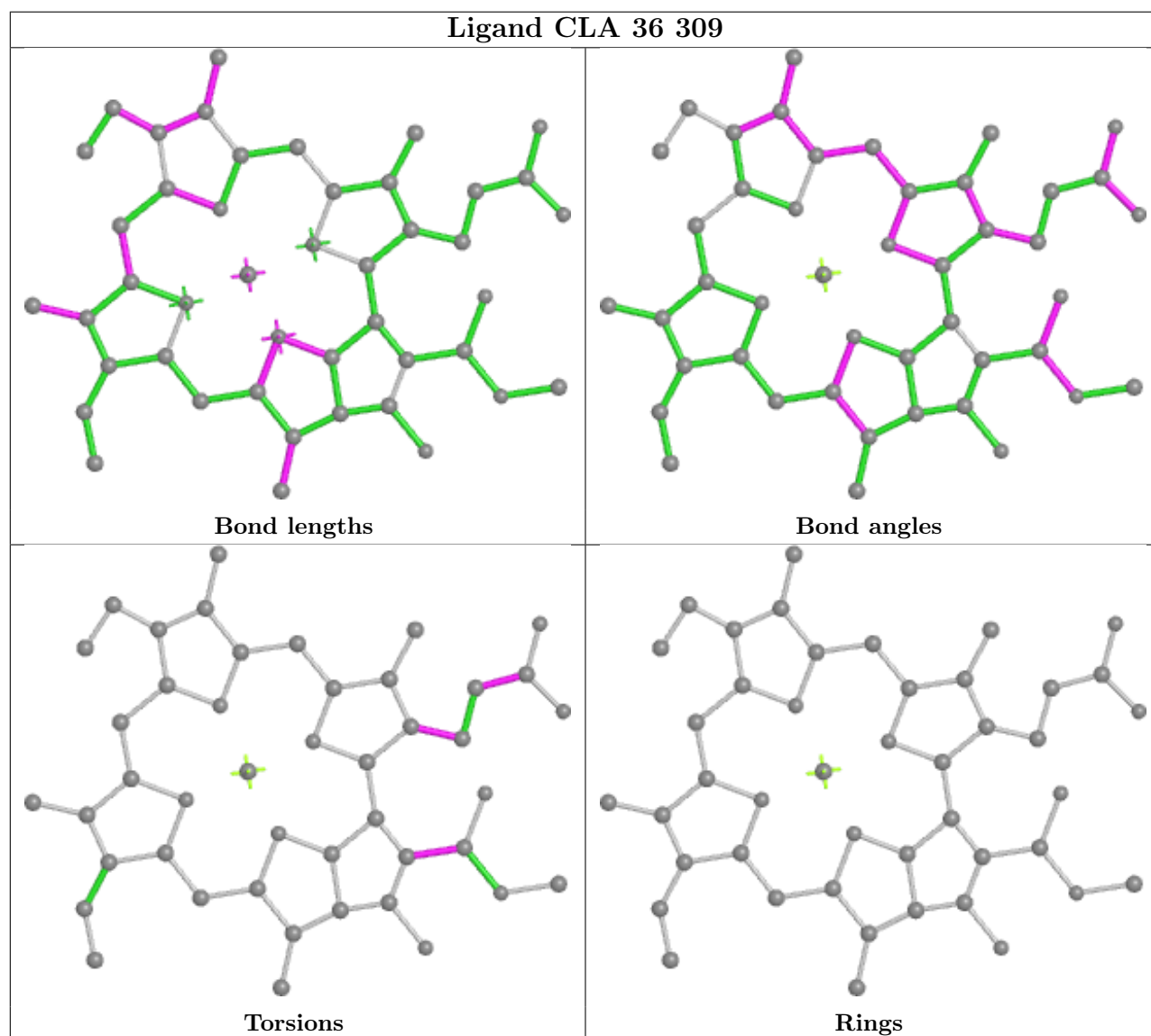
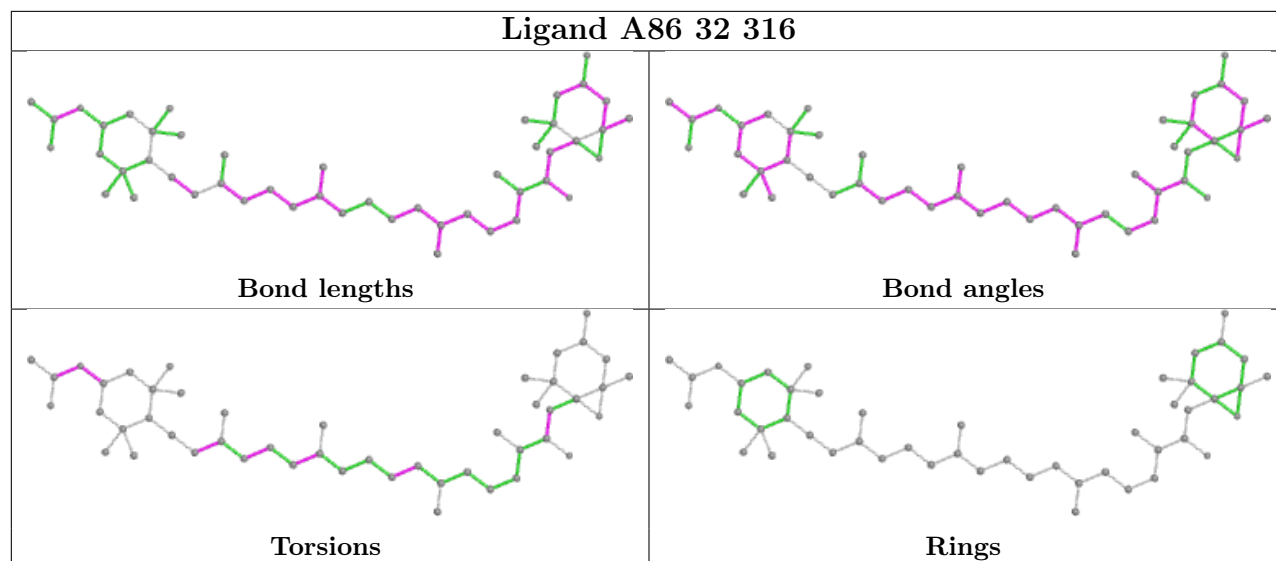


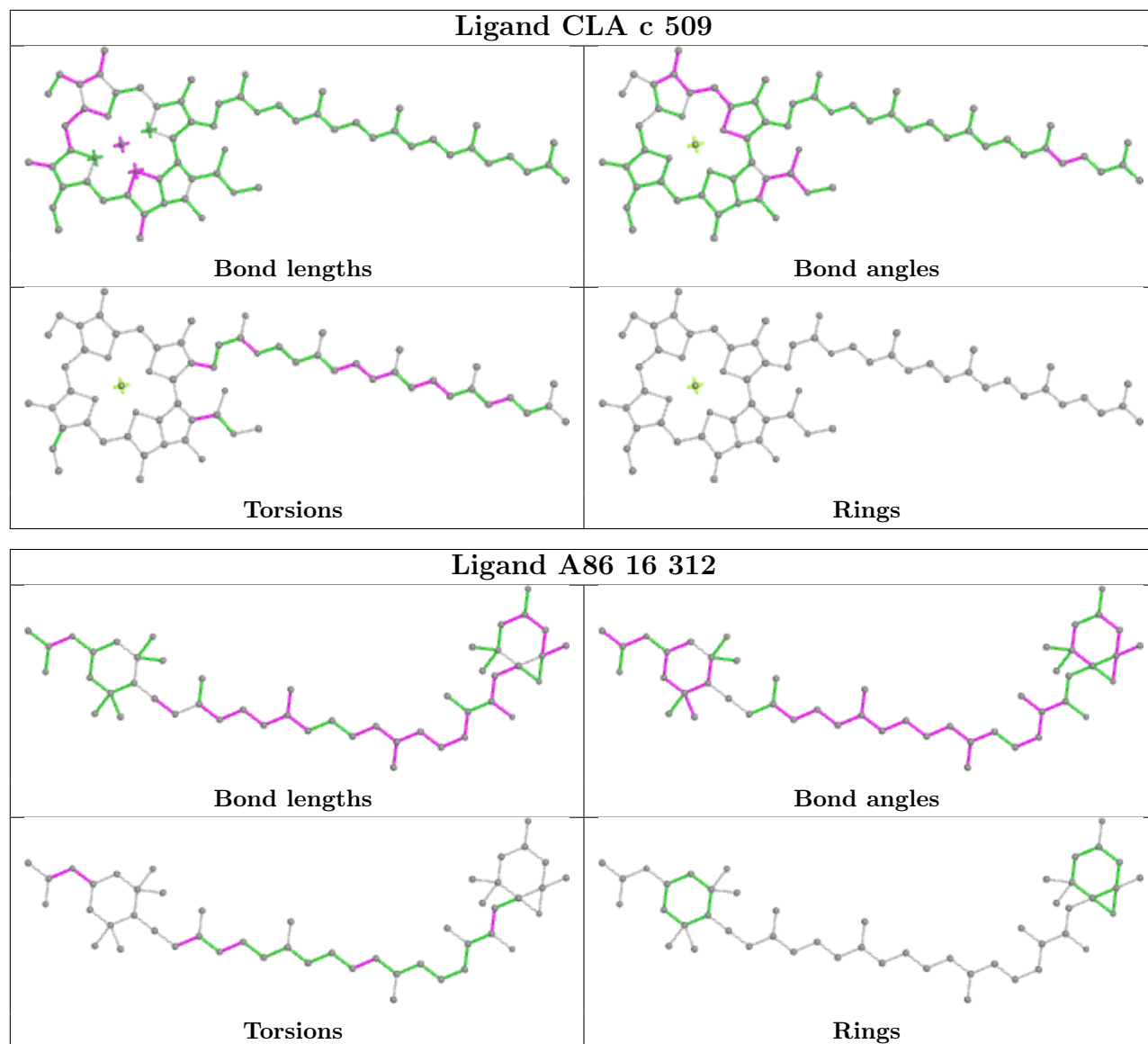


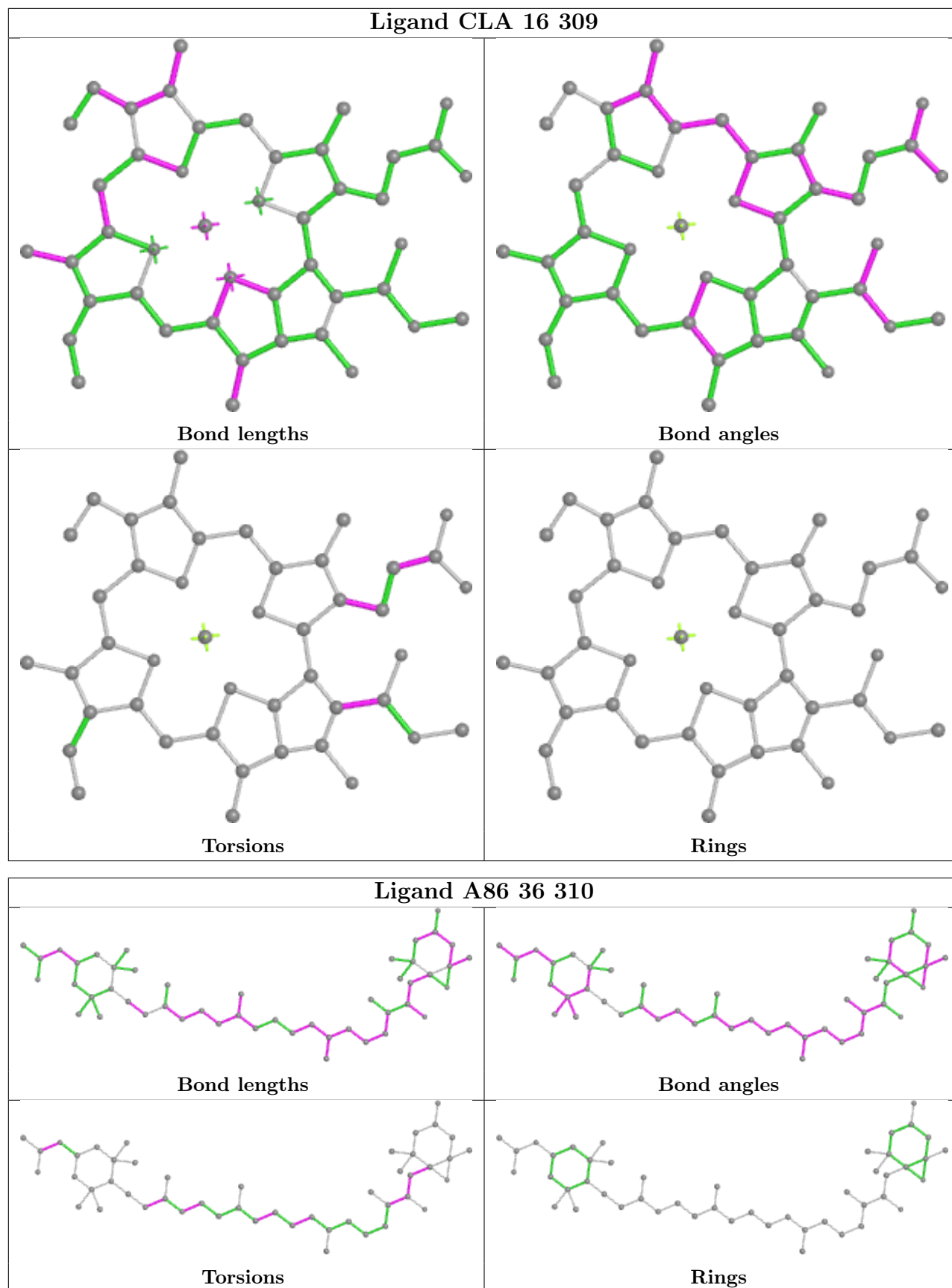


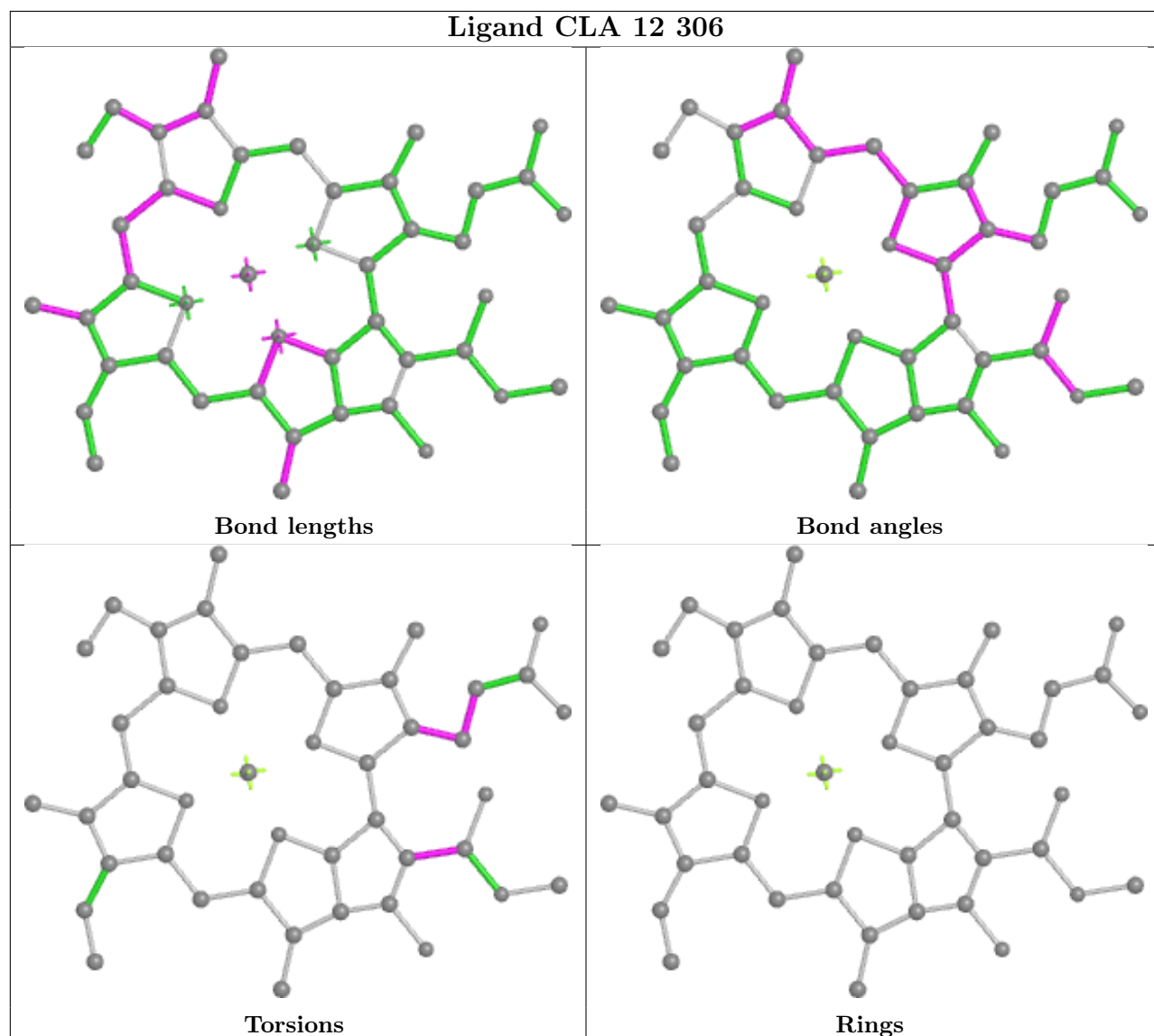
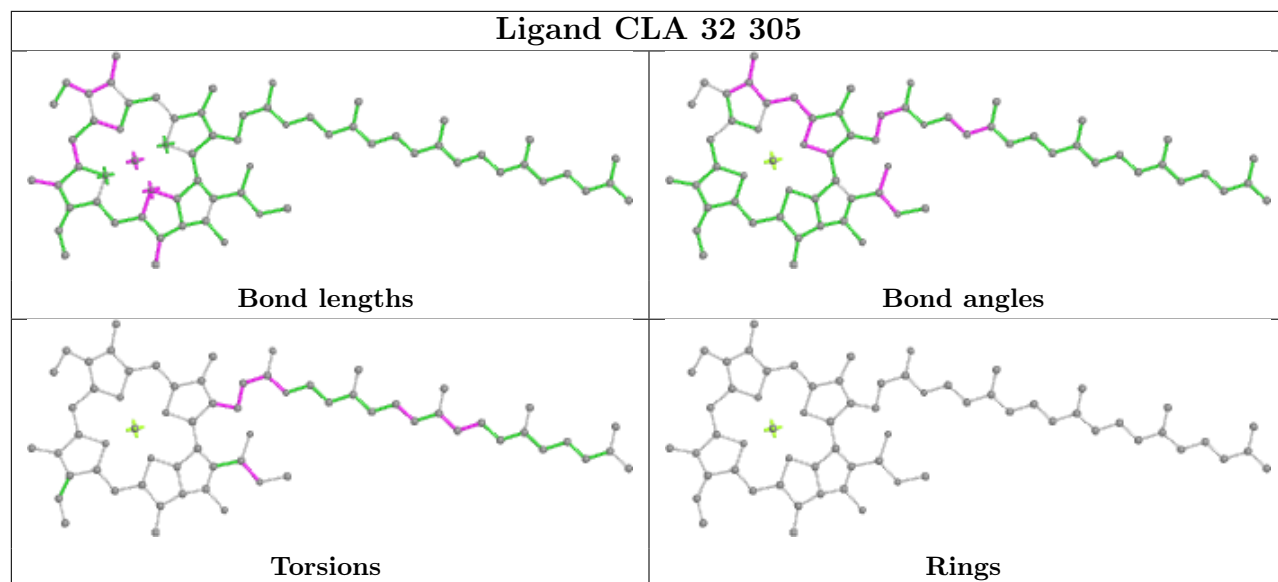


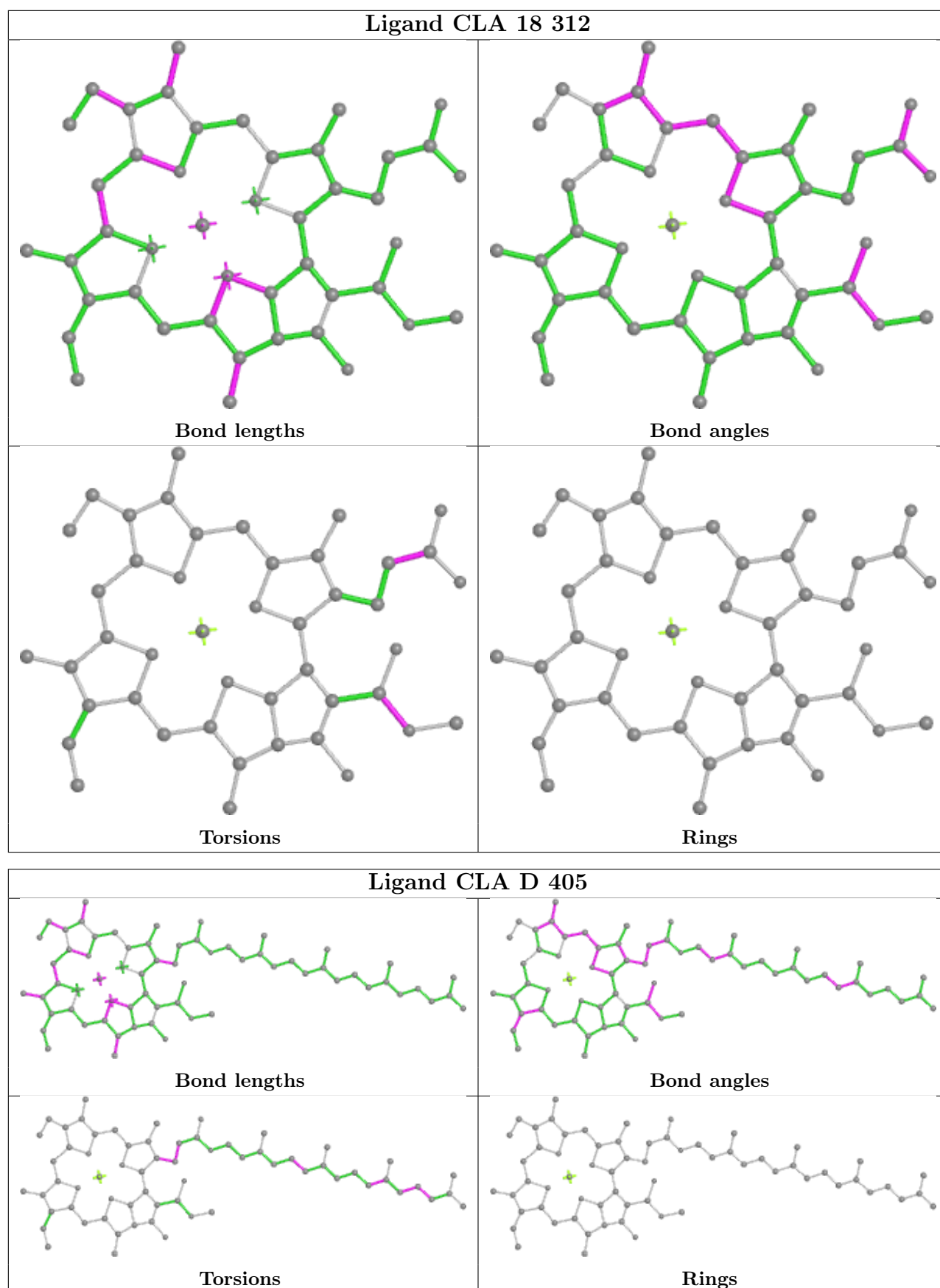


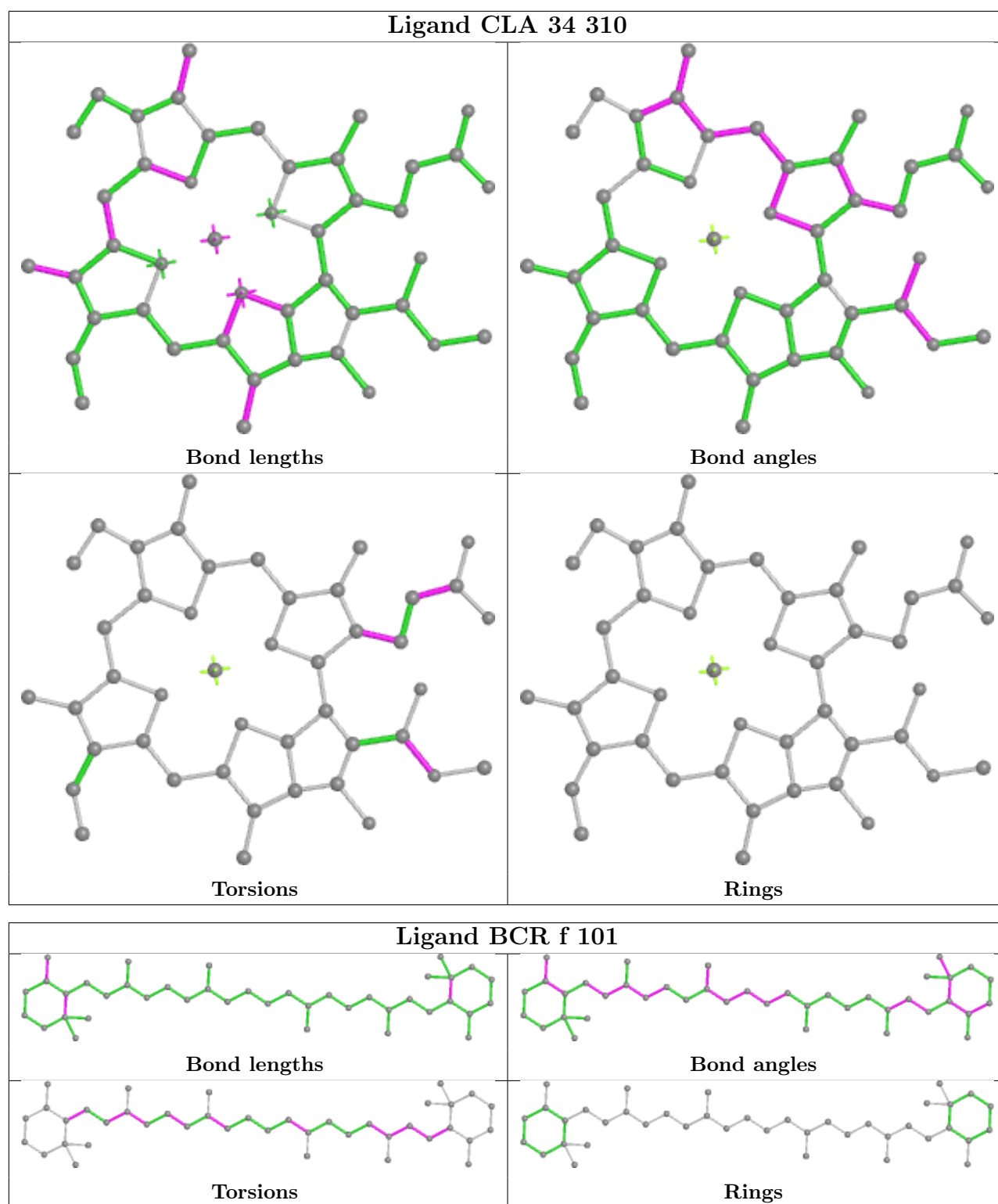


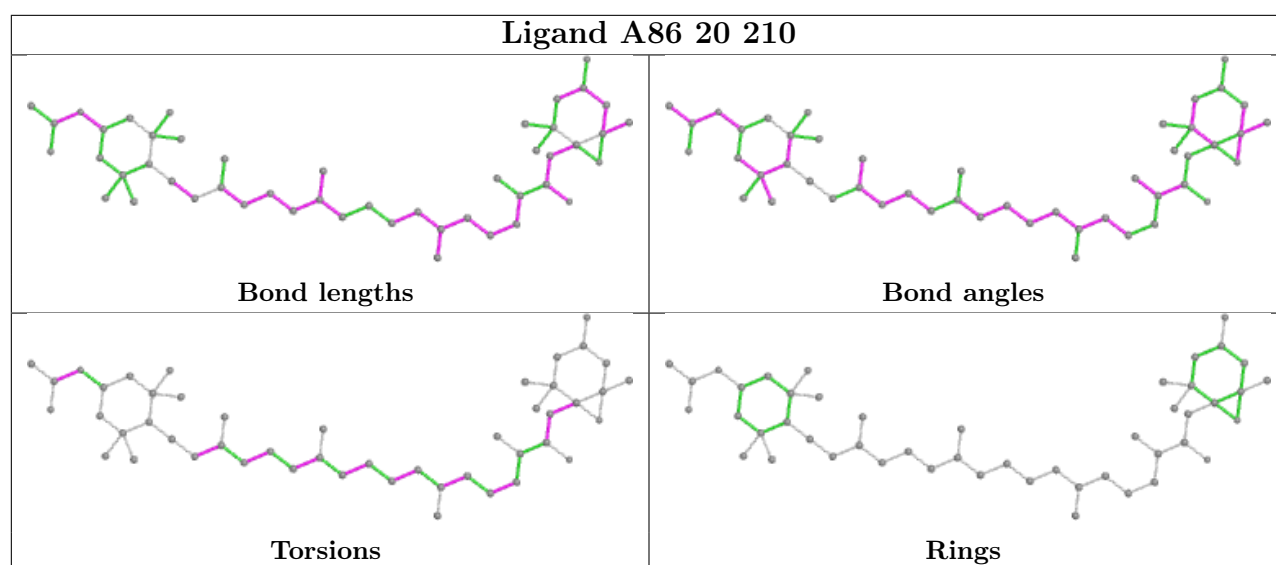
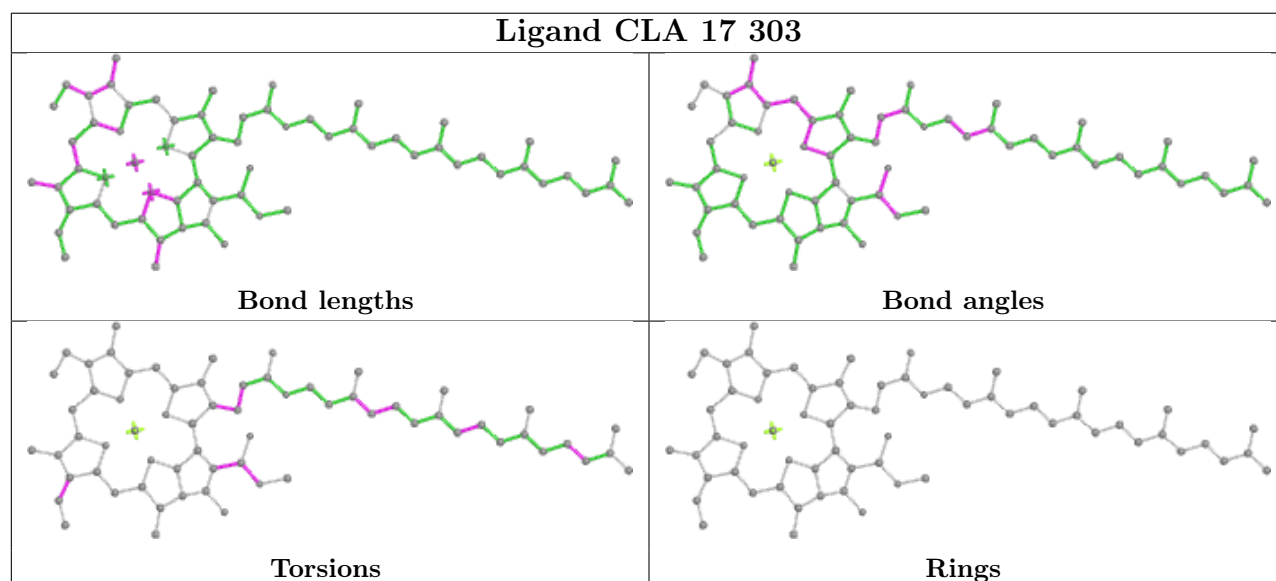
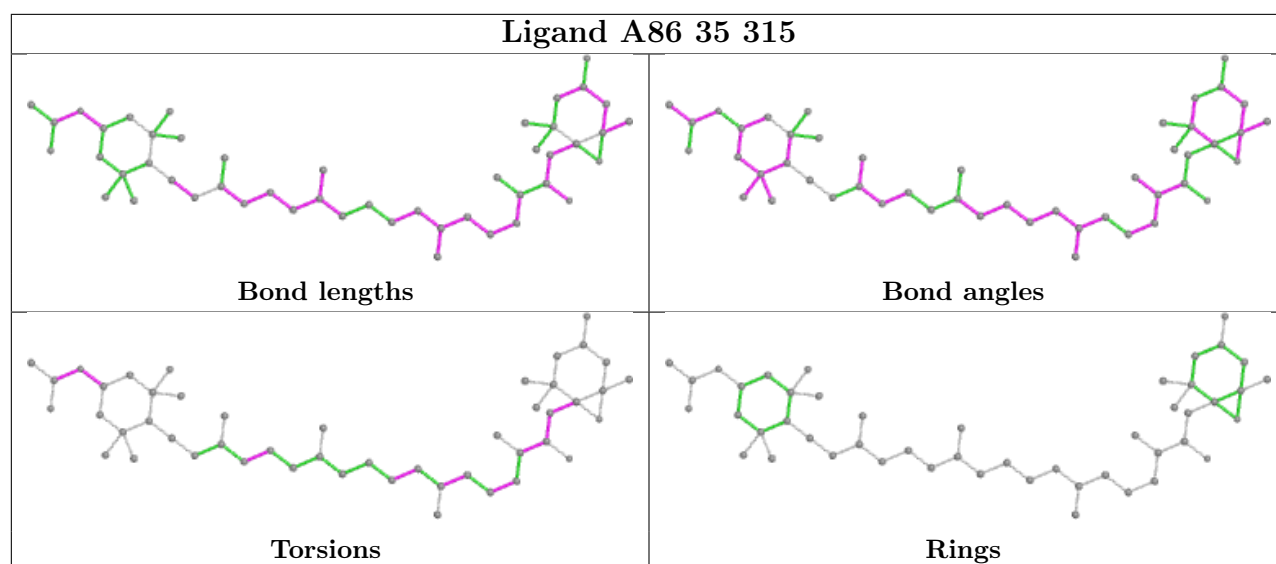


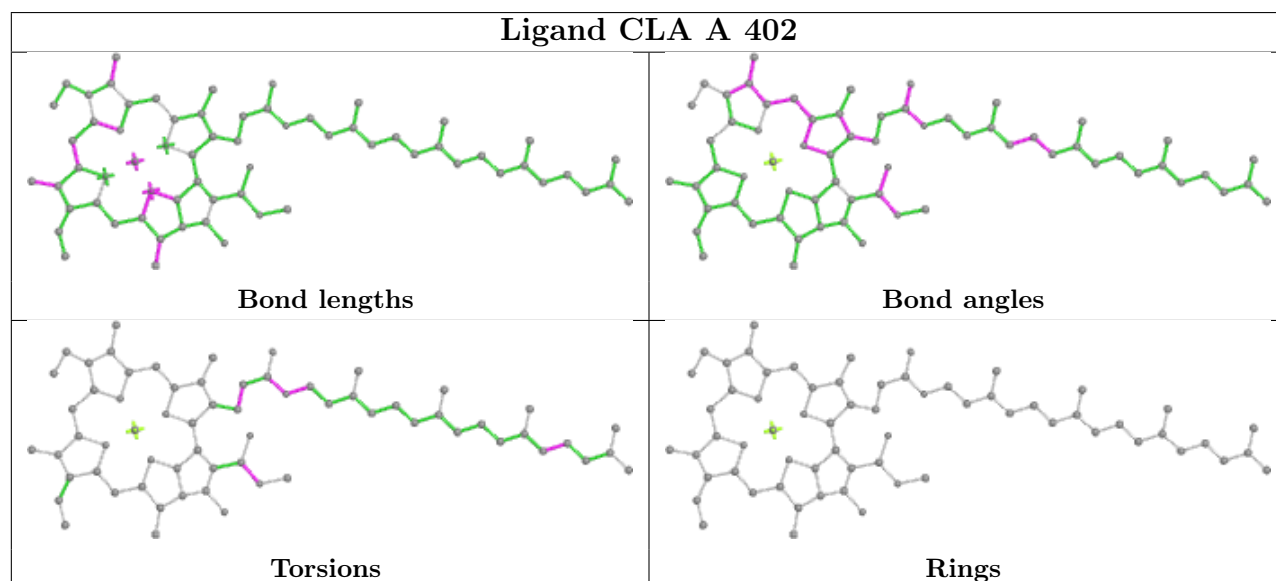
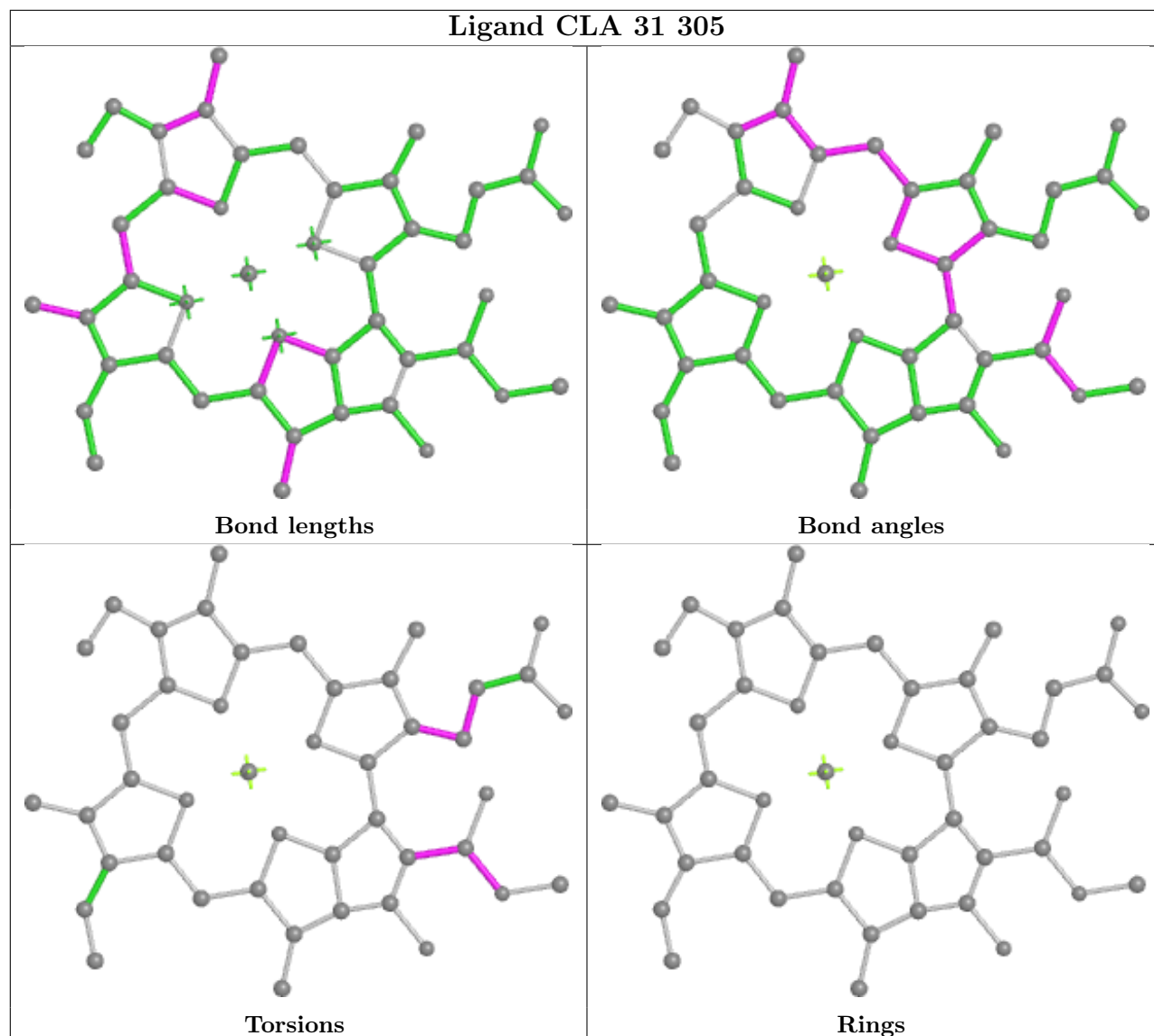


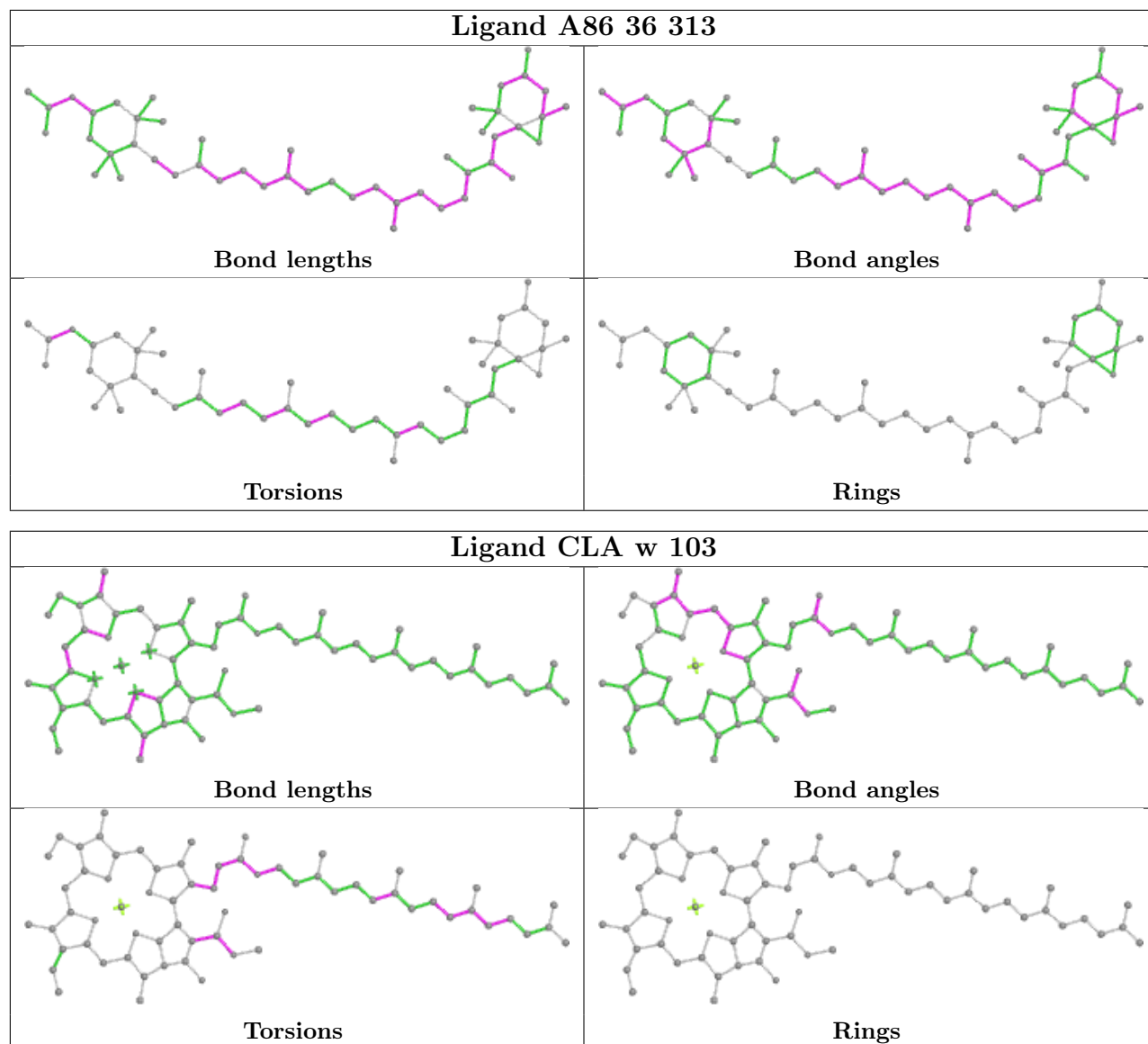


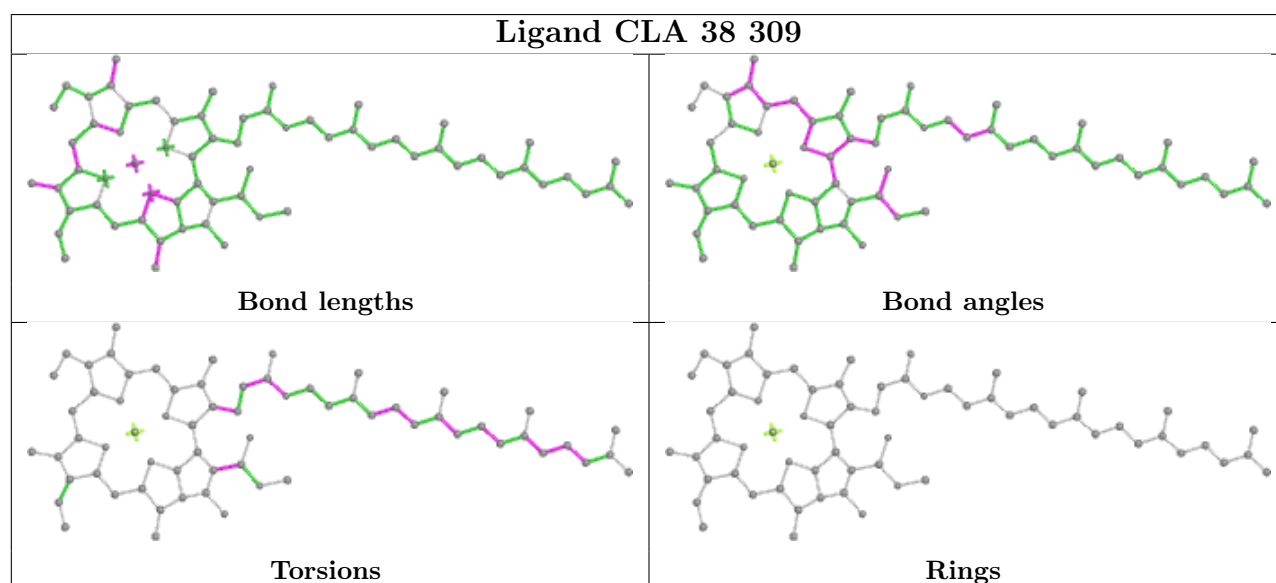
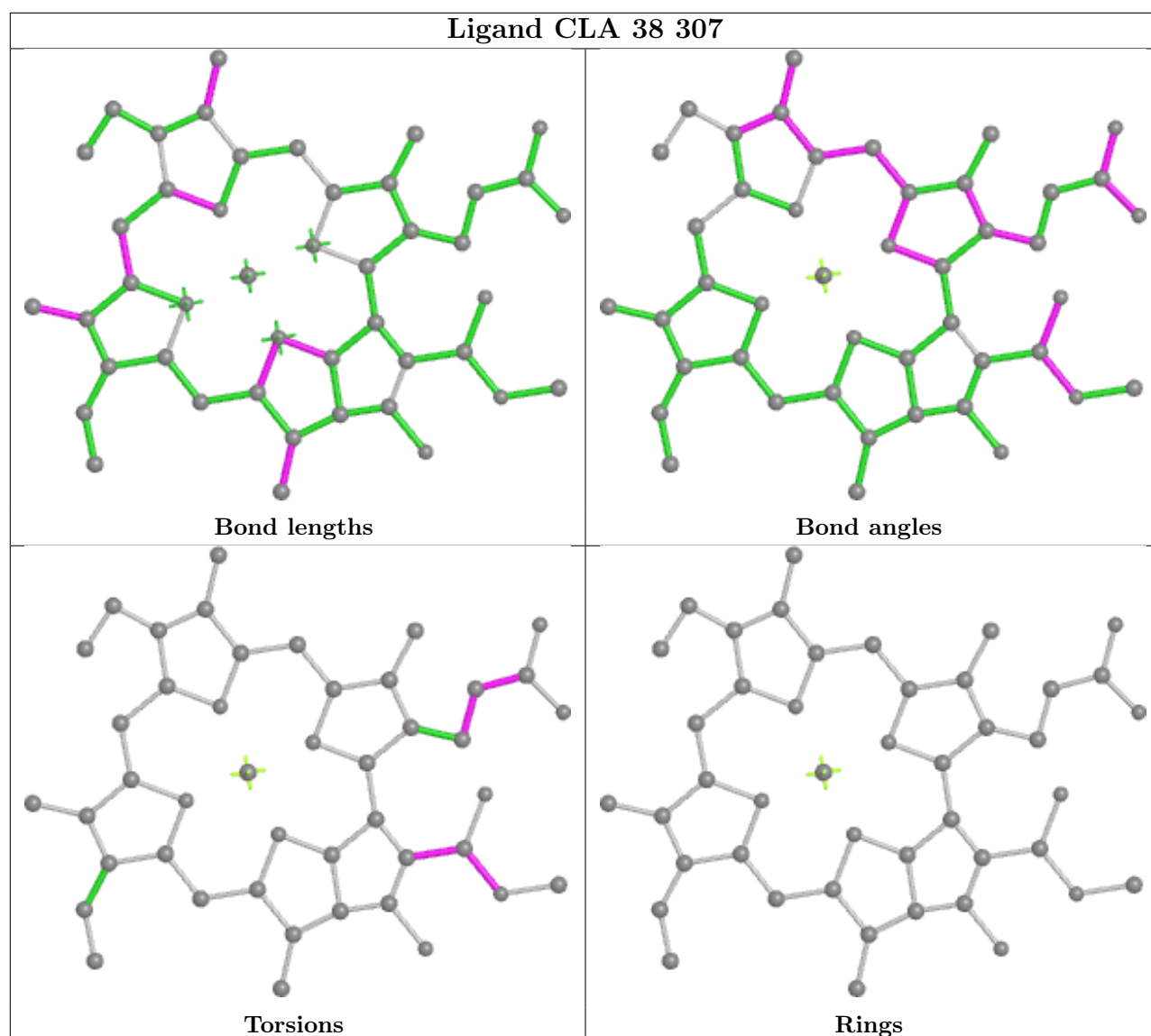


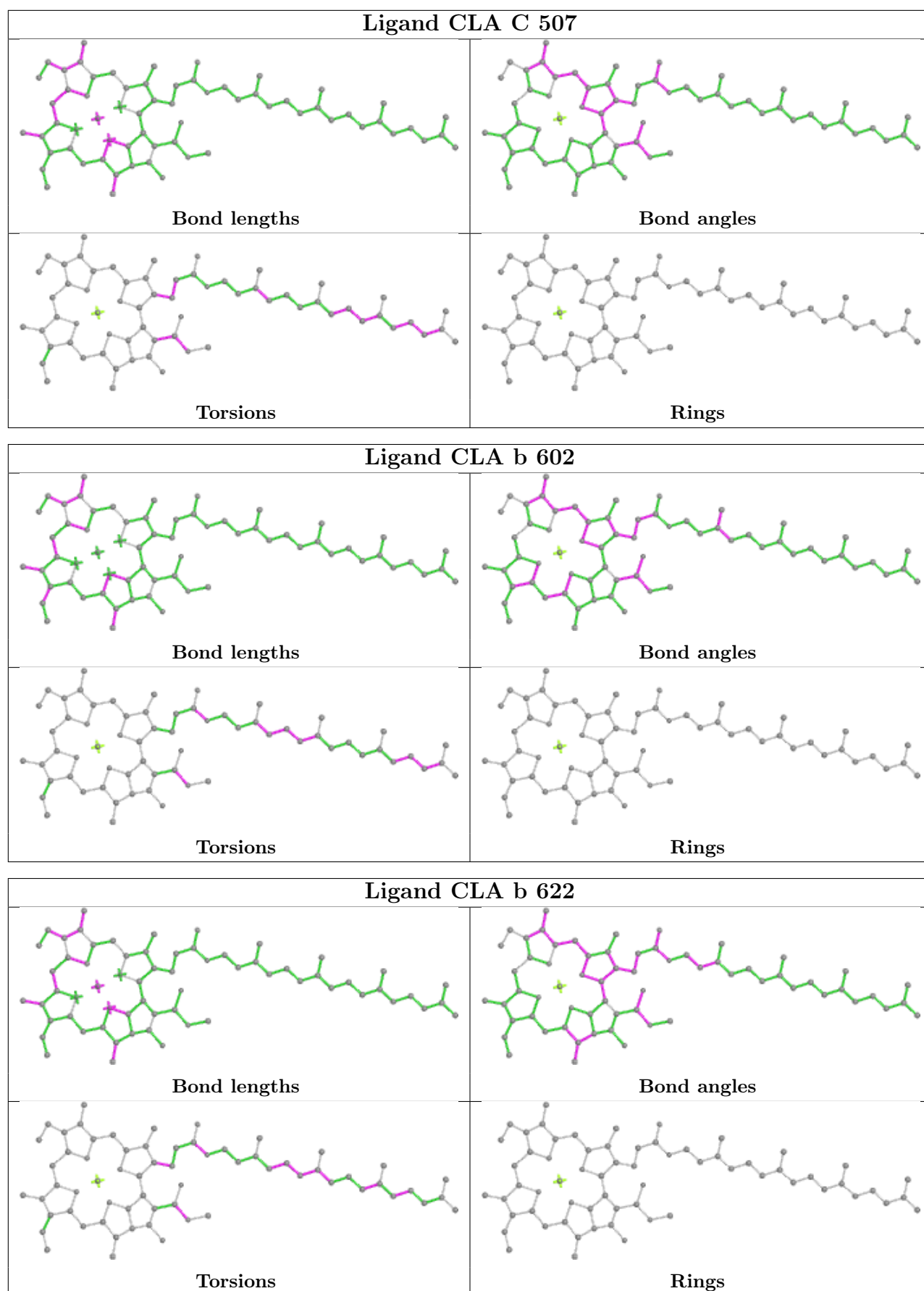


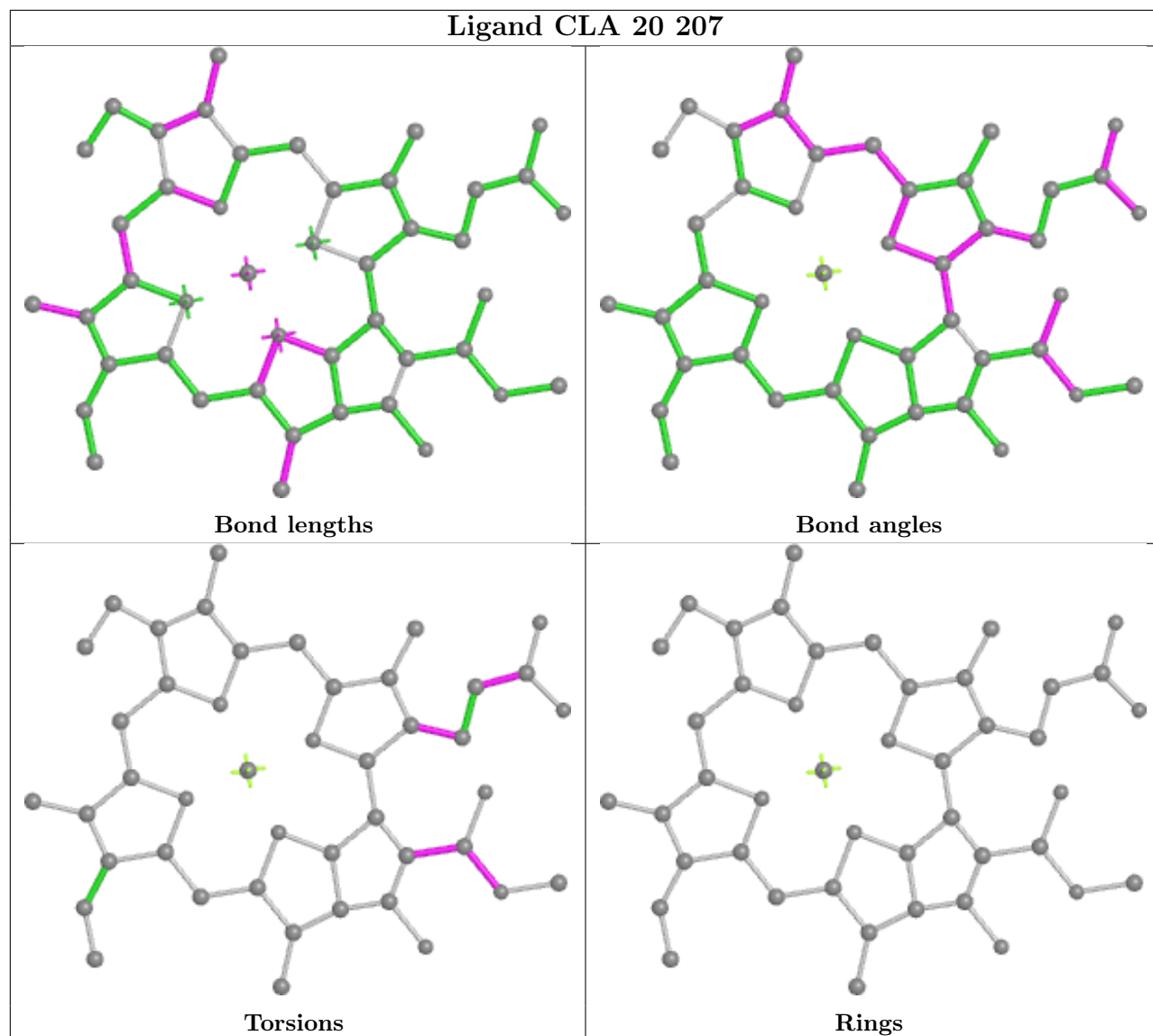


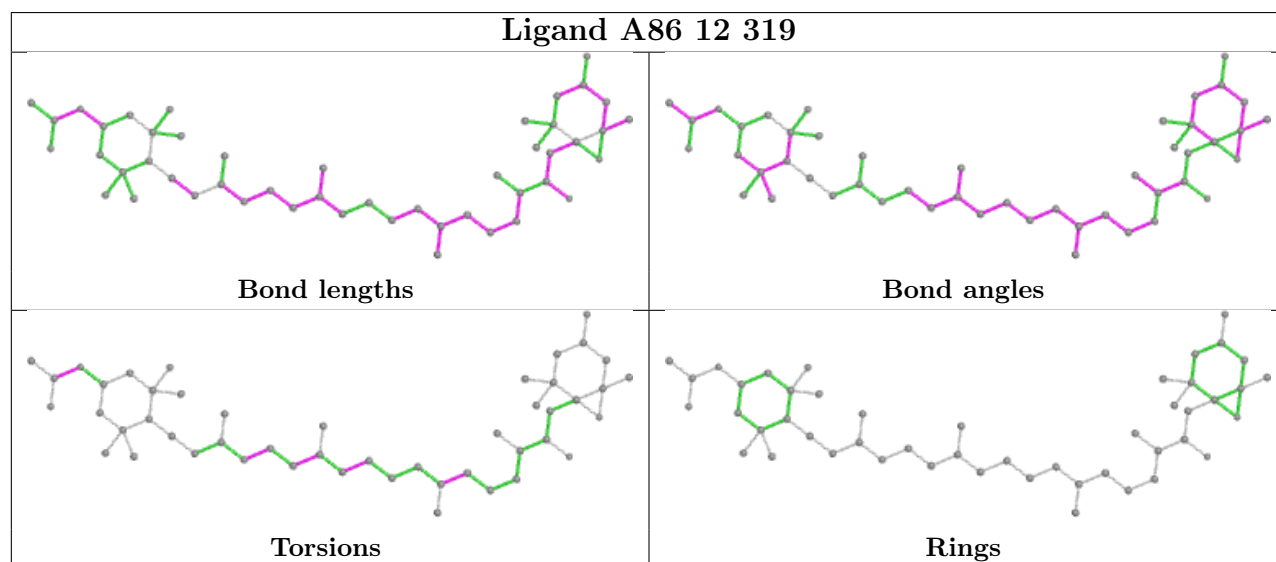
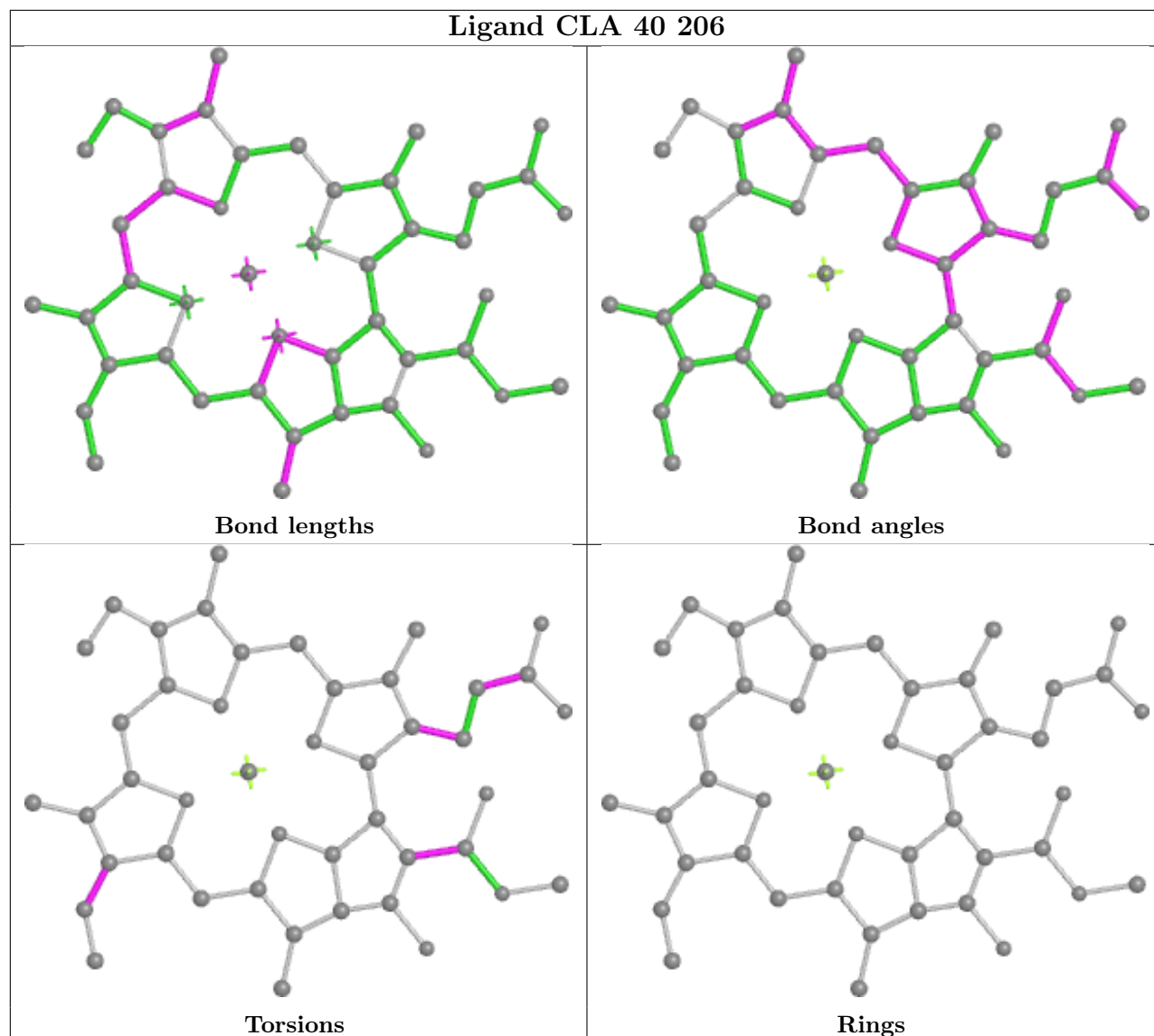


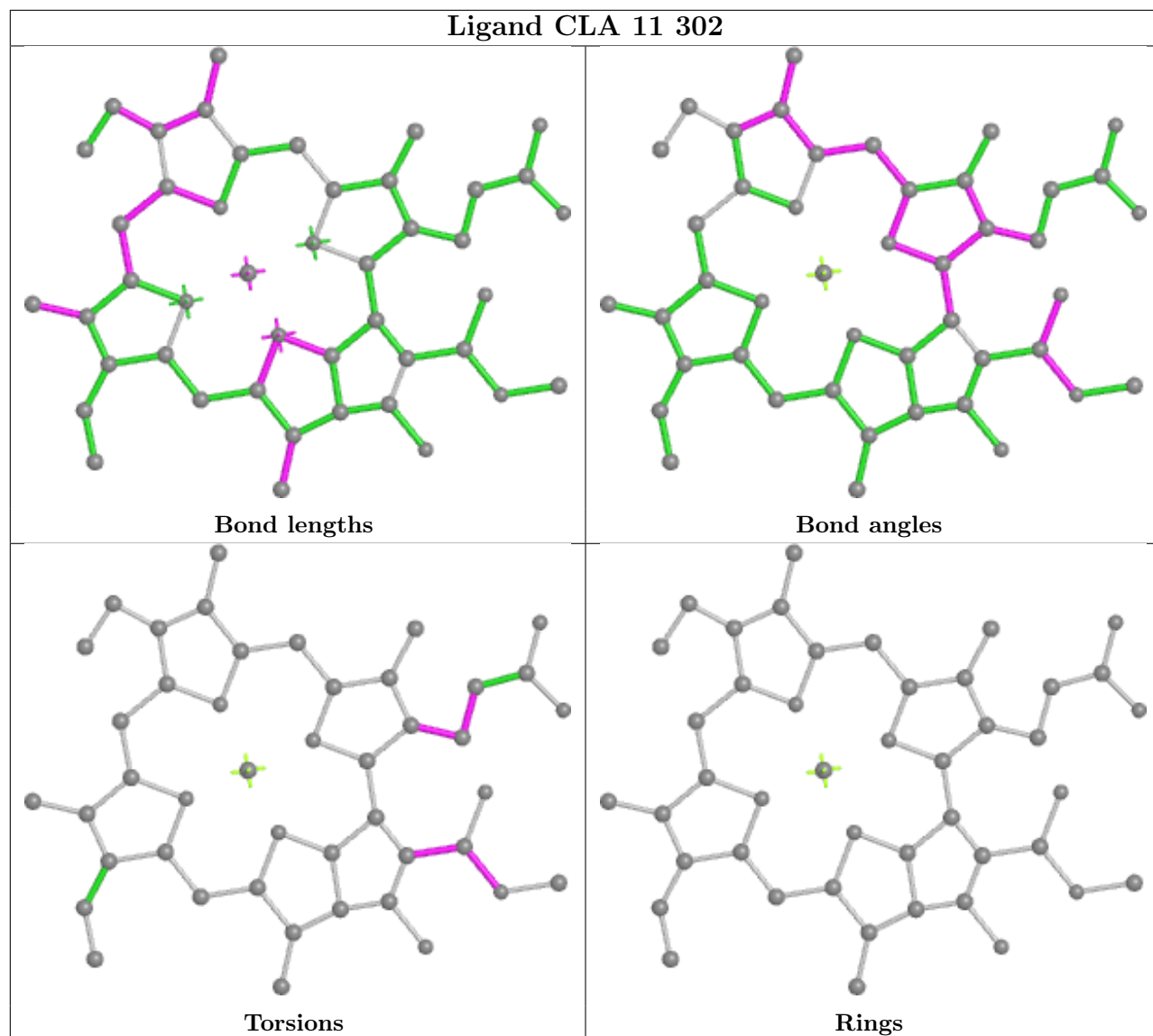


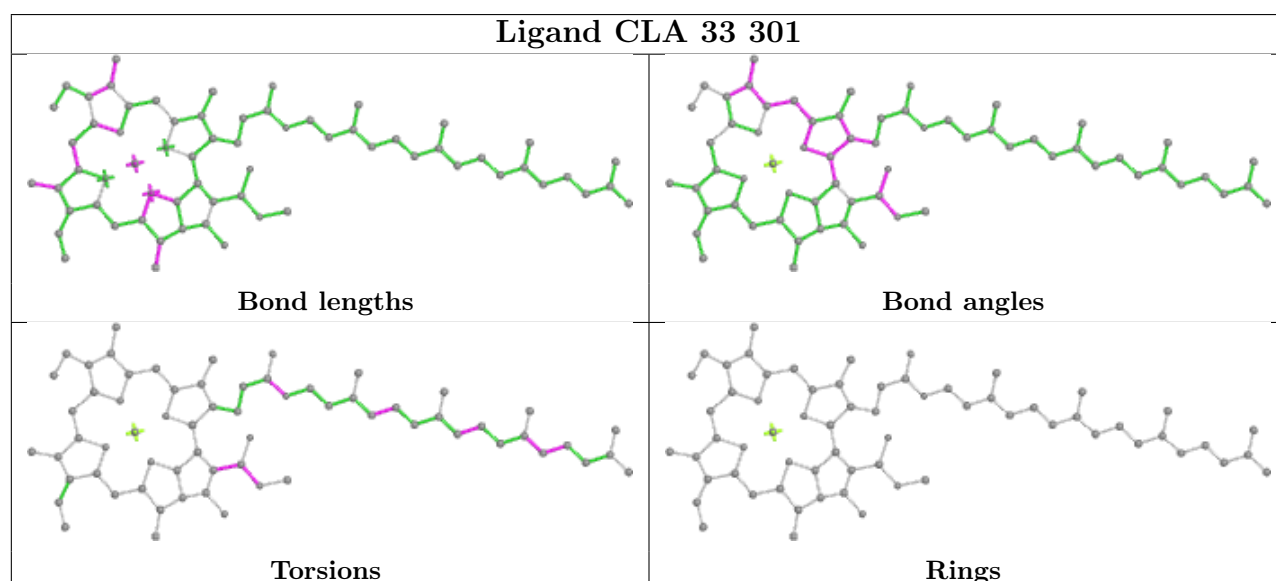
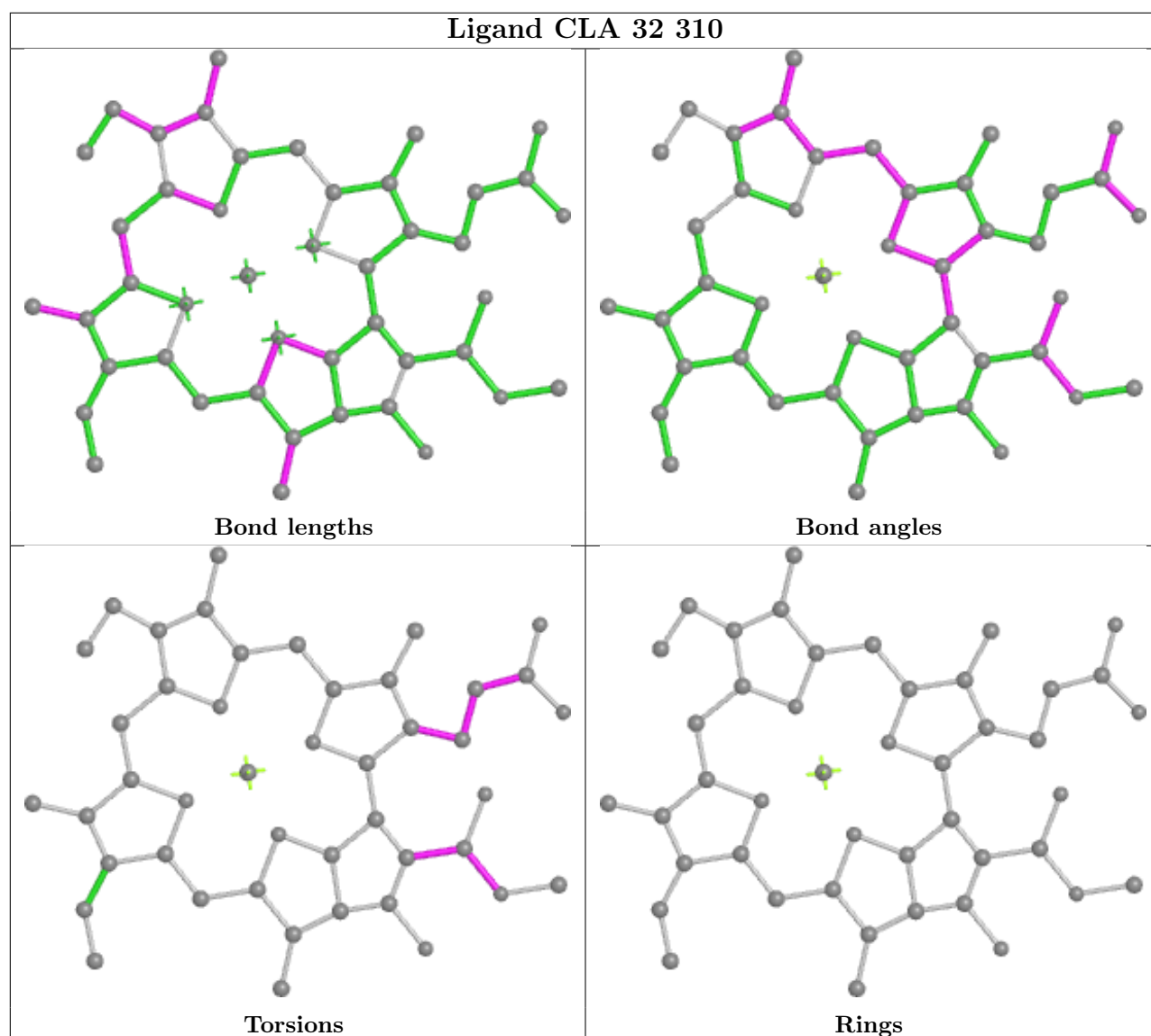


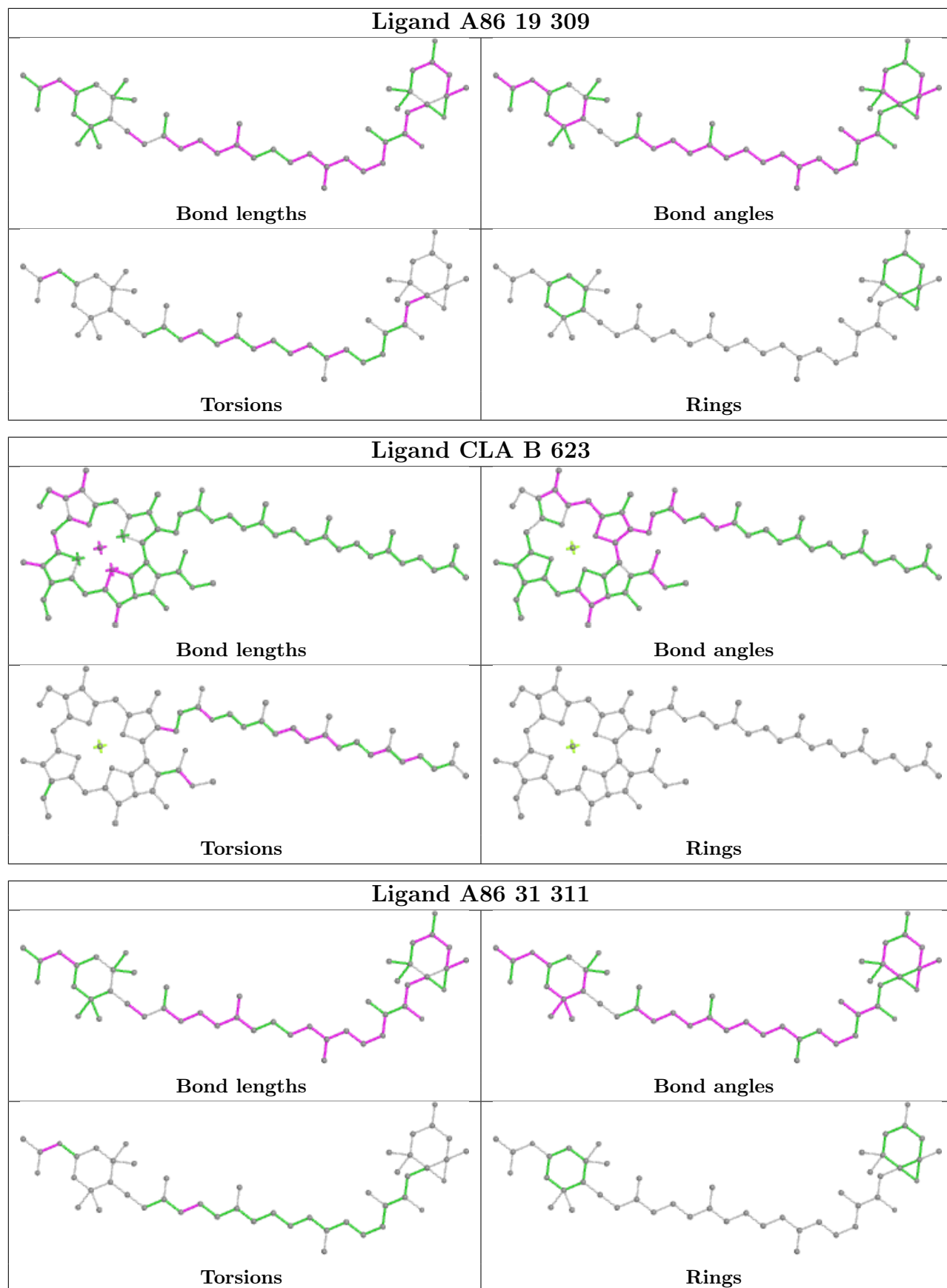


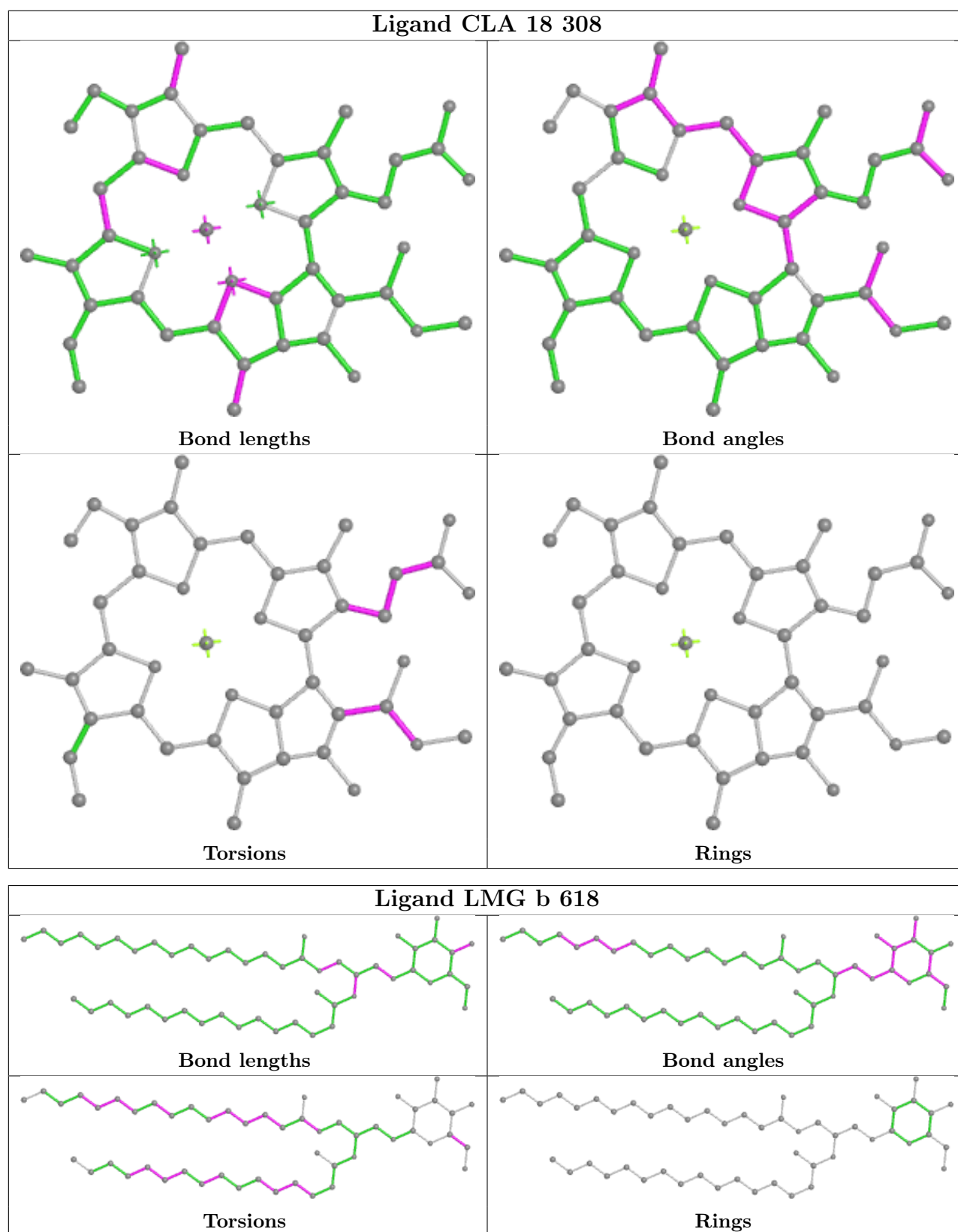


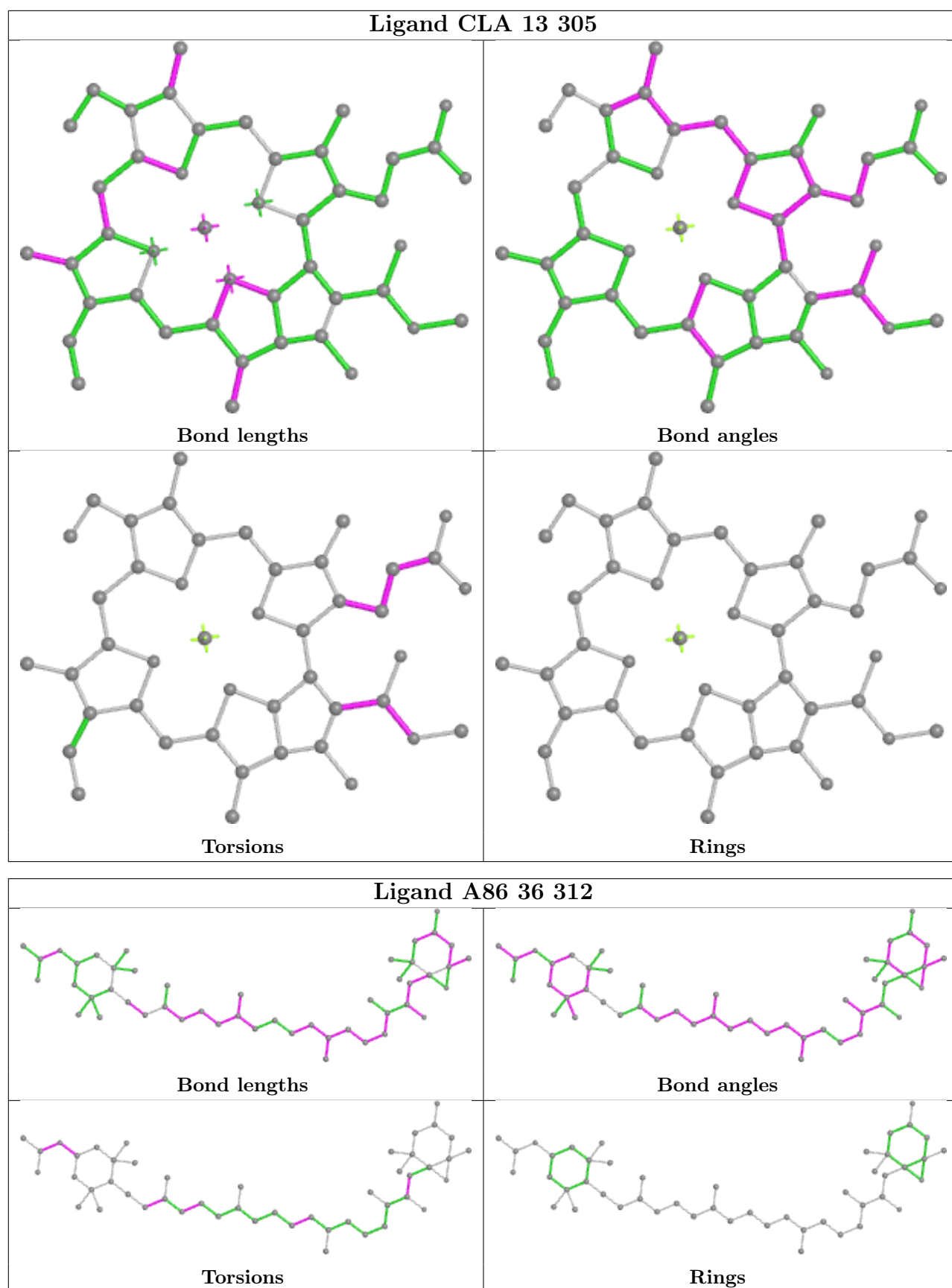


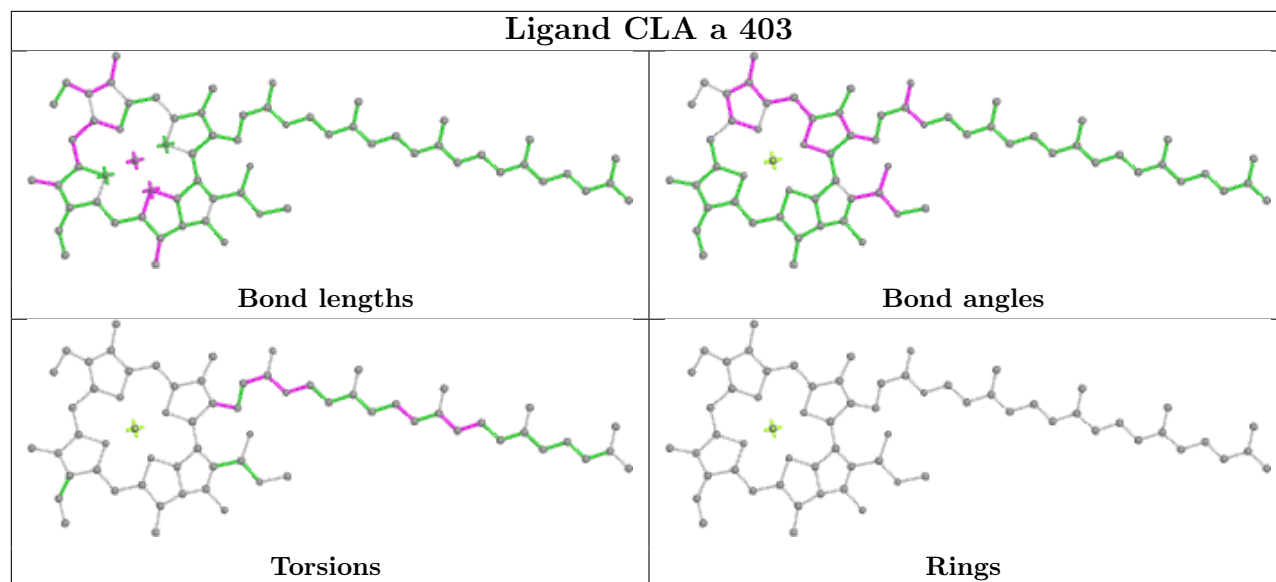












5.7 Other polymers [i](#)

There are no such residues in this entry.

5.8 Polymer linkage issues [i](#)

There are no chain breaks in this entry.


6 Map visualisation [i](#)

This section contains visualisations of the EMDB entry EMD-9777. These allow visual inspection of the internal detail of the map and identification of artifacts.

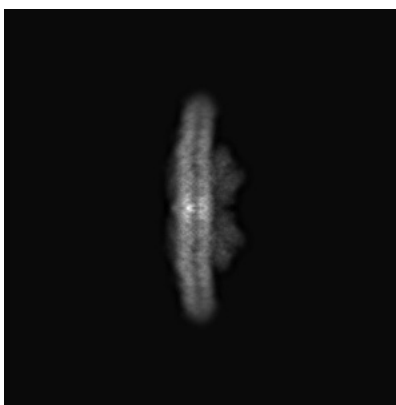
No raw map or half-maps were deposited for this entry and therefore no images, graphs, etc. pertaining to the raw map can be shown.

6.1 Orthogonal projections [i](#)

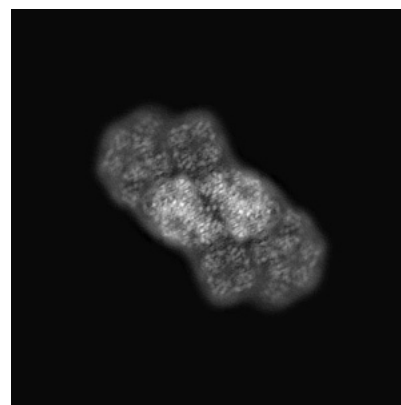
6.1.1 Primary map



X



Y



Z


The images above show the map projected in three orthogonal directions.

6.2 Central slices [i](#)

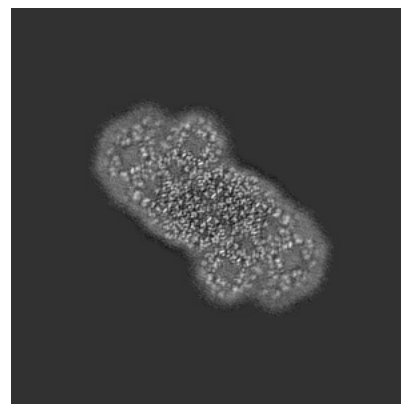
6.2.1 Primary map



X Index: 256



Y Index: 256

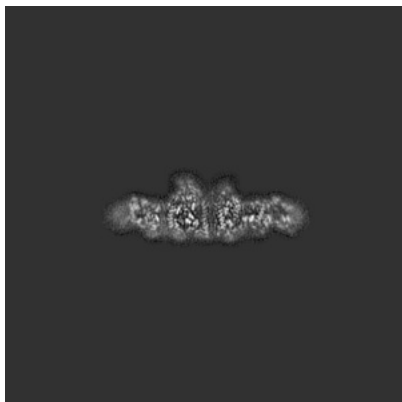


Z Index: 256


The images above show central slices of the map in three orthogonal directions.

6.3 Largest variance slices [i](#)

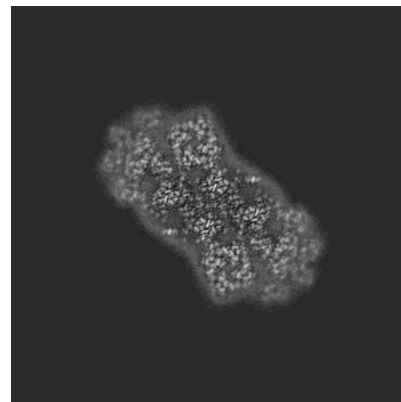
6.3.1 Primary map



X Index: 253



Y Index: 256



Z Index: 235

The images above show the largest variance slices of the map in three orthogonal directions.

6.4 Orthogonal surface views [i](#)

6.4.1 Primary map



X



Y



Z

The images above show the 3D surface view of the map at the recommended contour level 0.055. These images, in conjunction with the slice images, may facilitate assessment of whether an appropriate contour level has been provided.

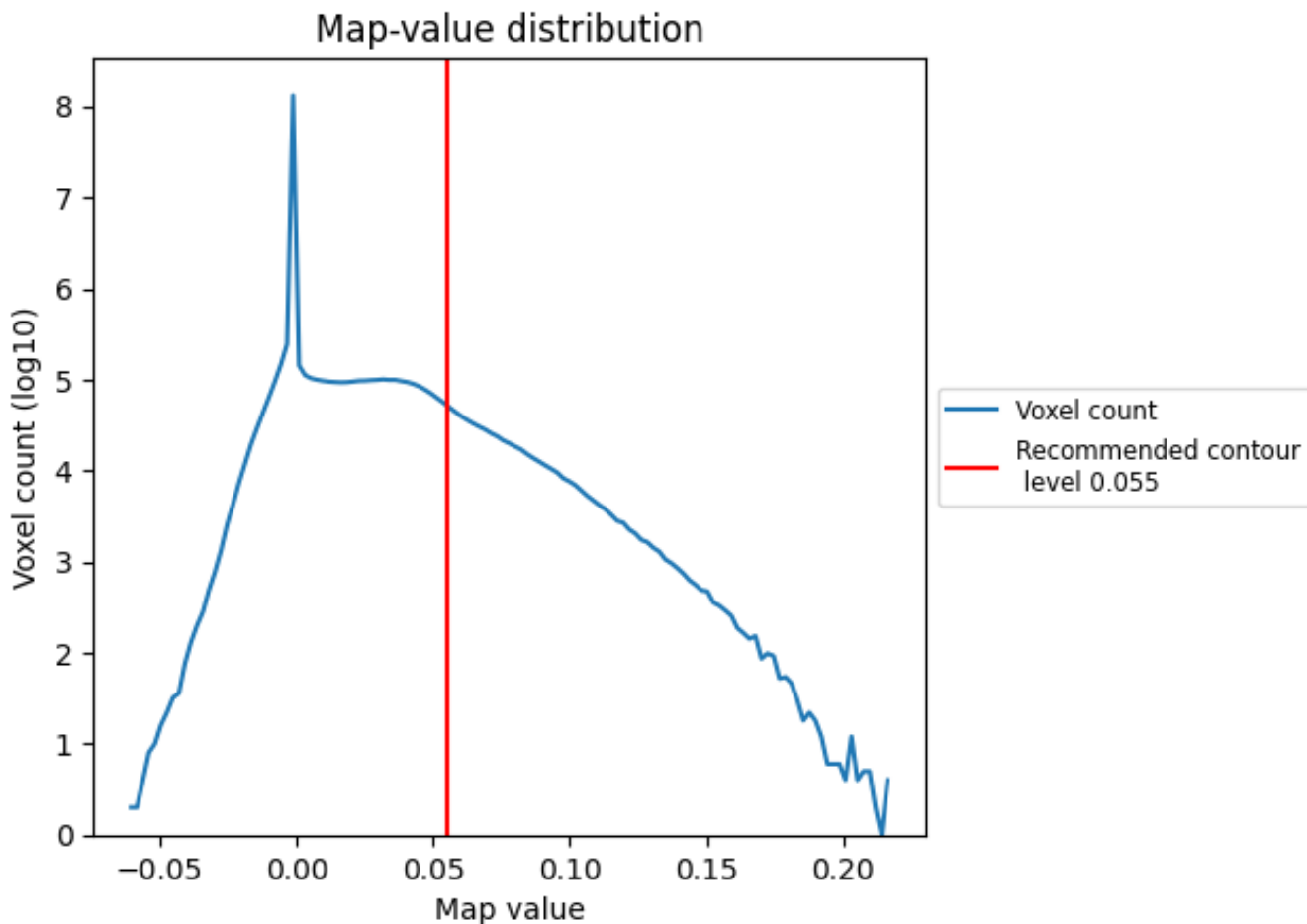
6.5 Mask visualisation

This section was not generated. No masks/segmentation were deposited.

7 Map analysis [i](#)

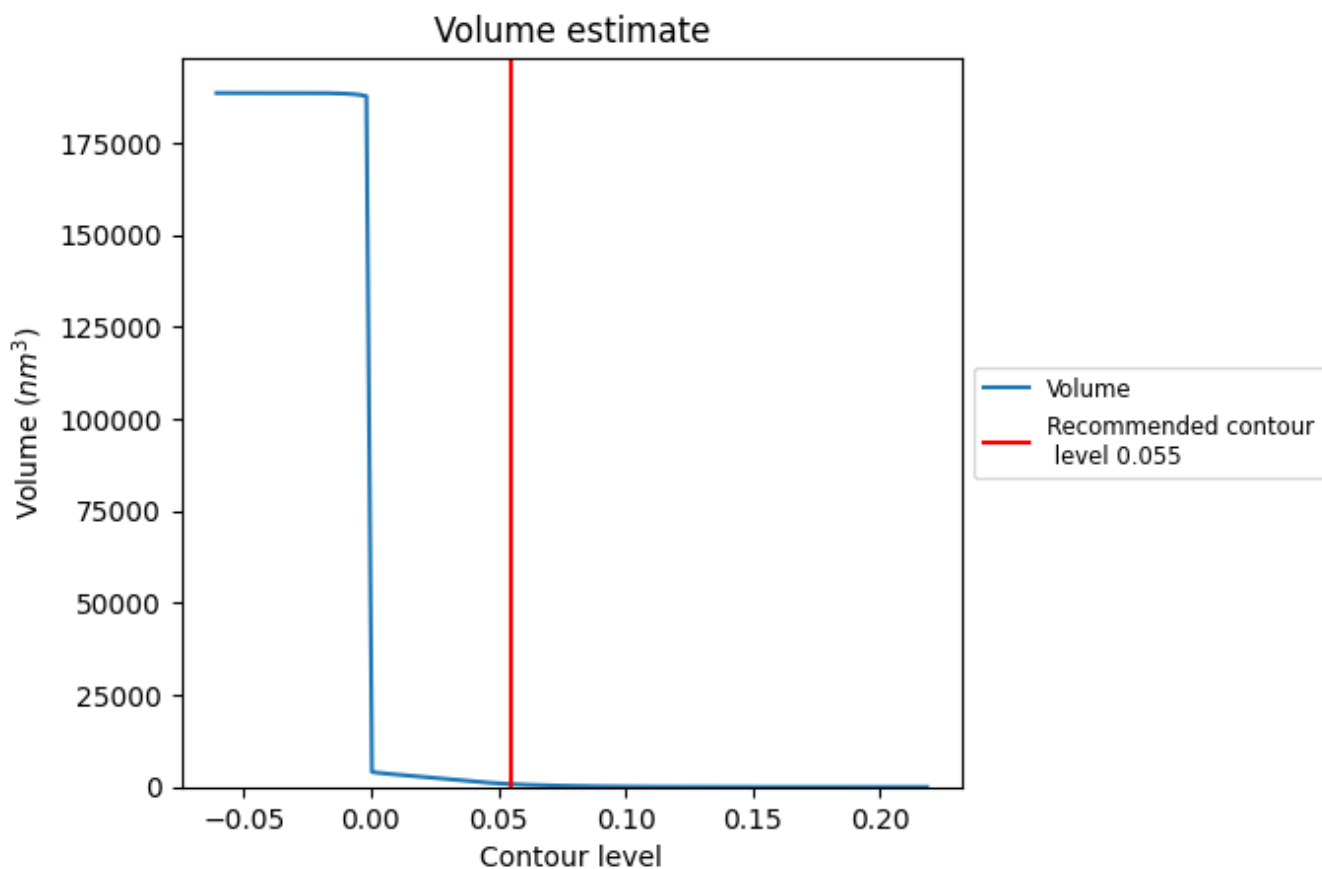
This section contains the results of statistical analysis of the map.

7.1 Map-value distribution [i](#)



The map-value distribution is plotted in 128 intervals along the x-axis. The y-axis is logarithmic. A spike in this graph at zero usually indicates that the volume has been masked.

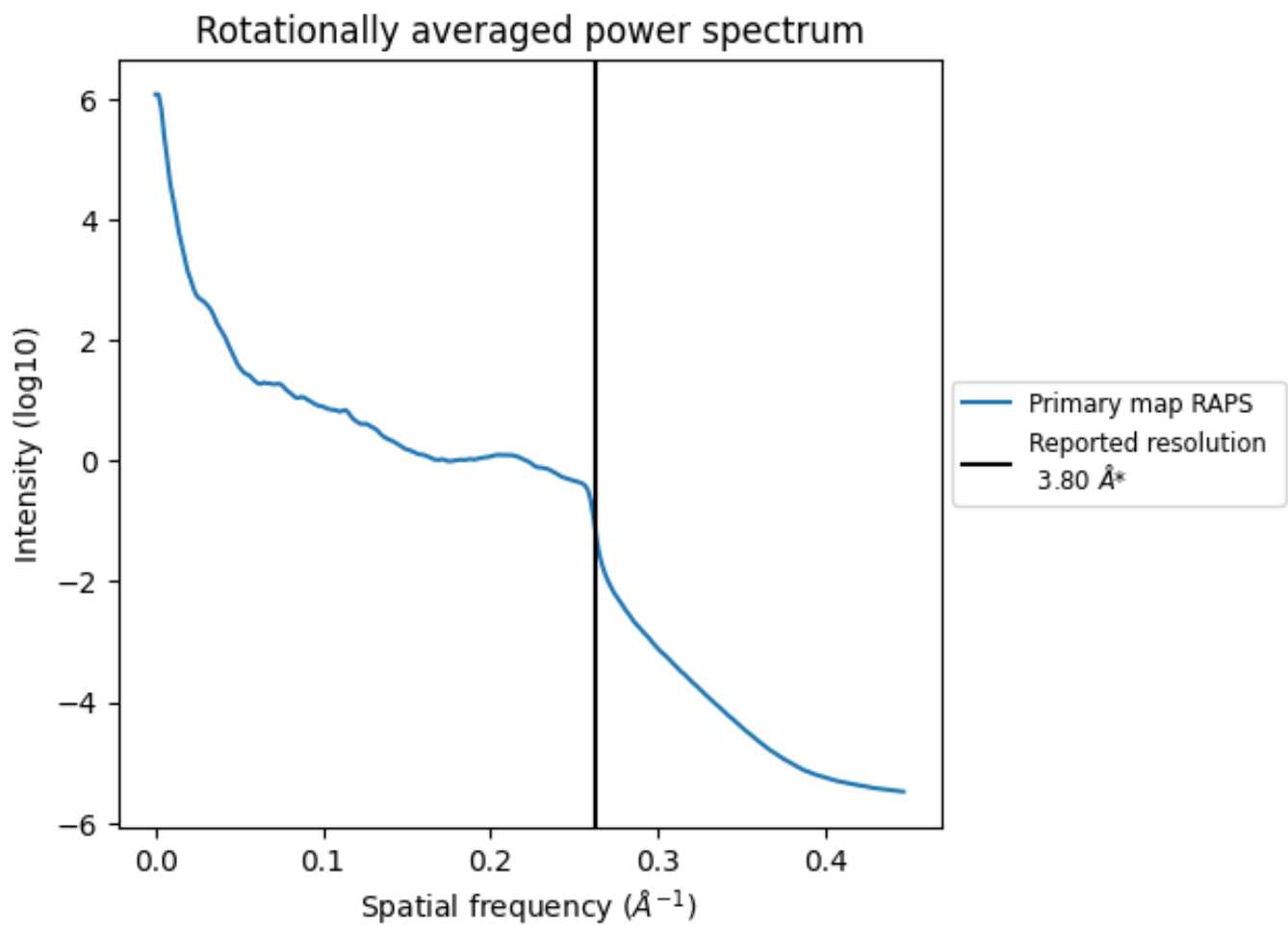
7.2 Volume estimate [\(i\)](#)



The volume at the recommended contour level is 777 nm³; this corresponds to an approximate mass of 701 kDa.

The volume estimate graph shows how the enclosed volume varies with the contour level. The recommended contour level is shown as a vertical line and the intersection between the line and the curve gives the volume of the enclosed surface at the given level.

7.3 Rotationally averaged power spectrum [i](#)

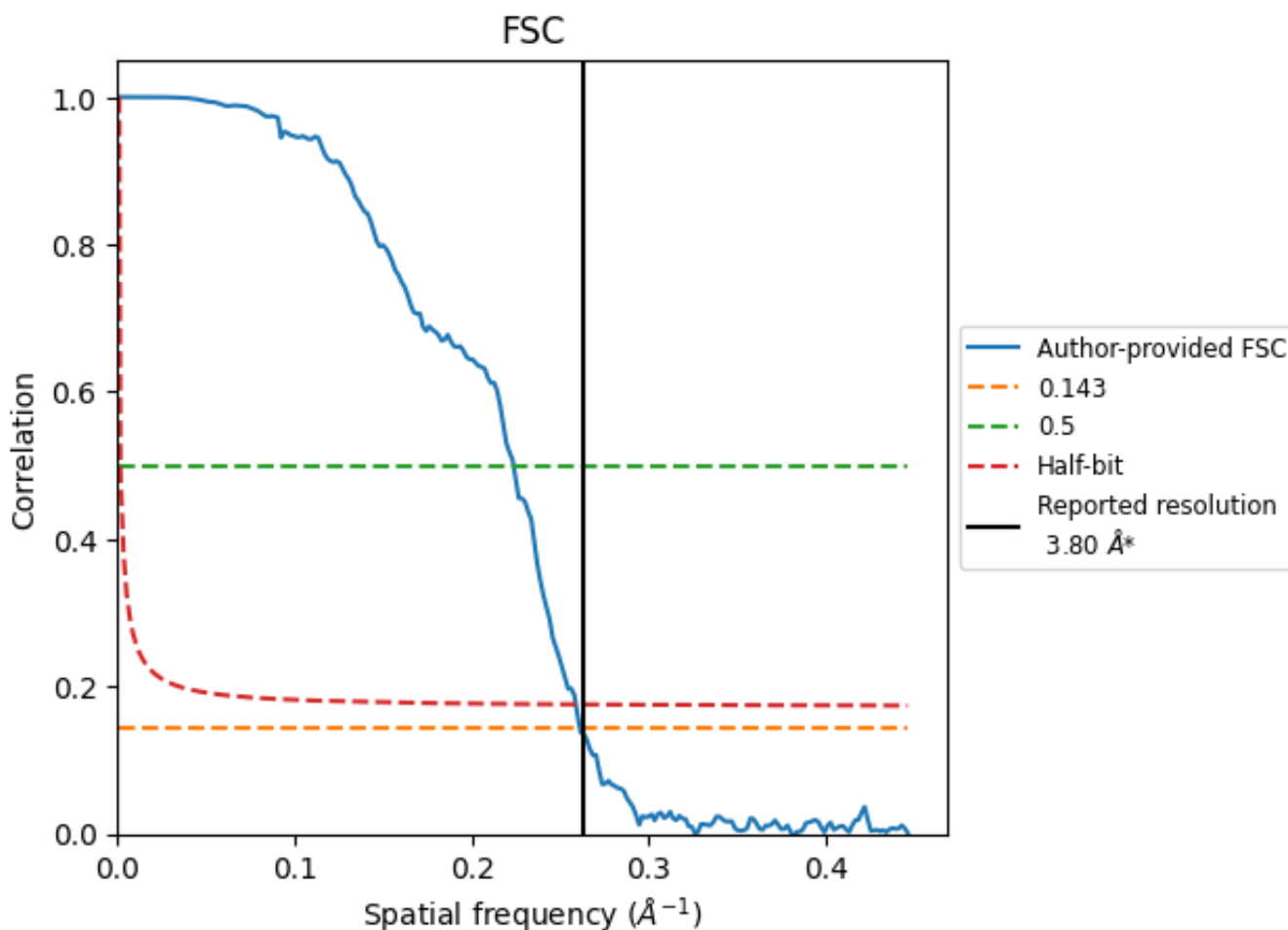


*Reported resolution corresponds to spatial frequency of 0.263\AA^{-1}

8 Fourier-Shell correlation [i](#)

Fourier-Shell Correlation (FSC) is the most commonly used method to estimate the resolution of single-particle and subtomogram-averaged maps. The shape of the curve depends on the imposed symmetry, mask and whether or not the two 3D reconstructions used were processed from a common reference. The reported resolution is shown as a black line. A curve is displayed for the half-bit criterion in addition to lines showing the 0.143 gold standard cut-off and 0.5 cut-off.

8.1 FSC [i](#)



*Reported resolution corresponds to spatial frequency of 0.263 Å⁻¹

8.2 Resolution estimates [i](#)

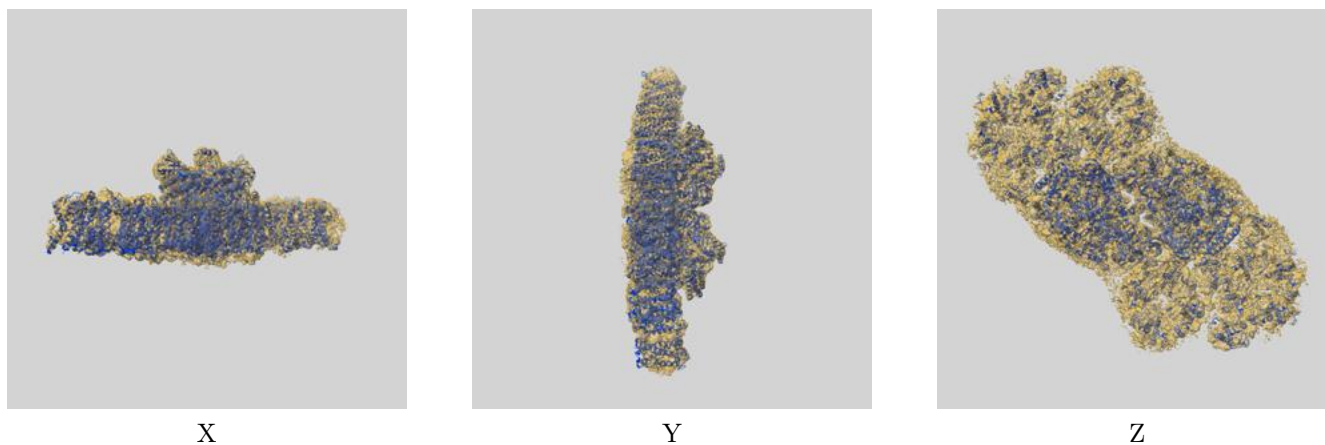
Resolution estimate (Å)	Estimation criterion (FSC cut-off)		
	0.143	0.5	Half-bit
Reported by author	3.80	-	-
Author-provided FSC curve	3.83	4.47	3.86
Unmasked-calculated*	-	-	-

*Resolution estimate based on FSC curve calculated by comparison of deposited half-maps.

9 Map-model fit [i](#)


This section contains information regarding the fit between EMDB map EMD-9777 and PDB model 6J40. Per-residue inclusion information can be found in section 3 on page 49.

9.1 Map-model overlay [i](#)



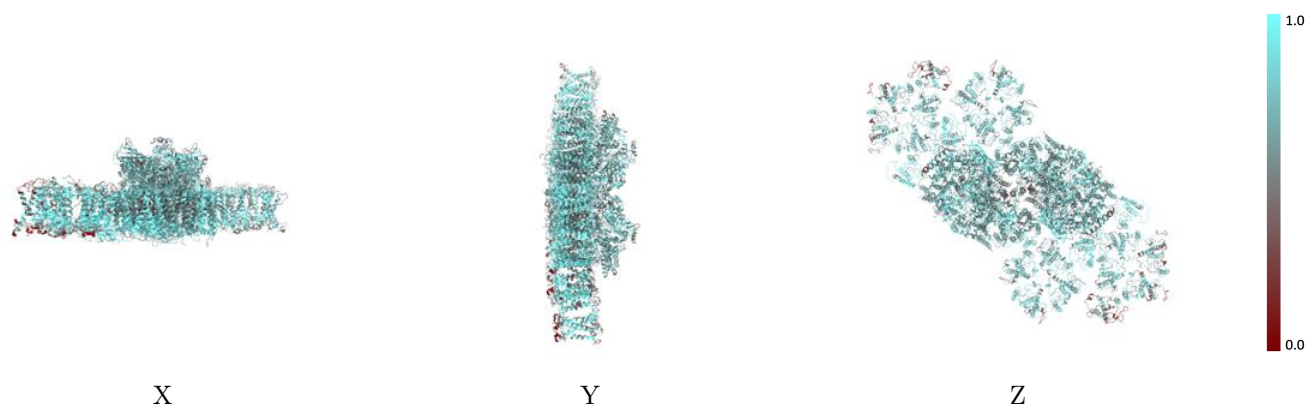
The images above show the 3D surface view of the map at the recommended contour level 0.055 at 50% transparency in yellow overlaid with a ribbon representation of the model coloured in blue. These images allow for the visual assessment of the quality of fit between the atomic model and the map.

9.2 Q-score mapped to coordinate model [i](#)



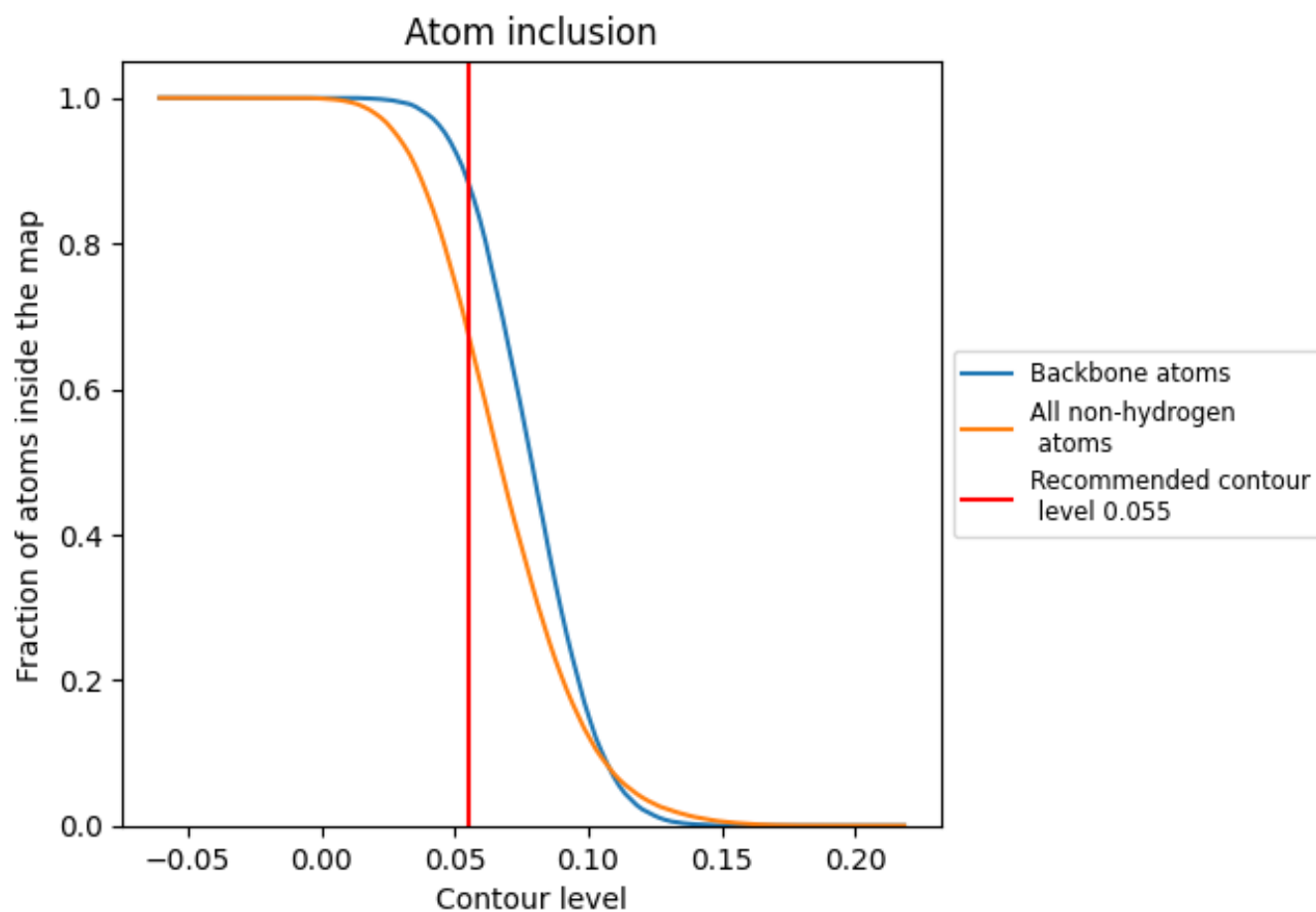
The images above show the model with each residue coloured according to its Q-score. This shows their resolvability in the map with higher Q-score values reflecting better resolvability. Please note: Q-score is calculating the resolvability of atoms, and thus high values are only expected at resolutions at which atoms can be resolved. Low Q-score values may therefore be expected for many entries.

9.3 Atom inclusion mapped to coordinate model [i](#)



The images above show the model with each residue coloured according to its atom inclusion. This shows to what extent they are inside the map at the recommended contour level (0.055).







































































9.4 Atom inclusion [i](#)



At the recommended contour level, 88% of all backbone atoms, 68% of all non-hydrogen atoms, are inside the map.

9.5 Map-model fit summary









































































The table lists the average atom inclusion at the recommended contour level (0.055) and Q-score for the entire model and for each chain.

Chain	Atom inclusion	Q-score
All	 0.6759	 0.3490
0	 0.7871	 0.4230
1	 0.8733	 0.4170
11	 0.7109	 0.3840
12	 0.6961	 0.3490
13	 0.6424	 0.2830
14	 0.6830	 0.3150
15	 0.5516	 0.2140
16	 0.7169	 0.3000
17	 0.6857	 0.3060
18	 0.5885	 0.2310
19	 0.8292	 0.4090
2	 0.9400	 0.3970
20	 0.7424	 0.2860
21	 0.4228	 0.2190
31	 0.7118	 0.3840
32	 0.7011	 0.3430
33	 0.6544	 0.2860
34	 0.6855	 0.3140
35	 0.5516	 0.2140
36	 0.7153	 0.3040
37	 0.6947	 0.3120
38	 0.5866	 0.2260
39	 0.8305	 0.4100
40	 0.7386	 0.2890
41	 0.4262	 0.2260
5	 0.8194	 0.4340
6	 0.8600	 0.4310
7	 0.8800	 0.3920
A	 0.6984	 0.4220
B	 0.7032	 0.4120
C	 0.7127	 0.3990
D	 0.6752	 0.4070
E	 0.7578	 0.3350
F	 0.6692	 0.3530



Continued on next page...

Continued from previous page...

Chain	Atom inclusion	Q-score
H	 0.7008	 0.3950
I	 0.6950	 0.3930
J	 0.6045	 0.3660
K	 0.7095	 0.3670
L	 0.5274	 0.4190
M	 0.5242	 0.3750
O	 0.6933	 0.3620
Q	 0.6239	 0.3190
T	 0.5633	 0.3730
U	 0.7083	 0.3380
V	 0.7640	 0.3530
W	 0.5375	 0.3630
X	 0.6255	 0.2750
Y	 0.5640	 0.3240
Z	 0.6746	 0.3140
a	 0.7015	 0.4220
b	 0.7096	 0.4180
c	 0.6992	 0.3950
d	 0.6633	 0.4120
e	 0.7703	 0.3360
f	 0.6692	 0.3530
h	 0.7041	 0.3980
i	 0.7092	 0.3880
j	 0.6141	 0.3590
k	 0.7061	 0.3710
l	 0.5417	 0.4100
m	 0.5044	 0.3780
o	 0.6939	 0.3620
q	 0.6398	 0.3130
t	 0.5551	 0.3790
u	 0.6968	 0.3390
v	 0.7592	 0.3510
w	 0.5444	 0.3590
x	 0.6293	 0.2800
y	 0.5944	 0.3020
z	 0.6925	 0.3120