



Full wwPDB X-ray Structure Validation Report ⓘ

Dec 19, 2023 – 03:22 PM EST

PDB ID : 1J38
Title : Crystal Structure of Drosophila AnCE
Authors : Kim, H.M.; Shin, D.R.; Lee, H.; Lee, J.-O.
Deposited on : 2003-01-20
Resolution : 2.60 Å(reported)

This is a Full wwPDB X-ray Structure Validation Report for a publicly released PDB entry.

We welcome your comments at validation@mail.wwpdb.org

A user guide is available at

<https://www.wwpdb.org/validation/2017/XrayValidationReportHelp>

with specific help available everywhere you see the ⓘ symbol.

The types of validation reports are described at

<http://www.wwpdb.org/validation/2017/FAQs#types>.

The following versions of software and data (see [references ⓘ](#)) were used in the production of this report:

MolProbity : 4.02b-467
Xtrriage (Phenix) : **NOT EXECUTED**
EDS : **NOT EXECUTED**
Percentile statistics : 20191225.v01 (using entries in the PDB archive December 25th 2019)
Ideal geometry (proteins) : Engh & Huber (2001)
Ideal geometry (DNA, RNA) : Parkinson et al. (1996)
Validation Pipeline (wwPDB-VP) : 2.36

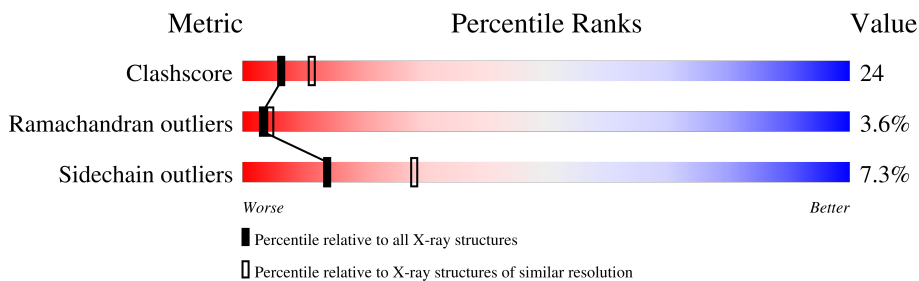
1 Overall quality at a glance

The following experimental techniques were used to determine the structure:

X-RAY DIFFRACTION

The reported resolution of this entry is 2.60 Å.

Percentile scores (ranging between 0-100) for global validation metrics of the entry are shown in the following graphic. The table shows the number of entries on which the scores are based.



Metric	Whole archive (#Entries)	Similar resolution (#Entries, resolution range(Å))
Clashscore	141614	3518 (2.60-2.60)
Ramachandran outliers	138981	3455 (2.60-2.60)
Sidechain outliers	138945	3455 (2.60-2.60)

The table below summarises the geometric issues observed across the polymeric chains and their fit to the electron density. The red, orange, yellow and green segments of the lower bar indicate the fraction of residues that contain outliers for ≥ 3 , 2, 1 and 0 types of geometric quality criteria respectively. A grey segment represents the fraction of residues that are not modelled. The numeric value for each fraction is indicated below the corresponding segment, with a dot representing fractions $\leq 5\%$

Note EDS was not executed.

Mol	Chain	Length	Quality of chain
1	A	607	
1	B	607	

2 Entry composition

There are 3 unique types of molecules in this entry. The entry contains 9806 atoms, of which 0 are hydrogens and 0 are deuteriums.

In the tables below, the ZeroOcc column contains the number of atoms modelled with zero occupancy, the AltConf column contains the number of residues with at least one atom in alternate conformation and the Trace column contains the number of residues modelled with at most 2 atoms.

- Molecule 1 is a protein called angiotensin converting enzyme.

Mol	Chain	Residues	Atoms					ZeroOcc	AltConf	Trace
			Total	C	N	O	S			
1	A	598	4900	3135	819	926	20	154	0	0
1	B	598	4900	3135	819	926	20	154	0	0

There are 16 discrepancies between the modelled and reference sequences:

Chain	Residue	Modelled	Actual	Comment	Reference
A	51	ARG	GLY	conflict	UNP Q10714
A	53	ALA	ASN	conflict	UNP Q10714
A	607	ILE	THR	conflict	UNP Q10714
A	616	HIS	-	expression tag	UNP Q10714
A	617	HIS	-	expression tag	UNP Q10714
A	618	HIS	-	expression tag	UNP Q10714
A	619	HIS	-	expression tag	UNP Q10714
A	620	HIS	-	expression tag	UNP Q10714
B	51	ARG	GLY	conflict	UNP Q10714
B	53	ALA	ASN	conflict	UNP Q10714
B	607	ILE	THR	conflict	UNP Q10714
B	616	HIS	-	expression tag	UNP Q10714
B	617	HIS	-	expression tag	UNP Q10714
B	618	HIS	-	expression tag	UNP Q10714
B	619	HIS	-	expression tag	UNP Q10714
B	620	HIS	-	expression tag	UNP Q10714

- Molecule 2 is ZINC ION (three-letter code: ZN) (formula: Zn).

Mol	Chain	Residues	Atoms		ZeroOcc	AltConf
2	A	1	Total	Zn	0	0
			1	1		
2	B	1	Total	Zn	0	0
			1	1		

- Molecule 3 is water.

Mol	Chain	Residues	Atoms	ZeroOcc	AltConf
3	A	2	Total O 2 2	0	0
3	B	2	Total O 2 2	0	0

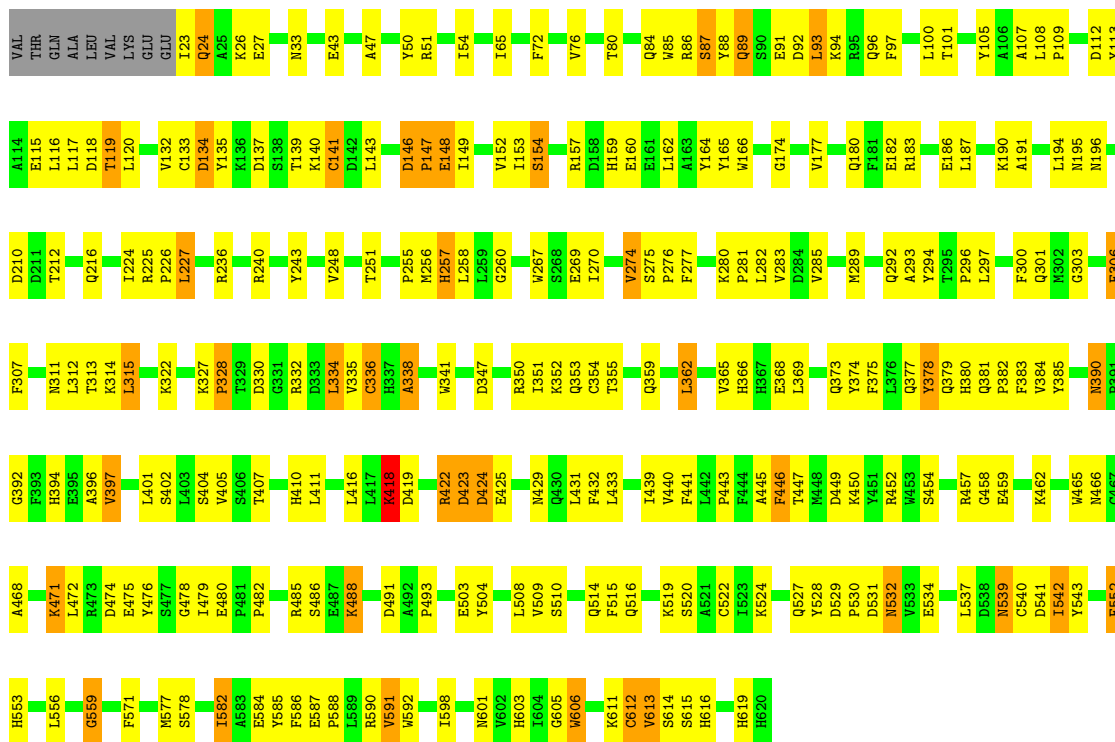
3 Residue-property plots [i](#)

These plots are drawn for all protein, RNA, DNA and oligosaccharide chains in the entry. The first graphic for a chain summarises the proportions of the various outlier classes displayed in the second graphic. The second graphic shows the sequence view annotated by issues in geometry. Residues are color-coded according to the number of geometric quality criteria for which they contain at least one outlier: green = 0, yellow = 1, orange = 2 and red = 3 or more. Stretches of 2 or more consecutive residues without any outlier are shown as a green connector. Residues present in the sample, but not in the model, are shown in grey.

Note EDS was not executed.

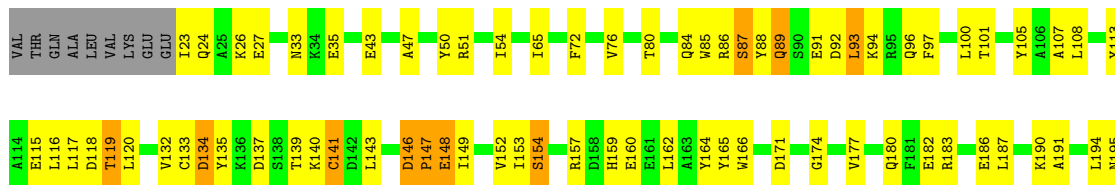
- Molecule 1: angiotensin converting enzyme

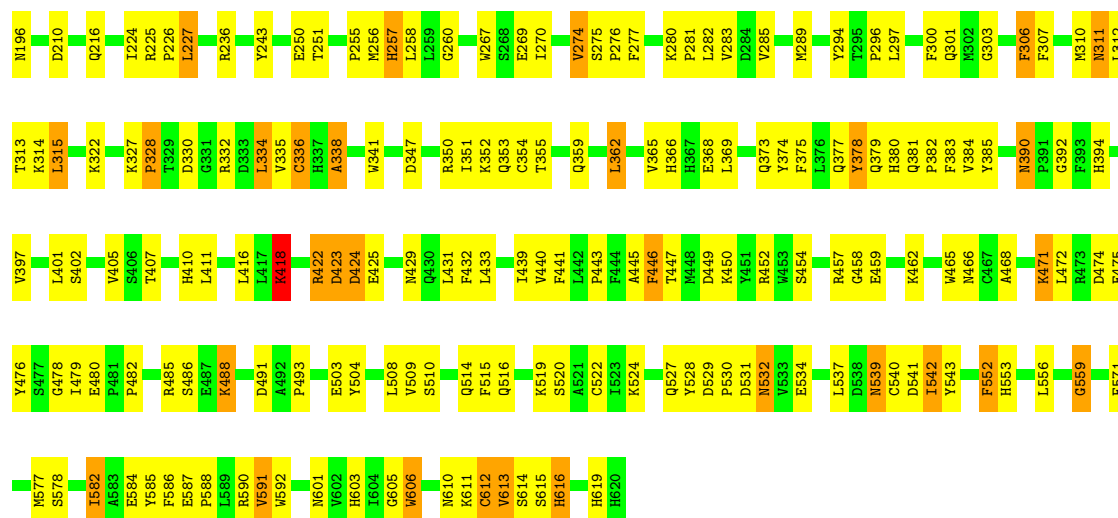
Chain A: 



- Molecule 1: angiotensin converting enzyme

Chain B: 





4 Data and refinement statistics

Xtrriage (Phenix) and EDS were not executed - this section is therefore incomplete.

Property	Value	Source
Space group	P 1 21 1	Depositor
Cell constants a, b, c, α , β , γ	94.91Å 121.22Å 94.74Å 90.00° 99.39° 90.00°	Depositor
Resolution (Å)	20.00 – 2.60	Depositor
% Data completeness (in resolution range)	(Not available) (20.00-2.60)	Depositor
R_{merge}	(Not available)	Depositor
R_{sym}	(Not available)	Depositor
Refinement program	CNS	Depositor
R, R_{free}	0.246 , 0.281	Depositor
Estimated twinning fraction	No twinning to report.	Xtrriage
Total number of atoms	9806	wwPDB-VP
Average B, all atoms (Å ²)	22.0	wwPDB-VP

5 Model quality [i](#)

5.1 Standard geometry [i](#)

Bond lengths and bond angles in the following residue types are not validated in this section:
ZN

The Z score for a bond length (or angle) is the number of standard deviations the observed value is removed from the expected value. A bond length (or angle) with $|Z| > 5$ is considered an outlier worth inspection. RMSZ is the root-mean-square of all Z scores of the bond lengths (or angles).

Mol	Chain	Bond lengths		Bond angles	
		RMSZ	# Z >5	RMSZ	# Z >5
1	A	0.43	0/5031	0.67	0/6814
1	B	0.45	0/5031	0.68	0/6814
All	All	0.44	0/10062	0.67	0/13628

There are no bond length outliers.

There are no bond angle outliers.

There are no chirality outliers.

There are no planarity outliers.

5.2 Too-close contacts [i](#)

In the following table, the Non-H and H(model) columns list the number of non-hydrogen atoms and hydrogen atoms in the chain respectively. The H(added) column lists the number of hydrogen atoms added and optimized by MolProbity. The Clashes column lists the number of clashes within the asymmetric unit, whereas Symm-Clashes lists symmetry-related clashes.

Mol	Chain	Non-H	H(model)	H(added)	Clashes	Symm-Clashes
1	A	4900	0	4696	221	2
1	B	4900	0	4696	230	2
2	A	1	0	0	0	0
2	B	1	0	0	0	0
3	A	2	0	0	0	0
3	B	2	0	0	0	0
All	All	9806	0	9392	450	2

The all-atom clashscore is defined as the number of clashes found per 1000 atoms (including hydrogen atoms). The all-atom clashscore for this structure is 24.

All (450) close contacts within the same asymmetric unit are listed below, sorted by their clash

magnitude.

Atom-1	Atom-2	Interatomic distance (Å)	Clash overlap (Å)
1:A:146:ASP:HB3	1:A:147:PRO:HD3	1.39	1.04
1:B:146:ASP:HB3	1:B:147:PRO:HD3	1.39	1.01
1:A:143:LEU:HD22	1:A:148:GLU:HG2	1.42	1.00
1:B:143:LEU:HD22	1:B:148:GLU:HG2	1.46	0.96
1:B:347:ASP:H	1:B:379:GLN:HE22	0.95	0.94
1:B:347:ASP:H	1:B:379:GLN:NE2	1.66	0.93
1:B:154:SER:HB2	1:B:269:GLU:HG2	1.51	0.92
1:A:347:ASP:H	1:A:379:GLN:HE22	0.96	0.92
1:A:154:SER:HB2	1:A:269:GLU:HG2	1.50	0.91
1:A:347:ASP:H	1:A:379:GLN:NE2	1.68	0.91
1:B:26:LYS:HB2	1:B:93:LEU:HD21	1.53	0.88
1:A:322:LYS:HB3	1:A:350:ARG:HD3	1.54	0.88
1:B:322:LYS:HB3	1:B:350:ARG:HD3	1.56	0.87
1:A:26:LYS:HB2	1:A:93:LEU:HD21	1.58	0.86
1:A:256:MET:O	1:A:257:HIS:ND1	2.08	0.85
1:B:143:LEU:CD2	1:B:148:GLU:HG2	2.07	0.85
1:B:115:GLU:O	1:B:119:THR:HG23	1.78	0.84
1:A:143:LEU:CD2	1:A:148:GLU:HG2	2.08	0.83
1:B:347:ASP:N	1:B:379:GLN:HE22	1.77	0.83
1:B:256:MET:O	1:B:257:HIS:ND1	2.12	0.83
1:A:115:GLU:O	1:A:119:THR:HG23	1.79	0.81
1:A:486:SER:HB2	1:A:614:SER:HA	1.66	0.77
1:B:285:VAL:HG11	1:B:416:LEU:HB3	1.67	0.77
1:A:146:ASP:HB3	1:A:147:PRO:CD	2.14	0.77
1:A:347:ASP:N	1:A:379:GLN:HE22	1.79	0.77
1:B:486:SER:HB2	1:B:614:SER:HA	1.65	0.77
1:B:488:LYS:HZ1	1:B:615:SER:HB2	1.51	0.76
1:B:146:ASP:HB3	1:B:147:PRO:CD	2.13	0.76
1:A:174:GLY:HA2	1:A:493:PRO:HB2	1.67	0.76
1:A:285:VAL:HG11	1:A:416:LEU:HB3	1.67	0.76
1:A:251:THR:HG22	1:A:603:HIS:CD2	2.21	0.75
1:B:251:THR:HG22	1:B:603:HIS:CD2	2.21	0.75
1:B:443:PRO:O	1:B:447:THR:HG23	1.87	0.75
1:A:143:LEU:HD22	1:A:148:GLU:CG	2.17	0.74
1:B:297:LEU:HG	1:B:301:GLN:HE21	1.53	0.74
1:B:143:LEU:HD22	1:B:148:GLU:CG	2.18	0.73
1:A:488:LYS:HZ1	1:A:615:SER:HB2	1.51	0.73
1:B:330:ASP:OD1	1:B:332:ARG:HB2	1.88	0.73
1:A:297:LEU:HG	1:A:301:GLN:HE21	1.54	0.72
1:B:516:GLN:NE2	1:B:578:SER:H	1.88	0.72
1:B:174:GLY:HA2	1:B:493:PRO:HB2	1.71	0.71

Continued on next page...

Continued from previous page...

Atom-1	Atom-2	Interatomic distance (Å)	Clash overlap (Å)
1:B:532:ASN:HD22	1:B:534:GLU:H	1.38	0.71
1:A:516:GLN:NE2	1:A:578:SER:H	1.89	0.70
1:B:108:LEU:HD13	1:B:191:ALA:HB2	1.73	0.70
1:A:89:GLN:H	1:A:89:GLN:NE2	1.91	0.69
1:A:276:PRO:HB3	1:A:592:TRP:CH2	2.27	0.69
1:A:330:ASP:OD1	1:A:332:ARG:HB2	1.93	0.69
1:A:532:ASN:HD22	1:A:534:GLU:H	1.39	0.69
1:B:89:GLN:H	1:B:89:GLN:NE2	1.91	0.68
1:B:315:LEU:HD21	1:B:369:LEU:HD11	1.74	0.68
1:A:97:PHE:O	1:A:101:THR:HG23	1.94	0.68
1:A:443:PRO:O	1:A:447:THR:HG23	1.94	0.68
1:A:108:LEU:HD13	1:A:191:ALA:HB2	1.75	0.68
1:A:509:VAL:HB	1:A:577:MET:CE	2.24	0.68
1:A:322:LYS:CB	1:A:350:ARG:HD3	2.23	0.67
1:A:315:LEU:HD21	1:A:369:LEU:HD11	1.75	0.67
1:B:590:ARG:NH1	1:B:591:VAL:HG12	2.10	0.67
1:B:97:PHE:O	1:B:101:THR:HG23	1.95	0.67
1:A:590:ARG:NH1	1:A:591:VAL:HG12	2.09	0.66
1:A:166:TRP:HH2	1:A:485:ARG:HD2	1.61	0.66
1:B:285:VAL:CG1	1:B:416:LEU:HB3	2.25	0.65
1:A:516:GLN:HE22	1:A:578:SER:H	1.42	0.65
1:B:276:PRO:HB3	1:B:592:TRP:CH2	2.31	0.65
1:A:89:GLN:H	1:A:89:GLN:CD	2.00	0.65
1:A:177:VAL:HG22	1:A:180:GLN:HB2	1.79	0.65
1:A:285:VAL:CG1	1:A:416:LEU:HB3	2.26	0.65
1:B:509:VAL:HB	1:B:577:MET:CE	2.26	0.65
1:A:152:VAL:HG11	1:A:165:TYR:CD2	2.31	0.65
1:B:516:GLN:HE22	1:B:578:SER:H	1.41	0.65
1:A:43:GLU:HA	1:A:65:ILE:HG21	1.79	0.64
1:A:166:TRP:CH2	1:A:485:ARG:HD2	2.33	0.64
1:B:89:GLN:H	1:B:89:GLN:CD	1.99	0.64
1:B:177:VAL:HG22	1:B:180:GLN:HB2	1.78	0.63
1:B:225:ARG:HB3	1:B:226:PRO:HD3	1.80	0.63
1:B:152:VAL:HG11	1:B:165:TYR:CD2	2.34	0.63
1:B:322:LYS:CB	1:B:350:ARG:HD3	2.27	0.63
1:A:471:LYS:O	1:A:475:GLU:HG3	1.99	0.63
1:A:285:VAL:H	1:A:359:GLN:NE2	1.96	0.63
1:B:297:LEU:HG	1:B:301:GLN:NE2	2.13	0.63
1:A:148:GLU:CD	1:A:148:GLU:H	2.00	0.62
1:B:532:ASN:ND2	1:B:534:GLU:H	1.98	0.62
1:A:509:VAL:HB	1:A:577:MET:HE1	1.81	0.61

Continued on next page...

Continued from previous page...

Atom-1	Atom-2	Interatomic distance (Å)	Clash overlap (Å)
1:A:297:LEU:HG	1:A:301:GLN:NE2	2.15	0.61
1:B:166:TRP:HH2	1:B:485:ARG:HD2	1.64	0.61
1:B:285:VAL:H	1:B:359:GLN:NE2	1.98	0.61
1:A:132:VAL:HG22	1:A:149:ILE:HD11	1.82	0.61
1:B:148:GLU:CD	1:B:148:GLU:H	2.04	0.61
1:B:296:PRO:HB3	1:B:355:THR:OG1	2.01	0.61
1:B:166:TRP:CH2	1:B:485:ARG:HD2	2.36	0.61
1:B:334:LEU:HD21	1:B:336:CYS:SG	2.41	0.60
1:A:296:PRO:HB3	1:A:355:THR:OG1	2.02	0.60
1:B:528:TYR:CE1	1:B:537:LEU:HB2	2.37	0.60
1:A:225:ARG:HB3	1:A:226:PRO:HD3	1.84	0.60
1:A:85:TRP:O	1:A:87:SER:N	2.35	0.60
1:A:532:ASN:ND2	1:A:534:GLU:H	1.99	0.59
1:A:598:ILE:CD1	1:B:35:GLU:HG2	2.33	0.59
1:A:365:VAL:O	1:A:369:LEU:HD23	2.03	0.59
1:B:96:GLN:O	1:B:100:LEU:HD23	2.03	0.59
1:A:528:TYR:CE1	1:A:537:LEU:HB2	2.38	0.59
1:A:613:VAL:HG23	1:A:614:SER:N	2.17	0.59
1:B:47:ALA:O	1:B:51:ARG:HG3	2.03	0.59
1:A:587:GLU:OE2	1:A:590:ARG:NH2	2.36	0.59
1:B:285:VAL:HG12	1:B:285:VAL:O	2.03	0.59
1:A:47:ALA:O	1:A:51:ARG:HG3	2.03	0.59
1:B:43:GLU:HA	1:B:65:ILE:HG21	1.84	0.59
1:B:509:VAL:HB	1:B:577:MET:HE1	1.84	0.59
1:B:552:PHE:O	1:B:556:LEU:HG	2.03	0.59
1:B:183:ARG:HH12	1:B:187:LEU:HD21	1.67	0.59
1:B:72:PHE:O	1:B:76:VAL:HG23	2.03	0.58
1:B:270:ILE:HD12	1:B:270:ILE:O	2.03	0.58
1:A:541:ASP:O	1:A:543:TYR:N	2.36	0.58
1:A:552:PHE:O	1:A:556:LEU:HG	2.02	0.58
1:B:85:TRP:HA	1:B:88:TYR:CD1	2.38	0.58
1:B:520:SER:HB2	1:B:571:PHE:HE2	1.68	0.58
1:A:162:LEU:HD13	1:A:257:HIS:O	2.02	0.58
1:B:537:LEU:HD13	1:B:537:LEU:O	2.03	0.58
1:A:183:ARG:HH12	1:A:187:LEU:HD21	1.69	0.58
1:A:270:ILE:HD12	1:A:270:ILE:O	2.03	0.58
1:A:251:THR:HG22	1:A:603:HIS:NE2	2.19	0.58
1:A:72:PHE:O	1:A:76:VAL:HG23	2.04	0.58
1:B:251:THR:HG22	1:B:603:HIS:NE2	2.19	0.58
1:A:520:SER:HB2	1:A:571:PHE:HE2	1.69	0.57
1:A:96:GLN:O	1:A:100:LEU:HD23	2.04	0.57

Continued on next page...

Continued from previous page...

Atom-1	Atom-2	Interatomic distance (Å)	Clash overlap (Å)
1:B:613:VAL:HG23	1:B:614:SER:N	2.19	0.57
1:B:91:GLU:HB3	1:B:94:LYS:NZ	2.20	0.57
1:B:446:PHE:O	1:B:450:LYS:HB2	2.03	0.57
1:B:365:VAL:O	1:B:369:LEU:HD23	2.04	0.57
1:A:277:PHE:H	1:A:429:ASN:HD21	1.52	0.57
1:A:488:LYS:HZ2	1:A:488:LYS:HB2	1.70	0.57
1:A:85:TRP:C	1:A:87:SER:H	2.08	0.56
1:A:330:ASP:OD2	1:A:332:ARG:HD3	2.05	0.56
1:A:537:LEU:HD13	1:A:537:LEU:O	2.05	0.56
1:B:257:HIS:ND1	1:B:482:PRO:HB3	2.21	0.56
1:B:385:TYR:HB3	1:B:559:GLY:O	2.04	0.56
1:A:85:TRP:HA	1:A:88:TYR:CD1	2.40	0.56
1:A:256:MET:O	1:A:257:HIS:CB	2.53	0.56
1:A:257:HIS:ND1	1:A:482:PRO:HB3	2.20	0.56
1:B:50:TYR:CE1	1:B:54:ILE:HG23	2.40	0.56
1:B:267:TRP:O	1:B:270:ILE:HG13	2.04	0.56
1:B:474:ASP:O	1:B:606:TRP:CZ3	2.59	0.56
1:B:541:ASP:O	1:B:543:TYR:N	2.39	0.56
1:A:251:THR:HG22	1:A:603:HIS:CE1	2.41	0.56
1:A:471:LYS:O	1:A:471:LYS:HD3	2.05	0.56
1:B:85:TRP:O	1:B:87:SER:N	2.38	0.56
1:B:488:LYS:HB2	1:B:488:LYS:HZ2	1.70	0.56
1:A:105:TYR:O	1:A:108:LEU:HB2	2.05	0.56
1:B:162:LEU:HD13	1:B:257:HIS:O	2.04	0.56
1:B:280:LYS:HB3	1:B:281:PRO:HD2	1.88	0.56
1:B:587:GLU:OE2	1:B:590:ARG:NH2	2.38	0.56
1:A:50:TYR:CE1	1:A:54:ILE:HG23	2.41	0.56
1:A:91:GLU:HB3	1:A:94:LYS:NZ	2.20	0.56
1:A:116:LEU:O	1:A:120:LEU:HB2	2.05	0.56
1:B:105:TYR:O	1:B:108:LEU:HB2	2.05	0.56
1:A:446:PHE:O	1:A:450:LYS:HB2	2.06	0.56
1:B:277:PHE:H	1:B:429:ASN:HD21	1.53	0.56
1:A:135:TYR:HB2	1:A:164:TYR:CD2	2.41	0.56
1:B:85:TRP:C	1:B:87:SER:H	2.09	0.56
1:A:480:GLU:OE2	1:A:611:LYS:HE3	2.05	0.56
1:B:227:LEU:HD13	1:B:439:ILE:HD13	1.88	0.56
1:B:485:ARG:HD3	1:B:491:ASP:OD2	2.06	0.56
1:B:224:ILE:HG12	1:B:582:ILE:HD12	1.88	0.55
1:B:471:LYS:O	1:B:475:GLU:HG3	2.06	0.55
1:A:154:SER:HB2	1:A:269:GLU:CG	2.29	0.55
1:B:256:MET:O	1:B:257:HIS:CB	2.54	0.55

Continued on next page...

Continued from previous page...

Atom-1	Atom-2	Interatomic distance (Å)	Clash overlap (Å)
1:B:300:PHE:HE2	1:B:355:THR:HG21	1.71	0.55
1:A:485:ARG:HD3	1:A:491:ASP:OD2	2.06	0.55
1:B:51:ARG:HD2	1:B:341:TRP:CZ2	2.42	0.55
1:A:107:ALA:O	1:A:194:LEU:HD23	2.06	0.55
1:A:280:LYS:HB3	1:A:281:PRO:HD2	1.88	0.55
1:A:510:SER:O	1:A:514:GLN:HB3	2.07	0.55
1:B:116:LEU:O	1:B:120:LEU:HB2	2.06	0.55
1:A:267:TRP:O	1:A:270:ILE:HG13	2.05	0.55
1:A:377:GLN:HE22	1:A:553:HIS:CD2	2.25	0.55
1:B:183:ARG:HH12	1:B:187:LEU:CD2	2.19	0.55
1:B:251:THR:HG22	1:B:603:HIS:CE1	2.41	0.55
1:A:457:ARG:O	1:A:459:GLU:N	2.38	0.55
1:A:474:ASP:O	1:A:606:TRP:CZ3	2.60	0.54
1:A:515:PHE:CD2	1:A:582:ILE:HG23	2.42	0.54
1:B:135:TYR:HB2	1:B:164:TYR:CD2	2.42	0.54
1:A:285:VAL:HG12	1:A:285:VAL:O	2.06	0.54
1:A:183:ARG:HH12	1:A:187:LEU:CD2	2.21	0.54
1:A:454:SER:O	1:A:457:ARG:O	2.25	0.54
1:B:480:GLU:OE2	1:B:611:LYS:HE3	2.08	0.54
1:A:385:TYR:HB3	1:A:559:GLY:O	2.07	0.54
1:A:51:ARG:HD2	1:A:341:TRP:CZ2	2.43	0.54
1:A:256:MET:O	1:A:257:HIS:CG	2.60	0.54
1:B:377:GLN:HE22	1:B:553:HIS:CD2	2.25	0.54
1:B:515:PHE:CD2	1:B:582:ILE:HG23	2.43	0.54
1:B:159:HIS:CE1	1:B:160:GLU:HG3	2.43	0.54
1:A:159:HIS:CE1	1:A:160:GLU:HG3	2.43	0.54
1:B:405:VAL:O	1:B:411:LEU:HD21	2.08	0.54
1:A:76:VAL:O	1:A:80:THR:HG23	2.08	0.54
1:B:510:SER:O	1:B:514:GLN:HB3	2.07	0.54
1:B:330:ASP:OD2	1:B:332:ARG:HD3	2.08	0.53
1:B:422:ARG:HD2	1:B:422:ARG:O	2.07	0.53
1:B:471:LYS:O	1:B:471:LYS:HD3	2.07	0.53
1:A:143:LEU:HB3	1:A:148:GLU:HB2	1.89	0.53
1:A:422:ARG:HD2	1:A:422:ARG:O	2.08	0.53
1:A:478:GLY:O	1:A:479:ILE:HD12	2.07	0.53
1:B:527:GLN:HB3	1:B:540:CYS:HB2	1.90	0.53
1:B:76:VAL:O	1:B:80:THR:HG23	2.08	0.53
1:B:508:LEU:HD12	1:B:508:LEU:O	2.09	0.53
1:B:457:ARG:O	1:B:459:GLU:N	2.41	0.53
1:A:289:MET:HE1	1:A:362:LEU:HG	1.89	0.53
1:B:251:THR:HG22	1:B:603:HIS:CG	2.44	0.52

Continued on next page...

Continued from previous page...

Atom-1	Atom-2	Interatomic distance (Å)	Clash overlap (Å)
1:B:289:MET:HE1	1:B:362:LEU:HG	1.89	0.52
1:A:334:LEU:HD21	1:A:336:CYS:SG	2.50	0.52
1:A:431:LEU:CD1	1:A:588:PRO:HG2	2.39	0.52
1:A:152:VAL:HG11	1:A:165:TYR:CE2	2.44	0.52
1:A:300:PHE:HE2	1:A:355:THR:HG21	1.73	0.52
1:B:236:ARG:NH2	1:B:603:HIS:O	2.39	0.52
1:B:327:LYS:HB2	1:B:354:CYS:SG	2.49	0.52
1:B:478:GLY:O	1:B:479:ILE:HD12	2.10	0.52
1:B:520:SER:HB2	1:B:571:PHE:CE2	2.44	0.52
1:A:251:THR:HG22	1:A:603:HIS:CG	2.44	0.52
1:A:405:VAL:O	1:A:411:LEU:HD21	2.10	0.52
1:B:143:LEU:HB3	1:B:148:GLU:HB2	1.91	0.52
1:A:113:TYR:CE2	1:A:117:LEU:HD11	2.45	0.52
1:A:227:LEU:HD13	1:A:439:ILE:HD13	1.92	0.52
1:A:402:SER:HA	1:A:405:VAL:HG22	1.92	0.51
1:A:527:GLN:HB3	1:A:540:CYS:HB2	1.92	0.51
1:B:362:LEU:O	1:B:366:HIS:HD2	1.93	0.51
1:B:402:SER:HA	1:B:405:VAL:HG22	1.93	0.51
1:B:488:LYS:HB2	1:B:488:LYS:NZ	2.25	0.51
1:B:132:VAL:HG22	1:B:149:ILE:HD11	1.91	0.51
1:A:224:ILE:HG12	1:A:582:ILE:HD12	1.91	0.51
1:B:256:MET:O	1:B:257:HIS:CG	2.64	0.51
1:B:338:ALA:HB2	1:B:353:GLN:HG3	1.90	0.51
1:A:410:HIS:HB2	1:A:541:ASP:CG	2.31	0.51
1:B:96:GLN:O	1:B:100:LEU:CD2	2.58	0.51
1:B:134:ASP:OD1	1:B:143:LEU:HD11	2.09	0.51
1:B:528:TYR:CG	1:B:537:LEU:HD23	2.46	0.51
1:A:133:CYS:HA	1:A:141:CYS:HA	1.91	0.51
1:A:541:ASP:O	1:A:541:ASP:OD2	2.29	0.51
1:B:537:LEU:HD13	1:B:585:TYR:HD1	1.76	0.51
1:A:338:ALA:HB2	1:A:353:GLN:HG3	1.92	0.51
1:A:362:LEU:O	1:A:366:HIS:HD2	1.94	0.51
1:B:152:VAL:HG11	1:B:165:TYR:CE2	2.45	0.51
1:B:154:SER:HB2	1:B:269:GLU:CG	2.33	0.51
1:B:454:SER:O	1:B:457:ARG:O	2.28	0.51
1:A:520:SER:HB2	1:A:571:PHE:CE2	2.46	0.51
1:A:33:ASN:HD22	1:A:383:PHE:HB3	1.75	0.50
1:B:190:LYS:O	1:B:194:LEU:HD13	2.11	0.50
1:A:134:ASP:OD1	1:A:143:LEU:HD11	2.10	0.50
1:B:113:TYR:CE2	1:B:117:LEU:HD11	2.46	0.50
1:A:157:ARG:HA	1:A:243:TYR:OH	2.11	0.50

Continued on next page...

Continued from previous page...

Atom-1	Atom-2	Interatomic distance (Å)	Clash overlap (Å)
1:A:255:PRO:HB2	1:A:258:LEU:HD12	1.94	0.50
1:A:541:ASP:C	1:A:543:TYR:H	2.15	0.50
1:B:183:ARG:NH1	1:B:187:LEU:HD21	2.26	0.50
1:A:327:LYS:HB2	1:A:354:CYS:SG	2.52	0.50
1:B:255:PRO:HB2	1:B:258:LEU:HD12	1.93	0.50
1:A:537:LEU:HD13	1:A:585:TYR:HD1	1.76	0.50
1:B:157:ARG:HA	1:B:243:TYR:OH	2.10	0.50
1:B:392:GLY:HA3	1:B:509:VAL:CG2	2.41	0.50
1:A:528:TYR:CG	1:A:537:LEU:HD23	2.46	0.50
1:A:96:GLN:O	1:A:100:LEU:CD2	2.59	0.50
1:A:392:GLY:HA3	1:A:509:VAL:CG2	2.41	0.50
1:B:33:ASN:ND2	1:B:384:VAL:H	2.10	0.50
1:B:431:LEU:CD1	1:B:588:PRO:HG2	2.41	0.50
1:B:33:ASN:HD22	1:B:383:PHE:HB3	1.75	0.49
1:B:381:GLN:HE21	1:B:382:PRO:HD2	1.77	0.49
1:A:307:PHE:O	1:A:312:LEU:HB2	2.11	0.49
1:B:143:LEU:HD22	1:B:148:GLU:CB	2.42	0.49
1:B:153:ILE:O	1:B:153:ILE:HG22	2.12	0.49
1:A:439:ILE:HD11	1:A:586:PHE:CD2	2.47	0.49
1:B:410:HIS:HB2	1:B:541:ASP:CG	2.33	0.49
1:A:190:LYS:O	1:A:194:LEU:HD13	2.12	0.49
1:A:381:GLN:HE21	1:A:382:PRO:HD2	1.77	0.49
1:A:450:LYS:HE2	1:A:476:TYR:OH	2.12	0.49
1:A:275:SER:CB	1:A:282:LEU:HD21	2.41	0.49
1:A:303:GLY:HA2	1:A:366:HIS:CE1	2.47	0.49
1:A:431:LEU:HD13	1:A:588:PRO:HG2	1.94	0.49
1:A:509:VAL:HB	1:A:577:MET:HE2	1.94	0.49
1:B:441:PHE:CE2	1:B:445:ALA:HB2	2.47	0.49
1:A:210:ASP:OD1	1:A:216:GLN:NE2	2.44	0.49
1:B:285:VAL:HG23	1:B:359:GLN:NE2	2.27	0.49
1:B:107:ALA:O	1:B:194:LEU:HD23	2.13	0.49
1:B:210:ASP:OD1	1:B:216:GLN:NE2	2.42	0.49
1:B:133:CYS:HA	1:B:141:CYS:HA	1.93	0.49
1:A:195:ASN:O	1:A:196:ASN:HB2	2.13	0.48
1:A:330:ASP:CG	1:A:332:ARG:HD3	2.34	0.48
1:A:183:ARG:NH1	1:A:187:LEU:HD21	2.28	0.48
1:A:236:ARG:NH2	1:A:603:HIS:O	2.40	0.48
1:A:306:PHE:CE2	1:A:543:TYR:HA	2.48	0.48
1:B:50:TYR:CZ	1:B:54:ILE:HG23	2.49	0.48
1:B:195:ASN:O	1:B:196:ASN:HB2	2.14	0.48
1:B:541:ASP:O	1:B:541:ASP:OD2	2.31	0.48

Continued on next page...

Continued from previous page...

Atom-1	Atom-2	Interatomic distance (Å)	Clash overlap (Å)
1:A:471:LYS:HD3	1:A:475:GLU:HG3	1.96	0.48
1:A:485:ARG:O	1:A:612:CYS:HA	2.13	0.48
1:A:351:ILE:HD13	1:A:368:GLU:HB3	1.96	0.48
1:B:439:ILE:HD11	1:B:586:PHE:CD2	2.49	0.48
1:B:471:LYS:HD3	1:B:475:GLU:HG3	1.96	0.48
1:B:250:GLU:O	1:B:251:THR:OG1	2.27	0.47
1:B:289:MET:O	1:B:294:TYR:HB2	2.14	0.47
1:A:33:ASN:ND2	1:A:384:VAL:H	2.11	0.47
1:A:407:THR:HB	1:A:539:ASN:HD22	1.79	0.47
1:A:441:PHE:CE2	1:A:445:ALA:HB2	2.48	0.47
1:B:275:SER:CB	1:B:282:LEU:HD21	2.44	0.47
1:B:276:PRO:HD3	1:B:432:PHE:CD1	2.49	0.47
1:B:537:LEU:CD1	1:B:585:TYR:HD1	2.28	0.47
1:A:276:PRO:HD2	1:A:429:ASN:ND2	2.30	0.47
1:A:532:ASN:HD22	1:A:532:ASN:C	2.18	0.47
1:B:335:VAL:O	1:B:352:LYS:NZ	2.44	0.47
1:B:532:ASN:HD22	1:B:532:ASN:C	2.18	0.47
1:A:137:ASP:C	1:A:139:THR:H	2.18	0.47
1:A:276:PRO:HD3	1:A:432:PHE:CD1	2.50	0.47
1:A:418:LYS:HD2	1:A:418:LYS:N	2.29	0.47
1:B:380:HIS:CD2	1:B:380:HIS:H	2.33	0.47
1:B:509:VAL:HB	1:B:577:MET:HE2	1.95	0.47
1:A:289:MET:O	1:A:294:TYR:HB2	2.14	0.47
1:B:418:LYS:HD2	1:B:418:LYS:N	2.29	0.47
1:B:303:GLY:HA2	1:B:366:HIS:CE1	2.49	0.47
1:B:468:ALA:O	1:B:472:LEU:HB2	2.15	0.47
1:B:307:PHE:O	1:B:312:LEU:HB2	2.15	0.47
1:B:407:THR:HB	1:B:539:ASN:HD22	1.80	0.47
1:B:541:ASP:C	1:B:543:TYR:H	2.18	0.47
1:A:488:LYS:HB2	1:A:488:LYS:NZ	2.29	0.46
1:B:306:PHE:CE2	1:B:543:TYR:HA	2.50	0.46
1:B:485:ARG:O	1:B:612:CYS:HA	2.16	0.46
1:A:285:VAL:HG23	1:A:359:GLN:NE2	2.30	0.46
1:B:137:ASP:C	1:B:139:THR:H	2.18	0.46
1:B:351:ILE:HD13	1:B:368:GLU:HB3	1.97	0.46
1:B:439:ILE:HD11	1:B:586:PHE:CG	2.51	0.46
1:B:50:TYR:OH	1:B:54:ILE:HG23	2.15	0.46
1:B:431:LEU:HD13	1:B:588:PRO:HG2	1.97	0.46
1:A:146:ASP:CB	1:A:147:PRO:HD3	2.28	0.46
1:A:328:PRO:HG2	1:A:332:ARG:NH2	2.30	0.46
1:B:140:LYS:HB3	1:B:140:LYS:HE2	1.77	0.46

Continued on next page...

Continued from previous page...

Atom-1	Atom-2	Interatomic distance (Å)	Clash overlap (Å)
1:B:285:VAL:HG21	1:B:411:LEU:HD13	1.98	0.46
1:A:143:LEU:HD22	1:A:148:GLU:CB	2.45	0.45
1:B:100:LEU:HD21	1:B:384:VAL:HB	1.98	0.45
1:B:277:PHE:CE2	1:B:425:GLU:HB3	2.52	0.45
1:B:171:ASP:OD1	1:B:485:ARG:NH2	2.36	0.45
1:B:276:PRO:HD2	1:B:429:ASN:ND2	2.30	0.45
1:B:330:ASP:CG	1:B:332:ARG:HD3	2.37	0.45
1:A:277:PHE:CE2	1:A:425:GLU:HB3	2.51	0.45
1:A:519:LYS:HE3	1:A:584:GLU:OE2	2.16	0.45
1:B:153:ILE:O	1:B:260:GLY:HA2	2.16	0.45
1:B:328:PRO:HG2	1:B:332:ARG:NH2	2.31	0.45
1:B:614:SER:O	1:B:615:SER:HB3	2.17	0.45
1:B:450:LYS:HE2	1:B:476:TYR:OH	2.17	0.45
1:B:108:LEU:HD13	1:B:191:ALA:CB	2.42	0.45
1:B:275:SER:OG	1:B:282:LEU:HD11	2.17	0.45
1:B:615:SER:OG	1:B:616:HIS:N	2.50	0.45
1:B:54:ILE:HG13	1:B:334:LEU:HA	1.99	0.45
1:B:274:VAL:O	1:B:274:VAL:HG13	2.16	0.45
1:B:310:MET:HB2	1:B:312:LEU:HD12	1.99	0.45
1:A:100:LEU:HD21	1:A:384:VAL:HB	1.99	0.44
1:A:108:LEU:HD13	1:A:191:ALA:CB	2.43	0.44
1:A:275:SER:OG	1:A:282:LEU:HD11	2.17	0.44
1:A:375:PHE:HA	1:A:378:TYR:CE1	2.52	0.44
1:A:466:ASN:ND2	1:A:491:ASP:H	2.16	0.44
1:A:468:ALA:O	1:A:472:LEU:HB2	2.17	0.44
1:B:330:ASP:C	1:B:332:ARG:H	2.21	0.44
1:A:43:GLU:CA	1:A:65:ILE:HG21	2.46	0.44
1:B:256:MET:O	1:B:257:HIS:HB3	2.17	0.44
1:B:422:ARG:O	1:B:423:ASP:C	2.55	0.44
1:B:85:TRP:HA	1:B:88:TYR:CG	2.53	0.44
1:A:380:HIS:H	1:A:380:HIS:CD2	2.35	0.44
1:A:439:ILE:HD11	1:A:586:PHE:CG	2.53	0.44
1:A:537:LEU:CD1	1:A:585:TYR:HD1	2.31	0.44
1:A:274:VAL:O	1:A:274:VAL:HG13	2.17	0.44
1:A:452:ARG:NH2	1:A:504:TYR:HB2	2.32	0.44
1:A:256:MET:O	1:A:257:HIS:HB3	2.16	0.44
1:A:422:ARG:O	1:A:423:ASP:C	2.56	0.44
1:A:524:LYS:HE3	1:A:571:PHE:O	2.18	0.44
1:B:353:GLN:NE2	1:B:355:THR:HG22	2.33	0.44
1:B:466:ASN:ND2	1:B:491:ASP:H	2.16	0.44
1:A:522:CYS:SG	1:A:542:ILE:HG23	2.58	0.43

Continued on next page...

Continued from previous page...

Atom-1	Atom-2	Interatomic distance (Å)	Clash overlap (Å)
1:A:50:TYR:CZ	1:A:54:ILE:HG23	2.53	0.43
1:A:177:VAL:O	1:A:177:VAL:HG13	2.18	0.43
1:B:524:LYS:HE3	1:B:571:PHE:O	2.18	0.43
1:A:23:ILE:HG12	1:A:23:ILE:O	2.18	0.43
1:A:275:SER:HA	1:A:276:PRO:HD3	1.79	0.43
1:A:285:VAL:HG21	1:A:411:LEU:HD13	1.99	0.43
1:A:330:ASP:C	1:A:332:ARG:H	2.22	0.43
1:B:84:GLN:O	1:B:88:TYR:CE1	2.72	0.43
1:B:462:LYS:HA	1:B:465:TRP:CD1	2.53	0.43
1:B:475:GLU:O	1:B:606:TRP:HH2	2.01	0.43
1:B:183:ARG:NH1	1:B:187:LEU:CD2	2.82	0.43
1:A:475:GLU:O	1:A:606:TRP:HH2	2.01	0.43
1:A:615:SER:OG	1:A:616:HIS:N	2.51	0.43
1:B:519:LYS:HE3	1:B:584:GLU:OE2	2.18	0.43
1:B:522:CYS:SG	1:B:542:ILE:HG23	2.58	0.43
1:A:153:ILE:HG22	1:A:153:ILE:O	2.18	0.43
1:A:353:GLN:NE2	1:A:355:THR:HG22	2.34	0.43
1:A:392:GLY:HA3	1:A:509:VAL:HG21	2.01	0.43
1:A:508:LEU:O	1:A:508:LEU:HD12	2.18	0.43
1:B:23:ILE:HG12	1:B:23:ILE:O	2.19	0.43
1:B:605:GLY:C	1:B:606:TRP:CD1	2.92	0.43
1:B:327:LYS:CB	1:B:354:CYS:SG	3.07	0.43
1:A:462:LYS:HA	1:A:465:TRP:CD1	2.54	0.43
1:B:177:VAL:HG13	1:B:177:VAL:O	2.17	0.43
1:A:313:THR:HB	1:A:373:GLN:HE22	1.84	0.42
1:A:335:VAL:O	1:A:352:LYS:NZ	2.44	0.42
1:B:611:LYS:HD3	1:B:611:LYS:HA	1.86	0.42
1:A:85:TRP:HA	1:A:88:TYR:CG	2.55	0.42
1:B:392:GLY:HA3	1:B:509:VAL:HG21	2.01	0.42
1:B:375:PHE:HA	1:B:378:TYR:CE1	2.55	0.42
1:B:51:ARG:HD2	1:B:341:TRP:CH2	2.54	0.42
1:B:313:THR:HB	1:B:373:GLN:HE22	1.85	0.42
1:A:153:ILE:O	1:A:260:GLY:HA2	2.19	0.42
1:B:267:TRP:CE2	1:B:440:VAL:HG11	2.55	0.42
1:B:327:LYS:HG3	1:B:354:CYS:SG	2.59	0.42
1:A:113:TYR:O	1:A:117:LEU:HG	2.19	0.42
1:B:113:TYR:O	1:B:117:LEU:HG	2.20	0.42
1:B:182:GLU:O	1:B:186:GLU:HG3	2.19	0.42
1:B:423:ASP:O	1:B:424:ASP:HB2	2.20	0.42
1:A:423:ASP:O	1:A:424:ASP:HB2	2.20	0.42
1:B:143:LEU:HD22	1:B:148:GLU:HB3	2.02	0.42

Continued on next page...

Continued from previous page...

Atom-1	Atom-2	Interatomic distance (Å)	Clash overlap (Å)
1:B:146:ASP:CB	1:B:147:PRO:HD3	2.28	0.42
1:A:527:GLN:HB3	1:A:540:CYS:CB	2.50	0.42
1:B:449:ASP:OD2	1:B:452:ARG:NH2	2.48	0.42
1:A:115:GLU:OE1	1:A:183:ARG:NH2	2.53	0.41
1:A:182:GLU:O	1:A:186:GLU:HG3	2.20	0.41
1:A:183:ARG:NH1	1:A:187:LEU:CD2	2.83	0.41
1:A:23:ILE:O	1:A:24:GLN:O	2.38	0.41
1:A:51:ARG:HD2	1:A:341:TRP:HZ2	1.84	0.41
1:A:84:GLN:O	1:A:88:TYR:CE1	2.74	0.41
1:A:529:ASP:O	1:A:531:ASP:N	2.54	0.41
1:A:51:ARG:HD2	1:A:341:TRP:CH2	2.55	0.41
1:A:240:ARG:HA	1:A:248:VAL:HB	2.02	0.41
1:B:143:LEU:HD23	1:B:148:GLU:HG2	1.96	0.41
1:B:452:ARG:NH2	1:B:504:TYR:HB2	2.35	0.41
1:A:292:GLN:O	1:A:293:ALA:HB3	2.21	0.41
1:B:528:TYR:OH	1:B:584:GLU:OE1	2.37	0.41
1:A:212:THR:O	1:A:216:GLN:HG3	2.20	0.41
1:A:471:LYS:HA	1:A:471:LYS:HZ3	1.86	0.41
1:A:140:LYS:HE2	1:A:140:LYS:HB3	1.79	0.41
1:A:449:ASP:OD2	1:A:452:ARG:NH2	2.47	0.41
1:A:605:GLY:C	1:A:606:TRP:CD1	2.94	0.41
1:B:610:ASN:HD22	1:B:610:ASN:HA	1.69	0.41
1:A:267:TRP:CE2	1:A:440:VAL:HG11	2.56	0.41
1:B:85:TRP:C	1:B:87:SER:N	2.75	0.41
1:B:381:GLN:HE21	1:B:382:PRO:CD	2.34	0.41
1:B:471:LYS:HA	1:B:471:LYS:HZ3	1.86	0.41
1:B:613:VAL:HG23	1:B:614:SER:H	1.86	0.41
1:B:311:ASN:HD22	1:B:311:ASN:HA	1.57	0.41
1:A:109:PRO:CG	1:A:112:ASP:OD2	2.69	0.40
1:A:327:LYS:CB	1:A:354:CYS:SG	3.09	0.40
1:A:381:GLN:HE21	1:A:382:PRO:CD	2.34	0.40
1:B:89:GLN:CD	1:B:89:GLN:N	2.72	0.40
1:A:382:PRO:O	1:A:383:PHE:C	2.60	0.40
1:A:396:ALA:O	1:A:397:VAL:C	2.60	0.40
1:B:380:HIS:CD2	1:B:380:HIS:N	2.89	0.40
1:B:410:HIS:HD2	1:B:541:ASP:OD1	2.05	0.40
1:B:527:GLN:HB3	1:B:540:CYS:CB	2.49	0.40
1:B:529:ASP:O	1:B:531:ASP:N	2.54	0.40
1:B:270:ILE:HG13	1:B:270:ILE:H	1.81	0.40
1:B:275:SER:HA	1:B:276:PRO:HD3	1.80	0.40

All (2) symmetry-related close contacts are listed below. The label for Atom-2 includes the sym-

metry operator and encoded unit-cell translations to be applied.

Atom-1	Atom-2	Interatomic distance (Å)	Clash overlap (Å)
1:A:619:HIS:NE2	1:B:134:ASP:OD2[1_554]	2.07	0.13
1:A:134:ASP:OD2	1:B:619:HIS:NE2[1_554]	2.17	0.03

5.3 Torsion angles [\(i\)](#)

5.3.1 Protein backbone [\(i\)](#)

In the following table, the Percentiles column shows the percent Ramachandran outliers of the chain as a percentile score with respect to all X-ray entries followed by that with respect to entries of similar resolution.

The Analysed column shows the number of residues for which the backbone conformation was analysed, and the total number of residues.

Mol	Chain	Analysed	Favoured	Allowed	Outliers	Percentiles
1	A	596/607 (98%)	517 (87%)	58 (10%)	21 (4%)	3 5
1	B	596/607 (98%)	518 (87%)	56 (9%)	22 (4%)	3 4
All	All	1192/1214 (98%)	1035 (87%)	114 (10%)	43 (4%)	3 4

All (43) Ramachandran outliers are listed below:

Mol	Chain	Res	Type
1	A	24	GLN
1	A	147	PRO
1	A	418	LYS
1	A	542	ILE
1	B	24	GLN
1	B	147	PRO
1	B	418	LYS
1	B	542	ILE
1	A	86	ARG
1	A	87	SER
1	A	338	ALA
1	A	423	ASP
1	A	424	ASP
1	A	613	VAL
1	B	86	ARG
1	B	87	SER
1	B	338	ALA

Continued on next page...

Continued from previous page...

Mol	Chain	Res	Type
1	B	423	ASP
1	B	424	ASP
1	B	613	VAL
1	A	559	GLY
1	B	141	CYS
1	B	283	VAL
1	B	559	GLY
1	A	141	CYS
1	A	257	HIS
1	A	283	VAL
1	A	390	ASN
1	B	257	HIS
1	B	390	ASN
1	A	148	GLU
1	A	397	VAL
1	A	458	GLY
1	B	148	GLU
1	B	397	VAL
1	B	616	HIS
1	B	146	ASP
1	A	530	PRO
1	A	591	VAL
1	B	458	GLY
1	B	530	PRO
1	B	591	VAL
1	A	146	ASP

5.3.2 Protein sidechains [i](#)

In the following table, the Percentiles column shows the percent sidechain outliers of the chain as a percentile score with respect to all X-ray entries followed by that with respect to entries of similar resolution.

The Analysed column shows the number of residues for which the sidechain conformation was analysed, and the total number of residues.

Mol	Chain	Analysed	Rotameric	Outliers	Percentiles	
1	A	522/530 (98%)	483 (92%)	39 (8%)	13	27
1	B	522/530 (98%)	485 (93%)	37 (7%)	14	29
All	All	1044/1060 (98%)	968 (93%)	76 (7%)	14	28

All (76) residues with a non-rotameric sidechain are listed below:

Mol	Chain	Res	Type
1	A	27	GLU
1	A	89	GLN
1	A	92	ASP
1	A	93	LEU
1	A	118	ASP
1	A	119	THR
1	A	134	ASP
1	A	154	SER
1	A	227	LEU
1	A	274	VAL
1	A	306	PHE
1	A	311	ASN
1	A	314	LYS
1	A	315	LEU
1	A	328	PRO
1	A	334	LEU
1	A	336	CYS
1	A	362	LEU
1	A	374	TYR
1	A	378	TYR
1	A	390	ASN
1	A	394	HIS
1	A	401	LEU
1	A	404	SER
1	A	418	LYS
1	A	419	ASP
1	A	422	ARG
1	A	433	LEU
1	A	446	PHE
1	A	471	LYS
1	A	488	LYS
1	A	503	GLU
1	A	532	ASN
1	A	539	ASN
1	A	552	PHE
1	A	582	ILE
1	A	601	ASN
1	A	606	TRP
1	A	612	CYS
1	B	27	GLU
1	B	89	GLN
1	B	92	ASP
1	B	93	LEU

Continued on next page...

Continued from previous page...

Mol	Chain	Res	Type
1	B	118	ASP
1	B	119	THR
1	B	134	ASP
1	B	154	SER
1	B	227	LEU
1	B	274	VAL
1	B	306	PHE
1	B	311	ASN
1	B	314	LYS
1	B	315	LEU
1	B	328	PRO
1	B	334	LEU
1	B	336	CYS
1	B	362	LEU
1	B	374	TYR
1	B	378	TYR
1	B	390	ASN
1	B	394	HIS
1	B	401	LEU
1	B	418	LYS
1	B	422	ARG
1	B	433	LEU
1	B	446	PHE
1	B	471	LYS
1	B	488	LYS
1	B	503	GLU
1	B	532	ASN
1	B	539	ASN
1	B	552	PHE
1	B	582	ILE
1	B	601	ASN
1	B	606	TRP
1	B	612	CYS

Sometimes sidechains can be flipped to improve hydrogen bonding and reduce clashes. All (54) such sidechains are listed below:

Mol	Chain	Res	Type
1	A	31	ASN
1	A	33	ASN
1	A	41	ASN
1	A	89	GLN
1	A	159	HIS

Continued on next page...

Continued from previous page...

Mol	Chain	Res	Type
1	A	301	GLN
1	A	311	ASN
1	A	317	GLN
1	A	337	HIS
1	A	359	GLN
1	A	366	HIS
1	A	373	GLN
1	A	377	GLN
1	A	379	GLN
1	A	380	HIS
1	A	381	GLN
1	A	410	HIS
1	A	429	ASN
1	A	464	ASN
1	A	466	ASN
1	A	514	GLN
1	A	516	GLN
1	A	527	GLN
1	A	532	ASN
1	A	539	ASN
1	A	554	ASN
1	A	610	ASN
1	B	31	ASN
1	B	33	ASN
1	B	41	ASN
1	B	89	GLN
1	B	159	HIS
1	B	301	GLN
1	B	311	ASN
1	B	337	HIS
1	B	359	GLN
1	B	366	HIS
1	B	373	GLN
1	B	377	GLN
1	B	379	GLN
1	B	380	HIS
1	B	381	GLN
1	B	410	HIS
1	B	429	ASN
1	B	464	ASN
1	B	466	ASN
1	B	514	GLN

Continued on next page...

Continued from previous page...

Mol	Chain	Res	Type
1	B	516	GLN
1	B	527	GLN
1	B	532	ASN
1	B	539	ASN
1	B	554	ASN
1	B	601	ASN
1	B	610	ASN

5.3.3 RNA [i](#)

There are no RNA molecules in this entry.

5.4 Non-standard residues in protein, DNA, RNA chains [i](#)

There are no non-standard protein/DNA/RNA residues in this entry.

5.5 Carbohydrates [i](#)

There are no monosaccharides in this entry.

5.6 Ligand geometry [i](#)

Of 2 ligands modelled in this entry, 2 are monoatomic - leaving 0 for Mogul analysis.

There are no bond length outliers.

There are no bond angle outliers.

There are no chirality outliers.

There are no torsion outliers.

There are no ring outliers.

No monomer is involved in short contacts.

5.7 Other polymers [i](#)

There are no such residues in this entry.

5.8 Polymer linkage issues

There are no chain breaks in this entry.

6 Fit of model and data [i](#)

6.1 Protein, DNA and RNA chains [i](#)

EDS was not executed - this section is therefore empty.

6.2 Non-standard residues in protein, DNA, RNA chains [i](#)

EDS was not executed - this section is therefore empty.

6.3 Carbohydrates [i](#)

EDS was not executed - this section is therefore empty.

6.4 Ligands [i](#)

EDS was not executed - this section is therefore empty.

6.5 Other polymers [i](#)

EDS was not executed - this section is therefore empty.