



Full wwPDB X-ray Structure Validation Report ⓘ

Aug 3, 2023 – 12:39 AM EDT

PDB ID : 1ID3
Title : CRYSTAL STRUCTURE OF THE YEAST NUCLEOSOME CORE PARTICLE REVEALS FUNDAMENTAL DIFFERENCES IN INTER-NUCLEOSOME INTERACTIONS
Authors : White, C.L.; Suto, R.K.; Luger, K.
Deposited on : 2001-04-03
Resolution : 3.10 Å(reported)

This is a Full wwPDB X-ray Structure Validation Report for a publicly released PDB entry.

We welcome your comments at validation@mail.wwpdb.org

A user guide is available at

<https://www.wwpdb.org/validation/2017/XrayValidationReportHelp>

with specific help available everywhere you see the ⓘ symbol.

The types of validation reports are described at

<http://www.wwpdb.org/validation/2017/FAQs#types>.

The following versions of software and data (see [references ⓘ](#)) were used in the production of this report:

MolProbity : 4.02b-467
Xtriage (Phenix) : 1.13
EDS : 2.34
Percentile statistics : 20191225.v01 (using entries in the PDB archive December 25th 2019)
Refmac : 5.8.0158
CCP4 : 7.0.044 (Gargrove)
Ideal geometry (proteins) : Engh & Huber (2001)
Ideal geometry (DNA, RNA) : Parkinson et al. (1996)
Validation Pipeline (wwPDB-VP) : 2.34

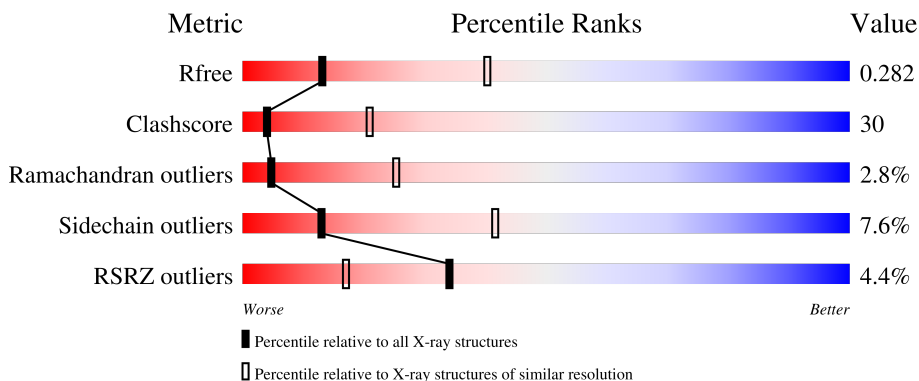
1 Overall quality at a glance i

The following experimental techniques were used to determine the structure:

X-RAY DIFFRACTION

The reported resolution of this entry is 3.10 Å.

Percentile scores (ranging between 0-100) for global validation metrics of the entry are shown in the following graphic. The table shows the number of entries on which the scores are based.



Metric	Whole archive (#Entries)	Similar resolution (#Entries, resolution range(Å))
R_{free}	130704	1094 (3.10-3.10)
Clashscore	141614	1184 (3.10-3.10)
Ramachandran outliers	138981	1141 (3.10-3.10)
Sidechain outliers	138945	1141 (3.10-3.10)
RSRZ outliers	127900	1067 (3.10-3.10)

The table below summarises the geometric issues observed across the polymeric chains and their fit to the electron density. The red, orange, yellow and green segments of the lower bar indicate the fraction of residues that contain outliers for ≥ 3 , 2, 1 and 0 types of geometric quality criteria respectively. A grey segment represents the fraction of residues that are not modelled. The numeric value for each fraction is indicated below the corresponding segment, with a dot representing fractions $\leq 5\%$. The upper red bar (where present) indicates the fraction of residues that have poor fit to the electron density. The numeric value is given above the bar.

Mol	Chain	Length	Quality of chain
1	I	146	
1	J	146	
2	A	135	
2	E	135	
3	B	102	

Continued on next page...

Continued from previous page...

Mol	Chain	Length	Quality of chain
3	F	102	<p>3% 35% 38% 10% 17%</p>
4	C	131	<p>% 46% 35% 16% 2%</p>
4	G	131	<p>2% 40% 39% 18% 2%</p>
5	D	130	<p>2% 37% 25% 8% 28%</p>
5	H	130	<p>% 27% 41% 6% 26%</p>

2 Entry composition [i](#)

There are 7 unique types of molecules in this entry. The entry contains 12124 atoms, of which 0 are hydrogens and 0 are deuteriums.

In the tables below, the ZeroOcc column contains the number of atoms modelled with zero occupancy, the AltConf column contains the number of residues with at least one atom in alternate conformation and the Trace column contains the number of residues modelled with at most 2 atoms.

- Molecule 1 is a DNA chain called PALINDROMIC 146BP DNA FRAGMENT.

Mol	Chain	Residues	Atoms					ZeroOcc	AltConf	Trace
			Total	C	N	O	P			
1	I	146	2990	1430	541	874	145	0	0	0
1	J	146	2990	1430	541	874	145	0	0	0

- Molecule 2 is a protein called HISTONE H3.

Mol	Chain	Residues	Atoms				ZeroOcc	AltConf	Trace
			Total	C	N	O			
2	A	97	802	509	155	138	0	0	0
2	E	97	802	509	155	138	0	0	0

There are 2 discrepancies between the modelled and reference sequences:

Chain	Residue	Modelled	Actual	Comment	Reference
A	123	GLU	ASP	conflict	UNP P61830
E	123	GLU	ASP	conflict	UNP P61830

- Molecule 3 is a protein called HISTONE H4.

Mol	Chain	Residues	Atoms				ZeroOcc	AltConf	Trace
			Total	C	N	O			
3	B	79	627	395	120	112	0	0	0
3	F	85	684	431	135	118	0	0	0

- Molecule 4 is a protein called HISTONE H2A.1.

Mol	Chain	Residues	Atoms				ZeroOcc	AltConf	Trace
			Total	C	N	O			
4	C	110	845	530	166	149	0	0	0

Continued on next page...

Continued from previous page...

Mol	Chain	Residues	Atoms				ZeroOcc	AltConf	Trace
4	G	108	Total	C	N	O	0	0	0
			833	523	164	146			

- Molecule 5 is a protein called HISTONE H2B.2.

Mol	Chain	Residues	Atoms					ZeroOcc	AltConf	Trace
5	D	93	Total	C	N	O	S	0	0	0
			726	456	127	142	1			
5	H	96	Total	C	N	O	S	0	0	0
			748	469	131	147	1			

- Molecule 6 is MANGANESE (II) ION (three-letter code: MN) (formula: Mn).

Mol	Chain	Residues	Atoms		ZeroOcc	AltConf
6	I	4	Total	Mn	0	0
			4	4		
6	J	7	Total	Mn	0	0
			7	7		
6	C	2	Total	Mn	0	0
			2	2		
6	D	1	Total	Mn	0	0
			1	1		
6	E	1	Total	Mn	0	0
			1	1		
6	G	1	Total	Mn	0	0
			1	1		
6	H	1	Total	Mn	0	0
			1	1		

- Molecule 7 is water.

Mol	Chain	Residues	Atoms		ZeroOcc	AltConf
7	I	12	Total	O	0	0
			12	12		
7	J	7	Total	O	0	0
			7	7		
7	A	5	Total	O	0	0
			5	5		
7	B	7	Total	O	0	0
			7	7		
7	C	4	Total	O	0	0
			4	4		

Continued on next page...

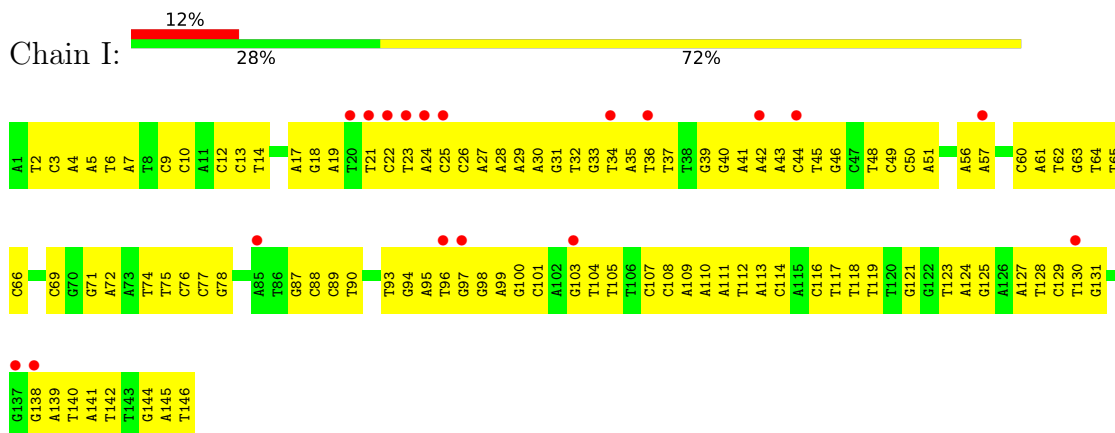
Continued from previous page...

Mol	Chain	Residues	Atoms	ZeroOcc	AltConf
7	D	7	Total O 7 7	0	0
7	E	5	Total O 5 5	0	0
7	F	2	Total O 2 2	0	0
7	G	6	Total O 6 6	0	0
7	H	5	Total O 5 5	0	0

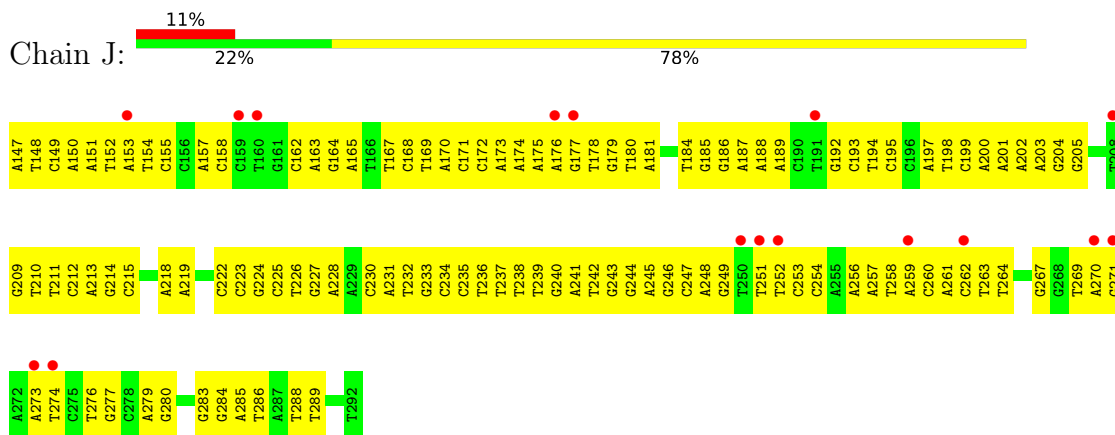
3 Residue-property plots [i](#)

These plots are drawn for all protein, RNA, DNA and oligosaccharide chains in the entry. The first graphic for a chain summarises the proportions of the various outlier classes displayed in the second graphic. The second graphic shows the sequence view annotated by issues in geometry and electron density. Residues are color-coded according to the number of geometric quality criteria for which they contain at least one outlier: green = 0, yellow = 1, orange = 2 and red = 3 or more. A red dot above a residue indicates a poor fit to the electron density ($RSRZ > 2$). Stretches of 2 or more consecutive residues without any outlier are shown as a green connector. Residues present in the sample, but not in the model, are shown in grey.

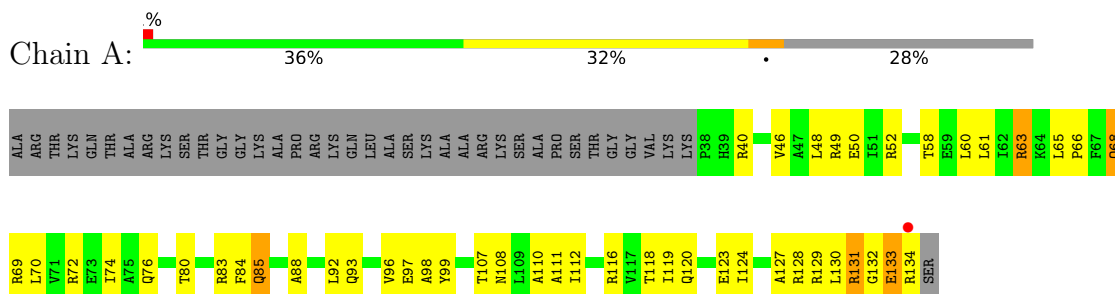
• Molecule 1: PALINDROMIC 146BP DNA FRAGMENT



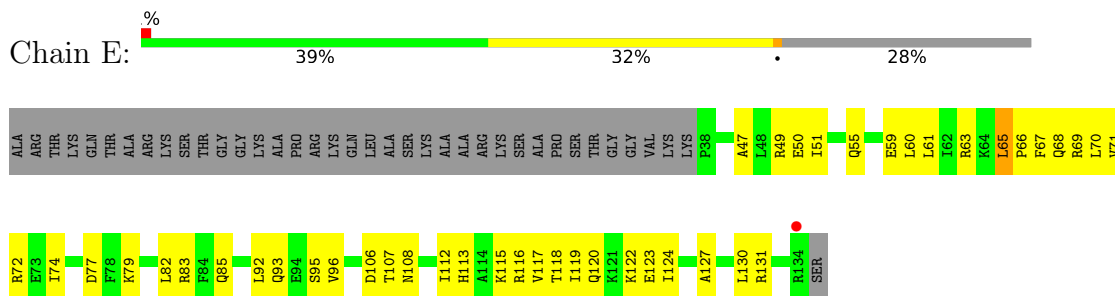
• Molecule 1: PALINDROMIC 146BP DNA FRAGMENT



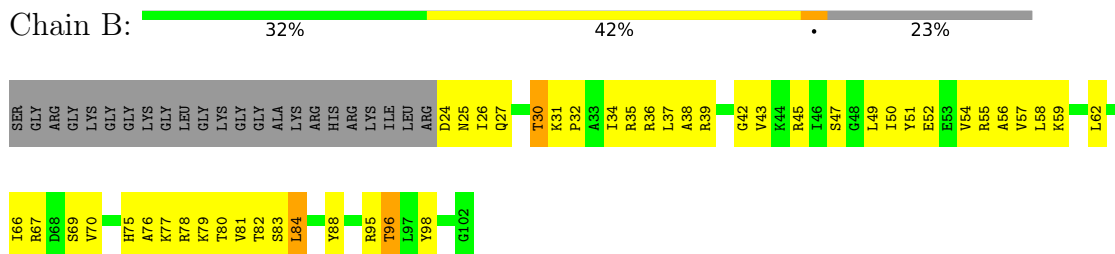
• Molecule 2: HISTONE H3



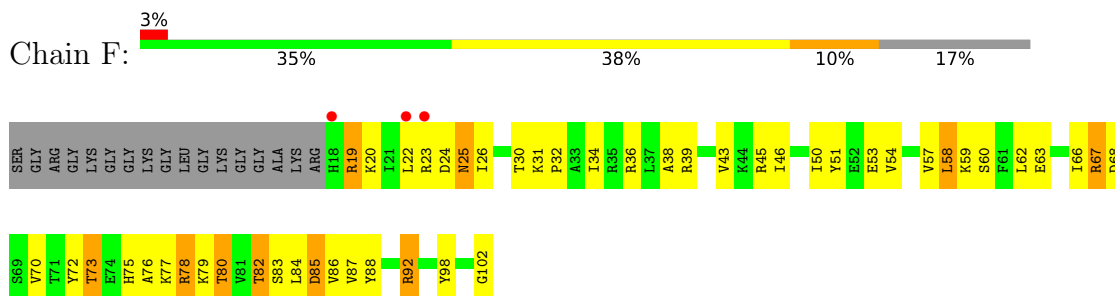
- Molecule 2: HISTONE H3



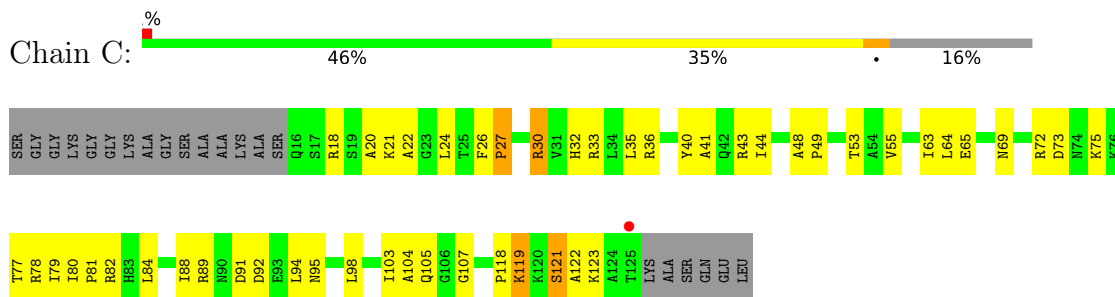
- Molecule 3: HISTONE H4



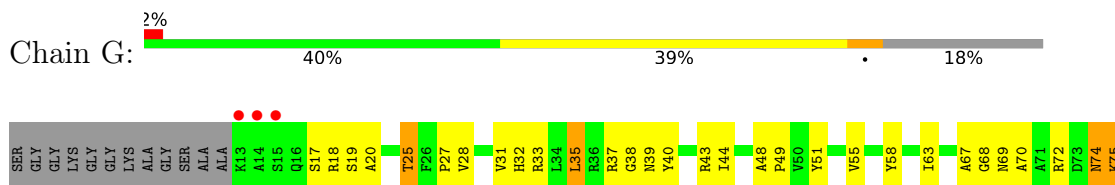
- Molecule 3: HISTONE H4



- Molecule 4: HISTONE H2A.1

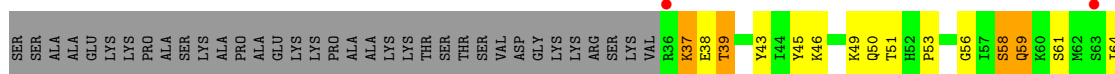


- Molecule 4: HISTONE H2A.1


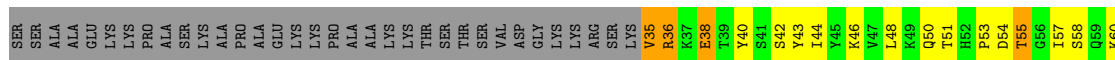




• Molecule 5: HISTONE H2B.2



• Molecule 5: HISTONE H2B.2



4 Data and refinement statistics

Property	Value	Source
Space group	P 21 21 21	Depositor
Cell constants a, b, c, α , β , γ	104.92Å 110.40Å 192.62Å 90.00° 90.00° 90.00°	Depositor
Resolution (Å)	40.00 – 3.10 49.06 – 3.13	Depositor EDS
% Data completeness (in resolution range)	92.6 (40.00-3.10) 95.3 (49.06-3.13)	Depositor EDS
R_{merge}	0.06	Depositor
R_{sym}	(Not available)	Depositor
$\langle I/\sigma(I) \rangle$ ¹	1.72 (at 3.12Å)	Xtrriage
Refinement program	CNS	Depositor
R, R_{free}	0.223 , 0.292 0.218 , 0.282	Depositor DCC
R_{free} test set	1966 reflections (5.00%)	wwPDB-VP
Wilson B-factor (Å ²)	86.2	Xtrriage
Anisotropy	0.322	Xtrriage
Bulk solvent k_{sol} (e/Å ³), B_{sol} (Å ²)	0.29 , 103.4	EDS
L-test for twinning ²	$\langle L \rangle = 0.49$, $\langle L^2 \rangle = 0.32$	Xtrriage
Estimated twinning fraction	0.016 for k,h,-l	Xtrriage
F_o, F_c correlation	0.91	EDS
Total number of atoms	12124	wwPDB-VP
Average B, all atoms (Å ²)	97.0	wwPDB-VP

Xtrriage's analysis on translational NCS is as follows: *The largest off-origin peak in the Patterson function is 3.31% of the height of the origin peak. No significant pseudotranslation is detected.*

¹Intensities estimated from amplitudes.

²Theoretical values of $\langle |L| \rangle$, $\langle L^2 \rangle$ for acentric reflections are 0.5, 0.333 respectively for untwinned datasets, and 0.375, 0.2 for perfectly twinned datasets.

5 Model quality [i](#)

5.1 Standard geometry [i](#)

Bond lengths and bond angles in the following residue types are not validated in this section: MN

The Z score for a bond length (or angle) is the number of standard deviations the observed value is removed from the expected value. A bond length (or angle) with $|Z| > 5$ is considered an outlier worth inspection. RMSZ is the root-mean-square of all Z scores of the bond lengths (or angles).

Mol	Chain	Bond lengths		Bond angles	
		RMSZ	# Z >5	RMSZ	# Z >5
1	I	0.31	0/3354	0.67	0/5175
1	J	0.32	0/3354	0.67	0/5175
2	A	0.48	0/813	0.70	0/1087
2	E	0.47	0/813	0.70	0/1087
3	B	0.55	0/634	0.75	0/848
3	F	0.46	0/692	0.80	1/924 (0.1%)
4	C	0.42	0/856	0.73	0/1156
4	G	0.42	0/844	0.68	0/1139
5	D	0.45	0/736	0.69	0/991
5	H	0.46	0/758	0.73	0/1020
All	All	0.39	0/12854	0.69	1/18602 (0.0%)

There are no bond length outliers.

All (1) bond angle outliers are listed below:

Mol	Chain	Res	Type	Atoms	Z	Observed(°)	Ideal(°)
3	F	25	ASN	N-CA-C	8.44	133.79	111.00

There are no chirality outliers.

There are no planarity outliers.

5.2 Too-close contacts [i](#)

In the following table, the Non-H and H(model) columns list the number of non-hydrogen atoms and hydrogen atoms in the chain respectively. The H(added) column lists the number of hydrogen atoms added and optimized by MolProbity. The Clashes column lists the number of clashes within the asymmetric unit, whereas Symm-Clashes lists symmetry-related clashes.

Mol	Chain	Non-H	H(model)	H(added)	Clashes	Symm-Clashes
1	I	2990	0	1651	130	0
1	J	2990	0	1651	149	0
2	A	802	0	853	69	0
2	E	802	0	853	63	0
3	B	627	0	664	62	0
3	F	684	0	732	63	0
4	C	845	0	895	53	0
4	G	833	0	883	70	0
5	D	726	0	748	52	0
5	H	748	0	770	77	0
6	C	2	0	0	0	0
6	D	1	0	0	0	0
6	E	1	0	0	0	0
6	G	1	0	0	0	0
6	H	1	0	0	0	0
6	I	4	0	0	0	0
6	J	7	0	0	0	0
7	A	5	0	0	1	0
7	B	7	0	0	2	0
7	C	4	0	0	0	0
7	D	7	0	0	1	0
7	E	5	0	0	1	0
7	F	2	0	0	0	0
7	G	6	0	0	2	0
7	H	5	0	0	1	0
7	I	12	0	0	1	0
7	J	7	0	0	3	0
All	All	12124	0	9700	653	0

The all-atom clashscore is defined as the number of clashes found per 1000 atoms (including hydrogen atoms). The all-atom clashscore for this structure is 30.

All (653) close contacts within the same asymmetric unit are listed below, sorted by their clash magnitude.

Atom-1	Atom-2	Interatomic distance (Å)	Clash overlap (Å)
1:J:258:DT:H2''	1:J:259:DA:H5'	1.31	1.12
1:I:93:DT:H2''	1:I:94:DG:H5''	1.20	1.09
3:B:30:THR:HB	3:B:32:PRO:HD2	1.32	1.06
1:J:185:DG:H5''	4:G:43:ARG:HE	1.20	1.01
5:H:38:GLU:HG3	7:H:132:HOH:O	1.67	0.94
2:A:48:LEU:HD12	2:A:48:LEU:H	1.34	0.91
5:H:129:GLN:HG3	5:H:130:ALA:H	1.34	0.90

Continued on next page...

Continued from previous page...

Atom-1	Atom-2	Interatomic distance (Å)	Clash overlap (Å)
1:I:93:DT:C2'	1:I:94:DG:H5''	2.03	0.88
1:I:89:DC:H2''	1:I:90:DT:H72	1.56	0.87
4:G:104:ALA:O	4:G:105:GLN:HB2	1.74	0.87
4:C:41:ALA:HB2	5:D:92:ILE:HG13	1.57	0.84
1:J:197:DA:H2''	1:J:198:DT:H5''	1.60	0.83
2:E:85:GLN:NE2	3:F:82:THR:HG22	1.94	0.83
1:I:99:DA:H4'	2:E:83:ARG:HH21	1.43	0.83
4:G:27:PRO:HD3	5:H:43:TYR:CE2	2.14	0.83
2:A:70:LEU:HD22	3:B:26:ILE:HA	1.62	0.81
1:J:258:DT:H2''	1:J:259:DA:C5'	2.10	0.81
5:H:97:ILE:O	5:H:101:VAL:HG23	1.81	0.80
1:J:261:DA:H2''	1:J:262:DC:H5''	1.61	0.80
1:J:246:DG:H2''	1:J:247:DC:C5	2.17	0.80
1:J:247:DC:H2''	1:J:248:DA:C8	2.17	0.80
1:I:99:DA:H2''	1:I:100:DG:C5'	2.12	0.79
1:J:270:DA:H1'	1:J:271:DG:H5'	1.64	0.79
1:I:103:DG:H2''	1:I:104:DT:H5'	1.64	0.78
3:F:78:ARG:HH11	3:F:78:ARG:HB2	1.48	0.78
5:H:104:ILE:HD12	5:H:104:ILE:N	1.98	0.78
1:I:144:DG:H1	1:J:149:DC:H42	1.31	0.78
1:I:23:DT:H1'	1:I:24:DA:H5'	1.66	0.78
1:I:99:DA:H2''	1:I:100:DG:H5''	1.66	0.77
5:D:45:TYR:OH	5:D:49:LYS:HE3	1.85	0.77
2:E:83:ARG:O	3:F:80:THR:HA	1.84	0.77
1:J:248:DA:H2''	1:J:249:DG:C8	2.20	0.77
1:J:285:DA:H1'	1:J:286:DT:H5'	1.66	0.76
5:H:98:GLN:HE21	5:H:114:VAL:HG13	1.50	0.76
1:J:197:DA:H2''	1:J:198:DT:C5'	2.16	0.75
1:I:140:DT:H2''	1:I:141:DA:OP2	1.86	0.75
1:I:62:DT:H2''	1:I:63:DG:C8	2.21	0.75
4:G:27:PRO:HD3	5:H:43:TYR:CD2	2.22	0.74
1:I:77:DC:H2''	1:I:78:DG:C8	2.22	0.74
1:J:283:DG:H5'	7:J:30:HOH:O	1.87	0.74
2:E:60:LEU:HD23	2:E:93:GLN:CD	2.08	0.74
5:D:126:SER:C	5:D:128:THR:H	1.91	0.73
4:C:35:LEU:HB3	4:C:44:ILE:HD13	1.70	0.73
5:D:95:ARG:HH11	5:D:95:ARG:HG2	1.54	0.73
1:J:246:DG:H5'	3:B:79:LYS:HD2	1.70	0.73
3:B:67:ARG:HD2	7:B:105:HOH:O	1.88	0.73
1:J:248:DA:H2''	1:J:249:DG:H8	1.53	0.73
2:E:118:THR:HG23	3:F:45:ARG:HG2	1.71	0.73

Continued on next page...

Continued from previous page...

Atom-1	Atom-2	Interatomic distance (Å)	Clash overlap (Å)
1:I:25:DC:H2''	1:I:26:DC:H5'	1.70	0.72
1:J:185:DG:H5''	4:G:43:ARG:NE	1.99	0.72
1:I:99:DA:C2'	1:I:100:DG:H5''	2.19	0.72
4:G:55:VAL:O	4:G:58:TYR:HB3	1.90	0.72
2:E:119:ILE:HD11	3:F:46:ILE:HG23	1.71	0.72
2:E:120:GLN:O	2:E:123:GLU:HG2	1.89	0.71
1:J:197:DA:C2'	1:J:198:DT:H5''	2.19	0.71
1:J:201:DA:H2''	1:J:202:DA:OP2	1.89	0.71
1:J:261:DA:C2'	1:J:262:DC:H5''	2.19	0.71
1:I:28:DA:H1'	1:I:29:DA:H5''	1.72	0.71
2:A:111:ALA:HA	2:A:123:GLU:OE2	1.91	0.71
1:I:77:DC:H2''	1:I:78:DG:N7	2.04	0.71
1:J:185:DG:C5'	4:G:43:ARG:HE	1.98	0.70
1:I:56:DA:H2''	1:I:57:DA:OP2	1.92	0.70
1:J:269:DT:H2''	1:J:270:DA:C8	2.26	0.70
1:I:89:DC:H2''	1:I:90:DT:C7	2.20	0.70
2:E:70:LEU:O	2:E:74:ILE:HG12	1.91	0.70
2:E:120:GLN:H	2:E:123:GLU:CG	2.05	0.70
1:J:151:DA:H1'	1:J:152:DT:H5''	1.73	0.69
7:A:139:HOH:O	3:B:49:LEU:HD12	1.92	0.69
2:A:60:LEU:HD22	2:A:93:GLN:HG2	1.74	0.69
1:J:155:DC:H5'	1:J:155:DC:H6	1.58	0.69
2:A:72:ARG:HH11	2:A:72:ARG:HG2	1.57	0.69
5:H:104:ILE:HD12	5:H:104:ILE:H	1.58	0.69
2:E:85:GLN:HE22	3:F:82:THR:HG22	1.56	0.68
3:B:26:ILE:O	3:B:55:ARG:HD3	1.93	0.68
2:A:65:LEU:HB3	2:A:66:PRO:HD3	1.75	0.68
5:D:83:LEU:HD21	5:D:99:THR:CG2	2.24	0.68
2:A:123:GLU:OE1	2:A:123:GLU:HA	1.93	0.68
1:J:273:DA:H1'	1:J:274:DT:H5''	1.75	0.68
4:G:86:LEU:HD23	4:G:109:LEU:HD23	1.76	0.68
2:E:63:ARG:HB2	2:E:66:PRO:HG2	1.76	0.67
2:A:69:ARG:HE	3:B:25:ASN:ND2	1.92	0.67
4:C:69:ASN:HA	4:C:72:ARG:HD3	1.77	0.67
5:H:114:VAL:O	5:H:118:THR:HG23	1.95	0.67
2:E:96:VAL:HG11	3:F:58:LEU:HD13	1.77	0.67
5:H:98:GLN:NE2	5:H:114:VAL:HG13	2.09	0.66
3:F:19:ARG:HD3	3:F:19:ARG:C	2.15	0.66
2:A:48:LEU:HD12	2:A:48:LEU:N	2.08	0.66
2:A:118:THR:HG23	3:B:45:ARG:HG2	1.77	0.66
5:H:104:ILE:H	5:H:104:ILE:CD1	2.08	0.66

Continued on next page...

Continued from previous page...

Atom-1	Atom-2	Interatomic distance (Å)	Clash overlap (Å)
4:G:51:TYR:OH	5:H:98:GLN:HG2	1.96	0.66
1:J:246:DG:C5'	3:B:79:LYS:HD2	2.25	0.66
3:F:78:ARG:HH11	3:F:78:ARG:CB	2.07	0.66
3:F:83:SER:C	3:F:85:ASP:H	1.97	0.66
4:C:27:PRO:HD3	5:D:43:TYR:CE2	2.31	0.65
2:A:58:THR:HG22	4:G:107:GLY:HA3	1.79	0.65
3:B:50:ILE:O	3:B:54:VAL:HG23	1.97	0.65
4:G:84:LEU:O	4:G:88:ILE:HG13	1.97	0.65
3:B:62:LEU:O	3:B:66:ILE:HG13	1.96	0.64
2:A:129:ARG:O	2:A:129:ARG:HD3	1.98	0.64
4:C:41:ALA:CB	5:D:92:ILE:HG13	2.28	0.64
2:E:113:HIS:C	2:E:115:LYS:H	2.01	0.64
1:I:99:DA:H1'	1:I:100:DG:H5''	1.80	0.64
1:J:257:DA:H4'	4:C:43:ARG:HH21	1.62	0.63
5:D:83:LEU:HD21	5:D:99:THR:HG22	1.79	0.63
1:I:60:DC:H2''	1:I:61:DA:C8	2.34	0.63
3:F:22:LEU:C	3:F:23:ARG:HG3	2.18	0.63
1:I:99:DA:H4'	2:E:83:ARG:NH2	2.13	0.63
1:I:5:DA:H2''	1:I:6:DT:H5'	1.80	0.62
1:J:252:DT:H2''	1:J:253:DC:C5	2.34	0.62
2:A:84:PHE:CD2	3:B:81:VAL:HB	2.34	0.62
2:E:65:LEU:HB3	2:E:66:PRO:HD3	1.79	0.62
1:J:262:DC:H2'	1:J:263:DT:H71	1.81	0.62
2:A:132:GLY:O	2:A:134:ARG:HG3	1.99	0.62
3:B:98:TYR:HB3	5:H:64:ILE:HG23	1.81	0.62
1:I:112:DT:H5''	4:G:43:ARG:NH1	2.14	0.62
2:A:129:ARG:NH1	2:E:106:ASP:OD1	2.32	0.62
4:G:103:ILE:O	4:G:103:ILE:HG22	2.00	0.62
3:F:39:ARG:HH11	3:F:39:ARG:HG2	1.64	0.62
1:I:88:DC:H2''	1:I:89:DC:C6	2.35	0.62
2:E:127:ALA:O	2:E:131:ARG:HG3	1.99	0.62
2:A:128:ARG:NH2	2:A:133:GLU:HB3	2.15	0.61
5:H:129:GLN:HG3	5:H:130:ALA:N	2.12	0.61
1:J:162:DC:H2''	1:J:163:DA:N7	2.14	0.61
1:I:5:DA:H2''	1:I:6:DT:C5'	2.30	0.61
5:H:66:ASN:O	5:H:70:ASN:ND2	2.33	0.61
3:F:84:LEU:HD21	3:F:102:GLY:N	2.16	0.61
1:J:151:DA:H2''	1:J:152:DT:C5'	2.30	0.61
2:E:79:LYS:NZ	3:F:79:LYS:HE3	2.16	0.61
2:E:116:ARG:NH2	2:E:122:LYS:HE2	2.15	0.61
3:B:27:GLN:NE2	3:B:52:GLU:OE2	2.33	0.60

Continued on next page...

Continued from previous page...

Atom-1	Atom-2	Interatomic distance (Å)	Clash overlap (Å)
2:A:128:ARG:HH21	2:A:133:GLU:HB3	1.66	0.60
4:G:19:SER:OG	4:G:28:VAL:HG23	2.00	0.60
1:J:257:DA:H2''	1:J:258:DT:OP2	2.02	0.60
1:J:218:DA:H2''	1:J:219:DA:C8	2.37	0.60
3:B:58:LEU:HD11	3:B:62:LEU:HD11	1.83	0.60
3:B:57:VAL:HG12	3:B:58:LEU:N	2.17	0.60
5:H:129:GLN:CG	5:H:130:ALA:H	2.13	0.59
1:I:138:DG:H2''	1:I:139:DA:OP2	2.01	0.59
3:B:31:LYS:N	3:B:32:PRO:CD	2.66	0.59
4:C:104:ALA:O	4:C:105:GLN:HB2	2.02	0.59
2:A:76:GLN:HE21	2:A:80:THR:HA	1.67	0.59
1:I:34:DT:H2''	1:I:35:DA:C8	2.38	0.59
3:F:68:ASP:OD2	3:F:92:ARG:NH1	2.35	0.59
1:J:261:DA:H2''	1:J:262:DC:C5'	2.30	0.59
2:A:112:ILE:HD13	4:G:113:HIS:CD2	2.38	0.59
5:H:43:TYR:O	5:H:44:ILE:C	2.41	0.59
1:I:25:DC:H1'	1:I:26:DC:H5''	1.85	0.59
1:J:257:DA:C4'	4:C:43:ARG:HH21	2.16	0.59
2:A:72:ARG:HG2	2:A:72:ARG:NH1	2.17	0.59
4:C:80:ILE:HA	5:D:61:SER:OG	2.03	0.59
2:E:79:LYS:HB3	2:E:82:LEU:CD1	2.32	0.59
1:I:90:DT:H5''	2:E:63:ARG:NH2	2.18	0.59
4:G:43:ARG:HG2	4:G:43:ARG:HH11	1.67	0.59
1:J:184:DT:H2''	1:J:185:DG:C2	2.38	0.58
2:A:85:GLN:NE2	3:B:82:THR:HA	2.18	0.58
5:H:48:LEU:HD11	5:H:55:THR:CG2	2.32	0.58
2:E:65:LEU:HD12	2:E:69:ARG:CZ	2.33	0.58
3:F:83:SER:C	3:F:85:ASP:N	2.57	0.58
4:G:18:ARG:HG2	5:H:124:TYR:CE1	2.37	0.58
1:I:30:DA:OP2	4:C:33:ARG:NH1	2.35	0.58
1:J:168:DC:H2''	1:J:169:DT:C6	2.38	0.58
1:I:112:DT:H5'	4:G:43:ARG:HH12	1.68	0.58
2:A:111:ALA:CA	2:A:123:GLU:OE2	2.52	0.58
5:D:45:TYR:CZ	5:D:49:LYS:HE3	2.39	0.58
1:I:99:DA:H2''	1:I:100:DG:H5'	1.86	0.58
1:J:246:DG:H2''	1:J:247:DC:C6	2.39	0.57
3:F:36:ARG:O	3:F:39:ARG:HB2	2.04	0.57
4:G:18:ARG:HG2	5:H:124:TYR:HE1	1.69	0.57
5:H:43:TYR:H	5:H:43:TYR:HD1	1.50	0.57
2:A:76:GLN:NE2	2:A:80:THR:HA	2.20	0.57
3:F:84:LEU:HD13	3:F:88:TYR:OH	2.03	0.57

Continued on next page...

Continued from previous page...

Atom-1	Atom-2	Interatomic distance (Å)	Clash overlap (Å)
4:C:119:LYS:NZ	4:C:122:ALA:HB3	2.17	0.57
2:A:83:ARG:O	3:B:80:THR:HA	2.04	0.57
4:C:35:LEU:HB3	4:C:44:ILE:CD1	2.35	0.57
1:I:36:DT:H2''	1:I:37:DT:H72	1.85	0.57
1:I:124:DA:H2''	1:I:125:DG:O5'	2.03	0.57
1:J:167:DT:H2''	1:J:168:DC:H5'	1.85	0.57
2:A:52:ARG:HG2	4:G:112:ILE:HD11	1.86	0.57
1:J:176:DA:OP2	4:G:33:ARG:HD3	2.05	0.57
1:J:241:DA:H3'	7:J:51:HOH:O	2.05	0.57
4:C:123:LYS:N	4:C:123:LYS:HD2	2.20	0.57
1:I:42:DA:H2''	1:I:43:DA:H8	1.69	0.57
1:I:87:DG:H1'	1:I:88:DC:C5	2.39	0.57
1:J:257:DA:H4'	4:C:43:ARG:NH2	2.19	0.57
2:A:93:GLN:HA	2:A:96:VAL:HG12	1.86	0.57
4:G:51:TYR:CZ	5:H:98:GLN:HG2	2.40	0.57
2:A:76:GLN:HE21	2:A:80:THR:HG22	1.70	0.56
3:F:78:ARG:HB2	3:F:78:ARG:NH1	2.18	0.56
4:G:85:GLN:HG2	4:G:106:GLY:O	2.05	0.56
5:H:48:LEU:HD11	5:H:55:THR:HG22	1.87	0.56
1:I:45:DT:H1'	1:I:46:DG:N7	2.20	0.56
5:H:100:ALA:O	5:H:104:ILE:HD13	2.05	0.56
1:I:121:DG:H5''	5:H:43:TYR:OH	2.05	0.56
2:E:122:LYS:HB3	7:E:138:HOH:O	2.06	0.56
1:J:180:DT:H2''	1:J:181:DA:OP2	2.05	0.56
1:J:214:DG:H2''	1:J:215:DC:C6	2.41	0.56
5:D:95:ARG:HG2	5:D:95:ARG:NH1	2.17	0.56
1:I:98:DG:N2	1:I:99:DA:C2	2.73	0.56
2:A:120:GLN:C	3:B:50:ILE:HD11	2.26	0.56
1:I:103:DG:H2''	1:I:104:DT:C5'	2.33	0.56
1:J:185:DG:H2''	1:J:186:DG:OP2	2.05	0.56
2:A:83:ARG:HB3	3:B:80:THR:HG23	1.87	0.56
2:E:92:LEU:O	2:E:96:VAL:HG23	2.06	0.56
4:G:63:ILE:HD11	4:G:94:LEU:CD2	2.36	0.56
3:B:34:ILE:HD12	3:B:54:VAL:CG1	2.36	0.56
3:F:62:LEU:O	3:F:66:ILE:HG12	2.06	0.55
3:F:75:HIS:O	5:H:95:ARG:NH2	2.39	0.55
1:I:127:DA:H1'	1:I:128:DT:H5'	1.88	0.55
2:A:96:VAL:HG13	2:A:97:GLU:N	2.20	0.55
1:J:147:DA:H2''	1:J:148:DT:OP2	2.06	0.55
1:J:151:DA:C2'	1:J:152:DT:H5''	2.36	0.55
4:C:27:PRO:HD3	5:D:43:TYR:CD2	2.41	0.55

Continued on next page...

Continued from previous page...

Atom-1	Atom-2	Interatomic distance (Å)	Clash overlap (Å)
3:F:50:ILE:O	3:F:54:VAL:HG23	2.07	0.55
2:E:107:THR:CG2	2:E:123:GLU:HB2	2.37	0.55
1:I:13:DC:H2'	1:I:14:DT:H71	1.88	0.55
3:B:24:ASP:HB2	3:B:27:GLN:HB2	1.87	0.55
1:I:13:DC:H42	1:J:280:DG:H1	1.55	0.55
3:F:34:ILE:HD13	3:F:54:VAL:HB	1.88	0.55
1:I:29:DA:H2''	1:I:30:DA:C8	2.42	0.55
1:J:213:DA:H4'	1:J:214:DG:OP1	2.07	0.55
1:J:223:DC:H2''	1:J:224:DG:C8	2.42	0.55
1:I:76:DC:H2''	1:I:77:DC:C5	2.42	0.54
2:E:61:LEU:HD22	3:F:36:ARG:HD2	1.89	0.54
2:E:92:LEU:HG	3:F:86:VAL:HG21	1.88	0.54
1:I:50:DC:H2''	1:I:51:DA:C8	2.42	0.54
2:A:99:TYR:OH	2:A:133:GLU:OE1	2.24	0.54
2:E:96:VAL:HG21	3:F:62:LEU:HD21	1.90	0.54
2:E:120:GLN:H	2:E:123:GLU:HG3	1.72	0.54
4:G:43:ARG:NH1	4:G:43:ARG:HG2	2.23	0.54
2:A:124:ILE:O	2:A:128:ARG:HG3	2.06	0.54
2:A:130:LEU:HD12	2:E:130:LEU:HD12	1.89	0.54
1:J:187:DA:H2''	1:J:188:DA:OP2	2.06	0.54
3:B:36:ARG:HG3	3:B:36:ARG:HH11	1.72	0.54
4:C:63:ILE:HG23	4:C:64:LEU:N	2.23	0.54
4:C:103:ILE:HG23	5:D:64:ILE:HD13	1.89	0.54
1:I:99:DA:C1'	1:I:100:DG:H5''	2.37	0.54
1:J:148:DT:H2''	1:J:149:DC:O5'	2.07	0.54
1:J:258:DT:C2'	1:J:259:DA:H5'	2.23	0.54
5:D:73:PHE:C	5:D:73:PHE:CD2	2.81	0.54
2:E:60:LEU:HD23	2:E:93:GLN:NE2	2.21	0.54
3:F:31:LYS:HG3	3:F:51:TYR:CE2	2.42	0.54
1:I:75:DT:H2''	1:I:76:DC:C6	2.42	0.54
4:G:31:VAL:O	4:G:35:LEU:HD12	2.07	0.54
1:I:104:DT:C6	1:I:105:DT:H72	2.42	0.54
2:E:119:ILE:O	2:E:119:ILE:HG13	2.08	0.54
4:G:63:ILE:HD12	4:G:94:LEU:HD11	1.90	0.54
1:J:251:DT:H1'	1:J:252:DT:H5'	1.89	0.54
1:I:48:DT:H2'	1:I:49:DC:C6	2.43	0.54
5:D:74:GLU:OE1	5:D:74:GLU:HA	2.08	0.54
4:G:37:ARG:HB2	7:G:136:HOH:O	2.07	0.54
4:G:104:ALA:O	4:G:105:GLN:CB	2.52	0.53
1:J:151:DA:H2''	1:J:152:DT:H5''	1.90	0.53
1:J:245:DA:H2''	1:J:246:DG:OP2	2.08	0.53

Continued on next page...

Continued from previous page...

Atom-1	Atom-2	Interatomic distance (Å)	Clash overlap (Å)
5:D:38:GLU:O	5:D:39:THR:HB	2.08	0.53
1:I:116:DC:H2''	1:I:117:DT:OP2	2.08	0.53
1:J:249:DG:OP1	5:H:35:VAL:HG12	2.08	0.53
4:C:41:ALA:HB2	5:D:92:ILE:CG1	2.35	0.53
4:G:63:ILE:HD13	5:H:68:PHE:CE2	2.44	0.53
5:H:119:ARG:HH11	5:H:119:ARG:HG2	1.72	0.53
5:H:125:SER:C	5:H:127:SER:H	2.12	0.53
1:J:285:DA:H1'	1:J:286:DT:C5'	2.38	0.52
2:A:40:ARG:HH11	2:A:40:ARG:HG3	1.73	0.52
2:A:96:VAL:HG21	3:B:58:LEU:CD1	2.40	0.52
5:D:51:THR:O	5:D:53:PRO:HD3	2.08	0.52
2:A:88:ALA:HA	3:B:83:SER:HA	1.91	0.52
4:C:72:ARG:HD2	7:D:133:HOH:O	2.08	0.52
1:J:197:DA:H5'	2:E:83:ARG:NH1	2.23	0.52
5:D:126:SER:C	5:D:128:THR:N	2.58	0.52
1:J:252:DT:H2''	1:J:253:DC:C6	2.45	0.52
2:A:123:GLU:OE1	2:A:123:GLU:CA	2.58	0.52
1:I:98:DG:N2	1:I:99:DA:H2	2.08	0.52
5:D:126:SER:O	5:D:128:THR:N	2.37	0.52
5:H:46:LYS:O	5:H:50:GLN:HG3	2.09	0.52
5:H:57:ILE:HD11	5:H:65:LEU:HD12	1.92	0.52
1:J:174:DA:H2''	1:J:175:DA:H5''	1.92	0.52
2:A:119:ILE:HG13	2:A:119:ILE:O	2.10	0.52
5:D:49:LYS:O	5:D:53:PRO:HG3	2.09	0.52
5:H:43:TYR:CD1	5:H:43:TYR:N	2.71	0.52
5:H:89:LYS:HG2	5:H:91:THR:H	1.74	0.52
5:H:68:PHE:O	5:H:72:ILE:HG12	2.10	0.52
1:J:243:DG:H2''	1:J:244:DG:O5'	2.10	0.52
4:C:32:HIS:CD2	4:C:36:ARG:HH11	2.28	0.52
3:F:19:ARG:HD3	3:F:19:ARG:O	2.10	0.51
4:G:25:THR:O	5:H:43:TYR:HD2	1.92	0.51
1:J:151:DA:C1'	1:J:152:DT:H5''	2.40	0.51
1:I:41:DA:H2''	1:I:42:DA:OP2	2.09	0.51
1:I:49:DC:H1'	1:I:50:DC:C5	2.46	0.51
1:I:89:DC:H1'	1:I:90:DT:C6	2.45	0.51
3:F:73:THR:HG23	3:F:78:ARG:HH12	1.74	0.51
1:J:257:DA:H4'	4:C:43:ARG:HE	1.76	0.51
2:A:127:ALA:O	2:A:131:ARG:HD2	2.10	0.51
3:B:36:ARG:HG3	3:B:36:ARG:NH1	2.25	0.51
1:I:75:DT:H2''	1:I:76:DC:H6	1.73	0.51
1:I:118:DT:H1'	1:I:119:DT:H5'	1.92	0.51

Continued on next page...

Continued from previous page...

Atom-1	Atom-2	Interatomic distance (Å)	Clash overlap (Å)
3:B:66:ILE:HA	3:B:69:SER:OG	2.10	0.51
1:J:155:DC:H5'	1:J:155:DC:C6	2.41	0.51
5:D:93:SER:H	5:D:96:GLU:HG2	1.76	0.51
3:F:84:LEU:HA	3:F:87:VAL:HB	1.93	0.51
3:F:88:TYR:CE1	5:H:86:TYR:CD1	2.99	0.51
4:G:43:ARG:CB	5:H:91:THR:HG23	2.41	0.51
4:G:25:THR:HG21	5:H:50:GLN:OE1	2.11	0.50
1:J:150:DA:H2''	1:J:151:DA:C8	2.45	0.50
4:C:81:PRO:HA	4:C:84:LEU:HD12	1.92	0.50
3:F:50:ILE:O	3:F:53:GLU:HB3	2.11	0.50
1:J:199:DC:H1'	1:J:200:DA:H5'	1.93	0.50
3:B:34:ILE:HD12	3:B:54:VAL:HG11	1.93	0.50
4:G:43:ARG:O	4:G:44:ILE:HD13	2.12	0.50
5:H:123:LYS:O	5:H:123:LYS:HG2	2.12	0.50
3:B:69:SER:HG	3:B:70:VAL:H	1.60	0.50
1:J:162:DC:H2''	1:J:163:DA:C8	2.46	0.50
2:E:96:VAL:CG2	3:F:62:LEU:HD21	2.42	0.50
1:J:173:DA:H1'	1:J:174:DA:H5'	1.93	0.50
5:D:97:ILE:O	5:D:101:VAL:HG23	2.11	0.50
2:E:50:GLU:HB3	3:F:39:ARG:HD2	1.93	0.50
5:H:72:ILE:HA	5:H:75:ARG:HG3	1.94	0.50
5:H:100:ALA:O	5:H:103:LEU:N	2.45	0.50
1:I:114:DC:H4'	1:I:114:DC:OP1	2.12	0.49
1:J:178:DT:H2''	1:J:179:DG:H8	1.76	0.49
1:J:253:DC:H2''	1:J:254:DC:OP2	2.12	0.49
4:C:33:ARG:NH2	5:D:38:GLU:OE2	2.45	0.49
1:I:9:DC:H2''	1:I:10:DC:C6	2.46	0.49
1:I:34:DT:H4'	1:I:34:DT:OP1	2.12	0.49
1:I:87:DG:H1'	1:I:88:DC:C6	2.47	0.49
4:C:118:PRO:O	4:C:119:LYS:HB2	2.11	0.49
3:F:84:LEU:HD13	3:F:88:TYR:CZ	2.46	0.49
1:I:40:DG:OP1	5:D:90:SER:N	2.45	0.49
1:I:96:DT:H2''	1:I:97:DG:OP2	2.12	0.49
5:H:73:PHE:C	5:H:73:PHE:CD2	2.84	0.49
1:I:123:DT:H2''	1:I:124:DA:C8	2.47	0.49
1:J:170:DA:H1'	1:J:171:DC:C6	2.47	0.49
1:I:89:DC:C2'	1:I:90:DT:H72	2.37	0.49
3:B:34:ILE:HG23	3:B:54:VAL:HG11	1.93	0.49
5:H:91:THR:HG22	5:H:92:ILE:N	2.28	0.49
1:J:154:DT:H1'	1:J:155:DC:H5''	1.95	0.49
1:J:233:DG:H1'	1:J:234:DC:C5	2.48	0.49

Continued on next page...

Continued from previous page...

Atom-1	Atom-2	Interatomic distance (Å)	Clash overlap (Å)
1:I:43:DA:H1'	1:I:44:DC:H5'	1.95	0.49
1:J:199:DC:H2''	1:J:200:DA:OP2	2.13	0.49
1:J:283:DG:H2''	1:J:284:DG:C8	2.48	0.49
1:I:90:DT:OP2	2:E:69:ARG:NH2	2.36	0.49
1:I:116:DC:C6	1:I:117:DT:H72	2.48	0.49
2:A:48:LEU:H	2:A:48:LEU:CD1	2.14	0.49
2:E:107:THR:HG23	2:E:123:GLU:HB2	1.95	0.49
2:E:117:VAL:O	2:E:117:VAL:HG23	2.13	0.49
3:B:38:ALA:O	3:B:43:VAL:HB	2.13	0.49
4:C:75:LYS:HD2	4:C:75:LYS:N	2.28	0.49
2:E:68:GLN:O	2:E:72:ARG:HG2	2.13	0.49
1:I:13:DC:C2'	1:I:14:DT:H71	2.43	0.49
2:A:40:ARG:HG3	2:A:40:ARG:NH1	2.28	0.49
4:C:20:ALA:C	4:C:22:ALA:H	2.15	0.49
3:F:31:LYS:HB3	3:F:32:PRO:HD3	1.95	0.49
5:D:104:ILE:O	5:D:105:LEU:HD23	2.13	0.48
2:E:49:ARG:HG3	2:E:49:ARG:HH11	1.78	0.48
1:J:234:DC:O2	1:J:235:DC:C2	2.65	0.48
5:D:104:ILE:O	5:D:104:ILE:HD12	2.12	0.48
2:E:120:GLN:H	2:E:123:GLU:HG2	1.77	0.48
1:J:210:DT:H2''	1:J:211:DT:OP2	2.13	0.48
1:I:111:DA:C2	1:I:112:DT:N3	2.82	0.48
1:I:141:DA:C2	1:J:153:DA:C2	3.02	0.48
1:J:260:DC:H2''	1:J:261:DA:OP2	2.12	0.48
1:J:214:DG:H2''	1:J:215:DC:H6	1.78	0.48
4:C:119:LYS:CE	4:C:122:ALA:HB3	2.43	0.48
1:J:233:DG:H4'	1:J:234:DC:H5'	1.95	0.48
3:B:88:TYR:CD1	5:D:86:TYR:CE1	3.02	0.48
3:B:96:THR:CG2	4:G:101:VAL:HG22	2.43	0.48
3:F:36:ARG:HH11	3:F:36:ARG:HG3	1.77	0.48
5:H:87:ASN:O	5:H:89:LYS:N	2.46	0.48
1:J:227:DG:H2''	1:J:228:DA:C8	2.49	0.48
1:I:60:DC:C4	1:I:61:DA:N6	2.82	0.48
2:A:84:PHE:HE2	3:B:81:VAL:HG11	1.79	0.48
2:A:99:TYR:HB2	3:B:95:ARG:NH2	2.29	0.48
3:B:32:PRO:O	3:B:35:ARG:HB3	2.13	0.48
4:G:67:ALA:HB2	4:G:84:LEU:HD23	1.96	0.48
1:I:19:DA:OP1	5:D:59:GLN:HG2	2.14	0.47
4:G:97:LEU:O	5:H:75:ARG:NH2	2.46	0.47
2:A:108:ASN:HD21	4:G:116:LEU:HD11	1.79	0.47
5:H:36:ARG:HG3	5:H:36:ARG:HH11	1.80	0.47

Continued on next page...

Continued from previous page...

Atom-1	Atom-2	Interatomic distance (Å)	Clash overlap (Å)
1:J:178:DT:H2''	1:J:179:DG:C8	2.49	0.47
1:J:233:DG:H1'	1:J:234:DC:C6	2.49	0.47
3:B:75:HIS:C	3:B:77:LYS:H	2.16	0.47
2:E:92:LEU:HG	3:F:86:VAL:CG2	2.45	0.47
4:G:85:GLN:OE1	4:G:89:ARG:NH1	2.48	0.47
2:A:120:GLN:O	2:A:123:GLU:HB2	2.14	0.47
2:A:123:GLU:OE1	2:E:113:HIS:CE1	2.67	0.47
1:I:117:DT:C6	1:I:118:DT:H72	2.49	0.47
5:H:60:LYS:O	5:H:64:ILE:HG13	2.14	0.47
1:I:22:DC:H2''	1:I:23:DT:O5'	2.15	0.47
1:J:276:DT:H2''	1:J:277:DG:N7	2.29	0.47
2:E:92:LEU:O	2:E:95:SER:HB3	2.14	0.47
1:I:36:DT:H2''	1:I:37:DT:C7	2.45	0.47
1:I:129:DC:O2	1:J:165:DA:H2	1.98	0.47
1:J:273:DA:H2''	1:J:274:DT:O5'	2.14	0.47
3:F:58:LEU:HD12	3:F:58:LEU:O	2.15	0.47
1:J:227:DG:OP2	7:J:27:HOH:O	2.21	0.47
3:B:56:ALA:HB1	7:B:103:HOH:O	2.15	0.47
4:G:19:SER:HA	4:G:28:VAL:HG21	1.97	0.46
1:I:30:DA:P	4:C:33:ARG:NH1	2.87	0.46
3:B:24:ASP:O	3:B:27:GLN:HB2	2.15	0.46
2:E:65:LEU:HD12	2:E:69:ARG:NH2	2.30	0.46
1:J:197:DA:H2''	1:J:198:DT:H5'	1.96	0.46
1:J:248:DA:C4	1:J:249:DG:N7	2.83	0.46
1:J:270:DA:H1'	1:J:271:DG:C5'	2.38	0.46
4:C:48:ALA:N	4:C:49:PRO:HD2	2.30	0.46
1:J:157:DA:H2''	1:J:158:DC:OP2	2.14	0.46
1:J:231:DA:C2'	1:J:232:DT:H71	2.44	0.46
2:A:61:LEU:HD12	3:B:37:LEU:HD23	1.97	0.46
3:B:69:SER:OG	3:B:70:VAL:N	2.49	0.46
5:H:36:ARG:HG3	5:H:36:ARG:NH1	2.29	0.46
5:H:119:ARG:HG2	5:H:119:ARG:NH1	2.31	0.46
1:I:107:DC:H4'	1:I:108:DC:OP1	2.15	0.46
1:J:188:DA:C6	1:J:189:DA:C6	3.04	0.46
1:J:194:DT:H72	1:J:195:DC:N4	2.31	0.46
4:G:115:ASN:N	4:G:115:ASN:HD22	2.14	0.46
1:J:152:DT:H2''	1:J:153:DA:H8	1.80	0.46
1:J:226:DT:H2''	1:J:227:DG:C8	2.51	0.46
1:J:285:DA:H2''	1:J:286:DT:O5'	2.16	0.46
4:G:75:LYS:HB3	4:G:75:LYS:NZ	2.31	0.46
1:J:284:DG:H2''	1:J:285:DA:OP2	2.14	0.46

Continued on next page...

Continued from previous page...

Atom-1	Atom-2	Interatomic distance (Å)	Clash overlap (Å)
2:A:112:ILE:HD13	4:G:113:HIS:CG	2.51	0.46
2:A:116:ARG:HH22	2:A:123:GLU:CD	2.18	0.46
5:H:111:LYS:HE2	5:H:112:HIS:CD2	2.51	0.46
1:J:235:DC:H2''	1:J:236:DT:OP2	2.15	0.46
2:A:83:ARG:O	3:B:81:VAL:N	2.44	0.46
1:I:26:DC:H1'	1:I:27:DA:C4	2.51	0.46
1:J:245:DA:N7	1:J:246:DG:C6	2.84	0.46
1:I:4:DA:H2''	1:I:5:DA:OP2	2.16	0.45
1:I:30:DA:H2''	1:I:31:DG:OP2	2.14	0.45
1:I:48:DT:H2'	1:I:49:DC:C5	2.51	0.45
1:I:98:DG:H21	1:I:99:DA:H2	1.63	0.45
2:A:76:GLN:NE2	2:A:80:THR:HG22	2.31	0.45
2:A:119:ILE:HG13	3:B:50:ILE:HG13	1.98	0.45
2:E:79:LYS:HZ1	3:F:79:LYS:HE3	1.80	0.45
2:A:120:GLN:H	2:A:123:GLU:HG2	1.81	0.45
4:C:91:ASP:O	4:C:92:ASP:C	2.54	0.45
4:G:68:GLY:HA3	4:G:72:ARG:NH2	2.32	0.45
2:E:67:PHE:O	2:E:71:VAL:HG23	2.17	0.45
5:H:51:THR:O	5:H:53:PRO:HD3	2.16	0.45
1:J:269:DT:H2''	1:J:270:DA:N7	2.31	0.45
3:B:98:TYR:OH	5:H:71:ASP:OD2	2.25	0.45
3:F:67:ARG:HE	3:F:67:ARG:HB2	1.59	0.45
1:I:110:DA:H2''	1:I:111:DA:OP2	2.17	0.45
1:J:168:DC:H2''	1:J:169:DT:C5	2.52	0.45
1:J:204:DG:H4'	1:J:205:DG:H5'	1.99	0.45
3:B:66:ILE:O	3:B:67:ARG:C	2.52	0.45
3:F:87:VAL:HG12	3:F:88:TYR:N	2.32	0.45
1:I:114:DC:H42	1:J:179:DG:H1	1.65	0.45
4:C:18:ARG:HG2	5:D:124:TYR:OH	2.17	0.45
5:D:115:SER:O	5:D:117:GLY:N	2.50	0.45
2:E:74:ILE:HG23	3:F:63:GLU:HG2	1.98	0.45
4:G:48:ALA:N	4:G:49:PRO:HD2	2.32	0.45
3:F:39:ARG:HG2	3:F:39:ARG:NH1	2.30	0.45
3:F:76:ALA:O	3:F:77:LYS:HB2	2.17	0.45
4:G:69:ASN:O	4:G:70:ALA:C	2.53	0.45
4:G:80:ILE:HG12	4:G:83:HIS:CE1	2.52	0.45
3:F:70:VAL:C	3:F:72:TYR:N	2.68	0.45
1:J:263:DT:C2'	1:J:264:DT:H72	2.47	0.45
2:A:74:ILE:HD11	3:B:59:LYS:HG3	1.99	0.45
2:A:118:THR:HA	3:B:45:ARG:O	2.17	0.45
3:F:82:THR:O	3:F:85:ASP:HB2	2.17	0.45

Continued on next page...

Continued from previous page...

Atom-1	Atom-2	Interatomic distance (Å)	Clash overlap (Å)
4:G:63:ILE:HD11	4:G:94:LEU:HD21	1.98	0.45
1:J:259:DA:H2''	1:J:260:DC:C6	2.52	0.44
4:G:38:GLY:HA3	4:G:40:TYR:CE1	2.52	0.44
5:H:36:ARG:O	5:H:36:ARG:HG2	2.16	0.44
5:H:71:ASP:O	5:H:75:ARG:HG2	2.17	0.44
5:H:72:ILE:O	5:H:73:PHE:C	2.55	0.44
1:J:257:DA:H4'	4:C:43:ARG:NE	2.31	0.44
4:G:48:ALA:HB2	5:H:93:SER:O	2.17	0.44
5:H:48:LEU:HD21	5:H:55:THR:HG22	1.99	0.44
1:I:17:DA:H2''	1:I:18:DG:C8	2.53	0.44
1:J:199:DC:H1'	1:J:200:DA:C5'	2.48	0.44
1:J:267:DG:H5''	5:D:43:TYR:OH	2.17	0.44
3:B:66:ILE:HG22	3:B:70:VAL:HG23	1.99	0.44
3:F:66:ILE:O	3:F:67:ARG:C	2.55	0.44
1:I:6:DT:H2''	1:I:7:DA:OP2	2.18	0.44
1:J:170:DA:H1'	1:J:171:DC:C5	2.52	0.44
1:J:256:DA:H2''	1:J:257:DA:OP2	2.17	0.44
2:E:51:ILE:O	2:E:55:GLN:HG3	2.17	0.44
5:H:79:GLU:OE2	5:H:82:LYS:HE2	2.18	0.44
5:H:98:GLN:NE2	5:H:114:VAL:CG1	2.79	0.44
1:I:43:DA:H2''	1:I:44:DC:OP2	2.17	0.44
1:J:172:DC:H1'	1:J:173:DA:C2	2.52	0.44
1:J:209:DG:C8	1:J:210:DT:H73	2.52	0.44
4:C:82:ARG:O	4:C:82:ARG:HG3	2.18	0.44
2:E:85:GLN:CD	3:F:82:THR:HG22	2.36	0.44
1:I:130:DT:H2''	1:I:131:DG:N7	2.33	0.44
1:I:139:DA:H2''	1:I:140:DT:O5'	2.17	0.44
1:J:152:DT:H2''	1:J:153:DA:C8	2.53	0.44
1:J:218:DA:H2''	1:J:219:DA:H8	1.83	0.44
1:J:262:DC:H2'	1:J:263:DT:C7	2.48	0.44
2:E:71:VAL:HG13	3:F:66:ILE:HD11	2.00	0.44
4:G:43:ARG:HD2	5:H:91:THR:OG1	2.18	0.44
2:E:70:LEU:CD2	3:F:26:ILE:HD12	2.48	0.44
2:E:79:LYS:HB3	2:E:82:LEU:HD12	2.00	0.44
4:G:39:ASN:HD22	4:G:39:ASN:HA	1.61	0.44
1:I:144:DG:H1	1:J:149:DC:N4	2.07	0.43
1:I:145:DA:H2''	1:I:146:DT:O5'	2.18	0.43
1:J:202:DA:H2''	1:J:203:DA:O5'	2.18	0.43
1:J:257:DA:C4'	4:C:43:ARG:NH2	2.79	0.43
2:A:93:GLN:O	2:A:96:VAL:HG12	2.18	0.43
3:B:35:ARG:NH2	3:B:51:TYR:OH	2.51	0.43

Continued on next page...

Continued from previous page...

Atom-1	Atom-2	Interatomic distance (Å)	Clash overlap (Å)
5:H:105:LEU:HA	5:H:106:PRO:HD3	1.81	0.43
2:A:96:VAL:CG1	2:A:97:GLU:N	2.80	0.43
3:B:76:ALA:O	3:B:78:ARG:HG3	2.18	0.43
5:H:125:SER:C	5:H:127:SER:N	2.72	0.43
1:I:32:DT:H2''	1:I:33:DG:C8	2.53	0.43
1:I:113:DA:C2	1:J:181:DA:C2	3.06	0.43
2:A:48:LEU:O	2:A:49:ARG:C	2.55	0.43
4:C:94:LEU:HD23	4:C:94:LEU:HA	1.68	0.43
4:G:17:SER:O	4:G:20:ALA:HB3	2.19	0.43
1:I:2:DT:H2''	1:I:3:DC:C6	2.53	0.43
1:I:64:DT:C2'	1:I:65:DT:H71	2.49	0.43
1:J:222:DC:H2''	1:J:223:DC:OP2	2.18	0.43
1:I:12:DC:H1'	1:I:13:DC:H5'	1.99	0.43
2:A:120:GLN:H	2:A:123:GLU:CG	2.32	0.43
5:D:74:GLU:OE1	5:D:74:GLU:CA	2.66	0.43
2:E:47:ALA:O	2:E:50:GLU:HB2	2.19	0.43
2:E:107:THR:HG21	2:E:124:ILE:HD13	2.01	0.43
2:E:108:ASN:O	2:E:112:ILE:HD13	2.17	0.43
1:I:104:DT:H2'	1:I:105:DT:H72	2.01	0.43
1:J:241:DA:H2''	1:J:242:DT:OP2	2.19	0.43
4:G:91:ASP:HB3	4:G:94:LEU:HB2	1.99	0.43
1:J:288:DT:H1'	1:J:289:DT:H5''	2.00	0.43
2:E:79:LYS:HB3	2:E:82:LEU:HD11	2.00	0.43
3:F:57:VAL:O	3:F:58:LEU:C	2.56	0.43
1:I:36:DT:C2'	1:I:37:DT:H72	2.48	0.43
1:I:101:DC:OP1	3:F:78:ARG:HB3	2.19	0.43
1:J:240:DG:H2''	1:J:241:DA:OP2	2.19	0.43
4:C:78:ARG:O	4:C:80:ILE:HG23	2.19	0.43
5:D:115:SER:O	5:D:116:GLU:C	2.55	0.43
2:A:70:LEU:HD12	2:A:70:LEU:O	2.18	0.43
4:C:26:PHE:HB3	4:C:53:THR:HG23	2.01	0.43
4:C:40:TYR:HB3	5:D:81:SER:HB2	2.01	0.43
4:G:32:HIS:ND1	4:G:49:PRO:HG3	2.34	0.43
2:A:92:LEU:HD23	2:A:92:LEU:HA	1.85	0.43
3:B:35:ARG:HH11	3:B:35:ARG:HG3	1.82	0.43
4:C:26:PHE:HB3	4:C:53:THR:CG2	2.49	0.43
1:J:234:DC:O2	1:J:235:DC:N3	2.52	0.42
2:A:63:ARG:NE	2:A:63:ARG:HA	2.33	0.42
2:A:68:GLN:HE21	2:A:68:GLN:HB2	1.62	0.42
3:B:31:LYS:HG2	3:B:51:TYR:CE1	2.54	0.42
4:C:64:LEU:HD23	4:C:64:LEU:HA	1.89	0.42

Continued on next page...

Continued from previous page...

Atom-1	Atom-2	Interatomic distance (Å)	Clash overlap (Å)
4:C:82:ARG:HH21	4:C:107:GLY:HA3	1.84	0.42
3:F:59:LYS:O	3:F:63:GLU:HG3	2.19	0.42
4:G:85:GLN:O	4:G:86:LEU:C	2.57	0.42
5:H:40:TYR:O	5:H:44:ILE:HG12	2.18	0.42
1:I:18:DG:H1'	1:I:19:DA:C8	2.55	0.42
1:I:74:DT:H2''	1:I:75:DT:C6	2.54	0.42
1:I:98:DG:C2	1:I:99:DA:C2	3.07	0.42
1:I:124:DA:N1	1:J:170:DA:C2	2.87	0.42
1:J:211:DT:H2''	1:J:212:DC:O5'	2.19	0.42
2:A:46:VAL:O	2:A:50:GLU:HG3	2.19	0.42
1:I:69:DC:N4	1:J:223:DC:H42	2.17	0.42
1:J:151:DA:H2''	1:J:152:DT:H5'	2.00	0.42
1:J:262:DC:H2''	1:J:263:DT:C6	2.54	0.42
4:C:88:ILE:HD13	4:C:98:LEU:HD12	2.00	0.42
3:F:36:ARG:HG3	3:F:36:ARG:NH1	2.34	0.42
1:I:45:DT:H4'	1:I:46:DG:OP1	2.20	0.42
1:J:185:DG:H5'	4:G:43:ARG:HH21	1.84	0.42
1:J:249:DG:OP1	5:H:35:VAL:CG1	2.67	0.42
2:A:58:THR:HG22	4:G:107:GLY:CA	2.48	0.42
3:B:24:ASP:HB2	3:B:27:GLN:CG	2.49	0.42
4:C:79:ILE:N	5:D:56:GLY:O	2.47	0.42
4:C:89:ARG:HA	4:C:89:ARG:HD3	1.83	0.42
3:F:38:ALA:HB1	3:F:43:VAL:HG21	2.01	0.42
3:F:73:THR:CG2	3:F:78:ARG:HH12	2.32	0.42
4:G:84:LEU:O	4:G:87:ALA:HB3	2.20	0.42
1:I:21:DT:O2	1:J:273:DA:N1	2.52	0.42
1:I:40:DG:P	5:D:90:SER:H	2.43	0.42
1:I:141:DA:C8	1:I:142:DT:H72	2.55	0.42
2:A:107:THR:O	2:A:110:ALA:HB3	2.19	0.42
1:J:192:DG:H2''	1:J:193:DC:C6	2.54	0.42
3:B:36:ARG:O	3:B:37:LEU:C	2.57	0.42
3:B:88:TYR:CE1	5:D:86:TYR:CD2	3.08	0.42
4:C:27:PRO:HD3	5:D:43:TYR:CZ	2.55	0.42
1:I:6:DT:H2''	1:I:7:DA:C8	2.55	0.42
1:I:25:DC:N3	1:I:26:DC:N3	2.67	0.42
1:I:45:DT:H1'	1:I:46:DG:C8	2.55	0.42
2:A:84:PHE:CE2	3:B:81:VAL:HG11	2.55	0.42
3:B:84:LEU:HD13	3:B:88:TYR:CE2	2.55	0.42
1:I:57:DA:N6	1:J:235:DC:H42	2.18	0.42
1:I:97:DG:H2''	1:I:98:DG:C8	2.55	0.42
4:C:88:ILE:O	4:C:95:ASN:HB2	2.20	0.42

Continued on next page...

Continued from previous page...

Atom-1	Atom-2	Interatomic distance (Å)	Clash overlap (Å)
1:I:109:DA:H2''	1:I:110:DA:OP2	2.20	0.42
1:J:230:DC:H2''	1:J:231:DA:C8	2.54	0.42
1:J:238:DT:H2'	1:J:239:DT:H71	2.02	0.42
1:I:30:DA:C4	1:I:31:DG:N7	2.88	0.41
1:J:263:DT:H2''	1:J:264:DT:OP2	2.21	0.41
4:C:55:VAL:HG21	5:D:101:VAL:HG21	2.02	0.41
1:J:173:DA:H2''	1:J:174:DA:OP2	2.18	0.41
4:C:33:ARG:O	4:C:36:ARG:N	2.53	0.41
4:G:63:ILE:HD11	4:G:94:LEU:HD22	2.02	0.41
4:G:74:ASN:O	4:G:76:LYS:HG3	2.19	0.41
5:H:57:ILE:CD1	5:H:65:LEU:HD12	2.50	0.41
1:J:261:DA:H1'	1:J:262:DC:H5''	2.01	0.41
3:B:39:ARG:O	3:B:42:GLY:N	2.38	0.41
5:D:110:ALA:O	5:D:114:VAL:HG23	2.20	0.41
1:J:164:DG:H1'	1:J:165:DA:C8	2.55	0.41
1:J:224:DG:C4	1:J:225:DC:C5	3.08	0.41
5:D:38:GLU:O	5:D:39:THR:CB	2.69	0.41
2:E:112:ILE:HA	2:E:116:ARG:O	2.20	0.41
4:G:67:ALA:CB	4:G:84:LEU:HD23	2.50	0.41
2:A:96:VAL:HG21	3:B:58:LEU:HD13	2.03	0.41
4:C:80:ILE:HA	5:D:61:SER:HG	1.83	0.41
2:E:107:THR:HG21	2:E:124:ILE:CD1	2.50	0.41
5:H:48:LEU:HD11	5:H:55:THR:HG21	2.02	0.41
1:I:71:DG:H2''	1:I:72:DA:OP2	2.20	0.41
4:G:43:ARG:HB3	5:H:91:THR:HG23	2.02	0.41
5:H:65:LEU:O	5:H:69:VAL:HG23	2.19	0.41
4:C:24:LEU:HD21	5:D:120:ALA:HB2	2.03	0.41
2:E:118:THR:HA	3:F:45:ARG:HB3	2.02	0.41
1:J:236:DT:H2''	1:J:237:DT:C7	2.51	0.41
2:E:69:ARG:HG2	3:F:25:ASN:OD1	2.21	0.41
4:G:19:SER:HA	4:G:28:VAL:CG2	2.50	0.41
5:H:74:GLU:O	5:H:75:ARG:C	2.59	0.41
5:H:100:ALA:C	5:H:104:ILE:HD13	2.40	0.41
1:I:13:DC:N4	1:J:279:DA:N6	2.68	0.41
1:I:94:DG:H2''	1:I:95:DA:C8	2.56	0.41
4:C:44:ILE:O	4:C:44:ILE:HG22	2.21	0.41
5:D:46:LYS:O	5:D:50:GLN:HG3	2.21	0.41
5:D:71:ASP:OD2	3:F:98:TYR:OH	2.39	0.41
5:D:93:SER:OG	5:D:95:ARG:HB3	2.21	0.41
3:F:31:LYS:HG3	3:F:51:TYR:CD2	2.55	0.41
3:F:73:THR:CG2	3:F:78:ARG:NH1	2.84	0.41

Continued on next page...

Continued from previous page...

Atom-1	Atom-2	Interatomic distance (Å)	Clash overlap (Å)
4:G:37:ARG:C	7:G:136:HOH:O	2.59	0.41
5:H:87:ASN:O	5:H:88:LYS:C	2.59	0.41
5:H:121:VAL:O	5:H:124:TYR:HB3	2.20	0.41
1:I:27:DA:H2	1:J:267:DG:N2	2.18	0.41
1:I:93:DT:C3'	1:I:94:DG:H5''	2.51	0.41
1:I:127:DA:H2''	1:I:128:DT:O5'	2.20	0.41
3:B:98:TYR:CE2	4:G:101:VAL:HG11	2.55	0.40
2:E:123:GLU:O	2:E:124:ILE:C	2.58	0.40
1:I:39:DG:H3'	5:D:90:SER:HB2	2.03	0.40
1:I:145:DA:C5	1:I:146:DT:C4	3.08	0.40
4:G:94:LEU:HD23	4:G:94:LEU:HA	1.83	0.40
1:I:65:DT:C4	1:I:66:DC:N4	2.90	0.40
1:I:75:DT:C2	1:I:76:DC:C5	3.10	0.40
1:J:194:DT:H2''	1:J:195:DC:C6	2.57	0.40
2:A:97:GLU:O	2:A:98:ALA:C	2.59	0.40
3:B:36:ARG:O	3:B:39:ARG:N	2.46	0.40
4:C:27:PRO:HB2	4:C:30:ARG:HB2	2.04	0.40
4:C:43:ARG:CB	5:D:91:THR:HG23	2.51	0.40
5:D:109:LEU:HA	5:D:109:LEU:HD23	1.87	0.40
5:D:115:SER:O	5:D:118:THR:N	2.54	0.40
2:E:112:ILE:H	2:E:112:ILE:HD12	1.87	0.40
4:G:55:VAL:HG21	5:H:101:VAL:HG21	2.03	0.40
5:H:57:ILE:O	5:H:57:ILE:HG23	2.20	0.40
1:I:18:DG:H2''	1:I:19:DA:OP2	2.22	0.40
4:G:27:PRO:CD	5:H:43:TYR:CE2	2.96	0.40
4:G:40:TYR:HB3	5:H:81:SER:HB2	2.03	0.40
1:I:87:DG:H8	7:I:158:HOH:O	2.04	0.40
1:I:129:DC:O2	1:J:165:DA:C2	2.74	0.40
1:J:176:DA:H2''	1:J:177:DG:OP2	2.21	0.40
5:D:118:THR:O	5:D:119:ARG:C	2.60	0.40
3:F:30:THR:CB	3:F:32:PRO:HD2	2.52	0.40

There are no symmetry-related clashes.

5.3 Torsion angles

5.3.1 Protein backbone

In the following table, the Percentiles column shows the percent Ramachandran outliers of the chain as a percentile score with respect to all X-ray entries followed by that with respect to entries of similar resolution.

The Analysed column shows the number of residues for which the backbone conformation was analysed, and the total number of residues.

Mol	Chain	Analysed	Favoured	Allowed	Outliers	Percentiles	
2	A	95/135 (70%)	85 (90%)	8 (8%)	2 (2%)	7	30
2	E	95/135 (70%)	81 (85%)	14 (15%)	0	100	100
3	B	77/102 (76%)	65 (84%)	11 (14%)	1 (1%)	12	42
3	F	83/102 (81%)	70 (84%)	12 (14%)	1 (1%)	13	44
4	C	108/131 (82%)	88 (82%)	16 (15%)	4 (4%)	3	19
4	G	106/131 (81%)	91 (86%)	13 (12%)	2 (2%)	8	33
5	D	91/130 (70%)	71 (78%)	13 (14%)	7 (8%)	1	5
5	H	94/130 (72%)	67 (71%)	23 (24%)	4 (4%)	2	16
All	All	749/996 (75%)	618 (82%)	110 (15%)	21 (3%)	5	25

All (21) Ramachandran outliers are listed below:

Mol	Chain	Res	Type
4	C	121	SER
5	H	88	LYS
5	D	39	THR
5	D	107	GLY
5	D	115	SER
5	H	107	GLY
2	A	133	GLU
3	B	96	THR
4	C	21	LYS
5	D	58	SER
5	D	116	GLU
3	F	67	ARG
4	G	119	LYS
5	H	129	GLN
5	D	37	LYS
2	A	131	ARG
4	C	119	LYS
5	D	119	ARG
4	G	105	GLN
5	H	127	SER
4	C	27	PRO

5.3.2 Protein sidechains [i](#)

In the following table, the Percentiles column shows the percent sidechain outliers of the chain as a percentile score with respect to all X-ray entries followed by that with respect to entries of similar resolution.

The Analysed column shows the number of residues for which the sidechain conformation was analysed, and the total number of residues.

Mol	Chain	Analysed	Rotameric	Outliers	Percentiles	
2	A	85/112 (76%)	82 (96%)	3 (4%)	36	68
2	E	85/112 (76%)	82 (96%)	3 (4%)	36	68
3	B	66/80 (82%)	63 (96%)	3 (4%)	27	60
3	F	72/80 (90%)	61 (85%)	11 (15%)	2	12
4	C	87/98 (89%)	82 (94%)	5 (6%)	20	52
4	G	86/98 (88%)	80 (93%)	6 (7%)	15	45
5	D	81/109 (74%)	72 (89%)	9 (11%)	6	24
5	H	83/109 (76%)	74 (89%)	9 (11%)	6	25
All	All	645/798 (81%)	596 (92%)	49 (8%)	13	41

All (49) residues with a non-rotameric sidechain are listed below:

Mol	Chain	Res	Type
2	A	63	ARG
2	A	68	GLN
2	A	85	GLN
3	B	30	THR
3	B	47	SER
3	B	84	LEU
4	C	30	ARG
4	C	65	GLU
4	C	73	ASP
4	C	77	THR
4	C	121	SER
5	D	37	LYS
5	D	58	SER
5	D	59	GLN
5	D	74	GLU
5	D	83	LEU
5	D	91	THR
5	D	95	ARG
5	D	104	ILE

Continued on next page...

Continued from previous page...

Mol	Chain	Res	Type
5	D	119	ARG
2	E	59	GLU
2	E	65	LEU
2	E	77	ASP
3	F	19	ARG
3	F	20	LYS
3	F	24	ASP
3	F	58	LEU
3	F	60	SER
3	F	73	THR
3	F	78	ARG
3	F	80	THR
3	F	82	THR
3	F	85	ASP
3	F	92	ARG
4	G	25	THR
4	G	35	LEU
4	G	74	ASN
4	G	75	LYS
4	G	102	THR
4	G	111	ASN
5	H	35	VAL
5	H	36	ARG
5	H	38	GLU
5	H	42	SER
5	H	54	ASP
5	H	55	THR
5	H	58	SER
5	H	98	GLN
5	H	102	ARG

Sometimes sidechains can be flipped to improve hydrogen bonding and reduce clashes. All (18) such sidechains are listed below:

Mol	Chain	Res	Type
2	A	39	HIS
2	A	76	GLN
2	A	85	GLN
2	A	93	GLN
2	A	108	ASN
2	A	120	GLN
3	B	25	ASN
4	C	32	HIS

Continued on next page...

Continued from previous page...

Mol	Chain	Res	Type
4	C	39	ASN
4	C	74	ASN
4	C	115	ASN
2	E	85	GLN
2	E	120	GLN
4	G	39	ASN
4	G	74	ASN
4	G	115	ASN
5	H	98	GLN
5	H	112	HIS

5.3.3 RNA [i](#)

There are no RNA molecules in this entry.

5.4 Non-standard residues in protein, DNA, RNA chains [i](#)

There are no non-standard protein/DNA/RNA residues in this entry.

5.5 Carbohydrates [i](#)

There are no monosaccharides in this entry.

5.6 Ligand geometry [i](#)

Of 17 ligands modelled in this entry, 17 are monoatomic - leaving 0 for Mogul analysis.

There are no bond length outliers.

There are no bond angle outliers.

There are no chirality outliers.

There are no torsion outliers.

There are no ring outliers.

No monomer is involved in short contacts.

5.7 Other polymers [i](#)

There are no such residues in this entry.

5.8 Polymer linkage issues

There are no chain breaks in this entry.

6 Fit of model and data [i](#)

6.1 Protein, DNA and RNA chains [i](#)

In the following table, the column labelled ‘#RSRZ > 2’ contains the number (and percentage) of RSRZ outliers, followed by percent RSRZ outliers for the chain as percentile scores relative to all X-ray entries and entries of similar resolution. The OWAB column contains the minimum, median, 95th percentile and maximum values of the occupancy-weighted average B-factor per residue. The column labelled ‘Q < 0.9’ lists the number of (and percentage) of residues with an average occupancy less than 0.9.

Mol	Chain	Analysed	<RSRZ>	#RSRZ > 2	OWAB(Å ²)	Q < 0.9
1	I	146/146 (100%)	0.77	18 (12%) 4 1	67, 130, 185, 201	0
1	J	146/146 (100%)	0.77	16 (10%) 5 2	62, 130, 182, 201	0
2	A	97/135 (71%)	-0.07	1 (1%) 82 67	26, 50, 102, 200	0
2	E	97/135 (71%)	-0.01	1 (1%) 82 67	25, 56, 110, 197	0
3	B	79/102 (77%)	-0.19	0 100 100	23, 49, 82, 121	0
3	F	85/102 (83%)	0.15	3 (3%) 44 23	26, 53, 145, 193	0
4	C	110/131 (83%)	0.06	1 (0%) 84 69	26, 52, 158, 201	0
4	G	108/131 (82%)	-0.11	3 (2%) 53 30	28, 55, 132, 201	0
5	D	93/130 (71%)	0.11	3 (3%) 47 25	28, 50, 111, 184	0
5	H	96/130 (73%)	-0.08	1 (1%) 82 67	24, 54, 115, 201	0
All	All	1057/1288 (82%)	0.20	47 (4%) 34 17	23, 64, 171, 201	0

All (47) RSRZ outliers are listed below:

Mol	Chain	Res	Type	RSRZ
1	J	159	DC	4.8
5	H	130	ALA	4.7
3	F	23	ARG	4.5
5	D	36	ARG	4.4
1	J	252	DT	3.8
1	I	21	DT	3.7
1	I	42	DA	3.6
4	C	125	THR	3.6
4	G	13	LYS	3.3
1	J	251	DT	3.2
1	J	273	DA	3.2
1	I	24	DA	3.1
1	J	274	DT	3.0

Continued on next page...

Continued from previous page...

Mol	Chain	Res	Type	RSRZ
1	I	23	DT	3.0
3	F	22	LEU	2.9
1	J	191	DT	2.9
1	J	160	DT	2.9
1	I	22	DC	2.8
2	A	134	ARG	2.8
1	I	85	DA	2.8
1	J	259	DA	2.8
1	I	25	DC	2.8
1	I	34	DT	2.7
4	G	15	SER	2.7
1	J	208	DT	2.7
1	J	176	DA	2.6
1	I	137	DG	2.6
1	J	262	DC	2.6
1	J	250	DT	2.6
1	I	44	DC	2.6
1	J	177	DG	2.5
1	I	97	DG	2.5
1	I	103	DG	2.4
1	J	153	DA	2.4
3	F	18	HIS	2.4
1	I	36	DT	2.4
2	E	134	ARG	2.3
4	G	14	ALA	2.3
1	I	20	DT	2.2
1	J	270	DA	2.2
1	I	130	DT	2.2
1	I	57	DA	2.1
1	I	138	DG	2.1
5	D	67	SER	2.1
1	J	271	DG	2.1
5	D	63	SER	2.1
1	I	96	DT	2.0

6.2 Non-standard residues in protein, DNA, RNA chains [\(i\)](#)

There are no non-standard protein/DNA/RNA residues in this entry.

6.3 Carbohydrates [i](#)

There are no monosaccharides in this entry.

6.4 Ligands [i](#)

In the following table, the Atoms column lists the number of modelled atoms in the group and the number defined in the chemical component dictionary. The B-factors column lists the minimum, median, 95th percentile and maximum values of B factors of atoms in the group. The column labelled 'Q< 0.9' lists the number of atoms with occupancy less than 0.9.

Mol	Type	Chain	Res	Atoms	RSCC	RSR	B-factors(Å ²)	Q<0.9
6	MN	J	103	1/1	0.81	0.07	56,56,56,56	0
6	MN	E	136	1/1	0.81	0.18	56,56,56,56	0
6	MN	J	117	1/1	0.87	0.21	56,56,56,56	0
6	MN	I	148	1/1	0.90	0.08	56,56,56,56	0
6	MN	H	131	1/1	0.90	0.19	56,56,56,56	0
6	MN	J	113	1/1	0.91	0.18	56,56,56,56	0
6	MN	I	147	1/1	0.91	0.08	56,56,56,56	0
6	MN	C	132	1/1	0.92	0.09	56,56,56,56	0
6	MN	I	150	1/1	0.94	0.15	56,56,56,56	0
6	MN	J	111	1/1	0.95	0.19	56,56,56,56	0
6	MN	I	149	1/1	0.96	0.05	56,56,56,56	0
6	MN	J	115	1/1	0.96	0.19	56,56,56,56	0
6	MN	J	108	1/1	0.97	0.10	56,56,56,56	0
6	MN	J	114	1/1	0.98	0.18	56,56,56,56	0
6	MN	G	132	1/1	0.98	0.05	56,56,56,56	0
6	MN	C	133	1/1	0.98	0.27	56,56,56,56	0
6	MN	D	131	1/1	0.99	0.20	56,56,56,56	0

6.5 Other polymers [i](#)

There are no such residues in this entry.