



Full wwPDB EM Validation Report ⓘ

Aug 8, 2023 – 05:44 PM JST

PDB ID : 8HRB
EMDB ID : EMD-34966
Title : Structure of tetradecameric RdrA ring in RNA-loading state
Authors : Gao, Y.
Deposited on : 2022-12-15
Resolution : 3.78 Å(reported)

This is a Full wwPDB EM Validation Report for a publicly released PDB entry.

We welcome your comments at validation@mail.wwpdb.org

A user guide is available at

<https://www.wwpdb.org/validation/2017/EMValidationReportHelp>

with specific help available everywhere you see the ⓘ symbol.

The types of validation reports are described at

<http://www.wwpdb.org/validation/2017/FAQs#types>.

The following versions of software and data (see [references ⓘ](#)) were used in the production of this report:

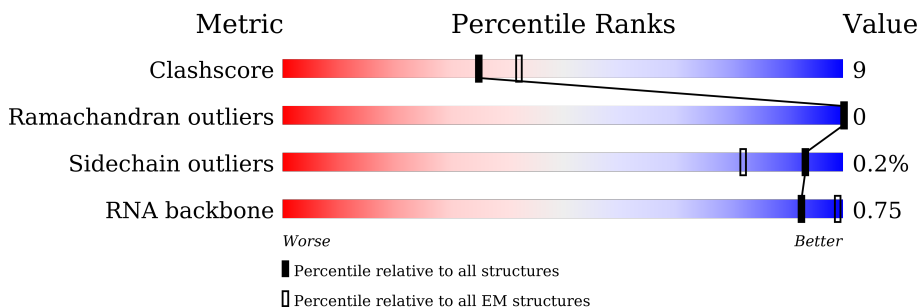
EMDB validation analysis : 0.0.1.dev50
Mogul : 1.8.5 (274361), CSD as541be (2020)
MolProbity : 4.02b-467
buster-report : 1.1.7 (2018)
Percentile statistics : 20191225.v01 (using entries in the PDB archive December 25th 2019)
MapQ : 1.9.9
Ideal geometry (proteins) : Engh & Huber (2001)
Ideal geometry (DNA, RNA) : Parkinson et al. (1996)
Validation Pipeline (wwPDB-VP) : 2.35

1 Overall quality at a glance i

The following experimental techniques were used to determine the structure:
ELECTRON MICROSCOPY

The reported resolution of this entry is 3.78 Å.

Percentile scores (ranging between 0-100) for global validation metrics of the entry are shown in the following graphic. The table shows the number of entries on which the scores are based.



Metric	Whole archive (#Entries)	EM structures (#Entries)
Clashscore	158937	4297
Ramachandran outliers	154571	4023
Sidechain outliers	154315	3826
RNA backbone	4643	859

The table below summarises the geometric issues observed across the polymeric chains and their fit to the map. The red, orange, yellow and green segments of the bar indicate the fraction of residues that contain outliers for ≥ 3 , 2, 1 and 0 types of geometric quality criteria respectively. A grey segment represents the fraction of residues that are not modelled. The numeric value for each fraction is indicated below the corresponding segment, with a dot representing fractions $\leq 5\%$. The upper red bar (where present) indicates the fraction of residues that have poor fit to the EM map (all-atom inclusion $< 40\%$). The numeric value is given above the bar.

Mol	Chain	Length	Quality of chain
1	A	947	 73% 17% 10%
1	B	947	 66% 22% 12%
1	C	947	 67% 23% 10%
1	D	947	 73% 16% 10%
1	E	947	 73% 15% 12%
1	F	947	 73% 17% 10%
1	G	947	 73% 15% 12%

Continued on next page...

Continued from previous page...

Mol	Chain	Length	Quality of chain
1	H	947	
1	K	947	
1	L	947	
1	M	947	
1	P	947	
1	Q	947	
1	R	947	
2	V	20	
2	W	20	
2	X	20	
2	Y	20	
2	Z	20	
2	a	20	

The following table lists non-polymeric compounds, carbohydrate monomers and non-standard residues in protein, DNA, RNA chains that are outliers for geometric or electron-density-fit criteria:

Mol	Type	Chain	Res	Chirality	Geometry	Clashes	Electron density
3	ATP	E	1001	-	-	X	-

2 Entry composition [i](#)

There are 3 unique types of molecules in this entry. The entry contains 96352 atoms, of which 0 are hydrogens and 0 are deuteriums.

In the tables below, the AltConf column contains the number of residues with at least one atom in alternate conformation and the Trace column contains the number of residues modelled with at most 2 atoms.

- Molecule 1 is a protein called Archaeal ATPase.

Mol	Chain	Residues	Atoms					AltConf	Trace
			Total	C	N	O	S		
1	F	851	6785	4296	1174	1283	32	0	0
1	K	835	6665	4226	1149	1259	31	0	0
1	L	851	6778	4290	1174	1282	32	0	0
1	M	849	6762	4280	1168	1282	32	0	0
1	P	834	6654	4220	1145	1258	31	0	0
1	Q	835	6665	4226	1149	1259	31	0	0
1	R	834	6657	4220	1148	1258	31	0	0
1	A	851	6785	4296	1174	1283	32	0	0
1	B	835	6665	4226	1149	1259	31	0	0
1	C	851	6778	4290	1174	1282	32	0	0
1	D	849	6762	4280	1168	1282	32	0	0
1	E	834	6654	4220	1145	1258	31	0	0
1	G	835	6665	4226	1149	1259	31	0	0
1	H	834	6657	4220	1148	1258	31	0	0

There are 28 discrepancies between the modelled and reference sequences:

Chain	Residue	Modelled	Actual	Comment	Reference
F	636	ARG	LEU	conflict	UNP A0A8H9B1T2
F	940	LEU	SER	conflict	UNP A0A8H9B1T2

Continued on next page...

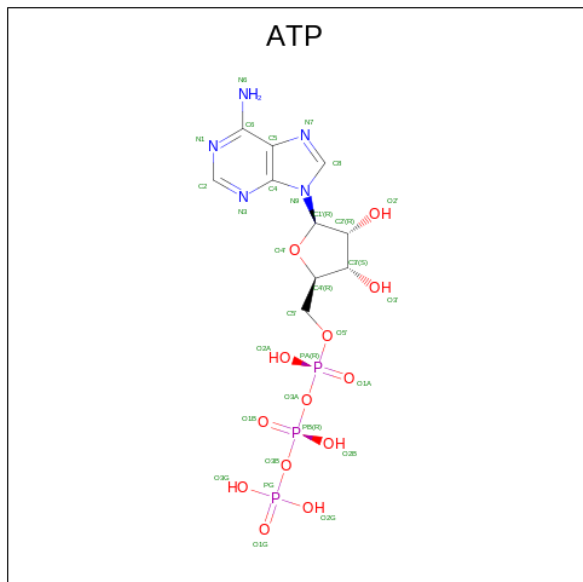
Continued from previous page...

Chain	Residue	Modelled	Actual	Comment	Reference
K	636	ARG	LEU	conflict	UNP A0A8H9B1T2
K	940	LEU	SER	conflict	UNP A0A8H9B1T2
L	636	ARG	LEU	conflict	UNP A0A8H9B1T2
L	940	LEU	SER	conflict	UNP A0A8H9B1T2
M	636	ARG	LEU	conflict	UNP A0A8H9B1T2
M	940	LEU	SER	conflict	UNP A0A8H9B1T2
P	636	ARG	LEU	conflict	UNP A0A8H9B1T2
P	940	LEU	SER	conflict	UNP A0A8H9B1T2
Q	636	ARG	LEU	conflict	UNP A0A8H9B1T2
Q	940	LEU	SER	conflict	UNP A0A8H9B1T2
R	636	ARG	LEU	conflict	UNP A0A8H9B1T2
R	940	LEU	SER	conflict	UNP A0A8H9B1T2
A	636	ARG	LEU	conflict	UNP A0A8H9B1T2
A	940	LEU	SER	conflict	UNP A0A8H9B1T2
B	636	ARG	LEU	conflict	UNP A0A8H9B1T2
B	940	LEU	SER	conflict	UNP A0A8H9B1T2
C	636	ARG	LEU	conflict	UNP A0A8H9B1T2
C	940	LEU	SER	conflict	UNP A0A8H9B1T2
D	636	ARG	LEU	conflict	UNP A0A8H9B1T2
D	940	LEU	SER	conflict	UNP A0A8H9B1T2
E	636	ARG	LEU	conflict	UNP A0A8H9B1T2
E	940	LEU	SER	conflict	UNP A0A8H9B1T2
G	636	ARG	LEU	conflict	UNP A0A8H9B1T2
G	940	LEU	SER	conflict	UNP A0A8H9B1T2
H	636	ARG	LEU	conflict	UNP A0A8H9B1T2
H	940	LEU	SER	conflict	UNP A0A8H9B1T2

- Molecule 2 is a RNA chain called RNA (5'-R(*GP*UP*CP*CP*AP*GP*CP*GP*UP*CP*AP*UP*CP*GP*CP*UP*GP*GP*AP*C)-3').

Mol	Chain	Residues	Atoms					AltConf	Trace
2	V	17	Total	C	N	O	P	0	0
			362	161	64	120	17		
2	Z	17	Total	C	N	O	P	0	0
			362	161	64	120	17		
2	X	17	Total	C	N	O	P	0	0
			362	161	64	120	17		
2	W	17	Total	C	N	O	P	0	0
			362	161	64	120	17		
2	Y	17	Total	C	N	O	P	0	0
			362	161	64	120	17		
2	a	17	Total	C	N	O	P	0	0
			362	161	64	120	17		

- Molecule 3 is ADENOSINE-5'-TRIPHOSPHATE (three-letter code: ATP) (formula: $C_{10}H_{16}N_5O_{13}P_3$) (labeled as "Ligand of Interest" by depositor).

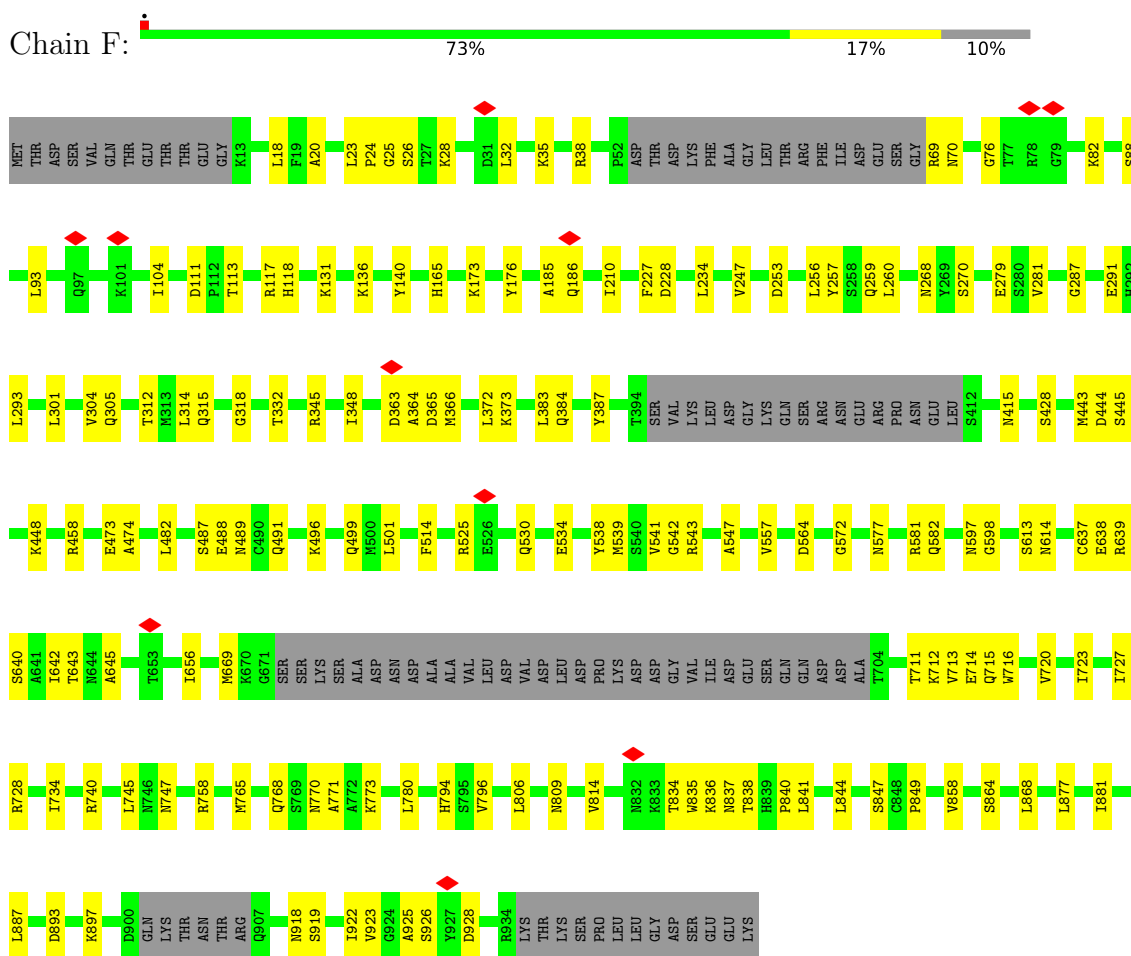


Mol	Chain	Residues	Atoms					AltConf
			Total	C	N	O	P	
3	K	1	Total 31	C 10	N 5	O 13	P 3	0
3	P	1	Total 31	C 10	N 5	O 13	P 3	0
3	Q	1	Total 31	C 10	N 5	O 13	P 3	0
3	R	1	Total 31	C 10	N 5	O 13	P 3	0
3	B	1	Total 31	C 10	N 5	O 13	P 3	0
3	E	1	Total 31	C 10	N 5	O 13	P 3	0
3	G	1	Total 31	C 10	N 5	O 13	P 3	0
3	H	1	Total 31	C 10	N 5	O 13	P 3	0

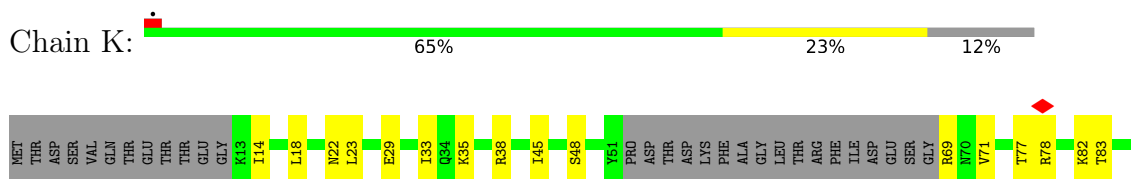
3 Residue-property plots [i](#)

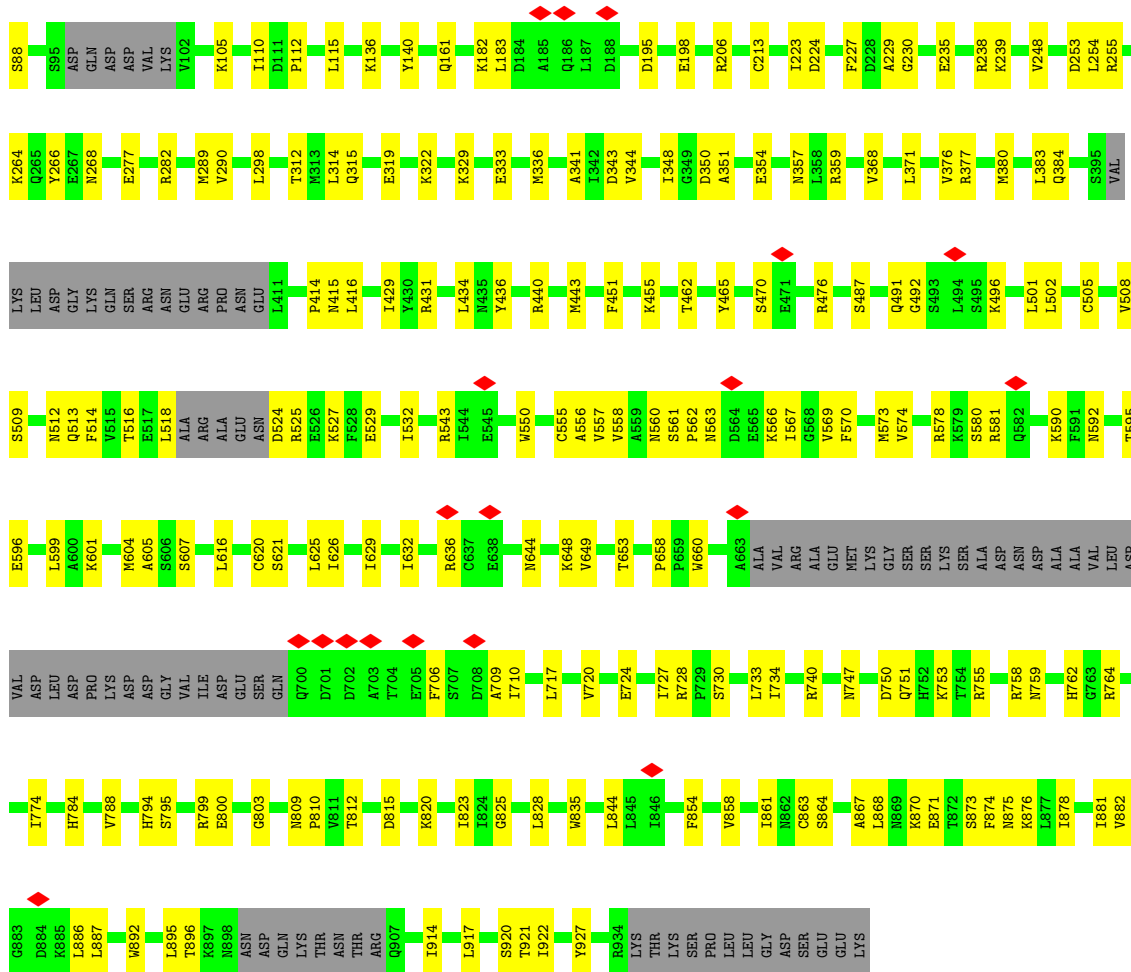
These plots are drawn for all protein, RNA, DNA and oligosaccharide chains in the entry. The first graphic for a chain summarises the proportions of the various outlier classes displayed in the second graphic. The second graphic shows the sequence view annotated by issues in geometry and atom inclusion in map density. Residues are color-coded according to the number of geometric quality criteria for which they contain at least one outlier: green = 0, yellow = 1, orange = 2 and red = 3 or more. A red diamond above a residue indicates a poor fit to the EM map for this residue (all-atom inclusion < 40%). Stretches of 2 or more consecutive residues without any outlier are shown as a green connector. Residues present in the sample, but not in the model, are shown in grey.

- Molecule 1: Archaeal ATPase

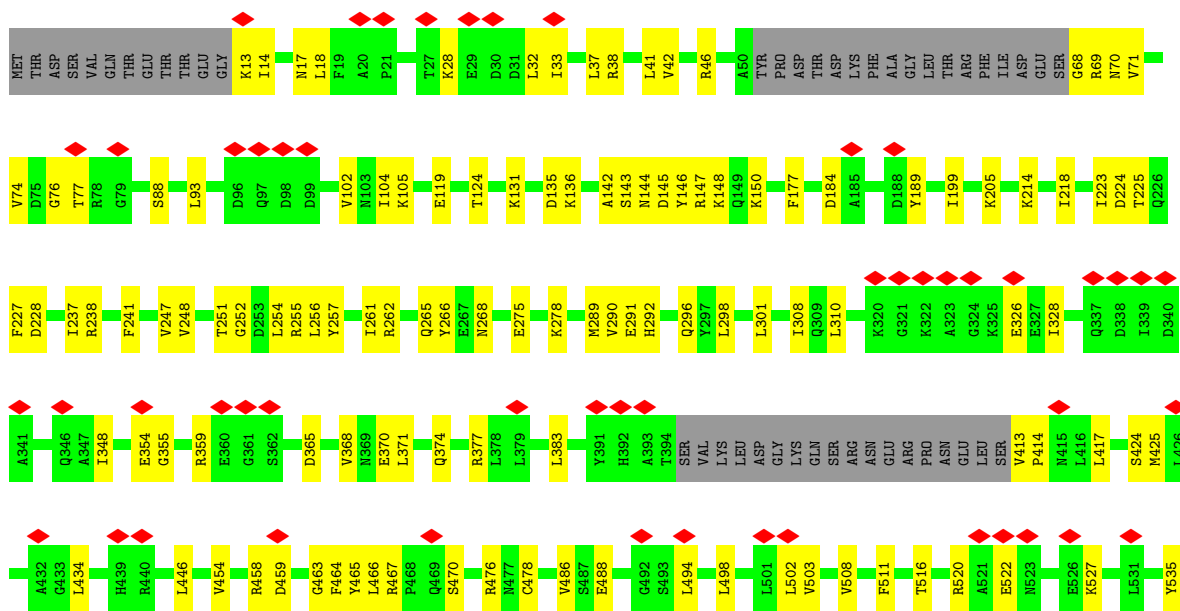


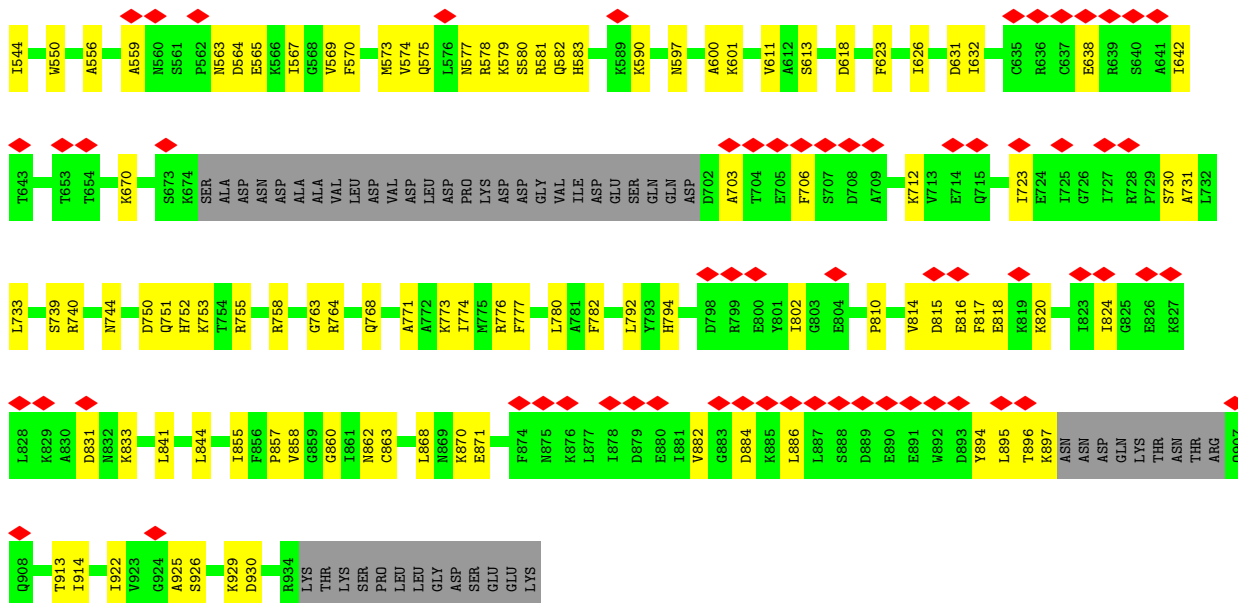
- Molecule 1: Archaeal ATPase



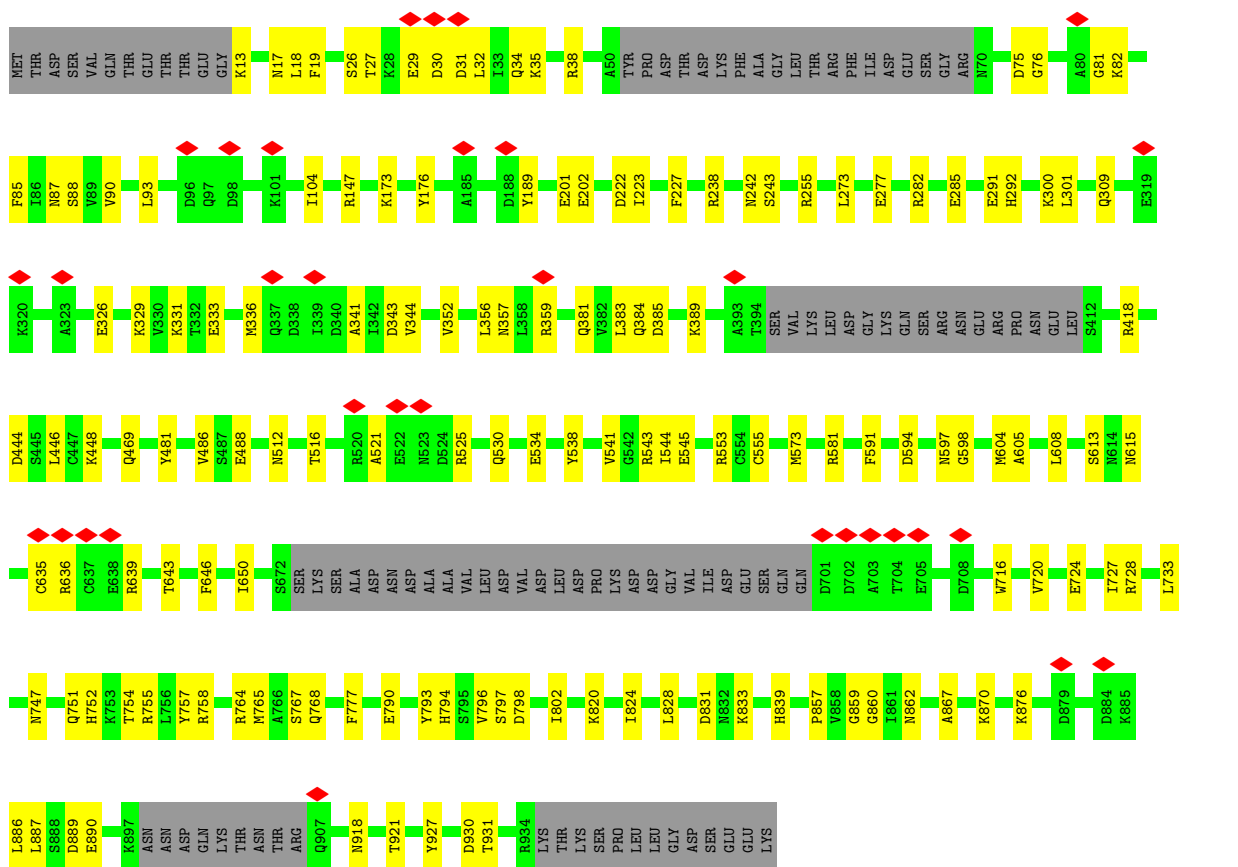
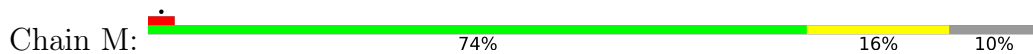


● Molecule 1: Archaeal ATPase



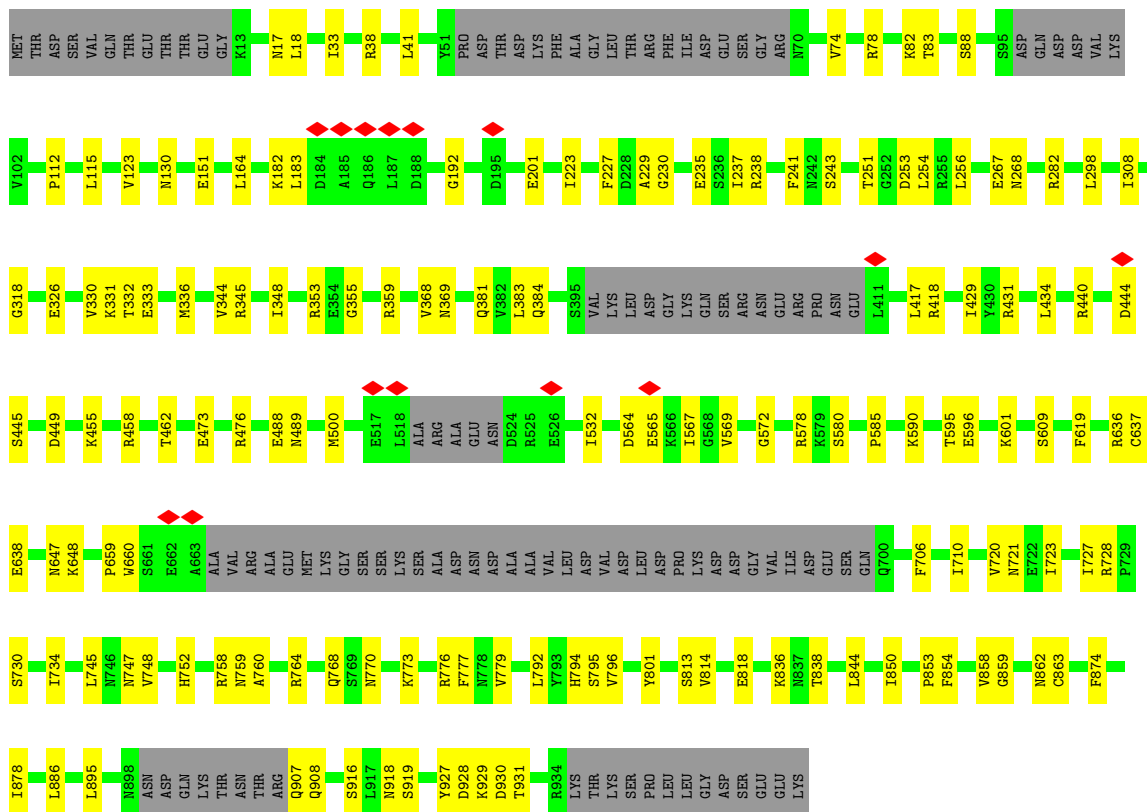


• Molecule 1: Archaeal ATPase

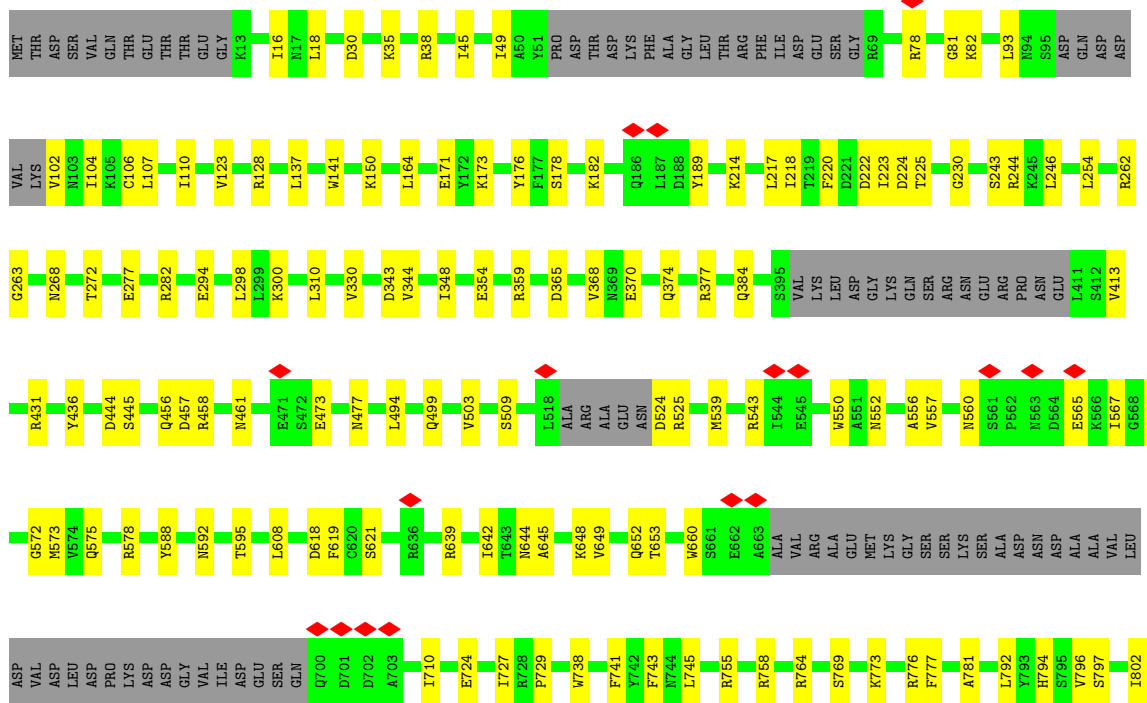


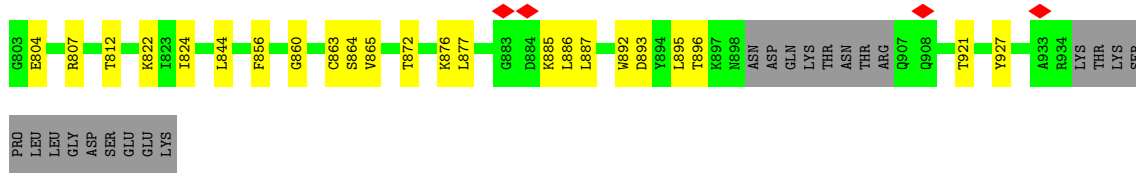
• Molecule 1: Archaeal ATPase






● Molecule 1: Archaeal ATPase

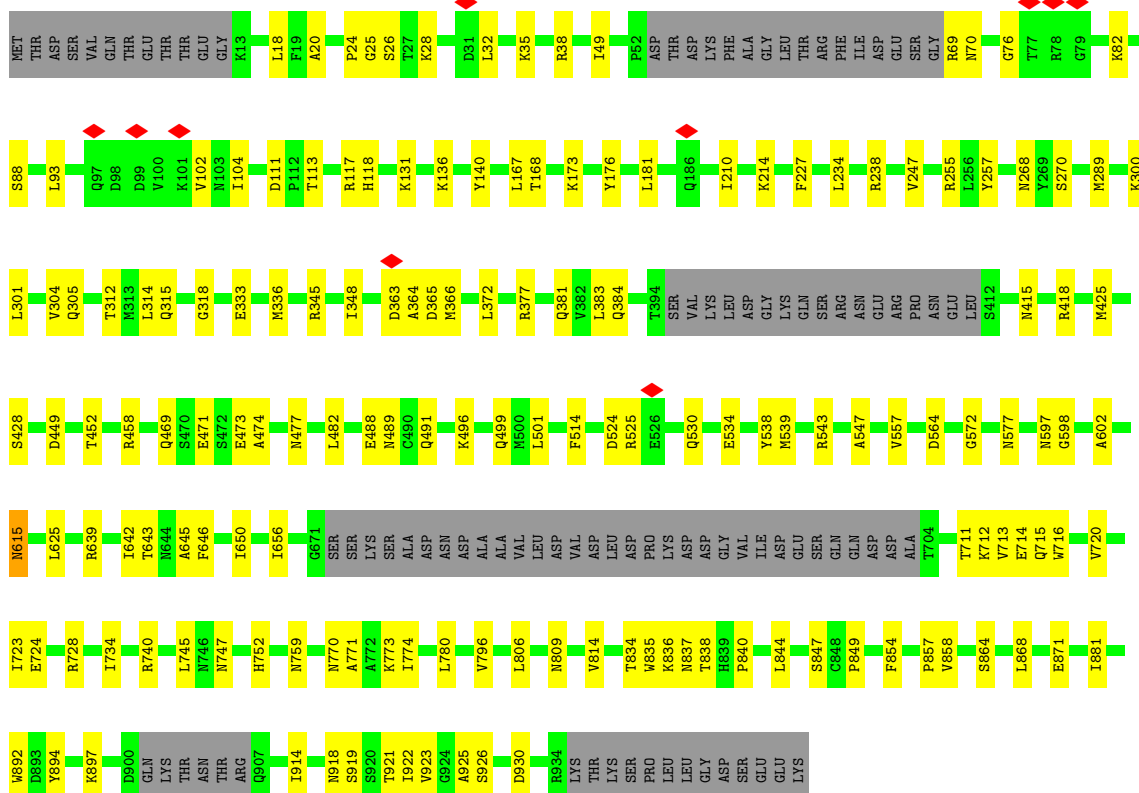




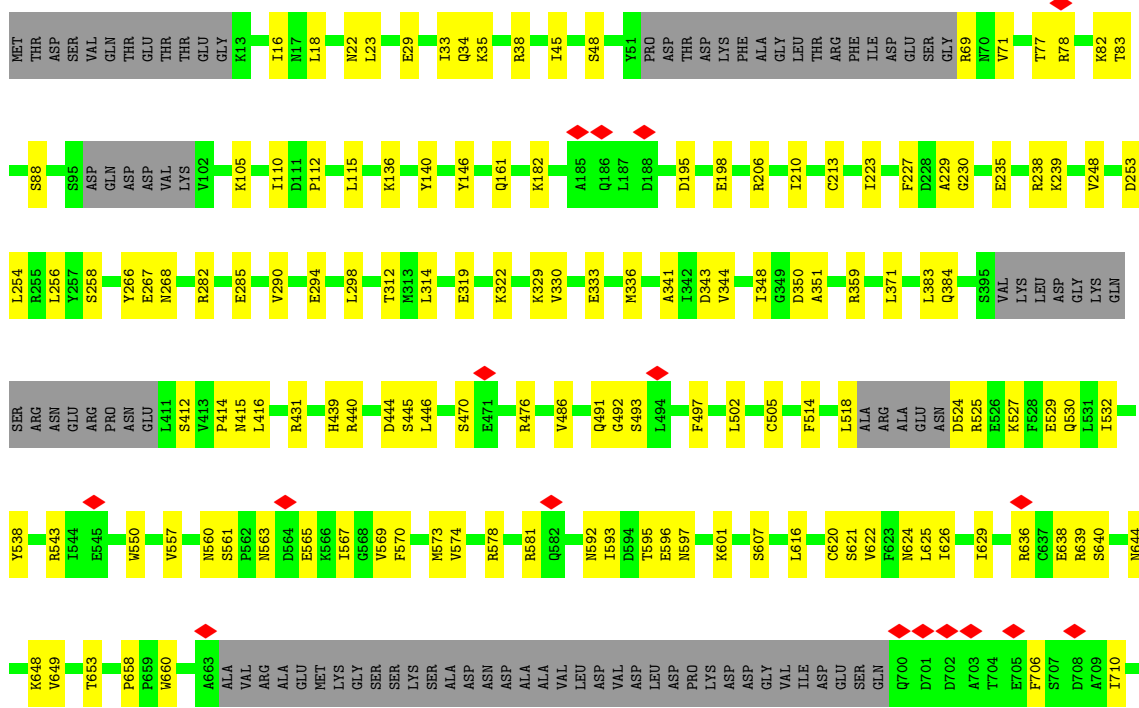
● Molecule 1: Archaeal ATPase

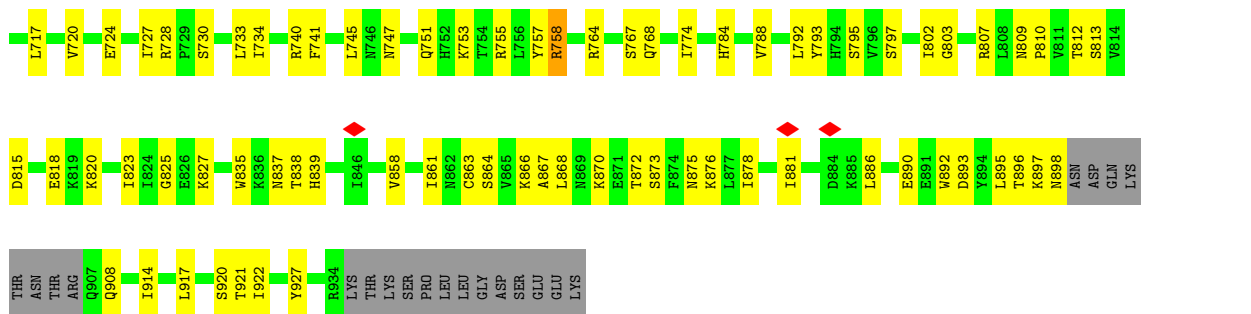


● Molecule 1: Archaeal ATPase




• Molecule 1: Archaeal ATPase



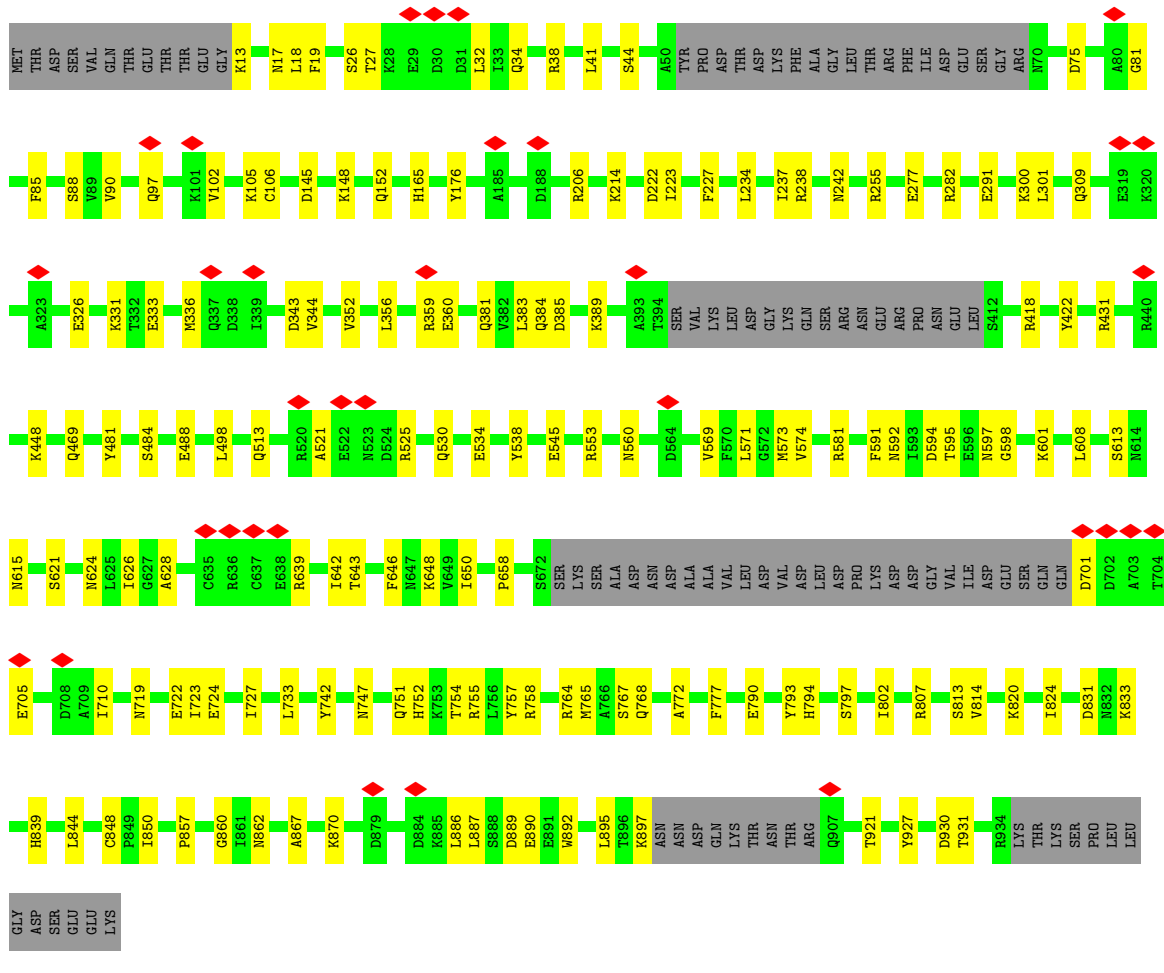


• Molecule 1: Archaeal ATPase



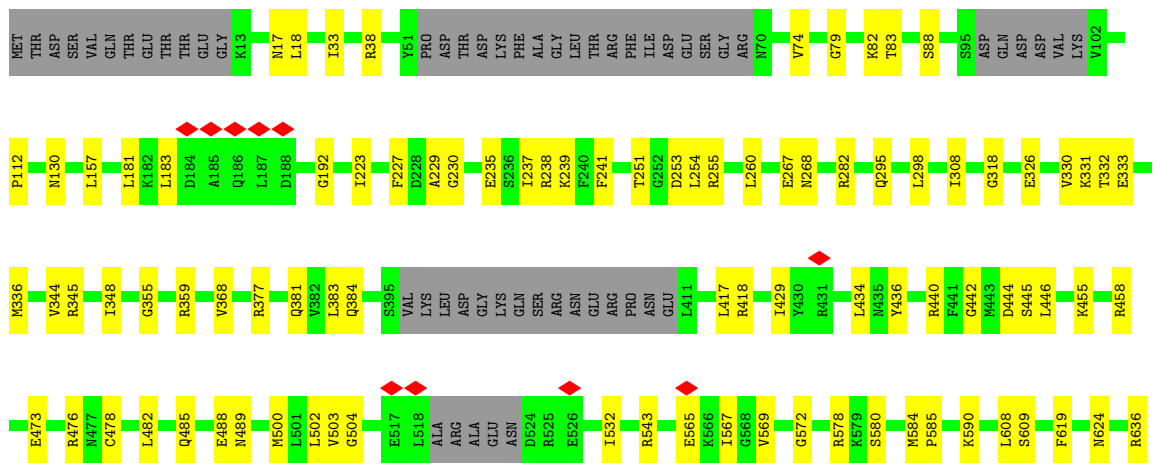
• Molecule 1: Archaeal ATPase

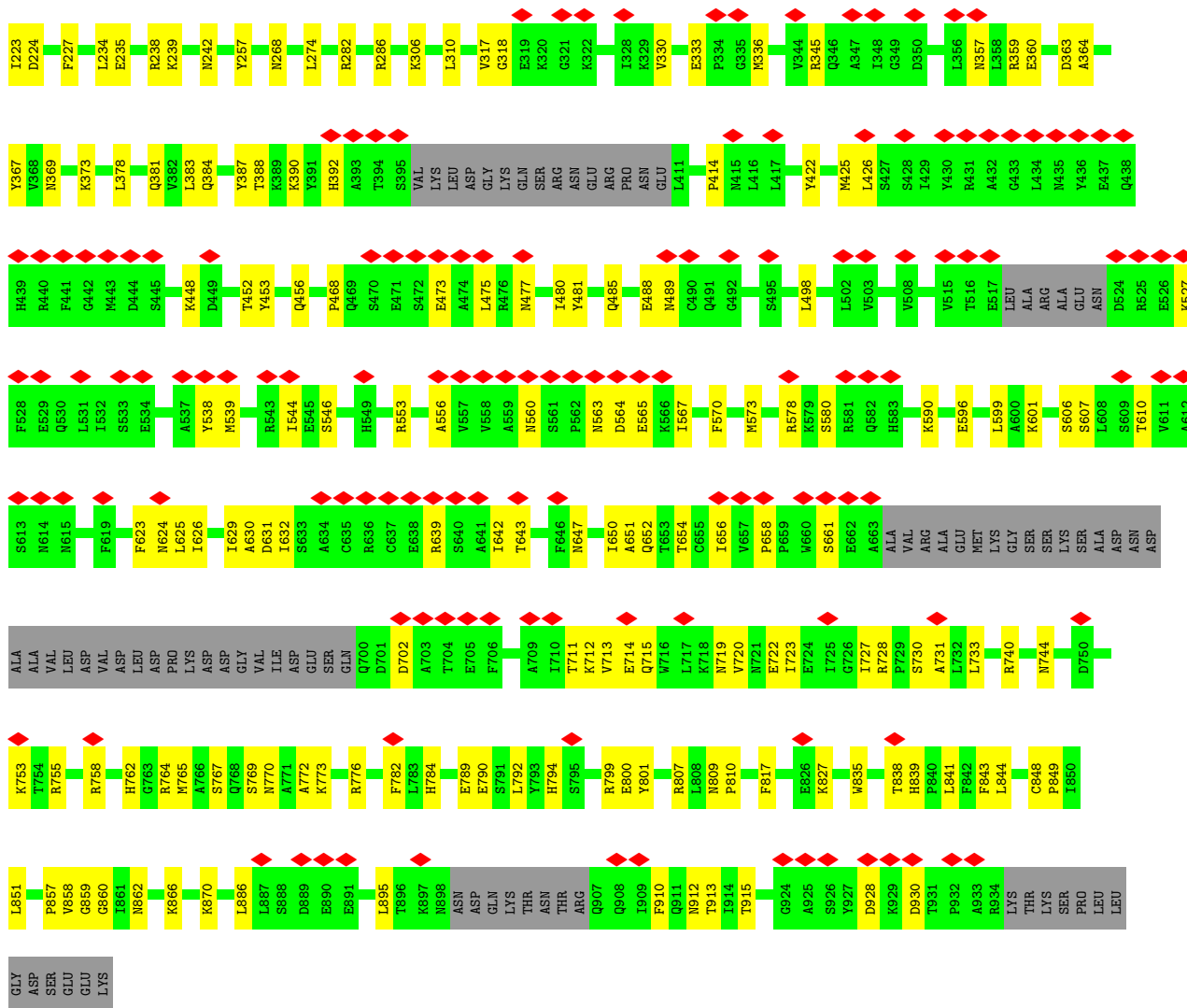
Chain D:  73% 16% 10%



• Molecule 1: Archaeal ATPase

Chain E:  73% 15% 12%

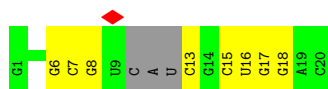
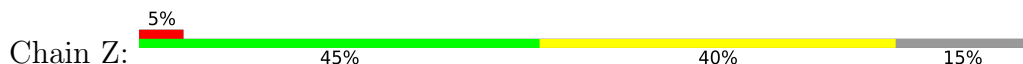




● Molecule 2: RNA (5'-R(*GP*UP*CP*CP*AP*GP*CP*GP*UP*CP*AP*UP*CP*GP*CP*UP*GP*GP*AP*C)-3')



● Molecule 2: RNA (5'-R(*GP*UP*CP*CP*AP*GP*CP*GP*UP*CP*AP*UP*CP*GP*CP*UP*GP*GP*AP*C)-3')



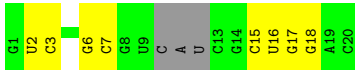
● Molecule 2: RNA (5'-R(*GP*UP*CP*CP*AP*GP*CP*GP*UP*CP*AP*UP*CP*GP*CP*UP*GP*GP*AP*C)-3')

Chain X:  50% 35% 15%



- Molecule 2: RNA (5'-R(*GP*UP*CP*CP*AP*GP*CP*GP*UP*CP*AP*UP*CP*GP*CP*UP*GP*GP*AP*C)-3')

Chain W:  45% 40% 15%




- Molecule 2: RNA (5'-R(*GP*UP*CP*CP*AP*GP*CP*GP*UP*CP*AP*UP*CP*GP*CP*UP*GP*GP*AP*C)-3')

Chain Y:  5% 40% 45% 15%



- Molecule 2: RNA (5'-R(*GP*UP*CP*CP*AP*GP*CP*GP*UP*CP*AP*UP*CP*GP*CP*UP*GP*GP*AP*C)-3')

Chain a:  85% 15%



4 Experimental information

Property	Value	Source
EM reconstruction method	SINGLE PARTICLE	Depositor
Imposed symmetry	POINT, Not provided	
Number of particles used	162577	Depositor
Resolution determination method	FSC 0.143 CUT-OFF	Depositor
CTF correction method	PHASE FLIPPING AND AMPLITUDE CORRECTION	Depositor
Microscope	FEI TITAN KRIOS	Depositor
Voltage (kV)	300	Depositor
Electron dose ($e^-/\text{\AA}^2$)	60	Depositor
Minimum defocus (nm)	1500	Depositor
Maximum defocus (nm)	2500	Depositor
Magnification	Not provided	
Image detector	GATAN K3 (6k x 4k)	Depositor
Maximum map value	0.084	Depositor
Minimum map value	-0.046	Depositor
Average map value	0.000	Depositor
Map value standard deviation	0.004	Depositor
Recommended contour level	0.012	Depositor
Map size (\AA)	423.99997, 423.99997, 423.99997	wwPDB
Map dimensions	400, 400, 400	wwPDB
Map angles ($^\circ$)	90.0, 90.0, 90.0	wwPDB
Pixel spacing (\AA)	1.06, 1.06, 1.06	Depositor

5 Model quality

5.1 Standard geometry

Bond lengths and bond angles in the following residue types are not validated in this section: ATP

The Z score for a bond length (or angle) is the number of standard deviations the observed value is removed from the expected value. A bond length (or angle) with $|Z| > 5$ is considered an outlier worth inspection. RMSZ is the root-mean-square of all Z scores of the bond lengths (or angles).

Mol	Chain	Bond lengths		Bond angles	
		RMSZ	# Z >5	RMSZ	# Z >5
1	A	0.25	0/6902	0.46	0/9310
1	B	0.24	0/6779	0.47	0/9142
1	C	0.25	0/6893	0.47	0/9294
1	D	0.24	0/6877	0.46	0/9275
1	E	0.24	0/6768	0.45	0/9128
1	F	0.25	0/6902	0.46	0/9310
1	G	0.24	0/6779	0.45	0/9142
1	H	0.24	0/6771	0.47	0/9131
1	K	0.25	0/6779	0.47	0/9142
1	L	0.24	0/6893	0.48	0/9294
1	M	0.24	0/6877	0.46	0/9275
1	P	0.25	0/6768	0.45	0/9128
1	Q	0.25	0/6779	0.45	0/9142
1	R	0.24	0/6771	0.47	0/9131
2	V	0.13	0/402	0.66	0/622
2	W	0.14	0/402	0.65	0/622
2	X	0.13	0/402	0.66	0/622
2	Y	0.13	0/402	0.67	0/622
2	Z	0.13	0/402	0.67	0/622
2	a	0.13	0/402	0.66	0/622
All	All	0.24	0/97950	0.47	0/132576

There are no bond length outliers.

There are no bond angle outliers.

There are no chirality outliers.

There are no planarity outliers.

5.2 Too-close contacts

In the following table, the Non-H and H(model) columns list the number of non-hydrogen atoms and hydrogen atoms in the chain respectively. The H(added) column lists the number of hydrogen atoms added and optimized by MolProbity. The Clashes column lists the number of clashes within the asymmetric unit, whereas Symm-Clashes lists symmetry-related clashes.

Mol	Chain	Non-H	H(model)	H(added)	Clashes	Symm-Clashes
1	A	6785	0	6807	111	0
1	B	6665	0	6691	151	0
1	C	6778	0	6811	152	0
1	D	6762	0	6786	98	0
1	E	6654	0	6678	110	0
1	F	6785	0	6807	117	0
1	G	6665	0	6691	102	0
1	H	6657	0	6680	139	0
1	K	6665	0	6691	169	0
1	L	6778	0	6811	148	0
1	M	6762	0	6786	96	0
1	P	6654	0	6678	107	0
1	Q	6665	0	6691	108	0
1	R	6657	0	6680	134	0
2	V	362	0	186	6	0
2	W	362	0	186	7	0
2	X	362	0	186	5	0
2	Y	362	0	186	6	0
2	Z	362	0	186	5	0
2	a	362	0	186	0	0
3	B	31	0	12	1	0
3	E	31	0	12	11	0
3	G	31	0	12	6	0
3	H	31	0	12	4	0
3	K	31	0	12	2	0
3	P	31	0	12	5	0
3	Q	31	0	12	1	0
3	R	31	0	12	4	0
All	All	96352	0	95500	1656	0

The all-atom clashscore is defined as the number of clashes found per 1000 atoms (including hydrogen atoms). The all-atom clashscore for this structure is 9.

All (1656) close contacts within the same asymmetric unit are listed below, sorted by their clash magnitude.

Atom-1	Atom-2	Interatomic distance (Å)	Clash overlap (Å)
1:G:81:GLY:HA2	3:G:1001:ATP:O1A	1.42	1.19
1:C:33:ILE:HD11	1:C:316:LEU:HD23	1.24	1.10
1:E:79:GLY:HA2	1:E:377:ARG:CD	1.83	1.08
1:C:33:ILE:CD1	1:C:316:LEU:HD23	1.84	1.06
1:G:81:GLY:HA2	3:G:1001:ATP:PA	1.95	1.05
1:E:79:GLY:HA2	1:E:377:ARG:HD2	1.47	0.96
1:E:79:GLY:CA	1:E:377:ARG:HD3	1.95	0.95
1:F:332:THR:HB	1:F:387:TYR:CD1	2.02	0.94
1:P:82:LYS:HE2	3:P:1001:ATP:O1B	1.70	0.92
1:E:79:GLY:CA	1:E:377:ARG:CD	2.49	0.91
1:G:81:GLY:CA	3:G:1001:ATP:O1A	2.19	0.90
1:Q:78:ARG:HH11	1:Q:78:ARG:HA	1.36	0.90
1:E:82:LYS:HE2	3:E:1001:ATP:O1B	1.73	0.89
1:A:300:LYS:HB2	1:E:377:ARG:NH2	1.88	0.89
1:B:570:PHE:HB2	1:B:573:MET:HB2	1.58	0.86
1:E:79:GLY:HA3	1:E:377:ARG:HD3	1.57	0.85
1:F:332:THR:HG21	1:F:387:TYR:CE1	2.13	0.84
1:C:77:THR:HG21	1:C:310:LEU:HB2	1.60	0.83
1:H:755:ARG:HH21	1:H:767:SER:HA	1.45	0.81
1:C:33:ILE:HD11	1:C:316:LEU:CD2	2.10	0.79
1:K:570:PHE:HB2	1:K:573:MET:HB2	1.64	0.78
1:R:790:GLU:HA	1:R:794:HIS:HD2	1.49	0.78
1:C:794:HIS:HD2	1:C:796:VAL:HG22	1.49	0.77
1:K:730:SER:HB3	1:K:733:LEU:HD13	1.68	0.76
1:P:227:PHE:HE1	1:P:256:LEU:HD22	1.50	0.76
1:C:74:VAL:HB	1:C:251:THR:HG22	1.67	0.75
1:F:758:ARG:HE	1:F:928:ASP:HA	1.50	0.75
1:C:33:ILE:HG13	1:C:328:ILE:HD13	1.68	0.74
1:Q:78:ARG:HA	1:Q:78:ARG:NH1	2.01	0.74
1:Q:552:ASN:HD21	1:Q:653:THR:HG23	1.52	0.74
1:D:38:ARG:HH11	1:D:88:SER:HB3	1.53	0.74
1:L:359:ARG:NH1	1:L:792:LEU:O	2.22	0.73
1:M:512:ASN:O	1:M:516:THR:HG22	1.89	0.73
1:H:318:GLY:O	1:H:345:ARG:NH1	2.21	0.73
1:K:578:ARG:HH22	1:K:616:LEU:HB2	1.53	0.73
1:B:112:PRO:HB2	1:B:229:ALA:HB1	1.70	0.73
1:F:173:LYS:HD2	1:F:176:TYR:OH	1.89	0.72
1:R:722:GLU:HG3	1:R:723:ILE:HG12	1.70	0.72
1:Q:268:ASN:HB3	1:R:227:PHE:HB2	1.72	0.72
1:K:762:HIS:HB2	1:K:764:ARG:HH11	1.55	0.72
1:L:744:ASN:HD21	1:L:810:PRO:HD2	1.55	0.71
1:M:227:PHE:HD2	1:P:268:ASN:HB3	1.55	0.71

Continued on next page...

Continued from previous page...

Atom-1	Atom-2	Interatomic distance (Å)	Clash overlap (Å)
1:G:268:ASN:HB3	1:H:227:PHE:HB2	1.72	0.71
1:A:312:THR:HG22	1:A:315:GLN:HE21	1.55	0.71
1:B:803:GLY:H	1:B:823:ILE:HD12	1.54	0.71
1:M:747:ASN:OD1	1:Q:578:ARG:NH2	2.20	0.71
1:Q:727:ILE:HG13	1:Q:729:PRO:HD3	1.73	0.71
1:F:312:THR:HG22	1:F:315:GLN:HE21	1.55	0.71
1:A:300:LYS:HB2	1:E:377:ARG:HH21	1.54	0.70
1:C:46:ARG:NH1	1:C:102:VAL:O	2.23	0.70
1:K:112:PRO:HB2	1:K:229:ALA:HB1	1.72	0.70
1:M:38:ARG:HH11	1:M:88:SER:HB3	1.55	0.70
1:P:33:ILE:HG13	3:P:1001:ATP:N6	2.07	0.70
1:K:431:ARG:HD2	1:L:291:GLU:HG2	1.74	0.70
1:C:565:GLU:OE1	1:C:753:LYS:NZ	2.25	0.69
1:L:77:THR:HG21	1:L:310:LEU:HB2	1.74	0.69
1:L:359:ARG:NH2	1:L:794:HIS:O	2.25	0.69
1:E:282:ARG:HH12	1:G:431:ARG:HH11	1.39	0.69
2:X:16:U:H2'	2:X:17:G:H8	1.57	0.69
1:M:291:GLU:HB2	1:Q:431:ARG:HH21	1.57	0.69
1:Q:539:MET:SD	1:Q:550:TRP:NE1	2.65	0.69
1:F:332:THR:CG2	1:F:387:TYR:CE1	2.75	0.69
1:P:455:LYS:HD2	1:P:532:ILE:HD13	1.74	0.69
1:R:606:SER:O	1:R:624:ASN:ND2	2.26	0.69
1:G:539:MET:SD	1:G:550:TRP:NE1	2.66	0.68
1:B:71:VAL:HG23	1:B:248:VAL:HB	1.75	0.68
1:E:636:ARG:HH22	1:E:718:LYS:HG2	1.58	0.68
1:B:78:ARG:NH1	1:B:78:ARG:HA	2.08	0.68
1:D:227:PHE:HD2	1:E:268:ASN:HB3	1.58	0.68
1:K:864:SER:O	1:K:868:LEU:N	2.26	0.68
1:L:565:GLU:OE1	1:L:753:LYS:NZ	2.25	0.68
1:B:864:SER:O	1:B:868:LEU:N	2.27	0.68
1:E:377:ARG:HG2	3:E:1001:ATP:H4'	1.74	0.68
1:H:789:GLU:HA	1:H:792:LEU:HB2	1.75	0.68
1:R:715:GLN:O	1:R:719:ASN:ND2	2.27	0.68
1:G:727:ILE:HG13	1:G:729:PRO:HD3	1.75	0.68
1:K:491:GLN:OE1	1:K:728:ARG:NH1	2.27	0.68
1:C:28:LYS:HG2	1:C:32:LEU:HD13	1.74	0.68
1:F:740:ARG:NH1	1:F:809:ASN:OD1	2.26	0.68
1:C:744:ASN:HD21	1:C:810:PRO:HD2	1.57	0.68
1:H:606:SER:O	1:H:624:ASN:ND2	2.26	0.68
1:L:580:SER:H	1:L:590:LYS:HE2	1.59	0.68
1:D:32:LEU:HD23	1:D:34:GLN:H	1.58	0.67

Continued on next page...

Continued from previous page...

Atom-1	Atom-2	Interatomic distance (Å)	Clash overlap (Å)
1:G:377:ARG:NH2	3:G:1001:ATP:O2B	2.27	0.67
1:L:46:ARG:NH1	1:L:102:VAL:O	2.27	0.67
1:A:740:ARG:NH1	1:A:809:ASN:OD1	2.27	0.67
1:F:318:GLY:O	1:F:345:ARG:NH1	2.28	0.67
1:K:470:SER:O	1:K:476:ARG:NH1	2.27	0.67
1:A:255:ARG:NH2	1:E:436:TYR:OH	2.28	0.67
1:B:644:ASN:HB3	1:B:648:LYS:HE2	1.77	0.67
1:G:173:LYS:HD2	1:G:176:TYR:CE2	2.30	0.67
1:H:16:ILE:HB	1:H:330:VAL:HG12	1.77	0.67
1:C:581:ARG:HH22	1:C:925:ALA:H	1.43	0.67
1:L:577:ASN:ND2	1:L:579:LYS:O	2.28	0.67
1:L:581:ARG:HH22	1:L:925:ALA:H	1.43	0.66
1:C:577:ASN:ND2	1:C:579:LYS:O	2.29	0.66
1:K:333:GLU:HB3	1:K:336:MET:HB2	1.76	0.66
1:K:71:VAL:HG23	1:K:248:VAL:HB	1.77	0.66
1:B:333:GLU:HB3	1:B:336:MET:HB2	1.77	0.66
1:C:581:ARG:NH2	1:C:922:ILE:O	2.29	0.66
1:E:33:ILE:HG13	3:E:1001:ATP:N6	2.09	0.66
1:Q:173:LYS:HD2	1:Q:176:TYR:CE2	2.30	0.66
1:Q:377:ARG:NH2	3:Q:1001:ATP:O2B	2.29	0.66
1:R:16:ILE:HB	1:R:330:VAL:HG12	1.78	0.66
1:A:318:GLY:O	1:A:345:ARG:NH1	2.28	0.66
1:G:642:ILE:HD11	1:G:710:ILE:HG23	1.77	0.66
1:R:593:ILE:HG22	1:R:601:LYS:HG3	1.76	0.66
1:H:769:SER:OG	1:H:773:LYS:HD3	1.96	0.66
1:K:592:ASN:ND2	1:K:595:THR:OG1	2.28	0.66
1:G:758:ARG:HG2	1:G:927:TYR:HB3	1.78	0.66
1:L:581:ARG:NH2	1:L:922:ILE:O	2.29	0.66
1:K:803:GLY:H	1:K:823:ILE:HD12	1.61	0.65
1:L:74:VAL:HB	1:L:251:THR:HG22	1.78	0.65
1:Q:456:GLN:O	1:Q:458:ARG:NH1	2.29	0.65
1:C:563:ASN:ND2	1:C:569:VAL:O	2.25	0.65
1:Q:758:ARG:HG2	1:Q:927:TYR:HB3	1.78	0.65
1:G:173:LYS:HD2	1:G:176:TYR:HE2	1.61	0.65
1:B:77:THR:O	1:B:82:LYS:NZ	2.30	0.65
1:C:218:ILE:HB	1:C:248:VAL:HG12	1.77	0.65
1:G:456:GLN:O	1:G:458:ARG:NH1	2.30	0.65
1:F:747:ASN:OD1	1:P:578:ARG:NH2	2.30	0.65
1:K:29:GLU:O	1:K:35:LYS:NZ	2.29	0.65
1:L:32:LEU:HD12	1:L:33:ILE:H	1.60	0.65
1:Q:769:SER:HA	1:Q:773:LYS:HD2	1.79	0.65

Continued on next page...

Continued from previous page...

Atom-1	Atom-2	Interatomic distance (Å)	Clash overlap (Å)
1:H:632:ILE:HG23	1:H:642:ILE:HG22	1.77	0.65
1:A:173:LYS:HD2	1:A:176:TYR:CZ	2.32	0.65
1:B:29:GLU:O	1:B:35:LYS:NZ	2.28	0.65
1:B:730:SER:HB3	1:B:733:LEU:HD13	1.79	0.65
1:D:758:ARG:HA	1:D:927:TYR:HB3	1.79	0.65
1:D:790:GLU:OE2	1:D:839:HIS:ND1	2.30	0.64
1:G:552:ASN:HD21	1:G:653:THR:HG23	1.61	0.64
1:L:563:ASN:ND2	1:L:569:VAL:O	2.25	0.64
1:R:790:GLU:HA	1:R:794:HIS:CD2	2.30	0.64
1:Q:78:ARG:NH2	1:Q:224:ASP:OD2	2.29	0.64
1:B:893:ASP:HB3	1:B:897:LYS:HE2	1.79	0.64
1:K:644:ASN:HB3	1:K:648:LYS:HE2	1.78	0.64
1:M:639:ARG:NH1	1:M:643:THR:OG1	2.30	0.64
1:Q:173:LYS:HD2	1:Q:176:TYR:HE2	1.62	0.64
1:B:29:GLU:OE2	1:B:38:ARG:NH2	2.30	0.64
1:C:33:ILE:CD1	1:C:316:LEU:CD2	2.69	0.64
1:G:49:ILE:HG21	1:G:104:ILE:HD11	1.80	0.64
1:Q:49:ILE:HG21	1:Q:104:ILE:HD11	1.79	0.64
1:A:747:ASN:OD1	1:E:578:ARG:NH2	2.30	0.64
1:R:495:SER:HB3	1:R:633:SER:HB2	1.80	0.64
1:A:102:VAL:HG12	1:A:214:LYS:HD2	1.79	0.64
1:D:359:ARG:NH1	1:D:797:SER:O	2.31	0.64
1:M:359:ARG:NH1	1:M:797:SER:O	2.31	0.63
1:M:758:ARG:HA	1:M:927:TYR:HB3	1.80	0.63
1:L:454:VAL:HG23	1:L:463:GLY:HA3	1.81	0.63
1:H:762:HIS:HA	1:H:859:GLY:HA2	1.80	0.63
1:P:773:LYS:NZ	1:P:862:ASN:OD1	2.30	0.63
1:C:776:ARG:NH1	1:C:855:ILE:O	2.32	0.63
1:R:762:HIS:HA	1:R:859:GLY:HA2	1.81	0.63
1:H:43:GLU:O	1:H:47:ASN:ND2	2.32	0.63
1:K:277:GLU:OE2	1:K:282:ARG:HD2	1.98	0.63
1:Q:277:GLU:OE2	1:Q:282:ARG:NH1	2.32	0.63
1:G:769:SER:HA	1:G:773:LYS:HD2	1.81	0.63
1:R:359:ARG:NH2	1:R:792:LEU:O	2.28	0.62
1:C:882:VAL:HG13	1:C:884:ASP:H	1.63	0.62
1:D:581:ARG:NH2	1:D:921:THR:OG1	2.32	0.62
1:K:380:MET:O	1:K:384:GLN:N	2.21	0.62
1:K:895:LEU:HD12	1:K:896:THR:HG23	1.82	0.62
1:B:593:ILE:O	1:B:601:LYS:NZ	2.26	0.62
1:L:370:GLU:O	1:L:374:GLN:NE2	2.32	0.62
1:R:425:MET:HG3	1:R:477:ASN:HB3	1.81	0.62

Continued on next page...

Continued from previous page...

Atom-1	Atom-2	Interatomic distance (Å)	Clash overlap (Å)
1:H:498:LEU:HD23	1:H:630:ALA:HB2	1.81	0.62
1:K:255:ARG:NH2	1:L:289:MET:SD	2.73	0.62
1:P:359:ARG:NH1	1:P:792:LEU:O	2.32	0.62
1:Q:82:LYS:HE2	1:Q:222:ASP:HB3	1.80	0.62
1:D:754:THR:HG23	1:D:755:ARG:HG3	1.81	0.62
1:G:573:MET:HG2	1:G:621:SER:HA	1.82	0.62
1:B:592:ASN:ND2	1:B:595:THR:OG1	2.32	0.62
1:L:143:SER:OG	1:L:147:ARG:NH2	2.32	0.62
1:R:43:GLU:O	1:R:47:ASN:ND2	2.32	0.62
1:C:465:TYR:HB3	1:C:467:ARG:HH11	1.65	0.62
1:H:425:MET:HG3	1:H:477:ASN:HB3	1.82	0.62
1:M:754:THR:HG23	1:M:755:ARG:HG3	1.81	0.62
1:R:723:ILE:HB	1:R:844:LEU:HD11	1.82	0.61
1:B:254:LEU:HD12	1:B:298:LEU:HD21	1.82	0.61
1:L:102:VAL:HG13	1:L:214:LYS:HD3	1.83	0.61
1:R:563:ASN:ND2	1:R:567:ILE:O	2.33	0.61
1:C:764:ARG:HA	1:C:863:CYS:H	1.63	0.61
1:K:529:GLU:HA	1:K:532:ILE:HG22	1.82	0.61
1:L:764:ARG:HA	1:L:863:CYS:H	1.65	0.61
1:Q:642:ILE:HD11	1:Q:710:ILE:HG23	1.81	0.61
1:B:359:ARG:NH1	1:B:797:SER:O	2.33	0.61
1:D:639:ARG:NH1	1:D:643:THR:OG1	2.33	0.61
1:H:563:ASN:ND2	1:H:567:ILE:O	2.34	0.61
1:H:723:ILE:HB	1:H:844:LEU:HD11	1.81	0.61
1:K:348:ILE:HG22	1:K:368:VAL:HG12	1.83	0.61
1:E:33:ILE:CD1	3:E:1001:ATP:C6	2.84	0.61
1:F:173:LYS:HD2	1:F:176:TYR:CZ	2.36	0.61
1:P:567:ILE:HG22	1:P:569:VAL:HG12	1.82	0.61
1:P:758:ARG:NH2	1:P:930:ASP:OD2	2.33	0.61
1:C:33:ILE:HG23	1:C:33:ILE:O	2.00	0.61
1:M:581:ARG:NH2	1:M:921:THR:OG1	2.34	0.61
1:R:910:PHE:HB3	1:R:913:THR:HB	1.83	0.61
1:C:46:ARG:HH22	1:C:100:VAL:HG21	1.64	0.60
1:L:218:ILE:HB	1:L:248:VAL:HG12	1.82	0.60
1:B:578:ARG:NH2	1:C:750:ASP:OD2	2.34	0.60
1:G:359:ARG:NH1	1:G:792:LEU:O	2.34	0.60
1:K:312:THR:HG23	1:K:314:LEU:H	1.66	0.60
1:L:578:ARG:HE	1:L:618:ASP:HB2	1.65	0.60
1:A:173:LYS:HD2	1:A:176:TYR:OH	2.01	0.60
1:K:29:GLU:OE2	1:K:38:ARG:NH2	2.31	0.60
1:L:815:ASP:OD2	1:L:870:LYS:NZ	2.28	0.60

Continued on next page...

Continued from previous page...

Atom-1	Atom-2	Interatomic distance (Å)	Clash overlap (Å)
1:B:524:ASP:HB2	1:B:527:LYS:HE3	1.82	0.60
1:H:770:ASN:HD21	1:H:859:GLY:HA3	1.66	0.60
1:R:773:LYS:NZ	1:R:862:ASN:OD1	2.29	0.60
1:H:367:TYR:HE1	1:H:480:ILE:HG12	1.66	0.60
1:P:429:ILE:HG23	1:P:434:LEU:HB2	1.83	0.60
1:B:529:GLU:HA	1:B:532:ILE:HG22	1.83	0.60
1:C:33:ILE:HG13	1:C:328:ILE:CD1	2.30	0.60
1:E:377:ARG:NH1	3:E:1001:ATP:O2B	2.35	0.60
1:F:491:GLN:HE21	1:F:728:ARG:HG2	1.65	0.60
1:K:601:LYS:O	1:K:605:ALA:N	2.34	0.60
1:H:222:ASP:OD1	1:H:224:ASP:N	2.32	0.60
1:H:359:ARG:NH1	1:H:794:HIS:O	2.34	0.60
1:H:800:GLU:O	1:H:827:LYS:NZ	2.34	0.60
1:L:776:ARG:NH1	1:L:855:ILE:O	2.34	0.60
1:M:765:MET:HB3	1:M:768:GLN:HB2	1.84	0.60
1:P:595:THR:HG21	1:P:916:SER:HB3	1.82	0.60
1:C:494:LEU:HD13	1:C:841:LEU:HD11	1.83	0.60
1:D:27:THR:OG1	1:D:384:GLN:OE1	2.20	0.60
1:E:773:LYS:NZ	1:E:862:ASN:OD1	2.35	0.60
1:K:223:ILE:HD13	1:K:230:GLY:HA3	1.82	0.59
1:D:867:ALA:HA	1:D:870:LYS:HE2	1.84	0.59
1:L:465:TYR:HB3	1:L:467:ARG:HH11	1.65	0.59
1:P:38:ARG:NH1	1:P:88:SER:OG	2.35	0.59
1:H:556:ALA:O	1:H:560:ASN:ND2	2.35	0.59
1:H:773:LYS:NZ	1:H:862:ASN:OD1	2.27	0.59
1:E:355:GLY:HA3	1:E:417:LEU:HD22	1.85	0.59
1:R:221:ASP:OD1	1:R:222:ASP:N	2.33	0.59
1:L:223:ILE:HD11	1:L:257:TYR:HE1	1.67	0.59
1:L:275:GLU:O	1:L:278:LYS:HE3	2.02	0.59
1:M:27:THR:OG1	1:M:384:GLN:OE1	2.20	0.59
1:G:254:LEU:HD11	1:G:298:LEU:HD21	1.84	0.59
1:G:348:ILE:HG22	1:G:368:VAL:HG12	1.83	0.59
1:F:18:LEU:HD23	1:F:384:GLN:HA	1.85	0.59
1:P:747:ASN:ND2	2:W:7:C:OP1	2.36	0.59
1:R:33:ILE:H	3:R:1001:ATP:HN62	1.51	0.59
1:B:223:ILE:HD13	1:B:230:GLY:HA3	1.84	0.59
1:F:25:GLY:O	1:F:28:LYS:NZ	2.36	0.59
1:F:530:GLN:NE2	1:F:534:GLU:OE2	2.35	0.59
1:L:882:VAL:HG13	1:L:884:ASP:H	1.67	0.59
1:C:74:VAL:HG22	1:C:308:ILE:HD11	1.85	0.59
1:K:78:ARG:NH1	1:K:78:ARG:HA	2.18	0.59

Continued on next page...

Continued from previous page...

Atom-1	Atom-2	Interatomic distance (Å)	Clash overlap (Å)
1:K:861:ILE:HG21	1:K:895:LEU:HD13	1.85	0.59
1:M:615:ASN:ND2	2:W:7:C:O2	2.28	0.59
1:P:151:GLU:OE2	1:P:151:GLU:N	2.35	0.59
1:R:858:VAL:HG12	1:R:895:LEU:HD22	1.84	0.59
1:B:914:ILE:HG21	1:B:917:LEU:HD12	1.85	0.59
1:H:578:ARG:NH2	1:H:610:THR:OG1	2.32	0.59
1:B:895:LEU:HD12	1:B:896:THR:HG23	1.84	0.59
1:R:222:ASP:OD1	1:R:223:ILE:N	2.36	0.59
1:A:770:ASN:ND2	1:A:918:ASN:O	2.34	0.59
1:K:45:ILE:O	1:K:48:SER:OG	2.20	0.58
1:K:502:LEU:HD21	1:K:626:ILE:HD12	1.84	0.58
1:P:929:LYS:NZ	1:P:930:ASP:O	2.33	0.58
1:C:580:SER:H	1:C:590:LYS:HE2	1.67	0.58
1:C:773:LYS:NZ	1:C:862:ASN:OD1	2.36	0.58
1:G:81:GLY:HA2	3:G:1001:ATP:O2A	2.01	0.58
1:H:357:ASN:ND2	1:H:728:ARG:O	2.36	0.58
1:K:636:ARG:HB2	1:K:717:LEU:HD23	1.85	0.58
1:Q:618:ASP:OD1	1:Q:619:PHE:N	2.36	0.58
1:H:448:LYS:O	1:H:452:THR:N	2.32	0.58
1:H:740:ARG:HH22	1:H:807:ARG:HB2	1.68	0.58
1:K:254:LEU:HD12	1:K:298:LEU:HD21	1.85	0.58
1:K:764:ARG:O	1:K:863:CYS:N	2.37	0.58
1:Q:18:LEU:O	1:Q:384:GLN:NE2	2.36	0.58
1:A:716:TRP:NE1	1:A:847:SER:O	2.36	0.58
1:D:765:MET:HB3	1:D:768:GLN:HB2	1.84	0.58
1:R:367:TYR:HE1	1:R:480:ILE:HG12	1.69	0.58
1:R:378:LEU:O	1:R:381:GLN:NE2	2.32	0.58
1:K:77:THR:O	1:K:82:LYS:NZ	2.36	0.58
1:K:581:ARG:NH2	1:K:921:THR:OG1	2.36	0.58
1:C:578:ARG:HE	1:C:618:ASP:HB2	1.67	0.58
1:E:38:ARG:NH1	1:E:88:SER:OG	2.37	0.58
1:F:770:ASN:ND2	1:F:918:ASN:O	2.33	0.58
1:Q:102:VAL:HG23	1:Q:214:LYS:HD2	1.85	0.58
1:C:454:VAL:HG23	1:C:463:GLY:HA3	1.86	0.58
1:D:238:ARG:O	1:D:242:ASN:ND2	2.37	0.58
1:E:33:ILE:HG13	3:E:1001:ATP:HN62	1.67	0.58
1:M:18:LEU:HD23	1:M:384:GLN:HA	1.85	0.58
1:Q:773:LYS:NZ	1:Q:860:GLY:O	2.34	0.58
1:D:359:ARG:NH1	1:D:794:HIS:O	2.37	0.58
1:M:385:ASP:OD1	1:M:389:LYS:NZ	2.35	0.58
1:R:740:ARG:HH22	1:R:807:ARG:HB2	1.69	0.58

Continued on next page...

Continued from previous page...

Atom-1	Atom-2	Interatomic distance (Å)	Clash overlap (Å)
1:A:473:GLU:OE2	1:E:440:ARG:NH1	2.36	0.58
1:B:18:LEU:HD21	1:B:383:LEU:HG	1.84	0.58
1:C:28:LYS:HG2	1:C:32:LEU:CD1	2.33	0.58
1:G:189:TYR:O	1:H:131:LYS:NZ	2.35	0.58
1:F:716:TRP:NE1	1:F:847:SER:O	2.36	0.57
1:L:773:LYS:NZ	1:L:862:ASN:OD1	2.37	0.57
1:A:38:ARG:NH1	1:A:88:SER:OG	2.37	0.57
1:B:235:GLU:OE1	1:B:239:LYS:NZ	2.36	0.57
1:C:78:ARG:HD2	1:C:375:PRO:HD3	1.86	0.57
1:D:18:LEU:HD23	1:D:384:GLN:HA	1.86	0.57
1:L:38:ARG:NH2	1:L:88:SER:O	2.33	0.57
1:L:831:ASP:O	1:L:833:LYS:NZ	2.36	0.57
1:Q:573:MET:HG2	1:Q:621:SER:HA	1.86	0.57
1:A:639:ARG:NH1	1:A:714:GLU:OE1	2.37	0.57
1:G:804:GLU:HG3	1:H:643:THR:HG21	1.87	0.57
1:H:33:ILE:H	3:H:1001:ATP:HN62	1.52	0.57
1:H:623:PHE:HA	1:H:626:ILE:HD12	1.86	0.57
1:H:647:ASN:O	1:H:652:GLN:NE2	2.37	0.57
1:R:789:GLU:HA	1:R:792:LEU:HB2	1.85	0.57
1:H:222:ASP:OD1	1:H:223:ILE:N	2.36	0.57
1:A:93:LEU:HD13	1:A:104:ILE:HG21	1.86	0.57
1:A:348:ILE:HG12	1:A:383:LEU:HD21	1.87	0.57
1:B:837:ASN:OD1	1:B:838:THR:N	2.38	0.57
1:H:776:ARG:NH1	1:H:860:GLY:O	2.36	0.57
1:H:886:LEU:O	1:H:912:ASN:ND2	2.38	0.57
1:F:38:ARG:NH1	1:F:88:SER:OG	2.37	0.57
1:K:235:GLU:OE1	1:K:239:LYS:NZ	2.37	0.57
1:M:886:LEU:HD12	1:M:887:LEU:HG	1.86	0.57
1:E:74:VAL:HG23	1:E:251:THR:HG23	1.86	0.57
2:V:16:U:H2'	2:V:17:G:H8	1.70	0.57
1:M:331:LYS:NZ	1:M:336:MET:O	2.38	0.57
1:A:530:GLN:NE2	1:A:534:GLU:OE2	2.37	0.57
1:C:465:TYR:O	1:C:467:ARG:NH1	2.38	0.57
1:D:13:LYS:N	1:D:326:GLU:OE2	2.37	0.57
1:Q:189:TYR:O	1:R:131:LYS:NZ	2.36	0.57
1:R:578:ARG:NH2	1:R:610:THR:OG1	2.36	0.57
1:B:751:GLN:OE1	1:B:812:THR:OG1	2.22	0.57
1:G:102:VAL:HG23	1:G:214:LYS:HD2	1.85	0.57
1:G:277:GLU:OE1	1:G:282:ARG:NH1	2.37	0.57
1:K:574:VAL:O	1:K:620:CYS:N	2.37	0.57
1:L:32:LEU:HD12	1:L:33:ILE:N	2.19	0.57

Continued on next page...

Continued from previous page...

Atom-1	Atom-2	Interatomic distance (Å)	Clash overlap (Å)
1:P:282:ARG:HH12	1:Q:431:ARG:HH11	1.53	0.57
1:B:574:VAL:O	1:B:620:CYS:N	2.34	0.57
1:B:825:GLY:HA2	1:B:835:TRP:HZ2	1.70	0.57
1:C:223:ILE:HD11	1:C:257:TYR:HE1	1.70	0.57
1:C:370:GLU:O	1:C:374:GLN:NE2	2.37	0.57
1:G:618:ASP:OD1	1:G:619:PHE:N	2.38	0.57
1:H:104:ILE:HD12	1:H:215:ALA:HB3	1.86	0.57
1:H:722:GLU:HG3	1:H:723:ILE:HG12	1.87	0.57
1:F:918:ASN:OD1	1:F:919:SER:N	2.37	0.57
1:M:790:GLU:OE2	1:M:839:HIS:ND1	2.38	0.57
1:B:581:ARG:NH2	1:B:921:THR:OG1	2.38	0.57
1:D:538:TYR:O	1:D:553:ARG:NH1	2.38	0.57
1:K:18:LEU:HD21	1:K:383:LEU:HG	1.85	0.56
1:K:784:HIS:HE1	1:K:820:LYS:HE2	1.70	0.56
1:P:444:ASP:OD1	1:P:445:SER:N	2.38	0.56
1:D:886:LEU:HD12	1:D:887:LEU:HG	1.87	0.56
1:F:448:LYS:HG3	1:F:542:GLY:HA3	1.88	0.56
1:P:74:VAL:HG23	1:P:251:THR:HG23	1.87	0.56
1:P:355:GLY:HA3	1:P:417:LEU:HD22	1.86	0.56
1:C:815:ASP:OD2	1:C:870:LYS:NZ	2.29	0.56
2:W:16:U:H2'	2:W:17:G:H8	1.70	0.56
1:K:750:ASP:HA	1:K:753:LYS:HE2	1.87	0.56
1:L:570:PHE:HB2	1:L:573:MET:HG3	1.86	0.56
1:M:867:ALA:HA	1:M:870:LYS:HE2	1.87	0.56
1:Q:444:ASP:OD1	1:Q:445:SER:N	2.39	0.56
1:R:18:LEU:HD11	1:R:383:LEU:HG	1.87	0.56
1:A:18:LEU:HD23	1:A:384:GLN:HA	1.86	0.56
1:C:48:SER:OG	1:C:70:ASN:OD1	2.24	0.56
1:C:555:CYS:HB3	1:C:619:PHE:HD2	1.70	0.56
1:D:238:ARG:HB3	1:D:301:LEU:HD21	1.87	0.56
1:D:560:ASN:HD21	1:D:658:PRO:HD2	1.69	0.56
1:P:759:ASN:O	1:P:768:GLN:NE2	2.39	0.56
1:C:723:ILE:HB	1:C:844:LEU:HD21	1.86	0.56
1:D:17:ASN:ND2	1:D:19:PHE:O	2.39	0.56
1:E:359:ARG:NH1	1:E:792:LEU:O	2.39	0.56
1:Q:262:ARG:HG2	1:Q:294:GLU:HG2	1.86	0.56
1:Q:354:GLU:HG3	1:Q:413:VAL:HG11	1.87	0.56
1:G:511:PHE:O	1:G:516:THR:OG1	2.22	0.56
1:R:116:PRO:HB2	1:R:119:GLU:HB2	1.86	0.56
1:K:277:GLU:HG3	1:K:282:ARG:HG3	1.87	0.56
1:M:530:GLN:NE2	1:M:534:GLU:OE2	2.38	0.56

Continued on next page...

Continued from previous page...

Atom-1	Atom-2	Interatomic distance (Å)	Clash overlap (Å)
1:R:779:VAL:HG23	1:R:851:LEU:HD23	1.88	0.56
1:D:615:ASN:ND2	2:V:7:C:O2	2.31	0.56
1:E:609:SER:HB2	1:E:619:PHE:HB2	1.88	0.56
1:K:277:GLU:OE2	1:K:282:ARG:CD	2.54	0.56
1:A:740:ARG:HH21	1:E:652:GLN:HE21	1.53	0.56
1:D:613:SER:OG	1:D:615:ASN:O	2.23	0.56
1:E:444:ASP:OD1	1:E:445:SER:N	2.38	0.56
1:P:254:LEU:HD12	1:P:298:LEU:HD21	1.88	0.56
1:B:69:ARG:NH2	1:B:238:ARG:O	2.38	0.56
1:E:235:GLU:OE2	1:E:238:ARG:NH1	2.38	0.56
1:G:178:SER:OG	1:H:161:GLN:OE1	2.24	0.56
1:G:572:GLY:HA2	1:G:745:LEU:HD11	1.87	0.56
1:R:75:ASP:OD1	1:R:76:GLY:N	2.38	0.56
1:R:770:ASN:HD21	1:R:859:GLY:HA3	1.71	0.56
1:A:25:GLY:O	1:A:28:LYS:NZ	2.39	0.56
1:H:565:GLU:HG3	1:H:567:ILE:HG12	1.89	0.56
1:F:165:HIS:NE2	1:F:176:TYR:OH	2.36	0.55
1:F:639:ARG:NH1	1:F:714:GLU:OE1	2.36	0.55
1:L:723:ILE:HB	1:L:844:LEU:HD21	1.86	0.55
1:P:801:TYR:HE2	1:P:838:THR:HG21	1.71	0.55
1:R:359:ARG:NH1	1:R:794:HIS:O	2.39	0.55
1:E:333:GLU:HG2	1:E:336:MET:HG3	1.88	0.55
1:F:348:ILE:HG12	1:F:383:LEU:HD21	1.88	0.55
1:Q:755:ARG:O	1:Q:769:SER:OG	2.24	0.55
1:A:70:ASN:HB3	1:A:247:VAL:HG23	1.88	0.55
1:D:97:GLN:HG3	1:D:105:LYS:HZ1	1.72	0.55
1:D:385:ASP:OD1	1:D:389:LYS:NZ	2.34	0.55
1:D:331:LYS:NZ	1:D:336:MET:O	2.39	0.55
1:E:442:GLY:O	1:E:489:ASN:ND2	2.39	0.55
1:H:116:PRO:HB2	1:H:119:GLU:HB2	1.88	0.55
1:C:119:GLU:OE2	1:C:124:THR:OG1	2.25	0.55
1:D:277:GLU:HG3	1:D:282:ARG:HG3	1.89	0.55
1:Q:223:ILE:HD13	1:Q:230:GLY:HA3	1.88	0.55
1:B:815:ASP:HB3	1:B:870:LYS:HD3	1.88	0.55
1:G:444:ASP:OD1	1:G:445:SER:N	2.39	0.55
1:K:556:ALA:HB1	1:K:658:PRO:HD3	1.88	0.55
1:M:17:ASN:ND2	1:M:19:PHE:O	2.39	0.55
1:Q:224:ASP:OD1	1:Q:225:THR:N	2.40	0.55
1:R:776:ARG:NH1	1:R:860:GLY:O	2.39	0.55
1:D:498:LEU:HD11	1:D:626:ILE:HG23	1.89	0.55
1:D:889:ASP:OD1	1:D:890:GLU:N	2.40	0.55

Continued on next page...

Continued from previous page...

Atom-1	Atom-2	Interatomic distance (Å)	Clash overlap (Å)
1:G:885:LYS:NZ	1:G:887:LEU:O	2.40	0.55
1:K:69:ARG:NH2	1:K:238:ARG:O	2.39	0.55
1:L:262:ARG:HH21	1:L:291:GLU:HG3	1.71	0.55
1:B:329:LYS:HB3	1:B:341:ALA:HB1	1.89	0.55
1:E:33:ILE:HD12	3:E:1001:ATP:C6	2.41	0.55
2:X:7:C:H2'	2:X:8:G:H8	1.70	0.55
1:P:235:GLU:OE2	1:P:238:ARG:NH1	2.39	0.55
1:Q:461:ASN:OD1	1:R:553:ARG:NH2	2.39	0.55
1:B:78:ARG:HB3	1:C:296:GLN:HG3	1.88	0.55
1:B:359:ARG:HD2	1:B:793:TYR:HA	1.88	0.55
1:E:758:ARG:NH2	1:E:930:ASP:OD2	2.36	0.55
1:G:354:GLU:HG3	1:G:413:VAL:HG11	1.88	0.55
1:H:744:ASN:ND2	1:H:809:ASN:OD1	2.40	0.55
2:Z:16:U:H2'	2:Z:17:G:C8	2.42	0.55
1:A:615:ASN:C	1:A:615:ASN:HD22	2.10	0.55
1:Q:644:ASN:OD1	1:Q:648:LYS:NZ	2.40	0.55
1:B:764:ARG:NE	1:B:898:ASN:OD1	2.31	0.55
1:C:238:ARG:HB3	1:C:301:LEU:HD21	1.88	0.55
1:D:747:ASN:OD1	1:G:578:ARG:NH2	2.21	0.55
1:E:759:ASN:O	1:E:768:GLN:NE2	2.40	0.55
1:K:560:ASN:OD1	1:K:561:SER:N	2.40	0.54
1:K:751:GLN:OE1	1:K:812:THR:OG1	2.24	0.54
1:M:469:GLN:HG3	1:Q:543:ARG:HD2	1.88	0.54
1:B:569:VAL:HG12	1:B:774:ILE:HG21	1.87	0.54
1:C:498:LEU:HD13	1:C:626:ILE:HD11	1.89	0.54
1:K:329:LYS:HB3	1:K:341:ALA:HB1	1.89	0.54
1:B:873:SER:HA	1:B:876:LYS:HG2	1.89	0.54
1:E:79:GLY:O	1:E:377:ARG:HG3	2.07	0.54
1:H:546:SER:OG	1:H:631:ASP:OD2	2.24	0.54
1:M:418:ARG:NE	1:M:488:GLU:OE2	2.28	0.54
1:Q:572:GLY:HA2	1:Q:745:LEU:HD11	1.90	0.54
1:R:104:ILE:HD12	1:R:215:ALA:HB3	1.89	0.54
1:B:518:LEU:HD12	1:B:527:LYS:HD2	1.89	0.54
1:C:82:LYS:H	1:C:377:ARG:HH12	1.56	0.54
1:G:461:ASN:OD1	1:H:553:ARG:NH2	2.40	0.54
1:H:772:ALA:HB1	1:H:857:PRO:HB2	1.88	0.54
1:K:581:ARG:NH2	1:K:922:ILE:O	2.40	0.54
1:P:748:VAL:HG13	1:P:752:HIS:HD2	1.72	0.54
1:A:136:LYS:NZ	1:A:210:ILE:O	2.37	0.54
1:B:83:THR:OG1	3:B:1001:ATP:O3G	2.22	0.54
1:C:131:LYS:NZ	1:C:135:ASP:OD2	2.40	0.54

Continued on next page...

Continued from previous page...

Atom-1	Atom-2	Interatomic distance (Å)	Clash overlap (Å)
1:H:498:LEU:HD11	1:H:782:PHE:HZ	1.71	0.54
2:Y:16:U:H2'	2:Y:17:G:C8	2.42	0.54
1:F:70:ASN:HB3	1:F:247:VAL:HG23	1.88	0.54
1:F:720:VAL:HG22	1:F:844:LEU:HD22	1.89	0.54
1:B:45:ILE:O	1:B:48:SER:OG	2.22	0.54
1:B:593:ILE:HG13	1:B:601:LYS:NZ	2.23	0.54
1:C:93:LEU:HD21	1:C:104:ILE:HD11	1.89	0.54
1:E:929:LYS:NZ	1:E:930:ASP:O	2.35	0.54
1:F:837:ASN:OD1	1:F:838:THR:N	2.41	0.54
1:R:799:ARG:HG2	1:R:800:GLU:H	1.72	0.54
1:G:243:SER:OG	1:G:244:ARG:N	2.41	0.54
1:F:253:ASP:HB3	1:F:256:LEU:HD23	1.87	0.54
1:F:332:THR:CB	1:F:387:TYR:CD1	2.85	0.54
1:K:502:LEU:HD12	1:K:550:TRP:HZ3	1.73	0.54
1:K:599:LEU:HG	1:K:709:ALA:HB2	1.89	0.54
1:L:238:ARG:HB3	1:L:301:LEU:HD21	1.90	0.54
1:L:544:ILE:HA	1:L:550:TRP:HH2	1.72	0.54
1:M:802:ILE:HD13	1:M:824:ILE:HD11	1.90	0.54
1:M:889:ASP:OD1	1:M:890:GLU:N	2.39	0.54
1:A:894:TYR:HA	1:A:897:LYS:HD2	1.88	0.54
1:C:32:LEU:O	1:C:32:LEU:HG	2.07	0.54
1:C:354:GLU:HG2	1:C:413:VAL:HG11	1.90	0.54
1:E:748:VAL:HG13	1:E:752:HIS:HD2	1.72	0.54
1:H:145:ASP:HA	1:H:148:LYS:HG2	1.90	0.54
1:F:304:VAL:H	1:P:381:GLN:NE2	2.06	0.54
1:K:18:LEU:O	1:K:384:GLN:NE2	2.40	0.54
1:K:555:CYS:HA	1:K:573:MET:HE3	1.90	0.54
1:P:18:LEU:HD21	1:P:383:LEU:HB3	1.89	0.54
1:A:363:ASP:OD1	1:A:364:ALA:N	2.41	0.54
1:B:18:LEU:O	1:B:384:GLN:NE2	2.41	0.54
1:K:431:ARG:HH21	1:R:282:ARG:CZ	2.21	0.54
1:P:112:PRO:HB2	1:P:229:ALA:HB1	1.90	0.54
1:A:32:LEU:O	1:A:35:LYS:NZ	2.41	0.54
1:K:873:SER:HA	1:K:876:LYS:HG2	1.89	0.54
1:Q:81:GLY:O	1:Q:310:LEU:CD2	2.56	0.54
1:R:758:ARG:NH1	1:R:928:ASP:O	2.41	0.54
1:G:343:ASP:OD1	1:G:344:VAL:N	2.40	0.54
1:F:415:ASN:ND2	1:F:488:GLU:OE2	2.41	0.53
1:K:83:THR:OG1	3:K:1001:ATP:O3G	2.24	0.53
1:L:458:ARG:NH2	1:L:522:GLU:OE2	2.34	0.53
1:Q:802:ILE:HG21	1:Q:807:ARG:HE	1.73	0.53

Continued on next page...

Continued from previous page...

Atom-1	Atom-2	Interatomic distance (Å)	Clash overlap (Å)
1:Q:885:LYS:NZ	1:Q:887:LEU:O	2.40	0.53
1:B:784:HIS:HE1	1:B:820:LYS:HE2	1.73	0.53
1:L:131:LYS:NZ	1:L:135:ASP:OD2	2.40	0.53
1:L:465:TYR:O	1:L:467:ARG:NH1	2.41	0.53
1:R:83:THR:N	3:R:1001:ATP:O1B	2.35	0.53
1:R:448:LYS:O	1:R:452:THR:N	2.39	0.53
1:A:713:VAL:HA	1:A:849:PRO:HG3	1.89	0.53
1:B:861:ILE:HG21	1:B:895:LEU:HD13	1.90	0.53
1:C:777:PHE:HA	1:C:780:LEU:HB3	1.89	0.53
1:D:469:GLN:HG3	1:G:543:ARG:HD2	1.89	0.53
1:H:727:ILE:HG12	1:H:841:LEU:HG	1.91	0.53
1:Q:243:SER:OG	1:Q:244:ARG:N	2.41	0.53
1:B:764:ARG:O	1:B:863:CYS:N	2.42	0.53
1:B:890:GLU:O	1:B:908:GLN:NE2	2.40	0.53
1:E:74:VAL:HG12	1:E:308:ILE:HB	1.89	0.53
1:F:806:LEU:HD23	1:P:706:PHE:HZ	1.74	0.53
1:K:78:ARG:NH1	1:K:224:ASP:OD2	2.41	0.53
1:K:917:LEU:O	1:K:920:SER:OG	2.20	0.53
1:L:41:LEU:HD12	1:L:308:ILE:HD13	1.89	0.53
1:L:570:PHE:HE1	1:L:575:GLN:HB2	1.73	0.53
1:P:728:ARG:HB2	1:P:795:SER:HB3	1.90	0.53
1:R:222:ASP:OD1	1:R:224:ASP:N	2.32	0.53
1:B:23:LEU:HD11	1:C:69:ARG:HG2	1.90	0.53
1:B:38:ARG:NH1	1:B:88:SER:OG	2.41	0.53
1:B:560:ASN:OD1	1:B:561:SER:N	2.41	0.53
1:C:555:CYS:HA	1:C:573:MET:HE3	1.91	0.53
1:L:70:ASN:HB3	1:L:247:VAL:HG12	1.90	0.53
1:L:882:VAL:HG11	1:L:886:LEU:HD21	1.91	0.53
1:M:238:ARG:O	1:M:242:ASN:ND2	2.41	0.53
1:K:569:VAL:HG12	1:K:774:ILE:HG21	1.91	0.53
1:L:777:PHE:HA	1:L:780:LEU:HB3	1.91	0.53
1:M:359:ARG:NH1	1:M:794:HIS:O	2.42	0.53
1:Q:804:GLU:HG3	1:R:643:THR:HG21	1.91	0.53
1:R:387:TYR:HA	1:R:390:LYS:HG2	1.91	0.53
1:C:569:VAL:HG22	1:C:574:VAL:HG23	1.91	0.53
1:D:222:ASP:OD1	1:D:223:ILE:N	2.41	0.53
1:E:330:VAL:HG13	1:E:344:VAL:HG22	1.91	0.53
1:G:755:ARG:O	1:G:769:SER:OG	2.26	0.53
1:R:744:ASN:ND2	1:R:809:ASN:OD1	2.42	0.53
1:R:755:ARG:NH1	1:R:767:SER:OG	2.42	0.53
1:B:312:THR:HG23	1:B:314:LEU:H	1.73	0.53

Continued on next page...

Continued from previous page...

Atom-1	Atom-2	Interatomic distance (Å)	Clash overlap (Å)
1:E:254:LEU:HD12	1:E:298:LEU:HD21	1.90	0.53
1:G:644:ASN:OD1	1:G:648:LYS:NZ	2.42	0.53
1:F:363:ASP:OD1	1:F:364:ALA:N	2.42	0.53
1:K:23:LEU:HD11	1:L:69:ARG:HG2	1.91	0.53
1:P:282:ARG:HH22	1:Q:431:ARG:HH11	1.57	0.53
1:C:228:ASP:HB2	1:H:268:ASN:OD1	2.09	0.53
1:E:572:GLY:HA2	1:E:745:LEU:HD11	1.90	0.53
1:R:723:ILE:HG13	1:R:843:PHE:HZ	1.73	0.53
1:B:23:LEU:HG	1:C:68:GLY:HA2	1.90	0.53
1:M:222:ASP:OD1	1:M:223:ILE:N	2.42	0.53
1:P:609:SER:HB2	1:P:619:PHE:HB2	1.91	0.53
1:A:780:LEU:HD11	1:A:814:VAL:HG23	1.89	0.53
1:E:418:ARG:NH2	1:E:488:GLU:OE2	2.39	0.53
1:G:636:ARG:NH2	1:G:637:CYS:HA	2.24	0.53
2:W:6:G:N2	2:W:15:C:O2	2.42	0.53
1:K:23:LEU:HG	1:L:68:GLY:HA2	1.90	0.52
1:B:638:GLU:OE1	1:B:640:SER:OG	2.26	0.52
1:C:458:ARG:NH2	1:C:522:GLU:OE2	2.33	0.52
1:K:755:ARG:O	1:K:769:SER:OG	2.21	0.52
1:L:74:VAL:HG22	1:L:308:ILE:HD11	1.91	0.52
1:P:572:GLY:HA2	1:P:745:LEU:HD11	1.90	0.52
1:A:76:GLY:HA3	1:A:82:LYS:HE3	1.89	0.52
1:B:866:LYS:NZ	2:X:4:C:O2'	2.41	0.52
1:E:33:ILE:CG1	3:E:1001:ATP:N6	2.72	0.52
1:G:262:ARG:HG2	1:G:294:GLU:HG2	1.91	0.52
1:Q:16:ILE:HB	1:Q:330:VAL:HG12	1.92	0.52
1:A:759:ASN:HD21	1:A:930:ASP:HB3	1.74	0.52
1:D:530:GLN:NE2	1:D:534:GLU:OE2	2.41	0.52
1:G:418:ARG:NH1	1:G:488:GLU:OE1	2.42	0.52
2:Z:8:G:H1	2:Z:13:C:H42	1.57	0.52
2:Y:6:G:H1	2:Y:15:C:H42	1.58	0.52
1:P:41:LEU:HD12	1:P:308:ILE:HG13	1.89	0.52
1:C:17:ASN:OD1	1:C:18:LEU:N	2.42	0.52
1:K:870:LYS:O	1:K:874:PHE:N	2.39	0.52
1:B:227:PHE:HB2	1:C:268:ASN:HB3	1.91	0.52
1:B:802:ILE:HG21	1:B:807:ARG:HH12	1.75	0.52
1:C:146:TYR:OH	1:C:150:LYS:NZ	2.31	0.52
1:D:591:PHE:HE2	1:D:608:LEU:HD21	1.75	0.52
1:D:723:ILE:HG21	1:D:844:LEU:HD21	1.91	0.52
2:Y:8:G:H1	2:Y:13:C:H42	1.57	0.52
1:K:649:VAL:O	1:K:653:THR:OG1	2.28	0.52

Continued on next page...

Continued from previous page...

Atom-1	Atom-2	Interatomic distance (Å)	Clash overlap (Å)
1:L:494:LEU:HD13	1:L:841:LEU:HD11	1.91	0.52
1:P:237:ILE:HA	1:P:241:PHE:HD2	1.73	0.52
1:P:330:VAL:HG13	1:P:344:VAL:HG22	1.91	0.52
1:P:813:SER:OG	1:P:814:VAL:N	2.42	0.52
1:E:764:ARG:HB2	1:E:863:CYS:SG	2.49	0.52
1:E:813:SER:OG	1:E:814:VAL:N	2.42	0.52
1:G:16:ILE:HB	1:G:330:VAL:HG12	1.92	0.52
1:G:773:LYS:NZ	1:G:860:GLY:O	2.35	0.52
1:H:359:ARG:NH2	1:H:792:LEU:O	2.35	0.52
1:H:601:LYS:NZ	1:H:702:ASP:OD1	2.43	0.52
1:H:858:VAL:HG12	1:H:895:LEU:HD22	1.92	0.52
1:F:314:LEU:HD13	1:F:373:LYS:HG3	1.91	0.52
1:K:227:PHE:HB2	1:L:268:ASN:HB3	1.92	0.52
1:P:33:ILE:HG13	3:P:1001:ATP:HN62	1.74	0.52
1:A:289:MET:HE1	1:E:255:ARG:NE	2.25	0.52
1:A:837:ASN:OD1	1:A:838:THR:N	2.43	0.52
1:B:649:VAL:O	1:B:653:THR:OG1	2.22	0.52
1:G:370:GLU:OE2	1:G:374:GLN:NE2	2.42	0.52
1:H:473:GLU:OE2	1:H:477:ASN:ND2	2.43	0.52
1:K:319:GLU:HB2	1:K:322:LYS:HB2	1.90	0.52
1:P:434:LEU:HD22	1:P:449:ASP:OD1	2.10	0.52
1:Q:254:LEU:HD11	1:Q:298:LEU:HD21	1.92	0.52
1:Q:370:GLU:OE2	1:Q:374:GLN:NE2	2.42	0.52
1:C:763:GLY:O	1:C:768:GLN:NE2	2.40	0.52
1:M:277:GLU:HG3	1:M:282:ARG:HG3	1.92	0.52
1:P:74:VAL:HG12	1:P:308:ILE:HB	1.92	0.52
1:R:78:ARG:NH1	3:R:1001:ATP:O2G	2.43	0.52
1:A:268:ASN:HD21	1:E:227:PHE:H	1.58	0.52
1:C:613:SER:O	1:C:670:LYS:NZ	2.31	0.52
1:E:237:ILE:HA	1:E:241:PHE:HD2	1.73	0.52
1:H:711:THR:HA	1:H:714:GLU:HB2	1.91	0.52
1:H:733:LEU:HD23	1:H:733:LEU:H	1.75	0.52
1:H:799:ARG:HG2	1:H:800:GLU:H	1.75	0.52
2:Z:6:G:H1	2:Z:15:C:H42	1.58	0.52
1:L:816:GLU:O	1:L:820:LYS:NZ	2.42	0.52
1:M:292:HIS:NE2	1:Q:78:ARG:HB2	2.25	0.52
1:P:183:LEU:HD11	1:P:192:GLY:HA2	1.92	0.52
1:B:825:GLY:HA2	1:B:835:TRP:CZ2	2.45	0.52
1:D:802:ILE:HD13	1:D:824:ILE:HD11	1.91	0.52
1:E:18:LEU:HD21	1:E:383:LEU:HB3	1.91	0.52
1:E:282:ARG:NH1	1:G:431:ARG:HH11	2.05	0.52

Continued on next page...

Continued from previous page...

Atom-1	Atom-2	Interatomic distance (Å)	Clash overlap (Å)
1:E:502:LEU:HD23	1:E:503:VAL:HG23	1.91	0.52
1:G:443:MET:SD	1:G:489:ASN:ND2	2.83	0.52
1:H:388:THR:O	1:H:392:HIS:ND1	2.42	0.52
1:F:185:ALA:O	1:F:186:GLN:HG3	2.09	0.51
1:K:604:MET:HE1	1:K:917:LEU:HD21	1.92	0.51
1:K:825:GLY:HA2	1:K:835:TRP:CZ2	2.44	0.51
1:M:512:ASN:O	1:M:516:THR:CG2	2.57	0.51
1:P:332:THR:OG1	1:P:333:GLU:OE1	2.22	0.51
1:Q:743:PHE:HB2	1:R:654:THR:HG21	1.91	0.51
1:R:234:LEU:HD22	1:R:301:LEU:HD21	1.92	0.51
1:L:780:LEU:HD11	1:L:817:PHE:CD2	2.44	0.51
1:Q:102:VAL:HA	1:Q:214:LYS:HE2	1.92	0.51
1:G:102:VAL:HA	1:G:214:LYS:HE2	1.92	0.51
1:H:18:LEU:HD22	1:H:384:GLN:HB2	1.92	0.51
1:F:279:GLU:HG3	1:F:281:VAL:HG12	1.91	0.51
1:K:414:PRO:HD2	1:K:491:GLN:HE22	1.74	0.51
1:K:784:HIS:NE2	1:K:809:ASN:OD1	2.39	0.51
1:D:820:LYS:O	1:D:824:ILE:HG12	2.10	0.51
1:K:728:ARG:HB2	1:K:795:SER:OG	2.10	0.51
1:P:779:VAL:HG21	1:P:854:PHE:HB3	1.91	0.51
1:R:565:GLU:HG3	1:R:567:ILE:HG12	1.91	0.51
1:C:773:LYS:HG2	1:C:860:GLY:HA2	1.91	0.51
1:C:227:PHE:HB3	1:H:268:ASN:ND2	2.25	0.51
1:C:780:LEU:HD11	1:C:817:PHE:CD2	2.46	0.51
1:L:498:LEU:HD13	1:L:626:ILE:HD11	1.92	0.51
1:M:13:LYS:N	1:M:326:GLU:OE2	2.43	0.51
1:M:859:GLY:HA3	1:M:918:ASN:HD22	1.76	0.51
1:B:917:LEU:O	1:B:920:SER:OG	2.25	0.51
1:C:359:ARG:NH2	1:C:797:SER:OG	2.43	0.51
1:G:802:ILE:HG21	1:G:807:ARG:HE	1.75	0.51
1:F:637:CYS:SG	1:F:638:GLU:N	2.81	0.51
1:L:868:LEU:HD22	1:L:896:THR:HG22	1.92	0.51
1:Q:343:ASP:OD1	1:Q:344:VAL:N	2.41	0.51
1:R:39:ASP:OD1	1:R:39:ASP:N	2.44	0.51
1:R:720:VAL:HG22	1:R:844:LEU:HB3	1.93	0.51
1:L:254:LEU:HD12	1:L:298:LEU:HD21	1.92	0.51
1:B:607:SER:OG	1:B:620:CYS:SG	2.68	0.51
1:H:333:GLU:HG2	1:H:336:MET:HB2	1.92	0.51
1:F:312:THR:HG22	1:F:315:GLN:NE2	2.25	0.51
1:L:17:ASN:OD1	1:L:18:LEU:N	2.44	0.51
1:D:431:ARG:NE	1:E:295:GLN:OE1	2.37	0.51

Continued on next page...

Continued from previous page...

Atom-1	Atom-2	Interatomic distance (Å)	Clash overlap (Å)
1:D:597:ASN:O	1:D:601:LYS:N	2.35	0.51
1:K:815:ASP:HB3	1:K:870:LYS:HD3	1.93	0.51
1:A:918:ASN:OD1	1:A:919:SER:N	2.44	0.51
1:D:418:ARG:NE	1:D:488:GLU:OE2	2.26	0.51
1:K:78:ARG:HA	1:K:78:ARG:CZ	2.41	0.50
1:A:577:ASN:OD1	1:A:923:VAL:HG22	2.12	0.50
1:D:597:ASN:OD1	1:D:598:GLY:N	2.37	0.50
1:G:755:ARG:HH12	1:G:812:THR:HG21	1.76	0.50
1:H:75:ASP:OD1	1:H:76:GLY:N	2.38	0.50
1:Q:764:ARG:O	1:Q:863:CYS:N	2.34	0.50
1:B:319:GLU:HB2	1:B:322:LYS:HB2	1.92	0.50
1:D:255:ARG:HD2	1:G:436:TYR:CE2	2.46	0.50
1:F:489:ASN:O	1:F:496:LYS:NZ	2.32	0.50
1:K:38:ARG:NH1	1:K:88:SER:OG	2.45	0.50
1:K:578:ARG:NH2	1:L:750:ASP:OD2	2.44	0.50
1:K:632:ILE:HG22	1:K:717:LEU:HD11	1.92	0.50
1:P:332:THR:OG1	1:P:336:MET:SD	2.69	0.50
1:R:498:LEU:HD11	1:R:782:PHE:HZ	1.77	0.50
1:R:810:PRO:HG3	1:R:817:PHE:HB2	1.94	0.50
1:H:758:ARG:HD3	1:H:930:ASP:HB3	1.92	0.50
1:R:776:ARG:HD2	1:R:857:PRO:HD2	1.93	0.50
1:A:752:HIS:HB3	1:A:774:ILE:HG12	1.92	0.50
1:B:502:LEU:HD12	1:B:550:TRP:HZ3	1.77	0.50
1:B:607:SER:HB2	1:B:625:LEU:HD21	1.92	0.50
1:D:573:MET:HB3	1:D:621:SER:HB2	1.94	0.50
1:G:649:VAL:O	1:G:653:THR:OG1	2.27	0.50
1:H:387:TYR:HA	1:H:390:LYS:HG2	1.93	0.50
1:F:723:ILE:HD12	1:F:836:LYS:HB2	1.94	0.50
1:F:780:LEU:HD11	1:F:814:VAL:HG23	1.94	0.50
1:F:806:LEU:HD23	1:P:706:PHE:CZ	2.45	0.50
1:K:253:ASP:N	1:K:253:ASP:OD1	2.45	0.50
1:L:446:LEU:HD21	1:L:486:VAL:HG22	1.94	0.50
1:L:763:GLY:O	1:L:768:GLN:NE2	2.40	0.50
1:L:771:ALA:HB2	1:L:922:ILE:HD11	1.92	0.50
1:P:418:ARG:NE	1:P:488:GLU:OE1	2.42	0.50
1:P:723:ILE:HD12	1:P:836:LYS:HD3	1.94	0.50
1:A:428:SER:OG	1:A:474:ALA:O	2.29	0.50
1:A:806:LEU:HD23	1:E:706:PHE:CZ	2.47	0.50
1:D:75:ASP:HB3	1:D:309:GLN:NE2	2.27	0.50
1:L:227:PHE:CE1	1:L:256:LEU:HD22	2.47	0.50
1:P:818:GLU:HB3	1:P:874:PHE:HD1	1.77	0.50

Continued on next page...

Continued from previous page...

Atom-1	Atom-2	Interatomic distance (Å)	Clash overlap (Å)
1:A:720:VAL:HG22	1:A:844:LEU:HD22	1.94	0.50
1:B:470:SER:O	1:B:476:ARG:NH2	2.44	0.50
1:D:145:ASP:HA	1:D:148:LYS:HG2	1.94	0.50
1:G:78:ARG:NH1	1:G:224:ASP:HB3	2.26	0.50
1:G:107:LEU:HD12	1:G:218:ILE:HG12	1.93	0.50
2:V:6:G:N2	2:V:15:C:O2	2.43	0.50
1:L:752:HIS:HB3	1:L:774:ILE:HG12	1.94	0.50
1:M:75:ASP:HB3	1:M:309:GLN:NE2	2.27	0.50
1:P:794:HIS:ND1	1:P:796:VAL:HG12	2.27	0.50
1:E:429:ILE:HG23	1:E:434:LEU:HB2	1.94	0.50
1:E:565:GLU:HG2	1:E:567:ILE:HG12	1.93	0.50
1:G:802:ILE:HD13	1:G:824:ILE:HD11	1.92	0.50
1:H:78:ARG:NH1	3:H:1001:ATP:O2G	2.44	0.50
1:F:428:SER:OG	1:F:474:ALA:O	2.30	0.50
1:K:354:GLU:OE2	1:K:728:ARG:NH2	2.45	0.50
1:K:436:TYR:CZ	1:L:255:ARG:NH1	2.79	0.50
1:B:873:SER:HA	1:B:876:LYS:HE3	1.94	0.50
1:C:13:LYS:N	1:C:326:GLU:OE2	2.45	0.50
1:F:93:LEU:HD13	1:F:104:ILE:HG21	1.94	0.50
1:L:516:THR:OG1	1:L:520:ARG:NH1	2.44	0.50
1:M:255:ARG:HD2	1:Q:436:TYR:CE2	2.47	0.50
1:P:318:GLY:O	1:P:345:ARG:NH1	2.33	0.50
1:R:628:ALA:O	1:R:632:ILE:HG12	2.12	0.50
1:A:564:ASP:OD1	1:A:564:ASP:N	2.45	0.50
1:K:513:GLN:O	1:K:516:THR:OG1	2.29	0.49
1:P:659:PRO:HD2	1:P:660:TRP:CE3	2.46	0.49
1:Q:794:HIS:ND1	1:Q:796:VAL:HG22	2.27	0.49
1:D:802:ILE:HG21	1:D:807:ARG:HE	1.77	0.49
1:F:564:ASP:OD1	1:F:564:ASP:N	2.45	0.49
1:F:572:GLY:HA2	1:F:745:LEU:HD11	1.94	0.49
1:L:145:ASP:OD1	1:L:148:LYS:NZ	2.45	0.49
1:L:776:ARG:O	1:L:780:LEU:N	2.37	0.49
1:P:253:ASP:OD1	1:P:253:ASP:N	2.45	0.49
1:R:333:GLU:HG2	1:R:336:MET:HB2	1.94	0.49
1:A:723:ILE:HD12	1:A:836:LYS:HB2	1.93	0.49
1:A:858:VAL:HG13	1:A:918:ASN:HB3	1.94	0.49
1:E:83:THR:OG1	3:E:1001:ATP:O1G	2.30	0.49
1:E:794:HIS:ND1	1:E:796:VAL:HG12	2.27	0.49
1:H:776:ARG:HG2	1:H:857:PRO:HG2	1.93	0.49
1:K:136:LYS:HE2	1:K:140:TYR:HE1	1.77	0.49
1:L:894:TYR:HA	1:L:897:LYS:HE2	1.95	0.49

Continued on next page...

Continued from previous page...

Atom-1	Atom-2	Interatomic distance (Å)	Clash overlap (Å)
1:B:543:ARG:HH21	1:C:470:SER:HA	1.77	0.49
1:C:464:PHE:HB3	1:C:508:VAL:HG11	1.93	0.49
1:C:570:PHE:HB2	1:C:573:MET:HG3	1.93	0.49
1:C:831:ASP:O	1:C:833:LYS:NZ	2.35	0.49
1:C:894:TYR:HA	1:C:897:LYS:HE2	1.94	0.49
1:E:779:VAL:HG21	1:E:854:PHE:HB3	1.93	0.49
1:M:597:ASN:OD1	1:M:598:GLY:N	2.39	0.49
1:R:650:ILE:HG13	1:R:651:ALA:N	2.27	0.49
1:C:413:VAL:N	1:C:414:PRO:HD2	2.28	0.49
1:D:930:ASP:OD1	1:D:931:THR:N	2.45	0.49
1:H:599:LEU:HD13	1:H:712:LYS:HD2	1.92	0.49
1:F:227:PHE:HB3	1:K:268:ASN:CB	2.42	0.49
1:K:563:ASN:HD21	1:K:567:ILE:HB	1.76	0.49
1:K:607:SER:HG	1:K:620:CYS:HG	1.61	0.49
1:M:352:VAL:HG13	1:M:356:LEU:HD12	1.95	0.49
1:Q:30:ASP:OD1	1:Q:30:ASP:N	2.46	0.49
1:L:348:ILE:HG12	1:L:383:LEU:HD21	1.94	0.49
1:P:720:VAL:HA	1:P:844:LEU:HD22	1.95	0.49
1:P:764:ARG:HB2	1:P:863:CYS:SG	2.53	0.49
1:R:367:TYR:CE1	1:R:468:PRO:HG3	2.48	0.49
1:C:42:VAL:O	1:C:46:ARG:HG2	2.13	0.49
1:G:872:THR:O	1:G:876:LYS:HG2	2.12	0.49
1:K:758:ARG:HD3	1:K:927:TYR:HB3	1.95	0.49
1:L:434:LEU:HD11	1:L:478:CYS:HB3	1.95	0.49
1:L:868:LEU:HA	1:L:871:GLU:HB2	1.94	0.49
1:F:165:HIS:HE2	1:F:176:TYR:HH	1.51	0.49
1:P:473:GLU:OE2	1:P:476:ARG:NH2	2.46	0.49
1:L:13:LYS:N	1:L:326:GLU:OE2	2.46	0.49
1:Q:178:SER:OG	1:R:161:GLN:OE1	2.31	0.49
1:R:18:LEU:HD22	1:R:384:GLN:HB2	1.95	0.49
1:R:32:LEU:HA	3:R:1001:ATP:HN62	1.78	0.49
1:B:446:LEU:HD21	1:B:486:VAL:HG22	1.95	0.49
1:B:872:THR:HA	1:B:892:TRP:CZ2	2.48	0.49
1:C:102:VAL:HA	1:C:214:LYS:HZ3	1.78	0.49
1:D:831:ASP:O	1:D:833:LYS:HG2	2.13	0.49
1:G:794:HIS:ND1	1:G:796:VAL:HG22	2.27	0.49
1:F:136:LYS:HZ3	1:F:140:TYR:HE1	1.60	0.49
1:L:414:PRO:HB2	1:L:488:GLU:HB2	1.95	0.49
1:M:594:ASP:OD1	1:M:594:ASP:N	2.46	0.49
1:M:613:SER:OG	1:M:615:ASN:O	2.31	0.49
1:Q:359:ARG:NH1	1:Q:792:LEU:O	2.45	0.49

Continued on next page...

Continued from previous page...

Atom-1	Atom-2	Interatomic distance (Å)	Clash overlap (Å)
1:B:493:SER:OG	1:B:497:PHE:N	2.45	0.49
1:B:636:ARG:NH2	1:B:714:GLU:OE2	2.44	0.49
1:C:184:ASP:N	1:C:184:ASP:OD1	2.45	0.49
1:H:274:LEU:HA	1:H:286:ARG:HH12	1.78	0.49
1:F:259:GLN:NE2	1:K:289:MET:SD	2.86	0.48
1:L:93:LEU:HD21	1:L:104:ILE:HD11	1.95	0.48
1:L:146:TYR:OH	1:L:150:LYS:NZ	2.30	0.48
1:L:184:ASP:OD1	1:L:184:ASP:N	2.45	0.48
1:M:831:ASP:O	1:M:833:LYS:HG2	2.13	0.48
1:Q:45:ILE:HD11	1:Q:93:LEU:HD21	1.95	0.48
1:R:412:SER:HB2	1:R:415:ASN:HB3	1.94	0.48
1:E:112:PRO:HB2	1:E:229:ALA:HB1	1.95	0.48
1:L:223:ILE:O	1:L:223:ILE:HG13	2.13	0.48
1:Q:272:THR:HG22	1:R:266:TYR:HB3	1.95	0.48
1:B:560:ASN:HD22	1:B:660:TRP:HE1	1.60	0.48
1:B:878:ILE:HA	1:B:881:ILE:HG22	1.94	0.48
1:D:642:ILE:HG22	1:D:710:ILE:HD12	1.95	0.48
1:E:760:ALA:HB1	1:E:770:ASN:HB3	1.94	0.48
1:G:886:LEU:HD22	1:G:887:LEU:HD22	1.95	0.48
1:H:39:ASP:OD1	1:H:39:ASP:N	2.46	0.48
1:L:730:SER:HB3	1:L:733:LEU:HB2	1.96	0.48
1:A:300:LYS:HB2	1:E:377:ARG:HH22	1.72	0.48
1:M:32:LEU:HD23	1:M:34:GLN:H	1.77	0.48
1:E:318:GLY:O	1:E:345:ARG:NH1	2.33	0.48
1:F:858:VAL:HG13	1:F:918:ASN:HB3	1.94	0.48
1:R:828:LEU:HD13	1:R:835:TRP:HB3	1.96	0.48
1:A:314:LEU:HD12	1:A:372:LEU:HB2	1.95	0.48
1:A:922:ILE:HG23	1:A:925:ALA:HB2	1.95	0.48
1:D:227:PHE:CD2	1:E:268:ASN:HB3	2.45	0.48
1:G:473:GLU:O	1:G:477:ASN:ND2	2.45	0.48
1:Q:473:GLU:O	1:Q:477:ASN:ND2	2.43	0.48
1:Q:741:PHE:HE1	1:Q:745:LEU:HD22	1.79	0.48
1:B:581:ARG:NH2	1:B:922:ILE:O	2.41	0.48
1:C:142:ALA:HB3	1:C:145:ASP:HB2	1.96	0.48
1:E:801:TYR:HE2	1:E:838:THR:HG21	1.78	0.48
1:F:499:GLN:HG2	1:F:547:ALA:HB2	1.95	0.48
1:K:724:GLU:O	1:K:727:ILE:HG12	2.14	0.48
1:R:443:MET:HE2	1:R:499:GLN:HG3	1.95	0.48
1:C:771:ALA:HB2	1:C:922:ILE:HD11	1.94	0.48
1:H:414:PRO:HB2	1:H:488:GLU:OE2	2.14	0.48
1:K:864:SER:HB2	1:K:867:ALA:HB3	1.96	0.48

Continued on next page...

Continued from previous page...

Atom-1	Atom-2	Interatomic distance (Å)	Clash overlap (Å)
1:L:613:SER:O	1:L:670:LYS:NZ	2.30	0.48
1:R:38:ARG:HG2	1:R:89:VAL:HG22	1.95	0.48
1:A:491:GLN:HE21	1:A:728:ARG:HG2	1.79	0.48
1:C:223:ILE:O	1:C:223:ILE:HG13	2.13	0.48
1:C:751:GLN:O	1:C:755:ARG:HG2	2.13	0.48
1:D:757:TYR:OH	1:D:767:SER:OG	2.31	0.48
1:E:478:CYS:O	1:E:482:LEU:HD23	2.13	0.48
1:E:500:MET:O	1:E:504:GLY:N	2.47	0.48
1:H:367:TYR:CE1	1:H:468:PRO:HG3	2.48	0.48
1:H:715:GLN:NE2	1:H:719:ASN:OD1	2.46	0.48
1:F:538:TYR:OH	1:F:656:ILE:O	2.28	0.48
1:F:893:ASP:O	1:F:897:LYS:HG3	2.13	0.48
1:K:431:ARG:HG2	1:K:431:ARG:HH11	1.79	0.48
1:K:462:THR:HA	1:K:465:TYR:HD2	1.79	0.48
1:K:562:PRO:HA	1:K:570:PHE:HE1	1.78	0.48
1:M:31:ASP:HB3	1:M:35:LYS:HD3	1.95	0.48
1:P:83:THR:OG1	3:P:1001:ATP:O1G	2.32	0.48
1:A:26:SER:HA	1:A:381:GLN:HB2	1.95	0.48
1:A:304:VAL:H	1:E:381:GLN:NE2	2.12	0.48
1:A:524:ASP:OD1	1:A:524:ASP:N	2.47	0.48
1:F:639:ARG:O	1:F:643:THR:HG23	2.14	0.48
1:R:370:GLU:OE1	1:R:476:ARG:NH2	2.29	0.48
1:R:570:PHE:HB2	1:R:573:MET:HB2	1.96	0.48
1:R:847:SER:HA	1:R:852:HIS:HE2	1.79	0.48
1:D:592:ASN:OD1	1:D:595:THR:OG1	2.30	0.48
1:E:878:ILE:HG22	1:E:886:LEU:HD11	1.95	0.48
1:E:916:SER:O	1:E:916:SER:OG	2.27	0.48
1:F:32:LEU:O	1:F:35:LYS:NZ	2.46	0.47
1:F:473:GLU:OE2	1:P:440:ARG:NH1	2.47	0.47
1:F:806:LEU:HA	1:P:647:ASN:HD22	1.78	0.47
1:K:858:VAL:HG23	1:K:895:LEU:HB3	1.96	0.47
1:L:466:LEU:HD12	1:L:731:ALA:HB1	1.96	0.47
1:R:772:ALA:HB1	1:R:857:PRO:HB2	1.96	0.47
1:B:784:HIS:NE2	1:B:809:ASN:OD1	2.43	0.47
1:E:253:ASP:OD1	1:E:253:ASP:N	2.44	0.47
1:H:234:LEU:HD21	1:H:257:TYR:CE2	2.49	0.47
1:H:378:LEU:O	1:H:381:GLN:NE2	2.47	0.47
1:L:42:VAL:O	1:L:46:ARG:HG2	2.14	0.47
1:R:235:GLU:OE2	1:R:238:ARG:NH1	2.47	0.47
1:R:886:LEU:O	1:R:912:ASN:ND2	2.47	0.47
1:A:639:ARG:O	1:A:643:THR:HG23	2.14	0.47

Continued on next page...

Continued from previous page...

Atom-1	Atom-2	Interatomic distance (Å)	Clash overlap (Å)
1:C:544:ILE:HA	1:C:550:TRP:HH2	1.79	0.47
1:F:727:ILE:HD11	1:F:841:LEU:HB2	1.95	0.47
1:K:105:LYS:HG2	1:K:213:CYS:SG	2.54	0.47
1:K:799:ARG:HD2	1:K:800:GLU:O	2.14	0.47
1:M:930:ASP:OD1	1:M:931:THR:N	2.45	0.47
1:P:777:PHE:HE1	1:P:814:VAL:HG13	1.79	0.47
1:R:18:LEU:HD13	1:R:384:GLN:HA	1.95	0.47
1:C:758:ARG:NH2	1:C:926:SER:OG	2.47	0.47
1:G:30:ASP:OD1	1:G:30:ASP:N	2.46	0.47
1:Q:588:TYR:HB3	1:Q:921:THR:HG22	1.97	0.47
1:R:776:ARG:HG2	1:R:857:PRO:HG2	1.96	0.47
1:B:706:PHE:CD1	1:C:805:GLY:HA2	2.49	0.47
1:D:764:ARG:HA	1:D:862:ASN:HA	1.97	0.47
1:G:81:GLY:N	3:G:1001:ATP:O1A	2.46	0.47
1:H:83:THR:N	3:H:1001:ATP:O1B	2.41	0.47
1:F:501:LEU:HD13	1:F:734:ILE:HG23	1.97	0.47
1:F:711:THR:HG22	1:F:715:GLN:HE22	1.79	0.47
1:F:770:ASN:OD1	1:F:771:ALA:N	2.45	0.47
1:L:365:ASP:HA	1:L:368:VAL:HG12	1.97	0.47
1:L:751:GLN:O	1:L:755:ARG:HG2	2.13	0.47
1:Q:886:LEU:HD22	1:Q:887:LEU:HD22	1.96	0.47
1:R:367:TYR:CE1	1:R:480:ILE:HG12	2.49	0.47
1:A:227:PHE:HB3	1:B:268:ASN:CB	2.45	0.47
1:A:538:TYR:OH	1:A:656:ILE:O	2.31	0.47
1:B:105:LYS:HG2	1:B:213:CYS:SG	2.54	0.47
1:B:348:ILE:HG21	1:B:371:LEU:HD22	1.95	0.47
1:H:367:TYR:CE1	1:H:480:ILE:HG12	2.48	0.47
1:H:835:TRP:O	1:H:838:THR:OG1	2.32	0.47
1:F:642:ILE:HA	1:F:645:ALA:HB3	1.97	0.47
1:L:266:TYR:HE1	1:L:290:VAL:HG11	1.78	0.47
1:Q:348:ILE:HG22	1:Q:368:VAL:HG12	1.97	0.47
1:A:418:ARG:NE	1:A:488:GLU:OE1	2.44	0.47
1:B:757:TYR:HE1	1:B:768:GLN:HG2	1.80	0.47
1:E:79:GLY:HA2	1:E:377:ARG:HD3	1.61	0.47
1:G:494:LEU:N	1:G:724:GLU:OE1	2.46	0.47
1:H:18:LEU:HD13	1:H:384:GLN:HA	1.95	0.47
1:H:790:GLU:HA	1:H:794:HIS:ND1	2.30	0.47
1:F:539:MET:HG3	1:F:541:VAL:HG23	1.97	0.47
1:K:443:MET:HG3	1:K:496:LYS:HD3	1.96	0.47
1:K:502:LEU:HD12	1:K:550:TRP:CZ3	2.50	0.47
1:L:556:ALA:HB2	1:L:611:VAL:HG11	1.96	0.47

Continued on next page...

Continued from previous page...

Atom-1	Atom-2	Interatomic distance (Å)	Clash overlap (Å)
1:M:76:GLY:HA2	1:M:82:LYS:HE3	1.97	0.47
1:P:776:ARG:HH22	1:P:814:VAL:HG21	1.79	0.47
1:Q:494:LEU:N	1:Q:724:GLU:OE1	2.48	0.47
1:R:357:ASN:ND2	1:R:728:ARG:O	2.48	0.47
1:R:539:MET:HG2	1:R:553:ARG:HB3	1.96	0.47
1:B:258:SER:OG	1:B:294:GLU:OE2	2.22	0.47
1:D:81:GLY:O	1:D:85:PHE:N	2.41	0.47
1:D:343:ASP:OD1	1:D:344:VAL:N	2.48	0.47
1:D:352:VAL:HG13	1:D:356:LEU:HD12	1.97	0.47
1:H:650:ILE:HG13	1:H:651:ALA:H	1.80	0.47
1:Q:359:ARG:NE	1:Q:797:SER:O	2.48	0.47
1:R:29:GLU:OE2	1:R:38:ARG:NH2	2.48	0.47
1:M:820:LYS:O	1:M:824:ILE:HG12	2.14	0.47
1:R:623:PHE:HA	1:R:626:ILE:HD12	1.96	0.47
1:A:650:ILE:O	1:A:650:ILE:HG13	2.14	0.47
1:B:557:VAL:HG22	1:B:660:TRP:HZ2	1.79	0.47
1:C:76:GLY:N	1:C:252:GLY:O	2.48	0.47
1:C:254:LEU:HD12	1:C:298:LEU:HD21	1.96	0.47
1:C:365:ASP:HA	1:C:368:VAL:HG12	1.97	0.47
1:F:597:ASN:OD1	1:F:598:GLY:N	2.47	0.47
1:M:521:ALA:HB1	1:M:525:ARG:HH11	1.80	0.47
1:P:596:GLU:HB2	1:P:601:LYS:HB2	1.96	0.47
1:A:270:SER:OG	1:E:267:GLU:OE2	2.33	0.47
1:A:711:THR:HG22	1:A:715:GLN:HE22	1.79	0.47
1:B:578:ARG:HH22	1:B:616:LEU:HB2	1.80	0.47
1:B:815:ASP:OD1	1:B:815:ASP:N	2.48	0.47
1:C:205:LYS:HB2	1:C:205:LYS:HE3	1.77	0.47
1:C:348:ILE:HG12	1:C:383:LEU:HD21	1.97	0.47
1:D:591:PHE:CE2	1:D:608:LEU:HD21	2.50	0.47
1:G:171:GLU:N	1:G:171:GLU:OE1	2.48	0.47
1:H:570:PHE:HB2	1:H:573:MET:HB2	1.97	0.47
1:H:658:PRO:HG2	1:H:661:SER:HB3	1.97	0.47
1:F:765:MET:HE2	1:F:768:GLN:HG3	1.97	0.46
1:M:343:ASP:OD1	1:M:344:VAL:N	2.48	0.46
1:M:591:PHE:CE2	1:M:608:LEU:HD21	2.50	0.46
1:P:348:ILE:HG22	1:P:368:VAL:HG12	1.96	0.46
1:R:234:LEU:HD21	1:R:257:TYR:CE2	2.50	0.46
1:A:642:ILE:HA	1:A:645:ALA:HB3	1.97	0.46
1:B:724:GLU:O	1:B:727:ILE:HG12	2.14	0.46
1:C:783:LEU:HD11	1:C:845:LEU:HB3	1.96	0.46
1:C:868:LEU:HD22	1:C:896:THR:HG22	1.95	0.46

Continued on next page...

Continued from previous page...

Atom-1	Atom-2	Interatomic distance (Å)	Clash overlap (Å)
1:K:717:LEU:HA	1:K:720:VAL:HB	1.97	0.46
1:L:703:ALA:HA	1:L:706:PHE:HD2	1.81	0.46
1:A:49:ILE:HD13	1:A:104:ILE:HD11	1.98	0.46
1:C:266:TYR:HE1	1:C:290:VAL:HG11	1.80	0.46
1:C:822:LYS:NZ	1:C:877:LEU:HD21	2.29	0.46
1:H:76:GLY:HA2	1:H:310:LEU:HB3	1.96	0.46
1:L:189:TYR:HE2	1:L:199:ILE:HG12	1.79	0.46
1:M:93:LEU:HD12	1:M:104:ILE:HB	1.96	0.46
1:M:757:TYR:OH	1:M:767:SER:OG	2.29	0.46
1:D:594:ASP:OD1	1:D:594:ASP:N	2.48	0.46
1:H:485:GLN:O	1:H:489:ASN:N	2.42	0.46
1:K:277:GLU:O	1:K:277:GLU:HG2	2.15	0.46
1:L:136:LYS:HA	1:L:136:LYS:HD2	1.77	0.46
1:L:857:PRO:HB3	1:L:914:ILE:HD11	1.97	0.46
1:R:274:LEU:HA	1:R:286:ARG:HH12	1.79	0.46
1:A:111:ASP:OD1	1:A:113:THR:OG1	2.26	0.46
1:B:282:ARG:NH1	1:B:285:GLU:OE2	2.40	0.46
1:C:414:PRO:HB2	1:C:488:GLU:HG2	1.97	0.46
1:E:223:ILE:HD13	1:E:230:GLY:HA3	1.97	0.46
1:E:332:THR:OG1	1:E:336:MET:SD	2.67	0.46
1:E:434:LEU:HD13	1:E:482:LEU:HD21	1.98	0.46
1:H:317:VAL:HG11	1:H:345:ARG:HD3	1.98	0.46
1:L:105:LYS:HE3	1:L:105:LYS:HB3	1.82	0.46
1:M:541:VAL:O	1:M:543:ARG:NH1	2.49	0.46
1:P:572:GLY:HA3	1:P:745:LEU:HD21	1.98	0.46
1:A:501:LEU:HD13	1:A:734:ILE:HG23	1.97	0.46
1:C:511:PHE:HB2	1:C:535:TYR:CZ	2.51	0.46
1:C:728:ARG:HB2	1:C:795:SER:HB2	1.96	0.46
1:B:136:LYS:HE2	1:B:140:TYR:HE1	1.81	0.46
1:B:574:VAL:HB	1:B:620:CYS:HB3	1.98	0.46
1:D:857:PRO:HG2	1:D:860:GLY:HA3	1.98	0.46
1:G:588:TYR:HB3	1:G:921:THR:HG22	1.98	0.46
1:K:747:ASN:O	1:K:751:GLN:HB2	2.16	0.46
1:K:887:LEU:HD21	1:K:892:TRP:CD1	2.51	0.46
1:M:201:GLU:OE2	1:M:243:SER:HB2	2.16	0.46
1:Q:141:TRP:CH2	1:C:141:TRP:HB3	2.50	0.46
1:B:253:ASP:OD1	1:B:253:ASP:N	2.46	0.46
1:C:224:ASP:OD1	1:C:225:THR:N	2.49	0.46
1:E:797:SER:OG	1:E:799:ARG:O	2.34	0.46
1:P:82:LYS:HB2	3:P:1001:ATP:O1B	2.16	0.46
1:C:348:ILE:HG21	1:C:371:LEU:HD22	1.98	0.46

Continued on next page...

Continued from previous page...

Atom-1	Atom-2	Interatomic distance (Å)	Clash overlap (Å)
1:G:110:ILE:HD11	1:G:220:PHE:CE2	2.51	0.46
1:G:300:LYS:HE3	1:H:78:ARG:HH22	1.81	0.46
1:F:76:GLY:HA3	1:F:82:LYS:HE3	1.97	0.46
1:K:78:ARG:HB3	1:L:296:GLN:HG3	1.98	0.46
1:Q:864:SER:OG	1:Q:865:VAL:N	2.49	0.46
1:R:110:ILE:HG22	1:R:128:ARG:NH1	2.31	0.46
1:A:489:ASN:O	1:A:496:LYS:NZ	2.32	0.46
1:C:434:LEU:HD11	1:C:478:CYS:HB3	1.97	0.46
1:E:818:GLU:HG3	1:E:874:PHE:HD1	1.81	0.46
1:G:221:ASP:OD1	1:G:222:ASP:N	2.43	0.46
1:H:38:ARG:HG2	1:H:89:VAL:HG22	1.98	0.46
1:F:806:LEU:HD21	1:P:601:LYS:HD3	1.98	0.46
1:L:758:ARG:NH2	1:L:926:SER:OG	2.49	0.46
1:M:26:SER:HA	1:M:381:GLN:HB2	1.98	0.46
1:Q:110:ILE:HD11	1:Q:220:PHE:CE2	2.51	0.46
1:R:266:TYR:CE1	1:R:290:VAL:HG21	2.51	0.46
1:A:458:ARG:HH12	1:A:525:ARG:HH12	1.64	0.46
1:A:773:LYS:HB2	1:A:773:LYS:HE3	1.76	0.46
1:B:33:ILE:HG23	1:B:34:GLN:HG2	1.98	0.46
1:D:90:VAL:HG23	1:D:106:CYS:HB2	1.98	0.46
1:H:720:VAL:HG13	1:H:844:LEU:HD13	1.98	0.46
1:F:305:GLN:NE2	1:P:384:GLN:OE1	2.49	0.45
1:F:794:HIS:ND1	1:F:796:VAL:HG22	2.31	0.45
1:C:816:GLU:O	1:C:820:LYS:NZ	2.49	0.45
1:F:332:THR:HB	1:F:387:TYR:HD1	1.72	0.45
1:F:713:VAL:HA	1:F:849:PRO:HG3	1.97	0.45
1:K:462:THR:HA	1:K:465:TYR:CD2	2.51	0.45
1:L:626:ILE:HD13	1:L:782:PHE:HE2	1.82	0.45
1:A:597:ASN:OD1	1:A:598:GLY:N	2.48	0.45
1:C:388:THR:O	1:C:392:HIS:ND1	2.35	0.45
1:D:521:ALA:HB1	1:D:525:ARG:HH11	1.81	0.45
1:H:639:ARG:HA	1:H:642:ILE:HD11	1.97	0.45
1:M:329:LYS:NZ	1:M:341:ALA:O	2.45	0.45
1:Q:81:GLY:O	1:Q:310:LEU:HD22	2.17	0.45
1:A:615:ASN:O	1:A:615:ASN:ND2	2.41	0.45
1:B:161:GLN:HG2	1:C:177:PHE:HD2	1.81	0.45
1:B:578:ARG:HH12	1:B:616:LEU:HB3	1.81	0.45
1:C:262:ARG:NH2	1:C:291:GLU:OE1	2.38	0.45
1:E:572:GLY:HA3	1:E:745:LEU:HD21	1.99	0.45
1:H:49:ILE:HG12	1:H:215:ALA:HB2	1.98	0.45
1:H:607:SER:HA	1:H:624:ASN:HB3	1.98	0.45

Continued on next page...

Continued from previous page...

Atom-1	Atom-2	Interatomic distance (Å)	Clash overlap (Å)
1:F:268:ASN:ND2	1:P:227:PHE:H	2.13	0.45
1:P:333:GLU:O	1:P:336:MET:HG3	2.16	0.45
1:P:636:ARG:HH22	1:P:721:ASN:HB3	1.80	0.45
1:Q:755:ARG:HH12	1:Q:812:THR:HG21	1.82	0.45
1:R:49:ILE:HG12	1:R:215:ALA:HB2	1.99	0.45
1:R:835:TRP:O	1:R:838:THR:OG1	2.32	0.45
1:B:22:ASN:ND2	1:B:384:GLN:OE1	2.47	0.45
1:B:747:ASN:O	1:B:751:GLN:HB2	2.16	0.45
1:B:757:TYR:OH	1:B:767:SER:O	2.25	0.45
1:C:564:ASP:OD1	1:C:564:ASP:N	2.49	0.45
1:C:629:ILE:HD11	1:C:851:LEU:HD21	1.99	0.45
1:C:857:PRO:HB3	1:C:914:ILE:HD11	1.97	0.45
1:G:798:ASP:OD1	1:G:798:ASP:N	2.49	0.45
1:H:235:GLU:HG3	1:H:239:LYS:HE2	1.99	0.45
1:H:801:TYR:HD2	1:H:839:HIS:CE1	2.35	0.45
1:F:291:GLU:HG3	1:P:431:ARG:HD2	1.98	0.45
1:K:720:VAL:HA	1:K:844:LEU:HD23	1.99	0.45
1:L:511:PHE:HB2	1:L:535:TYR:CZ	2.51	0.45
1:M:591:PHE:HE2	1:M:608:LEU:HD21	1.81	0.45
1:M:764:ARG:HA	1:M:862:ASN:HA	1.99	0.45
1:M:876:LYS:HD3	1:M:876:LYS:HA	1.84	0.45
1:A:471:GLU:CD	1:A:471:GLU:H	2.20	0.45
1:B:110:ILE:HD11	1:B:115:LEU:HD11	1.99	0.45
1:B:253:ASP:OD1	1:B:256:LEU:HD13	2.16	0.45
1:B:543:ARG:NH2	1:C:470:SER:HA	2.31	0.45
1:B:858:VAL:HG23	1:B:895:LEU:HB3	1.98	0.45
1:D:569:VAL:HG23	1:D:574:VAL:HG12	1.99	0.45
1:G:45:ILE:HD11	1:G:93:LEU:HD21	1.98	0.45
1:H:35:LYS:HE2	1:H:35:LYS:HB3	1.82	0.45
1:K:596:GLU:HG2	1:K:604:MET:HG2	1.98	0.45
1:K:758:ARG:HH11	1:K:927:TYR:HB3	1.82	0.45
1:K:825:GLY:HA2	1:K:835:TRP:HZ2	1.81	0.45
1:P:564:ASP:OD1	1:P:565:GLU:N	2.50	0.45
1:Q:575:GLN:NE2	1:Q:618:ASP:O	2.50	0.45
1:Q:872:THR:OG1	1:Q:876:LYS:NZ	2.41	0.45
1:B:813:SER:OG	1:B:815:ASP:OD1	2.25	0.45
1:C:446:LEU:HD21	1:C:486:VAL:HG22	1.98	0.45
1:C:451:PHE:HE1	1:C:532:ILE:HG23	1.81	0.45
1:E:886:LEU:HD12	1:E:886:LEU:H	1.82	0.45
1:F:234:LEU:HD11	1:F:257:TYR:HD1	1.82	0.45
1:K:350:ASP:OD1	1:K:351:ALA:N	2.50	0.45

Continued on next page...

Continued from previous page...

Atom-1	Atom-2	Interatomic distance (Å)	Clash overlap (Å)
1:M:173:LYS:HB2	1:M:176:TYR:CE2	2.51	0.45
1:R:649:VAL:HG13	1:R:653:THR:HB	1.98	0.45
1:B:267:GLU:OE2	1:C:270:SER:OG	2.29	0.45
1:B:439:HIS:CD2	1:B:440:ARG:HG3	2.51	0.45
1:C:858:VAL:HA	1:C:895:LEU:HD22	1.99	0.45
1:G:743:PHE:HD2	1:H:651:ALA:HA	1.81	0.45
1:H:765:MET:O	1:H:862:ASN:ND2	2.50	0.45
1:F:926:SER:O	1:F:926:SER:OG	2.28	0.45
1:L:569:VAL:HG22	1:L:574:VAL:HG23	1.98	0.45
1:M:29:GLU:HG3	1:M:30:ASP:H	1.82	0.45
1:R:813:SER:OG	2:Y:5:A:H5''	2.17	0.45
1:A:312:THR:HG22	1:A:315:GLN:NE2	2.25	0.45
1:H:32:LEU:HA	3:H:1001:ATP:HN62	1.82	0.45
1:H:730:SER:OG	1:H:731:ALA:N	2.50	0.45
1:M:87:ASN:HA	1:M:90:VAL:HG12	1.99	0.45
1:P:918:ASN:OD1	1:P:919:SER:N	2.50	0.45
1:Q:300:LYS:HE3	1:R:78:ARG:HH22	1.81	0.45
1:R:262:ARG:NE	1:R:294:GLU:OE2	2.50	0.45
1:R:730:SER:OG	1:R:731:ALA:N	2.50	0.45
1:D:513:GLN:OE1	1:D:742:TYR:OH	2.19	0.45
1:D:624:ASN:O	1:D:628:ALA:N	2.47	0.45
1:G:741:PHE:HE1	1:G:745:LEU:HD22	1.82	0.45
1:P:585:PRO:HG2	1:P:927:TYR:HB2	1.99	0.45
1:B:415:ASN:OD1	1:B:416:LEU:HD12	2.16	0.45
1:C:648:LYS:HB3	1:C:648:LYS:HE2	1.80	0.45
1:D:300:LYS:HB2	1:G:377:ARG:HH12	1.82	0.45
1:E:326:GLU:N	1:E:326:GLU:OE1	2.49	0.45
1:G:509:SER:OG	1:G:738:TRP:NE1	2.45	0.45
1:H:723:ILE:HG13	1:H:843:PHE:HZ	1.81	0.45
2:X:16:U:H2'	2:X:17:G:C8	2.44	0.45
1:F:613:SER:OG	1:F:614:ASN:N	2.49	0.44
1:K:415:ASN:OD1	1:K:416:LEU:HD12	2.17	0.44
1:K:505:CYS:SG	1:K:734:ILE:HG22	2.57	0.44
1:L:413:VAL:N	1:L:414:PRO:HD2	2.31	0.44
1:L:527:LYS:HG2	1:R:458:ARG:NH2	2.32	0.44
1:P:326:GLU:N	1:P:326:GLU:OE1	2.50	0.44
1:Q:639:ARG:O	1:Q:642:ILE:HG12	2.18	0.44
1:R:359:ARG:HG2	1:R:360:GLU:H	1.82	0.44
1:A:136:LYS:HZ3	1:A:140:TYR:HE1	1.65	0.44
1:B:78:ARG:HA	1:B:78:ARG:HH11	1.82	0.44
1:B:505:CYS:SG	1:B:734:ILE:HG22	2.57	0.44

Continued on next page...

Continued from previous page...

Atom-1	Atom-2	Interatomic distance (Å)	Clash overlap (Å)
2:W:16:U:H2'	2:W:17:G:C8	2.52	0.44
1:F:136:LYS:NZ	1:F:210:ILE:O	2.34	0.44
1:K:440:ARG:HH12	1:L:476:ARG:NE	2.15	0.44
1:L:142:ALA:HB3	1:L:145:ASP:HB2	1.98	0.44
1:L:564:ASP:N	1:L:564:ASP:OD1	2.48	0.44
1:L:567:ILE:HD13	1:L:753:LYS:HZ3	1.83	0.44
1:Q:556:ALA:O	1:Q:560:ASN:ND2	2.51	0.44
1:R:720:VAL:HA	1:R:844:LEU:HD13	1.99	0.44
1:A:499:GLN:HG2	1:A:547:ALA:HB2	1.99	0.44
1:A:712:LYS:HE3	1:A:712:LYS:HB2	1.82	0.44
1:B:565:GLU:OE1	1:B:753:LYS:HB3	2.16	0.44
1:D:733:LEU:HD12	1:D:793:TYR:O	2.18	0.44
1:E:777:PHE:HE1	1:E:814:VAL:HG13	1.82	0.44
1:G:557:VAL:HG13	1:G:660:TRP:HZ2	1.82	0.44
1:K:815:ASP:OD1	1:K:815:ASP:N	2.48	0.44
1:R:733:LEU:HD23	1:R:733:LEU:H	1.82	0.44
1:A:268:ASN:HD21	1:E:227:PHE:N	2.16	0.44
1:B:593:ILE:HG13	1:B:601:LYS:HZ1	1.80	0.44
1:E:33:ILE:HD12	3:E:1001:ATP:N6	2.33	0.44
1:E:348:ILE:HG22	1:E:368:VAL:HG12	1.98	0.44
1:H:784:HIS:CE1	1:H:809:ASN:HA	2.53	0.44
2:V:16:U:H2'	2:V:17:G:C8	2.52	0.44
1:K:206:ARG:HE	1:K:206:ARG:HB2	1.57	0.44
1:P:345:ARG:NH2	1:P:369:ASN:OD1	2.50	0.44
1:P:565:GLU:HG2	1:P:567:ILE:HG12	1.98	0.44
1:B:563:ASN:HD21	1:B:567:ILE:HB	1.83	0.44
1:G:359:ARG:NE	1:G:797:SER:O	2.50	0.44
1:H:110:ILE:HG22	1:H:128:ARG:NH1	2.32	0.44
1:K:161:GLN:HG2	1:L:177:PHE:HD2	1.83	0.44
1:K:648:LYS:HD3	1:K:648:LYS:HA	1.79	0.44
1:M:752:HIS:HE1	1:M:777:PHE:HD2	1.65	0.44
1:R:784:HIS:CE1	1:R:809:ASN:HA	2.52	0.44
1:A:449:ASP:HA	1:A:452:THR:HG22	1.99	0.44
1:A:711:THR:O	1:A:714:GLU:HG2	2.18	0.44
1:C:597:ASN:O	1:C:601:LYS:HB2	2.17	0.44
1:G:764:ARG:O	1:G:863:CYS:N	2.34	0.44
1:H:235:GLU:OE2	1:H:238:ARG:NH1	2.50	0.44
2:W:3:C:H42	2:W:18:G:H1	1.66	0.44
1:K:312:THR:HG22	1:K:315:GLN:OE1	2.17	0.44
1:K:543:ARG:NH2	1:L:470:SER:HA	2.33	0.44
1:K:881:ILE:HG23	1:K:882:VAL:HG23	1.99	0.44

Continued on next page...

Continued from previous page...

Atom-1	Atom-2	Interatomic distance (Å)	Clash overlap (Å)
1:L:266:TYR:CE1	1:L:290:VAL:HG11	2.52	0.44
1:P:727:ILE:O	1:P:728:ARG:NH1	2.49	0.44
1:P:878:ILE:HG22	1:P:886:LEU:HD11	1.99	0.44
1:R:632:ILE:HG23	1:R:642:ILE:HG22	1.99	0.44
1:A:181:LEU:HD13	1:E:157:LEU:HD21	1.99	0.44
1:C:597:ASN:ND2	1:C:913:THR:O	2.50	0.44
1:E:918:ASN:OD1	1:E:919:SER:N	2.51	0.44
1:K:359:ARG:HD3	1:K:794:HIS:H	1.82	0.44
1:K:759:ASN:OD1	1:K:764:ARG:NH2	2.50	0.44
1:L:28:LYS:HD3	1:L:377:ARG:HA	1.99	0.44
1:L:71:VAL:HG23	1:L:248:VAL:HG23	2.00	0.44
1:L:758:ARG:HG3	1:L:930:ASP:HA	1.99	0.44
1:P:637:CYS:SG	1:P:638:GLU:HG3	2.58	0.44
1:P:637:CYS:SG	1:P:638:GLU:N	2.90	0.44
1:R:76:GLY:HA3	1:R:82:LYS:HD3	1.99	0.44
1:R:156:HIS:NE2	1:R:187:LEU:HD11	2.33	0.44
1:A:28:LYS:HG2	1:A:377:ARG:HG2	2.00	0.44
1:B:502:LEU:HD12	1:B:550:TRP:CZ3	2.53	0.44
1:D:333:GLU:OE2	1:D:336:MET:HB3	2.18	0.44
1:E:33:ILE:CD1	3:E:1001:ATP:N6	2.81	0.44
1:H:72:PHE:CE1	1:H:306:LYS:HD2	2.53	0.44
1:F:25:GLY:O	1:F:26:SER:OG	2.35	0.44
1:F:227:PHE:HB3	1:K:268:ASN:HB3	2.00	0.44
1:L:355:GLY:HA3	1:L:417:LEU:HD13	2.00	0.44
1:L:464:PHE:HB3	1:L:508:VAL:HG11	1.99	0.44
1:P:227:PHE:CE1	1:P:256:LEU:HD22	2.41	0.44
1:B:596:GLU:HB2	1:B:601:LYS:HD3	2.00	0.44
1:C:555:CYS:HB3	1:C:619:PHE:CD2	2.51	0.44
1:D:18:LEU:HD21	1:D:383:LEU:HB3	1.99	0.44
1:E:580:SER:HB3	1:E:590:LYS:HE3	2.00	0.44
1:H:580:SER:HB2	1:H:590:LYS:HB2	1.98	0.44
1:F:293:LEU:HD23	1:P:78:ARG:HD2	2.00	0.44
1:K:524:ASP:OD1	1:K:525:ARG:NH1	2.51	0.44
1:K:573:MET:SD	1:K:621:SER:HB2	2.57	0.44
1:K:625:LEU:HD21	1:K:854:PHE:HE2	1.83	0.44
1:L:712:LYS:HD2	1:L:712:LYS:HA	1.87	0.44
1:L:929:LYS:HB2	1:L:929:LYS:HE2	1.83	0.44
1:M:18:LEU:HD21	1:M:383:LEU:HB3	2.00	0.44
1:R:607:SER:HA	1:R:624:ASN:HB3	2.00	0.44
1:A:25:GLY:O	1:A:26:SER:OG	2.34	0.44
1:A:796:VAL:HG21	1:A:840:PRO:HD3	2.00	0.44

Continued on next page...

Continued from previous page...

Atom-1	Atom-2	Interatomic distance (Å)	Clash overlap (Å)
1:B:444:ASP:OD1	1:B:445:SER:N	2.51	0.44
1:B:527:LYS:HA	1:B:530:GLN:HB3	2.00	0.44
1:F:131:LYS:HB2	1:F:131:LYS:HE2	1.72	0.43
1:L:119:GLU:OE2	1:L:124:THR:OG1	2.35	0.43
1:M:794:HIS:ND1	1:M:796:VAL:HG22	2.33	0.43
1:P:858:VAL:HG22	1:P:895:LEU:HD21	2.00	0.43
1:Q:524:ASP:OD1	1:Q:525:ARG:N	2.51	0.43
1:R:482:LEU:HD12	1:R:485:GLN:HG3	1.99	0.43
1:B:892:TRP:HD1	1:B:895:LEU:HD11	1.82	0.43
1:C:929:LYS:HE2	1:C:929:LYS:HB2	1.83	0.43
1:E:17:ASN:HA	1:E:331:LYS:HB2	2.00	0.43
1:E:787:LEU:HB2	1:E:842:PHE:CE1	2.53	0.43
1:H:453:TYR:HE1	1:H:475:LEU:HB3	1.83	0.43
1:L:638:GLU:O	1:L:642:ILE:HG12	2.18	0.43
1:M:189:TYR:CE1	1:M:202:GLU:HG3	2.54	0.43
1:Q:822:LYS:HB3	1:Q:822:LYS:HE2	1.82	0.43
1:A:131:LYS:HB2	1:A:131:LYS:HE2	1.73	0.43
1:B:195:ASP:O	1:B:198:GLU:HG2	2.19	0.43
1:B:728:ARG:HB2	1:B:795:SER:OG	2.18	0.43
1:B:741:PHE:CZ	1:B:745:LEU:HD11	2.53	0.43
1:D:752:HIS:HE1	1:D:777:PHE:HD2	1.67	0.43
1:E:850:ILE:O	1:E:853:PRO:HD2	2.18	0.43
1:H:221:ASP:OD1	1:H:222:ASP:N	2.48	0.43
1:H:866:LYS:HG3	1:H:870:LYS:HZ3	1.83	0.43
1:K:580:SER:HA	1:K:590:LYS:HG3	1.99	0.43
1:L:631:ASP:OD1	1:L:632:ILE:N	2.51	0.43
1:L:776:ARG:HD2	1:L:857:PRO:HD2	2.00	0.43
1:R:715:GLN:HE21	1:R:719:ASN:HD21	1.65	0.43
1:A:847:SER:O	1:A:847:SER:OG	2.32	0.43
1:D:26:SER:HA	1:D:381:GLN:HB2	1.99	0.43
1:D:757:TYR:HB3	1:D:930:ASP:HA	1.99	0.43
1:E:567:ILE:HG22	1:E:569:VAL:HG12	2.00	0.43
1:F:227:PHE:HZ	1:F:259:GLN:HB2	1.83	0.43
1:K:348:ILE:HD13	1:K:371:LEU:HD22	2.01	0.43
1:L:348:ILE:HG21	1:L:371:LEU:HD22	2.00	0.43
1:L:739:SER:OG	1:L:740:ARG:N	2.51	0.43
1:P:706:PHE:HB3	1:P:710:ILE:HG12	2.01	0.43
1:Q:171:GLU:N	1:Q:171:GLU:OE1	2.52	0.43
1:R:485:GLN:O	1:R:489:ASN:N	2.50	0.43
1:R:531:LEU:HB3	1:R:535:TYR:CE2	2.54	0.43
1:R:727:ILE:HG12	1:R:841:LEU:HG	1.99	0.43

Continued on next page...

Continued from previous page...

Atom-1	Atom-2	Interatomic distance (Å)	Clash overlap (Å)
1:B:16:ILE:HG22	1:B:330:VAL:HA	2.00	0.43
1:B:431:ARG:HE	1:H:282:ARG:NH2	2.16	0.43
1:B:492:GLY:HA2	1:B:727:ILE:HG13	1.99	0.43
1:B:755:ARG:NH2	1:B:767:SER:HA	2.34	0.43
1:C:626:ILE:HD13	1:C:782:PHE:HE2	1.83	0.43
1:G:776:ARG:HH21	1:G:856:PHE:HE1	1.66	0.43
2:V:3:C:H42	2:V:18:G:H1	1.66	0.43
1:K:14:ILE:HD13	1:K:33:ILE:HA	2.00	0.43
1:K:524:ASP:HB2	1:K:527:LYS:HE3	2.00	0.43
1:L:205:LYS:HB2	1:L:205:LYS:HE3	1.76	0.43
1:M:857:PRO:HG2	1:M:860:GLY:HA3	2.01	0.43
1:R:458:ARG:HG2	1:R:458:ARG:O	2.18	0.43
1:A:720:VAL:O	1:A:724:GLU:N	2.44	0.43
1:C:739:SER:OG	1:C:740:ARG:N	2.51	0.43
1:D:772:ALA:HB1	1:D:857:PRO:HB2	2.00	0.43
1:D:848:CYS:SG	1:D:850:ILE:HG22	2.59	0.43
1:H:776:ARG:HD2	1:H:857:PRO:HD2	1.99	0.43
1:F:117:ARG:HG3	1:F:118:HIS:ND1	2.33	0.43
1:F:287:GLY:O	1:F:291:GLU:HG2	2.18	0.43
1:K:182:LYS:HA	1:K:182:LYS:HD3	1.78	0.43
1:K:195:ASP:O	1:K:198:GLU:HG2	2.18	0.43
1:K:871:GLU:HA	1:K:874:PHE:HB3	2.01	0.43
1:L:802:ILE:HD13	1:L:824:ILE:HD11	2.00	0.43
1:M:757:TYR:HB3	1:M:930:ASP:HA	2.00	0.43
1:A:834:THR:HG23	1:A:836:LYS:H	1.83	0.43
1:B:266:TYR:CE1	1:B:290:VAL:HG21	2.52	0.43
1:D:481:TYR:O	1:D:484:SER:OG	2.33	0.43
1:D:571:LEU:HD11	1:D:742:TYR:HE1	1.84	0.43
1:E:473:GLU:OE2	1:E:476:ARG:NH2	2.51	0.43
1:K:455:LYS:HE3	1:K:455:LYS:HB3	1.85	0.43
1:L:559:ALA:HA	1:L:570:PHE:CE2	2.53	0.43
1:A:268:ASN:ND2	1:E:227:PHE:H	2.15	0.43
1:A:333:GLU:HB2	1:A:336:MET:SD	2.58	0.43
1:A:770:ASN:OD1	1:A:771:ALA:N	2.46	0.43
1:B:136:LYS:NZ	1:B:210:ILE:O	2.36	0.43
1:B:706:PHE:O	1:B:710:ILE:HG12	2.18	0.43
1:G:224:ASP:OD1	1:G:225:THR:N	2.51	0.43
1:G:608:LEU:HD23	1:G:608:LEU:HA	1.92	0.43
1:H:29:GLU:OE2	1:H:38:ARG:NH2	2.52	0.43
1:F:864:SER:O	1:F:868:LEU:N	2.47	0.43
1:K:429:ILE:HG23	1:K:434:LEU:HB2	2.00	0.43

Continued on next page...

Continued from previous page...

Atom-1	Atom-2	Interatomic distance (Å)	Clash overlap (Å)
1:K:886:LEU:HD23	1:K:886:LEU:H	1.82	0.43
1:L:858:VAL:HA	1:L:895:LEU:HD22	2.00	0.43
1:Q:182:LYS:HE2	1:Q:182:LYS:HB3	1.85	0.43
1:R:112:PRO:HG2	1:R:223:ILE:HG22	2.01	0.43
1:B:625:LEU:O	1:B:629:ILE:HG12	2.18	0.43
1:C:370:GLU:OE2	1:C:476:ARG:HB3	2.19	0.43
1:D:17:ASN:HA	1:D:331:LYS:HB2	2.01	0.43
1:E:859:GLY:N	1:E:918:ASN:HD22	2.17	0.43
1:G:223:ILE:HD12	1:G:227:PHE:HA	1.99	0.43
1:H:124:THR:O	1:H:128:ARG:HG2	2.19	0.43
1:H:810:PRO:HG3	1:H:817:PHE:HB2	2.01	0.43
1:F:111:ASP:OD1	1:F:113:THR:OG1	2.26	0.43
1:K:518:LEU:HB3	1:K:527:LYS:NZ	2.34	0.43
1:K:892:TRP:O	1:K:896:THR:OG1	2.29	0.43
1:L:810:PRO:HA	1:L:816:GLU:OE2	2.18	0.43
1:P:201:GLU:HG2	1:P:243:SER:OG	2.19	0.43
1:Q:649:VAL:O	1:Q:653:THR:OG1	2.33	0.43
1:A:305:GLN:NE2	1:E:384:GLN:OE1	2.52	0.43
1:A:572:GLY:HA2	1:A:745:LEU:HD11	2.01	0.43
1:A:871:GLU:HG3	1:A:892:TRP:HH2	1.84	0.43
1:B:886:LEU:H	1:B:886:LEU:HD23	1.83	0.43
1:C:432:ALA:HB1	1:C:456:GLN:HE22	1.83	0.43
1:D:291:GLU:HG3	1:G:431:ARG:HE	1.84	0.43
1:D:897:LYS:HA	1:D:897:LYS:HD3	1.84	0.43
1:E:181:LEU:HD23	1:E:181:LEU:HA	1.86	0.43
1:H:359:ARG:HG2	1:H:360:GLU:H	1.83	0.43
1:H:527:LYS:HA	1:H:527:LYS:HD3	1.77	0.43
1:H:758:ARG:NH1	1:H:928:ASP:O	2.51	0.43
1:F:712:LYS:HE3	1:F:712:LYS:HB2	1.81	0.43
1:P:859:GLY:N	1:P:918:ASN:HD22	2.17	0.43
1:Q:243:SER:HB3	1:Q:246:LEU:HD12	2.01	0.43
1:R:868:LEU:O	1:R:872:THR:OG1	2.29	0.43
1:A:514:PHE:CE2	1:A:557:VAL:HG12	2.54	0.43
1:C:623:PHE:HA	1:C:626:ILE:HG22	2.01	0.43
1:C:758:ARG:HG3	1:C:930:ASP:HA	2.01	0.43
1:G:182:LYS:HE2	1:G:182:LYS:HB3	1.85	0.43
1:H:755:ARG:NE	1:H:767:SER:O	2.47	0.43
1:K:440:ARG:HH12	1:L:476:ARG:CZ	2.31	0.42
1:K:878:ILE:HA	1:K:881:ILE:HG22	1.99	0.42
1:L:228:ASP:HB2	1:R:268:ASN:OD1	2.18	0.42
1:L:582:GLN:HG3	1:L:583:HIS:H	1.84	0.42

Continued on next page...

Continued from previous page...

Atom-1	Atom-2	Interatomic distance (Å)	Clash overlap (Å)
1:M:273:LEU:HB2	1:Q:263:GLY:HA2	2.01	0.42
1:M:757:TYR:HH	1:M:767:SER:HG	1.62	0.42
1:A:365:ASP:OD1	1:A:366:MET:N	2.52	0.42
1:B:717:LEU:HA	1:B:720:VAL:HB	2.00	0.42
1:D:165:HIS:HE2	1:D:176:TYR:HH	1.65	0.42
1:D:646:PHE:O	1:D:650:ILE:HG12	2.19	0.42
1:F:23:LEU:HD23	1:F:23:LEU:HA	1.91	0.42
1:F:458:ARG:HH12	1:F:525:ARG:HH12	1.66	0.42
1:C:390:LYS:HE2	1:C:390:LYS:HB3	1.76	0.42
1:E:727:ILE:HG22	1:E:840:PRO:HB2	2.01	0.42
1:H:481:TYR:CZ	1:H:485:GLN:NE2	2.87	0.42
1:K:543:ARG:HH21	1:L:470:SER:HA	1.84	0.42
1:L:37:LEU:HD21	1:L:308:ILE:HD12	2.00	0.42
1:M:635:CYS:SG	1:M:636:ARG:N	2.92	0.42
1:M:798:ASP:OD1	1:M:798:ASP:N	2.51	0.42
1:P:850:ILE:O	1:P:853:PRO:HD2	2.20	0.42
1:R:72:PHE:CE1	1:R:306:LYS:HD2	2.54	0.42
1:B:784:HIS:CD2	1:B:810:PRO:HD2	2.53	0.42
1:C:703:ALA:HA	1:C:706:PHE:HB2	2.00	0.42
1:C:712:LYS:HD2	1:C:712:LYS:HA	1.85	0.42
1:C:776:ARG:O	1:C:780:LEU:N	2.40	0.42
1:D:300:LYS:HB2	1:D:300:LYS:HE3	1.82	0.42
1:F:69:ARG:HD3	1:F:69:ARG:HA	1.68	0.42
1:K:567:ILE:HG22	1:K:569:VAL:HG22	2.01	0.42
1:L:773:LYS:HG2	1:L:860:GLY:HA2	2.00	0.42
1:P:760:ALA:HB1	1:P:770:ASN:HB3	2.00	0.42
1:Q:499:GLN:O	1:Q:503:VAL:HG22	2.19	0.42
1:Q:567:ILE:HG22	1:Q:569:VAL:HG12	2.01	0.42
1:Q:592:ASN:HB3	1:Q:595:THR:HG23	2.01	0.42
1:R:124:THR:O	1:R:128:ARG:HG2	2.19	0.42
1:R:235:GLU:HG3	1:R:239:LYS:HE2	2.01	0.42
1:A:926:SER:O	1:A:926:SER:OG	2.29	0.42
1:B:639:ARG:HD3	1:B:714:GLU:HG3	2.00	0.42
1:C:597:ASN:HD21	1:C:600:ALA:HB3	1.84	0.42
1:G:639:ARG:O	1:G:642:ILE:HG12	2.19	0.42
1:K:357:ASN:ND2	1:K:487:SER:OG	2.50	0.42
1:K:566:LYS:HE2	1:K:566:LYS:HB2	1.90	0.42
1:K:596:GLU:OE2	1:K:596:GLU:N	2.52	0.42
1:K:706:PHE:O	1:K:710:ILE:HG12	2.18	0.42
1:M:227:PHE:CD2	1:P:268:ASN:HB3	2.44	0.42
1:Q:652:GLN:N	1:Q:652:GLN:OE1	2.52	0.42

Continued on next page...

Continued from previous page...

Atom-1	Atom-2	Interatomic distance (Å)	Clash overlap (Å)
1:A:167:LEU:HD23	1:A:168:THR:HG23	2.01	0.42
1:B:414:PRO:HD2	1:B:491:GLN:HE22	1.85	0.42
1:C:430:TYR:HD1	1:C:431:ARG:HD2	1.84	0.42
1:D:102:VAL:HG23	1:D:214:LYS:HD2	2.00	0.42
1:D:751:GLN:HE21	1:G:578:ARG:NH2	2.18	0.42
1:D:892:TRP:HE3	1:D:895:LEU:HD12	1.84	0.42
2:V:2:U:H2'	2:V:3:C:C6	2.55	0.42
2:W:2:U:H2'	2:W:3:C:C6	2.55	0.42
2:Y:17:G:H2'	2:Y:18:G:C8	2.54	0.42
1:F:365:ASP:OD1	1:F:366:MET:N	2.53	0.42
1:F:669:MET:HE3	1:K:740:ARG:HD2	2.00	0.42
1:K:183:LEU:H	1:K:183:LEU:HD23	1.84	0.42
1:K:264:LYS:HD3	1:K:264:LYS:HA	1.87	0.42
1:A:117:ARG:HG3	1:A:118:HIS:ND1	2.34	0.42
1:A:425:MET:HE3	1:A:477:ASN:HB3	2.02	0.42
1:C:34:GLN:HA	1:C:34:GLN:OE1	2.19	0.42
1:C:499:GLN:O	1:C:503:VAL:HB	2.19	0.42
1:E:608:LEU:O	1:E:624:ASN:ND2	2.52	0.42
1:E:720:VAL:HA	1:E:844:LEU:HD22	2.01	0.42
1:G:293:LEU:HD23	1:G:293:LEU:HA	1.87	0.42
1:G:743:PHE:HB2	1:H:654:THR:HG21	2.00	0.42
1:G:864:SER:OG	1:G:865:VAL:N	2.52	0.42
1:H:538:TYR:OH	1:H:656:ILE:O	2.28	0.42
1:H:715:GLN:O	1:H:719:ASN:ND2	2.52	0.42
1:F:270:SER:OG	1:P:267:GLU:OE2	2.37	0.42
1:F:332:THR:CB	1:F:387:TYR:CE1	3.03	0.42
1:K:625:LEU:O	1:K:629:ILE:HG12	2.19	0.42
1:L:76:GLY:N	1:L:252:GLY:O	2.51	0.42
1:M:331:LYS:HA	1:M:336:MET:HE2	2.01	0.42
1:M:538:TYR:O	1:M:553:ARG:NH1	2.53	0.42
1:R:544:ILE:O	1:R:544:ILE:HG13	2.19	0.42
1:B:182:LYS:HA	1:B:182:LYS:HD3	1.77	0.42
1:E:928:ASP:OD1	1:E:928:ASP:N	2.51	0.42
1:G:567:ILE:HG22	1:G:569:VAL:HG12	2.01	0.42
1:H:650:ILE:HG13	1:H:651:ALA:N	2.35	0.42
2:X:5:A:H2'	2:X:6:G:H8	1.84	0.42
1:F:487:SER:O	1:F:491:GLN:HB2	2.19	0.42
1:F:581:ARG:HG2	1:F:582:GLN:H	1.85	0.42
1:F:887:LEU:HD23	1:F:887:LEU:HA	1.86	0.42
1:K:501:LEU:HA	1:K:734:ILE:HG23	2.01	0.42
1:K:509:SER:O	1:K:512:ASN:HB2	2.19	0.42

Continued on next page...

Continued from previous page...

Atom-1	Atom-2	Interatomic distance (Å)	Clash overlap (Å)
1:L:224:ASP:OD1	1:L:225:THR:N	2.52	0.42
1:M:238:ARG:HB3	1:M:301:LEU:HD21	2.02	0.42
1:M:545:GLU:N	1:M:545:GLU:OE1	2.53	0.42
1:P:648:LYS:HB2	1:P:648:LYS:HE3	1.78	0.42
1:B:792:LEU:HD23	1:B:792:LEU:HA	1.89	0.42
1:C:582:GLN:HG3	1:C:583:HIS:H	1.85	0.42
1:C:666:ARG:HA	1:C:666:ARG:HD3	1.85	0.42
1:C:776:ARG:HD2	1:C:857:PRO:HD2	2.02	0.42
1:C:878:ILE:HG23	1:C:886:LEU:HD12	2.01	0.42
1:D:234:LEU:O	1:D:237:ILE:HG22	2.20	0.42
1:H:363:ASP:OD1	1:H:364:ALA:N	2.50	0.42
1:H:629:ILE:HD12	1:H:848:CYS:SG	2.60	0.42
1:K:377:ARG:HD3	3:K:1001:ATP:H5'1	2.02	0.42
1:M:300:LYS:HB2	1:Q:377:ARG:NH1	2.34	0.42
1:P:223:ILE:HD13	1:P:230:GLY:HA3	2.00	0.42
1:Q:565:GLU:HB2	1:Q:567:ILE:HD11	2.02	0.42
1:R:23:LEU:O	1:R:27:THR:OG1	2.32	0.42
1:R:77:THR:O	1:R:82:LYS:NZ	2.46	0.42
1:B:350:ASP:OD1	1:B:351:ALA:N	2.53	0.42
1:E:455:LYS:HE2	1:E:532:ILE:HD13	2.01	0.42
1:G:174:PRO:HG3	1:H:168:THR:HG21	2.02	0.42
1:F:514:PHE:CE2	1:F:557:VAL:HG12	2.54	0.42
1:M:17:ASN:HA	1:M:331:LYS:HB2	2.02	0.42
1:M:604:MET:O	1:M:608:LEU:HD23	2.19	0.42
1:M:733:LEU:HD12	1:M:793:TYR:O	2.19	0.42
1:A:234:LEU:HD11	1:A:257:TYR:HD1	1.84	0.42
1:C:144:ASN:OD1	1:C:144:ASN:N	2.53	0.42
1:E:183:LEU:HD11	1:E:192:GLY:HA2	2.02	0.42
1:G:157:LEU:HD23	1:G:157:LEU:HA	1.87	0.42
1:H:76:GLY:HA3	1:H:82:LYS:HD3	2.01	0.42
2:Z:17:G:H2'	2:Z:18:G:C8	2.54	0.42
1:F:228:ASP:HA	1:F:260:LEU:HD21	2.02	0.41
1:F:443:MET:HE1	1:F:496:LYS:HB3	2.01	0.41
1:F:796:VAL:HG21	1:F:840:PRO:HD3	2.02	0.41
1:L:93:LEU:HD12	1:L:93:LEU:HA	1.89	0.41
1:L:354:GLU:HG2	1:L:413:VAL:HG11	2.02	0.41
1:L:424:SER:OG	1:L:425:MET:N	2.53	0.41
1:L:459:ASP:OD1	1:L:459:ASP:N	2.53	0.41
1:M:555:CYS:HA	1:M:573:MET:HE1	2.02	0.41
1:R:650:ILE:HG13	1:R:651:ALA:H	1.85	0.41
1:R:801:TYR:HD2	1:R:839:HIS:CE1	2.38	0.41

Continued on next page...

Continued from previous page...

Atom-1	Atom-2	Interatomic distance (Å)	Clash overlap (Å)
1:A:469:GLN:O	1:E:543:ARG:HG3	2.20	0.41
1:C:254:LEU:HD21	1:C:307:ARG:HH12	1.85	0.41
1:E:836:LYS:HB3	1:E:836:LYS:HE3	1.89	0.41
1:G:892:TRP:HA	1:G:895:LEU:HD12	2.02	0.41
1:H:773:LYS:O	1:H:776:ARG:HB2	2.20	0.41
1:F:773:LYS:HB2	1:F:773:LYS:HE3	1.75	0.41
1:K:23:LEU:HD11	1:L:69:ARG:H	1.85	0.41
1:M:605:ALA:HB3	1:M:650:ILE:HG22	2.01	0.41
1:Q:509:SER:OG	1:Q:738:TRP:NE1	2.48	0.41
1:A:301:LEU:HD23	1:A:301:LEU:HA	1.88	0.41
1:B:538:TYR:CZ	1:B:658:PRO:HB3	2.54	0.41
1:C:570:PHE:HE2	1:C:575:GLN:HB2	1.85	0.41
1:G:652:GLN:OE1	1:G:652:GLN:N	2.53	0.41
1:H:422:TYR:O	1:H:426:LEU:HB2	2.20	0.41
1:K:873:SER:HA	1:K:876:LYS:HE3	2.02	0.41
1:M:646:PHE:O	1:M:650:ILE:HG12	2.19	0.41
1:P:730:SER:O	1:P:734:ILE:HG13	2.21	0.41
1:P:930:ASP:OD1	1:P:931:THR:N	2.49	0.41
1:Q:457:ASP:OD1	1:R:543:ARG:NH2	2.49	0.41
1:Q:877:LEU:HD23	1:Q:877:LEU:HA	1.91	0.41
1:A:577:ASN:HD22	1:A:921:THR:HG22	1.86	0.41
1:A:639:ARG:HA	1:A:642:ILE:HG12	2.01	0.41
1:B:412:SER:HA	1:B:491:GLN:NE2	2.35	0.41
1:C:418:ARG:O	1:C:422:TYR:N	2.51	0.41
1:C:493:SER:OG	1:C:496:LYS:HB2	2.19	0.41
1:E:723:ILE:HD12	1:E:836:LYS:HD3	2.01	0.41
1:G:78:ARG:HD3	1:G:78:ARG:HA	1.77	0.41
1:H:112:PRO:HG2	1:H:223:ILE:HG22	2.02	0.41
2:Z:6:G:H2'	2:Z:7:C:C6	2.55	0.41
1:F:638:GLU:HG3	1:F:640:SER:H	1.86	0.41
1:K:740:ARG:CZ	1:K:788:VAL:HG11	2.50	0.41
1:L:144:ASN:OD1	1:L:145:ASP:N	2.53	0.41
1:L:597:ASN:O	1:L:601:LYS:HB2	2.20	0.41
1:M:446:LEU:HD21	1:M:486:VAL:HG22	2.02	0.41
1:P:836:LYS:HB3	1:P:836:LYS:HE3	1.85	0.41
1:R:35:LYS:HE2	1:R:35:LYS:HB3	1.83	0.41
1:A:835:TRP:CE2	1:A:881:ILE:HD12	2.54	0.41
1:A:864:SER:O	1:A:868:LEU:N	2.53	0.41
1:B:514:PHE:HE1	1:B:560:ASN:HD21	1.67	0.41
1:B:514:PHE:O	1:B:518:LEU:HB2	2.20	0.41
1:B:740:ARG:CZ	1:B:788:VAL:HG11	2.50	0.41

Continued on next page...

Continued from previous page...

Atom-1	Atom-2	Interatomic distance (Å)	Clash overlap (Å)
1:B:758:ARG:HD2	1:B:927:TYR:HB3	2.02	0.41
1:B:802:ILE:O	1:B:827:LYS:NZ	2.54	0.41
1:B:838:THR:HG22	1:B:839:HIS:HD1	1.84	0.41
1:D:448:LYS:HA	1:D:448:LYS:HD2	1.80	0.41
1:D:648:LYS:HE2	1:D:648:LYS:HB2	1.85	0.41
1:D:724:GLU:O	1:D:727:ILE:HG22	2.20	0.41
1:E:227:PHE:CZ	1:E:260:LEU:HB2	2.55	0.41
1:E:446:LEU:HD13	1:E:485:GLN:HG2	2.03	0.41
1:G:35:LYS:HG2	1:G:38:ARG:HH21	1.85	0.41
1:F:758:ARG:HA	1:F:758:ARG:HD3	1.88	0.41
1:K:78:ARG:HB2	1:L:292:HIS:NE2	2.35	0.41
1:K:110:ILE:HD11	1:K:115:LEU:HD11	2.01	0.41
1:K:557:VAL:HG22	1:K:660:TRP:HZ2	1.85	0.41
1:K:784:HIS:CD2	1:K:810:PRO:HD2	2.54	0.41
1:Q:645:ALA:HA	1:Q:648:LYS:HE2	2.02	0.41
1:A:759:ASN:ND2	1:A:930:ASP:HB3	2.35	0.41
1:B:872:THR:HA	1:B:892:TRP:HZ2	1.84	0.41
1:F:482:LEU:HD23	1:F:482:LEU:HA	1.86	0.41
1:F:577:ASN:OD1	1:F:923:VAL:HG22	2.21	0.41
1:F:835:TRP:CE2	1:F:881:ILE:HD12	2.56	0.41
1:K:343:ASP:OD1	1:K:344:VAL:N	2.53	0.41
1:M:147:ARG:HD2	1:B:146:TYR:CZ	2.56	0.41
1:M:282:ARG:O	1:M:285:GLU:HG2	2.21	0.41
1:M:418:ARG:HG3	1:M:481:TYR:HE1	1.86	0.41
1:M:724:GLU:O	1:M:727:ILE:HG22	2.21	0.41
1:Q:137:LEU:HD13	1:Q:150:LYS:HB2	2.01	0.41
1:Q:365:ASP:HA	1:Q:368:VAL:HG22	2.02	0.41
1:Q:608:LEU:HD23	1:Q:608:LEU:HA	1.94	0.41
1:R:348:ILE:HG22	1:R:368:VAL:HG22	2.02	0.41
1:R:414:PRO:HB2	1:R:488:GLU:OE2	2.21	0.41
1:A:625:LEU:HD11	1:A:854:PHE:CE2	2.55	0.41
1:B:206:ARG:HE	1:B:206:ARG:HB2	1.57	0.41
1:B:343:ASP:OD1	1:B:344:VAL:N	2.54	0.41
1:B:567:ILE:HG22	1:B:569:VAL:HG22	2.03	0.41
1:C:428:SER:OG	1:C:474:ALA:O	2.39	0.41
1:D:701:ASP:O	1:D:705:GLU:HG3	2.20	0.41
1:D:813:SER:OG	1:D:814:VAL:N	2.54	0.41
1:G:76:GLY:HA3	1:G:82:LYS:HD3	2.01	0.41
1:H:18:LEU:HD11	1:H:383:LEU:HG	2.03	0.41
1:H:625:LEU:HD23	1:H:851:LEU:HD23	2.03	0.41
1:F:268:ASN:HD21	1:P:227:PHE:H	1.67	0.41

Continued on next page...

Continued from previous page...

Atom-1	Atom-2	Interatomic distance (Å)	Clash overlap (Å)
1:F:711:THR:O	1:F:714:GLU:HG2	2.21	0.41
1:L:383:LEU:HD23	1:L:383:LEU:HA	1.92	0.41
1:M:357:ASN:OD1	1:M:728:ARG:NH2	2.54	0.41
1:P:123:VAL:HG22	1:P:164:LEU:HD11	2.03	0.41
1:Q:35:LYS:HG2	1:Q:38:ARG:HH21	1.86	0.41
1:Q:107:LEU:HD12	1:Q:218:ILE:HG12	2.02	0.41
1:R:647:ASN:HB2	1:R:650:ILE:HD13	2.03	0.41
1:A:415:ASN:ND2	1:A:488:GLU:OE2	2.53	0.41
1:A:482:LEU:HD23	1:A:482:LEU:HA	1.88	0.41
1:B:597:ASN:OD1	1:B:597:ASN:N	2.53	0.41
1:C:301:LEU:HD23	1:C:301:LEU:HA	1.86	0.41
1:D:719:ASN:O	1:D:722:GLU:HG2	2.21	0.41
1:D:870:LYS:HB2	1:D:870:LYS:HE3	1.77	0.41
1:E:235:GLU:HG3	1:E:239:LYS:HE2	2.02	0.41
1:H:452:THR:O	1:H:456:GLN:HG2	2.21	0.41
1:H:713:VAL:HA	1:H:849:PRO:HG2	2.02	0.41
1:F:20:ALA:HB3	1:F:24:PRO:HD3	2.02	0.41
1:F:314:LEU:HD12	1:F:372:LEU:HB2	2.03	0.41
1:K:376:VAL:HG22	1:K:380:MET:HE1	2.03	0.41
1:K:828:LEU:HD12	1:K:835:TRP:CE2	2.56	0.41
1:L:597:ASN:HD21	1:L:600:ALA:HB3	1.85	0.41
1:M:751:GLN:HE21	1:Q:578:ARG:NH2	2.19	0.41
1:A:69:ARG:HA	1:A:69:ARG:HD3	1.68	0.41
1:D:545:GLU:N	1:D:545:GLU:OE1	2.54	0.41
1:G:575:GLN:NE2	1:G:618:ASP:O	2.53	0.41
1:H:369:ASN:O	1:H:373:LYS:HG2	2.21	0.41
1:H:910:PHE:HB3	1:H:913:THR:HB	2.02	0.41
2:Y:6:G:H2'	2:Y:7:C:C6	2.55	0.41
1:F:834:THR:HG23	1:F:836:LYS:H	1.86	0.41
1:F:877:LEU:O	1:F:881:ILE:HG12	2.21	0.41
1:K:266:TYR:CE1	1:K:290:VAL:HG11	2.56	0.41
1:K:514:PHE:HE1	1:K:560:ASN:HD21	1.69	0.41
1:K:914:ILE:HG21	1:K:917:LEU:HG	2.03	0.41
1:L:237:ILE:HA	1:L:241:PHE:HD2	1.86	0.41
1:M:333:GLU:OE2	1:M:336:MET:HB3	2.21	0.41
1:P:348:ILE:HD13	1:P:383:LEU:HD21	2.03	0.41
1:P:567:ILE:HD13	1:P:567:ILE:HA	1.90	0.41
1:P:580:SER:HB3	1:P:590:LYS:HE3	2.03	0.41
1:P:907:GLN:HB2	1:P:908:GLN:H	1.67	0.41
1:Q:123:VAL:HG22	1:Q:164:LEU:HD21	2.03	0.41
1:Q:776:ARG:HH21	1:Q:856:PHE:HE1	1.67	0.41

Continued on next page...

Continued from previous page...

Atom-1	Atom-2	Interatomic distance (Å)	Clash overlap (Å)
1:Q:802:ILE:HD13	1:Q:824:ILE:HD11	2.03	0.41
1:R:202:GLU:OE2	1:R:202:GLU:HA	2.21	0.41
1:R:452:THR:O	1:R:456:GLN:HG2	2.21	0.41
1:R:501:LEU:HD12	1:R:734:ILE:HG23	2.03	0.41
1:A:602:ALA:HB1	1:A:646:PHE:HZ	1.86	0.41
1:B:864:SER:HB2	1:B:867:ALA:HB3	2.02	0.41
1:C:33:ILE:HD12	1:C:316:LEU:HD23	1.91	0.41
1:C:115:LEU:HD23	1:C:115:LEU:HA	1.88	0.41
1:C:243:SER:HB3	1:C:246:LEU:HD12	2.02	0.41
1:C:765:MET:HB3	1:C:768:GLN:HG2	2.03	0.41
1:D:359:ARG:HE	1:D:360:GLU:H	1.69	0.41
1:G:499:GLN:O	1:G:503:VAL:HG22	2.21	0.41
1:H:539:MET:HG2	1:H:553:ARG:HB3	2.03	0.41
1:F:444:ASP:OD1	1:F:445:SER:N	2.53	0.41
1:K:22:ASN:ND2	1:K:384:GLN:OE1	2.49	0.41
1:K:277:GLU:OE2	1:K:282:ARG:NE	2.54	0.41
1:K:492:GLY:HA2	1:K:727:ILE:HG13	2.03	0.41
1:K:558:VAL:HG11	1:K:573:MET:HG3	2.03	0.41
1:L:623:PHE:HA	1:L:626:ILE:HG22	2.02	0.41
1:P:500:MET:HB2	1:P:734:ILE:HG21	2.03	0.41
1:Q:106:CYS:HB3	1:Q:217:LEU:HD23	2.03	0.41
1:Q:892:TRP:HA	1:Q:895:LEU:HD12	2.03	0.41
1:B:524:ASP:OD1	1:B:525:ARG:NH1	2.54	0.41
1:B:622:VAL:O	1:B:626:ILE:HG12	2.20	0.41
1:C:459:ASP:N	1:C:459:ASP:OD1	2.54	0.41
1:D:291:GLU:HB2	1:G:431:ARG:HH21	1.86	0.41
1:E:584:MET:SD	1:E:585:PRO:HD2	2.61	0.41
1:H:23:LEU:O	1:H:27:THR:OG1	2.32	0.41
1:H:790:GLU:HA	1:H:794:HIS:CE1	2.56	0.41
1:F:301:LEU:HA	1:F:301:LEU:HD23	1.88	0.40
1:K:431:ARG:HA	1:K:431:ARG:CZ	2.51	0.40
1:L:301:LEU:HD23	1:L:301:LEU:HA	1.88	0.40
1:Q:106:CYS:HA	1:Q:217:LEU:HB3	2.02	0.40
1:R:369:ASN:O	1:R:373:LYS:HG2	2.21	0.40
1:R:546:SER:HB3	1:R:549:HIS:ND1	2.36	0.40
1:R:560:ASN:OD1	1:R:658:PRO:HD2	2.22	0.40
1:B:621:SER:HB3	1:B:624:ASN:OD1	2.20	0.40
1:C:848:CYS:O	1:C:852:HIS:ND1	2.55	0.40
1:D:41:LEU:O	1:D:44:SER:OG	2.32	0.40
1:E:79:GLY:HA3	1:E:377:ARG:CD	2.32	0.40
1:H:234:LEU:HD21	1:H:257:TYR:HE2	1.85	0.40

Continued on next page...

Continued from previous page...

Atom-1	Atom-2	Interatomic distance (Å)	Clash overlap (Å)
1:F:332:THR:HG21	1:F:387:TYR:CZ	2.56	0.40
1:F:922:ILE:HG23	1:F:925:ALA:HB2	2.02	0.40
1:M:81:GLY:O	1:M:85:PHE:N	2.48	0.40
1:M:444:ASP:OD1	1:M:544:ILE:N	2.54	0.40
1:P:182:LYS:HD3	1:P:182:LYS:N	2.35	0.40
1:P:462:THR:HG22	1:P:462:THR:O	2.22	0.40
1:Q:893:ASP:O	1:Q:896:THR:OG1	2.32	0.40
1:A:238:ARG:HB3	1:A:301:LEU:HD21	2.03	0.40
1:C:293:LEU:HD23	1:C:293:LEU:HA	1.92	0.40
1:C:503:VAL:HG22	1:C:550:TRP:CD1	2.57	0.40
1:C:752:HIS:HB3	1:C:774:ILE:HG12	2.03	0.40
1:D:152:GLN:OE1	1:D:206:ARG:NH2	2.54	0.40
1:H:807:ARG:H	1:H:807:ARG:HG2	1.68	0.40
1:L:597:ASN:ND2	1:L:913:THR:O	2.54	0.40
1:L:758:ARG:NH2	1:L:926:SER:O	2.54	0.40
1:M:300:LYS:HB2	1:M:300:LYS:HE3	1.81	0.40
1:M:448:LYS:HD2	1:M:448:LYS:HA	1.83	0.40
1:P:17:ASN:HA	1:P:331:LYS:HB2	2.03	0.40
1:P:928:ASP:N	1:P:928:ASP:OD1	2.54	0.40
1:R:591:PHE:HE1	1:R:917:LEU:HA	1.87	0.40
1:D:418:ARG:O	1:D:422:TYR:N	2.55	0.40
1:G:518:LEU:HD22	1:G:531:LEU:HD11	2.02	0.40
1:K:105:LYS:HD2	1:K:105:LYS:HA	1.90	0.40
1:K:451:PHE:HD1	1:K:508:VAL:HG22	1.85	0.40
1:K:502:LEU:HD11	1:K:626:ILE:HD11	2.02	0.40
1:L:502:LEU:HD12	1:L:503:VAL:HG23	2.03	0.40
1:M:828:LEU:HD13	1:M:833:LYS:HB2	2.03	0.40
1:P:115:LEU:HD23	1:P:115:LEU:HA	1.93	0.40
1:Q:110:ILE:HG22	1:Q:128:ARG:NE	2.37	0.40
1:Q:557:VAL:HG13	1:Q:660:TRP:HZ2	1.86	0.40
1:Q:777:PHE:O	1:Q:781:ALA:N	2.50	0.40
1:Q:844:LEU:HD23	1:Q:844:LEU:HA	1.96	0.40
1:R:29:GLU:HA	1:R:32:LEU:HD23	2.03	0.40
1:R:69:ARG:NH1	1:R:242:ASN:OD1	2.55	0.40
1:A:844:LEU:HD23	1:A:844:LEU:HA	1.87	0.40
1:B:815:ASP:O	1:B:818:GLU:HG2	2.21	0.40
1:B:866:LYS:HE3	1:B:866:LYS:HB3	1.93	0.40
1:C:237:ILE:HA	1:C:241:PHE:HD2	1.85	0.40
1:C:567:ILE:HD13	1:C:753:LYS:HZ1	1.86	0.40
1:C:765:MET:N	1:C:862:ASN:OD1	2.54	0.40
1:G:760:ALA:HB1	1:G:770:ASN:HB3	2.04	0.40

Continued on next page...

Continued from previous page...

Atom-1	Atom-2	Interatomic distance (Å)	Clash overlap (Å)
1:H:544:ILE:O	1:H:544:ILE:HG13	2.21	0.40
1:H:564:ASP:HB3	1:H:753:LYS:HE2	2.04	0.40
1:F:639:ARG:HA	1:F:642:ILE:HG12	2.04	0.40
1:L:14:ILE:HD13	1:L:328:ILE:HG12	2.03	0.40
1:L:261:ILE:O	1:L:265:GLN:HG2	2.22	0.40
1:L:814:VAL:O	1:L:818:GLU:HG2	2.22	0.40
1:M:716:TRP:O	1:M:720:VAL:HG23	2.21	0.40
1:R:115:LEU:HD23	1:R:115:LEU:HA	1.94	0.40
1:R:446:LEU:O	1:R:450:ILE:HG12	2.21	0.40
1:A:20:ALA:HB3	1:A:24:PRO:HD3	2.02	0.40
1:A:857:PRO:HB3	1:A:914:ILE:HD11	2.02	0.40
1:G:110:ILE:HG22	1:G:128:ARG:NE	2.37	0.40
1:G:567:ILE:HD12	1:G:567:ILE:H	1.86	0.40
1:H:69:ARG:NH1	1:H:242:ASN:OD1	2.54	0.40
1:H:596:GLU:OE2	1:H:915:THR:OG1	2.39	0.40

There are no symmetry-related clashes.

5.3 Torsion angles [i](#)

5.3.1 Protein backbone [i](#)

In the following table, the Percentiles column shows the percent Ramachandran outliers of the chain as a percentile score with respect to all PDB entries followed by that with respect to all EM entries.

The Analysed column shows the number of residues for which the backbone conformation was analysed, and the total number of residues.

Mol	Chain	Analysed	Favoured	Allowed	Outliers	Percentiles	
1	A	841/947 (89%)	800 (95%)	41 (5%)	0	100	100
1	B	821/947 (87%)	781 (95%)	40 (5%)	0	100	100
1	C	841/947 (89%)	795 (94%)	46 (6%)	0	100	100
1	D	839/947 (89%)	799 (95%)	40 (5%)	0	100	100
1	E	820/947 (87%)	789 (96%)	31 (4%)	0	100	100
1	F	841/947 (89%)	804 (96%)	37 (4%)	0	100	100
1	G	821/947 (87%)	797 (97%)	24 (3%)	0	100	100
1	H	820/947 (87%)	784 (96%)	36 (4%)	0	100	100

Continued on next page...

Continued from previous page...

Mol	Chain	Analysed	Favoured	Allowed	Outliers	Percentiles	
1	K	821/947 (87%)	777 (95%)	44 (5%)	0	100	100
1	L	841/947 (89%)	793 (94%)	48 (6%)	0	100	100
1	M	839/947 (89%)	803 (96%)	36 (4%)	0	100	100
1	P	820/947 (87%)	789 (96%)	31 (4%)	0	100	100
1	Q	821/947 (87%)	796 (97%)	25 (3%)	0	100	100
1	R	820/947 (87%)	783 (96%)	37 (4%)	0	100	100
All	All	11606/13258 (88%)	11090 (96%)	516 (4%)	0	100	100

There are no Ramachandran outliers to report.

5.3.2 Protein sidechains [i](#)

In the following table, the Percentiles column shows the percent sidechain outliers of the chain as a percentile score with respect to all PDB entries followed by that with respect to all EM entries.

The Analysed column shows the number of residues for which the sidechain conformation was analysed, and the total number of residues.

Mol	Chain	Analysed	Rotameric	Outliers	Percentiles	
1	A	749/835 (90%)	746 (100%)	3 (0%)	91	95
1	B	738/835 (88%)	736 (100%)	2 (0%)	92	96
1	C	748/835 (90%)	747 (100%)	1 (0%)	93	98
1	D	747/835 (90%)	747 (100%)	0	100	100
1	E	737/835 (88%)	735 (100%)	2 (0%)	92	96
1	F	749/835 (90%)	748 (100%)	1 (0%)	93	98
1	G	738/835 (88%)	737 (100%)	1 (0%)	93	98
1	H	737/835 (88%)	736 (100%)	1 (0%)	93	98
1	K	738/835 (88%)	737 (100%)	1 (0%)	93	98
1	L	748/835 (90%)	748 (100%)	0	100	100
1	M	747/835 (90%)	747 (100%)	0	100	100
1	P	737/835 (88%)	733 (100%)	4 (0%)	88	94
1	Q	738/835 (88%)	738 (100%)	0	100	100
1	R	737/835 (88%)	736 (100%)	1 (0%)	93	98
All	All	10388/11690 (89%)	10371 (100%)	17 (0%)	93	97

All (17) residues with a non-rotameric sidechain are listed below:

Mol	Chain	Res	Type
1	F	543	ARG
1	K	875	ASN
1	P	130	ASN
1	P	353	ARG
1	P	458	ARG
1	P	489	ASN
1	R	764	ARG
1	A	539	MET
1	A	543	ARG
1	A	615	ASN
1	B	758	ARG
1	B	875	ASN
1	C	33	ILE
1	E	130	ASN
1	E	458	ARG
1	G	636	ARG
1	H	764	ARG

Sometimes sidechains can be flipped to improve hydrogen bonding and reduce clashes. All (25) such sidechains are listed below:

Mol	Chain	Res	Type
1	F	315	GLN
1	L	744	ASN
1	M	17	ASN
1	P	381	GLN
1	Q	552	ASN
1	R	155	ASN
1	R	624	ASN
1	R	715	GLN
1	R	719	ASN
1	R	744	ASN
1	R	794	HIS
1	A	315	GLN
1	A	374	GLN
1	B	469	GLN
1	C	456	GLN
1	C	744	ASN
1	C	794	HIS
1	D	17	ASN
1	E	489	ASN
1	E	652	GLN

Continued on next page...

Continued from previous page...

Mol	Chain	Res	Type
1	G	489	ASN
1	G	552	ASN
1	G	575	GLN
1	H	155	ASN
1	H	744	ASN

5.3.3 RNA [i](#)

Mol	Chain	Analysed	Backbone Outliers	Pucker Outliers
2	V	15/20 (75%)	0	0
2	W	15/20 (75%)	0	0
2	X	15/20 (75%)	0	0
2	Y	15/20 (75%)	0	0
2	Z	15/20 (75%)	0	0
2	a	15/20 (75%)	0	0
All	All	90/120 (75%)	0	0

There are no RNA backbone outliers to report.

There are no RNA pucker outliers to report.

5.4 Non-standard residues in protein, DNA, RNA chains [i](#)

There are no non-standard protein/DNA/RNA residues in this entry.

5.5 Carbohydrates [i](#)

There are no monosaccharides in this entry.

5.6 Ligand geometry [i](#)

8 ligands are modelled in this entry.

In the following table, the Counts columns list the number of bonds (or angles) for which Mogul statistics could be retrieved, the number of bonds (or angles) that are observed in the model and the number of bonds (or angles) that are defined in the Chemical Component Dictionary. The Link column lists molecule types, if any, to which the group is linked. The Z score for a bond length (or angle) is the number of standard deviations the observed value is removed from the expected value. A bond length (or angle) with $|Z| > 2$ is considered an outlier worth inspection. RMSZ is the root-mean-square of all Z scores of the bond lengths (or angles).

Mol	Type	Chain	Res	Link	Bond lengths			Bond angles		
					Counts	RMSZ	# Z > 2	Counts	RMSZ	# Z > 2
3	ATP	G	1001	-	26,33,33	0.61	0	31,52,52	0.73	2 (6%)
3	ATP	E	1001	-	26,33,33	0.61	0	31,52,52	0.76	2 (6%)
3	ATP	P	1001	-	26,33,33	0.62	0	31,52,52	0.76	2 (6%)
3	ATP	K	1001	-	26,33,33	0.62	0	31,52,52	0.77	2 (6%)
3	ATP	R	1001	-	26,33,33	0.60	0	31,52,52	0.74	2 (6%)
3	ATP	H	1001	-	26,33,33	0.60	0	31,52,52	0.73	2 (6%)
3	ATP	Q	1001	-	26,33,33	0.61	0	31,52,52	0.73	2 (6%)
3	ATP	B	1001	-	26,33,33	0.61	0	31,52,52	0.76	2 (6%)

In the following table, the Chirals column lists the number of chiral outliers, the number of chiral centers analysed, the number of these observed in the model and the number defined in the Chemical Component Dictionary. Similar counts are reported in the Torsion and Rings columns. '-' means no outliers of that kind were identified.

Mol	Type	Chain	Res	Link	Chirals	Torsions	Rings
3	ATP	G	1001	-	-	6/18/38/38	0/3/3/3
3	ATP	E	1001	-	-	6/18/38/38	0/3/3/3
3	ATP	P	1001	-	-	6/18/38/38	0/3/3/3
3	ATP	K	1001	-	-	3/18/38/38	0/3/3/3
3	ATP	R	1001	-	-	9/18/38/38	0/3/3/3
3	ATP	H	1001	-	-	7/18/38/38	0/3/3/3
3	ATP	Q	1001	-	-	6/18/38/38	0/3/3/3
3	ATP	B	1001	-	-	4/18/38/38	0/3/3/3

There are no bond length outliers.

All (16) bond angle outliers are listed below:

Mol	Chain	Res	Type	Atoms	Z	Observed(°)	Ideal(°)
3	K	1001	ATP	C5-C6-N6	2.31	123.86	120.35
3	B	1001	ATP	C5-C6-N6	2.30	123.84	120.35
3	R	1001	ATP	C5-C6-N6	2.29	123.84	120.35
3	P	1001	ATP	C5-C6-N6	2.27	123.80	120.35
3	G	1001	ATP	C5-C6-N6	2.27	123.80	120.35
3	E	1001	ATP	C5-C6-N6	2.26	123.78	120.35
3	Q	1001	ATP	C5-C6-N6	2.26	123.78	120.35
3	H	1001	ATP	C5-C6-N6	2.26	123.78	120.35
3	P	1001	ATP	PB-O3B-PG	2.06	139.89	132.83
3	E	1001	ATP	PB-O3B-PG	2.06	139.89	132.83

Continued on next page...

Continued from previous page...

Mol	Chain	Res	Type	Atoms	Z	Observed(°)	Ideal(°)
3	K	1001	ATP	PB-O3B-PG	2.05	139.86	132.83
3	Q	1001	ATP	PB-O3B-PG	2.05	139.86	132.83
3	B	1001	ATP	PB-O3B-PG	2.04	139.82	132.83
3	G	1001	ATP	PB-O3B-PG	2.04	139.82	132.83
3	R	1001	ATP	PB-O3B-PG	2.03	139.79	132.83
3	H	1001	ATP	PB-O3B-PG	2.02	139.76	132.83

There are no chirality outliers.

All (47) torsion outliers are listed below:

Mol	Chain	Res	Type	Atoms
3	P	1001	ATP	PB-O3B-PG-O2G
3	Q	1001	ATP	C5'-O5'-PA-O1A
3	Q	1001	ATP	C5'-O5'-PA-O2A
3	R	1001	ATP	C5'-O5'-PA-O1A
3	R	1001	ATP	C5'-O5'-PA-O2A
3	R	1001	ATP	O4'-C4'-C5'-O5'
3	B	1001	ATP	PB-O3B-PG-O3G
3	E	1001	ATP	PB-O3B-PG-O2G
3	G	1001	ATP	C5'-O5'-PA-O1A
3	G	1001	ATP	C5'-O5'-PA-O2A
3	H	1001	ATP	PB-O3B-PG-O2G
3	H	1001	ATP	C5'-O5'-PA-O1A
3	H	1001	ATP	C5'-O5'-PA-O2A
3	H	1001	ATP	O4'-C4'-C5'-O5'
3	P	1001	ATP	C3'-C4'-C5'-O5'
3	Q	1001	ATP	C3'-C4'-C5'-O5'
3	R	1001	ATP	C3'-C4'-C5'-O5'
3	E	1001	ATP	C3'-C4'-C5'-O5'
3	G	1001	ATP	C3'-C4'-C5'-O5'
3	H	1001	ATP	C3'-C4'-C5'-O5'
3	P	1001	ATP	O4'-C4'-C5'-O5'
3	E	1001	ATP	O4'-C4'-C5'-O5'
3	P	1001	ATP	PA-O3A-PB-O3B
3	B	1001	ATP	PA-O3A-PB-O3B
3	E	1001	ATP	PA-O3A-PB-O3B
3	K	1001	ATP	PA-O3A-PB-O1B
3	R	1001	ATP	PA-O3A-PB-O1B
3	G	1001	ATP	O4'-C4'-C5'-O5'
3	Q	1001	ATP	O4'-C4'-C5'-O5'
3	R	1001	ATP	PB-O3B-PG-O2G
3	R	1001	ATP	C5'-O5'-PA-O3A

Continued on next page...

Continued from previous page...

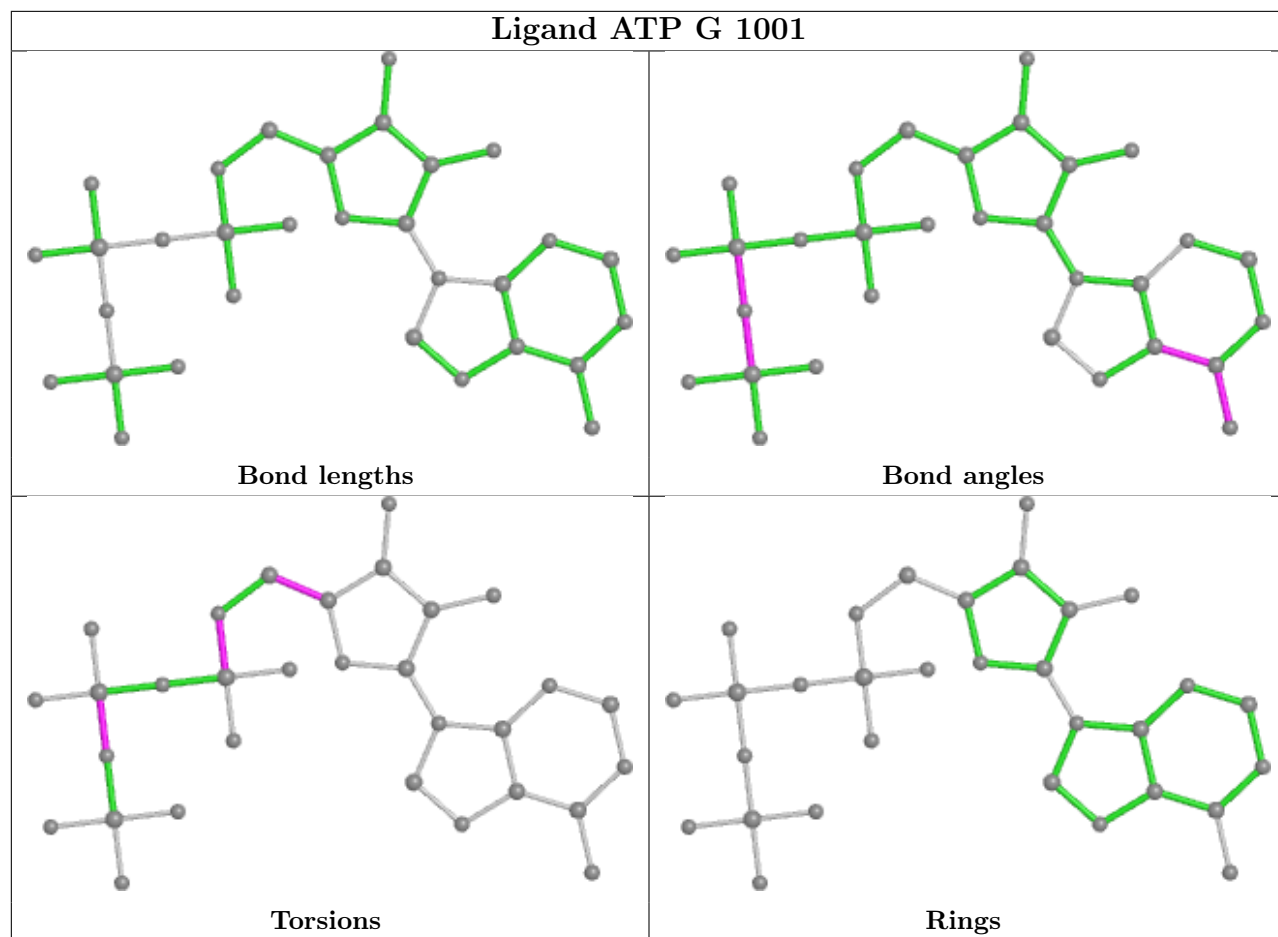
Mol	Chain	Res	Type	Atoms
3	H	1001	ATP	C5'-O5'-PA-O3A
3	P	1001	ATP	PB-O3B-PG-O1G
3	E	1001	ATP	PB-O3B-PG-O1G
3	Q	1001	ATP	PG-O3B-PB-O2B
3	G	1001	ATP	PG-O3B-PB-O2B
3	H	1001	ATP	PA-O3A-PB-O1B
3	K	1001	ATP	PG-O3B-PB-O1B
3	R	1001	ATP	PB-O3B-PG-O3G
3	Q	1001	ATP	C5'-O5'-PA-O3A
3	G	1001	ATP	C5'-O5'-PA-O3A
3	K	1001	ATP	PG-O3B-PB-O2B
3	P	1001	ATP	PG-O3B-PB-O2B
3	R	1001	ATP	PB-O3A-PA-O2A
3	B	1001	ATP	PG-O3B-PB-O1B
3	B	1001	ATP	PG-O3B-PB-O2B
3	E	1001	ATP	PG-O3B-PB-O2B

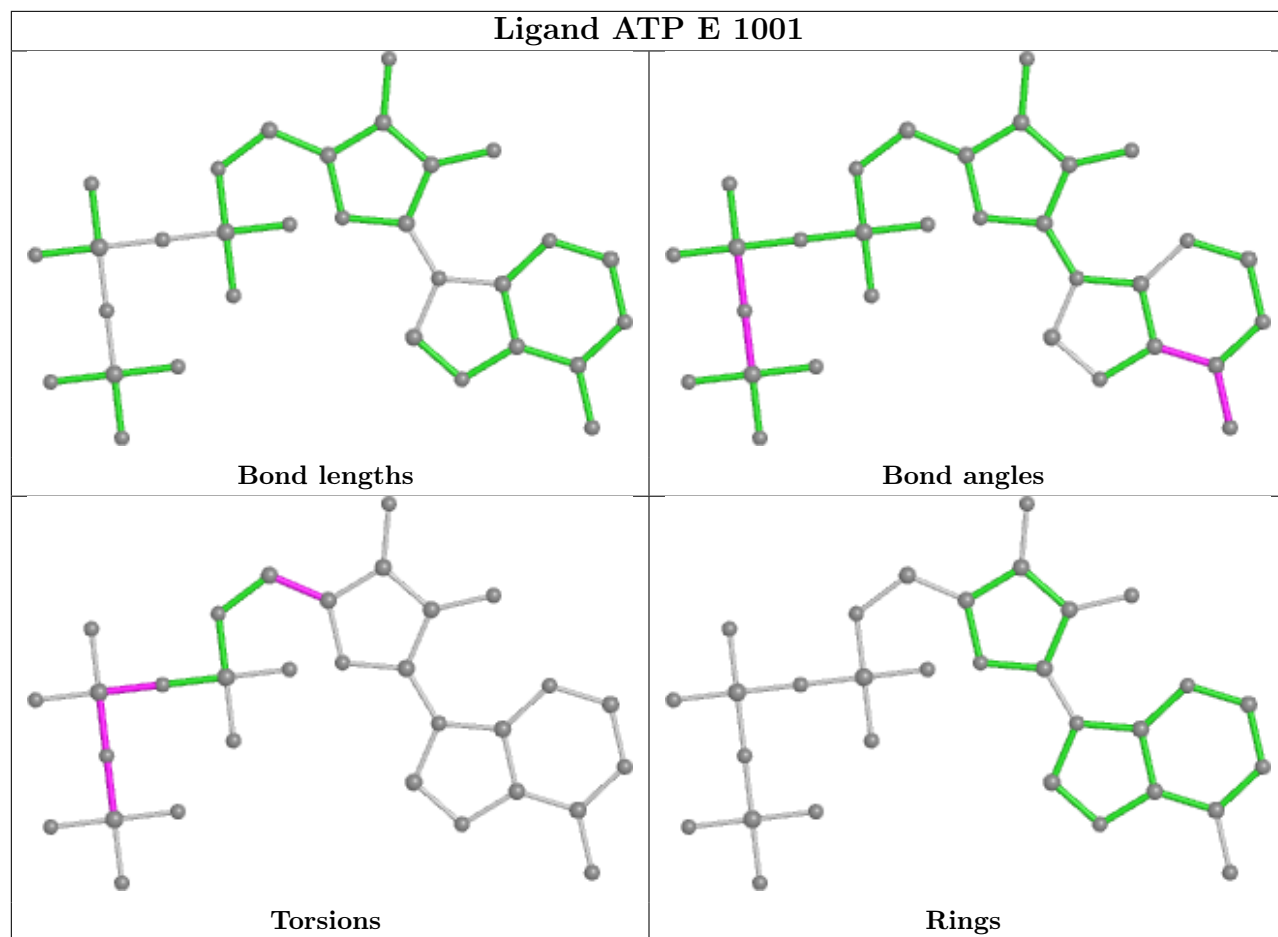
There are no ring outliers.

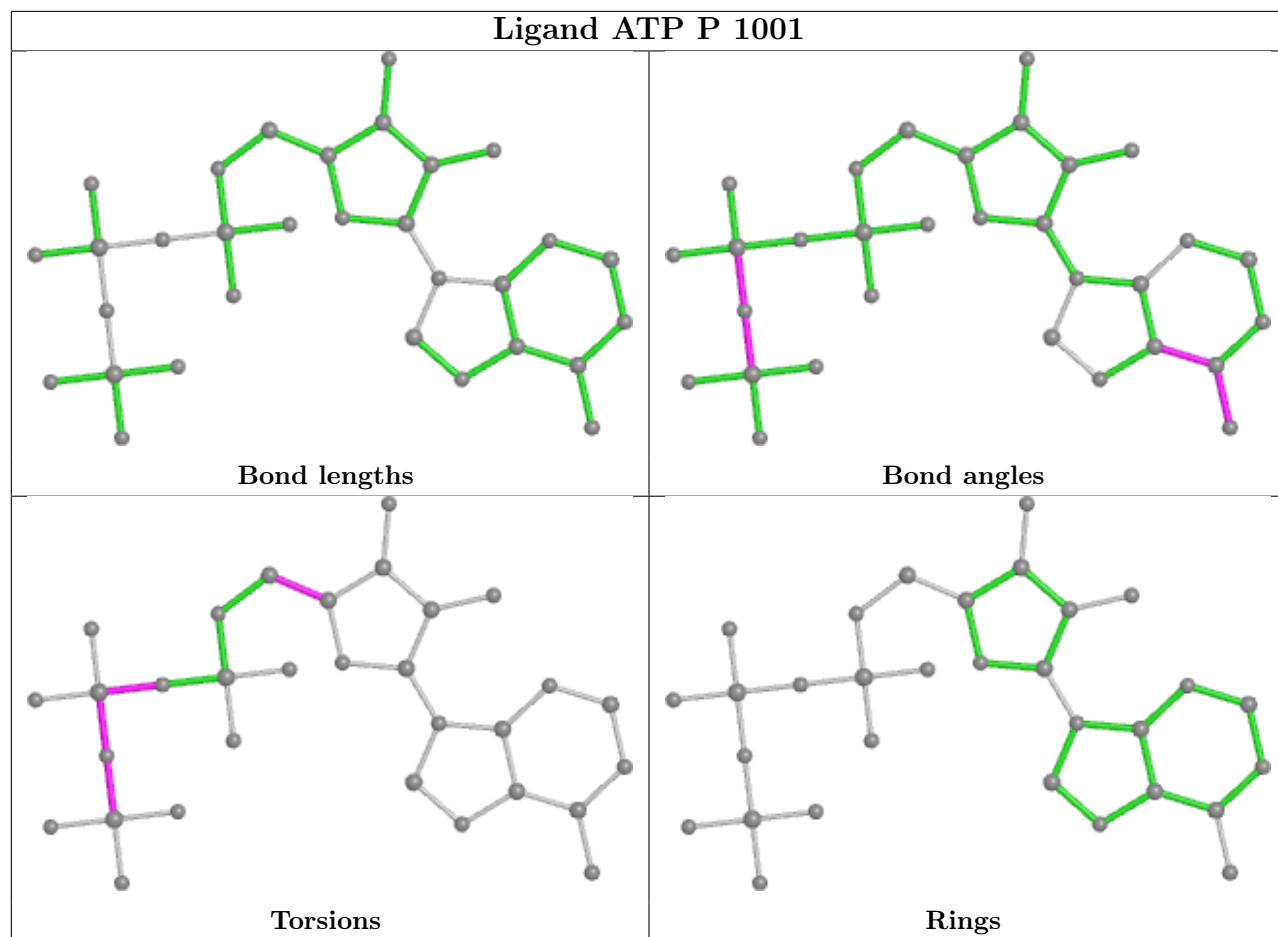
8 monomers are involved in 34 short contacts:

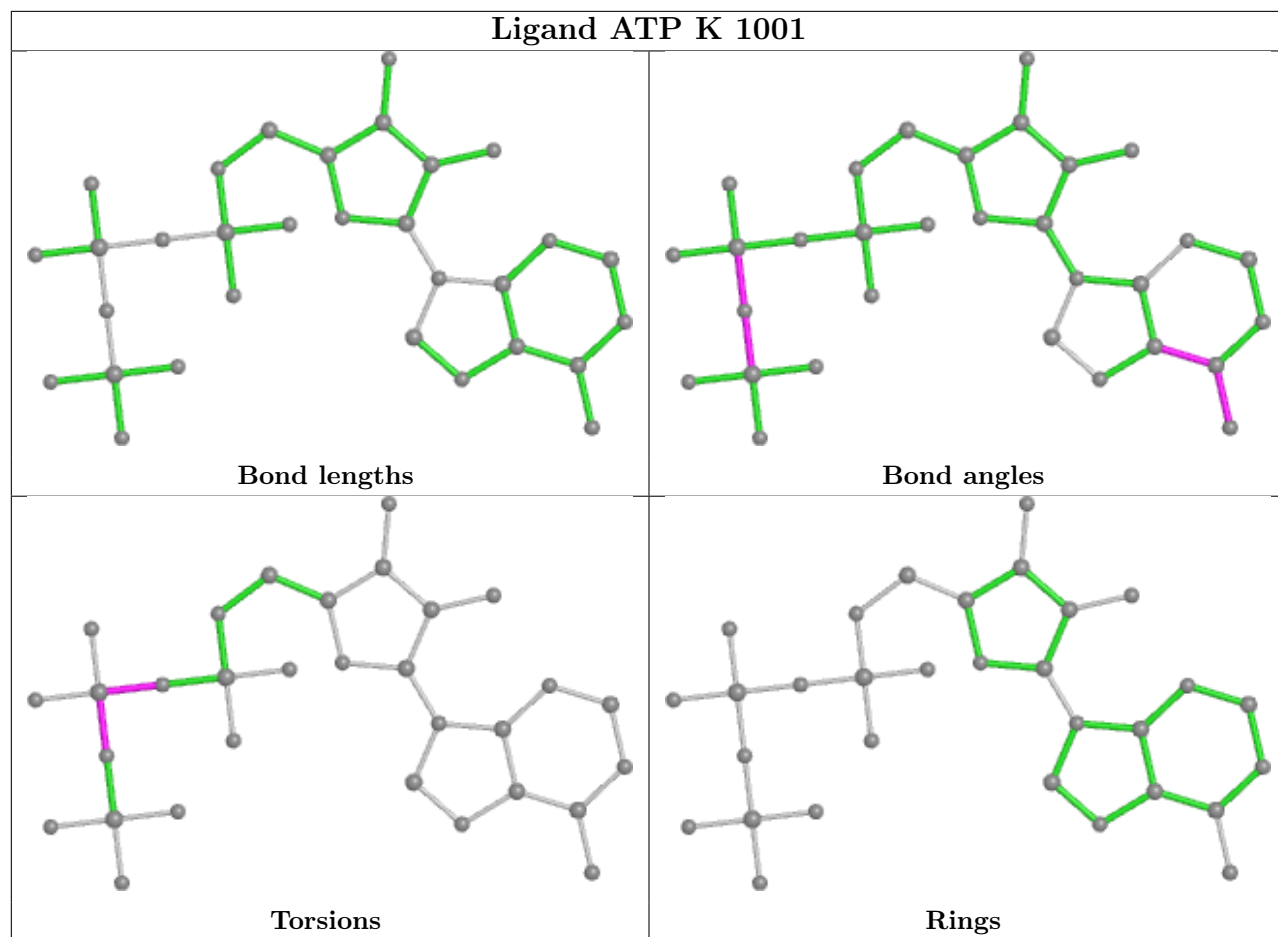
Mol	Chain	Res	Type	Clashes	Symm-Clashes
3	G	1001	ATP	6	0
3	E	1001	ATP	11	0
3	P	1001	ATP	5	0
3	K	1001	ATP	2	0
3	R	1001	ATP	4	0
3	H	1001	ATP	4	0
3	Q	1001	ATP	1	0
3	B	1001	ATP	1	0

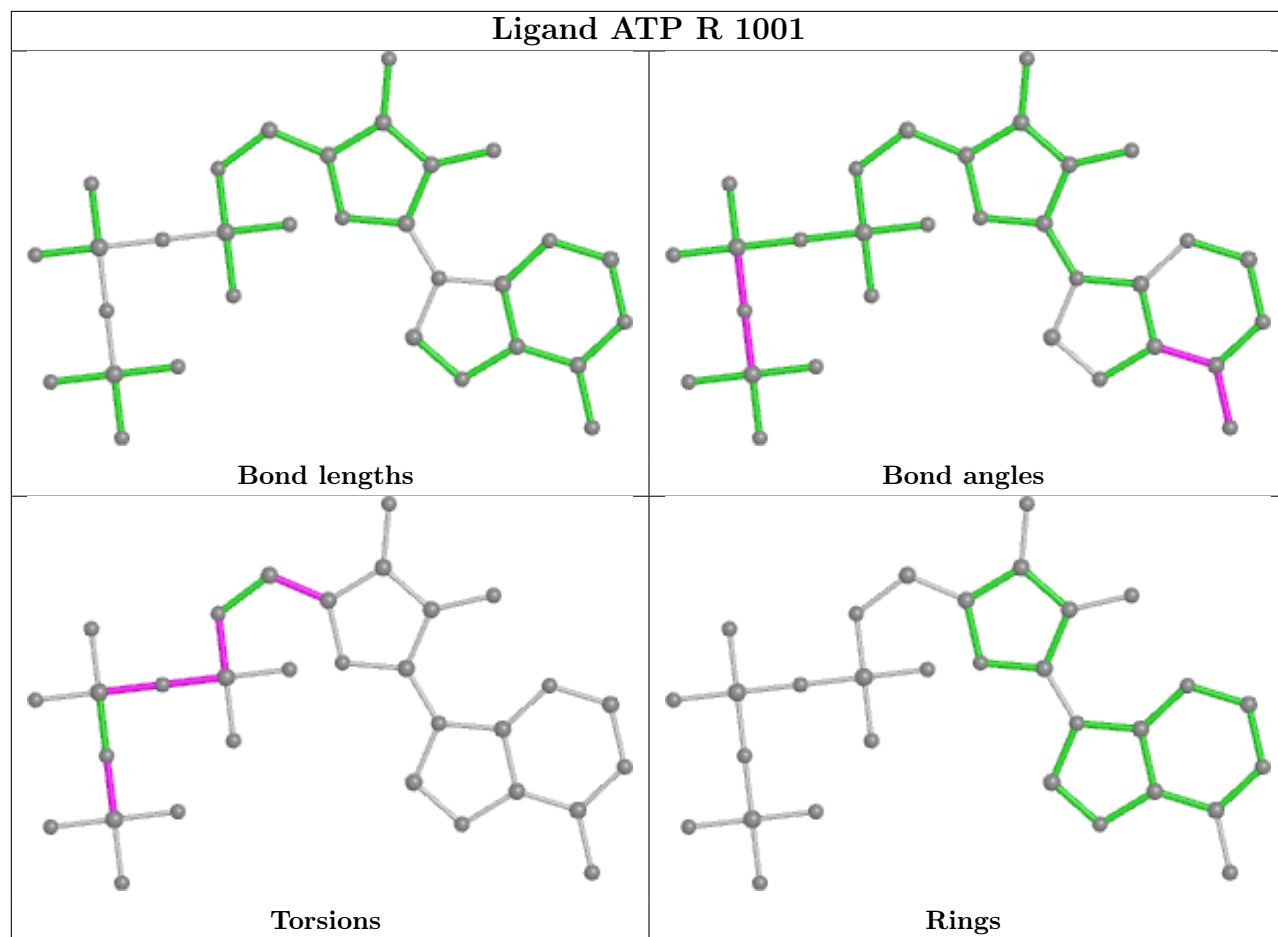
The following is a two-dimensional graphical depiction of Mogul quality analysis of bond lengths, bond angles, torsion angles, and ring geometry for all instances of the Ligand of Interest. In addition, ligands with molecular weight > 250 and outliers as shown on the validation Tables will also be included. For torsion angles, if less than 5% of the Mogul distribution of torsion angles is within 10 degrees of the torsion angle in question, then that torsion angle is considered an outlier. Any bond that is central to one or more torsion angles identified as an outlier by Mogul will be highlighted in the graph. For rings, the root-mean-square deviation (RMSD) between the ring in question and similar rings identified by Mogul is calculated over all ring torsion angles. If the average RMSD is greater than 60 degrees and the minimal RMSD between the ring in question and any Mogul-identified rings is also greater than 60 degrees, then that ring is considered an outlier. The outliers are highlighted in purple. The color gray indicates Mogul did not find sufficient equivalents in the CSD to analyse the geometry.

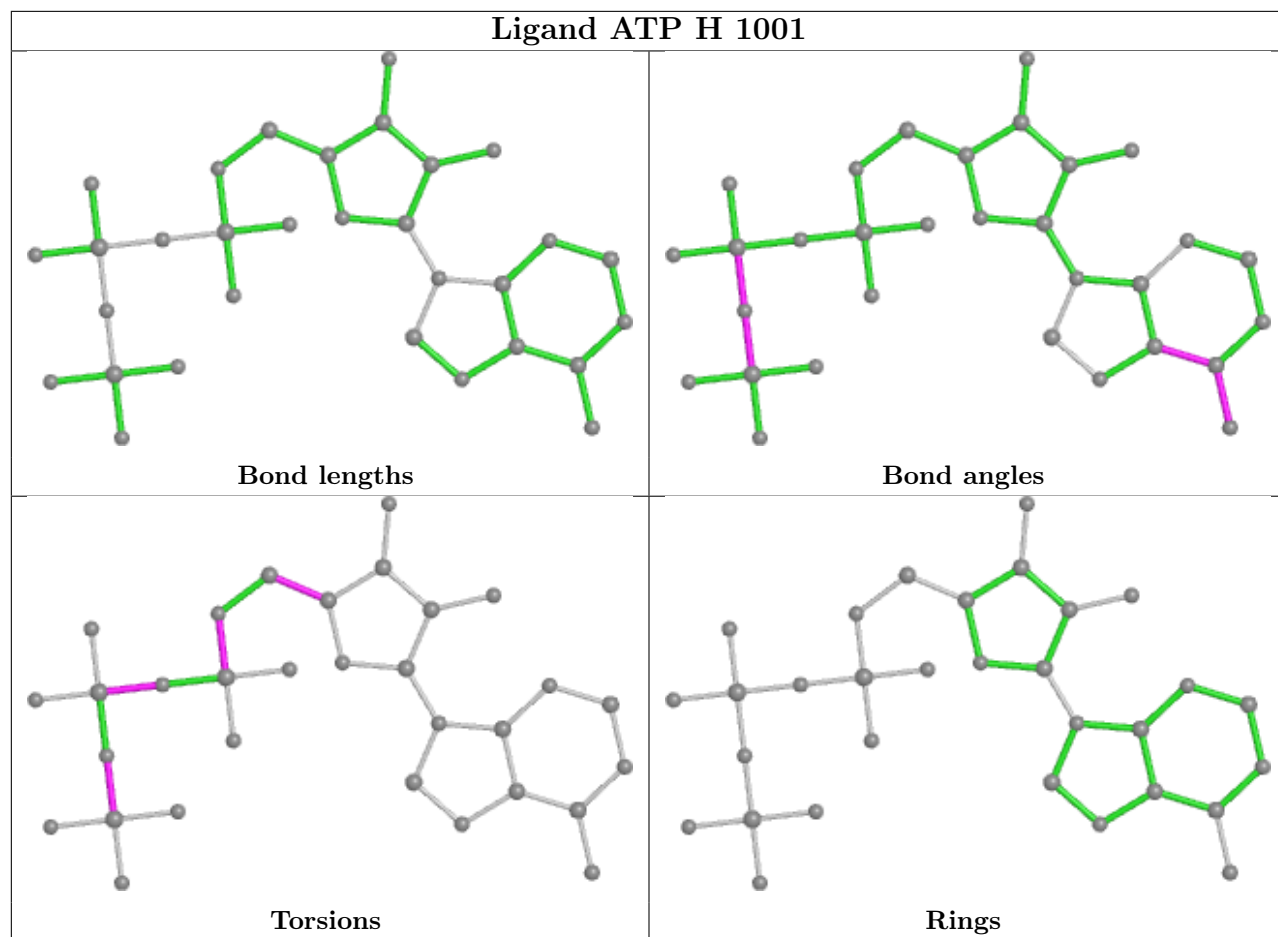


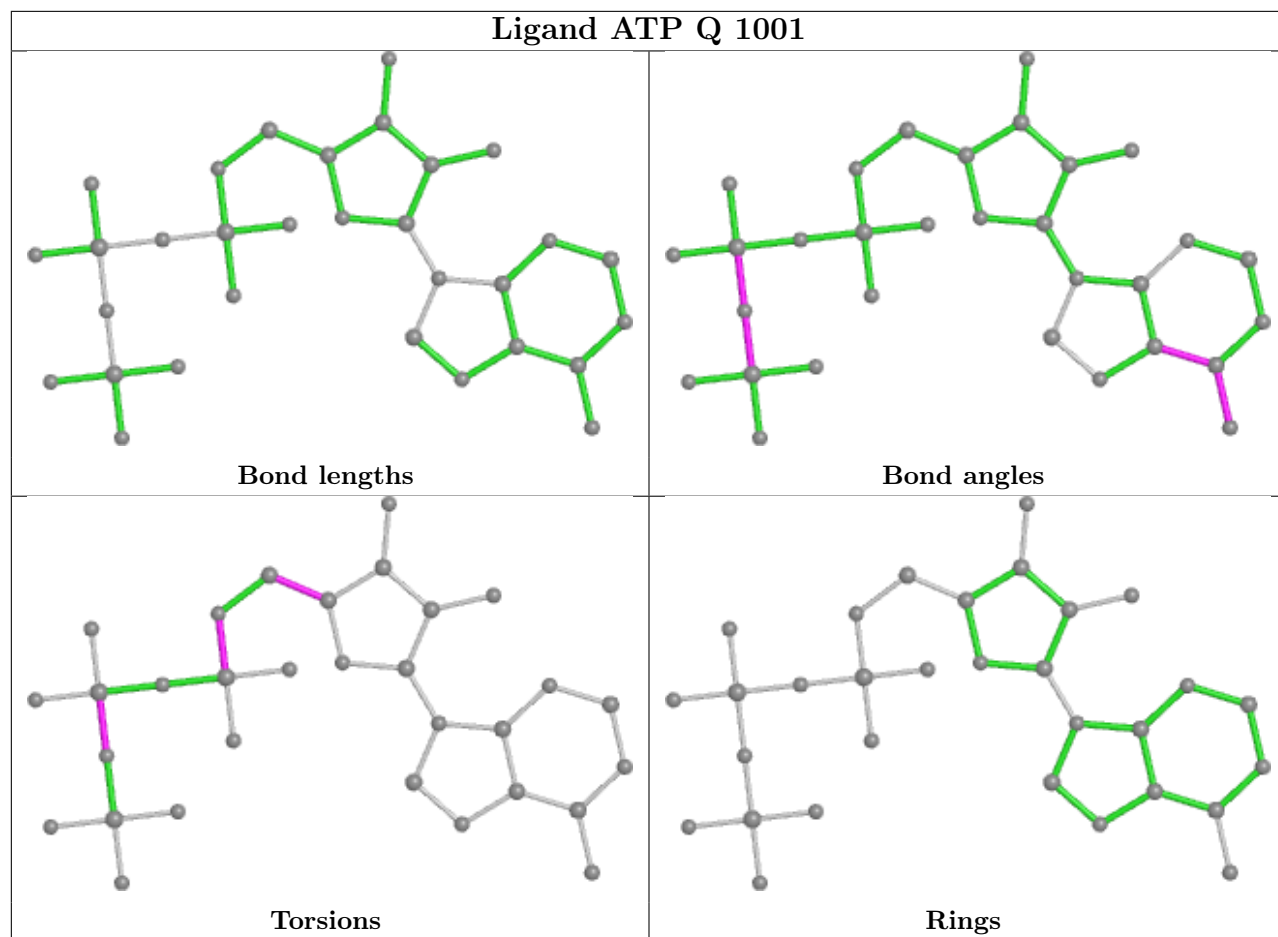


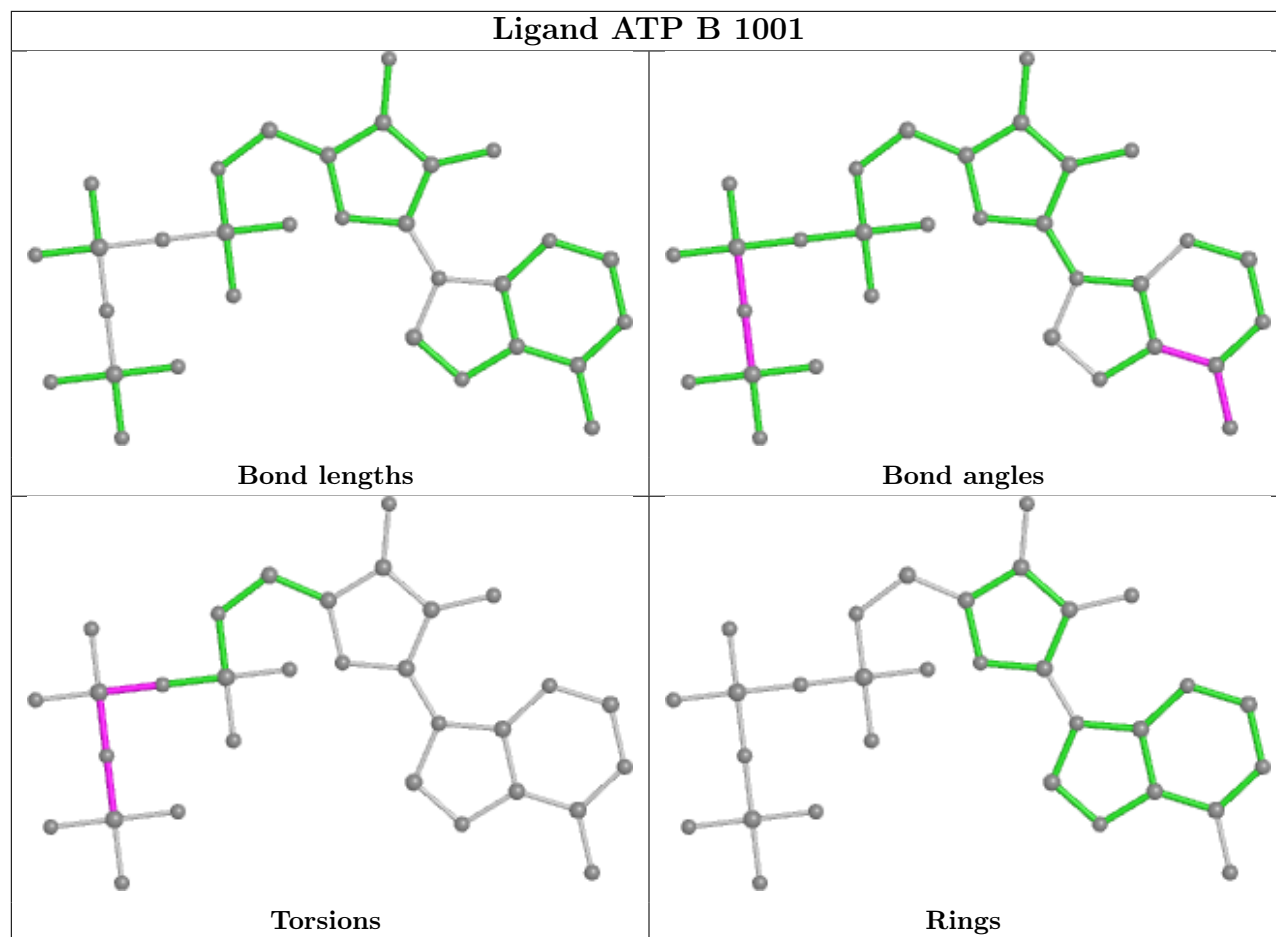












5.7 Other polymers [i](#)

There are no such residues in this entry.

5.8 Polymer linkage issues [i](#)

There are no chain breaks in this entry.

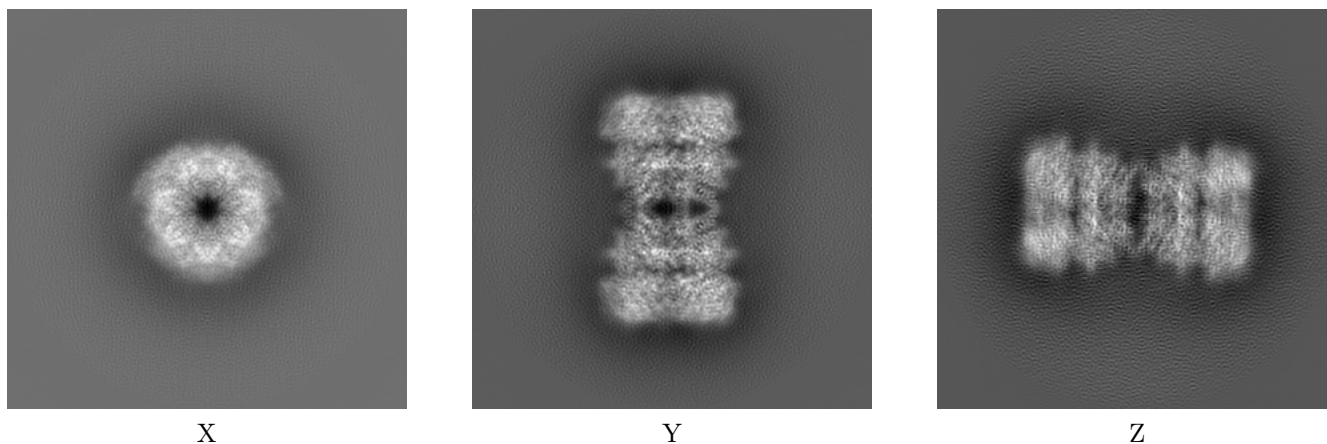
6 Map visualisation [i](#)

This section contains visualisations of the EMDB entry EMD-34966. These allow visual inspection of the internal detail of the map and identification of artifacts.


Images derived from a raw map, generated by summing the deposited half-maps, are presented below the corresponding image components of the primary map to allow further visual inspection and comparison with those of the primary map.

6.1 Orthogonal projections [i](#)

6.1.1 Primary map




6.1.2 Raw map



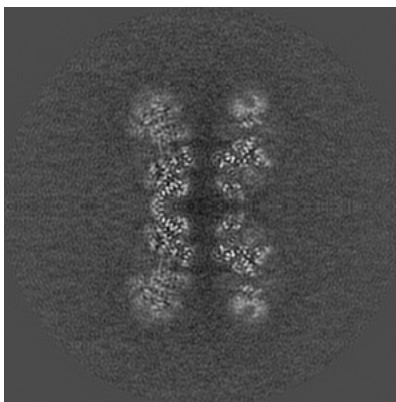
The images above show the map projected in three orthogonal directions.

6.2 Central slices [i](#)

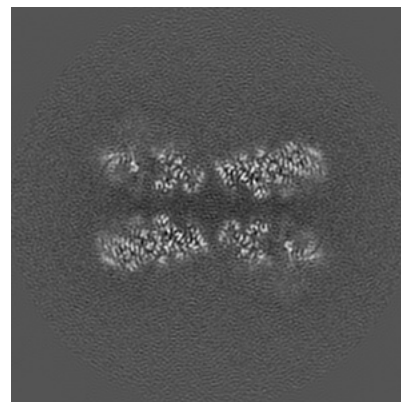
6.2.1 Primary map



X Index: 200

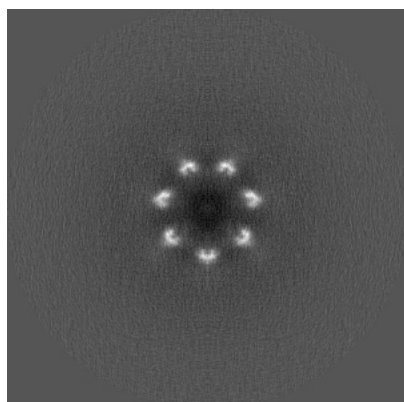


Y Index: 200

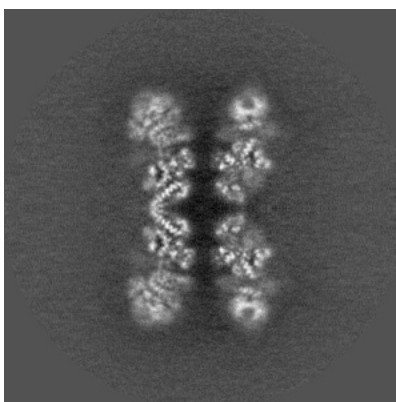


Z Index: 200

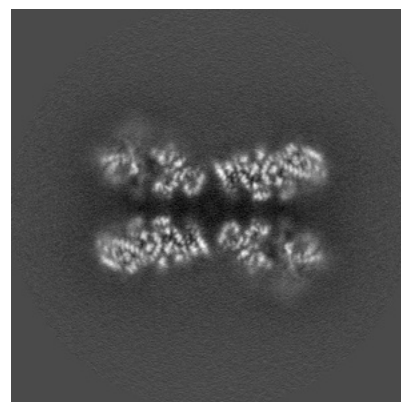
6.2.2 Raw map



X Index: 200



Y Index: 200

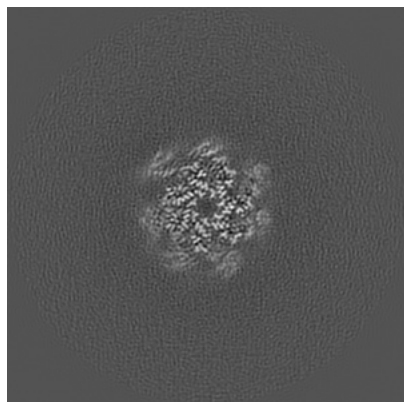


Z Index: 200

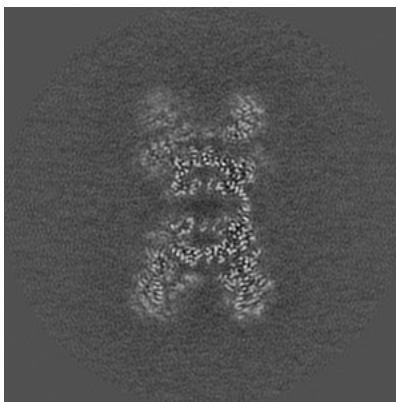
The images above show central slices of the map in three orthogonal directions.

6.3 Largest variance slices [i](#)

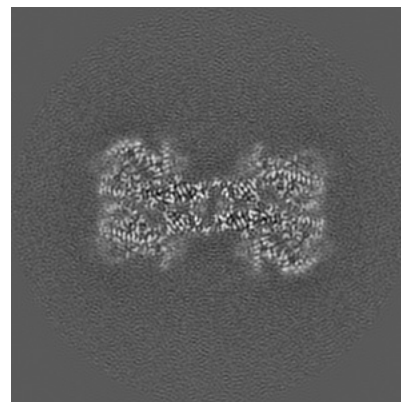
6.3.1 Primary map



X Index: 243

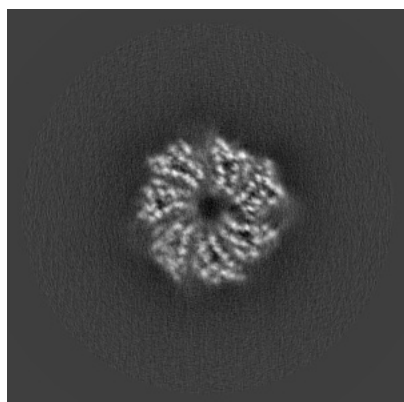


Y Index: 215

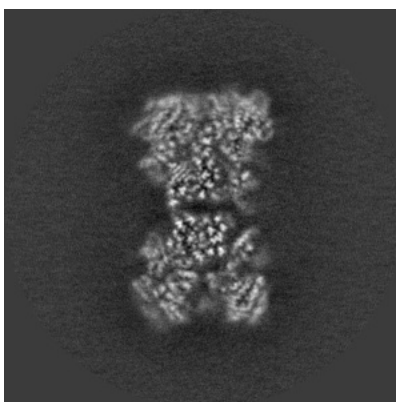


Z Index: 235

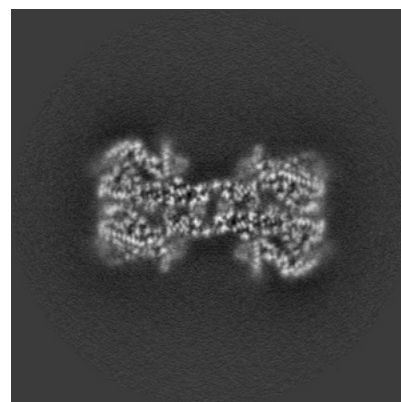
6.3.2 Raw map



X Index: 122



Y Index: 228




Z Index: 235


The images above show the largest variance slices of the map in three orthogonal directions.

6.4 Orthogonal standard-deviation projections (False-color) [i](#)

6.4.1 Primary map




6.4.2 Raw map



The images above show the map standard deviation projections with false color in three orthogonal directions. Minimum values are shown in green, max in blue, and dark to light orange shades represent small to large values respectively.

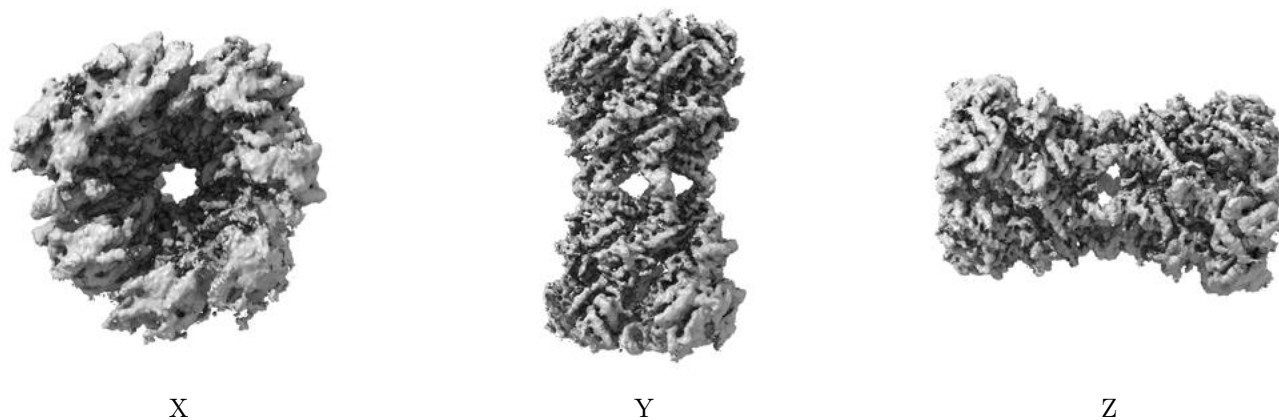
6.5 Orthogonal surface views [i](#)

6.5.1 Primary map



The images above show the 3D surface view of the map at the recommended contour level 0.012. These images, in conjunction with the slice images, may facilitate assessment of whether an appropriate contour level has been provided.

6.5.2 Raw map



These images show the 3D surface of the raw map. The raw map's contour level was selected so that its surface encloses the same volume as the primary map does at its recommended contour level.

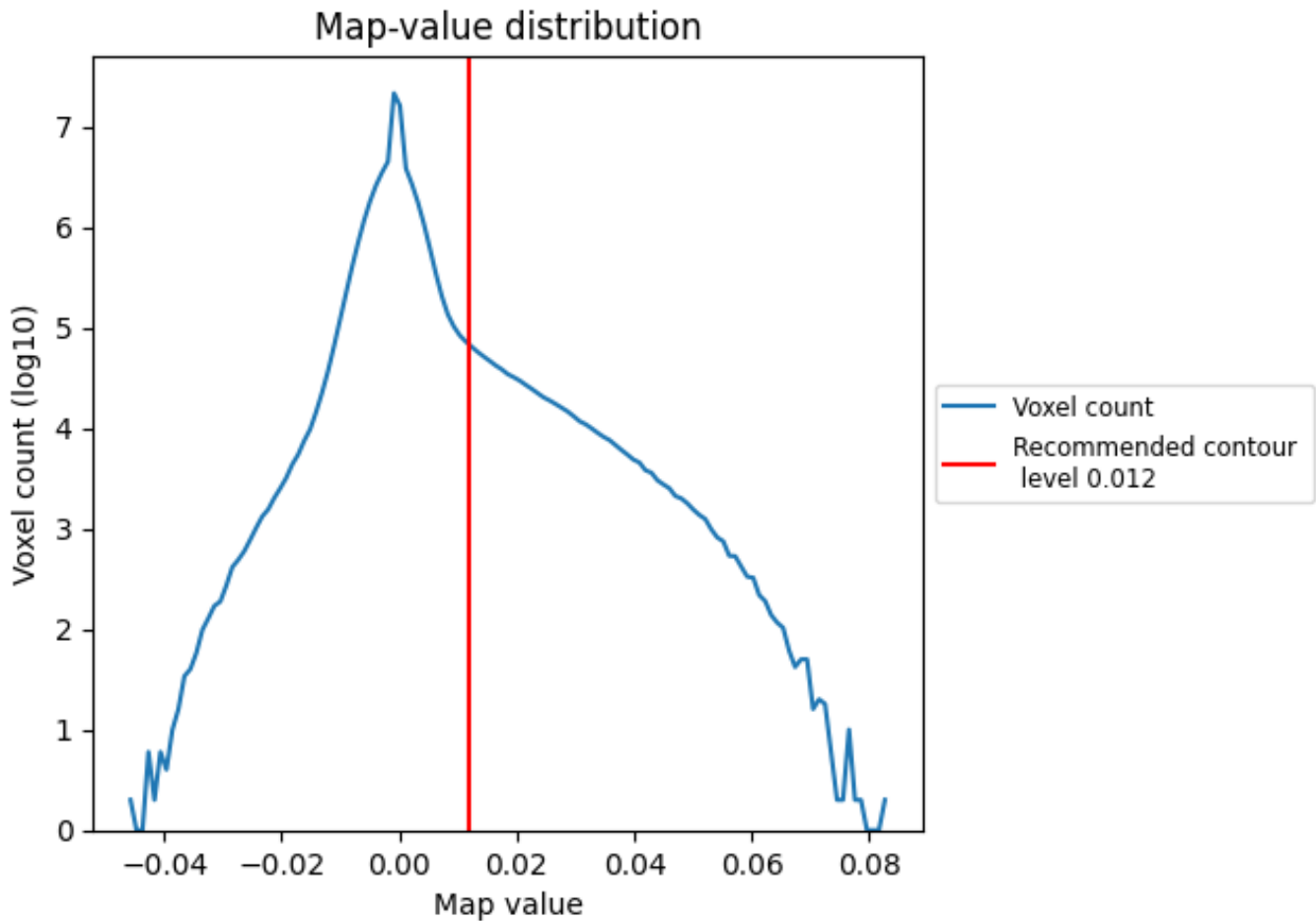
6.6 Mask visualisation [i](#)

This section was not generated. No masks/segmentation were deposited.

7 Map analysis [i](#)

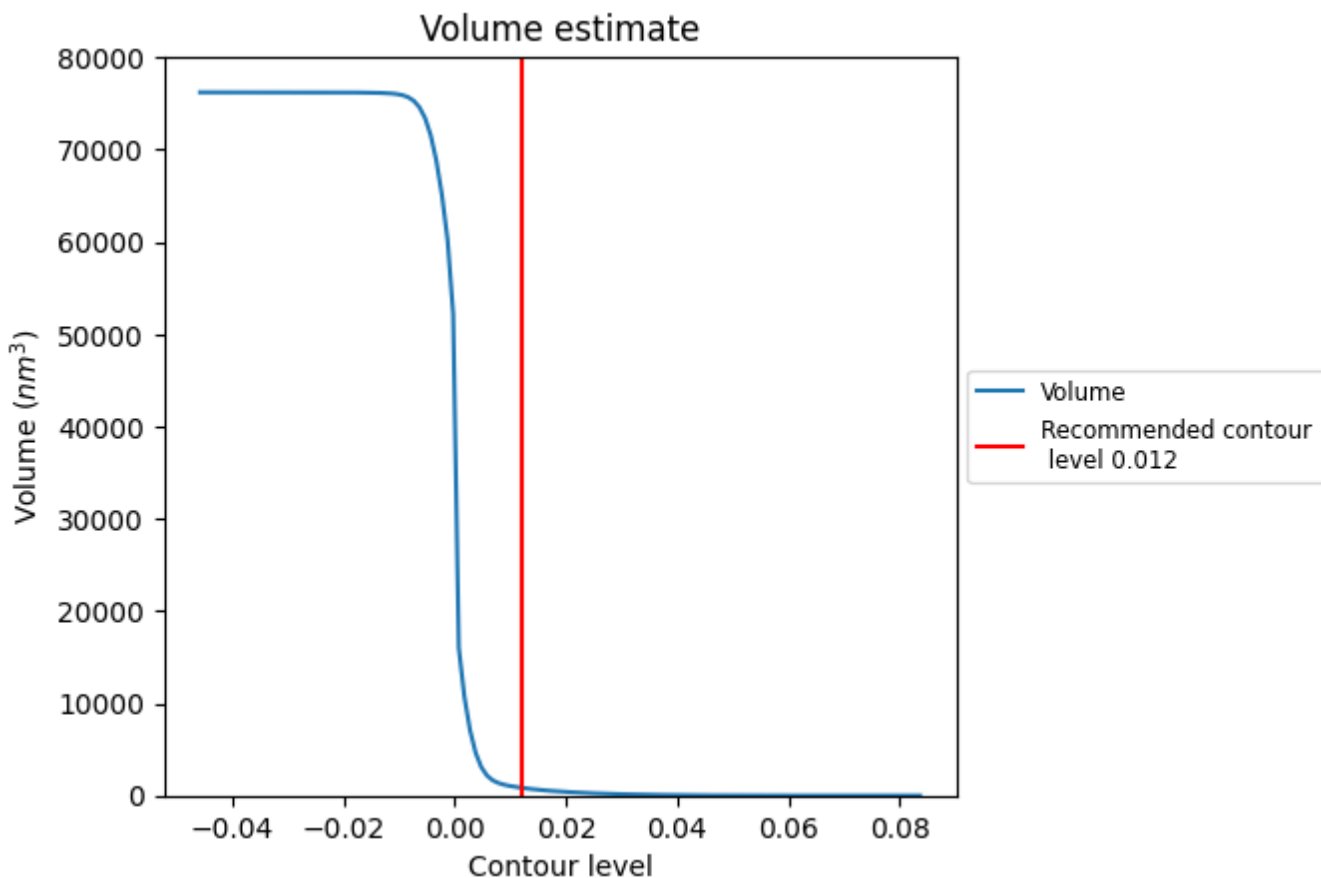
This section contains the results of statistical analysis of the map.

7.1 Map-value distribution [i](#)



The map-value distribution is plotted in 128 intervals along the x-axis. The y-axis is logarithmic. A spike in this graph at zero usually indicates that the volume has been masked.

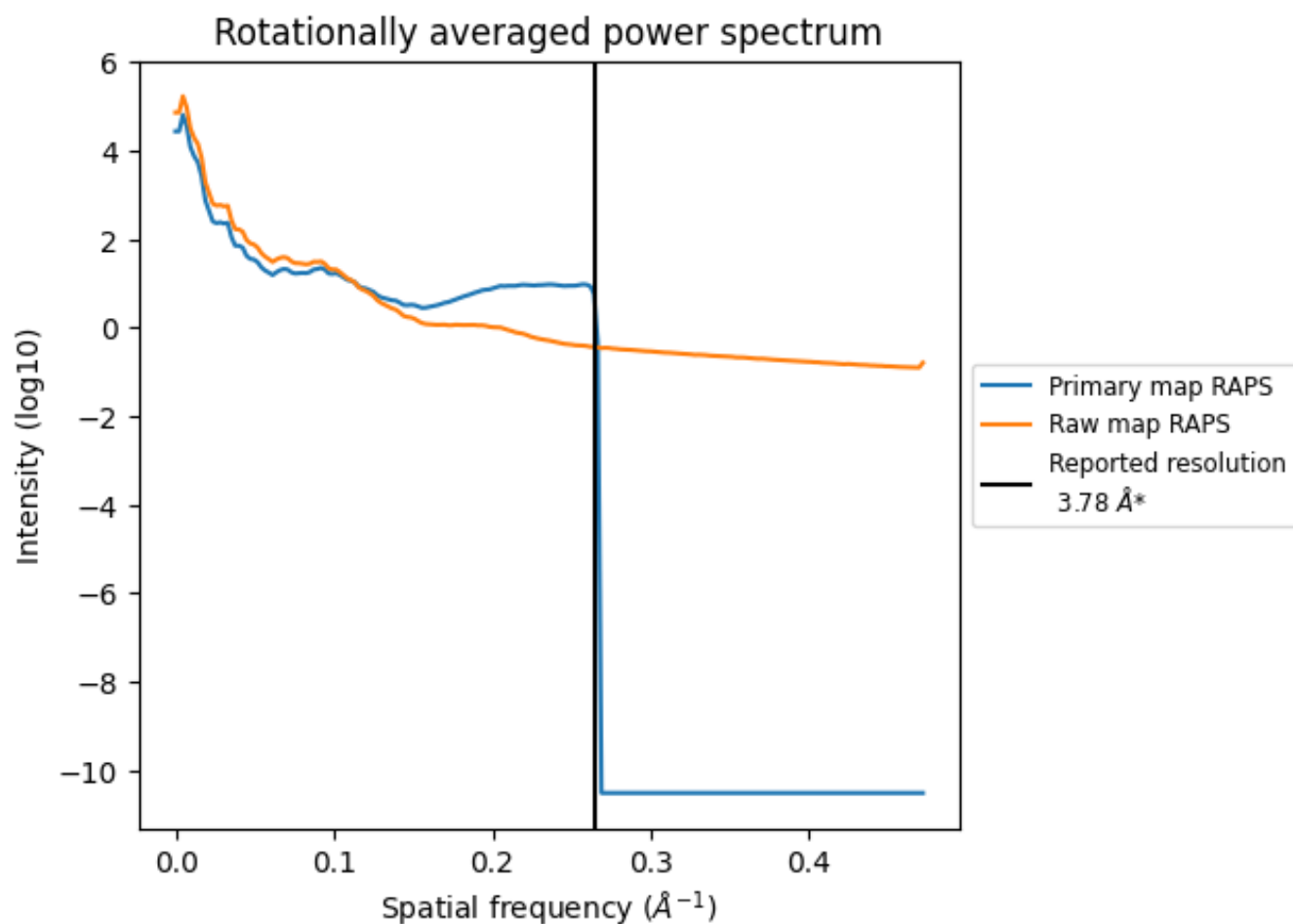
7.2 Volume estimate [i](#)



The volume at the recommended contour level is 843 nm³; this corresponds to an approximate mass of 762 kDa.

The volume estimate graph shows how the enclosed volume varies with the contour level. The recommended contour level is shown as a vertical line and the intersection between the line and the curve gives the volume of the enclosed surface at the given level.

7.3 Rotationally averaged power spectrum [i](#)

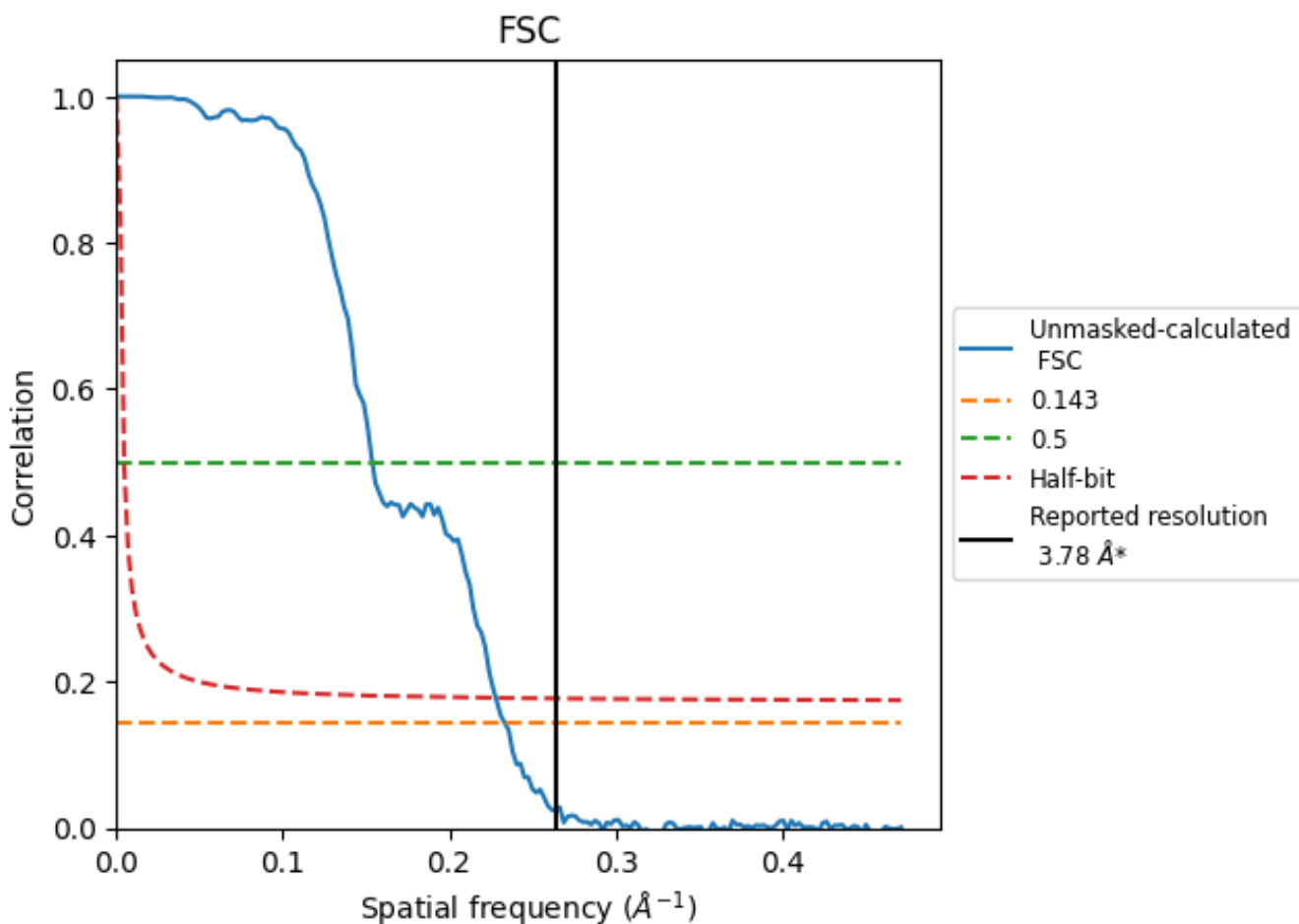


*Reported resolution corresponds to spatial frequency of 0.265 Å⁻¹

8 Fourier-Shell correlation [i](#)

Fourier-Shell Correlation (FSC) is the most commonly used method to estimate the resolution of single-particle and subtomogram-averaged maps. The shape of the curve depends on the imposed symmetry, mask and whether or not the two 3D reconstructions used were processed from a common reference. The reported resolution is shown as a black line. A curve is displayed for the half-bit criterion in addition to lines showing the 0.143 gold standard cut-off and 0.5 cut-off.

8.1 FSC [i](#)



*Reported resolution corresponds to spatial frequency of 0.265 Å⁻¹

8.2 Resolution estimates [i](#)


Resolution estimate (Å)	Estimation criterion (FSC cut-off)		
	0.143	0.5	Half-bit
Reported by author	3.78	-	-
Author-provided FSC curve	-	-	-
Unmasked-calculated*	4.28	6.50	4.39

*Resolution estimate based on FSC curve calculated by comparison of deposited half-maps. The value from deposited half-maps intersecting FSC 0.143 CUT-OFF 4.28 differs from the reported value 3.78 by more than 10 %

9 Map-model fit [i](#)

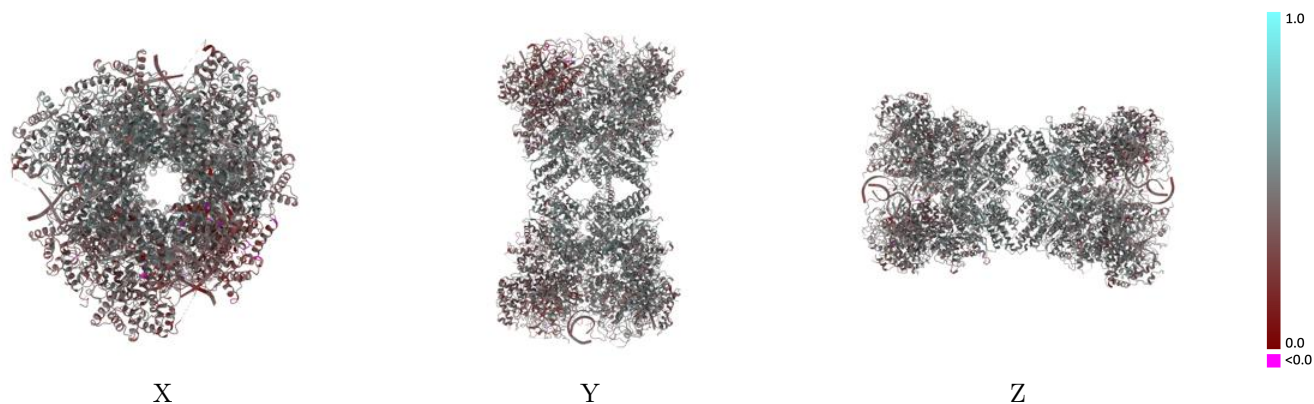
This section contains information regarding the fit between EMDB map EMD-34966 and PDB model 8HRB. Per-residue inclusion information can be found in section 3 on page 7.

9.1 Map-model overlay [i](#)



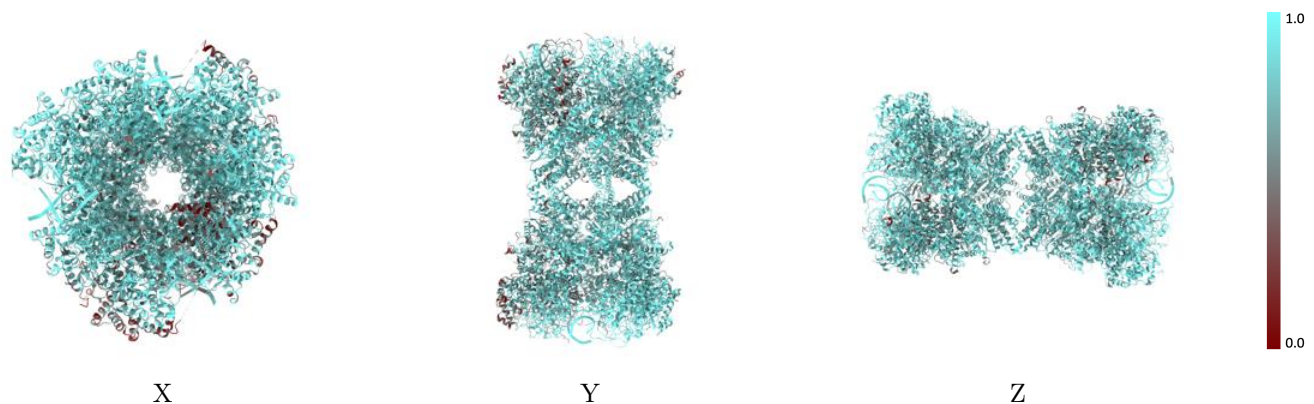
The images above show the 3D surface view of the map at the recommended contour level 0.012 at 50% transparency in yellow overlaid with a ribbon representation of the model coloured in blue. These images allow for the visual assessment of the quality of fit between the atomic model and the map.

9.2 Q-score mapped to coordinate model [i](#)



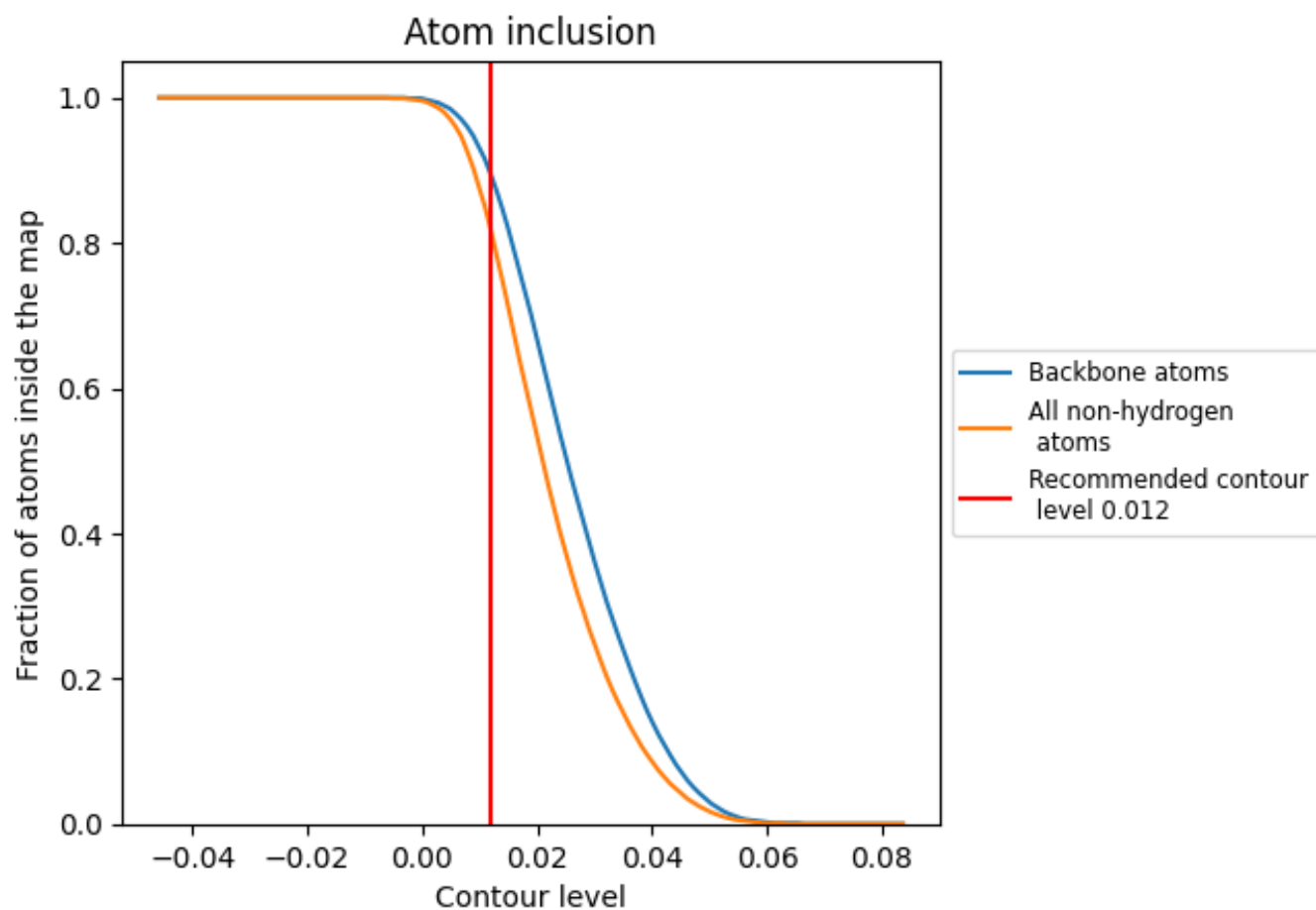
The images above show the model with each residue coloured according to its Q-score. This shows their resolvability in the map with higher Q-score values reflecting better resolvability. Please note: Q-score is calculating the resolvability of atoms, and thus high values are only expected at resolutions at which atoms can be resolved. Low Q-score values may therefore be expected for many entries.

9.3 Atom inclusion mapped to coordinate model [i](#)



The images above show the model with each residue coloured according to its atom inclusion. This shows to what extent they are inside the map at the recommended contour level (0.012).











































9.4 Atom inclusion [i](#)



At the recommended contour level, 89% of all backbone atoms, 82% of all non-hydrogen atoms, are inside the map.

9.5 Map-model fit summary

The table lists the average atom inclusion at the recommended contour level (0.012) and Q-score for the entire model and for each chain.

Chain	Atom inclusion	Q-score
All	 0.8160	 0.4400
A	 0.8670	 0.4670
B	 0.8330	 0.4410
C	 0.7400	 0.4120
D	 0.8380	 0.4620
E	 0.8640	 0.4740
F	 0.8690	 0.4650
G	 0.8600	 0.4640
H	 0.6930	 0.3750
K	 0.8330	 0.4410
L	 0.7410	 0.4140
M	 0.8380	 0.4610
P	 0.8640	 0.4760
Q	 0.8610	 0.4620
R	 0.6970	 0.3760
V	 0.9390	 0.3660
W	 0.9390	 0.3680
X	 0.9310	 0.3770
Y	 0.7870	 0.3230
Z	 0.7870	 0.3240
a	 0.9340	 0.3820

